



Analytical Resources, LLC
Analytical Chemists and Consultants

23 May 2023

Ali Judkins
Anchor QEA, LLC
1201 3rd Ave, Suite 2600
Seattle, WA 98101

RE: AOC5 MR Phase 1

Please find enclosed sample receipt documentation and analytical results for samples from the project referenced above.

Sample analyses were performed according to ARI's Quality Assurance Plan and any provided project specific Quality Assurance Plan. Each analytical section of this report has been approved and reviewed by an analytical peer, the appropriate Laboratory Supervisor or qualified substitute, and a technical reviewer.

Should you have any questions or problems, please feel free to contact us at your convenience.

Associated Work Order(s)
23C0774

Associated SDG ID(s)
N/A

I certify that this data package is in compliance with the terms and conditions of the contract, both technically and for completeness, for other than the conditions detailed in the enclosed Narrative. ARI, an accredited laboratory, certifies that the report results for which ARI is accredited meets all the requirements of the accrediting body. A list of certified analyses, accreditations, and expiration dates is included in this report.

Release of the data contained in this hardcopy data package has been authorized by the Laboratory Manager or his/her designee, as verified by the following signature.

Analytical Resources, LLC

Susan Dunninghoo, Director, Client Services

The results in this report apply to the samples analyzed in accordance with the chain of custody document. This analytical report must be reproduced in its entirety.



23C0774

Delete Archive Report Reply Reply all Forward

Re: AOC5 Tier 2 and samples to be removed from hold

Hi Sam,

Here is the table for the first batch of AOC5 Phase 1 Tier 2 analyses and the 2 samples collected on 3/3 that we are requesting be pulled off of hold, please.

Location	Sample ID	Date Collected	ARI Login WO ID	PCBs	SMS SVOCs (PAHs, SVOCs, HCB)	All Metals/ Mercury	TOC/Percent Solids	Dioxins/ Furans
1002	LDW23-SC1002A	12/16/22	1120 22L0460-11	x	x	x	x	-
1007	LDW23-SC1002B	12/16/22	1120 22L0460-12	x	x	x	x	-
1047	LDW23-SC1007A	12/16/22	1043 22L0460-09	x	x	x	x	-
1046	LDW23-SC1046A	12/15/22	1132 22L0436-16	x	x	x	x	-
1046	LDW23-SC1046B	12/15/22	1132 22L0436-17	x	x	x	x	-
1053	LDW23-SC1053A	12/15/22	0912 22L0460-03	x	x	x	x	-
1053	LDW23-SC1053B	12/16/22	0912 22L0460-04	x	x	x	x	-
1177	LDW23-SC1177A	12/14/22	0804 22L0384-01	x	x	x	x	-
1177	LDW23-SC1177B	12/14/22	0804 22L0384-02	x	x	x	x	-
1183	LDW23-SC1183A	12/14/22	1409 22L0384-14	x	x	x	x	-
1183	LDW23-SC1183B	12/14/22	1409 22L0384-15	x	x	x	x	-
1183	LDW23-SC1183C	12/14/22	1409 22L0384-16	x	x	x	x	-
1808	LDW23-SS1808	3/3/2023	1250 23C0106-01	x	x	x	x	-
1808	LDW23-SC1808	3/3/2023	1250 23C0106-02	x			x	-
			added from 2nd email -> 22L4384-11	x	x	x	x	-

Let me know if you have any questions.

Amara Vandervort

Associate








Direct line: 306-810-5415

E-mail: amarav@windwardenv.com | www.windwardenv.com

207 First Avenue West, Suite 350 | Sedro, WA 98159

Reply Reply all Forward

23C0774

 Delete  Archive  Report  Reply  Reply all  Forward  Read / Unread

Re: AOC5 fubar

From: Sue Dunninghoo <simsadm@arilabs.com>
Sent: Friday, March 31, 2023 2:31 PM
To: Sample Receiving <sample-receiving@arilabs.com>
Cc: Christopher Orilla <christopher.orilla@arilabs.com>; Casey English <casey.english@arilabs.com>
Subject: AOC5 fubar

They asked for a wrong sample.

As soon as you can, please pull 22L0384-11 (16-oz in F51-C3-5 and 4-oz in C2-2) and log for full list of AOC5 targets except dioxins (SVOC/SIM-SVOC, Pest, PCB, Metals, TOC)

We want to catch it up with the samples logged today.

Thanks!

**** NOTE - TATs are running 3 to 6 weeks depending on analysis ****

Courier requests cannot be guaranteed for same day pick-ups or deliveries. Please schedule in advance.

****Please email you bottle requests to your project manager several days before needed to give staff time to assemble the kit - we may not be able to accommodate your request as a walk-in****

Susan D. Dunninghoo

She/her/hers

Client Services Director

Analytical Resources, LLC

Analytical Chemists and Consultants

4611 South 134th Place, Suite 100

Tukwila, WA 98168

(206) 695-6207 office

sue.dunninghoo@arilabs.com

www.arilabs.com

As some of our staff are still working remotely we have changed sample receiving hours to 8 to 5 until further notice. Thank you for understanding.

Versions have been updated for SW-846 8260 and 8270 analyses, see our post explaining the details.

"Don't wish it were easier. Wish you were better." - Jim Rohn

*****Before printing, think about ENVIRONMENTAL responsibility*****

1 of 2

226464/23C0774

CHAIN-OF-CUSTODY/TEST REQUEST FORM

TIER 2

№ 3368

Project/Client Name: AOC5 MR Phase I

Ship to: ARL

Project Number: 210075.01.02

Attn: Sue Dunninghoe

Shipping Date: 12/16/22

Contact Name: Amara Vandervoort

Shipper: Carner

Airbill Number: _____

Sampled By: Windward

Form filled out by: AV/CC

Turnaround requested: std

Sample Collection Date (m/d/y)	Time	Sample Identification	Volume of Sample / # of Containers	Matrix	Archive	Test(s) Requested (check test(s) required)						Comments / Instructions [Jar tag number(s)]
12/16/22	0819	LDW23 1123 ⁴ BA	3	sediment	X							
	0819	LDW23 1123C	3		X							
	0912	LDW23 1053A	4		X							
	0912	LDW23 1053B	4		X							
	0912	LDW23 1053D	7		X							
	0950	LDW23 1039A	3		X							
	0950	LDW23 1039B	3		X							
	0950	LDW23 1039D	3		X							
	1043	LDW23-SC1007A	3		X							
	1043	LDW23-SC1007C	3		X							
	1120	LDW23-SC1002A	3		X							
	1120	LDW23-SC1002B	3		X							
Total Number of Containers			42	Purchase Order / Statement of Work # APJ-110222 - AOC5 - ARL								

1) Released by: Print name: <u>Amara Vandervoort</u> Signature: <u>[Signature]</u> Company: <u>Windward</u> Date/Time: <u>12/16/22 15:00</u>	1) Rec'd by: <u>YARED</u> Company: <u>YA YA SAFETY</u> Date/Time: <u>12/16/22 3:00PM</u>	2) Released by: Print name: <u>YARED</u> Signature: <u>[Signature]</u> Company: <u>YA YA SAFETY</u> Date/Time: <u>12/16/22 3 1547</u>	2) Rec'd by: <u>RL</u> Company: <u>ARI</u> Date/Time: <u>12/16/22</u>
--	---	---	--

* Distribution: White copies accompany shipment; yellow retained by consignor.



200 1st Ave W, Suite 500
Seattle, WA 98119

206.378.1364

To be completed by Laboratory upon sample receipt:

Date of receipt:	Laboratory W.O. #:
Condition upon receipt:	Time of receipt:
Cooler temperature:	Received by:

2 of 2

22LD460/23CD774

CHAIN-OF-CUSTODY/TEST REQUEST FORM

TIER 2
No 3381

Project/Client Name: AOC5 MR Phase 1
Project Number: 210075 01.02
Contact Name: Amara Vandewort
Sampled By: Windward

Ship to: ARL
Attn: Sue Durnihoo
Shipper: Counter
Form filled out by: AV/CC
Shipping Date: 12/16/22
Airbill Number: _____
Turnaround requested: sid

Sample Collection Date (m/d/y)	Time	Sample Identification	Volume of Sample / # of Containers	Matrix	Test(s) Requested (check test(s) required)						Comments / Instructions (jar tag number(s))
					Archive						
12/16/22	1120	LDW23-SC1002D	3	sediment	X						
	1201	LDW23-SC1070A	3" 4		X						
	1201	LDW23-SC1070c	4		X						
	1238	LDW23-SC1091A	3		X						
	1238	LDW23-SC1091C	3		X						
AV 12/16/22											
Total Number of Containers			17	Purchase Order / Statement of Work # APJ-110222-AOC5-ARL							

1) Released by: Print name: <u>Amara Vandewort</u> Signature: <u>[Signature]</u> Company: <u>Windward</u> Date/Time: <u>12/16/22 15:00</u>	1) Rec'd by: <u>YAREO</u> Company: <u>YA YA SAFETY</u> Date/Time: <u>12/16/22 3:00</u>	2) Released by: Print name: <u>YAREO</u> Signature: <u>[Signature]</u> Company: <u>YA YA SAFETY</u> Date/Time: <u>12/16/22 1547</u>	2) Rec'd by: <u>Pm</u> Company: <u>ARI</u> Date/Time: <u>12/16/22</u>
--	---	---	--

* Distribution: White copies accompany shipment; yellow retained by consignee.



200 1st Ave W, Suite 500
Seattle, WA 98119
206.378.1364

To be completed by Laboratory upon sample receipt:

Date of receipt: _____	Laboratory W.O. #: _____
Condition upon receipt: _____	Time of receipt: _____
Cooler temperature: _____	Received by: _____

1 of 3 2020436/23cd774
CHAIN-OF-CUSTODY/TEST REQUEST FORM

(TIER 2)

No 3358

Project/Client Name: AOC5 MR Phase 1
 Project Number: 210075 01-02
 Contact Name: Amara Vanderwort
 Sampled By: Windward

Ship to: ARL
 Attn: Sue Dunningo Shipping Date: 12/15/22
 Shipper: Camtec Airbill Number: _____
 Form filled out by: AVICC Turnaround requested: std

Sample Collection Date (m/d/y)	Time	Sample Identification	Volume of Sample / # of Containers	Matrix	Test(s) Requested (check test(s) required)						Comments / Instructions [Jar tag number(s)]
					Archive						
12/14/22	1456	LDW23-SC1064A	4	sediment	X						
12/14/22	1456	LDW23-SC1064B	4		X						
12/14/22	1456	LDW23-SC1064D	4		X						
12/15/22	0811	LDW23-SC1065A	4		X						
	0811	LDW23-SC1065B	4		X						
	0811	LDW23-SC1065D	4		X						
	0900	LDW23-SC1060A	4		X						
		LDW23-SC1060B	4		X						
		LDW23-SC1060C	4		X						
	0900	LDW23-SC1060E	4		X						
	0946	LDW23-SC1059A	4		X						
12/15/22	0946	LDW23-SC1059B	4	sediment	X						
Total Number of Containers			48	Purchase Order / Statement of Work # APJ-110222-AOC5-ARL							

1) Released by: <u>Amara Vanderwort</u> Print name: <u>Amara Vanderwort</u> Signature: <u>[Signature]</u> Company: <u>Windward</u> Date/Time: <u>12/15/22 16:30</u>	1) Rec'd by: <u>YARED</u> Company: <u>VA VA SAFETY</u> Date/Time: <u>12/15/22 4:30</u>	2) Released by: <u>YARED</u> Print name: <u>YARED</u> Signature: <u>[Signature]</u> Company: <u>VA VA SAFETY</u> Date/Time: <u>12/15/22 4:44</u>	2) Rec'd by: <u>Rm</u> Company: <u>ARI</u> Date/Time: <u>12/15/22 1649</u>
---	--	--	--

* Distribution: White copies accompany shipment; yellow retained by consignor.



200 1st Ave W, Suite 500
 Seattle, WA 98119
 206.378.1364

To be completed by Laboratory upon sample receipt:

Date of receipt: _____	Laboratory W.O. #: _____
Condition upon receipt: _____	Time of receipt: _____
Cooler temperature: _____	Received by: _____

2 of 3 2210431/23C0774
CHAIN-OF-CUSTODY/TEST REQUEST FORM

TIER 2
 No 3362

Project/Client Name: AOC5 ME Phase 1
 Project Number: 210075.01 C2
 Contact Name: Amara Vandervort
 Sampled By: Windward

Ship to: ARL
 Attn: Sue Damasco Shipping Date: 12/15/22
 Shipper: carrier Airbill Number: -
 Form filled out by: AV/NM Turnaround requested: std

Sample Collection Date (m/d/y)	Time	Sample Identification	Volume of Sample / # of Containers	Matrix	Test(s) Requested (check test(s) required)						Archive	Comments / Instructions [Jar tag number(s)]
12/15/22	0946	LDW23-SC1059D	434 ^{ml}	Sediment	X							
	1058	LDW23-SC1047A	43		X							
	1058	LDW23-SC1047B	43		X							
	1058	LDW23-SC1047D	43		X							
	1032	LDW23-SC1046A	4		X							
	1132	LDW23-SC1046B	4		X							
	1132	LDW23-SC1046D	4		X							
	1307	LDW23-SC1143A	4		X							
	1307	LDW23-SC1143B	4		X							
	1307	LDW23-SC1143D	4		X							
	1342	LDW23-SC1130A	3		X							
	1342	LDW23-SC1130C	3		X							
Total Number of Containers			43	Purchase Order / Statement of Work # <u>APJ-110722-AOC5-ARL</u>								

1) Released by: <u>Amara Vandervort</u> Print name: <u>Amara Vandervort</u> Signature: <u>[Signature]</u> Company: <u>Windward</u> Date/Time: <u>12/15/22 16:30</u>	1) Rec'd by: <u>YARED</u> Print name: <u>YARED</u> Signature: <u>[Signature]</u> Company: <u>YA YA SAFETY</u> Date/Time: <u>12/15/22 4:30</u>	2) Released by: <u>YARED</u> Print name: <u>YARED</u> Signature: <u>[Signature]</u> Company: <u>YA YA SAFETY</u> Date/Time: <u>12/15/22 4:44</u>	2) Rec'd by: <u>R-</u> Print name: <u>R-</u> Signature: <u>[Signature]</u> Company: <u>ARL</u> Date/Time: <u>12/15/22 1649</u>
---	---	--	--

* Distribution: White copies accompany shipment; yellow retained by consignee.



200 1st Ave W, Suite 500
 Seattle, WA 98119
 206.378.1364

To be completed by Laboratory upon sample receipt:

Date of receipt:	Laboratory W.O. #:
Condition upon receipt:	Time of receipt:
Cooler temperature:	Received by:

3 of 3

2220430/2308774

CHAIN-OF-CUSTODY/TEST REQUEST FORM

№ 3364

Project/Client Name: AOC5 MR Phase 1
 Project Number: 210075.01 02
 Contact Name: Amara Vandervort
 Sampled By: Windward

Ship to: ARL
 Attn: Sue Dunahoo Shipping Date: 12/15/22
 Shipper: Carrier Airbill Number: -
 Form filled out by: AV/NM Turnaround requested: std

Sample Collection Date (m/d/y)	Time	Sample Identification	Volume of Sample / # of Containers	Matrix	Archive	Test(s) Requested (check test(s) required)						Comments / Instructions [Jar tag number(s)]
12/15/22	1426	LDW23-SC1199A	3	Sediment	X							
12/15/22	1426	LDW23-SC1199C	3	Sediment	X							
<i>AV 12/15/22</i>												
Total Number of Containers			6	Purchase Order / Statement of Work # <u>APJ-110222-AOC5-ARL</u>								

1) Released by: Print name: <u>Amara Vandervort</u> Signature: <u>[Signature]</u> Company: <u>Windward</u> Date/Time: <u>12/15/22 16:39</u>	1) Rec'd by: <u>YARED</u> Company: <u>YA YA SAFETY</u> Date/Time: <u>12/15/22 4:30</u>	2) Released by: Print name: <u>YARED</u> Signature: <u>[Signature]</u> Company: <u>YA YA SAFETY</u> Date/Time: <u>12/15/22 4:44</u>	2) Rec'd by: <u>Rm</u> Company: <u>ARL</u> Date/Time: <u>12/15/22 1644</u>
---	---	---	---

* Distribution: White copies accompany shipment; yellow retained by consignor.



200 1st Ave W, Suite 500
 Seattle, WA 98119
 206.378.1364

To be completed by Laboratory upon sample receipt:

Date of receipt:	Laboratory W.O. #:
Condition upon receipt:	Time of receipt:
Cooler temperature:	Received by:

1 of 2 2220384/23C0774
CHAIN-OF-CUSTODY/TEST REQUEST FORM

TIER 2

No 3350

Project/Client Name: AOC5 MR Phase 1
 Project Number: 210075.01.02
 Contact Name: Amara Vandervort
 Sampled By: Windward

Ship to: ARL
 Attn: Sue Dunningo
 Shipper: Courier
 Form filled out by: AVICC
 Shipping Date: 12/14/22
 Airbill Number: _____
 Turnaround requested: STAL

Sample Collection Date (m/d/y)	Time	Sample Identification	Volume of Sample / # of Containers	Matrix	Test(s) Requested (check test(s) required)						Comments / Instructions (Jar tag number(s))
					Archive						
12/14/22	0804	LDW23-SC1177A	3 3	Sediment	X						Hold ALL
	0804	LDW23-SC1177B	3 3		X						
	0804	LDW23-SC1177D	3 3		X						
	0903	LDW23-SC1150A	3		X						
	0903	LDW23-SC1150B	3		X						
	0903	LDW23-SC1150D	3		X						
	0945	LDW23-SC1137A	3		X						
	0945	LDW23-SC1137B	3		X						
	0945	LDW23-SC1137D	3		X						
	1044	LDW23-SC1156A	3		X						
	1044	LDW23-SC1156B	3		X						
	1331	LDW23-SC1191A	4		X						
Total Number of Containers			37	Purchase Order / Statement of Work # APJ-110222-AOC5-ARL							

1) Released by: Print name: <u>Amara Vandervort</u> Signature: <u>[Signature]</u> Company: <u>Windward</u> Date/Time: <u>12/14/22 1625</u>	1) Rec'd by: <u>[Signature]</u> Company: <u>YA YA SAFETY</u> Date/Time: <u>12/14/22 4:25</u>	2) Released by: Print name: <u>YARE</u> Signature: <u>[Signature]</u> Company: <u>YA YA SAFETY</u> Date/Time: <u>12/14/22</u>	2) Rec'd by: <u>[Signature]</u> Company: <u>ARL</u> Date/Time: <u>12/14/22 1647</u>
--	---	---	--

* Distribution: White copies accompany shipment; yellow retained by Consignor.



200 1st Ave W, Suite 500
 Seattle, WA 98119
 206.378.1364

To be completed by Laboratory upon sample receipt:

Date of receipt:	Laboratory W.O. #:
Condition upon receipt:	Time of receipt:
Cooler temperature:	Received by:

2 of 2

2240384 / 23C0774

CHAIN-OF-CUSTODY/TEST REQUEST FORM

TIER 2

No 3355

Project/Client Name: AOC5 MR Phase 1
 Project Number: 21005 210075.01.02
 Contact Name: Amara Vandervort
 Sampled By: Windward

Ship to: ARL
 Attn: Sue Durnihan
 Shipping Date: 12/14/2022
 Shipper: Coaner
 Airbill Number: _____
 Form filled out by: AV/CC
 Turnaround requested: std

Sample Collection Date (m/d/y)	Time	Sample Identification	Volume of Sample / # of Containers	Matrix	ARCHIVE	Test(s) Requested (check test(s) required)						Comments / Instructions [Jar tag number(s)]
12/14/22	1331	LDW23-SC1191C	4	sediment	X							
	1409	LDW23-SC1183A	3		X							
	1409	LDW23-SC1183B	3		X							
	1409	LDW23-SC1183C	3		X							
	1409	LDW23-SC1183E	3		X							
AV 12/14/22												
Total Number of Containers			16	Purchase Order / Statement of Work # APJ-110222-AOC5-ARL								

1) Released by: Print name: <u>AVandervort</u> Signature: <u>[Signature]</u> Company: <u>Windward</u> Date/Time: <u>12/14/22 1625</u>	1) Rec'd by: <u>YARED</u> Company: <u>YA YA SAFETY</u> Date/Time: <u>12/14/22 4:25</u>	2) Released by: Print name: <u>YARED</u> Signature: <u>[Signature]</u> Company: <u>YA YA SAFETY</u> Date/Time: <u>12/14/22 4:25</u>	2) Rec'd by: <u>[Signature]</u> Company: <u>ARL</u> Date/Time: <u>12/14/22 1647</u>
---	---	---	--

* Distribution: White copies accompany shipment; yellow retained by consignor.



200 1st Ave W, Suite 500
 Seattle, WA 98119
 206.378.1364

To be completed by Laboratory upon sample receipt:

Date of receipt:	Laboratory W.O. #:
Condition upon receipt:	Time of receipt:
Cooler temperature:	Received by:

1 of 1

23C0774 / 23C0774

CHAIN-OF-CUSTODY/TEST REQUEST FORM

No 3413

Project/Client Name: AOC5 MR Phase 1
 Project Number: 210075.01.02
 Contact Name: A. Vandenberg
 Sampled By: Windward

Ship to: ARL
 Attn: Sue Domingo Shipping Date: 3/3/23
 Shipper: carrier Airbill Number: ---
 Form filled out by: K. McPeck Turnaround requested: Std.

Sample Collection Date (m/d/y)	Time	Sample Identification	Volume of Sample / # of Containers	Matrix	Test(s) Requested (check test(s) required)								Comments / Instructions (Jar tag number(s))		
					HOLD										
3/3/23	1325	LDW23-SS1808	4	sediment	X										Pending communication from WW.
	1250	LDW23-SC1808	4	sediment	X										
Total Number of Containers			8	Purchase Order / Statement of Work # <u>APJ-110222-AOC5-ARL</u>											

1) Released by: <u>Amara Vandenberg</u>	1) Rec'd by: <u>Phillip</u>	2) Released by:	2) Rec'd by:
Print name: <u>Amara Vandenberg</u>	Print name: <u>Phillip</u>	Print name:	Print name:
Signature: <u>[Signature]</u>	Signature: <u>[Signature]</u>	Signature:	Signature:
Company: <u>Windward</u>	Company: <u>AR</u>	Company:	Company:
Date/Time: <u>3/3/23 1635</u>	Date/Time: <u>3/3/23 16:35</u>	Date/Time:	Date/Time:

* Distribution: White copies accompany shipment; yellow retained by consignor.



200 1st Ave W, Suite 500
 Seattle, WA 98119
 206.378.1364

To be completed by Laboratory upon sample receipt:

Date of receipt:	Laboratory W.O. #:
Condition upon receipt:	Time of receipt:
Cooler temperature:	Received by:

AOC5 Tier 2 and samples to be removed from hold

Amara Vandervort <amarav@windwardenv.com>

Tue 3/28/2023 1:31 PM

To: Sue Dunnihoo <lmsadm@arilabs.com>

Cc: Ali Judkins <ajudkins@anchorqea.com>; Anastasia Barr <anastasiab@windwardenv.com>

Hi Sue,

Here is the table for the first batch of AOC5 Phase 1 Tier 2 analyses and the 2 samples collected on 3/3 that we are requesting be pulled off of hold, please.

Location	Sample ID	Date Collected	ARI Login WO ID	PCBs	SMS SVOCs (PAHs, SVOCs, HCB)	All Metals/ Mercury	TOC/Percent Solids	Dioxins/ Furans
1002	LDW23-SC1002A	12/16/22 1120	22L0460-11	x	x	x	x	-
1002	LDW23-SC1002B	12/16/22 1120	22L0460-12	x	x	x	x	-
1007	LDW23-SC1007A	12/16/22 1043	22L0460-09	x	x	x	x	-
1046	LDW23-SC1046A	12/15/22 1132	22L0436-16	x	x	x	x	-
1046	LDW23-SC1046B	12/15/22 1132	22L0436-17	x	x	x	x	-
1053	LDW23-SC1053A	12/16/22 0912	22L0460-03	x	x	x	x	-
1053	LDW23-SC1053B	12/16/22 0912	22L0460-04	x	x	x	x	-
1177	LDW23-SC1177A	12/14/22 0804	22L0384-01	x	x	x	x	-
1177	LDW23-SC1177B	12/14/22 0804	22L0384-02	x	x	x	x	-
1183	LDW23-SC1183A	12/14/22 1409	22L0384-14	x	x	x	x	-
1183	LDW23-SC1183B	12/14/22 1409	22L0384-15	x	x	x	x	-
1183	LDW23-SC1183C	12/14/22 1409	22L0384-16	x	x	x	x	-
1808	LDW23-SS1808	3/3/2023 1325	23C0106-01	x	x	x	x	-
1808	LDW23-SC1808	3/3/2023 1250	23C0106-02	x			x	-

Let me know if you have any questions.

Amara Vandervort

Associate

Direct line: 206-812-5415

E-mail: amarav@windwardenv.com | www.windwardenv.com

200 First Avenue West, Suite 500 | Seattle, WA 98119





Analytical Resources, LLC
Analytical Chemists and Consultants

Cooler Receipt Form

ACCS MR Phase 1
210075.01.02

ARI Client: industrial
COC No(s): 8368 3381 NA
Assigned ARI Job No: 2264604/

Project Name: ACCS MR Phase 1
Delivered by: Fed-Ex UPS Courier, Hand Delivered Other: _____
Tracking No: _____ (NA)

Preliminary Examination Phase: 0306774

Were intact, properly signed and dated custody seals attached to the outside of the cooler? YES (NO)
Were custody papers included with the cooler? YES NO
Were custody papers properly filled out (ink, signed, etc.) YES NO
Temperature of Cooler(s) (°C) (recommended 2.0-6.0 °C for chemistry)

Time 1547 8.5 16 23 24
If cooler temperature is out of compliance fill out form 00070F Temp Gun ID#: 4705

Cooler Accepted by: BS Date: 12/16/22 Time: 1547

Complete custody forms and attach all shipping documents

Log-In Phase:

Was a temperature blank included in the cooler? YES (NO)
What kind of packing material was used? ... Bubble Wrap Wet Ice Gel Packs Baggies Foam Block Paper Other: _____
Was sufficient ice used (if appropriate)? NA (YES) NO
How were bottles sealed in plastic bags? Individually Grouped Not
Did all bottles arrive in good condition (unbroken)? YES NO
Were all bottle labels complete and legible? YES NO
Did the number of containers listed on COC match with the number of containers received? YES NO
Did all bottle labels and tags agree with custody papers? YES NO
Were all bottles used correct for the requested analyses? YES NO
Do any of the analyses (bottles) require preservation? (attach preservation sheet, excluding VOCs) ... NA YES NO
Were all VOC vials free of air bubbles? NA YES NO
Was sufficient amount of sample sent in each bottle? YES NO
Date VOC Trip Blank was made at ARI: _____ NA
Were the sample(s) split by ARI? NA YES Date/Time: _____ Equipment: _____ Split by: _____

Samples Logged by: JS Date: 12/17/22 Time: 1177 Labels checked by: JS

** Notify Project Manager of discrepancies or concerns **

Sample ID on Bottle	Sample ID on COC	Sample ID on Bottle	Sample ID on COC

Additional Notes, Discrepancies, & Resolutions:

By: _____ Date: _____



Analytical Resources, LLC
Analytical Chemists and Consultants

Cooler Receipt Form

ARI Client: Ancheur
COC No(s): 3358, 3363, 3364 (NA)
Assigned ARI Job No: 226436

Project Name: ACC5 MR Phase 1
Delivered by: Fed-Ex UPS Courier Hand Delivered Other: _____
Tracking No: _____ (NA)

Preliminary Examination Phase: 2306774

Were intact, properly signed and dated custody seals attached to the outside of the cooler? YES NO
Were custody papers included with the cooler? YES NO
Were custody papers properly filled out (ink, signed, etc.) YES NO
Temperature of Cooler(s) (°C) (recommended 2.0-6.0 °C for chemistry) YES NO

Time 1644 4.2 5.9 34 2.3 1.3 3.1
If cooler temperature is out of compliance fill out form 00070F Temp Gun ID#: 1909708

Cooler Accepted by: Jsw for RM Date: 12/15/02 Time: 1644

Complete custody forms and attach all shipping documents

Log-In Phase:

Was a temperature blank included in the cooler? YES NO
What kind of packing material was used? ... Bubble Wrap Wet Ice Gel Packs Baggies Foam Block Paper Other: _____
Was sufficient ice used (if appropriate)? NA YES NO
How were bottles sealed in plastic bags? Individually Grouped Not
Did all bottles arrive in good condition (unbroken)? YES NO
Were all bottle labels complete and legible? YES NO
Did the number of containers listed on COC match with the number of containers received? YES NO
Did all bottle labels and tags agree with custody papers? YES NO
Were all bottles used correct for the requested analyses? YES NO
Do any of the analyses (bottles) require preservation? (attach preservation sheet, excluding VOCs) ... NA YES NO
Were all VOC vials free of air bubbles? NA YES NO
Was sufficient amount of sample sent in each bottle? YES NO
Date VOC Trip Blank was made at ARI NA
Were the sample(s) split by ARI? NA YES Date/Time: _____ Equipment: _____ Split by: _____

Samples Logged by: Jsw Date: 12/16/02 Time: 1354 Labels checked by: Jsw

**** Notify Project Manager of discrepancies or concerns ****

Sample ID on Bottle	Sample ID on COC	Sample ID on Bottle	Sample ID on COC

Additional Notes, Discrepancies, & Resolutions:

By: _____ Date: _____



Cooler Receipt Form

ARI Client: windward
 COC No(s): 3350, 3355 ~~NA~~ JSW
 Assigned ARI Job No: 2264384/

Project Name: 12 ACS MR phase 1
 Delivered by: Fed-Ex UPS Courier Hand Delivered Other:
 Tracking No: NA

Preliminary Examination Phase: 236774

Were intact, properly signed and dated custody seals attached to the outside of the cooler? YES NO
 Were custody papers included with the cooler? YES NO
 Were custody papers properly filled out (ink, signed, etc.) YES NO

Temperature of Cooler(s) (°C) (recommended 2.0-6.0 °C for chemistry)
 Time 1647 23 21 11
 If cooler temperature is out of compliance fill out form 00070F Temp Gun ID#: 9707

Cooler Accepted by: JSW Date: 12/14/22 Time: 1647

Complete custody forms and attach all shipping documents

Log-In Phase:

Was a temperature blank included in the cooler? YES NO
 What kind of packing material was used? ... Bubble Wrap Wet Ice Gel Packs Baggies Foam Block Paper Other:
 Was sufficient ice used (if appropriate)? NA YES NO
 How were bottles sealed in plastic bags? Individually Grouped Not
 Did all bottles arrive in good condition (unbroken)? YES NO
 Were all bottle labels complete and legible? YES NO
 Did the number of containers listed on COC match with the number of containers received? YES NO
 Did all bottle labels and tags agree with custody papers? YES NO
 Were all bottles used correct for the requested analyses? YES NO
 Do any of the analyses (bottles) require preservation? (attach preservation sheet, excluding VOCs) ... ~~NA~~ YES NO
 Were all VOC vials free of air bubbles? ~~NA~~ YES NO
 Was sufficient amount of sample sent in each bottle? YES NO
 Date VOC Trip Blank was made at ARI: ~~NA~~
 Were the sample(s) split by ARI? ~~NA~~ YES Date/Time: _____ Equipment: _____ Split by: _____

Samples Logged by: JSW Date: 12/15/22 Time: 1030 Labels checked by: JSW

**** Notify Project Manager of discrepancies or concerns ****

Sample ID on Bottle	Sample ID on COC	Sample ID on Bottle	Sample ID on COC

Additional Notes, Discrepancies, & Resolutions:

By: _____ Date: _____



Cooler Receipt Form

ARI Client: Ancher / windward Project Name: AOCS MR Phase 1
 COC No(s): 3413 NA Delivered by: Fed-Ex UPS Courier Hand Delivered Other: _____
 Assigned ARI Job No: 23ca1d6 39 Tracking No: _____ NA
 Preliminary Examination Phase: 23ca774 03/03/23

Were intact, properly signed and dated custody seals attached to the outside of the cooler? YES NO
 Were custody papers included with the cooler? YES NO
 Were custody papers properly filled out (ink, signed, etc.) YES NO
 Temperature of Cooler(s) (°C) (recommended 2.0-6.0 °C for chemistry)
 Time 16:50 1.8 0.4 _____
 If cooler temperature is out of compliance fill out form 00070F Temp Gun ID# 7ca9705

Cooler Accepted by: JS for PIO Date: 03/07/23 Time: 16:35

Complete custody forms and attach all shipping documents

Log-In Phase:

Was a temperature blank included in the cooler? YES NO
 What kind of packing material was used? ... Bubble Wrap Wet Ice Gel Packs Baggies Foam Block Paper Other: _____
 Was sufficient ice used (if appropriate)? NA YES NO
 How were bottles sealed in plastic bags? Individually Grouped Not
 Did all bottles arrive in good condition (unbroken)? YES NO
 Were all bottle labels complete and legible? YES NO
 Did the number of containers listed on COC match with the number of containers received? YES NO
 Did all bottle labels and tags agree with custody papers? YES NO
 Were all bottles used correct for the requested analyses? YES NO
 Do any of the analyses (bottles) require preservation? (attach preservation sheet, excluding VOCs) ... NA YES NO
 Were all VOC vials free of air bubbles? NA YES NO
 Was sufficient amount of sample sent in each bottle? YES NO
 Date VOC Trip Blank was made at ARI NA
 Were the sample(s) split by ARI? NA YES Date/Time: _____ Equipment: _____ Split by: _____

Samples Logged by: JS Date: 03/07/23 Time: 16:39 Labels checked by: JS

**** Notify Project Manager of discrepancies or concerns ****

Sample ID on Bottle	Sample ID on COC	Sample ID on Bottle	Sample ID on COC

Additional Notes, Discrepancies, & Resolutions:

By: _____ Date: _____



Anchor QEA, LLC
1201 3rd Ave, Suite 2600
Seattle, WA 98101

Project: AOC5 MR Phase 1
Project Number: 210075-01.02
Project Manager: Ali Judkins

Reported:
05/23/2023 11:16

ANALYTICAL REPORT FOR SAMPLES

Laboratory ID	Sample ID	Matrix	Date Sampled	Date Received
23C0774-01	LDW23-SC1053A	Solid	12/16/22 09:12	12/16/22 15:47
23C0774-02	LDW23-SC1053B	Solid	12/16/22 09:12	12/16/22 15:47
23C0774-03	LDW23-SC1007A	Solid	12/16/22 10:43	12/16/22 15:47
23C0774-04	LDW23-SC1002A	Solid	12/16/22 11:20	12/16/22 15:47
23C0774-05	LDW23-SC1002B	Solid	12/16/22 11:20	12/16/22 15:47
23C0774-06	LDW23-SC1046A	Solid	12/15/22 11:32	12/16/22 15:47
23C0774-07	LDW23-SC1046B	Solid	12/15/22 11:32	12/16/22 15:47
23C0774-08	LDW23-SC1177A	Solid	12/14/22 08:04	12/16/22 15:47
23C0774-09	LDW23-SC1177B	Solid	12/14/22 08:04	12/16/22 15:47
23C0774-10	LDW23-SC1156B	Solid	12/14/22 10:44	12/16/22 15:47
23C0774-11	LDW23-SC1183A	Solid	12/14/22 14:09	12/16/22 15:47
23C0774-12	LDW23-SC1183B	Solid	12/14/22 14:09	12/16/22 15:47
23C0774-13	LDW23-SC1183C	Solid	12/14/22 14:09	12/16/22 15:47
23C0774-14	LDW23-SS1808	Solid	03/03/23 13:25	12/16/22 15:47
23C0774-15	LDW23-SC1808	Solid	03/03/23 12:50	12/16/22 15:47



Anchor QEA, LLC
1201 3rd Ave, Suite 2600
Seattle WA, 98101

Project: AOC5 MR Phase 1
Project Number: 210075-01.02
Project Manager: Ali Judkins

Reported:
23-May-2023 11:16

Case Narrative

Client: Anchor QEA, LLC
Project: AOC5 MR Phase 1
Work Order: 23C0774

Sample receipt

Samples as listed on the preceding page were received 16-Dec-2022 15:47 under ARI work order 23C0774. For details regarding sample receipt, please refer to the Cooler Receipt Form. Samples were frozen on receipt to preserve holding times.

Semivolatiles - EPA Method SW8270E

The sample(s) were extracted and analyzed within the recommended holding times for samples stored frozen.

Initial and continuing calibrations were within method requirements, with accepted excursions outside the 20% window. Associated positive results have been "Q"-flagged.

Internal standard areas were within limits.

The surrogate percent recoveries were within control limits.

The method blank(s) were clean at the reporting limits, with low level response for phenol. The method blank was rerun to initiate a second sequence.

The blank spike and blank spike duplicate (BS/LCS and BSD/LCSD) spike recoveries for bis-2-ethylhexyl phthalate were low of control limits. The relative percent differences (RPD) were within control limits. Outliers are attributed to the GPC cleanup as the matrix QC and SRM showed a similar issue. As the sample results were far below regulatory limits, no corrective action was taken for this sample set. The instrument GPC3 was recalibrated.

The matrix spike/matrix spike duplicate (MS/MSD) percent recoveries for bis-2-ethylhexyl phthalate were low of advisory control limits. The relative percent differences (RPD) were within advisory control limits.

The reference material (SRM) percent recover for bis-2-ethylhexyl phthalate was low of advisory control limits. Outliers are attributed to the GPC cleanup as the matrix QC and LCS/LCSD showed a similar issue. As the sample results were far below regulatory limits, no corrective action was taken for this sample set. The instrument GPC3 was recalibrated.

Semivolatiles - EPA Method SW8270E-SIM

The sample(s) were extracted and analyzed within the recommended holding times for samples stored frozen.

Initial and continuing calibrations were within method requirements, with accepted excursions outside the 20% window. Associated positive results have been "Q"-flagged.

Internal standard areas were within limits.

The surrogate percent recoveries were within control limits.

The method blank(s) were clean at the reporting limits.

The blank spike and blank spike duplicate (BS/LCS and BSD/LCSD) spike recoveries and relative percent differences (RPD) were within control limits.

The matrix spike/matrix spike duplicate (MS/MSD) percent recoveries and relative percent differences (RPD) were within



Anchor QEA, LLC
1201 3rd Ave, Suite 2600
Seattle WA, 98101

Project: AOC5 MR Phase 1
Project Number: 210075-01.02
Project Manager: Ali Judkins

Reported:
23-May-2023 11:16

Case Narrative

advisory control limits.

The reference material (SRM) percent recoveries were within control limits.

Pesticides - EPA Method SW8081B (Hexachlorobenzene)

The sample(s) were extracted and analyzed within the recommended holding times for samples stored frozen.

Initial and continuing calibrations were within method requirements.

Internal standard areas were within limits.

The surrogate percent recoveries were within control limits.

The method blank(s) were clean at the reporting limits.

The blank spike and blank spike duplicate (BS/LCS and BSD/LCSD) spike recoveries were within control limits. The relative percent difference (RPD) was outside control limits and flagged on the summary sheet. As the MS/MSD RPD was within advisory limits, no corrective action was taken.

The matrix spike/matrix spike duplicate (MS/MSD) percent recoveries and relative percent difference (RPD) were within advisory control limits.

PCB Aroclors - EPA Method SW8082A

The sample(s) were extracted and analyzed within the recommended holding times for samples stored frozen.

The response for aroclor 1260 failed high in several standards on the ZB5 column, attributed to matrix effect on the hexabromobiphenyl (HBB). The HBB failed low in standards and sample extracts. Results have been reported from the ZB35 column as primary.

The surrogate percent recoveries were within control limits.

The method blank(s) were clean at the reporting limits.

The blank spike and blank spike duplicate (BS/LCS and BSD/LCSD) spike recoveries and relative percent differences (RPD) were within control limits.

The matrix spike (MS) percent recovery for aroclor 1016 was low of advisory control limits and the relative percent difference (RPD) for aroclor 1016 was high of advisory control limits, flagged on the summary sheet.

The reference material (SRM) percent recoveries were within control limits.

The analyst noted identification of aroclors were made using the best possible fit, as there were miscellaneous interfering peaks throughout the runs inflating results and obscuring patterns.

Total Metals - EPA Method 6020B

The sample(s) were digested and analyzed within the recommended holding times for samples stored frozen.

Several standards in sequence SLD0418 showed thallium, lead and copper high of limits. SLD0418-CCVI showed arsenic, copper, nickel and zinc high, attributed to the noisy germanium response. Affected analytes were not reported from the run. Several samples in the work order showed scandium high of limits. Affected analytes were not reported and the digests were rerun at dilution to mitigate matrix effect. SLD0418-IFA and SLD0418-IFB shows chromium high.



Anchor QEA, LLC
1201 3rd Ave, Suite 2600
Seattle WA, 98101

Project: AOC5 MR Phase 1
Project Number: 210075-01.02
Project Manager: Ali Judkins

Reported:
23-May-2023 11:16

Case Narrative

The method blank(s) were clean at the reporting limits.

The blank spike (BS/LCS) percent recoveries were within control limits.

The duplicate (DUP) relative percent difference (RPD) were within advisory control limits.

The matrix spike (MS) percent recoveries were within advisory control limits. The matrix spike duplicate (MSD) percent recovery and relative percent difference (RPD) were outside advisory control limits for silver. The post spike had an acceptable recovery.

Total Mercury - EPA Method 7471B

The sample(s) were digested and analyzed within the recommended holding times for samples stored frozen.

Initial and continuing calibrations were within method requirements.

The method blank(s) were clean at the reporting limits.

The blank spike (BS/LCS) percent recovery was within control limits.

The duplicate (DUP) relative percent difference (RPD) was within advisory control limits.

The matrix spike/matrix spike duplicate (MS/MSD) percent recoveries and relative percent differences (RPD) were within advisory control limits.

Wet Chemistry (Total Organic Carbon and Total Solids)

The sample(s) were prepared and analyzed within the recommended holding times for samples stored frozen.

Initial and continuing calibrations were within method requirements.

The method blank(s) were clean at the reporting limits.

The blank spike (BS/LCS) percent recoveries were within control limits.

The reference material (SRM) percent recoveries were within control limits.

The matrix spike (MS) percent recovery is high of limits, flagged "HC", indicating a deviation attributed to high concentration in the parent sample.

The duplicate (DUP) relative percent differences (RPD) were within advisory control limits.

Dioxin/Furans - EPA Method 1613

The sample(s) were extracted and analyzed within the recommended holding times for samples stored frozen. Analysis was performed using an application specific column developed by Restek. The RTX-Dioxin2 column has unique isomer separation for the 2378-TCDF, eliminating the need for confirmation analysis.

Initial and continuing calibrations were within method requirements.

Labeled internal standard areas were within limits.

The cleanup surrogate percent recoveries were within control limits.



Anchor QEA, LLC
1201 3rd Ave, Suite 2600
Seattle WA, 98101

Project: AOC5 MR Phase 1
Project Number: 210075-01.02
Project Manager: Ali Judkins

Reported:
23-May-2023 11:16

Case Narrative

The method blank(s) were clean at the reporting limits, with response or EMPC response below the reporting limit. Associated positive results have been "B"-flagged.

The OPR (Ongoing Precision and Recovery) standard percent recoveries were within control limits.

The duplicate (DUP) relative percent differences (RPD) were within advisory control limits.

The reference material (SRM) percent recoveries were within control limits.



QUALIFIERS AND NOTES

<u>Qualifier</u>	<u>Definition</u>
U	This analyte is not detected above the reporting limit (RL) or if noted, not detected above the limit of detection (LOD).
Q	Indicates a detected analyte with an initial or continuing calibration that does not meet established acceptance criteria (<20% RSD, <20% drift or minimum RRF)
P1	The reported value is greater than 40% difference between the concentrations determined on two GC columns where applicable.
L	Analyte concentration is ≤ 5 times the reporting limit and the replicate control limit defaults to \pm RL instead of 20% RPD
J	Estimated concentration value detected below the reporting limit.
HC	The natural concentration of the spiked analyte is so much greater than the concentration spiked that an accurate determination of spike recovery is not possible
D	The reported value is from a dilution
B	This analyte was detected in the method blank.
*	Flagged value is not within established control limits.
DET	Analyte DETECTED
ND	Analyte NOT DETECTED at or above the reporting limit
NR	Not Reported
dry	Sample results reported on a dry weight basis
RPD	Relative Percent Difference



Form I
ORGANIC ANALYSIS DATA SHEET
EPA 8270E
Semivolatiles (20ug/kg - 0.2ug/L SepF)

Laboratory: Analytical Resources, LLC

Client: Anchor OEA, LLC

Project: AOC5 MR Phase 1

Matrix: Sediment

Laboratory ID: 23C0774-01 A

SDG: 23C0774

Sampled: 12/16/22 09:12

Prepared: 04/05/23 16:28

File ID: NT1004192310.D

% Solids: 54.21

Preparation: EPA 3546 (Microwave)

Analyzed: 04/19/23 17:06

Batch: BLD0057

Sequence: SLD0254

Initial/Final: 18.48 g Wet / 1 mL

Instrument: NT10

Column: ZB-5MSi

Calibration: GC00046

Cleanups: GPC

CAS NO.	COMPOUND	DILUTION	CONC: (ug/kg dry)	Q	DL	RL
108-95-2	Phenol	1	47.2	Q	4.4	20.0
106-44-5	4-Methylphenol	1	20.0	U	7.4	20.0
91-20-3	Naphthalene	1	10.5	J	4.2	20.0
91-57-6	2-Methylnaphthalene	1	11.1	J	4.5	20.0
208-96-8	Acenaphthylene	1	6.5	J	6.2	20.0
131-11-3	Dimethylphthalate	1	20.0	U	4.4	20.0
83-32-9	Acenaphthene	1	7.8	J	5.2	20.0
132-64-9	Dibenzofuran	1	20.0	U	14.1	20.0
86-73-7	Fluorene	1	20.0	U	14.5	20.0
85-01-8	Phenanthrene	1	54.8		8.7	20.0
120-12-7	Anthracene	1	28.8		7.2	20.0
206-44-0	Fluoranthene	1	137		6.1	20.0
129-00-0	Pyrene	1	142	Q	5.7	20.0
85-68-7	Butylbenzylphthalate	1	20.0	U	9.4	20.0
56-55-3	Benzo(a)anthracene	1	88.6		5.9	20.0
218-01-9	Chrysene	1	126		6.0	20.0
117-81-7	bis(2-Ethylhexyl)phthalate	1	38.4	J	5.5	49.9
	Benzo(a)fluoranthene, Total	1	251		10.0	39.9
50-32-8	Benzo(a)pyrene	1	95.6		4.2	20.0
193-39-5	Indeno(1,2,3-cd)pyrene	1	51.2		14.6	20.0
53-70-3	Dibenzo(a,h)anthracene	1	18.3	J	17.2	20.0
191-24-2	Benzo(g,h,i)perylene	1	60.7		13.6	20.0

SURROGATES	ADDED: (ug/kg dry)	FOUND: (ug/kg dry)	% REC	QC LIMITS	Q
2-Fluorophenol	748.65	436	58.2	27 - 120	Q
Phenol-d5	748.65	453	60.5	29 - 120	Q
2-Chlorophenol-d4	748.65	492	65.7	31 - 120	
1,2-Dichlorobenzene-d4	499.10	300	60.0	32 - 120	
Nitrobenzene-d5	499.10	311	62.3	30 - 120	
2-Fluorobiphenyl	499.10	317	63.6	35 - 120	Q



Form I
ORGANIC ANALYSIS DATA SHEET
EPA 8270E
Semivolatiles (20ug/kg - 0.2ug/L SepF)

Laboratory: Analytical Resources, LLC

Client: Anchor OEA, LLC

Project: AOC5 MR Phase 1

Matrix: Sediment

Laboratory ID: 23C0774-01 A

SDG: 23C0774

Sampled: 12/16/22 09:12

Prepared: 04/05/23 16:28

File ID: NT1004192310.D

% Solids: 54.21

Preparation: EPA 3546 (Microwave)

Analyzed: 04/19/23 17:06

Batch: BLD0057

Sequence: SLD0254

Initial/Final: 18.48 g Wet / 1 mL

Instrument: NT10

Column: ZB-5MSi

Calibration: GC00046

Cleanups: GPC

SURROGATES	ADDED: (ug/kg dry)	FOUND: (ug/kg dry)	% REC	QC LIMITS	Q
2,4,6-Tribromophenol	748.65	697	93.1	24 - 134	
p-Terphenyl-d14	499.10	315	63.2	37 - 120	

Data File: \\target\share\chem3\nt10.1\20230419.1\NT1004192310.D

Date: 19-APR-2023 17:06

Client ID:

Sample Info: 23C0774-01

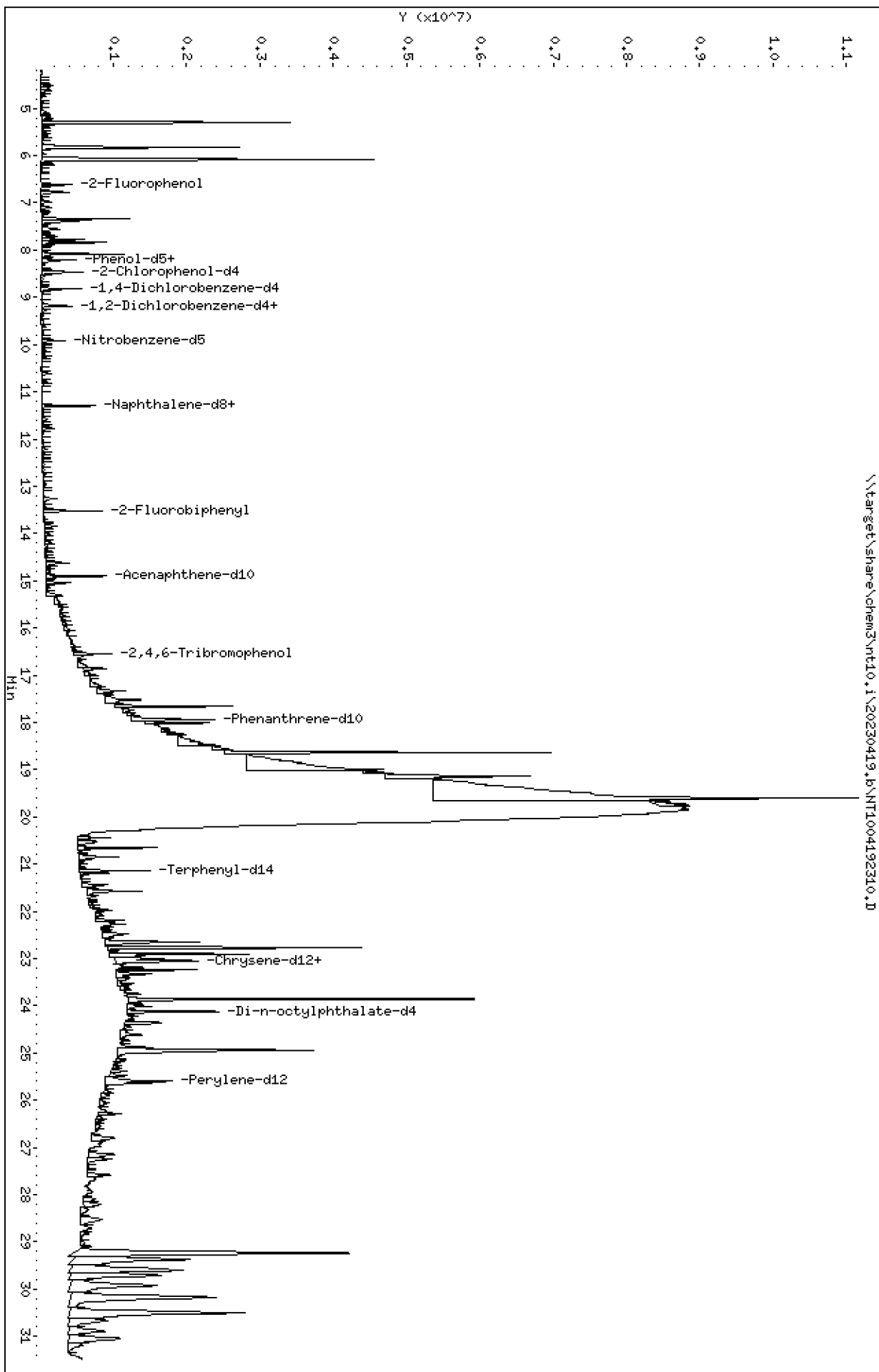
Instrument: nt10.1

Operator: VTS

Column diameter: 0.25

Column phase: ZB-5msi

\\target\share\chem3\nt10.1\20230419.1\NT1004192310.D



Date : 19-APR-2023 17:06

Client ID:

Instrument: nt10.i

Sample Info: 23C0774-01

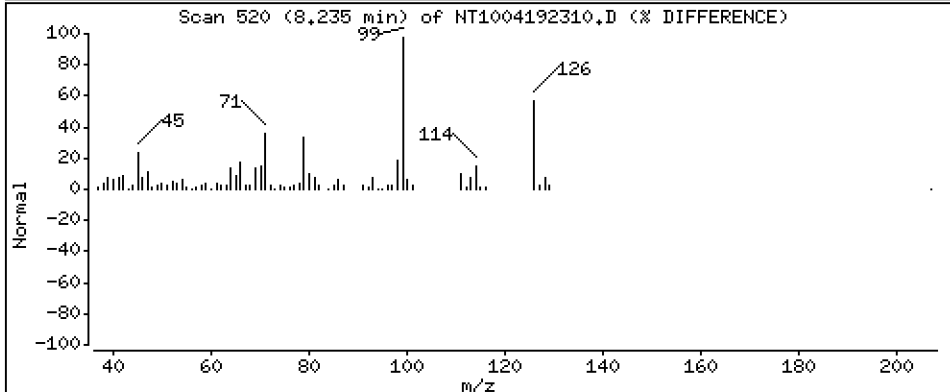
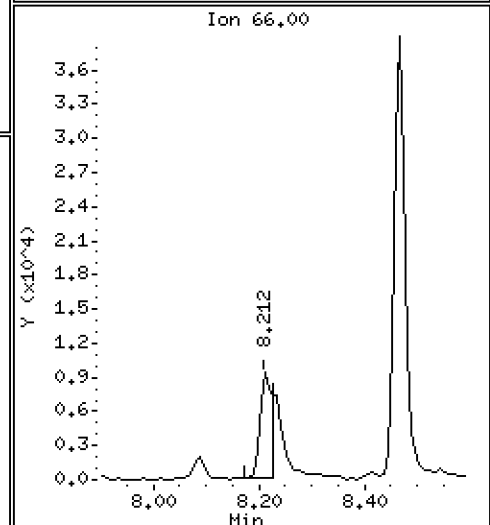
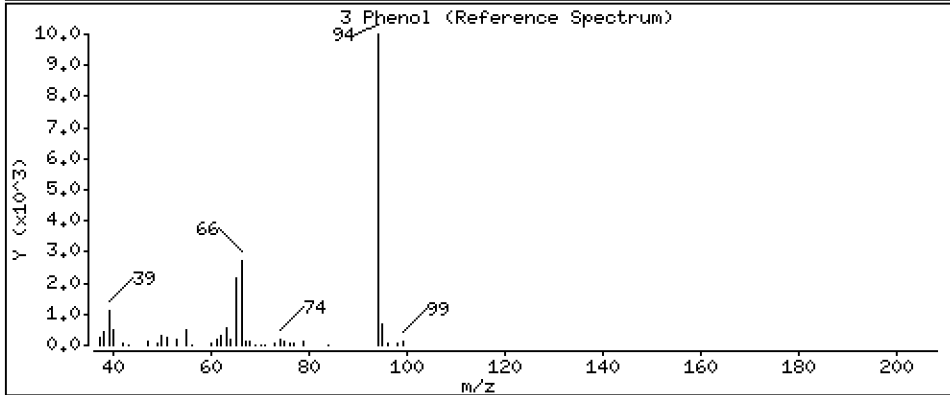
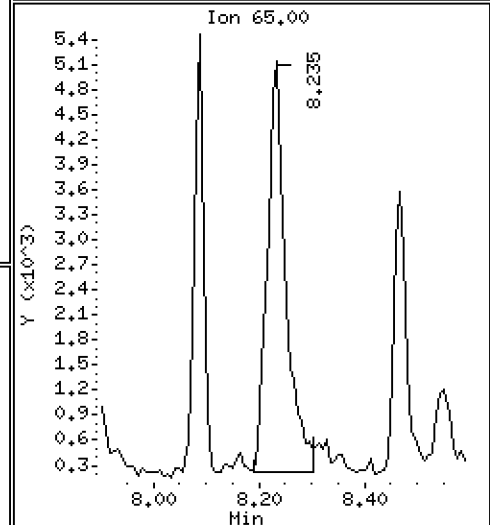
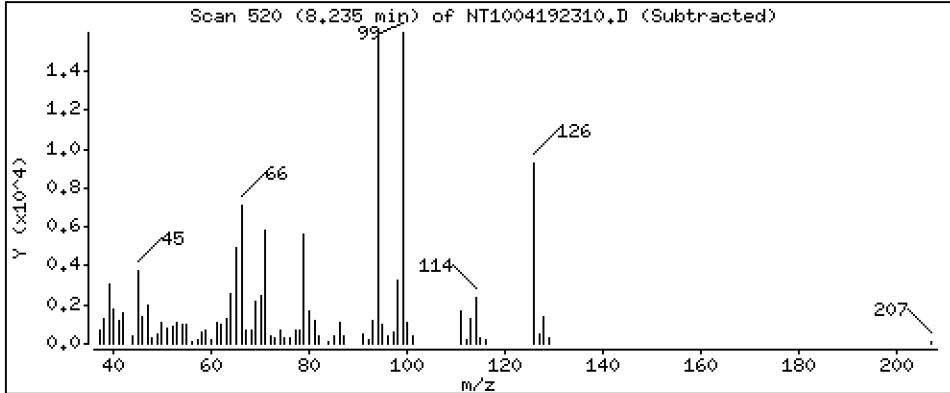
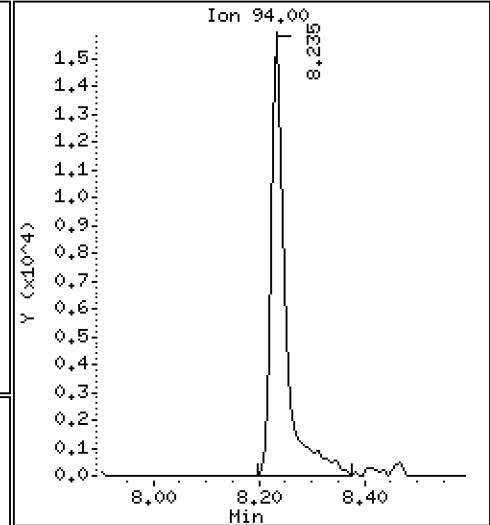
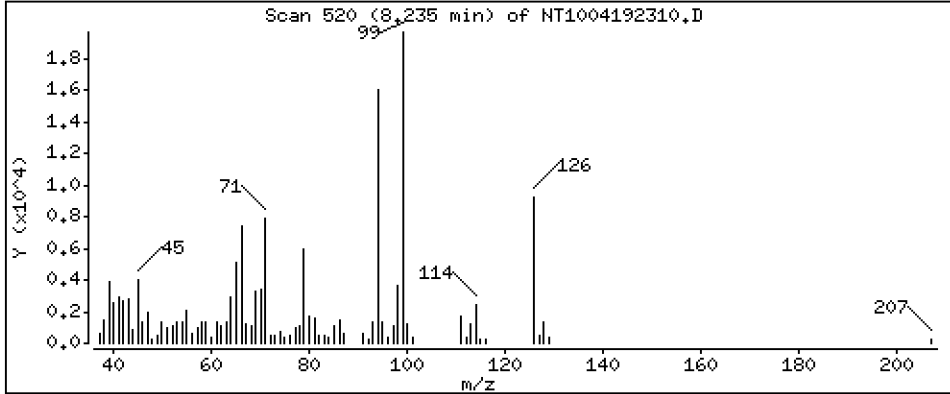
Operator: VTS

Column phase: ZB-5msi

Column diameter: 0,25

3 Phenol

Concentration: 0,4728 ug/mL



Date : 19-APR-2023 17:06

Client ID:

Instrument: nt10.i

Sample Info: 23C0774-01

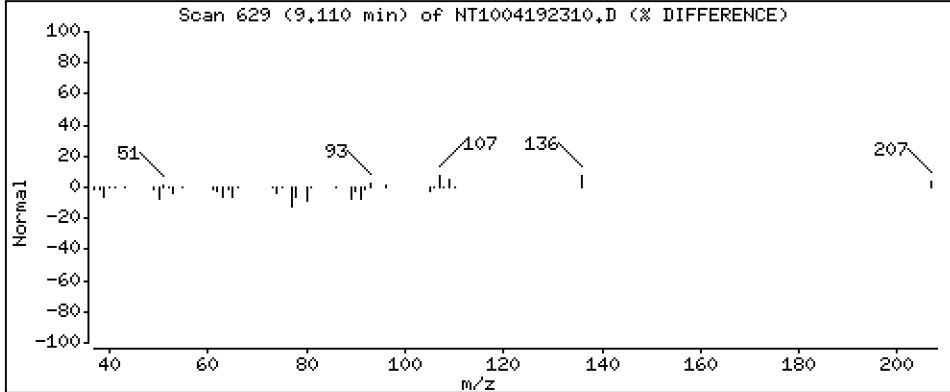
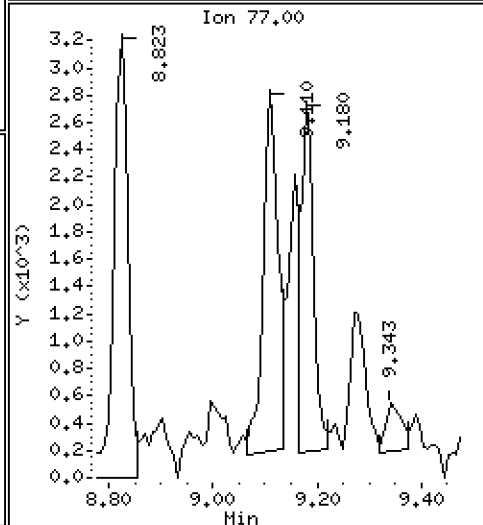
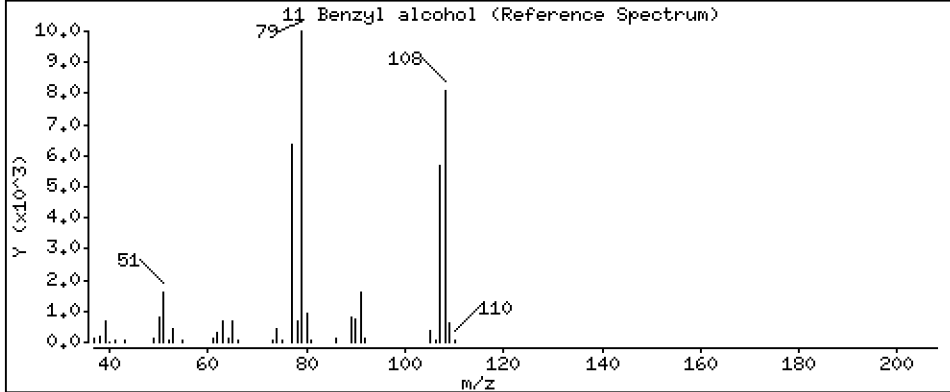
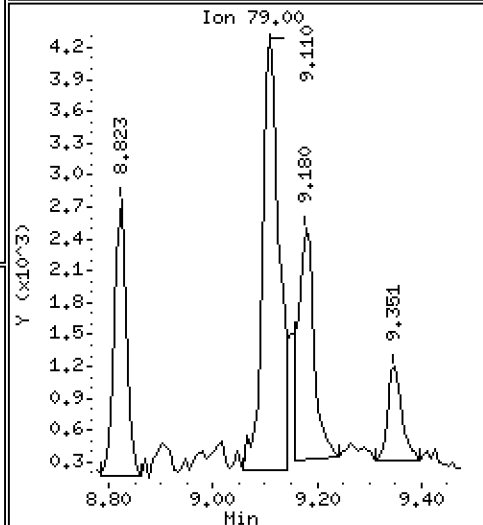
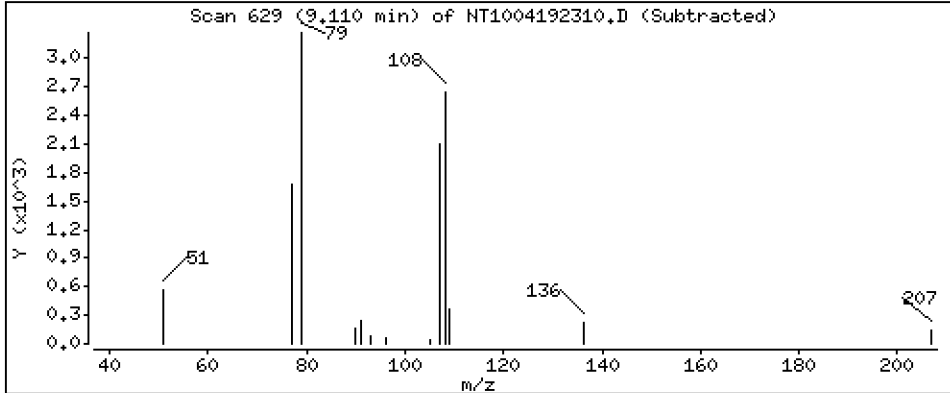
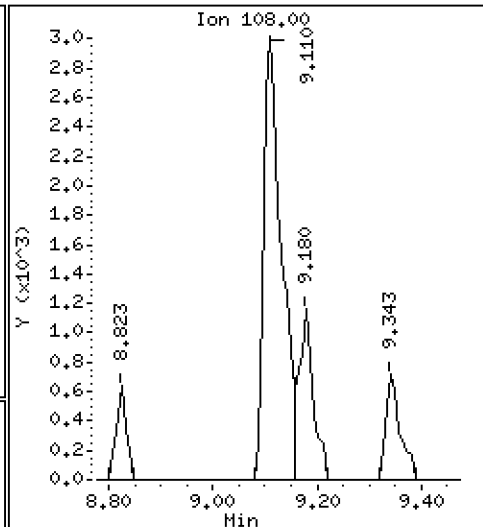
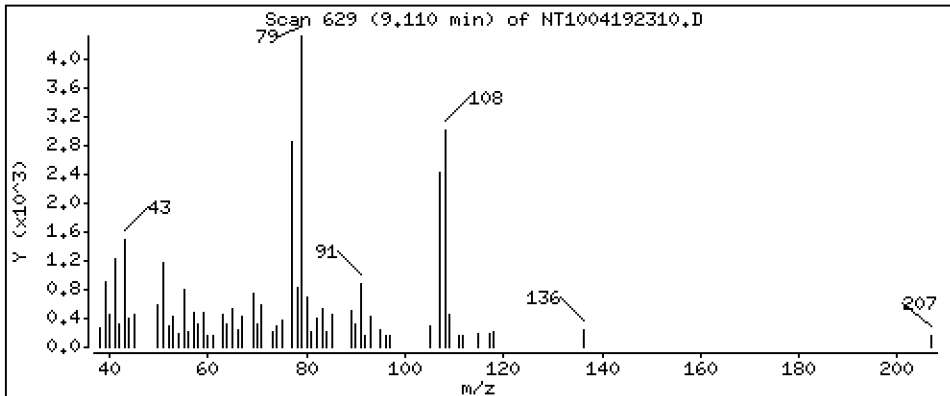
Operator: VTS

Column phase: ZB-5msi

Column diameter: 0.25

11 Benzyl alcohol

Concentration: 0.2462 ug/mL



Date : 19-APR-2023 17:06

Client ID:

Instrument: nt10.i

Sample Info: 23C0774-01

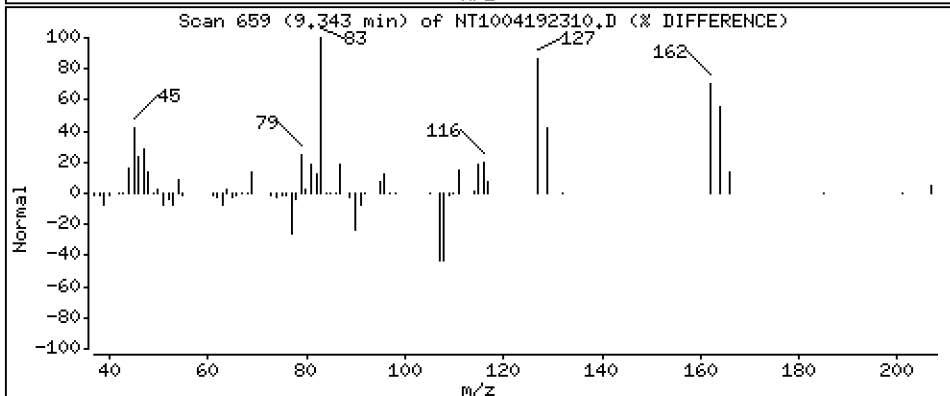
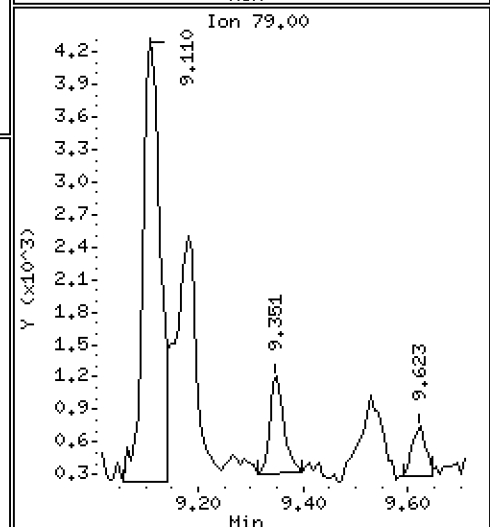
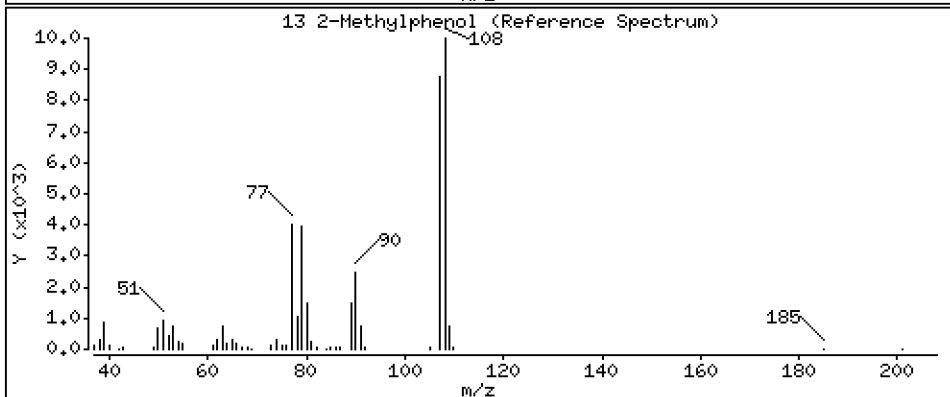
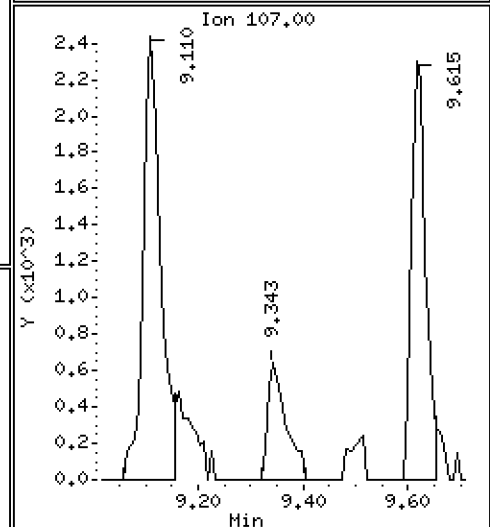
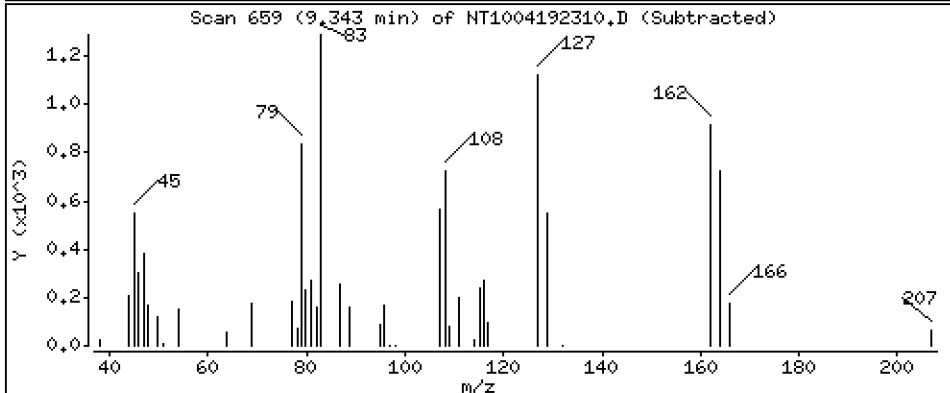
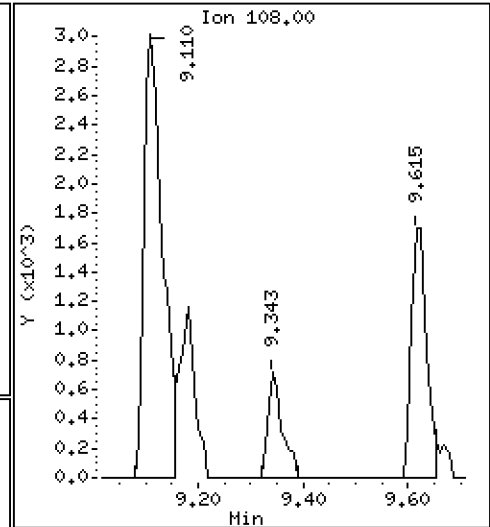
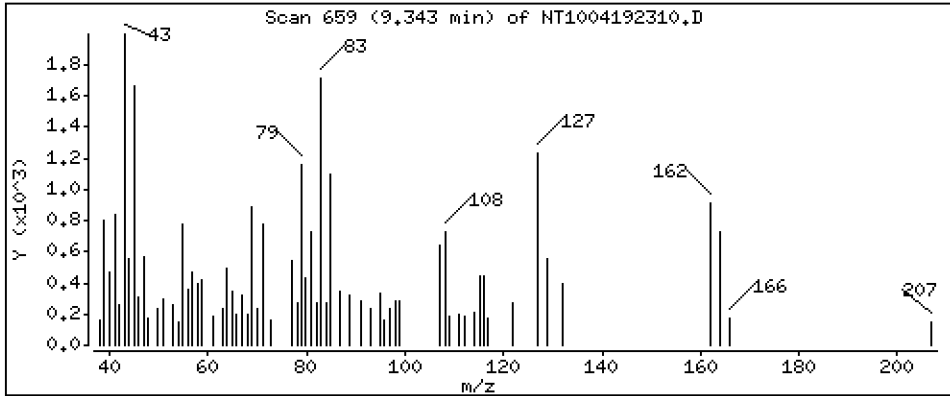
Operator: VTS

Column phase: ZB-5msi

Column diameter: 0.25

13 2-Methylphenol

Concentration: 0.02985 ug/mL



Date : 19-APR-2023 17:06

Client ID:

Instrument: nt10.i

Sample Info: 23C0774-01

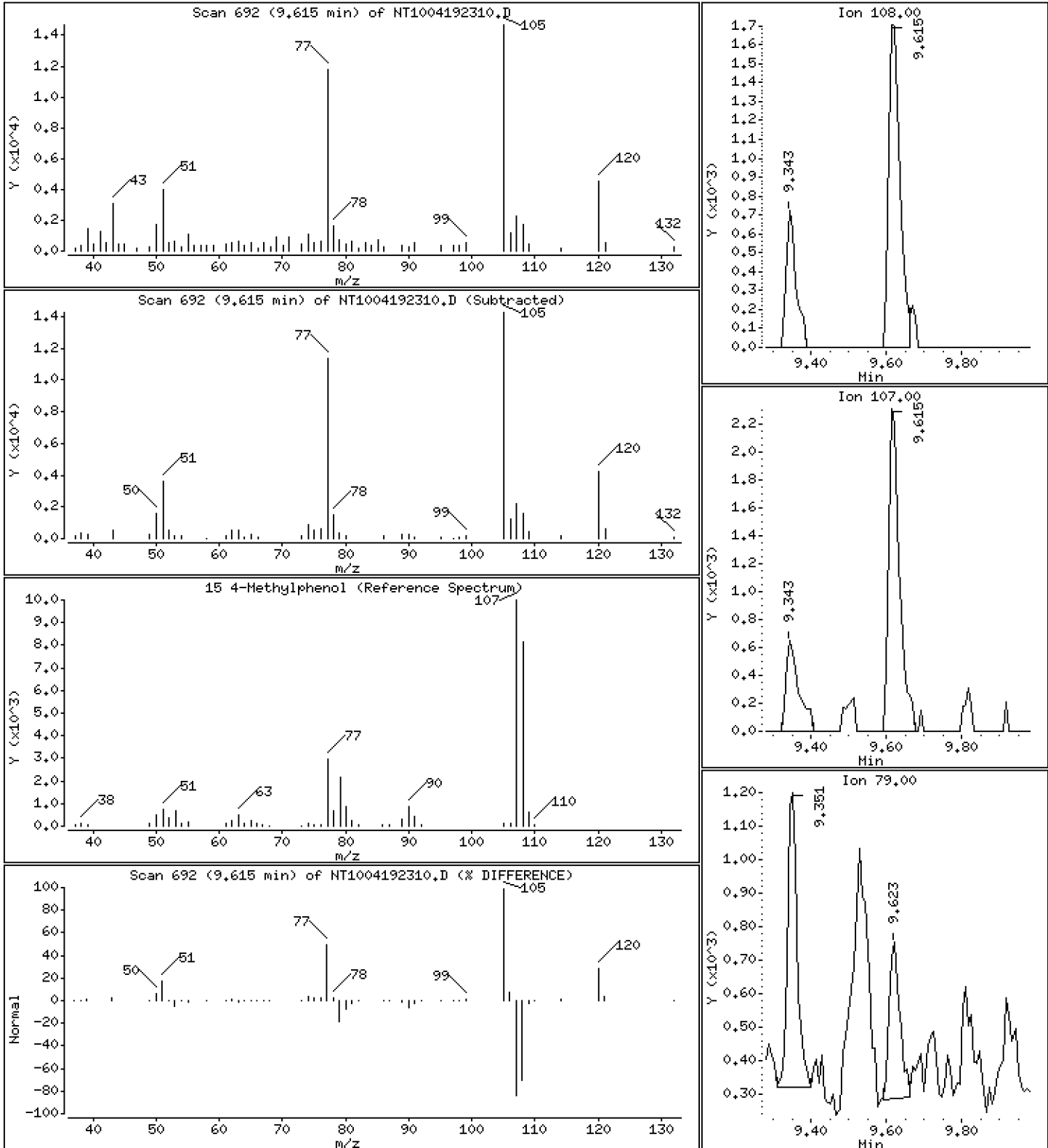
Operator: VTS

Column phase: ZB-5msi

Column diameter: 0.25

15 4-Methylphenol

Concentration: 0.07105 ug/mL



Date : 19-APR-2023 17:06

Client ID:

Instrument: nt10.i

Sample Info: 23C0774-01

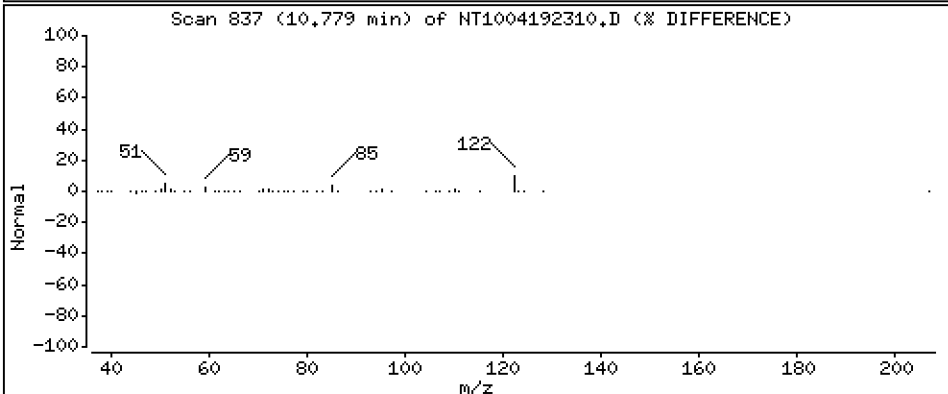
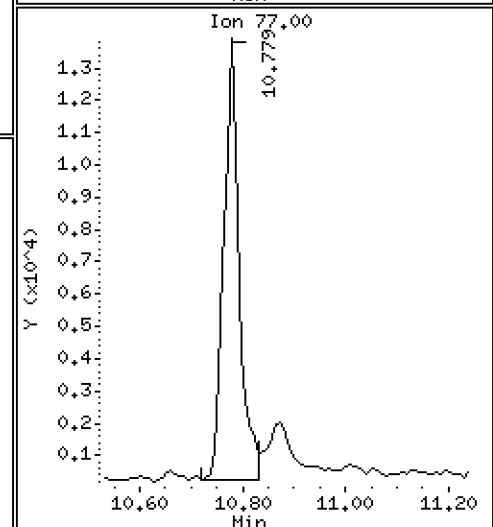
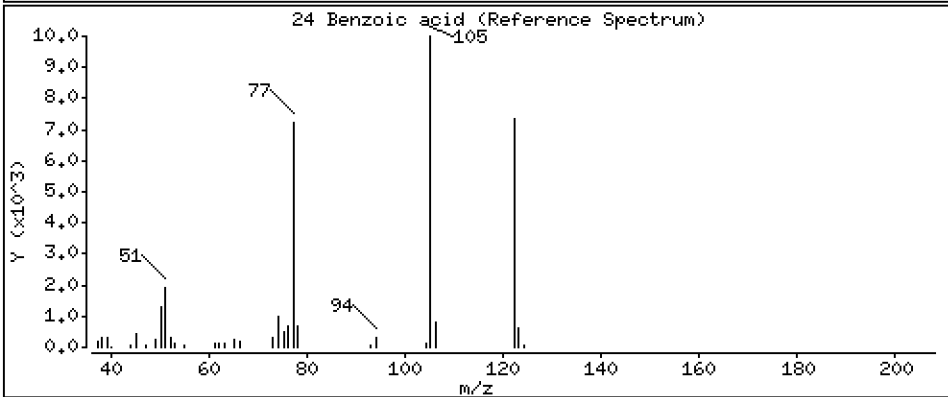
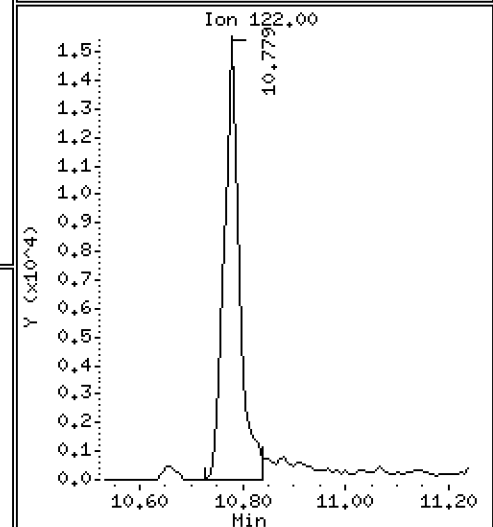
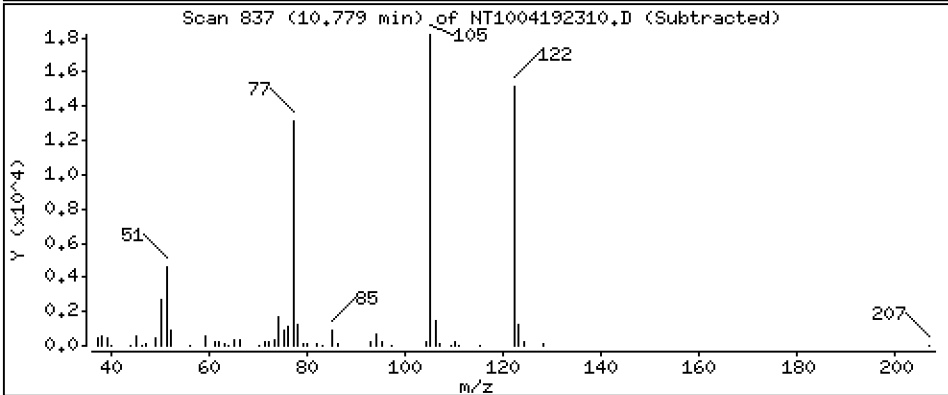
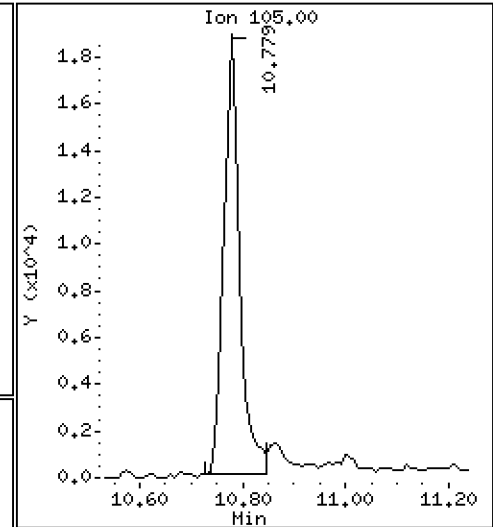
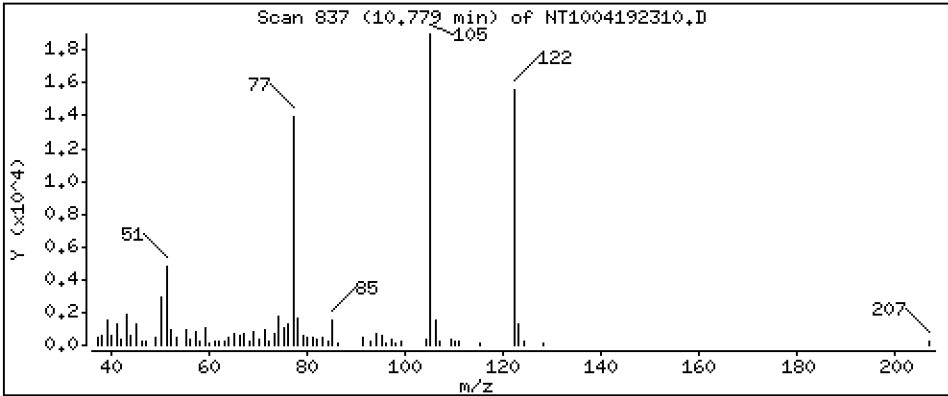
Operator: VTS

Column phase: ZB-5msi

Column diameter: 0,25

24 Benzoic acid

Concentration: 1,421 ug/mL



Date : 19-APR-2023 17:06

Client ID:

Instrument: nt10.i

Sample Info: 23C0774-01

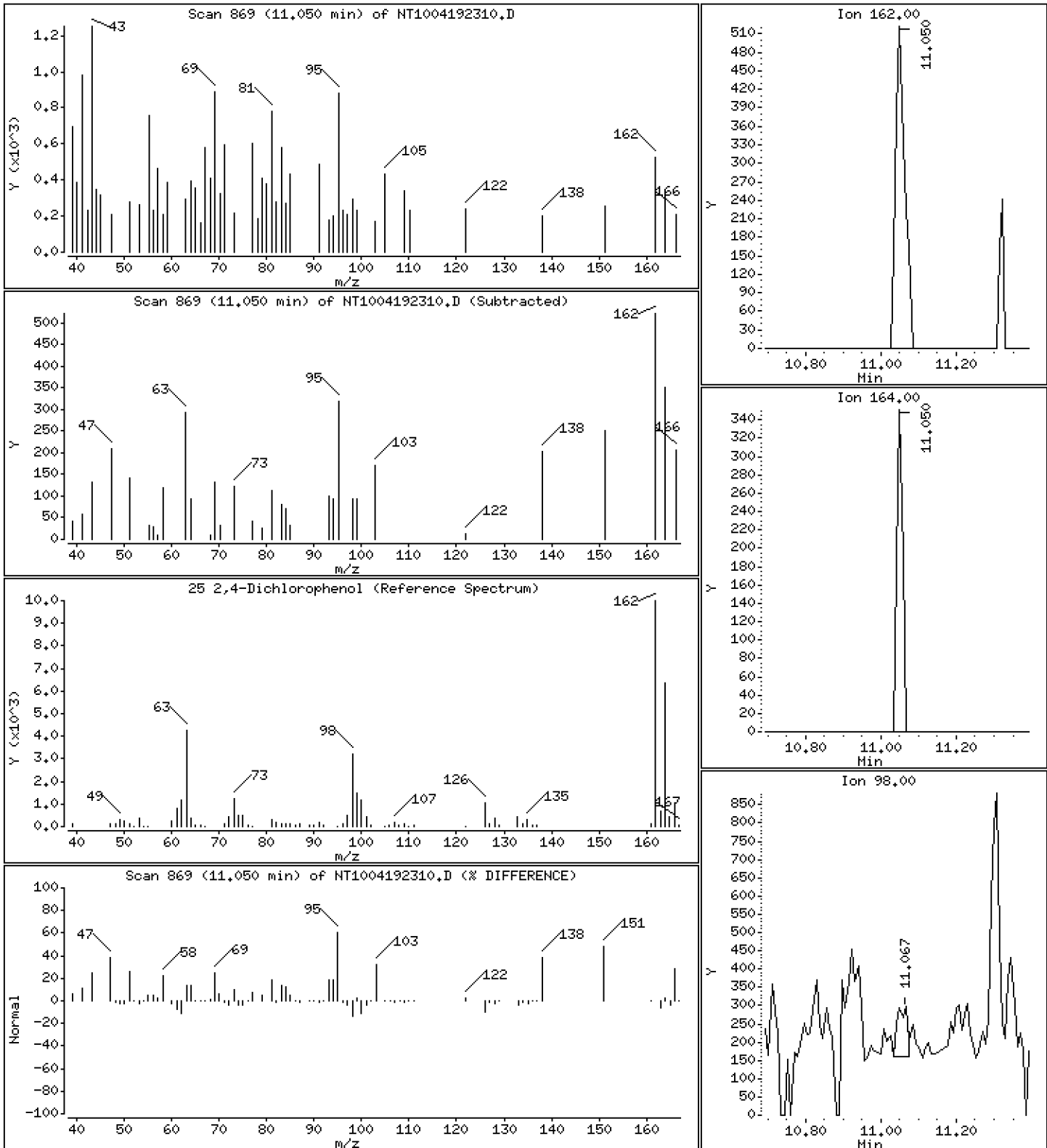
Operator: VTS

Column phase: ZB-5msi

Column diameter: 0,25

25 2,4-Dichlorophenol

Concentration: 0,02234 ug/mL



Date : 19-APR-2023 17:06

Client ID:

Instrument: nt10.i

Sample Info: 23C0774-01

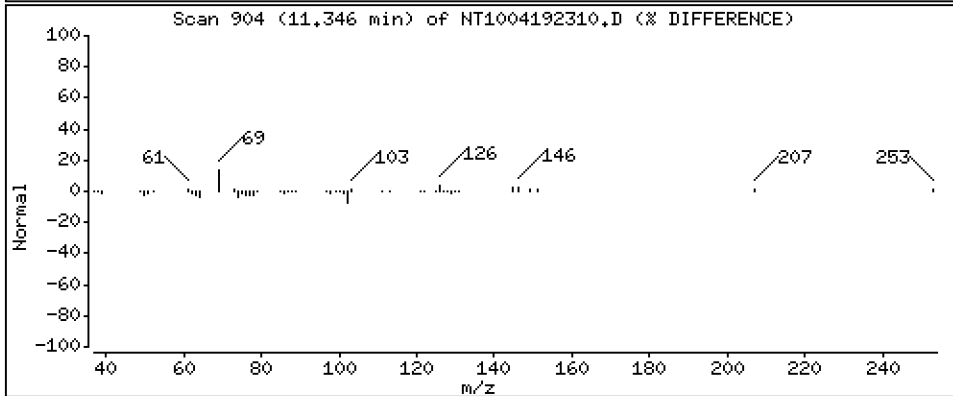
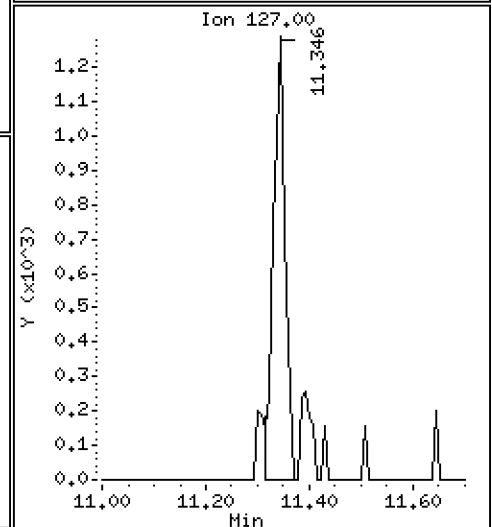
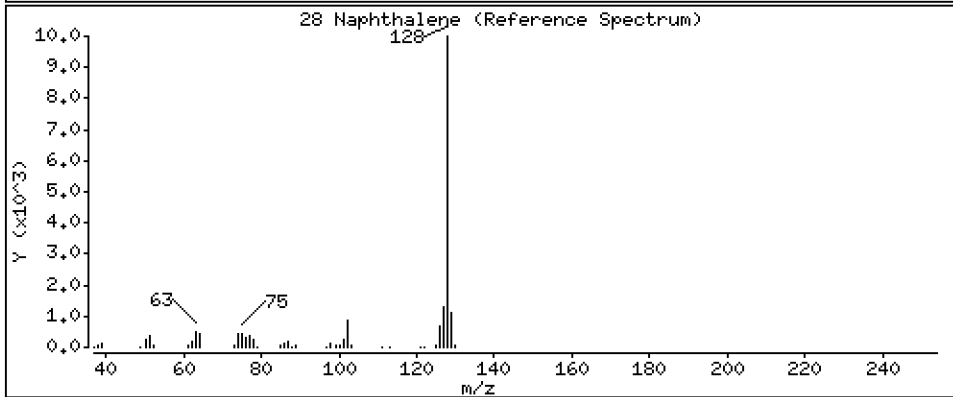
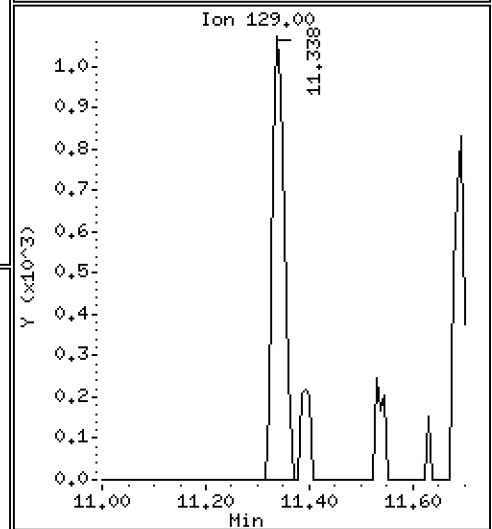
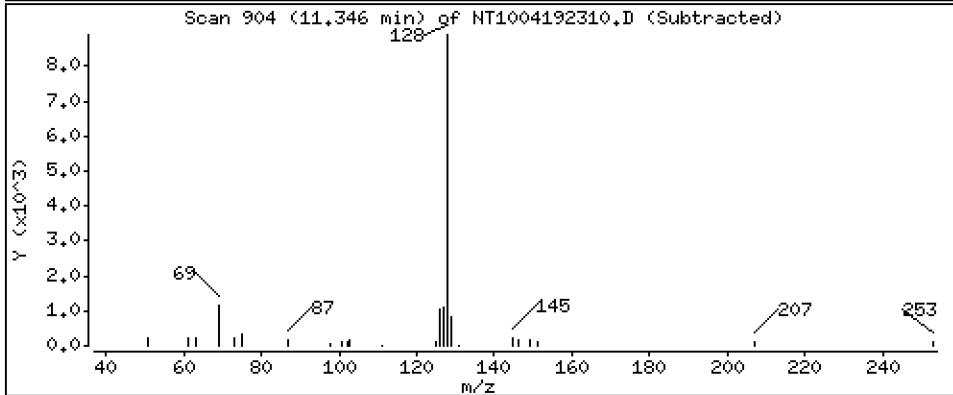
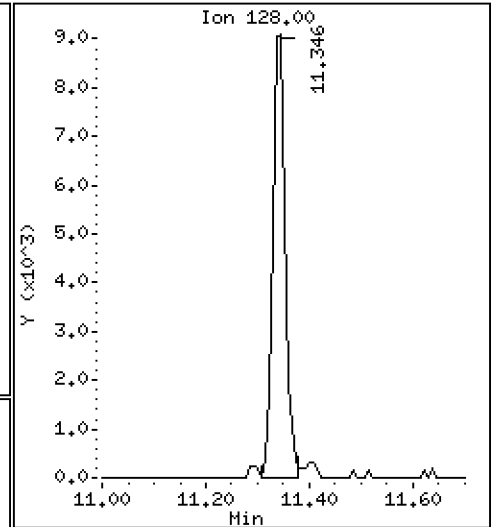
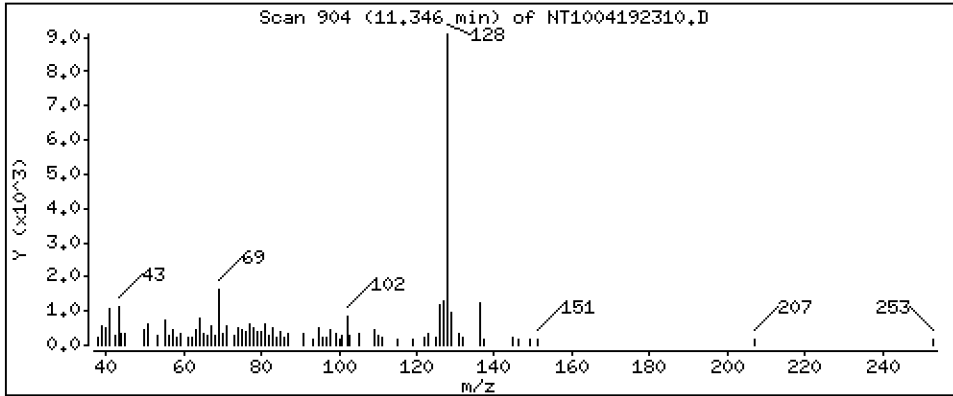
Operator: VTS

Column phase: ZB-5msi

Column diameter: 0.25

28 Naphthalene

Concentration: 0.1053 ug/mL



Date : 19-APR-2023 17:06

Client ID:

Instrument: nt10.i

Sample Info: 23C0774-01

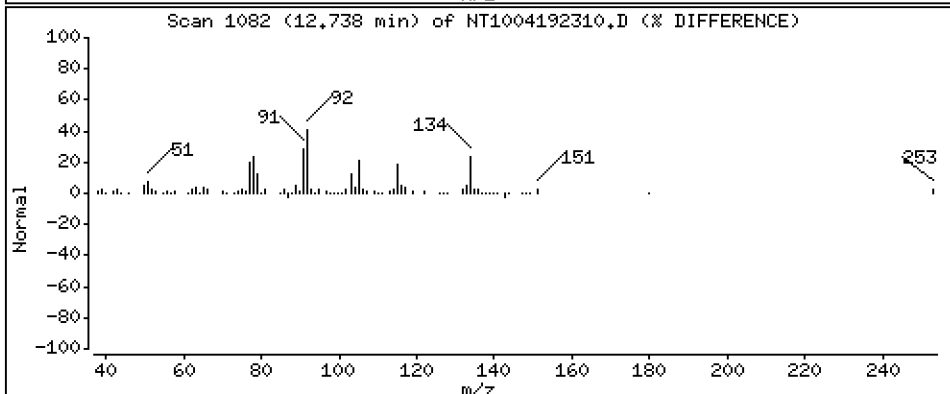
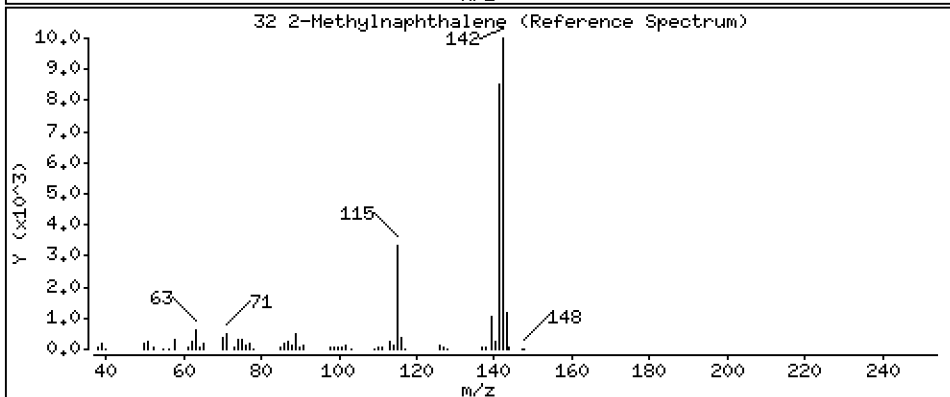
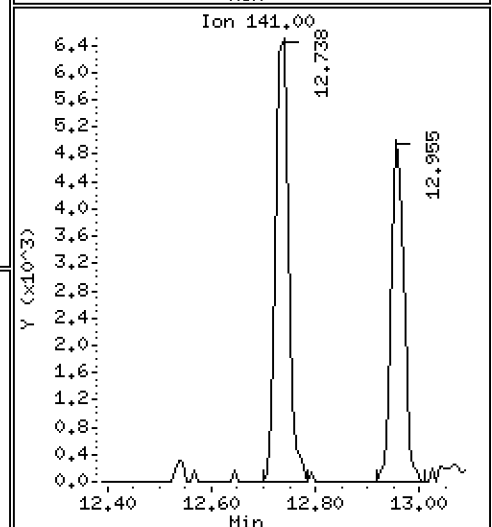
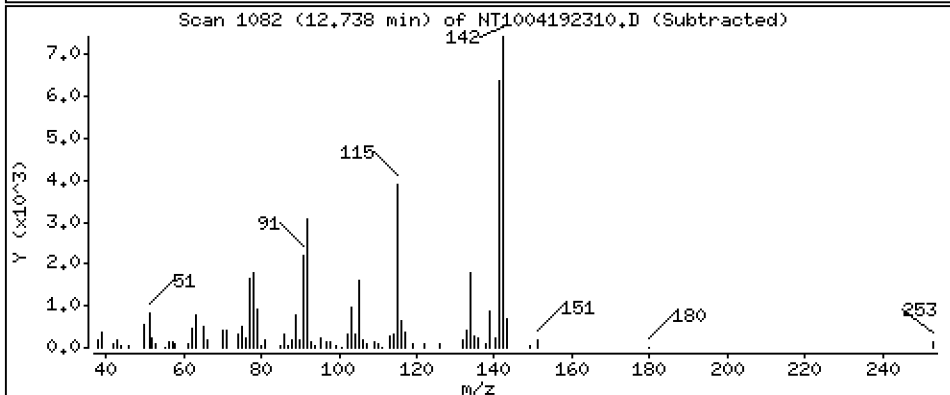
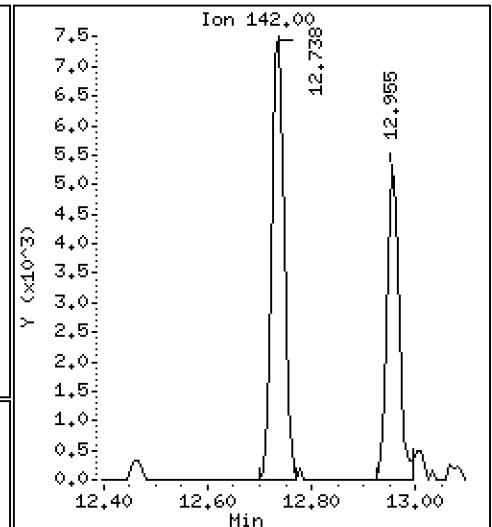
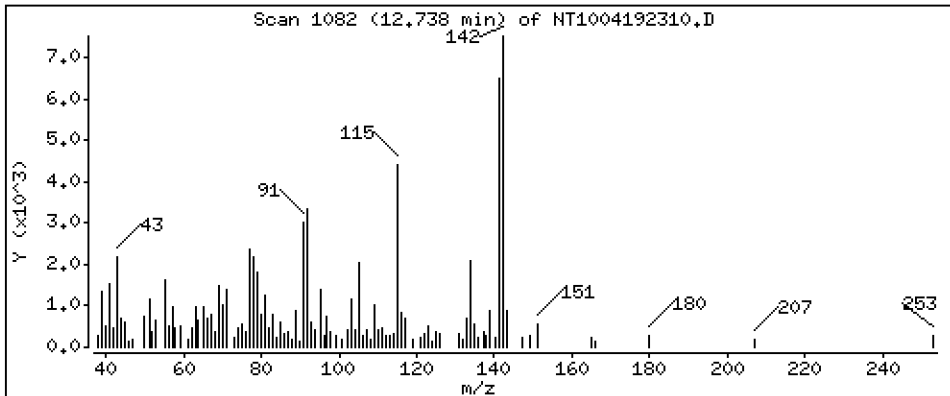
Operator: VTS

Column phase: ZB-5msi

Column diameter: 0,25

32 2-Methylnaphthalene

Concentration: 0,1107 ug/mL



Date : 19-APR-2023 17:06

Client ID:

Instrument: nt10.i

Sample Info: 23C0774-01

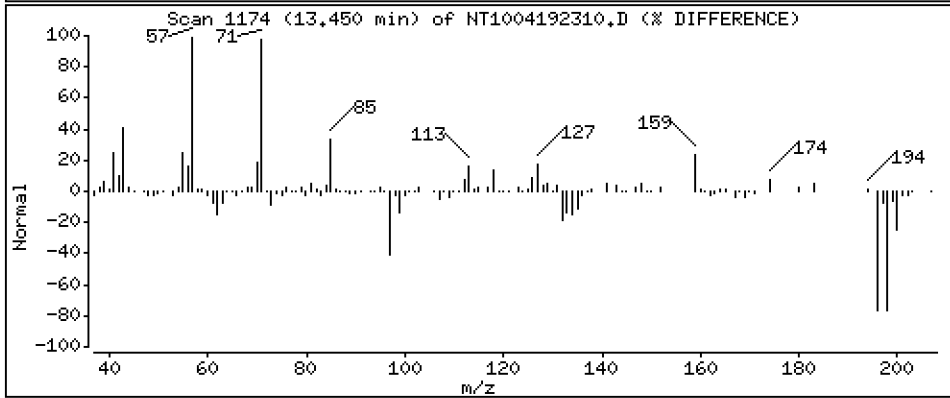
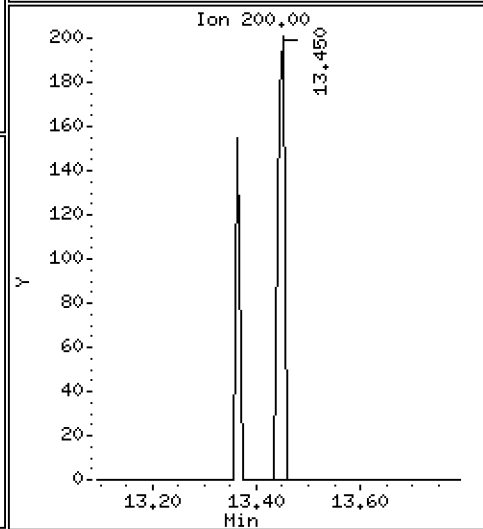
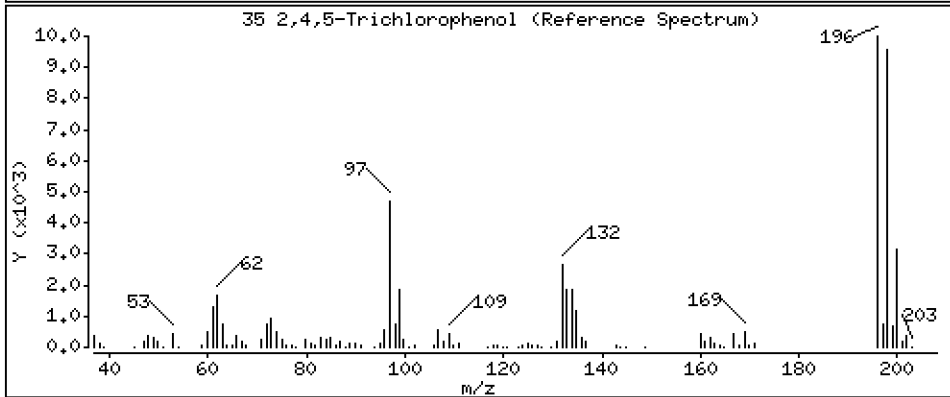
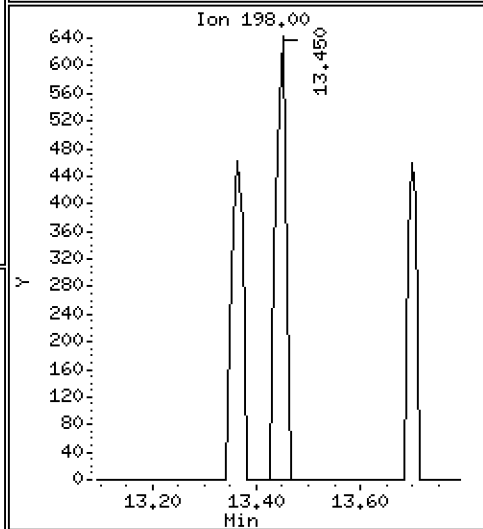
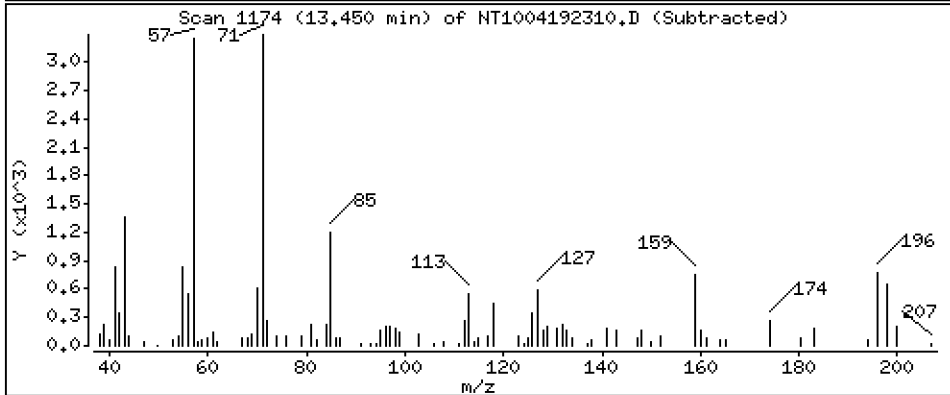
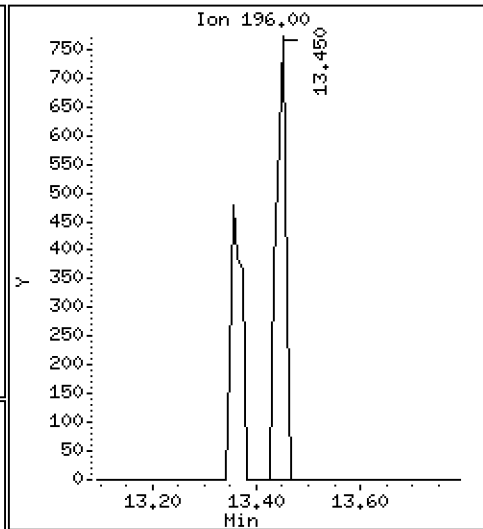
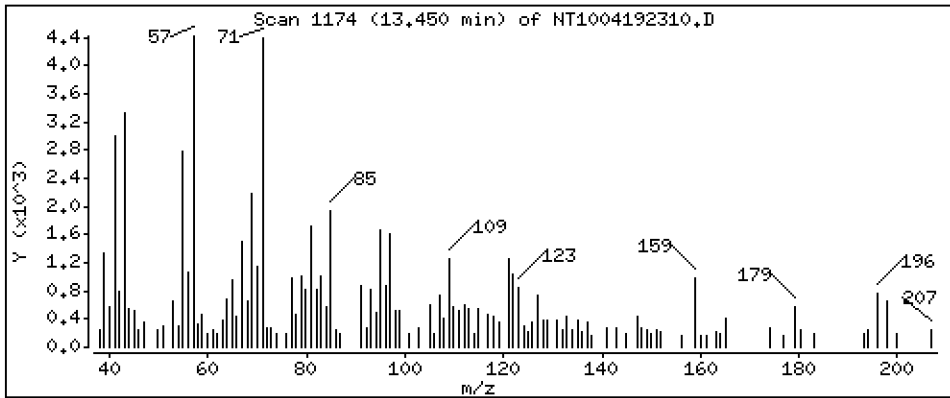
Operator: VTS

Column phase: ZB-5msi

Column diameter: 0,25

35 2,4,5-Trichlorophenol

Concentration: 0,02597 ug/mL



Date : 19-APR-2023 17:06

Client ID:

Instrument: nt10.i

Sample Info: 23C0774-01

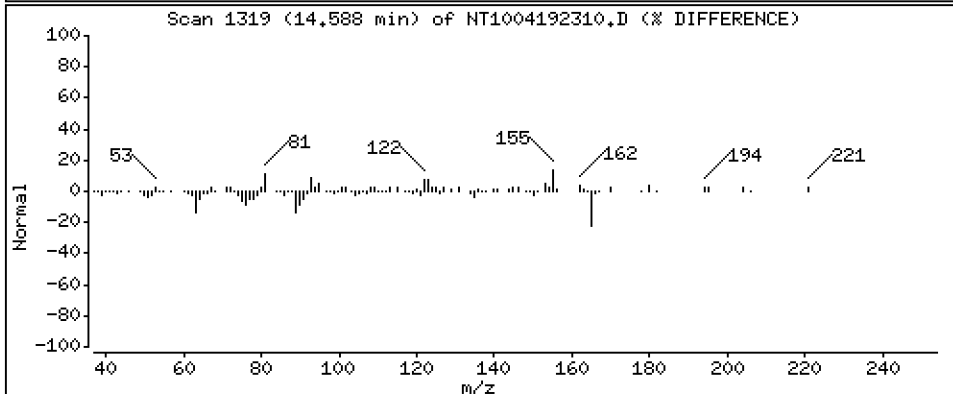
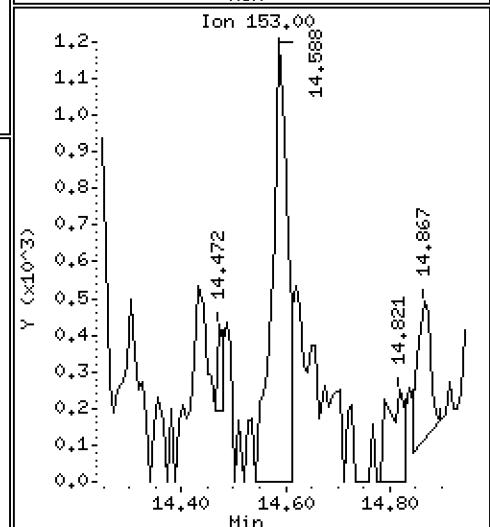
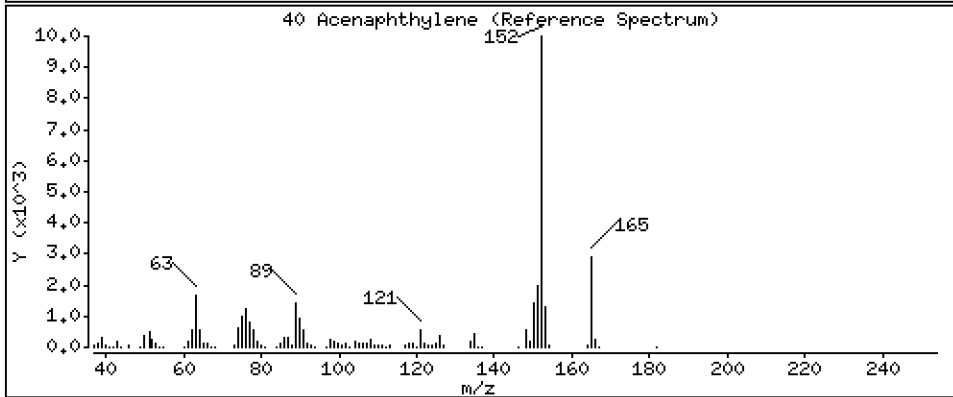
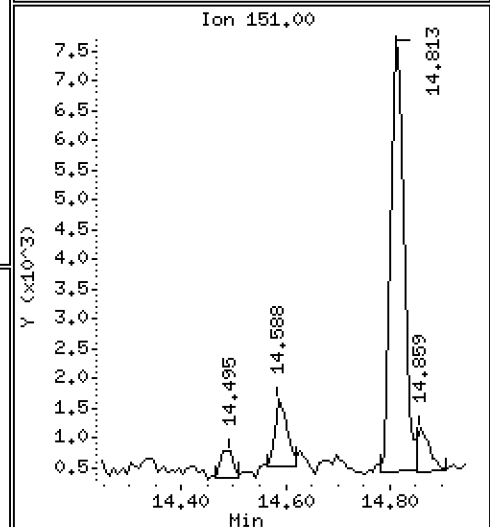
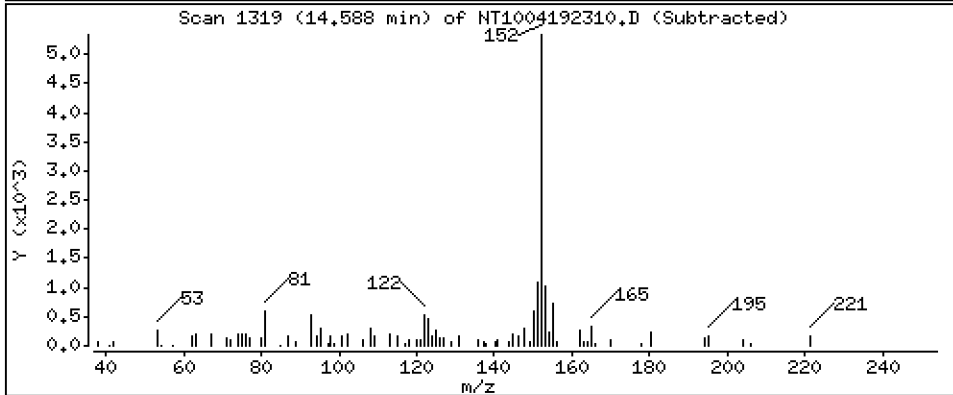
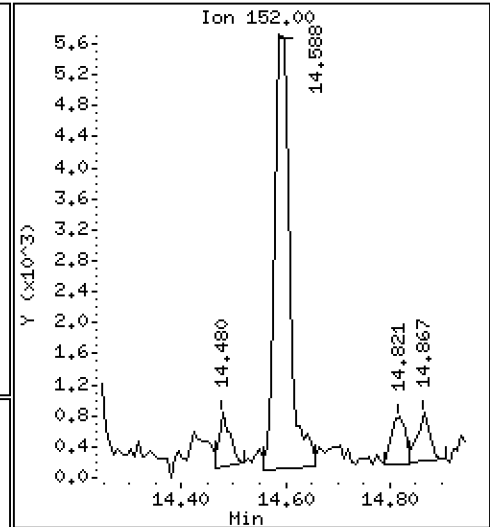
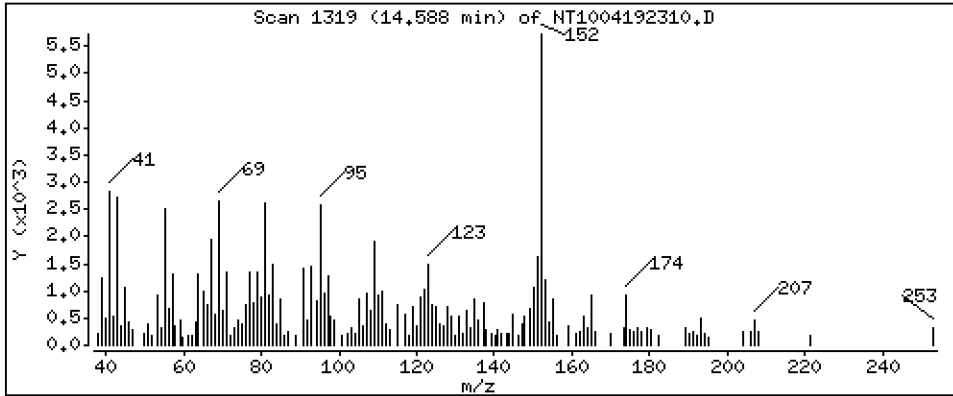
Operator: VTS

Column phase: ZB-5msi

Column diameter: 0.25

40 Acenaphthylene

Concentration: 0.06545 ug/mL



Date : 19-APR-2023 17:06

Client ID:

Instrument: nt10.i

Sample Info: 23C0774-01

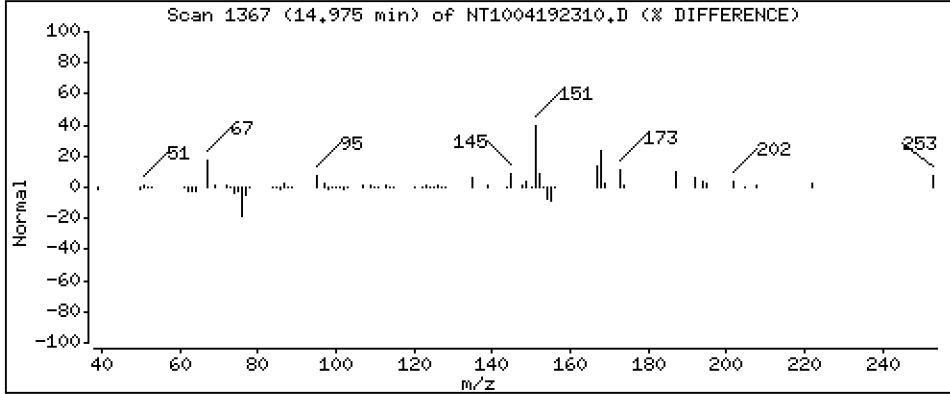
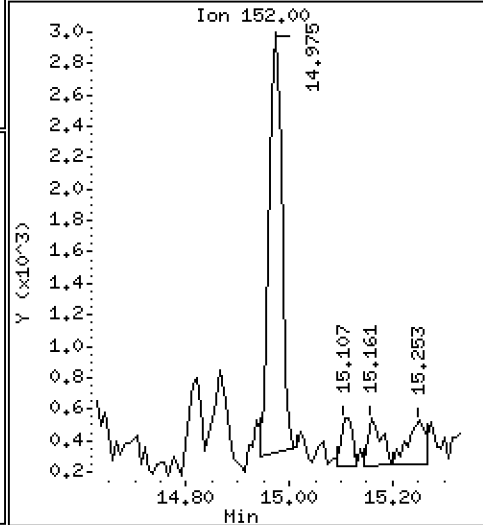
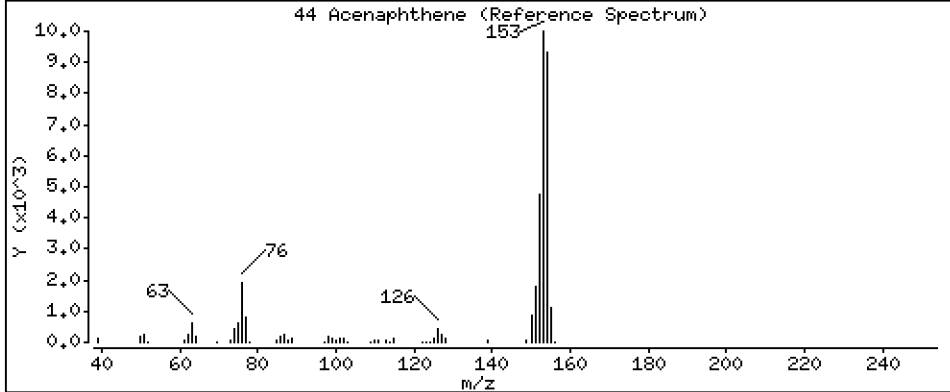
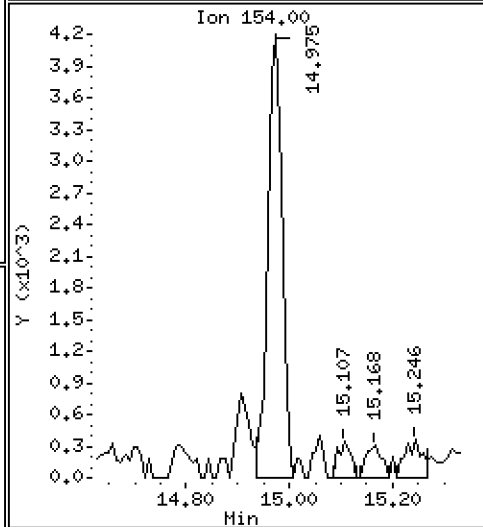
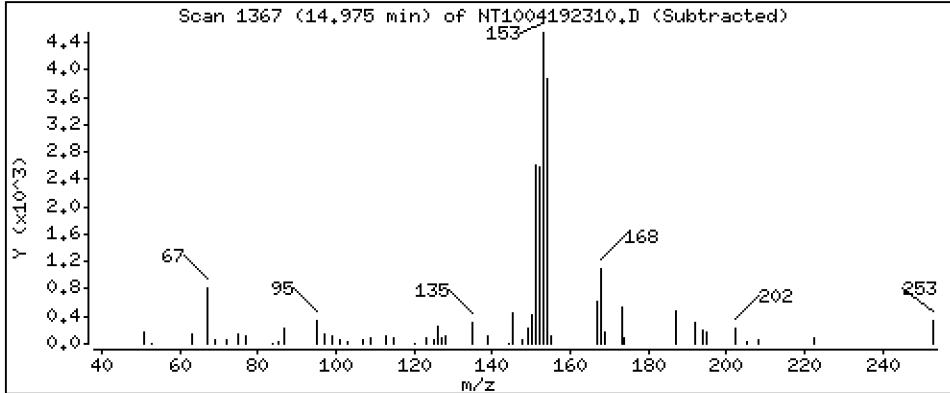
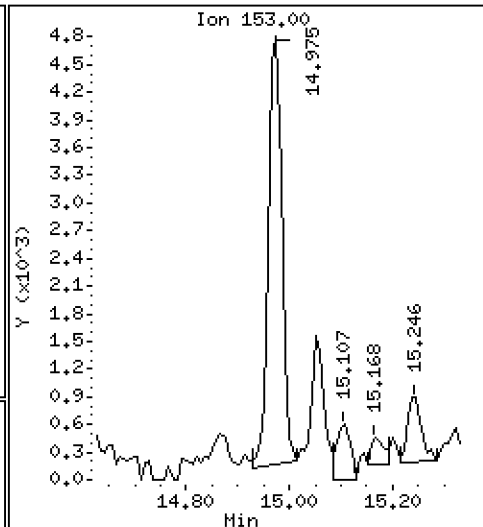
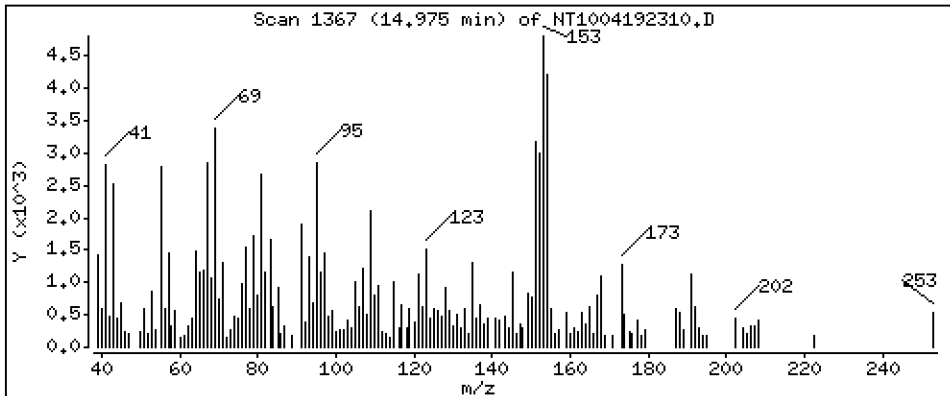
Operator: VTS

Column phase: ZB-5msi

Column diameter: 0.25

44 Acenaphthene

Concentration: 0.07771 ug/mL



Date : 19-APR-2023 17:06

Client ID:

Instrument: nt10.i

Sample Info: 23C0774-01

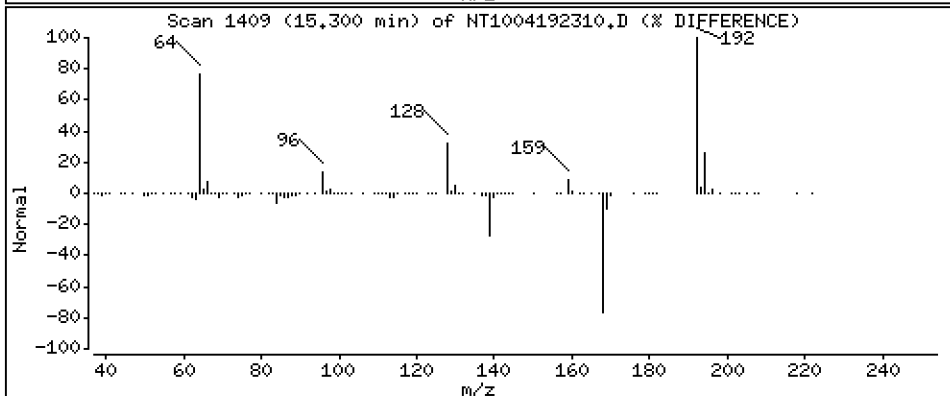
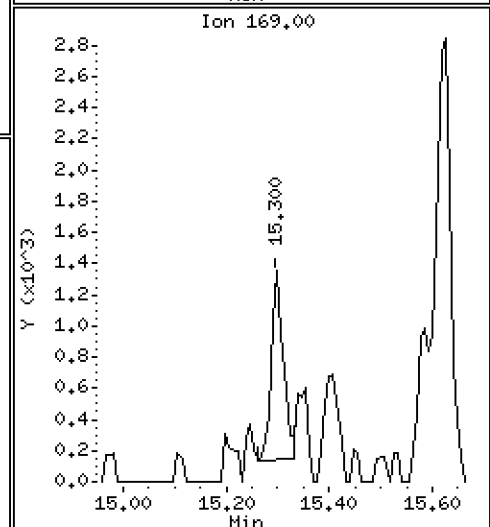
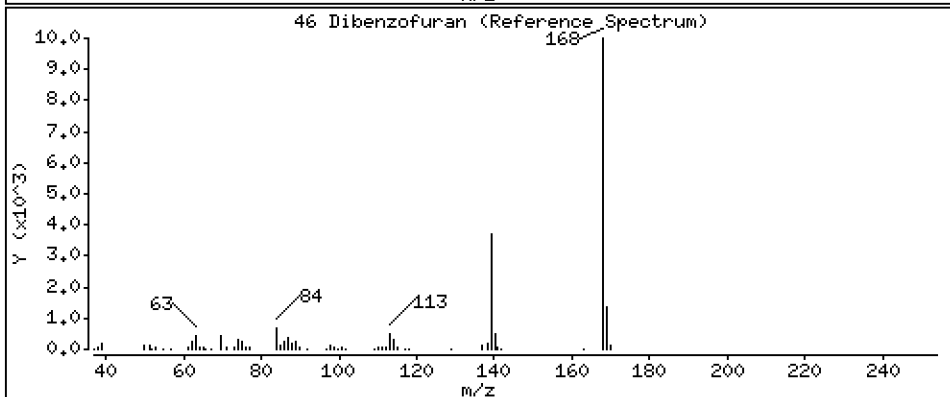
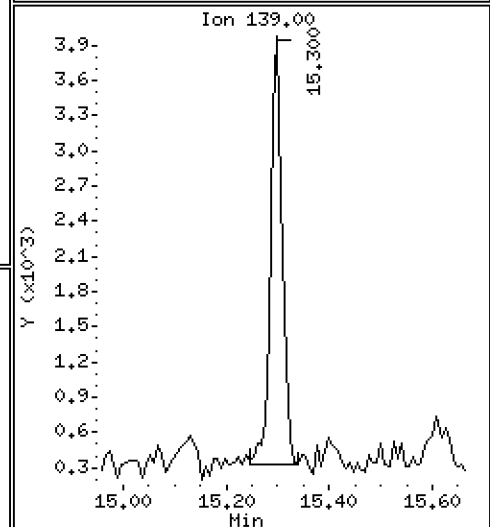
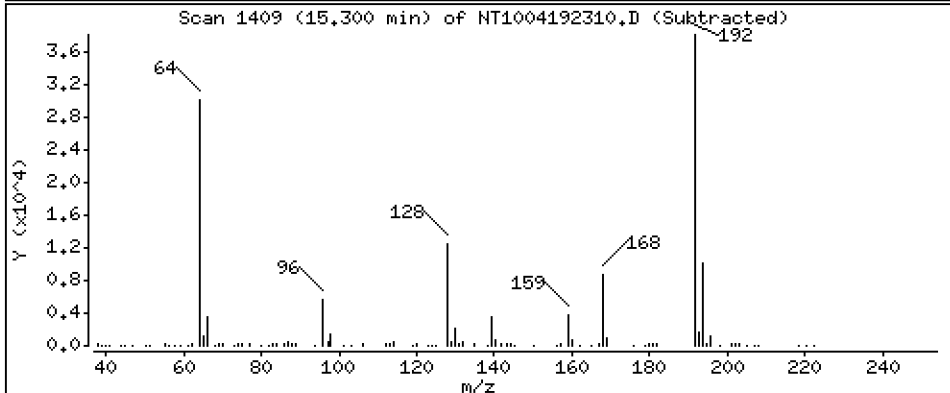
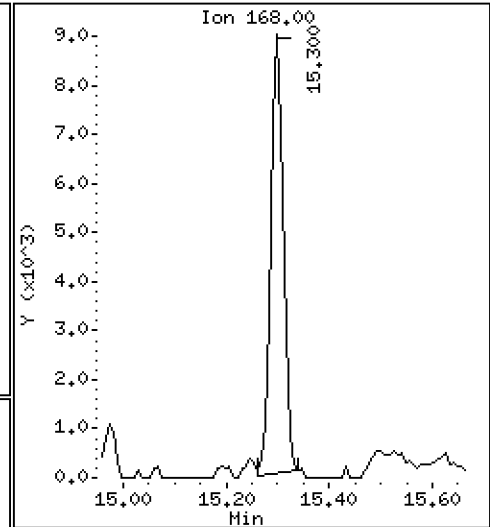
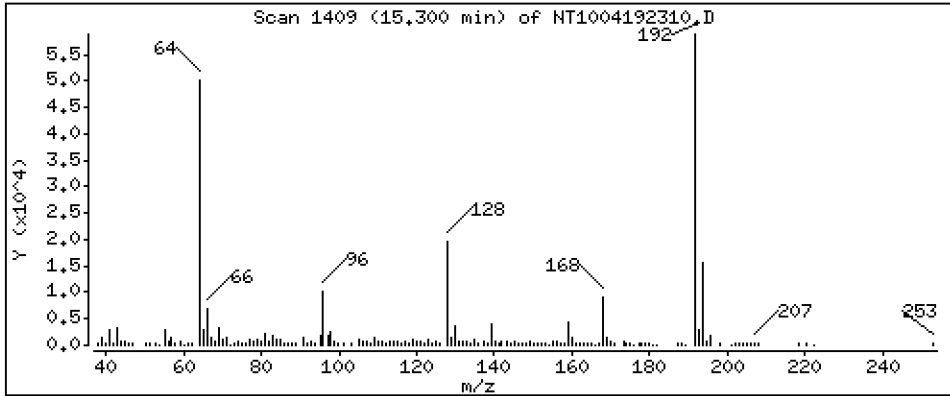
Operator: VTS

Column phase: ZB-5msi

Column diameter: 0,25

46 Dibenzofuran

Concentration: 0,09654 ug/mL



Date : 19-APR-2023 17:06

Client ID:

Instrument: nt10.i

Sample Info: 23C0774-01

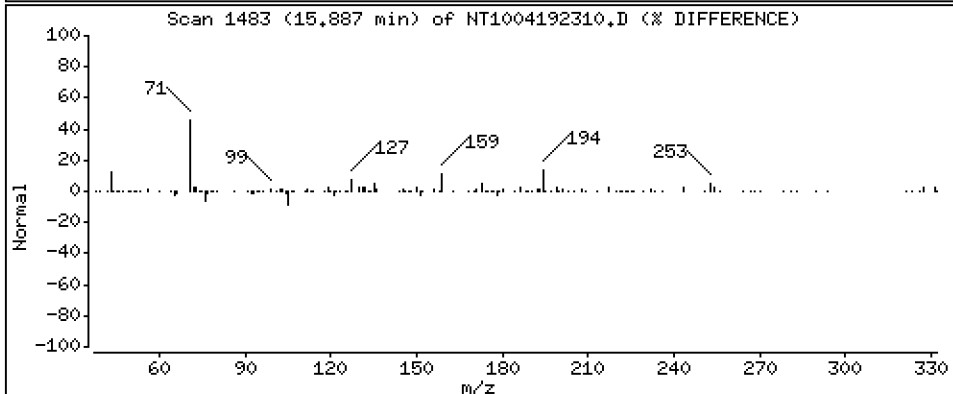
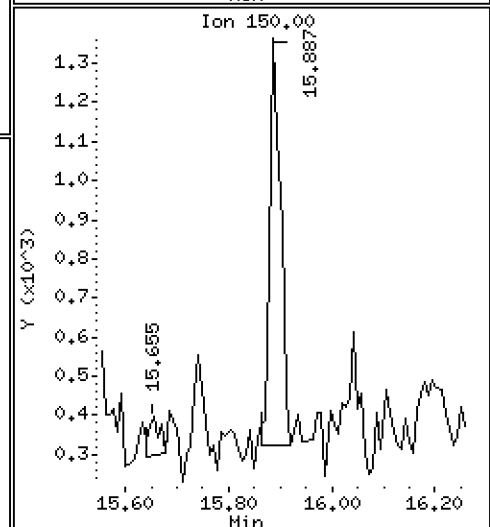
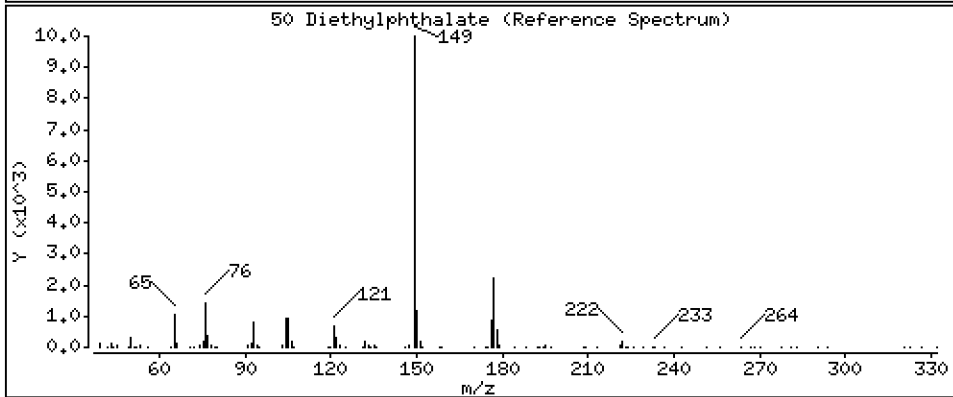
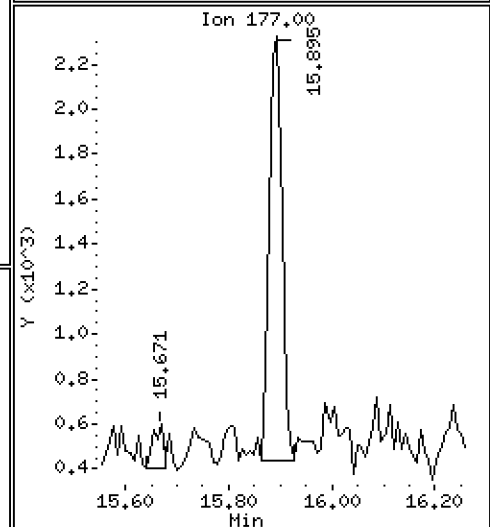
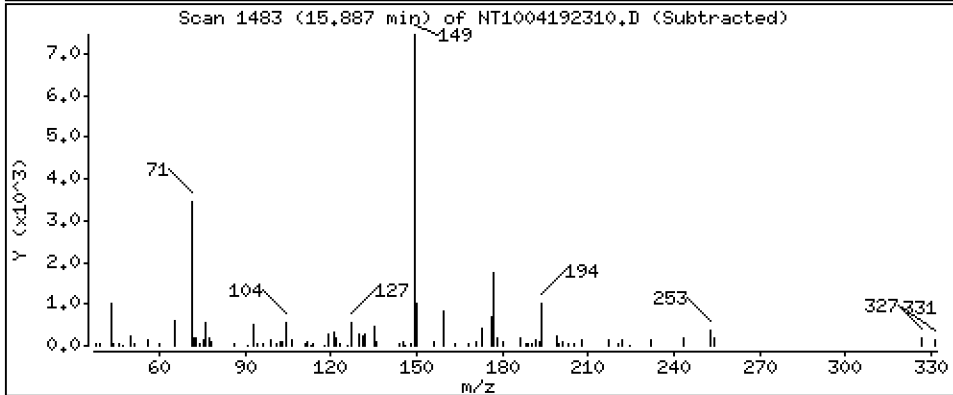
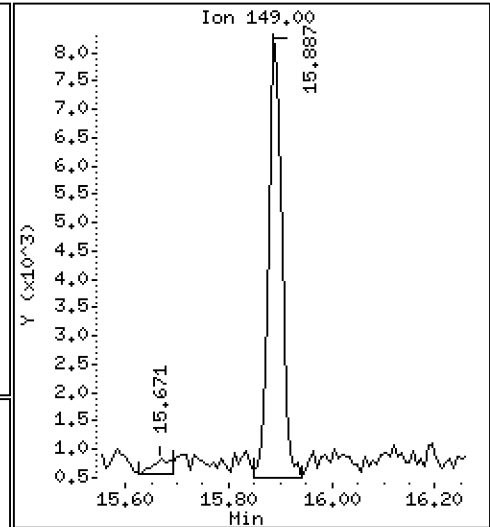
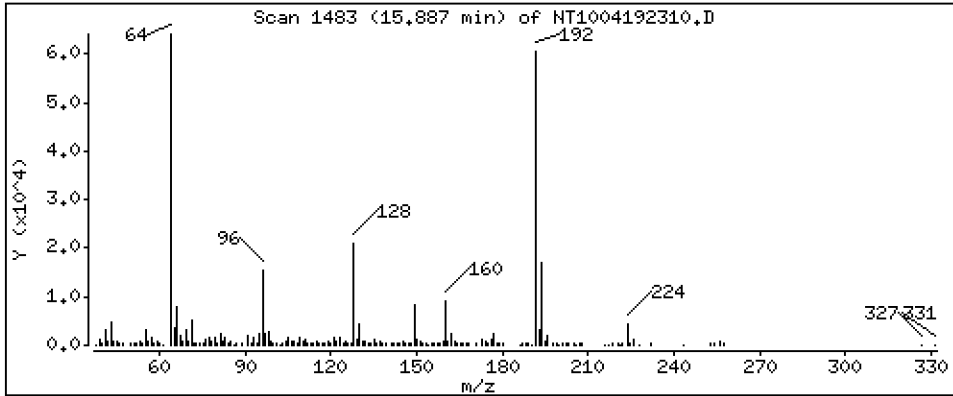
Operator: VTS

Column phase: ZB-5msi

Column diameter: 0.25

50 Diethylphthalate

Concentration: 0.1248 ug/mL



Date : 19-APR-2023 17:06

Client ID:

Instrument: nt10.i

Sample Info: 23C0774-01

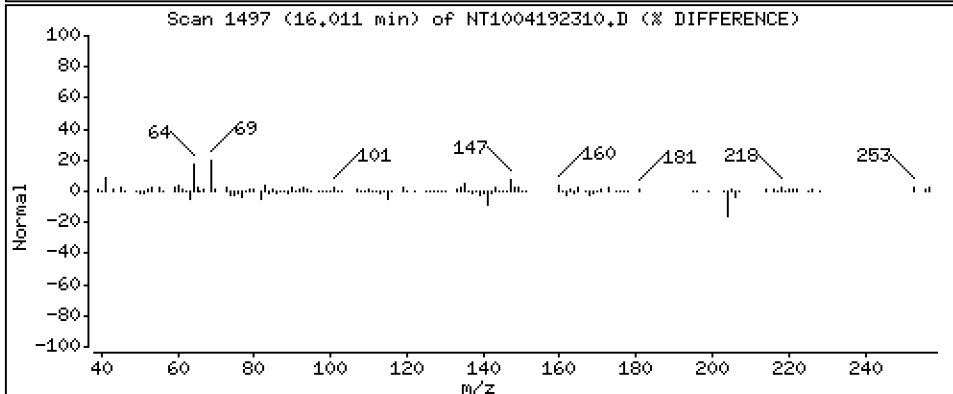
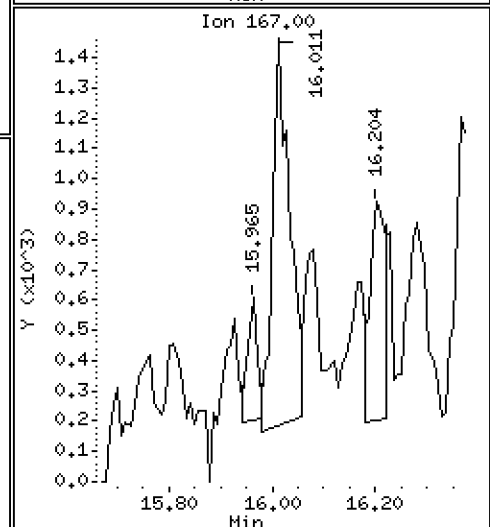
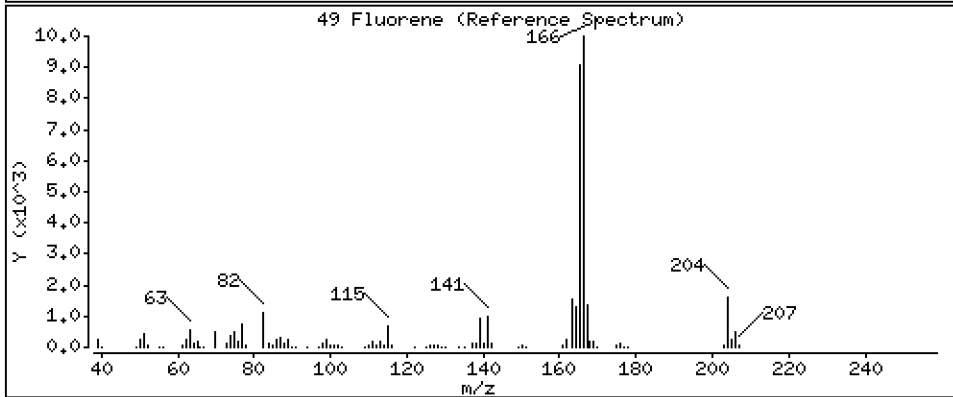
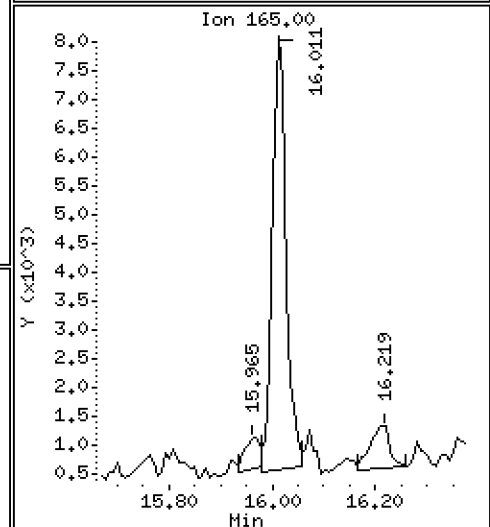
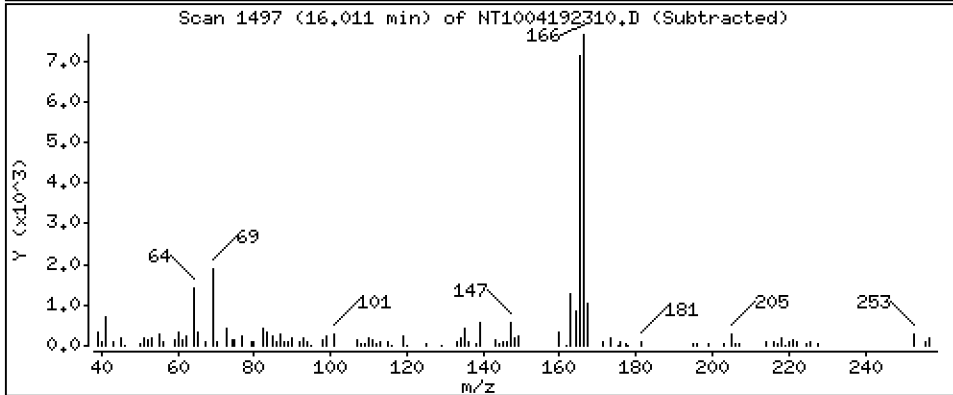
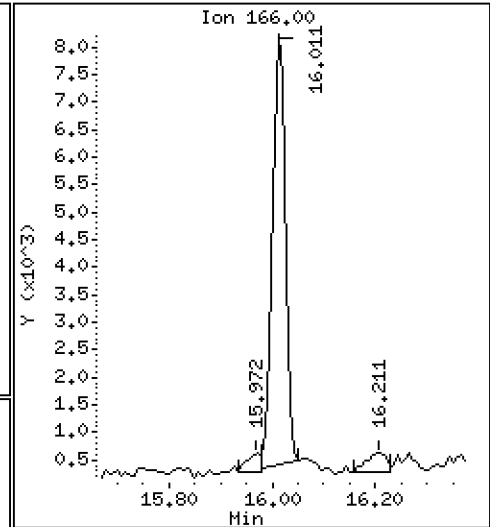
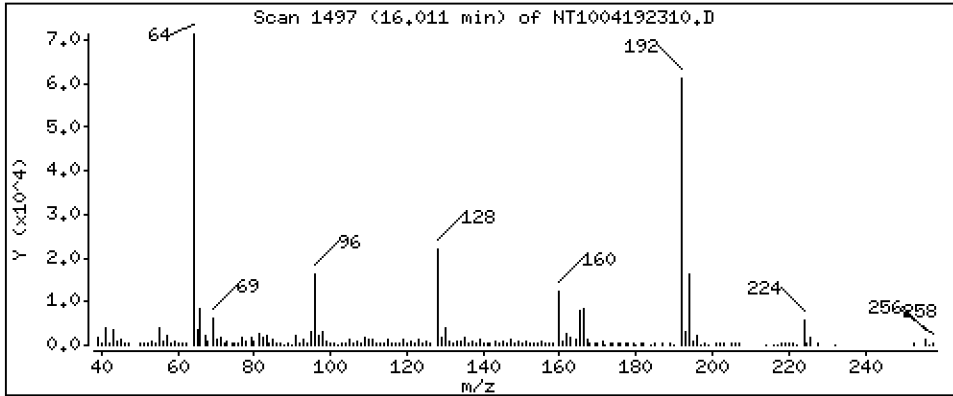
Operator: VTS

Column phase: ZB-5msi

Column diameter: 0,25

49 Fluorene

Concentration: 0,1070 ug/mL



Date : 19-APR-2023 17:06

Client ID:

Instrument: nt10.i

Sample Info: 23C0774-01

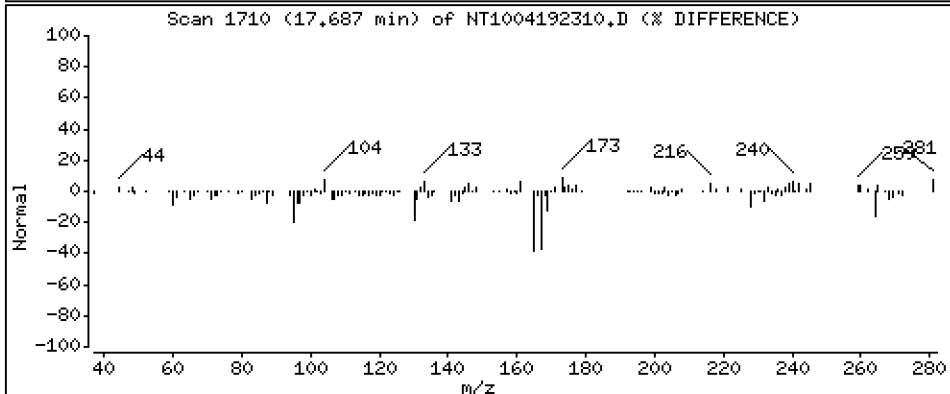
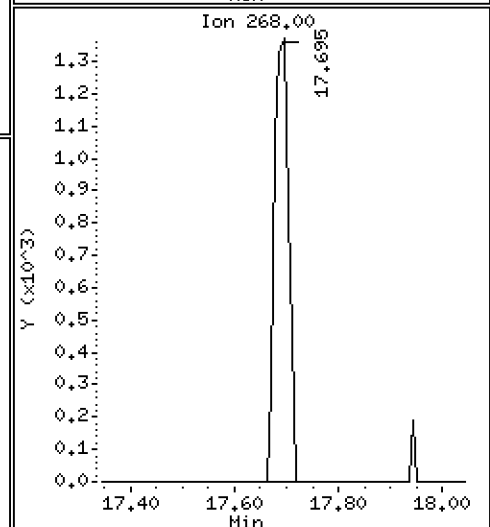
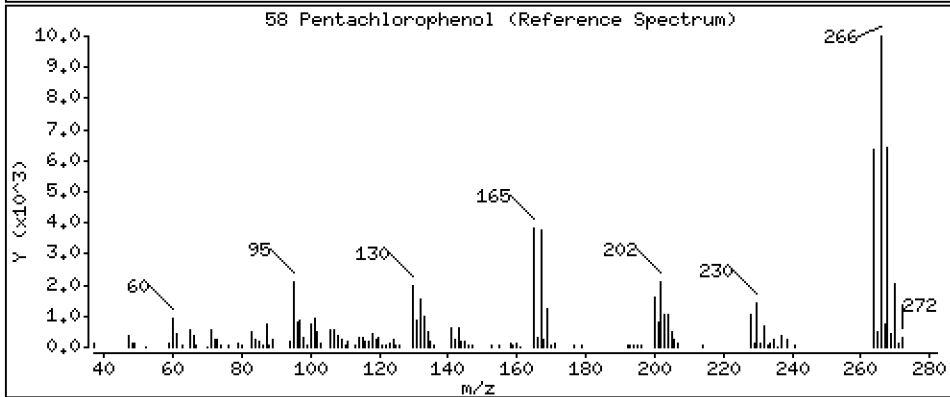
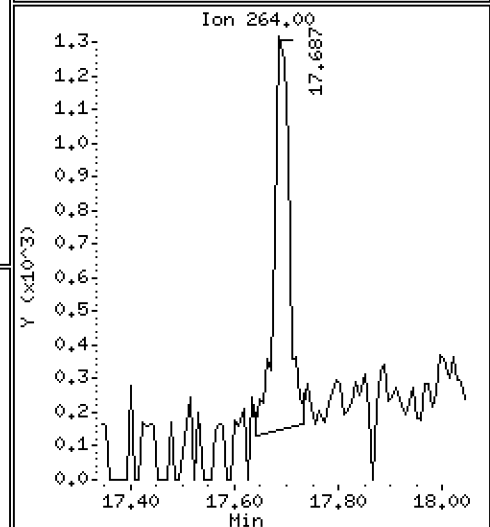
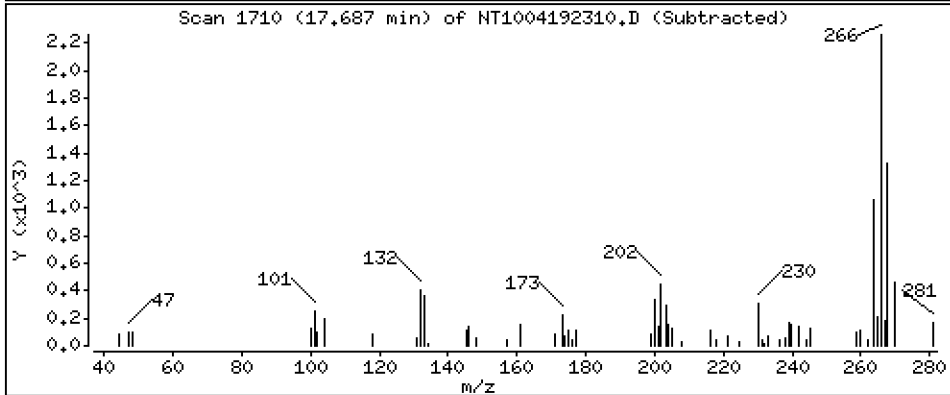
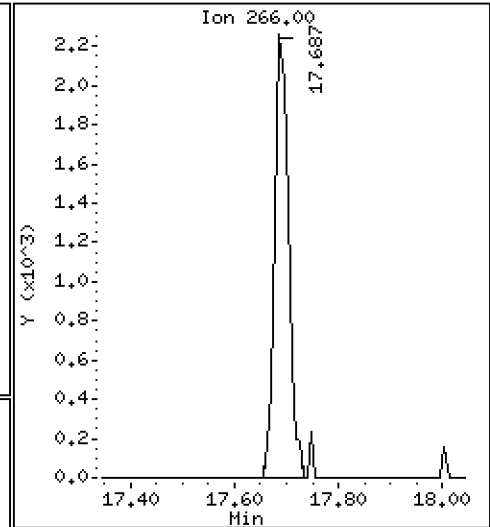
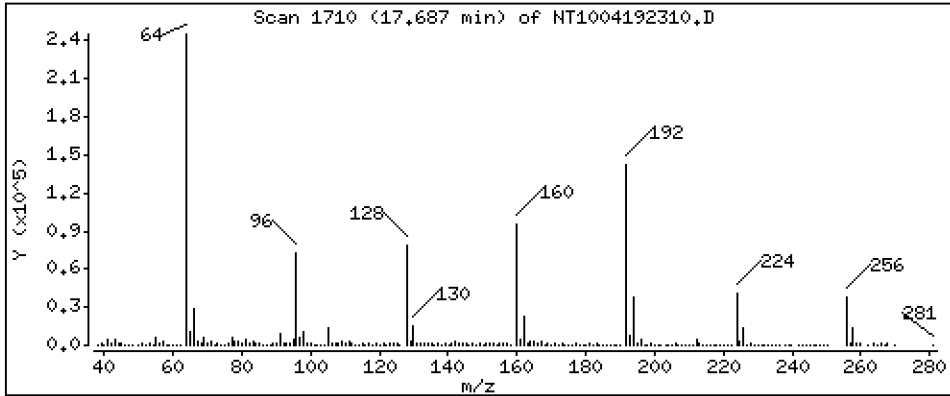
Operator: VTS

Column phase: ZB-5msi

Column diameter: 0,25

58 Pentachlorophenol

Concentration: 0,1798 ug/mL



Date : 19-APR-2023 17:06

Client ID:

Instrument: nt10.i

Sample Info: 23C0774-01

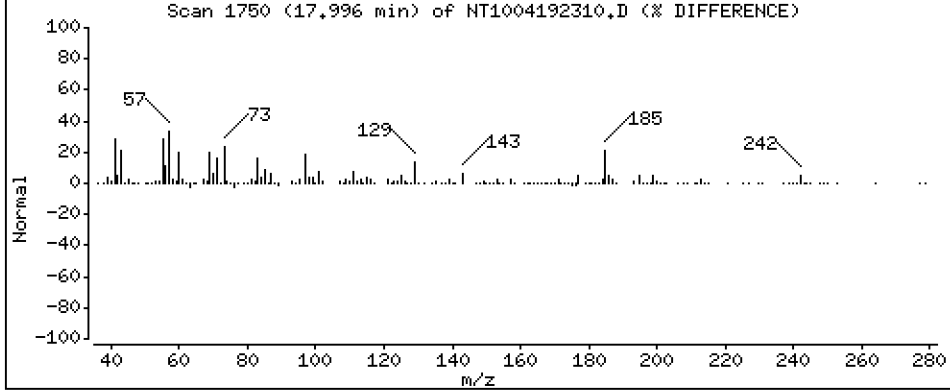
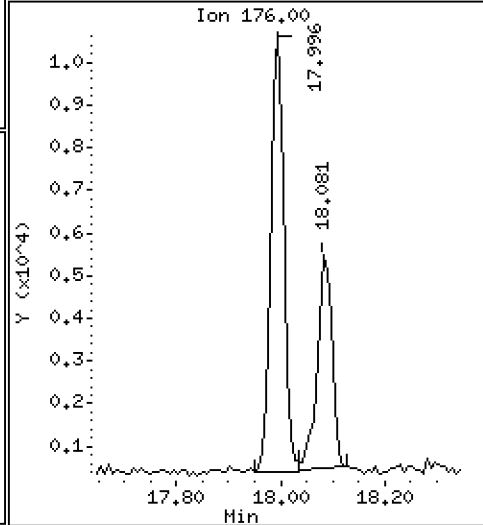
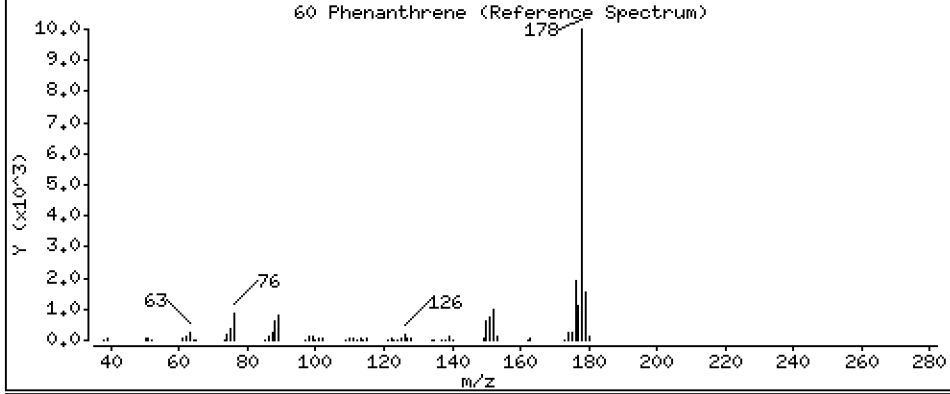
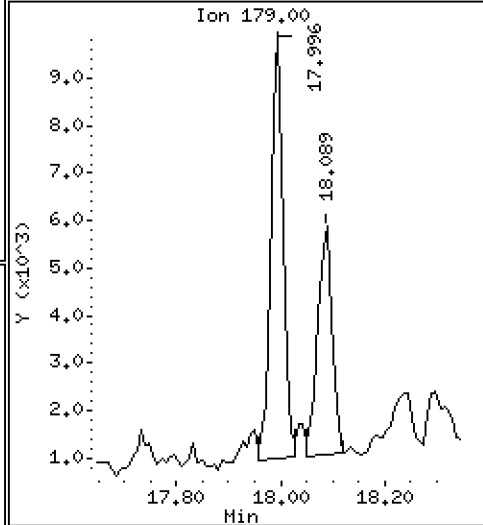
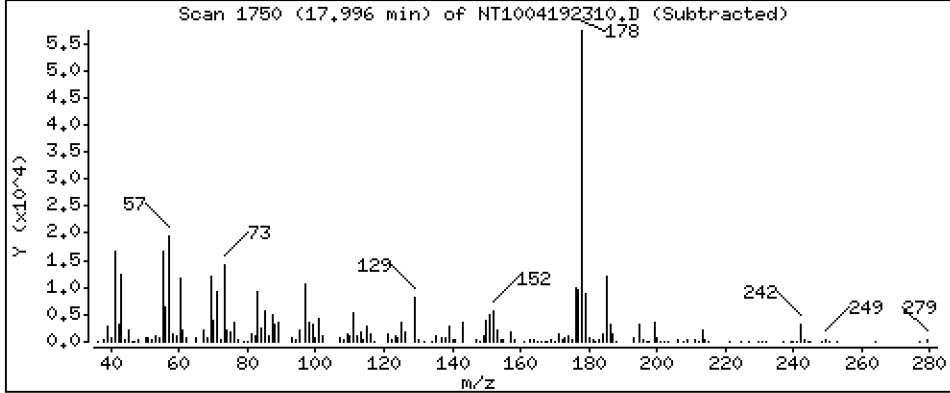
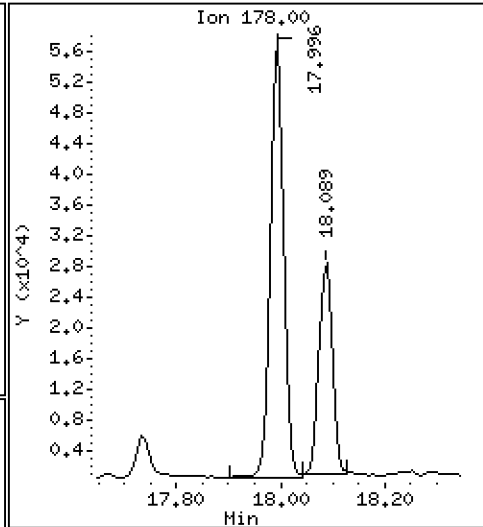
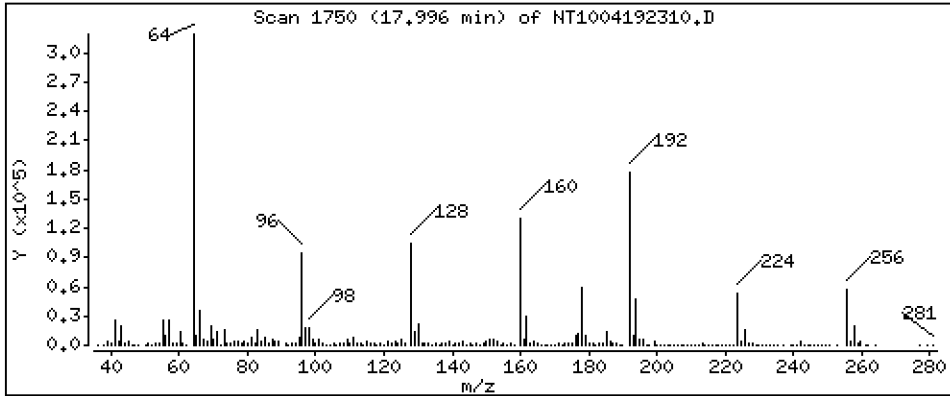
Operator: VTS

Column phase: ZB-5msi

Column diameter: 0,25

60 Phenanthrene

Concentration: 0,5486 ug/mL



Date : 19-APR-2023 17:06

Client ID:

Instrument: nt10.i

Sample Info: 23C0774-01

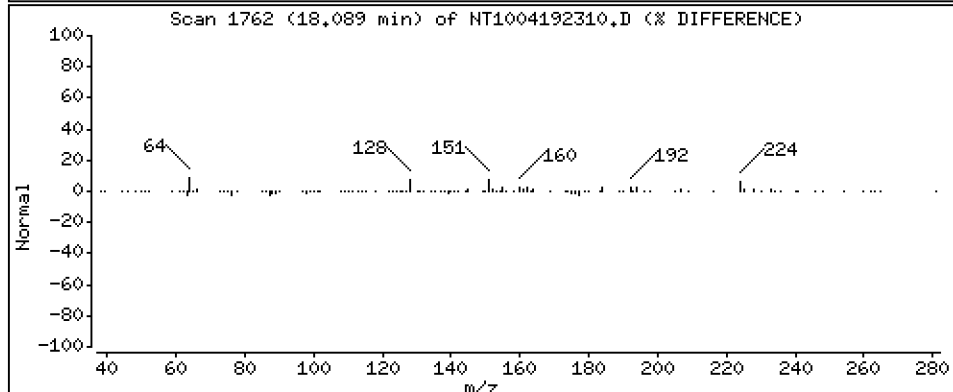
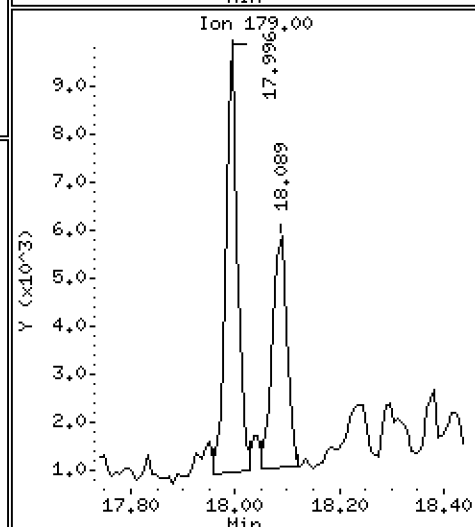
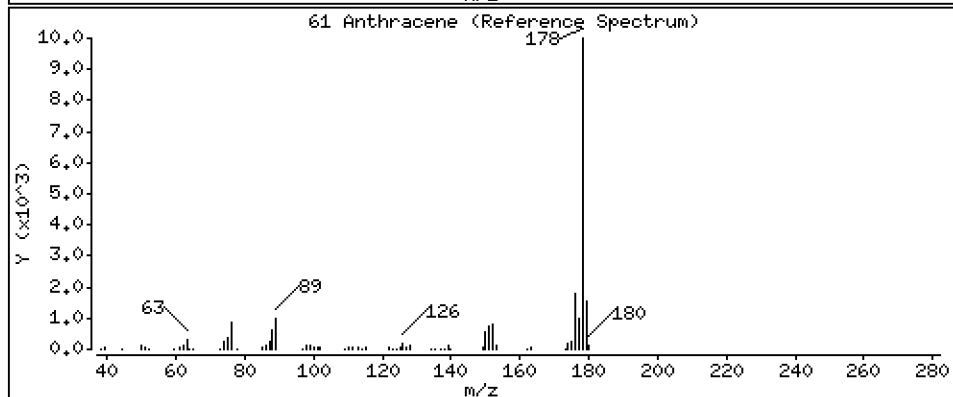
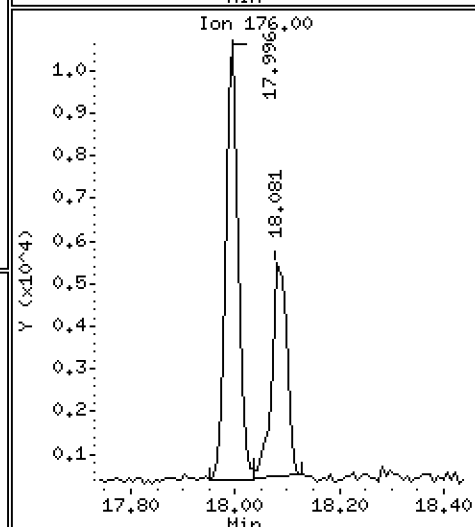
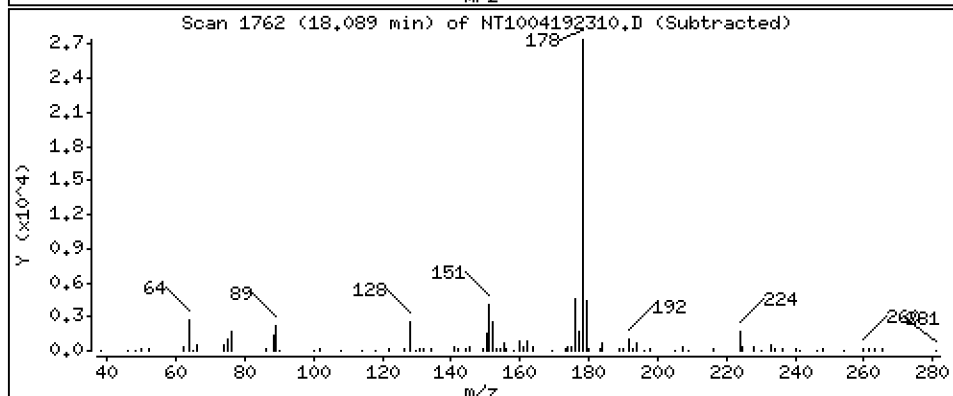
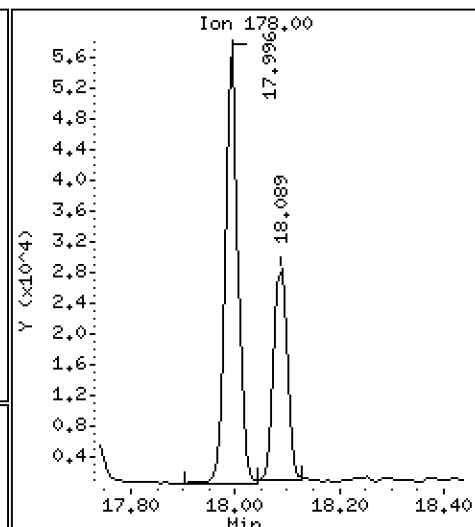
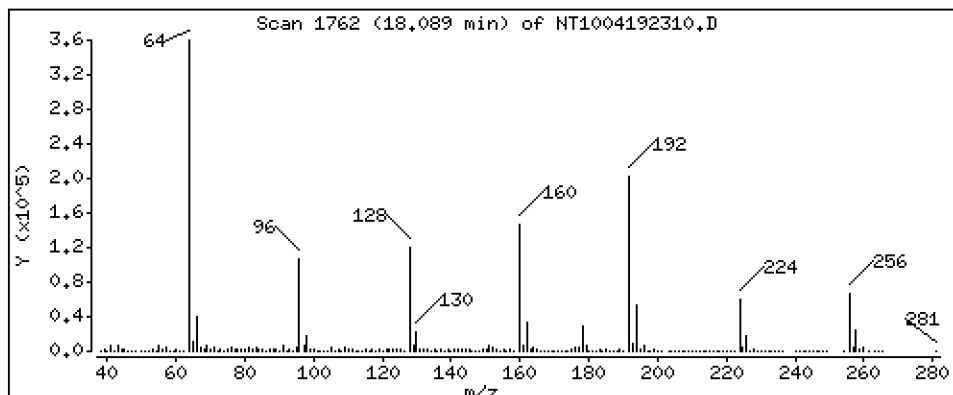
Operator: VTS

Column phase: ZB-5msi

Column diameter: 0,25

61 Anthracene

Concentration: 0,2882 ug/mL



Date : 19-APR-2023 17:06

Client ID:

Instrument: nt10.i

Sample Info: 23C0774-01

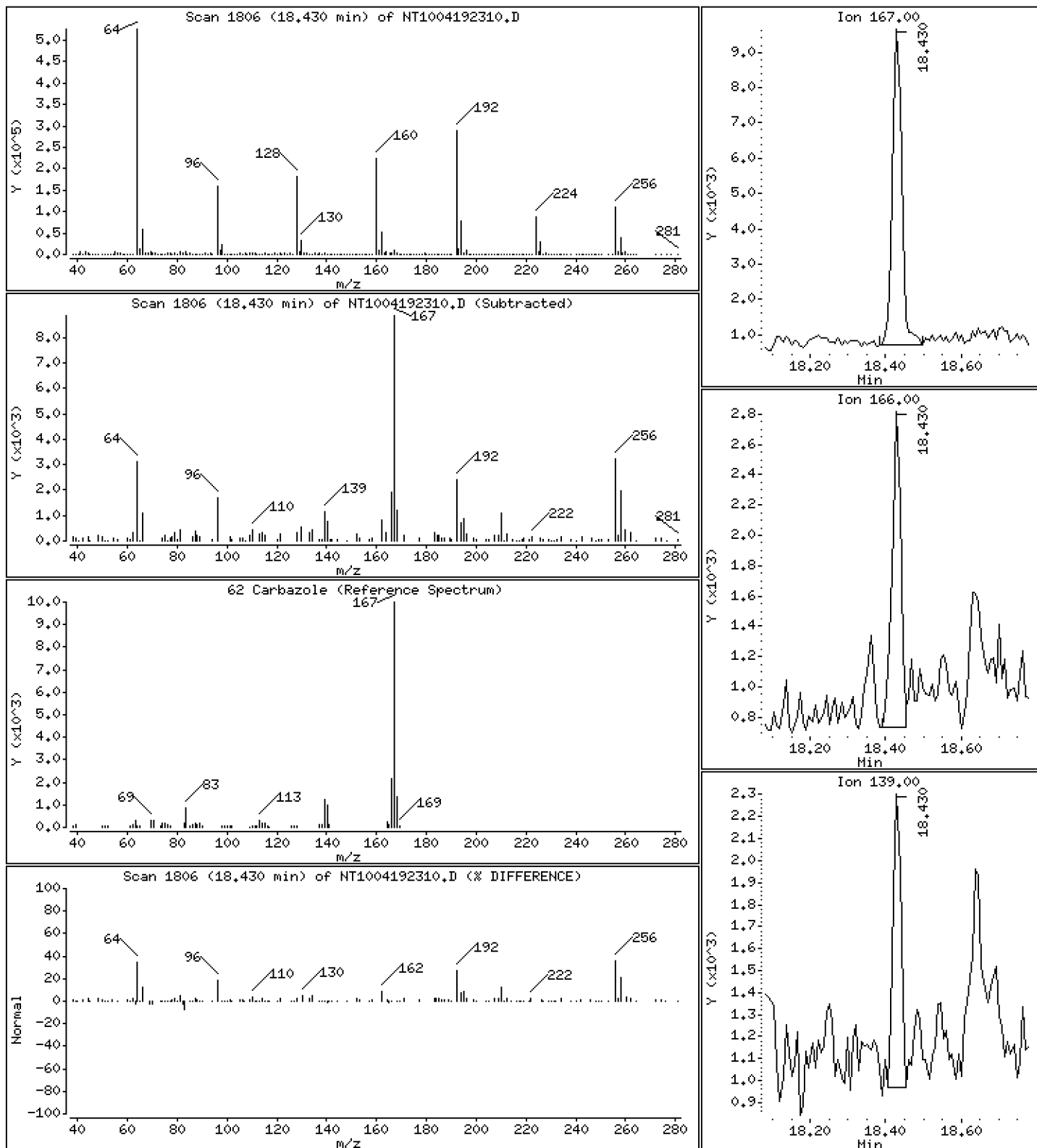
Operator: VTS

Column phase: ZB-5msi

Column diameter: 0,25

62 Carbazole

Concentration: 0,09821 ug/mL



Date : 19-APR-2023 17:06

Client ID:

Instrument: nt10.i

Sample Info: 23C0774-01

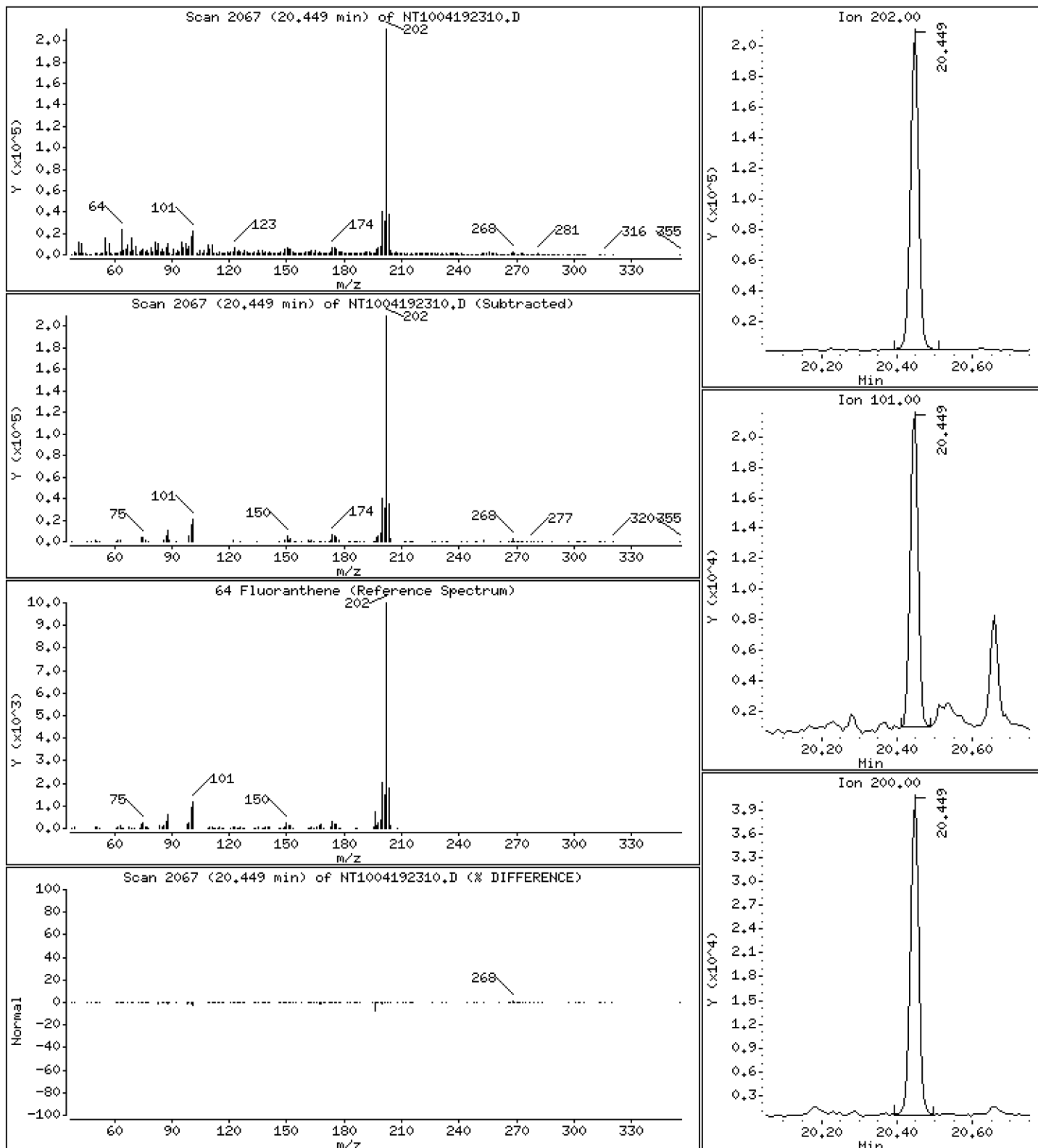
Operator: VTS

Column phase: ZB-5msi

Column diameter: 0,25

64 Fluoranthene

Concentration: 1,373 ug/mL



Date : 19-APR-2023 17:06

Client ID:

Instrument: nt10.i

Sample Info: 23C0774-01

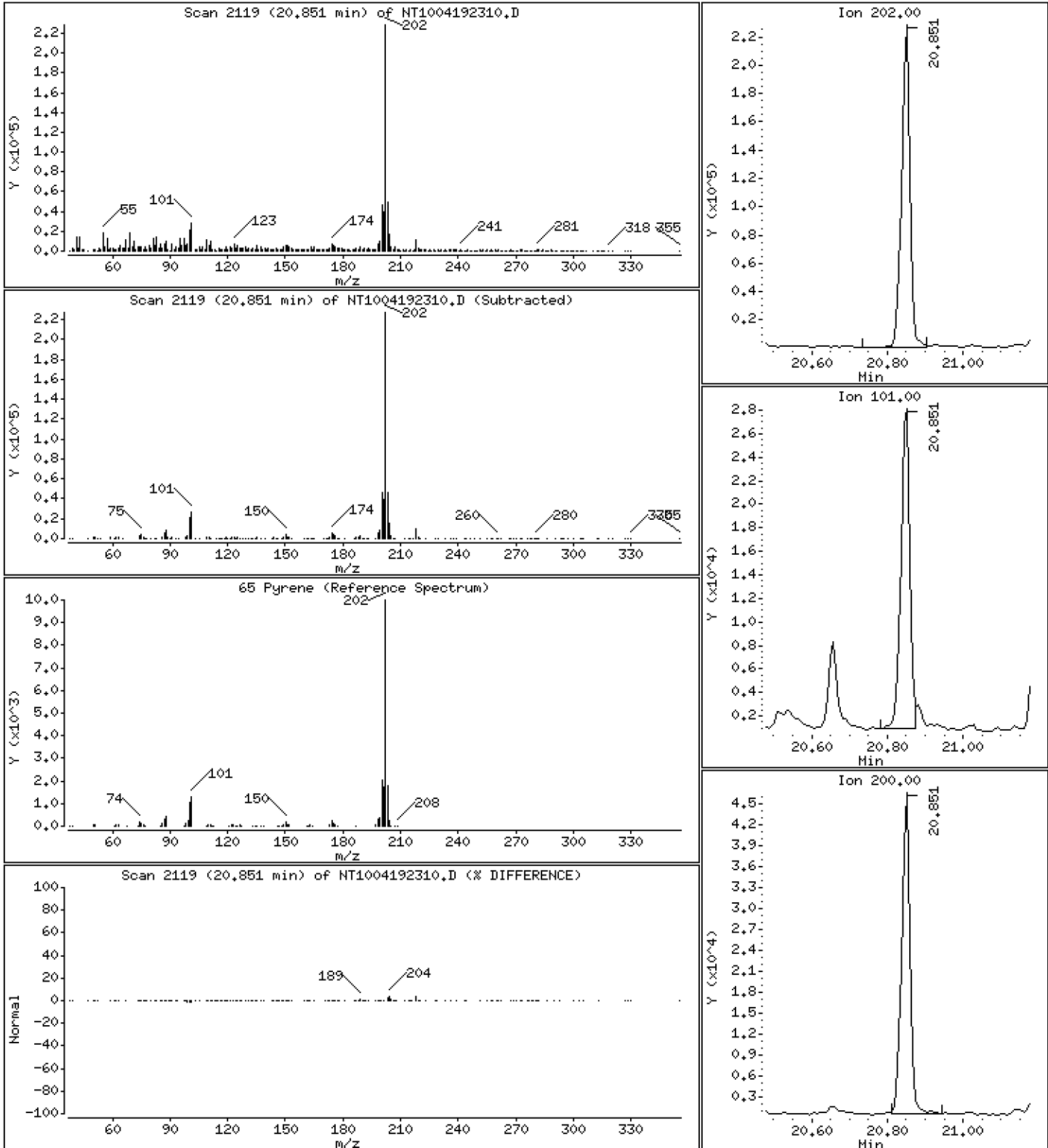
Operator: VTS

Column phase: ZB-5msi

Column diameter: 0,25

65 Pyrene

Concentration: 1,424 ug/mL



Date : 19-APR-2023 17:06

Client ID:

Instrument: nt10.i

Sample Info: 23C0774-01

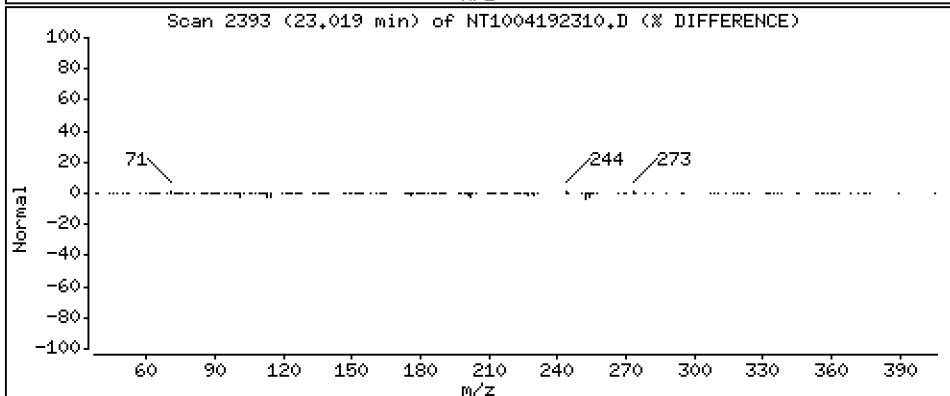
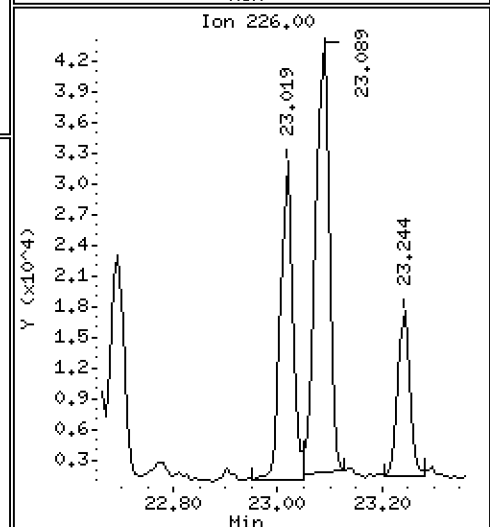
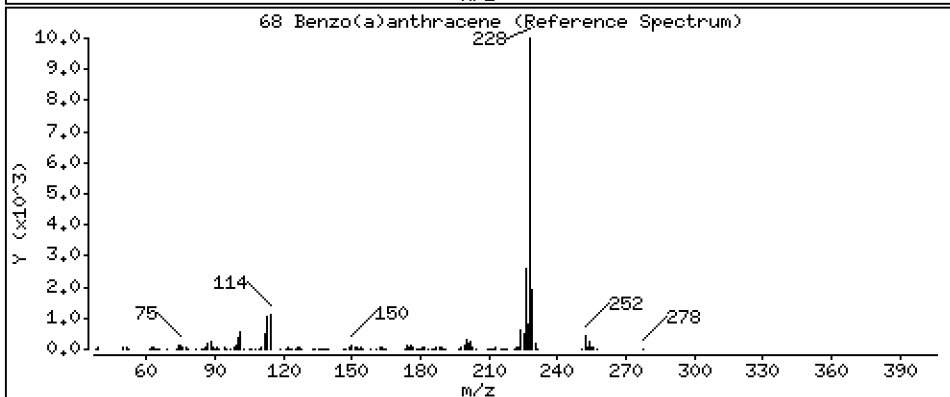
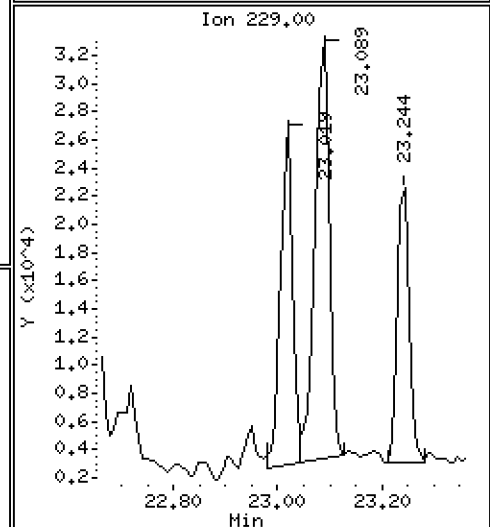
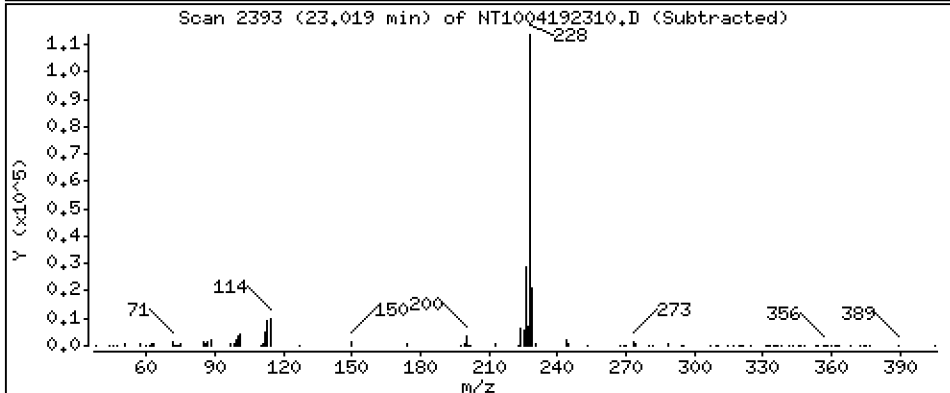
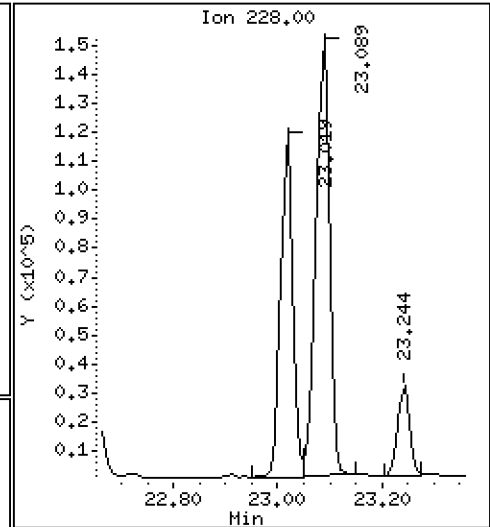
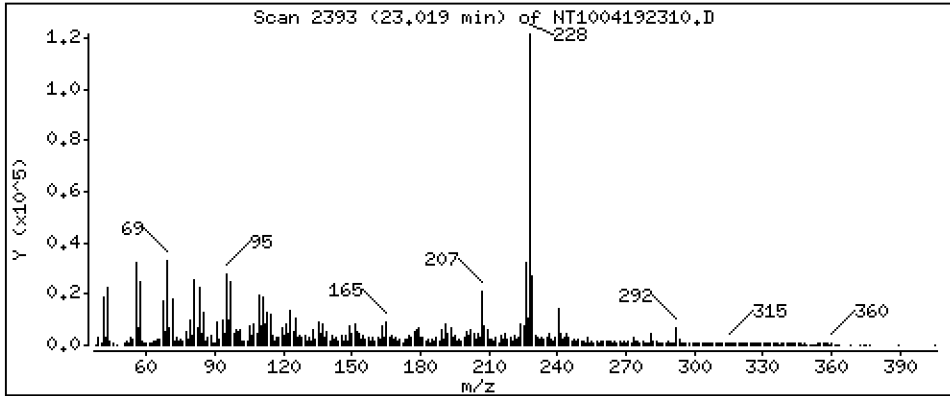
Operator: VTS

Column phase: ZB-5msi

Column diameter: 0,25

68 Benzo(a)anthracene

Concentration: 0,8872 ug/mL



Date : 19-APR-2023 17:06

Client ID:

Instrument: nt10.i

Sample Info: 23C0774-01

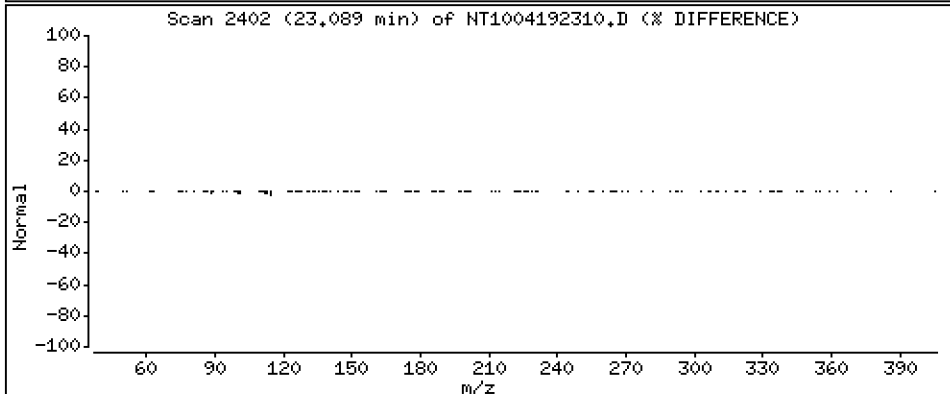
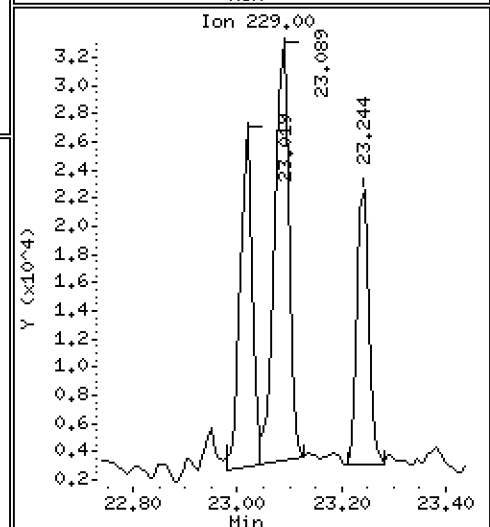
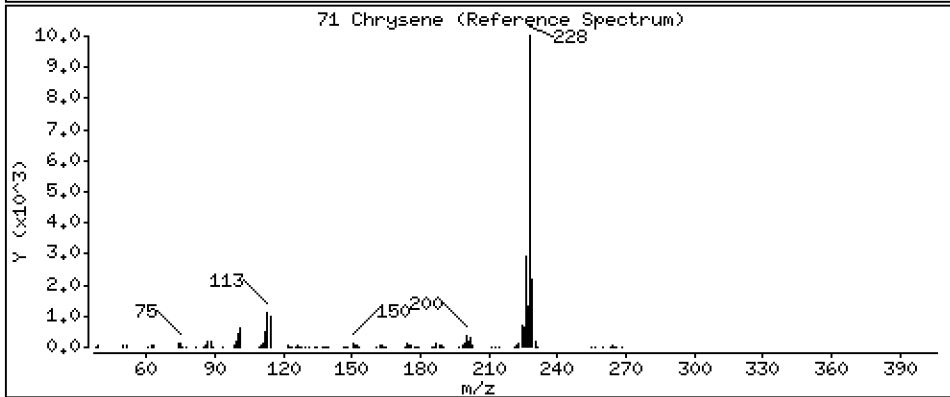
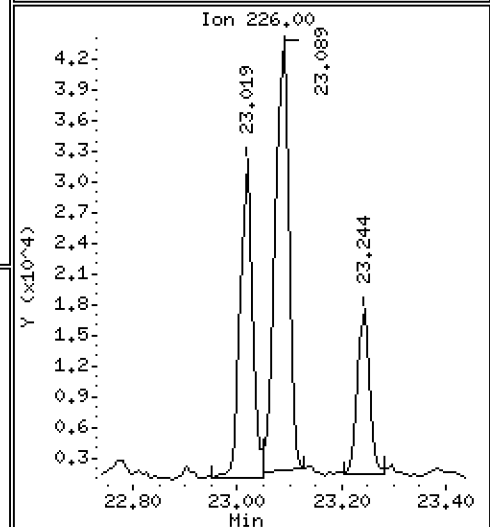
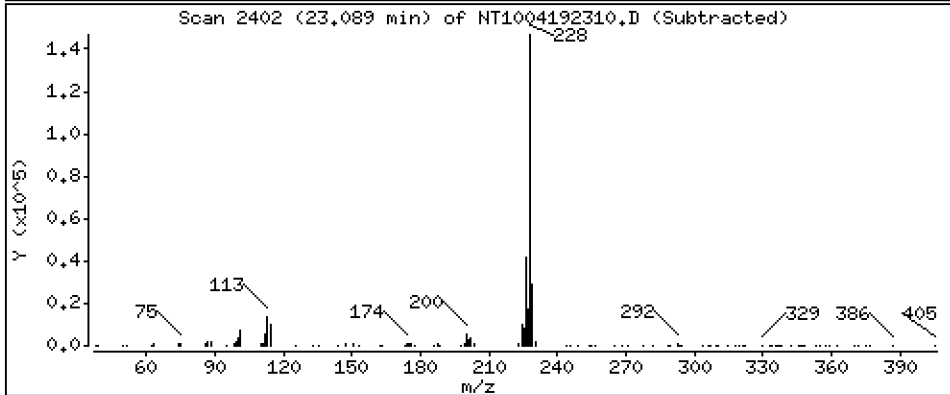
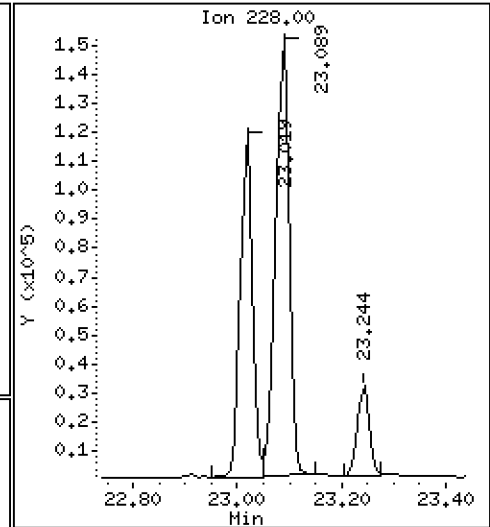
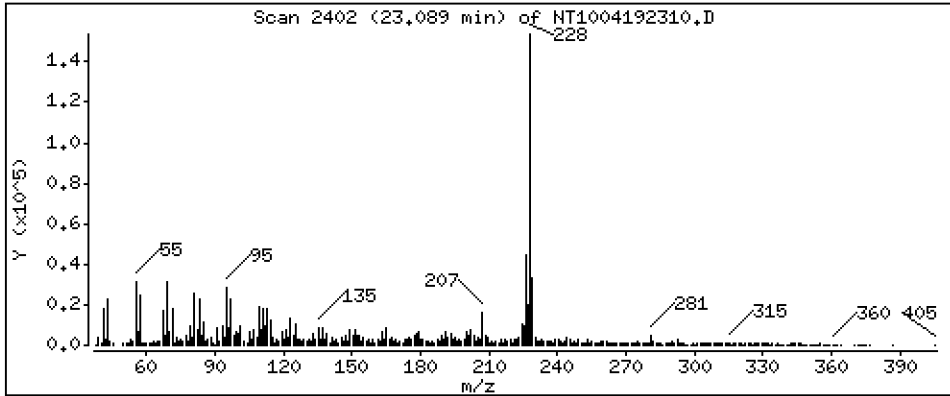
Operator: VTS

Column phase: ZB-5msi

Column diameter: 0,25

71 Chrysene

Concentration: 1,263 ug/mL



Date : 19-APR-2023 17:06

Client ID:

Instrument: nt10.i

Sample Info: 23C0774-01

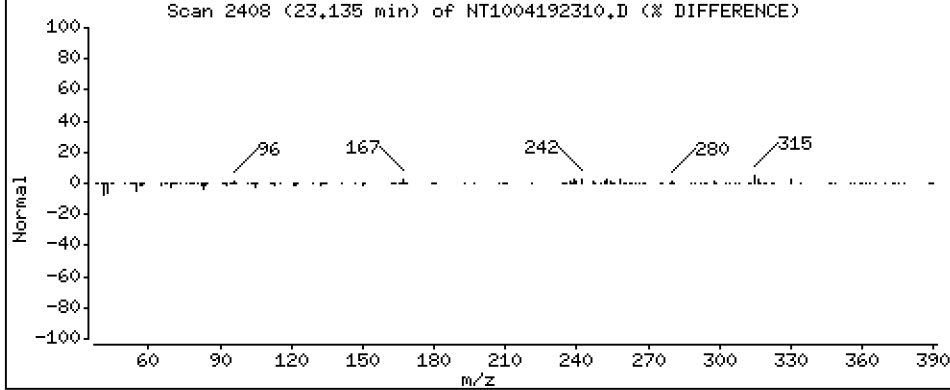
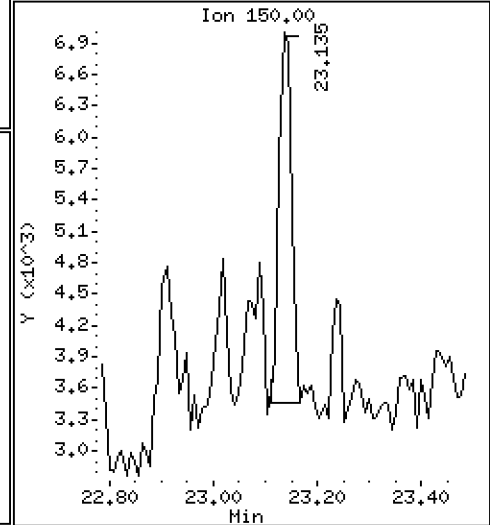
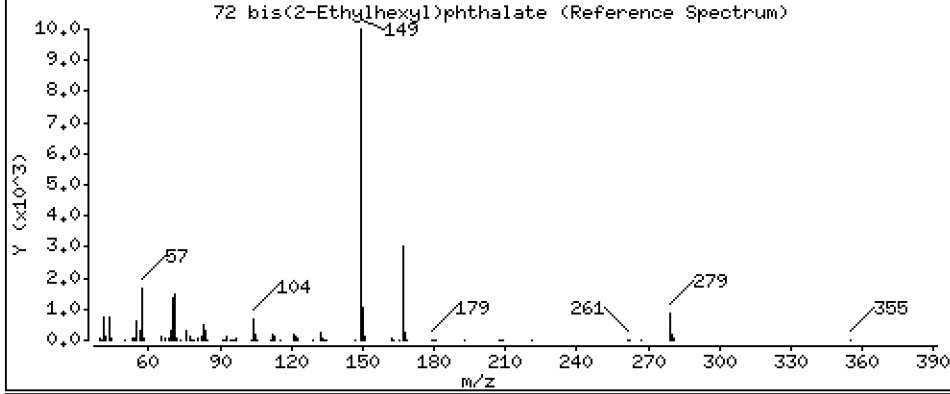
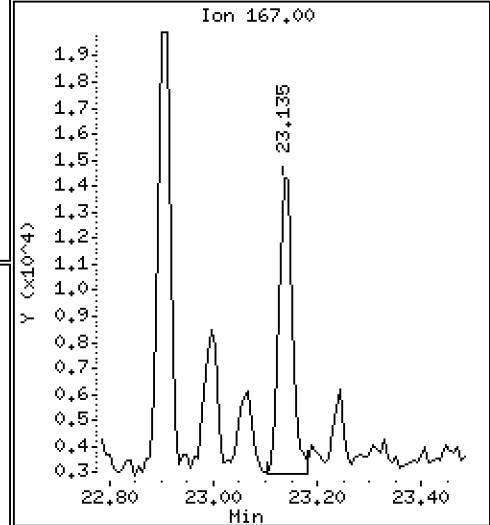
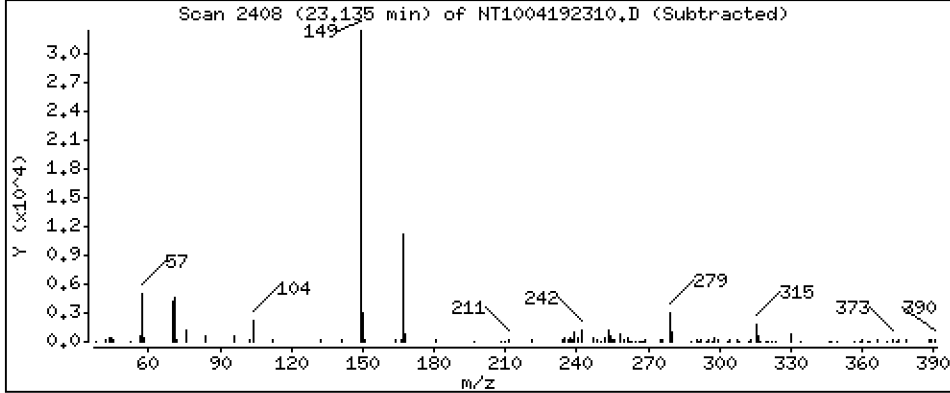
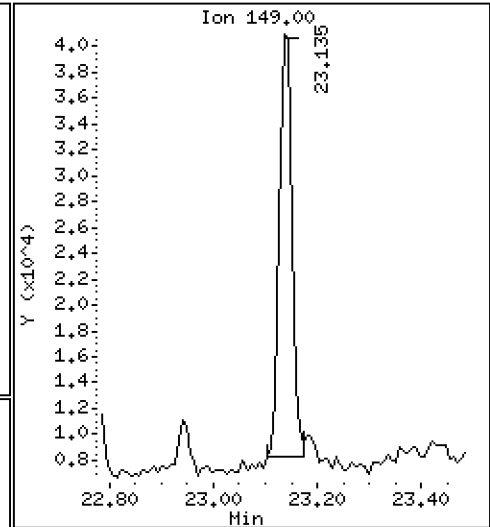
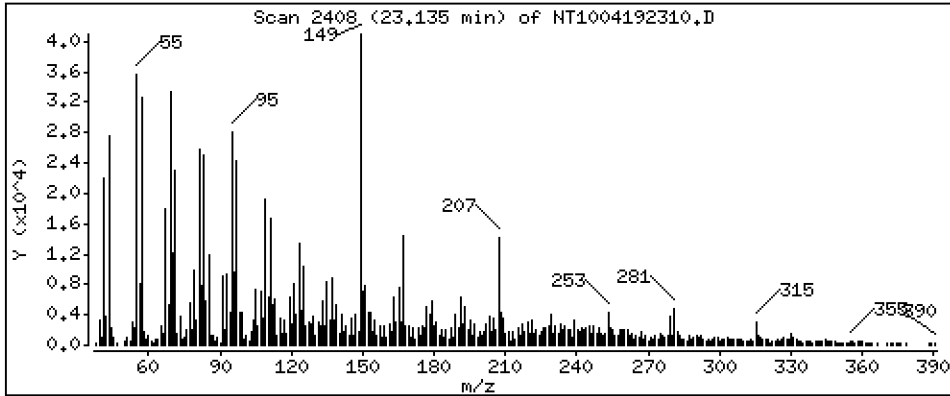
Operator: VTS

Column phase: ZB-5msi

Column diameter: 0.25

72 bis(2-Ethylhexyl)phthalate

Concentration: 0.3847 ug/mL



Date : 19-APR-2023 17:06

Client ID:

Instrument: nt10.i

Sample Info: 23C0774-01

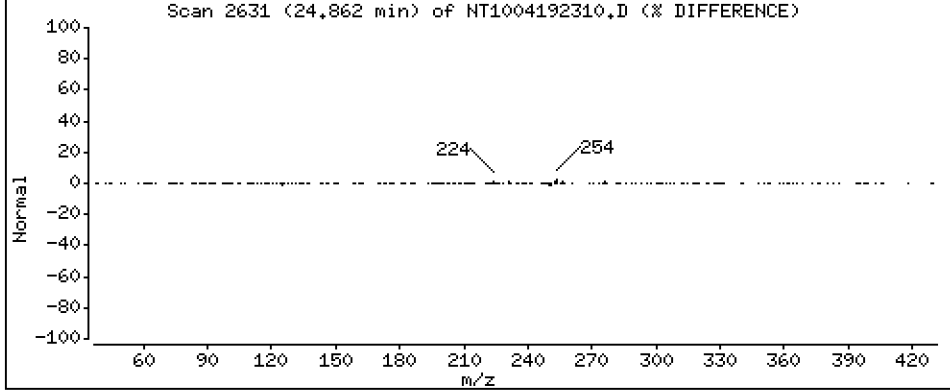
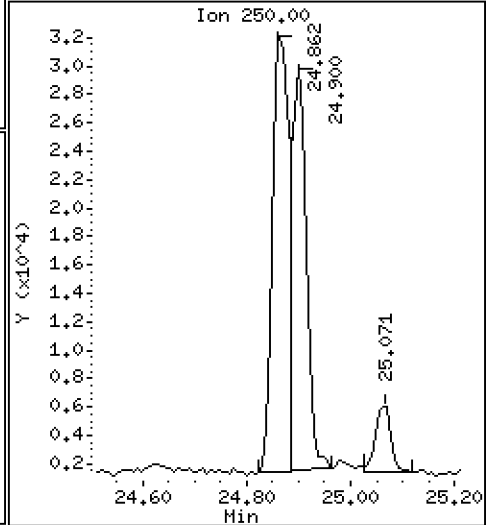
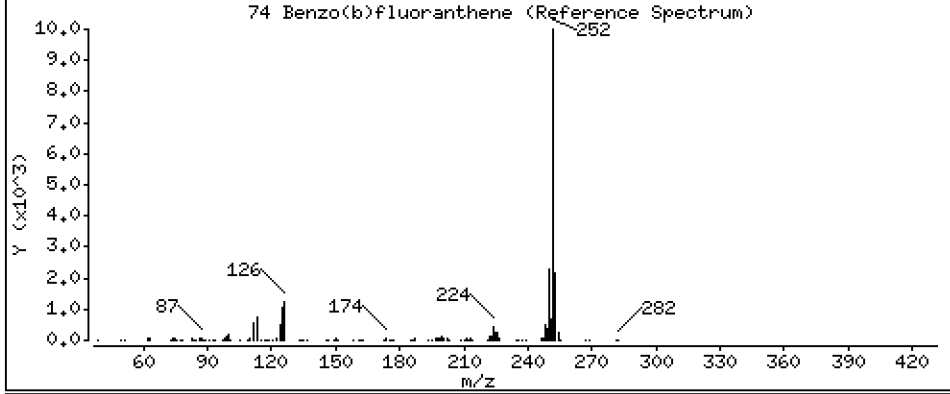
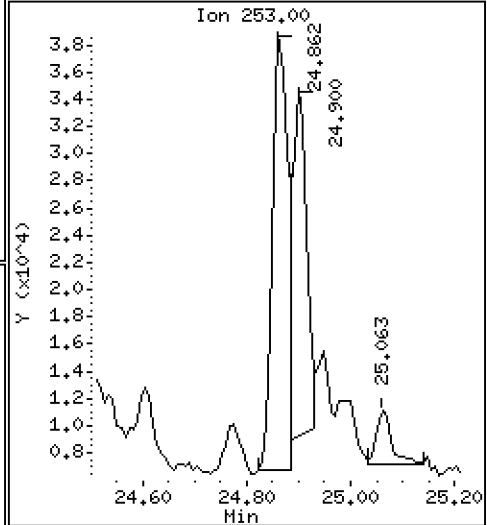
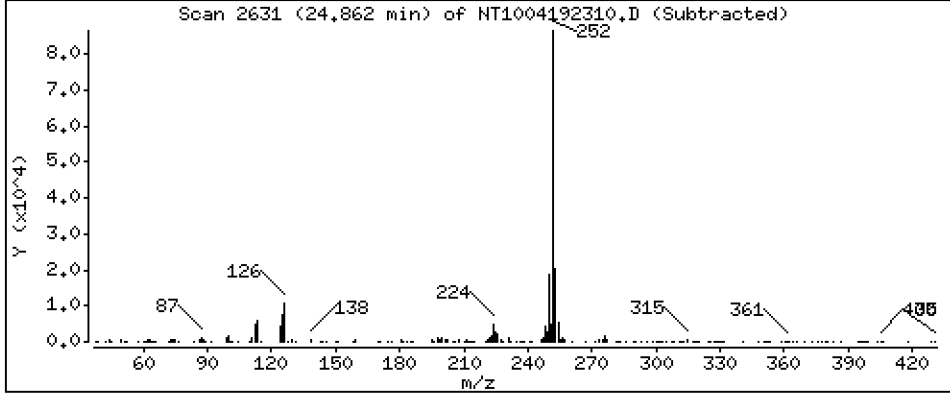
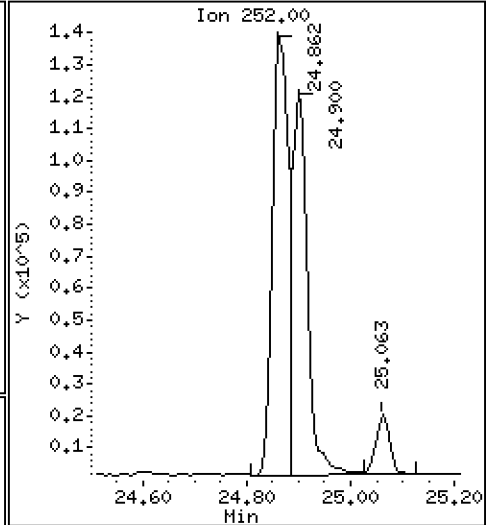
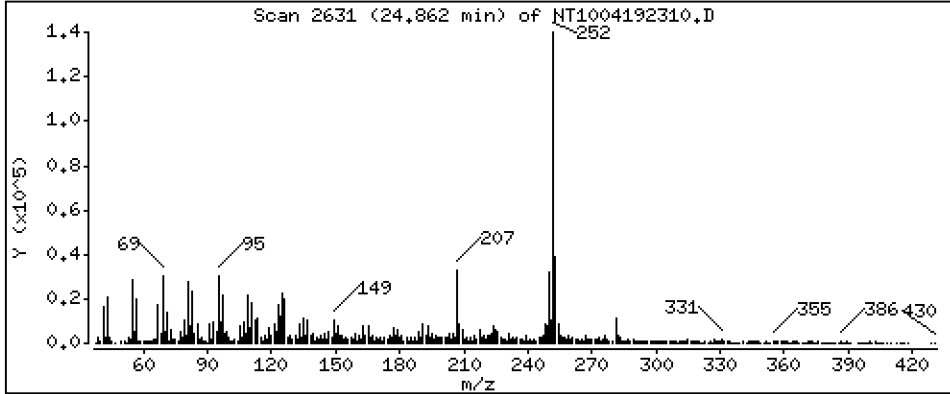
Operator: VTS

Column phase: ZB-5msi

Column diameter: 0,25

74 Benzo(b)fluoranthene

Concentration: 1,382 ug/mL



Date : 19-APR-2023 17:06

Client ID:

Instrument: nt10.i

Sample Info: 23C0774-01

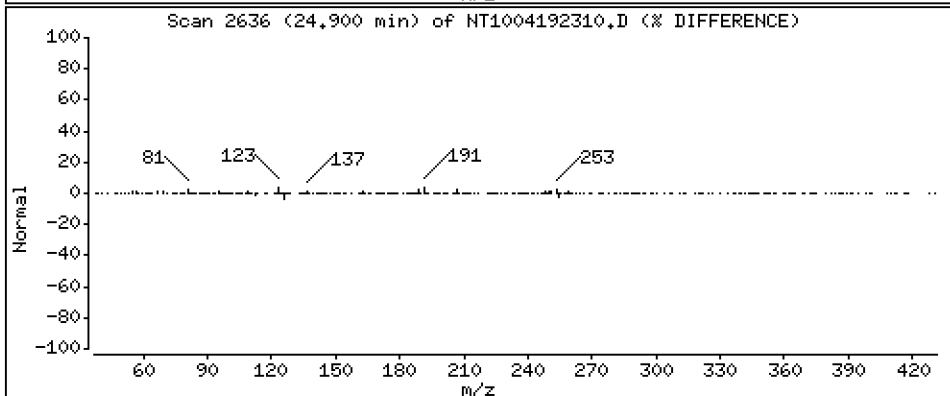
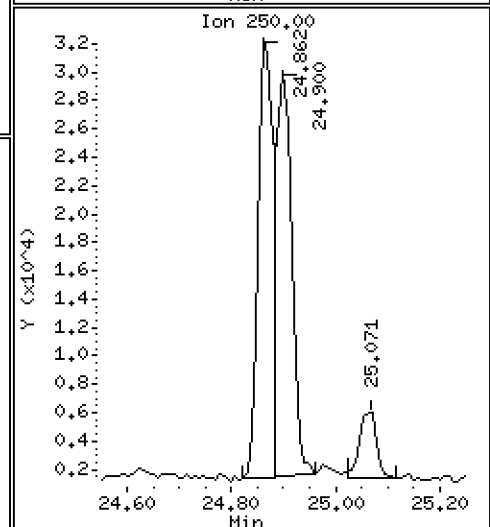
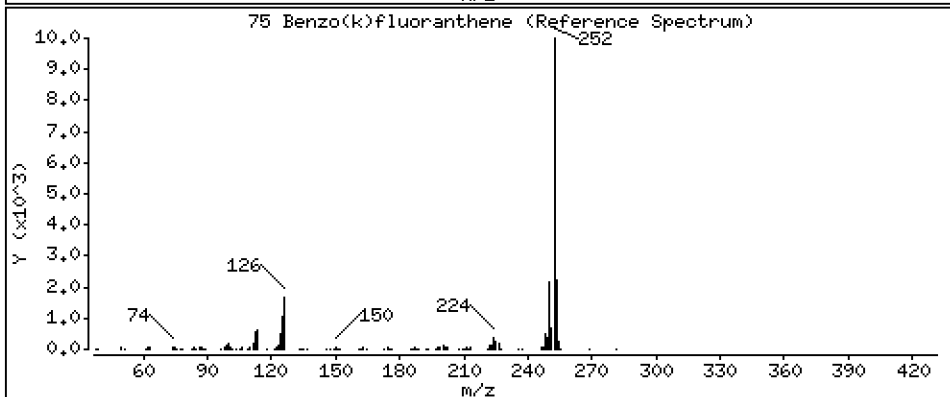
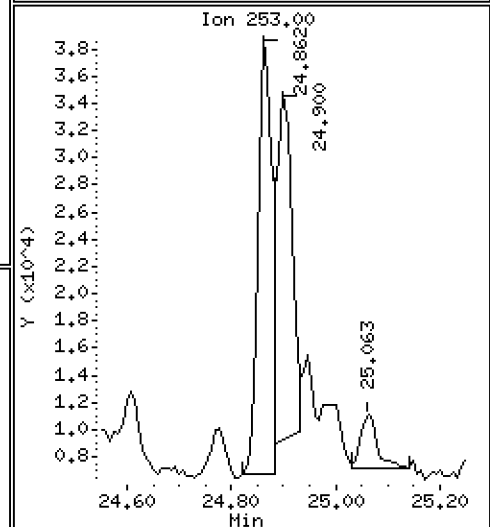
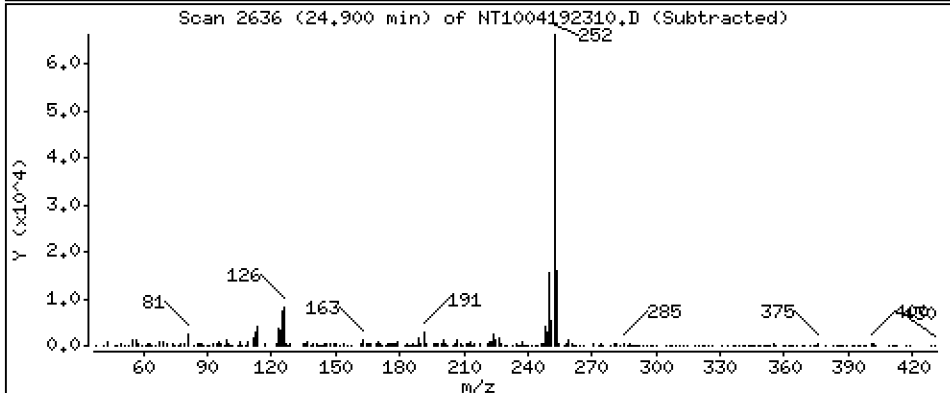
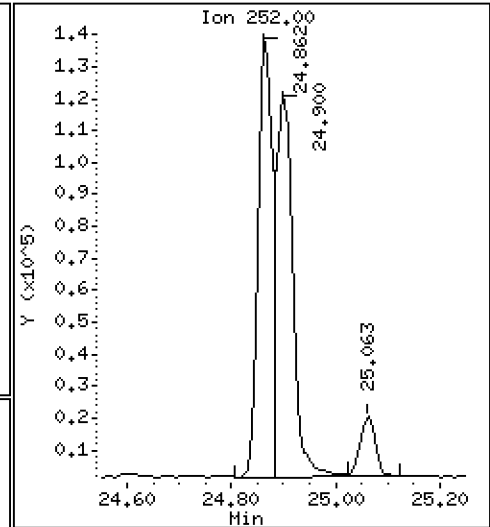
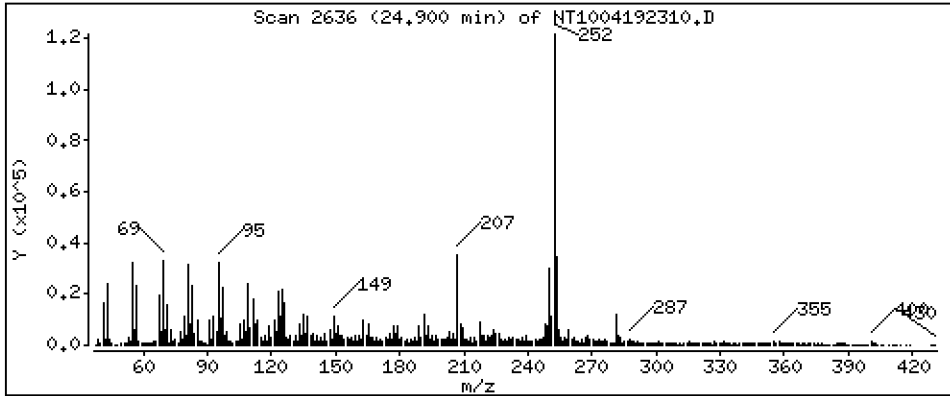
Operator: VTS

Column phase: ZB-5msi

Column diameter: 0,25

75 Benzo(k)fluoranthene

Concentration: 1,252 ug/mL



Date : 19-APR-2023 17:06

Client ID:

Instrument: nt10.i

Sample Info: 23C0774-01

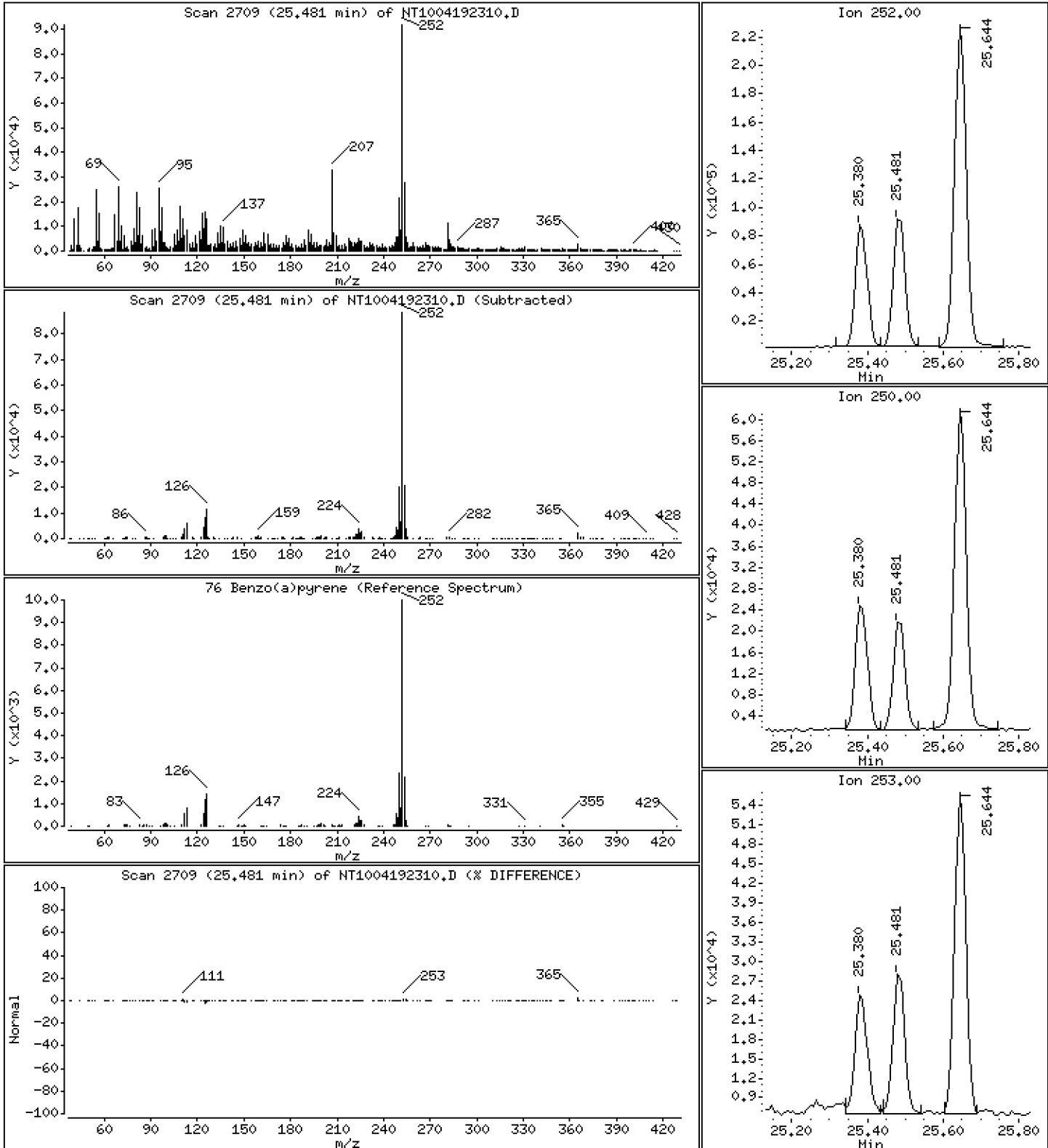
Operator: VTS

Column phase: ZB-5msi

Column diameter: 0,25

76 Benzo(a)pyrene

Concentration: 0,9581 ug/mL



Date : 19-APR-2023 17:06

Client ID:

Instrument: nt10.i

Sample Info: 23C0774-01

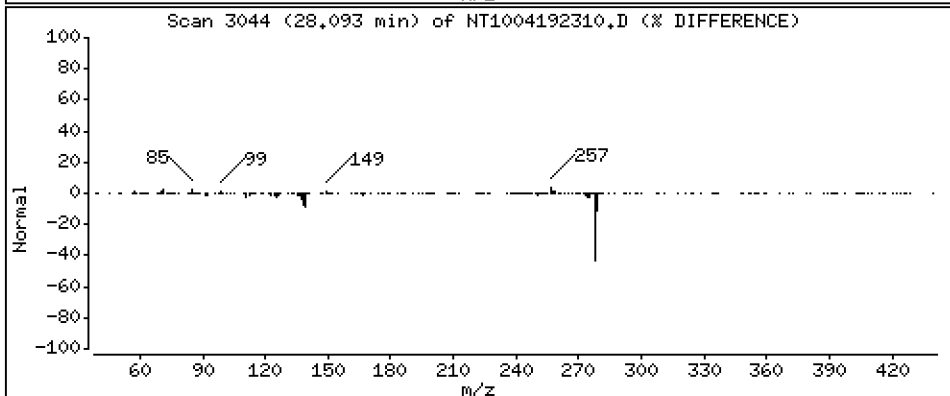
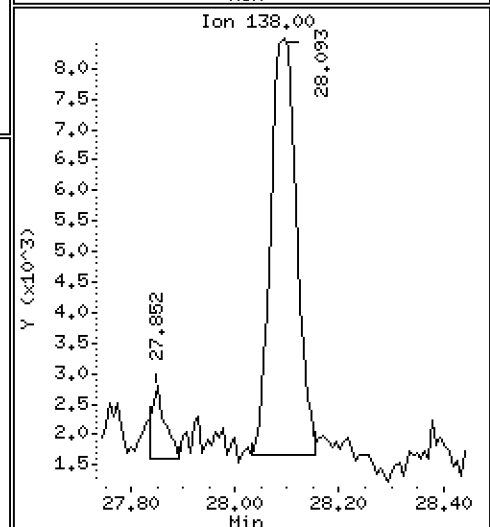
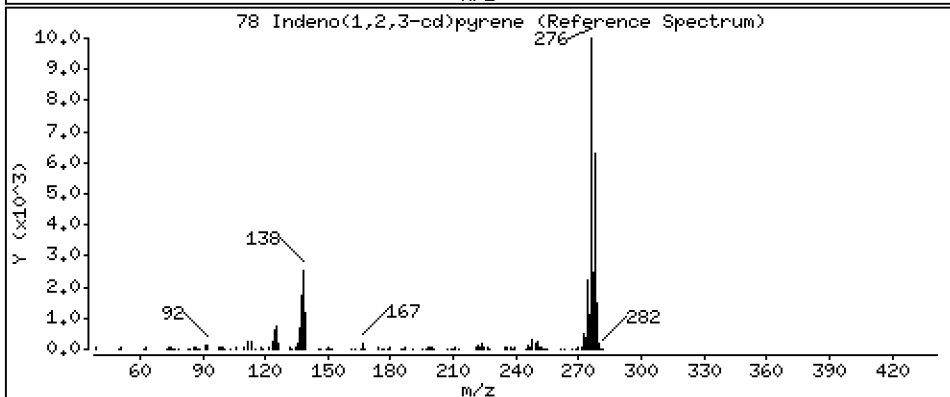
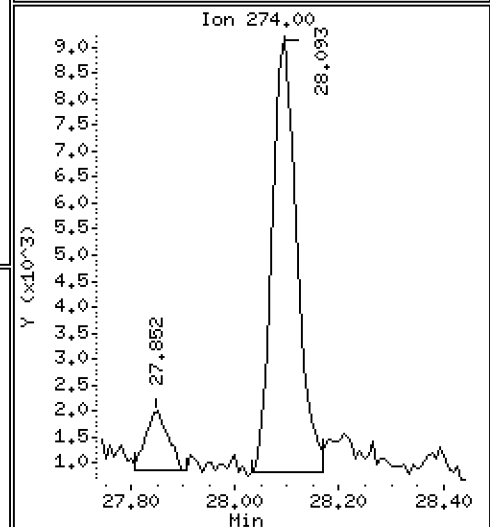
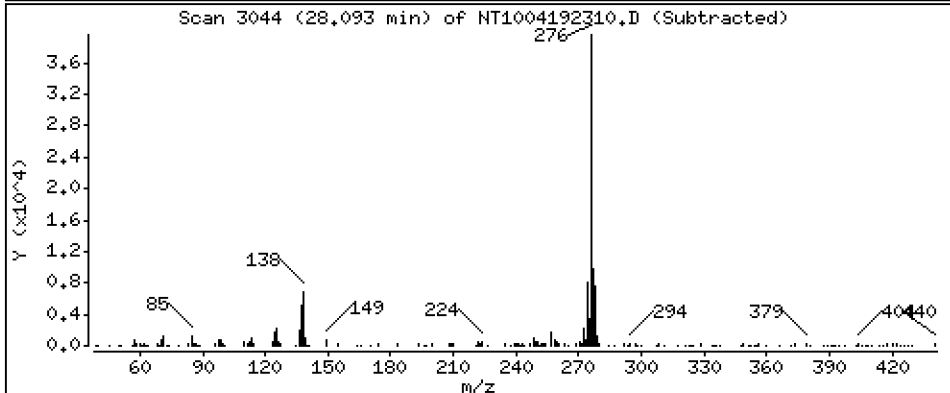
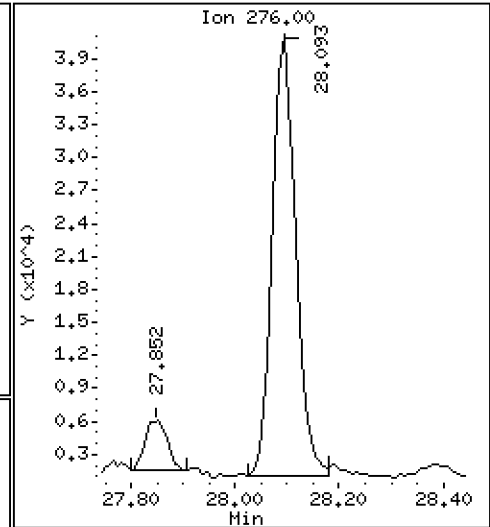
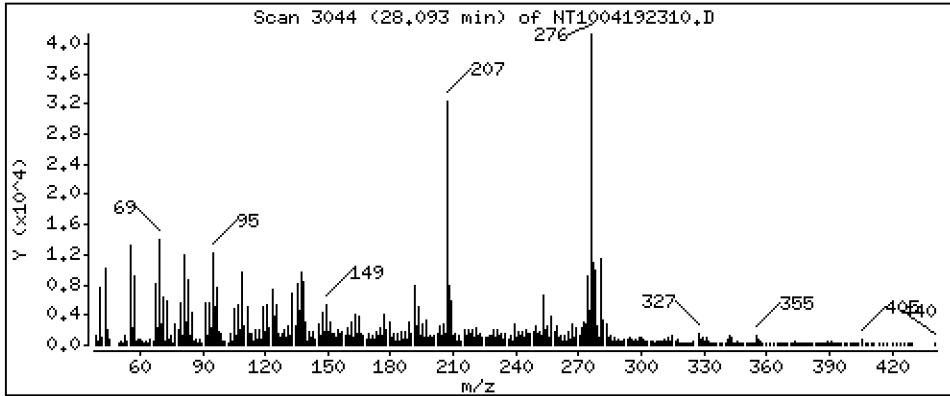
Operator: VTS

Column phase: ZB-5msi

Column diameter: 0,25

78 Indeno(1,2,3-cd)pyrene

Concentration: 0,5125 ug/mL



Date : 19-APR-2023 17:06

Client ID:

Instrument: nt10.i

Sample Info: 23C0774-01

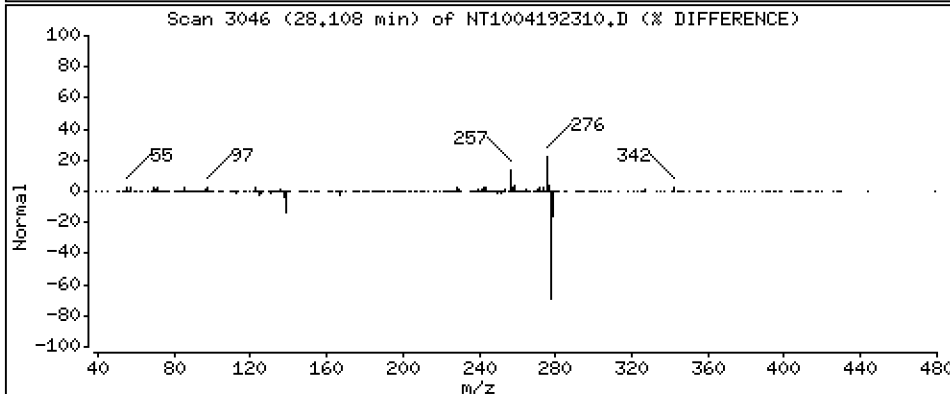
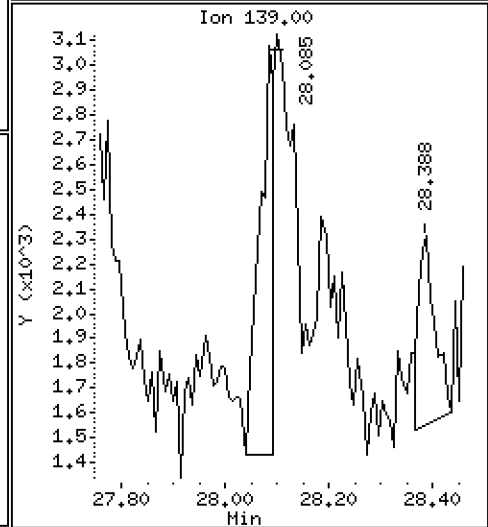
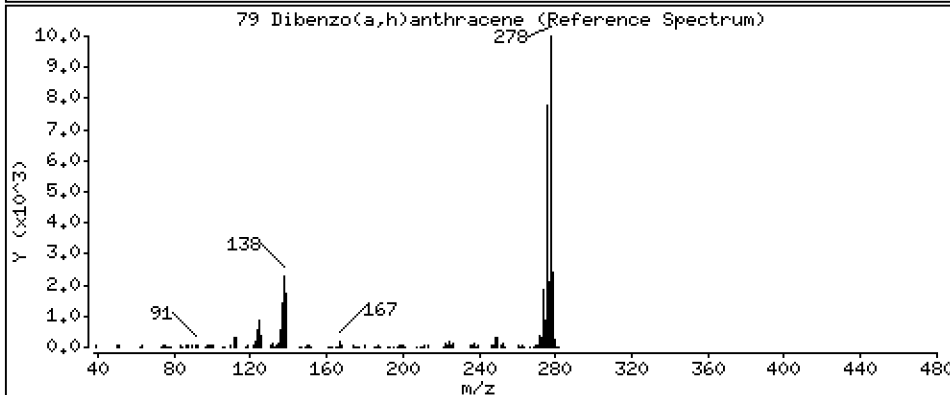
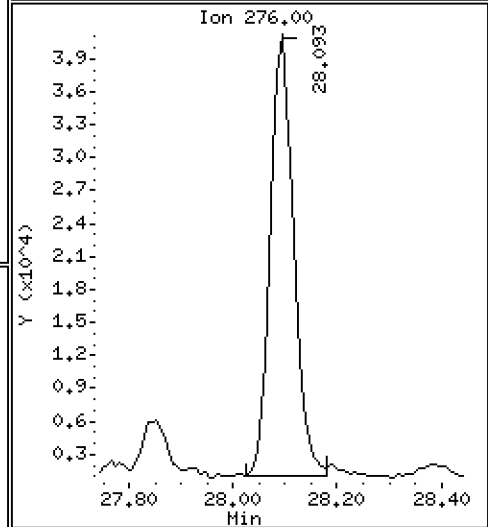
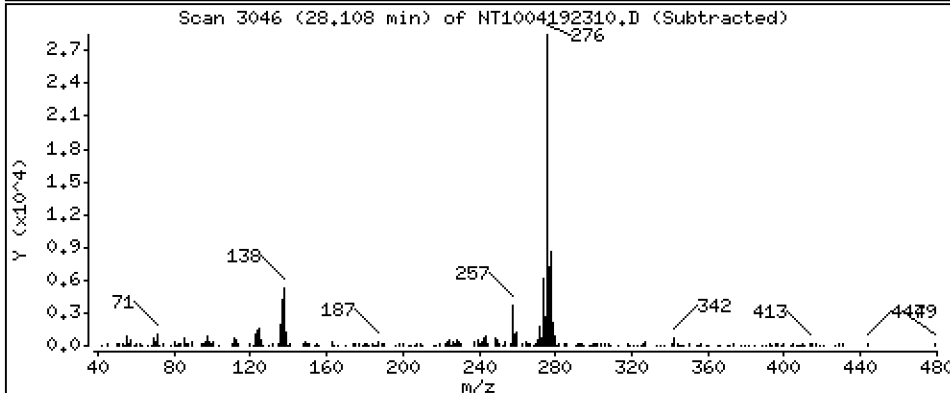
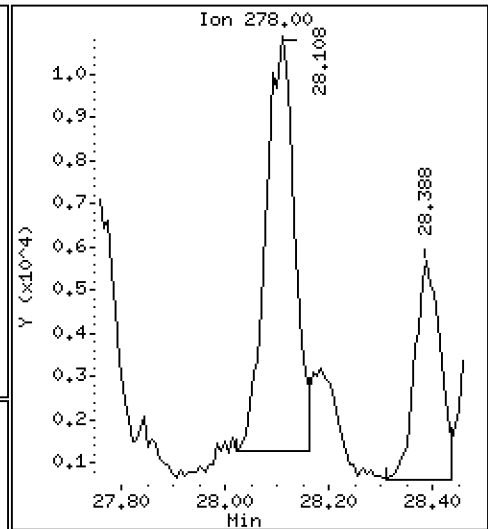
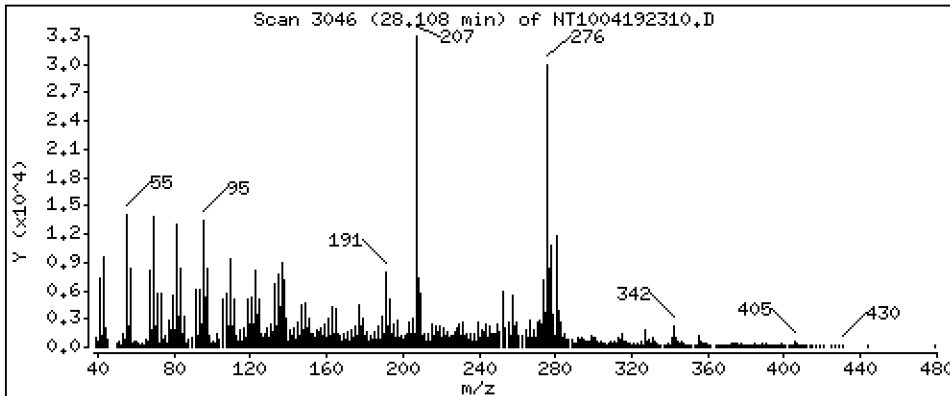
Operator: VTS

Column phase: ZB-5msi

Column diameter: 0,25

79 Dibenzo(a,h)anthracene

Concentration: 0,1835 ug/mL



Date : 19-APR-2023 17:06

Client ID:

Instrument: nt10.i

Sample Info: 23C0774-01

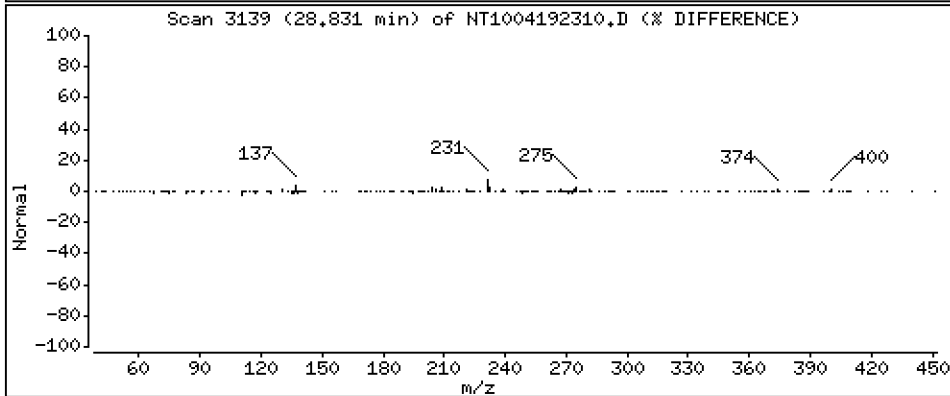
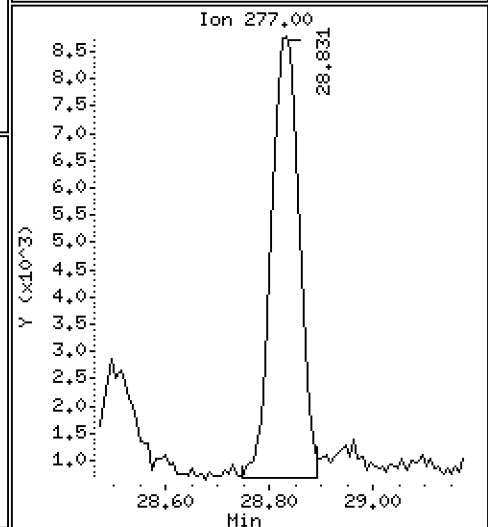
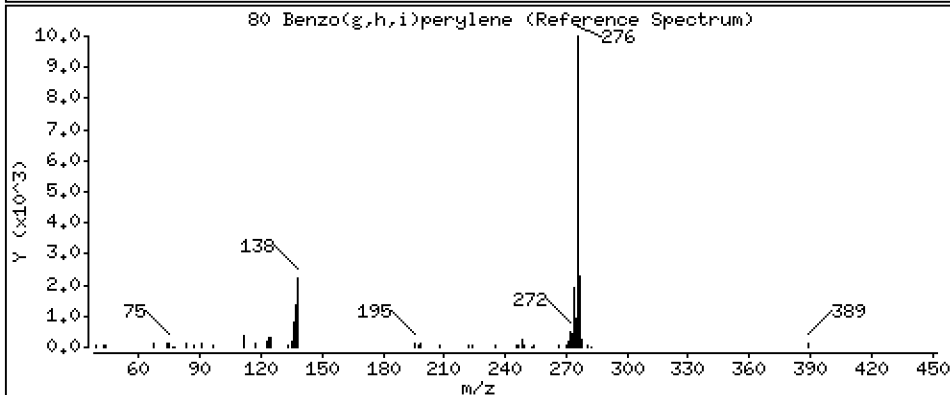
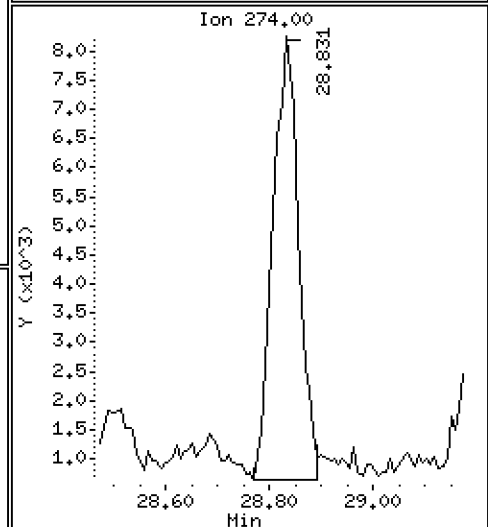
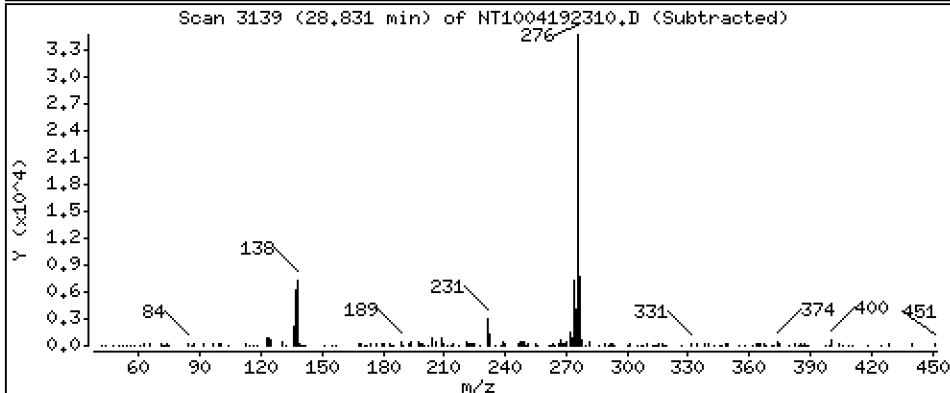
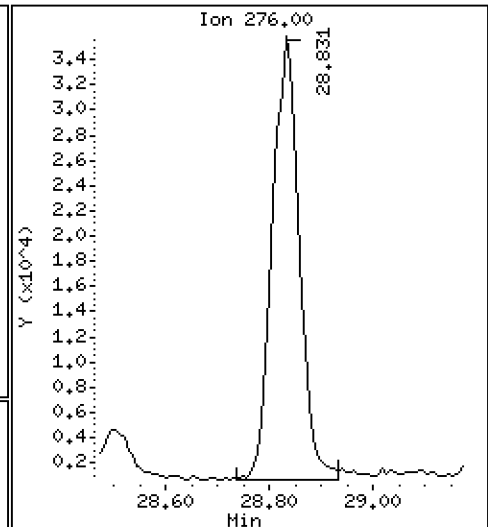
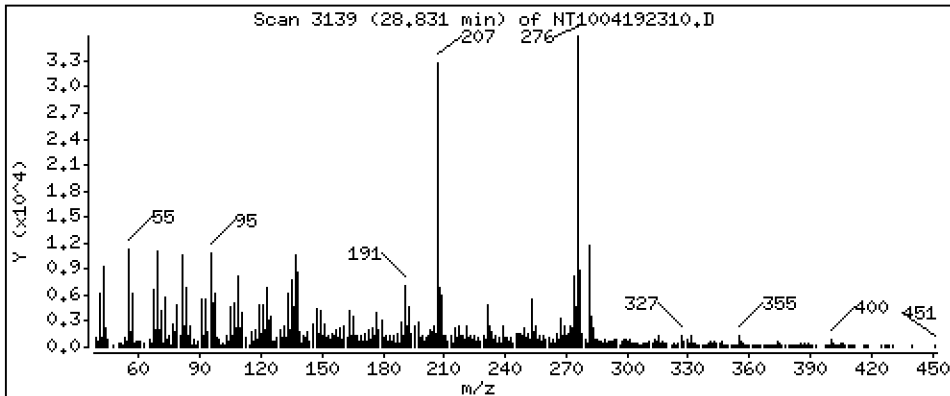
Operator: VTS

Column phase: ZB-5msi

Column diameter: 0.25

80 Benzo(g,h,i)perylene

Concentration: 0.6084 ug/mL



Date : 19-APR-2023 17:06

Client ID:

Instrument: nt10.i

Sample Info: 23C0774-01

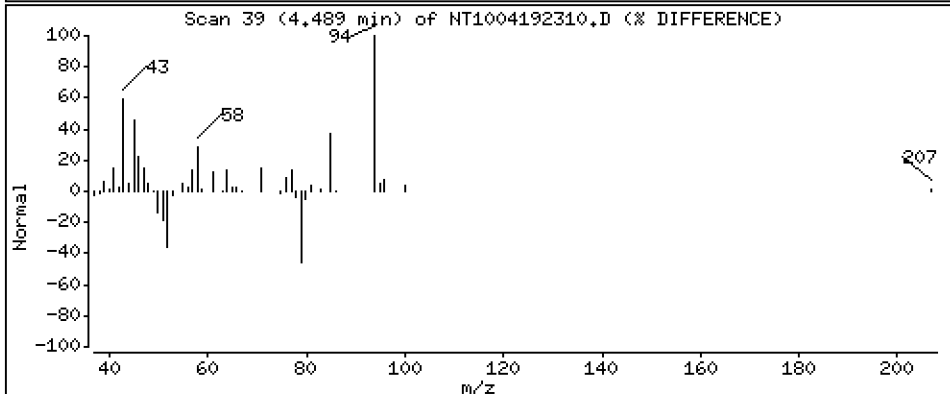
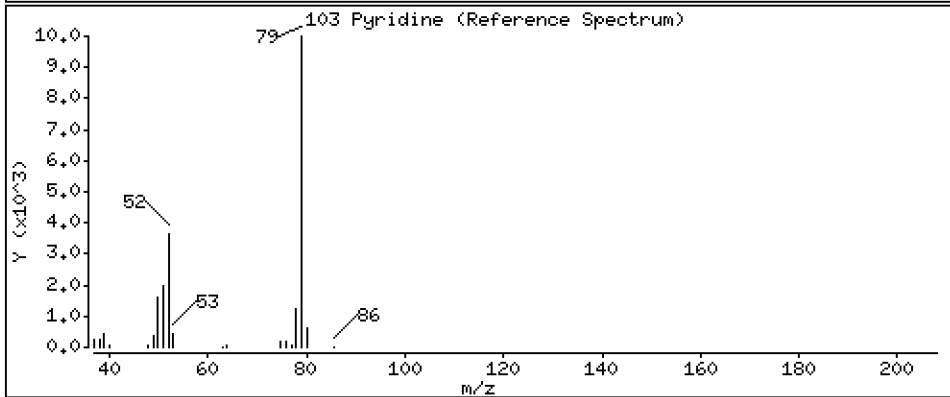
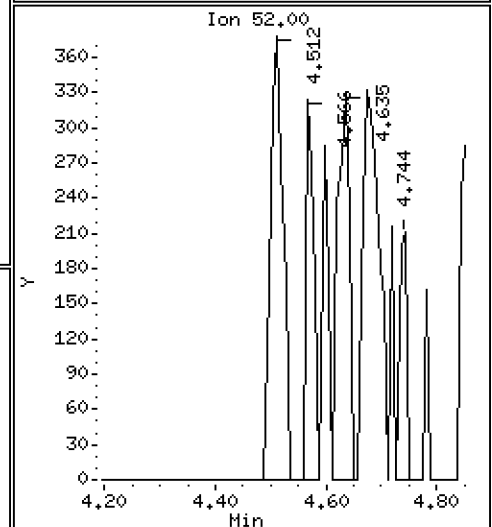
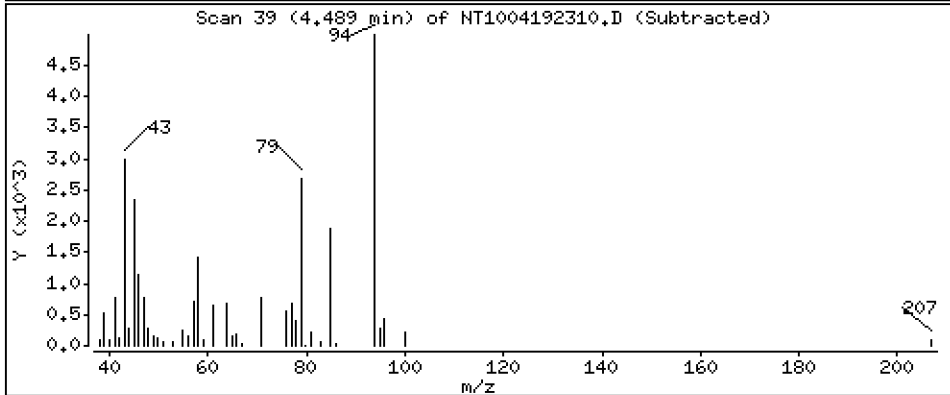
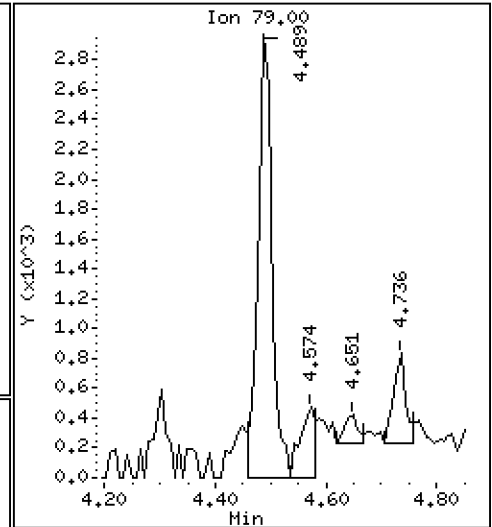
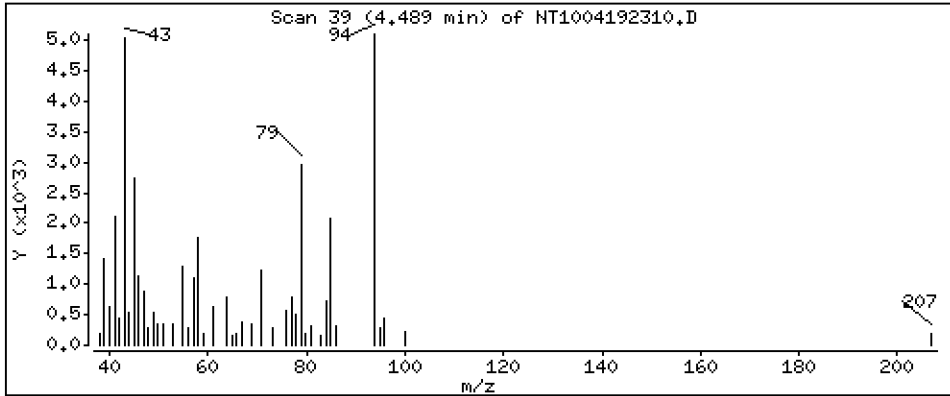
Operator: VTS

Column phase: ZB-5msi

Column diameter: 0,25

103 Pyridine

Concentration: 0,1140 ug/mL



Date : 19-APR-2023 17:06

Client ID:

Instrument: nt10.i

Sample Info: 23C0774-01

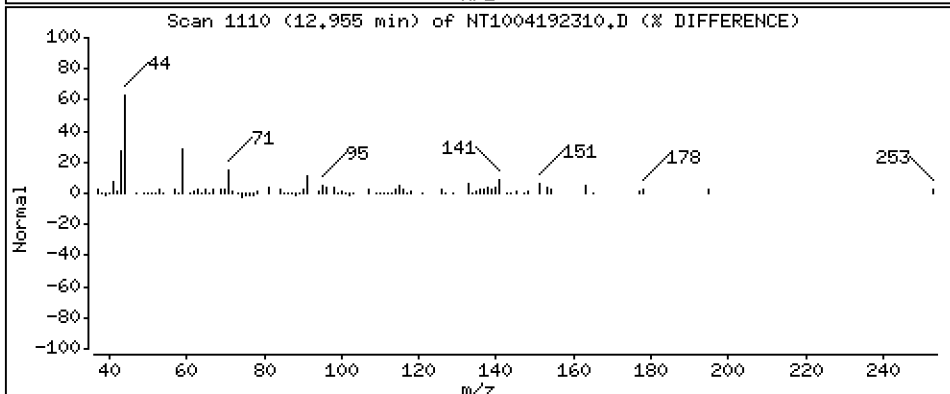
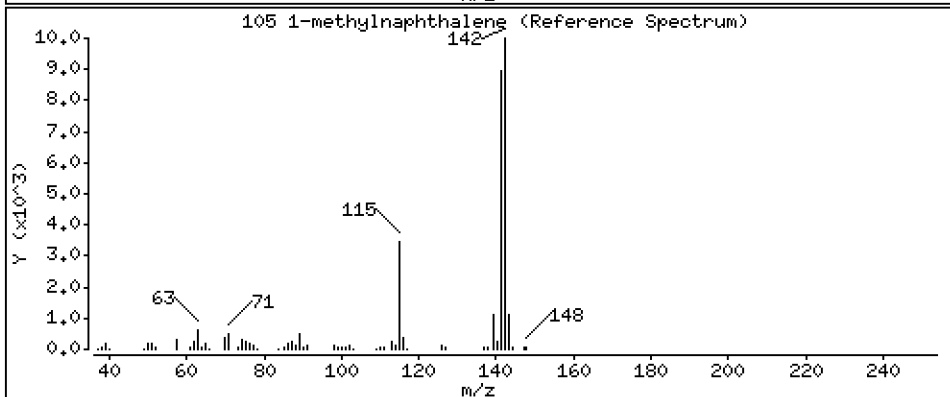
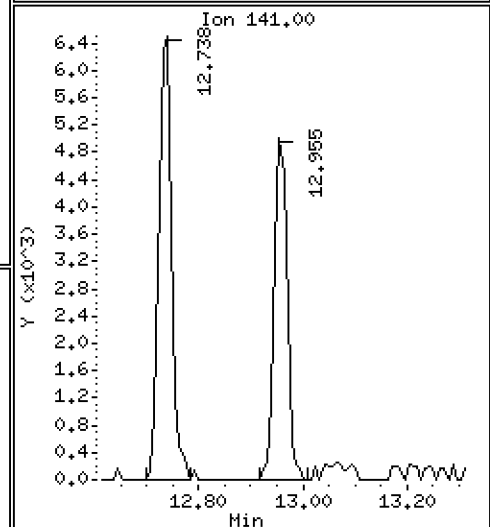
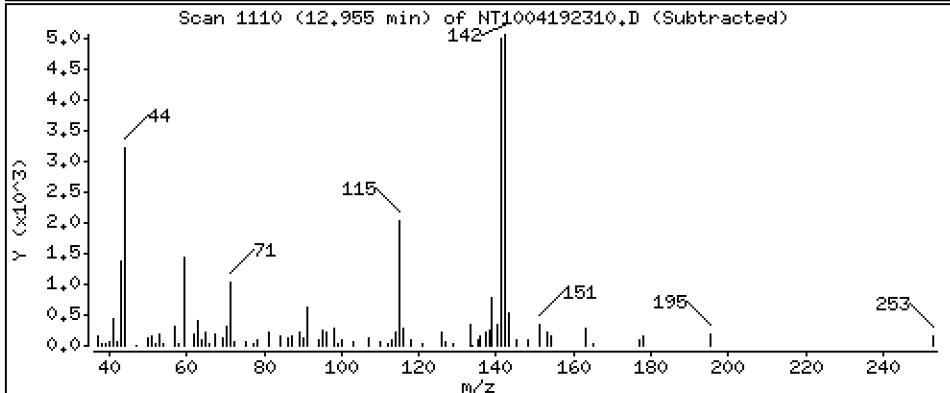
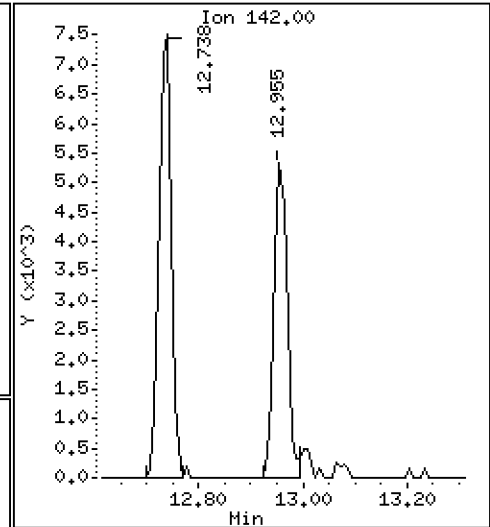
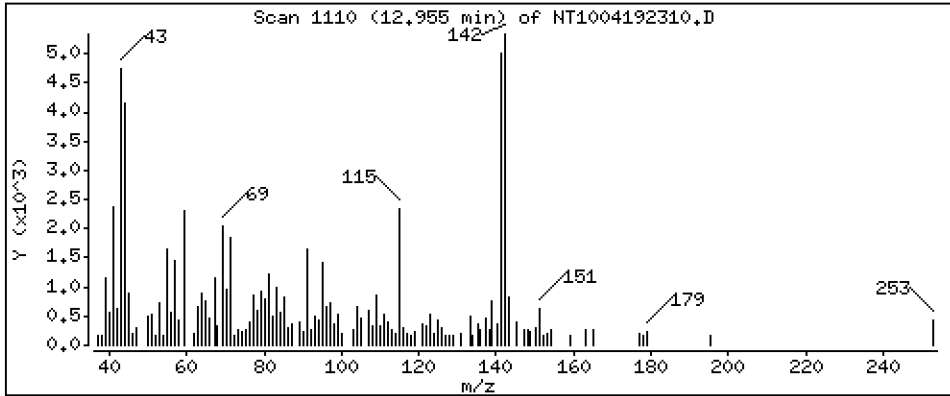
Operator: VTS

Column phase: ZB-5msi

Column diameter: 0,25

105 1-methylnaphthalene

Concentration: 0,09262 ug/mL



Date : 19-APR-2023 17:06

Client ID:

Instrument: nt10.i

Sample Info: 23C0774-01

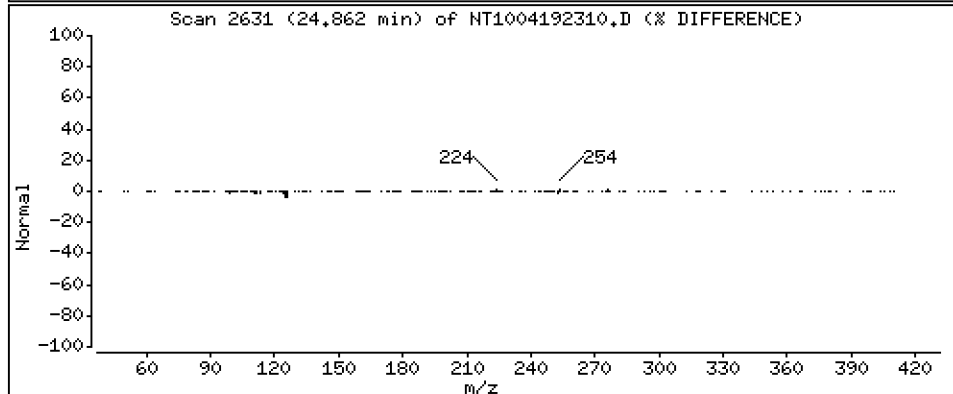
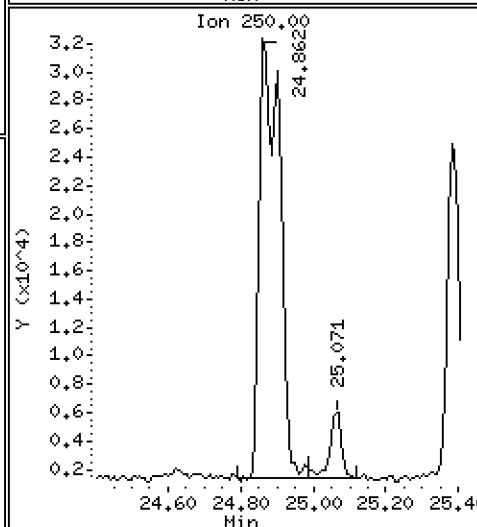
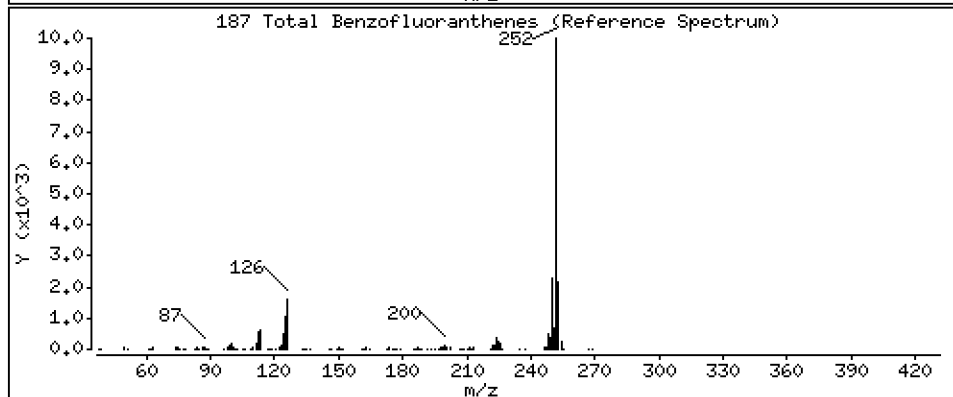
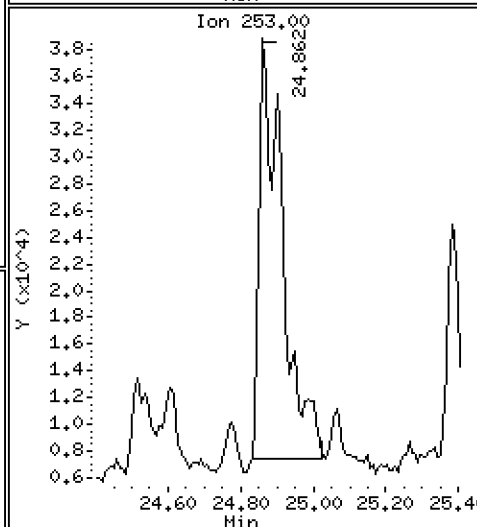
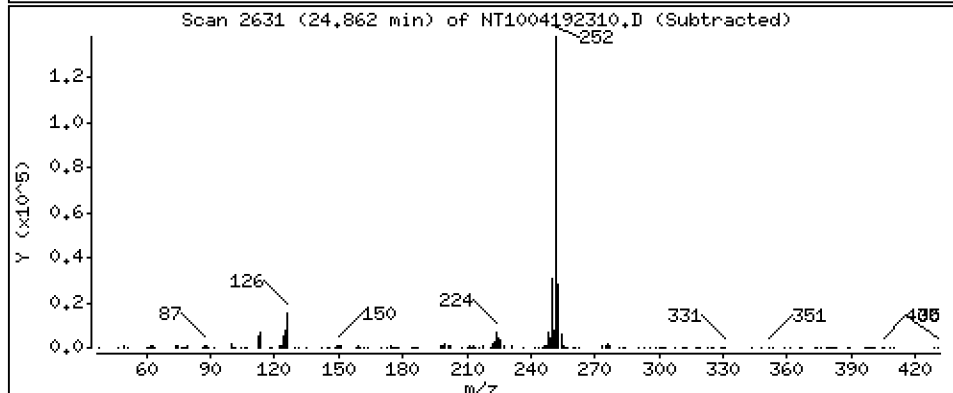
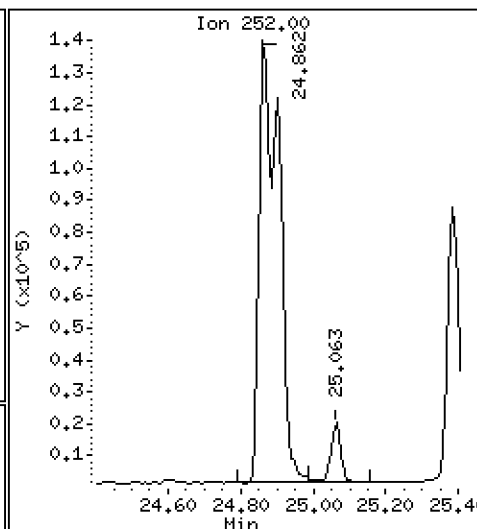
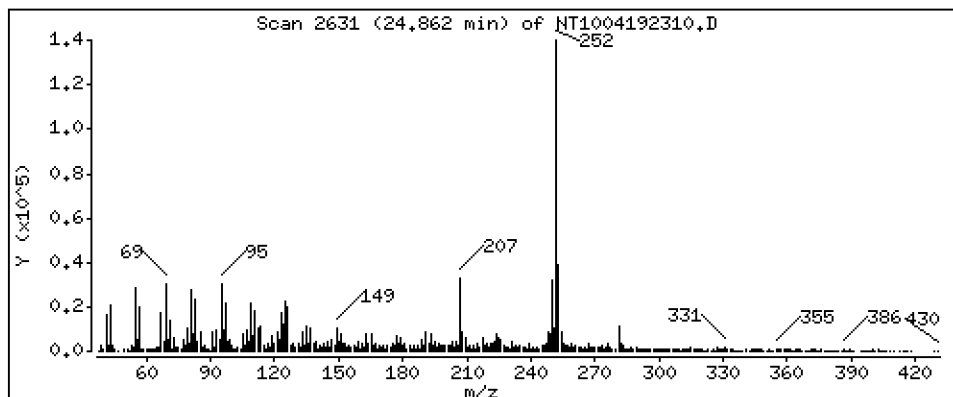
Operator: VTS

Column phase: ZB-5msi

Column diameter: 0,25

187 Total Benzofluoranthenes

Concentration: 2,516 ug/mL



ARI Labs, Inc.

Semivolatile Report SW846 Method 8270D

Data file : \\target\share\chem3\nt10.i\20230419.b\NT1004192310.D
 Lab Smp Id: 23C0774-01
 Inj Date : 19-APR-2023 17:06
 Operator : VTS
 Smp Info : 23C0774-01
 Misc Info :
 Comment : 1ul Injection
 Method : \\target\share\chem3\nt10.i\20230419.b\ABN.m
 Meth Date : 20-Apr-2023 10:45 deenayd Quant Type: ISTD
 Cal Date : 16-MAR-2023 00:22 Cal File: NT10031508.D
 Als bottle: 10
 Dil Factor: 1.00000
 Integrator: HP RTE
 Target Version: 4.14
 Processing Host: DEENAY-201905

Inst ID: nt10.i

Compound Sublist: ICAL.sub

Compounds	QUANT	SIG	RT	EXP RT	REL RT	RESPONSE	CONCENTRATIONS	
							ON-COLUMN	FINAL
	MASS						(ug/mL)	(ug/mL)
\$ 1 2-Fluorophenol	112		6.620	6.643	(0.750)	202562	4.36654	4.367
\$ 2 Phenol-d5	99		8.212	8.227	(0.931)	276066	4.53636	4.536
3 Phenol	94		8.235	8.250	(0.933)	29898	0.47278	0.4728
\$ 5 2-Chlorophenol-d4	132		8.467	8.489	(0.960)	255909	4.92445	4.924
4 Bis(2-Chloroethyl)ether	93		Compound Not Detected.					
6 2-Chlorophenol	128		Compound Not Detected.					
7 1,3-Dichlorobenzene	146		Compound Not Detected.					
* 8 1,4-Dichlorobenzene-d4	152		8.823	8.844	(1.000)	153399	4.00000	
9 1,4-Dichlorobenzene	146		Compound Not Detected.					
\$ 10 1,2-Dichlorobenzene-d4	152		9.180	9.201	(1.040)	112043	3.00220	3.002
12 1,2-Dichlorobenzene	146		Compound Not Detected.					
11 Benzyl alcohol	108		9.110	9.123	(1.033)	7307	0.24617	0.2462
14 2,2'-oxybis(1-Chloropropane)	121		Compound Not Detected.					
13 2-Methylphenol	108		9.343	9.356	(1.059)	1376	0.02985	0.02985
17 Hexachloroethane	117		Compound Not Detected.					
16 N-Nitroso-di-n-propylamine	70		Compound Not Detected.					
15 4-Methylphenol	108		9.614	9.628	(1.090)	3451	0.07105	0.07105
\$ 18 Nitrobenzene-d5	82		9.917	9.931	(0.878)	174877	3.11452	3.115
19 Nitrobenzene	77		Compound Not Detected.					
20 Isophorone	82		Compound Not Detected.					
21 2-Nitrophenol	139		Compound Not Detected.					
22 2,4-Dimethylphenol	107		Compound Not Detected.					
23 Bis(2-Chloroethoxy)methane	93		Compound Not Detected.					
24 Benzoic acid	105		10.778	10.884	(0.954)	40056	1.42117	1.421
25 2,4-Dichlorophenol	162		11.050	11.045	(0.978)	905	0.02234	0.02234
26 1,2,4-Trichlorobenzene	180		Compound Not Detected.					
* 27 Naphthalene-d8	136		11.299	11.308	(1.000)	556282	4.00000	
28 Naphthalene	128		11.346	11.351	(1.004)	15525	0.10535	0.1053
29 4-Chloroaniline	127		Compound Not Detected.					
30 Hexachlorobutadiene	225		Compound Not Detected.					
31 4-Chloro-3-methylphenol	107		Compound Not Detected.					
32 2-Methylnaphthalene	142		12.738	12.748	(1.127)	11775	0.11072	0.1107
33 Hexachlorocyclopentadiene	237		Compound Not Detected.					

Compounds	QUANT	SIG	RT	EXP RT	REL RT	RESPONSE	CONCENTRATIONS	
							ON-COLUMN (ug/mL)	FINAL (ug/mL)
34 2,4,6-Trichlorophenol	196							
35 2,4,5-Trichlorophenol	196		13.450	13.444	(0.902)	948	0.02597	0.02597
\$ 36 2-Fluorobiphenyl	172		13.520	13.529	(0.907)	418274	3.18069	3.181
37 2-Chloronaphthalene	162							
38 2-Nitroaniline	65							
39 Dimethylphthalate	163							
40 Acenaphthylene	152		14.588	14.597	(0.979)	10860	0.06545	0.06545
41 2,6-Dinitrotoluene	165							
* 42 Acenaphthene-d10	164		14.905	14.915	(1.000)	332440	4.00000	
43 3-Nitroaniline	138							
44 Acenaphthene	153		14.975	14.977	(1.005)	7966	0.07771	0.07771
45 2,4-Dinitrophenol	184							
46 Dibenzofuran	168		15.299	15.309	(1.026)	14593	0.09654	0.09654
47 4-Nitrophenol	109							
48 2,4-Dinitrotoluene	165							
50 Diethylphthalate	149		15.887	15.904	(1.066)	13220	0.12476	0.1248
49 Fluorene	166		16.010	16.020	(1.074)	12723	0.10699	0.1070
51 4-Chlorophenyl-phenylether	204							
52 4-Nitroaniline	138							
53 4,6-Dinitro-2-methylphenol	198							
54 N-Nitrosodiphenylamine	169							
\$ 55 2,4,6-Tribromophenol	330		16.550	16.553	(1.110)	108199	6.98126	6.981
56 4-Bromophenyl-phenylether	248							
57 Hexachlorobenzene	284							
58 Pentachlorophenol	266		17.686	17.696	(0.986)	3975	0.17984	0.1798
* 59 Phenanthrene-d10	188		17.942	17.951	(1.000)	637117	4.00000	
60 Phenanthrene	178		17.996	17.998	(1.003)	95300	0.54856	0.5486
61 Anthracene	178		18.089	18.090	(1.008)	48021	0.28815	0.2882
62 Carbazole	167		18.429	18.431	(1.027)	14666	0.09821	0.09821
63 Di-n-butylphthalate	149							
64 Fluoranthene	202		20.448	20.404	(0.887)	327990	1.37264	1.373
65 Pyrene	202		20.851	20.829	(0.905)	349157	1.42444	1.424
\$ 66 Terphenyl-d14	244		21.145	21.139	(0.917)	581607	3.15955	3.160
67 Butylbenzylphthalate	149							
68 Benzo(a)anthracene	228		23.019	23.012	(0.999)	186233	0.88725	0.8872
* 69 Chrysene-d12	240		23.050	23.043	(1.000)	594670	4.00000	
70 3,3'-Dichlorobenzidine	252							
71 Chrysene	228		23.088	23.090	(1.002)	259097	1.26346	1.263
72 bis(2-Ethylhexyl)phthalate	149		23.135	23.136	(0.959)	53032	0.38474	0.3847
* 134 Di-n-octylphthalate-d4	153		24.126	24.127	(1.000)	942340	4.00000	
73 Di-n-octylphthalate	149							
74 Benzo(b)fluoranthene	252		24.861	24.863	(0.971)	292477	1.38213	1.382
75 Benzo(k)fluoranthene	252		24.900	24.901	(0.973)	269106	1.25238	1.252
76 Benzo(a)pyrene	252		25.481	25.482	(0.995)	181261	0.95807	0.9581
* 77 Perylene-d12	264		25.597	25.590	(1.000)	652823	4.00000	
78 Indeno(1,2,3-cd)pyrene	276		28.092	28.094	(1.097)	123360	0.51250	0.5125
79 Dibenzo(a,h)anthracene	278		28.108	28.109	(1.098)	36661	0.18346	0.1835
80 Benzo(g,h,i)perylene	276		28.830	28.824	(1.126)	126729	0.60838	0.6084
90 N-Nitrosodimethylamine	74							
91 Aniline	93							
93 Benzidine	184							
103 Pyridine	79		4.488	4.503	(0.509)	5180	0.11396	0.1140
105 1-methylnaphthalene	142		12.955	12.964	(1.147)	9025	0.09262	0.09262
111 Azobenzene (1,2-DP-Hydrazine)	77							

Compounds	QUANT MASS	SIG	RT	EXP RT	REL RT	RESPONSE	CONCENTRATIONS		
							ON-COLUMN (ug/mL)	FINAL (ug/mL)	
187 Total Benzofluoranthenes	252		24.861	24.901	(0.971)	513995	2.51567	2.516	
120 2,3,4,6-Tetrachlorophenol	232		Compound Not Detected.						

ARI Labs, Inc.

INTERNAL STANDARD COMPOUNDS
 AREA AND RT SUMMARY

Instrument ID: nt10.i Calibration Date: 19-APR-2023
 Lab File ID: NT1004192310.D Calibration Time: 11:08
 Lab Smp Id: 23C0774-01
 Analysis Type: SV Level:
 Quant Type: ISTD Sample Type:
 Operator: VTS
 Method File: \\target\share\chem3\nt10.i\20230419.b\ABN.m
 Misc Info:

Test Mode:
 Use Last Continuing Calibrator.

COMPOUND	STANDARD	AREA LIMIT		SAMPLE	%DIFF
		LOWER	UPPER		
8 1,4-Dichlorobenze	140649	70325	281298	153399	9.07
27 Naphthalene-d8	483944	241972	967888	556282	14.95
42 Acenaphthene-d10	298909	149455	597818	332440	11.22
59 Phenanthrene-d10	483004	241502	966008	637117	31.91
69 Chrysene-d12	399309	199655	798618	594670	48.92
134 Di-n-octylphthala	671711	335856	1343422	942340	40.29
77 Perylene-d12	475411	237706	950822	652823	37.32

COMPOUND	STANDARD	RT LIMIT		SAMPLE	%DIFF
		LOWER	UPPER		
8 1,4-Dichlorobenze	8.84	8.34	9.34	8.82	-0.25
27 Naphthalene-d8	11.31	10.81	11.81	11.30	-0.08
42 Acenaphthene-d10	14.92	14.42	15.42	14.91	-0.07
59 Phenanthrene-d10	17.95	17.45	18.45	17.94	-0.05
69 Chrysene-d12	23.04	22.54	23.54	23.05	0.03
134 Di-n-octylphthala	24.13	23.63	24.63	24.13	-0.01
77 Perylene-d12	25.59	25.09	26.09	25.60	0.02

AREA UPPER LIMIT = +100% of internal standard area.
 AREA LOWER LIMIT = - 50% of internal standard area.
 RT UPPER LIMIT = + 0.50 minutes of internal standard RT.
 RT LOWER LIMIT = - 0.50 minutes of internal standard RT.

REVIEW SUMMARY FOR FILE - NT1004192310.D

Lab ID: 23C0774-01
nt10.i, 20230419.b\ABN.m, 19-APR-2023 17:06

RT CO-ELUTION COMPOUNDS

NO CO-ELUTIONS

Quant Method: ICAL

RRT CHECK

RRT	CCV RRT	DELTA	COMPOUND
0.954	0.962	-0.0086	Benzoic acid

RRT check based on Ccal File: NT1004192302.D

On Column LOD for nt10.i, 20230419.b\ABN.m, ICAL.sub = 0.0000

* Only compounds listed in the work order have been verified by the analyst *



Form I
ORGANIC ANALYSIS DATA SHEET
EPA 8270E
Semivolatiles (20ug/kg - 0.2ug/L SepF)

Laboratory: Analytical Resources, LLC

Client: Anchor OEA, LLC

Project: AOC5 MR Phase 1

Matrix: Sediment

Laboratory ID: 23C0774-02 A

SDG: 23C0774

Sampled: 12/16/22 09:12

Prepared: 04/05/23 16:28

File ID: NT1004192311.D

% Solids: 51.94

Preparation: EPA 3546 (Microwave)

Analyzed: 04/19/23 17:44

Batch: BLD0057

Sequence: SLD0254

Initial/Final: 19.33 g Wet / 1 mL

Instrument: NT10

Column: ZB-5MSi

Calibration: GC00046

Cleanups: GPC

CAS NO.	COMPOUND	DILUTION	CONC: (ug/kg dry)	Q	DL	RL
108-95-2	Phenol	1	25.2	Q	4.4	19.9
106-44-5	4-Methylphenol	1	8.6	J	7.4	19.9
91-20-3	Naphthalene	1	12.5	J	4.2	19.9
91-57-6	2-Methylnaphthalene	1	9.7	J	4.5	19.9
208-96-8	Acenaphthylene	1	19.9	U	6.2	19.9
131-11-3	Dimethylphthalate	1	19.9	U	4.4	19.9
83-32-9	Acenaphthene	1	11.1	J	5.2	19.9
132-64-9	Dibenzofuran	1	19.9	U	14.1	19.9
86-73-7	Fluorene	1	19.9	U	14.5	19.9
85-01-8	Phenanthrene	1	64.0		8.7	19.9
120-12-7	Anthracene	1	23.7		7.2	19.9
206-44-0	Fluoranthene	1	157		6.1	19.9
129-00-0	Pyrene	1	149	Q	5.7	19.9
85-68-7	Butylbenzylphthalate	1	19.9	U	9.4	19.9
56-55-3	Benzo(a)anthracene	1	64.8		5.9	19.9
218-01-9	Chrysene	1	85.3		6.0	19.9
117-81-7	bis(2-Ethylhexyl)phthalate	1	46.6	J	5.4	49.8
	Benzo(a)fluoranthene, Total	1	174		10.0	39.8
50-32-8	Benzo(a)pyrene	1	68.9		4.2	19.9
193-39-5	Indeno(1,2,3-cd)pyrene	1	41.6		14.6	19.9
53-70-3	Dibenzo(a,h)anthracene	1	19.9	U	17.2	19.9
191-24-2	Benzo(g,h,i)perylene	1	49.1		13.5	19.9

SURROGATES	ADDED: (ug/kg dry)	FOUND: (ug/kg dry)	% REC	QC LIMITS	Q
2-Fluorophenol	747.01	432	57.9	27 - 120	Q
Phenol-d5	747.01	444	59.5	29 - 120	Q
2-Chlorophenol-d4	747.01	479	64.1	31 - 120	
1,2-Dichlorobenzene-d4	498.01	298	59.8	32 - 120	
Nitrobenzene-d5	498.01	299	60.1	30 - 120	
2-Fluorobiphenyl	498.01	323	64.8	35 - 120	Q



Form I
ORGANIC ANALYSIS DATA SHEET
EPA 8270E
Semivolatiles (20ug/kg - 0.2ug/L SepF)

Laboratory: Analytical Resources, LLC

Client: Anchor OEA, LLC

Project: AOC5 MR Phase 1

Matrix: Sediment

Laboratory ID: 23C0774-02 A

SDG: 23C0774

Sampled: 12/16/22 09:12

Prepared: 04/05/23 16:28

File ID: NT1004192311.D

% Solids: 51.94

Preparation: EPA 3546 (Microwave)

Analyzed: 04/19/23 17:44

Batch: BLD0057

Sequence: SLD0254

Initial/Final: 19.33 g Wet / 1 mL

Instrument: NT10

Column: ZB-5MSi

Calibration: GC00046

Cleanups: GPC

SURROGATES	ADDED: (ug/kg dry)	FOUND: (ug/kg dry)	% REC	QC LIMITS	Q
2,4,6-Tribromophenol	747.01	665	89.0	24 - 134	
p-Terphenyl-d14	498.01	308	61.9	37 - 120	

Data File: \\target\share\chem3\nt10.1\20230419.1\NT1004192311.D

Date: 19-APR-2023 17:44

Client ID:

Sample Info: 23C0774-02

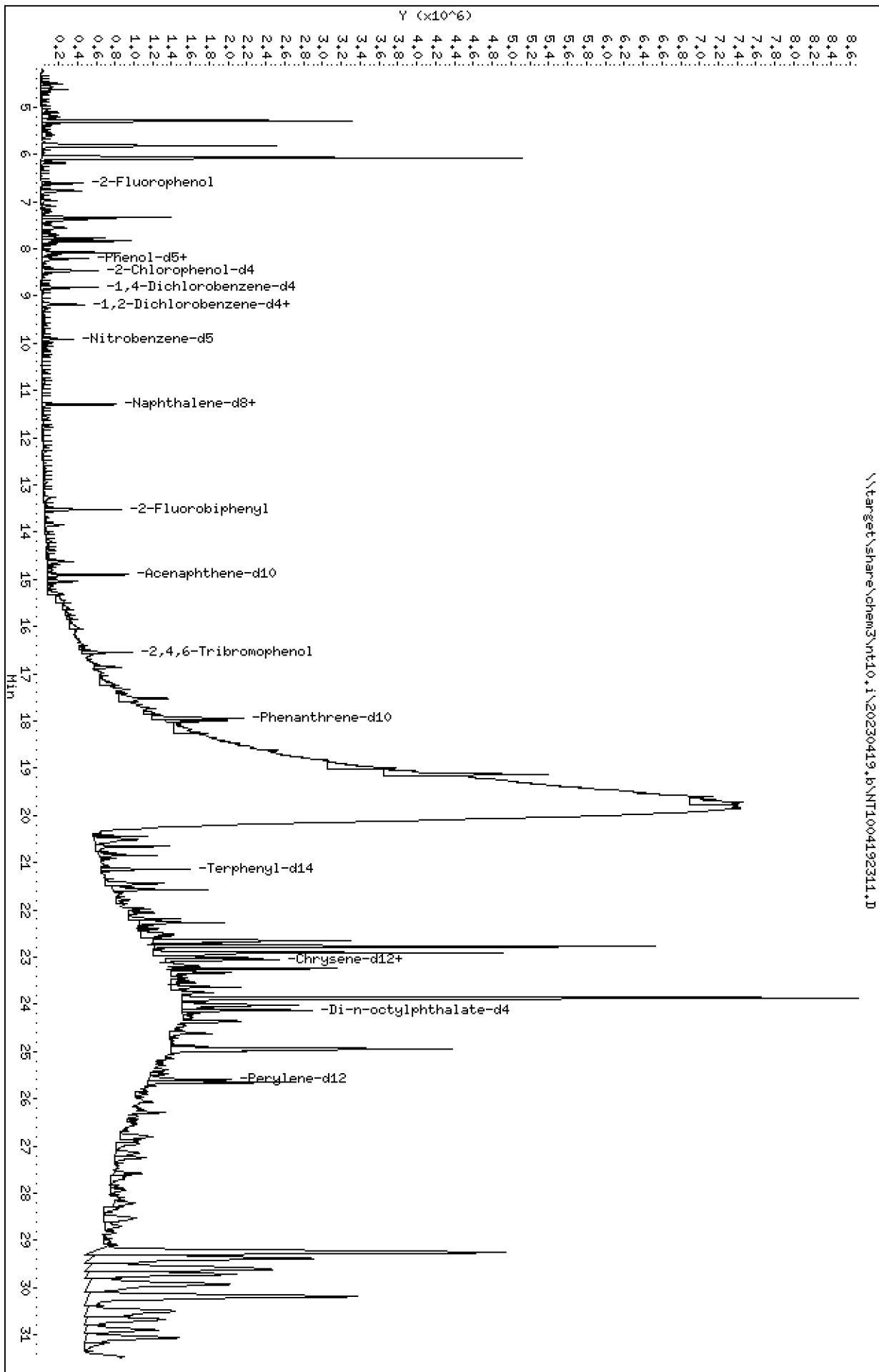
Instrument: nt10.1

Operator: VTS

Column diameter: 0.25

Column phase: ZB-5msi

\\target\share\chem3\nt10.1\20230419.1\NT1004192311.D



Date : 19-APR-2023 17:44

Client ID:

Instrument: nt10.i

Sample Info: 23C0774-02

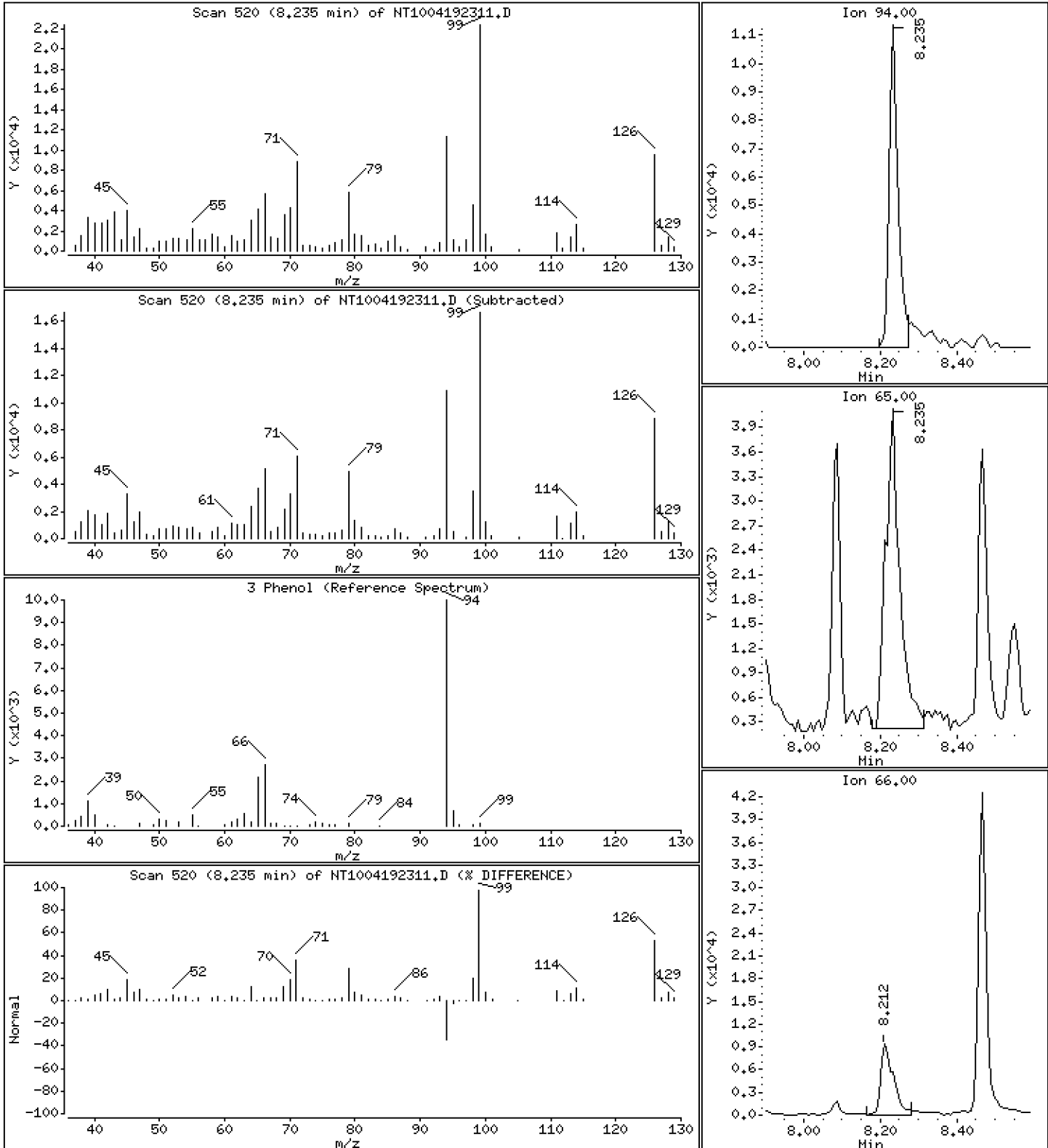
Operator: VTS

Column phase: ZB-5msi

Column diameter: 0,25

3 Phenol

Concentration: 0,2533 ug/mL



Date : 19-APR-2023 17:44

Client ID:

Instrument: nt10.i

Sample Info: 23C0774-02

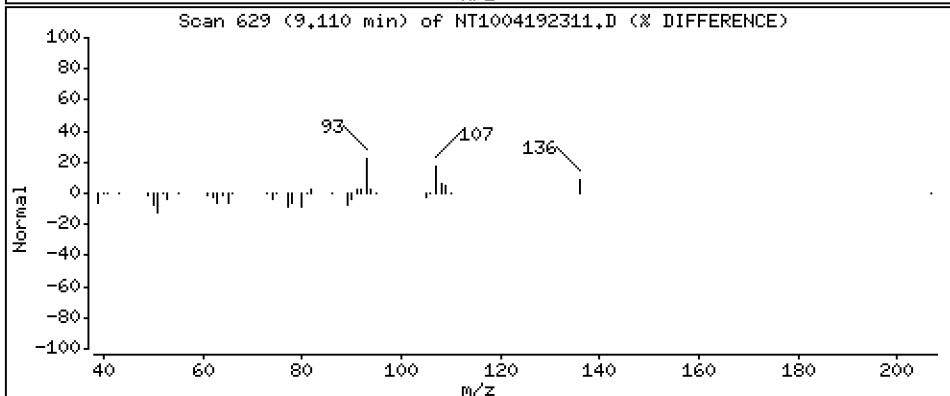
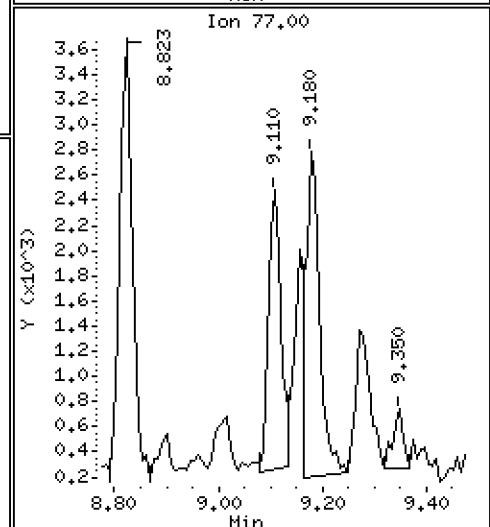
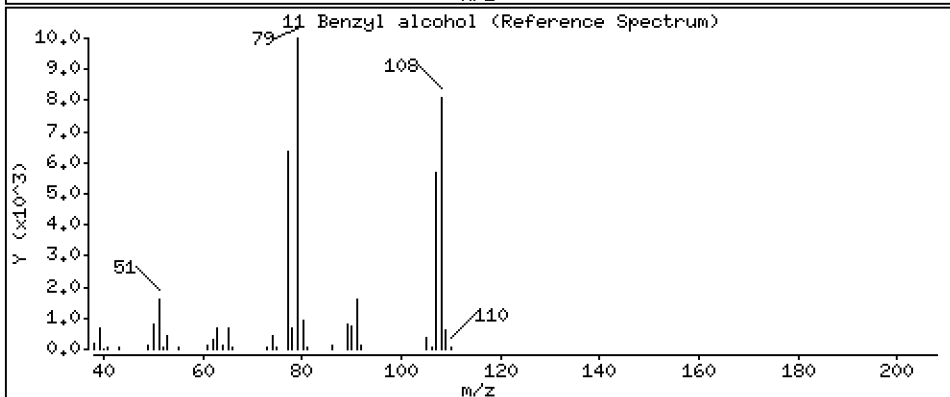
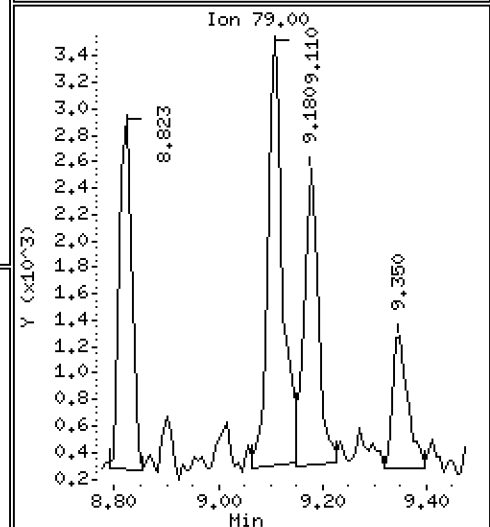
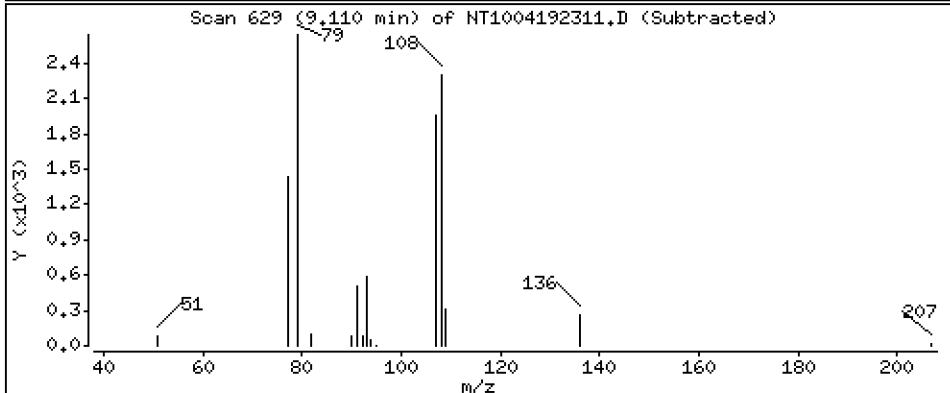
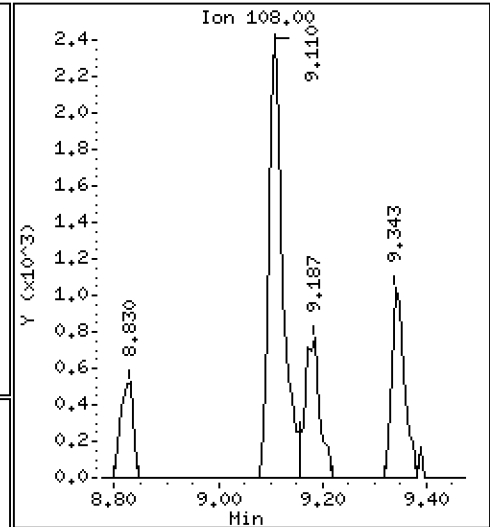
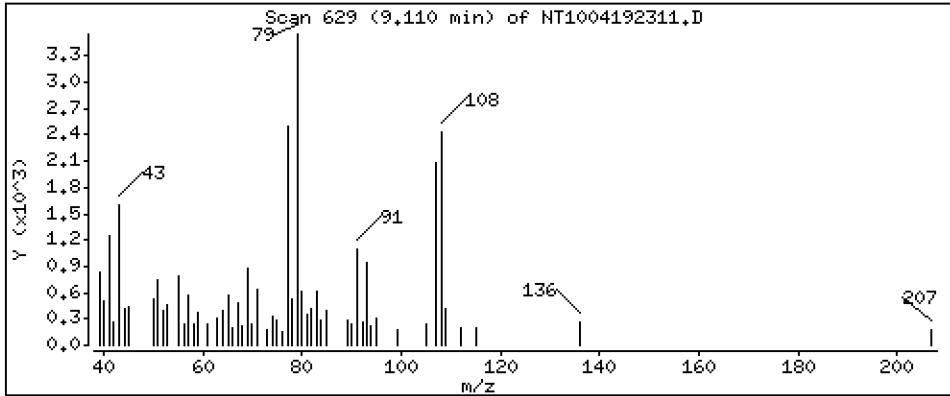
Operator: VTS

Column phase: ZB-5msi

Column diameter: 0.25

11 Benzyl alcohol

Concentration: 0.1379 ug/mL



Date : 19-APR-2023 17:44

Client ID:

Instrument: nt10.i

Sample Info: 23C0774-02

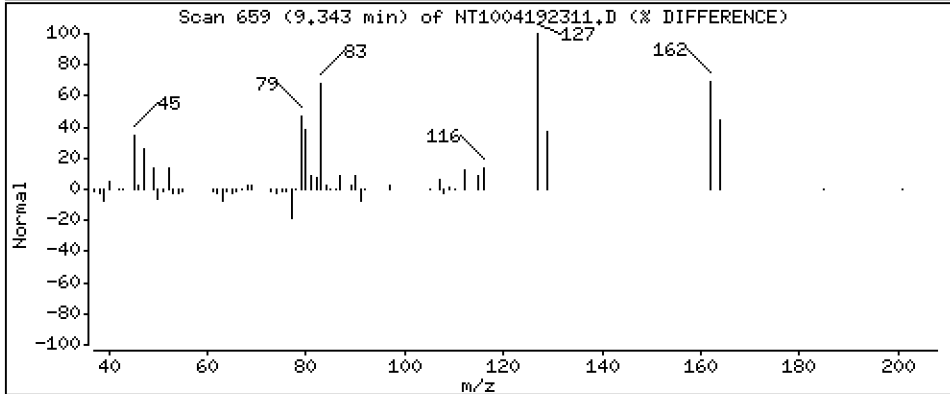
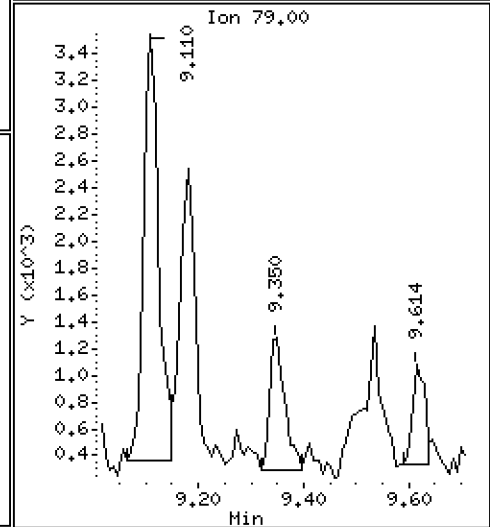
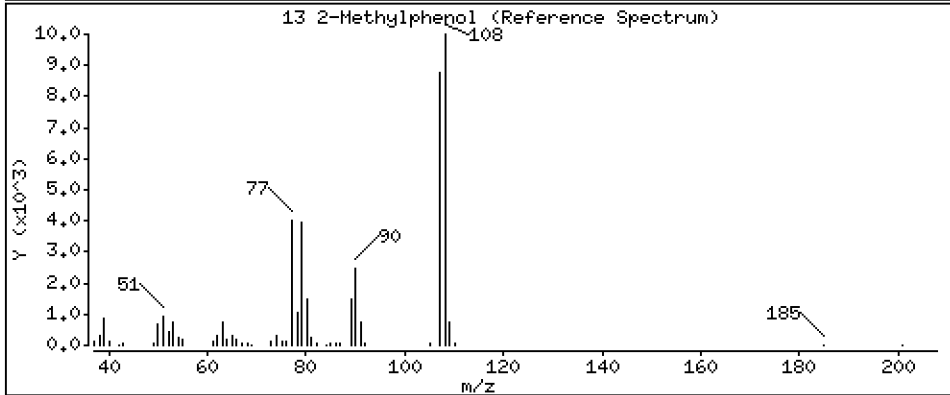
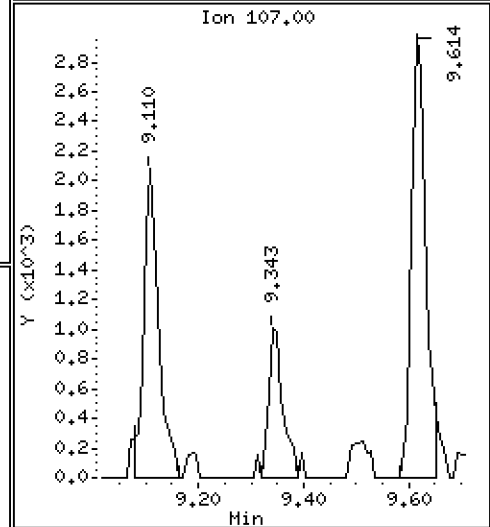
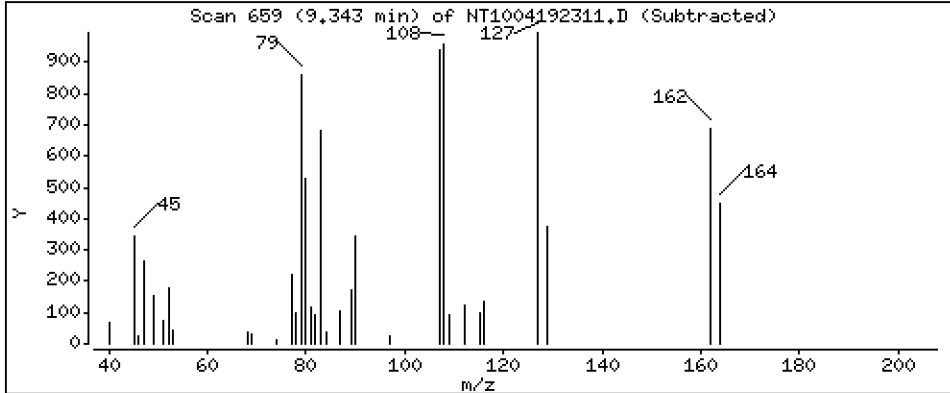
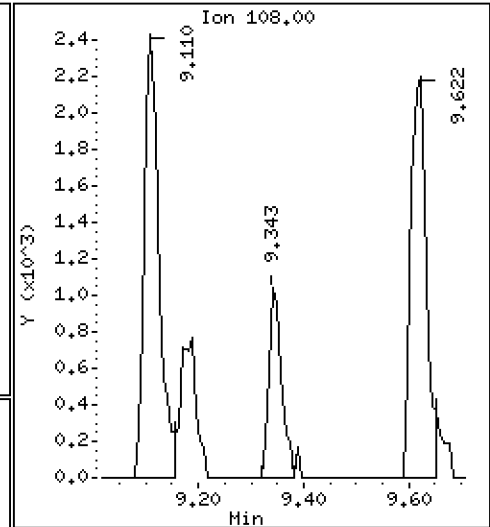
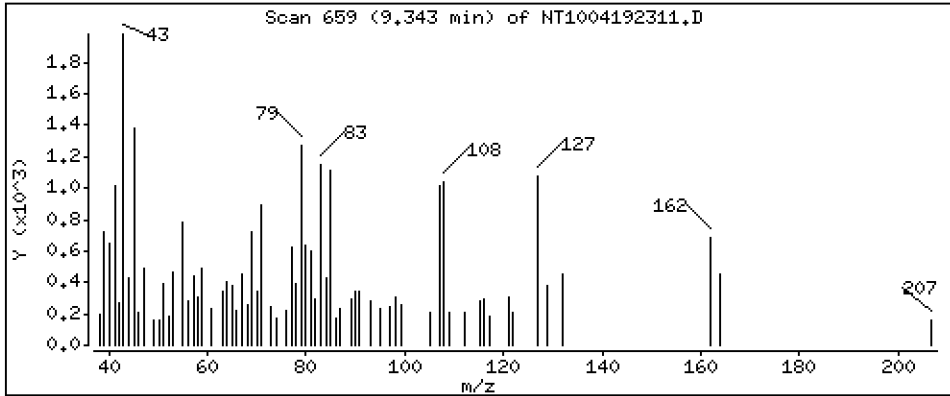
Operator: VTS

Column phase: ZB-5msi

Column diameter: 0.25

Concentration: 0.03401 ug/mL

13 2-Methylphenol



Date : 19-APR-2023 17:44

Client ID:

Instrument: nt10.i

Sample Info: 23C0774-02

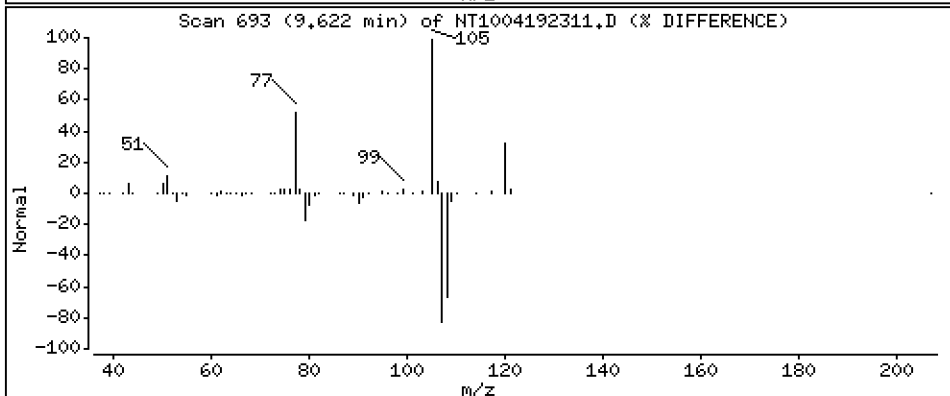
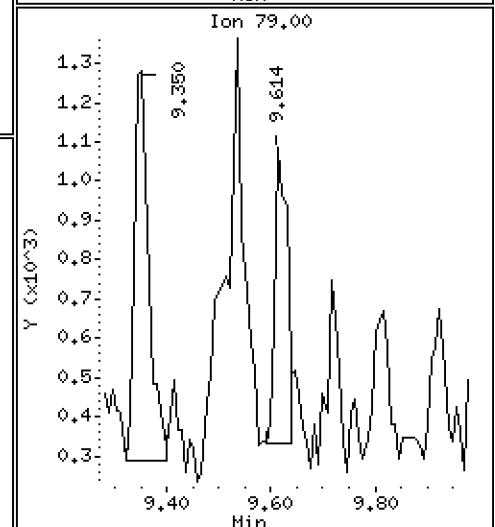
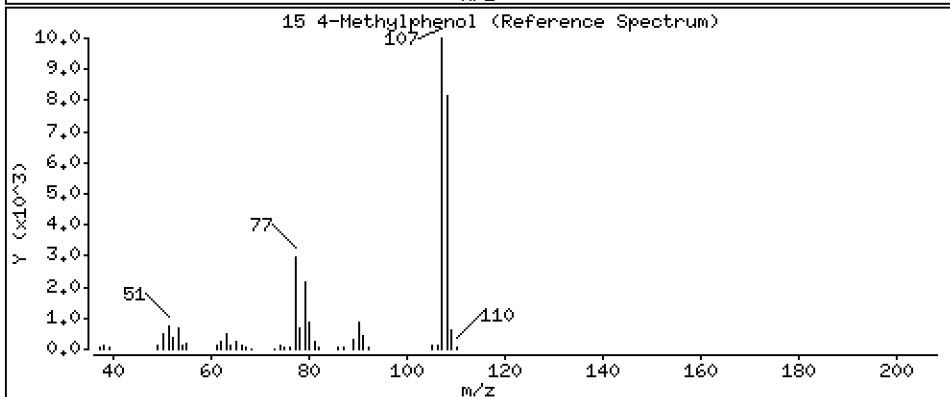
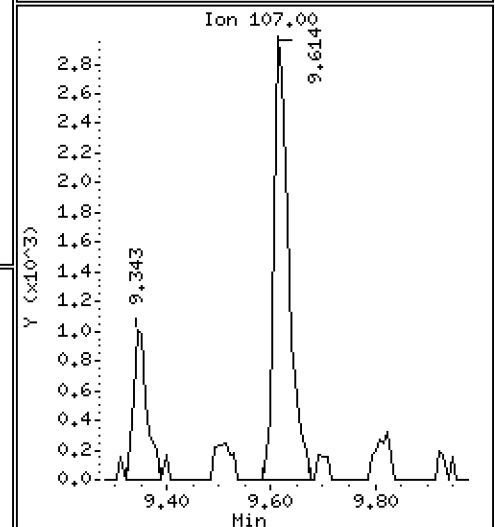
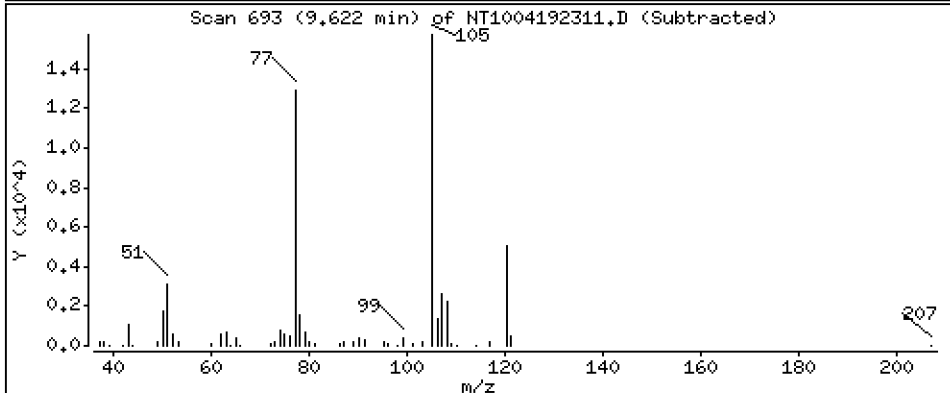
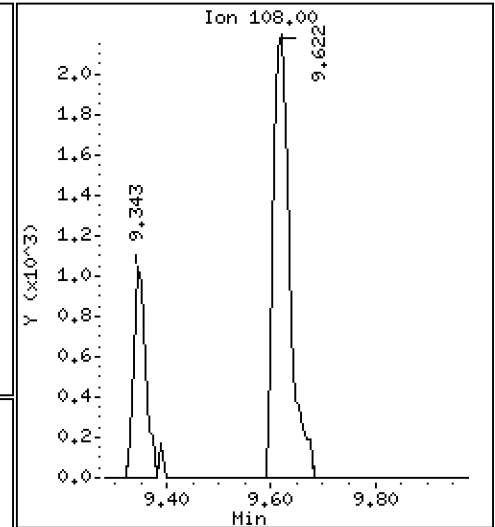
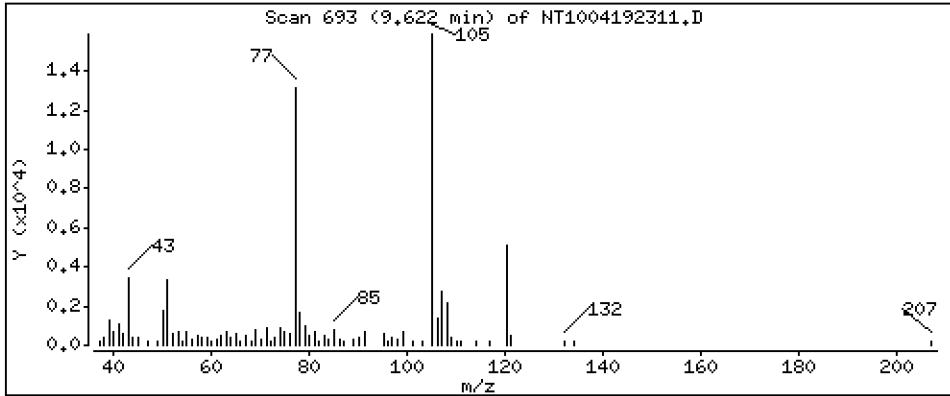
Operator: VTS

Column phase: ZB-5msi

Column diameter: 0.25

15 4-Methylphenol

Concentration: 0.08629 ug/mL



Date : 19-APR-2023 17:44

Client ID:

Instrument: nt10.i

Sample Info: 23C0774-02

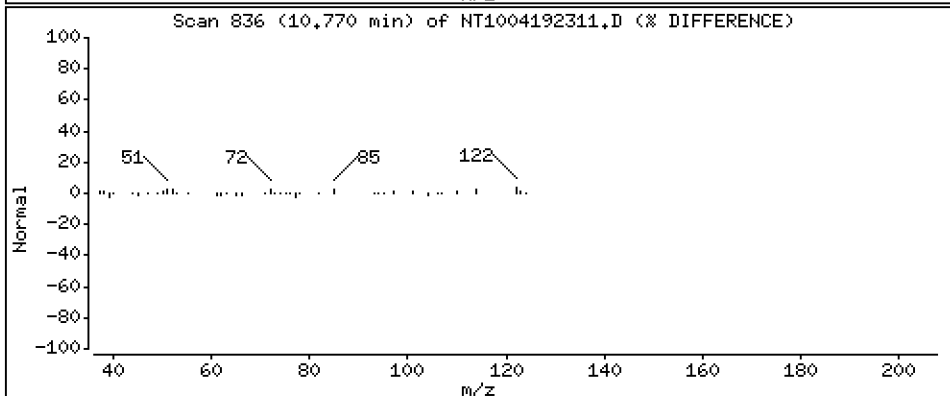
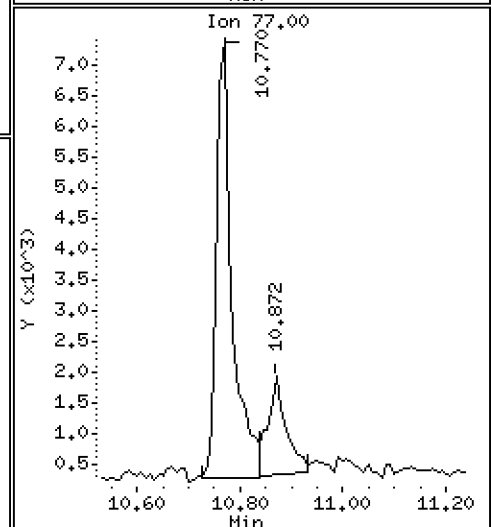
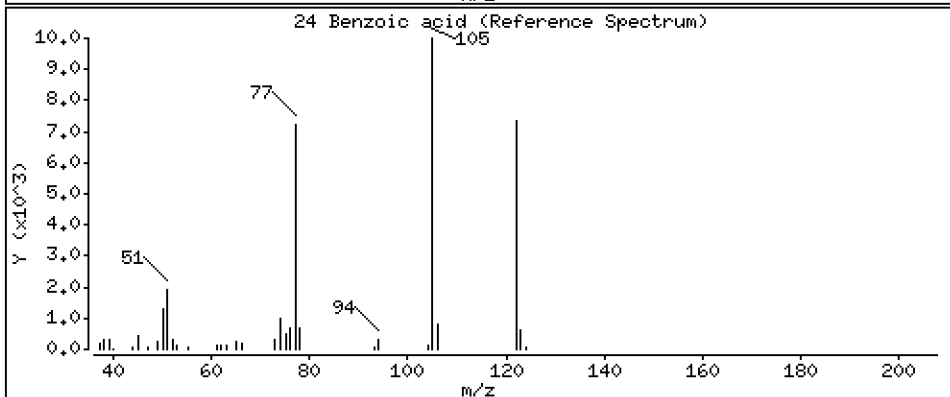
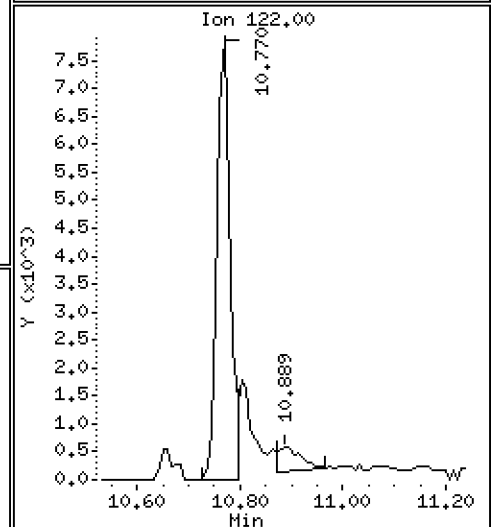
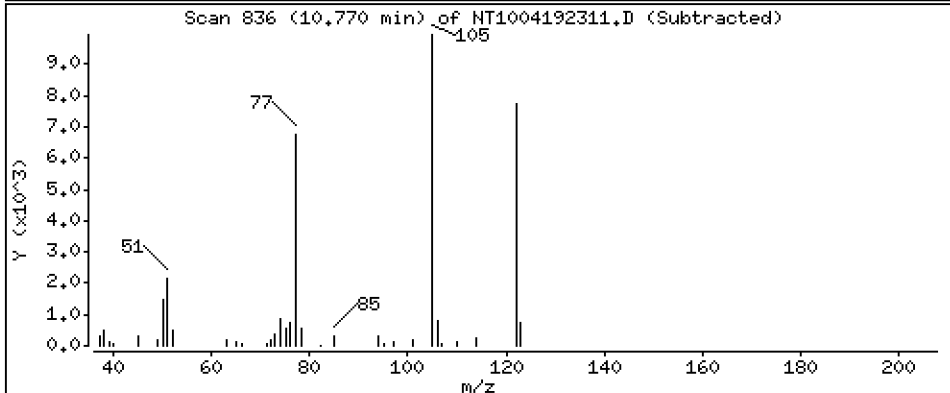
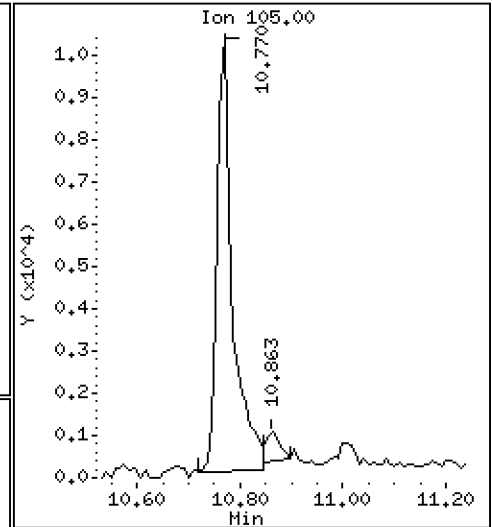
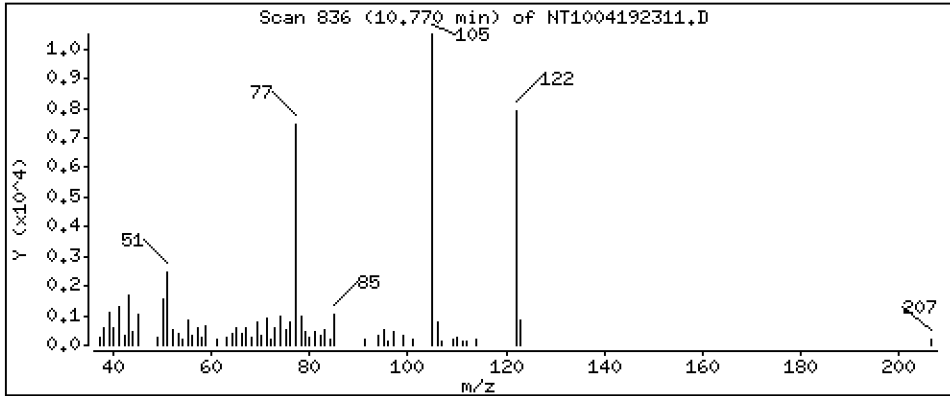
Operator: VTS

Column phase: ZB-5msi

Column diameter: 0.25

24 Benzoic acid

Concentration: 0.6887 ug/mL



Date : 19-APR-2023 17:44

Client ID:

Instrument: nt10.i

Sample Info: 23C0774-02

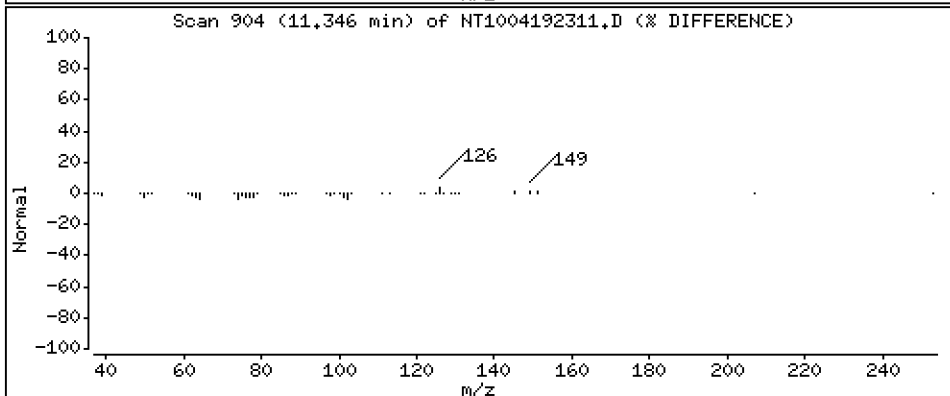
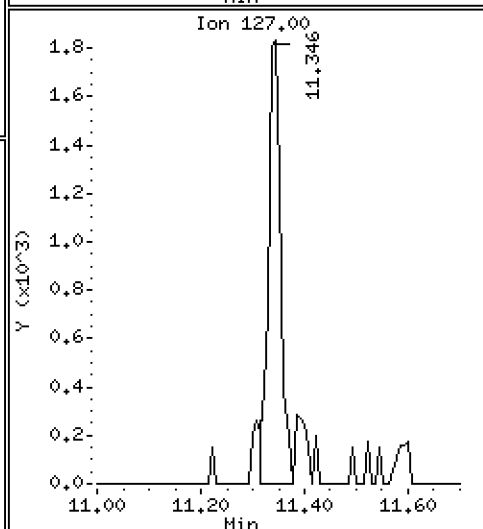
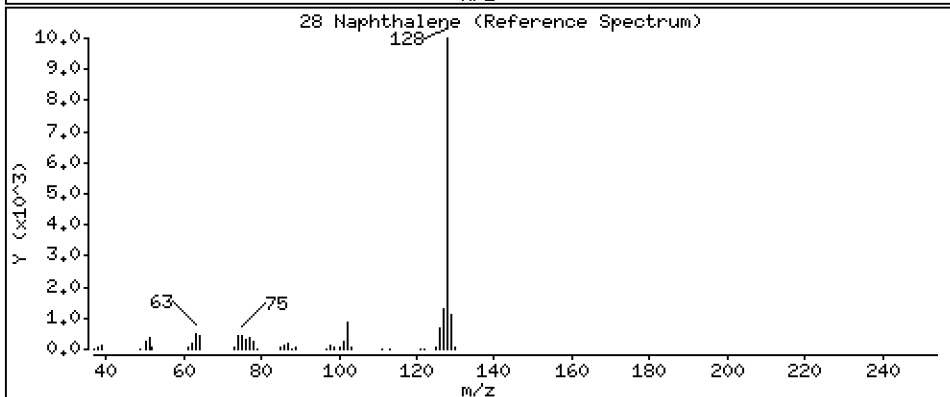
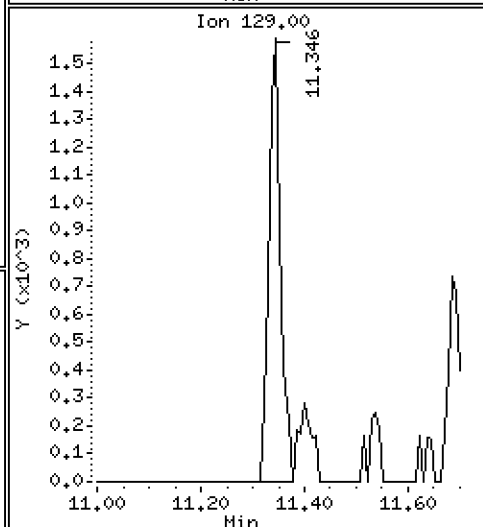
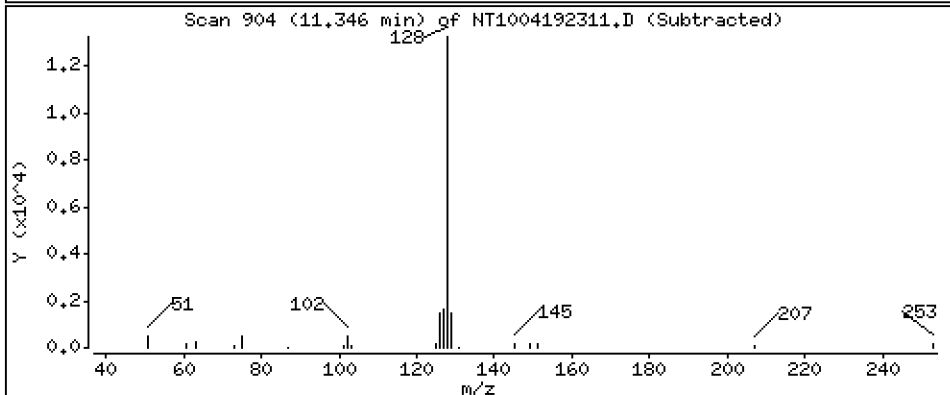
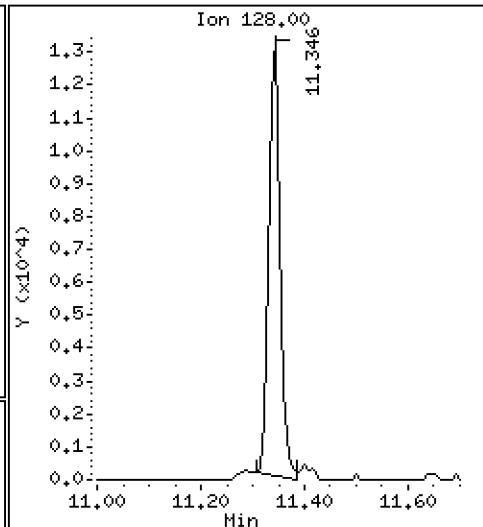
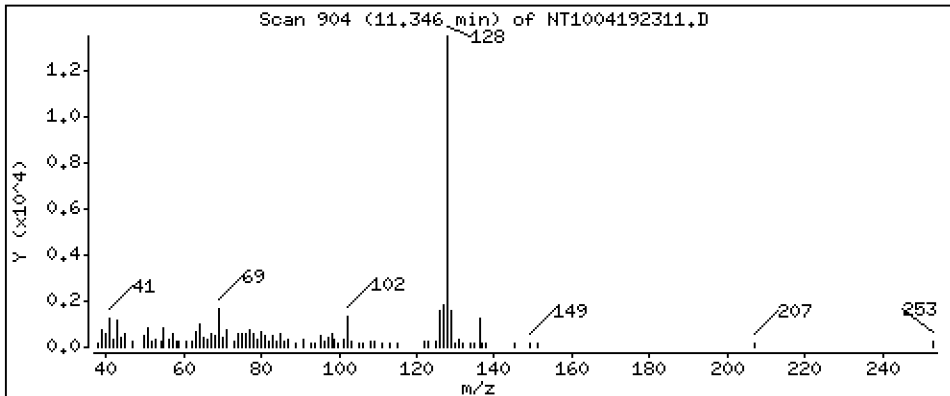
Operator: VTS

Column phase: ZB-5msi

Column diameter: 0.25

28 Naphthalene

Concentration: 0.1258 ug/mL



Date : 19-APR-2023 17:44

Client ID:

Instrument: nt10.i

Sample Info: 23C0774-02

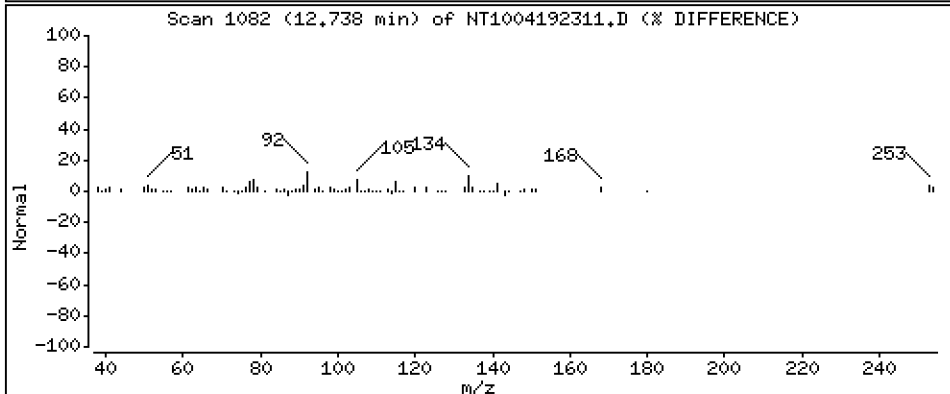
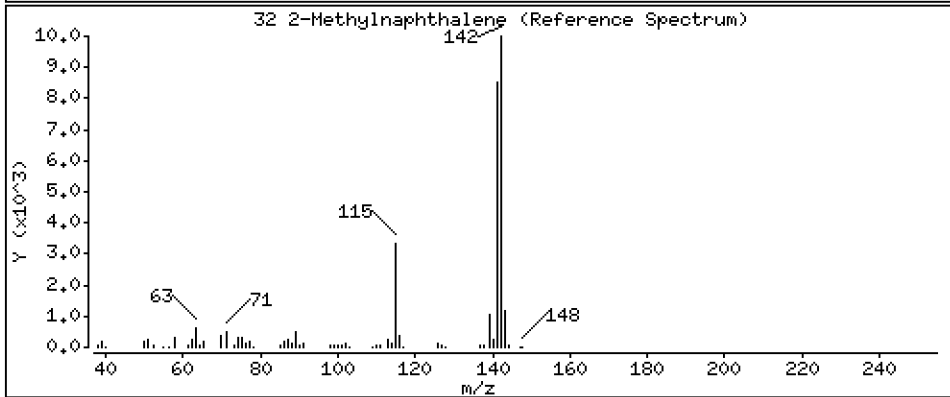
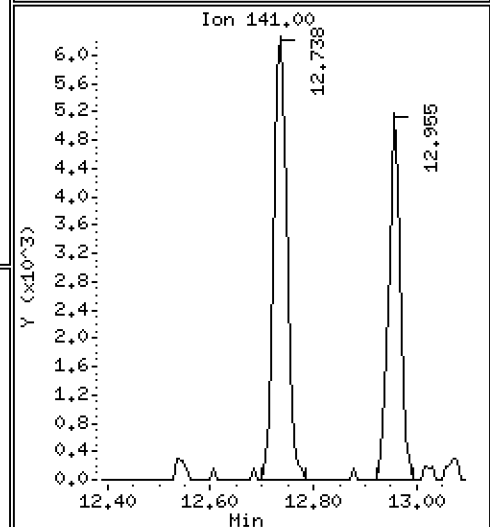
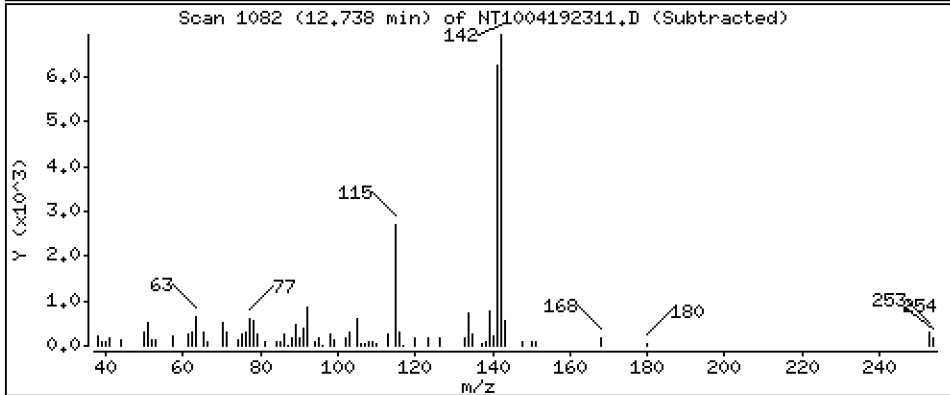
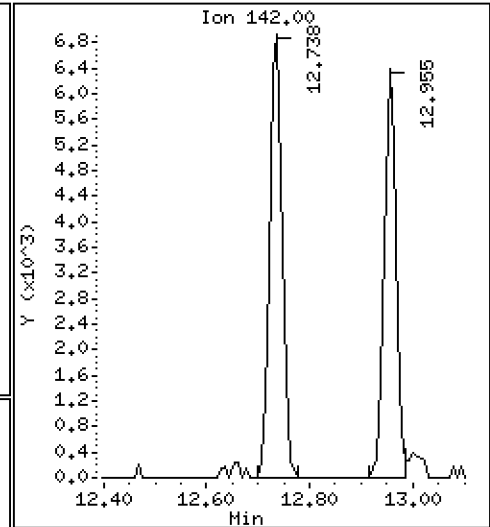
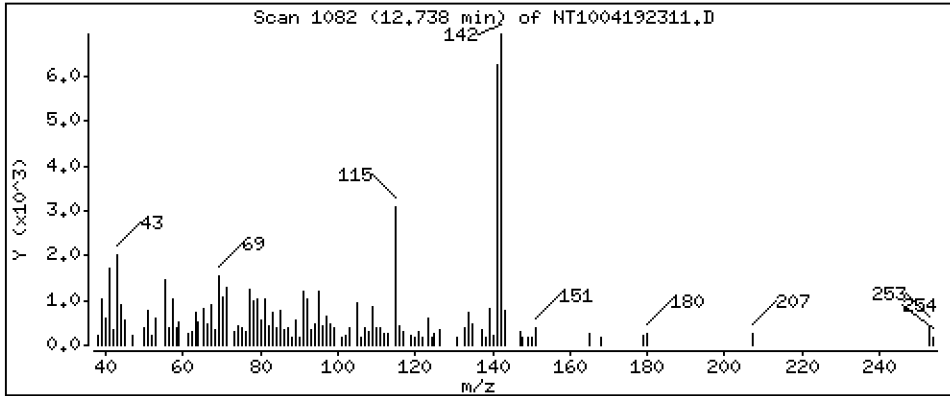
Operator: VTS

Column phase: ZB-5msi

Column diameter: 0,25

32 2-Methylnaphthalene

Concentration: 0,09702 ug/mL



Date : 19-APR-2023 17:44

Client ID:

Instrument: nt10.i

Sample Info: 23C0774-02

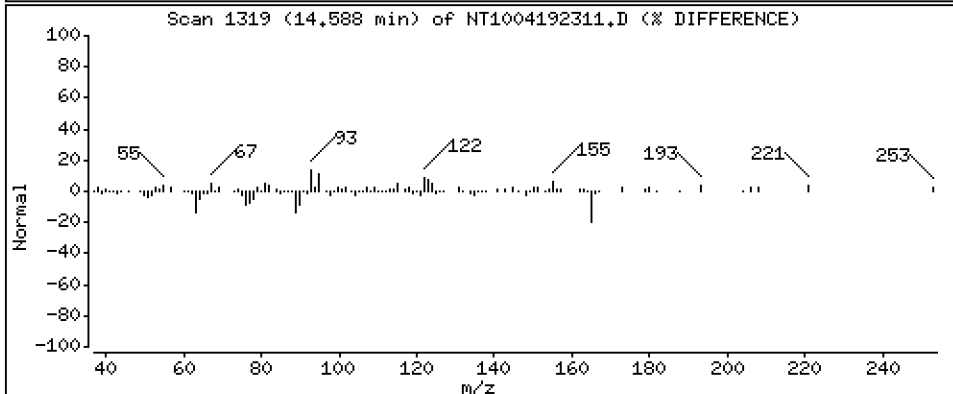
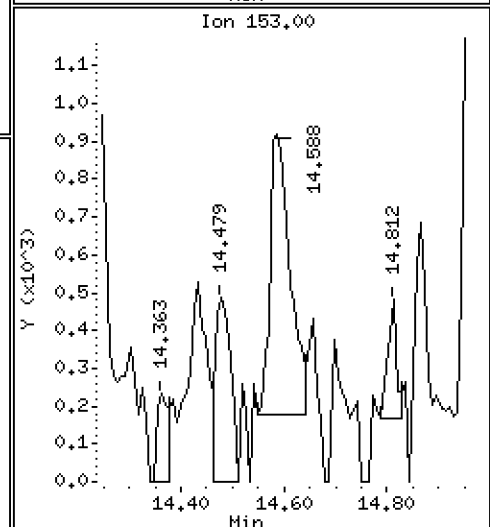
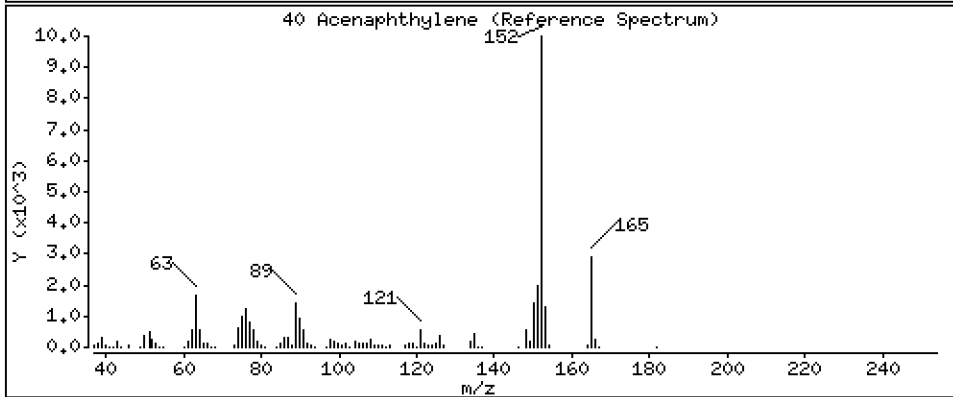
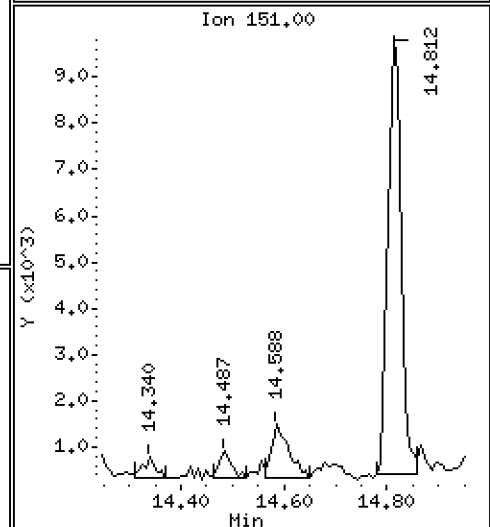
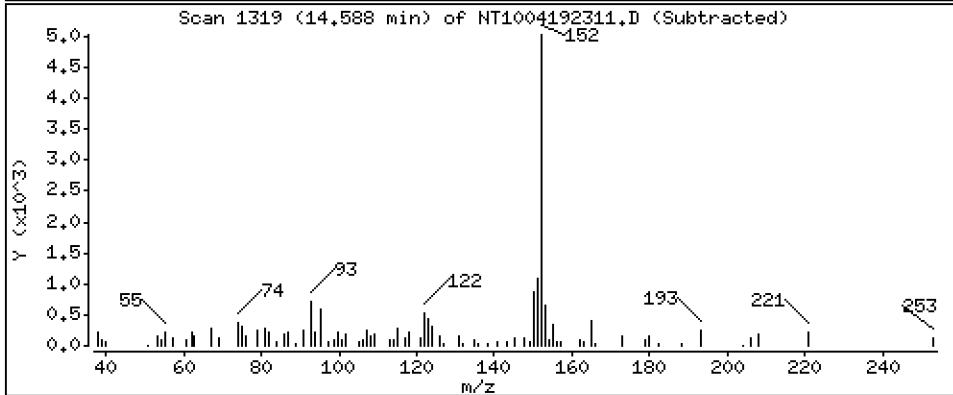
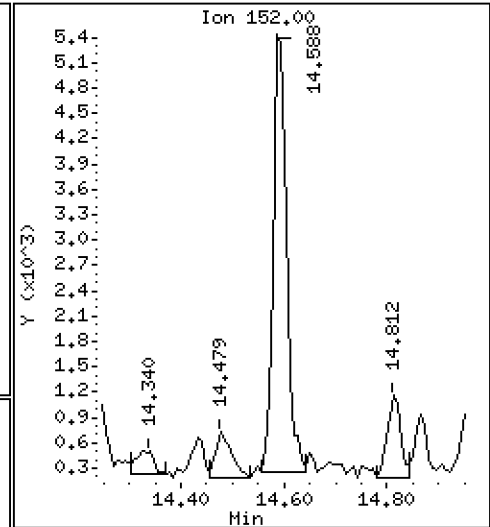
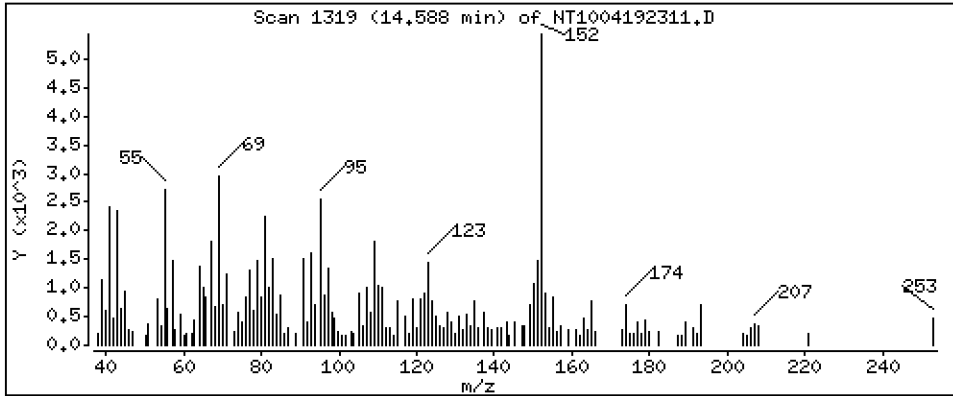
Operator: VTS

Column phase: ZB-5msi

Column diameter: 0,25

40 Acenaphthylene

Concentration: 0,04907 ug/mL



Date : 19-APR-2023 17:44

Client ID:

Instrument: nt10.i

Sample Info: 23C0774-02

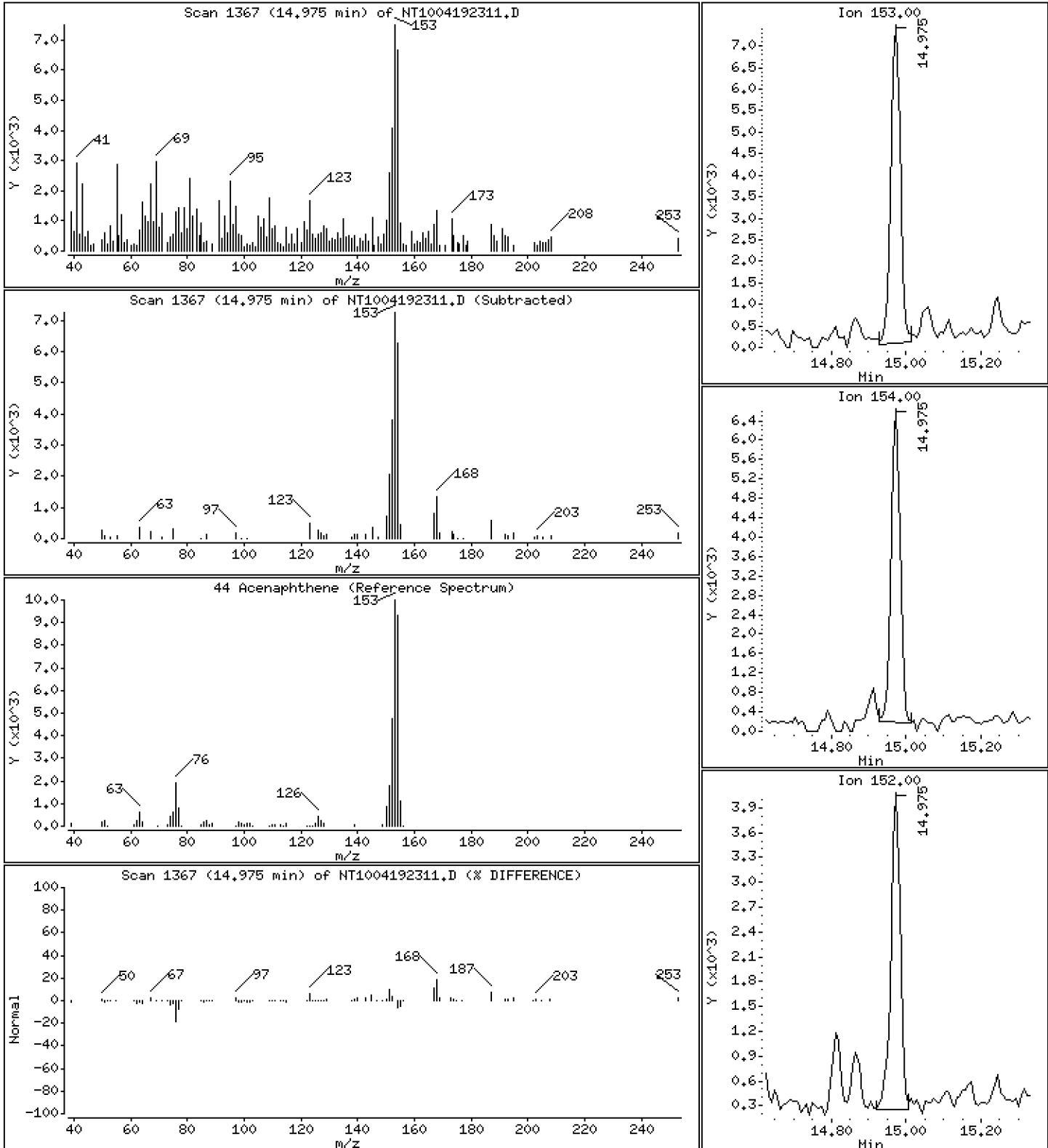
Operator: VTS

Column phase: ZB-5msi

Column diameter: 0.25

44 Acenaphthene

Concentration: 0.1109 ug/mL



Date : 19-APR-2023 17:44

Client ID:

Instrument: nt10.i

Sample Info: 23C0774-02

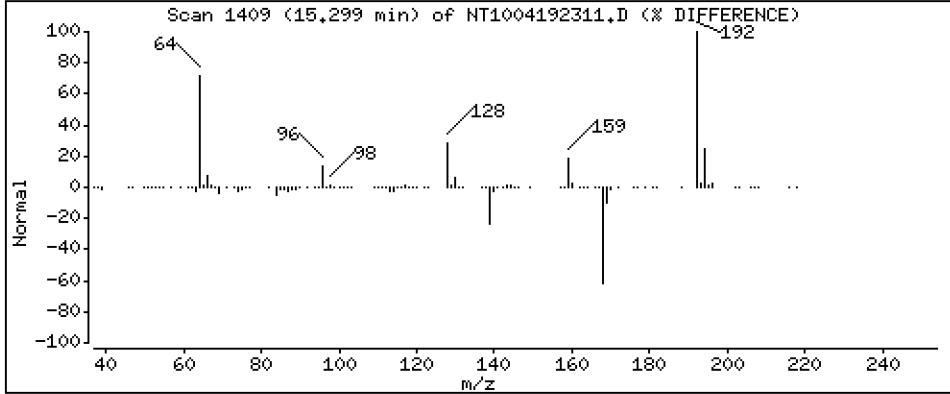
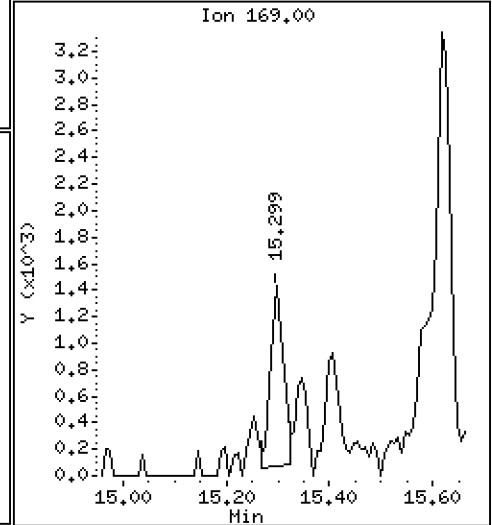
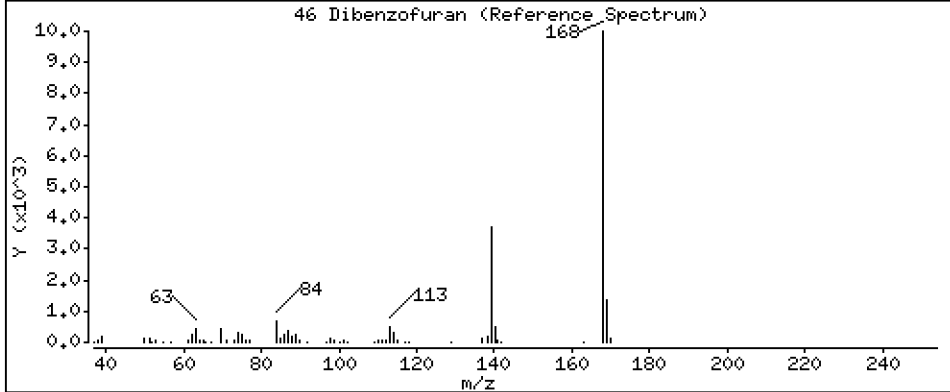
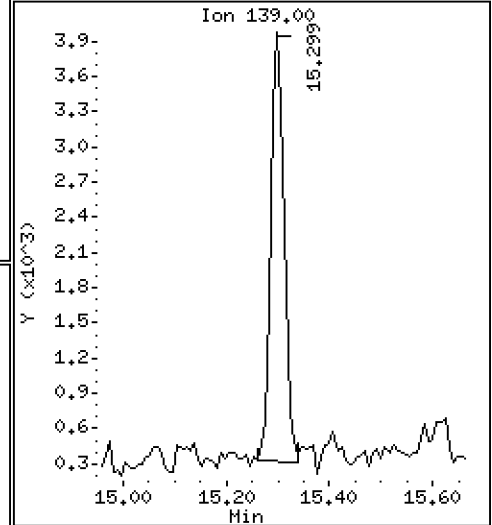
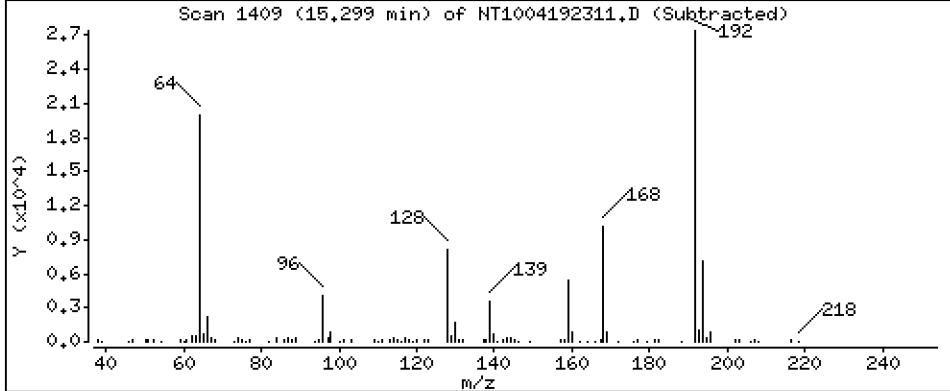
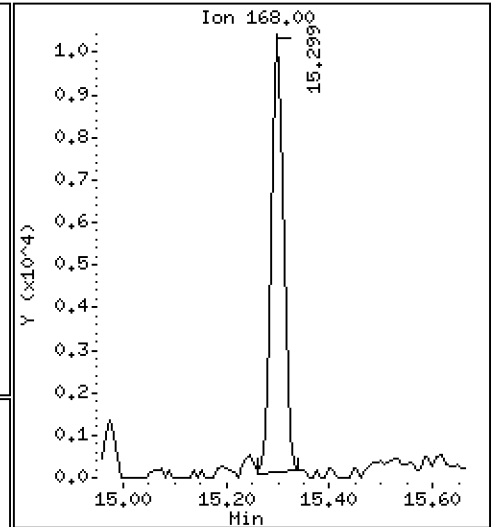
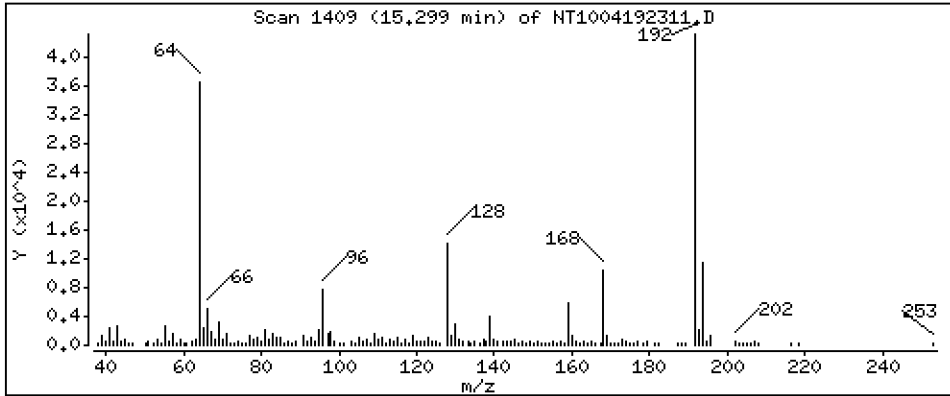
Operator: VTS

Column phase: ZB-5msi

Column diameter: 0,25

46 Dibenzofuran

Concentration: 0,1011 ug/mL



Date : 19-APR-2023 17:44

Client ID:

Instrument: nt10.i

Sample Info: 23C0774-02

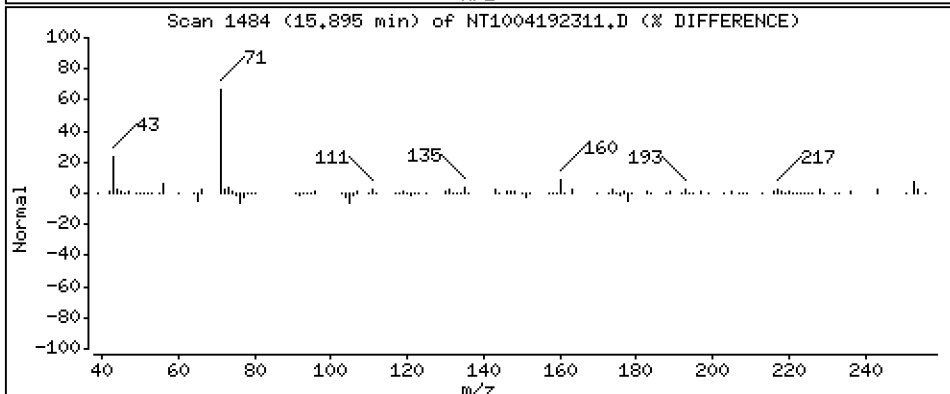
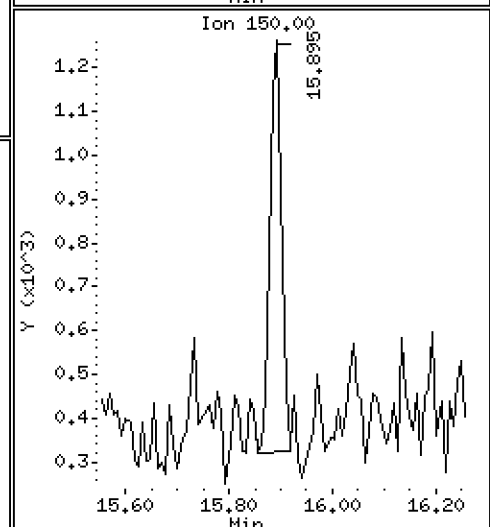
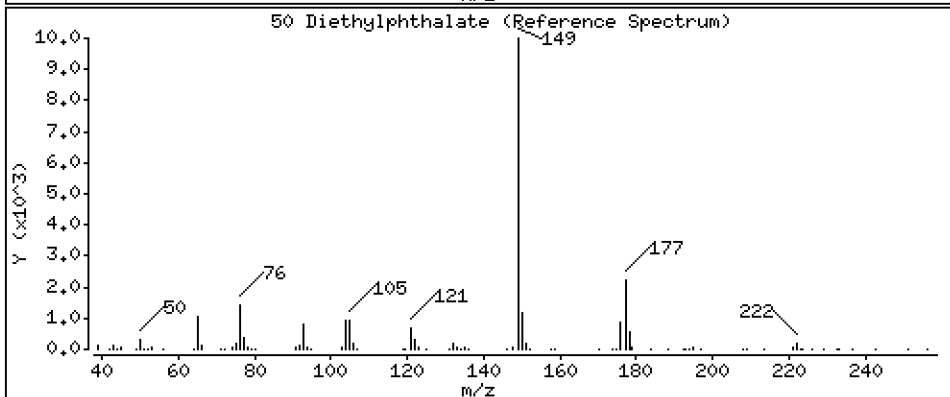
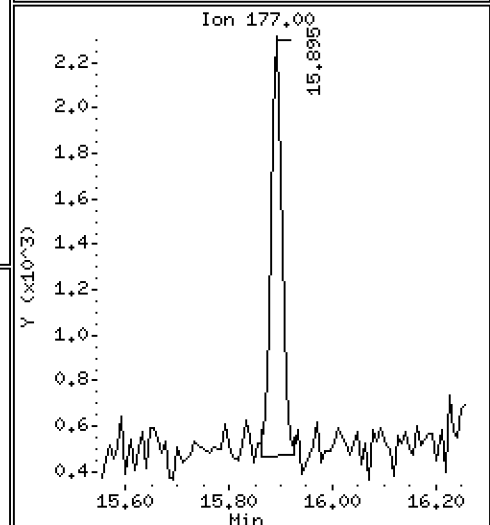
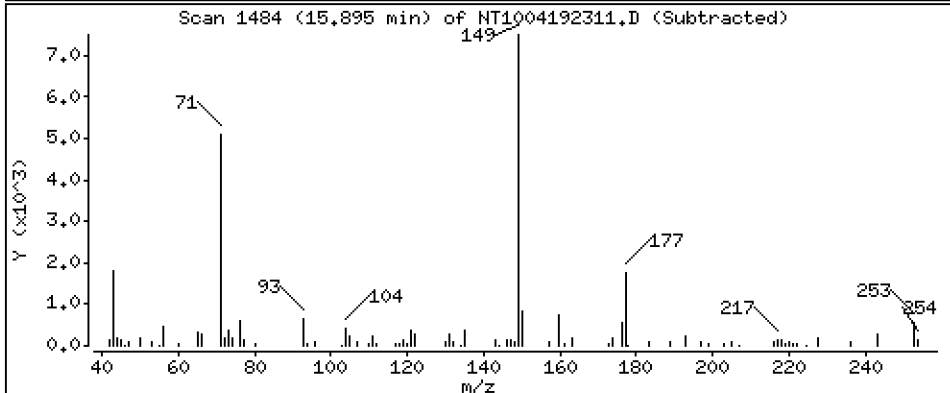
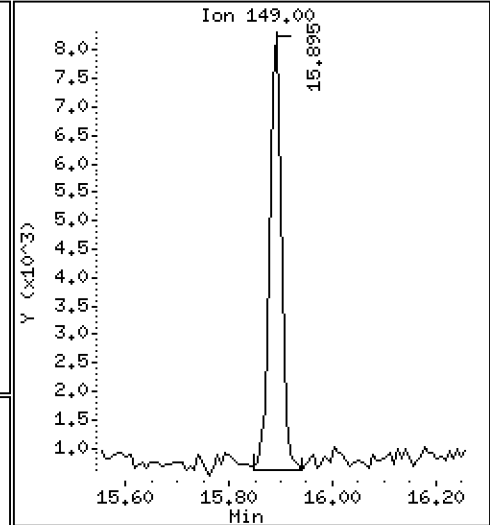
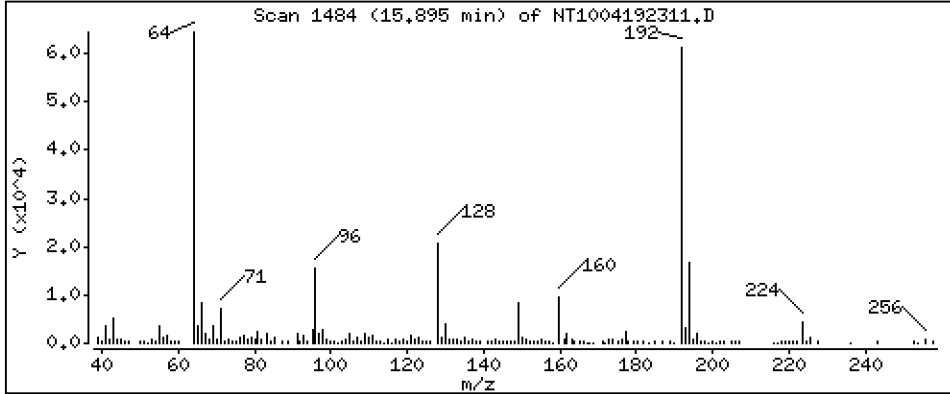
Operator: VTS

Column phase: ZB-5msi

Column diameter: 0,25

50 Diethylphthalate

Concentration: 0,1024 ug/mL



Date : 19-APR-2023 17:44

Client ID:

Instrument: nt10.i

Sample Info: 23C0774-02

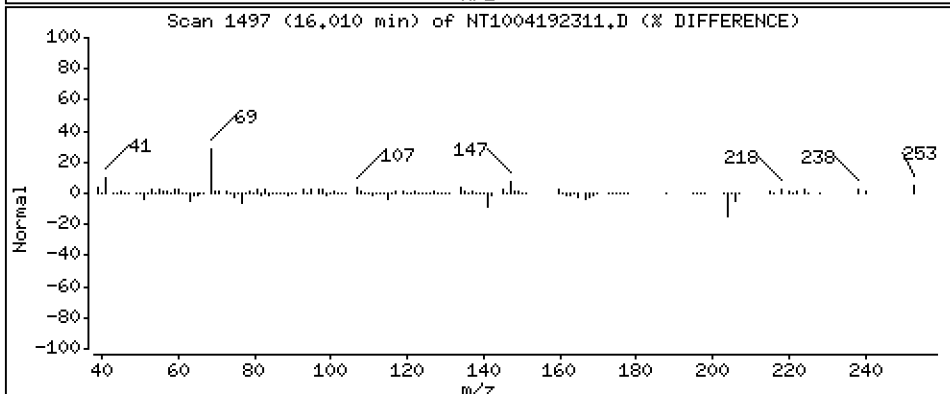
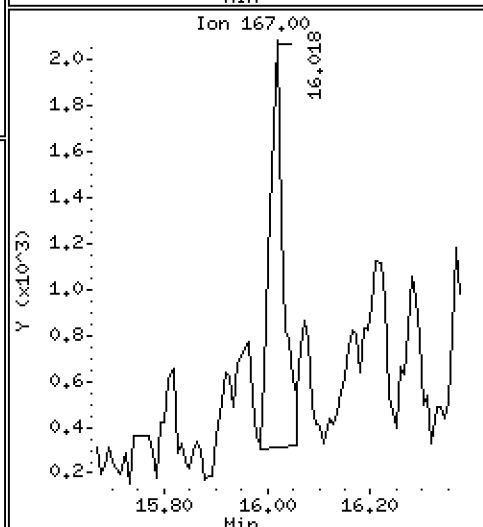
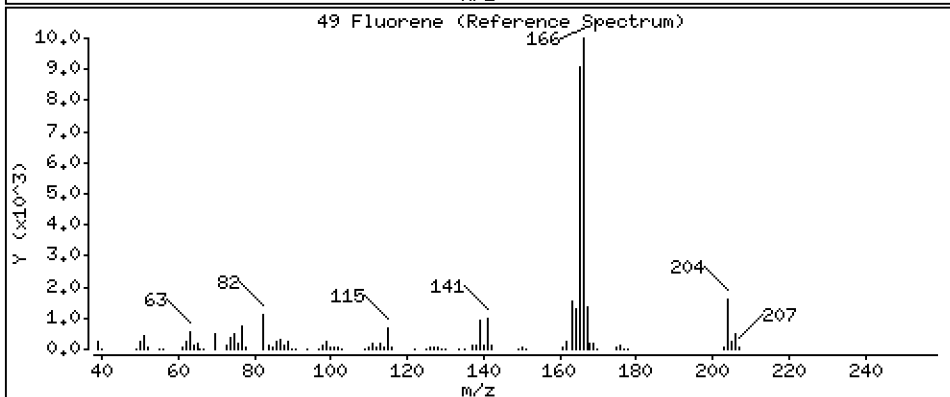
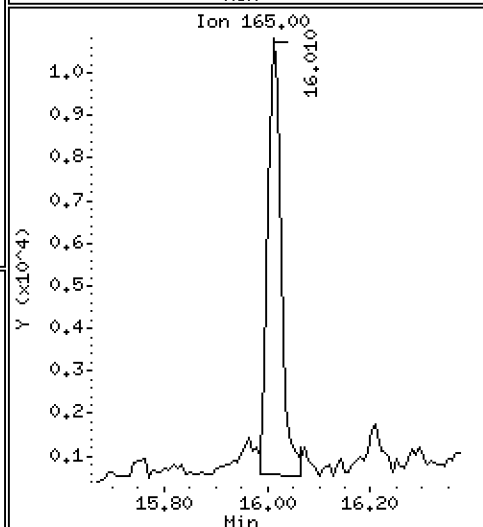
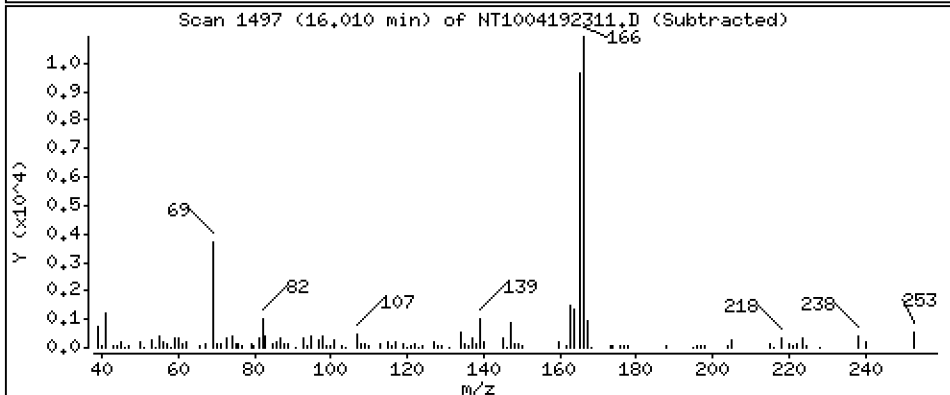
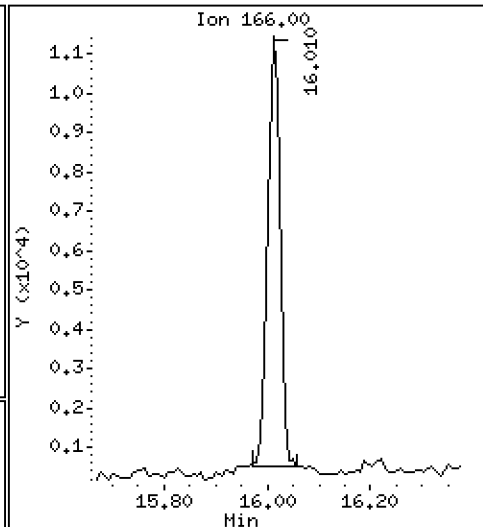
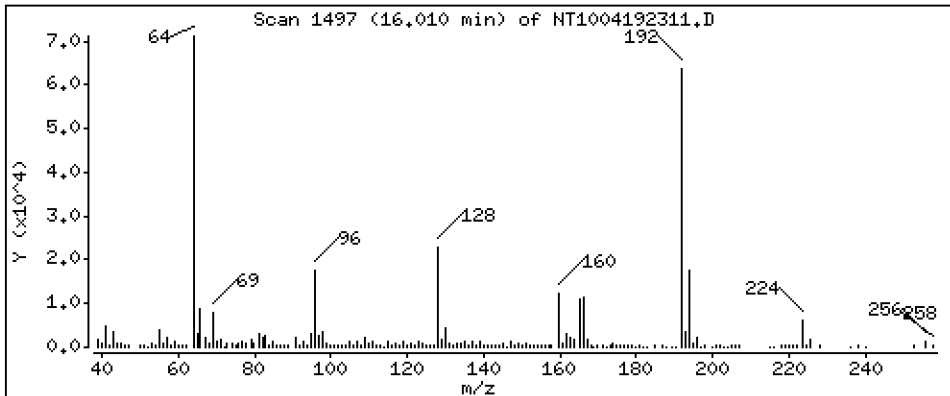
Operator: VTS

Column phase: ZB-5msi

Column diameter: 0.25

49 Fluorene

Concentration: 0.1347 ug/mL



Date : 19-APR-2023 17:44

Client ID:

Instrument: nt10.i

Sample Info: 23C0774-02

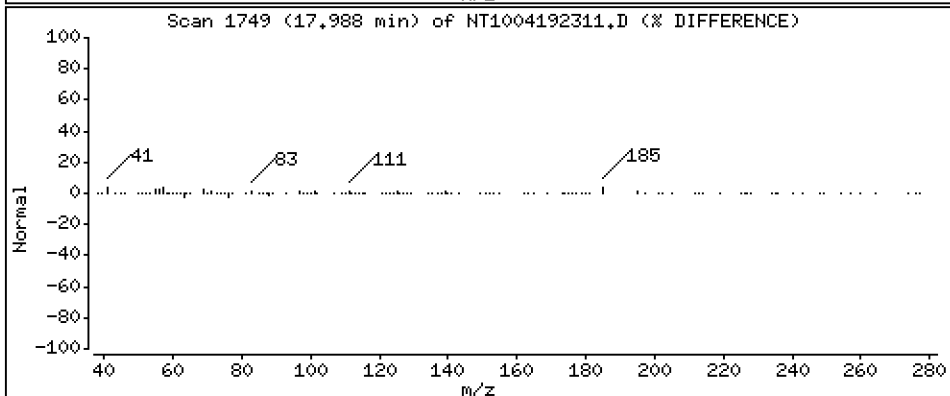
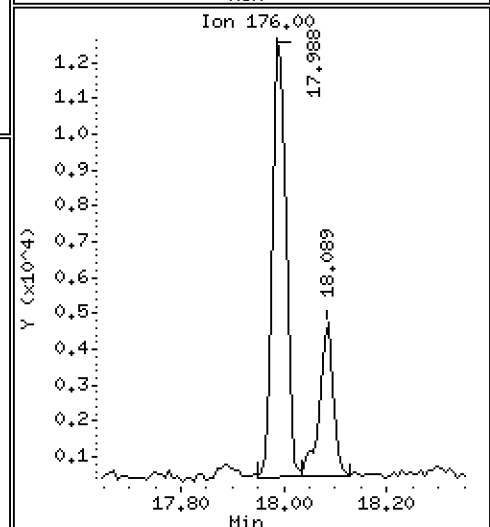
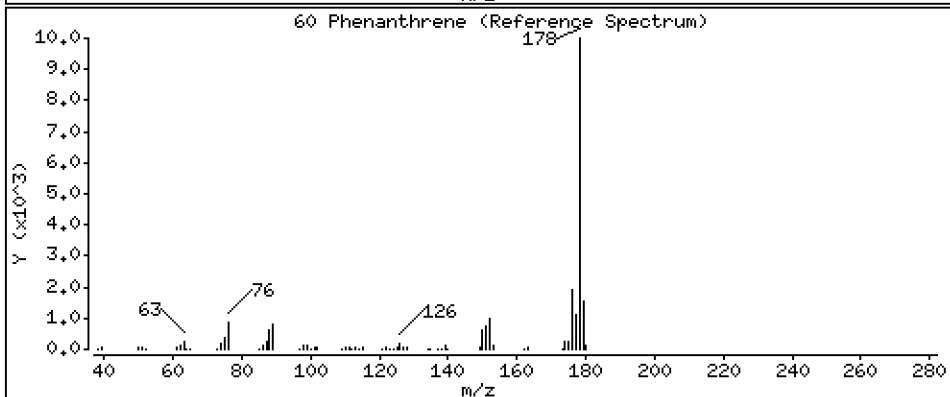
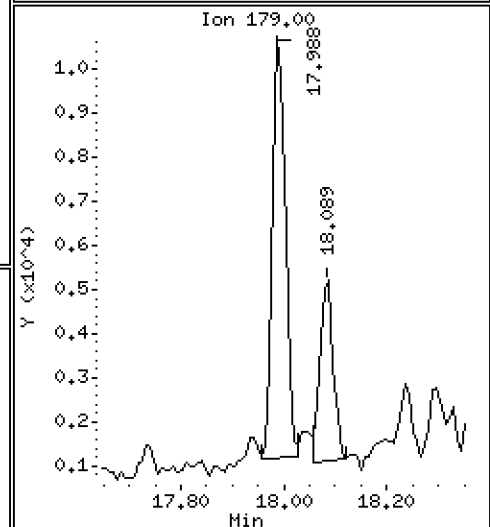
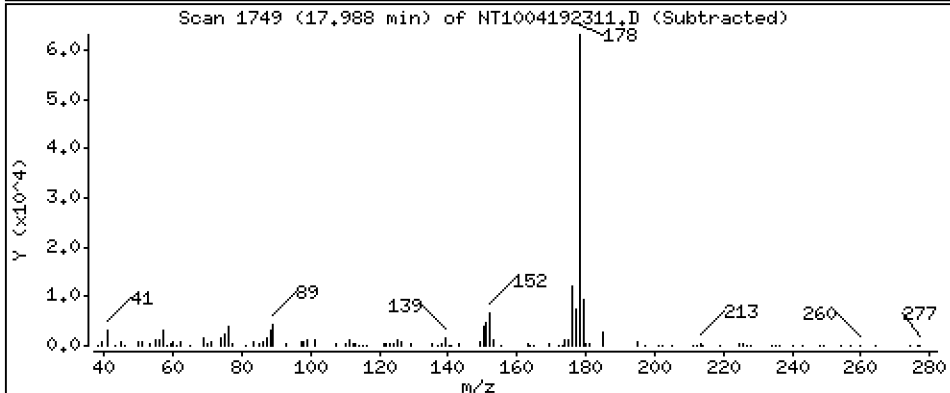
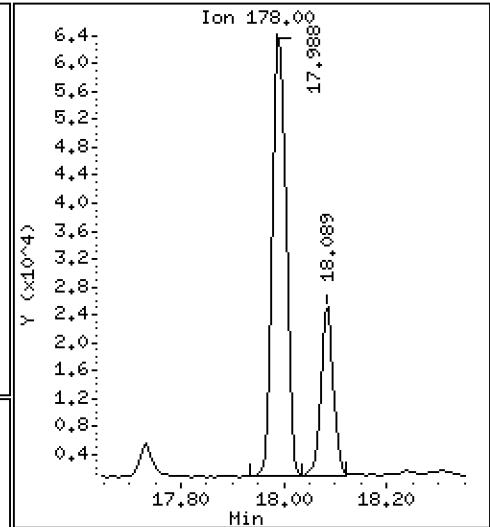
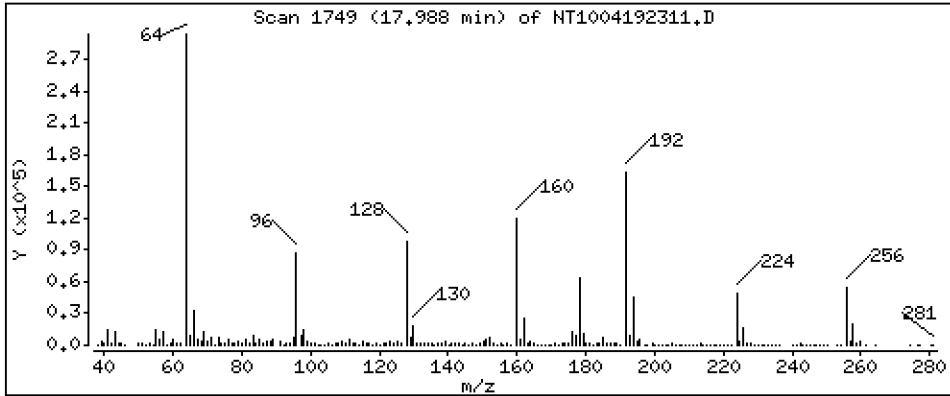
Operator: VTS

Column phase: ZB-5msi

Column diameter: 0,25

60 Phenanthrene

Concentration: 0,6426 ug/mL



Date : 19-APR-2023 17:44

Client ID:

Instrument: nt10.i

Sample Info: 23C0774-02

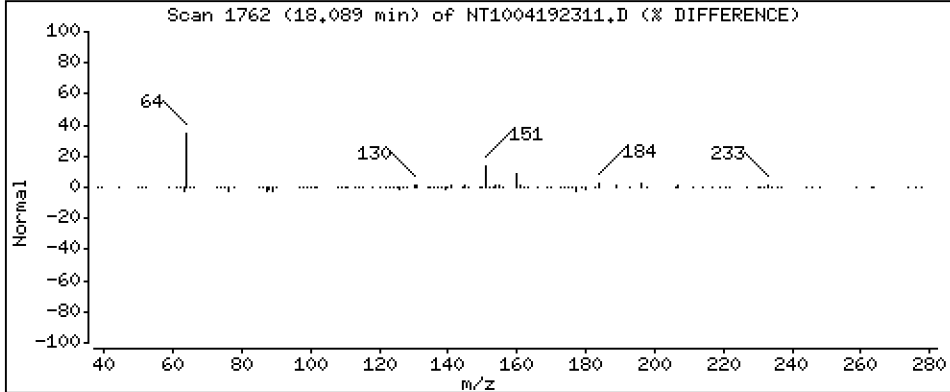
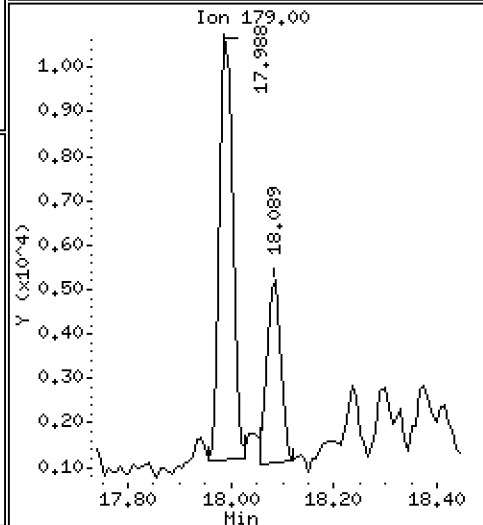
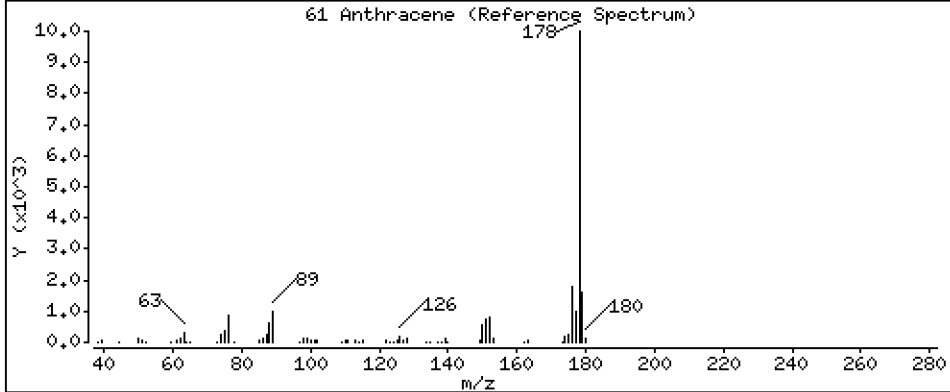
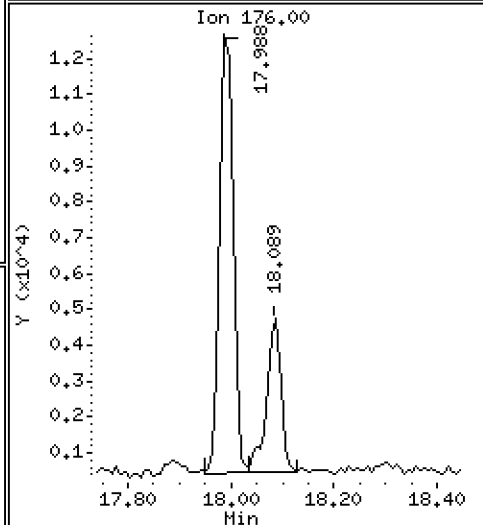
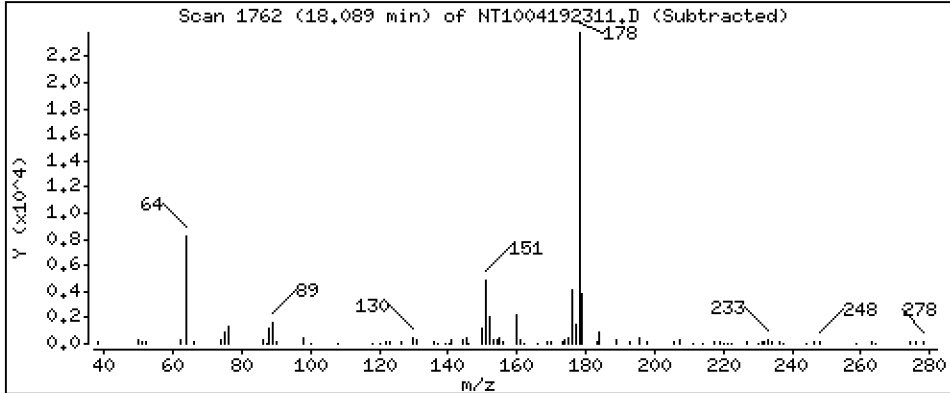
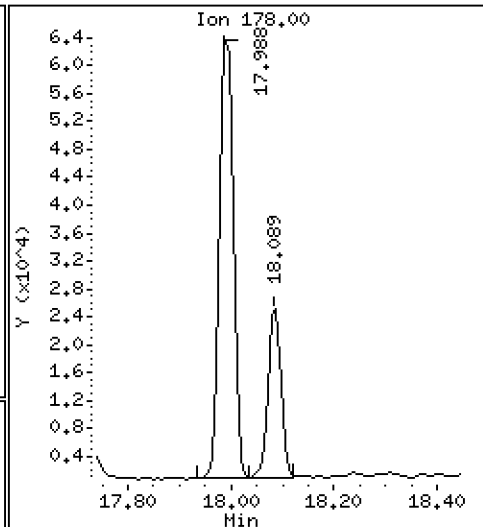
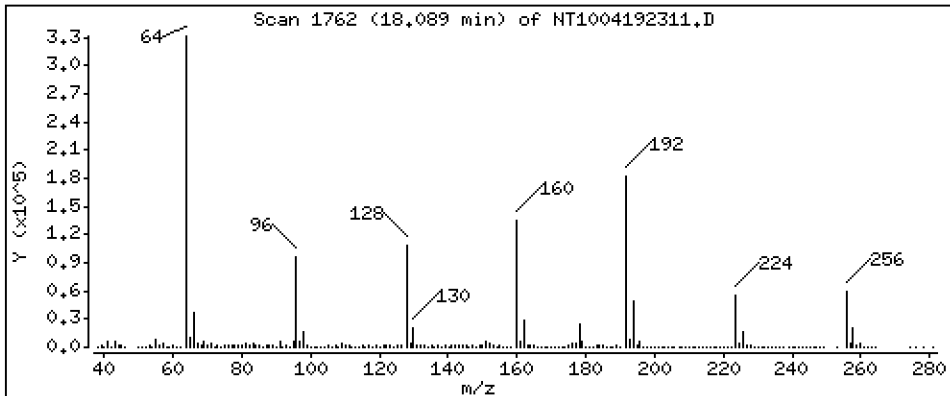
Operator: VTS

Column phase: ZB-5msi

Column diameter: 0,25

61 Anthracene

Concentration: 0,2382 ug/mL



Date : 19-APR-2023 17:44

Client ID:

Instrument: nt10.i

Sample Info: 23C0774-02

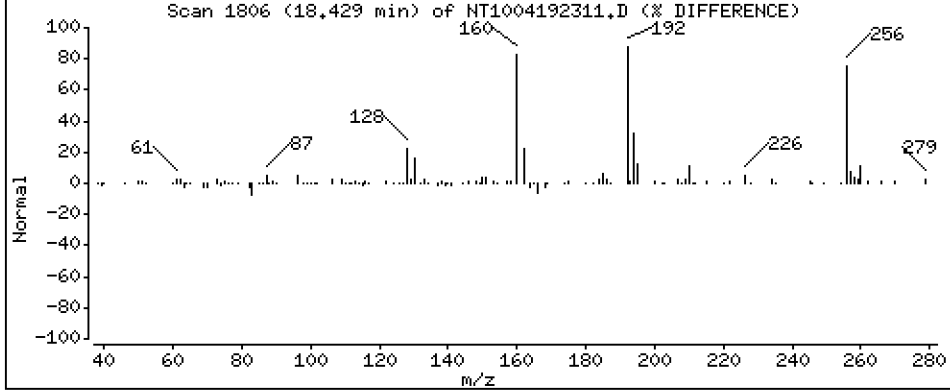
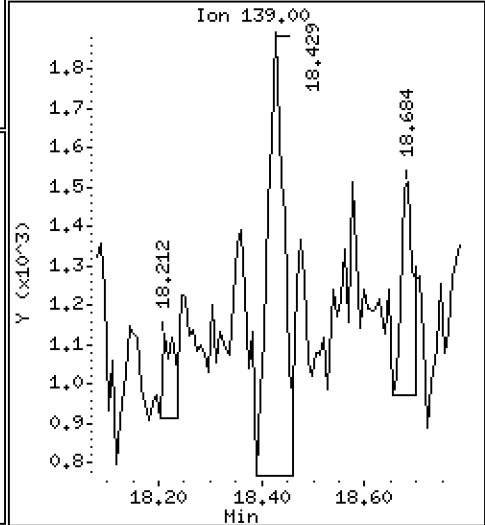
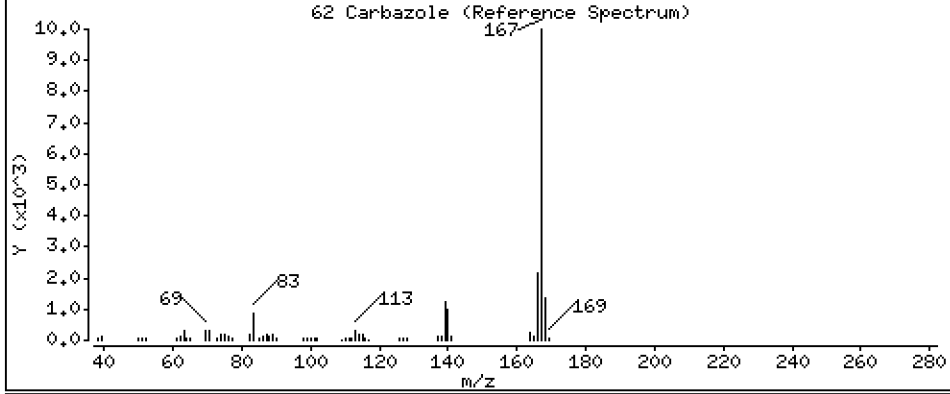
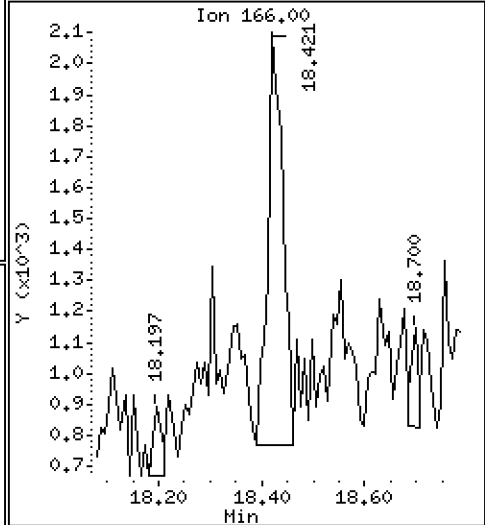
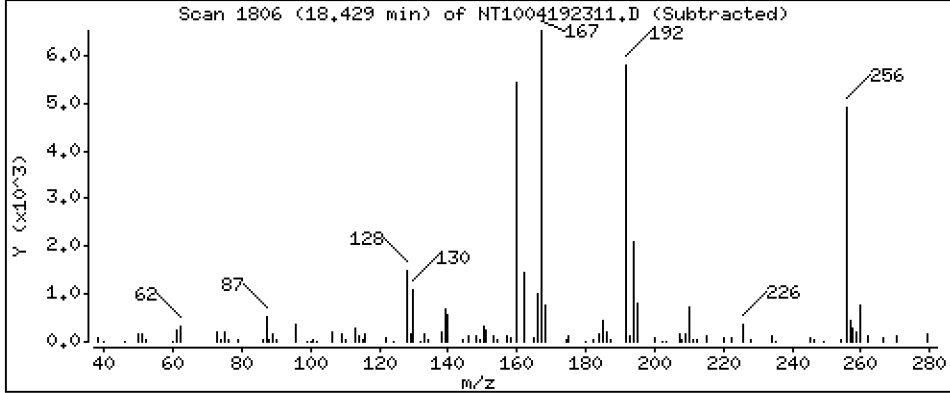
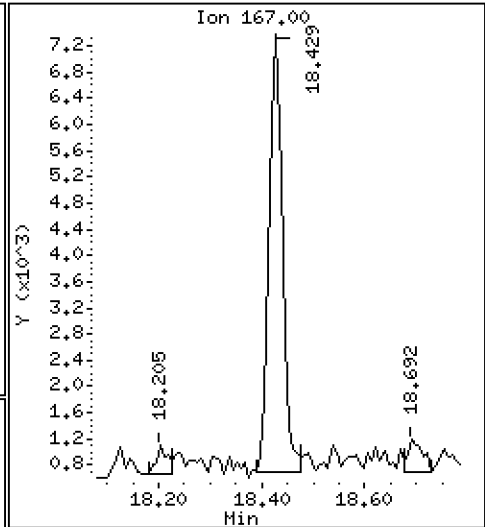
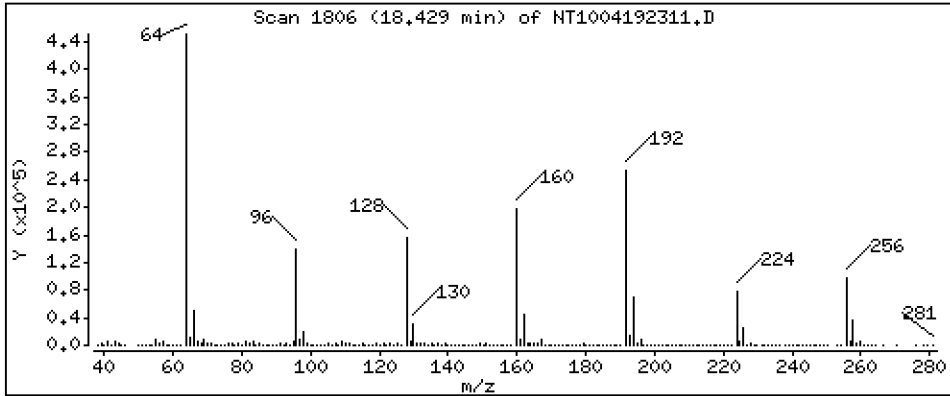
Operator: VTS

Column phase: ZB-5msi

Column diameter: 0.25

62 Carbazole

Concentration: 0.07645 ug/mL



Date : 19-APR-2023 17:44

Client ID:

Instrument: nt10.i

Sample Info: 23C0774-02

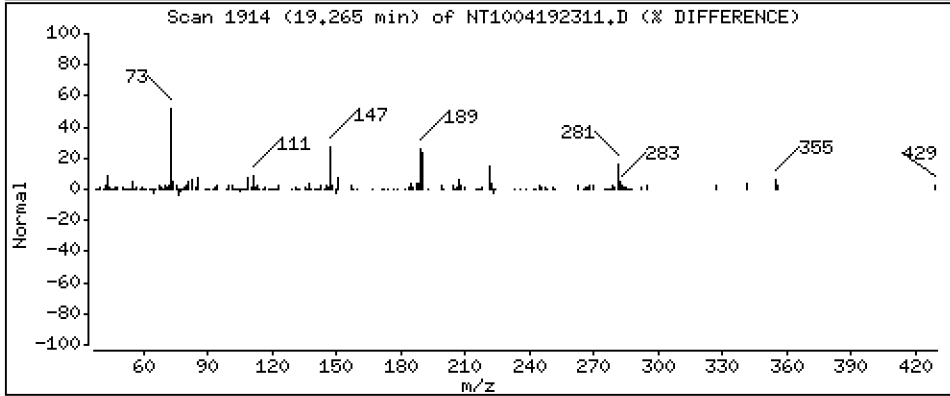
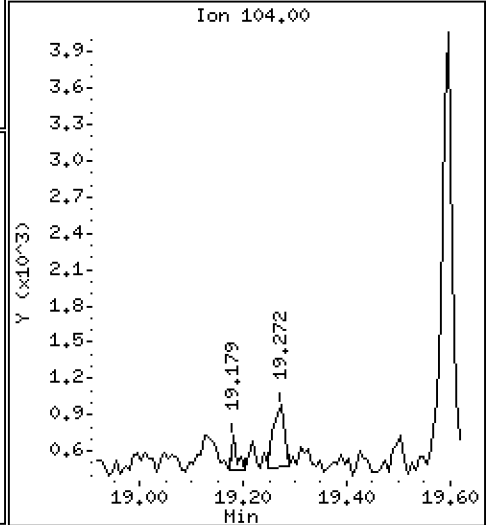
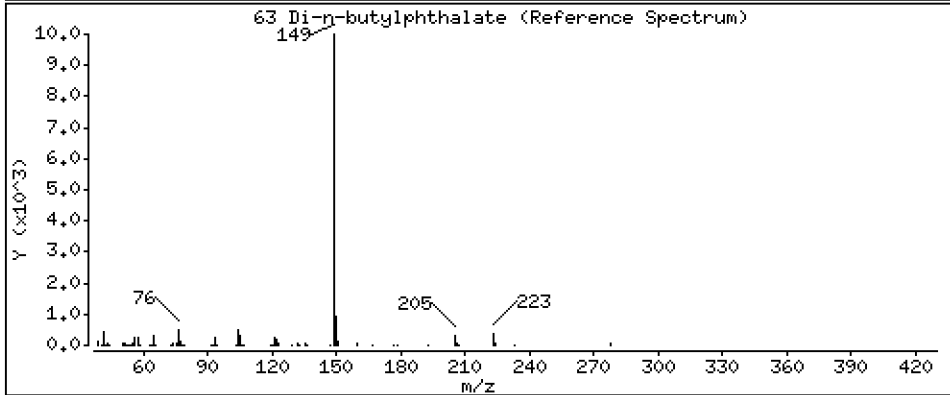
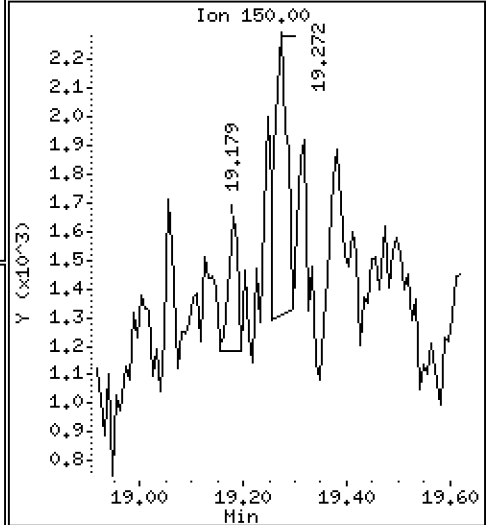
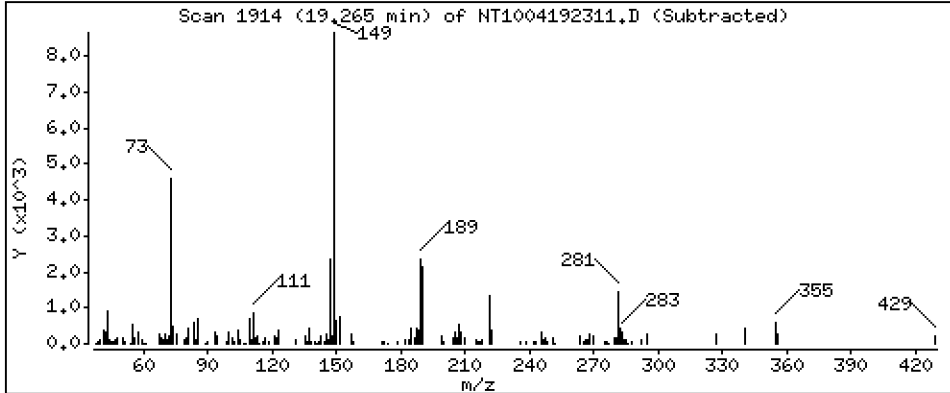
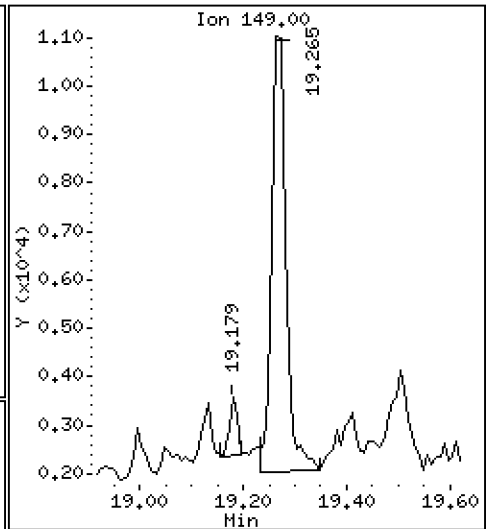
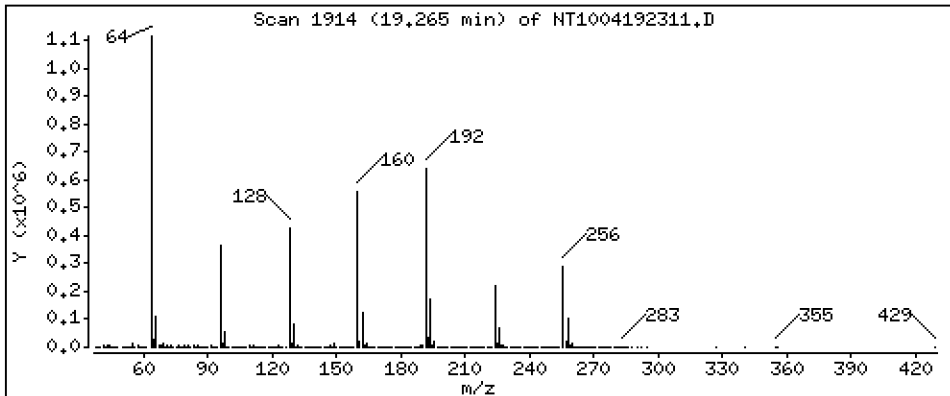
Operator: VTS

Column phase: ZB-5msi

Column diameter: 0.25

63 Di-n-butylphthalate

Concentration: 0.08187 ug/mL



Date : 19-APR-2023 17:44

Client ID:

Instrument: nt10.i

Sample Info: 23C0774-02

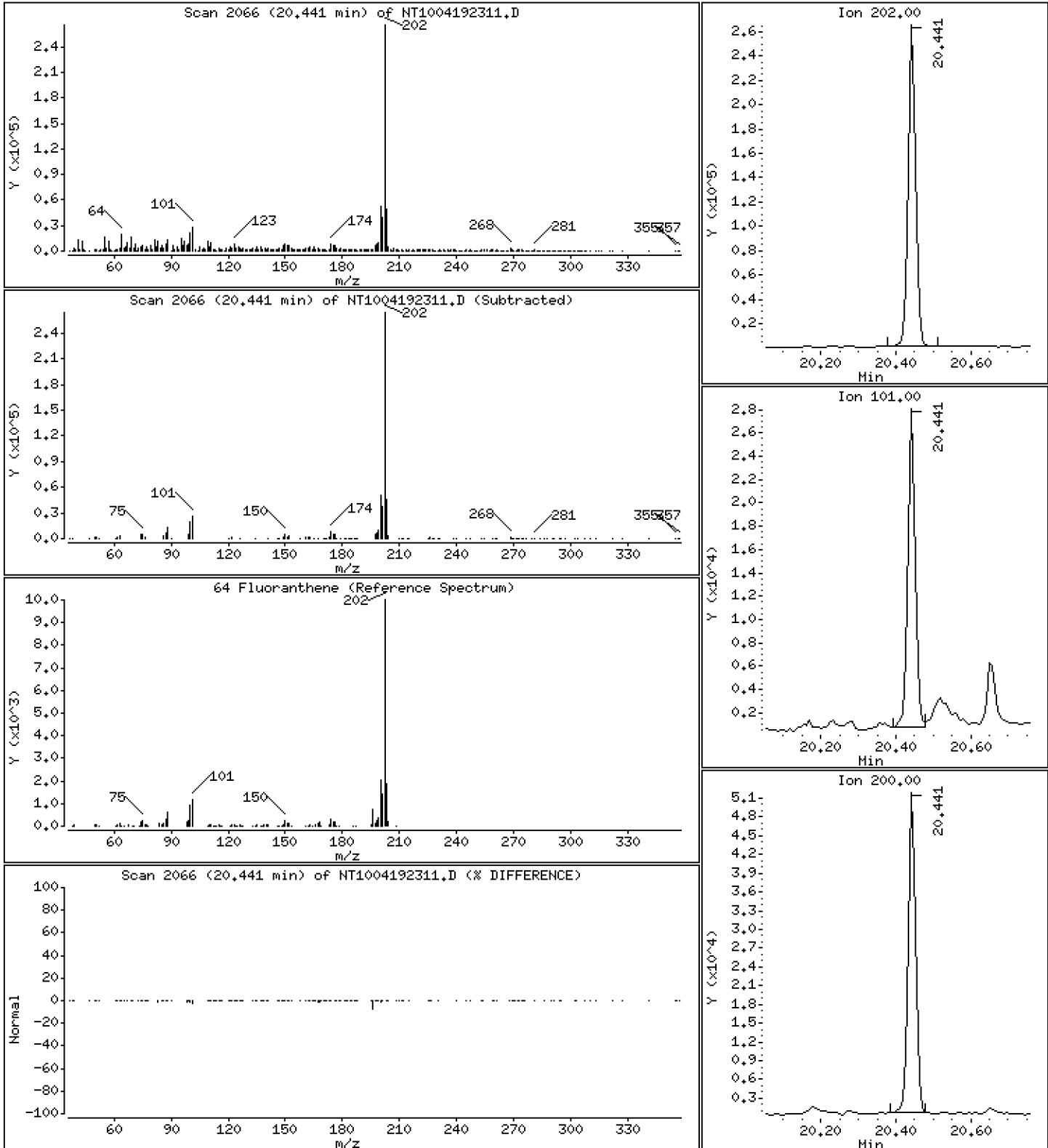
Operator: VTS

Column phase: ZB-5msi

Column diameter: 0,25

64 Fluoranthene

Concentration: 1,577 ug/mL



Date : 19-APR-2023 17:44

Client ID:

Instrument: nt10.i

Sample Info: 23C0774-02

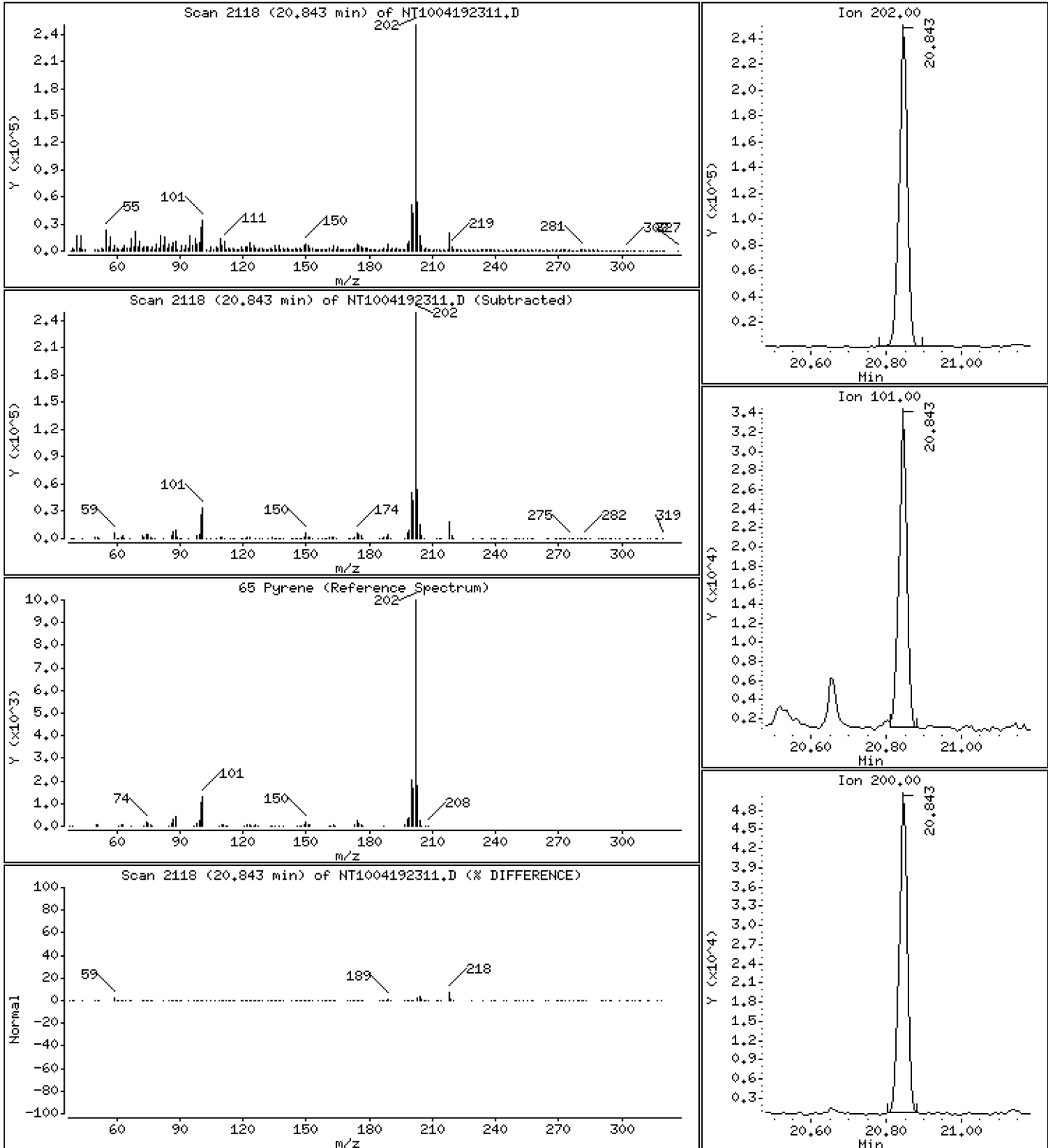
Operator: VTS

Column phase: ZB-5msi

Column diameter: 0,25

65 Pyrene

Concentration: 1,496 ug/mL



Date : 19-APR-2023 17:44

Client ID:

Instrument: nt10.i

Sample Info: 23C0774-02

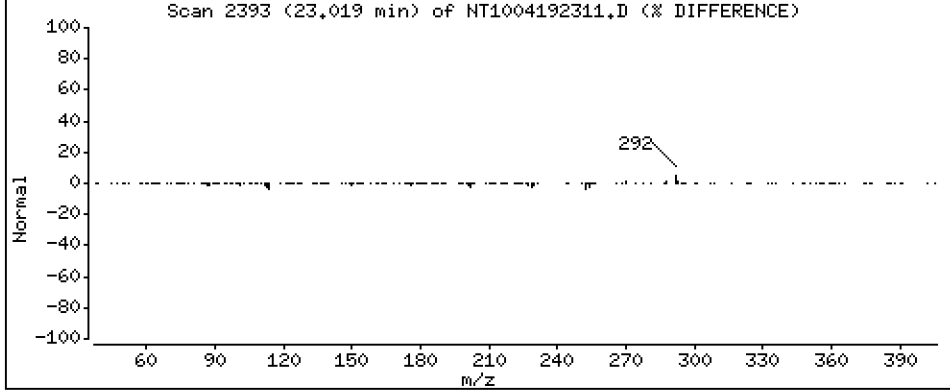
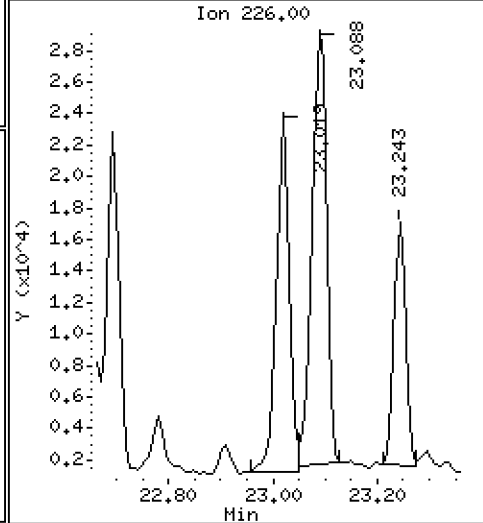
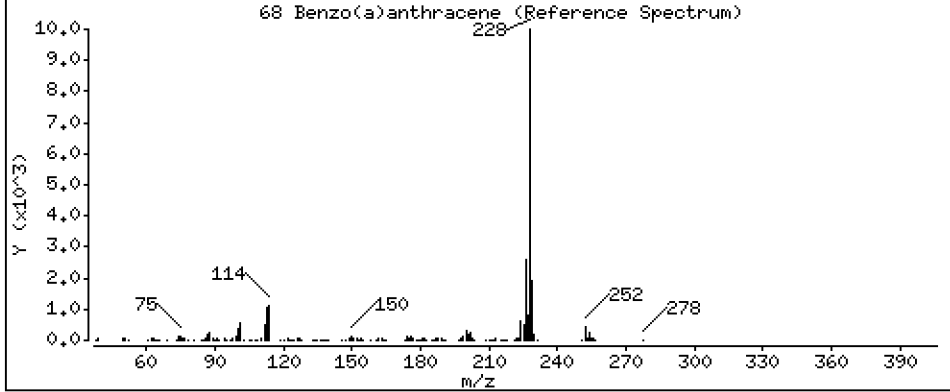
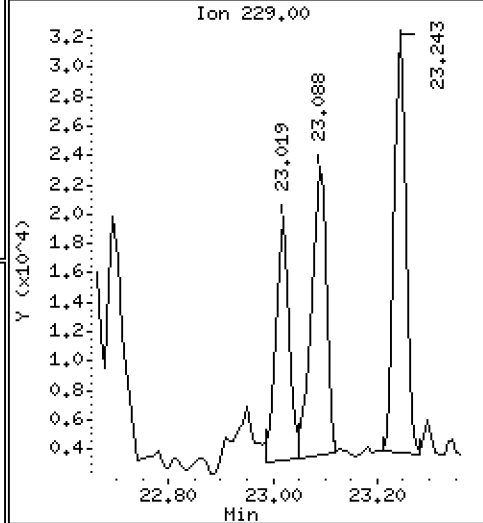
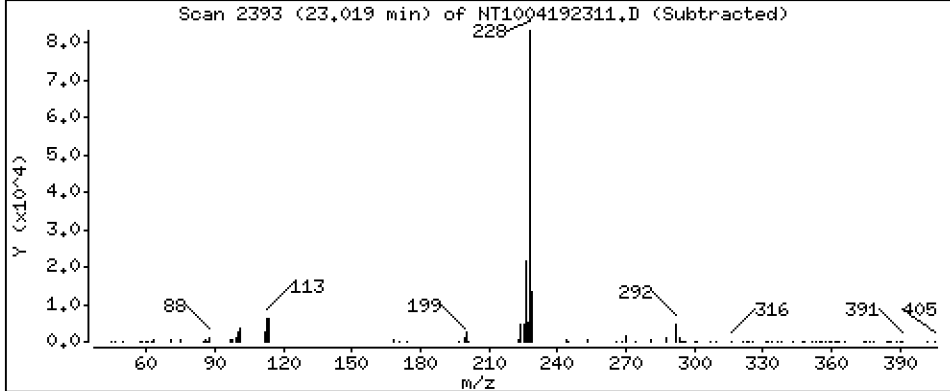
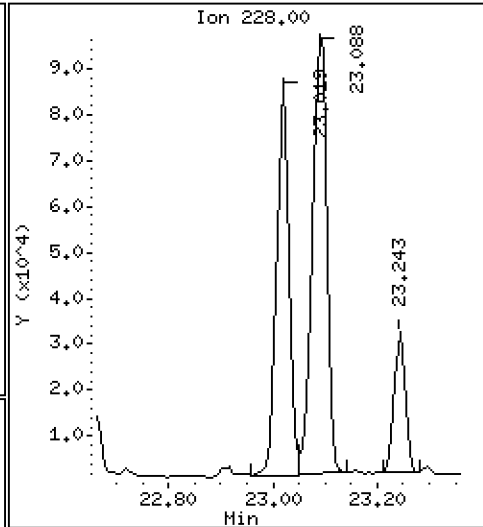
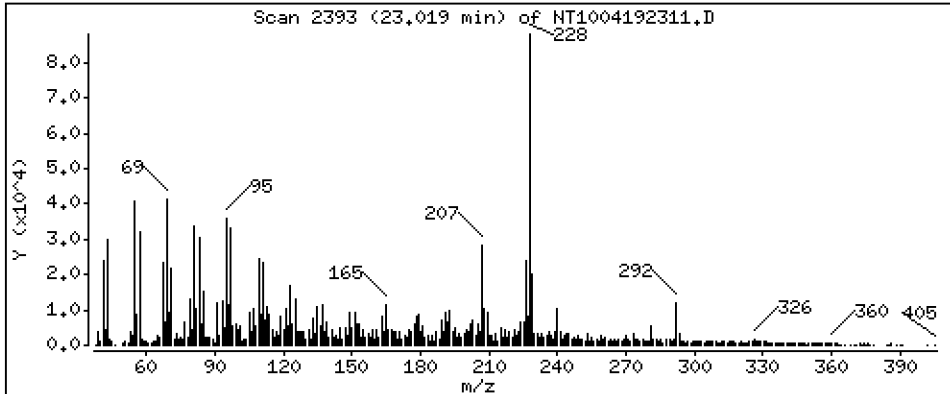
Operator: VTS

Column phase: ZB-5msi

Column diameter: 0.25

68 Benzo(a)anthracene

Concentration: 0.6509 ug/mL



Date : 19-APR-2023 17:44

Client ID:

Instrument: nt10.i

Sample Info: 23C0774-02

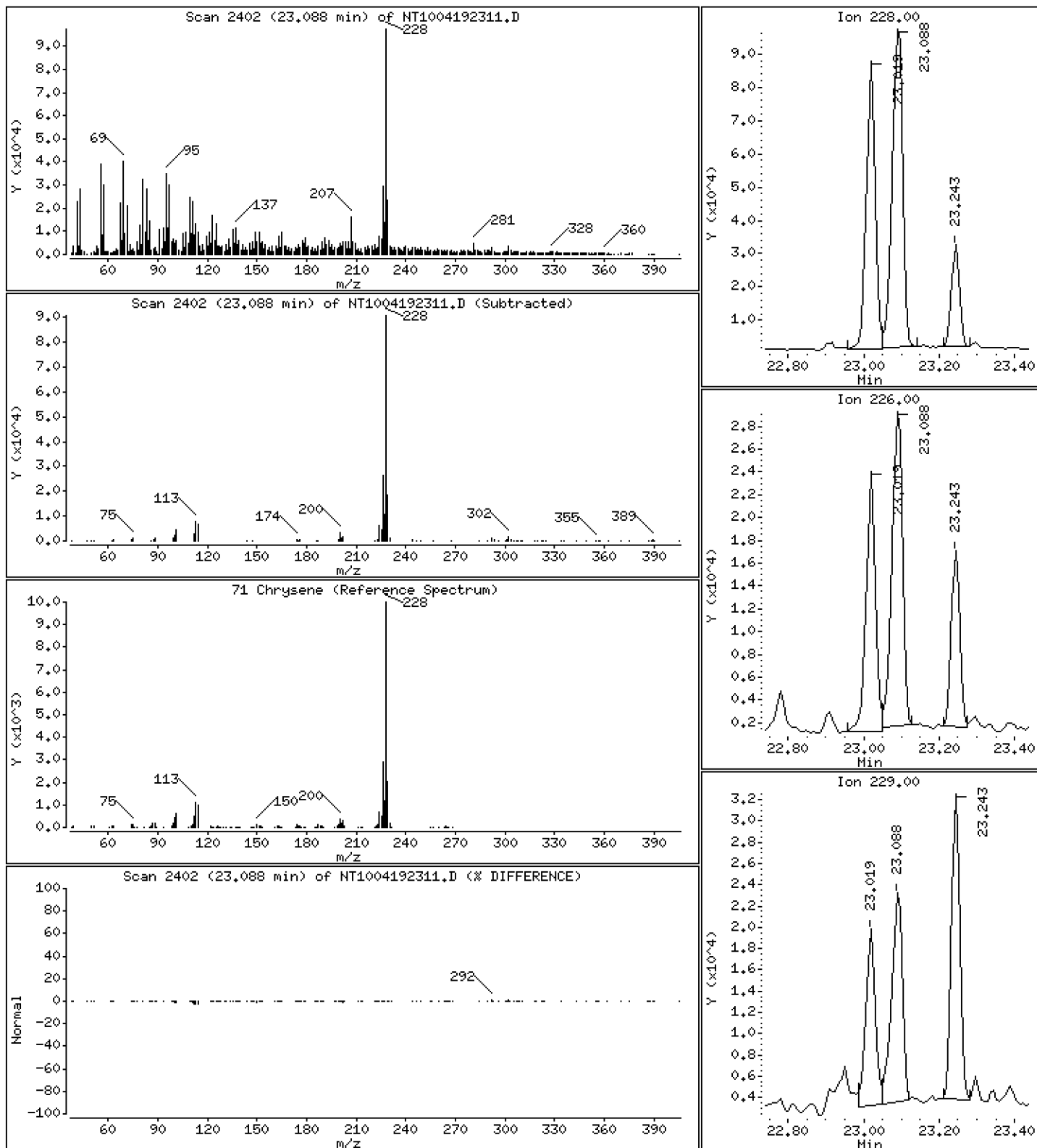
Operator: VTS

Column phase: ZB-5msi

Column diameter: 0,25

71 Chrysene

Concentration: 0,8561 ug/mL



Date : 19-APR-2023 17:44

Client ID:

Instrument: nt10.i

Sample Info: 23C0774-02

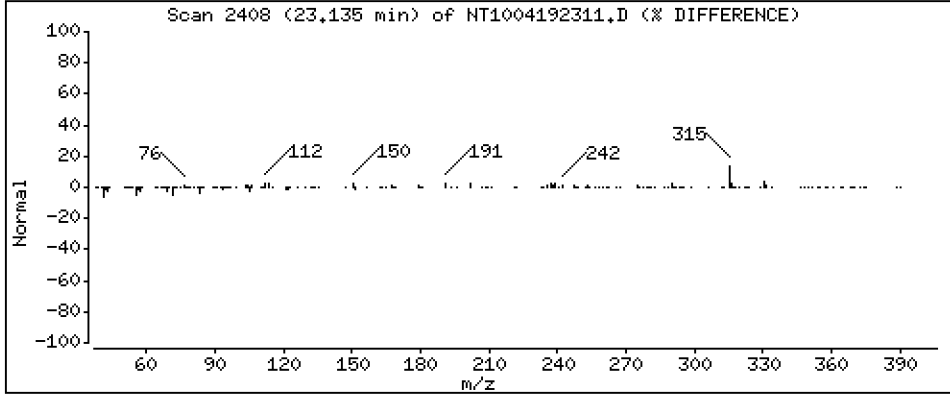
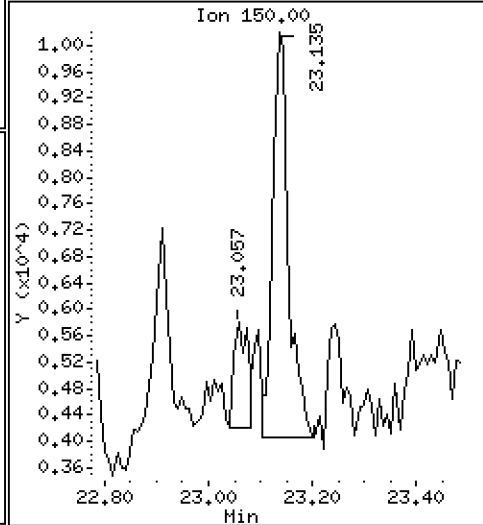
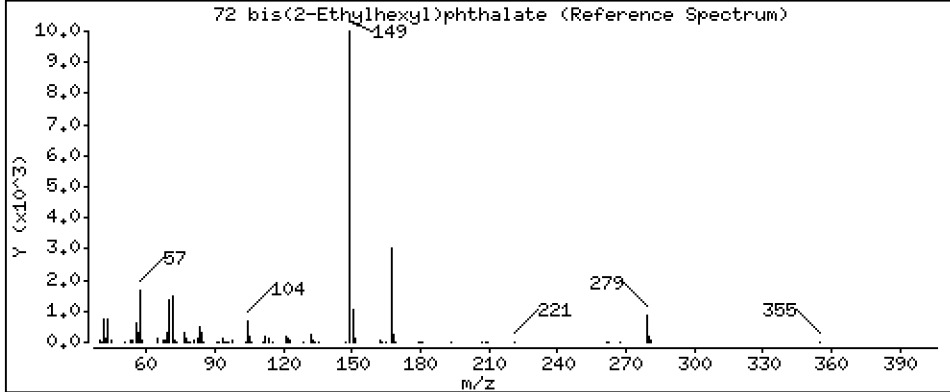
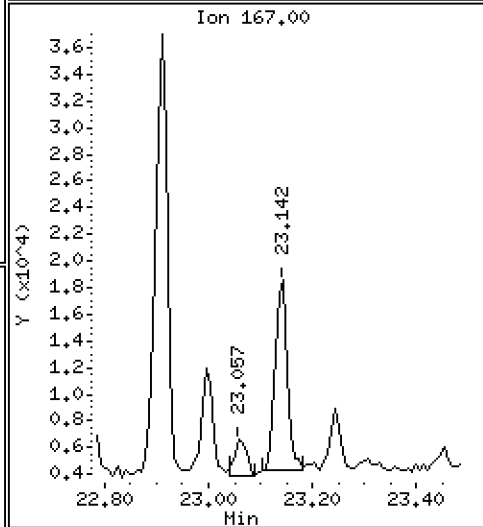
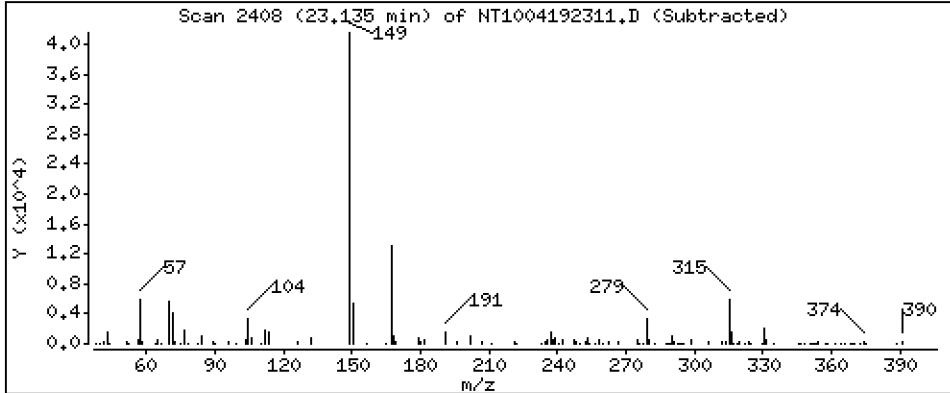
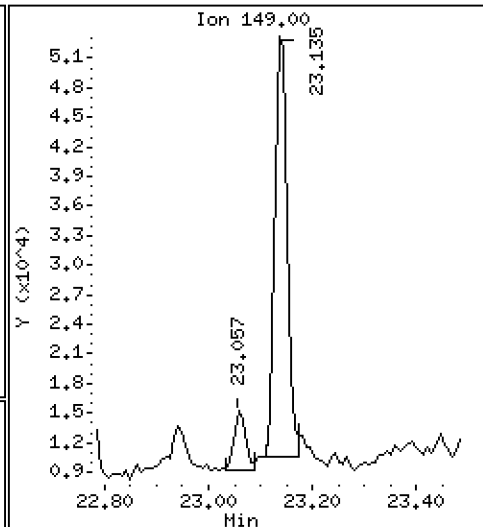
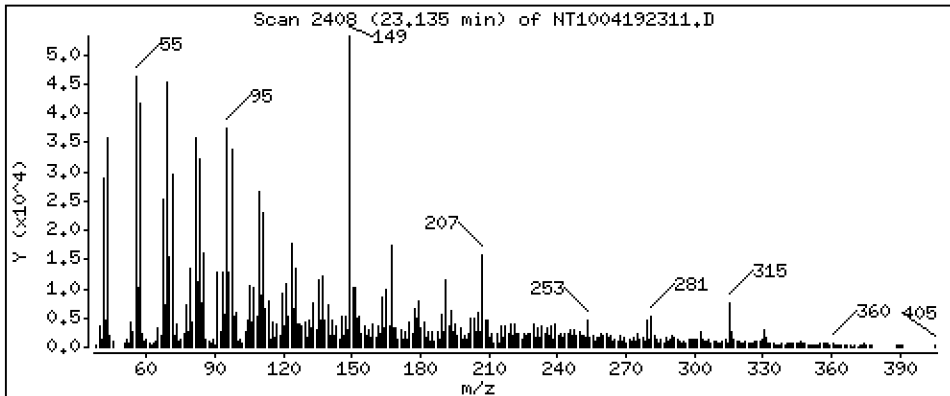
Operator: VTS

Column phase: ZB-5msi

Column diameter: 0.25

72 bis(2-Ethylhexyl)phthalate

Concentration: 0.4681 ug/mL



Date : 19-APR-2023 17:44

Client ID:

Instrument: nt10.i

Sample Info: 23C0774-02

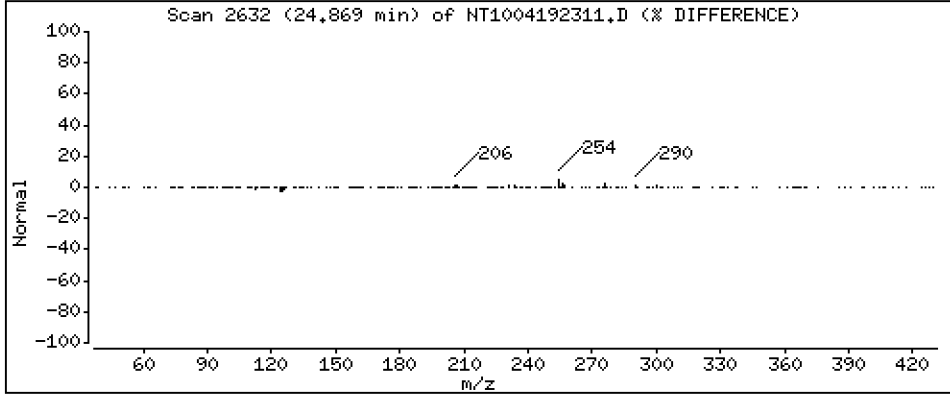
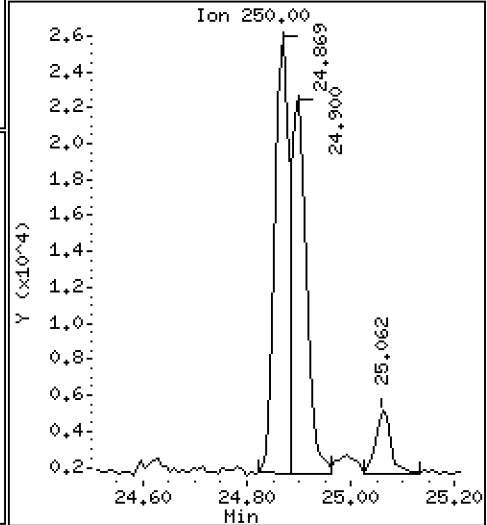
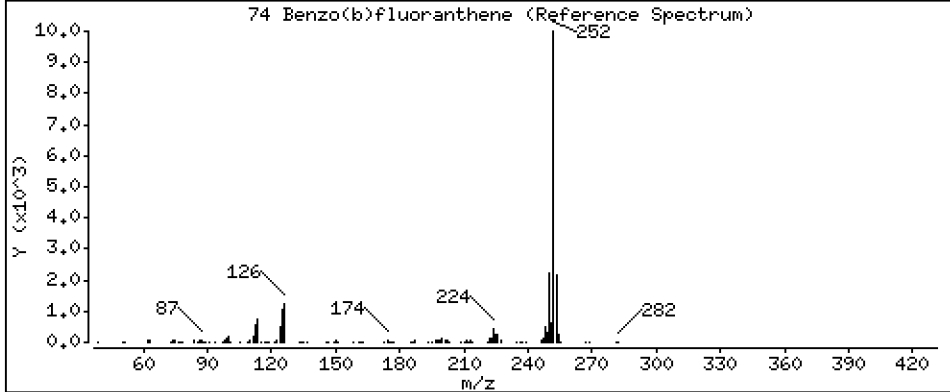
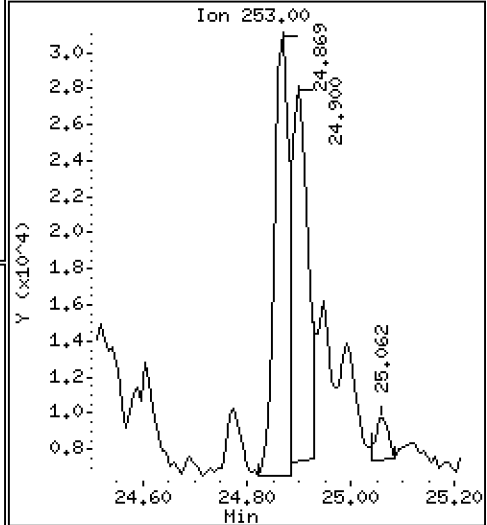
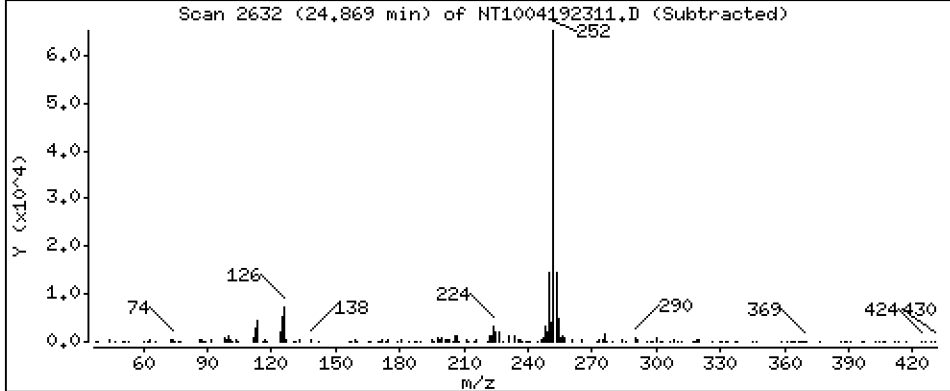
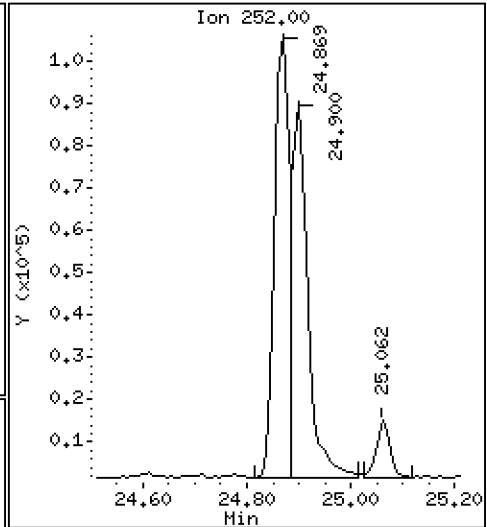
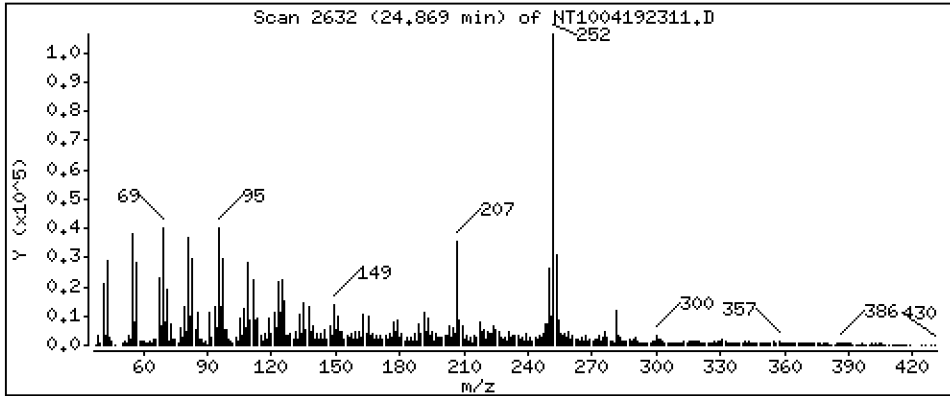
Operator: VTS

Column phase: ZB-5msi

Column diameter: 0,25

74 Benzo(b)fluoranthene

Concentration: 0,9199 ug/mL



Date : 19-APR-2023 17:44

Client ID:

Instrument: nt10.i

Sample Info: 23C0774-02

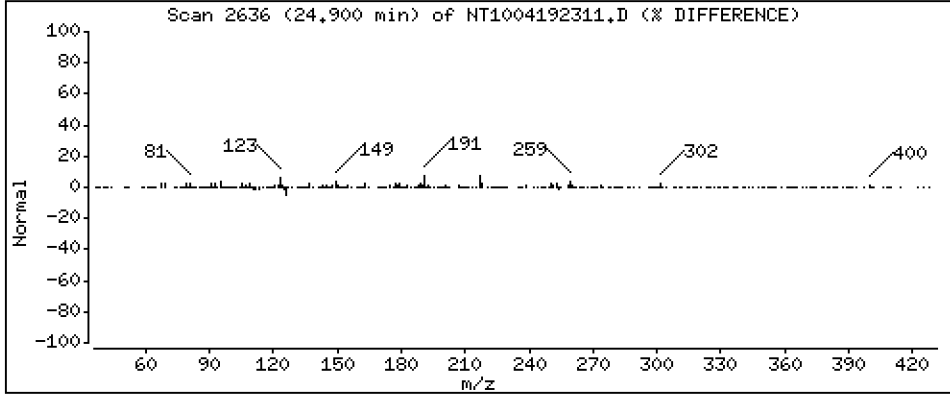
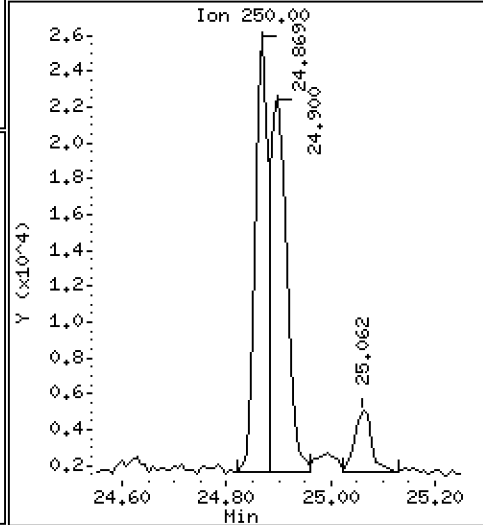
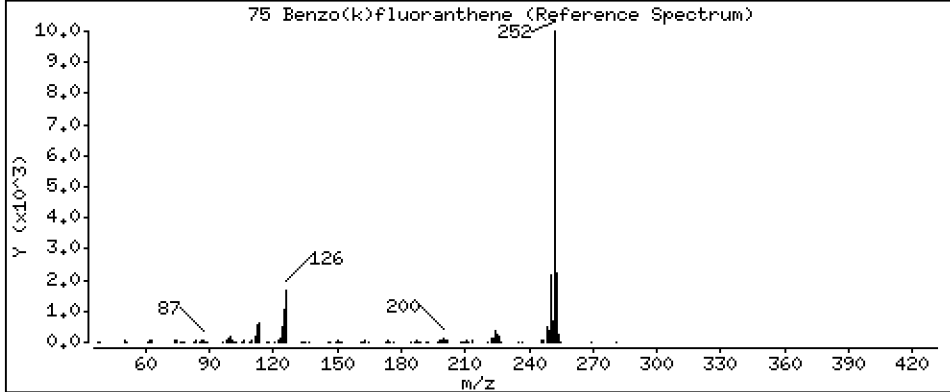
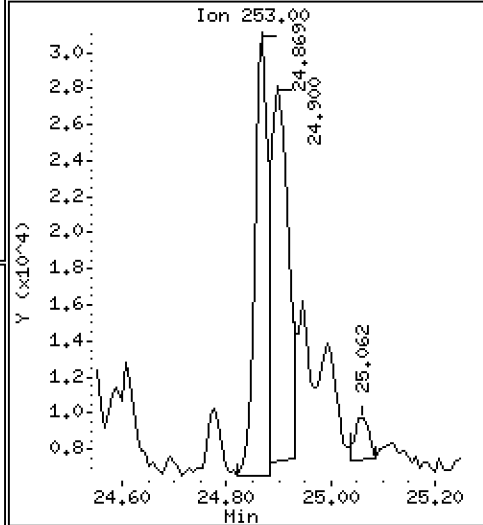
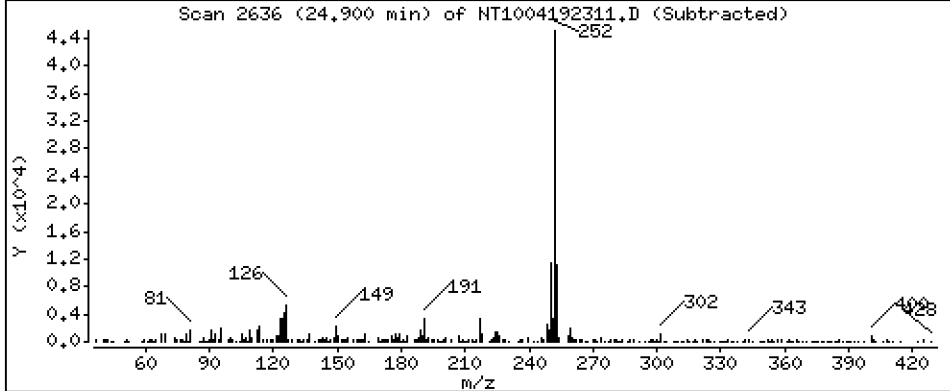
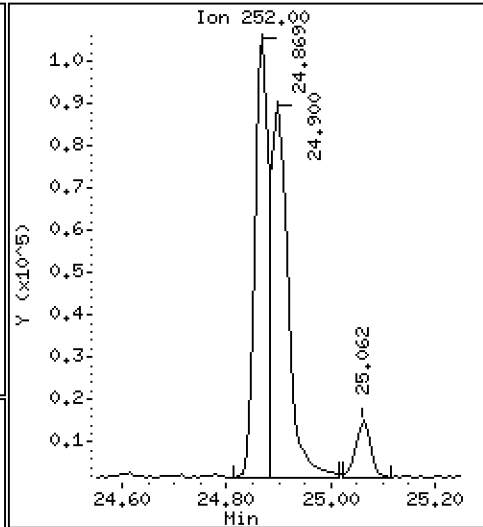
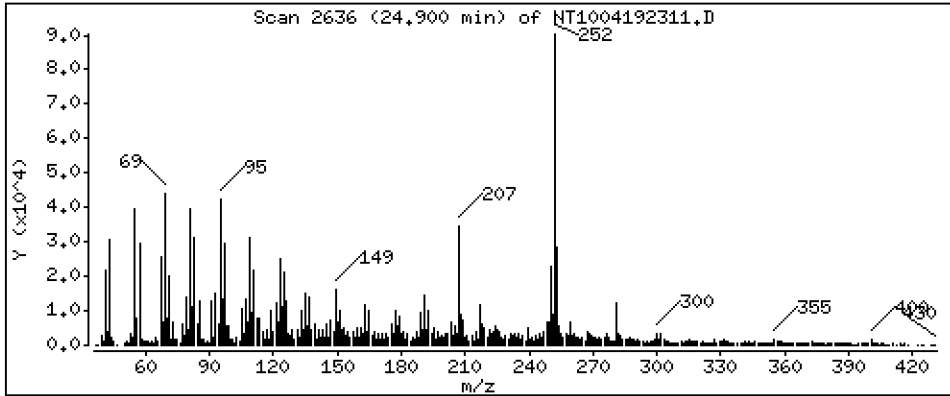
Operator: VTS

Column phase: ZB-5msi

Column diameter: 0,25

75 Benzo(k)fluoranthene

Concentration: 0,9146 ug/mL



Date : 19-APR-2023 17:44

Client ID:

Instrument: nt10.i

Sample Info: 23C0774-02

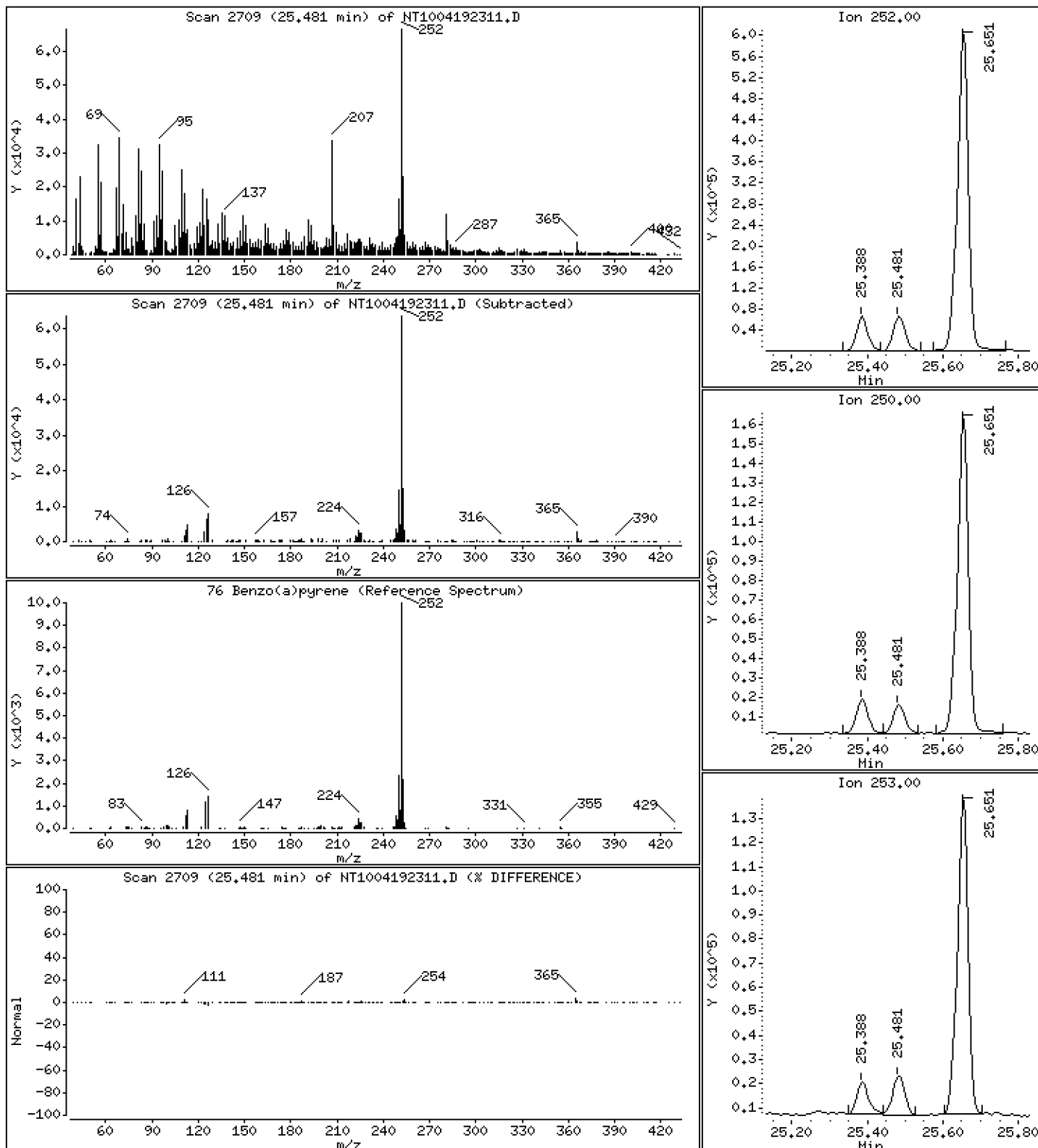
Operator: VTS

Column phase: ZB-5msi

Column diameter: 0,25

76 Benzo(a)pyrene

Concentration: 0,6919 ug/mL



Date : 19-APR-2023 17:44

Client ID:

Instrument: nt10.i

Sample Info: 23C0774-02

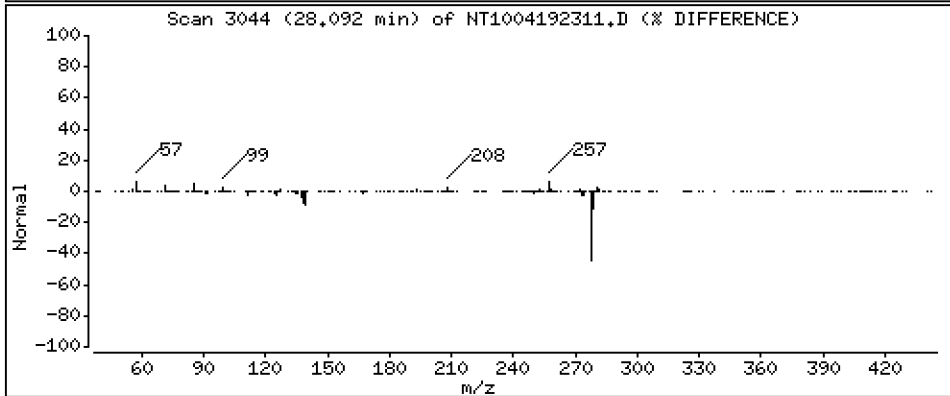
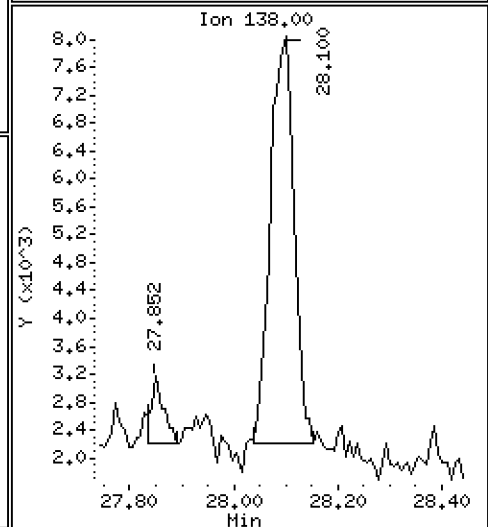
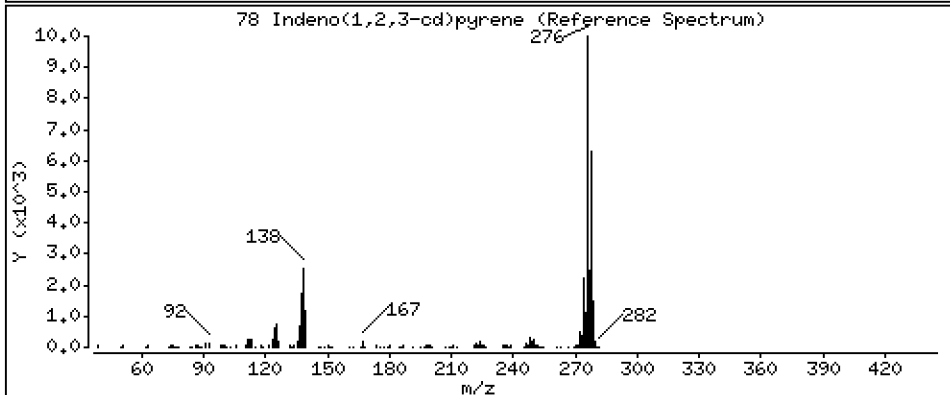
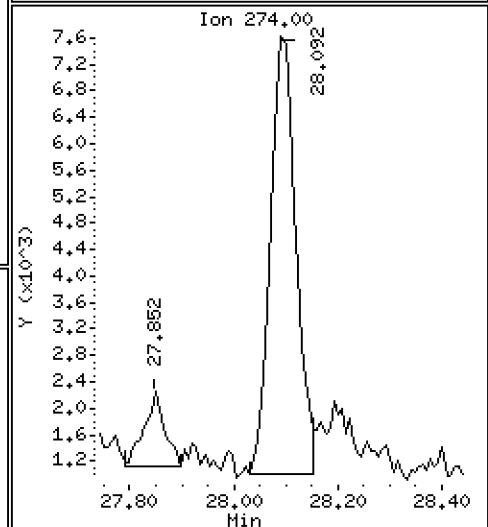
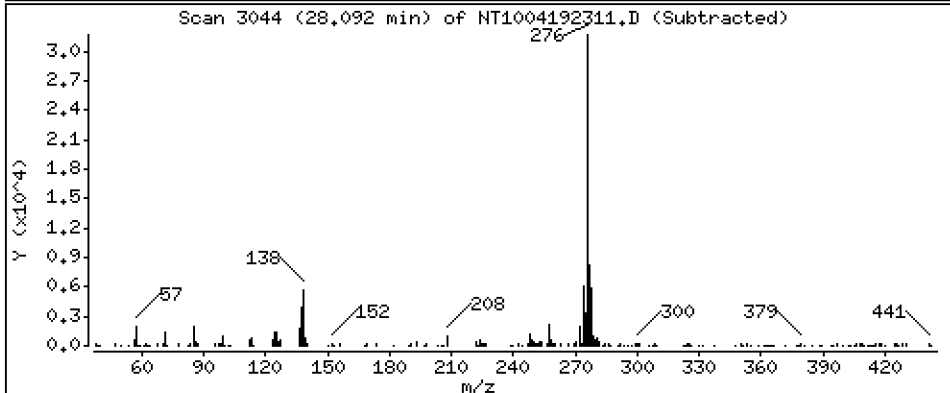
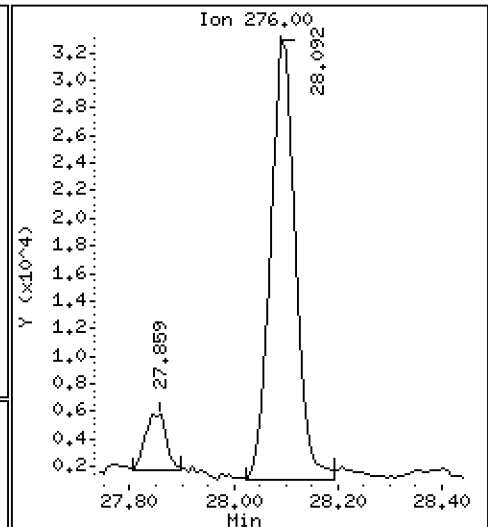
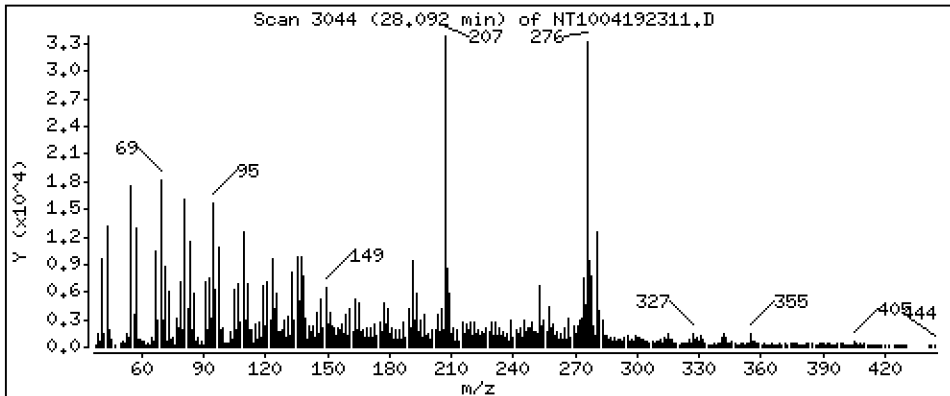
Operator: VTS

Column phase: ZB-5msi

Column diameter: 0,25

78 Indeno(1,2,3-cd)pyrene

Concentration: 0,4178 ug/mL



Date : 19-APR-2023 17:44

Client ID:

Instrument: nt10.i

Sample Info: 23C0774-02

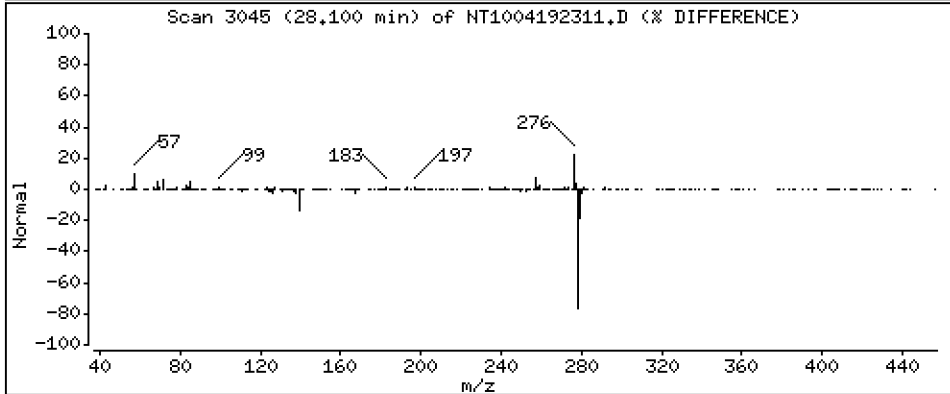
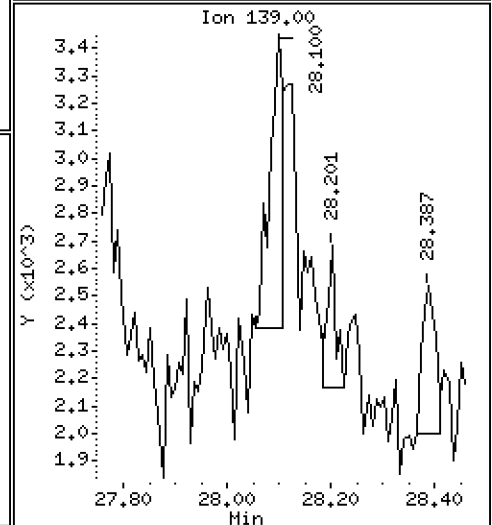
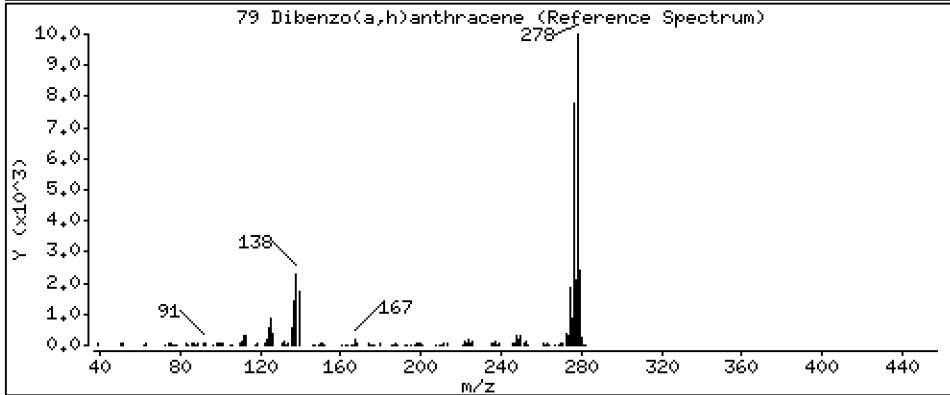
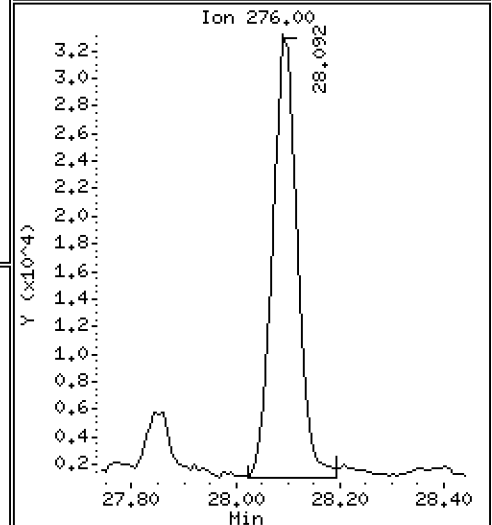
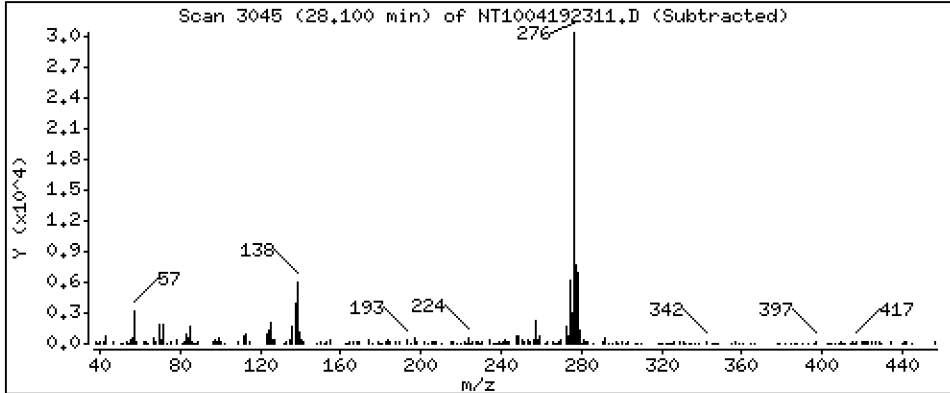
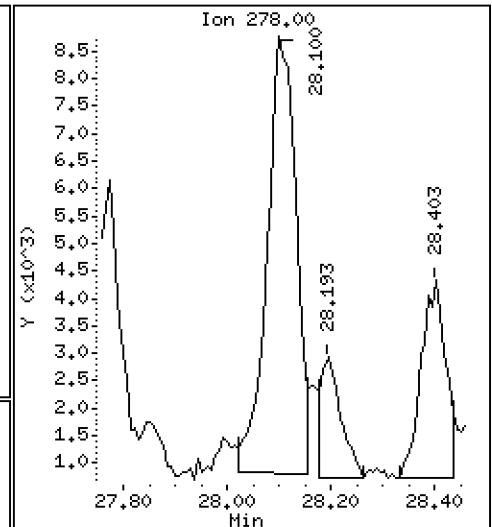
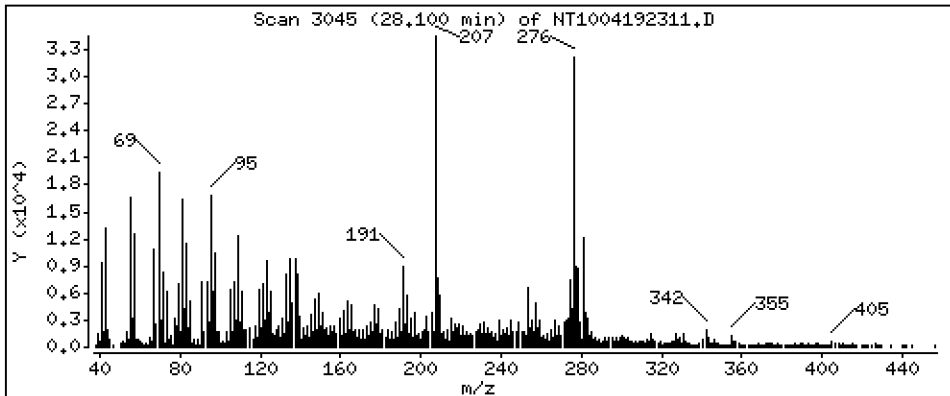
Operator: VTS

Column phase: ZB-5msi

Column diameter: 0,25

79 Dibenzo(a,h)anthracene

Concentration: 0,1483 ug/mL



Date : 19-APR-2023 17:44

Client ID:

Instrument: nt10.i

Sample Info: 23C0774-02

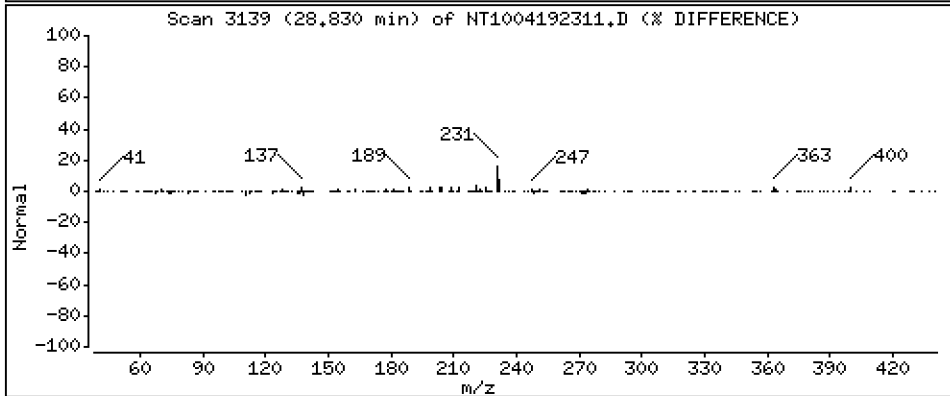
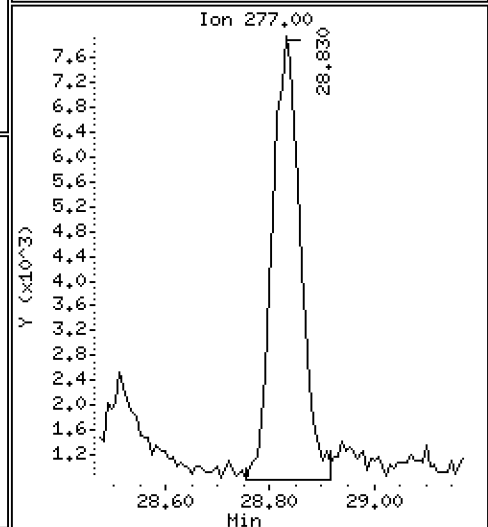
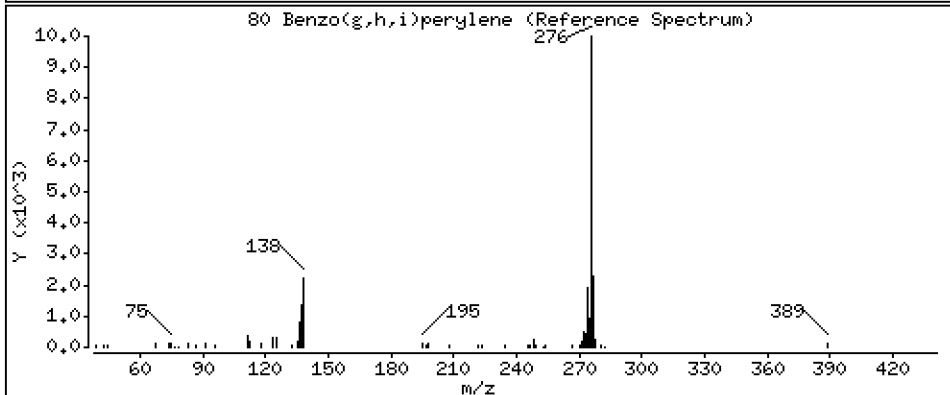
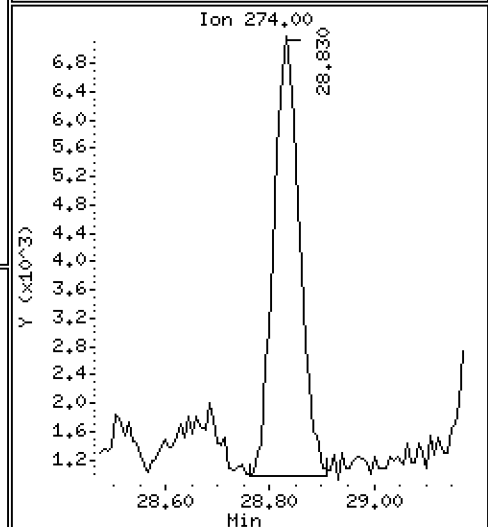
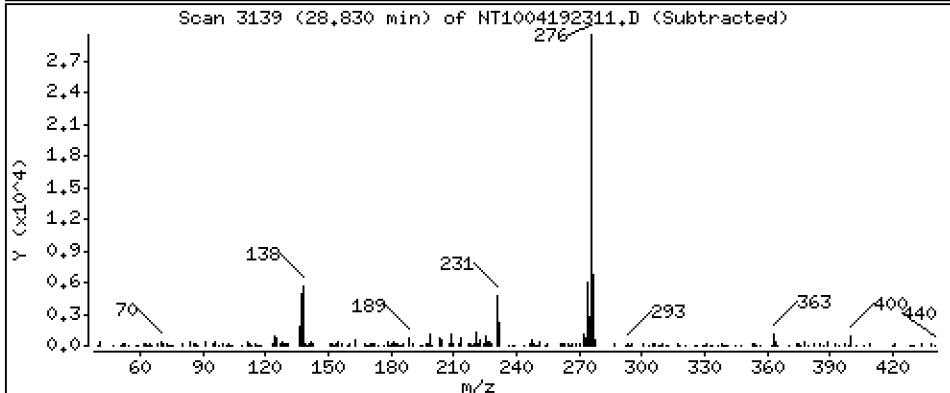
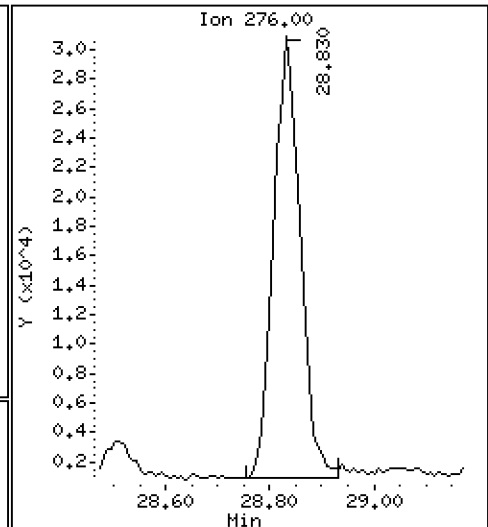
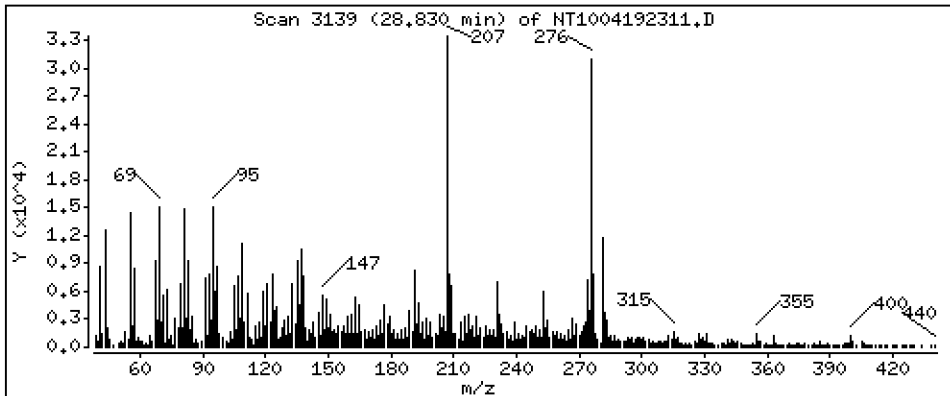
Operator: VTS

Column phase: ZB-5msi

Column diameter: 0,25

80 Benzo(g,h,i)perylene

Concentration: 0,4933 ug/mL



Date : 19-APR-2023 17:44

Client ID:

Instrument: nt10.i

Sample Info: 23C0774-02

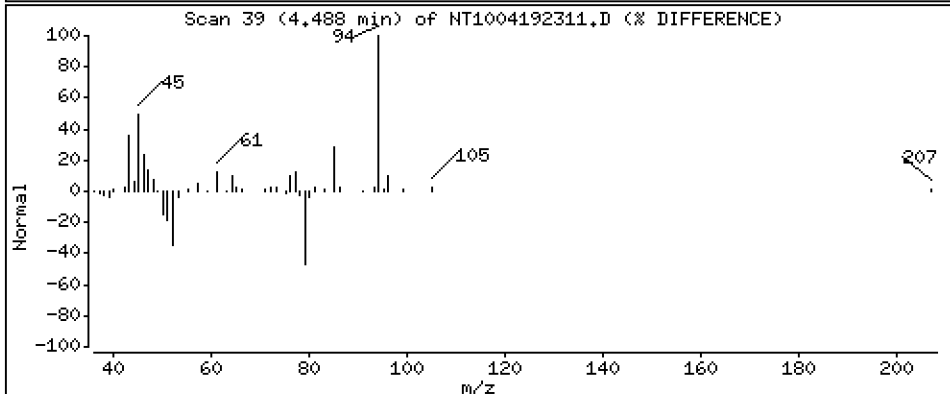
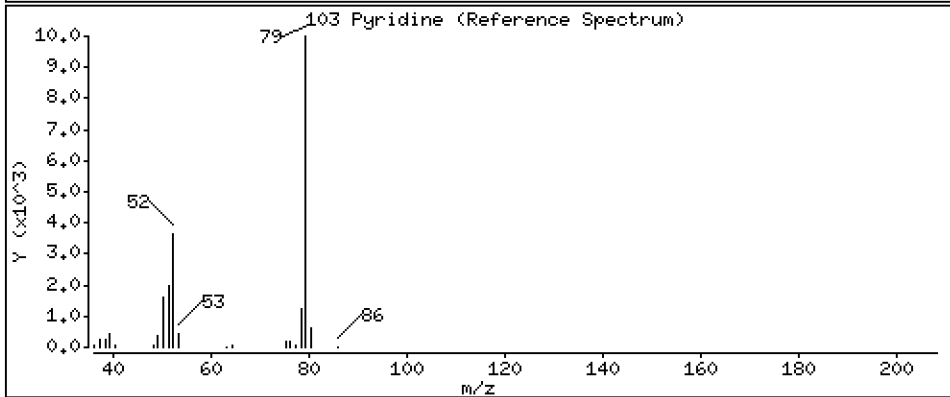
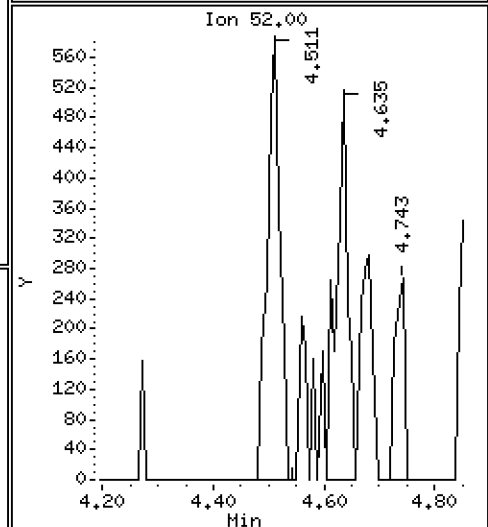
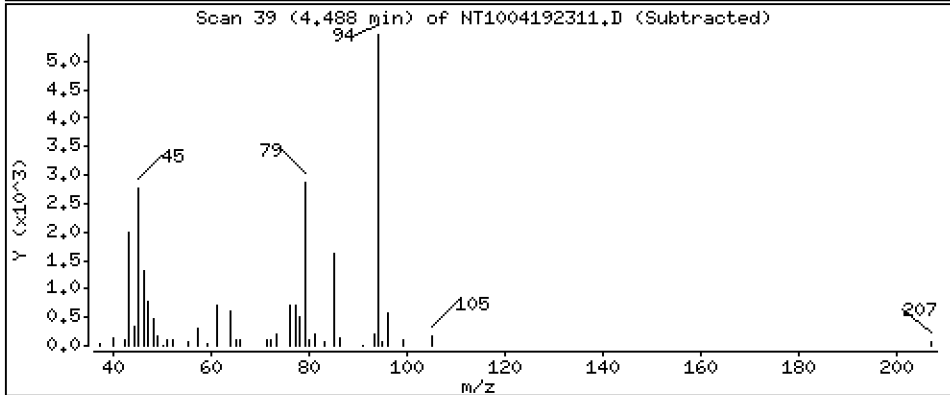
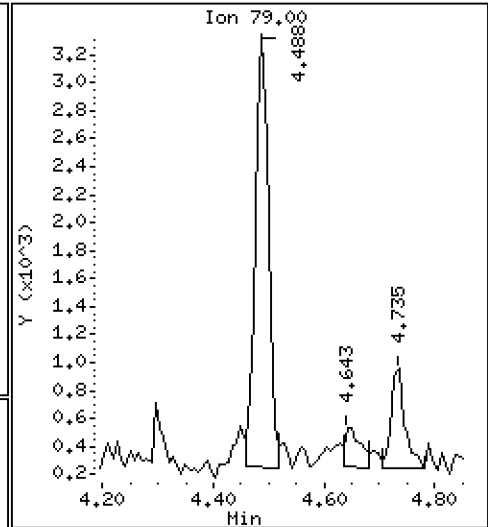
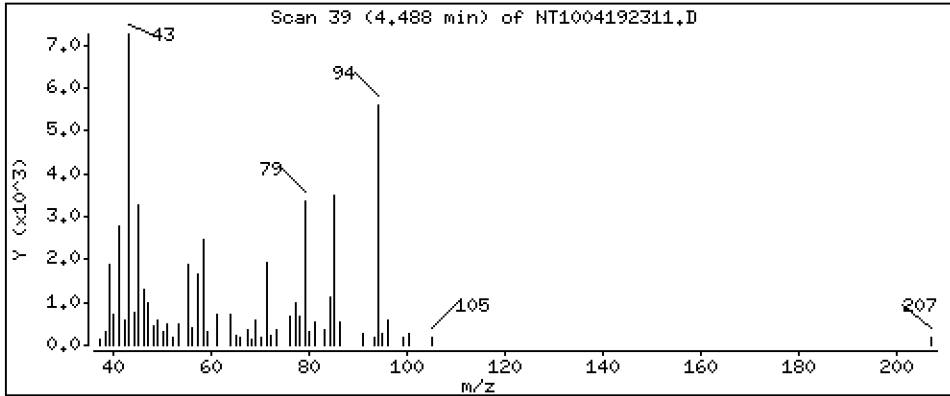
Operator: VTS

Column phase: ZB-5msi

Column diameter: 0.25

103 Pyridine

Concentration: 0.1012 ug/mL



Date : 19-APR-2023 17:44

Client ID:

Instrument: nt10.i

Sample Info: 23C0774-02

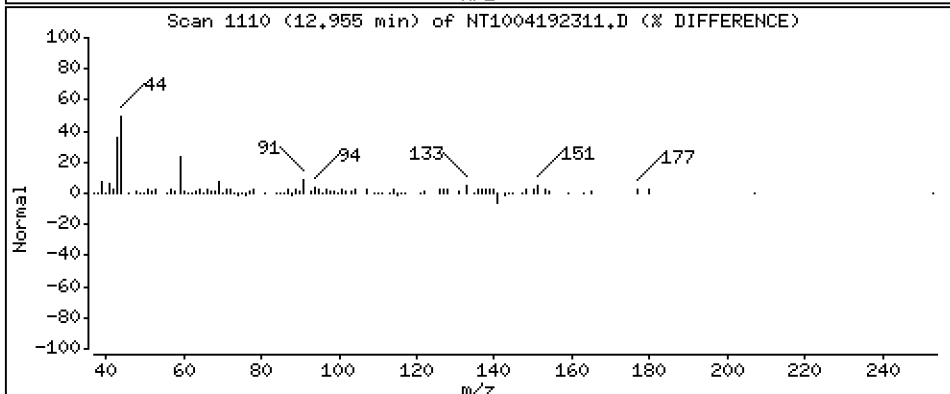
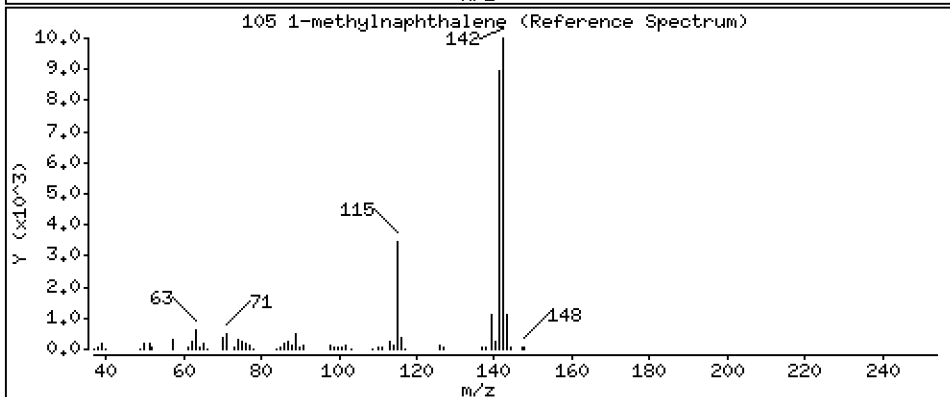
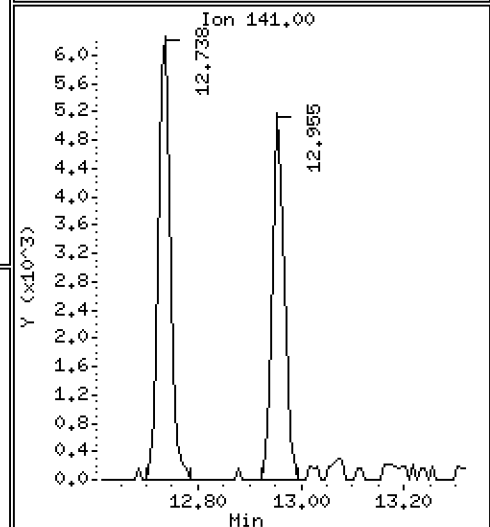
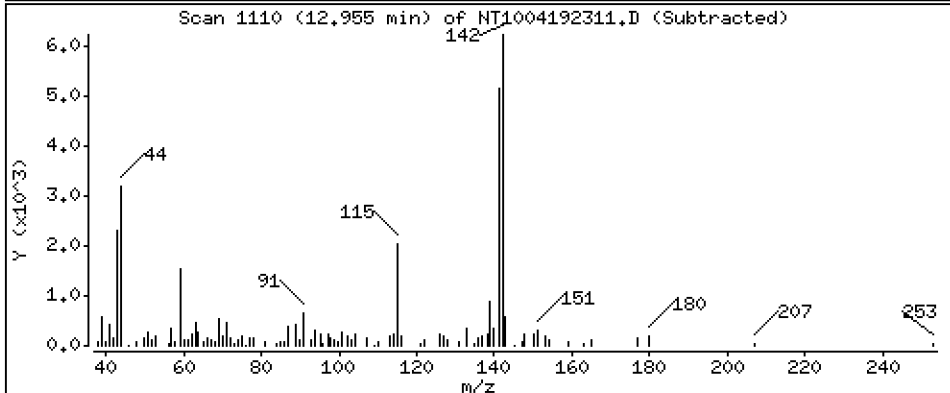
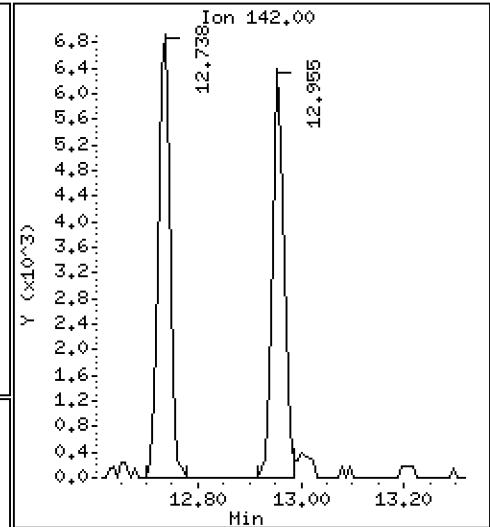
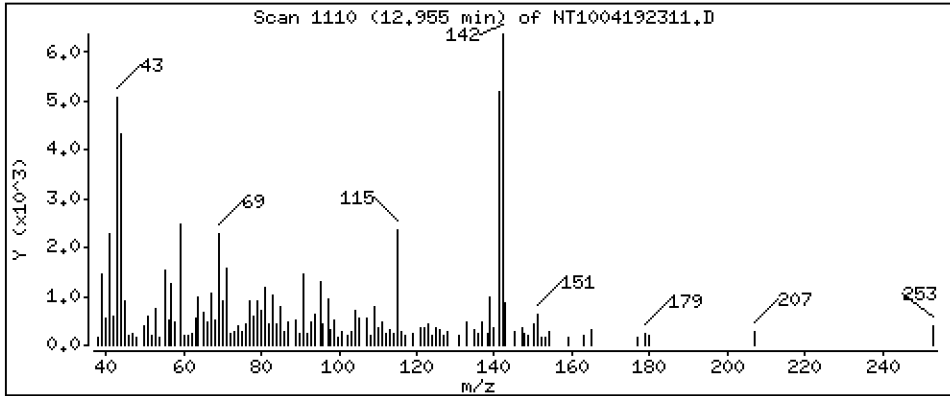
Operator: VTS

Column phase: ZB-5msi

Column diameter: 0,25

105 1-methylnaphthalene

Concentration: 0,08842 ug/mL



Date : 19-APR-2023 17:44

Client ID:

Instrument: nt10.i

Sample Info: 23C0774-02

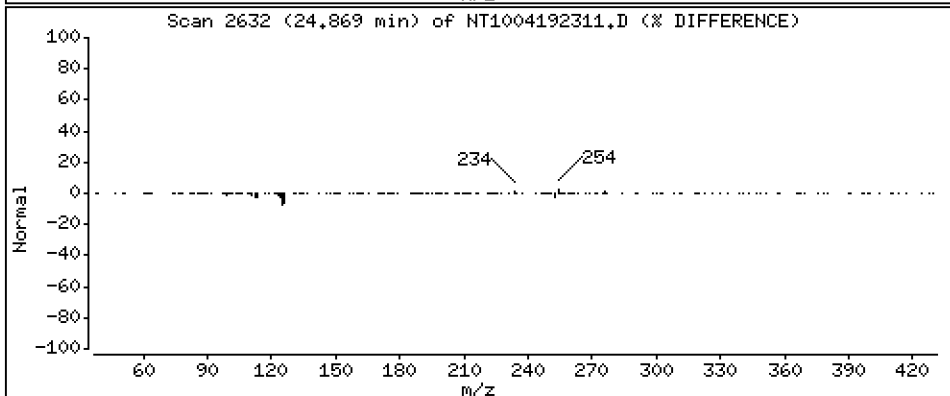
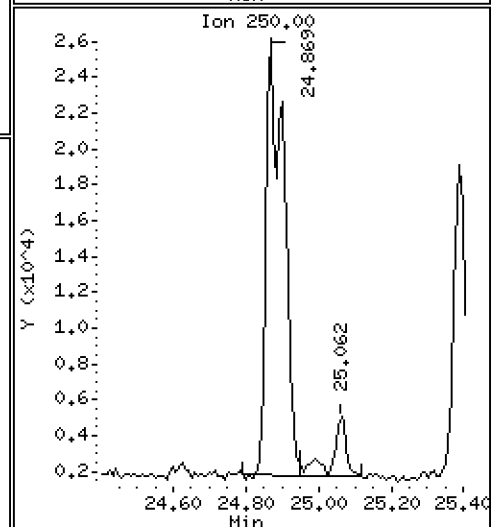
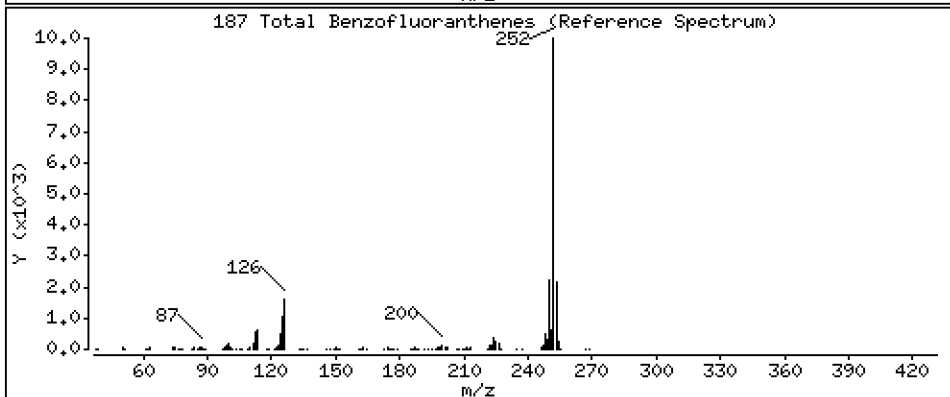
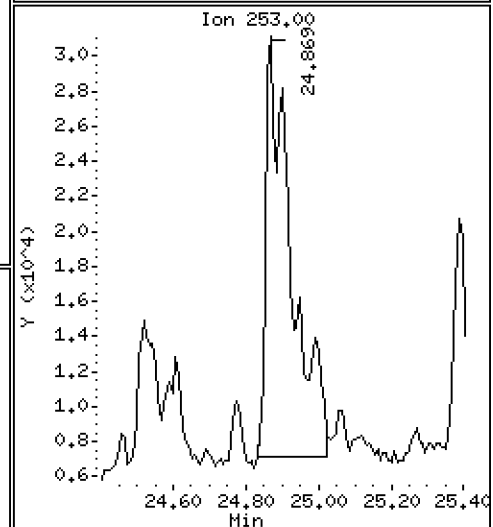
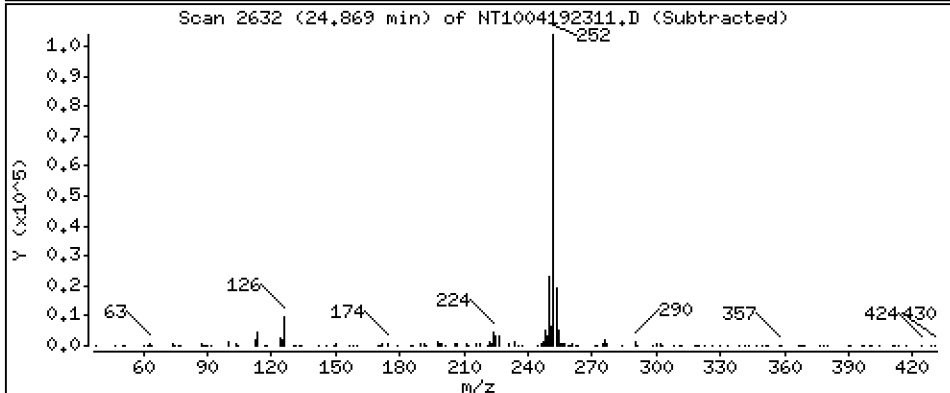
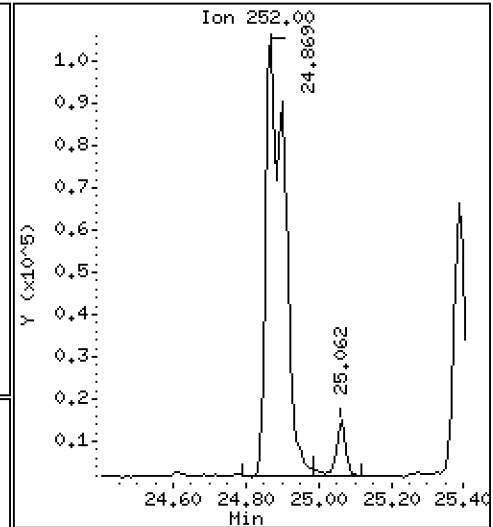
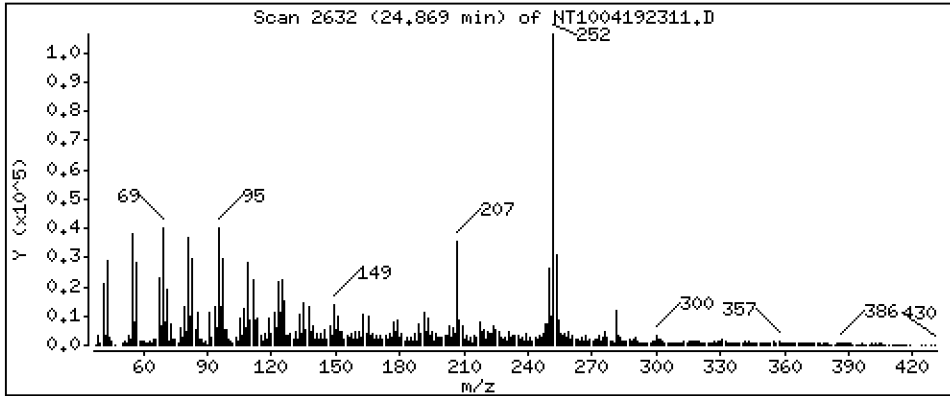
Operator: VTS

Column phase: ZB-5msi

Column diameter: 0,25

187 Total Benzofluoranthenes

Concentration: 1,742 ug/mL



ARI Labs, Inc.

Semivolatile Report SW846 Method 8270D

Data file : \\target\share\chem3\nt10.i\20230419.b\NT1004192311.D
 Lab Smp Id: 23C0774-02
 Inj Date : 19-APR-2023 17:44
 Operator : VTS
 Smp Info : 23C0774-02
 Misc Info :
 Comment : 1ul Injection
 Method : \\target\share\chem3\nt10.i\20230419.b\ABN.m
 Meth Date : 20-Apr-2023 10:45 deenayd Quant Type: ISTD
 Cal Date : 16-MAR-2023 00:22 Cal File: NT10031508.D
 Als bottle: 11
 Dil Factor: 1.00000
 Integrator: HP RTE
 Target Version: 4.14
 Processing Host: DEENAY-201905

Inst ID: nt10.i

Compound Sublist: ICAL.sub

Compounds	QUANT	SIG	RT	EXP RT	REL RT	RESPONSE	CONCENTRATIONS	
							ON-COLUMN	FINAL
	MASS						(ug/mL)	(ug/mL)
\$ 1 2-Fluorophenol	112		6.619	6.643	(0.750)	226981	4.34199	4.342
\$ 2 Phenol-d5	99		8.211	8.227	(0.931)	305908	4.46073	4.461
3 Phenol	94		8.234	8.250	(0.933)	18054	0.25334	0.2533
\$ 5 2-Chlorophenol-d4	132		8.466	8.489	(0.960)	281723	4.81078	4.811
4 Bis(2-Chloroethyl)ether	93		Compound Not Detected.					
6 2-Chlorophenol	128		Compound Not Detected.					
7 1,3-Dichlorobenzene	146		Compound Not Detected.					
* 8 1,4-Dichlorobenzene-d4	152		8.822	8.844	(1.000)	172863	4.00000	
9 1,4-Dichlorobenzene	146		Compound Not Detected.					
\$ 10 1,2-Dichlorobenzene-d4	152		9.179	9.201	(1.040)	125810	2.99151	2.992
12 1,2-Dichlorobenzene	146		Compound Not Detected.					
11 Benzyl alcohol	108		9.109	9.123	(1.033)	4611	0.13785	0.1379
14 2,2'-oxybis(1-Chloropropane)	121		Compound Not Detected.					
13 2-Methylphenol	108		9.342	9.356	(1.059)	1767	0.03401	0.03401
17 Hexachloroethane	117		Compound Not Detected.					
16 N-Nitroso-di-n-propylamine	70		Compound Not Detected.					
15 4-Methylphenol	108		9.622	9.628	(1.091)	4723	0.08629	0.08629
\$ 18 Nitrobenzene-d5	82		9.917	9.931	(0.878)	187153	3.00557	3.006
19 Nitrobenzene	77		Compound Not Detected.					
20 Isophorone	82		Compound Not Detected.					
21 2-Nitrophenol	139		Compound Not Detected.					
22 2,4-Dimethylphenol	107		Compound Not Detected.					
23 Bis(2-Chloroethoxy)methane	93		Compound Not Detected.					
24 Benzoic acid	105		10.769	10.884	(0.953)	21490	0.68865	0.6887 (H)
25 2,4-Dichlorophenol	162		Compound Not Detected.					
26 1,2,4-Trichlorobenzene	180		Compound Not Detected.					
* 27 Naphthalene-d8	136		11.299	11.308	(1.000)	616911	4.00000	
28 Naphthalene	128		11.345	11.351	(1.004)	20562	0.12582	0.1258
29 4-Chloroaniline	127		Compound Not Detected.					
30 Hexachlorobutadiene	225		Compound Not Detected.					
31 4-Chloro-3-methylphenol	107		Compound Not Detected.					
32 2-Methylnaphthalene	142		12.737	12.748	(1.127)	11443	0.09702	0.09702
33 Hexachlorocyclopentadiene	237		Compound Not Detected.					

Compounds	QUANT	SIG	RT	EXP RT	REL RT	RESPONSE	CONCENTRATIONS	
							ON-COLUMN (ug/mL)	FINAL (ug/mL)
34 2,4,6-Trichlorophenol	196							
35 2,4,5-Trichlorophenol	196							
\$ 36 2-Fluorobiphenyl	172		13.519	13.529	(0.907)	458215	3.24190	3.242
37 2-Chloronaphthalene	162							
38 2-Nitroaniline	65							
39 Dimethylphthalate	163							
40 Acenaphthylene	152		14.587	14.597	(0.979)	8751	0.04907	0.04907
41 2,6-Dinitrotoluene	165							
* 42 Acenaphthene-d10	164		14.905	14.915	(1.000)	357309	4.00000	
43 3-Nitroaniline	138							
44 Acenaphthene	153		14.974	14.977	(1.005)	12223	0.11095	0.1109
45 2,4-Dinitrophenol	184							
46 Dibenzofuran	168		15.299	15.309	(1.026)	16421	0.10107	0.1011
47 4-Nitrophenol	109							
48 2,4-Dinitrotoluene	165							
50 Diethylphthalate	149		15.894	15.904	(1.066)	11662	0.10240	0.1024
49 Fluorene	166		16.010	16.020	(1.074)	17212	0.13466	0.1347
51 4-Chlorophenyl-phenylether	204							
52 4-Nitroaniline	138							
53 4,6-Dinitro-2-methylphenol	198							
54 N-Nitrosodiphenylamine	169							
\$ 55 2,4,6-Tribromophenol	330		16.550	16.553	(1.110)	111255	6.67608	6.676
56 4-Bromophenyl-phenylether	248							
57 Hexachlorobenzene	284							
58 Pentachlorophenol	266							
* 59 Phenanthrene-d10	188		17.949	17.951	(1.000)	639178	4.00000	
60 Phenanthrene	178		17.987	17.998	(1.002)	111999	0.64260	0.6426
61 Anthracene	178		18.088	18.090	(1.008)	39831	0.23824	0.2382
62 Carbazole	167		18.428	18.431	(1.027)	11454	0.07645	0.07645
63 Di-n-butylphthalate	149		19.264	19.266	(1.073)	16493	0.08187	0.08187
64 Fluoranthene	202		20.440	20.404	(0.887)	378981	1.57745	1.577
65 Pyrene	202		20.842	20.829	(0.904)	368612	1.49567	1.496
\$ 66 Terphenyl-d14	244		21.144	21.139	(0.917)	573131	3.09664	3.097
67 Butylbenzylphthalate	149							
68 Benzo(a)anthracene	228		23.018	23.012	(0.999)	137378	0.65095	0.6509
* 69 Chrysene-d12	240		23.049	23.043	(1.000)	597908	4.00000	
70 3,3'-Dichlorobenzidine	252							
71 Chrysene	228		23.088	23.090	(1.002)	176520	0.85612	0.8561
72 bis(2-Ethylhexyl)phthalate	149		23.134	23.136	(0.959)	68086	0.46808	0.4681
* 134 Di-n-octylphthalate-d4	153		24.125	24.127	(1.000)	994365	4.00000	
73 Di-n-octylphthalate	149							
74 Benzo(b)fluoranthene	252		24.868	24.863	(0.972)	203035	0.91986	0.9199
75 Benzo(k)fluoranthene	252		24.899	24.901	(0.973)	204996	0.91464	0.9146
76 Benzo(a)pyrene	252		25.480	25.482	(0.995)	136543	0.69192	0.6919
* 77 Perylene-d12	264		25.596	25.590	(1.000)	680930	4.00000	
78 Indeno(1,2,3-cd)pyrene	276		28.092	28.094	(1.097)	104901	0.41783	0.4178
79 Dibenzo(a,h)anthracene	278		28.100	28.109	(1.098)	30913	0.14831	0.1483
80 Benzo(g,h,i)perylene	276		28.830	28.824	(1.126)	107175	0.49327	0.4933
90 N-Nitrosodimethylamine	74							
91 Aniline	93							
93 Benzidine	184							
103 Pyridine	79		4.488	4.503	(0.509)	5181	0.10115	0.1012
105 1-methylnaphthalene	142		12.954	12.964	(1.147)	9555	0.08842	0.08842
111 Azobenzene (1,2-DP-Hydrazine)	77							

Compounds	QUANT MASS	SIG	RT	EXP RT	REL RT	RESPONSE	CONCENTRATIONS	
							ON-COLUMN (ug/mL)	FINAL (ug/mL)
187 Total Benzofluoranthenes	252		24.868	24.901	(0.972)	371316	1.74233	1.742
120 2,3,4,6-Tetrachlorophenol	232		Compound Not Detected.					

QC Flag Legend

H - Operator selected an alternate compound hit.

ARI Labs, Inc.

INTERNAL STANDARD COMPOUNDS
 AREA AND RT SUMMARY

Instrument ID: nt10.i Calibration Date: 19-APR-2023
 Lab File ID: NT1004192311.D Calibration Time: 11:08
 Lab Smp Id: 23C0774-02
 Analysis Type: SV Level:
 Quant Type: ISTD Sample Type:
 Operator: VTS
 Method File: \\target\share\chem3\nt10.i\20230419.b\ABN.m
 Misc Info:

Test Mode:
 Use Last Continuing Calibrator.

COMPOUND	STANDARD	AREA LIMIT		SAMPLE	%DIFF
		LOWER	UPPER		
8 1,4-Dichlorobenze	140649	70325	281298	172863	22.90
27 Naphthalene-d8	483944	241972	967888	616911	27.48
42 Acenaphthene-d10	298909	149455	597818	357309	19.54
59 Phenanthrene-d10	483004	241502	966008	639178	32.33
69 Chrysene-d12	399309	199655	798618	597908	49.74
134 Di-n-octylphthala	671711	335856	1343422	994365	48.03
77 Perylene-d12	475411	237706	950822	680930	43.23

COMPOUND	STANDARD	RT LIMIT		SAMPLE	%DIFF
		LOWER	UPPER		
8 1,4-Dichlorobenze	8.84	8.34	9.34	8.82	-0.25
27 Naphthalene-d8	11.31	10.81	11.81	11.30	-0.08
42 Acenaphthene-d10	14.92	14.42	15.42	14.91	-0.07
59 Phenanthrene-d10	17.95	17.45	18.45	17.95	-0.01
69 Chrysene-d12	23.04	22.54	23.54	23.05	0.02
134 Di-n-octylphthala	24.13	23.63	24.63	24.13	-0.01
77 Perylene-d12	25.59	25.09	26.09	25.60	0.02

AREA UPPER LIMIT = +100% of internal standard area.
 AREA LOWER LIMIT = - 50% of internal standard area.
 RT UPPER LIMIT = + 0.50 minutes of internal standard RT.
 RT LOWER LIMIT = - 0.50 minutes of internal standard RT.

REVIEW SUMMARY FOR FILE - NT1004192311.D

Lab ID: 23C0774-02
nt10.i, 20230419.b\ABN.m, 19-APR-2023 17:44

RT CO-ELUTION COMPOUNDS

NO CO-ELUTIONS

Quant Method: ICAL

RRT CHECK

RRT	CCV RRT	DELTA	COMPOUND
0.953	0.962	-0.0093	Benzoic acid

RRT check based on Ccal File: NT1004192302.D

On Column LOD for nt10.i, 20230419.b\ABN.m, ICAL.sub = 0.0000

* Only compounds listed in the work order have been verified by the analyst *



Form I
ORGANIC ANALYSIS DATA SHEET
EPA 8270E
Semivolatiles (20ug/kg - 0.2ug/L SepF)

Laboratory: Analytical Resources, LLC

Client: Anchor OEA, LLC

Project: AOC5 MR Phase 1

Matrix: Sediment

Laboratory ID: 23C0774-03 A

SDG: 23C0774

Sampled: 12/16/22 10:43

Prepared: 04/05/23 16:28

File ID: NT1004192312.D

% Solids: 58.10

Preparation: EPA 3546 (Microwave)

Analyzed: 04/19/23 18:22

Batch: BLD0057

Sequence: SLD0254

Initial/Final: 17.23 g Wet / 1 mL

Instrument: NT10

Column: ZB-5MSi

Calibration: GC00046

Cleanups: GPC

CAS NO.	COMPOUND	DILUTION	CONC: (ug/kg dry)	Q	DL	RL
108-95-2	Phenol	1	21.7	Q	4.4	20.0
106-44-5	4-Methylphenol	1	20.0	U	7.4	20.0
91-20-3	Naphthalene	1	9.4	J	4.2	20.0
91-57-6	2-Methylnaphthalene	1	9.2	J	4.5	20.0
208-96-8	Acenaphthylene	1	20.0	U	6.2	20.0
131-11-3	Dimethylphthalate	1	20.0	U	4.4	20.0
83-32-9	Acenaphthene	1	6.1	J	5.2	20.0
132-64-9	Dibenzofuran	1	20.0	U	14.1	20.0
86-73-7	Fluorene	1	20.0	U	14.6	20.0
85-01-8	Phenanthrene	1	63.9		8.7	20.0
120-12-7	Anthracene	1	19.8	J	7.2	20.0
206-44-0	Fluoranthene	1	145		6.1	20.0
129-00-0	Pyrene	1	169	Q	5.7	20.0
85-68-7	Butylbenzylphthalate	1	20.0	U	9.4	20.0
56-55-3	Benzo(a)anthracene	1	71.2		6.0	20.0
218-01-9	Chrysene	1	88.6		6.1	20.0
117-81-7	bis(2-Ethylhexyl)phthalate	1	34.5	J	5.5	49.9
	Benzo(a)fluoranthene, Total	1	196		10.0	40.0
50-32-8	Benzo(a)pyrene	1	80.4		4.2	20.0
193-39-5	Indeno(1,2,3-cd)pyrene	1	45.6		14.6	20.0
53-70-3	Dibenzo(a,h)anthracene	1	20.0	U	17.2	20.0
191-24-2	Benzo(g,h,i)perylene	1	55.4		13.6	20.0

SURROGATES	ADDED: (ug/kg dry)	FOUND: (ug/kg dry)	% REC	QC LIMITS	Q
2-Fluorophenol	749.20	434	57.9	27 - 120	Q
Phenol-d5	749.20	444	59.3	29 - 120	Q
2-Chlorophenol-d4	749.20	492	65.6	31 - 120	
1,2-Dichlorobenzene-d4	499.47	317	63.4	32 - 120	
Nitrobenzene-d5	499.47	313	62.7	30 - 120	
2-Fluorobiphenyl	499.47	331	66.4	35 - 120	Q



Form I
ORGANIC ANALYSIS DATA SHEET
EPA 8270E
Semivolatiles (20ug/kg - 0.2ug/L SepF)

Laboratory: Analytical Resources, LLC

Client: Anchor OEA, LLC

Project: AOC5 MR Phase 1

Matrix: Sediment

Laboratory ID: 23C0774-03 A

SDG: 23C0774

Sampled: 12/16/22 10:43

Prepared: 04/05/23 16:28

File ID: NT1004192312.D

% Solids: 58.10

Preparation: EPA 3546 (Microwave)

Analyzed: 04/19/23 18:22

Batch: BLD0057

Sequence: SLD0254

Initial/Final: 17.23 g Wet / 1 mL

Instrument: NT10

Column: ZB-5MSi

Calibration: GC00046

Cleanups: GPC

SURROGATES	ADDED: (ug/kg dry)	FOUND: (ug/kg dry)	% REC	QC LIMITS	Q
2,4,6-Tribromophenol	749.20	652	87.0	24 - 134	
p-Terphenyl-d14	499.47	323	64.7	37 - 120	

Data File: \\target\share\chem3\nt10.1\20230419.1\NT1004192312.D

Date: 19-APR-2023 18:22

Client ID:

Sample Info: 23C0774-03

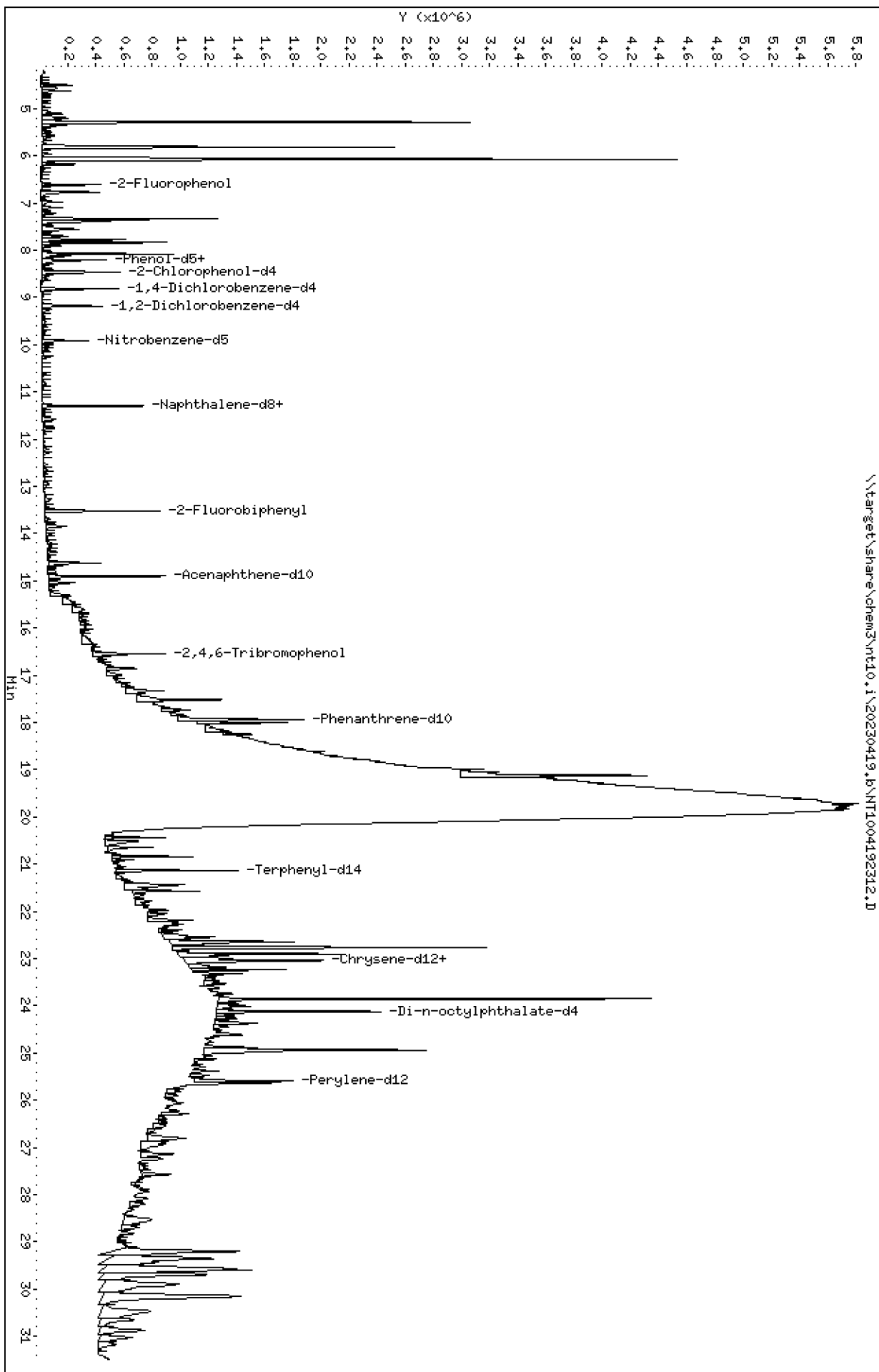
Page 1

Column phase: ZB-5msi

Instrument: nt10.1

Operator: VTS

Column diameter: 0.25



Date : 19-APR-2023 18:22

Client ID:

Instrument: nt10.i

Sample Info: 23C0774-03

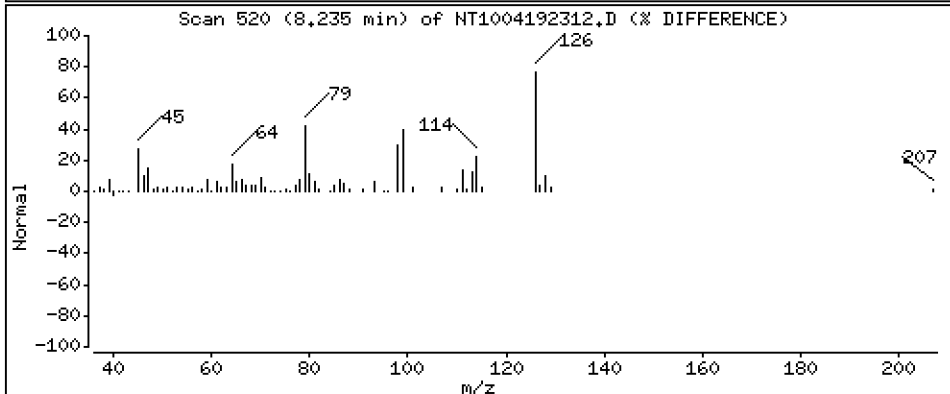
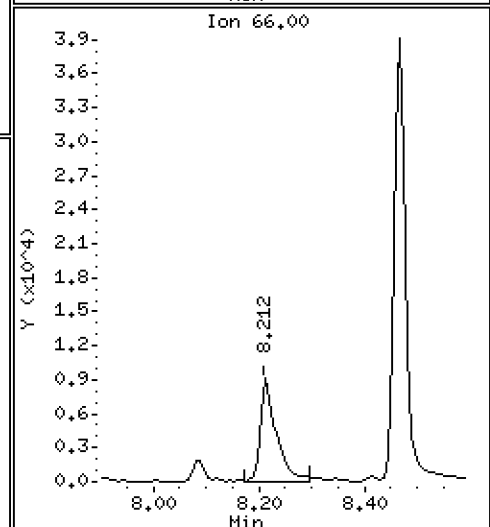
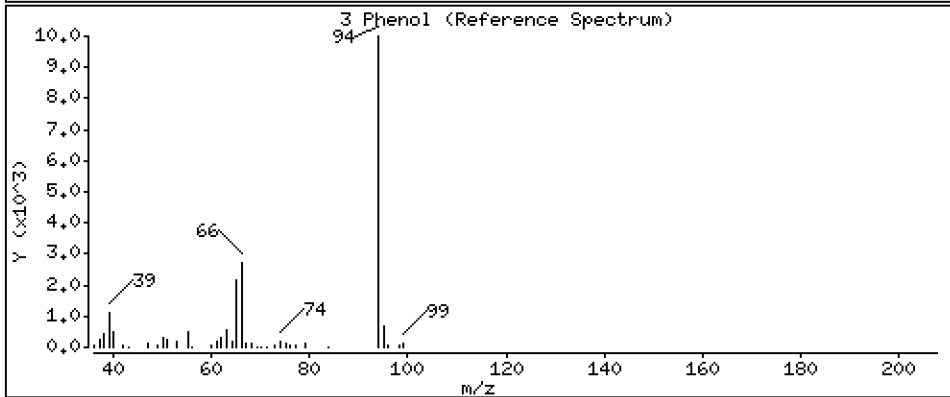
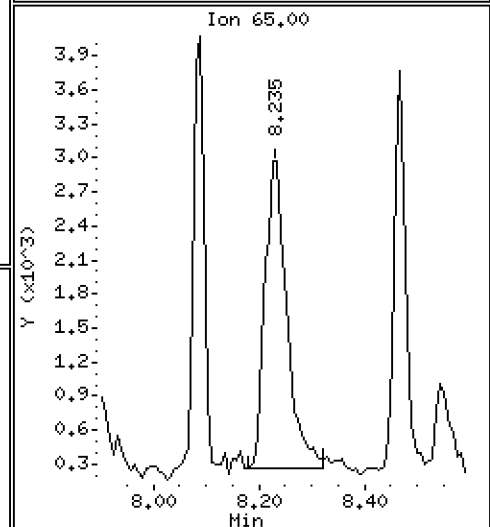
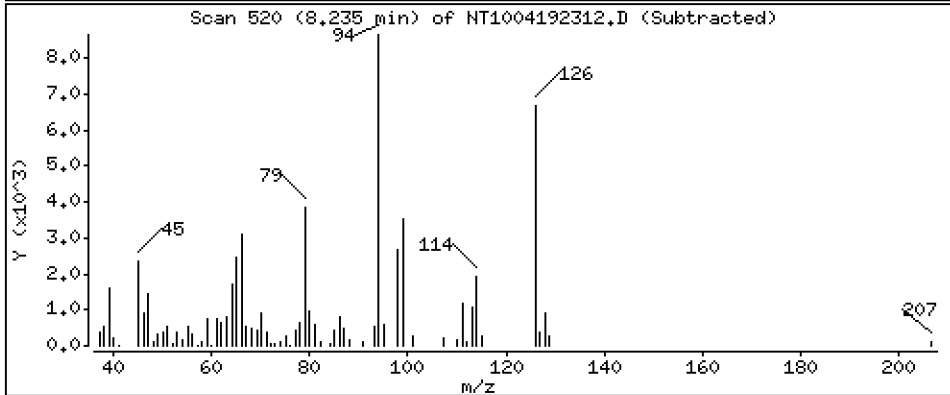
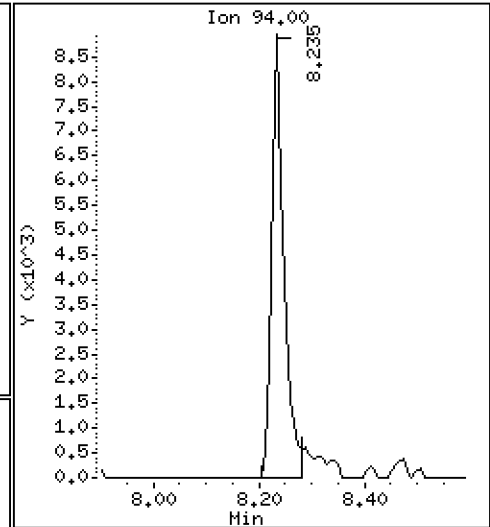
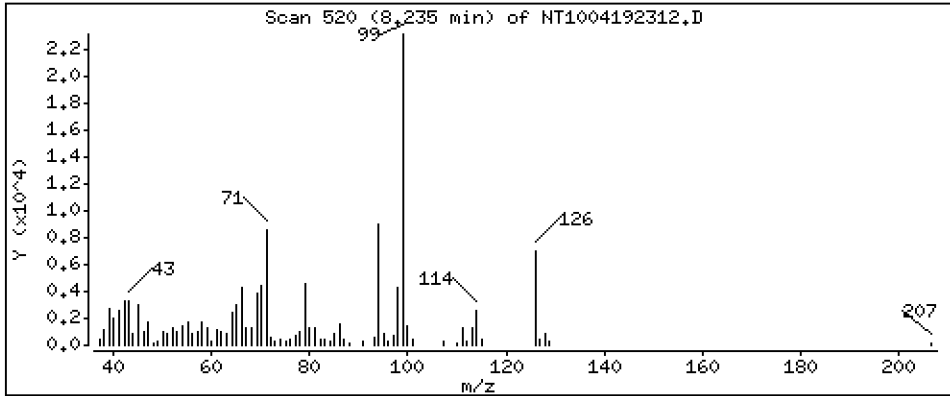
Operator: VTS

Column phase: ZB-5msi

Column diameter: 0,25

3 Phenol

Concentration: 0,2173 ug/mL



Date : 19-APR-2023 18:22

Client ID:

Instrument: nt10.i

Sample Info: 23C0774-03

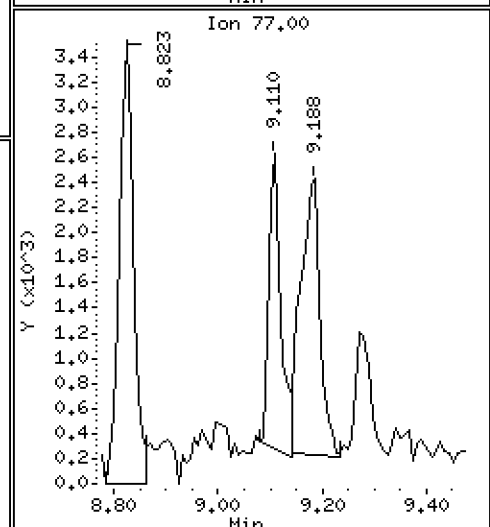
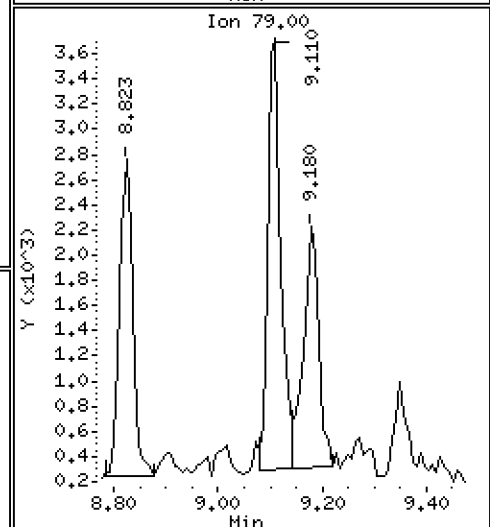
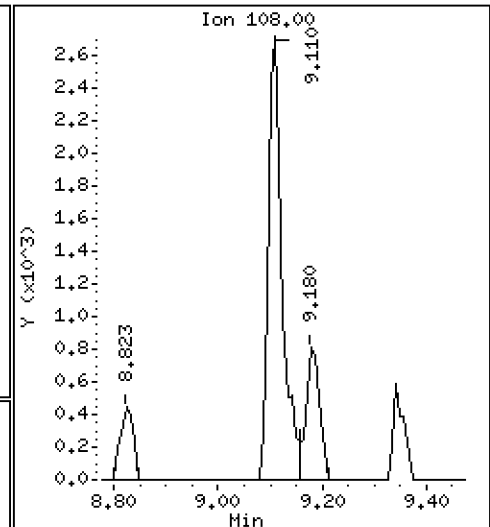
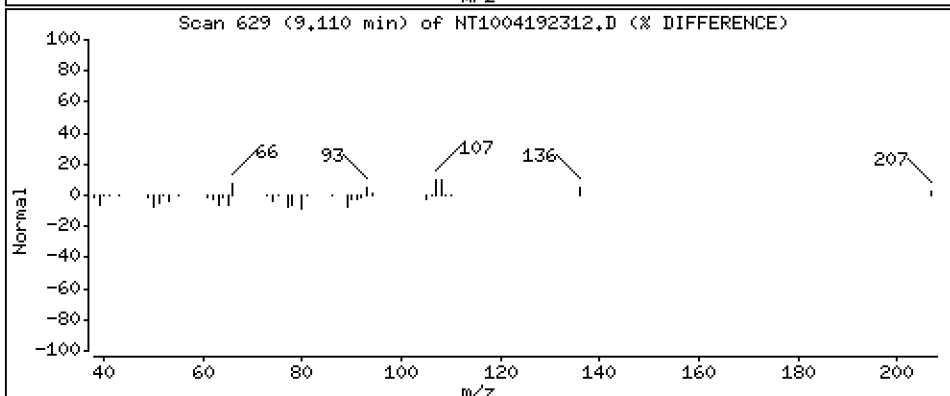
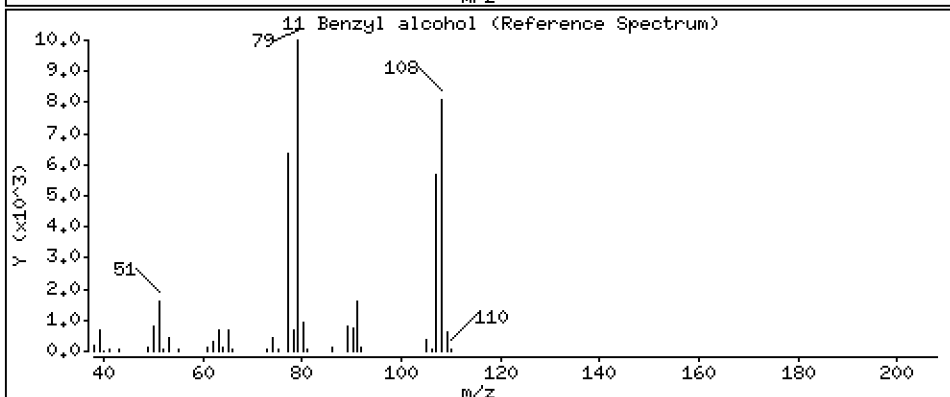
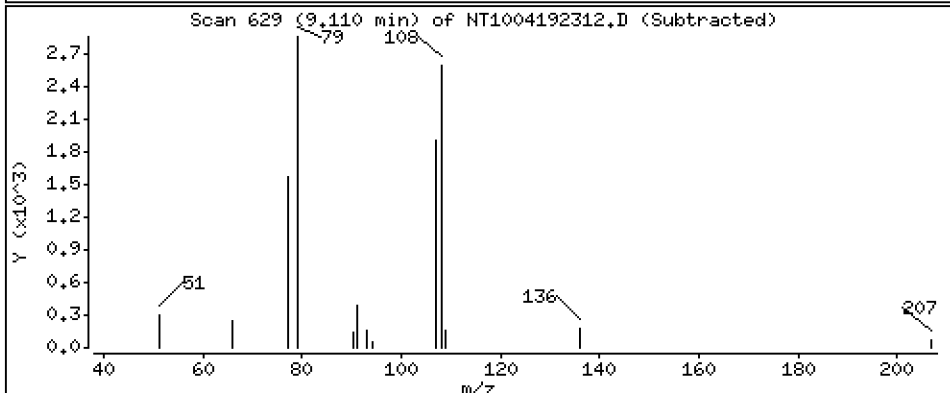
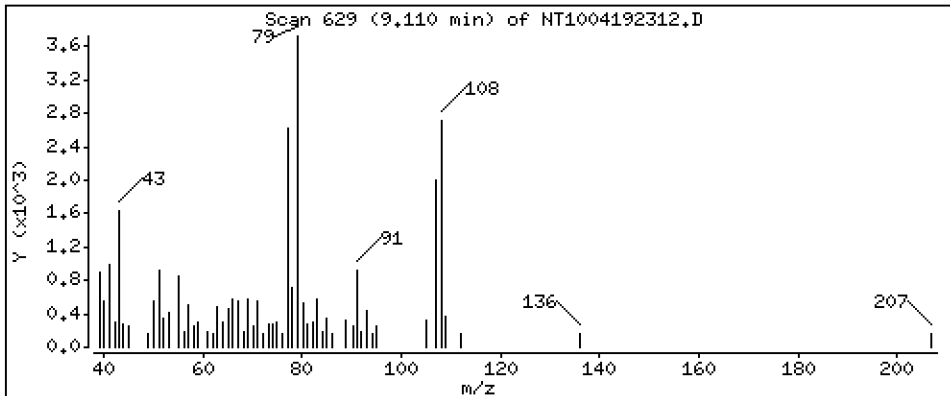
Operator: VTS

Column phase: ZB-5msi

Column diameter: 0.25

11 Benzyl alcohol

Concentration: 0.1665 ug/mL



Date : 19-APR-2023 18:22

Client ID:

Instrument: nt10.i

Sample Info: 23C0774-03

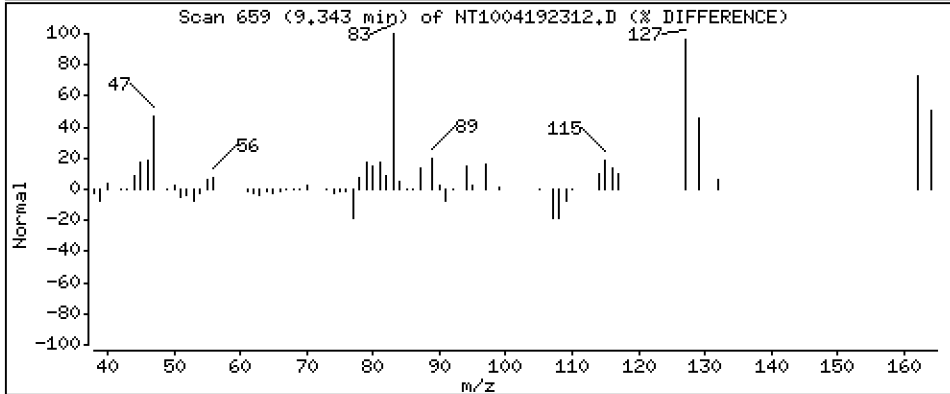
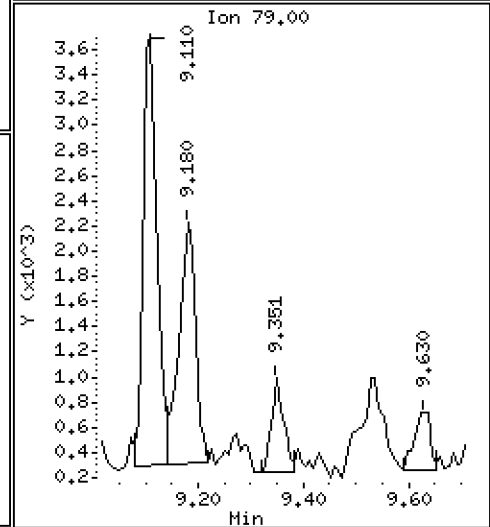
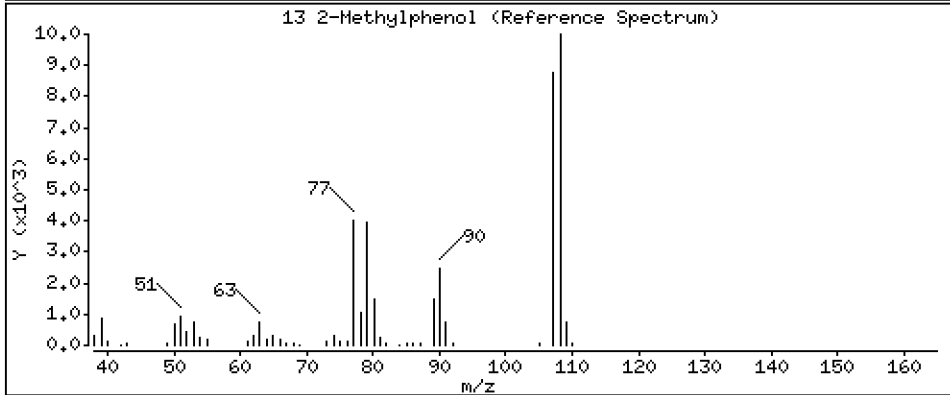
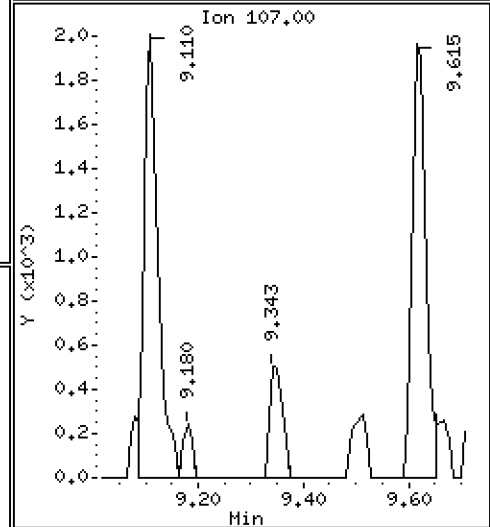
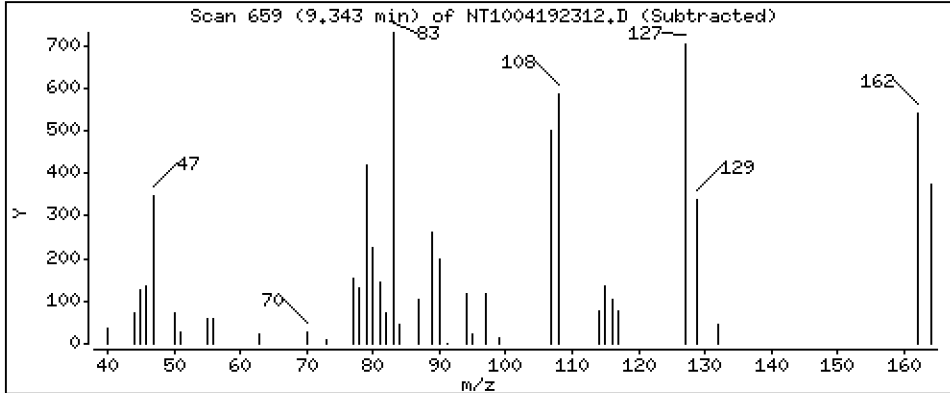
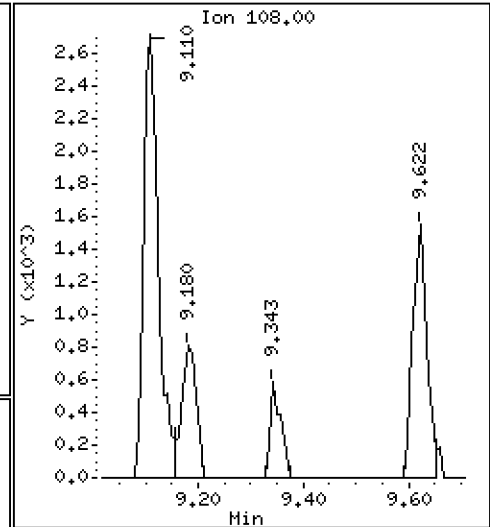
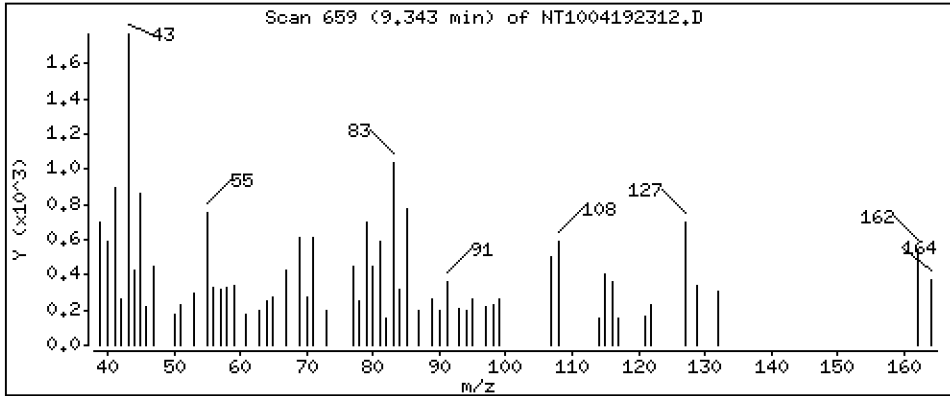
Operator: VTS

Column phase: ZB-5msi

Column diameter: 0.25

13 2-Methylphenol

Concentration: 0.01688 ug/mL



Date : 19-APR-2023 18:22

Client ID:

Instrument: nt10.i

Sample Info: 23C0774-03

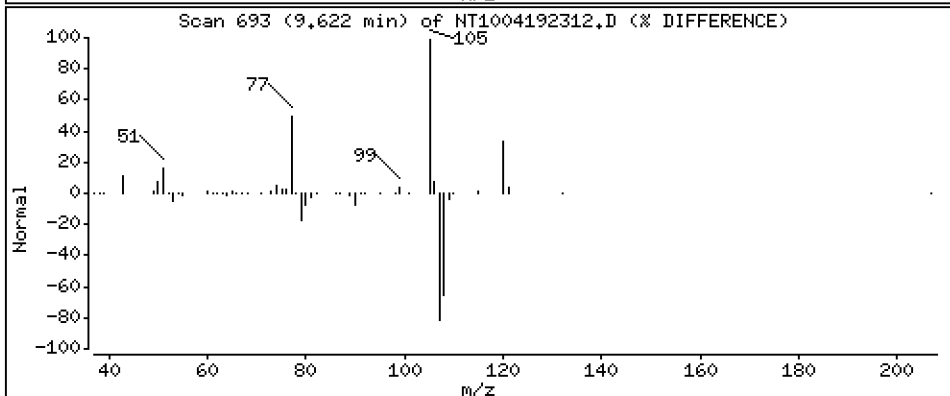
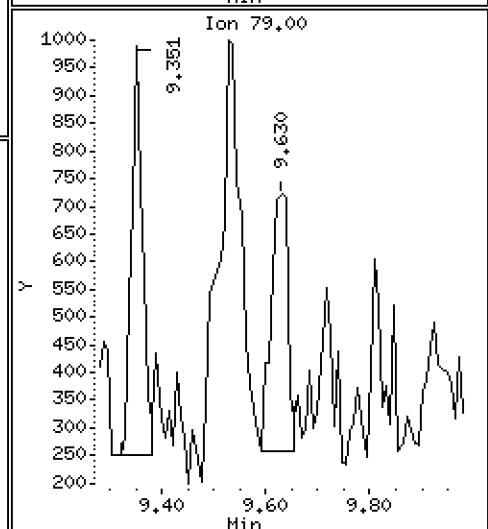
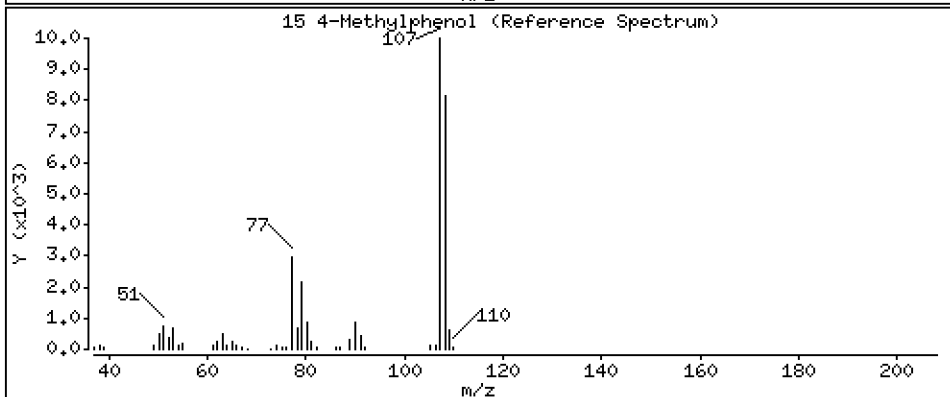
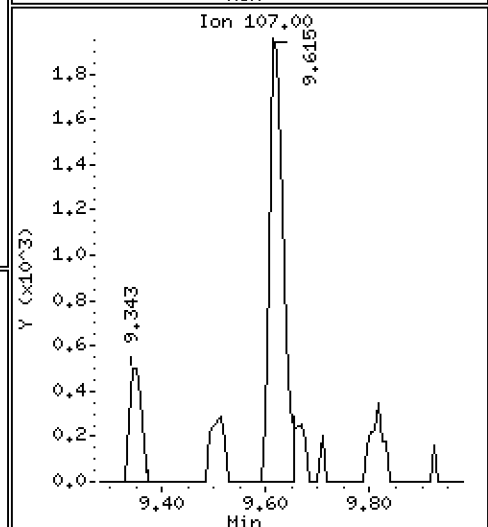
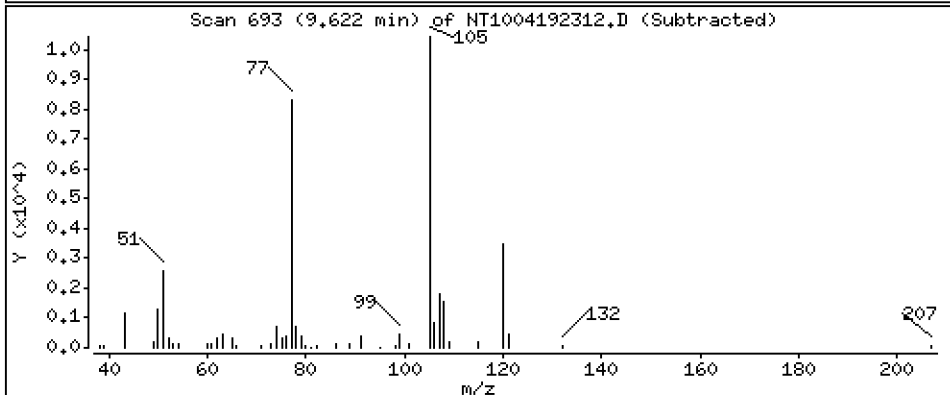
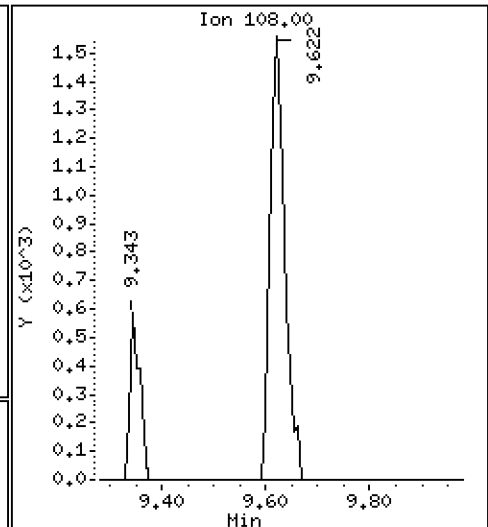
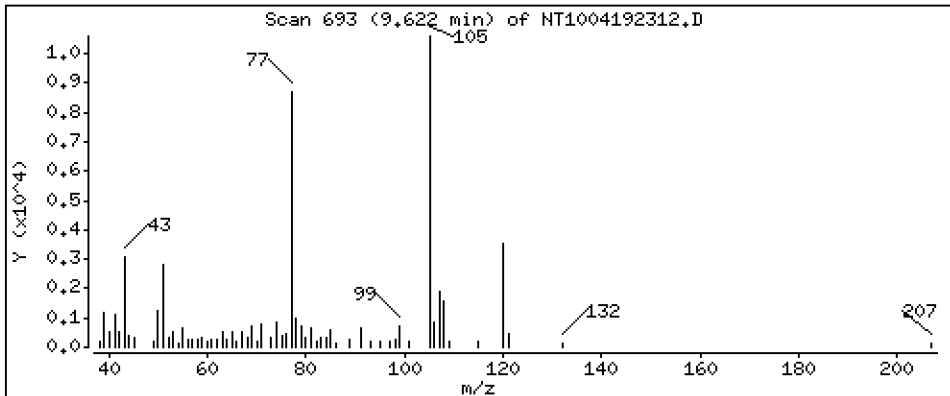
Operator: VTS

Column phase: ZB-5msi

Column diameter: 0.25

15 4-Methylphenol

Concentration: 0.05840 ug/mL



Date : 19-APR-2023 18:22

Client ID:

Instrument: nt10.i

Sample Info: 23C0774-03

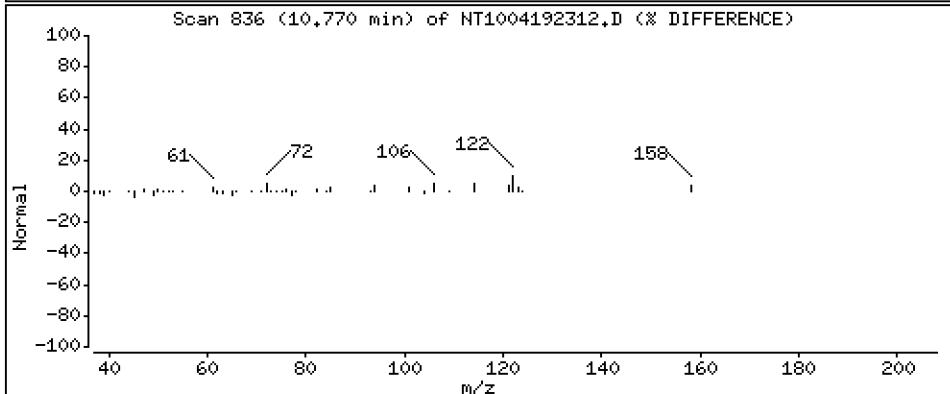
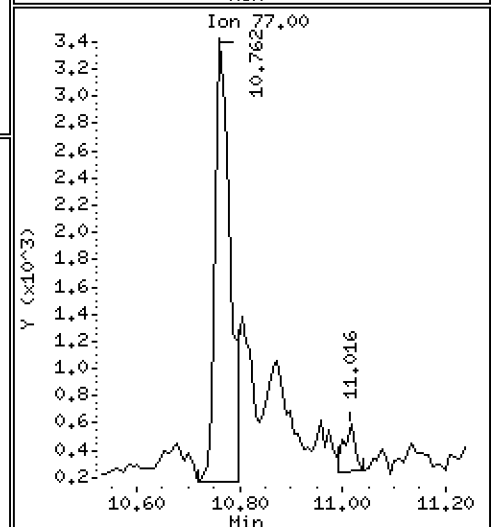
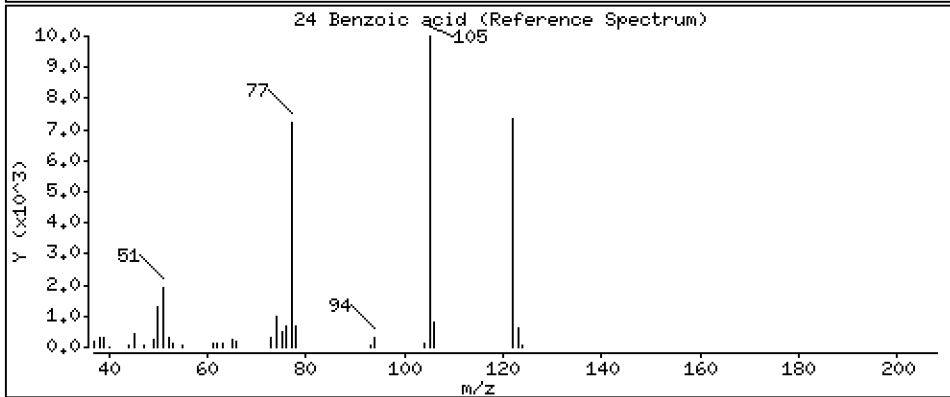
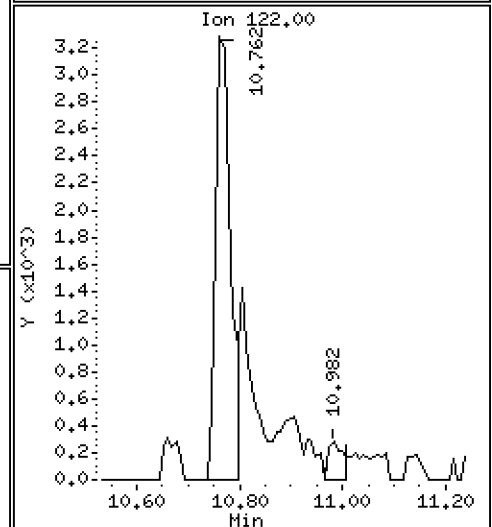
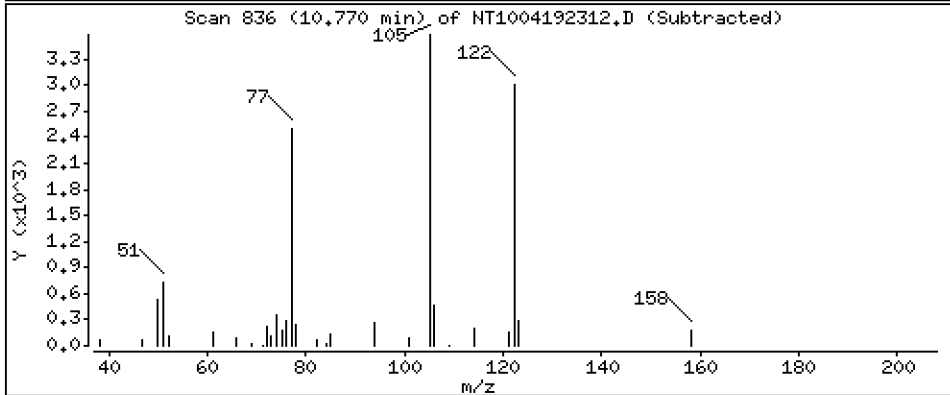
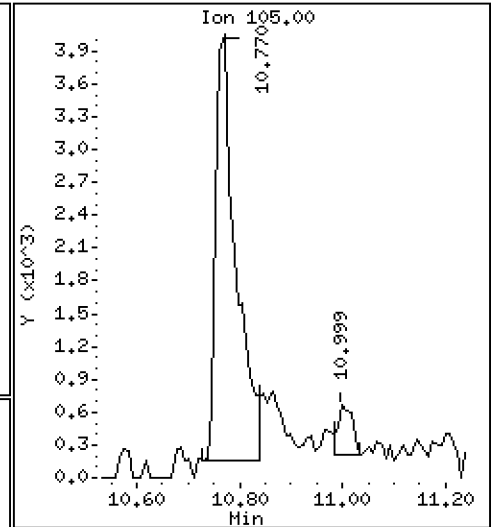
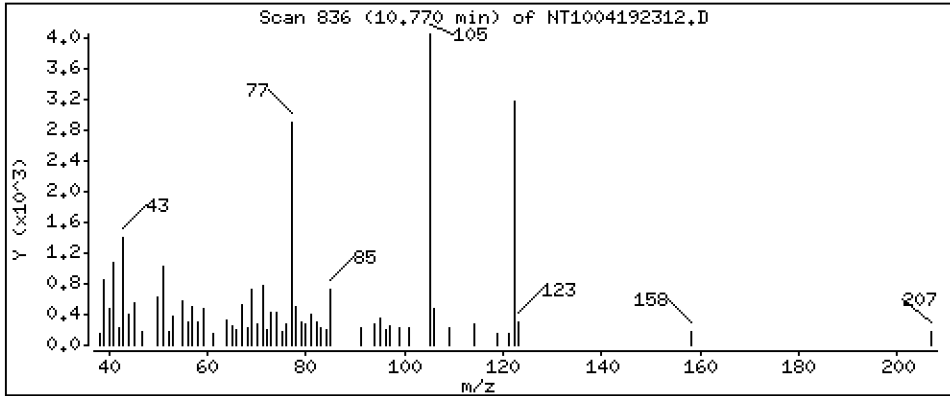
Operator: VTS

Column phase: ZB-5msi

Column diameter: 0.25

24 Benzoic acid

Concentration: 0.3634 ug/mL



Date : 19-APR-2023 18:22

Client ID:

Instrument: nt10.i

Sample Info: 23C0774-03

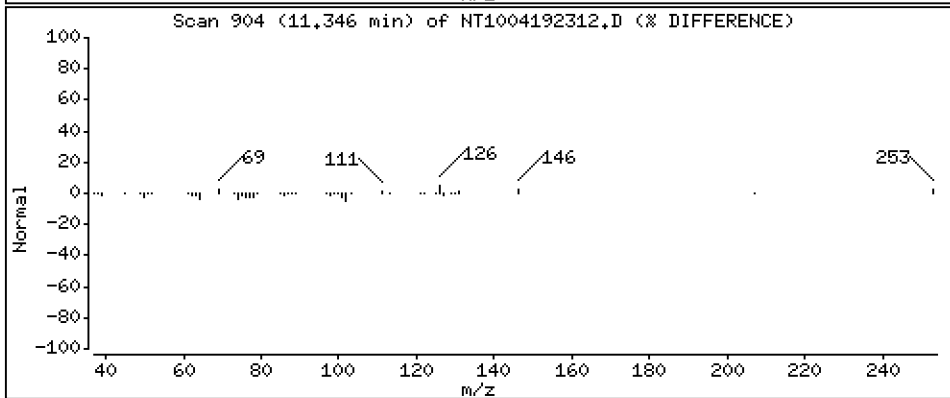
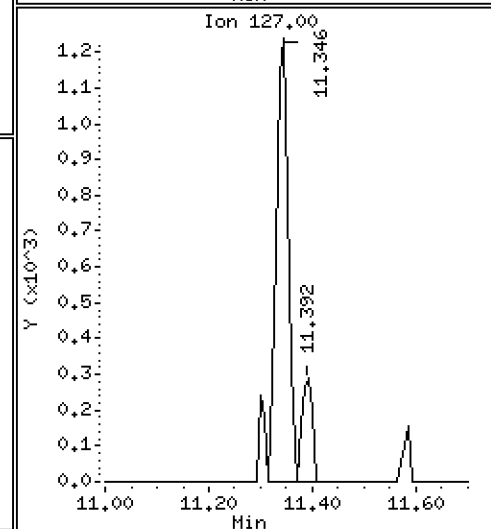
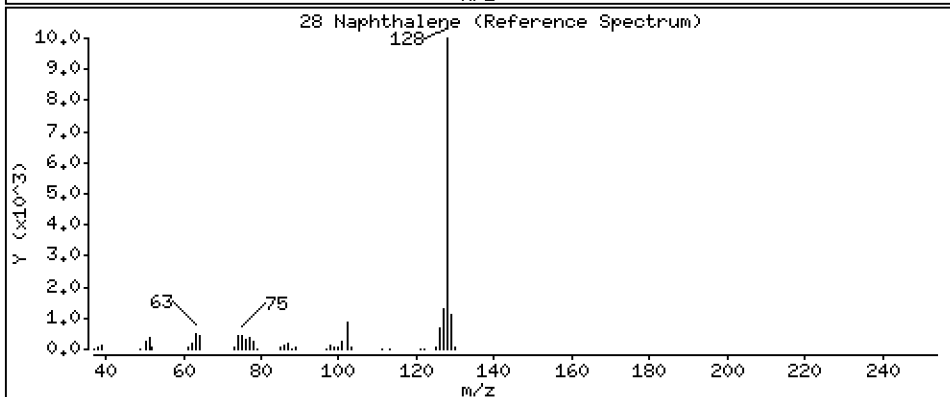
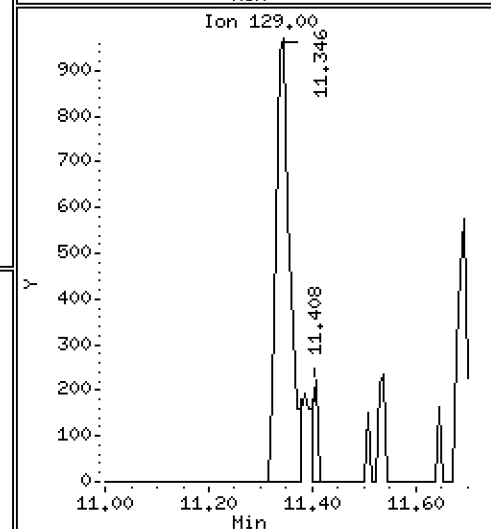
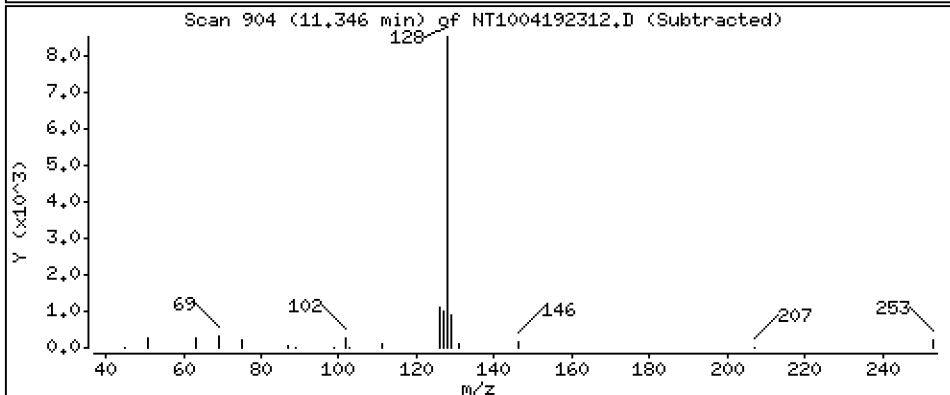
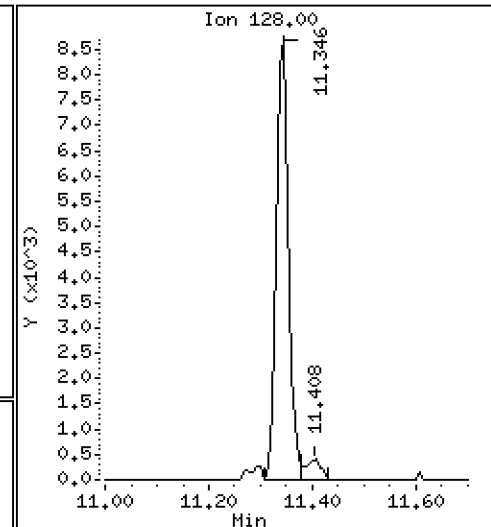
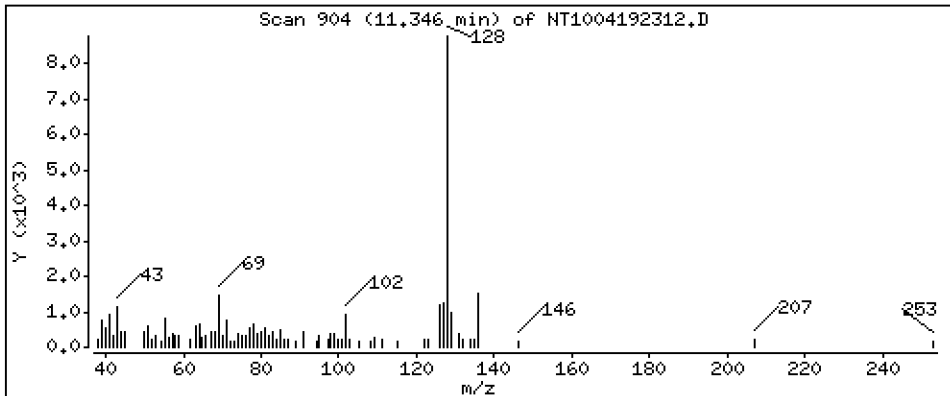
Operator: VTS

Column phase: ZB-5msi

Column diameter: 0.25

28 Naphthalene

Concentration: 0.09448 ug/mL



Date : 19-APR-2023 18:22

Client ID:

Instrument: nt10.i

Sample Info: 23C0774-03

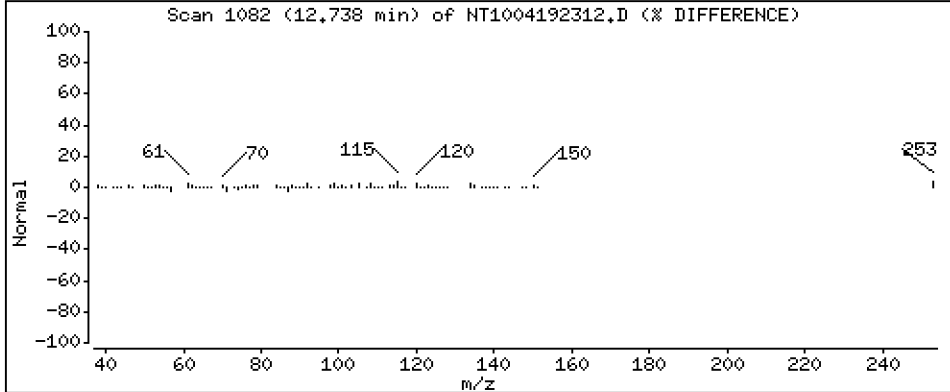
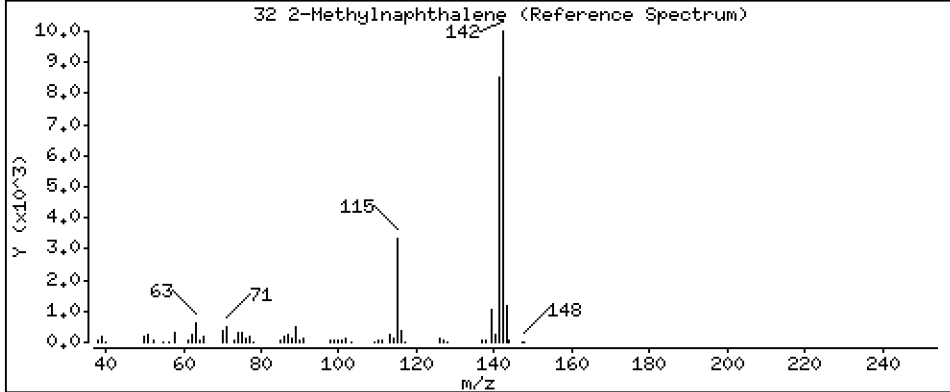
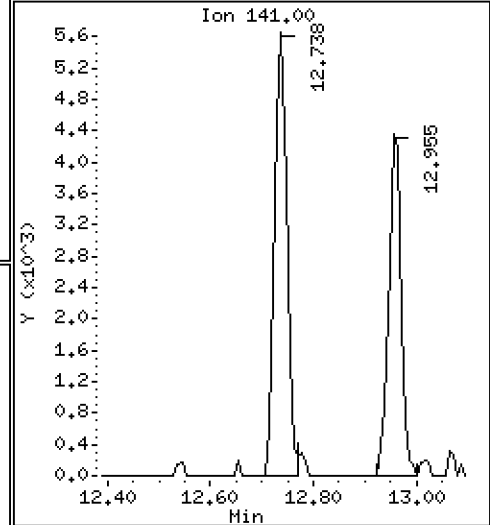
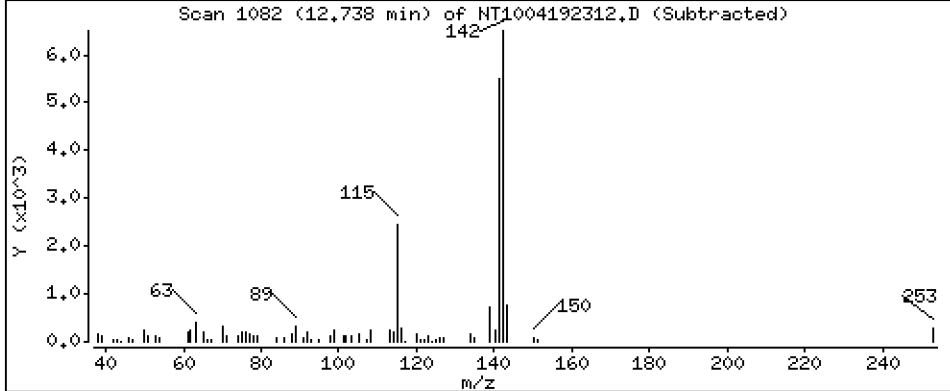
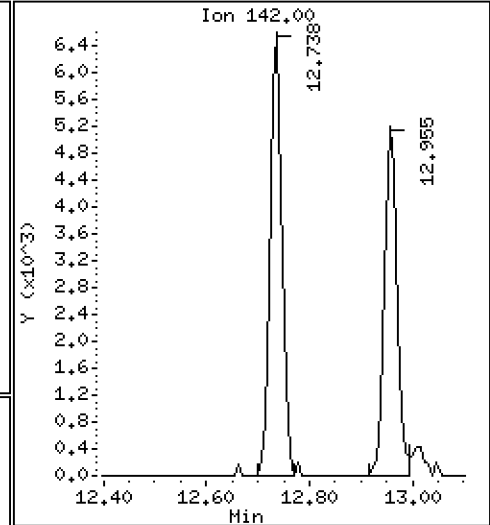
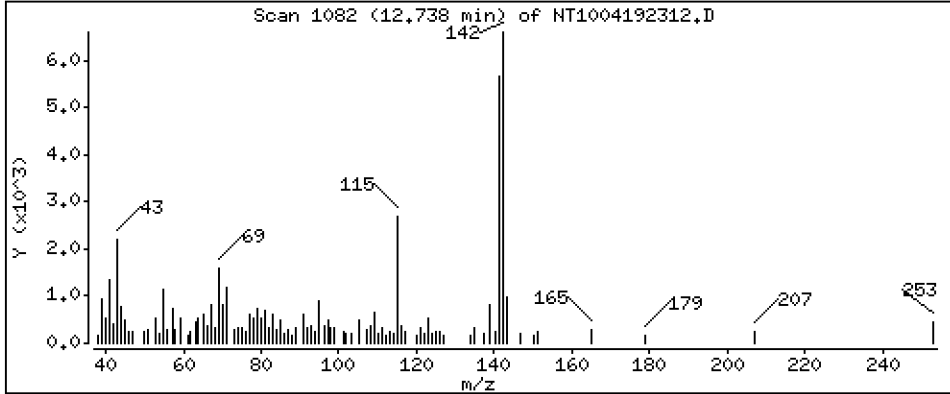
Operator: VTS

Column phase: ZB-5msi

Column diameter: 0,25

32 2-Methylnaphthalene

Concentration: 0,09229 ug/mL



Date : 19-APR-2023 18:22

Client ID:

Instrument: nt10.i

Sample Info: 23C0774-03

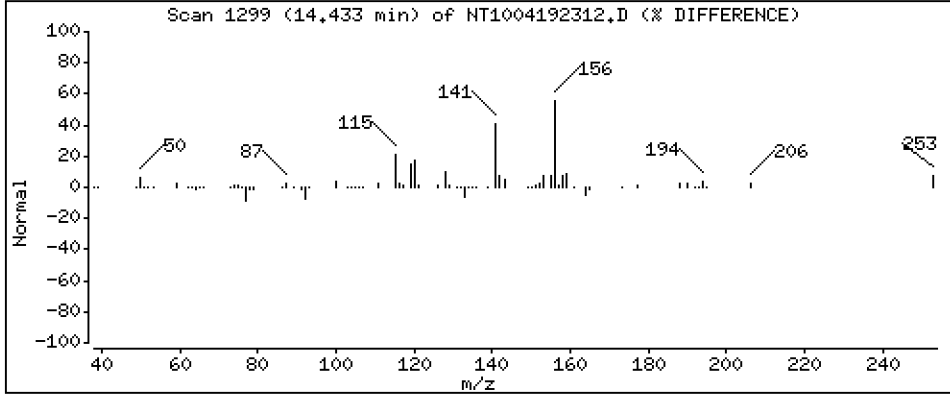
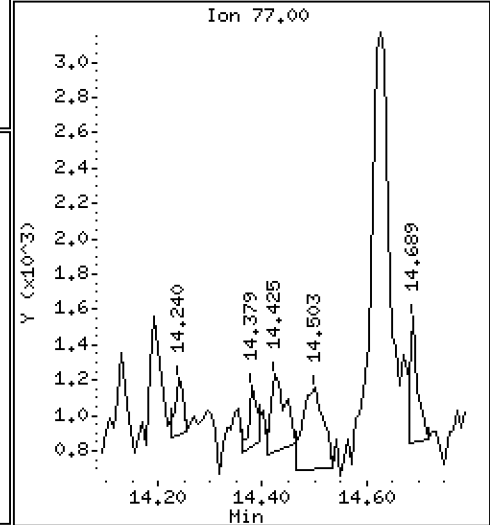
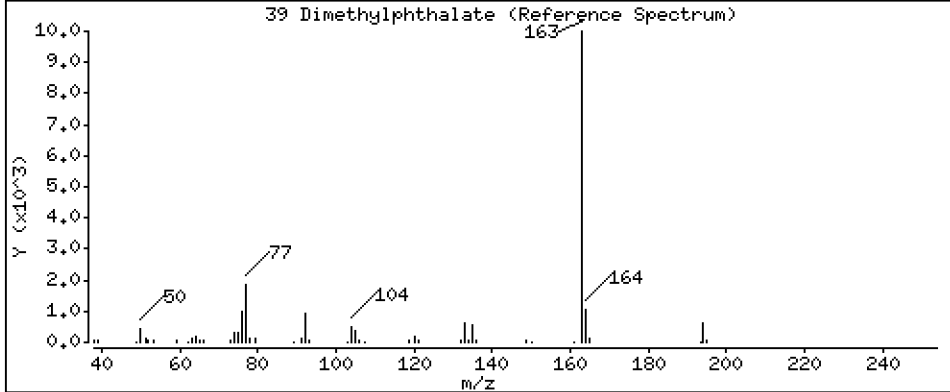
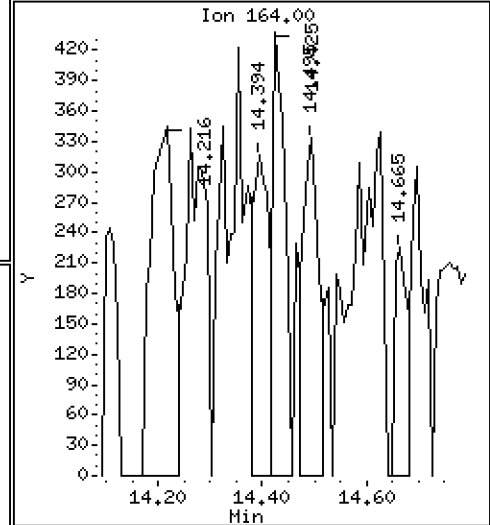
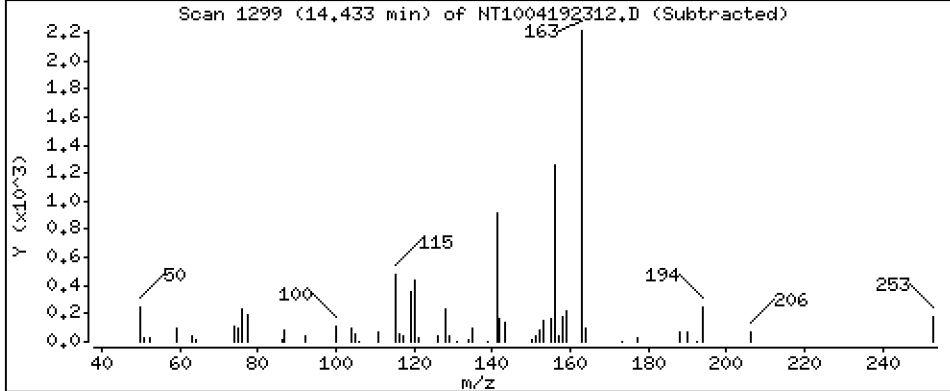
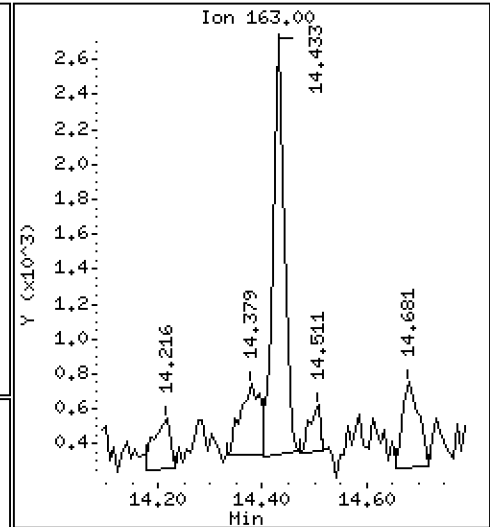
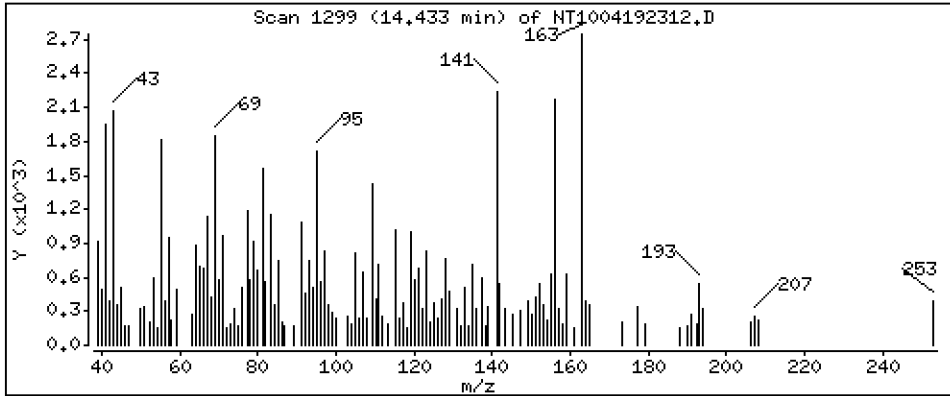
Operator: VTS

Column phase: ZB-5msi

Column diameter: 0.25

39 Dimethylphthalate

Concentration: 0.03327 ug/mL



Date : 19-APR-2023 18:22

Client ID:

Instrument: nt10.i

Sample Info: 23C0774-03

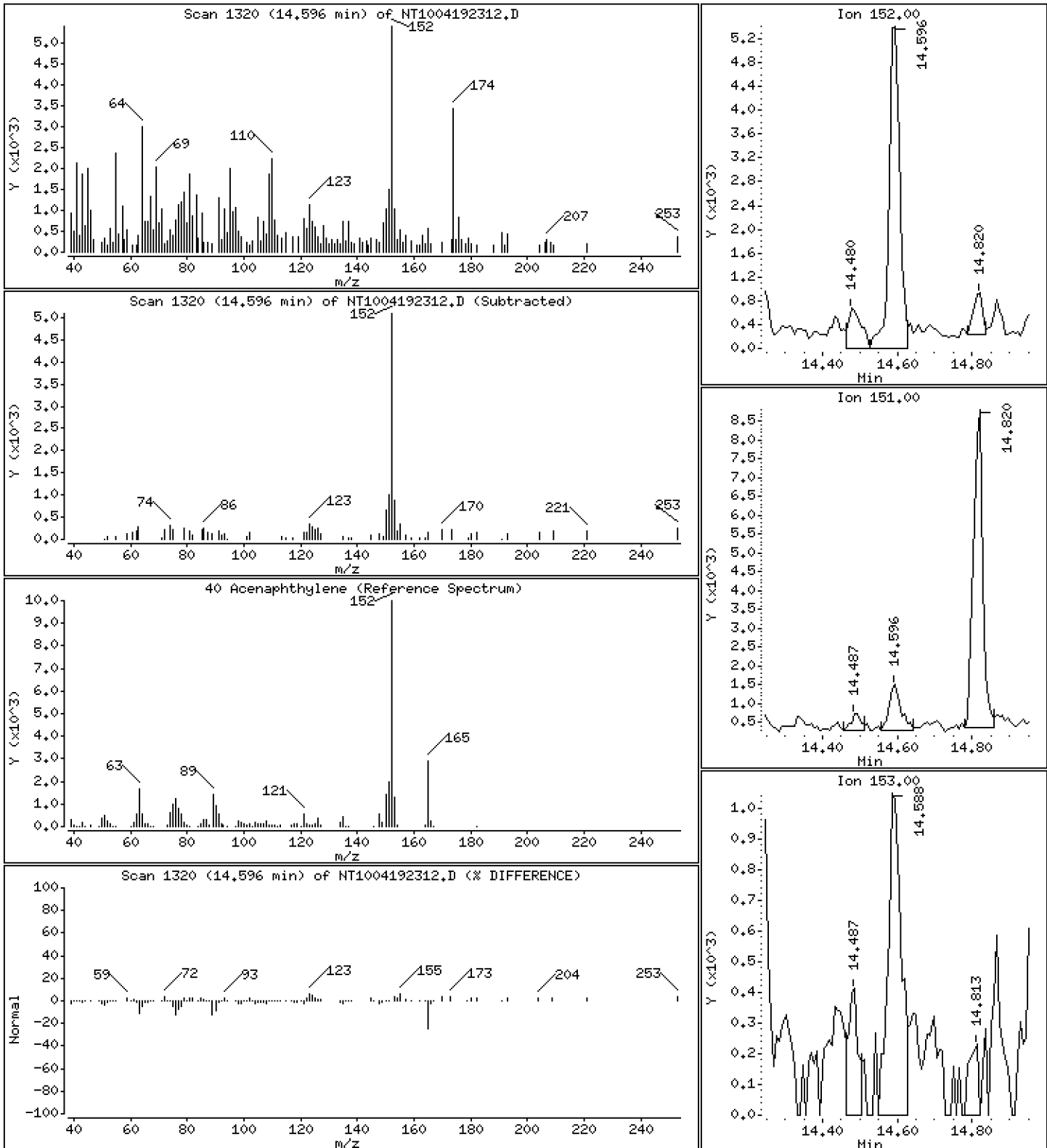
Operator: VTS

Column phase: ZB-5msi

Column diameter: 0,25

40 Acenaphthylene

Concentration: 0,06118 ug/mL



Date : 19-APR-2023 18:22

Client ID:

Instrument: nt10.i

Sample Info: 23C0774-03

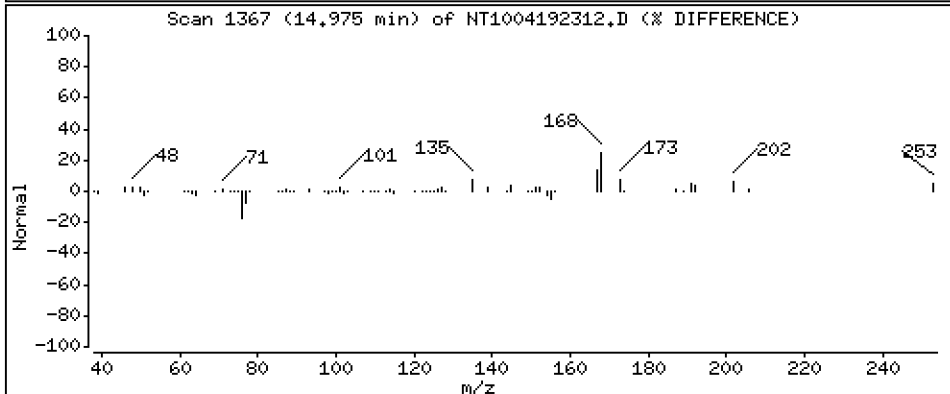
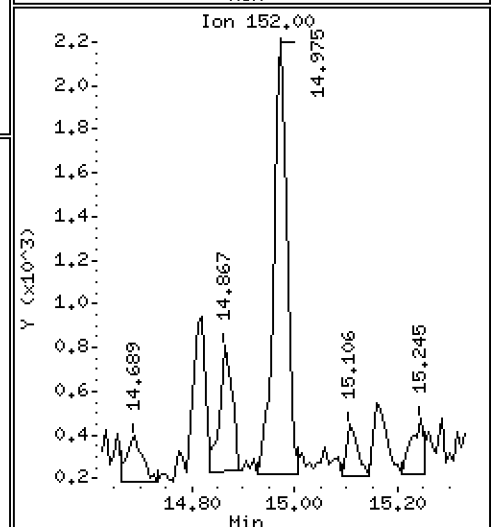
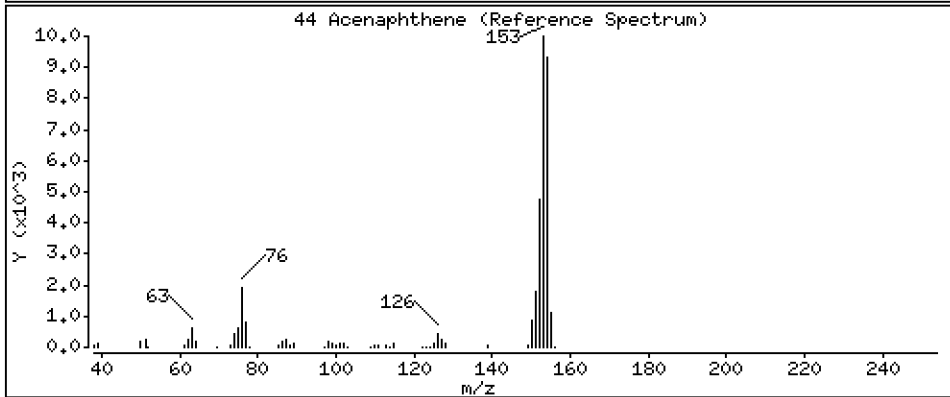
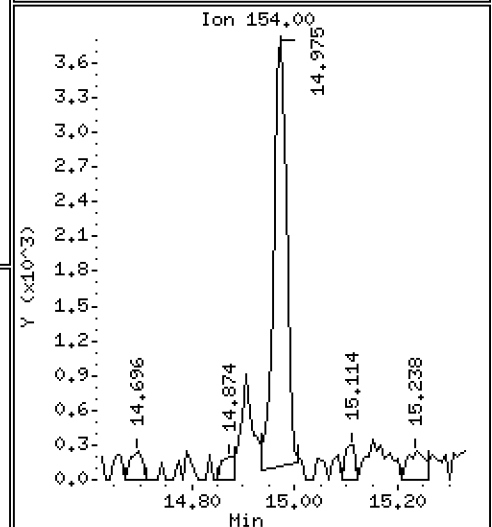
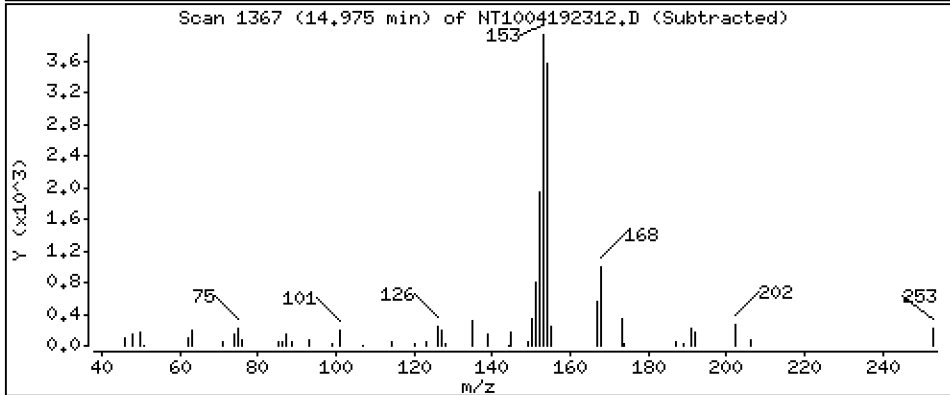
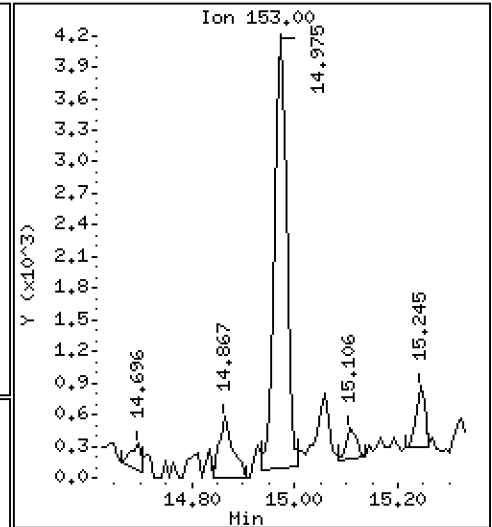
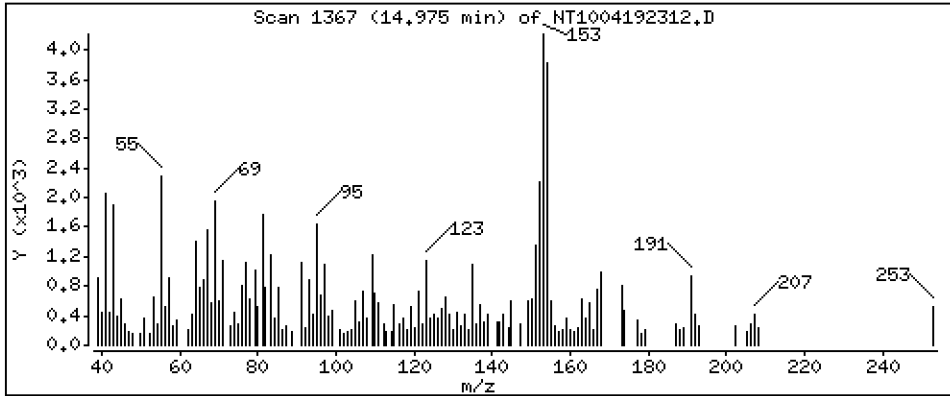
Operator: VTS

Column phase: ZB-5msi

Column diameter: 0.25

44 Acenaphthene

Concentration: 0.06134 ug/mL



Date : 19-APR-2023 18:22

Client ID:

Instrument: nt10.i

Sample Info: 23C0774-03

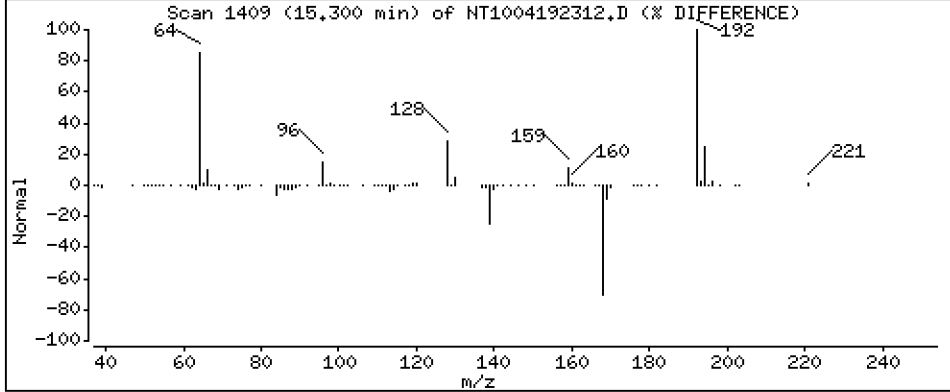
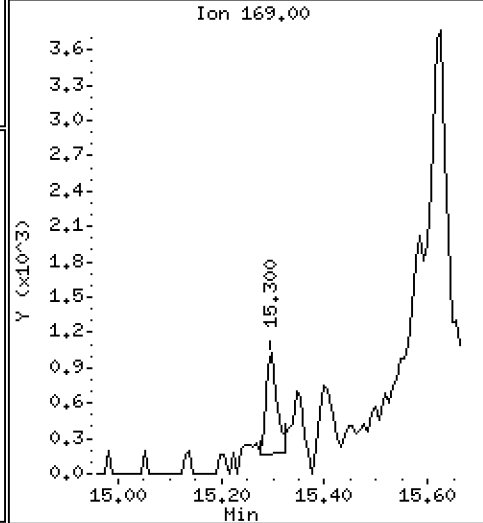
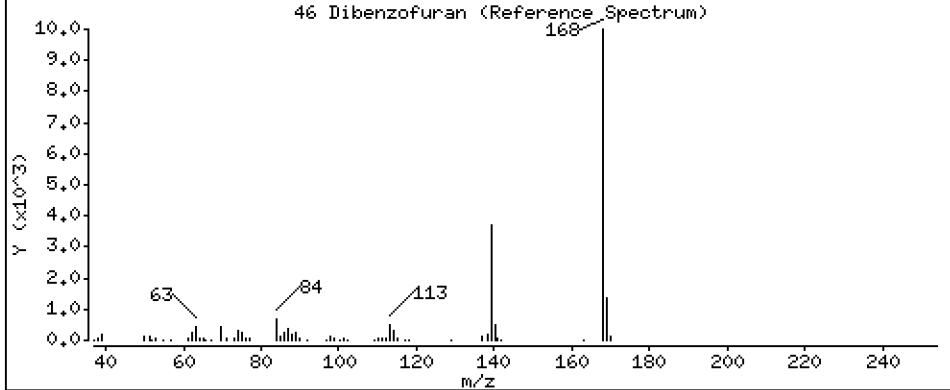
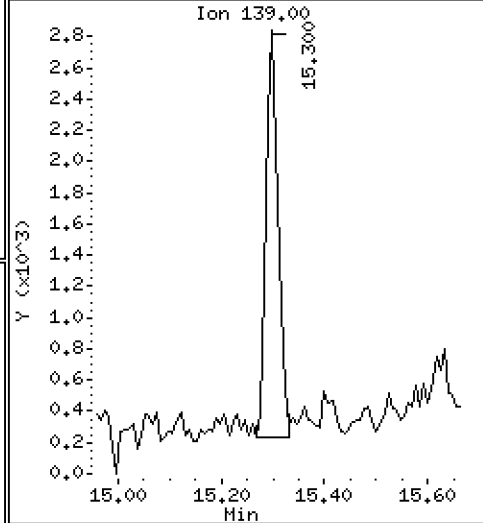
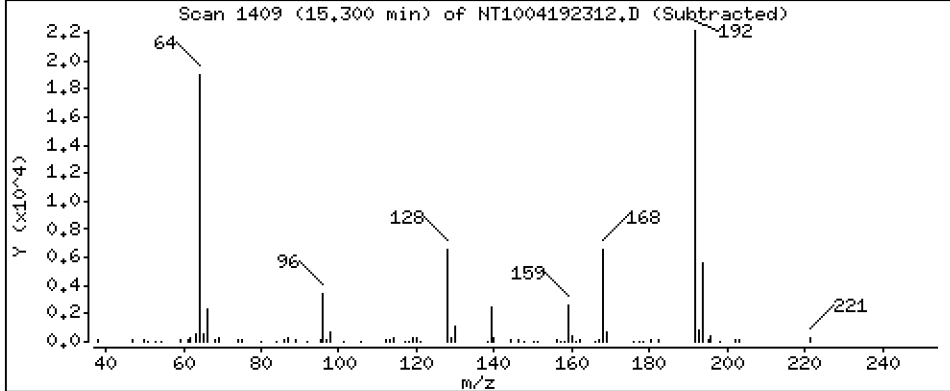
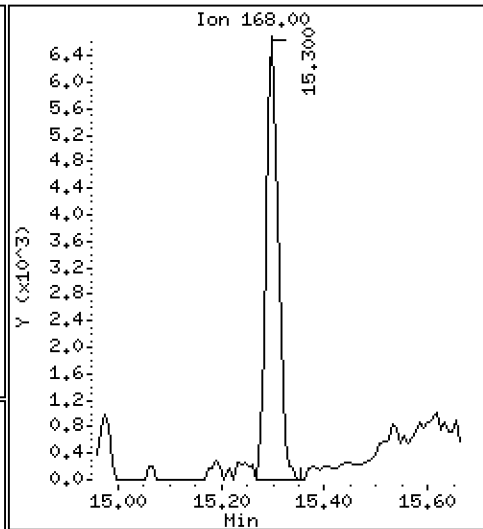
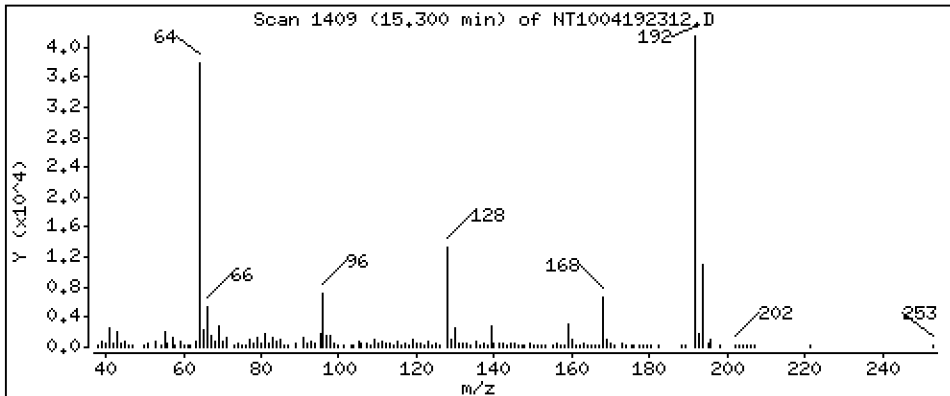
Operator: VTS

Column phase: ZB-5msi

Column diameter: 0.25

46 Dibenzofuran

Concentration: 0.07020 ug/mL



Date : 19-APR-2023 18:22

Client ID:

Instrument: nt10.i

Sample Info: 23C0774-03

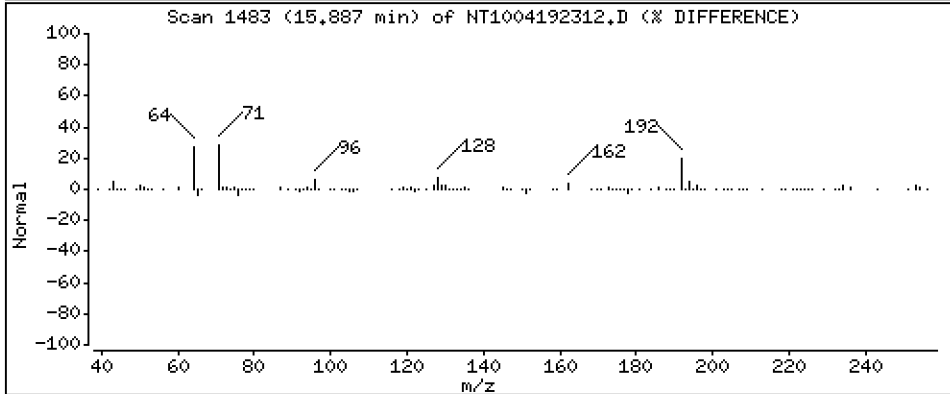
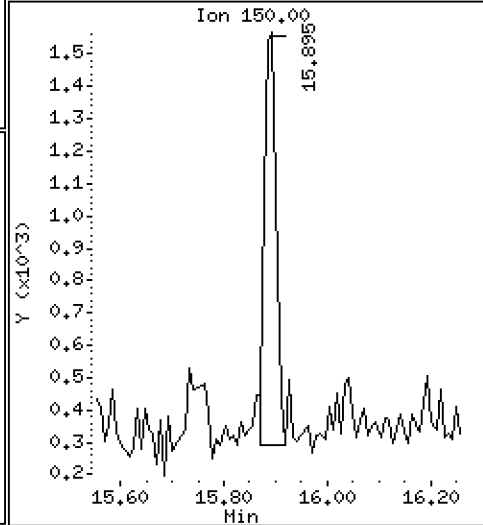
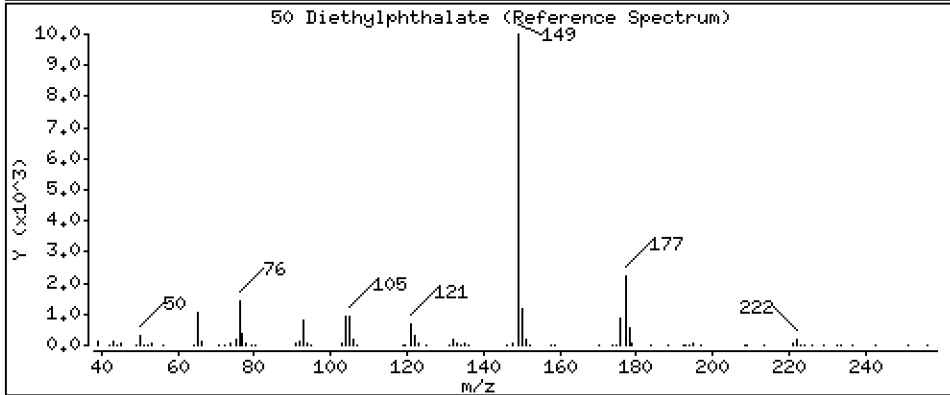
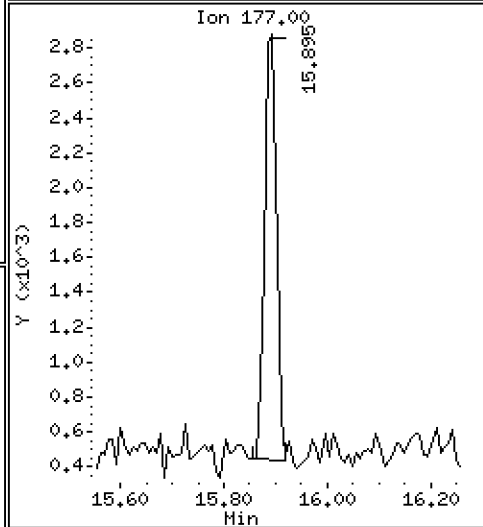
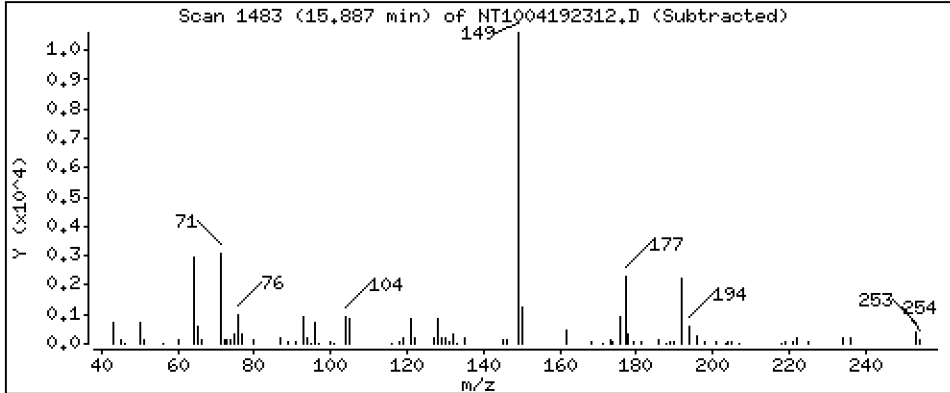
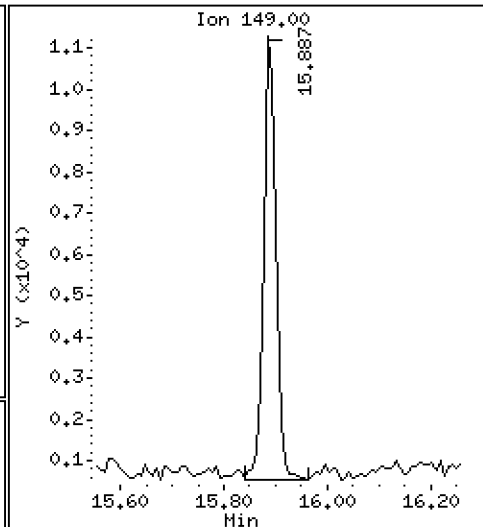
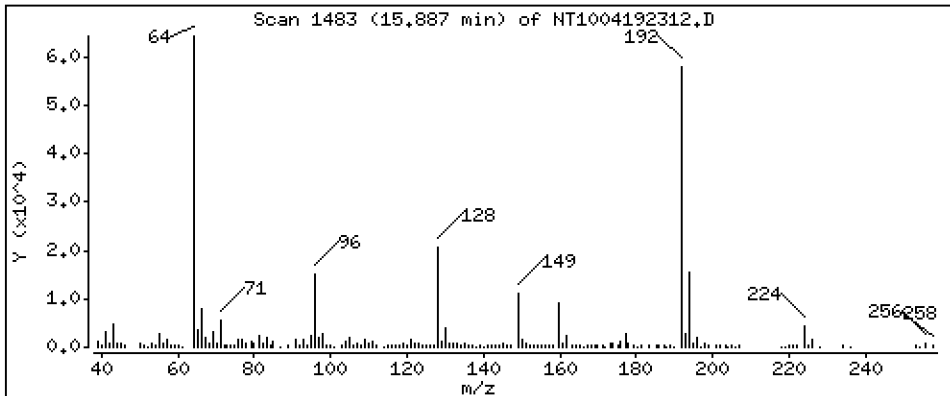
Operator: VTS

Column phase: ZB-5msi

Column diameter: 0.25

50 Diethylphthalate

Concentration: 0.1782 ug/mL



Date : 19-APR-2023 18:22

Client ID:

Instrument: nt10.i

Sample Info: 23C0774-03

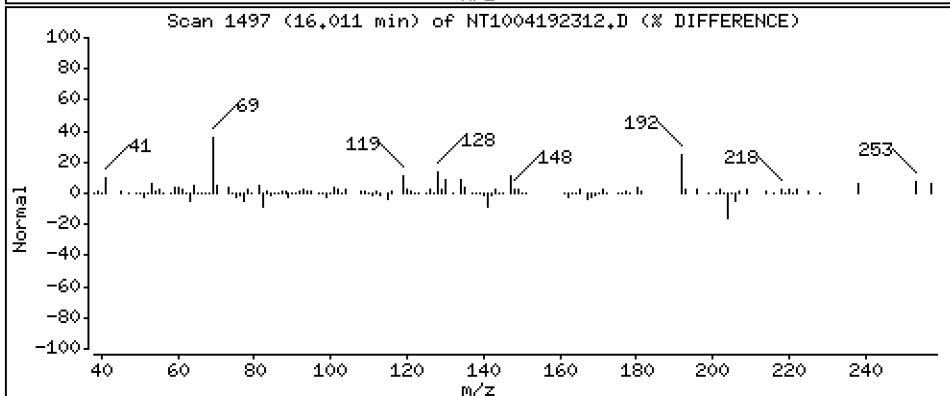
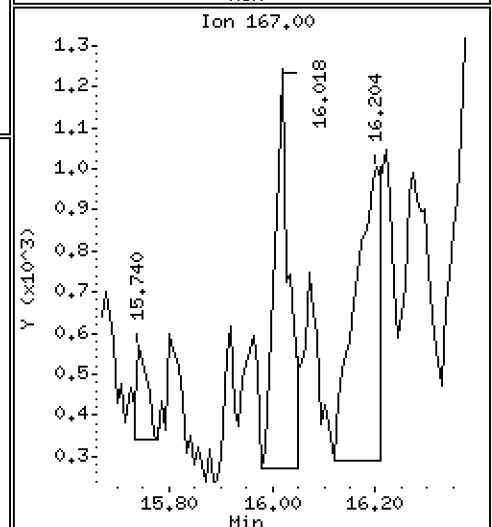
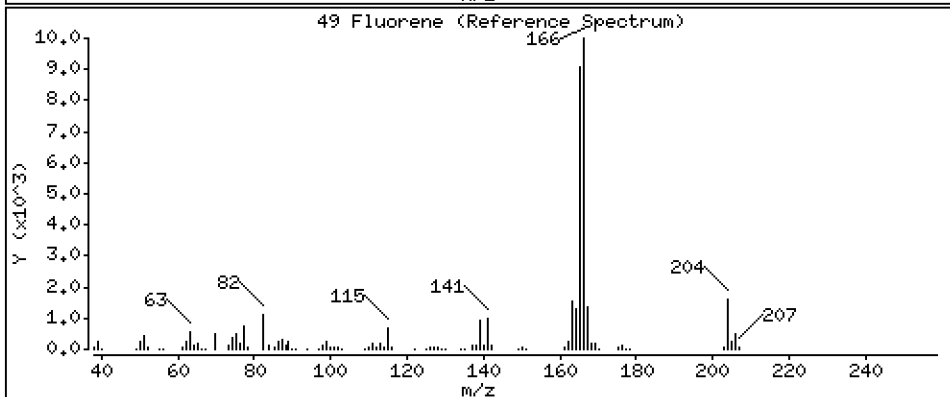
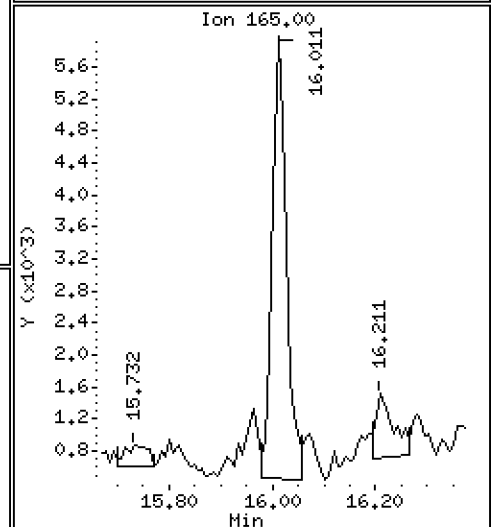
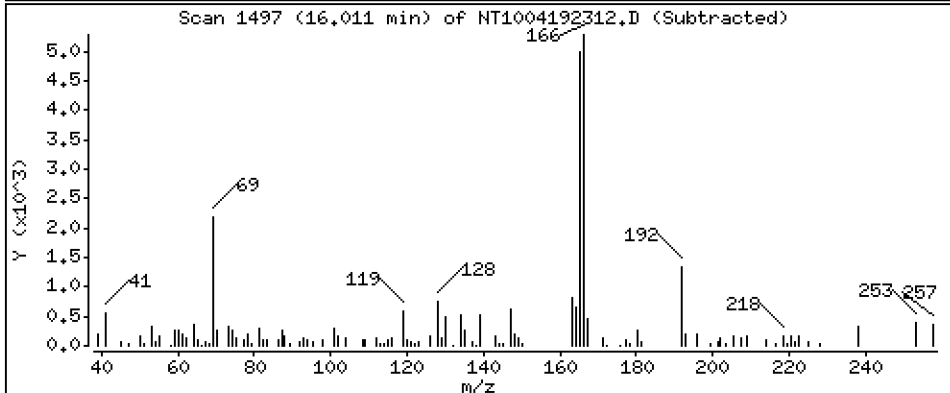
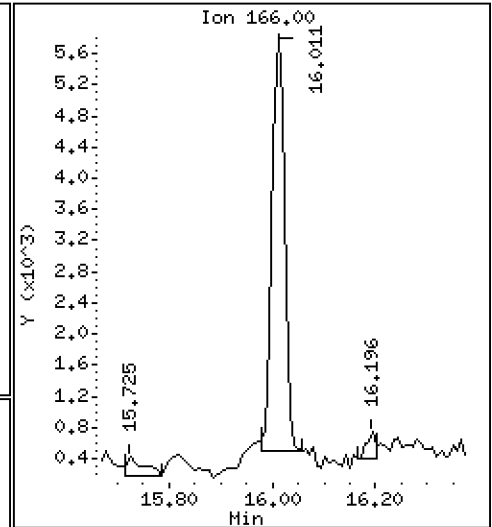
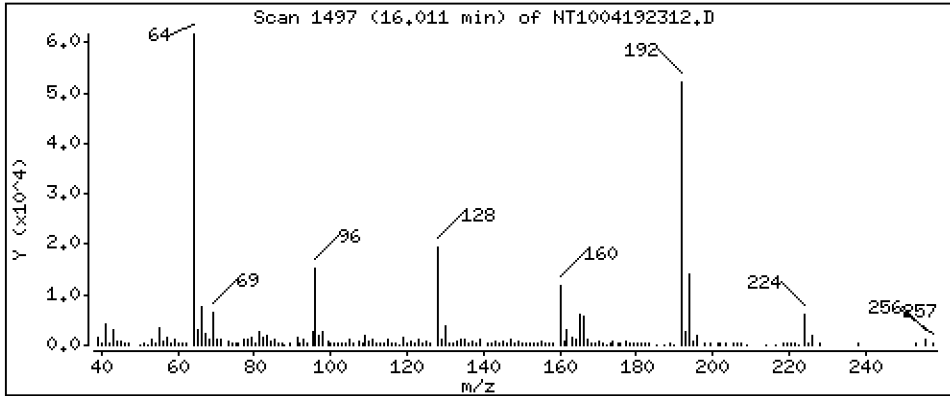
Operator: VTS

Column phase: ZB-5msi

Column diameter: 0.25

49 Fluorene

Concentration: 0.07092 ug/mL



Date : 19-APR-2023 18:22

Client ID:

Instrument: nt10.i

Sample Info: 23C0774-03

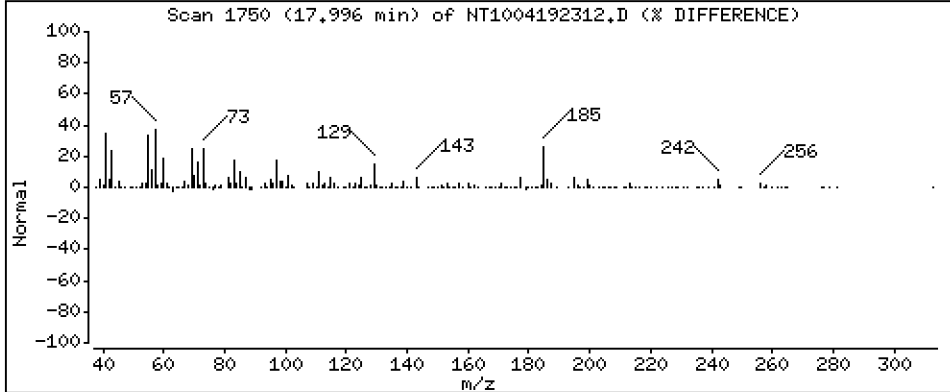
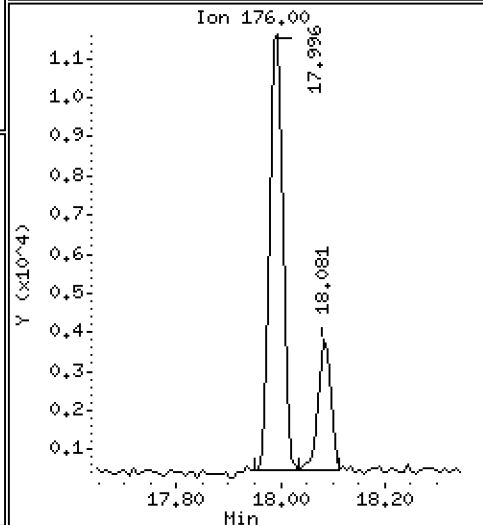
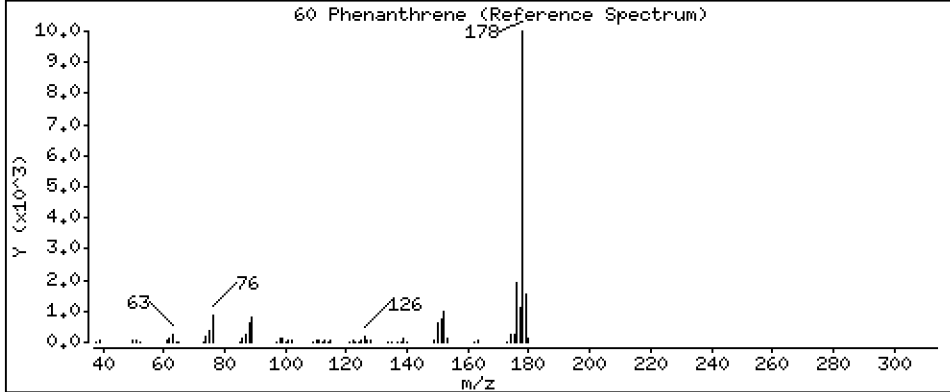
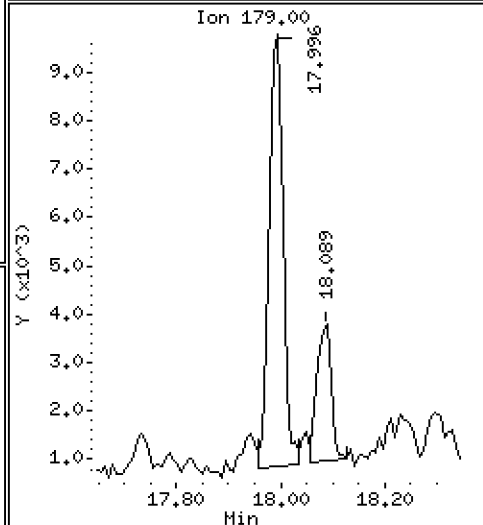
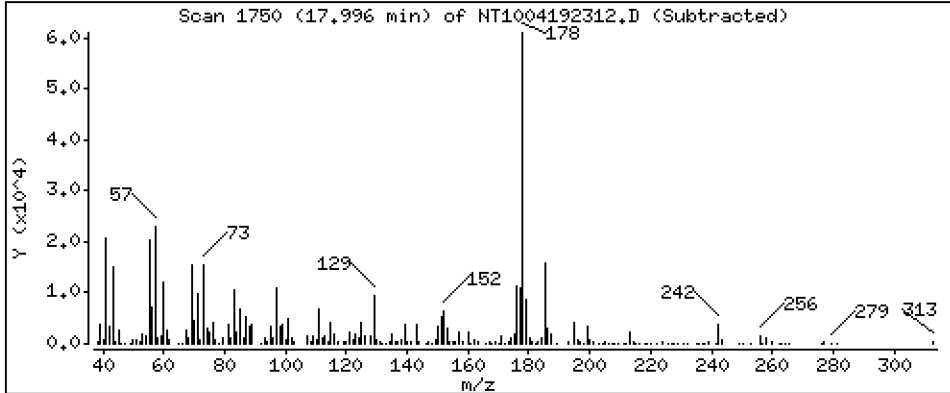
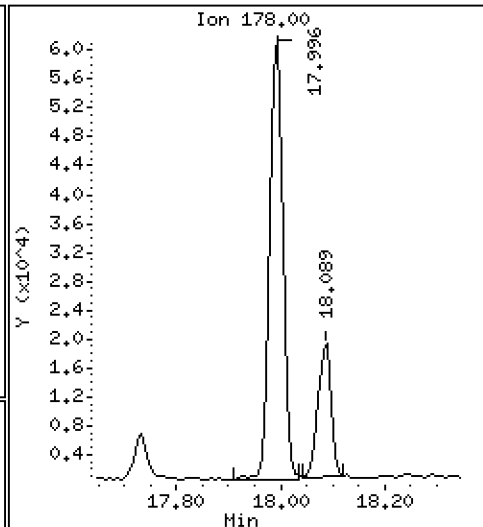
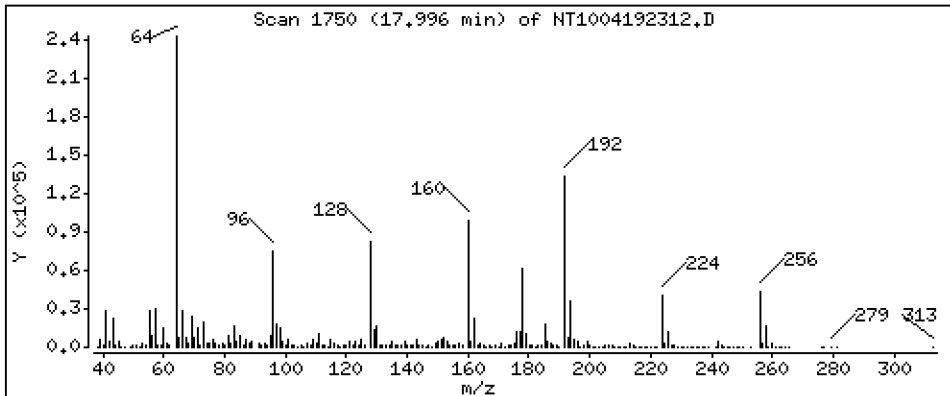
Operator: VTS

Column phase: ZB-5msi

Column diameter: 0,25

60 Phenanthrene

Concentration: 0,6402 ug/mL



Date : 19-APR-2023 18:22

Client ID:

Instrument: nt10.i

Sample Info: 23C0774-03

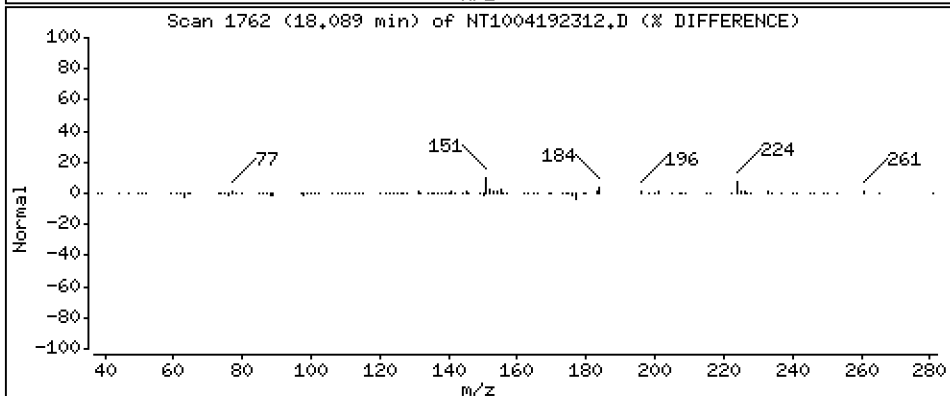
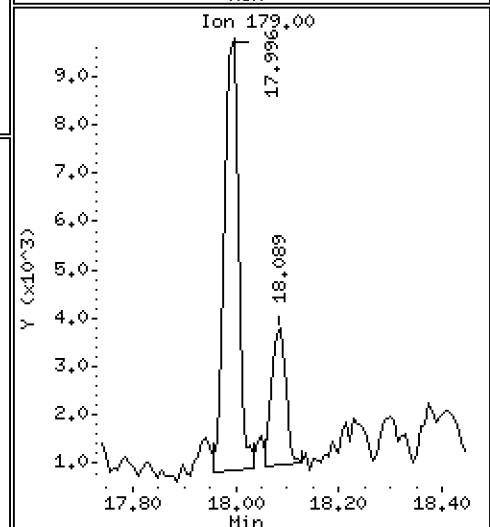
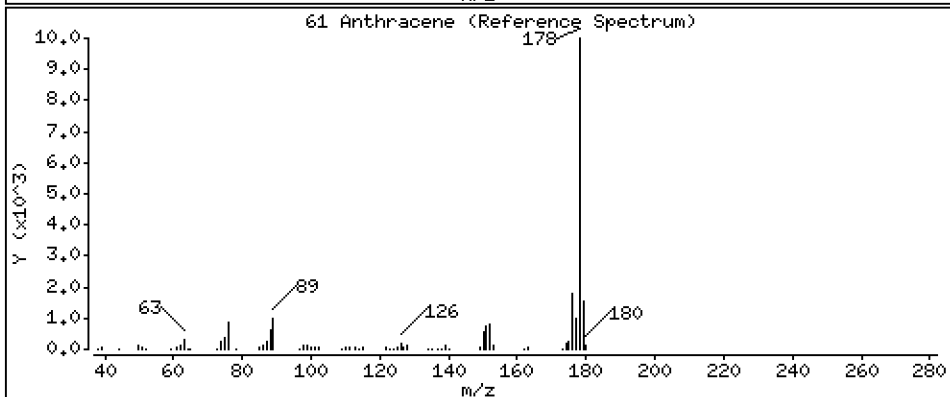
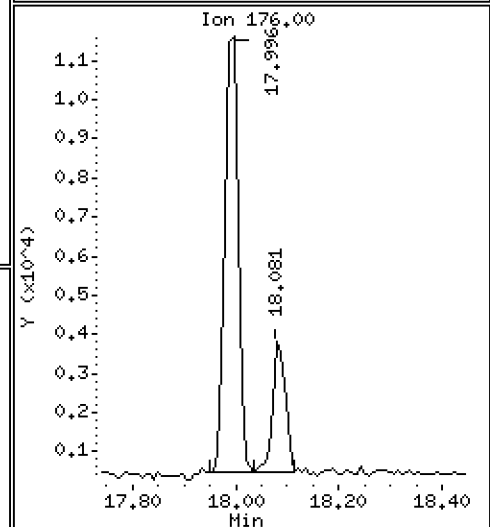
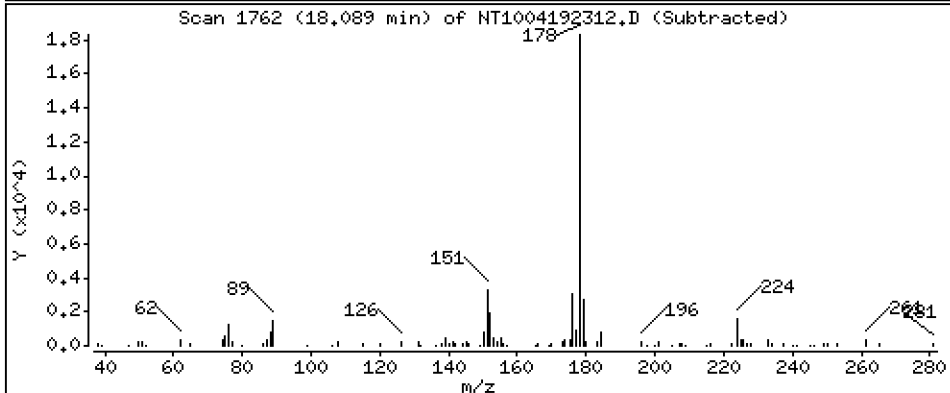
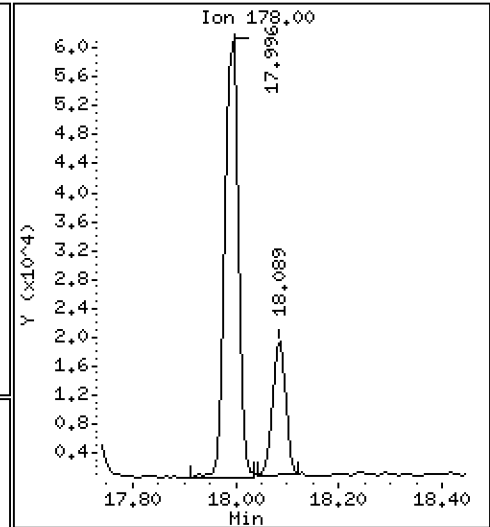
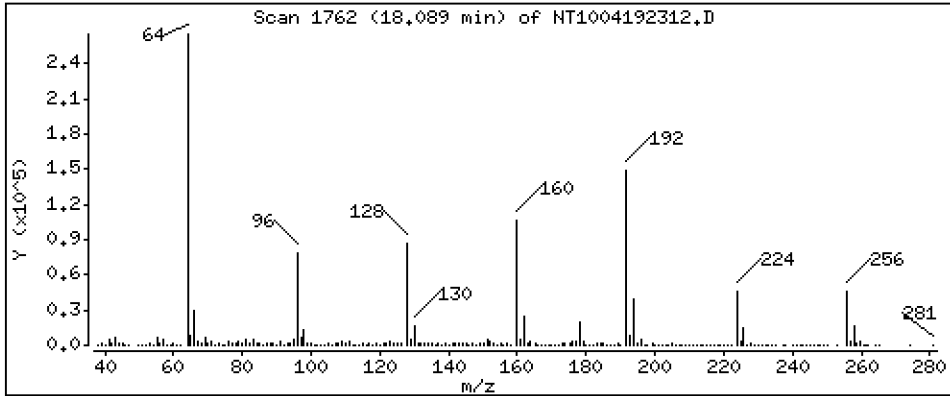
Operator: VTS

Column phase: ZB-5msi

Column diameter: 0.25

61 Anthracene

Concentration: 0.1977 ug/mL



Date : 19-APR-2023 18:22

Client ID:

Instrument: nt10.i

Sample Info: 23C0774-03

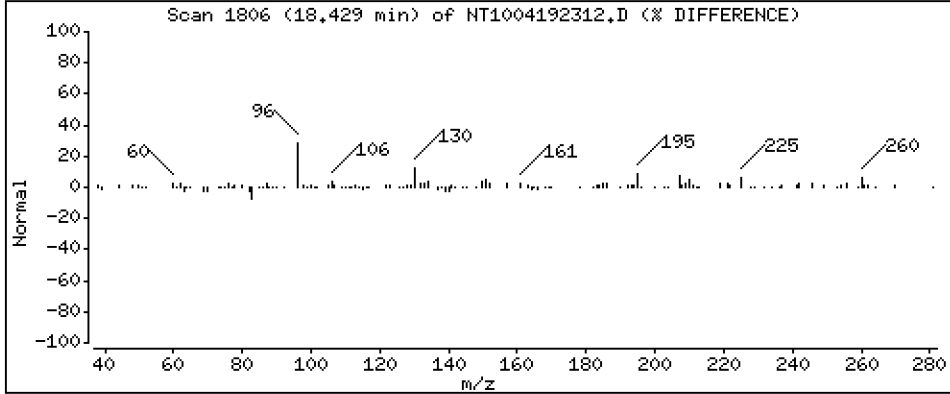
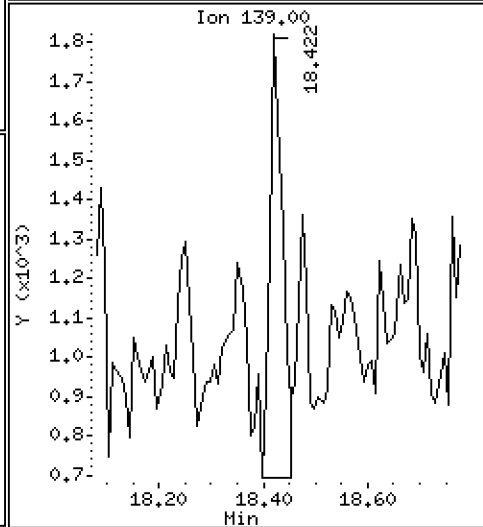
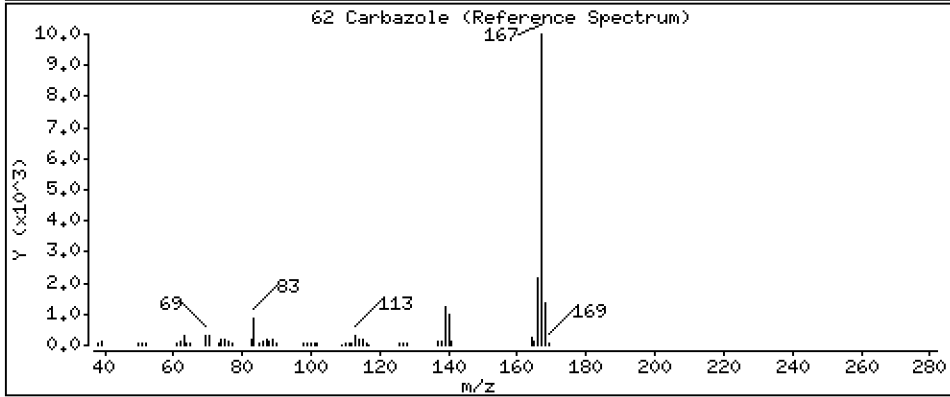
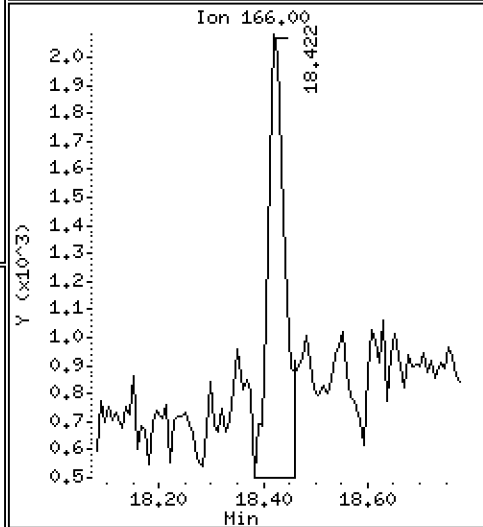
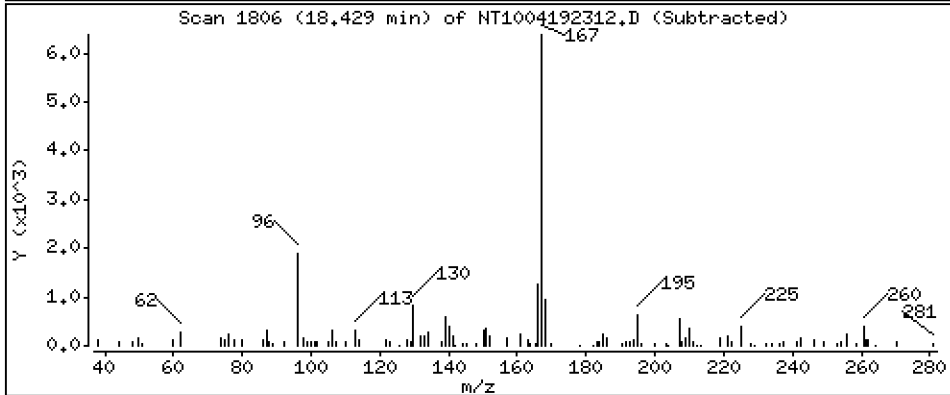
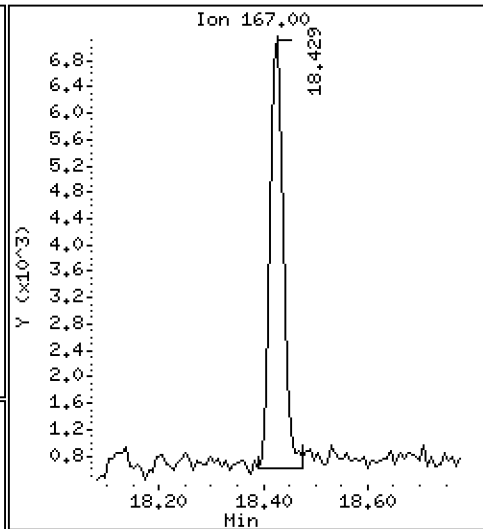
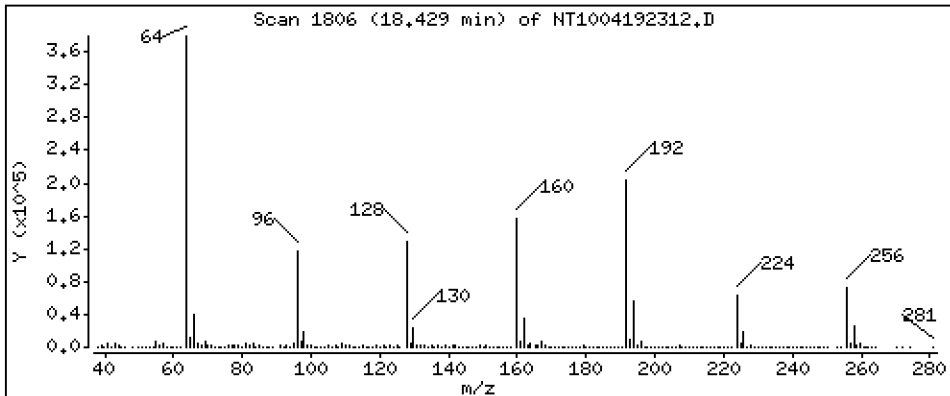
Operator: VTS

Column phase: ZB-5msi

Column diameter: 0.25

62 Carbazole

Concentration: 0.08029 ug/mL



Date : 19-APR-2023 18:22

Client ID:

Instrument: nt10.i

Sample Info: 23C0774-03

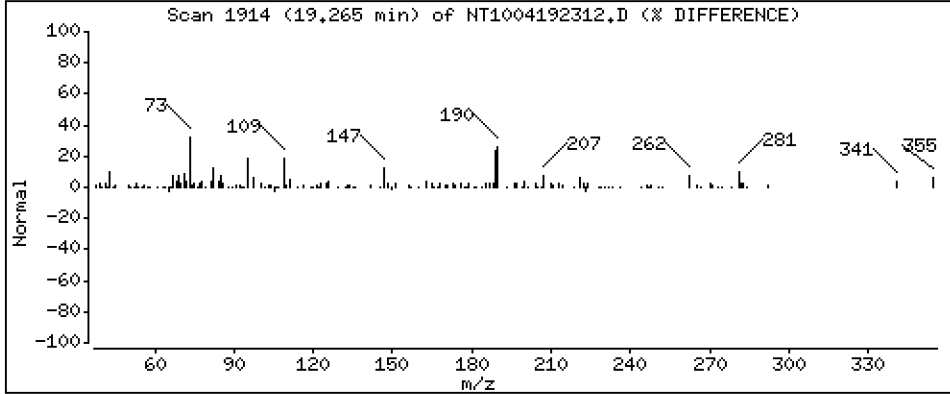
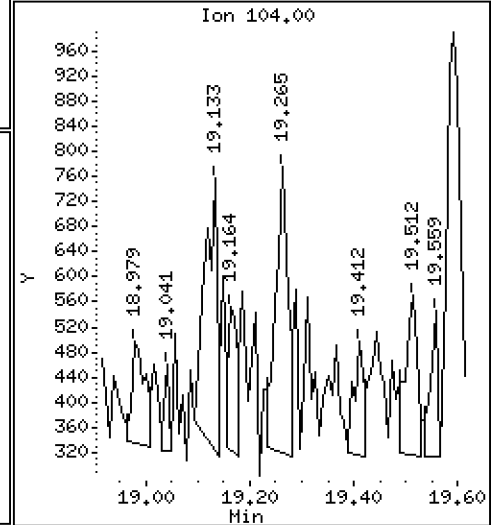
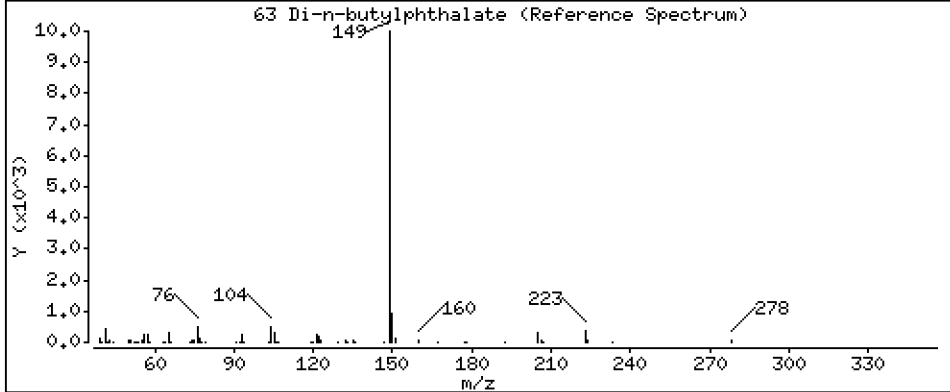
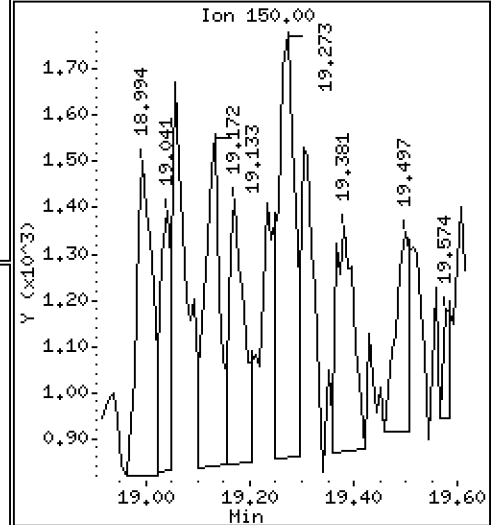
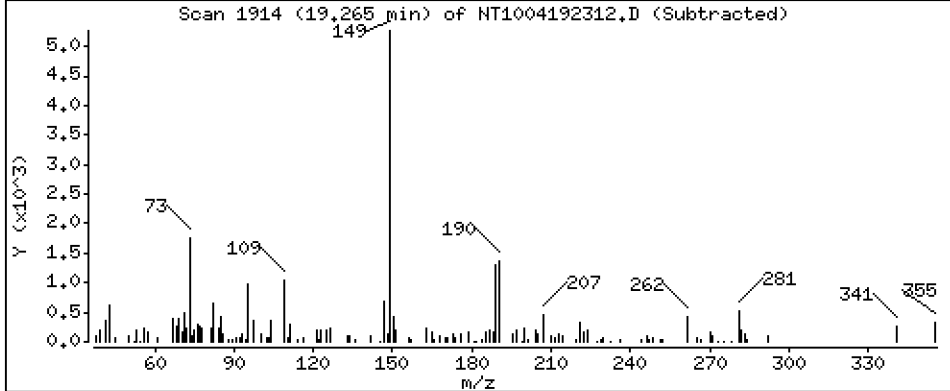
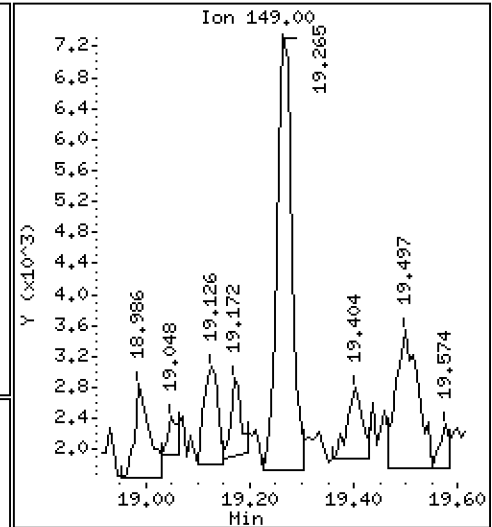
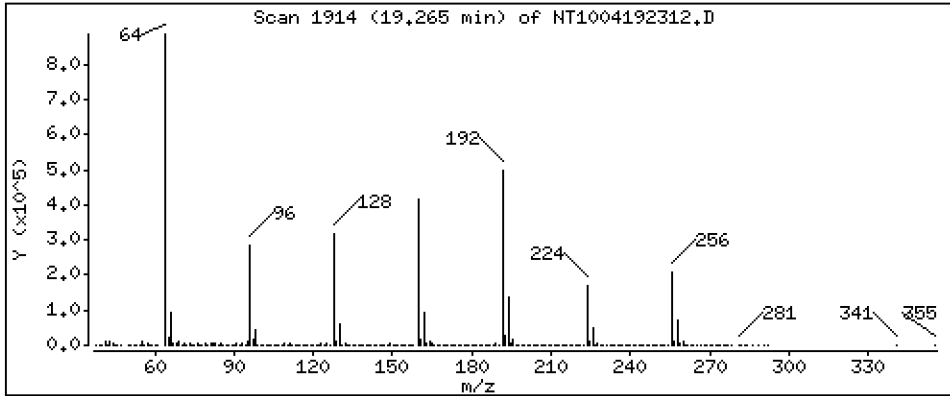
Operator: VTS

Column phase: ZB-5msi

Column diameter: 0,25

63 Di-n-butylphthalate

Concentration: 0,05576 ug/mL



Date : 19-APR-2023 18:22

Client ID:

Instrument: nt10.i

Sample Info: 23C0774-03

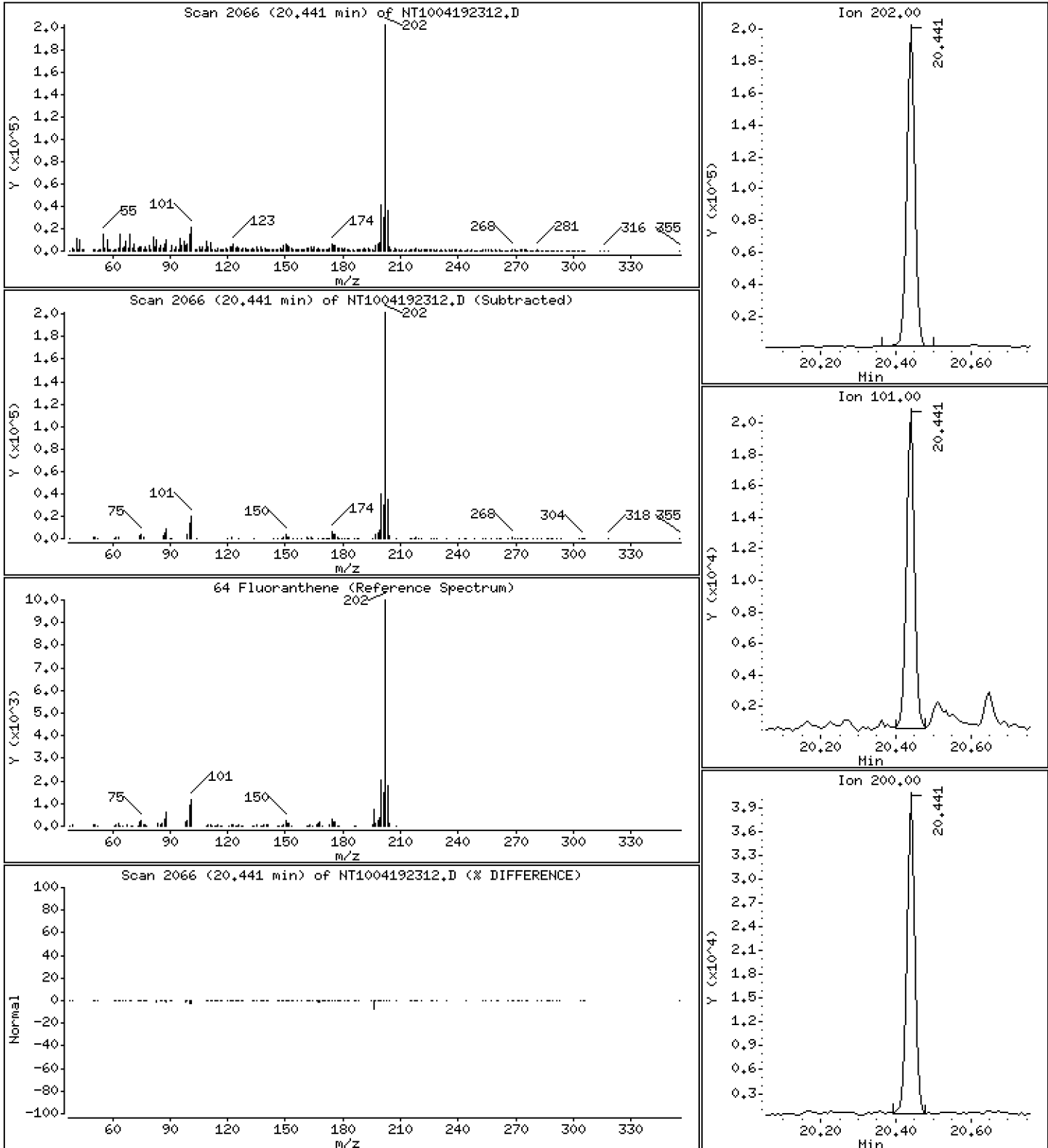
Operator: VTS

Column phase: ZB-5msi

Column diameter: 0,25

64 Fluoranthene

Concentration: 1,454 ug/mL



Date : 19-APR-2023 18:22

Client ID:

Instrument: nt10.i

Sample Info: 23C0774-03

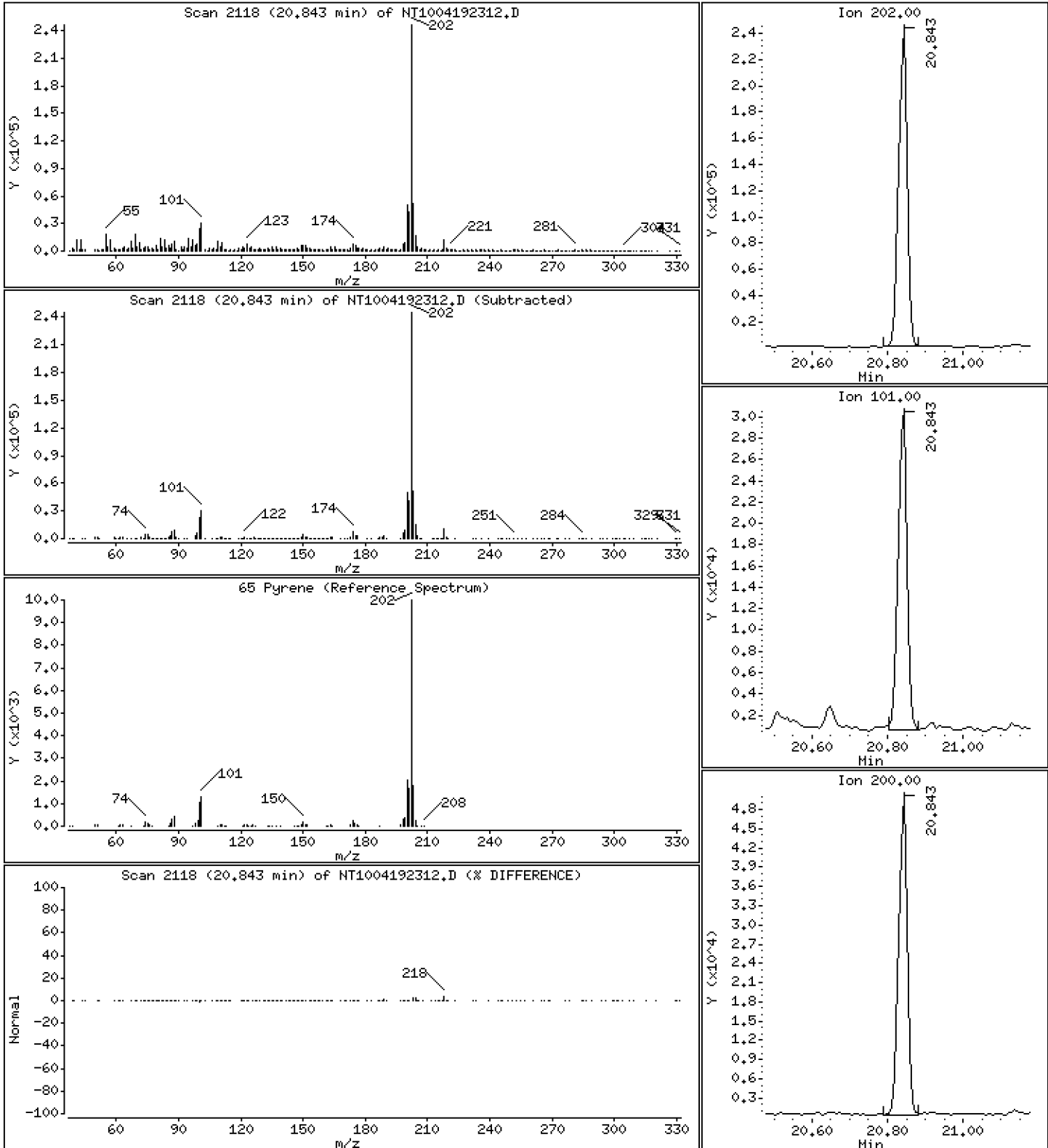
Operator: VTS

Column phase: ZB-5msi

Column diameter: 0,25

65 Pyrene

Concentration: 1,691 ug/mL



Date : 19-APR-2023 18:22

Client ID:

Instrument: nt10.i

Sample Info: 23C0774-03

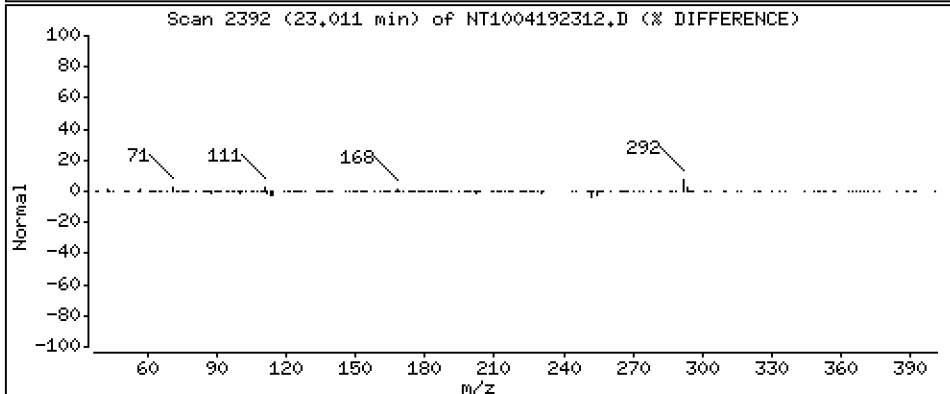
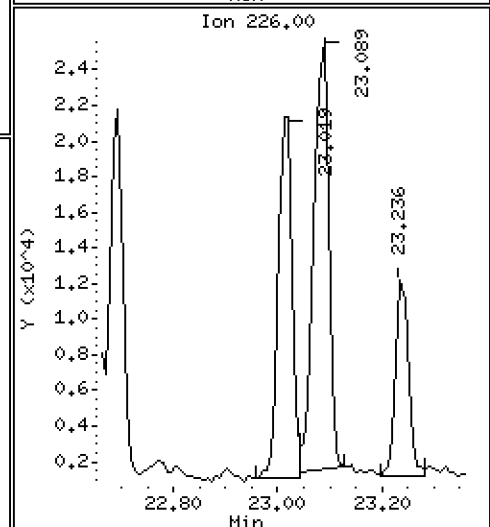
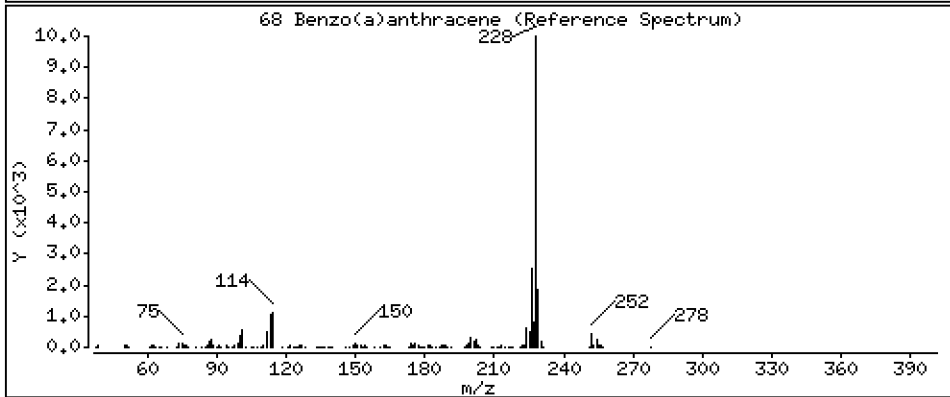
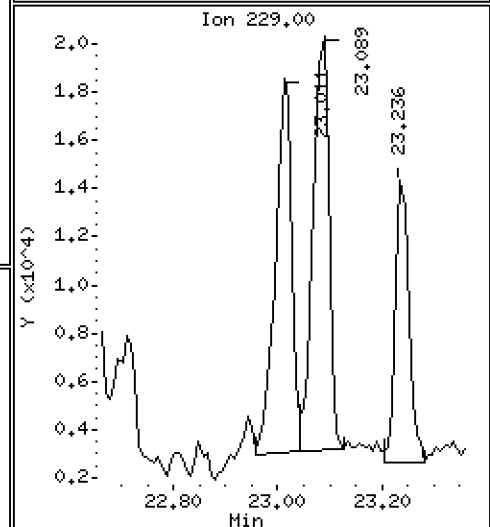
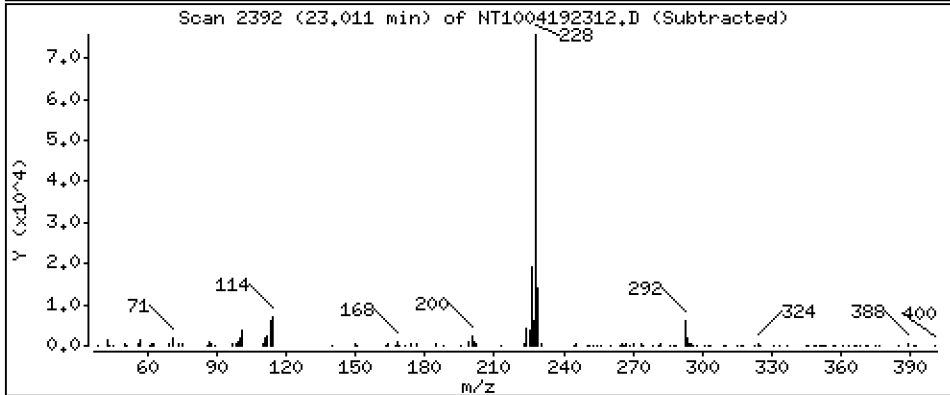
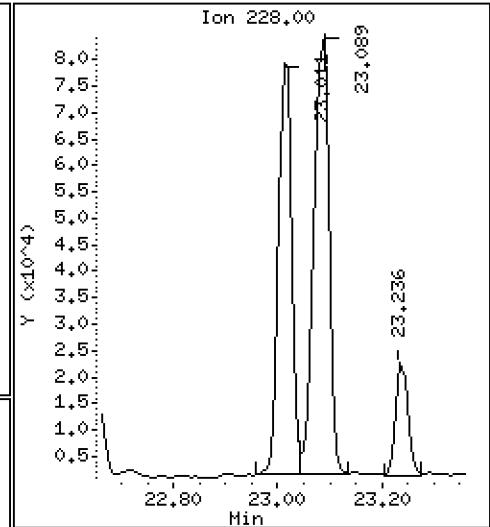
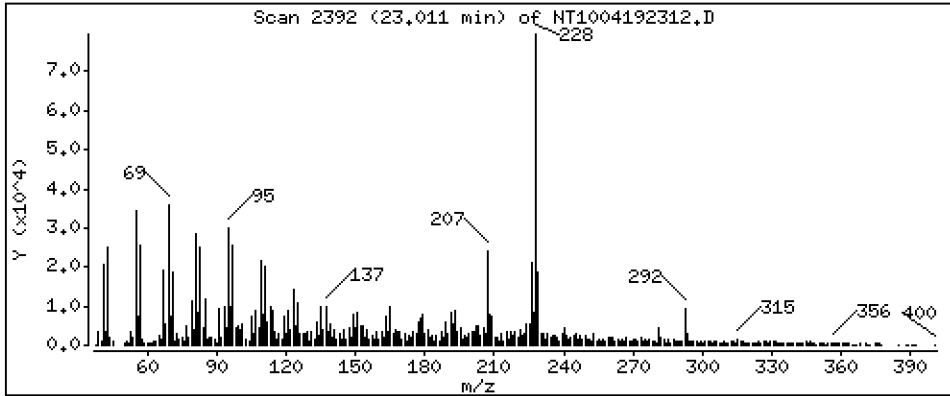
Operator: VTS

Column phase: ZB-5msi

Column diameter: 0,25

68 Benzo(a)anthracene

Concentration: 0,7129 ug/mL



Date : 19-APR-2023 18:22

Client ID:

Instrument: nt10.i

Sample Info: 23C0774-03

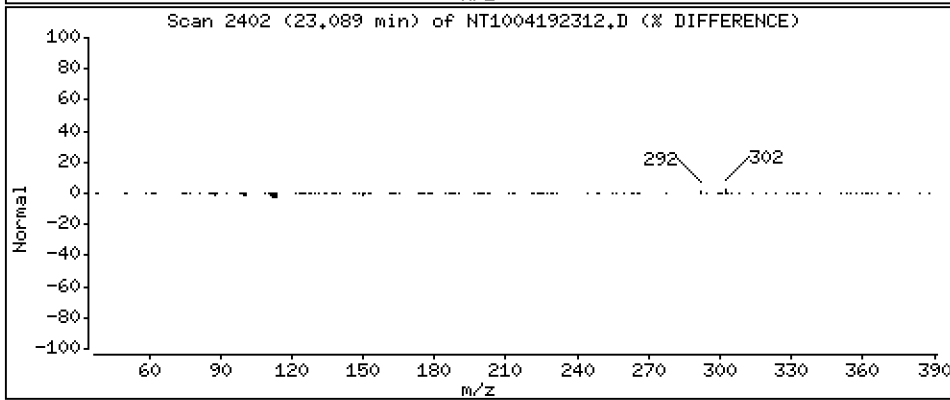
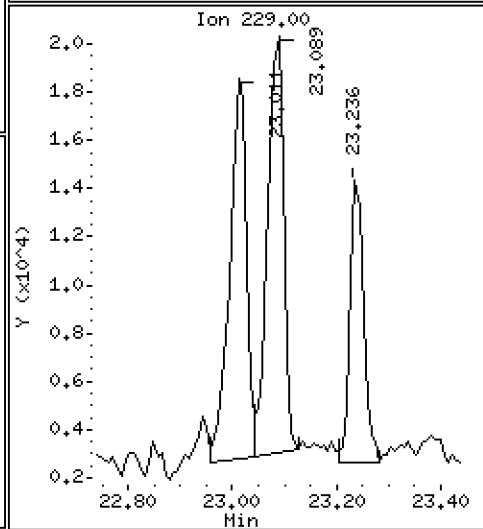
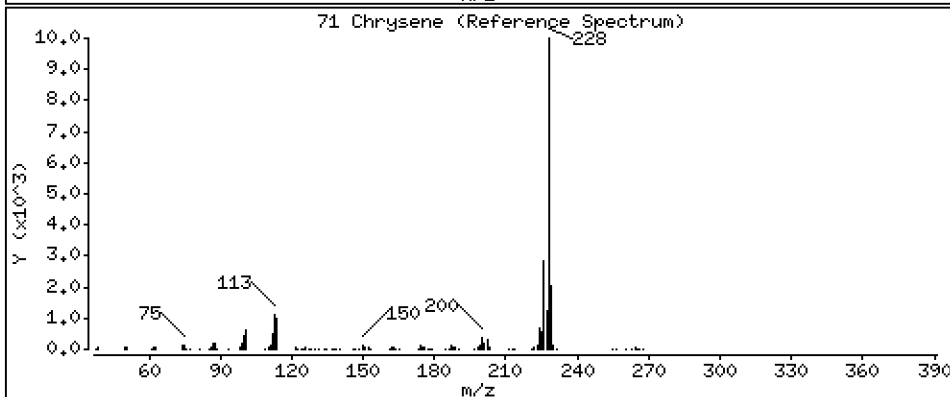
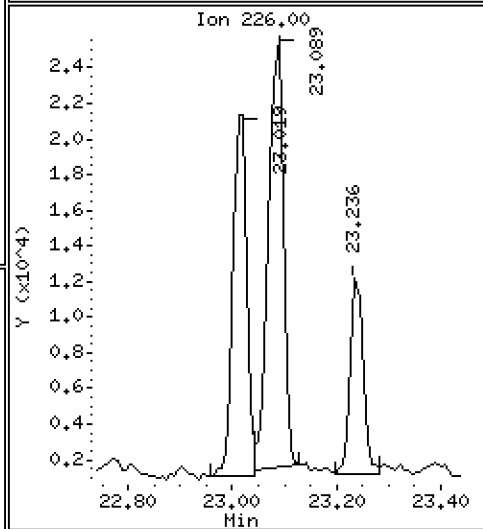
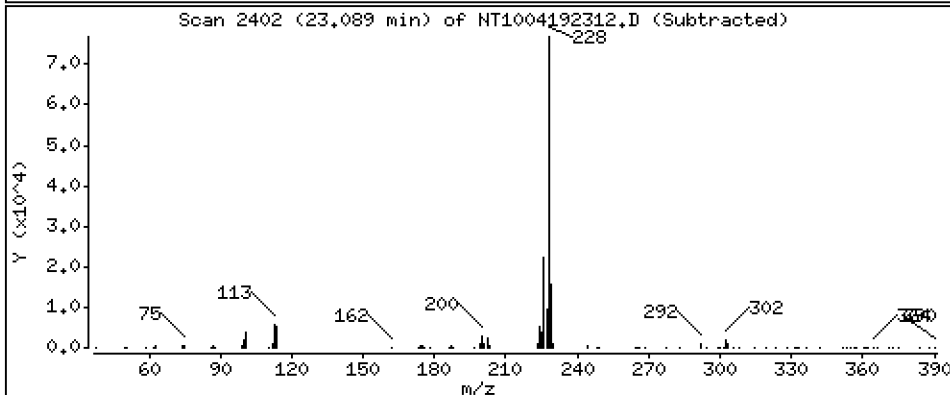
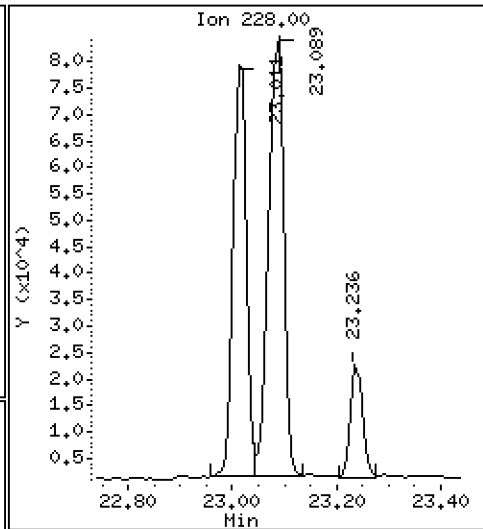
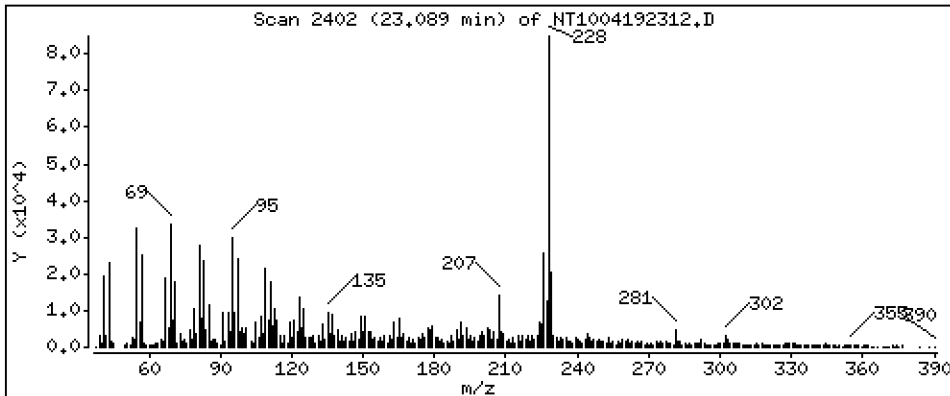
Operator: VTS

Column phase: ZB-5msi

Column diameter: 0,25

71 Chrysene

Concentration: 0,8870 ug/mL



Date : 19-APR-2023 18:22

Client ID:

Instrument: nt10.i

Sample Info: 23C0774-03

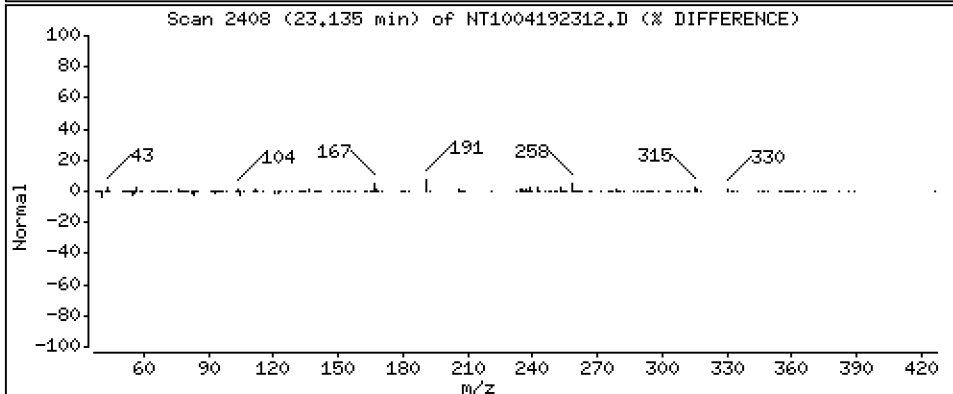
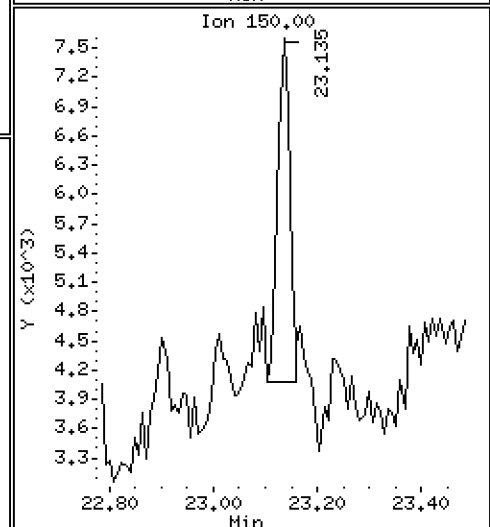
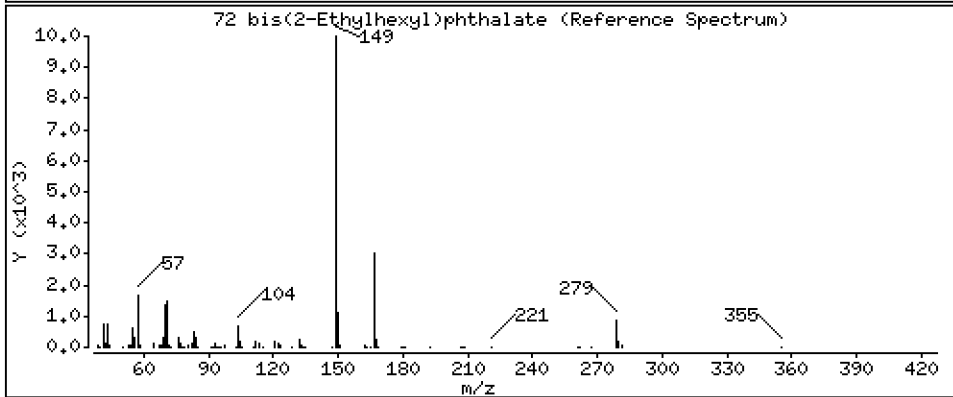
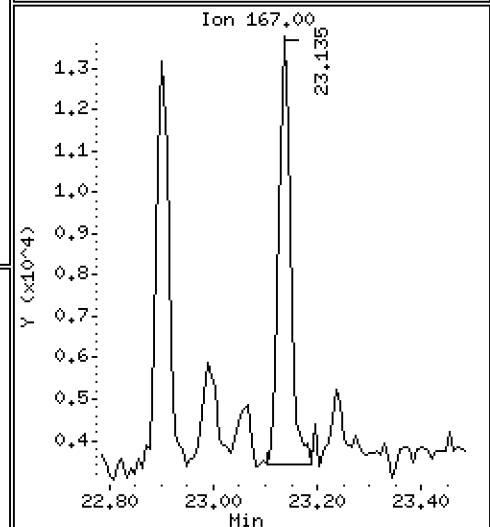
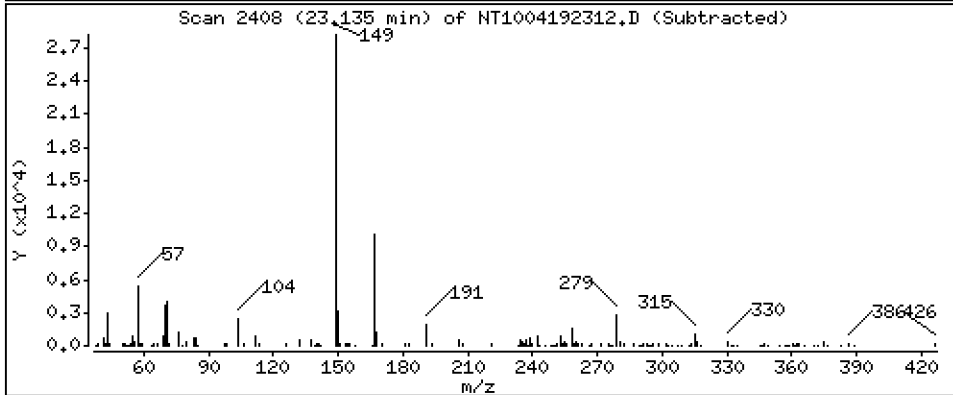
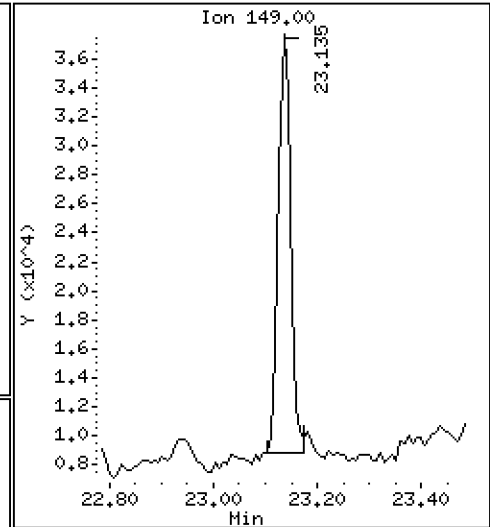
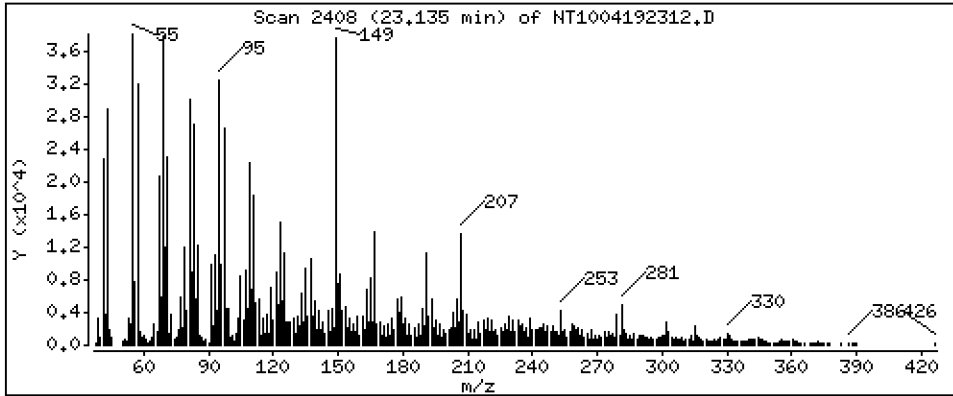
Operator: VTS

Column phase: ZB-5msi

Column diameter: 0,25

72 bis(2-Ethylhexyl)phthalate

Concentration: 0,3456 ug/mL



Date : 19-APR-2023 18:22

Client ID:

Instrument: nt10.i

Sample Info: 23C0774-03

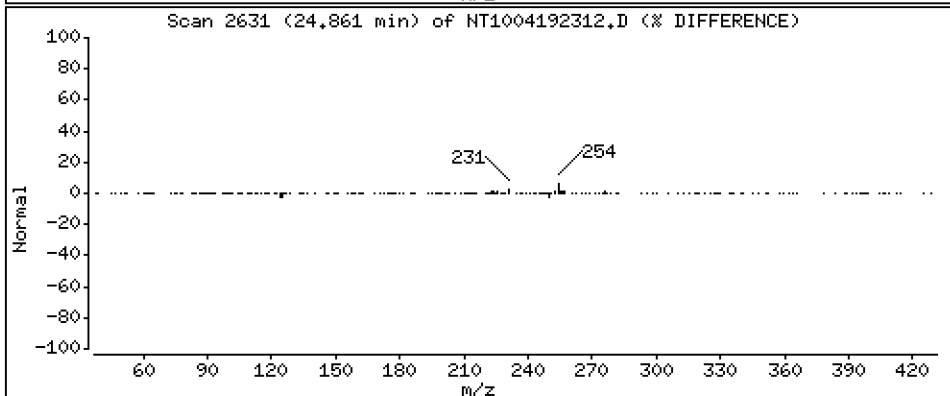
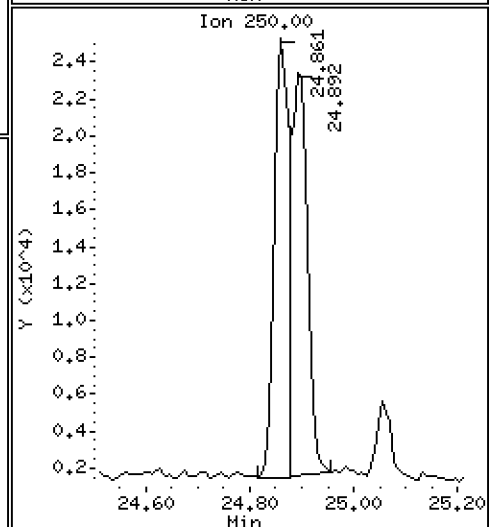
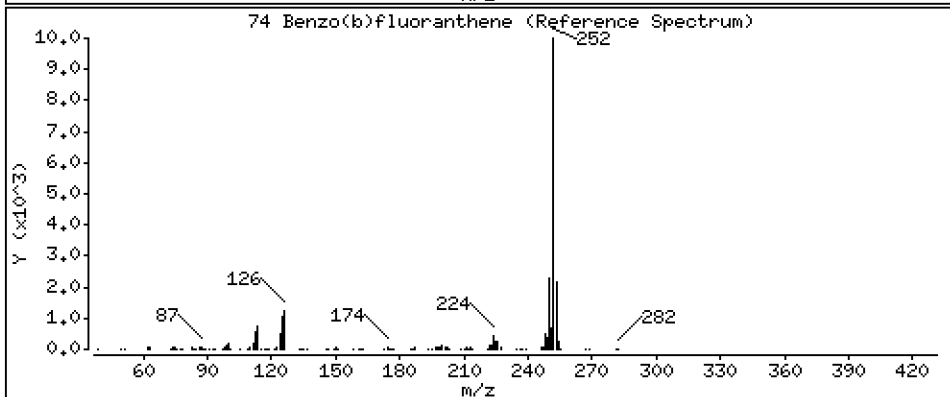
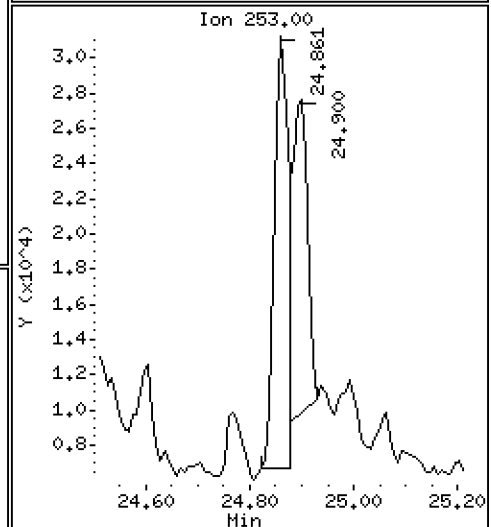
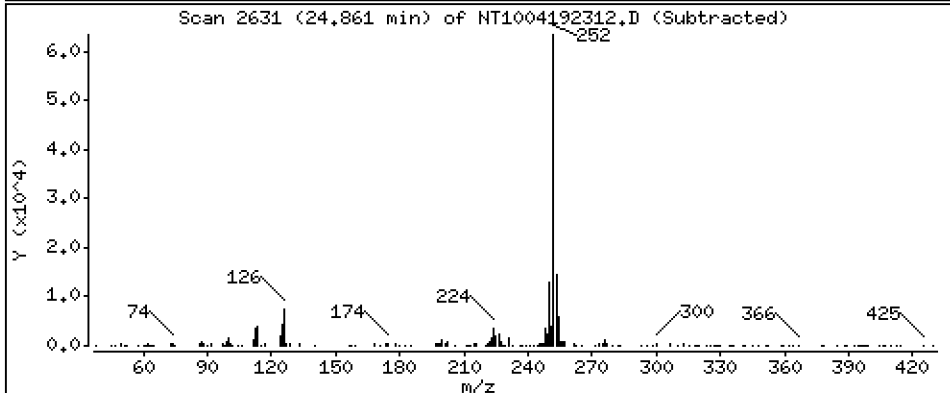
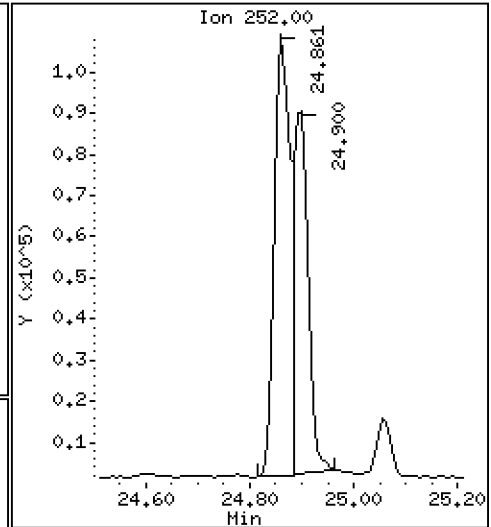
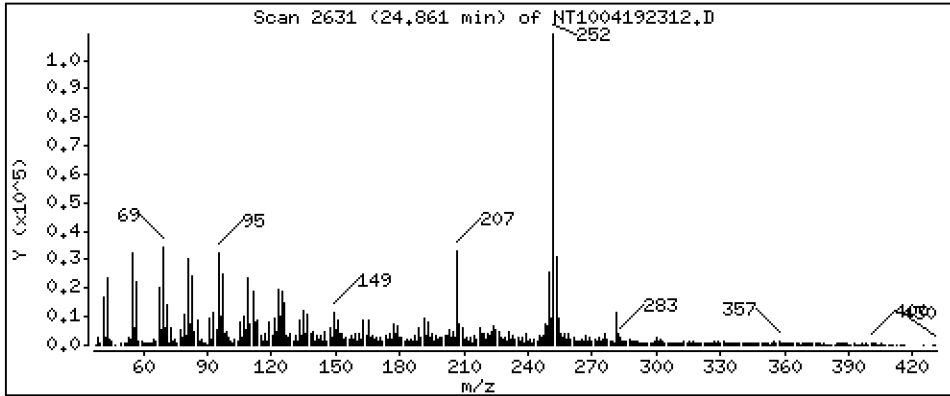
Operator: VTS

Column phase: ZB-5msi

Column diameter: 0,25

74 Benzo(b)fluoranthene

Concentration: 1,149 ug/mL



Date : 19-APR-2023 18:22

Client ID:

Instrument: nt10.i

Sample Info: 23C0774-03

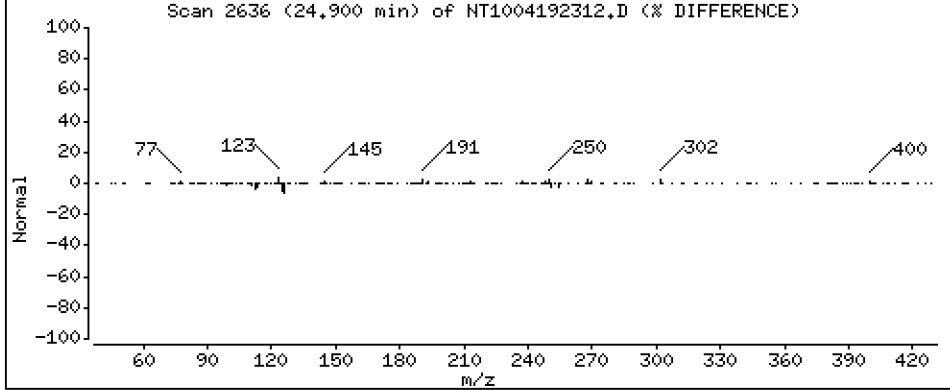
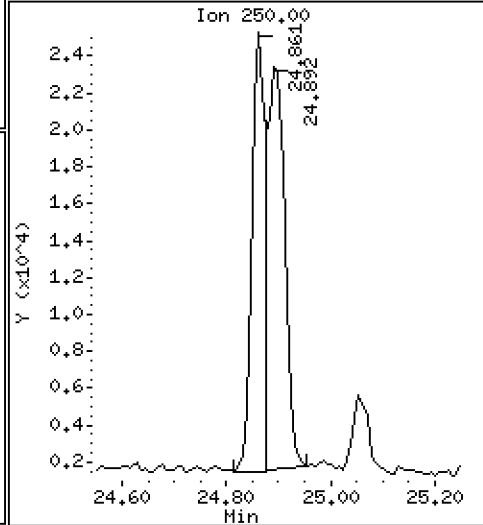
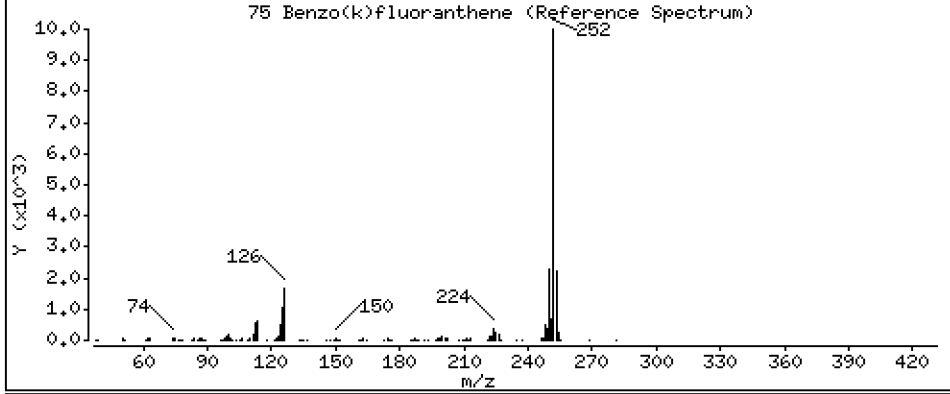
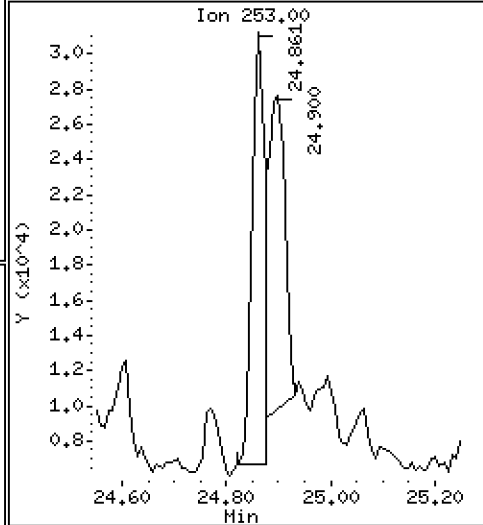
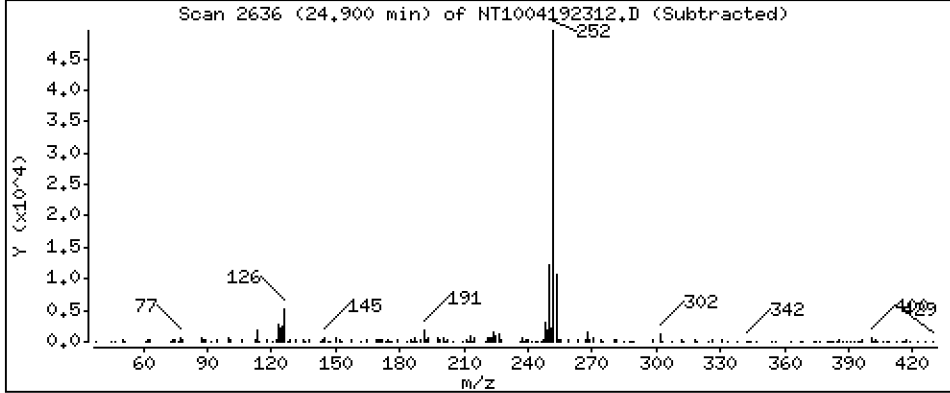
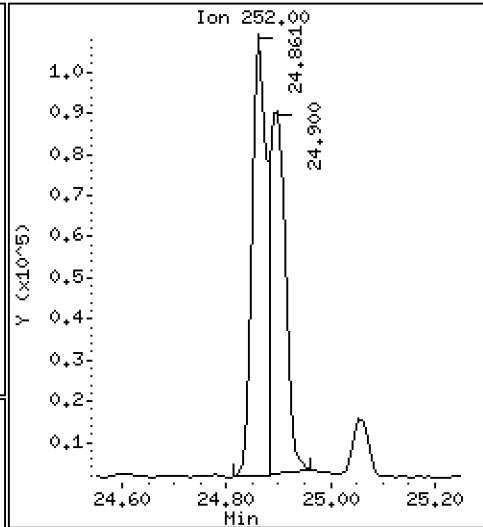
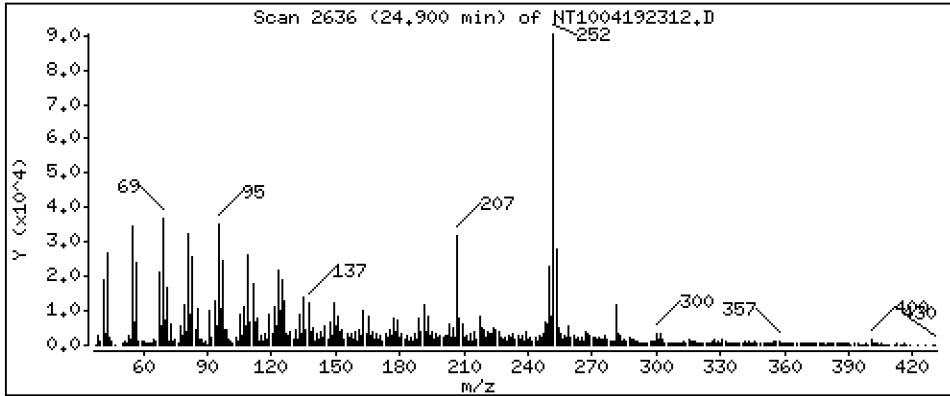
Operator: VTS

Column phase: ZB-5msi

Column diameter: 0,25

75 Benzo(k)fluoranthene

Concentration: 0,8686 ug/mL



Date : 19-APR-2023 18:22

Client ID:

Instrument: nt10.i

Sample Info: 23C0774-03

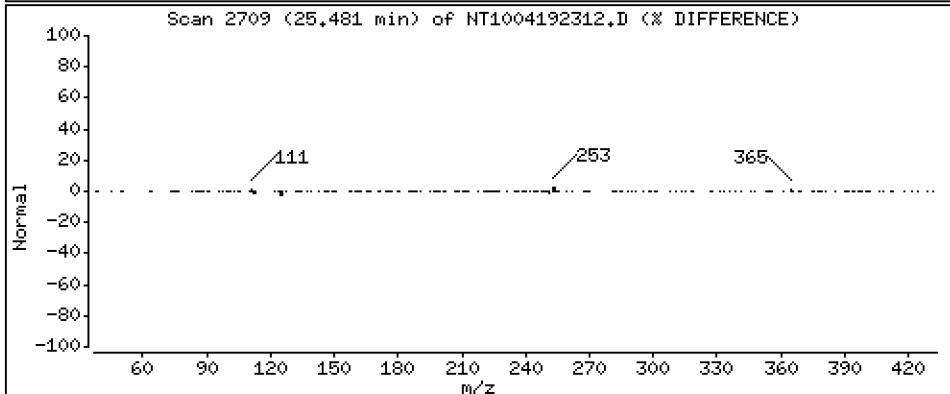
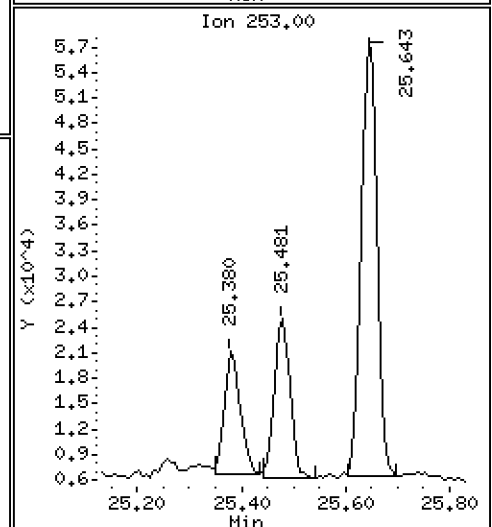
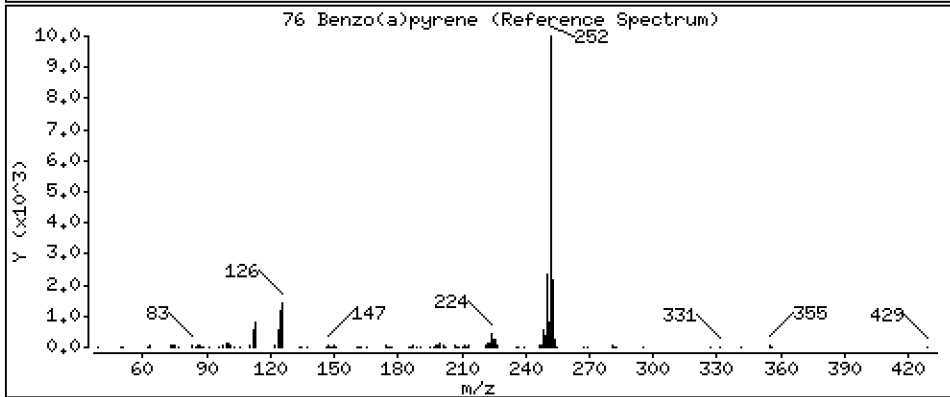
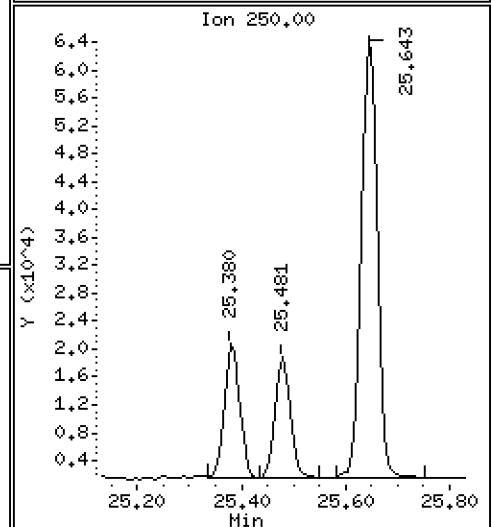
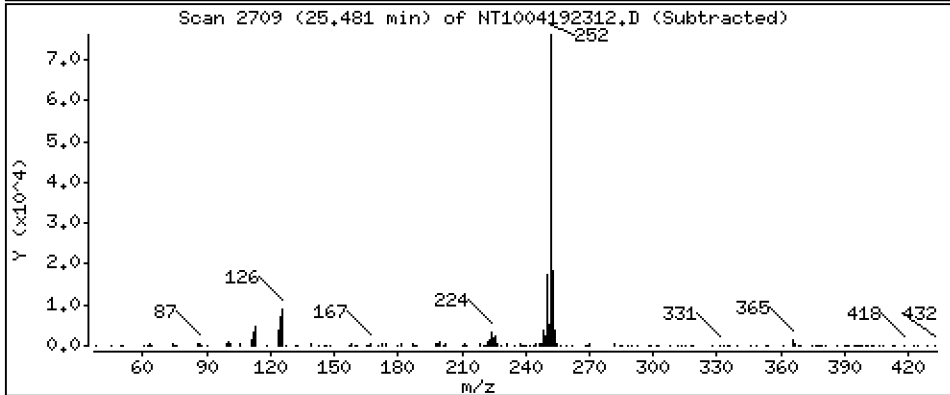
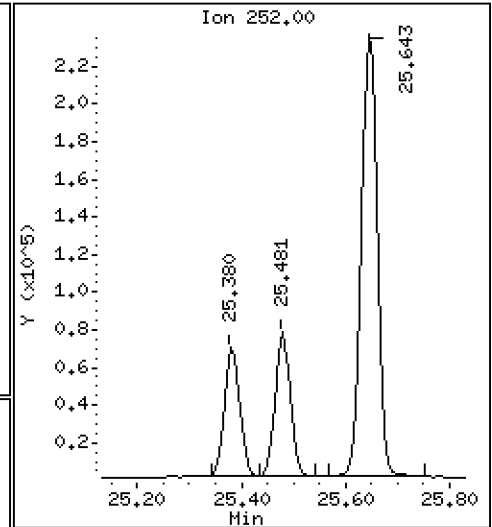
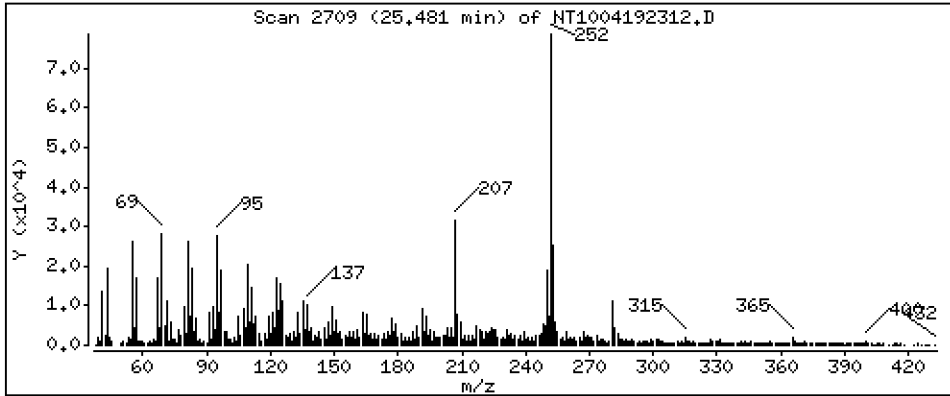
Operator: VTS

Column phase: ZB-5msi

Column diameter: 0,25

76 Benzo(a)pyrene

Concentration: 0,8048 ug/mL



Date : 19-APR-2023 18:22

Client ID:

Instrument: nt10.i

Sample Info: 23C0774-03

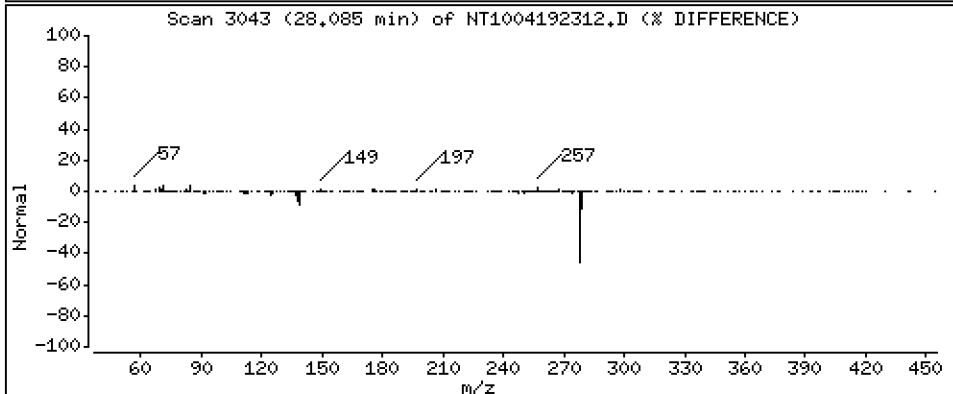
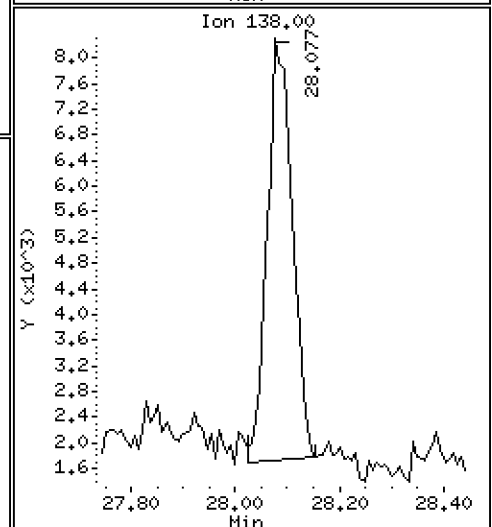
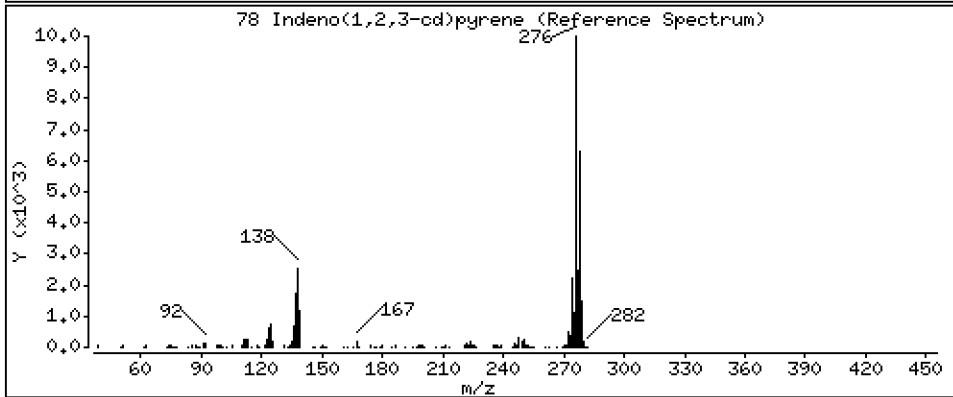
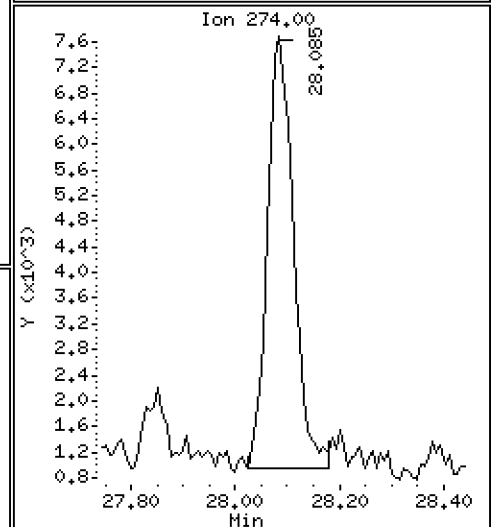
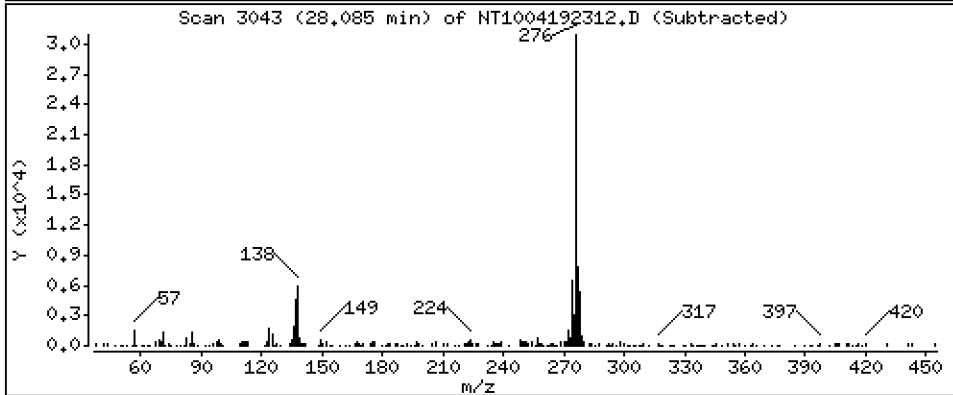
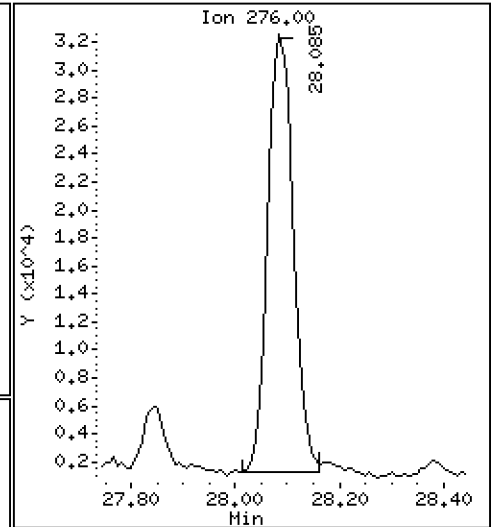
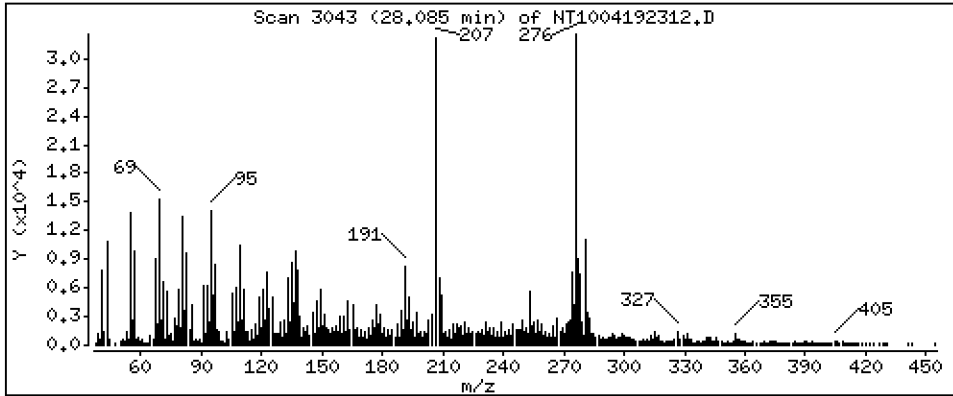
Operator: VTS

Column phase: ZB-5msi

Column diameter: 0.25

78 Indeno(1,2,3-cd)pyrene

Concentration: 0.4562 ug/mL



Date : 19-APR-2023 18:22

Client ID:

Instrument: nt10.i

Sample Info: 23C0774-03

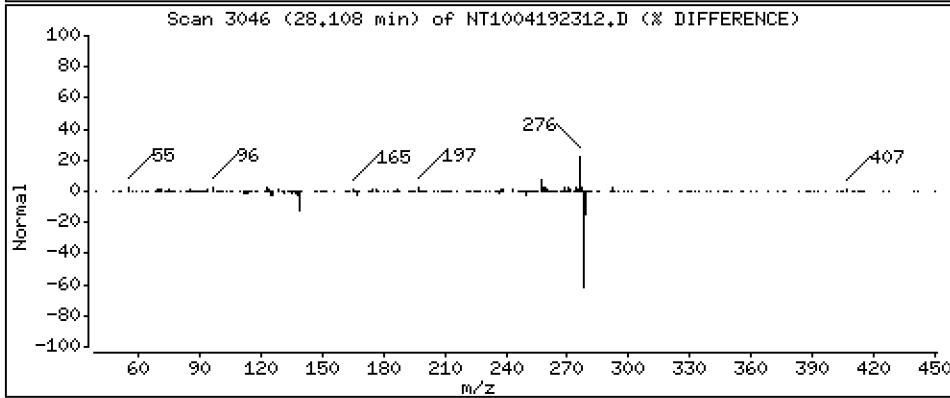
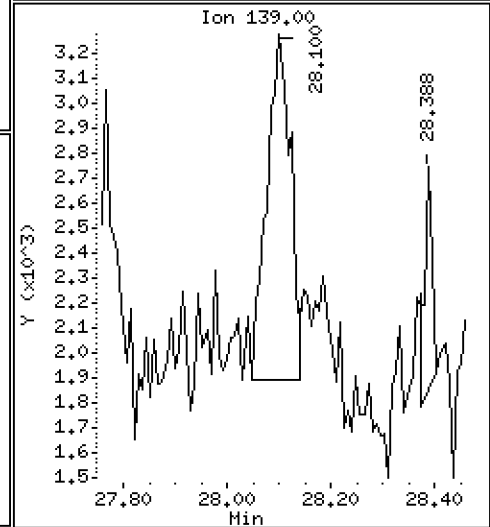
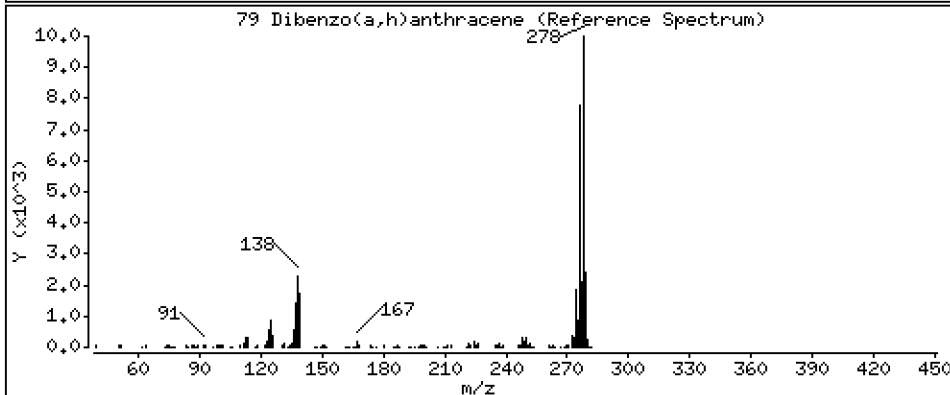
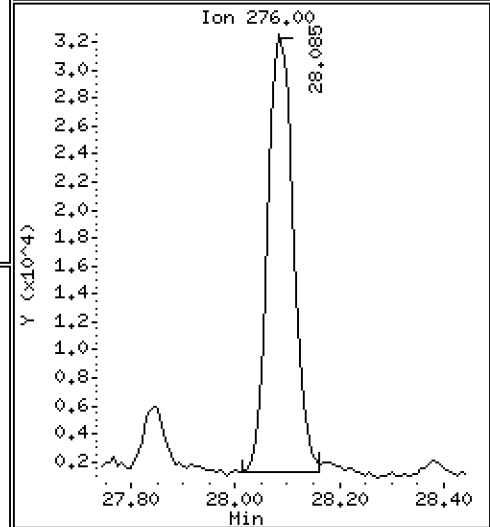
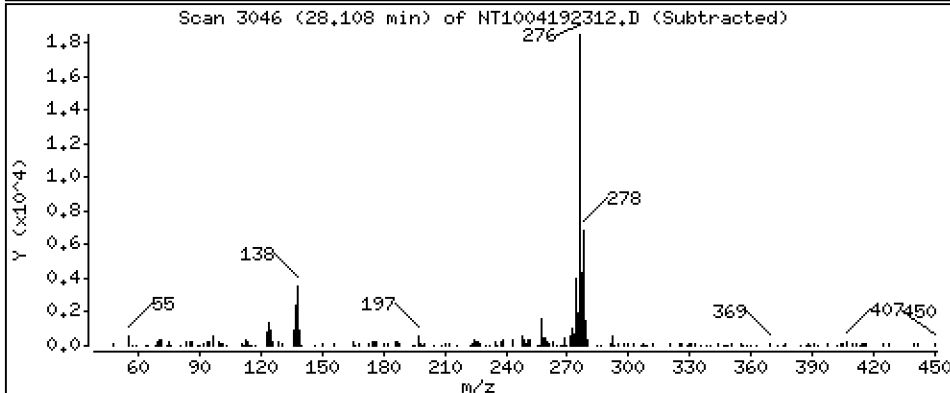
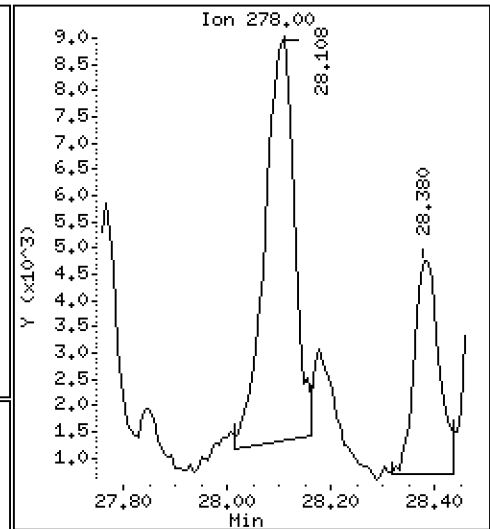
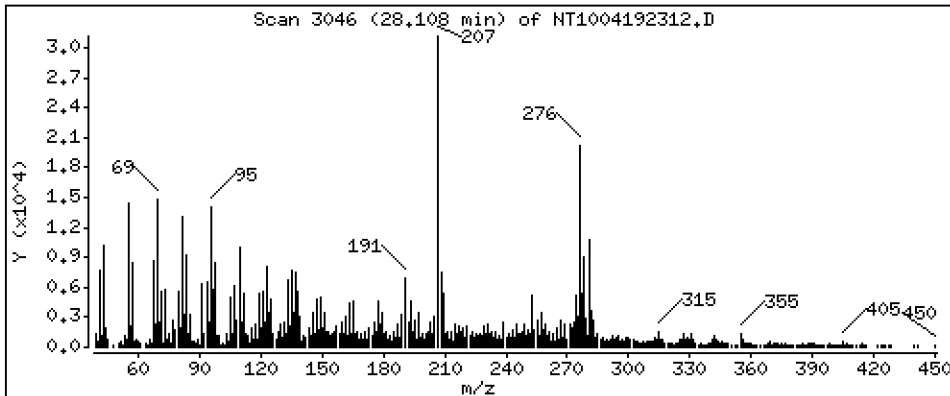
Operator: VTS

Column phase: ZB-5msi

Column diameter: 0,25

79 Dibenzo(a,h)anthracene

Concentration: 0,1560 ug/mL



Date : 19-APR-2023 18:22

Client ID:

Instrument: nt10.i

Sample Info: 23C0774-03

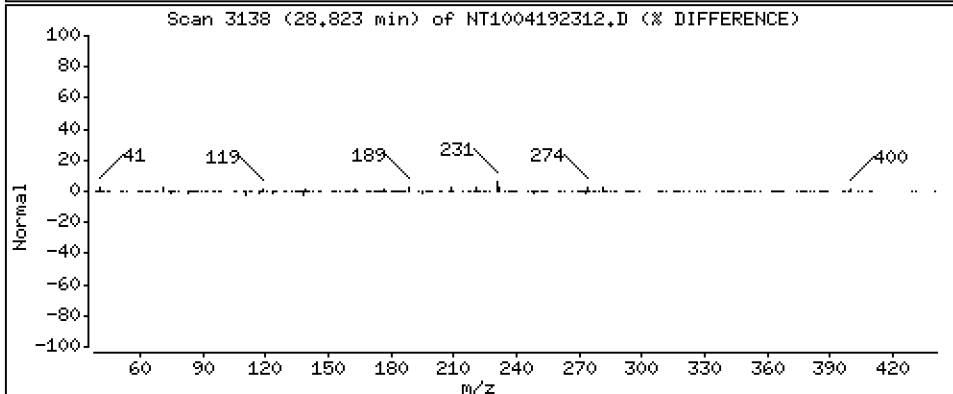
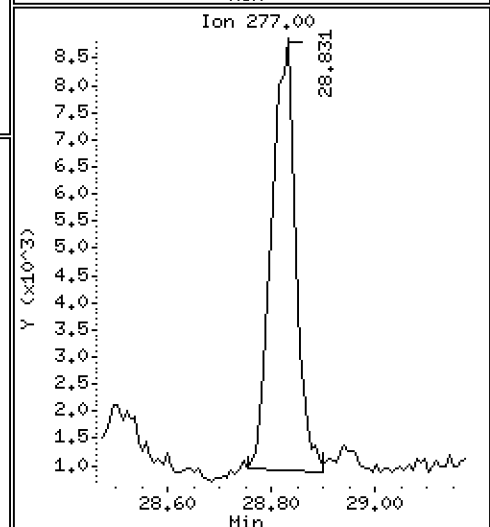
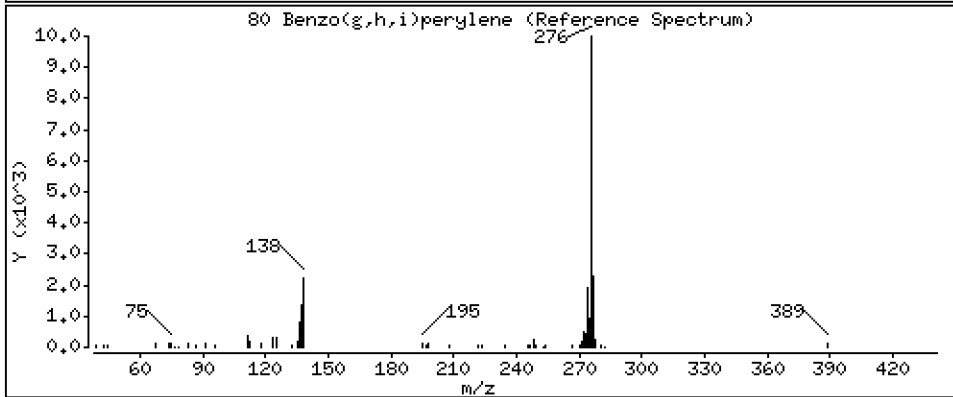
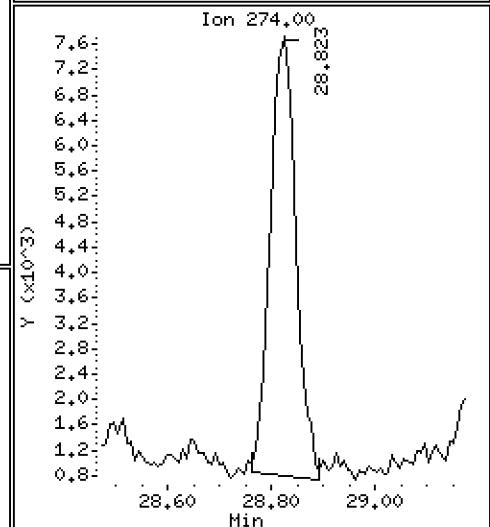
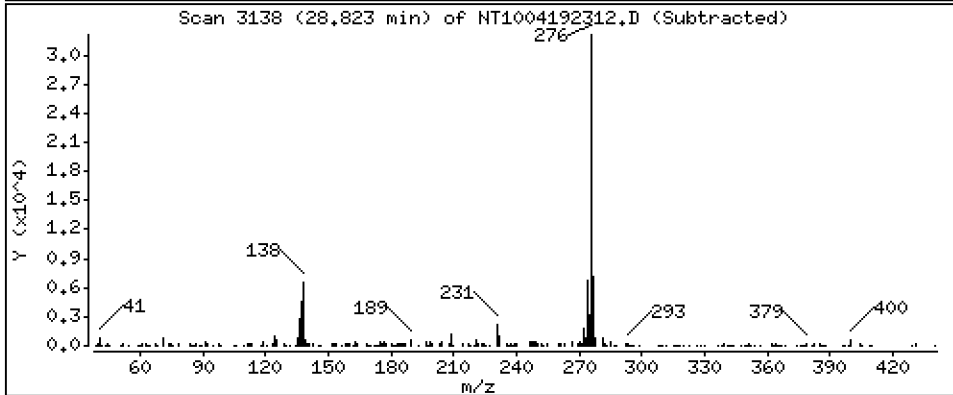
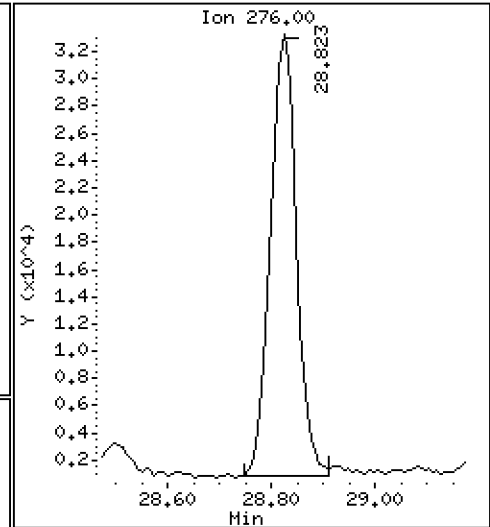
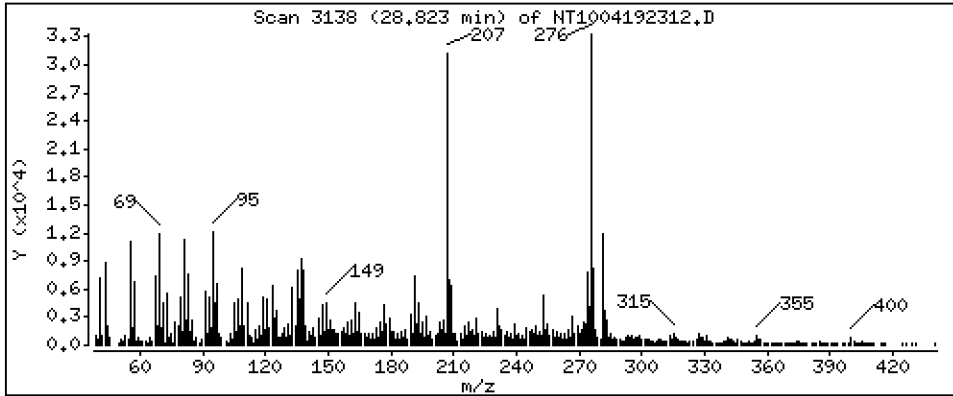
Operator: VTS

Column phase: ZB-5msi

Column diameter: 0,25

80 Benzo(g,h,i)perylene

Concentration: 0,5550 ug/mL



Date : 19-APR-2023 18:22

Client ID:

Instrument: nt10.i

Sample Info: 23C0774-03

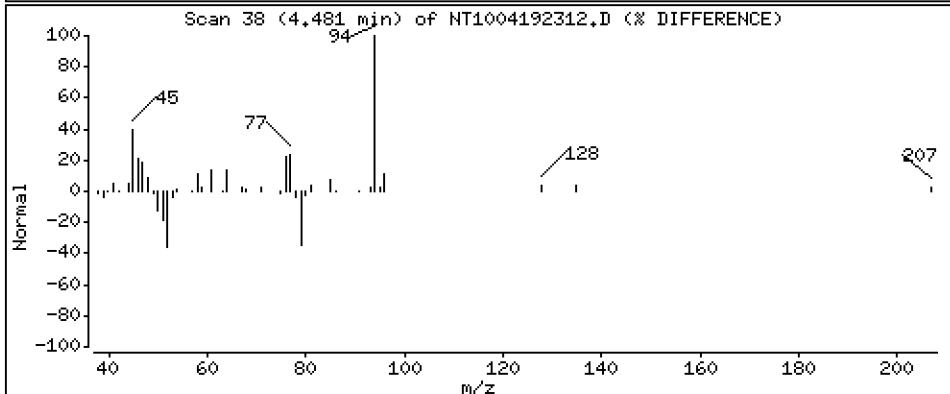
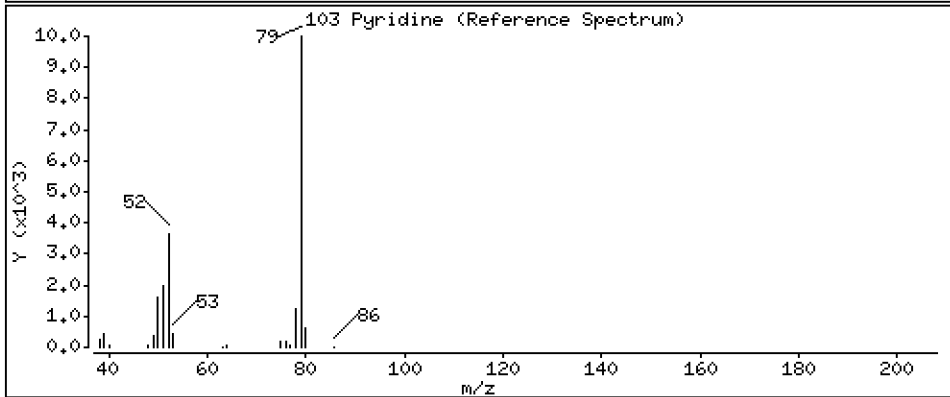
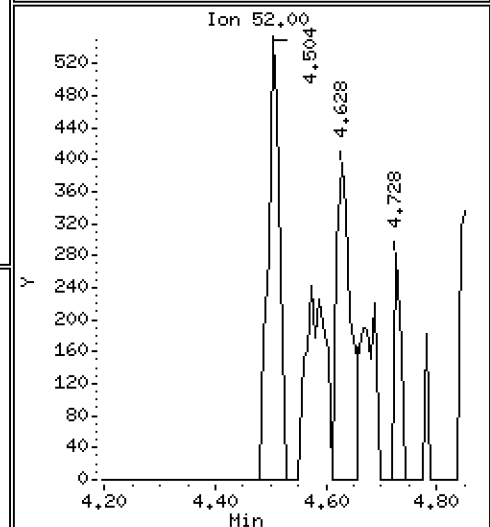
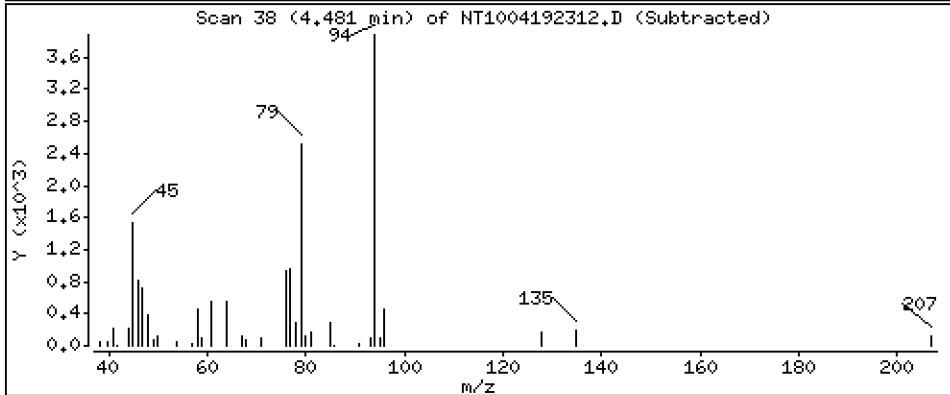
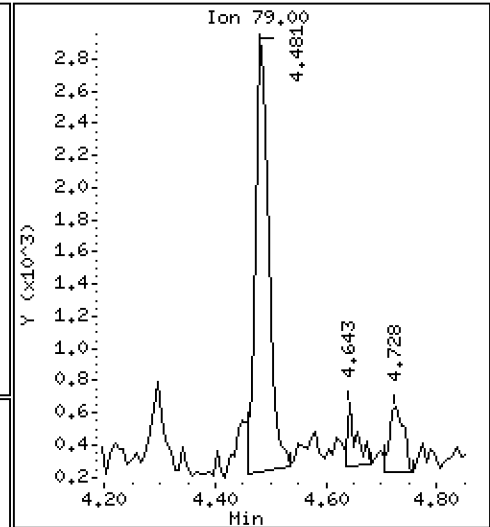
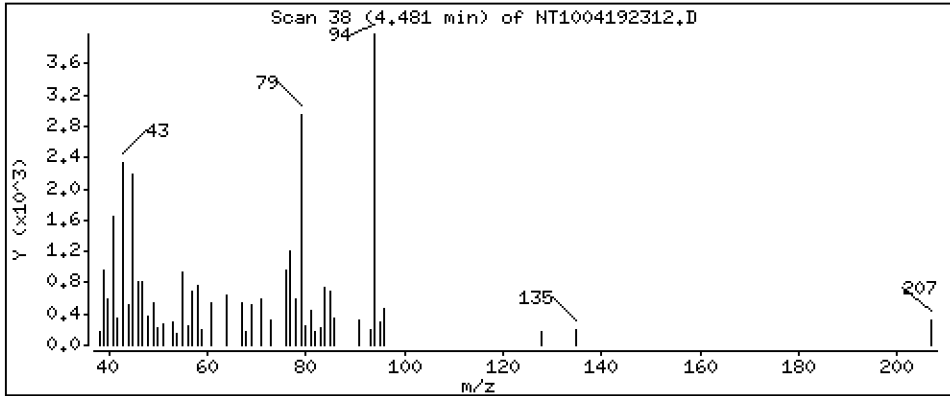
Operator: VTS

Column phase: ZB-5msi

Column diameter: 0,25

103 Pyridine

Concentration: 0,09787 ug/mL



Date : 19-APR-2023 18:22

Client ID:

Instrument: nt10.i

Sample Info: 23C0774-03

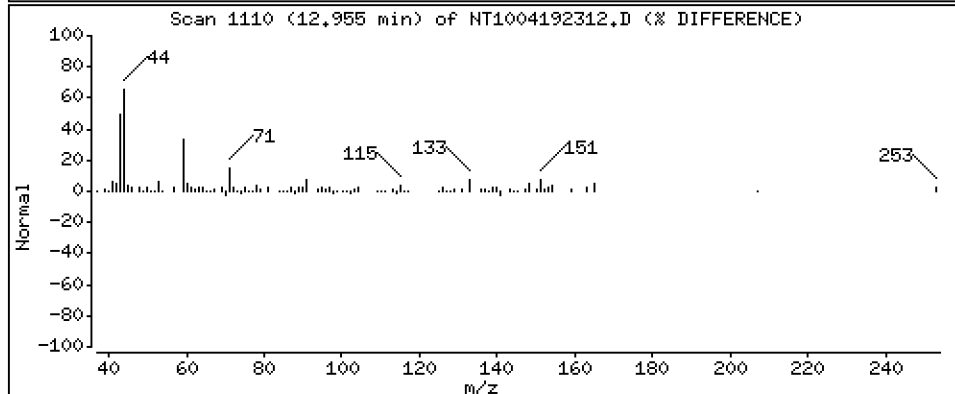
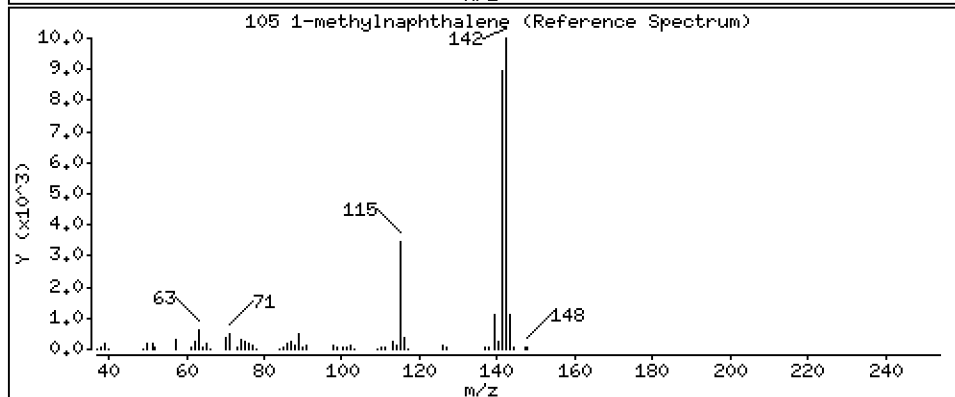
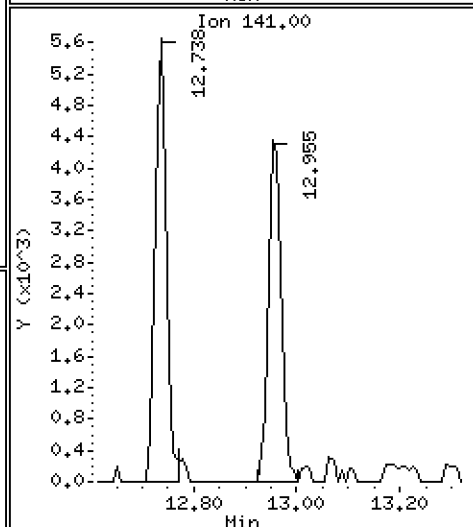
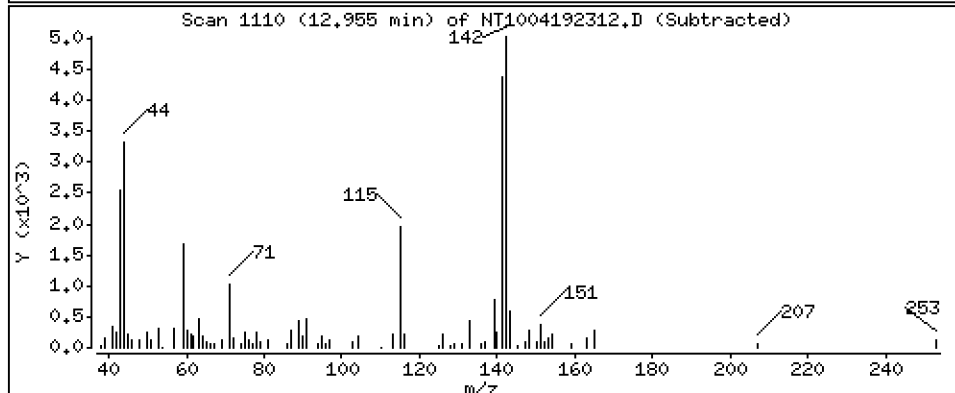
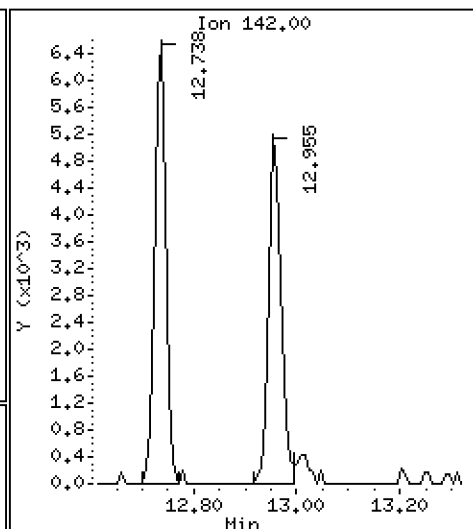
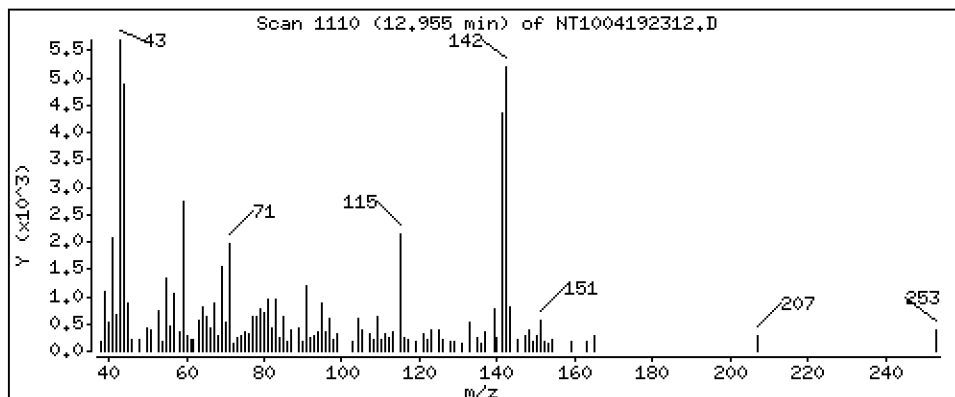
Operator: VTS

Column phase: ZB-5msi

Column diameter: 0,25

105 1-methylnaphthalene

Concentration: 0,08180 ug/mL



Date : 19-APR-2023 18:22

Client ID:

Instrument: nt10.i

Sample Info: 23C0774-03

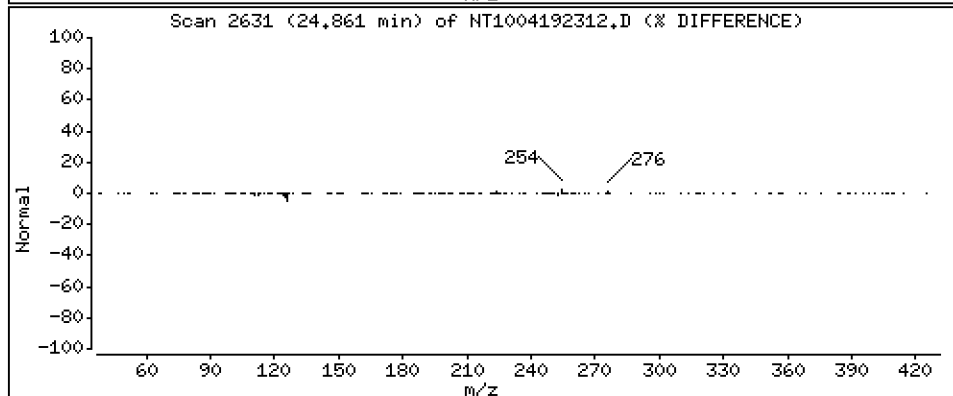
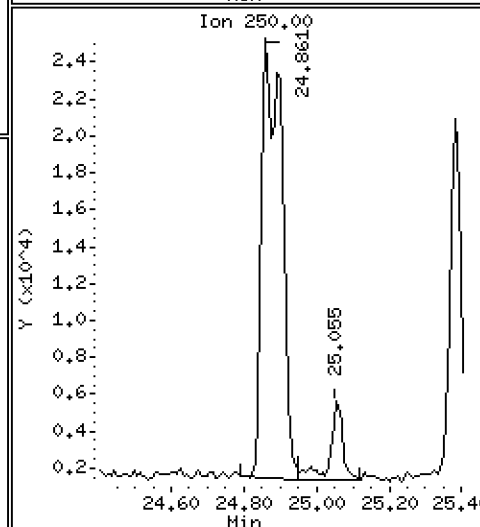
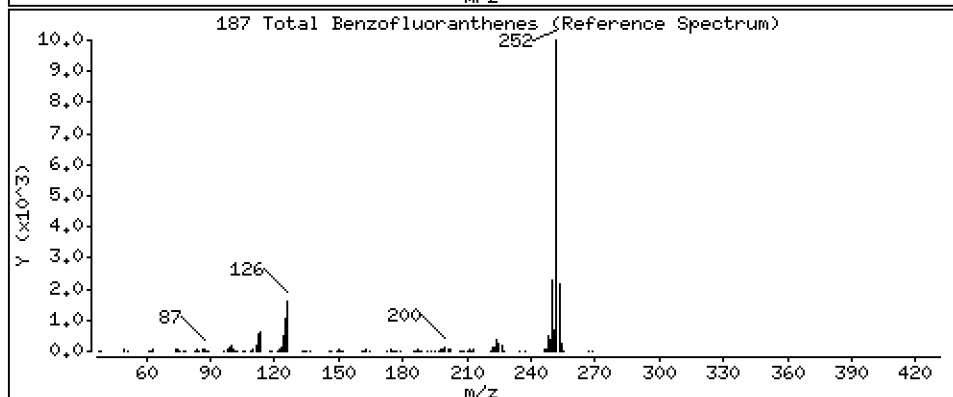
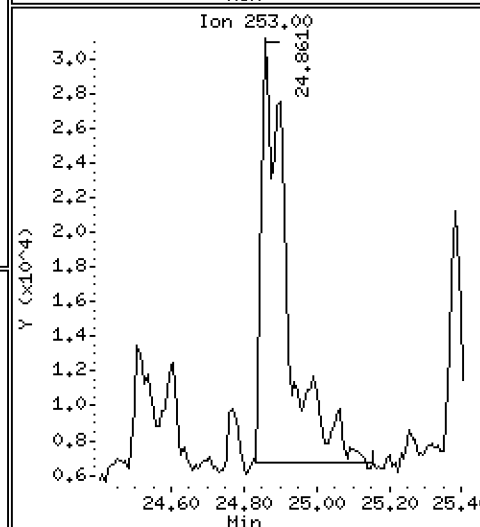
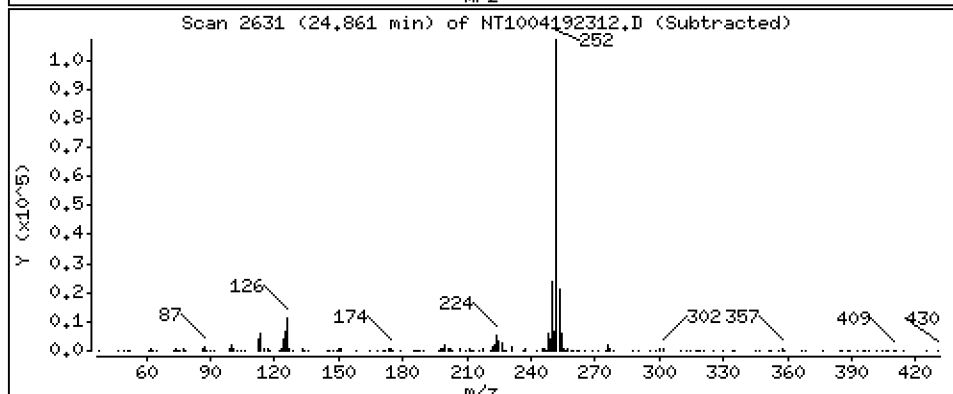
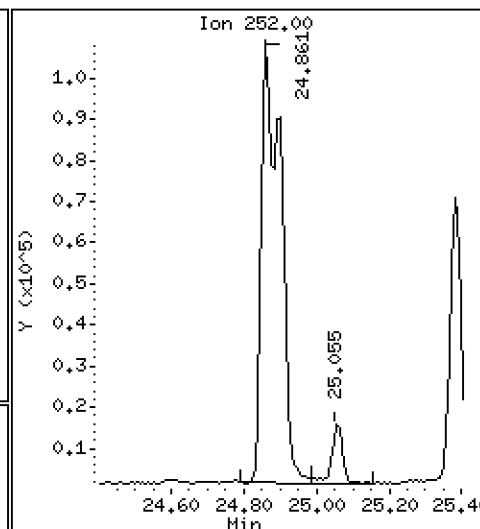
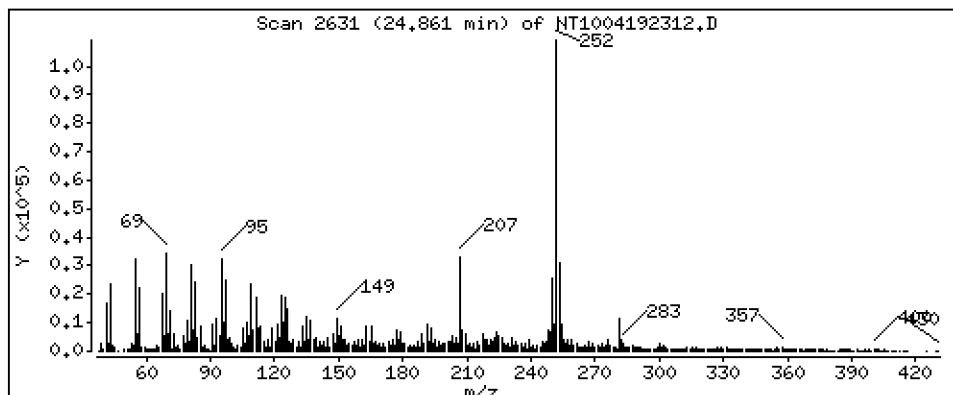
Operator: VTS

Column phase: ZB-5msi

Column diameter: 0,25

187 Total Benzofluoranthenes

Concentration: 1,963 ug/mL



ARI Labs, Inc.

Semivolatile Report SW846 Method 8270D

Data file : \\target\share\chem3\nt10.i\20230419.b\NT1004192312.D
 Lab Smp Id: 23C0774-03
 Inj Date : 19-APR-2023 18:22
 Operator : VTS
 Smp Info : 23C0774-03
 Misc Info :
 Comment : 1ul Injection
 Method : \\target\share\chem3\nt10.i\20230419.b\ABN.m
 Meth Date : 20-Apr-2023 10:45 deenayd Quant Type: ISTD
 Cal Date : 16-MAR-2023 00:22 Cal File: NT10031508.D
 Als bottle: 12
 Dil Factor: 1.00000
 Integrator: HP RTE
 Target Version: 4.14
 Processing Host: DEENAY-201905

Inst ID: nt10.i

Compound Sublist: ICAL.sub

Compounds	QUANT	SIG	RT	EXP RT	REL RT	RESPONSE	CONCENTRATIONS	
							ON-COLUMN	FINAL
	MASS						(ug/mL)	(ug/mL)
\$ 1 2-Fluorophenol	112		6.620	6.643	(0.750)	209306	4.34451	4.345
\$ 2 Phenol-d5	99		8.211	8.227	(0.931)	280871	4.44407	4.444
3 Phenol	94		8.235	8.250	(0.933)	14272	0.21731	0.2173
\$ 5 2-Chlorophenol-d4	132		8.466	8.489	(0.960)	265667	4.92254	4.923
4 Bis(2-Chloroethyl)ether	93		Compound Not Detected.					
6 2-Chlorophenol	128		Compound Not Detected.					
7 1,3-Dichlorobenzene	146		Compound Not Detected.					
* 8 1,4-Dichlorobenzene-d4	152		8.822	8.844	(1.000)	159310	4.00000	
9 1,4-Dichlorobenzene	146		Compound Not Detected.					
\$ 10 1,2-Dichlorobenzene-d4	152		9.179	9.201	(1.040)	122801	3.16837	3.168
12 1,2-Dichlorobenzene	146		Compound Not Detected.					
11 Benzyl alcohol	108		9.110	9.123	(1.033)	5132	0.16648	0.1665
14 2,2'-oxybis(1-Chloropropane)	121		Compound Not Detected.					
13 2-Methylphenol	108		9.343	9.356	(1.059)	808	0.01688	0.01688
17 Hexachloroethane	117		Compound Not Detected.					
16 N-Nitroso-di-n-propylamine	70		Compound Not Detected.					
15 4-Methylphenol	108		9.622	9.628	(1.091)	2946	0.05840	0.05840
\$ 18 Nitrobenzene-d5	82		9.917	9.931	(0.878)	184140	3.13357	3.134
19 Nitrobenzene	77		Compound Not Detected.					
20 Isophorone	82		Compound Not Detected.					
21 2-Nitrophenol	139		Compound Not Detected.					
22 2,4-Dimethylphenol	107		Compound Not Detected.					
23 Bis(2-Chloroethoxy)methane	93		Compound Not Detected.					
24 Benzoic acid	105		10.770	10.884	(0.953)	10694	0.36340	0.3634
25 2,4-Dichlorophenol	162		Compound Not Detected.					
26 1,2,4-Trichlorobenzene	180		Compound Not Detected.					
* 27 Naphthalene-d8	136		11.299	11.308	(1.000)	582186	4.00000	
28 Naphthalene	128		11.345	11.351	(1.004)	14572	0.09448	0.09448
29 4-Chloroaniline	127		Compound Not Detected.					
30 Hexachlorobutadiene	225		Compound Not Detected.					
31 4-Chloro-3-methylphenol	107		Compound Not Detected.					
32 2-Methylnaphthalene	142		12.738	12.748	(1.127)	10272	0.09229	0.09229
33 Hexachlorocyclopentadiene	237		Compound Not Detected.					

Compounds	QUANT	SIG	RT	EXP RT	REL RT	RESPONSE	CONCENTRATIONS	
							ON-COLUMN	FINAL
	MASS						(ug/mL)	(ug/mL)
=====	=====		=====	=====	=====	=====	=====	=====
34 2,4,6-Trichlorophenol	196					Compound Not Detected.		
35 2,4,5-Trichlorophenol	196					Compound Not Detected.		
\$ 36 2-Fluorobiphenyl	172		13.519	13.529	(0.907)	439510	3.31783	3.318
37 2-Chloronaphthalene	162					Compound Not Detected.		
38 2-Nitroaniline	65					Compound Not Detected.		
39 Dimethylphthalate	163		14.433	14.443	(0.968)	3619	0.03327	0.03327 (H)
40 Acenaphthylene	152		14.595	14.597	(0.979)	10226	0.06118	0.06118
41 2,6-Dinitrotoluene	165					Compound Not Detected.		
* 42 Acenaphthene-d10	164		14.905	14.915	(1.000)	334880	4.00000	
43 3-Nitroaniline	138					Compound Not Detected.		
44 Acenaphthene	153		14.974	14.977	(1.005)	6334	0.06134	0.06134
45 2,4-Dinitrophenol	184					Compound Not Detected.		
46 Dibenzofuran	168		15.299	15.309	(1.026)	10689	0.07020	0.07020
47 4-Nitrophenol	109					Compound Not Detected.		
48 2,4-Dinitrotoluene	165					Compound Not Detected.		
50 Diethylphthalate	149		15.887	15.904	(1.066)	19018	0.17817	0.1782
49 Fluorene	166		16.010	16.020	(1.074)	8496	0.07092	0.07092
51 4-Chlorophenyl-phenylether	204					Compound Not Detected.		
52 4-Nitroaniline	138					Compound Not Detected.		
53 4,6-Dinitro-2-methylphenol	198					Compound Not Detected.		
54 N-Nitrosodiphenylamine	169					Compound Not Detected.		
\$ 55 2,4,6-Tribromophenol	330		16.550	16.553	(1.110)	101926	6.52459	6.525
56 4-Bromophenyl-phenylether	248					Compound Not Detected.		
57 Hexachlorobenzene	284					Compound Not Detected.		
58 Pentachlorophenol	266					Compound Not Detected.		
* 59 Phenanthrene-d10	188		17.949	17.951	(1.000)	595798	4.00000	
60 Phenanthrene	178		17.996	17.998	(1.003)	104000	0.64015	0.6402
61 Anthracene	178		18.088	18.090	(1.008)	30814	0.19773	0.1977
62 Carbazole	167		18.429	18.431	(1.027)	11212	0.08029	0.08029
63 Di-n-butylphthalate	149		19.264	19.266	(1.073)	10470	0.05576	0.05576
64 Fluoranthene	202		20.440	20.404	(0.887)	308344	1.45443	1.454
65 Pyrene	202		20.843	20.829	(0.905)	367678	1.69064	1.691
\$ 66 Terphenyl-d14	244		21.137	21.139	(0.917)	528727	3.23733	3.237
67 Butylbenzylphthalate	149					Compound Not Detected.		
68 Benzo(a)anthracene	228		23.011	23.012	(0.999)	132772	0.71294	0.7129
* 69 Chrysene-d12	240		23.042	23.043	(1.000)	527613	4.00000	
70 3,3'-Dichlorobenzidine	252					Compound Not Detected.		
71 Chrysene	228		23.088	23.090	(1.002)	161385	0.88700	0.8870
72 bis(2-Ethylhexyl)phthalate	149		23.134	23.136	(0.959)	45258	0.34564	0.3456
* 134 Di-n-octylphthalate-d4	153		24.125	24.127	(1.000)	895202	4.00000	
73 Di-n-octylphthalate	149					Compound Not Detected.		
74 Benzo(b)fluoranthene	252		24.861	24.863	(0.971)	235414	1.14931	1.149
75 Benzo(k)fluoranthene	252		24.900	24.901	(0.973)	180658	0.86860	0.8686
76 Benzo(a)pyrene	252		25.480	25.482	(0.995)	147376	0.80476	0.8048
* 77 Perylene-d12	264		25.597	25.590	(1.000)	631897	4.00000	
78 Indeno(1,2,3-cd)pyrene	276		28.084	28.094	(1.097)	106277	0.45615	0.4562
79 Dibenzo(a,h)anthracene	278		28.108	28.109	(1.098)	30175	0.15600	0.1560
80 Benzo(g,h,i)perylene	276		28.822	28.824	(1.126)	111911	0.55503	0.5550
90 N-Nitrosodimethylamine	74					Compound Not Detected.		
91 Aniline	93					Compound Not Detected.		
93 Benzidine	184					Compound Not Detected.		
103 Pyridine	79		4.480	4.503	(0.508)	4620	0.09787	0.09787
105 1-methylnaphthalene	142		12.954	12.964	(1.147)	8342	0.08180	0.08180
111 Azobenzene (1,2-DP-Hydrazine)	77					Compound Not Detected.		

Compounds	QUANT MASS	SIG	RT	EXP RT	REL RT	RESPONSE	CONCENTRATIONS	
							ON-COLUMN (ug/mL)	FINAL (ug/mL)
187 Total Benzofluoranthenes	252		24.861	24.901	(0.971)	388252	1.96317	1.963
120 2,3,4,6-Tetrachlorophenol	232		Compound Not Detected.					

QC Flag Legend

H - Operator selected an alternate compound hit.

ARI Labs, Inc.

INTERNAL STANDARD COMPOUNDS
 AREA AND RT SUMMARY

Instrument ID: nt10.i Calibration Date: 19-APR-2023
 Lab File ID: NT1004192312.D Calibration Time: 11:08
 Lab Smp Id: 23C0774-03
 Analysis Type: SV Level:
 Quant Type: ISTD Sample Type:
 Operator: VTS
 Method File: \\target\share\chem3\nt10.i\20230419.b\ABN.m
 Misc Info:

Test Mode:
 Use Last Continuing Calibrator.

COMPOUND	STANDARD	AREA LIMIT		SAMPLE	%DIFF
		LOWER	UPPER		
8 1,4-Dichlorobenze	140649	70325	281298	159310	13.27
27 Naphthalene-d8	483944	241972	967888	582186	20.30
42 Acenaphthene-d10	298909	149455	597818	334880	12.03
59 Phenanthrene-d10	483004	241502	966008	595798	23.35
69 Chrysene-d12	399309	199655	798618	527613	32.13
134 Di-n-octylphthala	671711	335856	1343422	895202	33.27
77 Perylene-d12	475411	237706	950822	631897	32.92

COMPOUND	STANDARD	RT LIMIT		SAMPLE	%DIFF
		LOWER	UPPER		
8 1,4-Dichlorobenze	8.84	8.34	9.34	8.82	-0.25
27 Naphthalene-d8	11.31	10.81	11.81	11.30	-0.08
42 Acenaphthene-d10	14.92	14.42	15.42	14.91	-0.07
59 Phenanthrene-d10	17.95	17.45	18.45	17.95	-0.01
69 Chrysene-d12	23.04	22.54	23.54	23.04	-0.01
134 Di-n-octylphthala	24.13	23.63	24.63	24.13	-0.01
77 Perylene-d12	25.59	25.09	26.09	25.60	0.02

AREA UPPER LIMIT = +100% of internal standard area.
 AREA LOWER LIMIT = - 50% of internal standard area.
 RT UPPER LIMIT = + 0.50 minutes of internal standard RT.
 RT LOWER LIMIT = - 0.50 minutes of internal standard RT.

REVIEW SUMMARY FOR FILE - NT1004192312.D

Lab ID: 23C0774-03
nt10.i, 20230419.b\ABN.m, 19-APR-2023 18:22

RT CO-ELUTION COMPOUNDS

NO CO-ELUTIONS

Quant Method: ICAL

RRT CHECK

RRT	CCV RRT	DELTA	COMPOUND
0.953	0.962	-0.0093	Benzoic acid

RRT check based on Ccal File: NT1004192302.D

On Column LOD for nt10.i, 20230419.b\ABN.m, ICAL.sub = 0.0000

* Only compounds listed in the work order have been verified by the analyst *



Form I
ORGANIC ANALYSIS DATA SHEET
EPA 8270E
Semivolatiles (20ug/kg - 0.2ug/L SepF)

Laboratory: Analytical Resources, LLC

Client: Anchor OEA, LLC

Project: AOC5 MR Phase 1

Matrix: Sediment

Laboratory ID: 23C0774-04 A

SDG: 23C0774

Sampled: 12/16/22 11:20

Prepared: 04/05/23 16:28

File ID: NT1004192313.D

% Solids: 51.09

Preparation: EPA 3546 (Microwave)

Analyzed: 04/19/23 19:00

Batch: BLD0057

Sequence: SLD0254

Initial/Final: 19.6 g Wet / 1 mL

Instrument: NT10

Column: ZB-5MSi

Calibration: GC00046

Cleanups: GPC

CAS NO.	COMPOUND	DILUTION	CONC: (ug/kg dry)	Q	DL	RL
108-95-2	Phenol	1	202	Q	4.4	20.0
106-44-5	4-Methylphenol	1	7.6	J	7.4	20.0
91-20-3	Naphthalene	1	12.8	J	4.2	20.0
91-57-6	2-Methylnaphthalene	1	11.3	J	4.5	20.0
208-96-8	Acenaphthylene	1	8.8	J	6.2	20.0
131-11-3	Dimethylphthalate	1	20.0	U	4.4	20.0
83-32-9	Acenaphthene	1	7.7	J	5.2	20.0
132-64-9	Dibenzofuran	1	20.0	U	14.1	20.0
86-73-7	Fluorene	1	20.0	U	14.6	20.0
85-01-8	Phenanthrene	1	72.6		8.7	20.0
120-12-7	Anthracene	1	35.2		7.2	20.0
206-44-0	Fluoranthene	1	147		6.1	20.0
129-00-0	Pyrene	1	184	Q	5.7	20.0
85-68-7	Butylbenzylphthalate	1	14.1	J	9.4	20.0
56-55-3	Benzo(a)anthracene	1	97.0		6.0	20.0
218-01-9	Chrysene	1	134		6.1	20.0
117-81-7	bis(2-Ethylhexyl)phthalate	1	42.3	J	5.5	49.9
	Benzo(a)fluoranthenes, Total	1	304		10.0	39.9
50-32-8	Benzo(a)pyrene	1	127		4.2	20.0
193-39-5	Indeno(1,2,3-cd)pyrene	1	64.5		14.6	20.0
53-70-3	Dibenzo(a,h)anthracene	1	25.5		17.2	20.0
191-24-2	Benzo(g,h,i)perylene	1	78.6		13.6	20.0

SURROGATES	ADDED: (ug/kg dry)	FOUND: (ug/kg dry)	% REC	QC LIMITS	Q
2-Fluorophenol	748.98	439	58.6	27 - 120	Q
Phenol-d5	748.98	434	58.0	29 - 120	Q
2-Chlorophenol-d4	748.98	479	64.0	31 - 120	
1,2-Dichlorobenzene-d4	499.32	312	62.5	32 - 120	
Nitrobenzene-d5	499.32	309	62.0	30 - 120	
2-Fluorobiphenyl	499.32	330	66.0	35 - 120	Q



Form I
ORGANIC ANALYSIS DATA SHEET
EPA 8270E
Semivolatiles (20ug/kg - 0.2ug/L SepF)

Laboratory: Analytical Resources, LLC

Client: Anchor OEA, LLC

Project: AOC5 MR Phase 1

Matrix: Sediment

Laboratory ID: 23C0774-04 A

SDG: 23C0774

Sampled: 12/16/22 11:20

Prepared: 04/05/23 16:28

File ID: NT1004192313.D

% Solids: 51.09

Preparation: EPA 3546 (Microwave)

Analyzed: 04/19/23 19:00

Batch: BLD0057

Sequence: SLD0254

Initial/Final: 19.6 g Wet / 1 mL

Instrument: NT10

Column: ZB-5MSi

Calibration: GC00046

Cleanups: GPC

SURROGATES	ADDED: (ug/kg dry)	FOUND: (ug/kg dry)	% REC	QC LIMITS	Q
2,4,6-Tribromophenol	748.98	669	89.4	24 - 134	
p-Terphenyl-d14	499.32	306	61.3	37 - 120	

Data File: \\target\share\chem3\nt10.1\20230419.1\NT1004192313.D

Date: 19-APR-2023 19:00

Client ID:

Sample Info: 23C0774-04

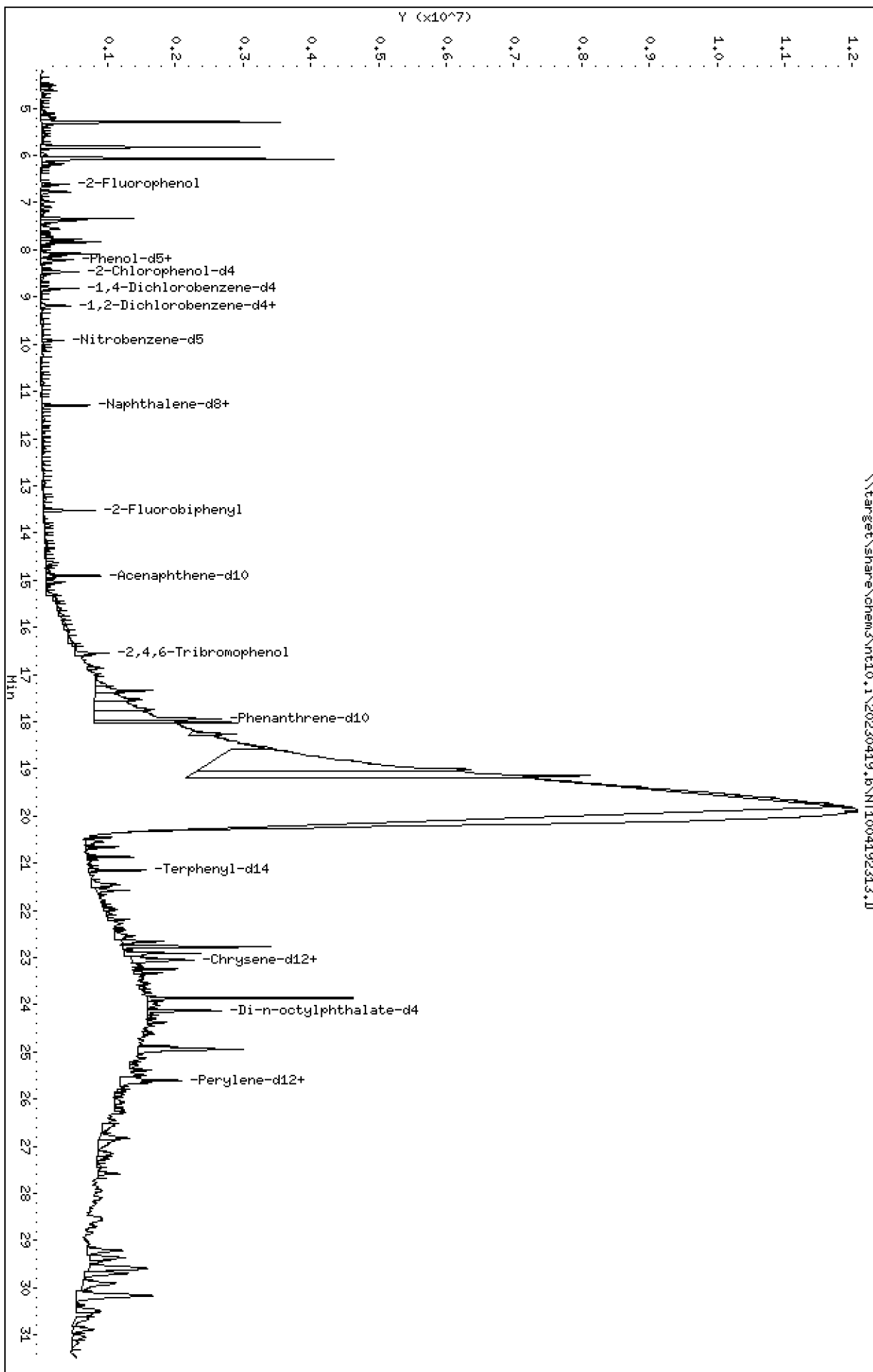
Column phase: ZB-5msi

Instrument: nt10.1

Operator: VTS

Column diameter: 0.25

Page 1



Date : 19-APR-2023 19:00

Client ID:

Instrument: nt10.i

Sample Info: 23C0774-04

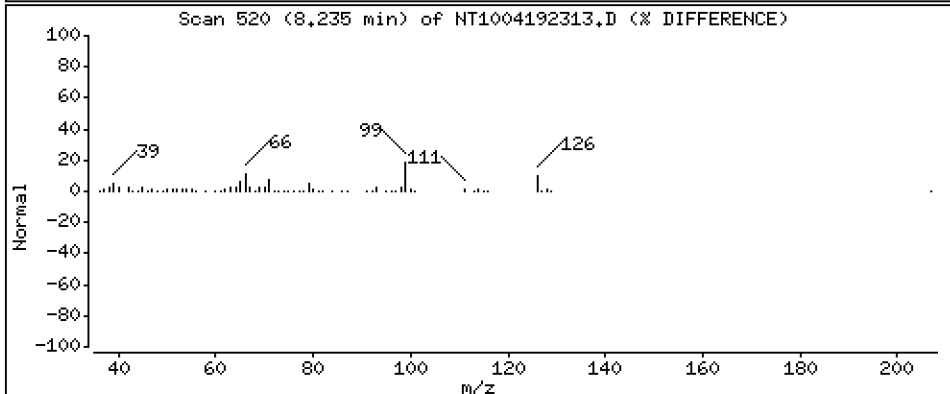
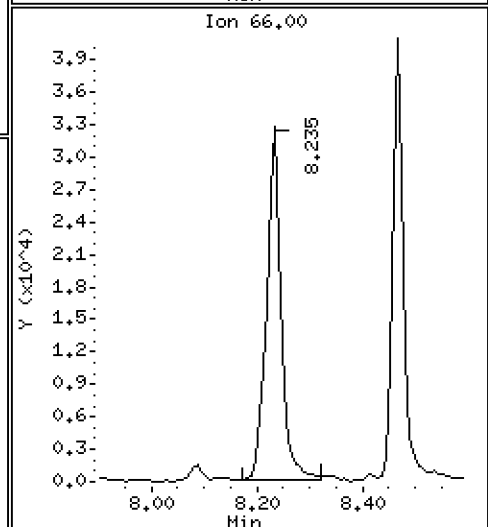
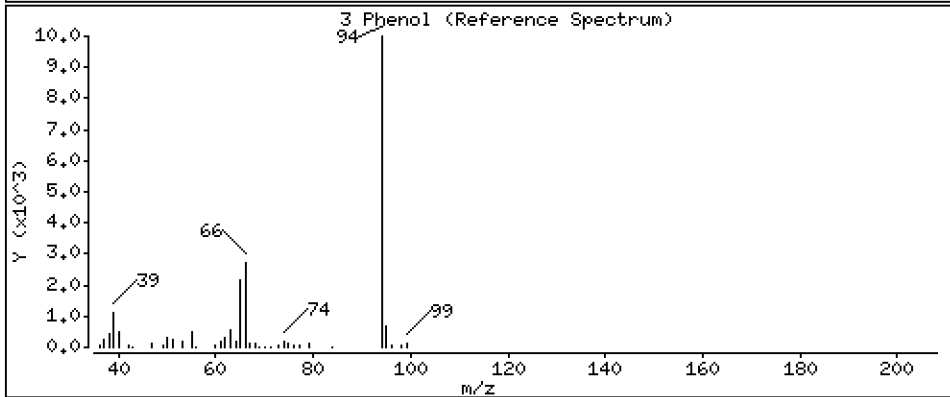
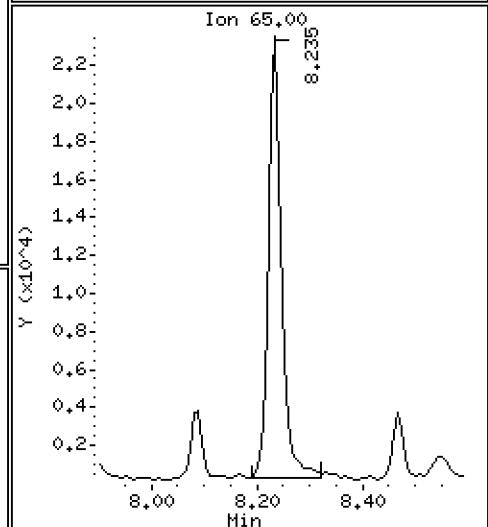
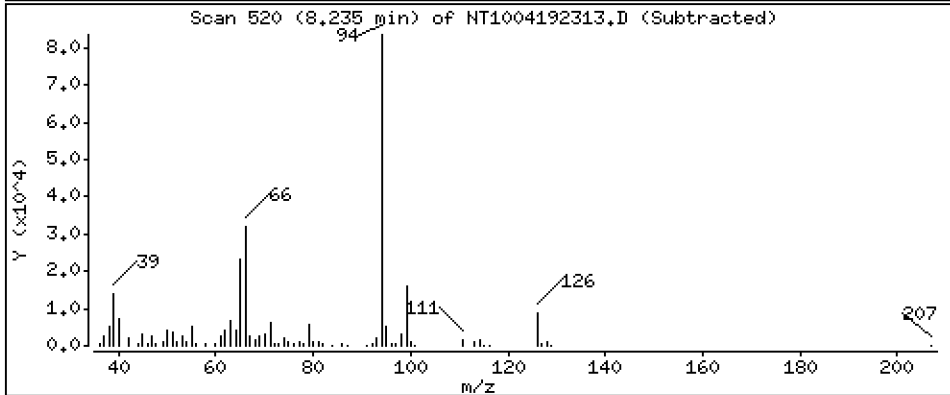
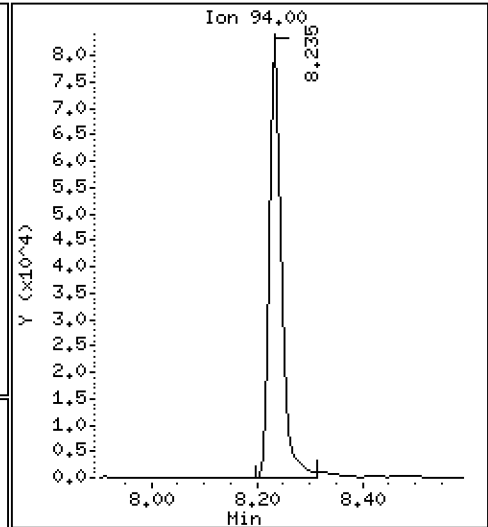
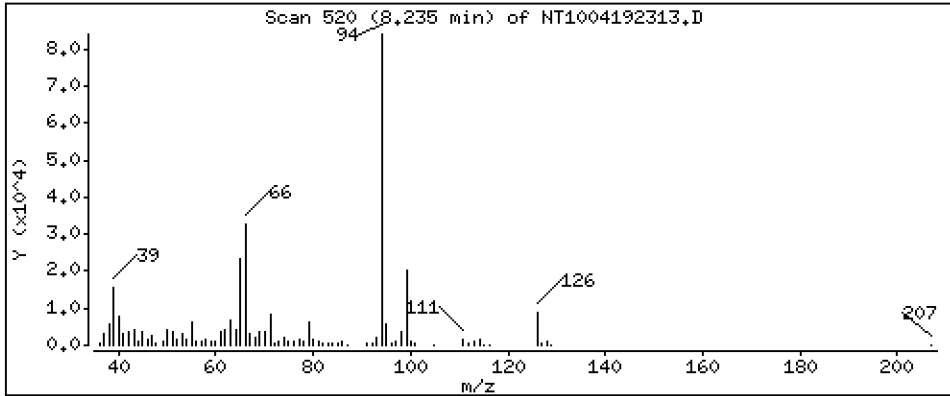
Operator: VTS

Column phase: ZB-5msi

Column diameter: 0.25

3 Phenol

Concentration: 2,021 ug/mL



Date : 19-APR-2023 19:00

Client ID:

Instrument: nt10.i

Sample Info: 23C0774-04

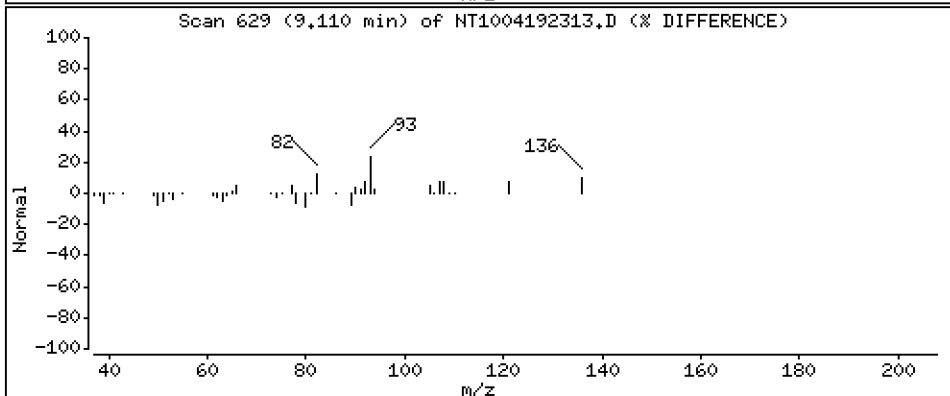
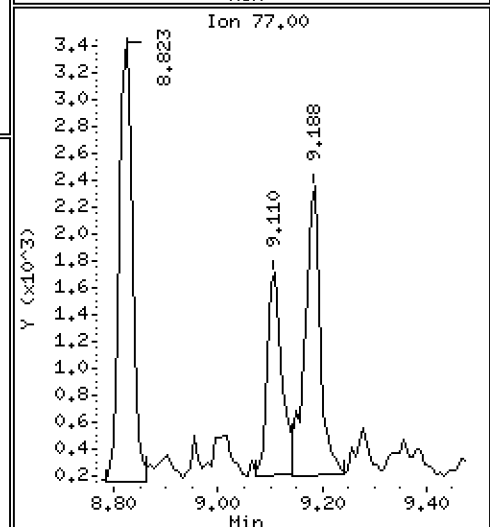
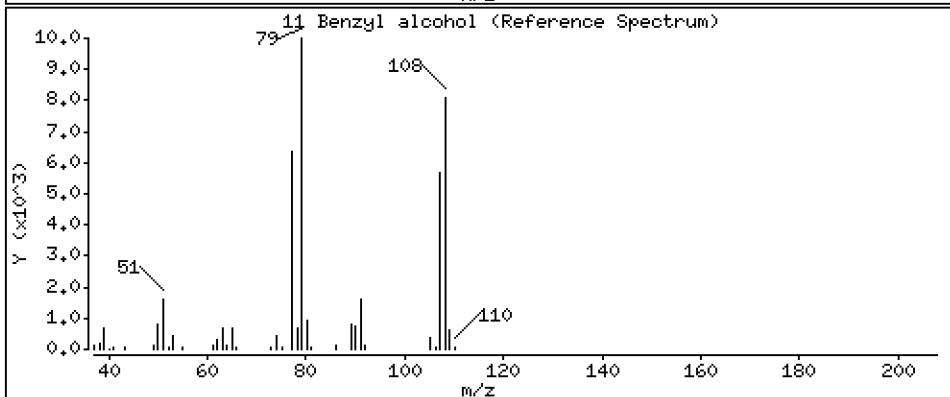
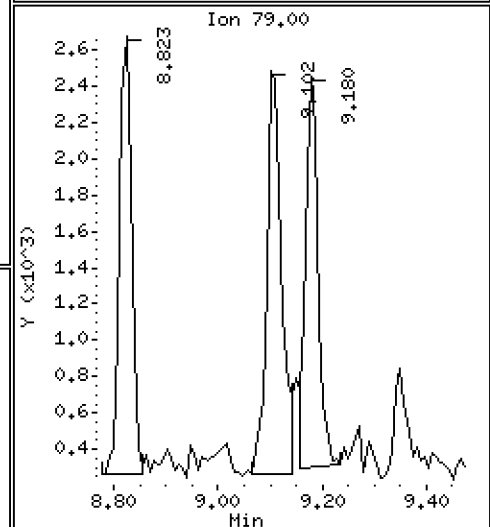
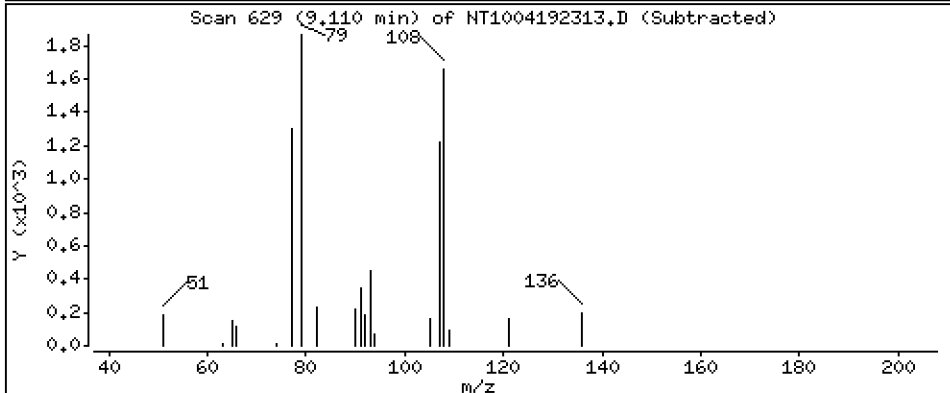
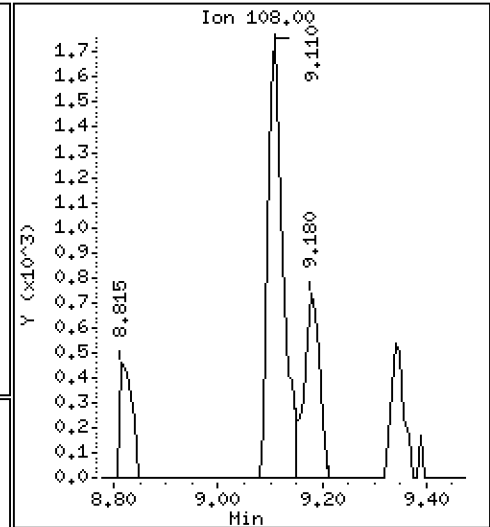
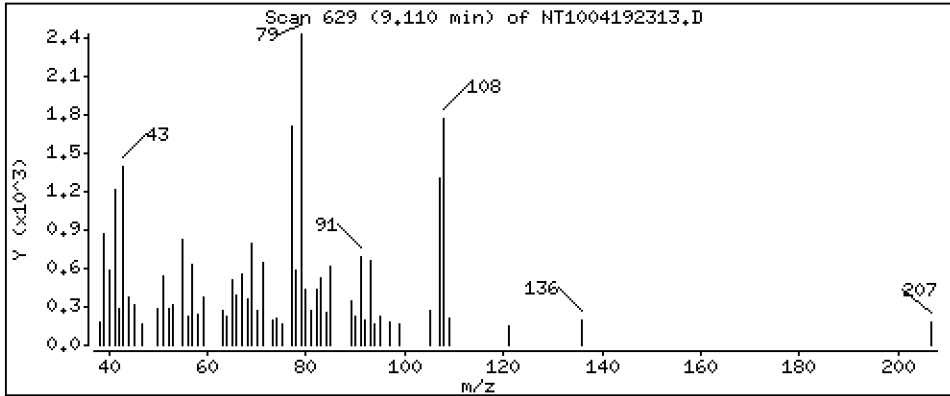
Operator: VTS

Column phase: ZB-5msi

Column diameter: 0.25

11 Benzyl alcohol

Concentration: 0.1178 ug/mL



Date : 19-APR-2023 19:00

Client ID:

Instrument: nt10.i

Sample Info: 23C0774-04

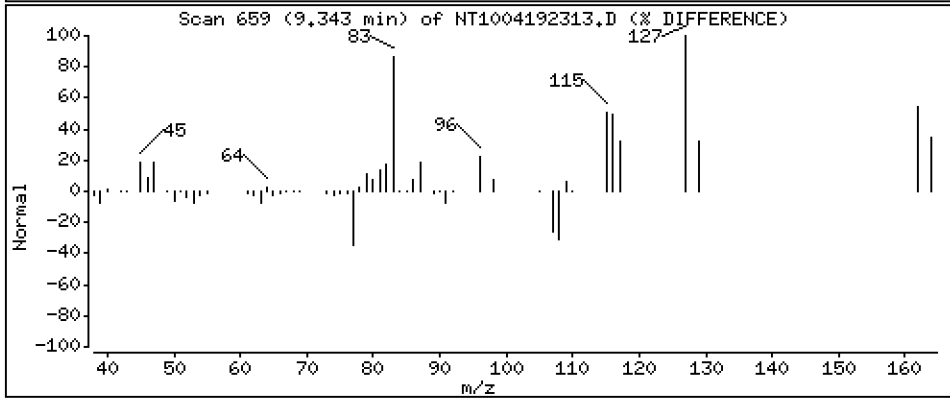
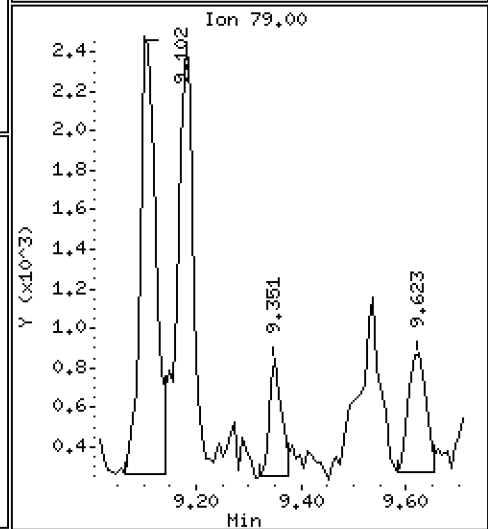
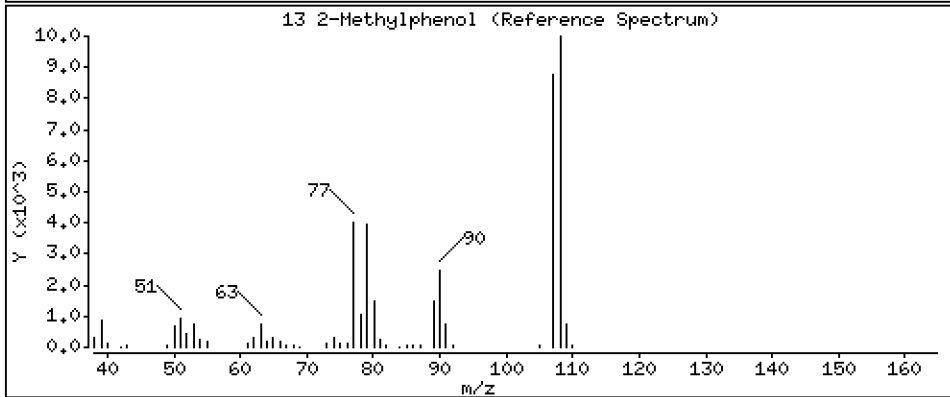
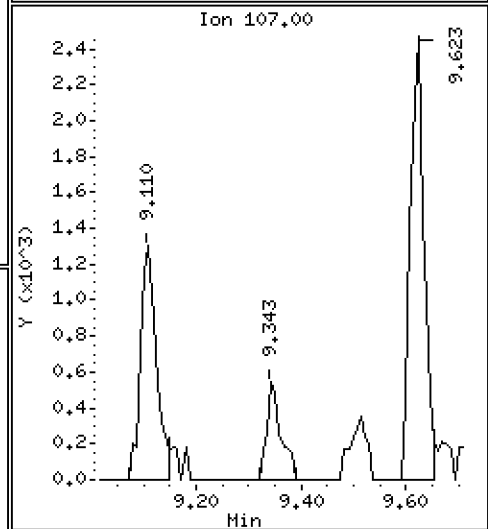
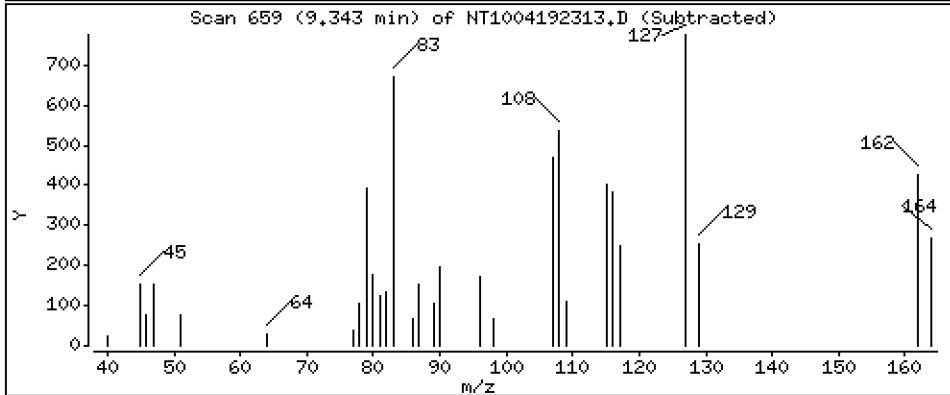
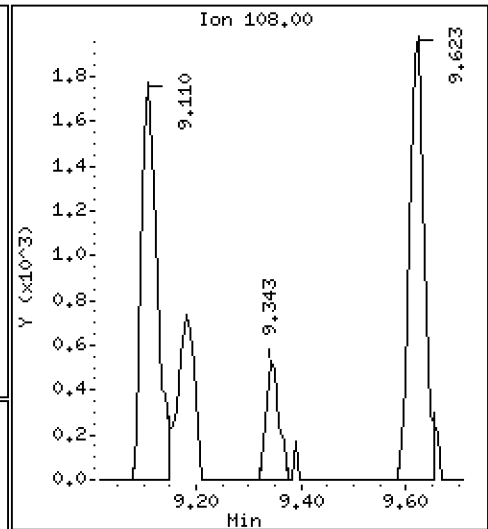
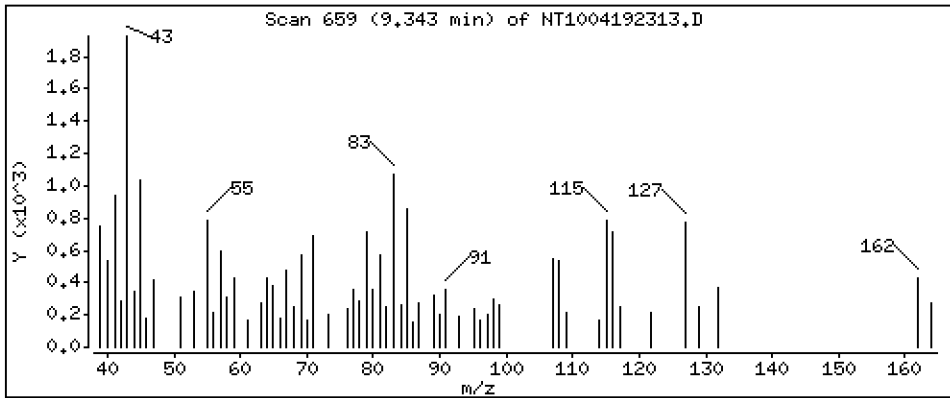
Operator: VTS

Column phase: ZB-5msi

Column diameter: 0.25

13 2-Methylphenol

Concentration: 0.01929 ug/mL



Date : 19-APR-2023 19:00

Client ID:

Instrument: nt10.i

Sample Info: 23C0774-04

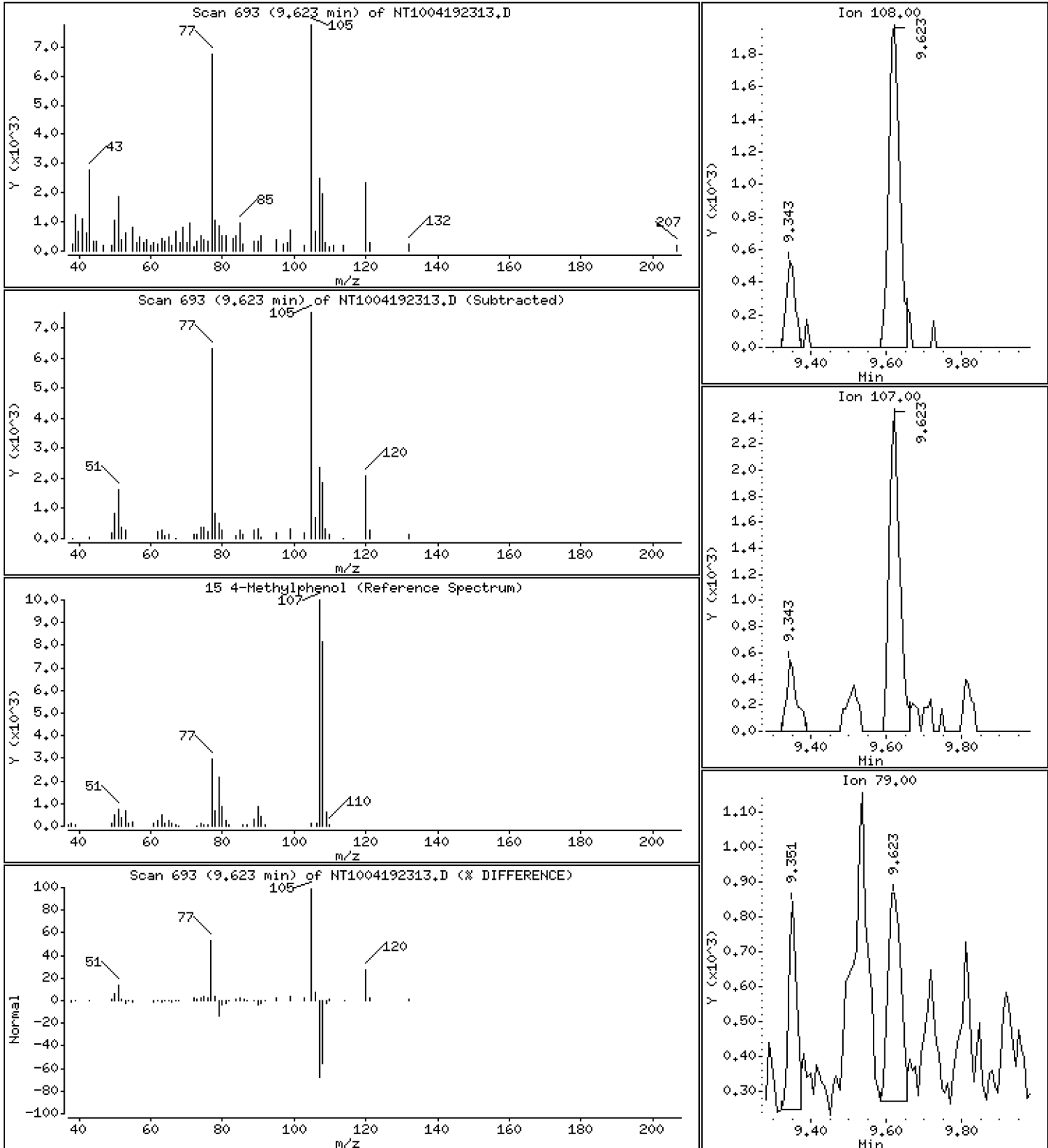
Operator: VTS

Column phase: ZB-5msi

Column diameter: 0.25

15 4-Methylphenol

Concentration: 0.07624 ug/mL



Date : 19-APR-2023 19:00

Client ID:

Instrument: nt10.i

Sample Info: 23C0774-04

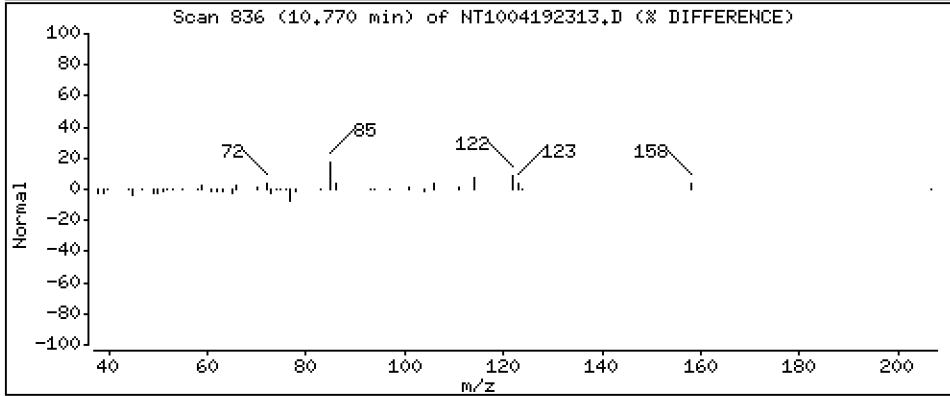
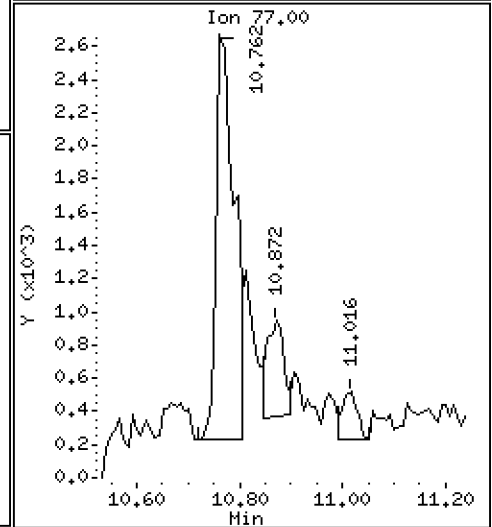
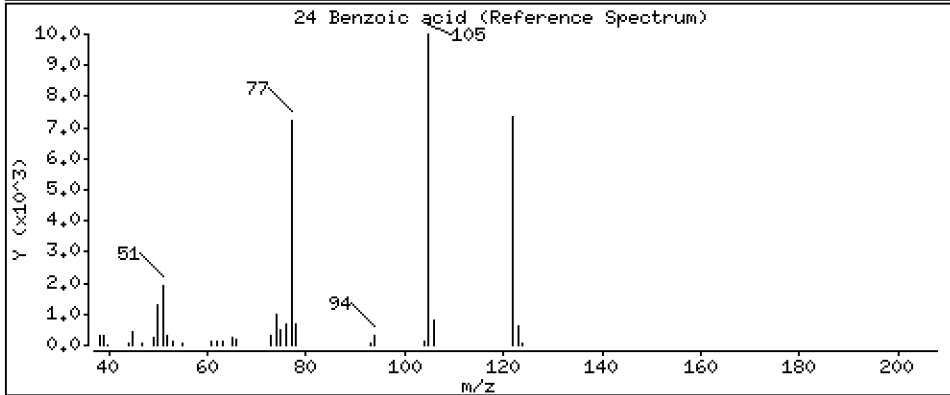
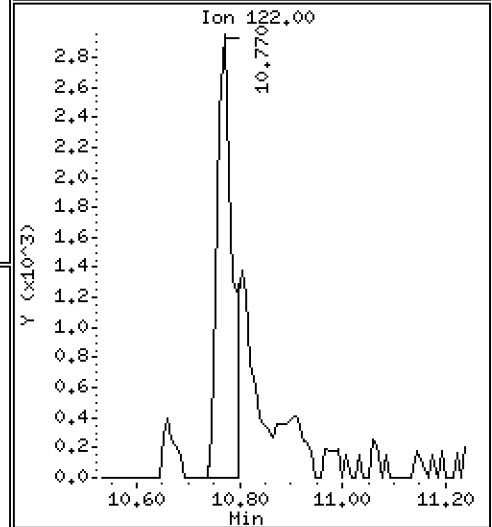
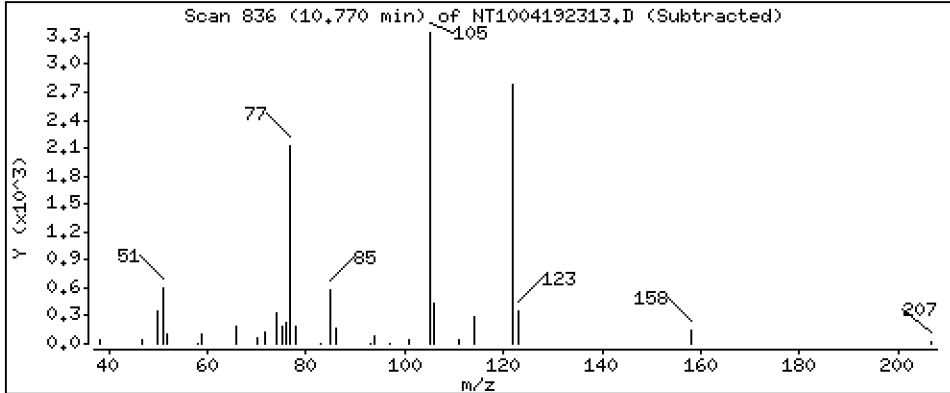
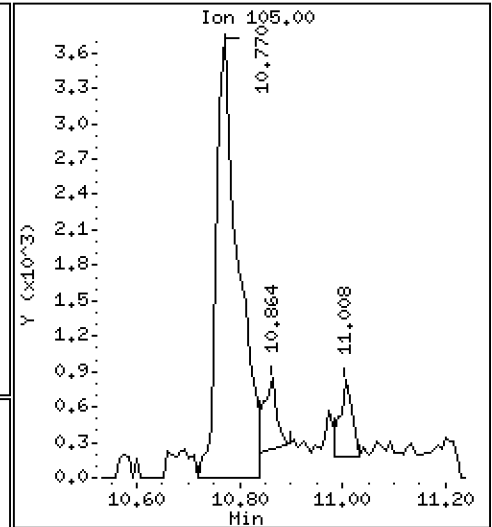
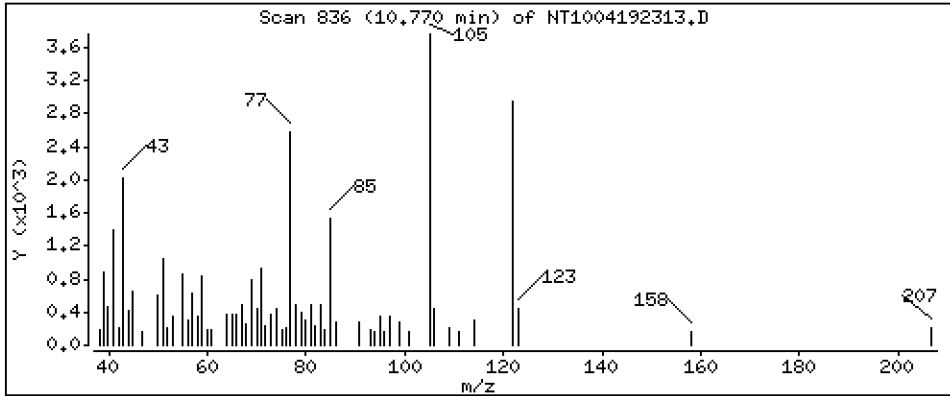
Operator: VTS

Column phase: ZB-5msi

Column diameter: 0.25

24 Benzoic acid

Concentration: 0.3789 ug/mL



Date : 19-APR-2023 19:00

Client ID:

Instrument: nt10.i

Sample Info: 23C0774-04

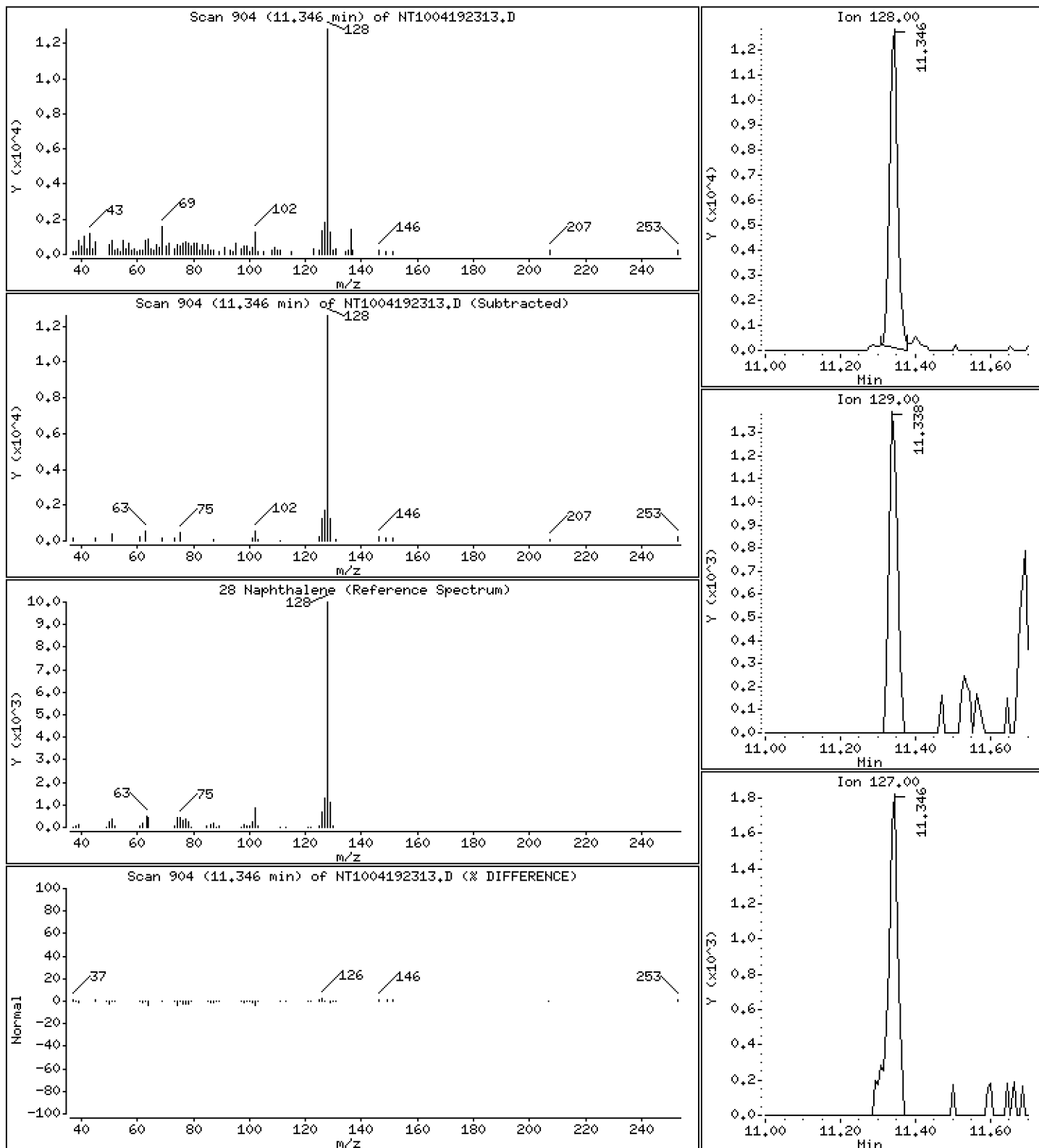
Operator: VTS

Column phase: ZB-5msi

Column diameter: 0,25

28 Naphthalene

Concentration: 0,1280 ug/mL



Date : 19-APR-2023 19:00

Client ID:

Instrument: nt10.i

Sample Info: 23C0774-04

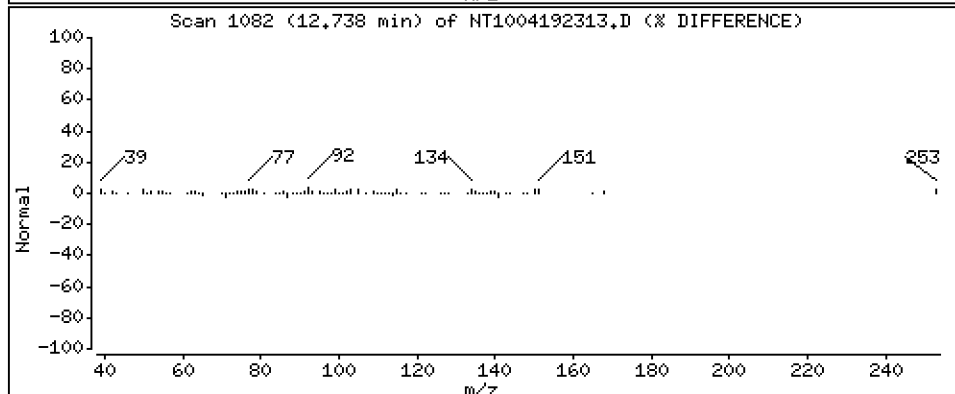
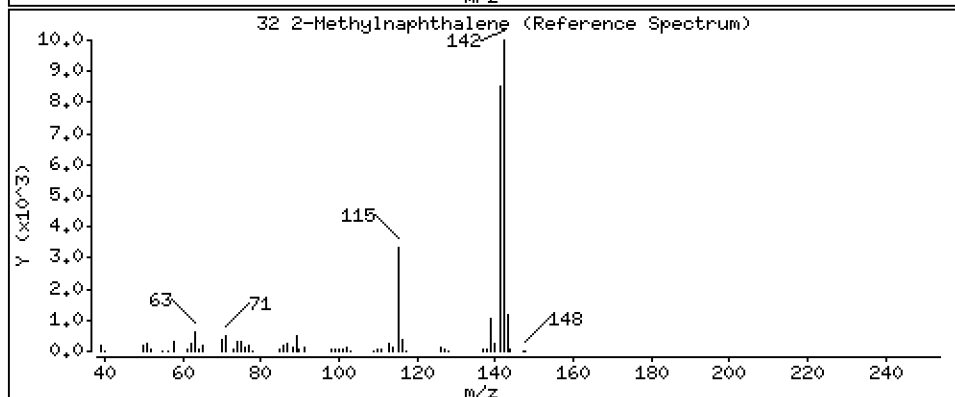
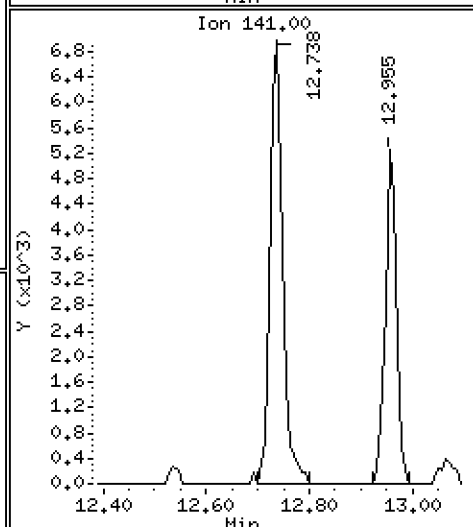
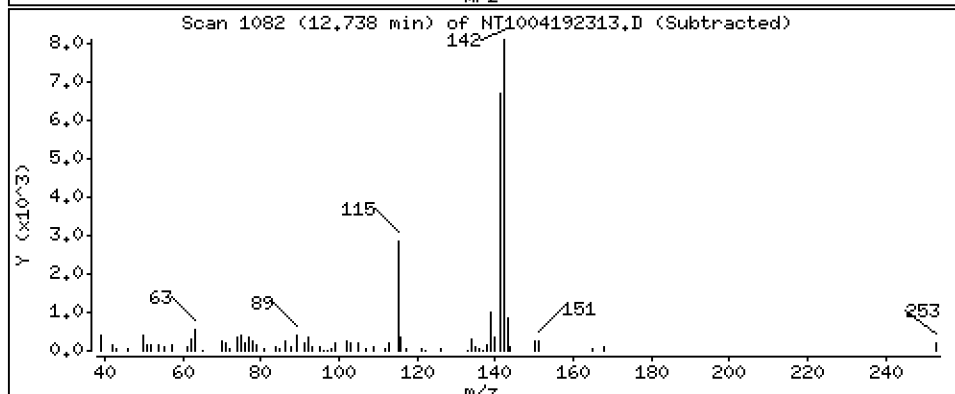
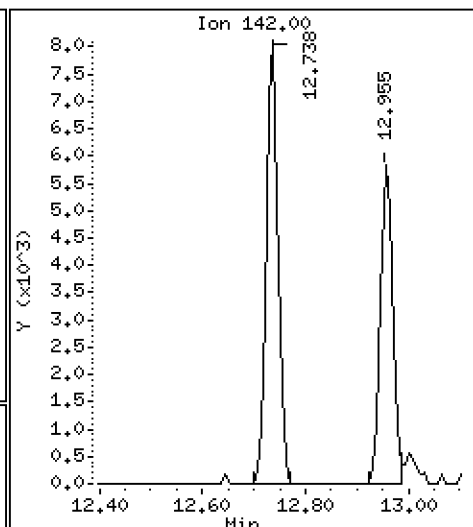
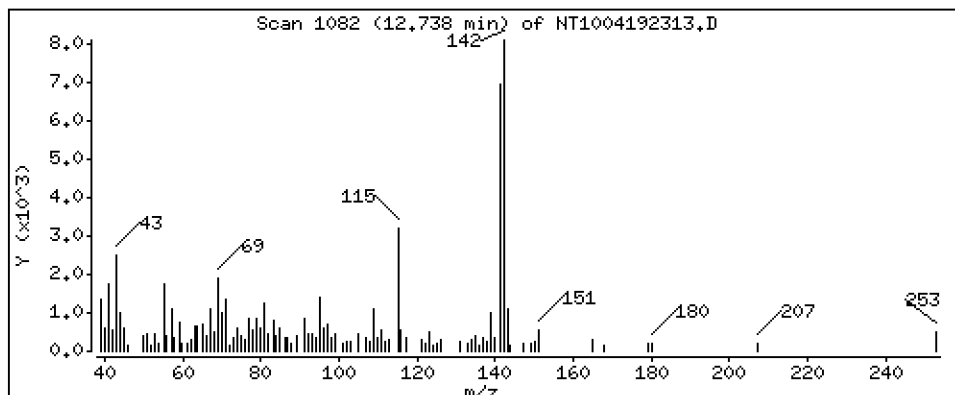
Operator: VTS

Column phase: ZB-5msi

Column diameter: 0,25

32 2-Methylnaphthalene

Concentration: 0,1127 ug/mL



Date : 19-APR-2023 19:00

Client ID:

Instrument: nt10.i

Sample Info: 23C0774-04

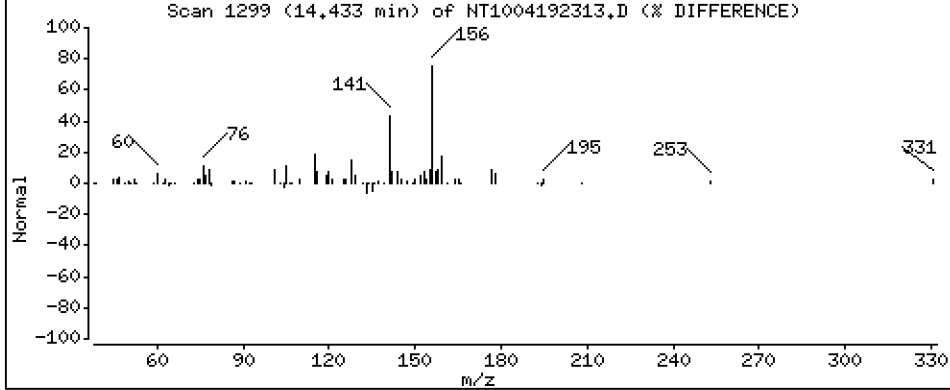
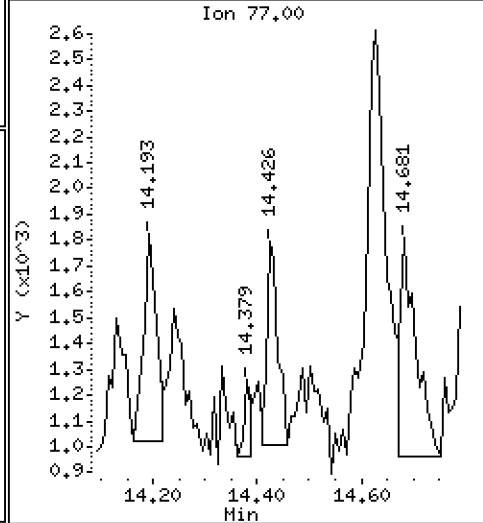
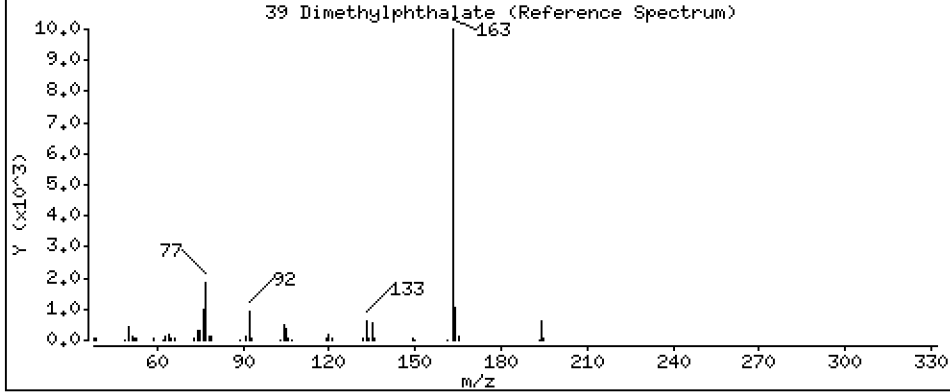
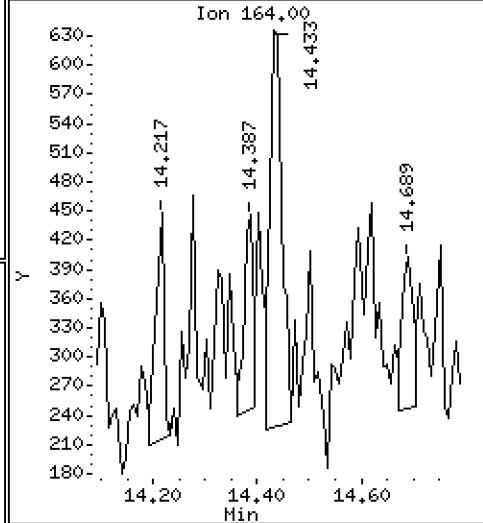
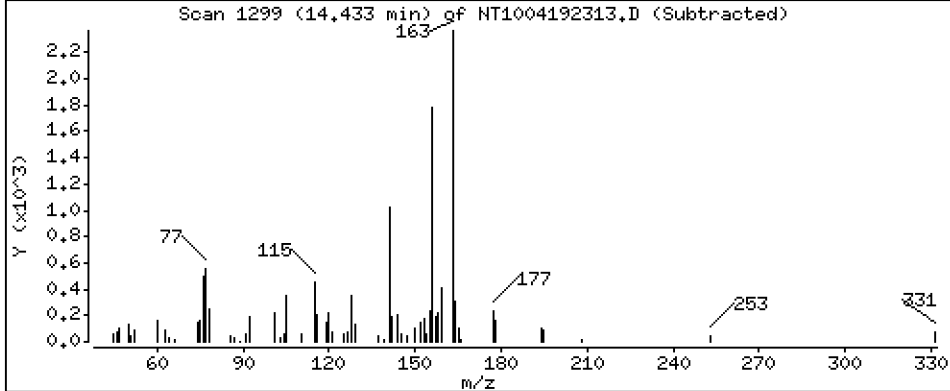
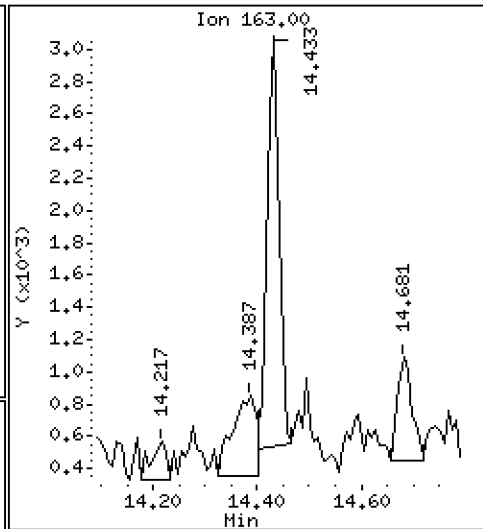
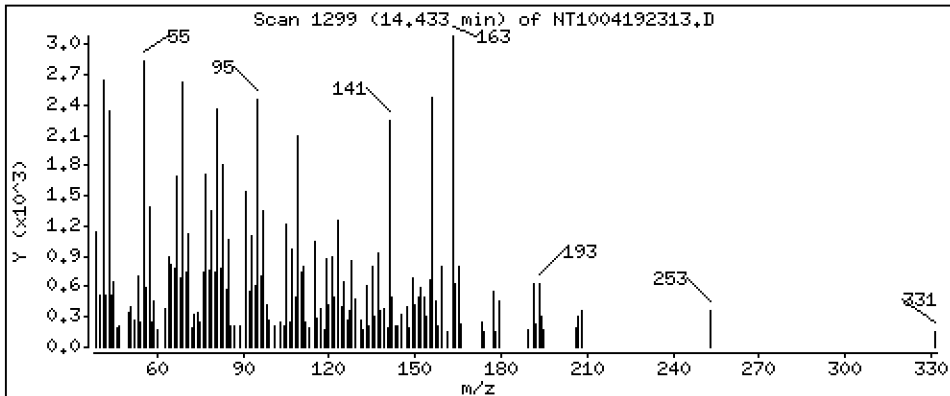
Operator: VTS

Column phase: ZB-5msi

Column diameter: 0.25

39 Dimethylphthalate

Concentration: 0.03712 ug/mL



Date : 19-APR-2023 19:00

Client ID:

Instrument: nt10.i

Sample Info: 23C0774-04

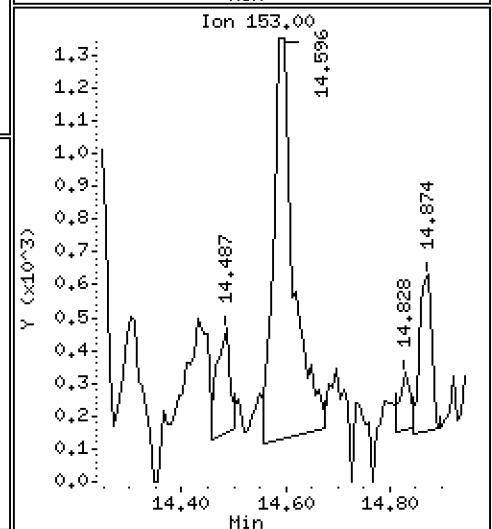
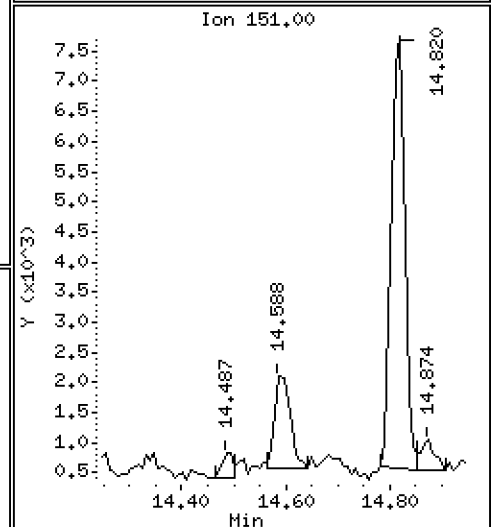
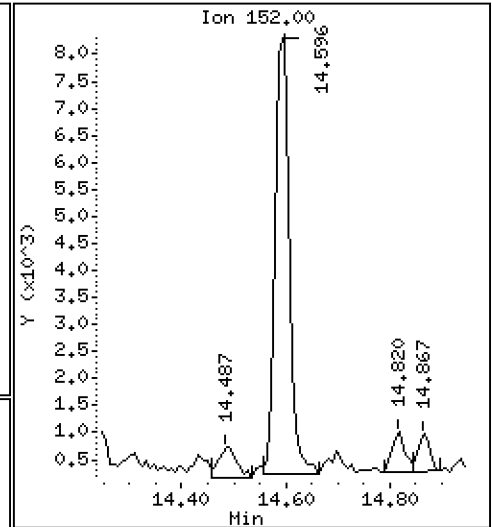
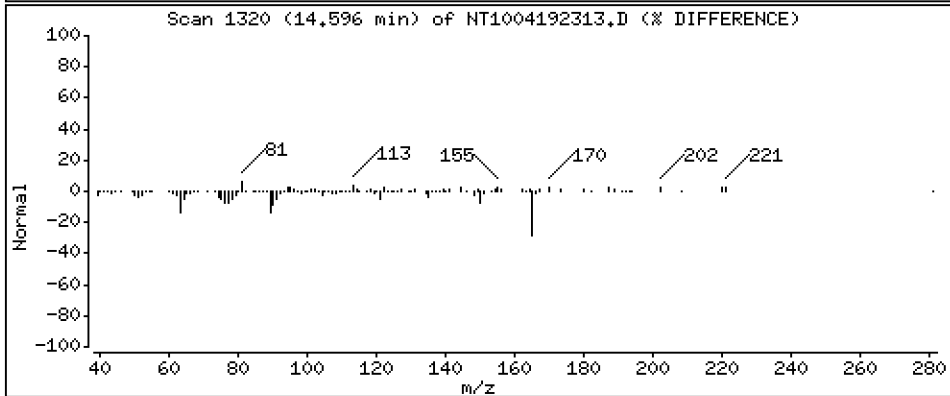
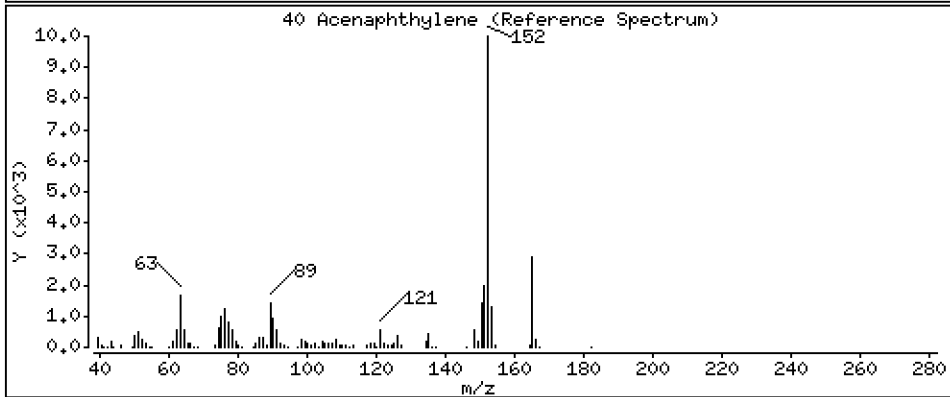
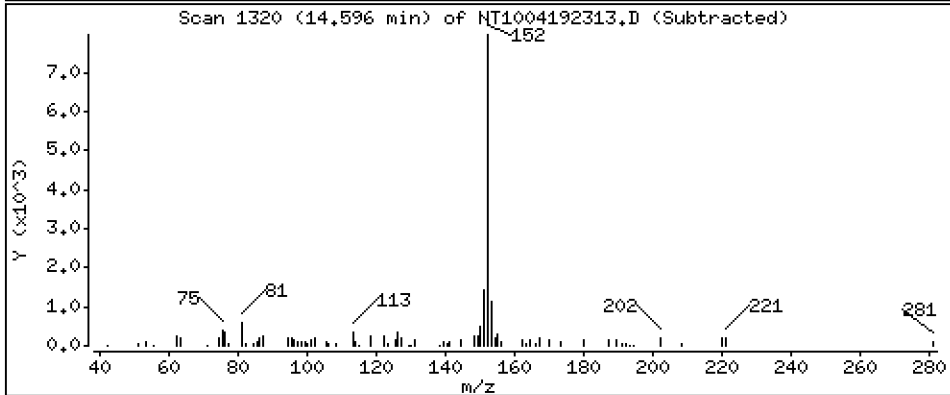
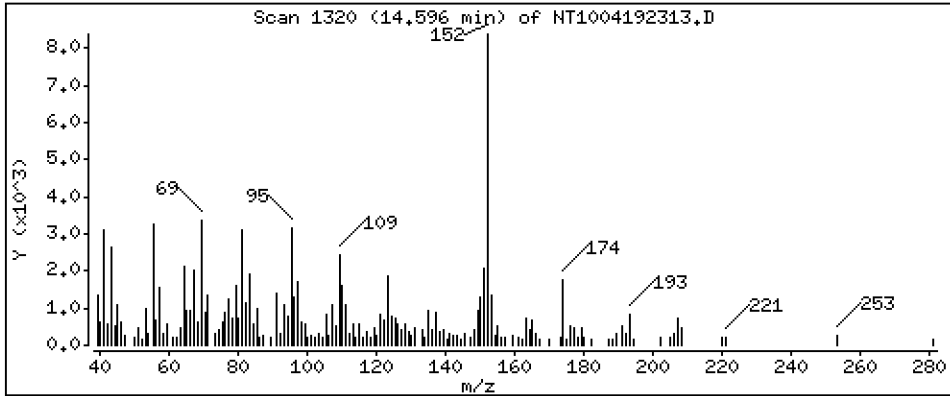
Operator: VTS

Column phase: ZB-5msi

Column diameter: 0.25

40 Acenaphthylene

Concentration: 0.08779 ug/mL



Date : 19-APR-2023 19:00

Client ID:

Instrument: nt10.i

Sample Info: 23C0774-04

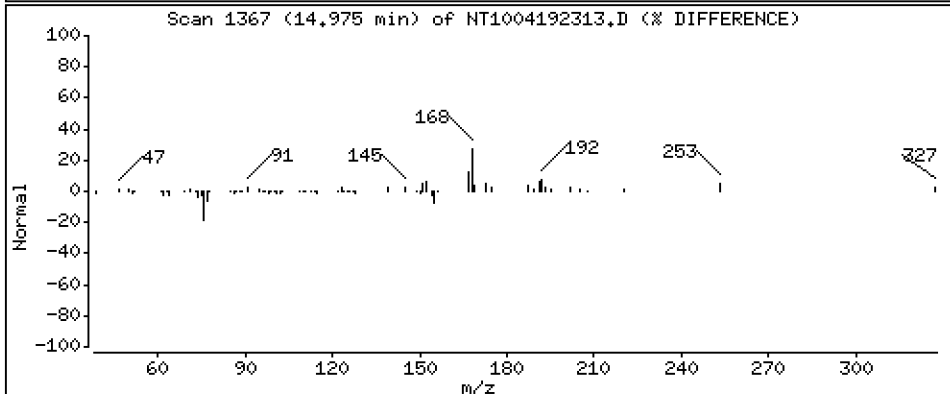
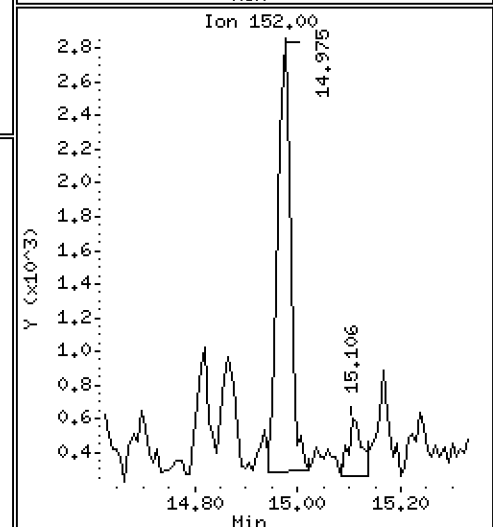
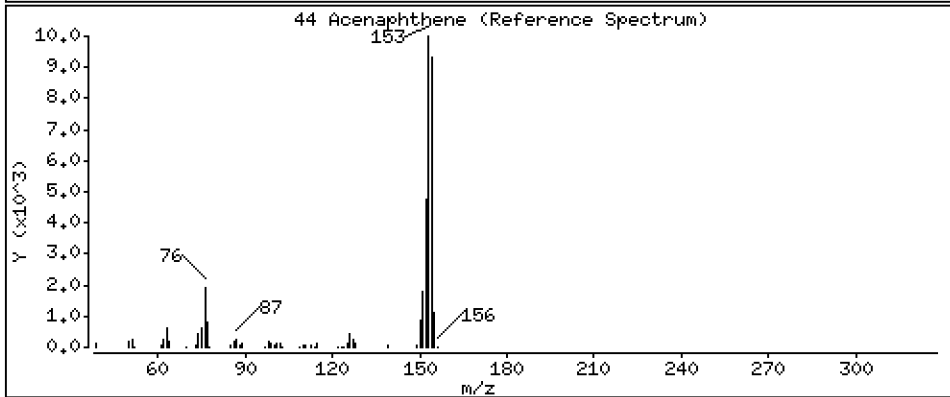
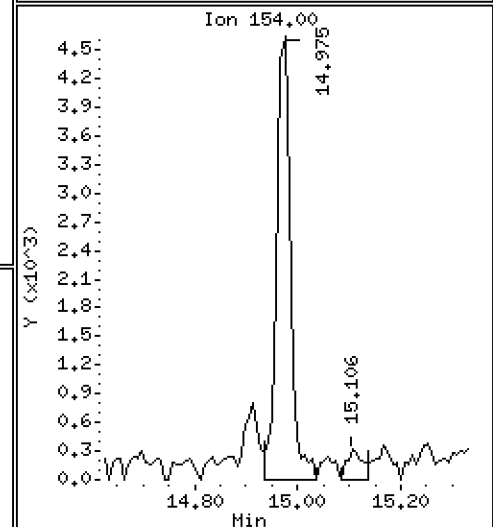
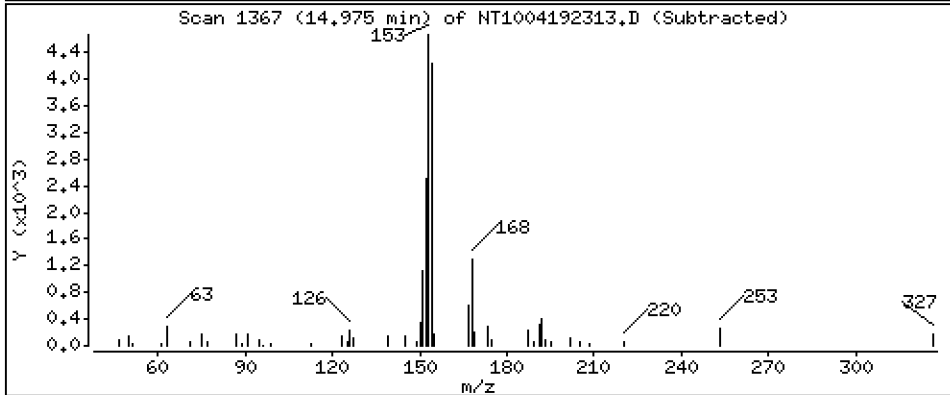
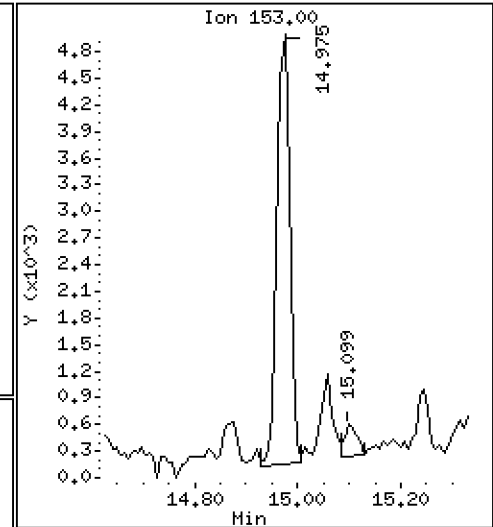
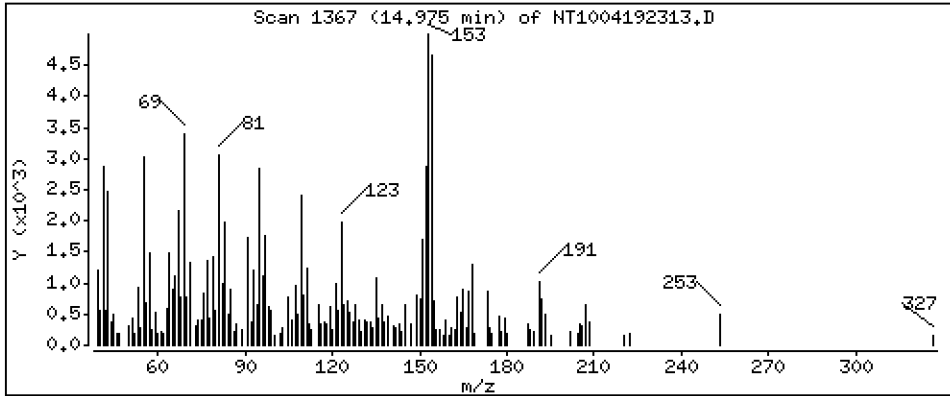
Operator: VTS

Column phase: ZB-5msi

Column diameter: 0,25

44 Acenaphthene

Concentration: 0,07735 ug/mL



Date : 19-APR-2023 19:00

Client ID:

Instrument: nt10.i

Sample Info: 23C0774-04

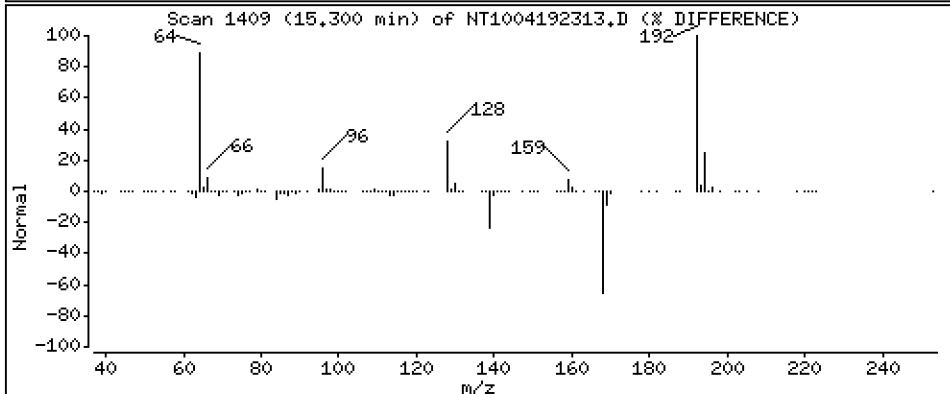
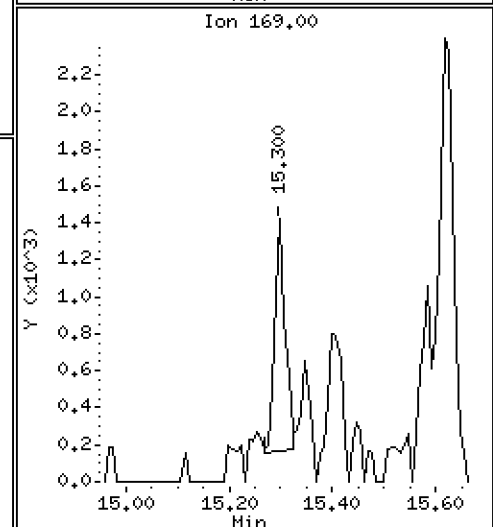
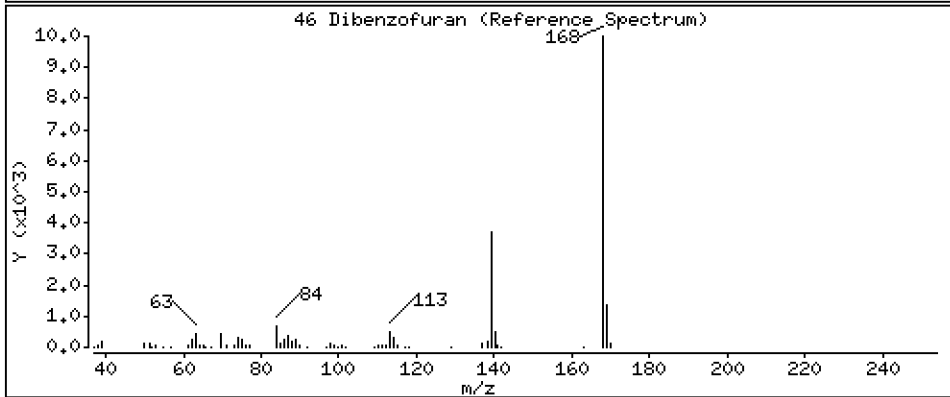
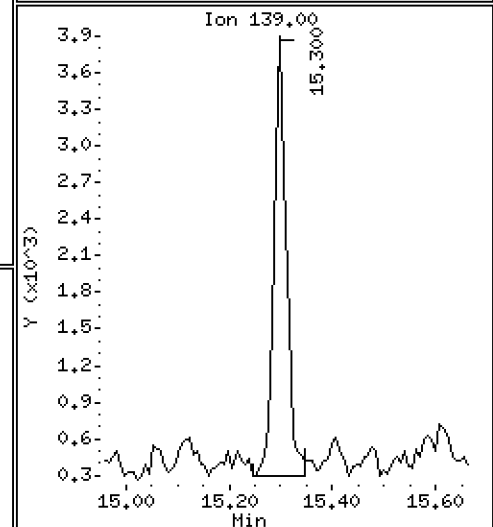
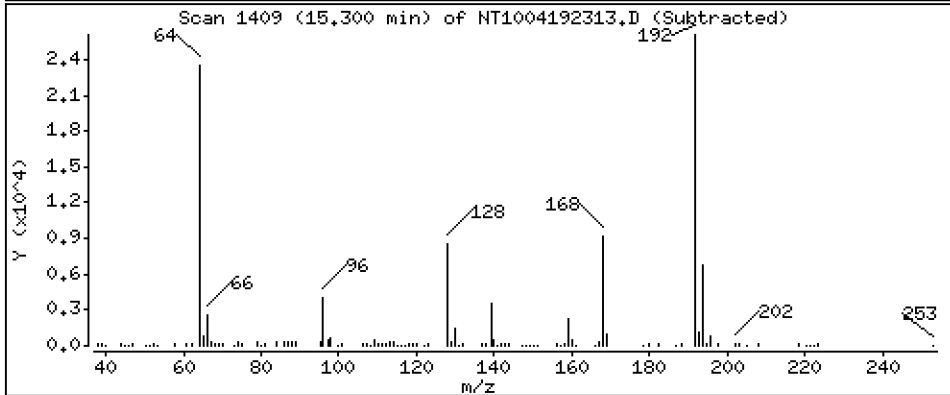
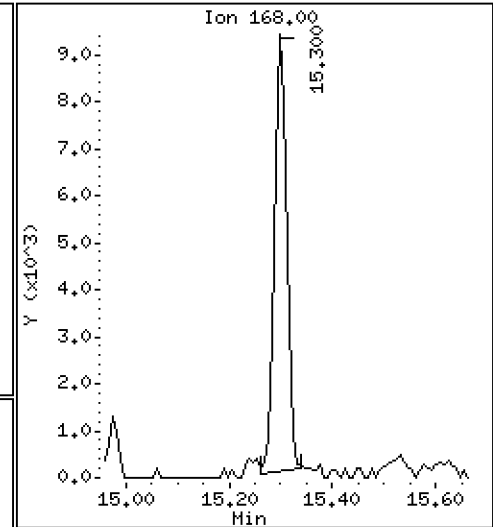
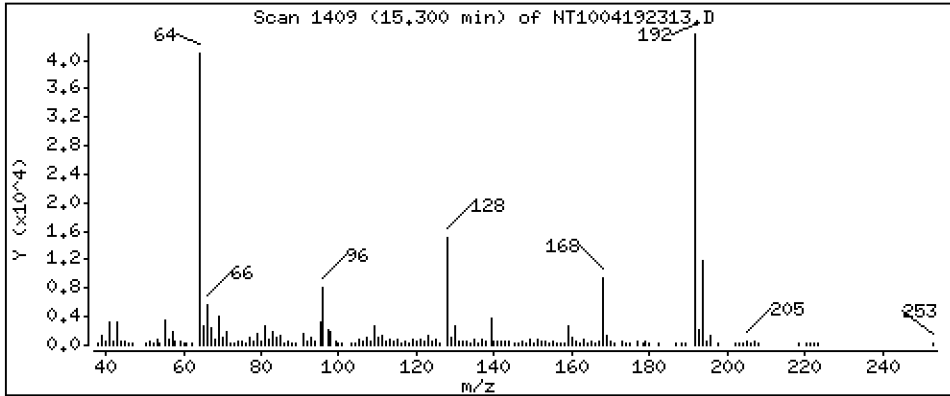
Operator: VTS

Column phase: ZB-5msi

Column diameter: 0,25

46 Dibenzofuran

Concentration: 0,09734 ug/mL



Date : 19-APR-2023 19:00

Client ID:

Instrument: nt10.i

Sample Info: 23C0774-04

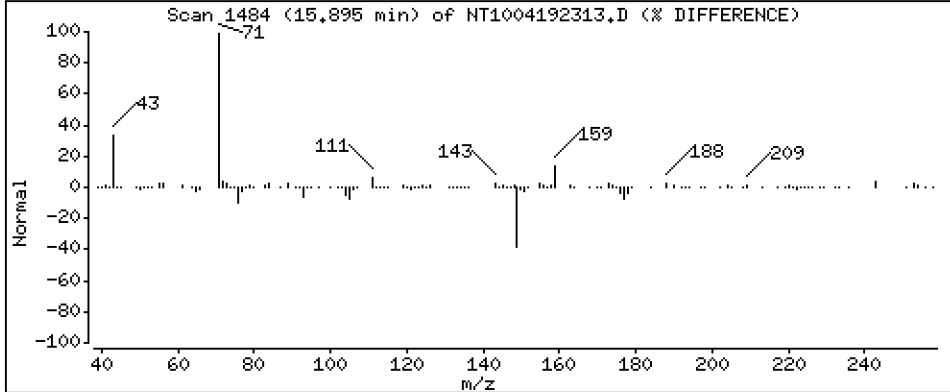
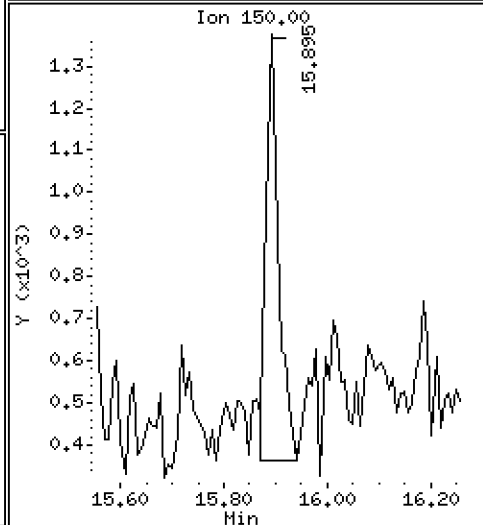
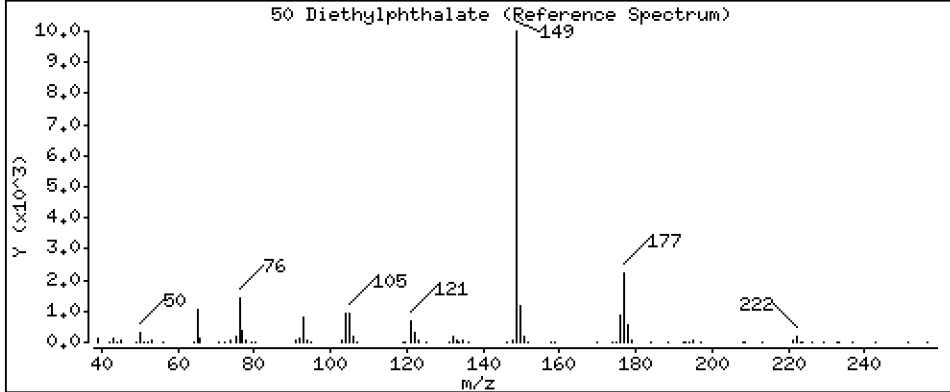
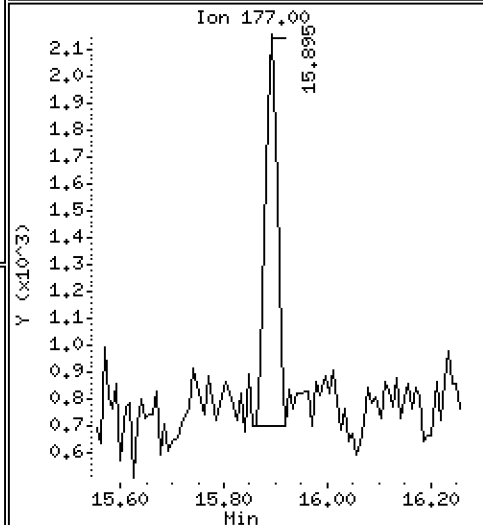
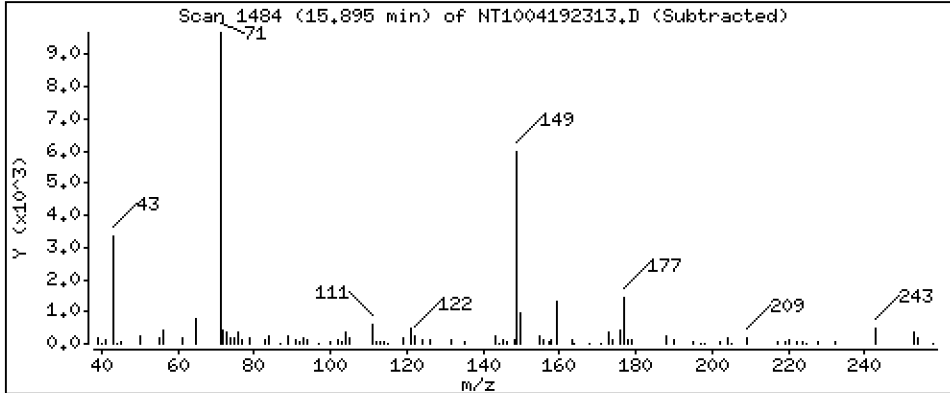
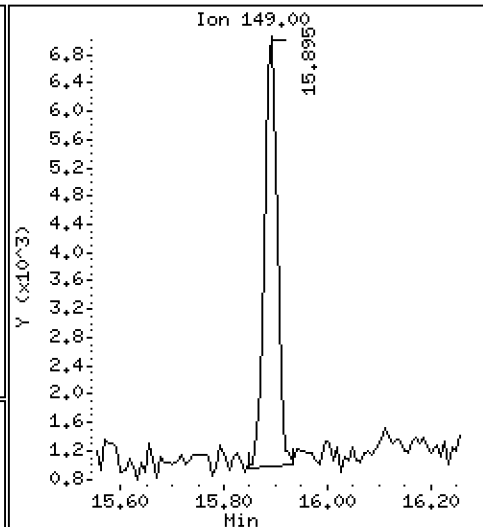
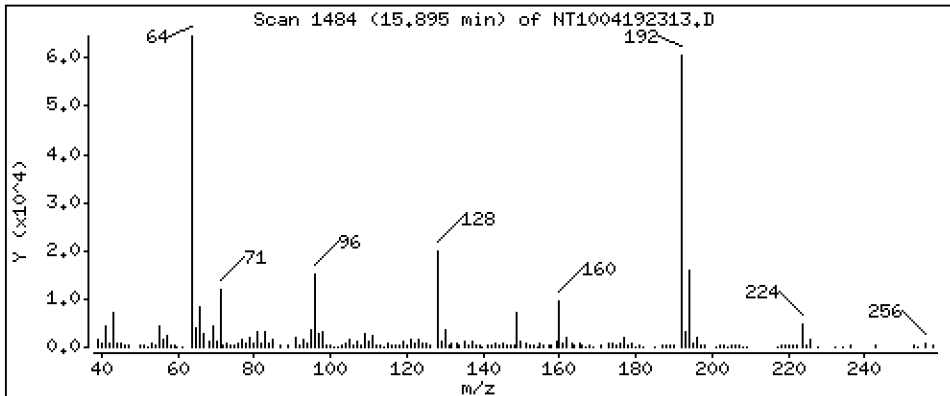
Operator: VTS

Column phase: ZB-5msi

Column diameter: 0,25

50 Diethylphthalate

Concentration: 0,09343 ug/mL



Date : 19-APR-2023 19:00

Client ID:

Instrument: nt10.i

Sample Info: 23C0774-04

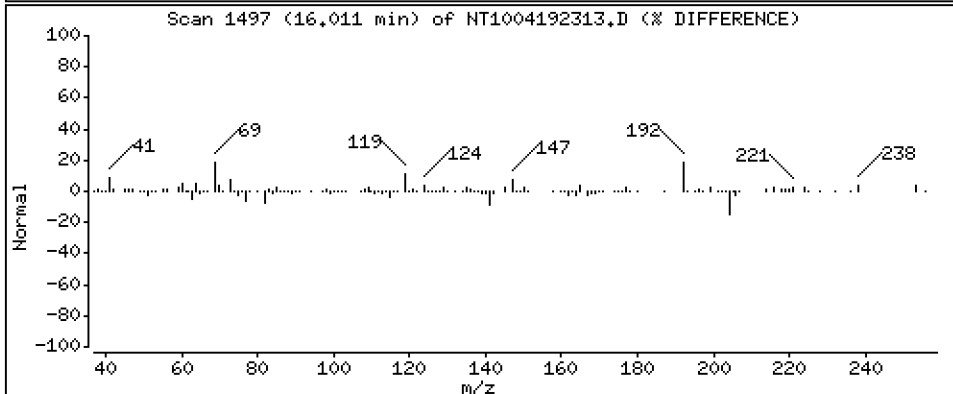
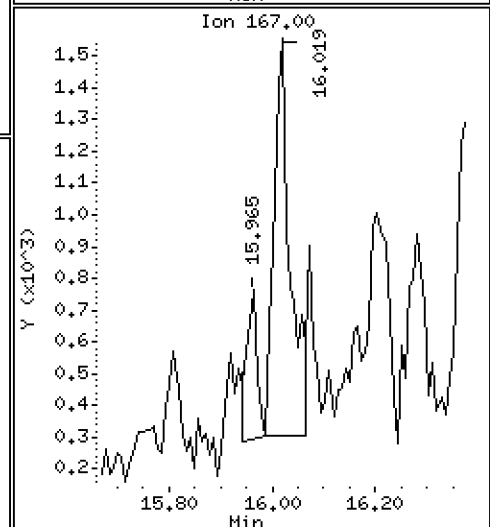
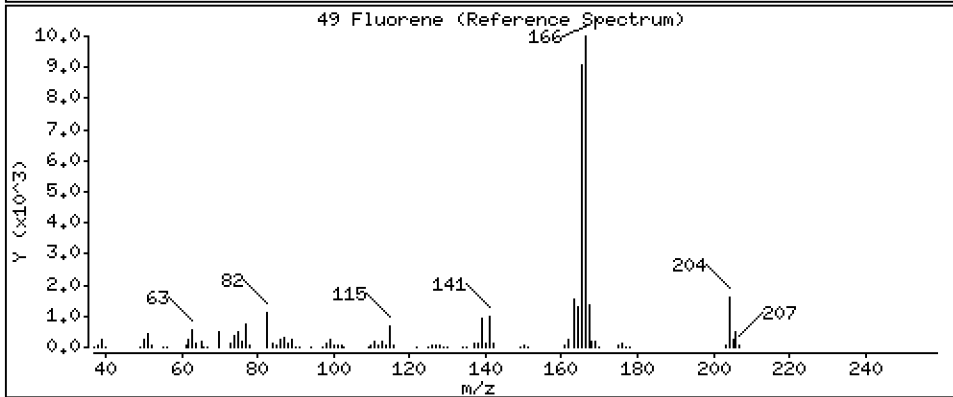
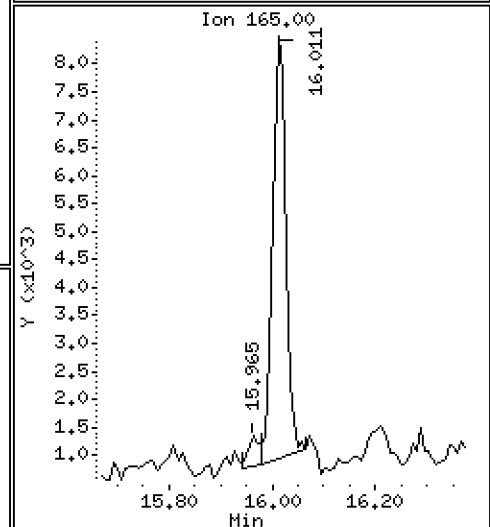
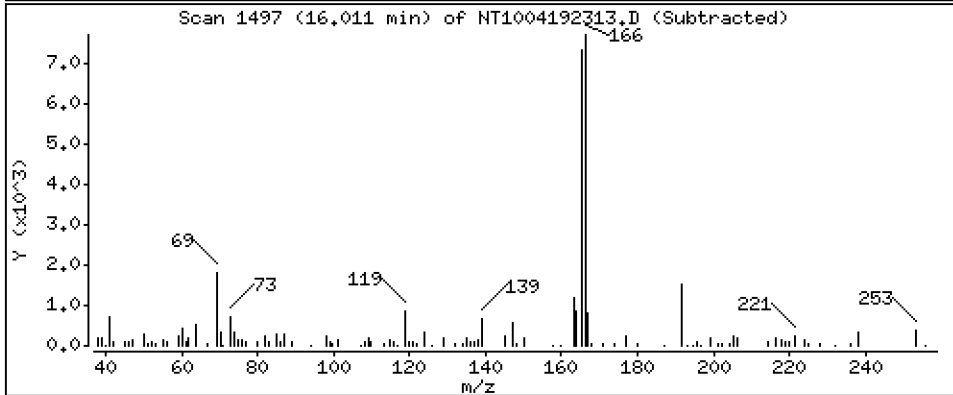
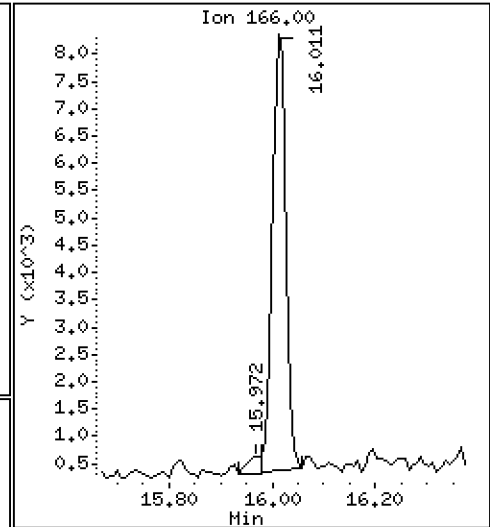
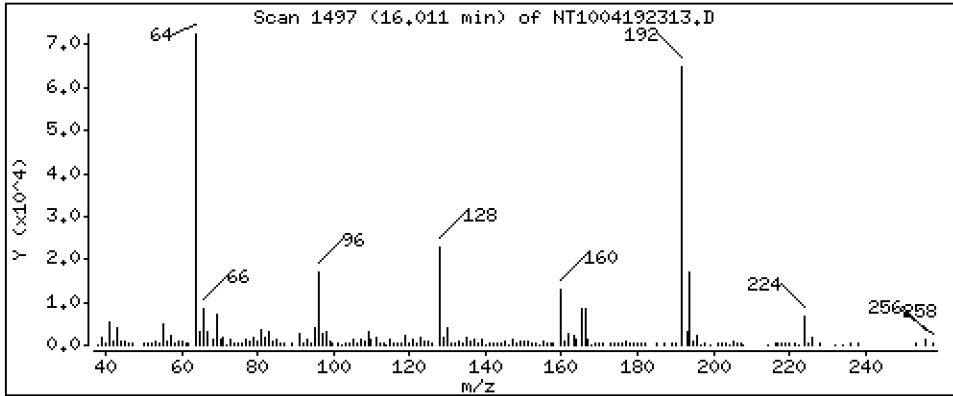
Operator: VTS

Column phase: ZB-5msi

Column diameter: 0,25

49 Fluorene

Concentration: 0,1151 ug/mL



Date : 19-APR-2023 19:00

Client ID:

Instrument: nt10.i

Sample Info: 23C0774-04

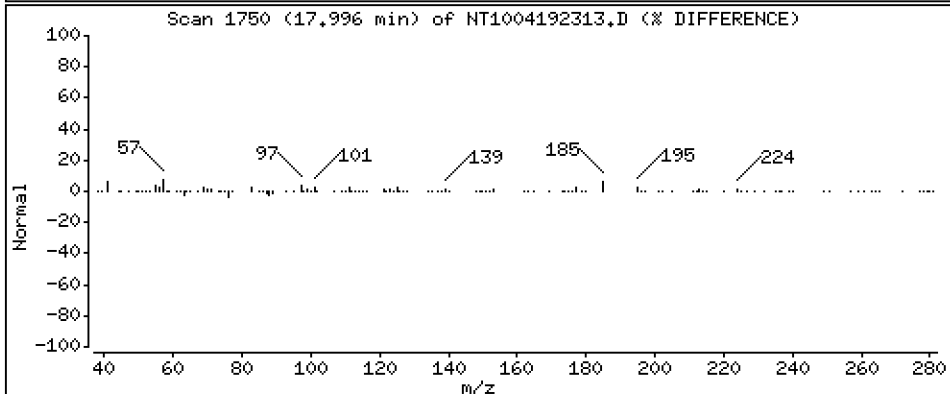
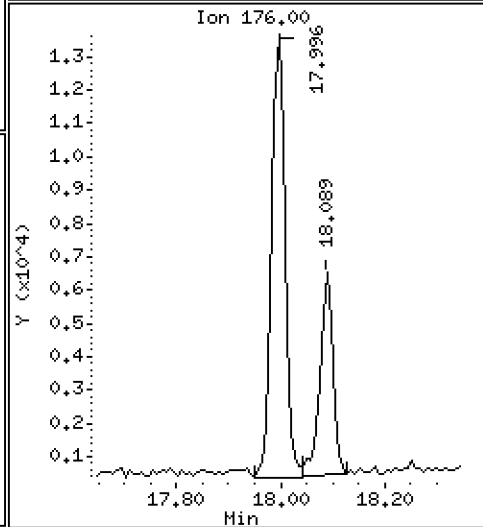
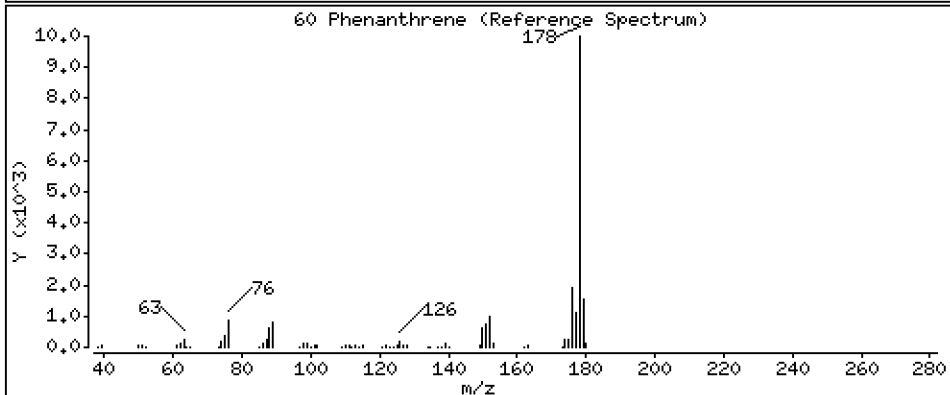
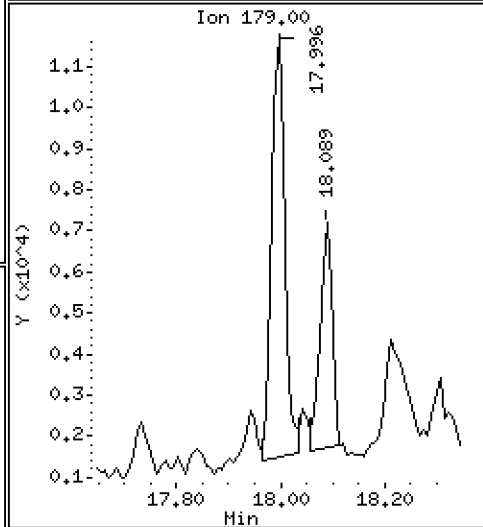
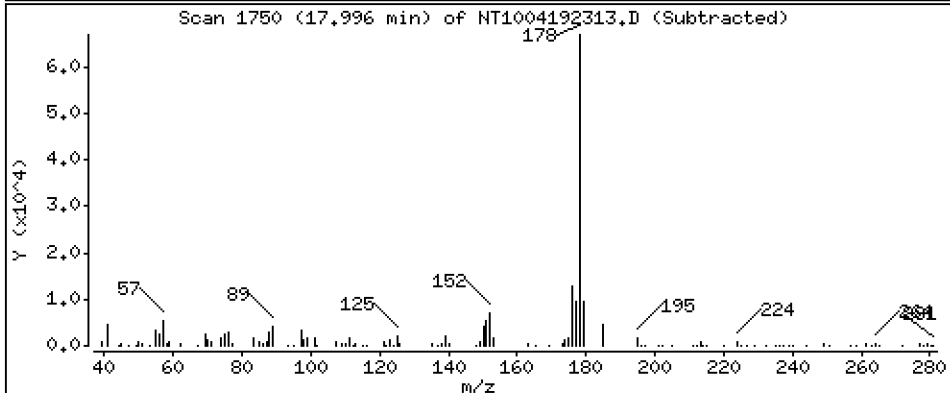
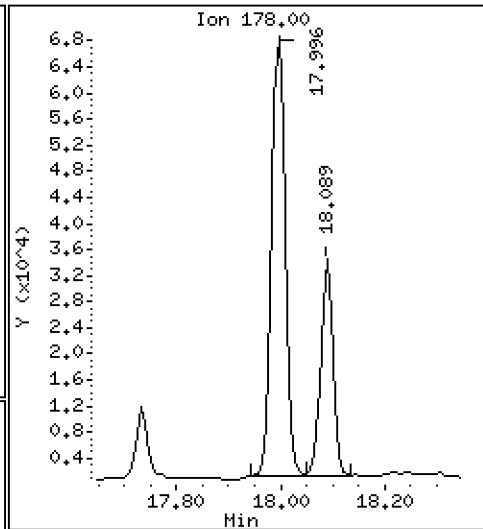
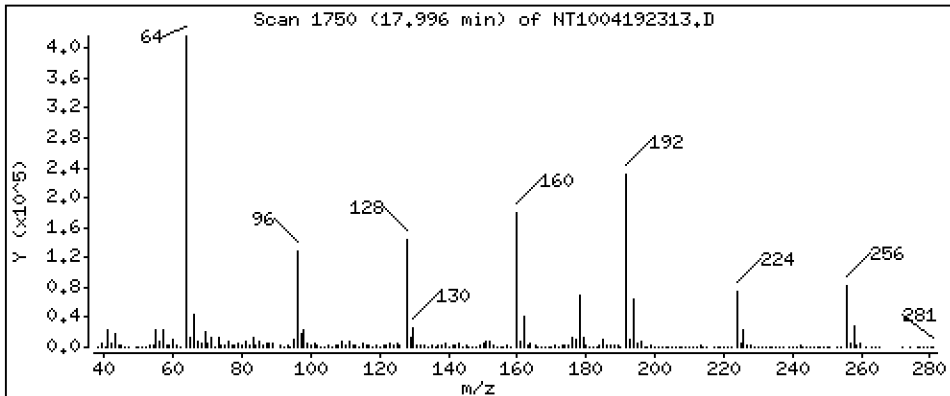
Operator: VTS

Column phase: ZB-5msi

Column diameter: 0.25

60 Phenanthrene

Concentration: 0.7269 ug/mL



Date : 19-APR-2023 19:00

Client ID:

Instrument: nt10.i

Sample Info: 23C0774-04

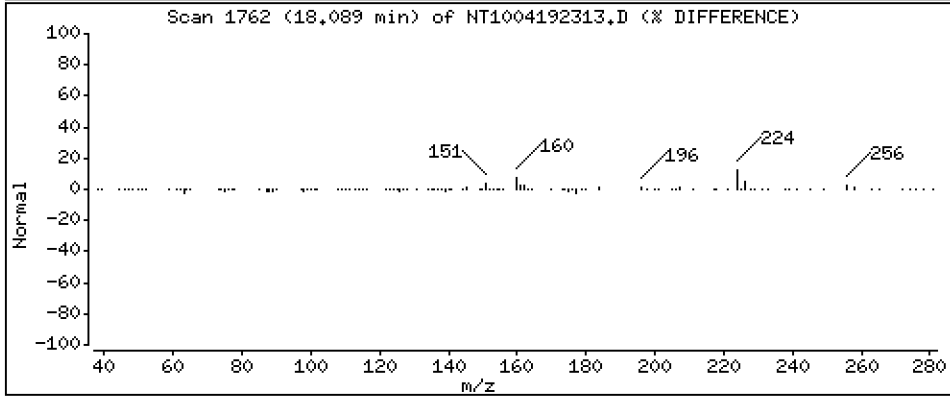
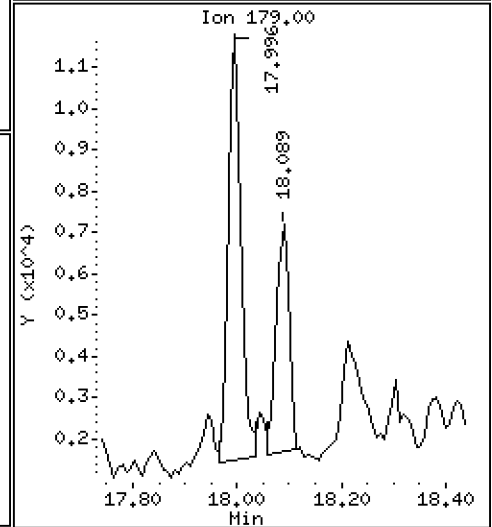
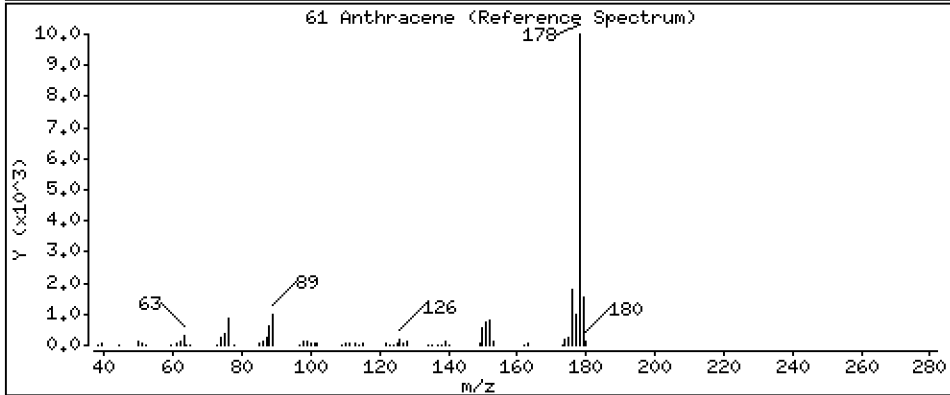
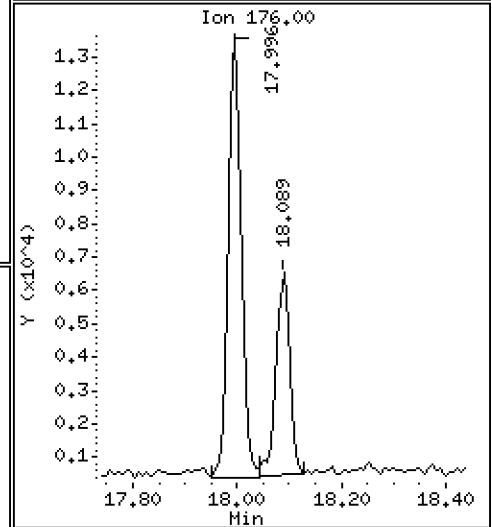
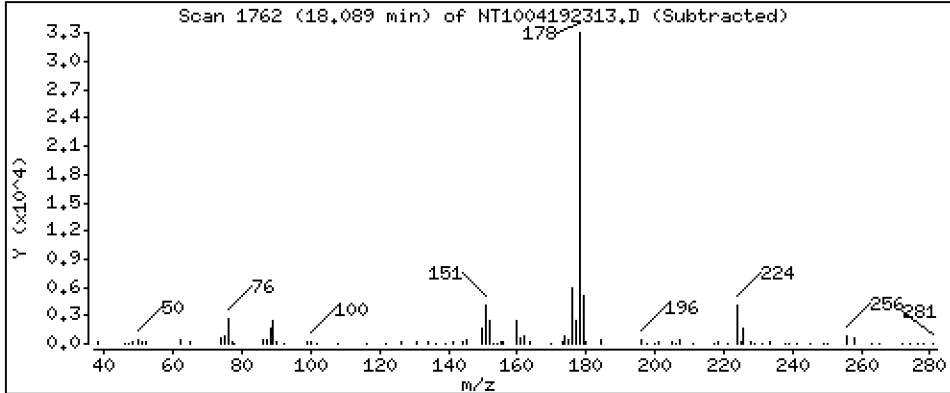
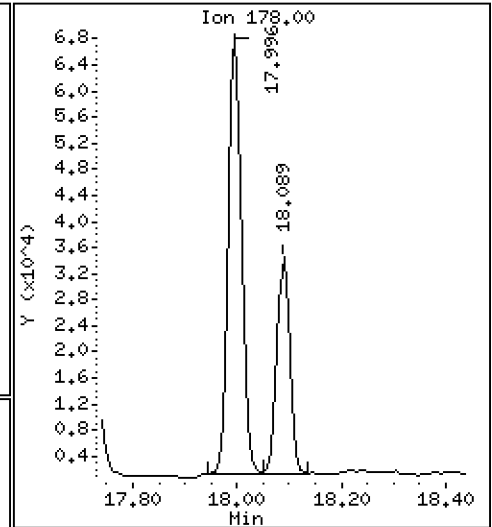
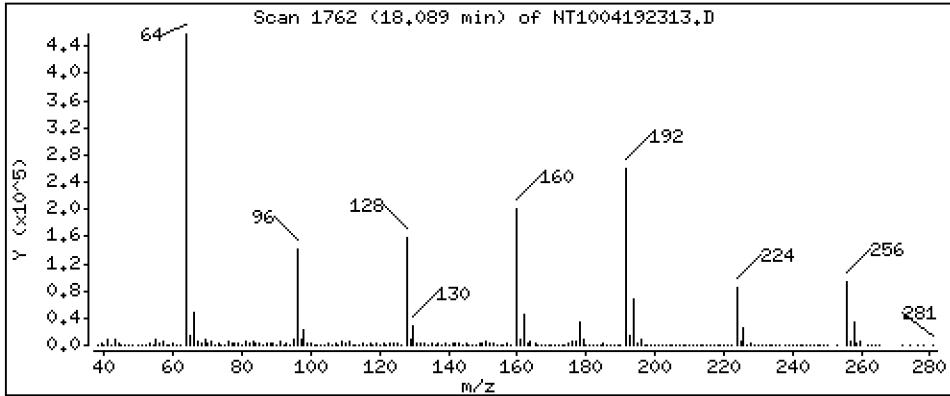
Operator: VTS

Column phase: ZB-5msi

Column diameter: 0.25

61 Anthracene

Concentration: 0.3523 ug/mL



Date : 19-APR-2023 19:00

Client ID:

Instrument: nt10.i

Sample Info: 23C0774-04

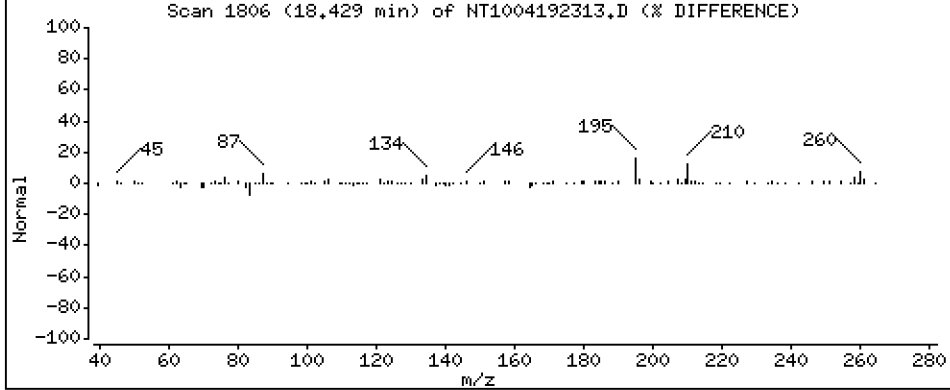
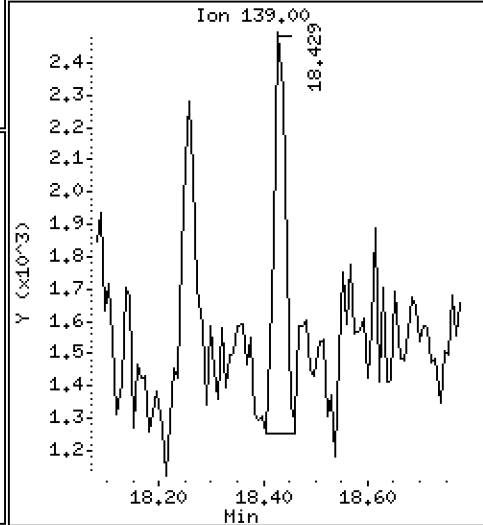
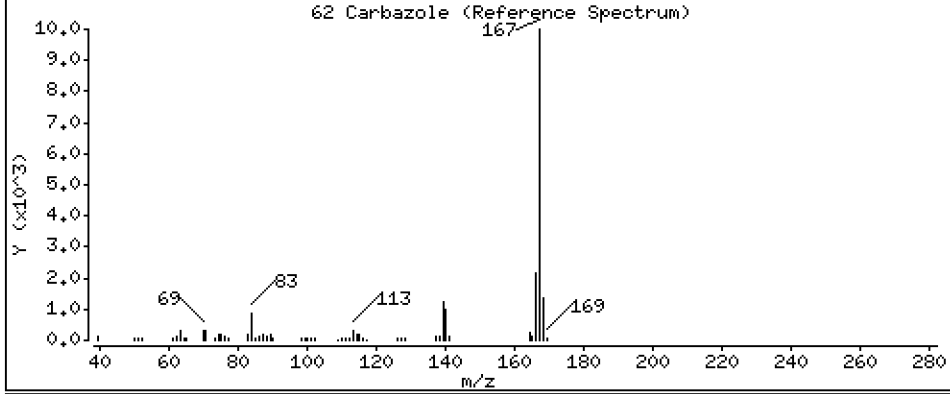
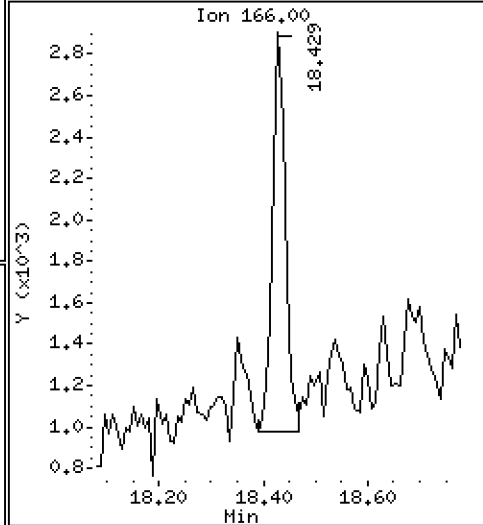
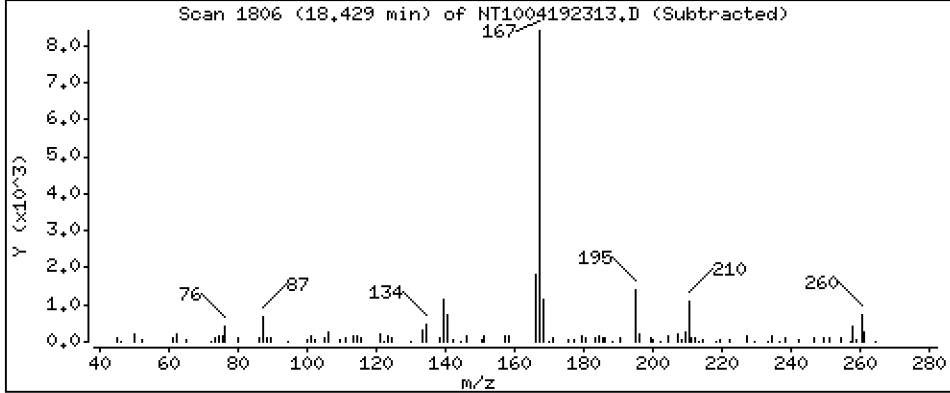
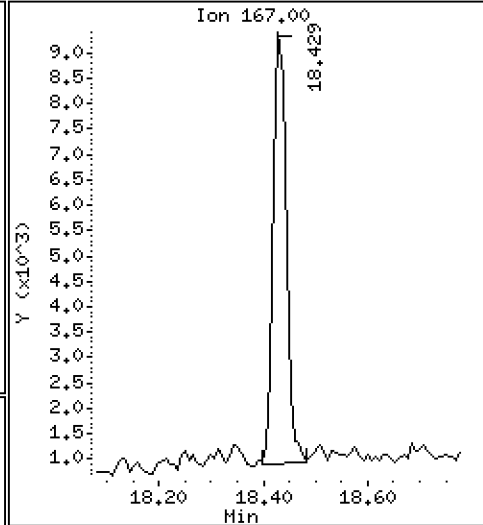
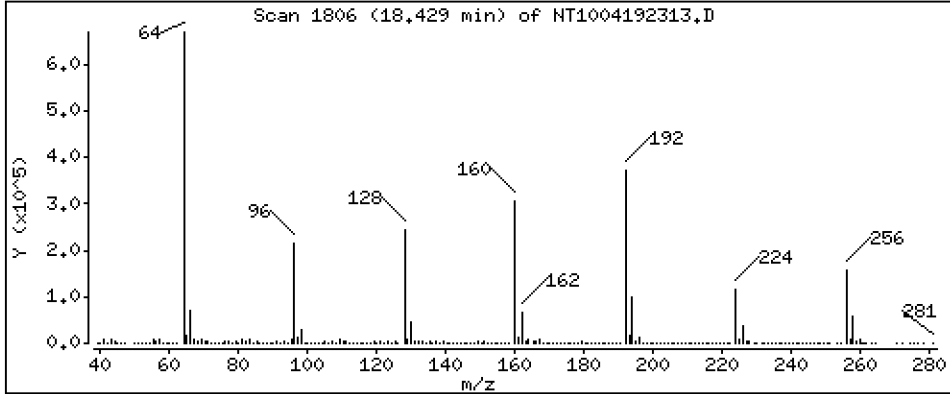
Operator: VTS

Column phase: ZB-5msi

Column diameter: 0,25

62 Carbazole

Concentration: 0,1013 ug/mL



Date : 19-APR-2023 19:00

Client ID:

Instrument: nt10.i

Sample Info: 23C0774-04

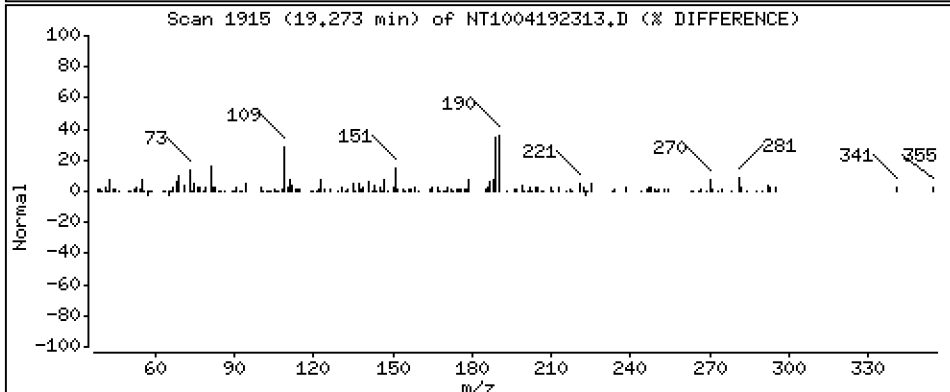
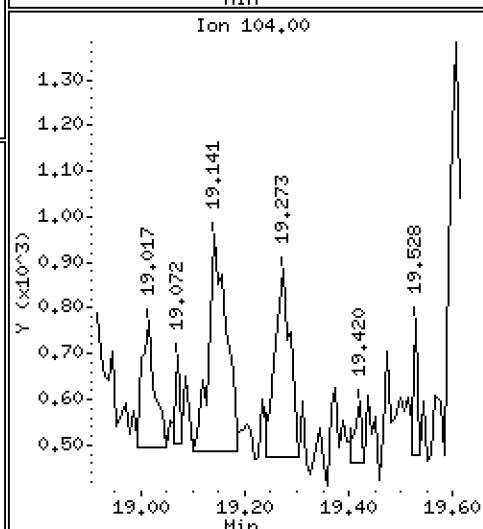
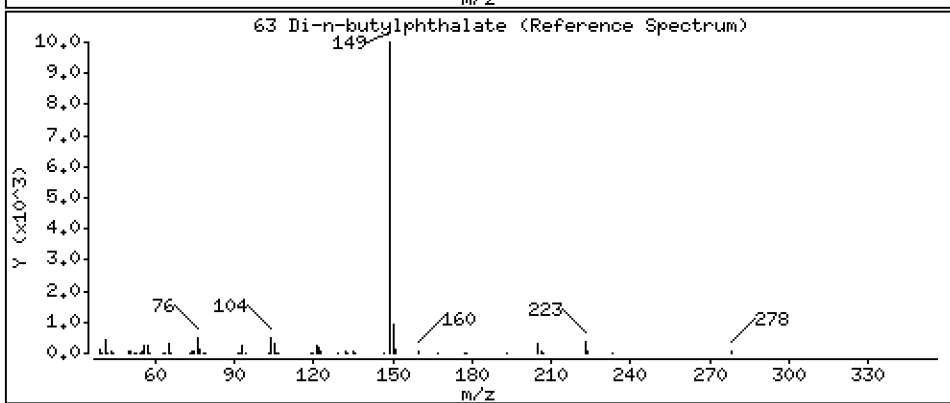
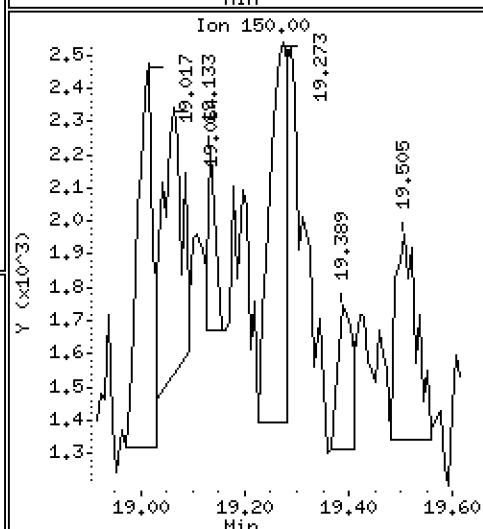
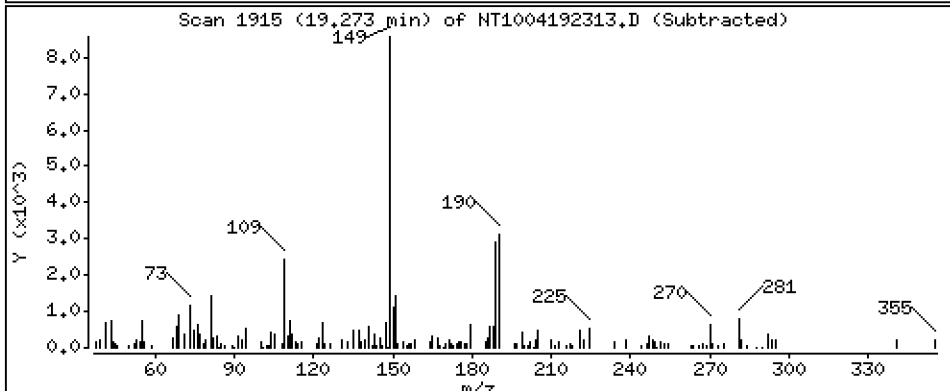
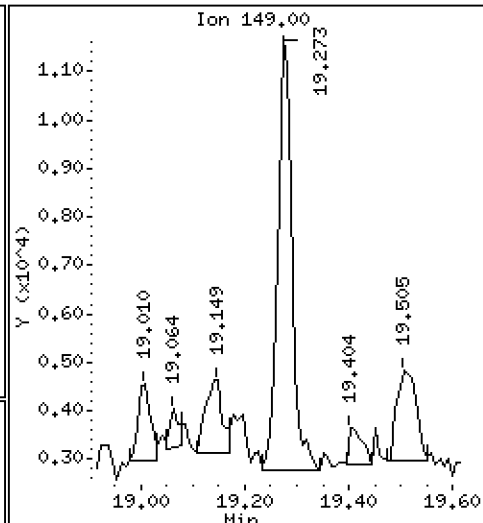
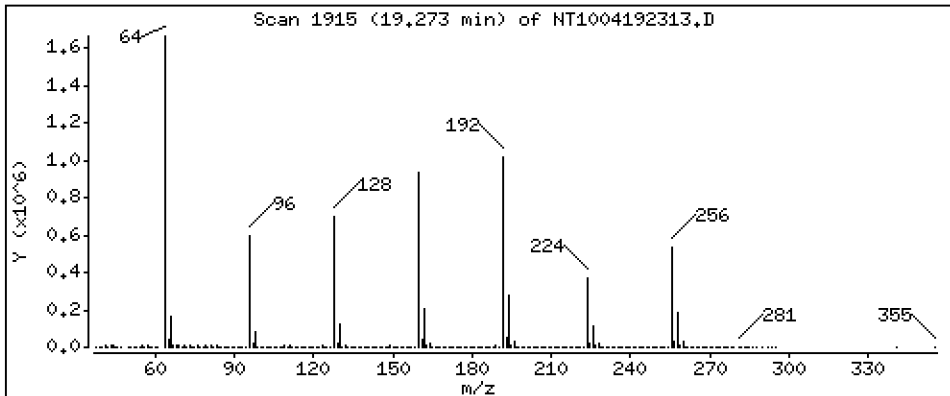
Operator: VTS

Column phase: ZB-5msi

Column diameter: 0.25

63 Di-n-butylphthalate

Concentration: 0.09056 ug/mL



Date : 19-APR-2023 19:00

Client ID:

Instrument: nt10.i

Sample Info: 23C0774-04

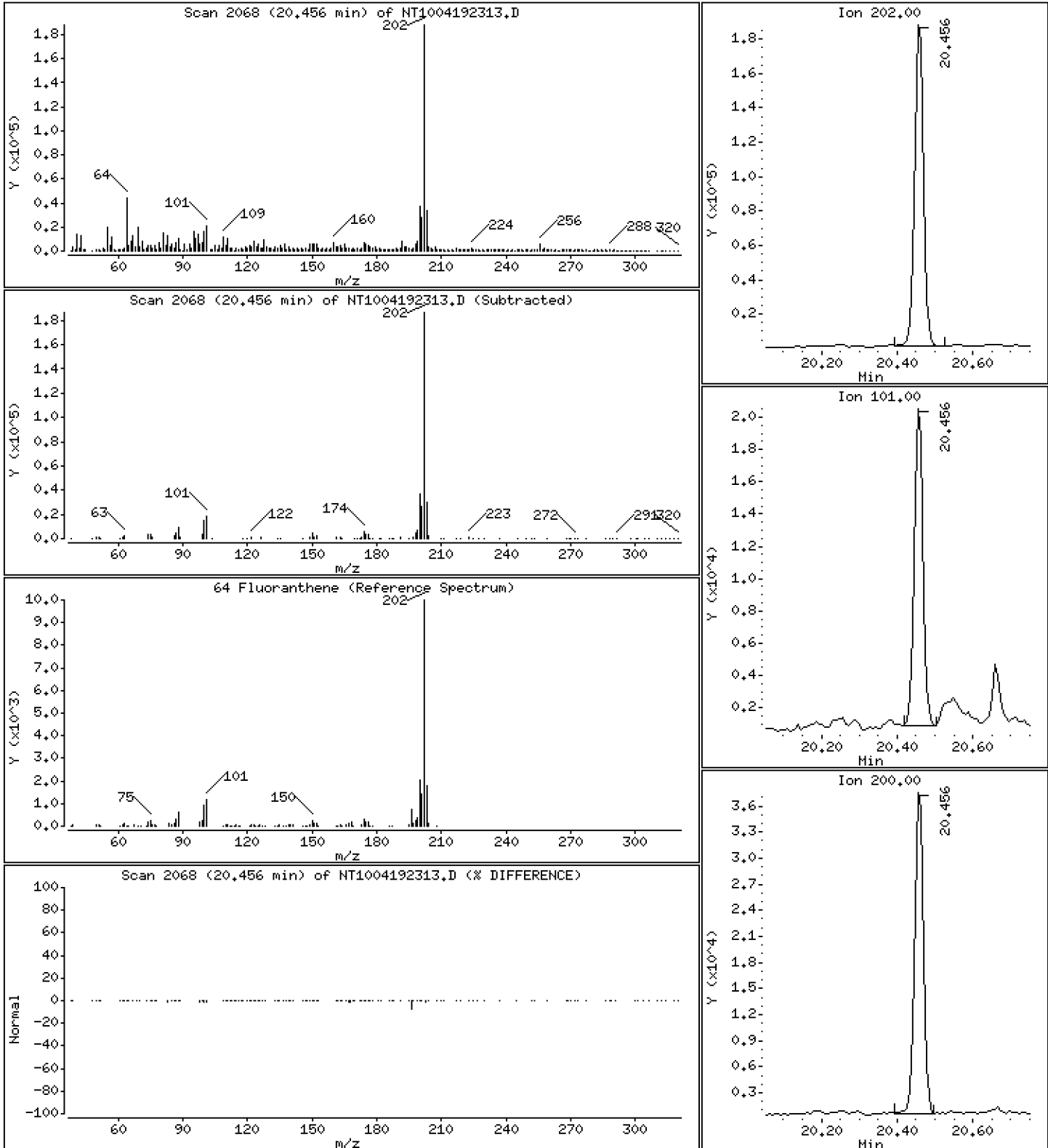
Operator: VTS

Column phase: ZB-5msi

Column diameter: 0,25

64 Fluoranthene

Concentration: 1,468 ug/mL



Date : 19-APR-2023 19:00

Client ID:

Instrument: nt10.i

Sample Info: 23C0774-04

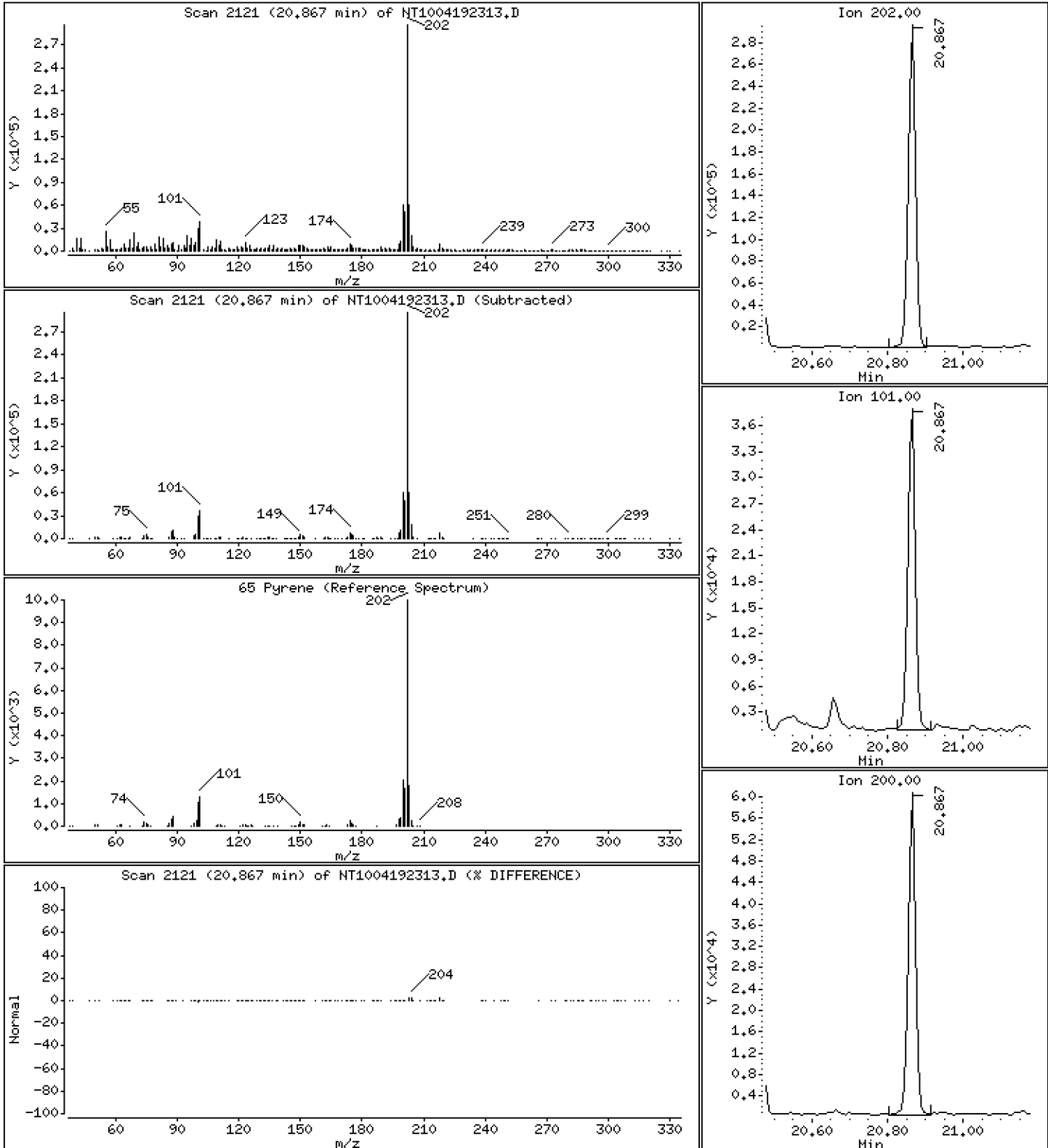
Operator: VTS

Column phase: ZB-5msi

Column diameter: 0,25

65 Pyrene

Concentration: 1,843 ug/mL



Date : 19-APR-2023 19:00

Client ID:

Instrument: nt10.i

Sample Info: 23C0774-04

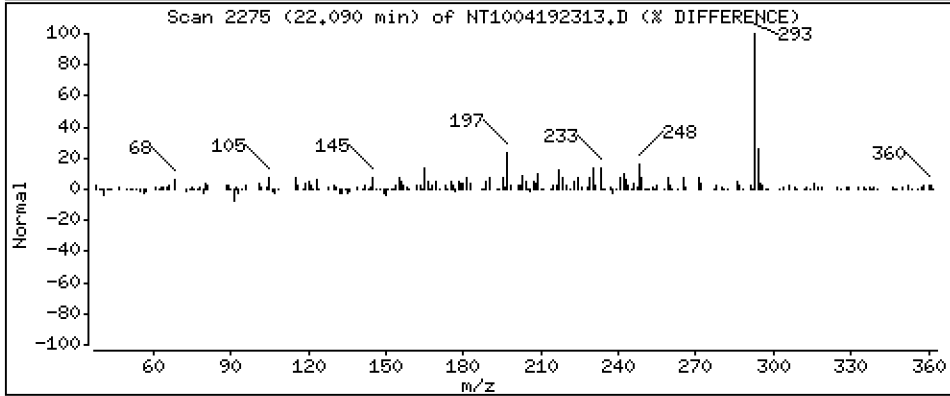
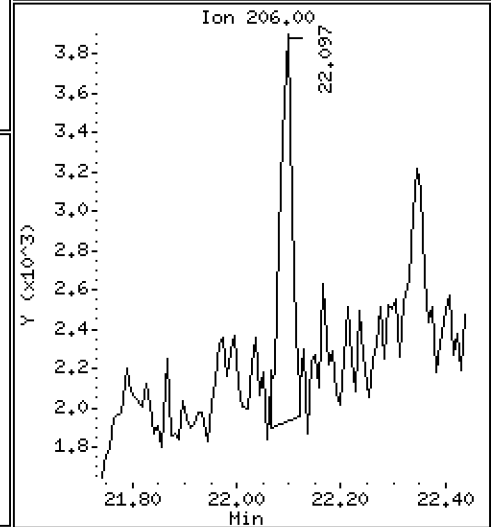
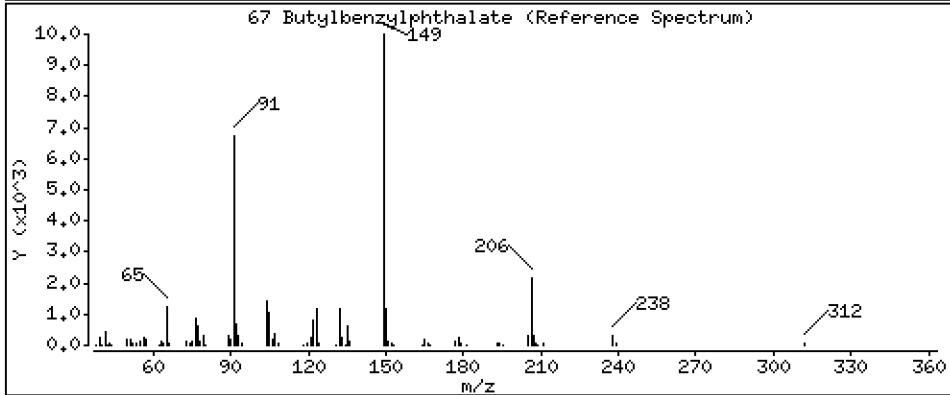
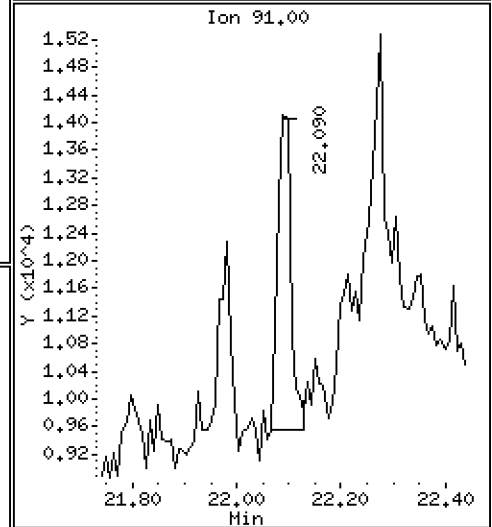
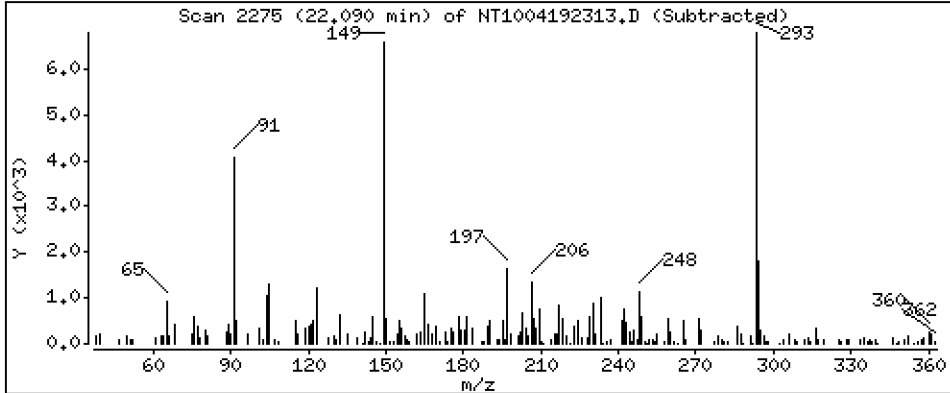
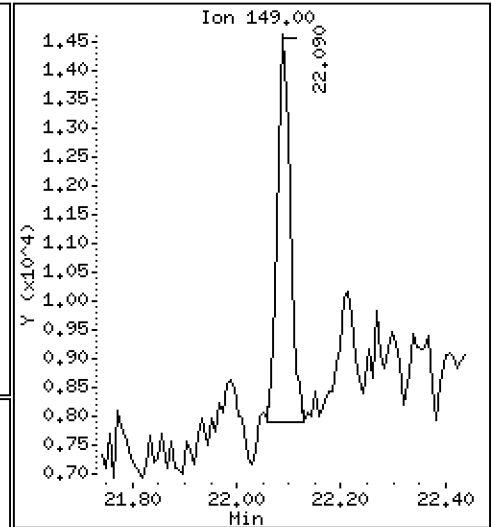
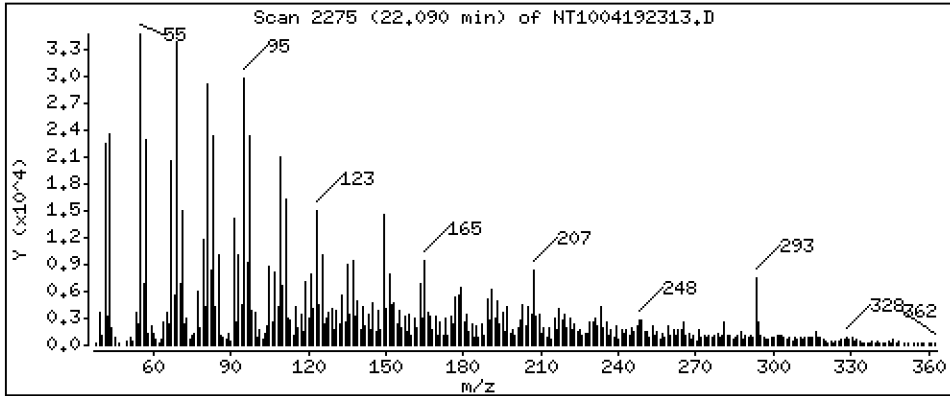
Operator: VTS

Column phase: ZB-5msi

Column diameter: 0.25

67 Butylbenzylphthalate

Concentration: 0.1410 ug/mL



Date : 19-APR-2023 19:00

Client ID:

Instrument: nt10.i

Sample Info: 23C0774-04

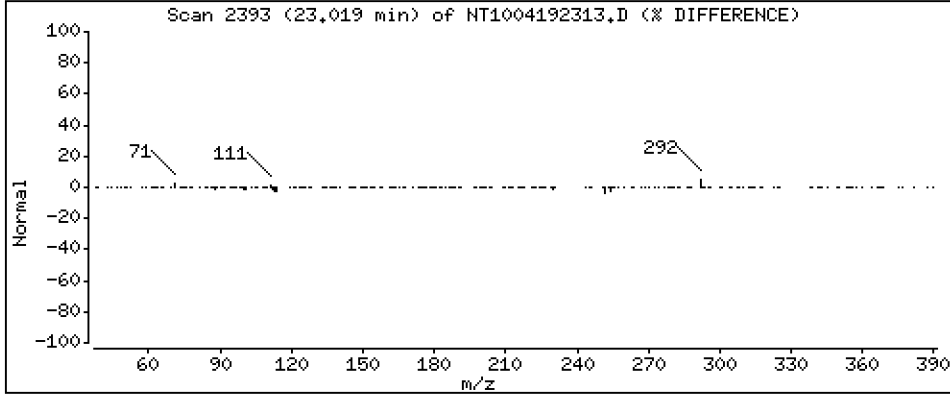
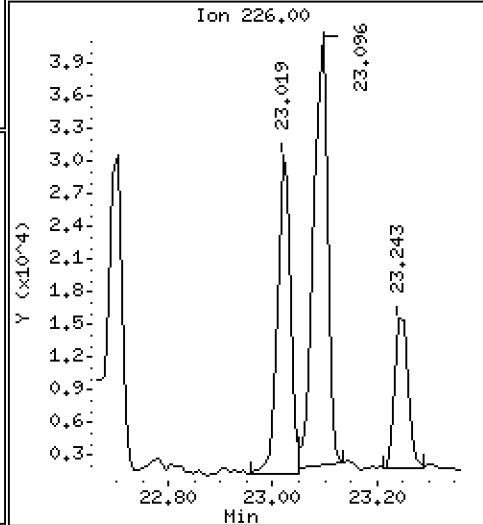
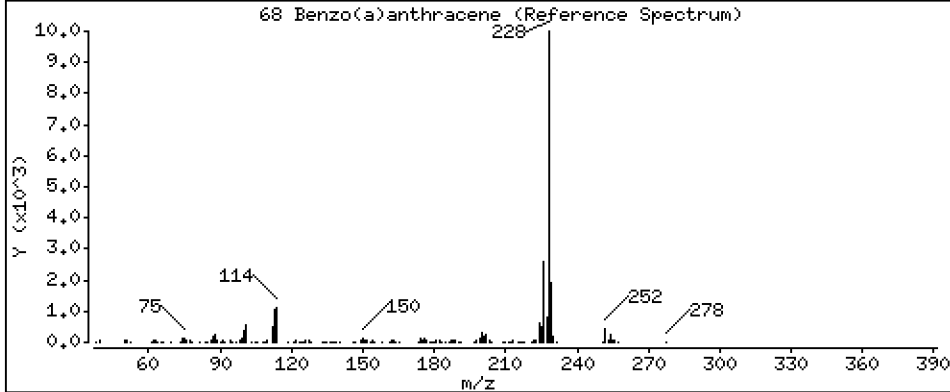
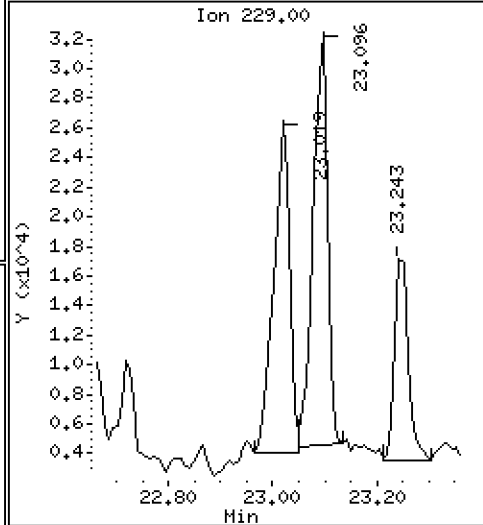
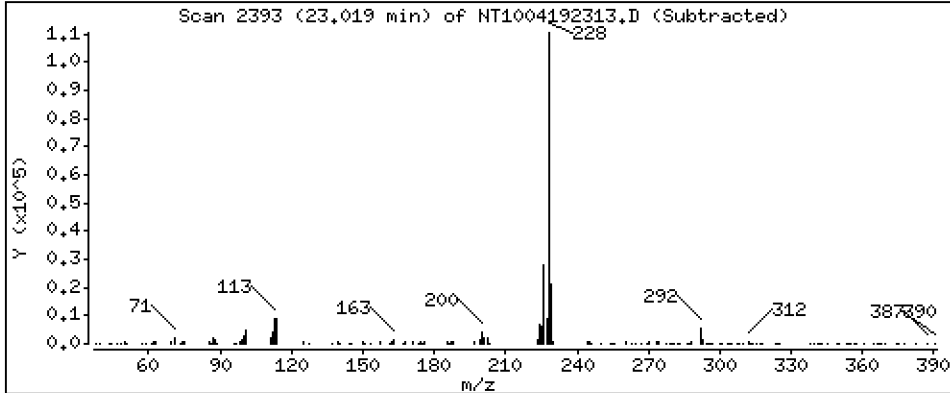
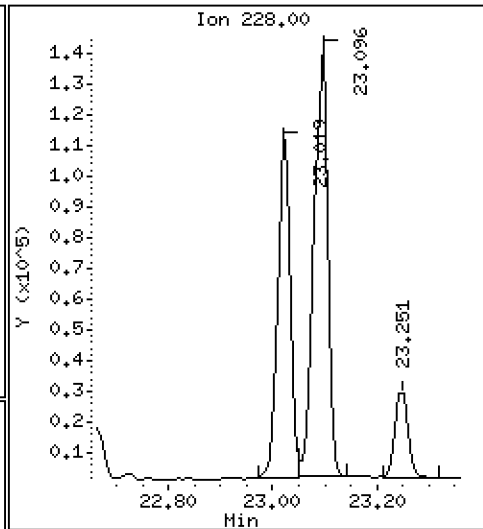
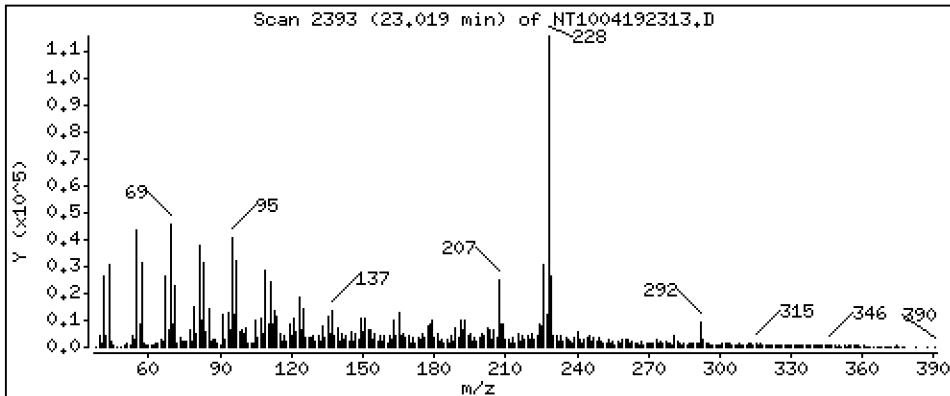
Operator: VTS

Column phase: ZB-5msi

Column diameter: 0,25

68 Benzo(a)anthracene

Concentration: 0,9709 ug/mL



Date : 19-APR-2023 19:00

Client ID:

Instrument: nt10.i

Sample Info: 23C0774-04

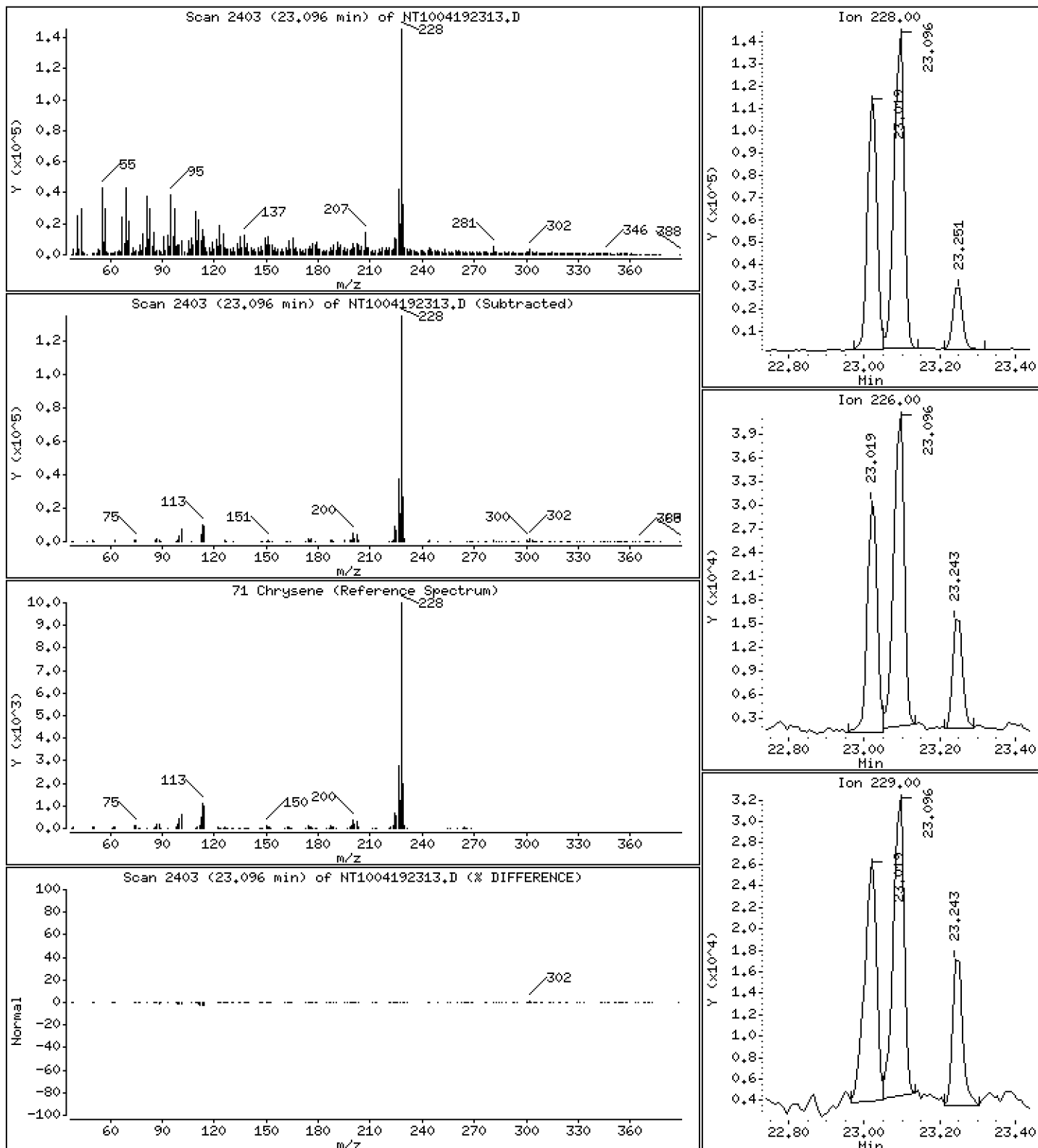
Operator: VTS

Column phase: ZB-5msi

Column diameter: 0,25

71 Chrysene

Concentration: 1,346 ug/mL



Date : 19-APR-2023 19:00

Client ID:

Instrument: nt10.i

Sample Info: 23C0774-04

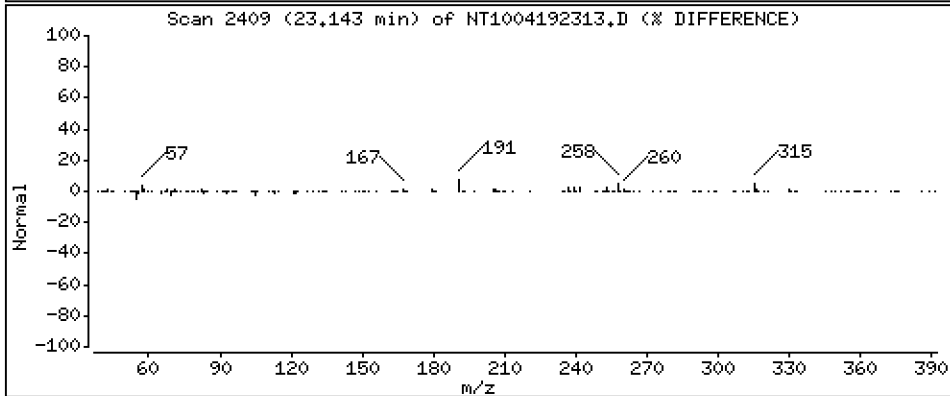
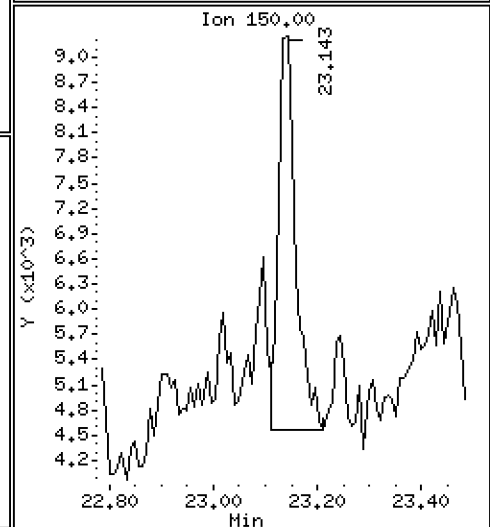
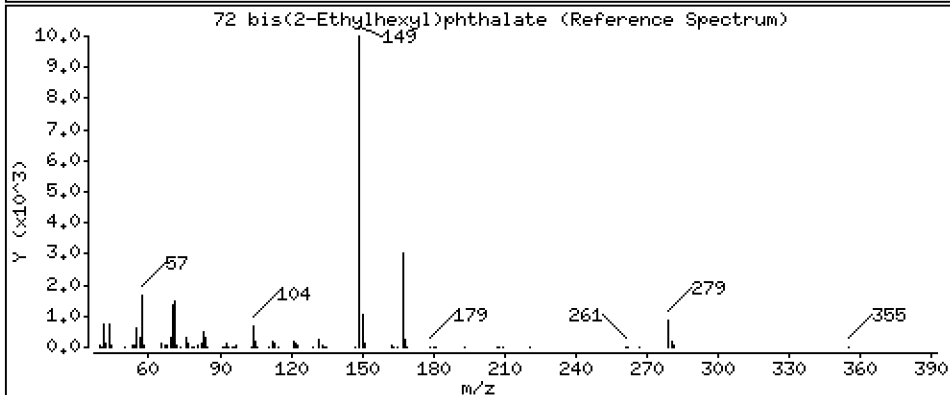
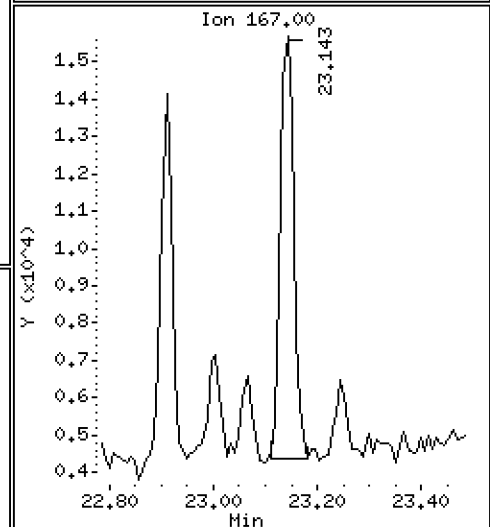
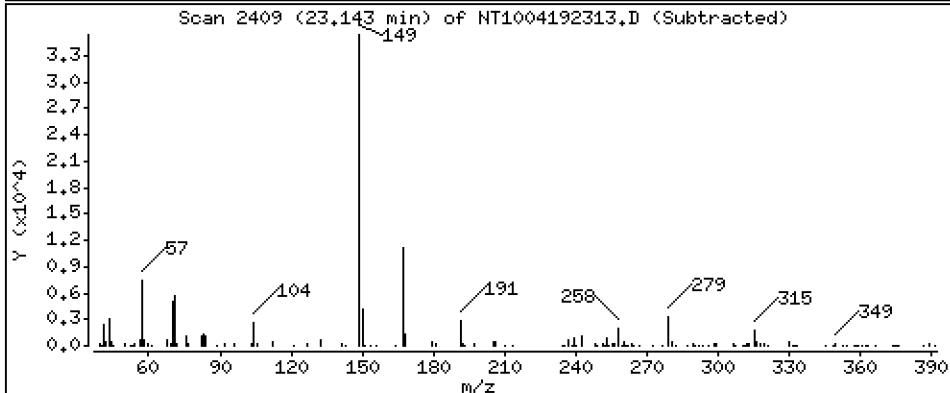
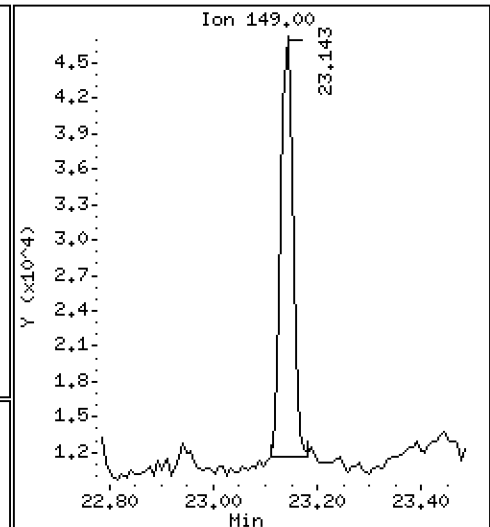
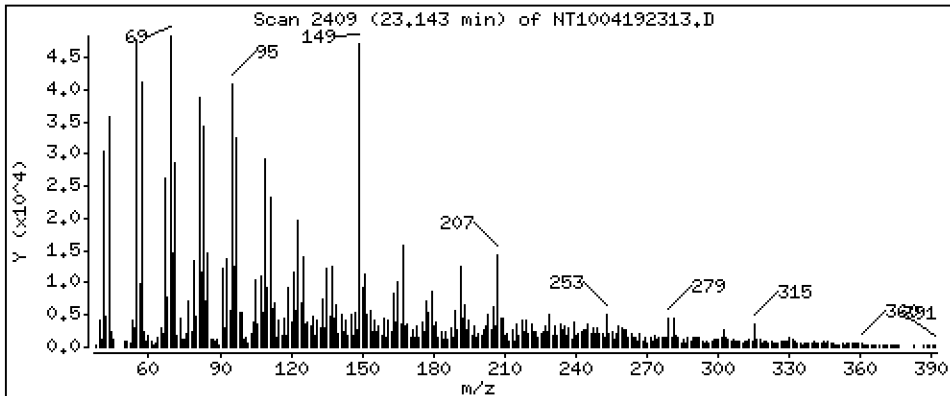
Operator: VTS

Column phase: ZB-5msi

Column diameter: 0,25

72 bis(2-Ethylhexyl)phthalate

Concentration: 0,4235 ug/mL



Date : 19-APR-2023 19:00

Client ID:

Instrument: nt10.i

Sample Info: 23C0774-04

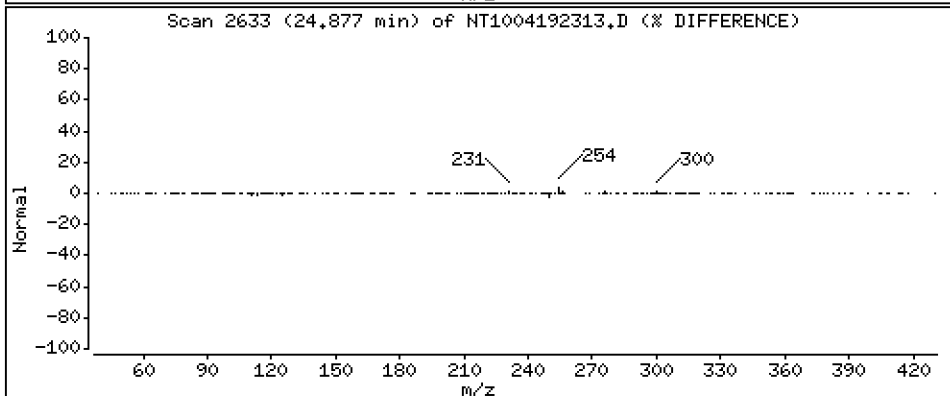
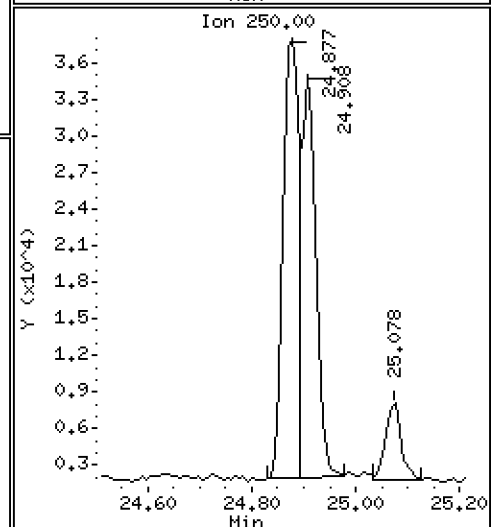
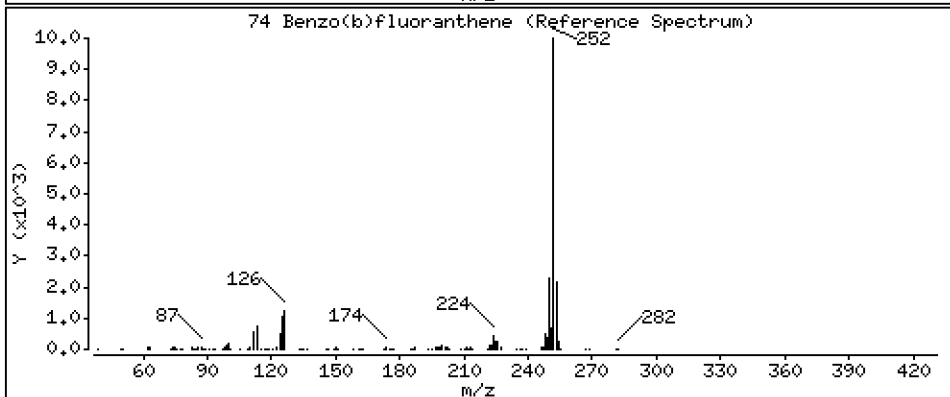
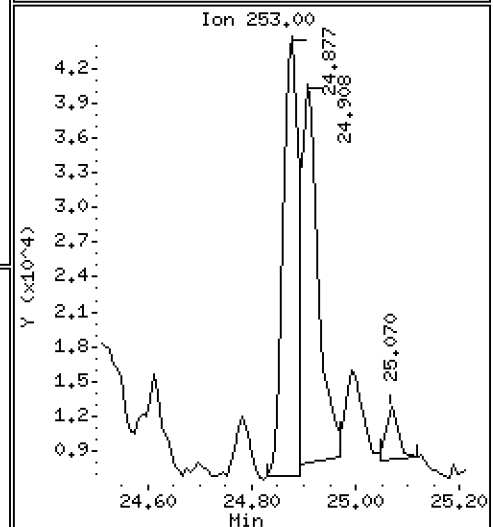
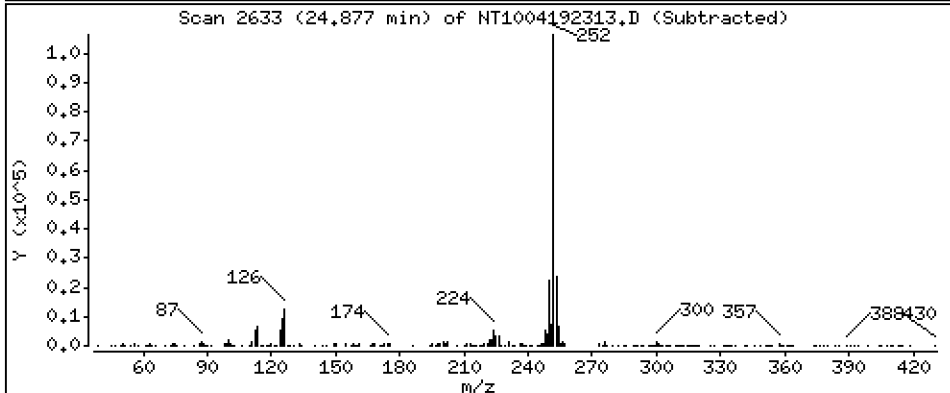
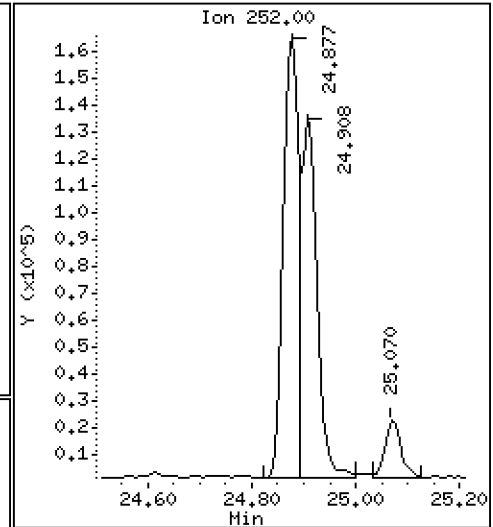
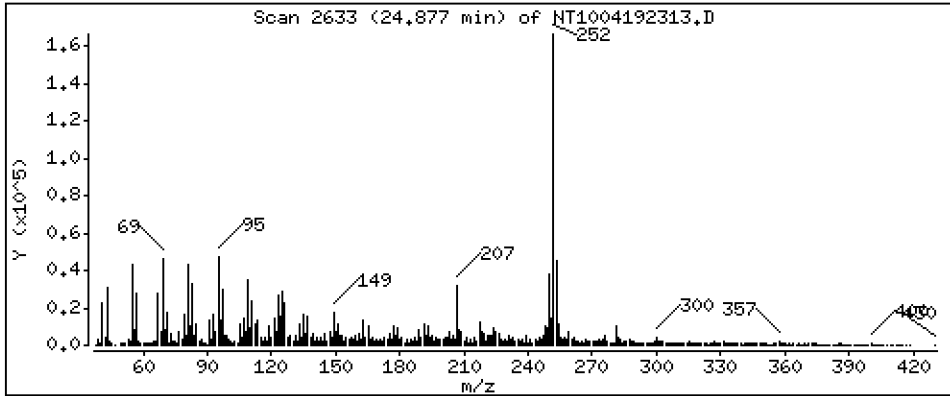
Operator: VTS

Column phase: ZB-5msi

Column diameter: 0,25

74 Benzo(b)fluoranthene

Concentration: 1,636 ug/mL



Date : 19-APR-2023 19:00

Client ID:

Instrument: nt10.i

Sample Info: 23C0774-04

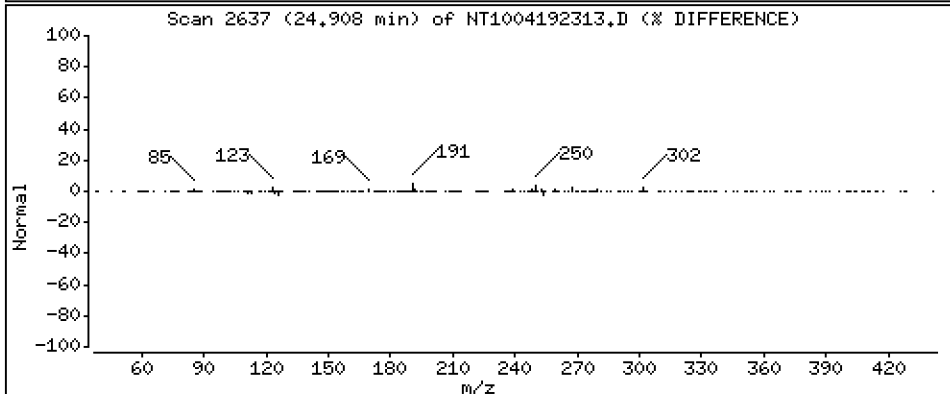
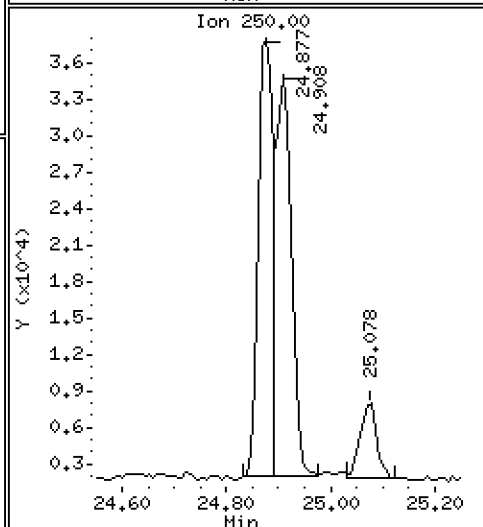
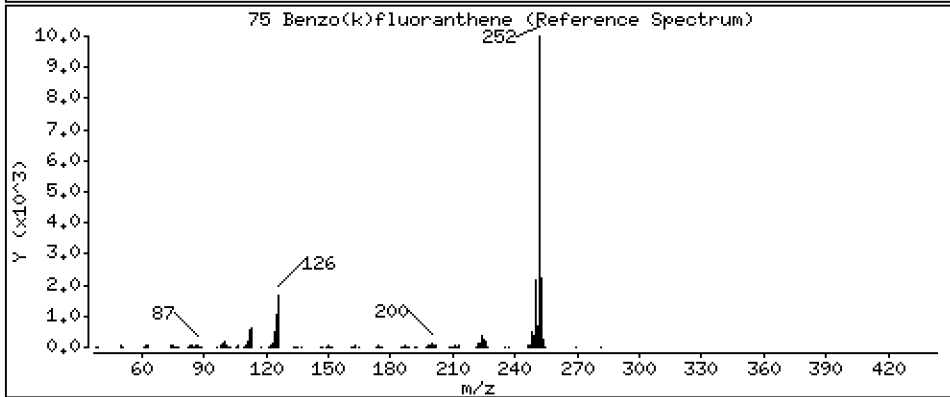
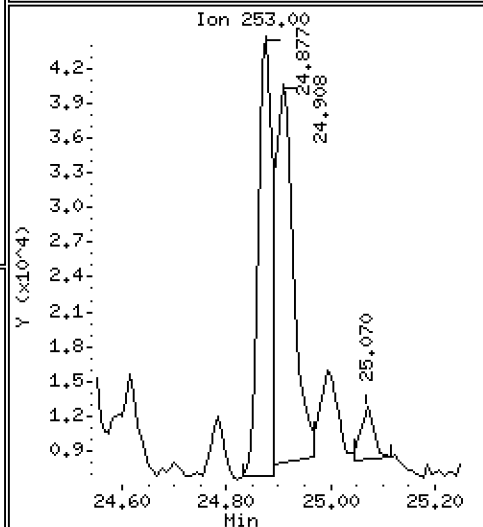
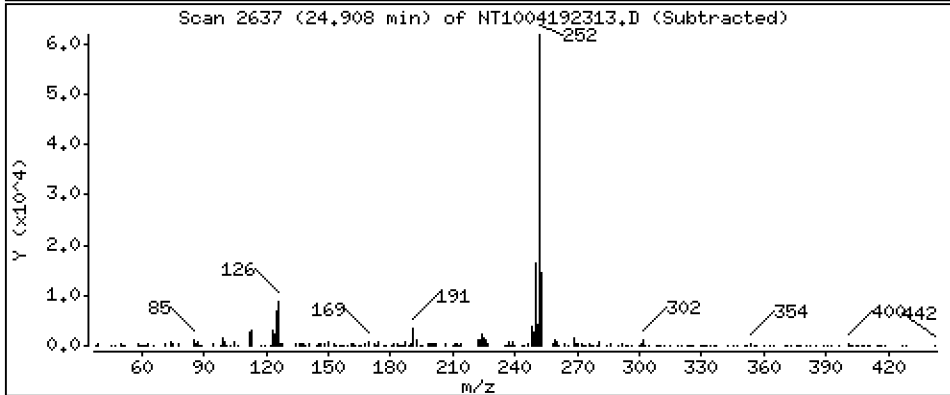
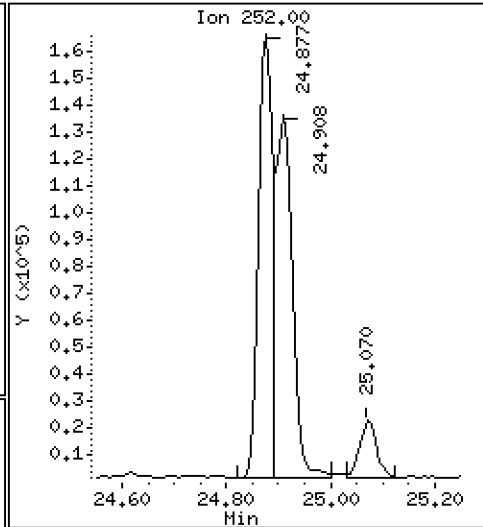
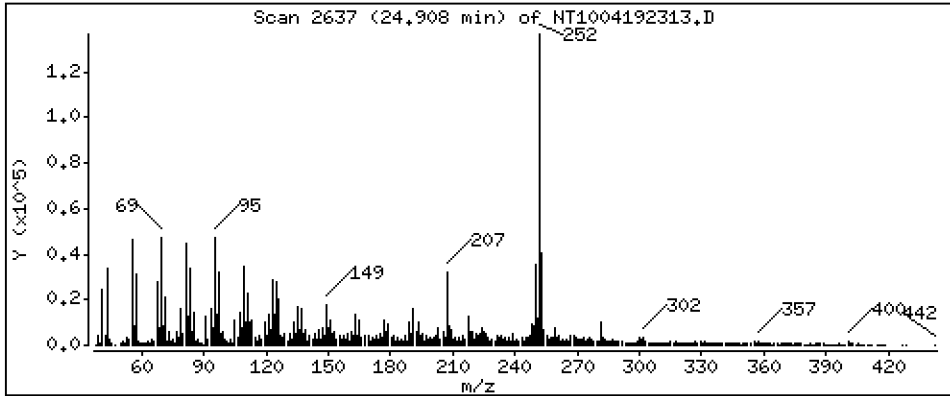
Operator: VTS

Column phase: ZB-5msi

Column diameter: 0,25

75 Benzo(k)fluoranthene

Concentration: 1,534 ug/mL



Date : 19-APR-2023 19:00

Client ID:

Instrument: nt10.i

Sample Info: 23C0774-04

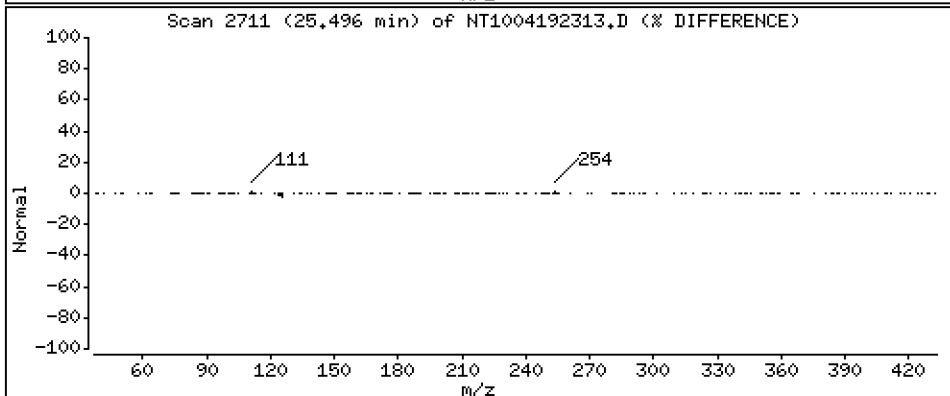
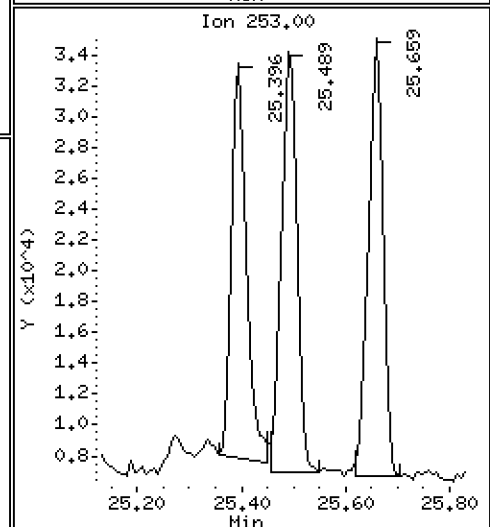
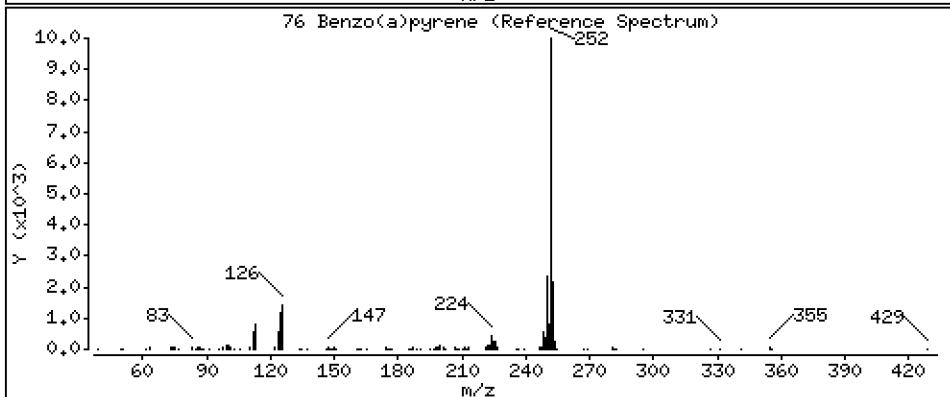
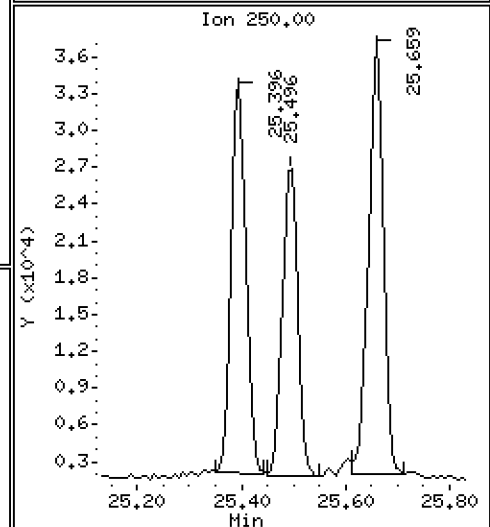
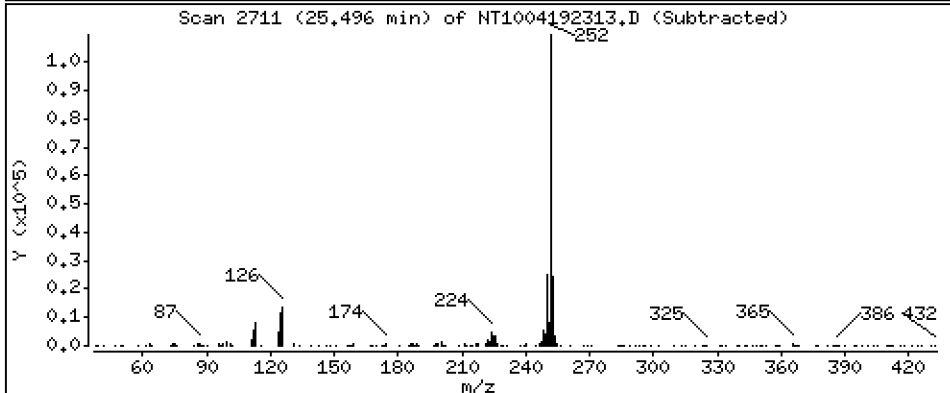
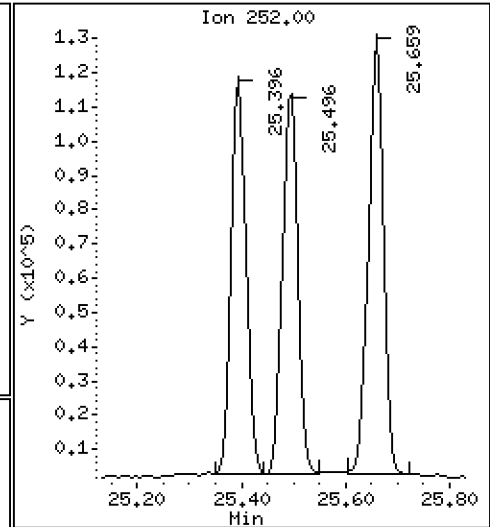
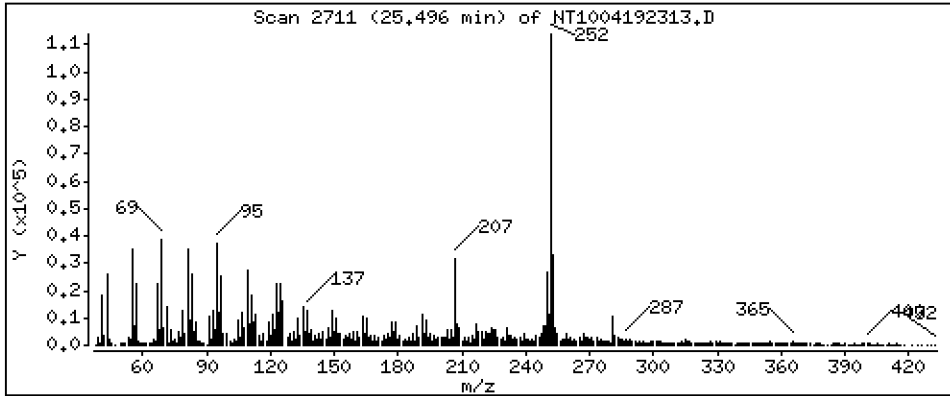
Operator: VTS

Column phase: ZB-5msi

Column diameter: 0,25

76 Benzo(a)pyrene

Concentration: 1,268 ug/mL



Date : 19-APR-2023 19:00

Client ID:

Instrument: nt10.i

Sample Info: 23C0774-04

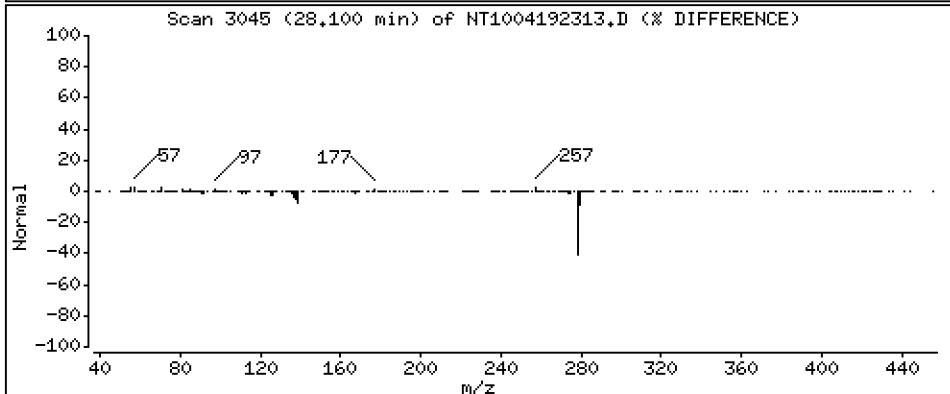
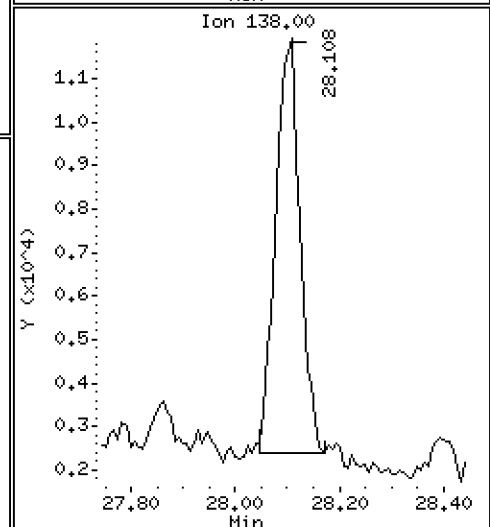
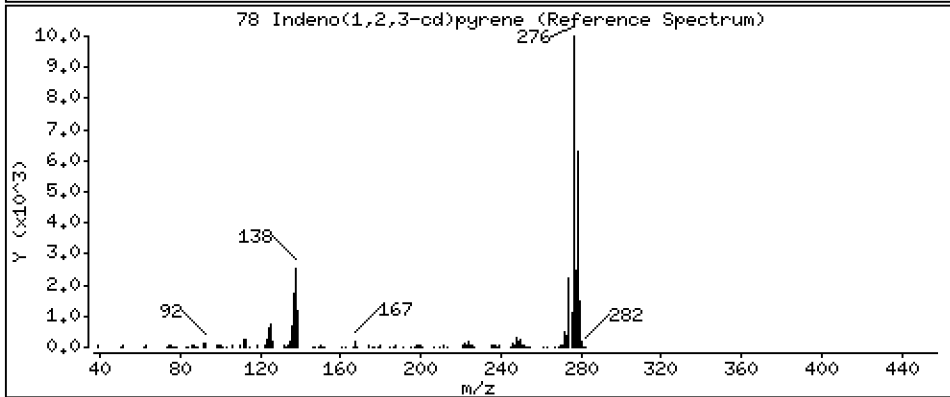
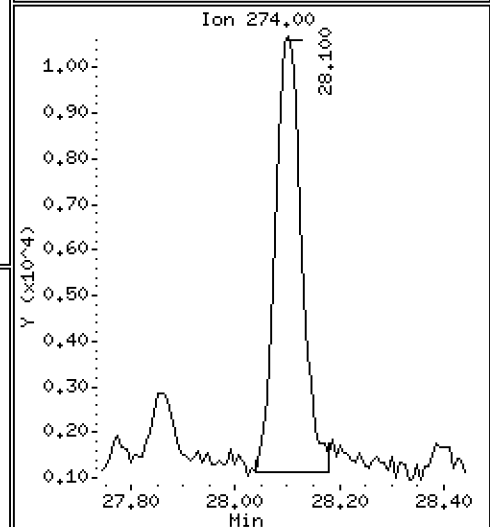
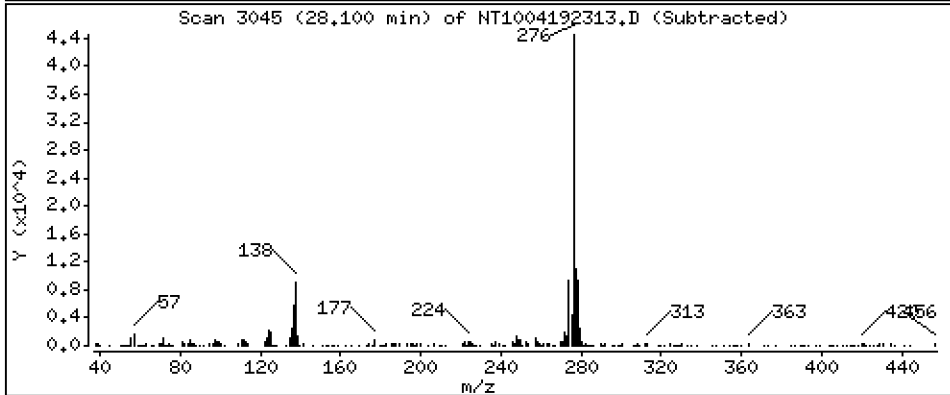
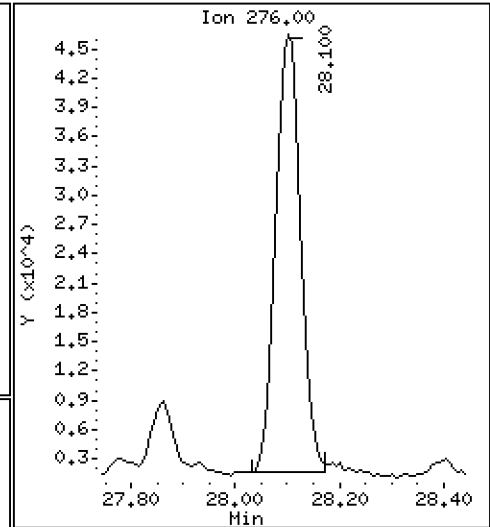
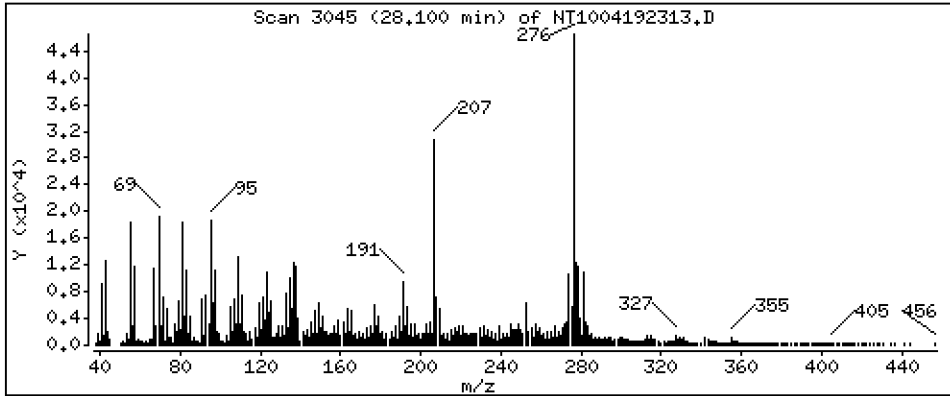
Operator: VTS

Column phase: ZB-5msi

Column diameter: 0,25

78 Indeno(1,2,3-cd)pyrene

Concentration: 0,6459 ug/mL



Date : 19-APR-2023 19:00

Client ID:

Instrument: nt10.i

Sample Info: 23C0774-04

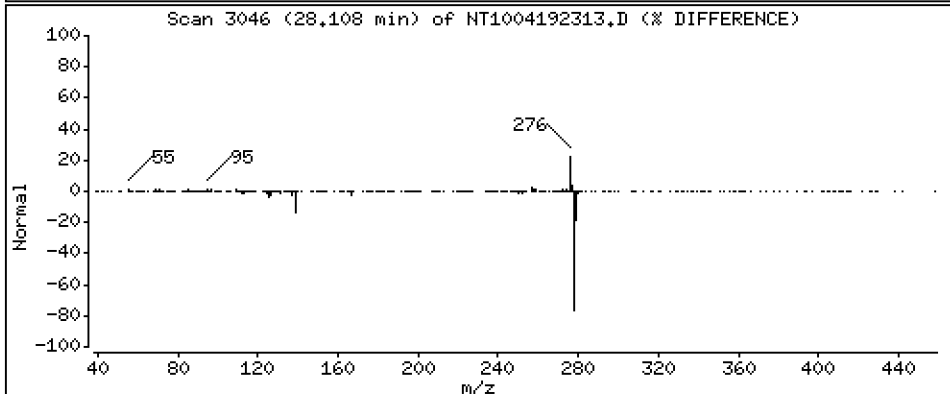
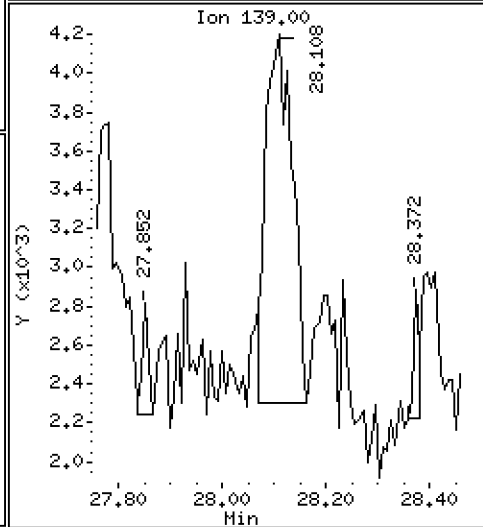
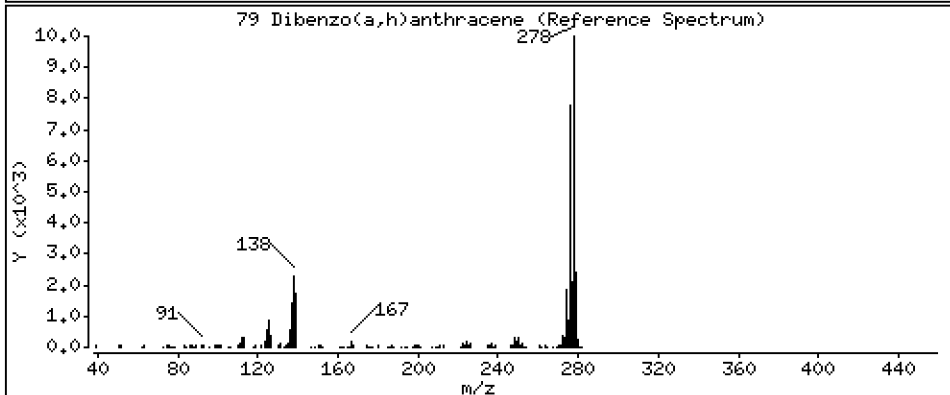
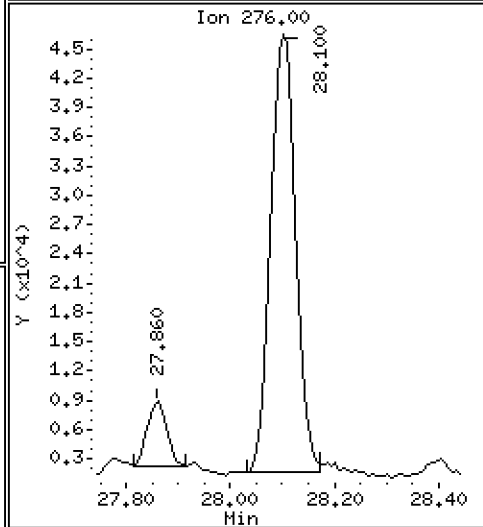
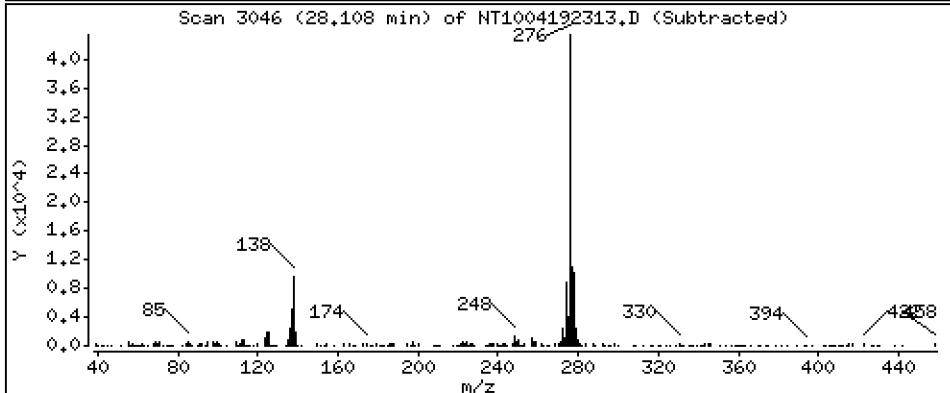
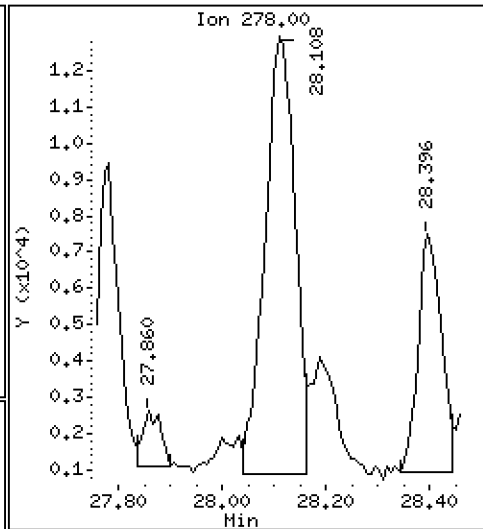
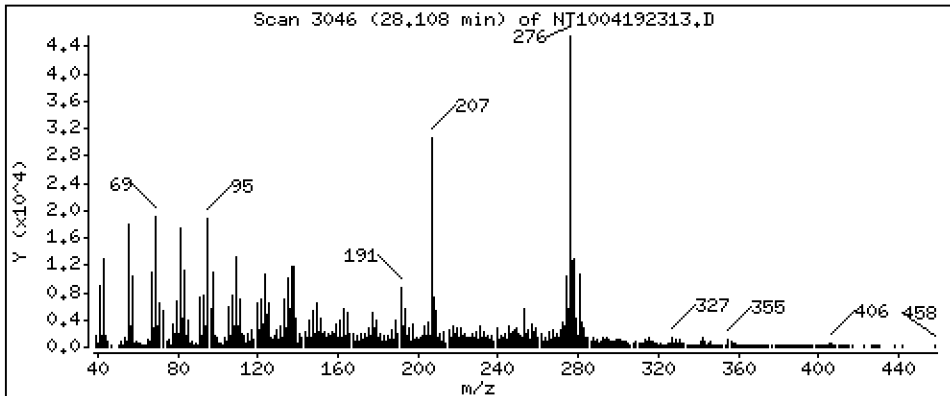
Operator: VTS

Column phase: ZB-5msi

Column diameter: 0,25

79 Dibenzo(a,h)anthracene

Concentration: 0,2551 ug/mL



Date : 19-APR-2023 19:00

Client ID:

Instrument: nt10.i

Sample Info: 23C0774-04

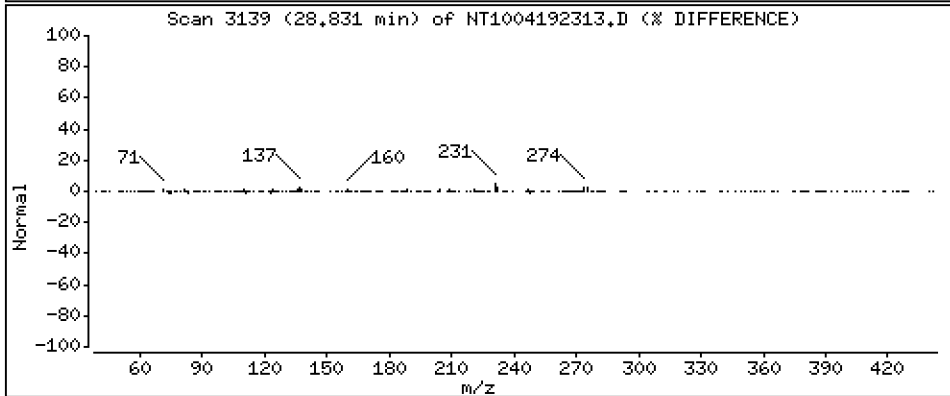
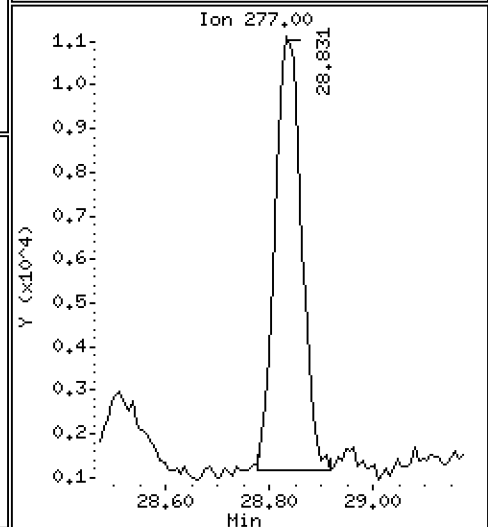
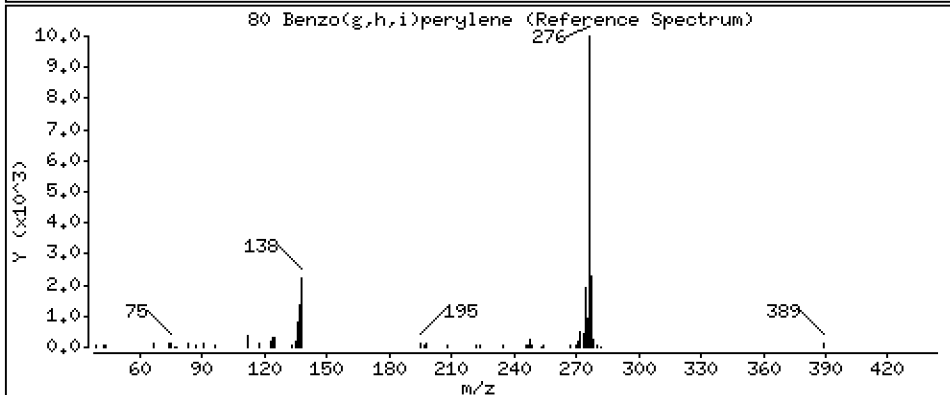
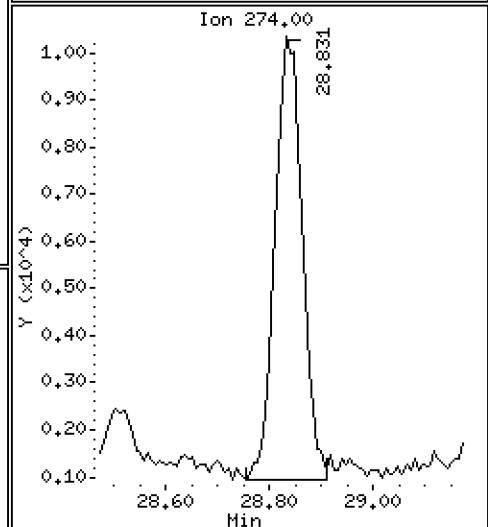
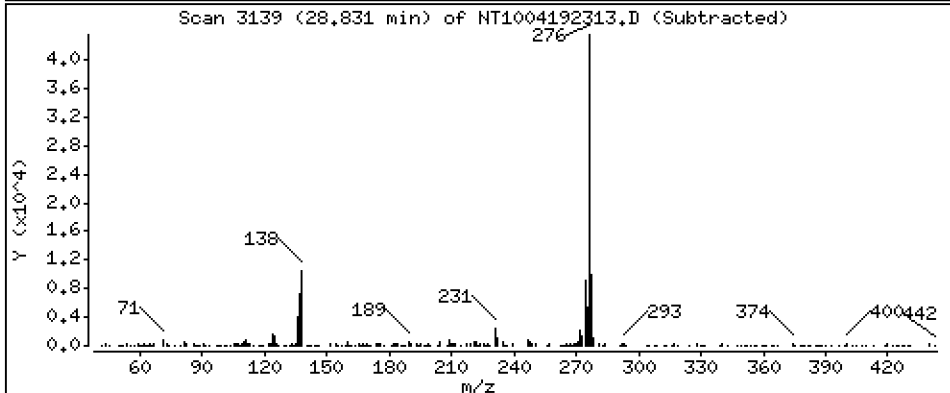
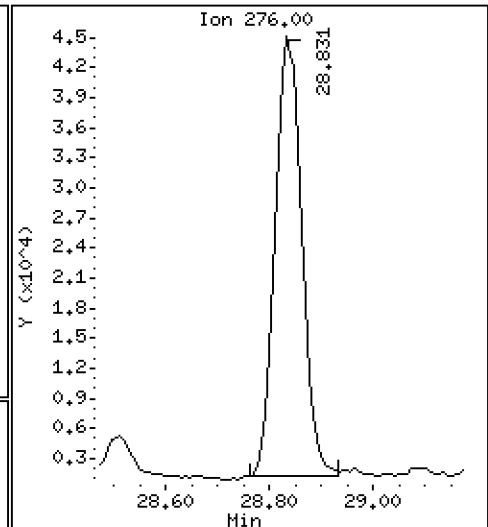
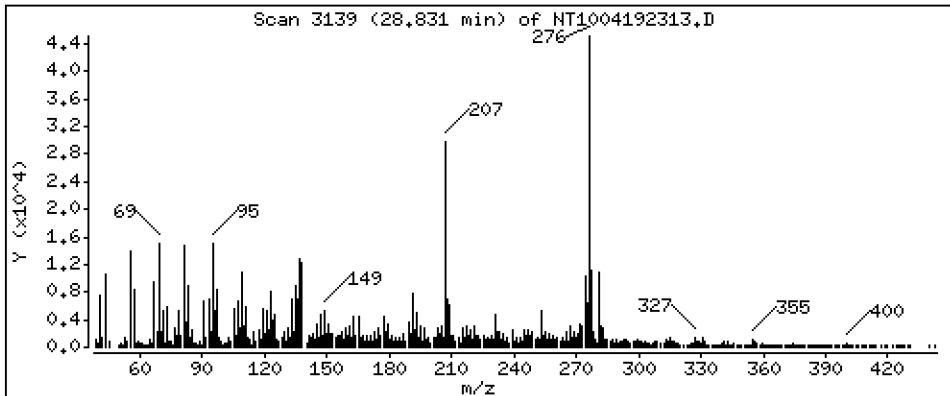
Operator: VTS

Column phase: ZB-5msi

Column diameter: 0,25

80 Benzo(g,h,i)perylene

Concentration: 0,7866 ug/mL



Date : 19-APR-2023 19:00

Client ID:

Instrument: nt10.i

Sample Info: 23C0774-04

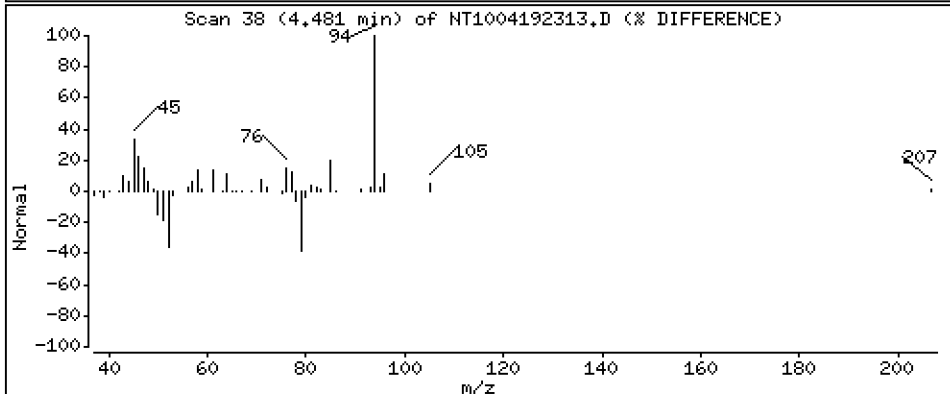
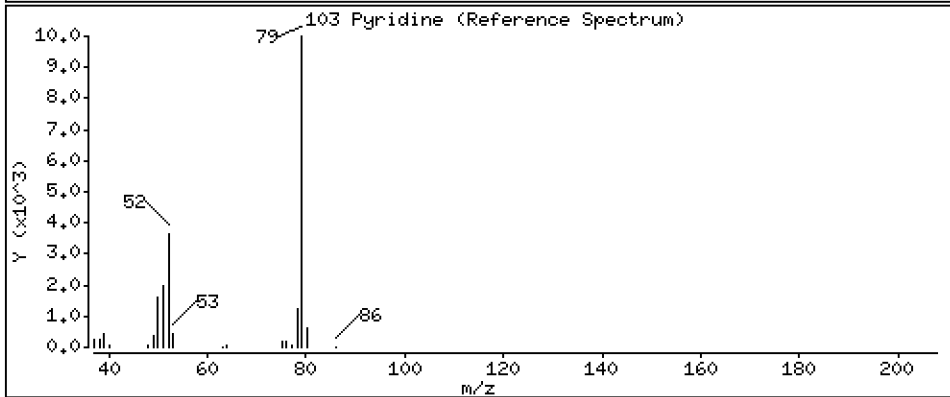
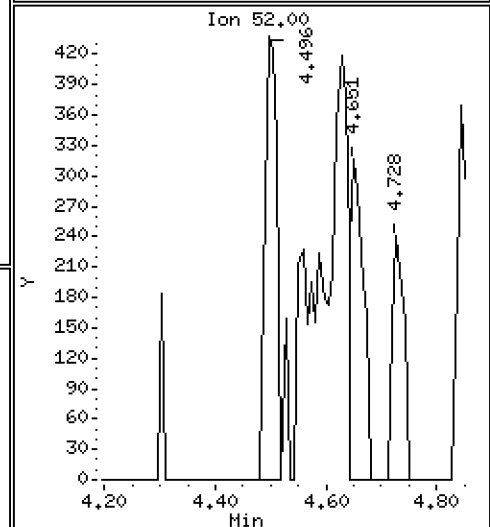
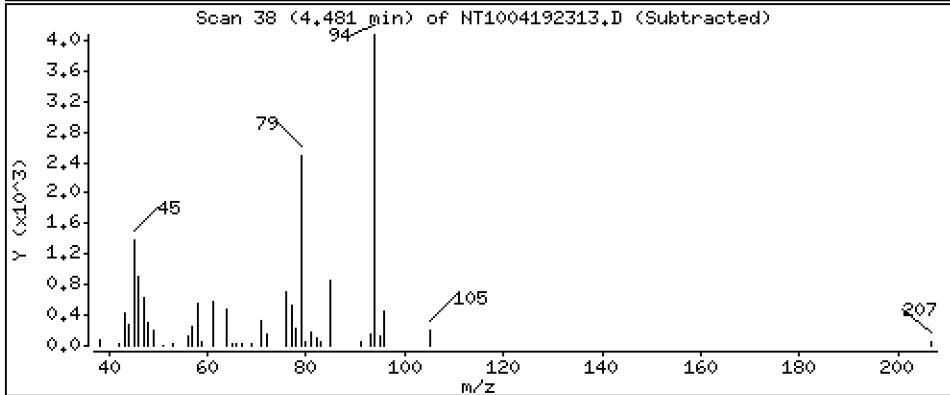
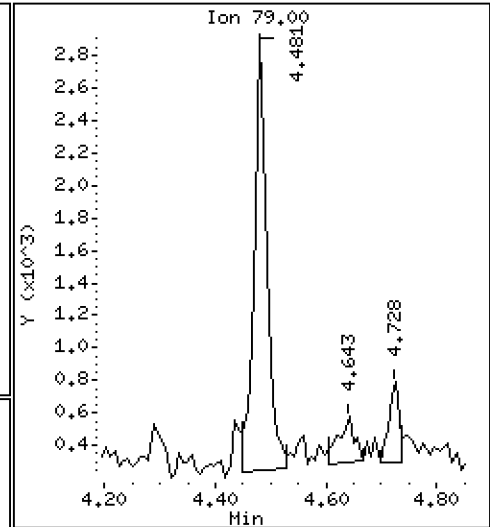
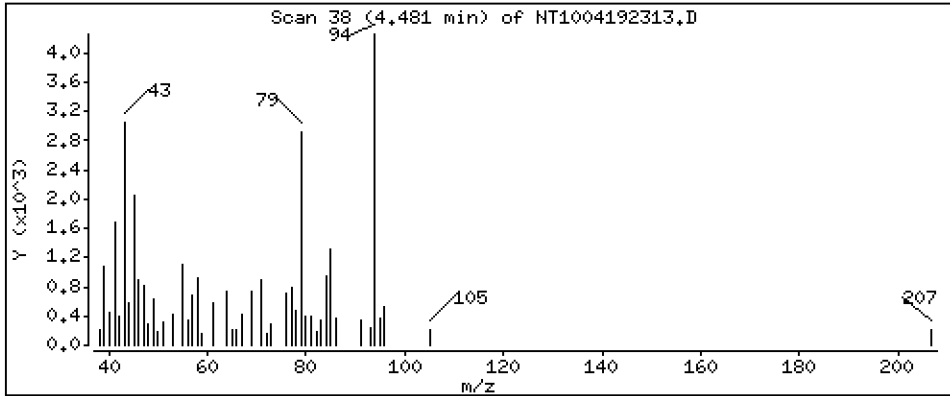
Operator: VTS

Column phase: ZB-5msi

Column diameter: 0.25

103 Pyridine

Concentration: 0.09434 ug/mL



Date : 19-APR-2023 19:00

Client ID:

Instrument: nt10.i

Sample Info: 23C0774-04

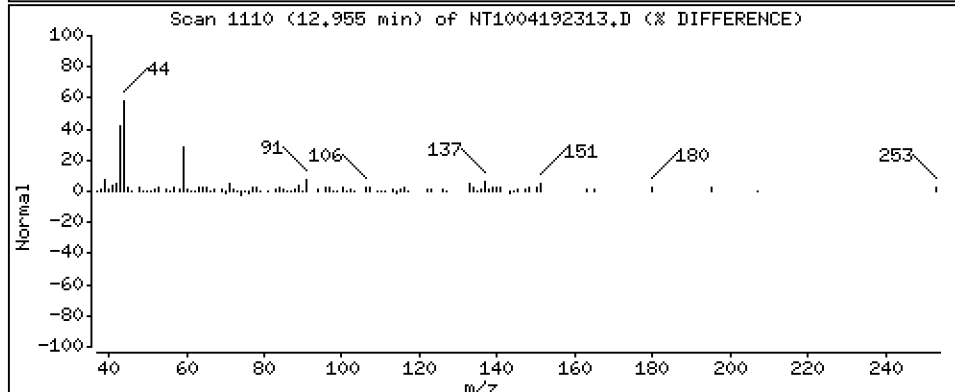
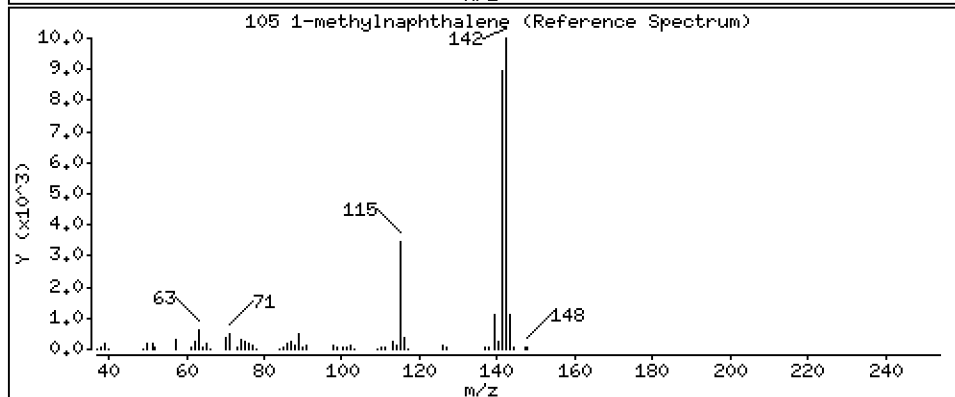
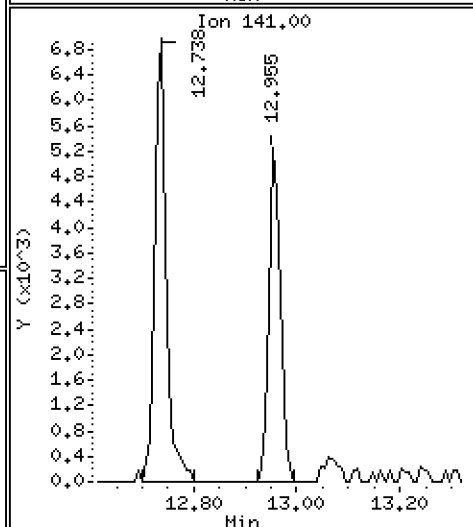
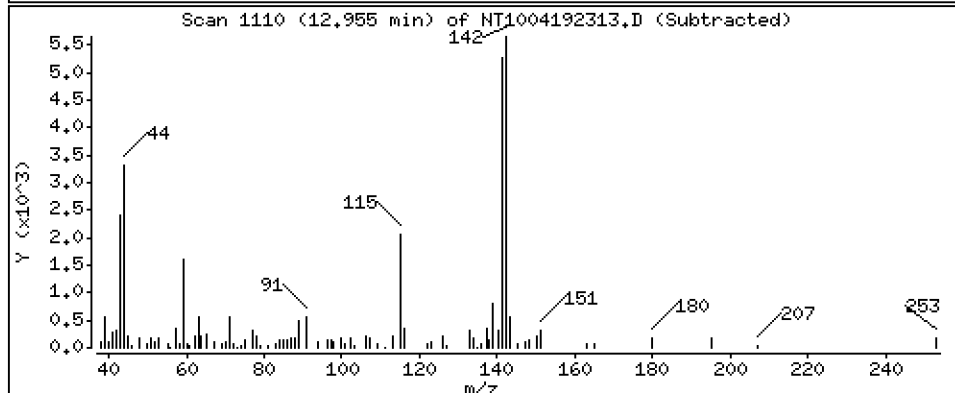
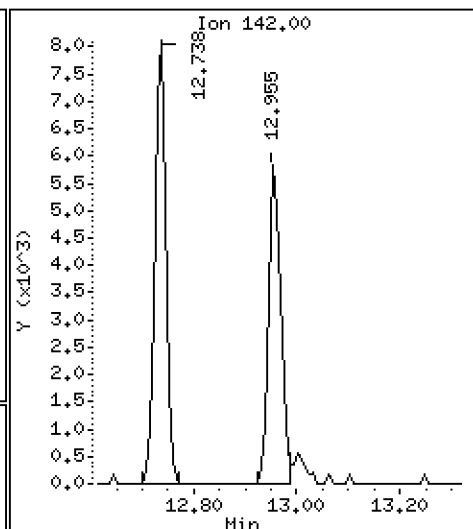
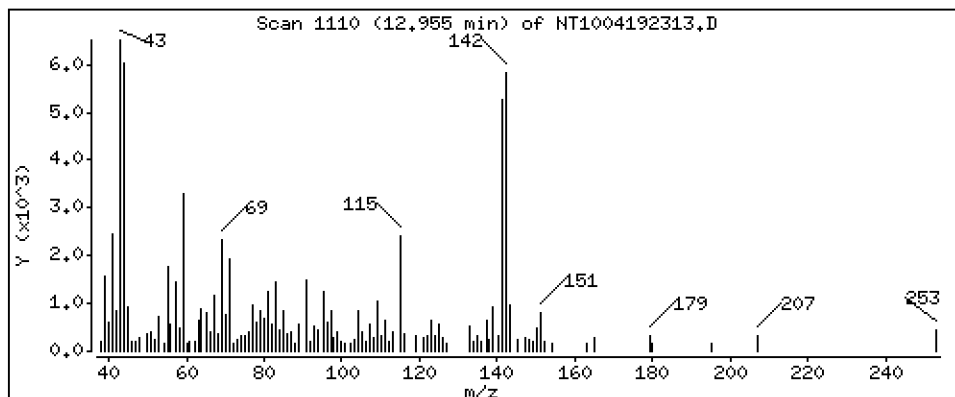
Operator: VTS

Column phase: ZB-5msi

Column diameter: 0,25

105 1-methylnaphthalene

Concentration: 0,09100 ug/mL



Date : 19-APR-2023 19:00

Client ID:

Instrument: nt10.i

Sample Info: 23C0774-04

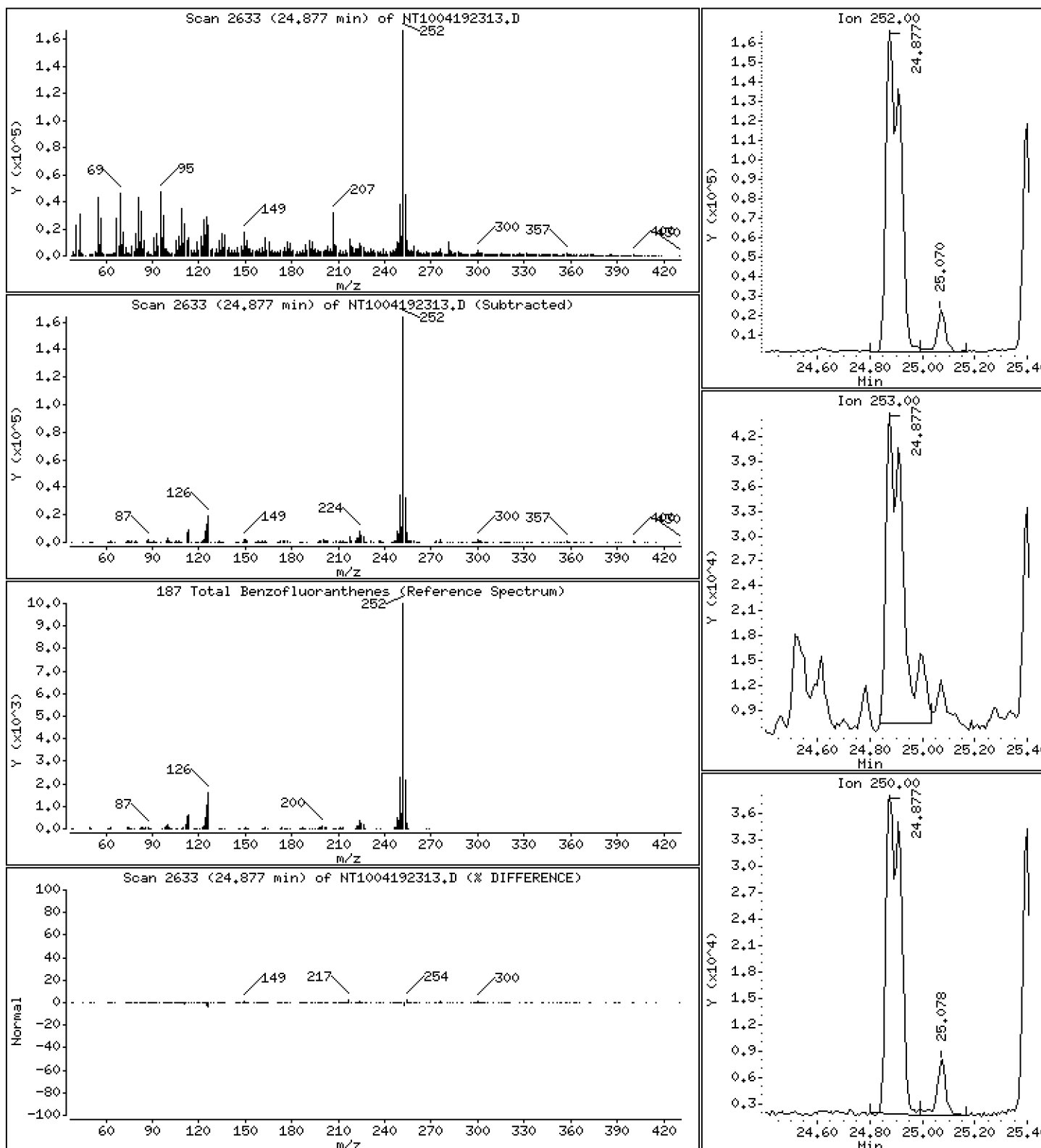
Operator: VTS

Column phase: ZB-5msi

Column diameter: 0,25

187 Total Benzofluoranthenes

Concentration: 3,042 ug/mL



ARI Labs, Inc.

Semivolatile Report SW846 Method 8270D

Data file : \\target\share\chem3\nt10.i\20230419.b\NT1004192313.D
 Lab Smp Id: 23C0774-04
 Inj Date : 19-APR-2023 19:00
 Operator : VTS
 Smp Info : 23C0774-04
 Misc Info :
 Comment : 1ul Injection
 Method : \\target\share\chem3\nt10.i\20230419.b\ABN.m
 Meth Date : 20-Apr-2023 10:45 deenayd Quant Type: ISTD
 Cal Date : 16-MAR-2023 00:22 Cal File: NT10031508.D
 Als bottle: 13
 Dil Factor: 1.00000
 Integrator: HP RTE
 Target Version: 4.14
 Processing Host: DEENAY-201905

Inst ID: nt10.i

Compound Sublist: ICAL.sub

Compounds	QUANT	SIG	RT	EXP RT	REL RT	RESPONSE	CONCENTRATIONS	
							ON-COLUMN	FINAL
	MASS						(ug/mL)	(ug/mL)
\$ 1 2-Fluorophenol	112		6.612	6.643	(0.749)	208102	4.39261	4.393
\$ 2 Phenol-d5	99		8.212	8.227	(0.931)	270118	4.34625	4.346
3 Phenol	94		8.235	8.250	(0.933)	130501	2.02066	2.021
\$ 5 2-Chlorophenol-d4	132		8.466	8.489	(0.960)	254709	4.79937	4.799
4 Bis(2-Chloroethyl)ether	93		Compound Not Detected.					
6 2-Chlorophenol	128		Compound Not Detected.					
7 1,3-Dichlorobenzene	146		Compound Not Detected.					
* 8 1,4-Dichlorobenzene-d4	152		8.823	8.844	(1.000)	156659	4.00000	
9 1,4-Dichlorobenzene	146		Compound Not Detected.					
\$ 10 1,2-Dichlorobenzene-d4	152		9.180	9.201	(1.040)	119102	3.12494	3.125
12 1,2-Dichlorobenzene	146		Compound Not Detected.					
11 Benzyl alcohol	108		9.110	9.123	(1.033)	3571	0.11780	0.1178
14 2,2'-oxybis(1-Chloropropane)	121		Compound Not Detected.					
13 2-Methylphenol	108		9.343	9.356	(1.059)	908	0.01929	0.01929
17 Hexachloroethane	117		Compound Not Detected.					
16 N-Nitroso-di-n-propylamine	70		Compound Not Detected.					
15 4-Methylphenol	108		9.622	9.628	(1.091)	3782	0.07624	0.07624
\$ 18 Nitrobenzene-d5	82		9.917	9.931	(0.878)	180301	3.09862	3.099
19 Nitrobenzene	77		Compound Not Detected.					
20 Isophorone	82		Compound Not Detected.					
21 2-Nitrophenol	139		Compound Not Detected.					
22 2,4-Dimethylphenol	107		Compound Not Detected.					
23 Bis(2-Chloroethoxy)methane	93		Compound Not Detected.					
24 Benzoic acid	105		10.770	10.884	(0.953)	11040	0.37886	0.3789 (H)
25 2,4-Dichlorophenol	162		Compound Not Detected.					
26 1,2,4-Trichlorobenzene	180		Compound Not Detected.					
* 27 Naphthalene-d8	136		11.299	11.308	(1.000)	576478	4.00000	
28 Naphthalene	128		11.345	11.351	(1.004)	19553	0.12803	0.1280
29 4-Chloroaniline	127		Compound Not Detected.					
30 Hexachlorobutadiene	225		Compound Not Detected.					
31 4-Chloro-3-methylphenol	107		Compound Not Detected.					
32 2-Methylnaphthalene	142		12.738	12.748	(1.127)	12421	0.11270	0.1127
33 Hexachlorocyclopentadiene	237		Compound Not Detected.					

Compounds	QUANT	SIG	RT	EXP RT	REL RT	RESPONSE	CONCENTRATIONS	
							ON-COLUMN	FINAL
	MASS						(ug/mL)	(ug/mL)
=====	=====		=====	=====	=====	=====	=====	=====
34 2,4,6-Trichlorophenol	196					Compound Not Detected.		
35 2,4,5-Trichlorophenol	196					Compound Not Detected.		
§ 36 2-Fluorobiphenyl	172		13.527	13.529	(0.907)	434525	3.30097	3.301
37 2-Chloronaphthalene	162					Compound Not Detected.		
38 2-Nitroaniline	65					Compound Not Detected.		
39 Dimethylphthalate	163		14.433	14.443	(0.968)	4013	0.03712	0.03712 (H)
40 Acenaphthylene	152		14.595	14.597	(0.979)	14581	0.08779	0.08779
41 2,6-Dinitrotoluene	165					Compound Not Detected.		
* 42 Acenaphthene-d10	164		14.913	14.915	(1.000)	332772	4.00000	
43 3-Nitroaniline	138					Compound Not Detected.		
44 Acenaphthene	153		14.974	14.977	(1.004)	7937	0.07735	0.07735
45 2,4-Dinitrophenol	184					Compound Not Detected.		
46 Dibenzofuran	168		15.299	15.309	(1.026)	14729	0.09734	0.09734
47 4-Nitrophenol	109					Compound Not Detected.		
48 2,4-Dinitrotoluene	165					Compound Not Detected.		
50 Diethylphthalate	149		15.894	15.904	(1.066)	9910	0.09343	0.09343
49 Fluorene	166		16.010	16.020	(1.074)	13707	0.11515	0.1151
51 4-Chlorophenyl-phenylether	204					Compound Not Detected.		
52 4-Nitroaniline	138					Compound Not Detected.		
53 4,6-Dinitro-2-methylphenol	198					Compound Not Detected.		
54 N-Nitrosodiphenylamine	169					Compound Not Detected.		
§ 55 2,4,6-Tribromophenol	330		16.550	16.553	(1.110)	104036	6.70346	6.703
56 4-Bromophenyl-phenylether	248					Compound Not Detected.		
57 Hexachlorobenzene	284					Compound Not Detected.		
58 Pentachlorophenol	266					Compound Not Detected.		
* 59 Phenanthrene-d10	188		17.949	17.951	(1.000)	593533	4.00000	
60 Phenanthrene	178		17.996	17.998	(1.003)	117642	0.72689	0.7269
61 Anthracene	178		18.088	18.090	(1.008)	54700	0.35234	0.3523
62 Carbazole	167		18.429	18.431	(1.027)	14087	0.10126	0.1013
63 Di-n-butylphthalate	149		19.272	19.266	(1.074)	16940	0.09056	0.09056
64 Fluoranthene	202		20.456	20.404	(0.887)	317050	1.46804	1.468
65 Pyrene	202		20.866	20.829	(0.905)	408284	1.84290	1.843
§ 66 Terphenyl-d14	244		21.152	21.139	(0.918)	510029	3.06553	3.066
67 Butylbenzylphthalate	149		22.089	22.091	(0.958)	10970	0.14104	0.1410
68 Benzo(a)anthracene	228		23.018	23.012	(0.999)	184198	0.97093	0.9709
* 69 Chrysene-d12	240		23.049	23.043	(1.000)	537478	4.00000	
70 3,3'-Dichlorobenzidine	252					Compound Not Detected.		
71 Chrysene	228		23.096	23.090	(1.002)	249389	1.34553	1.346
72 bis(2-Ethylhexyl)phthalate	149		23.142	23.136	(0.959)	54730	0.42354	0.4235
* 134 Di-n-octylphthalate-d4	153		24.125	24.127	(1.000)	883386	4.00000	
73 Di-n-octylphthalate	149					Compound Not Detected.		
74 Benzo(b)fluoranthene	252		24.876	24.863	(0.972)	330550	1.63628	1.636
75 Benzo(k)fluoranthene	252		24.907	24.901	(0.973)	314676	1.53405	1.534
76 Benzo(a)pyrene	252		25.496	25.482	(0.996)	229100	1.26847	1.268
* 77 Perylene-d12	264		25.604	25.590	(1.000)	623206	4.00000	
78 Indeno(1,2,3-cd)pyrene	276		28.100	28.094	(1.097)	148415	0.64590	0.6459
79 Dibenzo(a,h)anthracene	278		28.108	28.109	(1.098)	48659	0.25507	0.2551
80 Benzo(g,h,i)perylene	276		28.830	28.824	(1.126)	156417	0.78658	0.7866
90 N-Nitrosodimethylamine	74					Compound Not Detected.		
91 Aniline	93					Compound Not Detected.		
93 Benzidine	184					Compound Not Detected.		
103 Pyridine	79		4.480	4.503	(0.508)	4379	0.09434	0.09434
105 1-methylnaphthalene	142		12.955	12.964	(1.147)	9189	0.09100	0.09100
111 Azobenzene (1,2-DP-Hydrazine)	77					Compound Not Detected.		

Compounds	QUANT SIG	RT	EXP RT	REL RT	RESPONSE	CONCENTRATIONS		
						ON-COLUMN (ug/mL)	FINAL (ug/mL)	
187 Total Benzofluoranthenes	252	24.876	24.901	(0.972)	593364	3.04214	3.042	
120 2,3,4,6-Tetrachlorophenol	232	Compound Not Detected.						

QC Flag Legend

H - Operator selected an alternate compound hit.

ARI Labs, Inc.

INTERNAL STANDARD COMPOUNDS
 AREA AND RT SUMMARY

Instrument ID: nt10.i Calibration Date: 19-APR-2023
 Lab File ID: NT1004192313.D Calibration Time: 11:08
 Lab Smp Id: 23C0774-04
 Analysis Type: SV Level:
 Quant Type: ISTD Sample Type:
 Operator: VTS
 Method File: \\target\share\chem3\nt10.i\20230419.b\ABN.m
 Misc Info:

Test Mode:
 Use Last Continuing Calibrator.

COMPOUND	STANDARD	AREA LIMIT		SAMPLE	%DIFF
		LOWER	UPPER		
8 1,4-Dichlorobenze	140649	70325	281298	156659	11.38
27 Naphthalene-d8	483944	241972	967888	576478	19.12
42 Acenaphthene-d10	298909	149455	597818	332772	11.33
59 Phenanthrene-d10	483004	241502	966008	593533	22.88
69 Chrysene-d12	399309	199655	798618	537478	34.60
134 Di-n-octylphthala	671711	335856	1343422	883386	31.51
77 Perylene-d12	475411	237706	950822	623206	31.09

COMPOUND	STANDARD	RT LIMIT		SAMPLE	%DIFF
		LOWER	UPPER		
8 1,4-Dichlorobenze	8.84	8.34	9.34	8.82	-0.25
27 Naphthalene-d8	11.31	10.81	11.81	11.30	-0.08
42 Acenaphthene-d10	14.92	14.42	15.42	14.91	-0.01
59 Phenanthrene-d10	17.95	17.45	18.45	17.95	-0.01
69 Chrysene-d12	23.04	22.54	23.54	23.05	0.03
134 Di-n-octylphthala	24.13	23.63	24.63	24.13	-0.01
77 Perylene-d12	25.59	25.09	26.09	25.60	0.05

AREA UPPER LIMIT = +100% of internal standard area.
 AREA LOWER LIMIT = - 50% of internal standard area.
 RT UPPER LIMIT = + 0.50 minutes of internal standard RT.
 RT LOWER LIMIT = - 0.50 minutes of internal standard RT.

REVIEW SUMMARY FOR FILE - NT1004192313.D

Lab ID: 23C0774-04
nt10.i, 20230419.b\ABN.m, 19-APR-2023 19:00

RT CO-ELUTION COMPOUNDS

NO CO-ELUTIONS

Quant Method: ICAL

RRT CHECK

RRT	CCV RRT	DELTA	COMPOUND
0.953	0.962	-0.0093	Benzoic acid

RRT check based on Ccal File: NT1004192302.D

On Column LOD for nt10.i, 20230419.b\ABN.m, ICAL.sub = 0.0000

* Only compounds listed in the work order have been verified by the analyst *



Form I
ORGANIC ANALYSIS DATA SHEET
EPA 8270E
Semivolatiles (20ug/kg - 0.2ug/L SepF)

Laboratory: Analytical Resources, LLC

Client: Anchor OEA, LLC

Project: AOC5 MR Phase 1

Matrix: Sediment

Laboratory ID: 23C0774-05 A

SDG: 23C0774

Sampled: 12/16/22 11:20

Prepared: 04/05/23 16:28

File ID: NT1004192314.D

% Solids: 53.89

Preparation: EPA 3546 (Microwave)

Analyzed: 04/19/23 19:39

Batch: BLD0057

Sequence: SLD0254

Initial/Final: 18.61 g Wet / 1 mL

Instrument: NT10

Column: ZB-5MSi

Calibration: GC00046

Cleanups: GPC

CAS NO.	COMPOUND	DILUTION	CONC: (ug/kg dry)	Q	DL	RL
108-95-2	Phenol	1	9.5	J	4.4	19.9
106-44-5	4-Methylphenol	1	19.9	U	7.4	19.9
91-20-3	Naphthalene	1	9.3	J	4.2	19.9
91-57-6	2-Methylnaphthalene	1	9.5	J	4.5	19.9
208-96-8	Acenaphthylene	1	19.9	U	6.2	19.9
131-11-3	Dimethylphthalate	1	19.9	U	4.4	19.9
83-32-9	Acenaphthene	1	6.4	J	5.2	19.9
132-64-9	Dibenzofuran	1	19.9	U	14.1	19.9
86-73-7	Fluorene	1	19.9	U	14.5	19.9
85-01-8	Phenanthrene	1	49.2		8.7	19.9
120-12-7	Anthracene	1	21.1		7.2	19.9
206-44-0	Fluoranthene	1	108		6.1	19.9
129-00-0	Pyrene	1	119	Q	5.7	19.9
85-68-7	Butylbenzylphthalate	1	19.9	U	9.4	19.9
56-55-3	Benzo(a)anthracene	1	60.7		5.9	19.9
218-01-9	Chrysene	1	82.7		6.0	19.9
117-81-7	bis(2-Ethylhexyl)phthalate	1	45.0	J	5.4	49.9
	Benzo(a)fluoranthene, Total	1	184		10.0	39.9
50-32-8	Benzo(a)pyrene	1	73.9		4.2	19.9
193-39-5	Indeno(1,2,3-cd)pyrene	1	44.8		14.6	19.9
53-70-3	Dibenzo(a,h)anthracene	1	19.9	U	17.2	19.9
191-24-2	Benzo(g,h,i)perylene	1	55.6		13.6	19.9

SURROGATES	ADDED: (ug/kg dry)	FOUND: (ug/kg dry)	% REC	QC LIMITS	Q
2-Fluorophenol	747.84	413	55.2	27 - 120	Q
Phenol-d5	747.84	432	57.7	29 - 120	Q
2-Chlorophenol-d4	747.84	458	61.2	31 - 120	
1,2-Dichlorobenzene-d4	498.56	289	58.0	32 - 120	
Nitrobenzene-d5	498.56	289	58.0	30 - 120	
2-Fluorobiphenyl	498.56	309	62.0	35 - 120	Q



Form I
ORGANIC ANALYSIS DATA SHEET
EPA 8270E
Semivolatiles (20ug/kg - 0.2ug/L SepF)

Laboratory: Analytical Resources, LLC

Client: Anchor OEA, LLC

Project: AOC5 MR Phase 1

Matrix: Sediment

Laboratory ID: 23C0774-05 A

SDG: 23C0774

Sampled: 12/16/22 11:20

Prepared: 04/05/23 16:28

File ID: NT1004192314.D

% Solids: 53.89

Preparation: EPA 3546 (Microwave)

Analyzed: 04/19/23 19:39

Batch: BLD0057

Sequence: SLD0254

Initial/Final: 18.61 g Wet / 1 mL

Instrument: NT10

Column: ZB-5MSi

Calibration: GC00046

Cleanups: GPC

SURROGATES	ADDED: (ug/kg dry)	FOUND: (ug/kg dry)	% REC	QC LIMITS	Q
2,4,6-Tribromophenol	747.84	606	81.0	24 - 134	
p-Terphenyl-d14	498.56	294	59.0	37 - 120	

Data File: \\target\share\chem3\nt10.1\20230419.1\NT1004192314.D

Date: 19-APR-2023 19:39

Client ID:

Sample Info: 23C0774-05

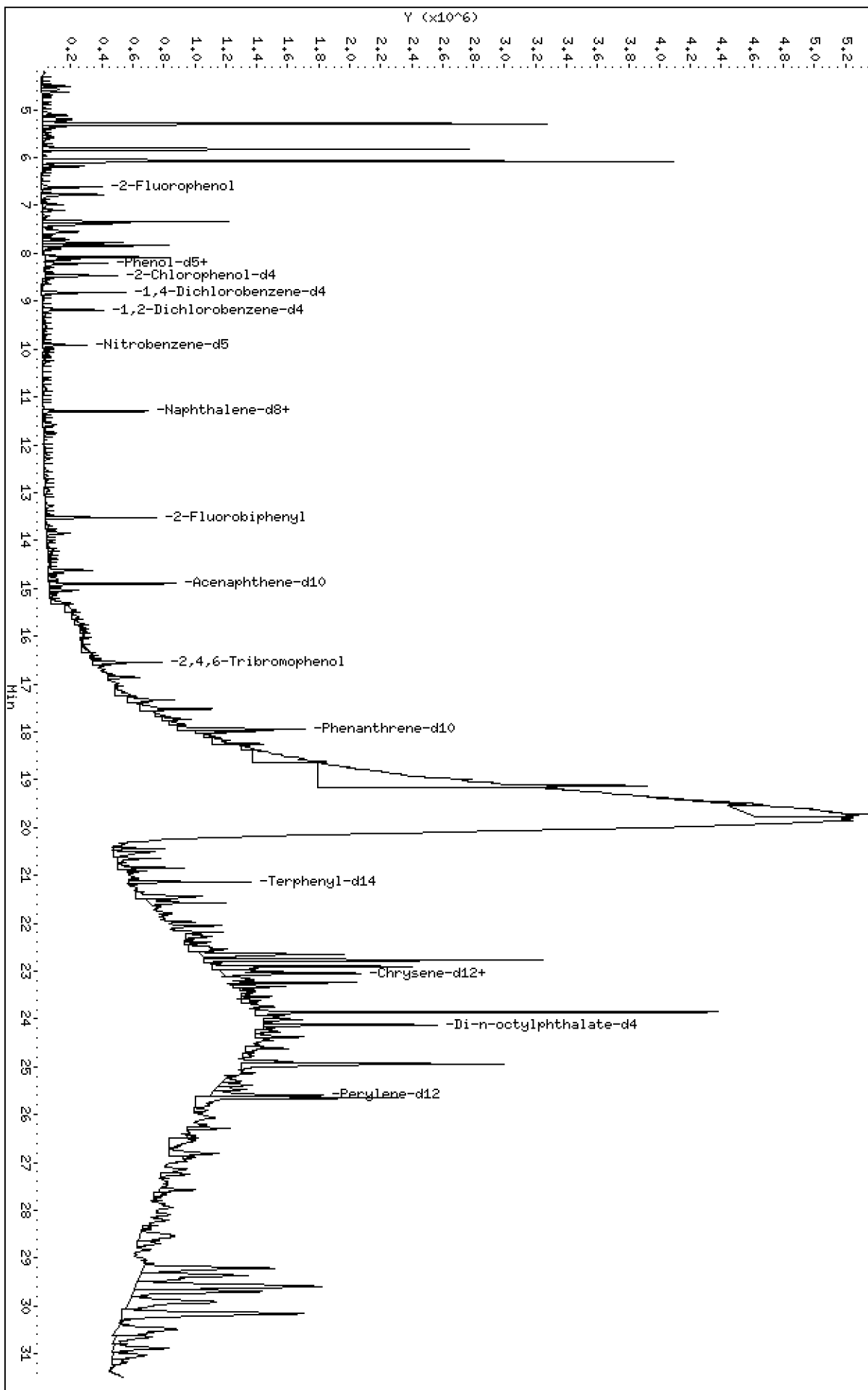
Instrument: nt10.1

Operator: VTS

Column diameter: 0.25

Column phase: ZB-5msi

\\target\share\chem3\nt10.1\20230419.1\NT1004192314.D



Date : 19-APR-2023 19:39

Client ID:

Instrument: nt10.i

Sample Info: 23C0774-05

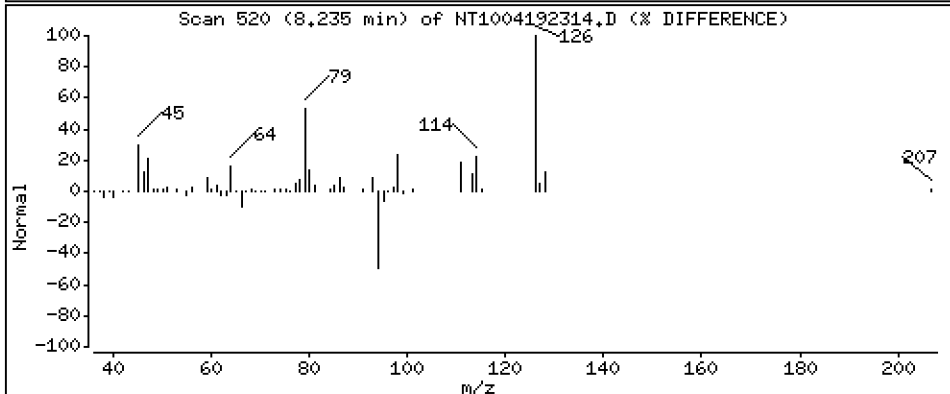
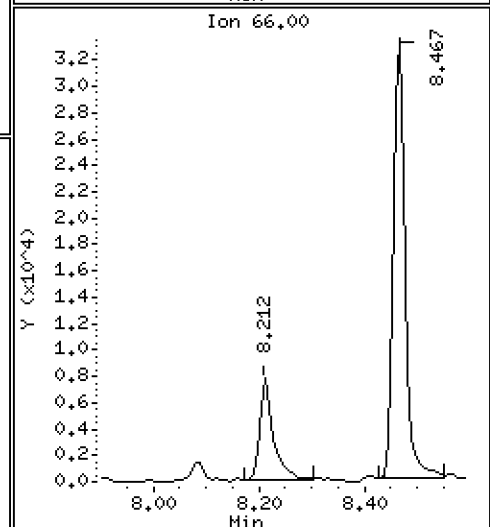
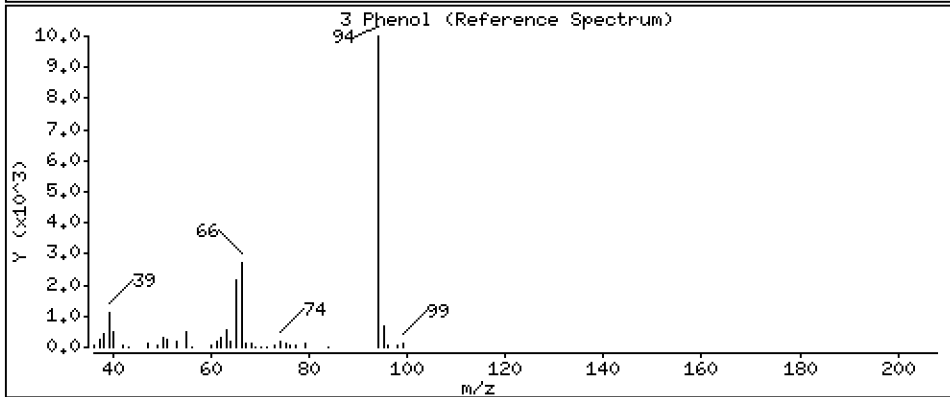
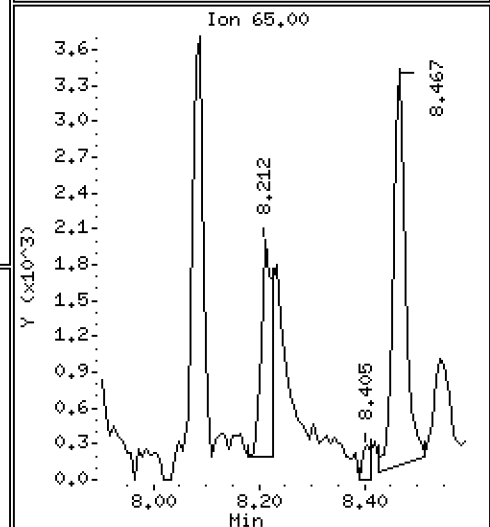
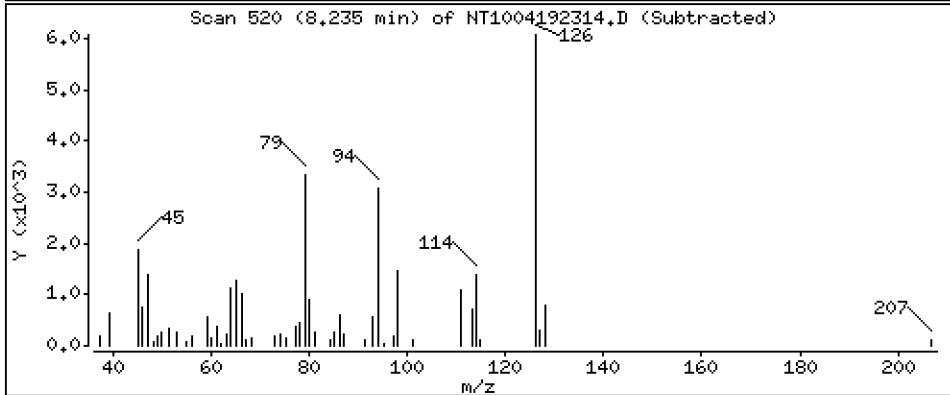
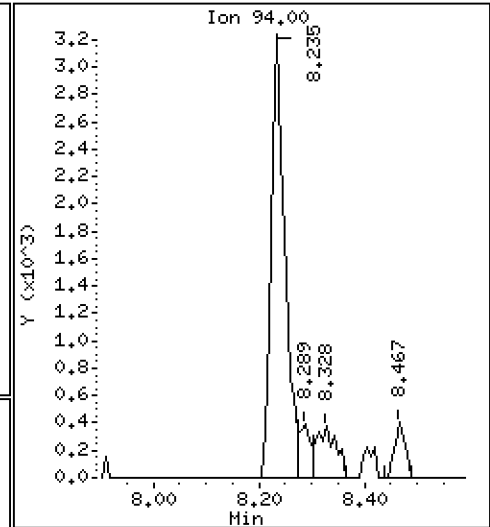
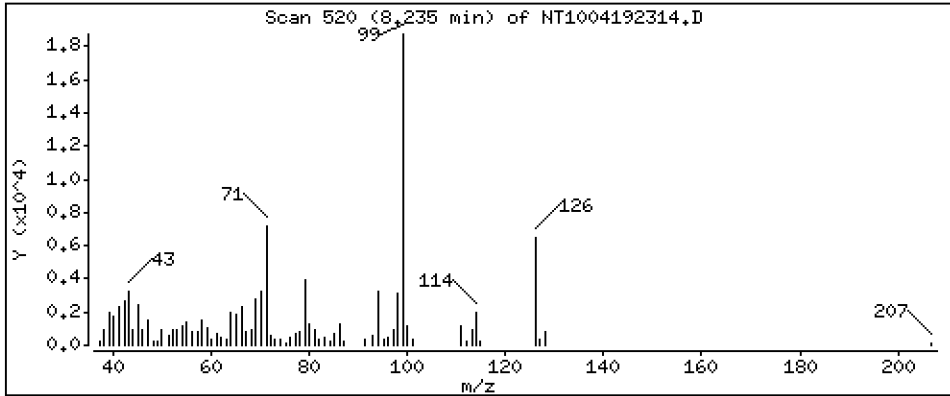
Operator: VTS

Column phase: ZB-5msi

Column diameter: 0.25

3 Phenol

Concentration: 0.09495 ug/mL



Date : 19-APR-2023 19:39

Client ID:

Instrument: nt10.i

Sample Info: 23C0774-05

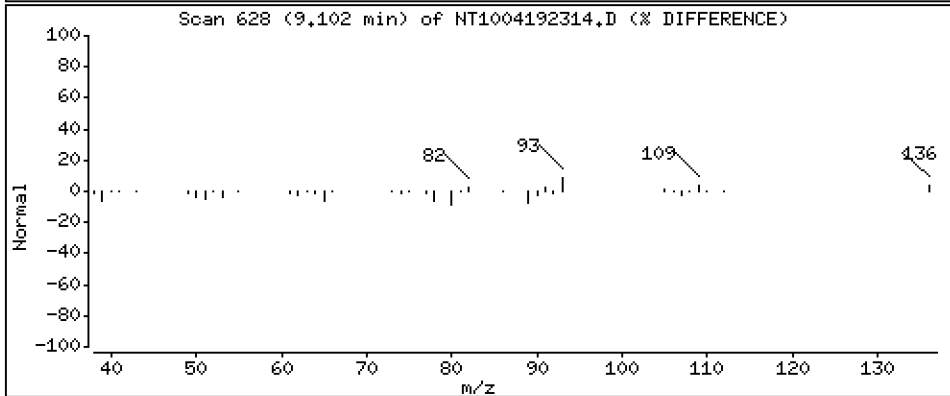
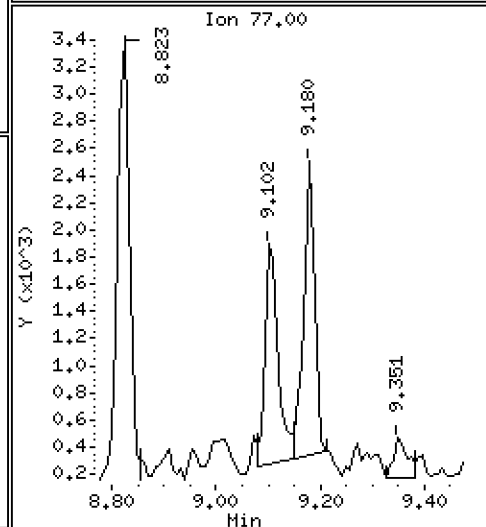
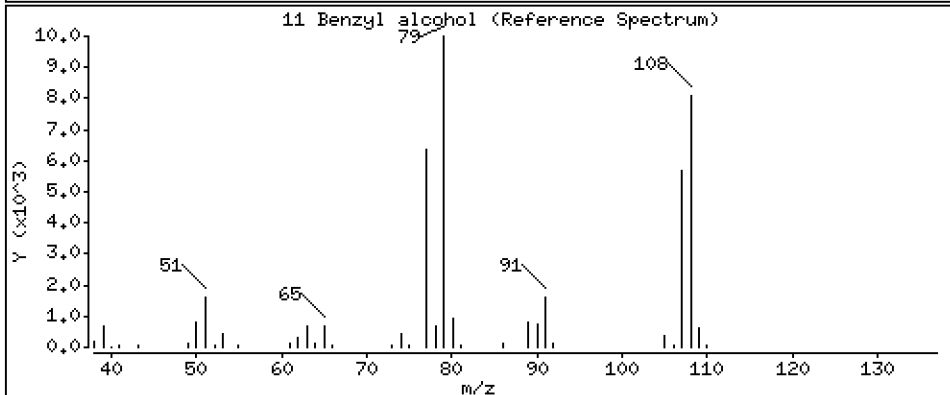
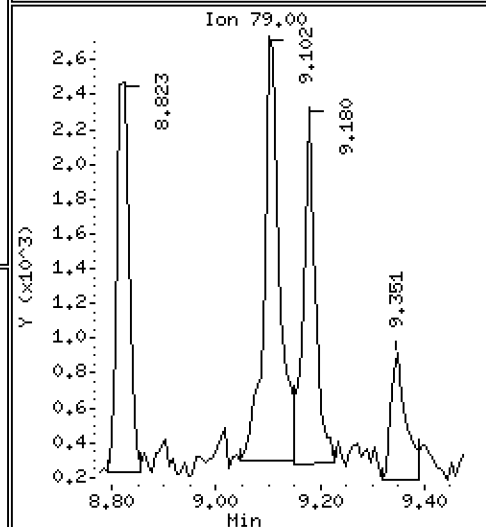
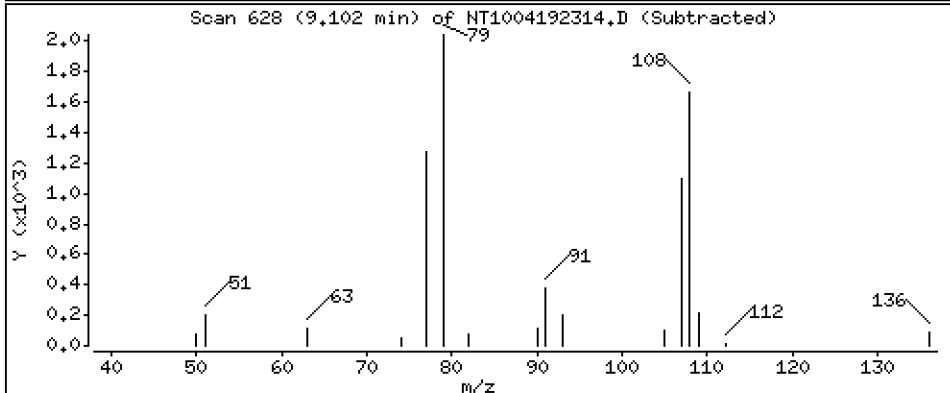
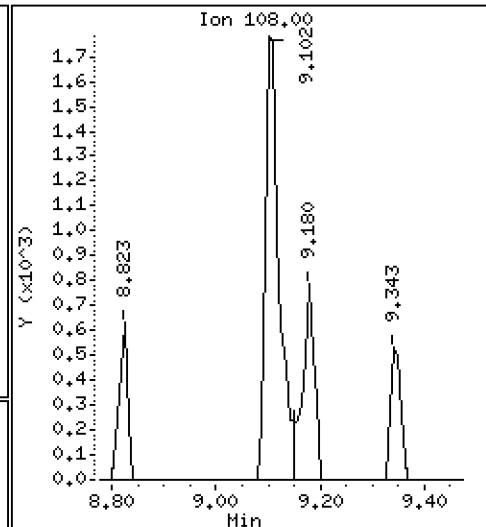
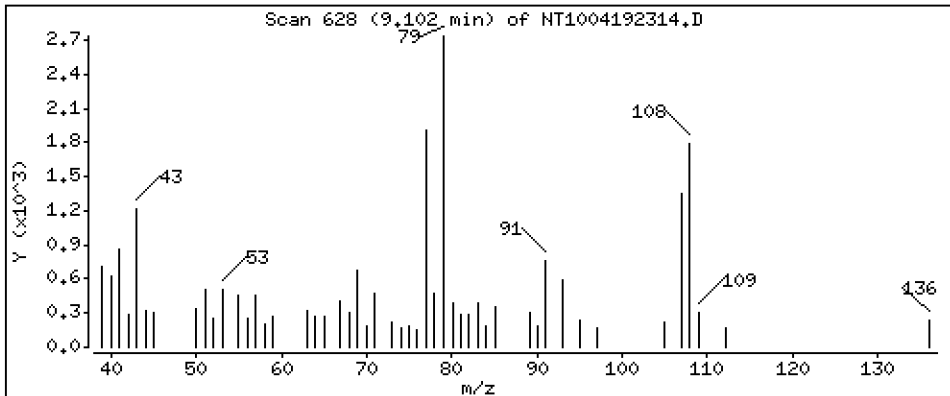
Operator: VTS

Column phase: ZB-5msi

Column diameter: 0.25

11 Benzyl alcohol

Concentration: 0.1170 ug/mL



Date : 19-APR-2023 19:39

Client ID:

Instrument: nt10.i

Sample Info: 23C0774-05

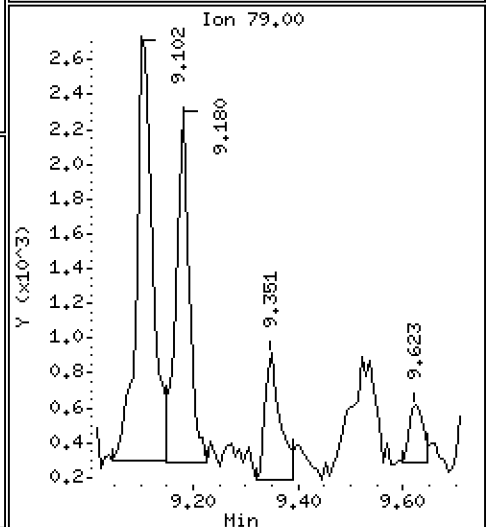
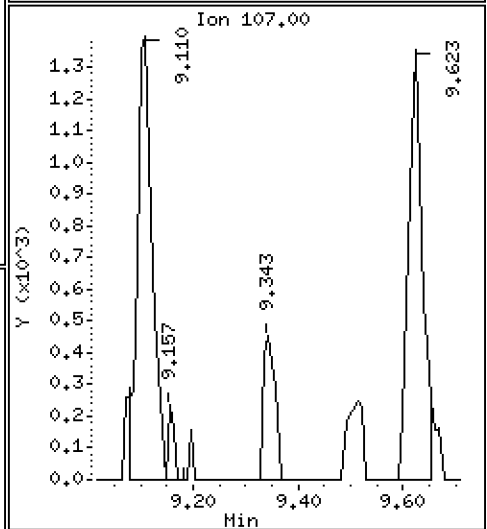
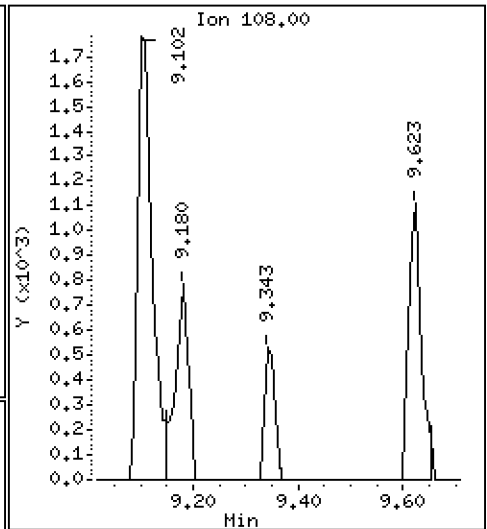
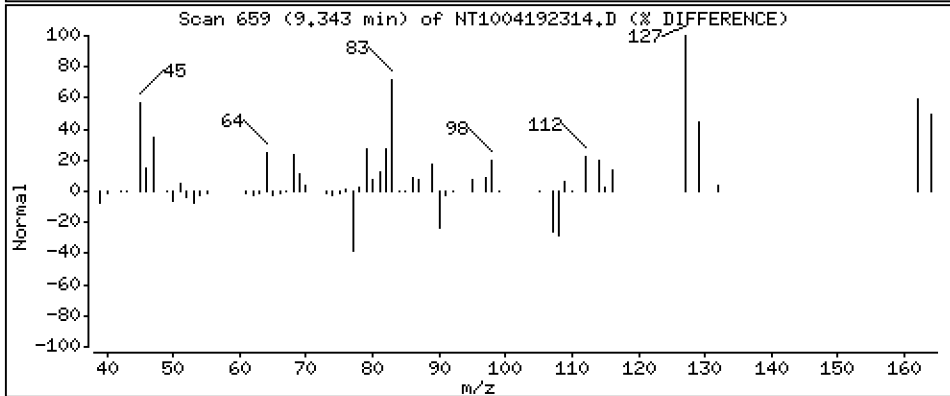
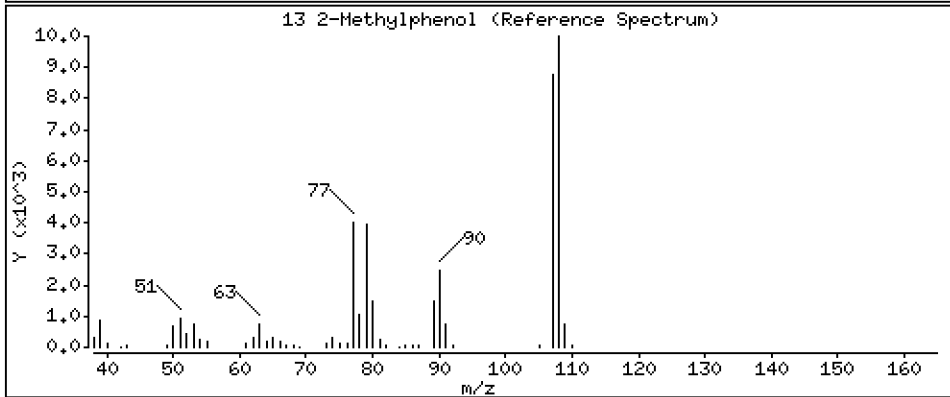
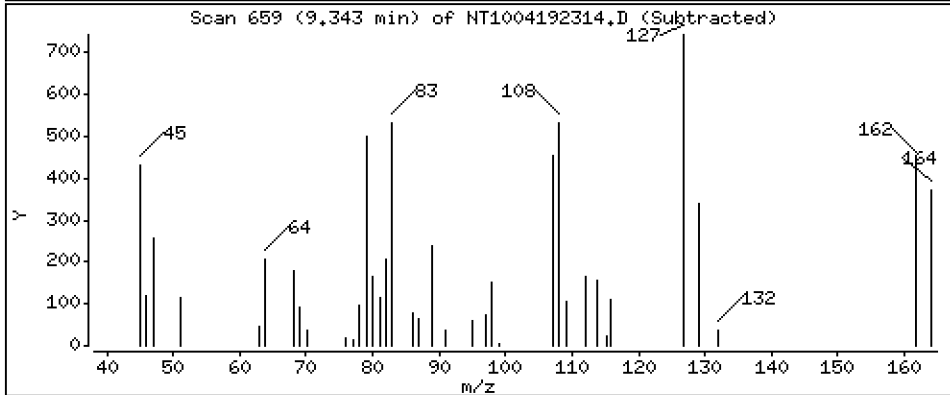
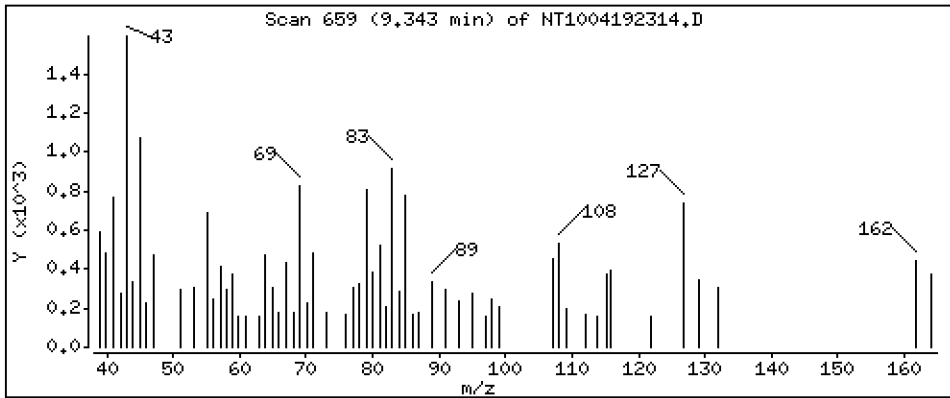
Operator: VTS

Column phase: ZB-5msi

Column diameter: 0.25

13 2-Methylphenol

Concentration: 0.01634 ug/mL



Date : 19-APR-2023 19:39

Client ID:

Instrument: nt10.i

Sample Info: 23C0774-05

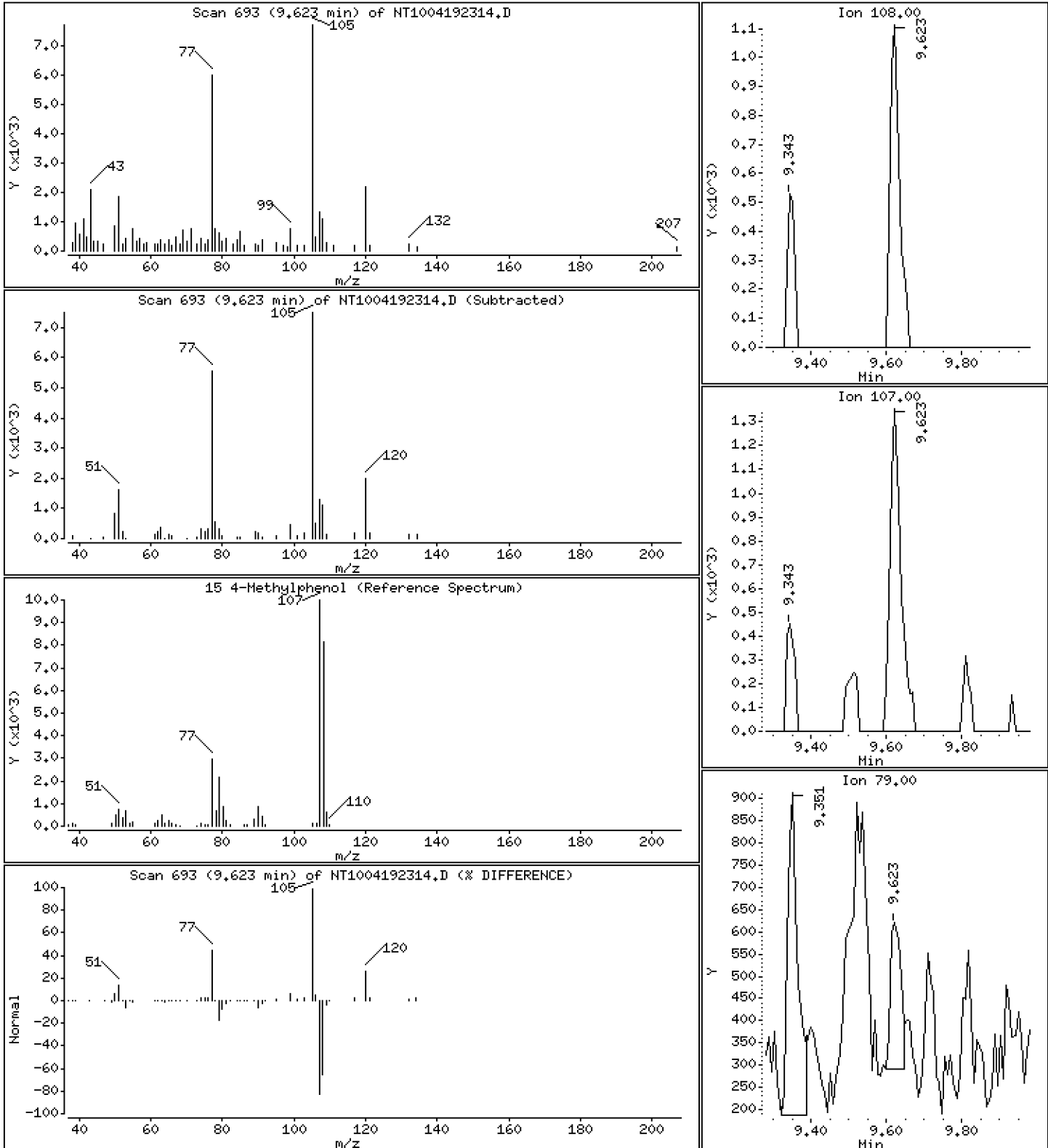
Operator: VTS

Column phase: ZB-5msi

Column diameter: 0.25

15 4-Methylphenol

Concentration: 0.03903 ug/mL



Date : 19-APR-2023 19:39

Client ID:

Instrument: nt10.i

Sample Info: 23C0774-05

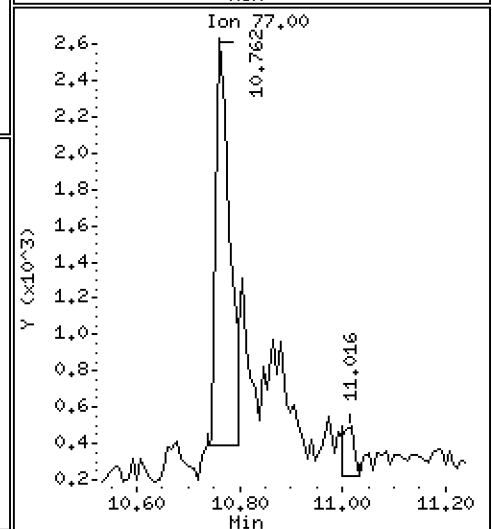
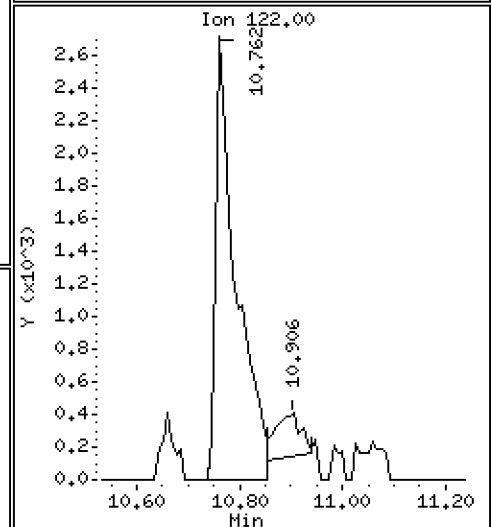
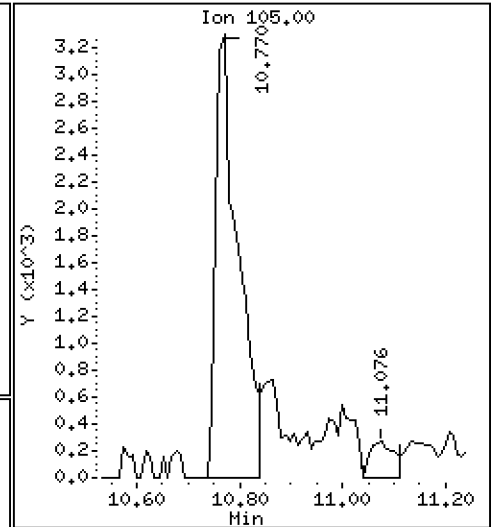
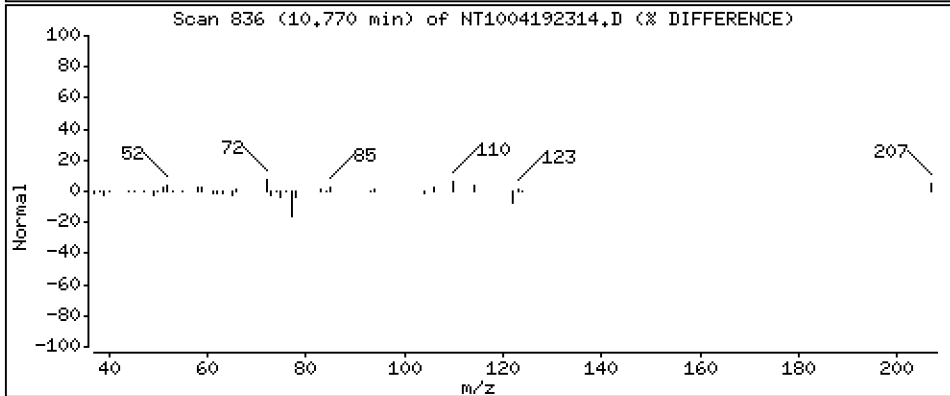
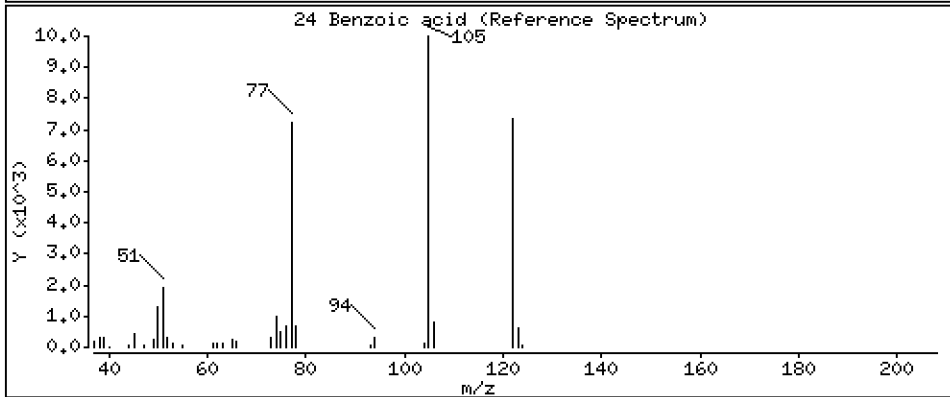
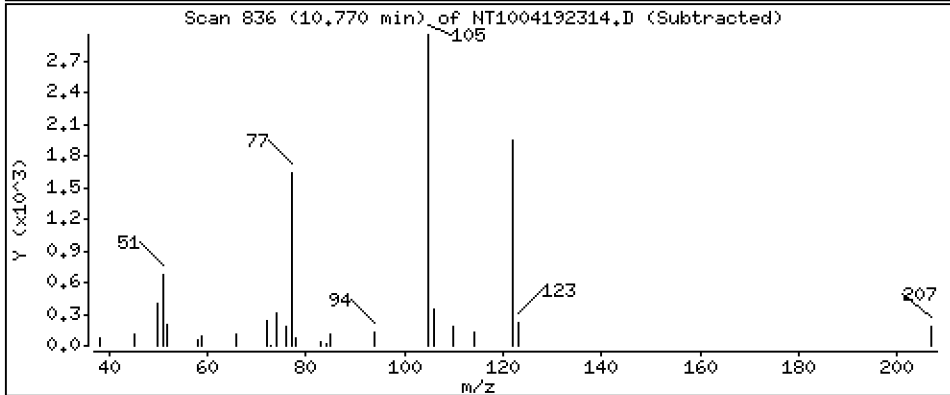
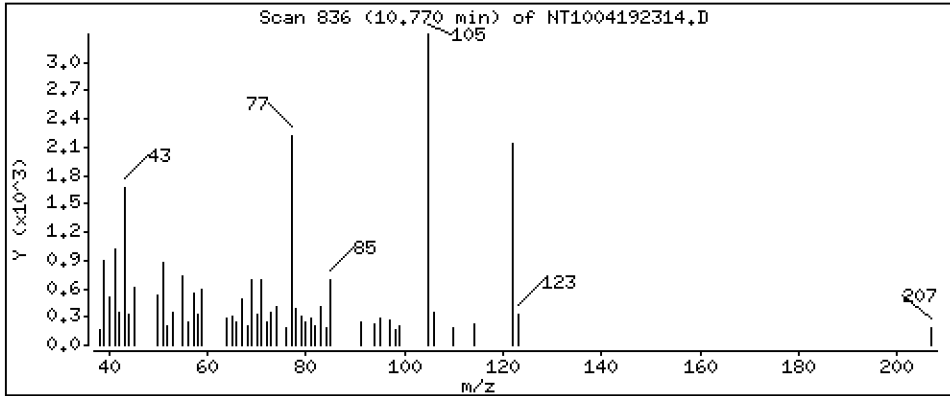
Operator: VTS

Column phase: ZB-5msi

Column diameter: 0,25

24 Benzoic acid

Concentration: 0,3621 ug/mL



Date : 19-APR-2023 19:39

Client ID:

Instrument: nt10.i

Sample Info: 23C0774-05

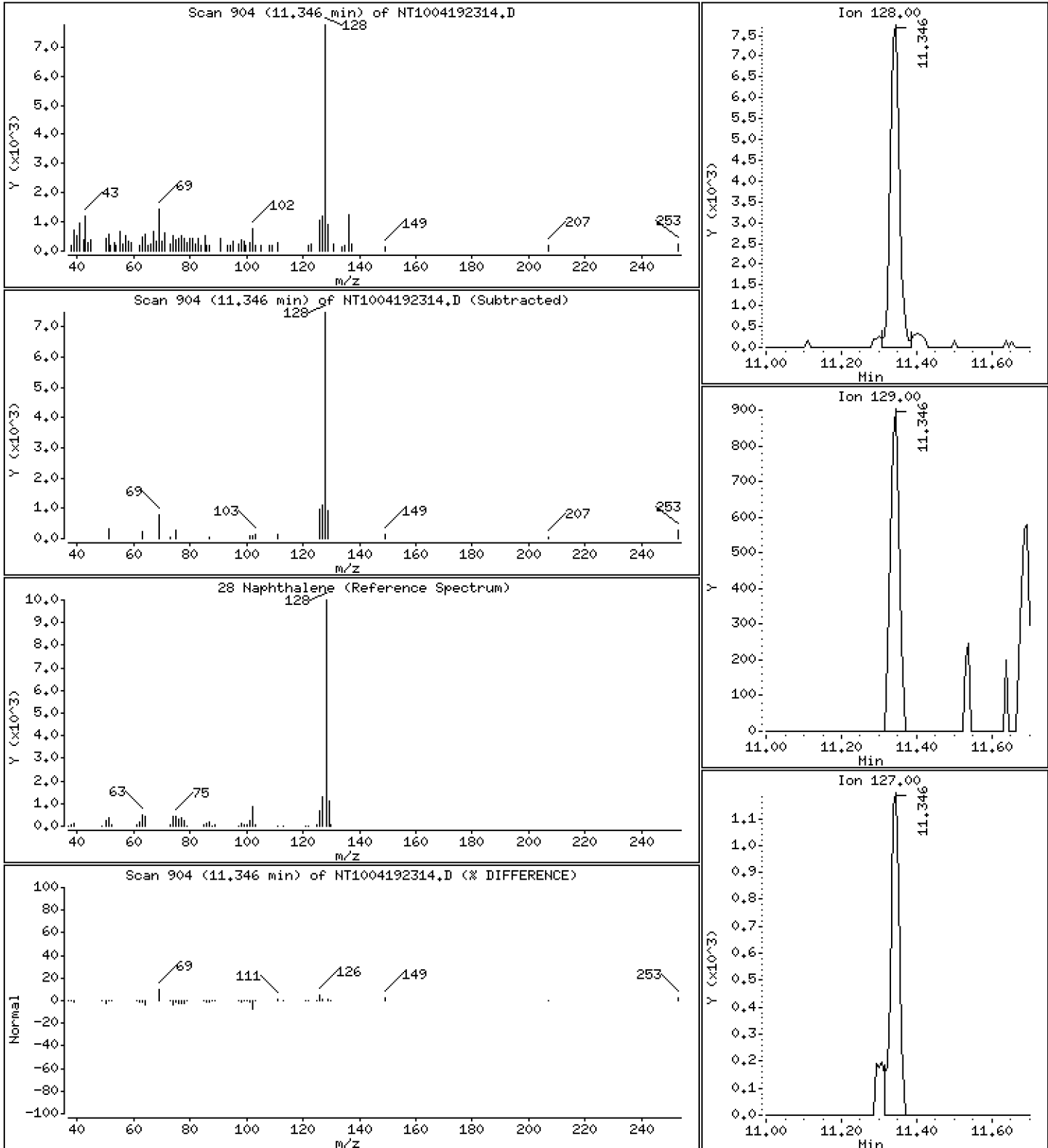
Operator: VTS

Column phase: ZB-5msi

Column diameter: 0,25

28 Naphthalene

Concentration: 0,09328 ug/mL



Date : 19-APR-2023 19:39

Client ID:

Instrument: nt10.i

Sample Info: 23C0774-05

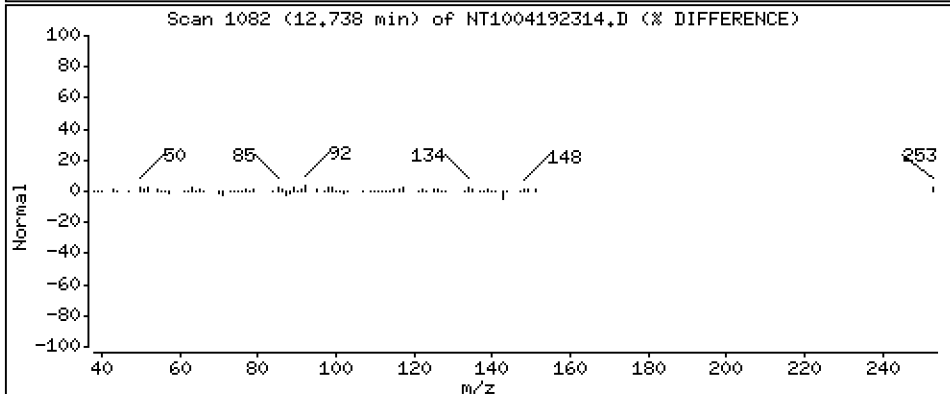
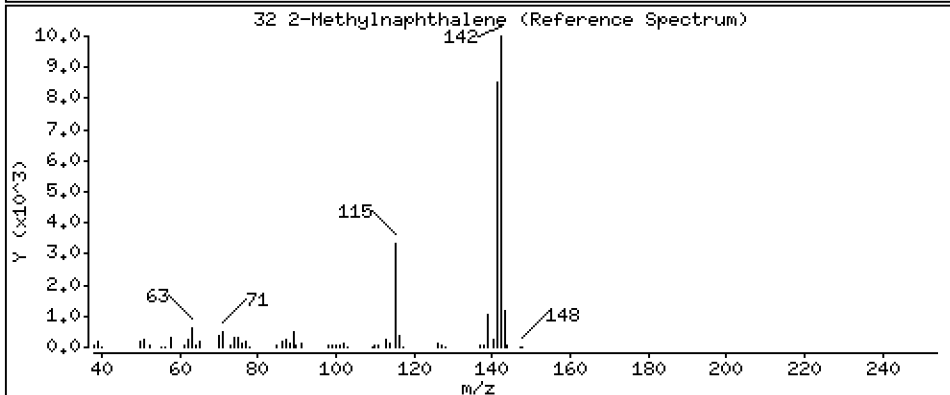
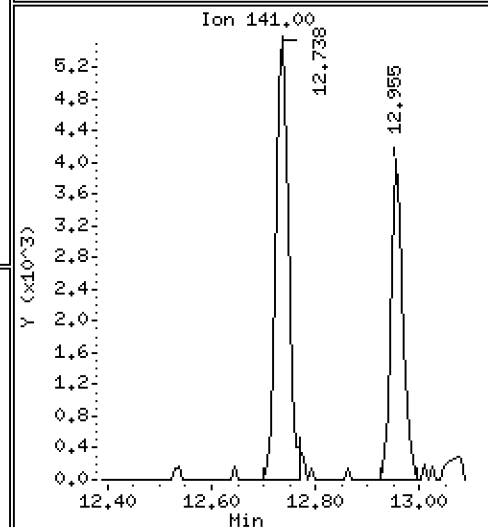
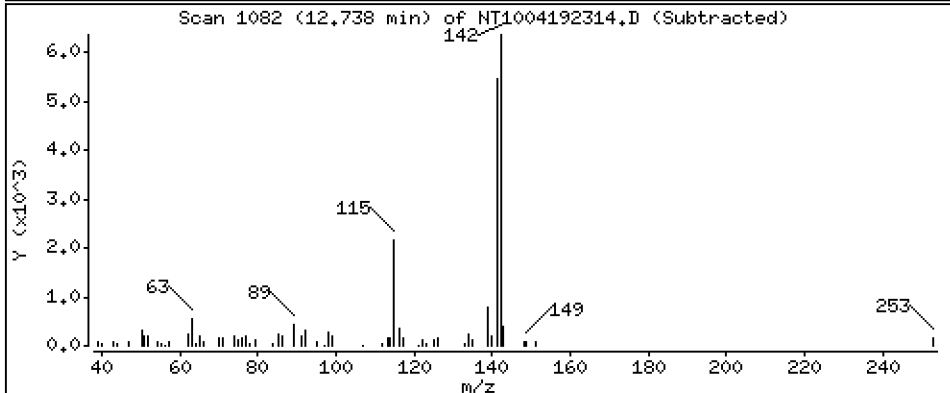
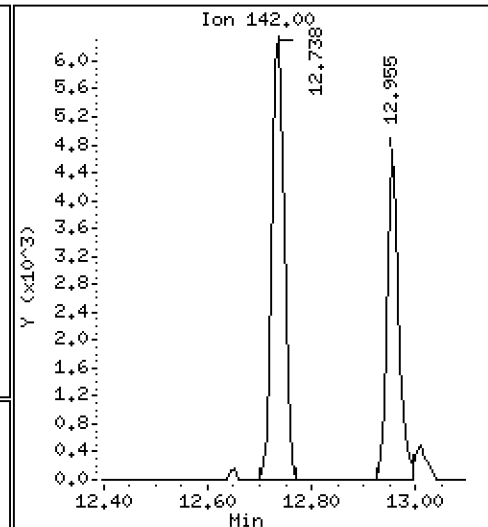
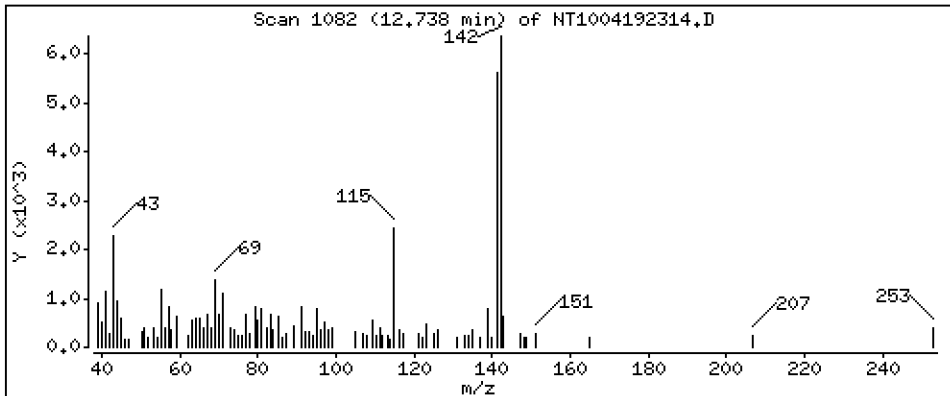
Operator: VTS

Column phase: ZB-5msi

Column diameter: 0,25

32 2-Methylnaphthalene

Concentration: 0,09504 ug/mL



Date : 19-APR-2023 19:39

Client ID:

Instrument: nt10.i

Sample Info: 23C0774-05

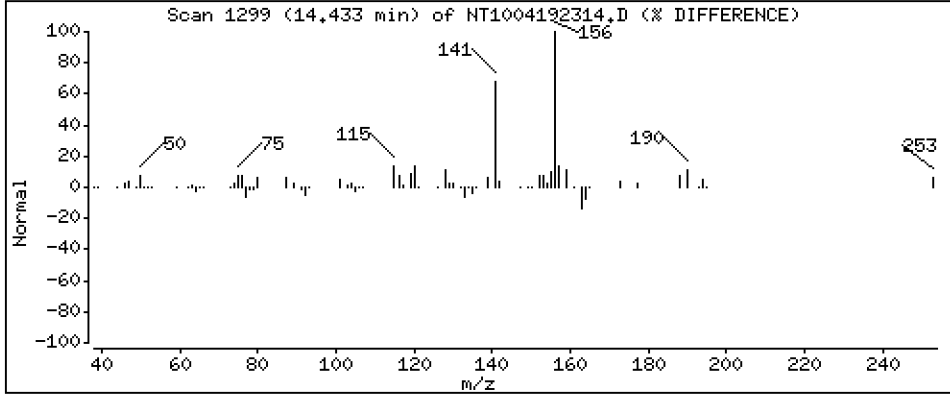
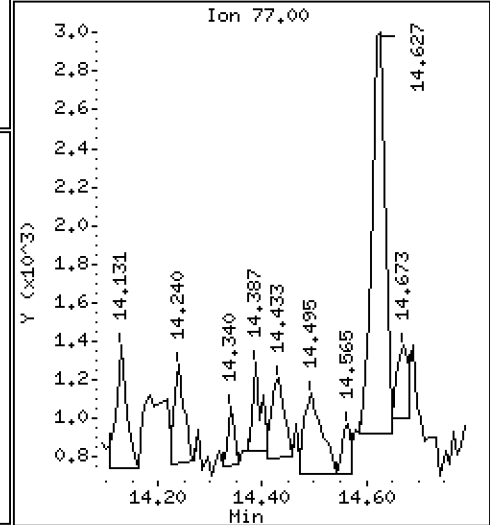
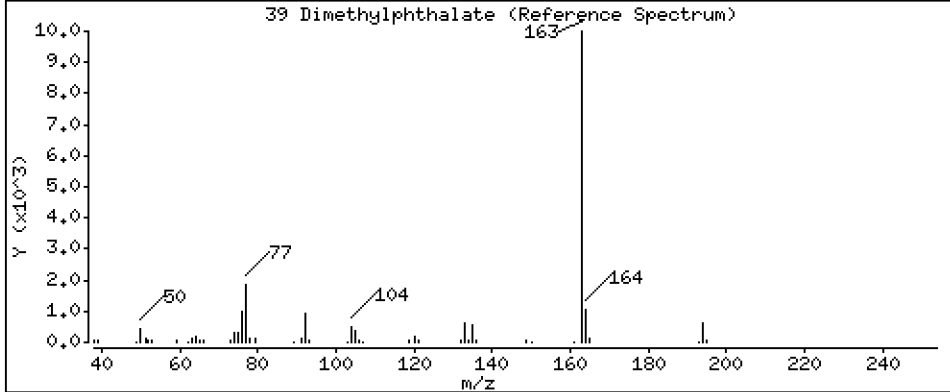
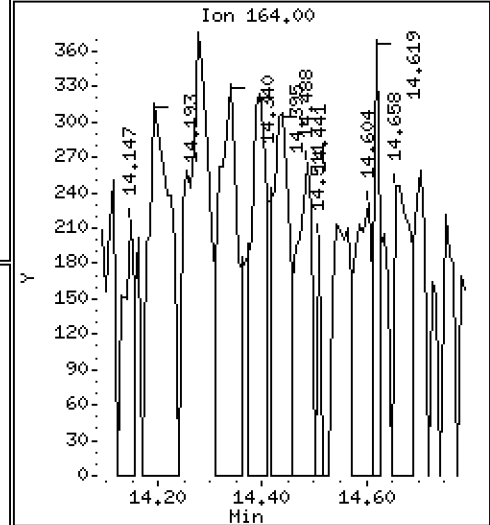
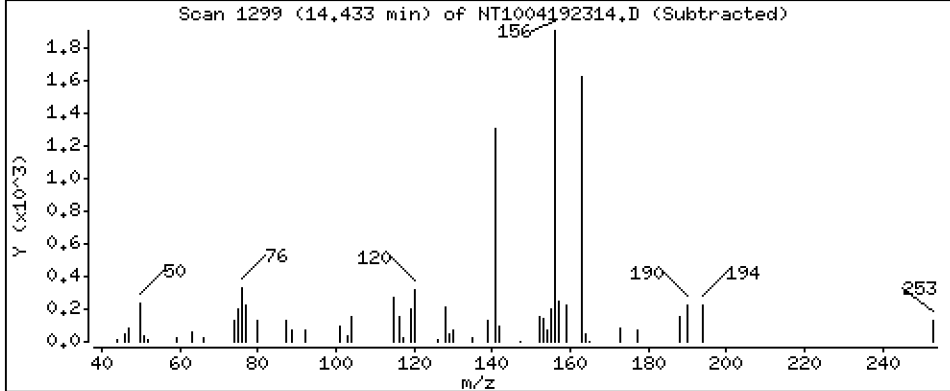
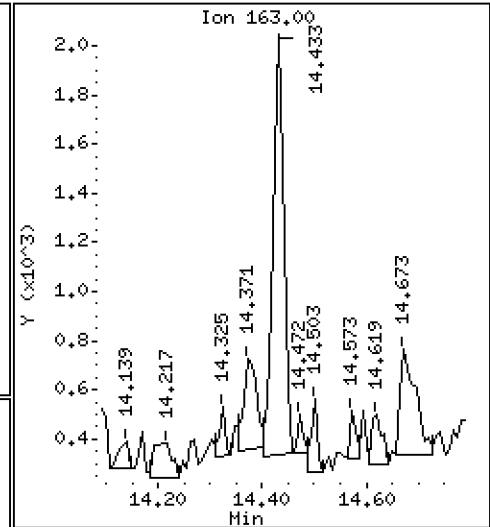
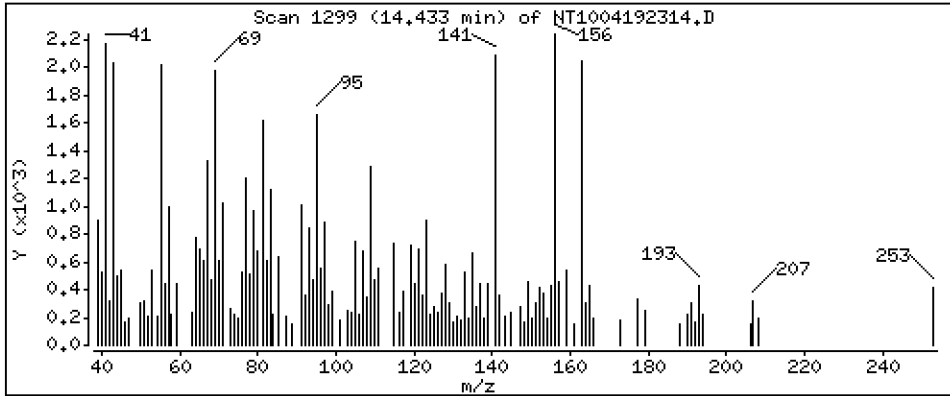
Operator: VTS

Column phase: ZB-5msi

Column diameter: 0.25

39 Dimethylphthalate

Concentration: 0.02472 ug/mL



Date : 19-APR-2023 19:39

Client ID:

Instrument: nt10.i

Sample Info: 23C0774-05

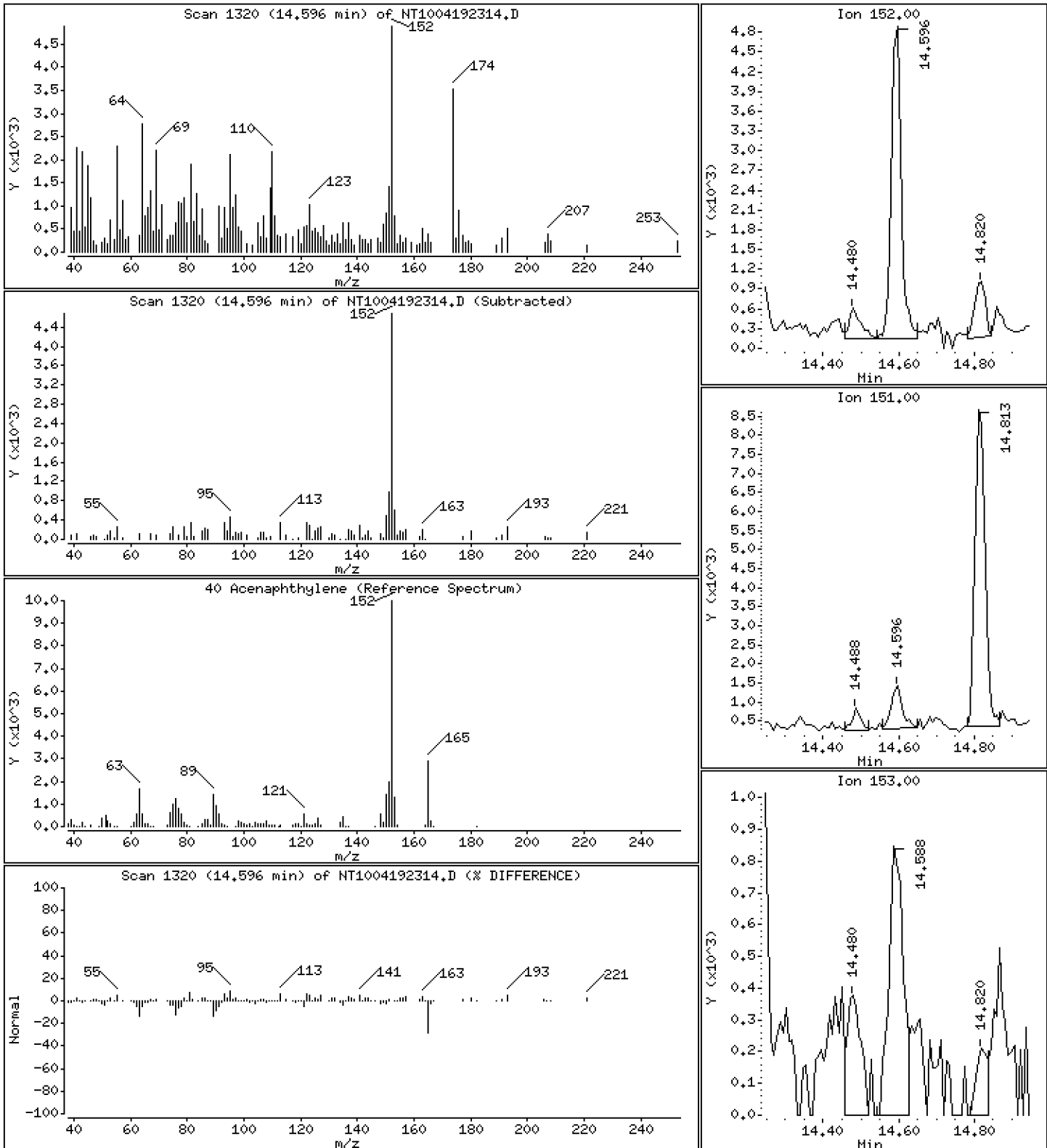
Operator: VTS

Column phase: ZB-5msi

Column diameter: 0,25

40 Acenaphthylene

Concentration: 0,05343 ug/mL



Date : 19-APR-2023 19:39

Client ID:

Instrument: nt10.i

Sample Info: 23C0774-05

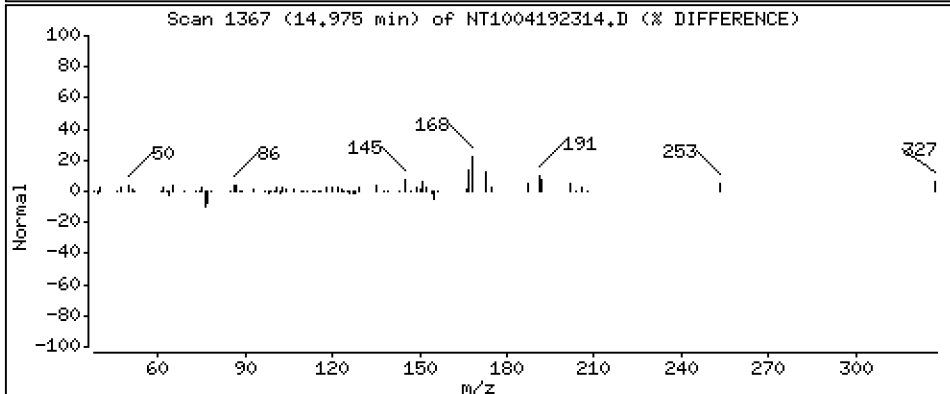
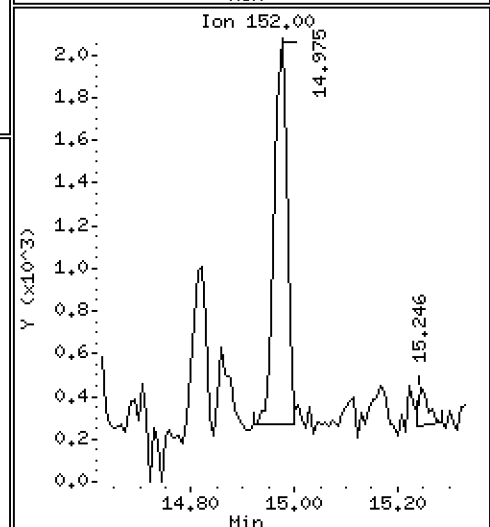
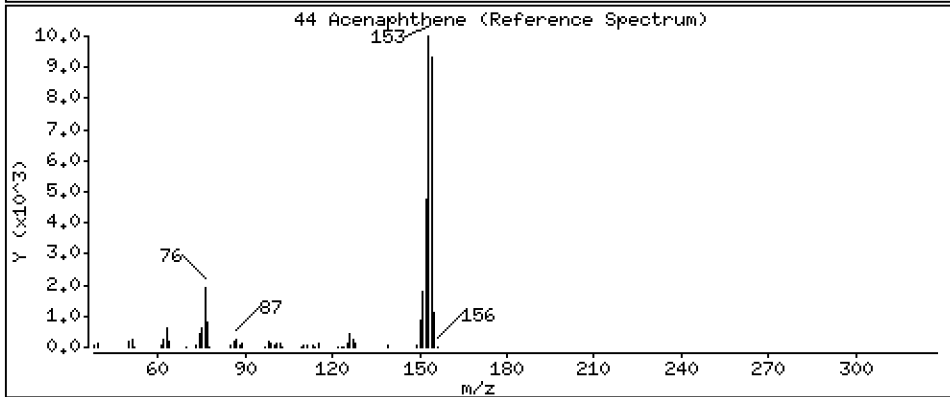
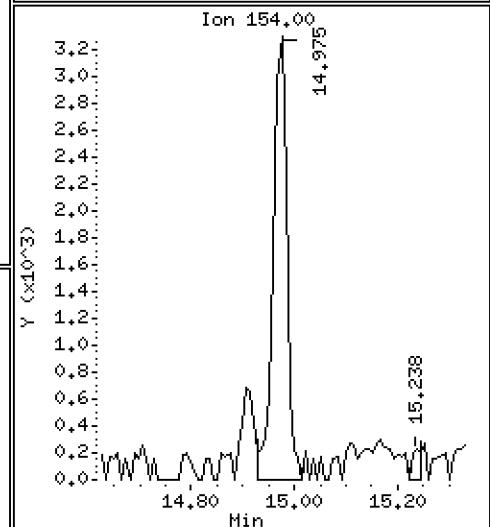
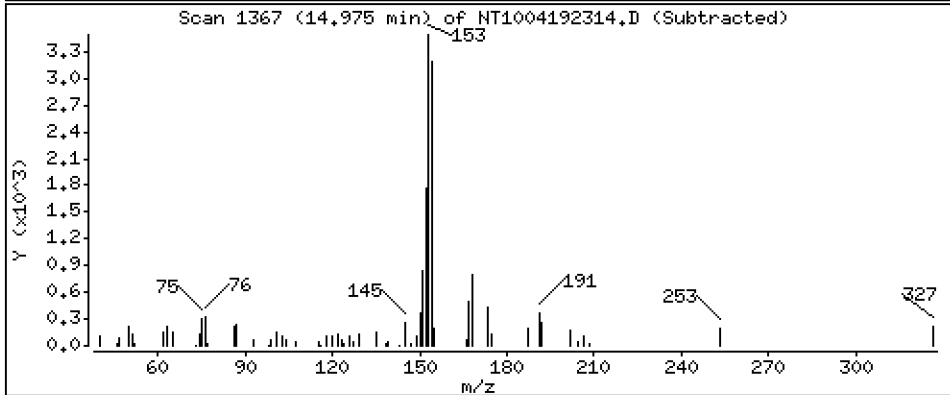
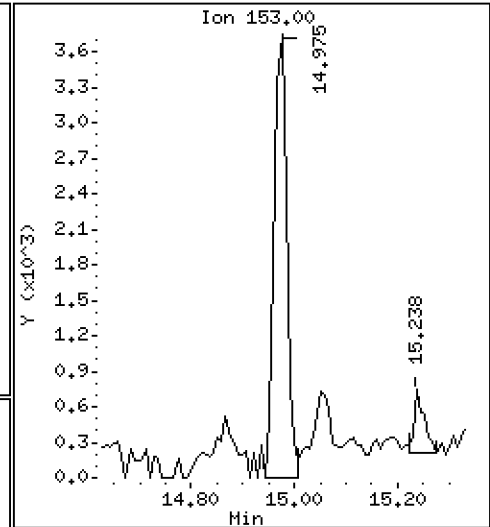
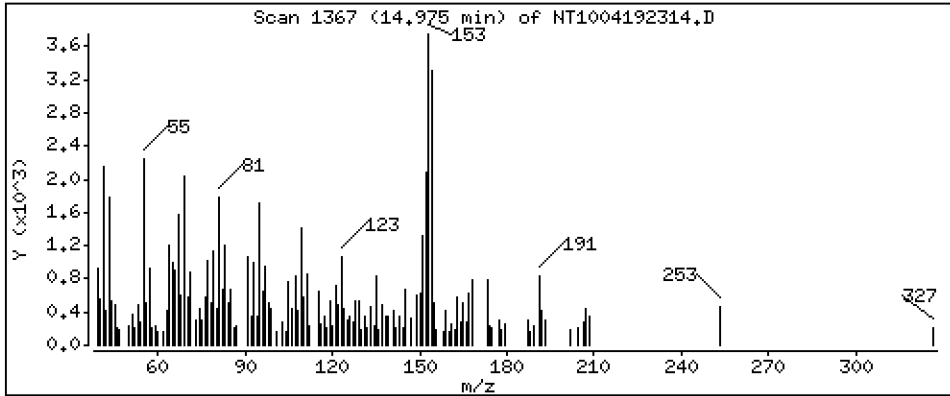
Operator: VTS

Column phase: ZB-5msi

Column diameter: 0.25

44 Acenaphthene

Concentration: 0.06369 ug/mL



Date : 19-APR-2023 19:39

Client ID:

Instrument: nt10.i

Sample Info: 23C0774-05

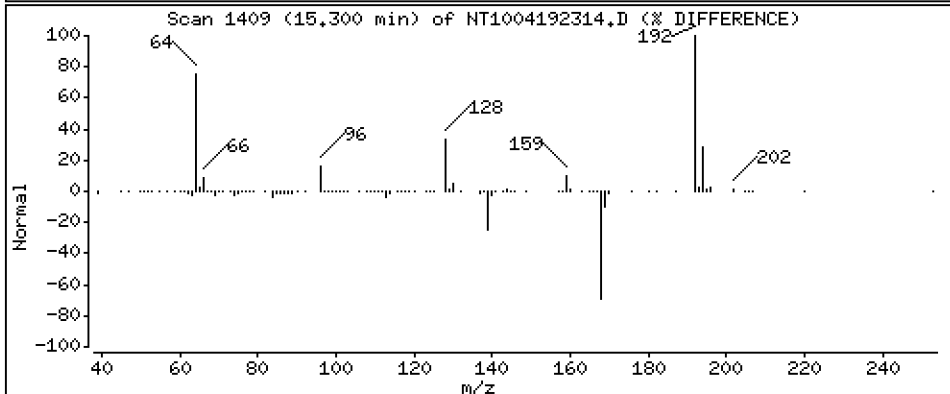
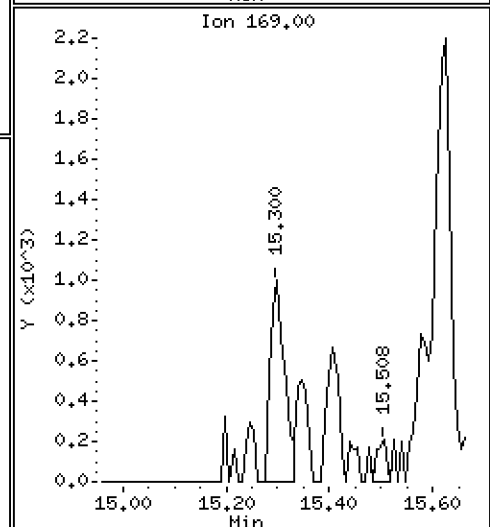
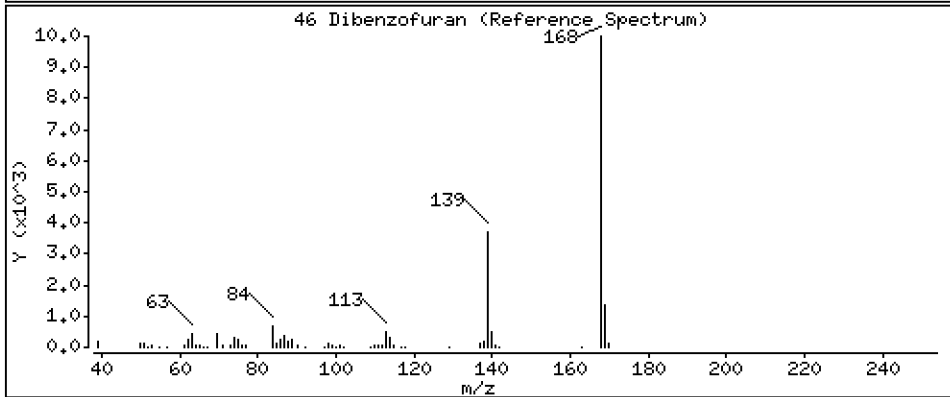
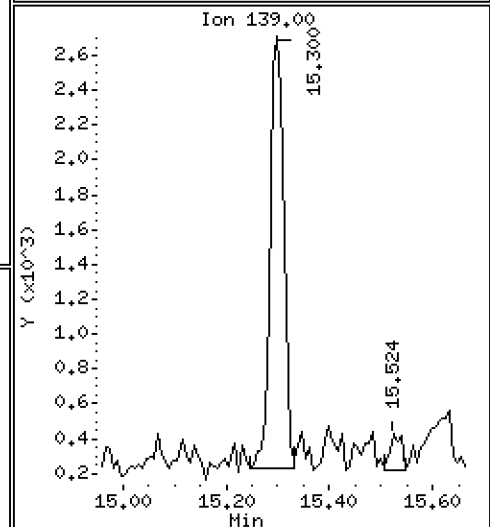
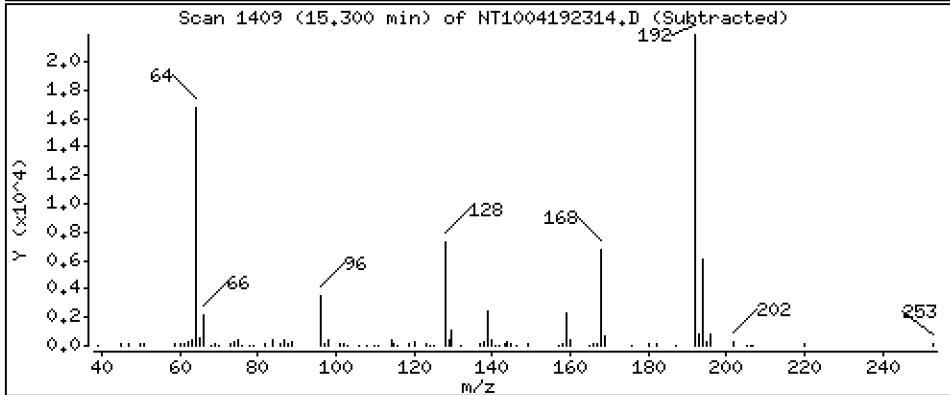
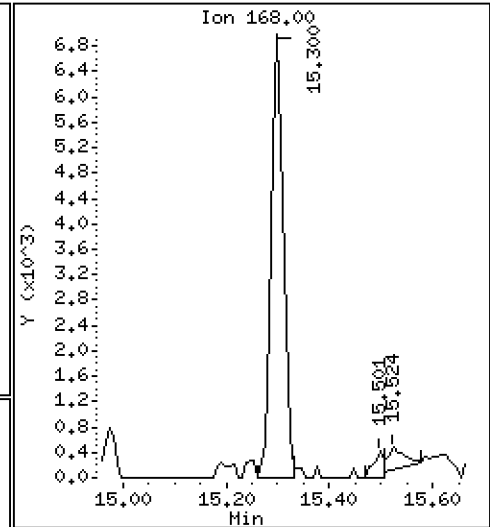
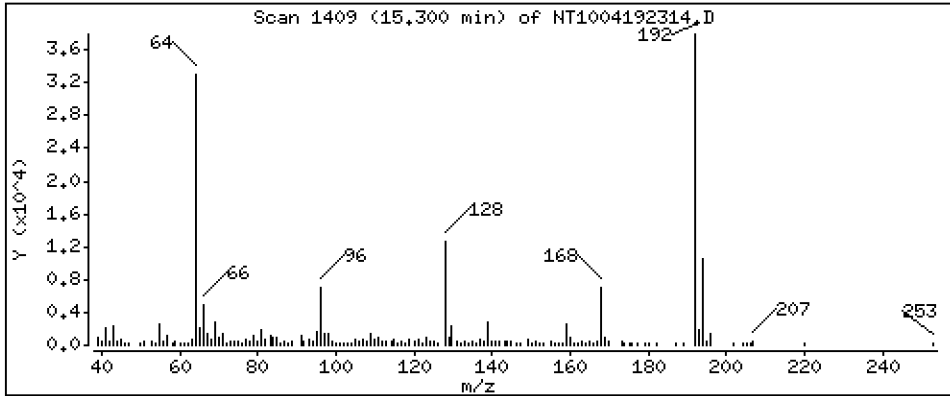
Operator: VTS

Column phase: ZB-5msi

Column diameter: 0.25

46 Dibenzofuran

Concentration: 0.08000 ug/mL



Date : 19-APR-2023 19:39

Client ID:

Instrument: nt10.i

Sample Info: 23C0774-05

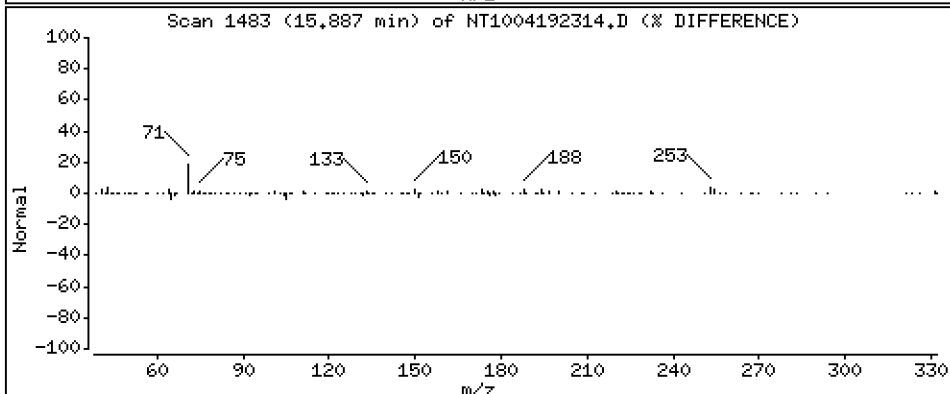
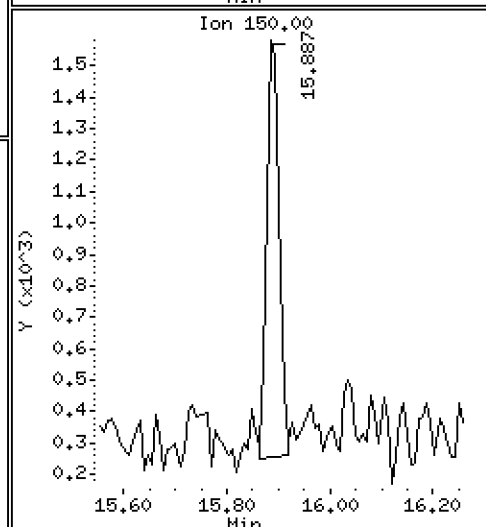
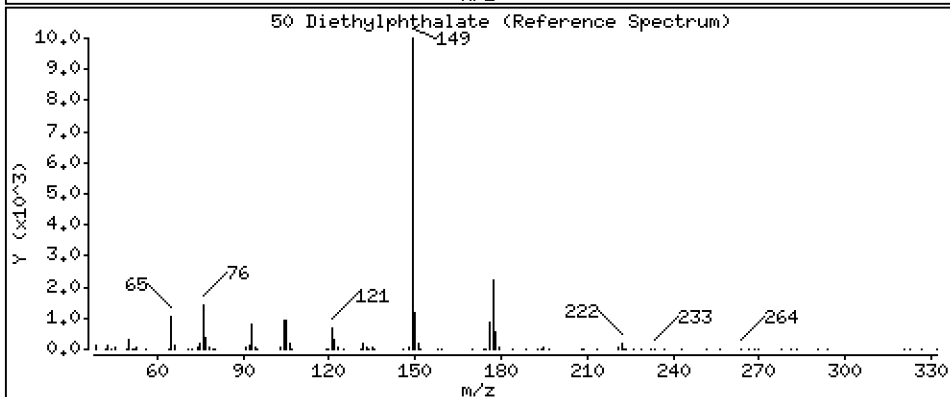
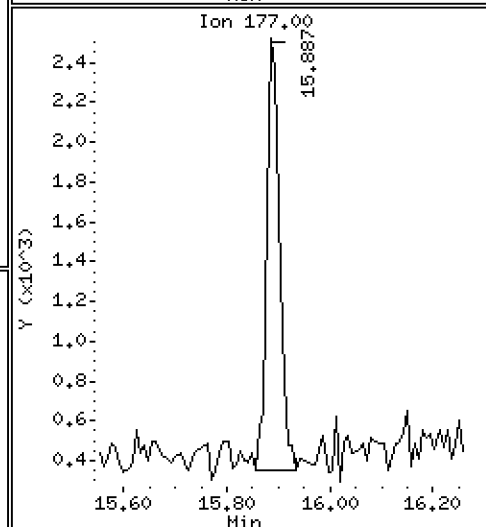
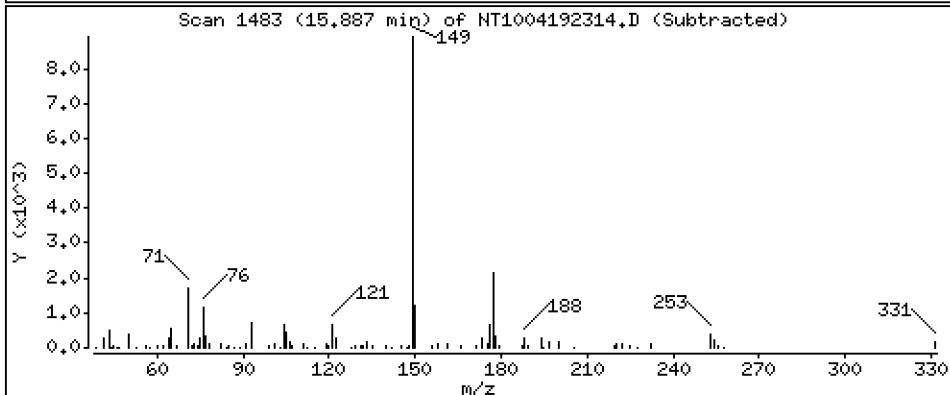
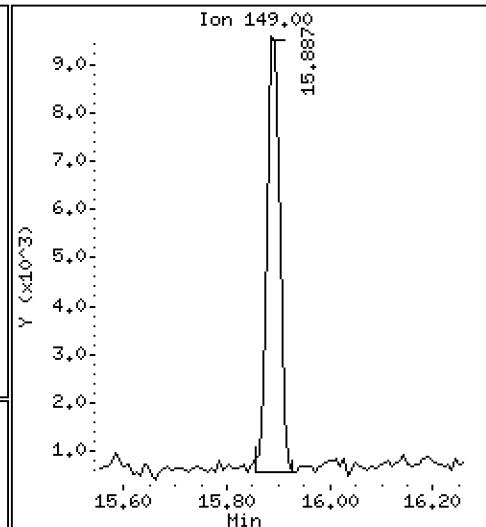
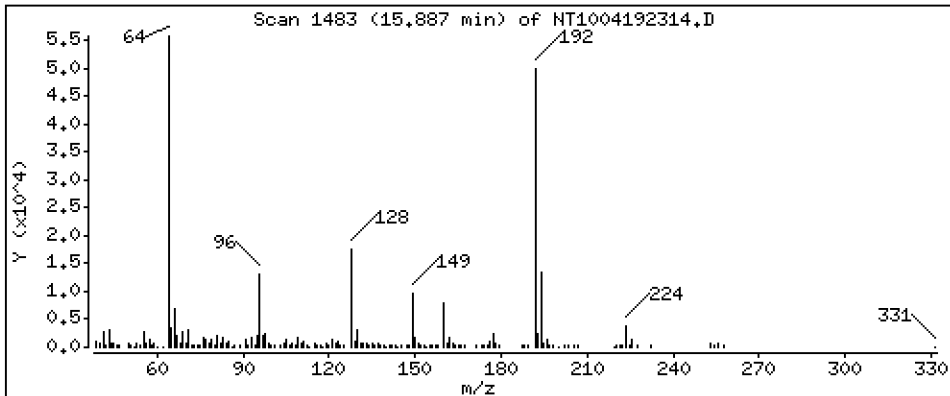
Operator: VTS

Column phase: ZB-5msi

Column diameter: 0,25

50 Diethylphthalate

Concentration: 0,1515 ug/mL



Date : 19-APR-2023 19:39

Client ID:

Instrument: nt10.i

Sample Info: 23C0774-05

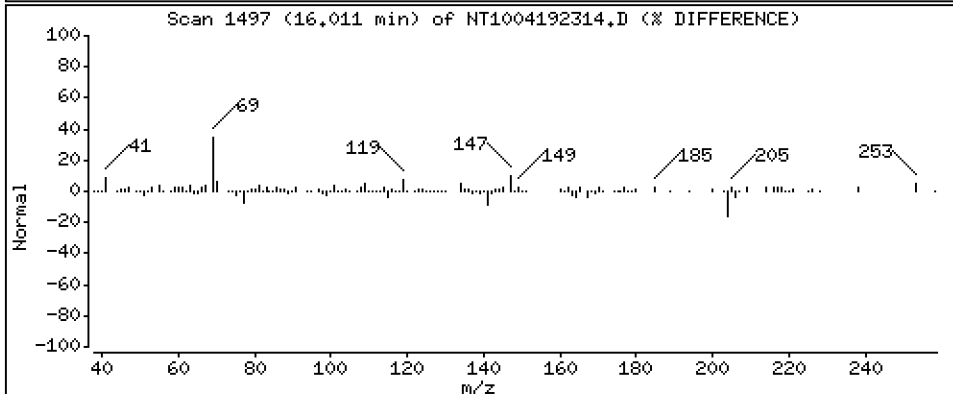
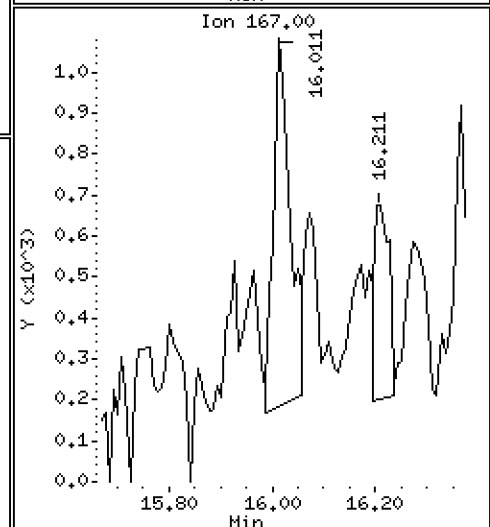
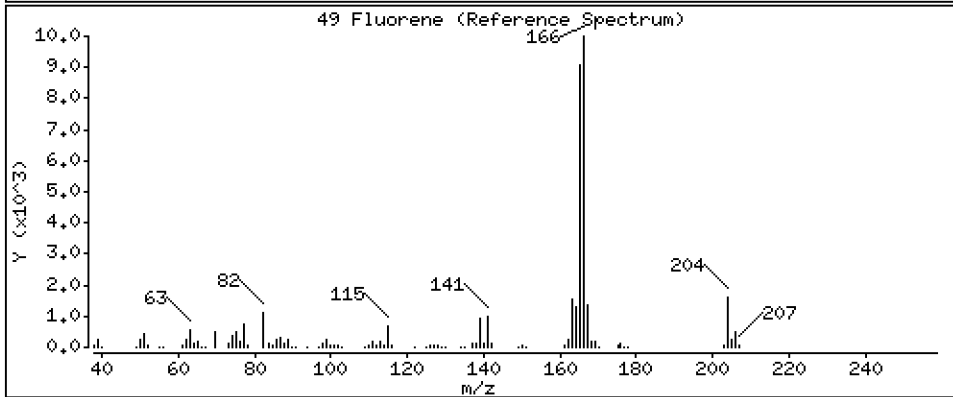
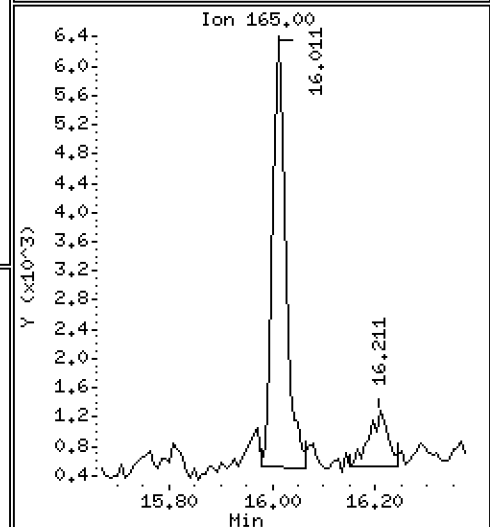
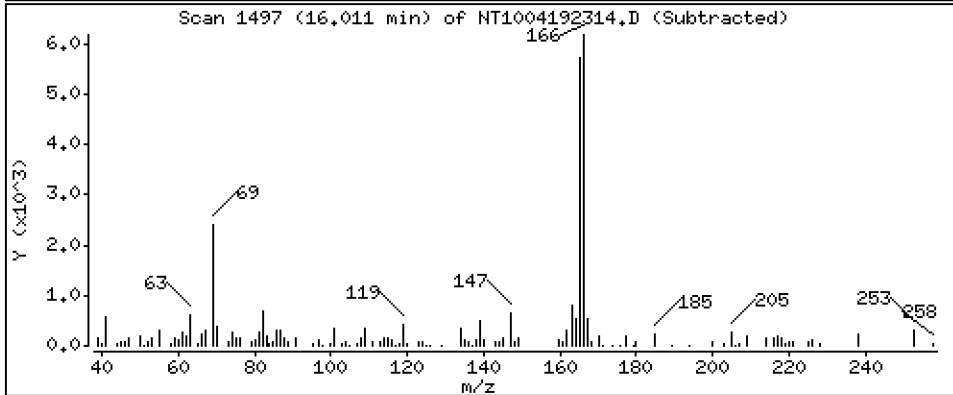
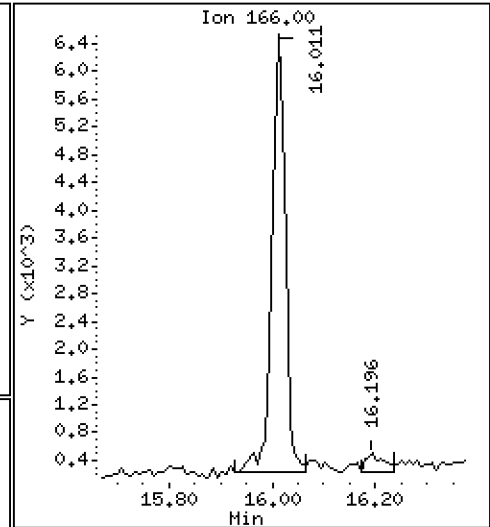
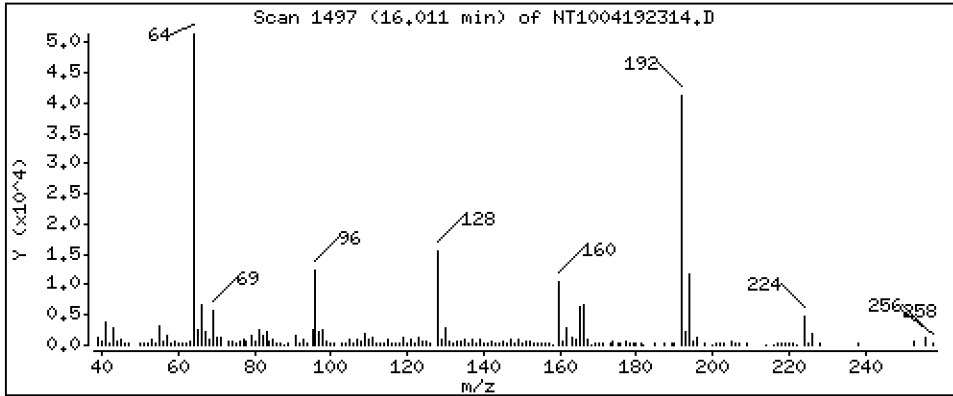
Operator: VTS

Column phase: ZB-5msi

Column diameter: 0,25

49 Fluorene

Concentration: 0,1088 ug/mL



Date : 19-APR-2023 19:39

Client ID:

Instrument: nt10.i

Sample Info: 23C0774-05

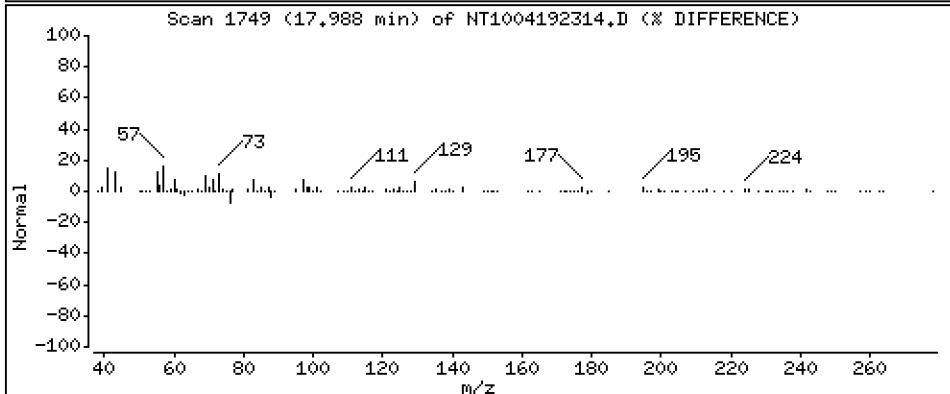
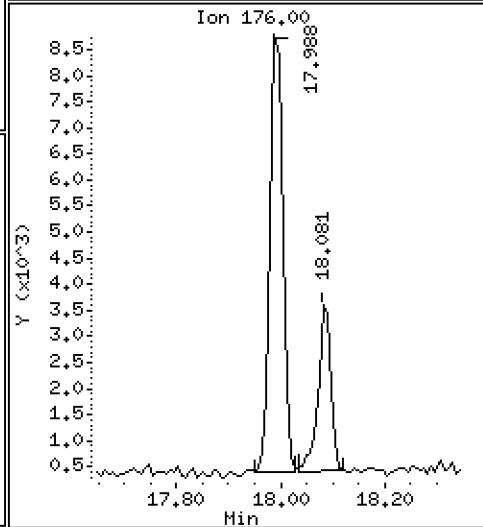
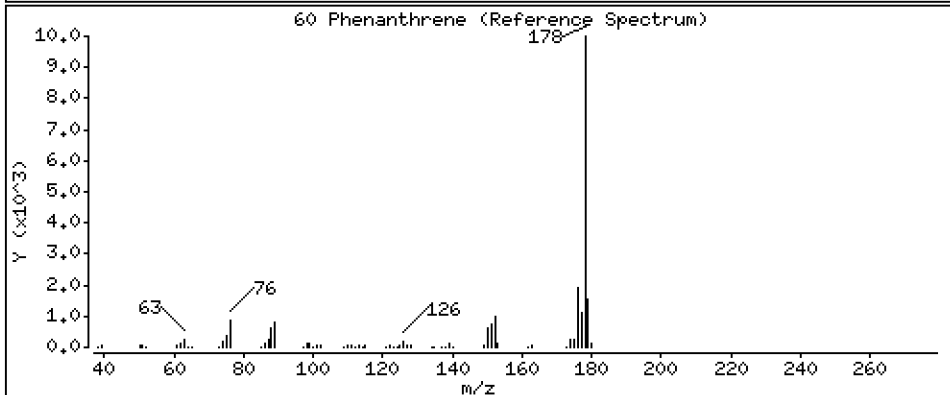
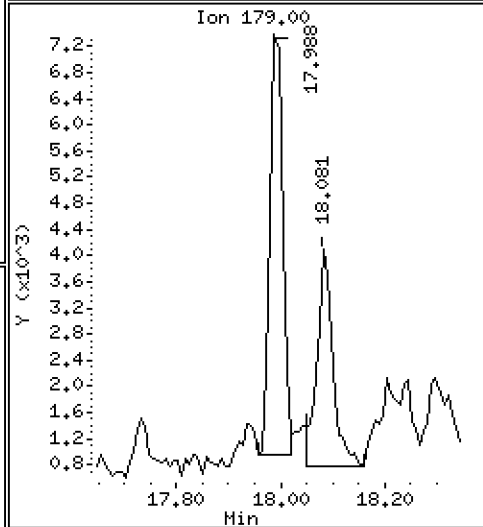
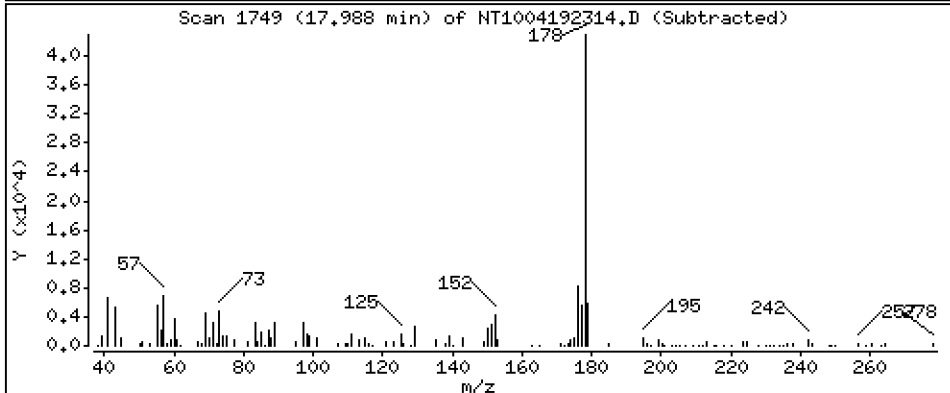
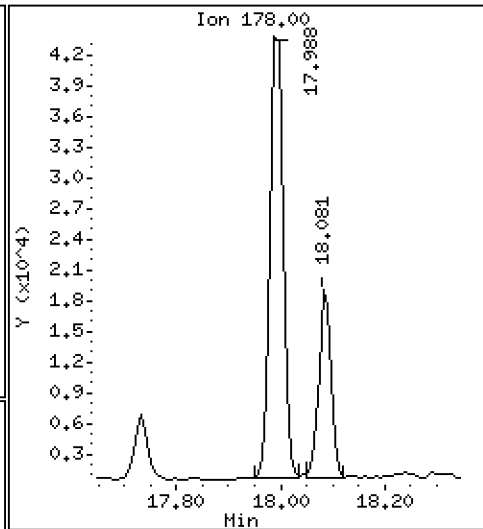
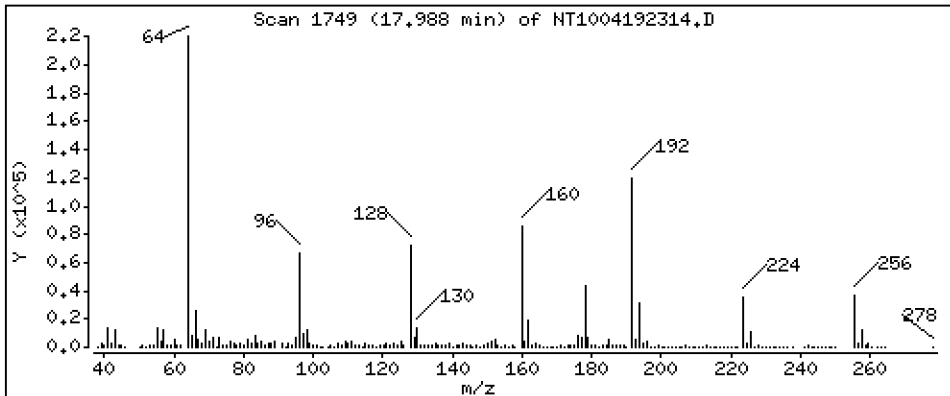
Operator: VTS

Column phase: ZB-5msi

Column diameter: 0.25

60 Phenanthrene

Concentration: 0.4937 ug/mL



Date : 19-APR-2023 19:39

Client ID:

Instrument: nt10.i

Sample Info: 23C0774-05

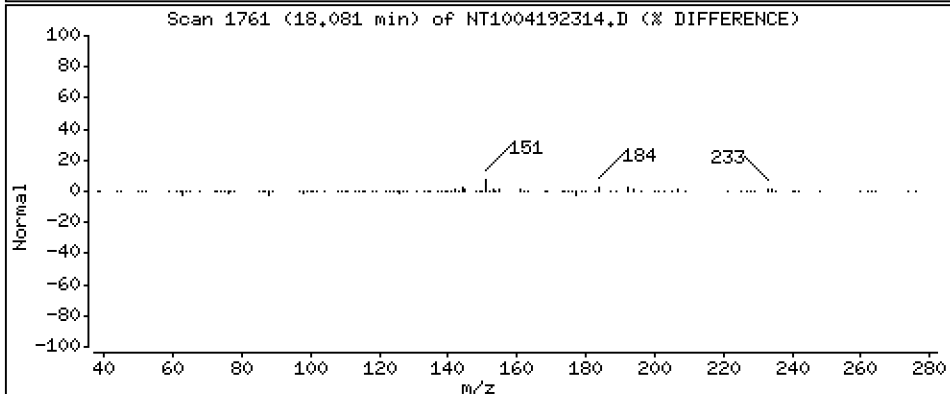
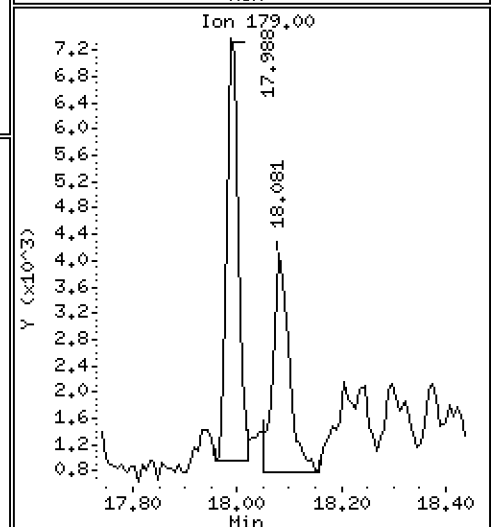
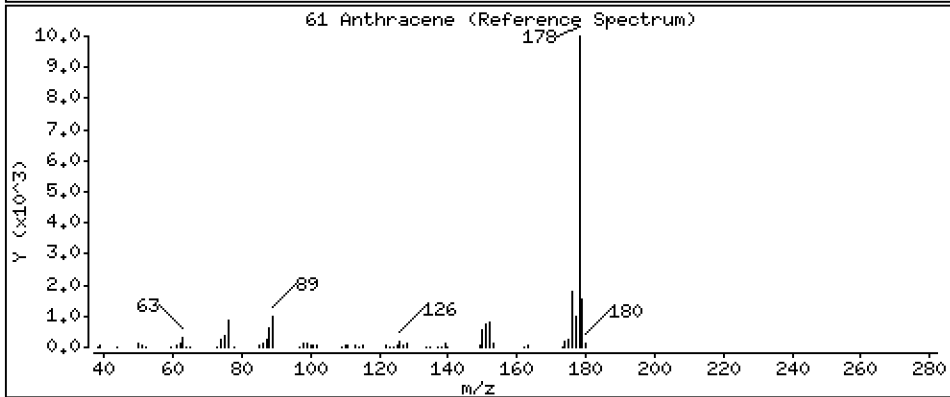
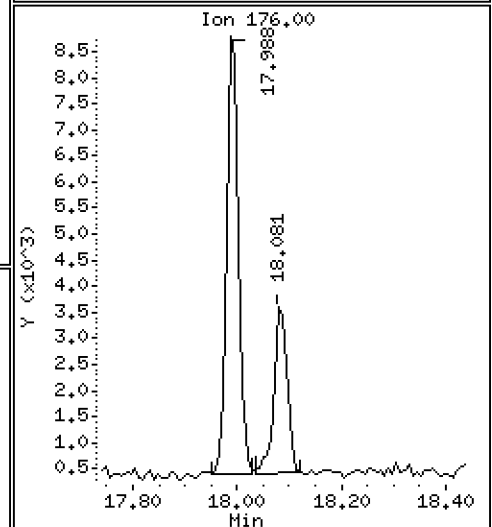
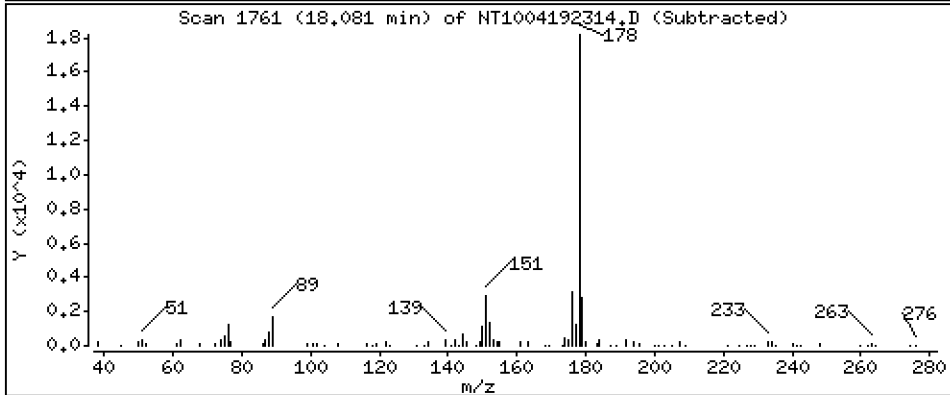
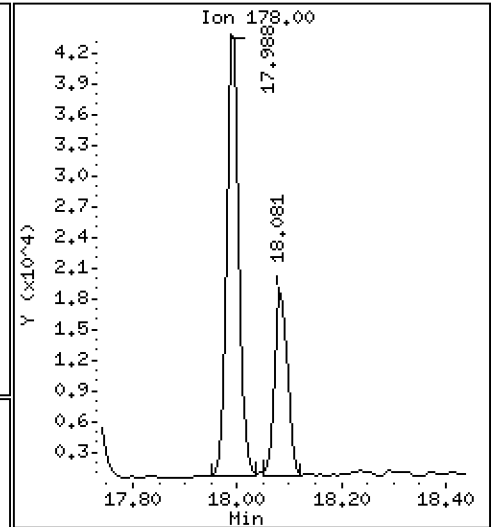
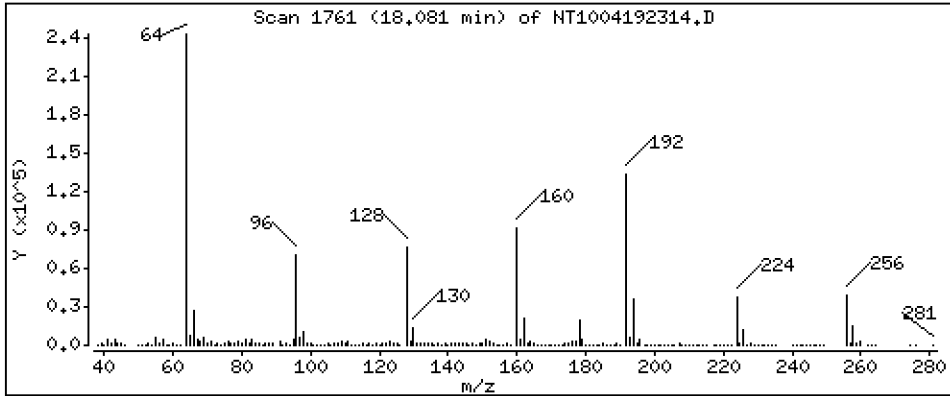
Operator: VTS

Column phase: ZB-5msi

Column diameter: 0,25

61 Anthracene

Concentration: 0,2114 ug/mL



Date : 19-APR-2023 19:39

Client ID:

Instrument: nt10.i

Sample Info: 23C0774-05

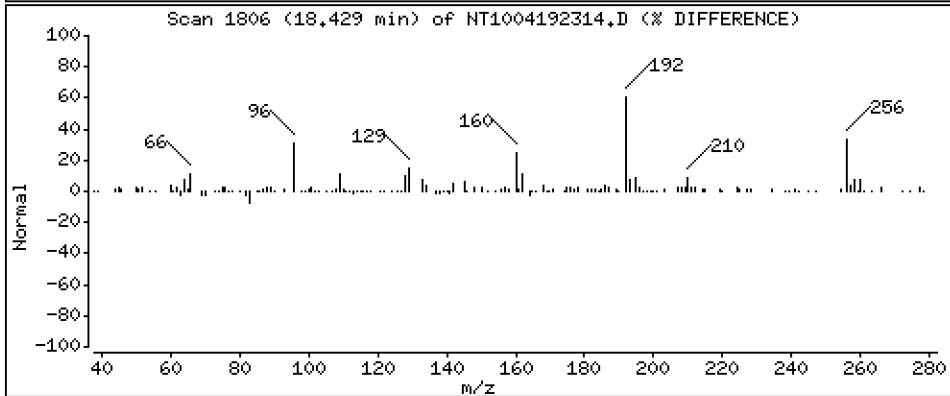
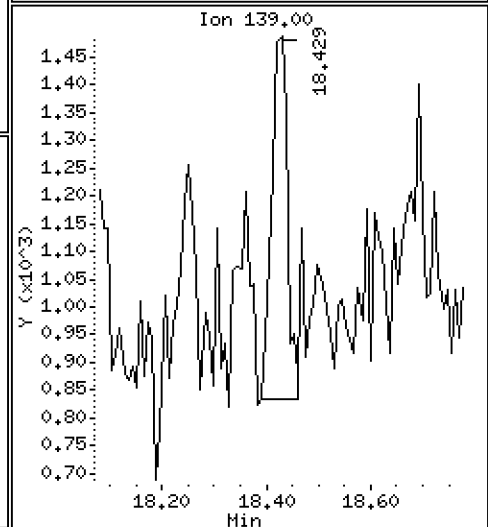
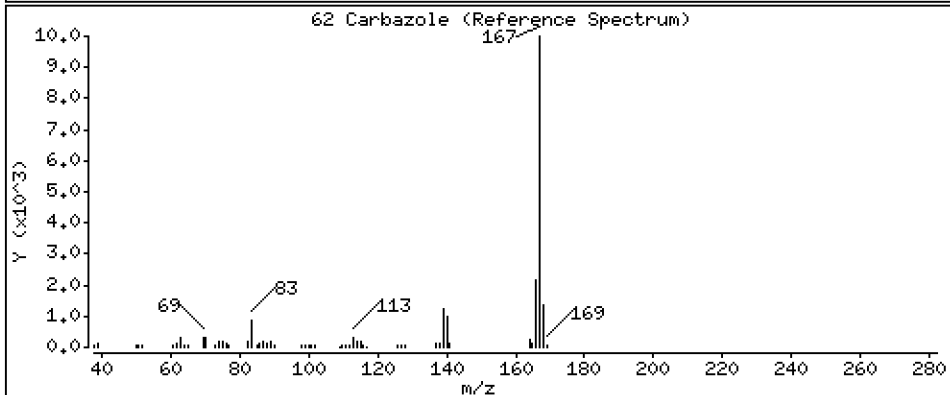
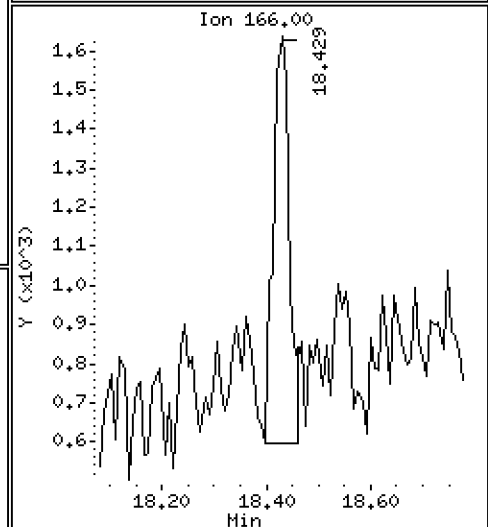
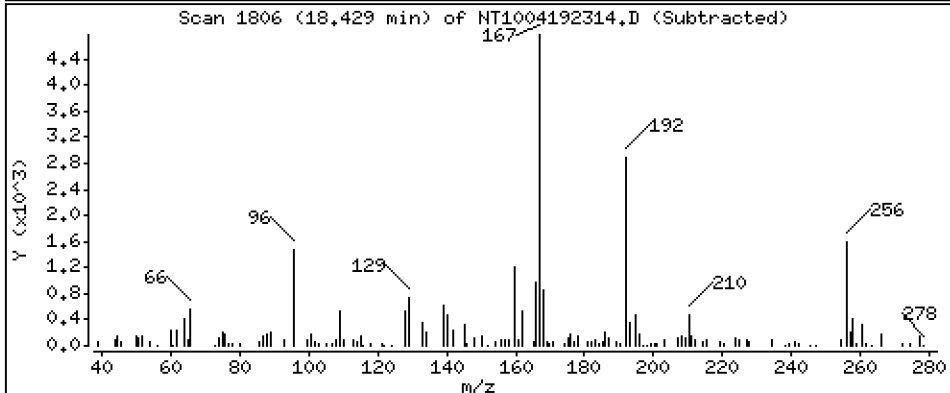
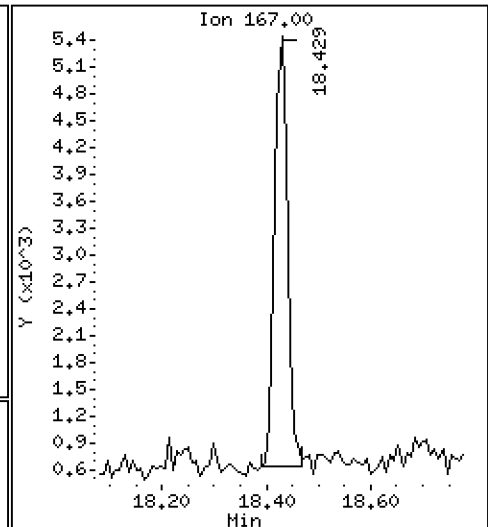
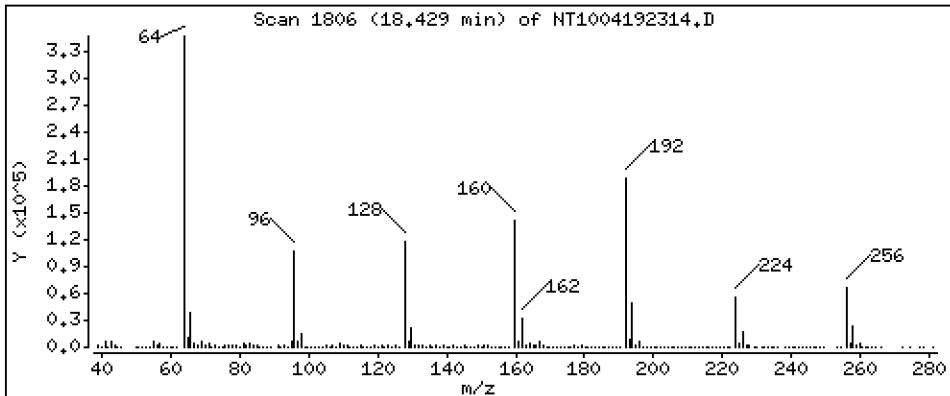
Operator: VTS

Column phase: ZB-5msi

Column diameter: 0.25

62 Carbazole

Concentration: 0.06264 ug/mL



Date : 19-APR-2023 19:39

Client ID:

Instrument: nt10.i

Sample Info: 23C0774-05

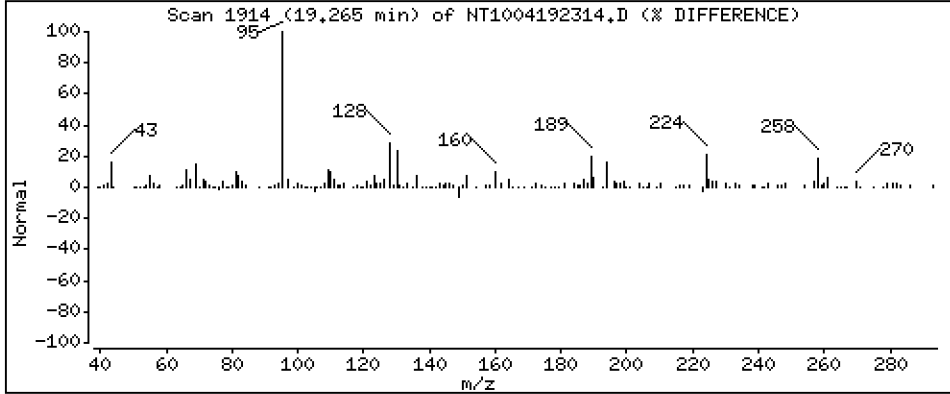
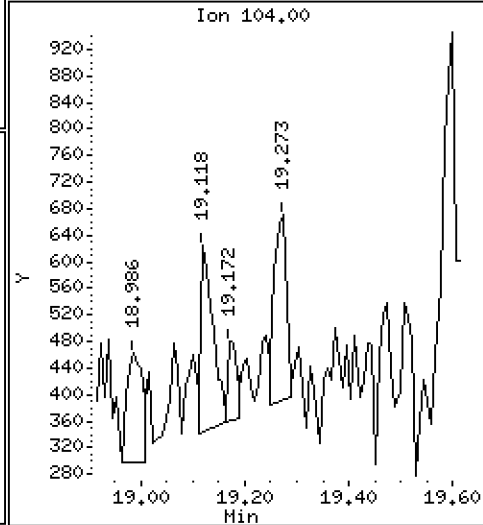
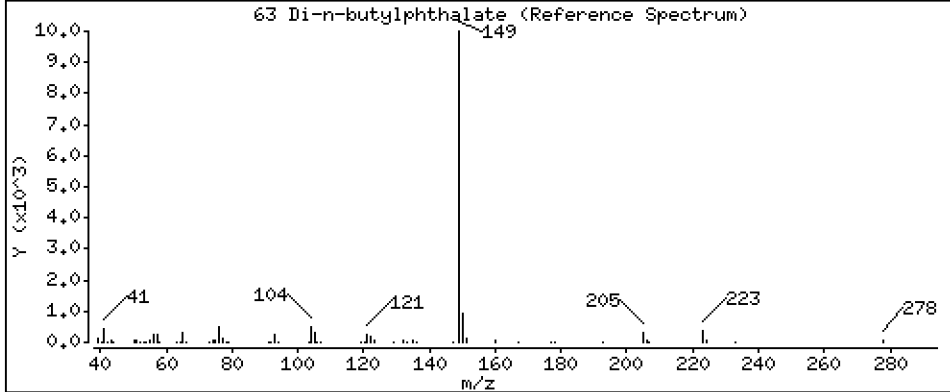
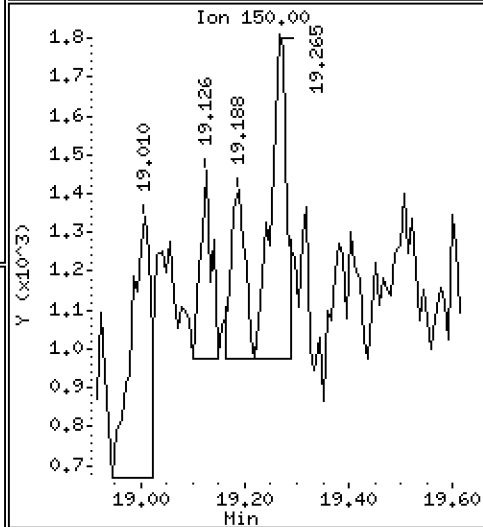
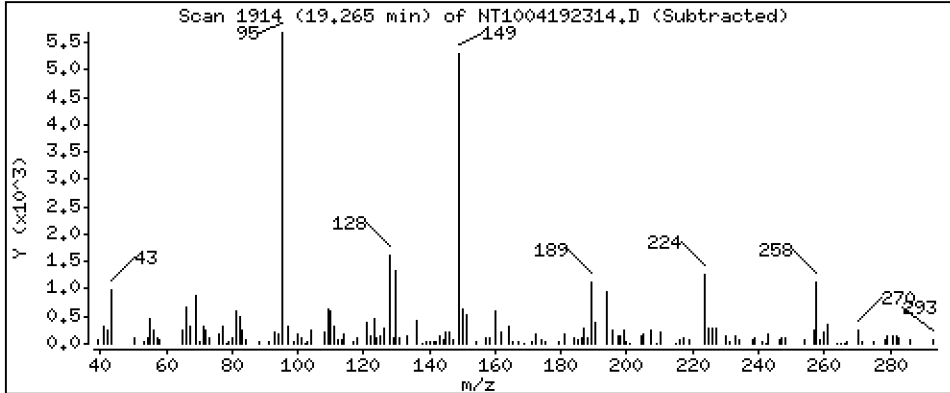
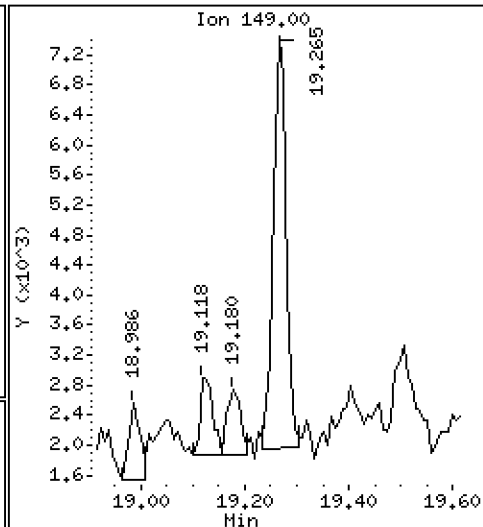
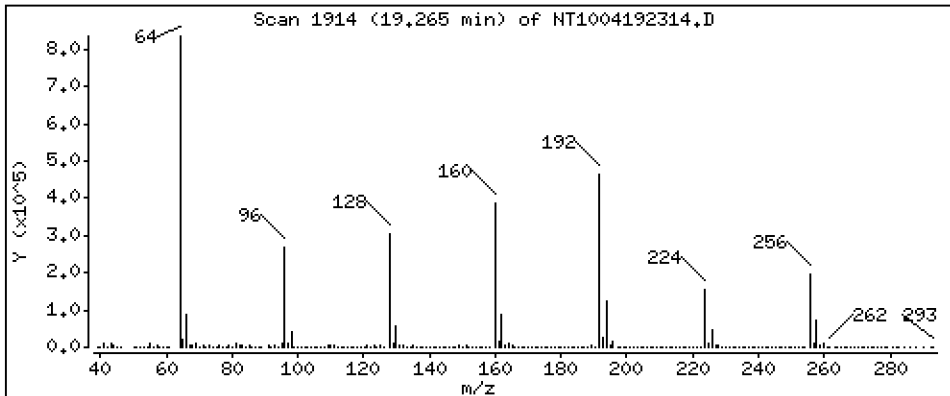
Operator: VTS

Column phase: ZB-5msi

Column diameter: 0.25

63 Di-n-butylphthalate

Concentration: 0.05272 ug/mL



Date : 19-APR-2023 19:39

Client ID:

Instrument: nt10.i

Sample Info: 23C0774-05

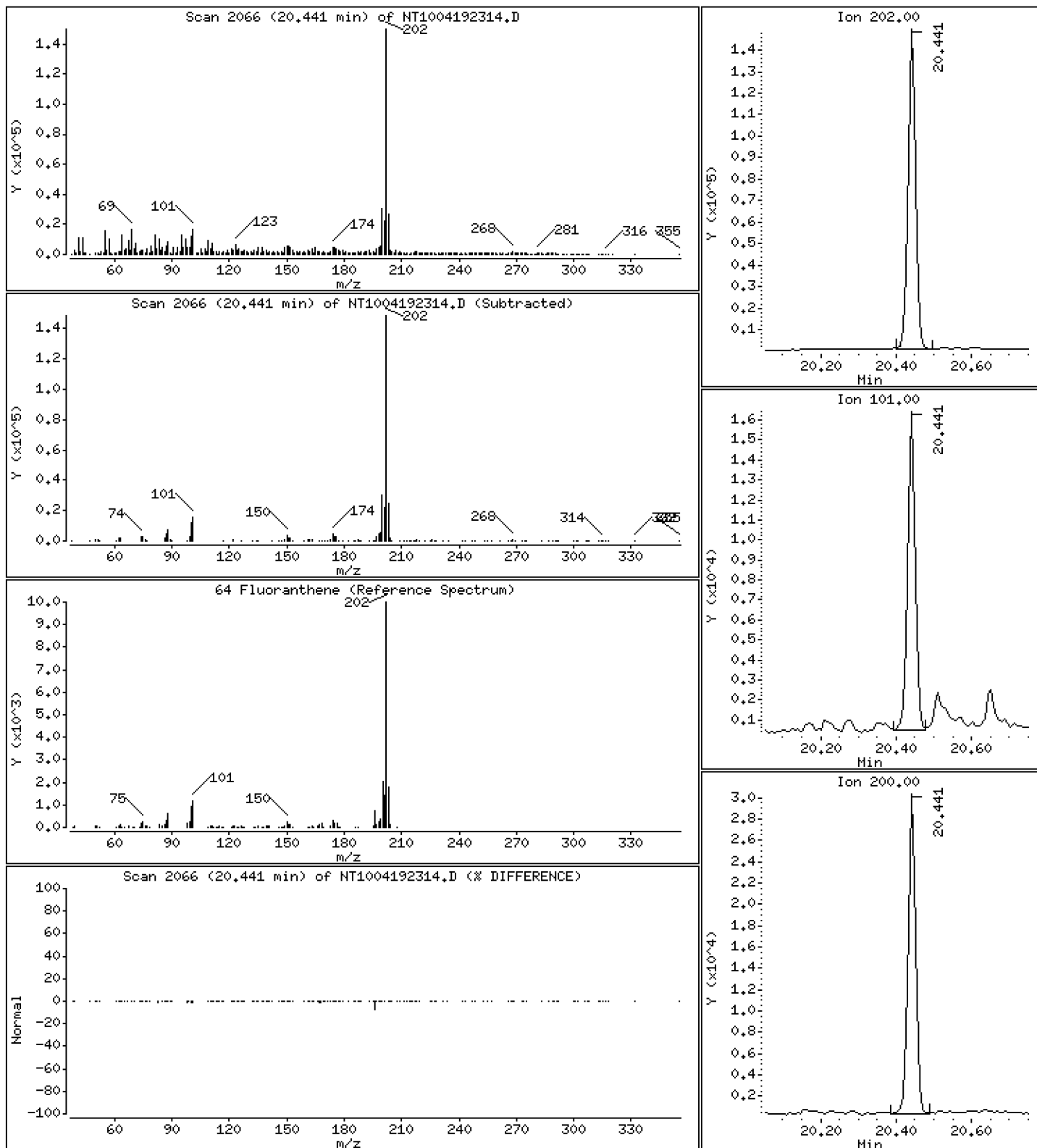
Operator: VTS

Column phase: ZB-5msi

Column diameter: 0,25

64 Fluoranthene

Concentration: 1,082 ug/mL



Date : 19-APR-2023 19:39

Client ID:

Instrument: nt10.i

Sample Info: 23C0774-05

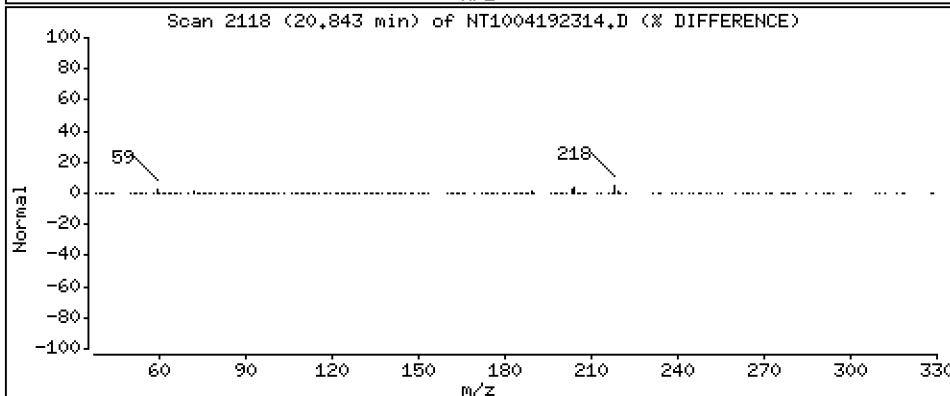
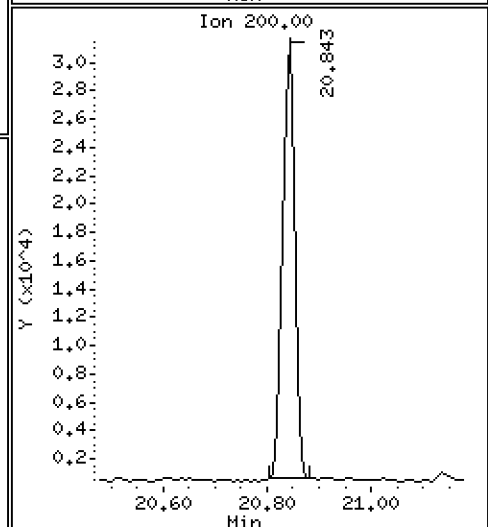
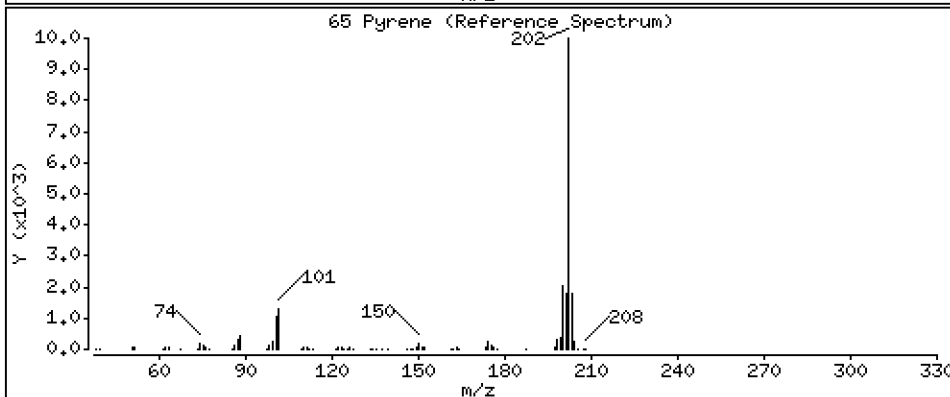
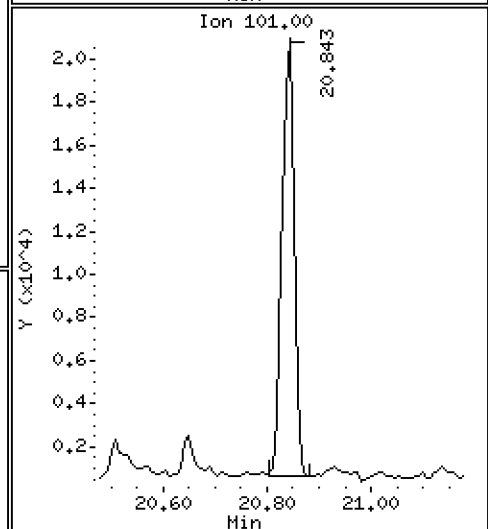
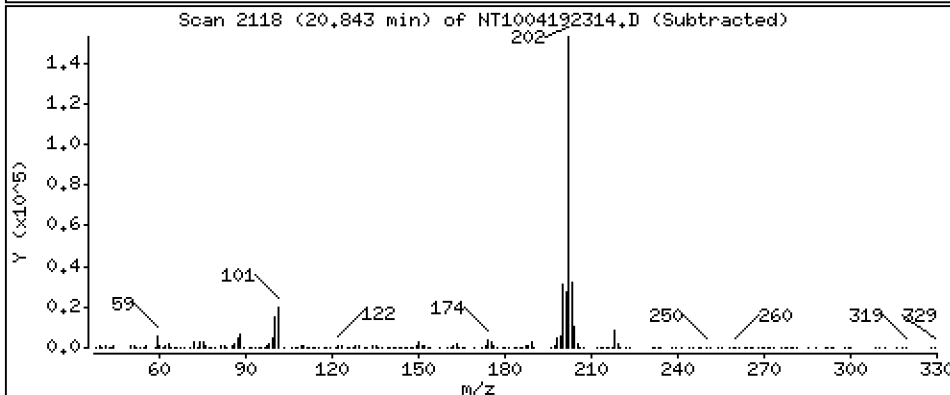
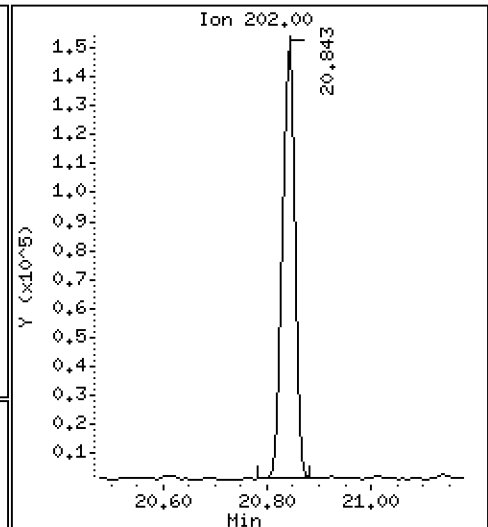
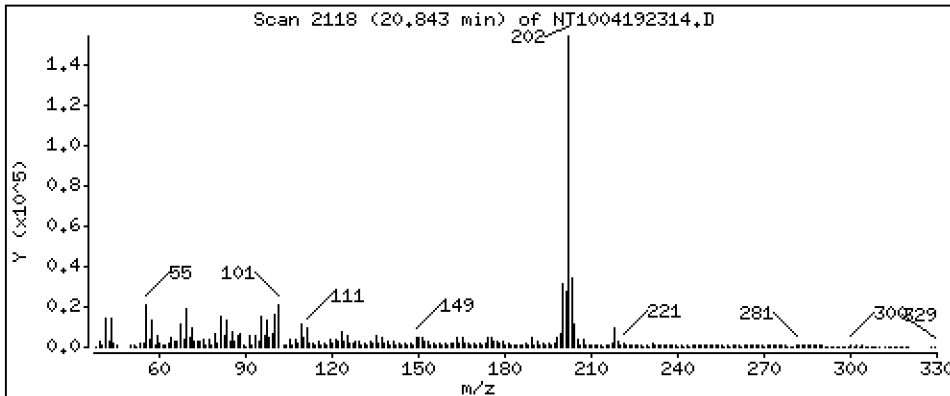
Operator: VTS

Column phase: ZB-5msi

Column diameter: 0,25

65 Pyrene

Concentration: 1,191 ug/mL



Date : 19-APR-2023 19:39

Client ID:

Instrument: nt10.i

Sample Info: 23C0774-05

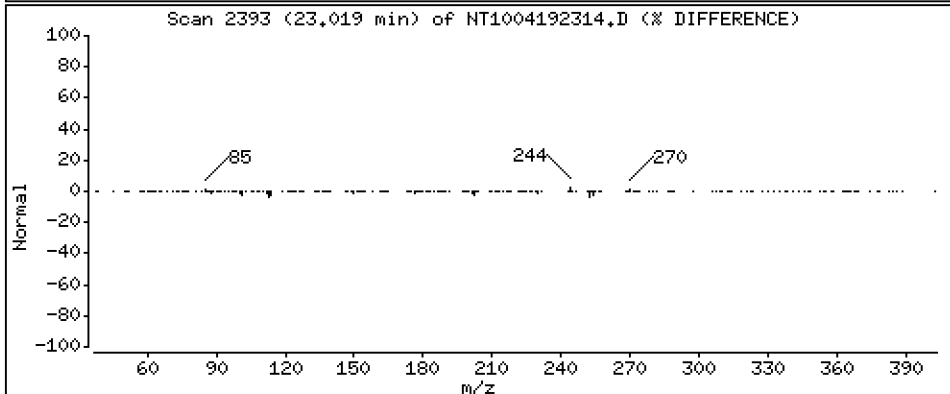
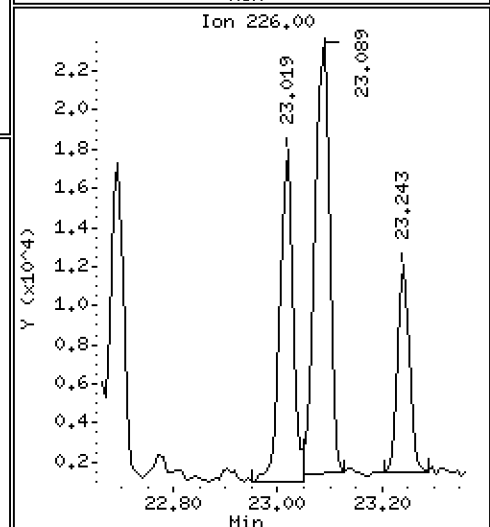
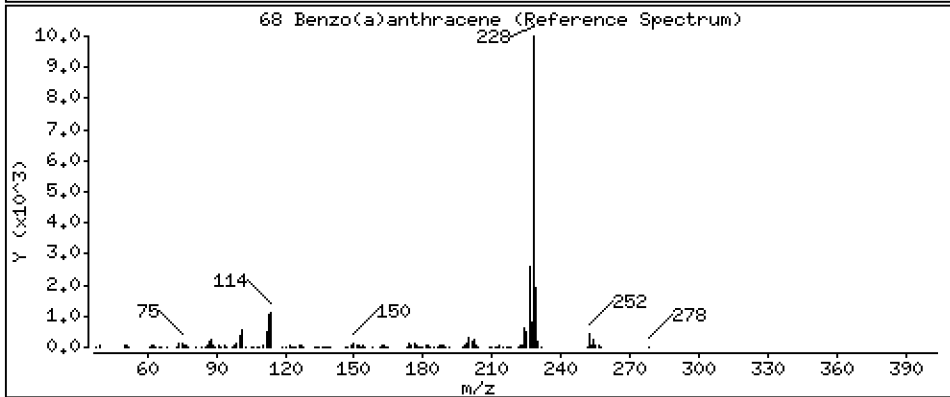
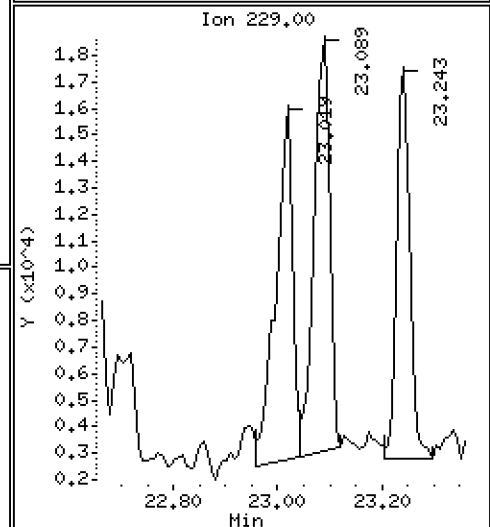
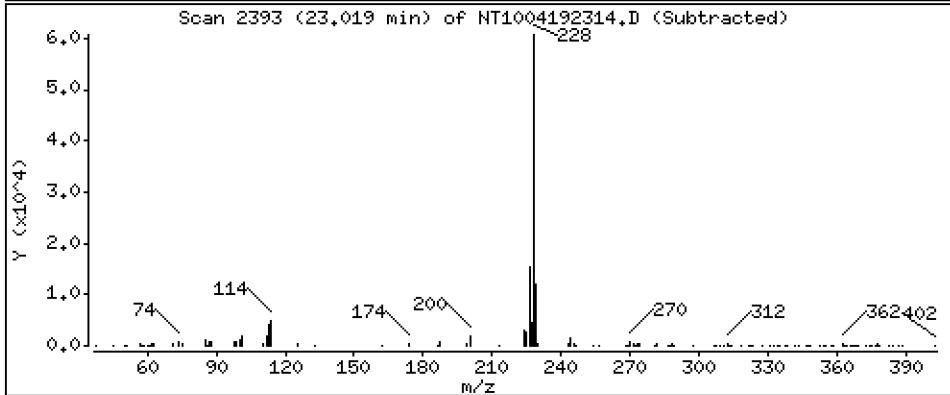
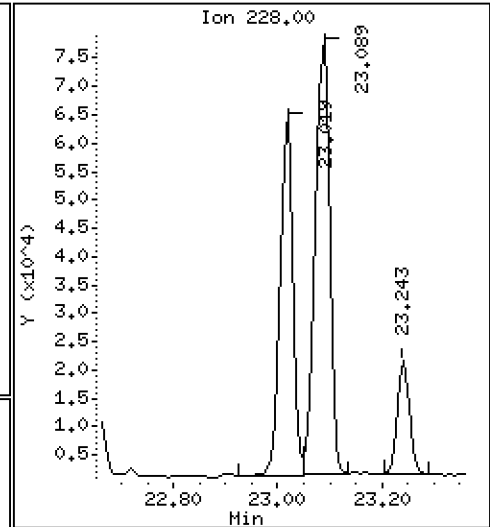
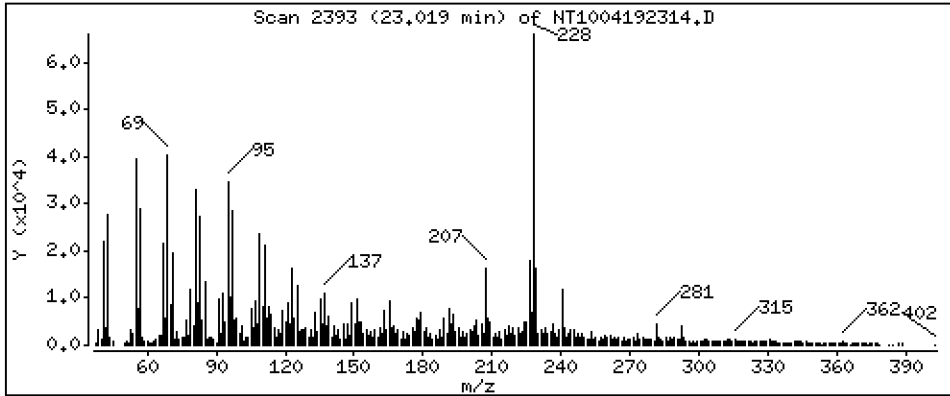
Operator: VTS

Column phase: ZB-5msi

Column diameter: 0,25

68 Benzo(a)anthracene

Concentration: 0,6091 ug/mL



Date : 19-APR-2023 19:39

Client ID:

Instrument: nt10.i

Sample Info: 23C0774-05

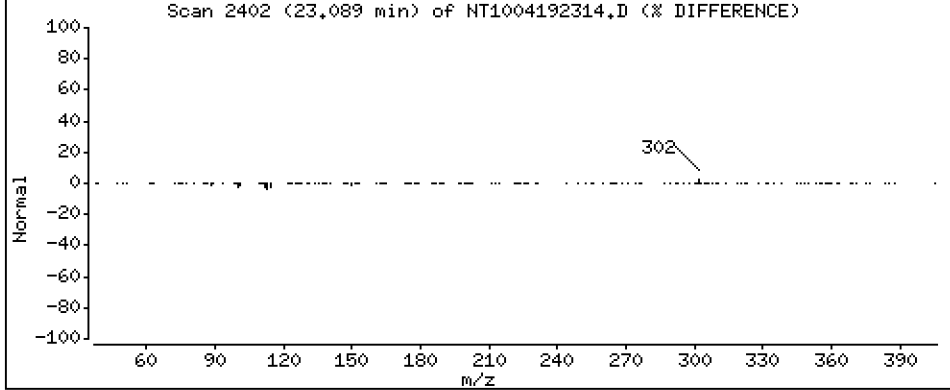
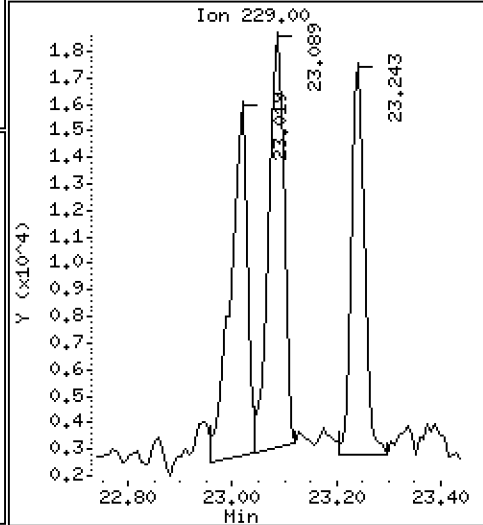
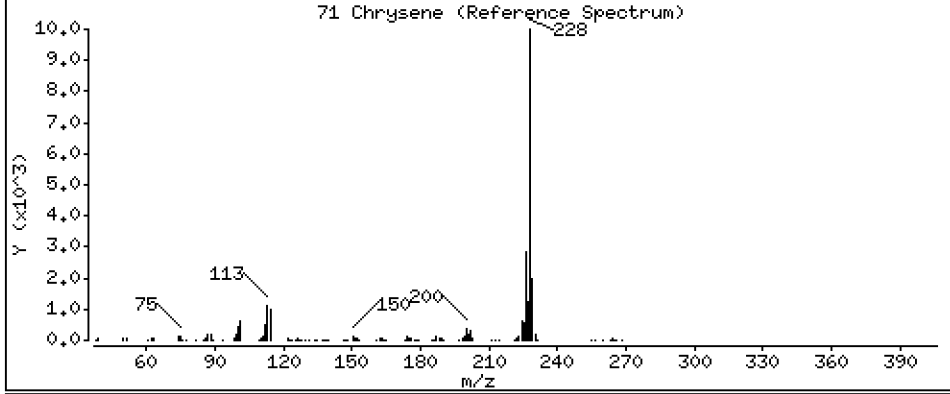
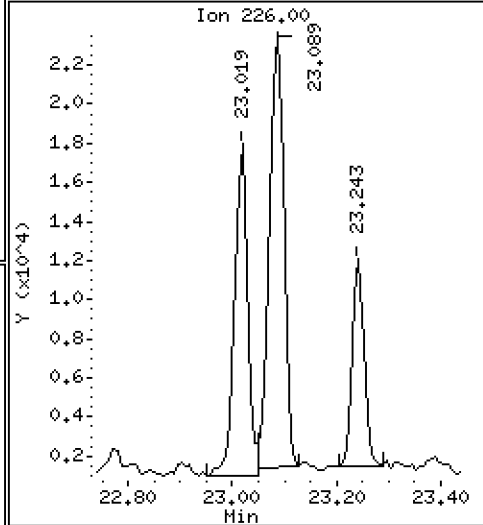
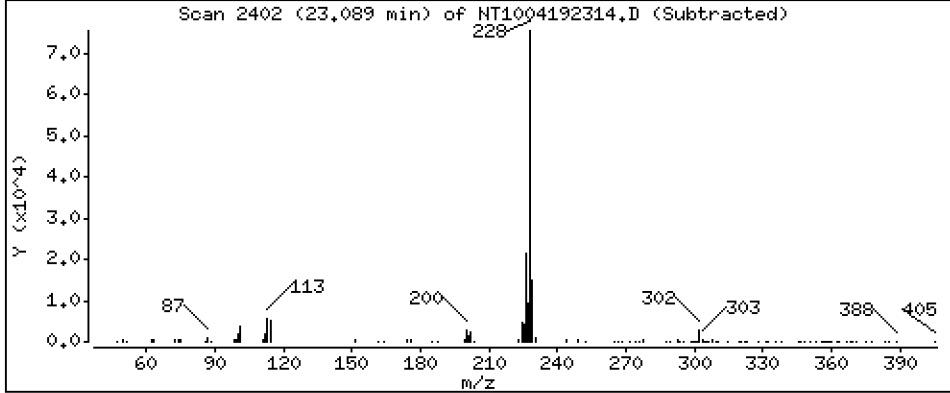
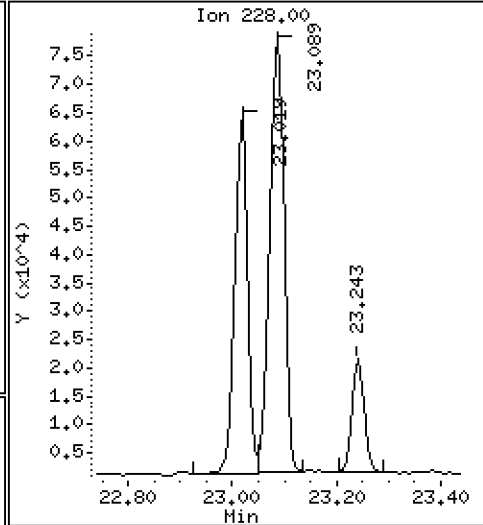
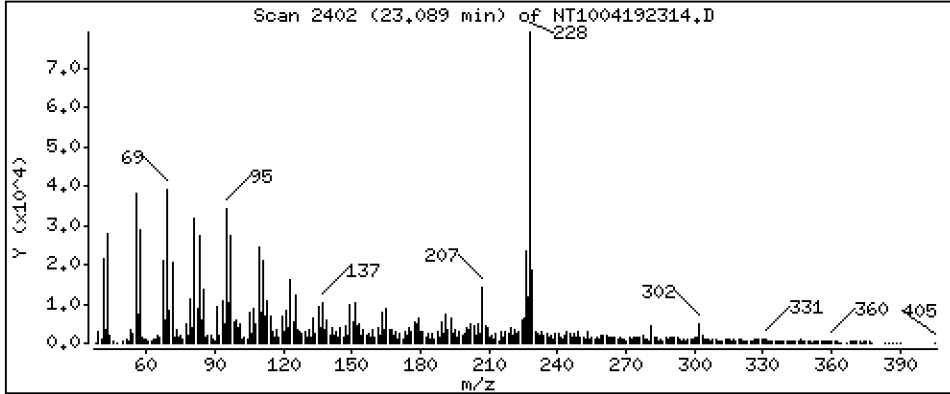
Operator: VTS

Column phase: ZB-5msi

Column diameter: 0,25

71 Chrysene

Concentration: 0,8299 ug/mL



Date : 19-APR-2023 19:39

Client ID:

Instrument: nt10.i

Sample Info: 23C0774-05

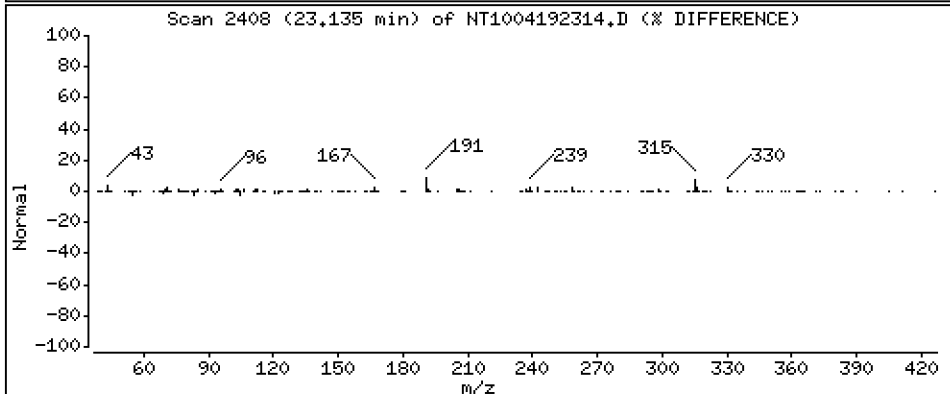
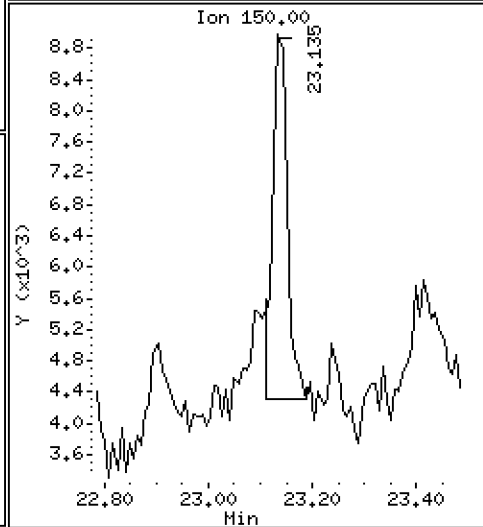
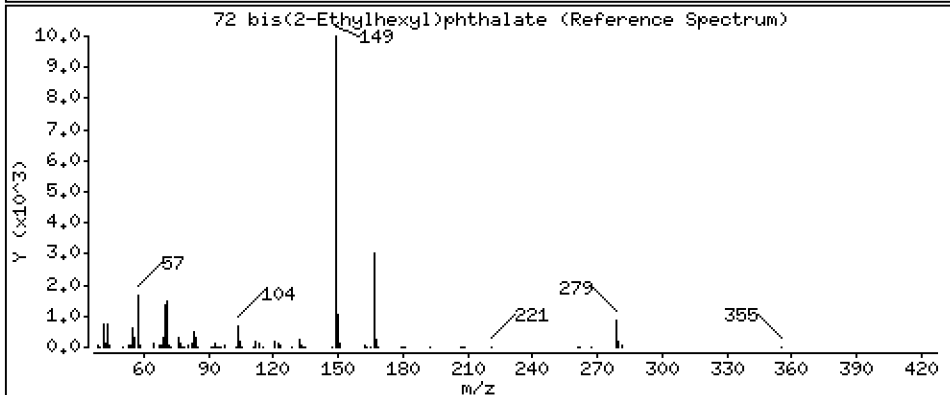
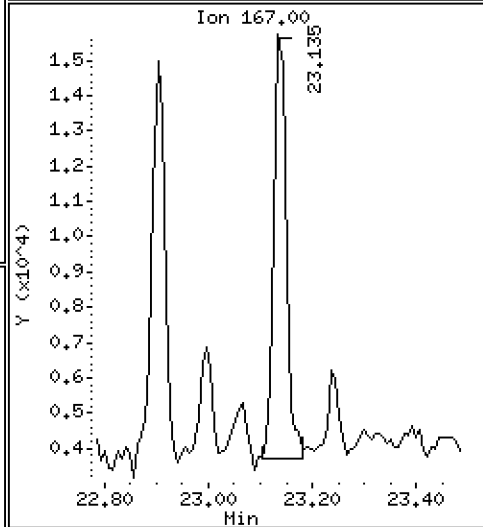
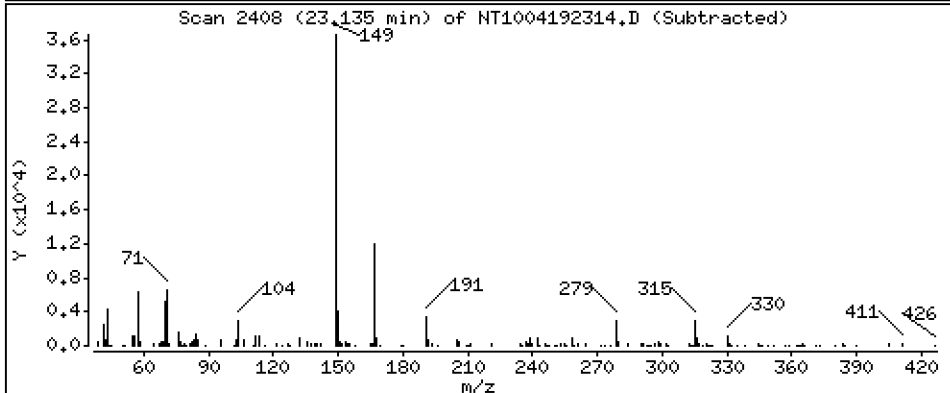
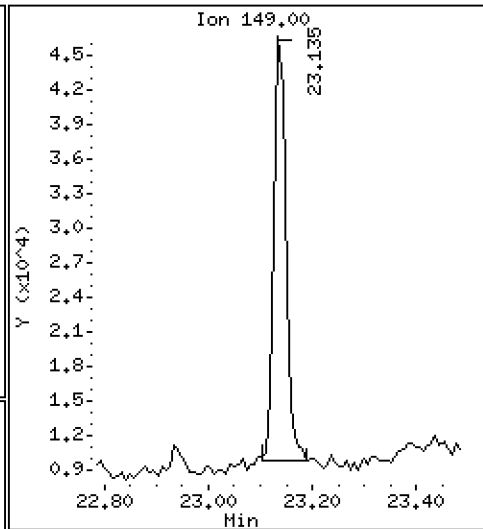
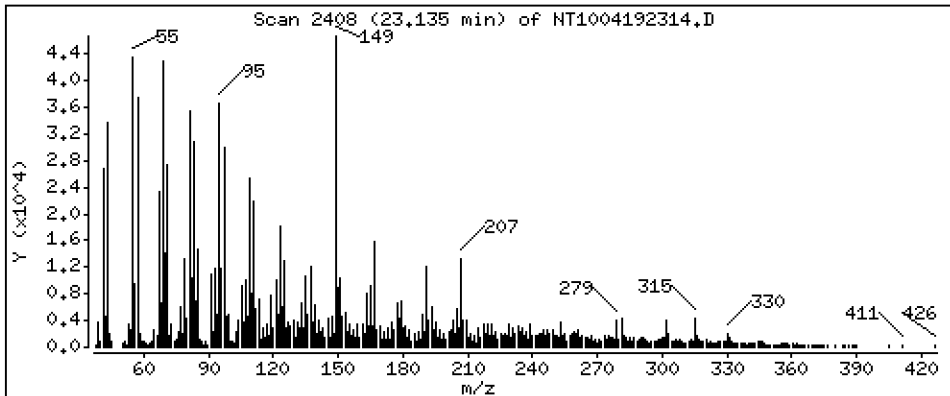
Operator: VTS

Column phase: ZB-5msi

Column diameter: 0,25

72 bis(2-Ethylhexyl)phthalate

Concentration: 0,4517 ug/mL



Date : 19-APR-2023 19:39

Client ID:

Instrument: nt10.i

Sample Info: 23C0774-05

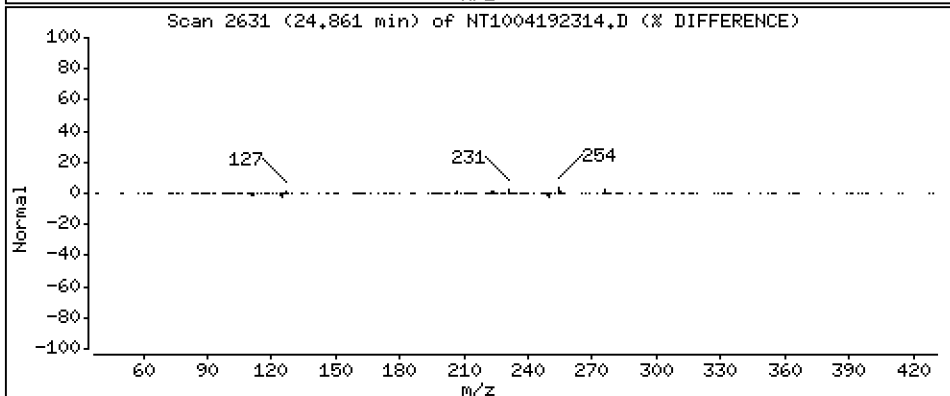
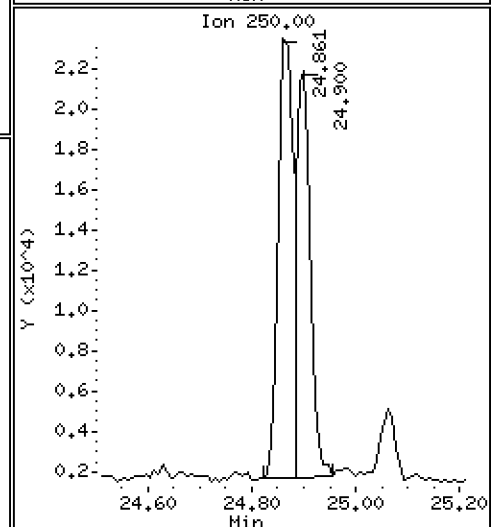
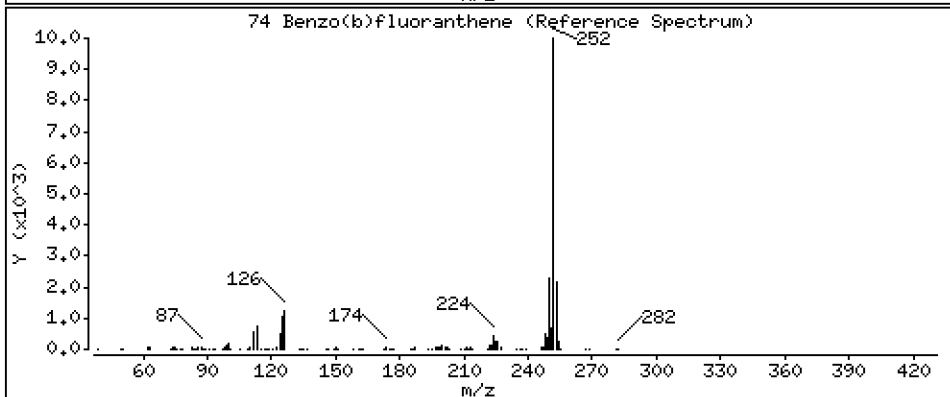
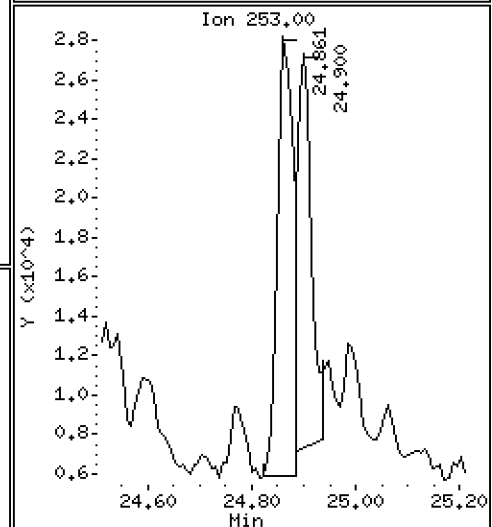
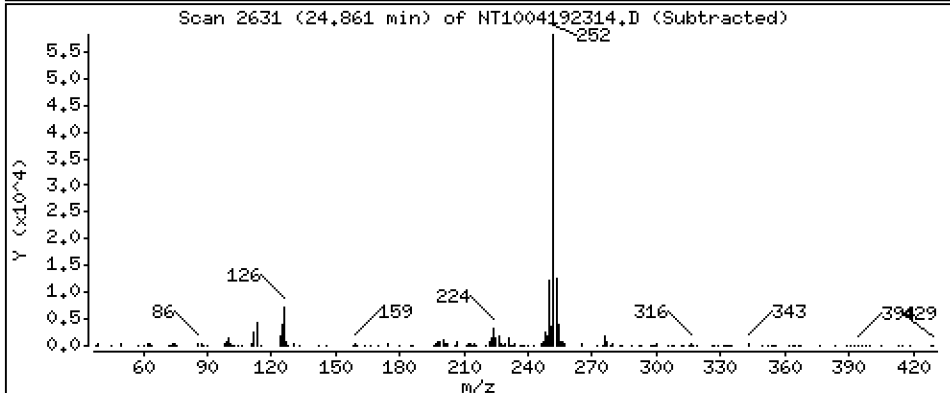
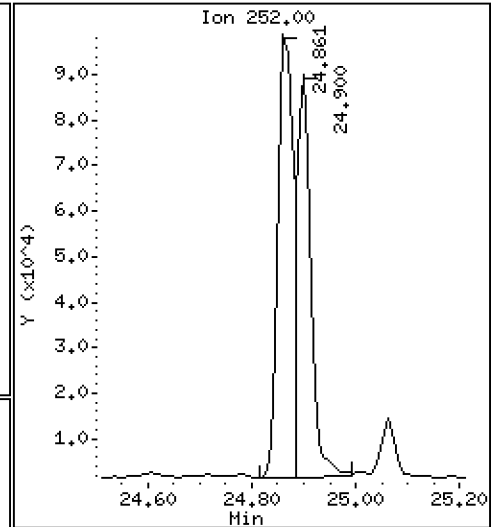
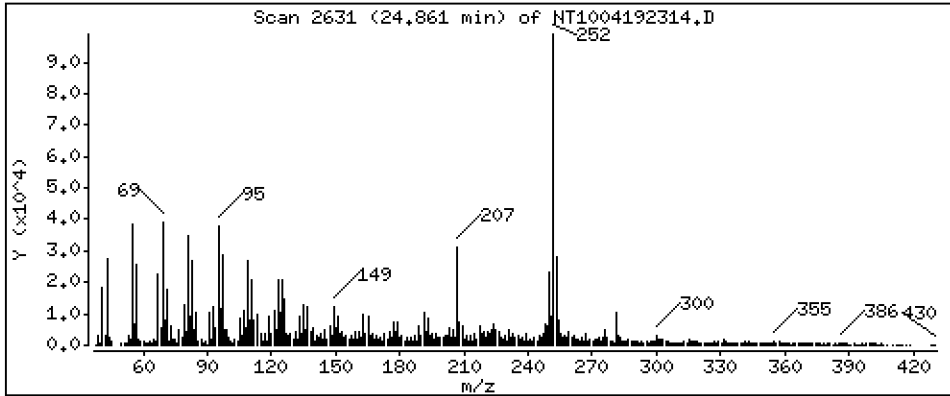
Operator: VTS

Column phase: ZB-5msi

Column diameter: 0,25

74 Benzo(b)fluoranthene

Concentration: 1,026 ug/mL



Date : 19-APR-2023 19:39

Client ID:

Instrument: nt10.i

Sample Info: 23C0774-05

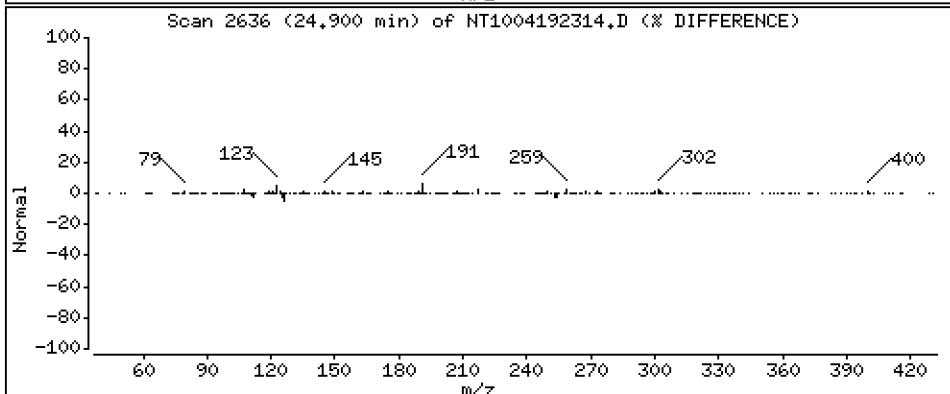
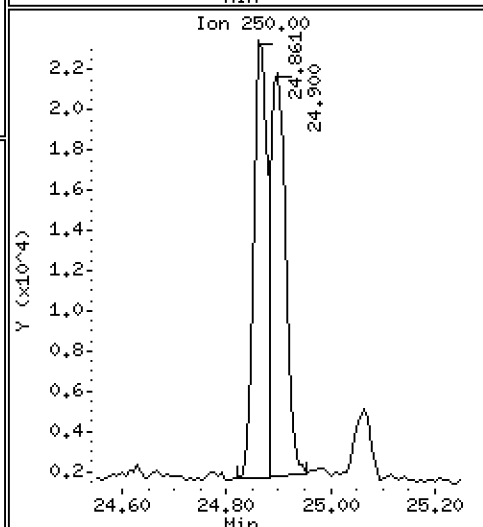
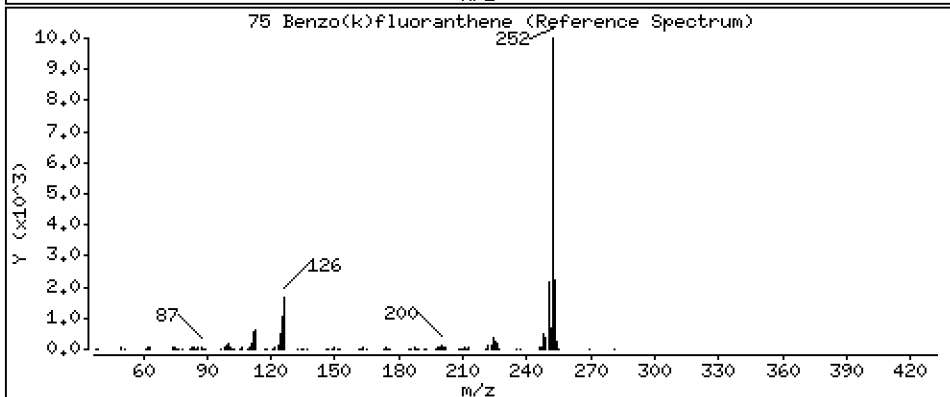
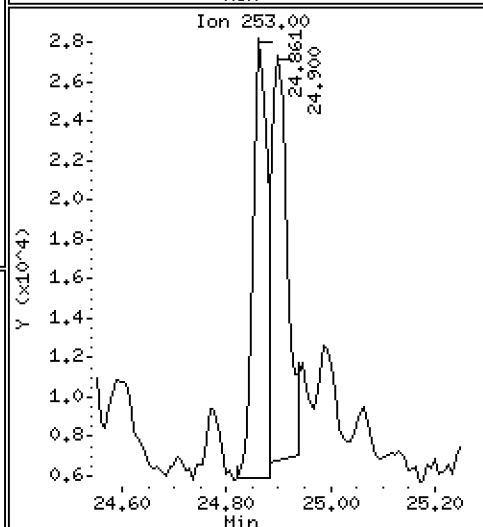
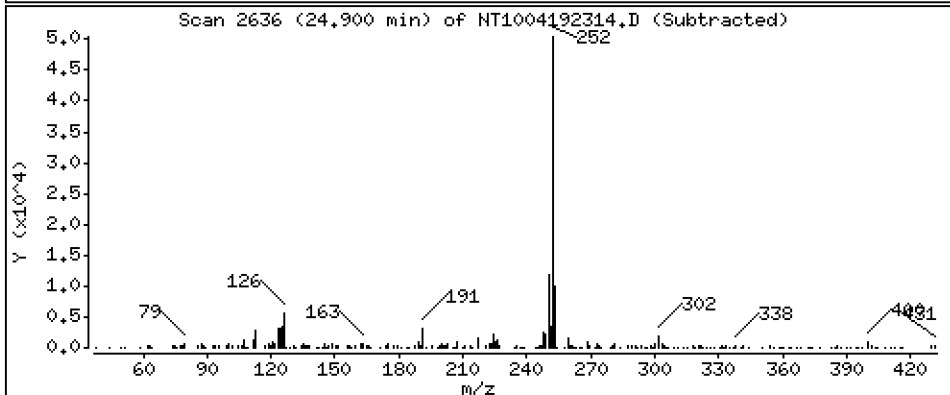
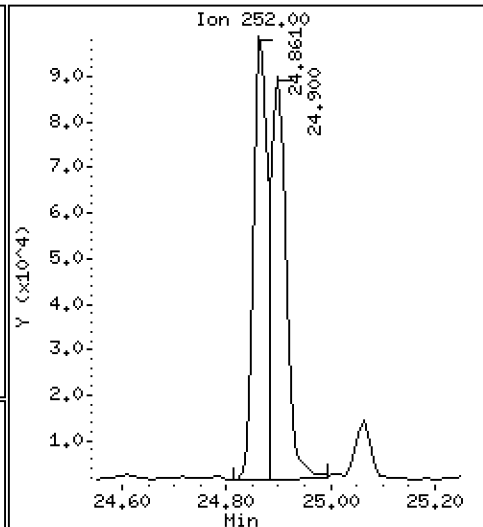
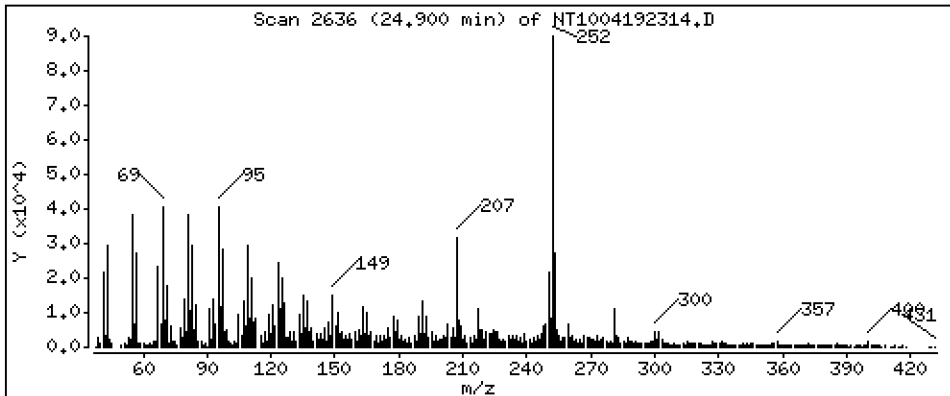
Operator: VTS

Column phase: ZB-5msi

Column diameter: 0,25

75 Benzo(k)fluoranthene

Concentration: 0,9034 ug/mL



Date : 19-APR-2023 19:39

Client ID:

Instrument: nt10.i

Sample Info: 23C0774-05

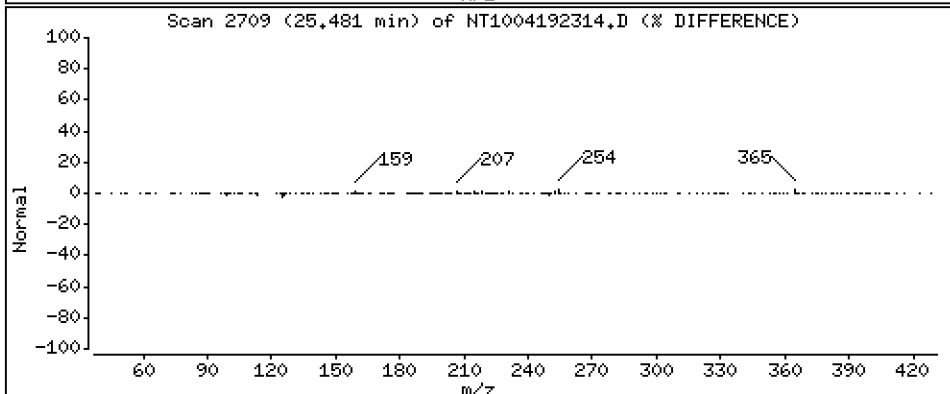
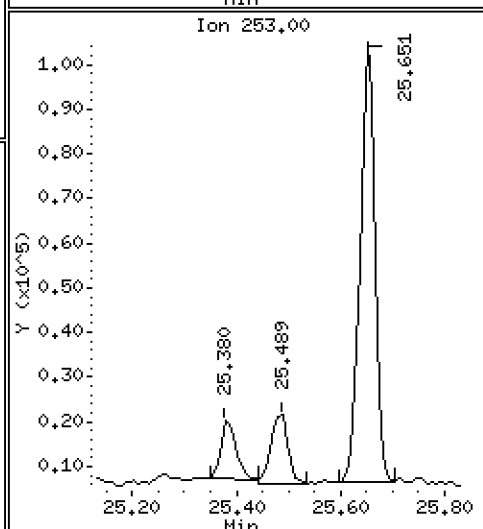
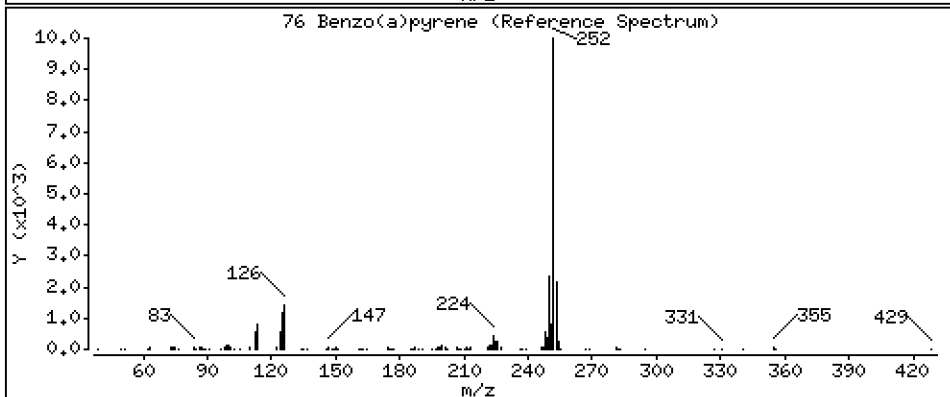
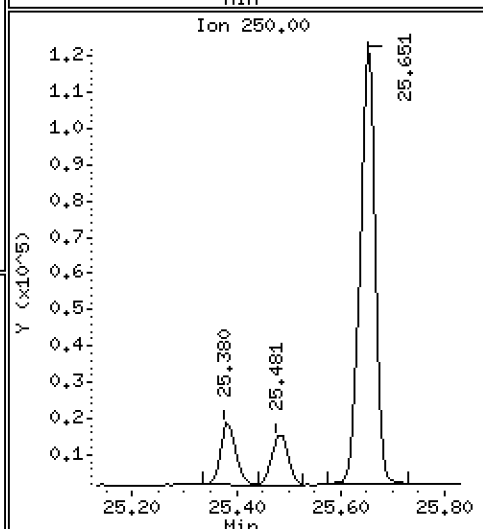
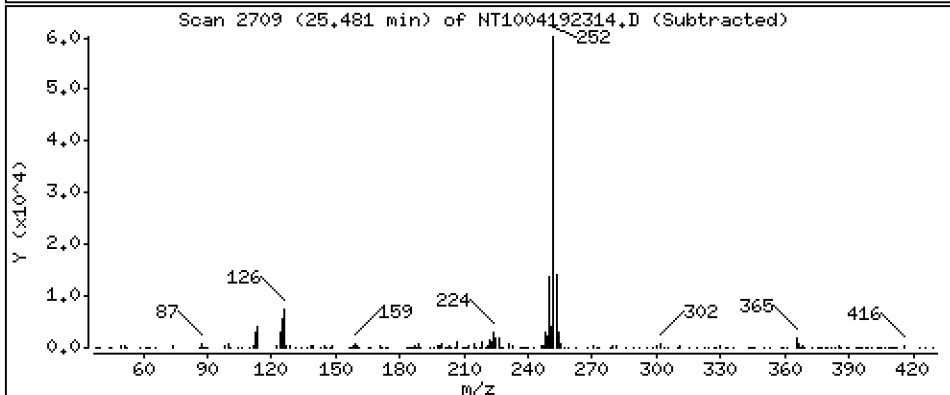
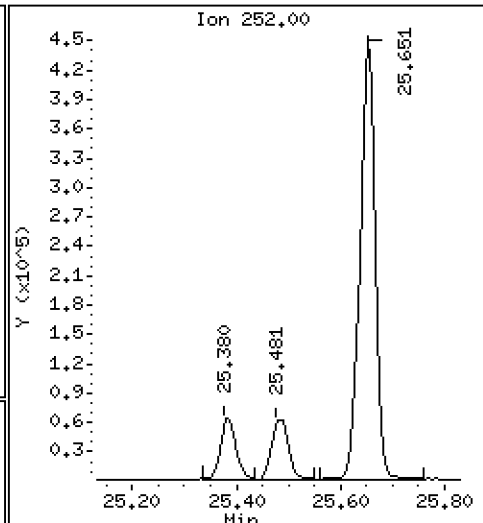
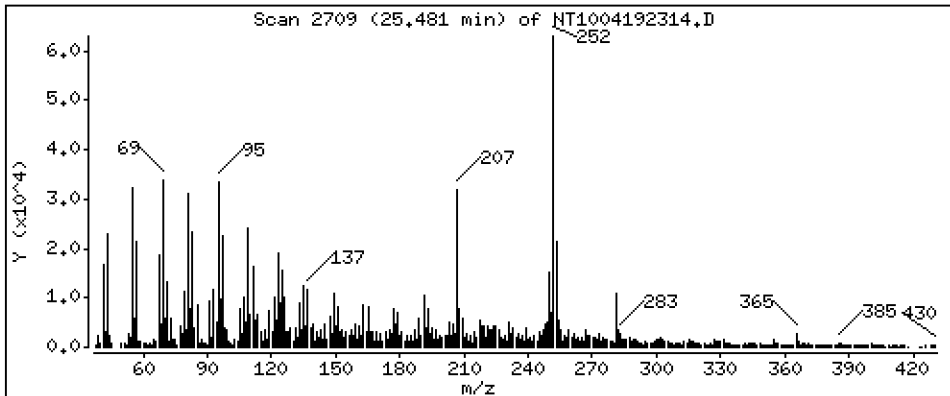
Operator: VTS

Column phase: ZB-5msi

Column diameter: 0,25

76 Benzo(a)pyrene

Concentration: 0,7408 ug/mL



Date : 19-APR-2023 19:39

Client ID:

Instrument: nt10.i

Sample Info: 23C0774-05

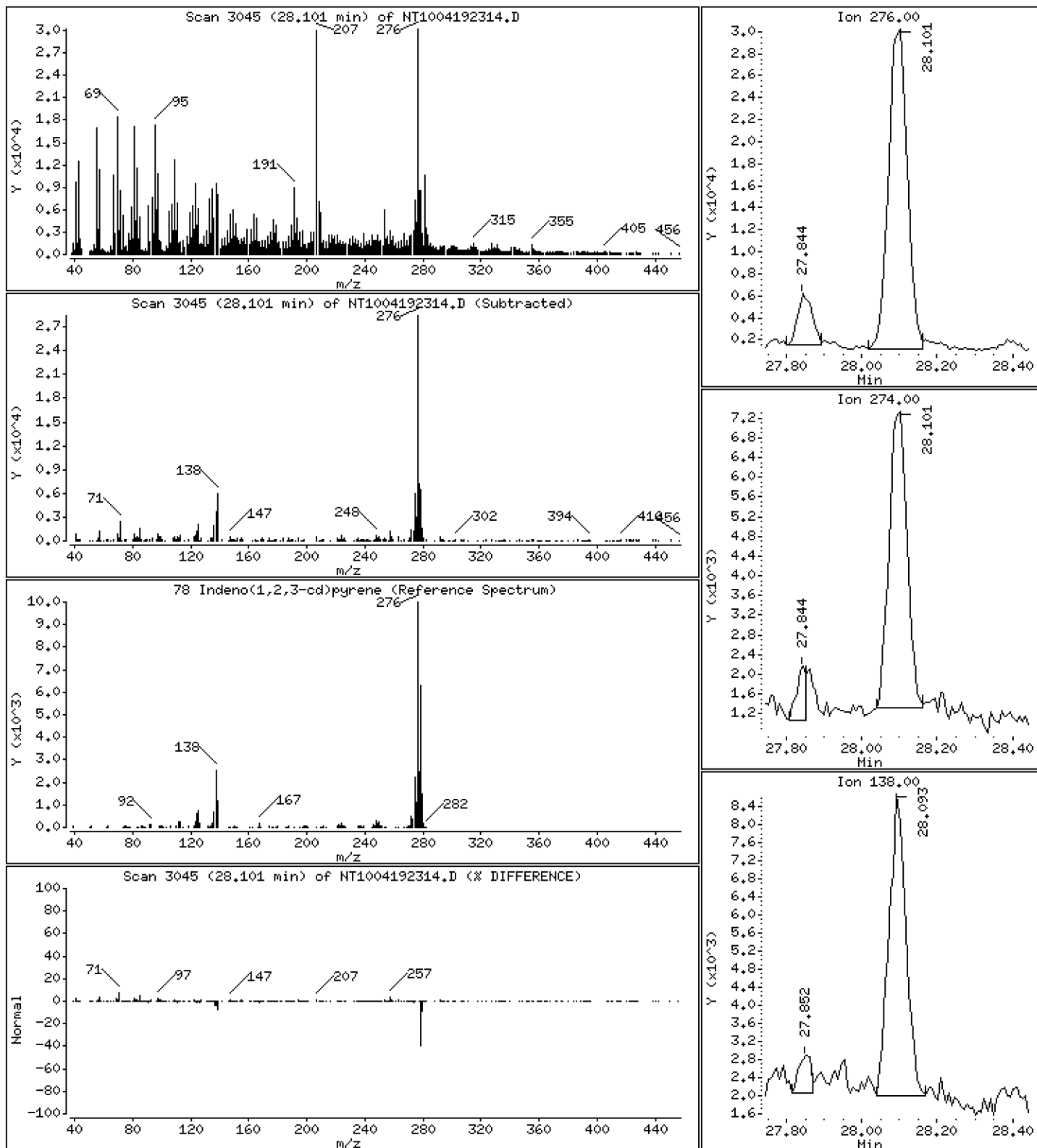
Operator: VTS

Column phase: ZB-5msi

Column diameter: 0,25

78 Indeno(1,2,3-cd)pyrene

Concentration: 0,4489 ug/mL



Date : 19-APR-2023 19:39

Client ID:

Instrument: nt10.i

Sample Info: 23C0774-05

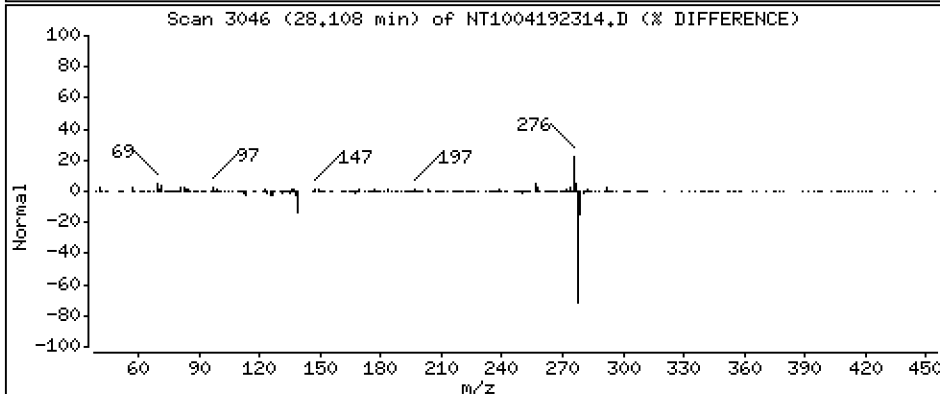
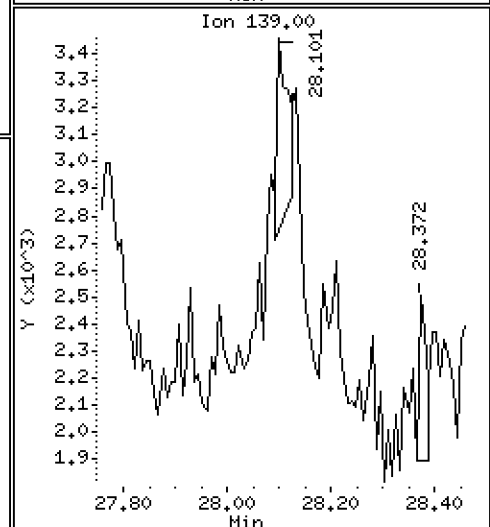
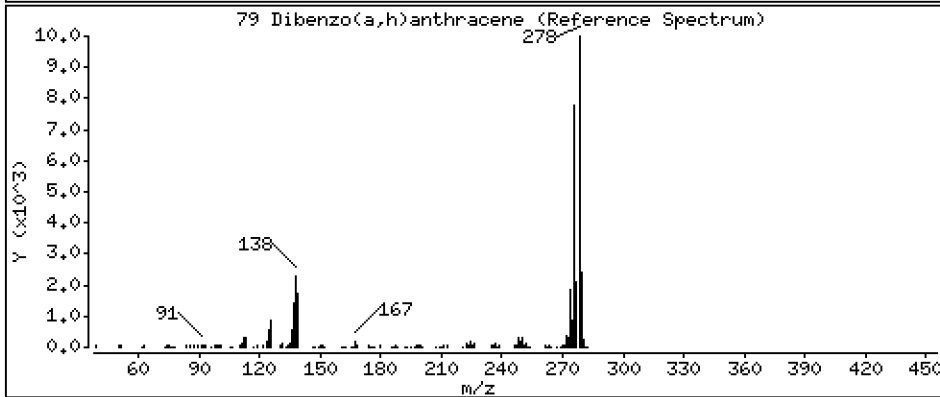
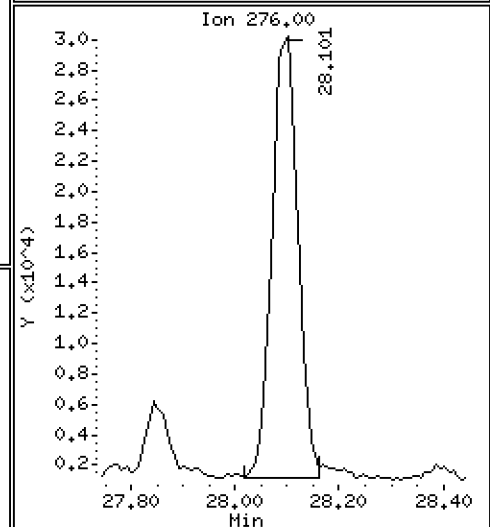
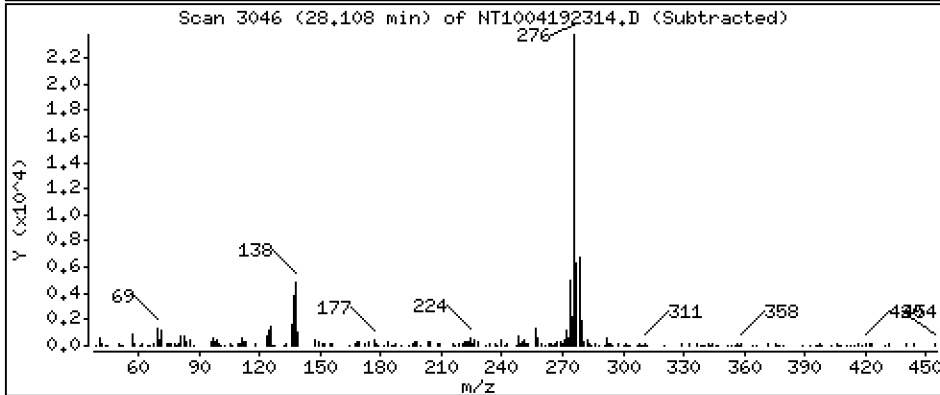
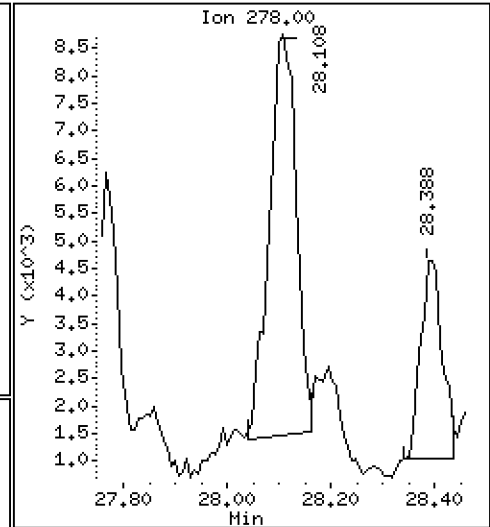
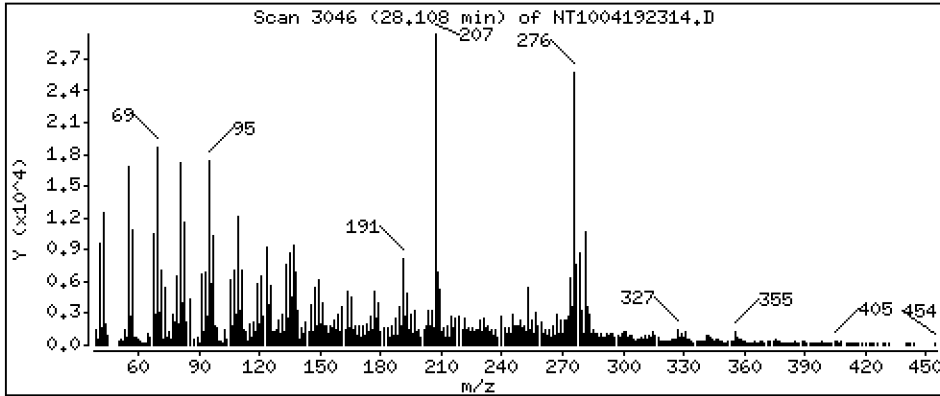
Operator: VTS

Column phase: ZB-5msi

Column diameter: 0,25

79 Dibenzo(a,h)anthracene

Concentration: 0,1424 ug/mL



Date : 19-APR-2023 19:39

Client ID:

Instrument: nt10.i

Sample Info: 23C0774-05

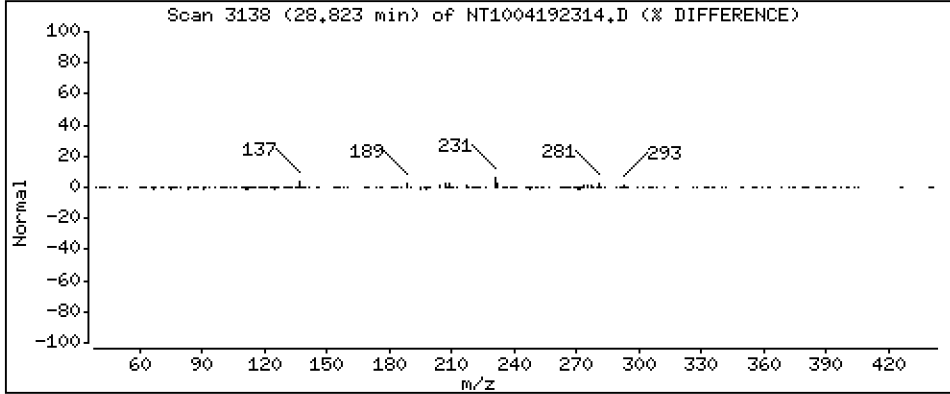
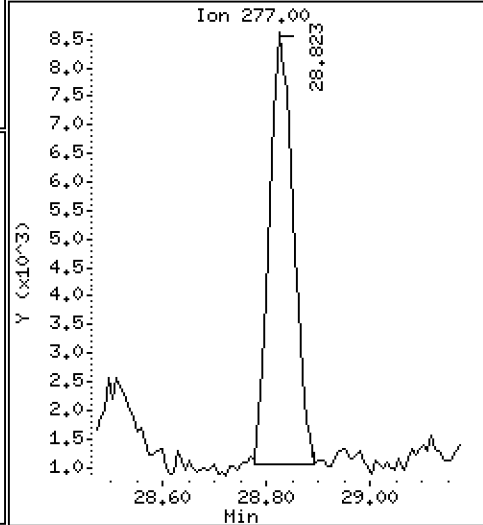
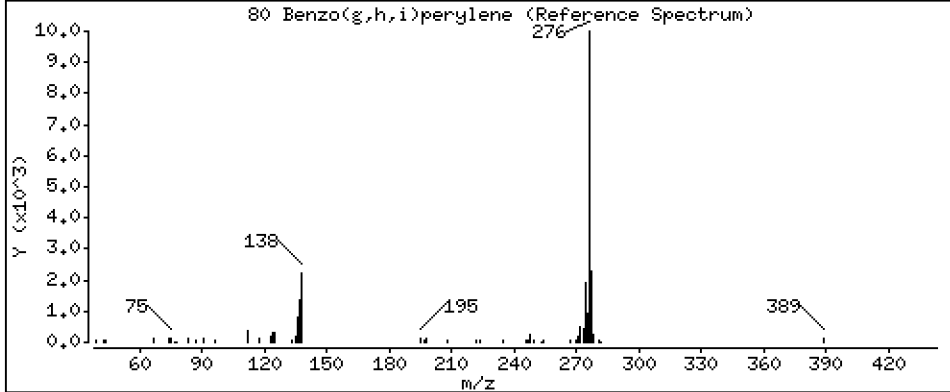
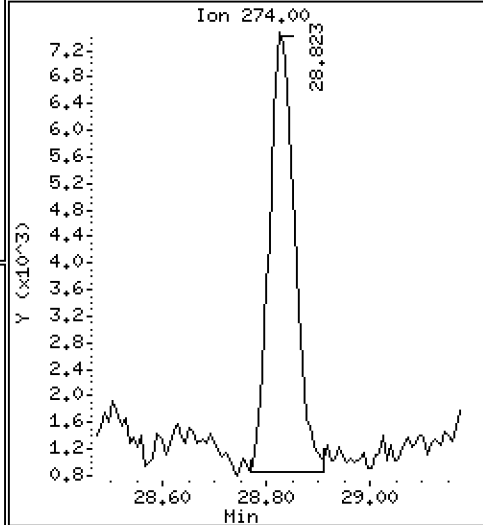
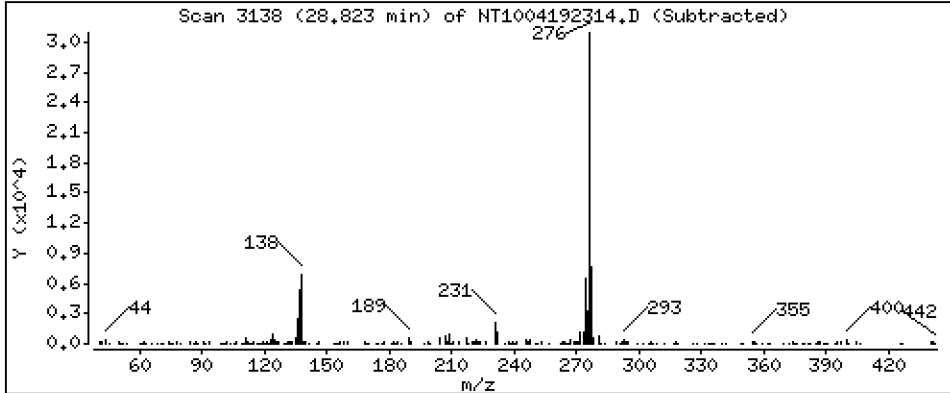
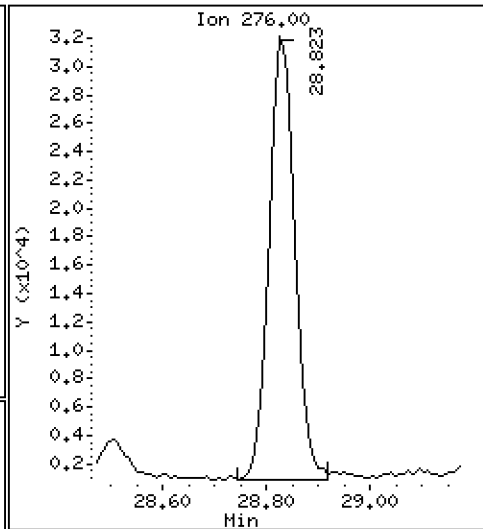
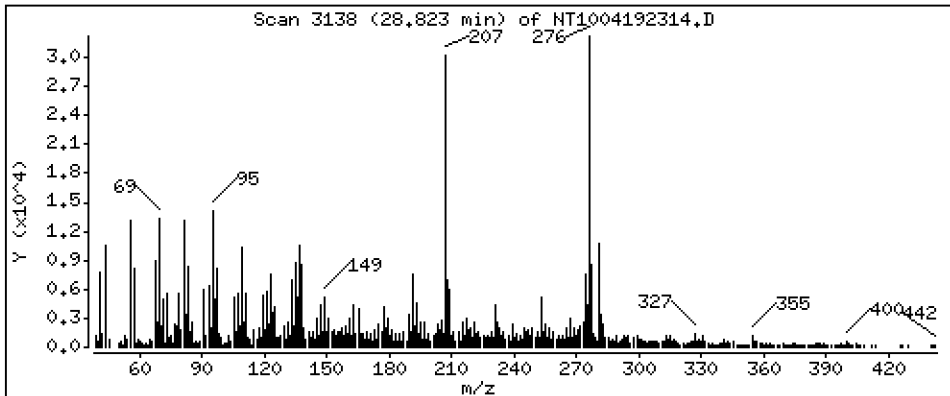
Operator: VTS

Column phase: ZB-5msi

Column diameter: 0,25

80 Benzo(g,h,i)perylene

Concentration: 0,5579 ug/mL



Date : 19-APR-2023 19:39

Client ID:

Instrument: nt10.i

Sample Info: 23C0774-05

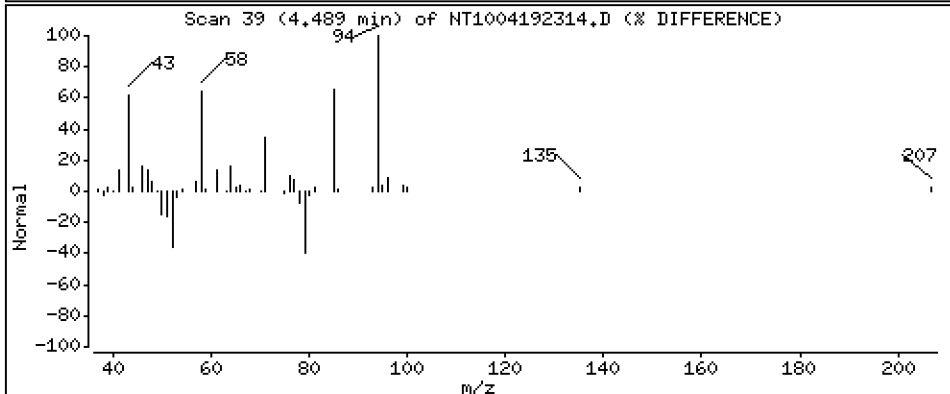
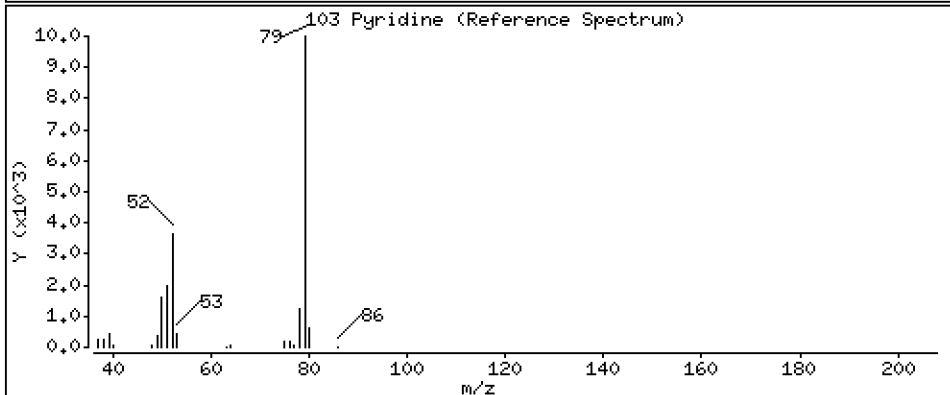
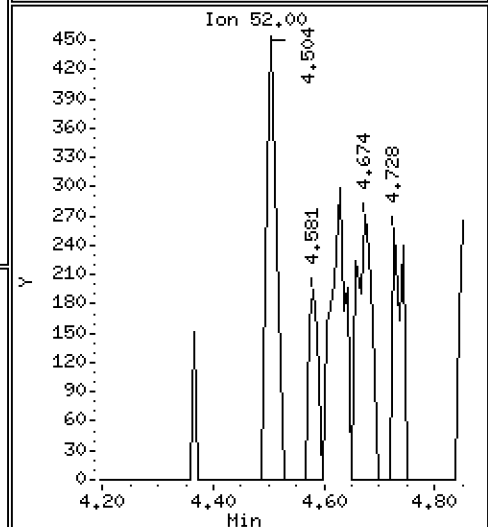
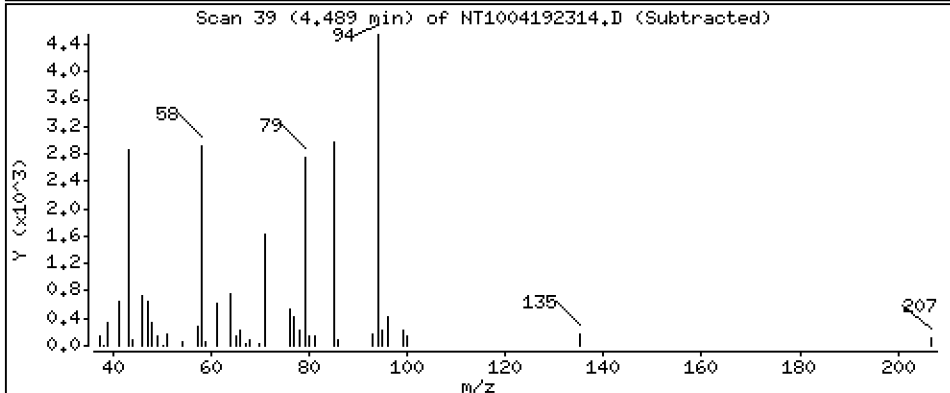
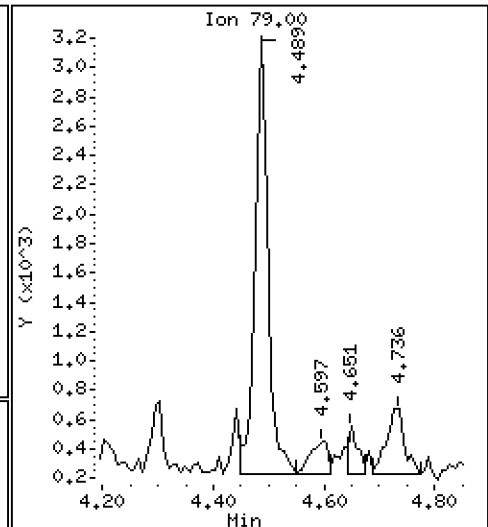
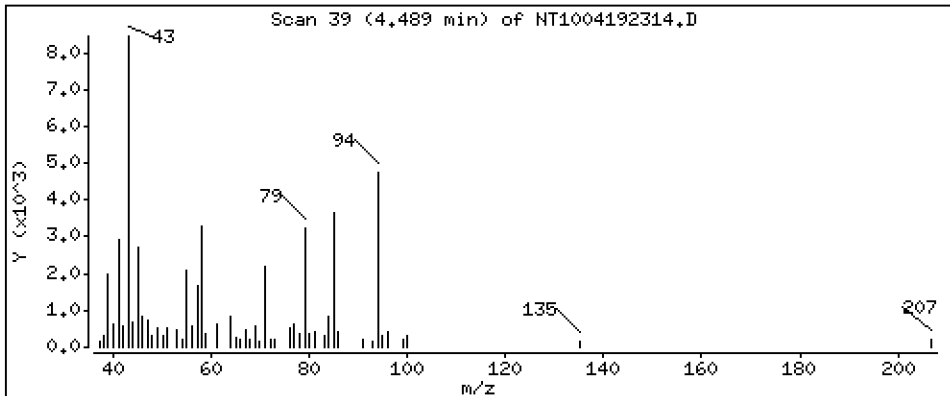
Operator: VTS

Column phase: ZB-5msi

Column diameter: 0,25

103 Pyridine

Concentration: 0,1089 ug/mL



Date : 19-APR-2023 19:39

Client ID:

Instrument: nt10.i

Sample Info: 23C0774-05

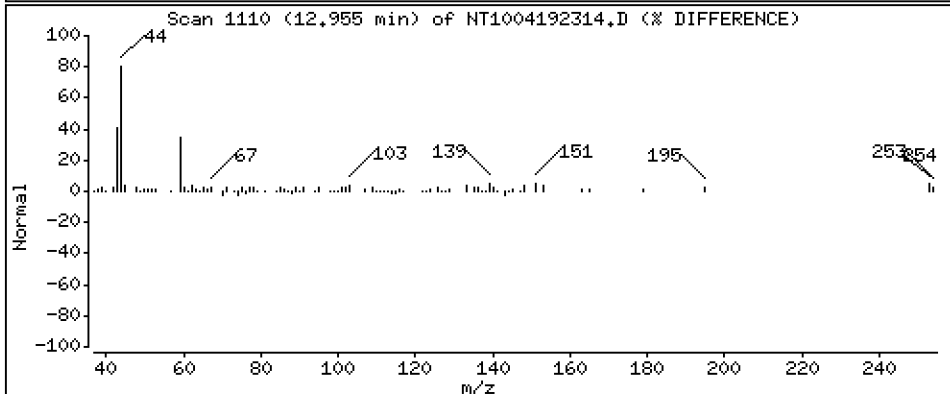
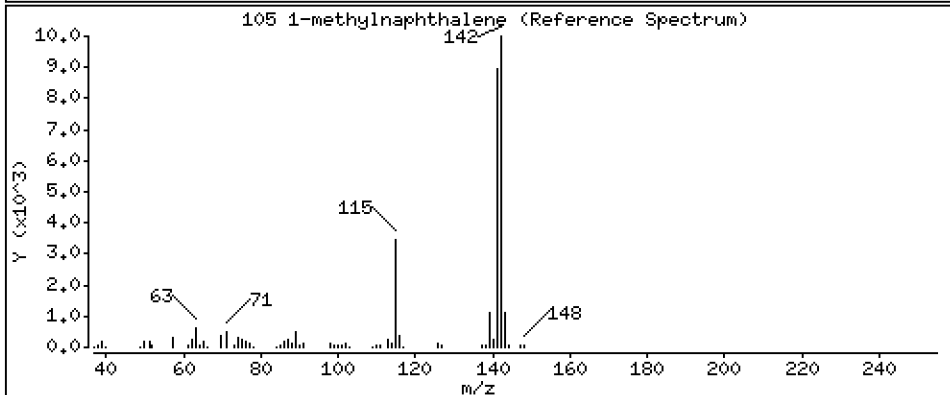
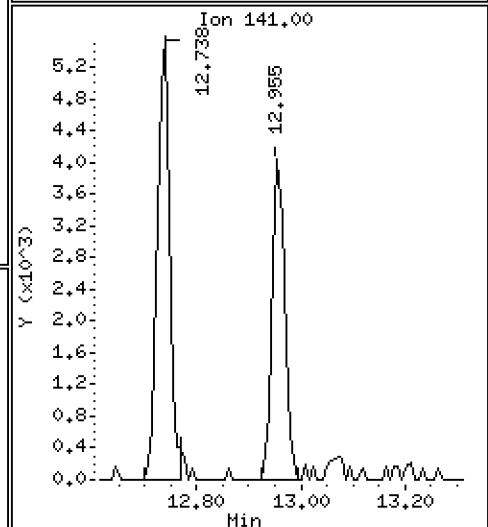
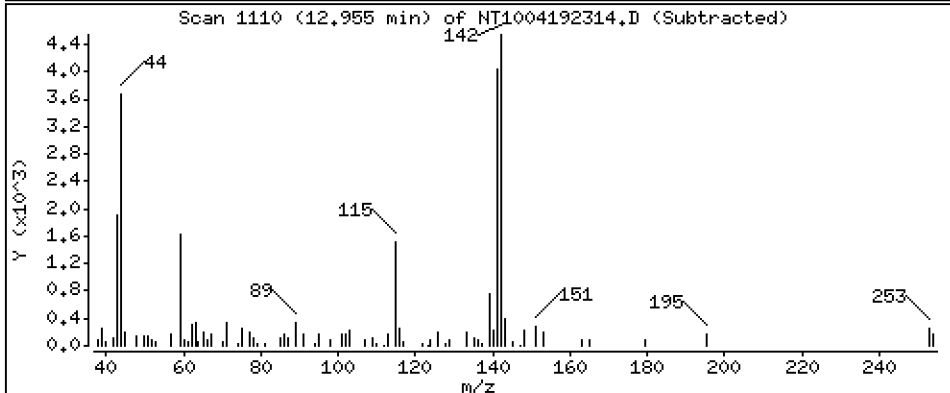
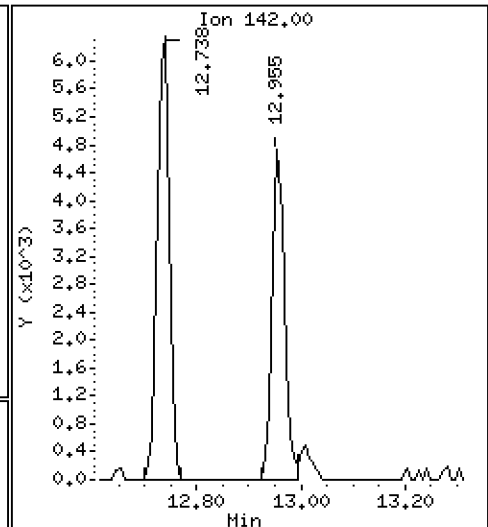
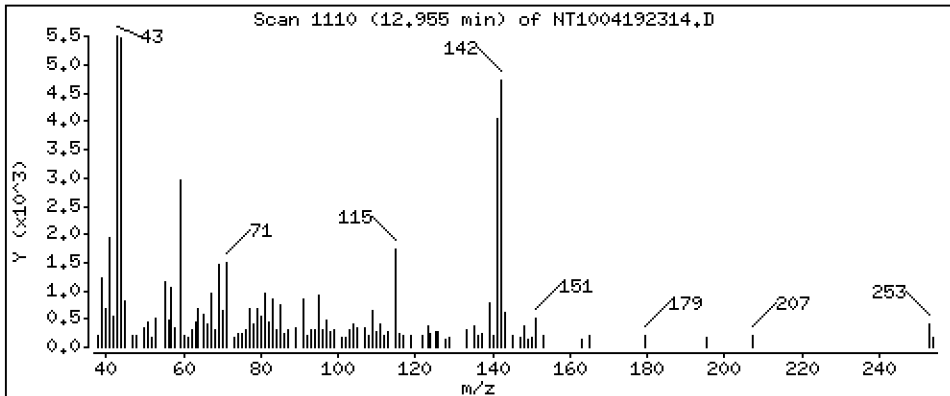
Operator: VTS

Column phase: ZB-5msi

Column diameter: 0,25

105 1-methylnaphthalene

Concentration: 0,07685 ug/mL



Date : 19-APR-2023 19:39

Client ID:

Instrument: nt10.i

Sample Info: 23C0774-05

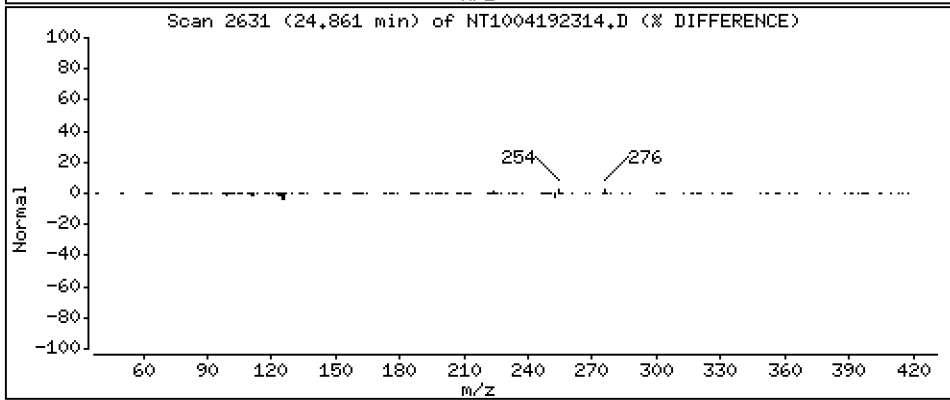
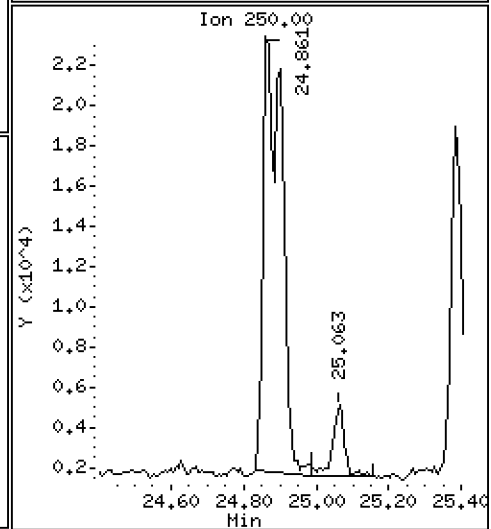
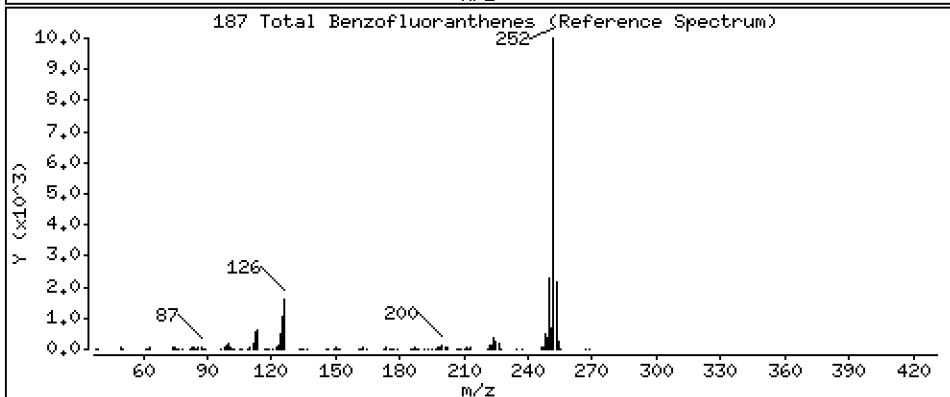
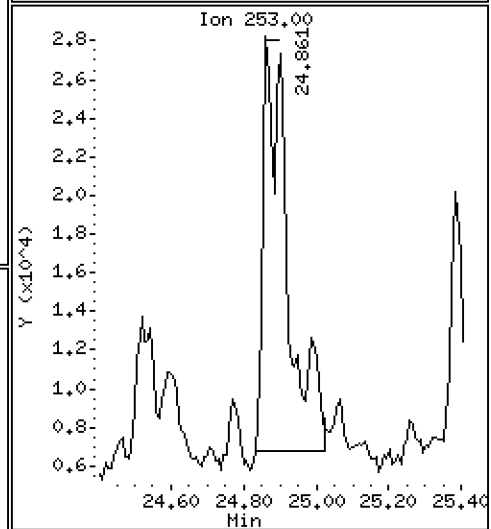
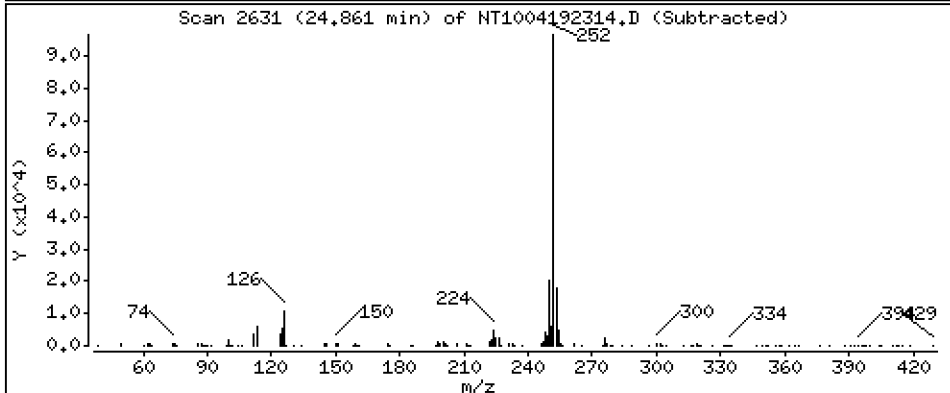
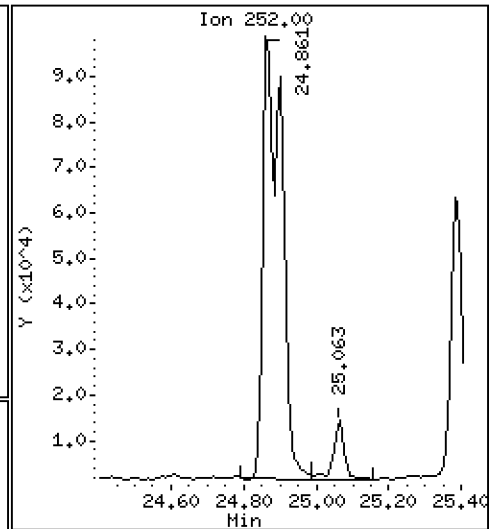
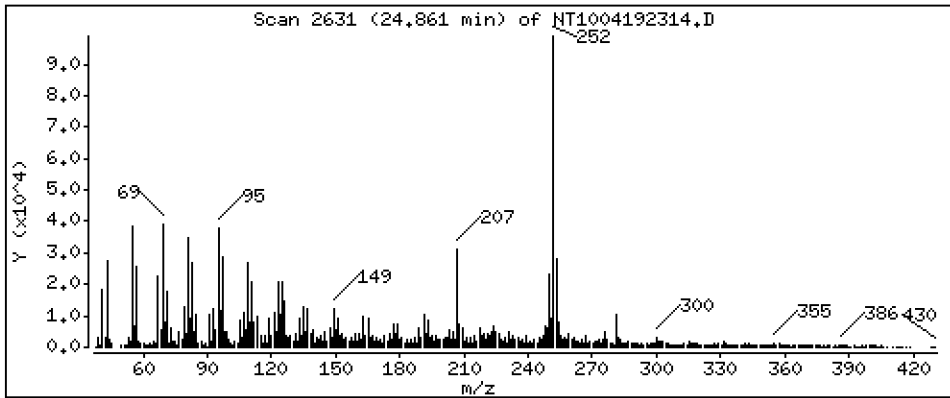
Operator: VTS

Column phase: ZB-5msi

Column diameter: 0,25

187 Total Benzofluoranthenes

Concentration: 1,843 ug/mL



ARI Labs, Inc.

Semivolatile Report SW846 Method 8270D

Data file : \\target\share\chem3\nt10.i\20230419.b\NT1004192314.D
 Lab Smp Id: 23C0774-05
 Inj Date : 19-APR-2023 19:39
 Operator : VTS
 Smp Info : 23C0774-05
 Misc Info :
 Comment : 1ul Injection
 Method : \\target\share\chem3\nt10.i\20230419.b\ABN.m
 Meth Date : 20-Apr-2023 10:45 deenayd Quant Type: ISTD
 Cal Date : 16-MAR-2023 00:22 Cal File: NT10031508.D
 Als bottle: 14
 Dil Factor: 1.00000
 Integrator: HP RTE
 Target Version: 4.14
 Processing Host: DEENAY-201905

Inst ID: nt10.i

Compound Sublist: ICAL.sub

Compounds	QUANT	SIG	RT	EXP RT	REL RT	RESPONSE	CONCENTRATIONS	
							ON-COLUMN	FINAL
	MASS						(ug/mL)	(ug/mL)
\$ 1 2-Fluorophenol	112		6.612	6.643	(0.749)	185773	4.13727	4.137
\$ 2 Phenol-d5	99		8.212	8.227	(0.931)	255101	4.33070	4.331
3 Phenol	94		8.235	8.250	(0.933)	5812	0.09495	0.09495
\$ 5 2-Chlorophenol-d4	132		8.466	8.489	(0.960)	230870	4.58978	4.590
4 Bis(2-Chloroethyl)ether	93		Compound Not Detected.					
6 2-Chlorophenol	128		Compound Not Detected.					
7 1,3-Dichlorobenzene	146		Compound Not Detected.					
* 8 1,4-Dichlorobenzene-d4	152		8.823	8.844	(1.000)	148481	4.00000	
9 1,4-Dichlorobenzene	146		Compound Not Detected.					
\$ 10 1,2-Dichlorobenzene-d4	152		9.180	9.201	(1.040)	104819	2.90166	2.902
12 1,2-Dichlorobenzene	146		Compound Not Detected.					
11 Benzyl alcohol	108		9.102	9.123	(1.032)	3362	0.11702	0.1170
14 2,2'-oxybis(1-Chloropropane)	121		Compound Not Detected.					
13 2-Methylphenol	108		9.343	9.356	(1.059)	729	0.01634	0.01634
17 Hexachloroethane	117		Compound Not Detected.					
16 N-Nitroso-di-n-propylamine	70		Compound Not Detected.					
15 4-Methylphenol	108		9.622	9.628	(1.091)	1835	0.03903	0.03903
\$ 18 Nitrobenzene-d5	82		9.917	9.931	(0.878)	159900	2.89793	2.898
19 Nitrobenzene	77		Compound Not Detected.					
20 Isophorone	82		Compound Not Detected.					
21 2-Nitrophenol	139		Compound Not Detected.					
22 2,4-Dimethylphenol	107		Compound Not Detected.					
23 Bis(2-Chloroethoxy)methane	93		Compound Not Detected.					
24 Benzoic acid	105		10.770	10.884	(0.953)	10005	0.36208	0.3621
25 2,4-Dichlorophenol	162		Compound Not Detected.					
26 1,2,4-Trichlorobenzene	180		Compound Not Detected.					
* 27 Naphthalene-d8	136		11.299	11.308	(1.000)	546656	4.00000	
28 Naphthalene	128		11.345	11.351	(1.004)	13509	0.09328	0.09328
29 4-Chloroaniline	127		Compound Not Detected.					
30 Hexachlorobutadiene	225		Compound Not Detected.					
31 4-Chloro-3-methylphenol	107		Compound Not Detected.					
32 2-Methylnaphthalene	142		12.738	12.748	(1.127)	9933	0.09504	0.09504
33 Hexachlorocyclopentadiene	237		Compound Not Detected.					

Compounds	QUANT	SIG	RT	EXP RT	REL RT	RESPONSE	CONCENTRATIONS	
							ON-COLUMN	FINAL
	MASS						(ug/mL)	(ug/mL)
=====	=====		=====	=====	=====	=====	=====	=====
34 2,4,6-Trichlorophenol	196					Compound Not Detected.		
35 2,4,5-Trichlorophenol	196					Compound Not Detected.		
\$ 36 2-Fluorobiphenyl	172		13.520	13.529	(0.907)	375578	3.10145	3.101
37 2-Chloronaphthalene	162					Compound Not Detected.		
38 2-Nitroaniline	65					Compound Not Detected.		
39 Dimethylphthalate	163		14.433	14.443	(0.968)	2458	0.02472	0.02472
40 Acenaphthylene	152		14.595	14.597	(0.979)	8163	0.05343	0.05343
41 2,6-Dinitrotoluene	165					Compound Not Detected.		
* 42 Acenaphthene-d10	164		14.905	14.915	(1.000)	306132	4.00000	
43 3-Nitroaniline	138					Compound Not Detected.		
44 Acenaphthene	153		14.975	14.977	(1.005)	6012	0.06369	0.06369
45 2,4-Dinitrophenol	184					Compound Not Detected.		
46 Dibenzofuran	168		15.299	15.309	(1.026)	11135	0.08000	0.08000
47 4-Nitrophenol	109					Compound Not Detected.		
48 2,4-Dinitrotoluene	165					Compound Not Detected.		
50 Diethylphthalate	149		15.887	15.904	(1.066)	14782	0.15149	0.1515
49 Fluorene	166		16.010	16.020	(1.074)	11916	0.10881	0.1088
51 4-Chlorophenyl-phenylether	204					Compound Not Detected.		
52 4-Nitroaniline	138					Compound Not Detected.		
53 4,6-Dinitro-2-methylphenol	198					Compound Not Detected.		
54 N-Nitrosodiphenylamine	169					Compound Not Detected.		
\$ 55 2,4,6-Tribromophenol	330		16.550	16.553	(1.110)	86846	6.07767	6.078
56 4-Bromophenyl-phenylether	248					Compound Not Detected.		
57 Hexachlorobenzene	284					Compound Not Detected.		
58 Pentachlorophenol	266					Compound Not Detected.		
* 59 Phenanthrene-d10	188		17.942	17.951	(1.000)	537396	4.00000	
60 Phenanthrene	178		17.988	17.998	(1.003)	72343	0.49369	0.4937
61 Anthracene	178		18.081	18.090	(1.008)	29709	0.21135	0.2114
62 Carbazole	167		18.429	18.431	(1.027)	7890	0.06264	0.06264
63 Di-n-butylphthalate	149		19.265	19.266	(1.074)	8929	0.05272	0.05272
64 Fluoranthene	202		20.441	20.404	(0.887)	215242	1.08200	1.082
65 Pyrene	202		20.843	20.829	(0.905)	243012	1.19084	1.191
\$ 66 Terphenyl-d14	244		21.137	21.139	(0.917)	451879	2.94863	2.949
67 Butylbenzylphthalate	149					Compound Not Detected.		
68 Benzo(a)anthracene	228		23.018	23.012	(0.999)	106431	0.60906	0.6091
* 69 Chrysene-d12	240		23.042	23.043	(1.000)	495077	4.00000	
70 3,3'-Dichlorobenzidine	252					Compound Not Detected.		
71 Chrysene	228		23.088	23.090	(1.002)	141682	0.82989	0.8299
72 bis(2-Ethylhexyl)phthalate	149		23.135	23.136	(0.959)	55235	0.45166	0.4517
* 134 Di-n-octylphthalate-d4	153		24.126	24.127	(1.000)	836029	4.00000	
73 Di-n-octylphthalate	149					Compound Not Detected.		
74 Benzo(b)fluoranthene	252		24.861	24.863	(0.971)	200089	1.02604	1.026
75 Benzo(k)fluoranthene	252		24.900	24.901	(0.973)	178886	0.90338	0.9034
76 Benzo(a)pyrene	252		25.480	25.482	(0.995)	129161	0.74081	0.7408
* 77 Perylene-d12	264		25.597	25.590	(1.000)	601605	4.00000	
78 Indeno(1,2,3-cd)pyrene	276		28.100	28.094	(1.098)	99580	0.44893	0.4489
79 Dibenzo(a,h)anthracene	278		28.108	28.109	(1.098)	26226	0.14241	0.1424
80 Benzo(g,h,i)perylene	276		28.822	28.824	(1.126)	107098	0.55791	0.5579
90 N-Nitrosodimethylamine	74					Compound Not Detected.		
91 Aniline	93					Compound Not Detected.		
93 Benzidine	184					Compound Not Detected.		
103 Pyridine	79		4.488	4.503	(0.509)	4793	0.10894	0.1089
105 1-methylnaphthalene	142		12.955	12.964	(1.147)	7359	0.07685	0.07685
111 Azobenzene (1,2-DP-Hydrazine)	77					Compound Not Detected.		

Compounds	QUANT SIG	RT	EXP RT	REL RT	RESPONSE	CONCENTRATIONS		
						ON-COLUMN (ug/mL)	FINAL (ug/mL)	
187 Total Benzofluoranthenes	252	24.861	24.901	(0.971)	346934	1.84257	1.843	
120 2,3,4,6-Tetrachlorophenol	232	Compound Not Detected.						

ARI Labs, Inc.

INTERNAL STANDARD COMPOUNDS
 AREA AND RT SUMMARY

Instrument ID: nt10.i Calibration Date: 19-APR-2023
 Lab File ID: NT1004192314.D Calibration Time: 11:08
 Lab Smp Id: 23C0774-05
 Analysis Type: SV Level:
 Quant Type: ISTD Sample Type:
 Operator: VTS
 Method File: \\target\share\chem3\nt10.i\20230419.b\ABN.m
 Misc Info:

Test Mode:
 Use Last Continuing Calibrator.

COMPOUND	STANDARD	AREA LIMIT		SAMPLE	%DIFF
		LOWER	UPPER		
8 1,4-Dichlorobenze	140649	70325	281298	148481	5.57
27 Naphthalene-d8	483944	241972	967888	546656	12.96
42 Acenaphthene-d10	298909	149455	597818	306132	2.42
59 Phenanthrene-d10	483004	241502	966008	537396	11.26
69 Chrysene-d12	399309	199655	798618	495077	23.98
134 Di-n-octylphthala	671711	335856	1343422	836029	24.46
77 Perylene-d12	475411	237706	950822	601605	26.54

COMPOUND	STANDARD	RT LIMIT		SAMPLE	%DIFF
		LOWER	UPPER		
8 1,4-Dichlorobenze	8.84	8.34	9.34	8.82	-0.25
27 Naphthalene-d8	11.31	10.81	11.81	11.30	-0.08
42 Acenaphthene-d10	14.92	14.42	15.42	14.91	-0.07
59 Phenanthrene-d10	17.95	17.45	18.45	17.94	-0.05
69 Chrysene-d12	23.04	22.54	23.54	23.04	-0.01
134 Di-n-octylphthala	24.13	23.63	24.63	24.13	-0.01
77 Perylene-d12	25.59	25.09	26.09	25.60	0.02

AREA UPPER LIMIT = +100% of internal standard area.
 AREA LOWER LIMIT = - 50% of internal standard area.
 RT UPPER LIMIT = + 0.50 minutes of internal standard RT.
 RT LOWER LIMIT = - 0.50 minutes of internal standard RT.

REVIEW SUMMARY FOR FILE - NT1004192314.D

Lab ID: 23C0774-05
nt10.i, 20230419.b\ABN.m, 19-APR-2023 19:39

RT CO-ELUTION COMPOUNDS

NO CO-ELUTIONS

Quant Method: ICAL

RRT CHECK

RRT	CCV RRT	DELTA	COMPOUND
0.953	0.962	-0.0093	Benzoic acid

RRT check based on Ccal File: NT1004192302.D

On Column LOD for nt10.i, 20230419.b\ABN.m, ICAL.sub = 0.0000

* Only compounds listed in the work order have been verified by the analyst *



Form I
ORGANIC ANALYSIS DATA SHEET
EPA 8270E
Semivolatiles (20ug/kg - 0.2ug/L SepF)

Laboratory: Analytical Resources, LLC

Client: Anchor OEA, LLC

Project: AOC5 MR Phase 1

Matrix: Sediment

Laboratory ID: 23C0774-06 A

SDG: 23C0774

Sampled: 12/15/22 11:32

Prepared: 04/05/23 16:28

File ID: NT1004192315.D

% Solids: 53.75

Preparation: EPA 3546 (Microwave)

Analyzed: 04/19/23 20:17

Batch: BLD0057

Sequence: SLD0254

Initial/Final: 18.61 g Wet / 1 mL

Instrument: NT10

Column: ZB-5MSi

Calibration: GC00046

Cleanups: GPC

CAS NO.	COMPOUND	DILUTION	CONC: (ug/kg dry)	Q	DL	RL
108-95-2	Phenol	1	14.8	J	4.4	20.0
106-44-5	4-Methylphenol	1	20.0	U	7.4	20.0
91-20-3	Naphthalene	1	8.8	J	4.2	20.0
91-57-6	2-Methylnaphthalene	1	9.1	J	4.5	20.0
208-96-8	Acenaphthylene	1	20.0	U	6.2	20.0
131-11-3	Dimethylphthalate	1	20.0	U	4.4	20.0
83-32-9	Acenaphthene	1	6.9	J	5.2	20.0
132-64-9	Dibenzofuran	1	20.0	U	14.1	20.0
86-73-7	Fluorene	1	20.0	U	14.6	20.0
85-01-8	Phenanthrene	1	38.9		8.7	20.0
120-12-7	Anthracene	1	14.9	J	7.2	20.0
206-44-0	Fluoranthene	1	86.7		6.1	20.0
129-00-0	Pyrene	1	95.5	Q	5.7	20.0
85-68-7	Butylbenzylphthalate	1	10.3	J	9.4	20.0
56-55-3	Benzo(a)anthracene	1	45.0		6.0	20.0
218-01-9	Chrysene	1	59.6		6.1	20.0
117-81-7	bis(2-Ethylhexyl)phthalate	1	37.2	J	5.5	50.0
	Benzo(a)fluoranthene, Total	1	133		10.0	40.0
50-32-8	Benzo(a)pyrene	1	53.2		4.2	20.0
193-39-5	Indeno(1,2,3-cd)pyrene	1	31.2		14.6	20.0
53-70-3	Dibenzo(a,h)anthracene	1	20.0	U	17.2	20.0
191-24-2	Benzo(g,h,i)perylene	1	40.2		13.6	20.0

SURROGATES	ADDED: (ug/kg dry)	FOUND: (ug/kg dry)	% REC	QC LIMITS	Q
2-Fluorophenol	749.78	372	49.6	27 - 120	Q
Phenol-d5	749.78	391	52.1	29 - 120	Q
2-Chlorophenol-d4	749.78	421	56.2	31 - 120	
1,2-Dichlorobenzene-d4	499.86	271	54.2	32 - 120	
Nitrobenzene-d5	499.86	265	53.0	30 - 120	
2-Fluorobiphenyl	499.86	290	58.0	35 - 120	Q



Form I
ORGANIC ANALYSIS DATA SHEET
EPA 8270E
Semivolatiles (20ug/kg - 0.2ug/L SepF)

Laboratory: Analytical Resources, LLC

Client: Anchor OEA, LLC

Project: AOC5 MR Phase 1

Matrix: Sediment

Laboratory ID: 23C0774-06 A

SDG: 23C0774

Sampled: 12/15/22 11:32

Prepared: 04/05/23 16:28

File ID: NT1004192315.D

% Solids: 53.75

Preparation: EPA 3546 (Microwave)

Analyzed: 04/19/23 20:17

Batch: BLD0057

Sequence: SLD0254

Initial/Final: 18.61 g Wet / 1 mL

Instrument: NT10

Column: ZB-5MSi

Calibration: GC00046

Cleanups: GPC

SURROGATES	ADDED: (ug/kg dry)	FOUND: (ug/kg dry)	% REC	QC LIMITS	Q
2,4,6-Tribromophenol	749.78	582	77.6	24 - 134	
p-Terphenyl-d14	499.86	286	57.1	37 - 120	

Data File: \\target\share\chem3\nt10.1\20230419.1\NT1004192315.D

Date: 19-APR-2023 20:17

Client ID:

Sample Info: 23C0774-06

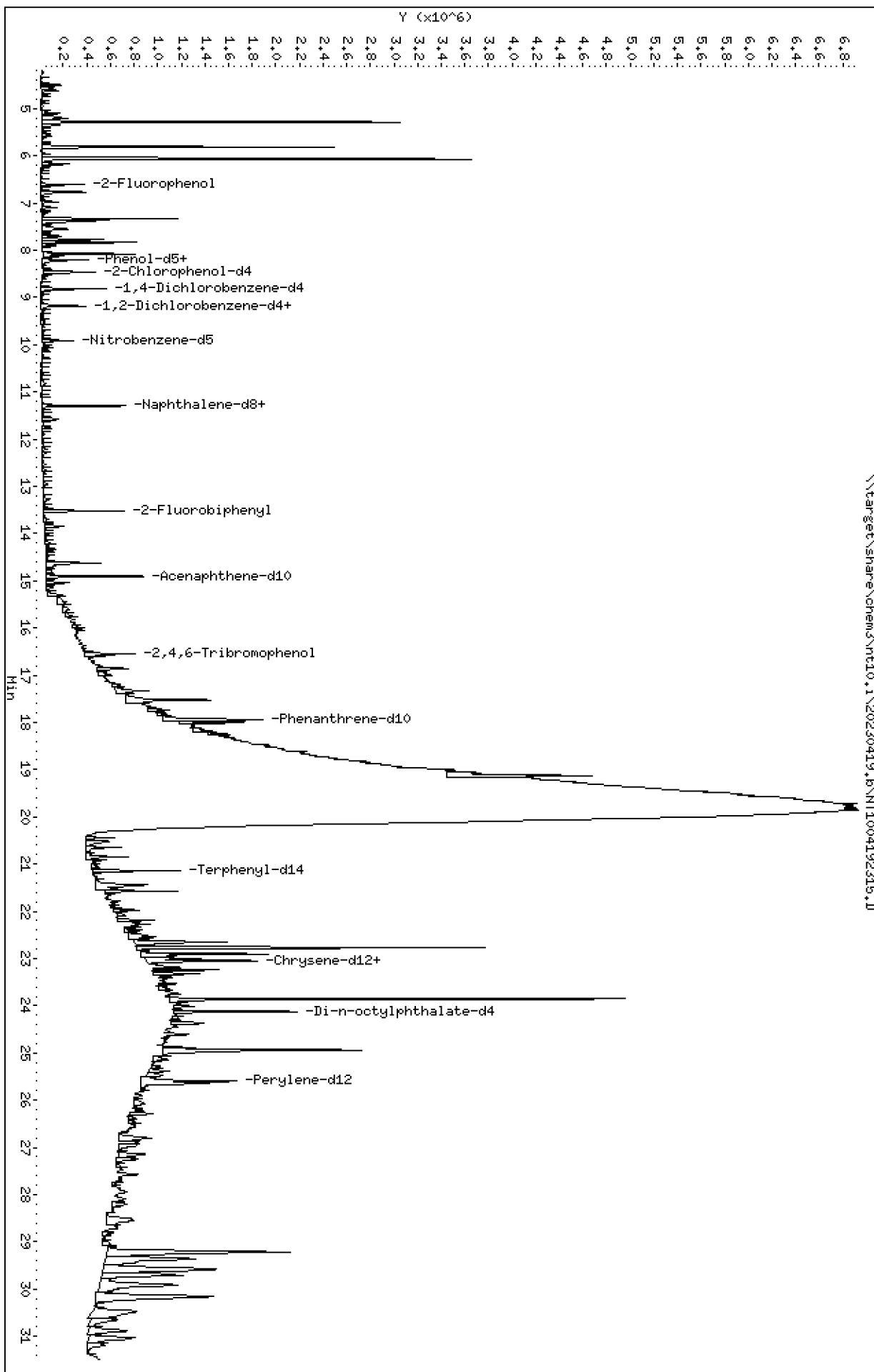
Page 1

Column phase: ZB-5msi

Instrument: nt10.1

Operator: VTS

Column diameter: 0.25



Date : 19-APR-2023 20:17

Client ID:

Instrument: nt10.i

Sample Info: 23C0774-06

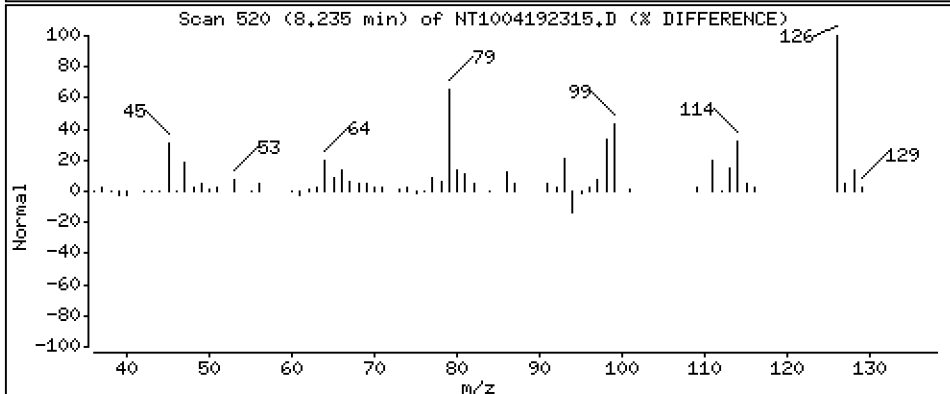
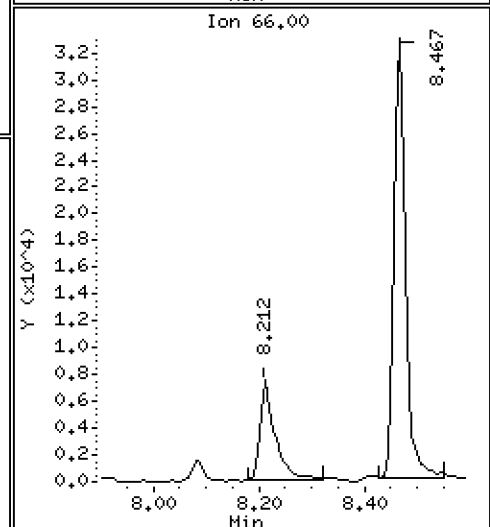
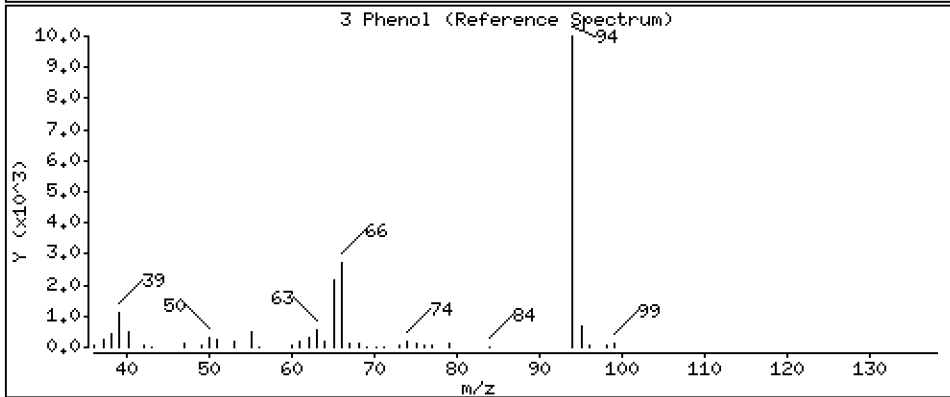
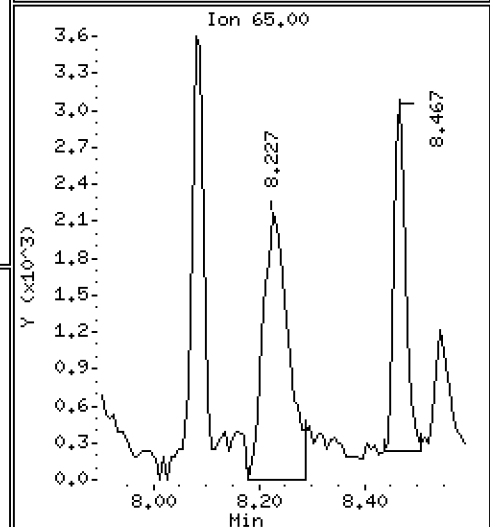
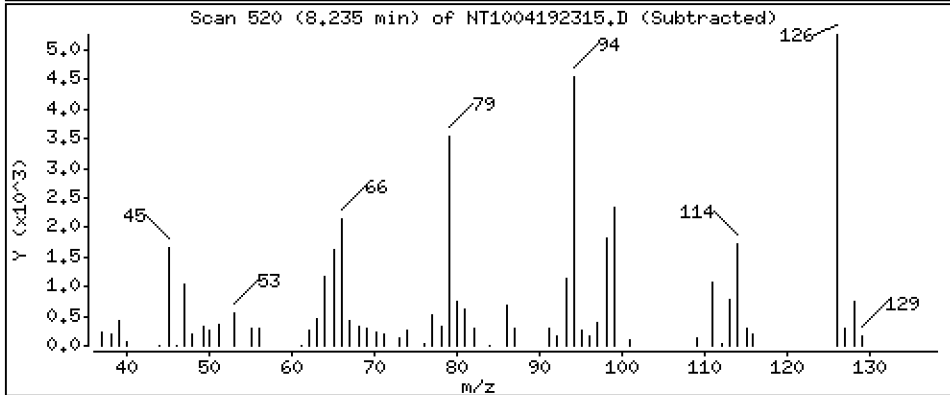
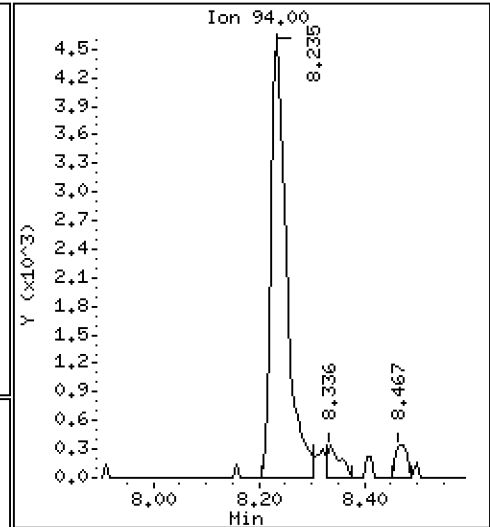
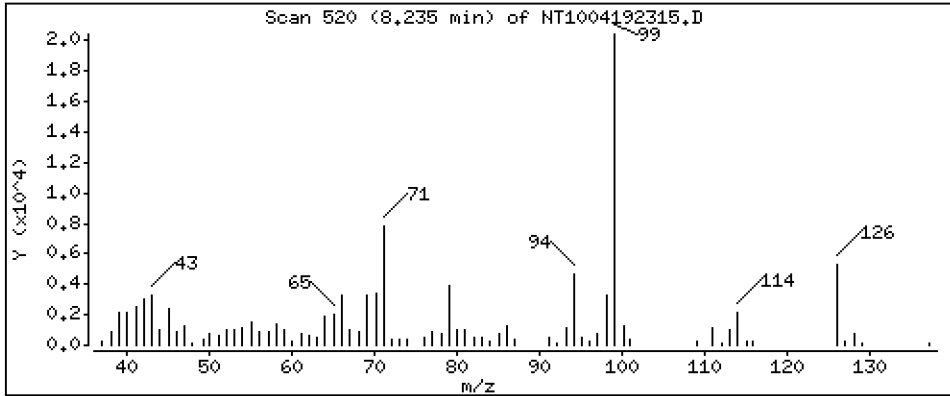
Operator: VTS

Column phase: ZB-5msi

Column diameter: 0,25

3 Phenol

Concentration: 0,1477 ug/mL



Date : 19-APR-2023 20:17

Client ID:

Instrument: nt10.i

Sample Info: 23C0774-06

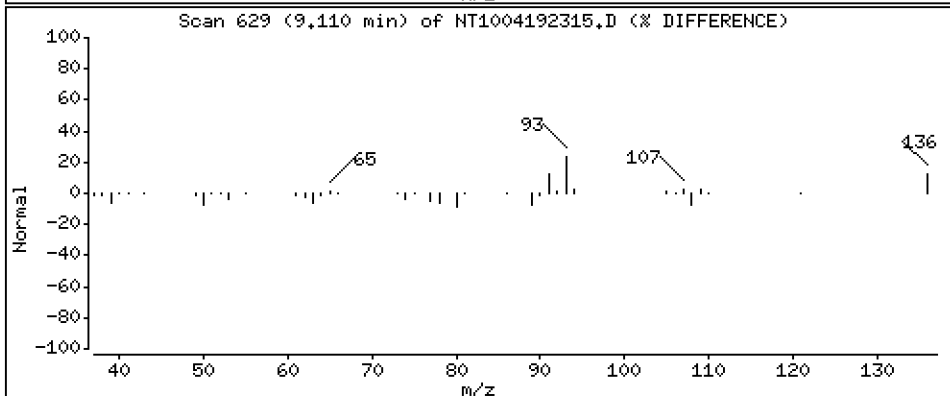
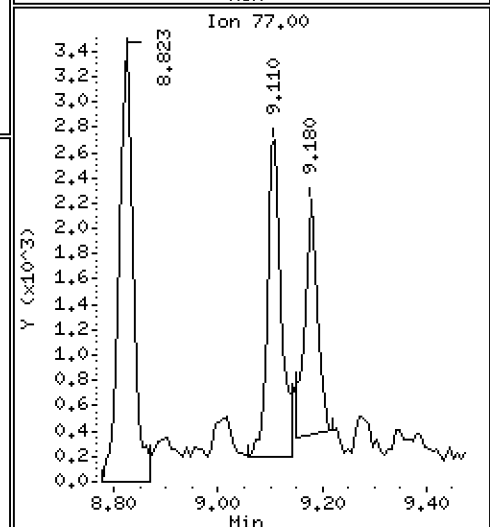
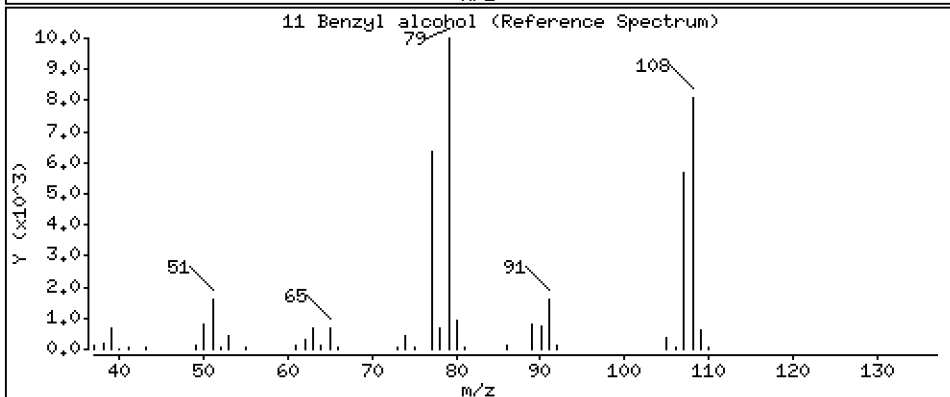
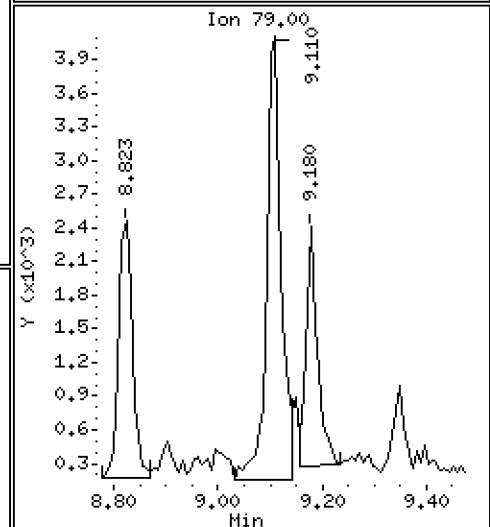
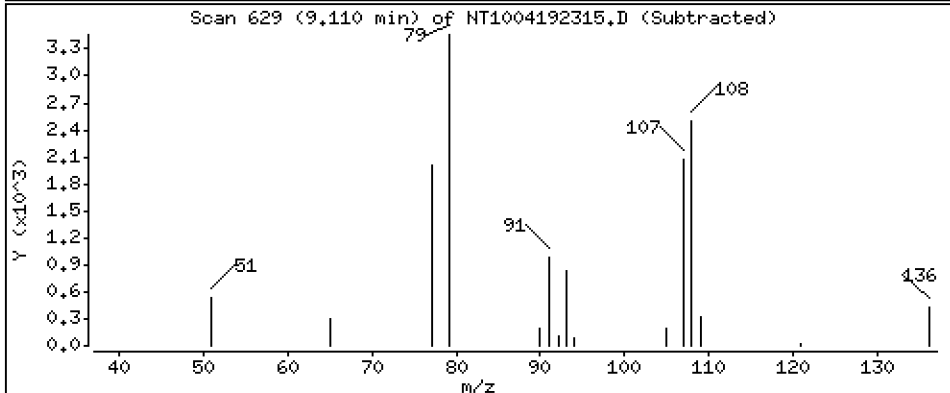
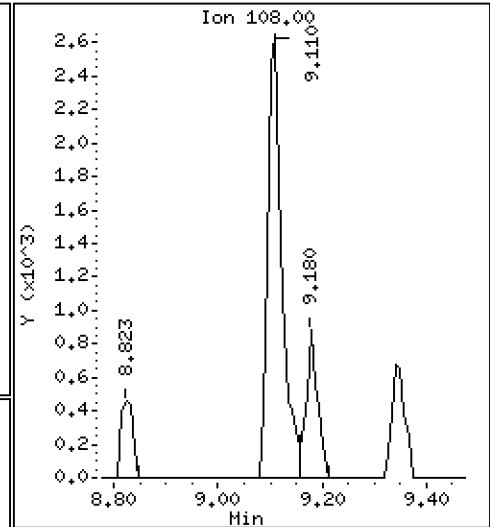
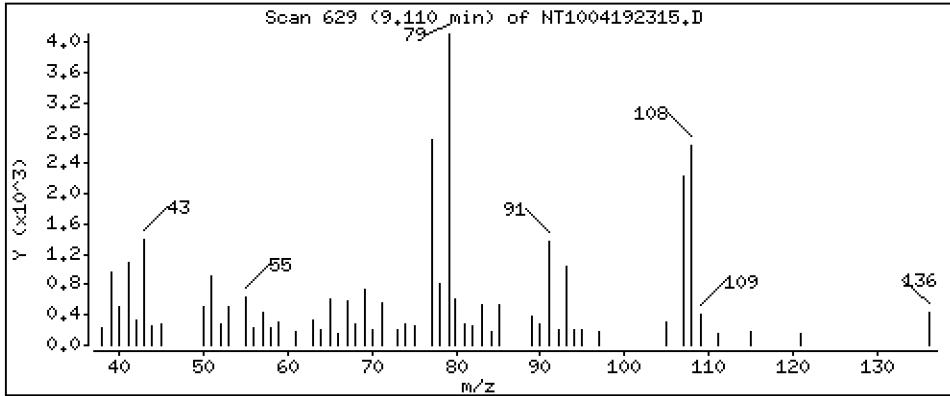
Operator: VTS

Column phase: ZB-5msi

Column diameter: 0.25

11 Benzyl alcohol

Concentration: 0.1712 ug/mL



Date : 19-APR-2023 20:17

Client ID:

Instrument: nt10.i

Sample Info: 23C0774-06

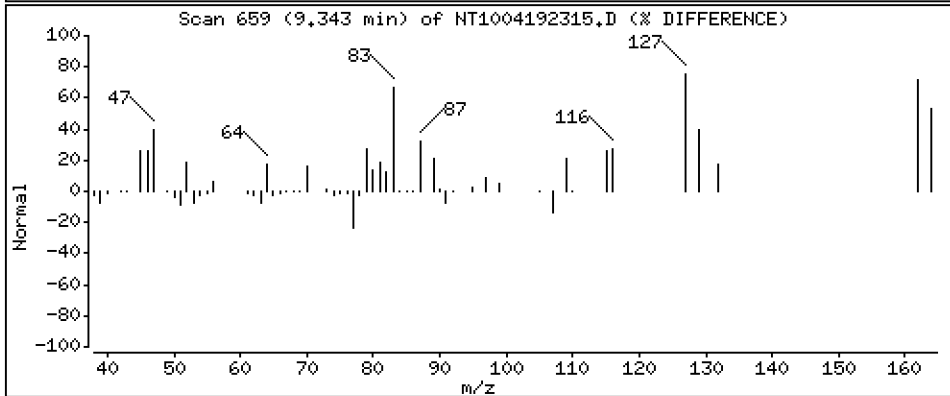
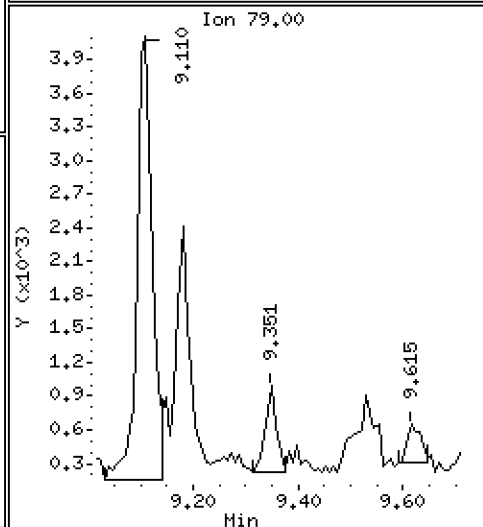
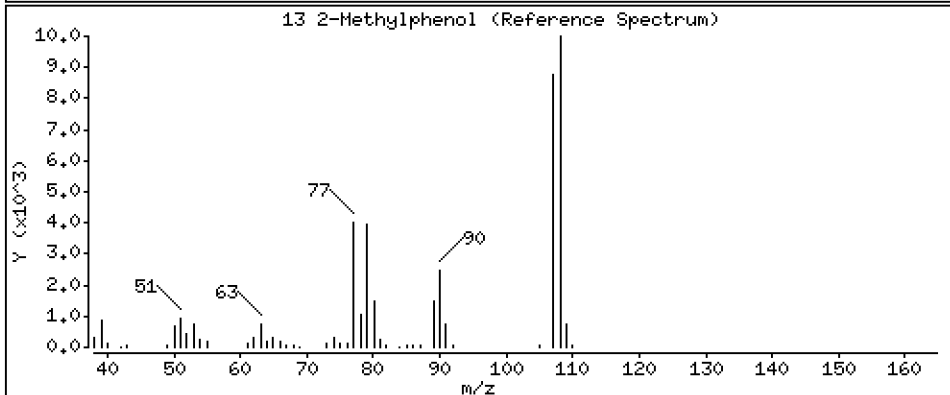
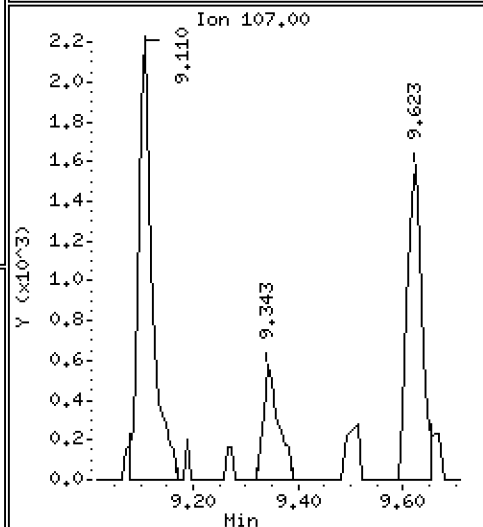
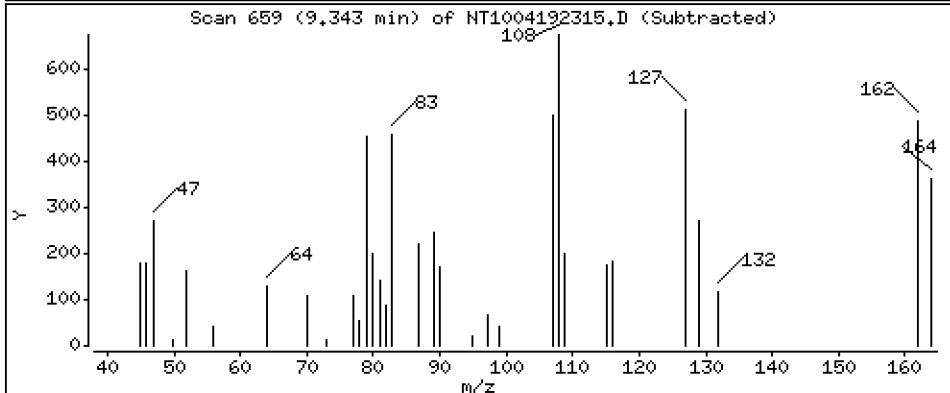
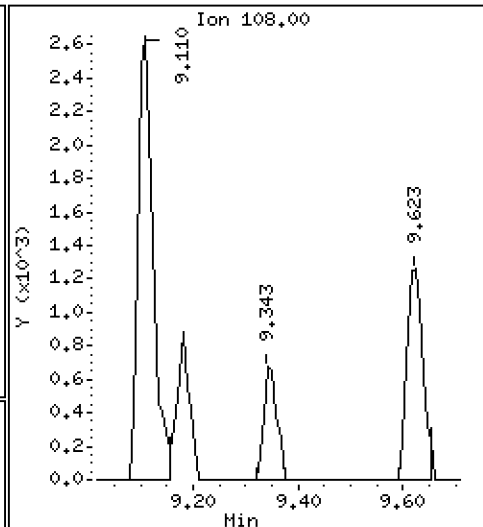
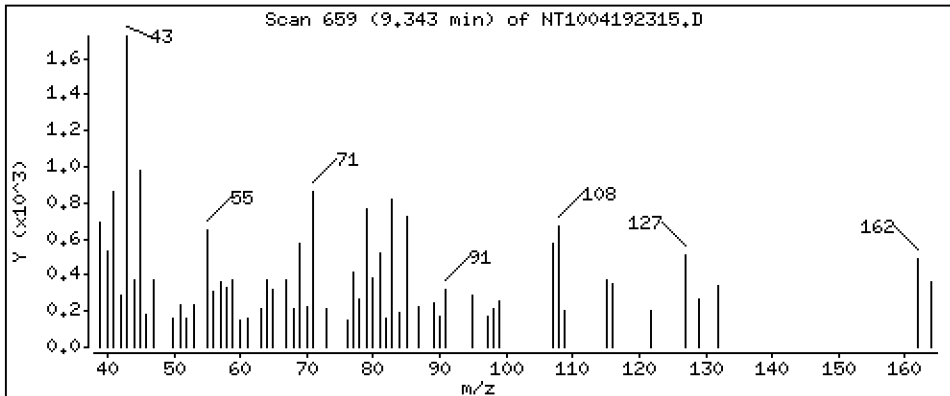
Operator: VTS

Column phase: ZB-5msi

Column diameter: 0.25

13 2-Methylphenol

Concentration: 0.02488 ug/mL



Date : 19-APR-2023 20:17

Client ID:

Instrument: nt10.i

Sample Info: 23C0774-06

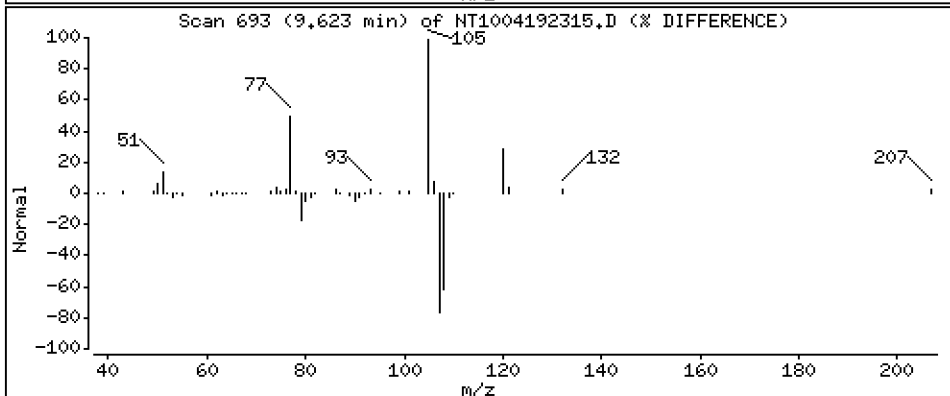
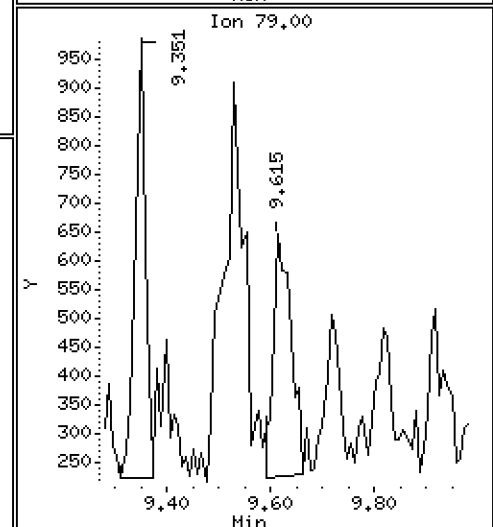
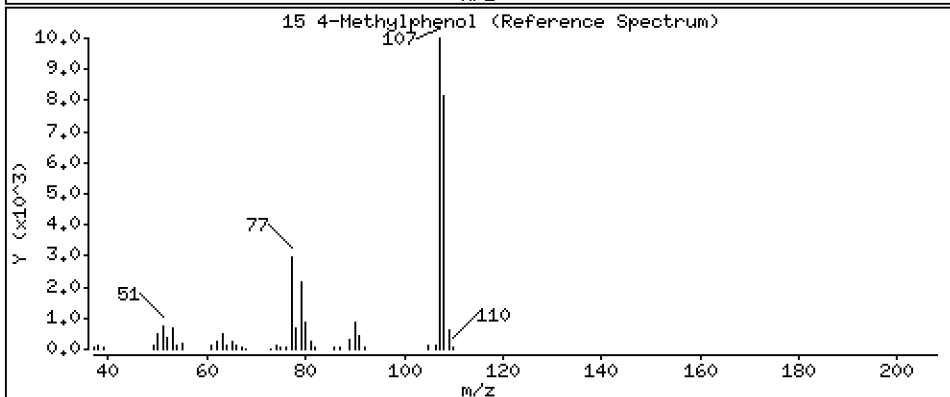
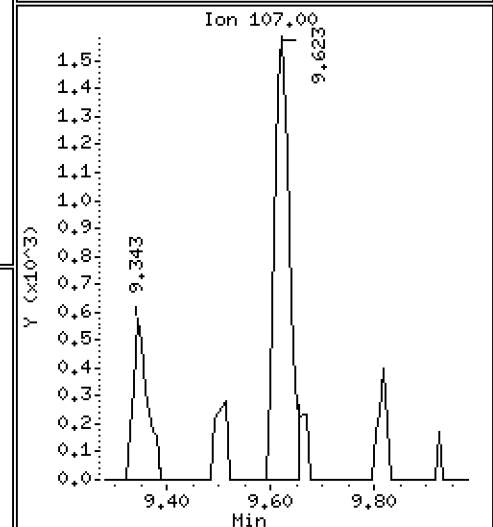
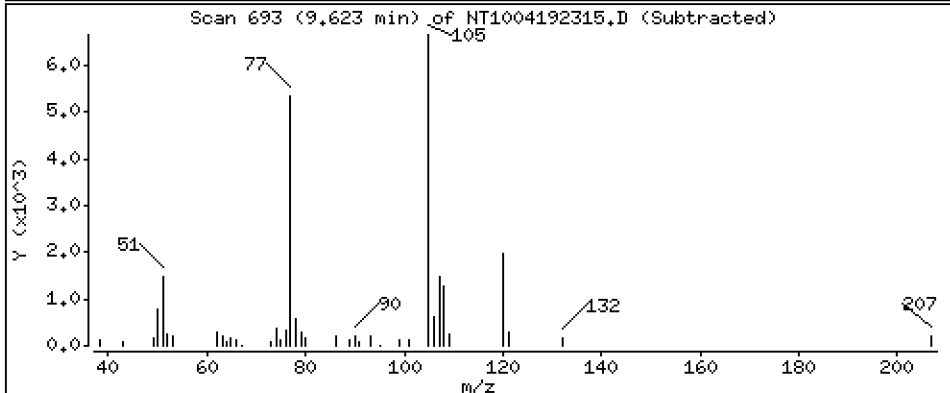
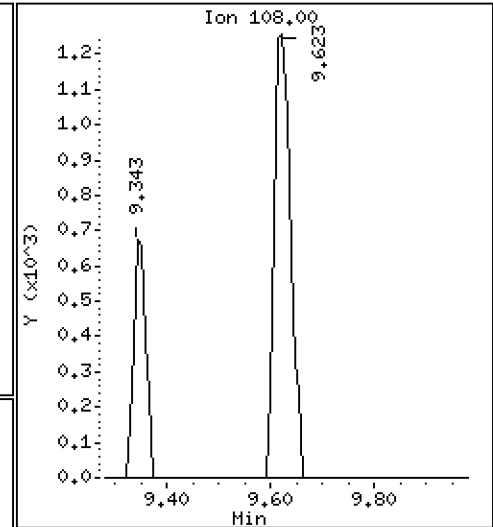
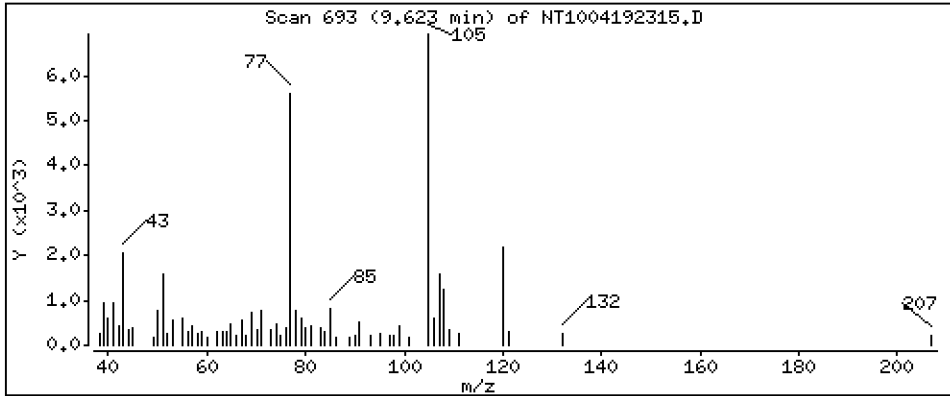
Operator: VTS

Column phase: ZB-5msi

Column diameter: 0.25

15 4-Methylphenol

Concentration: 0.05403 ug/mL



Date : 19-APR-2023 20:17

Client ID:

Instrument: nt10.i

Sample Info: 23C0774-06

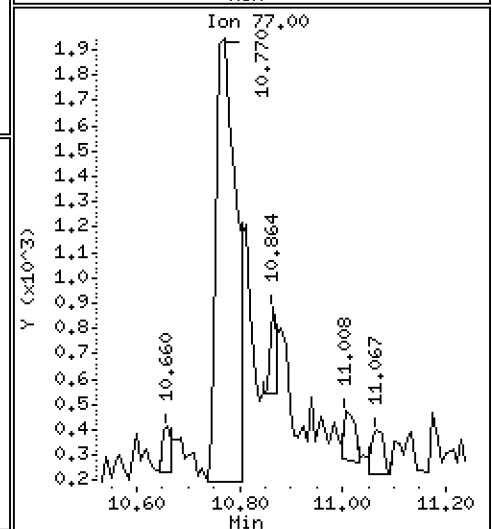
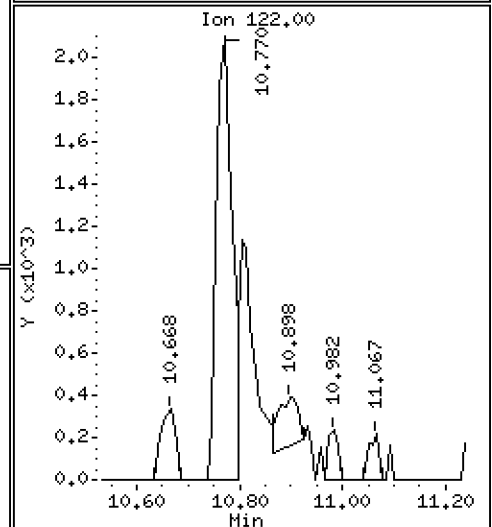
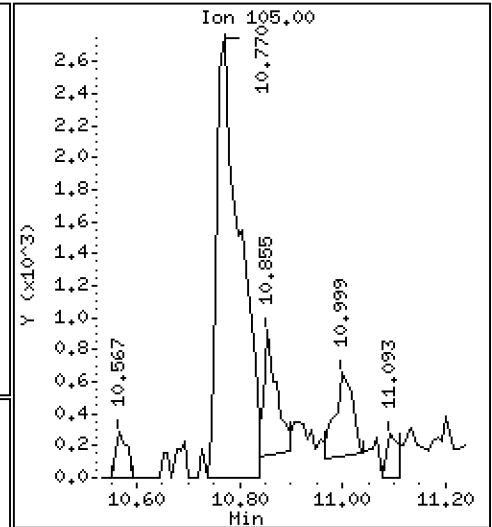
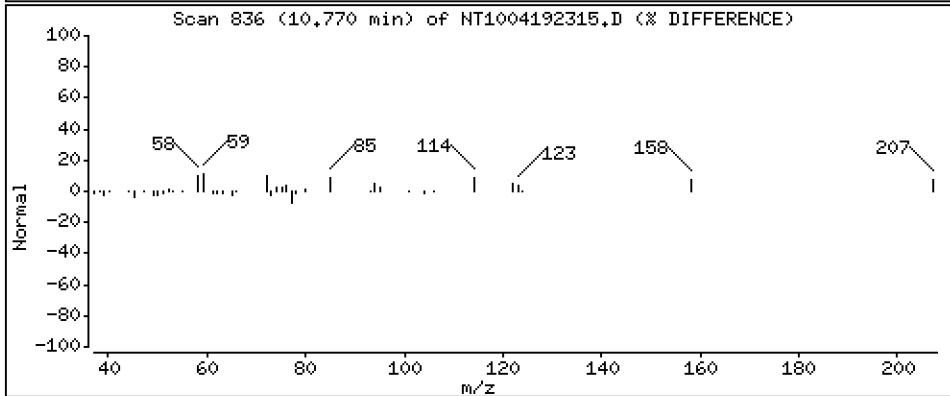
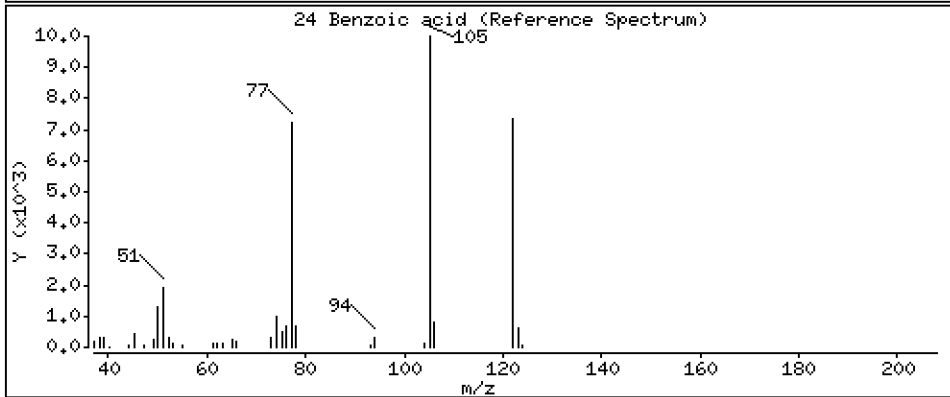
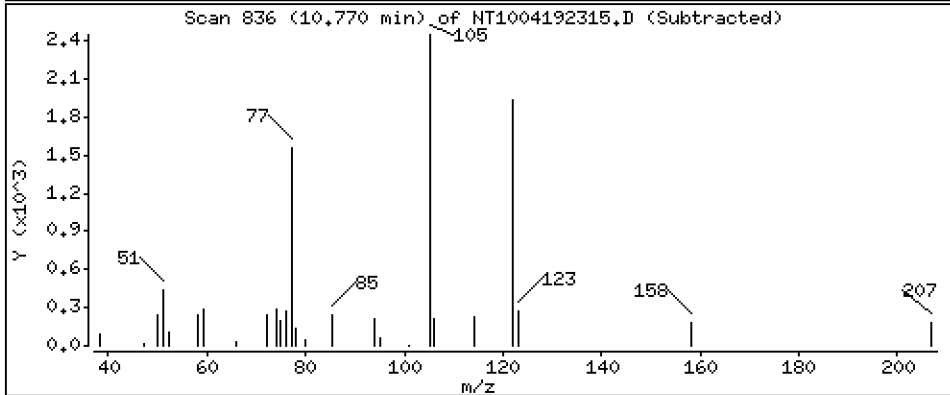
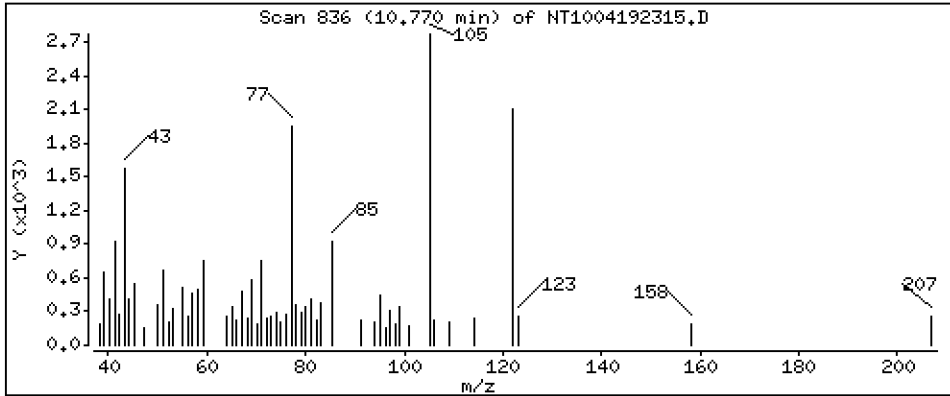
Operator: VTS

Column phase: ZB-5msi

Column diameter: 0.25

24 Benzoic acid

Concentration: 0.3053 ug/mL



Date : 19-APR-2023 20:17

Client ID:

Instrument: nt10.i

Sample Info: 23C0774-06

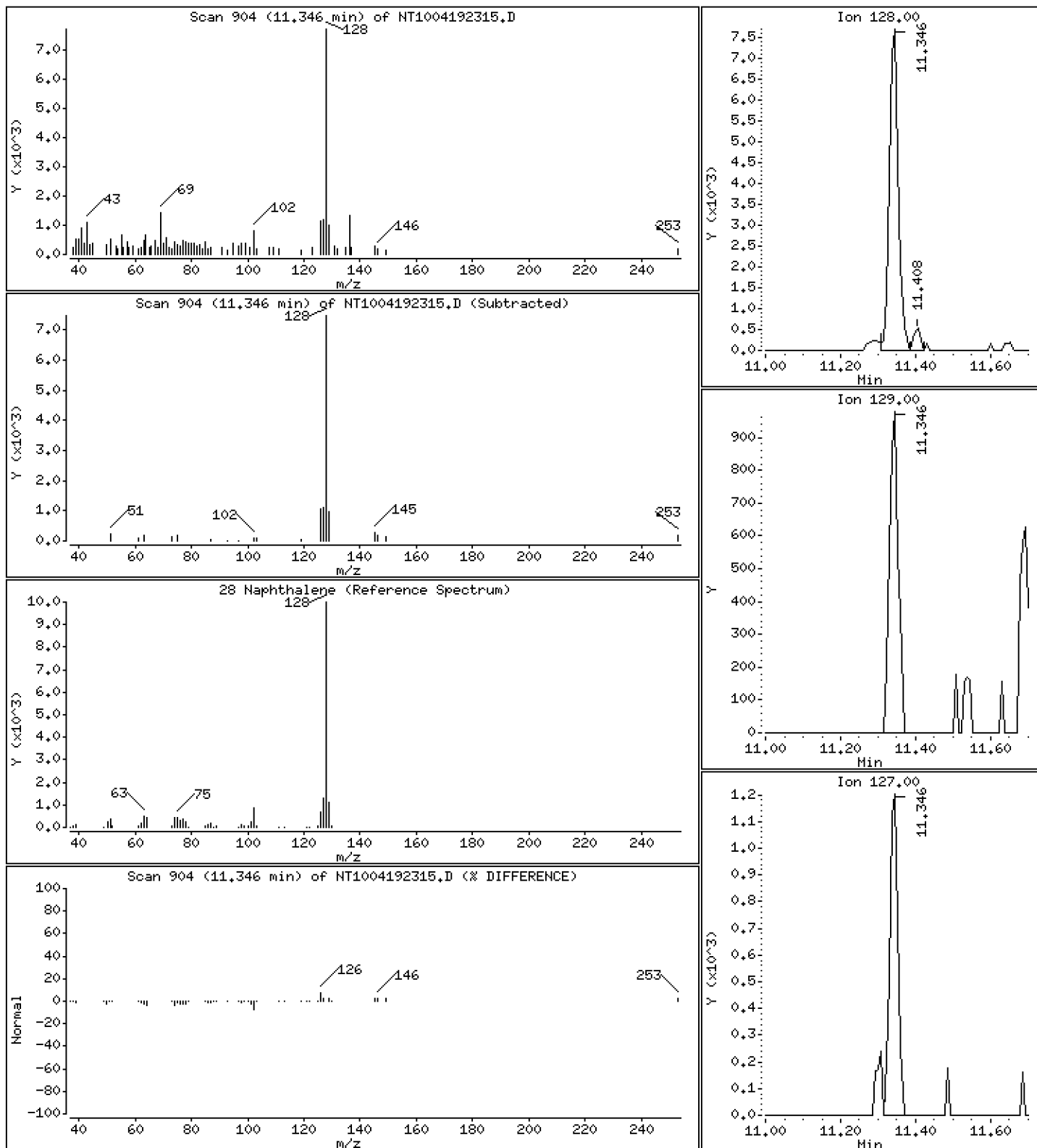
Operator: VTS

Column phase: ZB-5msi

Column diameter: 0.25

28 Naphthalene

Concentration: 0.08759 ug/mL



Date : 19-APR-2023 20:17

Client ID:

Instrument: nt10.i

Sample Info: 23C0774-06

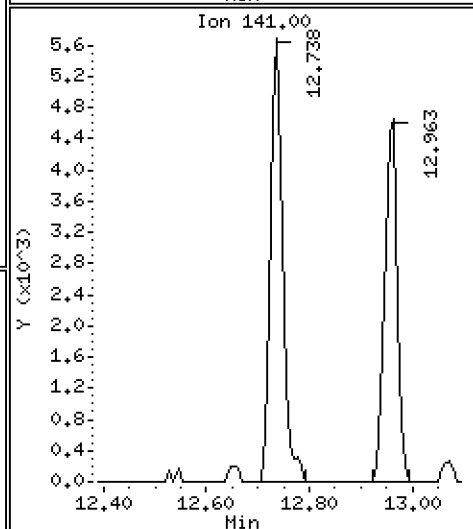
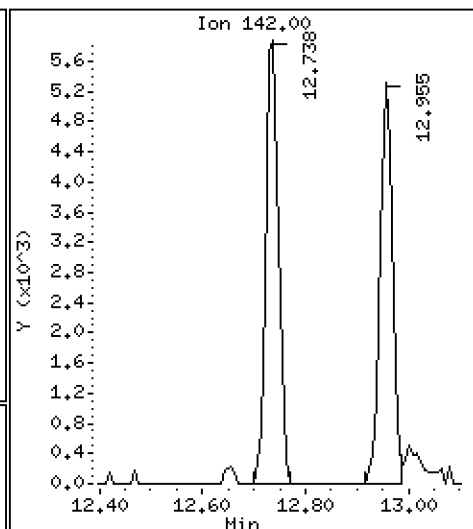
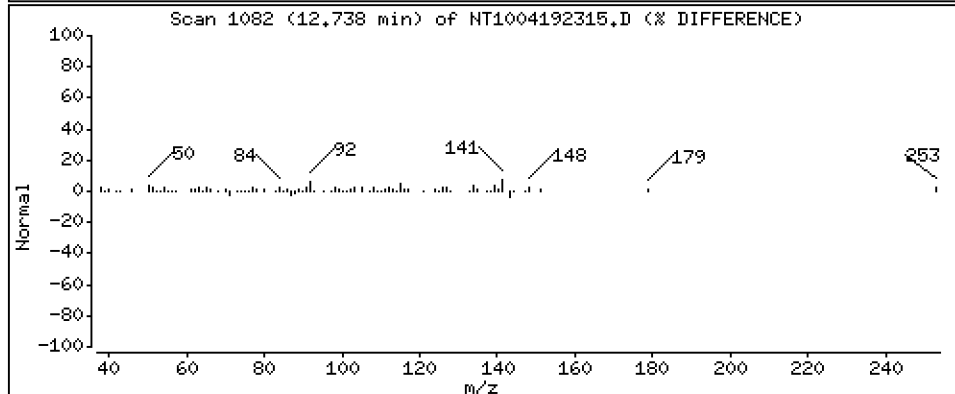
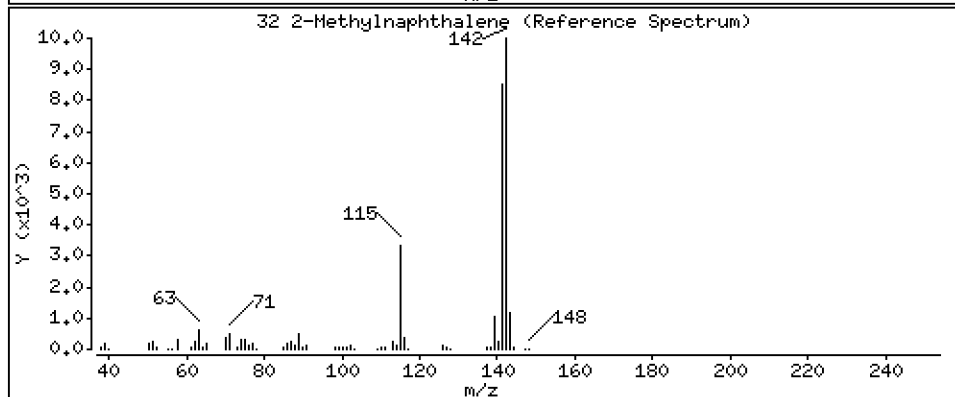
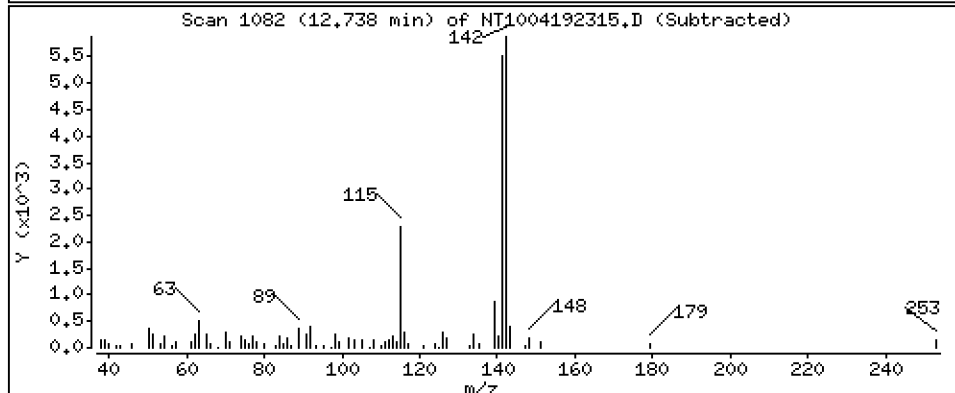
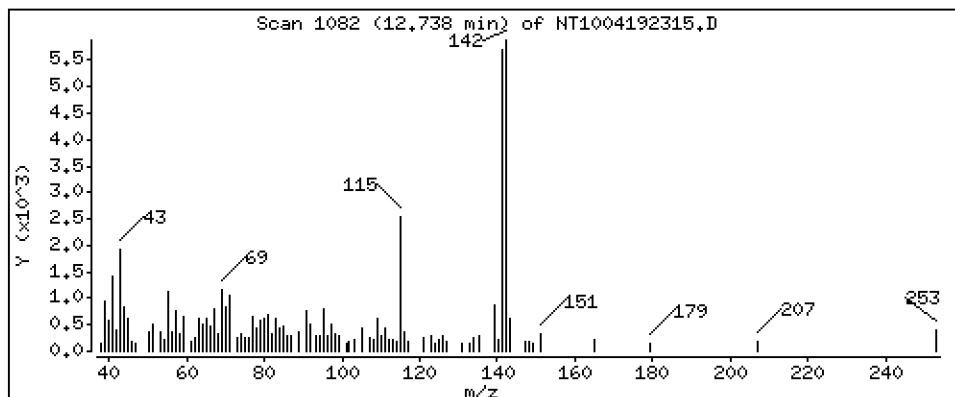
Operator: VTS

Column phase: ZB-5msi

Column diameter: 0,25

32 2-Methylnaphthalene

Concentration: 0,09143 ug/mL



Date : 19-APR-2023 20:17

Client ID:

Instrument: nt10.i

Sample Info: 23C0774-06

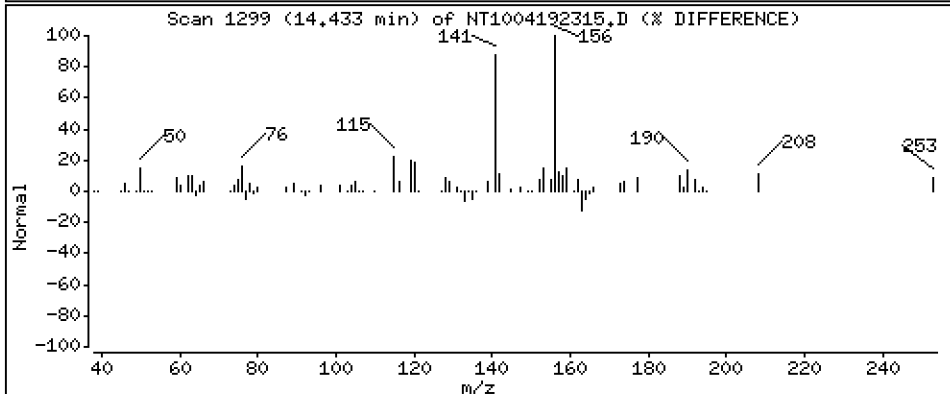
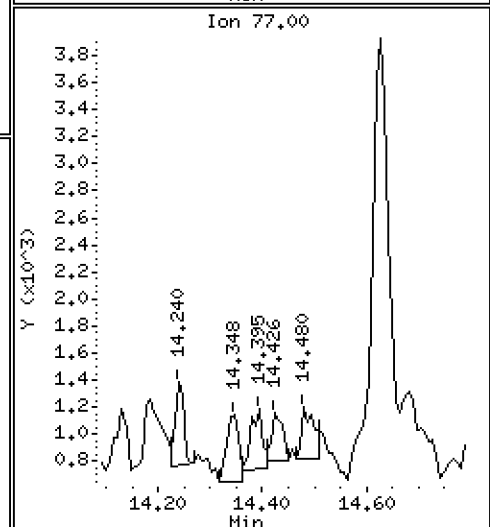
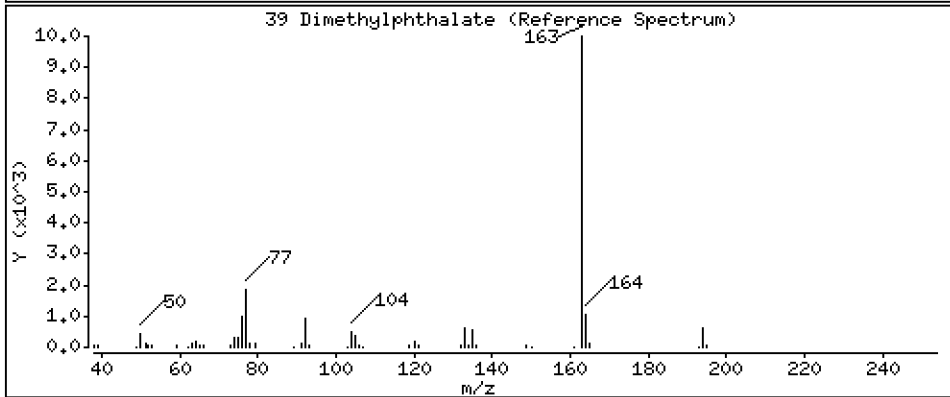
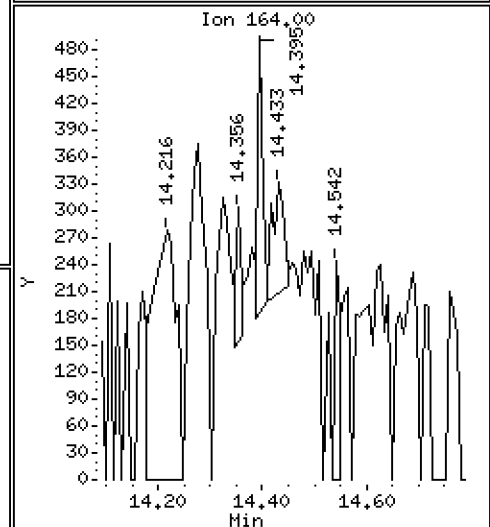
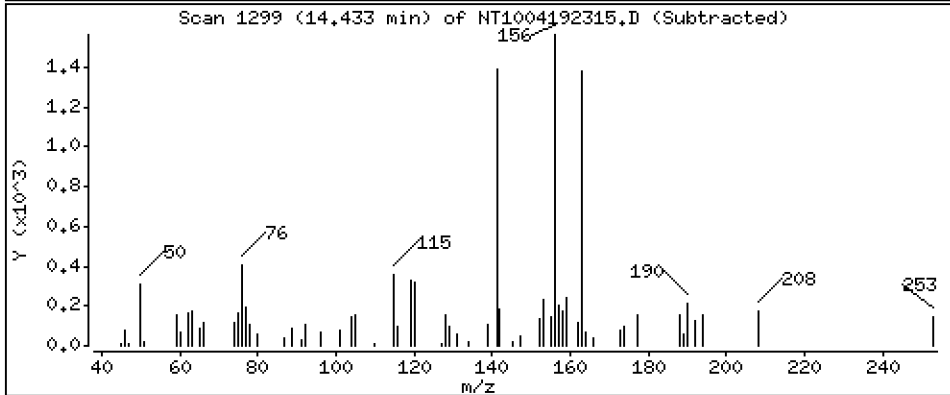
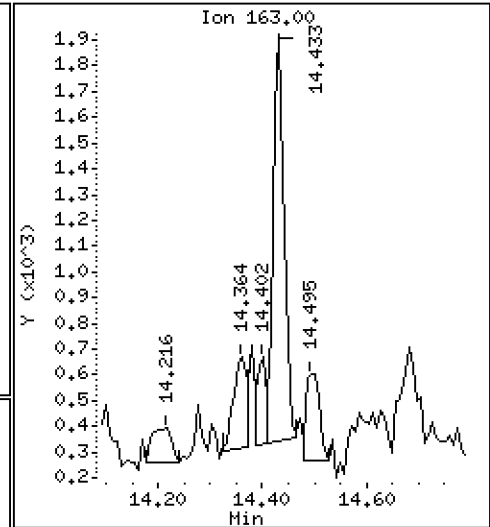
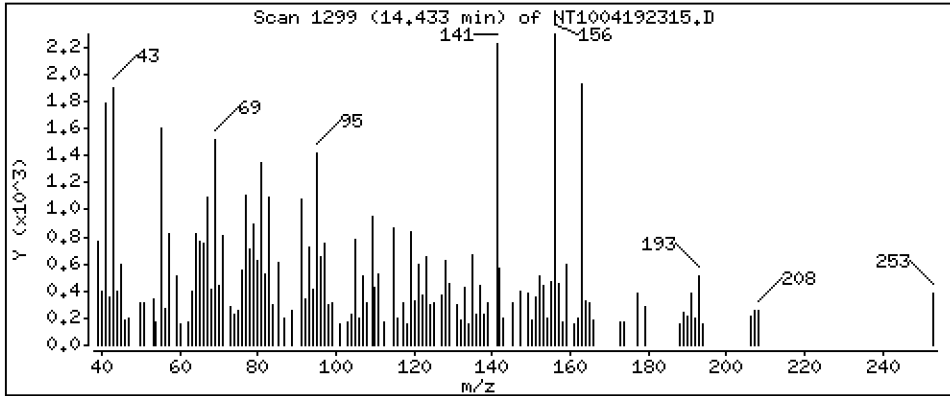
Operator: VTS

Column phase: ZB-5msi

Column diameter: 0.25

Concentration: 0.02176 ug/mL

39 Dimethylphthalate



Date : 19-APR-2023 20:17

Client ID:

Instrument: nt10.i

Sample Info: 23C0774-06

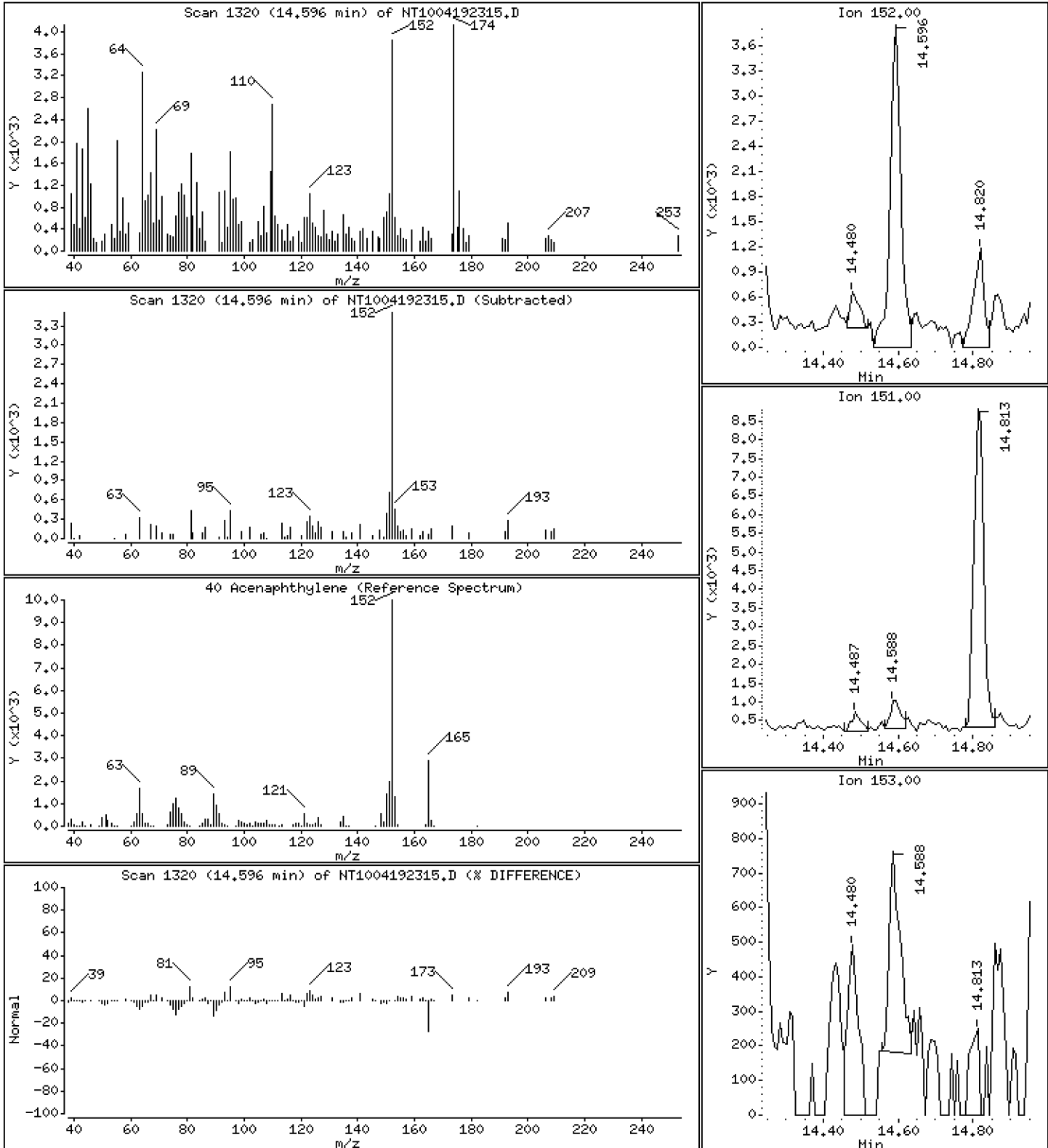
Operator: VTS

Column phase: ZB-5msi

Column diameter: 0.25

40 Acenaphthylene

Concentration: 0.04521 ug/mL



Date : 19-APR-2023 20:17

Client ID:

Instrument: nt10.i

Sample Info: 23C0774-06

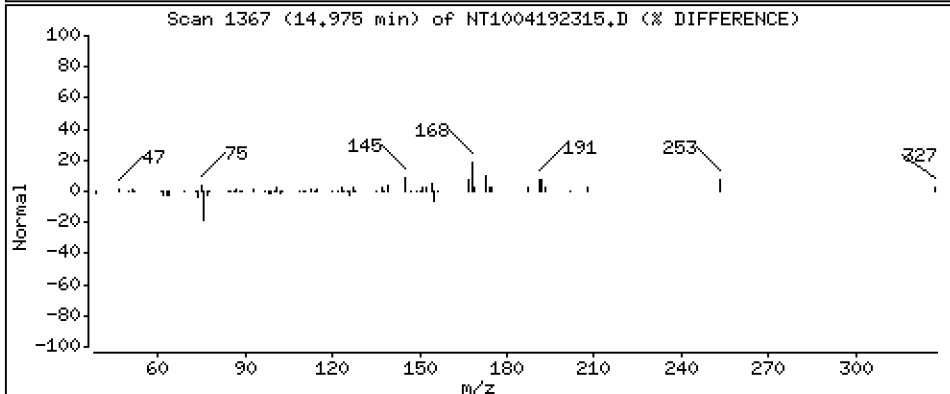
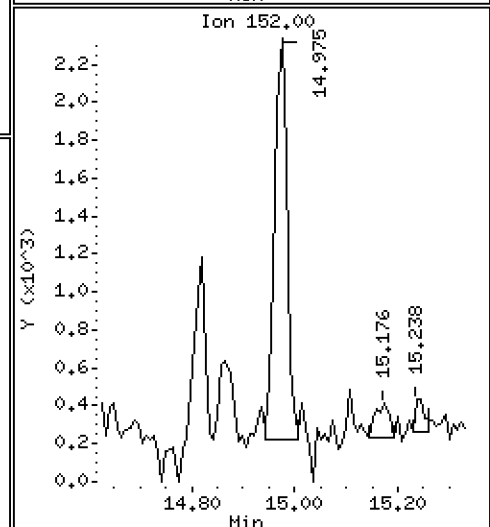
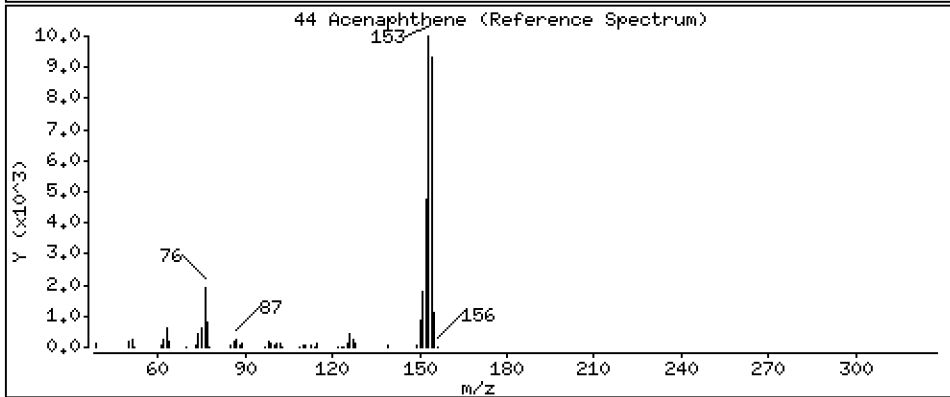
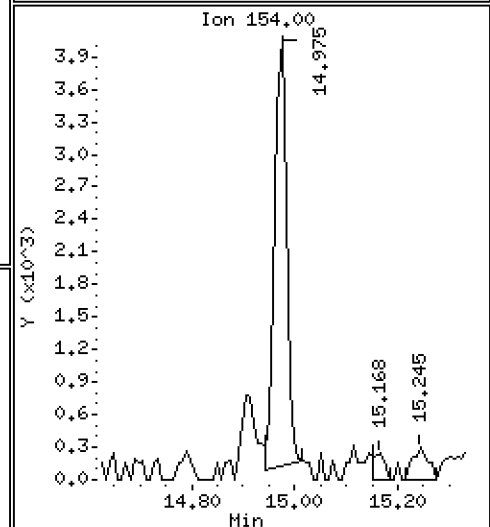
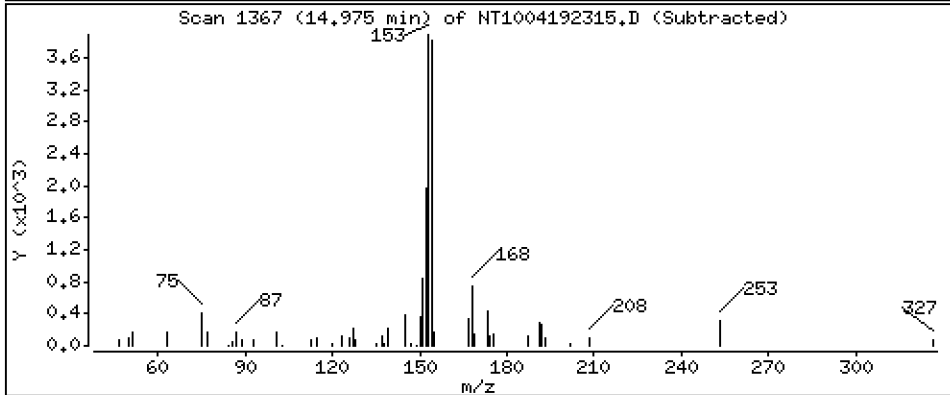
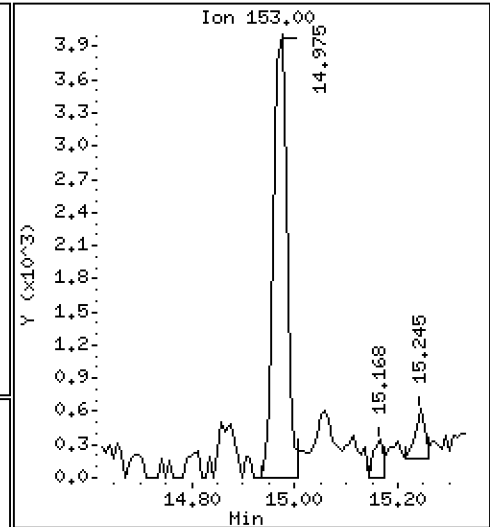
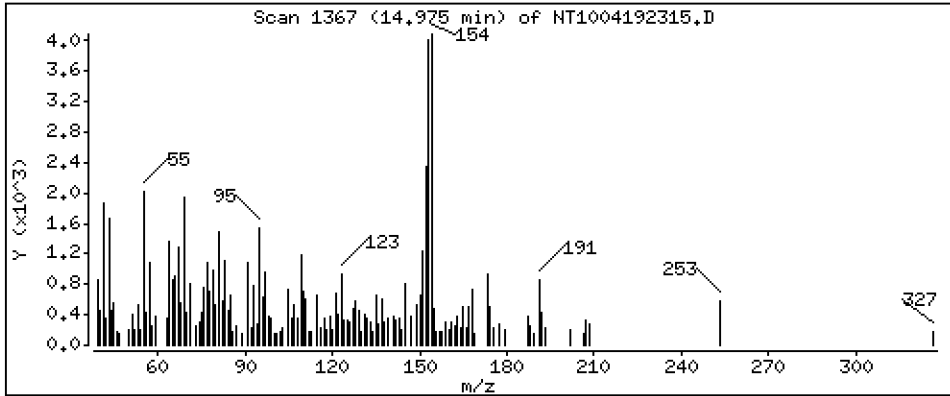
Operator: VTS

Column phase: ZB-5msi

Column diameter: 0,25

44 Acenaphthene

Concentration: 0,06864 ug/mL



Date : 19-APR-2023 20:17

Client ID:

Instrument: nt10.i

Sample Info: 23C0774-06

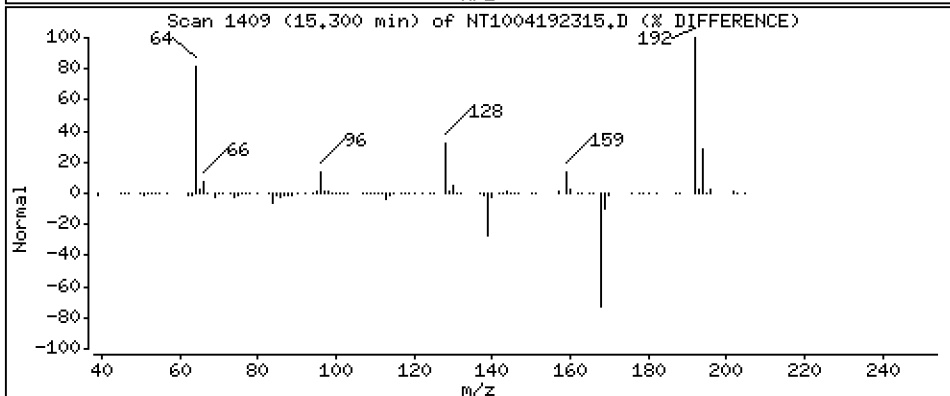
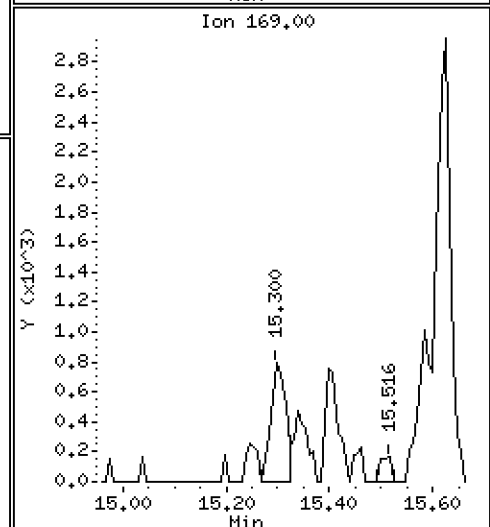
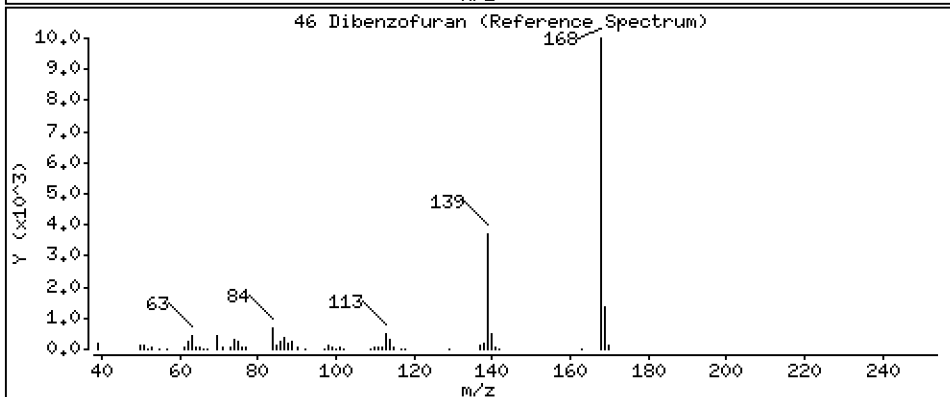
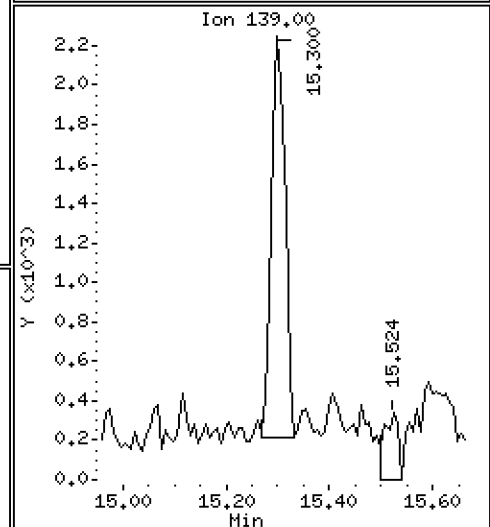
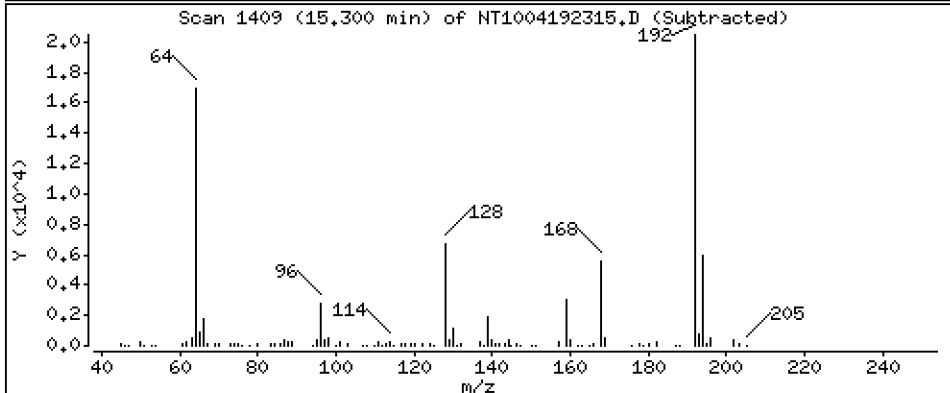
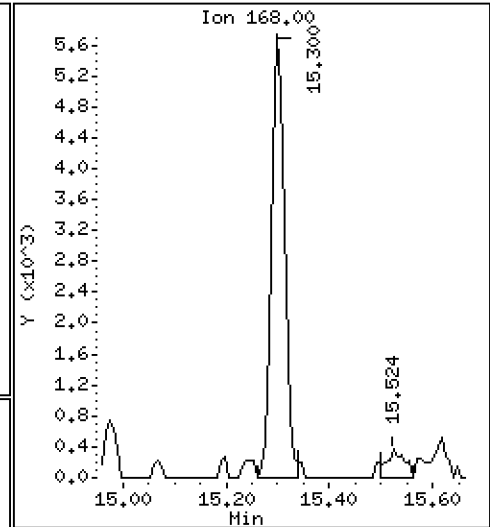
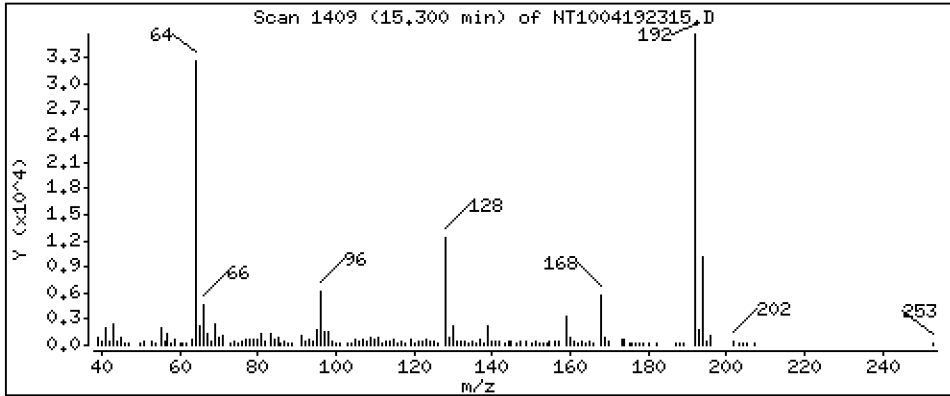
Operator: VTS

Column phase: ZB-5msi

Column diameter: 0,25

46 Dibenzofuran

Concentration: 0,06614 ug/mL



Date : 19-APR-2023 20:17

Client ID:

Instrument: nt10.i

Sample Info: 23C0774-06

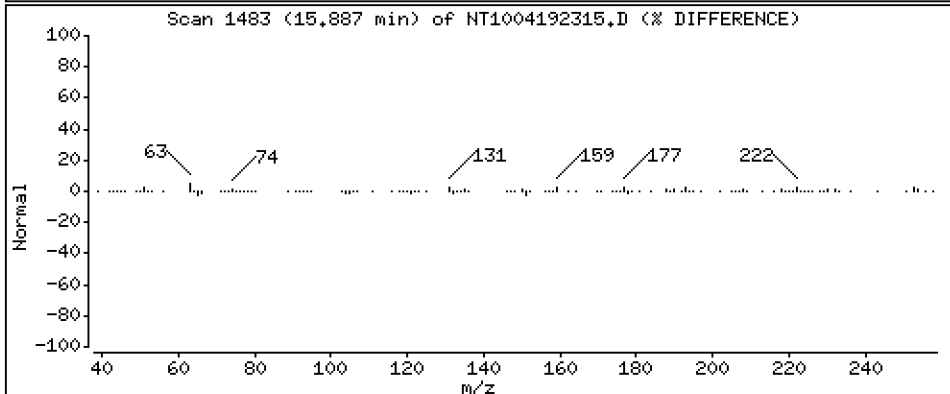
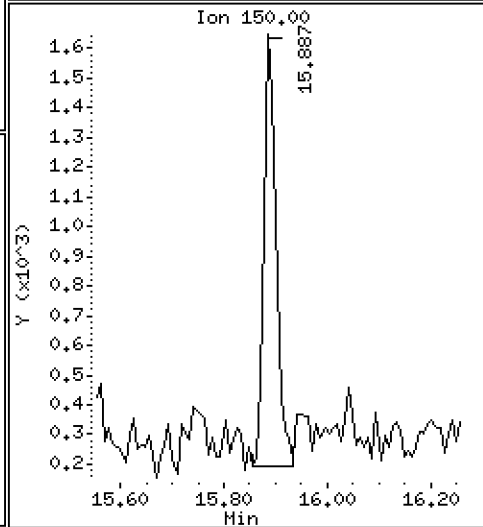
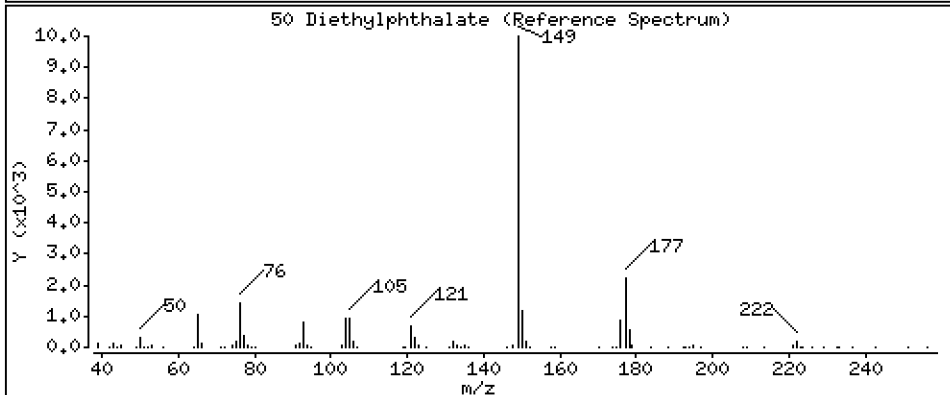
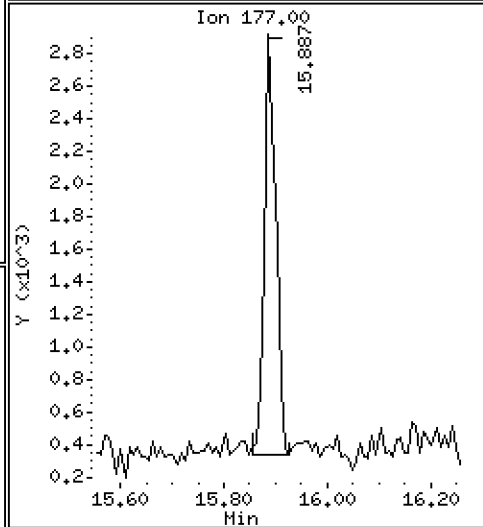
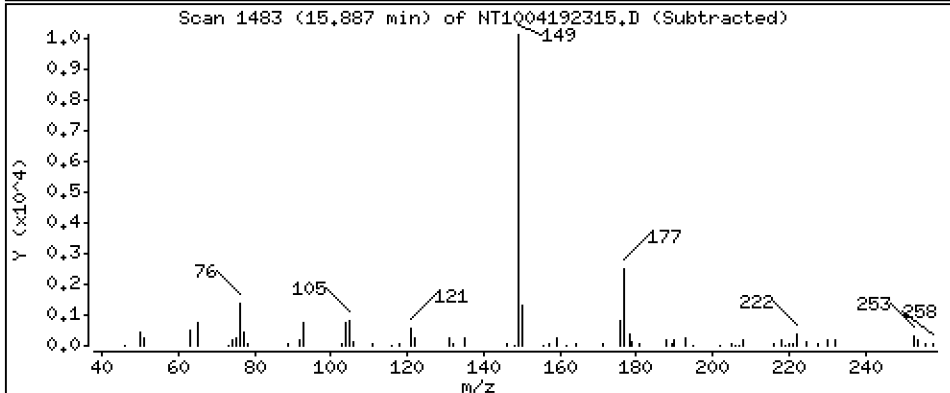
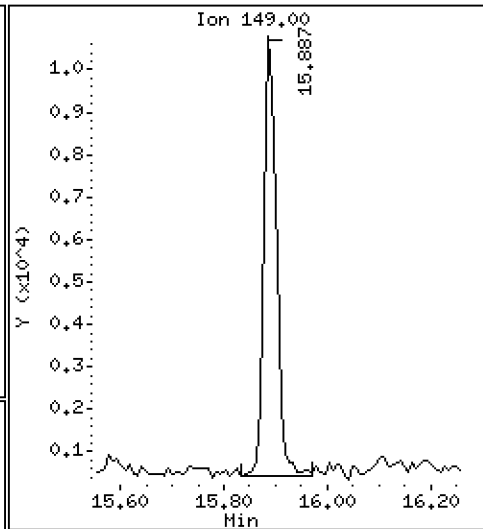
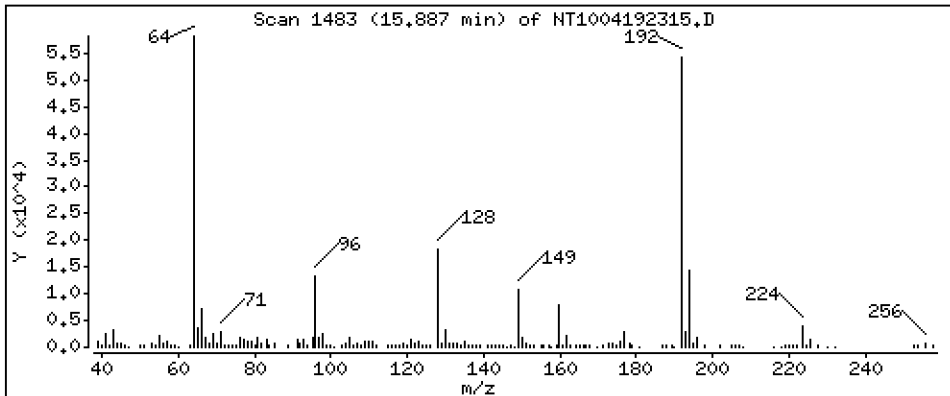
Operator: VTS

Column phase: ZB-5msi

Column diameter: 0,25

50 Diethylphthalate

Concentration: 0,1831 ug/mL



Date : 19-APR-2023 20:17

Client ID:

Instrument: nt10.i

Sample Info: 23C0774-06

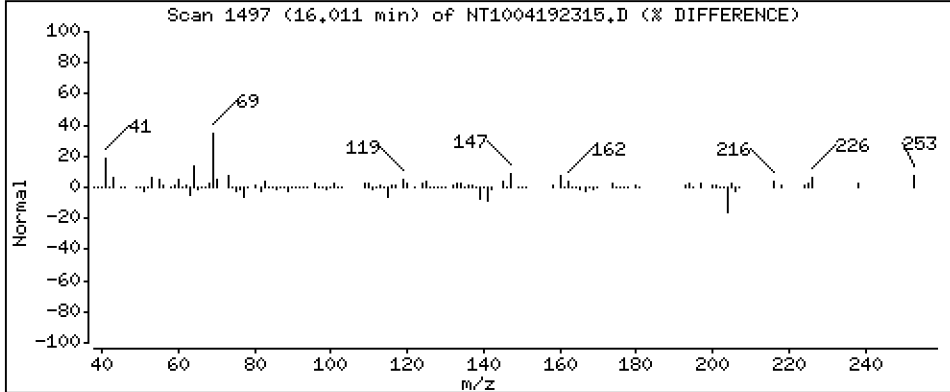
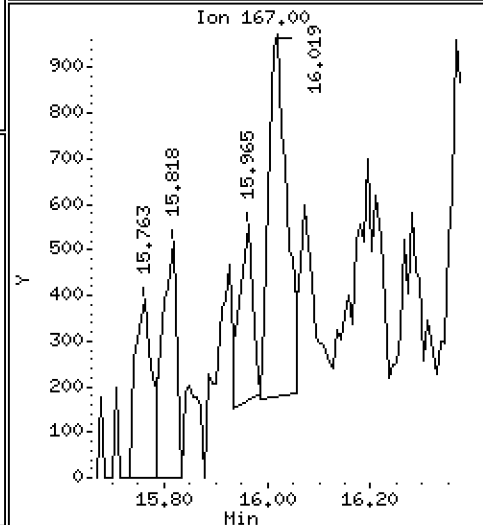
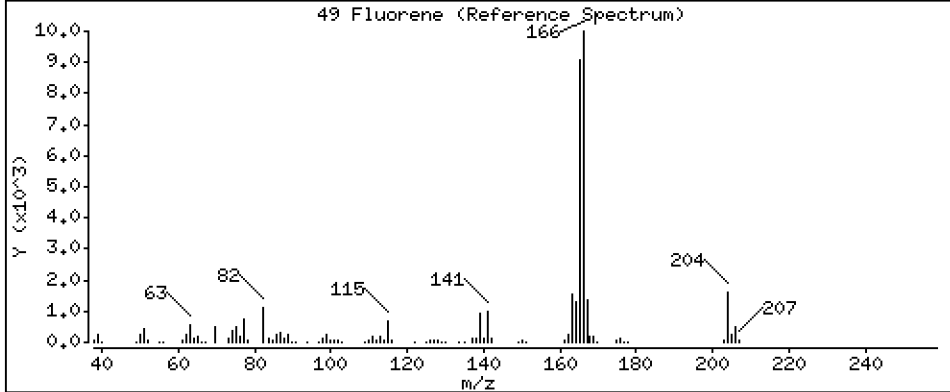
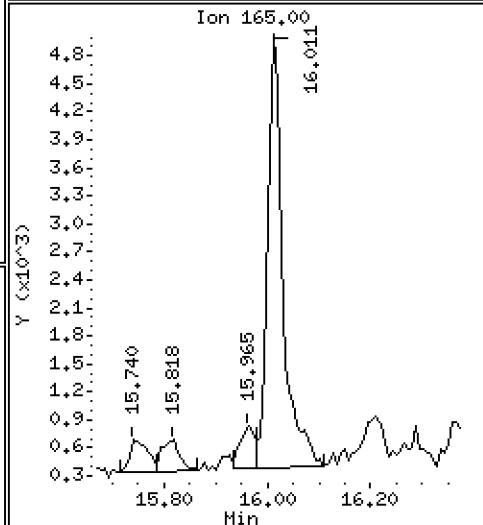
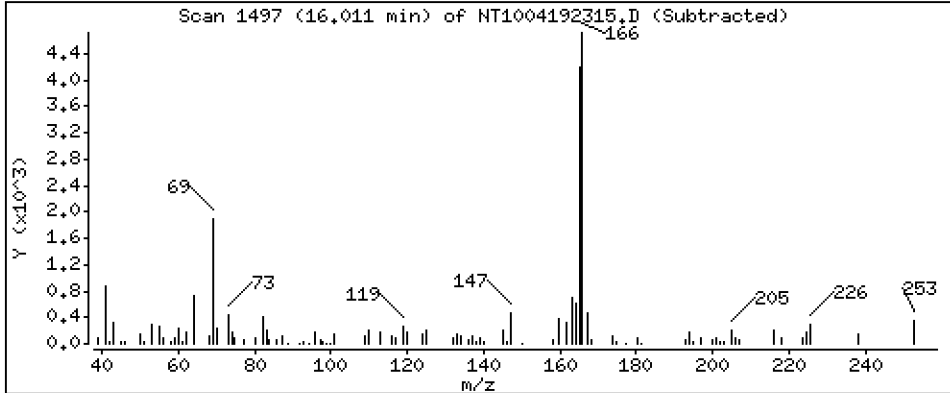
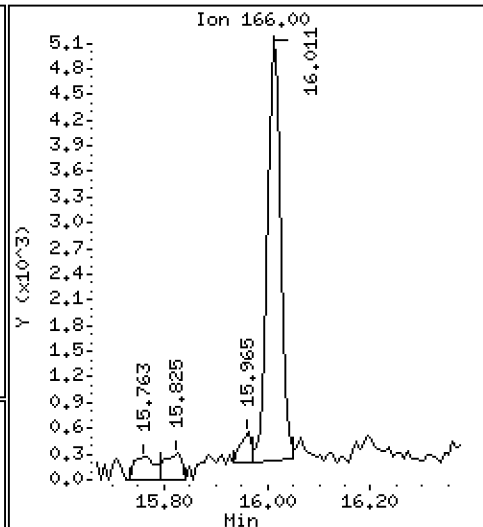
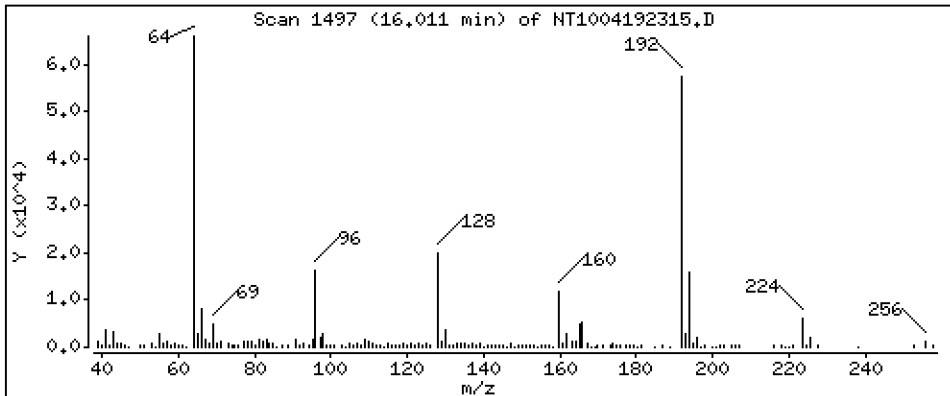
Operator: VTS

Column phase: ZB-5msi

Column diameter: 0,25

49 Fluorene

Concentration: 0,07148 ug/mL



Date : 19-APR-2023 20:17

Client ID:

Instrument: nt10.i

Sample Info: 23C0774-06

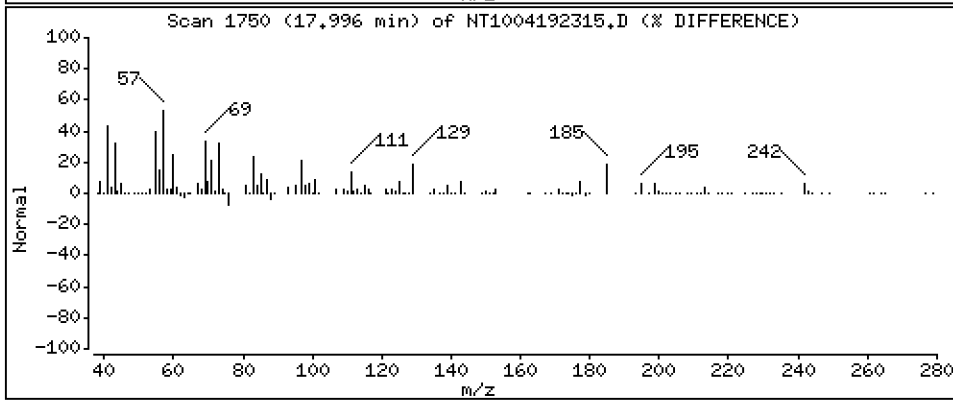
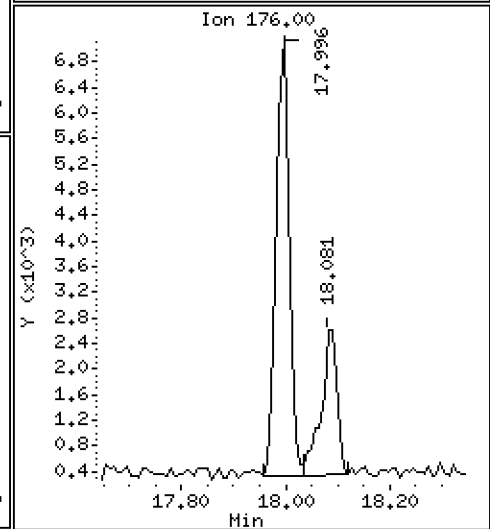
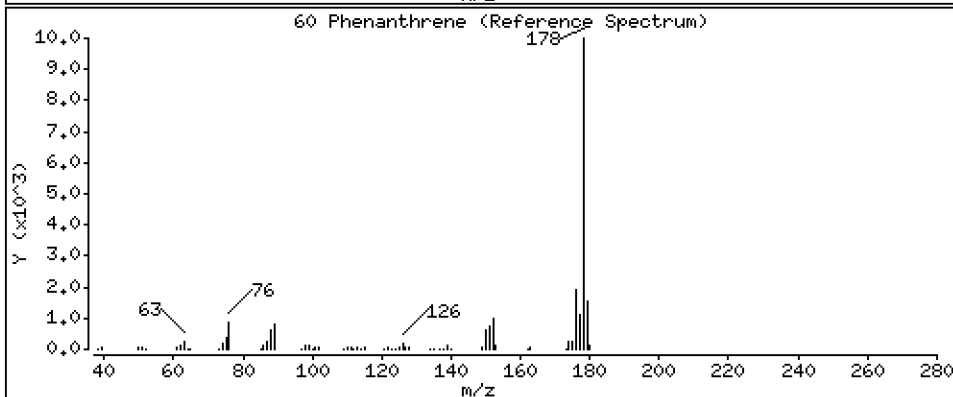
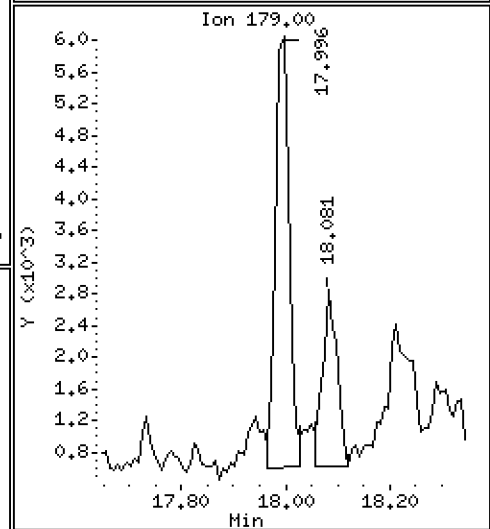
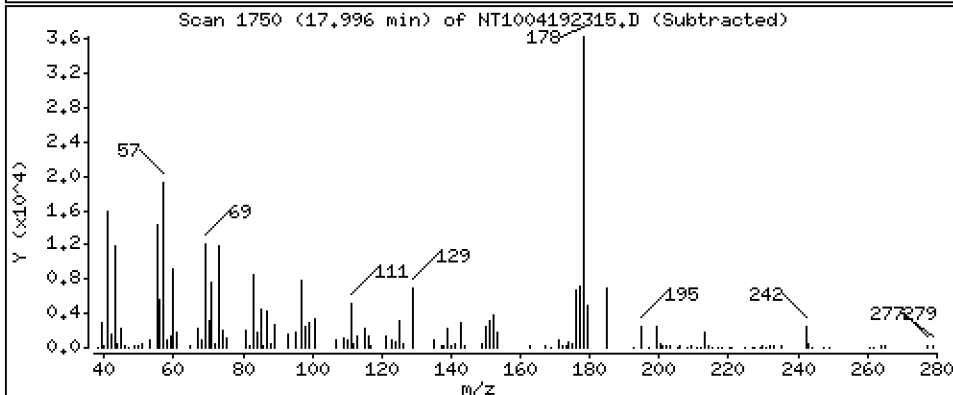
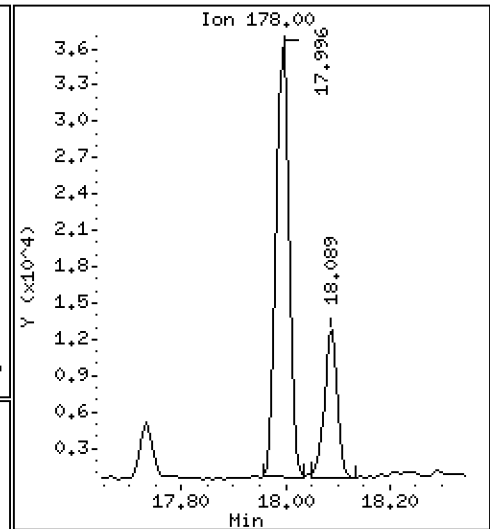
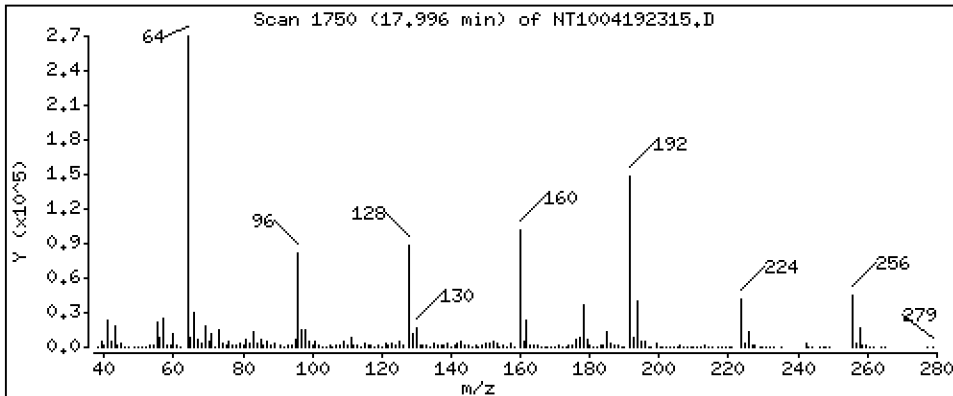
Operator: VTS

Column phase: ZB-5msi

Column diameter: 0,25

60 Phenanthrene

Concentration: 0,3893 ug/mL



Date : 19-APR-2023 20:17

Client ID:

Instrument: nt10.i

Sample Info: 23C0774-06

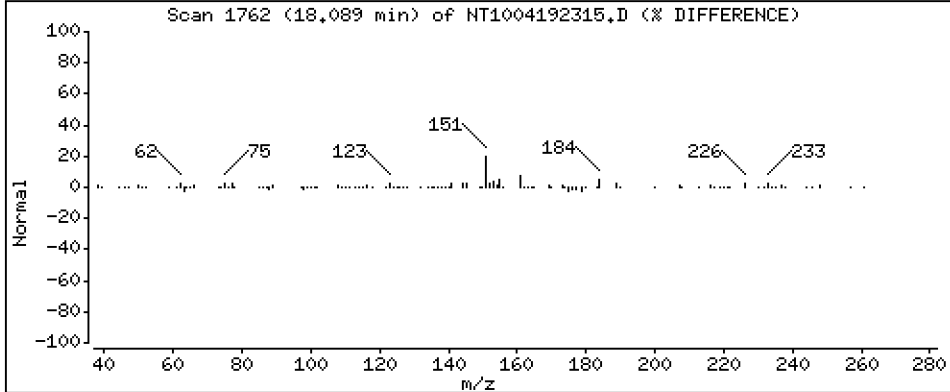
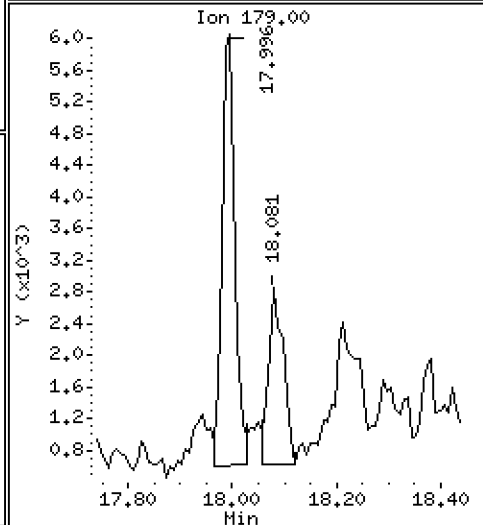
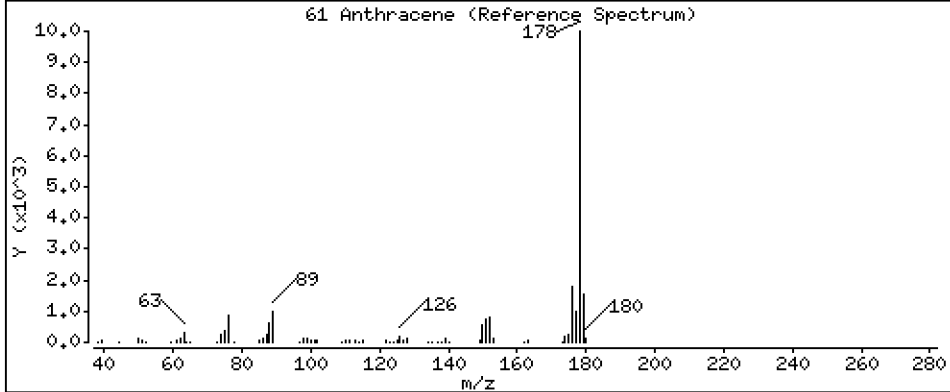
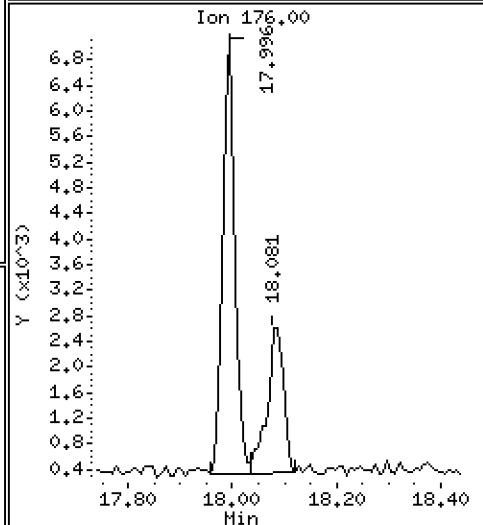
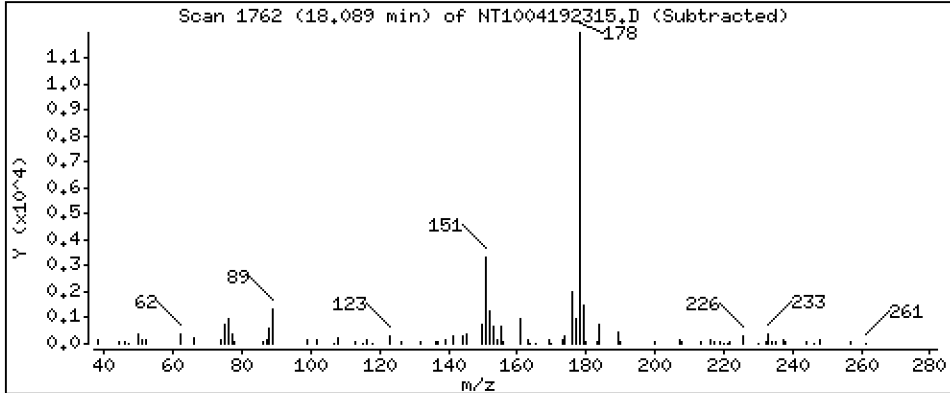
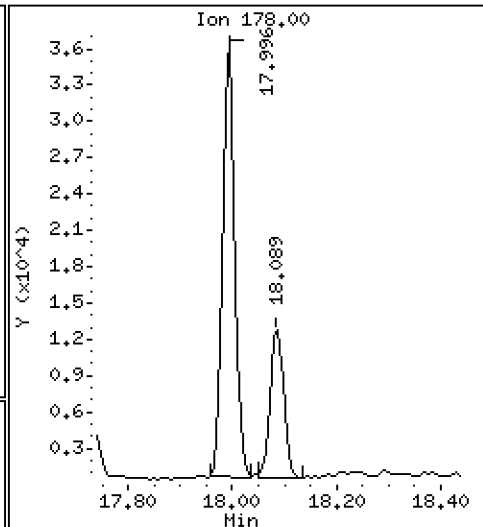
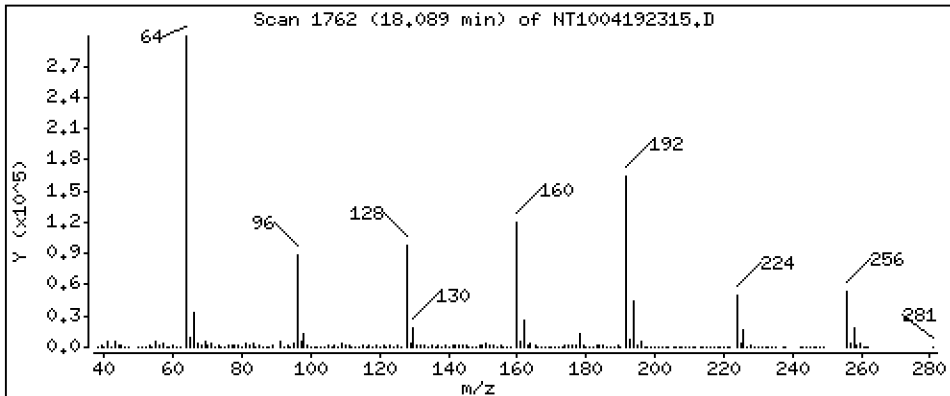
Operator: VTS

Column phase: ZB-5msi

Column diameter: 0,25

61 Anthracene

Concentration: 0,1486 ug/mL



Date : 19-APR-2023 20:17

Client ID:

Instrument: nt10.i

Sample Info: 23C0774-06

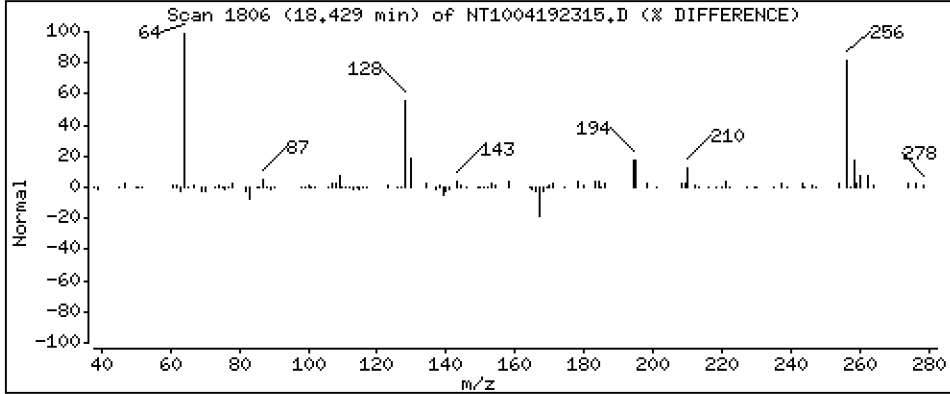
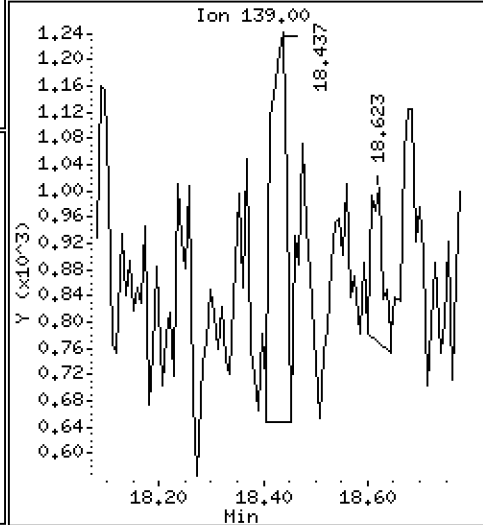
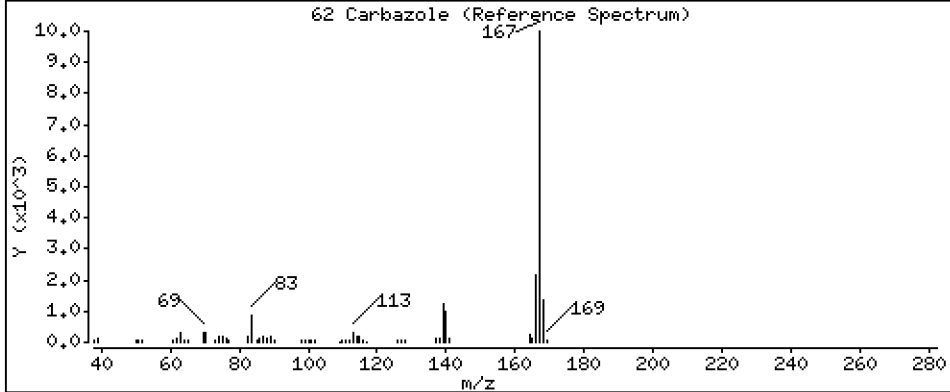
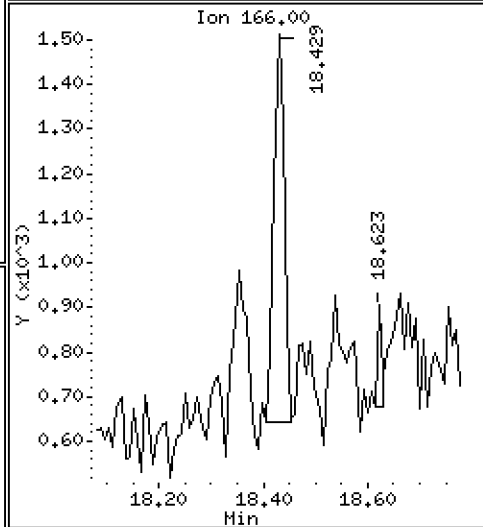
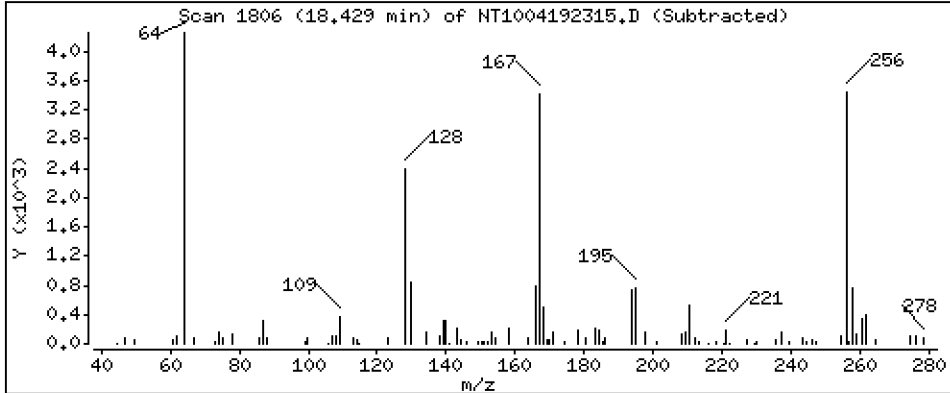
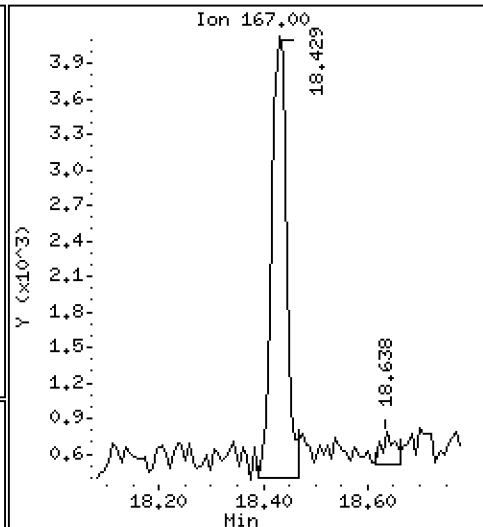
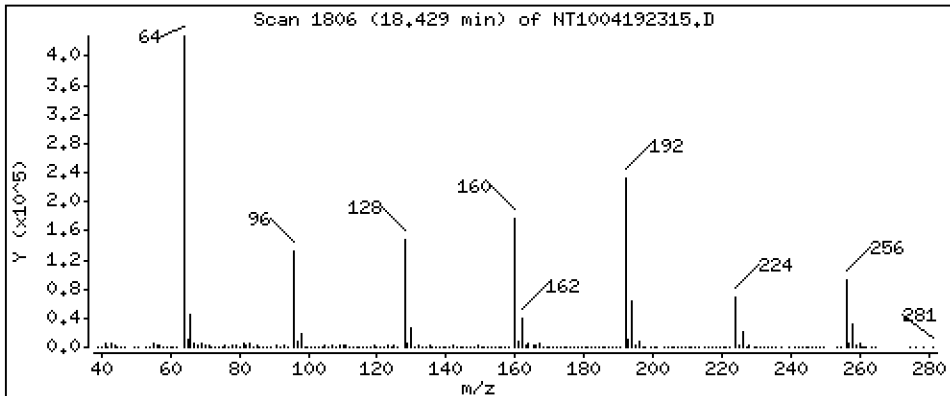
Operator: VTS

Column phase: ZB-5msi

Column diameter: 0.25

62 Carbazole

Concentration: 0.05490 ug/mL



Date : 19-APR-2023 20:17

Client ID:

Instrument: nt10.i

Sample Info: 23C0774-06

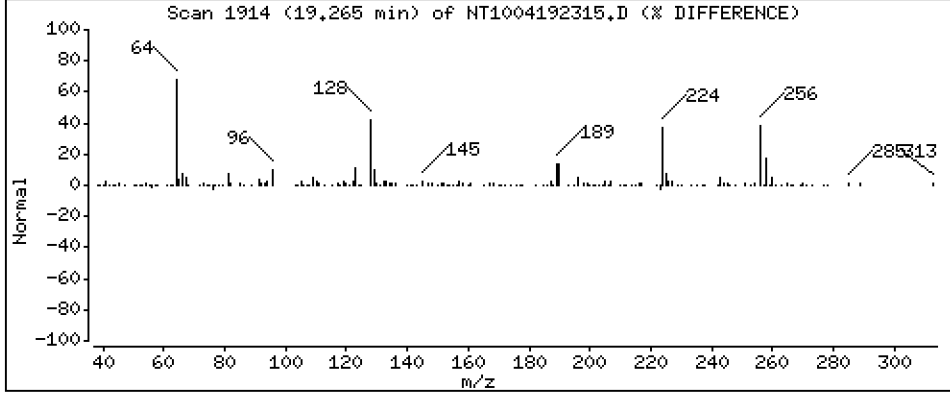
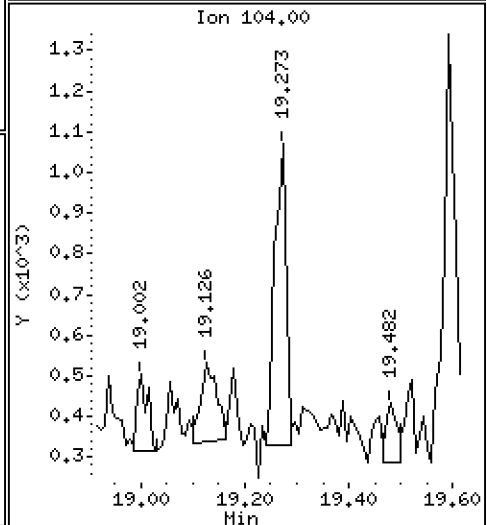
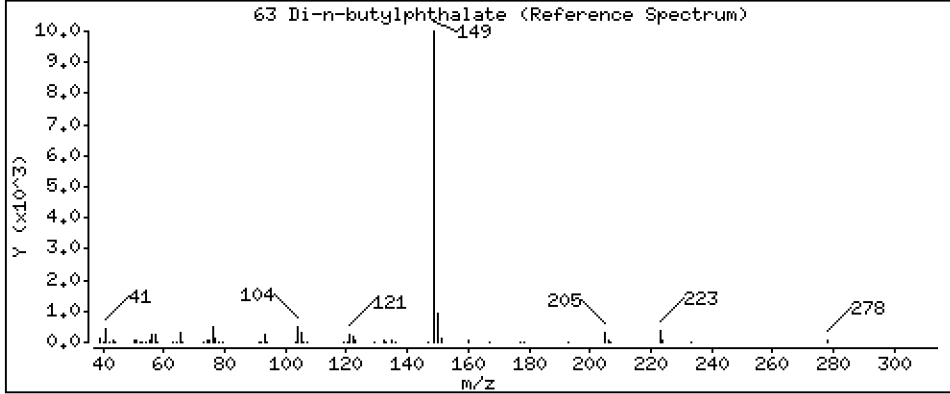
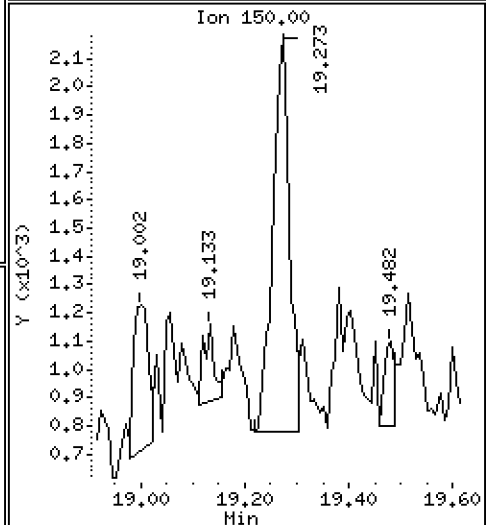
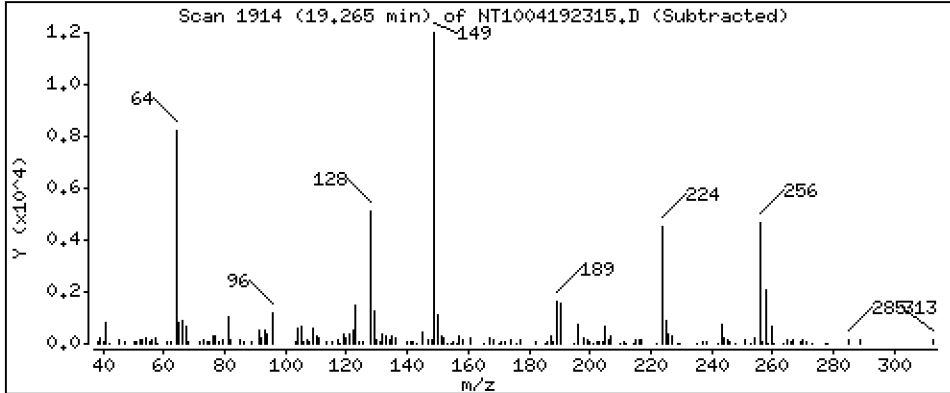
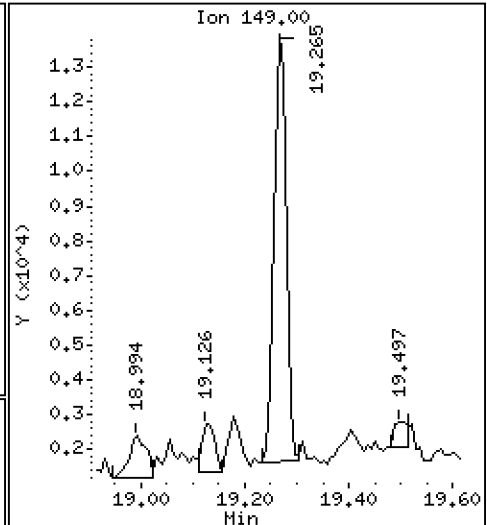
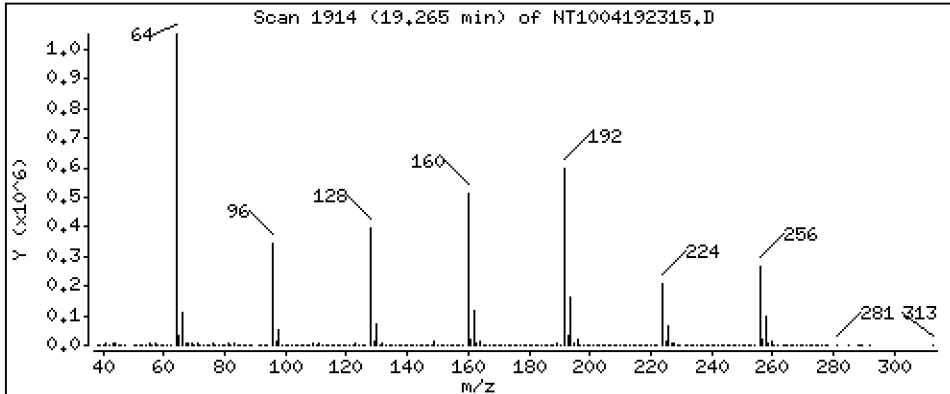
Operator: VTS

Column phase: ZB-5msi

Column diameter: 0.25

63 Di-n-butylphthalate

Concentration: 0.1085 ug/mL



Date : 19-APR-2023 20:17

Client ID:

Instrument: nt10.i

Sample Info: 23C0774-06

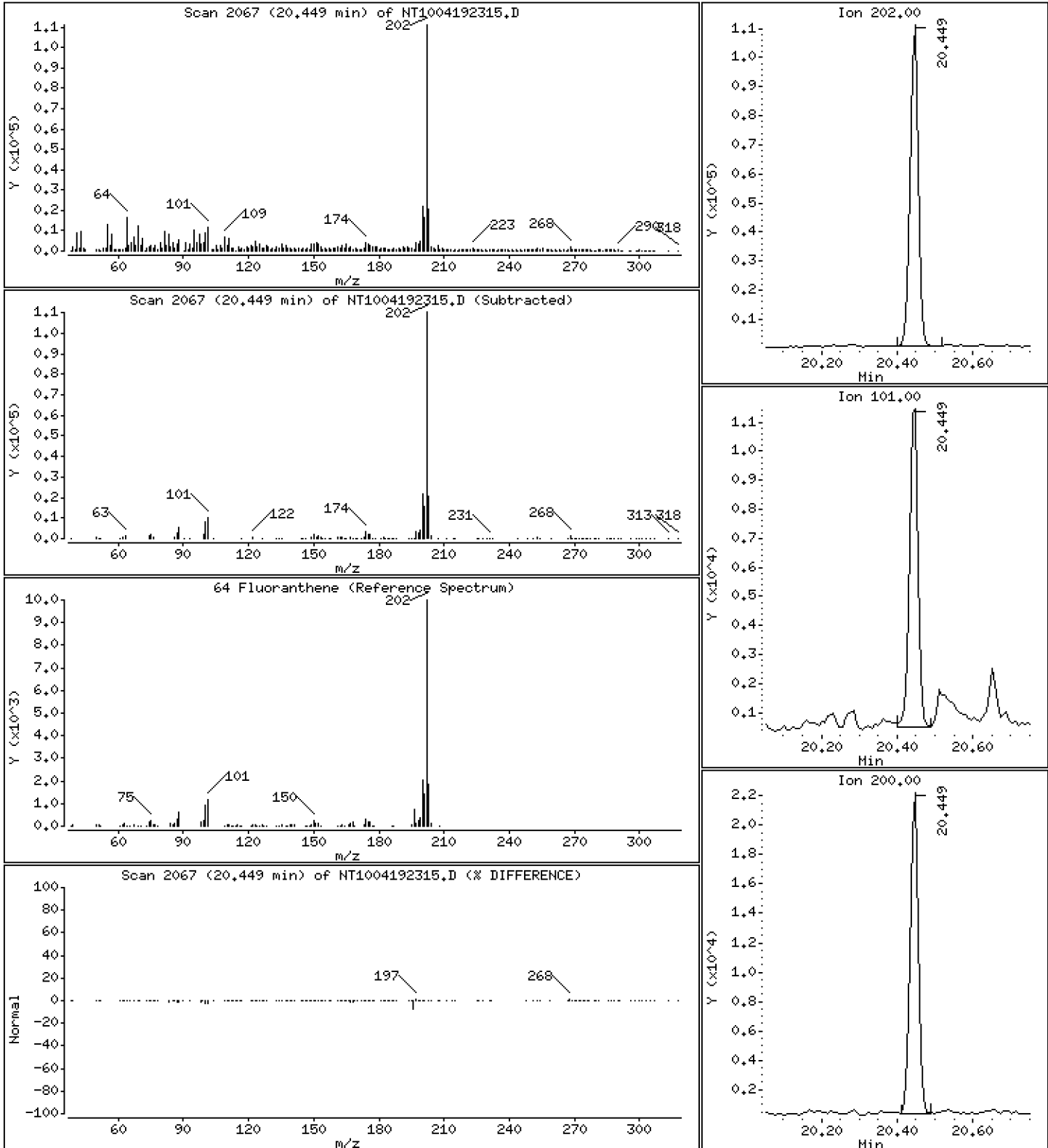
Operator: VTS

Column phase: ZB-5msi

Column diameter: 0,25

64 Fluoranthene

Concentration: 0,8668 ug/mL



Date : 19-APR-2023 20:17

Client ID:

Instrument: nt10.i

Sample Info: 23C0774-06

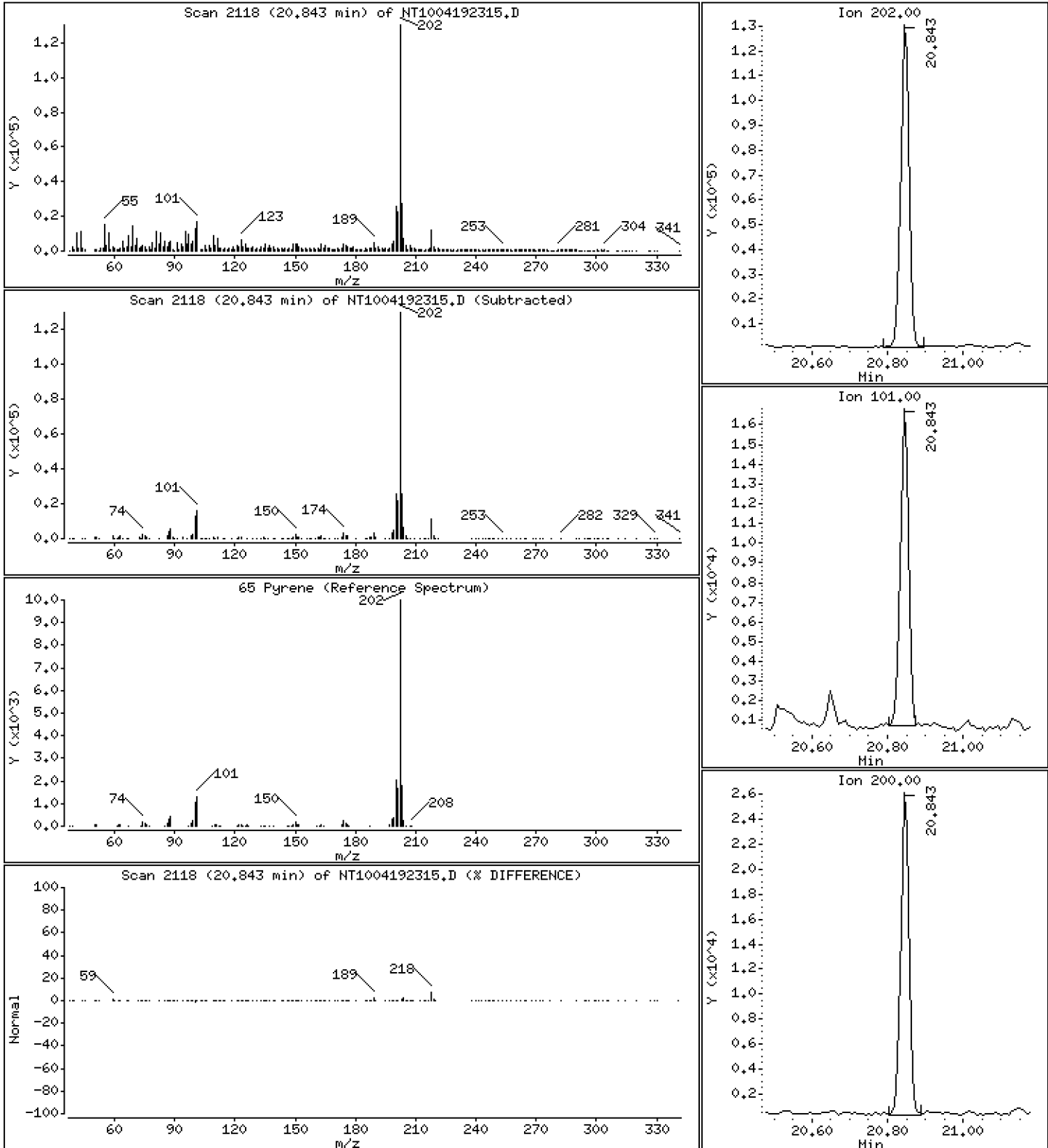
Operator: VTS

Column phase: ZB-5msi

Column diameter: 0,25

65 Pyrene

Concentration: 0,9557 ug/mL



Date : 19-APR-2023 20:17

Client ID:

Instrument: nt10.i

Sample Info: 23C0774-06

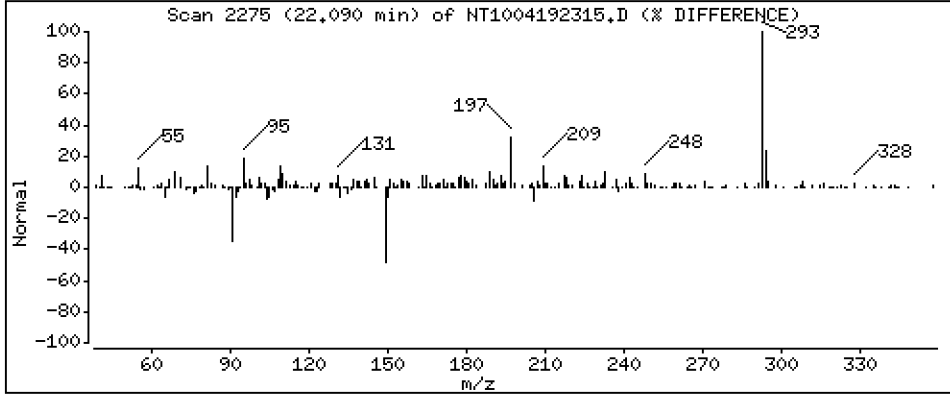
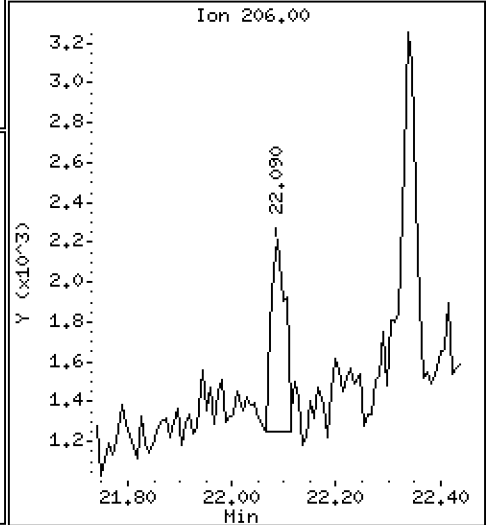
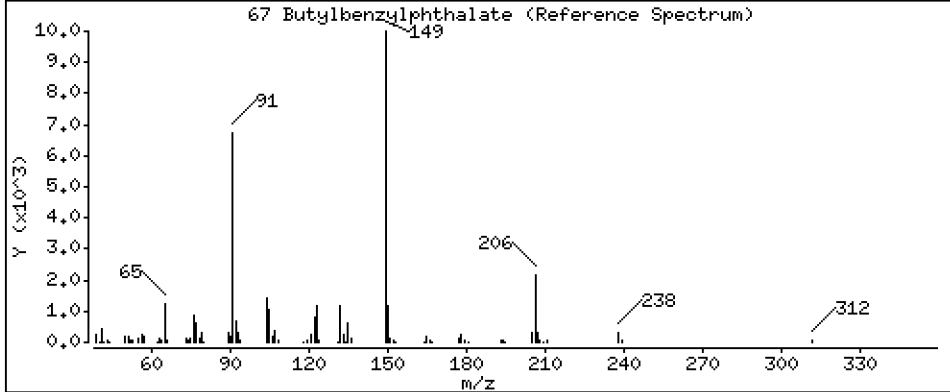
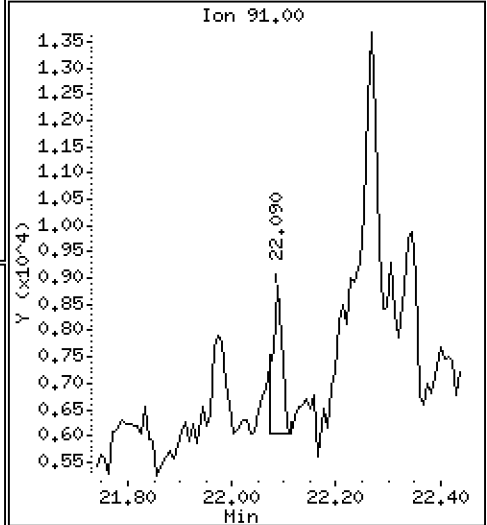
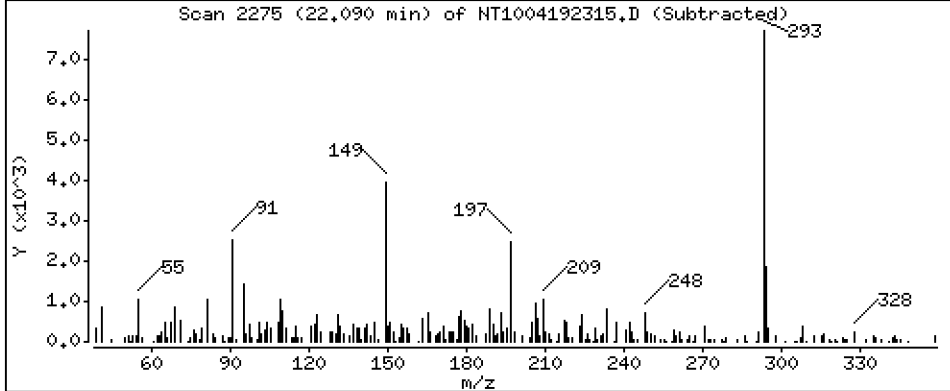
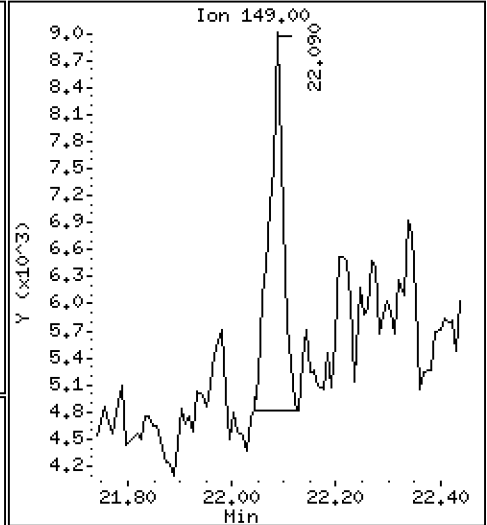
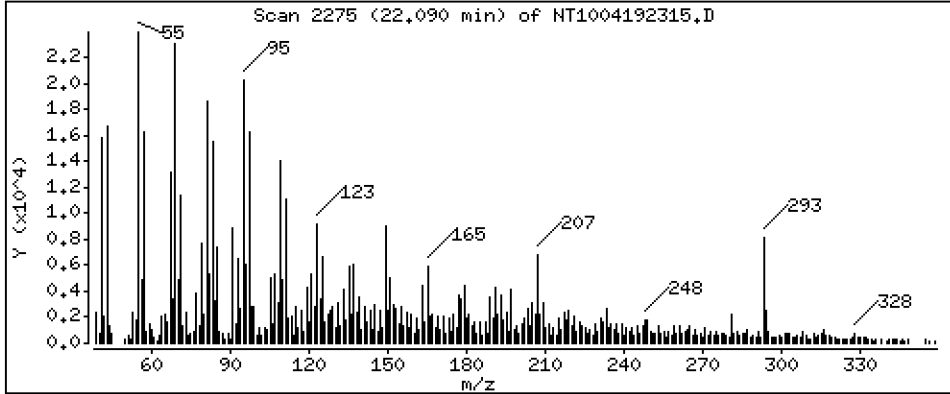
Operator: VTS

Column phase: ZB-5msi

Column diameter: 0.25

67 Butylbenzylphthalate

Concentration: 0.1028 ug/mL



Date : 19-APR-2023 20:17

Client ID:

Instrument: nt10.i

Sample Info: 23C0774-06

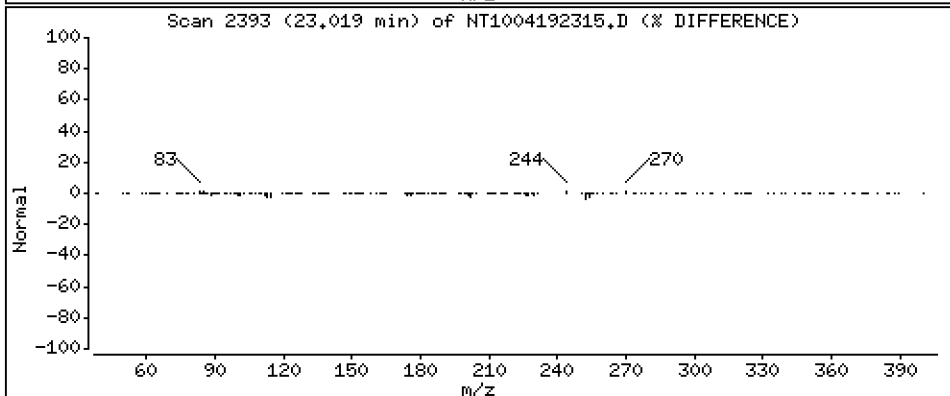
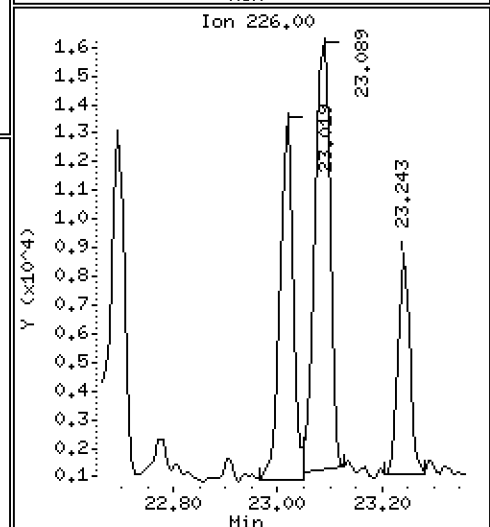
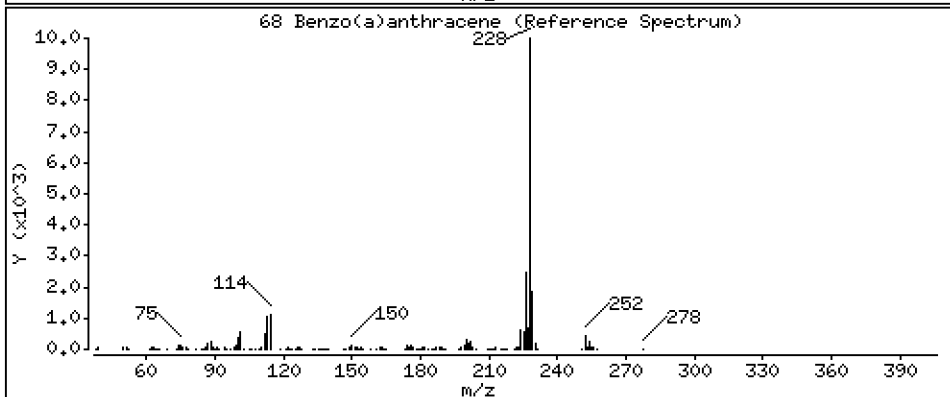
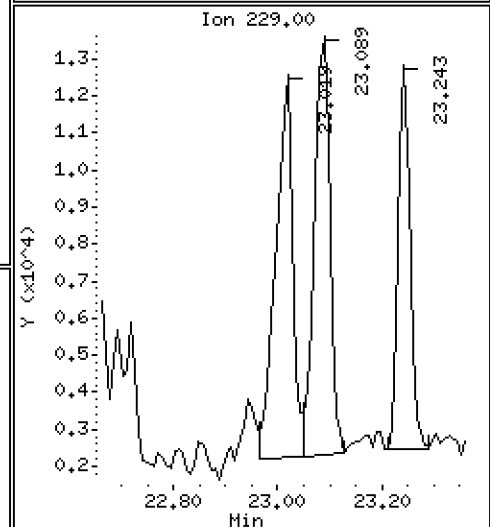
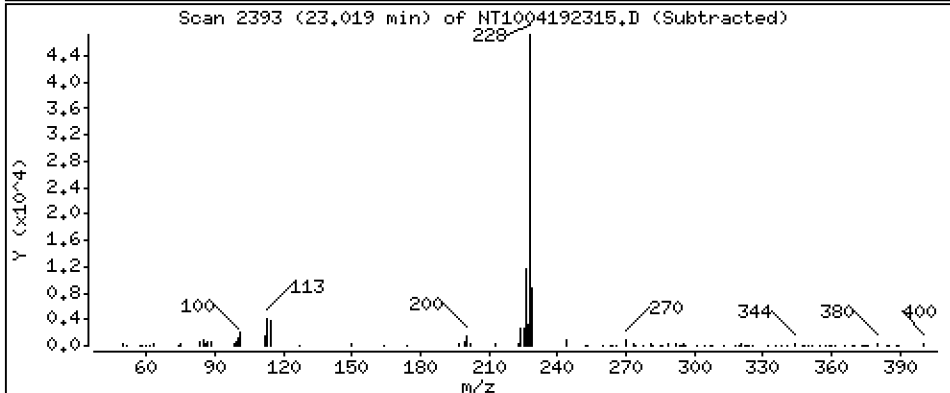
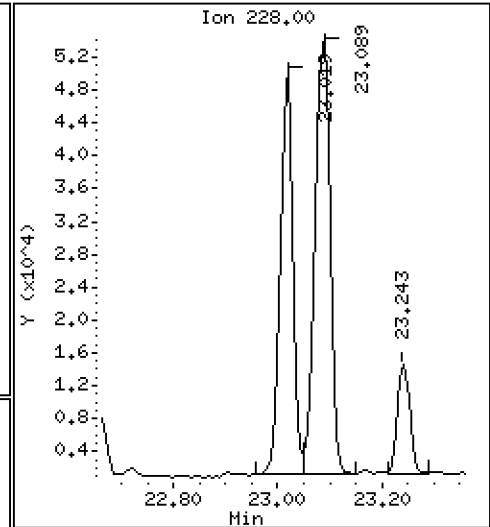
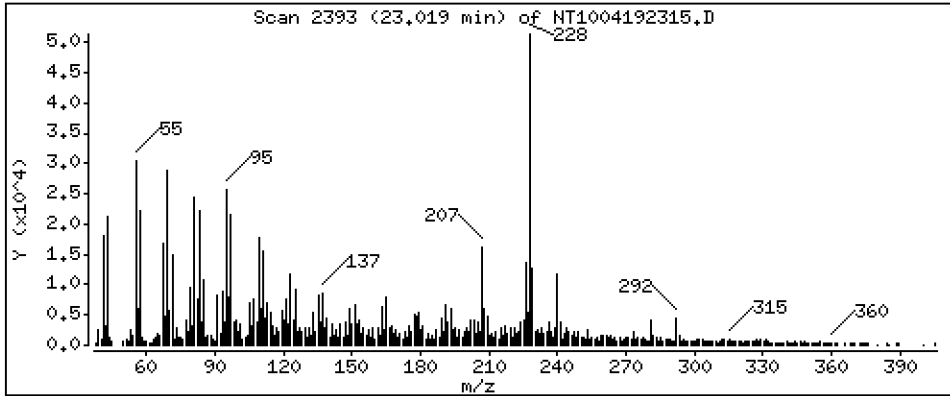
Operator: VTS

Column phase: ZB-5msi

Column diameter: 0,25

68 Benzo(a)anthracene

Concentration: 0,4501 ug/mL



Date : 19-APR-2023 20:17

Client ID:

Instrument: nt10.i

Sample Info: 23C0774-06

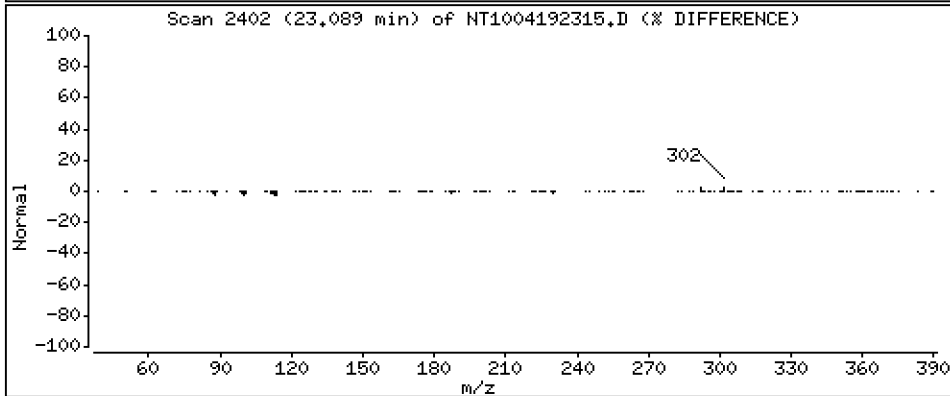
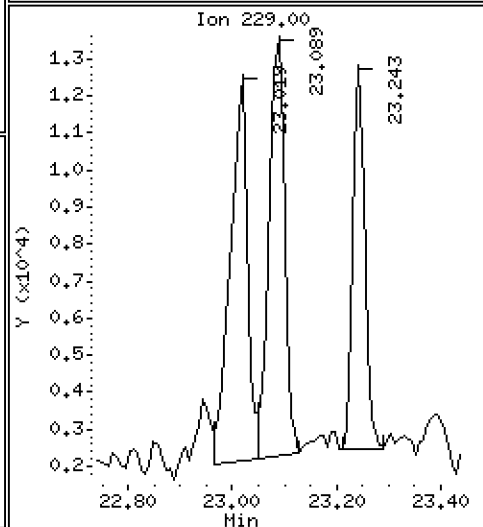
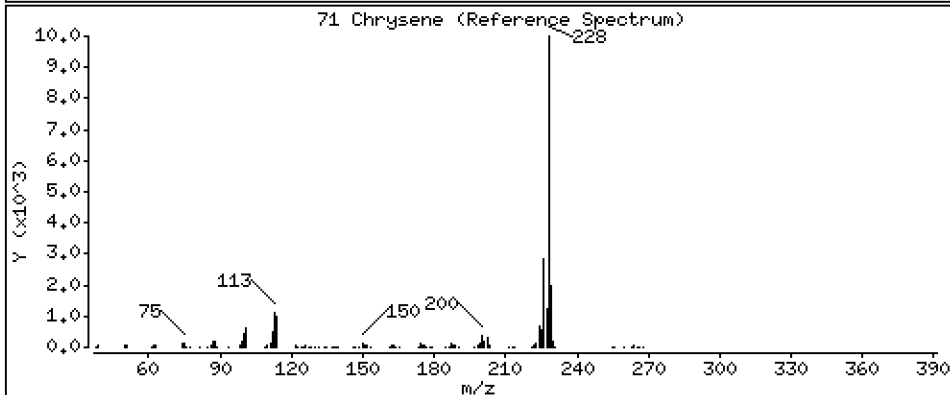
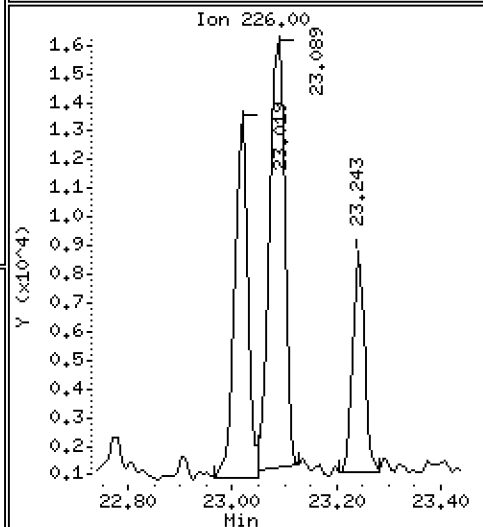
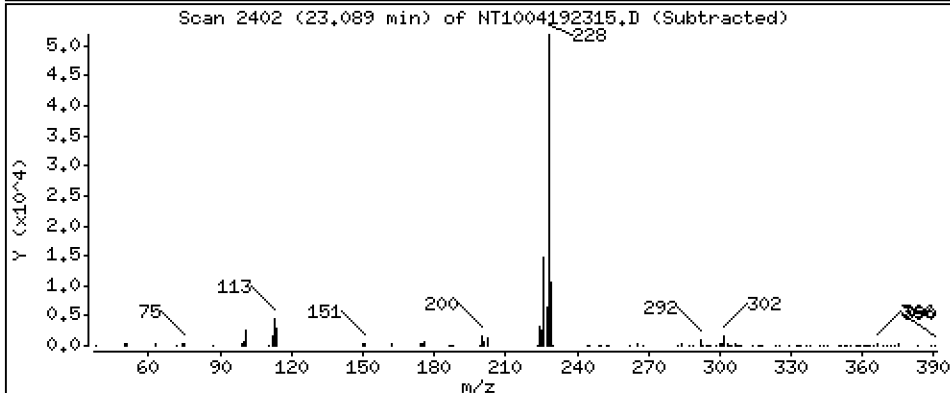
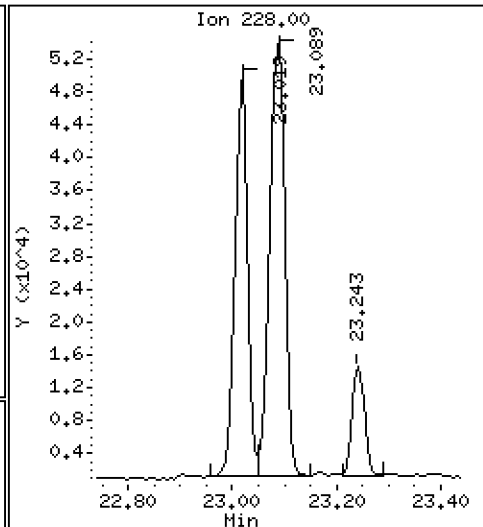
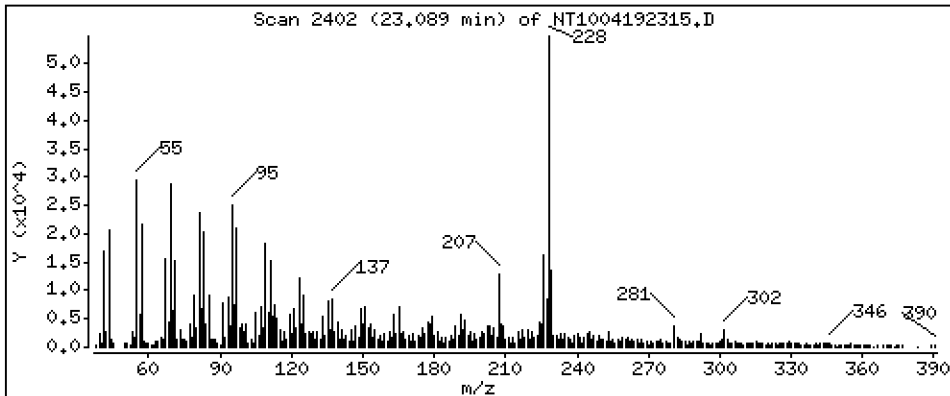
Operator: VTS

Column phase: ZB-5msi

Column diameter: 0,25

71 Chrysene

Concentration: 0,5964 ug/mL



Date : 19-APR-2023 20:17

Client ID:

Instrument: nt10.i

Sample Info: 23C0774-06

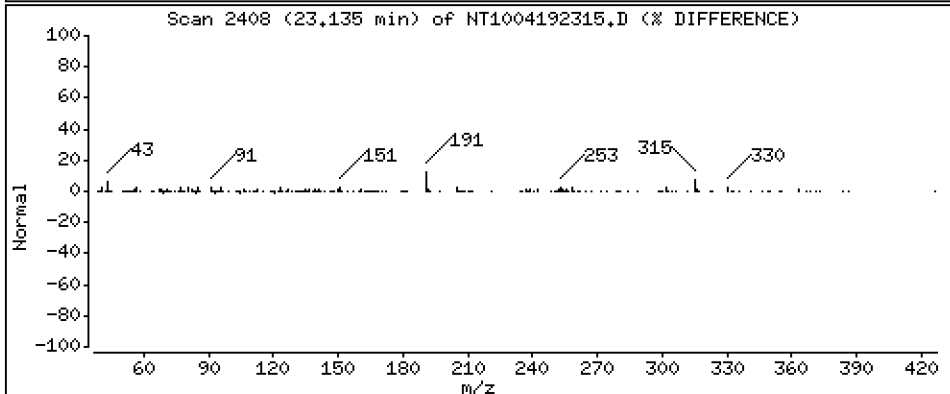
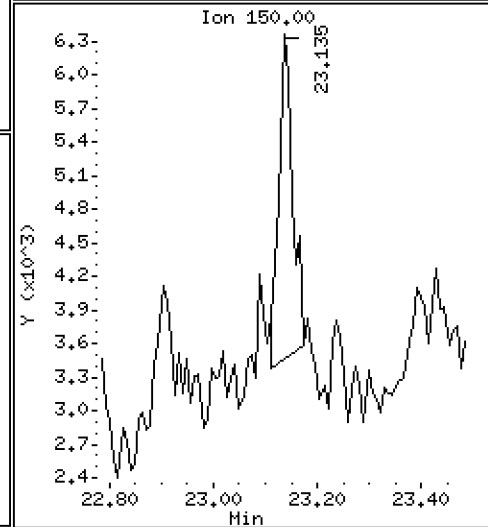
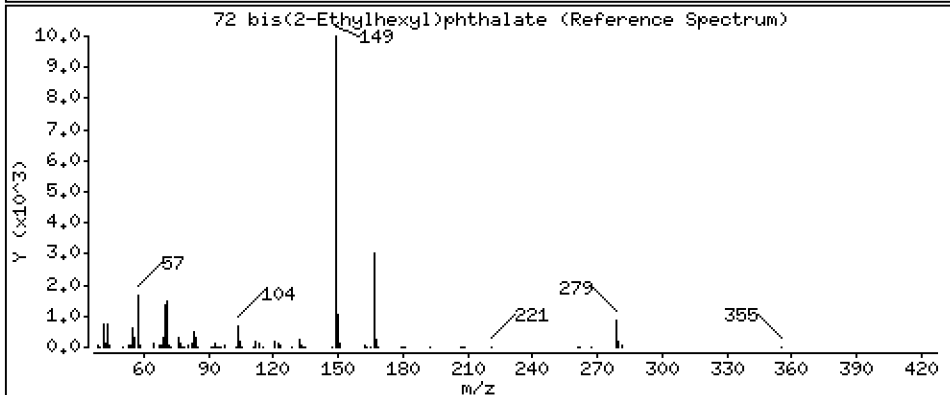
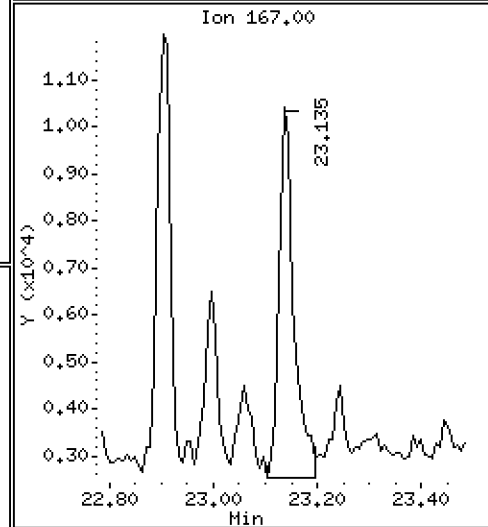
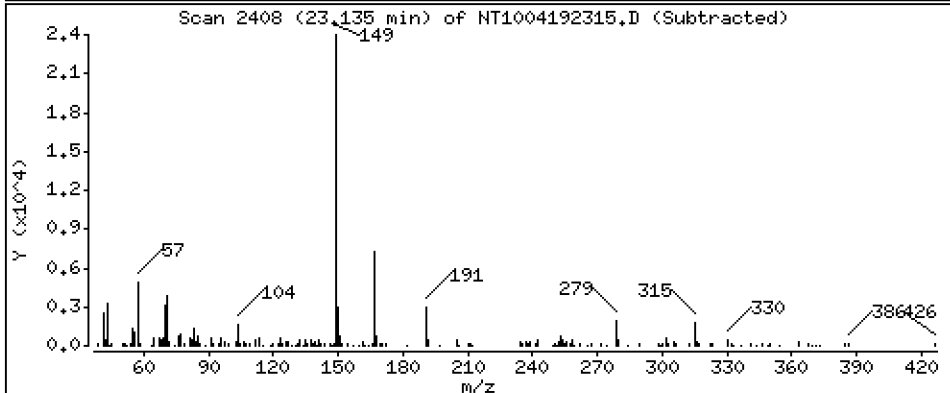
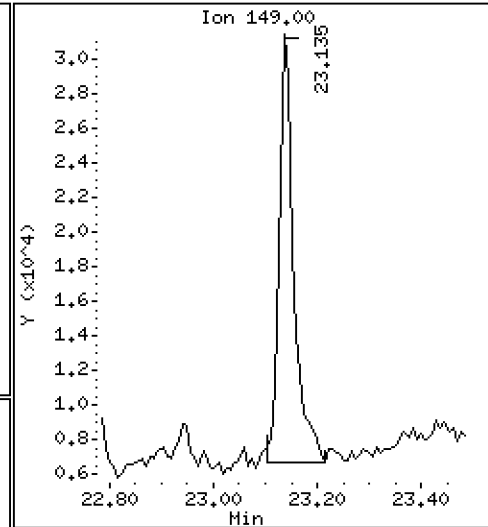
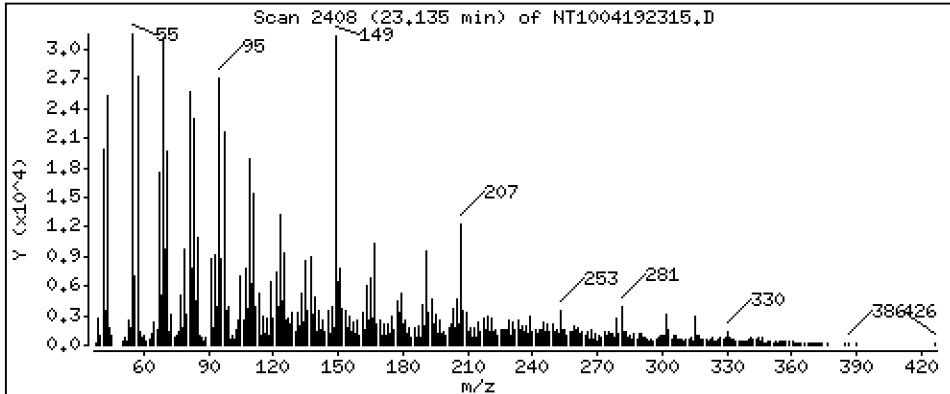
Operator: VTS

Column phase: ZB-5msi

Column diameter: 0,25

72 bis(2-Ethylhexyl)phthalate

Concentration: 0,3725 ug/mL



Date : 19-APR-2023 20:17

Client ID:

Instrument: nt10.i

Sample Info: 23C0774-06

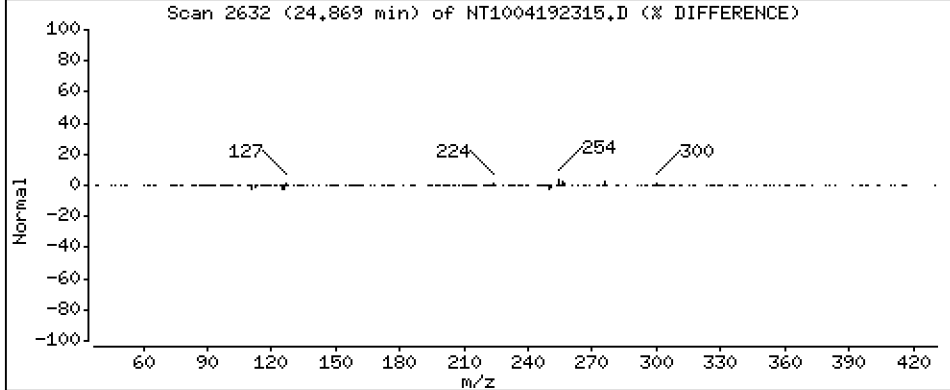
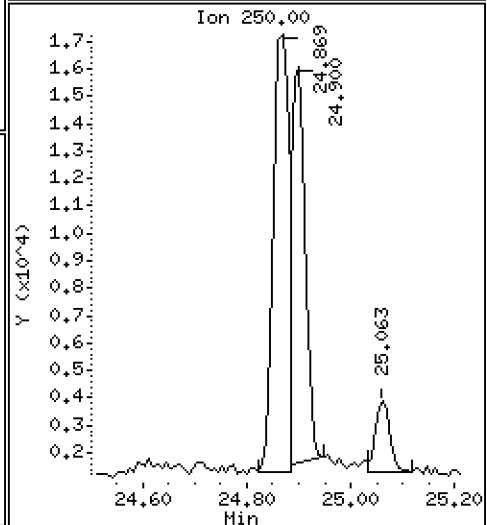
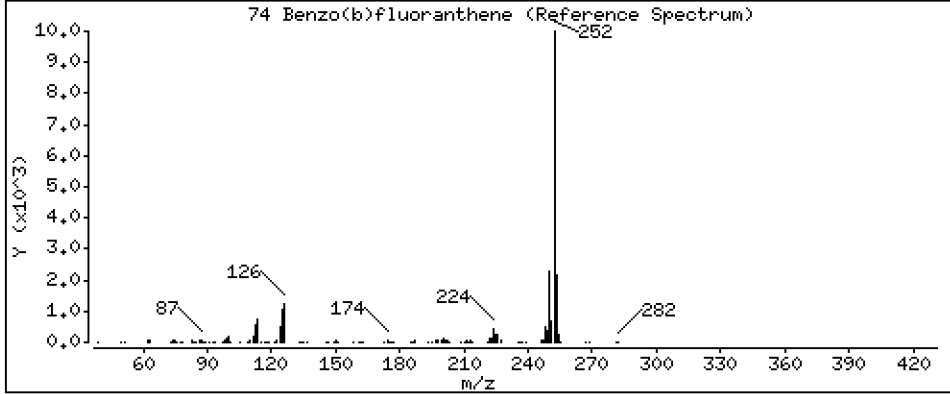
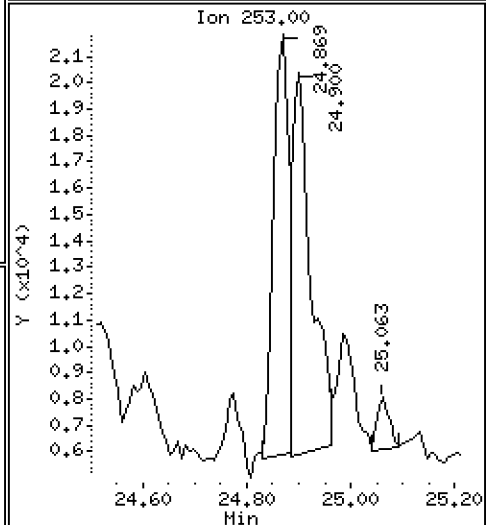
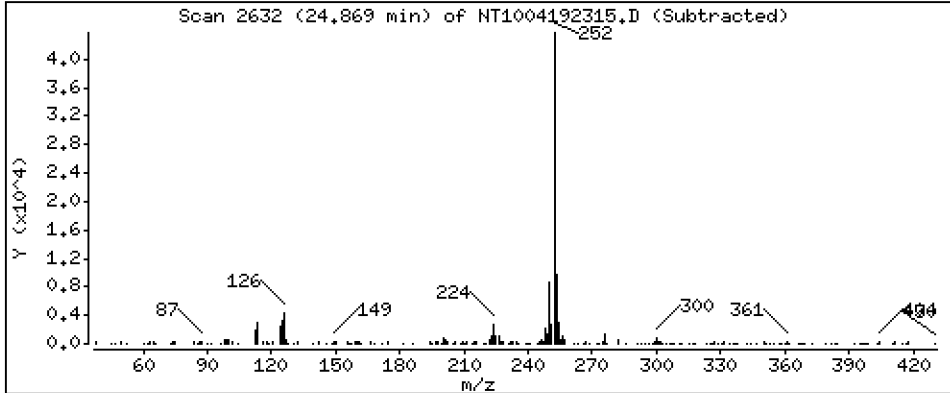
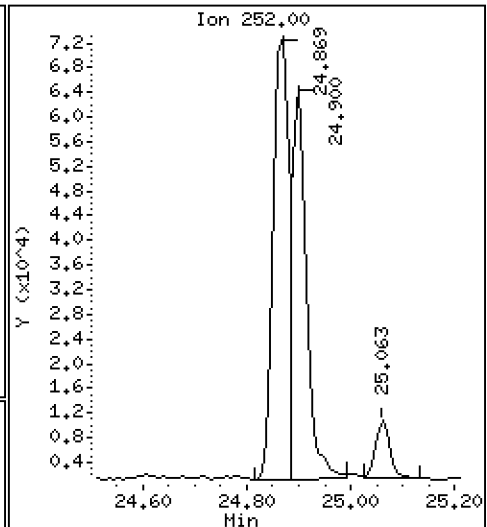
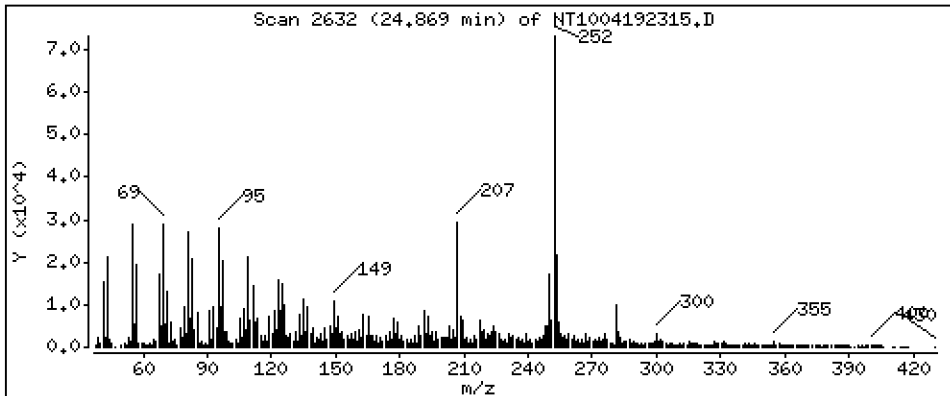
Operator: VTS

Column phase: ZB-5msi

Column diameter: 0,25

74 Benzo(b)fluoranthene

Concentration: 0,7362 ug/mL



Date : 19-APR-2023 20:17

Client ID:

Instrument: nt10.i

Sample Info: 23C0774-06

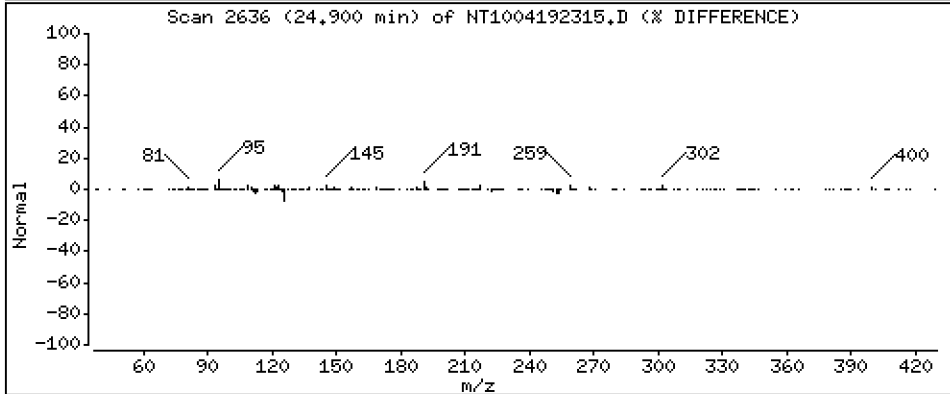
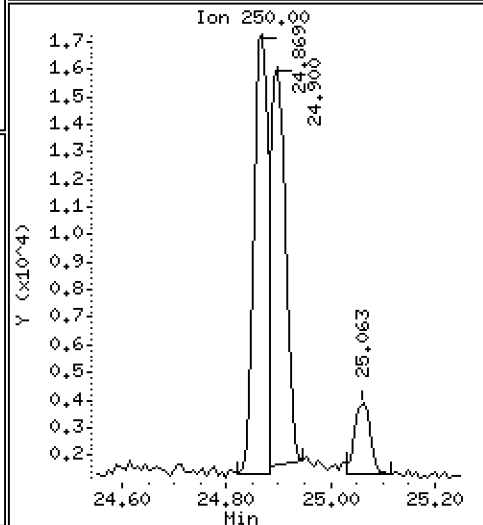
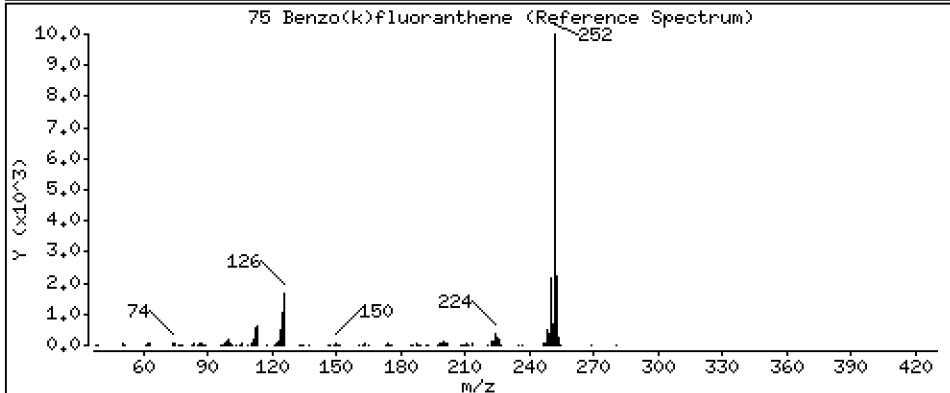
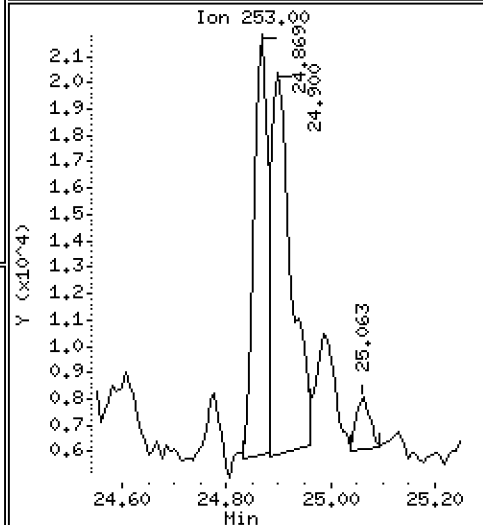
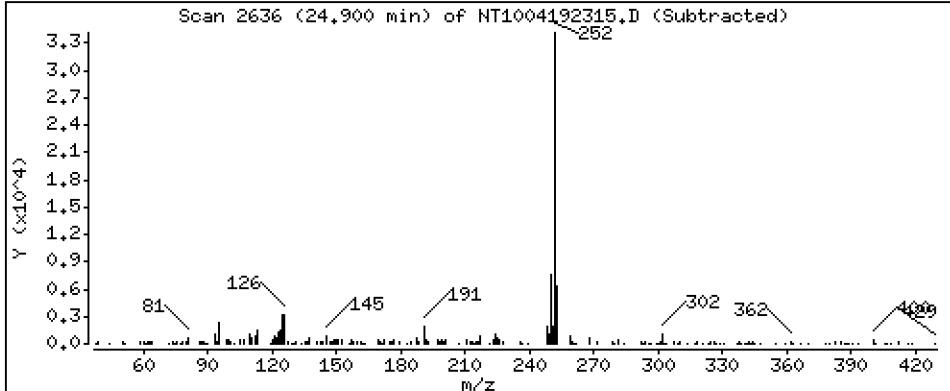
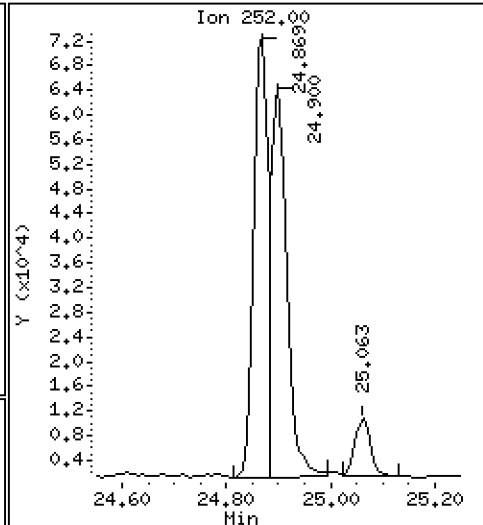
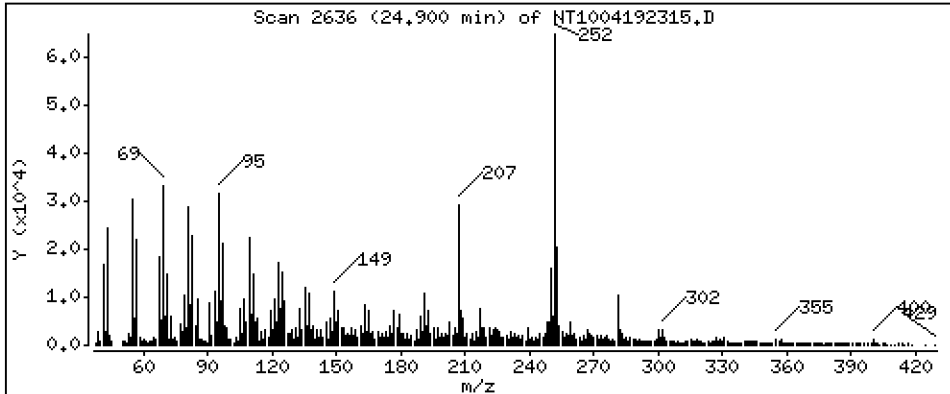
Operator: VTS

Column phase: ZB-5msi

Column diameter: 0,25

75 Benzo(k)fluoranthene

Concentration: 0,6513 ug/mL



Date : 19-APR-2023 20:17

Client ID:

Instrument: nt10.i

Sample Info: 23C0774-06

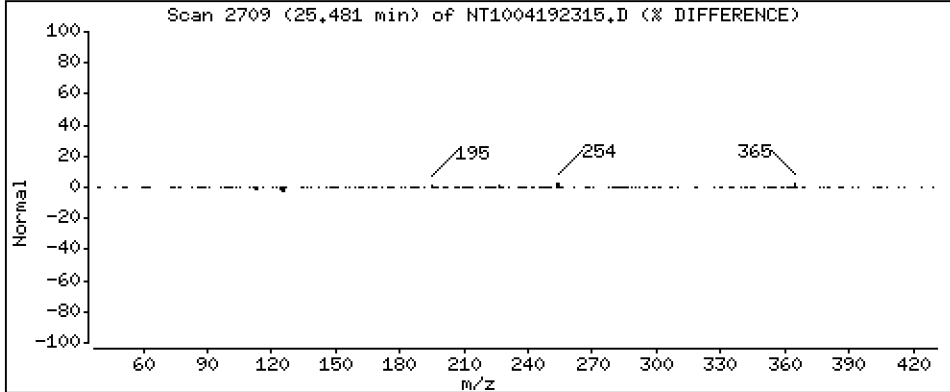
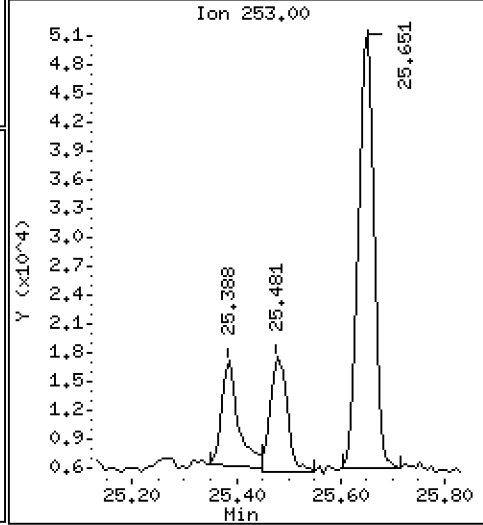
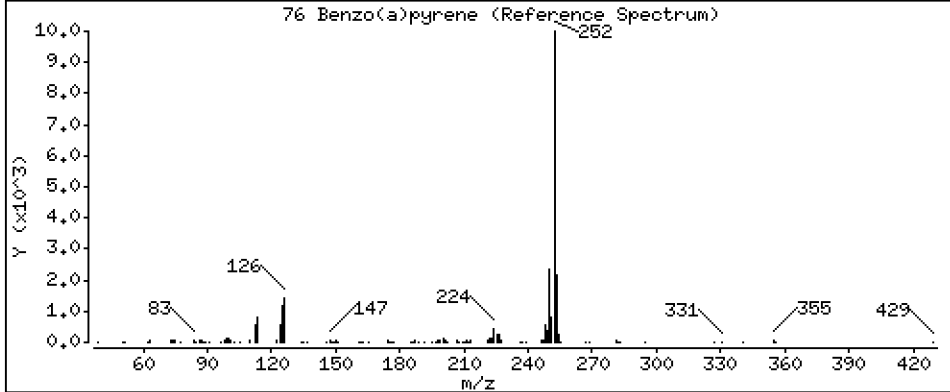
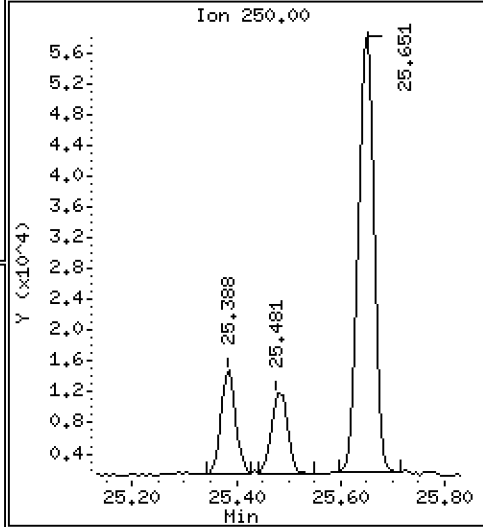
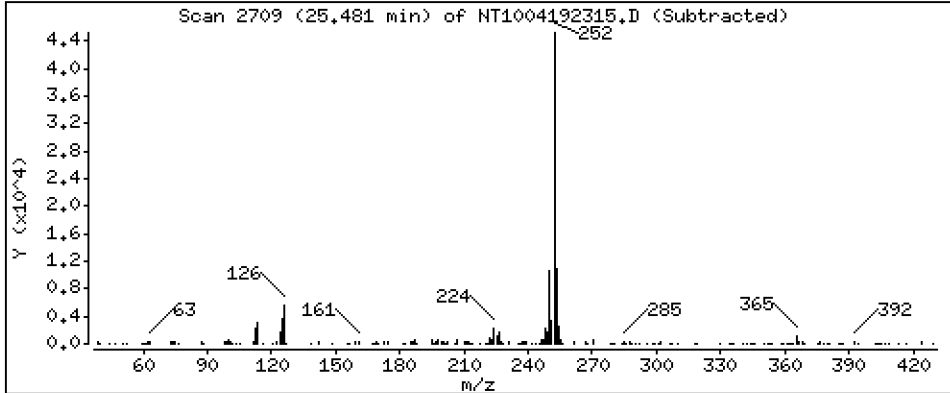
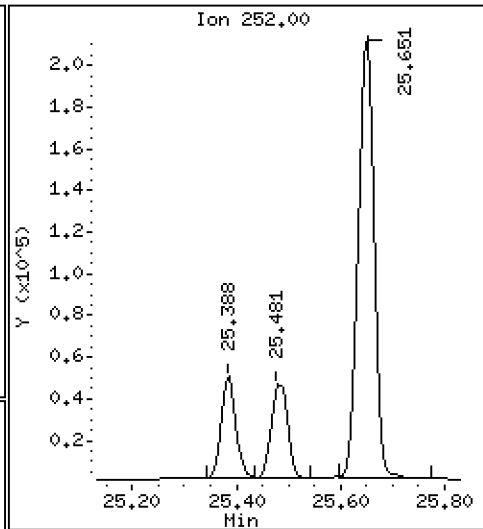
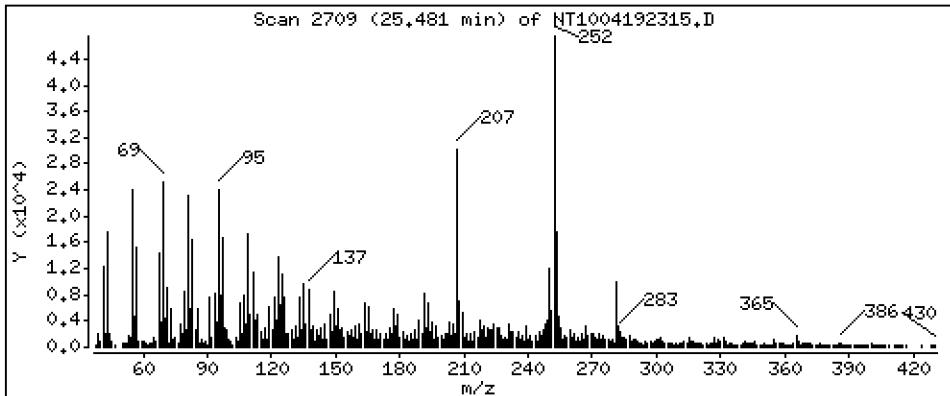
Operator: VTS

Column phase: ZB-5msi

Column diameter: 0,25

76 Benzo(a)pyrene

Concentration: 0,5321 ug/mL



Date : 19-APR-2023 20:17

Client ID:

Instrument: nt10.i

Sample Info: 23C0774-06

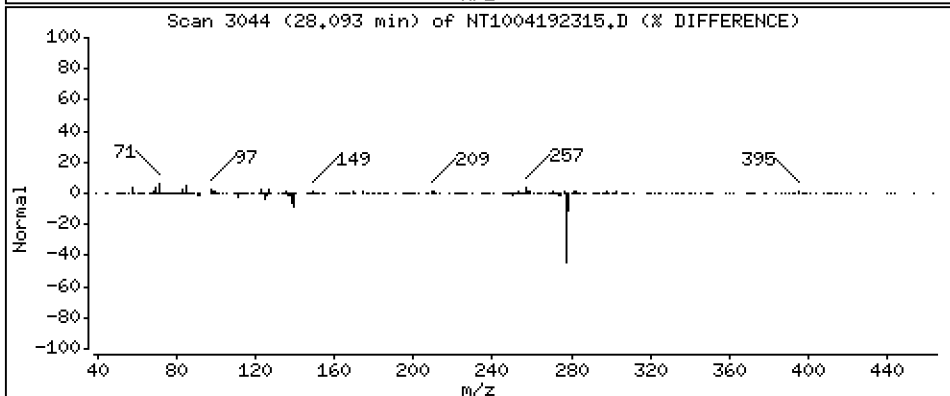
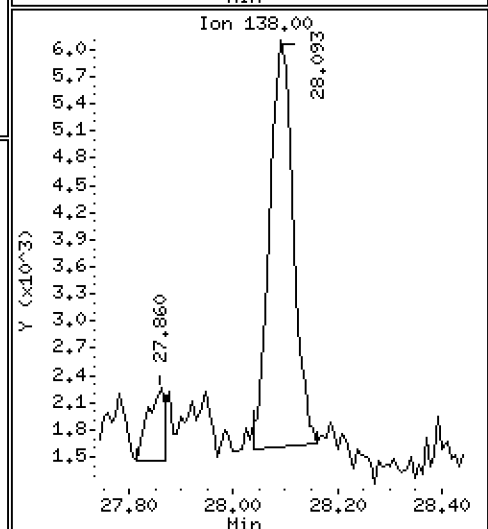
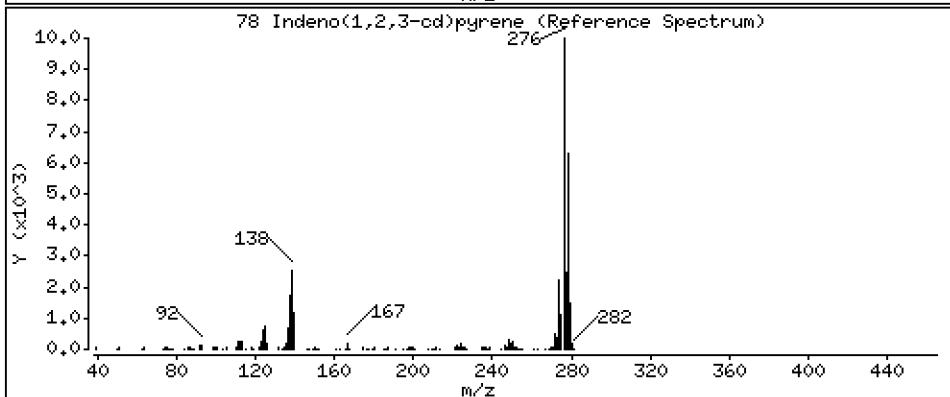
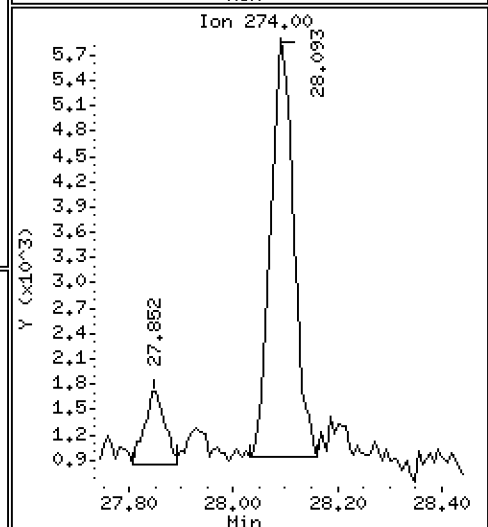
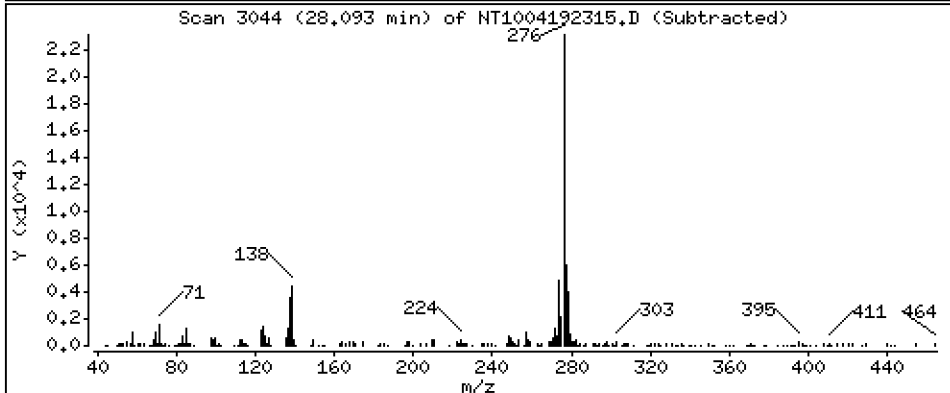
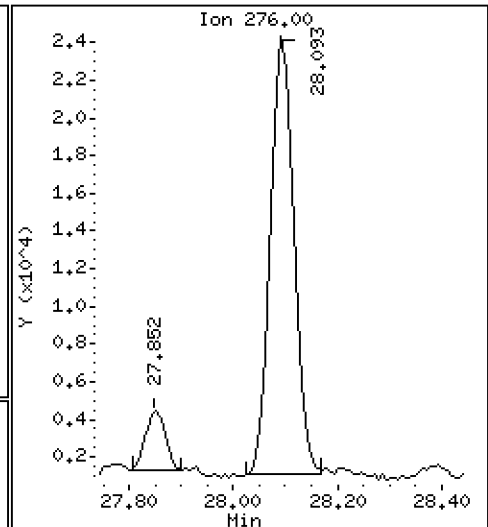
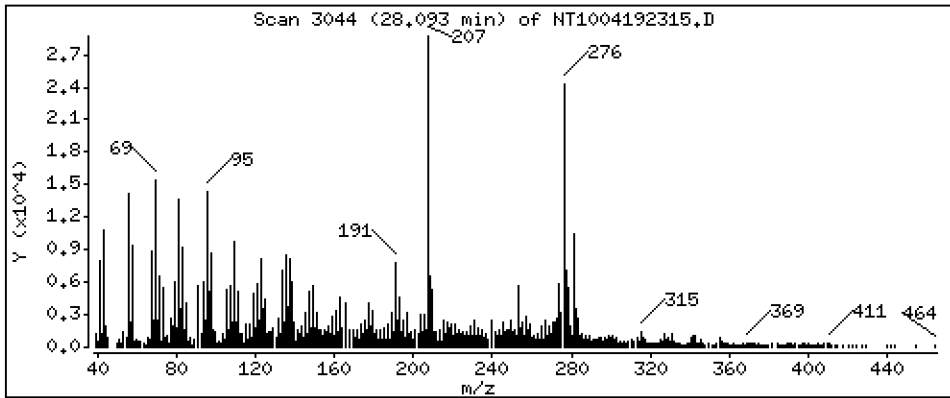
Operator: VTS

Column phase: ZB-5msi

Column diameter: 0,25

78 Indeno(1,2,3-cd)pyrene

Concentration: 0,3125 ug/mL



Date : 19-APR-2023 20:17

Client ID:

Instrument: nt10.i

Sample Info: 23C0774-06

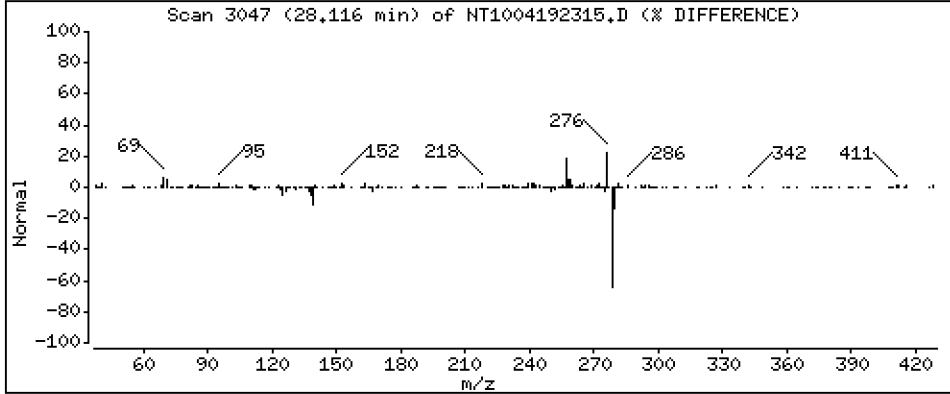
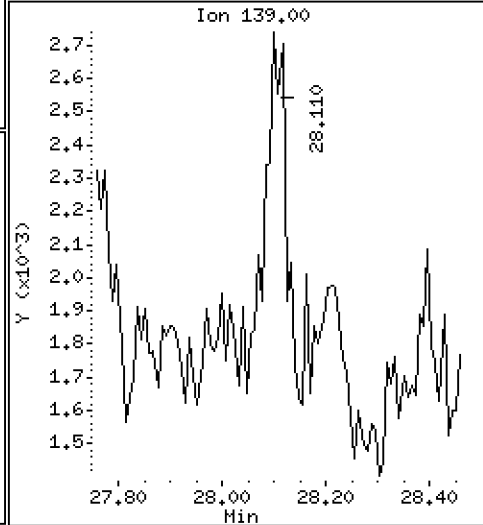
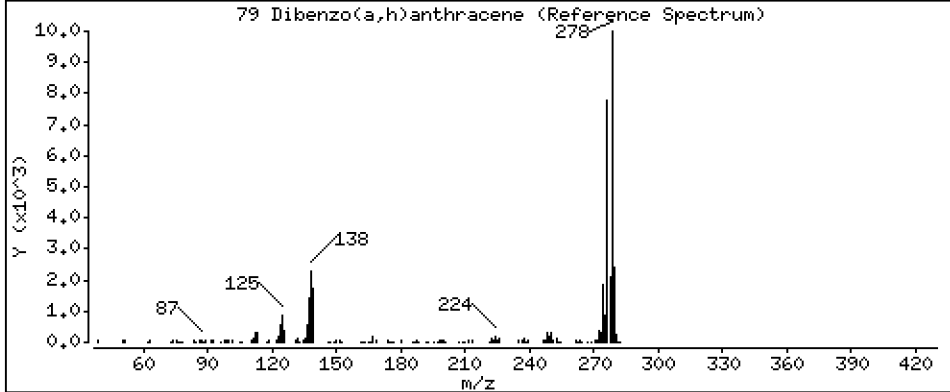
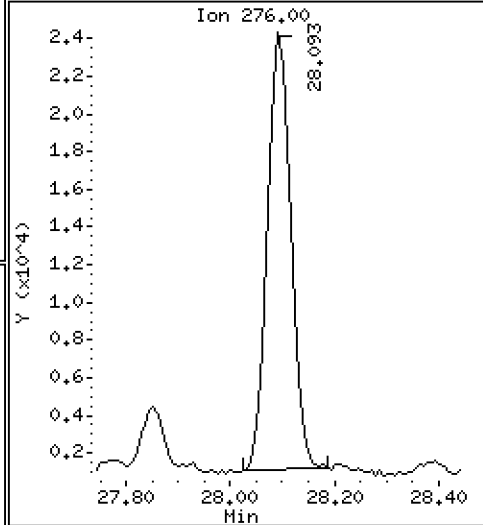
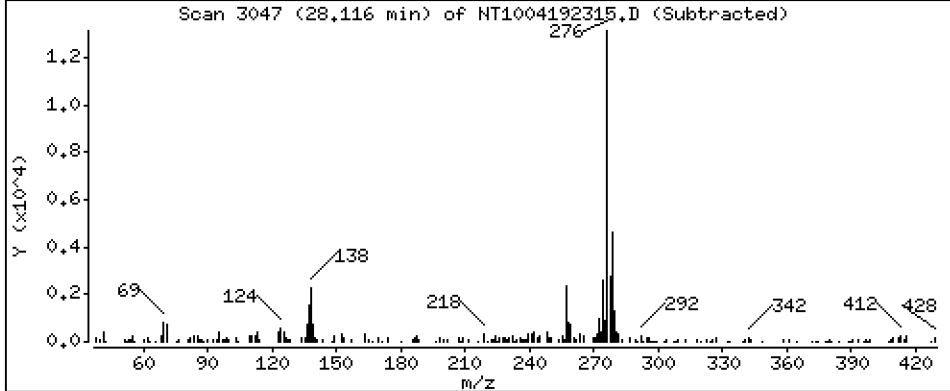
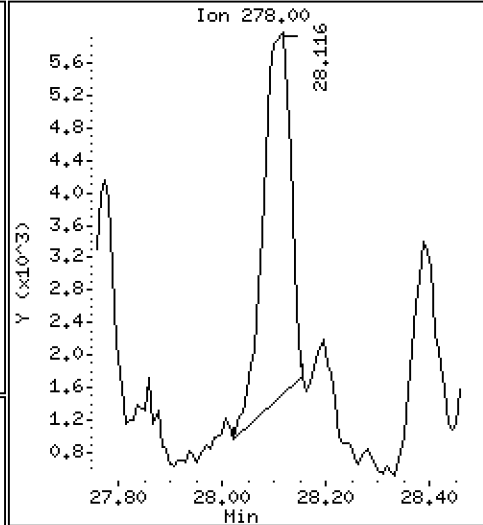
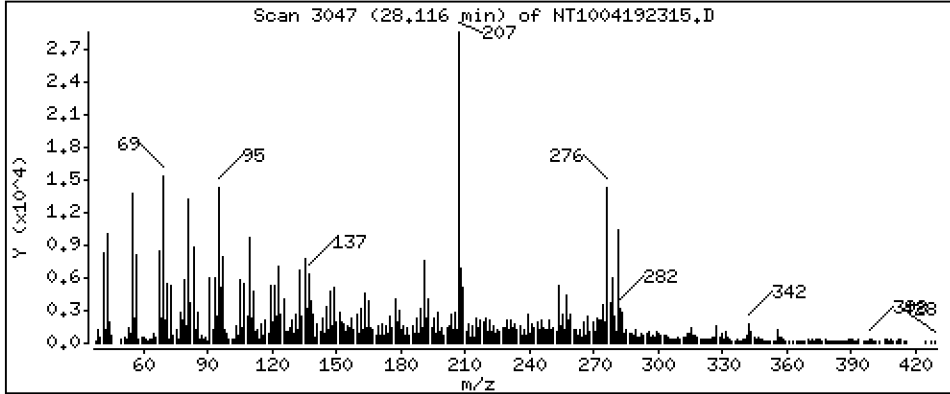
Operator: VTS

Column phase: ZB-5msi

Column diameter: 0,25

79 Dibenzo(a,h)anthracene

Concentration: 0,08561 ug/mL



Date : 19-APR-2023 20:17

Client ID:

Instrument: nt10.i

Sample Info: 23C0774-06

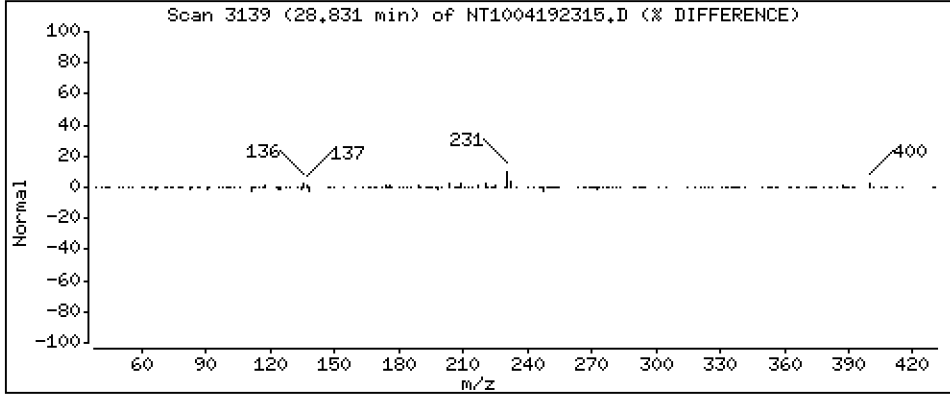
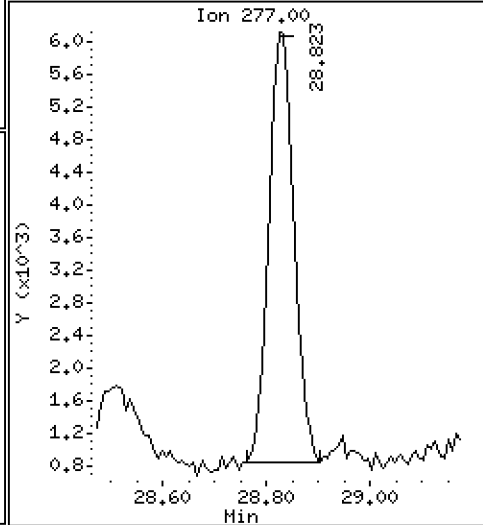
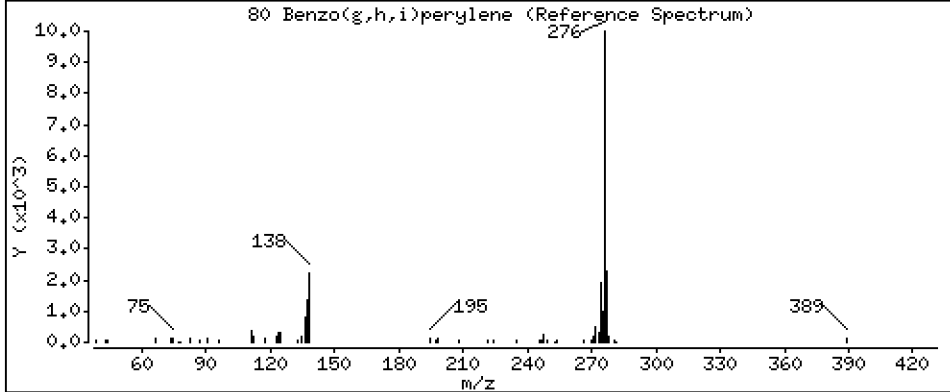
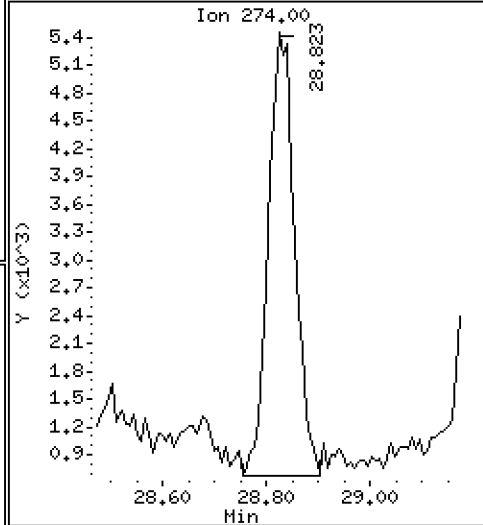
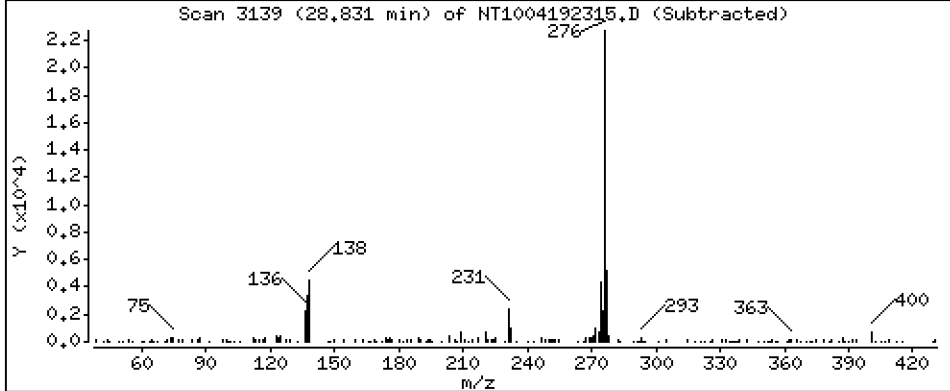
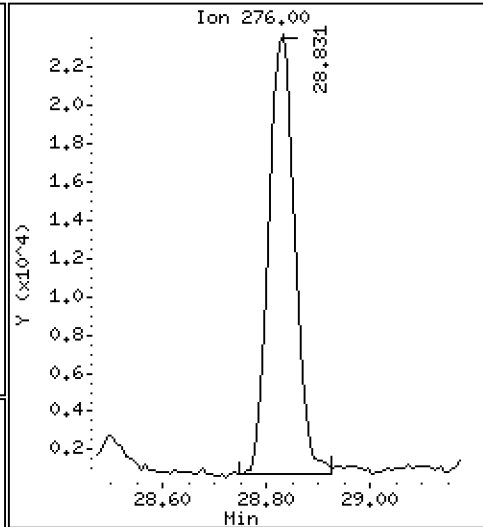
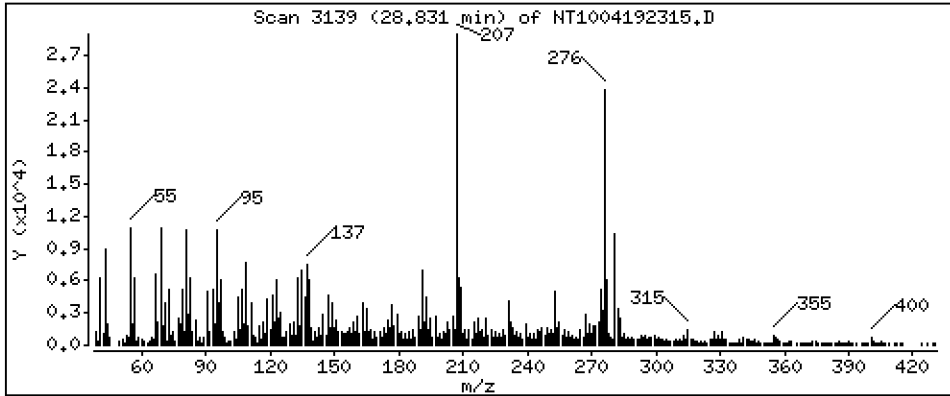
Operator: VTS

Column phase: ZB-5msi

Column diameter: 0.25

80 Benzo(g,h,i)perylene

Concentration: 0.4018 ug/mL



Date : 19-APR-2023 20:17

Client ID:

Instrument: nt10.i

Sample Info: 23C0774-06

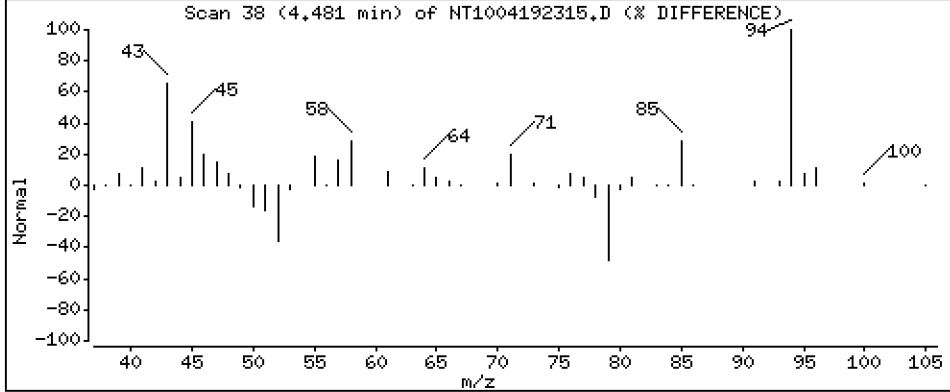
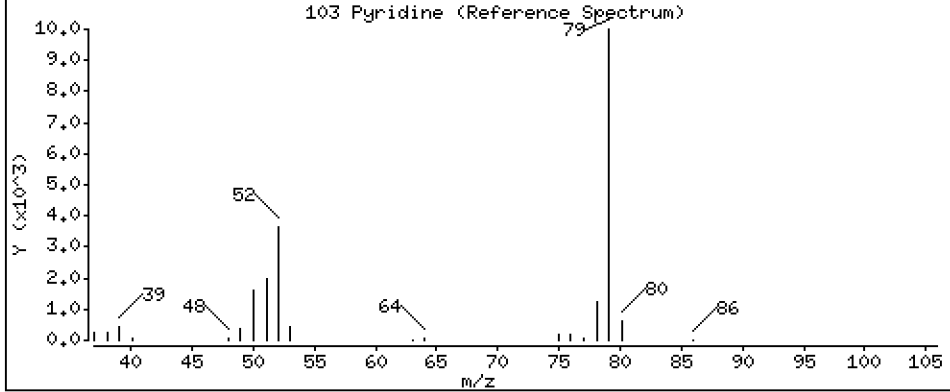
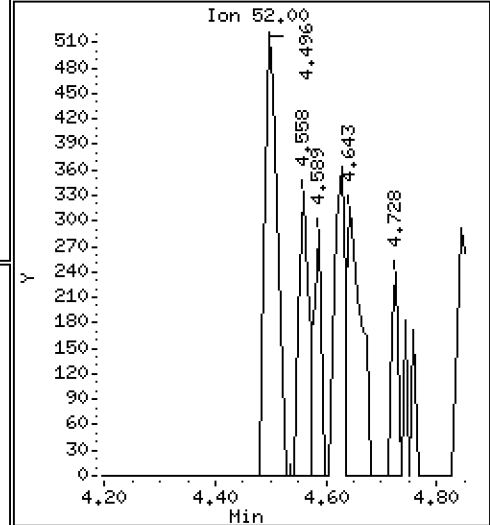
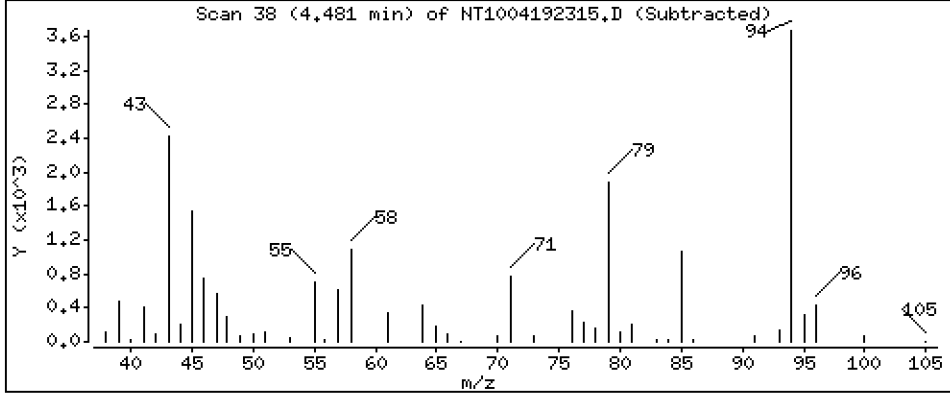
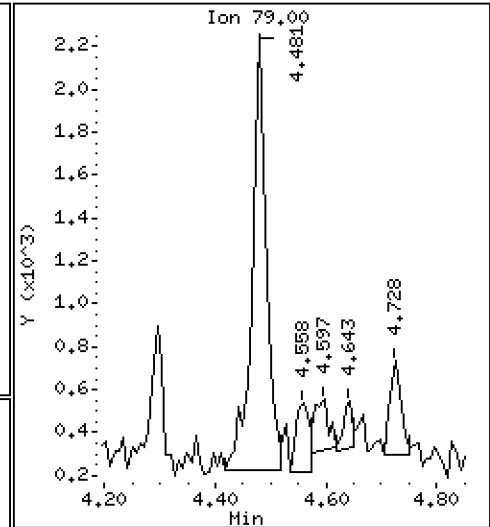
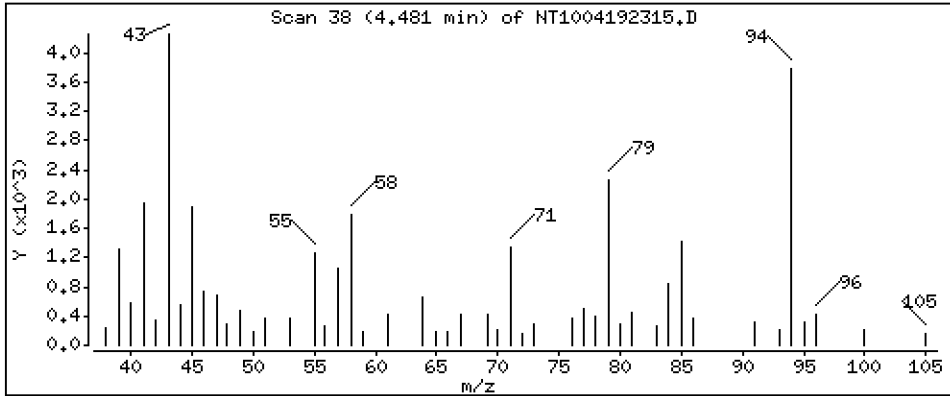
Operator: VTS

Column phase: ZB-5msi

Column diameter: 0.25

103 Pyridine

Concentration: 0.08147 ug/mL



Date : 19-APR-2023 20:17

Client ID:

Instrument: nt10.i

Sample Info: 23C0774-06

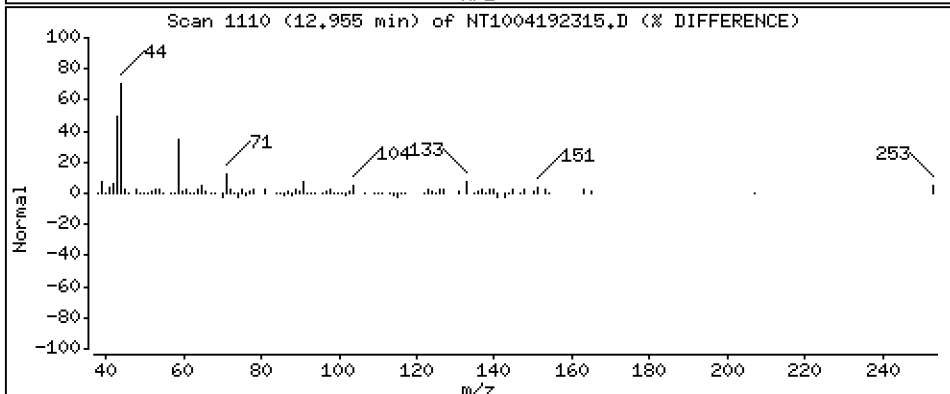
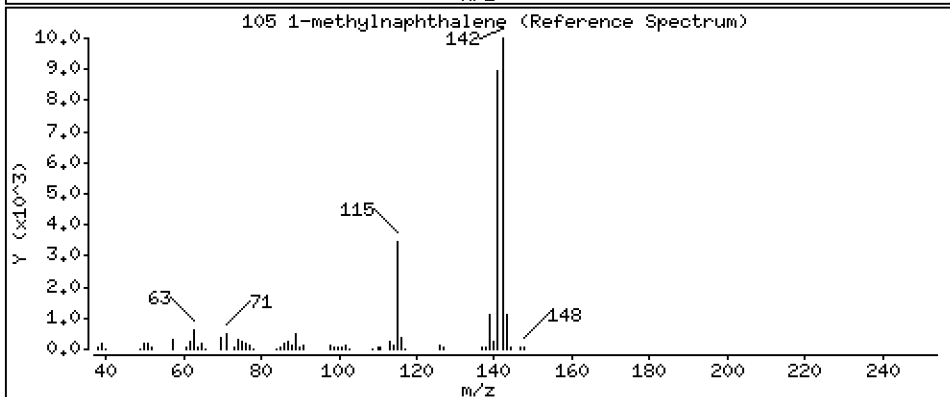
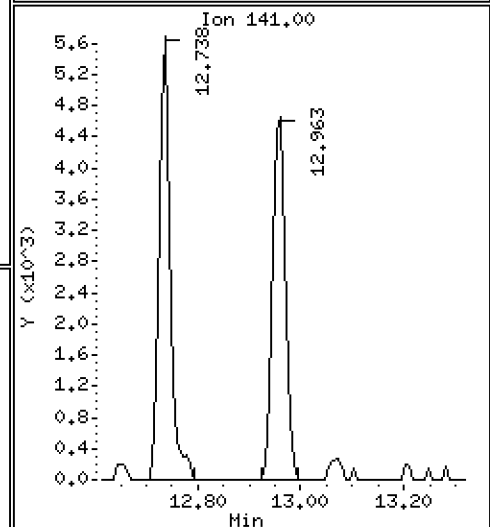
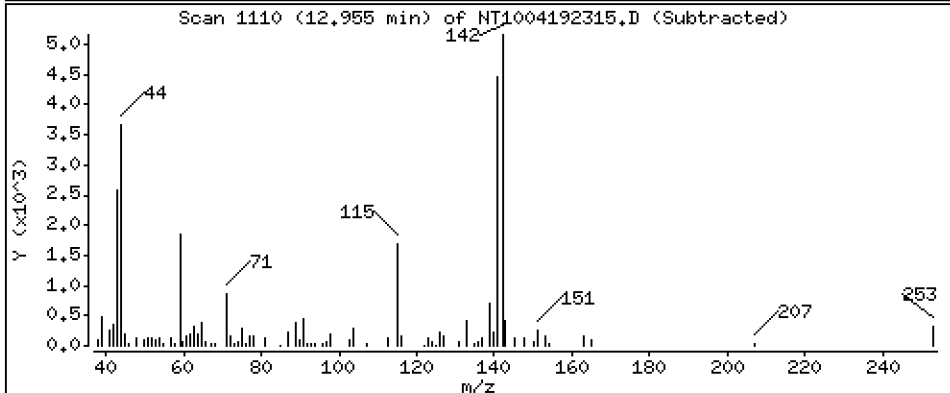
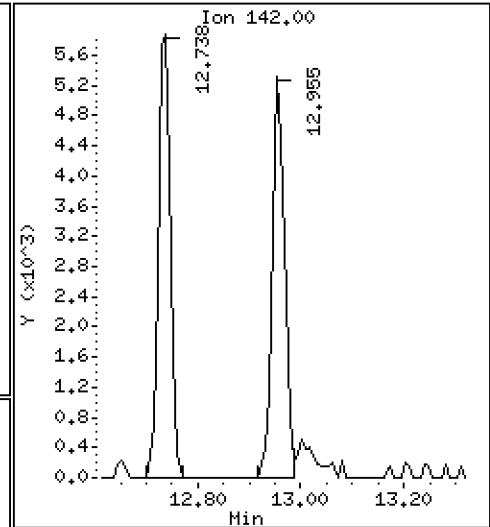
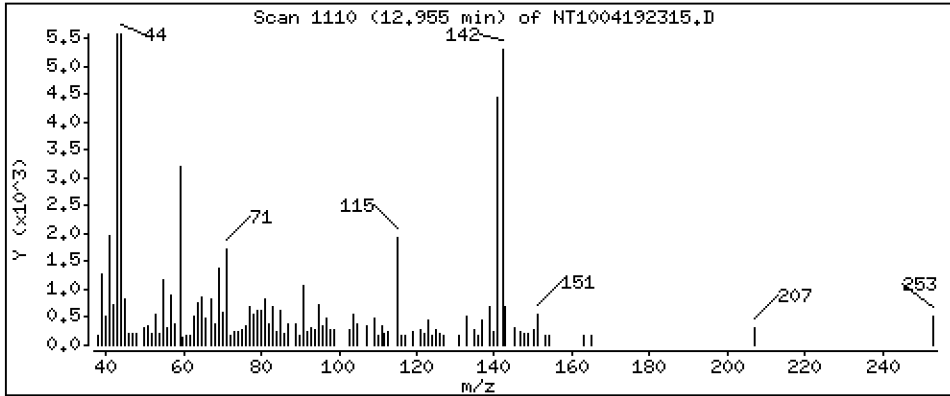
Operator: VTS

Column phase: ZB-5msi

Column diameter: 0,25

105 1-methylnaphthalene

Concentration: 0,08560 ug/mL



Date : 19-APR-2023 20:17

Client ID:

Instrument: nt10.i

Sample Info: 23C0774-06

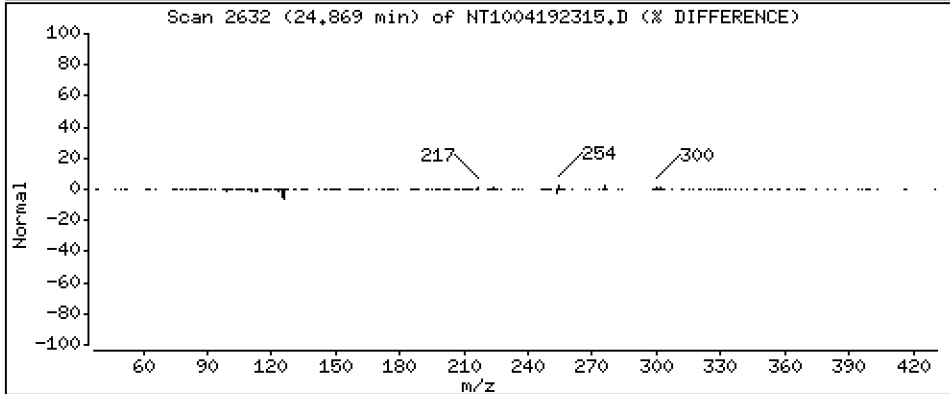
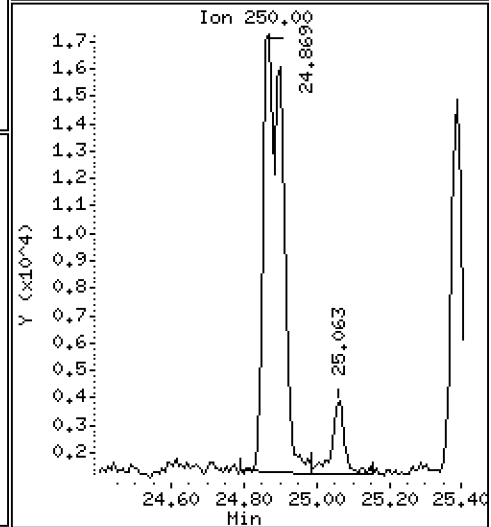
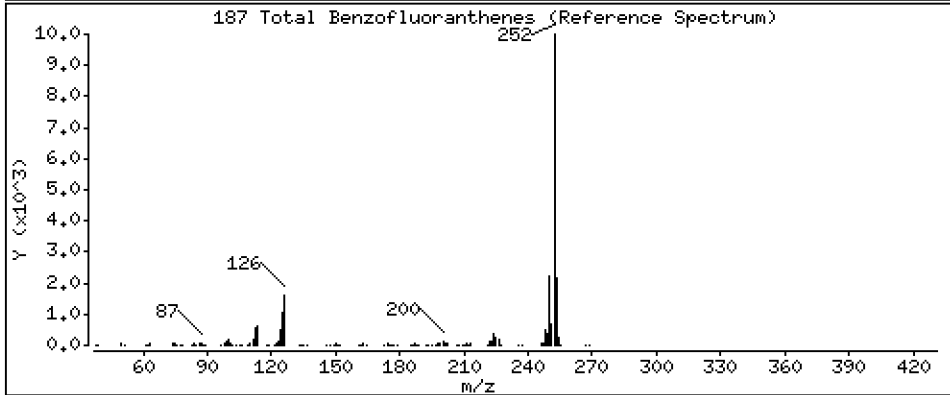
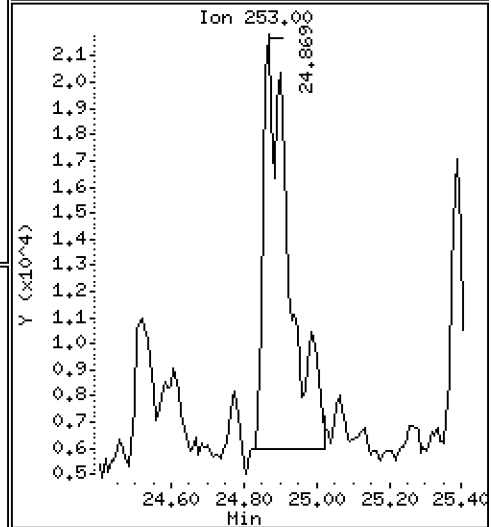
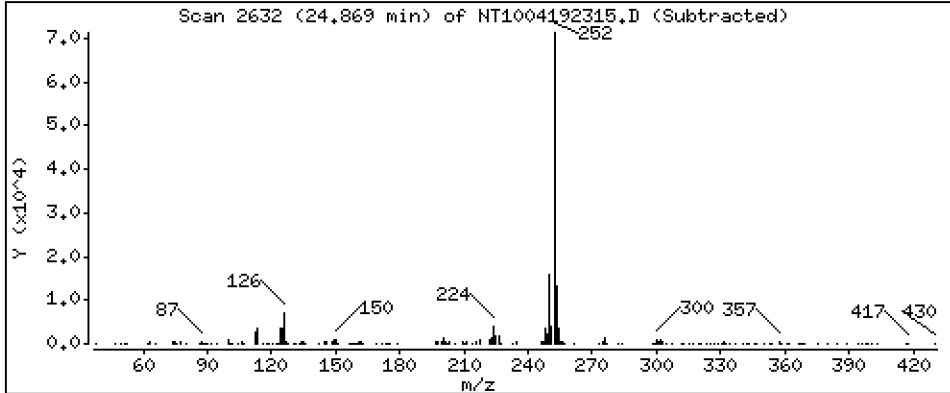
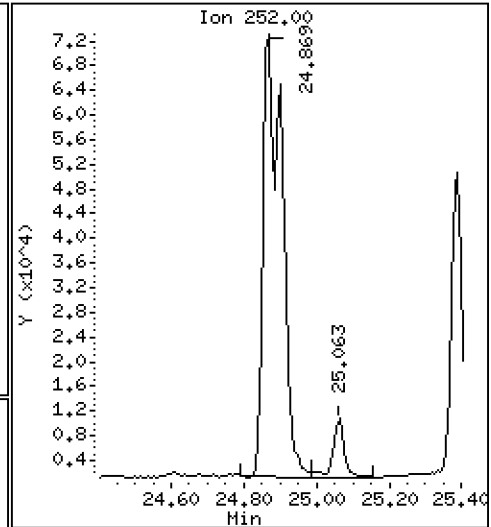
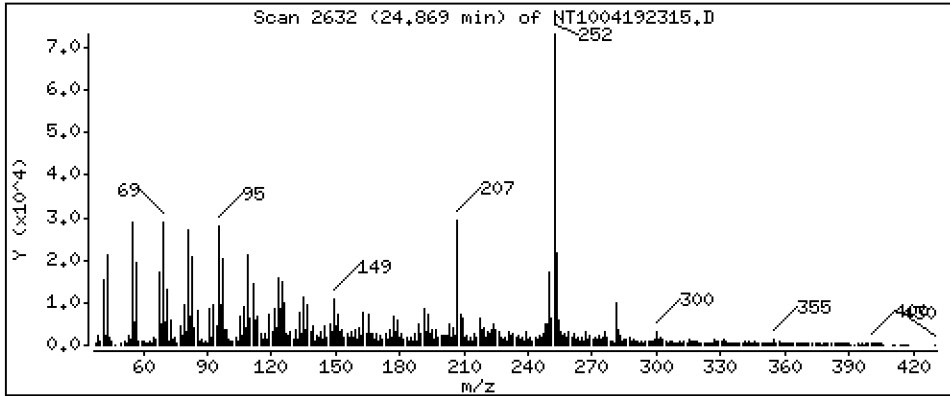
Operator: VTS

Column phase: ZB-5msi

Column diameter: 0,25

187 Total Benzofluoranthenes

Concentration: 1,331 ug/mL



ARI Labs, Inc.

Semivolatile Report SW846 Method 8270D

Data file : \\target\share\chem3\nt10.i\20230419.b\NT1004192315.D
 Lab Smp Id: 23C0774-06
 Inj Date : 19-APR-2023 20:17
 Operator : VTS
 Smp Info : 23C0774-06
 Misc Info :
 Comment : 1ul Injection
 Method : \\target\share\chem3\nt10.i\20230419.b\ABN.m
 Meth Date : 20-Apr-2023 10:45 deenayd Quant Type: ISTD
 Cal Date : 16-MAR-2023 00:22 Cal File: NT10031508.D
 Als bottle: 15
 Dil Factor: 1.00000
 Integrator: HP RTE
 Target Version: 4.14
 Processing Host: DEENAY-201905

Inst ID: nt10.i

Compound Sublist: ICAL.sub

Compounds	QUANT	SIG	RT	EXP RT	REL RT	RESPONSE	CONCENTRATIONS	
							ON-COLUMN	FINAL
	MASS						(ug/mL)	(ug/mL)
\$ 1 2-Fluorophenol	112		6.612	6.643	(0.749)	174284	3.72373	3.724
\$ 2 Phenol-d5	99		8.211	8.227	(0.931)	239946	3.90795	3.908
3 Phenol	94		8.235	8.250	(0.933)	9422	0.14767	0.1477
\$ 5 2-Chlorophenol-d4	132		8.466	8.489	(0.960)	220959	4.21430	4.214
4 Bis(2-Chloroethyl)ether	93		Compound Not Detected.					
6 2-Chlorophenol	128		Compound Not Detected.					
7 1,3-Dichlorobenzene	146		Compound Not Detected.					
* 8 1,4-Dichlorobenzene-d4	152		8.823	8.844	(1.000)	154768	4.00000	
9 1,4-Dichlorobenzene	146		Compound Not Detected.					
\$ 10 1,2-Dichlorobenzene-d4	152		9.180	9.201	(1.040)	102037	2.70991	2.710
12 1,2-Dichlorobenzene	146		Compound Not Detected.					
11 Benzyl alcohol	108		9.110	9.123	(1.033)	5126	0.17117	0.1712
14 2,2'-oxybis(1-Chloropropane)	121		Compound Not Detected.					
13 2-Methylphenol	108		9.343	9.356	(1.059)	1157	0.02488	0.02488
17 Hexachloroethane	117		Compound Not Detected.					
16 N-Nitroso-di-n-propylamine	70		Compound Not Detected.					
15 4-Methylphenol	108		9.622	9.628	(1.091)	2648	0.05403	0.05403
\$ 18 Nitrobenzene-d5	82		9.917	9.931	(0.878)	150536	2.65135	2.651
19 Nitrobenzene	77		Compound Not Detected.					
20 Isophorone	82		Compound Not Detected.					
21 2-Nitrophenol	139		Compound Not Detected.					
22 2,4-Dimethylphenol	107		Compound Not Detected.					
23 Bis(2-Chloroethoxy)methane	93		Compound Not Detected.					
24 Benzoic acid	105		10.770	10.884	(0.953)	8680	0.30532	0.3053 (H)
25 2,4-Dichlorophenol	162		Compound Not Detected.					
26 1,2,4-Trichlorobenzene	180		Compound Not Detected.					
* 27 Naphthalene-d8	136		11.299	11.308	(1.000)	562505	4.00000	
28 Naphthalene	128		11.345	11.351	(1.004)	13052	0.08759	0.08759
29 4-Chloroaniline	127		Compound Not Detected.					
30 Hexachlorobutadiene	225		Compound Not Detected.					
31 4-Chloro-3-methylphenol	107		Compound Not Detected.					
32 2-Methylnaphthalene	142		12.738	12.748	(1.127)	9832	0.09143	0.09143
33 Hexachlorocyclopentadiene	237		Compound Not Detected.					

Compounds	QUANT	SIG	RT	EXP RT	REL RT	RESPONSE	CONCENTRATIONS	
							ON-COLUMN (ug/mL)	FINAL (ug/mL)
34 2,4,6-Trichlorophenol	196							
35 2,4,5-Trichlorophenol	196							
\$ 36 2-Fluorobiphenyl	172		13.527	13.529	(0.907)	371932	2.89966	2.900
37 2-Chloronaphthalene	162							
38 2-Nitroaniline	65							
39 Dimethylphthalate	163		14.433	14.443	(0.968)	2292	0.02176	0.02176
40 Acenaphthylene	152		14.595	14.597	(0.979)	7316	0.04521	0.04521
41 2,6-Dinitrotoluene	165							
* 42 Acenaphthene-d10	164		14.913	14.915	(1.000)	324258	4.00000	
43 3-Nitroaniline	138							
44 Acenaphthene	153		14.974	14.977	(1.004)	6863	0.06864	0.06864
45 2,4-Dinitrophenol	184							
46 Dibenzofuran	168		15.299	15.309	(1.026)	9751	0.06614	0.06614
47 4-Nitrophenol	109							
48 2,4-Dinitrotoluene	165							
50 Diethylphthalate	149		15.887	15.904	(1.065)	18928	0.18314	0.1831
49 Fluorene	166		16.010	16.020	(1.074)	8291	0.07148	0.07148
51 4-Chlorophenyl-phenylether	204							
52 4-Nitroaniline	138							
53 4,6-Dinitro-2-methylphenol	198							
54 N-Nitrosodiphenylamine	169							
\$ 55 2,4,6-Tribromophenol	330		16.550	16.553	(1.110)	88130	5.82075	5.821
56 4-Bromophenyl-phenylether	248							
57 Hexachlorobenzene	284							
58 Pentachlorophenol	266							
* 59 Phenanthrene-d10	188		17.949	17.951	(1.000)	554119	4.00000	
60 Phenanthrene	178		17.996	17.998	(1.003)	58824	0.38931	0.3893
61 Anthracene	178		18.088	18.090	(1.008)	21533	0.14856	0.1486
62 Carbazole	167		18.429	18.431	(1.027)	7131	0.05490	0.05490
63 Di-n-butylphthalate	149		19.264	19.266	(1.073)	18949	0.10850	0.1085
64 Fluoranthene	202		20.448	20.404	(0.887)	174997	0.86679	0.8668
65 Pyrene	202		20.843	20.829	(0.904)	197923	0.95567	0.9557
\$ 66 Terphenyl-d14	244		21.145	21.139	(0.917)	444179	2.85588	2.856
67 Butylbenzylphthalate	149		22.089	22.091	(0.958)	7474	0.10282	0.1028
68 Benzo(a)anthracene	228		23.018	23.012	(0.999)	79822	0.45009	0.4501
* 69 Chrysene-d12	240		23.049	23.043	(1.000)	502445	4.00000	
70 3,3'-Dichlorobenzidine	252							
71 Chrysene	228		23.088	23.090	(1.002)	103336	0.59640	0.5964
72 bis(2-Ethylhexyl)phthalate	149		23.135	23.136	(0.959)	46133	0.37246	0.3725
* 134 Di-n-octylphthalate-d4	153		24.125	24.127	(1.000)	846771	4.00000	
73 Di-n-octylphthalate	149							
74 Benzo(b)fluoranthene	252		24.869	24.863	(0.972)	149177	0.73625	0.7362
75 Benzo(k)fluoranthene	252		24.900	24.901	(0.973)	133992	0.65126	0.6513
76 Benzo(a)pyrene	252		25.480	25.482	(0.995)	96383	0.53206	0.5321
* 77 Perylene-d12	264		25.597	25.590	(1.000)	625071	4.00000	
78 Indeno(1,2,3-cd)pyrene	276		28.092	28.094	(1.097)	72017	0.31248	0.3125
79 Dibenzo(a,h)anthracene	278		28.115	28.109	(1.098)	16381	0.08561	0.08561 (M)
80 Benzo(g,h,i)perylene	276		28.830	28.824	(1.126)	80142	0.40181	0.4018
90 N-Nitrosodimethylamine	74							
91 Aniline	93							
93 Benzidine	184							
103 Pyridine	79		4.480	4.503	(0.508)	3736	0.08147	0.08147
105 1-methylnaphthalene	142		12.955	12.964	(1.147)	8434	0.08560	0.08560
111 Azobenzene (1,2-DP-Hydrazine)	77							

Compounds	QUANT SIG	RT	EXP RT	REL RT	RESPONSE	CONCENTRATIONS		
						ON-COLUMN (ug/mL)	FINAL (ug/mL)	
187 Total Benzofluoranthenes	252	24.869	24.901	(0.972)	260301	1.33057	1.331	
120 2,3,4,6-Tetrachlorophenol	232	Compound Not Detected.						

QC Flag Legend

- M - Compound response manually integrated.
- H - Operator selected an alternate compound hit.

ARI Labs, Inc.

INTERNAL STANDARD COMPOUNDS
 AREA AND RT SUMMARY

Instrument ID: nt10.i Calibration Date: 19-APR-2023
 Lab File ID: NT1004192315.D Calibration Time: 11:08
 Lab Smp Id: 23C0774-06
 Analysis Type: SV Level:
 Quant Type: ISTD Sample Type:
 Operator: VTS
 Method File: \\target\share\chem3\nt10.i\20230419.b\ABN.m
 Misc Info:

Test Mode:
 Use Last Continuing Calibrator.

COMPOUND	STANDARD	AREA LIMIT		SAMPLE	%DIFF
		LOWER	UPPER		
8 1,4-Dichlorobenze	140649	70325	281298	154768	10.04
27 Naphthalene-d8	483944	241972	967888	562505	16.23
42 Acenaphthene-d10	298909	149455	597818	324258	8.48
59 Phenanthrene-d10	483004	241502	966008	554119	14.72
69 Chrysene-d12	399309	199655	798618	502445	25.83
134 Di-n-octylphthala	671711	335856	1343422	846771	26.06
77 Perylene-d12	475411	237706	950822	625071	31.48

COMPOUND	STANDARD	RT LIMIT		SAMPLE	%DIFF
		LOWER	UPPER		
8 1,4-Dichlorobenze	8.84	8.34	9.34	8.82	-0.25
27 Naphthalene-d8	11.31	10.81	11.81	11.30	-0.08
42 Acenaphthene-d10	14.92	14.42	15.42	14.91	-0.01
59 Phenanthrene-d10	17.95	17.45	18.45	17.95	-0.01
69 Chrysene-d12	23.04	22.54	23.54	23.05	0.03
134 Di-n-octylphthala	24.13	23.63	24.63	24.13	-0.01
77 Perylene-d12	25.59	25.09	26.09	25.60	0.02

AREA UPPER LIMIT = +100% of internal standard area.
 AREA LOWER LIMIT = - 50% of internal standard area.
 RT UPPER LIMIT = + 0.50 minutes of internal standard RT.
 RT LOWER LIMIT = - 0.50 minutes of internal standard RT.

REVIEW SUMMARY FOR FILE - NT1004192315.D

Lab ID: 23C0774-06
nt10.i, 20230419.b\ABN.m, 19-APR-2023 20:17

RT CO-ELUTION COMPOUNDS

NO CO-ELUTIONS

Quant Method: ICAL

RRT CHECK

RRT	CCV RRT	DELTA	COMPOUND
0.953	0.962	-0.0093	Benzoic acid

RRT check based on Ccal File: NT1004192302.D

On Column LOD for nt10.i, 20230419.b\ABN.m, ICAL.sub = 0.0000

* Only compounds listed in the work order have been verified by the analyst *

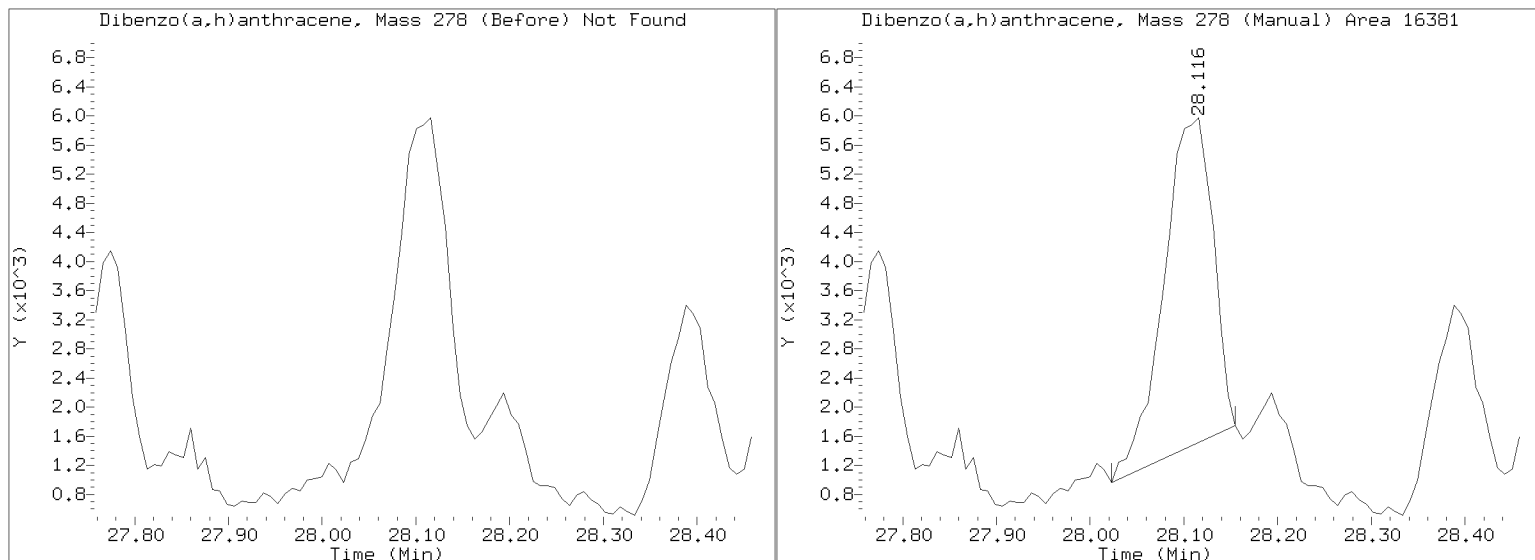
Quant Ion Manual Peak Adjustment Report

Datafile: //target/share/chem3/nt10.i/20230419.b/NT1004192315.D

Injection Date: 19-APR-2023 20:17

Lab ID: 23C0774-06 Client ID:

Report Date: 04/20/2023 10:47



APPROVED

By Deenay Dunmore at 11:02 am, Apr 20, 2023



Form I
ORGANIC ANALYSIS DATA SHEET
EPA 8270E
Semivolatiles (20ug/kg - 0.2ug/L SepF)

Laboratory: Analytical Resources, LLC

Client: Anchor OEA, LLC

Project: AOC5 MR Phase 1

Matrix: Sediment

Laboratory ID: 23C0774-07 A

SDG: 23C0774

Sampled: 12/15/22 11:32

Prepared: 04/05/23 16:28

File ID: NT1004192321.D

% Solids: 57.11

Preparation: EPA 3546 (Microwave)

Analyzed: 04/20/23 00:05

Batch: BLD0057

Sequence: SLD0281

Initial/Final: 17.58 g Wet / 1 mL

Instrument: NT10

Column: ZB-5MSi

Calibration: GC00046

Cleanups: GPC

CAS NO.	COMPOUND	DILUTION	CONC: (ug/kg dry)	Q	DL	RL
108-95-2	Phenol	1	9.2	J	4.4	19.9
106-44-5	4-Methylphenol	1	19.9	U	7.4	19.9
91-20-3	Naphthalene	1	8.8	J	4.2	19.9
91-57-6	2-Methylnaphthalene	1	9.1	J	4.5	19.9
208-96-8	Acenaphthylene	1	19.9	U	6.2	19.9
131-11-3	Dimethylphthalate	1	19.9	U	4.4	19.9
83-32-9	Acenaphthene	1	7.5	J	5.2	19.9
132-64-9	Dibenzofuran	1	19.9	U	14.1	19.9
86-73-7	Fluorene	1	19.9	U	14.5	19.9
85-01-8	Phenanthrene	1	62.8		8.7	19.9
120-12-7	Anthracene	1	18.6	J	7.2	19.9
206-44-0	Fluoranthene	1	99.2	Q	6.1	19.9
129-00-0	Pyrene	1	115		5.7	19.9
85-68-7	Butylbenzylphthalate	1	19.9	U	9.4	19.9
56-55-3	Benzo(a)anthracene	1	50.5		5.9	19.9
218-01-9	Chrysene	1	70.3		6.0	19.9
117-81-7	bis(2-Ethylhexyl)phthalate	1	38.1	J	5.4	49.8
	Benzo(a)fluoranthene, Total	1	162		10.0	39.8
50-32-8	Benzo(a)pyrene	1	65.7		4.2	19.9
193-39-5	Indeno(1,2,3-cd)pyrene	1	42.8		14.6	19.9
53-70-3	Dibenzo(a,h)anthracene	1	18.0	J	17.2	19.9
191-24-2	Benzo(g,h,i)perylene	1	51.3		13.5	19.9

SURROGATES	ADDED: (ug/kg dry)	FOUND: (ug/kg dry)	% REC	QC LIMITS	Q
2-Fluorophenol	747.02	383	51.3	27 - 120	
Phenol-d5	747.02	408	54.6	29 - 120	
2-Chlorophenol-d4	747.02	427	57.2	31 - 120	
1,2-Dichlorobenzene-d4	498.01	272	54.7	32 - 120	
Nitrobenzene-d5	498.01	274	55.0	30 - 120	
2-Fluorobiphenyl	498.01	282	56.6	35 - 120	



Form I
ORGANIC ANALYSIS DATA SHEET
EPA 8270E
Semivolatiles (20ug/kg - 0.2ug/L SepF)

Laboratory: Analytical Resources, LLC

Client: Anchor OEA, LLC

Project: AOC5 MR Phase 1

Matrix: Sediment

Laboratory ID: 23C0774-07 A

SDG: 23C0774

Sampled: 12/15/22 11:32

Prepared: 04/05/23 16:28

File ID: NT1004192321.D

% Solids: 57.11

Preparation: EPA 3546 (Microwave)

Analyzed: 04/20/23 00:05

Batch: BLD0057

Sequence: SLD0281

Initial/Final: 17.58 g Wet / 1 mL

Instrument: NT10

Column: ZB-5MSi

Calibration: GC00046

Cleanups: GPC

SURROGATES	ADDED: (ug/kg dry)	FOUND: (ug/kg dry)	% REC	QC LIMITS	Q
2,4,6-Tribromophenol	747.02	555	74.2	24 - 134	
p-Terphenyl-d14	498.01	283	56.9	37 - 120	

Data File: \\target\share\chem3\nt10.1\20230419A.B\NT1004192321.D

Date: 20-APR-2023 00:05

Client ID:

Sample Info: 23C0774-07

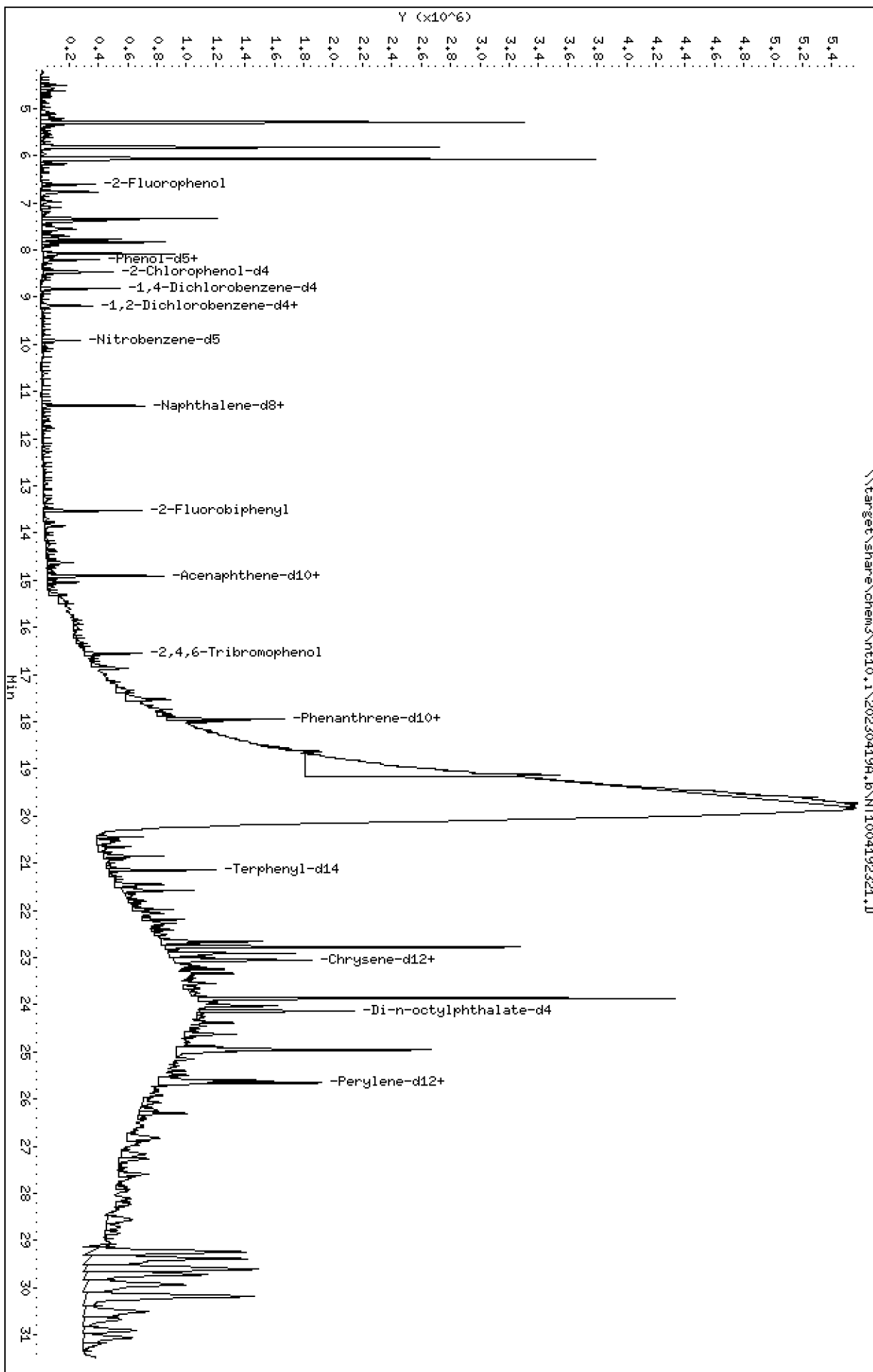
Column phase: ZB-5msi

Instrument: nt10.1

Operator: VTS

Column diameter: 0.25

Page 1



Date : 20-APR-2023 00:05

Client ID:

Instrument: nt10.i

Sample Info: 23C0774-07

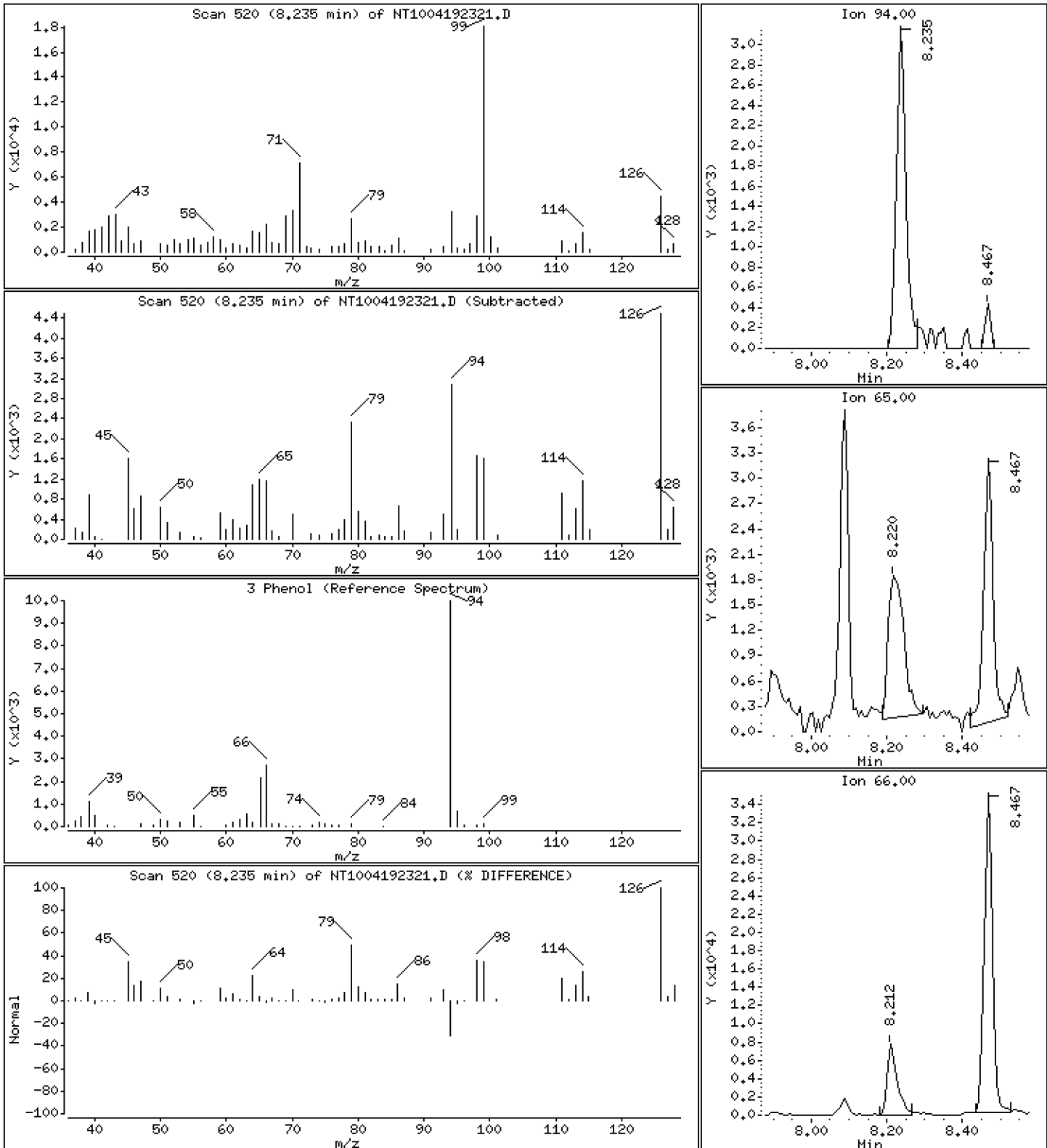
Operator: VTS

Column phase: ZB-5msi

Column diameter: 0.25

3 Phenol

Concentration: 0.09251 ug/mL



Date : 20-APR-2023 00:05

Client ID:

Instrument: nt10.i

Sample Info: 23C0774-07

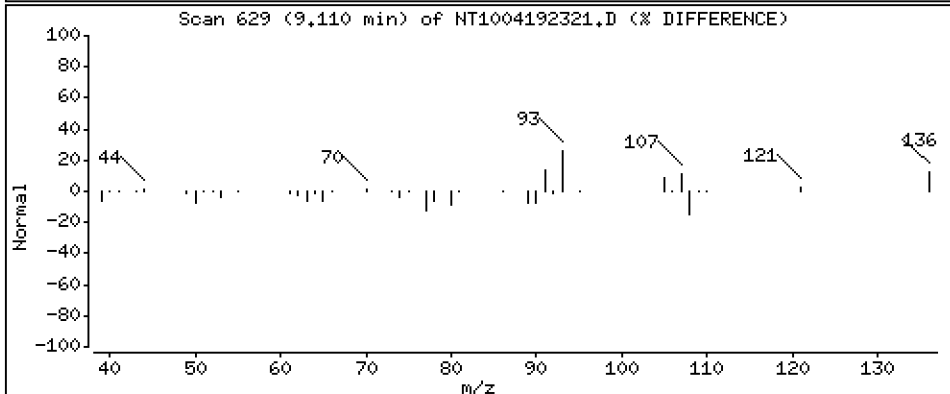
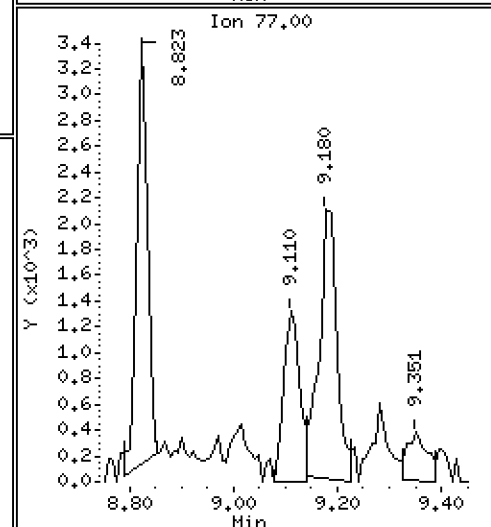
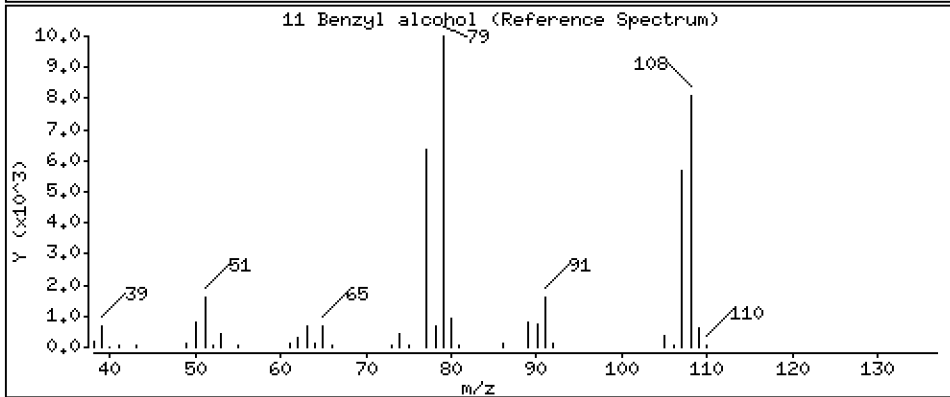
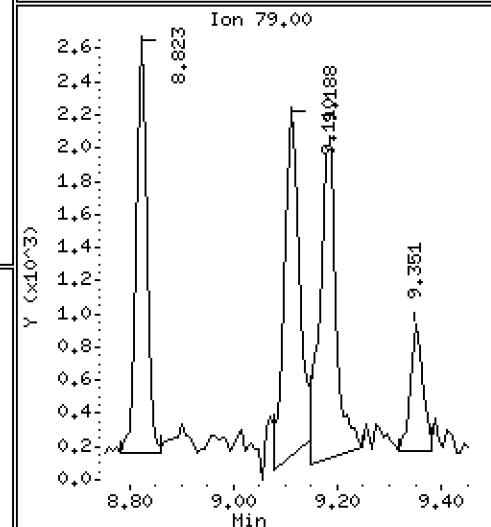
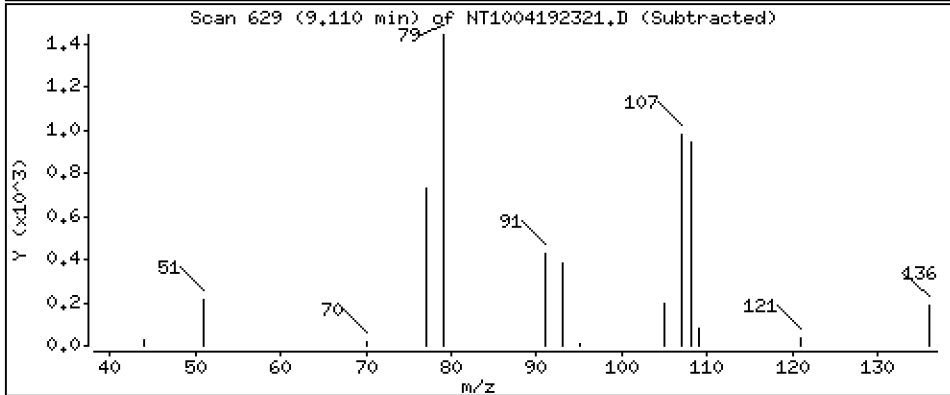
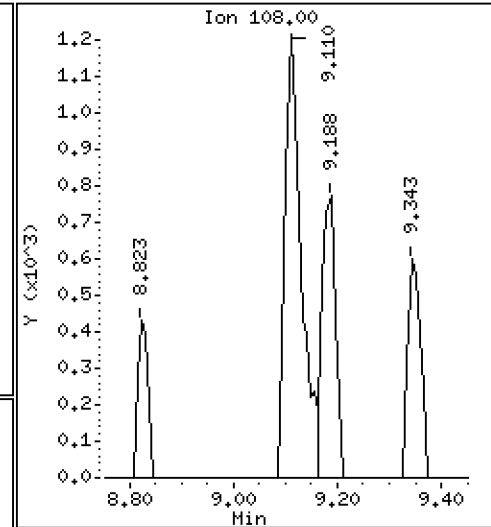
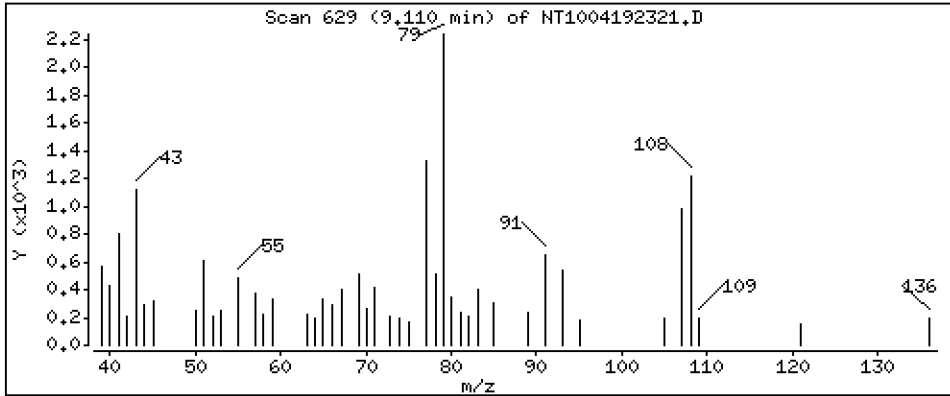
Operator: VTS

Column phase: ZB-5msi

Column diameter: 0.25

11 Benzyl alcohol

Concentration: 0.09302 ug/mL



Date : 20-APR-2023 00:05

Client ID:

Instrument: nt10.i

Sample Info: 23C0774-07

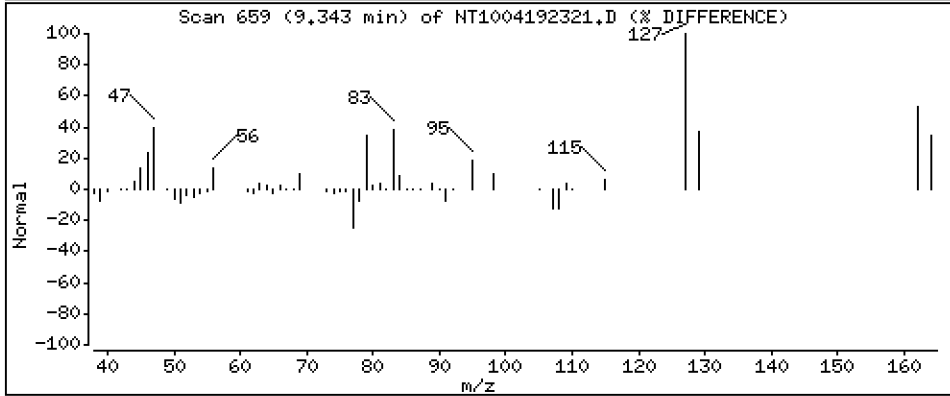
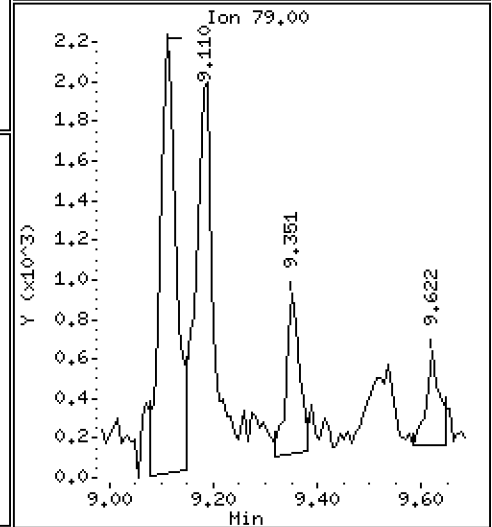
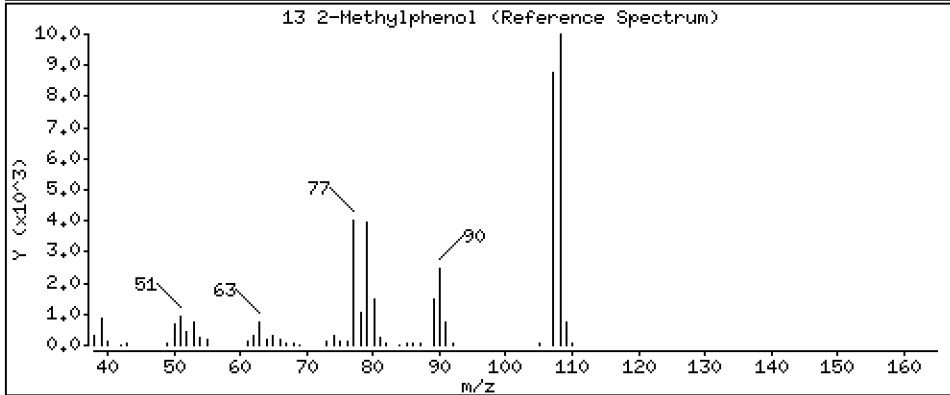
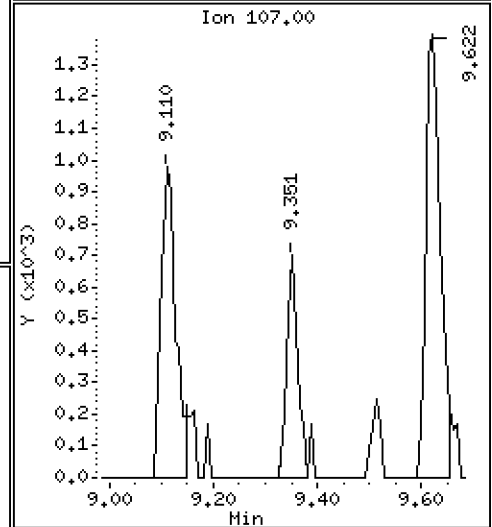
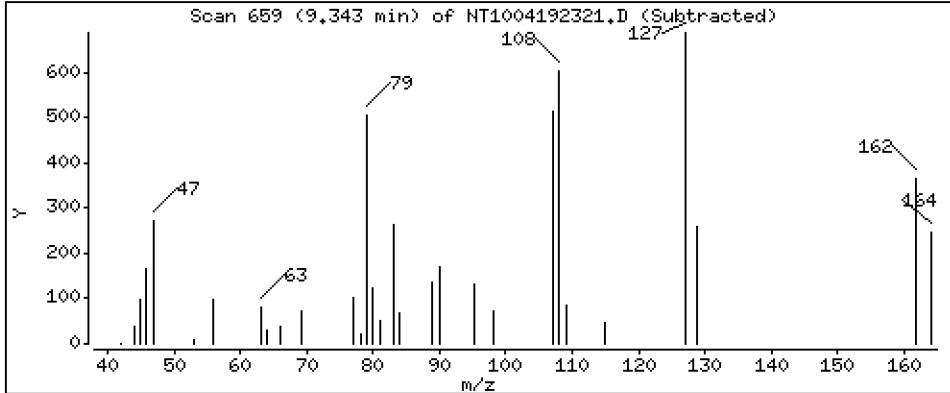
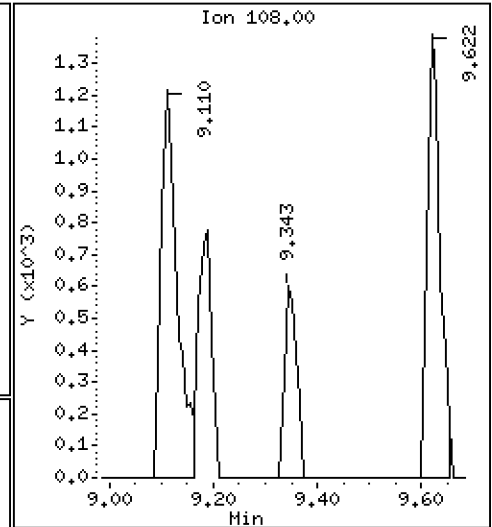
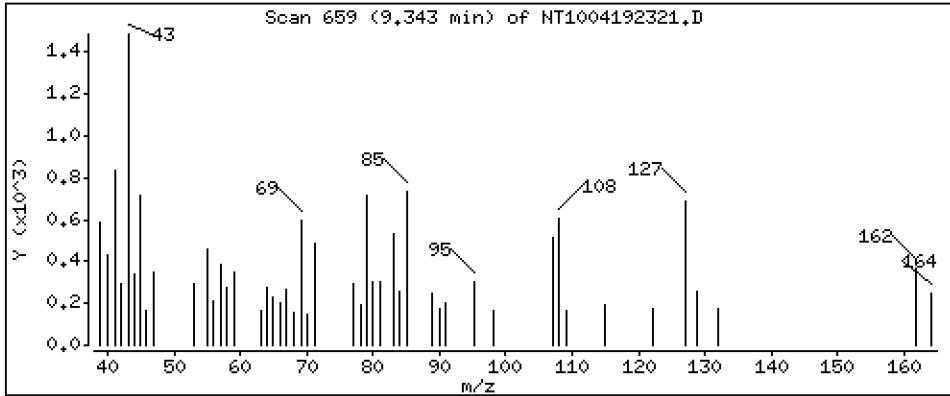
Operator: VTS

Column phase: ZB-5msi

Column diameter: 0.25

13 2-Methylphenol

Concentration: 0.02263 ug/mL



Date : 20-APR-2023 00:05

Client ID:

Instrument: nt10.i

Sample Info: 23C0774-07

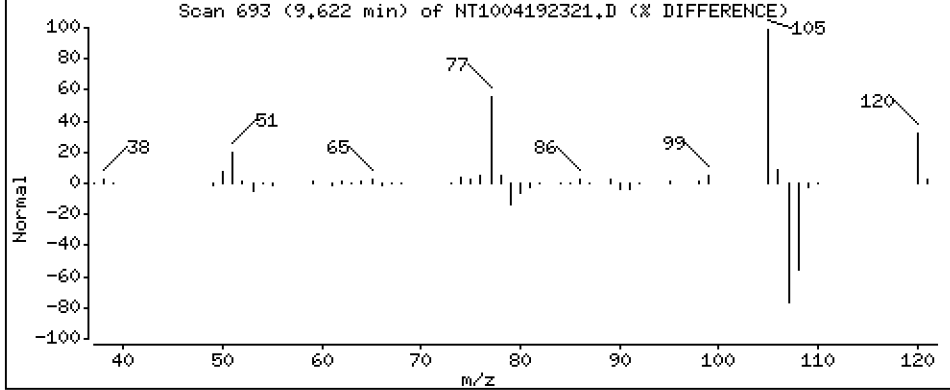
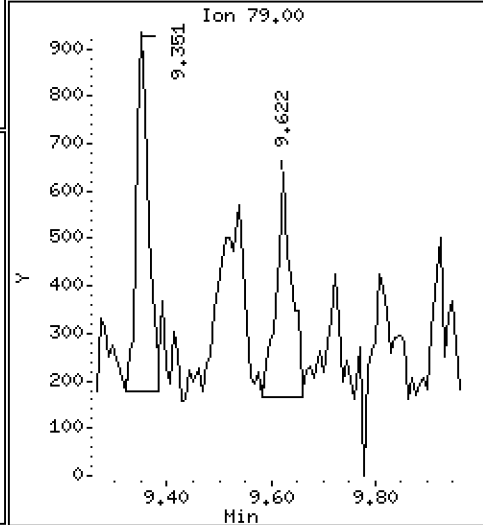
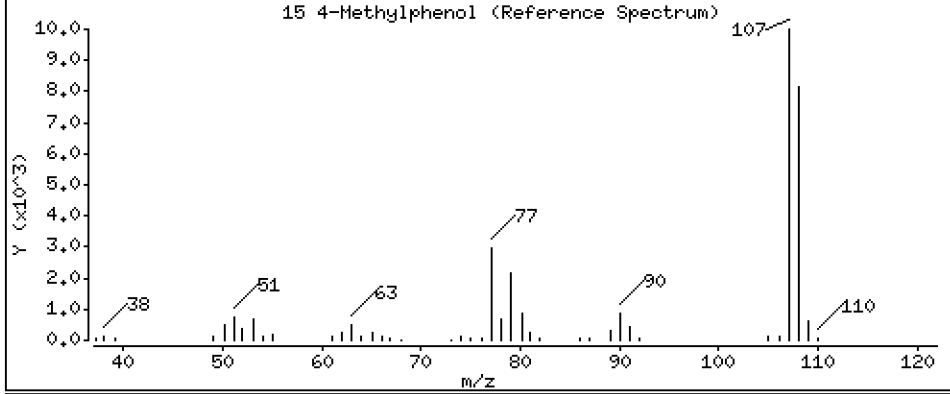
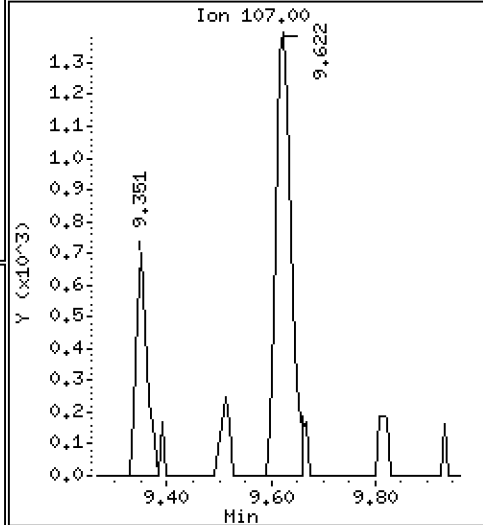
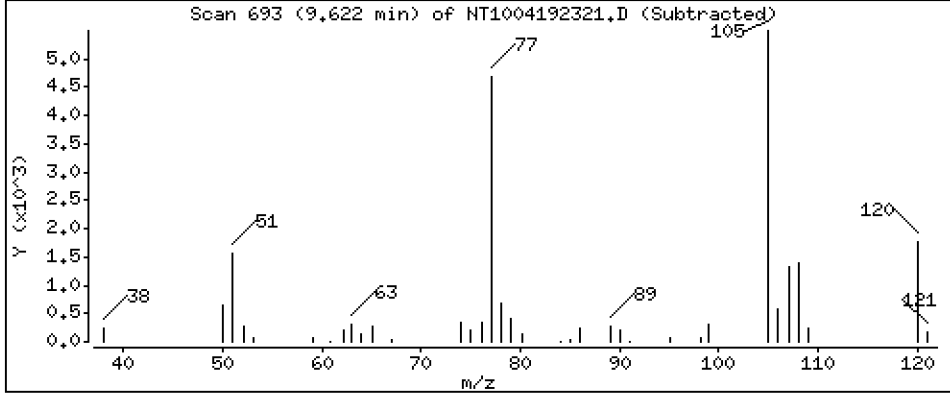
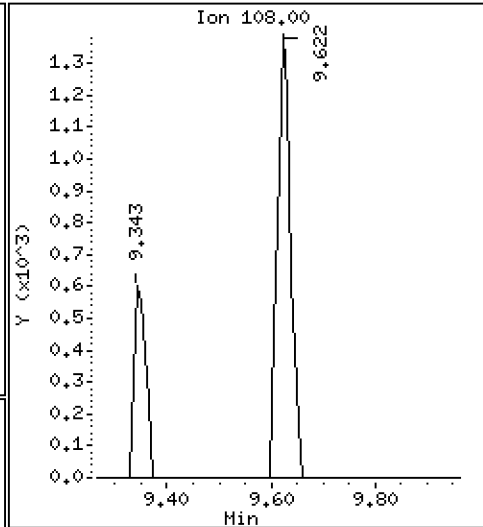
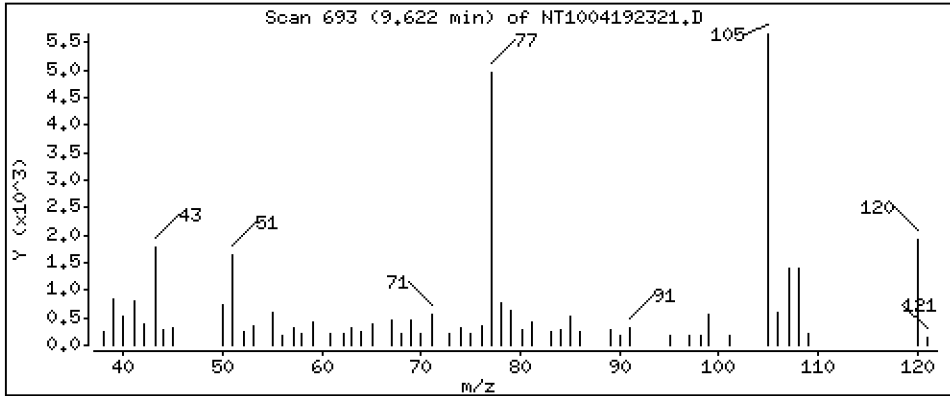
Operator: VTS

Column phase: ZB-5msi

Column diameter: 0.25

15 4-Methylphenol

Concentration: 0.05301 ug/mL



Date : 20-APR-2023 00:05

Client ID:

Instrument: nt10.i

Sample Info: 23C0774-07

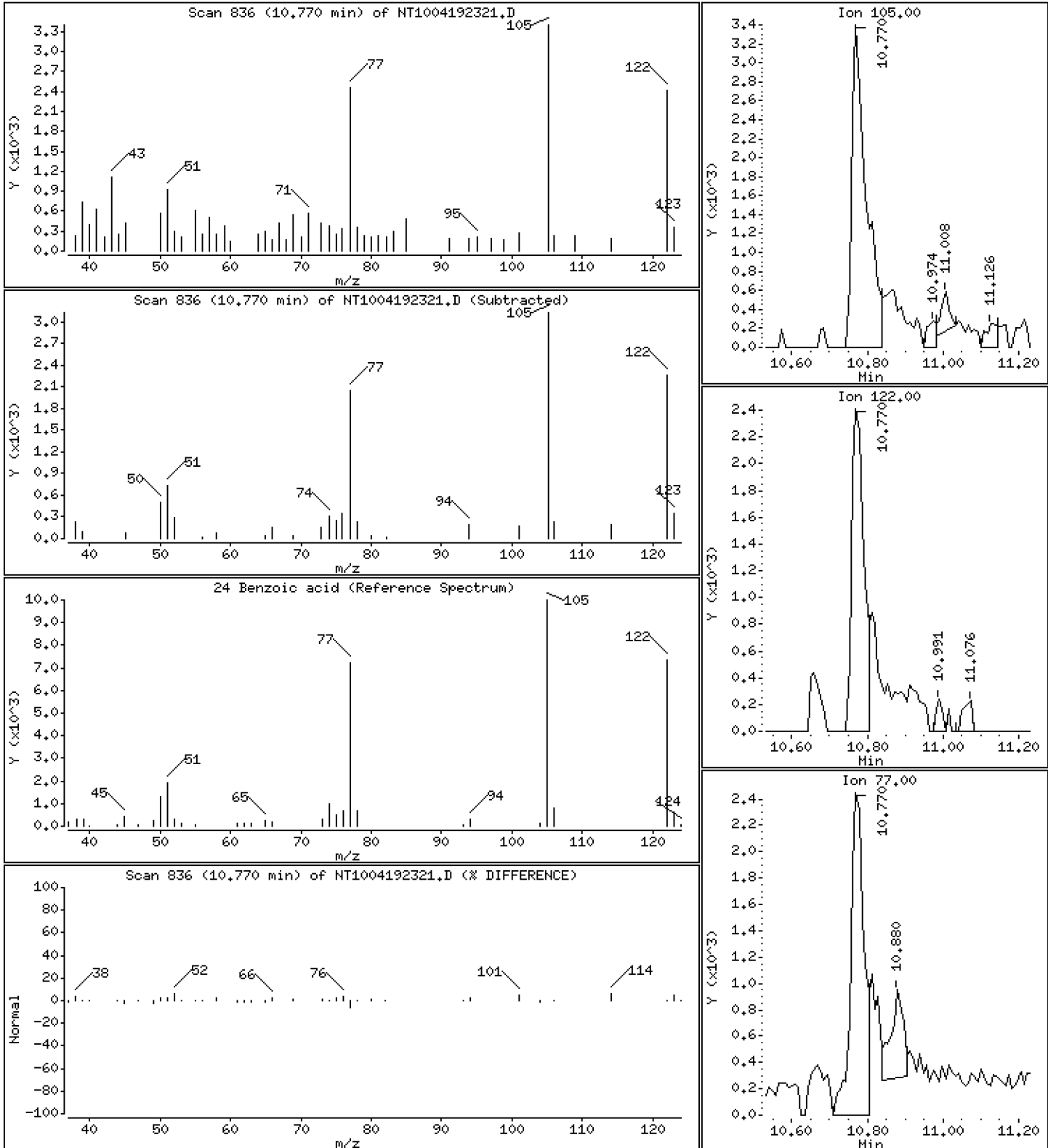
Operator: VTS

Column phase: ZB-5msi

Column diameter: 0.25

24 Benzoic acid

Concentration: 0.3351 ug/mL



Date : 20-APR-2023 00:05

Client ID:

Instrument: nt10.i

Sample Info: 23C0774-07

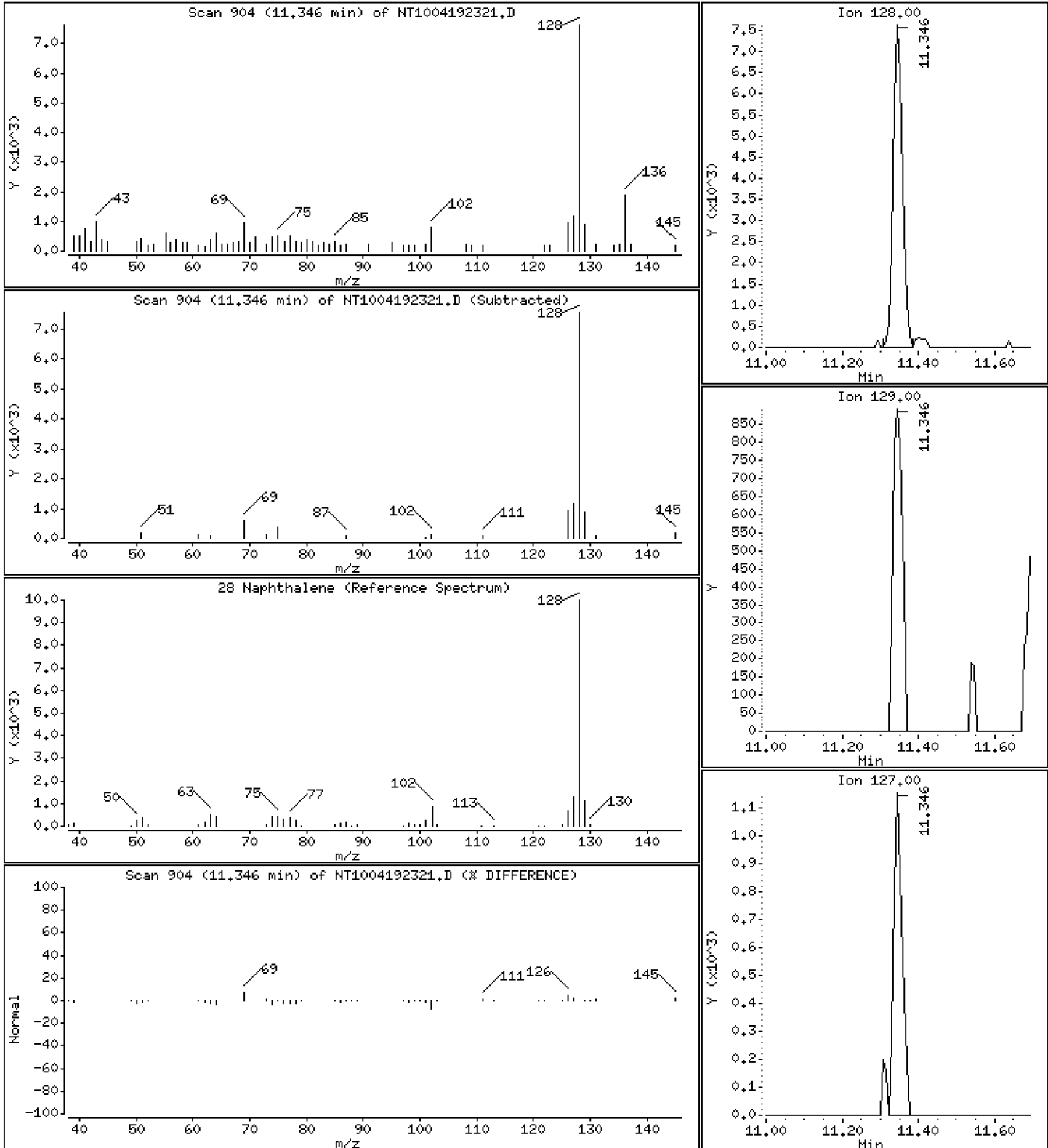
Operator: VTS

Column phase: ZB-5msi

Column diameter: 0.25

28 Naphthalene

Concentration: 0.08863 ug/mL



Date : 20-APR-2023 00:05

Client ID:

Instrument: nt10.i

Sample Info: 23C0774-07

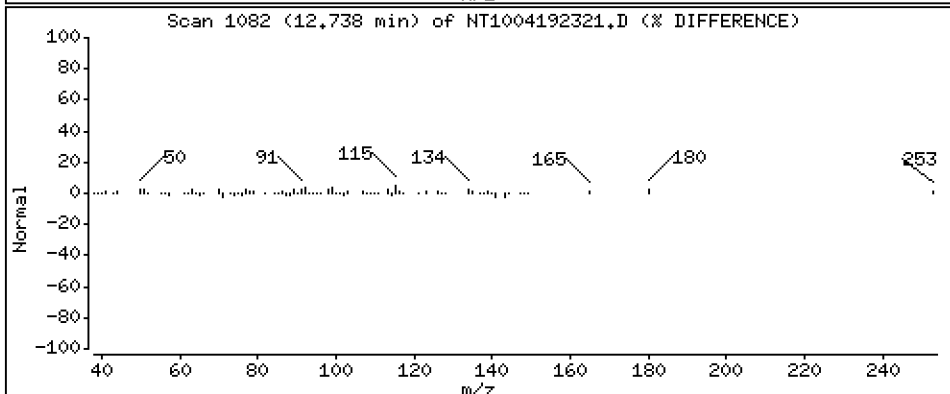
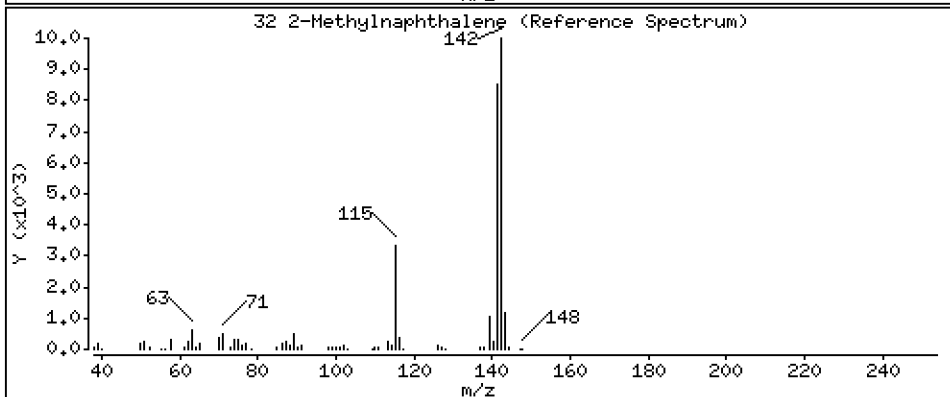
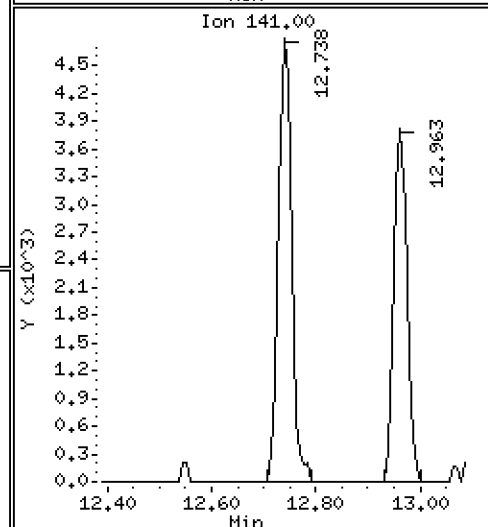
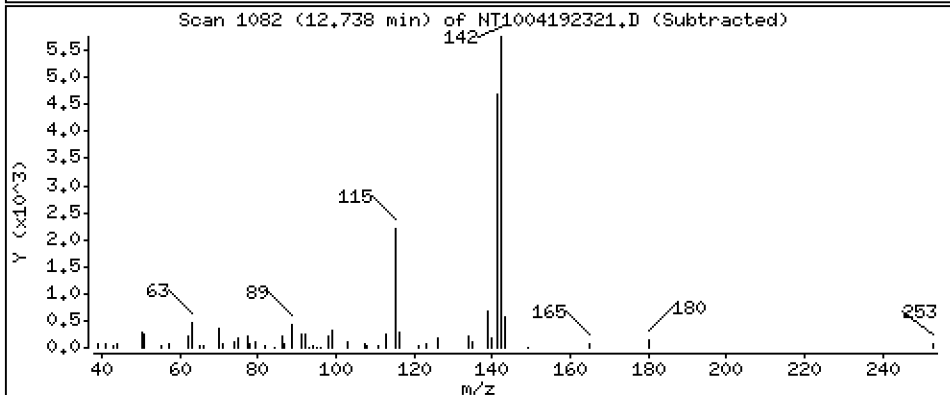
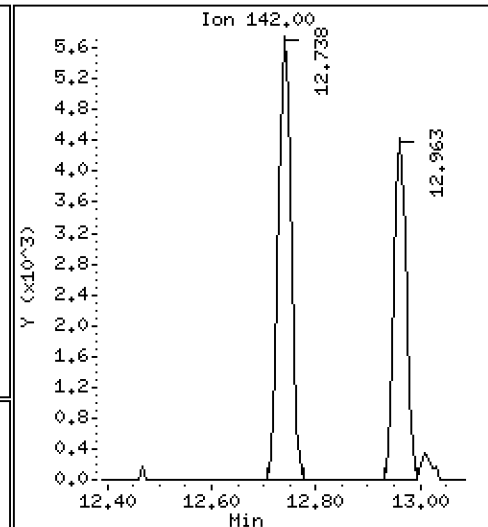
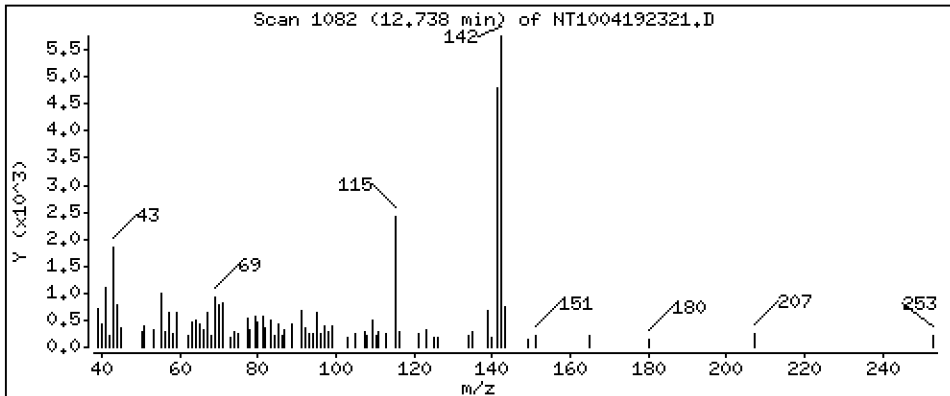
Operator: VTS

Column phase: ZB-5msi

Column diameter: 0,25

32 2-Methylnaphthalene

Concentration: 0,09117 ug/mL



Date : 20-APR-2023 00:05

Client ID:

Instrument: nt10.i

Sample Info: 23C0774-07

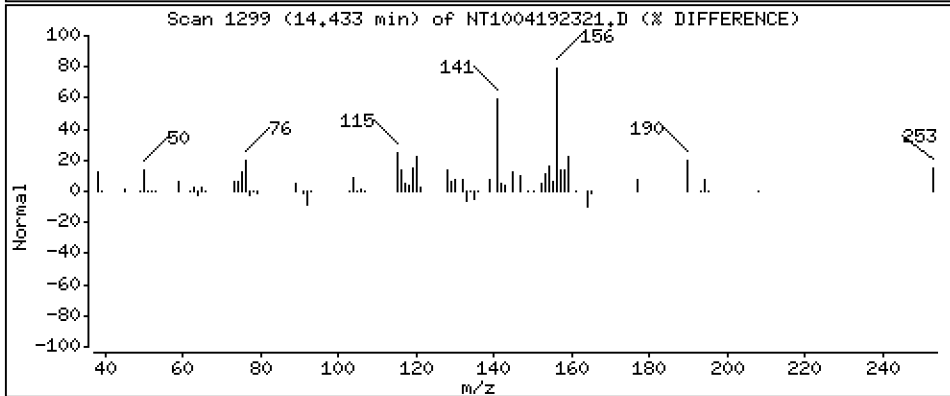
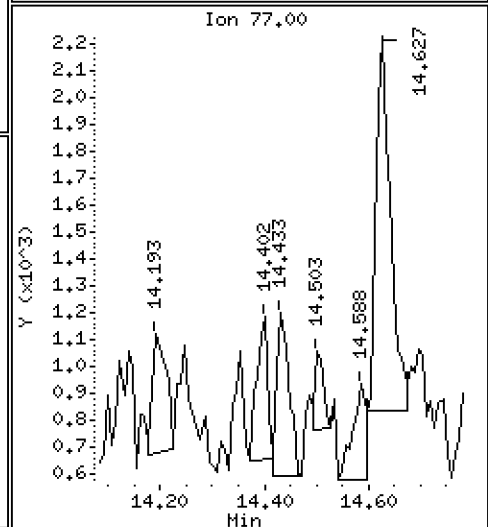
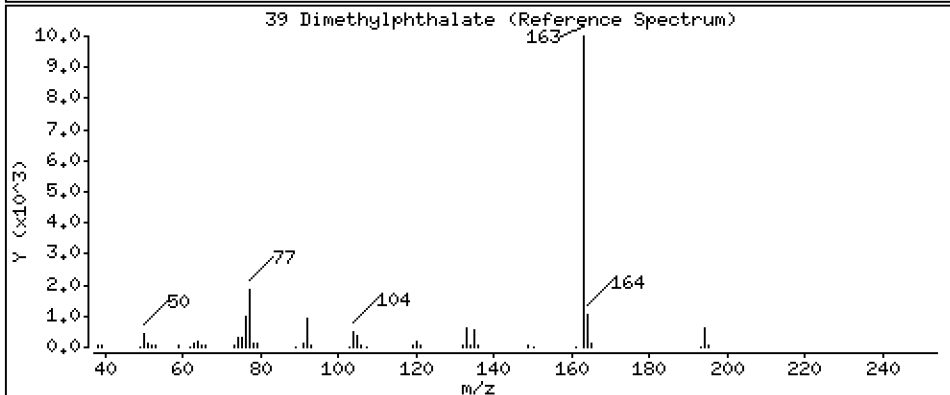
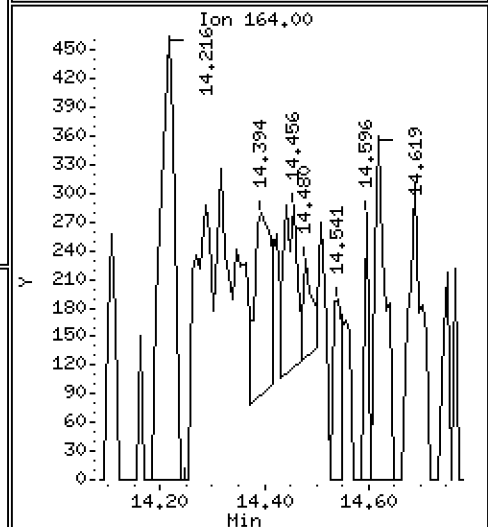
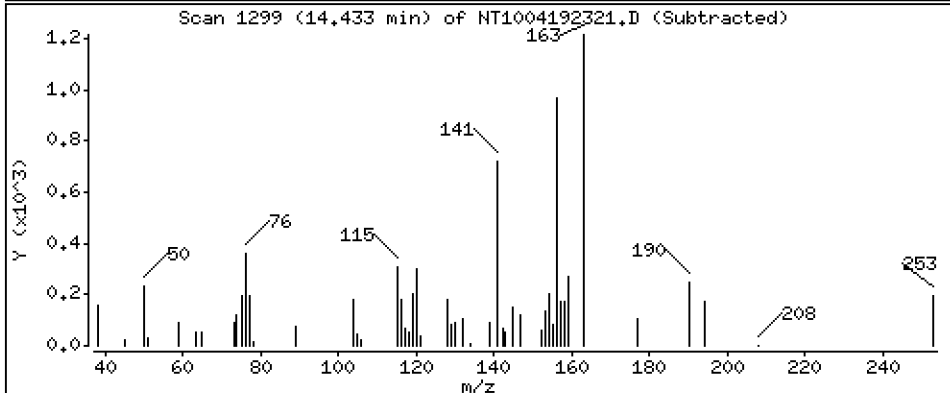
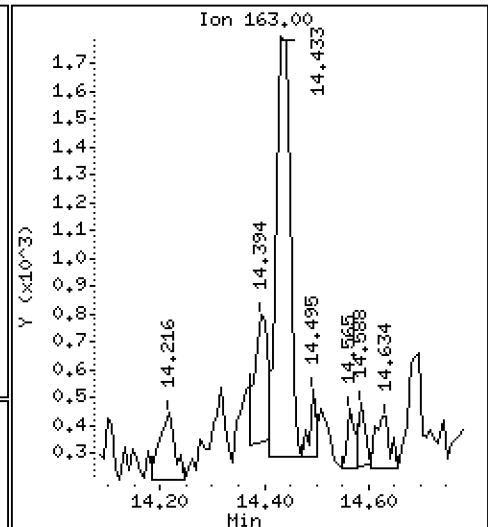
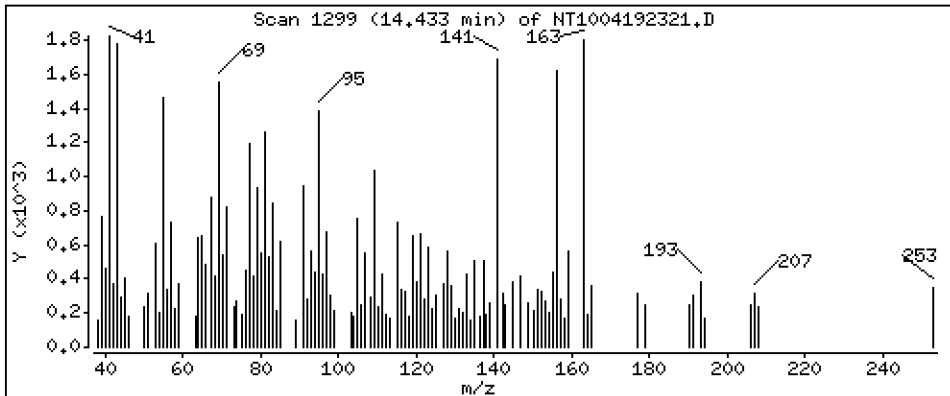
Operator: VTS

Column phase: ZB-5msi

Column diameter: 0.25

39 Dimethylphthalate

Concentration: 0.02706 ug/mL



Date : 20-APR-2023 00:05

Client ID:

Instrument: nt10.i

Sample Info: 23C0774-07

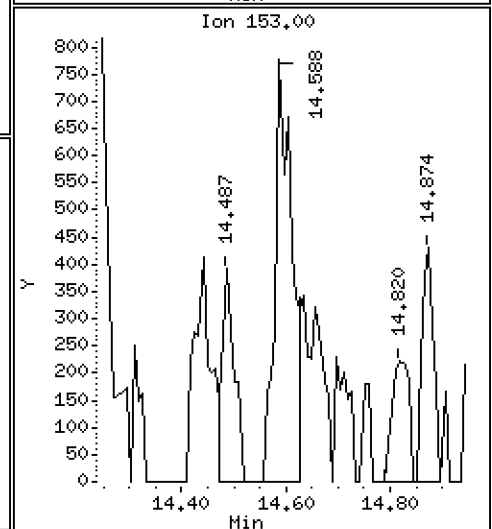
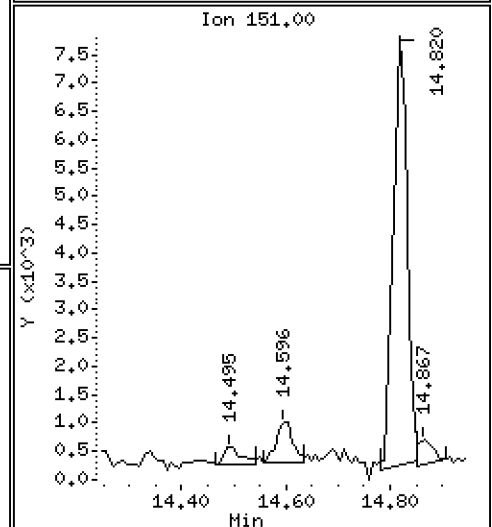
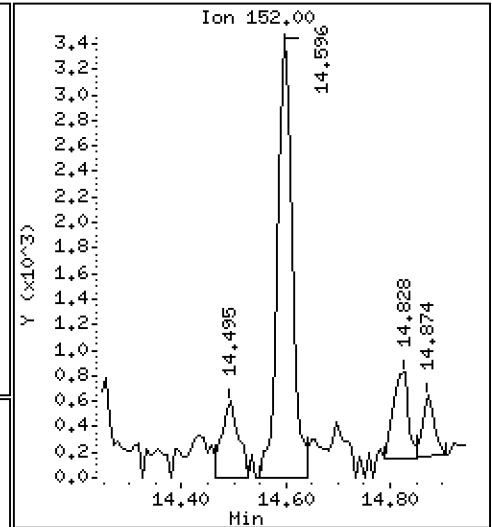
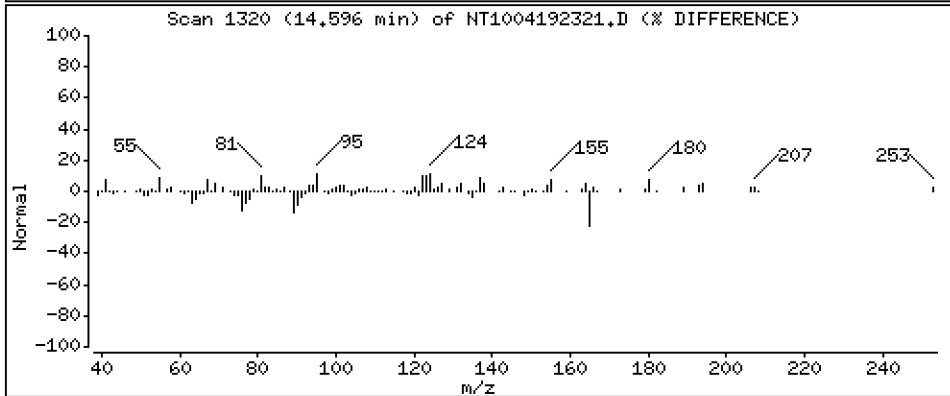
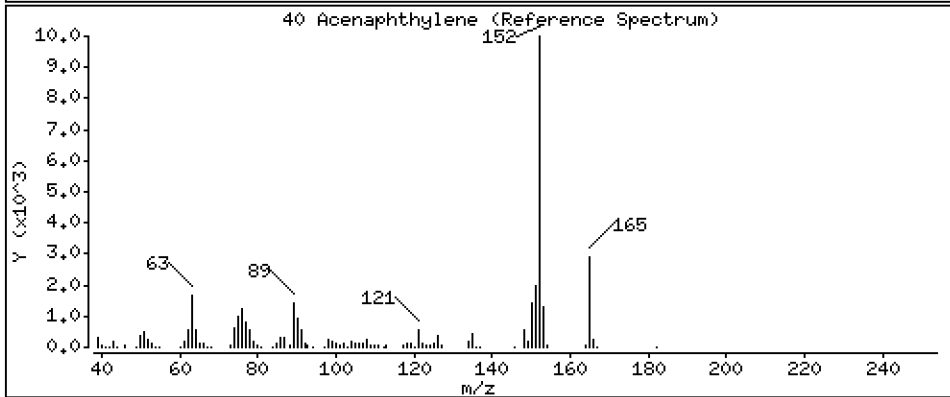
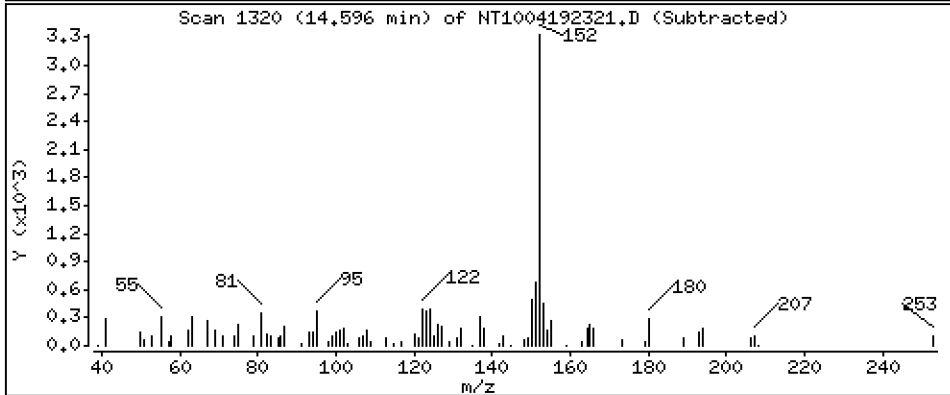
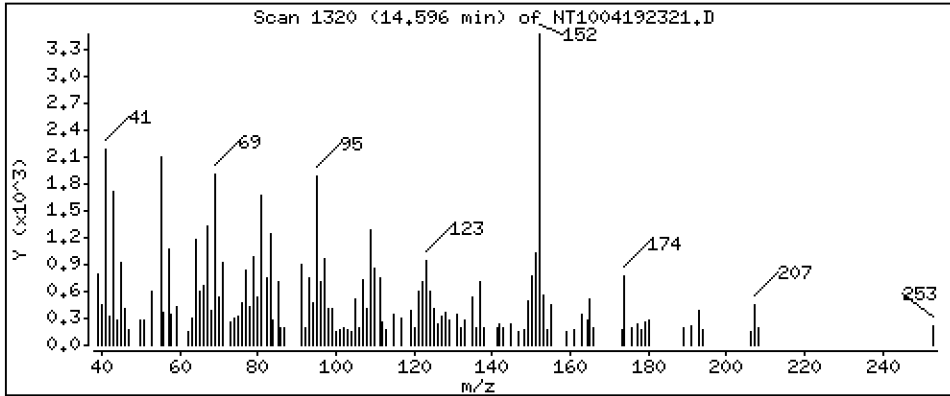
Operator: VTS

Column phase: ZB-5msi

Column diameter: 0.25

40 Acenaphthylene

Concentration: 0.04212 ug/mL



Date : 20-APR-2023 00:05

Client ID:

Instrument: nt10.i

Sample Info: 23C0774-07

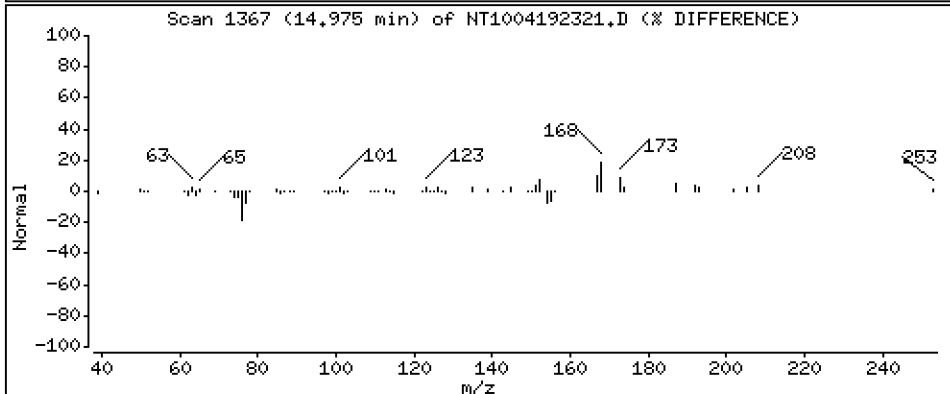
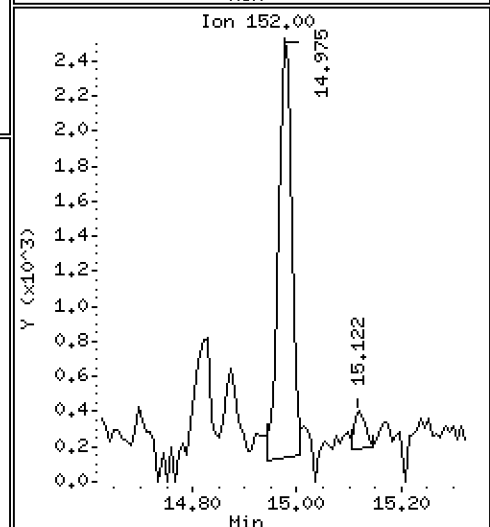
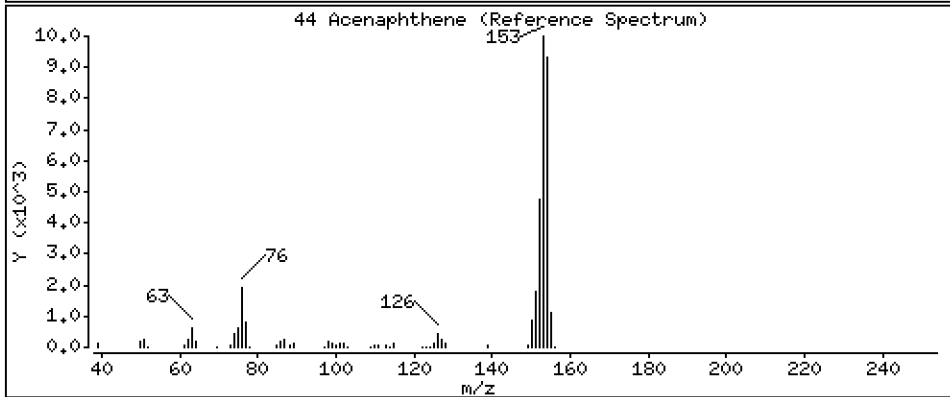
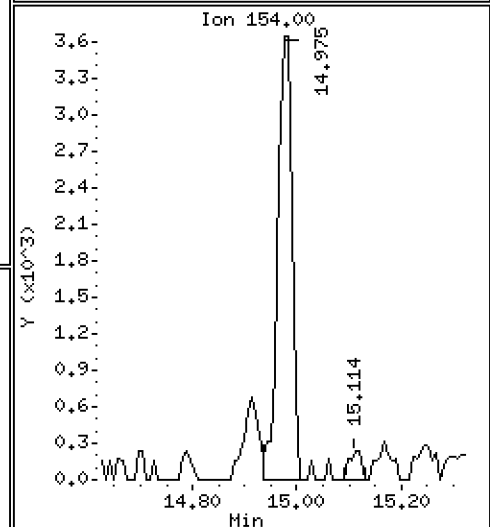
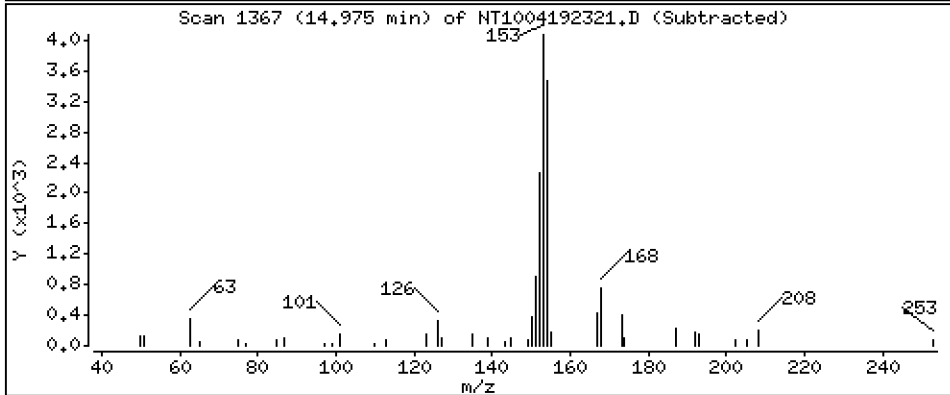
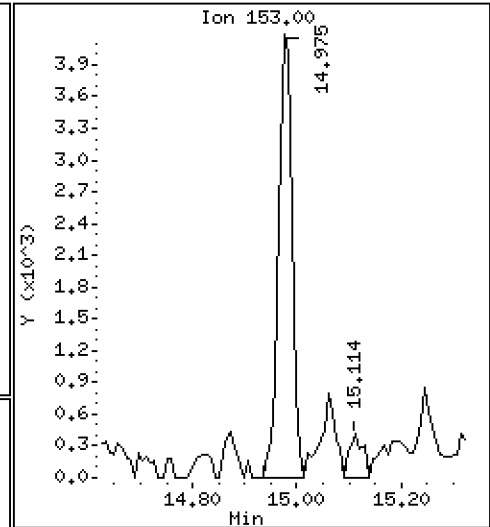
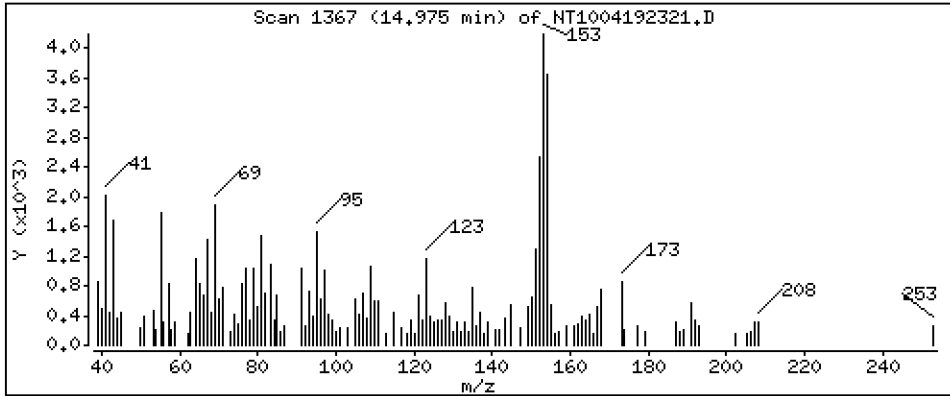
Operator: VTS

Column phase: ZB-5msi

Column diameter: 0.25

44 Acenaphthene

Concentration: 0.07579 ug/mL



Date : 20-APR-2023 00:05

Client ID:

Instrument: nt10.i

Sample Info: 23C0774-07

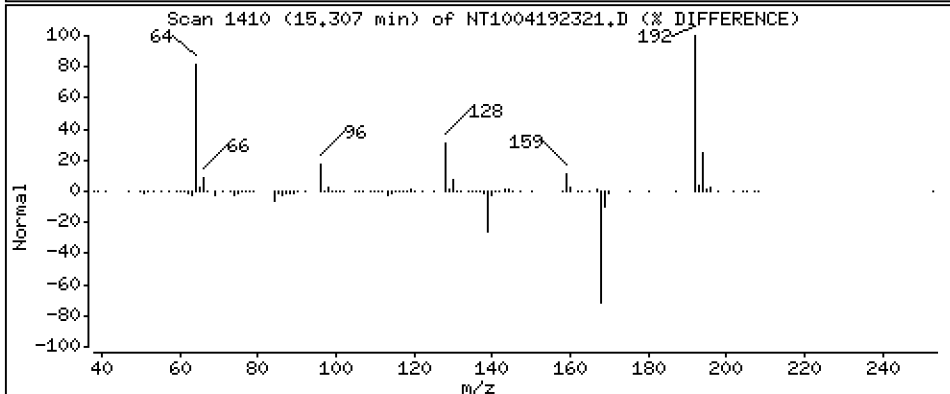
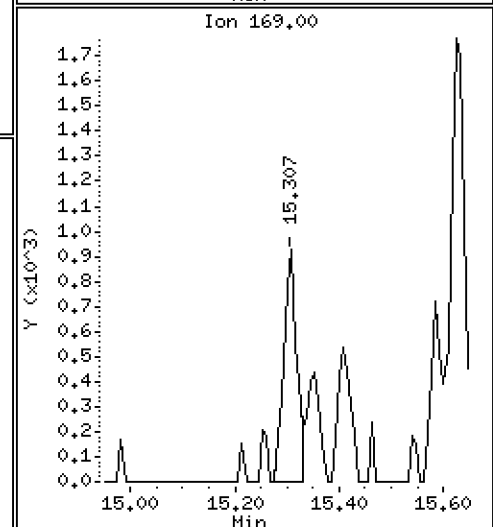
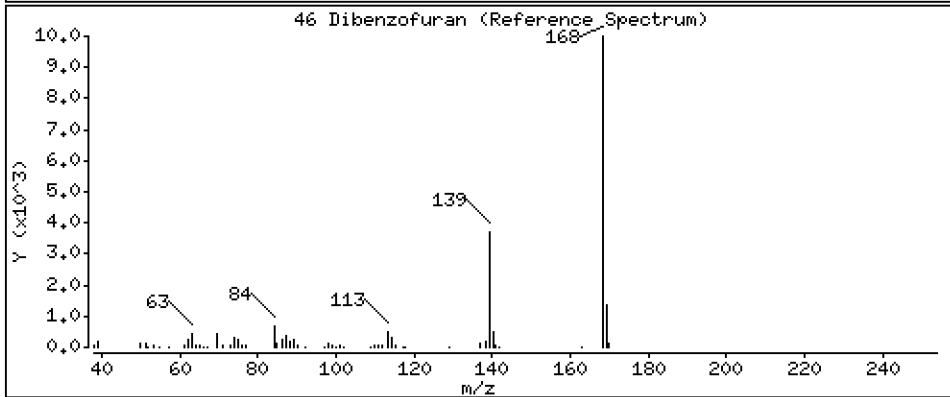
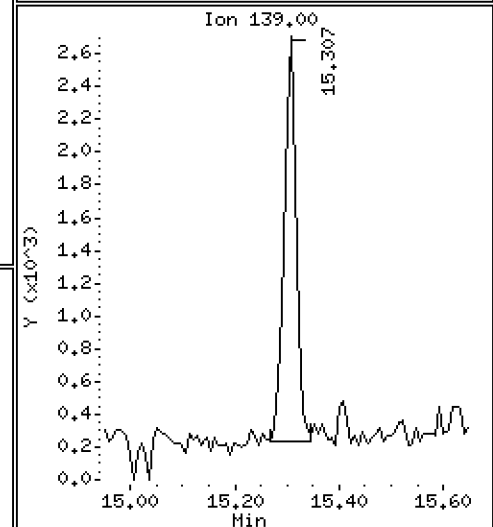
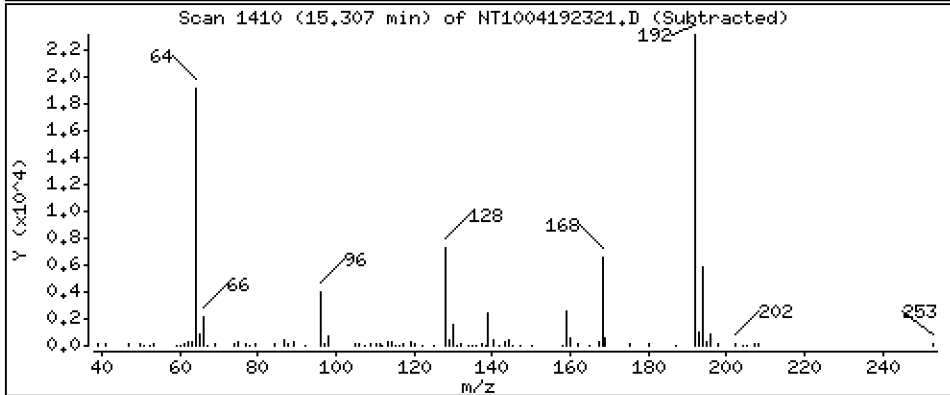
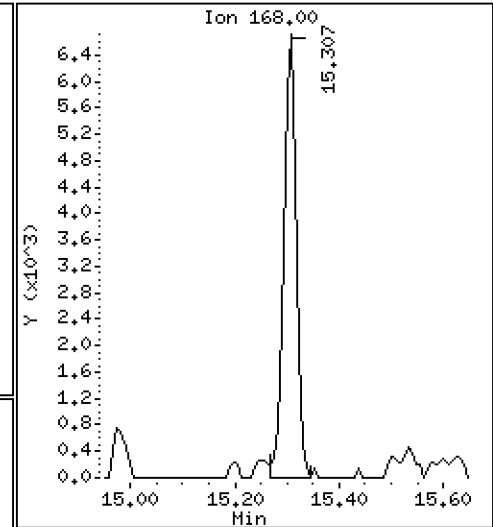
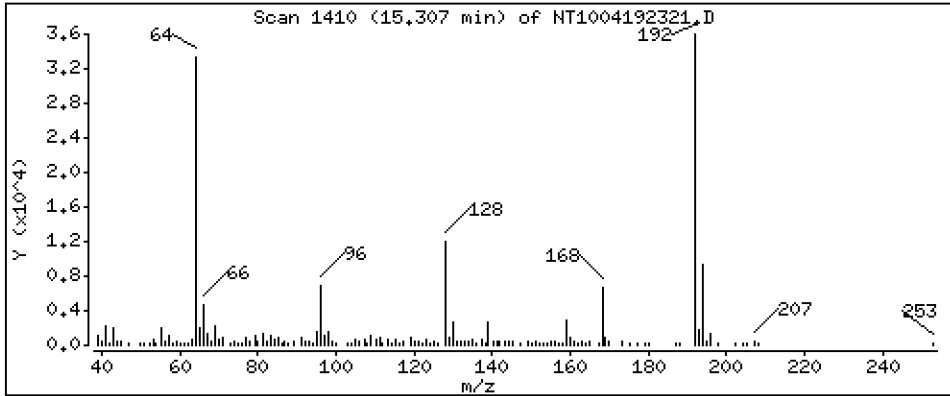
Operator: VTS

Column phase: ZB-5msi

Column diameter: 0,25

46 Dibenzofuran

Concentration: 0,07667 ug/mL



Date : 20-APR-2023 00:05

Client ID:

Instrument: nt10.i

Sample Info: 23C0774-07

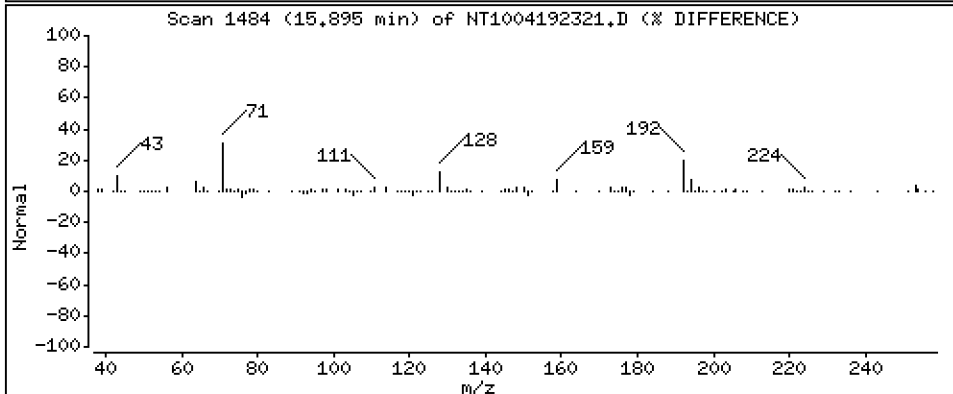
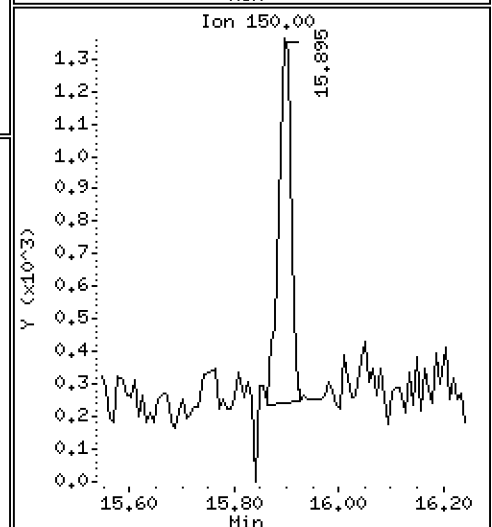
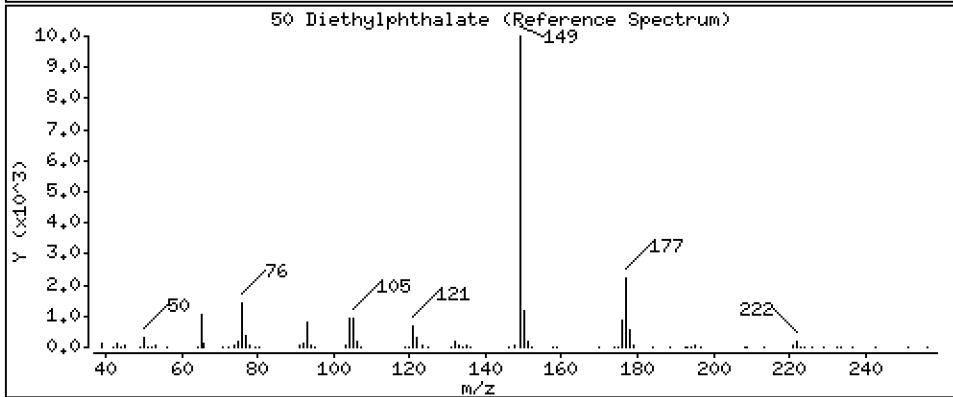
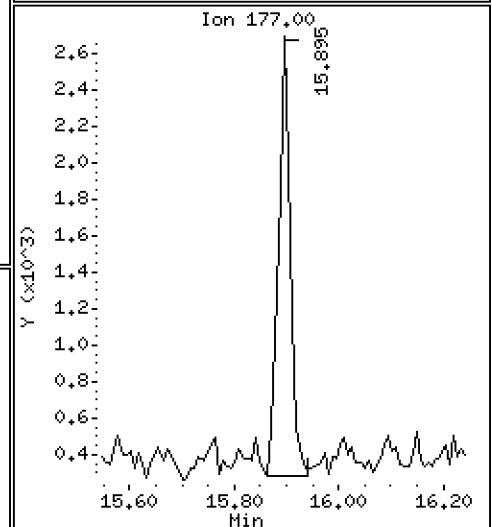
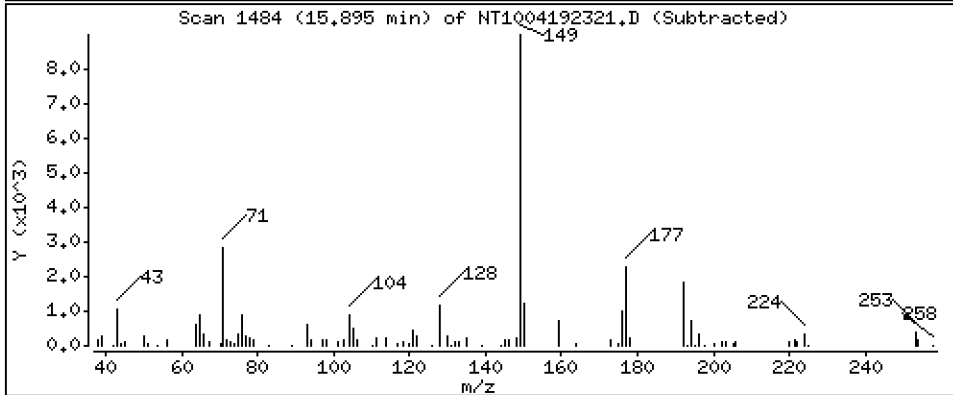
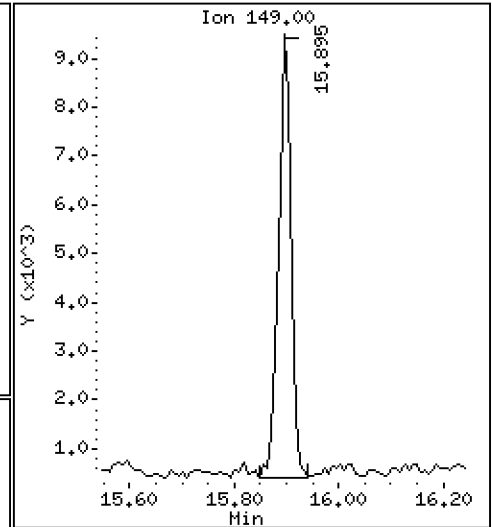
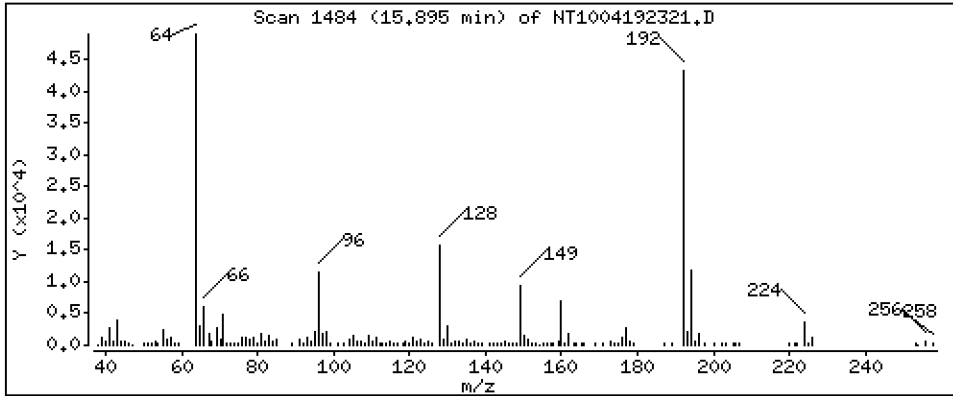
Operator: VTS

Column phase: ZB-5msi

Column diameter: 0,25

50 Diethylphthalate

Concentration: 0,1521 ug/mL



Date : 20-APR-2023 00:05

Client ID:

Instrument: nt10.i

Sample Info: 23C0774-07

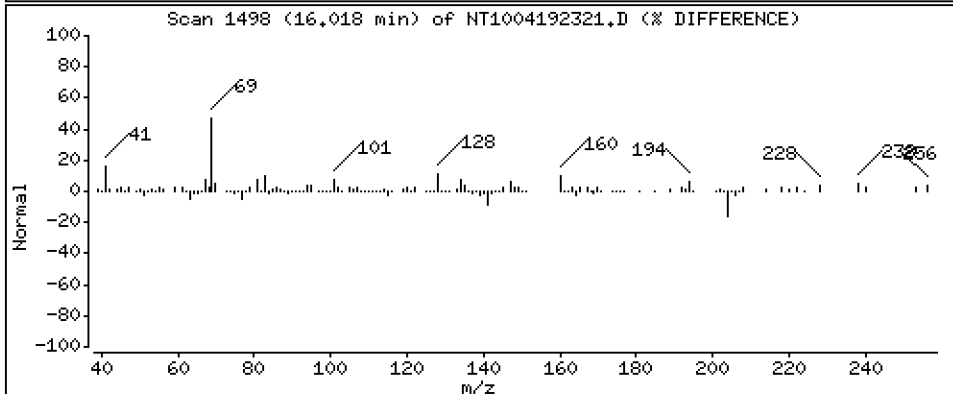
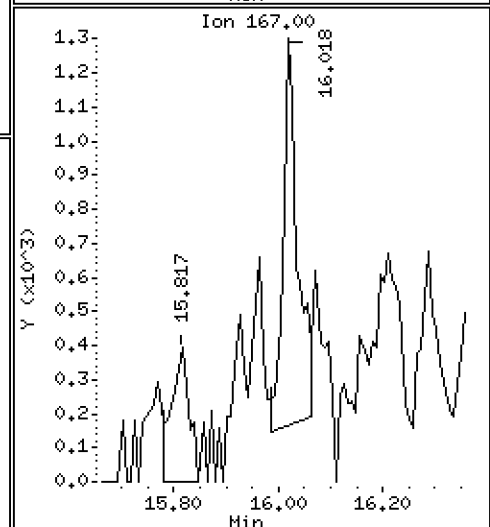
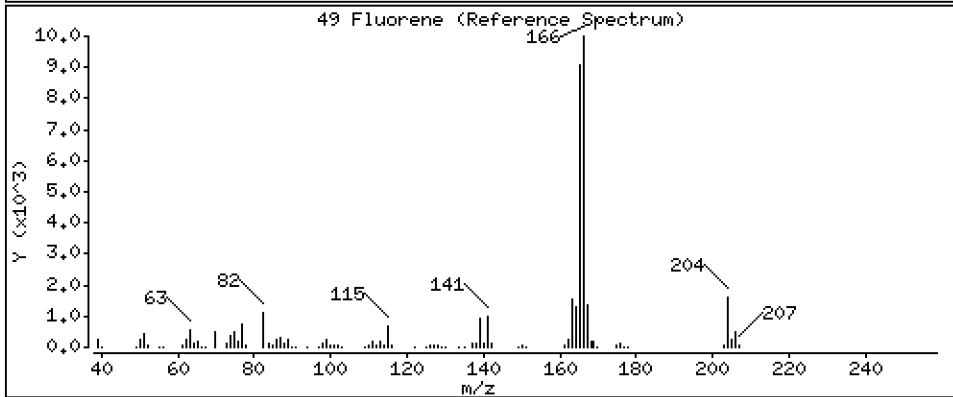
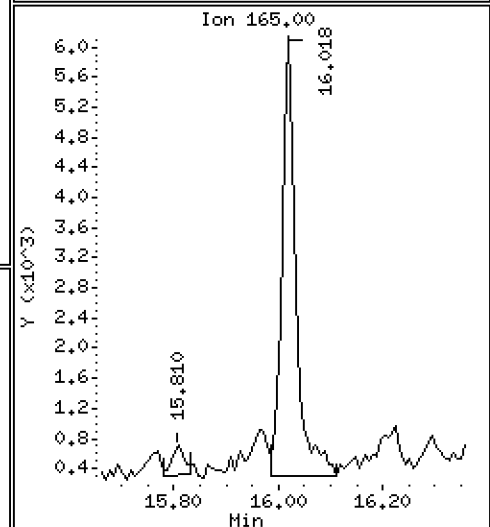
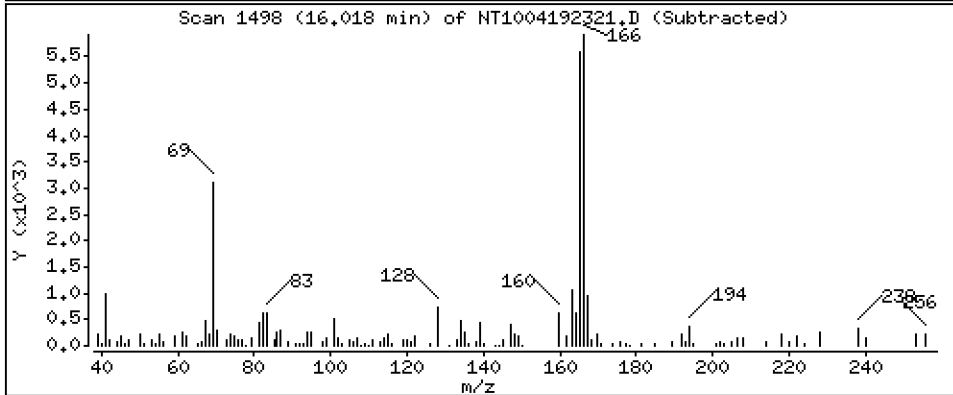
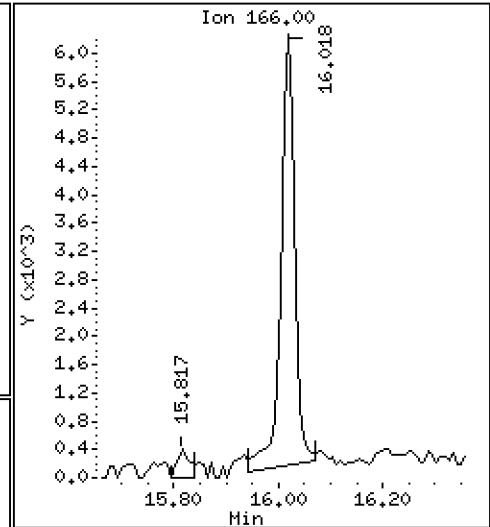
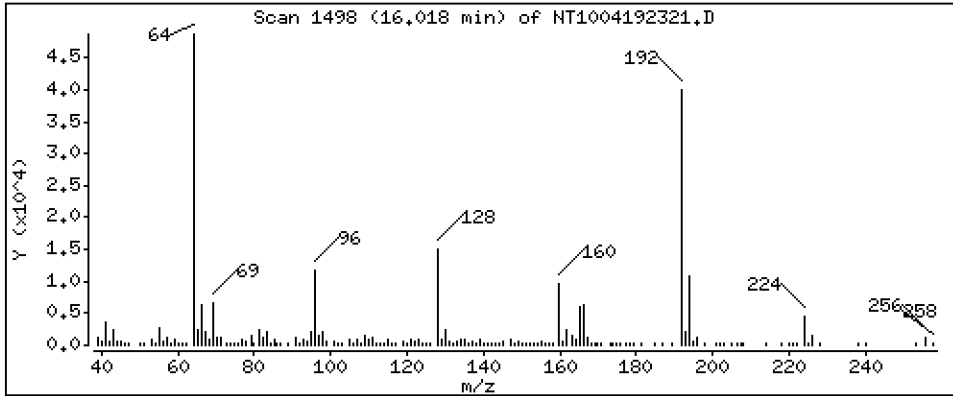
Operator: VTS

Column phase: ZB-5msi

Column diameter: 0,25

49 Fluorene

Concentration: 0,1158 ug/mL



Date : 20-APR-2023 00:05

Client ID:

Instrument: nt10.i

Sample Info: 23C0774-07

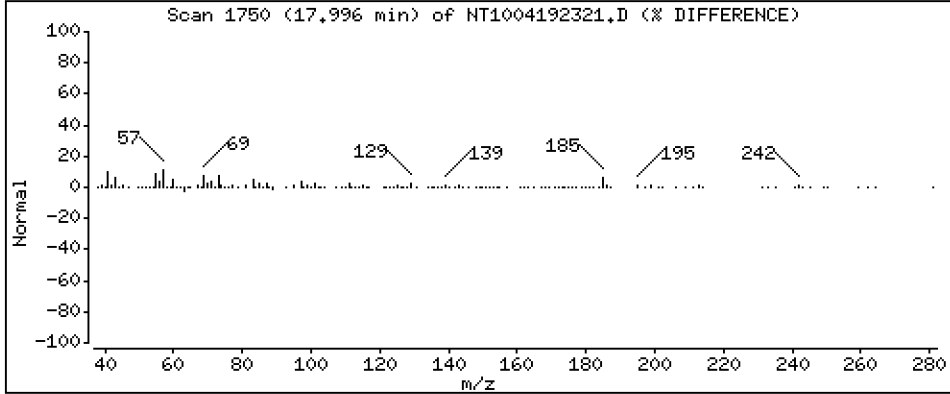
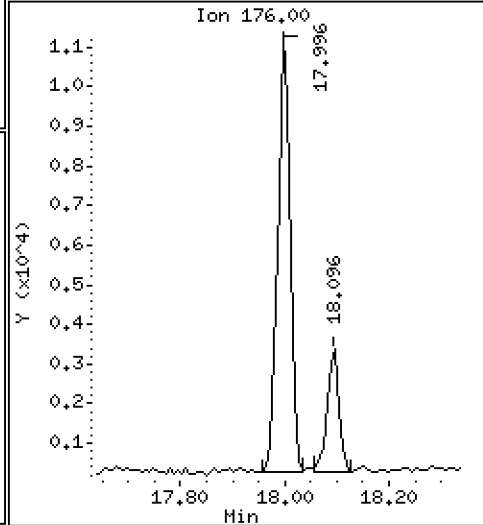
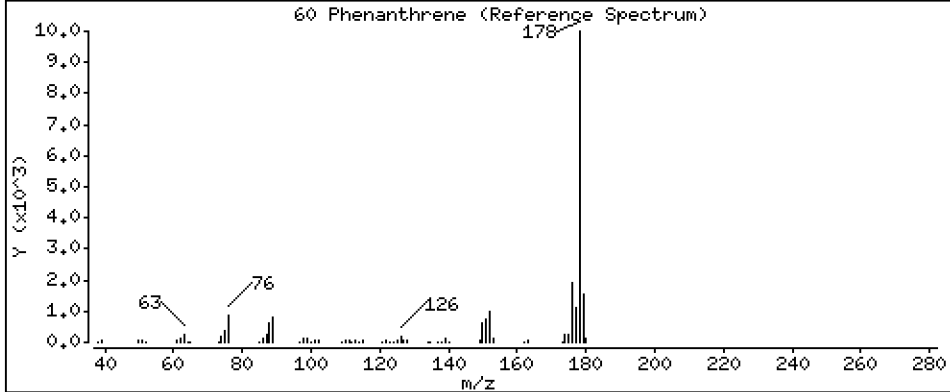
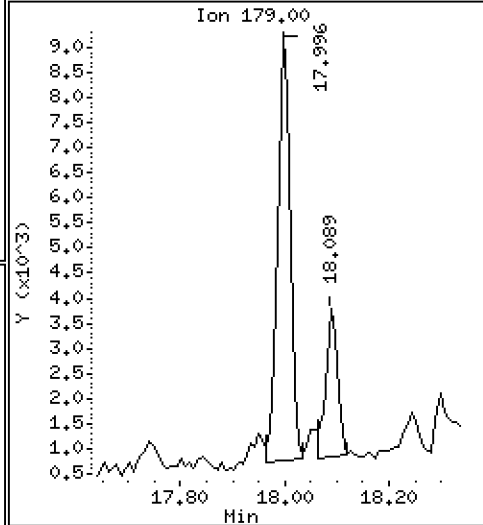
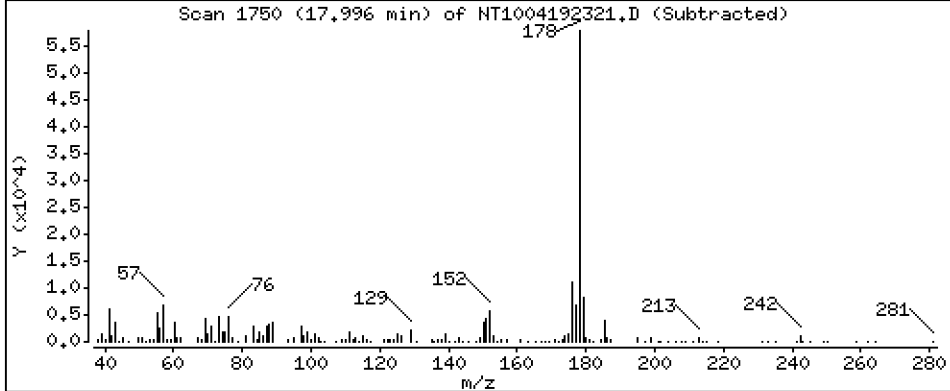
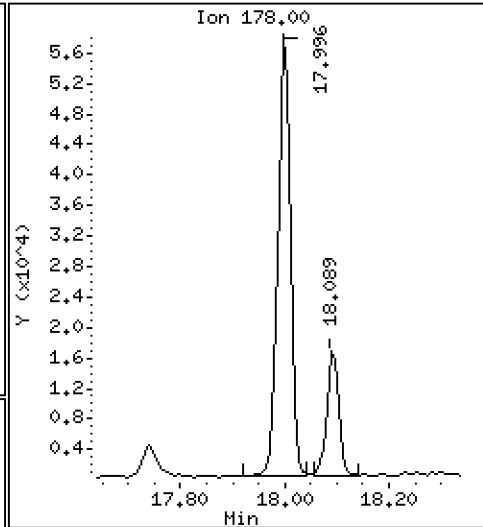
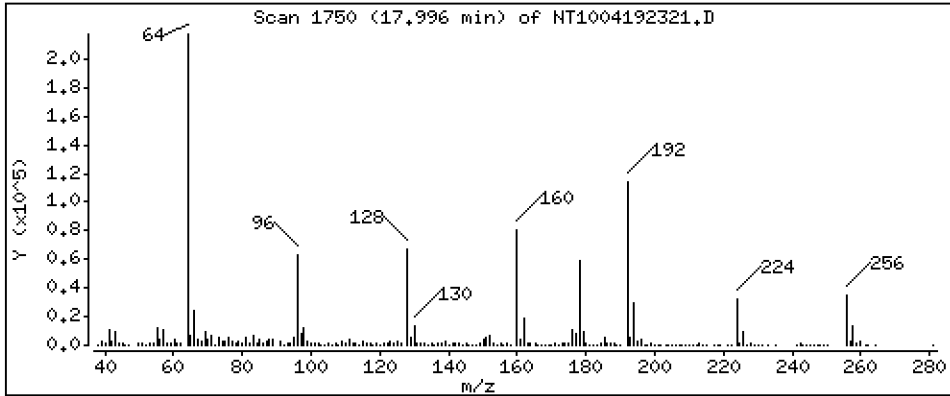
Operator: VTS

Column phase: ZB-5msi

Column diameter: 0,25

60 Phenanthrene

Concentration: 0,6307 ug/mL



Date : 20-APR-2023 00:05

Client ID:

Instrument: nt10.i

Sample Info: 23C0774-07

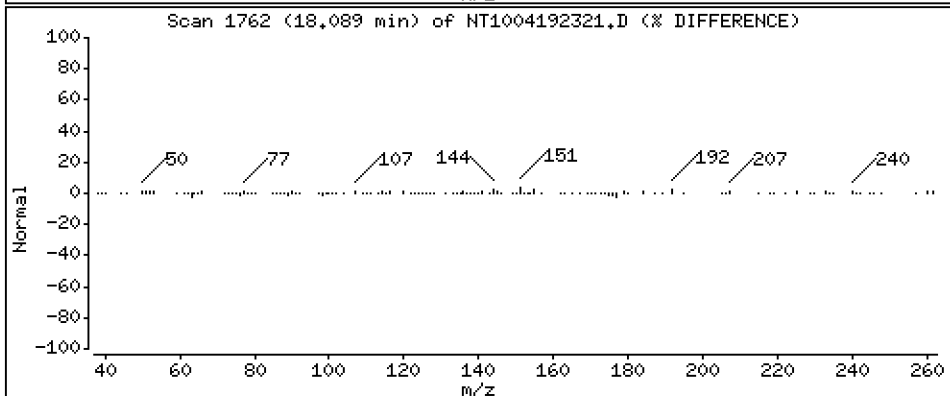
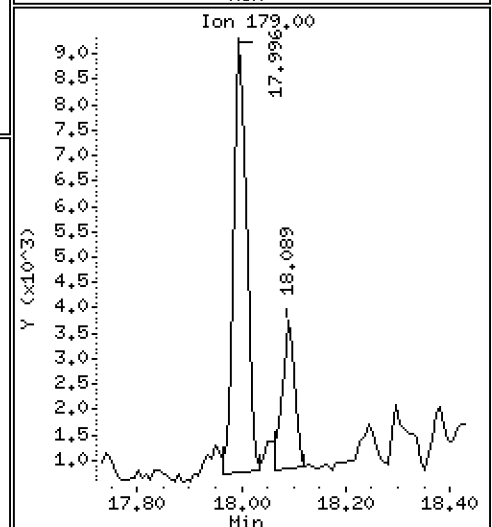
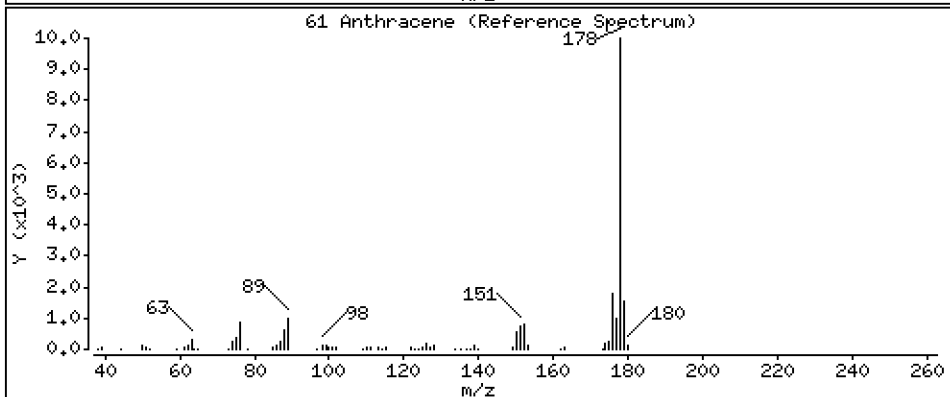
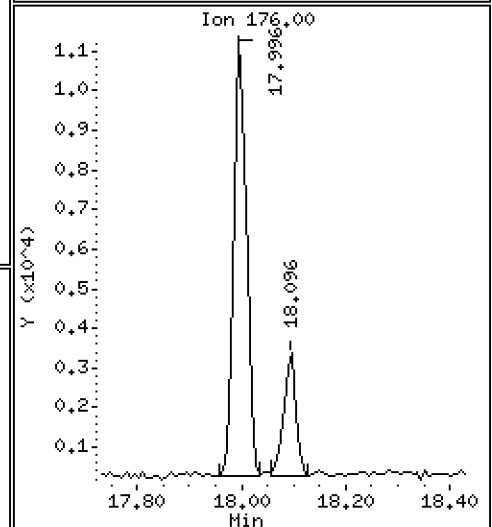
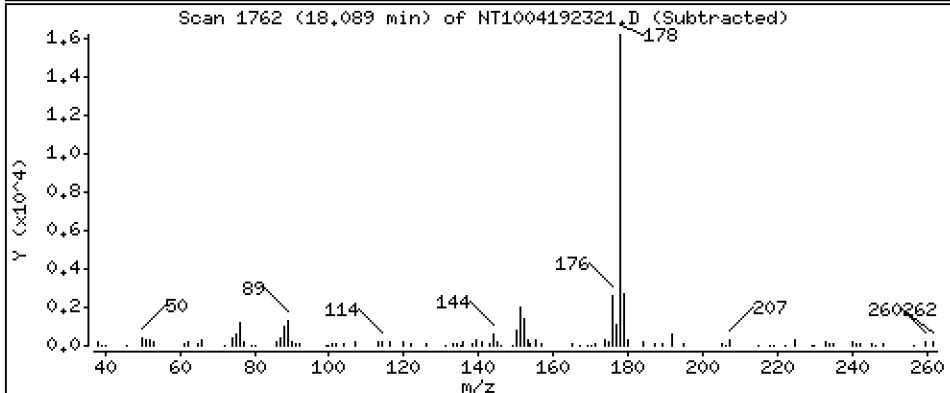
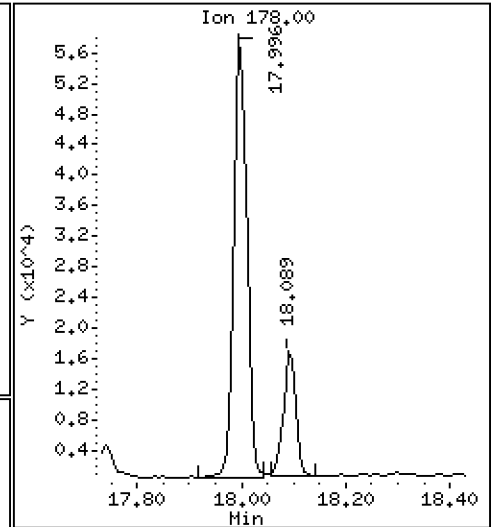
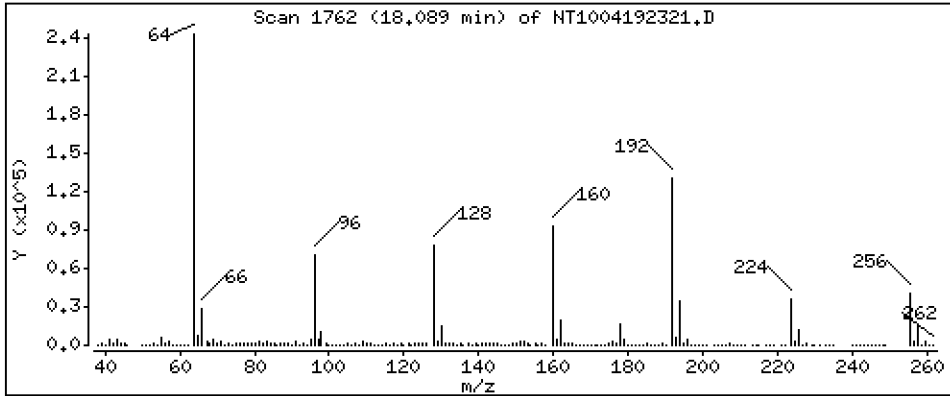
Operator: VTS

Column phase: ZB-5msi

Column diameter: 0.25

61 Anthracene

Concentration: 0.1863 ug/mL



Date : 20-APR-2023 00:05

Client ID:

Instrument: nt10.i

Sample Info: 23C0774-07

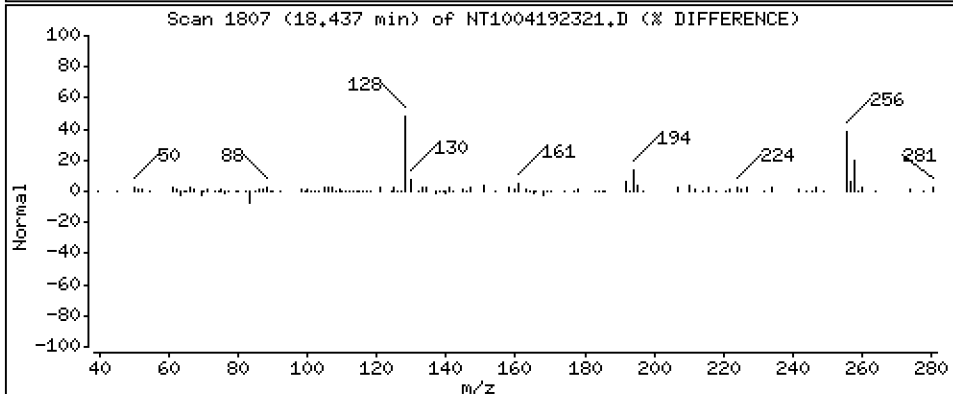
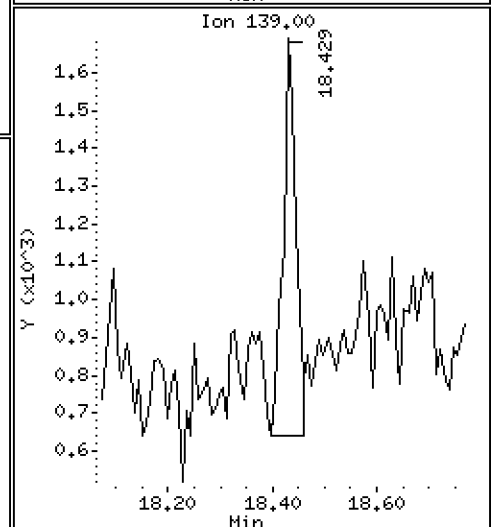
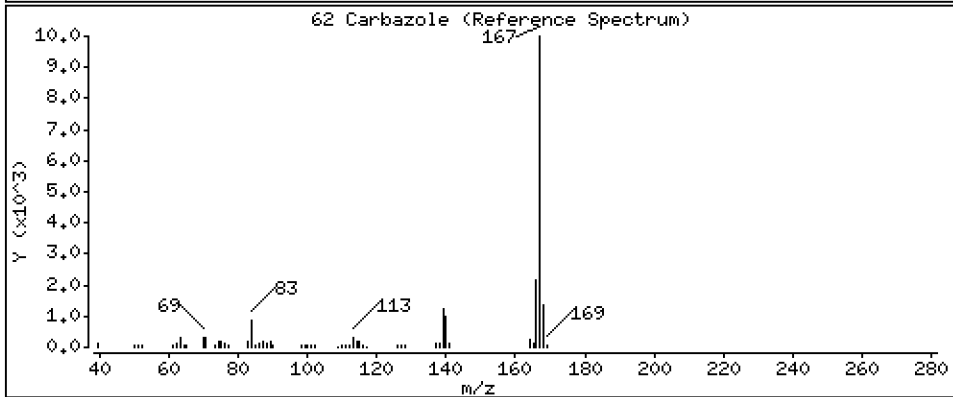
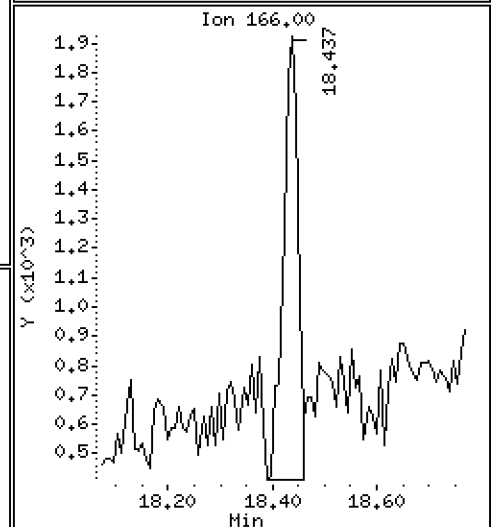
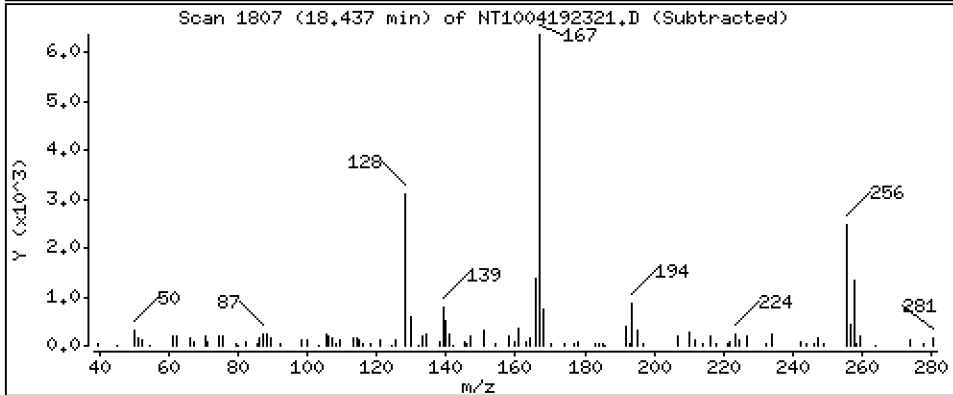
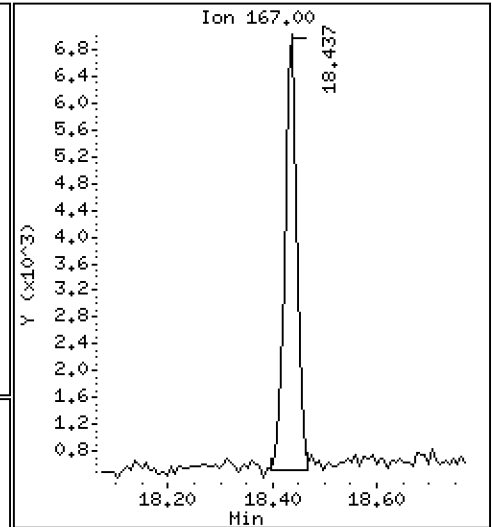
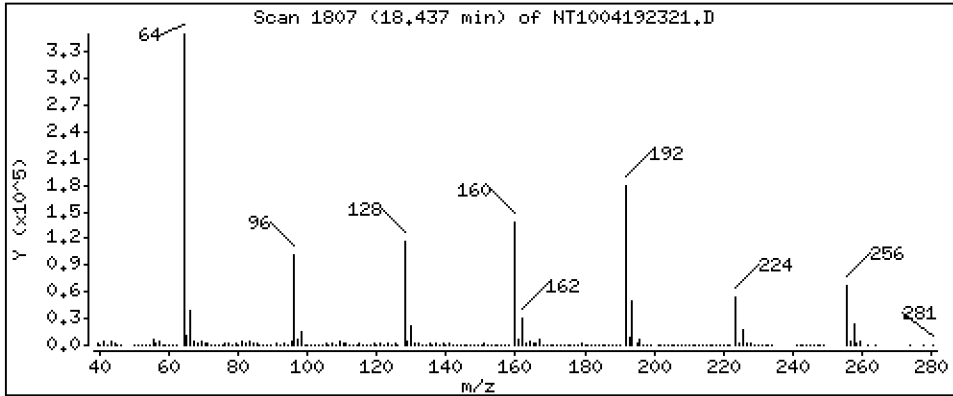
Operator: VTS

Column phase: ZB-5msi

Column diameter: 0,25

62 Carbazole

Concentration: 0,08069 ug/mL



Date : 20-APR-2023 00:05

Client ID:

Instrument: nt10.i

Sample Info: 23C0774-07

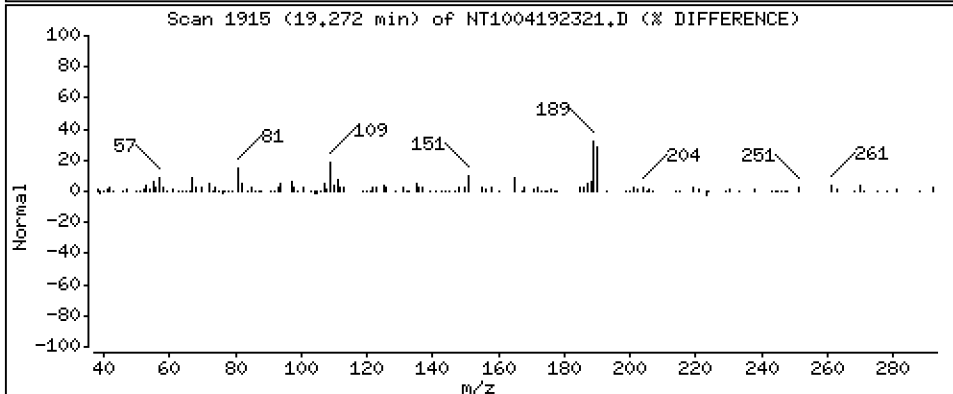
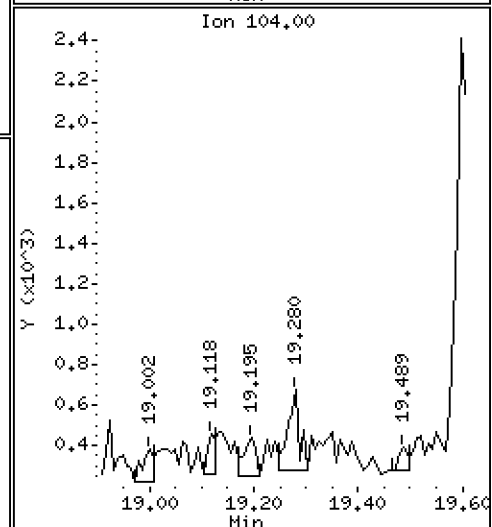
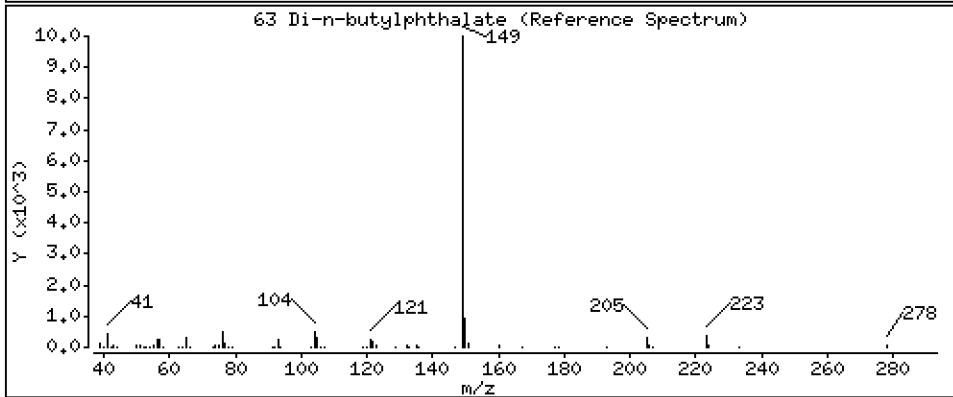
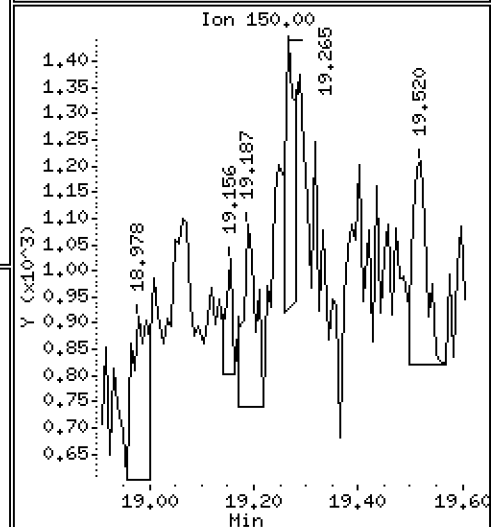
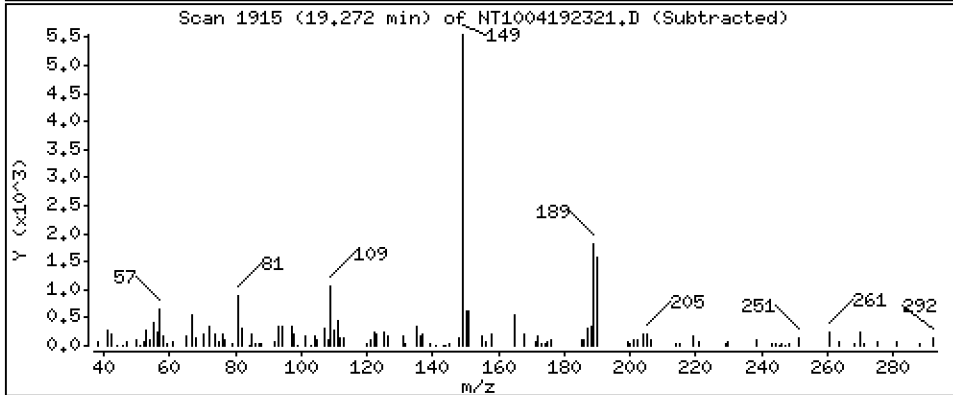
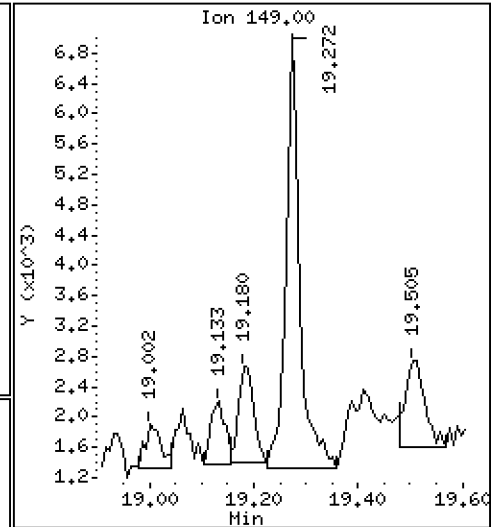
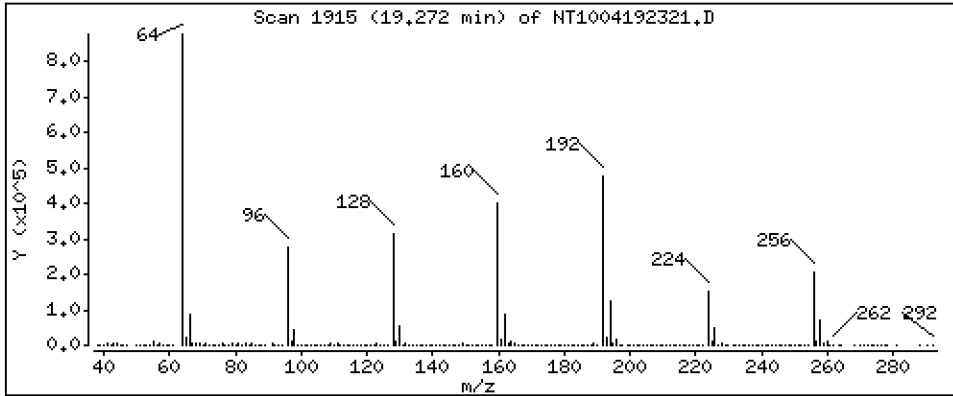
Operator: VTS

Column phase: ZB-5msi

Column diameter: 0.25

63 Di-n-butylphthalate

Concentration: 0.06106 ug/mL



Date : 20-APR-2023 00:05

Client ID:

Instrument: nt10.i

Sample Info: 23C0774-07

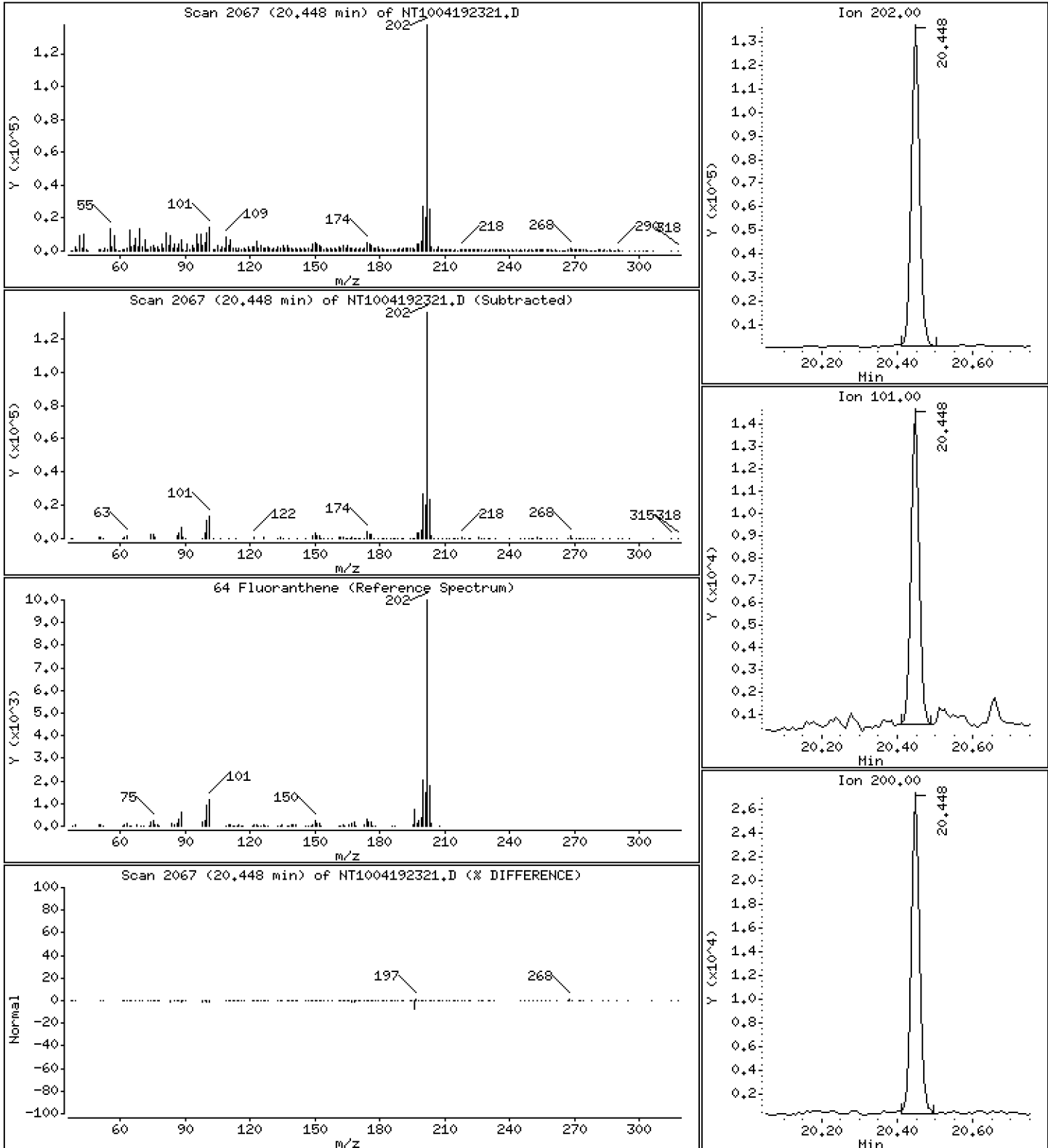
Operator: VTS

Column phase: ZB-5msi

Column diameter: 0,25

64 Fluoranthene

Concentration: 0,9955 ug/mL



Date : 20-APR-2023 00:05

Client ID:

Instrument: nt10.i

Sample Info: 23C0774-07

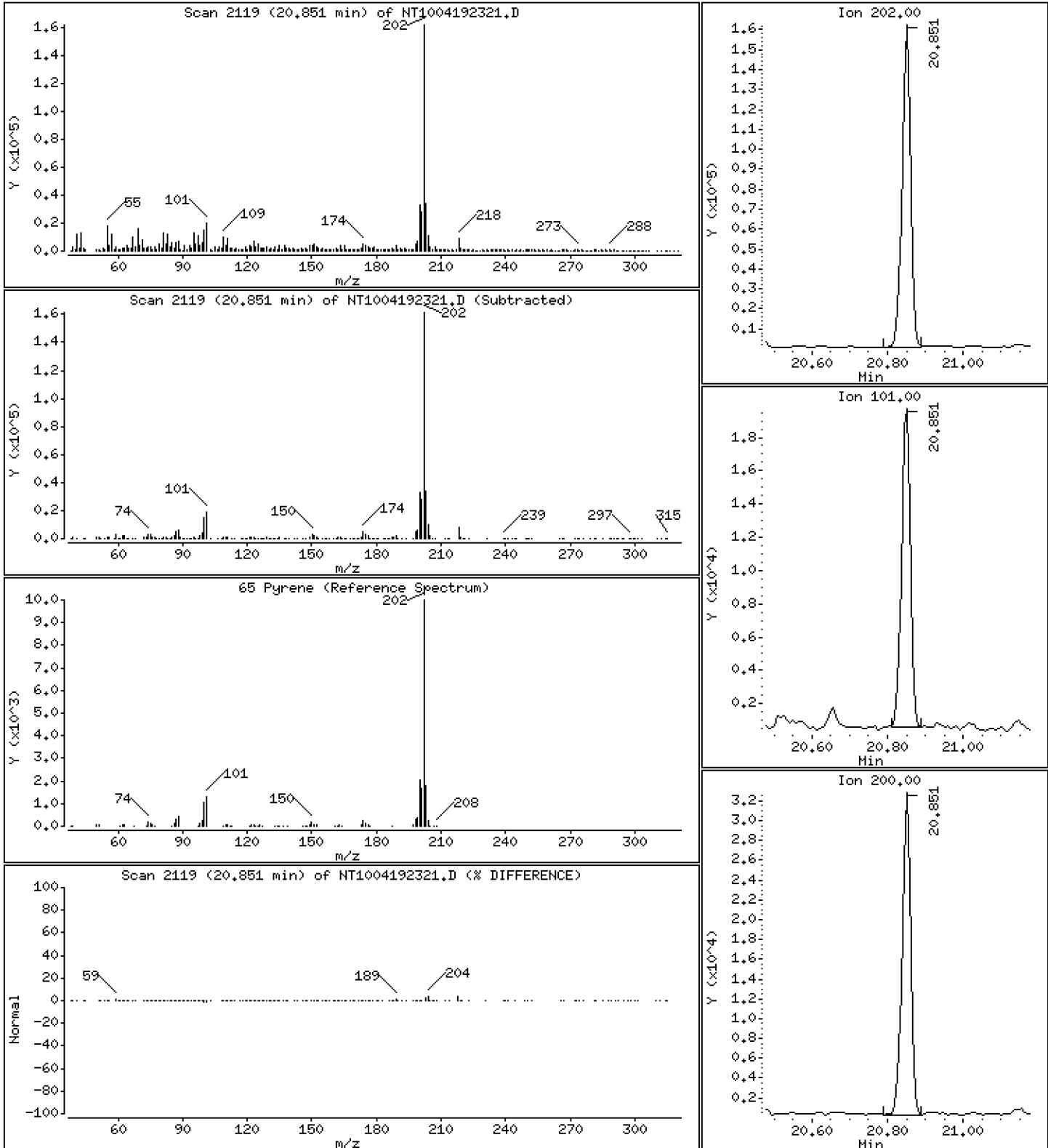
Operator: VTS

Column phase: ZB-5msi

Column diameter: 0,25

65 Pyrene

Concentration: 1,151 ug/mL



Date : 20-APR-2023 00:05

Client ID:

Instrument: nt10.i

Sample Info: 23C0774-07

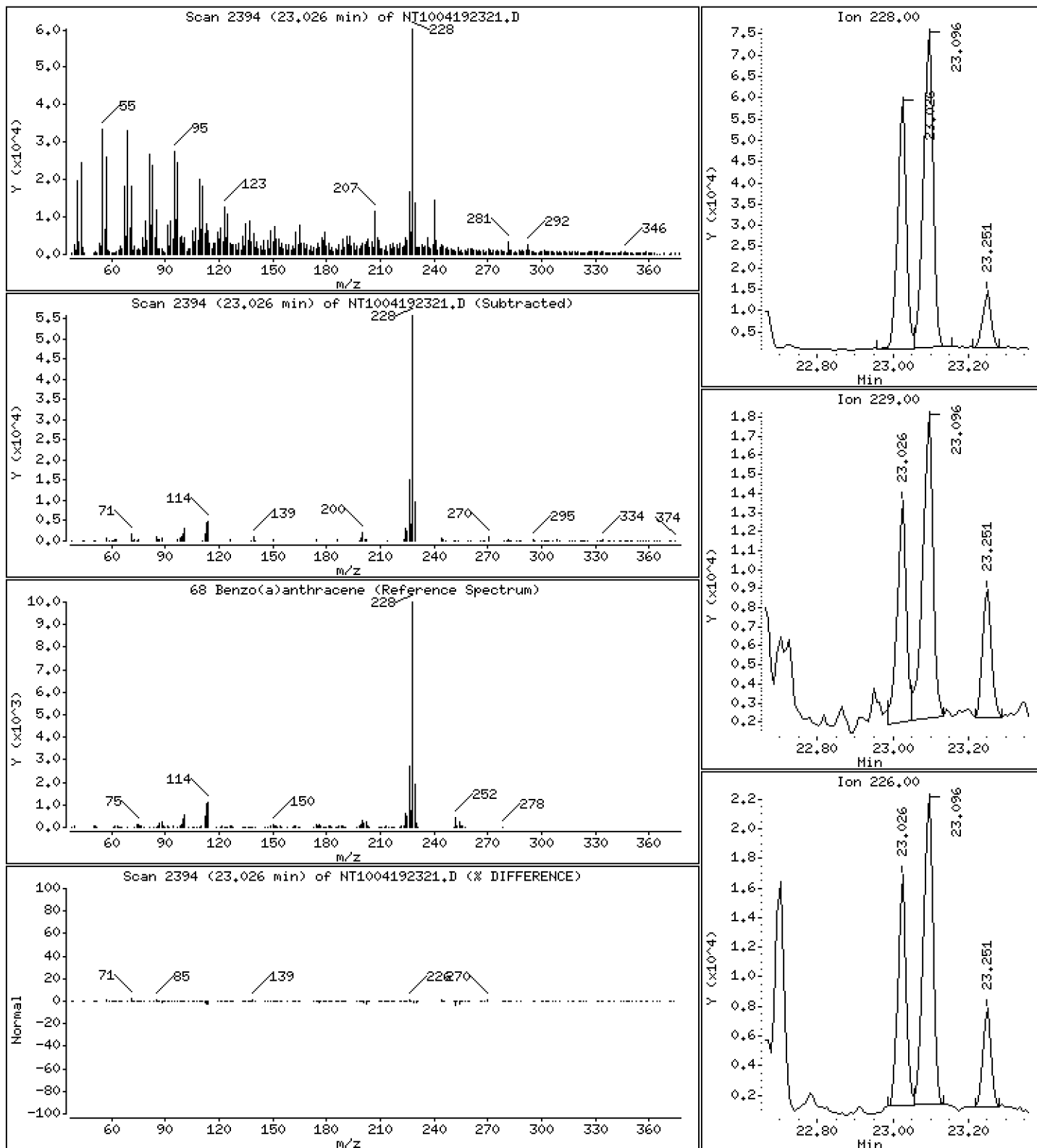
Operator: VTS

Column phase: ZB-5msi

Column diameter: 0,25

68 Benzo(a)anthracene

Concentration: 0,5065 ug/mL



Date : 20-APR-2023 00:05

Client ID:

Instrument: nt10.i

Sample Info: 23C0774-07

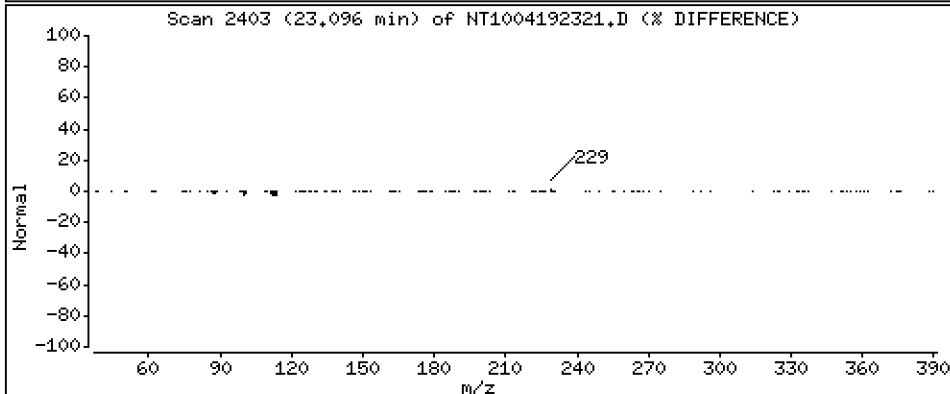
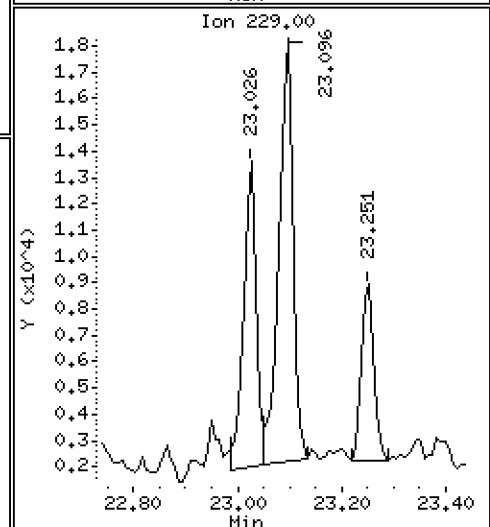
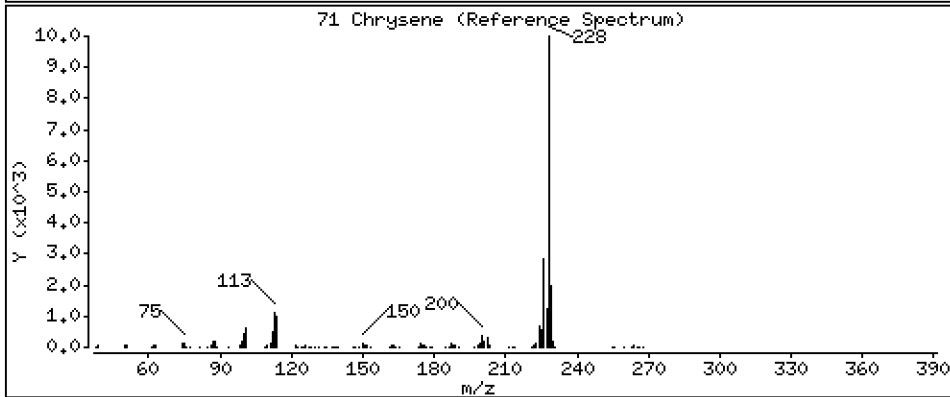
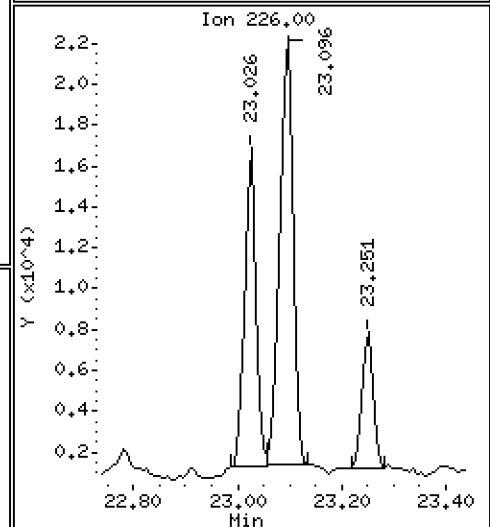
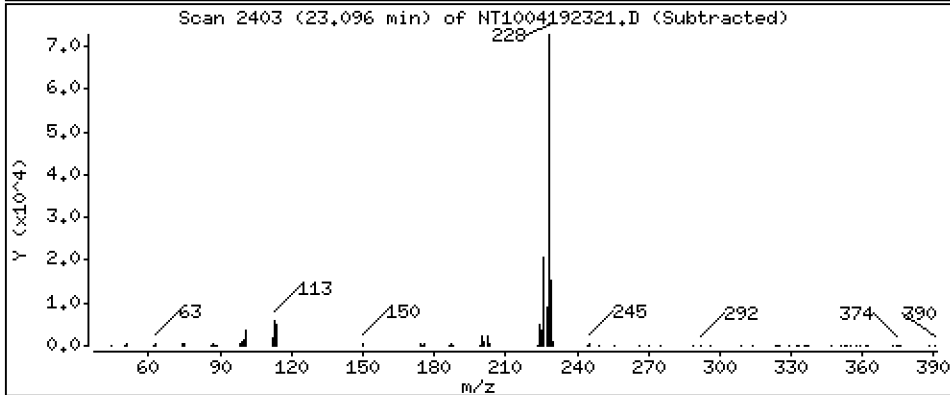
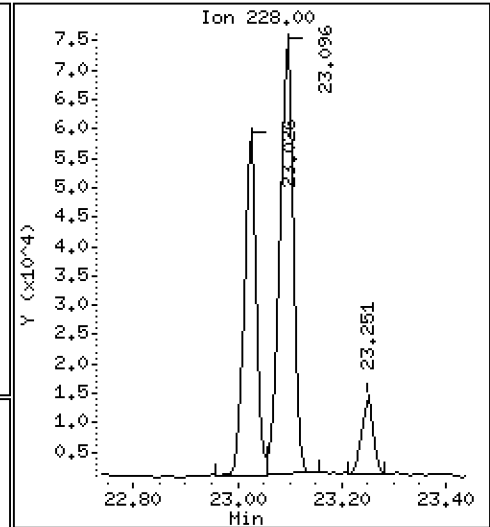
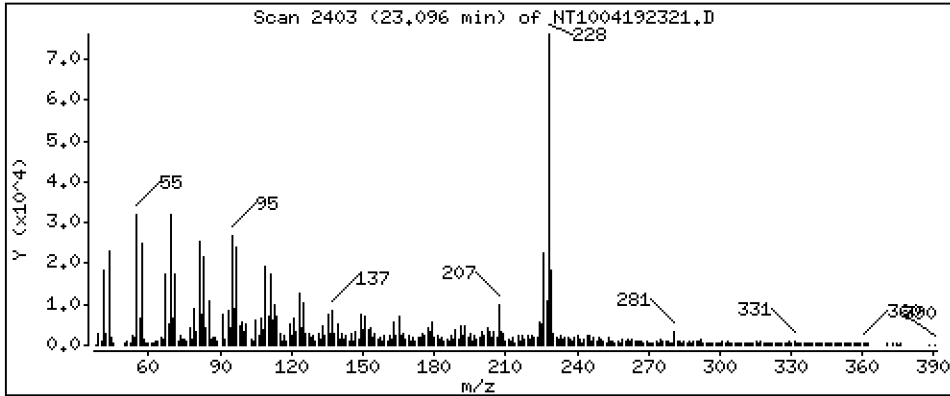
Operator: VTS

Column phase: ZB-5msi

Column diameter: 0.25

71 Chrysene

Concentration: 0.7058 ug/mL



Date : 20-APR-2023 00:05

Client ID:

Instrument: nt10.i

Sample Info: 23C0774-07

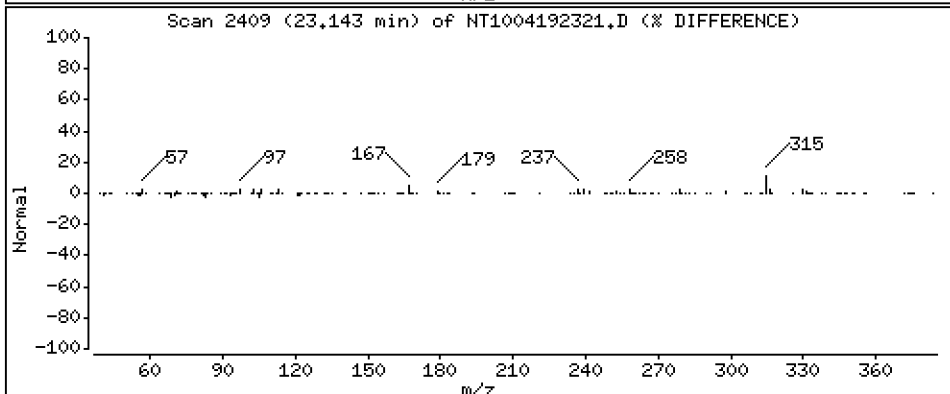
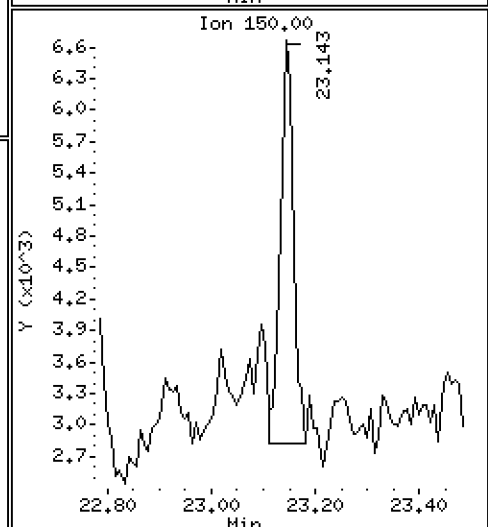
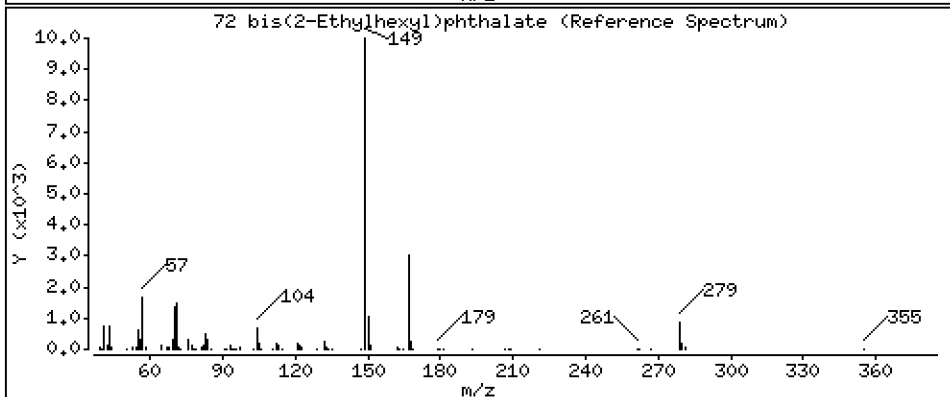
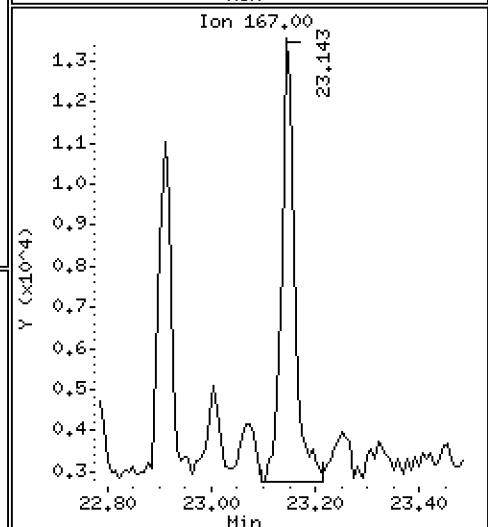
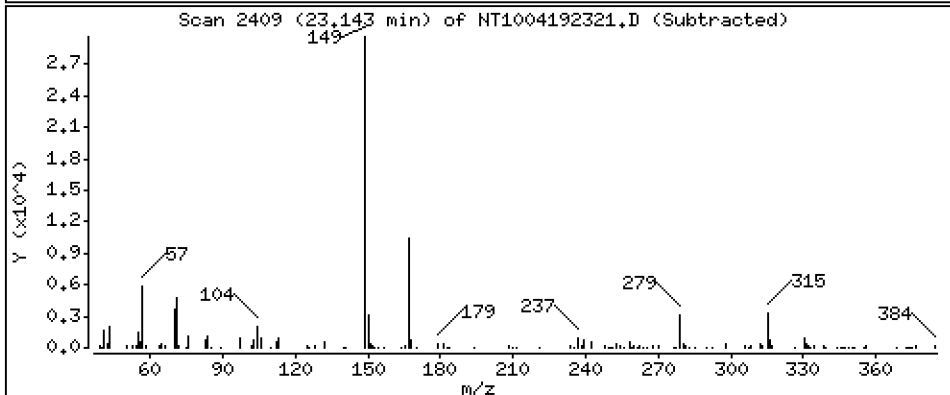
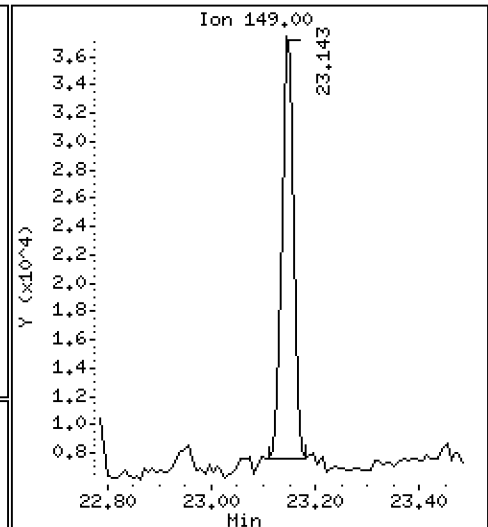
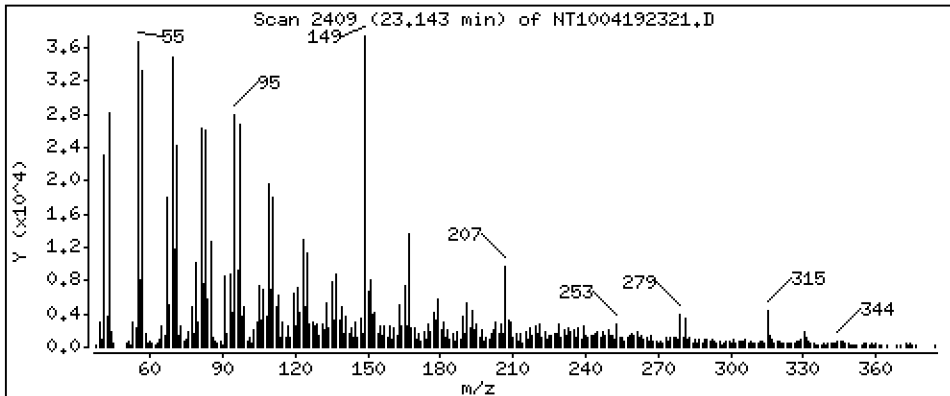
Operator: VTS

Column phase: ZB-5msi

Column diameter: 0.25

72 bis(2-Ethylhexyl)phthalate

Concentration: 0.3826 ug/mL



Date : 20-APR-2023 00:05

Client ID:

Instrument: nt10.i

Sample Info: 23C0774-07

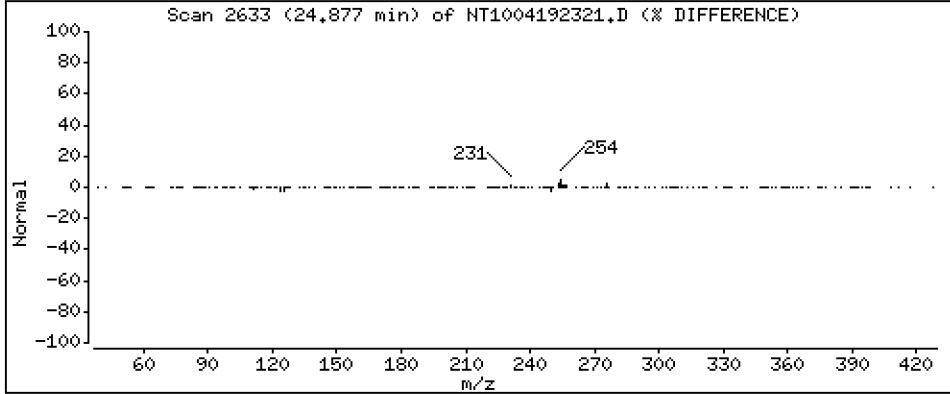
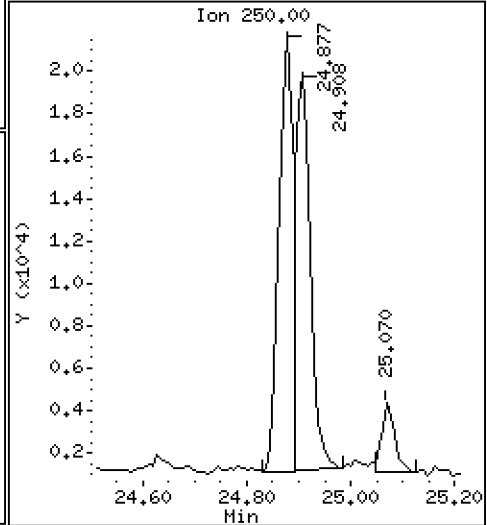
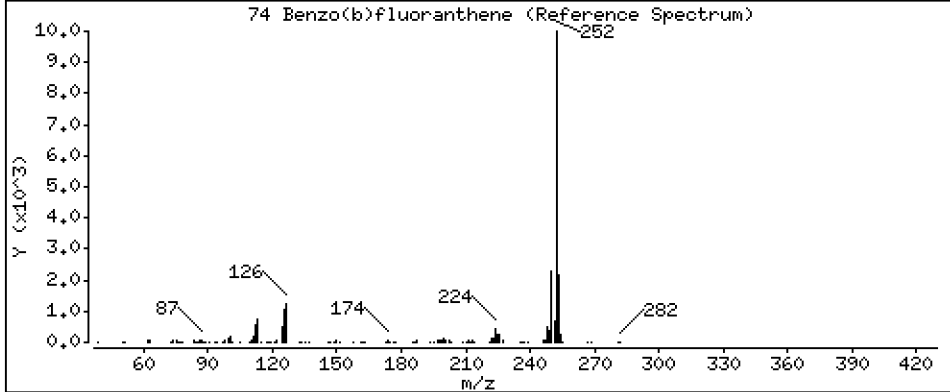
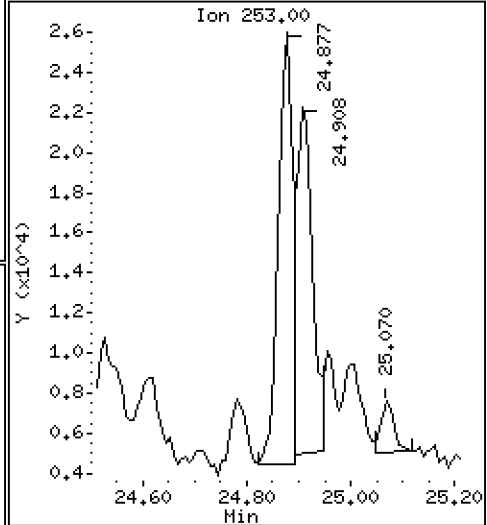
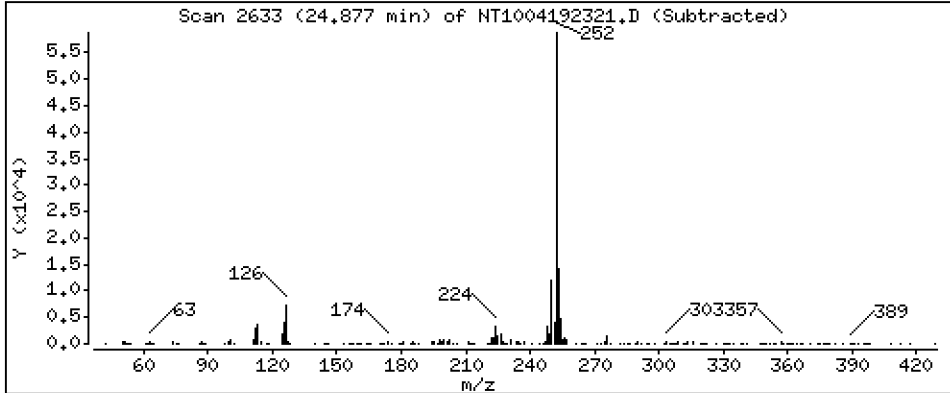
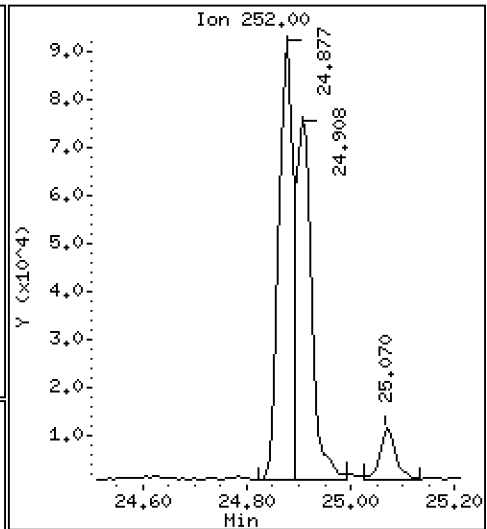
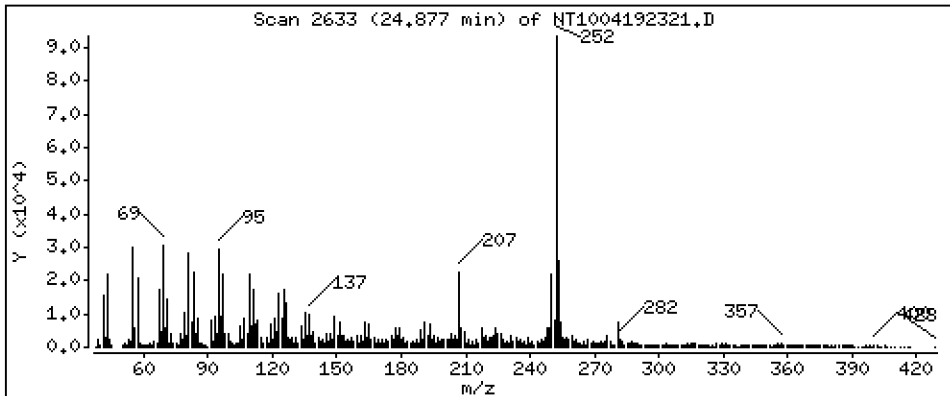
Operator: VTS

Column phase: ZB-5msi

Column diameter: 0,25

74 Benzo(b)fluoranthene

Concentration: 0,8527 ug/mL



Date : 20-APR-2023 00:05

Client ID:

Instrument: nt10.i

Sample Info: 23C0774-07

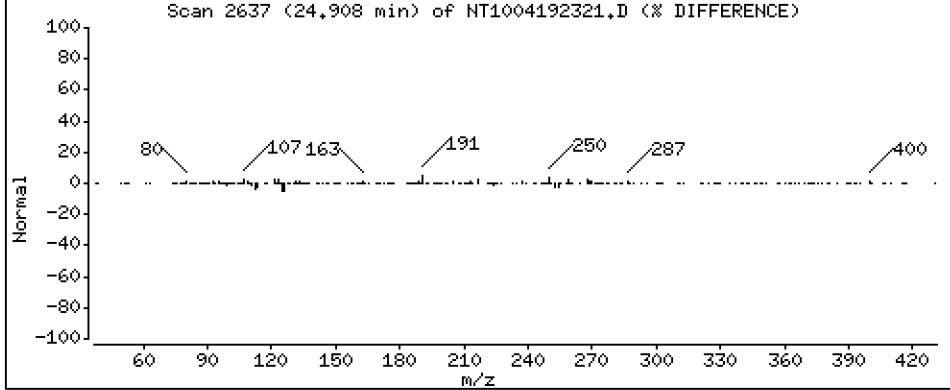
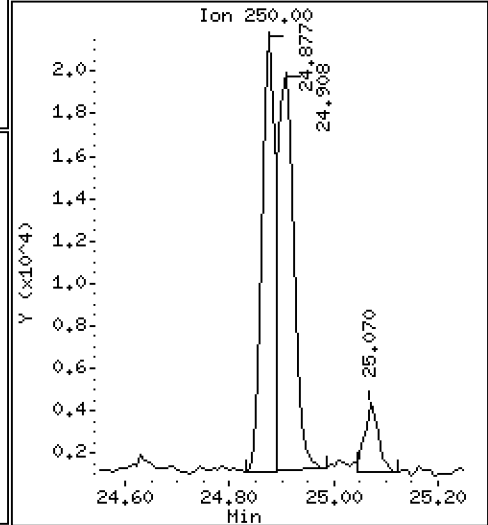
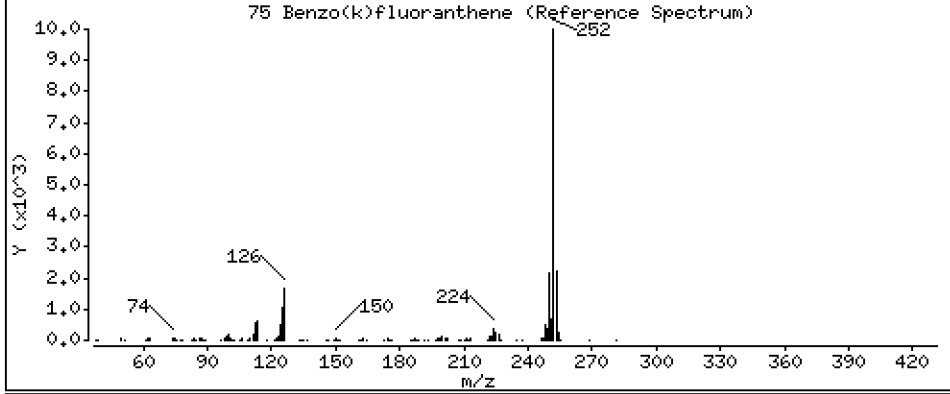
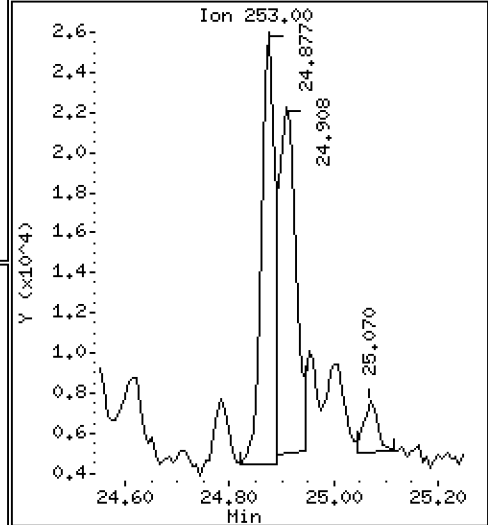
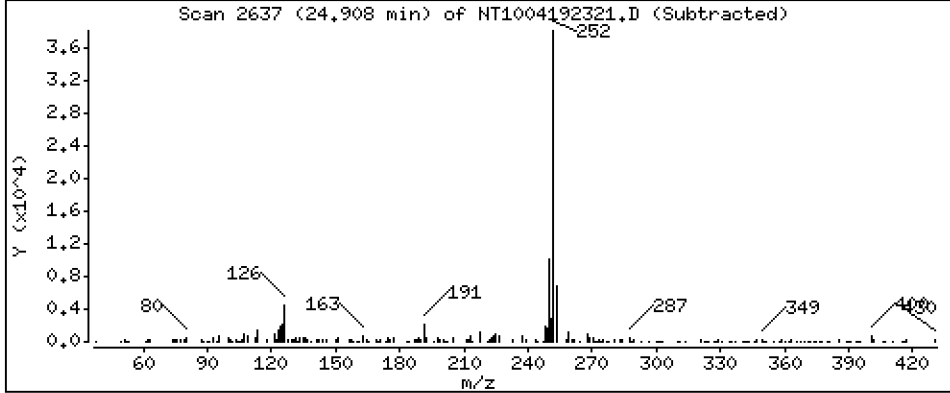
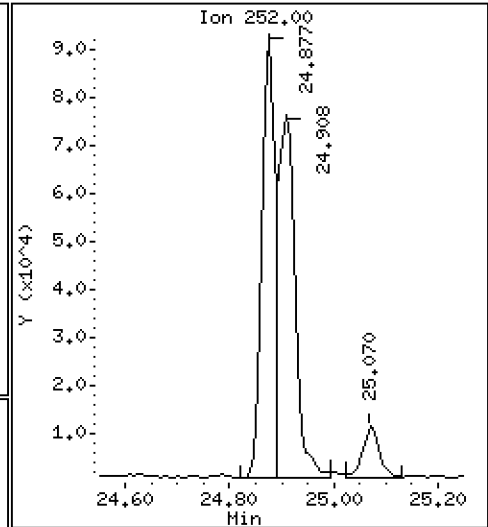
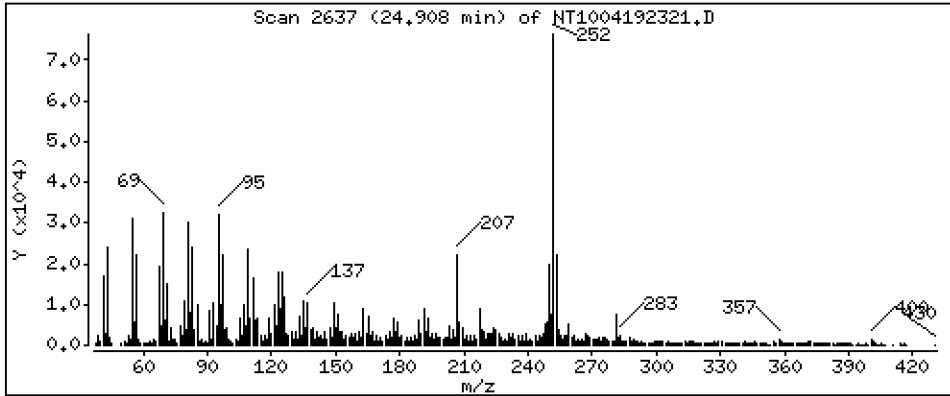
Operator: VTS

Column phase: ZB-5msi

Column diameter: 0,25

75 Benzo(k)fluoranthene

Concentration: 0,8369 ug/mL



Date : 20-APR-2023 00:05

Client ID:

Instrument: nt10.i

Sample Info: 23C0774-07

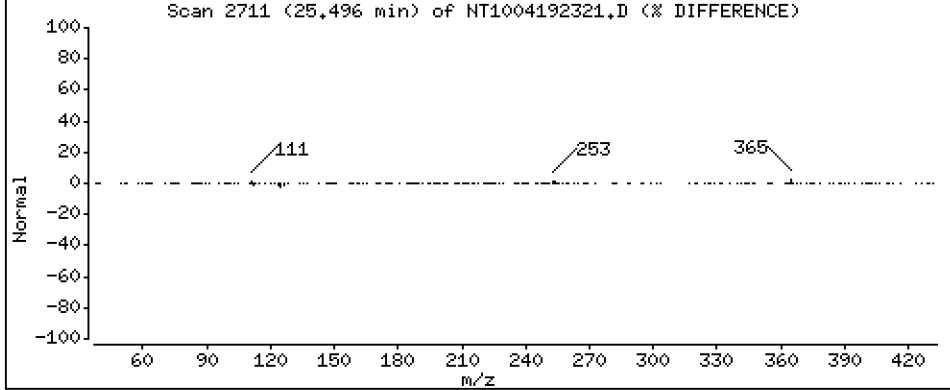
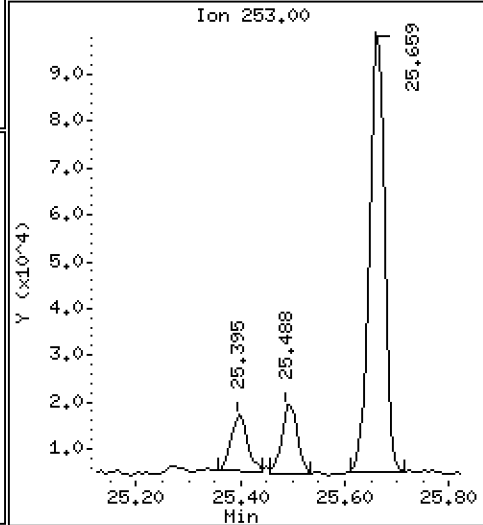
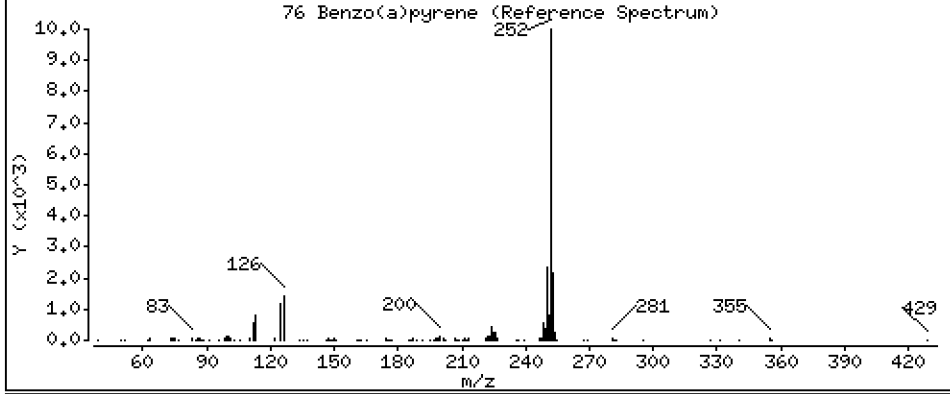
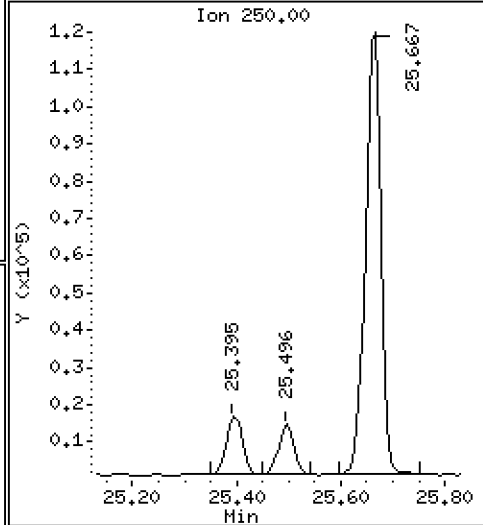
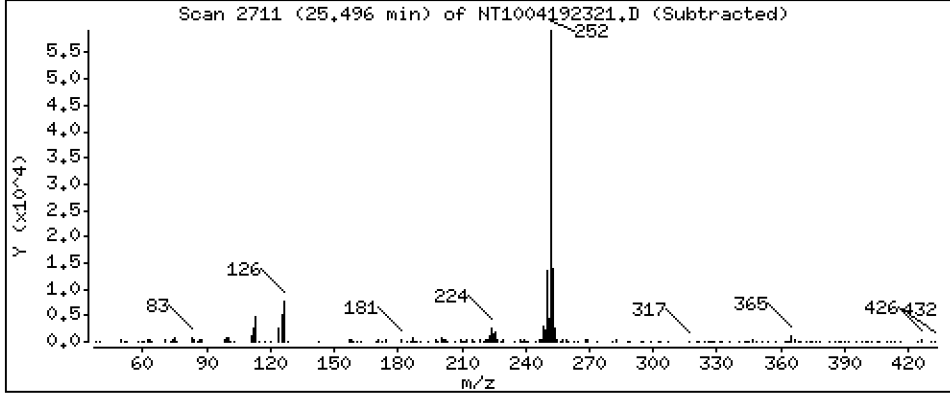
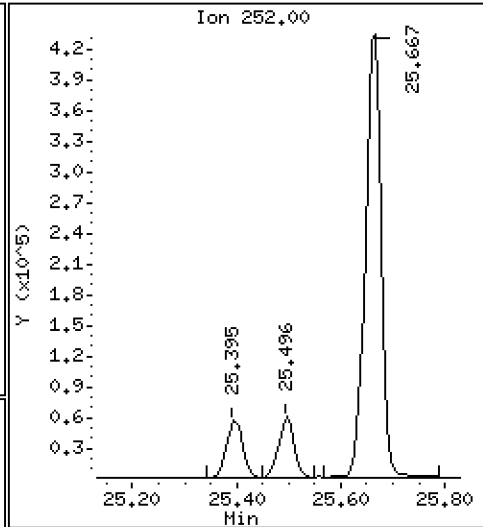
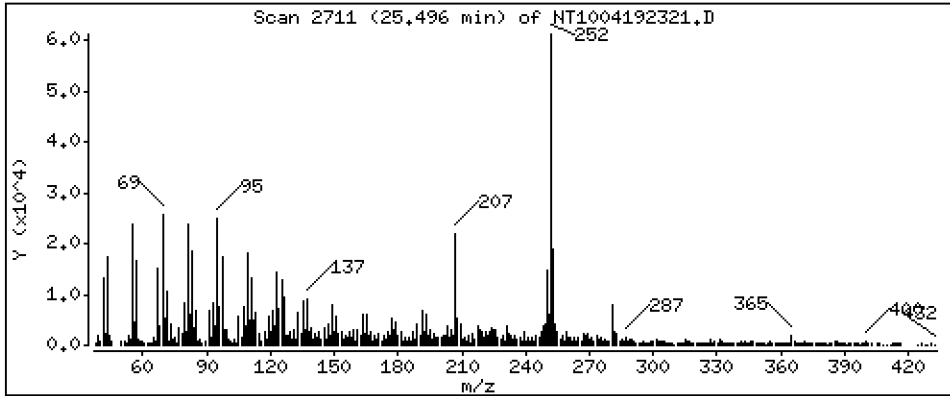
Operator: VTS

Column phase: ZB-5msi

Column diameter: 0,25

76 Benzo(a)pyrene

Concentration: 0,6596 ug/mL



Date : 20-APR-2023 00:05

Client ID:

Instrument: nt10.i

Sample Info: 23C0774-07

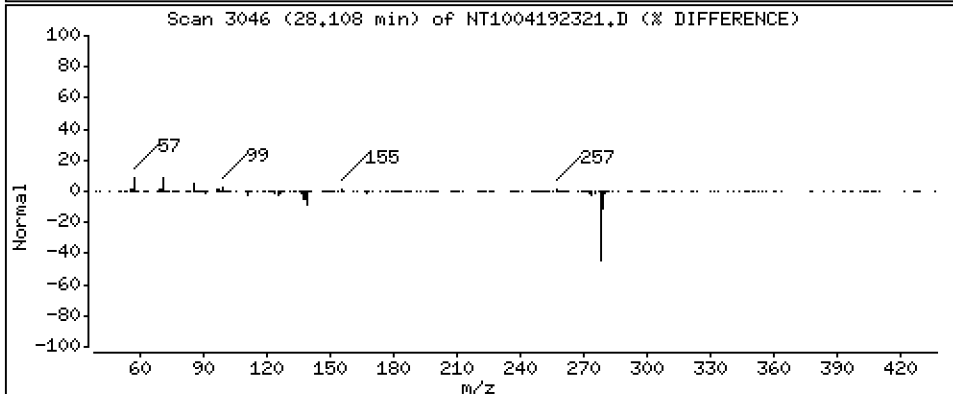
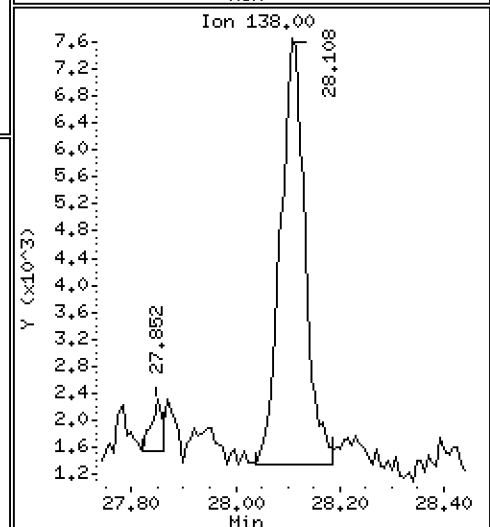
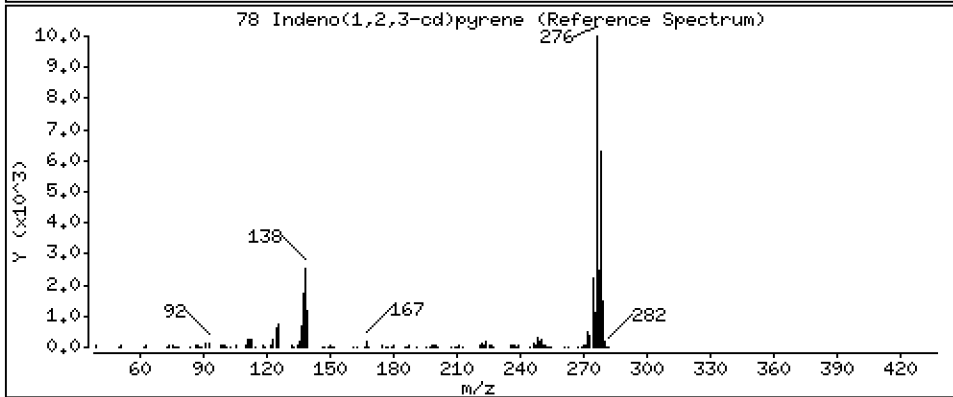
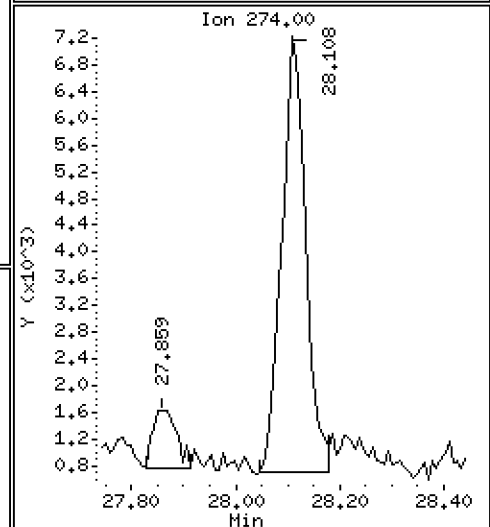
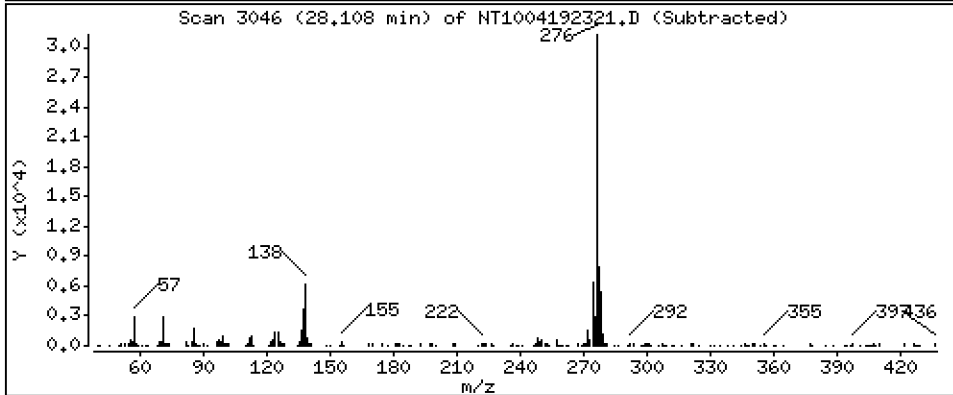
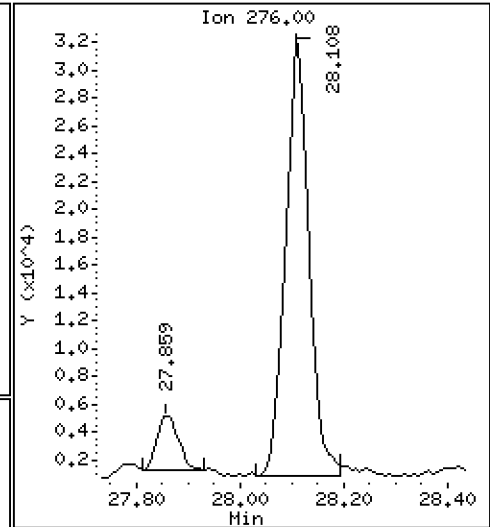
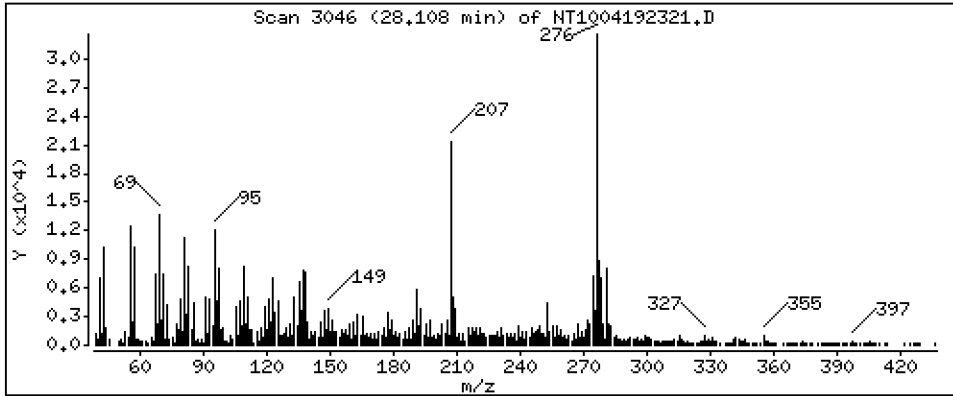
Operator: VTS

Column phase: ZB-5msi

Column diameter: 0,25

78 Indeno(1,2,3-cd)pyrene

Concentration: 0,4295 ug/mL



Date : 20-APR-2023 00:05

Client ID:

Instrument: nt10.i

Sample Info: 23C0774-07

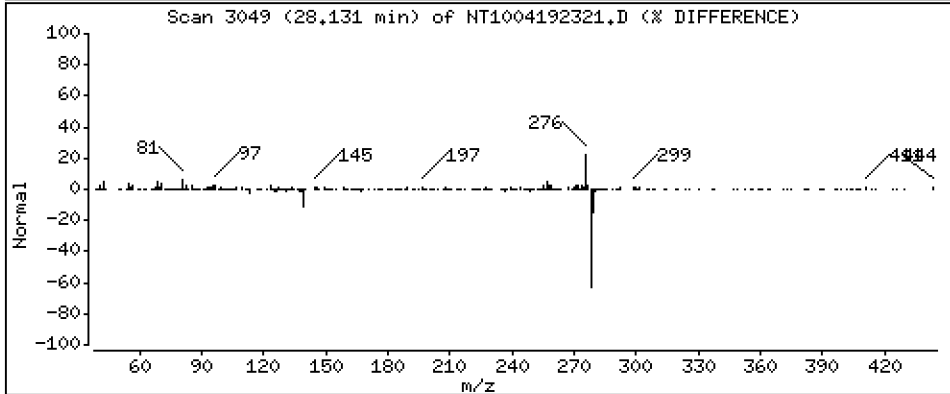
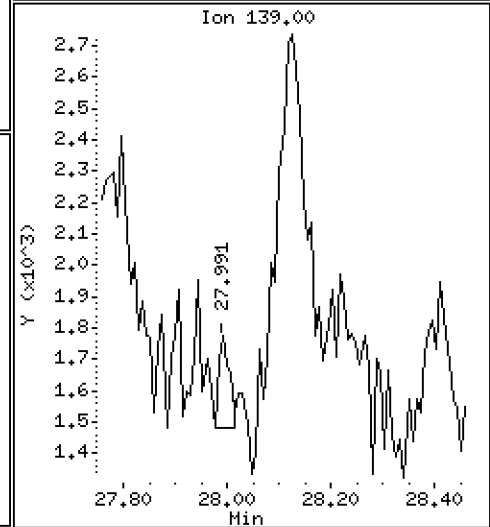
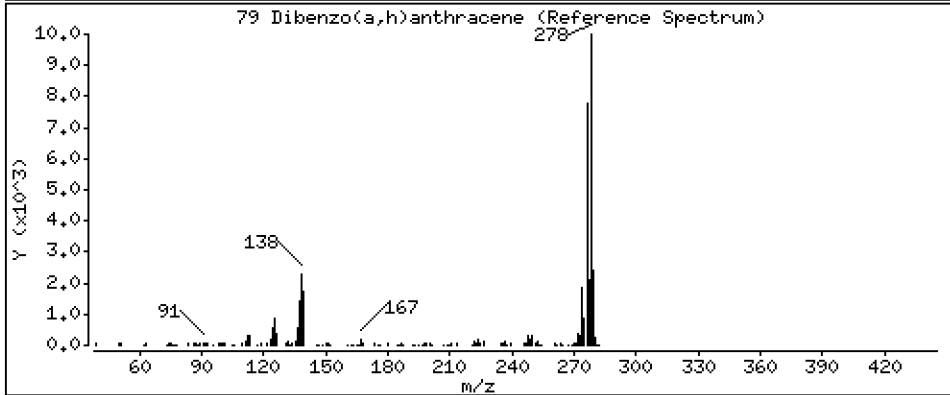
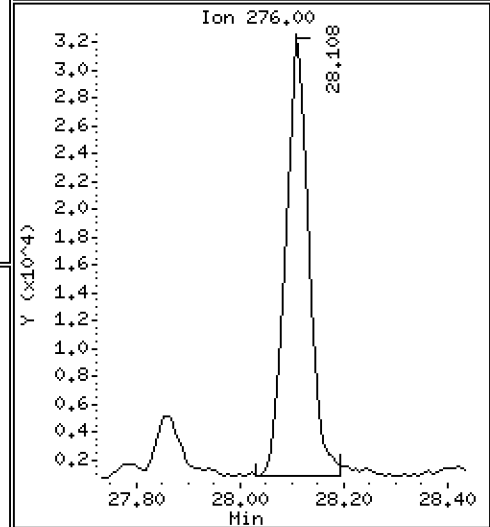
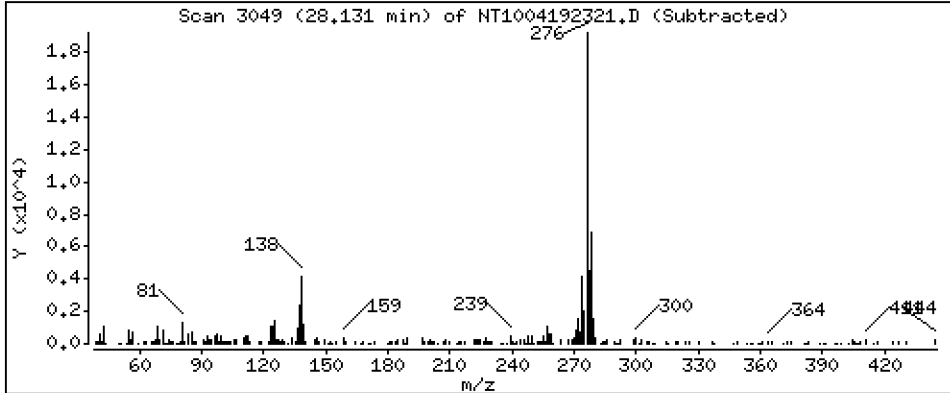
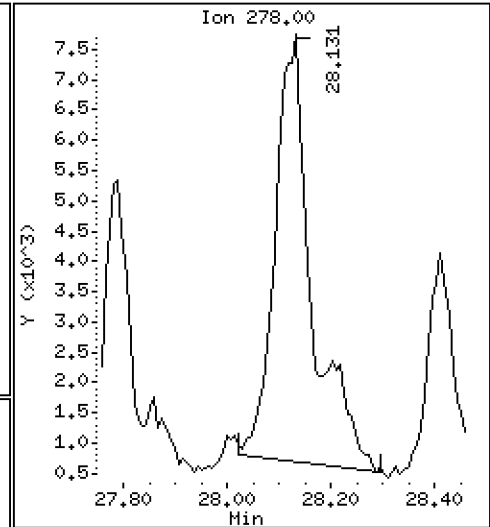
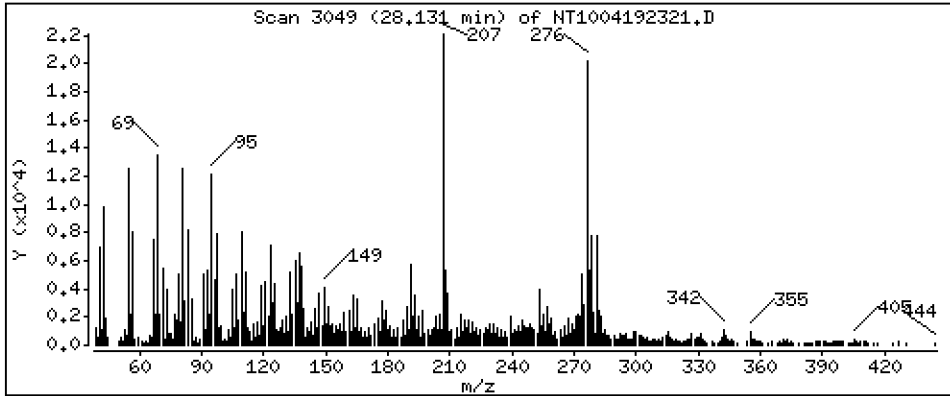
Operator: VTS

Column phase: ZB-5msi

Column diameter: 0,25

79 Dibenzo(a,h)anthracene

Concentration: 0,1802 ug/mL



Date : 20-APR-2023 00:05

Client ID:

Instrument: nt10.i

Sample Info: 23C0774-07

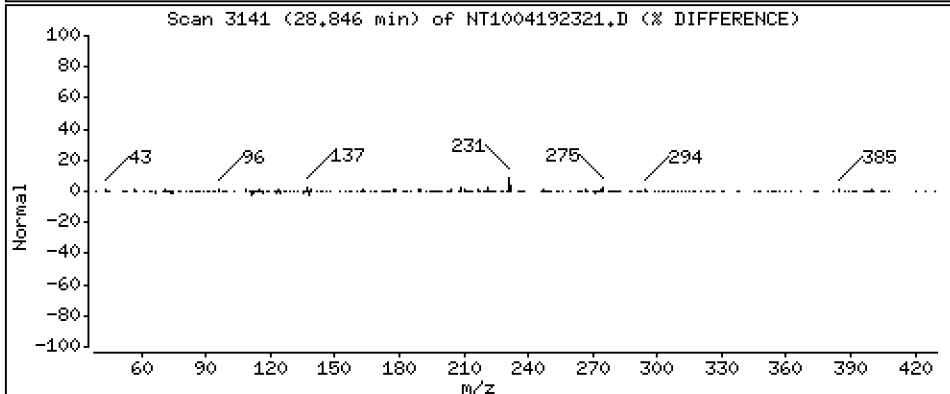
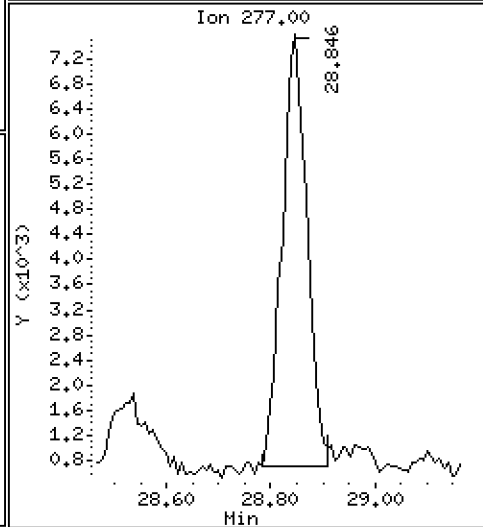
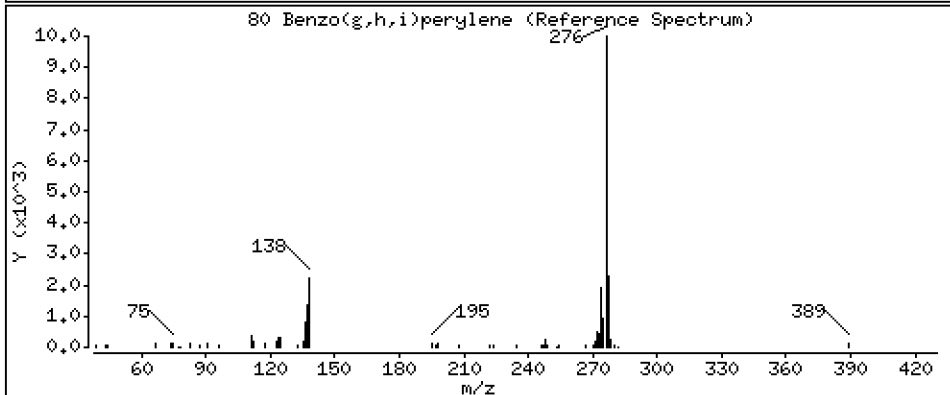
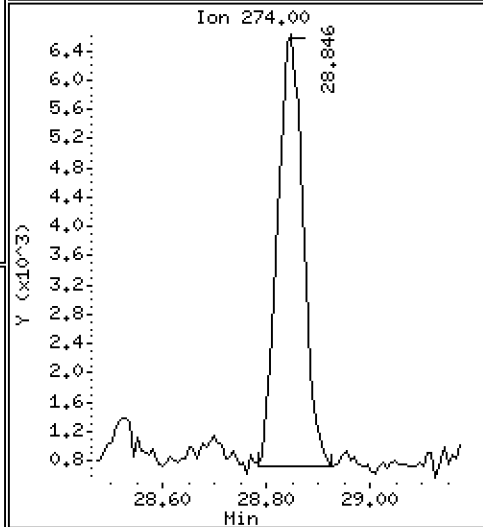
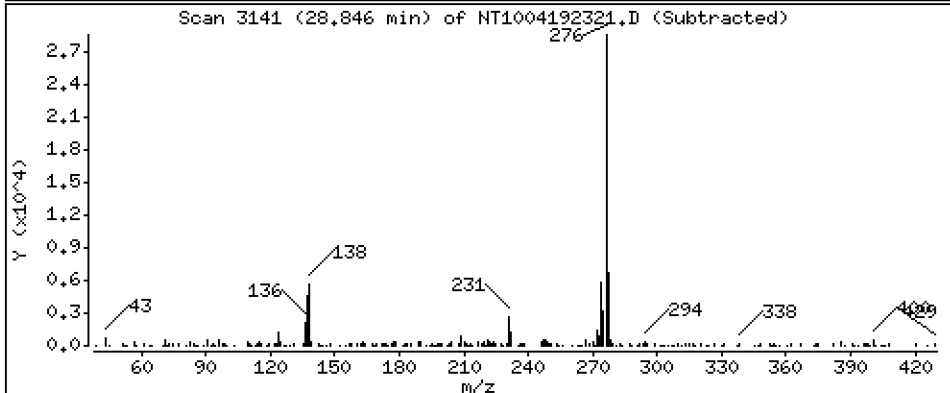
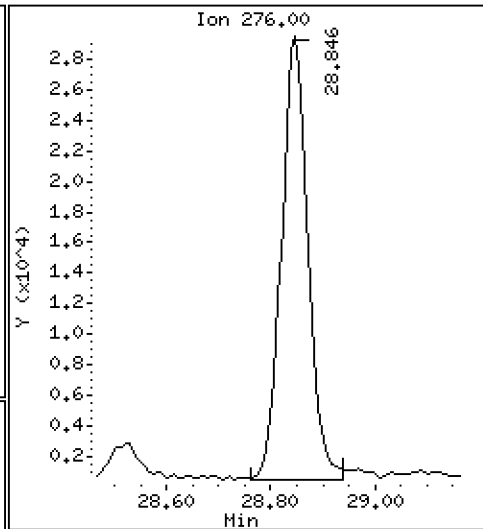
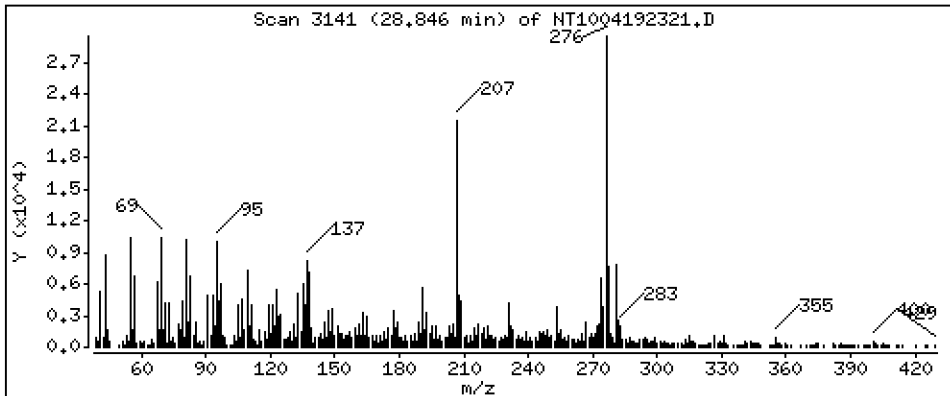
Operator: VTS

Column phase: ZB-5msi

Column diameter: 0,25

80 Benzo(g,h,i)perylene

Concentration: 0,5147 ug/mL



Date : 20-APR-2023 00:05

Client ID:

Instrument: nt10.i

Sample Info: 23C0774-07

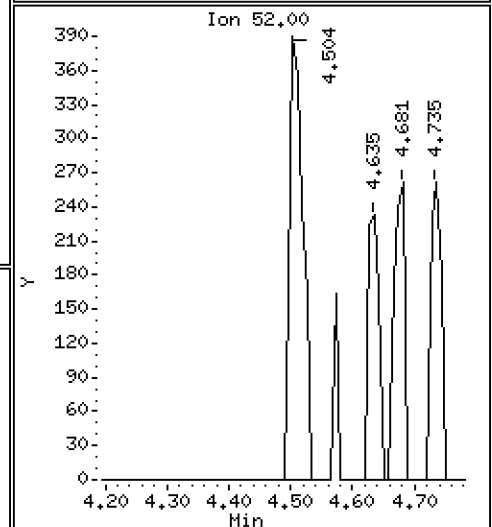
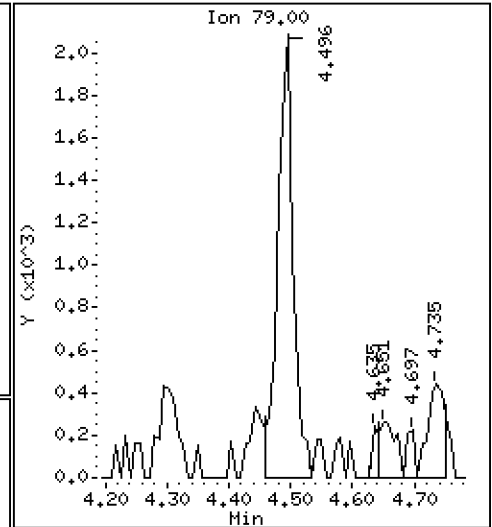
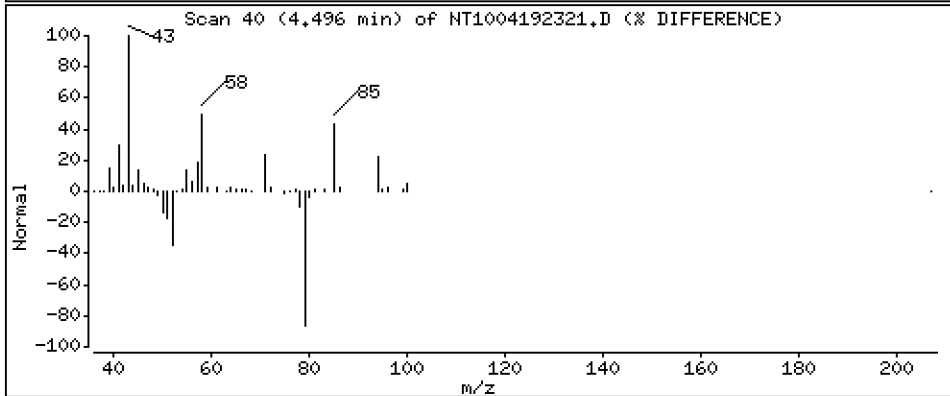
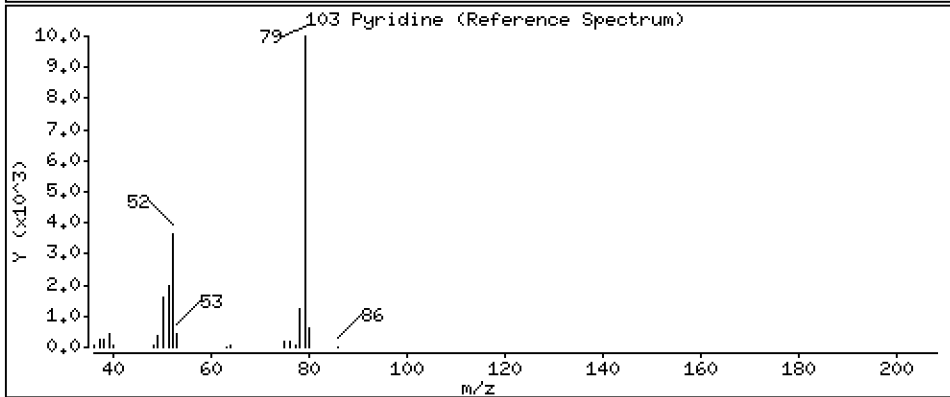
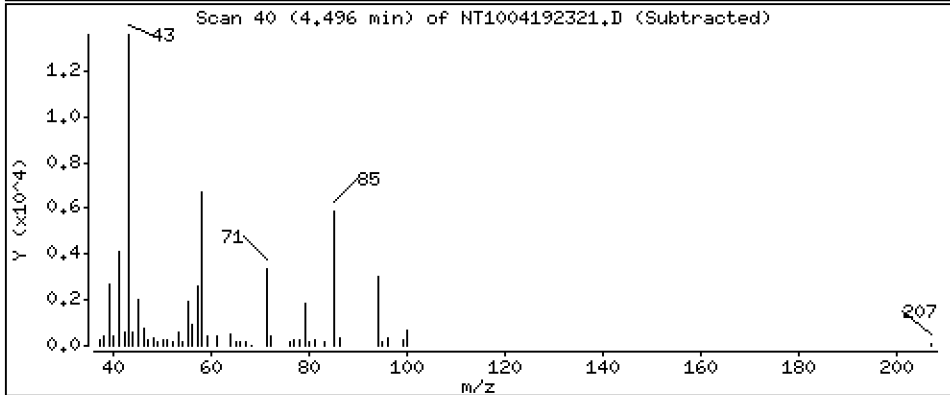
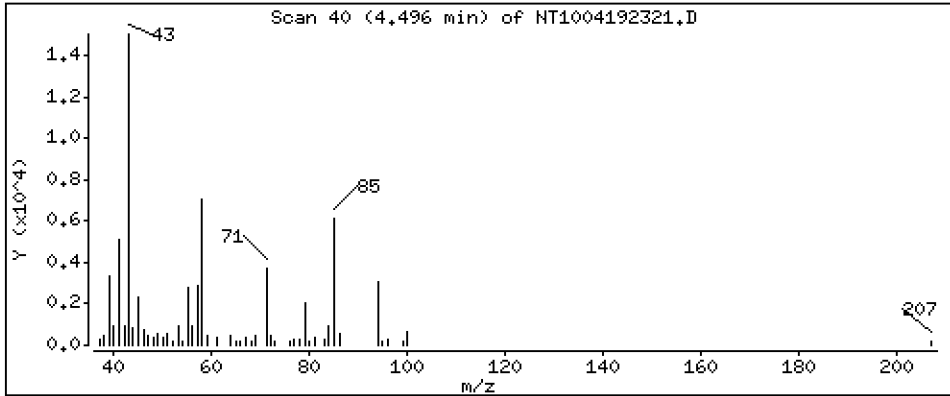
Operator: VTS

Column phase: ZB-5msi

Column diameter: 0,25

103 Pyridine

Concentration: 0,08987 ug/mL



Date : 20-APR-2023 00:05

Client ID:

Instrument: nt10.i

Sample Info: 23C0774-07

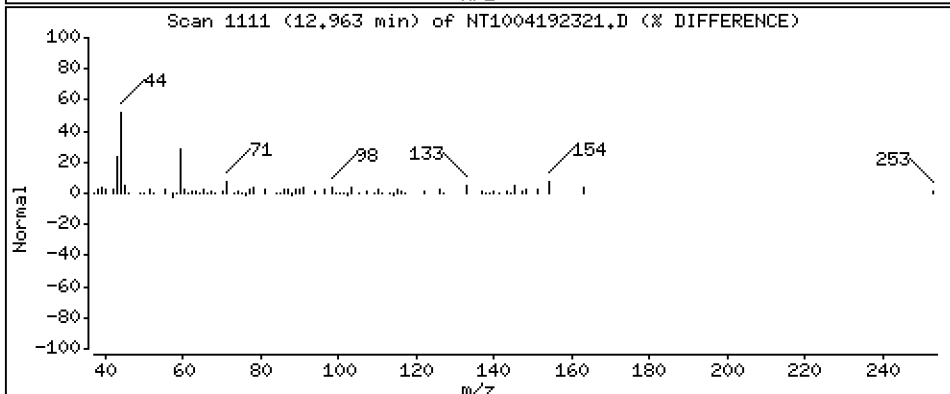
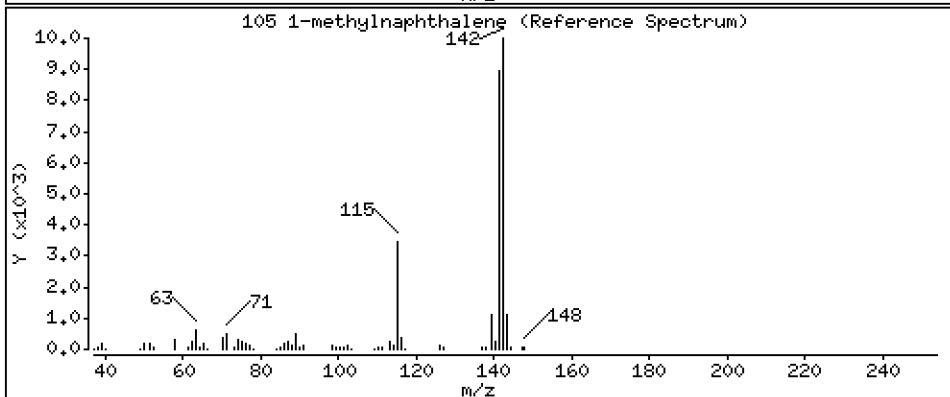
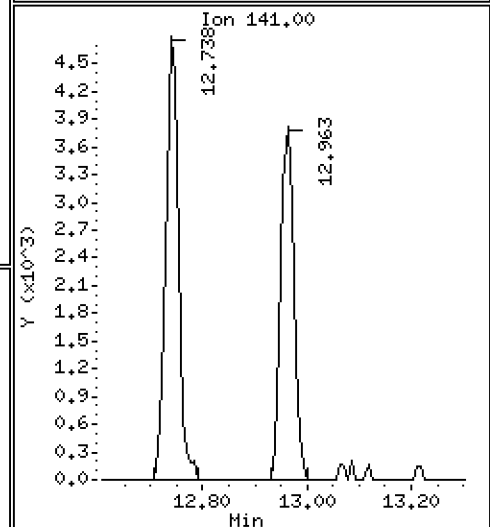
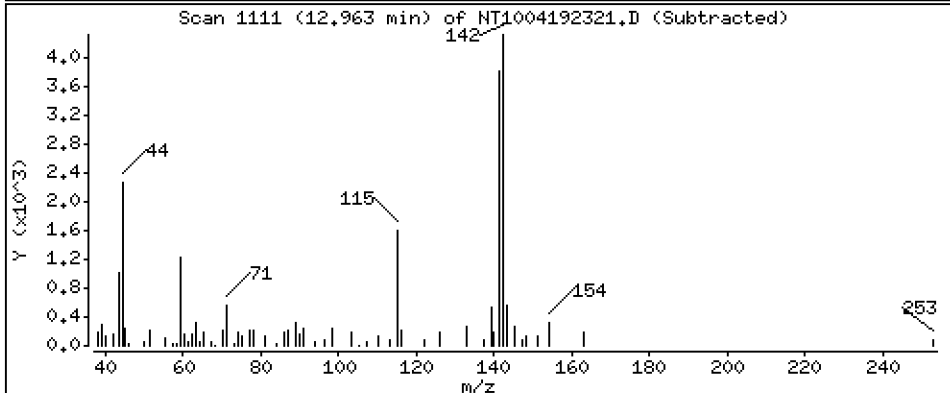
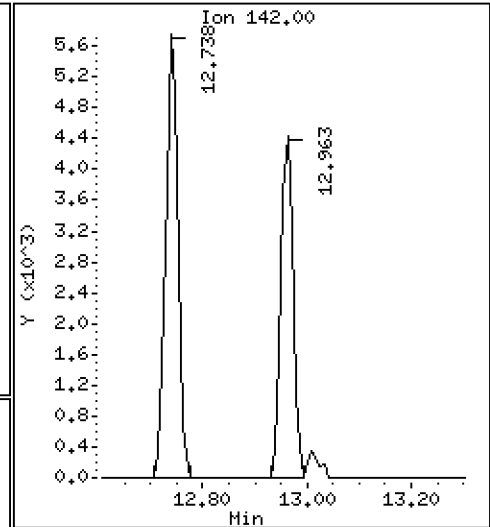
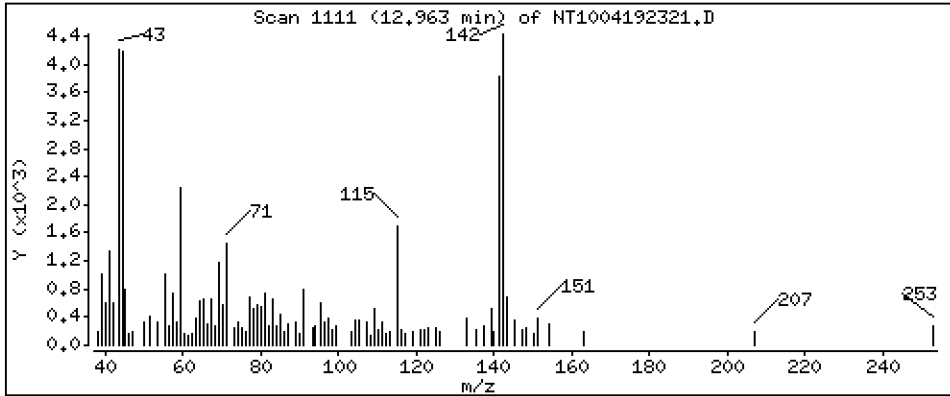
Operator: VTS

Column phase: ZB-5msi

Column diameter: 0.25

105 1-methylnaphthalene

Concentration: 0.07345 ug/mL



Date : 20-APR-2023 00:05

Client ID:

Instrument: nt10.i

Sample Info: 23C0774-07

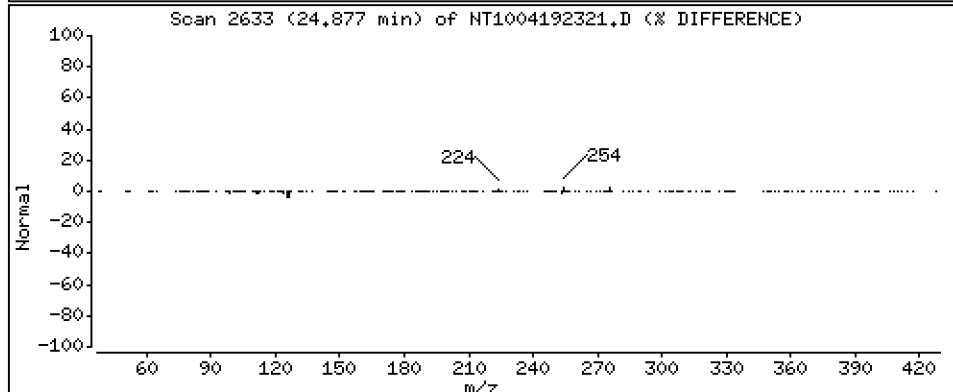
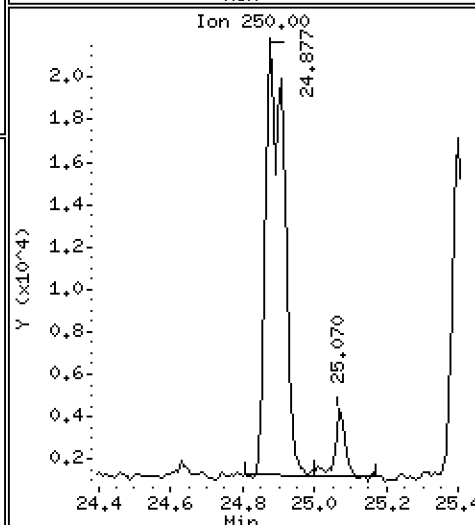
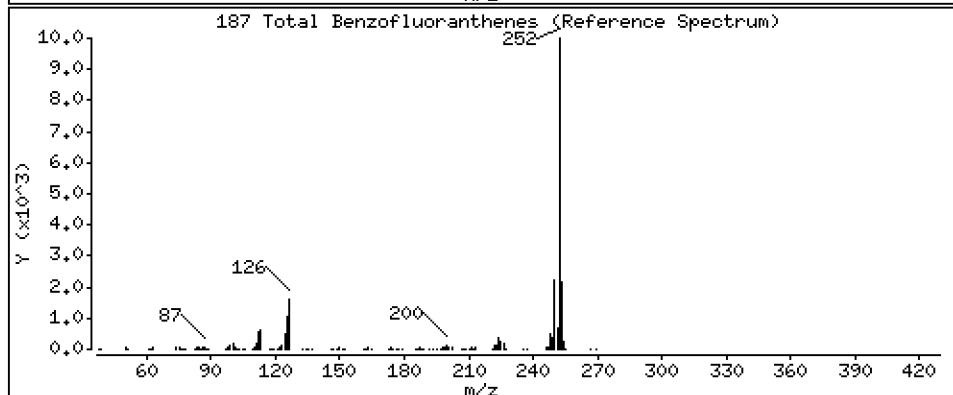
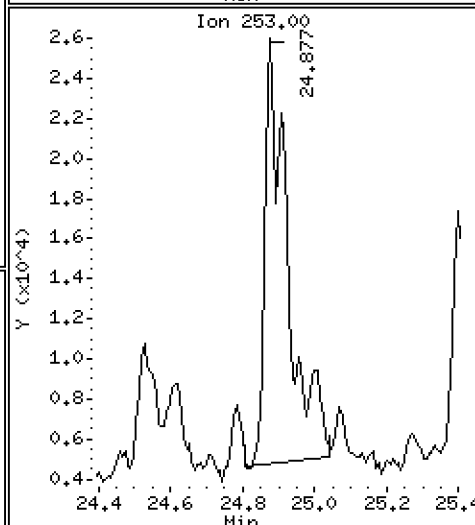
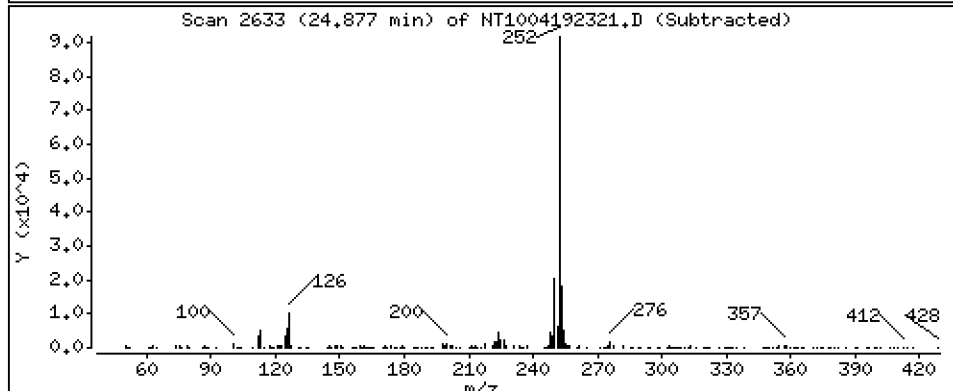
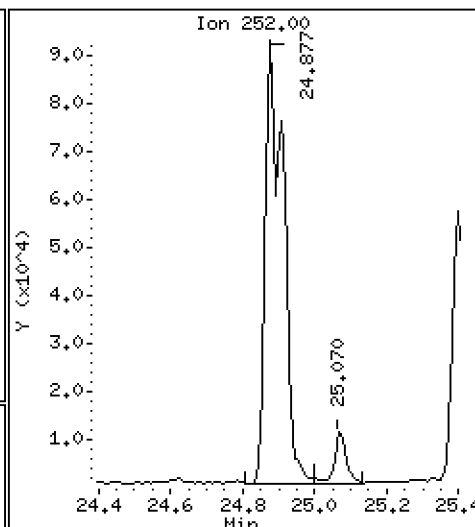
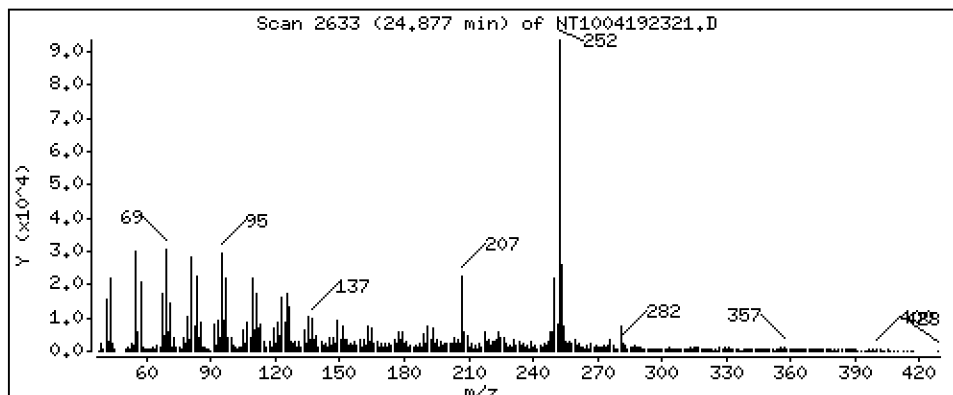
Operator: VTS

Column phase: ZB-5msi

Column diameter: 0,25

187 Total Benzofluoranthenes

Concentration: 1,624 ug/mL



ARI Labs, Inc.

Semivolatile Report SW846 Method 8270D

Data file : \\target\share\chem3\nt10.i\20230419A.b\NT1004192321.D

Lab Smp Id: 23C0774-07

Inj Date : 20-APR-2023 00:05

Operator : VTS

Inst ID: nt10.i

Smp Info : 23C0774-07

Misc Info :

Comment : 1ul Injection

Method : \\target\share\chem3\nt10.i\20230419A.b\ABN.m

Meth Date : 20-Apr-2023 14:53 deenayd Quant Type: ISTD

Cal Date : 16-MAR-2023 00:22 Cal File: NT10031508.D

Als bottle: 16

Dil Factor: 1.00000

Integrator: HP RTE

Compound Sublist: ICAL.sub

Target Version: 4.14

Processing Host: DEENAY-201905

Compounds	QUANT	SIG	RT	EXP RT	REL RT	RESPONSE	CONCENTRATIONS	
							ON-COLUMN	FINAL
	MASS						(ug/mL)	(ug/mL)
\$ 1 2-Fluorophenol	112		6.612	6.604	(0.749)	168604	3.84932	3.849
\$ 2 Phenol-d5	99		8.211	8.204	(0.931)	235216	4.09353	4.094
3 Phenol	94		8.234	8.227	(0.933)	5524	0.09251	0.09251
\$ 5 2-Chlorophenol-d4	132		8.466	8.467	(0.960)	210439	4.28880	4.289
4 Bis(2-Chloroethyl)ether	93		Compound Not Detected.					
6 2-Chlorophenol	128		Compound Not Detected.					
7 1,3-Dichlorobenzene	146		Compound Not Detected.					
* 8 1,4-Dichlorobenzene-d4	152		8.822	8.823	(1.000)	144839	4.00000	
9 1,4-Dichlorobenzene	146		Compound Not Detected.					
\$ 10 1,2-Dichlorobenzene-d4	152		9.187	9.180	(1.041)	96299	2.73284	2.733
12 1,2-Dichlorobenzene	146		Compound Not Detected.					
11 Benzyl alcohol	108		9.109	9.102	(1.033)	2607	0.09302	0.09302 (H)
14 2,2'-oxybis(1-Chloropropane)	121		Compound Not Detected.					
13 2-Methylphenol	108		9.342	9.335	(1.059)	985	0.02263	0.02263
17 Hexachloroethane	117		Compound Not Detected.					
16 N-Nitroso-di-n-propylamine	70		Compound Not Detected.					
15 4-Methylphenol	108		9.622	9.614	(1.091)	2431	0.05301	0.05301
\$ 18 Nitrobenzene-d5	82		9.917	9.917	(0.877)	148149	2.75188	2.752
19 Nitrobenzene	77		Compound Not Detected.					
20 Isophorone	82		Compound Not Detected.					
21 2-Nitrophenol	139		Compound Not Detected.					
22 2,4-Dimethylphenol	107		Compound Not Detected.					
23 Bis(2-Chloroethoxy)methane	93		Compound Not Detected.					
24 Benzoic acid	105		10.770	10.880	(0.953)	9034	0.33511	0.3351 (H)
25 2,4-Dichlorophenol	162		Compound Not Detected.					
26 1,2,4-Trichlorobenzene	180		Compound Not Detected.					
* 27 Naphthalene-d8	136		11.307	11.299	(1.000)	533362	4.00000	
28 Naphthalene	128		11.345	11.346	(1.003)	12523	0.08863	0.08863
29 4-Chloroaniline	127		Compound Not Detected.					
30 Hexachlorobutadiene	225		Compound Not Detected.					
31 4-Chloro-3-methylphenol	107		Compound Not Detected.					
32 2-Methylnaphthalene	142		12.738	12.738	(1.127)	9296	0.09117	0.09117
33 Hexachlorocyclopentadiene	237		Compound Not Detected.					

Compounds	QUANT	SIG	RT	EXP RT	REL RT	RESPONSE	CONCENTRATIONS	
							ON-COLUMN	FINAL
	MASS						(ug/mL)	(ug/mL)
=====	=====		=====	=====	=====	=====	=====	=====
34 2,4,6-Trichlorophenol	196					Compound Not Detected.		
35 2,4,5-Trichlorophenol	196					Compound Not Detected.		
\$ 36 2-Fluorobiphenyl	172		13.527	13.527	(0.907)	347612	2.83167	2.832
37 2-Chloronaphthalene	162					Compound Not Detected.		
38 2-Nitroaniline	65					Compound Not Detected.		
39 Dimethylphthalate	163		14.433	14.433	(0.968)	2728	0.02706	0.02706
40 Acenaphthylene	152		14.595	14.596	(0.979)	6524	0.04212	0.04212
41 2,6-Dinitrotoluene	165					Compound Not Detected.		
* 42 Acenaphthene-d10	164		14.912	14.905	(1.000)	310332	4.00000	
43 3-Nitroaniline	138					Compound Not Detected.		
44 Acenaphthene	153		14.974	14.975	(1.004)	7252	0.07579	0.07579
45 2,4-Dinitrophenol	184					Compound Not Detected.		
46 Dibenzofuran	168		15.307	15.299	(1.026)	10819	0.07667	0.07667
47 4-Nitrophenol	109					Compound Not Detected.		
48 2,4-Dinitrotoluene	165					Compound Not Detected.		
50 Diethylphthalate	149		15.894	15.895	(1.066)	15043	0.15208	0.1521
49 Fluorene	166		16.018	16.010	(1.074)	12856	0.11581	0.1158
51 4-Chlorophenyl-phenylether	204					Compound Not Detected.		
52 4-Nitroaniline	138					Compound Not Detected.		
53 4,6-Dinitro-2-methylphenol	198					Compound Not Detected.		
54 N-Nitrosodiphenylamine	169					Compound Not Detected.		
\$ 55 2,4,6-Tribromophenol	330		16.558	16.550	(1.110)	80713	5.56820	5.568
56 4-Bromophenyl-phenylether	248					Compound Not Detected.		
57 Hexachlorobenzene	284					Compound Not Detected.		
58 Pentachlorophenol	266					Compound Not Detected.		
* 59 Phenanthrene-d10	188		17.949	17.942	(1.000)	560200	4.00000	
60 Phenanthrene	178		17.995	17.988	(1.003)	96337	0.63067	0.6307
61 Anthracene	178		18.088	18.081	(1.008)	27295	0.18627	0.1863
62 Carbazole	167		18.436	18.421	(1.027)	10595	0.08069	0.08069
63 Di-n-butylphthalate	149		19.272	19.257	(1.074)	10781	0.06106	0.06106
64 Fluoranthene	202		20.448	20.402	(0.887)	212973	0.99555	0.9955
65 Pyrene	202		20.850	20.827	(0.904)	252693	1.15149	1.151
\$ 66 Terphenyl-d14	244		21.152	21.137	(0.917)	468663	2.84379	2.844
67 Butylbenzylphthalate	149					Compound Not Detected.		
68 Benzo(a)anthracene	228		23.026	23.011	(0.999)	95184	0.50652	0.5065
* 69 Chrysene-d12	240		23.057	23.042	(1.000)	532395	4.00000	
70 3,3'-Dichlorobenzidine	252					Compound Not Detected.		
71 Chrysene	228		23.096	23.088	(1.002)	129572	0.70576	0.7058
72 bis(2-Ethylhexyl)phthalate	149		23.142	23.135	(0.959)	46318	0.38261	0.3826
* 134 Di-n-octylphthalate-d4	153		24.133	24.126	(1.000)	827617	4.00000	
73 Di-n-octylphthalate	149					Compound Not Detected.		
74 Benzo(b)fluoranthene	252		24.876	24.861	(0.971)	174723	0.85271	0.8527
75 Benzo(k)fluoranthene	252		24.907	24.900	(0.972)	174129	0.83690	0.8369
76 Benzo(a)pyrene	252		25.496	25.481	(0.995)	120829	0.65956	0.6596
* 77 Perylene-d12	264		25.612	25.589	(1.000)	632126	4.00000	
78 Indeno(1,2,3-cd)pyrene	276		28.108	28.085	(1.097)	100100	0.42949	0.4295
79 Dibenzo(a,h)anthracene	278		28.131	28.108	(1.098)	34873	0.18022	0.1802 (M)
80 Benzo(g,h,i)perylene	276		28.845	28.815	(1.126)	103820	0.51472	0.5147
90 N-Nitrosodimethylamine	74					Compound Not Detected.		
91 Aniline	93					Compound Not Detected.		
93 Benzidine	184					Compound Not Detected.		
103 Pyridine	79		4.496	4.434	(0.510)	3857	0.08987	0.08987
105 1-methylnaphthalene	142		12.962	12.955	(1.146)	6862	0.07345	0.07345
111 Azobenzene (1,2-DP-Hydrazine)	77					Compound Not Detected.		

Compounds	QUANT SIG	RT	EXP RT	REL RT	RESPONSE	CONCENTRATIONS	
						ON-COLUMN (ug/mL)	FINAL (ug/mL)
187 Total Benzofluoranthenes	252	24.876	24.900	(0.971)	321367	1.62438	1.624
120 2,3,4,6-Tetrachlorophenol	232	Compound Not Detected.					

QC Flag Legend

- M - Compound response manually integrated.
- H - Operator selected an alternate compound hit.

ARI Labs, Inc.

INTERNAL STANDARD COMPOUNDS
 AREA AND RT SUMMARY

Instrument ID: nt10.i Calibration Date: 19-APR-2023
 Lab File ID: NT1004192321.D Calibration Time: 20:55
 Lab Smp Id: 23C0774-07
 Analysis Type: SV Level:
 Quant Type: ISTD Sample Type:
 Operator: VTS
 Method File: \\target\share\chem3\nt10.i\20230419A.b\ABN.m
 Misc Info:

Test Mode:
 Use Last Continuing Calibrator.

COMPOUND	STANDARD	AREA LIMIT		SAMPLE	%DIFF
		LOWER	UPPER		
8 1,4-Dichlorobenze	142135	71068	284270	144839	1.90
27 Naphthalene-d8	517513	258757	1035026	533362	3.06
42 Acenaphthene-d10	306898	153449	613796	310332	1.12
59 Phenanthrene-d10	508635	254318	1017270	560200	10.14
69 Chrysene-d12	460743	230372	921486	532395	15.55
134 Di-n-octylphthala	736003	368002	1472006	827617	12.45
77 Perylene-d12	559318	279659	1118636	632126	13.02

COMPOUND	STANDARD	RT LIMIT		SAMPLE	%DIFF
		LOWER	UPPER		
8 1,4-Dichlorobenze	8.82	8.32	9.32	8.82	-0.00
27 Naphthalene-d8	11.30	10.80	11.80	11.31	0.07
42 Acenaphthene-d10	14.91	14.41	15.41	14.91	0.05
59 Phenanthrene-d10	17.94	17.44	18.44	17.95	0.04
69 Chrysene-d12	23.04	22.54	23.54	23.06	0.07
134 Di-n-octylphthala	24.13	23.63	24.63	24.13	0.03
77 Perylene-d12	25.59	25.09	26.09	25.61	0.09

AREA UPPER LIMIT = +100% of internal standard area.
 AREA LOWER LIMIT = - 50% of internal standard area.
 RT UPPER LIMIT = + 0.50 minutes of internal standard RT.
 RT LOWER LIMIT = - 0.50 minutes of internal standard RT.

REVIEW SUMMARY FOR FILE - NT1004192321.D

Lab ID: 23C0774-07

nt10.i, 20230419A.b\ABN.m, 20-APR-2023 00:05

RT CO-ELUTION COMPOUNDS

NO CO-ELUTIONS

Quant Method: ICAL

RRT CHECK

RRT	CCV RRT	DELTA	COMPOUND
0.953	0.963	-0.0104	Benzoic acid
0.510	0.503	0.0070	Pyridine

RRT check based on Ccal File: NT1004192316.D

On Column LOD for nt10.i, 20230419A.b\ABN.m, ICAL.sub = 0.0000

* Only compounds listed in the work order have been verified by the analyst *

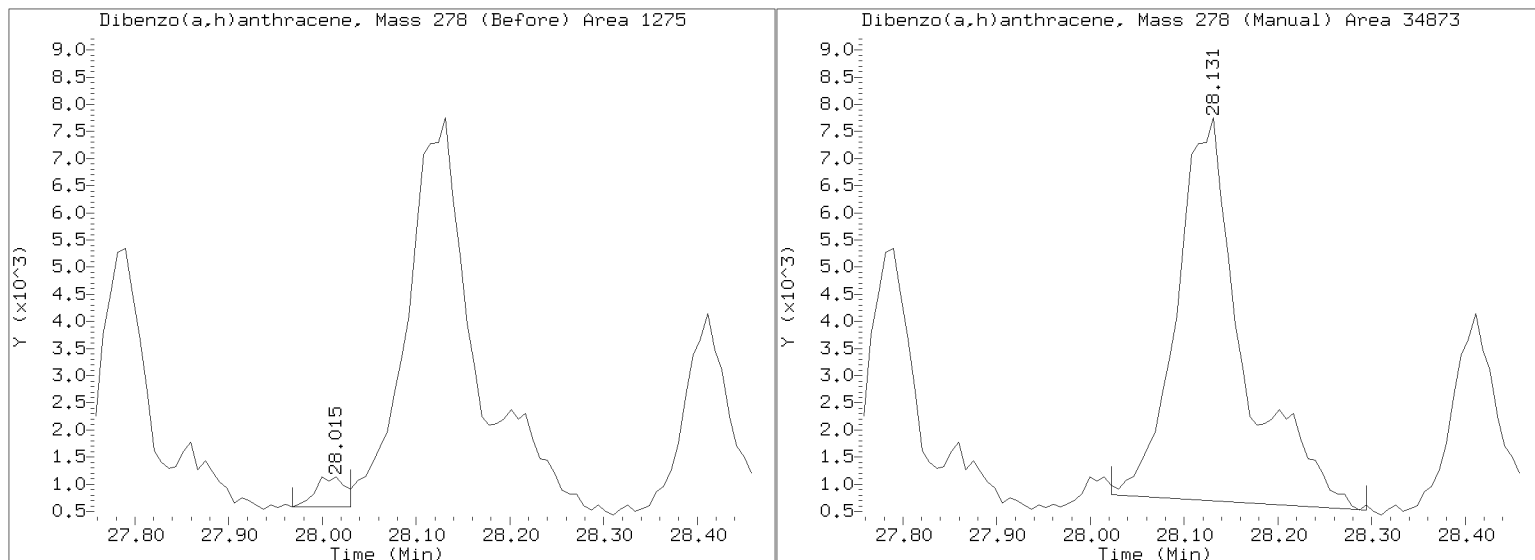
Quant Ion Manual Peak Adjustment Report

Datafile: //target/share/chem3/nt10.i/20230419A.b/NT1004192321.D

Injection Date: 20-APR-2023 00:05

Lab ID: 23C0774-07 Client ID:

Report Date: 04/20/2023 14:54



APPROVED

By Deenay Dunmore at 3:37 pm, Apr 20, 2023



Form I
ORGANIC ANALYSIS DATA SHEET
EPA 8270E
Semivolatiles (20ug/kg - 0.2ug/L SepF)

Laboratory: Analytical Resources, LLC

Client: Anchor OEA, LLC

Project: AOC5 MR Phase 1

Matrix: Sediment

Laboratory ID: 23C0774-08 A

SDG: 23C0774

Sampled: 12/14/22 08:04

Prepared: 04/05/23 16:28

File ID: NT1004192324.D

% Solids: 52.85

Preparation: EPA 3546 (Microwave)

Analyzed: 04/20/23 01:59

Batch: BLD0057

Sequence: SLD0281

Initial/Final: 18.93 g Wet / 1 mL

Instrument: NT10

Column: ZB-5MSi

Calibration: GC00046

Cleanups: GPC

CAS NO.	COMPOUND	DILUTION	CONC: (ug/kg dry)	Q	DL	RL
108-95-2	Phenol	1	12.3	J	4.4	20.0
106-44-5	4-Methylphenol	1	20.0	U	7.4	20.0
91-20-3	Naphthalene	1	12.4	J	4.2	20.0
91-57-6	2-Methylnaphthalene	1	12.2	J	4.5	20.0
208-96-8	Acenaphthylene	1	7.2	J	6.2	20.0
131-11-3	Dimethylphthalate	1	6.0	J	4.4	20.0
83-32-9	Acenaphthene	1	18.3	J	5.2	20.0
132-64-9	Dibenzofuran	1	14.5	J	14.1	20.0
86-73-7	Fluorene	1	24.4		14.6	20.0
85-01-8	Phenanthrene	1	271		8.7	20.0
120-12-7	Anthracene	1	82.6		7.2	20.0
206-44-0	Fluoranthene	1	306	Q	6.1	20.0
129-00-0	Pyrene	1	366		5.7	20.0
85-68-7	Butylbenzylphthalate	1	22.9		9.4	20.0
56-55-3	Benzo(a)anthracene	1	168		6.0	20.0
218-01-9	Chrysene	1	199		6.1	20.0
117-81-7	bis(2-Ethylhexyl)phthalate	1	45.9	J	5.5	50.0
	Benzo(a)fluoranthene, Total	1	442		10.0	40.0
50-32-8	Benzo(a)pyrene	1	206		4.2	20.0
193-39-5	Indeno(1,2,3-cd)pyrene	1	114		14.6	20.0
53-70-3	Dibenzo(a,h)anthracene	1	37.3		17.2	20.0
191-24-2	Benzo(g,h,i)perylene	1	133		13.6	20.0

SURROGATES	ADDED: (ug/kg dry)	FOUND: (ug/kg dry)	% REC	QC LIMITS	Q
2-Fluorophenol	749.66	450	60.1	27 - 120	
Phenol-d5	749.66	460	61.3	29 - 120	
2-Chlorophenol-d4	749.66	503	67.1	31 - 120	
1,2-Dichlorobenzene-d4	499.77	325	65.0	32 - 120	
Nitrobenzene-d5	499.77	318	63.6	30 - 120	
2-Fluorobiphenyl	499.77	337	67.4	35 - 120	



Form I
ORGANIC ANALYSIS DATA SHEET
EPA 8270E
Semivolatiles (20ug/kg - 0.2ug/L SepF)

Laboratory: Analytical Resources, LLC

Client: Anchor OEA, LLC

Project: AOC5 MR Phase 1

Matrix: Sediment

Laboratory ID: 23C0774-08 A

SDG: 23C0774

Sampled: 12/14/22 08:04

Prepared: 04/05/23 16:28

File ID: NT1004192324.D

% Solids: 52.85

Preparation: EPA 3546 (Microwave)

Analyzed: 04/20/23 01:59

Batch: BLD0057

Sequence: SLD0281

Initial/Final: 18.93 g Wet / 1 mL

Instrument: NT10

Column: ZB-5MSi

Calibration: GC00046

Cleanups: GPC

SURROGATES	ADDED: (ug/kg dry)	FOUND: (ug/kg dry)	% REC	QC LIMITS	Q
2,4,6-Tribromophenol	749.66	677	90.3	24 - 134	
p-Terphenyl-d14	499.77	285	57.1	37 - 120	

Data File: \\target\share\chem3\nt10.1\20230419A.B\NT1004192324.D

Date: 20-APR-2023 01:59

Client ID:

Sample Info: 23C0774-08

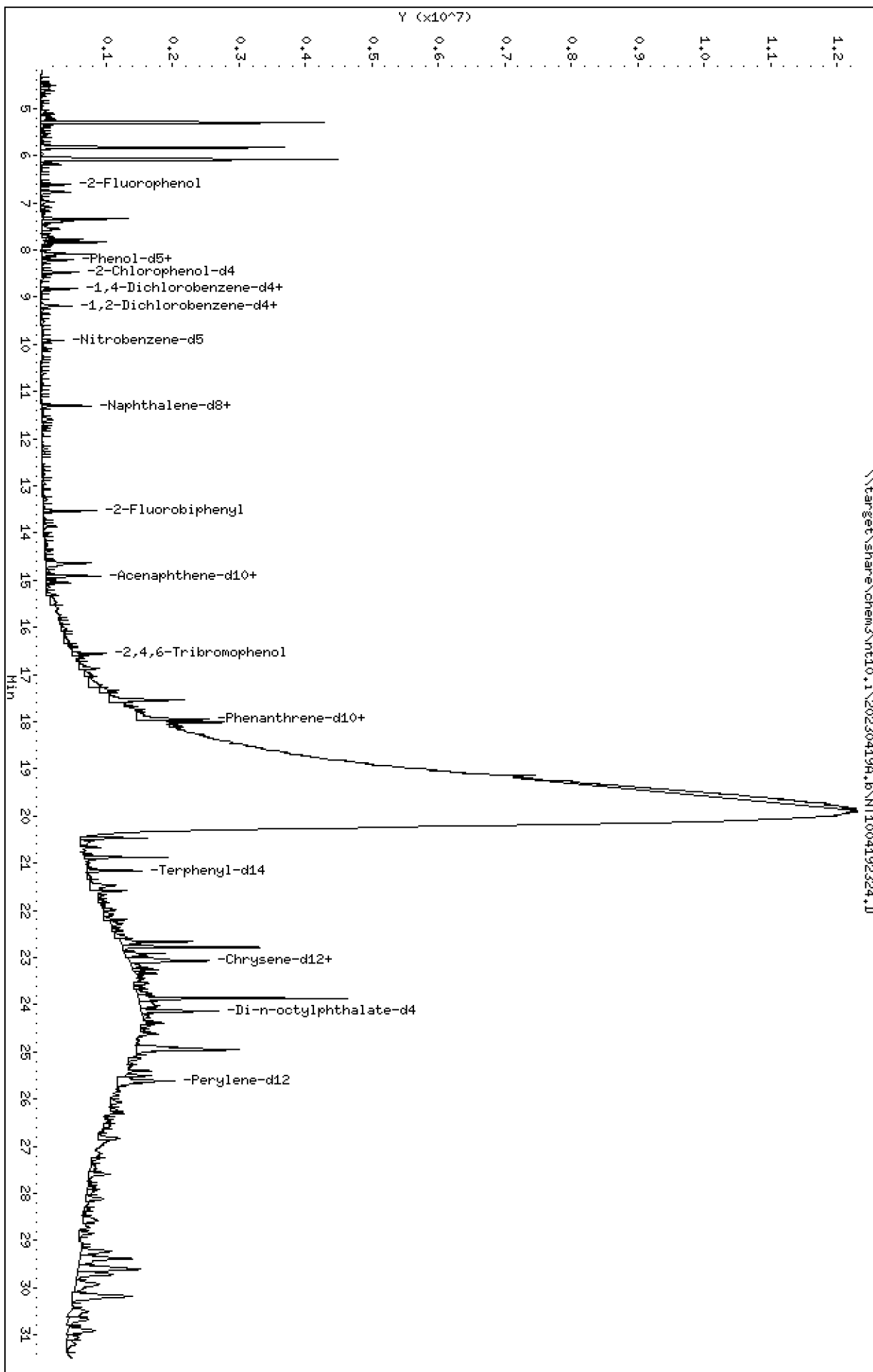
Column phase: ZB-5msi

Instrument: nt10.1

Operator: VTS

Column diameter: 0.25

Page 1



Date : 20-APR-2023 01:59

Client ID:

Instrument: nt10.i

Sample Info: 23C0774-08

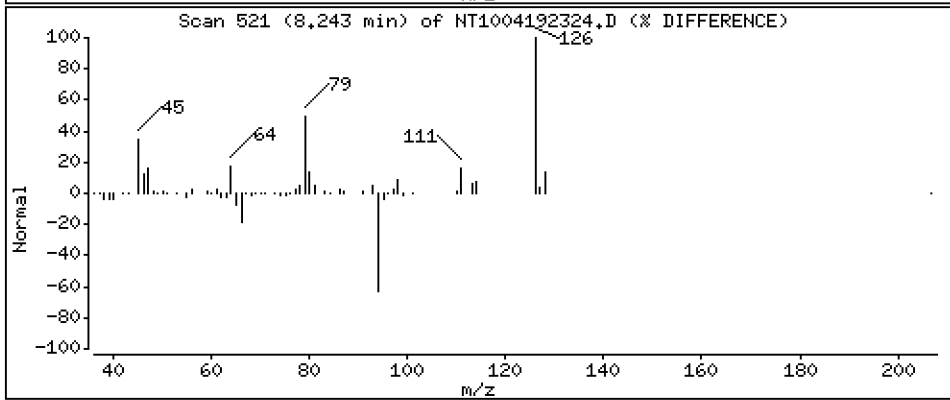
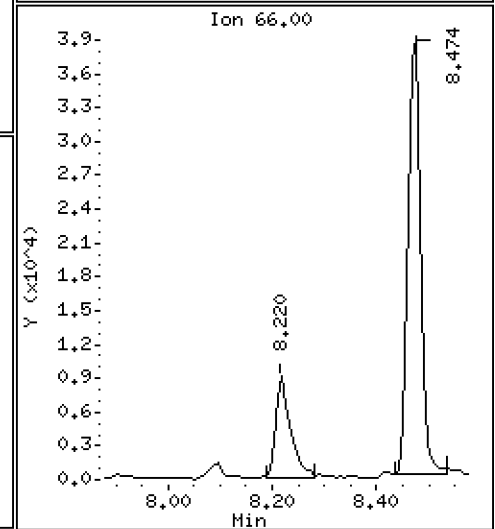
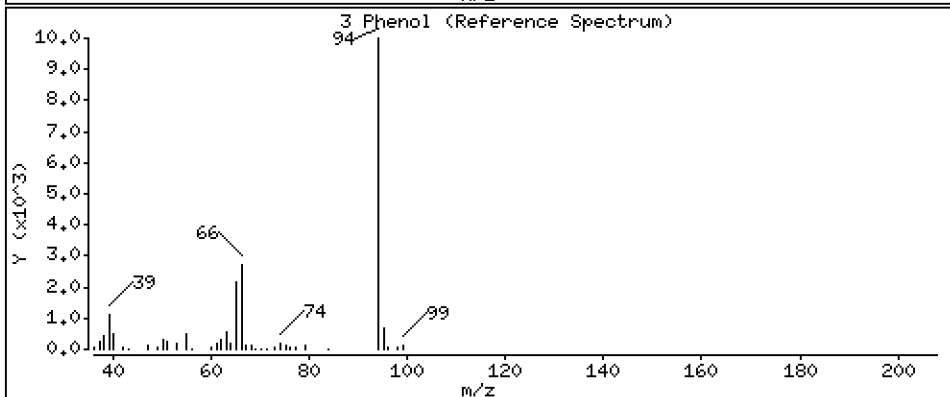
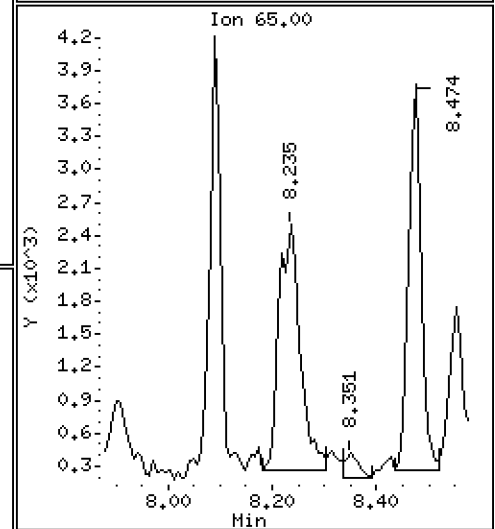
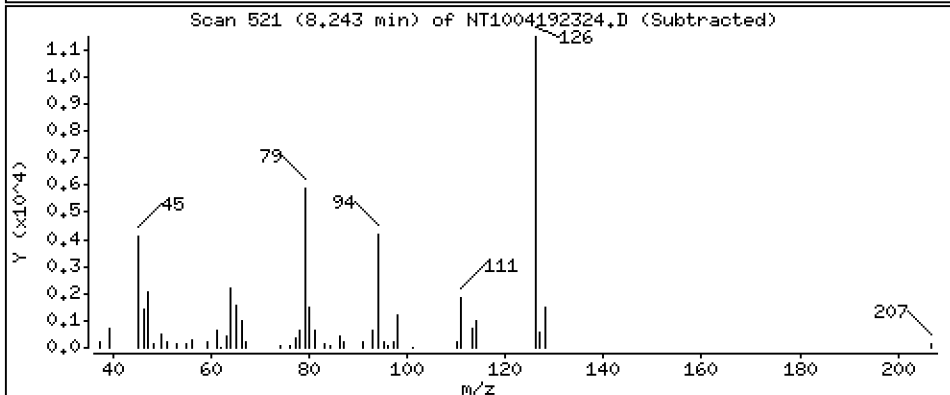
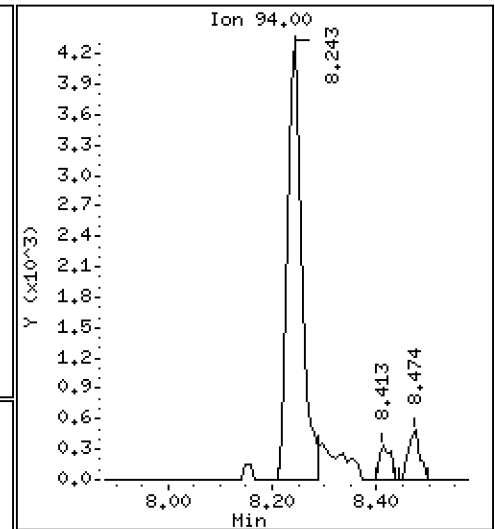
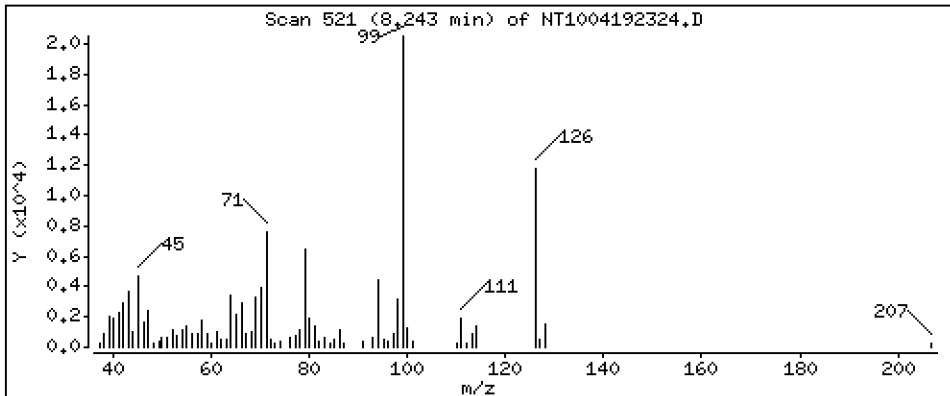
Operator: VTS

Column phase: ZB-5msi

Column diameter: 0,25

3 Phenol

Concentration: 0,1227 ug/mL



Date : 20-APR-2023 01:59

Client ID:

Instrument: nt10.i

Sample Info: 23C0774-08

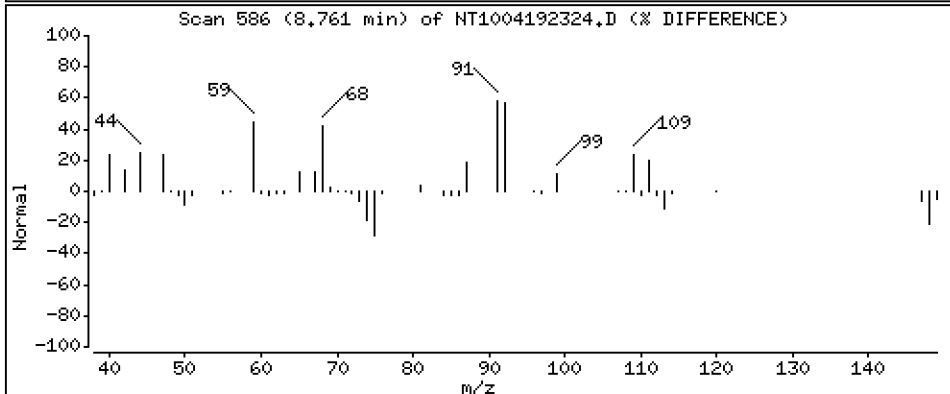
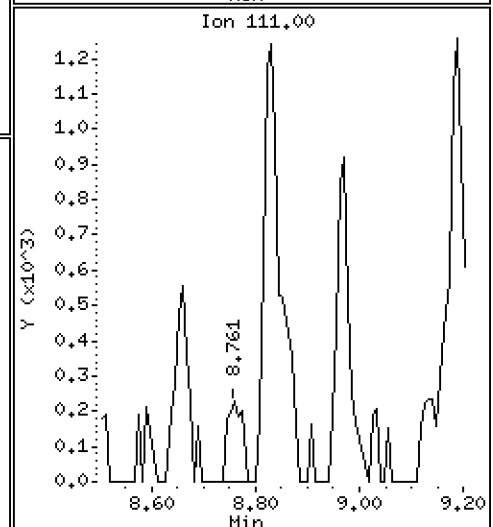
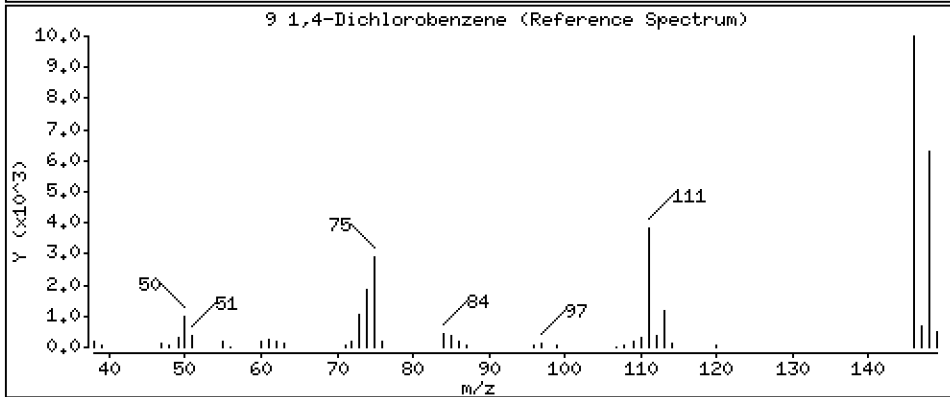
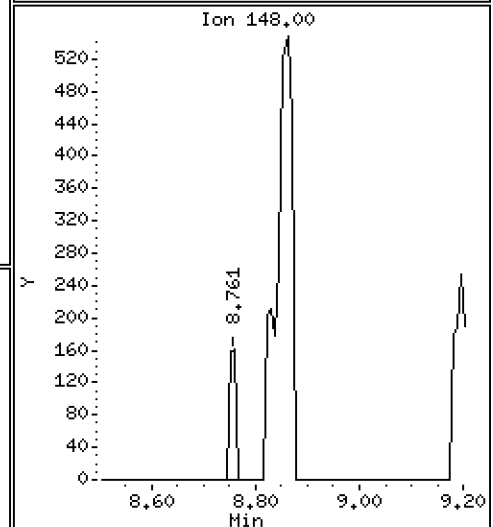
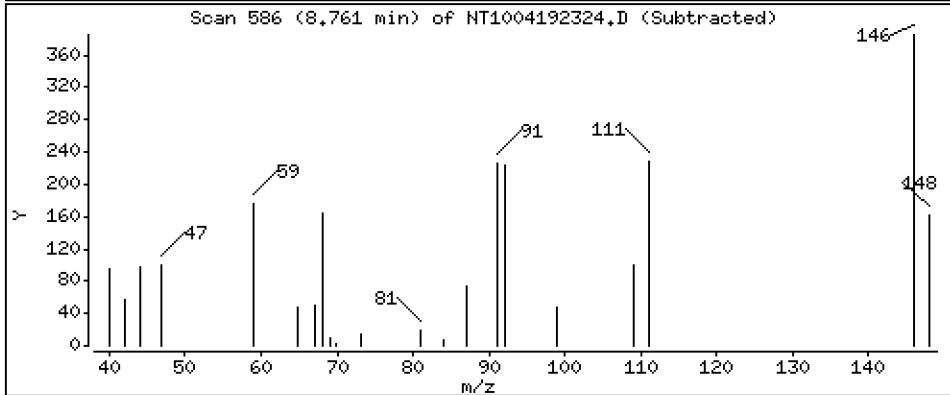
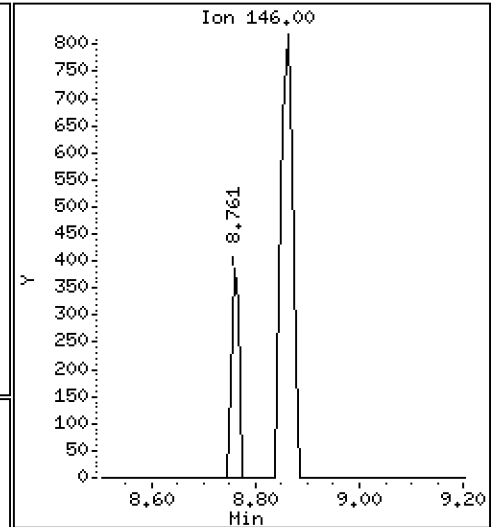
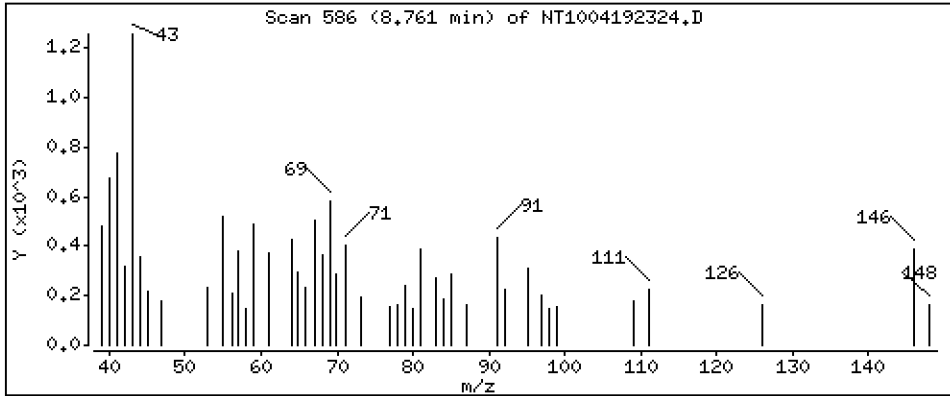
Operator: VTS

Column phase: ZB-5msi

Column diameter: 0.25

9 1,4-Dichlorobenzene

Concentration: 0.007099 ug/mL



Date : 20-APR-2023 01:59

Client ID:

Instrument: nt10.i

Sample Info: 23C0774-08

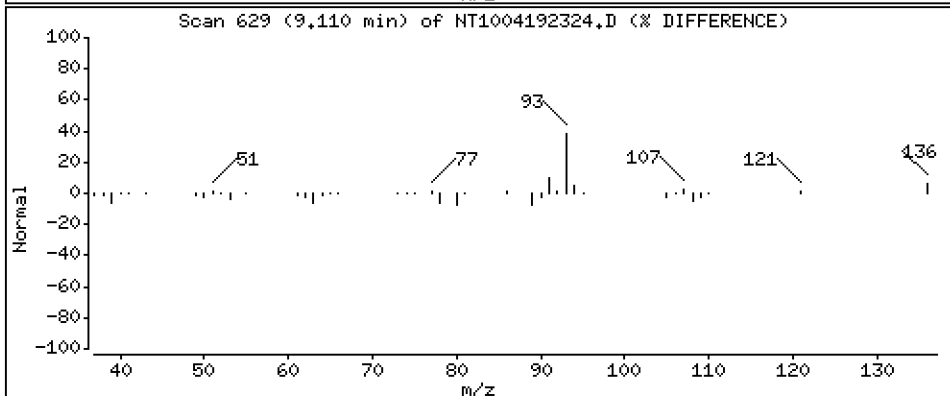
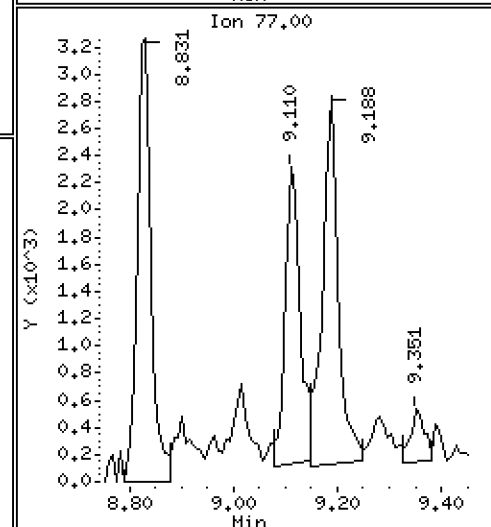
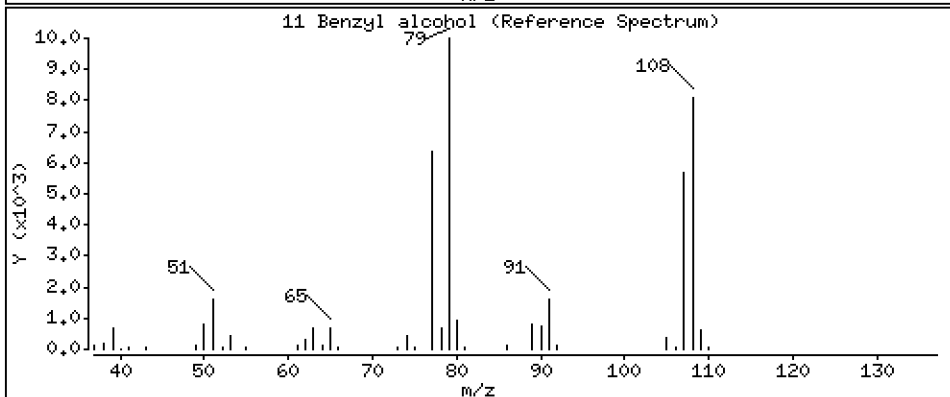
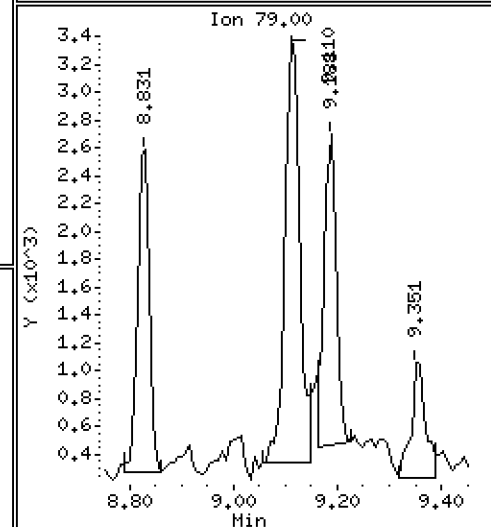
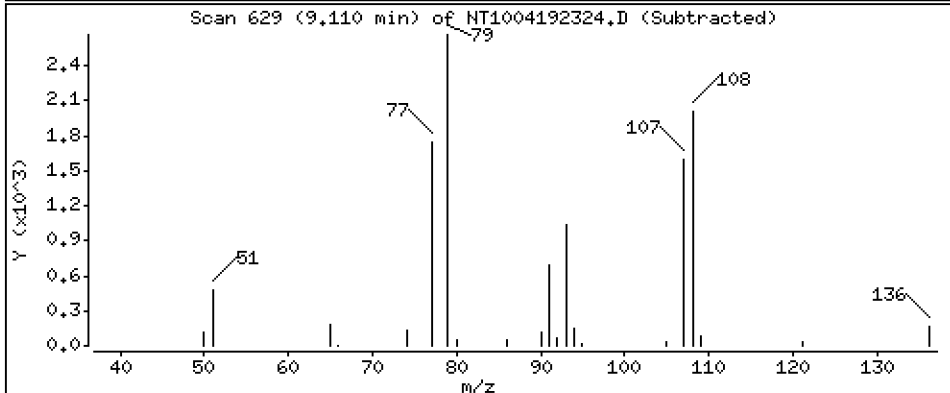
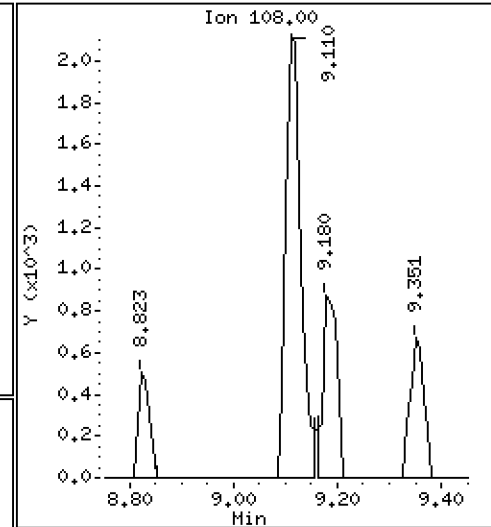
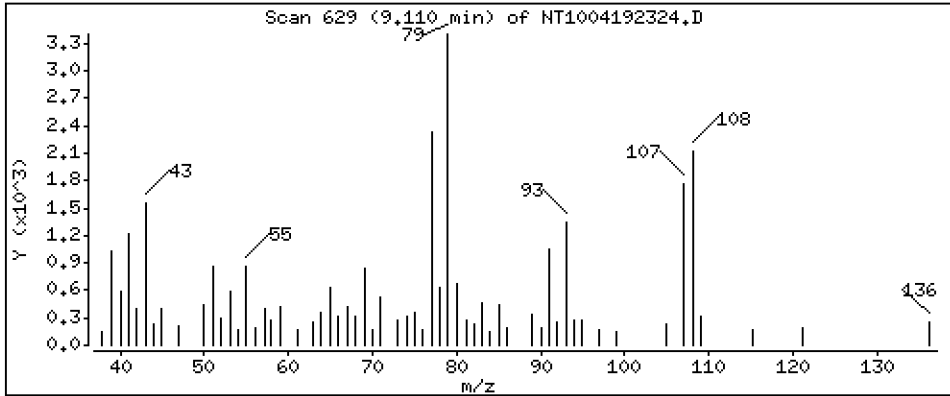
Operator: VTS

Column phase: ZB-5msi

Column diameter: 0.25

11 Benzyl alcohol

Concentration: 0.1350 ug/mL



Date : 20-APR-2023 01:59

Client ID:

Instrument: nt10.i

Sample Info: 23C0774-08

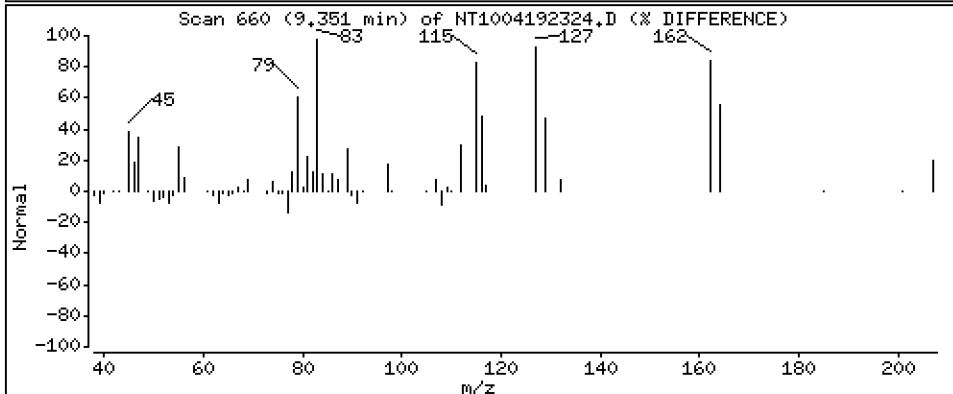
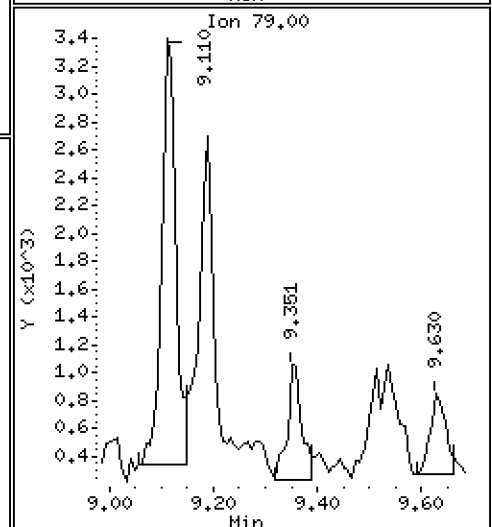
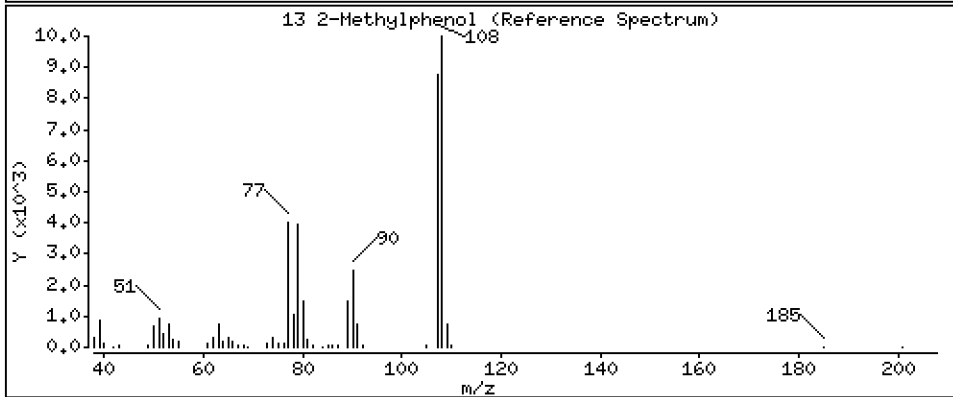
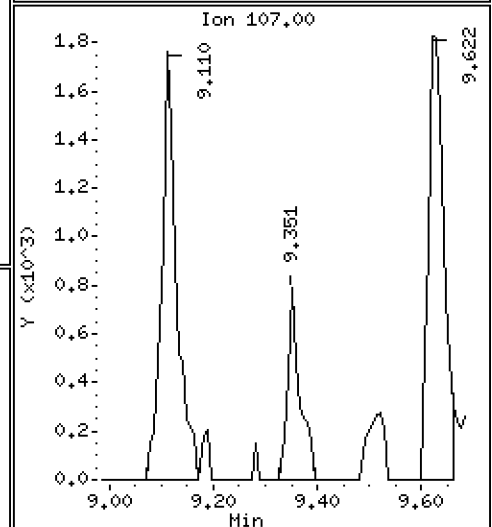
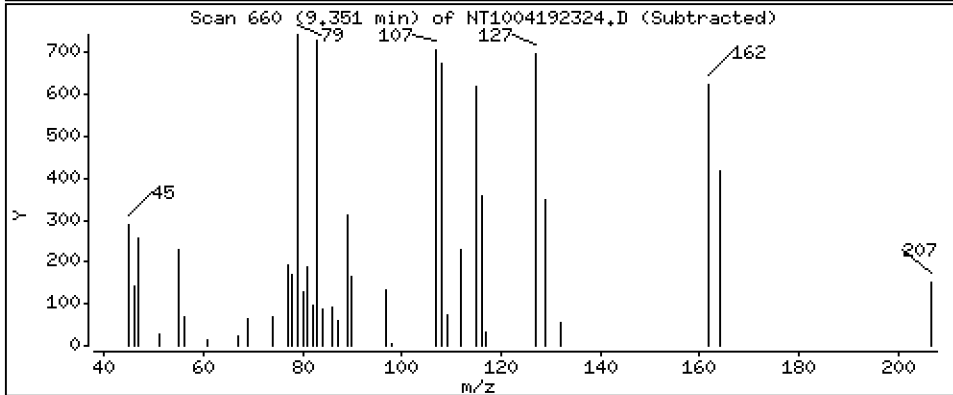
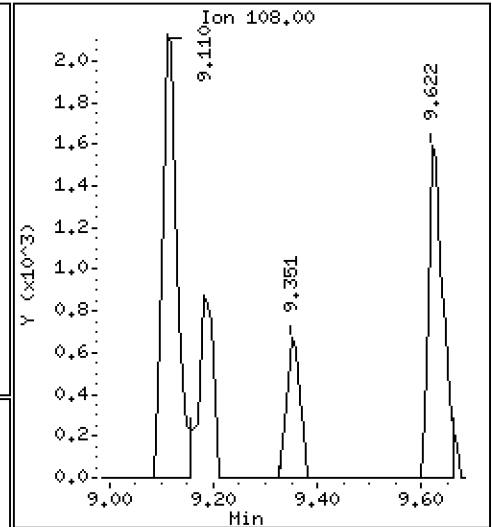
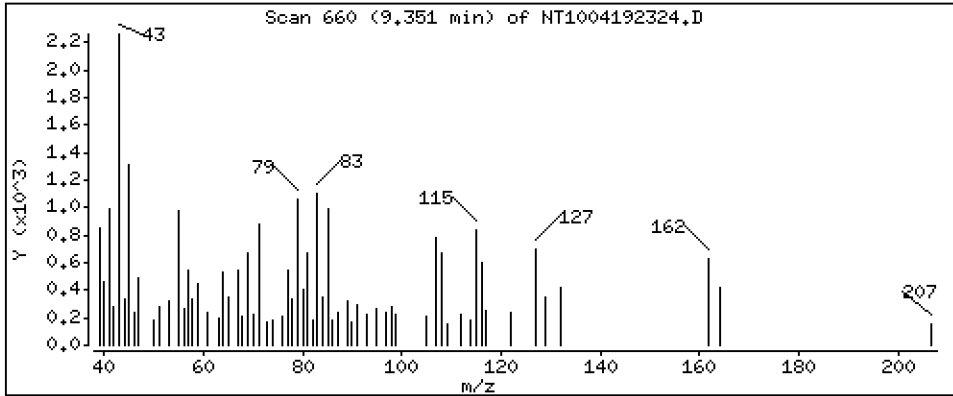
Operator: VTS

Column phase: ZB-5msi

Column diameter: 0.25

13 2-Methylphenol

Concentration: 0.02547 ug/mL



Date : 20-APR-2023 01:59

Client ID:

Instrument: nt10.i

Sample Info: 23C0774-08

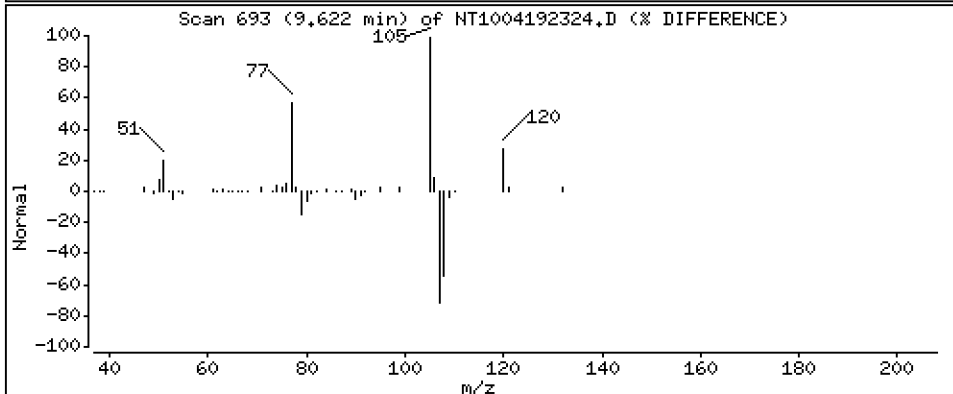
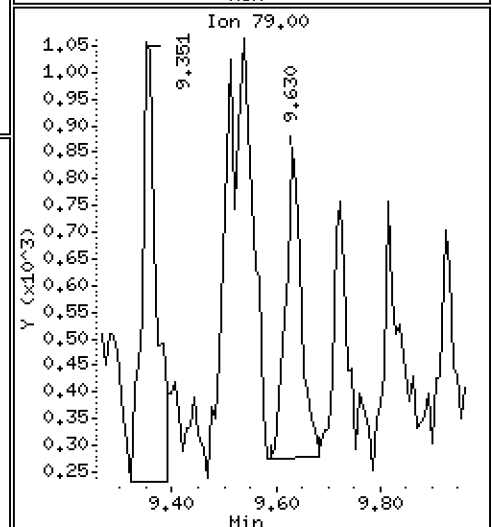
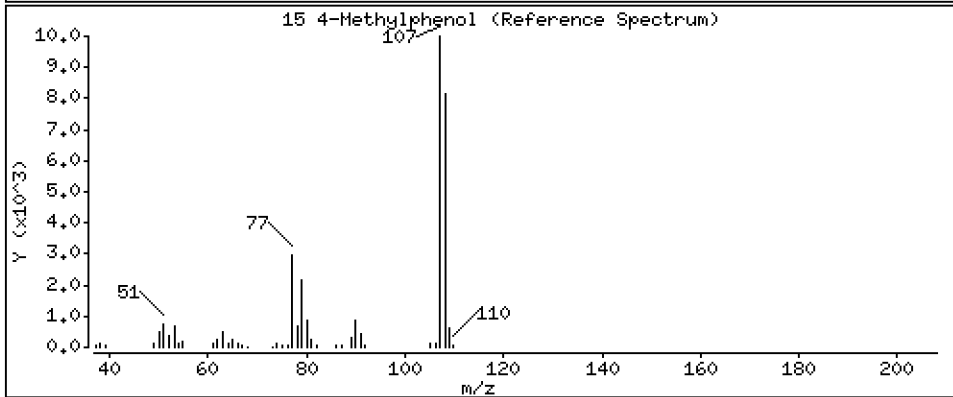
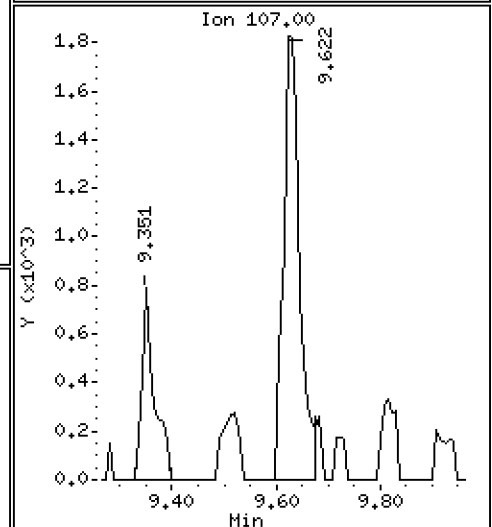
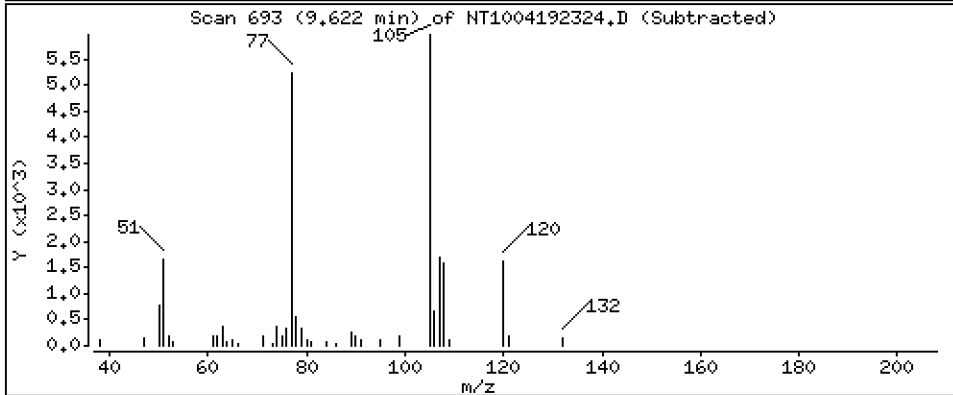
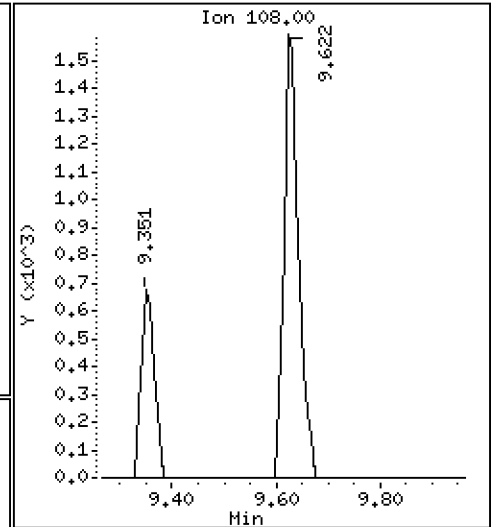
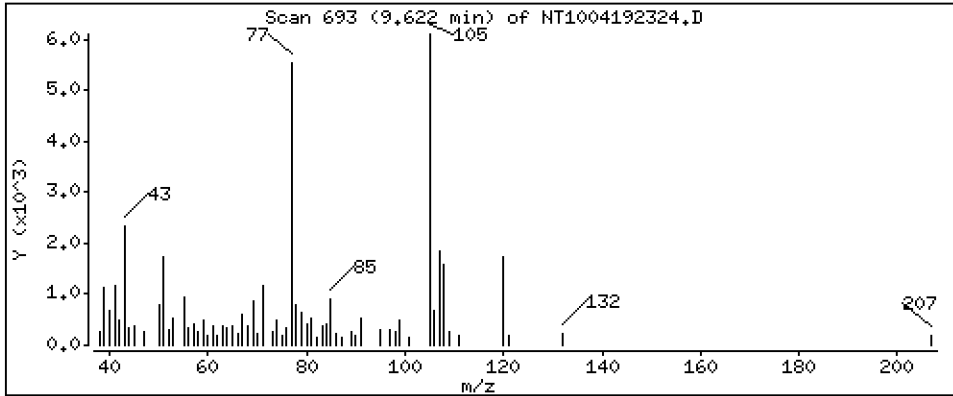
Operator: VTS

Column phase: ZB-5msi

Column diameter: 0.25

15 4-Methylphenol

Concentration: 0.06165 ug/mL



Date : 20-APR-2023 01:59

Client ID:

Instrument: nt10.i

Sample Info: 23C0774-08

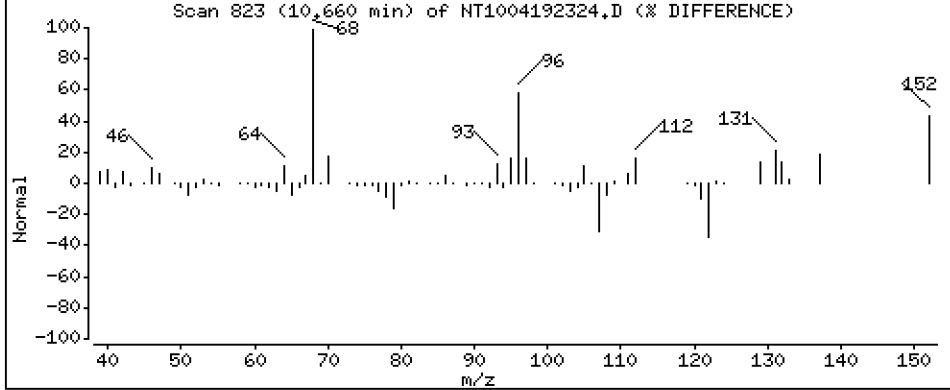
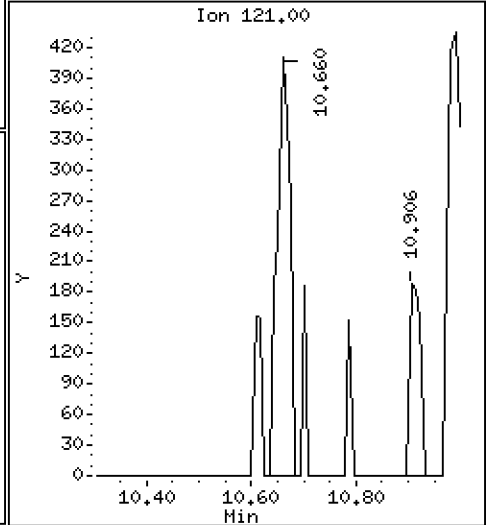
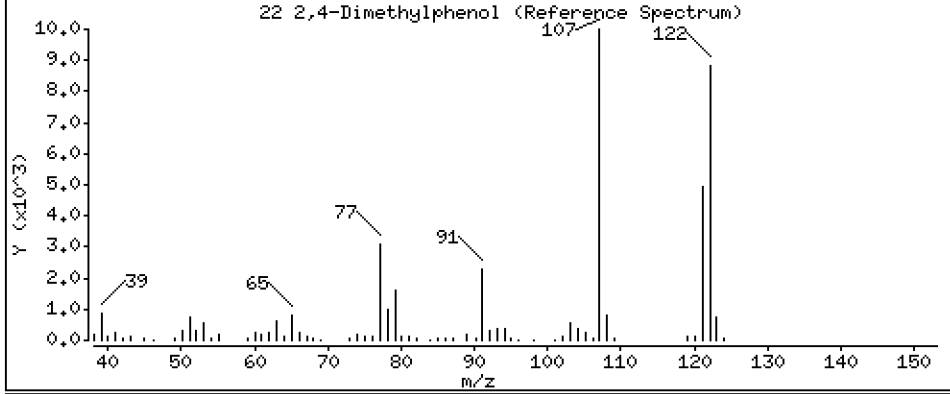
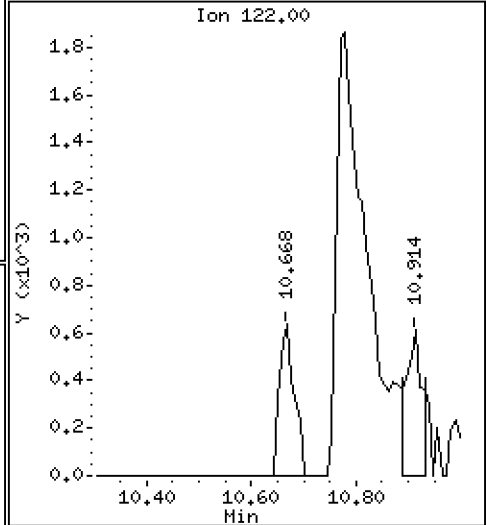
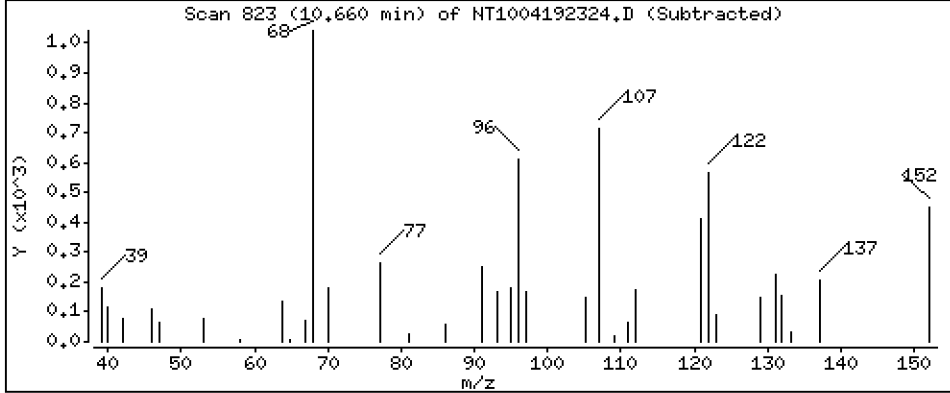
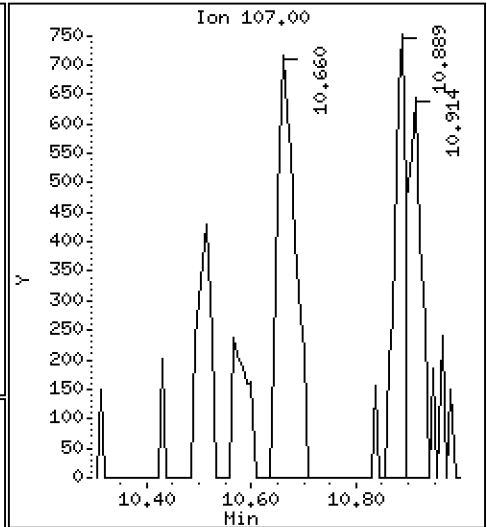
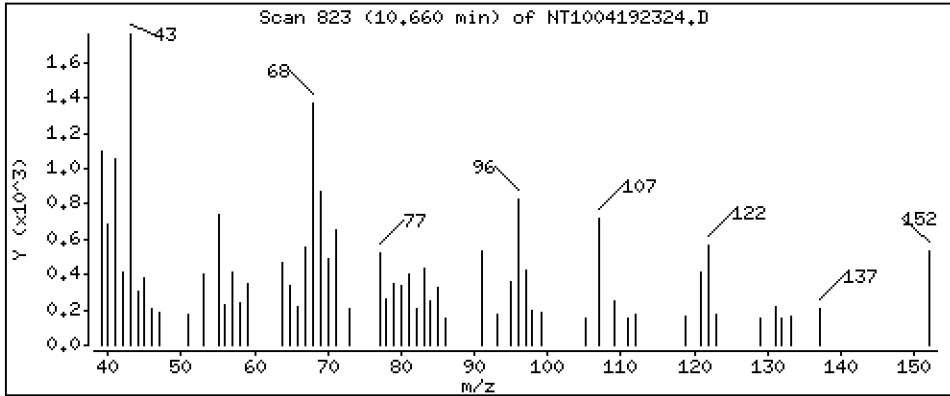
Operator: VTS

Column phase: ZB-5msi

Column diameter: 0.25

22 2,4-Dimethylphenol

Concentration: 0.03301 ug/mL



Date : 20-APR-2023 01:59

Client ID:

Instrument: nt10.i

Sample Info: 23C0774-08

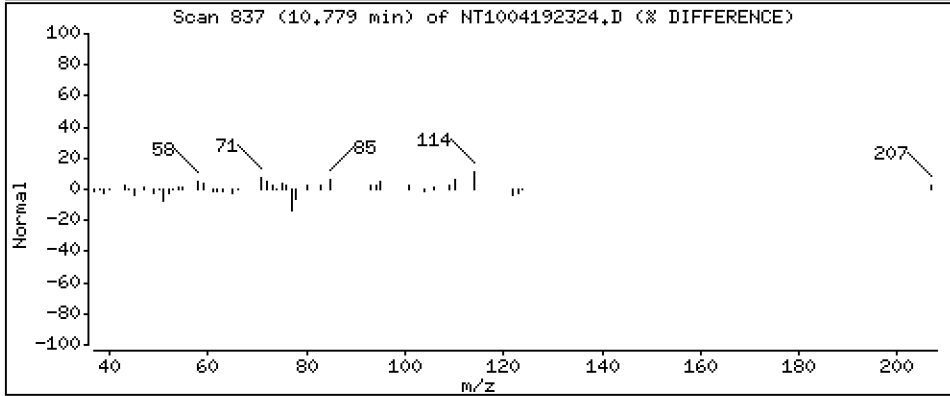
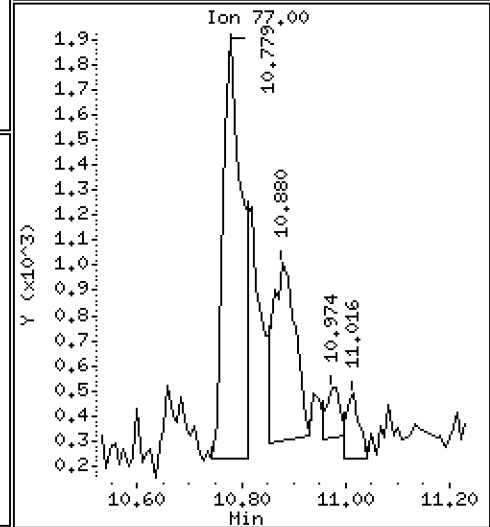
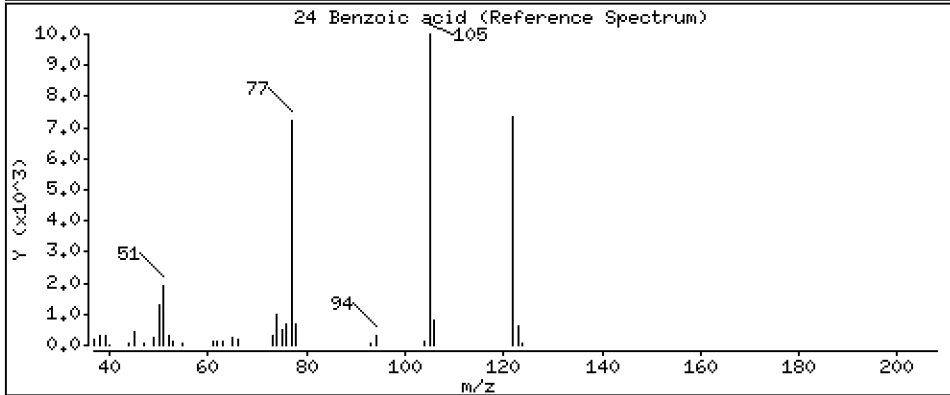
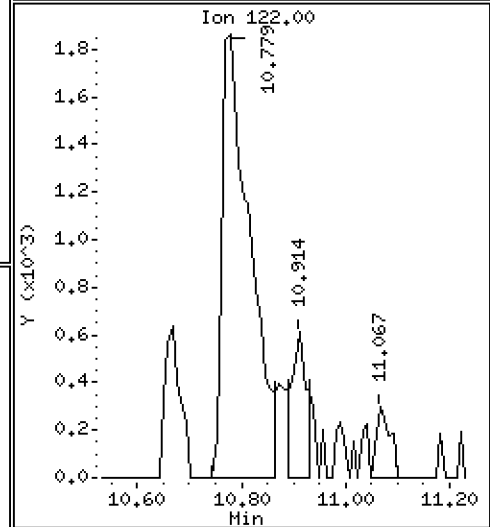
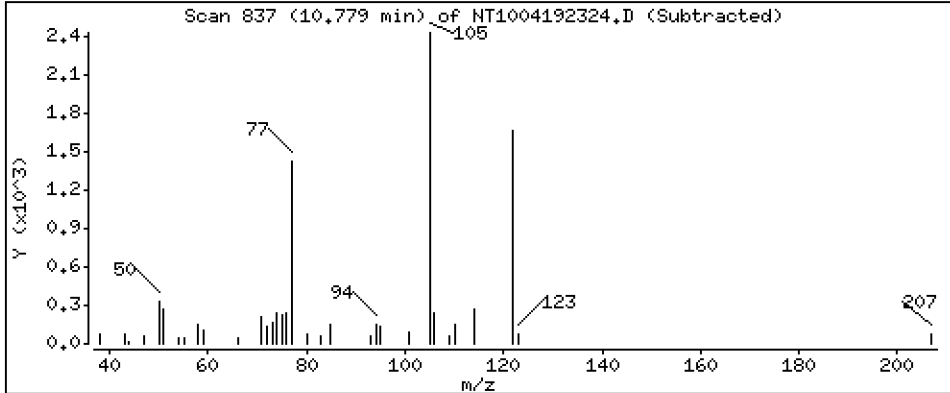
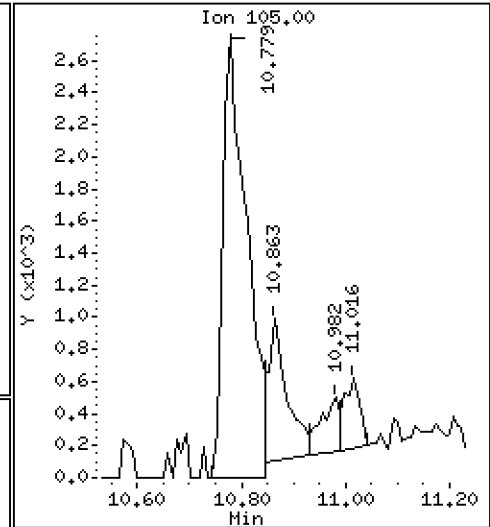
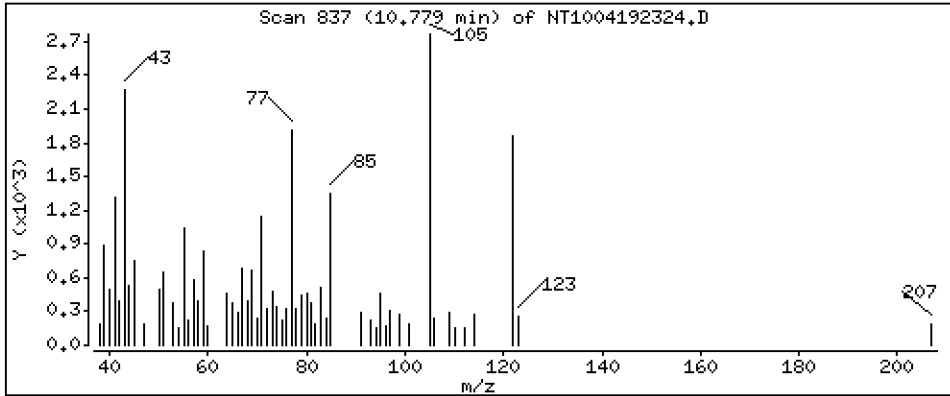
Operator: VTS

Column phase: ZB-5msi

Column diameter: 0.25

24 Benzoic acid

Concentration: 0.3026 ug/mL



Date : 20-APR-2023 01:59

Client ID:

Instrument: nt10.i

Sample Info: 23C0774-08

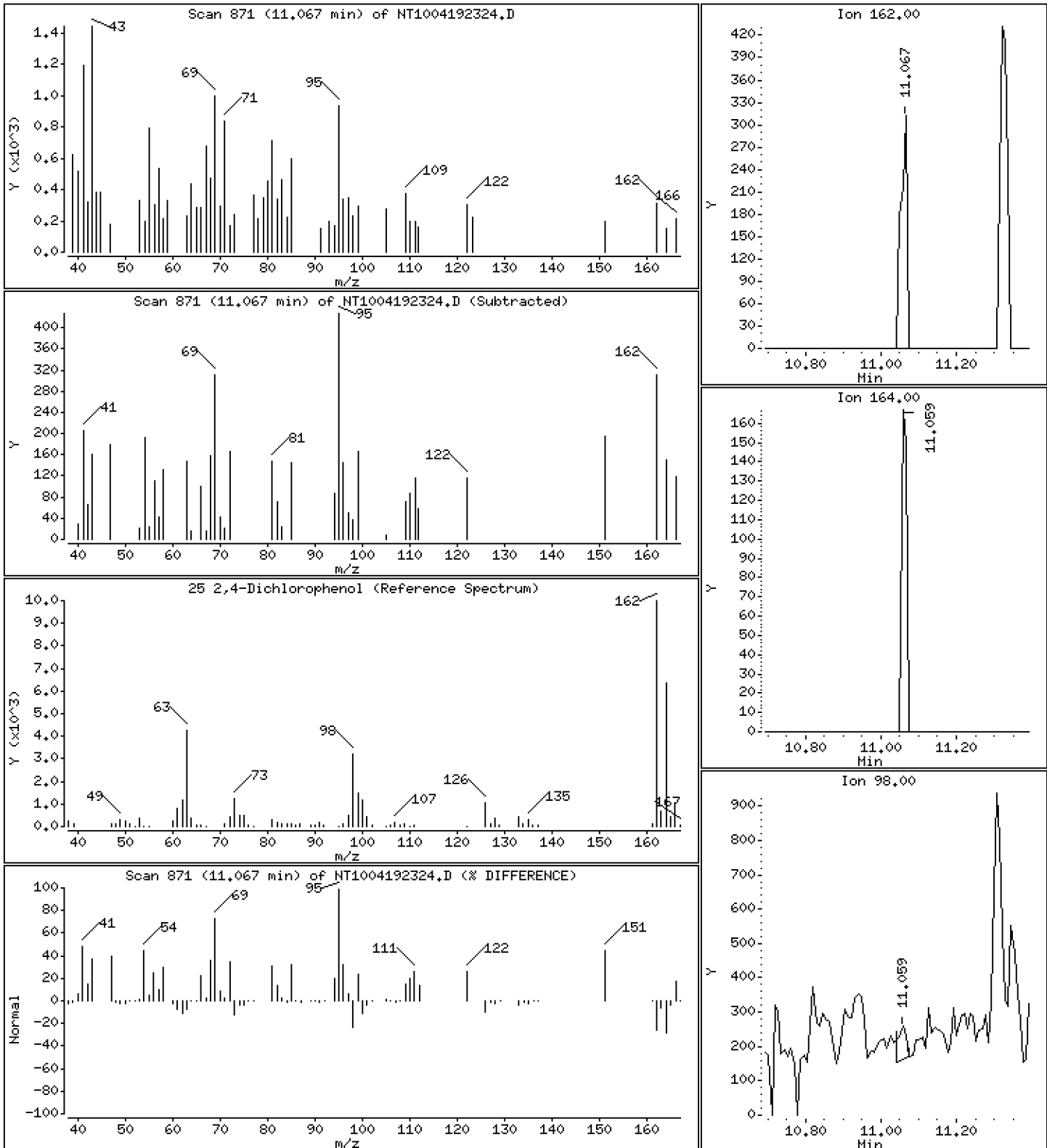
Operator: VTS

Column phase: ZB-5msi

Column diameter: 0,25

25 2,4-Dichlorophenol

Concentration: 0,008428 ug/mL



Date : 20-APR-2023 01:59

Client ID:

Instrument: nt10.i

Sample Info: 23C0774-08

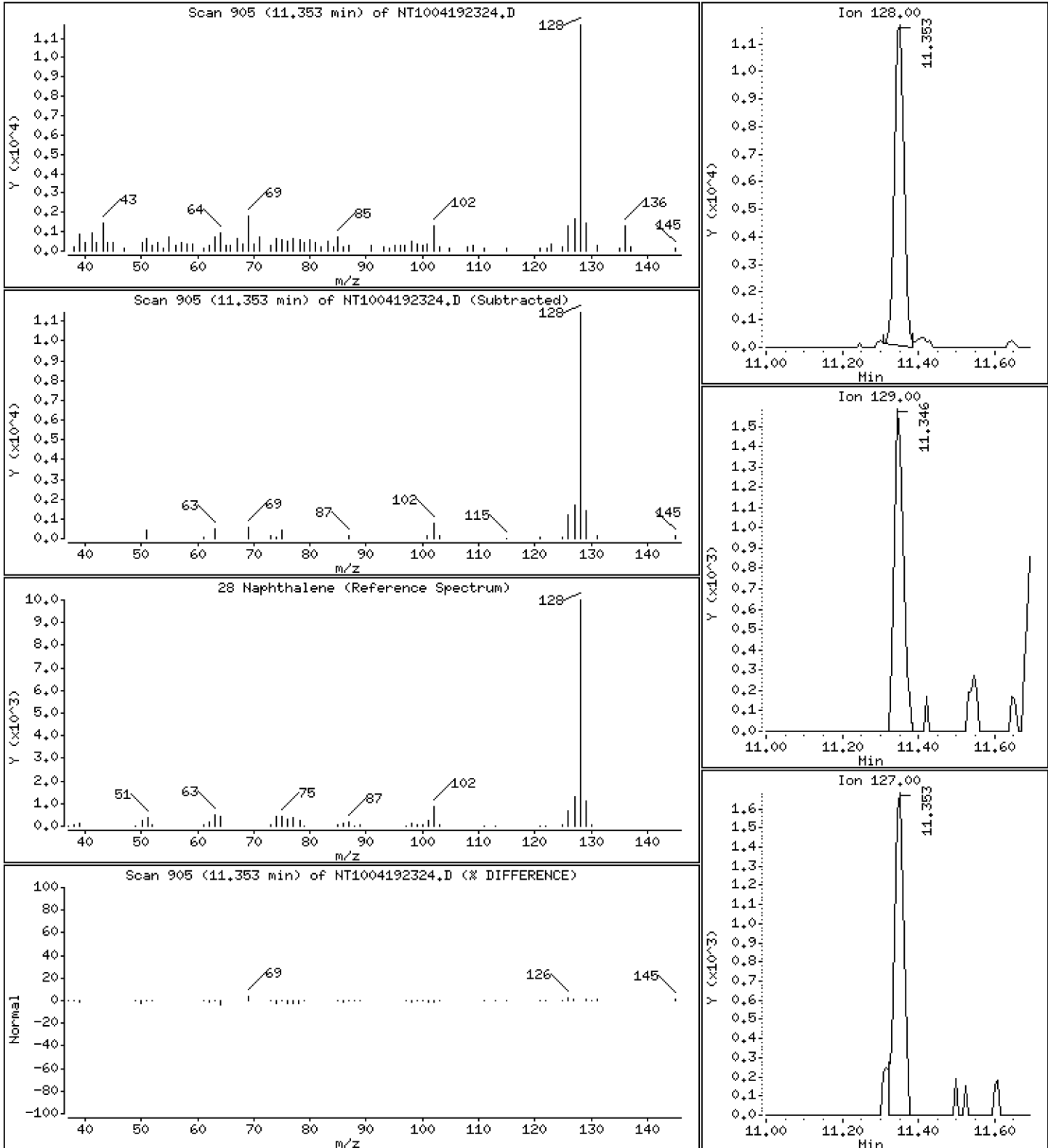
Operator: VTS

Column phase: ZB-5msi

Column diameter: 0.25

28 Naphthalene

Concentration: 0.1243 ug/mL



Date : 20-APR-2023 01:59

Client ID:

Instrument: nt10.i

Sample Info: 23C0774-08

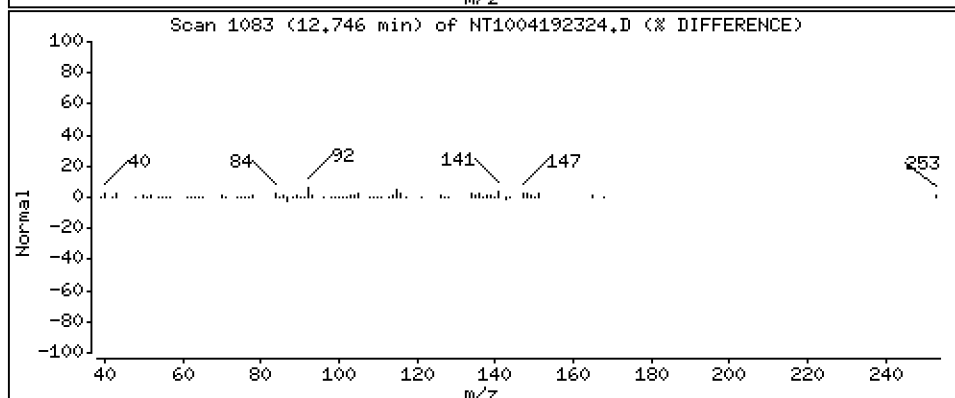
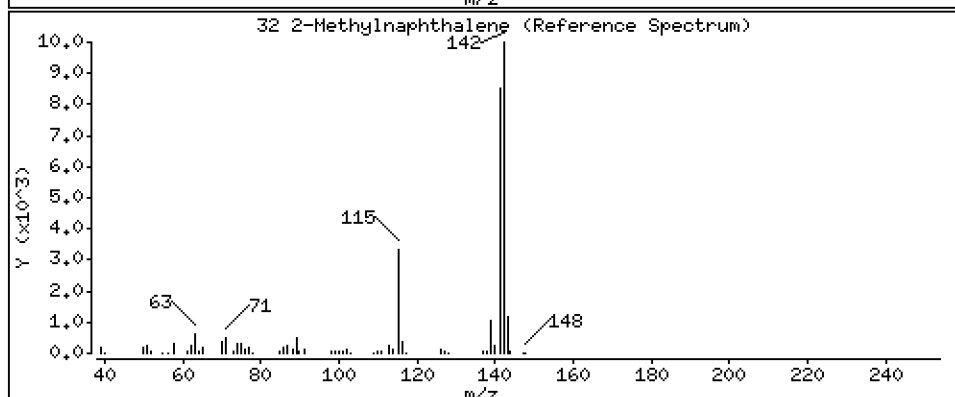
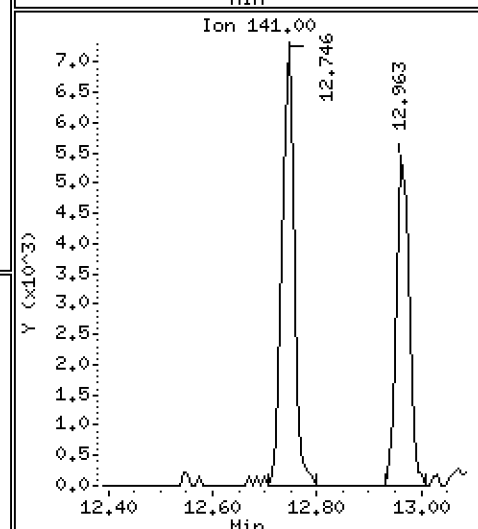
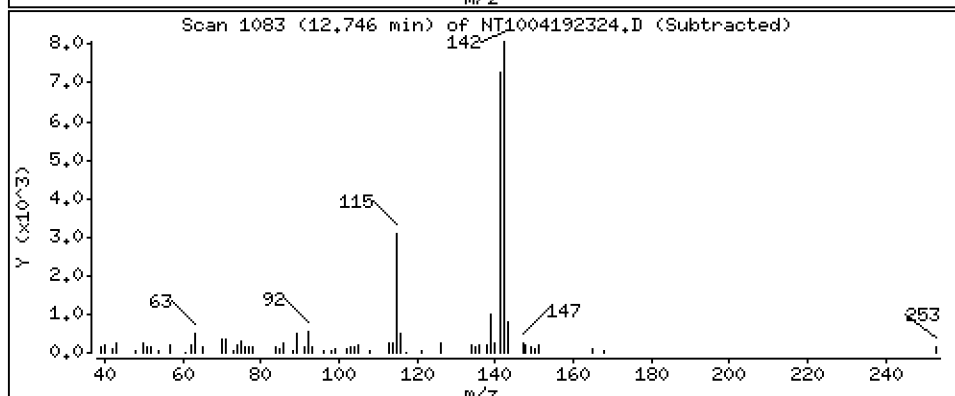
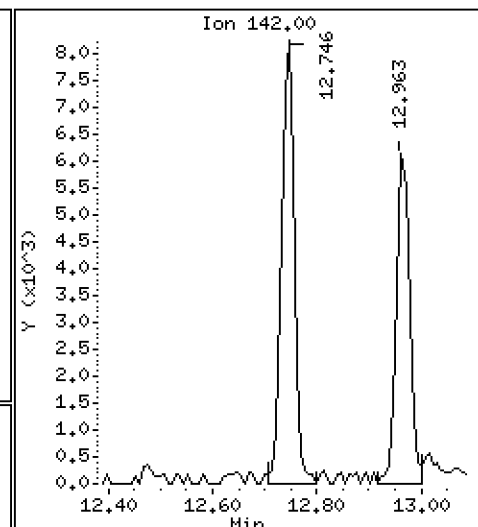
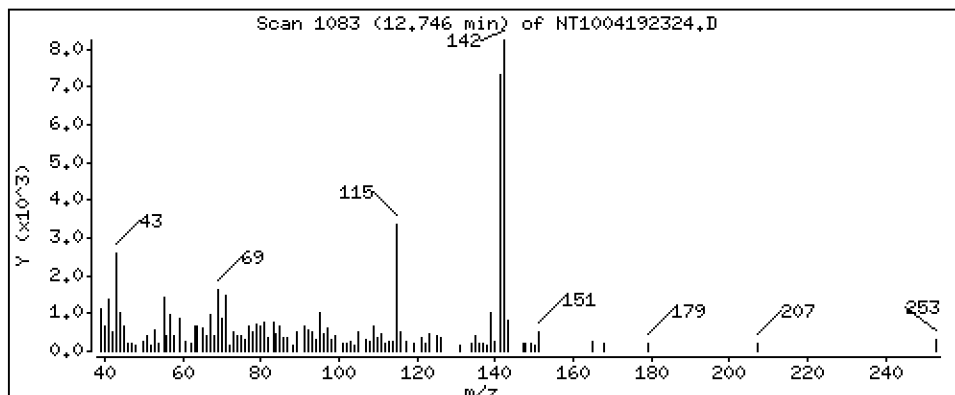
Operator: VTS

Column phase: ZB-5msi

Column diameter: 0,25

32 2-Methylnaphthalene

Concentration: 0,1223 ug/mL



Date : 20-APR-2023 01:59

Client ID:

Instrument: nt10.i

Sample Info: 23C0774-08

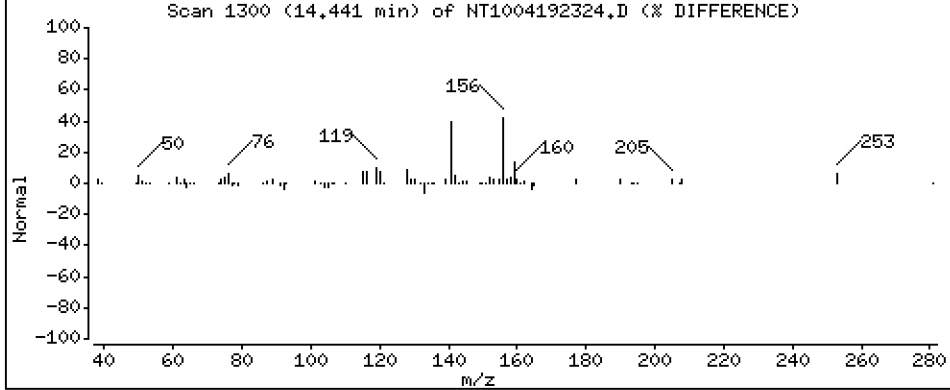
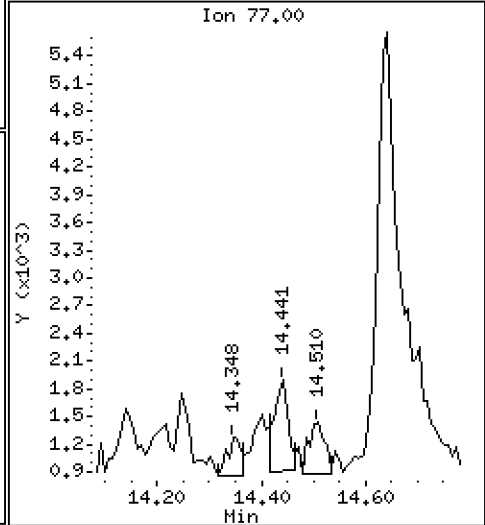
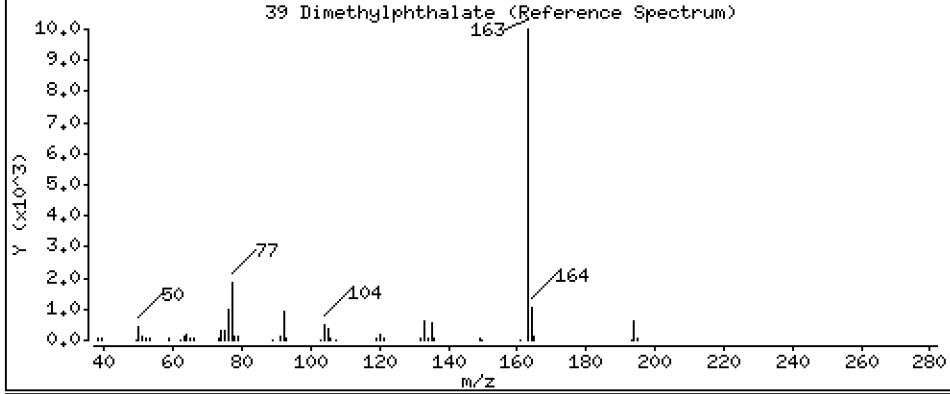
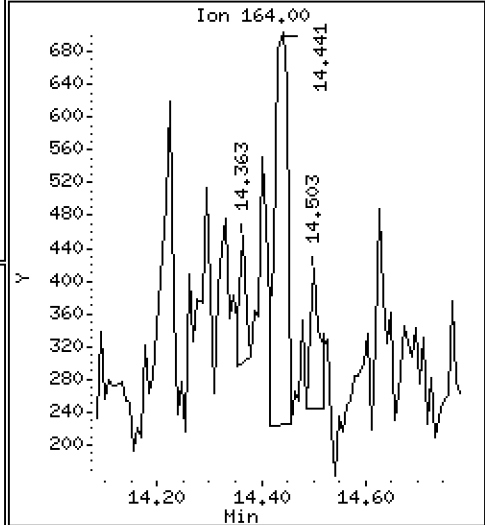
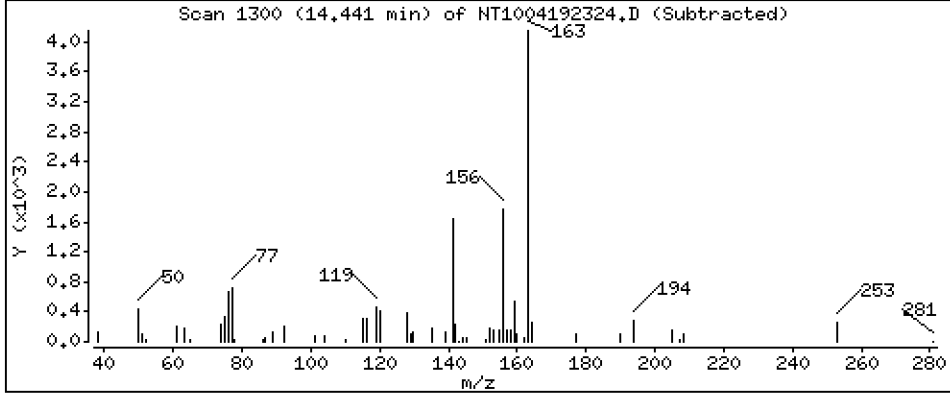
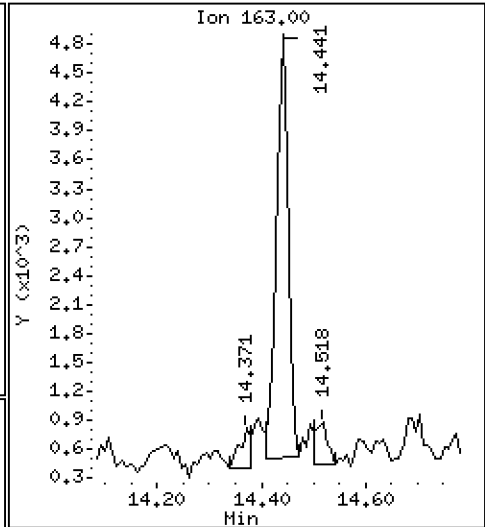
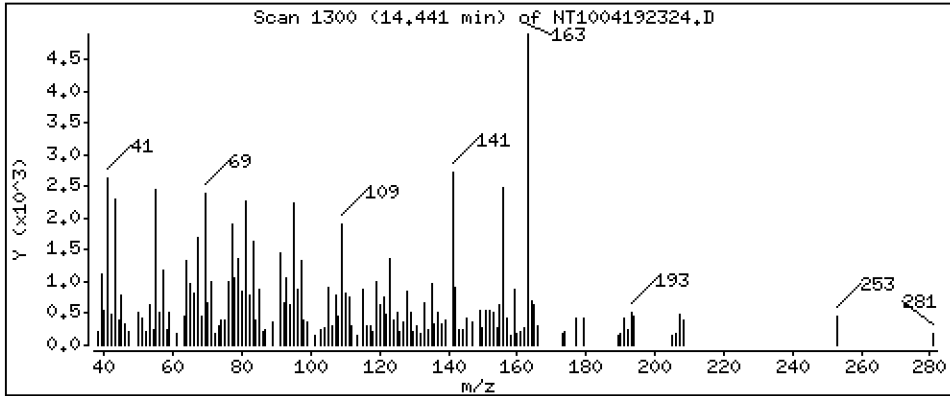
Operator: VTS

Column phase: ZB-5msi

Column diameter: 0.25

39 Dimethylphthalate

Concentration: 0.06019 ug/mL



Date : 20-APR-2023 01:59

Client ID:

Instrument: nt10.i

Sample Info: 23C0774-08

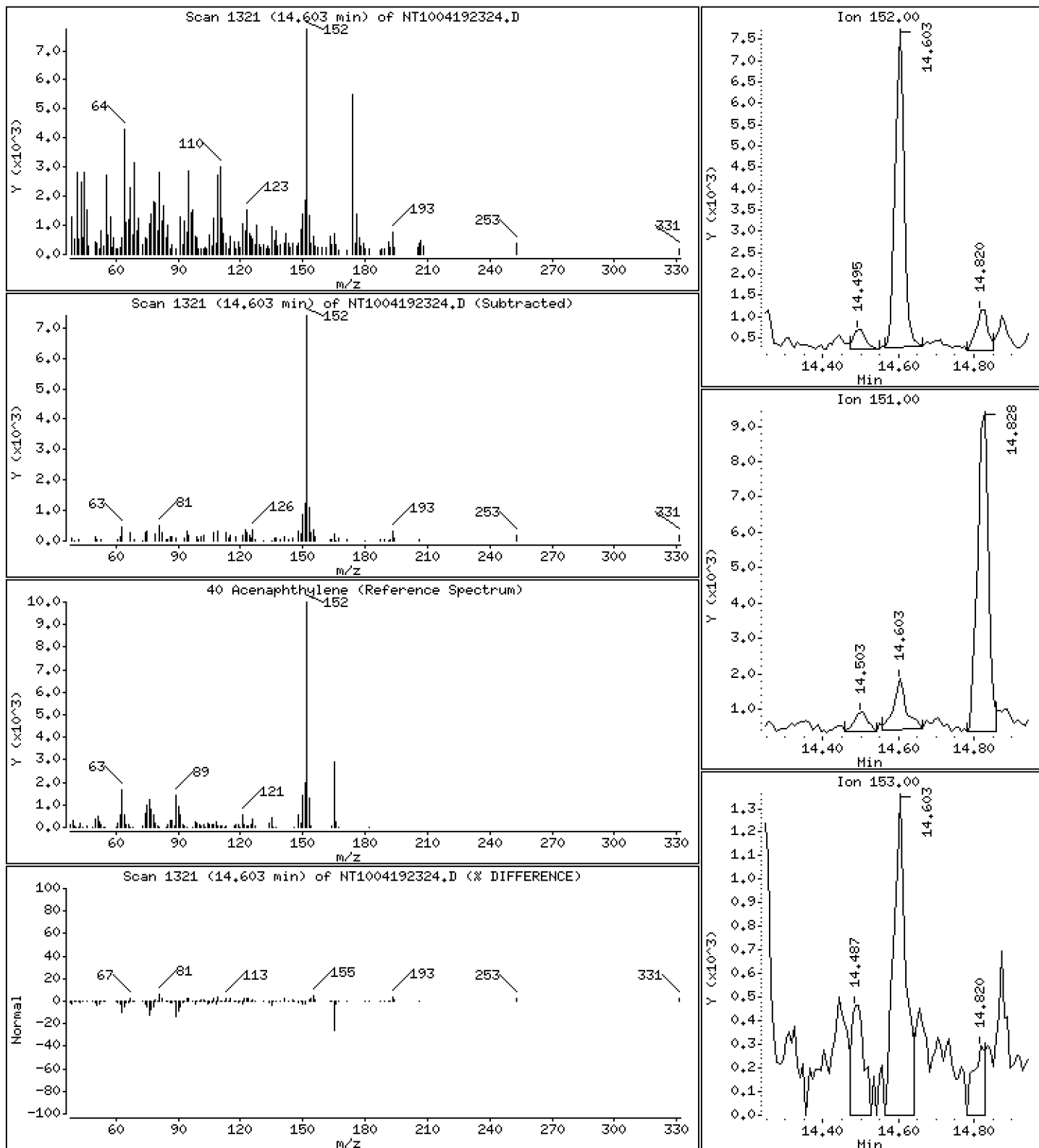
Operator: VTS

Column phase: ZB-5msi

Column diameter: 0.25

40 Acenaphthylene

Concentration: 0.07168 ug/mL



Date : 20-APR-2023 01:59

Client ID:

Instrument: nt10.i

Sample Info: 23C0774-08

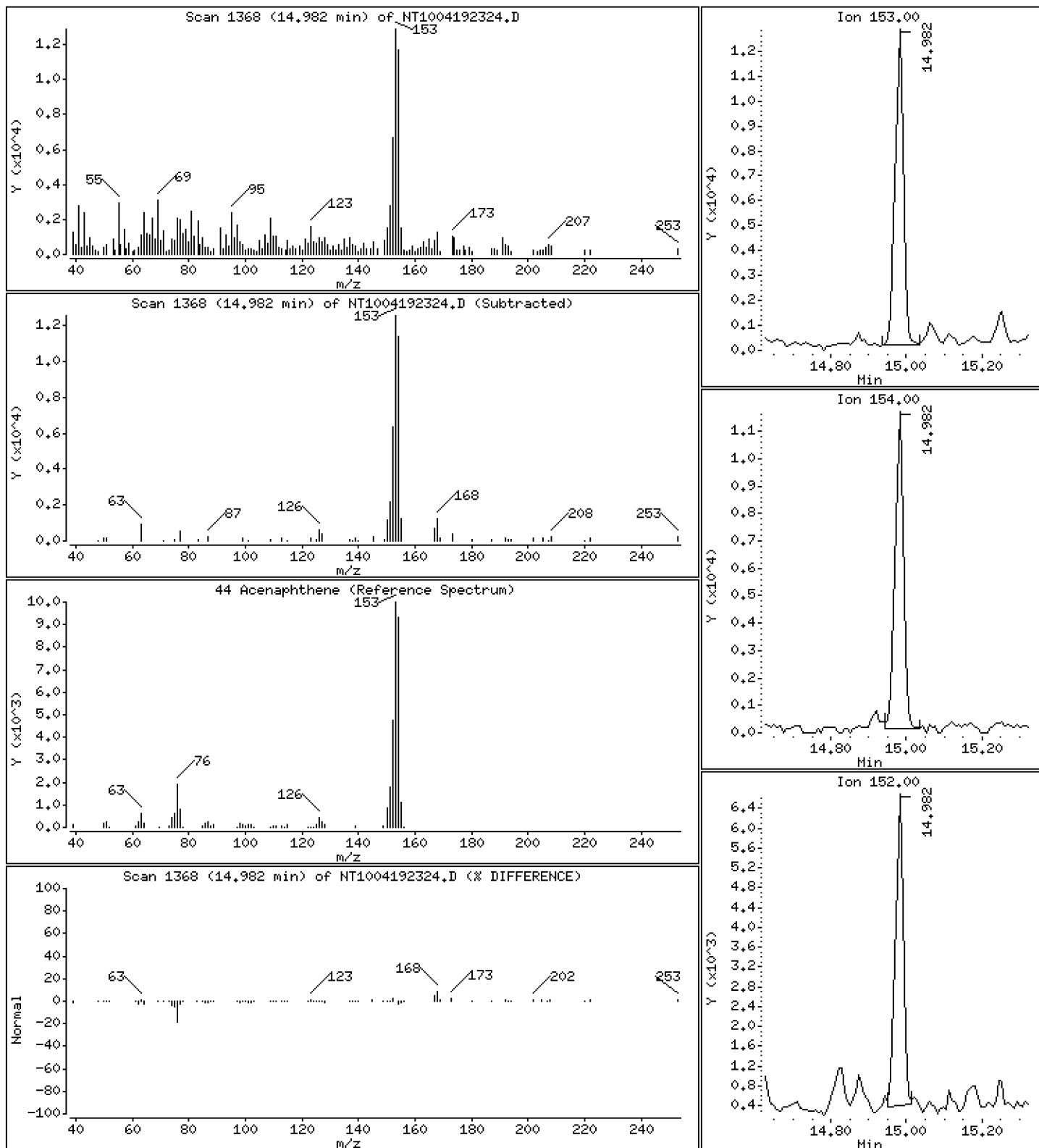
Operator: VTS

Column phase: ZB-5msi

Column diameter: 0,25

44 Acenaphthene

Concentration: 0,1830 ug/mL



Date : 20-APR-2023 01:59

Client ID:

Instrument: nt10.i

Sample Info: 23C0774-08

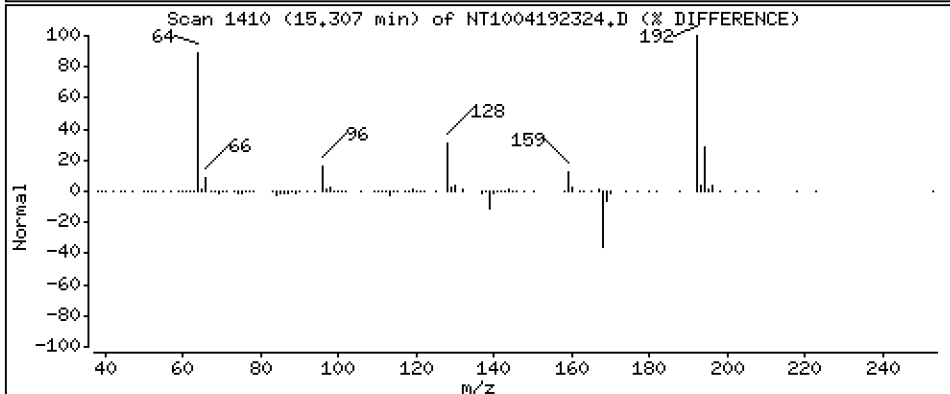
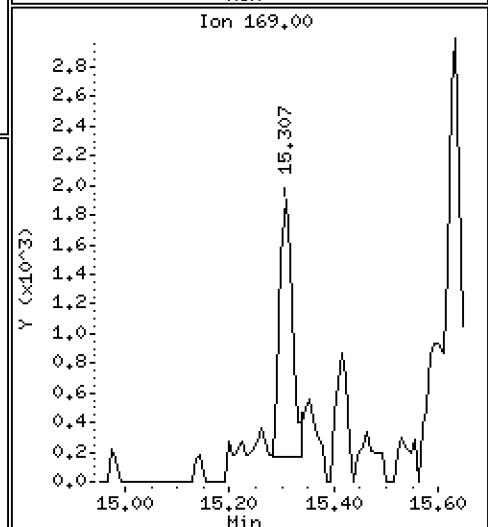
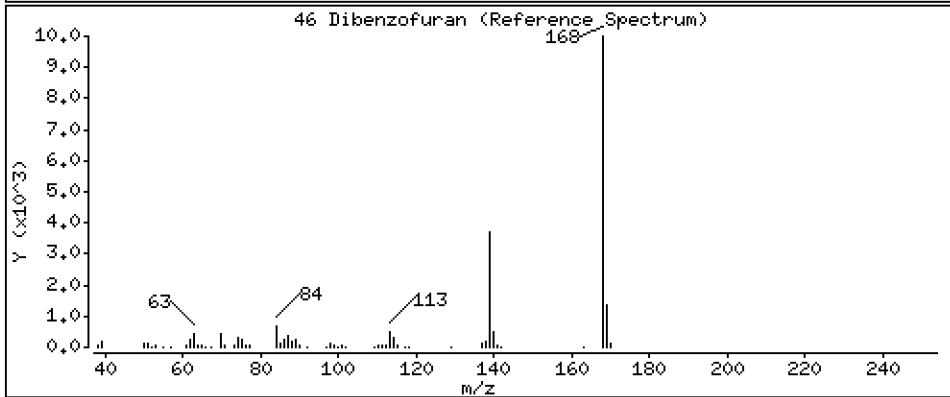
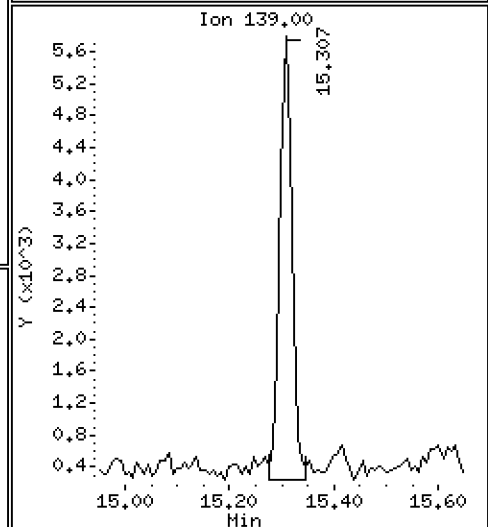
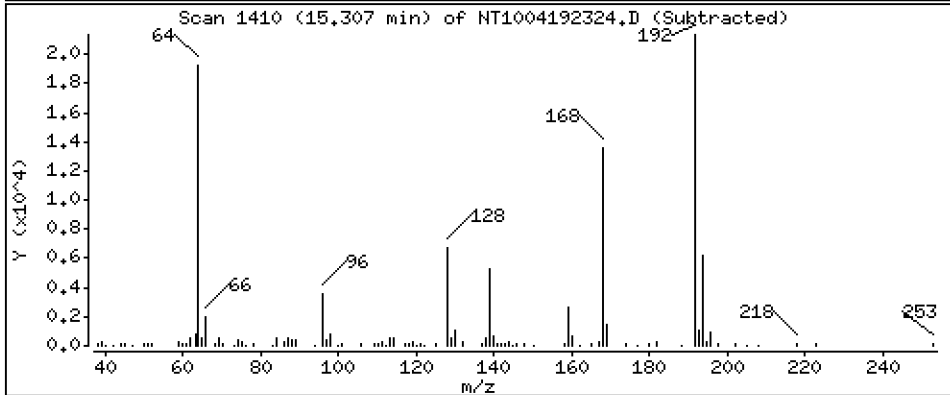
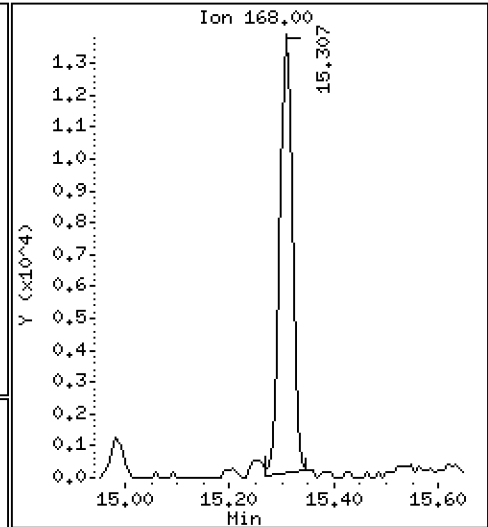
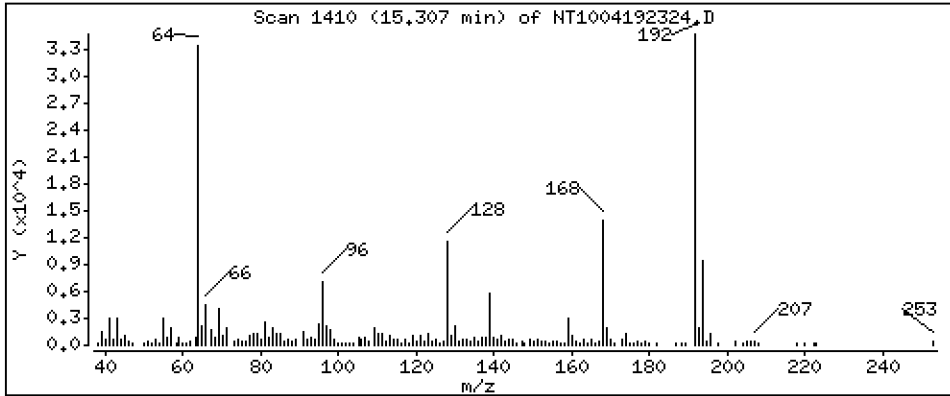
Operator: VTS

Column phase: ZB-5msi

Column diameter: 0.25

46 Dibenzofuran

Concentration: 0.1448 ug/mL



Date : 20-APR-2023 01:59

Client ID:

Instrument: nt10.i

Sample Info: 23C0774-08

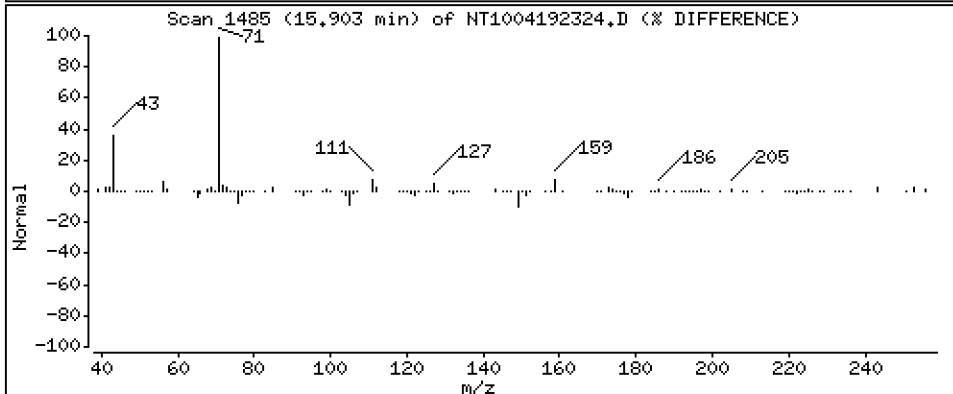
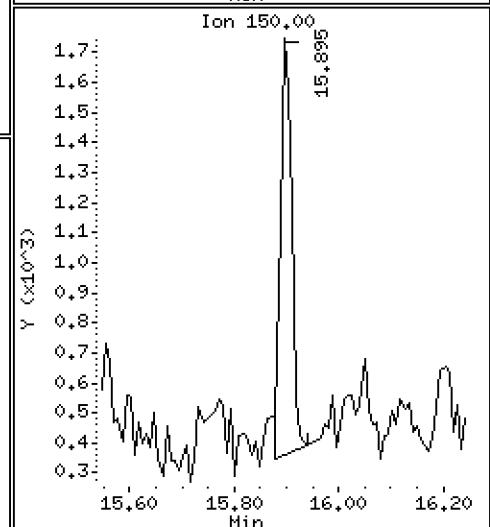
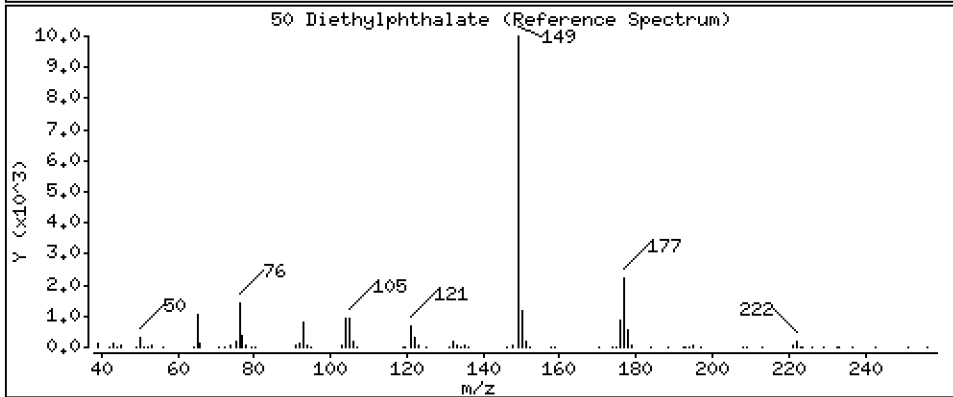
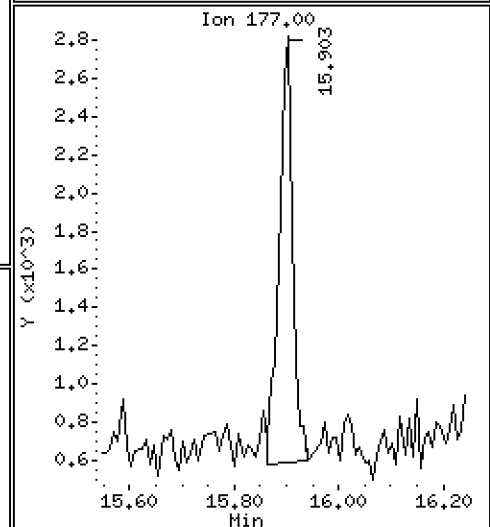
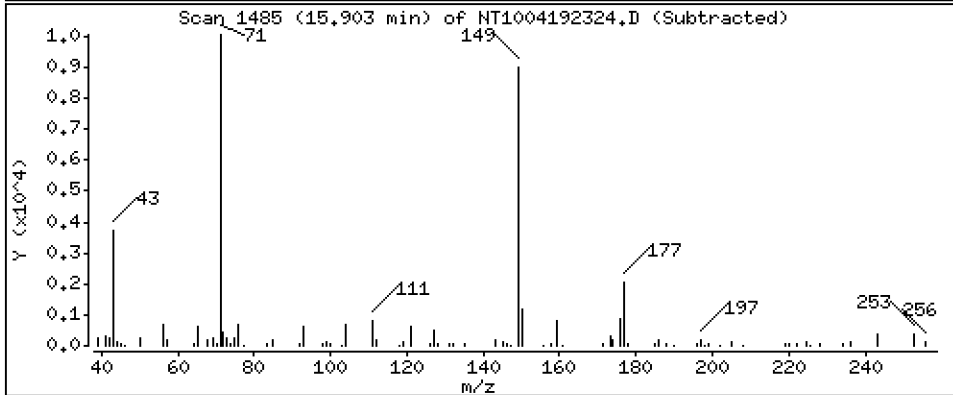
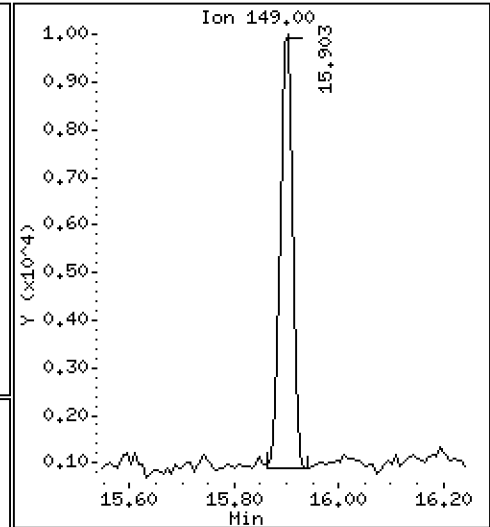
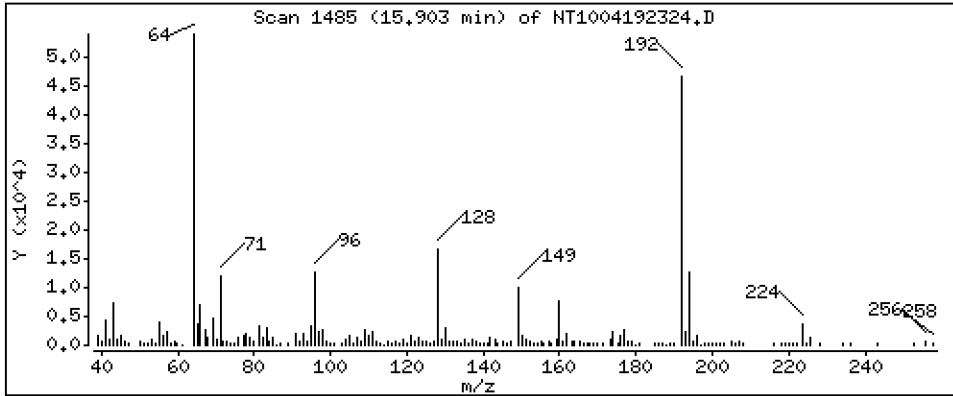
Operator: VTS

Column phase: ZB-5msi

Column diameter: 0.25

50 Diethylphthalate

Concentration: 0.1433 ug/mL



Date : 20-APR-2023 01:59

Client ID:

Instrument: nt10.i

Sample Info: 23C0774-08

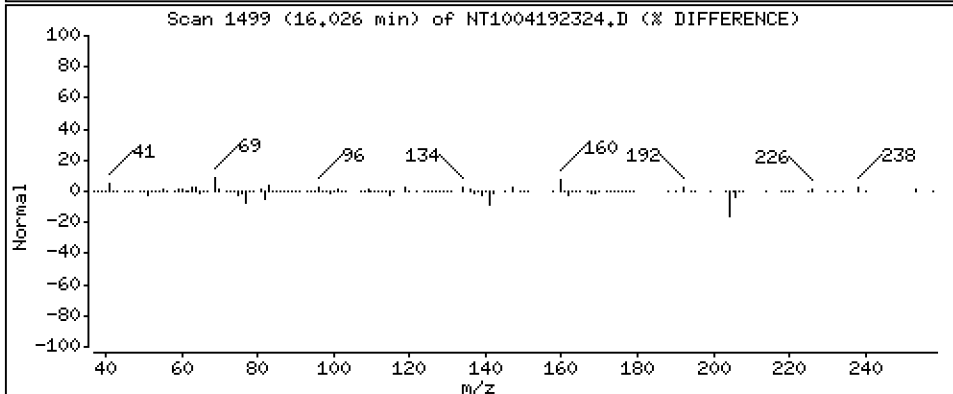
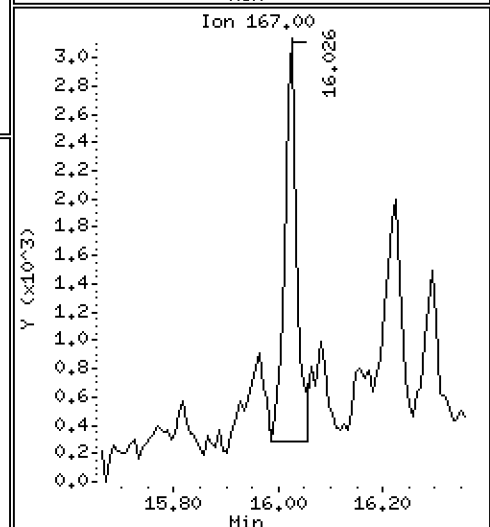
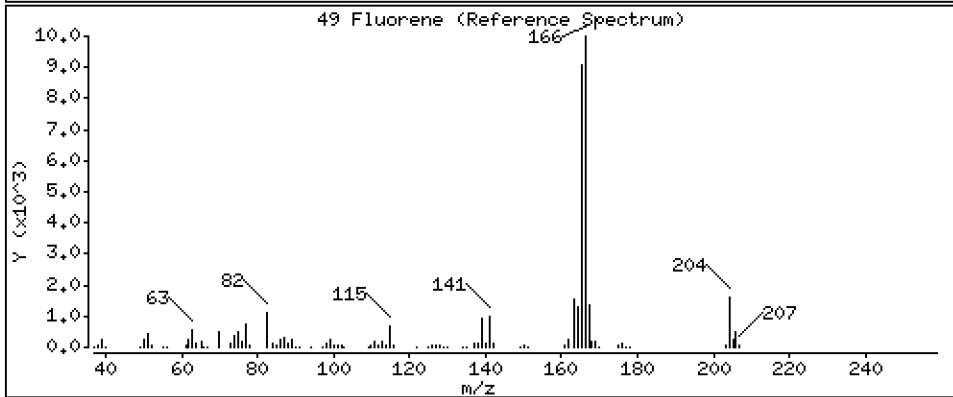
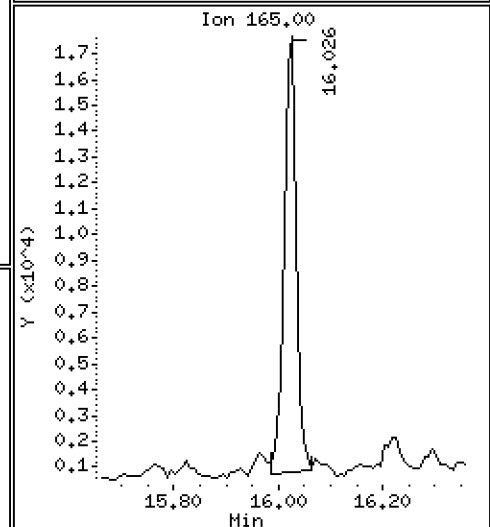
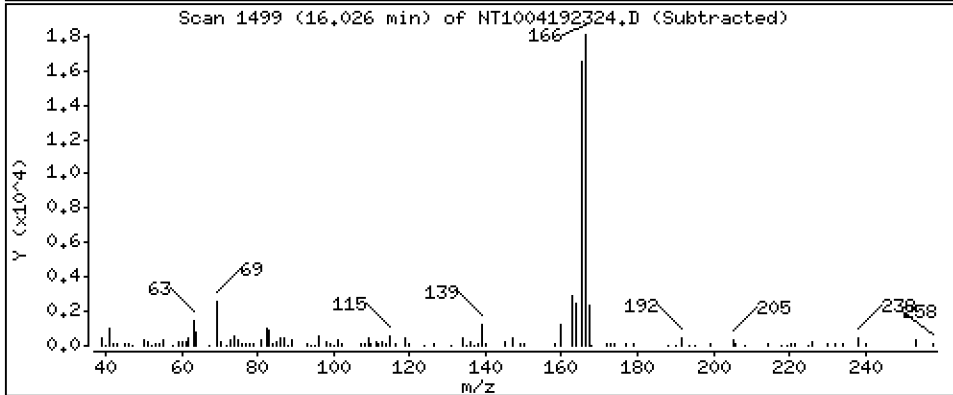
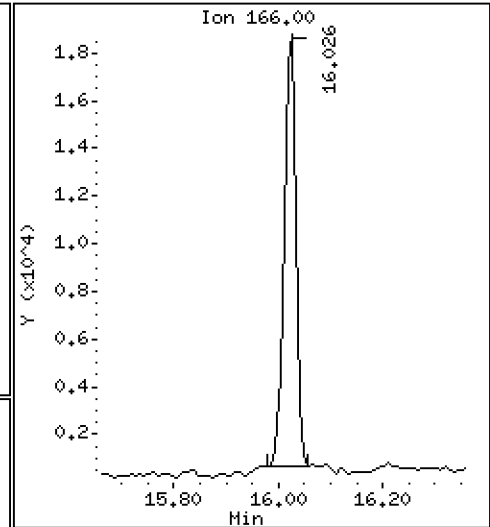
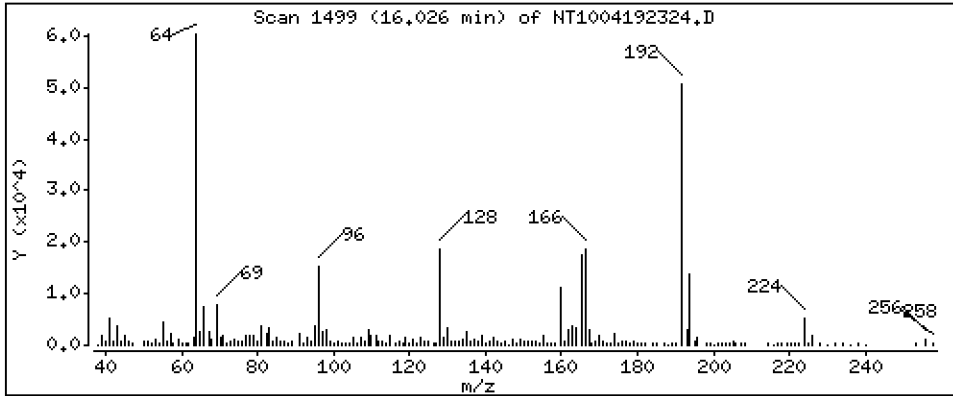
Operator: VTS

Column phase: ZB-5msi

Column diameter: 0,25

49 Fluorene

Concentration: 0,2436 ug/mL



Date : 20-APR-2023 01:59

Client ID:

Instrument: nt10.i

Sample Info: 23C0774-08

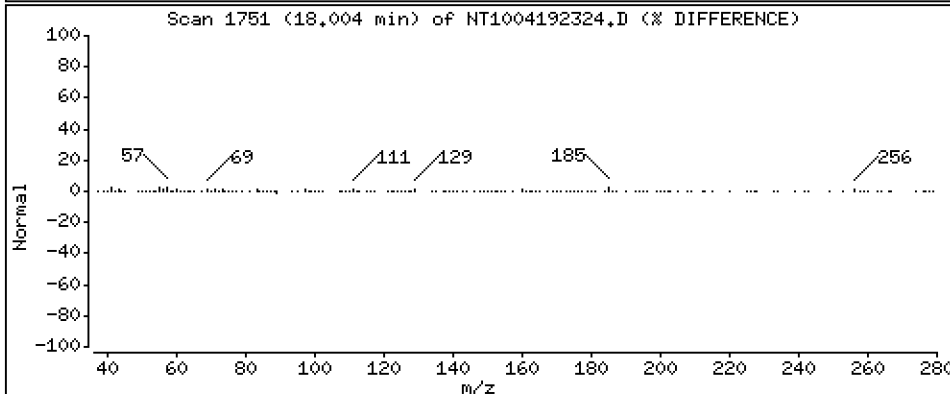
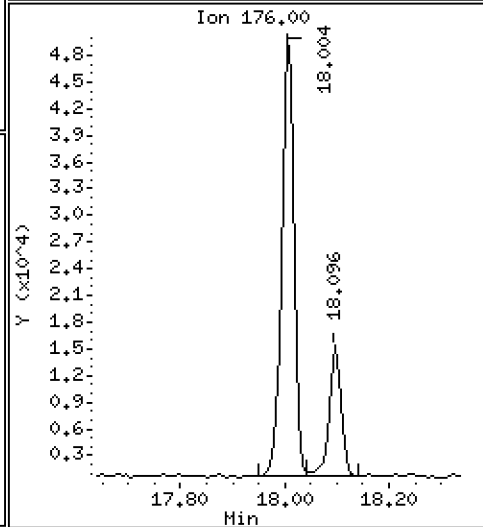
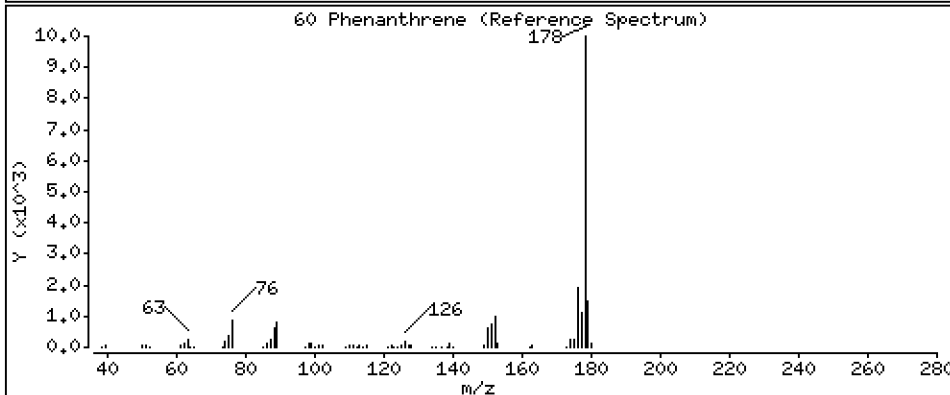
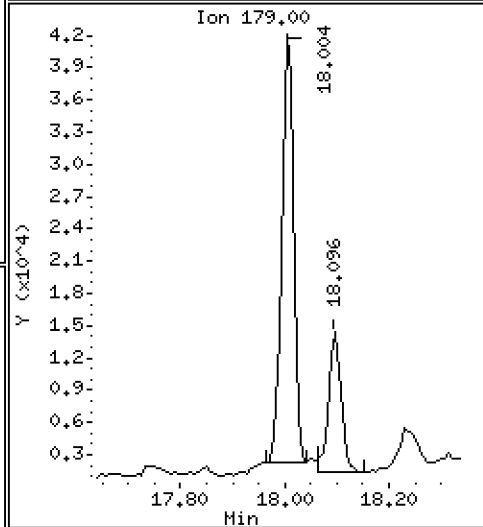
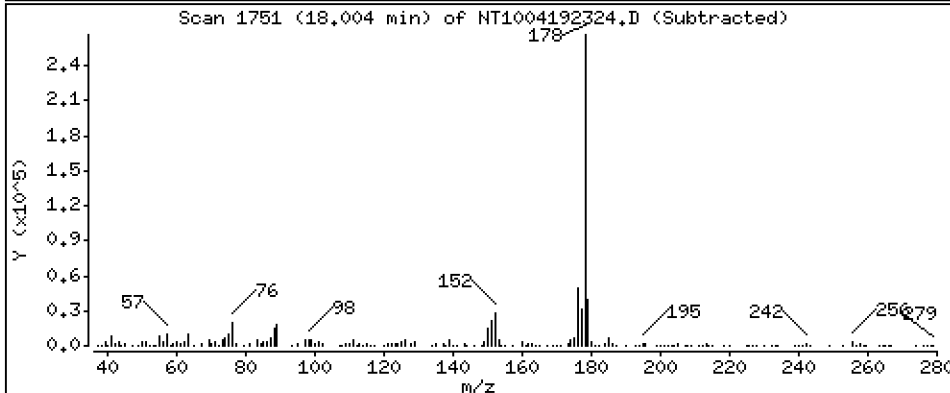
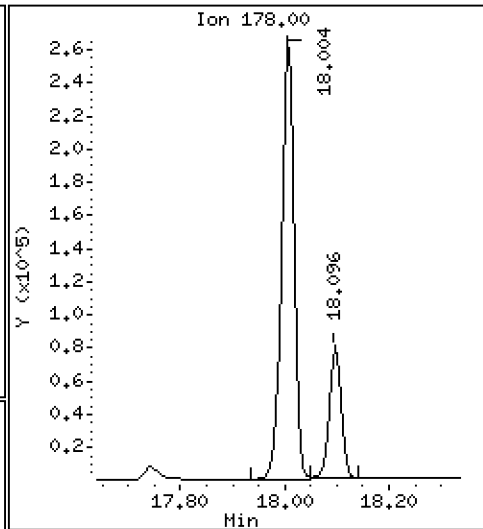
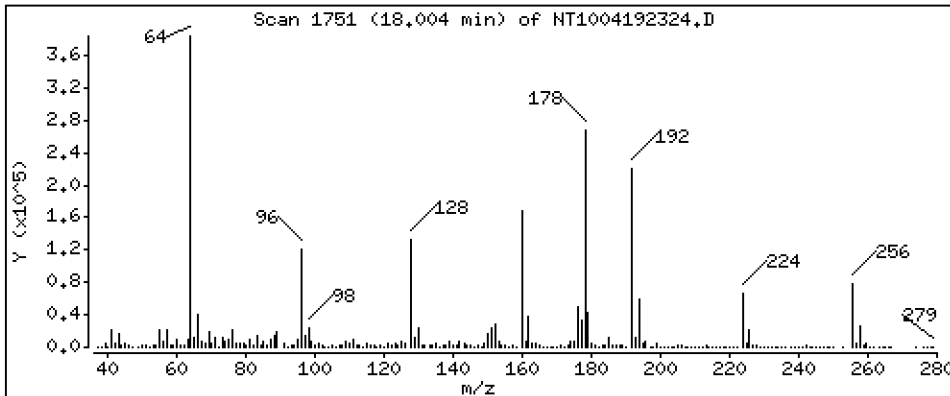
Operator: VTS

Column phase: ZB-5msi

Column diameter: 0,25

60 Phenanthrene

Concentration: 2,715 ug/mL



Date : 20-APR-2023 01:59

Client ID:

Instrument: nt10.i

Sample Info: 23C0774-08

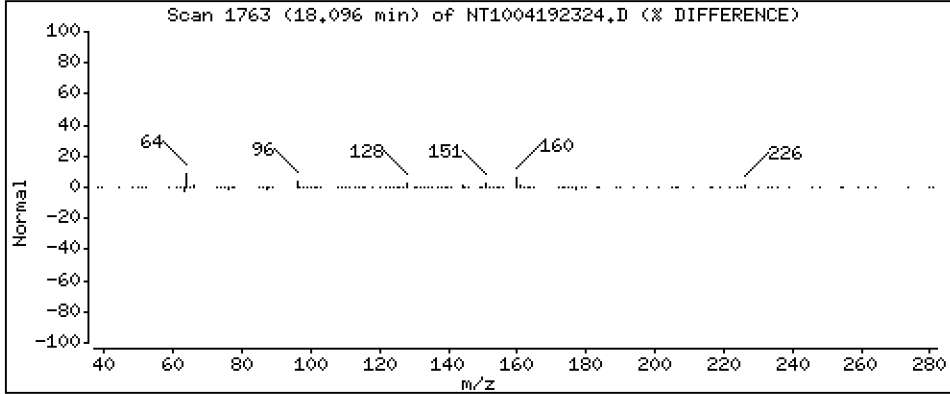
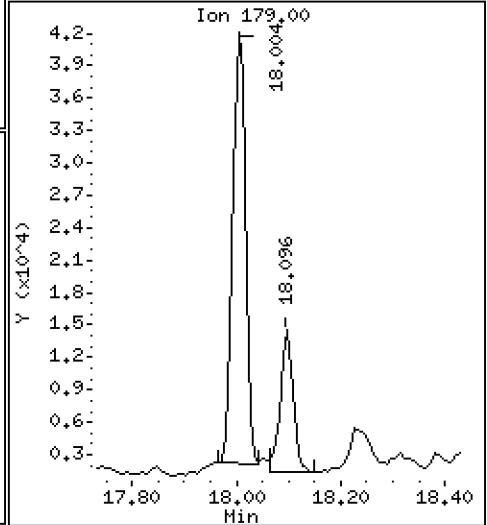
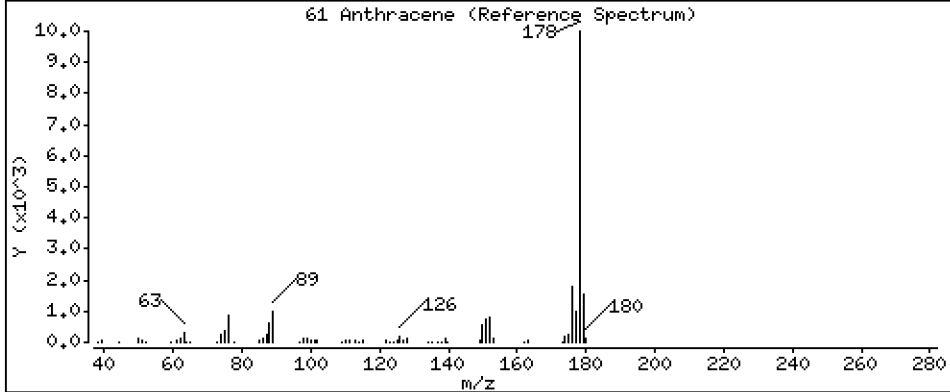
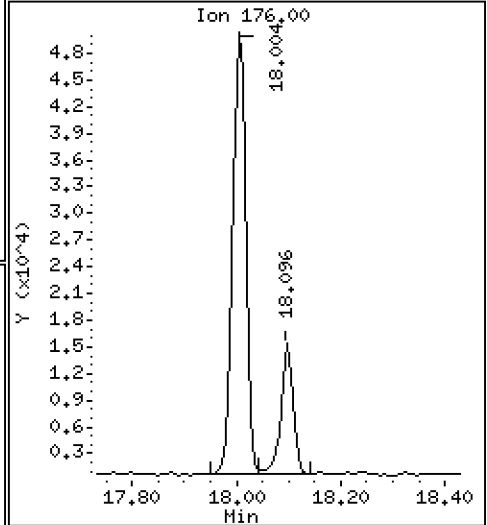
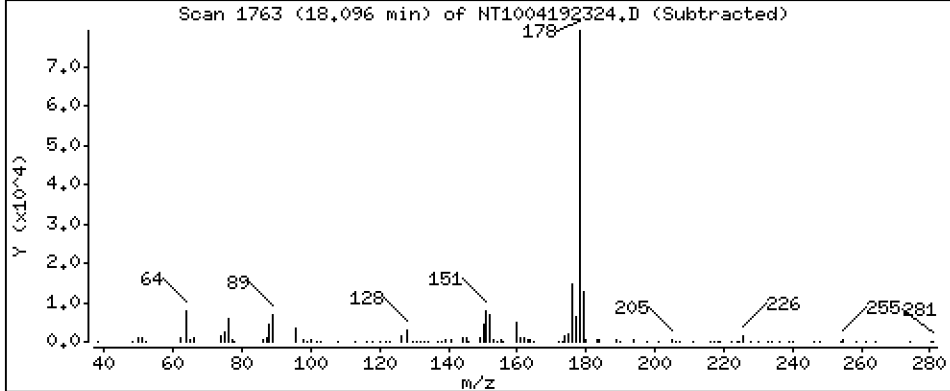
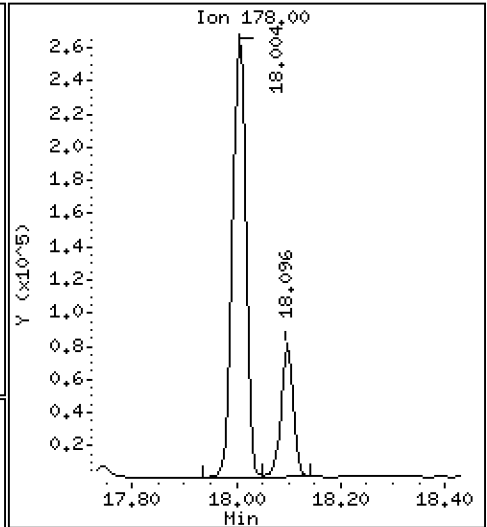
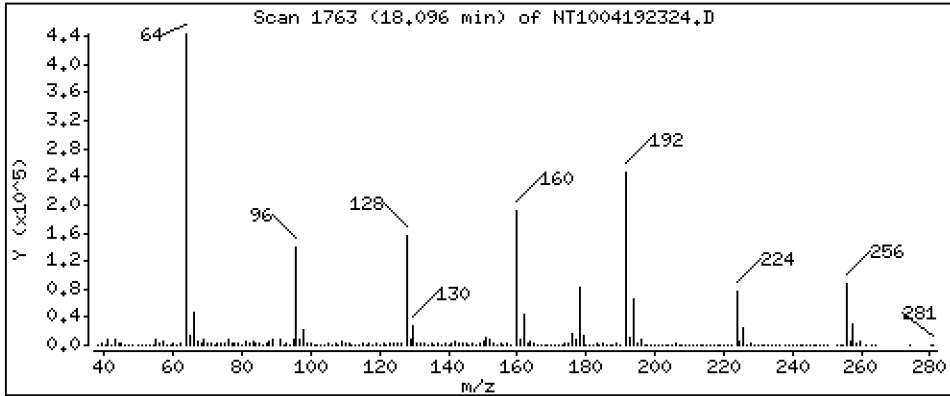
Operator: VTS

Column phase: ZB-5msi

Column diameter: 0,25

61 Anthracene

Concentration: 0,8262 ug/mL



Date : 20-APR-2023 01:59

Client ID:

Instrument: nt10.i

Sample Info: 23C0774-08

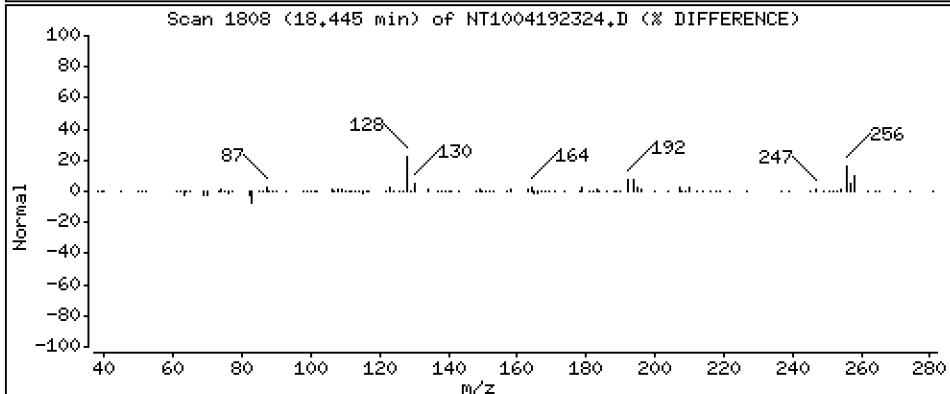
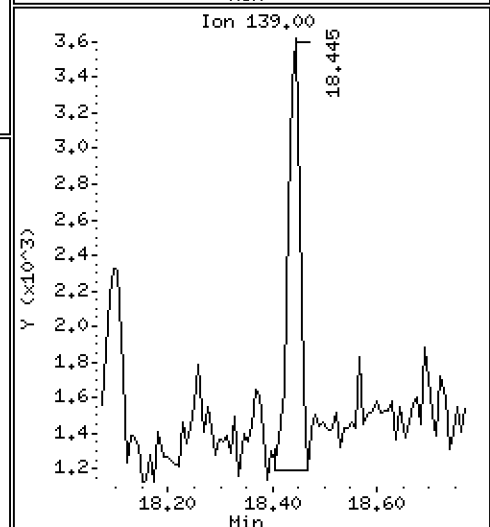
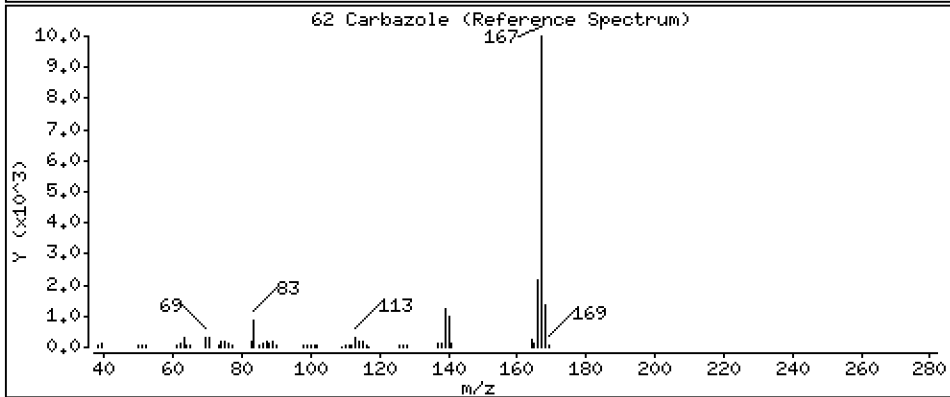
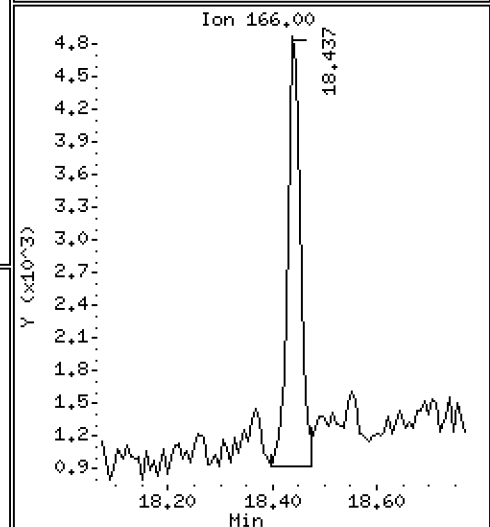
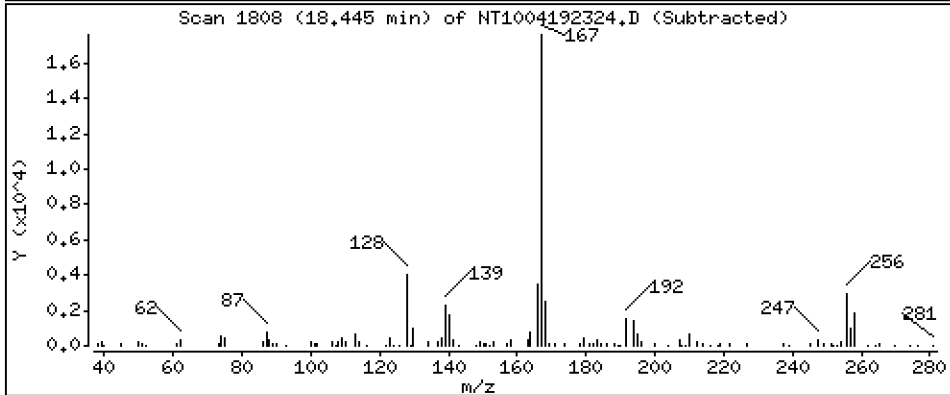
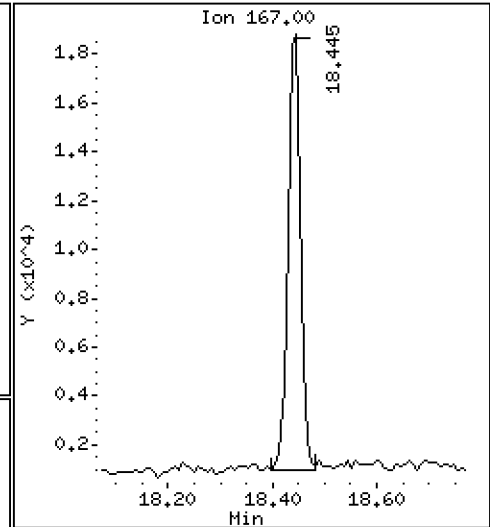
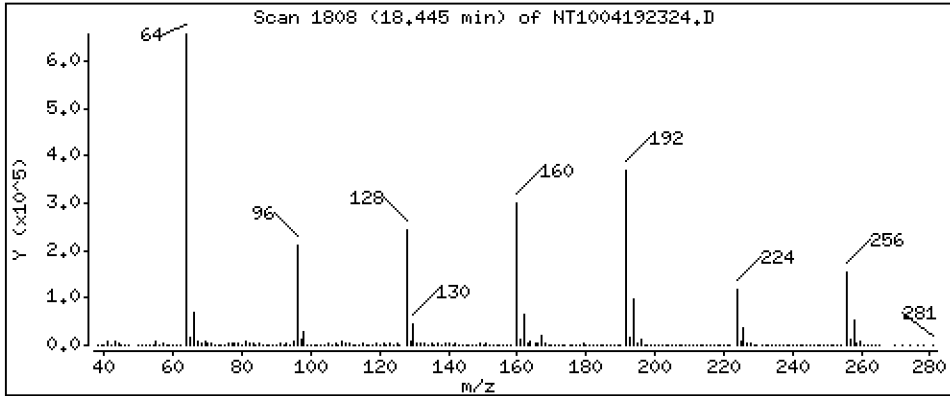
Operator: VTS

Column phase: ZB-5msi

Column diameter: 0,25

62 Carbazole

Concentration: 0,2151 ug/mL



Date : 20-APR-2023 01:59

Client ID:

Instrument: nt10.i

Sample Info: 23C0774-08

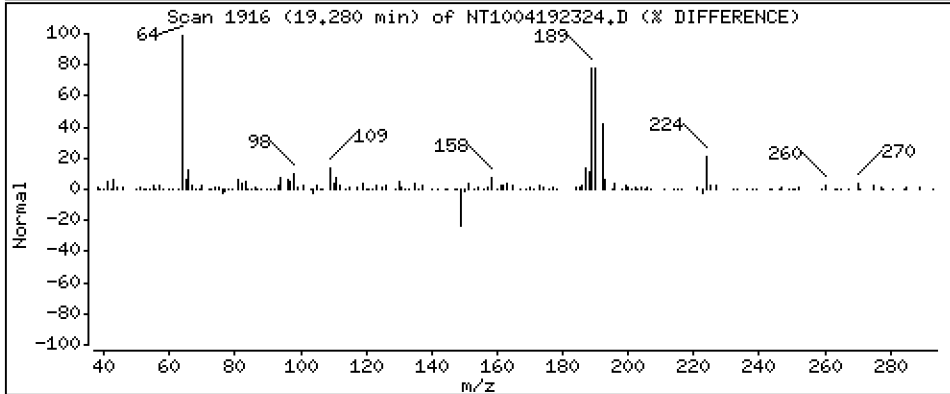
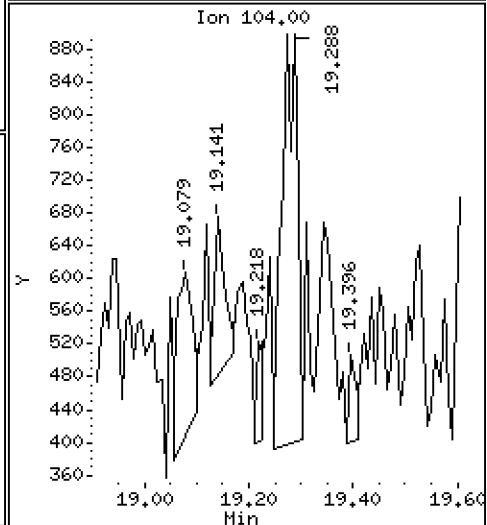
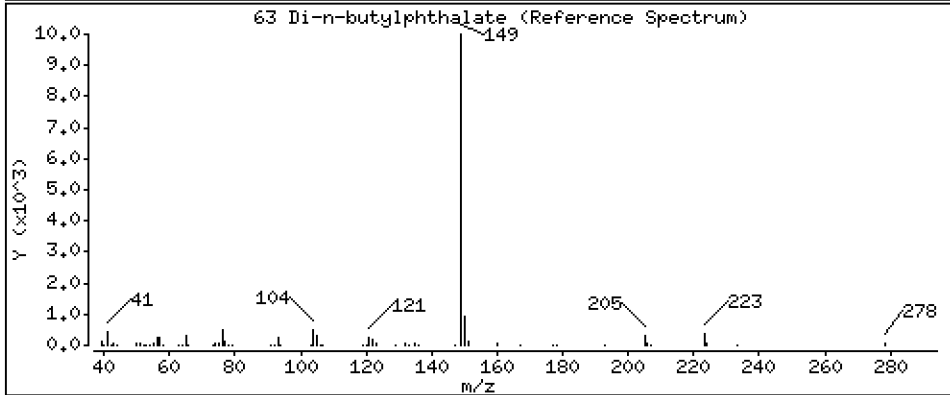
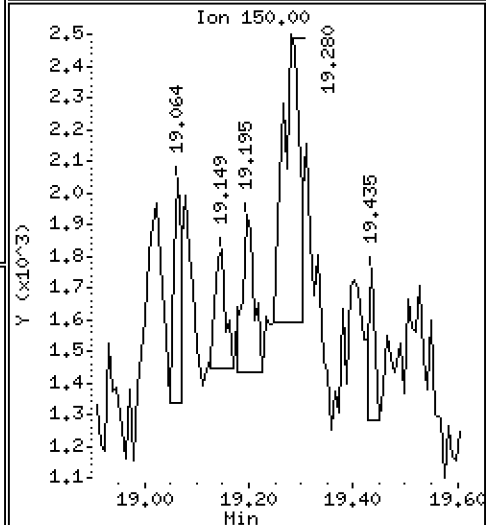
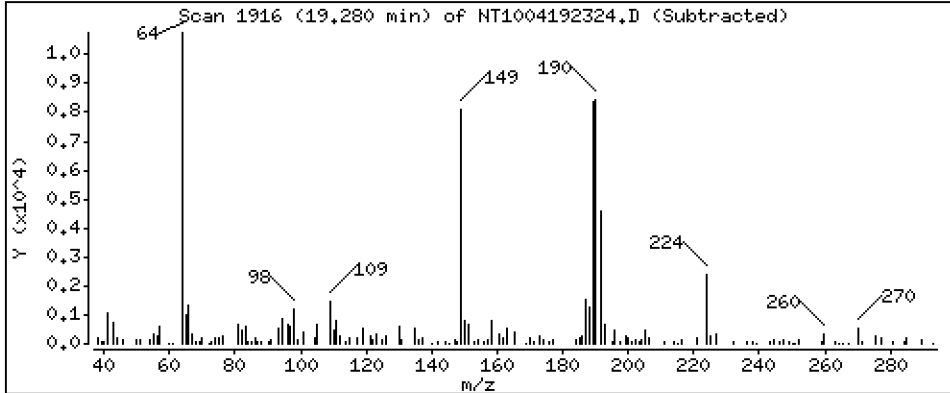
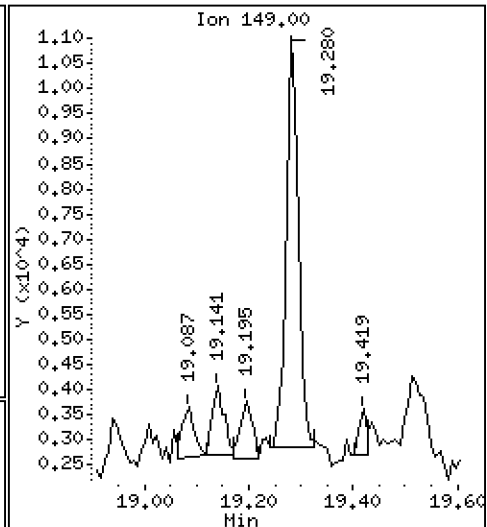
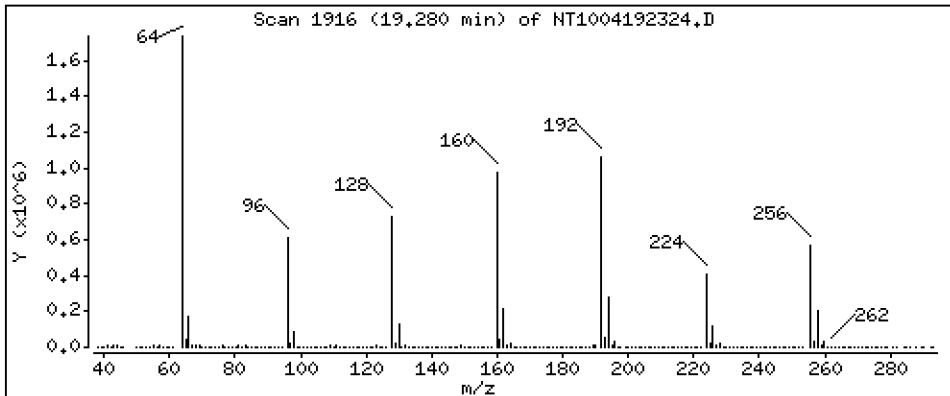
Operator: VTS

Column phase: ZB-5msi

Column diameter: 0.25

63 Di-n-butylphthalate

Concentration: 0.07060 ug/mL



Date : 20-APR-2023 01:59

Client ID:

Instrument: nt10.i

Sample Info: 23C0774-08

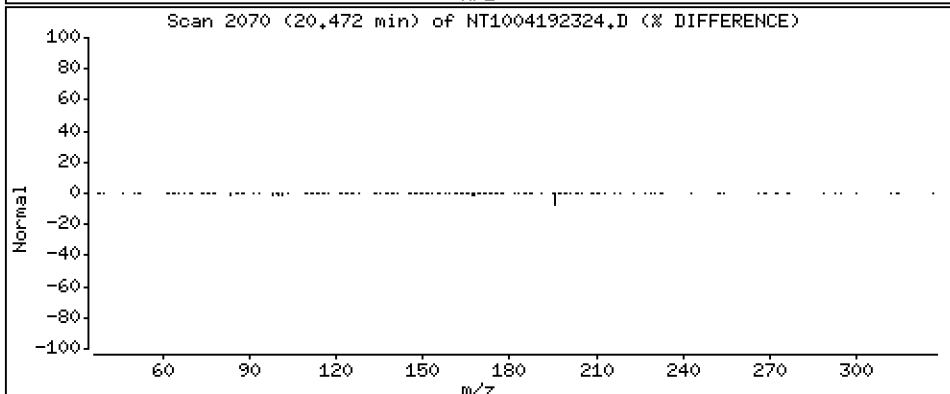
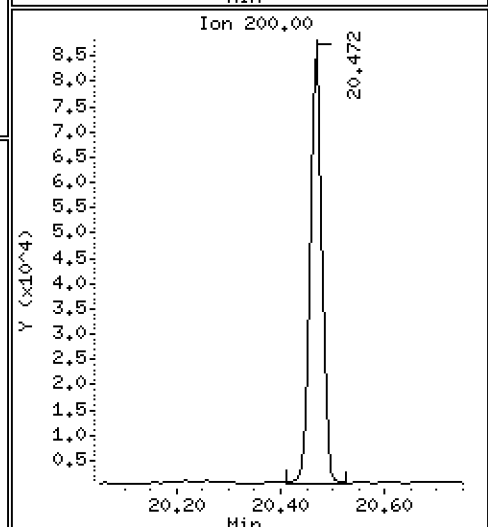
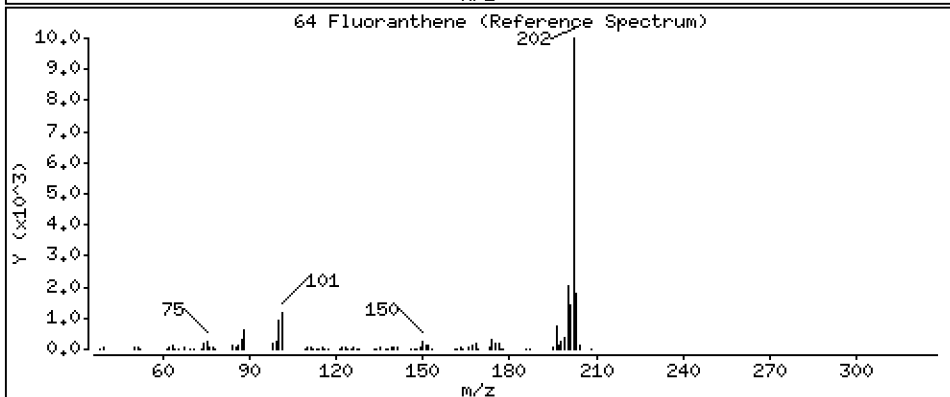
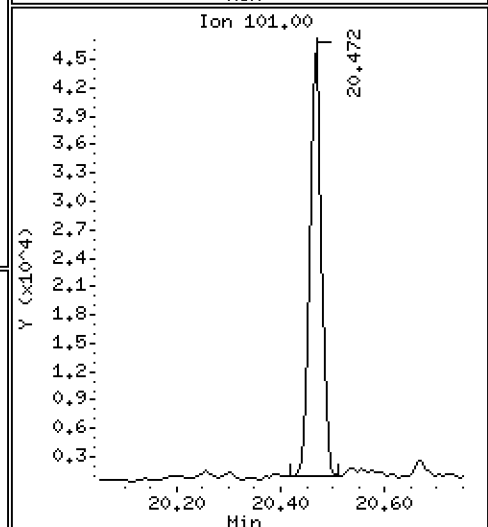
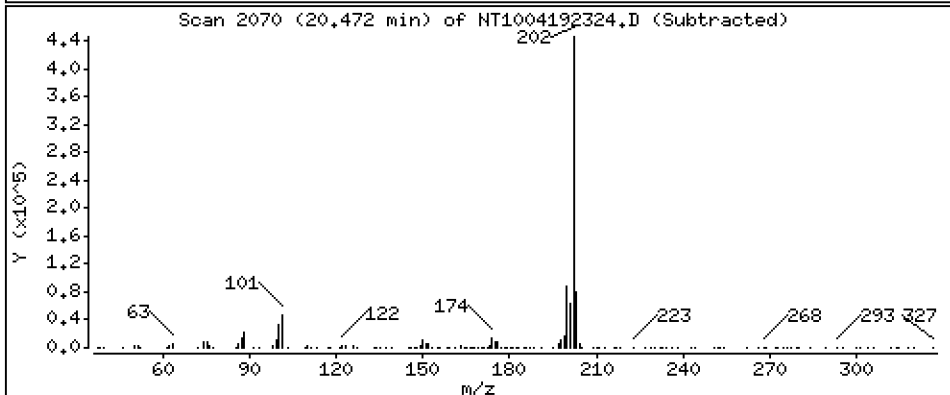
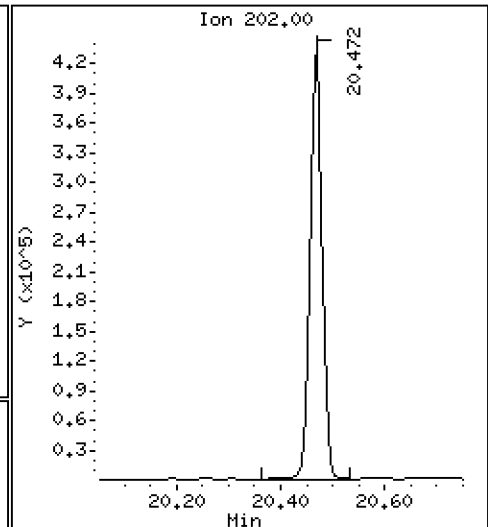
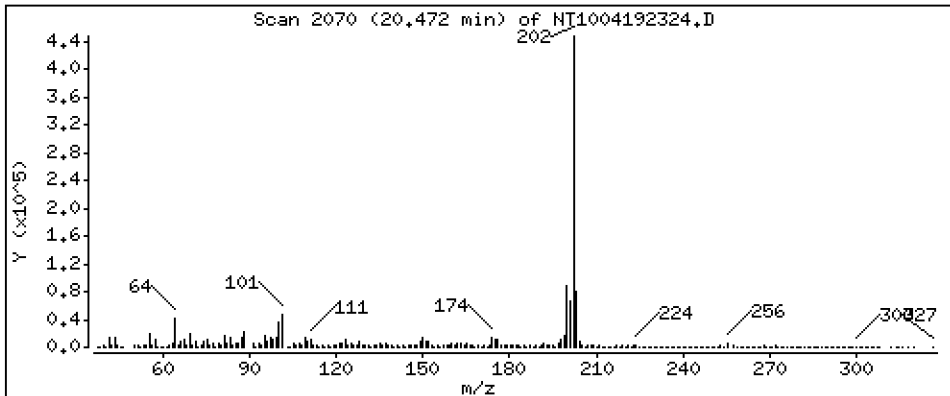
Operator: VTS

Column phase: ZB-5msi

Column diameter: 0,25

64 Fluoranthene

Concentration: 3,060 ug/mL



Date : 20-APR-2023 01:59

Client ID:

Instrument: nt10.i

Sample Info: 23C0774-08

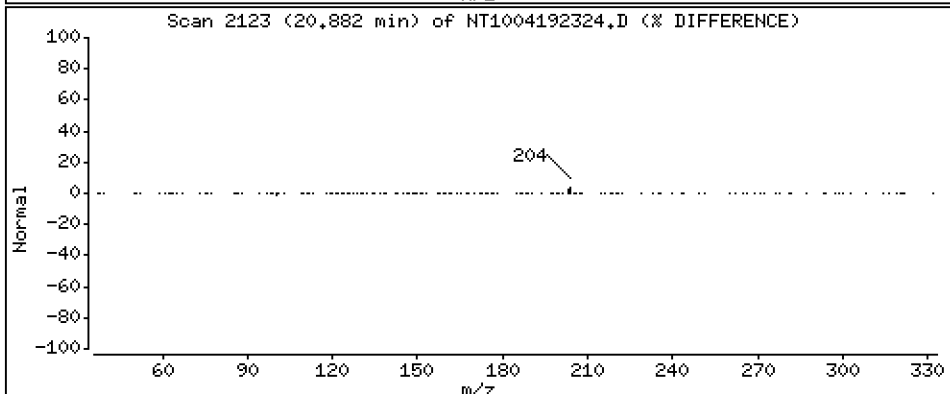
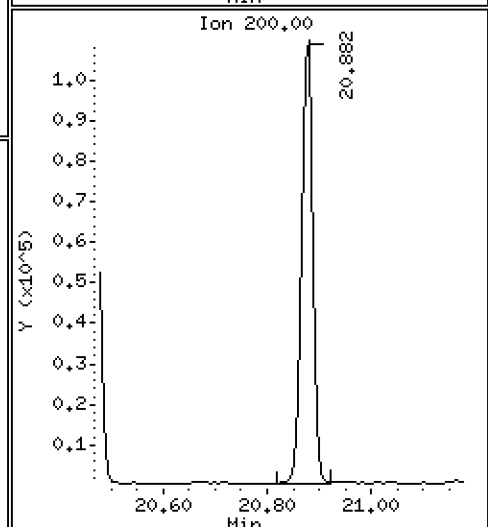
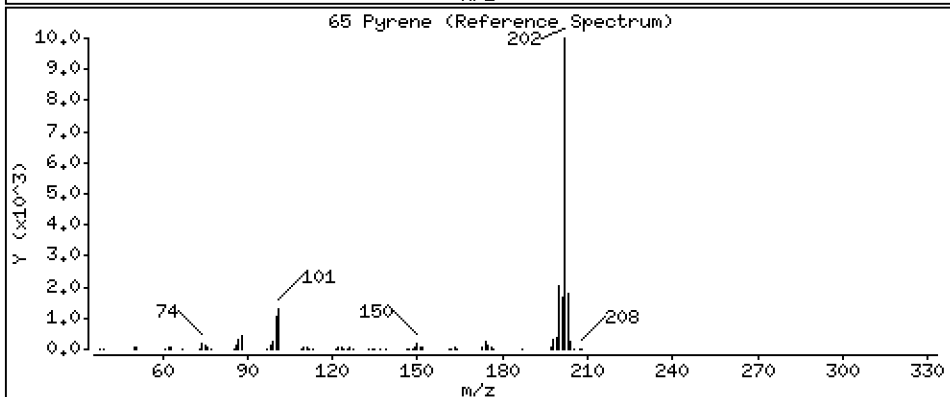
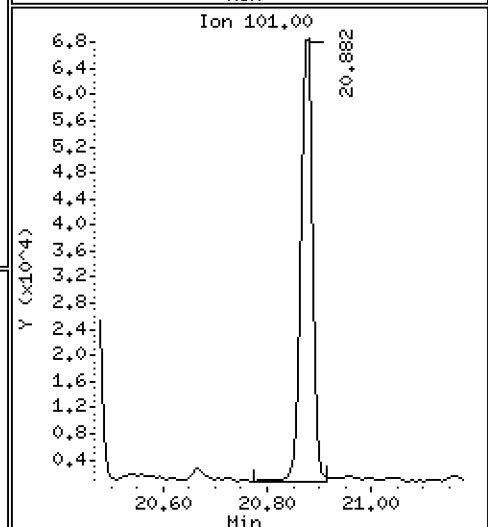
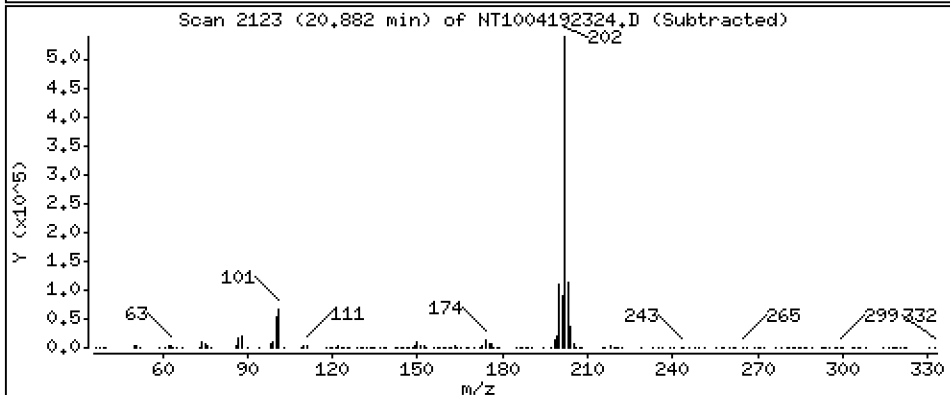
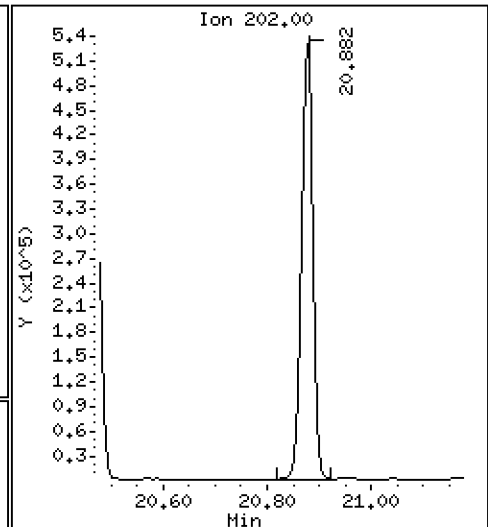
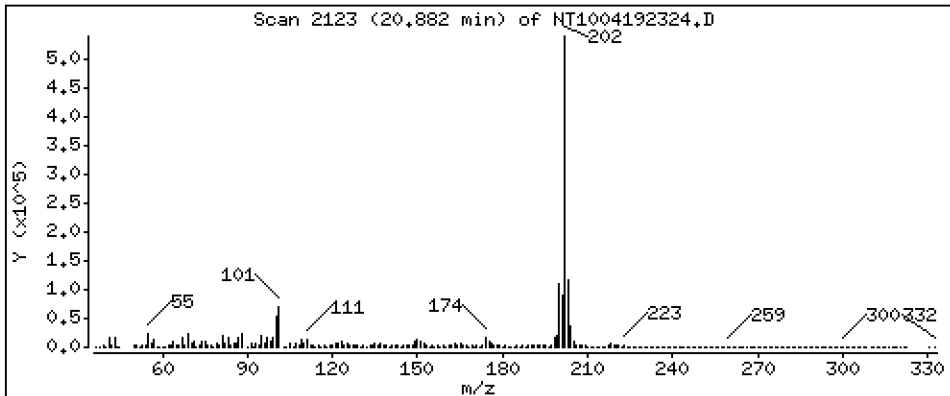
Operator: VTS

Column phase: ZB-5msi

Column diameter: 0,25

65 Pyrene

Concentration: 3,661 ug/mL



Date : 20-APR-2023 01:59

Client ID:

Instrument: nt10.i

Sample Info: 23C0774-08

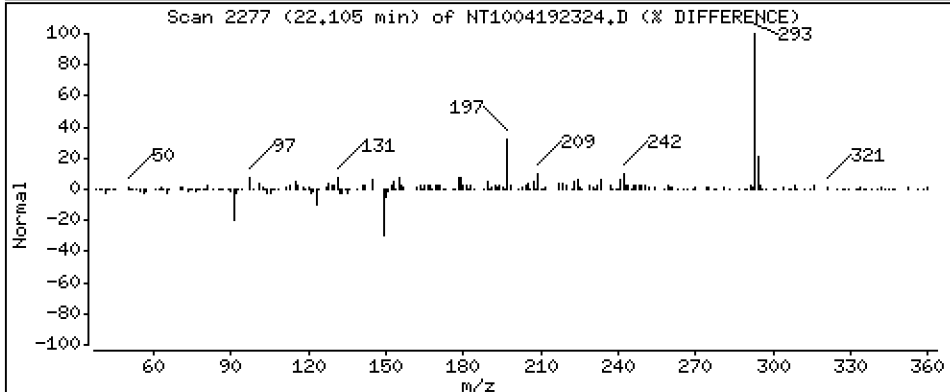
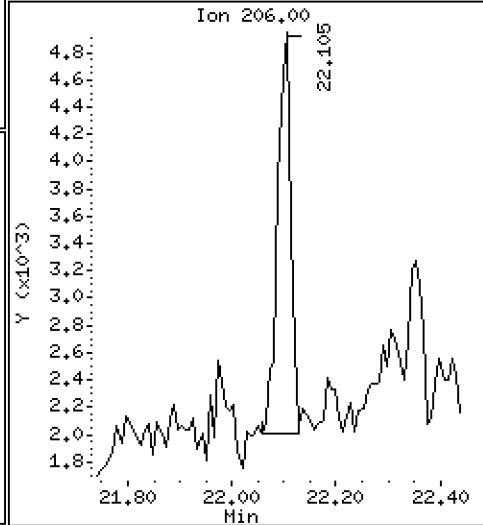
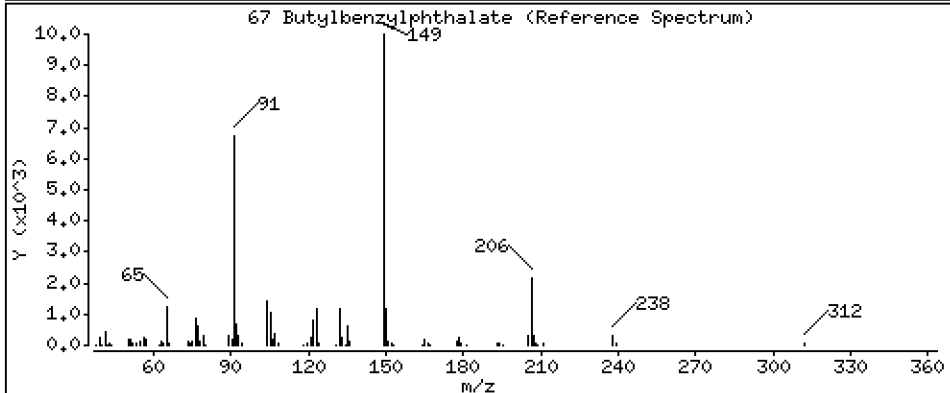
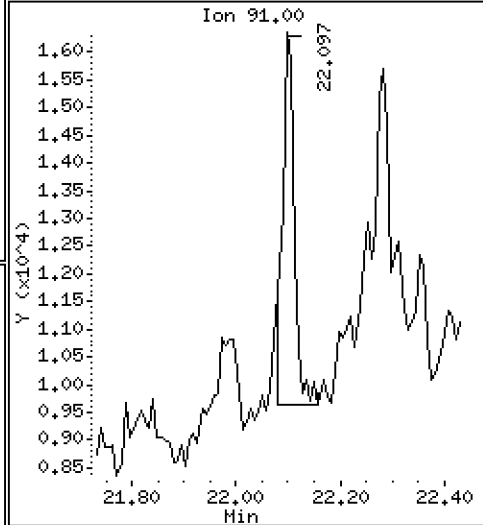
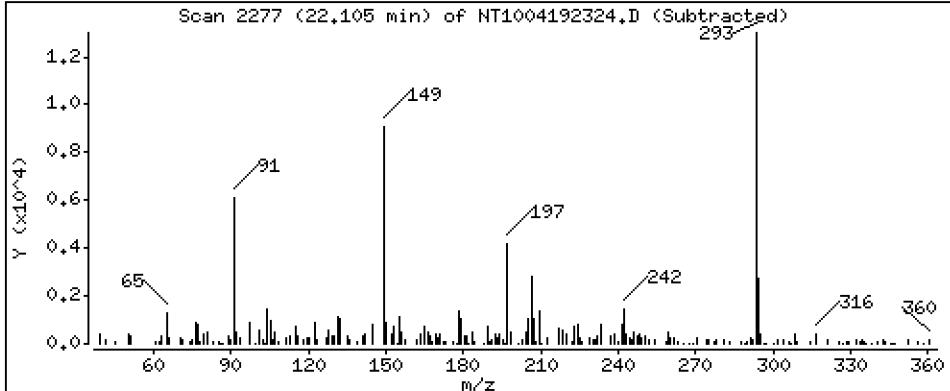
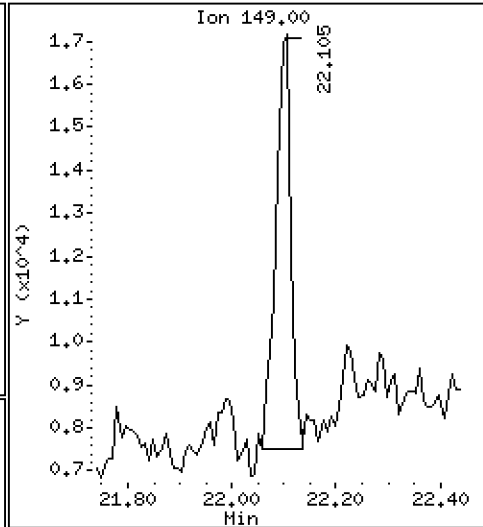
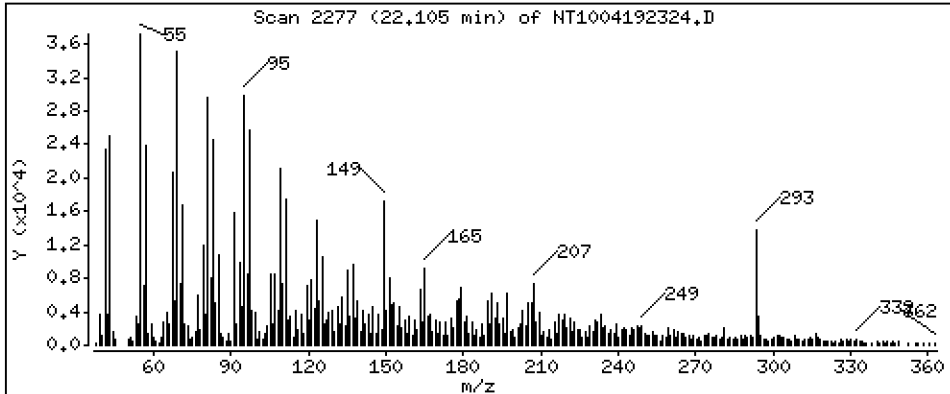
Operator: VTS

Column phase: ZB-5msi

Column diameter: 0.25

67 Butylbenzylphthalate

Concentration: 0.2293 ug/mL



Date : 20-APR-2023 01:59

Client ID:

Instrument: nt10.i

Sample Info: 23C0774-08

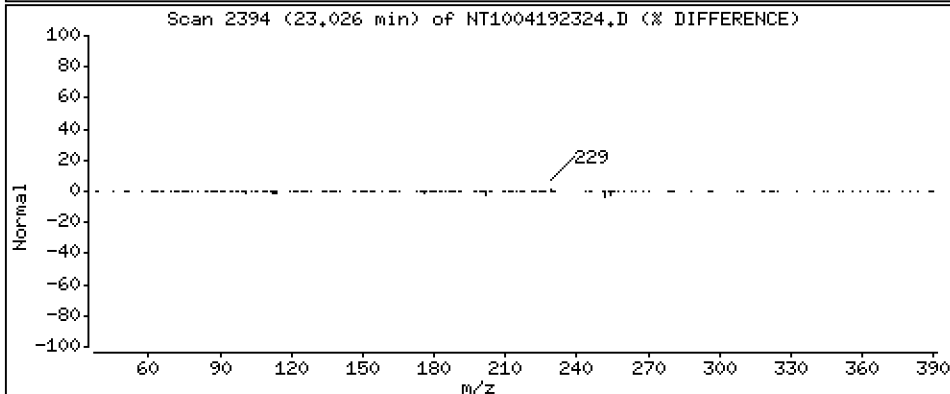
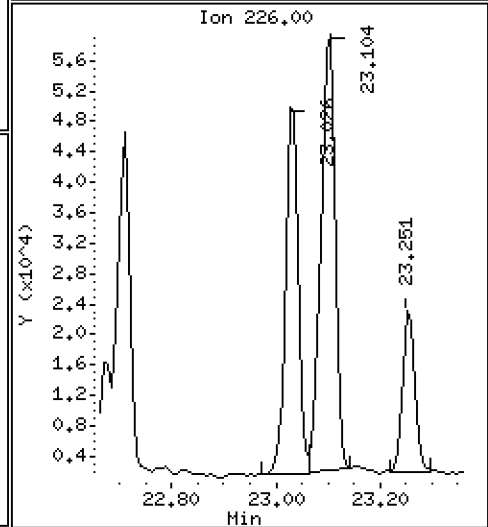
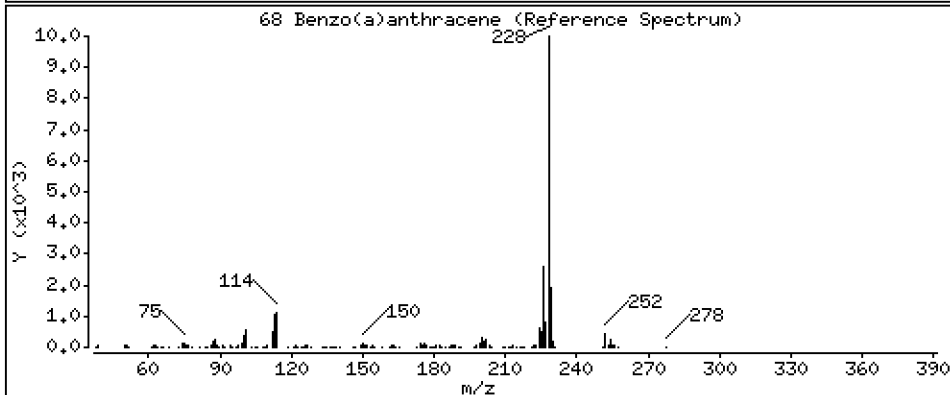
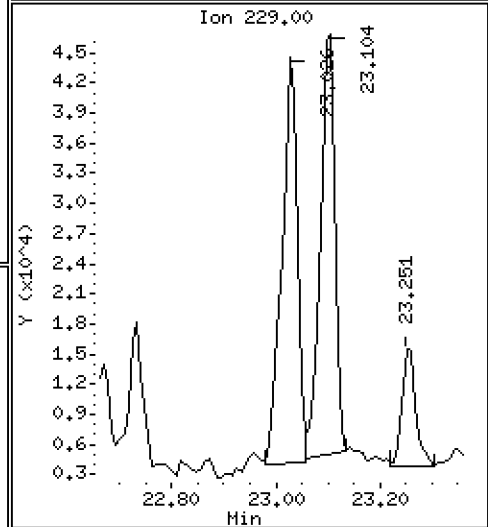
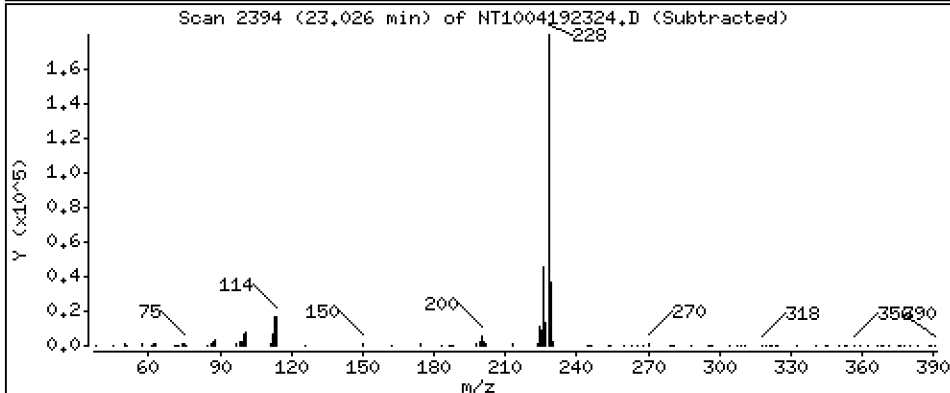
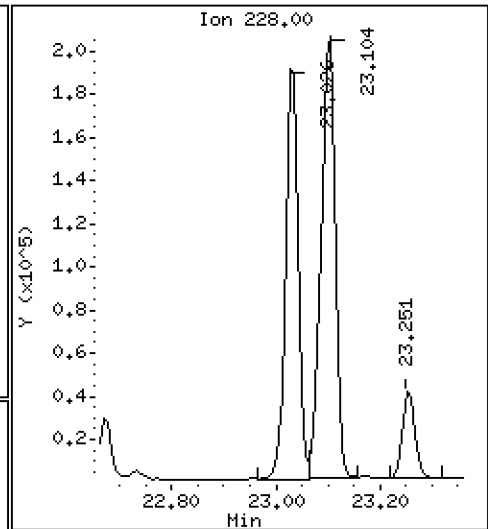
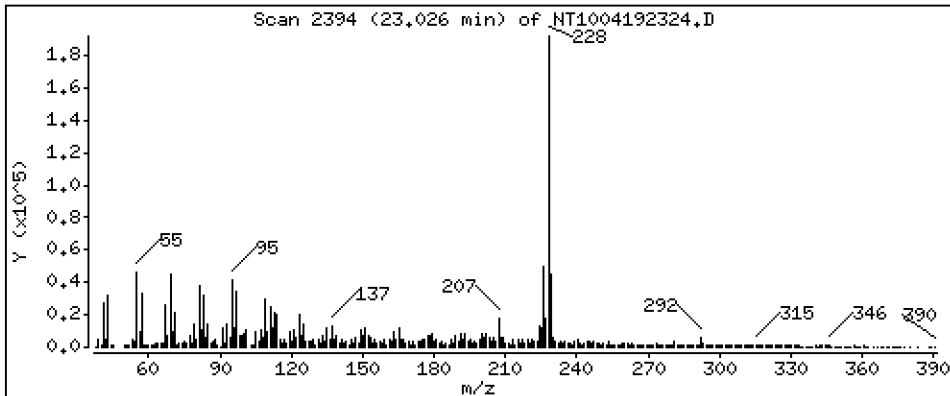
Operator: VTS

Column phase: ZB-5msi

Column diameter: 0,25

68 Benzo(a)anthracene

Concentration: 1,681 ug/mL



Date : 20-APR-2023 01:59

Client ID:

Instrument: nt10.i

Sample Info: 23C0774-08

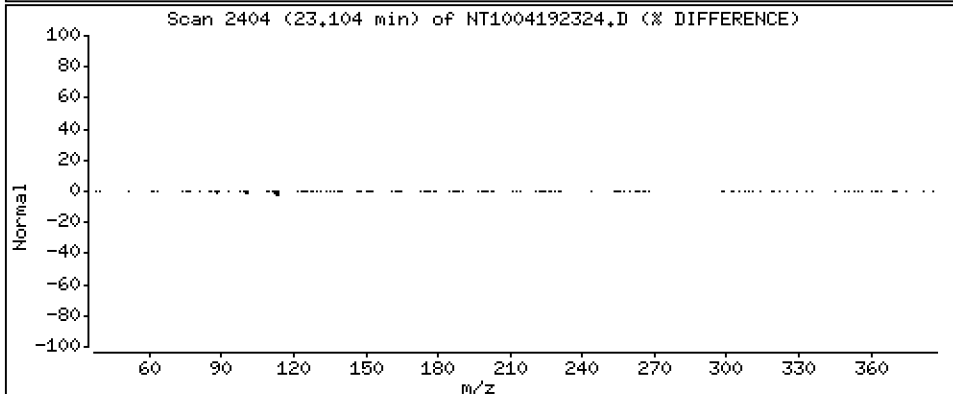
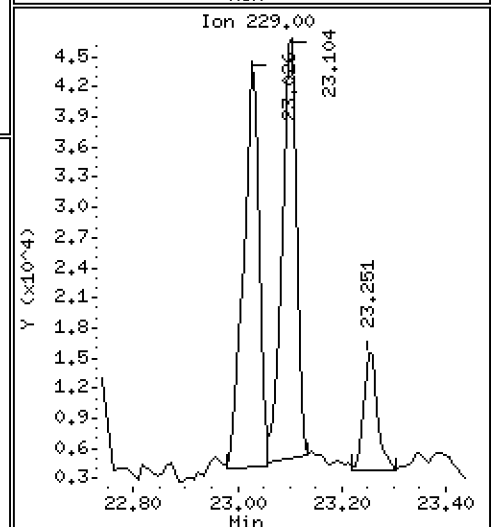
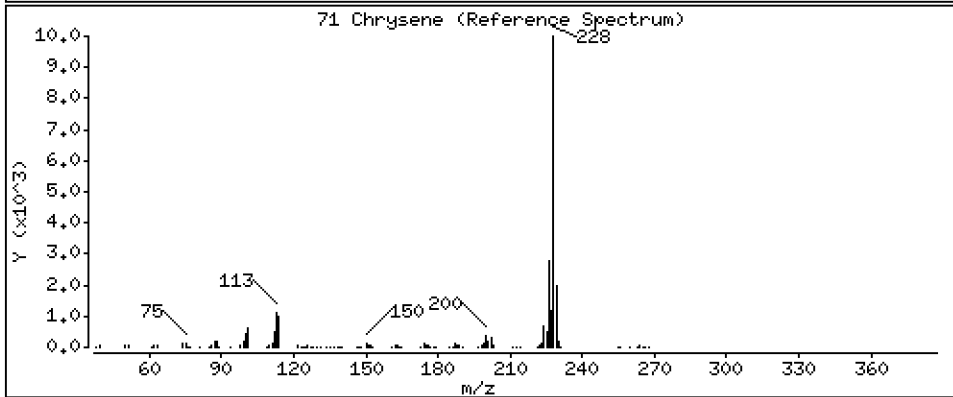
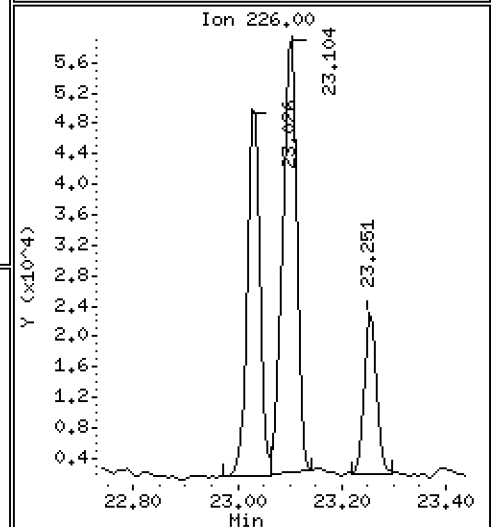
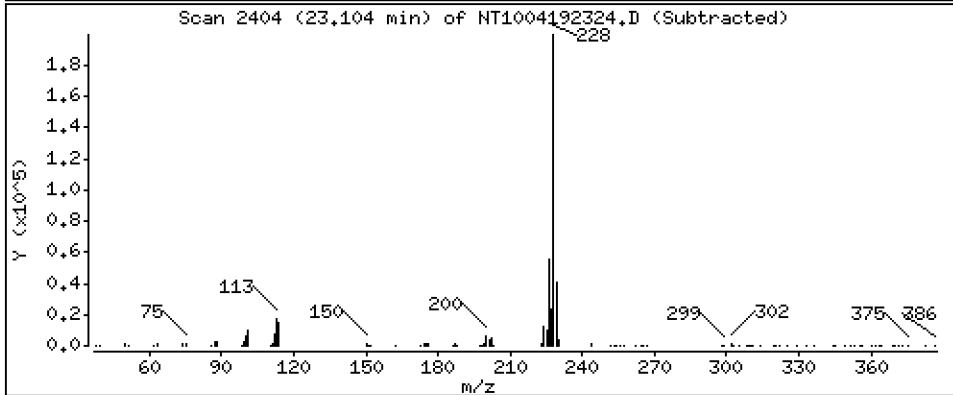
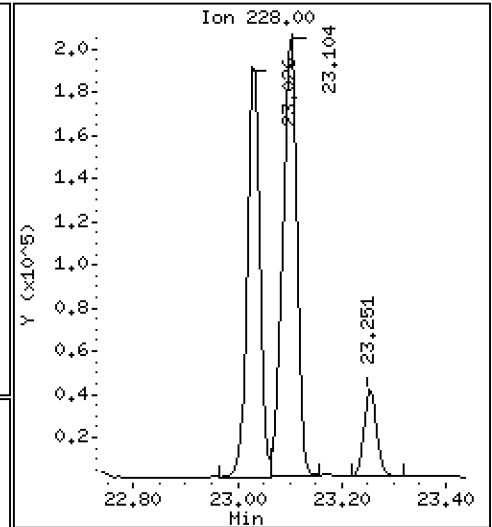
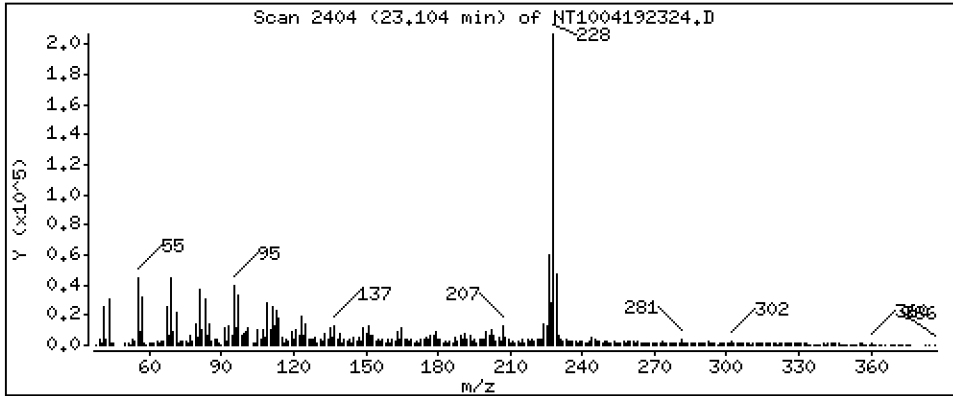
Operator: VTS

Column phase: ZB-5msi

Column diameter: 0,25

71 Chrysene

Concentration: 1,996 ug/mL



Date : 20-APR-2023 01:59

Client ID:

Instrument: nt10.i

Sample Info: 23C0774-08

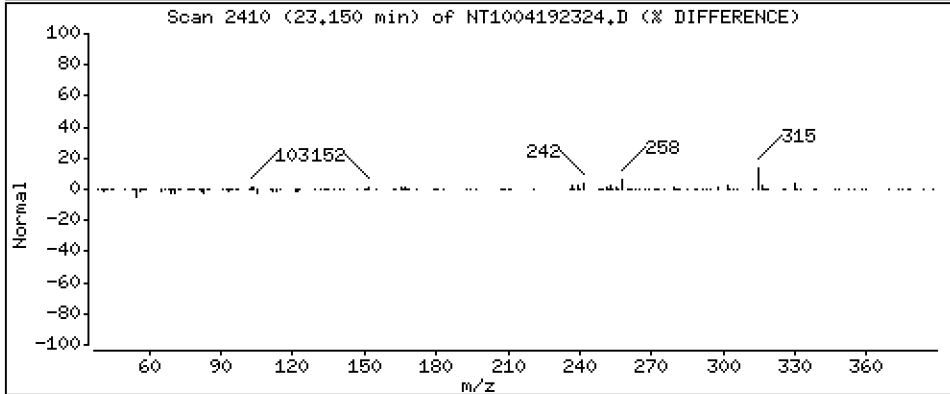
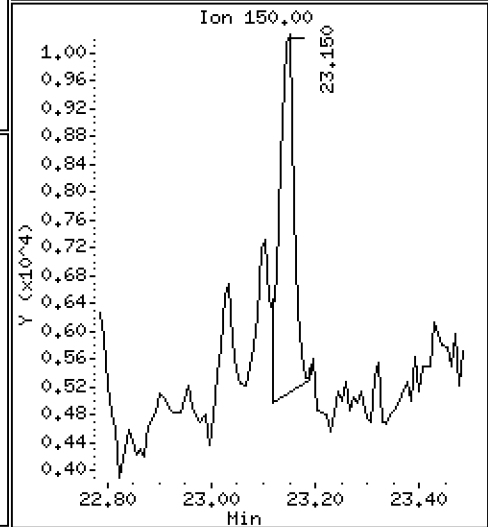
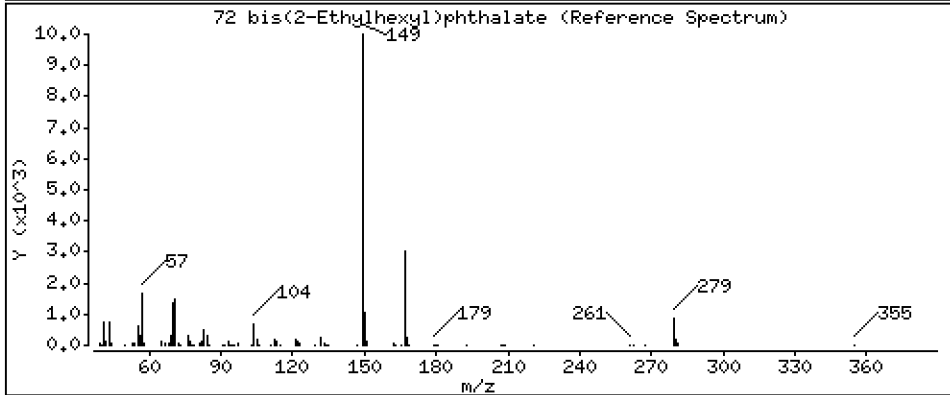
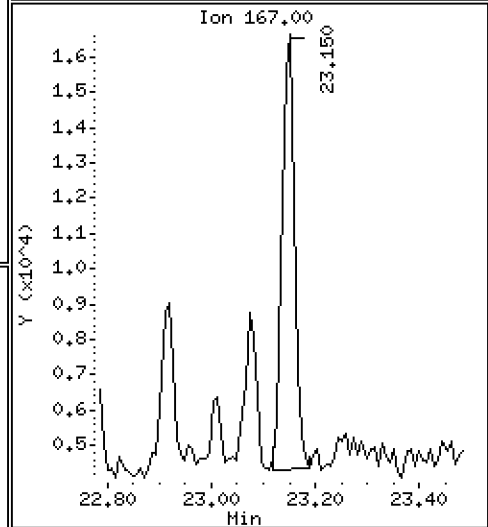
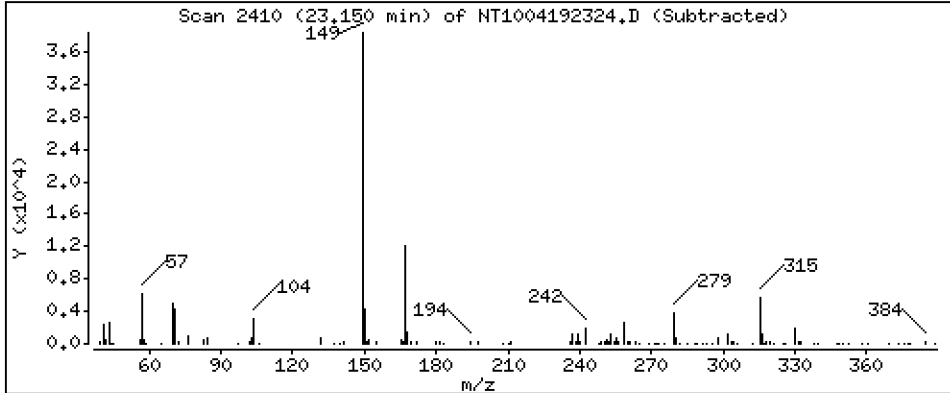
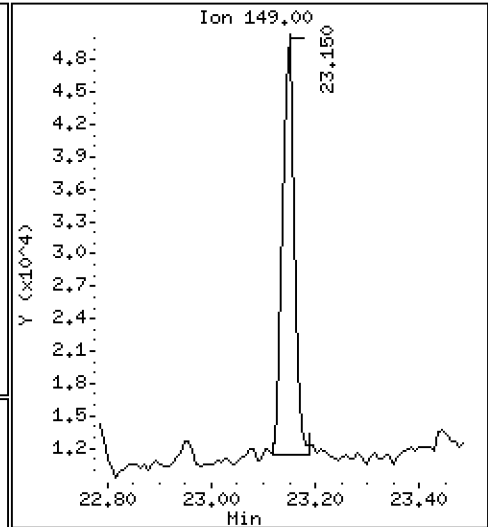
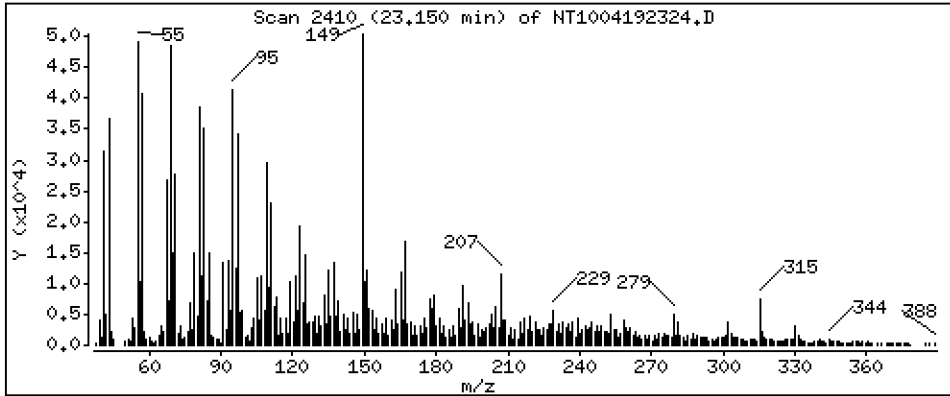
Operator: VTS

Column phase: ZB-5msi

Column diameter: 0,25

72 bis(2-Ethylhexyl)phthalate

Concentration: 0,4589 ug/mL



Date : 20-APR-2023 01:59

Client ID:

Instrument: nt10.i

Sample Info: 23C0774-08

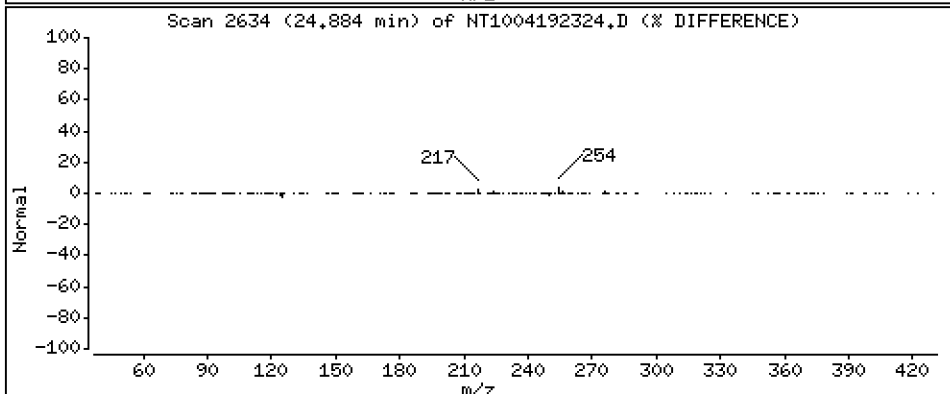
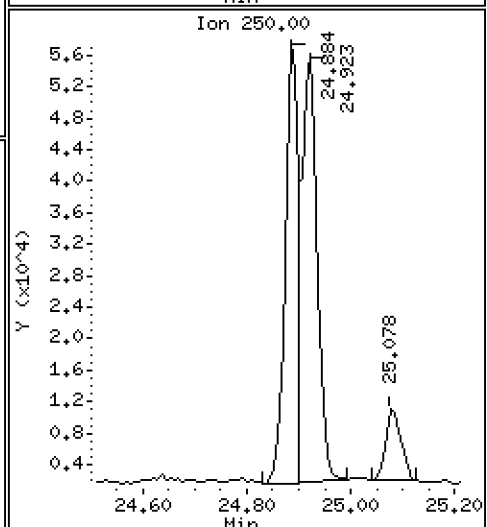
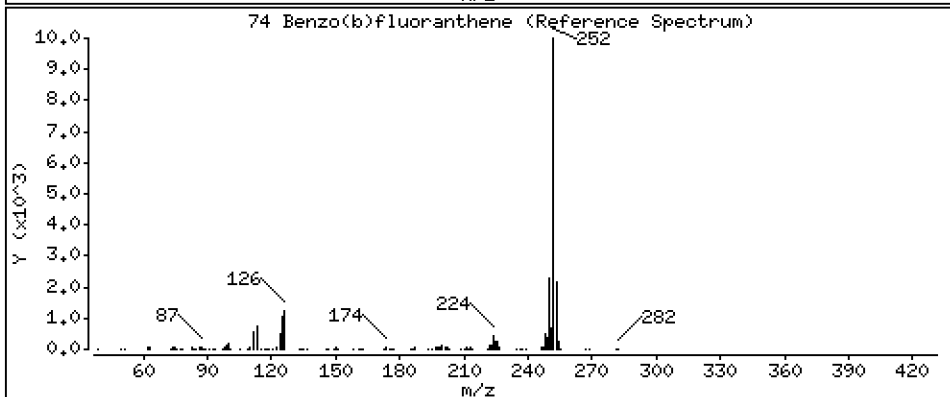
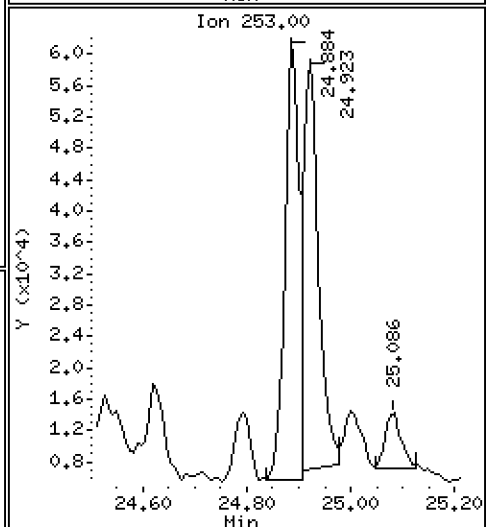
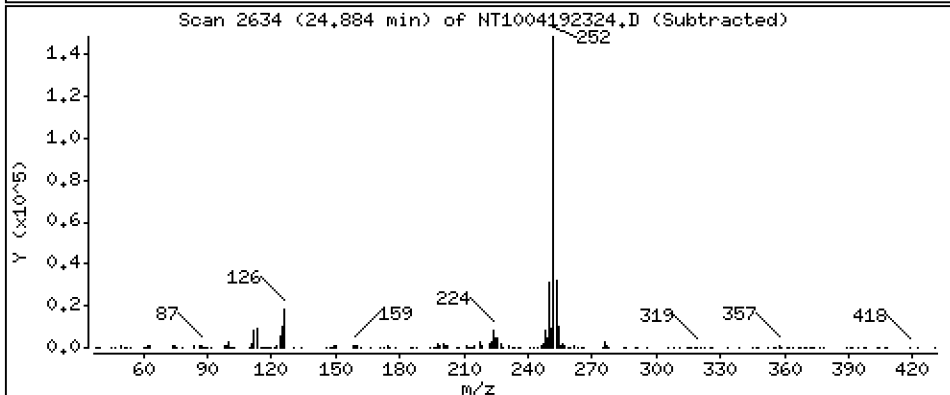
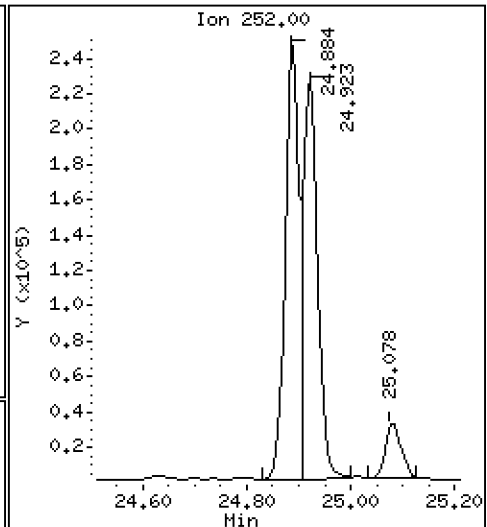
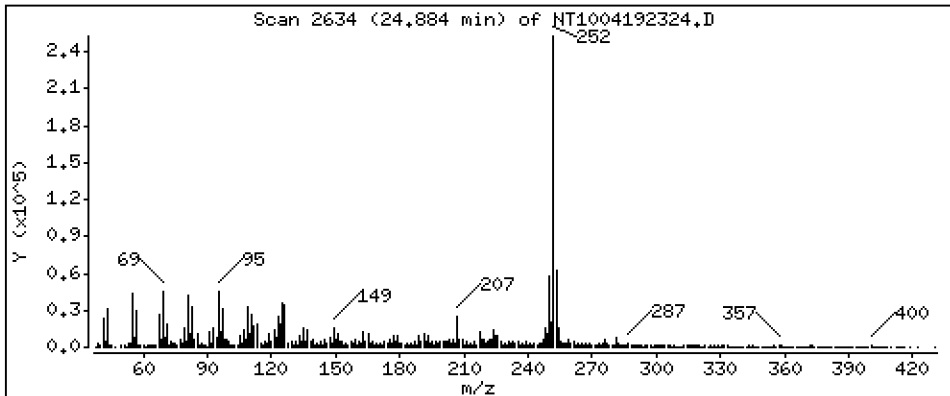
Operator: VTS

Column phase: ZB-5msi

Column diameter: 0,25

74 Benzo(b)fluoranthene

Concentration: 2,445 ug/mL



Date : 20-APR-2023 01:59

Client ID:

Instrument: nt10.i

Sample Info: 23C0774-08

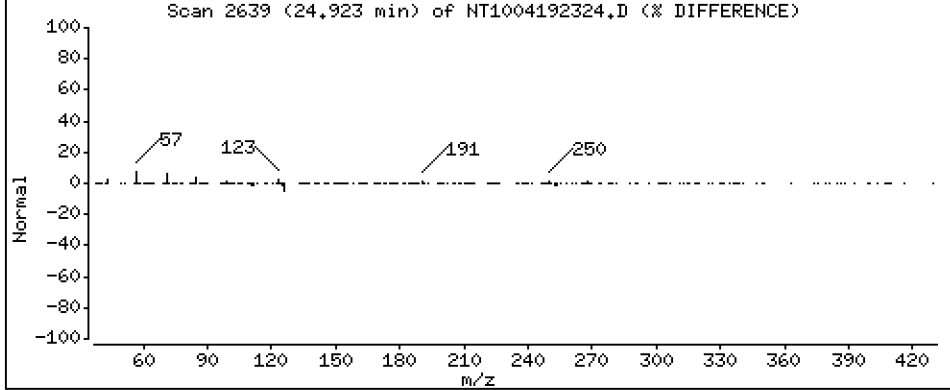
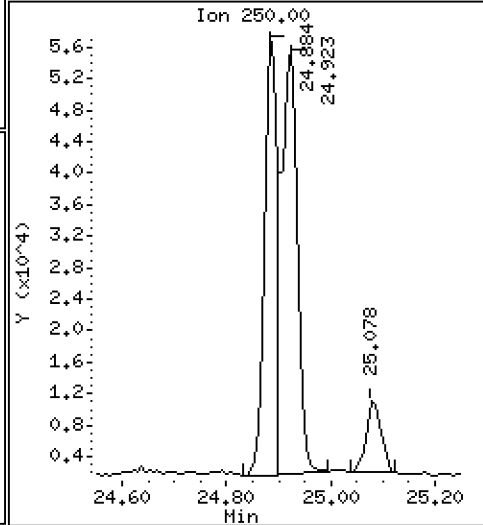
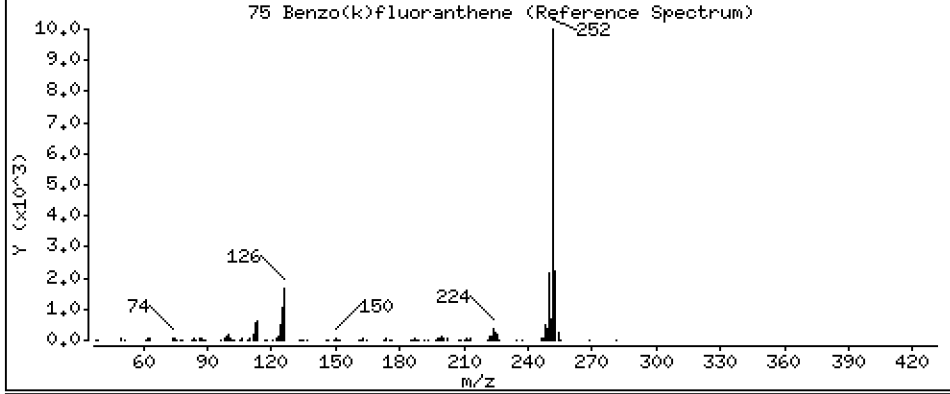
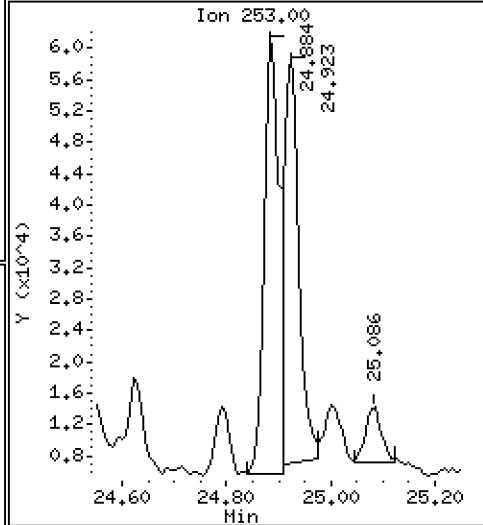
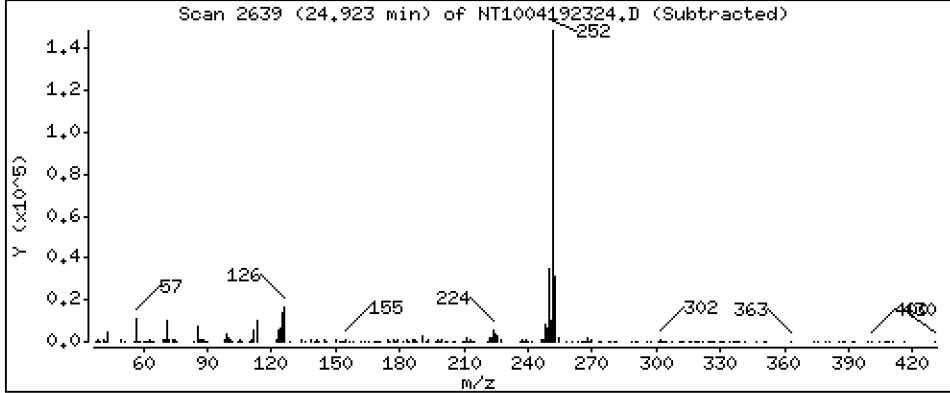
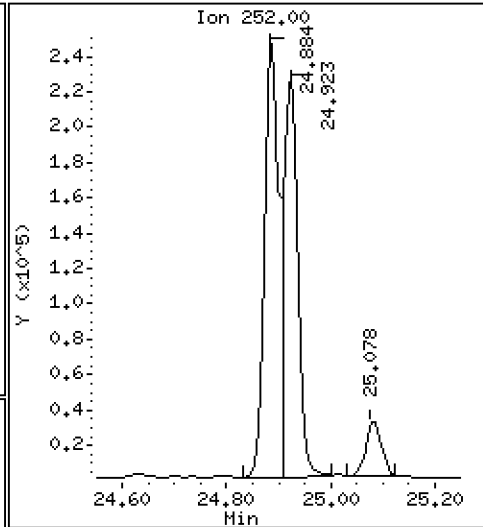
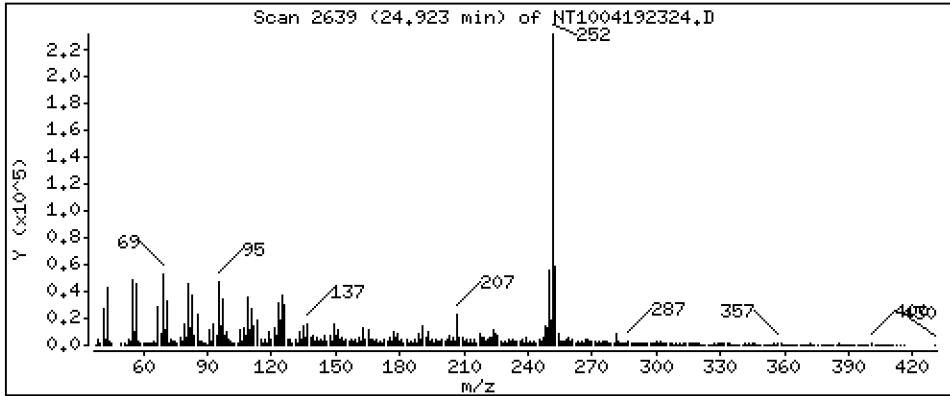
Operator: VTS

Column phase: ZB-5msi

Column diameter: 0,25

75 Benzo(k)fluoranthene

Concentration: 2,126 ug/mL



Date : 20-APR-2023 01:59

Client ID:

Instrument: nt10.i

Sample Info: 23C0774-08

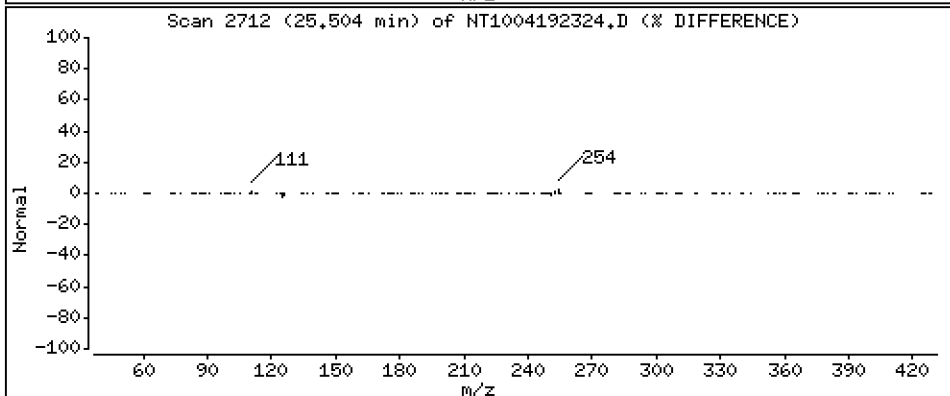
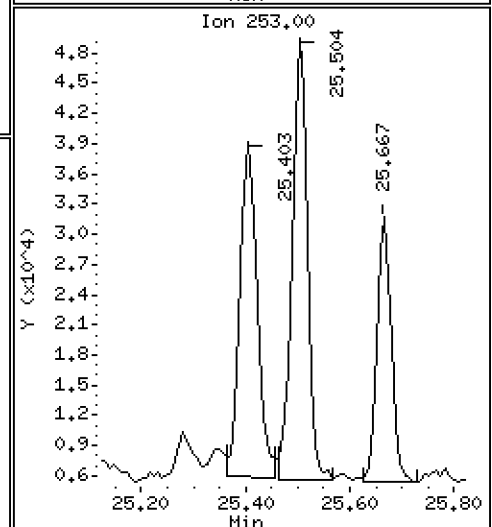
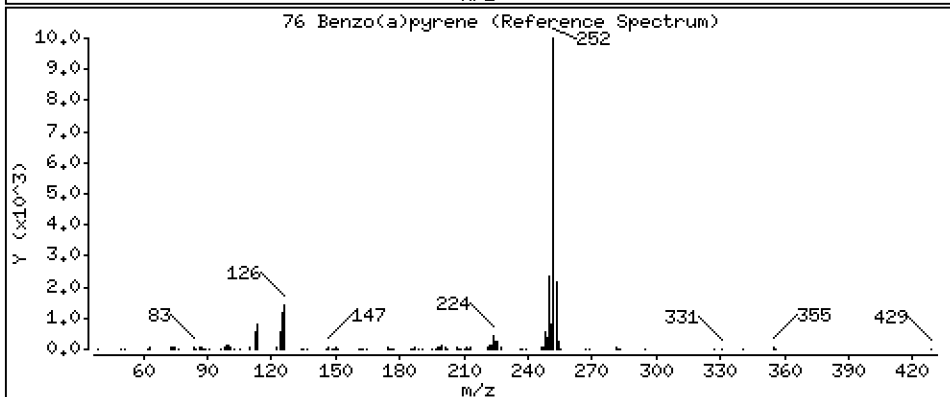
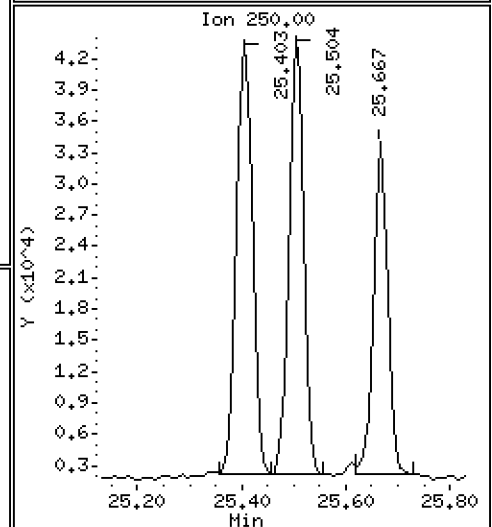
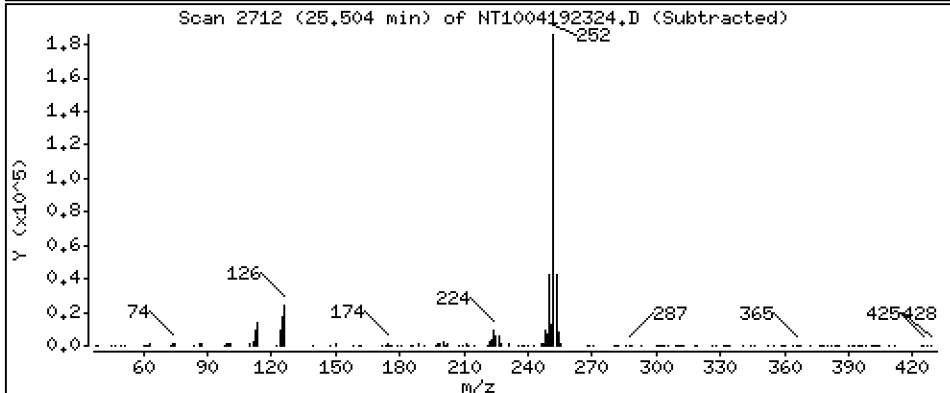
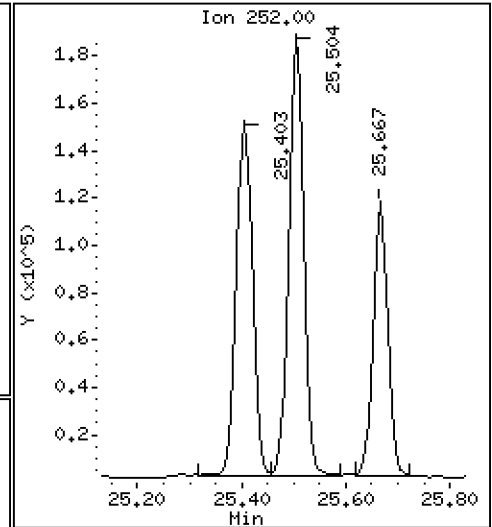
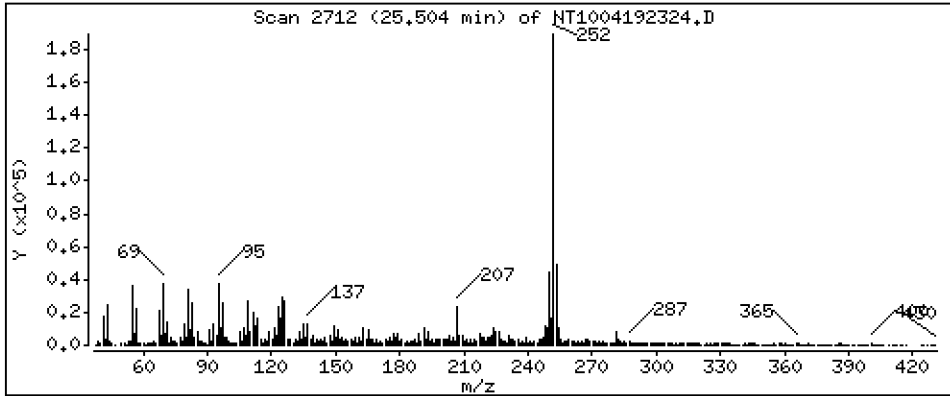
Operator: VTS

Column phase: ZB-5msi

Column diameter: 0,25

76 Benzo(a)pyrene

Concentration: 2,062 ug/mL



Date : 20-APR-2023 01:59

Client ID:

Instrument: nt10.i

Sample Info: 23C0774-08

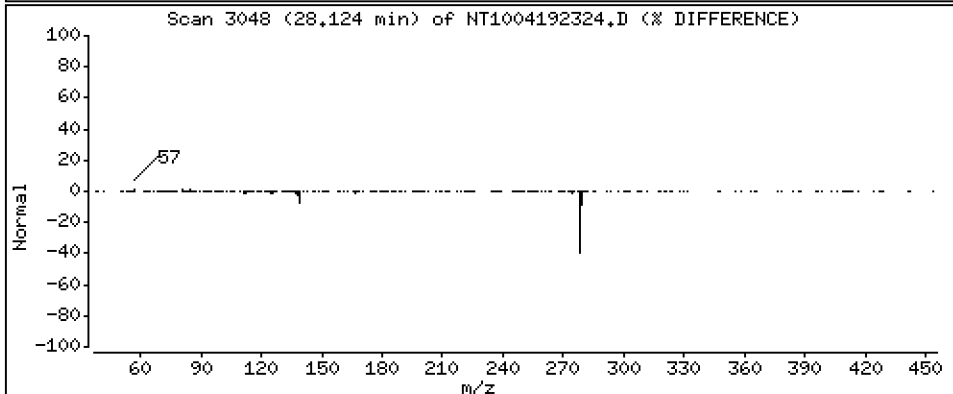
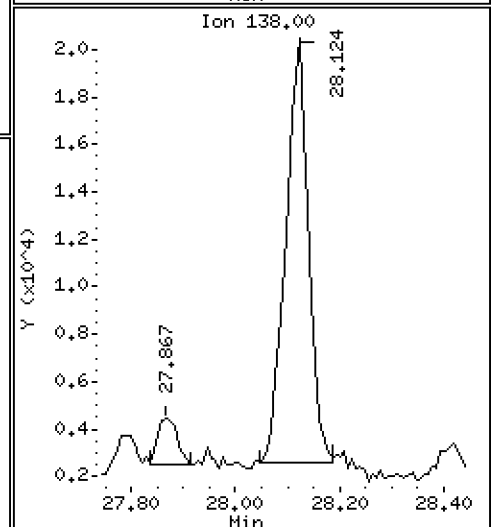
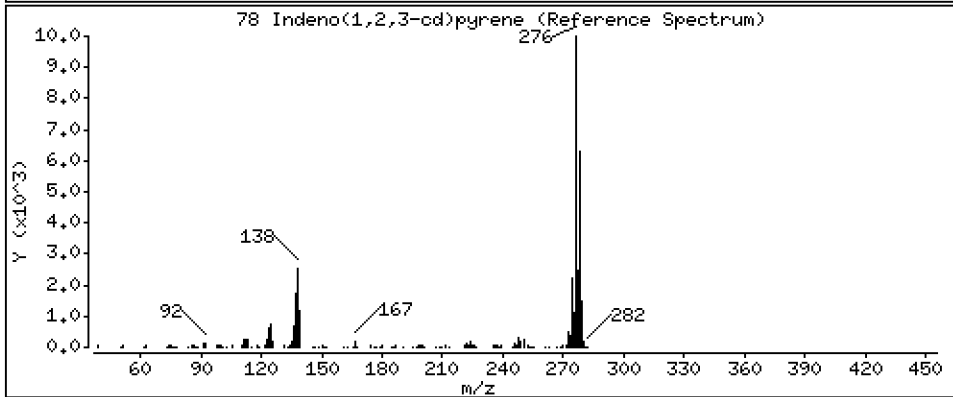
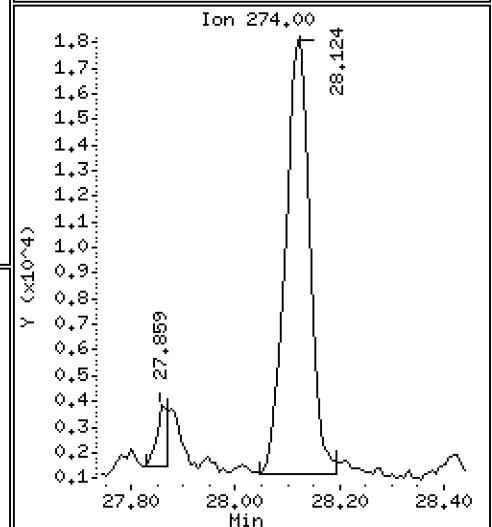
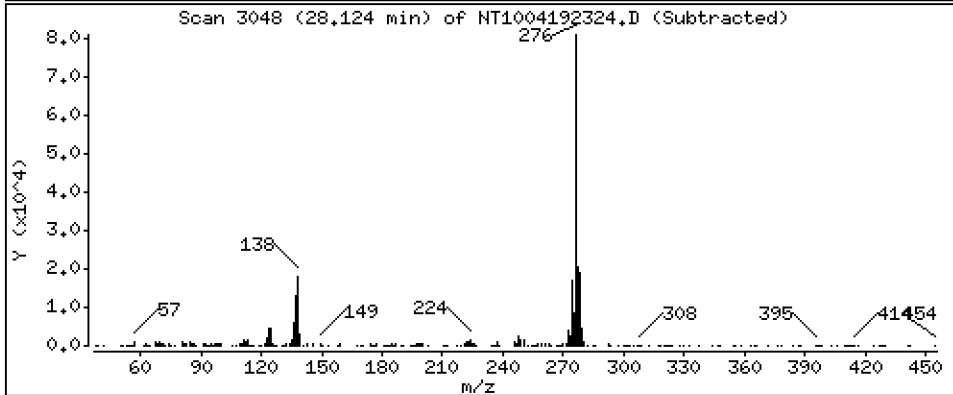
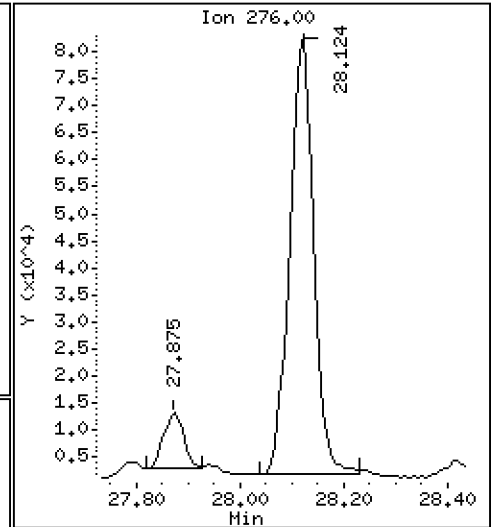
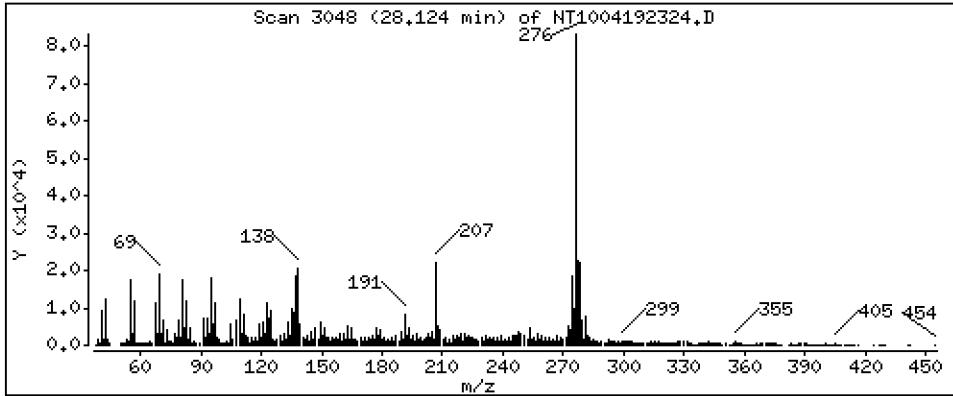
Operator: VTS

Column phase: ZB-5msi

Column diameter: 0.25

78 Indeno(1,2,3-cd)pyrene

Concentration: 1.136 ug/mL



Date : 20-APR-2023 01:59

Client ID:

Instrument: nt10.i

Sample Info: 23C0774-08

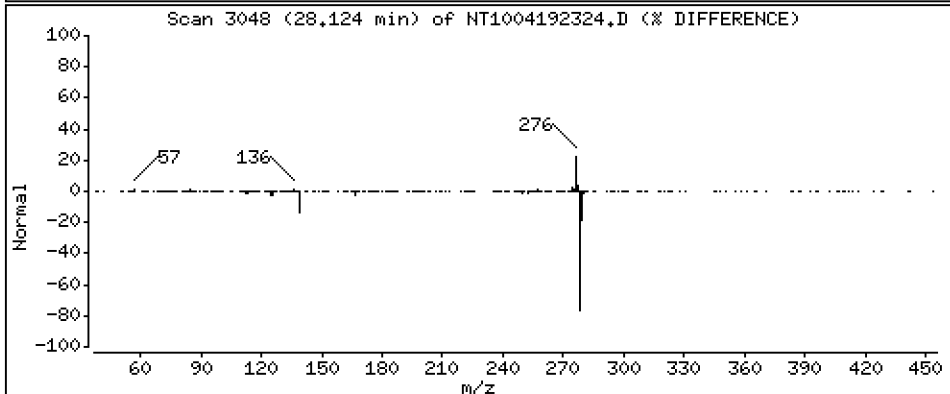
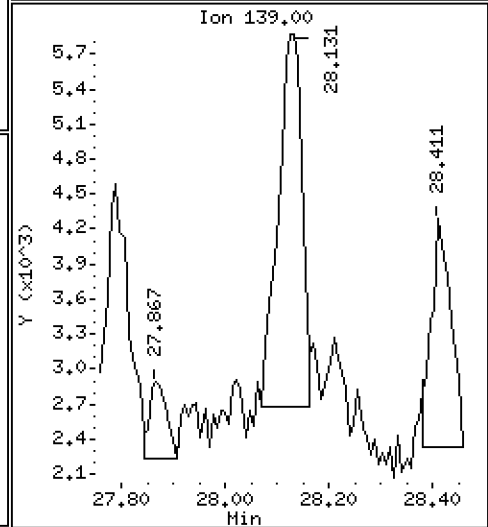
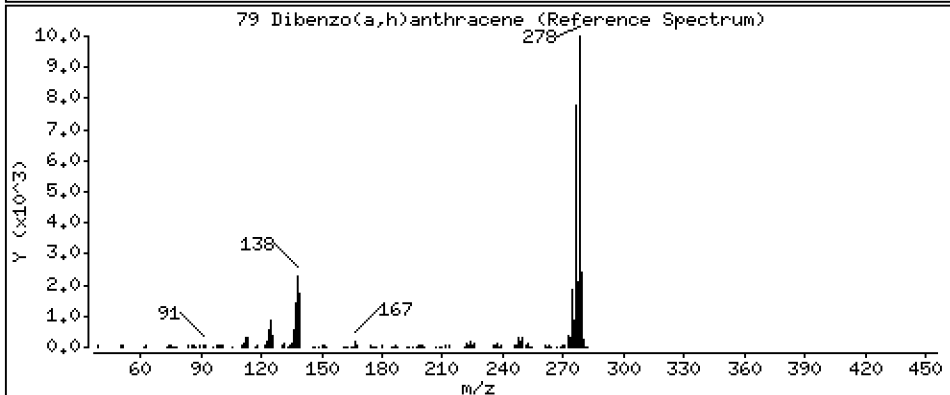
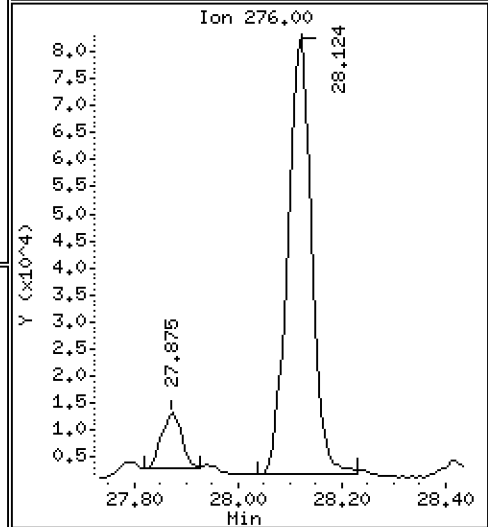
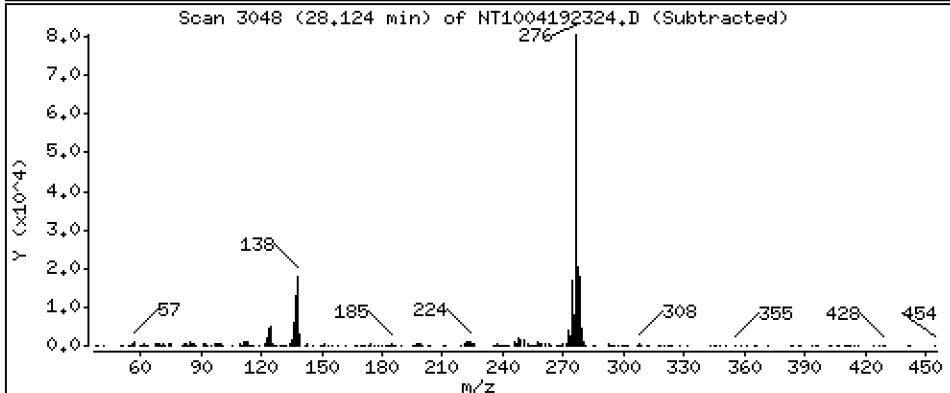
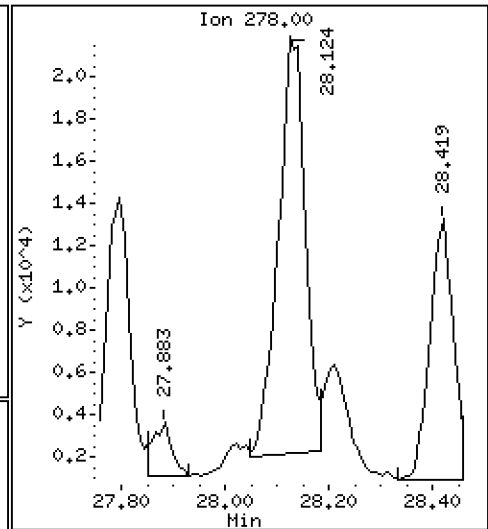
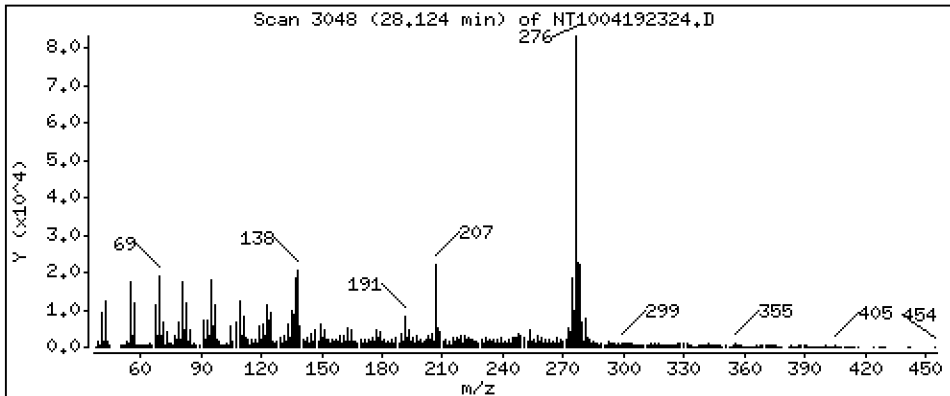
Operator: VTS

Column phase: ZB-5msi

Column diameter: 0,25

79 Dibenzo(a,h)anthracene

Concentration: 0,3733 ug/mL



Date : 20-APR-2023 01:59

Client ID:

Instrument: nt10.i

Sample Info: 23C0774-08

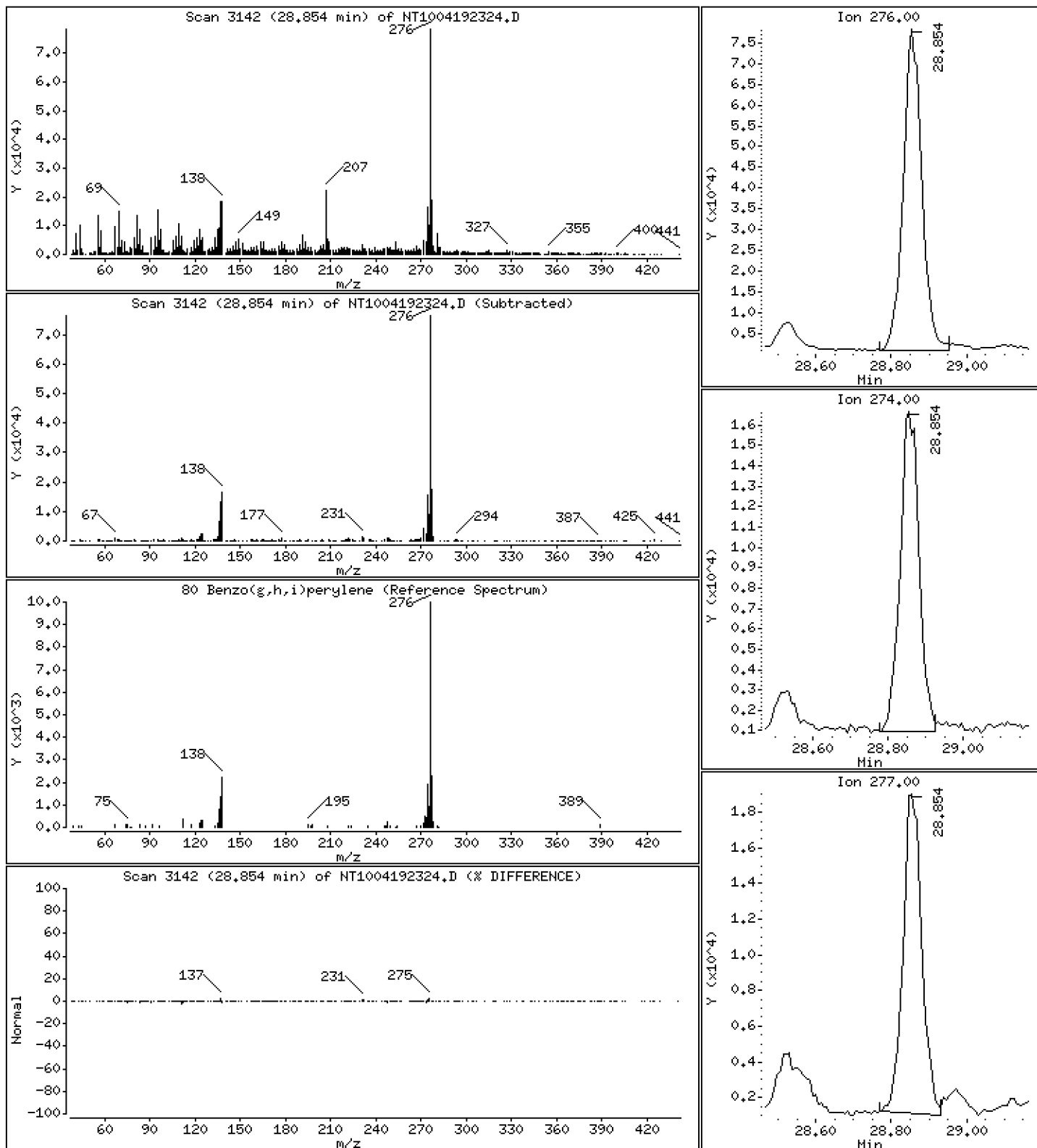
Operator: VTS

Column phase: ZB-5msi

Column diameter: 0,25

80 Benzo(g,h,i)perylene

Concentration: 1,335 ug/mL



Date : 20-APR-2023 01:59

Client ID:

Instrument: nt10.i

Sample Info: 23C0774-08

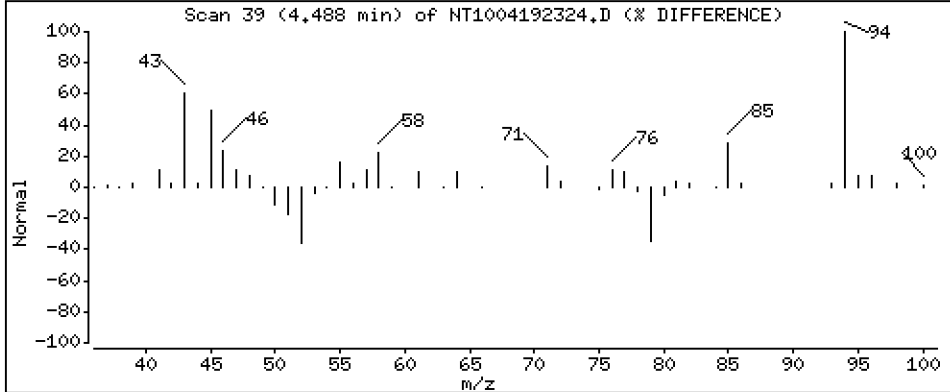
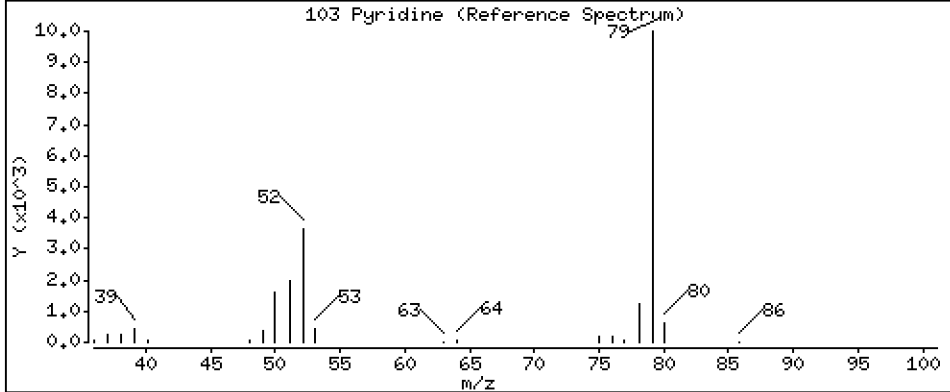
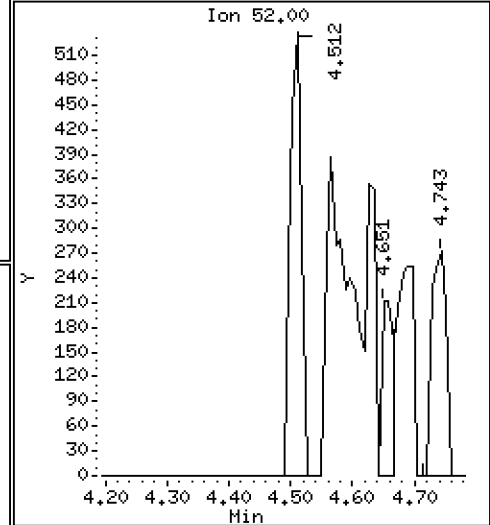
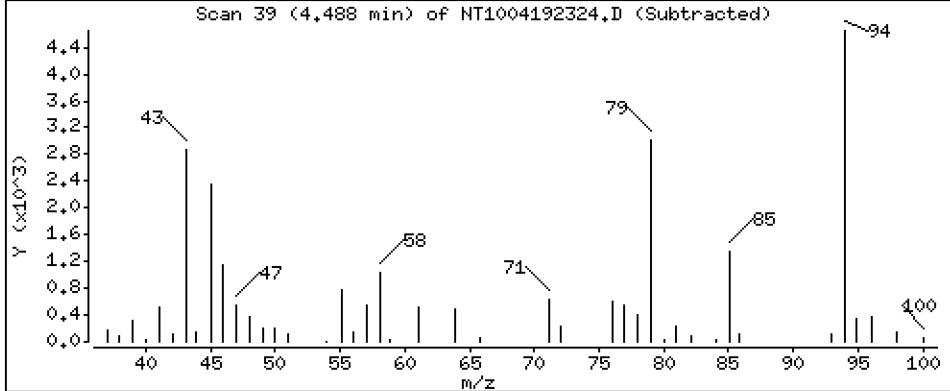
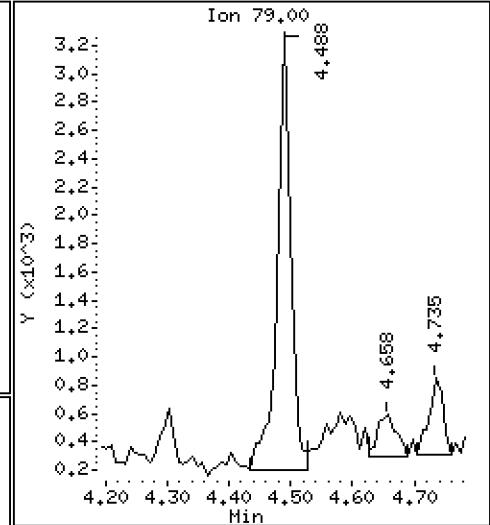
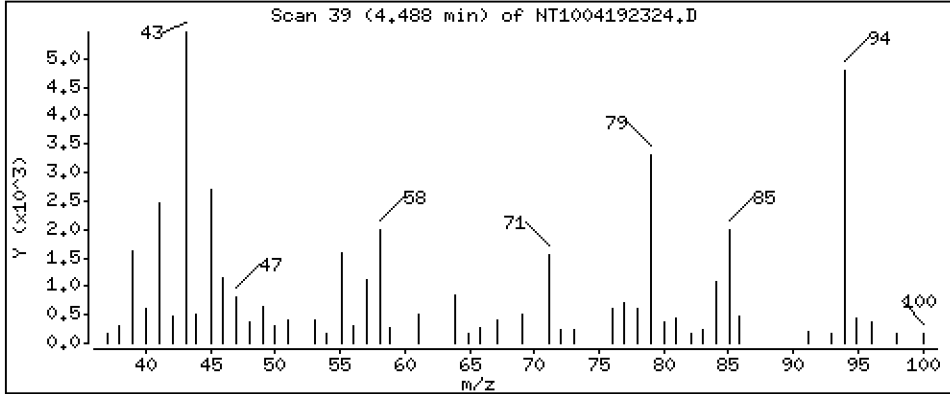
Operator: VTS

Column phase: ZB-5msi

Column diameter: 0,25

103 Pyridine

Concentration: 0,1047 ug/mL



Date : 20-APR-2023 01:59

Client ID:

Instrument: nt10.i

Sample Info: 23C0774-08

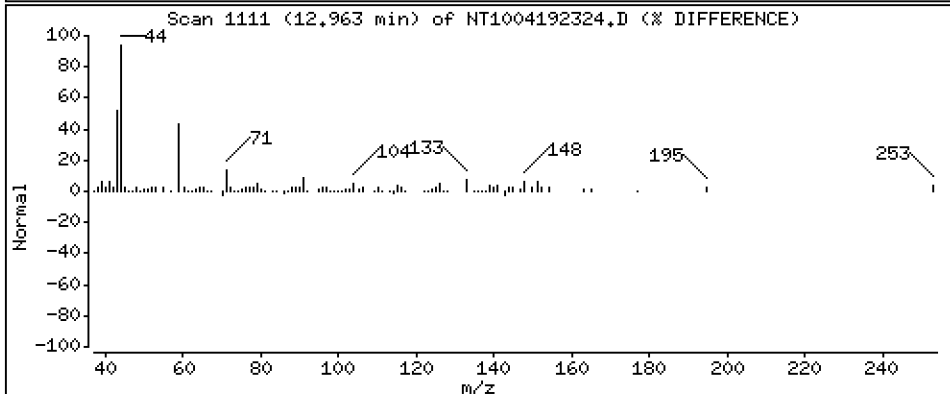
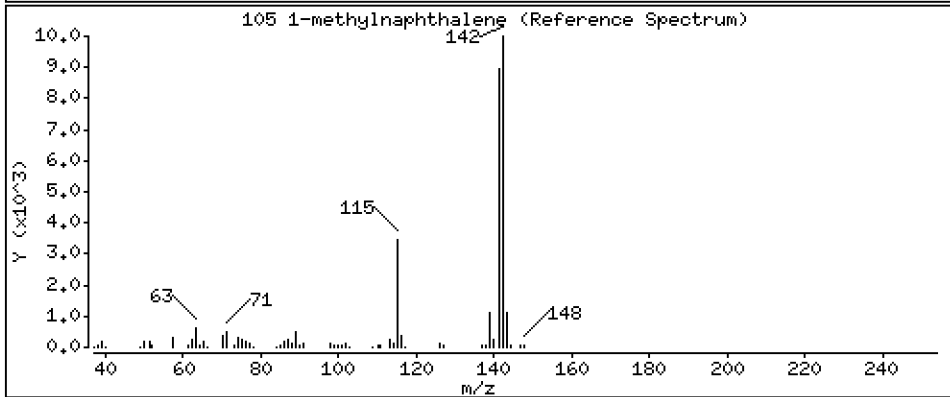
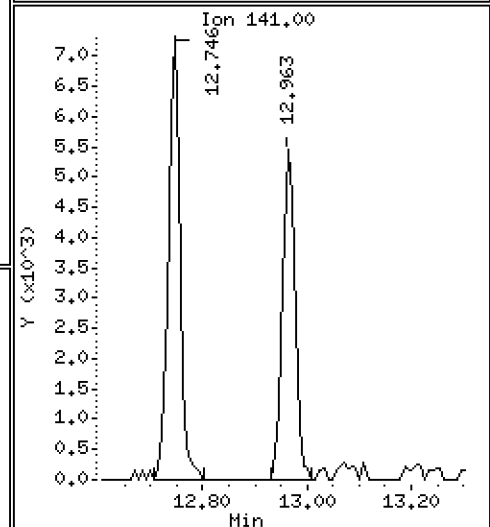
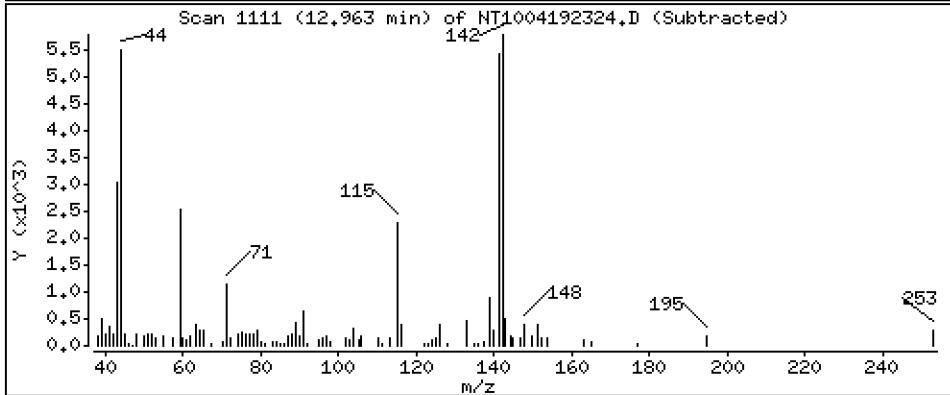
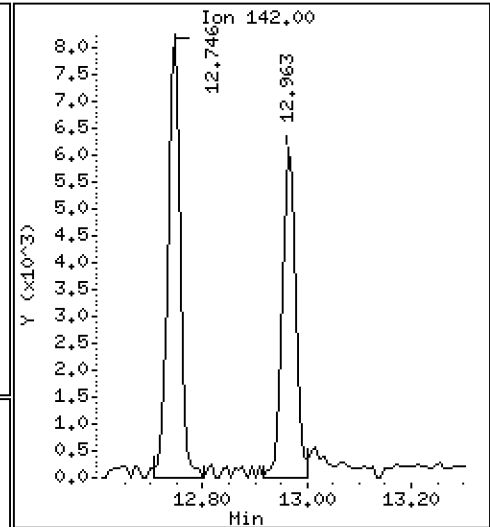
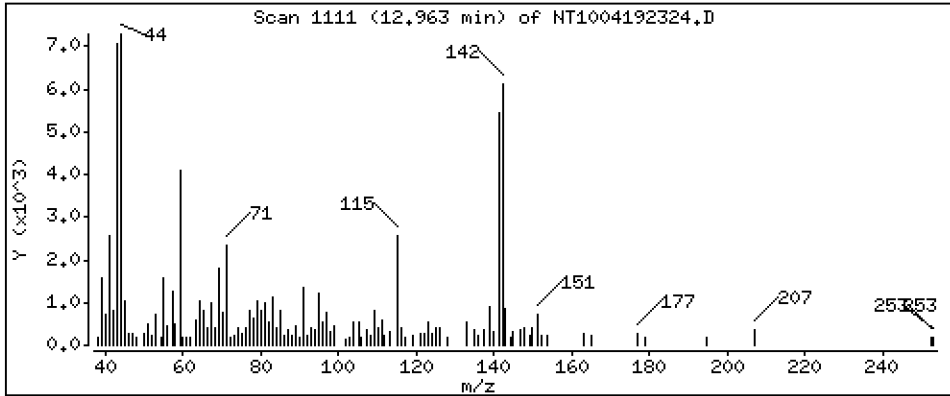
Operator: VTS

Column phase: ZB-5msi

Column diameter: 0,25

105 1-methylnaphthalene

Concentration: 0,1024 ug/mL



Date : 20-APR-2023 01:59

Client ID:

Instrument: nt10.i

Sample Info: 23C0774-08

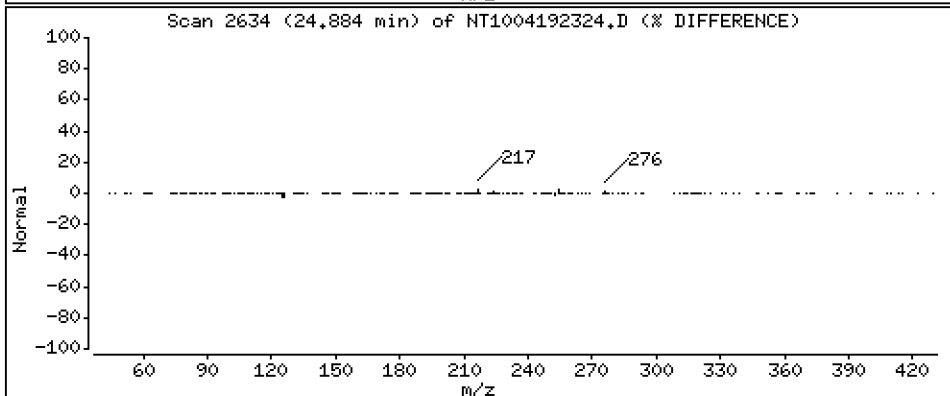
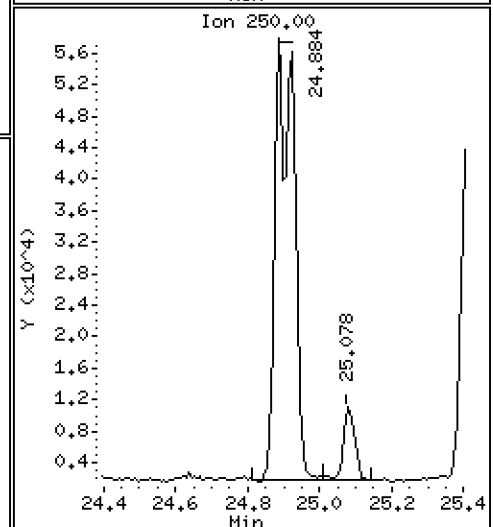
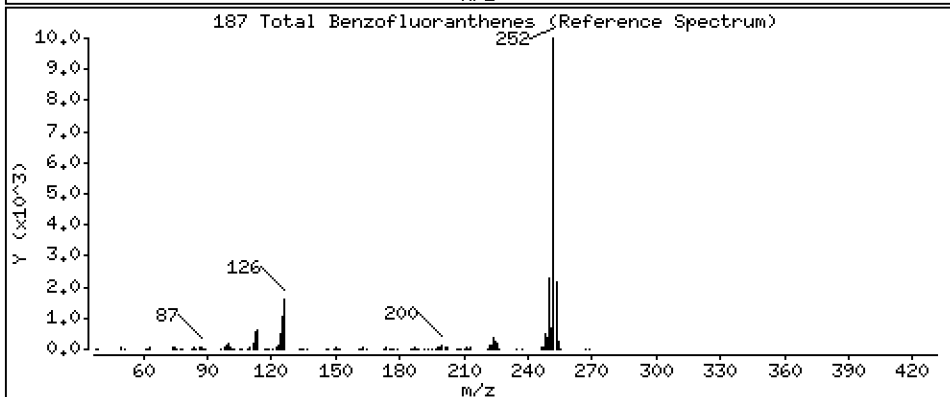
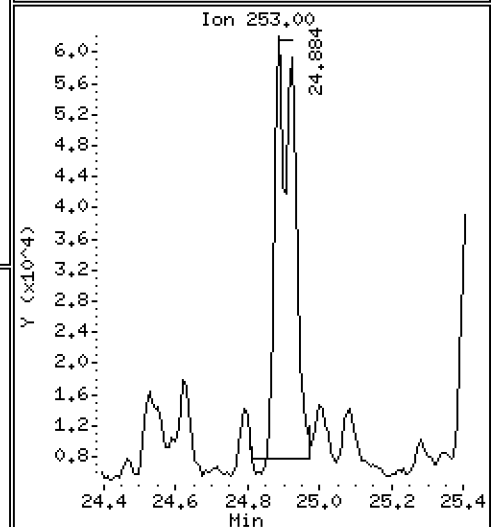
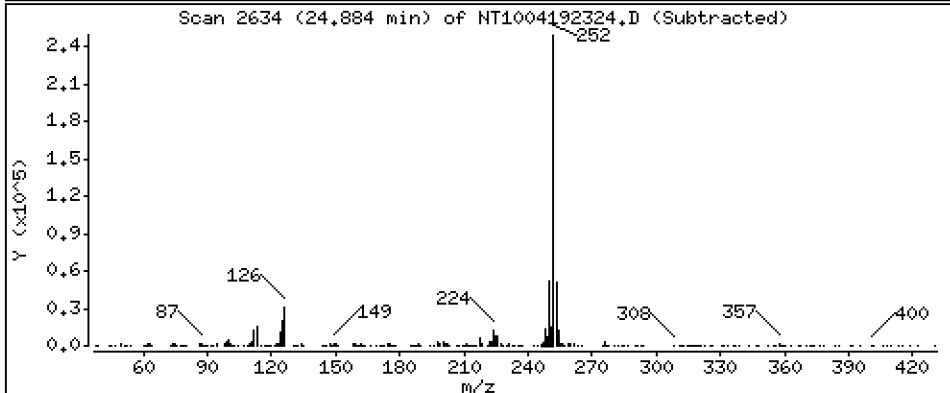
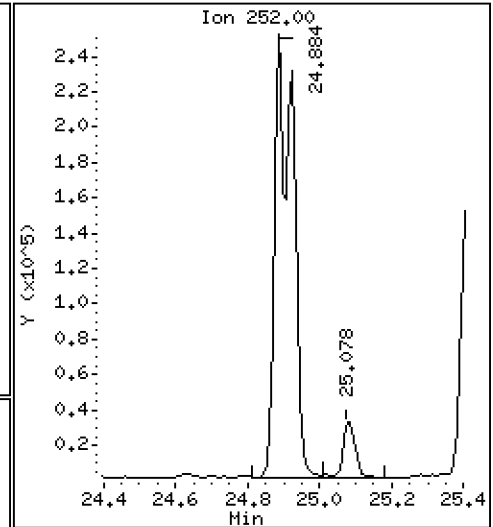
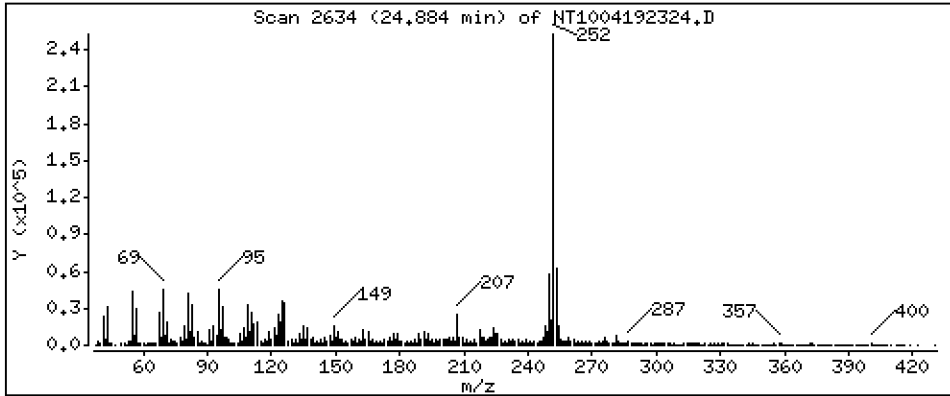
Operator: VTS

Column phase: ZB-5msi

Column diameter: 0,25

187 Total Benzofluoranthenes

Concentration: 4,418 ug/mL



ARI Labs, Inc.

Semivolatile Report SW846 Method 8270D

Data file : \\target\share\chem3\nt10.i\20230419A.b\NT1004192324.D

Lab Smp Id: 23C0774-08

Inj Date : 20-APR-2023 01:59

Operator : VTS

Inst ID: nt10.i

Smp Info : 23C0774-08

Misc Info :

Comment : 1ul Injection

Method : \\target\share\chem3\nt10.i\20230419A.b\ABN.m

Meth Date : 20-Apr-2023 14:53 deenayd Quant Type: ISTD

Cal Date : 16-MAR-2023 00:22 Cal File: NT10031508.D

Als bottle: 19

Dil Factor: 1.00000

Integrator: HP RTE

Compound Sublist: ICAL.sub

Target Version: 4.14

Processing Host: DEENAY-201905

Compounds	QUANT	SIG	RT	EXP RT	REL RT	RESPONSE	CONCENTRATIONS	
							ON-COLUMN	FINAL
	MASS						(ug/mL)	(ug/mL)
\$ 1 2-Fluorophenol	112		6.619	6.604	(0.750)	218368	4.50492	4.505
\$ 2 Phenol-d5	99		8.219	8.204	(0.931)	292349	4.59743	4.597
3 Phenol	94		8.242	8.227	(0.933)	8110	0.12273	0.1227
\$ 5 2-Chlorophenol-d4	132		8.474	8.467	(0.960)	273463	5.03605	5.036
4 Bis(2-Chloroethyl)ether	93		Compound Not Detected.					
6 2-Chlorophenol	128		Compound Not Detected.					
7 1,3-Dichlorobenzene	146		Compound Not Detected.					
* 8 1,4-Dichlorobenzene-d4	152		8.830	8.823	(1.000)	160289	4.00000	
9 1,4-Dichlorobenzene	146		8.760	8.854	(0.992)	410	0.00710	0.007099
\$ 10 1,2-Dichlorobenzene-d4	152		9.187	9.180	(1.040)	126754	3.25039	3.250
12 1,2-Dichlorobenzene	146		Compound Not Detected.					
11 Benzyl alcohol	108		9.109	9.102	(1.032)	4186	0.13496	0.1350
14 2,2'-oxybis(1-Chloropropane)	121		Compound Not Detected.					
13 2-Methylphenol	108		9.350	9.335	(1.059)	1227	0.02547	0.02547
17 Hexachloroethane	117		Compound Not Detected.					
16 N-Nitroso-di-n-propylamine	70		Compound Not Detected.					
15 4-Methylphenol	108		9.622	9.614	(1.090)	3129	0.06165	0.06165
\$ 18 Nitrobenzene-d5	82		9.924	9.917	(0.878)	187731	3.17893	3.179
19 Nitrobenzene	77		Compound Not Detected.					
20 Isophorone	82		Compound Not Detected.					
21 2-Nitrophenol	139		Compound Not Detected.					
22 2,4-Dimethylphenol	107		10.659	10.651	(0.943)	1757	0.03301	0.03301
23 Bis(2-Chloroethoxy)methane	93		Compound Not Detected.					
24 Benzoic acid	105		10.778	10.880	(0.953)	8948	0.30261	0.3026 (H)
25 2,4-Dichlorophenol	162		11.067	11.041	(0.979)	359	0.00843	0.008428
26 1,2,4-Trichlorobenzene	180		Compound Not Detected.					
* 27 Naphthalene-d8	136		11.307	11.299	(1.000)	585071	4.00000	
28 Naphthalene	128		11.353	11.346	(1.004)	19265	0.12430	0.1243
29 4-Chloroaniline	127		Compound Not Detected.					
30 Hexachlorobutadiene	225		Compound Not Detected.					
31 4-Chloro-3-methylphenol	107		Compound Not Detected.					
32 2-Methylnaphthalene	142		12.745	12.738	(1.127)	13685	0.12235	0.1223
33 Hexachlorocyclopentadiene	237		Compound Not Detected.					

Compounds	QUANT MASS	SIG	RT	EXP RT	REL RT	RESPONSE	CONCENTRATIONS	
							ON-COLUMN (ug/mL)	FINAL (ug/mL)
34 2,4,6-Trichlorophenol	196					Compound Not Detected.		
35 2,4,5-Trichlorophenol	196					Compound Not Detected.		
\$ 36 2-Fluorobiphenyl	172		13.527	13.527	(0.907)	446734	3.36820	3.368
37 2-Chloronaphthalene	162					Compound Not Detected.		
38 2-Nitroaniline	65					Compound Not Detected.		
39 Dimethylphthalate	163		14.440	14.433	(0.968)	6556	0.06019	0.06019
40 Acenaphthylene	152		14.603	14.596	(0.979)	11996	0.07168	0.07168
41 2,6-Dinitrotoluene	165					Compound Not Detected.		
* 42 Acenaphthene-d10	164		14.920	14.905	(1.000)	335294	4.00000	
43 3-Nitroaniline	138					Compound Not Detected.		
44 Acenaphthene	153		14.982	14.975	(1.004)	18922	0.18303	0.1830
45 2,4-Dinitrophenol	184					Compound Not Detected.		
46 Dibenzofuran	168		15.307	15.299	(1.026)	22083	0.14485	0.1448
47 4-Nitrophenol	109					Compound Not Detected.		
48 2,4-Dinitrotoluene	165					Compound Not Detected.		
50 Diethylphthalate	149		15.902	15.895	(1.066)	15315	0.14330	0.1433
49 Fluorene	166		16.026	16.010	(1.074)	29221	0.24363	0.2436
51 4-Chlorophenyl-phenylether	204					Compound Not Detected.		
52 4-Nitroaniline	138					Compound Not Detected.		
53 4,6-Dinitro-2-methylphenol	198					Compound Not Detected.		
54 N-Nitrosodiphenylamine	169					Compound Not Detected.		
\$ 55 2,4,6-Tribromophenol	330		16.558	16.550	(1.110)	105914	6.77377	6.774
56 4-Bromophenyl-phenylether	248					Compound Not Detected.		
57 Hexachlorobenzene	284					Compound Not Detected.		
58 Pentachlorophenol	266					Compound Not Detected.		
* 59 Phenanthrene-d10	188		17.957	17.942	(1.000)	612577	4.00000	
60 Phenanthrene	178		18.003	17.988	(1.003)	453430	2.71456	2.715
61 Anthracene	178		18.096	18.081	(1.008)	132390	0.82624	0.8262
62 Carbazole	167		18.444	18.421	(1.027)	30891	0.21515	0.2151
63 Di-n-butylphthalate	149		19.280	19.257	(1.074)	13630	0.07060	0.07060
64 Fluoranthene	202		20.471	20.402	(0.888)	688822	3.06039	3.060
65 Pyrene	202		20.881	20.827	(0.906)	845265	3.66092	3.661
\$ 66 Terphenyl-d14	244		21.160	21.137	(0.918)	494927	2.85437	2.854
67 Butylbenzylphthalate	149		22.104	22.089	(0.959)	18595	0.22928	0.2293
68 Benzo(a)anthracene	228		23.026	23.011	(0.999)	332357	1.68099	1.681
* 69 Chrysene-d12	240		23.057	23.042	(1.000)	560147	4.00000	
70 3,3'-Dichlorobenzidine	252					Compound Not Detected.		
71 Chrysene	228		23.103	23.088	(1.002)	385479	1.99561	1.996
72 bis(2-Ethylhexyl)phthalate	149		23.150	23.135	(0.959)	58638	0.45890	0.4589
* 134 Di-n-octylphthalate-d4	153		24.133	24.126	(1.000)	873519	4.00000	
73 Di-n-octylphthalate	149					Compound Not Detected.		
74 Benzo(b)fluoranthene	252		24.884	24.861	(0.971)	504538	2.44499	2.445
75 Benzo(k)fluoranthene	252		24.923	24.900	(0.973)	445471	2.12597	2.126
76 Benzo(a)pyrene	252		25.503	25.481	(0.995)	380345	2.06156	2.062
* 77 Perylene-d12	264		25.620	25.589	(1.000)	636605	4.00000	
78 Indeno(1,2,3-cd)pyrene	276		28.123	28.085	(1.098)	266620	1.13590	1.136
79 Dibenzo(a,h)anthracene	278		28.123	28.108	(1.098)	72750	0.37333	0.3733
80 Benzo(g,h,i)perylene	276		28.853	28.815	(1.126)	271198	1.33509	1.335
90 N-Nitrosodimethylamine	74					Compound Not Detected.		
91 Aniline	93					Compound Not Detected.		
93 Benzidine	184					Compound Not Detected.		
103 Pyridine	79		4.488	4.434	(0.508)	4973	0.10471	0.1047
105 1-methylnaphthalene	142		12.962	12.955	(1.146)	10491	0.10237	0.1024
111 Azobenzene (1,2-DP-Hydrazine)	77					Compound Not Detected.		

Compounds	QUANT SIG	RT	EXP RT	REL RT	RESPONSE	CONCENTRATIONS		
						ON-COLUMN (ug/mL)	FINAL (ug/mL)	
187 Total Benzofluoranthenes	252	24.884	24.900	(0.971)	880157	4.41753	4.418	
120 2,3,4,6-Tetrachlorophenol	232	Compound Not Detected.						

QC Flag Legend

H - Operator selected an alternate compound hit.

ARI Labs, Inc.

INTERNAL STANDARD COMPOUNDS
 AREA AND RT SUMMARY

Instrument ID: nt10.i Calibration Date: 19-APR-2023
 Lab File ID: NT1004192324.D Calibration Time: 20:55
 Lab Smp Id: 23C0774-08
 Analysis Type: SV Level:
 Quant Type: ISTD Sample Type:
 Operator: VTS
 Method File: \\target\share\chem3\nt10.i\20230419A.b\ABN.m
 Misc Info:

Test Mode:
 Use Last Continuing Calibrator.

COMPOUND	STANDARD	AREA LIMIT		SAMPLE	%DIFF
		LOWER	UPPER		
8 1,4-Dichlorobenze	142135	71068	284270	160289	12.77
27 Naphthalene-d8	517513	258757	1035026	585071	13.05
42 Acenaphthene-d10	306898	153449	613796	335294	9.25
59 Phenanthrene-d10	508635	254318	1017270	612577	20.44
69 Chrysene-d12	460743	230372	921486	560147	21.57
134 Di-n-octylphthala	736003	368002	1472006	873519	18.68
77 Perylene-d12	559318	279659	1118636	636605	13.82

COMPOUND	STANDARD	RT LIMIT		SAMPLE	%DIFF
		LOWER	UPPER		
8 1,4-Dichlorobenze	8.82	8.32	9.32	8.83	0.08
27 Naphthalene-d8	11.30	10.80	11.80	11.31	0.07
42 Acenaphthene-d10	14.91	14.41	15.41	14.92	0.10
59 Phenanthrene-d10	17.94	17.44	18.44	17.96	0.08
69 Chrysene-d12	23.04	22.54	23.54	23.06	0.07
134 Di-n-octylphthala	24.13	23.63	24.63	24.13	0.03
77 Perylene-d12	25.59	25.09	26.09	25.62	0.12

AREA UPPER LIMIT = +100% of internal standard area.
 AREA LOWER LIMIT = - 50% of internal standard area.
 RT UPPER LIMIT = + 0.50 minutes of internal standard RT.
 RT LOWER LIMIT = - 0.50 minutes of internal standard RT.

REVIEW SUMMARY FOR FILE - NT1004192324.D

Lab ID: 23C0774-08

nt10.i, 20230419A.b\ABN.m, 20-APR-2023 01:59

RT	CO-ELUTION COMPOUNDS
28.124	Indeno(1,2,3-cd)pyrene and Dibenzo(a,h)anthracene
28.124	Dibenzo(a,h)anthracene and Indeno(1,2,3-cd)pyrene

Quant Method: ICAL

RRT CHECK

RRT	CCV RRT	DELTA	COMPOUND
0.992	1.004	-0.0114	1,4-Dichlorobenzene
0.953	0.963	-0.0097	Benzoic acid
0.508	0.503	0.0056	Pyridine

RRT check based on Ccal File: NT1004192316.D

On Column LOD for nt10.i, 20230419A.b\ABN.m, ICAL.sub = 0.0000

* Only compounds listed in the work order have been verified by the analyst *



Form I
ORGANIC ANALYSIS DATA SHEET
EPA 8270E
Semivolatiles (20ug/kg - 0.2ug/L SepF)

Laboratory: Analytical Resources, LLC

Client: Anchor OEA, LLC

Project: AOC5 MR Phase 1

Matrix: Sediment

Laboratory ID: 23C0774-09 A

SDG: 23C0774

Sampled: 12/14/22 08:04

Prepared: 04/05/23 16:28

File ID: NT1004192325.D

% Solids: 53.66

Preparation: EPA 3546 (Microwave)

Analyzed: 04/20/23 02:37

Batch: BLD0057

Sequence: SLD0281

Initial/Final: 18.64 g Wet / 1 mL

Instrument: NT10

Column: ZB-5MSi

Calibration: GC00046

Cleanups: GPC

CAS NO.	COMPOUND	DILUTION	CONC: (ug/kg dry)	Q	DL	RL
108-95-2	Phenol	1	10.6	J	4.4	20.0
106-44-5	4-Methylphenol	1	20.0	U	7.4	20.0
91-20-3	Naphthalene	1	10.4	J	4.2	20.0
91-57-6	2-Methylnaphthalene	1	11.5	J	4.5	20.0
208-96-8	Acenaphthylene	1	6.7	J	6.2	20.0
131-11-3	Dimethylphthalate	1	15.1	J	4.4	20.0
83-32-9	Acenaphthene	1	7.2	J	5.2	20.0
132-64-9	Dibenzofuran	1	20.0	U	14.1	20.0
86-73-7	Fluorene	1	20.0	U	14.6	20.0
85-01-8	Phenanthrene	1	73.5		8.7	20.0
120-12-7	Anthracene	1	26.5		7.2	20.0
206-44-0	Fluoranthene	1	151	Q	6.1	20.0
129-00-0	Pyrene	1	268		5.7	20.0
85-68-7	Butylbenzylphthalate	1	20.0	U	9.4	20.0
56-55-3	Benzo(a)anthracene	1	87.1		6.0	20.0
218-01-9	Chrysene	1	114		6.1	20.0
117-81-7	bis(2-Ethylhexyl)phthalate	1	50.6		5.5	50.0
	Benzo(a)fluoranthene, Total	1	273		10.0	40.0
50-32-8	Benzo(a)pyrene	1	116		4.2	20.0
193-39-5	Indeno(1,2,3-cd)pyrene	1	64.8		14.6	20.0
53-70-3	Dibenzo(a,h)anthracene	1	19.8	J	17.2	20.0
191-24-2	Benzo(g,h,i)perylene	1	75.2		13.6	20.0

SURROGATES	ADDED: (ug/kg dry)	FOUND: (ug/kg dry)	% REC	QC LIMITS	Q
2-Fluorophenol	749.83	461	61.5	27 - 120	
Phenol-d5	749.83	481	64.2	29 - 120	
2-Chlorophenol-d4	749.83	510	68.0	31 - 120	
1,2-Dichlorobenzene-d4	499.89	320	64.1	32 - 120	
Nitrobenzene-d5	499.89	327	65.3	30 - 120	
2-Fluorobiphenyl	499.89	333	66.5	35 - 120	



Form I
ORGANIC ANALYSIS DATA SHEET
EPA 8270E
Semivolatiles (20ug/kg - 0.2ug/L SepF)

Laboratory: Analytical Resources, LLC

Client: Anchor OEA, LLC

Project: AOC5 MR Phase 1

Matrix: Sediment

Laboratory ID: 23C0774-09 A

SDG: 23C0774

Sampled: 12/14/22 08:04

Prepared: 04/05/23 16:28

File ID: NT1004192325.D

% Solids: 53.66

Preparation: EPA 3546 (Microwave)

Analyzed: 04/20/23 02:37

Batch: BLD0057

Sequence: SLD0281

Initial/Final: 18.64 g Wet / 1 mL

Instrument: NT10

Column: ZB-5MSi

Calibration: GC00046

Cleanups: GPC

SURROGATES	ADDED: (ug/kg dry)	FOUND: (ug/kg dry)	% REC	QC LIMITS	Q
2,4,6-Tribromophenol	749.83	647	86.3	24 - 134	
p-Terphenyl-d14	499.89	323	64.6	37 - 120	

Data File: \\target\share\chem3\nt10.1\20230419A.B\NT1004192325.D

Date: 20-APR-2023 02:37

Client ID:

Sample Info: 23C0774-09

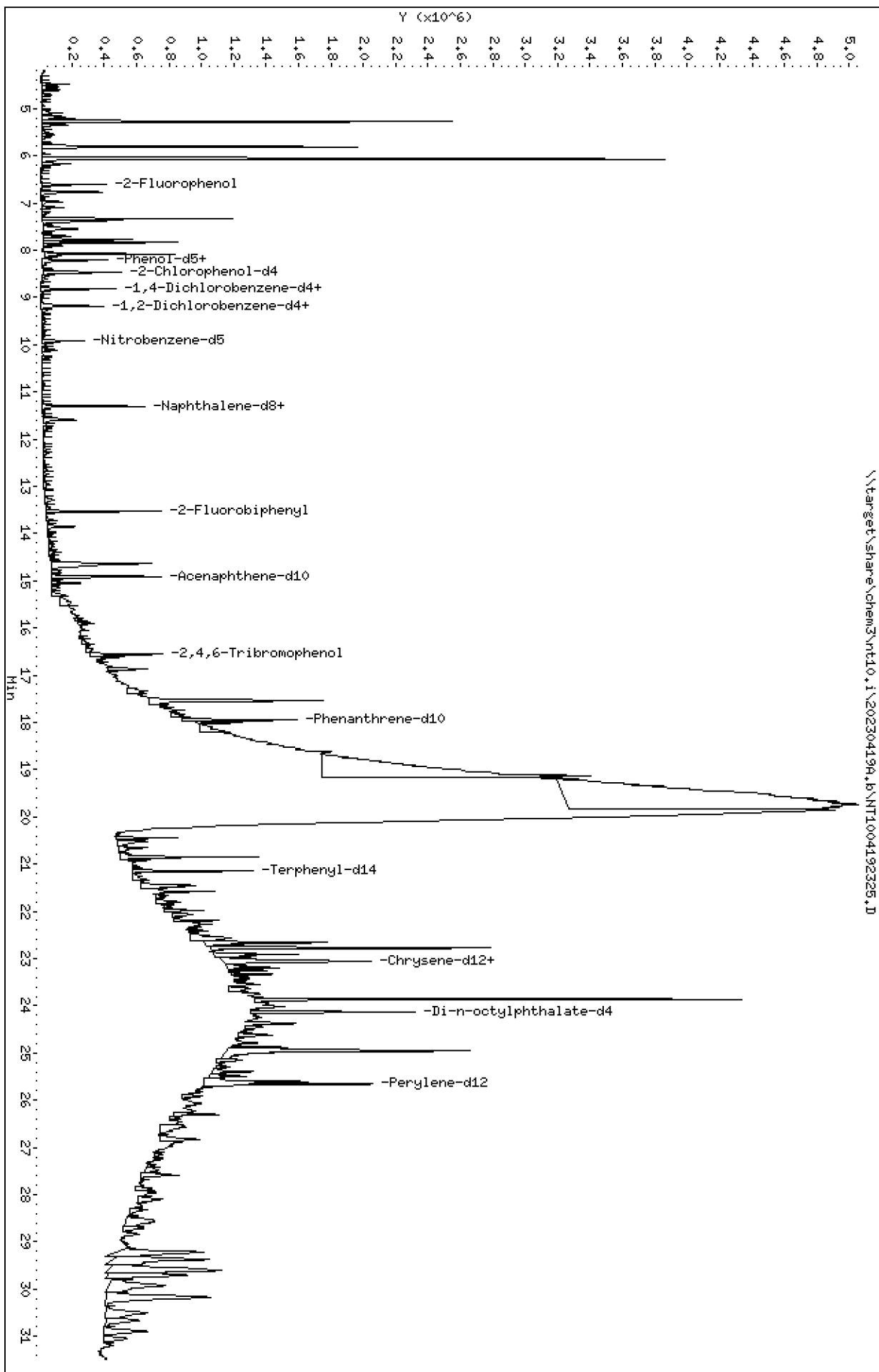
Page 1

Column phase: ZB-5msi

Instrument: nt10.1

Operator: VTS

Column diameter: 0.25



Date : 20-APR-2023 02:37

Client ID:

Instrument: nt10.i

Sample Info: 23C0774-09

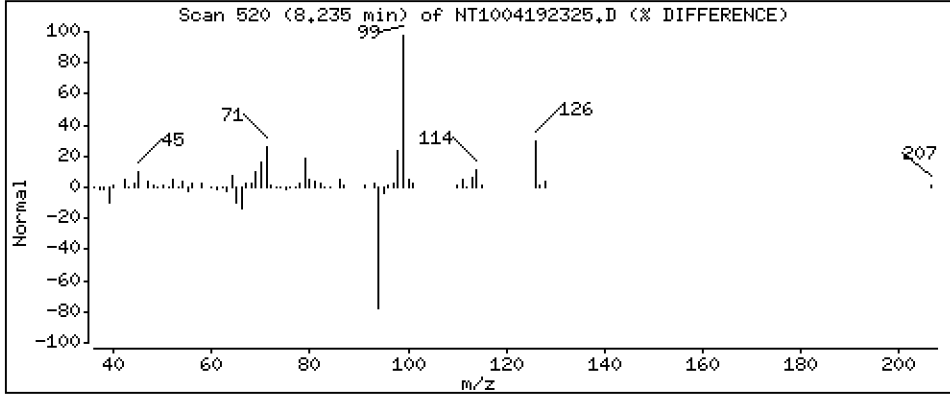
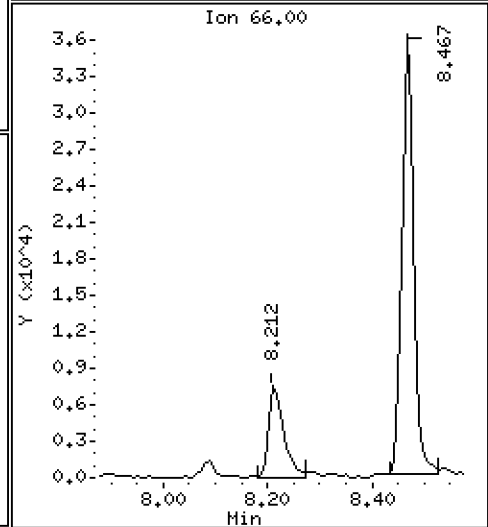
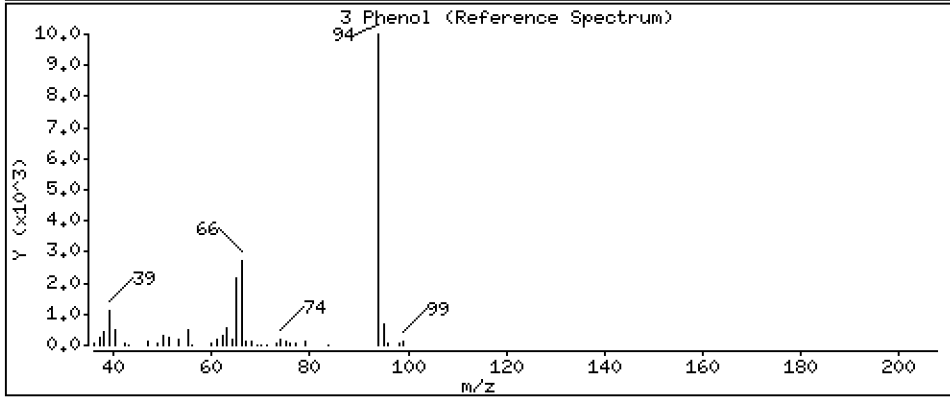
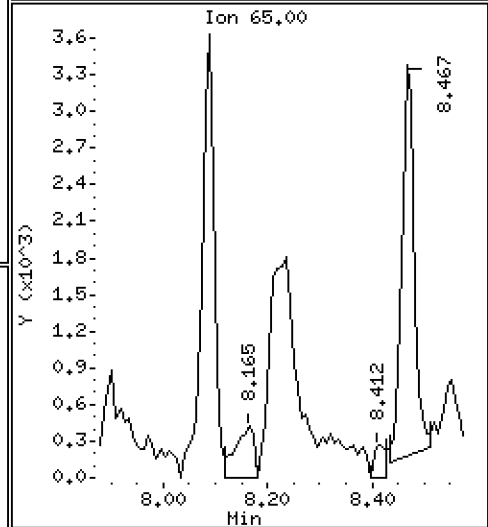
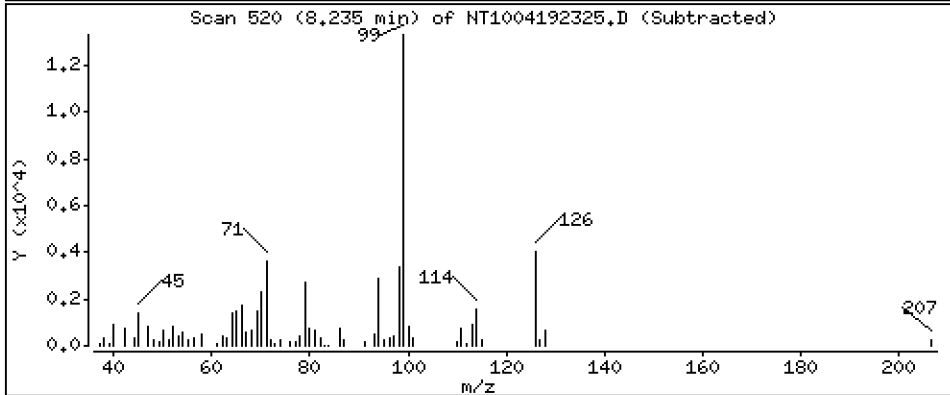
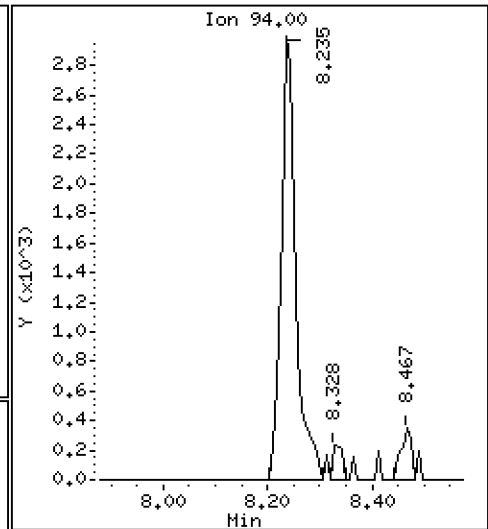
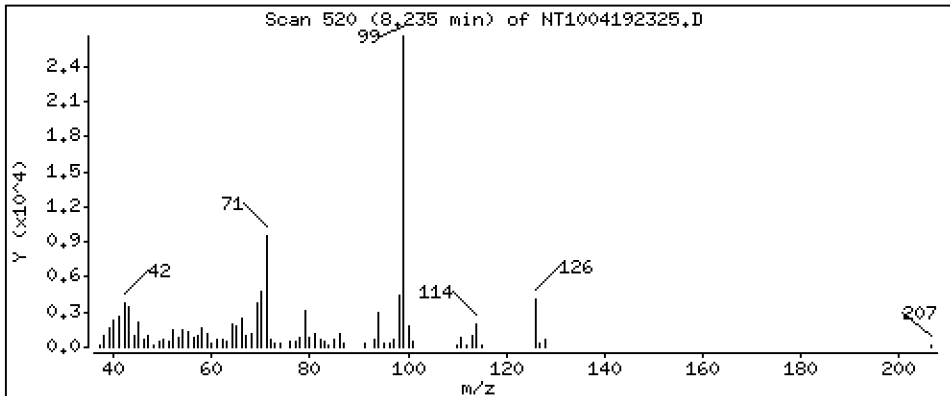
Operator: VTS

Column phase: ZB-5msi

Column diameter: 0,25

3 Phenol

Concentration: 0,1061 ug/mL



Date : 20-APR-2023 02:37

Client ID:

Instrument: nt10.i

Sample Info: 23C0774-09

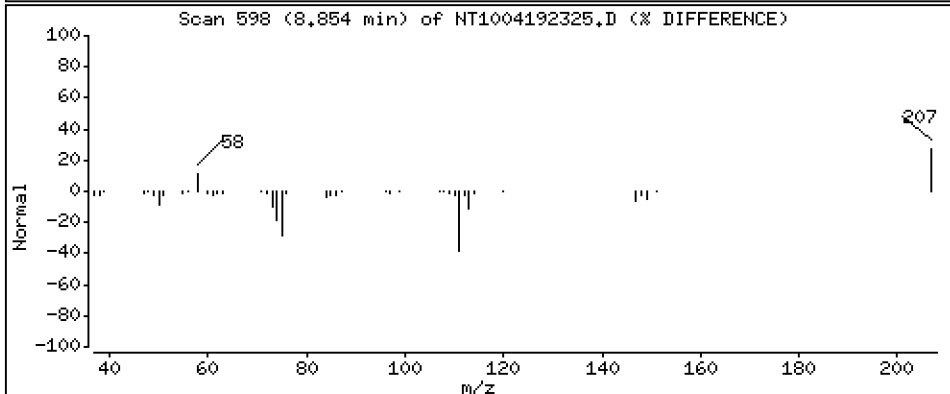
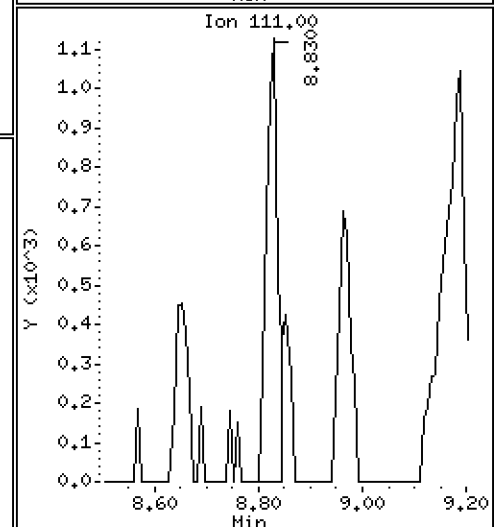
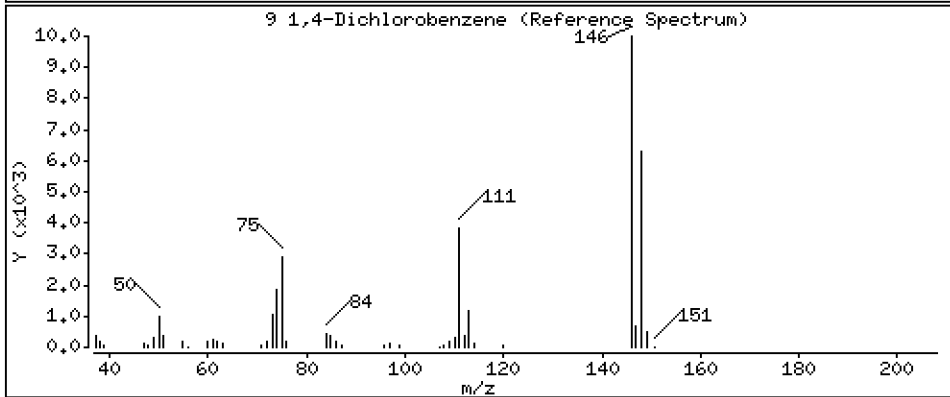
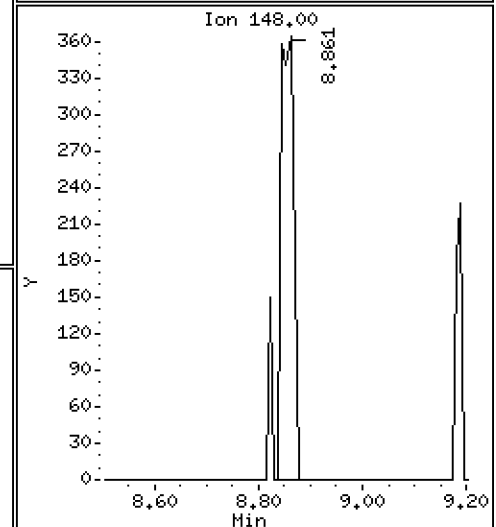
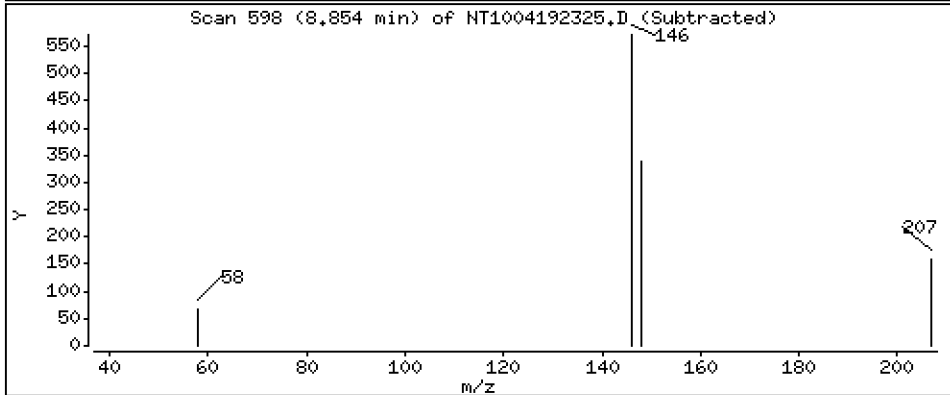
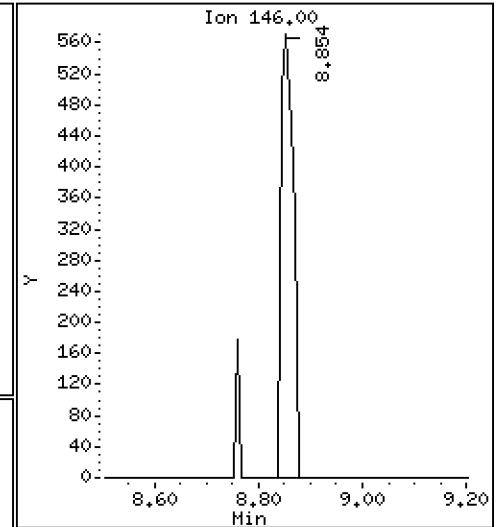
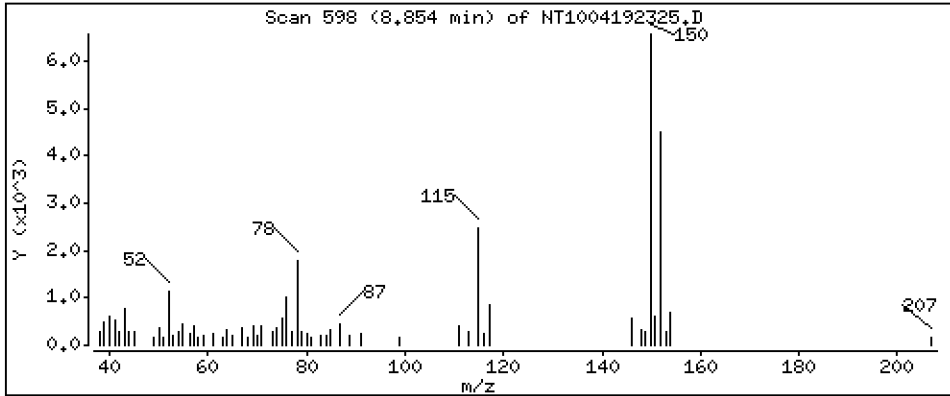
Operator: VTS

Column phase: ZB-5msi

Column diameter: 0,25

9 1,4-Dichlorobenzene

Concentration: 0,01799 ug/mL



Date : 20-APR-2023 02:37

Client ID:

Instrument: nt10.i

Sample Info: 23C0774-09

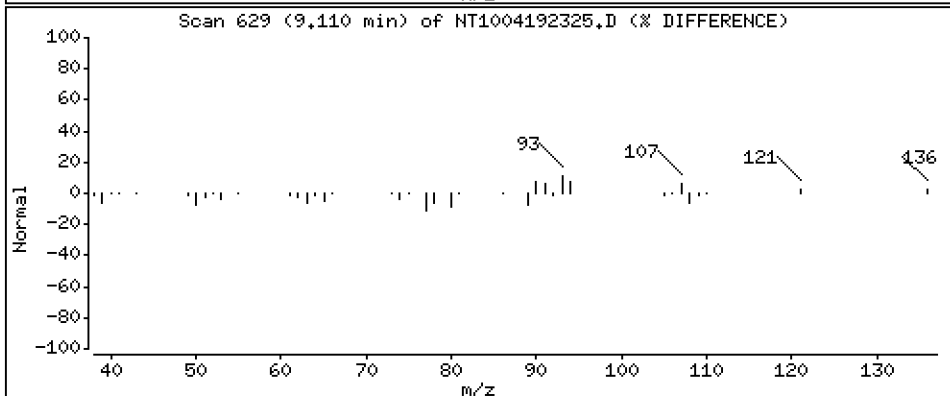
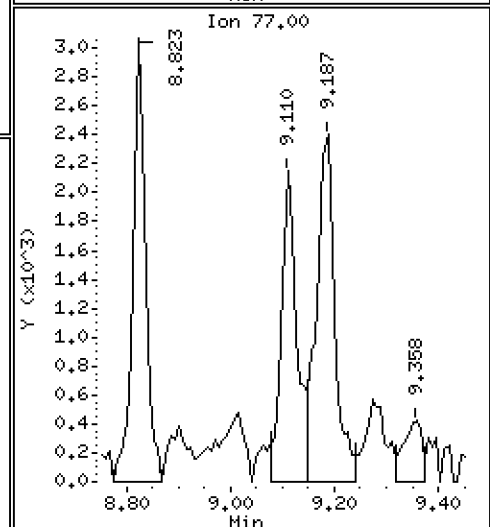
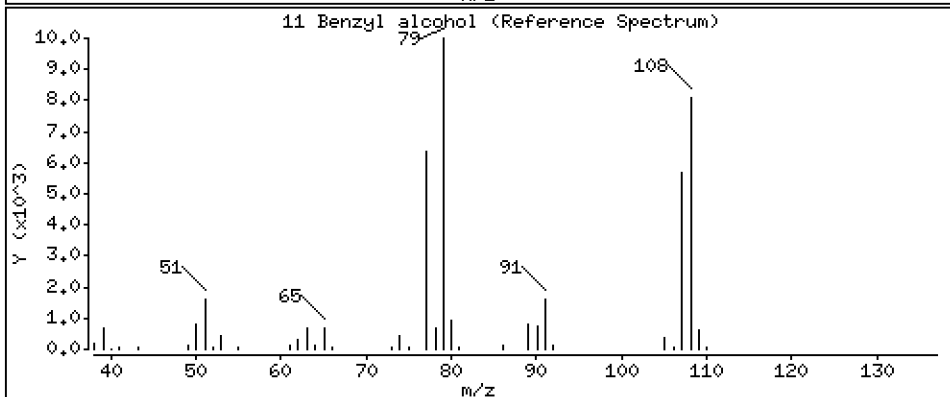
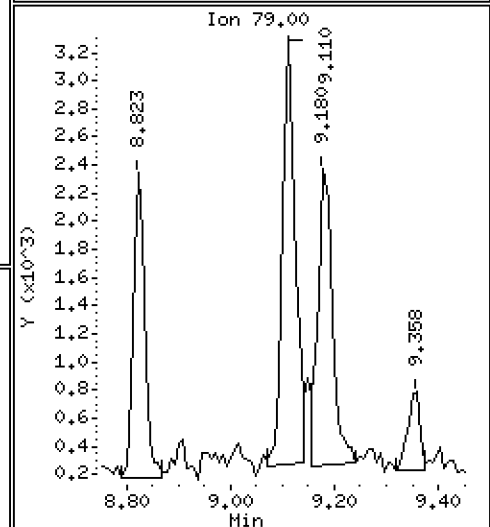
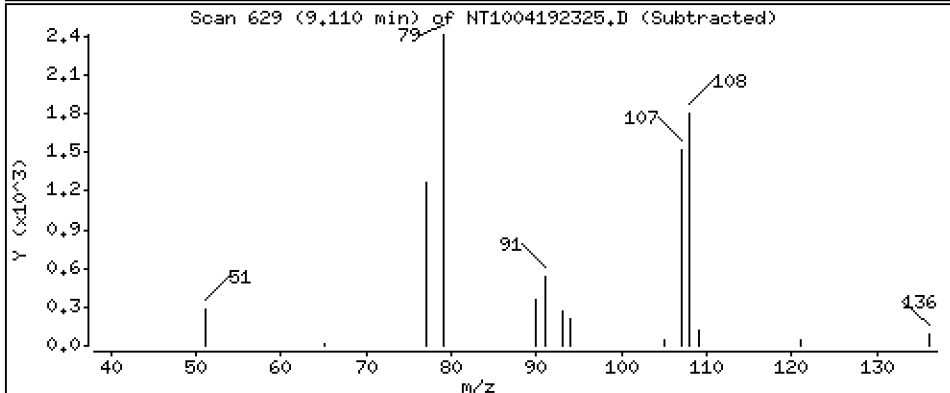
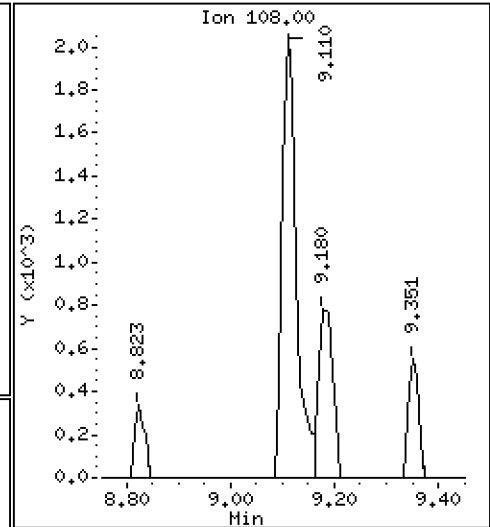
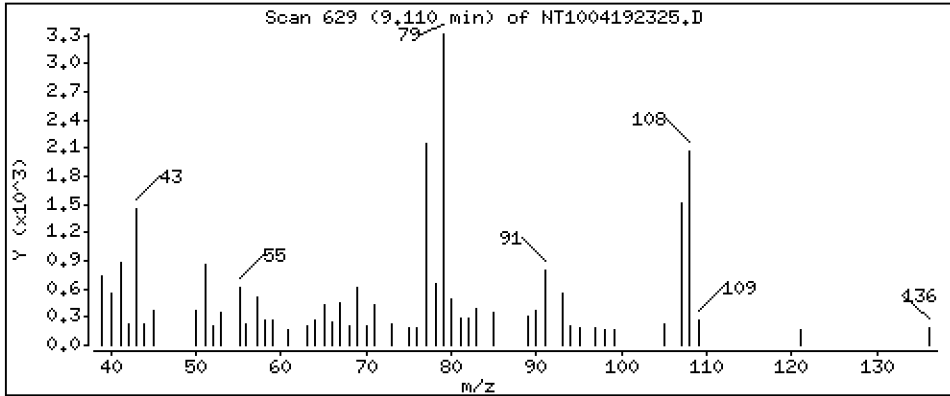
Operator: VTS

Column phase: ZB-5msi

Column diameter: 0.25

11 Benzyl alcohol

Concentration: 0.1463 ug/mL



Date : 20-APR-2023 02:37

Client ID:

Instrument: nt10.i

Sample Info: 23C0774-09

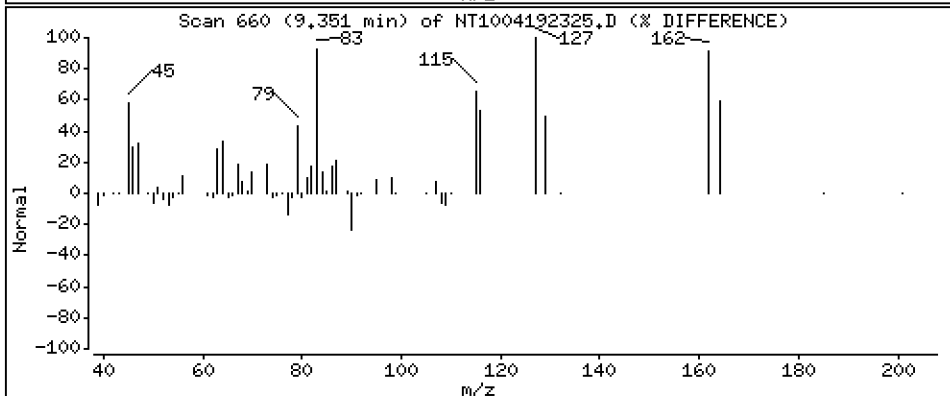
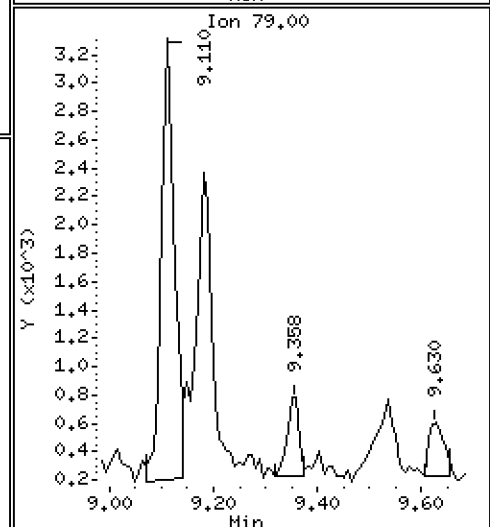
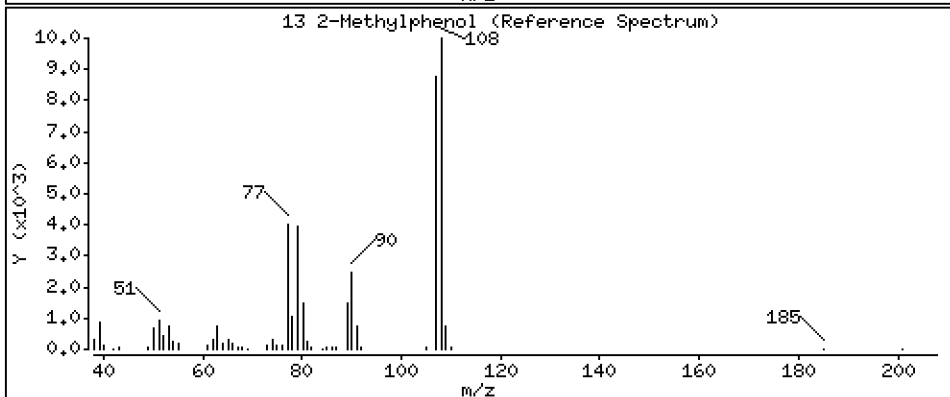
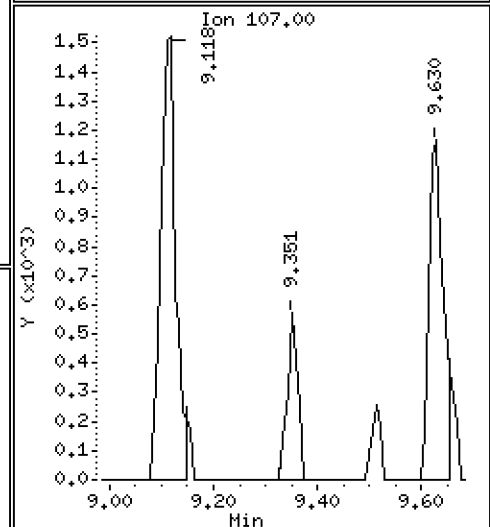
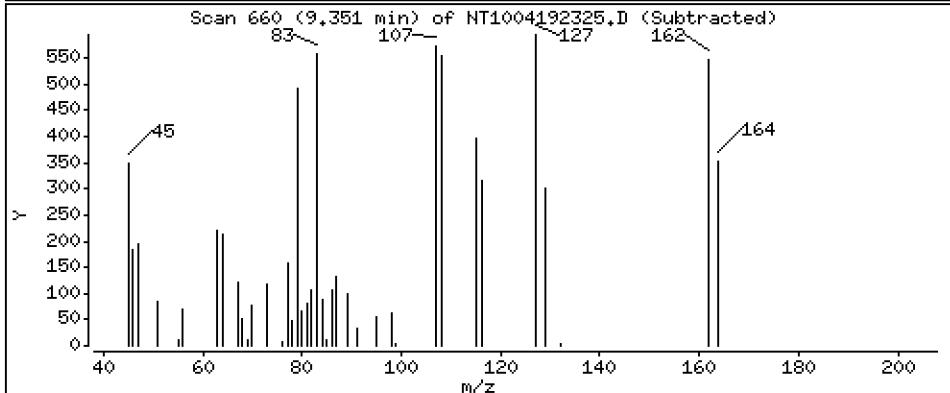
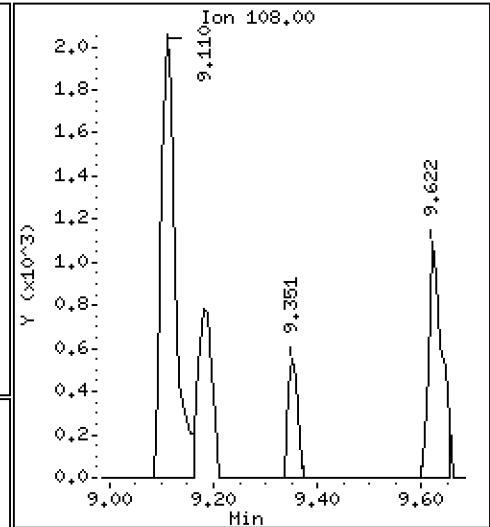
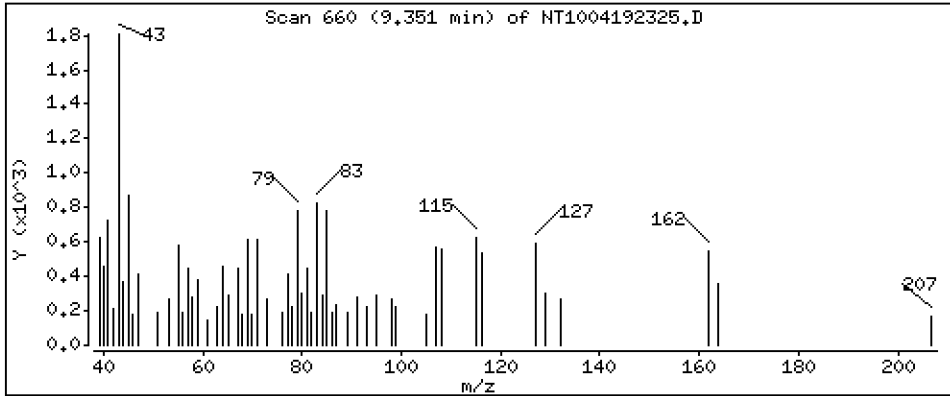
Operator: VTS

Column phase: ZB-5msi

Column diameter: 0.25

13 2-Methylphenol

Concentration: 0.01871 ug/mL



Date : 20-APR-2023 02:37

Client ID:

Instrument: nt10.i

Sample Info: 23C0774-09

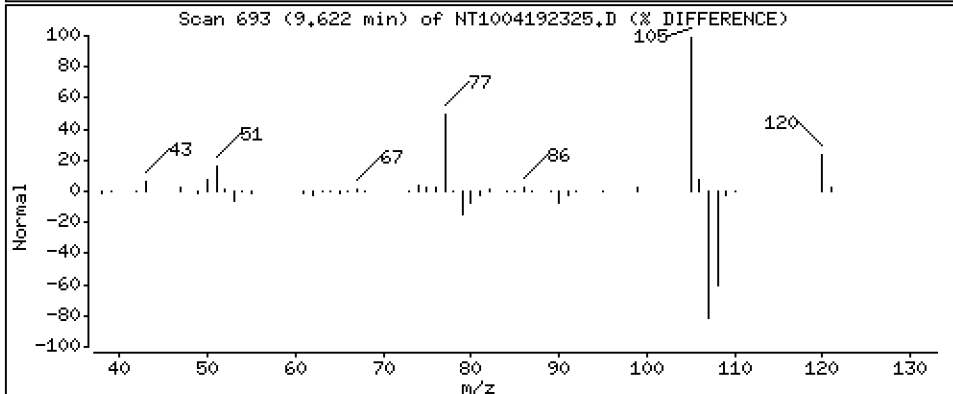
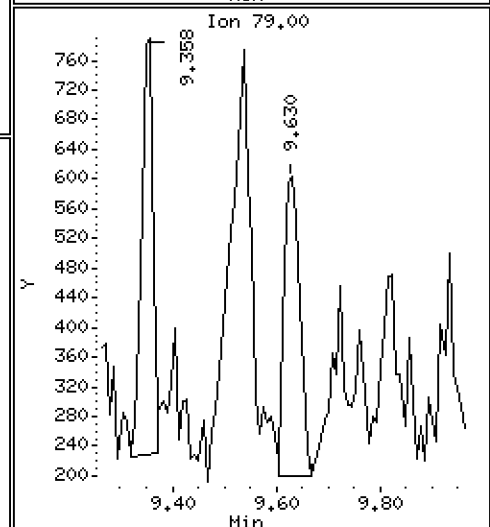
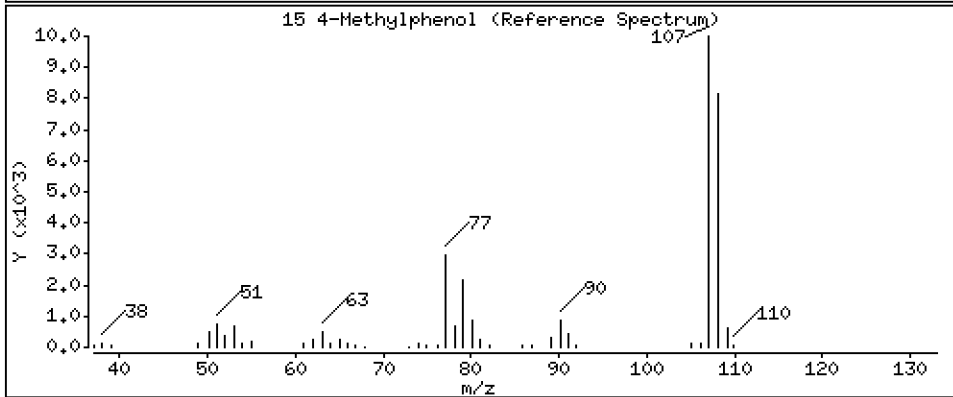
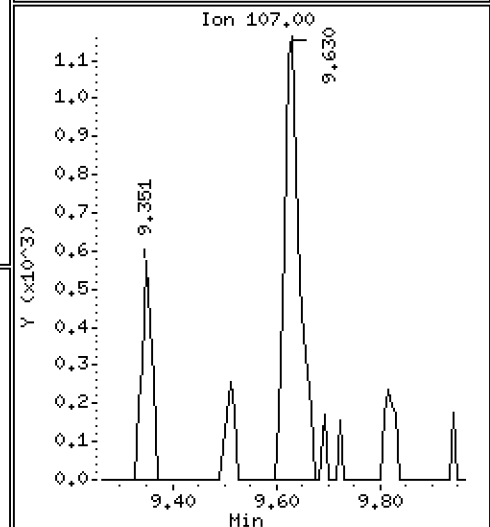
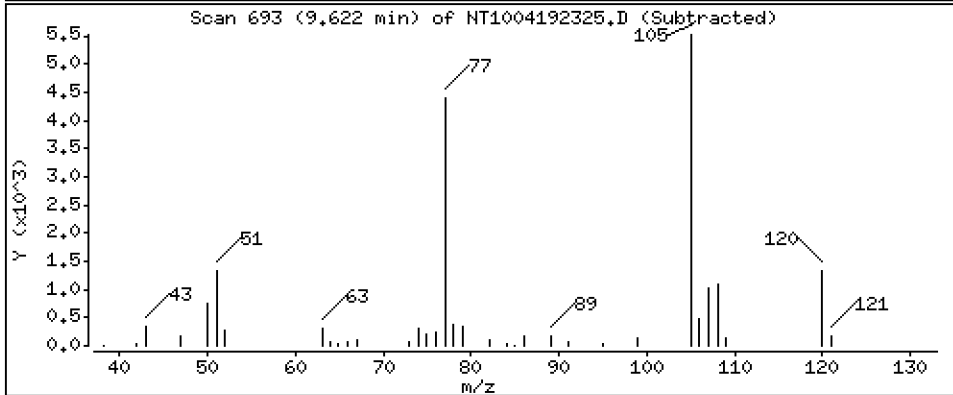
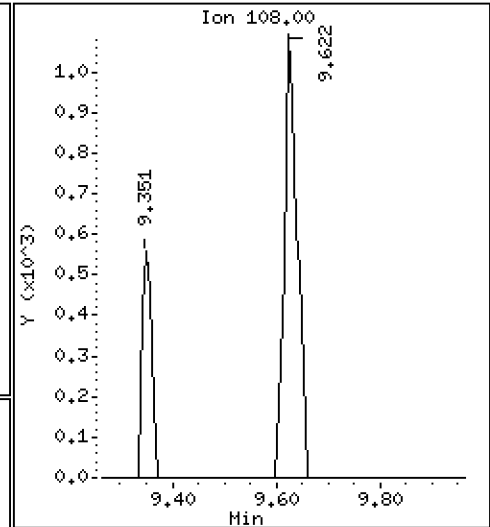
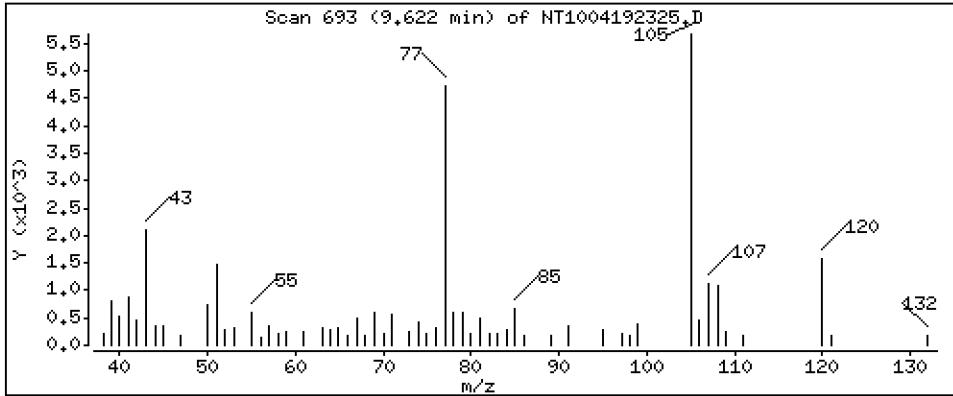
Operator: VTS

Column phase: ZB-5msi

Column diameter: 0.25

Concentration: 0.04513 ug/mL

15 4-Methylphenol



Date : 20-APR-2023 02:37

Client ID:

Instrument: nt10.i

Sample Info: 23C0774-09

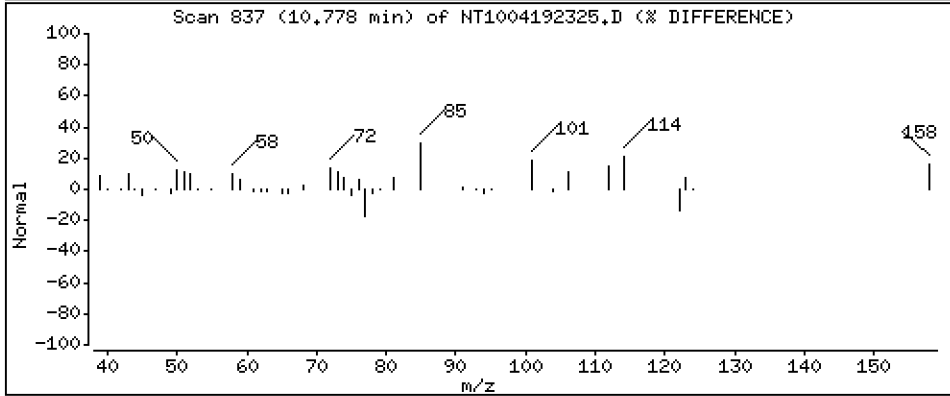
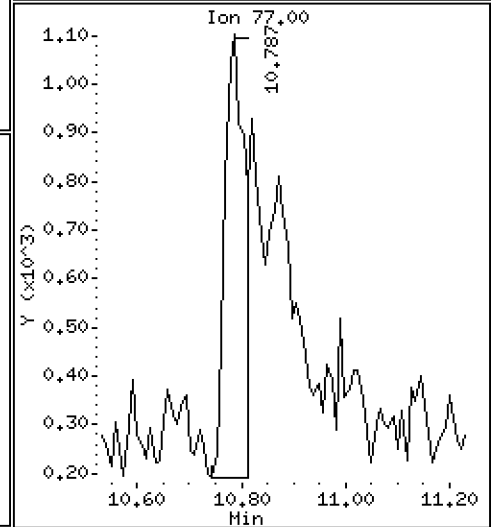
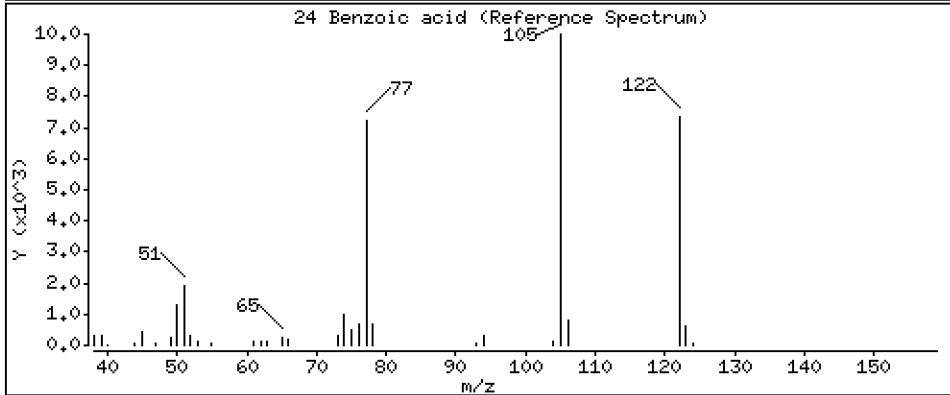
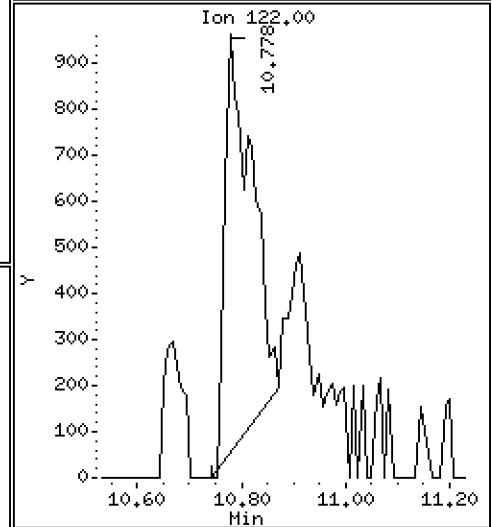
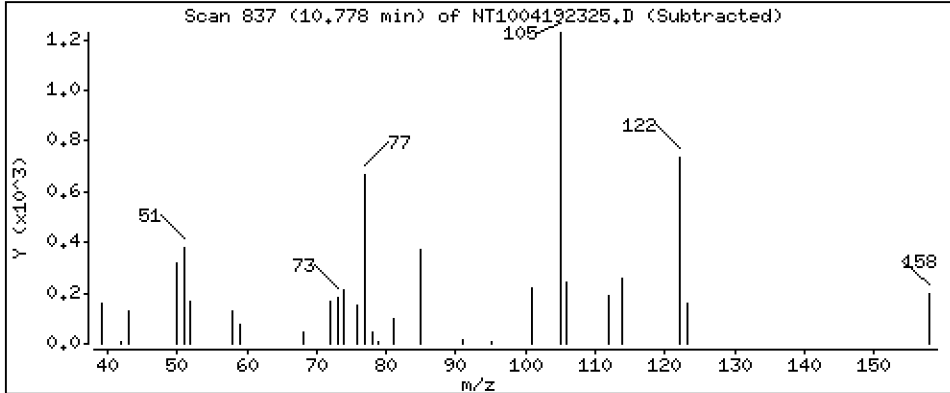
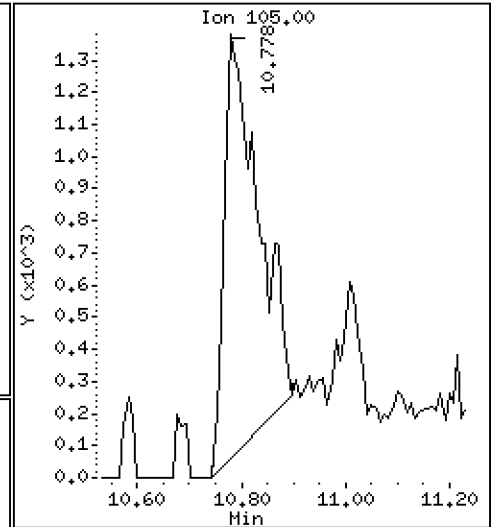
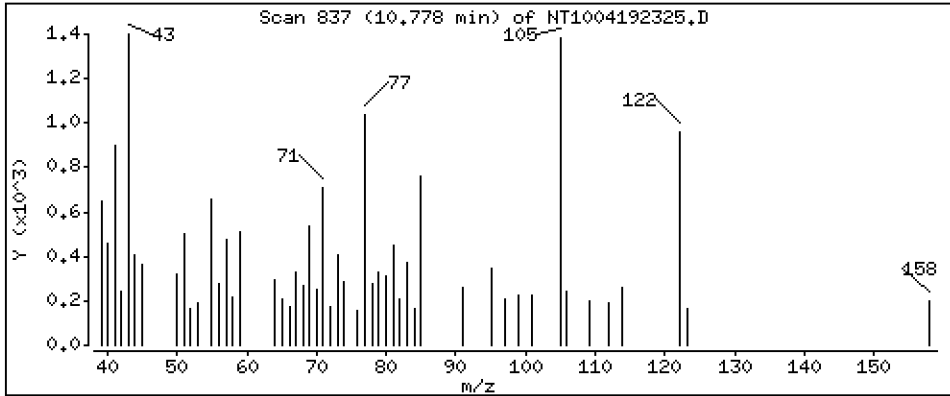
Operator: VTS

Column phase: ZB-5msi

Column diameter: 0.25

24 Benzoic acid

Concentration: 0.2376 ug/mL



Date : 20-APR-2023 02:37

Client ID:

Instrument: nt10.i

Sample Info: 23C0774-09

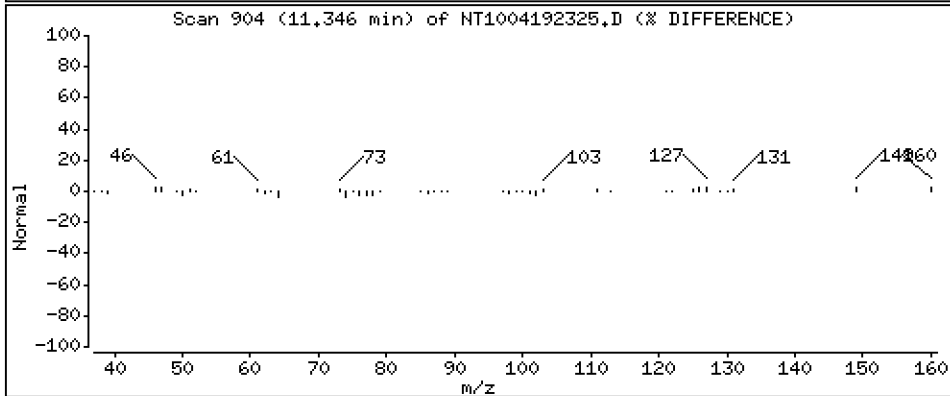
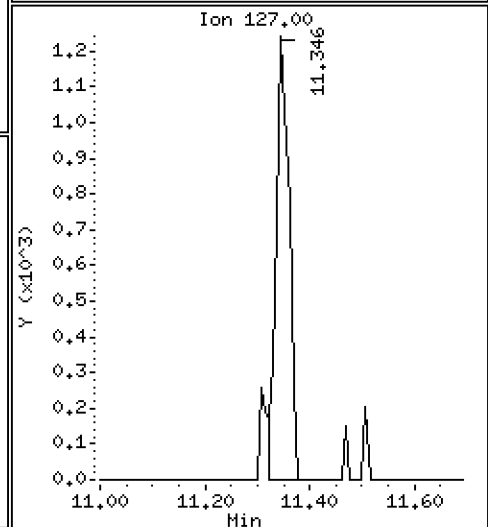
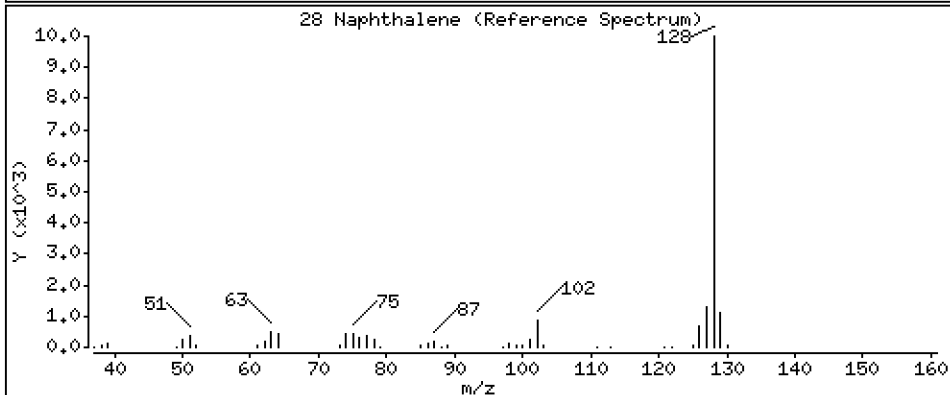
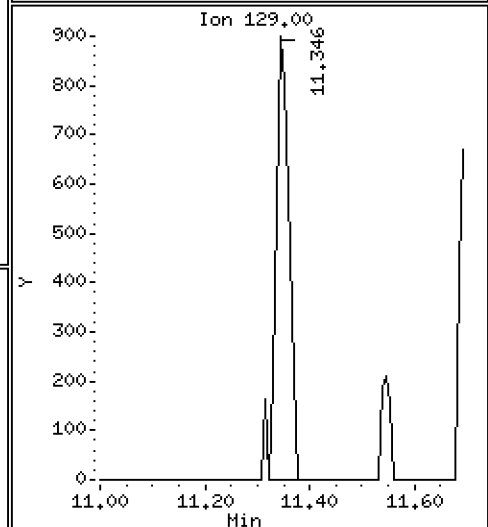
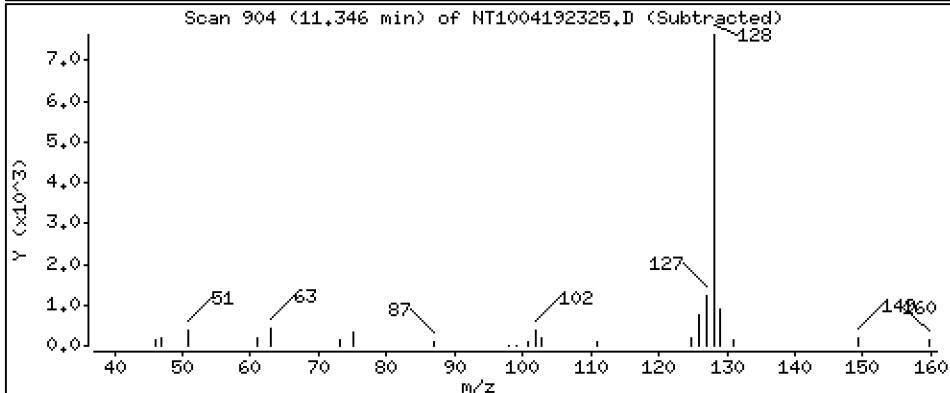
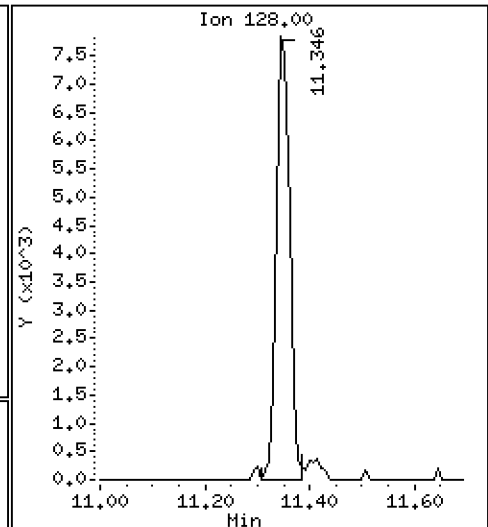
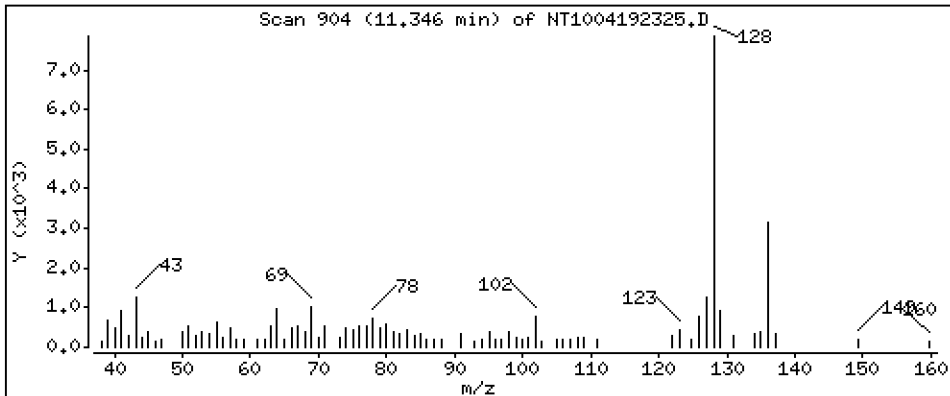
Operator: VTS

Column phase: ZB-5msi

Column diameter: 0.25

28 Naphthalene

Concentration: 0.1037 ug/mL



Date : 20-APR-2023 02:37

Client ID:

Instrument: nt10.i

Sample Info: 23C0774-09

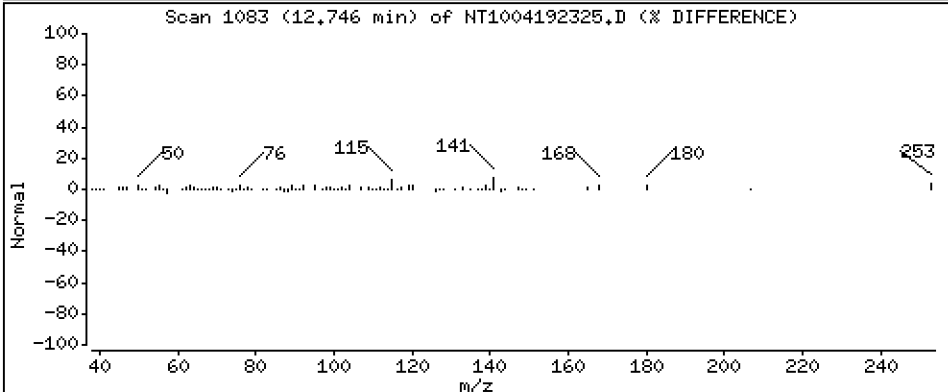
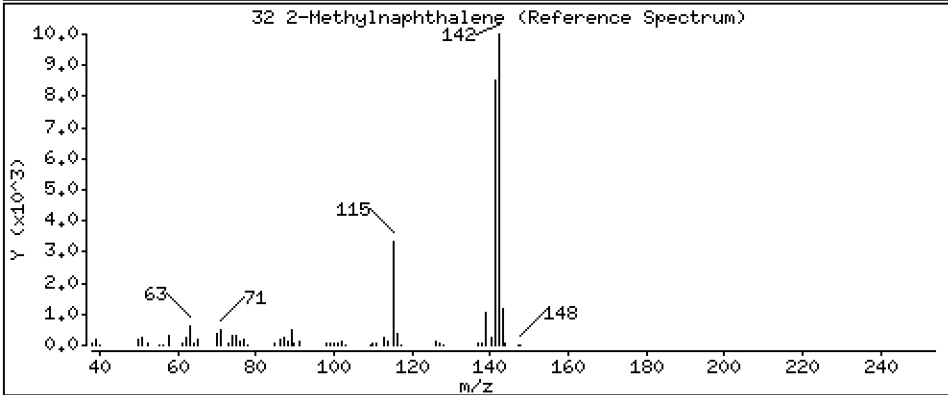
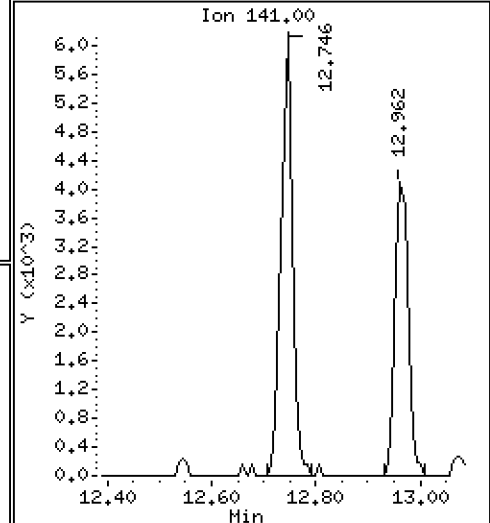
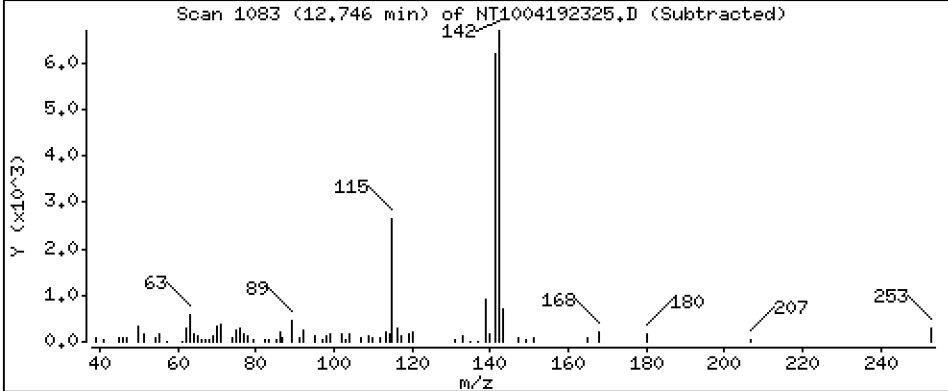
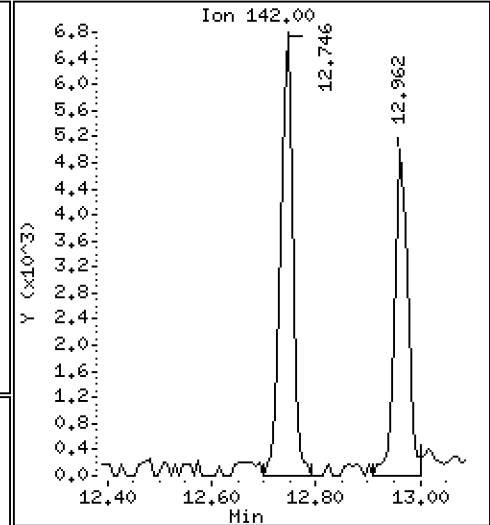
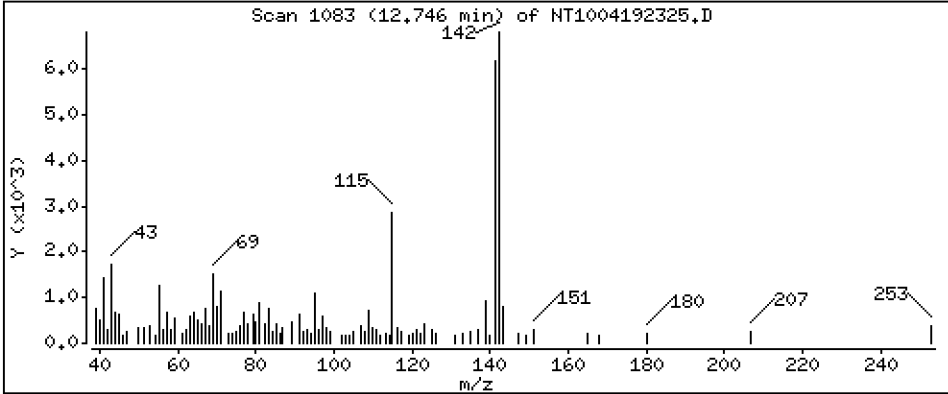
Operator: VTS

Column phase: ZB-5msi

Column diameter: 0,25

32 2-Methylnaphthalene

Concentration: 0,1149 ug/mL



Date : 20-APR-2023 02:37

Client ID:

Instrument: nt10.i

Sample Info: 23C0774-09

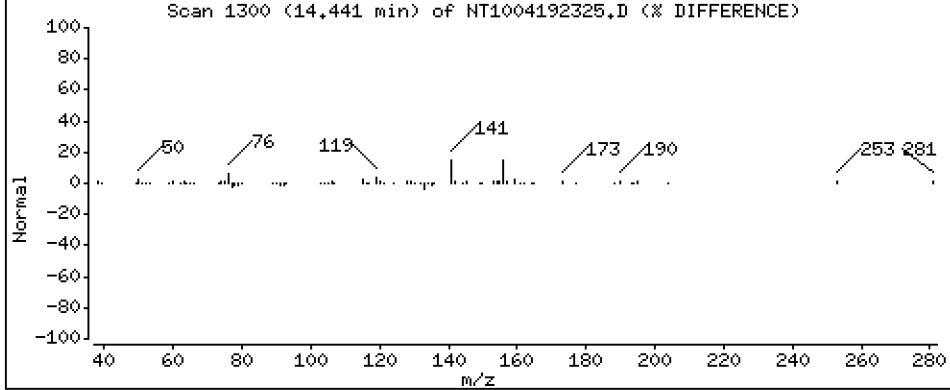
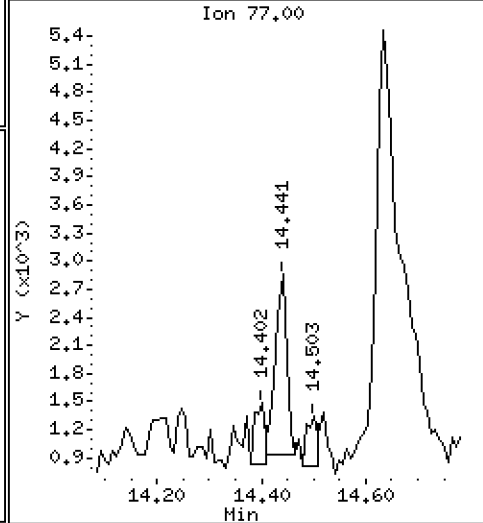
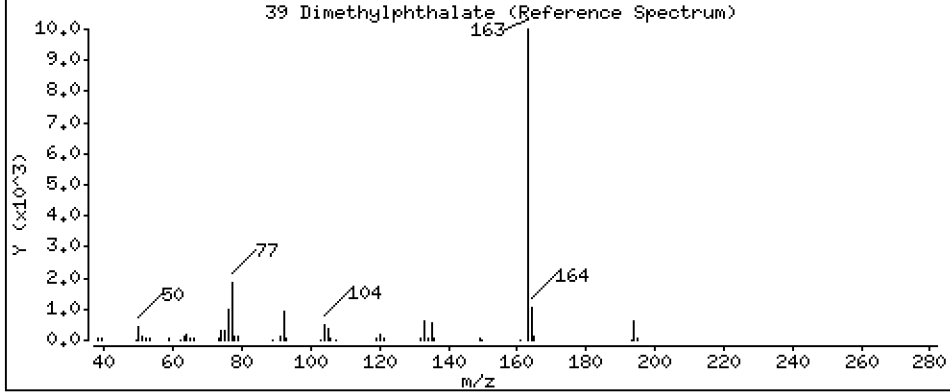
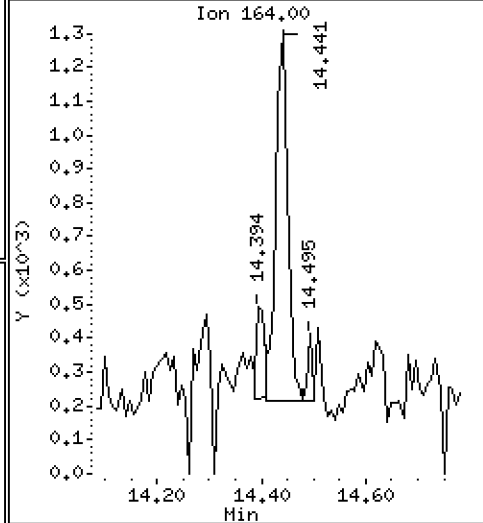
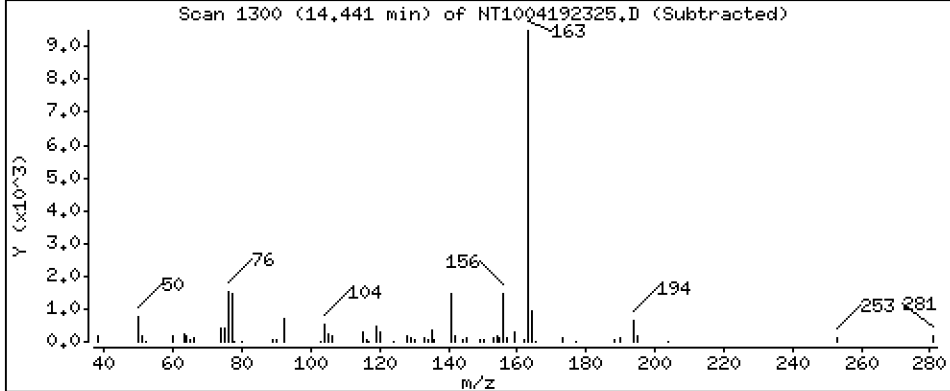
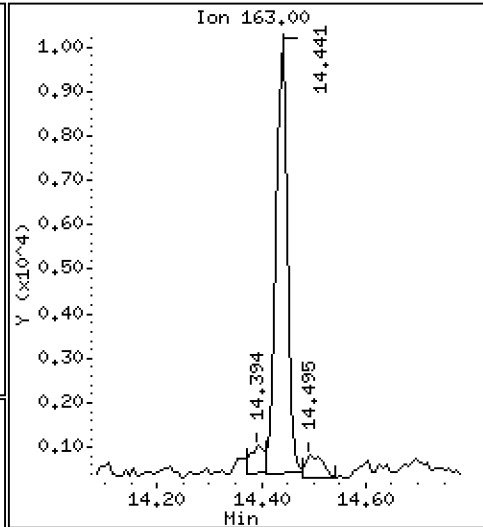
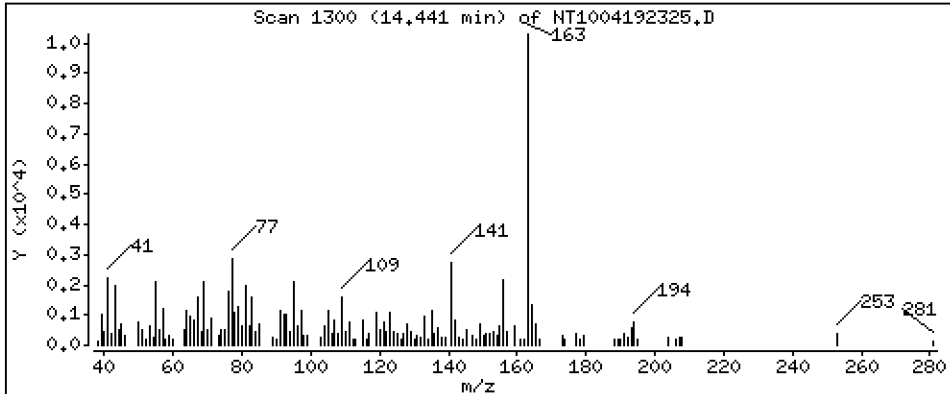
Operator: VTS

Column phase: ZB-5msi

Column diameter: 0.25

39 Dimethylphthalate

Concentration: 0.1510 ug/mL



Date : 20-APR-2023 02:37

Client ID:

Instrument: nt10.i

Sample Info: 23C0774-09

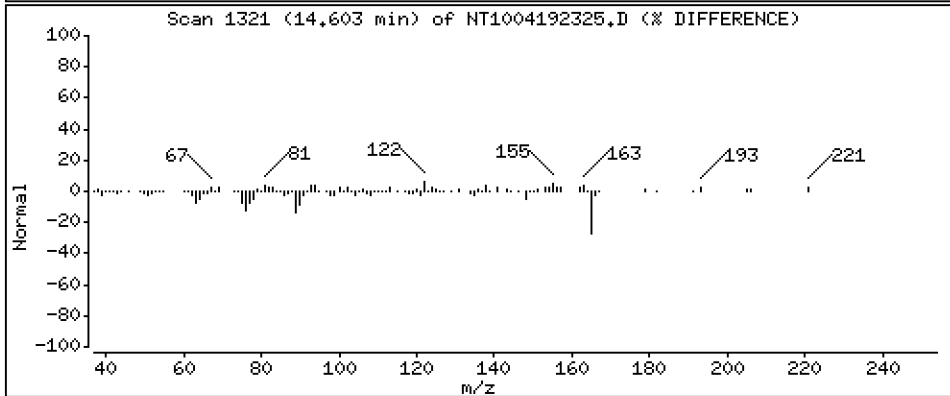
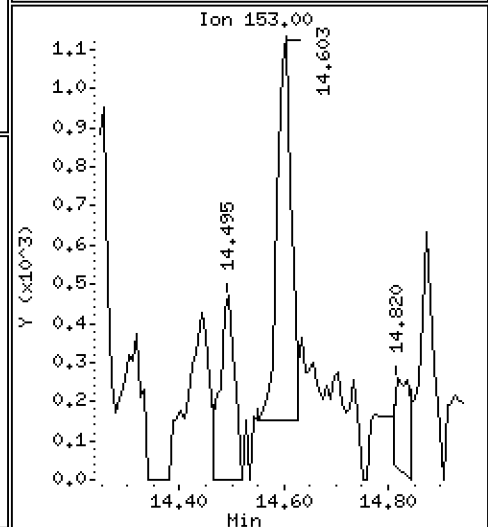
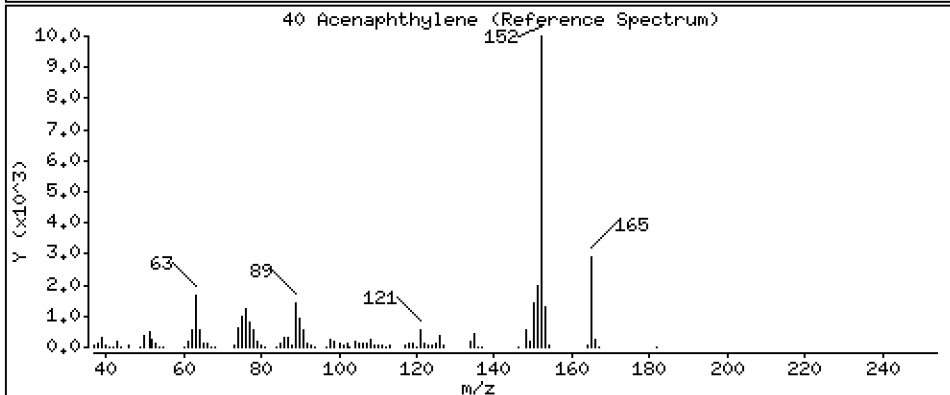
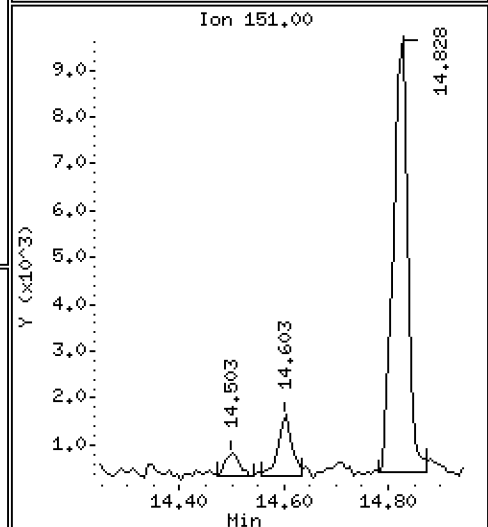
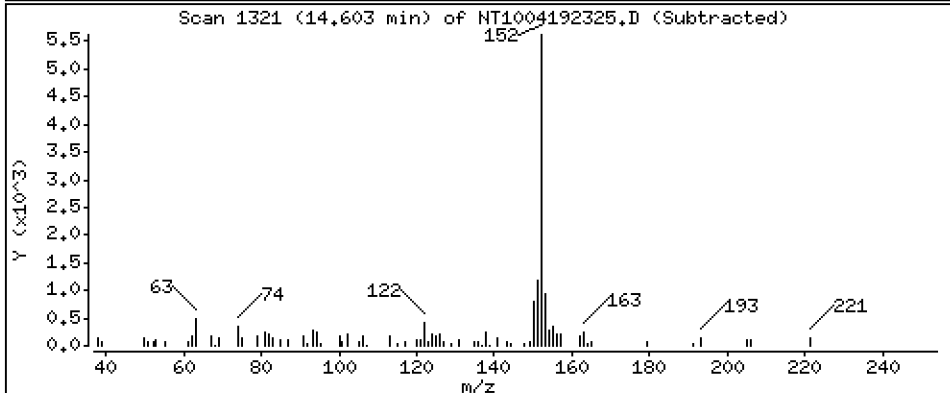
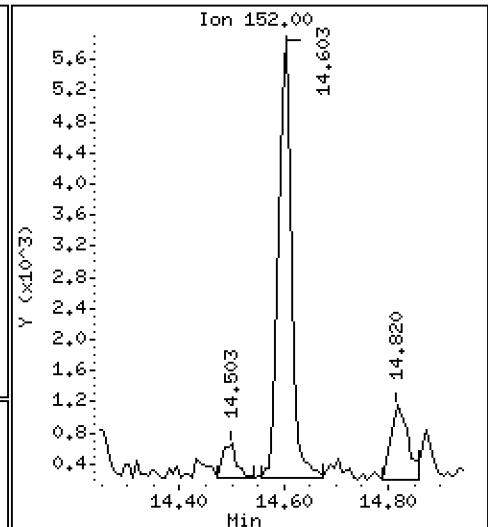
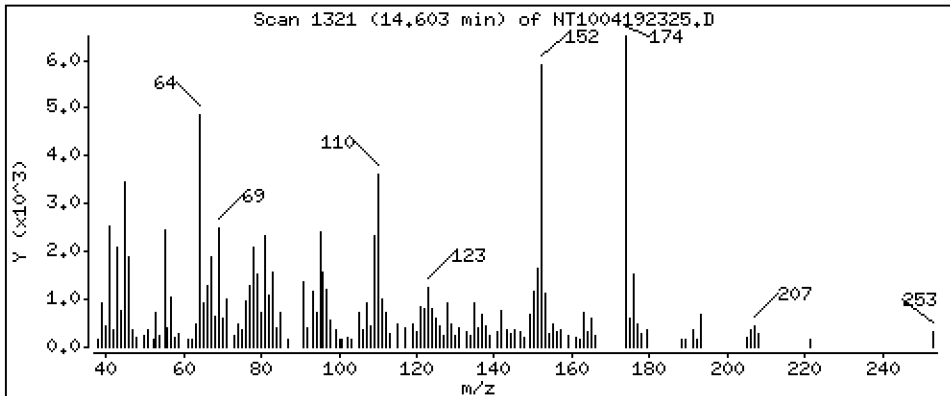
Operator: VTS

Column phase: ZB-5msi

Column diameter: 0,25

40 Acenaphthylene

Concentration: 0,06751 ug/mL



Date : 20-APR-2023 02:37

Client ID:

Instrument: nt10.i

Sample Info: 23C0774-09

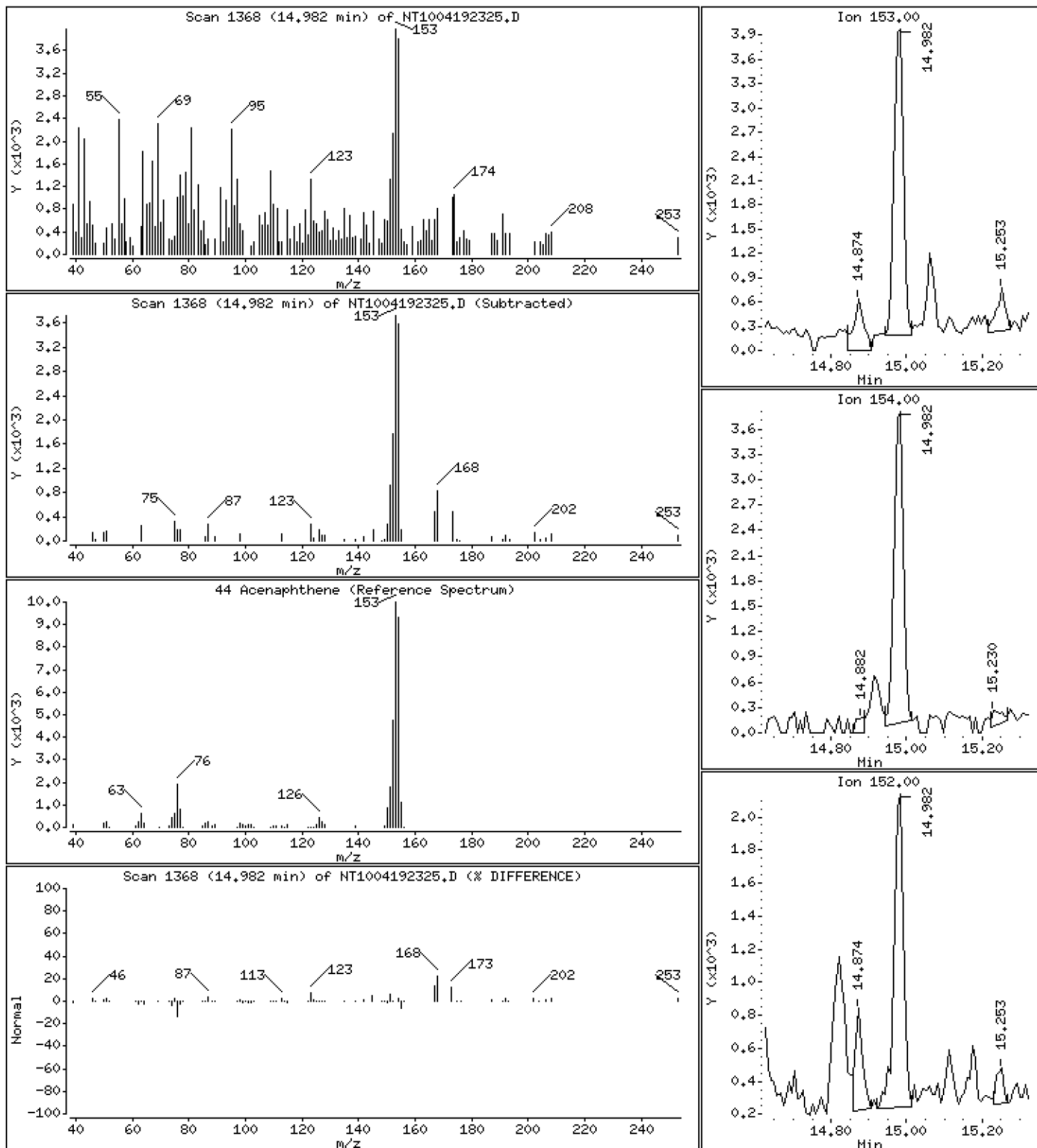
Operator: VTS

Column phase: ZB-5msi

Column diameter: 0.25

44 Acenaphthene

Concentration: 0.07184 ug/mL



Date : 20-APR-2023 02:37

Client ID:

Instrument: nt10.i

Sample Info: 23C0774-09

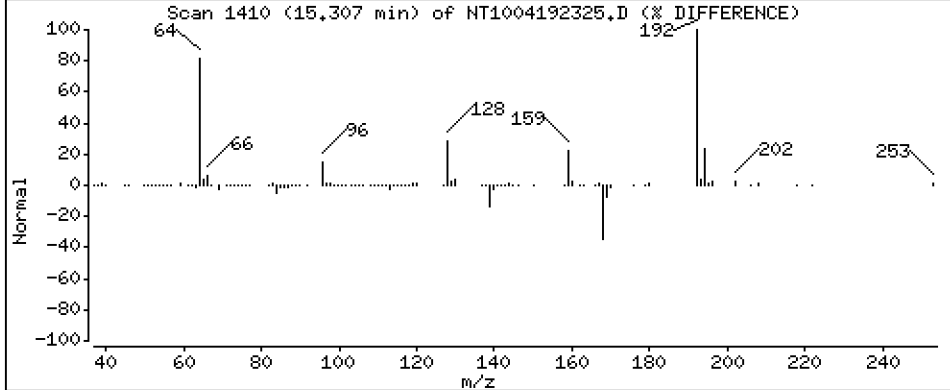
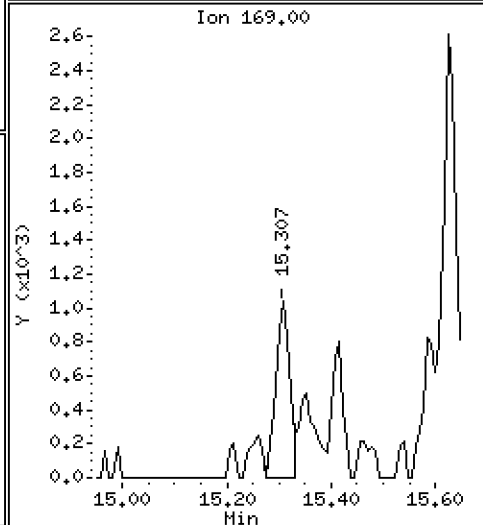
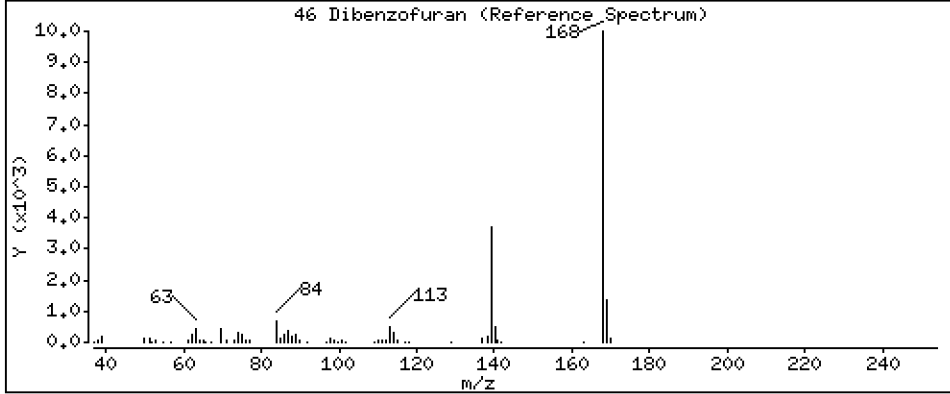
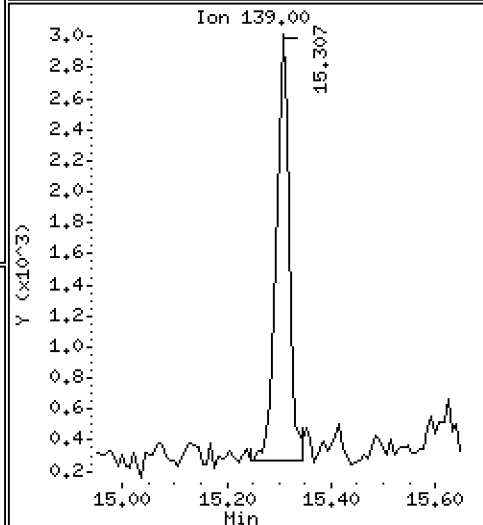
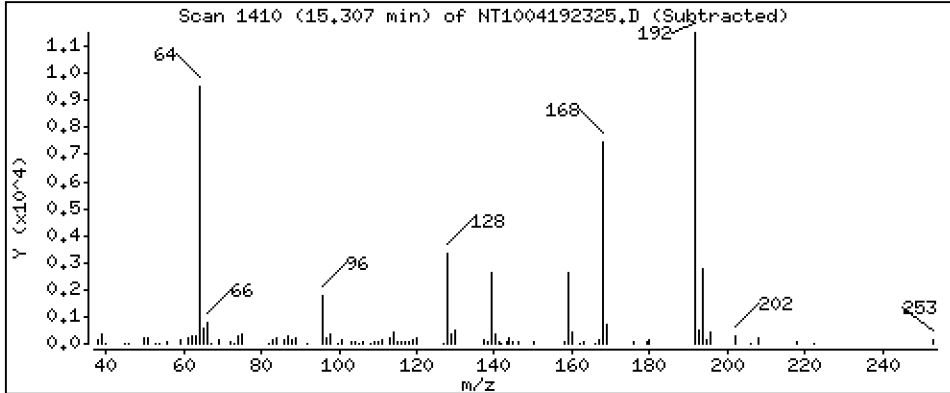
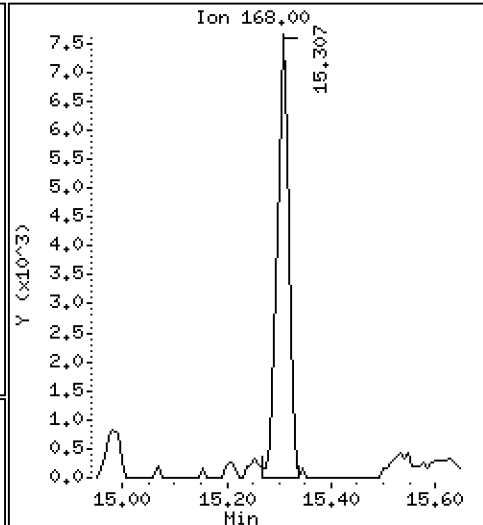
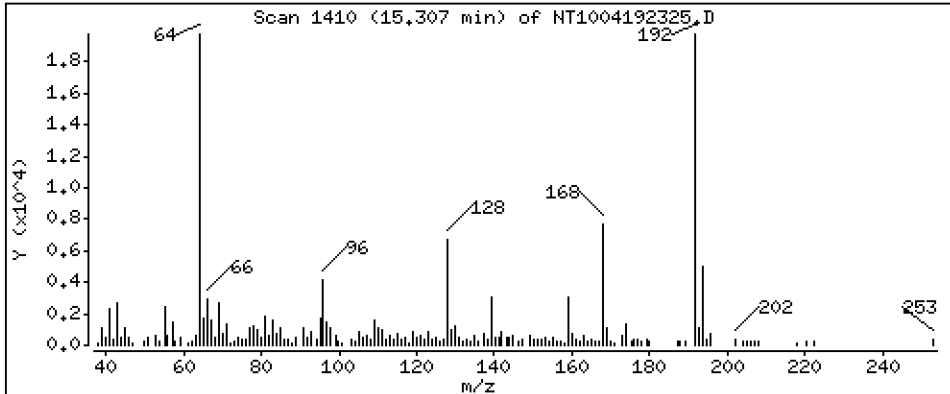
Operator: VTS

Column phase: ZB-5msi

Column diameter: 0,25

46 Dibenzofuran

Concentration: 0,09092 ug/mL



Date : 20-APR-2023 02:37

Client ID:

Instrument: nt10.i

Sample Info: 23C0774-09

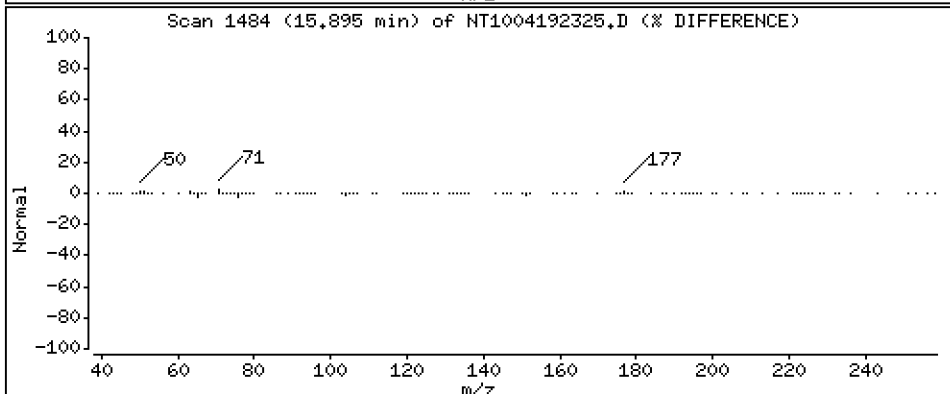
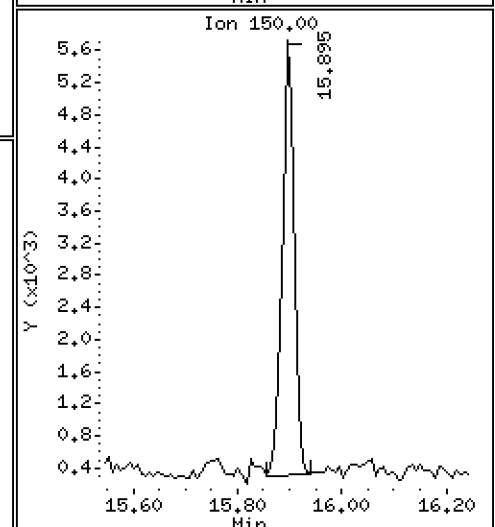
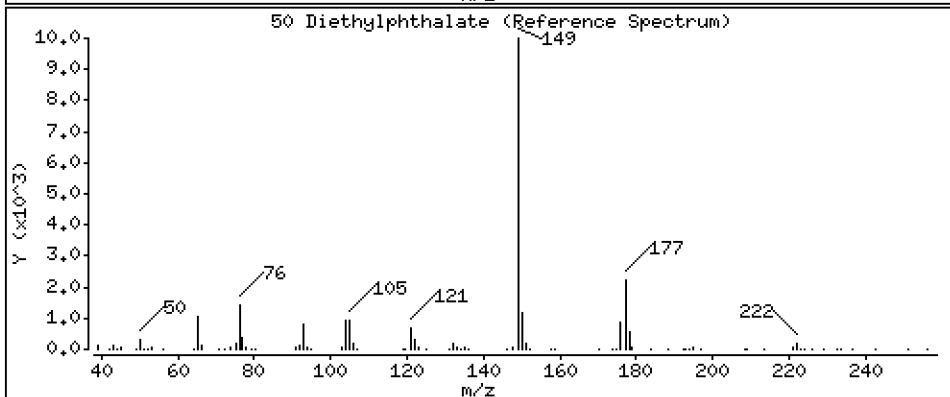
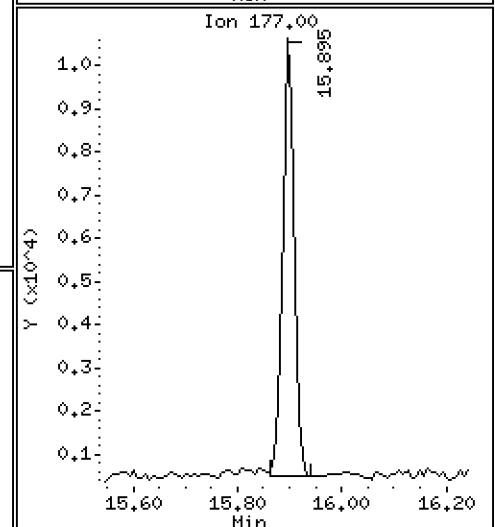
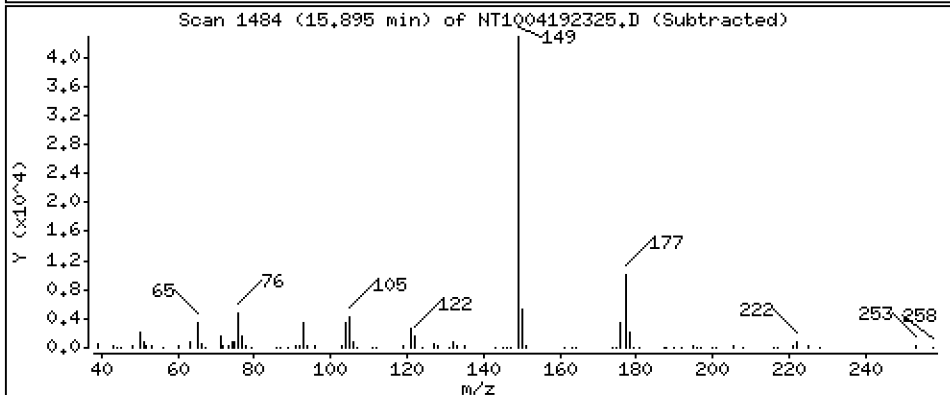
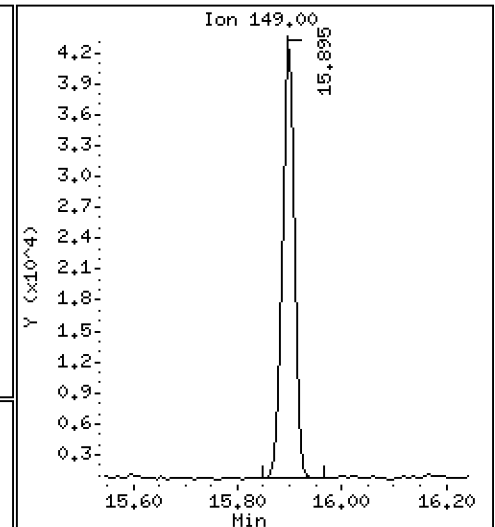
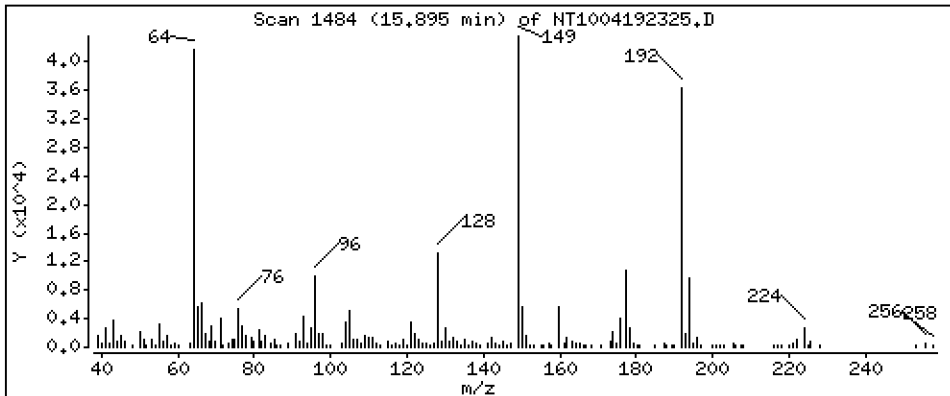
Operator: VTS

Column phase: ZB-5msi

Column diameter: 0,25

50 Diethylphthalate

Concentration: 0,8721 ug/mL



Date : 20-APR-2023 02:37

Client ID:

Instrument: nt10.i

Sample Info: 23C0774-09

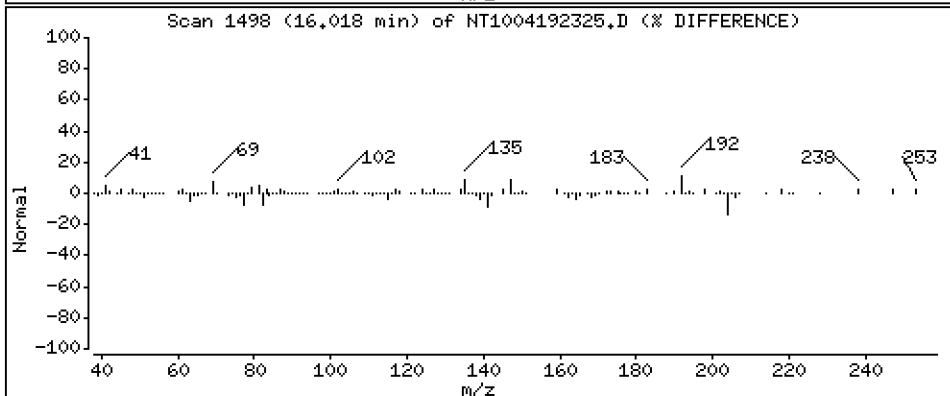
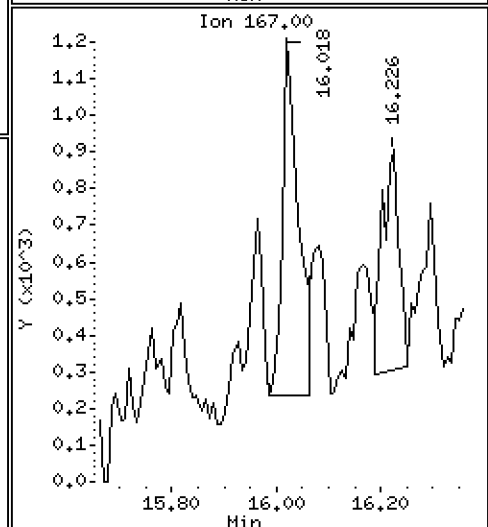
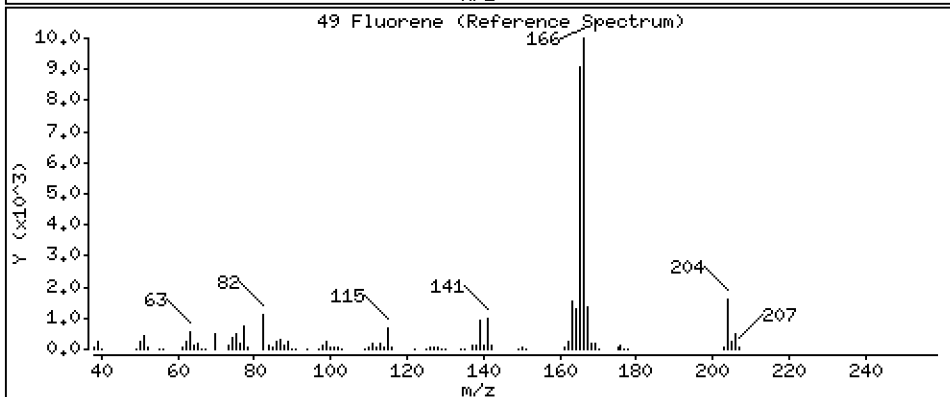
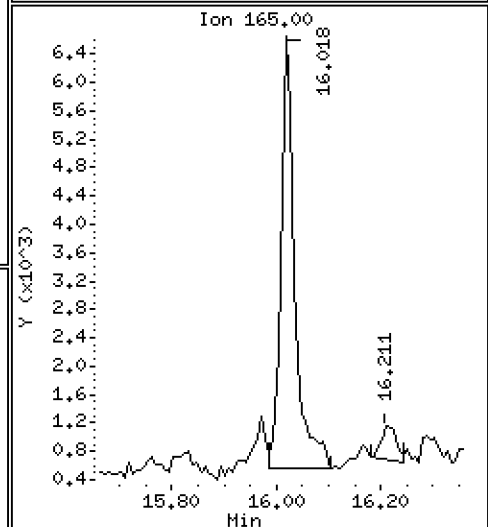
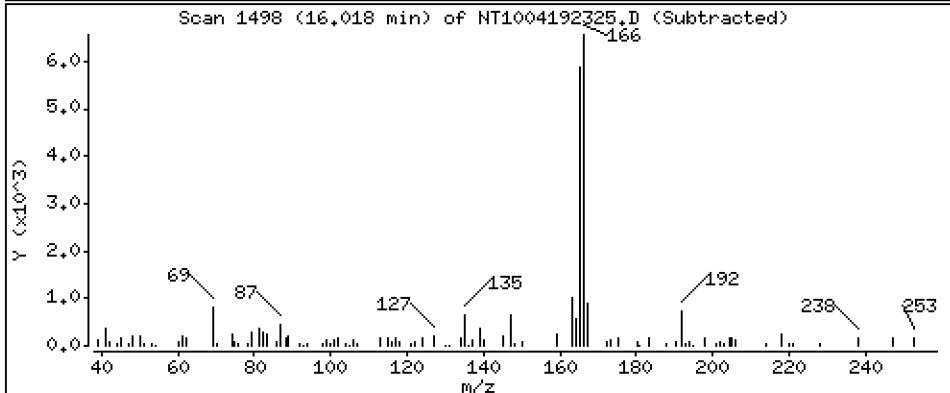
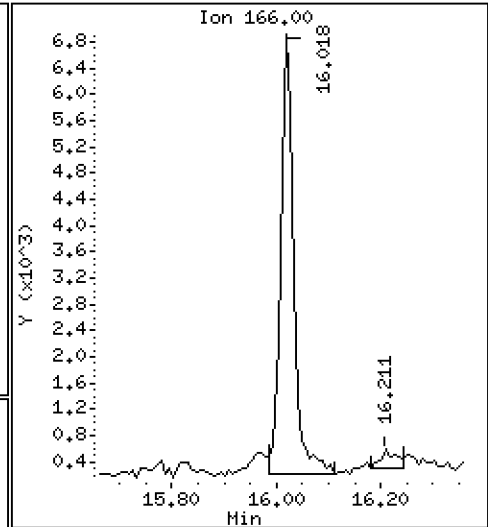
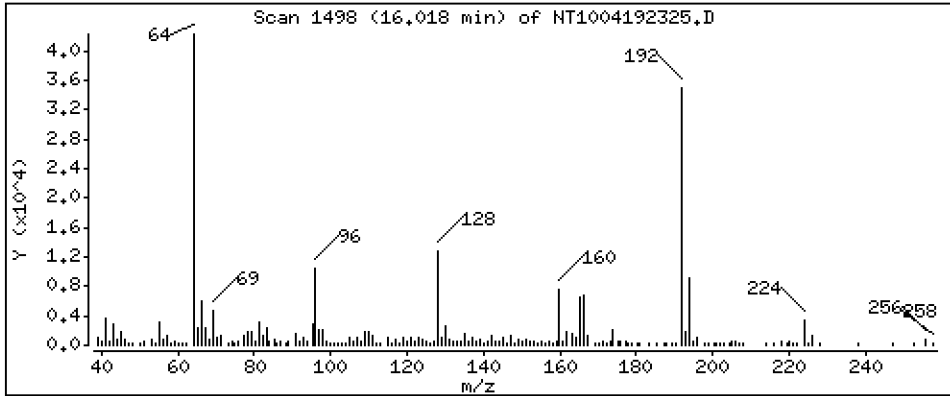
Operator: VTS

Column phase: ZB-5msi

Column diameter: 0.25

49 Fluorene

Concentration: 0.1170 ug/mL



Date : 20-APR-2023 02:37

Client ID:

Instrument: nt10.i

Sample Info: 23C0774-09

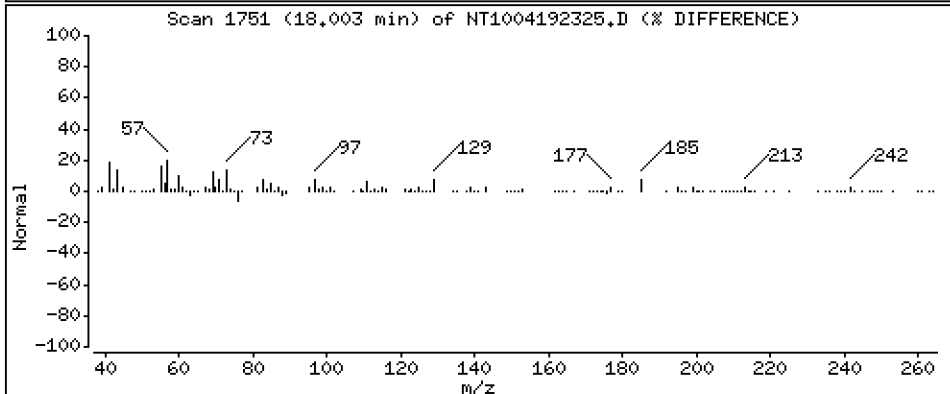
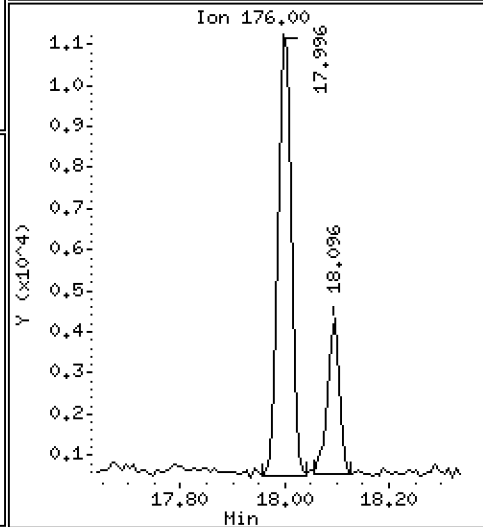
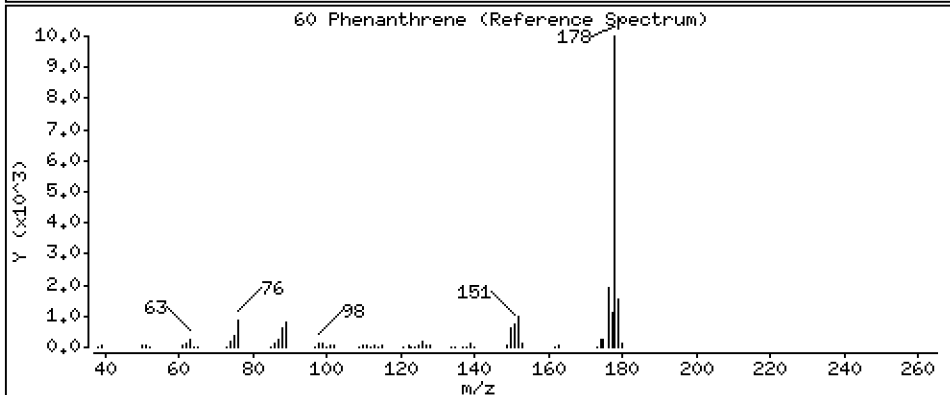
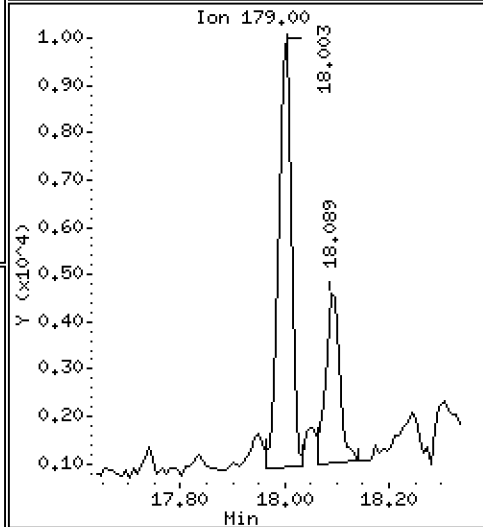
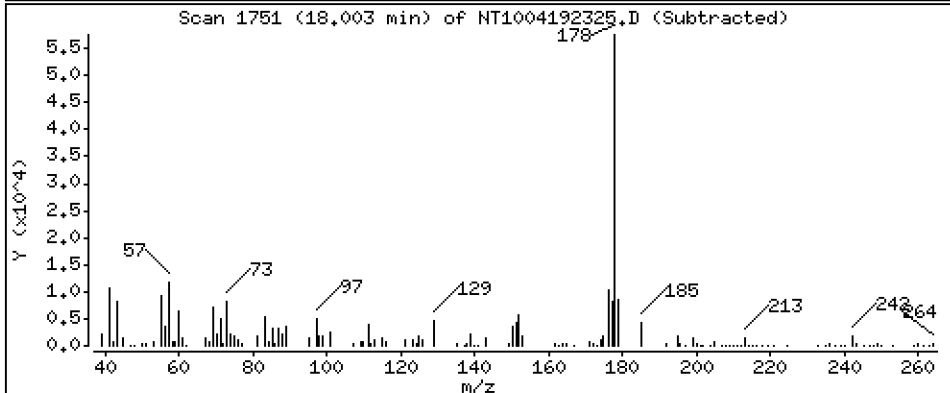
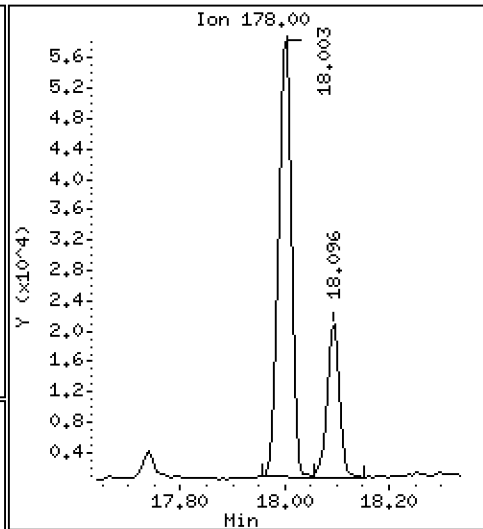
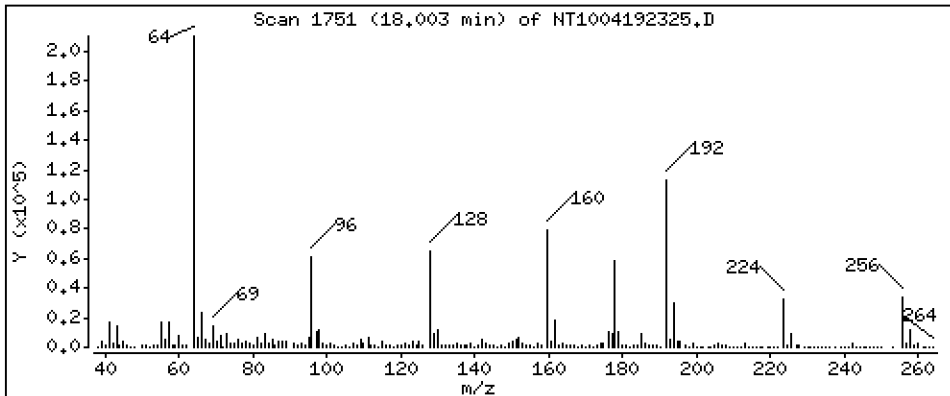
Operator: VTS

Column phase: ZB-5msi

Column diameter: 0,25

60 Phenanthrene

Concentration: 0,7347 ug/mL



Date : 20-APR-2023 02:37

Client ID:

Instrument: nt10.i

Sample Info: 23C0774-09

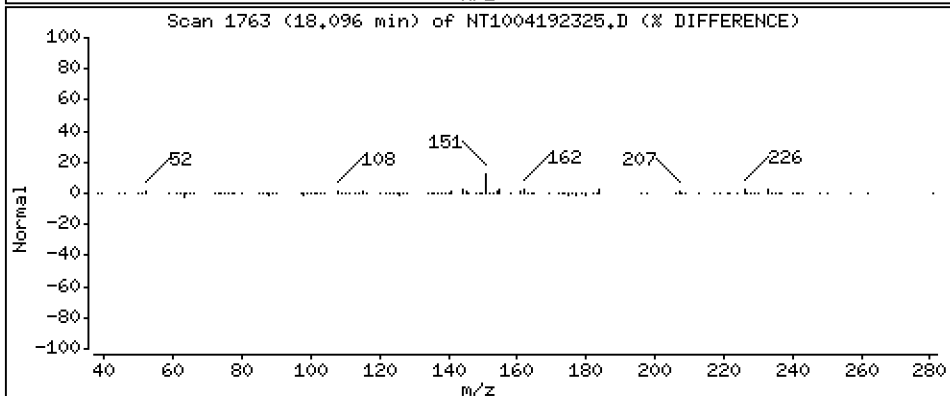
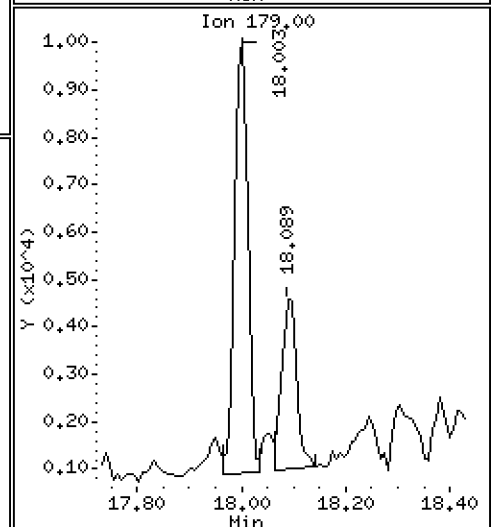
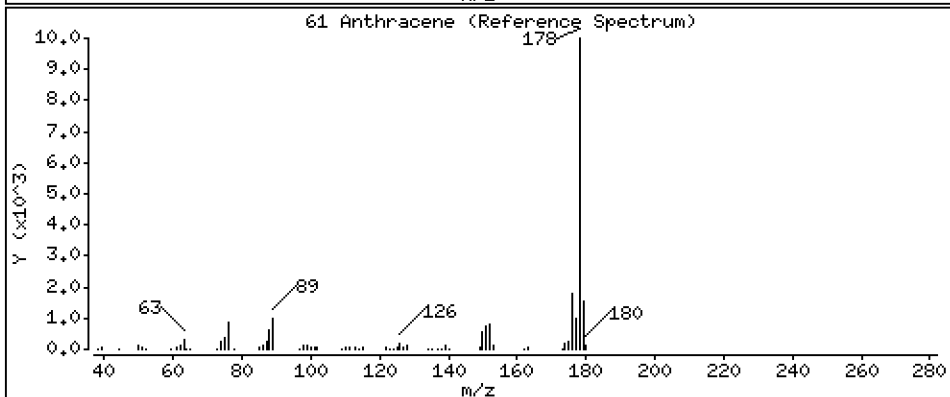
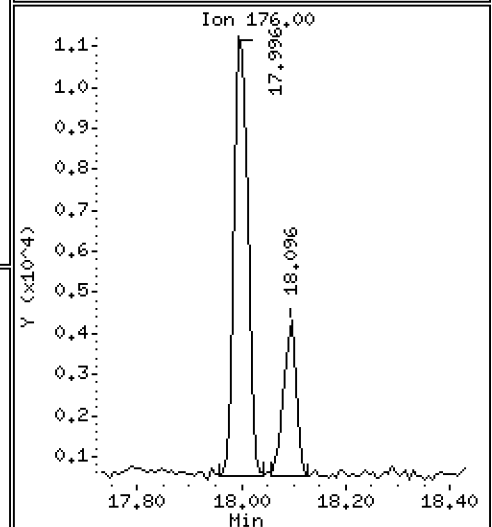
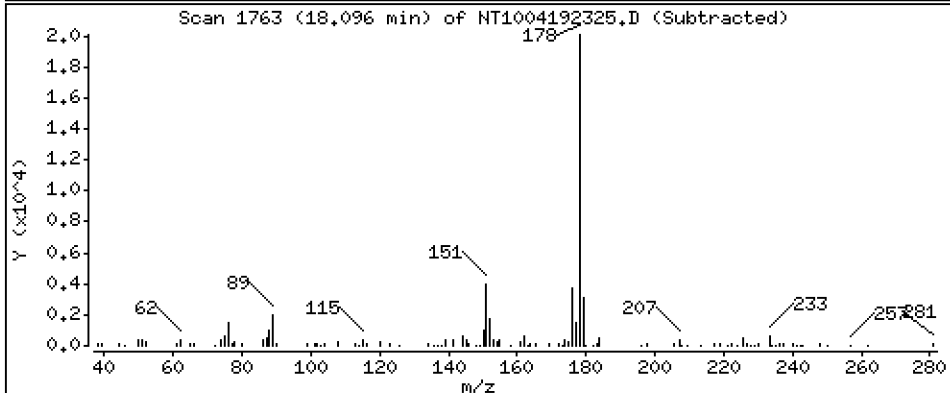
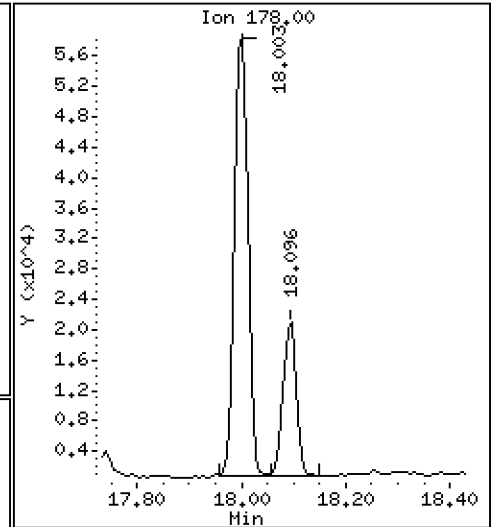
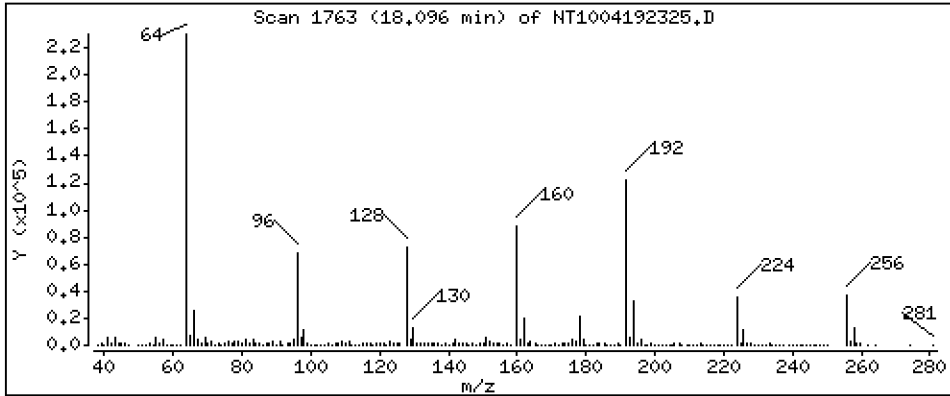
Operator: VTS

Column phase: ZB-5msi

Column diameter: 0,25

61 Anthracene

Concentration: 0,2651 ug/mL



Date : 20-APR-2023 02:37

Client ID:

Instrument: nt10.i

Sample Info: 23C0774-09

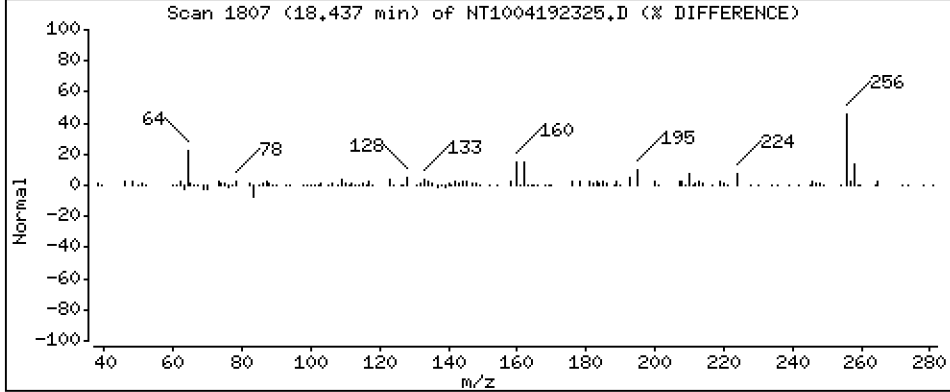
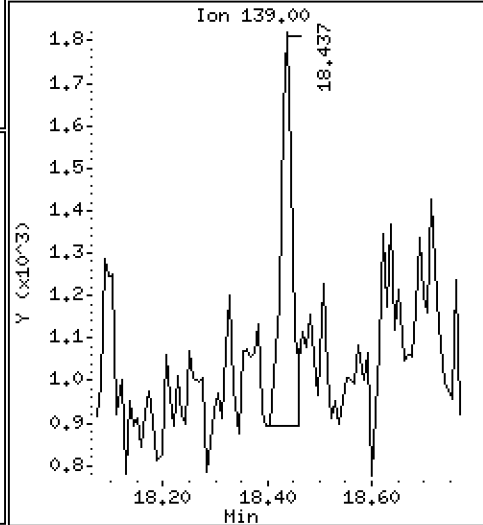
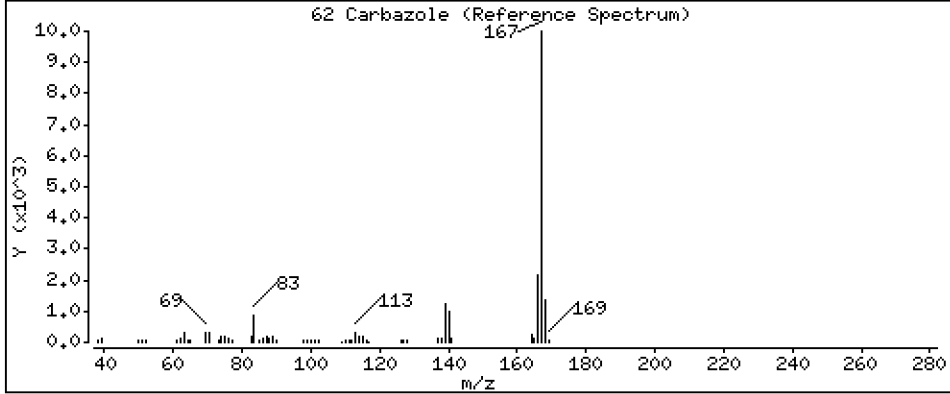
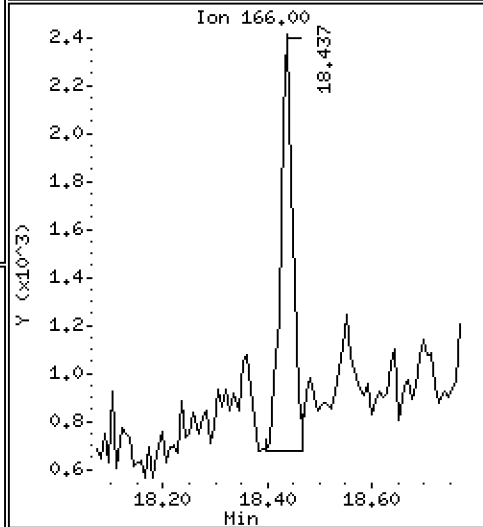
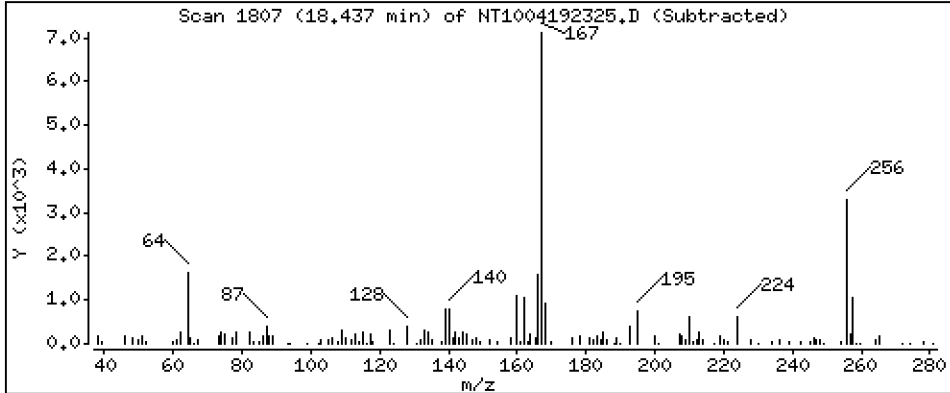
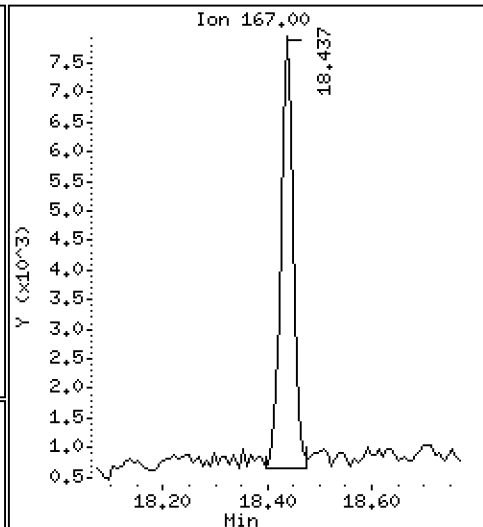
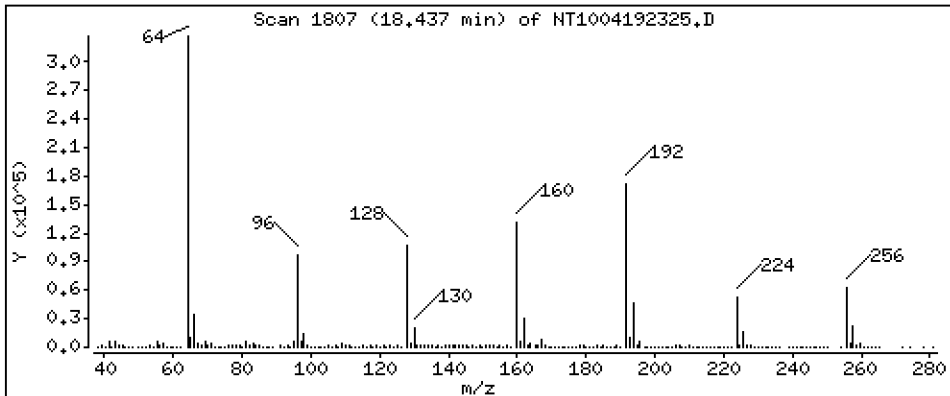
Operator: VTS

Column phase: ZB-5msi

Column diameter: 0,25

62 Carbazole

Concentration: 0,1042 ug/mL



Date : 20-APR-2023 02:37

Client ID:

Instrument: nt10.i

Sample Info: 23C0774-09

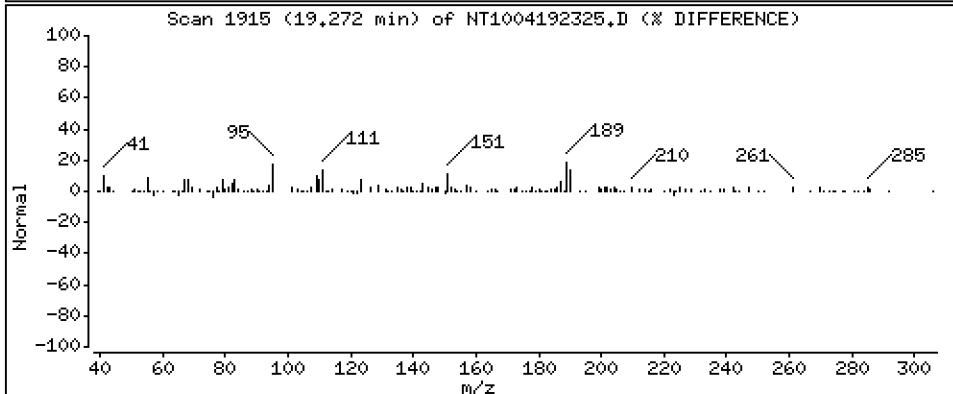
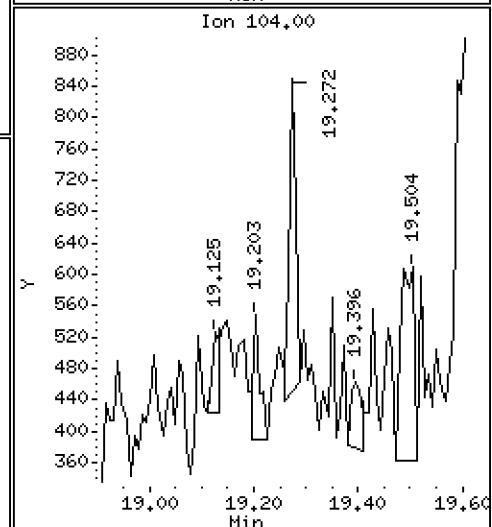
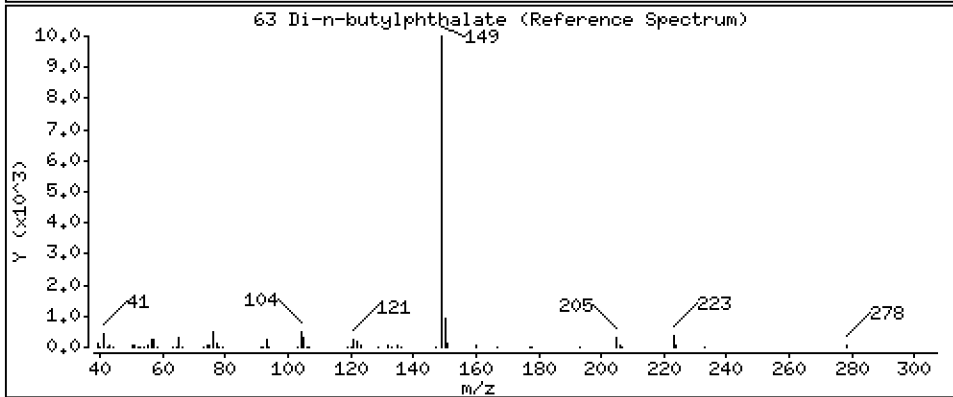
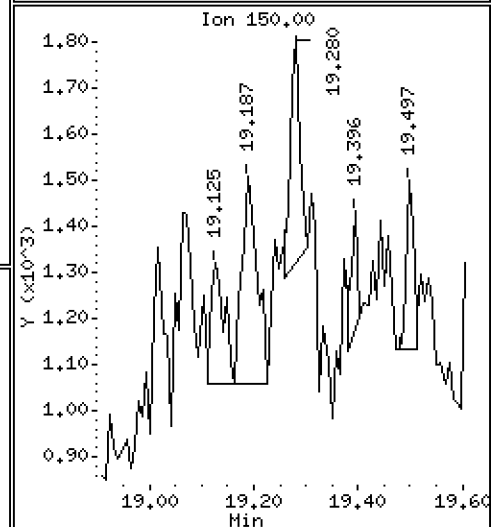
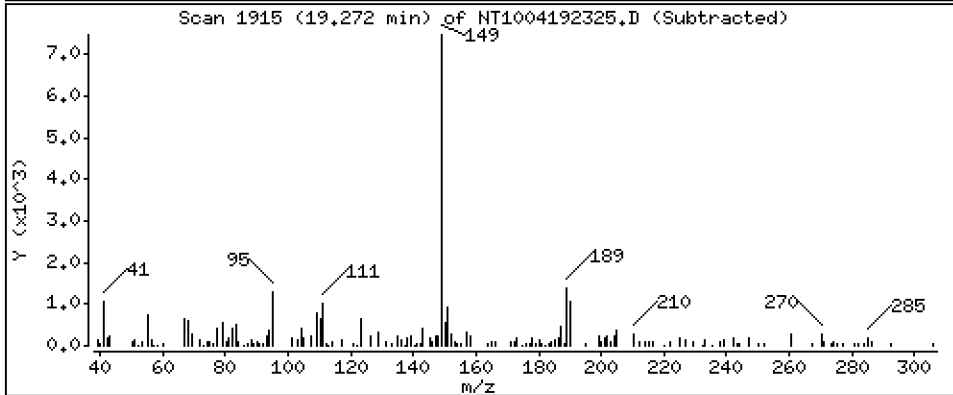
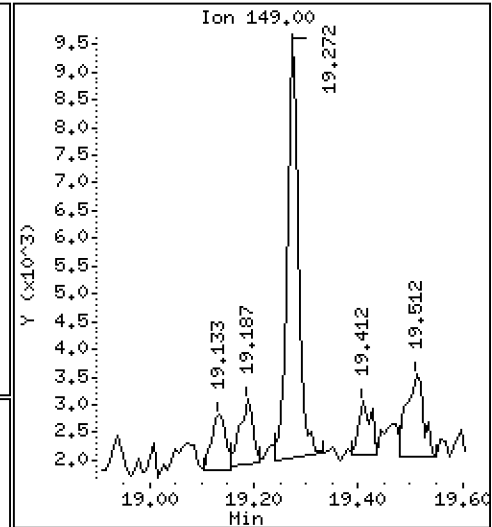
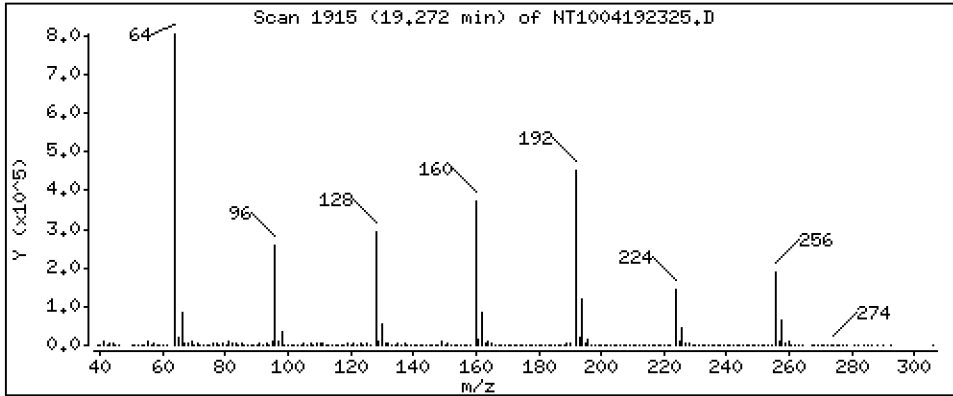
Operator: VTS

Column phase: ZB-5msi

Column diameter: 0.25

63 Di-n-butylphthalate

Concentration: 0.07314 ug/mL



Date : 20-APR-2023 02:37

Client ID:

Instrument: nt10.i

Sample Info: 23C0774-09

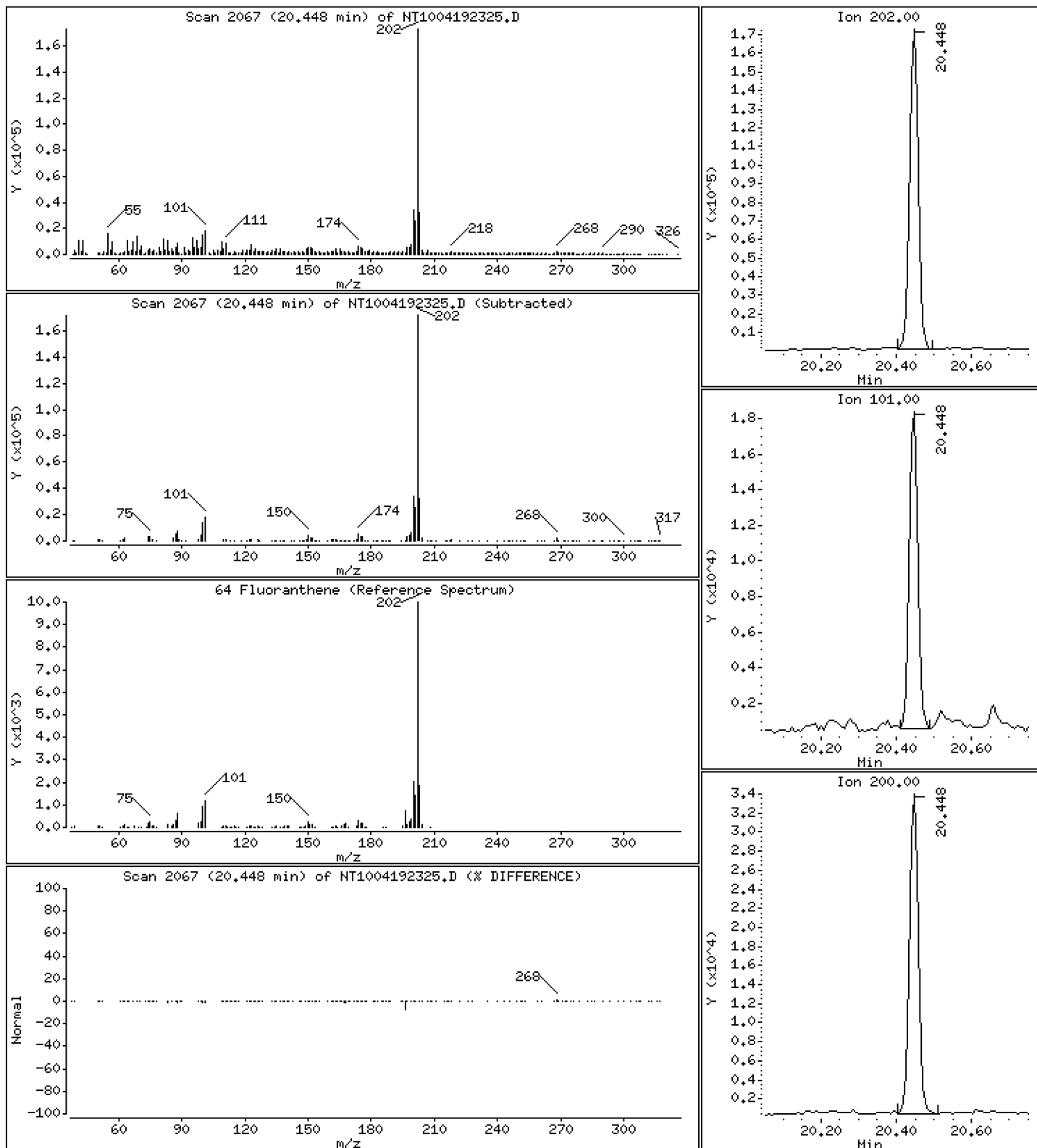
Operator: VTS

Column phase: ZB-5msi

Column diameter: 0,25

64 Fluoranthene

Concentration: 1,513 ug/mL



Date : 20-APR-2023 02:37

Client ID:

Instrument: nt10.i

Sample Info: 23C0774-09

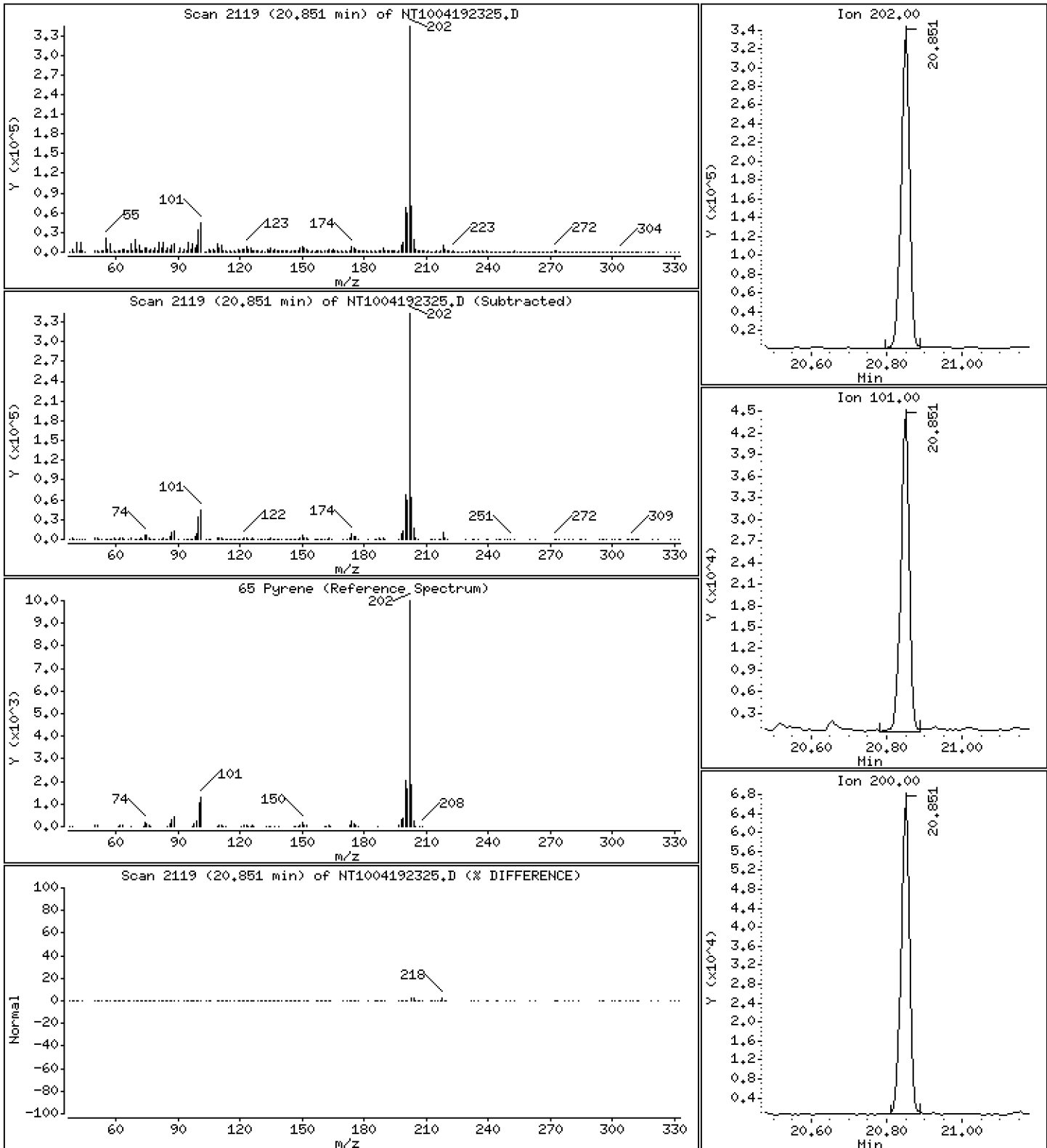
Operator: VTS

Column phase: ZB-5msi

Column diameter: 0,25

65 Pyrene

Concentration: 2,680 ug/mL



Date : 20-APR-2023 02:37

Client ID:

Instrument: nt10.i

Sample Info: 23C0774-09

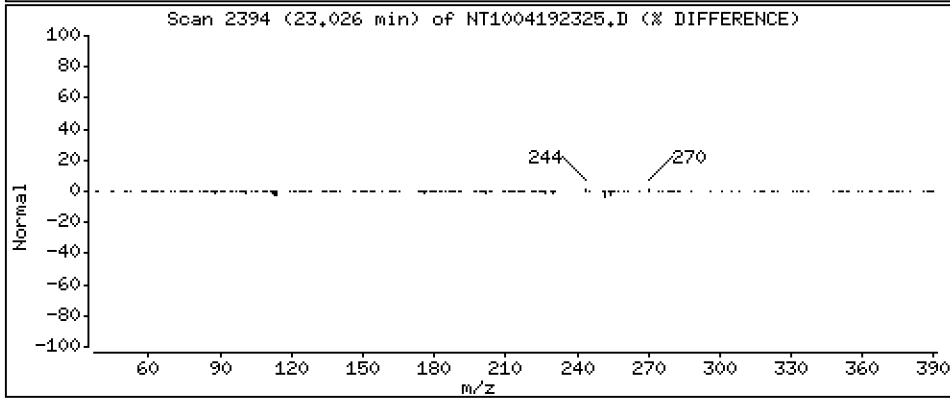
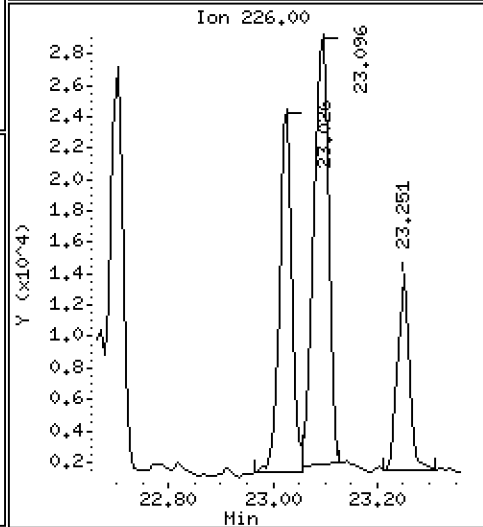
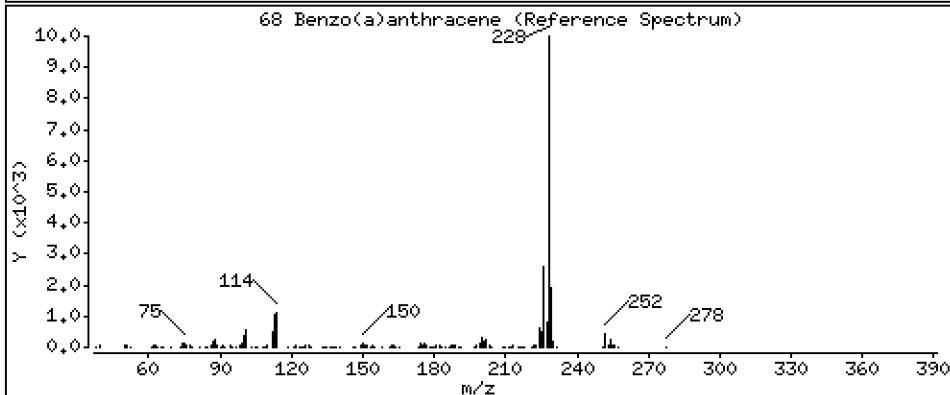
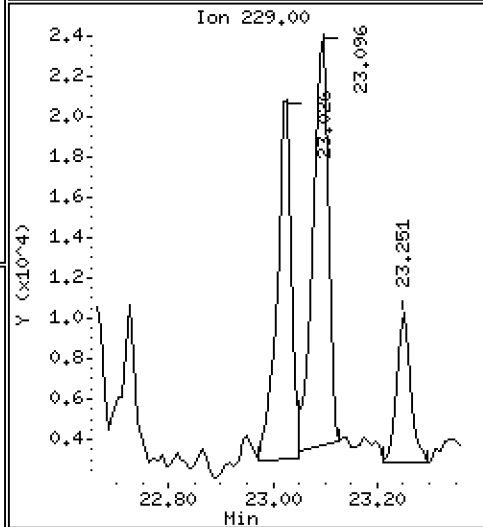
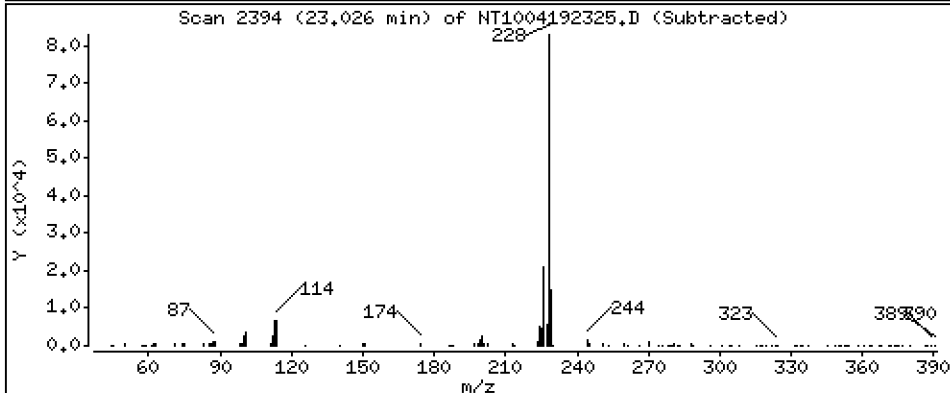
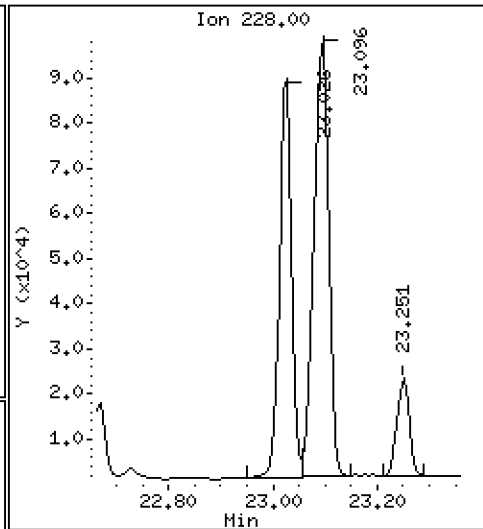
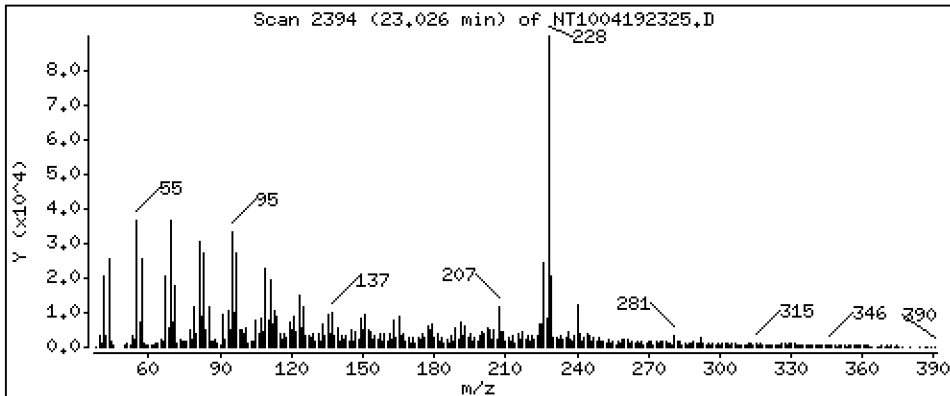
Operator: VTS

Column phase: ZB-5msi

Column diameter: 0.25

68 Benzo(a)anthracene

Concentration: 0.8716 ug/mL



Date : 20-APR-2023 02:37

Client ID:

Instrument: nt10.i

Sample Info: 23C0774-09

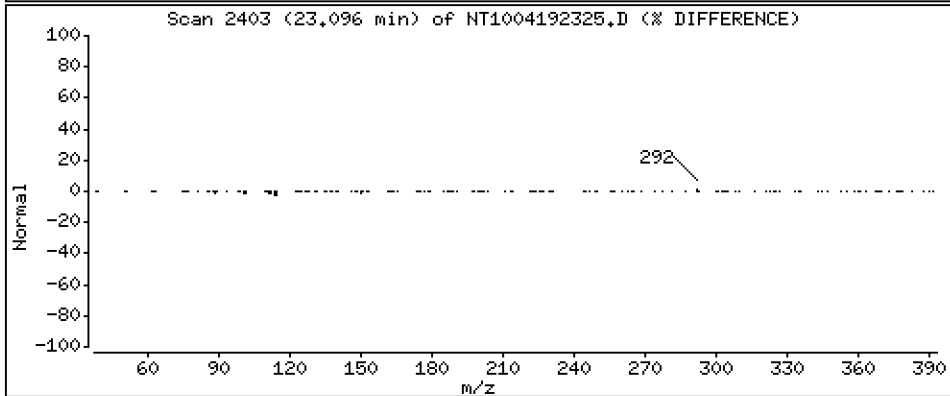
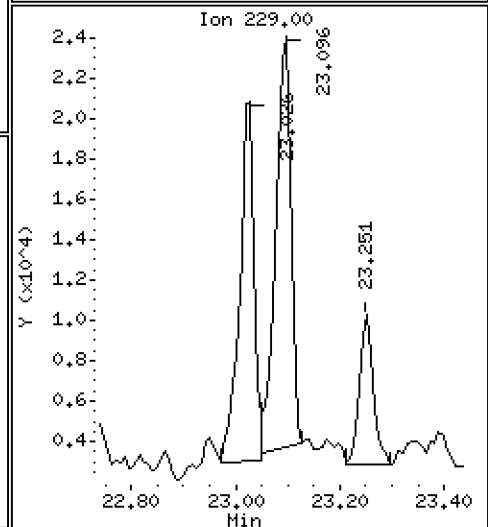
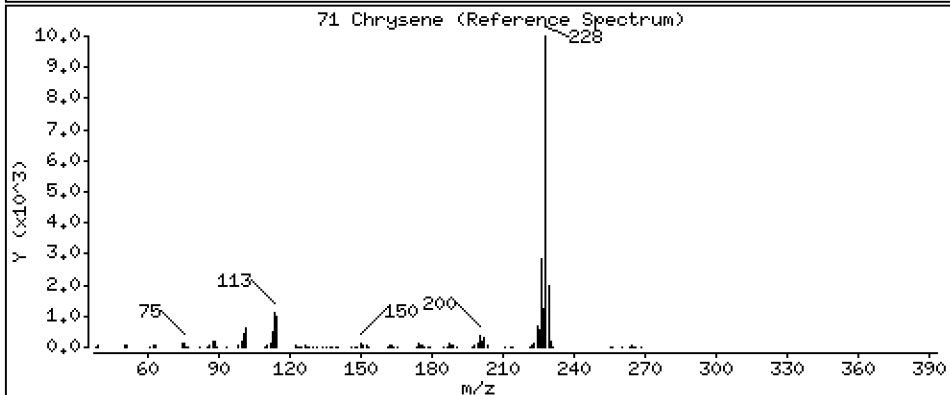
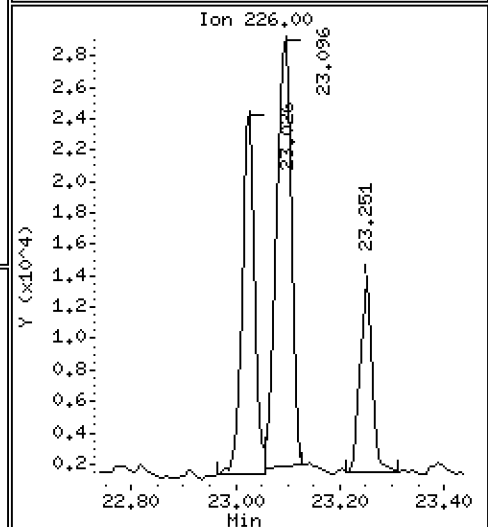
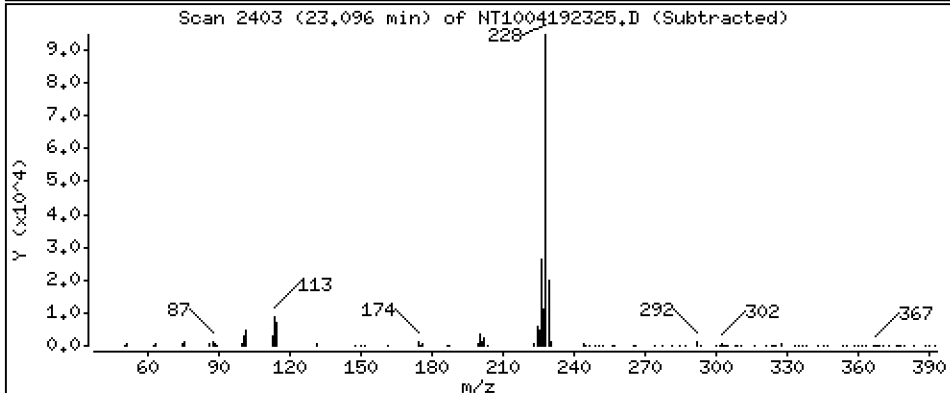
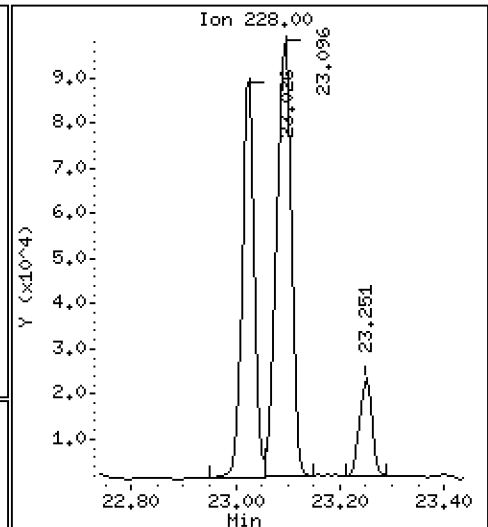
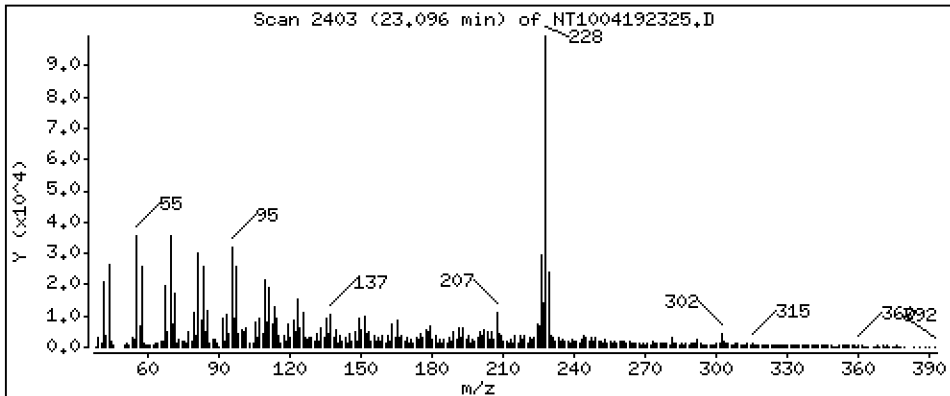
Operator: VTS

Column phase: ZB-5msi

Column diameter: 0,25

71 Chrysene

Concentration: 1,143 ug/mL



Date : 20-APR-2023 02:37

Client ID:

Instrument: nt10.i

Sample Info: 23C0774-09

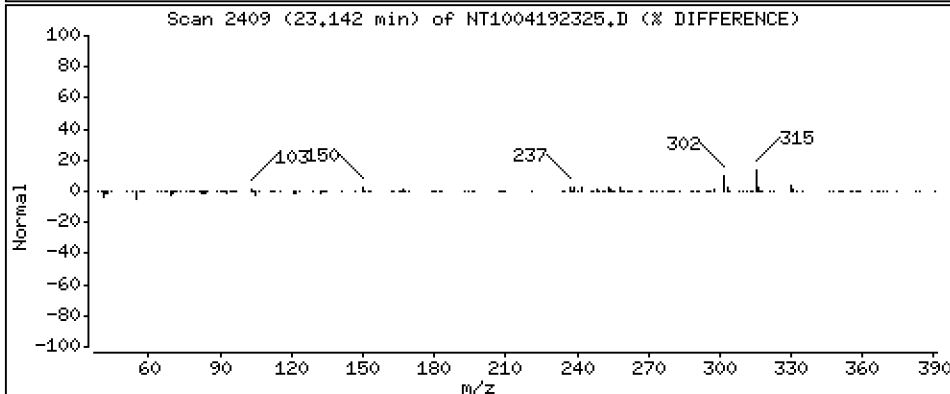
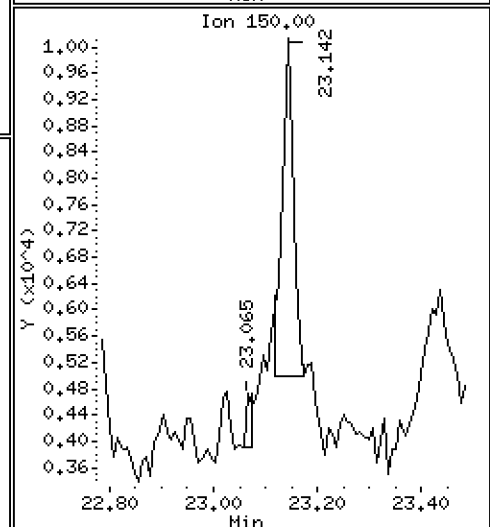
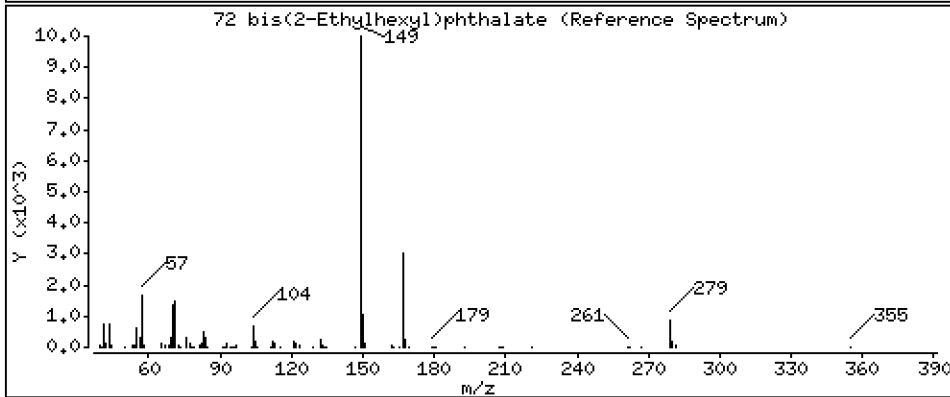
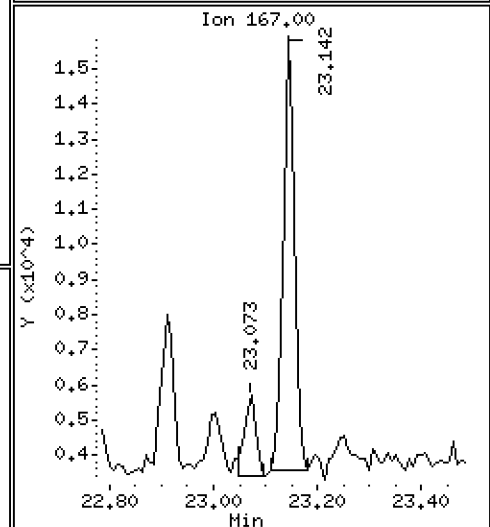
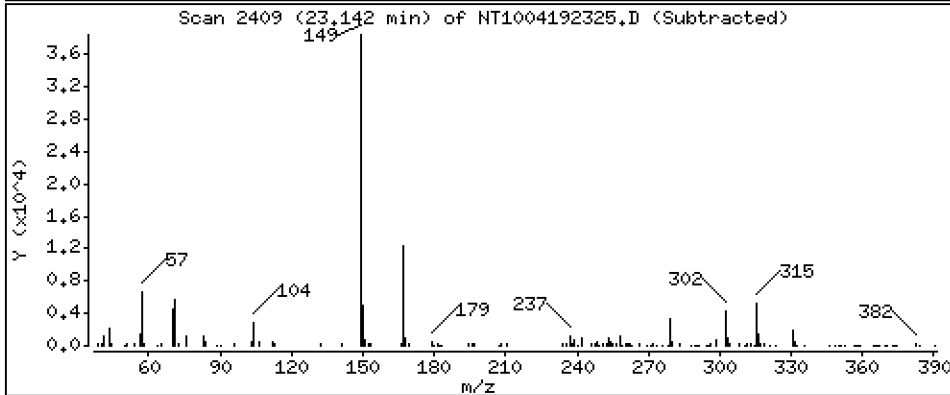
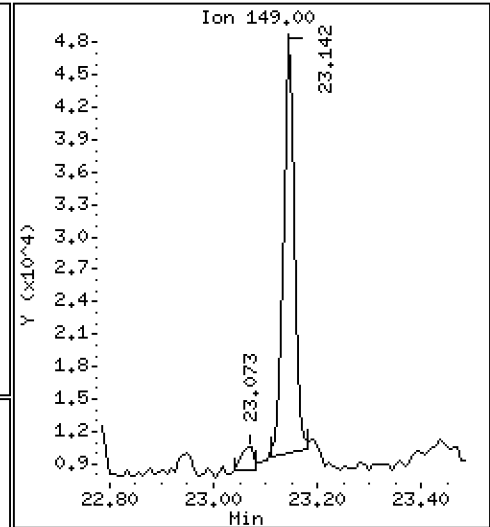
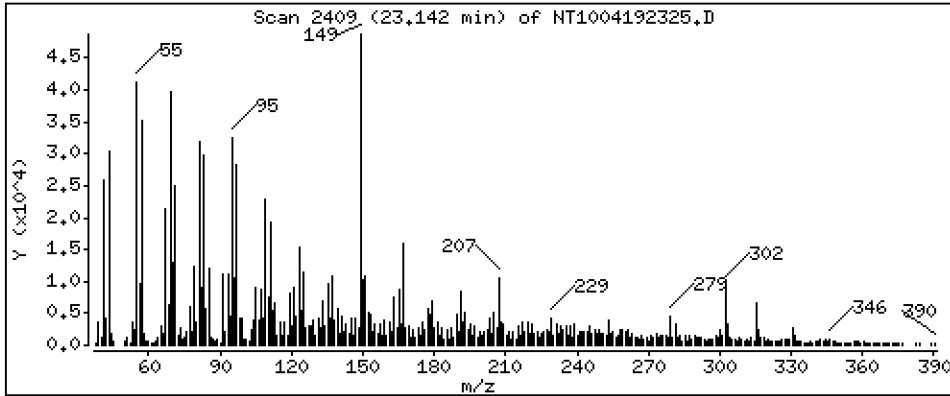
Operator: VTS

Column phase: ZB-5msi

Column diameter: 0,25

72 bis(2-Ethylhexyl)phthalate

Concentration: 0,5060 ug/mL



Date : 20-APR-2023 02:37

Client ID:

Instrument: nt10.i

Sample Info: 23C0774-09

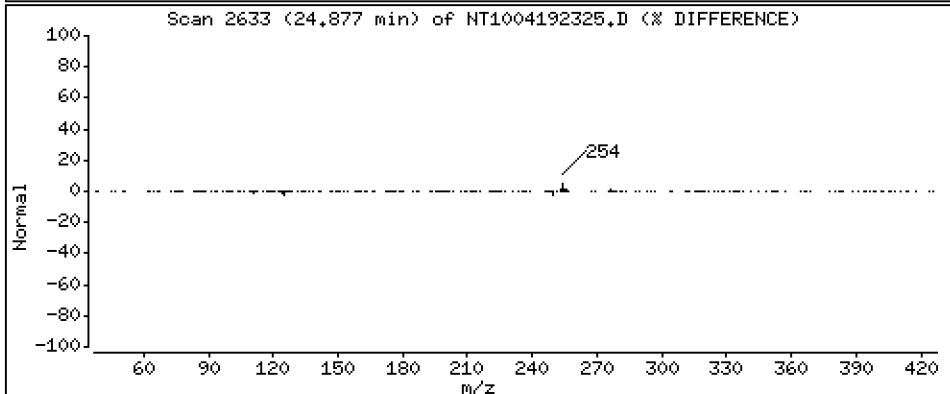
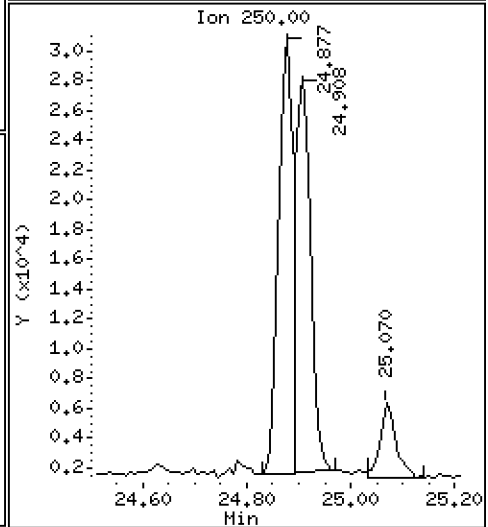
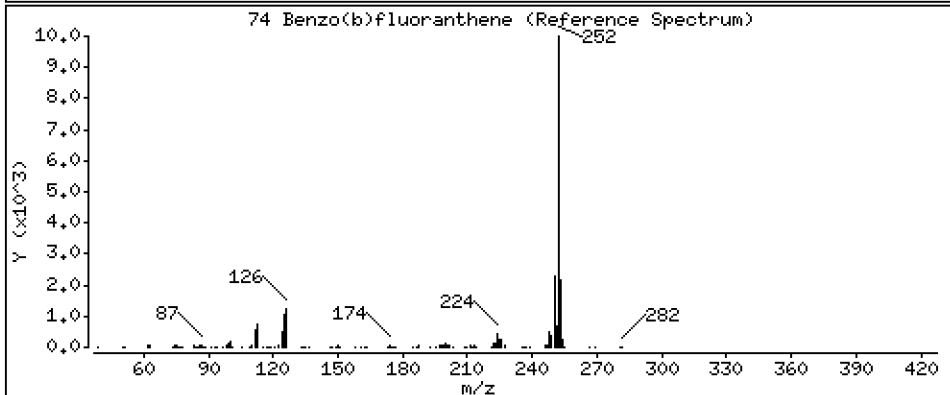
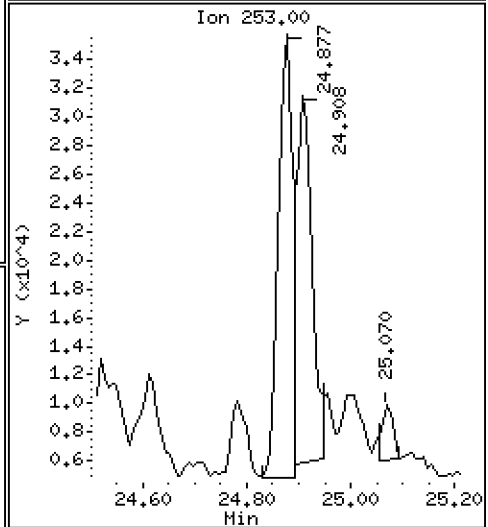
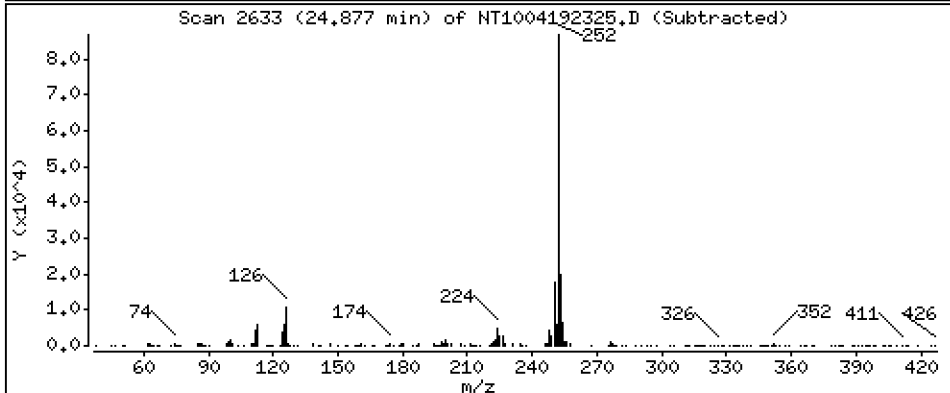
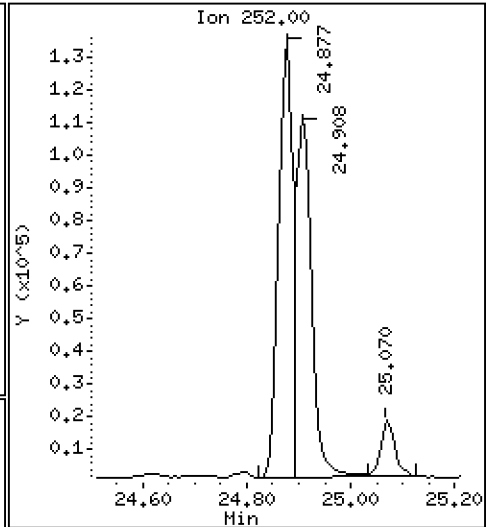
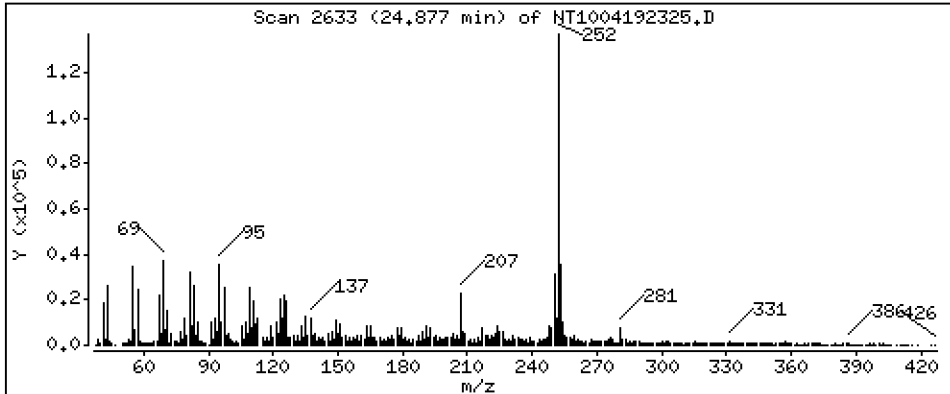
Operator: VTS

Column phase: ZB-5msi

Column diameter: 0,25

74 Benzo(b)fluoranthene

Concentration: 1,460 ug/mL



Date : 20-APR-2023 02:37

Client ID:

Instrument: nt10.i

Sample Info: 23C0774-09

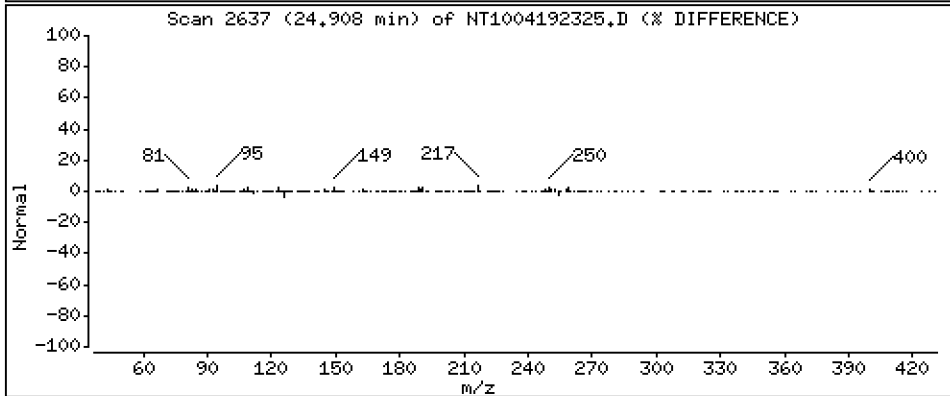
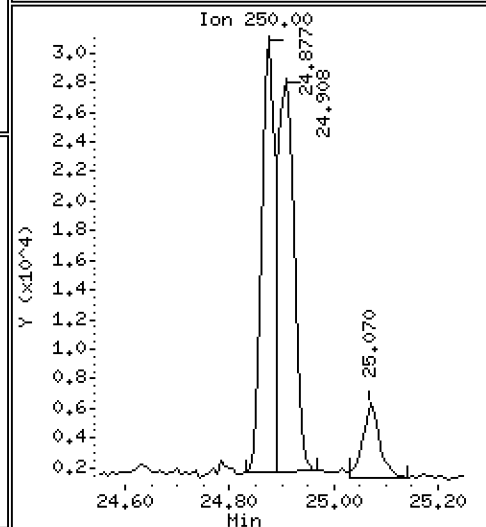
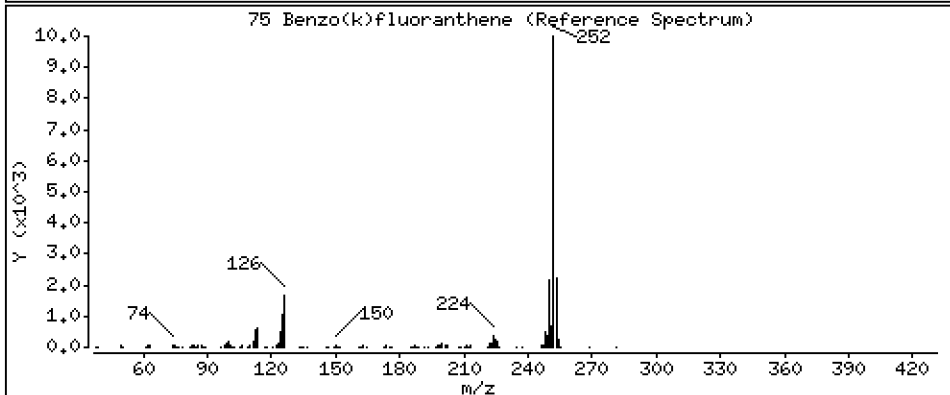
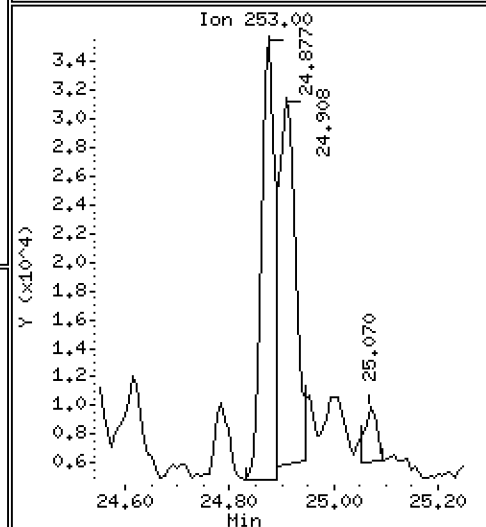
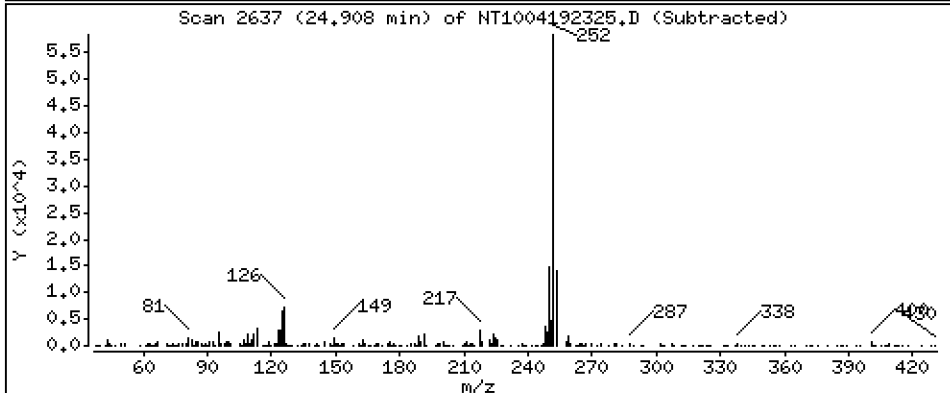
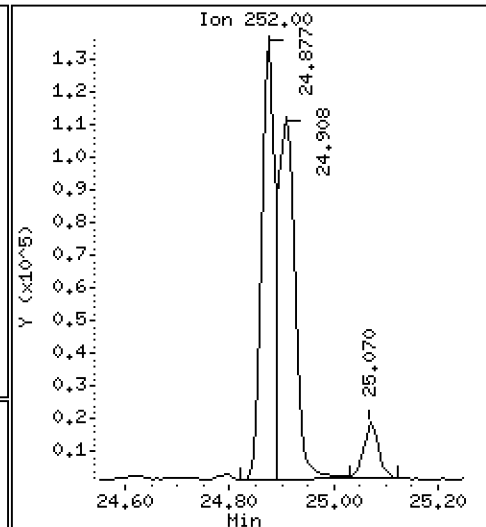
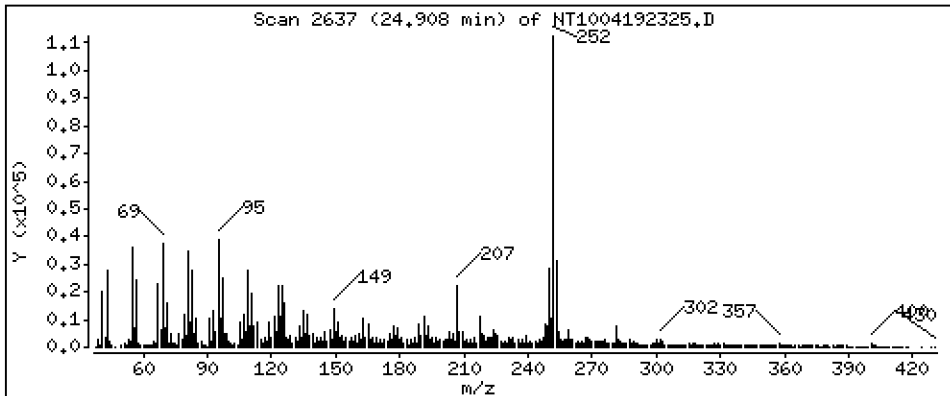
Operator: VTS

Column phase: ZB-5msi

Column diameter: 0,25

75 Benzo(k)fluoranthene

Concentration: 1,416 ug/mL



Date : 20-APR-2023 02:37

Client ID:

Instrument: nt10.i

Sample Info: 23C0774-09

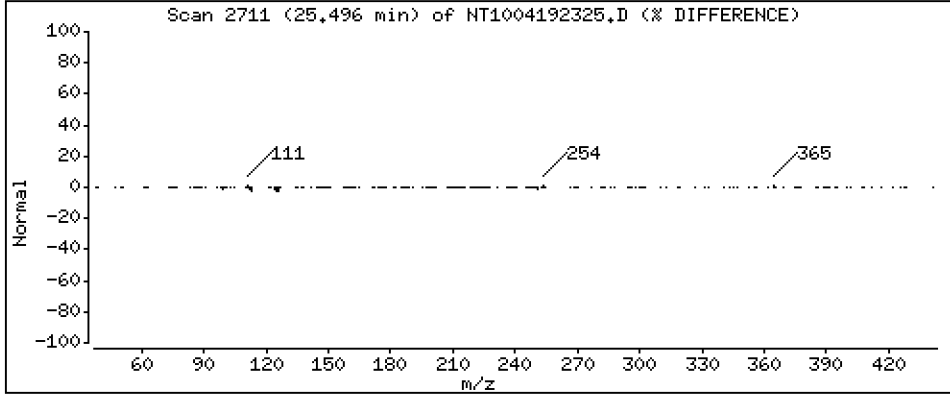
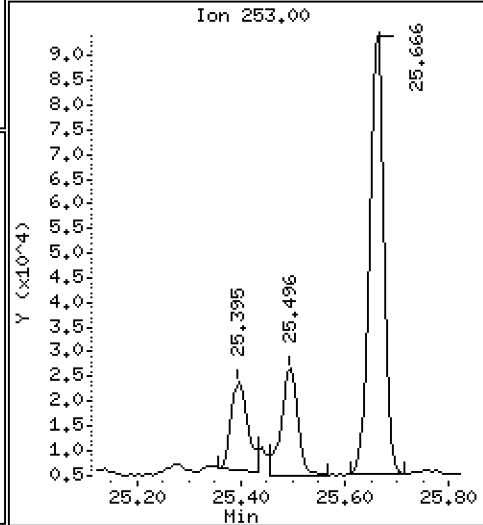
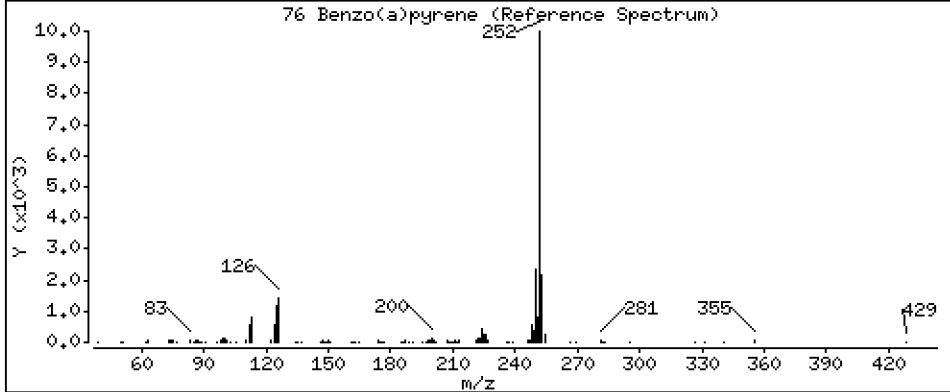
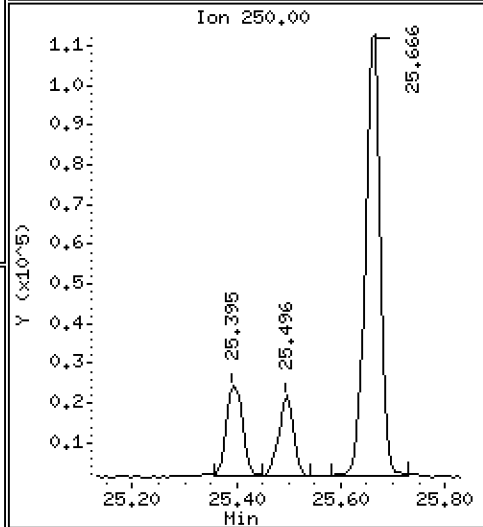
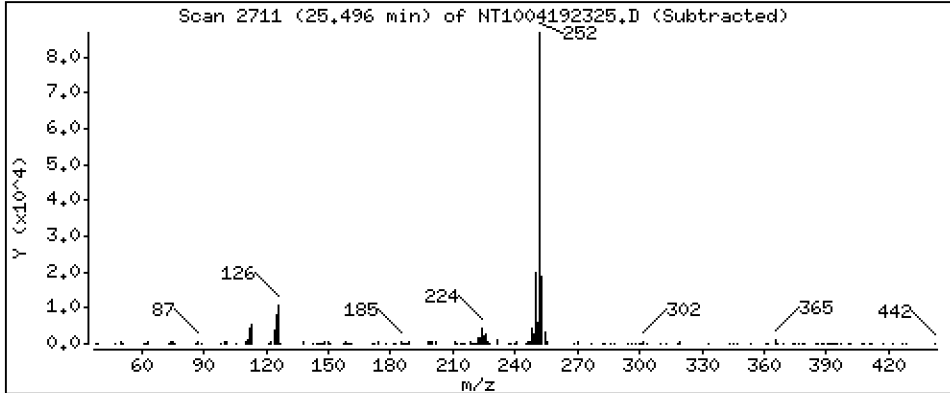
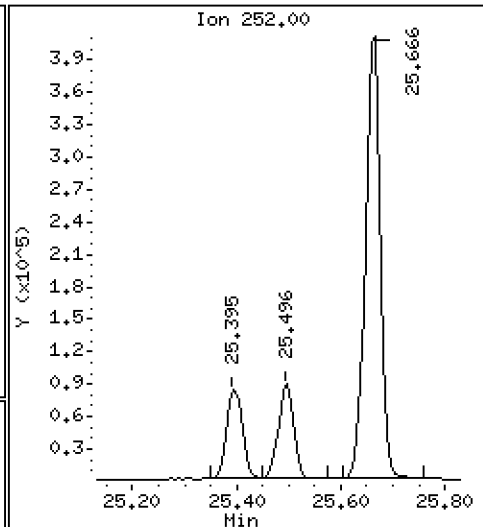
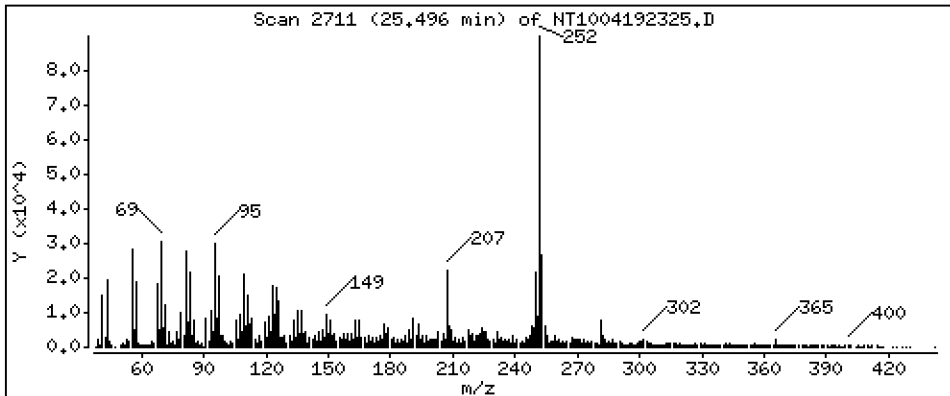
Operator: VTS

Column phase: ZB-5msi

Column diameter: 0,25

76 Benzo(a)pyrene

Concentration: 1,156 ug/mL



Date : 20-APR-2023 02:37

Client ID:

Instrument: nt10.i

Sample Info: 23C0774-09

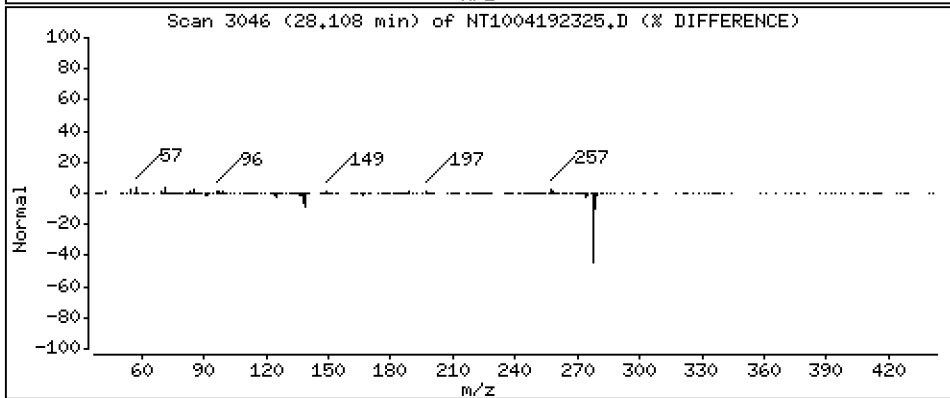
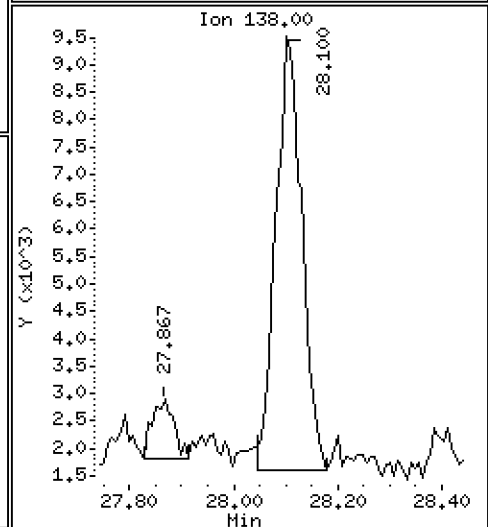
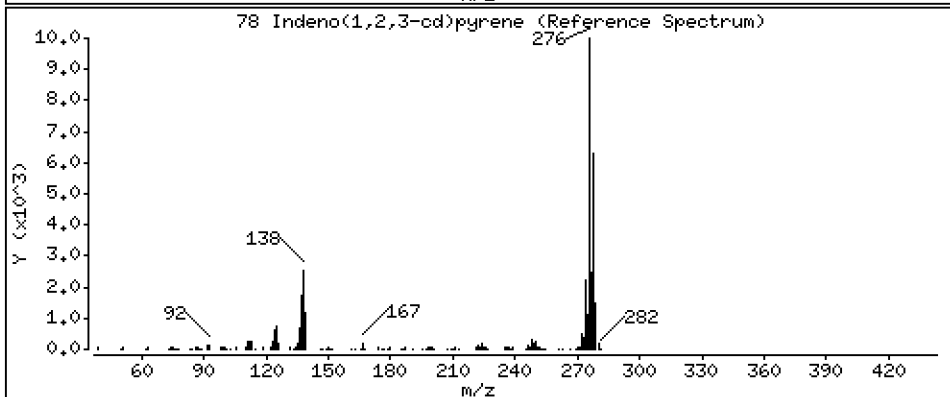
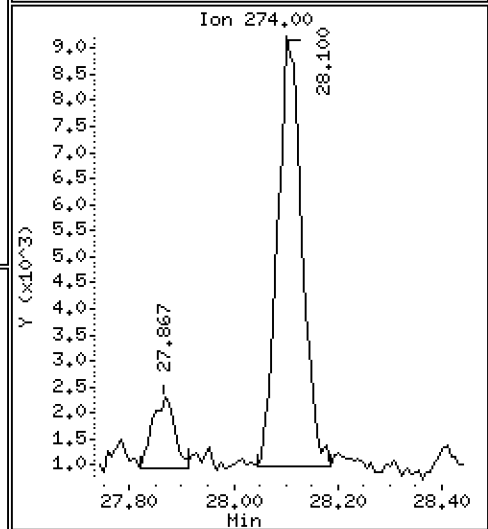
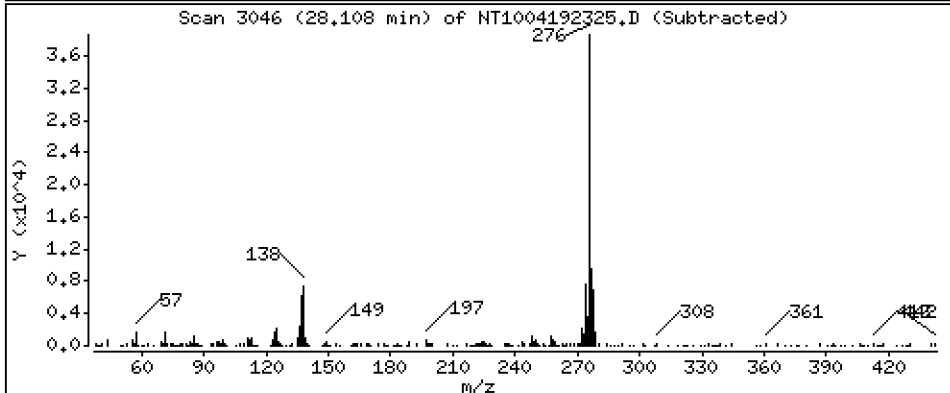
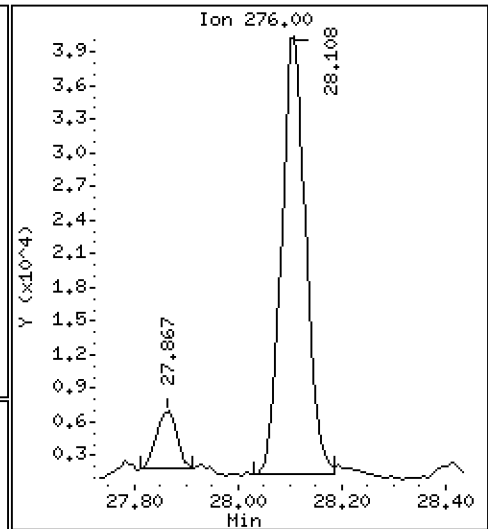
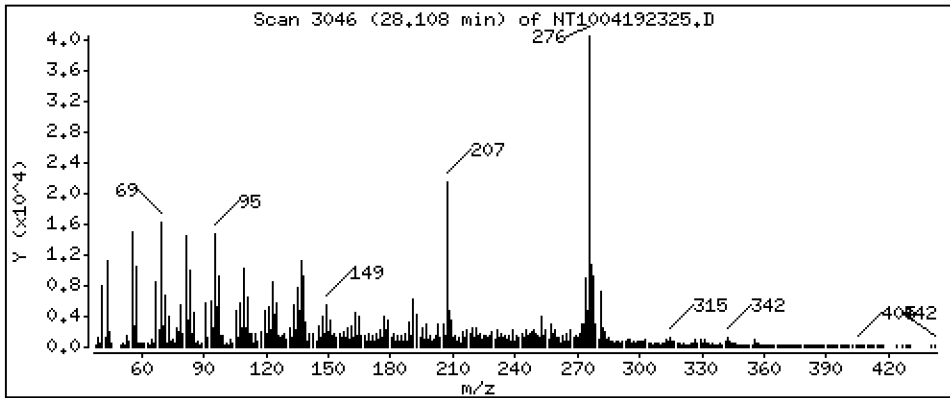
Operator: VTS

Column phase: ZB-5msi

Column diameter: 0,25

78 Indeno(1,2,3-cd)pyrene

Concentration: 0,6477 ug/mL



Date : 20-APR-2023 02:37

Client ID:

Instrument: nt10.i

Sample Info: 23C0774-09

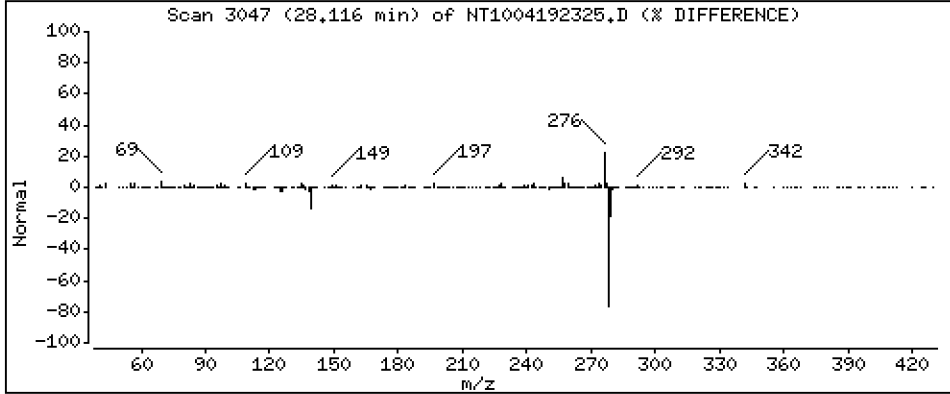
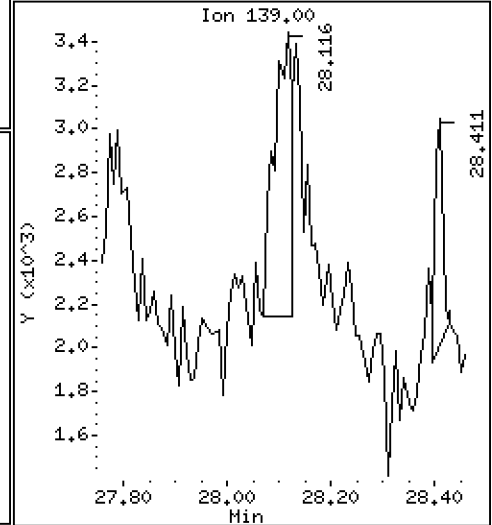
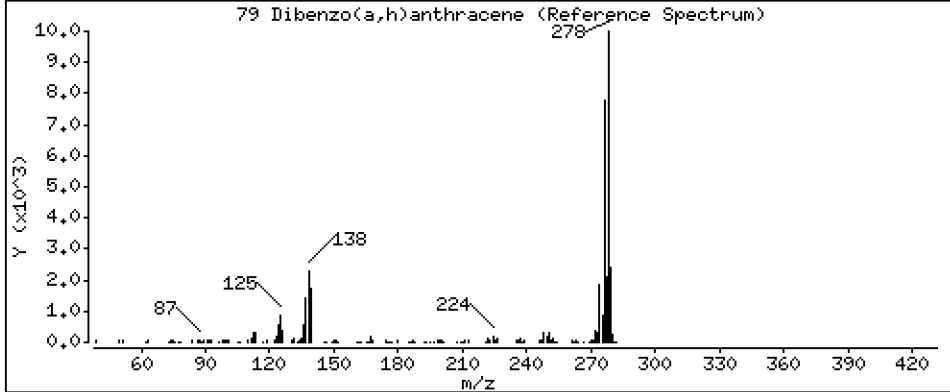
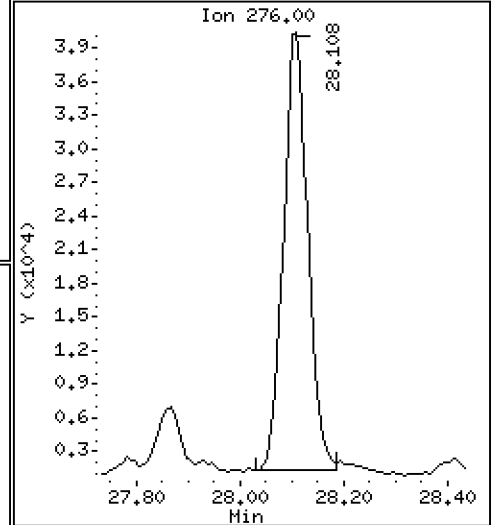
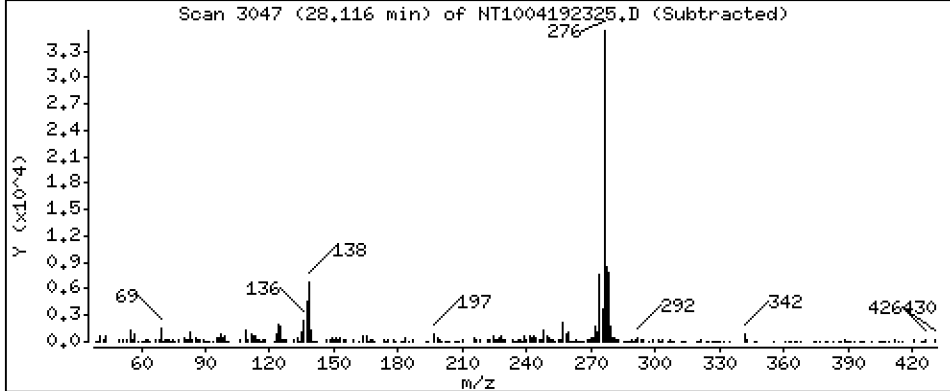
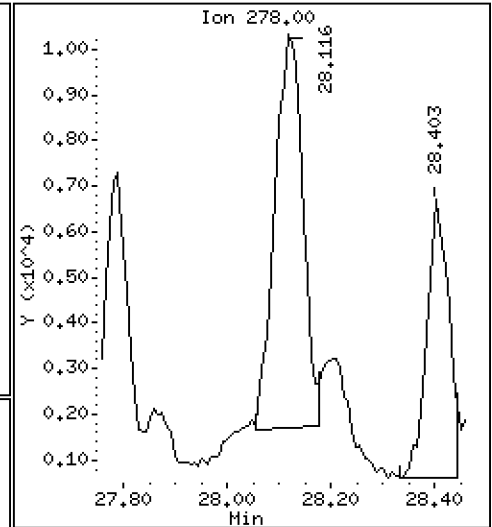
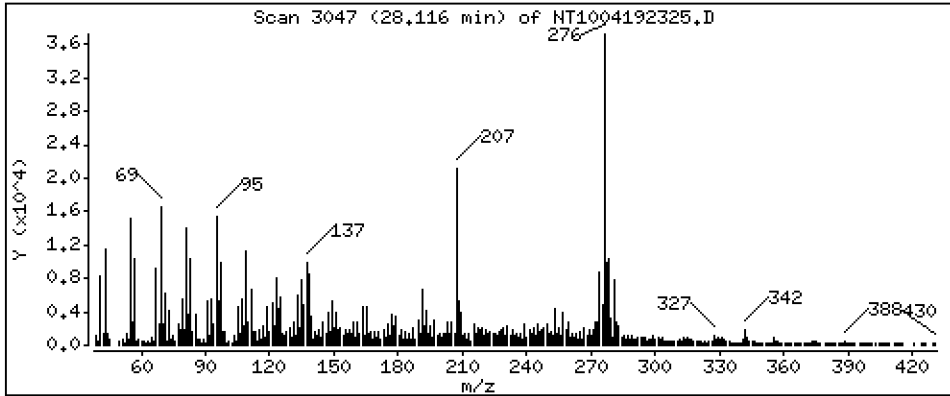
Operator: VTS

Column phase: ZB-5msi

Column diameter: 0.25

79 Dibenzo(a,h)anthracene

Concentration: 0.1976 ug/mL



Date : 20-APR-2023 02:37

Client ID:

Instrument: nt10.i

Sample Info: 23C0774-09

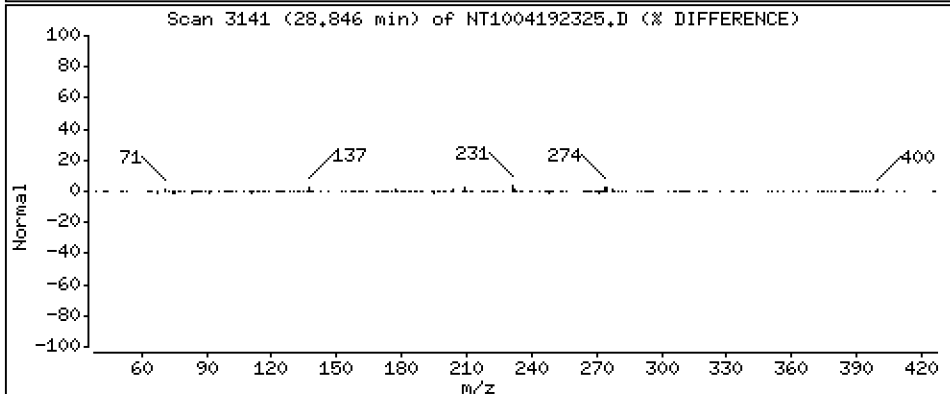
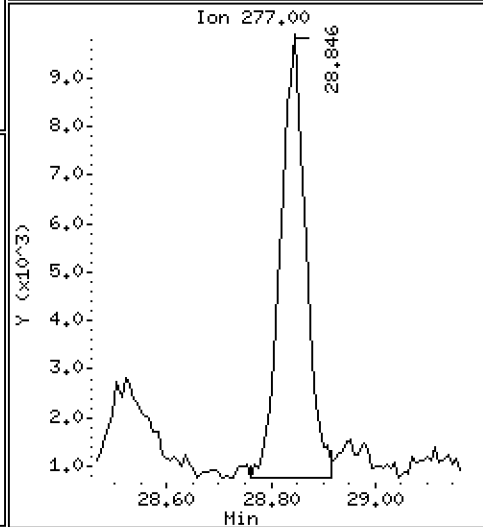
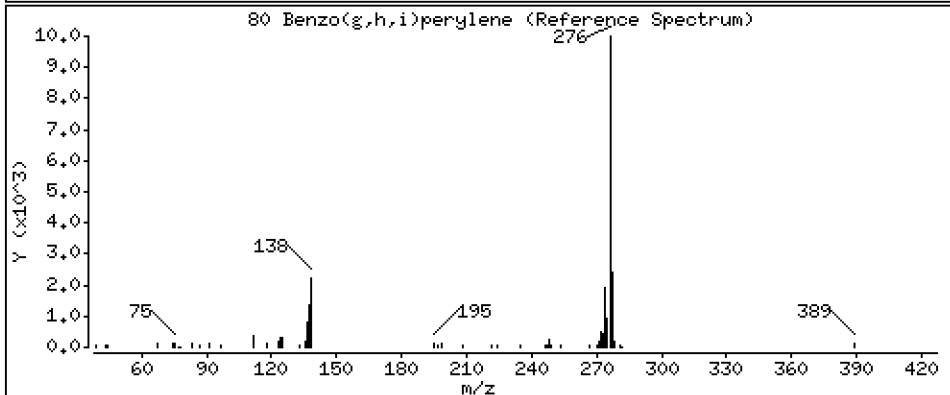
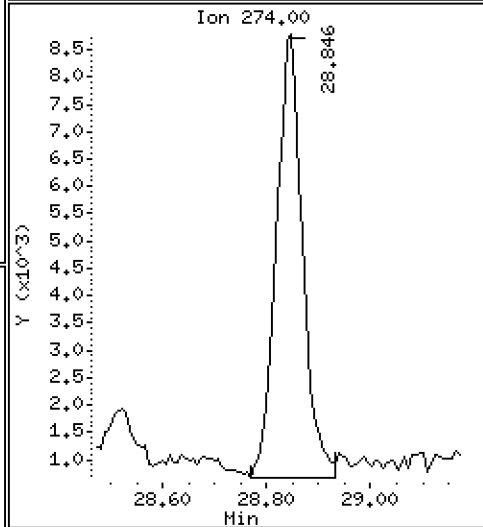
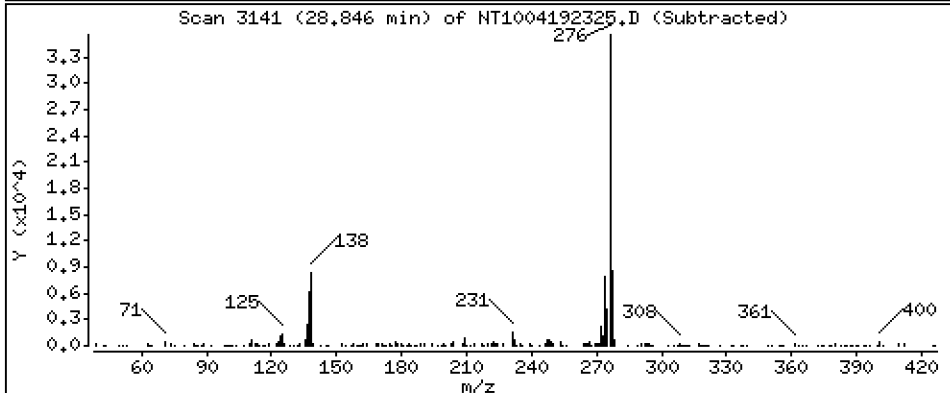
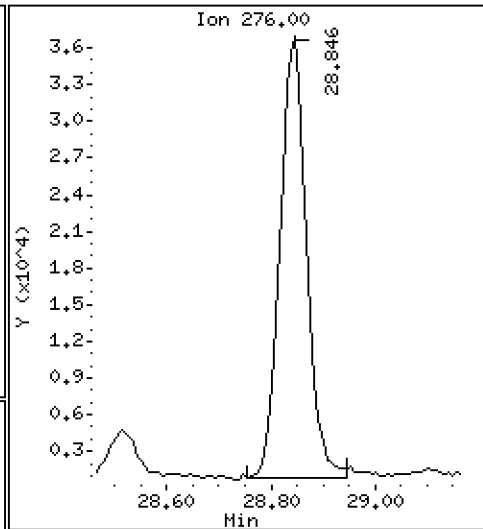
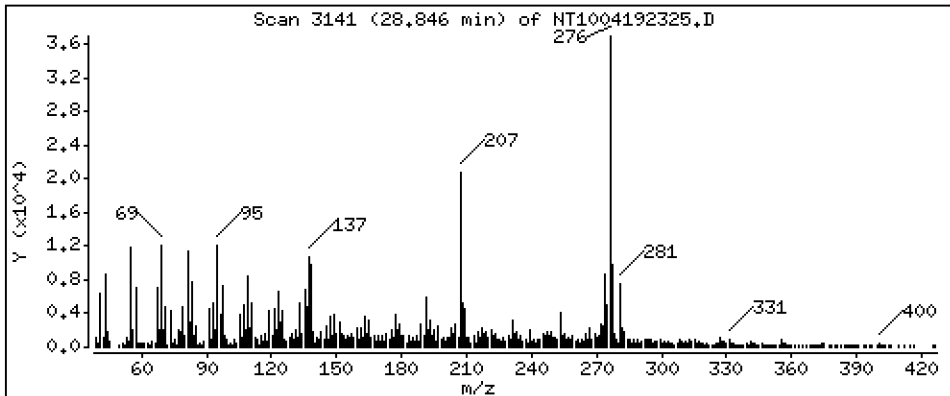
Operator: VTS

Column phase: ZB-5msi

Column diameter: 0,25

80 Benzo(g,h,i)perylene

Concentration: 0,7517 ug/mL



Date : 20-APR-2023 02:37

Client ID:

Instrument: nt10.i

Sample Info: 23C0774-09

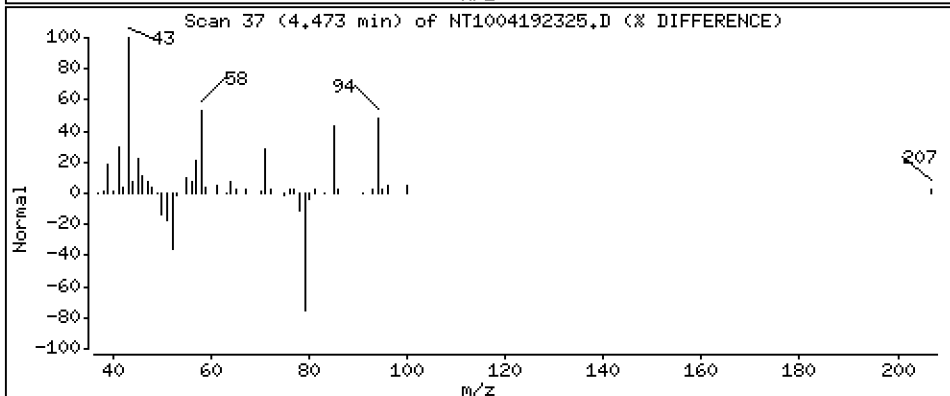
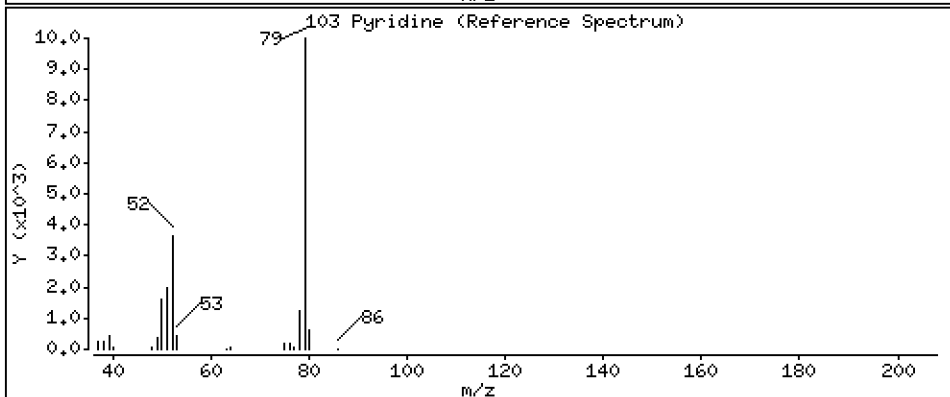
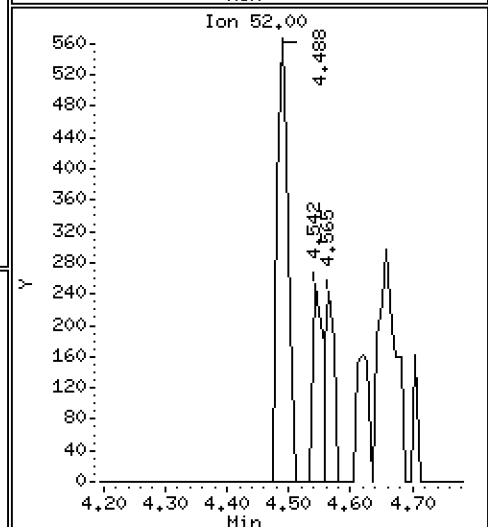
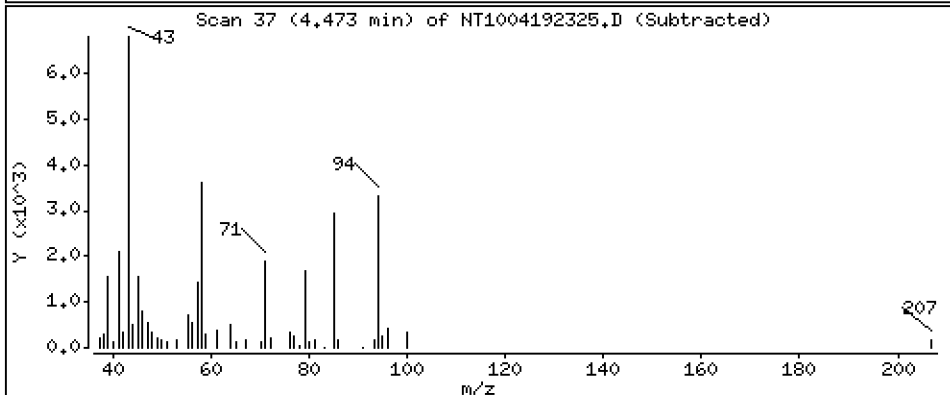
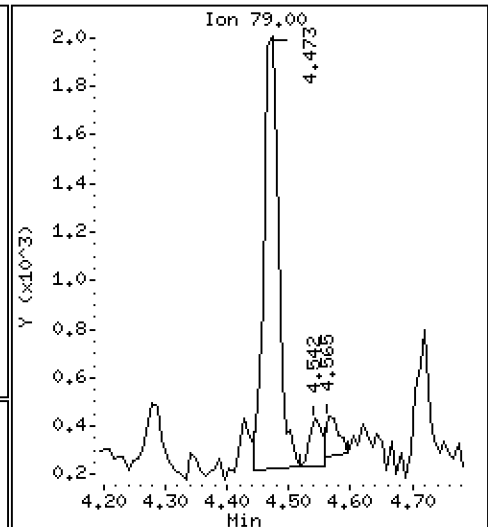
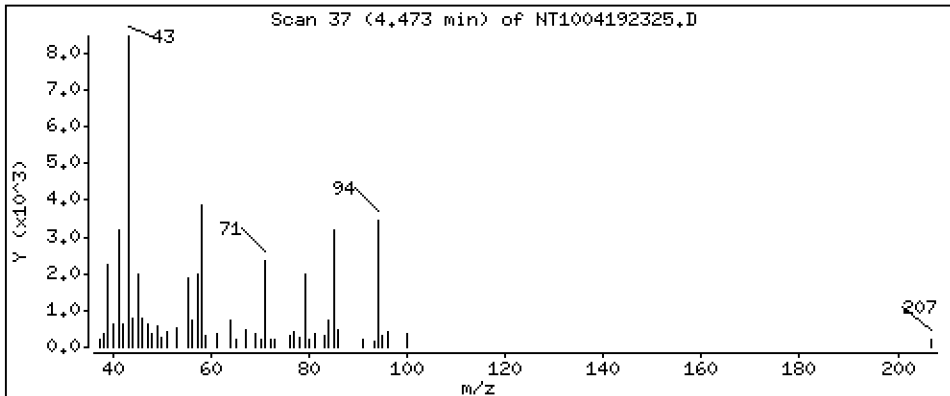
Operator: VTS

Column phase: ZB-5msi

Column diameter: 0,25

103 Pyridine

Concentration: 0,07619 ug/mL



Date : 20-APR-2023 02:37

Client ID:

Instrument: nt10.i

Sample Info: 23C0774-09

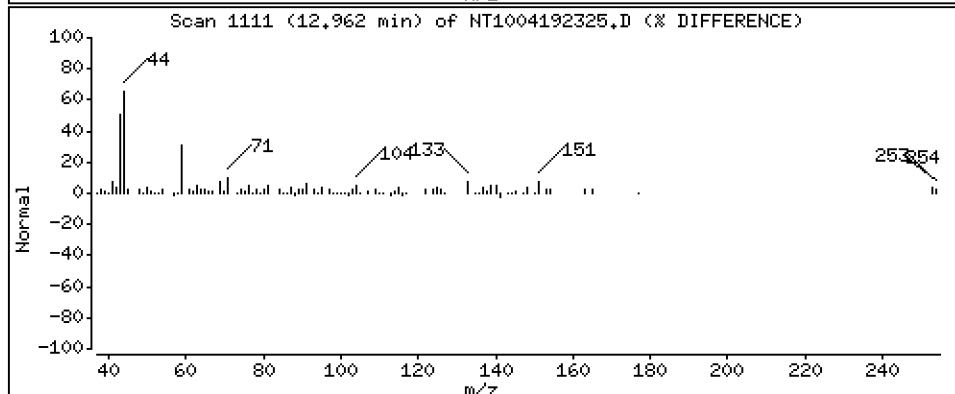
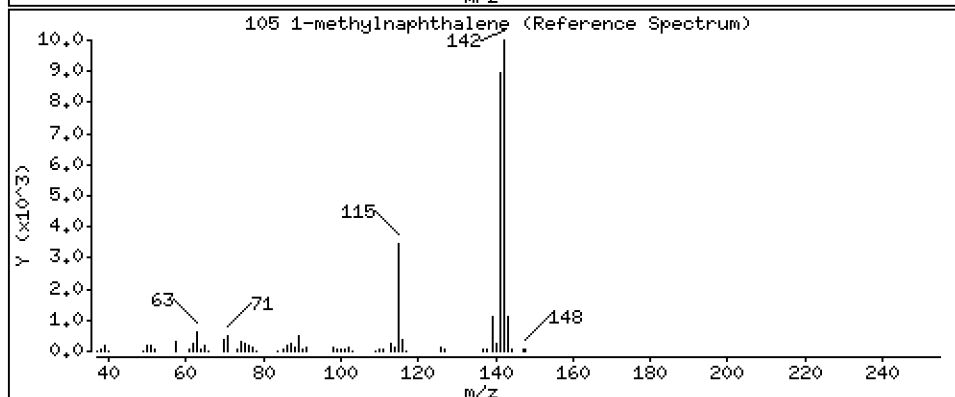
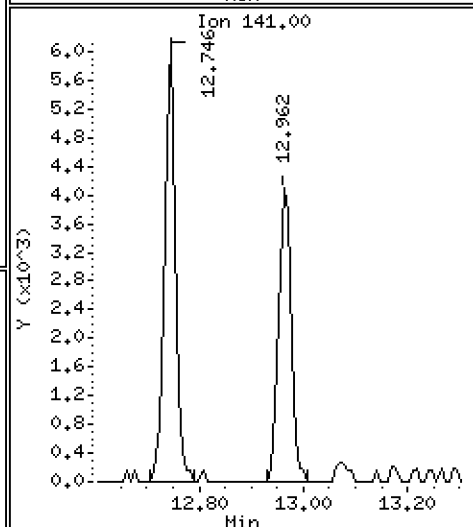
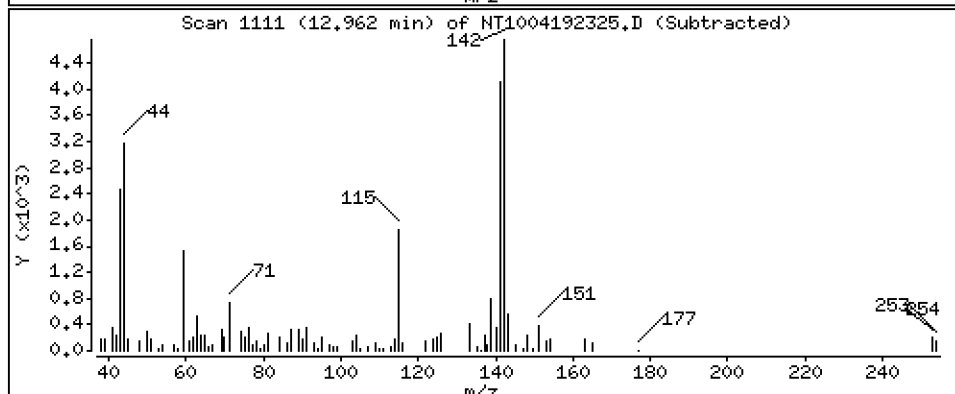
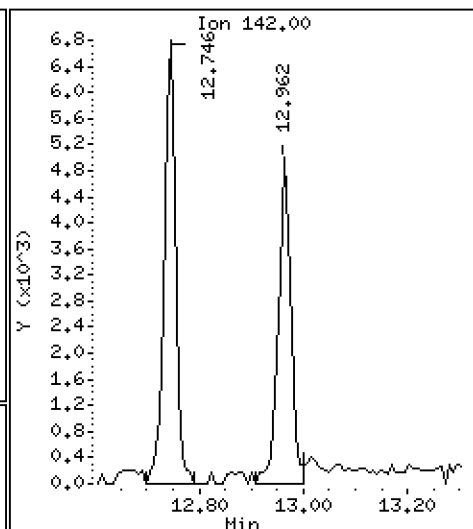
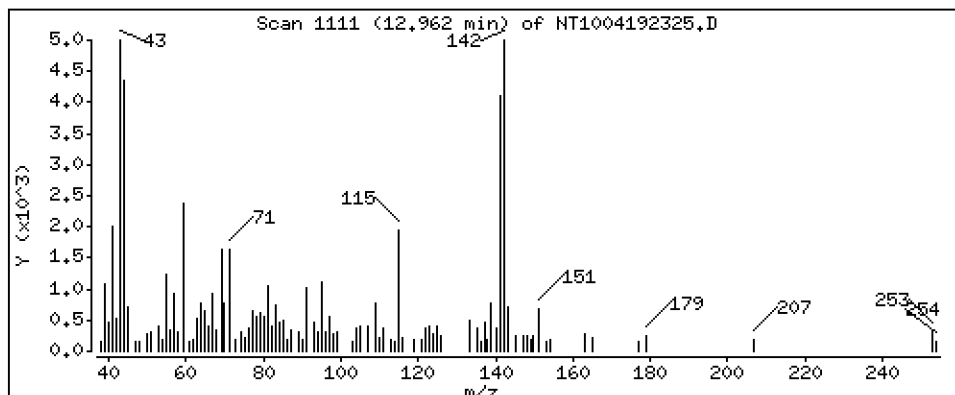
Operator: VTS

Column phase: ZB-5msi

Column diameter: 0,25

105 1-methylnaphthalene

Concentration: 0,09736 ug/mL



Date : 20-APR-2023 02:37

Client ID:

Instrument: nt10.i

Sample Info: 23C0774-09

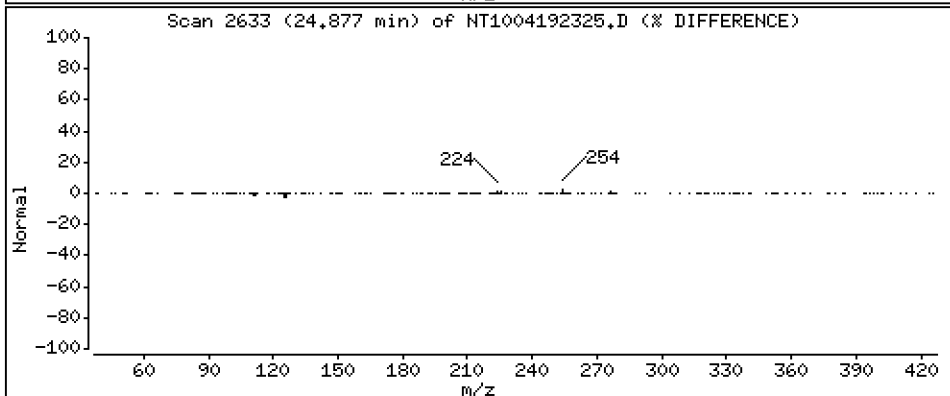
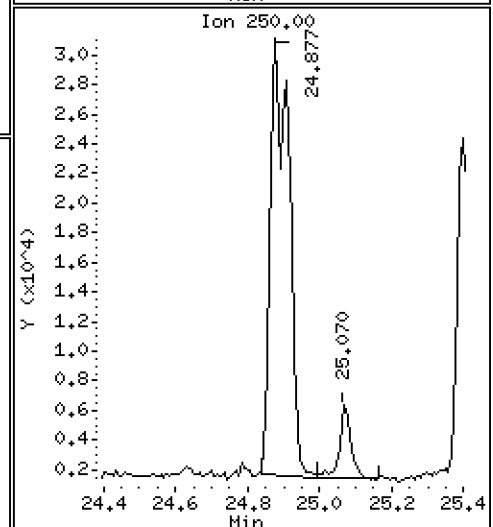
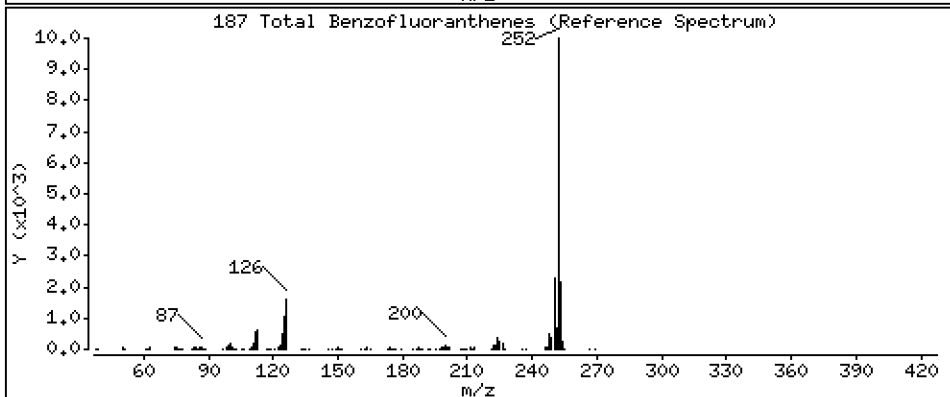
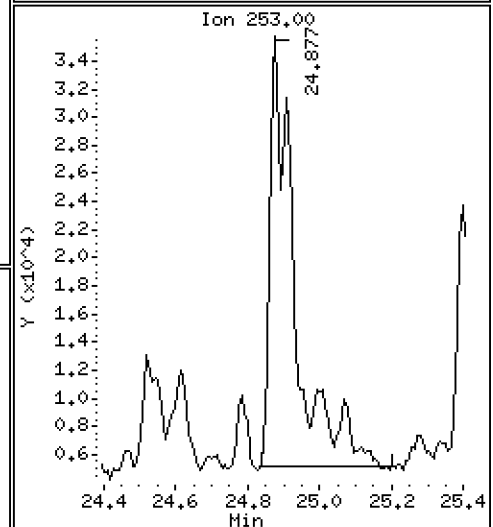
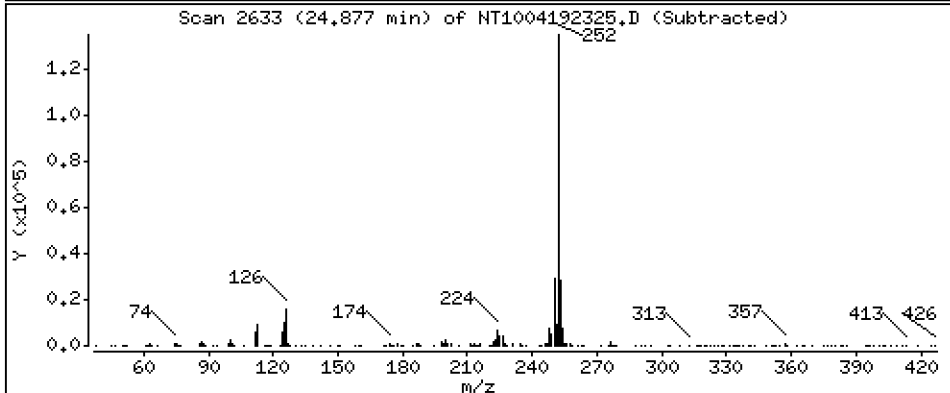
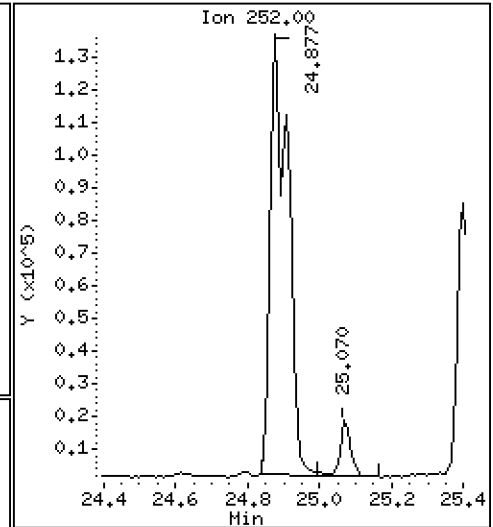
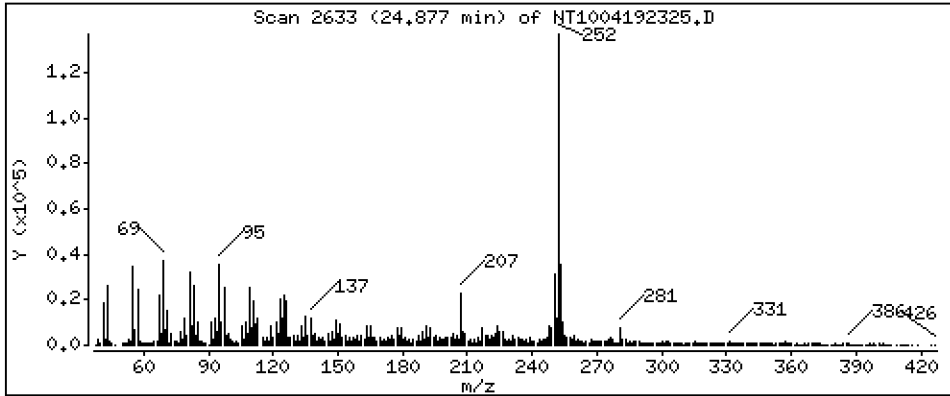
Operator: VTS

Column phase: ZB-5msi

Column diameter: 0,25

187 Total Benzofluoranthenes

Concentration: 2,730 ug/mL



ARI Labs, Inc.

Semivolatile Report SW846 Method 8270D

Data file : \\target\share\chem3\nt10.i\20230419A.b\NT1004192325.D

Lab Smp Id: 23C0774-09

Inj Date : 20-APR-2023 02:37

Operator : VTS

Inst ID: nt10.i

Smp Info : 23C0774-09

Misc Info :

Comment : 1ul Injection

Method : \\target\share\chem3\nt10.i\20230419A.b\ABN.m

Meth Date : 20-Apr-2023 14:53 deenayd Quant Type: ISTD

Cal Date : 16-MAR-2023 00:22 Cal File: NT10031508.D

Als bottle: 20

Dil Factor: 1.00000

Integrator: HP RTE

Compound Sublist: ICAL.sub

Target Version: 4.14

Processing Host: DEENAY-201905

Compounds	QUANT	SIG	RT	EXP RT	REL RT	RESPONSE	CONCENTRATIONS	
							ON-COLUMN	FINAL
	MASS						(ug/mL)	(ug/mL)
\$ 1 2-Fluorophenol	112		6.612	6.604	(0.749)	186269	4.61047	4.610
\$ 2 Phenol-d5	99		8.211	8.204	(0.931)	255120	4.81354	4.814
3 Phenol	94		8.234	8.227	(0.933)	5844	0.10611	0.1061
\$ 5 2-Chlorophenol-d4	132		8.466	8.467	(0.960)	230933	5.10251	5.103
4 Bis(2-Chloroethyl)ether	93		Compound Not Detected.					
6 2-Chlorophenol	128		Compound Not Detected.					
7 1,3-Dichlorobenzene	146		Compound Not Detected.					
* 8 1,4-Dichlorobenzene-d4	152		8.822	8.823	(1.000)	133597	4.00000	
9 1,4-Dichlorobenzene	146		8.853	8.854	(1.004)	866	0.01799	0.01799
\$ 10 1,2-Dichlorobenzene-d4	152		9.187	9.180	(1.041)	104178	3.20521	3.205
12 1,2-Dichlorobenzene	146		Compound Not Detected.					
11 Benzyl alcohol	108		9.109	9.102	(1.033)	3783	0.14634	0.1463
14 2,2'-oxybis(1-Chloropropane)	121		Compound Not Detected.					
13 2-Methylphenol	108		9.350	9.335	(1.060)	751	0.01871	0.01871
17 Hexachloroethane	117		Compound Not Detected.					
16 N-Nitroso-di-n-propylamine	70		Compound Not Detected.					
15 4-Methylphenol	108		9.622	9.614	(1.091)	1909	0.04513	0.04513
\$ 18 Nitrobenzene-d5	82		9.924	9.917	(0.878)	161860	3.26686	3.267
19 Nitrobenzene	77		Compound Not Detected.					
20 Isophorone	82		Compound Not Detected.					
21 2-Nitrophenol	139		Compound Not Detected.					
22 2,4-Dimethylphenol	107		Compound Not Detected.					
23 Bis(2-Chloroethoxy)methane	93		Compound Not Detected.					
24 Benzoic acid	105		10.778	10.880	(0.953)	5893	0.23757	0.2376 (MH)
25 2,4-Dichlorophenol	162		Compound Not Detected.					
26 1,2,4-Trichlorobenzene	180		Compound Not Detected.					
* 27 Naphthalene-d8	136		11.306	11.299	(1.000)	490865	4.00000	
28 Naphthalene	128		11.345	11.346	(1.003)	13482	0.10368	0.1037
29 4-Chloroaniline	127		Compound Not Detected.					
30 Hexachlorobutadiene	225		Compound Not Detected.					
31 4-Chloro-3-methylphenol	107		Compound Not Detected.					
32 2-Methylnaphthalene	142		12.745	12.738	(1.127)	10783	0.11491	0.1149
33 Hexachlorocyclopentadiene	237		Compound Not Detected.					

Compounds	QUANT	SIG	RT	EXP RT	REL RT	RESPONSE	CONCENTRATIONS	
							ON-COLUMN	FINAL
	MASS						(ug/mL)	(ug/mL)
=====	=====		=====	=====	=====	=====	=====	=====
34 2,4,6-Trichlorophenol	196					Compound Not Detected.		
35 2,4,5-Trichlorophenol	196					Compound Not Detected.		
\$ 36 2-Fluorobiphenyl	172		13.527	13.527	(0.907)	371885	3.32702	3.327
37 2-Chloronaphthalene	162					Compound Not Detected.		
38 2-Nitroaniline	65					Compound Not Detected.		
39 Dimethylphthalate	163		14.440	14.433	(0.968)	13858	0.15097	0.1510
40 Acenaphthylene	152		14.603	14.596	(0.979)	9521	0.06751	0.06751
41 2,6-Dinitrotoluene	165					Compound Not Detected.		
* 42 Acenaphthene-d10	164		14.912	14.905	(1.000)	282571	4.00000	
43 3-Nitroaniline	138					Compound Not Detected.		
44 Acenaphthene	153		14.982	14.975	(1.005)	6259	0.07184	0.07184
45 2,4-Dinitrophenol	184					Compound Not Detected.		
46 Dibenzofuran	168		15.306	15.299	(1.026)	11681	0.09092	0.09092
47 4-Nitrophenol	109					Compound Not Detected.		
48 2,4-Dinitrotoluene	165					Compound Not Detected.		
50 Diethylphthalate	149		15.894	15.895	(1.066)	78543	0.87207	0.8721
49 Fluorene	166		16.018	16.010	(1.074)	11826	0.11700	0.1170
51 4-Chlorophenyl-phenylether	204					Compound Not Detected.		
52 4-Nitroaniline	138					Compound Not Detected.		
53 4,6-Dinitro-2-methylphenol	198					Compound Not Detected.		
54 N-Nitrosodiphenylamine	169					Compound Not Detected.		
\$ 55 2,4,6-Tribromophenol	330		16.557	16.550	(1.110)	85297	6.47041	6.470
56 4-Bromophenyl-phenylether	248					Compound Not Detected.		
57 Hexachlorobenzene	284					Compound Not Detected.		
58 Pentachlorophenol	266					Compound Not Detected.		
* 59 Phenanthrene-d10	188		17.957	17.942	(1.000)	502722	4.00000	
60 Phenanthrene	178		18.003	17.988	(1.003)	100710	0.73467	0.7347
61 Anthracene	178		18.096	18.081	(1.008)	34863	0.26512	0.2651
62 Carbazole	167		18.436	18.421	(1.027)	12275	0.10417	0.1042
63 Di-n-butylphthalate	149		19.272	19.257	(1.073)	11589	0.07314	0.07314
64 Fluoranthene	202		20.448	20.402	(0.887)	287637	1.51322	1.513
65 Pyrene	202		20.850	20.827	(0.905)	522673	2.68049	2.680
\$ 66 Terphenyl-d14	244		21.152	21.137	(0.918)	473048	3.23044	3.230
67 Butylbenzylphthalate	149					Compound Not Detected.		
68 Benzo(a)anthracene	228		23.026	23.011	(0.999)	145528	0.87156	0.8716
* 69 Chrysene-d12	240		23.049	23.042	(1.000)	473058	4.00000	
70 3,3'-Dichlorobenzidine	252					Compound Not Detected.		
71 Chrysene	228		23.095	23.088	(1.002)	186493	1.14321	1.143
72 bis(2-Ethylhexyl)phthalate	149		23.142	23.135	(0.959)	55139	0.50595	0.5060
* 134 Di-n-octylphthalate-d4	153		24.133	24.126	(1.000)	744988	4.00000	
73 Di-n-octylphthalate	149					Compound Not Detected.		
74 Benzo(b)fluoranthene	252		24.876	24.861	(0.972)	255790	1.46017	1.460
75 Benzo(k)fluoranthene	252		24.907	24.900	(0.973)	251962	1.41647	1.416
76 Benzo(a)pyrene	252		25.496	25.481	(0.996)	181093	1.15626	1.156
* 77 Perylene-d12	264		25.604	25.589	(1.000)	540423	4.00000	
78 Indeno(1,2,3-cd)pyrene	276		28.107	28.085	(1.098)	129054	0.64767	0.6477
79 Dibenzo(a,h)anthracene	278		28.115	28.108	(1.098)	32696	0.19764	0.1976
80 Benzo(g,h,i)perylene	276		28.845	28.815	(1.127)	129624	0.75170	0.7517
90 N-Nitrosodimethylamine	74					Compound Not Detected.		
91 Aniline	93					Compound Not Detected.		
93 Benzidine	184					Compound Not Detected.		
103 Pyridine	79		4.472	4.434	(0.507)	3016	0.07619	0.07619
105 1-methylnaphthalene	142		12.962	12.955	(1.146)	8371	0.09736	0.09736
111 Azobenzene (1,2-DP-Hydrazine)	77					Compound Not Detected.		

Compounds	QUANT SIG	RT	EXP RT	REL RT	RESPONSE	CONCENTRATIONS	
						ON-COLUMN (ug/mL)	FINAL (ug/mL)
187 Total Benzofluoranthenes	252	24.876	24.900	(0.972)	461785	2.73021	2.730
120 2,3,4,6-Tetrachlorophenol	232	Compound Not Detected.					

QC Flag Legend

- M - Compound response manually integrated.
- H - Operator selected an alternate compound hit.

ARI Labs, Inc.

INTERNAL STANDARD COMPOUNDS
 AREA AND RT SUMMARY

Instrument ID: nt10.i Calibration Date: 19-APR-2023
 Lab File ID: NT1004192325.D Calibration Time: 20:55
 Lab Smp Id: 23C0774-09
 Analysis Type: SV Level:
 Quant Type: ISTD Sample Type:
 Operator: VTS
 Method File: \\target\share\chem3\nt10.i\20230419A.b\ABN.m
 Misc Info:

Test Mode:
 Use Last Continuing Calibrator.

COMPOUND	STANDARD	AREA LIMIT		SAMPLE	%DIFF
		LOWER	UPPER		
8 1,4-Dichlorobenze	142135	71068	284270	133597	-6.01
27 Naphthalene-d8	517513	258757	1035026	490865	-5.15
42 Acenaphthene-d10	306898	153449	613796	282571	-7.93
59 Phenanthrene-d10	508635	254318	1017270	502722	-1.16
69 Chrysene-d12	460743	230372	921486	473058	2.67
134 Di-n-octylphthala	736003	368002	1472006	744988	1.22
77 Perylene-d12	559318	279659	1118636	540423	-3.38

COMPOUND	STANDARD	RT LIMIT		SAMPLE	%DIFF
		LOWER	UPPER		
8 1,4-Dichlorobenze	8.82	8.32	9.32	8.82	-0.01
27 Naphthalene-d8	11.30	10.80	11.80	11.31	0.06
42 Acenaphthene-d10	14.91	14.41	15.41	14.91	0.05
59 Phenanthrene-d10	17.94	17.44	18.44	17.96	0.08
69 Chrysene-d12	23.04	22.54	23.54	23.05	0.03
134 Di-n-octylphthala	24.13	23.63	24.63	24.13	0.03
77 Perylene-d12	25.59	25.09	26.09	25.60	0.06

AREA UPPER LIMIT = +100% of internal standard area.
 AREA LOWER LIMIT = - 50% of internal standard area.
 RT UPPER LIMIT = + 0.50 minutes of internal standard RT.
 RT LOWER LIMIT = - 0.50 minutes of internal standard RT.

REVIEW SUMMARY FOR FILE - NT1004192325.D

Lab ID: 23C0774-09

nt10.i, 20230419A.b\ABN.m, 20-APR-2023 02:37

RT CO-ELUTION COMPOUNDS

NO CO-ELUTIONS

Quant Method: ICAL

RRT CHECK

RRT	CCV RRT	DELTA	COMPOUND
0.953	0.963	-0.0097	Benzoic acid

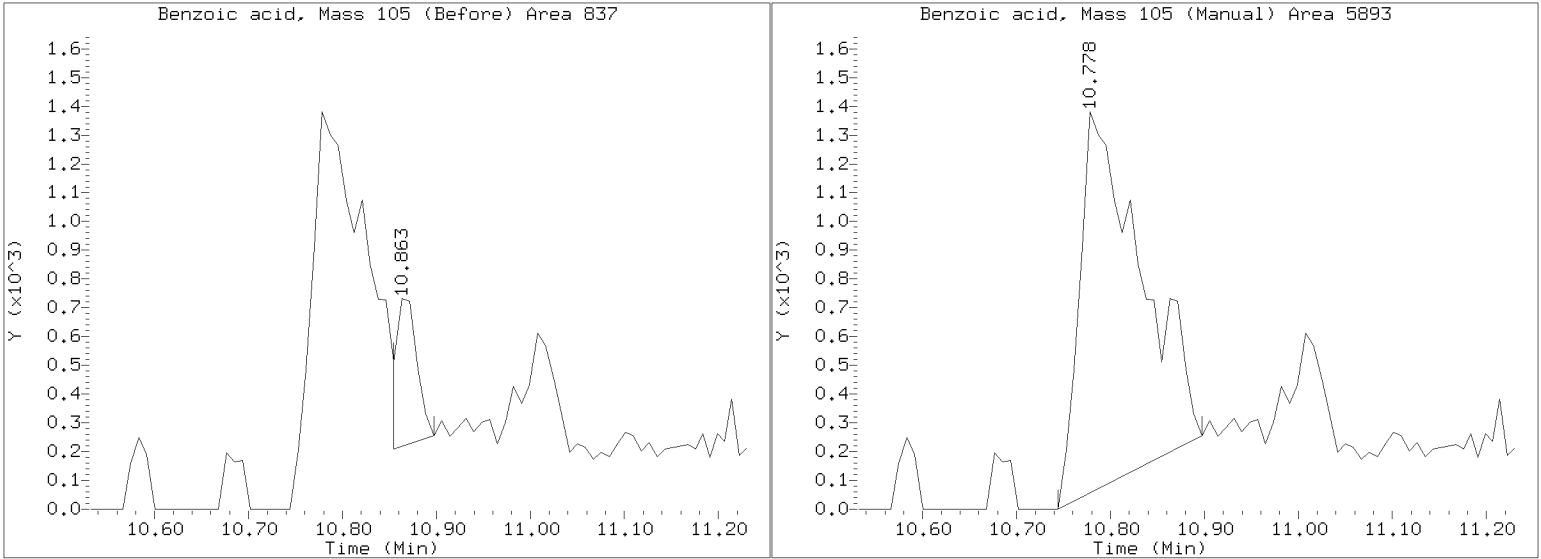
RRT check based on Ccal File: NT1004192316.D

On Column LOD for nt10.i, 20230419A.b\ABN.m, ICAL.sub = 0.0000

* Only compounds listed in the work order have been verified by the analyst *

Quant Ion Manual Peak Adjustment Report

Datafile: //target/share/chem3/nt10.i/20230419A.b/NT1004192325.D
Injection Date: 20-APR-2023 02:37
Lab ID:23C0774-09 Client ID:
Report Date: 04/20/2023 14:54



APPROVED
By Deenay Dunmore at 3:36 pm, Apr 20, 2023



Form I
ORGANIC ANALYSIS DATA SHEET
EPA 8270E
Semivolatiles (20ug/kg - 0.2ug/L SepF)

Laboratory: Analytical Resources, LLC

Client: Anchor OEA, LLC

Project: AOC5 MR Phase 1

Matrix: Sediment

Laboratory ID: 23C0774-10 A

SDG: 23C0774

Sampled: 12/14/22 10:44

Prepared: 04/05/23 16:28

File ID: NT1004192326.D

% Solids: 60.94

Preparation: EPA 3546 (Microwave)

Analyzed: 04/20/23 03:15

Batch: BLD0057

Sequence: SLD0281

Initial/Final: 16.47 g Wet / 1 mL

Instrument: NT10

Column: ZB-5MSi

Calibration: GC00046

Cleanups: GPC

CAS NO.	COMPOUND	DILUTION	CONC: (ug/kg dry)	Q	DL	RL
108-95-2	Phenol	1	8.8	J	4.4	19.9
106-44-5	4-Methylphenol	1	19.9	U	7.4	19.9
91-20-3	Naphthalene	1	8.8	J	4.2	19.9
91-57-6	2-Methylnaphthalene	1	8.4	J	4.5	19.9
208-96-8	Acenaphthylene	1	19.9	U	6.2	19.9
131-11-3	Dimethylphthalate	1	5.1	J	4.4	19.9
83-32-9	Acenaphthene	1	15.8	J	5.2	19.9
132-64-9	Dibenzofuran	1	19.9	U	14.1	19.9
86-73-7	Fluorene	1	14.7	J	14.5	19.9
85-01-8	Phenanthrene	1	100		8.7	19.9
120-12-7	Anthracene	1	29.4		7.2	19.9
206-44-0	Fluoranthene	1	175	Q	6.1	19.9
129-00-0	Pyrene	1	307		5.7	19.9
85-68-7	Butylbenzylphthalate	1	43.1		9.4	19.9
56-55-3	Benzo(a)anthracene	1	89.7		5.9	19.9
218-01-9	Chrysene	1	112		6.0	19.9
117-81-7	bis(2-Ethylhexyl)phthalate	1	72.1		5.4	49.8
	Benzo(a)fluoranthene, Total	1	293		10.0	39.9
50-32-8	Benzo(a)pyrene	1	136		4.2	19.9
193-39-5	Indeno(1,2,3-cd)pyrene	1	71.1		14.6	19.9
53-70-3	Dibenzo(a,h)anthracene	1	27.5		17.2	19.9
191-24-2	Benzo(g,h,i)perylene	1	82.1		13.5	19.9

SURROGATES	ADDED: (ug/kg dry)	FOUND: (ug/kg dry)	% REC	QC LIMITS	Q
2-Fluorophenol	747.25	436	58.4	27 - 120	
Phenol-d5	747.25	443	59.3	29 - 120	
2-Chlorophenol-d4	747.25	473	63.3	31 - 120	
1,2-Dichlorobenzene-d4	498.17	292	58.7	32 - 120	
Nitrobenzene-d5	498.17	298	59.7	30 - 120	
2-Fluorobiphenyl	498.17	319	64.1	35 - 120	



Form I
ORGANIC ANALYSIS DATA SHEET
EPA 8270E
Semivolatiles (20ug/kg - 0.2ug/L SepF)

Laboratory: Analytical Resources, LLC

Client: Anchor OEA, LLC

Project: AOC5 MR Phase 1

Matrix: Sediment

Laboratory ID: 23C0774-10 A

SDG: 23C0774

Sampled: 12/14/22 10:44

Prepared: 04/05/23 16:28

File ID: NT1004192326.D

% Solids: 60.94

Preparation: EPA 3546 (Microwave)

Analyzed: 04/20/23 03:15

Batch: BLD0057

Sequence: SLD0281

Initial/Final: 16.47 g Wet / 1 mL

Instrument: NT10

Column: ZB-5MSi

Calibration: GC00046

Cleanups: GPC

SURROGATES	ADDED: (ug/kg dry)	FOUND: (ug/kg dry)	% REC	QC LIMITS	Q
2,4,6-Tribromophenol	747.25	640	85.7	24 - 134	
p-Terphenyl-d14	498.17	314	63.1	37 - 120	

Data File: \\target\share\chem3\nt10.1\20230419A.B\NT1004192326.D

Date: 20-APR-2023 03:15

Client ID:

Sample Info: 23C0774-10

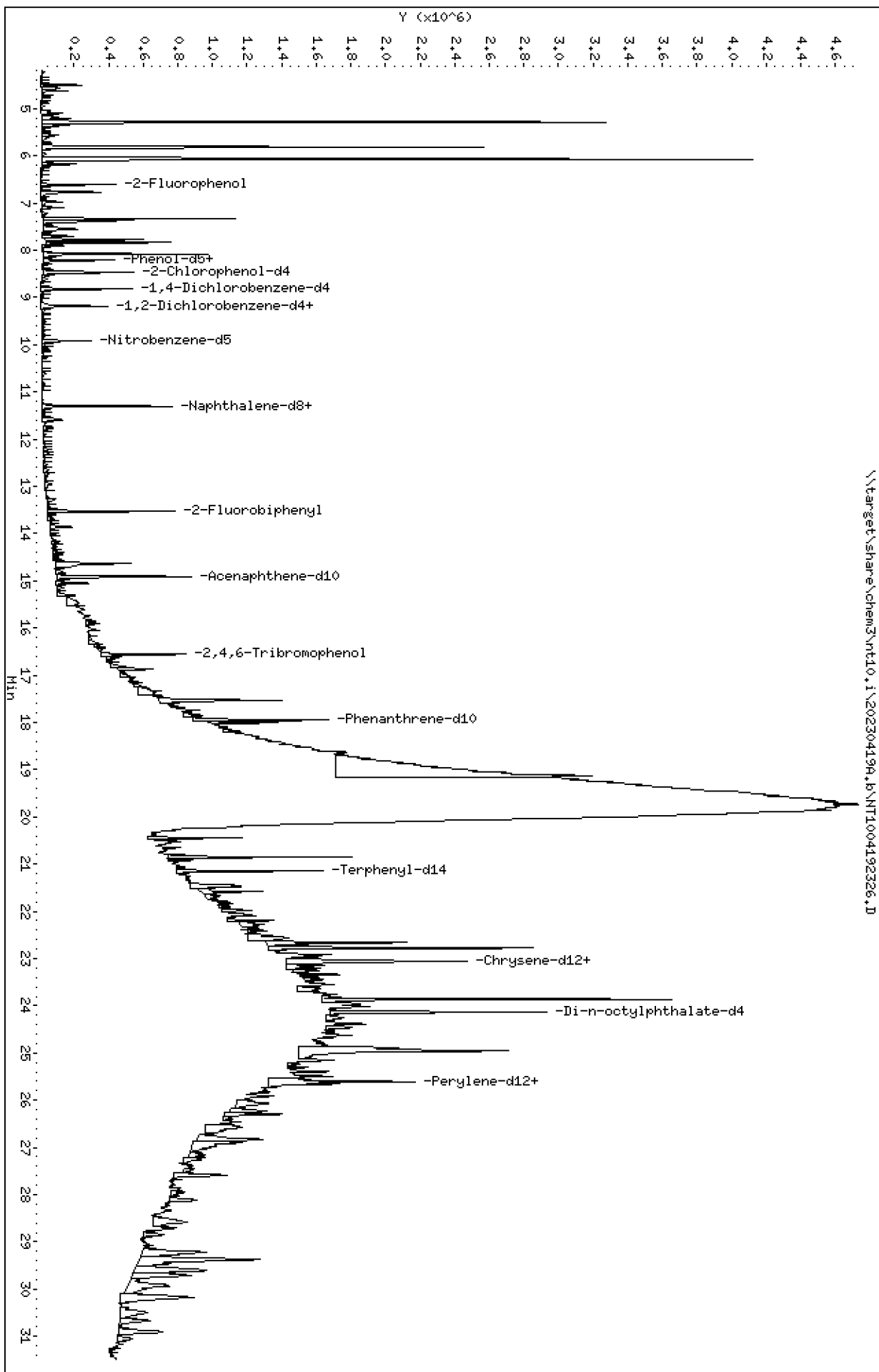
Instrument: nt10.1

Operator: VTS

Column diameter: 0.25

Column phase: ZB-5msi

\\target\share\chem3\nt10.1\20230419A.B\NT1004192326.D



Date : 20-APR-2023 03:15

Client ID:

Instrument: nt10.i

Sample Info: 23C0774-10

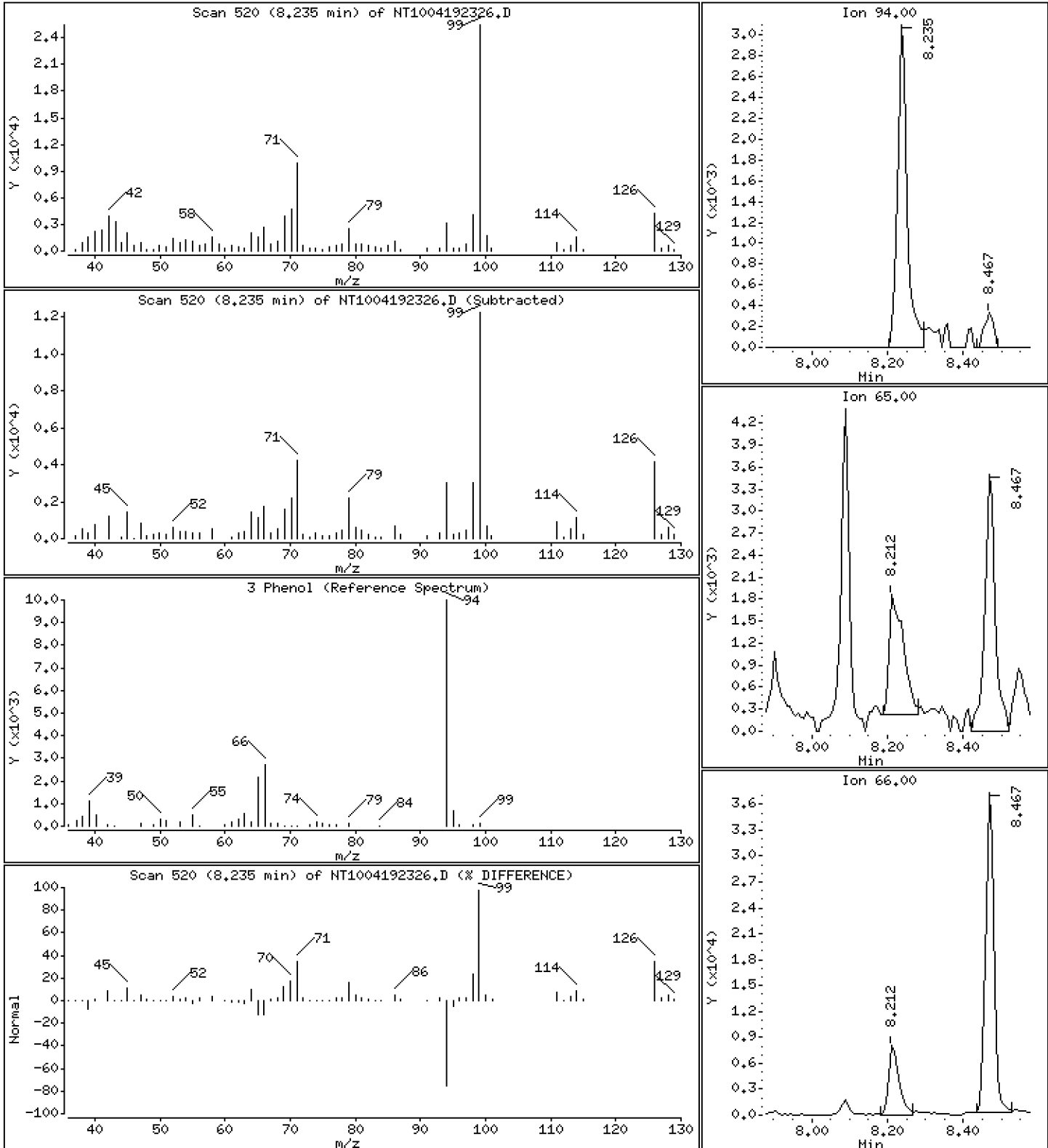
Operator: VTS

Column phase: ZB-5msi

Column diameter: 0.25

3 Phenol

Concentration: 0.08847 ug/mL



Date : 20-APR-2023 03:15

Client ID:

Instrument: nt10.i

Sample Info: 23C0774-10

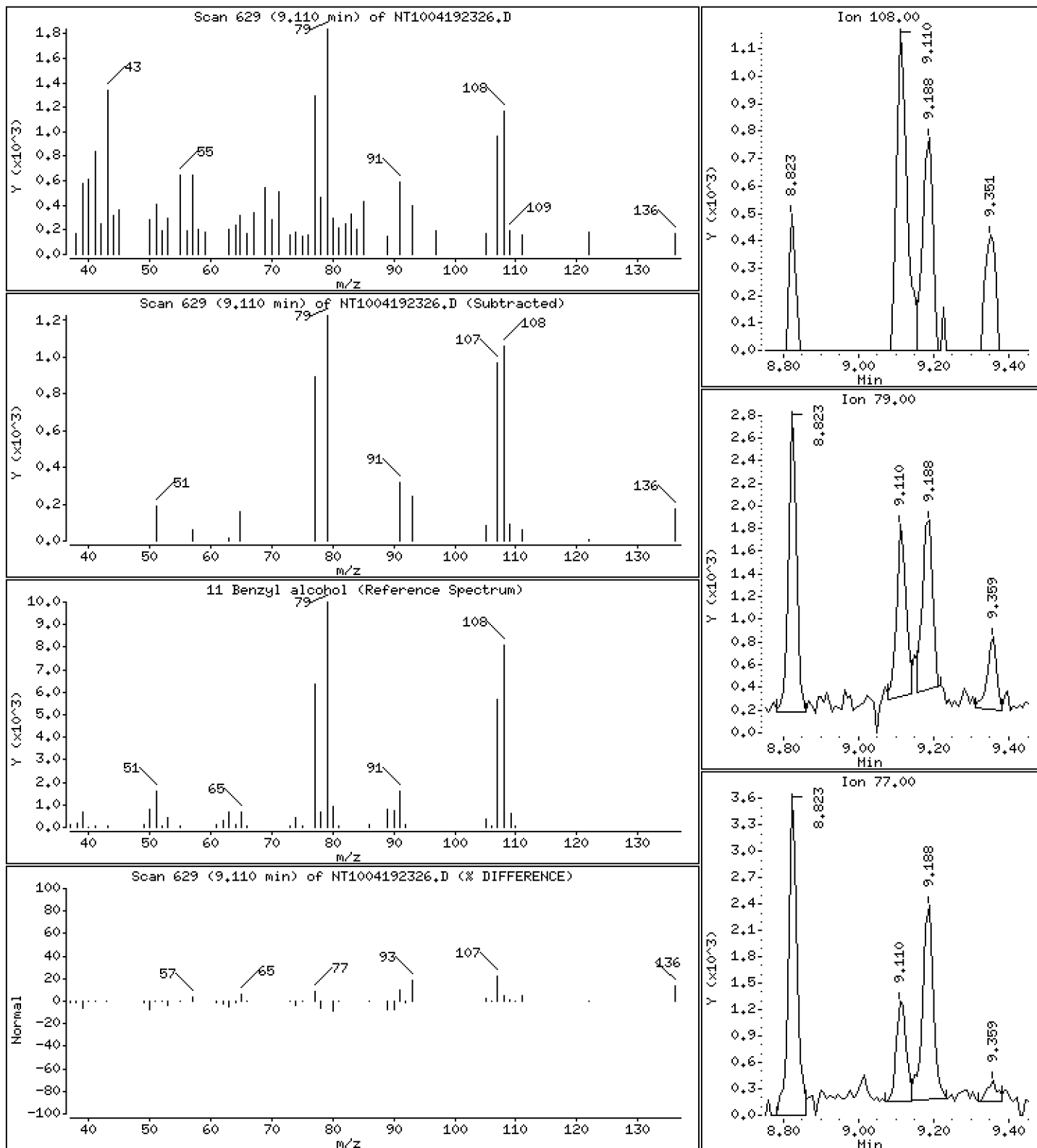
Operator: VTS

Column phase: ZB-5msi

Column diameter: 0.25

11 Benzyl alcohol

Concentration: 0.07553 ug/mL



Date : 20-APR-2023 03:15

Client ID:

Instrument: nt10.i

Sample Info: 23C0774-10

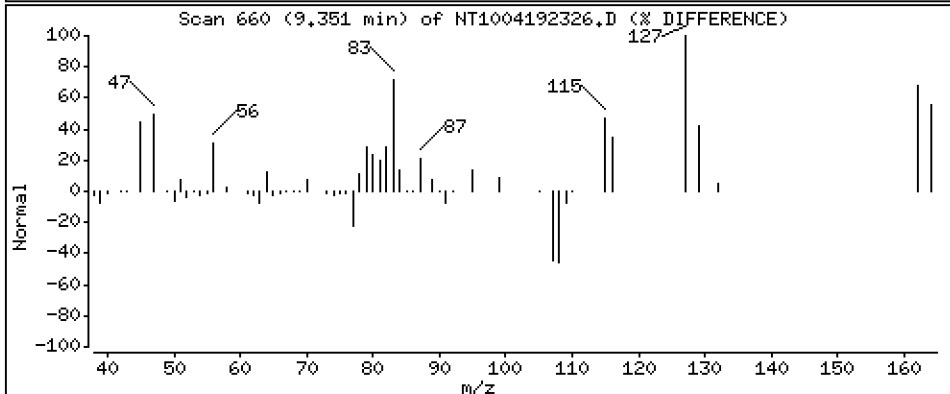
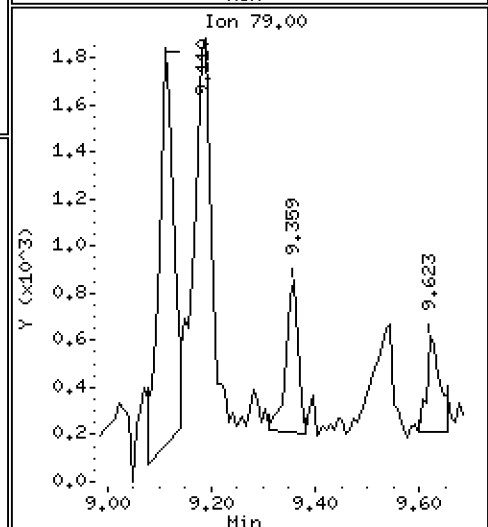
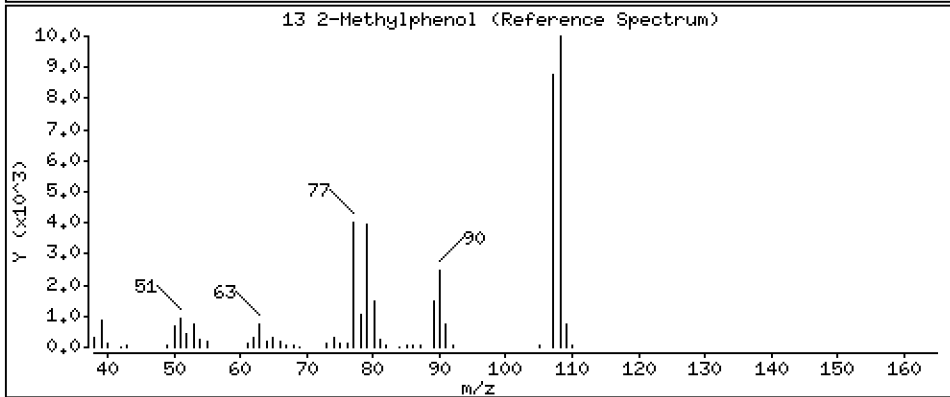
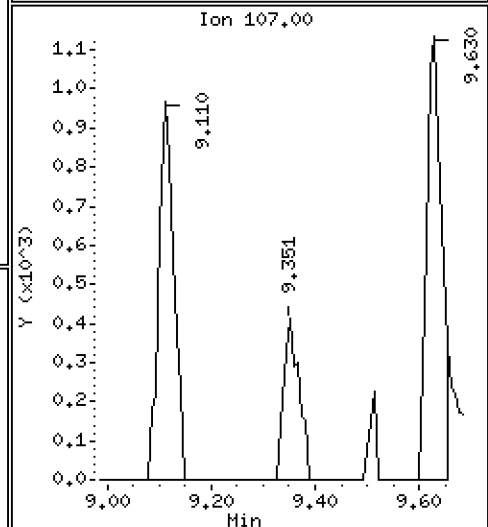
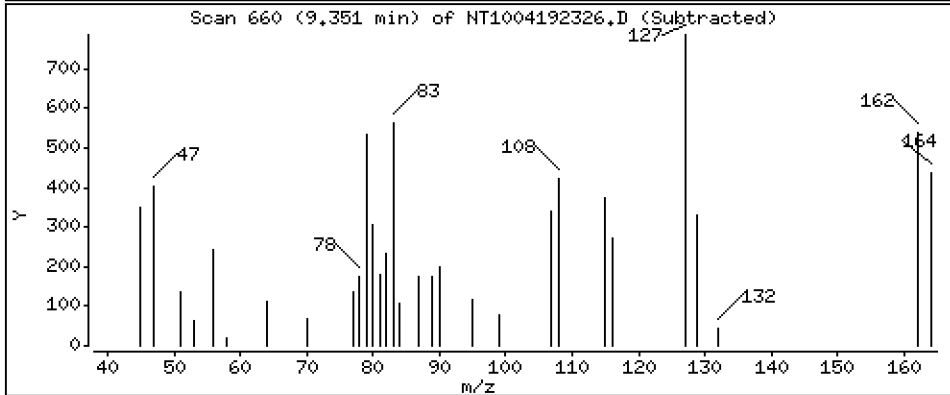
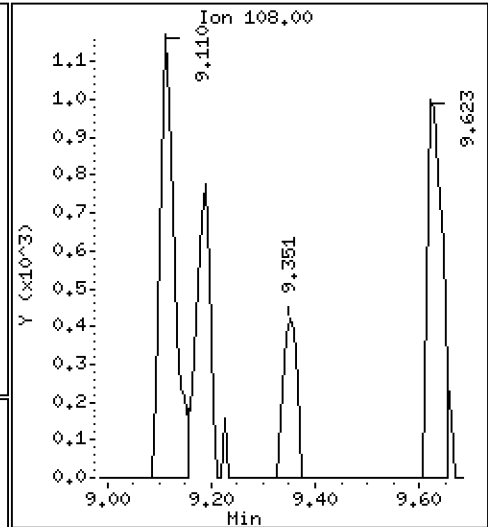
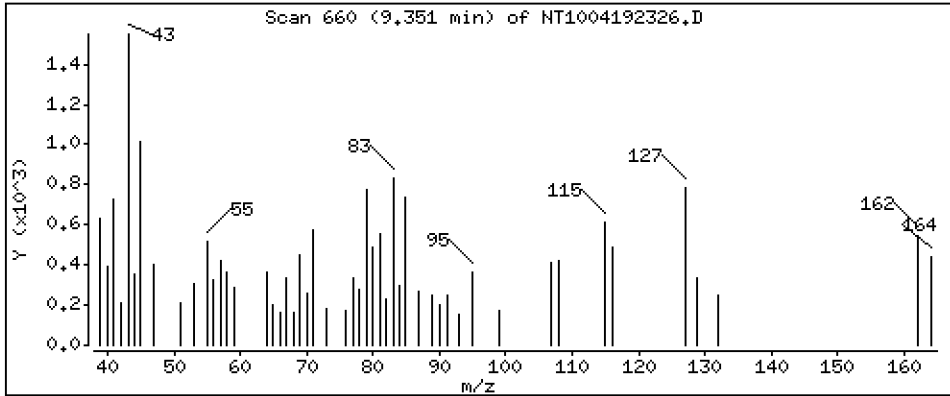
Operator: VTS

Column phase: ZB-5msi

Column diameter: 0.25

13 2-Methylphenol

Concentration: 0.01727 ug/mL



Date : 20-APR-2023 03:15

Client ID:

Instrument: nt10.i

Sample Info: 23C0774-10

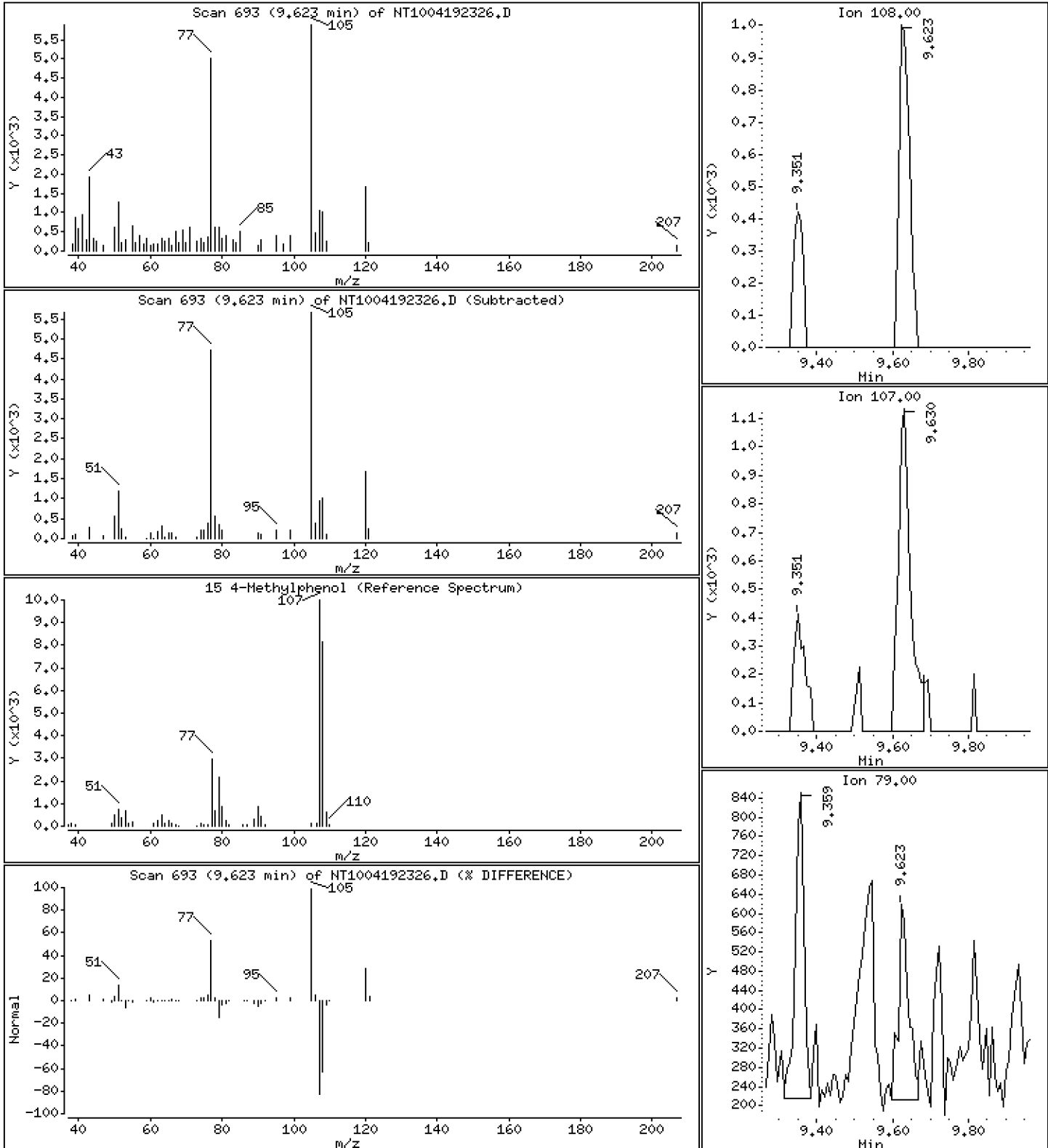
Operator: VTS

Column phase: ZB-5msi

Column diameter: 0.25

15 4-Methylphenol

Concentration: 0.04211 ug/mL



Date : 20-APR-2023 03:15

Client ID:

Instrument: nt10.i

Sample Info: 23C0774-10

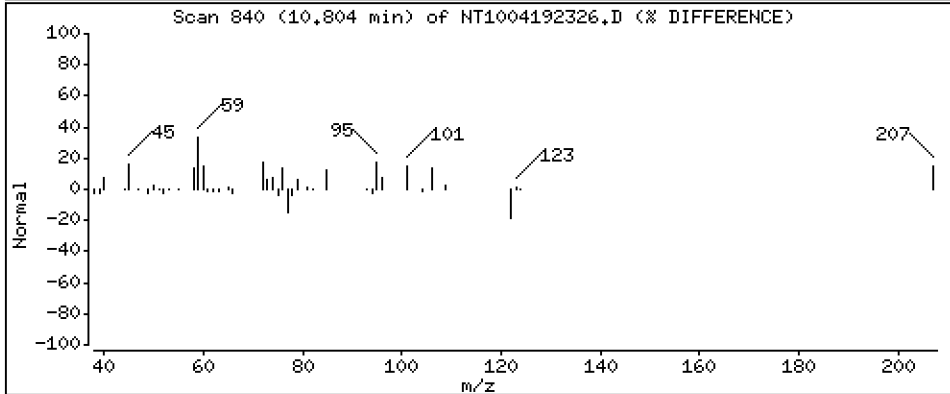
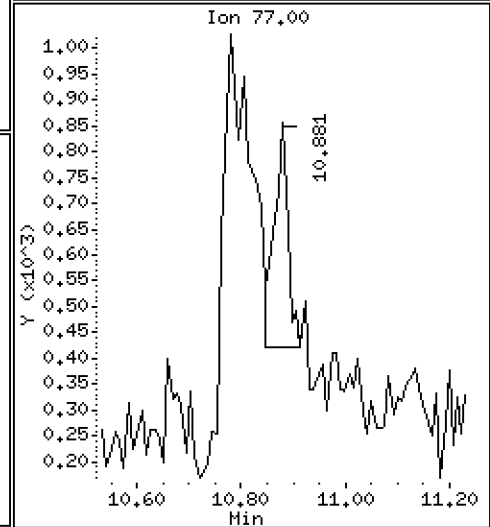
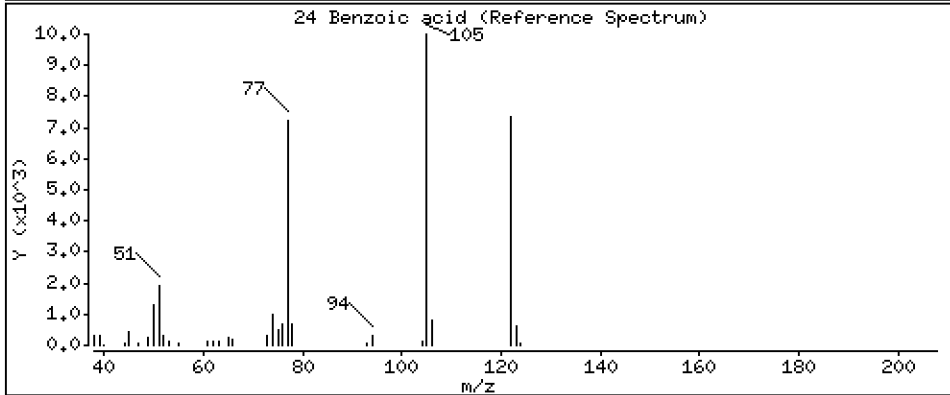
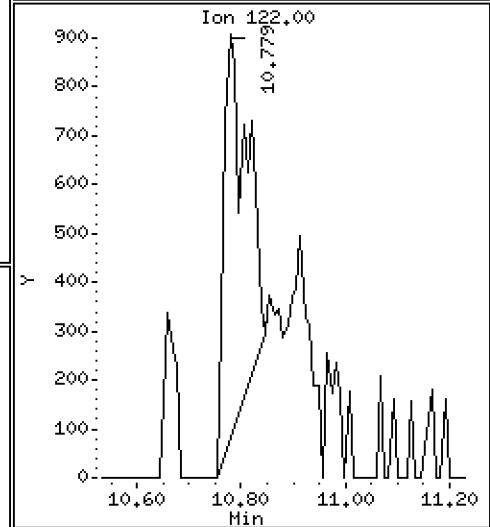
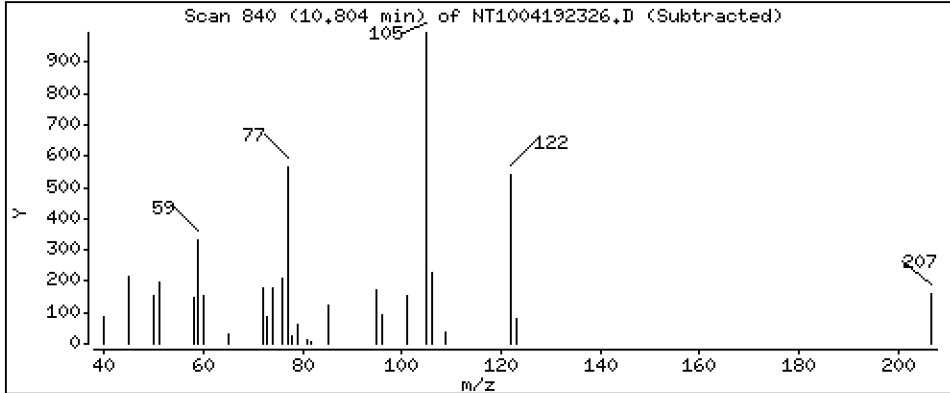
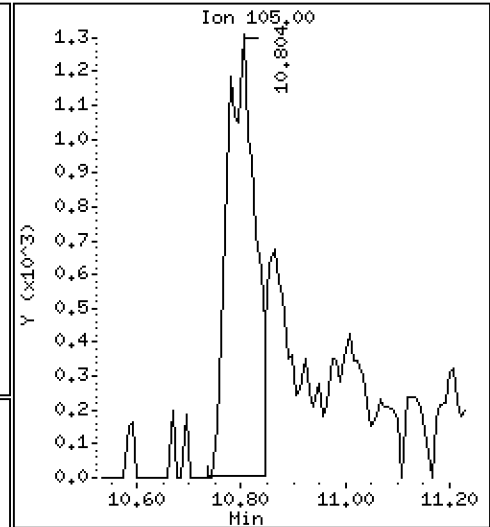
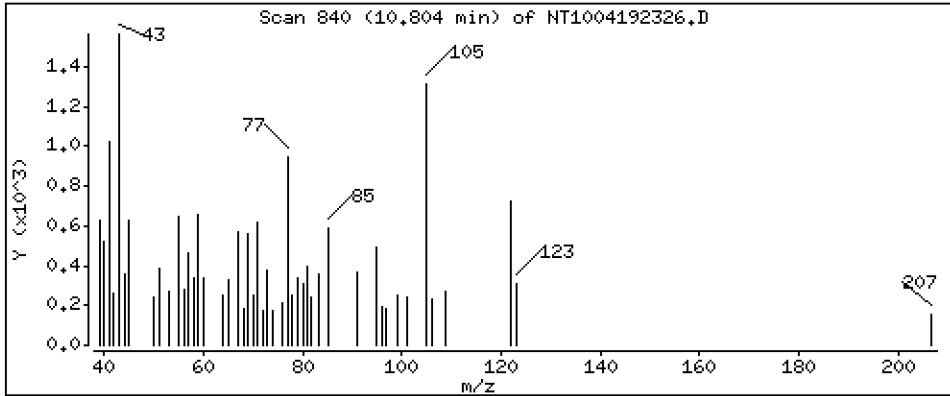
Operator: VTS

Column phase: ZB-5msi

Column diameter: 0.25

24 Benzoic acid

Concentration: 0.1737 ug/mL



Date : 20-APR-2023 03:15

Client ID:

Instrument: nt10.i

Sample Info: 23C0774-10

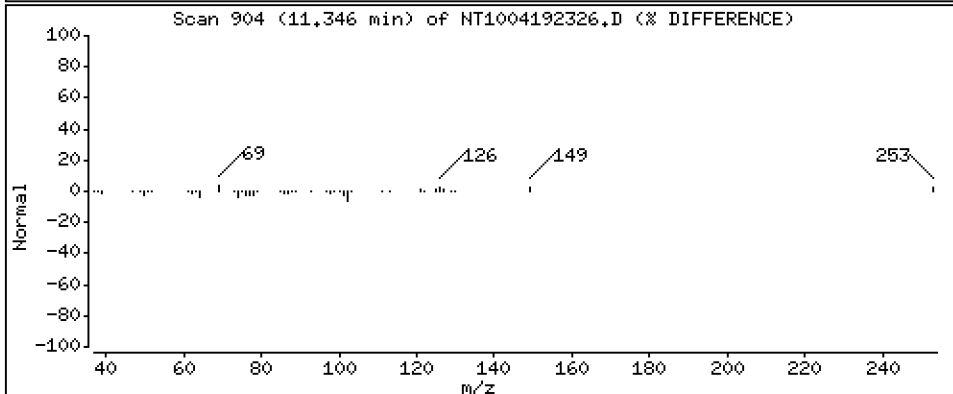
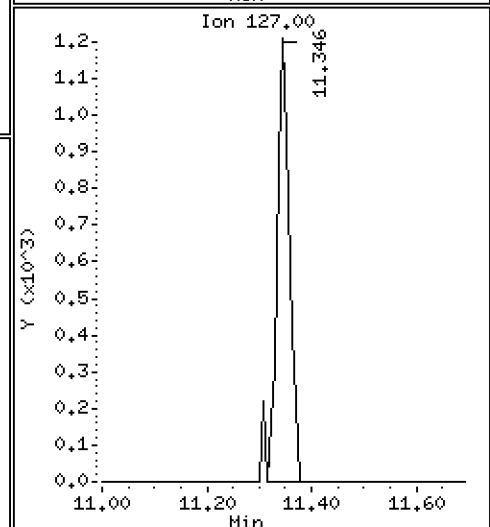
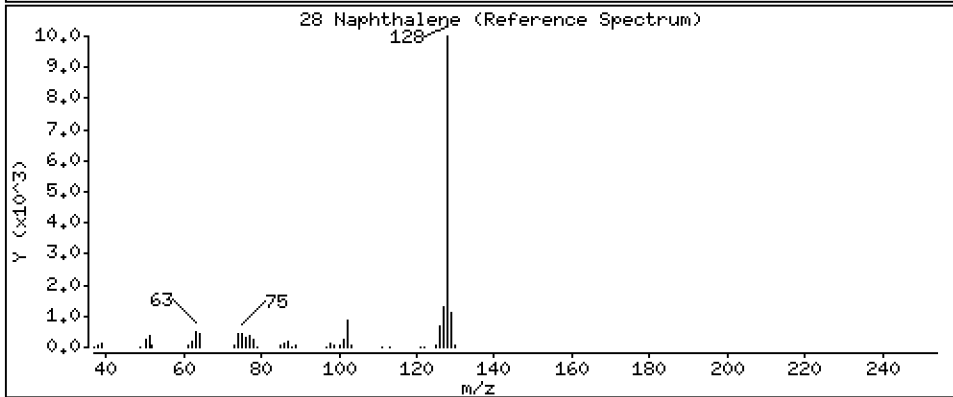
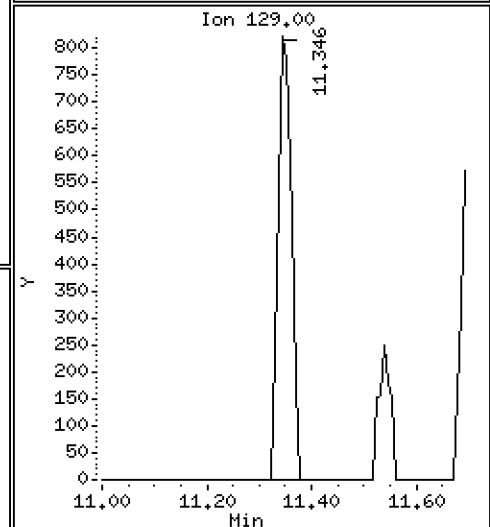
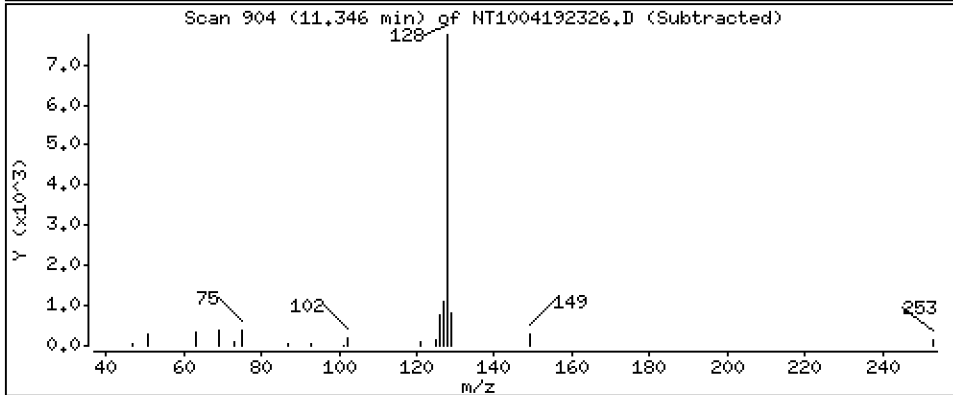
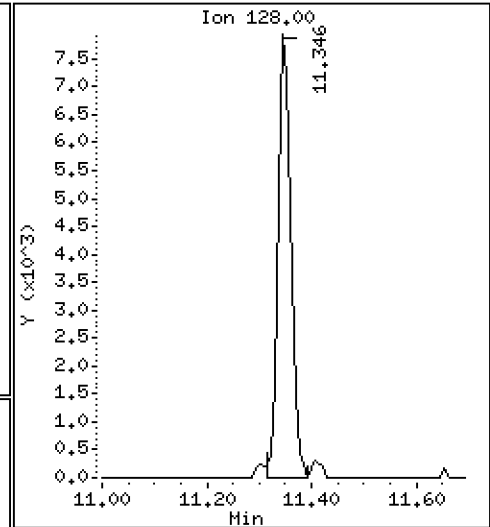
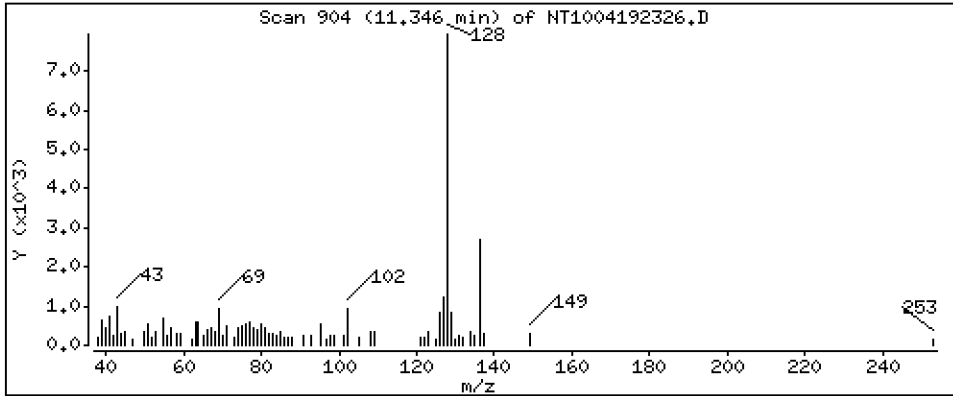
Operator: VTS

Column phase: ZB-5msi

Column diameter: 0,25

28 Naphthalene

Concentration: 0,08879 ug/mL



Date : 20-APR-2023 03:15

Client ID:

Instrument: nt10.i

Sample Info: 23C0774-10

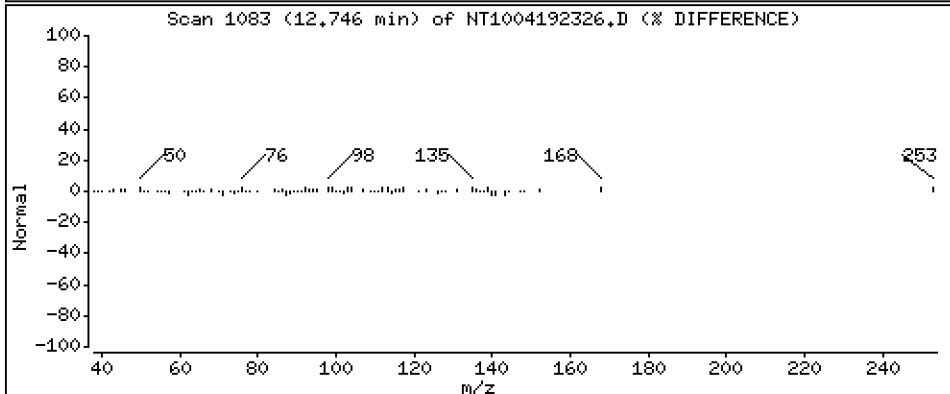
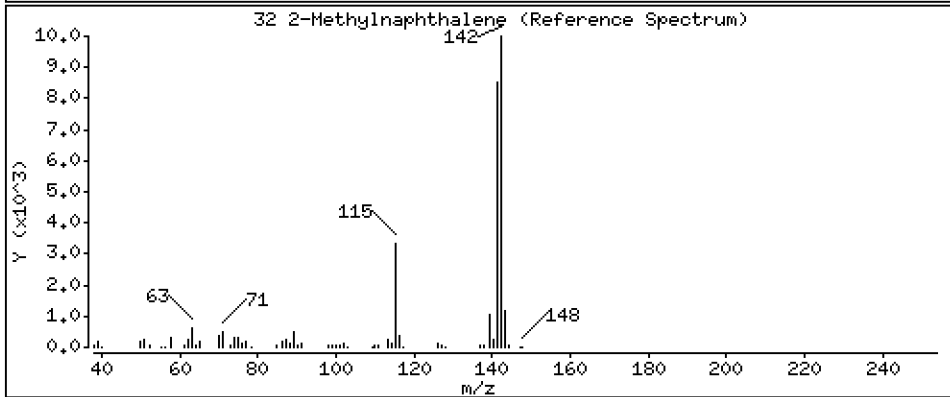
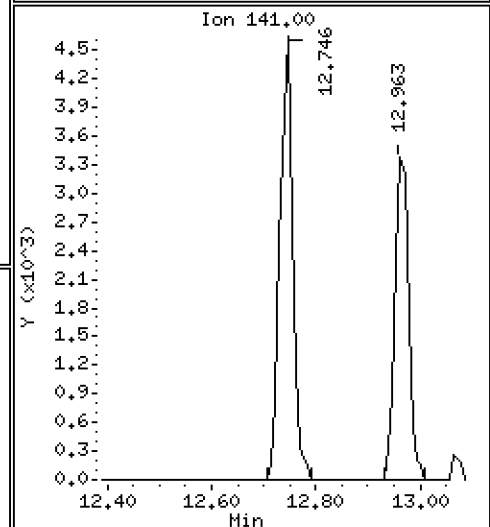
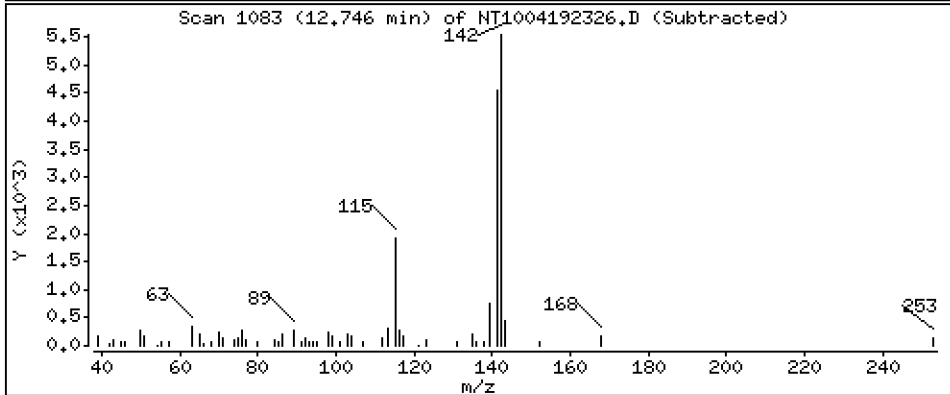
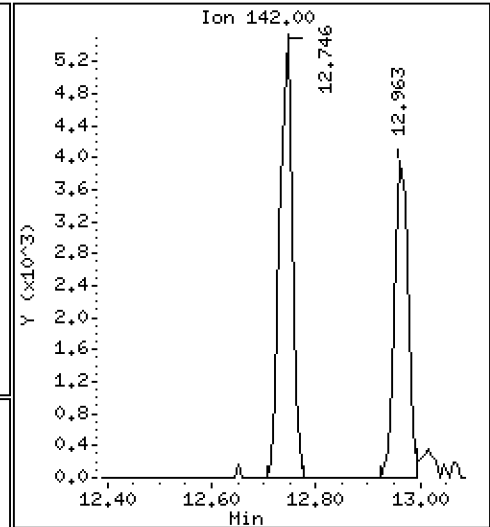
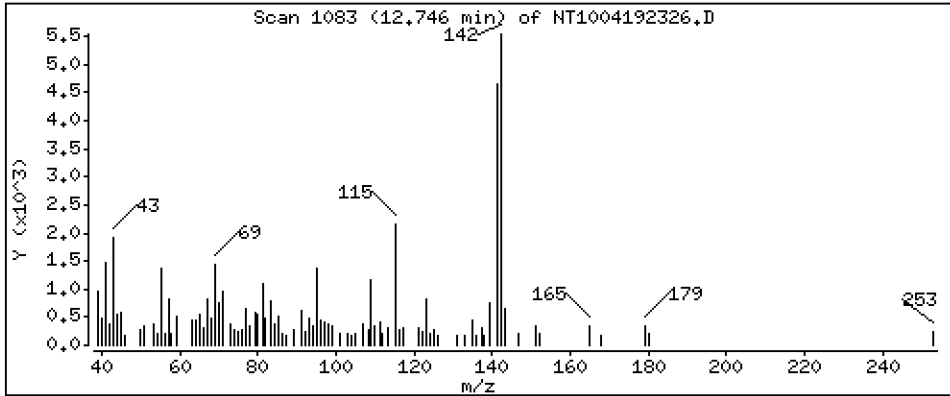
Operator: VTS

Column phase: ZB-5msi

Column diameter: 0,25

32 2-Methylnaphthalene

Concentration: 0,08409 ug/mL



Date : 20-APR-2023 03:15

Client ID:

Instrument: nt10.i

Sample Info: 23C0774-10

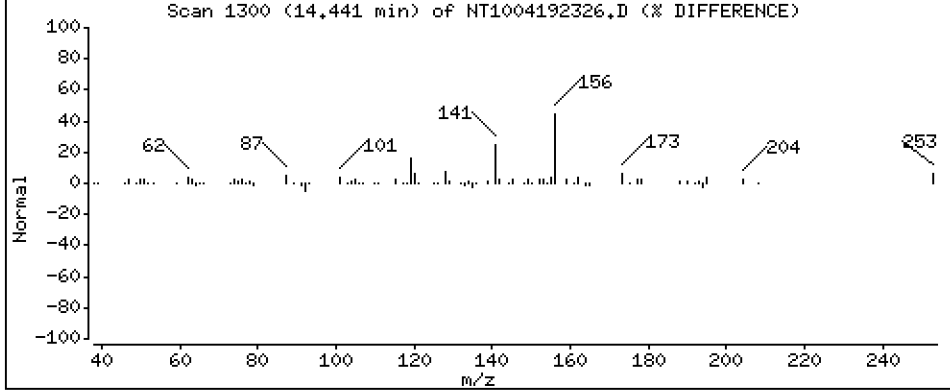
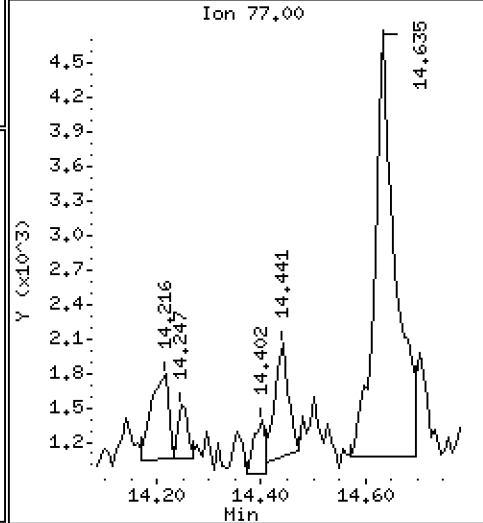
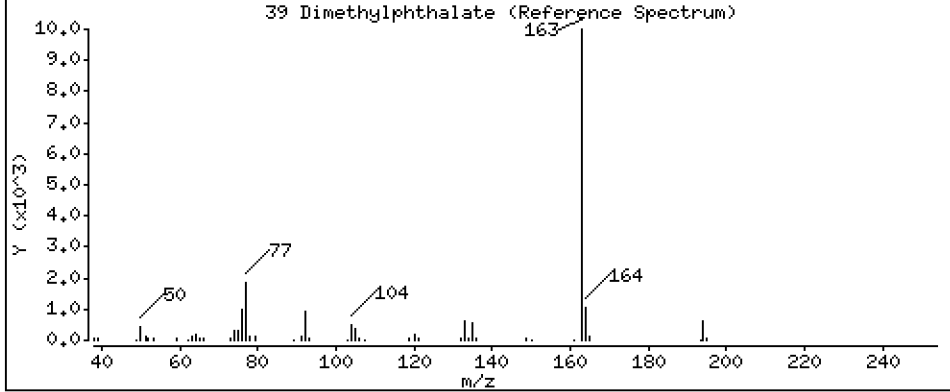
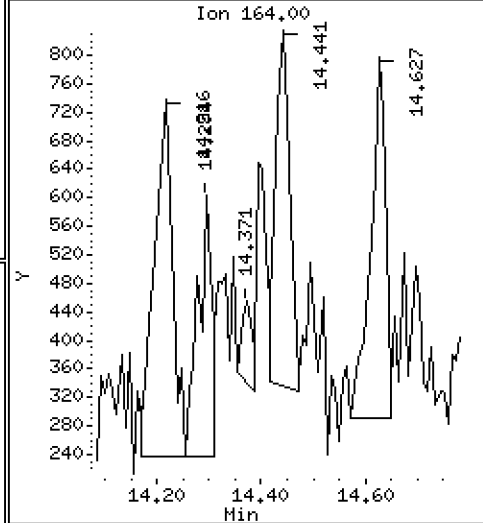
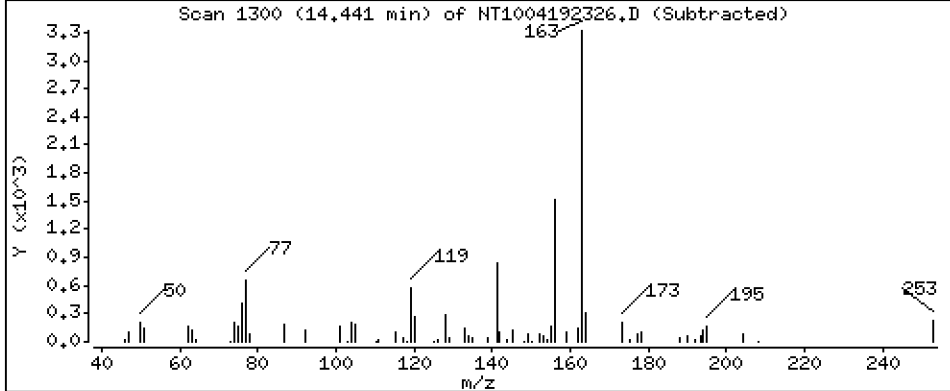
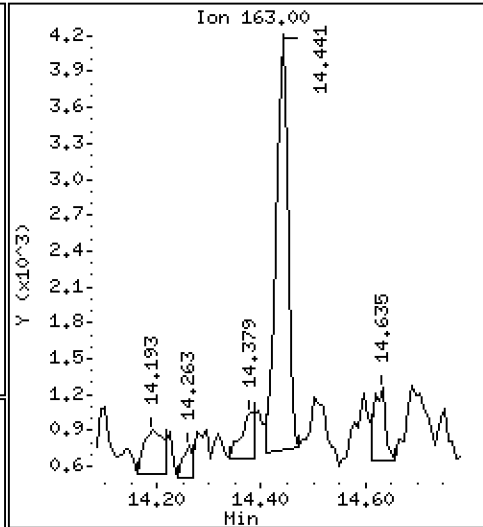
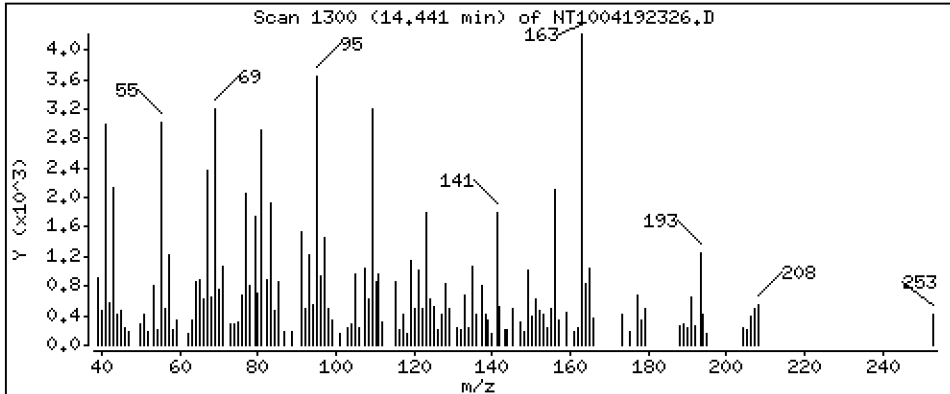
Operator: VTS

Column phase: ZB-5msi

Column diameter: 0.25

39 Dimethylphthalate

Concentration: 0.05089 ug/mL



Date : 20-APR-2023 03:15

Client ID:

Instrument: nt10.i

Sample Info: 23C0774-10

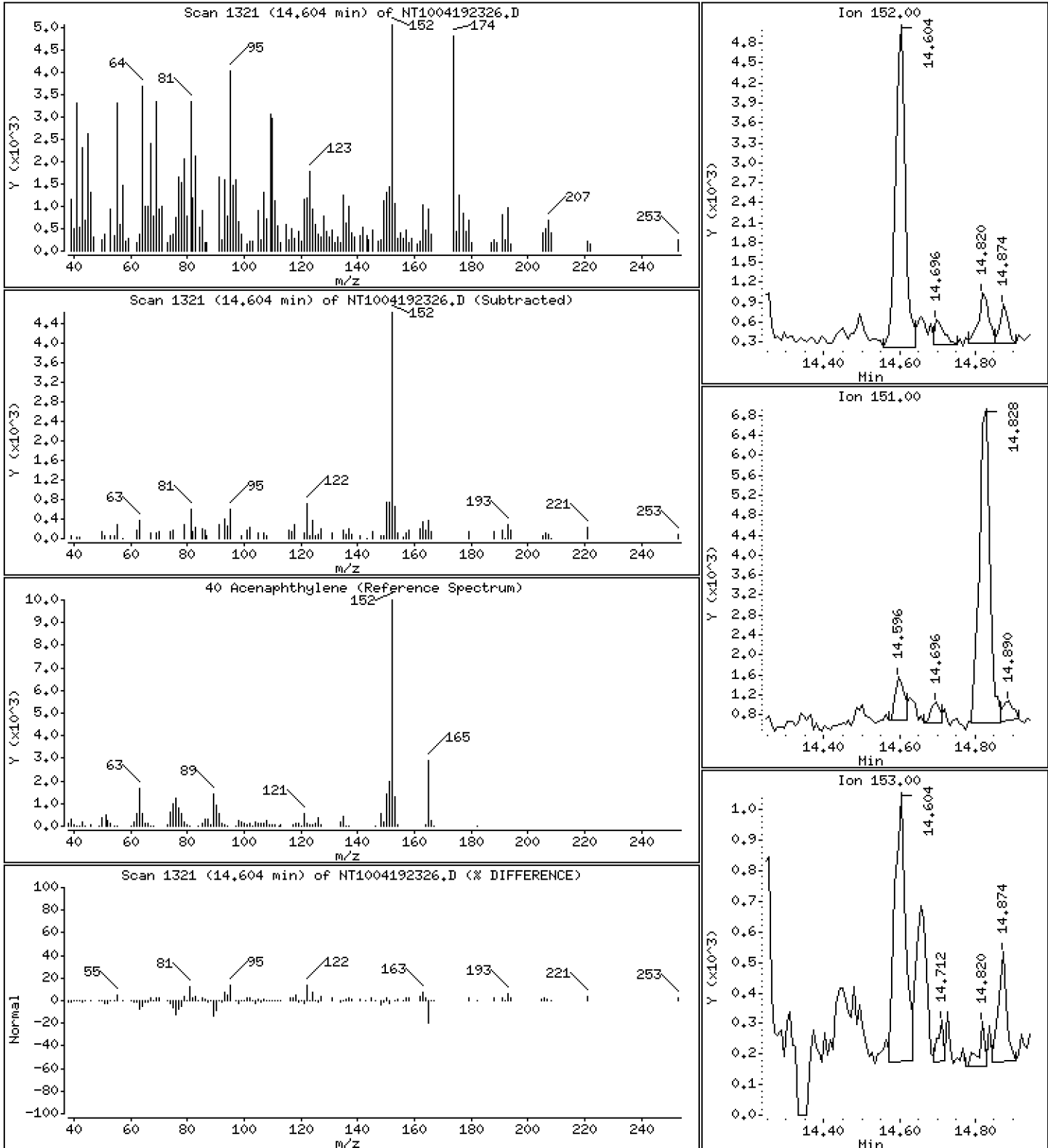
Operator: VTS

Column phase: ZB-5msi

Column diameter: 0.25

40 Acenaphthylene

Concentration: 0.05376 ug/mL



Date : 20-APR-2023 03:15

Client ID:

Instrument: nt10.i

Sample Info: 23C0774-10

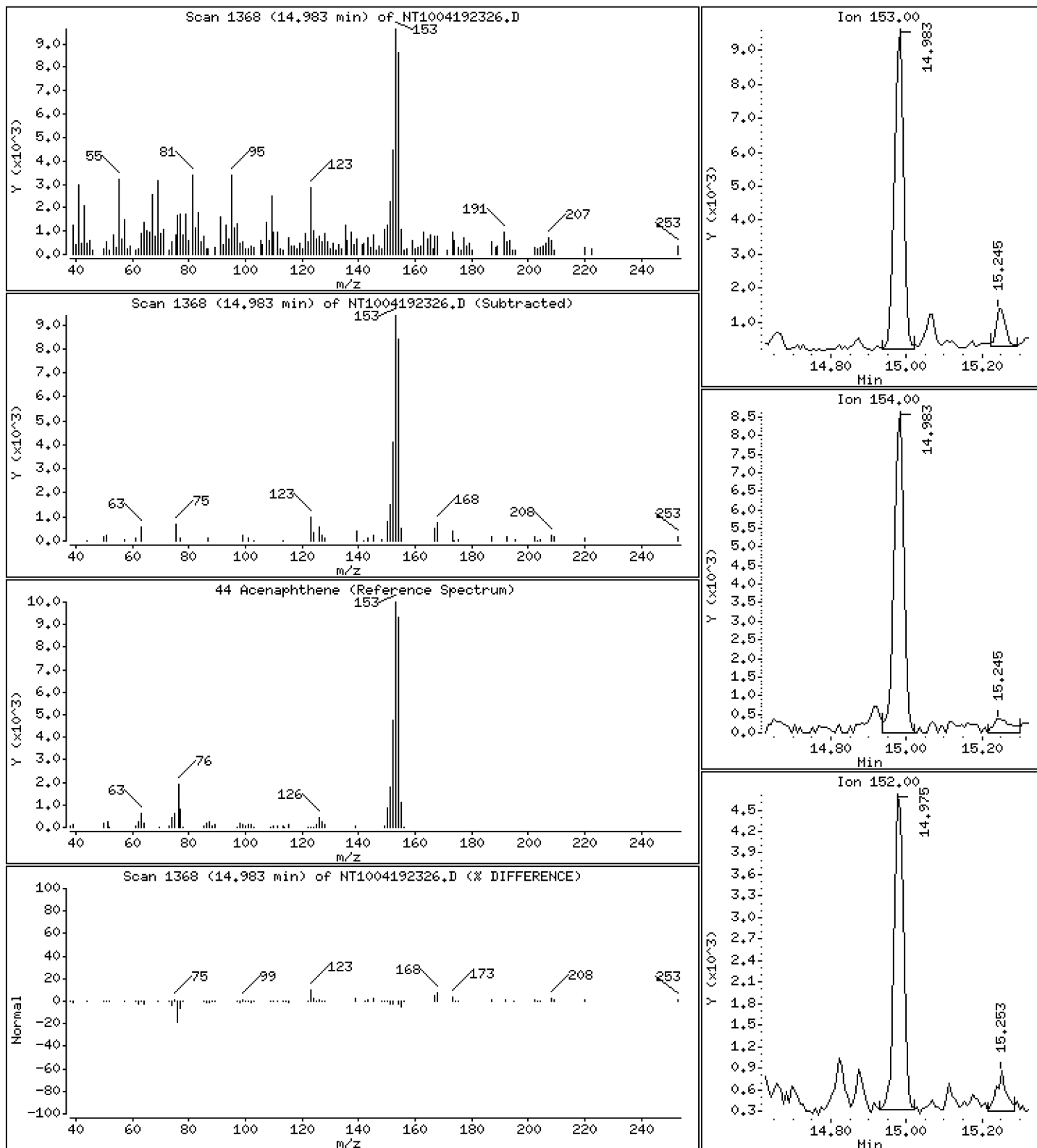
Operator: VTS

Column phase: ZB-5msi

Column diameter: 0.25

44 Acenaphthene

Concentration: 0.1584 ug/mL



Date : 20-APR-2023 03:15

Client ID:

Instrument: nt10.i

Sample Info: 23C0774-10

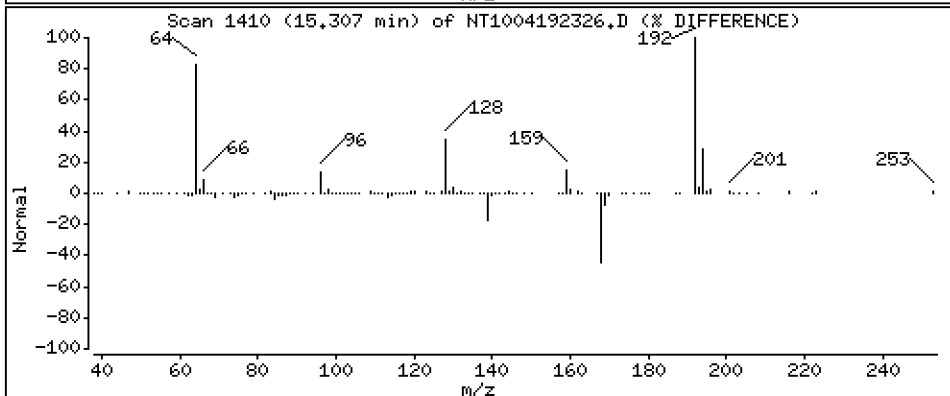
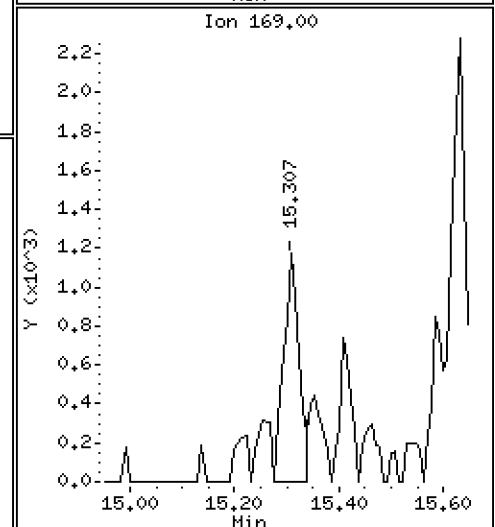
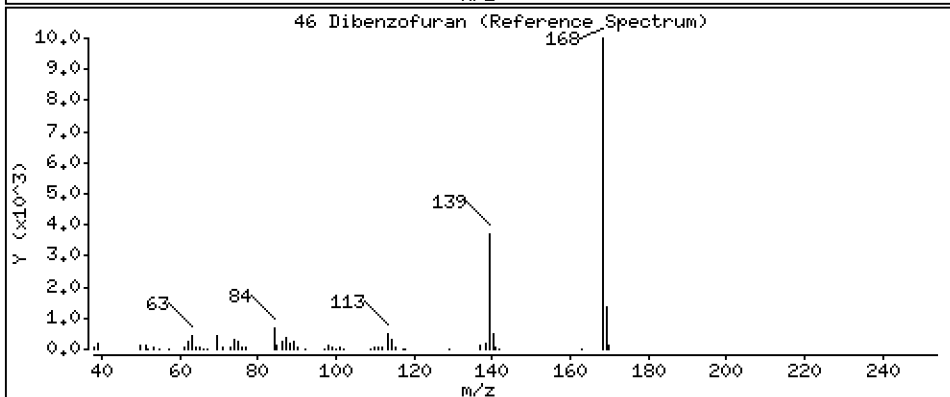
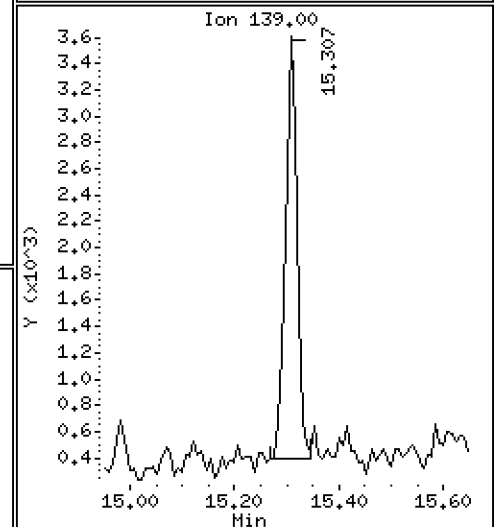
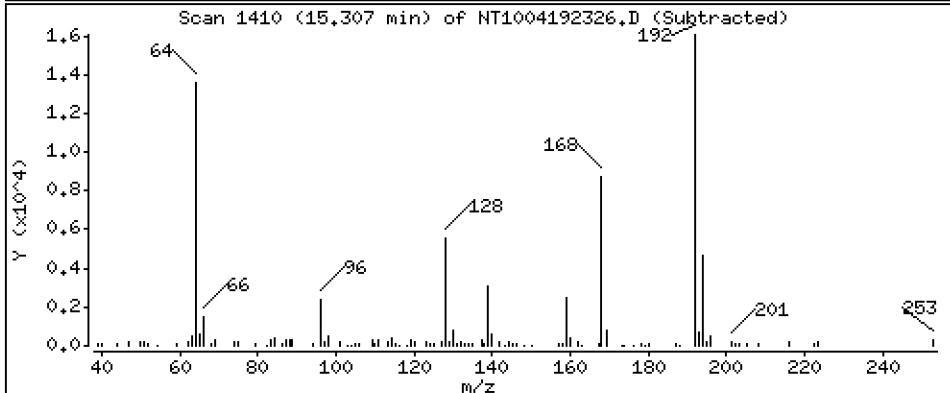
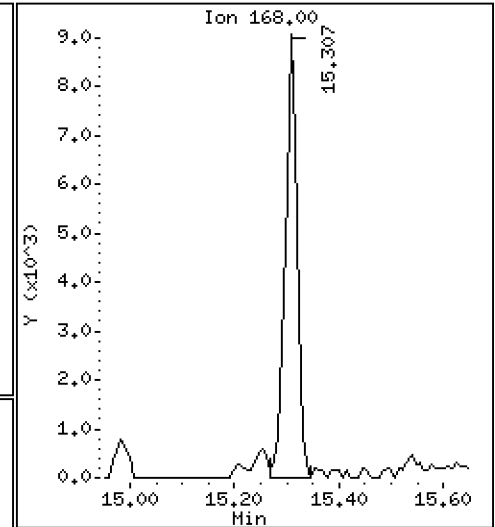
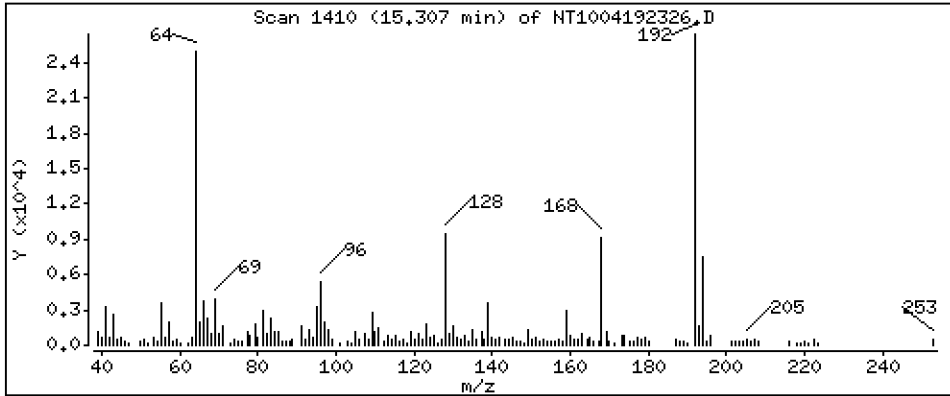
Operator: VTS

Column phase: ZB-5msi

Column diameter: 0.25

46 Dibenzofuran

Concentration: 0.09965 ug/mL



Date : 20-APR-2023 03:15

Client ID:

Instrument: nt10.i

Sample Info: 23C0774-10

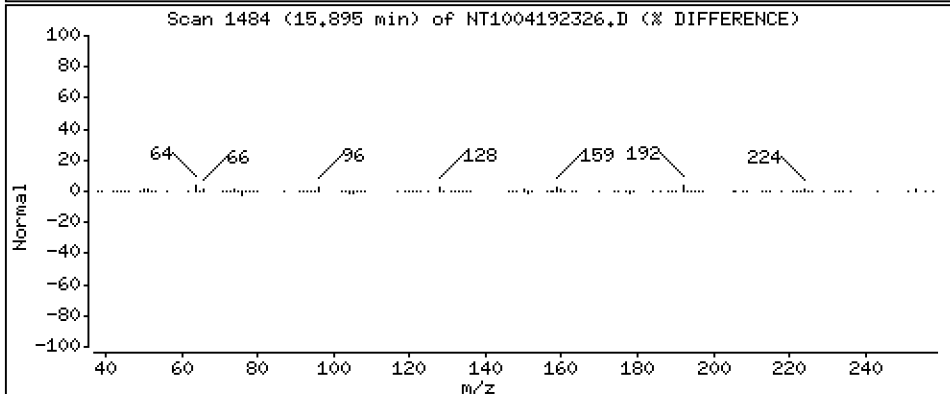
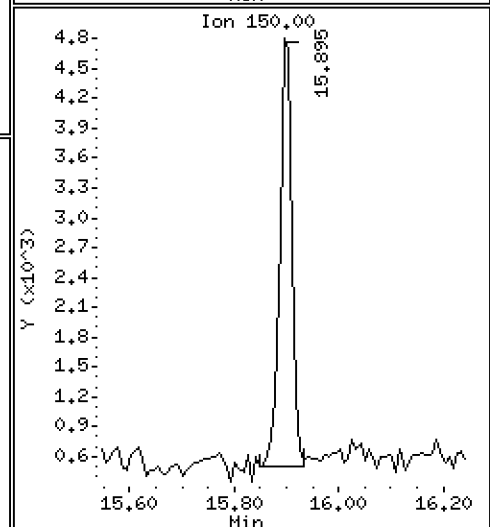
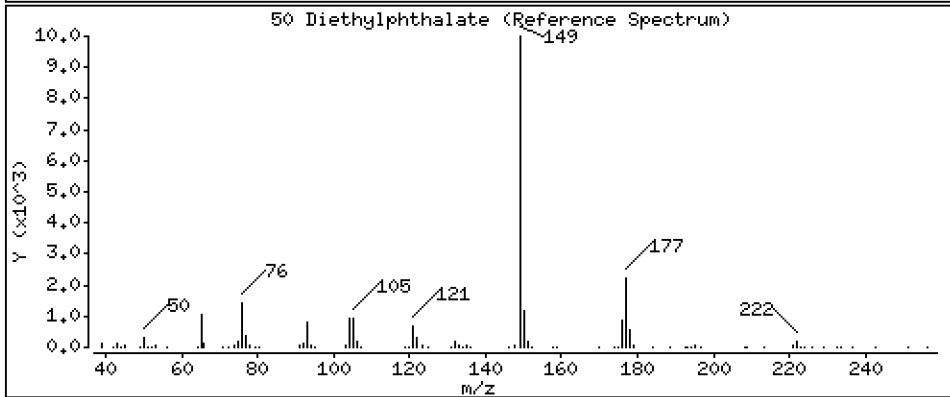
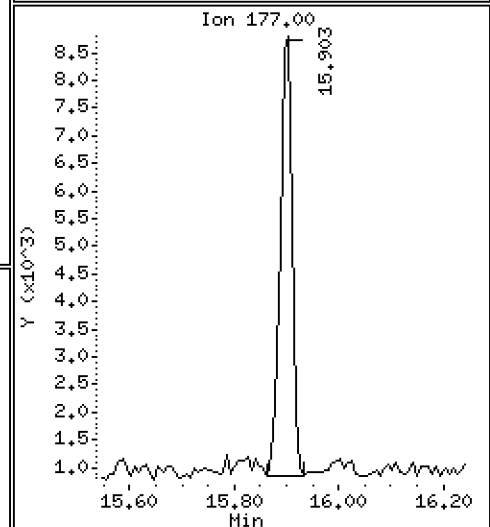
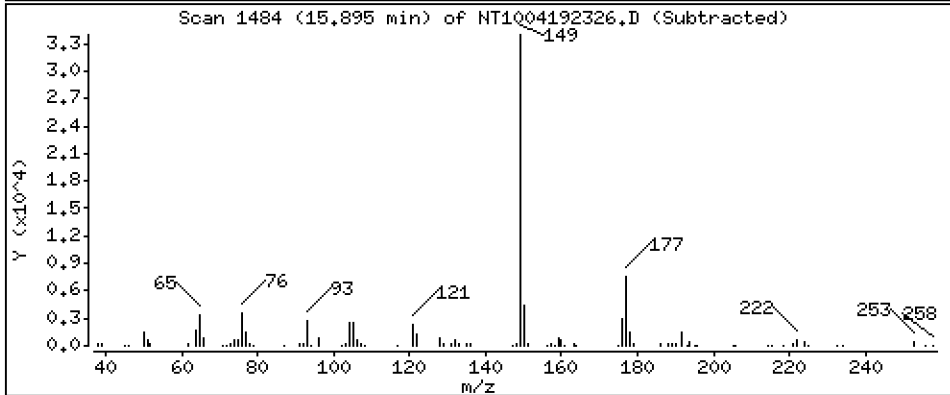
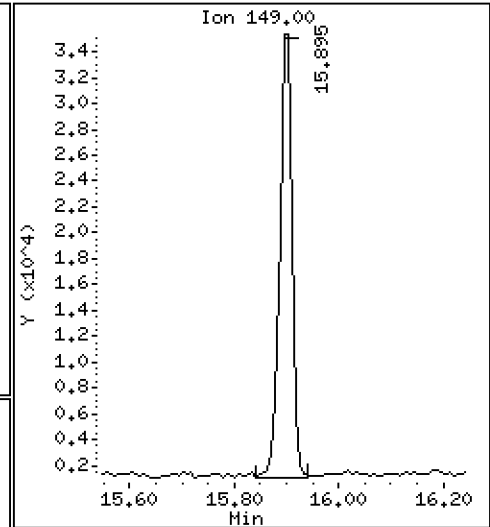
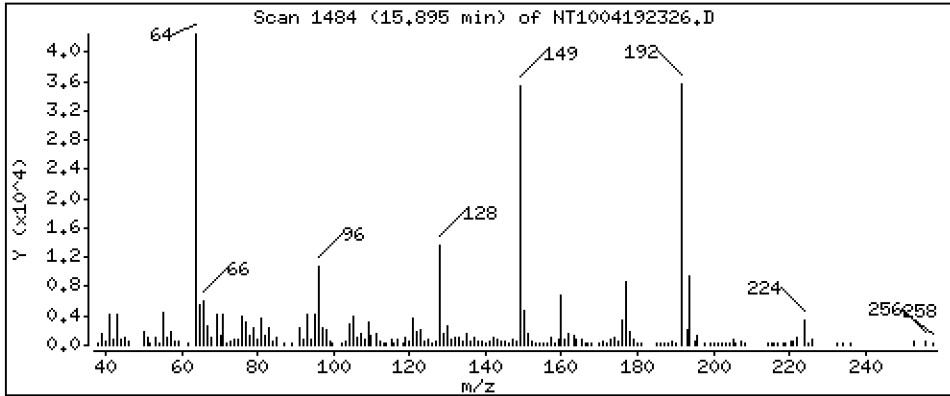
Operator: VTS

Column phase: ZB-5msi

Column diameter: 0.25

50 Diethylphthalate

Concentration: 0.5705 ug/mL



Date : 20-APR-2023 03:15

Client ID:

Instrument: nt10.i

Sample Info: 23C0774-10

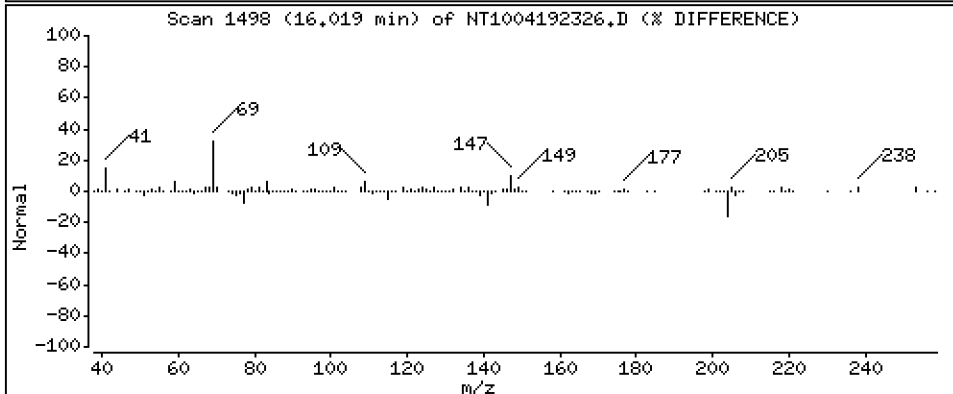
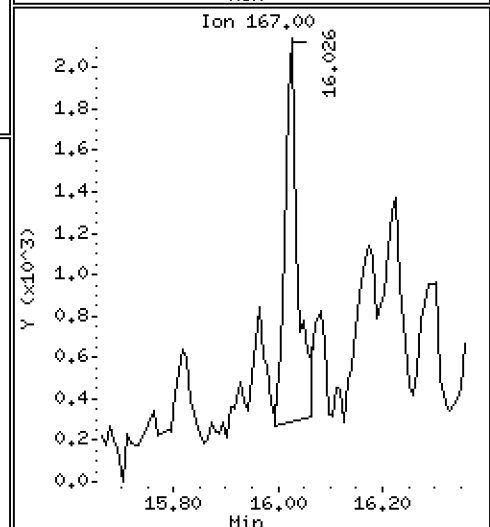
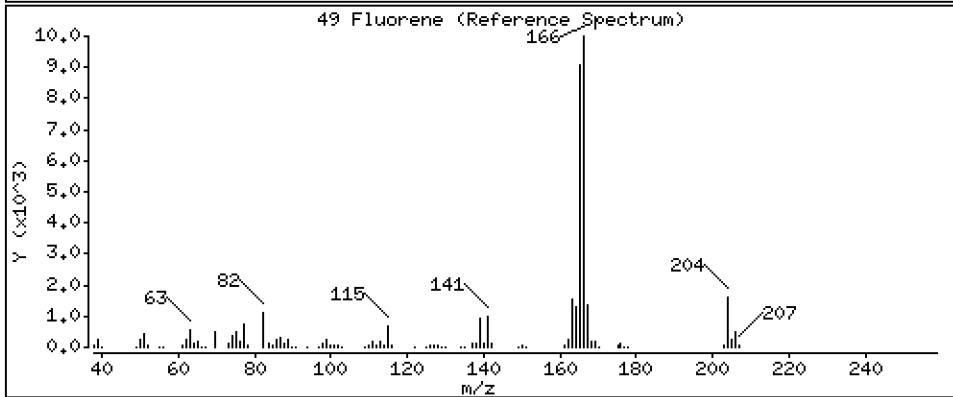
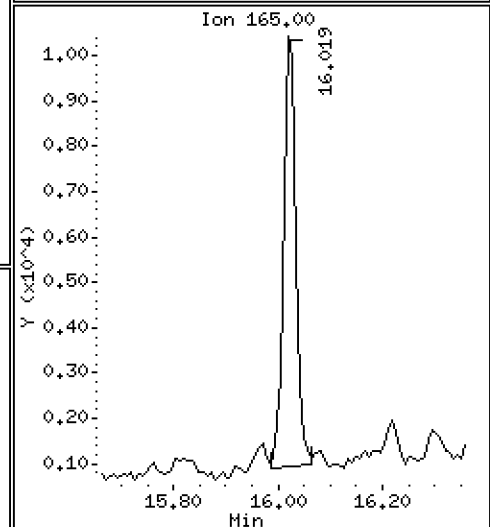
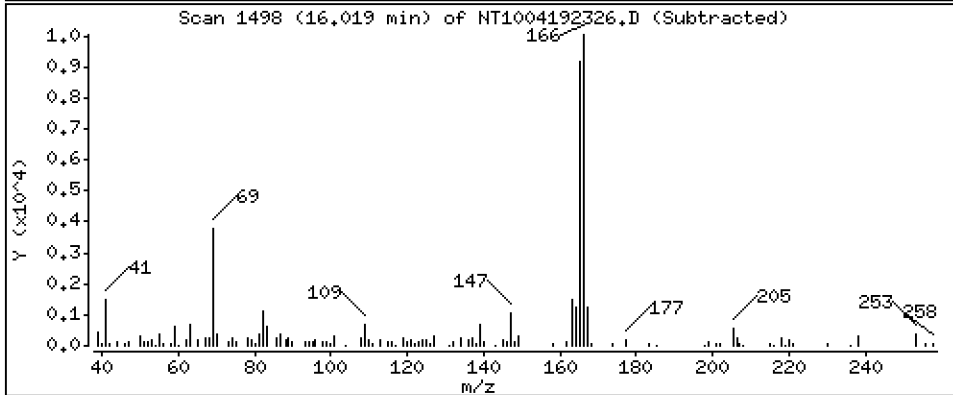
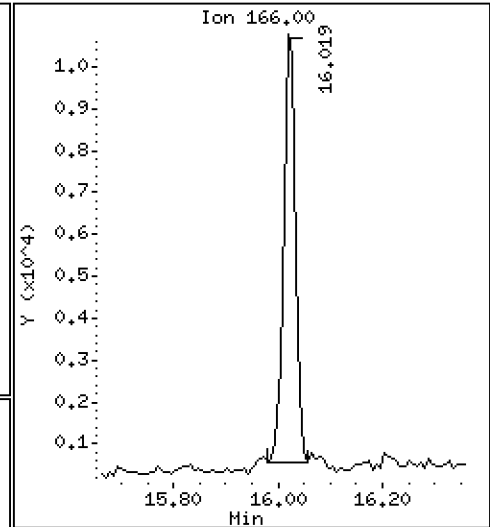
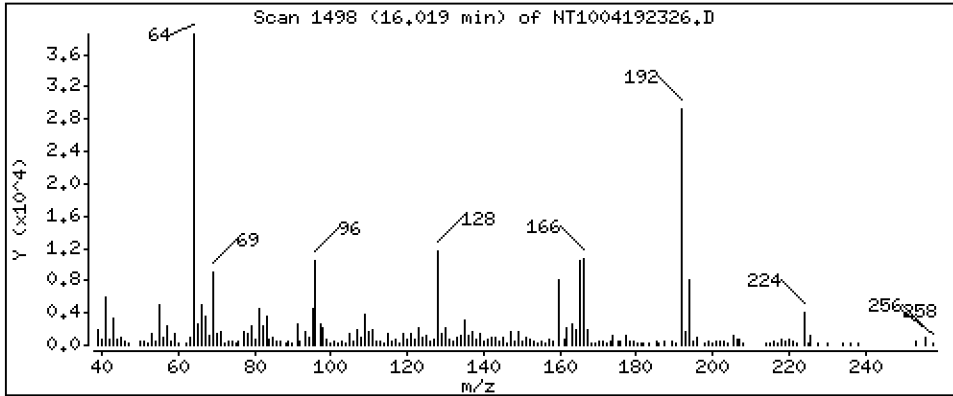
Operator: VTS

Column phase: ZB-5msi

Column diameter: 0,25

49 Fluorene

Concentration: 0,1480 ug/mL



Date : 20-APR-2023 03:15

Client ID:

Instrument: nt10.i

Sample Info: 23C0774-10

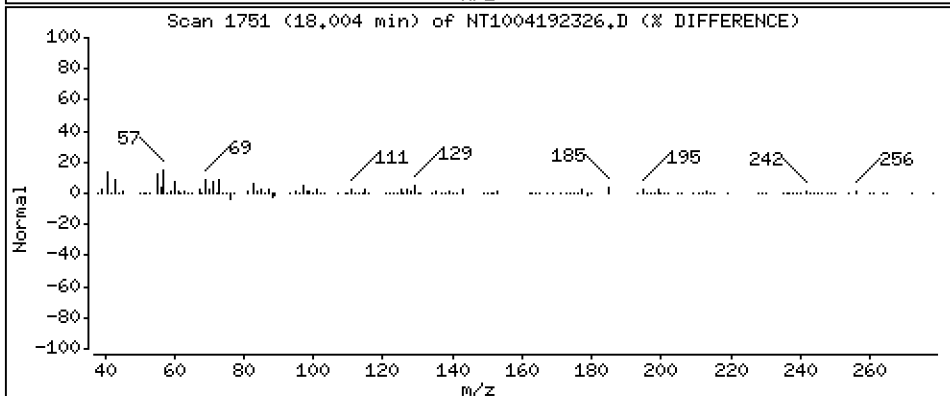
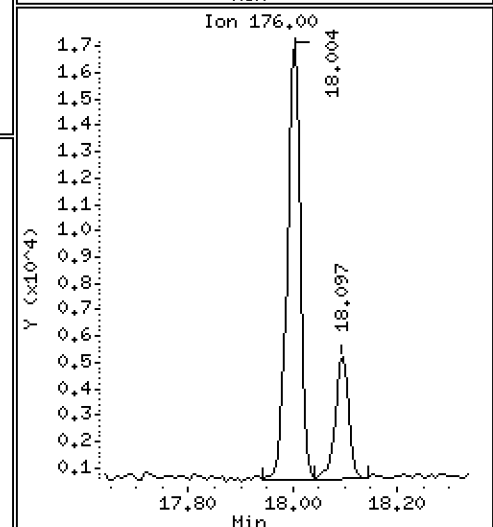
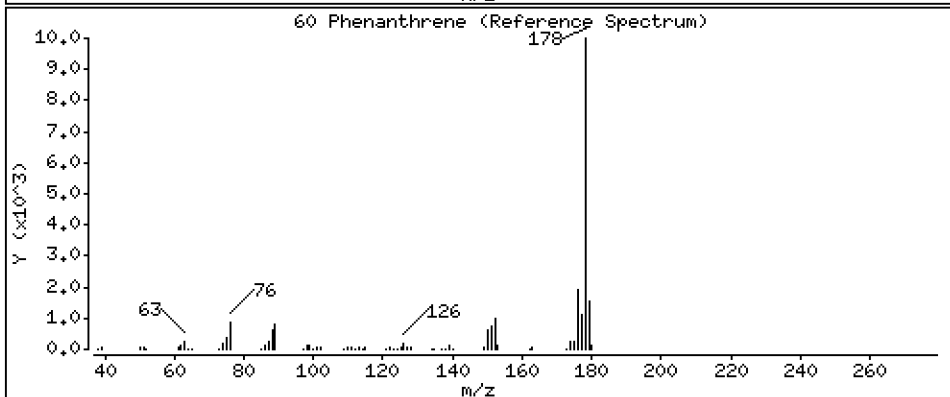
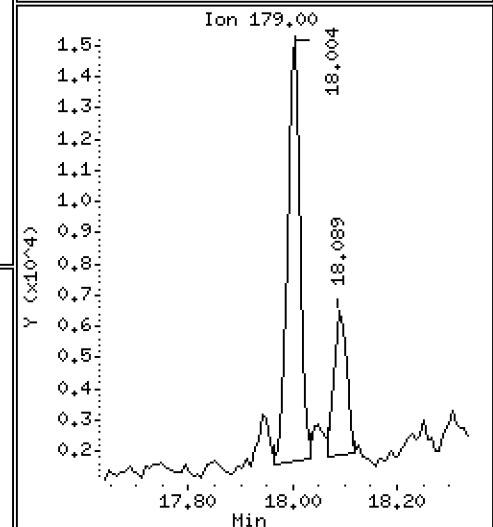
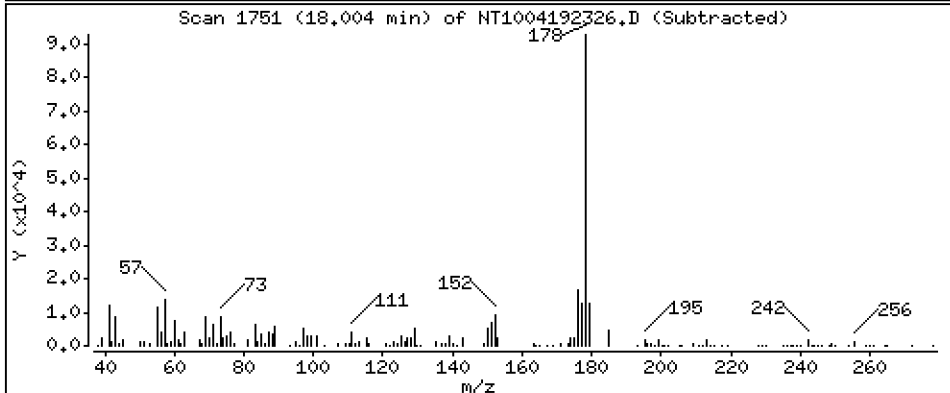
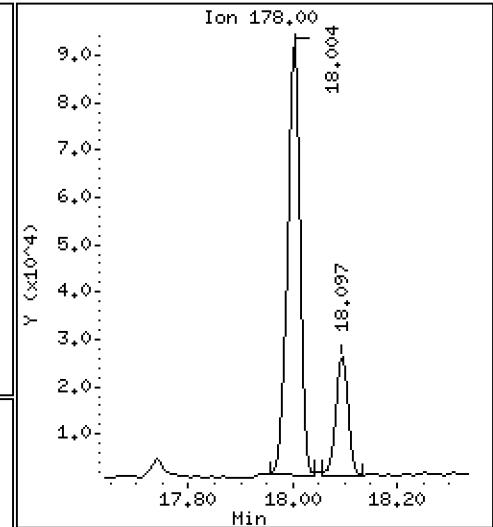
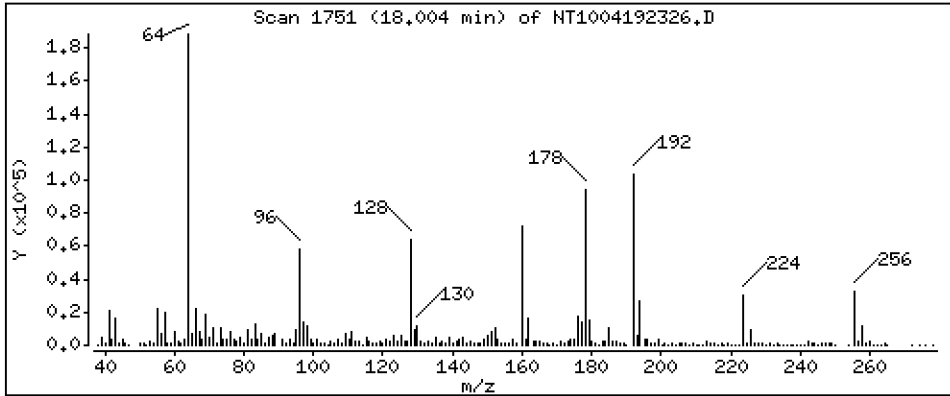
Operator: VTS

Column phase: ZB-5msi

Column diameter: 0.25

60 Phenanthrene

Concentration: 1.008 ug/mL



Date : 20-APR-2023 03:15

Client ID:

Instrument: nt10.i

Sample Info: 23C0774-10

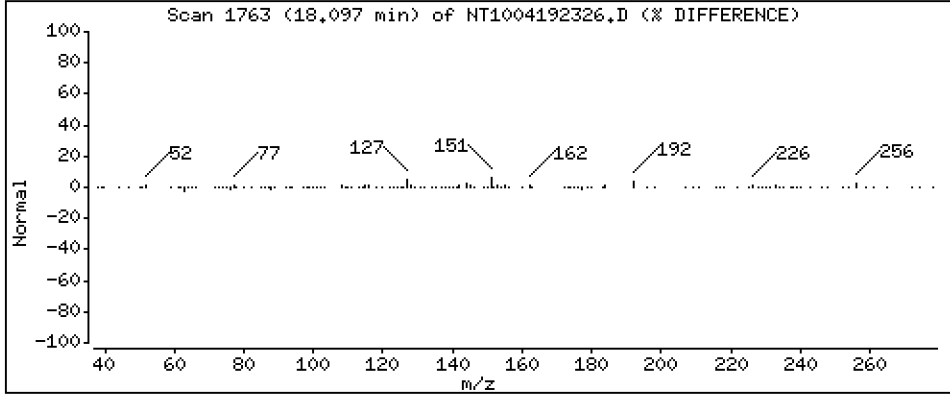
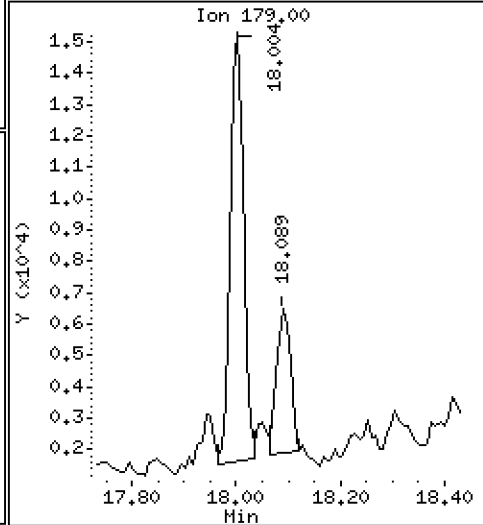
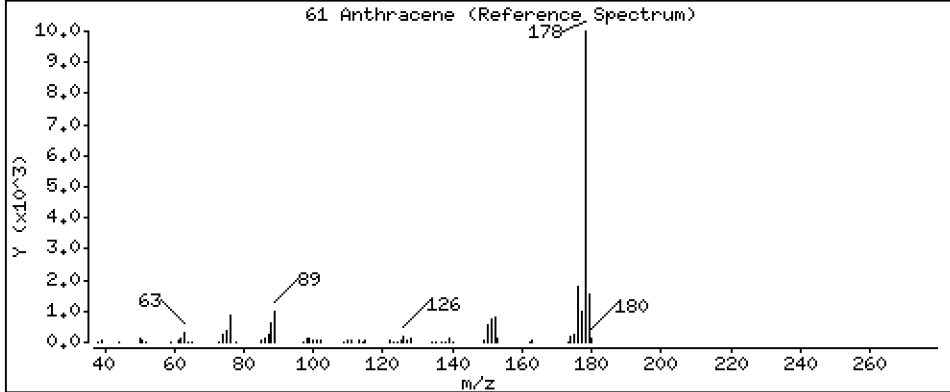
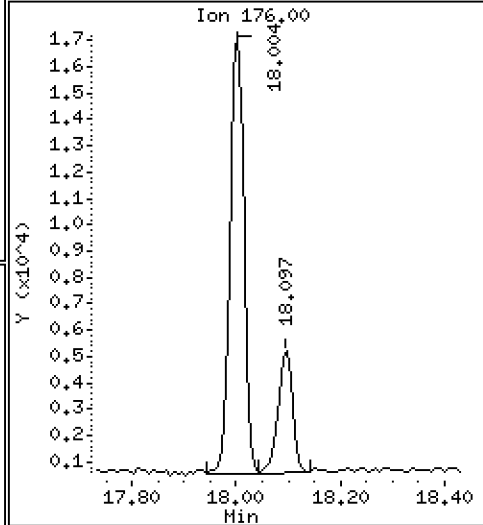
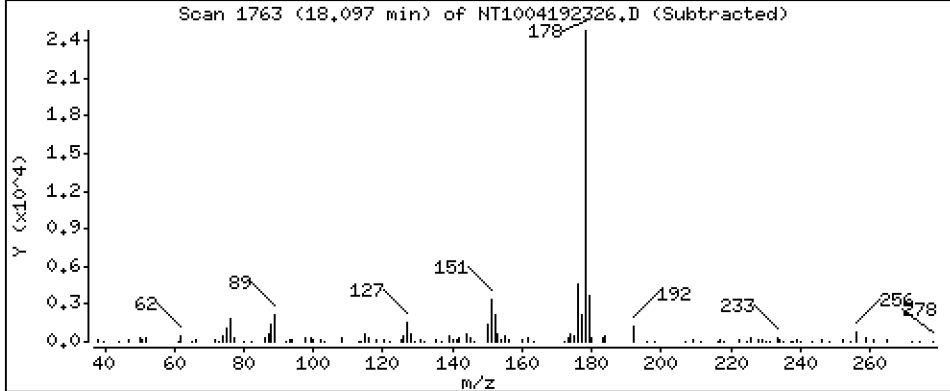
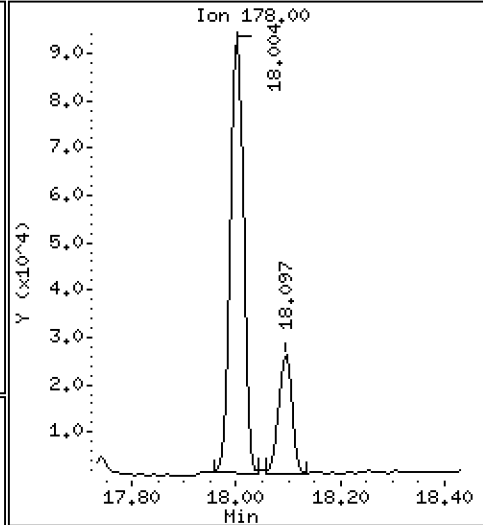
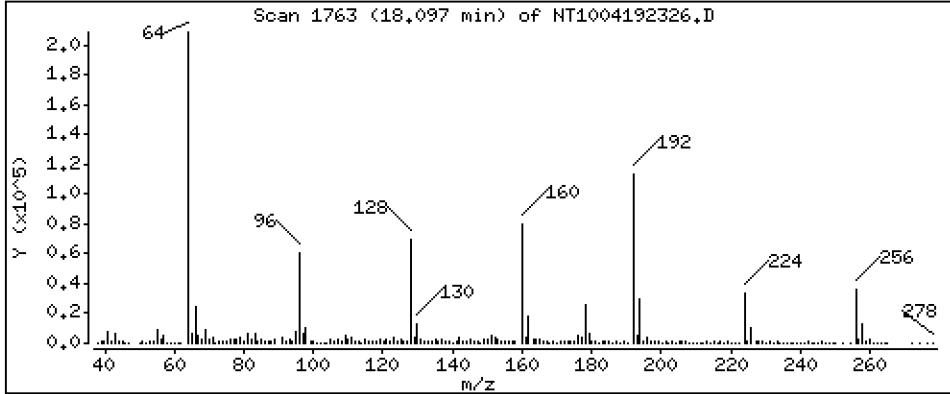
Operator: VTS

Column phase: ZB-5msi

Column diameter: 0.25

61 Anthracene

Concentration: 0.2949 ug/mL



Date : 20-APR-2023 03:15

Client ID:

Instrument: nt10.i

Sample Info: 23C0774-10

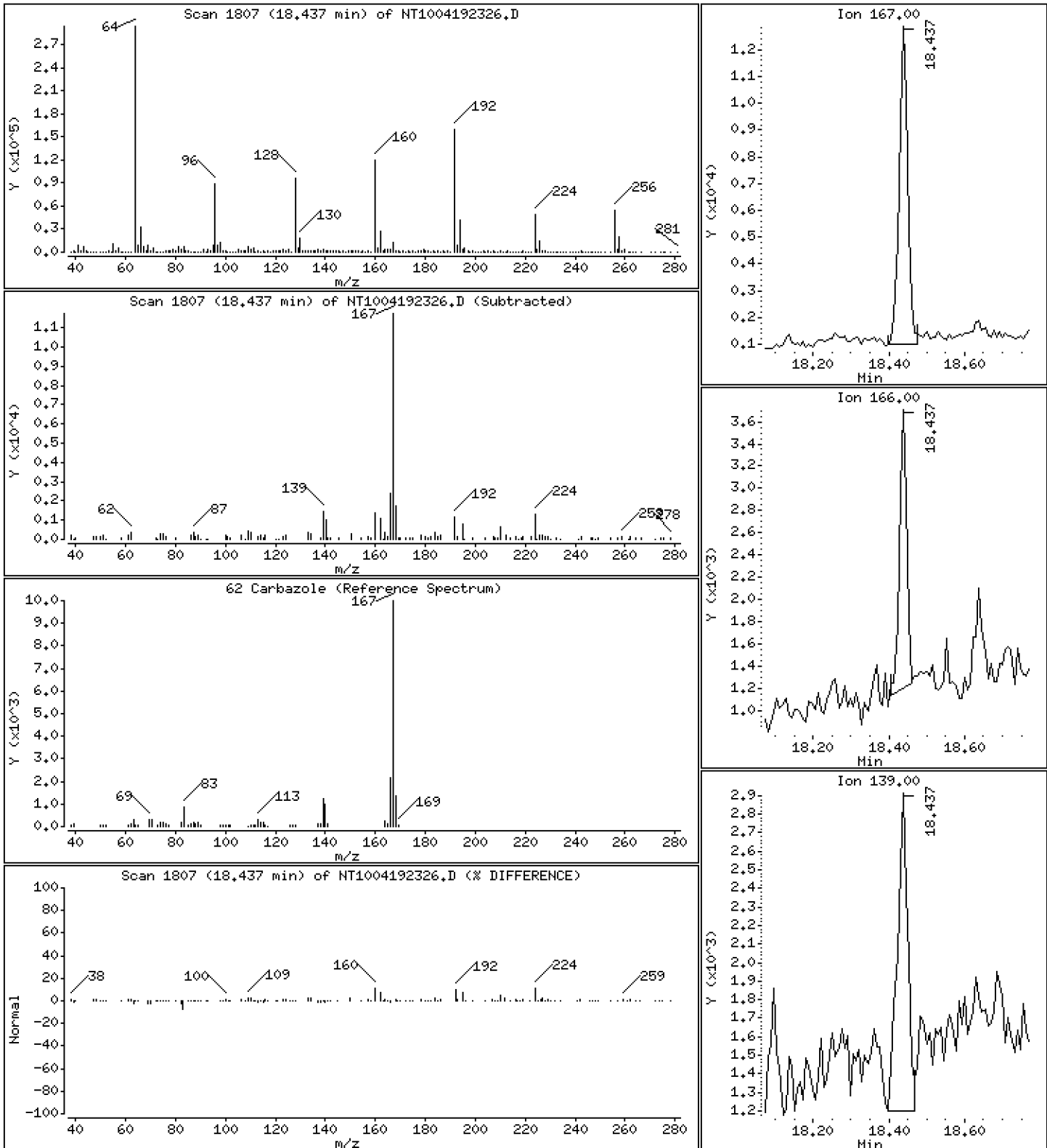
Operator: VTS

Column phase: ZB-5msi

Column diameter: 0.25

62 Carbazole

Concentration: 0.1461 ug/mL



Date : 20-APR-2023 03:15

Client ID:

Instrument: nt10.i

Sample Info: 23C0774-10

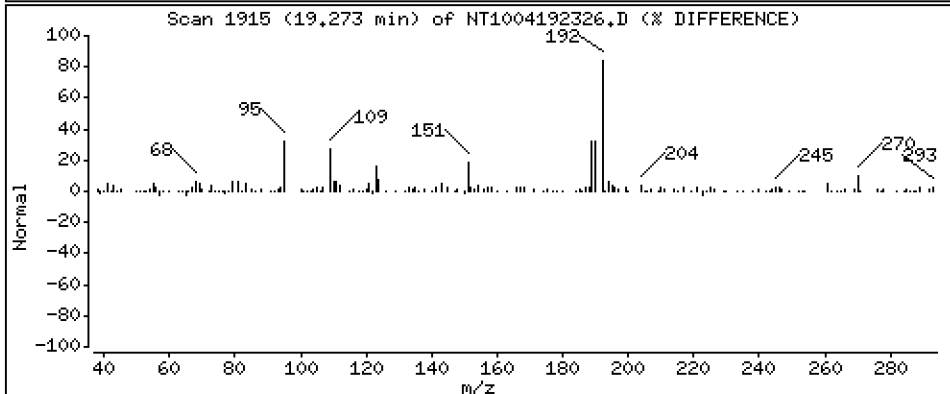
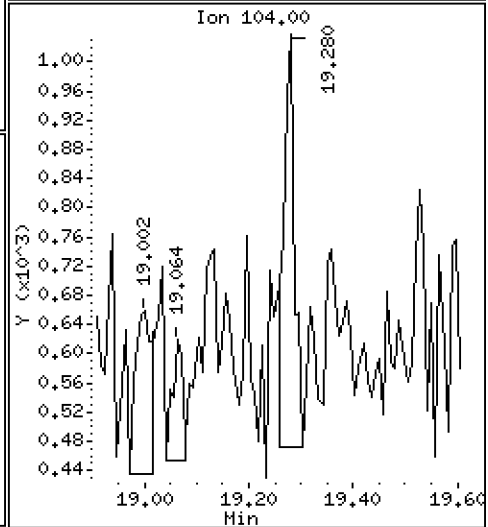
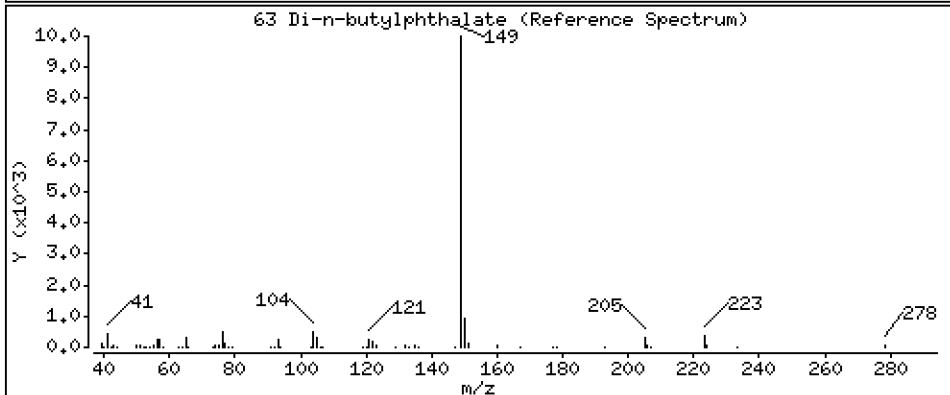
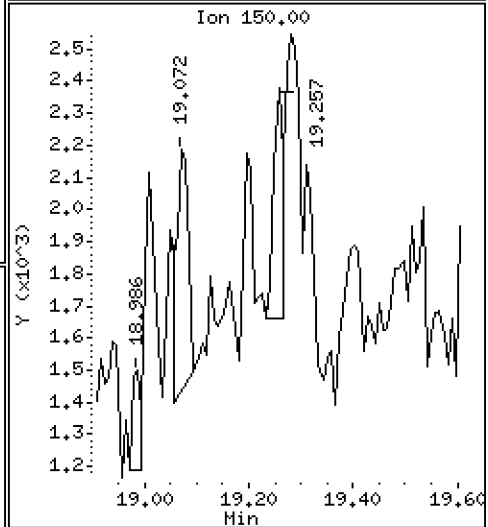
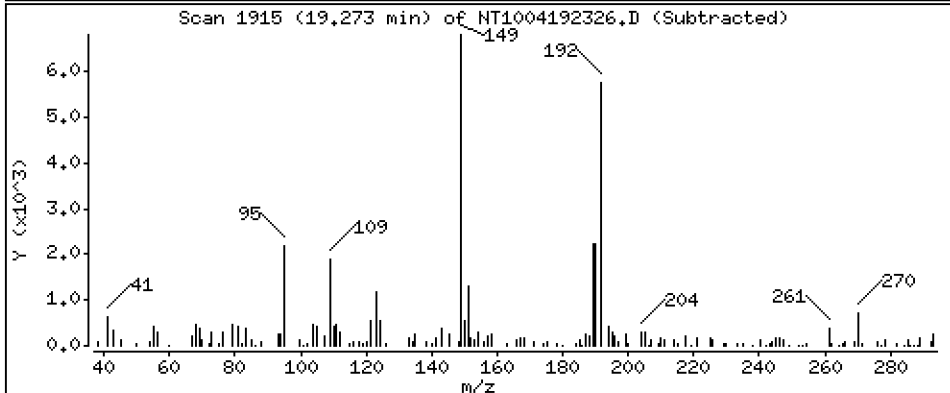
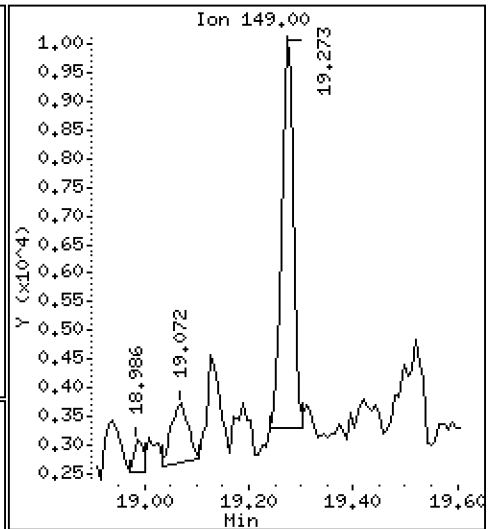
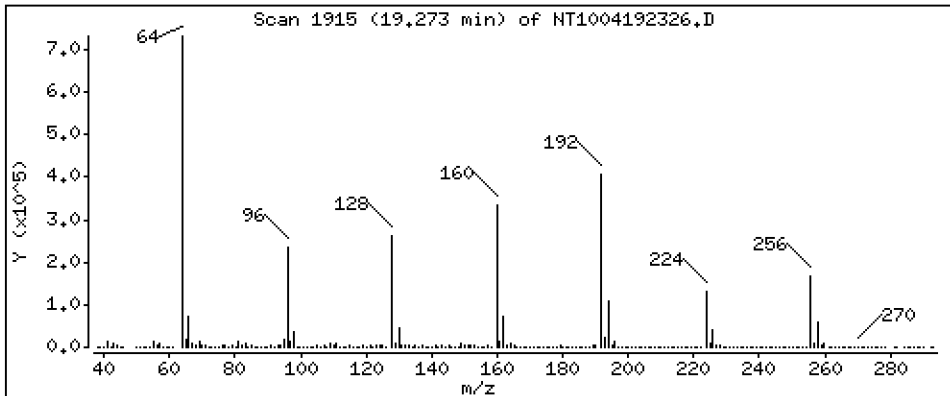
Operator: VTS

Column phase: ZB-5msi

Column diameter: 0.25

63 Di-n-butylphthalate

Concentration: 0.06184 ug/mL



Date : 20-APR-2023 03:15

Client ID:

Instrument: nt10.i

Sample Info: 23C0774-10


Operator: VTS

Column phase: ZB-5msi

Column diameter: 0,25

64 Fluoranthene

Concentration: 1,753 ug/mL



Date : 20-APR-2023 03:15

Client ID:

Instrument: nt10.i

Sample Info: 23C0774-10

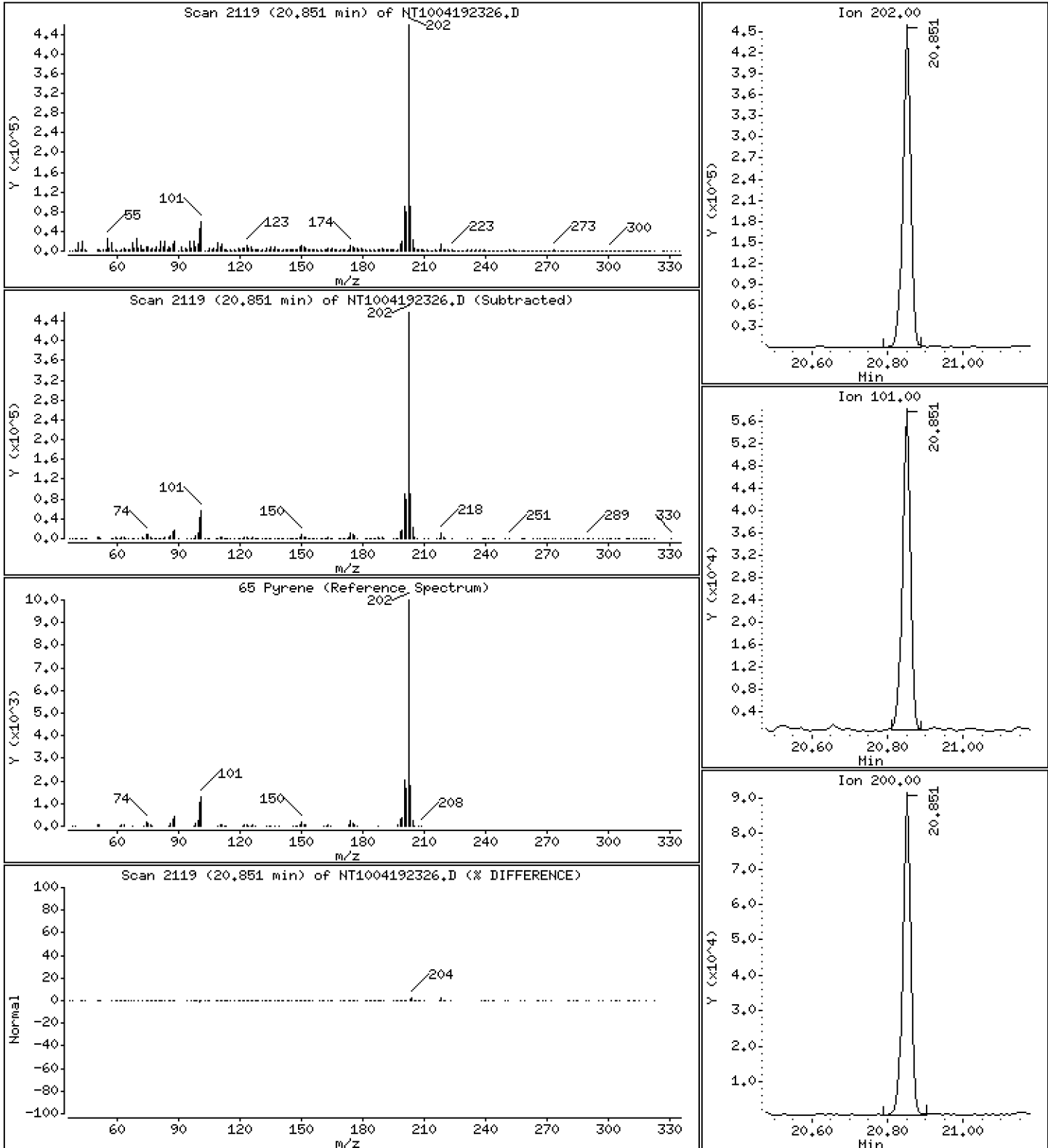
Operator: VTS

Column phase: ZB-5msi

Column diameter: 0,25

65 Pyrene

Concentration: 3,078 ug/mL



Date : 20-APR-2023 03:15

Client ID:

Instrument: nt10.i

Sample Info: 23C0774-10

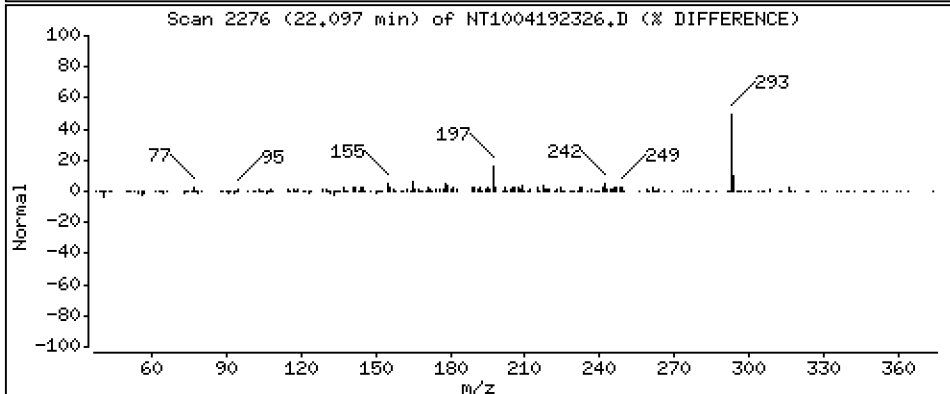
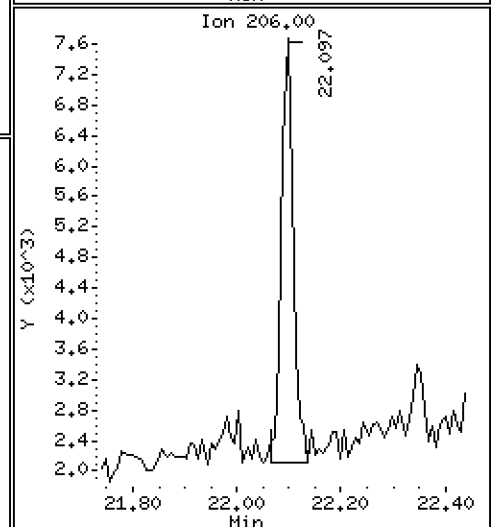
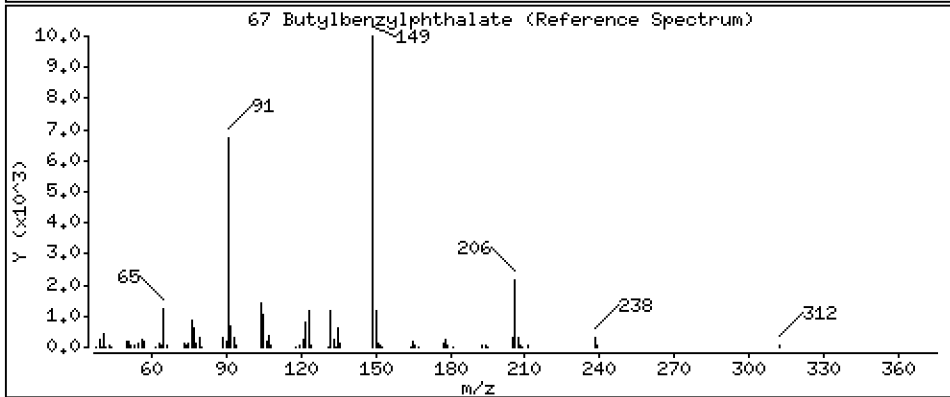
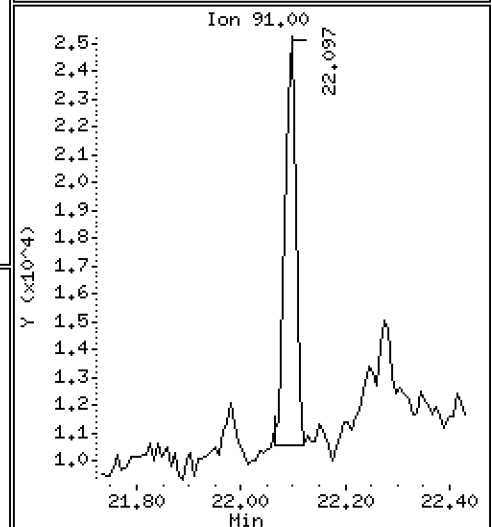
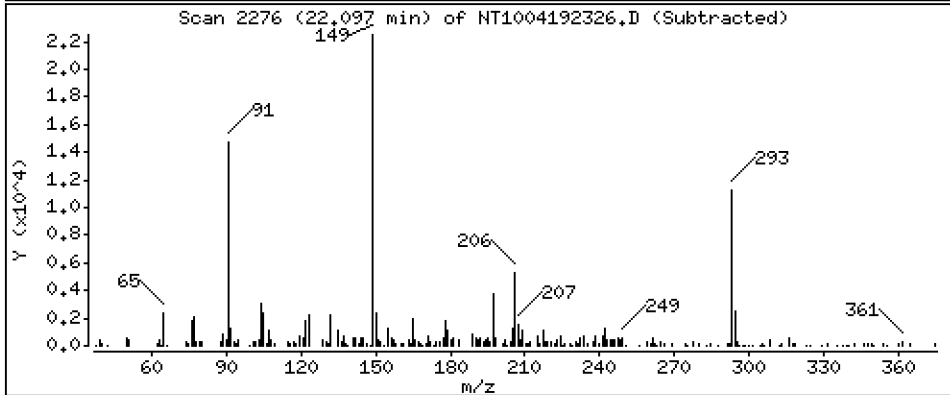
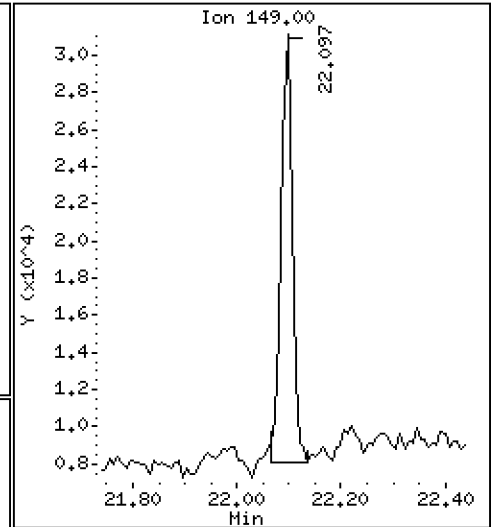
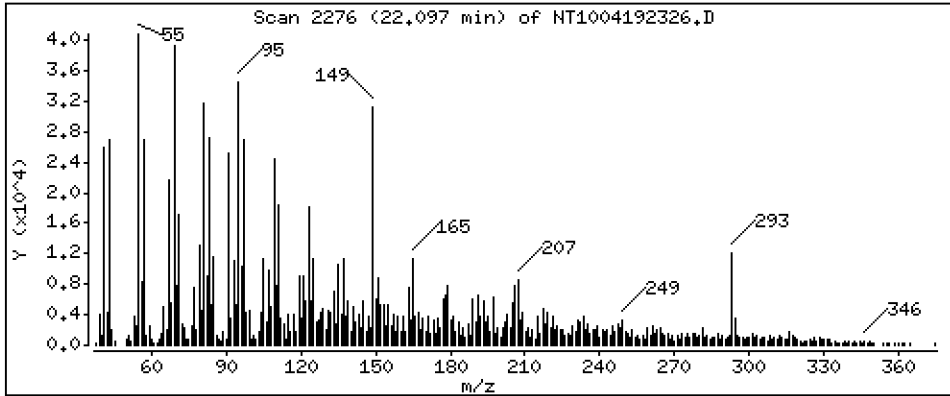
Operator: VTS

Column phase: ZB-5msi

Column diameter: 0.25

67 Butylbenzylphthalate

Concentration: 0.4329 ug/mL



Date : 20-APR-2023 03:15

Client ID:

Instrument: nt10.i

Sample Info: 23C0774-10

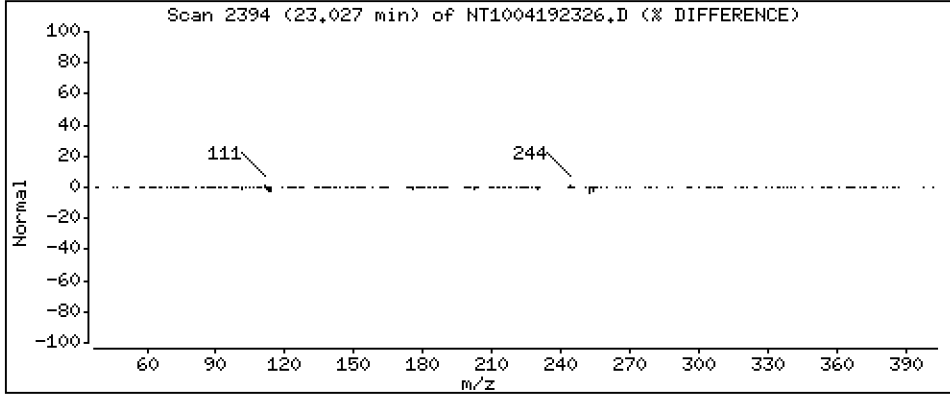
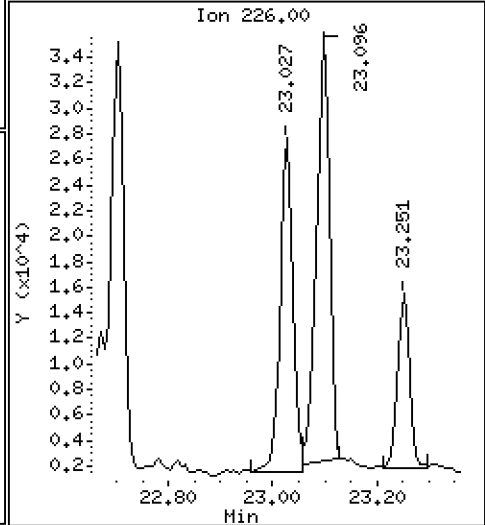
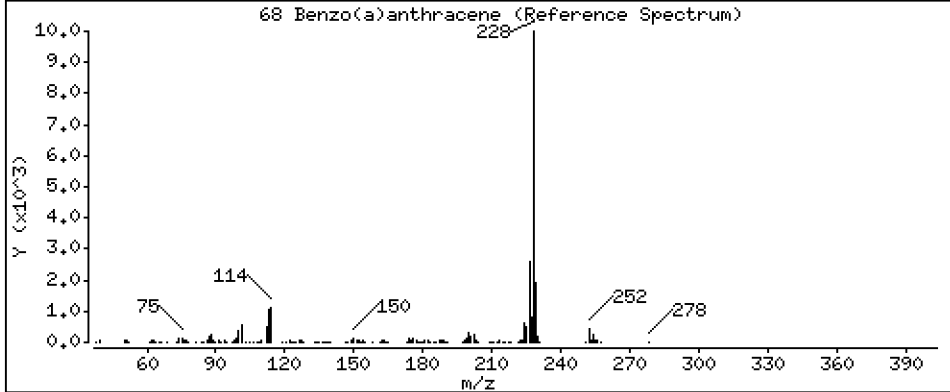
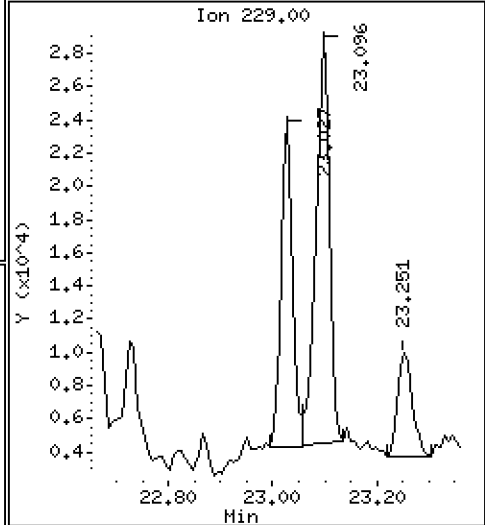
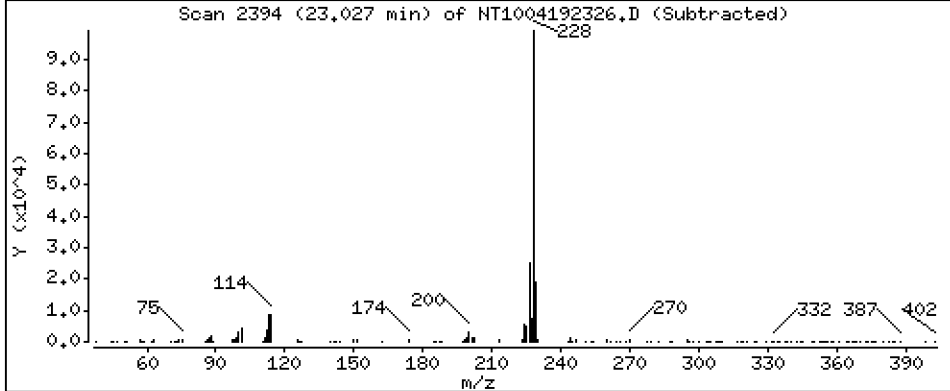
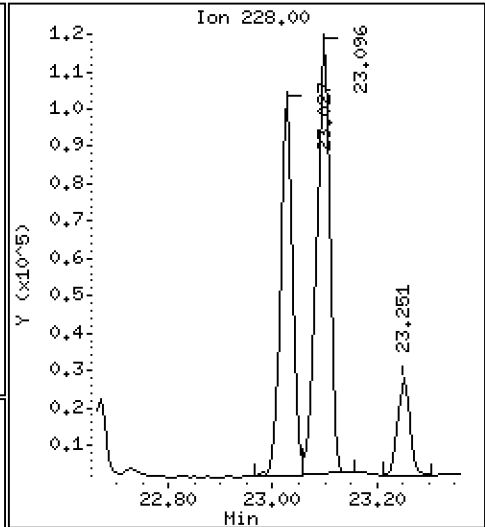
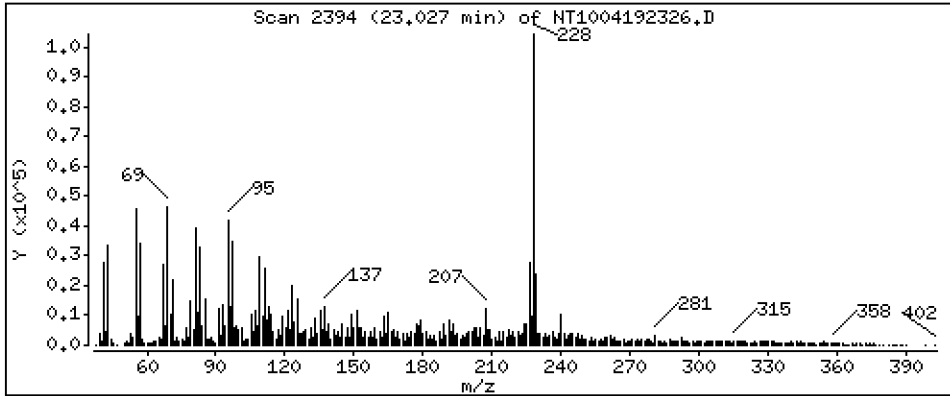
Operator: VTS

Column phase: ZB-5msi

Column diameter: 0,25

68 Benzo(a)anthracene

Concentration: 0,9003 ug/mL



Date : 20-APR-2023 03:15

Client ID:

Instrument: nt10.i

Sample Info: 23C0774-10

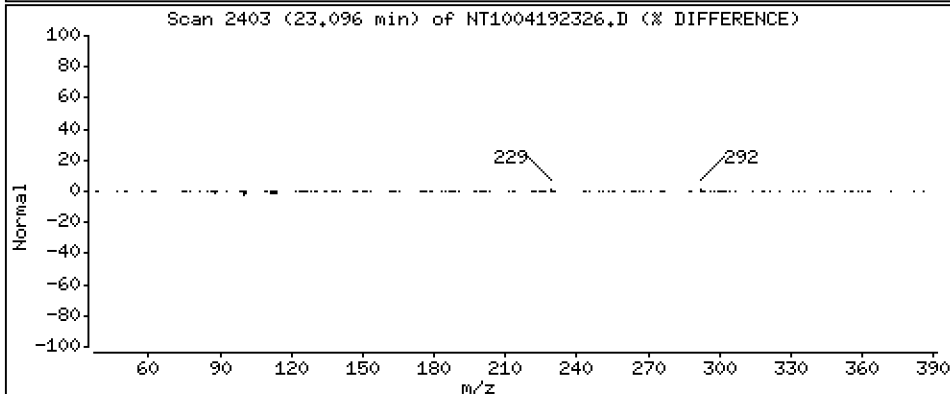
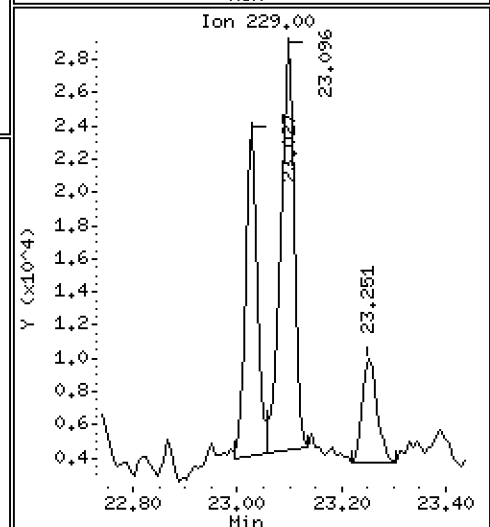
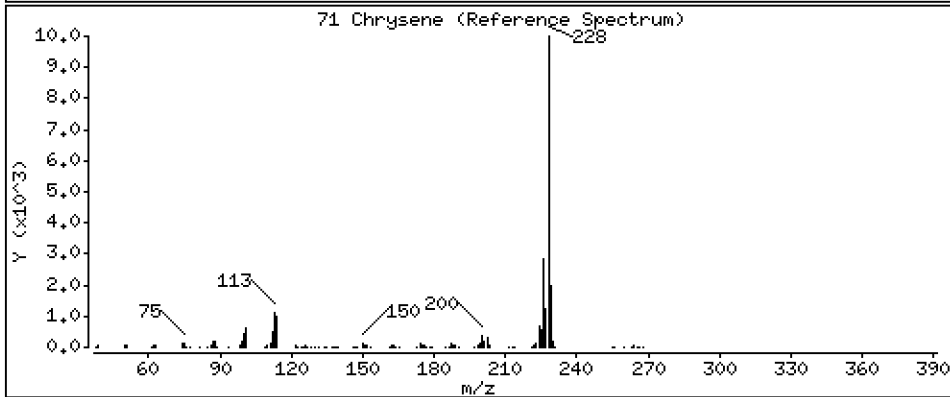
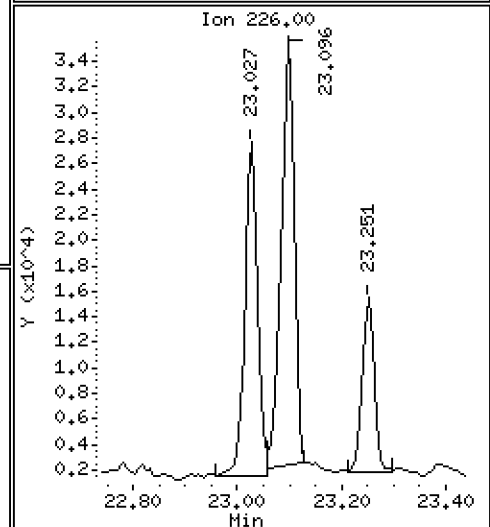
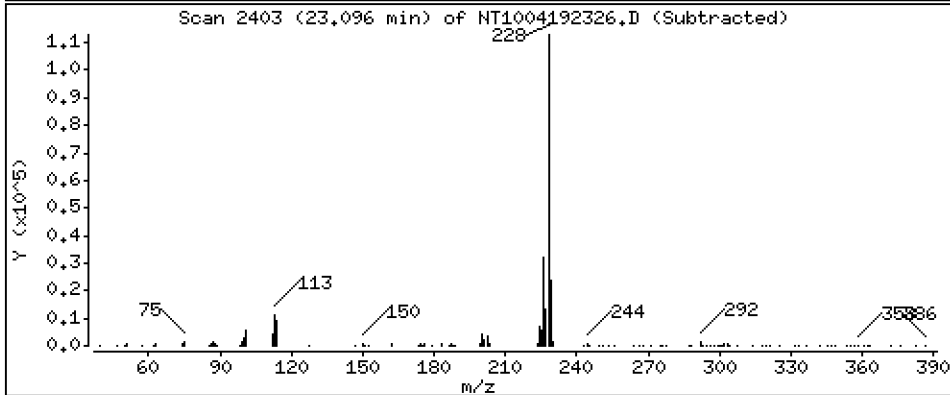
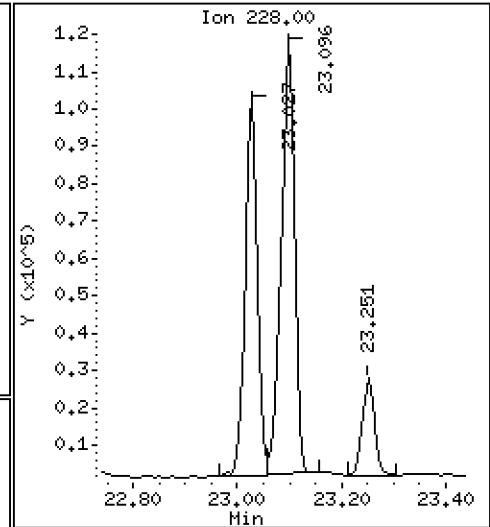
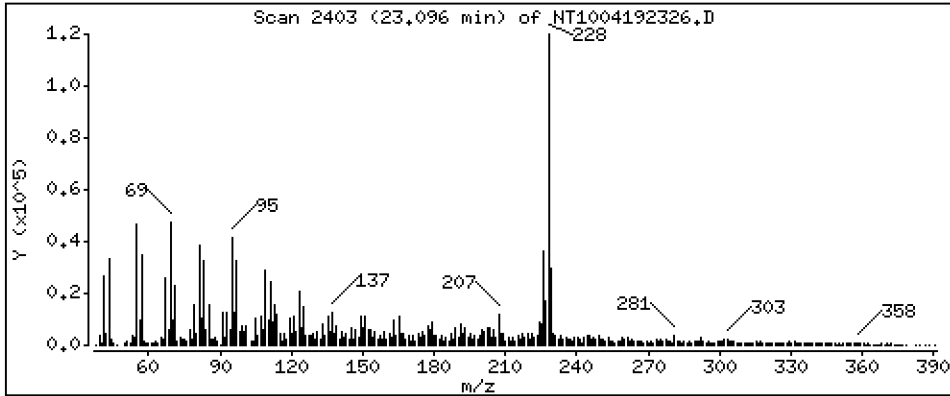
Operator: VTS

Column phase: ZB-5msi

Column diameter: 0,25

71 Chrysene

Concentration: 1,129 ug/mL



Date : 20-APR-2023 03:15

Client ID:

Instrument: nt10.i

Sample Info: 23C0774-10

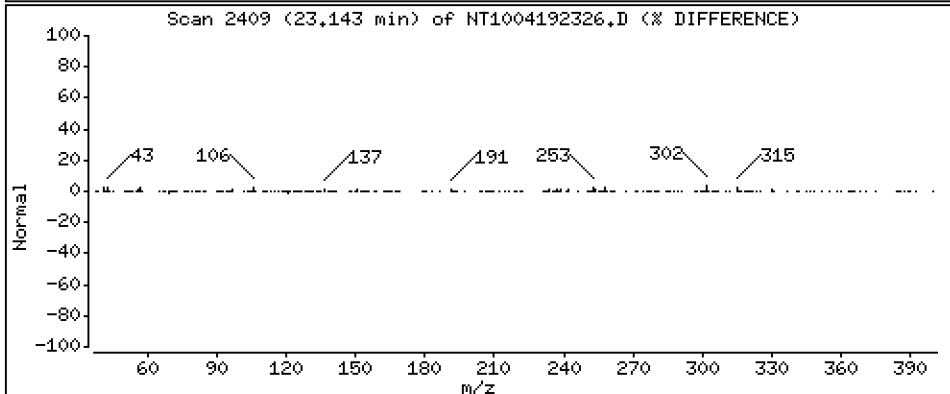
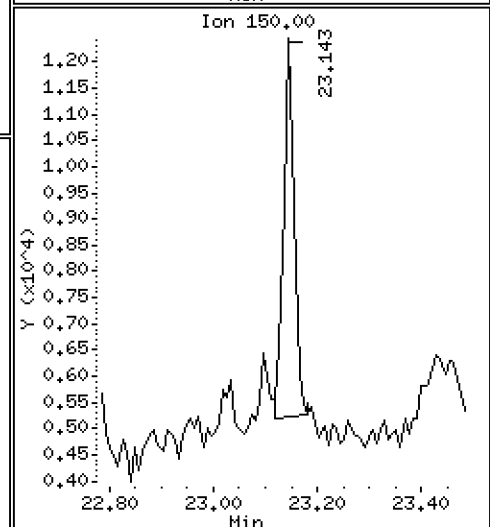
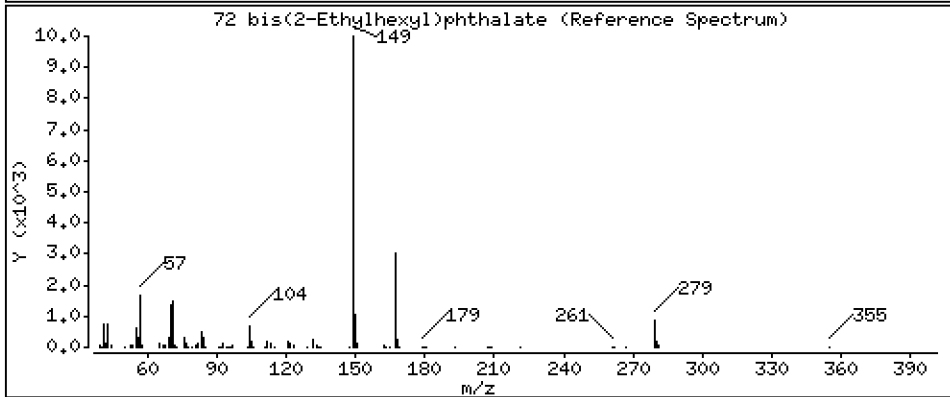
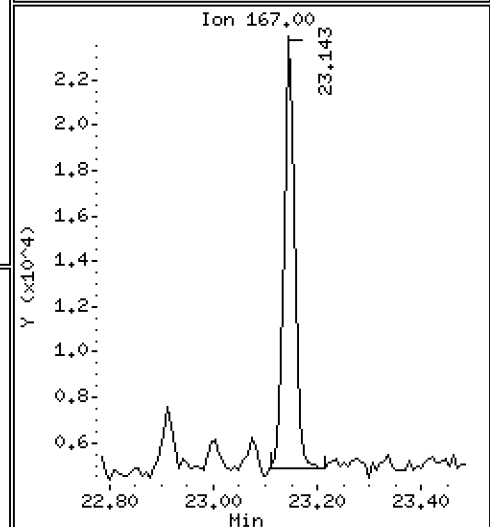
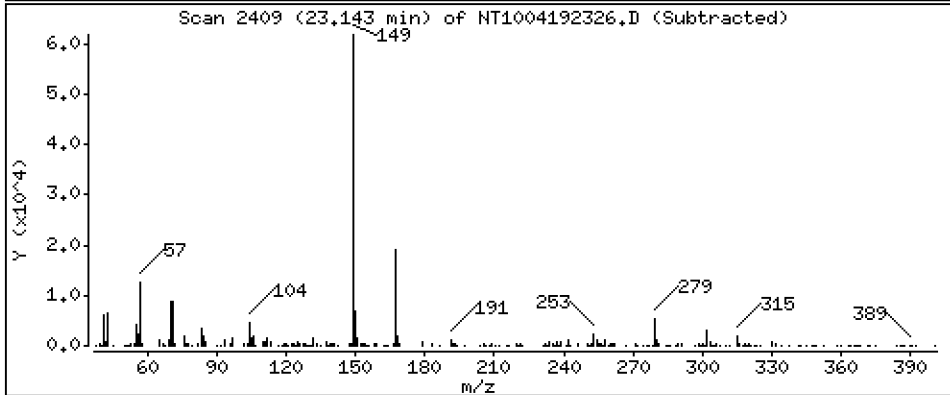
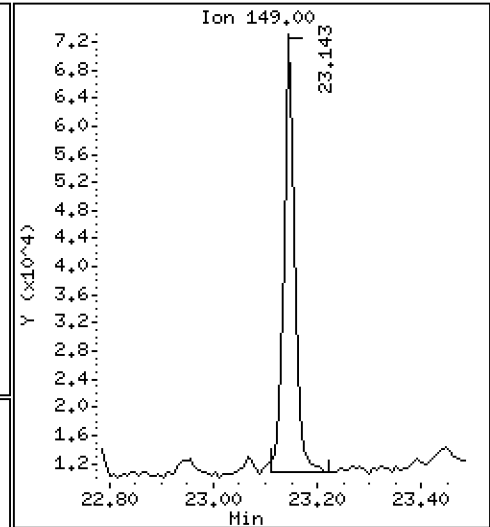
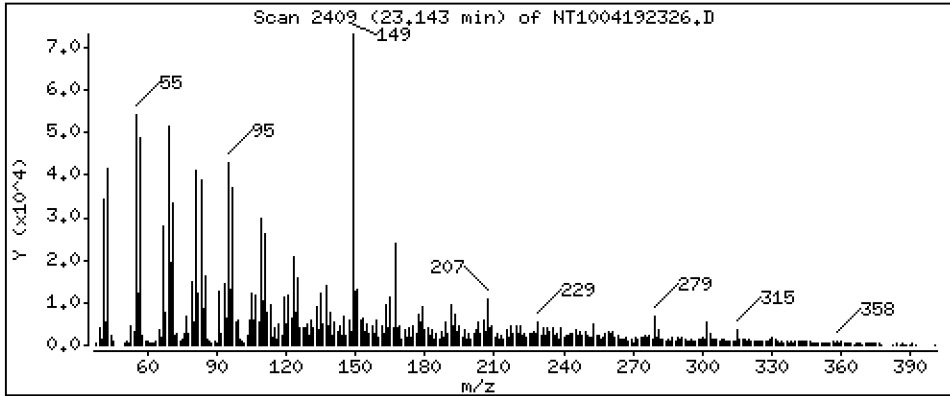
Operator: VTS

Column phase: ZB-5msi

Column diameter: 0,25

72 bis(2-Ethylhexyl)phthalate

Concentration: 0,7236 ug/mL



Date : 20-APR-2023 03:15

Client ID:

Instrument: nt10.i

Sample Info: 23C0774-10

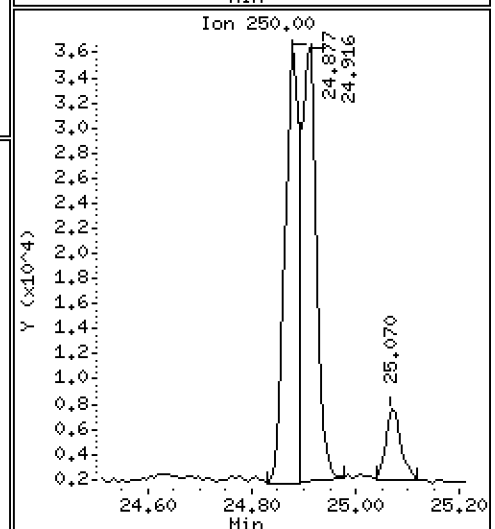
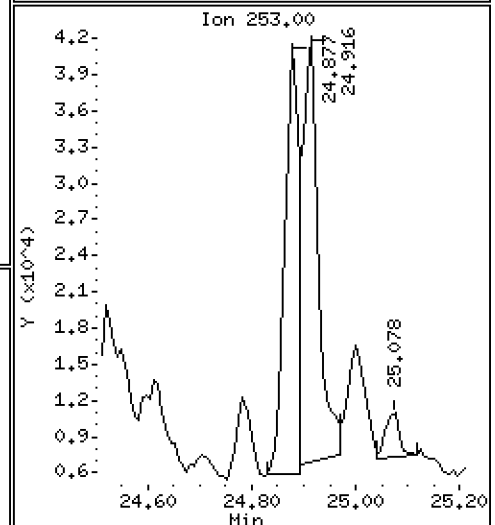
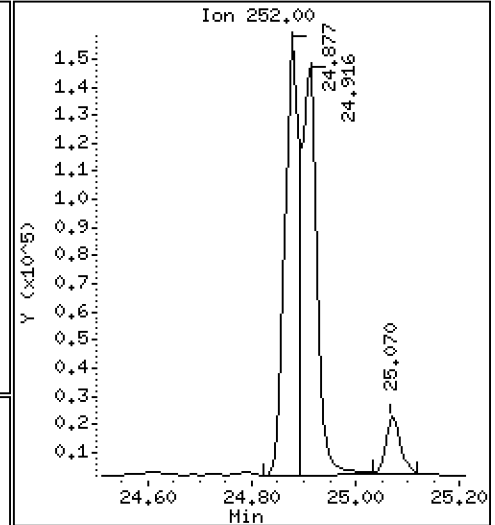
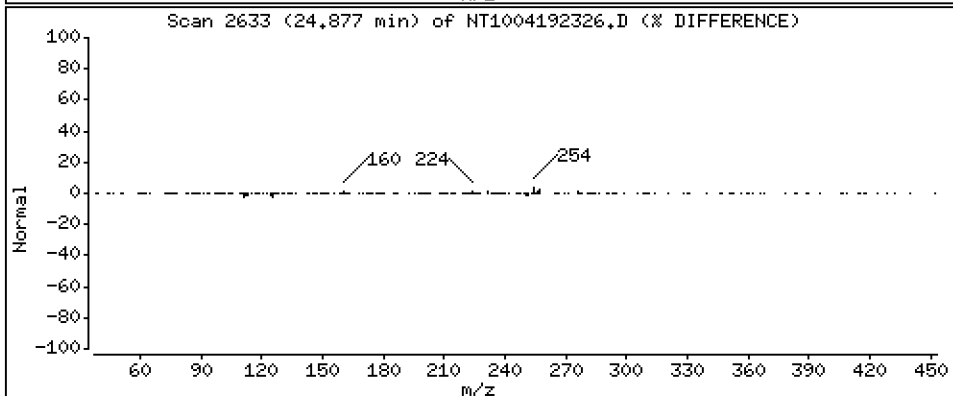
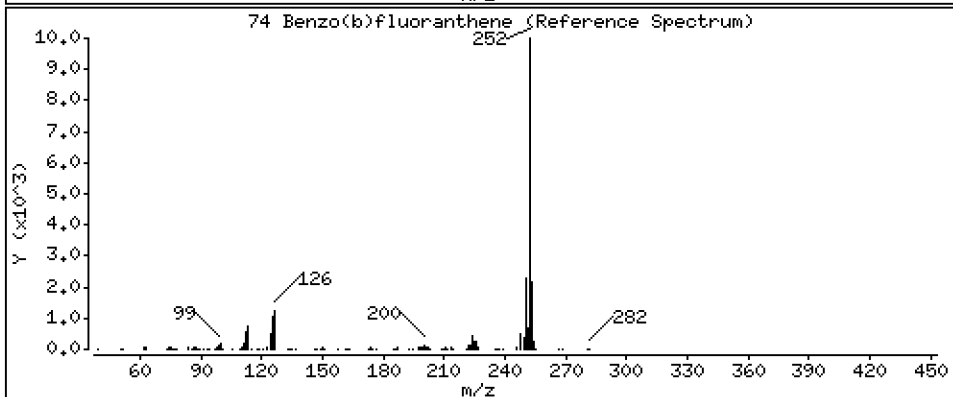
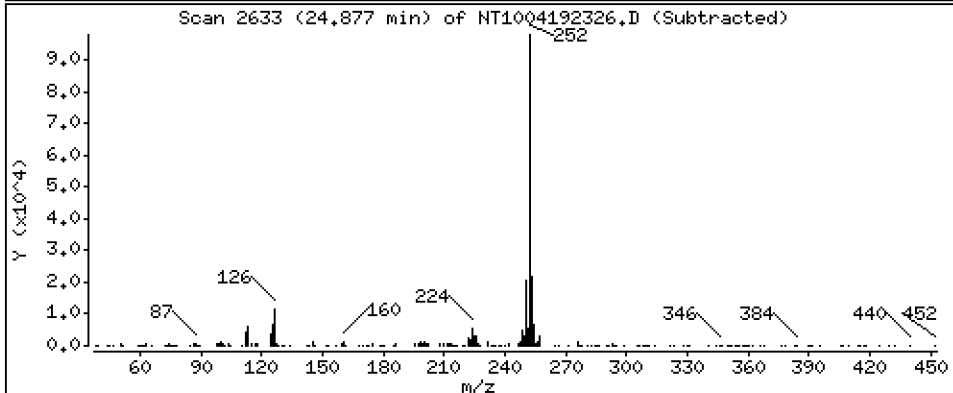
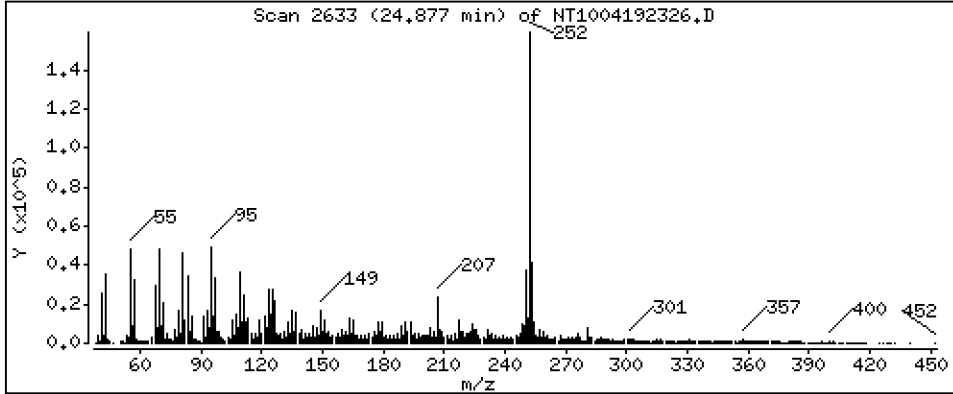
Operator: VTS

Column phase: ZB-5msi

Column diameter: 0,25

74 Benzo(b)fluoranthene

Concentration: 1,456 ug/mL



Date : 20-APR-2023 03:15

Client ID:

Instrument: nt10.i

Sample Info: 23C0774-10

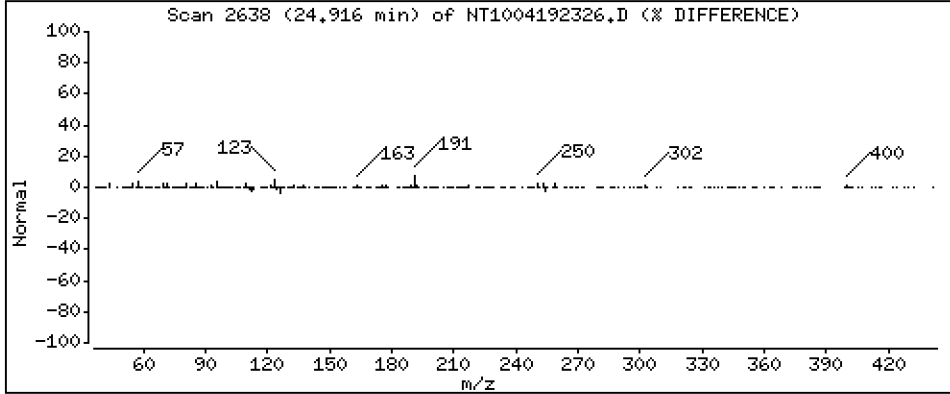
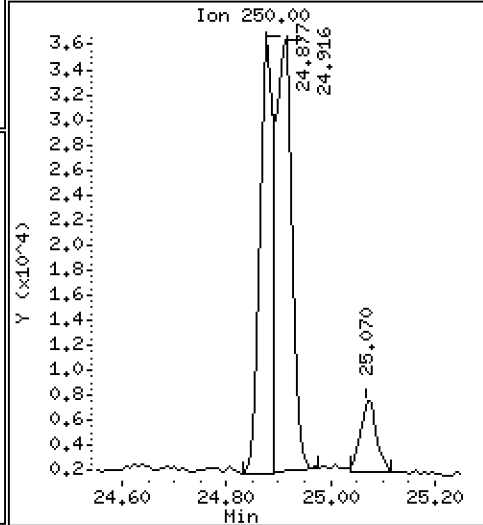
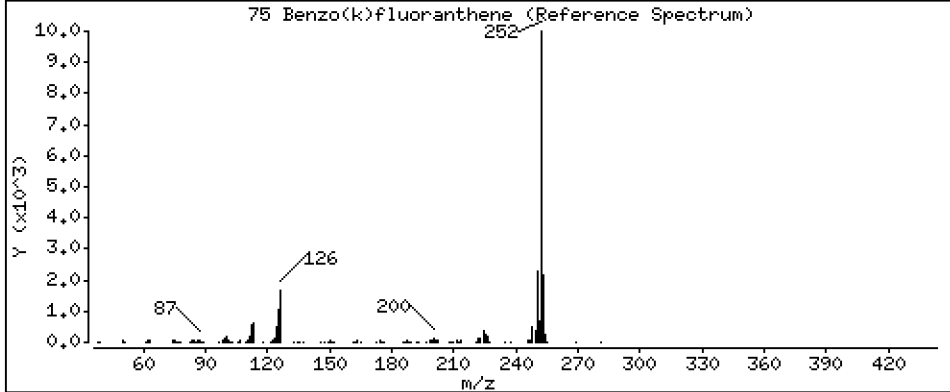
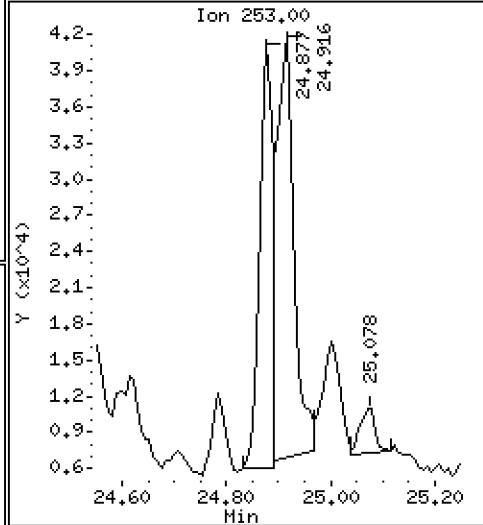
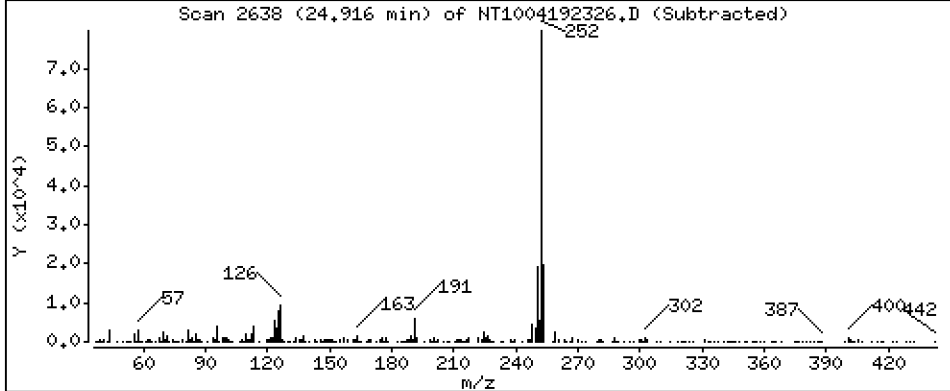
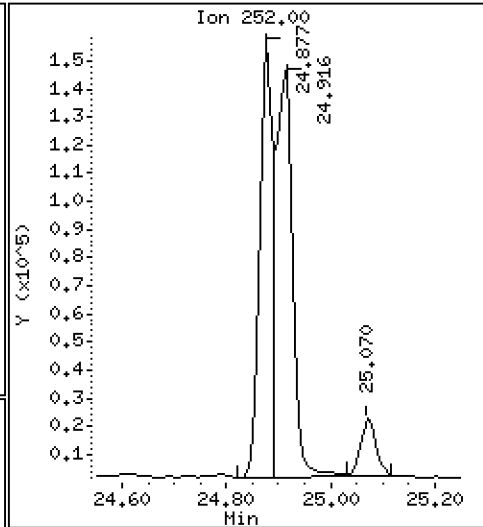
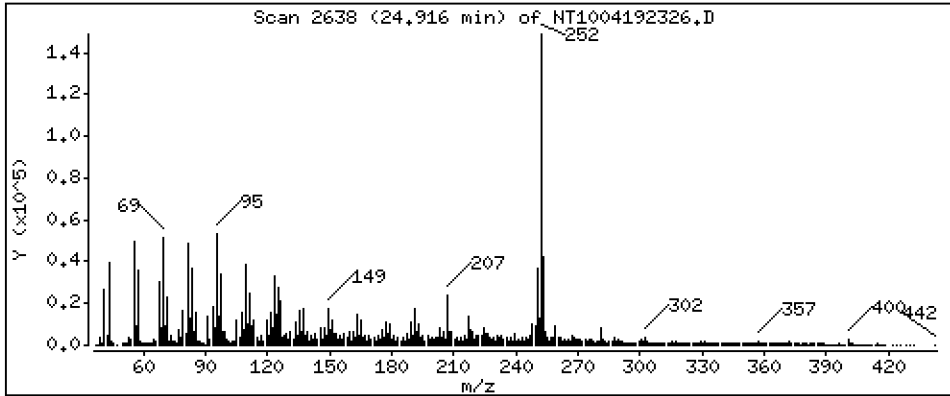
Operator: VTS

Column phase: ZB-5msi

Column diameter: 0,25

75 Benzo(k)fluoranthene

Concentration: 1,645 ug/mL



Date : 20-APR-2023 03:15

Client ID:

Instrument: nt10.i

Sample Info: 23C0774-10

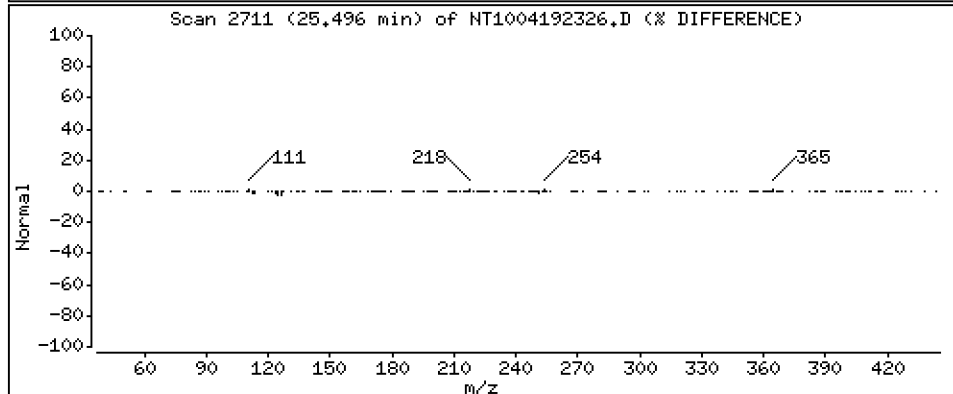
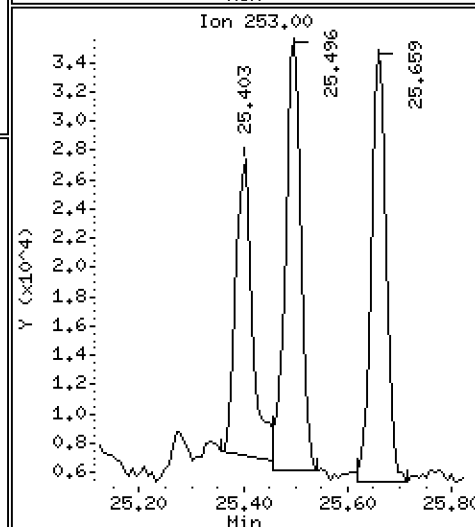
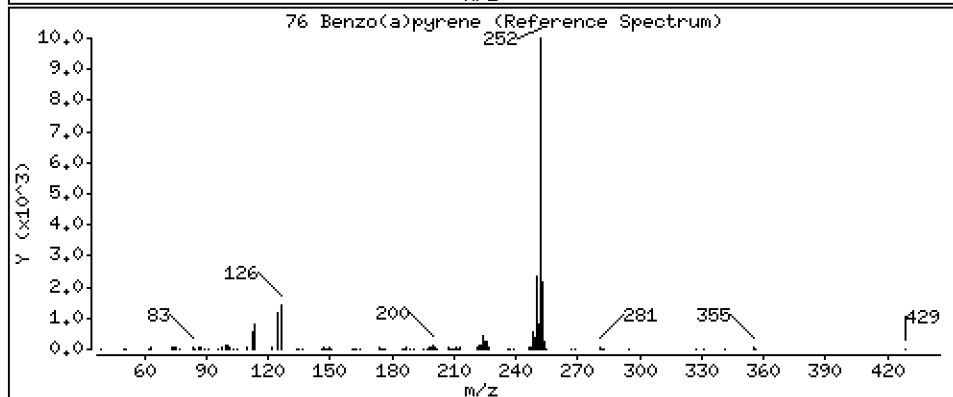
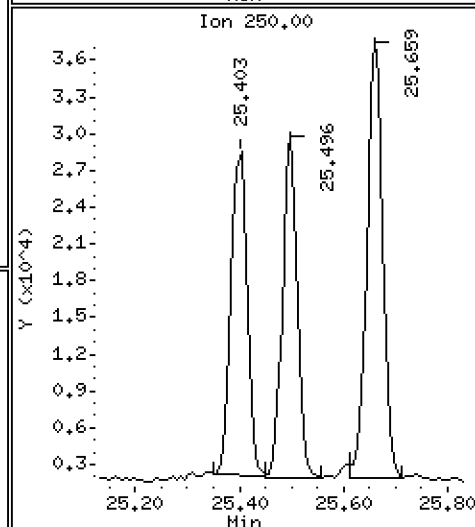
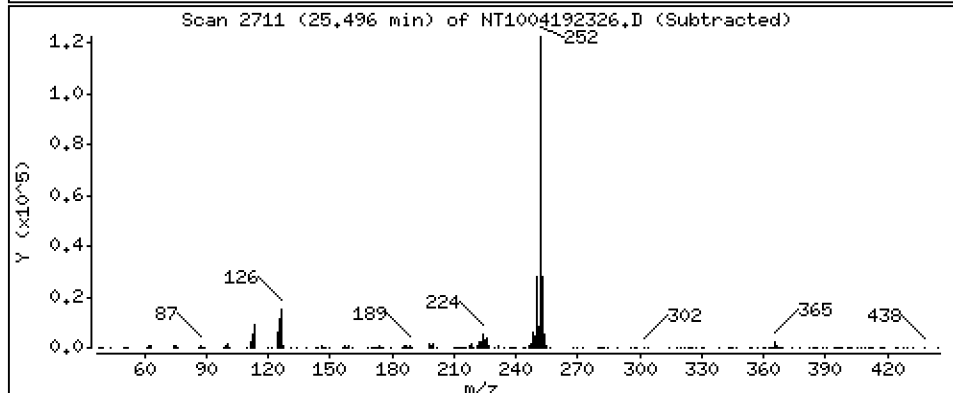
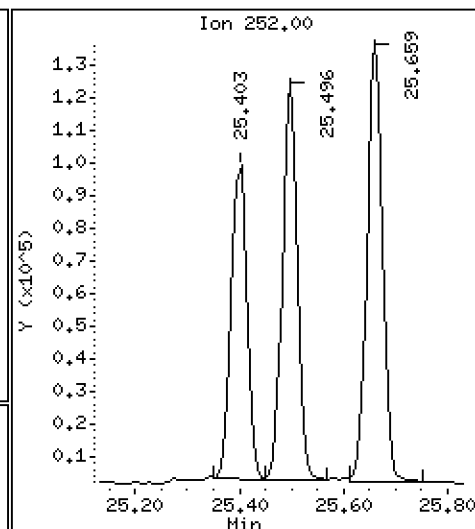
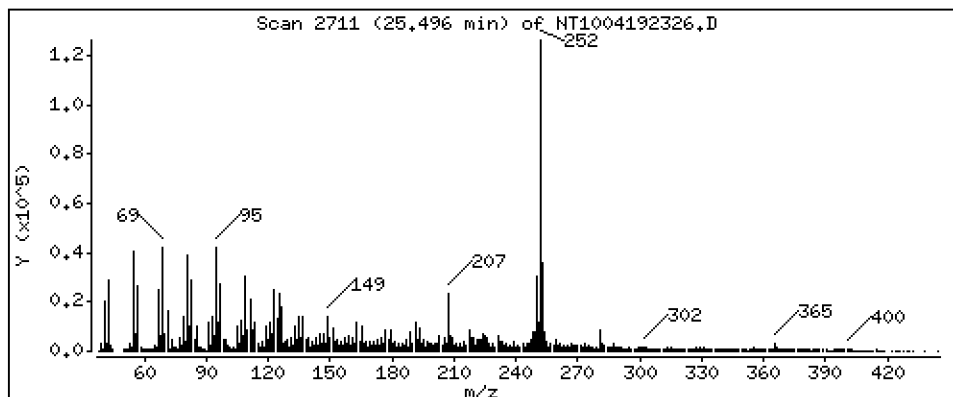
Operator: VTS

Column phase: ZB-5msi

Column diameter: 0,25

76 Benzo(a)pyrene

Concentration: 1,367 ug/mL



Date : 20-APR-2023 03:15

Client ID:

Instrument: nt10.i

Sample Info: 23C0774-10

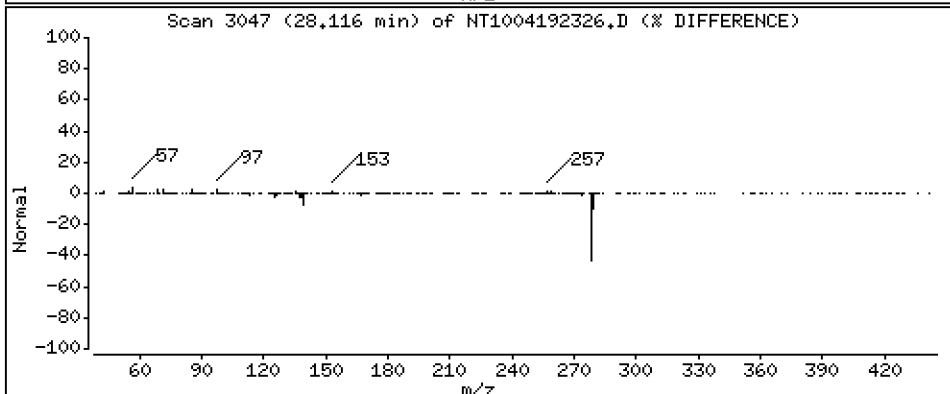
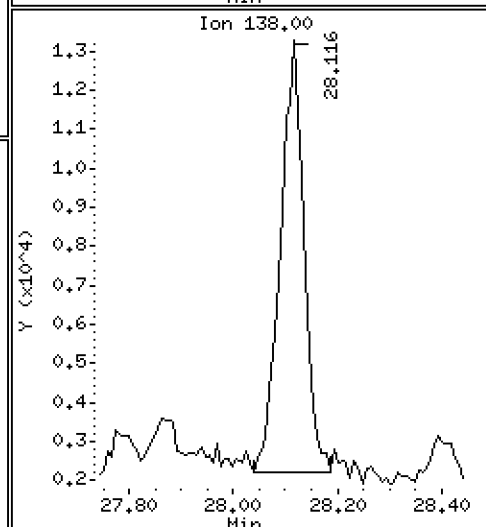
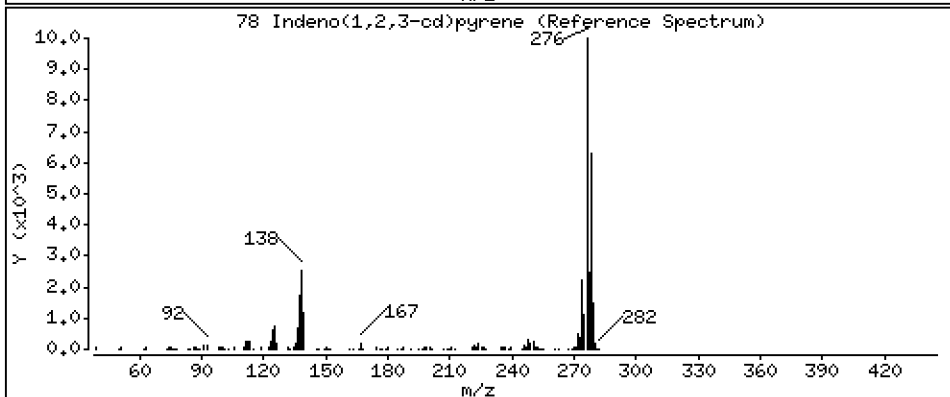
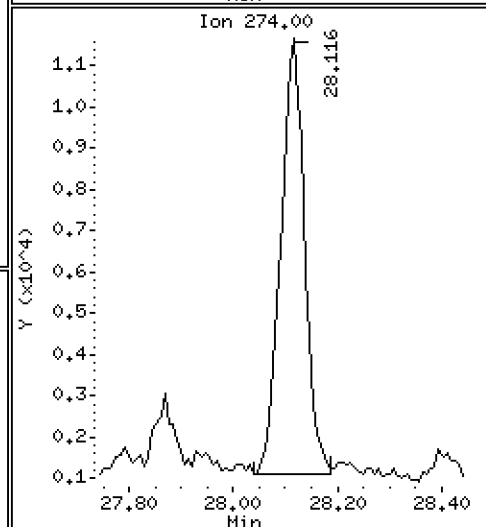
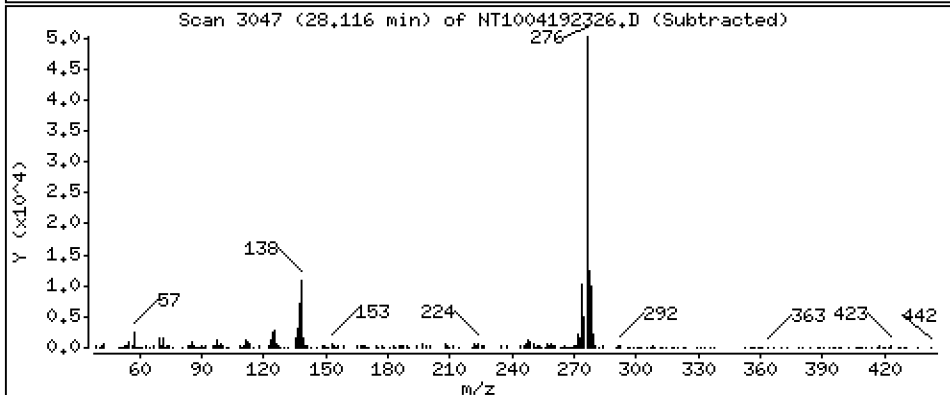
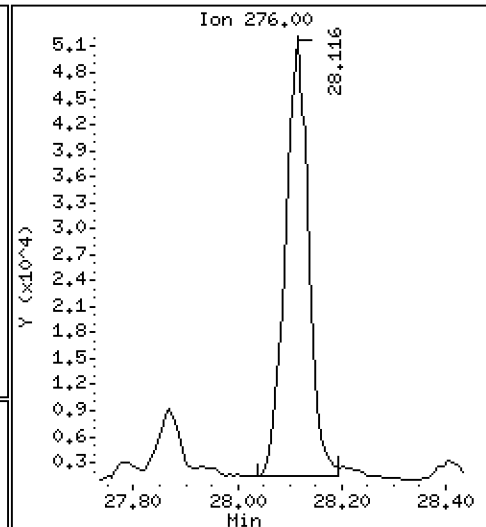
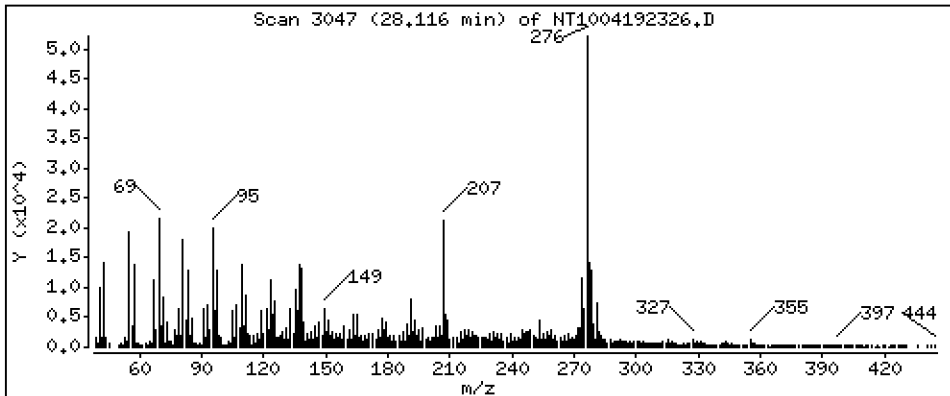
Operator: VTS

Column phase: ZB-5msi

Column diameter: 0.25

78 Indeno(1,2,3-cd)pyrene

Concentration: 0.7135 ug/mL



Date : 20-APR-2023 03:15

Client ID:

Instrument: nt10.i

Sample Info: 23C0774-10

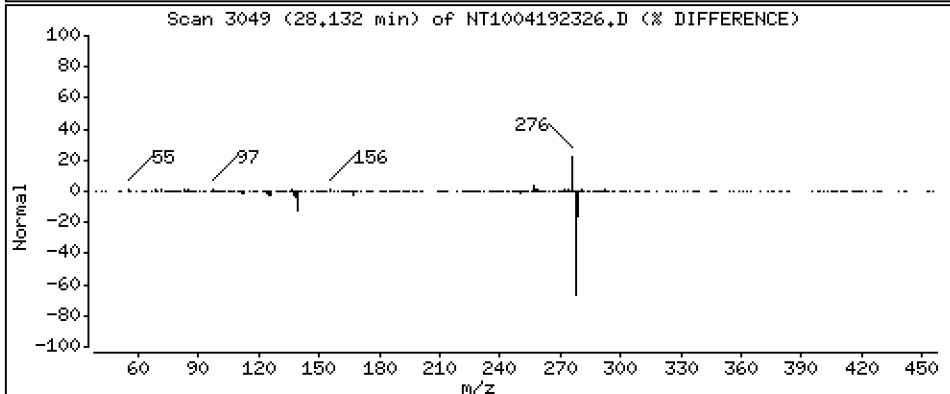
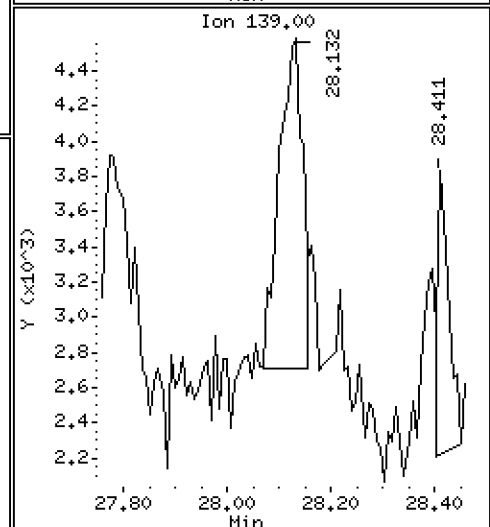
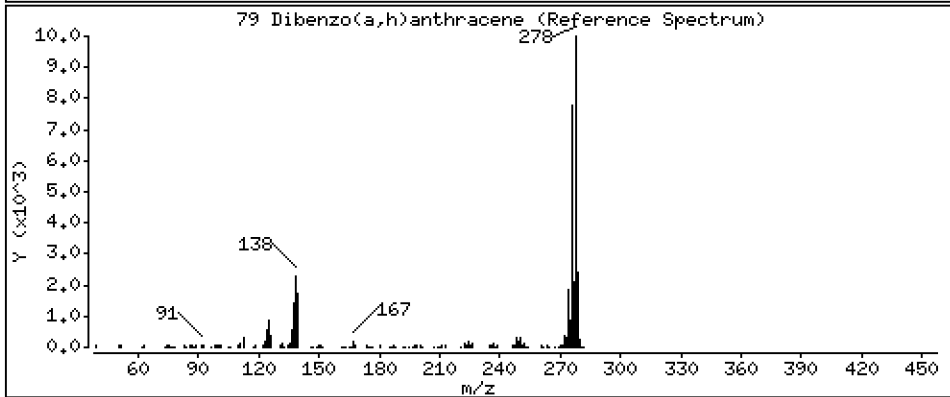
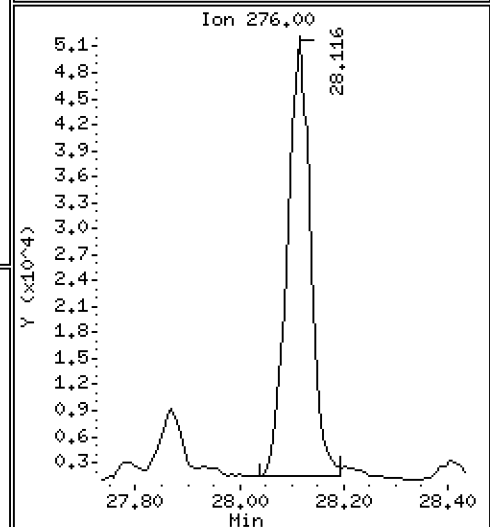
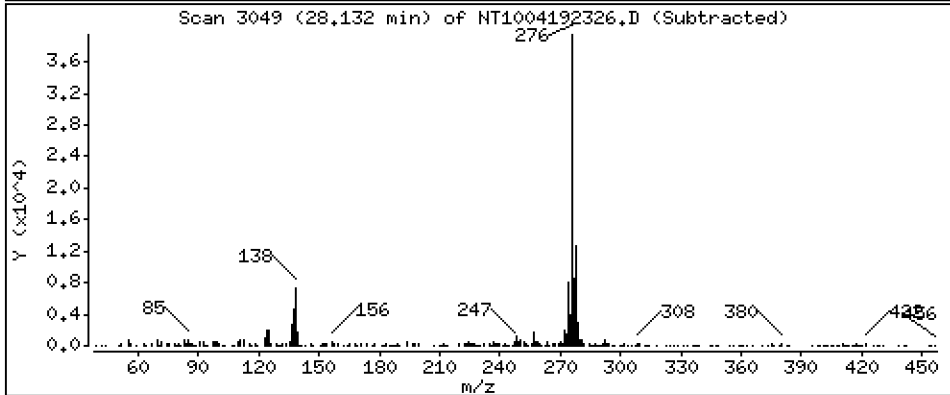
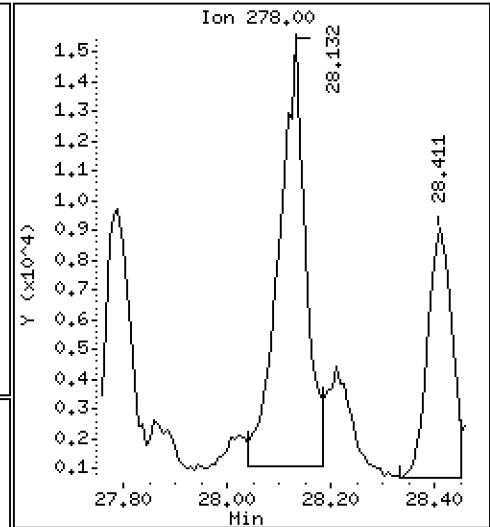
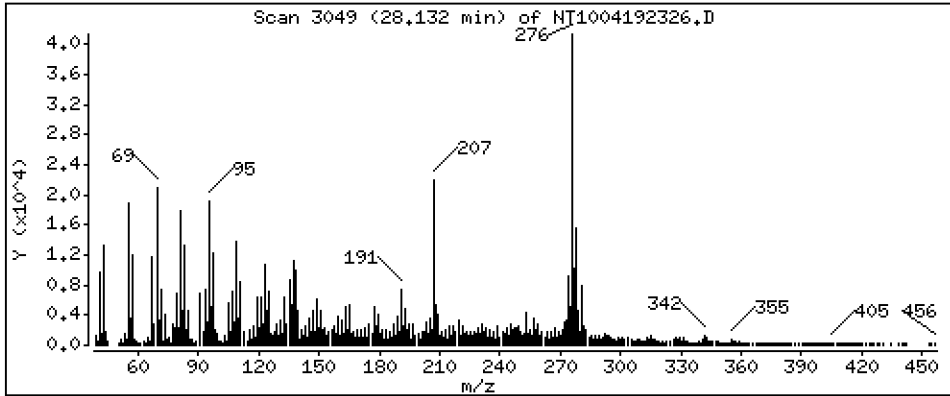
Operator: VTS

Column phase: ZB-5msi

Column diameter: 0,25

79 Dibenzo(a,h)anthracene

Concentration: 0,2759 ug/mL



Date : 20-APR-2023 03:15

Client ID:

Instrument: nt10.i

Sample Info: 23C0774-10

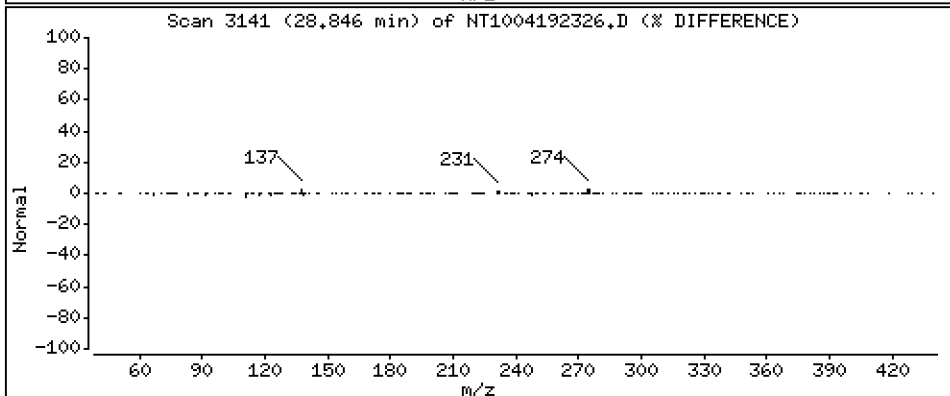
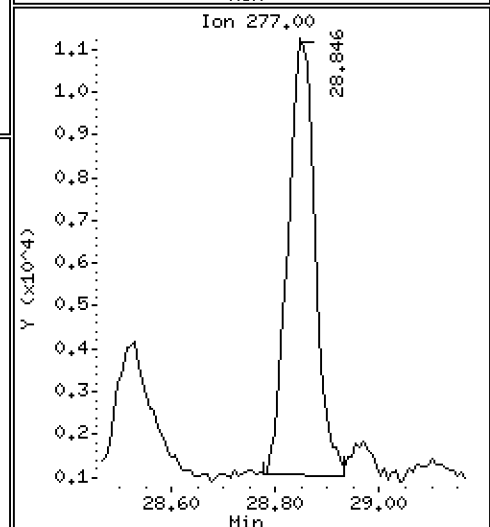
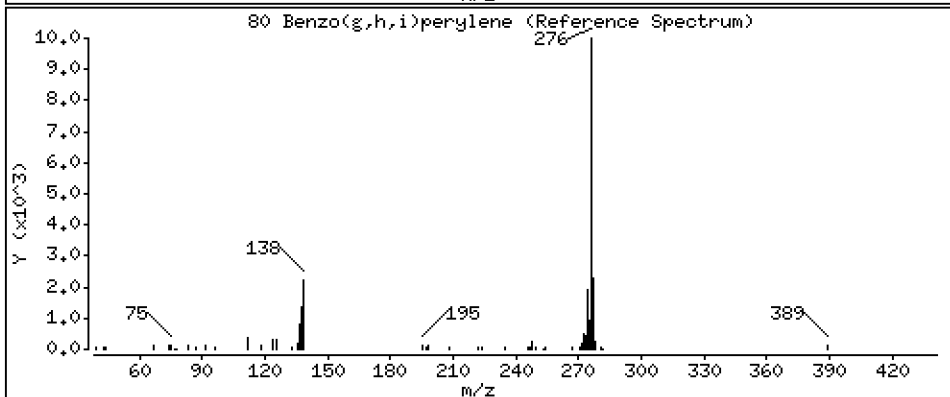
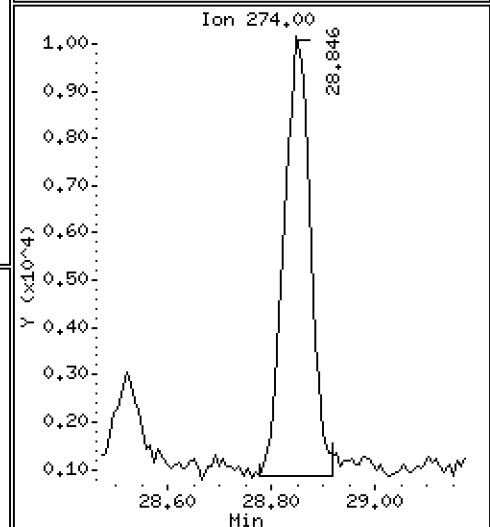
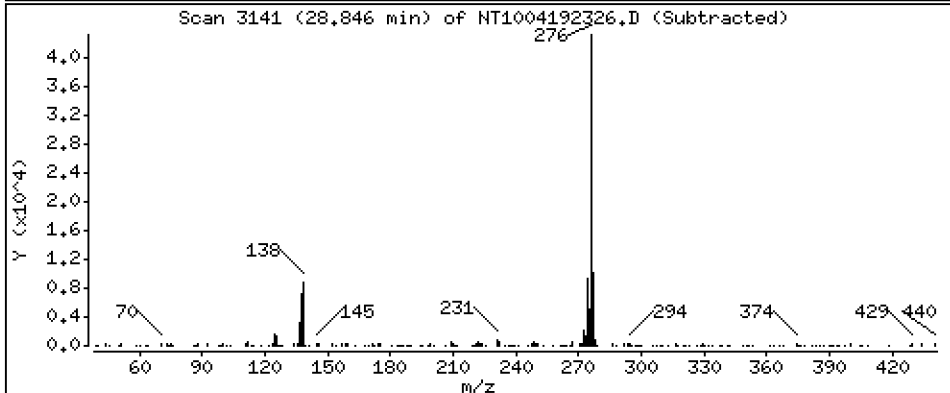
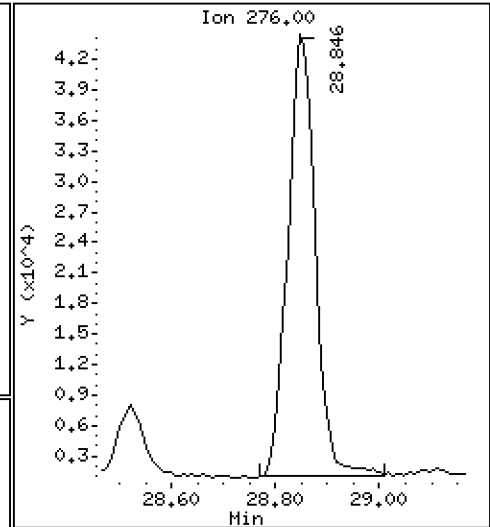
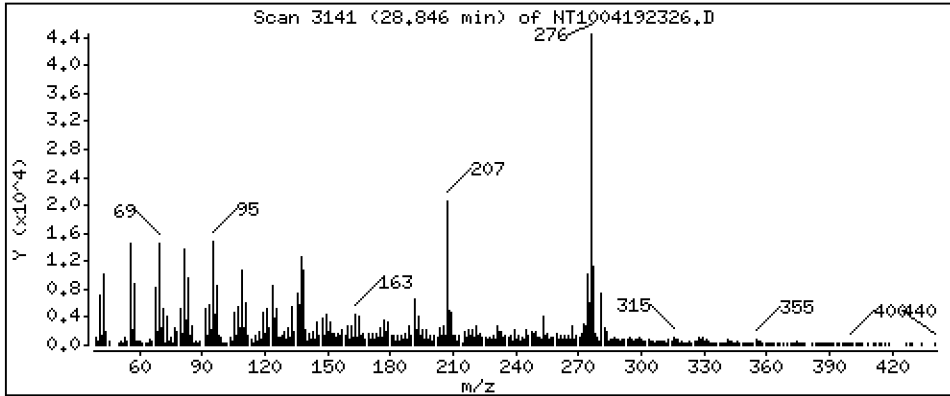
Operator: VTS

Column phase: ZB-5msi

Column diameter: 0,25

80 Benzo(g,h,i)perylene

Concentration: 0,8244 ug/mL



Date : 20-APR-2023 03:15

Client ID:

Instrument: nt10.i

Sample Info: 23C0774-10

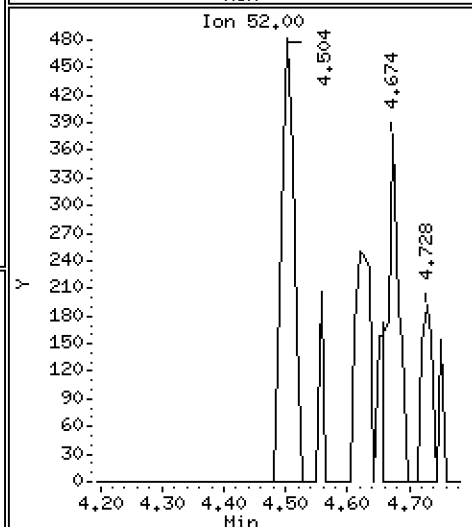
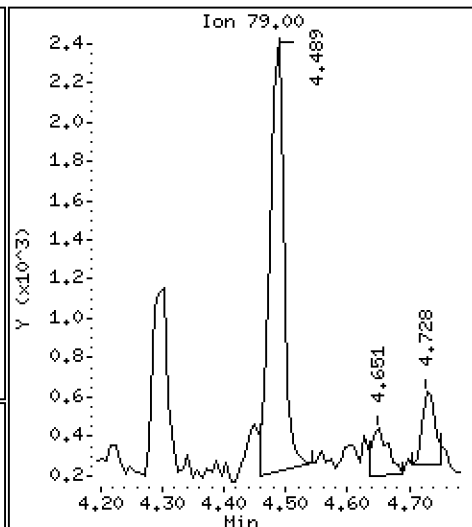
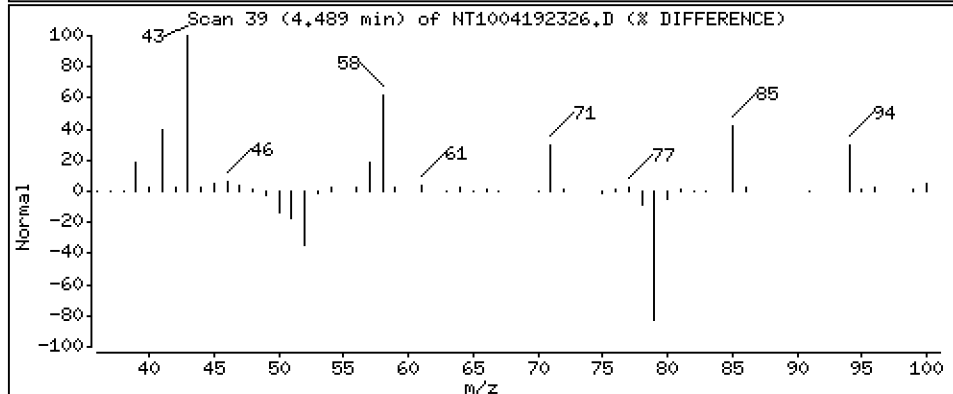
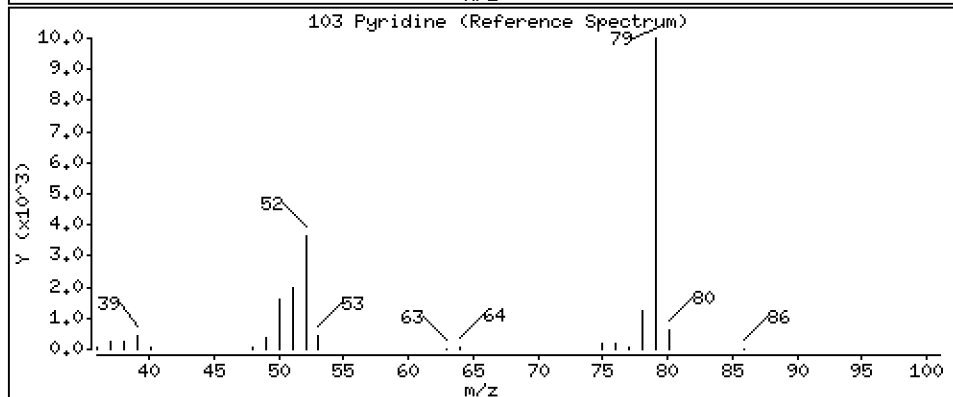
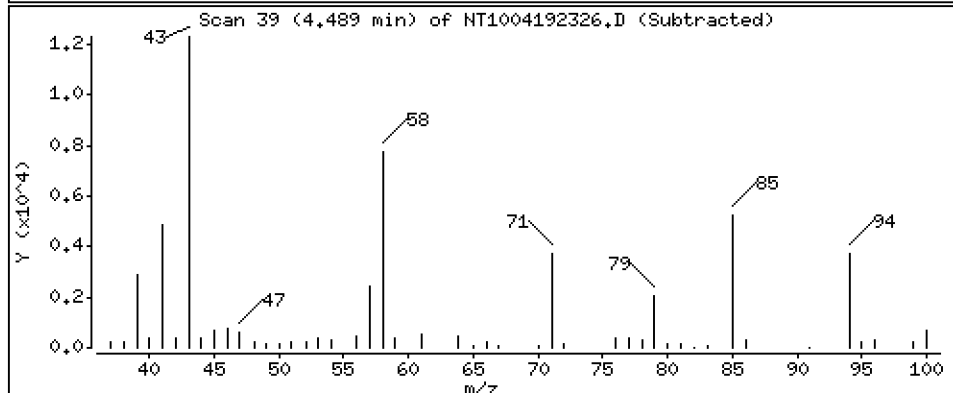
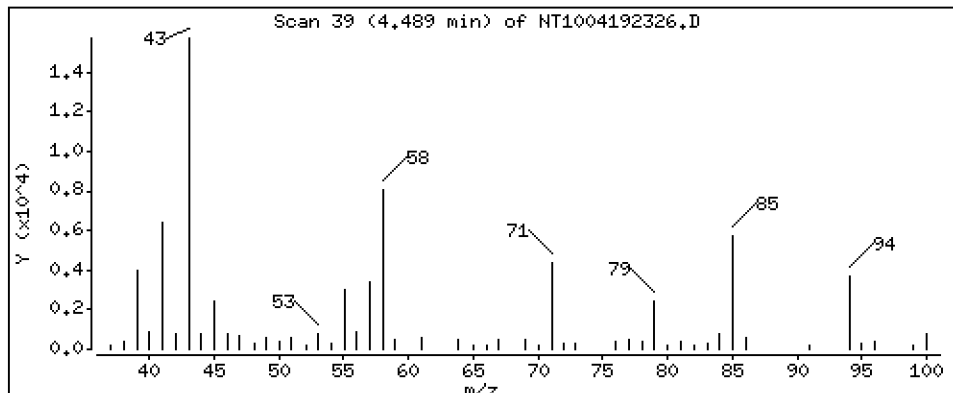
Operator: VTS

Column phase: ZB-5msi

Column diameter: 0,25

103 Pyridine

Concentration: 0,08255 ug/mL



Date : 20-APR-2023 03:15

Client ID:

Instrument: nt10.i

Sample Info: 23C0774-10

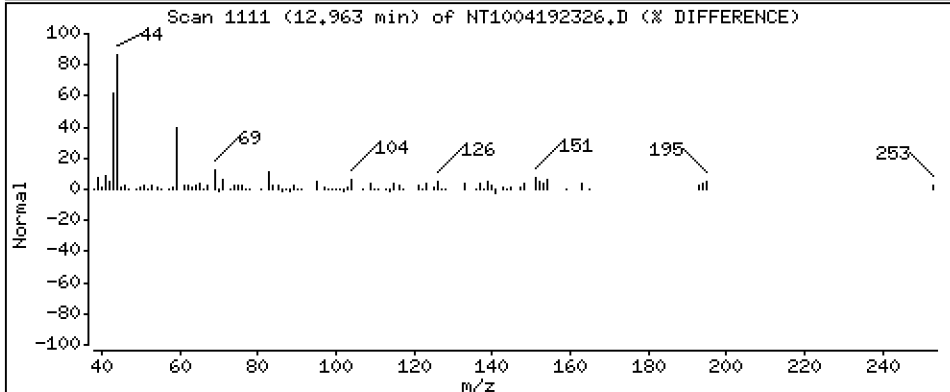
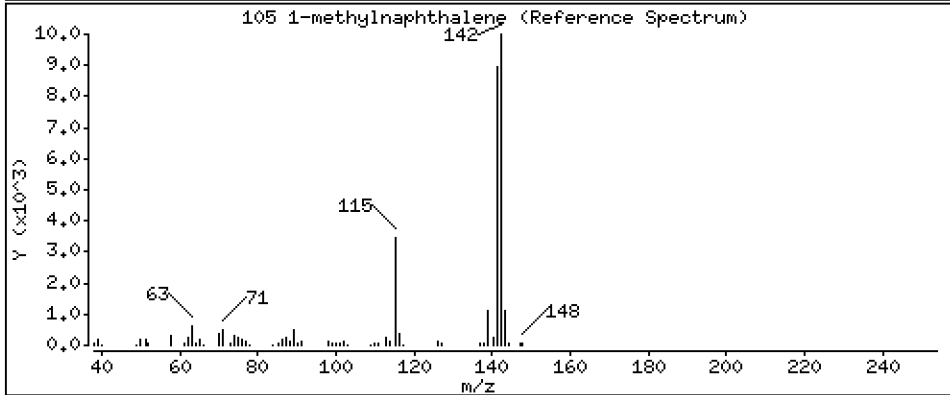
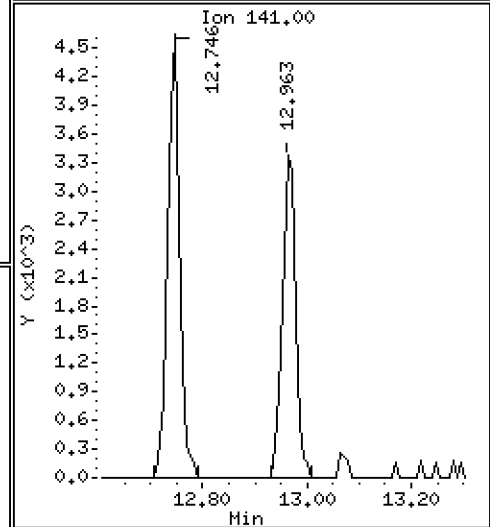
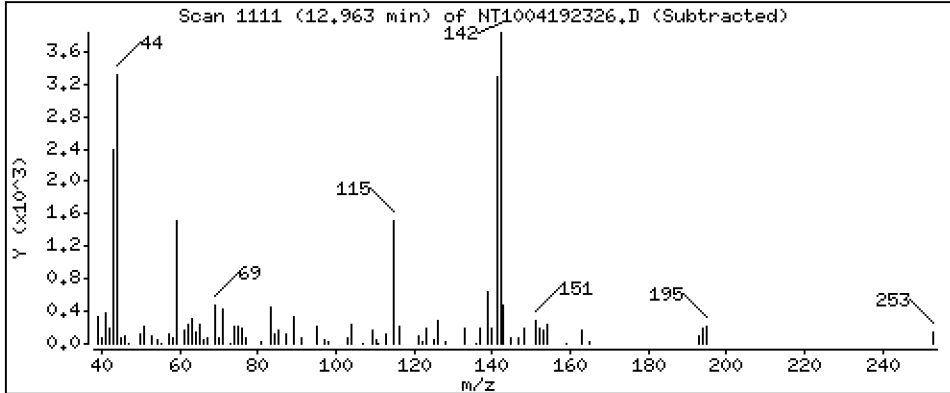
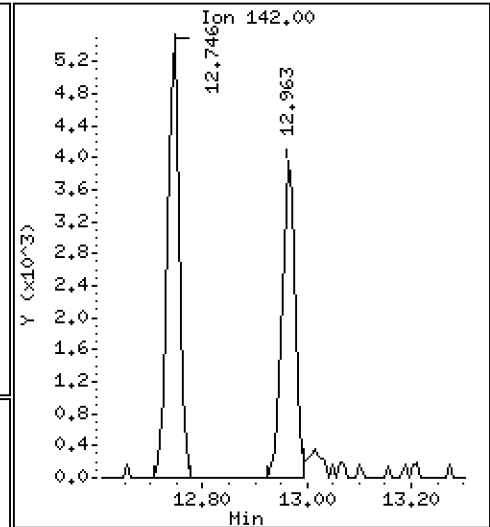
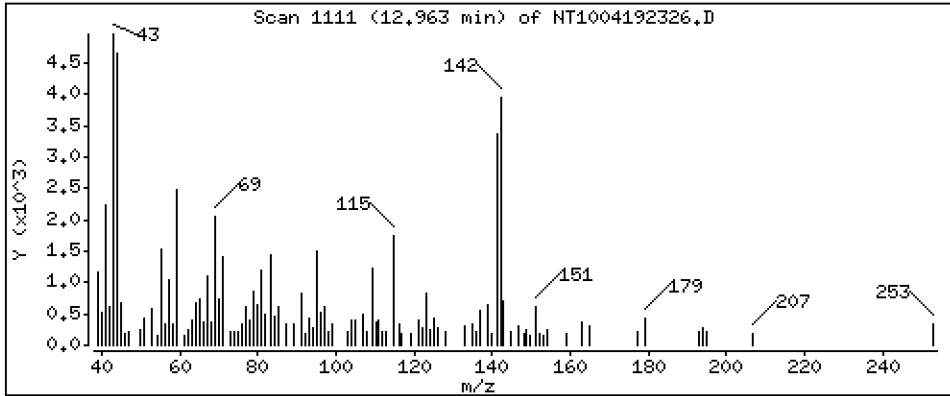
Operator: VTS

Column phase: ZB-5msi

Column diameter: 0.25

105 1-methylnaphthalene

Concentration: 0.07022 ug/mL



Date : 20-APR-2023 03:15

Client ID:

Instrument: nt10.i

Sample Info: 23C0774-10

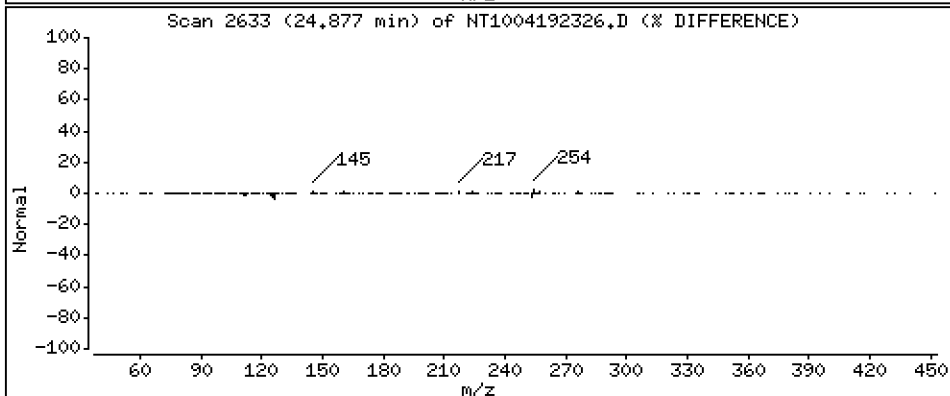
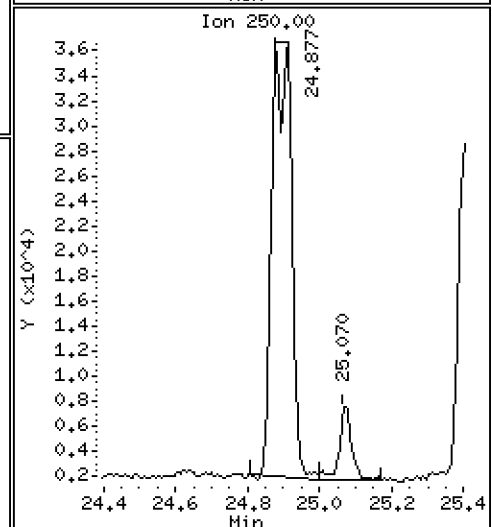
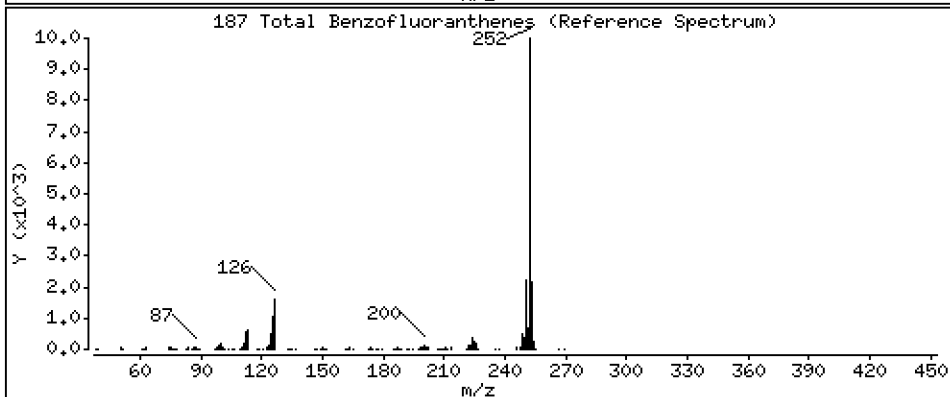
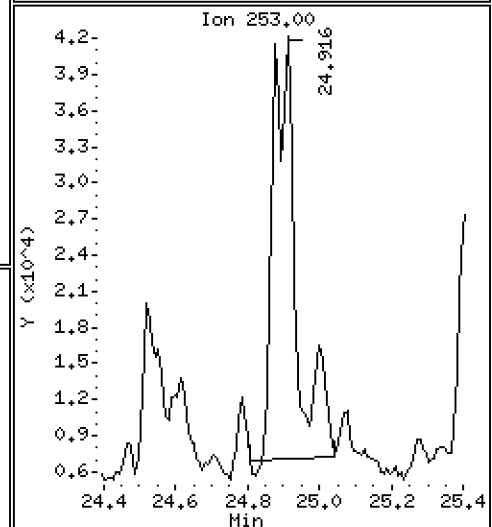
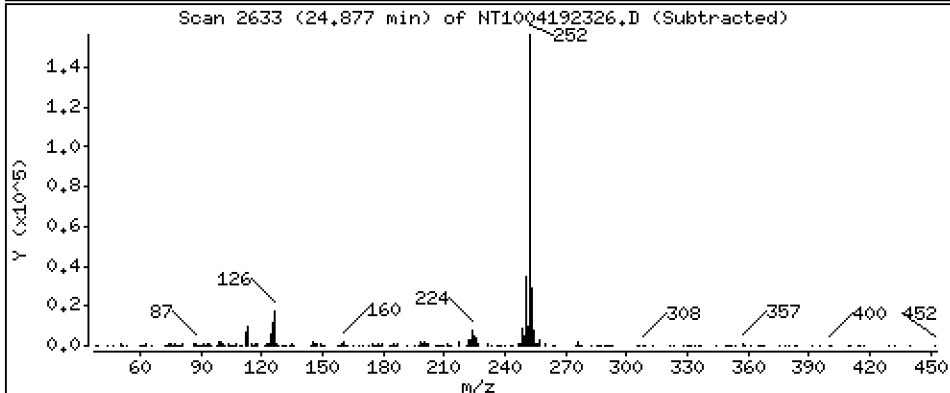
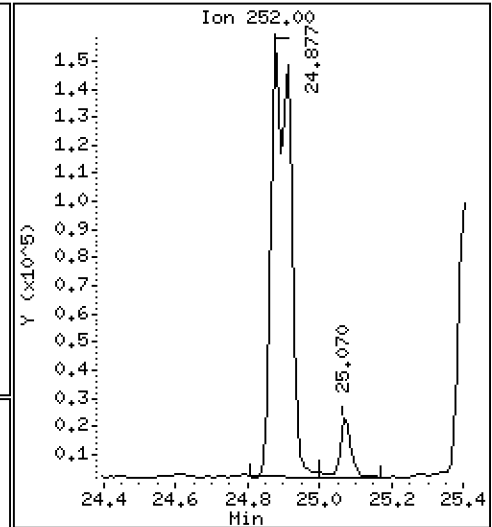
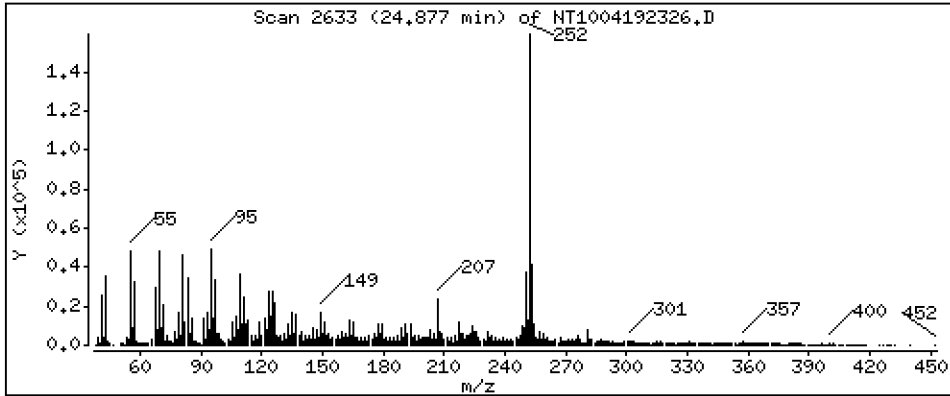
Operator: VTS

Column phase: ZB-5msi

Column diameter: 0,25

187 Total Benzofluoranthenes

Concentration: 2,937 ug/mL



ARI Labs, Inc.

Semivolatile Report SW846 Method 8270D

Data file : \\target\share\chem3\nt10.i\20230419A.b\NT1004192326.D

Lab Smp Id: 23C0774-10

Inj Date : 20-APR-2023 03:15

Operator : VTS

Inst ID: nt10.i

Smp Info : 23C0774-10

Misc Info :

Comment : 1ul Injection

Method : \\target\share\chem3\nt10.i\20230419A.b\ABN.m

Meth Date : 20-Apr-2023 14:53 deenayd Quant Type: ISTD

Cal Date : 16-MAR-2023 00:22 Cal File: NT10031508.D

Als bottle: 21

Dil Factor: 1.00000

Integrator: HP RTE

Compound Sublist: ICAL.sub

Target Version: 4.14

Processing Host: DEENAY-201905

Compounds	QUANT	SIG	RT	EXP RT	REL RT	RESPONSE	CONCENTRATIONS	
							ON-COLUMN	FINAL
	MASS						(ug/mL)	(ug/mL)
\$ 1 2-Fluorophenol	112		6.612	6.604	(0.749)	198527	4.37898	4.379
\$ 2 Phenol-d5	99		8.211	8.204	(0.931)	264653	4.44985	4.450
3 Phenol	94		8.235	8.227	(0.933)	5468	0.08847	0.08847
\$ 5 2-Chlorophenol-d4	132		8.466	8.467	(0.960)	241085	4.74698	4.747
4 Bis(2-Chloroethyl)ether	93		Compound Not Detected.					
6 2-Chlorophenol	128		Compound Not Detected.					
7 1,3-Dichlorobenzene	146		Compound Not Detected.					
* 8 1,4-Dichlorobenzene-d4	152		8.823	8.823	(1.000)	149916	4.00000	
9 1,4-Dichlorobenzene	146		Compound Not Detected.					
\$ 10 1,2-Dichlorobenzene-d4	152		9.187	9.180	(1.041)	106993	2.93349	2.933
12 1,2-Dichlorobenzene	146		Compound Not Detected.					
11 Benzyl alcohol	108		9.110	9.102	(1.033)	2191	0.07553	0.07553
14 2,2'-oxybis(1-Chloropropane)	121		Compound Not Detected.					
13 2-Methylphenol	108		9.350	9.335	(1.060)	778	0.01727	0.01727
17 Hexachloroethane	117		Compound Not Detected.					
16 N-Nitroso-di-n-propylamine	70		Compound Not Detected.					
15 4-Methylphenol	108		9.622	9.614	(1.091)	1999	0.04211	0.04211
\$ 18 Nitrobenzene-d5	82		9.925	9.917	(0.878)	167706	2.98694	2.987
19 Nitrobenzene	77		Compound Not Detected.					
20 Isophorone	82		Compound Not Detected.					
21 2-Nitrophenol	139		Compound Not Detected.					
22 2,4-Dimethylphenol	107		Compound Not Detected.					
23 Bis(2-Chloroethoxy)methane	93		Compound Not Detected.					
24 Benzoic acid	105		10.804	10.880	(0.956)	4883	0.17374	0.1737 (M)
25 2,4-Dichlorophenol	162		Compound Not Detected.					
26 1,2,4-Trichlorobenzene	180		Compound Not Detected.					
* 27 Naphthalene-d8	136		11.307	11.299	(1.000)	556257	4.00000	
28 Naphthalene	128		11.345	11.346	(1.003)	13084	0.08879	0.08879
29 4-Chloroaniline	127		Compound Not Detected.					
30 Hexachlorobutadiene	225		Compound Not Detected.					
31 4-Chloro-3-methylphenol	107		Compound Not Detected.					
32 2-Methylnaphthalene	142		12.746	12.738	(1.127)	8942	0.08409	0.08409
33 Hexachlorocyclopentadiene	237		Compound Not Detected.					

Compounds	QUANT	SIG	RT	EXP RT	REL RT	RESPONSE	CONCENTRATIONS	
							ON-COLUMN	FINAL
	MASS						(ug/mL)	(ug/mL)
=====	=====		=====	=====	=====	=====	=====	=====
34 2,4,6-Trichlorophenol	196					Compound Not Detected.		
35 2,4,5-Trichlorophenol	196					Compound Not Detected.		
\$ 36 2-Fluorobiphenyl	172		13.527	13.527	(0.907)	394601	3.20291	3.203
37 2-Chloronaphthalene	162					Compound Not Detected.		
38 2-Nitroaniline	65					Compound Not Detected.		
39 Dimethylphthalate	163		14.441	14.433	(0.968)	5149	0.05089	0.05089
40 Acenaphthylene	152		14.603	14.596	(0.979)	8357	0.05376	0.05376
41 2,6-Dinitrotoluene	165					Compound Not Detected.		
* 42 Acenaphthene-d10	164		14.913	14.905	(1.000)	311449	4.00000	
43 3-Nitroaniline	138					Compound Not Detected.		
44 Acenaphthene	153		14.982	14.975	(1.005)	15209	0.15838	0.1584
45 2,4-Dinitrophenol	184					Compound Not Detected.		
46 Dibenzofuran	168		15.307	15.299	(1.026)	14111	0.09965	0.09965
47 4-Nitrophenol	109					Compound Not Detected.		
48 2,4-Dinitrotoluene	165					Compound Not Detected.		
50 Diethylphthalate	149		15.894	15.895	(1.066)	56635	0.57052	0.5705
49 Fluorene	166		16.018	16.010	(1.074)	16484	0.14796	0.1480
51 4-Chlorophenyl-phenylether	204					Compound Not Detected.		
52 4-Nitroaniline	138					Compound Not Detected.		
53 4,6-Dinitro-2-methylphenol	198					Compound Not Detected.		
54 N-Nitrosodiphenylamine	169					Compound Not Detected.		
\$ 55 2,4,6-Tribromophenol	330		16.558	16.550	(1.110)	93368	6.42556	6.426
56 4-Bromophenyl-phenylether	248					Compound Not Detected.		
57 Hexachlorobenzene	284					Compound Not Detected.		
58 Pentachlorophenol	266					Compound Not Detected.		
* 59 Phenanthrene-d10	188		17.957	17.942	(1.000)	558584	4.00000	
60 Phenanthrene	178		18.003	17.988	(1.003)	153569	1.00824	1.008
61 Anthracene	178		18.096	18.081	(1.008)	43081	0.29486	0.2949
62 Carbazole	167		18.437	18.421	(1.027)	19128	0.14610	0.1461
63 Di-n-butylphthalate	149		19.272	19.257	(1.073)	10888	0.06184	0.06184
64 Fluoranthene	202		20.448	20.402	(0.887)	367814	1.75276	1.753
65 Pyrene	202		20.851	20.827	(0.904)	662490	3.07752	3.078
\$ 66 Terphenyl-d14	244		21.145	21.137	(0.917)	509704	3.15291	3.153
67 Butylbenzylphthalate	149		22.097	22.089	(0.958)	32772	0.43286	0.4329
68 Benzo(a)anthracene	228		23.026	23.011	(0.999)	165961	0.90031	0.9003
* 69 Chrysene-d12	240		23.057	23.042	(1.000)	522249	4.00000	
70 3,3'-Dichlorobenzidine	252					Compound Not Detected.		
71 Chrysene	228		23.096	23.088	(1.002)	203266	1.12866	1.129
72 bis(2-Ethylhexyl)phthalate	149		23.142	23.135	(0.959)	89727	0.72361	0.7236
* 134 Di-n-octylphthalate-d4	153		24.133	24.126	(1.000)	847529	4.00000	
73 Di-n-octylphthalate	149					Compound Not Detected.		
74 Benzo(b)fluoranthene	252		24.876	24.861	(0.971)	291340	1.45573	1.456
75 Benzo(k)fluoranthene	252		24.915	24.900	(0.973)	334273	1.64489	1.645
76 Benzo(a)pyrene	252		25.496	25.481	(0.995)	244606	1.36705	1.367
* 77 Perylene-d12	264		25.612	25.589	(1.000)	617406	4.00000	
78 Indeno(1,2,3-cd)pyrene	276		28.115	28.085	(1.098)	162412	0.71345	0.7135
79 Dibenzo(a,h)anthracene	278		28.131	28.108	(1.098)	52151	0.27594	0.2759
80 Benzo(g,h,i)perylene	276		28.846	28.815	(1.126)	162417	0.82443	0.8244
90 N-Nitrosodimethylamine	74					Compound Not Detected.		
91 Aniline	93					Compound Not Detected.		
93 Benzidine	184					Compound Not Detected.		
103 Pyridine	79		4.488	4.434	(0.509)	3667	0.08255	0.08255
105 1-methylnaphthalene	142		12.962	12.955	(1.146)	6842	0.07022	0.07022
111 Azobenzene (1,2-DP-Hydrazine)	77					Compound Not Detected.		

Compounds	QUANT MASS	SIG	RT	EXP RT	REL RT	RESPONSE	CONCENTRATIONS		
							ON-COLUMN (ug/mL)	FINAL (ug/mL)	
187 Total Benzofluoranthenes	252		24.876	24.900	(0.971)	567479	2.93676	2.937	
120 2,3,4,6-Tetrachlorophenol	232		Compound Not Detected.						

QC Flag Legend

M - Compound response manually integrated.

ARI Labs, Inc.

INTERNAL STANDARD COMPOUNDS
 AREA AND RT SUMMARY

Instrument ID: nt10.i Calibration Date: 19-APR-2023
 Lab File ID: NT1004192326.D Calibration Time: 20:55
 Lab Smp Id: 23C0774-10
 Analysis Type: SV Level:
 Quant Type: ISTD Sample Type:
 Operator: VTS
 Method File: \\target\share\chem3\nt10.i\20230419A.b\ABN.m
 Misc Info:

Test Mode:
 Use Last Continuing Calibrator.

COMPOUND	STANDARD	AREA LIMIT		SAMPLE	%DIFF
		LOWER	UPPER		
8 1,4-Dichlorobenze	142135	71068	284270	149916	5.47
27 Naphthalene-d8	517513	258757	1035026	556257	7.49
42 Acenaphthene-d10	306898	153449	613796	311449	1.48
59 Phenanthrene-d10	508635	254318	1017270	558584	9.82
69 Chrysene-d12	460743	230372	921486	522249	13.35
134 Di-n-octylphthala	736003	368002	1472006	847529	15.15
77 Perylene-d12	559318	279659	1118636	617406	10.39

COMPOUND	STANDARD	RT LIMIT		SAMPLE	%DIFF
		LOWER	UPPER		
8 1,4-Dichlorobenze	8.82	8.32	9.32	8.82	-0.00
27 Naphthalene-d8	11.30	10.80	11.80	11.31	0.07
42 Acenaphthene-d10	14.91	14.41	15.41	14.91	0.05
59 Phenanthrene-d10	17.94	17.44	18.44	17.96	0.09
69 Chrysene-d12	23.04	22.54	23.54	23.06	0.07
134 Di-n-octylphthala	24.13	23.63	24.63	24.13	0.03
77 Perylene-d12	25.59	25.09	26.09	25.61	0.09

AREA UPPER LIMIT = +100% of internal standard area.
 AREA LOWER LIMIT = - 50% of internal standard area.
 RT UPPER LIMIT = + 0.50 minutes of internal standard RT.
 RT LOWER LIMIT = - 0.50 minutes of internal standard RT.

REVIEW SUMMARY FOR FILE - NT1004192326.D

Lab ID: 23C0774-10

nt10.i, 20230419A.b\ABN.m, 20-APR-2023 03:15

RT CO-ELUTION COMPOUNDS

NO CO-ELUTIONS

Quant Method: ICAL

RRT CHECK

RRT	CCV RRT	DELTA	COMPOUND
0.956	0.963	-0.0074	Benzoic acid
0.509	0.503	0.0061	Pyridine

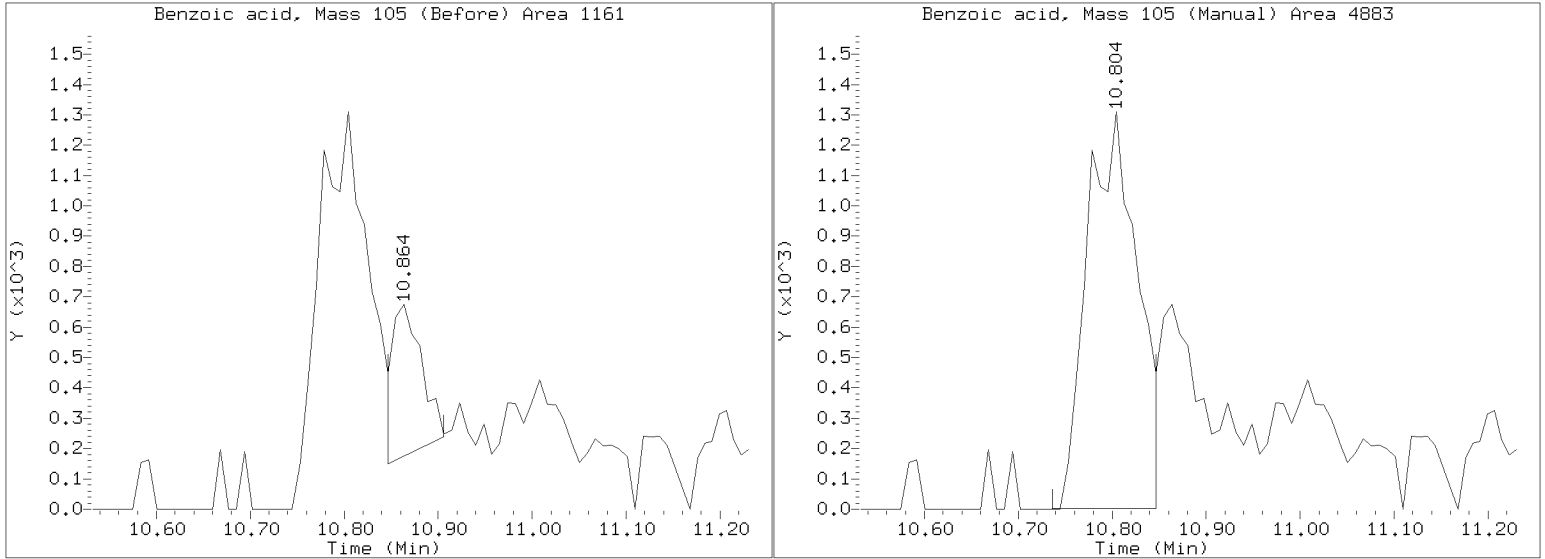
RRT check based on Ccal File: NT1004192316.D

On Column LOD for nt10.i, 20230419A.b\ABN.m, ICAL.sub = 0.0000

* Only compounds listed in the work order have been verified by the analyst *

Quant Ion Manual Peak Adjustment Report

Datafile: //target/share/chem3/nt10.i/20230419A.b/NT1004192326.D
Injection Date: 20-APR-2023 03:15
Lab ID:23C0774-10 Client ID:
Report Date: 04/20/2023 14:54



APPROVED

By Deenay Dunmore at 3:37 pm, Apr 20, 2023



Form I
ORGANIC ANALYSIS DATA SHEET
EPA 8270E
Semivolatiles (20ug/kg - 0.2ug/L SepF)

Laboratory: Analytical Resources, LLC

Client: Anchor OEA, LLC

Project: AOC5 MR Phase 1

Matrix: Sediment

Laboratory ID: 23C0774-11 A

SDG: 23C0774

Sampled: 12/14/22 14:09

Prepared: 04/05/23 16:28

File ID: NT1004192327.D

% Solids: 52.98

Preparation: EPA 3546 (Microwave)

Analyzed: 04/20/23 03:52

Batch: BLD0057

Sequence: SLD0281

Initial/Final: 18.89 g Wet / 1 mL

Instrument: NT10

Column: ZB-5MSi

Calibration: GC00046

Cleanups: GPC

CAS NO.	COMPOUND	DILUTION	CONC: (ug/kg dry)	Q	DL	RL
108-95-2	Phenol	1	10.1	J	4.4	20.0
106-44-5	4-Methylphenol	1	20.0	U	7.4	20.0
91-20-3	Naphthalene	1	7.8	J	4.2	20.0
91-57-6	2-Methylnaphthalene	1	8.5	J	4.5	20.0
208-96-8	Acenaphthylene	1	20.0	U	6.2	20.0
131-11-3	Dimethylphthalate	1	4.4	J	4.4	20.0
83-32-9	Acenaphthene	1	20.0	U	5.2	20.0
132-64-9	Dibenzofuran	1	20.0	U	14.1	20.0
86-73-7	Fluorene	1	20.0	U	14.6	20.0
85-01-8	Phenanthrene	1	54.2		8.7	20.0
120-12-7	Anthracene	1	18.9	J	7.2	20.0
206-44-0	Fluoranthene	1	113	Q	6.1	20.0
129-00-0	Pyrene	1	139		5.7	20.0
85-68-7	Butylbenzylphthalate	1	13.4	J	9.4	20.0
56-55-3	Benzo(a)anthracene	1	64.8		6.0	20.0
218-01-9	Chrysene	1	85.1		6.1	20.0
117-81-7	bis(2-Ethylhexyl)phthalate	1	57.2		5.5	50.0
	Benzo(a)fluoranthene, Total	1	196		10.0	40.0
50-32-8	Benzo(a)pyrene	1	82.0		4.2	20.0
193-39-5	Indeno(1,2,3-cd)pyrene	1	47.3		14.6	20.0
53-70-3	Dibenzo(a,h)anthracene	1	20.0	U	17.2	20.0
191-24-2	Benzo(g,h,i)perylene	1	56.6		13.6	20.0

SURROGATES	ADDED: (ug/kg dry)	FOUND: (ug/kg dry)	% REC	QC LIMITS	Q
2-Fluorophenol	749.41	440	58.7	27 - 120	
Phenol-d5	749.41	441	58.9	29 - 120	
2-Chlorophenol-d4	749.41	482	64.3	31 - 120	
1,2-Dichlorobenzene-d4	499.60	304	60.9	32 - 120	
Nitrobenzene-d5	499.60	302	60.5	30 - 120	
2-Fluorobiphenyl	499.60	333	66.6	35 - 120	



Form I
ORGANIC ANALYSIS DATA SHEET
EPA 8270E
Semivolatiles (20ug/kg - 0.2ug/L SepF)

Laboratory: Analytical Resources, LLC

Client: Anchor OEA, LLC

Project: AOC5 MR Phase 1

Matrix: Sediment

Laboratory ID: 23C0774-11 A

SDG: 23C0774

Sampled: 12/14/22 14:09

Prepared: 04/05/23 16:28

File ID: NT1004192327.D

% Solids: 52.98

Preparation: EPA 3546 (Microwave)

Analyzed: 04/20/23 03:52

Batch: BLD0057

Sequence: SLD0281

Initial/Final: 18.89 g Wet / 1 mL

Instrument: NT10

Column: ZB-5MSi

Calibration: GC00046

Cleanups: GPC

SURROGATES	ADDED: (ug/kg dry)	FOUND: (ug/kg dry)	% REC	QC LIMITS	Q
2,4,6-Tribromophenol	749.41	643	85.8	24 - 134	
p-Terphenyl-d14	499.60	313	62.6	37 - 120	

Data File: \\target\share\chem3\nt10.1\20230419A.B\NT1004192327.D

Date: 20-APR-2023 03:52

Client ID:

Sample Info: 23C0774-11

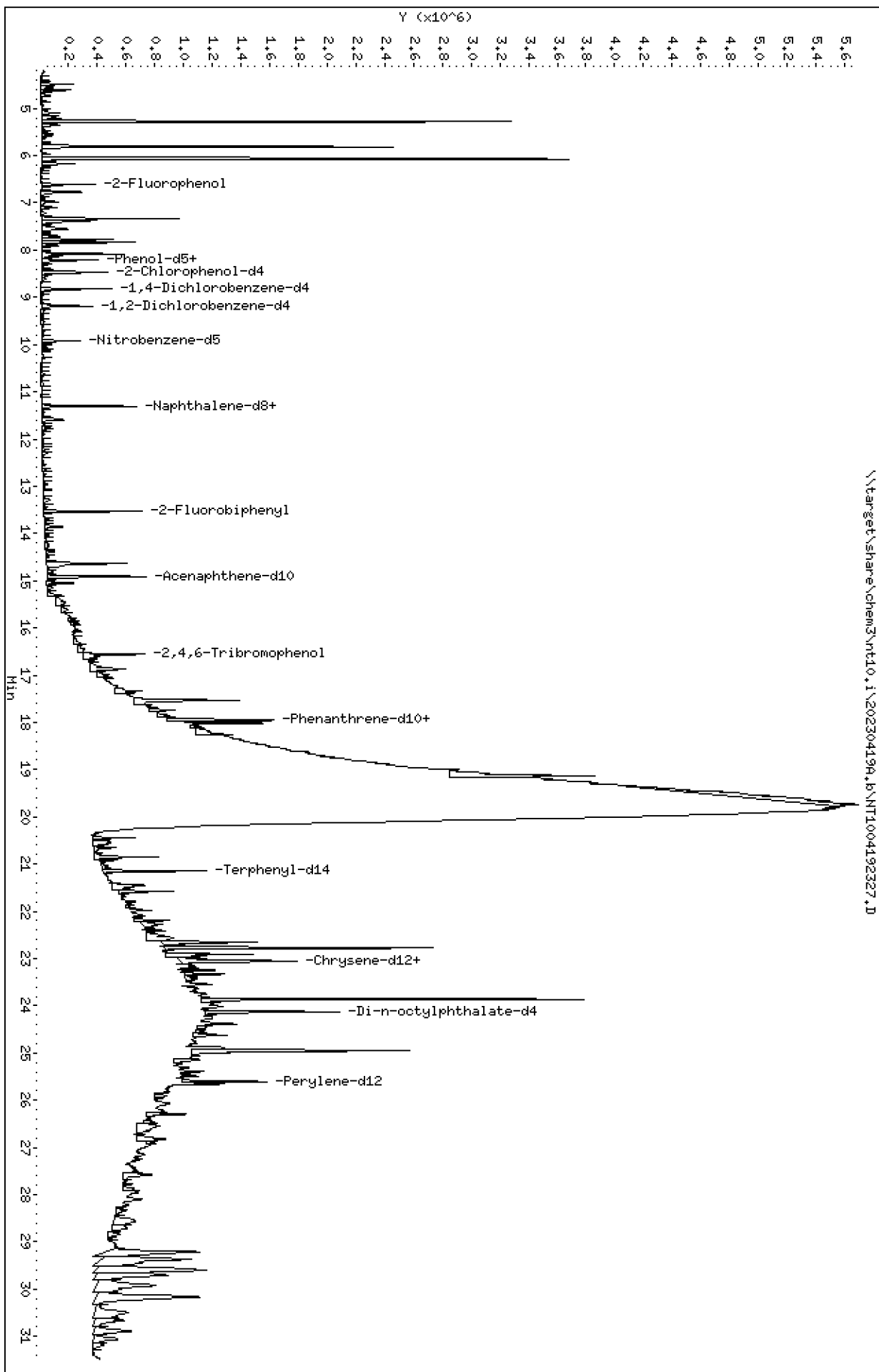
Page 1

Column phase: ZB-5msi

Instrument: nt10.1

Operator: VTS

Column diameter: 0.25



Date : 20-APR-2023 03:52

Client ID:

Instrument: nt10.i

Sample Info: 23C0774-11

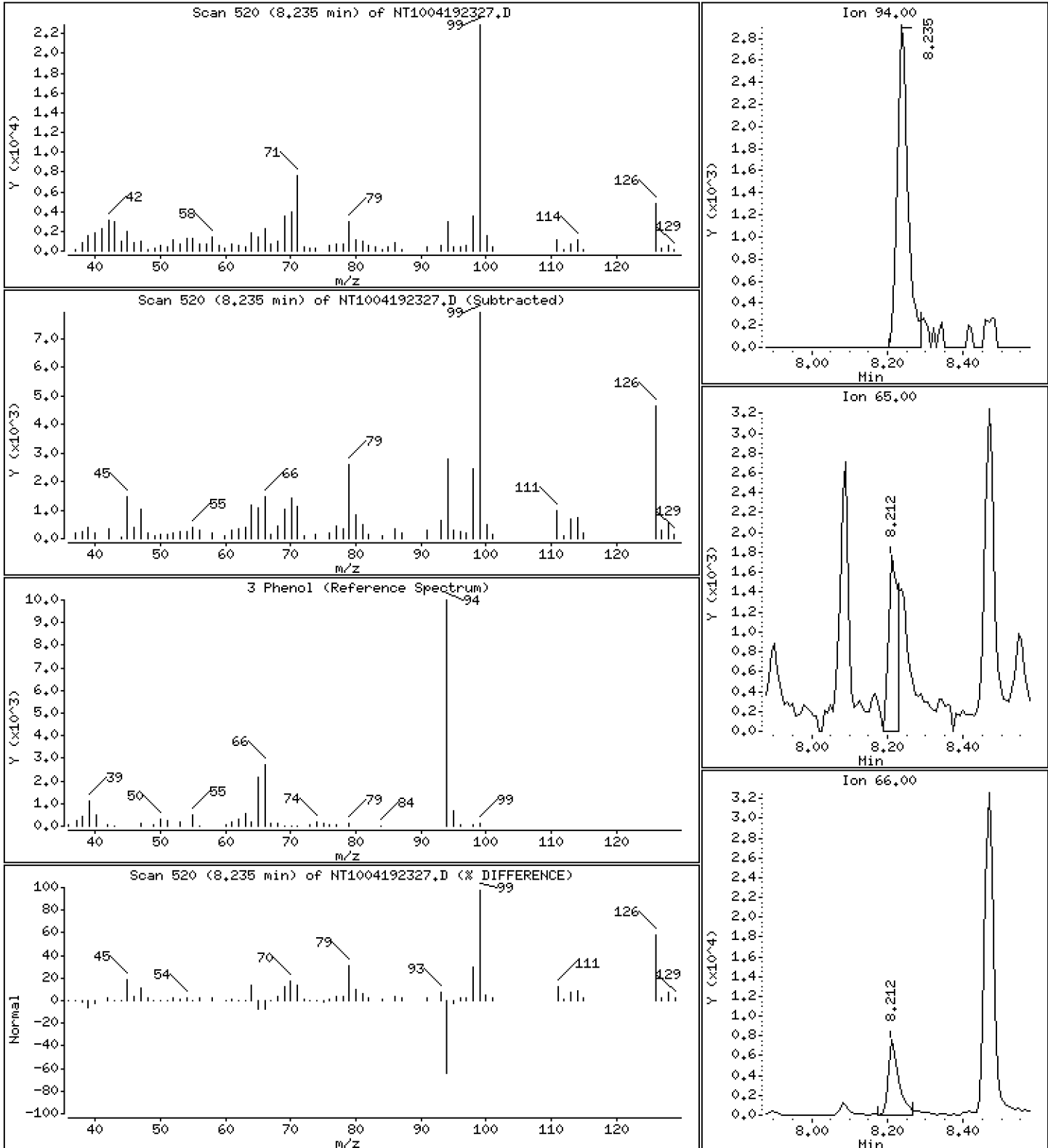
Operator: VTS

Column phase: ZB-5msi

Column diameter: 0.25

3 Phenol

Concentration: 0.1012 ug/mL



Date : 20-APR-2023 03:52

Client ID:

Instrument: nt10.i

Sample Info: 23C0774-11

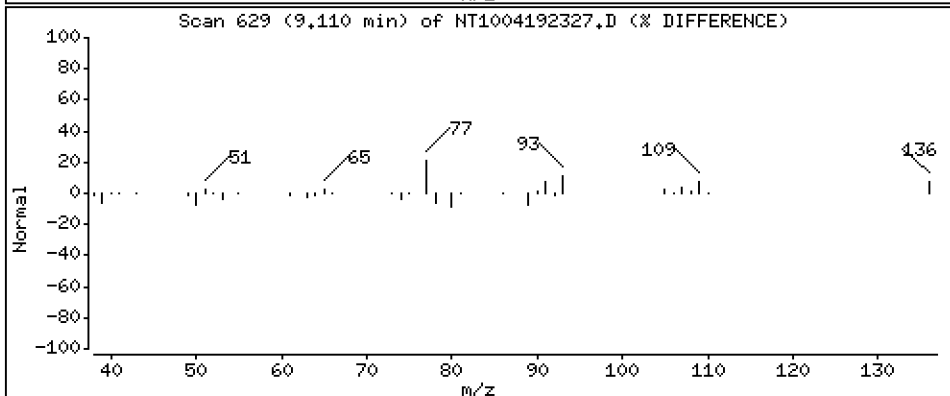
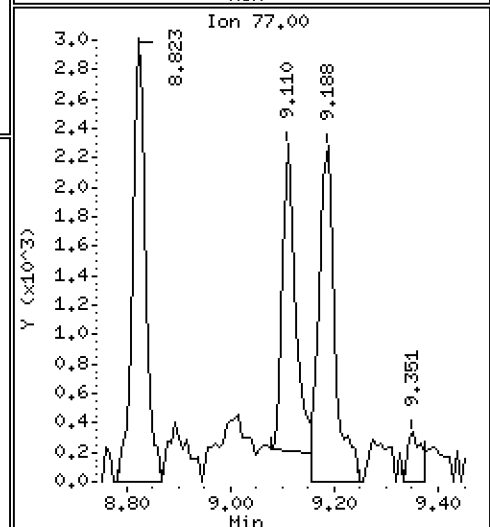
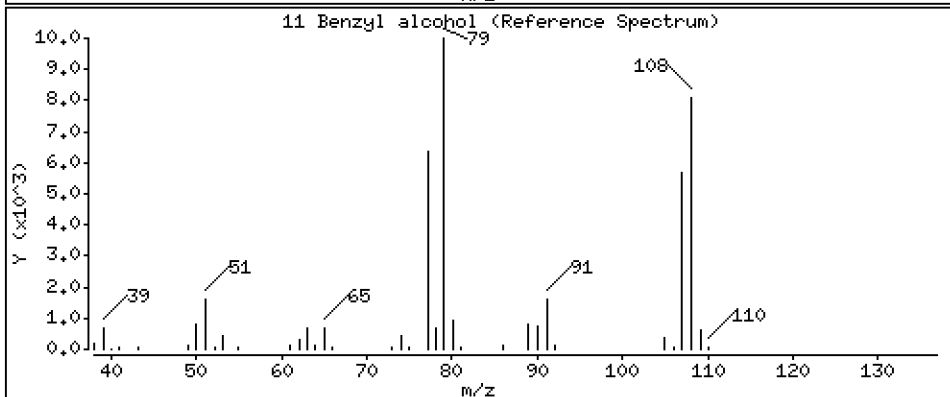
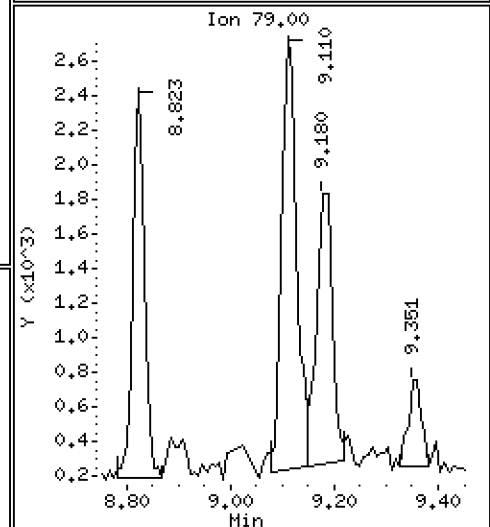
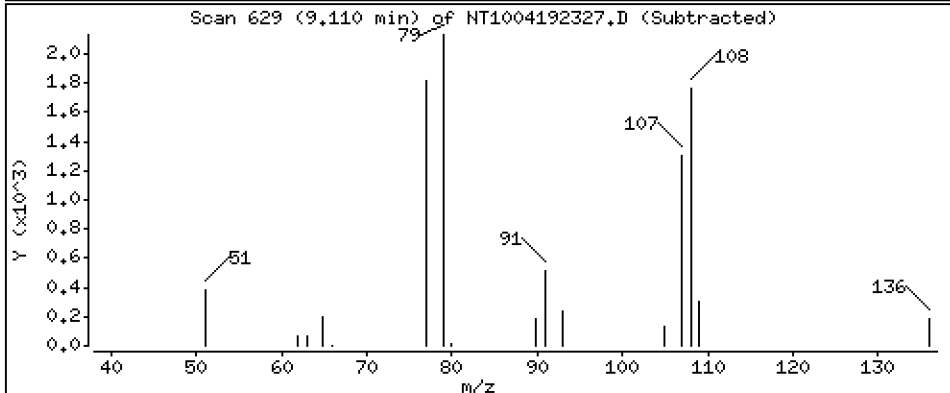
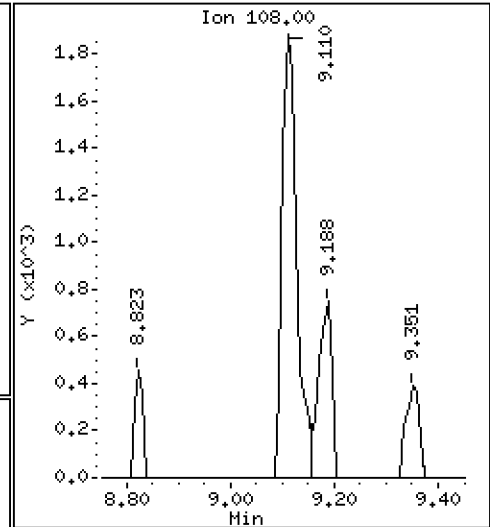
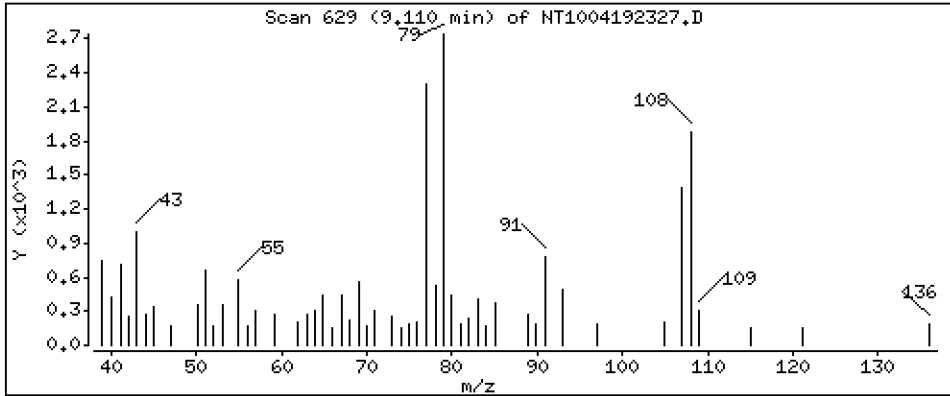
Operator: VTS

Column phase: ZB-5msi

Column diameter: 0.25

11 Benzyl alcohol

Concentration: 0.1349 ug/mL



Date : 20-APR-2023 03:52

Client ID:

Instrument: nt10.i

Sample Info: 23C0774-11

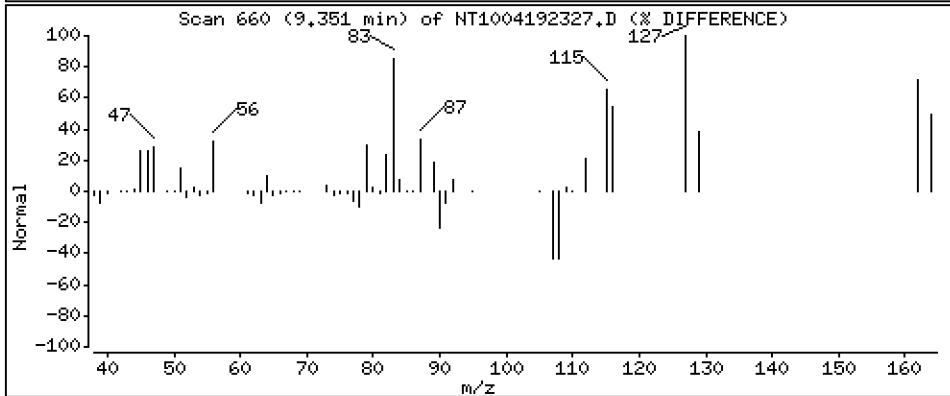
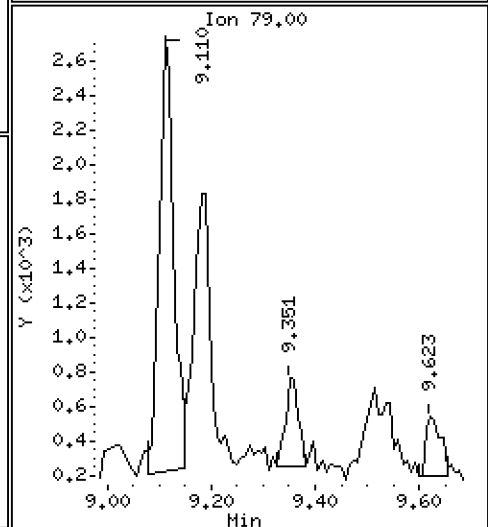
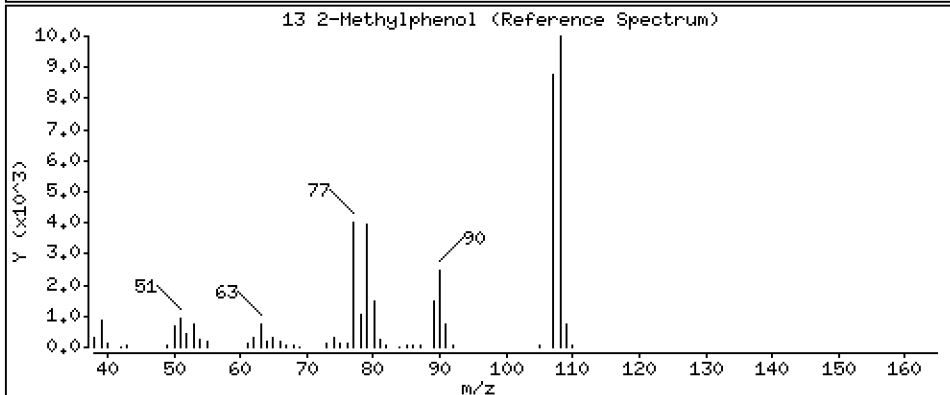
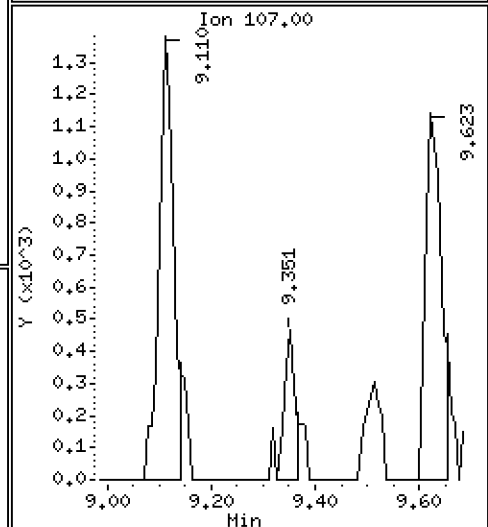
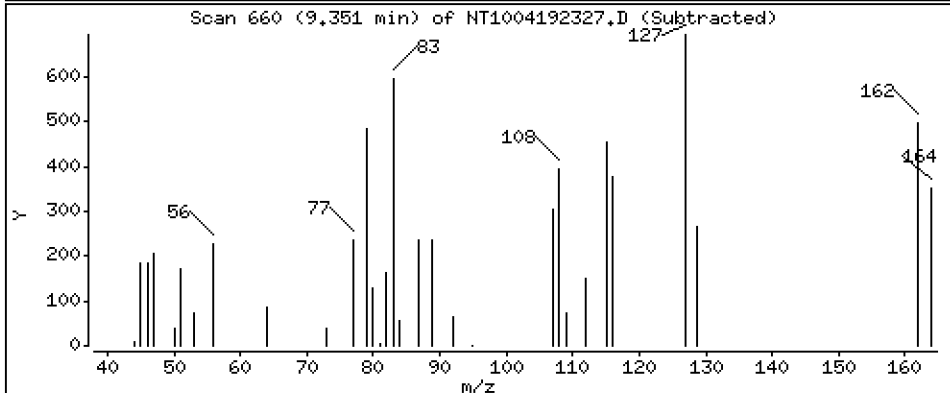
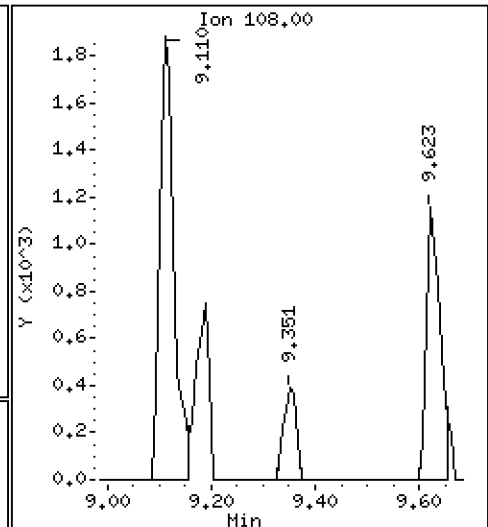
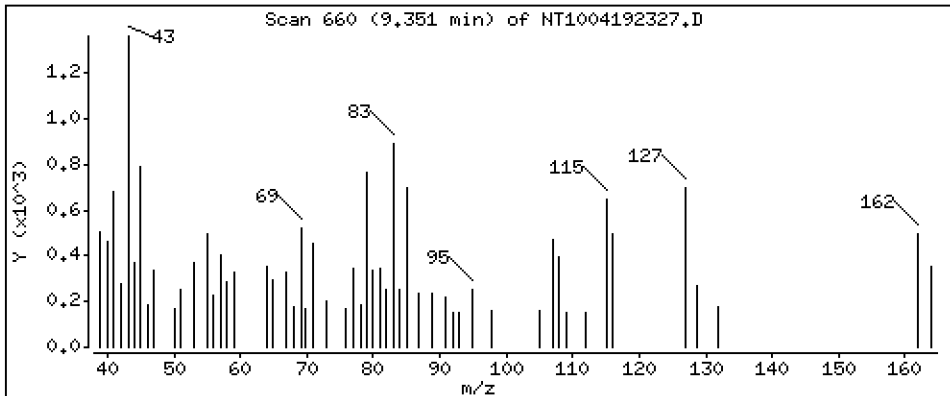
Operator: VTS

Column phase: ZB-5msi

Column diameter: 0.25

13 2-Methylphenol

Concentration: 0.01648 ug/mL



Date : 20-APR-2023 03:52

Client ID:

Instrument: nt10.i

Sample Info: 23C0774-11

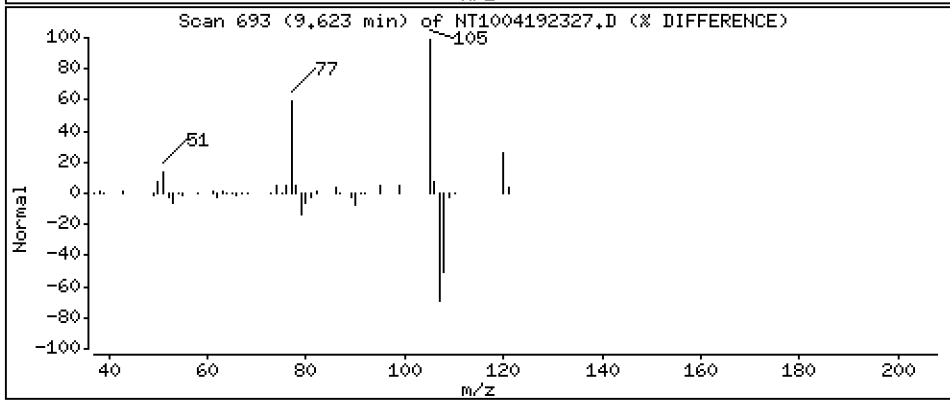
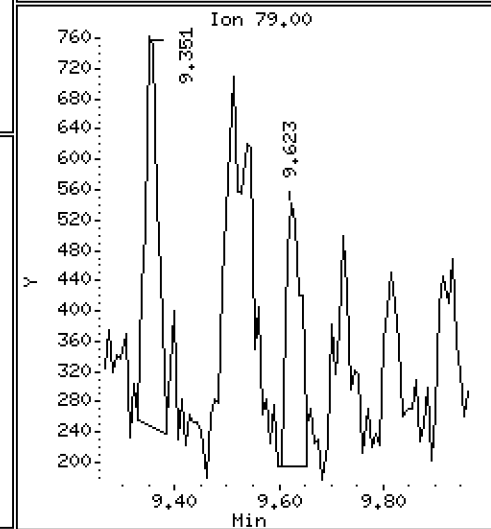
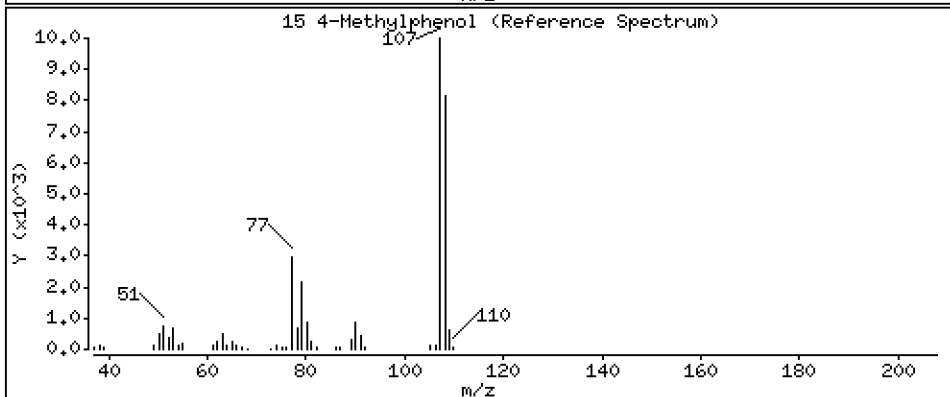
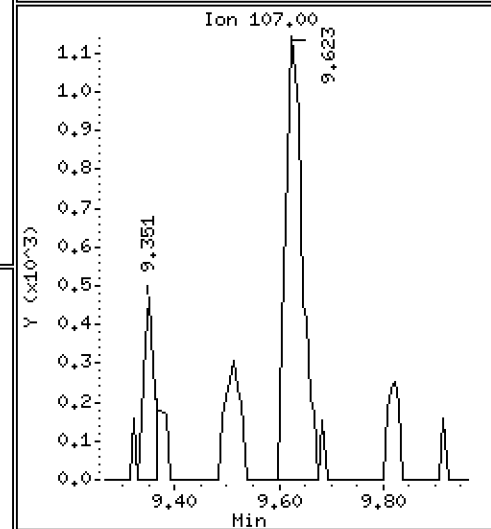
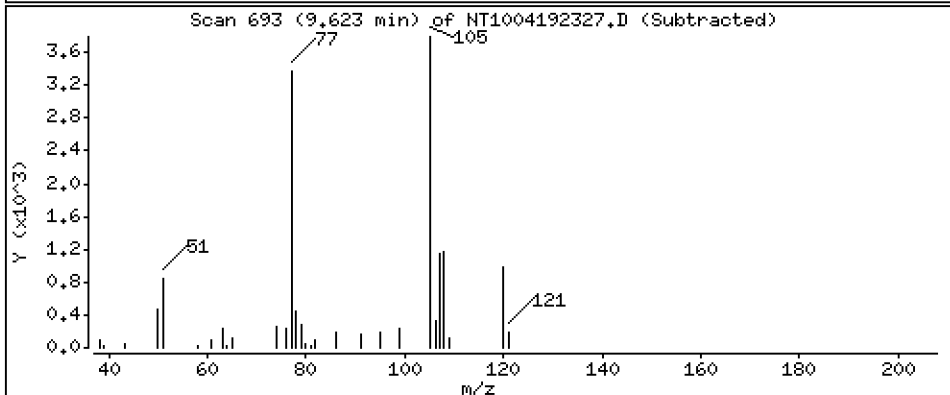
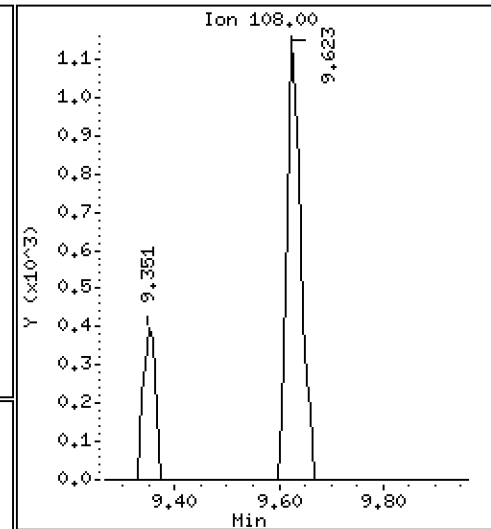
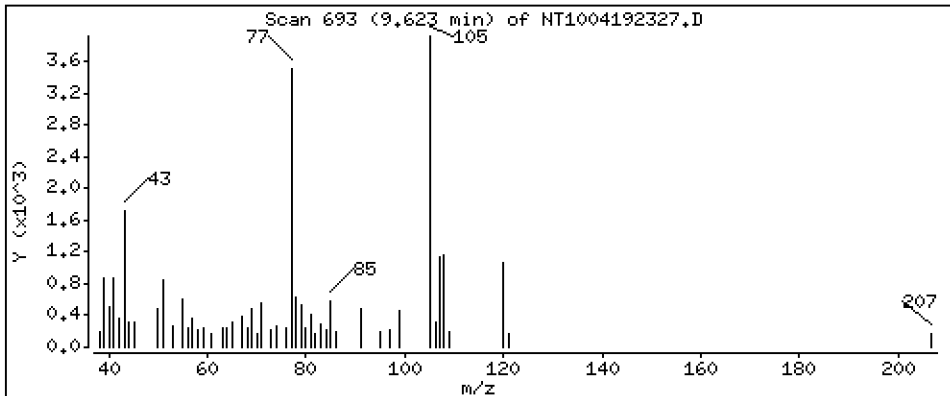
Operator: VTS

Column phase: ZB-5msi

Column diameter: 0.25

Concentration: 0.05027 ug/mL

15 4-Methylphenol



Date : 20-APR-2023 03:52

Client ID:

Instrument: nt10.i

Sample Info: 23C0774-11

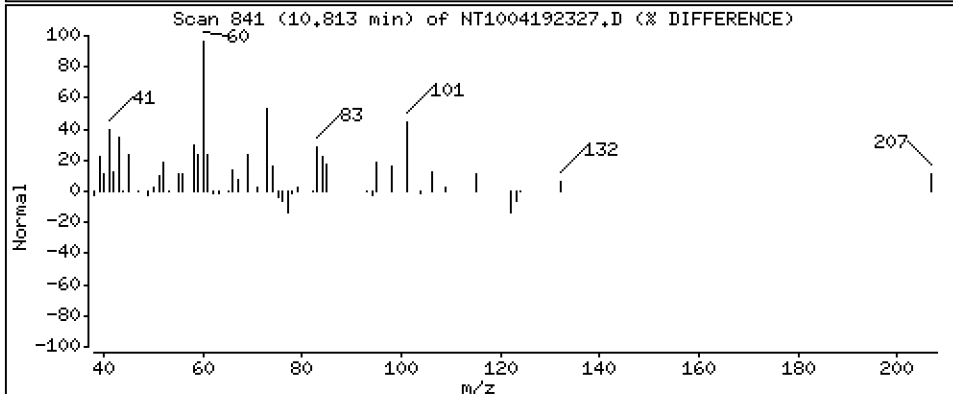
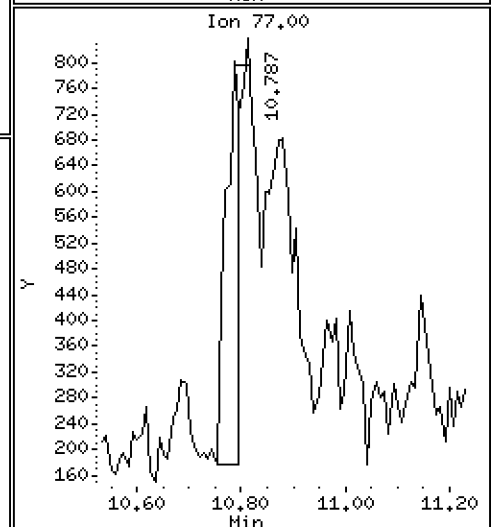
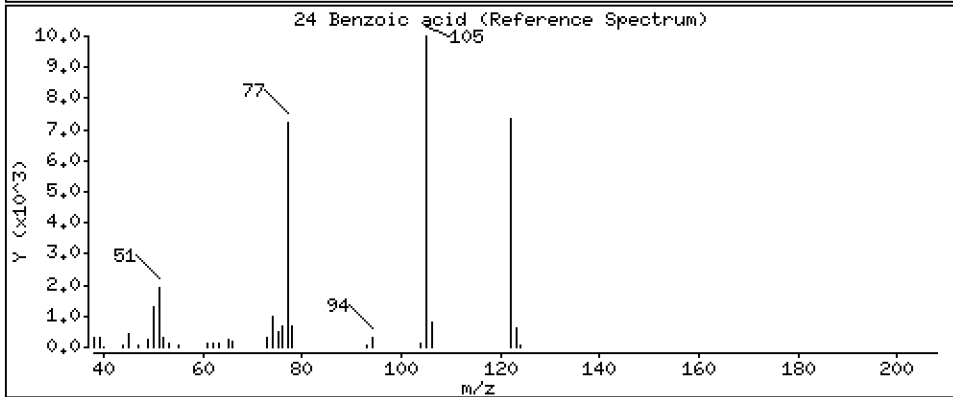
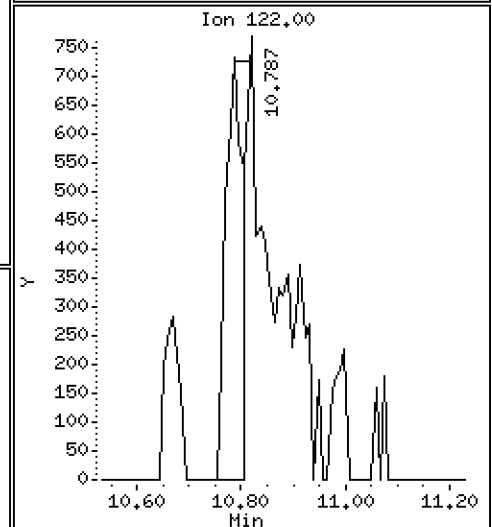
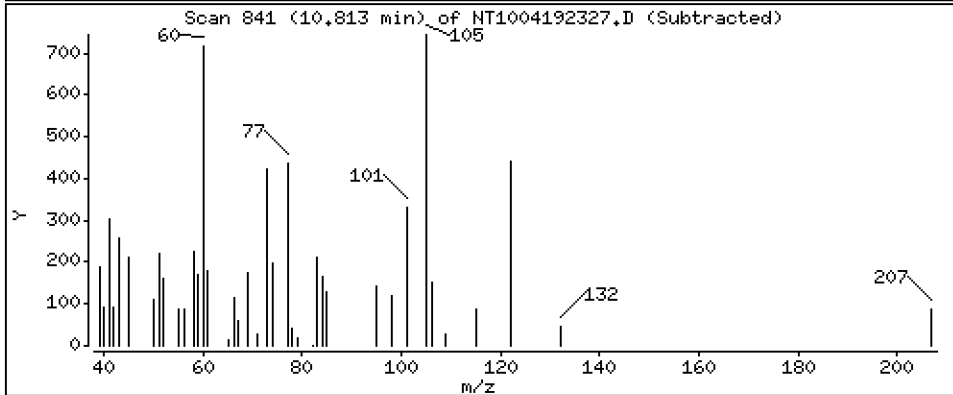
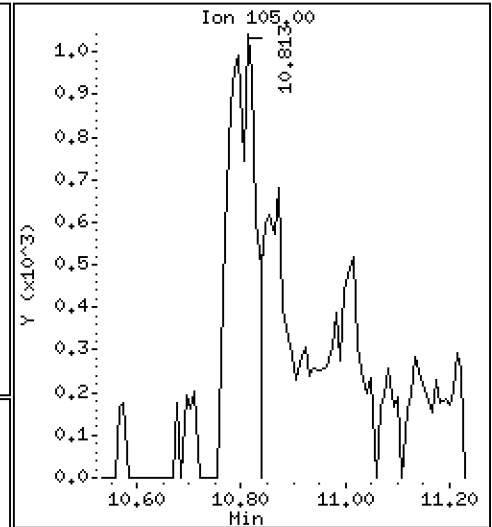
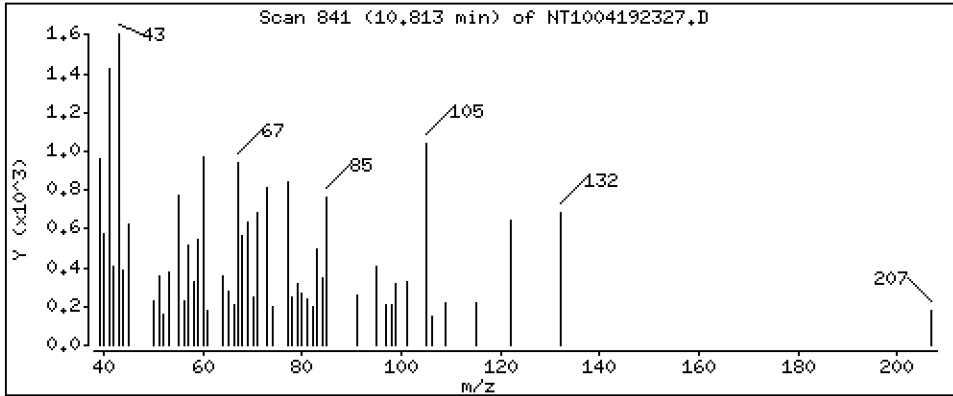
Operator: VTS

Column phase: ZB-5msi

Column diameter: 0,25

24 Benzoic acid

Concentration: 0,1527 ug/mL



Date : 20-APR-2023 03:52

Client ID:

Instrument: nt10.i

Sample Info: 23C0774-11

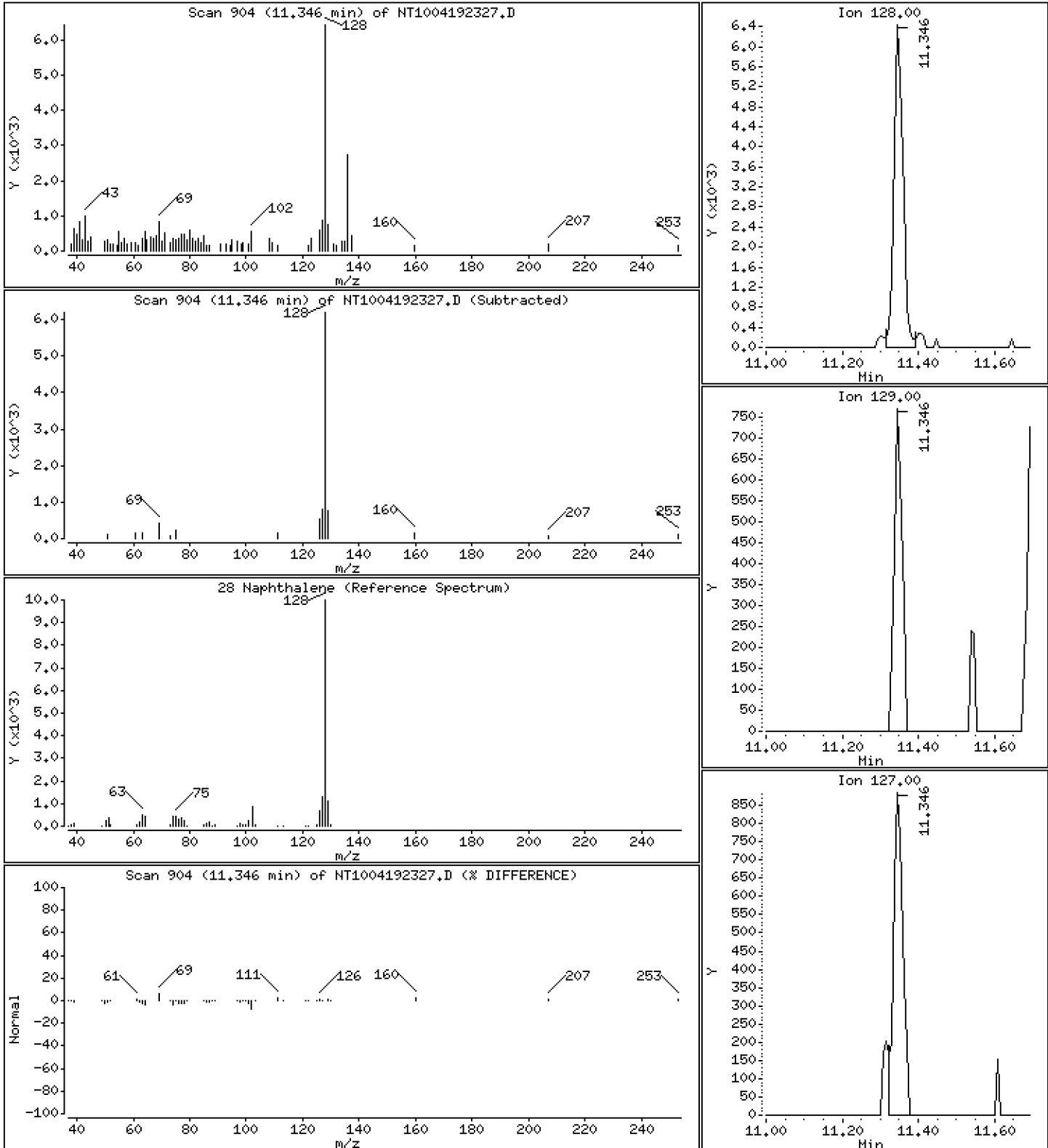
Operator: VTS

Column phase: ZB-5msi

Column diameter: 0.25

28 Naphthalene

Concentration: 0.07816 ug/mL



Date : 20-APR-2023 03:52

Client ID:

Instrument: nt10.i

Sample Info: 23C0774-11

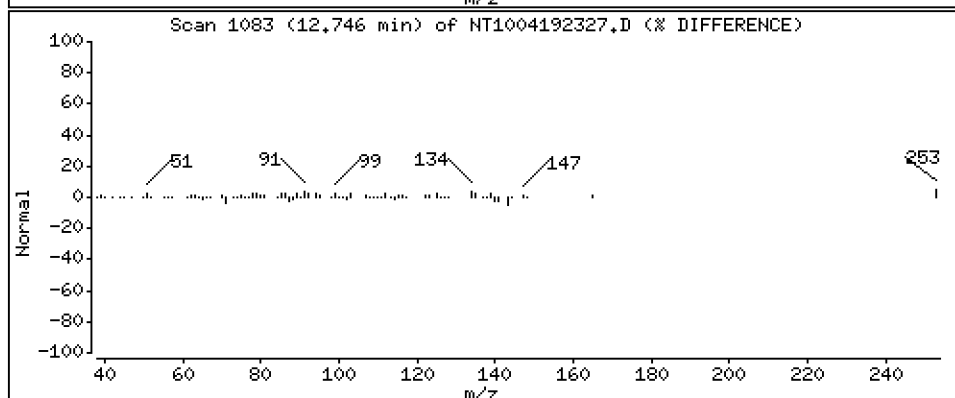
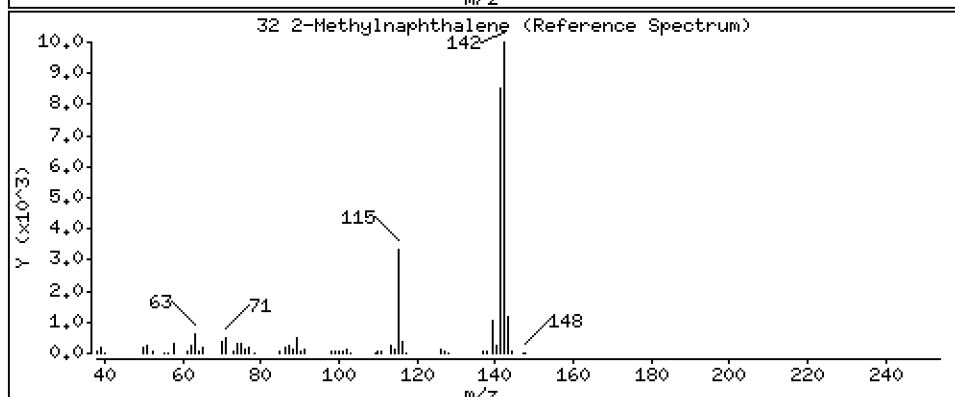
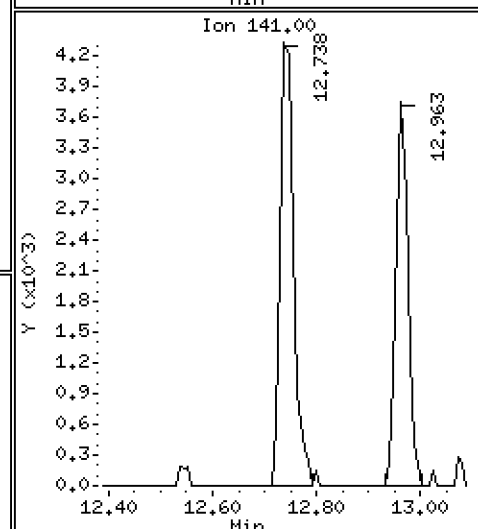
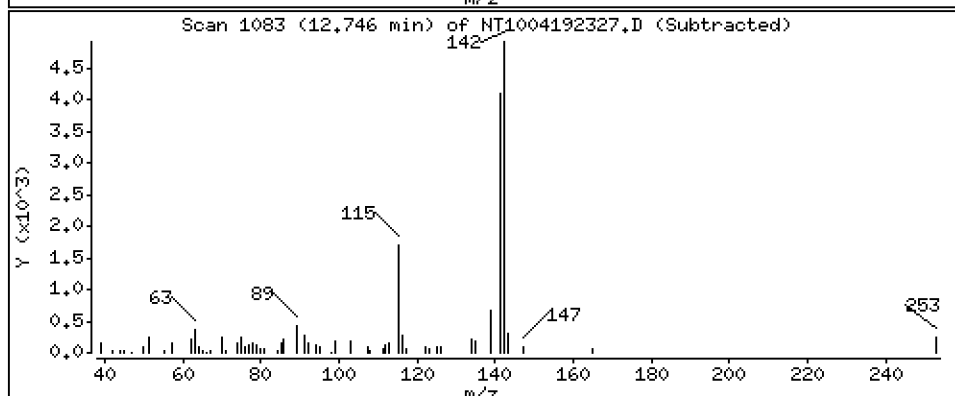
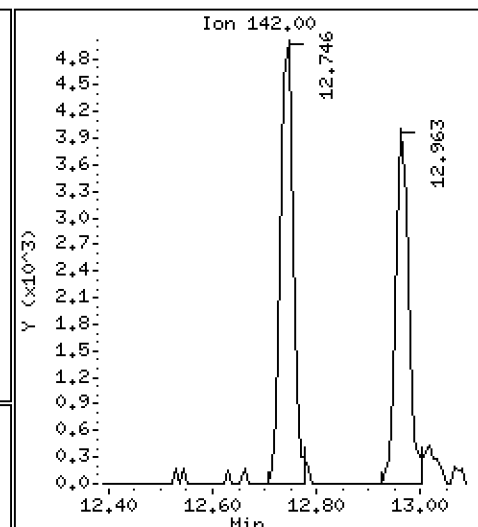
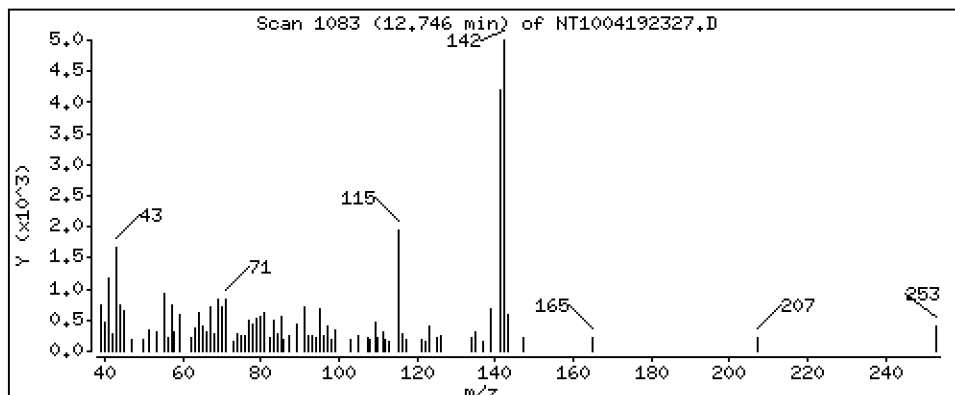
Operator: VTS

Column phase: ZB-5msi

Column diameter: 0.25

32 2-Methylnaphthalene

Concentration: 0.08520 ug/mL



Date : 20-APR-2023 03:52

Client ID:

Instrument: nt10.i

Sample Info: 23C0774-11

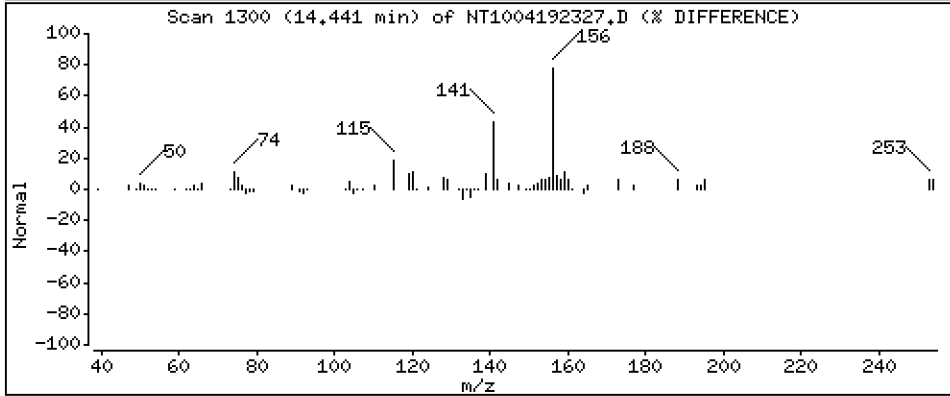
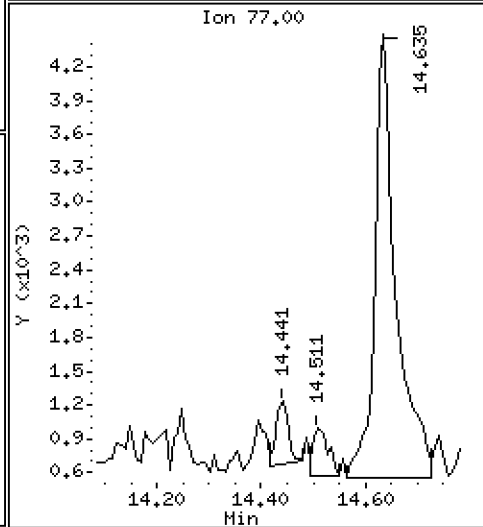
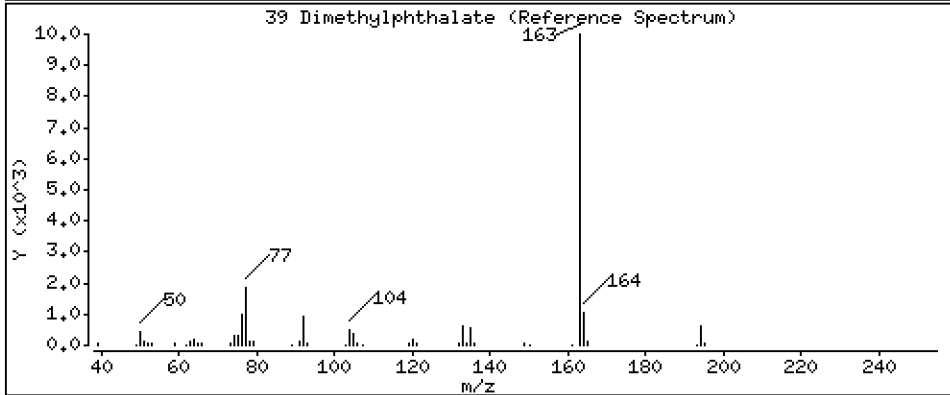
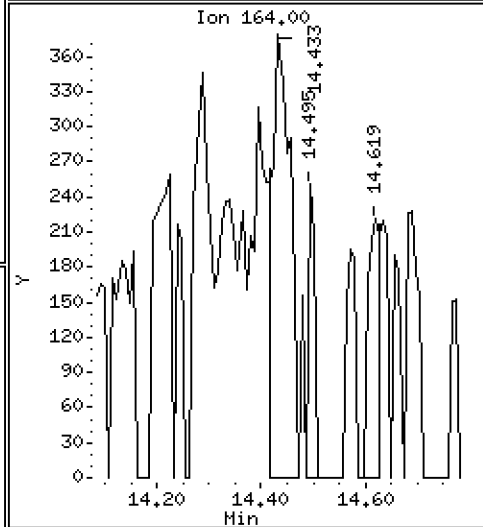
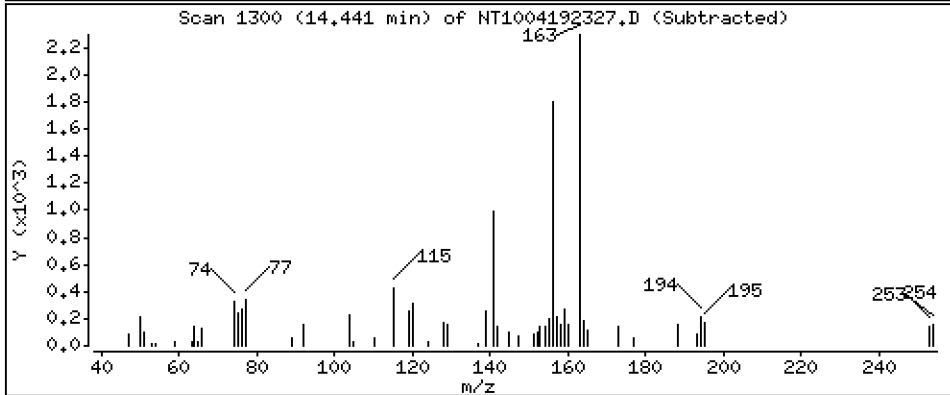
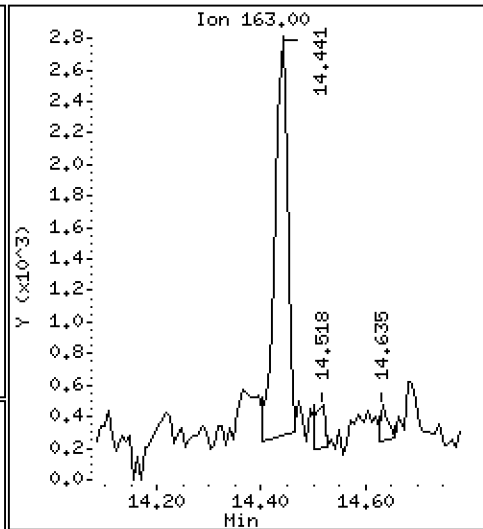
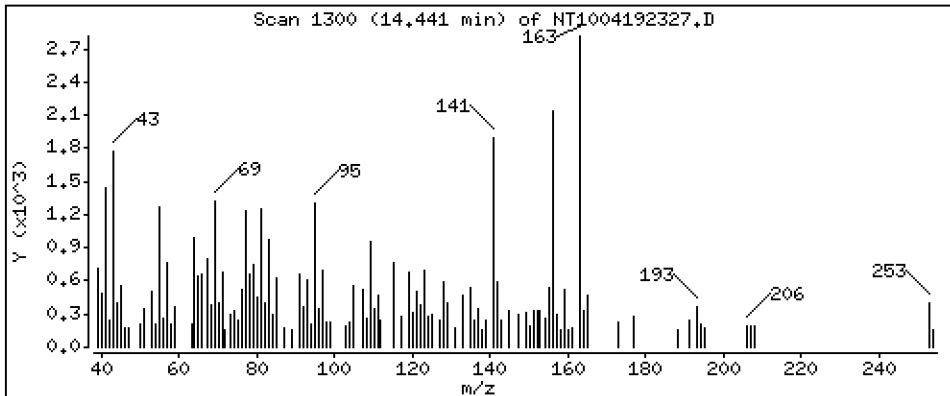
Operator: VTS

Column phase: ZB-5msi

Column diameter: 0.25

39 Dimethylphthalate

Concentration: 0.04437 ug/mL



Date : 20-APR-2023 03:52

Client ID:

Instrument: nt10.i

Sample Info: 23C0774-11

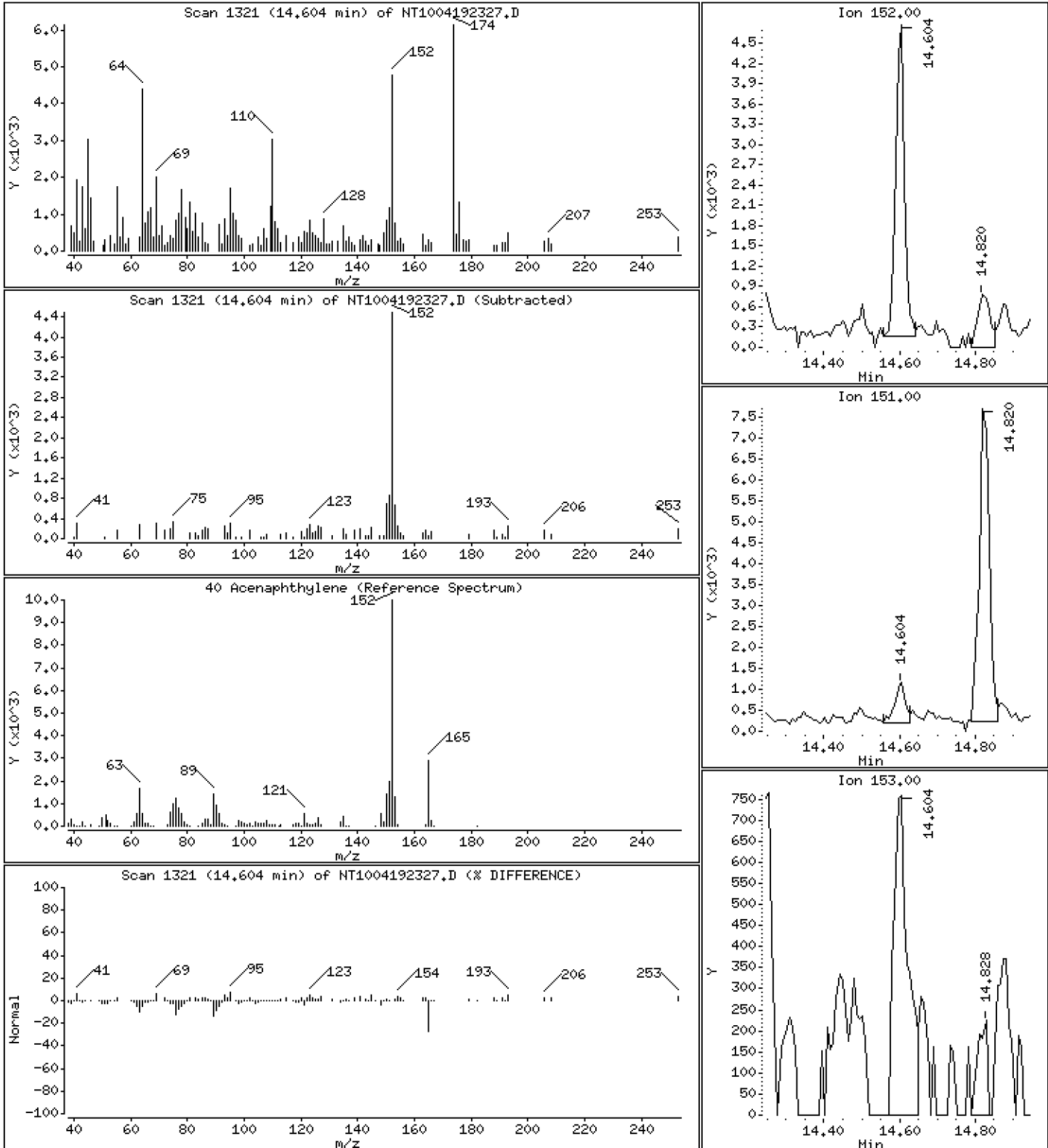
Operator: VTS

Column phase: ZB-5msi

Column diameter: 0.25

40 Acenaphthylene

Concentration: 0.05029 ug/mL



Date : 20-APR-2023 03:52

Client ID:

Instrument: nt10.i

Sample Info: 23C0774-11

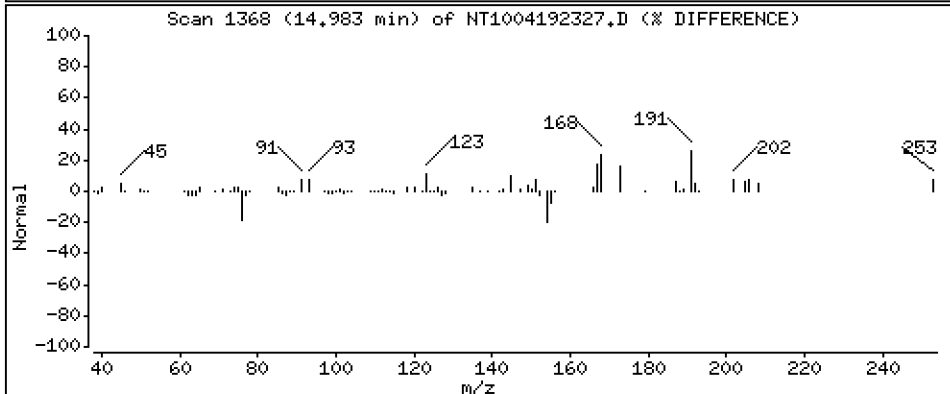
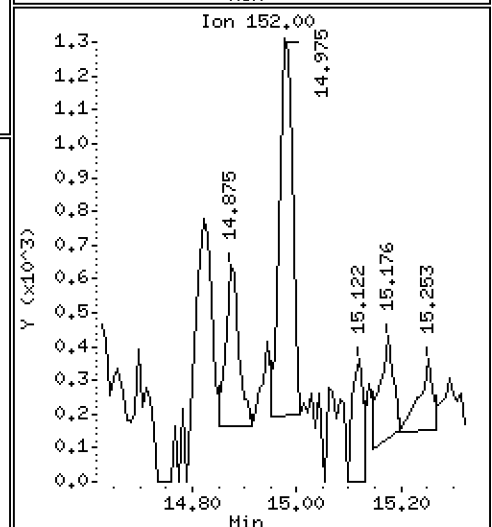
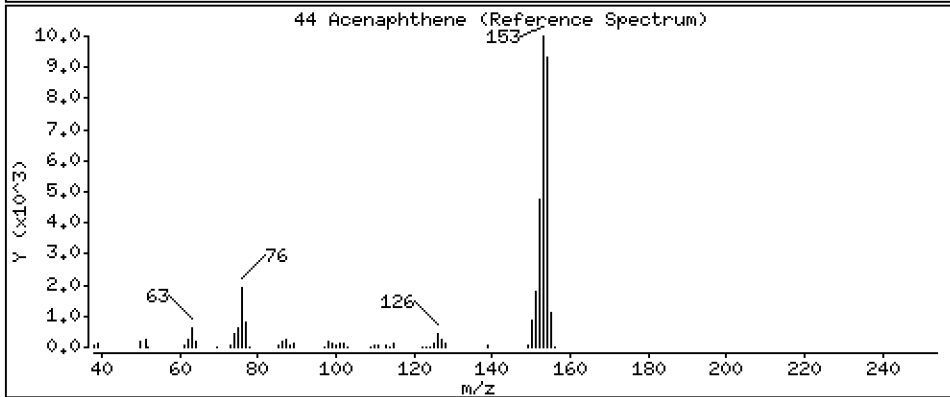
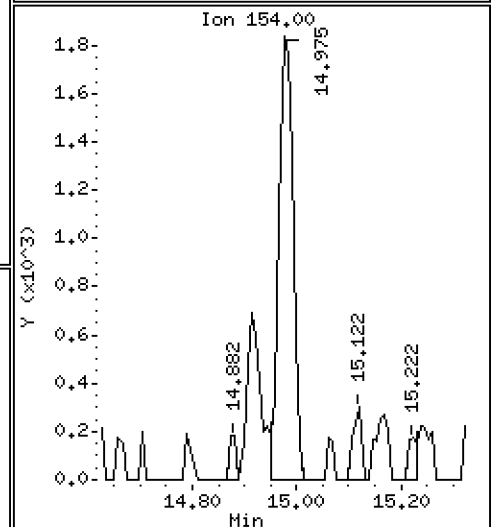
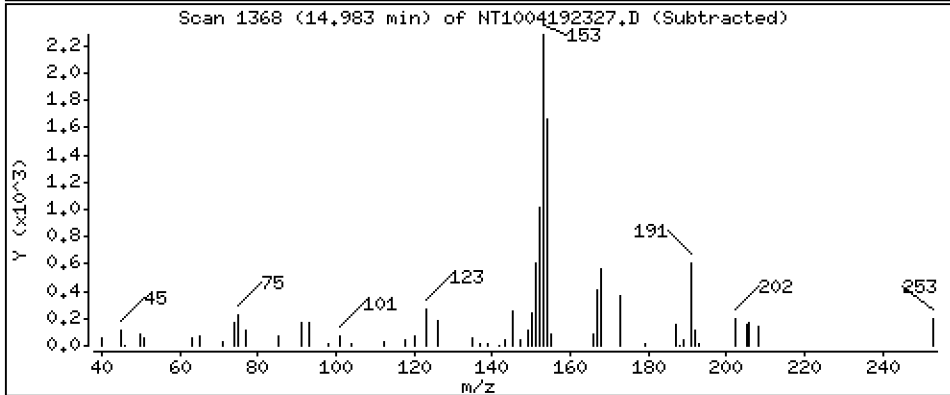
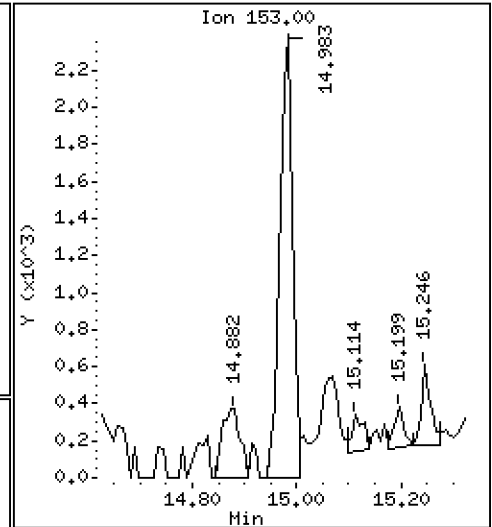
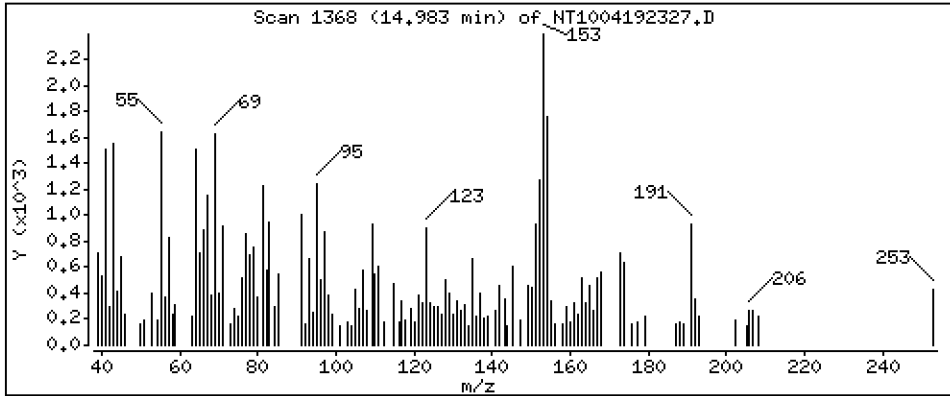
Operator: VTS

Column phase: ZB-5msi

Column diameter: 0,25

44 Acenaphthene

Concentration: 0,04540 ug/mL



Date : 20-APR-2023 03:52

Client ID:

Instrument: nt10.i

Sample Info: 23C0774-11

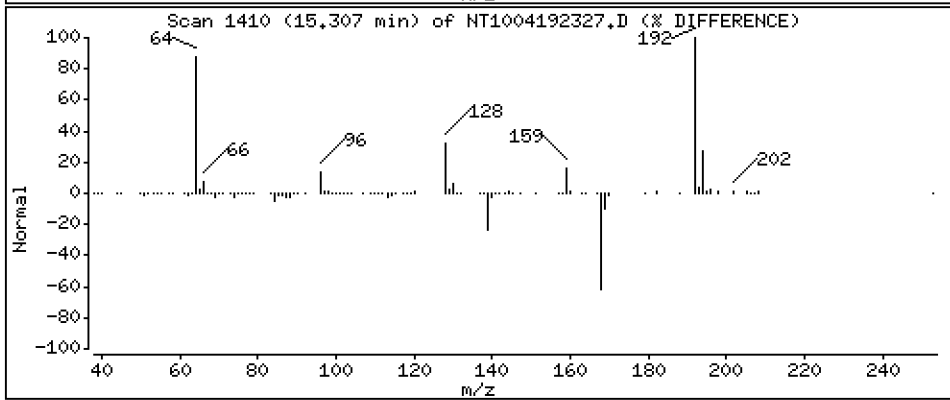
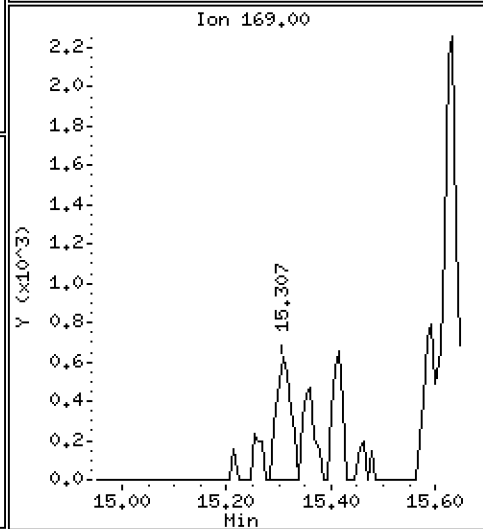
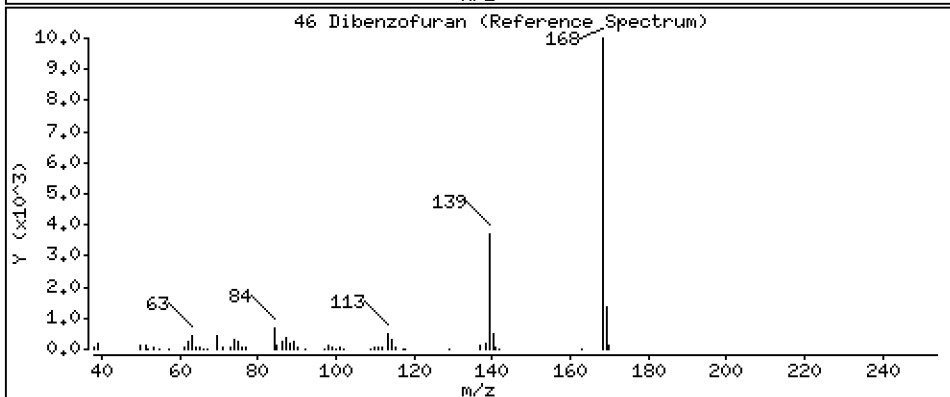
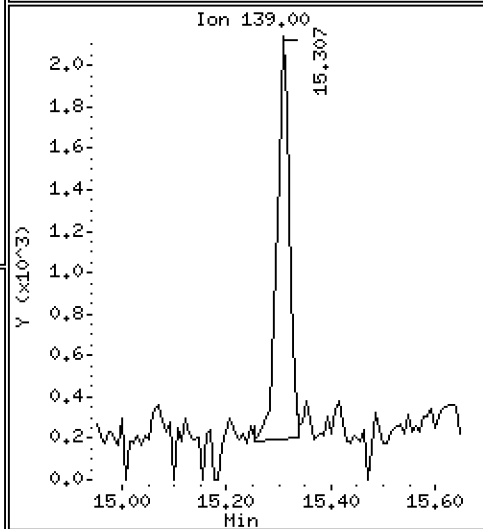
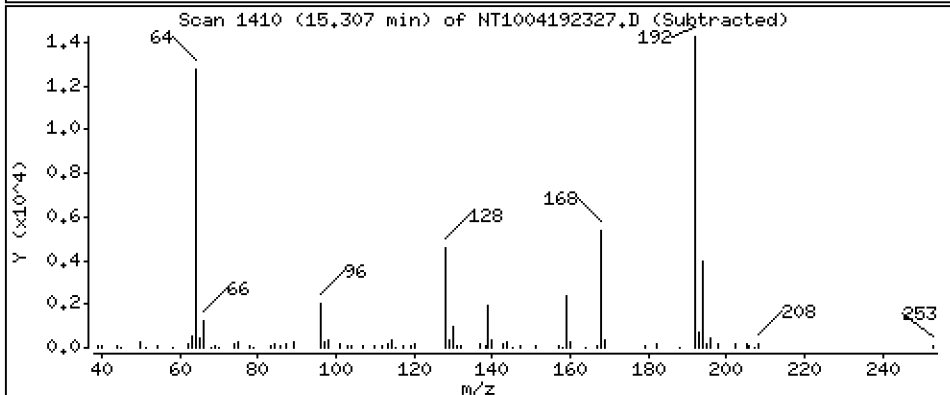
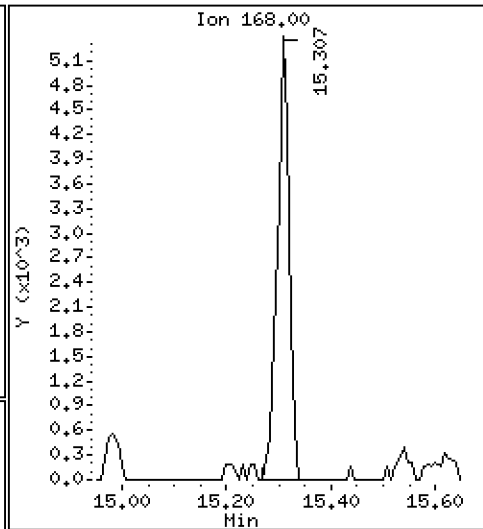
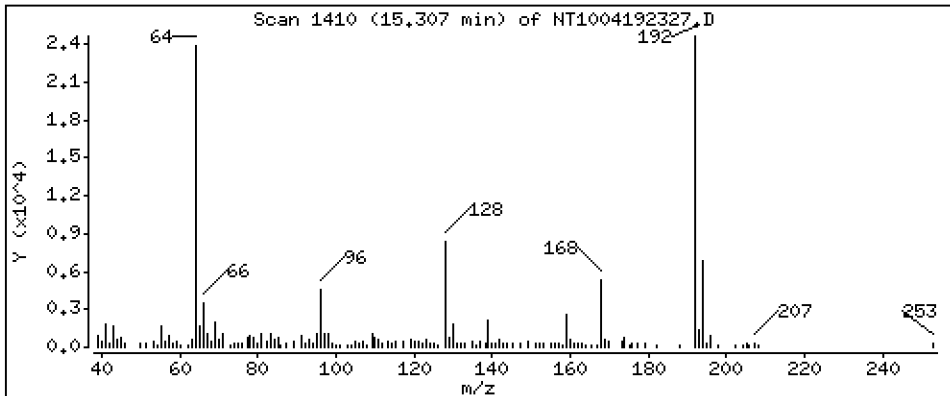
Operator: VTS

Column phase: ZB-5msi

Column diameter: 0.25

46 Dibenzofuran

Concentration: 0.06518 ug/mL



Date : 20-APR-2023 03:52

Client ID:

Instrument: nt10.i

Sample Info: 23C0774-11

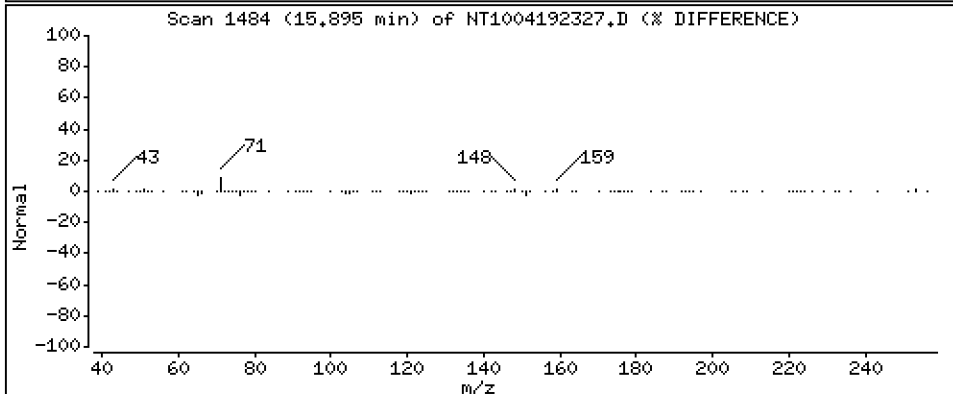
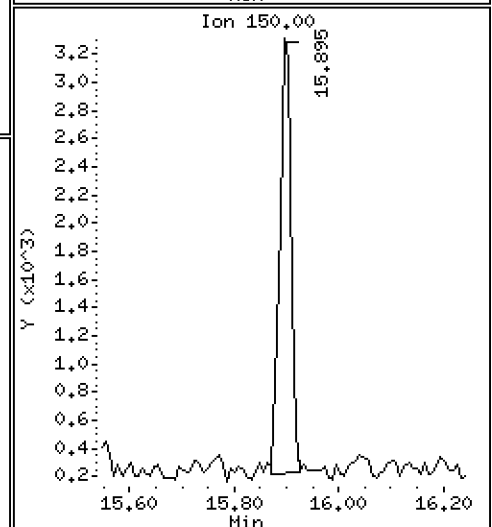
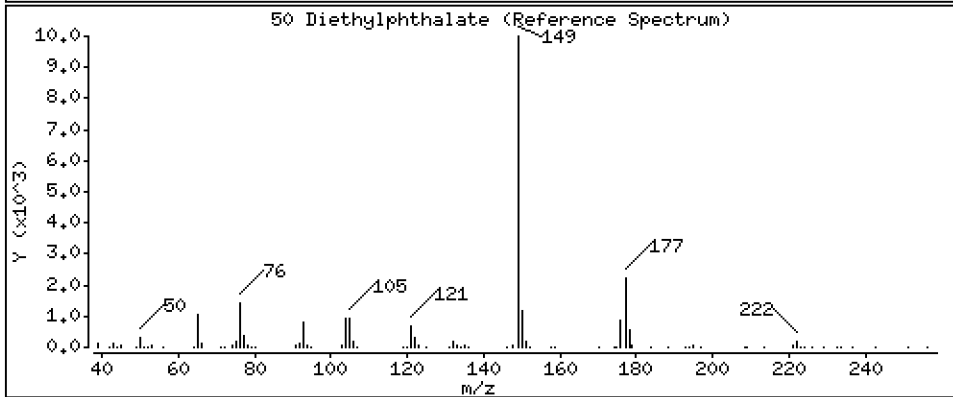
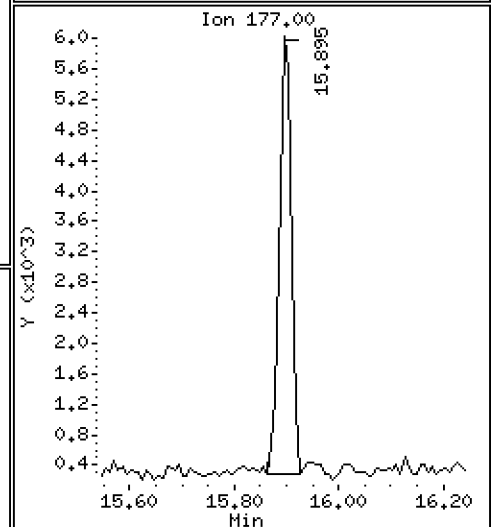
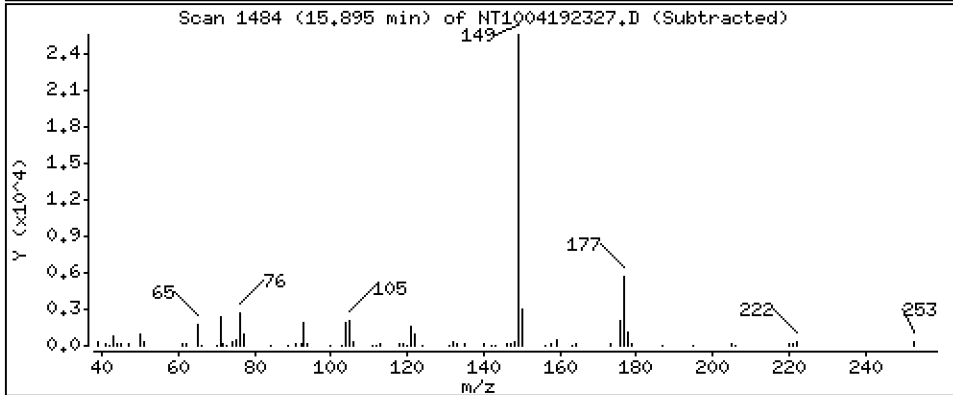
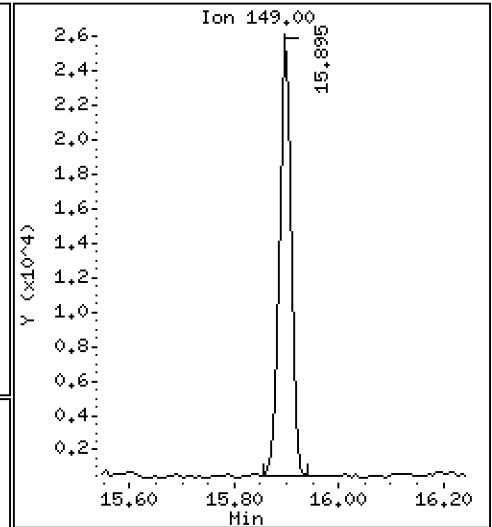
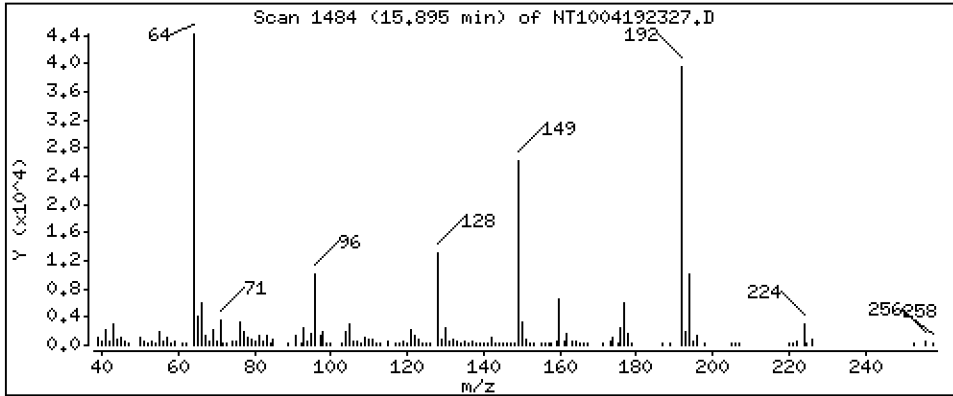
Operator: VTS

Column phase: ZB-5msi

Column diameter: 0,25

50 Diethylphthalate

Concentration: 0,4368 ug/mL



Date : 20-APR-2023 03:52

Client ID:

Instrument: nt10.i

Sample Info: 23C0774-11

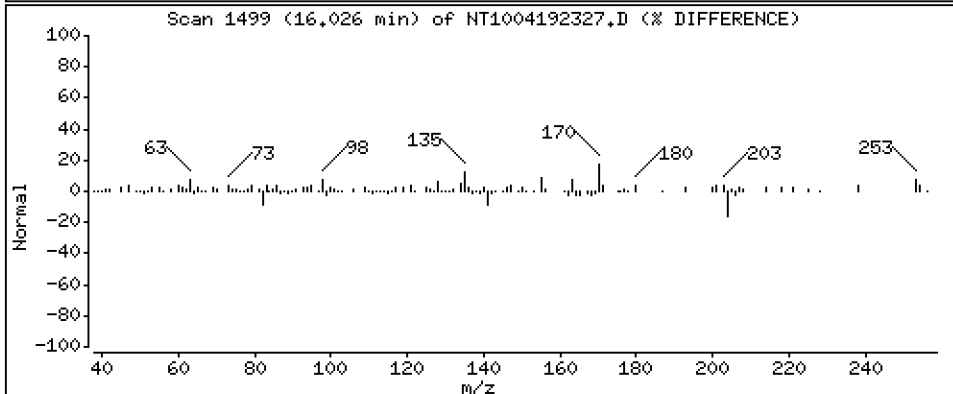
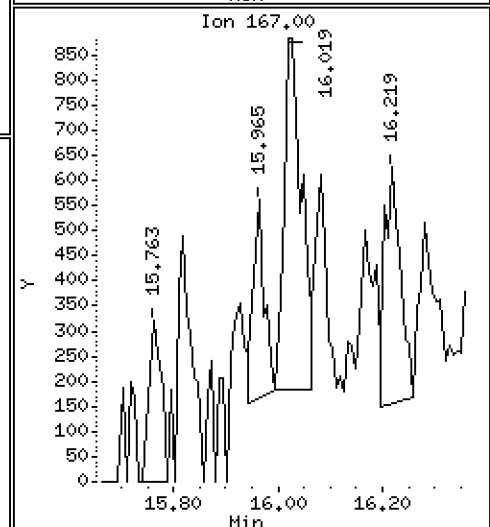
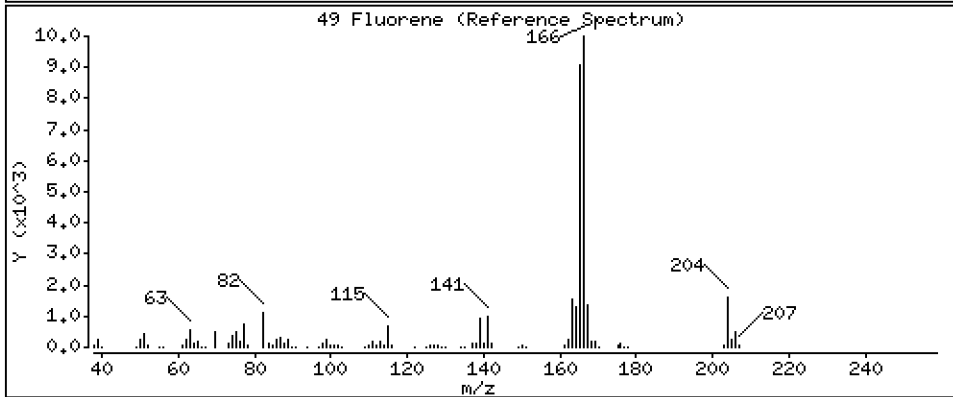
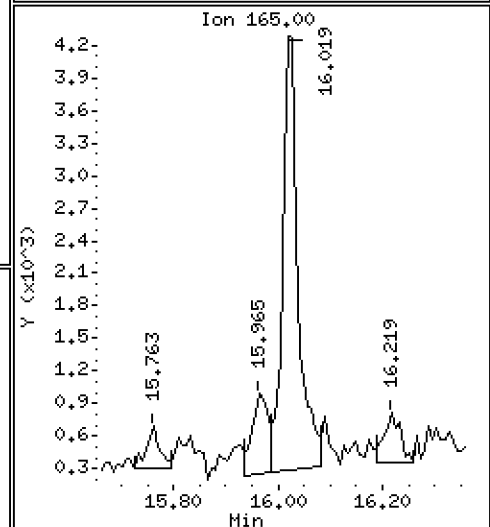
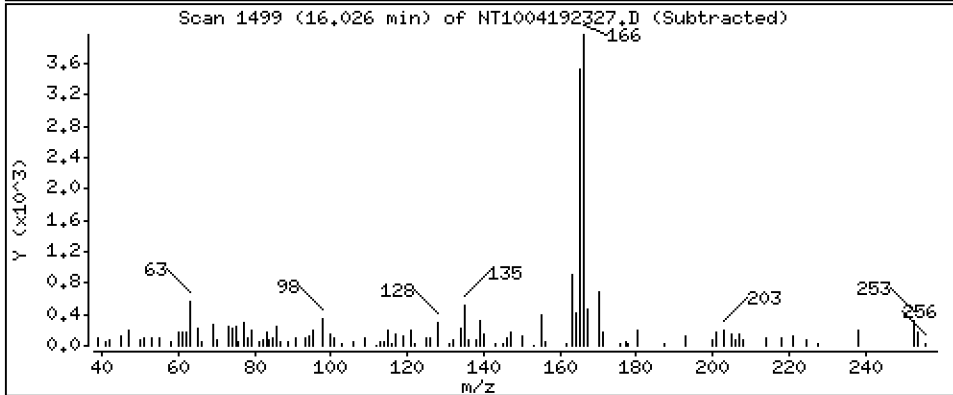
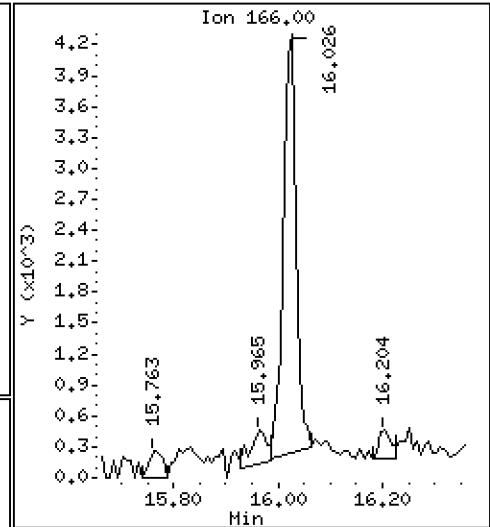
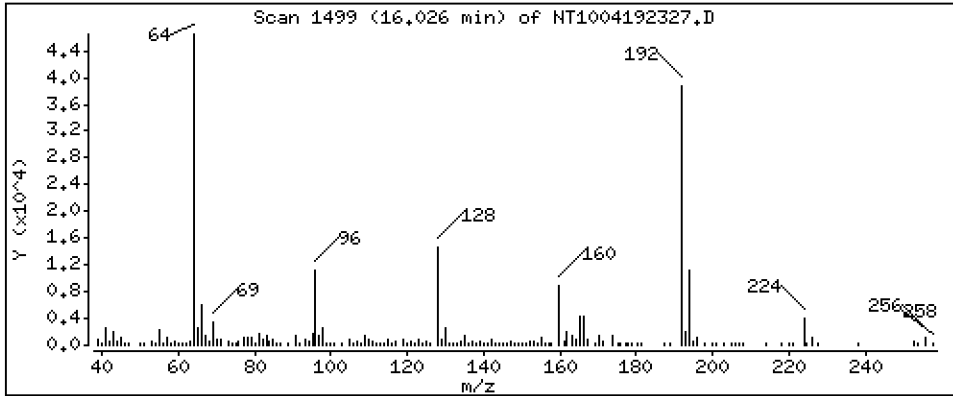
Operator: VTS

Column phase: ZB-5msi

Column diameter: 0.25

49 Fluorene

Concentration: 0.07092 ug/mL



Date : 20-APR-2023 03:52

Client ID:

Instrument: nt10.i

Sample Info: 23C0774-11

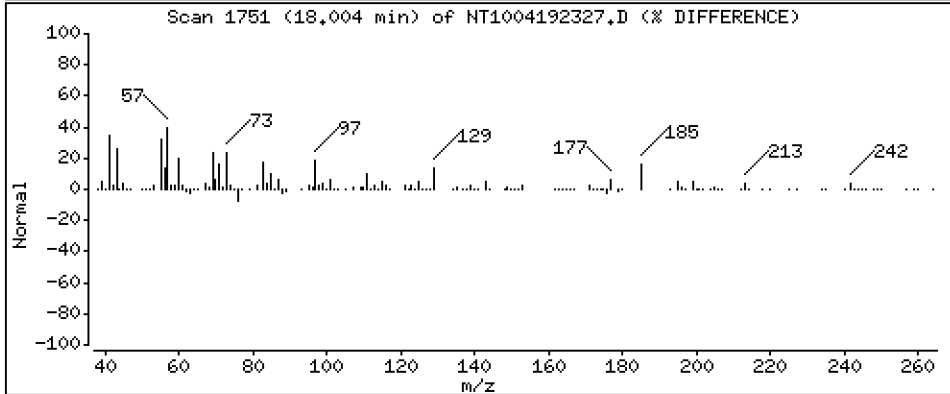
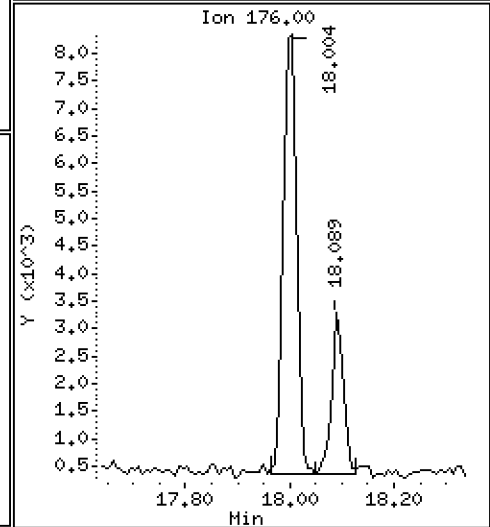
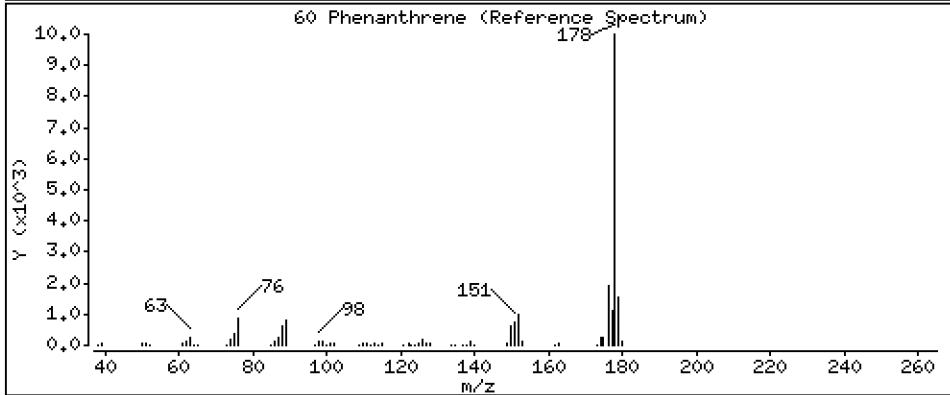
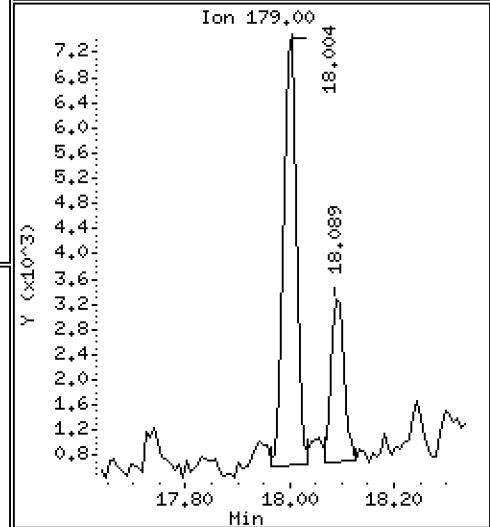
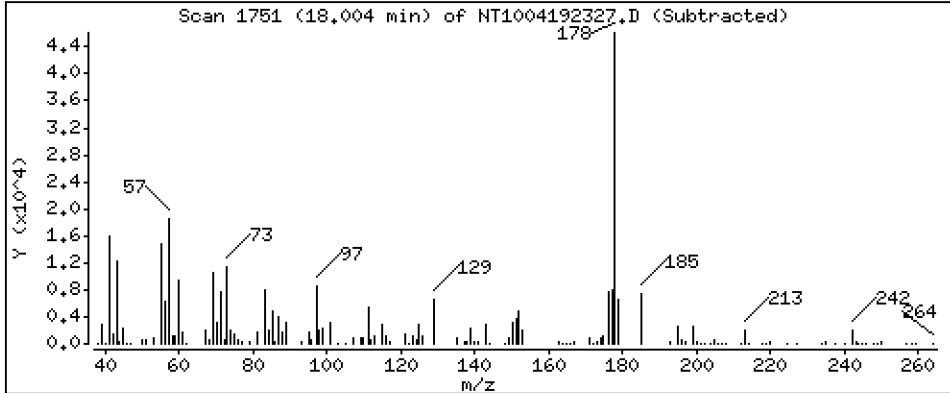
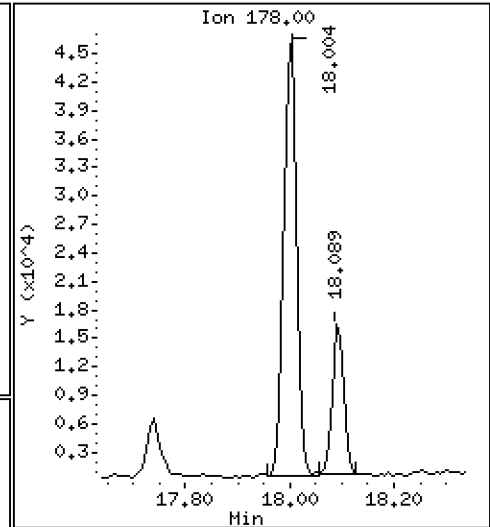
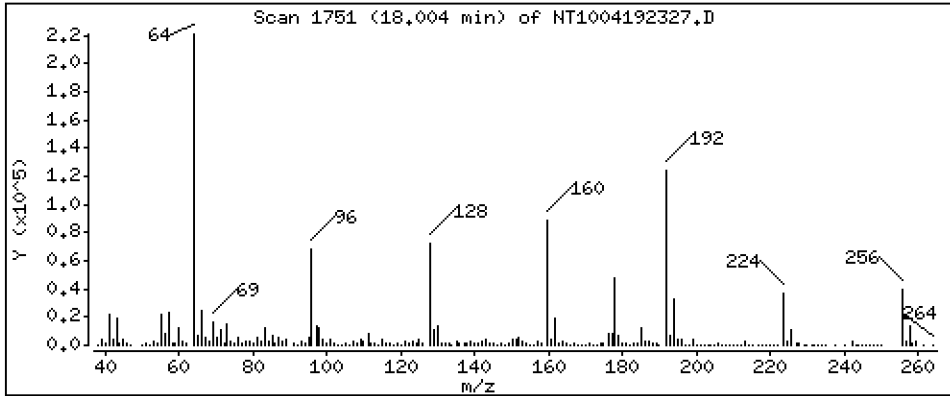
Operator: VTS

Column phase: ZB-5msi

Column diameter: 0,25

60 Phenanthrene

Concentration: 0,5423 ug/mL



Date : 20-APR-2023 03:52

Client ID:

Instrument: nt10.i

Sample Info: 23C0774-11

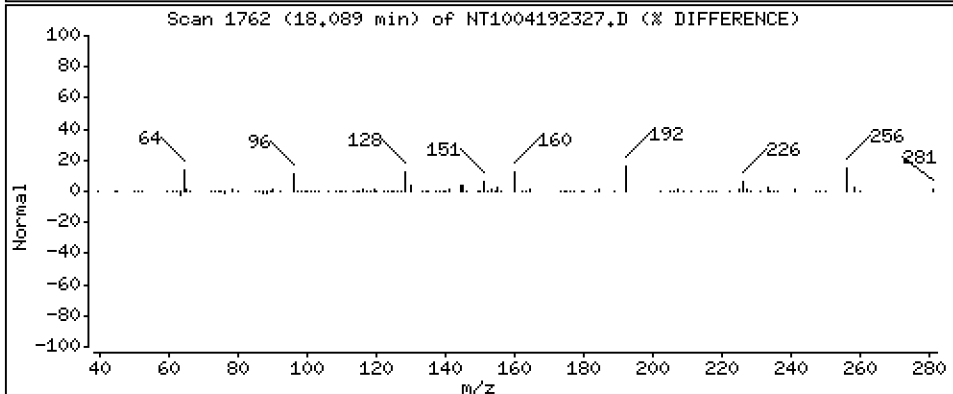
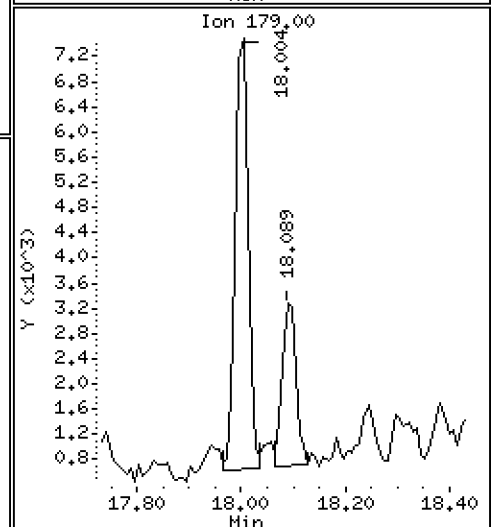
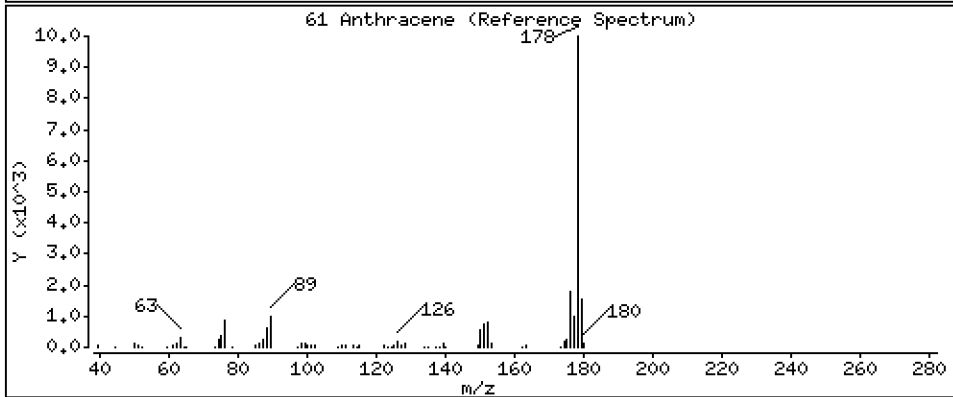
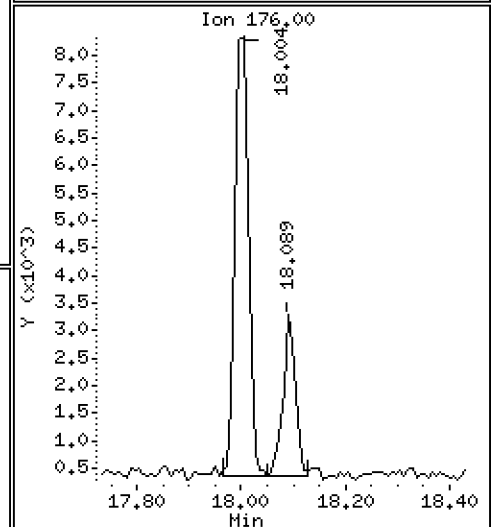
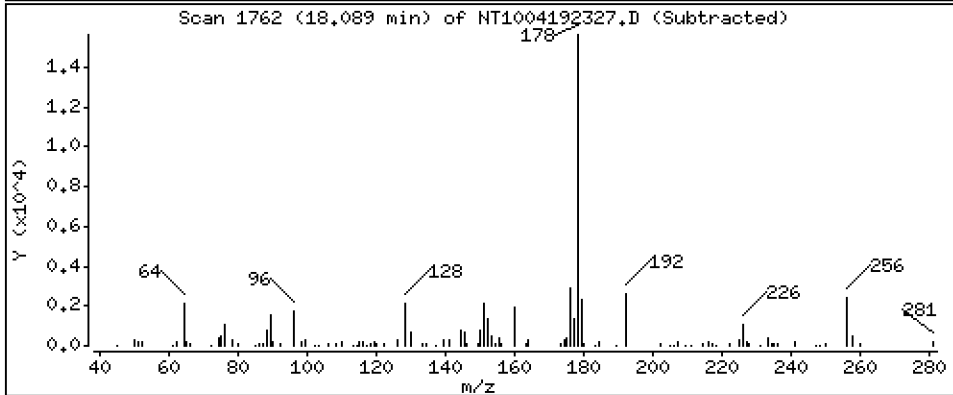
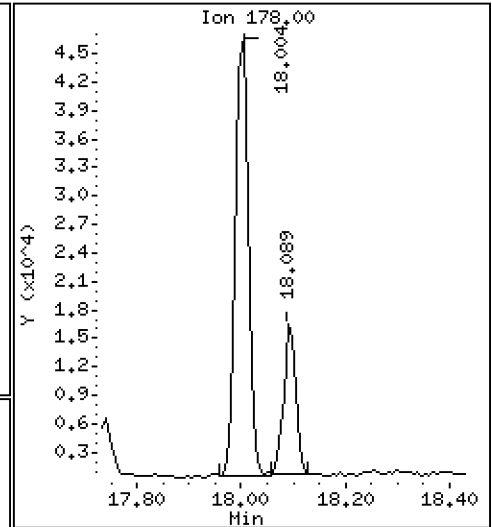
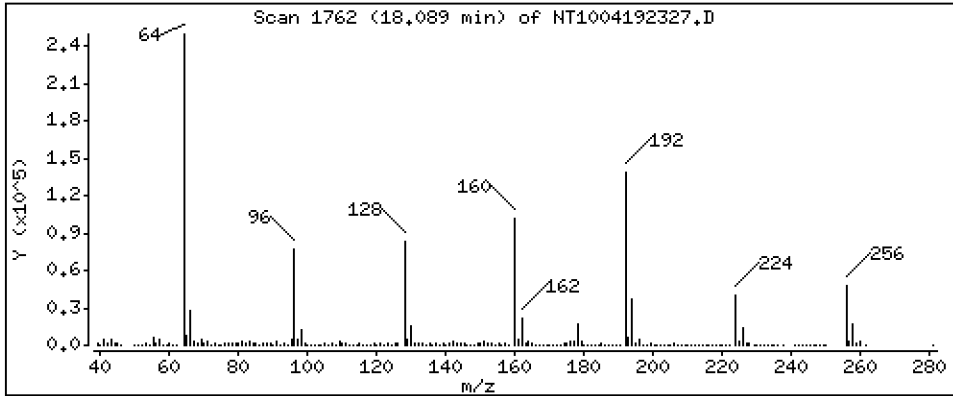
Operator: VTS

Column phase: ZB-5msi

Column diameter: 0.25

61 Anthracene

Concentration: 0.1895 ug/mL



Date : 20-APR-2023 03:52

Client ID:

Instrument: nt10.i

Sample Info: 23C0774-11

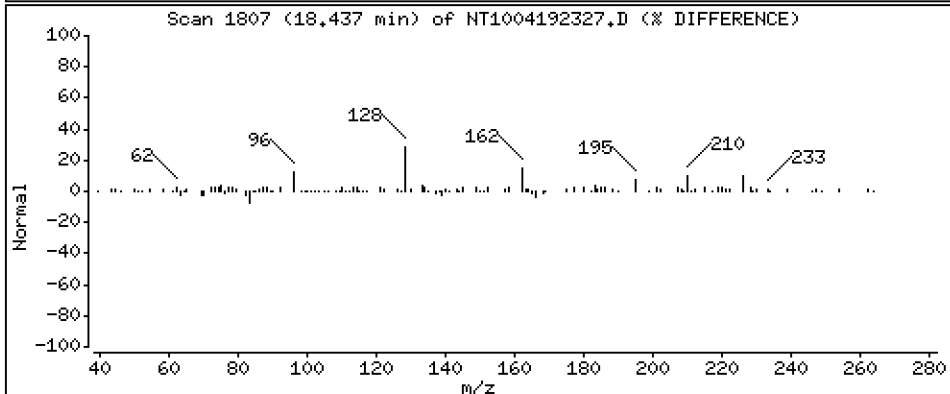
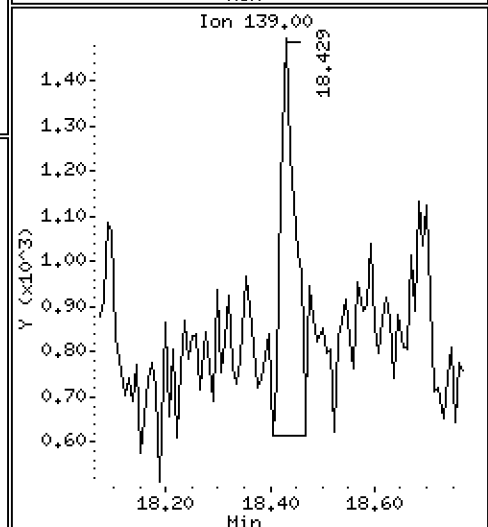
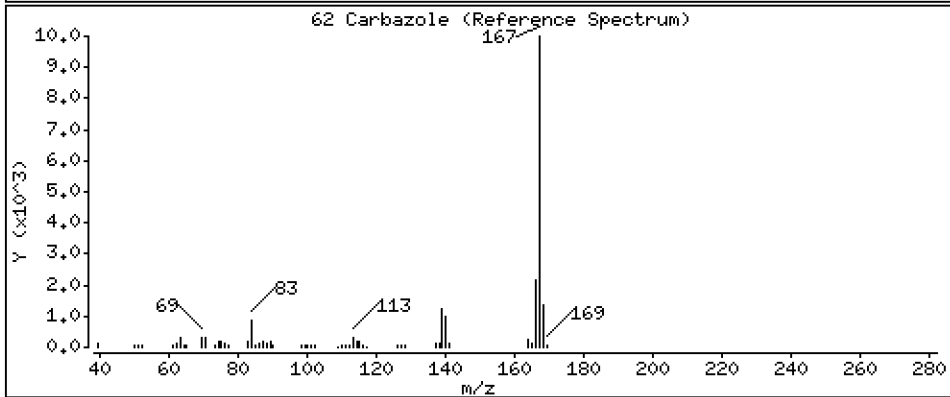
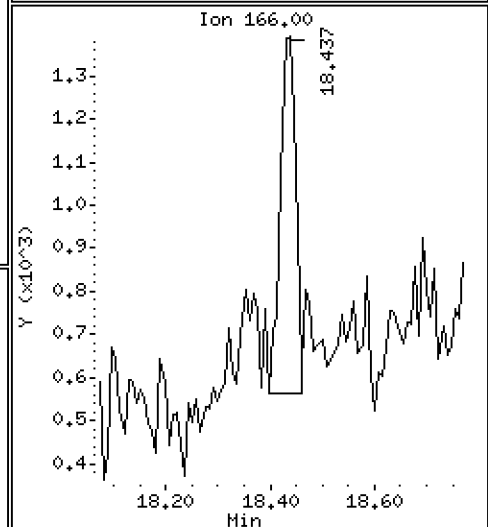
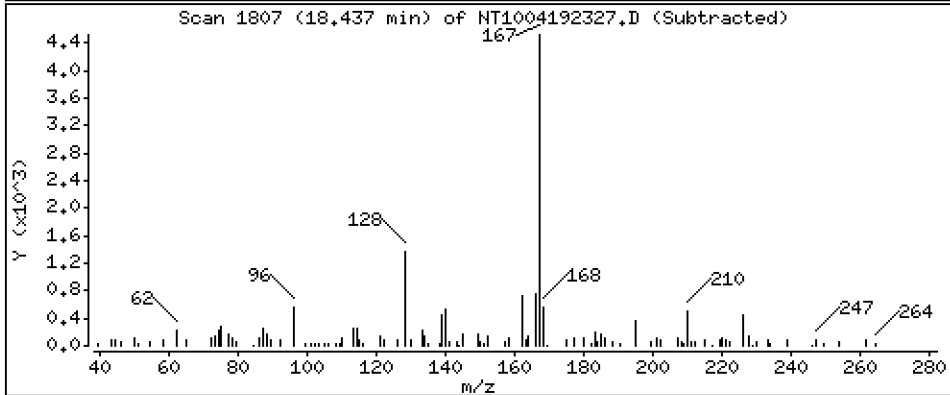
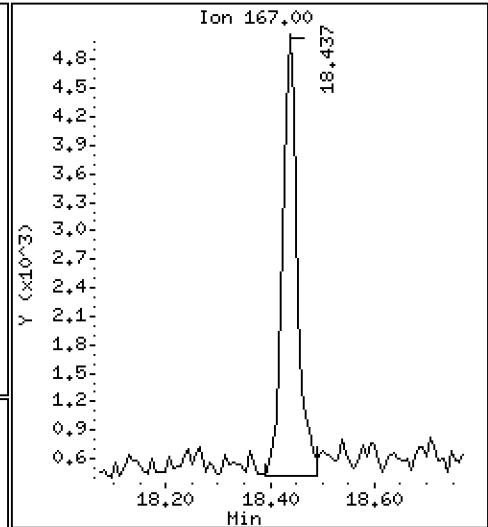
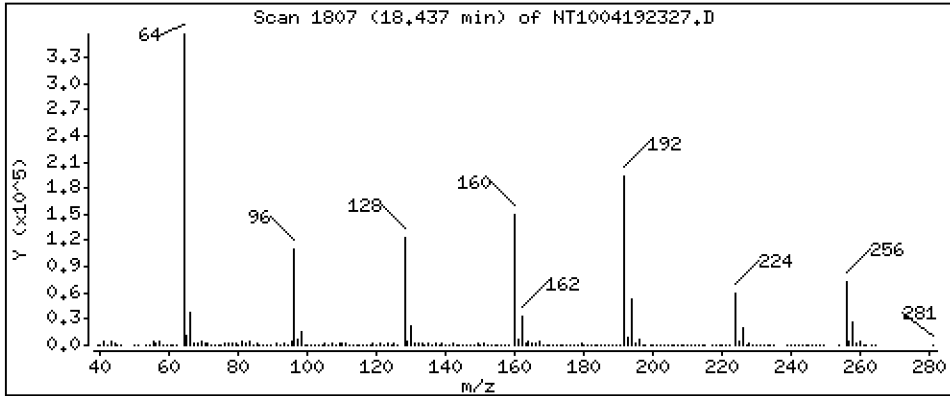
Operator: VTS

Column phase: ZB-5msi

Column diameter: 0,25

62 Carbazole

Concentration: 0,07552 ug/mL



Date : 20-APR-2023 03:52

Client ID:

Instrument: nt10.i

Sample Info: 23C0774-11

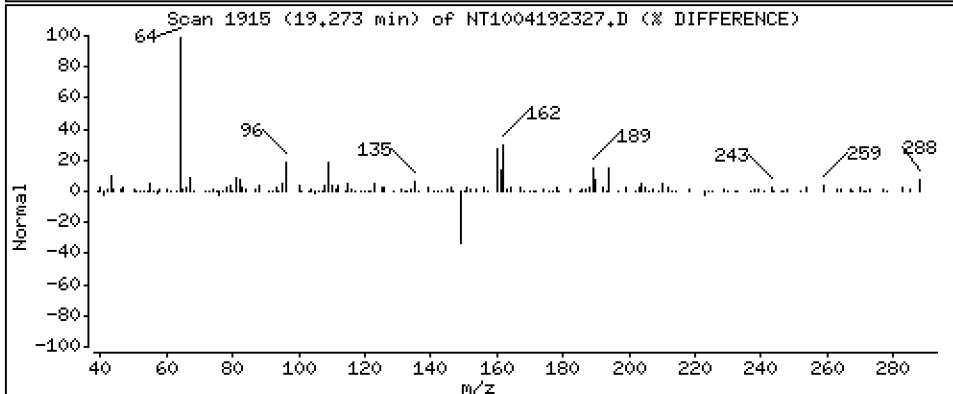
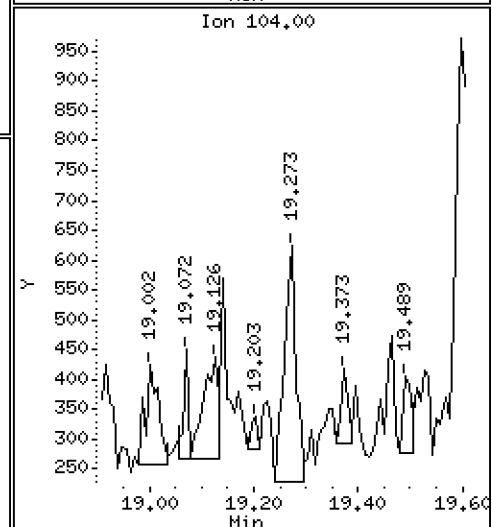
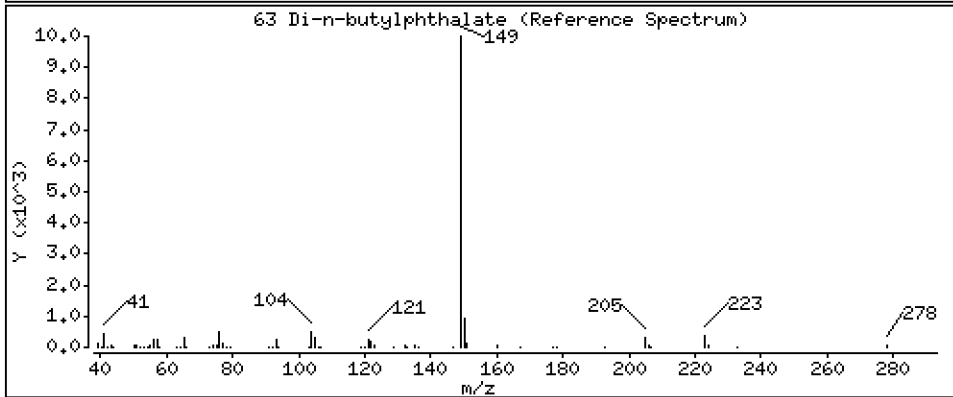
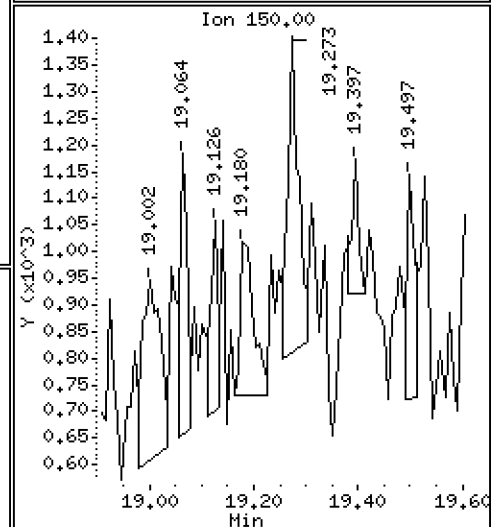
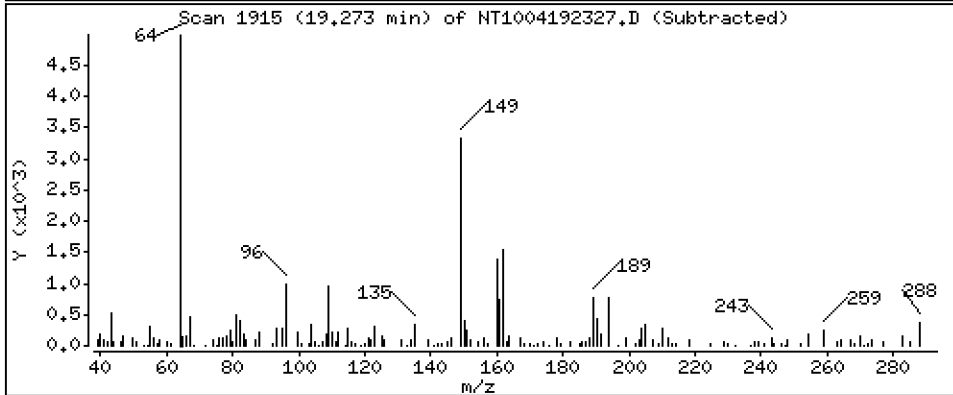
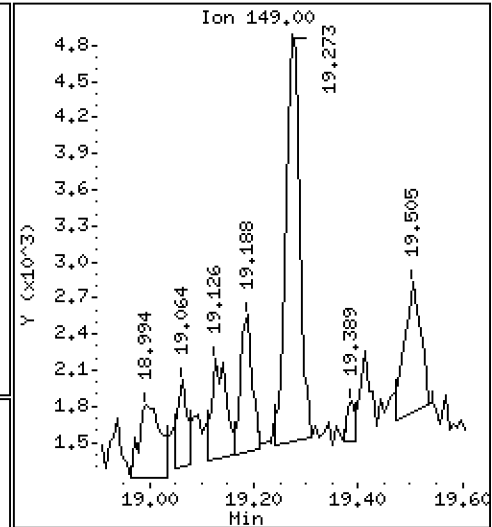
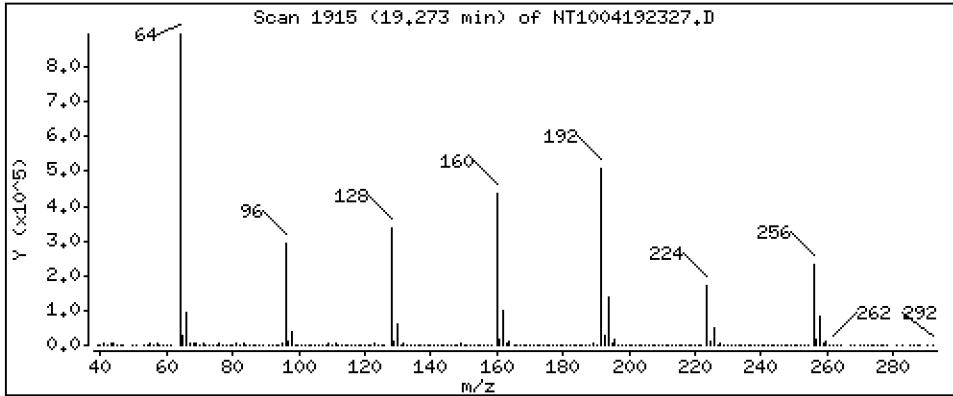
Operator: VTS

Column phase: ZB-5msi

Column diameter: 0.25

63 Di-n-butylphthalate

Concentration: 0.03851 ug/mL



Date : 20-APR-2023 03:52

Client ID:

Instrument: nt10.i

Sample Info: 23C0774-11

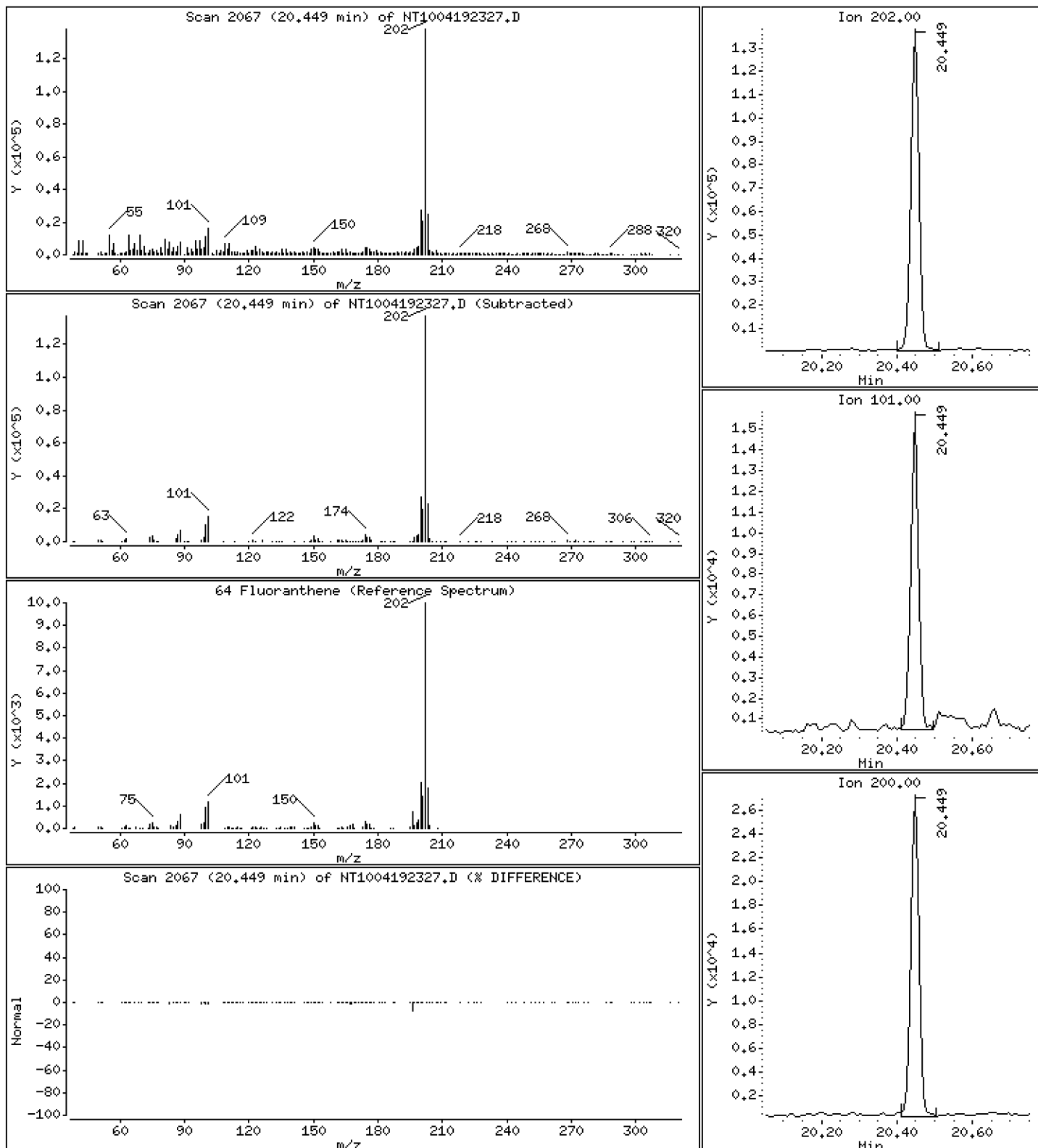
Operator: VTS

Column phase: ZB-5msi

Column diameter: 0,25

64 Fluoranthene

Concentration: 1,135 ug/mL



Date : 20-APR-2023 03:52

Client ID:

Instrument: nt10.i

Sample Info: 23C0774-11

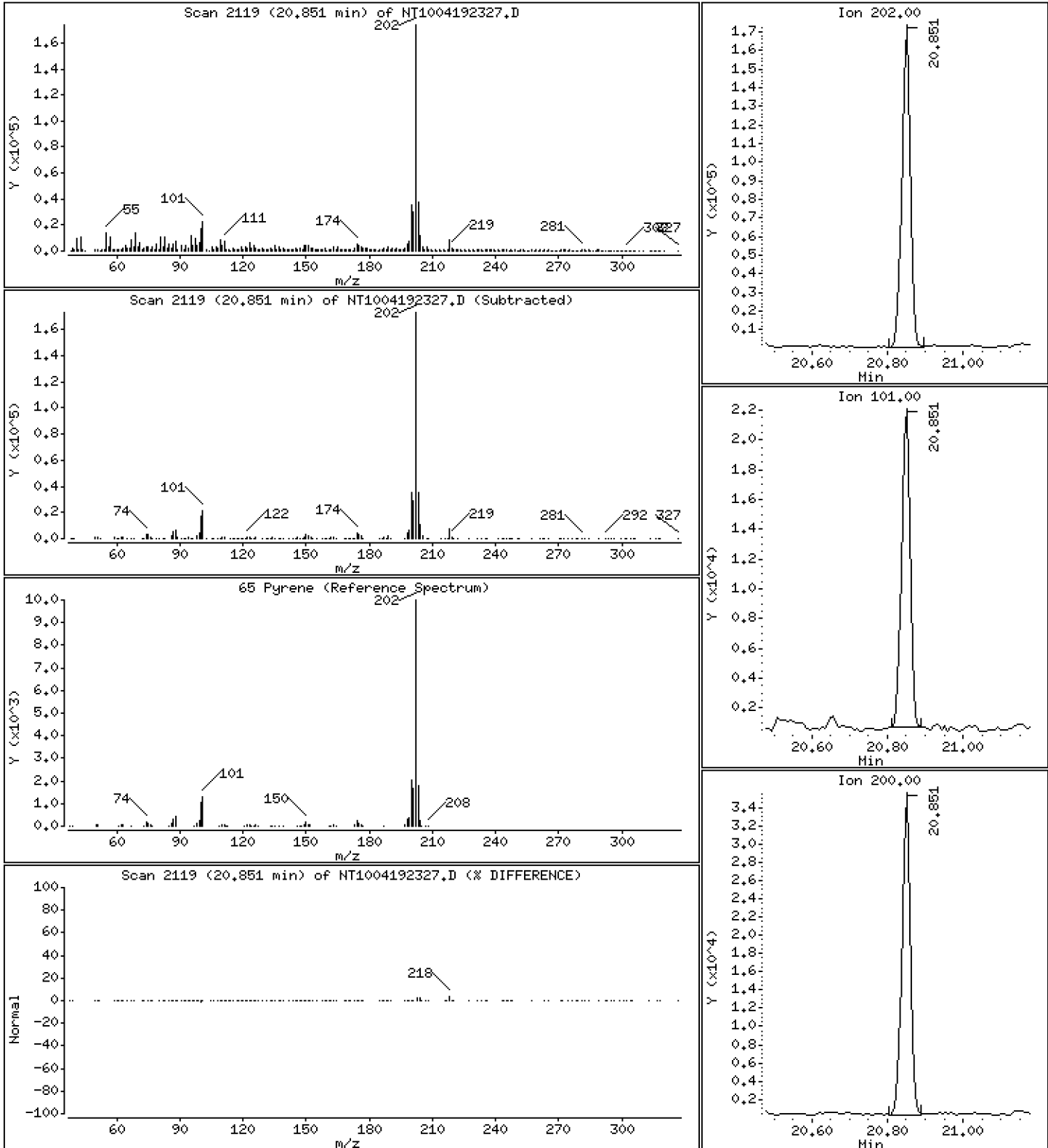
Operator: VTS

Column phase: ZB-5msi

Column diameter: 0,25

65 Pyrene

Concentration: 1,391 ug/mL



Date : 20-APR-2023 03:52

Client ID:

Instrument: nt10.i

Sample Info: 23C0774-11

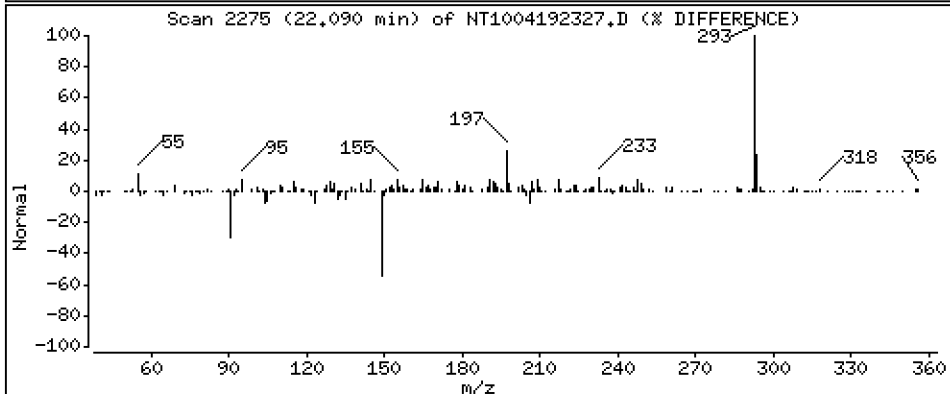
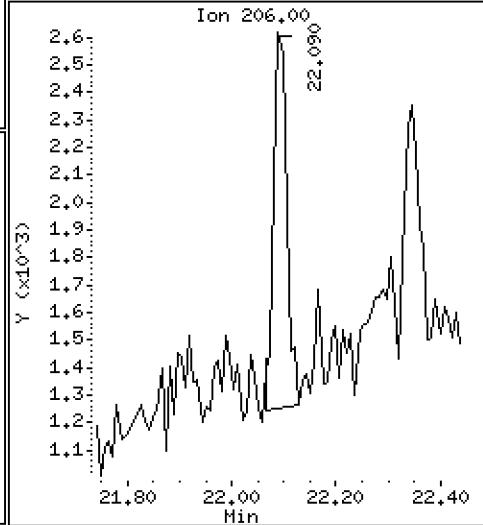
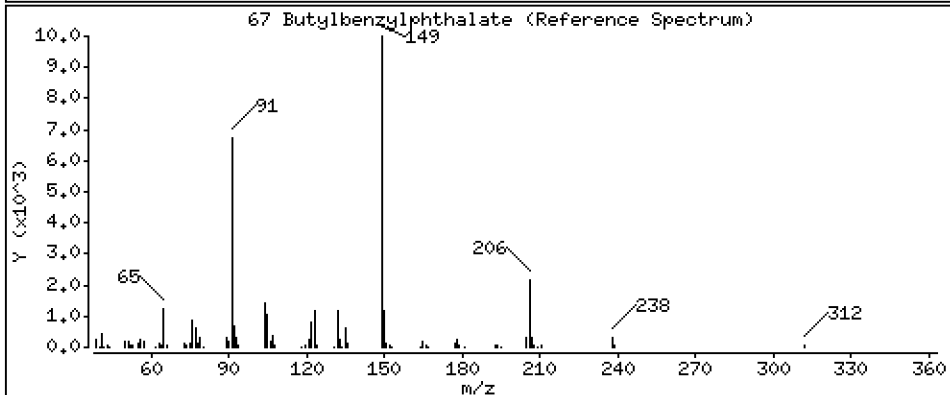
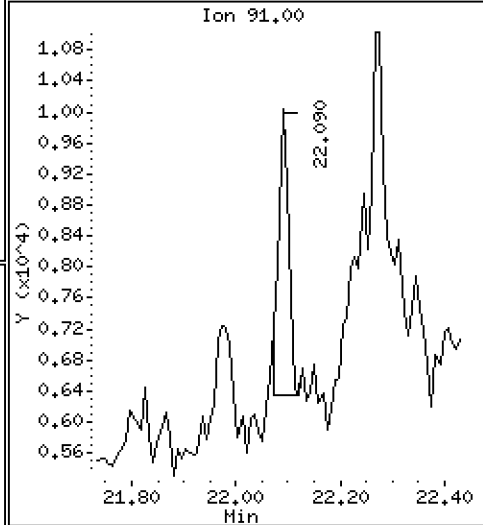
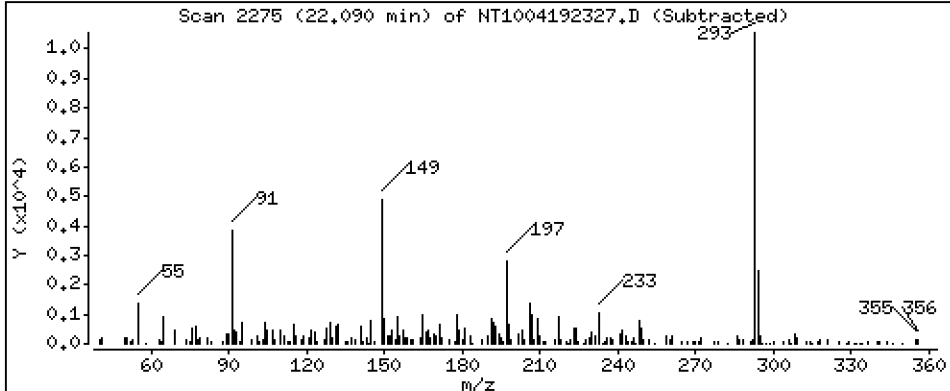
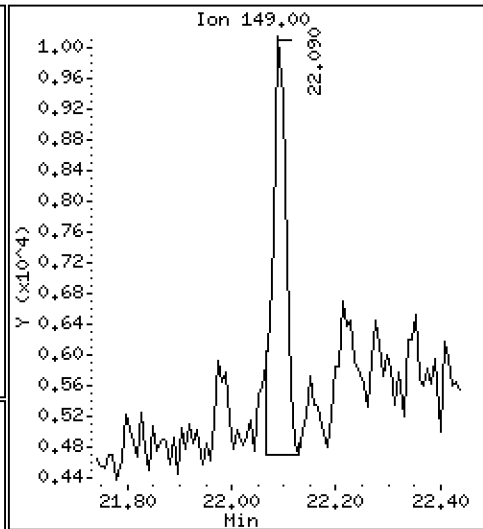
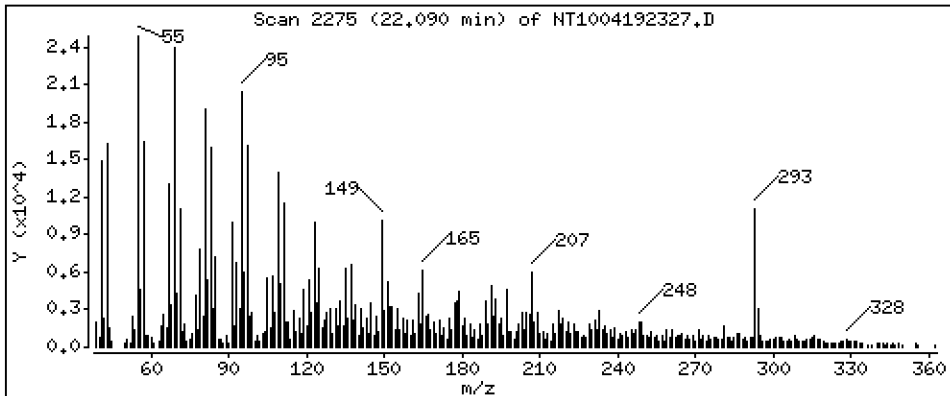
Operator: VTS

Column phase: ZB-5msi

Column diameter: 0.25

67 Butylbenzylphthalate

Concentration: 0.1339 ug/mL



Date : 20-APR-2023 03:52

Client ID:

Instrument: nt10.i

Sample Info: 23C0774-11

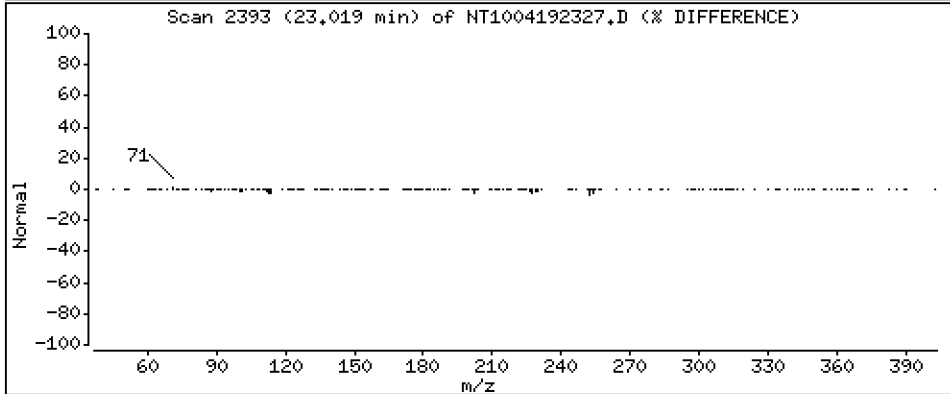
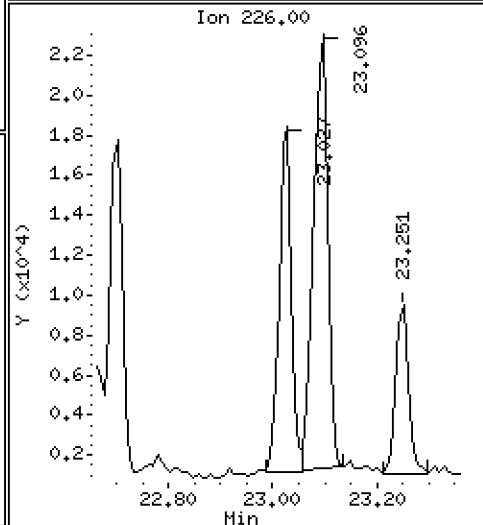
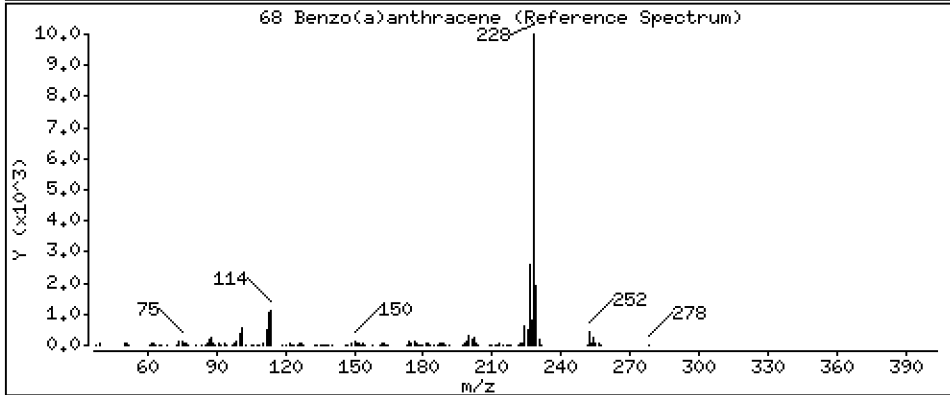
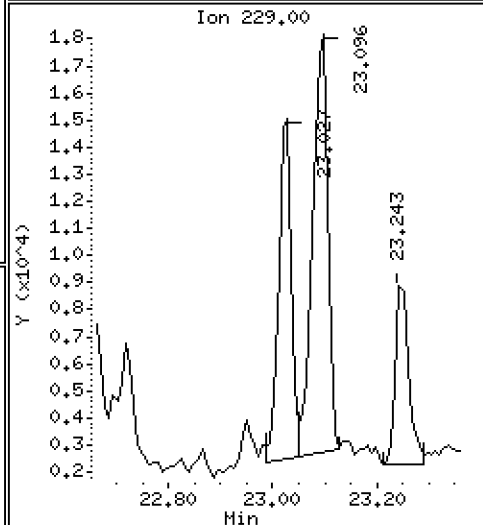
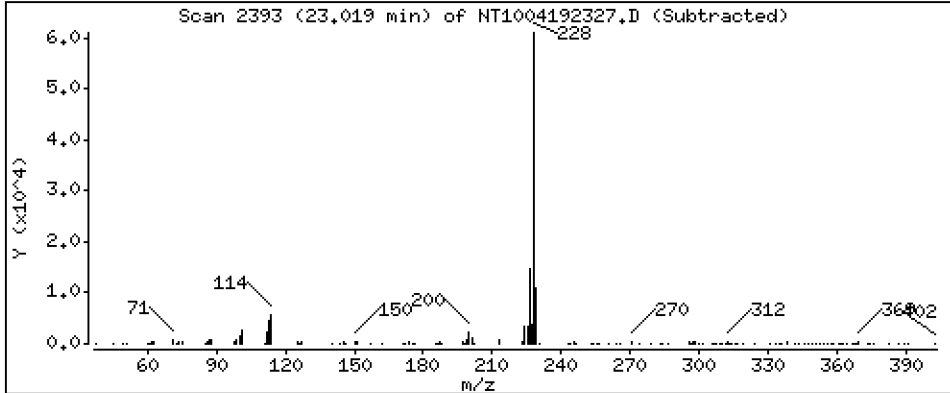
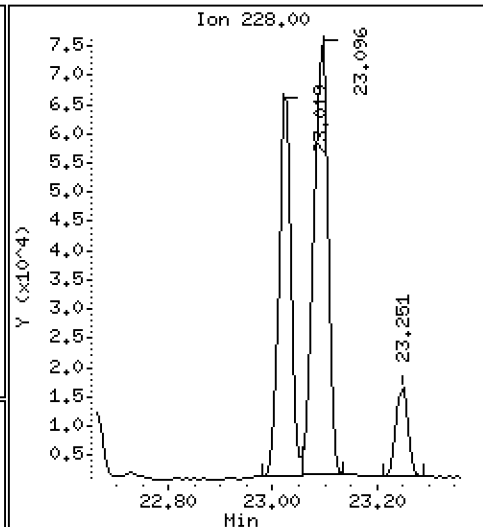
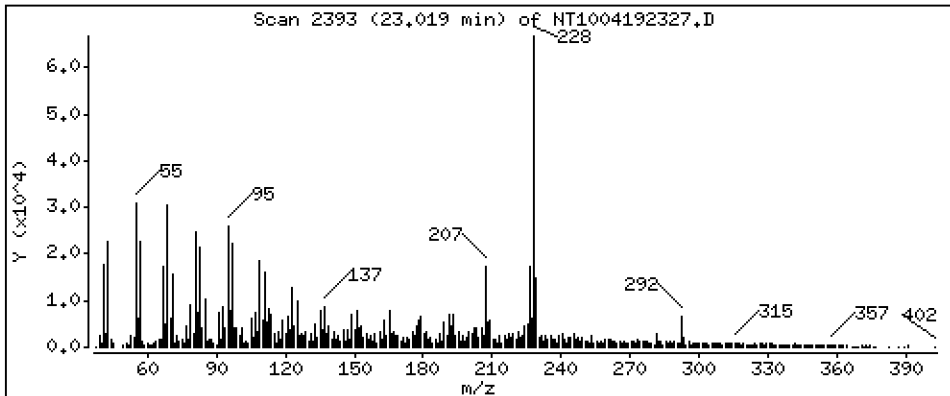
Operator: VTS

Column phase: ZB-5msi

Column diameter: 0,25

68 Benzo(a)anthracene

Concentration: 0,6482 ug/mL



Date : 20-APR-2023 03:52

Client ID:

Instrument: nt10.i

Sample Info: 23C0774-11

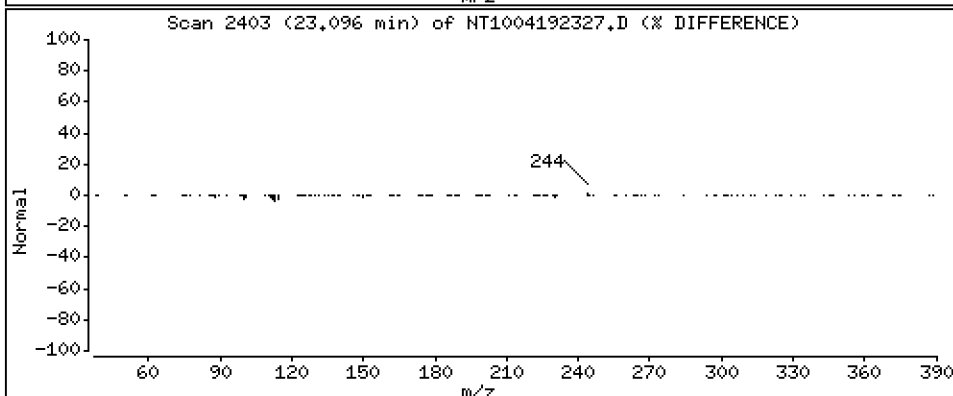
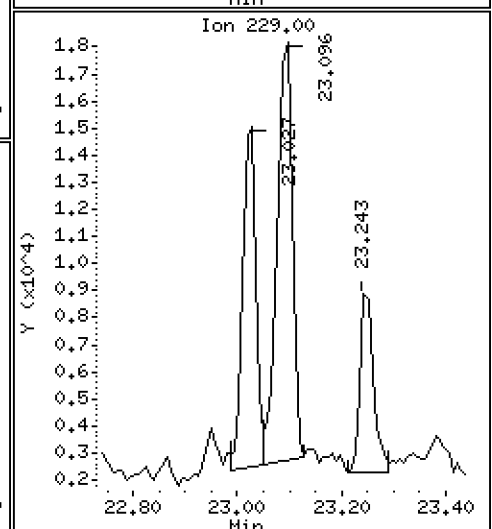
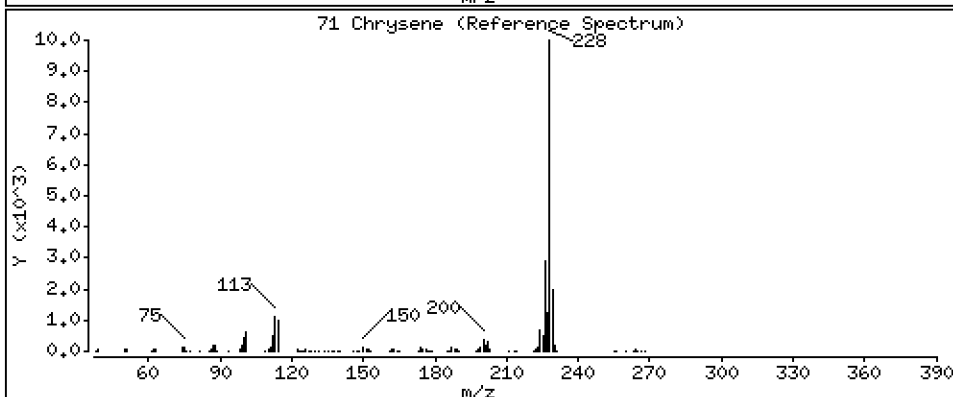
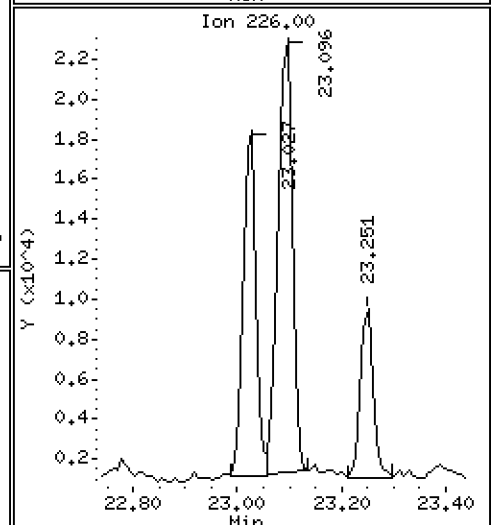
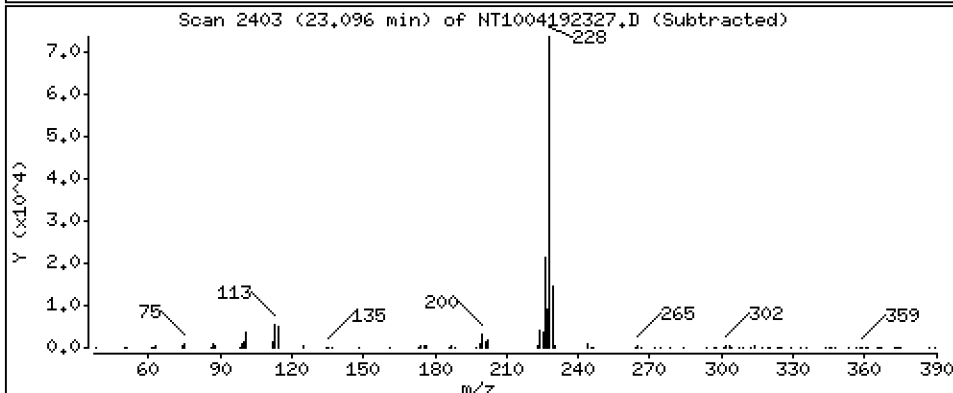
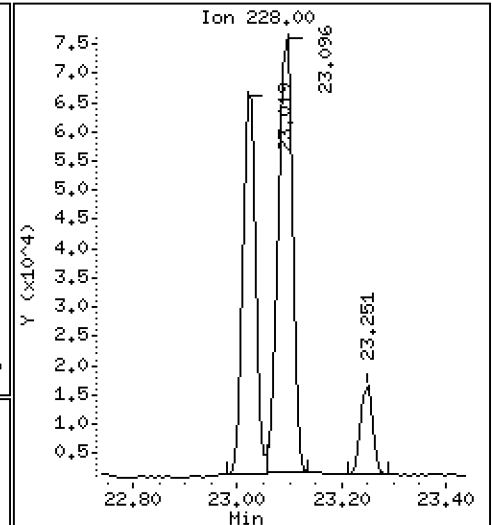
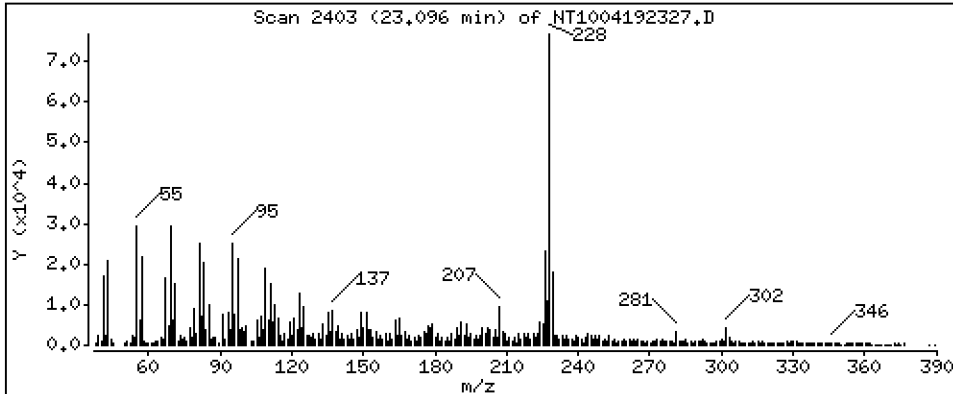
Operator: VTS

Column phase: ZB-5msi

Column diameter: 0,25

71 Chrysene

Concentration: 0,8522 ug/mL



Date : 20-APR-2023 03:52

Client ID:

Instrument: nt10.i

Sample Info: 23C0774-11

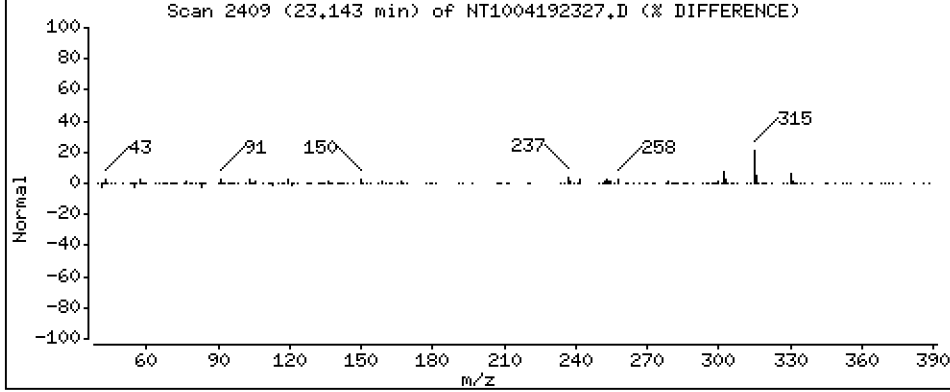
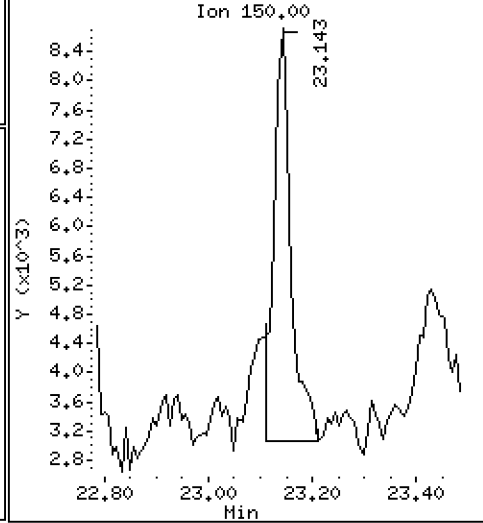
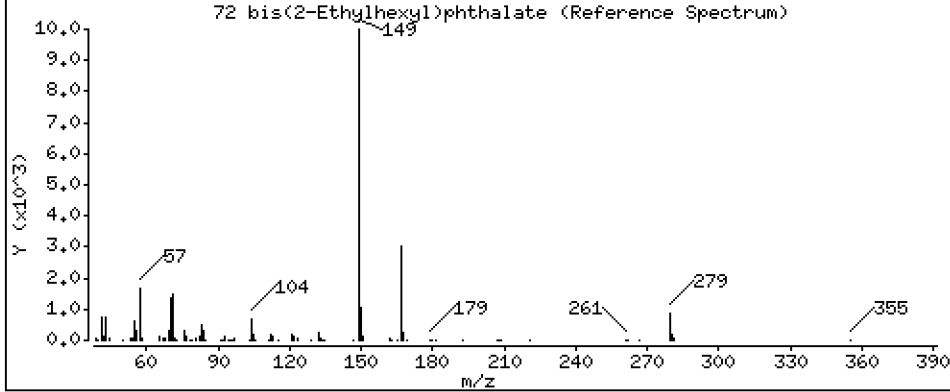
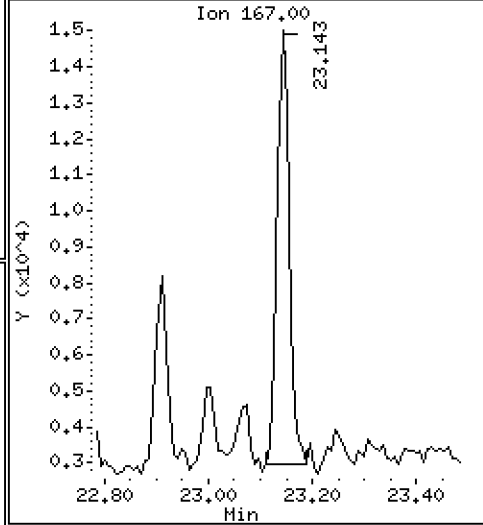
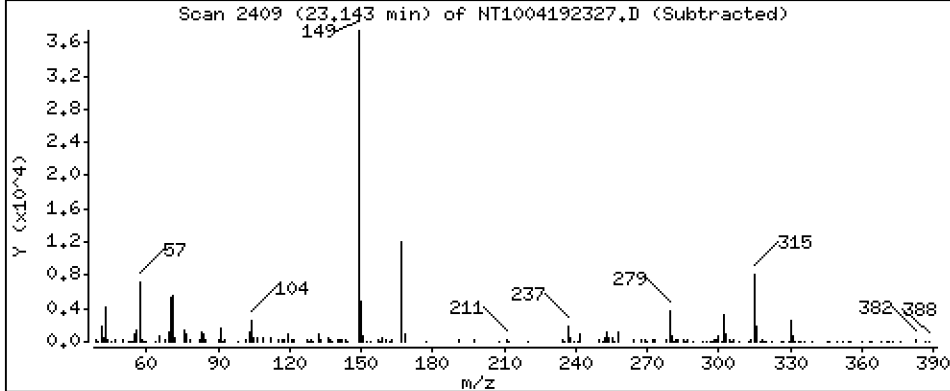
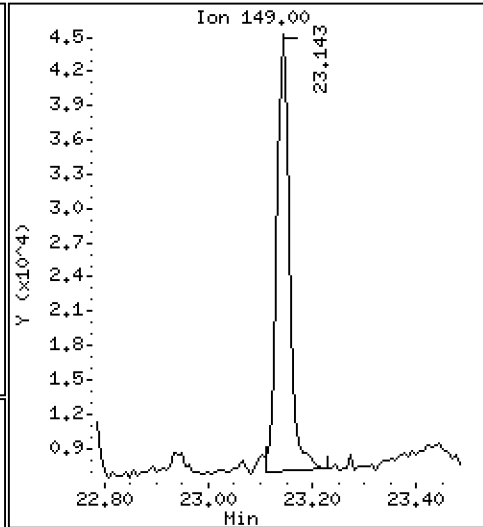
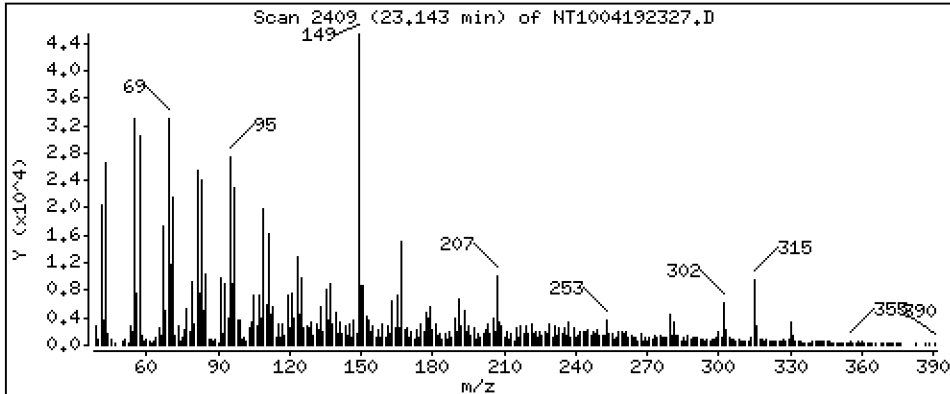
Operator: VTS

Column phase: ZB-5msi

Column diameter: 0,25

72 bis(2-Ethylhexyl)phthalate

Concentration: 0,5727 ug/mL



Date : 20-APR-2023 03:52

Client ID:

Instrument: nt10.i

Sample Info: 23C0774-11

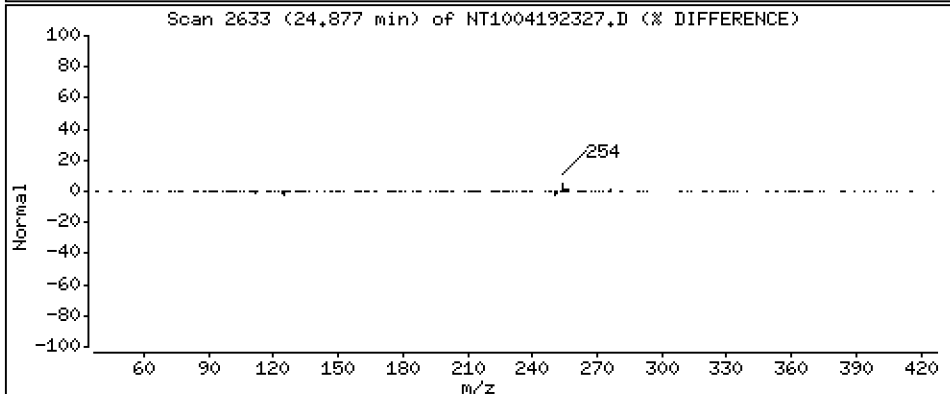
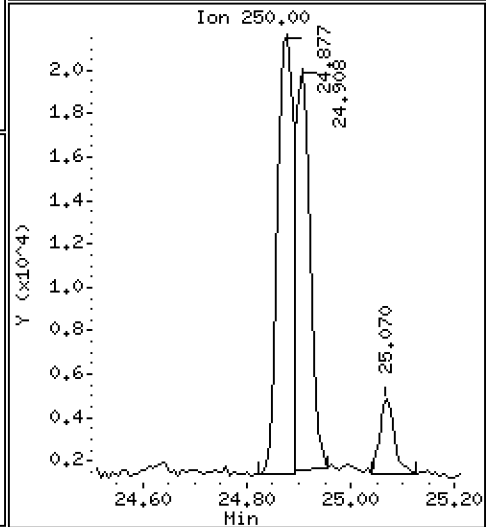
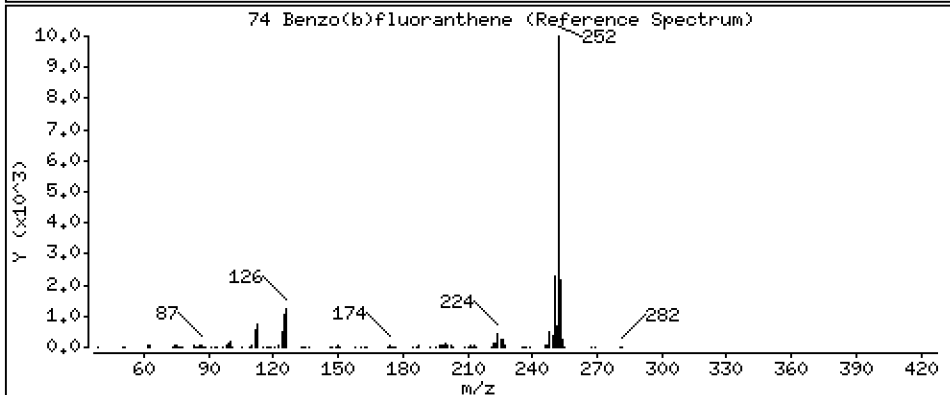
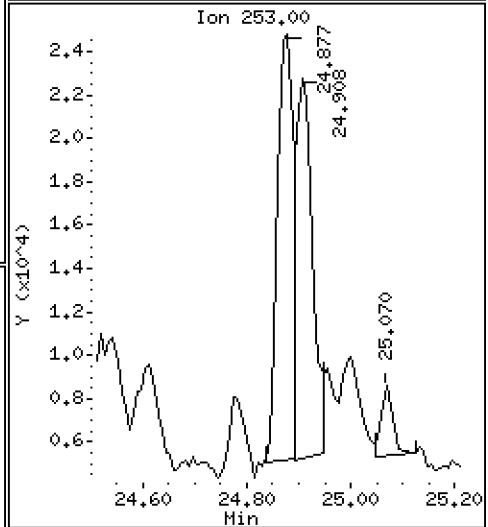
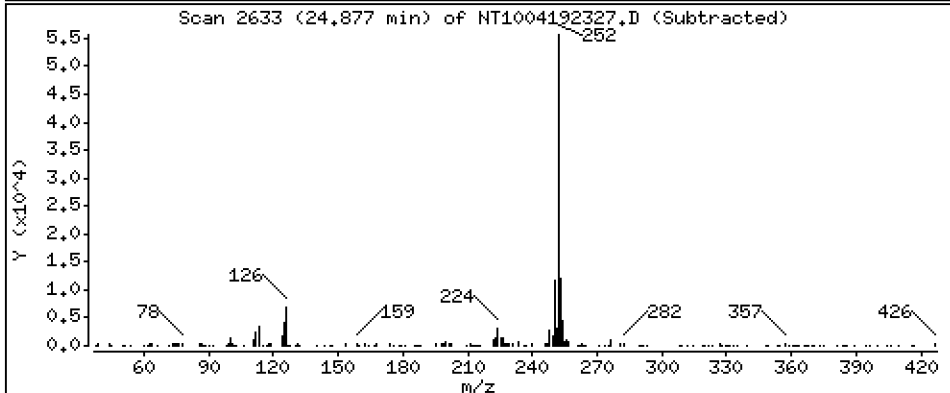
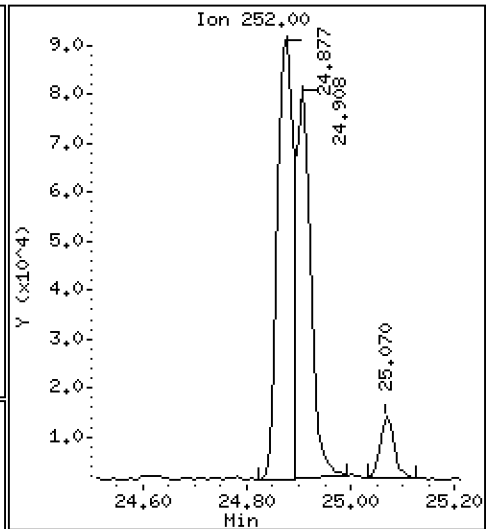
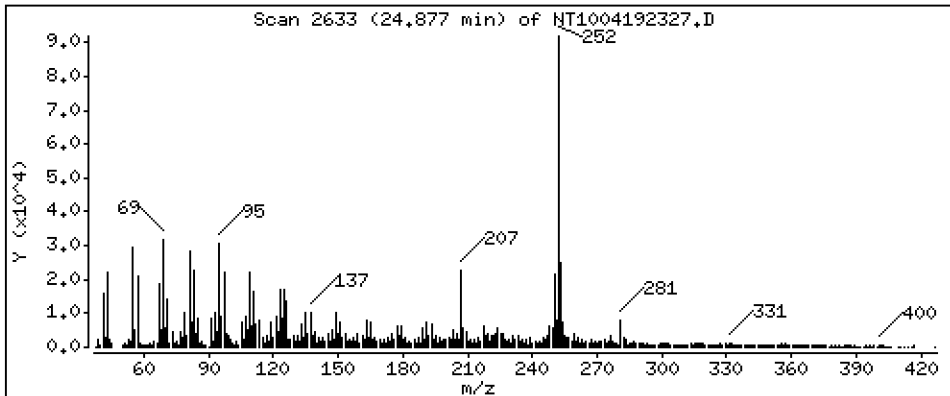
Operator: VTS

Column phase: ZB-5msi

Column diameter: 0,25

74 Benzo(b)fluoranthene

Concentration: 1,072 ug/mL



Date : 20-APR-2023 03:52

Client ID:

Instrument: nt10.i

Sample Info: 23C0774-11

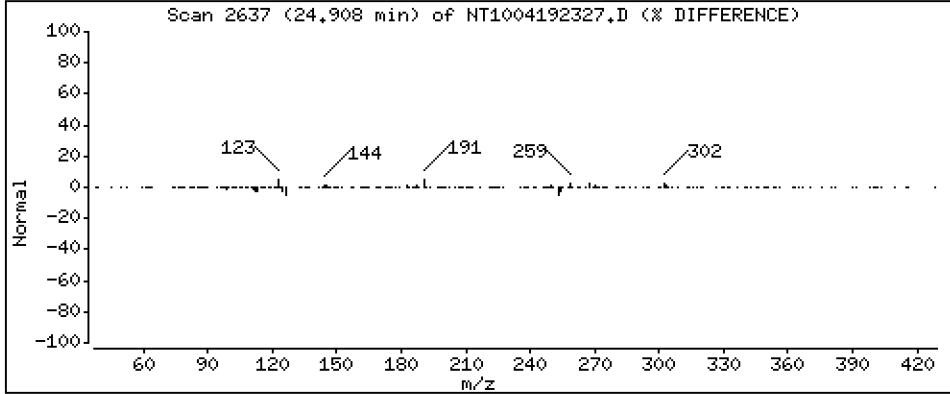
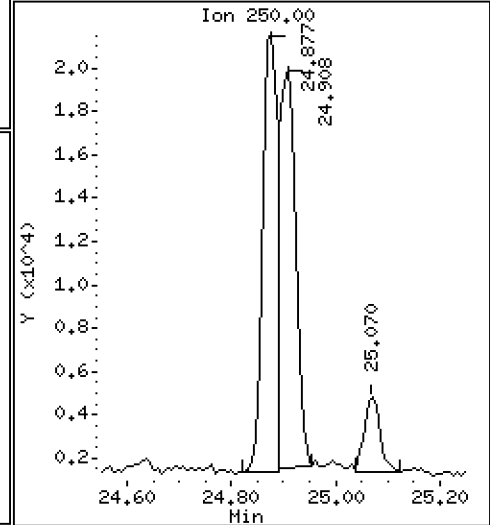
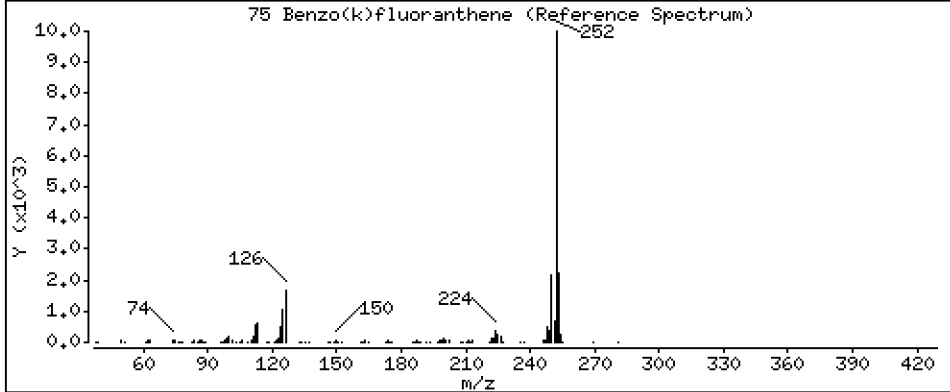
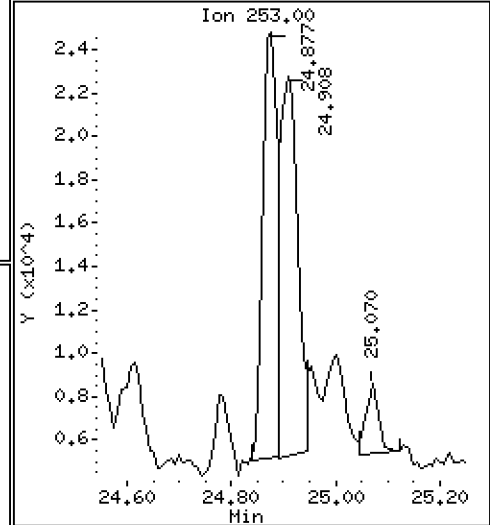
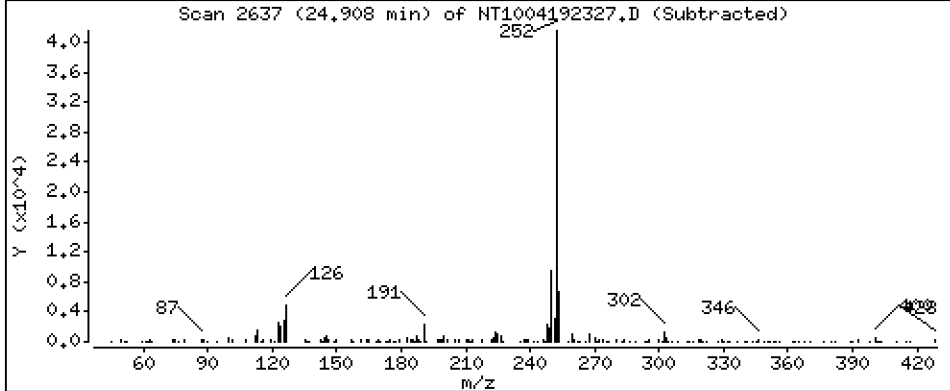
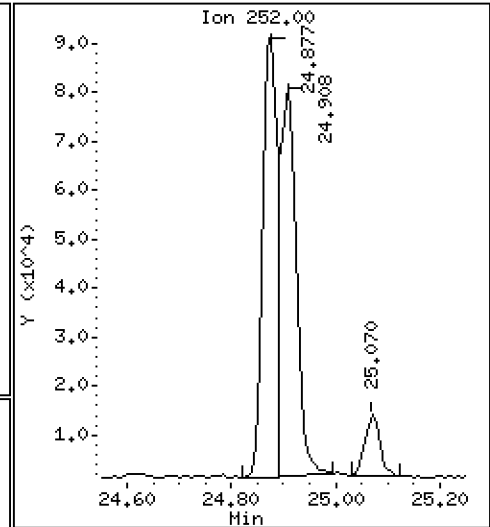
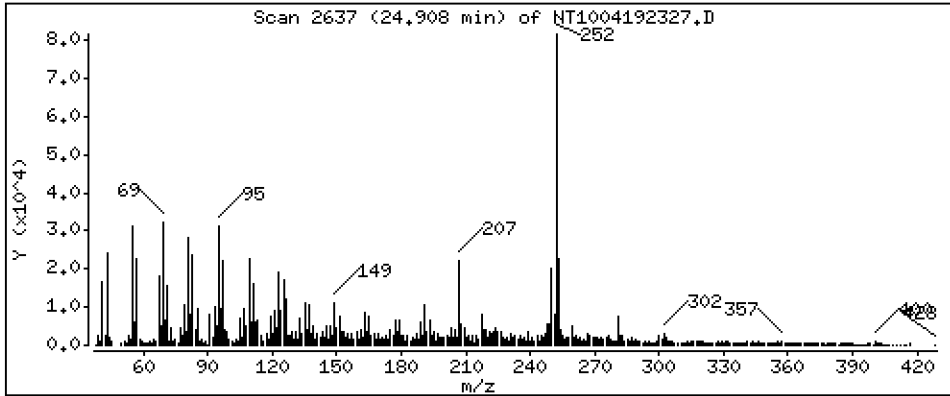
Operator: VTS

Column phase: ZB-5msi

Column diameter: 0,25

75 Benzo(k)fluoranthene

Concentration: 0,9620 ug/mL



Date : 20-APR-2023 03:52

Client ID:

Instrument: nt10.i

Sample Info: 23C0774-11

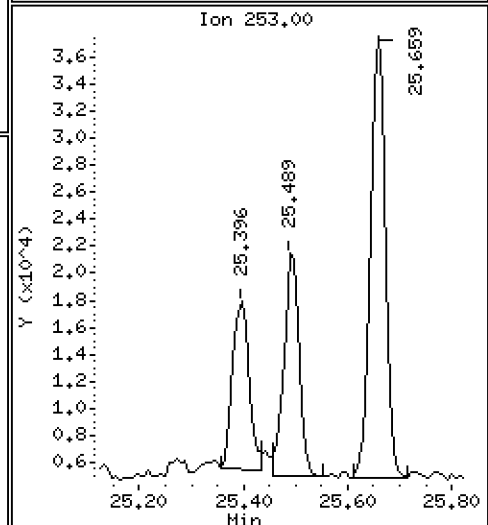
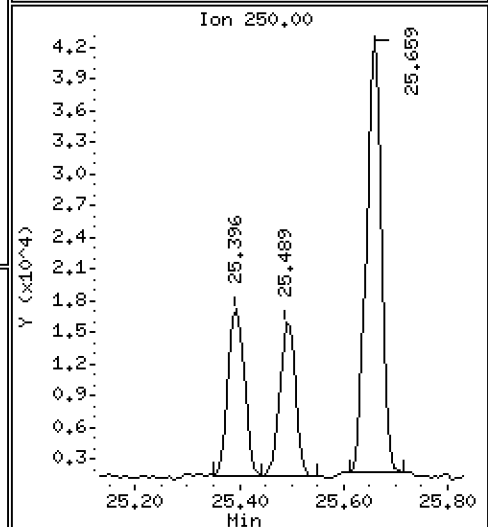
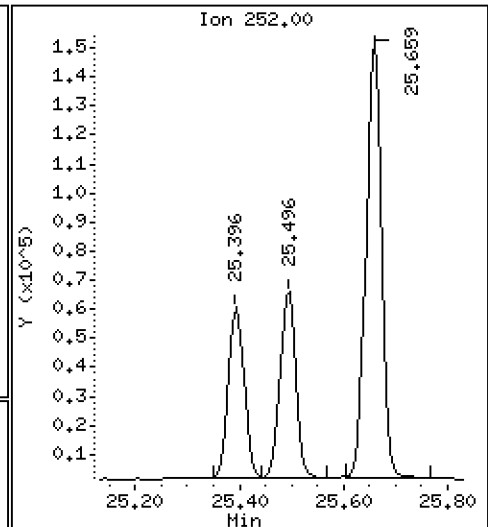
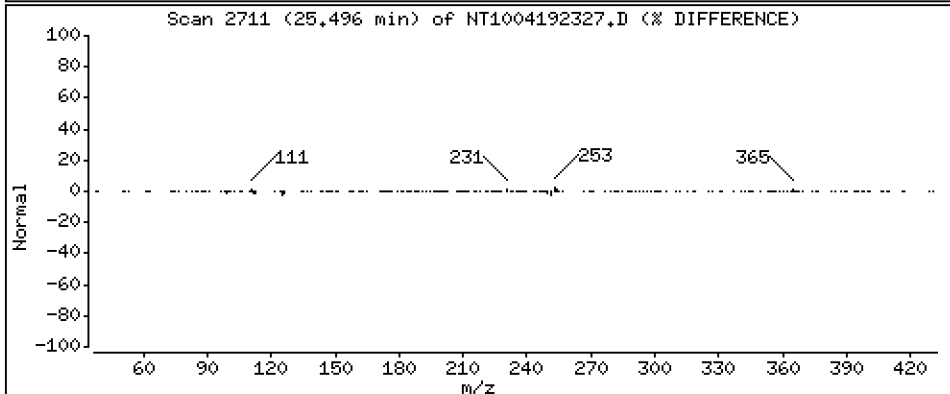
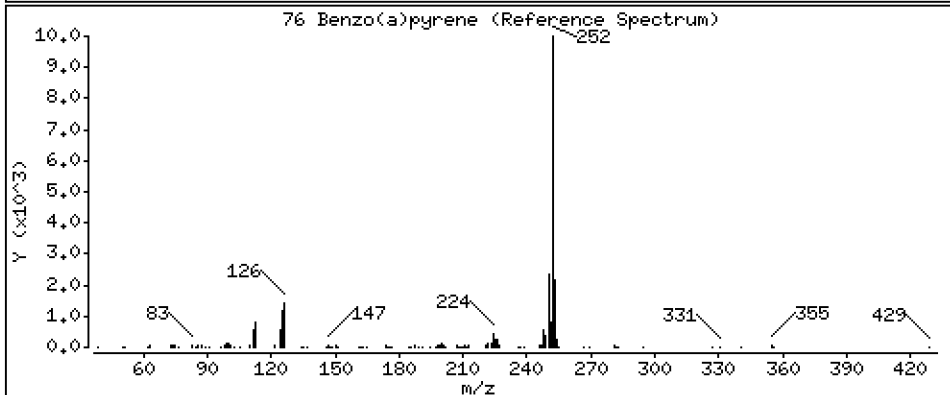
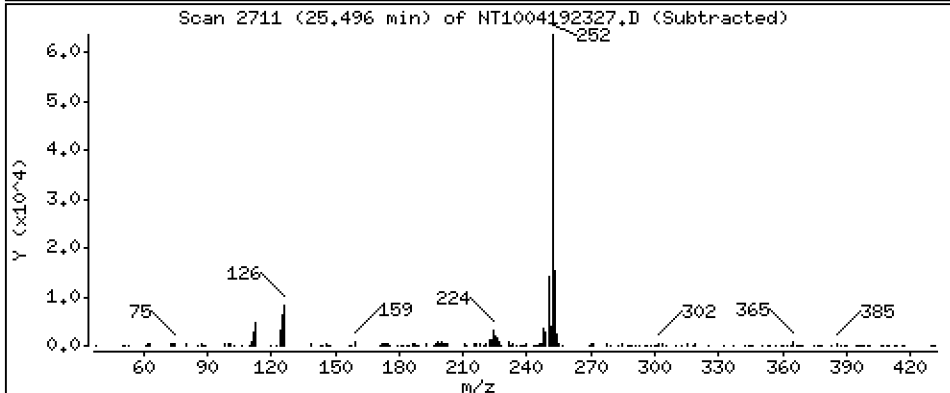
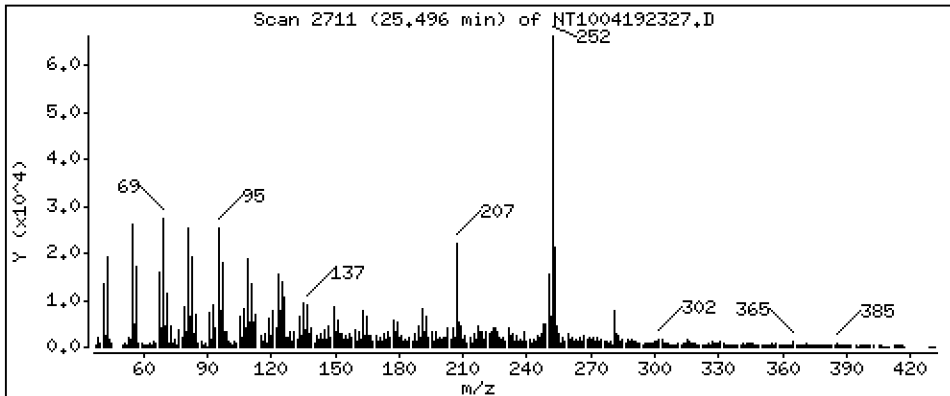
Operator: VTS

Column phase: ZB-5msi

Column diameter: 0,25

76 Benzo(a)pyrene

Concentration: 0,8207 ug/mL



Date : 20-APR-2023 03:52

Client ID:

Instrument: nt10.i

Sample Info: 23C0774-11

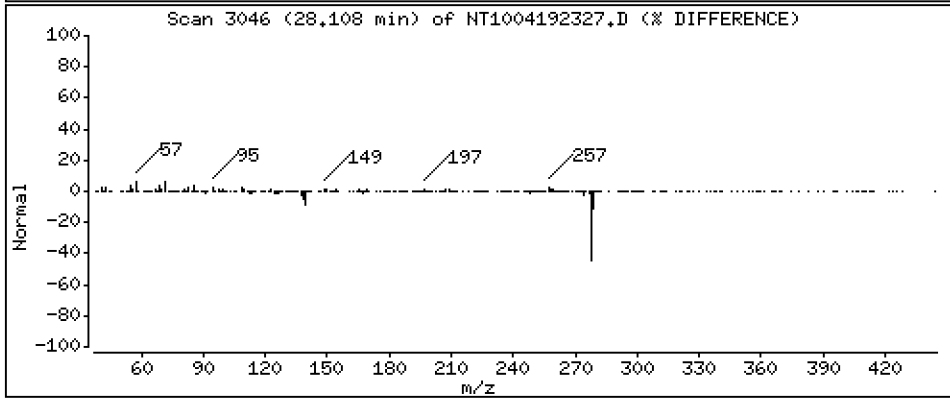
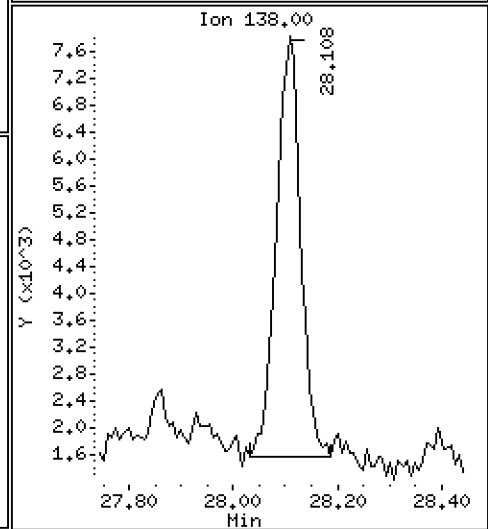
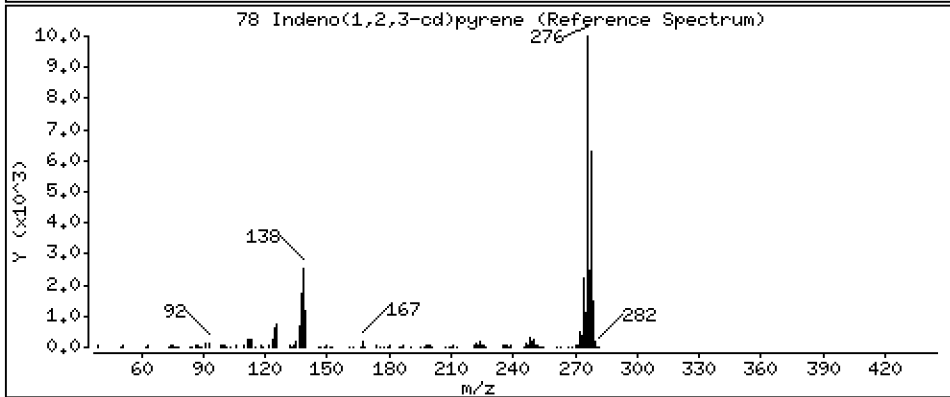
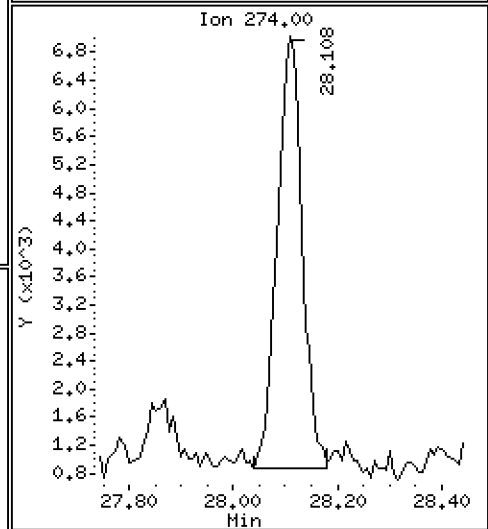
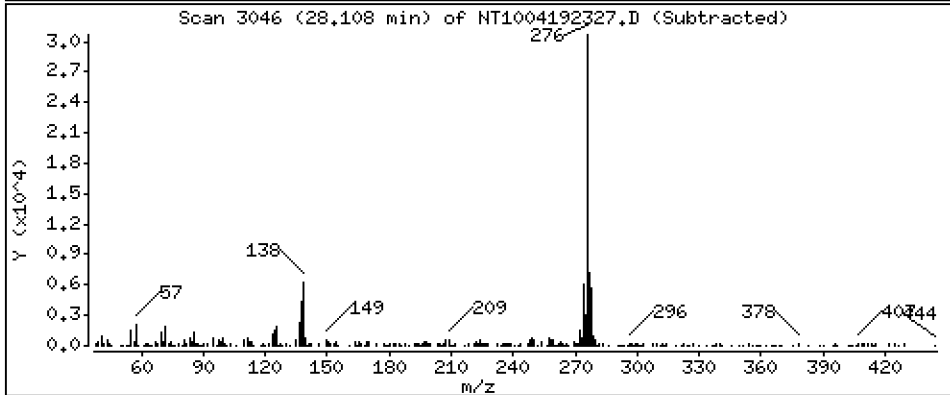
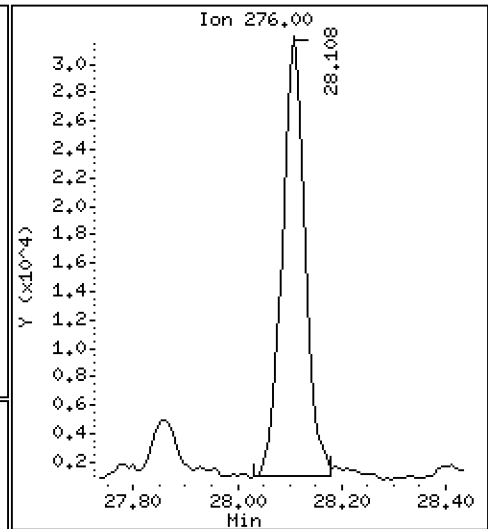
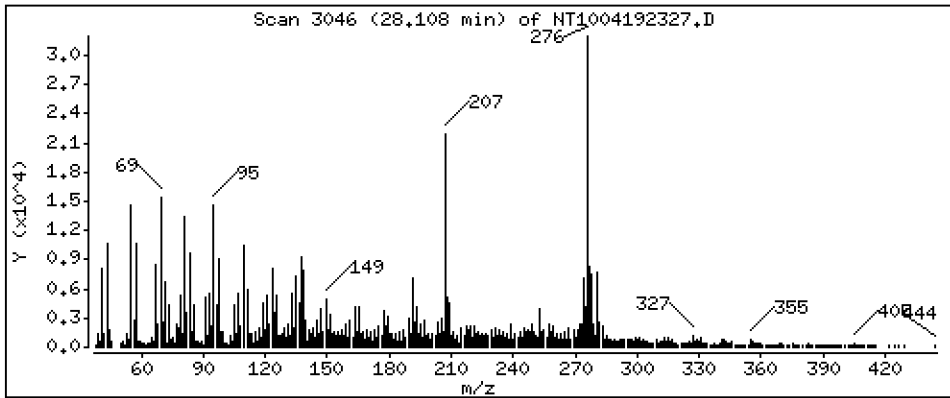
Operator: VTS

Column phase: ZB-5msi

Column diameter: 0,25

78 Indeno(1,2,3-cd)pyrene

Concentration: 0,4738 ug/mL



Date : 20-APR-2023 03:52

Client ID:

Instrument: nt10.i

Sample Info: 23C0774-11

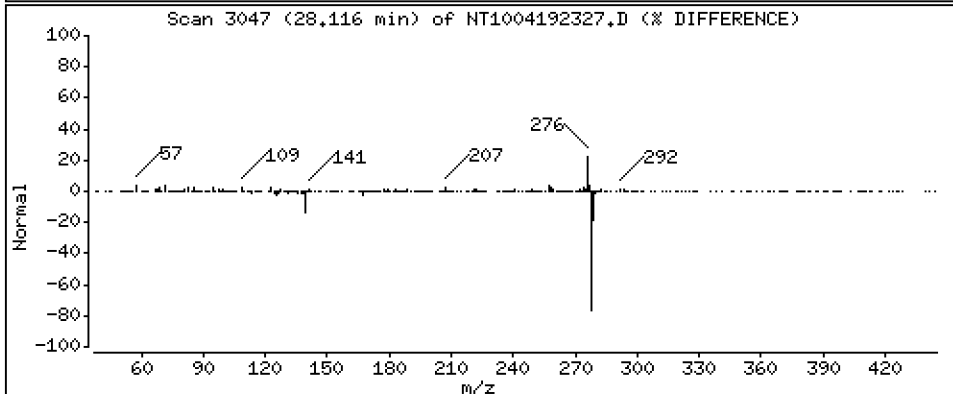
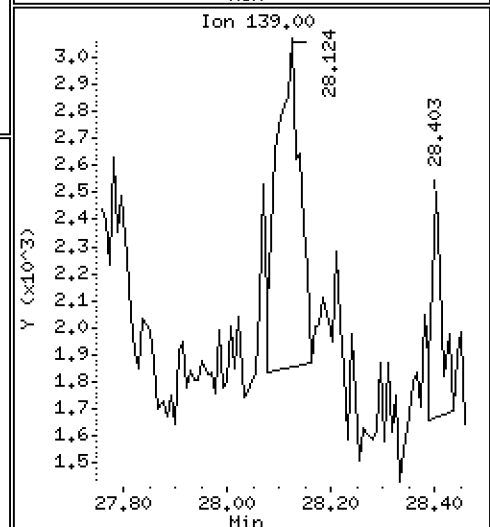
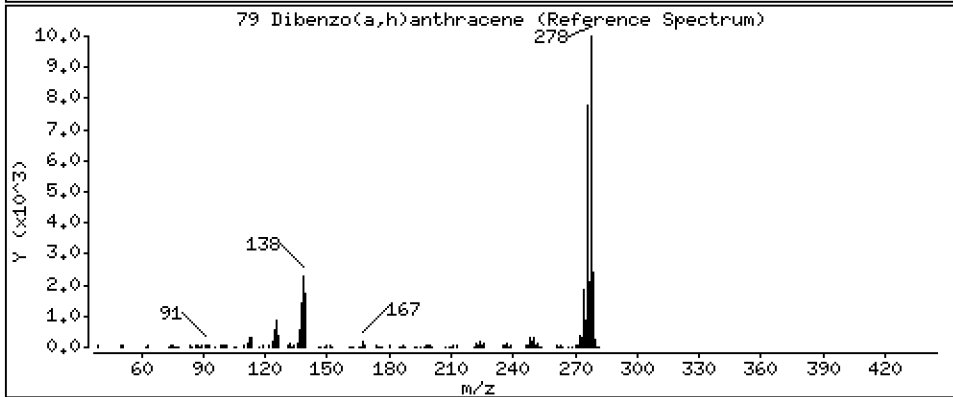
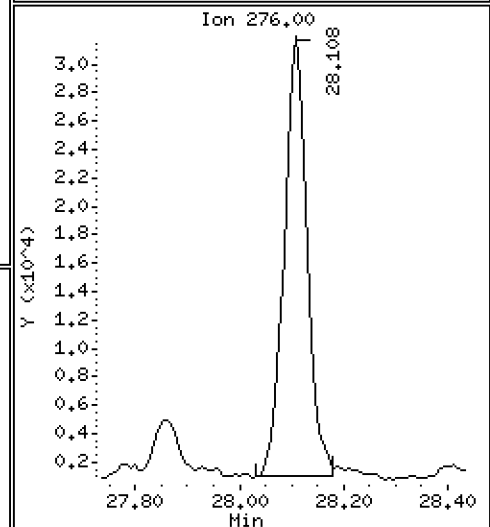
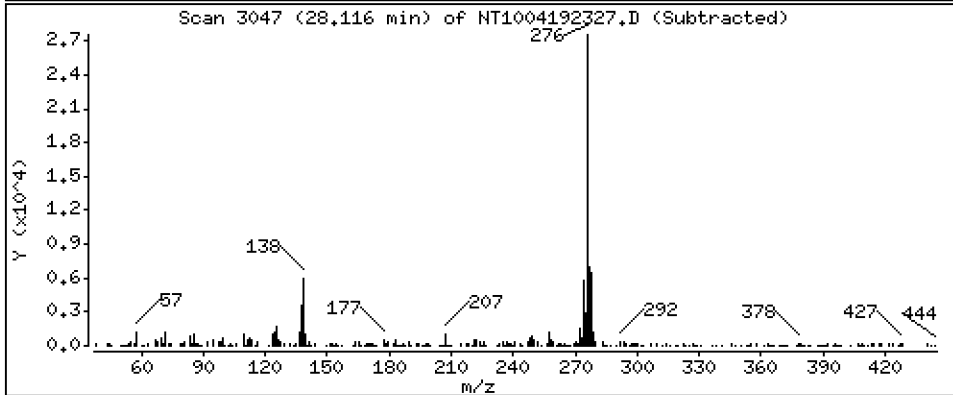
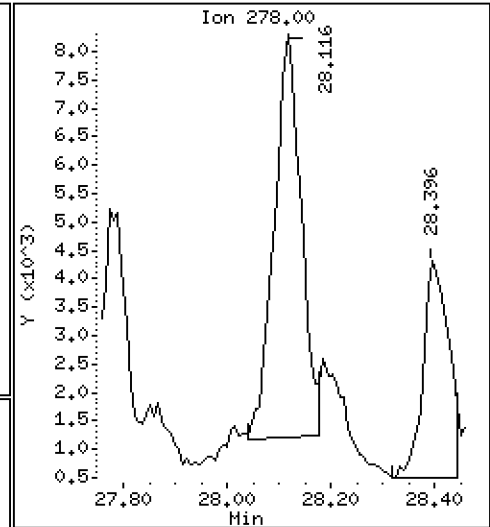
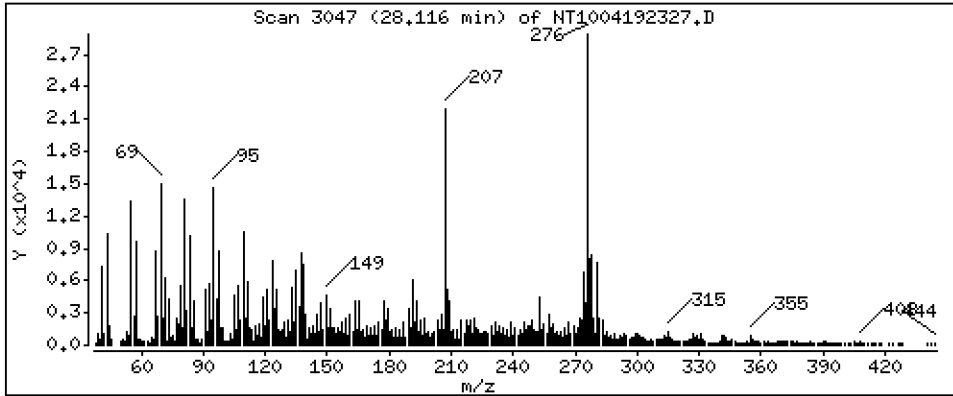
Operator: VTS

Column phase: ZB-5msi

Column diameter: 0.25

79 Dibenzo(a,h)anthracene

Concentration: 0.1515 ug/mL



Date : 20-APR-2023 03:52

Client ID:

Instrument: nt10.i

Sample Info: 23C0774-11

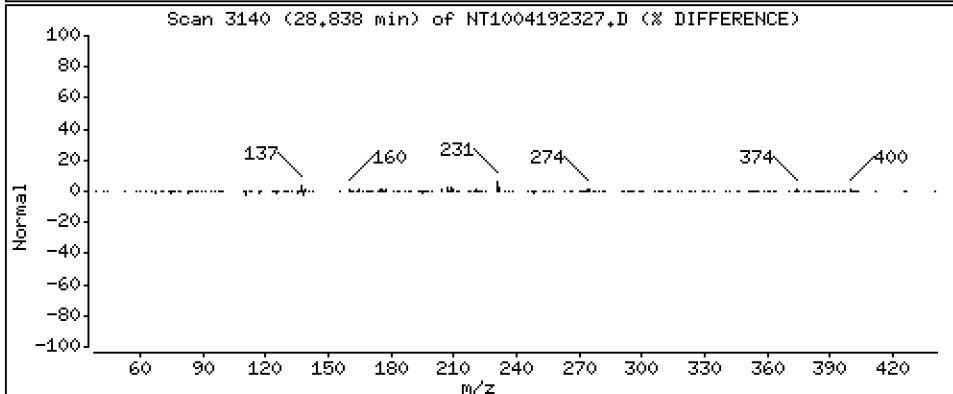
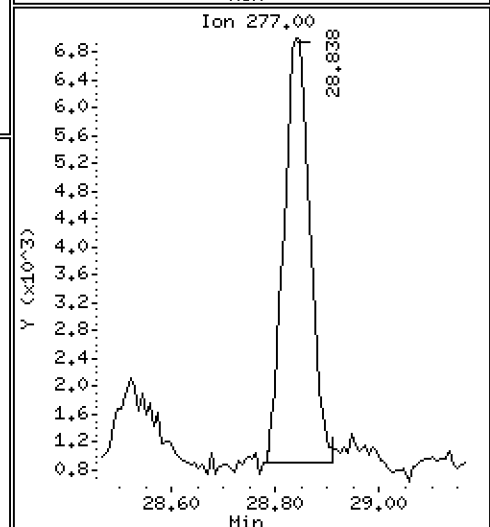
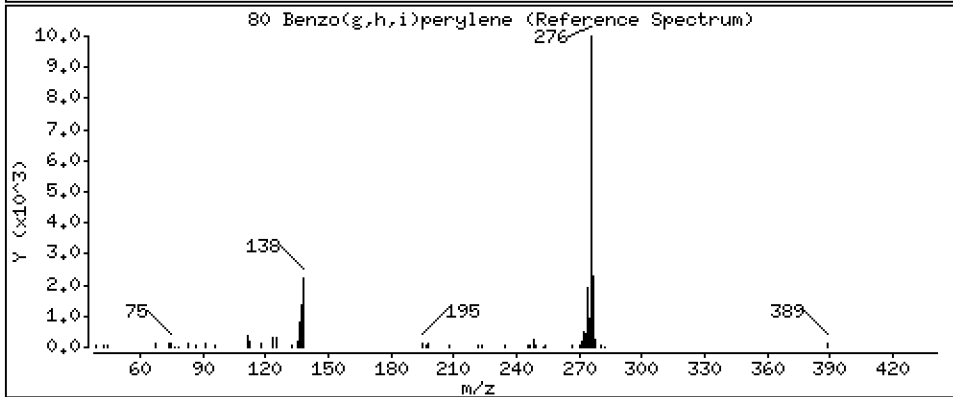
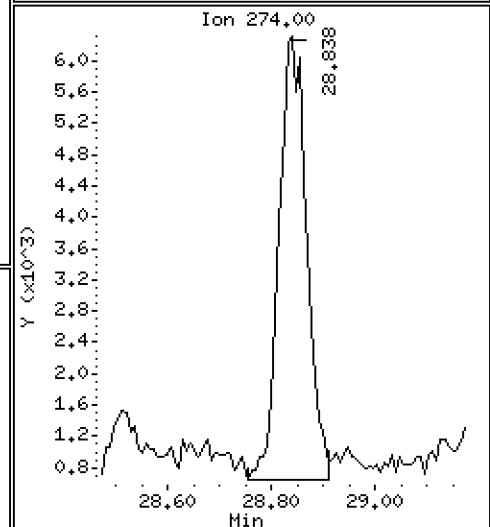
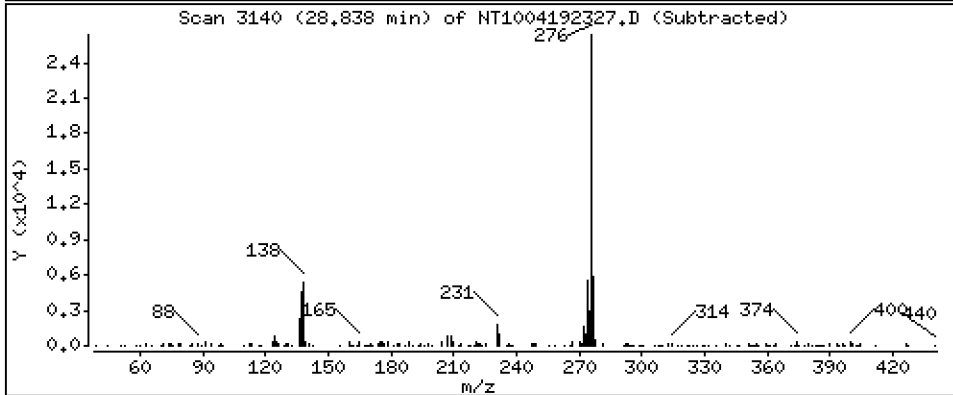
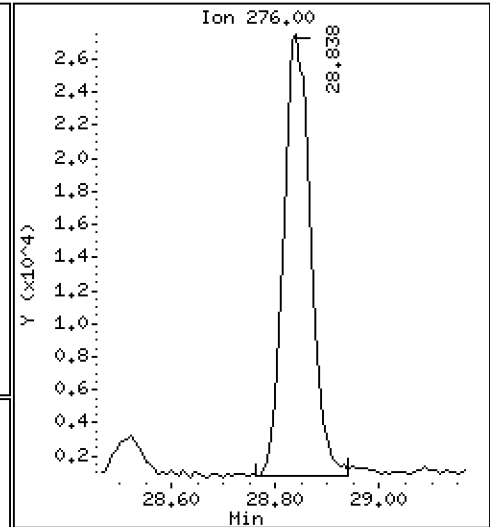
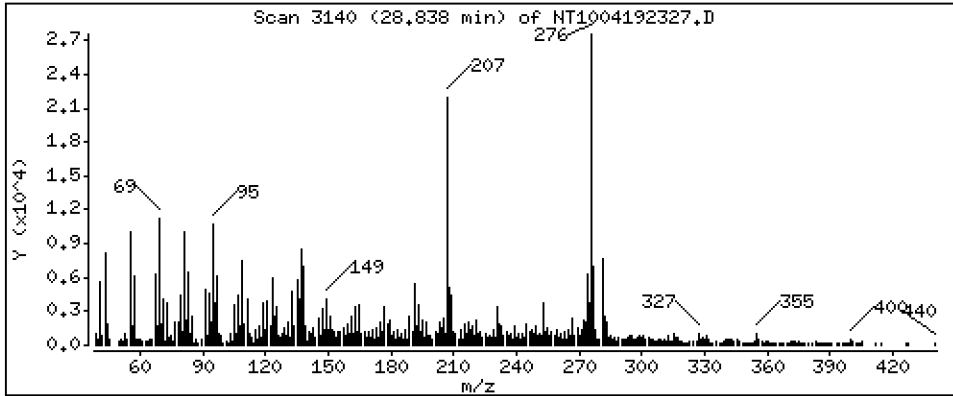
Operator: VTS

Column phase: ZB-5msi

Column diameter: 0,25

80 Benzo(g,h,i)perylene

Concentration: 0,5669 ug/mL



Date : 20-APR-2023 03:52

Client ID:

Instrument: nt10.i

Sample Info: 23C0774-11

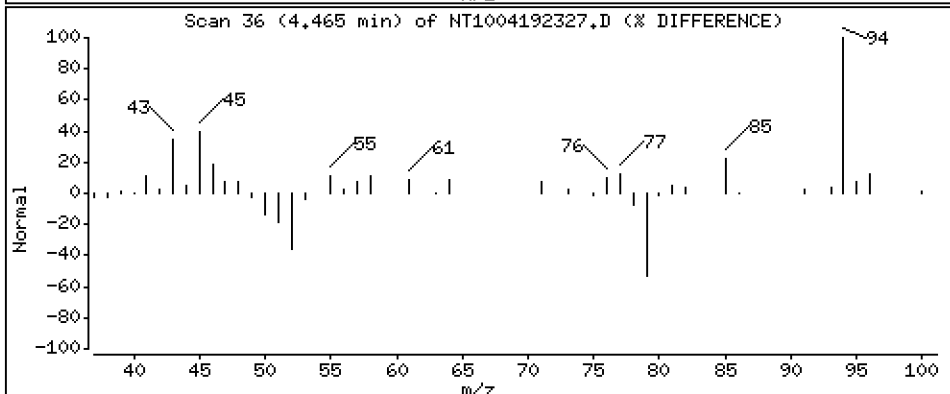
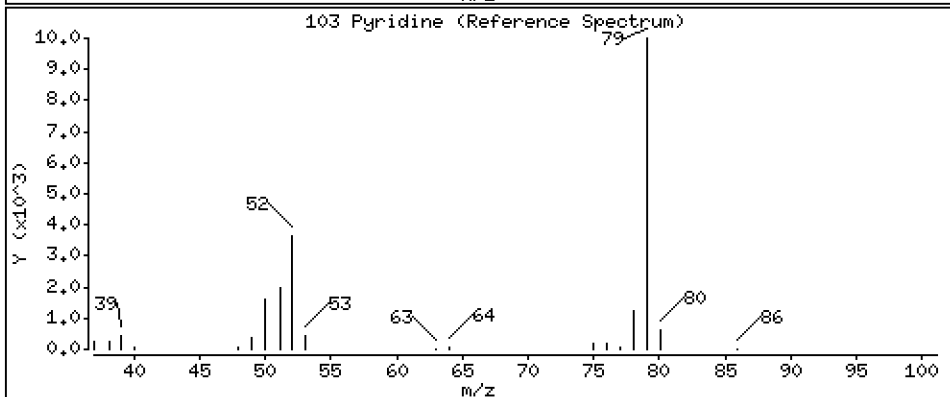
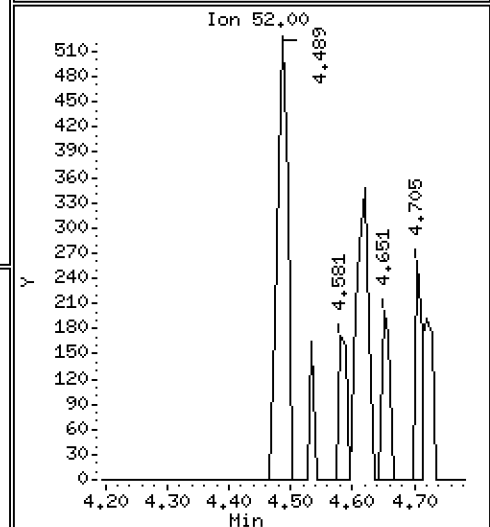
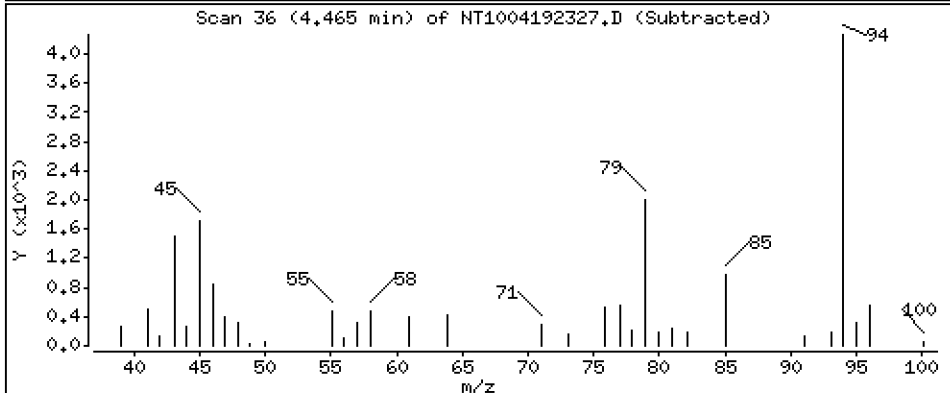
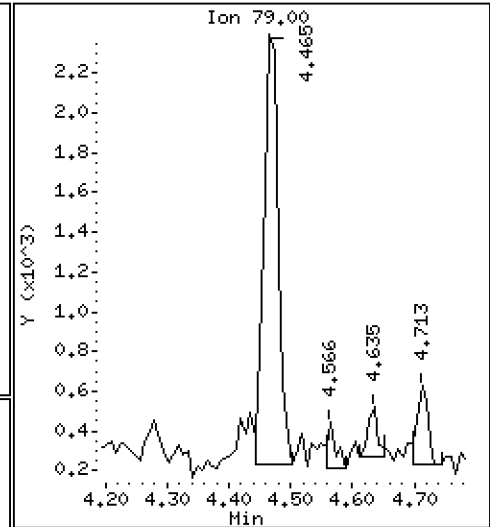
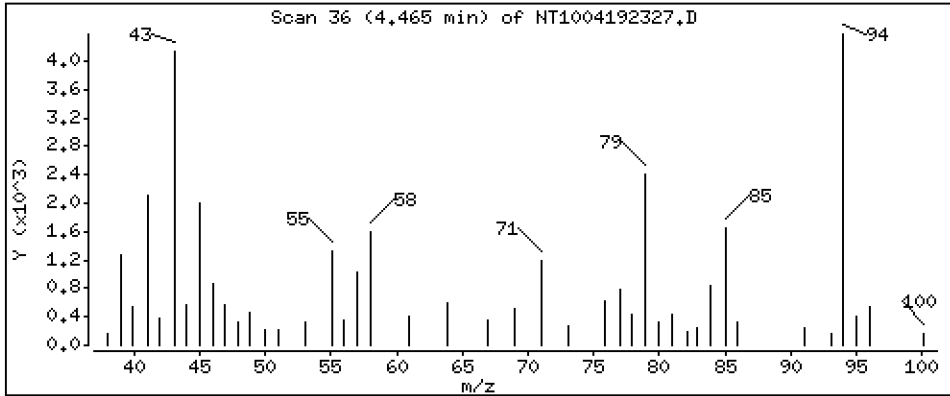
Operator: VTS

Column phase: ZB-5msi

Column diameter: 0,25

103 Pyridine

Concentration: 0,09001 ug/mL



Date : 20-APR-2023 03:52

Client ID:

Instrument: nt10.i

Sample Info: 23C0774-11

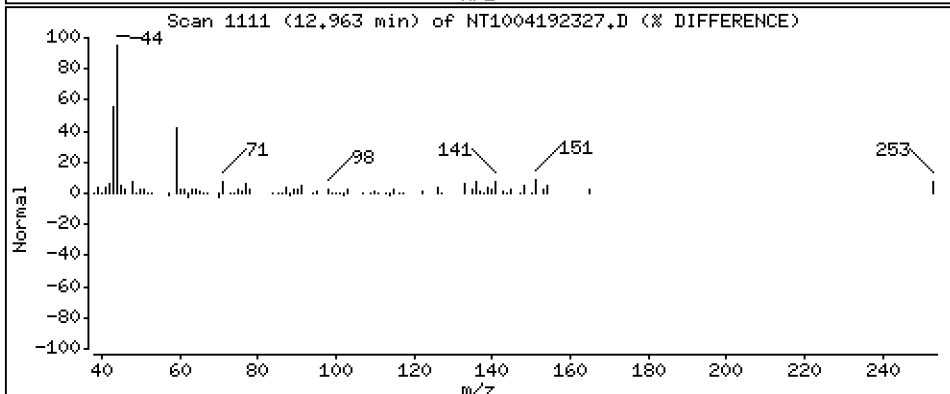
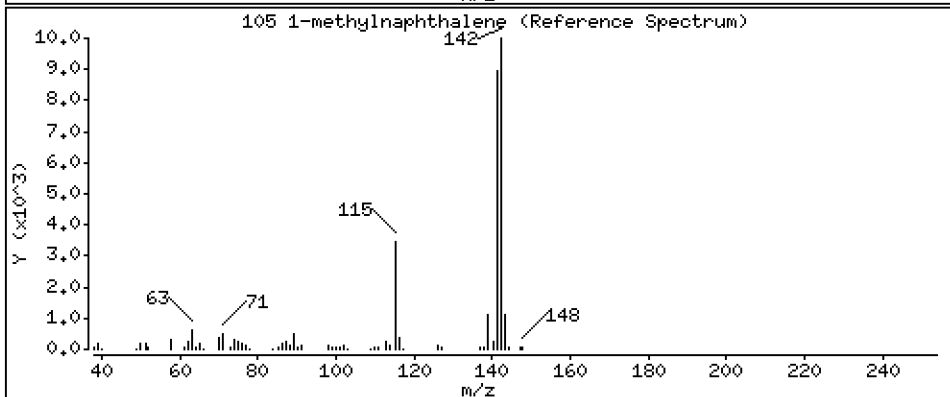
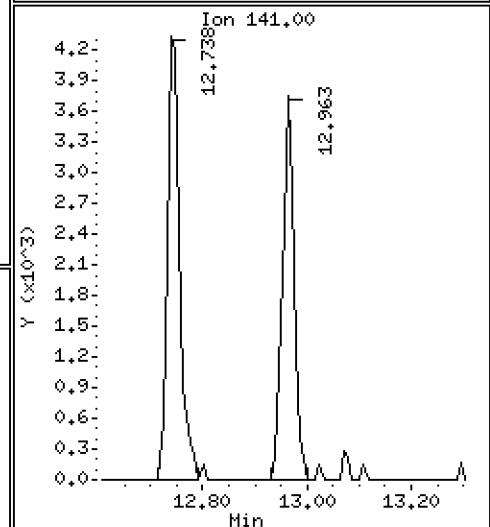
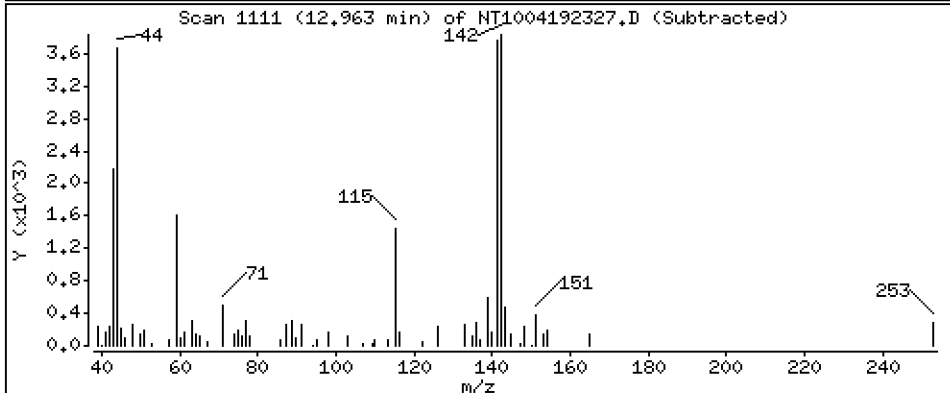
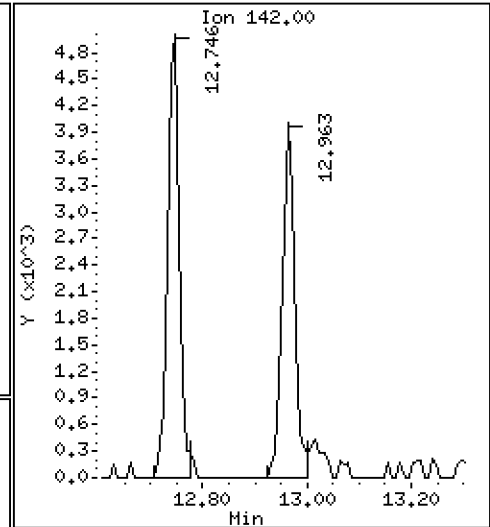
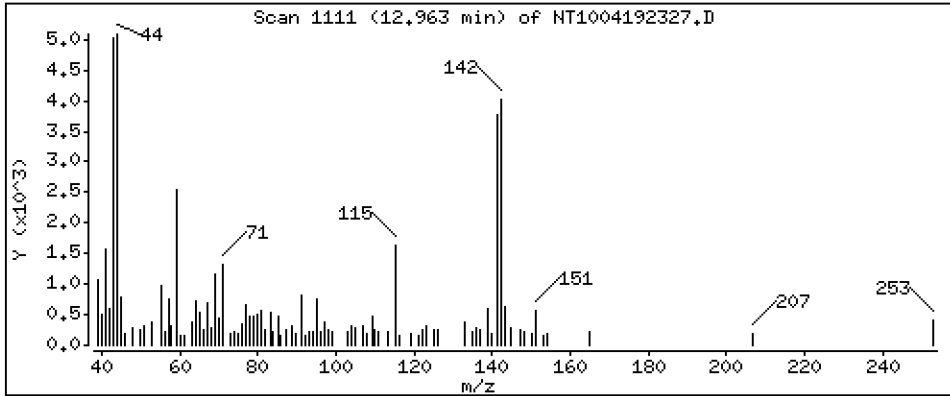
Operator: VTS

Column phase: ZB-5msi

Column diameter: 0.25

105 1-methylnaphthalene

Concentration: 0.07575 ug/mL



Date : 20-APR-2023 03:52

Client ID:

Instrument: nt10.i

Sample Info: 23C0774-11

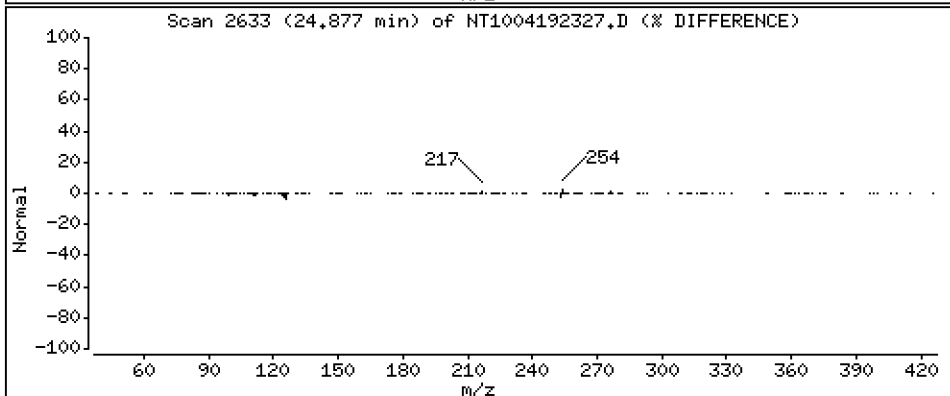
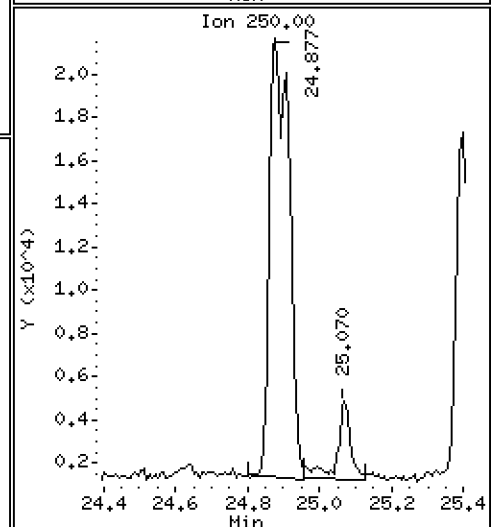
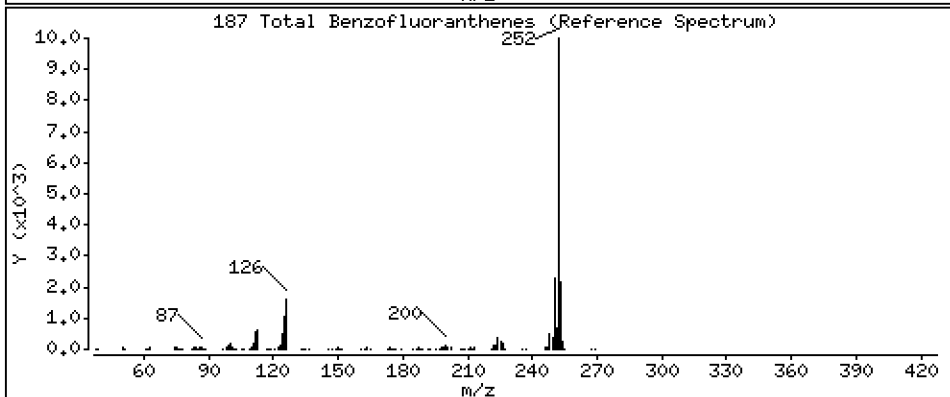
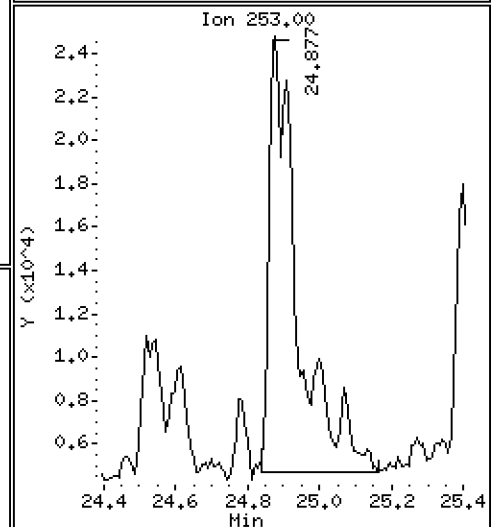
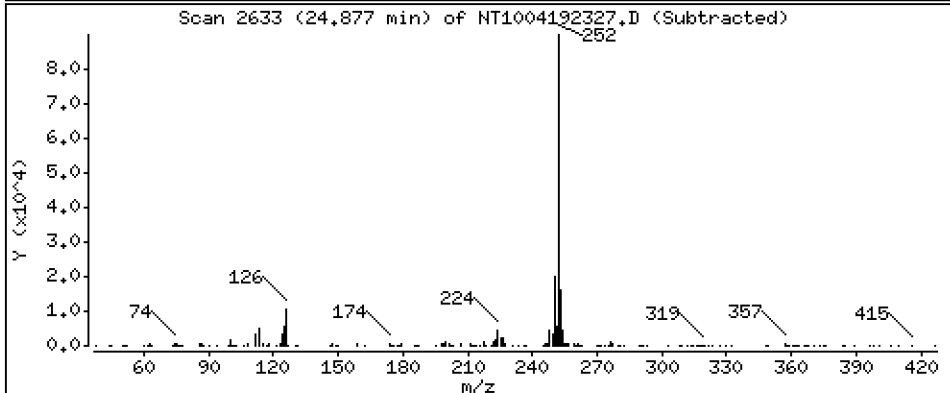
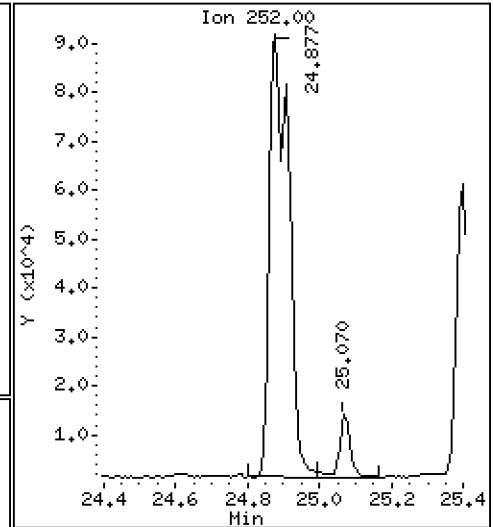
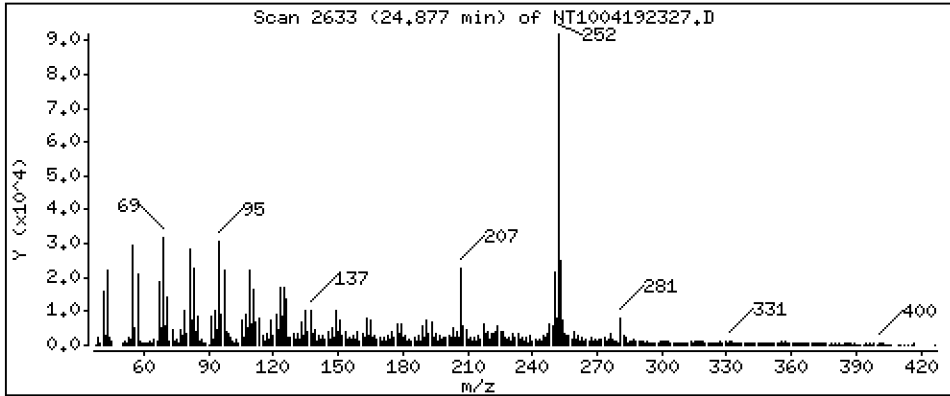
Operator: VTS

Column phase: ZB-5msi

Column diameter: 0,25

187 Total Benzofluoranthenes

Concentration: 1,962 ug/mL



ARI Labs, Inc.

Semivolatile Report SW846 Method 8270D

Data file : \\target\share\chem3\nt10.i\20230419A.b\NT1004192327.D

Lab Smp Id: 23C0774-11

Inj Date : 20-APR-2023 03:52

Operator : VTS

Inst ID: nt10.i

Smp Info : 23C0774-11

Misc Info :

Comment : 1ul Injection

Method : \\target\share\chem3\nt10.i\20230419A.b\ABN.m

Meth Date : 20-Apr-2023 14:53 deenayd Quant Type: ISTD

Cal Date : 16-MAR-2023 00:22 Cal File: NT10031508.D

Als bottle: 22

Dil Factor: 1.00000

Integrator: HP RTE

Compound Sublist: ICAL.sub

Target Version: 4.14

Processing Host: DEENAY-201905

Compounds	QUANT	SIG	RT	EXP RT	REL RT	RESPONSE	CONCENTRATIONS	
							ON-COLUMN	FINAL
	MASS						(ug/mL)	(ug/mL)
=====	====		====	=====	=====	=====	=====	=====
\$ 1 2-Fluorophenol	112		6.612	6.604	(0.749)	182830	4.40212	4.402
\$ 2 Phenol-d5	99		8.212	8.204	(0.931)	240567	4.41535	4.415
3 Phenol	94		8.235	8.227	(0.933)	5730	0.10121	0.1012
\$ 5 2-Chlorophenol-d4	132		8.466	8.467	(0.960)	224379	4.82269	4.823
4 Bis(2-Chloroethyl)ether	93		Compound Not Detected.					
6 2-Chlorophenol	128		Compound Not Detected.					
7 1,3-Dichlorobenzene	146		Compound Not Detected.					
* 8 1,4-Dichlorobenzene-d4	152		8.823	8.823	(1.000)	137337	4.00000	
9 1,4-Dichlorobenzene	146		Compound Not Detected.					
\$ 10 1,2-Dichlorobenzene-d4	152		9.187	9.180	(1.041)	101692	3.04353	3.044
12 1,2-Dichlorobenzene	146		Compound Not Detected.					
11 Benzyl alcohol	108		9.110	9.102	(1.033)	3585	0.13490	0.1349
14 2,2'-oxybis(1-Chloropropane)	121		Compound Not Detected.					
13 2-Methylphenol	108		9.350	9.335	(1.060)	680	0.01648	0.01648
17 Hexachloroethane	117		Compound Not Detected.					
16 N-Nitroso-di-n-propylamine	70		Compound Not Detected.					
15 4-Methylphenol	108		9.622	9.614	(1.091)	2186	0.05027	0.05027
\$ 18 Nitrobenzene-d5	82		9.925	9.917	(0.878)	151894	3.02355	3.024
19 Nitrobenzene	77		Compound Not Detected.					
20 Isophorone	82		Compound Not Detected.					
21 2-Nitrophenol	139		Compound Not Detected.					
22 2,4-Dimethylphenol	107		Compound Not Detected.					
23 Bis(2-Chloroethoxy)methane	93		Compound Not Detected.					
24 Benzoic acid	105		10.812	10.880	(0.956)	3841	0.15275	0.1527 (MH)
25 2,4-Dichlorophenol	162		Compound Not Detected.					
26 1,2,4-Trichlorobenzene	180		Compound Not Detected.					
* 27 Naphthalene-d8	136		11.307	11.299	(1.000)	497711	4.00000	
28 Naphthalene	128		11.345	11.346	(1.003)	10306	0.07816	0.07816
29 4-Chloroaniline	127		Compound Not Detected.					
30 Hexachlorobutadiene	225		Compound Not Detected.					
31 4-Chloro-3-methylphenol	107		Compound Not Detected.					
32 2-Methylnaphthalene	142		12.746	12.738	(1.127)	8107	0.08520	0.08520
33 Hexachlorocyclopentadiene	237		Compound Not Detected.					

Compounds	QUANT	SIG	RT	EXP RT	REL RT	RESPONSE	CONCENTRATIONS	
							ON-COLUMN	FINAL
	MASS						(ug/mL)	(ug/mL)
=====	=====		=====	=====	=====	=====	=====	=====
34 2,4,6-Trichlorophenol	196					Compound Not Detected.		
35 2,4,5-Trichlorophenol	196					Compound Not Detected.		
\$ 36 2-Fluorobiphenyl	172		13.527	13.527	(0.907)	373817	3.32954	3.330
37 2-Chloronaphthalene	162					Compound Not Detected.		
38 2-Nitroaniline	65					Compound Not Detected.		
39 Dimethylphthalate	163		14.441	14.433	(0.968)	4091	0.04437	0.04437
40 Acenaphthylene	152		14.603	14.596	(0.979)	7124	0.05029	0.05029
41 2,6-Dinitrotoluene	165					Compound Not Detected.		
* 42 Acenaphthene-d10	164		14.913	14.905	(1.000)	283824	4.00000	
43 3-Nitroaniline	138					Compound Not Detected.		
44 Acenaphthene	153		14.982	14.975	(1.005)	3973	0.04540	0.04540
45 2,4-Dinitrophenol	184					Compound Not Detected.		
46 Dibenzofuran	168		15.307	15.299	(1.026)	8411	0.06518	0.06518
47 4-Nitrophenol	109					Compound Not Detected.		
48 2,4-Dinitrotoluene	165					Compound Not Detected.		
50 Diethylphthalate	149		15.895	15.895	(1.066)	39516	0.43681	0.4368
49 Fluorene	166		16.026	16.010	(1.075)	7200	0.07092	0.07092
51 4-Chlorophenyl-phenylether	204					Compound Not Detected.		
52 4-Nitroaniline	138					Compound Not Detected.		
53 4,6-Dinitro-2-methylphenol	198					Compound Not Detected.		
54 N-Nitrosodiphenylamine	169					Compound Not Detected.		
\$ 55 2,4,6-Tribromophenol	330		16.558	16.550	(1.110)	85207	6.43474	6.435
56 4-Bromophenyl-phenylether	248					Compound Not Detected.		
57 Hexachlorobenzene	284					Compound Not Detected.		
58 Pentachlorophenol	266					Compound Not Detected.		
* 59 Phenanthrene-d10	188		17.957	17.942	(1.000)	513042	4.00000	
60 Phenanthrene	178		18.003	17.988	(1.003)	75860	0.54226	0.5423
61 Anthracene	178		18.088	18.081	(1.007)	25429	0.18949	0.1895
62 Carbazole	167		18.437	18.421	(1.027)	9081	0.07552	0.07552
63 Di-n-butylphthalate	149		19.272	19.257	(1.073)	6228	0.03851	0.03851
64 Fluoranthene	202		20.448	20.402	(0.887)	212689	1.13458	1.135
65 Pyrene	202		20.851	20.827	(0.905)	267411	1.39058	1.391
\$ 66 Terphenyl-d14	244		21.145	21.137	(0.917)	451662	3.12754	3.128
67 Butylbenzylphthalate	149		22.089	22.089	(0.958)	9037	0.13387	0.1339
68 Benzo(a)anthracene	228		23.018	23.011	(0.999)	106738	0.64819	0.6482
* 69 Chrysene-d12	240		23.049	23.042	(1.000)	466532	4.00000	
70 3,3'-Dichlorobenzidine	252					Compound Not Detected.		
71 Chrysene	228		23.096	23.088	(1.002)	137095	0.85215	0.8522
72 bis(2-Ethylhexyl)phthalate	149		23.142	23.135	(0.959)	61714	0.57270	0.5727
* 134 Di-n-octylphthalate-d4	153		24.133	24.126	(1.000)	736606	4.00000	
73 Di-n-octylphthalate	149					Compound Not Detected.		
74 Benzo(b)fluoranthene	252		24.876	24.861	(0.972)	190673	1.07156	1.072
75 Benzo(k)fluoranthene	252		24.907	24.900	(0.973)	173827	0.96205	0.9620
76 Benzo(a)pyrene	252		25.496	25.481	(0.996)	130563	0.82069	0.8207
* 77 Perylene-d12	264		25.604	25.589	(1.000)	548943	4.00000	
78 Indeno(1,2,3-cd)pyrene	276		28.108	28.085	(1.098)	95897	0.47380	0.4738
79 Dibenzo(a,h)anthracene	278		28.116	28.108	(1.098)	25457	0.15150	0.1515
80 Benzo(g,h,i)perylene	276		28.838	28.815	(1.126)	99290	0.56685	0.5669
90 N-Nitrosodimethylamine	74					Compound Not Detected.		
91 Aniline	93					Compound Not Detected.		
93 Benzidine	184					Compound Not Detected.		
103 Pyridine	79		4.465	4.434	(0.506)	3663	0.09001	0.09001
105 1-methylnaphthalene	142		12.962	12.955	(1.146)	6604	0.07575	0.07575
111 Azobenzene (1,2-DP-Hydrazine)	77					Compound Not Detected.		

Compounds	QUANT SIG	RT	EXP RT	REL RT	RESPONSE	CONCENTRATIONS	
						ON-COLUMN (ug/mL)	FINAL (ug/mL)
187 Total Benzofluoranthenes	252	24.876	24.900	(0.972)	337128	1.96226	1.962
120 2,3,4,6-Tetrachlorophenol	232	Compound Not Detected.					

QC Flag Legend

- M - Compound response manually integrated.
- H - Operator selected an alternate compound hit.

ARI Labs, Inc.

INTERNAL STANDARD COMPOUNDS
 AREA AND RT SUMMARY

Instrument ID: nt10.i Calibration Date: 19-APR-2023
 Lab File ID: NT1004192327.D Calibration Time: 20:55
 Lab Smp Id: 23C0774-11
 Analysis Type: SV Level:
 Quant Type: ISTD Sample Type:
 Operator: VTS
 Method File: \\target\share\chem3\nt10.i\20230419A.b\ABN.m
 Misc Info:

Test Mode:
 Use Last Continuing Calibrator.

COMPOUND	STANDARD	AREA LIMIT		SAMPLE	%DIFF
		LOWER	UPPER		
8 1,4-Dichlorobenze	142135	71068	284270	137337	-3.38
27 Naphthalene-d8	517513	258757	1035026	497711	-3.83
42 Acenaphthene-d10	306898	153449	613796	283824	-7.52
59 Phenanthrene-d10	508635	254318	1017270	513042	0.87
69 Chrysene-d12	460743	230372	921486	466532	1.26
134 Di-n-octylphthala	736003	368002	1472006	736606	0.08
77 Perylene-d12	559318	279659	1118636	548943	-1.85

COMPOUND	STANDARD	RT LIMIT		SAMPLE	%DIFF
		LOWER	UPPER		
8 1,4-Dichlorobenze	8.82	8.32	9.32	8.82	-0.00
27 Naphthalene-d8	11.30	10.80	11.80	11.31	0.07
42 Acenaphthene-d10	14.91	14.41	15.41	14.91	0.05
59 Phenanthrene-d10	17.94	17.44	18.44	17.96	0.09
69 Chrysene-d12	23.04	22.54	23.54	23.05	0.03
134 Di-n-octylphthala	24.13	23.63	24.63	24.13	0.03
77 Perylene-d12	25.59	25.09	26.09	25.60	0.06

AREA UPPER LIMIT = +100% of internal standard area.
 AREA LOWER LIMIT = - 50% of internal standard area.
 RT UPPER LIMIT = + 0.50 minutes of internal standard RT.
 RT LOWER LIMIT = - 0.50 minutes of internal standard RT.

REVIEW SUMMARY FOR FILE - NT1004192327.D

Lab ID: 23C0774-11

nt10.i, 20230419A.b\ABN.m, 20-APR-2023 03:52

RT CO-ELUTION COMPOUNDS

NO CO-ELUTIONS

Quant Method: ICAL

RRT CHECK

RRT	CCV RRT	DELTA	COMPOUND
0.956	0.963	-0.0067	Benzoic acid

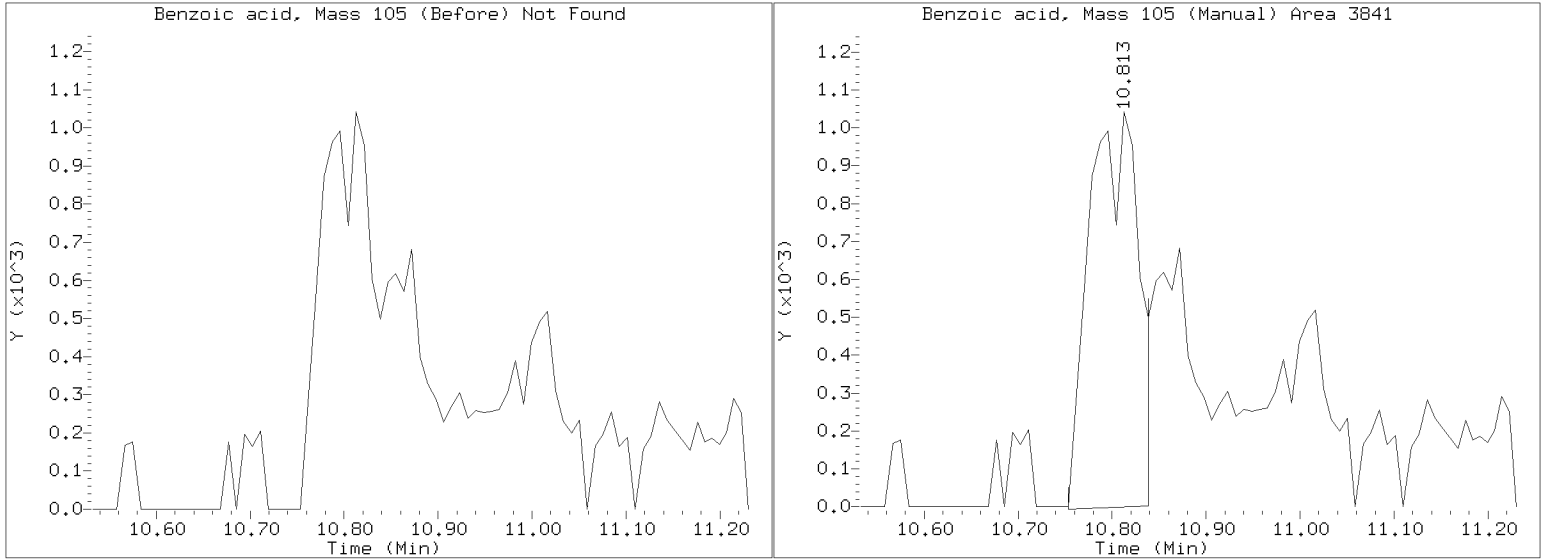
RRT check based on Ccal File: NT1004192316.D

On Column LOD for nt10.i, 20230419A.b\ABN.m, ICAL.sub = 0.0000

* Only compounds listed in the work order have been verified by the analyst *

Quant Ion Manual Peak Adjustment Report

Datafile: //target/share/chem3/nt10.i/20230419A.b/NT1004192327.D
Injection Date: 20-APR-2023 03:52
Lab ID:23C0774-11 Client ID:
Report Date: 04/20/2023 14:55



APPROVED

By Deenay Dunmore at 3:37 pm, Apr 20, 2023



Form I
ORGANIC ANALYSIS DATA SHEET
EPA 8270E
Semivolatiles (20ug/kg - 0.2ug/L SepF)

Laboratory: Analytical Resources, LLC

Client: Anchor OEA, LLC

Project: AOC5 MR Phase 1

Matrix: Sediment

Laboratory ID: 23C0774-12 A

SDG: 23C0774

Sampled: 12/14/22 14:09

Prepared: 04/05/23 16:28

File ID: NT1004192328.D

% Solids: 53.57

Preparation: EPA 3546 (Microwave)

Analyzed: 04/20/23 04:30

Batch: BLD0057

Sequence: SLD0281

Initial/Final: 18.68 g Wet / 1 mL

Instrument: NT10

Column: ZB-5MSi

Calibration: GC00046

Cleanups: GPC

CAS NO.	COMPOUND	DILUTION	CONC: (ug/kg dry)	Q	DL	RL
108-95-2	Phenol	1	9.1	J	4.4	20.0
106-44-5	4-Methylphenol	1	20.0	U	7.4	20.0
91-20-3	Naphthalene	1	13.4	J	4.2	20.0
91-57-6	2-Methylnaphthalene	1	11.5	J	4.5	20.0
208-96-8	Acenaphthylene	1	7.3	J	6.2	20.0
131-11-3	Dimethylphthalate	1	5.7	J	4.4	20.0
83-32-9	Acenaphthene	1	8.5	J	5.2	20.0
132-64-9	Dibenzofuran	1	20.0	U	14.1	20.0
86-73-7	Fluorene	1	20.0	U	14.6	20.0
85-01-8	Phenanthrene	1	87.0		8.7	20.0
120-12-7	Anthracene	1	32.5		7.2	20.0
206-44-0	Fluoranthene	1	209	Q	6.1	20.0
129-00-0	Pyrene	1	260		5.7	20.0
85-68-7	Butylbenzylphthalate	1	25.3		9.4	20.0
56-55-3	Benzo(a)anthracene	1	100		6.0	20.0
218-01-9	Chrysene	1	158		6.1	20.0
117-81-7	bis(2-Ethylhexyl)phthalate	1	65.7		5.5	50.0
	Benzo(a)fluoranthene, Total	1	300		10.0	40.0
50-32-8	Benzo(a)pyrene	1	123		4.2	20.0
193-39-5	Indeno(1,2,3-cd)pyrene	1	71.4		14.6	20.0
53-70-3	Dibenzo(a,h)anthracene	1	25.4		17.2	20.0
191-24-2	Benzo(g,h,i)perylene	1	83.4		13.6	20.0

SURROGATES	ADDED: (ug/kg dry)	FOUND: (ug/kg dry)	% REC	QC LIMITS	Q
2-Fluorophenol	749.48	445	59.3	27 - 120	
Phenol-d5	749.48	464	61.9	29 - 120	
2-Chlorophenol-d4	749.48	496	66.2	31 - 120	
1,2-Dichlorobenzene-d4	499.66	309	61.8	32 - 120	
Nitrobenzene-d5	499.66	314	62.8	30 - 120	
2-Fluorobiphenyl	499.66	338	67.7	35 - 120	



Form I
ORGANIC ANALYSIS DATA SHEET
EPA 8270E
Semivolatiles (20ug/kg - 0.2ug/L SepF)

Laboratory: Analytical Resources, LLC

Client: Anchor OEA, LLC

Project: AOC5 MR Phase 1

Matrix: Sediment

Laboratory ID: 23C0774-12 A

SDG: 23C0774

Sampled: 12/14/22 14:09

Prepared: 04/05/23 16:28

File ID: NT1004192328.D

% Solids: 53.57

Preparation: EPA 3546 (Microwave)

Analyzed: 04/20/23 04:30

Batch: BLD0057

Sequence: SLD0281

Initial/Final: 18.68 g Wet / 1 mL

Instrument: NT10

Column: ZB-5MSi

Calibration: GC00046

Cleanups: GPC

SURROGATES	ADDED: (ug/kg dry)	FOUND: (ug/kg dry)	% REC	QC LIMITS	Q
2,4,6-Tribromophenol	749.48	665	88.8	24 - 134	
p-Terphenyl-d14	499.66	332	66.5	37 - 120	

Data File: \\target\share\chem3\nt10.1\20230419A.B\NT1004192328.D

Date: 20-APR-2023 04:30

Client ID:

Sample Info: 23C0774-12

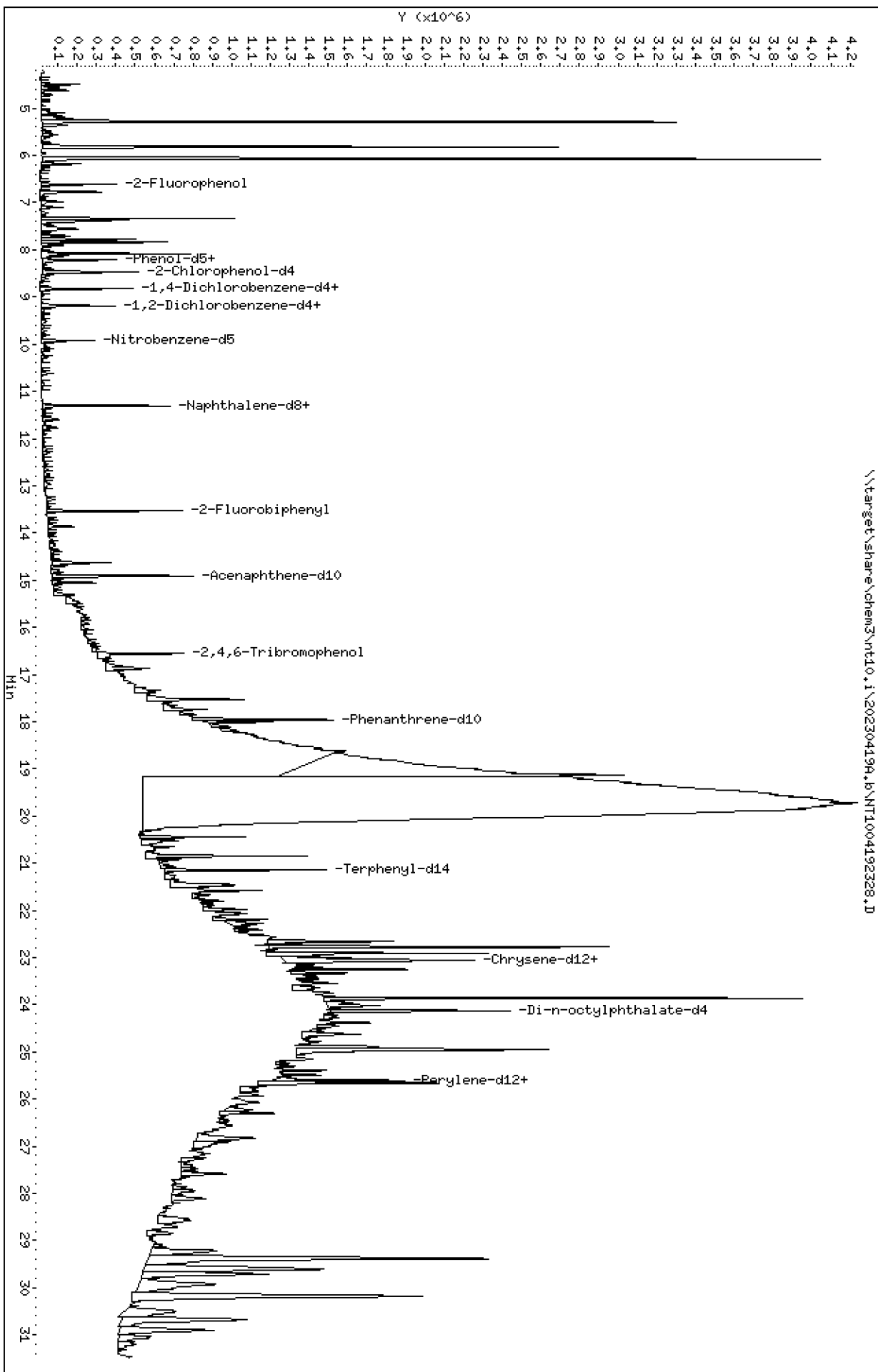
Page 1

Column phase: ZB-5msi

Instrument: nt10.1

Operator: VTS

Column diameter: 0.25



Date : 20-APR-2023 04:30

Client ID:

Instrument: nt10.i

Sample Info: 23C0774-12

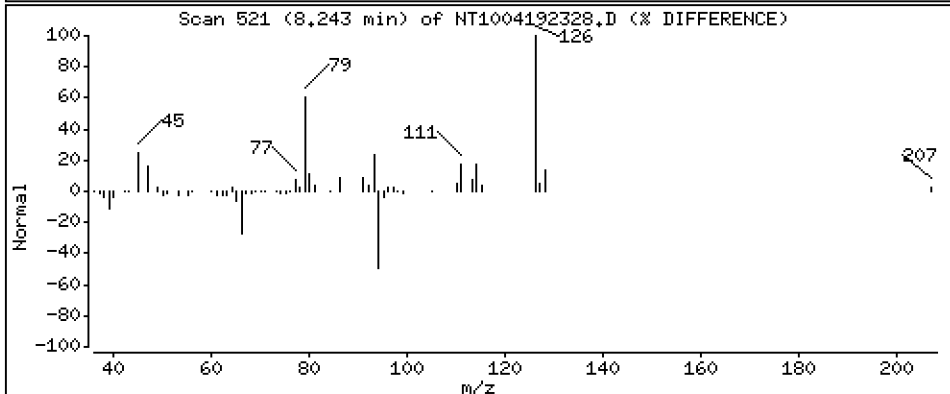
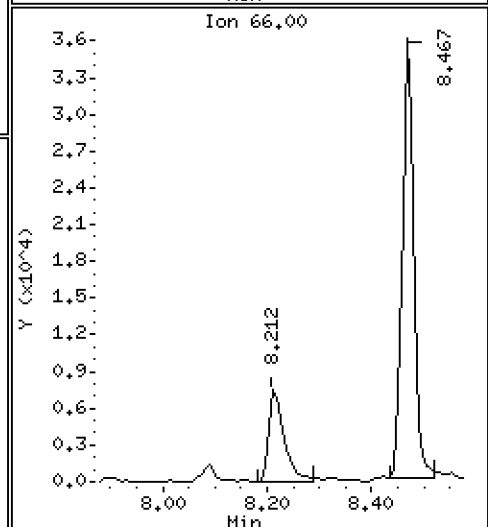
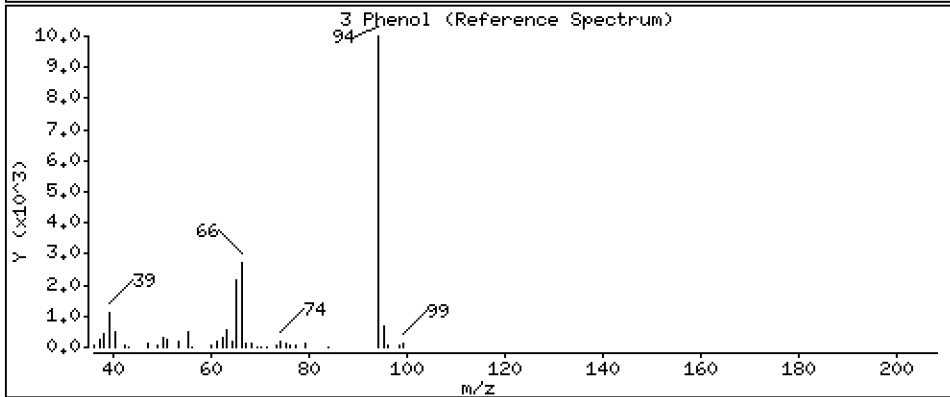
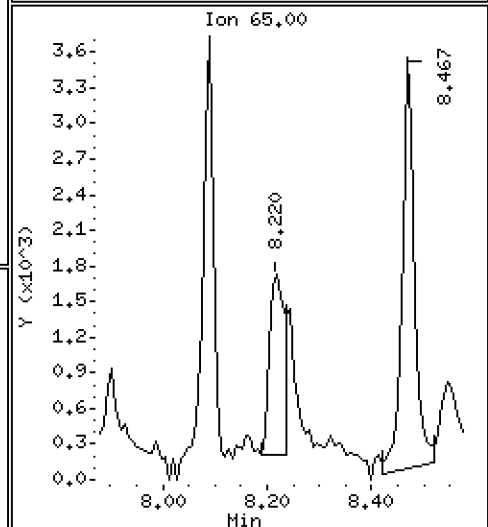
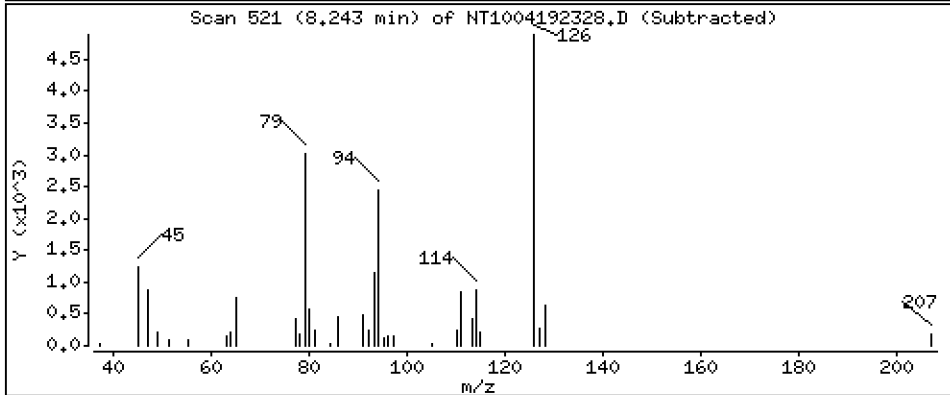
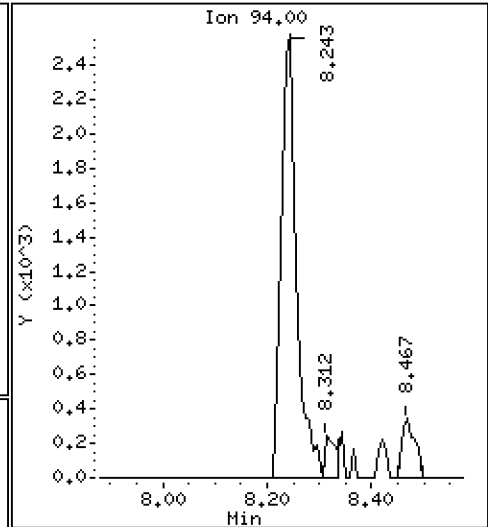
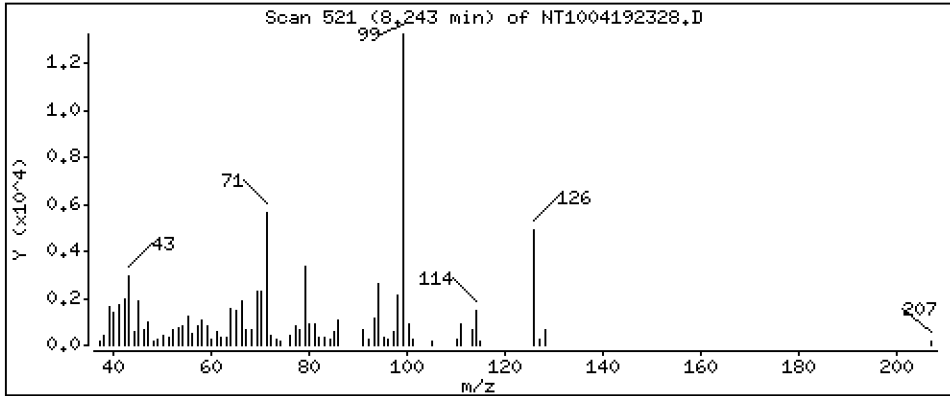
Operator: VTS

Column phase: ZB-5msi

Column diameter: 0,25

3 Phenol

Concentration: 0,09070 ug/mL



Date : 20-APR-2023 04:30

Client ID:

Instrument: nt10.i

Sample Info: 23C0774-12

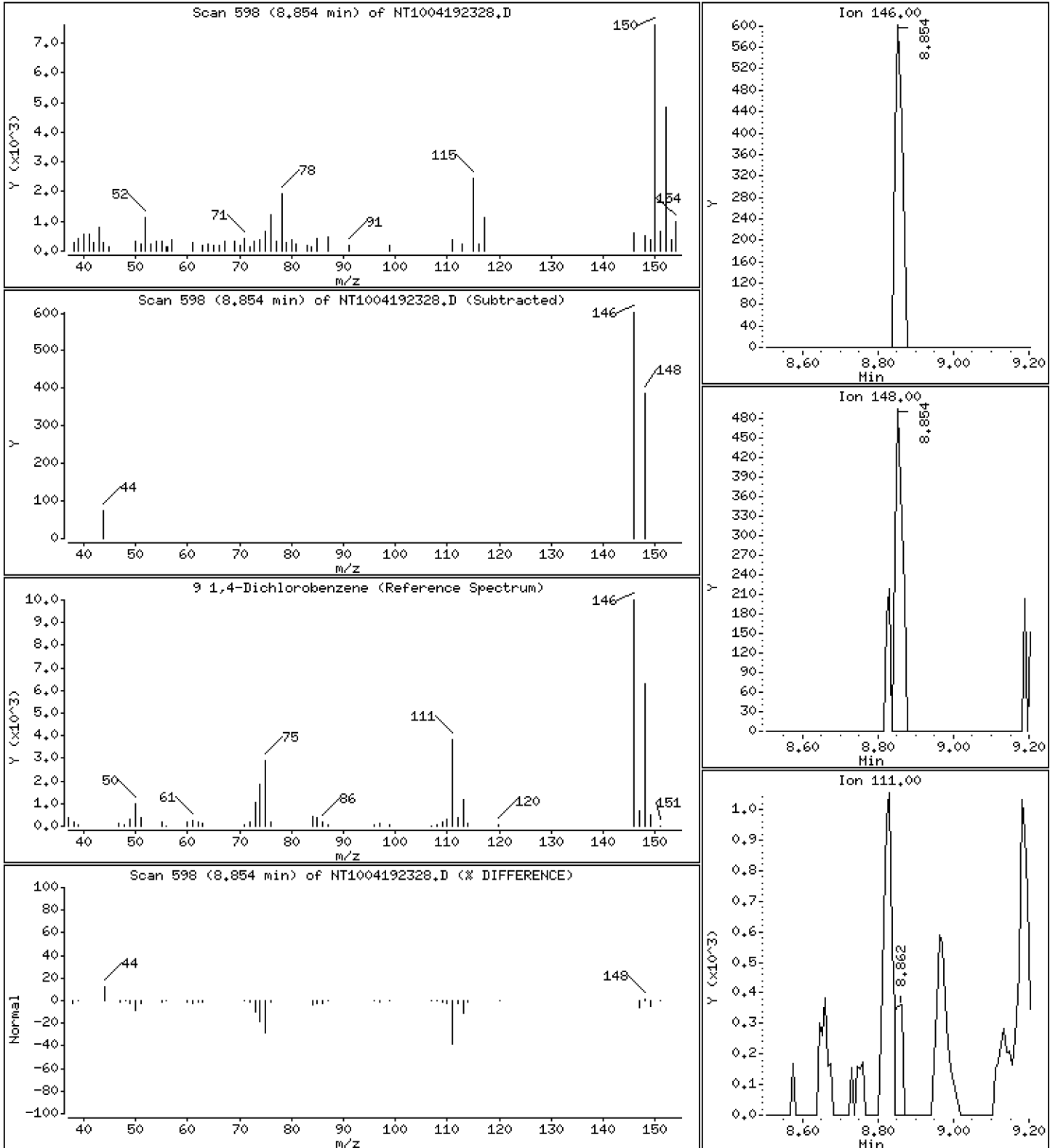
Operator: VTS

Column phase: ZB-5msi

Column diameter: 0,25

9 1,4-Dichlorobenzene

Concentration: 0,01476 ug/mL



Date : 20-APR-2023 04:30

Client ID:

Instrument: nt10.i

Sample Info: 23C0774-12

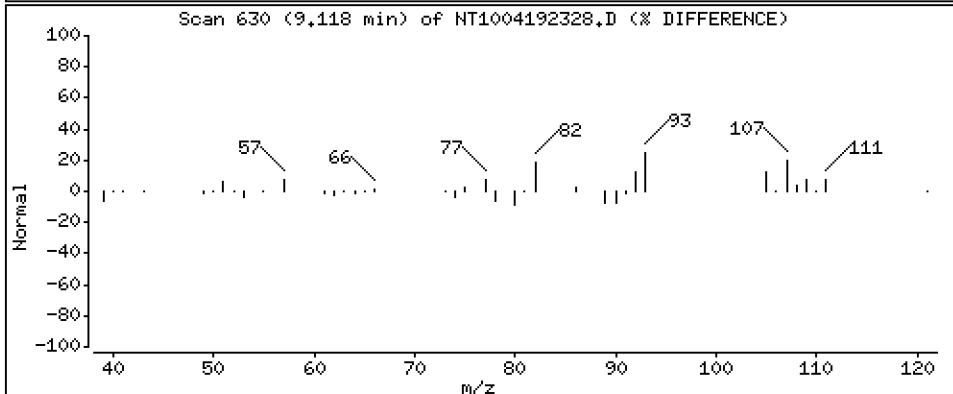
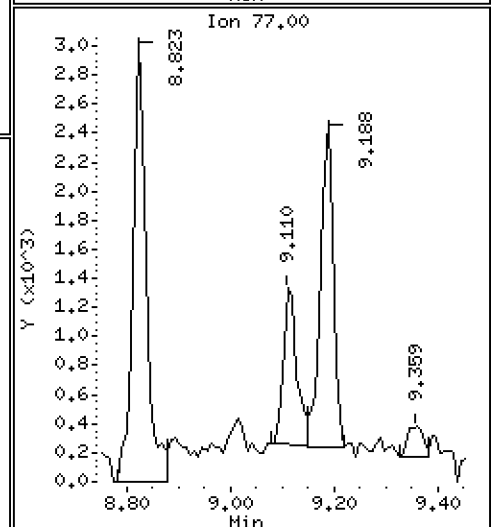
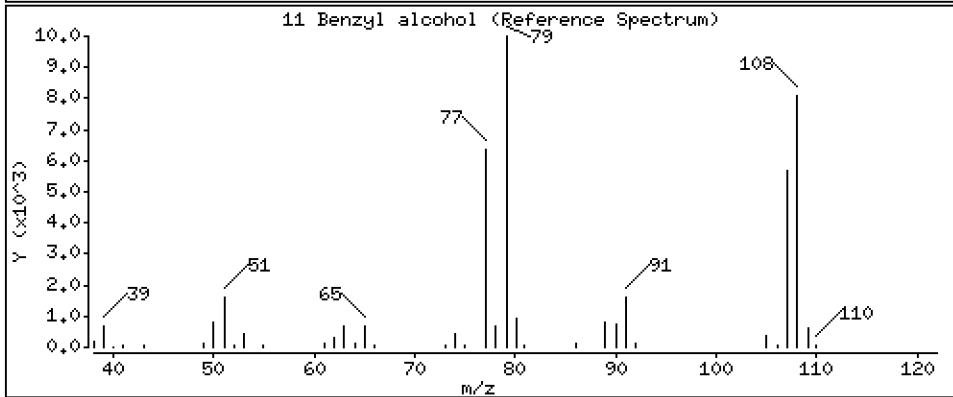
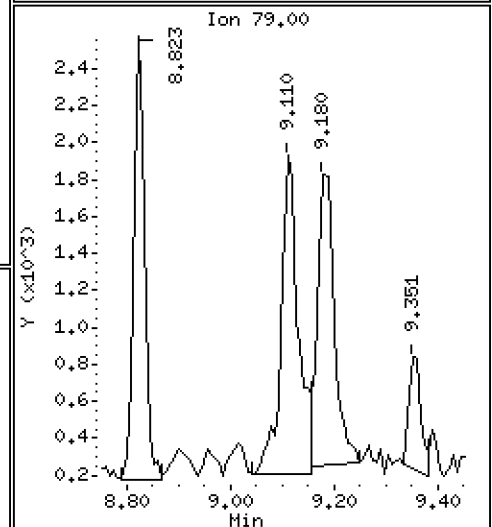
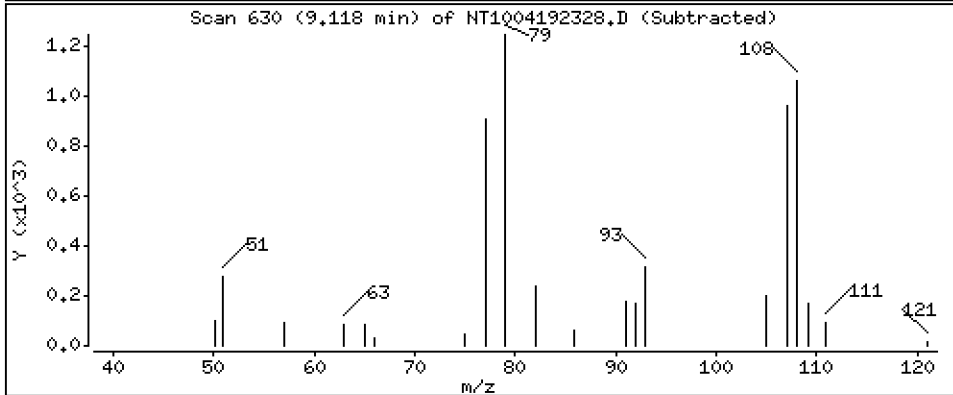
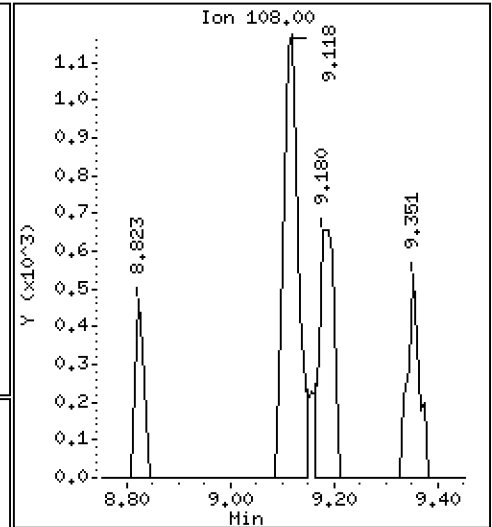
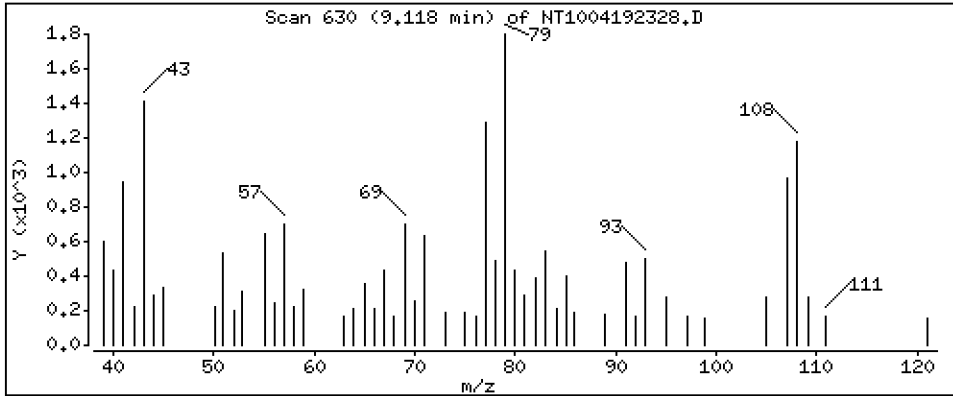
Operator: VTS

Column phase: ZB-5msi

Column diameter: 0.25

Concentration: 0.08469 ug/mL

11 Benzyl alcohol



Date : 20-APR-2023 04:30

Client ID:

Instrument: nt10.i

Sample Info: 23C0774-12

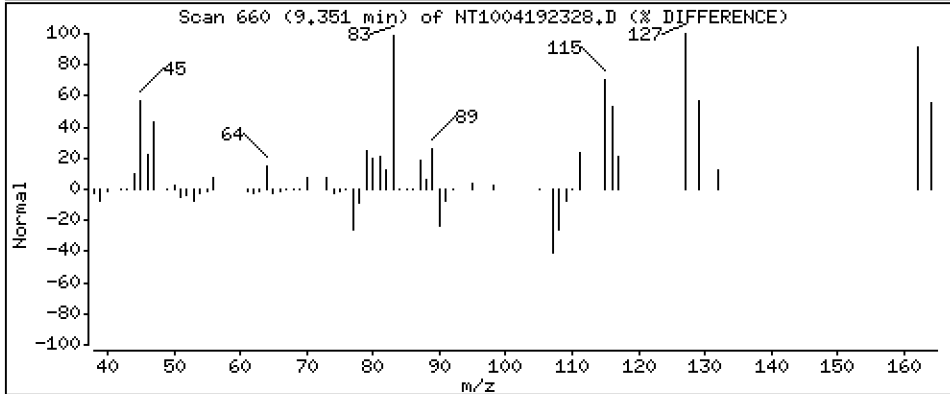
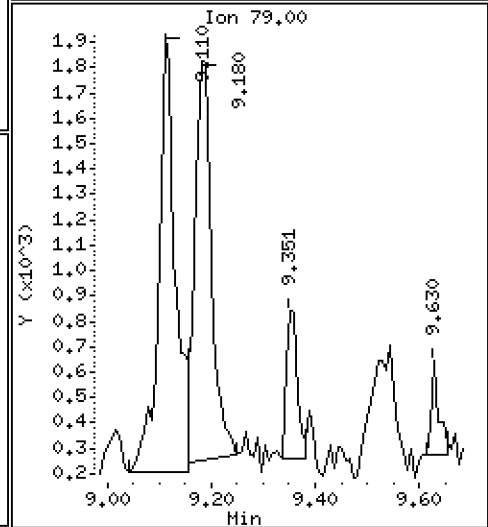
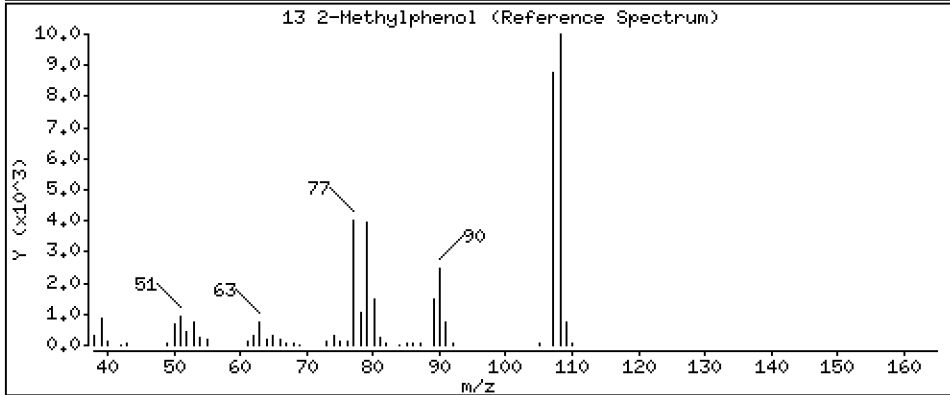
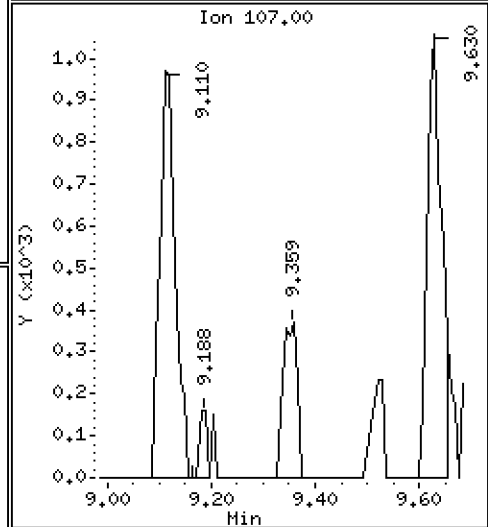
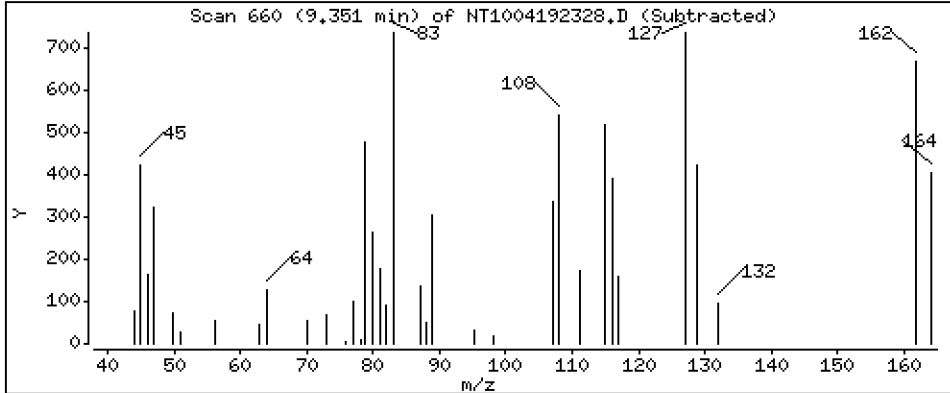
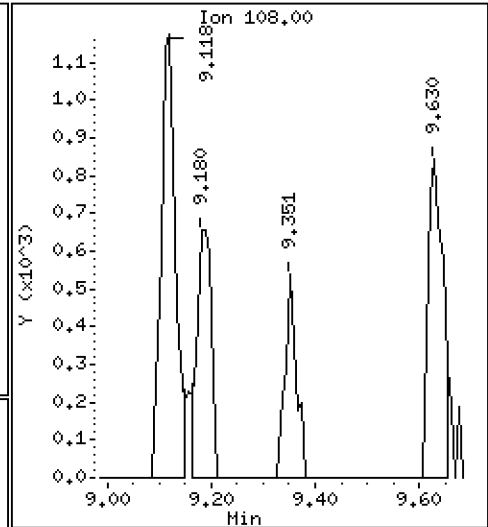
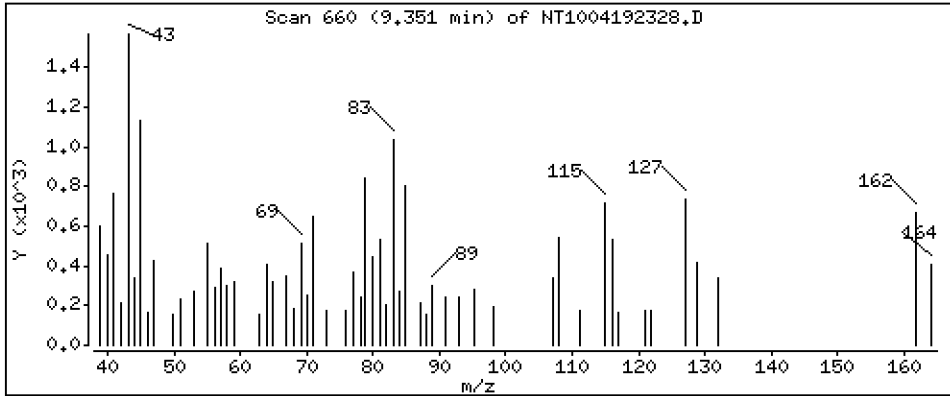
Operator: VTS

Column phase: ZB-5msi

Column diameter: 0.25

13 2-Methylphenol

Concentration: 0.01969 ug/mL



Date : 20-APR-2023 04:30

Client ID:

Instrument: nt10.i

Sample Info: 23C0774-12

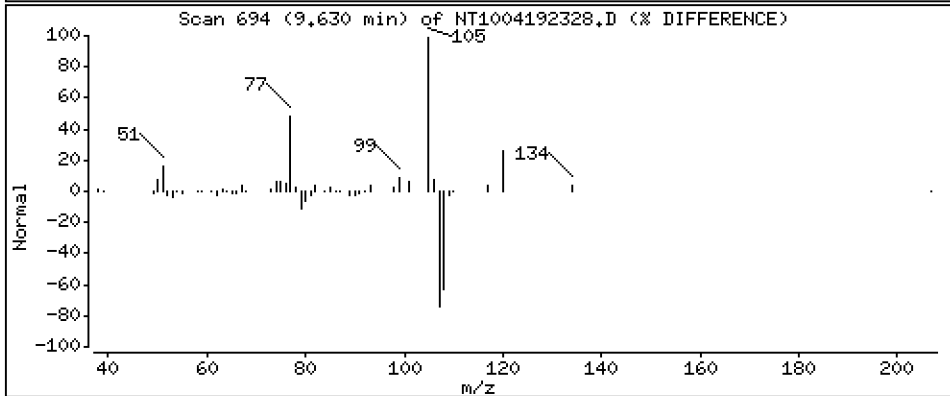
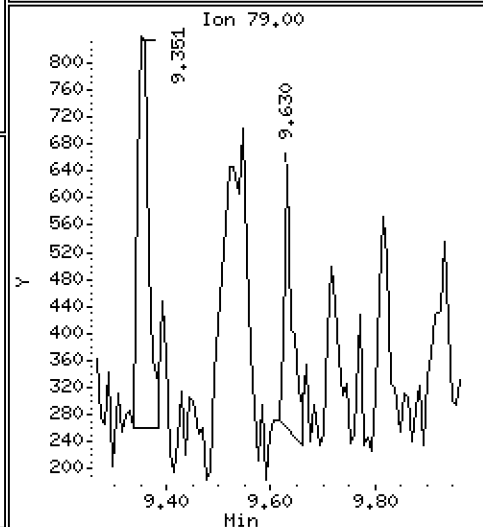
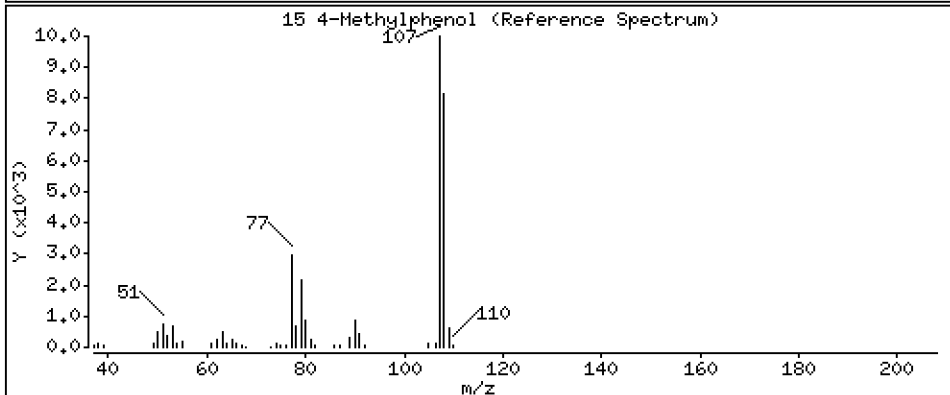
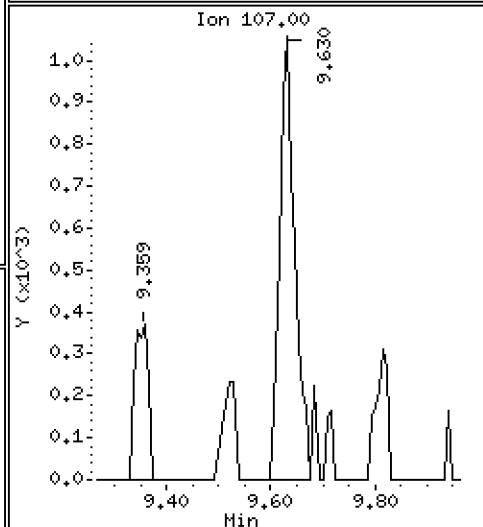
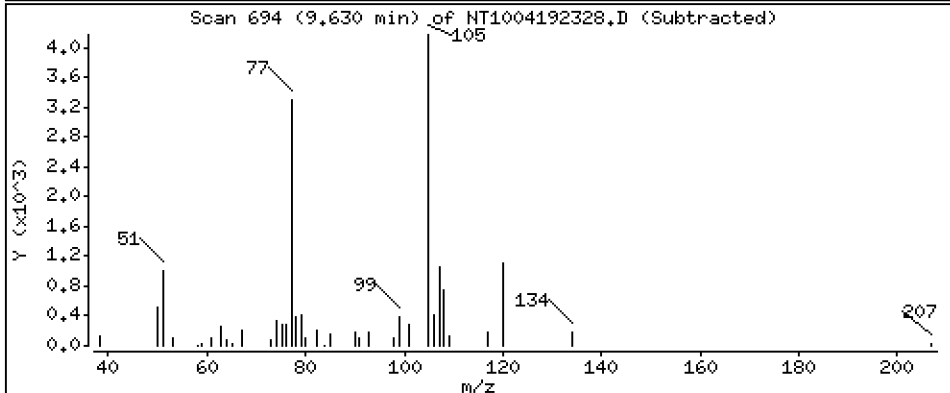
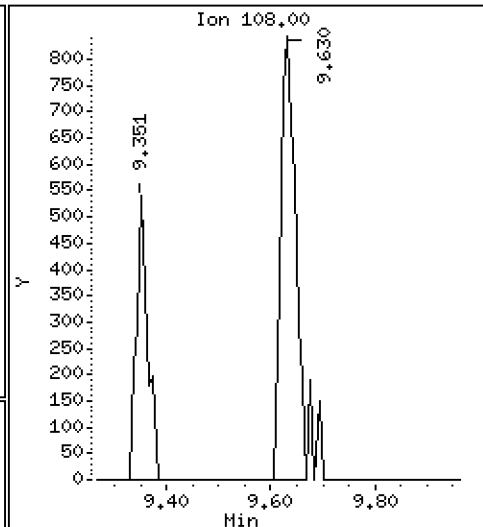
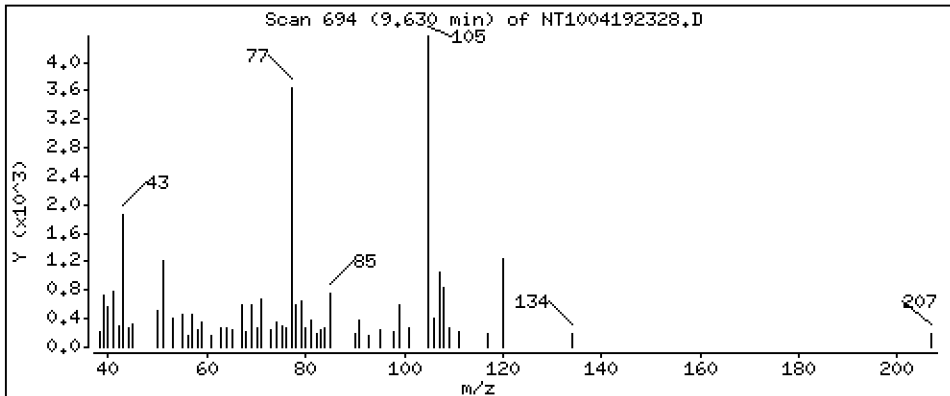
Operator: VTS

Column phase: ZB-5msi

Column diameter: 0.25

15 4-Methylphenol

Concentration: 0.03872 ug/mL



Date : 20-APR-2023 04:30

Client ID:

Instrument: nt10.i

Sample Info: 23C0774-12

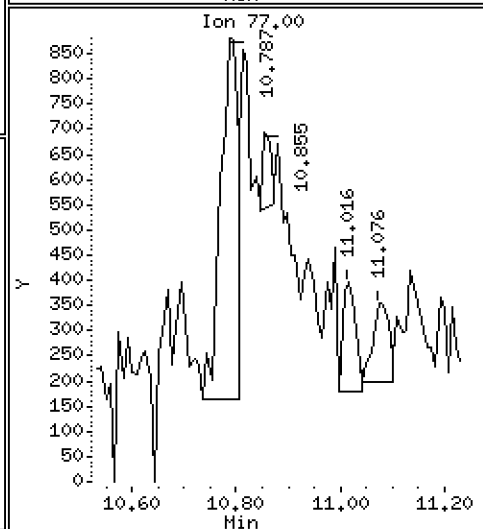
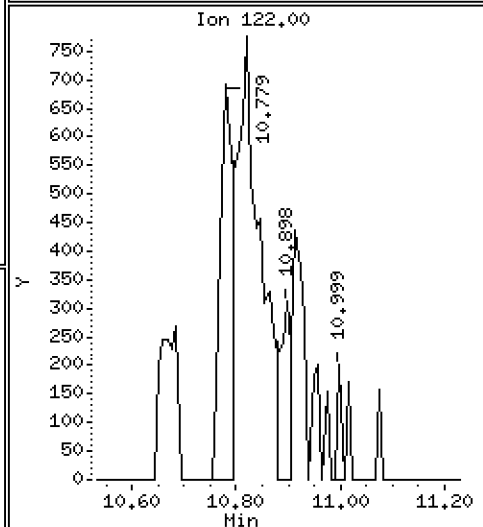
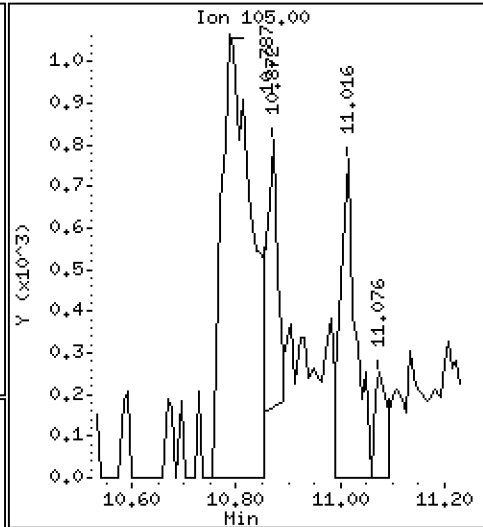
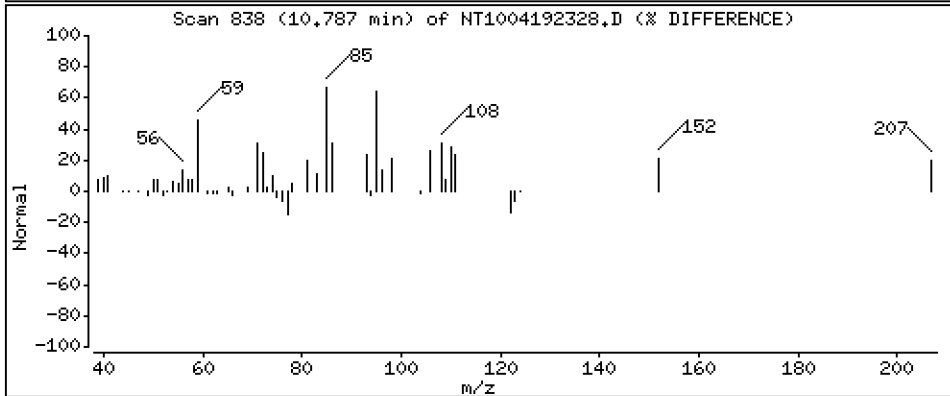
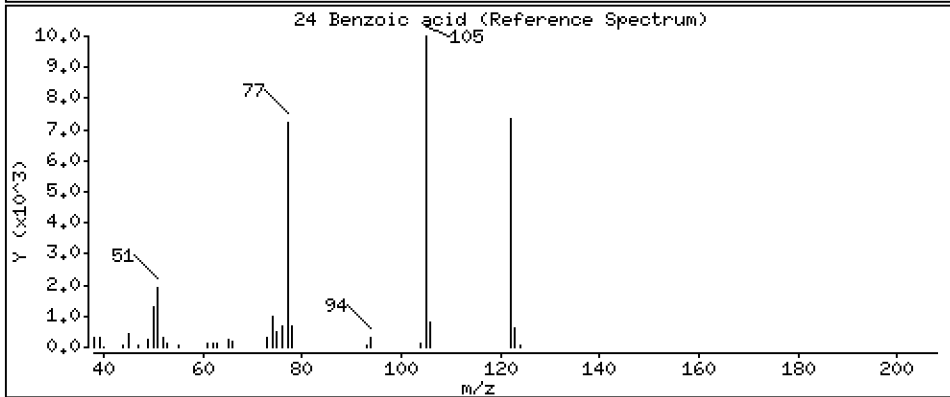
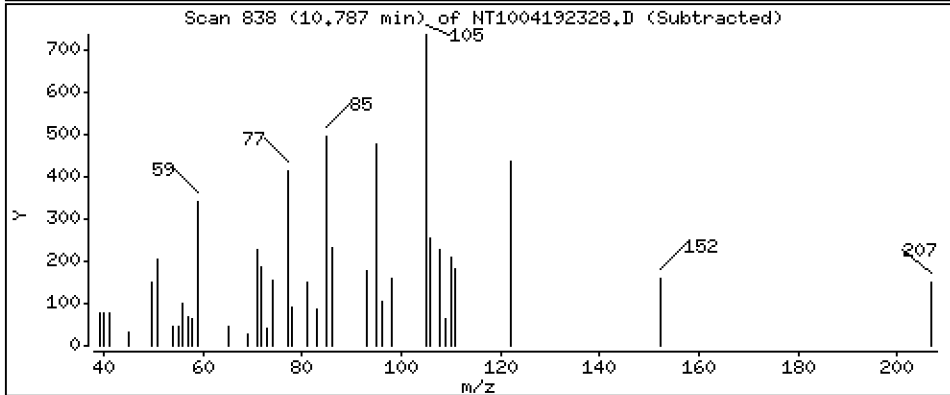
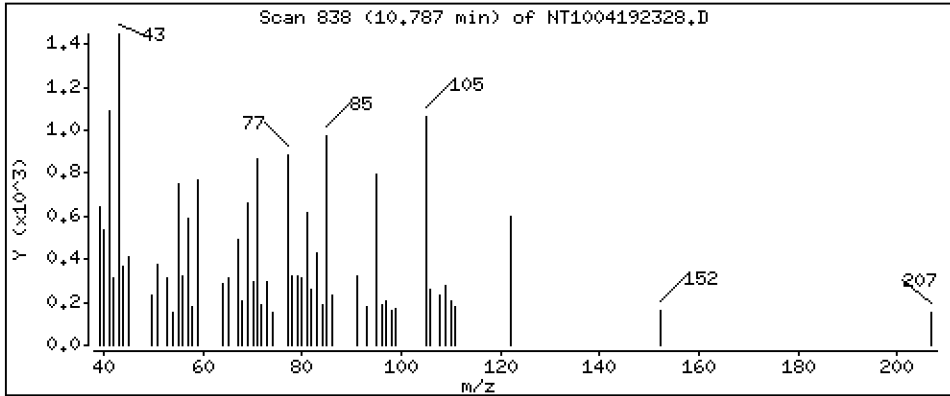
Operator: VTS

Column phase: ZB-5msi

Column diameter: 0.25

24 Benzoic acid

Concentration: 0.1695 ug/mL



Date : 20-APR-2023 04:30

Client ID:

Instrument: nt10.i

Sample Info: 23C0774-12

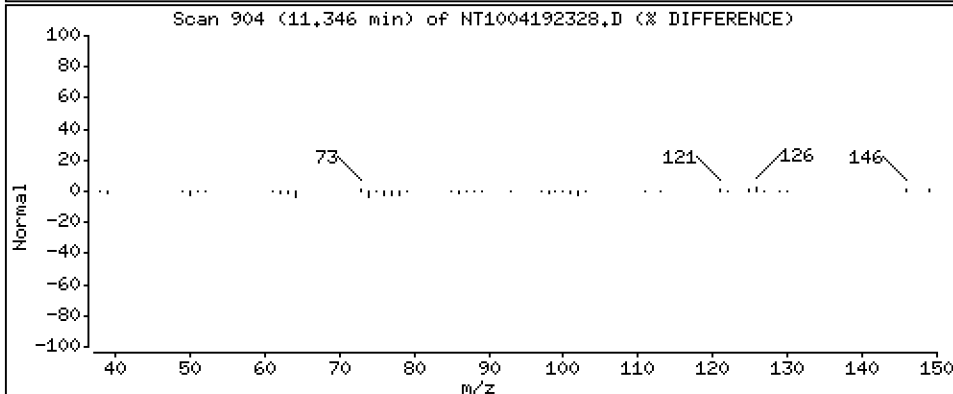
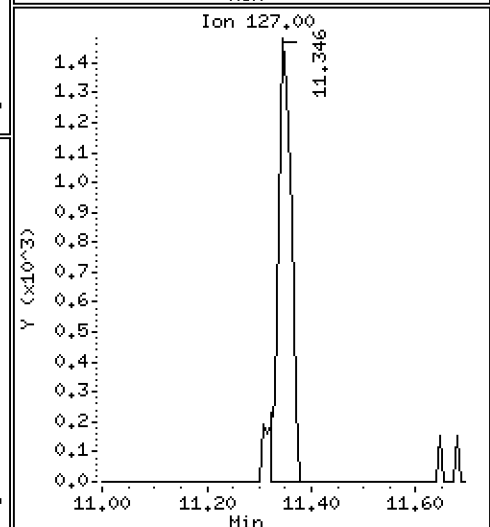
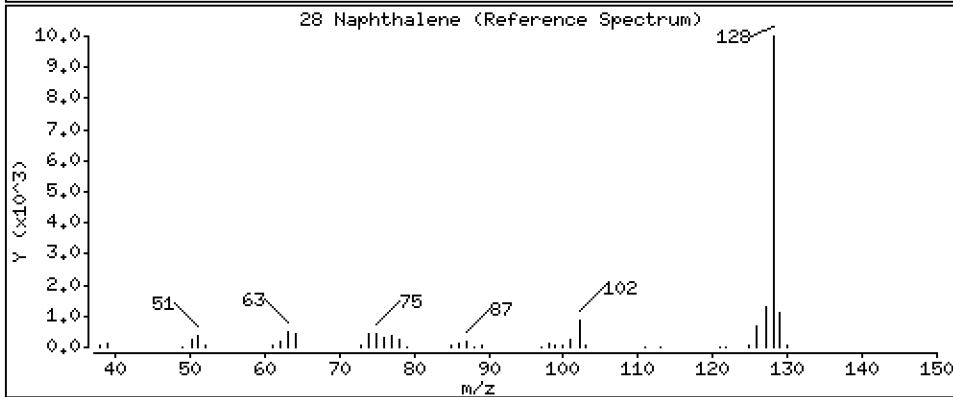
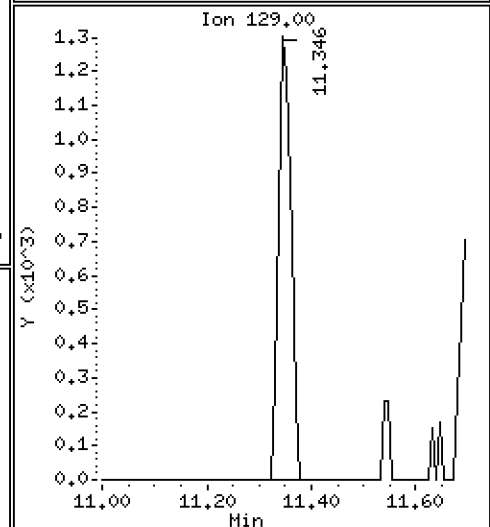
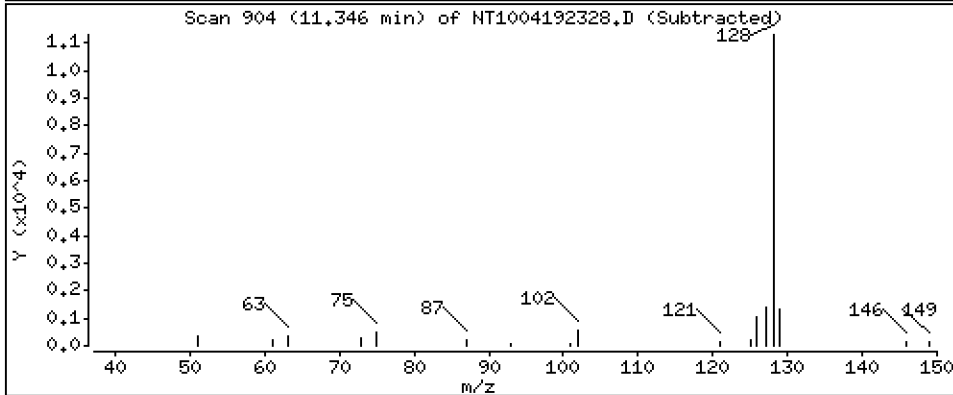
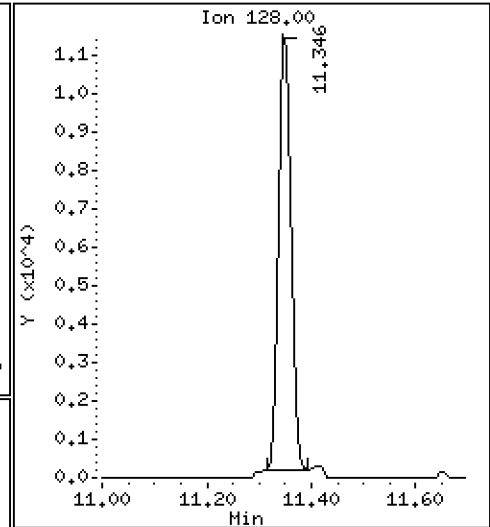
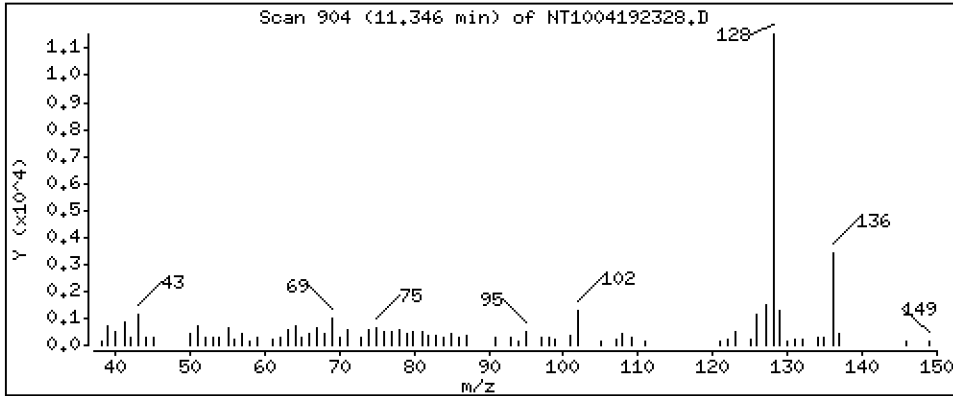
Operator: VTS

Column phase: ZB-5msi

Column diameter: 0.25

28 Naphthalene

Concentration: 0.1343 ug/mL



Date : 20-APR-2023 04:30

Client ID:

Instrument: nt10.i

Sample Info: 23C0774-12

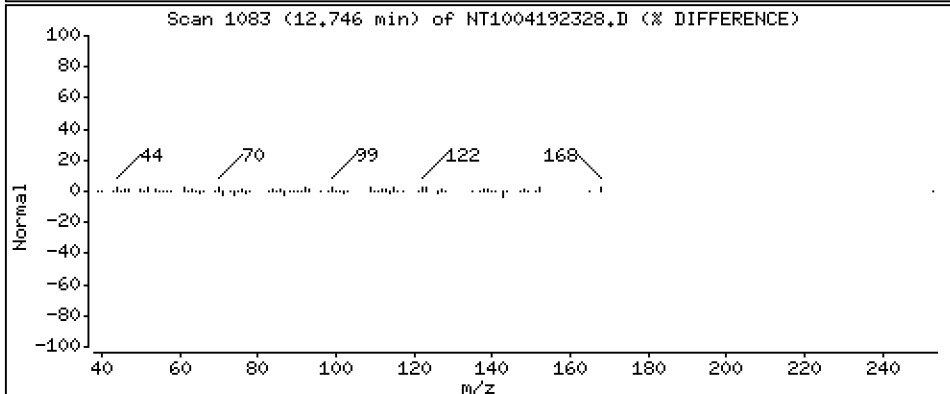
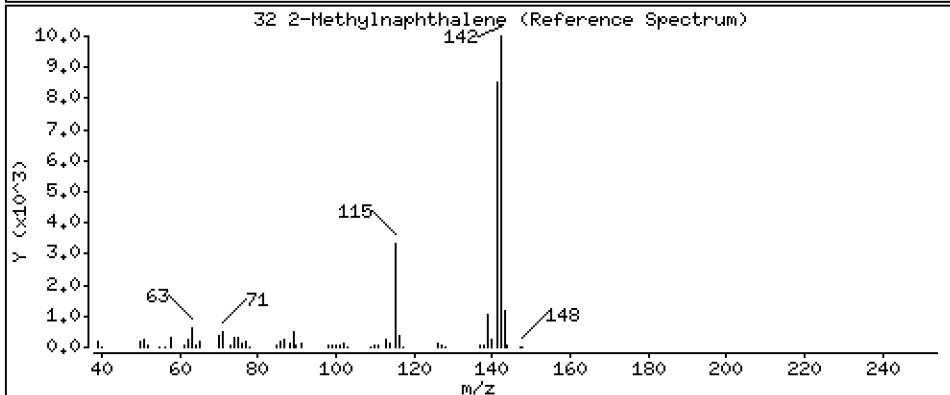
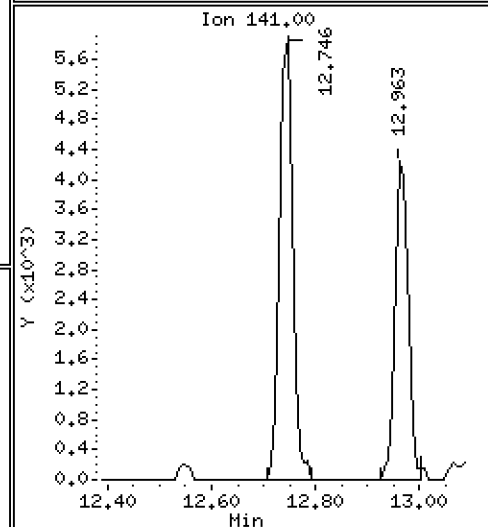
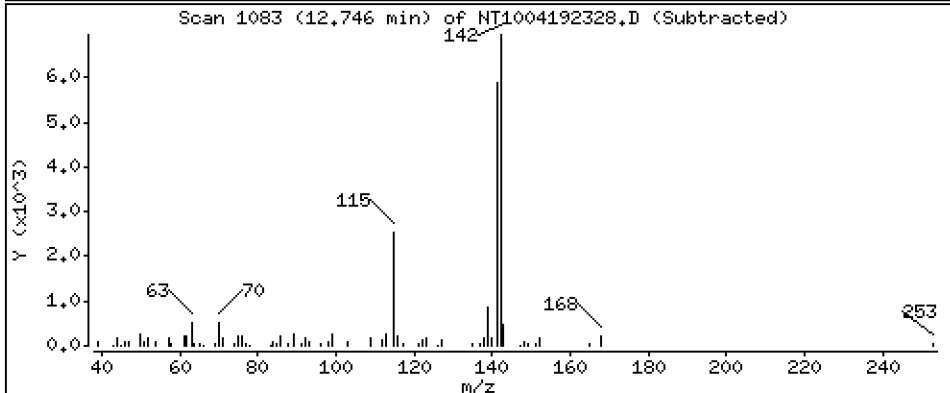
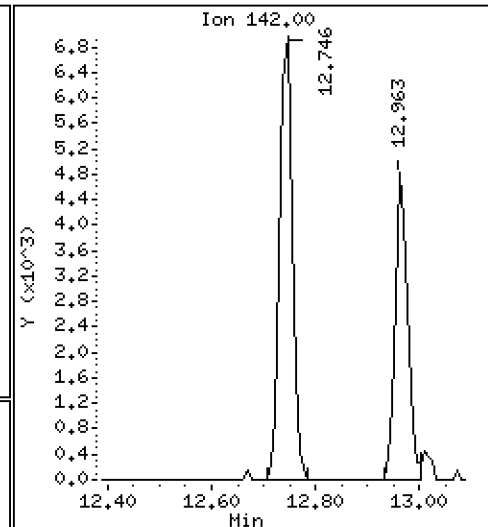
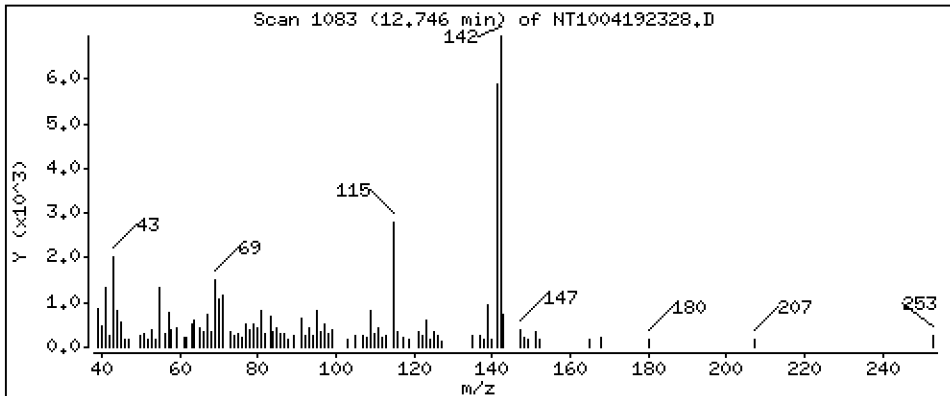
Operator: VTS

Column phase: ZB-5msi

Column diameter: 0,25

32 2-Methylnaphthalene

Concentration: 0,1154 ug/mL



Date : 20-APR-2023 04:30

Client ID:

Instrument: nt10.i

Sample Info: 23C0774-12

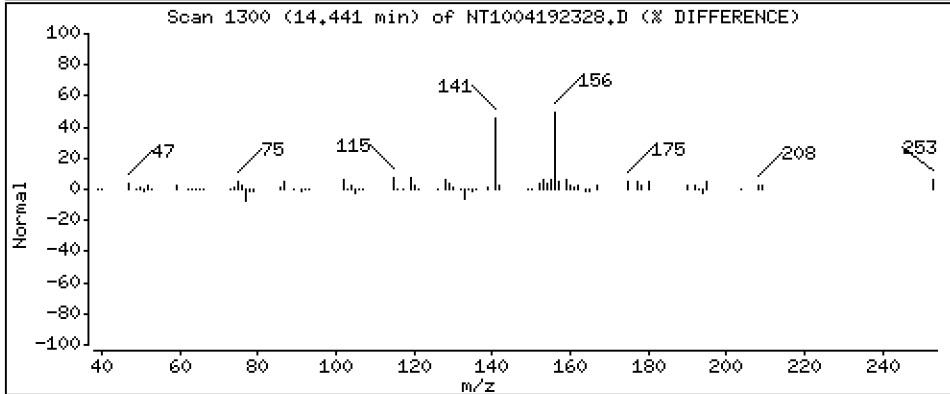
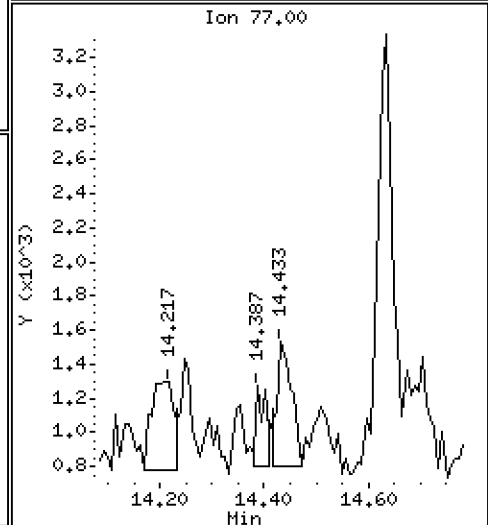
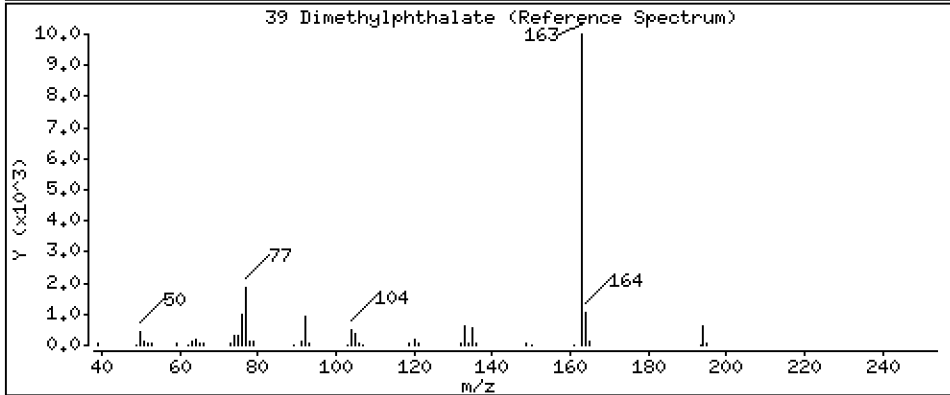
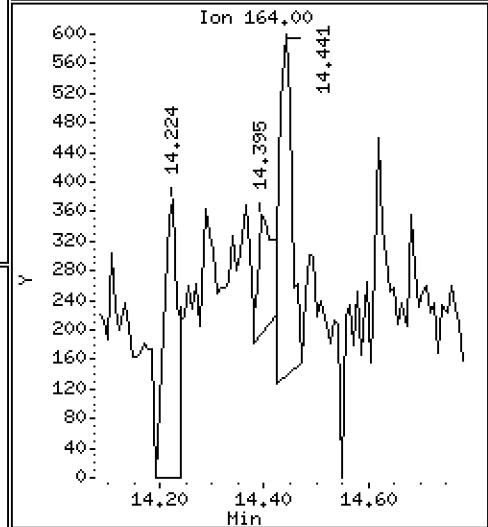
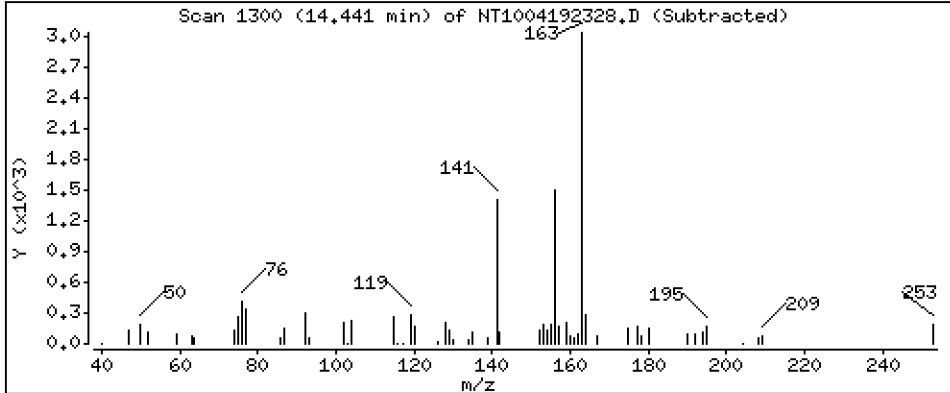
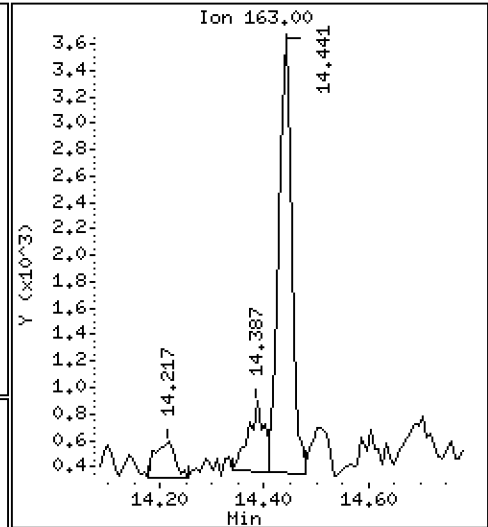
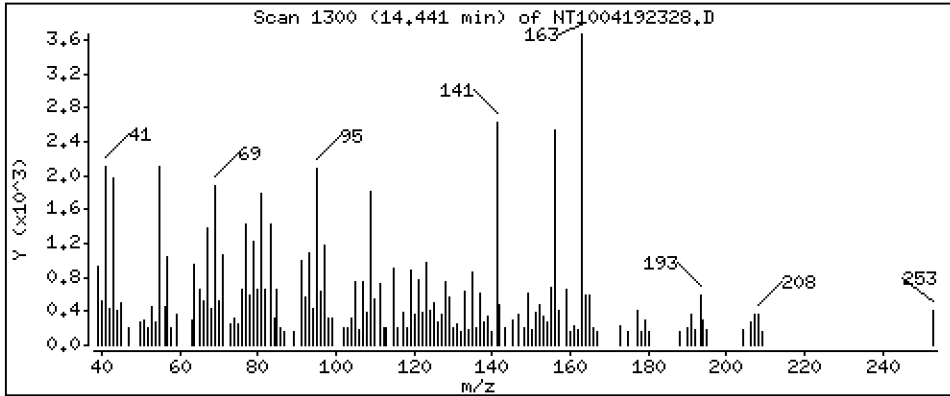
Operator: VTS

Column phase: ZB-5msi

Column diameter: 0.25

39 Dimethylphthalate

Concentration: 0.05747 ug/mL



Date : 20-APR-2023 04:30

Client ID:

Instrument: nt10.i

Sample Info: 23C0774-12

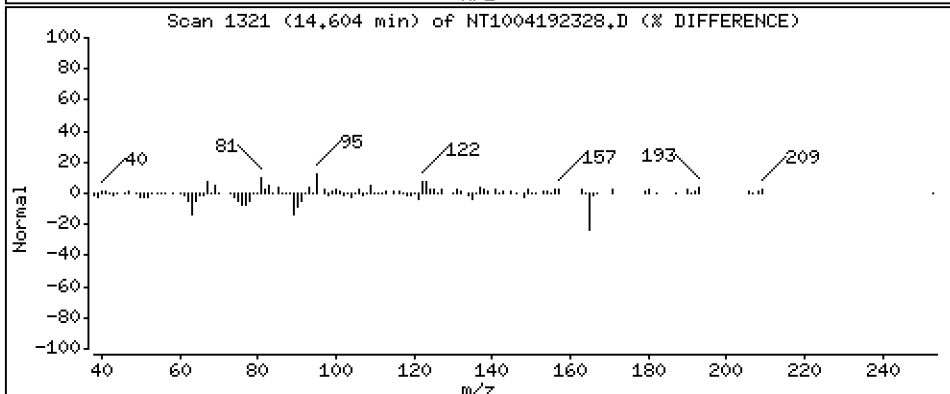
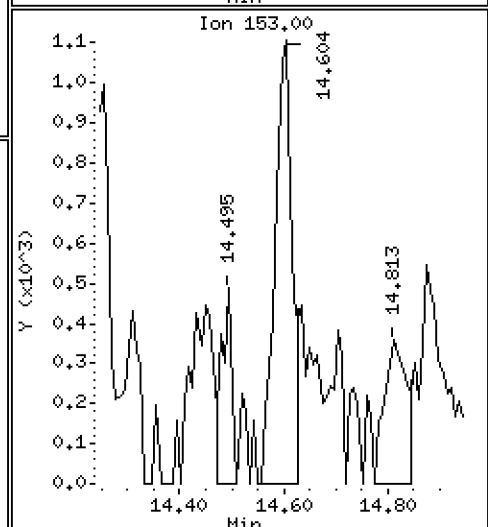
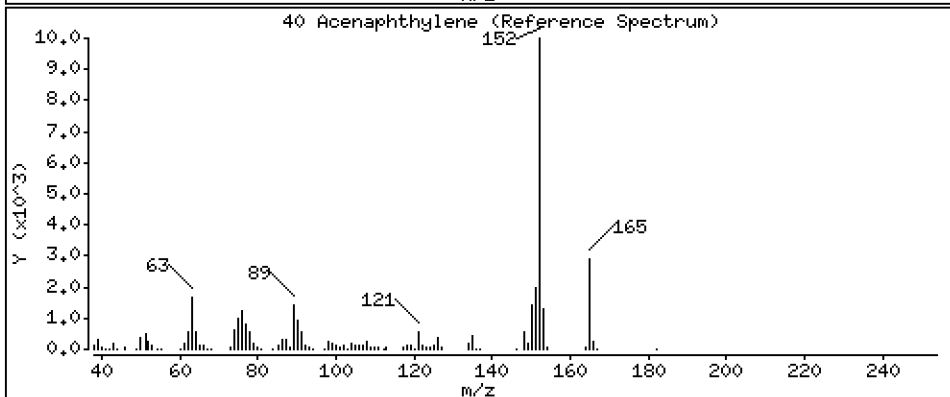
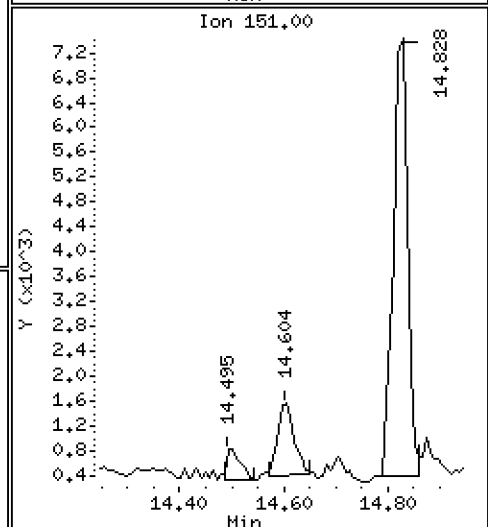
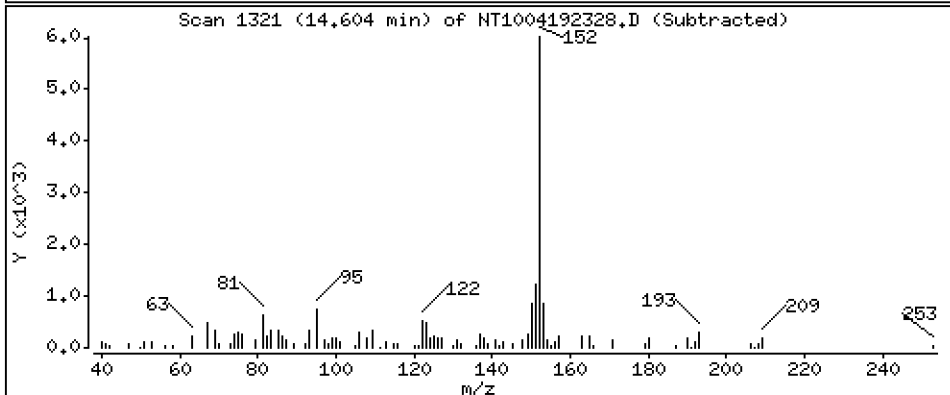
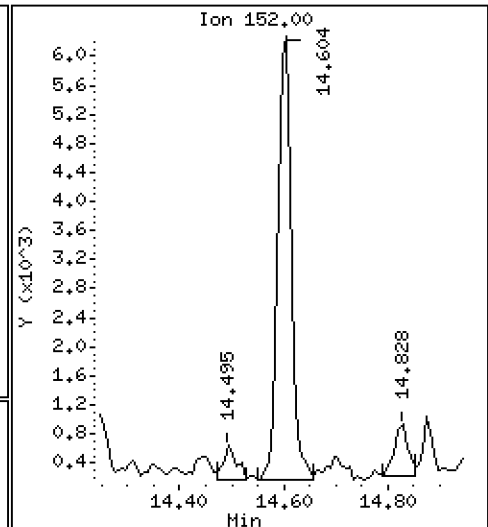
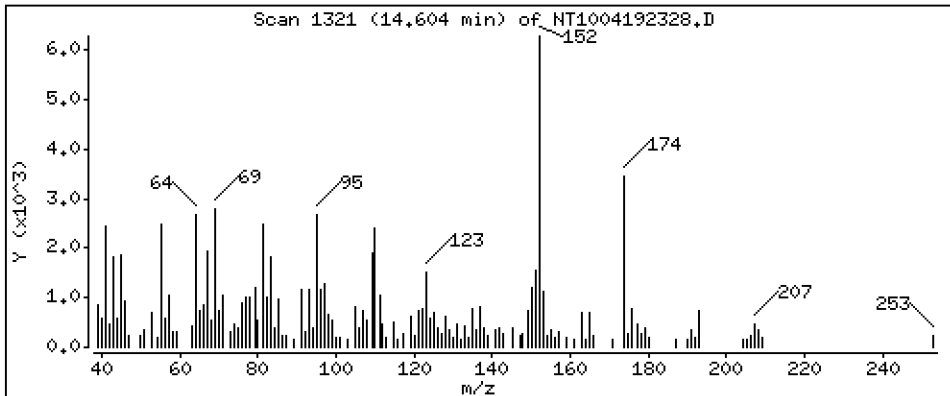
Operator: VTS

Column phase: ZB-5msi

Column diameter: 0.25

40 Acenaphthylene

Concentration: 0.07304 ug/mL



Date : 20-APR-2023 04:30

Client ID:

Instrument: nt10.i

Sample Info: 23C0774-12

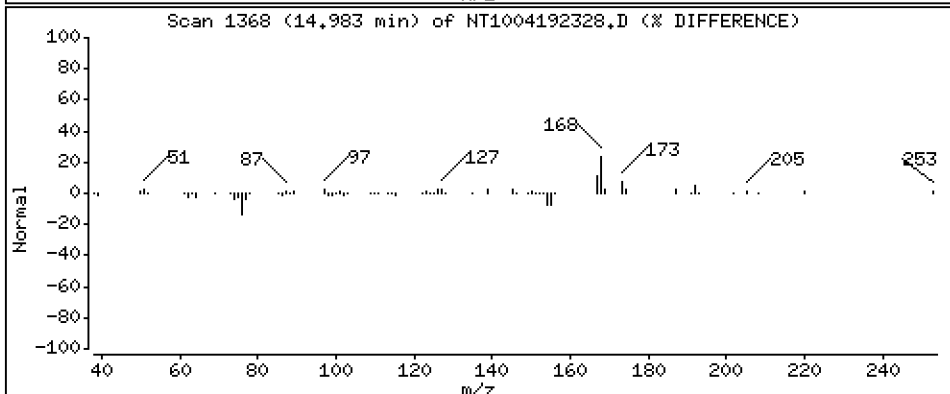
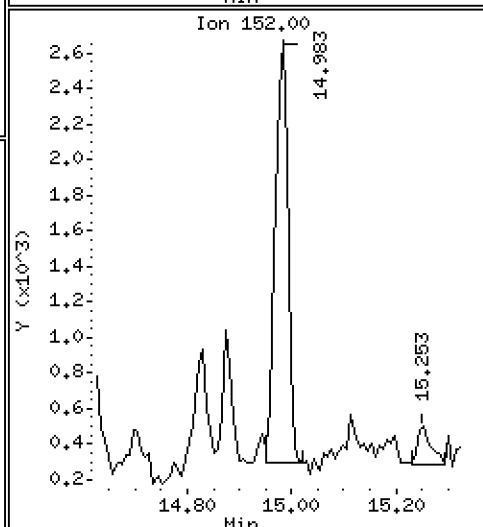
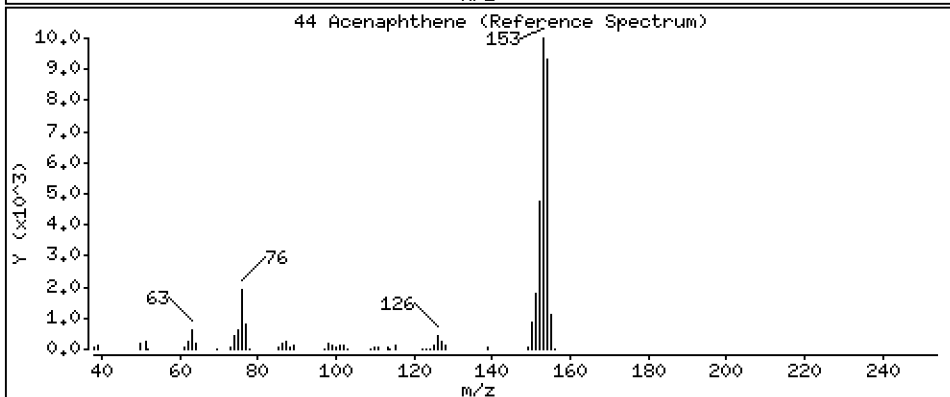
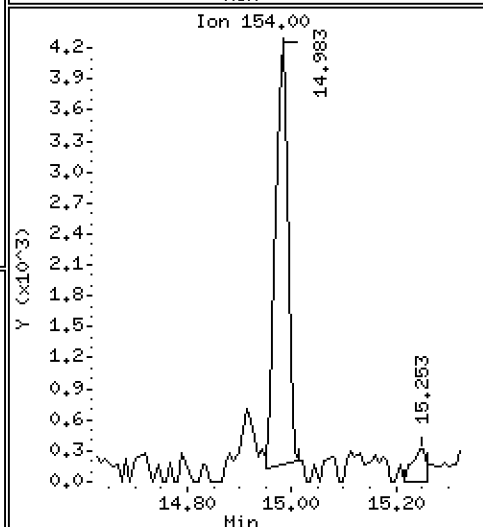
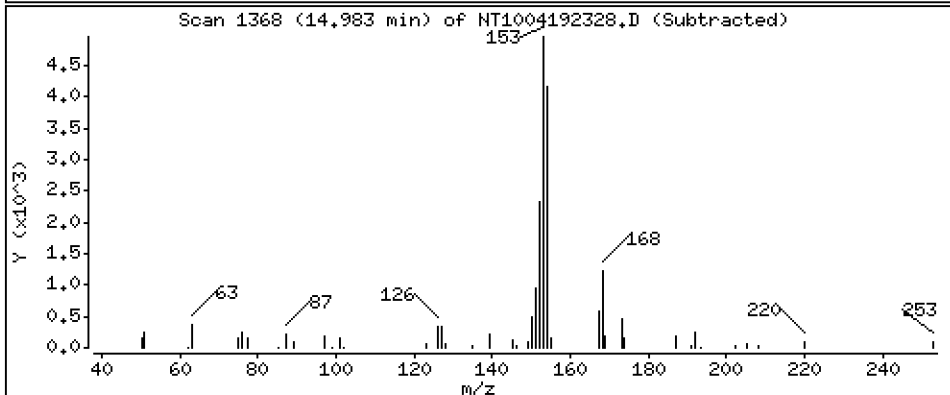
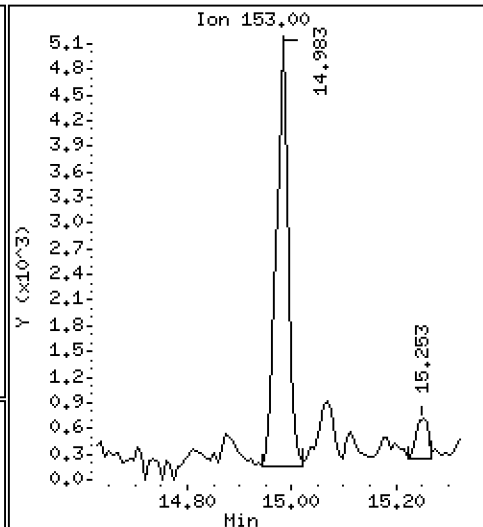
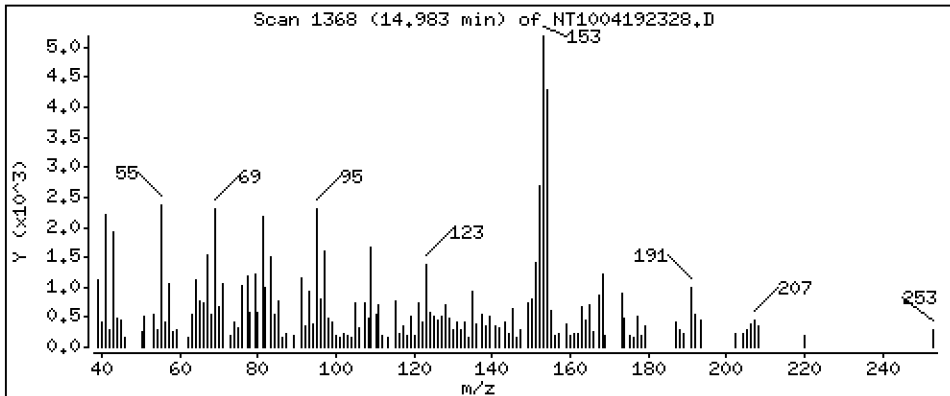
Operator: VTS

Column phase: ZB-5msi

Column diameter: 0.25

44 Acenaphthene

Concentration: 0.08462 ug/mL



Date : 20-APR-2023 04:30

Client ID:

Instrument: nt10.i

Sample Info: 23C0774-12

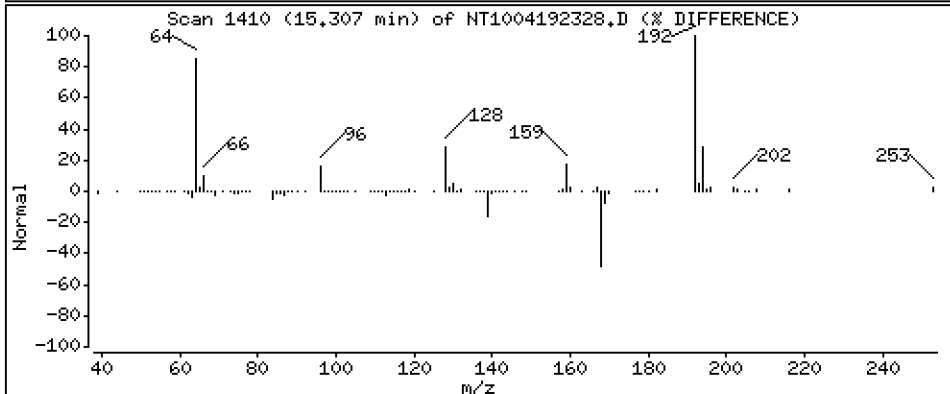
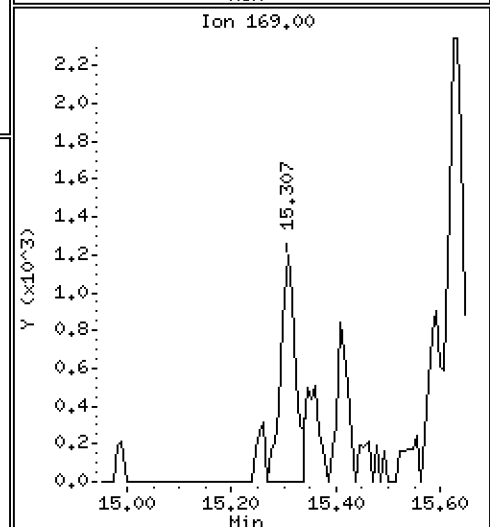
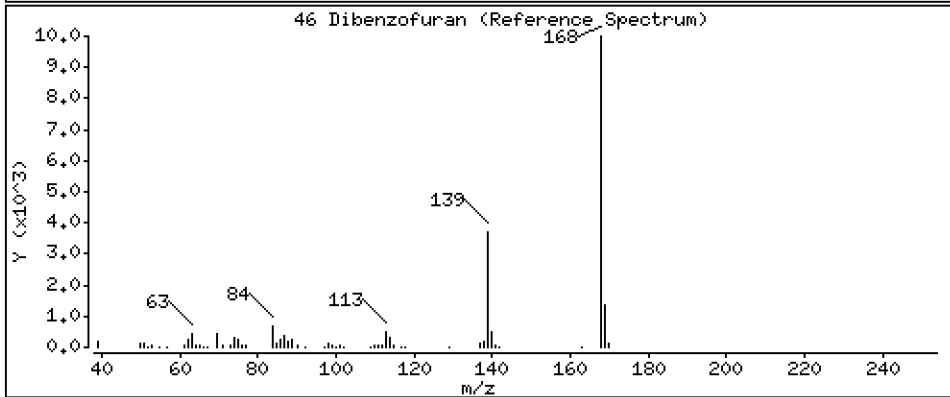
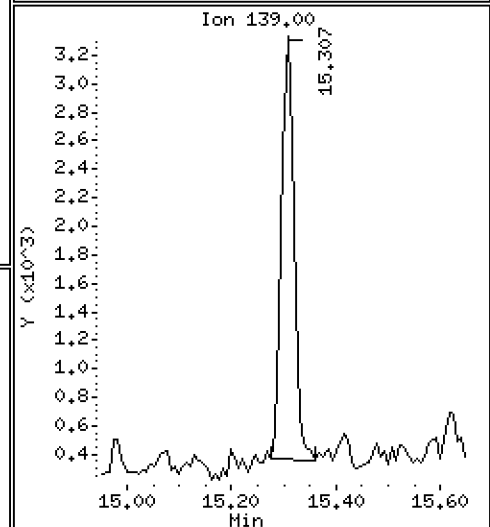
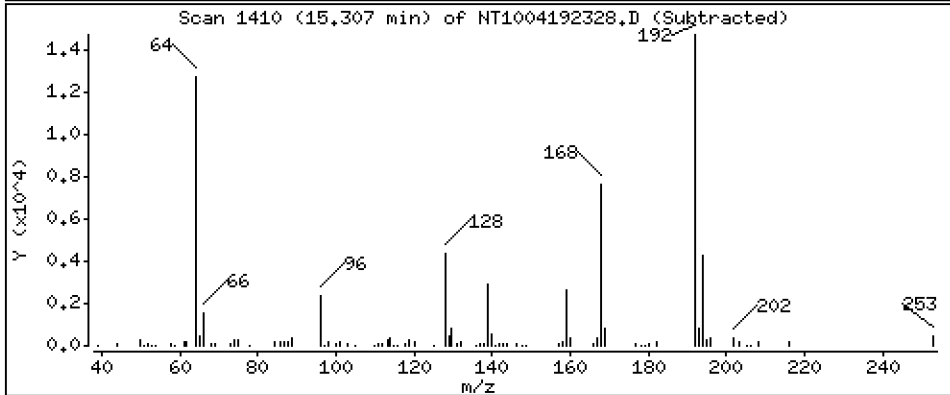
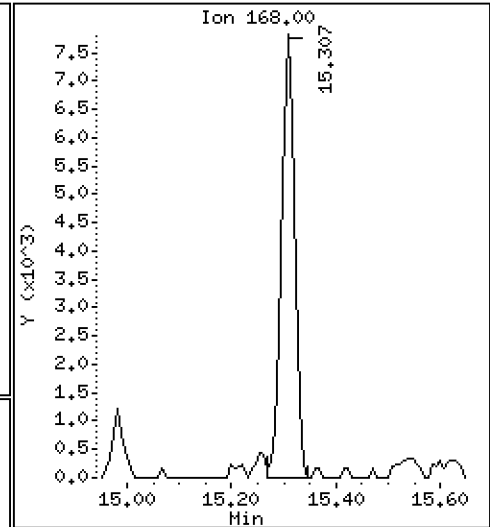
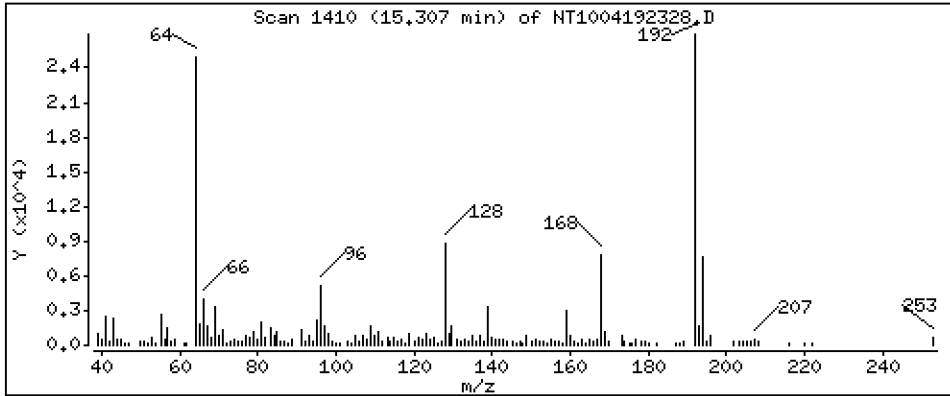
Operator: VTS

Column phase: ZB-5msi

Column diameter: 0.25

46 Dibenzofuran

Concentration: 0.09825 ug/mL



Date : 20-APR-2023 04:30

Client ID:

Instrument: nt10.i

Sample Info: 23C0774-12

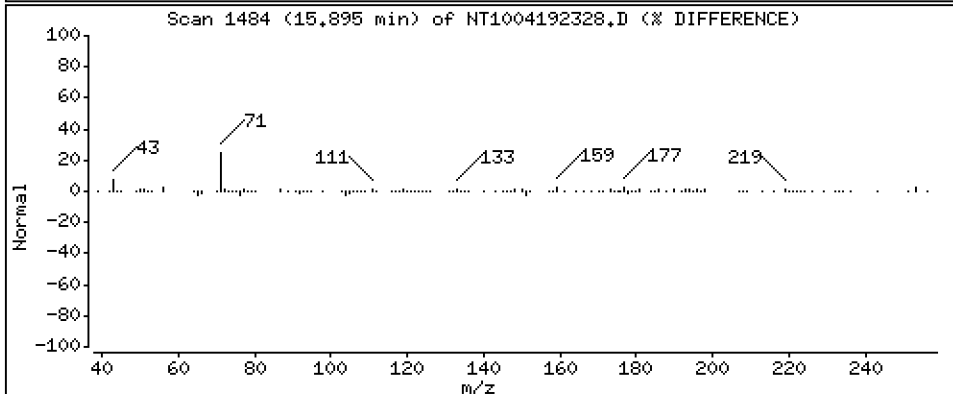
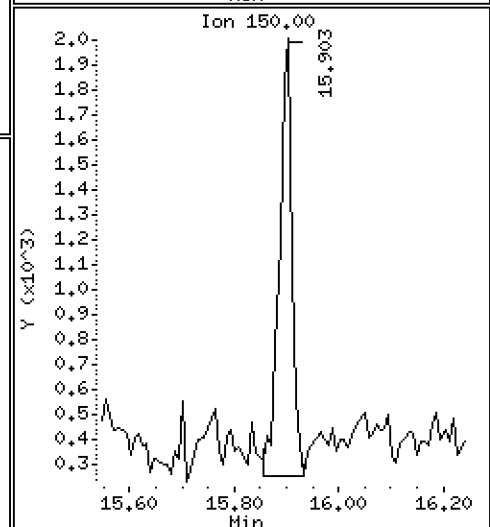
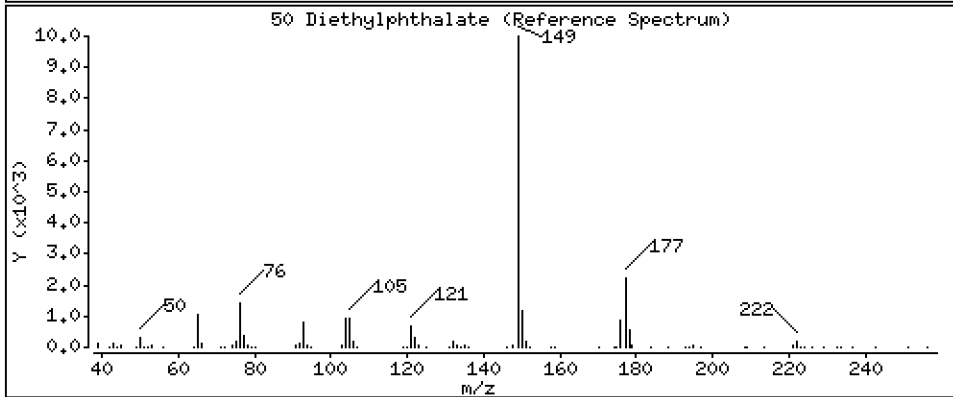
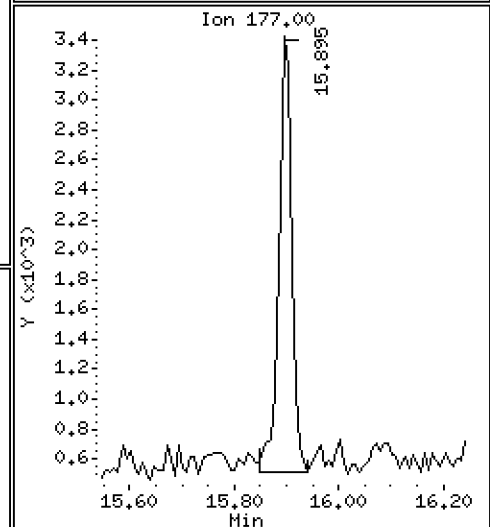
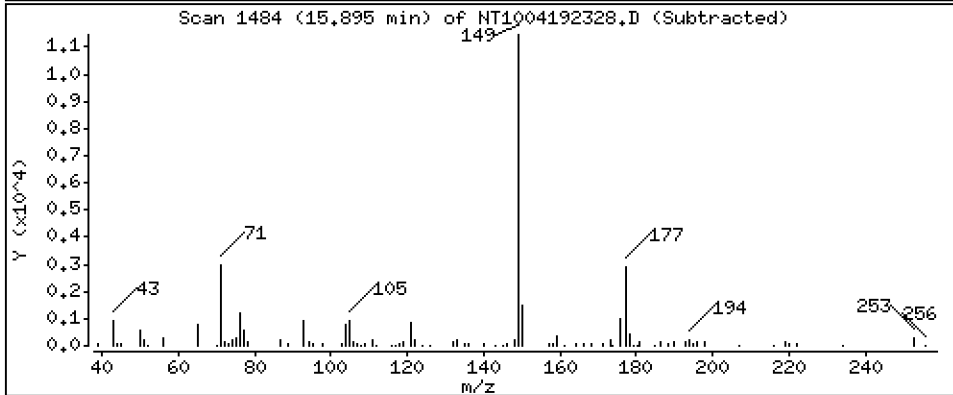
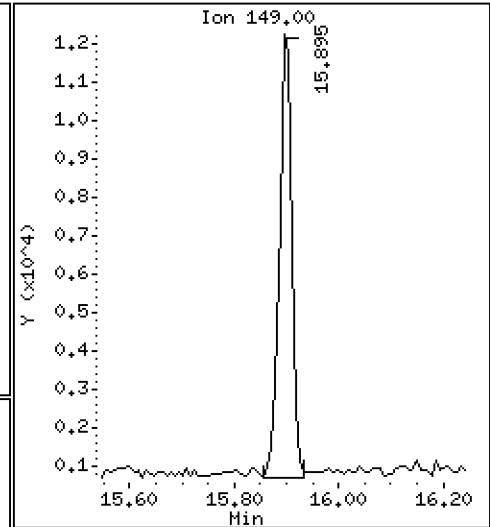
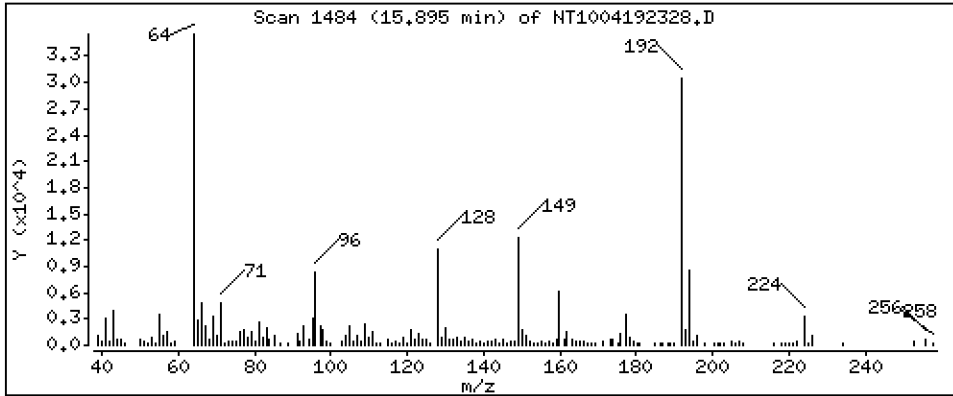
Operator: VTS

Column phase: ZB-5msi

Column diameter: 0.25

50 Diethylphthalate

Concentration: 0.2039 ug/mL



Date : 20-APR-2023 04:30

Client ID:

Instrument: nt10.i

Sample Info: 23C0774-12

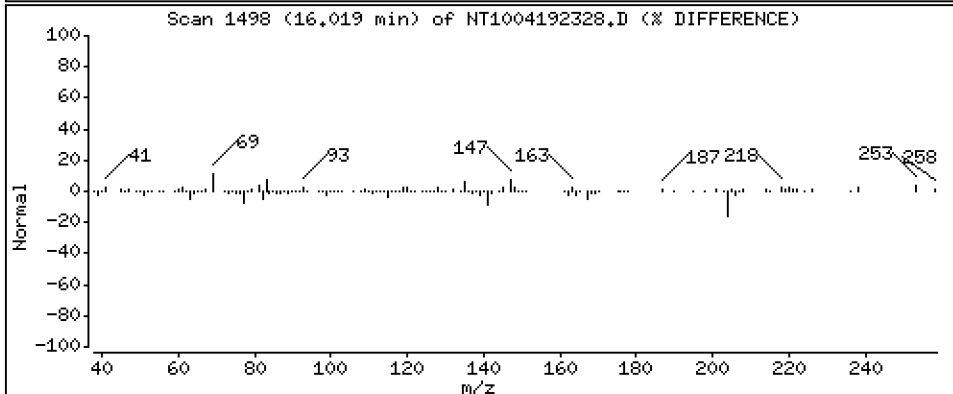
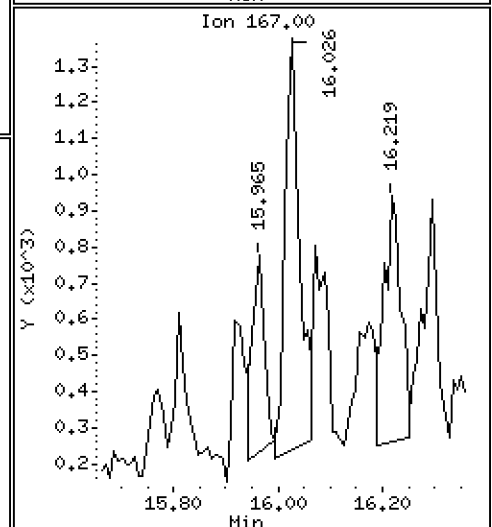
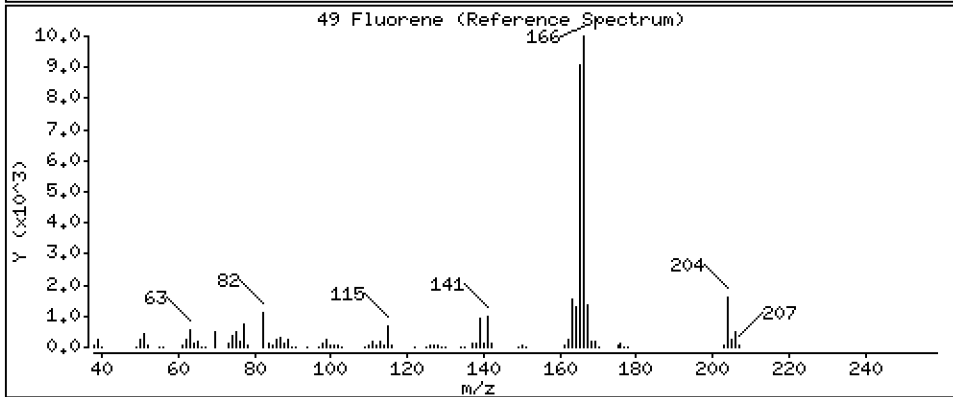
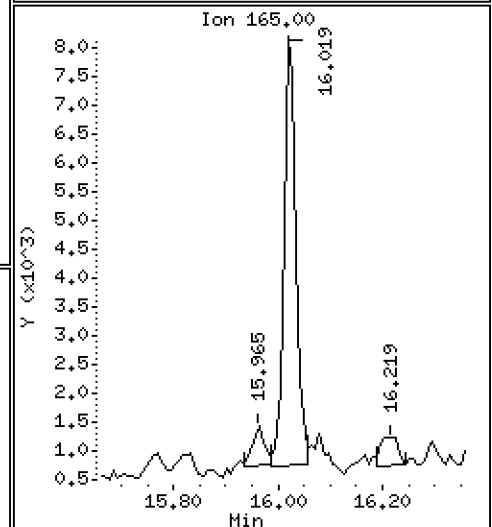
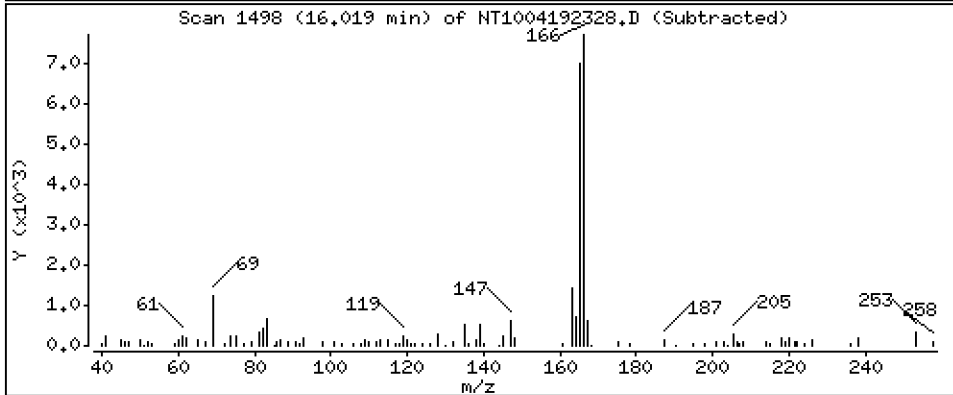
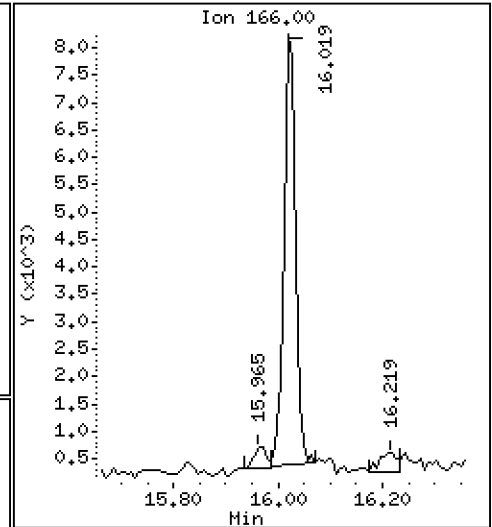
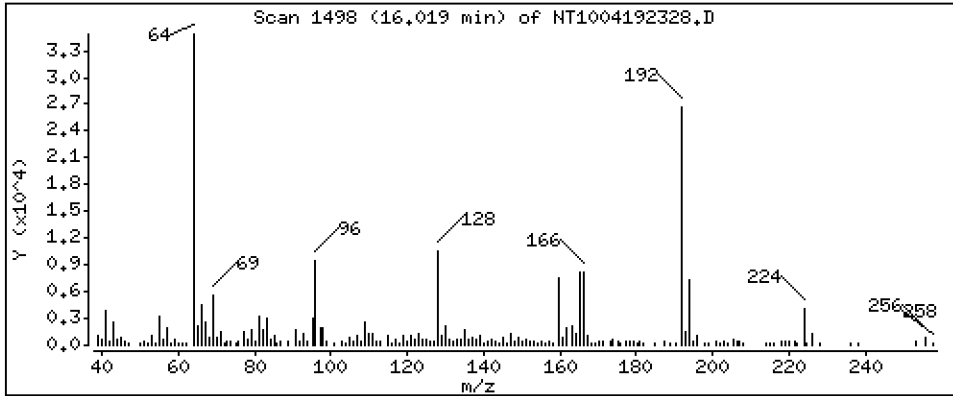
Operator: VTS

Column phase: ZB-5msi

Column diameter: 0.25

49 Fluorene

Concentration: 0.1184 ug/mL



Date : 20-APR-2023 04:30

Client ID:

Instrument: nt10.i

Sample Info: 23C0774-12

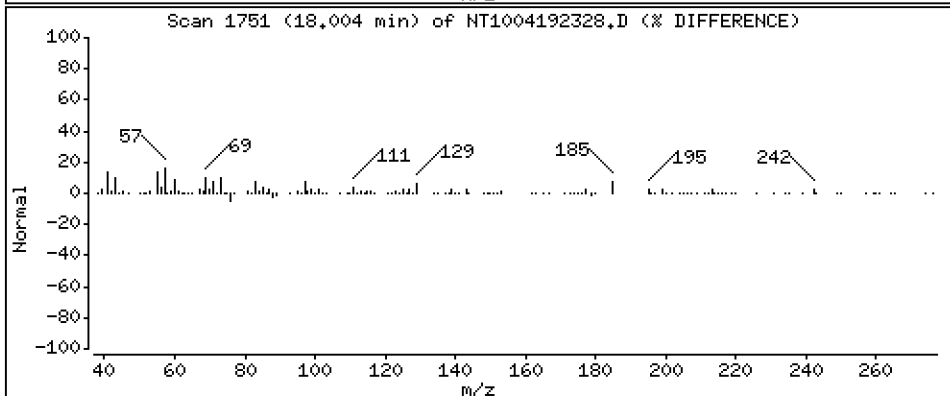
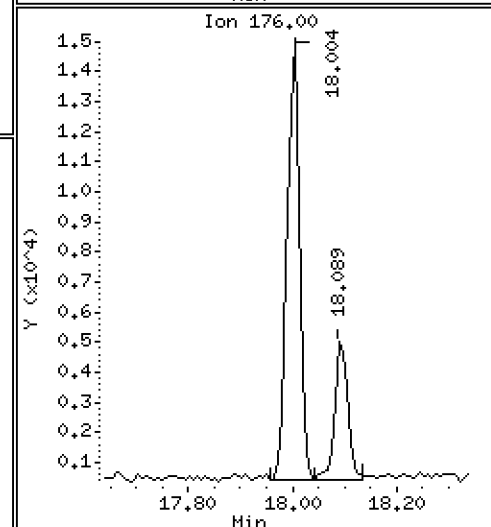
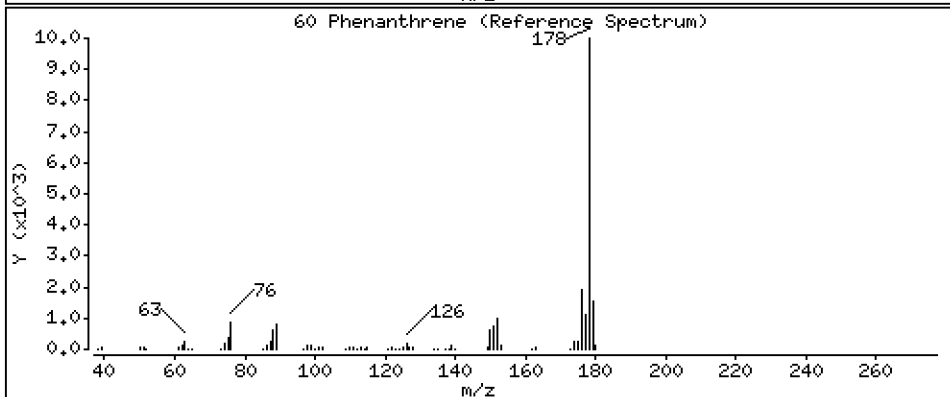
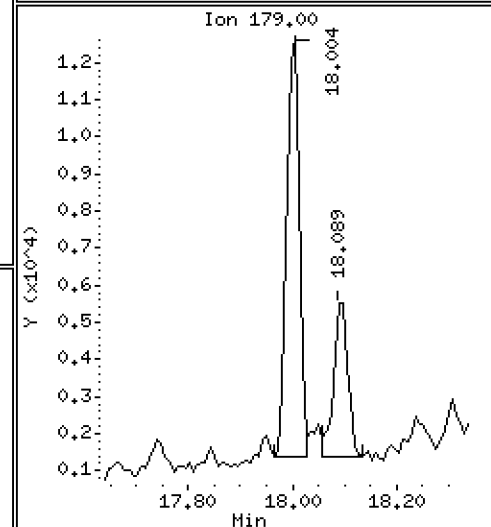
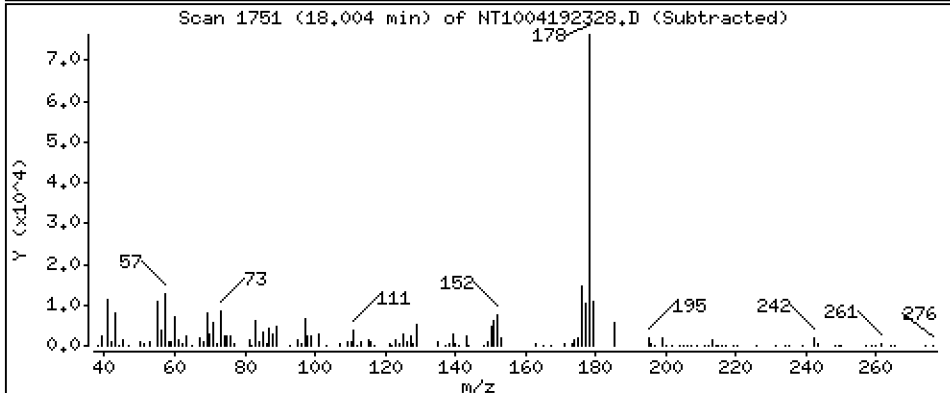
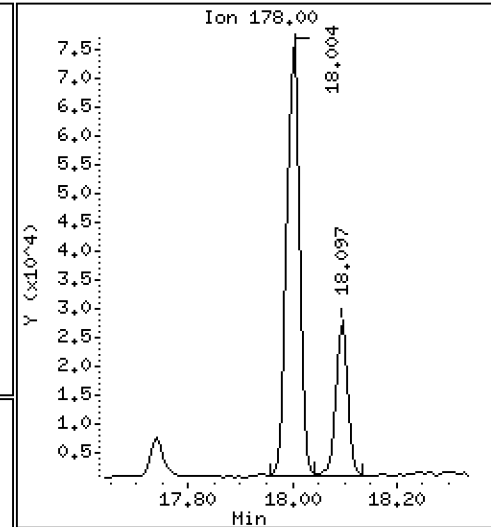
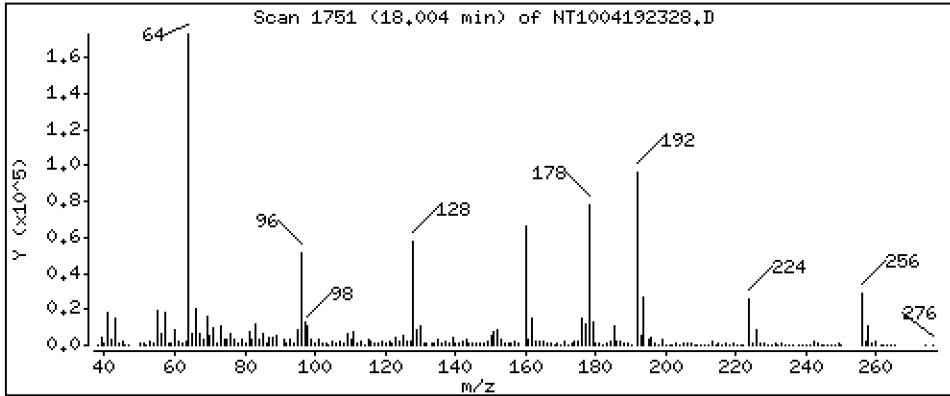
Operator: VTS

Column phase: ZB-5msi

Column diameter: 0,25

60 Phenanthrene

Concentration: 0,8709 ug/mL



Date : 20-APR-2023 04:30

Client ID:

Instrument: nt10.i

Sample Info: 23C0774-12

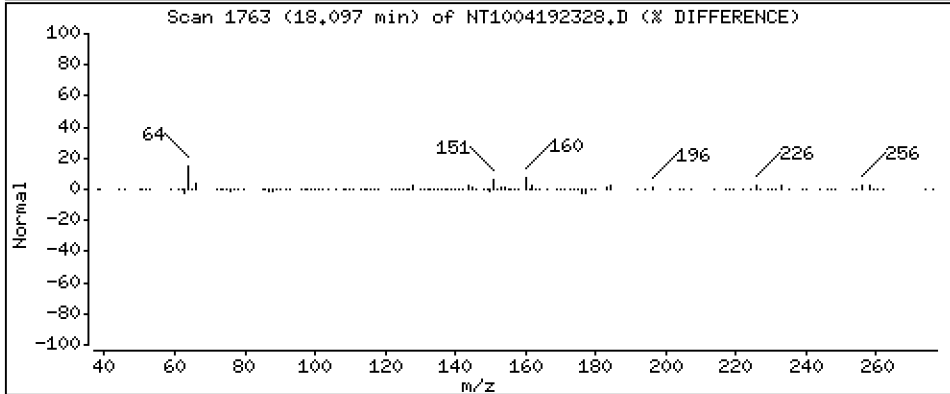
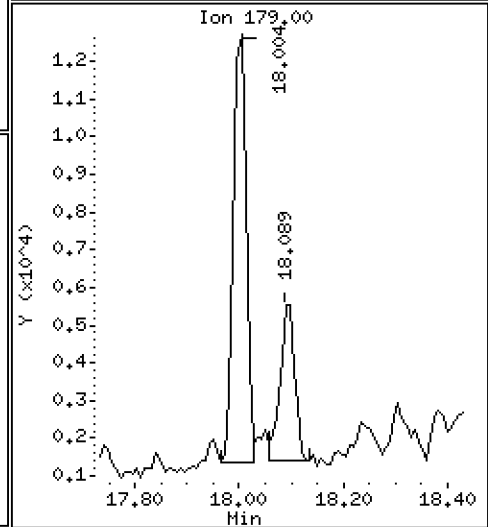
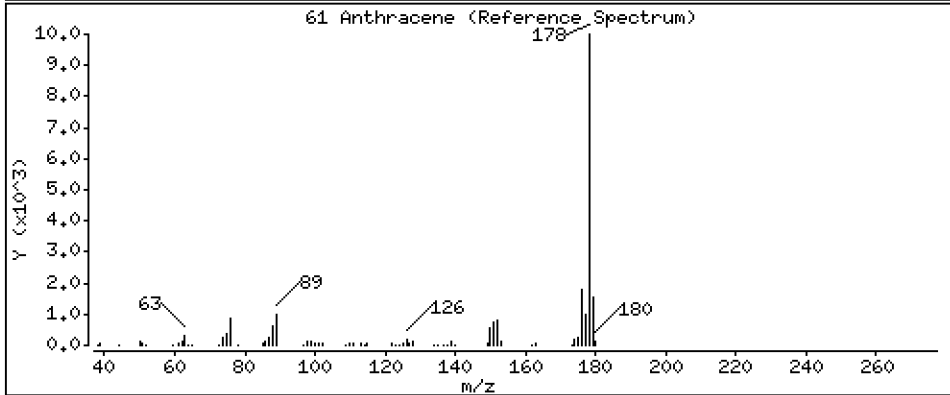
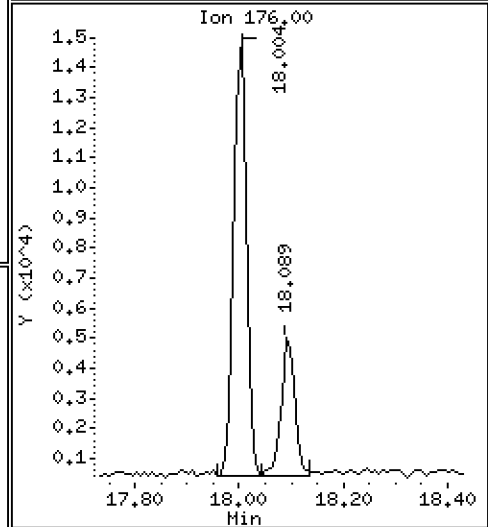
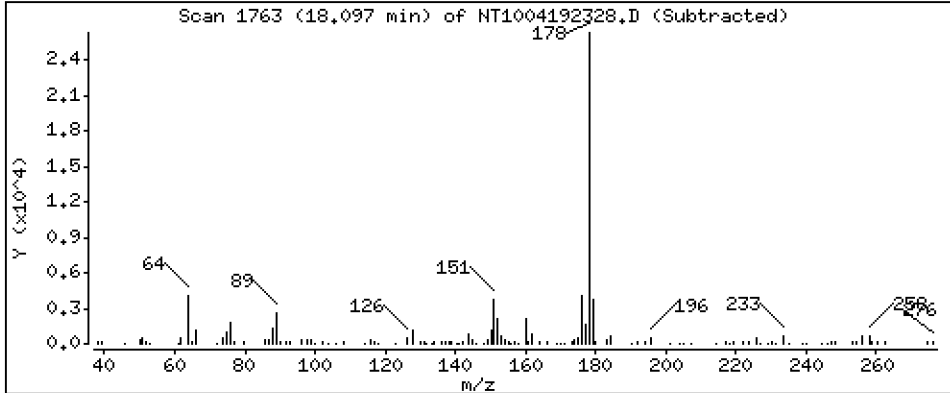
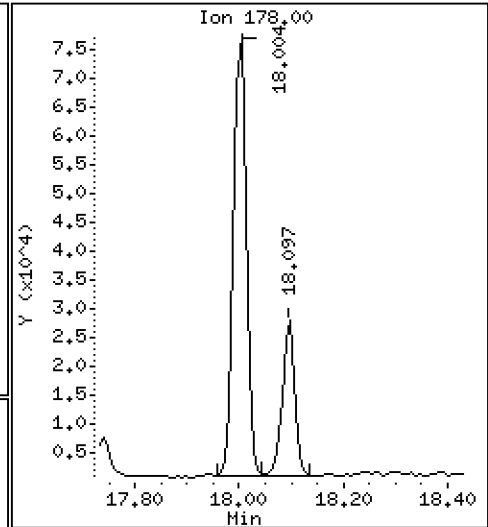
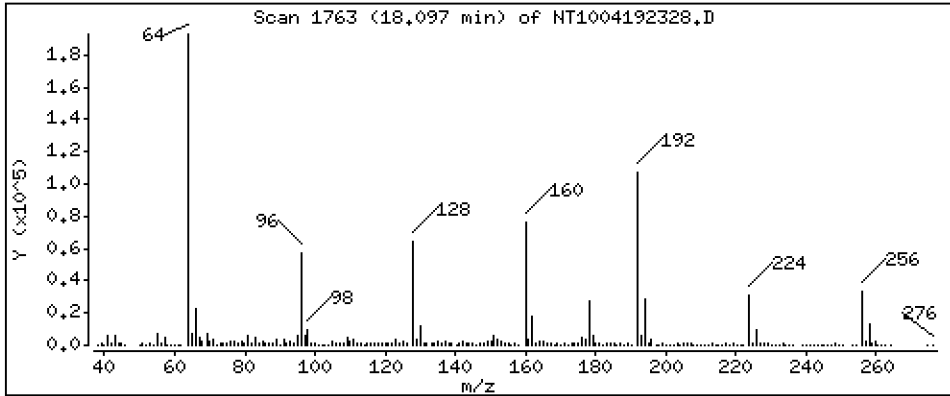
Operator: VTS

Column phase: ZB-5msi

Column diameter: 0.25

61 Anthracene

Concentration: 0.3252 ug/mL



Date : 20-APR-2023 04:30

Client ID:

Instrument: nt10.i

Sample Info: 23C0774-12

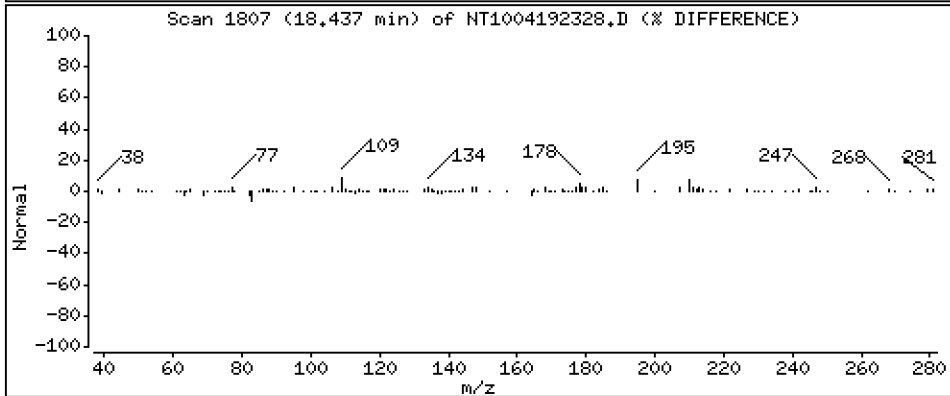
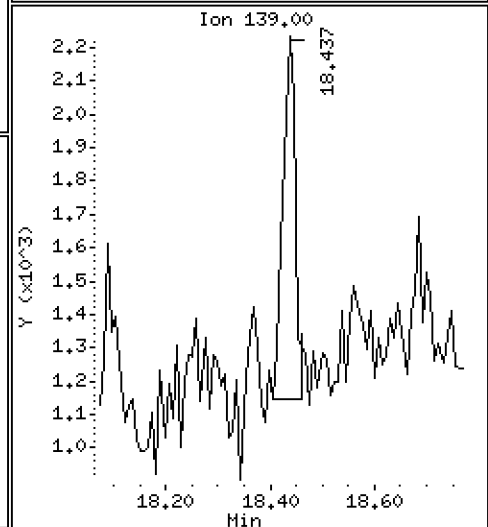
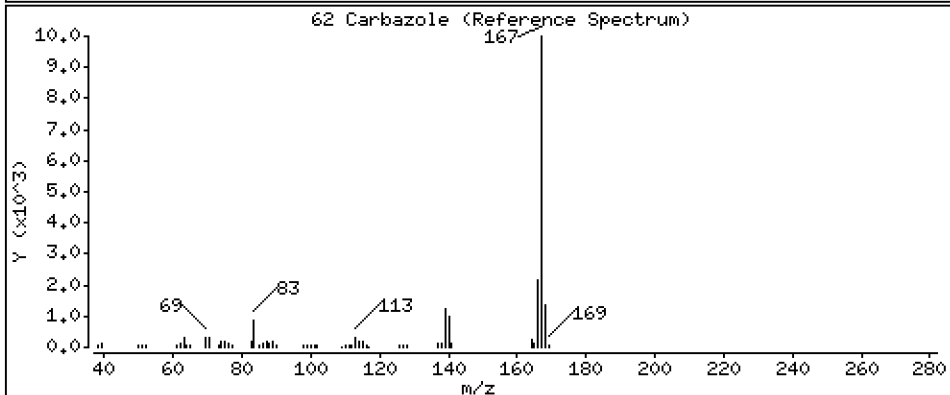
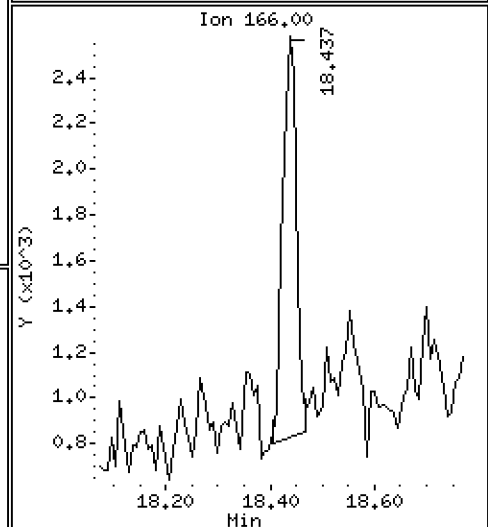
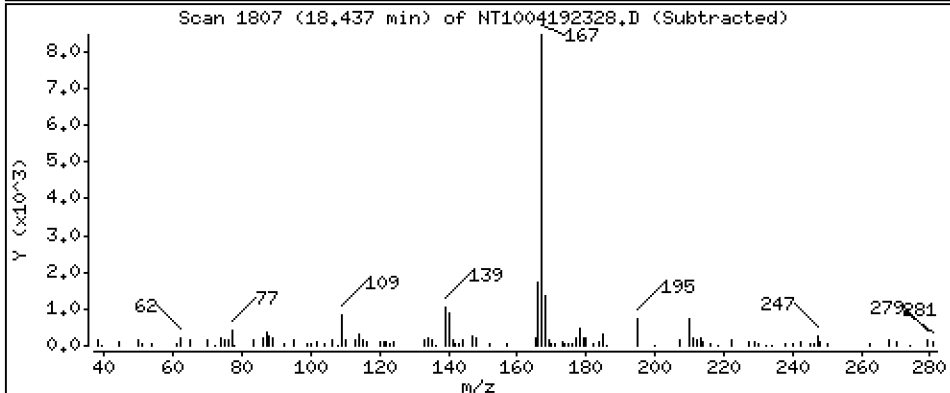
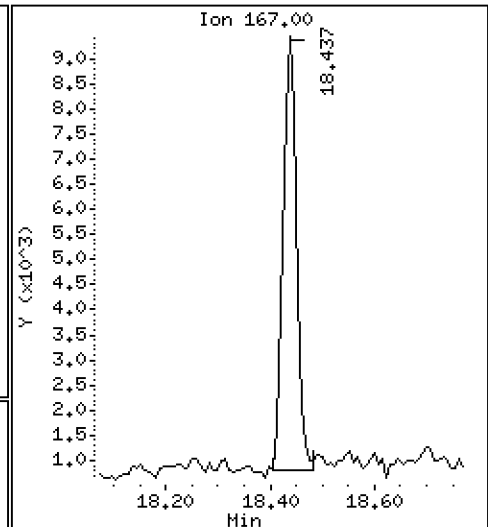
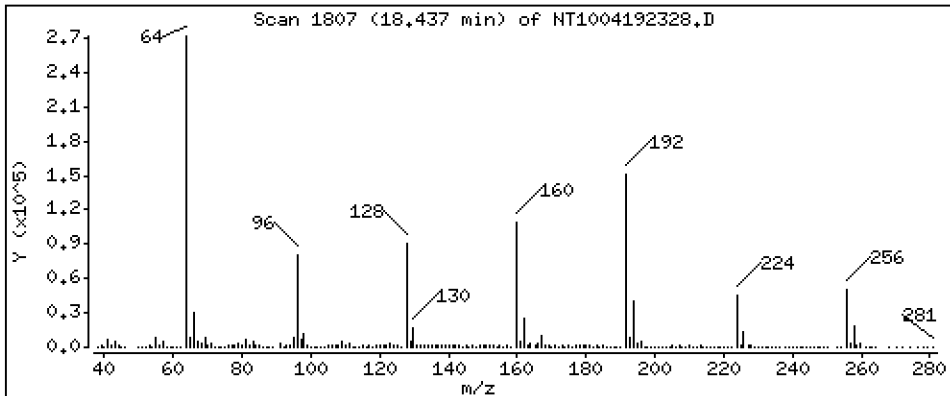
Operator: VTS

Column phase: ZB-5msi

Column diameter: 0,25

62 Carbazole

Concentration: 0,1232 ug/mL



Date : 20-APR-2023 04:30

Client ID:

Instrument: nt10.i

Sample Info: 23C0774-12

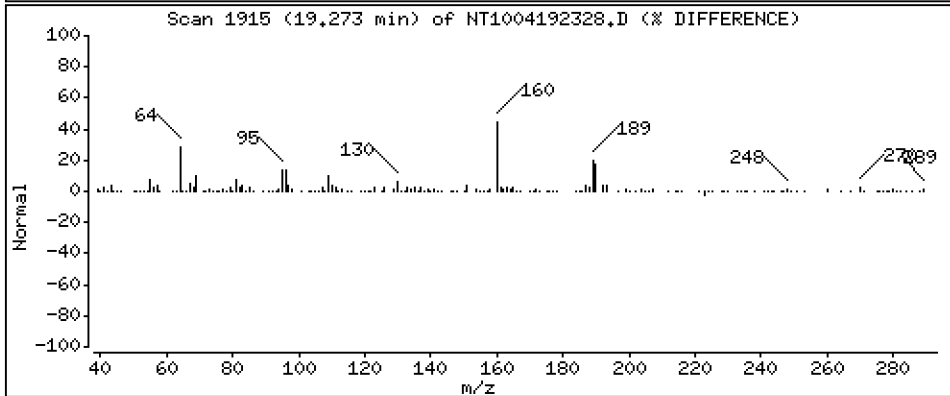
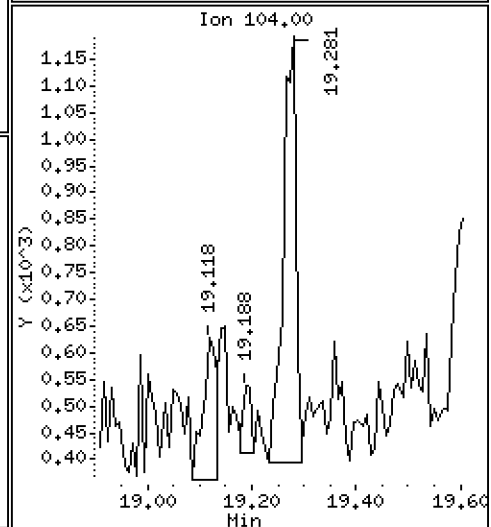
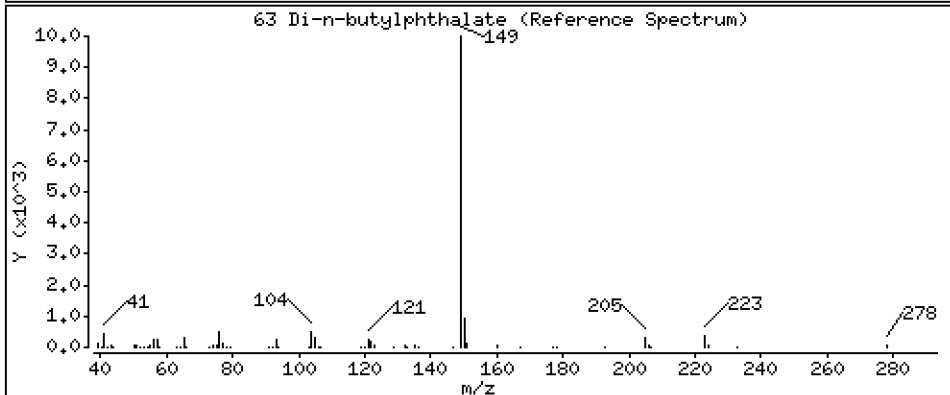
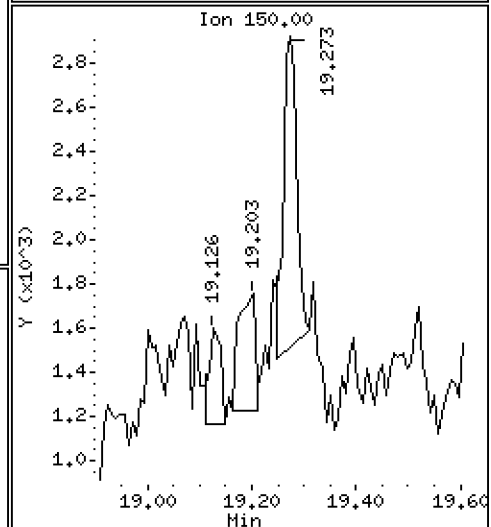
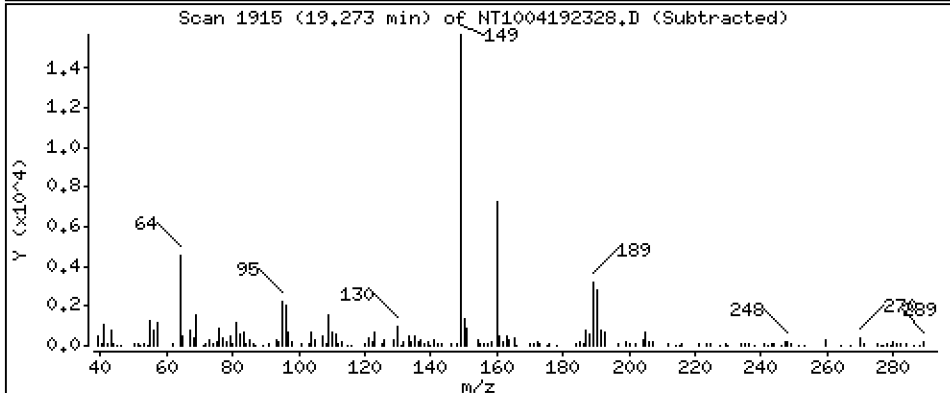
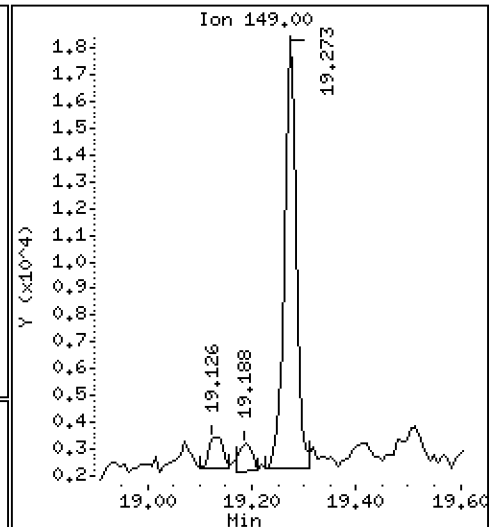
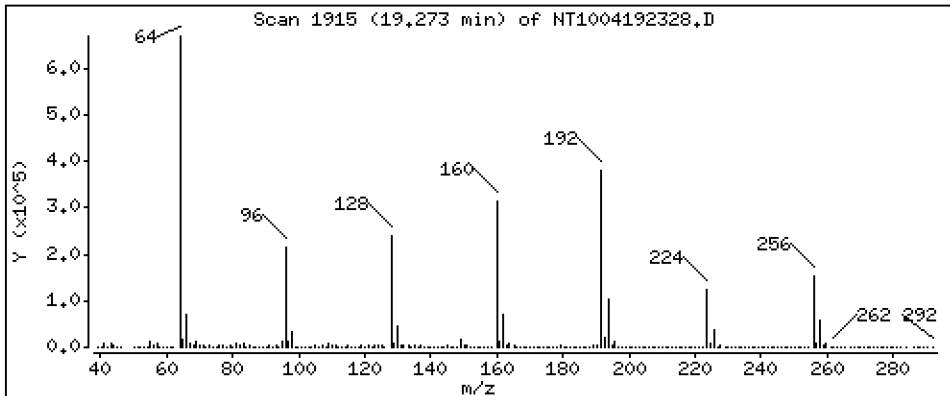
Operator: VTS

Column phase: ZB-5msi

Column diameter: 0.25

63 Di-n-butylphthalate

Concentration: 0.1577 ug/mL



Date : 20-APR-2023 04:30

Client ID:

Instrument: nt10.i

Sample Info: 23C0774-12

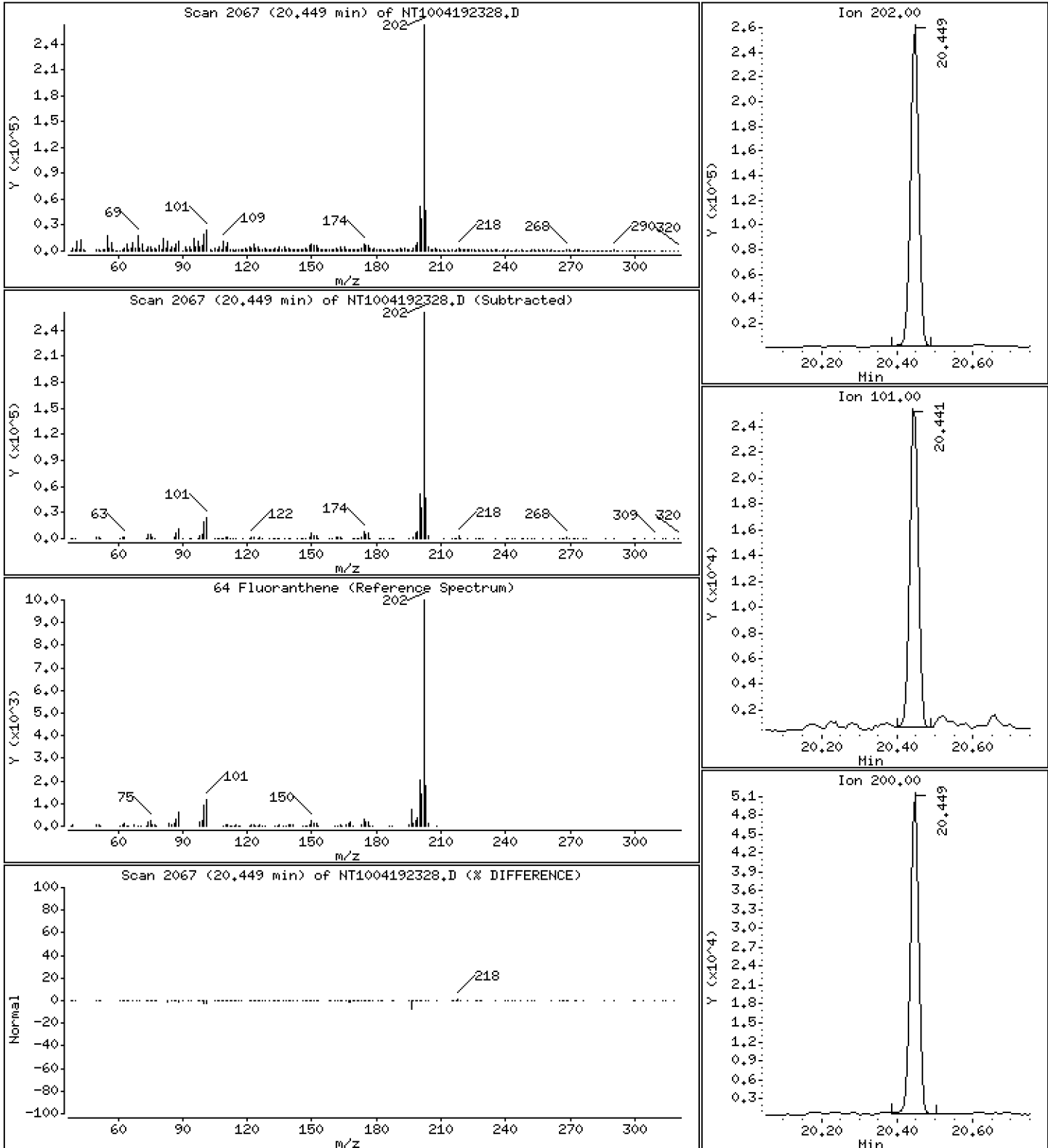
Operator: VTS

Column phase: ZB-5msi

Column diameter: 0,25

64 Fluoranthene

Concentration: 2,093 ug/mL



Date : 20-APR-2023 04:30

Client ID:

Instrument: nt10.i

Sample Info: 23C0774-12


Operator: VTS

Column phase: ZB-5msi

Column diameter: 0,25

65 Pyrene

Concentration: 2,604 ug/mL



Date : 20-APR-2023 04:30

Client ID:

Instrument: nt10.i

Sample Info: 23C0774-12

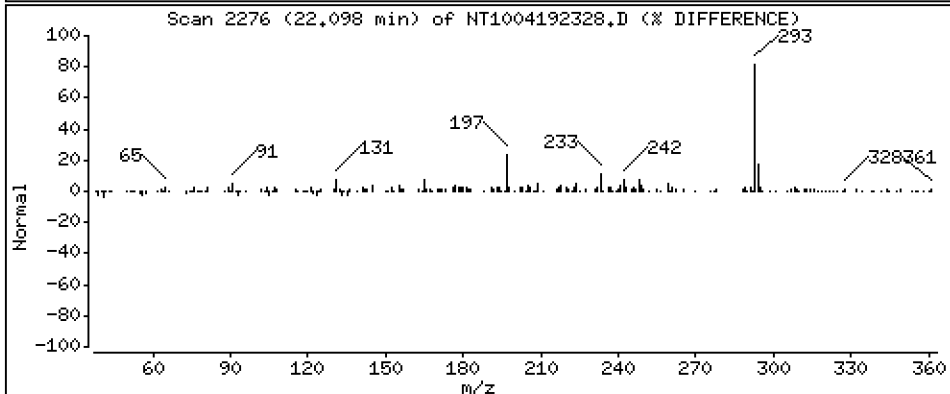
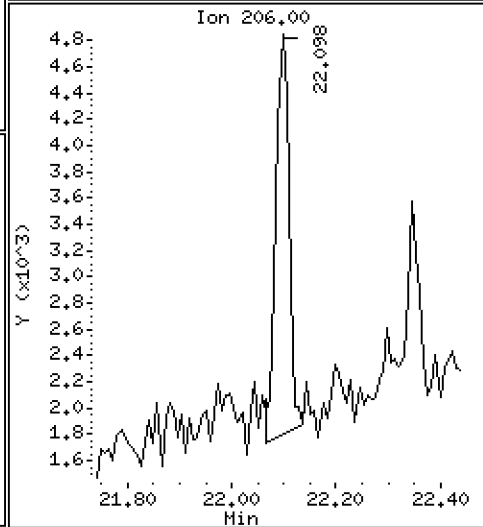
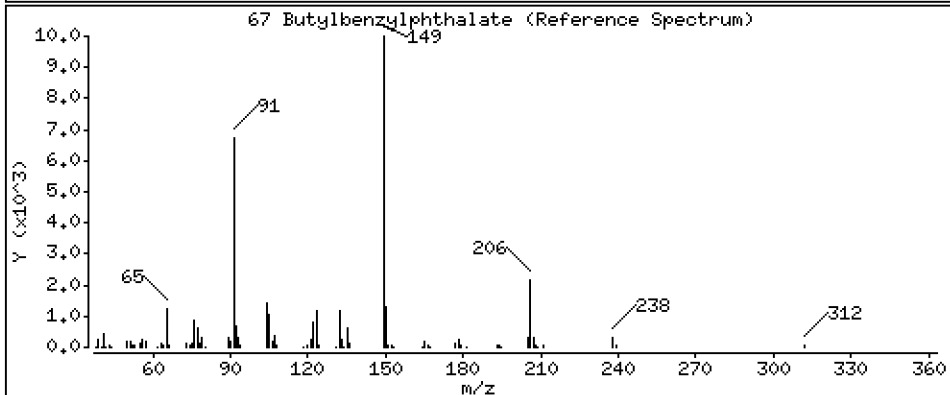
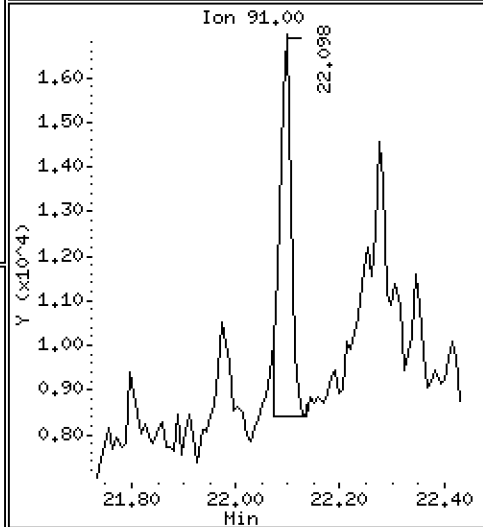
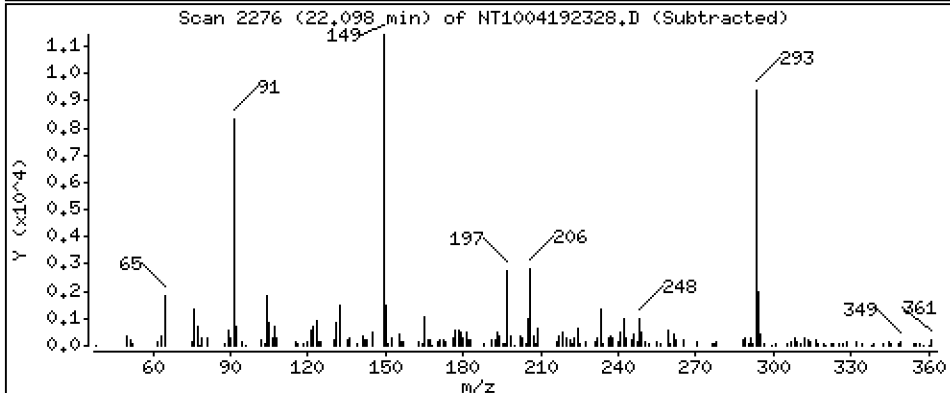
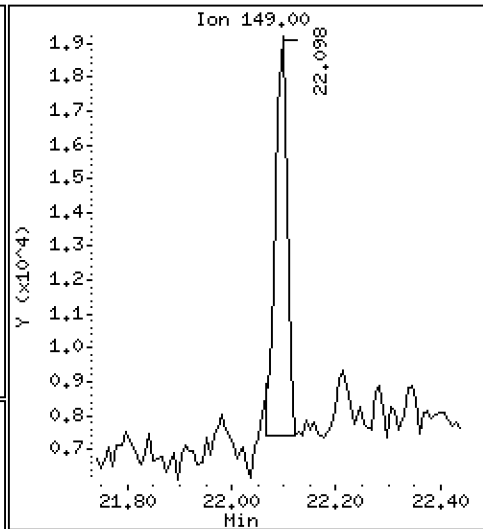
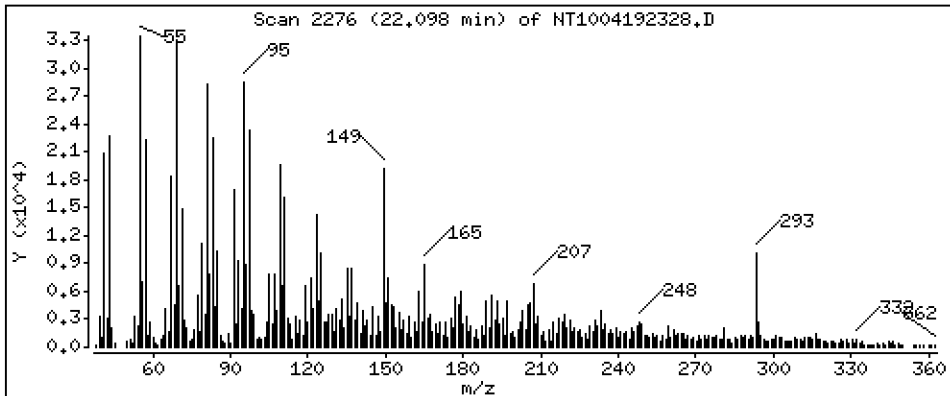
Operator: VTS

Column phase: ZB-5msi

Column diameter: 0.25

67 Butylbenzylphthalate

Concentration: 0.2527 ug/mL



Date : 20-APR-2023 04:30

Client ID:

Instrument: nt10.i

Sample Info: 23C0774-12

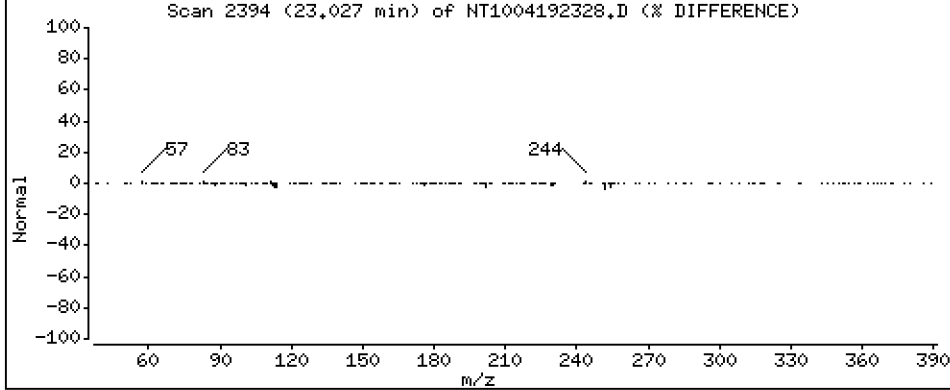
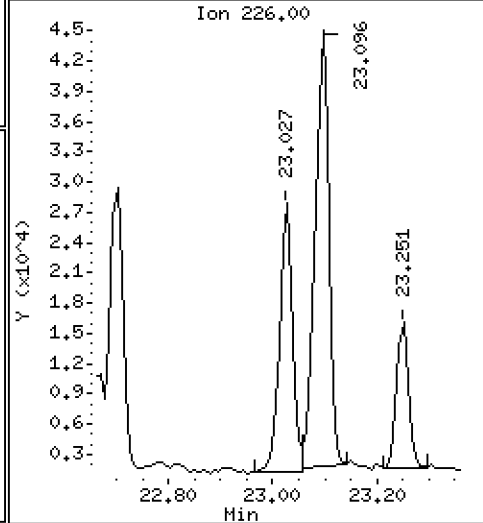
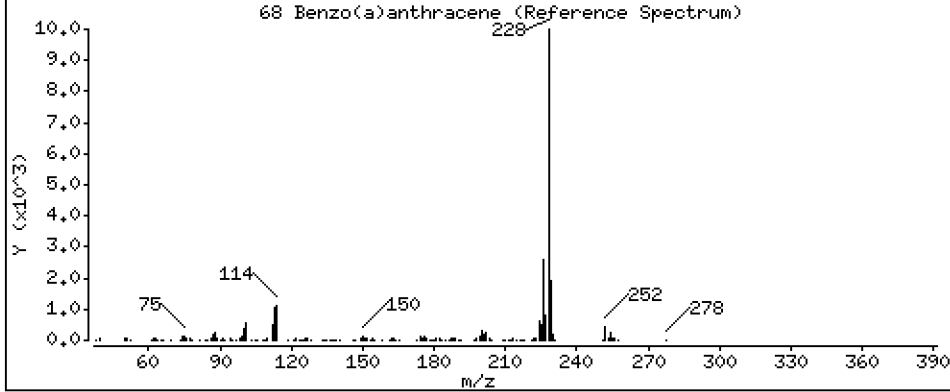
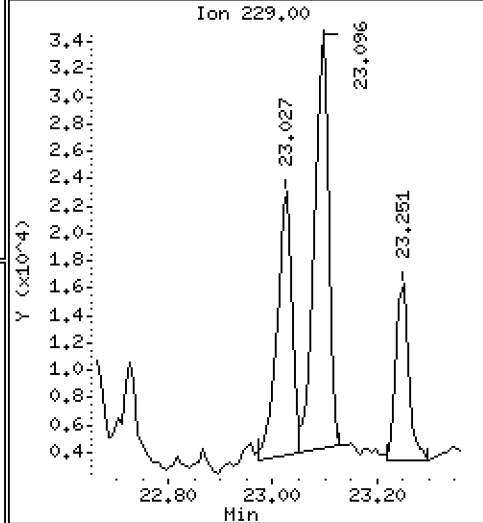
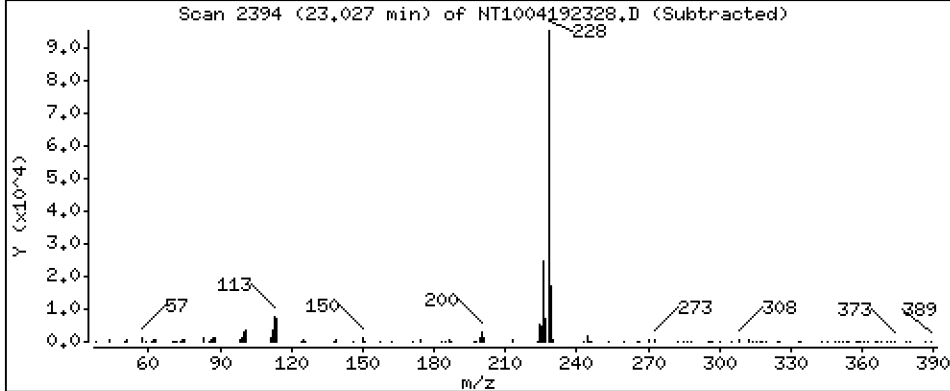
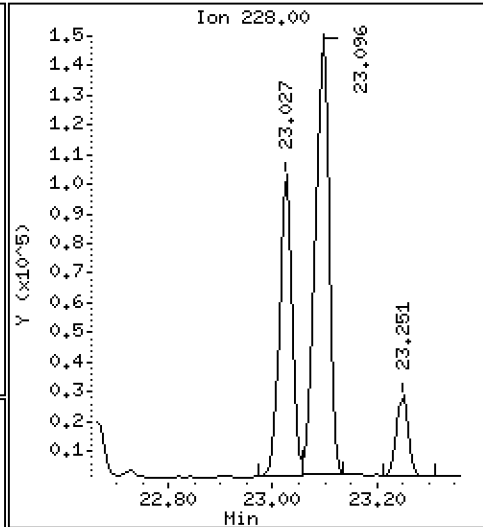
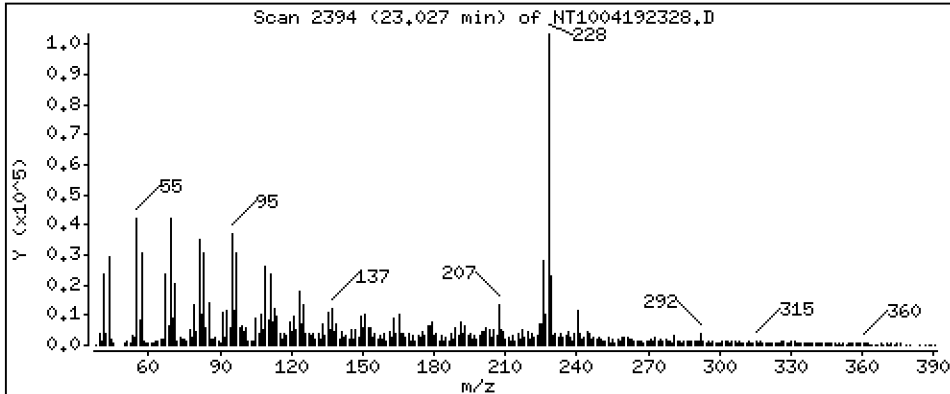
Operator: VTS

Column phase: ZB-5msi

Column diameter: 0,25

68 Benzo(a)anthracene

Concentration: 1,003 ug/mL



Date : 20-APR-2023 04:30

Client ID:

Instrument: nt10.i

Sample Info: 23C0774-12

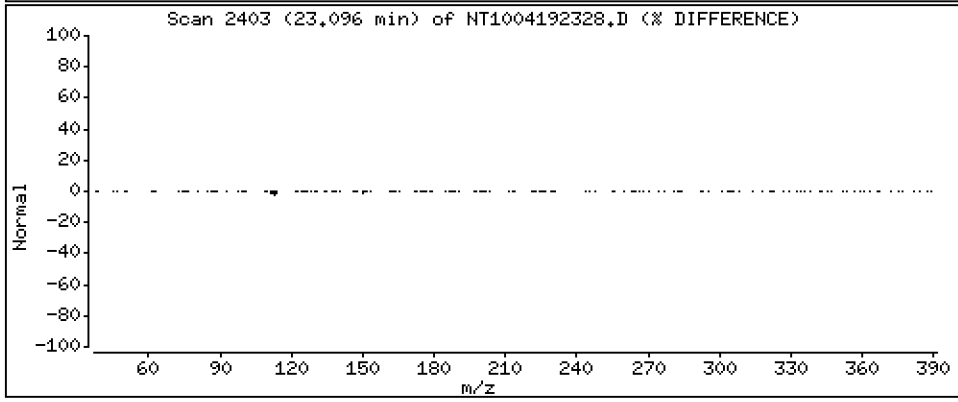
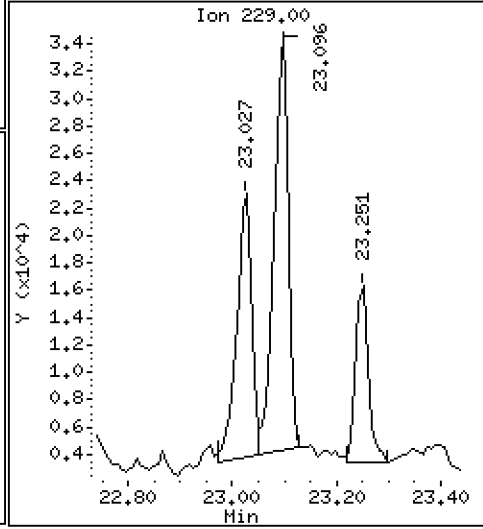
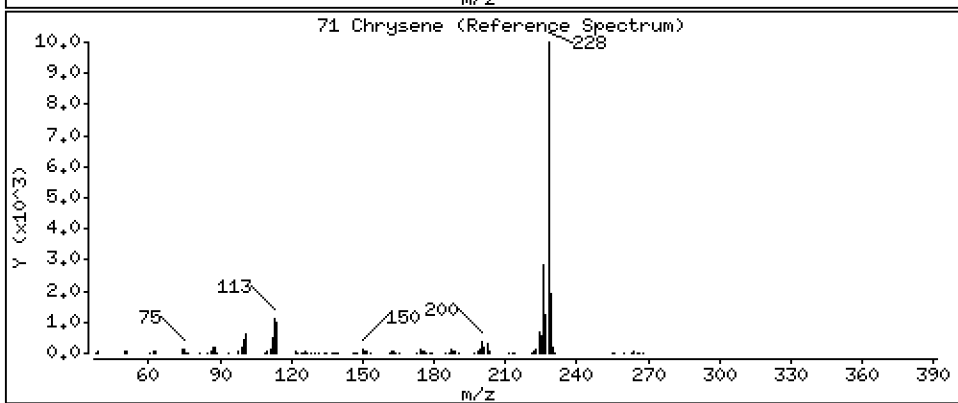
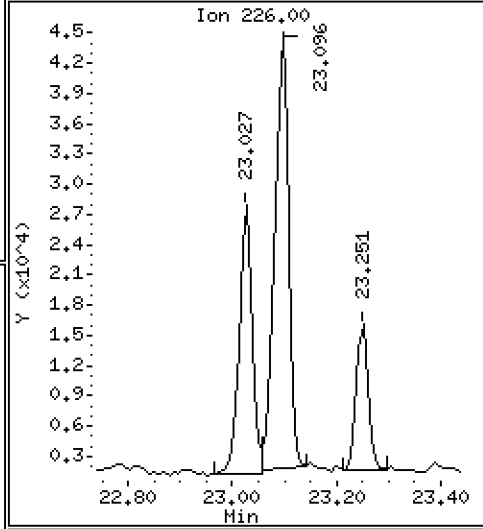
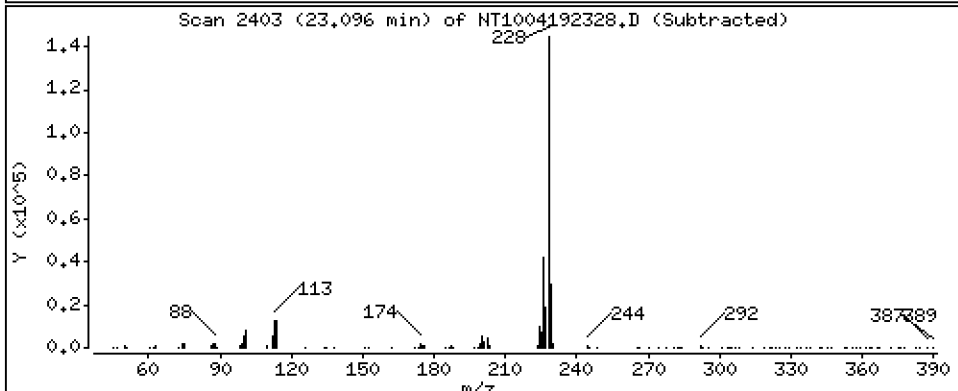
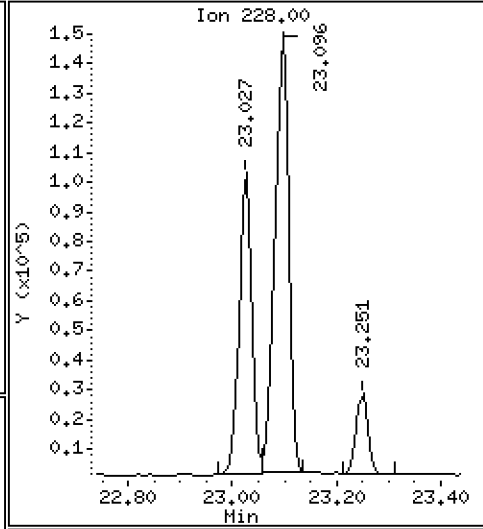
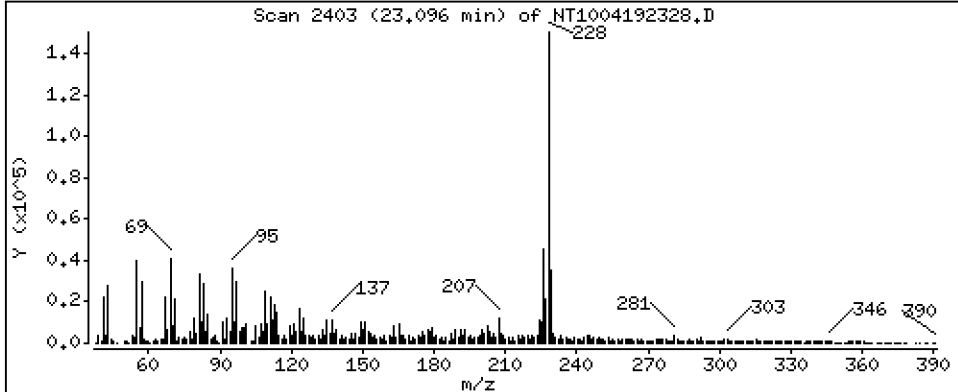
Operator: VTS

Column phase: ZB-5msi

Column diameter: 0,25

71 Chrysene

Concentration: 1,581 ug/mL



Date : 20-APR-2023 04:30

Client ID:

Instrument: nt10.i

Sample Info: 23C0774-12

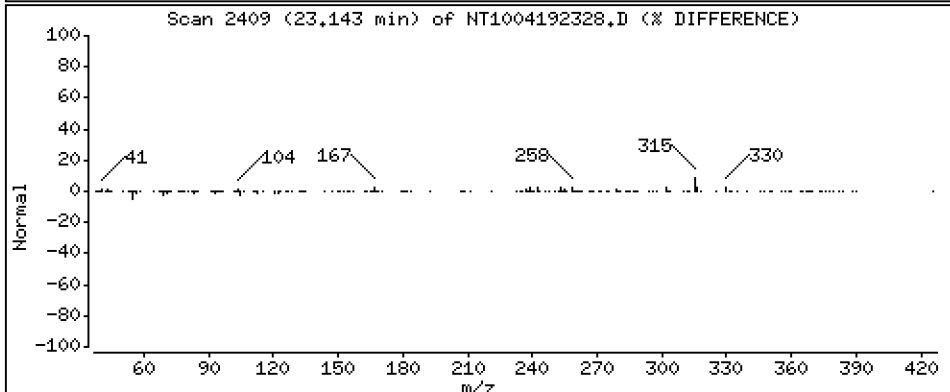
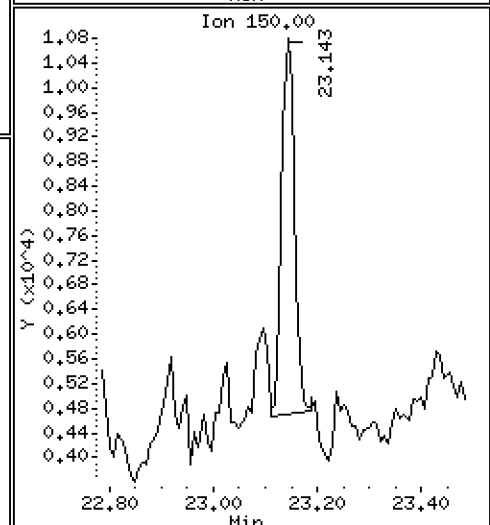
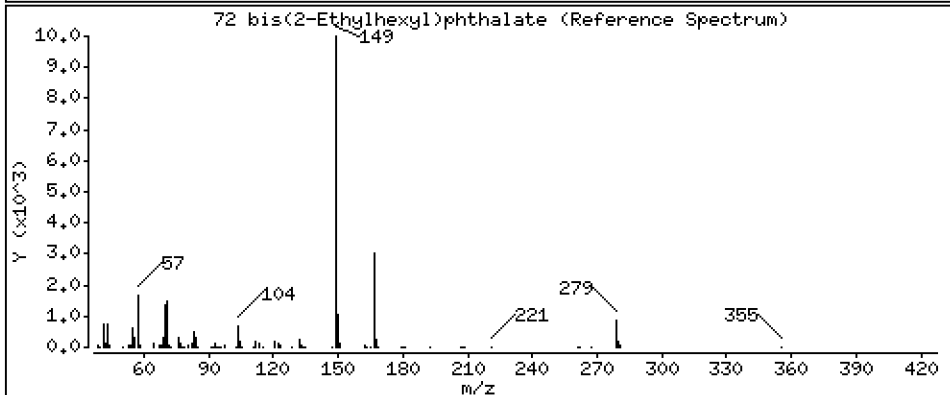
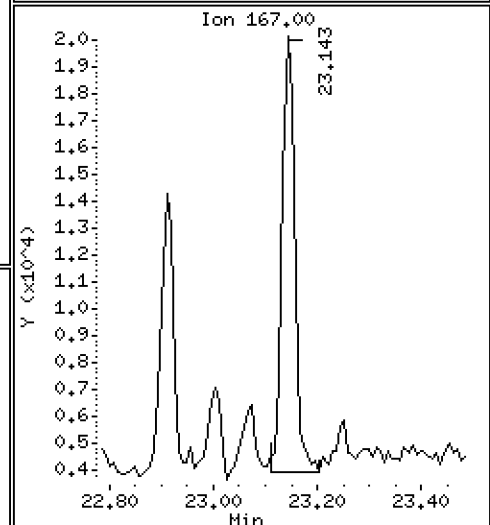
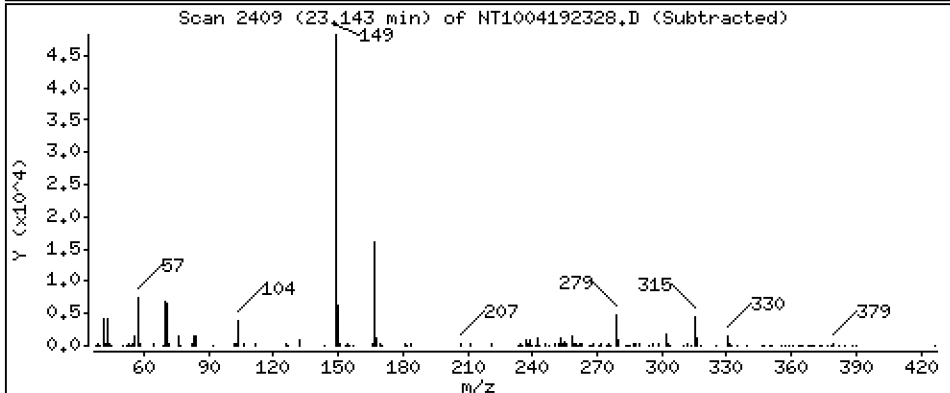
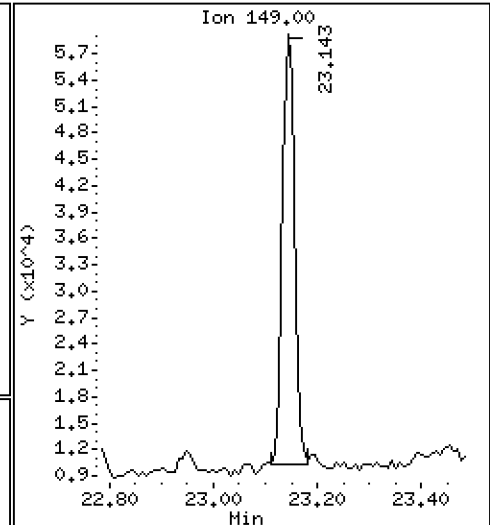
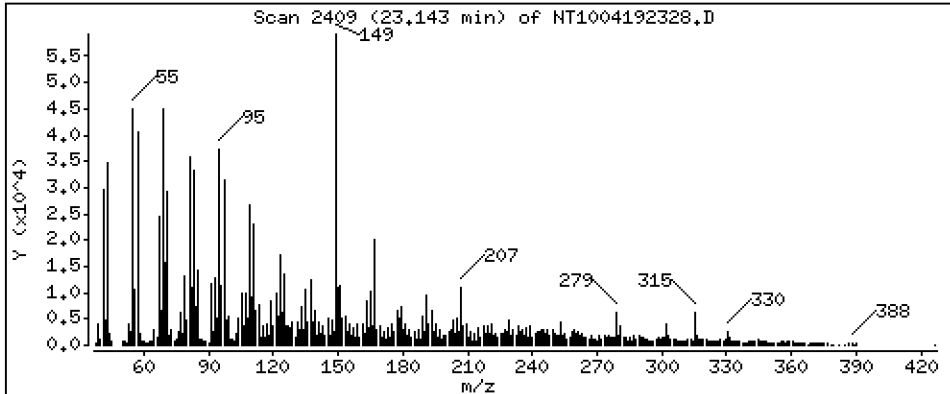
Operator: VTS

Column phase: ZB-5msi

Column diameter: 0,25

72 bis(2-Ethylhexyl)phthalate

Concentration: 0,6571 ug/mL



Date : 20-APR-2023 04:30

Client ID:

Instrument: nt10.i

Sample Info: 23C0774-12

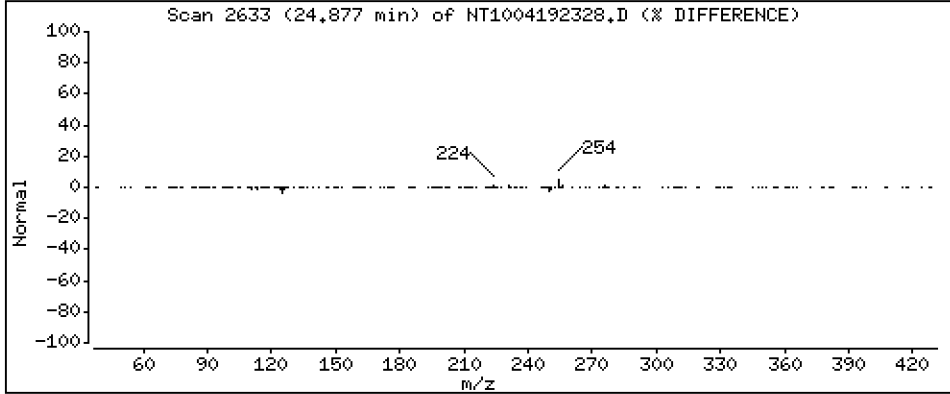
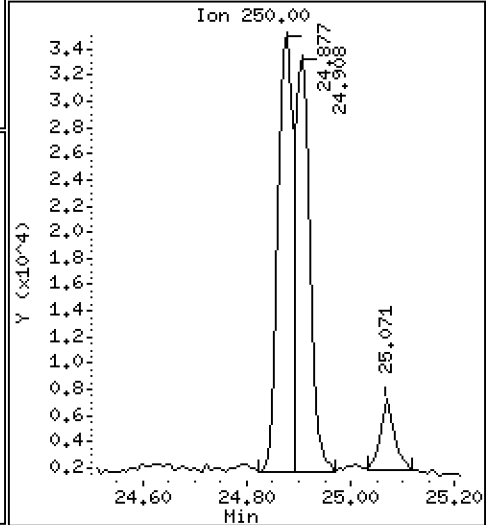
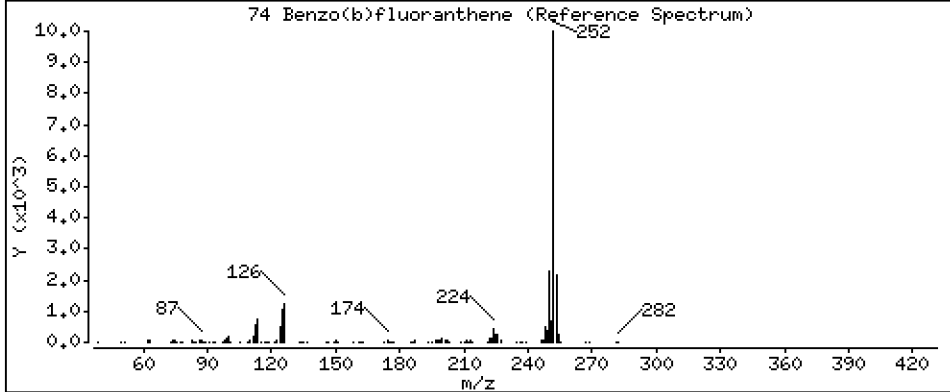
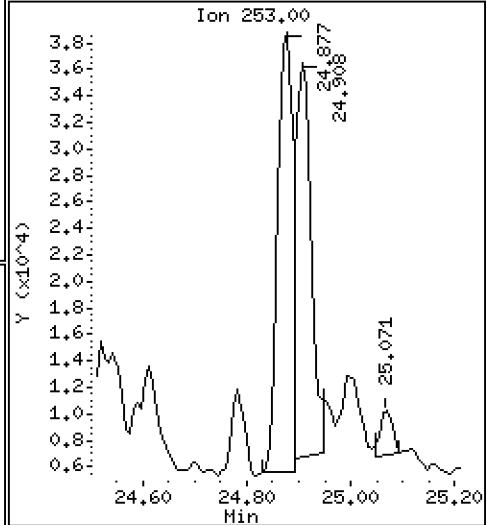
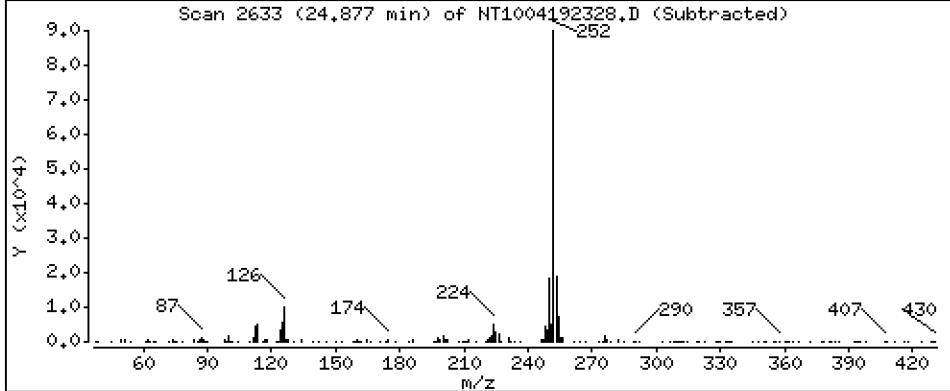
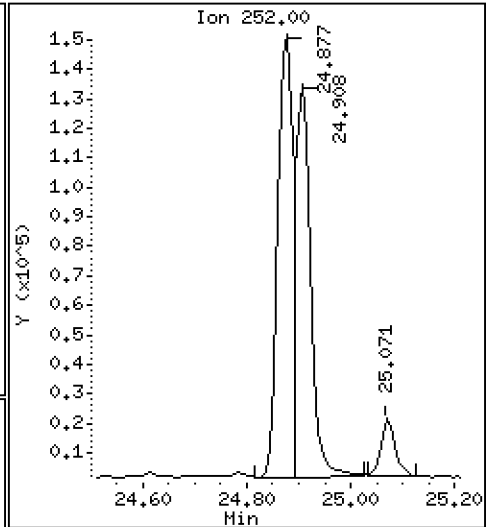
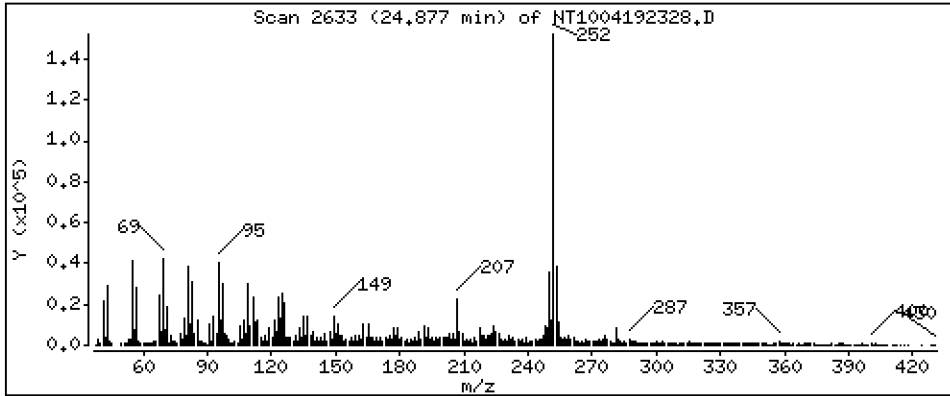
Operator: VTS

Column phase: ZB-5msi

Column diameter: 0,25

74 Benzo(b)fluoranthene

Concentration: 1,637 ug/mL



Date : 20-APR-2023 04:30

Client ID:

Instrument: nt10.i

Sample Info: 23C0774-12

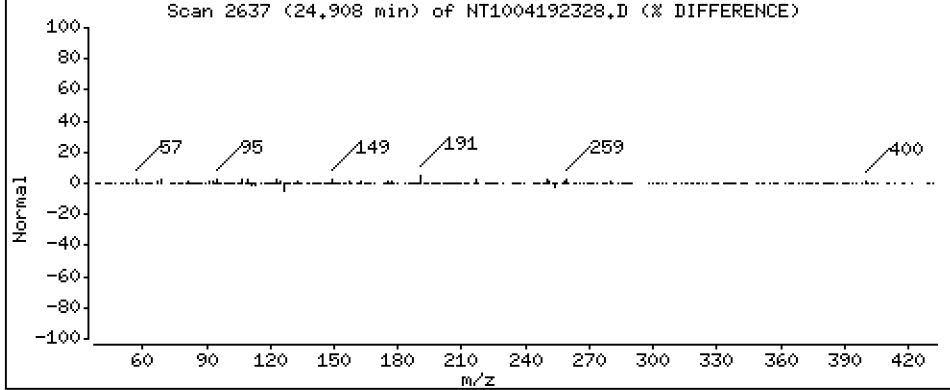
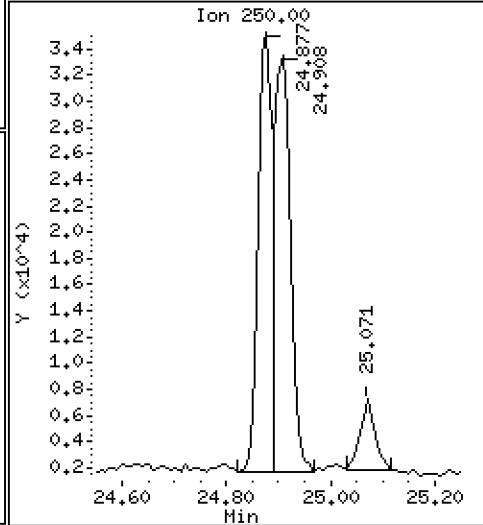
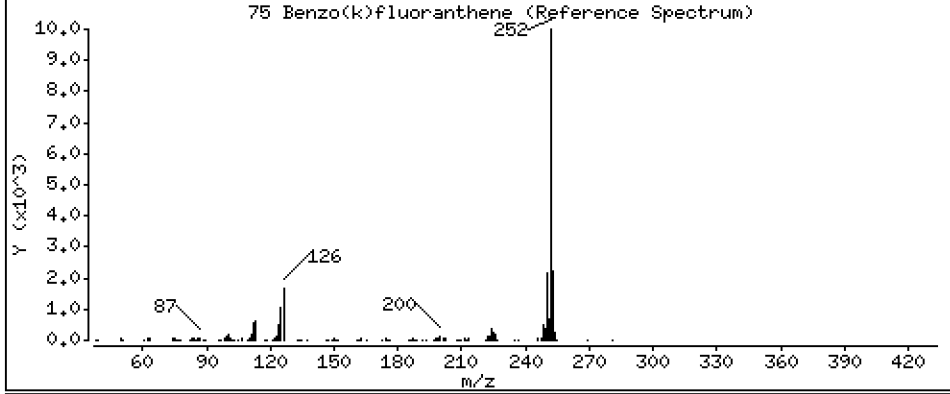
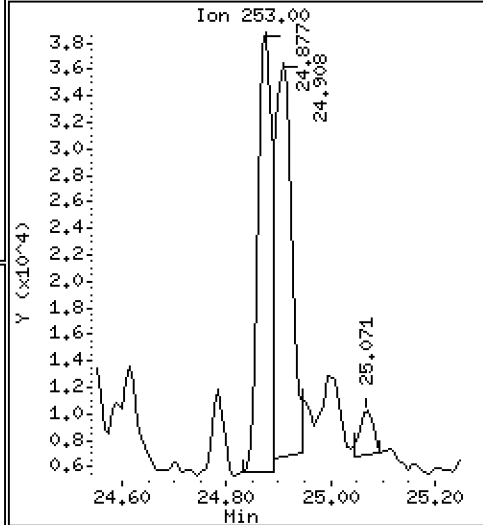
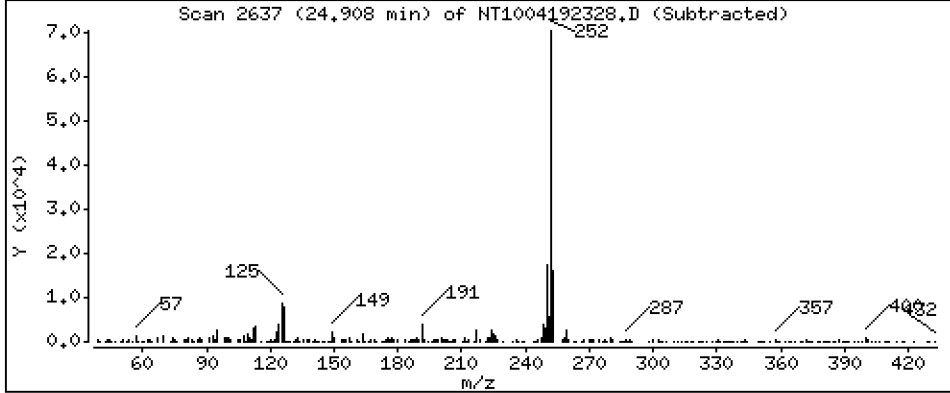
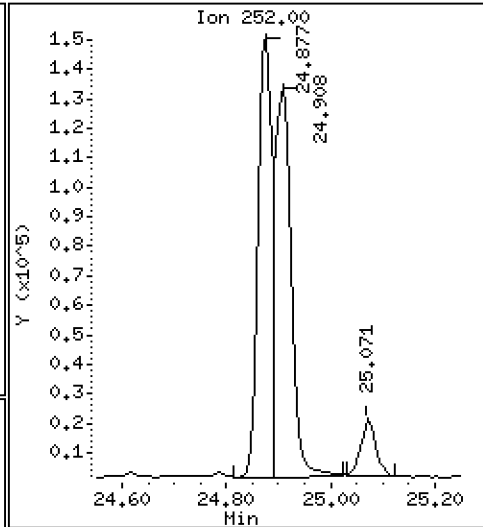
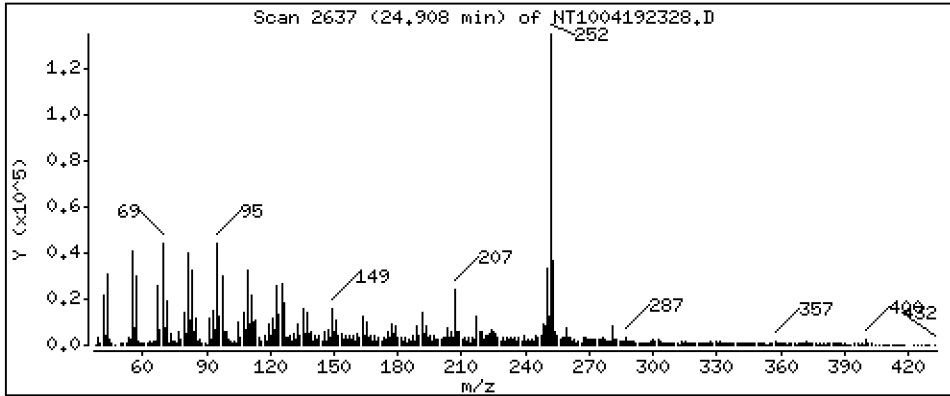
Operator: VTS

Column phase: ZB-5msi

Column diameter: 0,25

75 Benzo(k)fluoranthene

Concentration: 1,512 ug/mL



Date : 20-APR-2023 04:30

Client ID:

Instrument: nt10.i

Sample Info: 23C0774-12

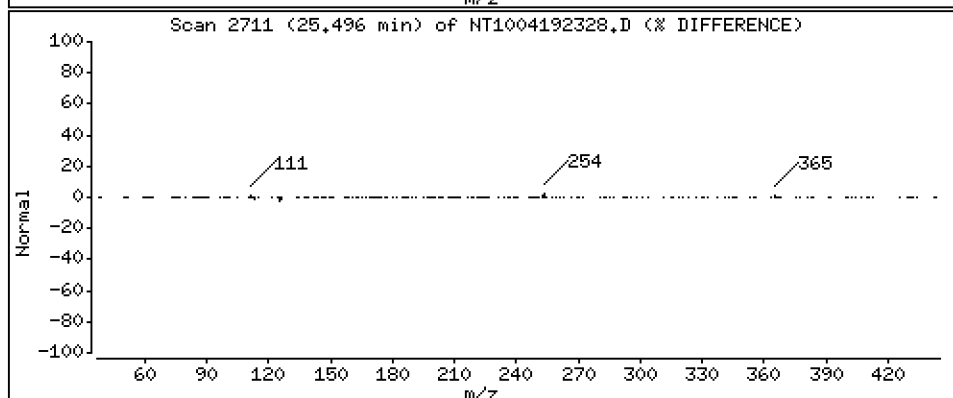
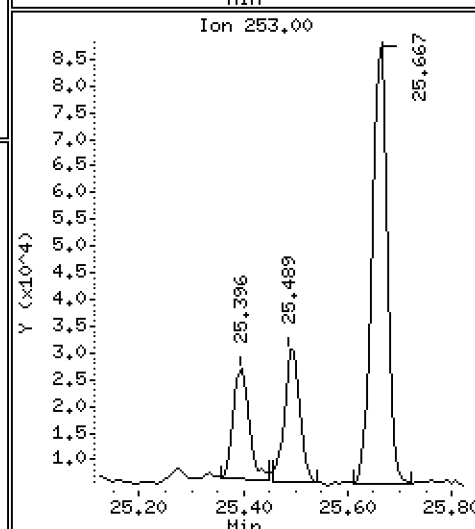
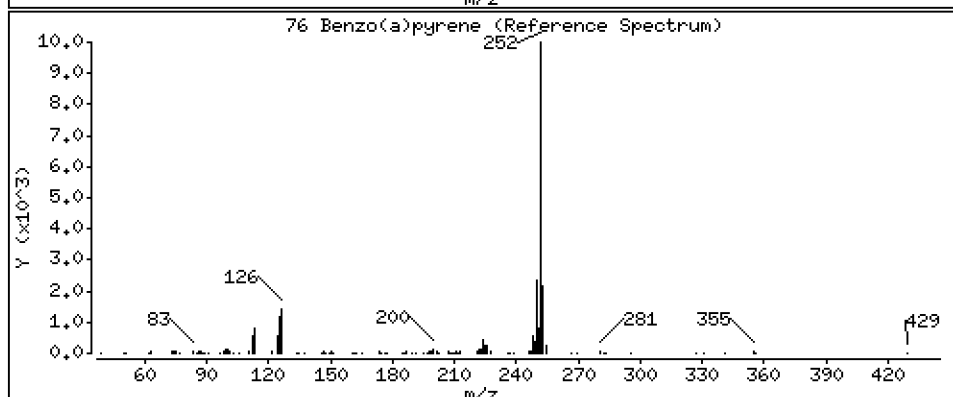
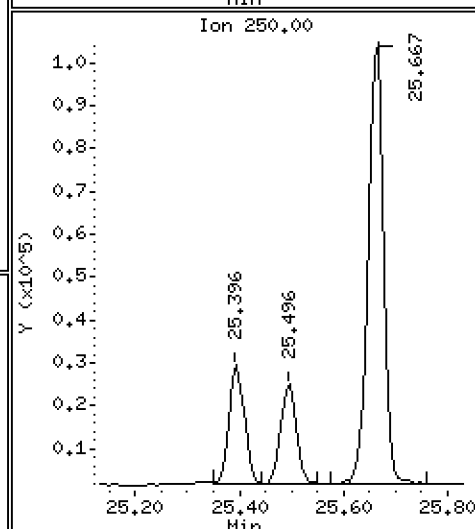
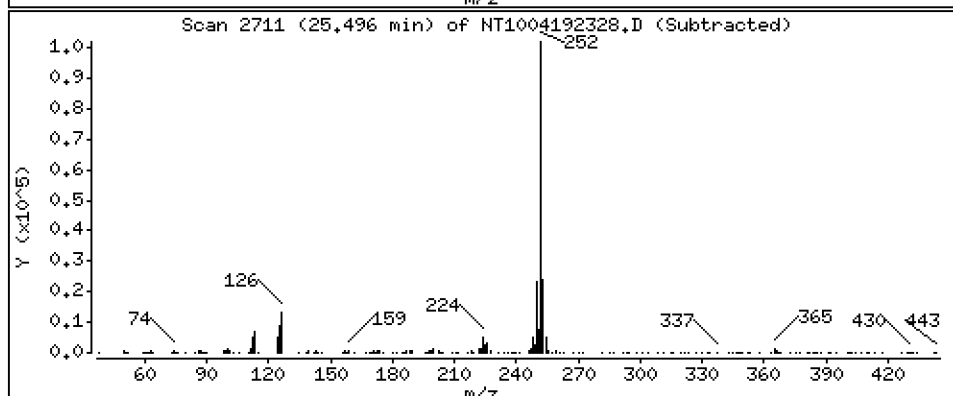
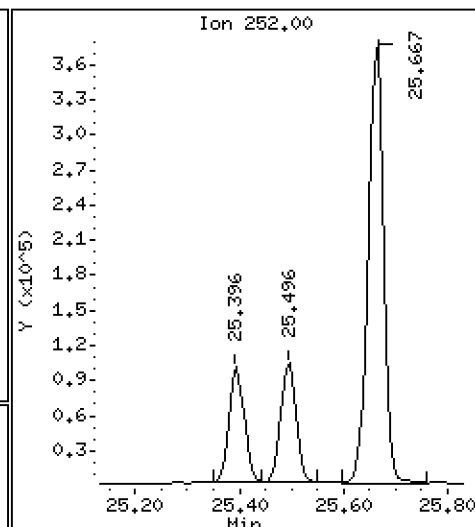
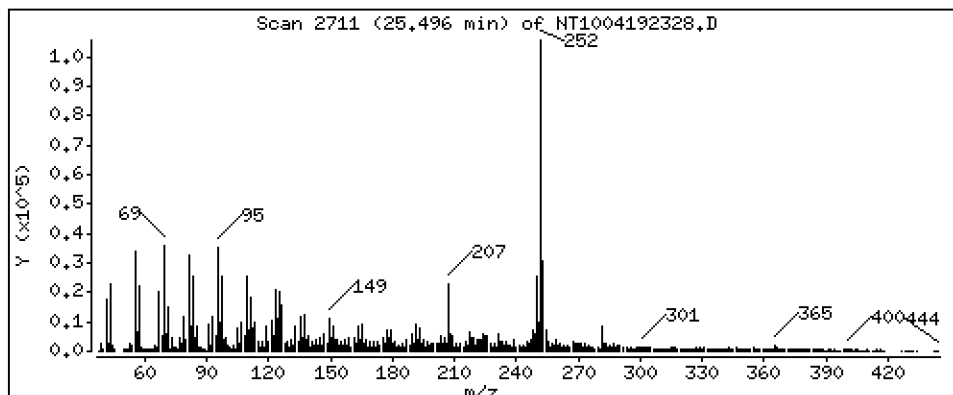
Operator: VTS

Column phase: ZB-5msi

Column diameter: 0,25

76 Benzo(a)pyrene

Concentration: 1,233 ug/mL



Date : 20-APR-2023 04:30

Client ID:

Instrument: nt10.i

Sample Info: 23C0774-12

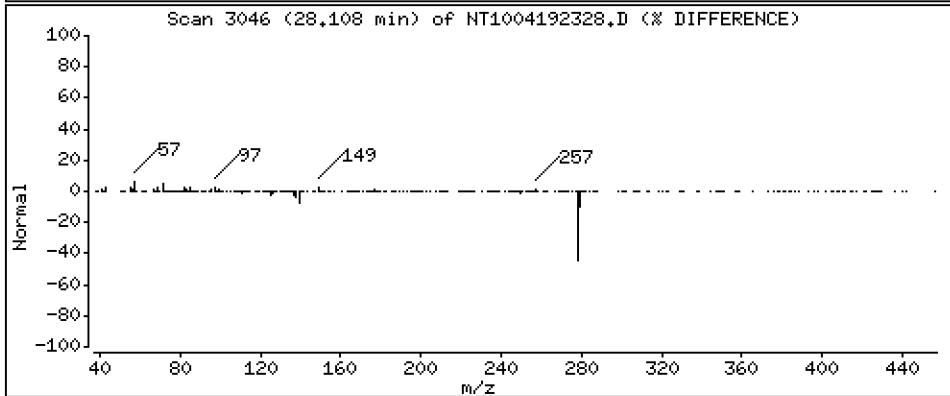
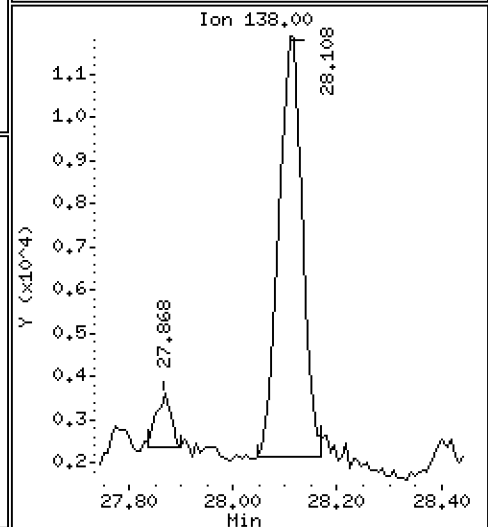
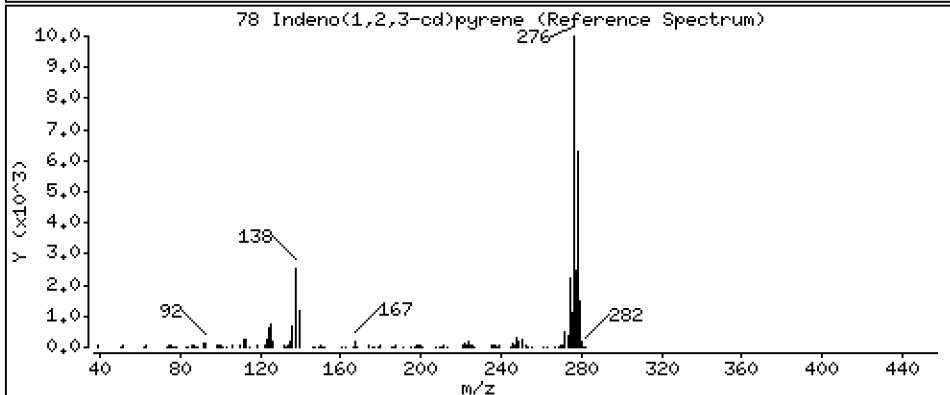
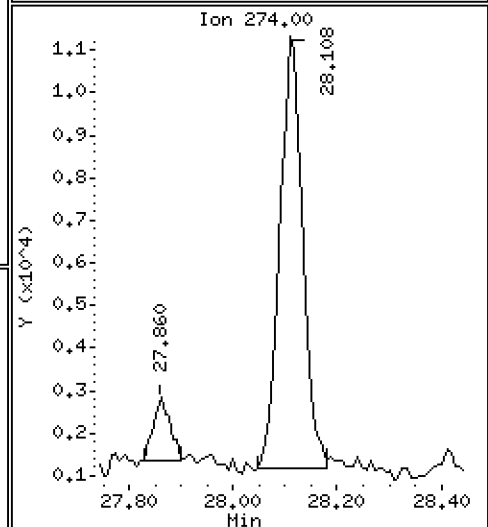
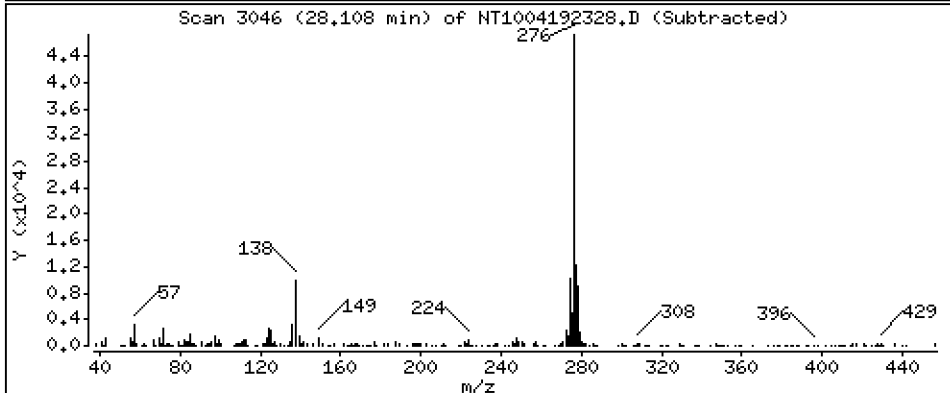
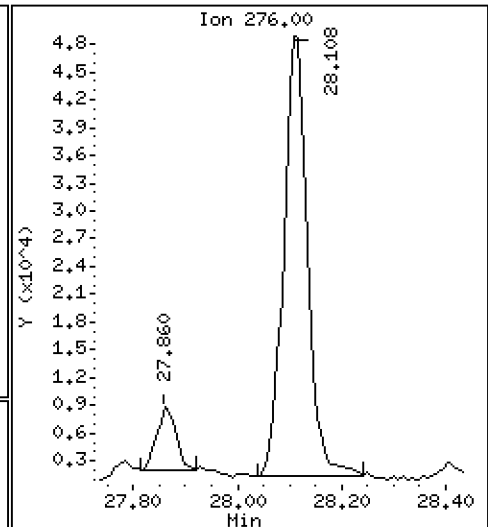
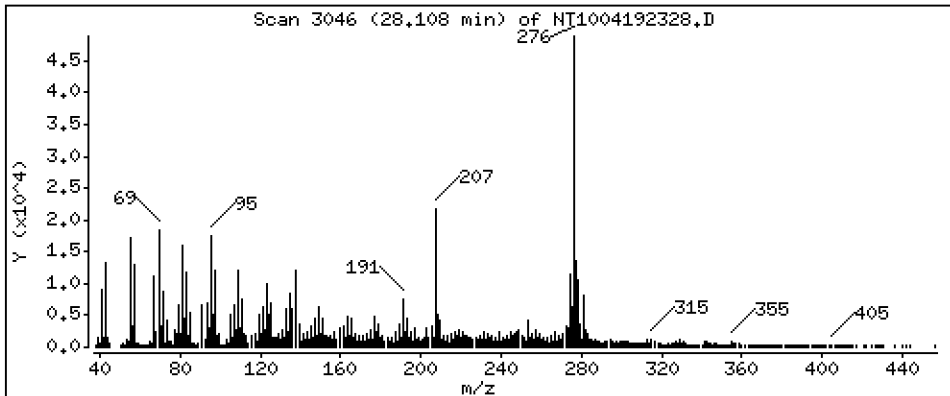
Operator: VTS

Column phase: ZB-5msi

Column diameter: 0,25

78 Indeno(1,2,3-cd)pyrene

Concentration: 0,7142 ug/mL



Date : 20-APR-2023 04:30

Client ID:

Instrument: nt10.i

Sample Info: 23C0774-12

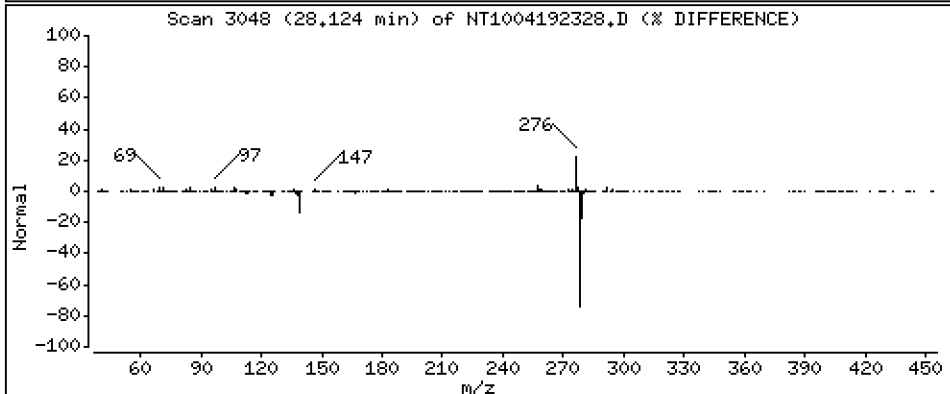
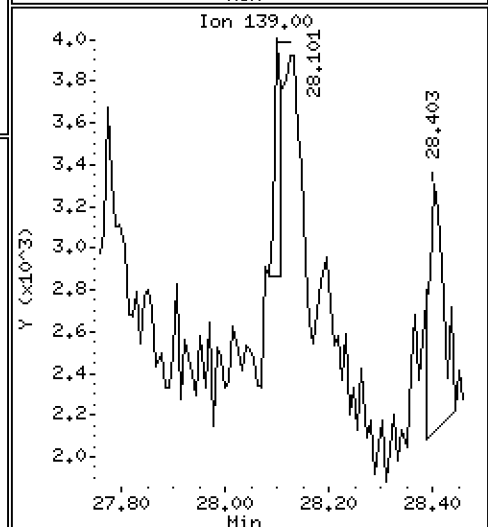
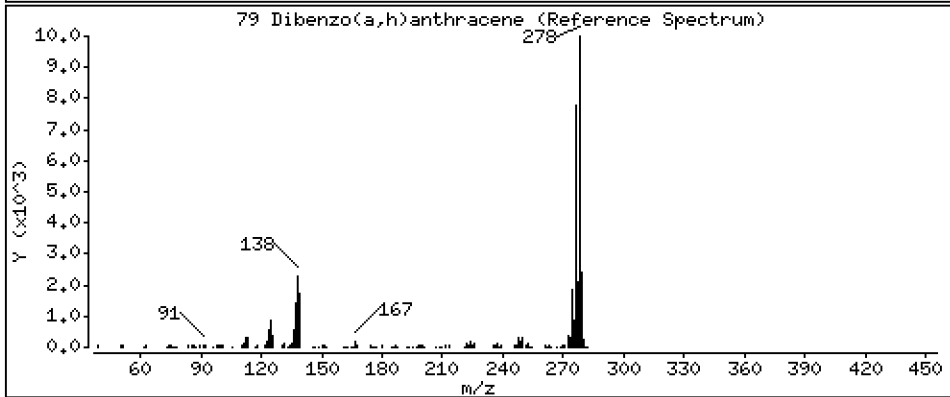
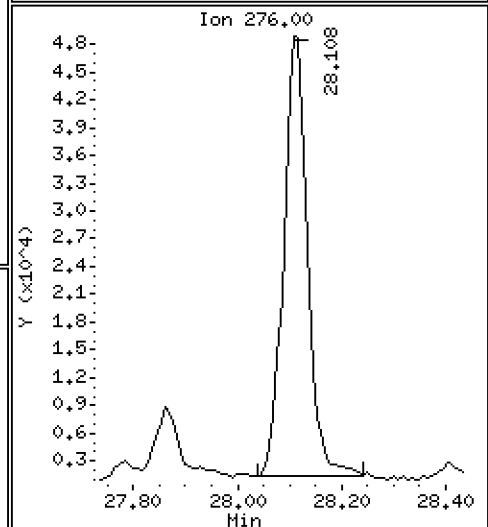
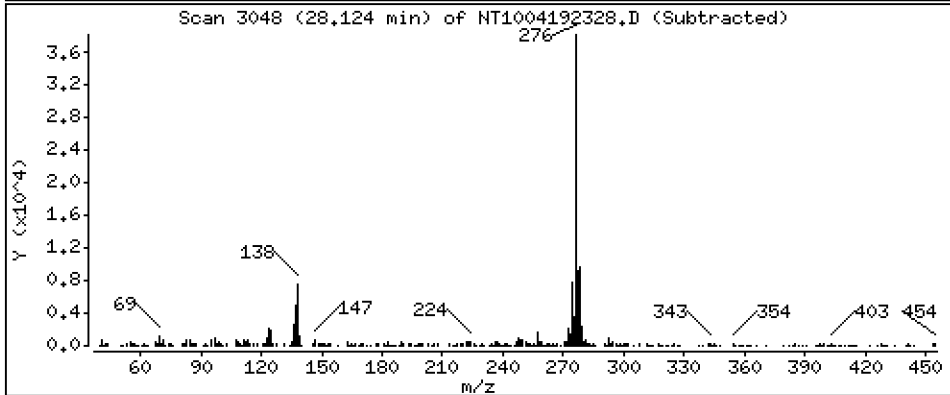
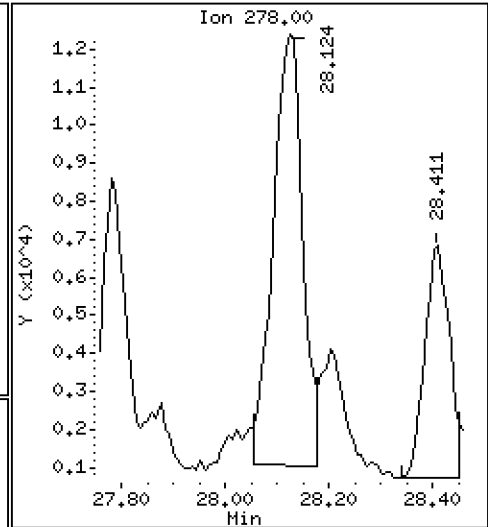
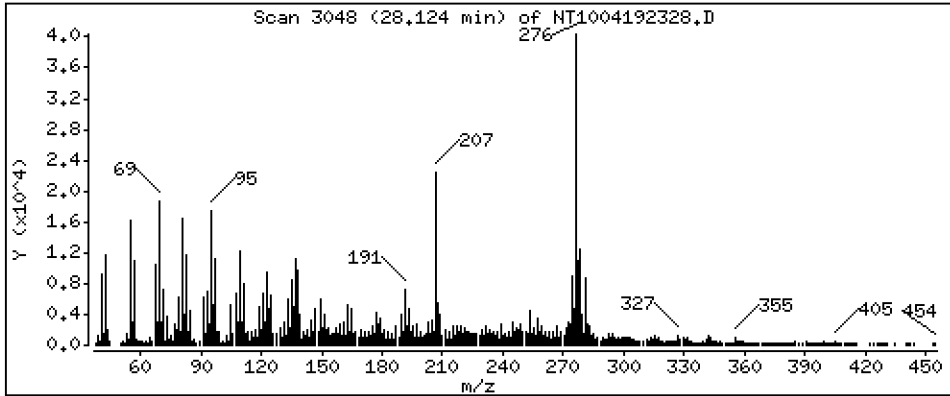
Operator: VTS

Column phase: ZB-5msi

Column diameter: 0.25

79 Dibenzo(a,h)anthracene

Concentration: 0.2542 ug/mL



Date : 20-APR-2023 04:30

Client ID:

Instrument: nt10.i

Sample Info: 23C0774-12

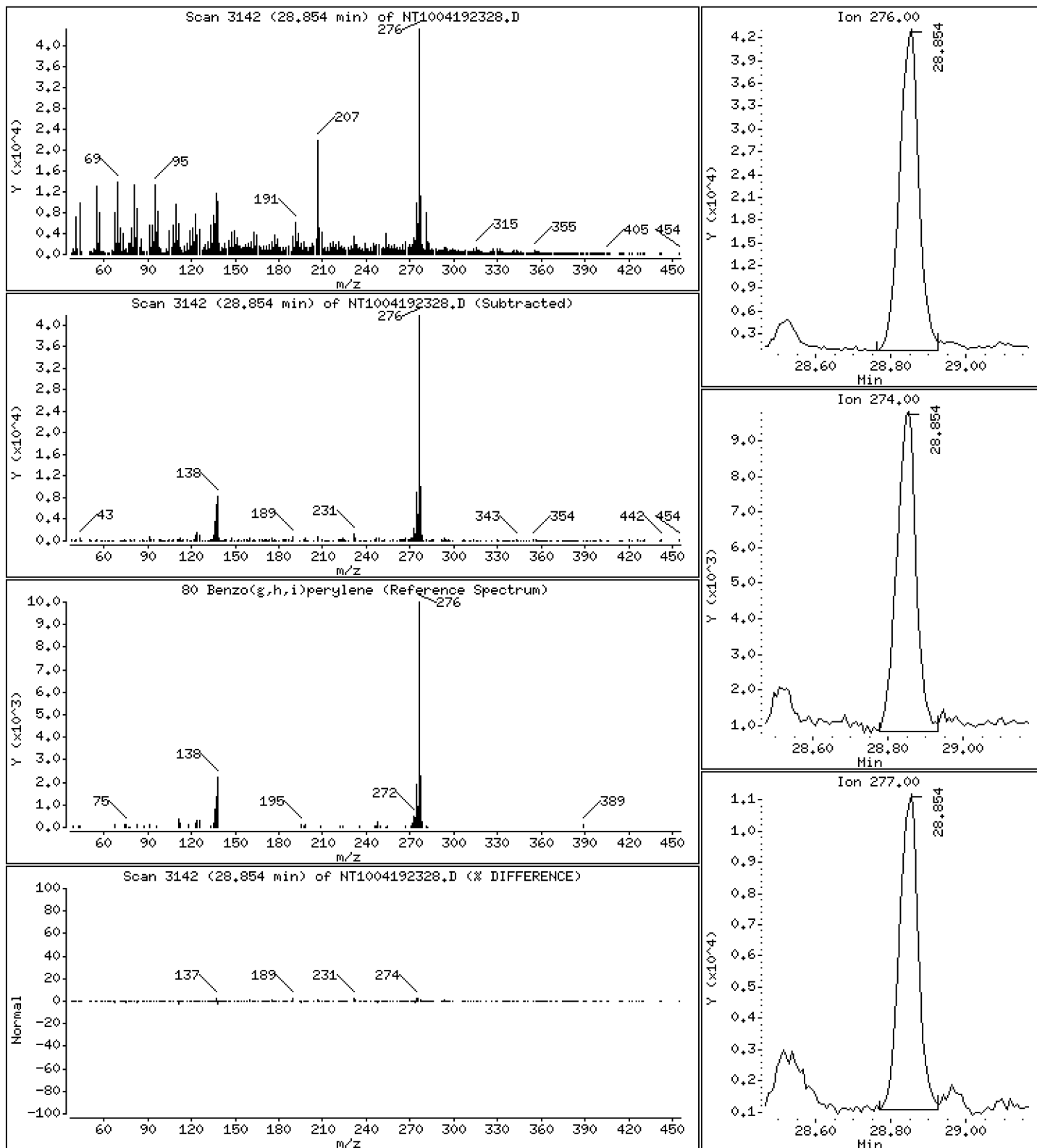
Operator: VTS

Column phase: ZB-5msi

Column diameter: 0,25

80 Benzo(g,h,i)perylene

Concentration: 0,8342 ug/mL



Date : 20-APR-2023 04:30

Client ID:

Instrument: nt10.i

Sample Info: 23C0774-12

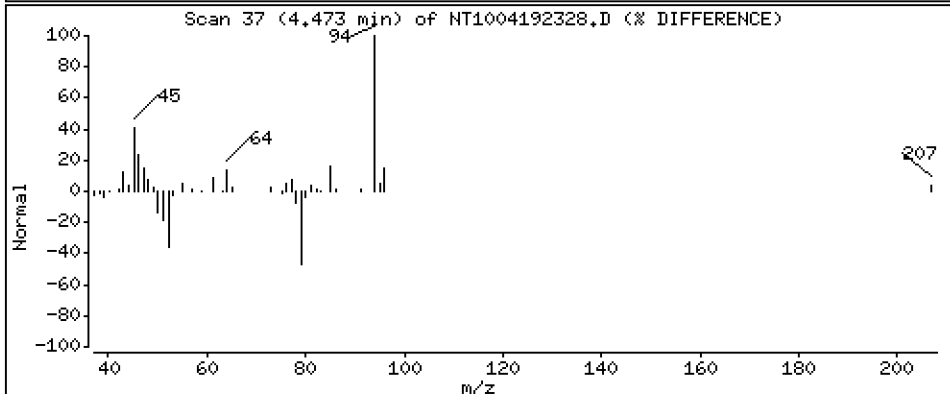
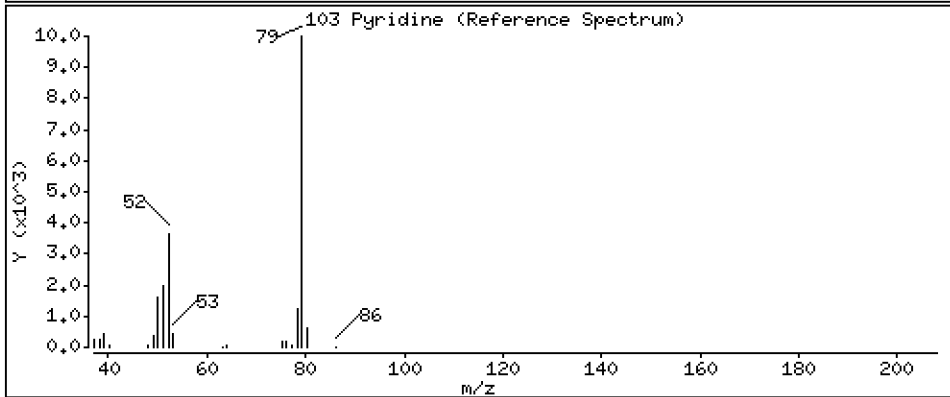
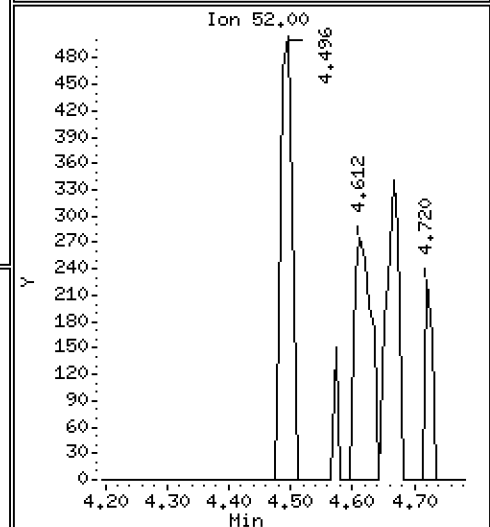
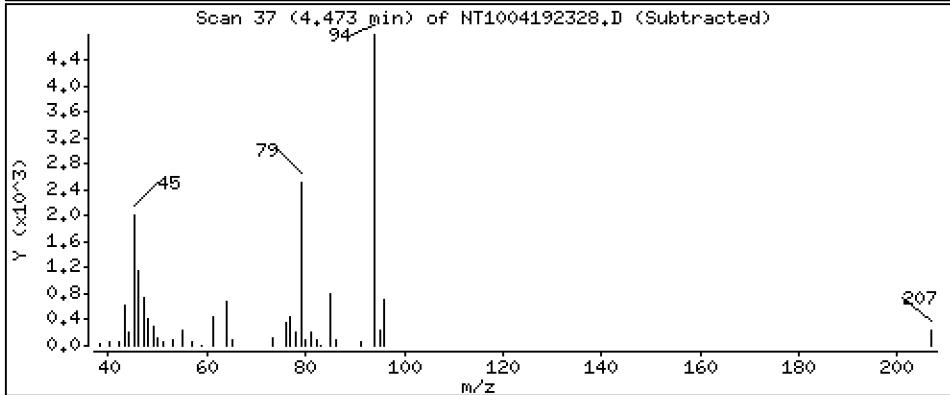
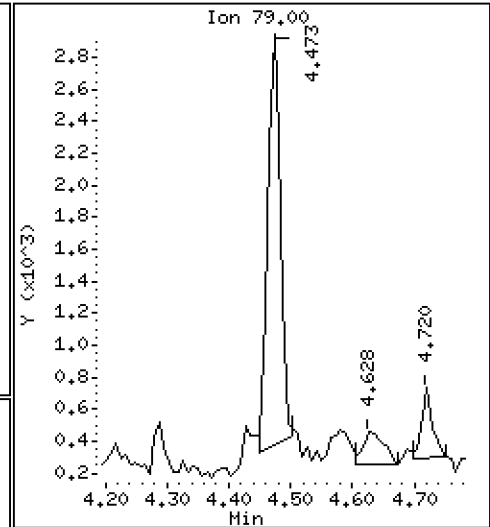
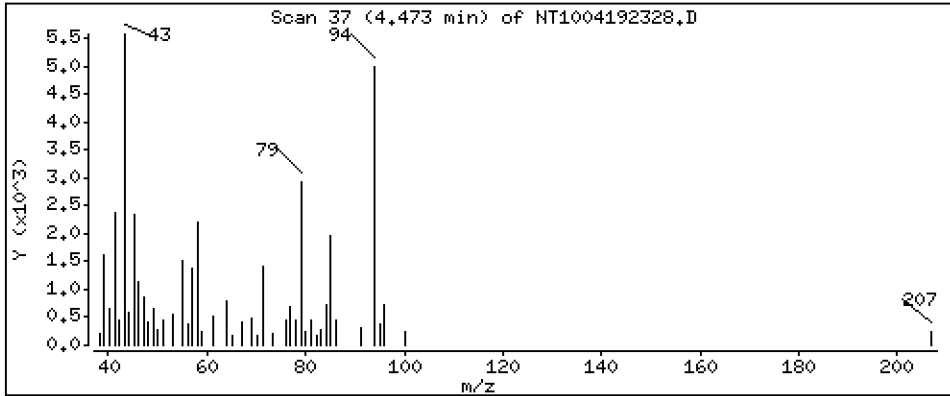
Operator: VTS

Column phase: ZB-5msi

Column diameter: 0.25

103 Pyridine

Concentration: 0.09303 ug/mL



Date : 20-APR-2023 04:30

Client ID:

Instrument: nt10.i

Sample Info: 23C0774-12

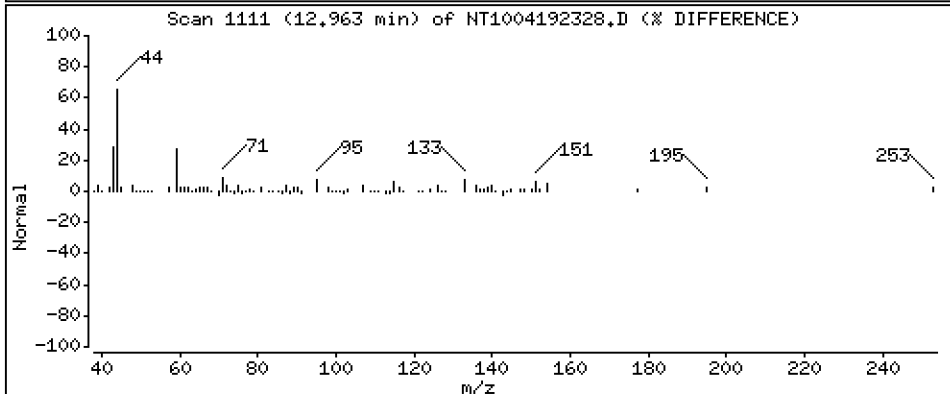
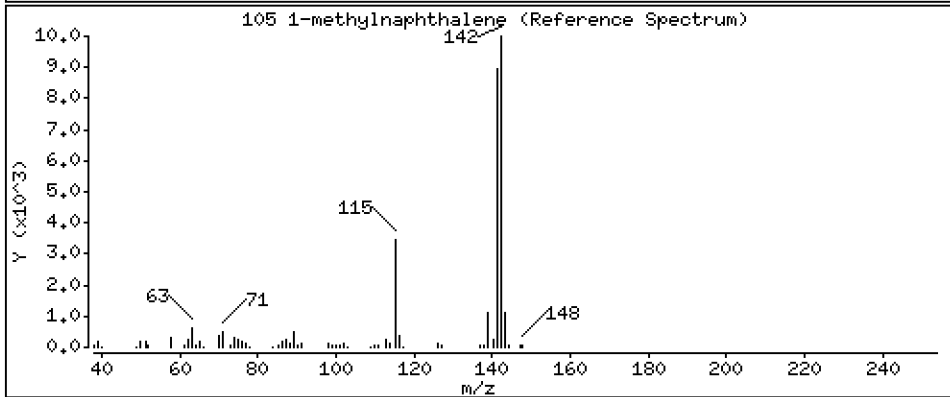
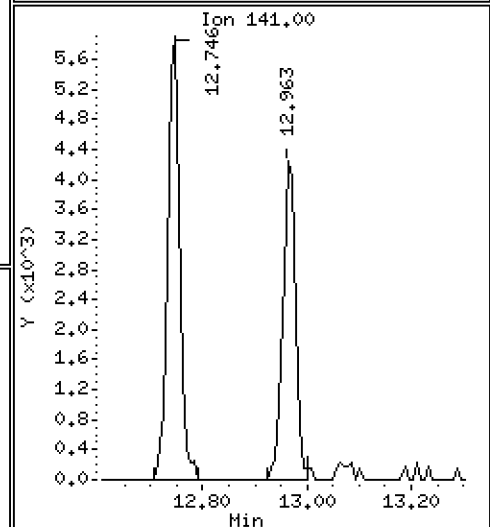
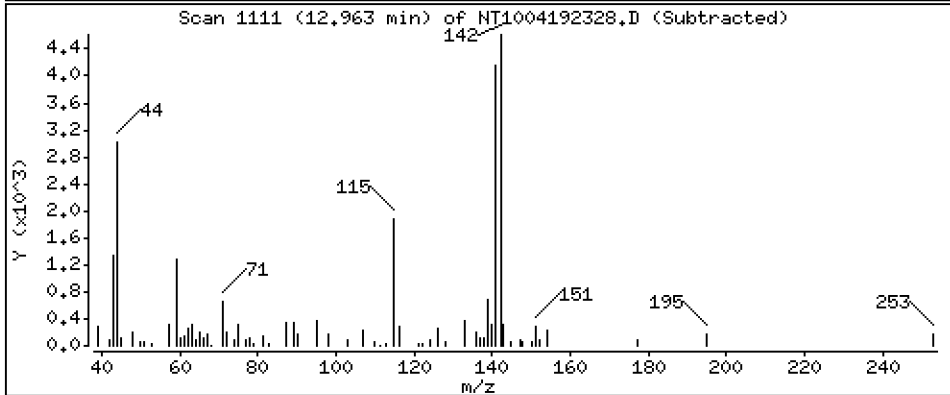
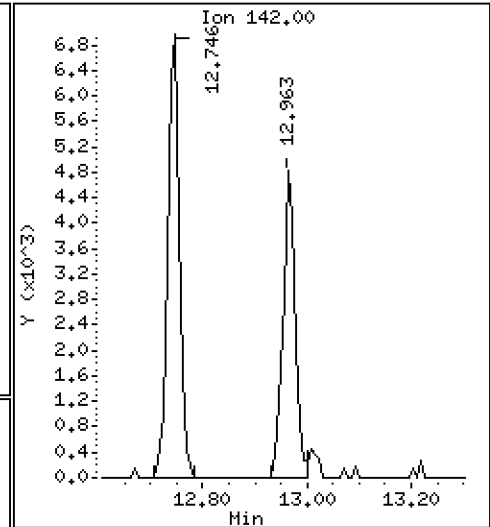
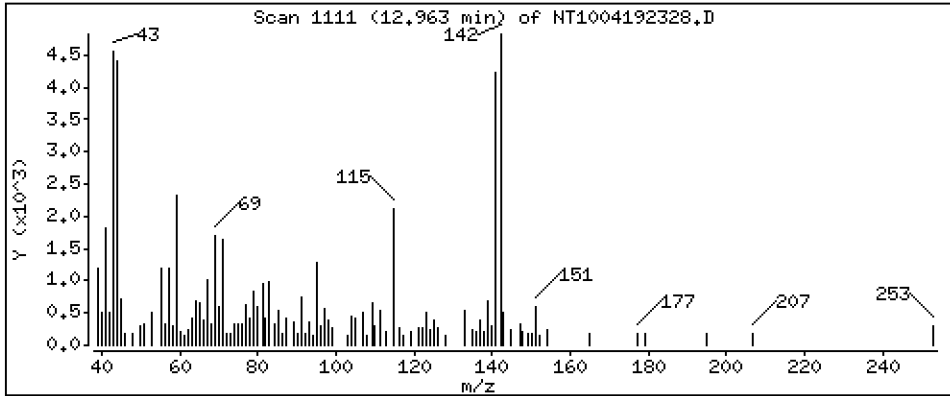
Operator: VTS

Column phase: ZB-5msi

Column diameter: 0,25

105 1-methylnaphthalene

Concentration: 0,08709 ug/mL



Date : 20-APR-2023 04:30

Client ID:

Instrument: nt10.i

Sample Info: 23C0774-12

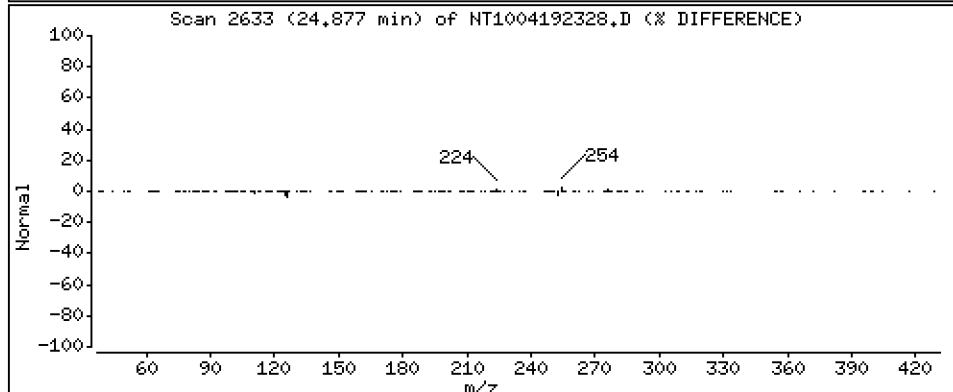
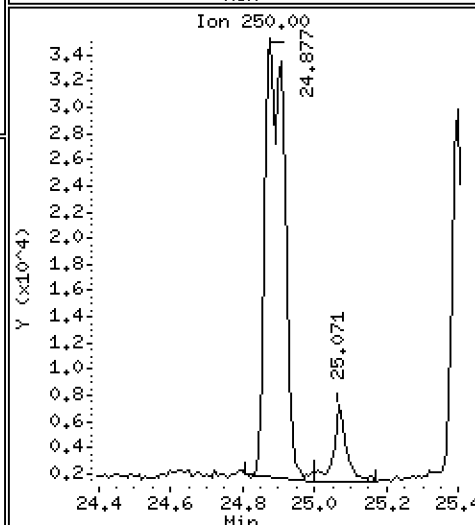
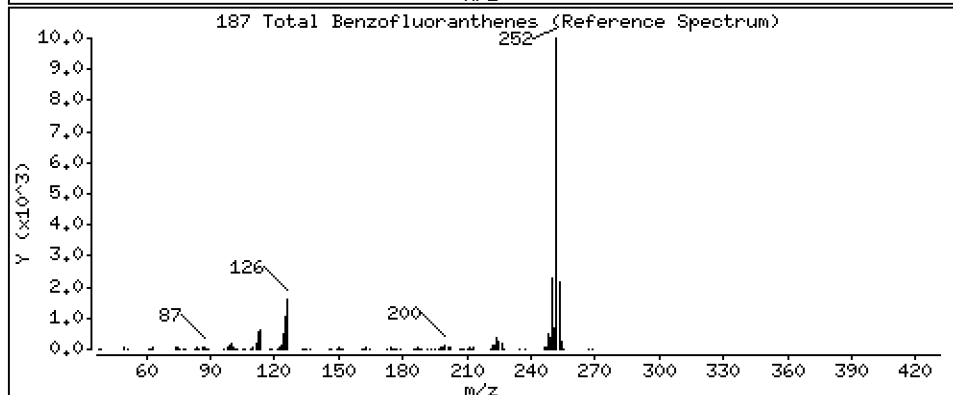
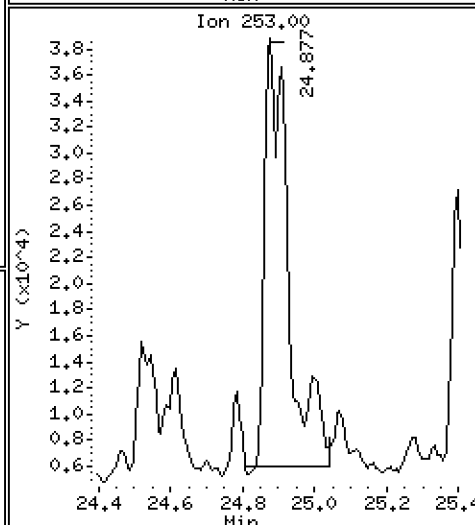
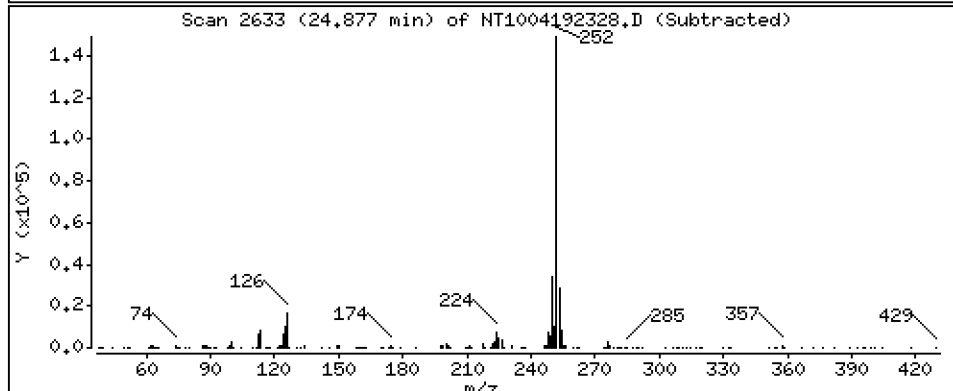
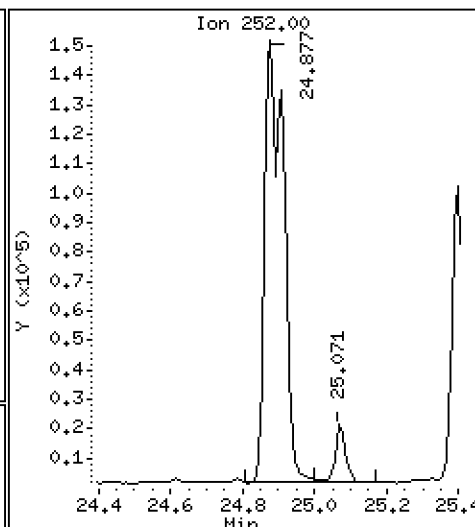
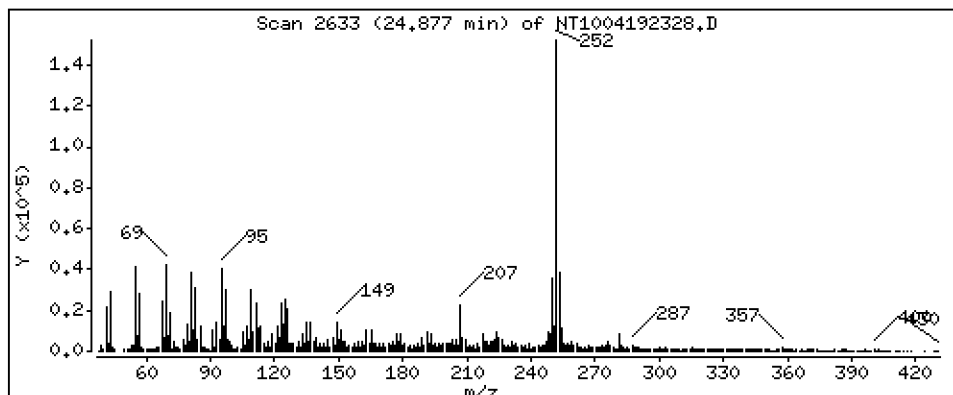
Operator: VTS

Column phase: ZB-5msi

Column diameter: 0,25

187 Total Benzofluoranthenes

Concentration: 3,003 ug/mL



ARI Labs, Inc.

Semivolatile Report SW846 Method 8270D

Data file : \\target\share\chem3\nt10.i\20230419A.b\NT1004192328.D

Lab Smp Id: 23C0774-12

Inj Date : 20-APR-2023 04:30

Operator : VTS

Inst ID: nt10.i

Smp Info : 23C0774-12

Misc Info :

Comment : 1ul Injection

Method : \\target\share\chem3\nt10.i\20230419A.b\ABN.m

Meth Date : 20-Apr-2023 14:53 deenayd Quant Type: ISTD

Cal Date : 16-MAR-2023 00:22 Cal File: NT10031508.D

Als bottle: 23

Dil Factor: 1.00000

Integrator: HP RTE

Compound Sublist: ICAL.sub

Target Version: 4.14

Processing Host: DEENAY-201905

Compounds	QUANT	SIG	RT	EXP RT	REL RT	RESPONSE	CONCENTRATIONS	
							ON-COLUMN	FINAL
	MASS						(ug/mL)	(ug/mL)
\$ 1 2-Fluorophenol	112		6.612	6.604	(0.749)	188781	4.44963	4.450
\$ 2 Phenol-d5	99		8.212	8.204	(0.931)	258317	4.64124	4.641
3 Phenol	94		8.242	8.227	(0.934)	5246	0.09070	0.09070
\$ 5 2-Chlorophenol-d4	132		8.466	8.467	(0.960)	235861	4.96267	4.963
4 Bis(2-Chloroethyl)ether	93		Compound Not Detected.					
6 2-Chlorophenol	128		Compound Not Detected.					
7 1,3-Dichlorobenzene	146		Compound Not Detected.					
* 8 1,4-Dichlorobenzene-d4	152		8.823	8.823	(1.000)	140293	4.00000	
9 1,4-Dichlorobenzene	146		8.854	8.854	(1.004)	746	0.01476	0.01476
\$ 10 1,2-Dichlorobenzene-d4	152		9.187	9.180	(1.041)	105543	3.09223	3.092
12 1,2-Dichlorobenzene	146		Compound Not Detected.					
11 Benzyl alcohol	108		9.117	9.102	(1.033)	2299	0.08469	0.08469
14 2,2'-oxybis(1-Chloropropane)	121		Compound Not Detected.					
13 2-Methylphenol	108		9.350	9.335	(1.060)	830	0.01969	0.01969
17 Hexachloroethane	117		Compound Not Detected.					
16 N-Nitroso-di-n-propylamine	70		Compound Not Detected.					
15 4-Methylphenol	108		9.630	9.614	(1.091)	1720	0.03872	0.03872
\$ 18 Nitrobenzene-d5	82		9.925	9.917	(0.878)	161156	3.13939	3.139
19 Nitrobenzene	77		Compound Not Detected.					
20 Isophorone	82		Compound Not Detected.					
21 2-Nitrophenol	139		Compound Not Detected.					
22 2,4-Dimethylphenol	107		Compound Not Detected.					
23 Bis(2-Chloroethoxy)methane	93		Compound Not Detected.					
24 Benzoic acid	105		10.787	10.880	(0.954)	4356	0.16952	0.1695 (H)
25 2,4-Dichlorophenol	162		Compound Not Detected.					
26 1,2,4-Trichlorobenzene	180		Compound Not Detected.					
* 27 Naphthalene-d8	136		11.307	11.299	(1.000)	508574	4.00000	
28 Naphthalene	128		11.345	11.346	(1.003)	18093	0.13429	0.1343
29 4-Chloroaniline	127		Compound Not Detected.					
30 Hexachlorobutadiene	225		Compound Not Detected.					
31 4-Chloro-3-methylphenol	107		Compound Not Detected.					
32 2-Methylnaphthalene	142		12.746	12.738	(1.127)	11224	0.11544	0.1154
33 Hexachlorocyclopentadiene	237		Compound Not Detected.					

Compounds	QUANT MASS	SIG	RT	EXP RT	REL RT	RESPONSE	CONCENTRATIONS	
							ON-COLUMN (ug/mL)	FINAL (ug/mL)
34 2,4,6-Trichlorophenol	196					Compound Not Detected.		
35 2,4,5-Trichlorophenol	196					Compound Not Detected.		
\$ 36 2-Fluorobiphenyl	172		13.527	13.527	(0.907)	393315	3.38516	3.385
37 2-Chloronaphthalene	162					Compound Not Detected.		
38 2-Nitroaniline	65					Compound Not Detected.		
39 Dimethylphthalate	163		14.441	14.433	(0.968)	5484	0.05747	0.05747
40 Acenaphthylene	152		14.603	14.596	(0.979)	10707	0.07304	0.07304
41 2,6-Dinitrotoluene	165					Compound Not Detected.		
* 42 Acenaphthene-d10	164		14.913	14.905	(1.000)	293721	4.00000	
43 3-Nitroaniline	138					Compound Not Detected.		
44 Acenaphthene	153		14.982	14.975	(1.005)	7664	0.08462	0.08462
45 2,4-Dinitrophenol	184					Compound Not Detected.		
46 Dibenzofuran	168		15.307	15.299	(1.026)	13121	0.09825	0.09825
47 4-Nitrophenol	109					Compound Not Detected.		
48 2,4-Dinitrotoluene	165					Compound Not Detected.		
50 Diethylphthalate	149		15.895	15.895	(1.066)	19092	0.20393	0.2039
49 Fluorene	166		16.018	16.010	(1.074)	12437	0.11837	0.1184
51 4-Chlorophenyl-phenylether	204					Compound Not Detected.		
52 4-Nitroaniline	138					Compound Not Detected.		
53 4,6-Dinitro-2-methylphenol	198					Compound Not Detected.		
54 N-Nitrosodiphenylamine	169					Compound Not Detected.		
\$ 55 2,4,6-Tribromophenol	330		16.558	16.550	(1.110)	91227	6.65924	6.659
56 4-Bromophenyl-phenylether	248					Compound Not Detected.		
57 Hexachlorobenzene	284					Compound Not Detected.		
58 Pentachlorophenol	266					Compound Not Detected.		
* 59 Phenanthrene-d10	188		17.957	17.942	(1.000)	522580	4.00000	
60 Phenanthrene	178		18.003	17.988	(1.003)	124105	0.87094	0.8709
61 Anthracene	178		18.096	18.081	(1.008)	44458	0.32525	0.3252
62 Carbazole	167		18.437	18.421	(1.027)	15094	0.12323	0.1232
63 Di-n-butylphthalate	149		19.272	19.257	(1.073)	25969	0.15768	0.1577
64 Fluoranthene	202		20.448	20.402	(0.887)	408189	2.09337	2.093
65 Pyrene	202		20.851	20.827	(0.904)	520955	2.60443	2.604
\$ 66 Terphenyl-d14	244		21.145	21.137	(0.917)	499438	3.32480	3.325
67 Butylbenzylphthalate	149		22.097	22.089	(0.958)	17761	0.25275	0.2527
68 Benzo(a)anthracene	228		23.026	23.011	(0.999)	171787	1.00292	1.003
* 69 Chrysene-d12	240		23.057	23.042	(1.000)	485274	4.00000	
70 3,3'-Dichlorobenzidine	252					Compound Not Detected.		
71 Chrysene	228		23.096	23.088	(1.002)	264623	1.58131	1.581
72 bis(2-Ethylhexyl)phthalate	149		23.142	23.135	(0.959)	75031	0.65710	0.6571
* 134 Di-n-octylphthalate-d4	153		24.133	24.126	(1.000)	780492	4.00000	
73 Di-n-octylphthalate	149					Compound Not Detected.		
74 Benzo(b)fluoranthene	252		24.876	24.861	(0.971)	307223	1.63656	1.637
75 Benzo(k)fluoranthene	252		24.907	24.900	(0.972)	288160	1.51171	1.512
76 Benzo(a)pyrene	252		25.496	25.481	(0.995)	206928	1.23292	1.233
* 77 Perylene-d12	264		25.612	25.589	(1.000)	579127	4.00000	
78 Indeno(1,2,3-cd)pyrene	276		28.108	28.085	(1.097)	152510	0.71424	0.7142
79 Dibenzo(a,h)anthracene	278		28.123	28.108	(1.098)	45066	0.25421	0.2542
80 Benzo(g,h,i)perylene	276		28.853	28.815	(1.127)	154149	0.83418	0.8342
90 N-Nitrosodimethylamine	74					Compound Not Detected.		
91 Aniline	93					Compound Not Detected.		
93 Benzidine	184					Compound Not Detected.		
103 Pyridine	79		4.473	4.434	(0.507)	3867	0.09303	0.09303
105 1-methylnaphthalene	142		12.962	12.955	(1.146)	7758	0.08709	0.08709
111 Azobenzene (1,2-DP-Hydrazine)	77					Compound Not Detected.		

Compounds	QUANT SIG	RT	EXP RT	REL RT	RESPONSE	CONCENTRATIONS	
						ON-COLUMN (ug/mL)	FINAL (ug/mL)
187 Total Benzofluoranthenes	252	24.876	24.900	(0.971)	544334	3.00318	3.003
120 2,3,4,6-Tetrachlorophenol	232	Compound Not Detected.					

QC Flag Legend

H - Operator selected an alternate compound hit.

ARI Labs, Inc.

INTERNAL STANDARD COMPOUNDS
 AREA AND RT SUMMARY

Instrument ID: nt10.i Calibration Date: 19-APR-2023
 Lab File ID: NT1004192328.D Calibration Time: 20:55
 Lab Smp Id: 23C0774-12
 Analysis Type: SV Level:
 Quant Type: ISTD Sample Type:
 Operator: VTS
 Method File: \\target\share\chem3\nt10.i\20230419A.b\ABN.m
 Misc Info:

Test Mode:
 Use Last Continuing Calibrator.

COMPOUND	STANDARD	AREA LIMIT		SAMPLE	%DIFF
		LOWER	UPPER		
8 1,4-Dichlorobenze	142135	71068	284270	140293	-1.30
27 Naphthalene-d8	517513	258757	1035026	508574	-1.73
42 Acenaphthene-d10	306898	153449	613796	293721	-4.29
59 Phenanthrene-d10	508635	254318	1017270	522580	2.74
69 Chrysene-d12	460743	230372	921486	485274	5.32
134 Di-n-octylphthala	736003	368002	1472006	780492	6.04
77 Perylene-d12	559318	279659	1118636	579127	3.54

COMPOUND	STANDARD	RT LIMIT		SAMPLE	%DIFF
		LOWER	UPPER		
8 1,4-Dichlorobenze	8.82	8.32	9.32	8.82	-0.00
27 Naphthalene-d8	11.30	10.80	11.80	11.31	0.07
42 Acenaphthene-d10	14.91	14.41	15.41	14.91	0.05
59 Phenanthrene-d10	17.94	17.44	18.44	17.96	0.09
69 Chrysene-d12	23.04	22.54	23.54	23.06	0.07
134 Di-n-octylphthala	24.13	23.63	24.63	24.13	0.03
77 Perylene-d12	25.59	25.09	26.09	25.61	0.09

AREA UPPER LIMIT = +100% of internal standard area.
 AREA LOWER LIMIT = - 50% of internal standard area.
 RT UPPER LIMIT = + 0.50 minutes of internal standard RT.
 RT LOWER LIMIT = - 0.50 minutes of internal standard RT.

REVIEW SUMMARY FOR FILE - NT1004192328.D

Lab ID: 23C0774-12

nt10.i, 20230419A.b\ABN.m, 20-APR-2023 04:30

RT CO-ELUTION COMPOUNDS

NO CO-ELUTIONS

Quant Method: ICAL

RRT CHECK

RRT	CCV RRT	DELTA	COMPOUND
0.954	0.963	-0.0089	Benzoic acid

RRT check based on Ccal File: NT1004192316.D

On Column LOD for nt10.i, 20230419A.b\ABN.m, ICAL.sub = 0.0000

* Only compounds listed in the work order have been verified by the analyst *



Form I
ORGANIC ANALYSIS DATA SHEET
EPA 8270E
Semivolatiles (20ug/kg - 0.2ug/L SepF)

Laboratory: Analytical Resources, LLC

Client: Anchor OEA, LLC

Project: AOC5 MR Phase 1

Matrix: Sediment

Laboratory ID: 23C0774-13 A

SDG: 23C0774

Sampled: 12/14/22 14:09

Prepared: 04/05/23 16:28

File ID: NT1004192329.D

% Solids: 53.11

Preparation: EPA 3546 (Microwave)

Analyzed: 04/20/23 05:08

Batch: BLD0057

Sequence: SLD0281

Initial/Final: 18.86 g Wet / 1 mL

Instrument: NT10

Column: ZB-5MSi

Calibration: GC00046

Cleanups: GPC

CAS NO.	COMPOUND	DILUTION	CONC: (ug/kg dry)	Q	DL	RL
108-95-2	Phenol	1	8.0	J	4.4	20.0
106-44-5	4-Methylphenol	1	20.0	U	7.4	20.0
91-20-3	Naphthalene	1	10.3	J	4.2	20.0
91-57-6	2-Methylnaphthalene	1	10.8	J	4.5	20.0
208-96-8	Acenaphthylene	1	9.2	J	6.2	20.0
131-11-3	Dimethylphthalate	1	9.6	J	4.4	20.0
83-32-9	Acenaphthene	1	8.8	J	5.2	20.0
132-64-9	Dibenzofuran	1	20.0	U	14.1	20.0
86-73-7	Fluorene	1	20.0	U	14.5	20.0
85-01-8	Phenanthrene	1	96.9		8.7	20.0
120-12-7	Anthracene	1	28.8		7.2	20.0
206-44-0	Fluoranthene	1	212	Q	6.1	20.0
129-00-0	Pyrene	1	334		5.7	20.0
85-68-7	Butylbenzylphthalate	1	19.9	J	9.4	20.0
56-55-3	Benzo(a)anthracene	1	117		6.0	20.0
218-01-9	Chrysene	1	165		6.0	20.0
117-81-7	bis(2-Ethylhexyl)phthalate	1	61.4		5.5	49.9
	Benzo(a)fluoranthene, Total	1	335		10.0	39.9
50-32-8	Benzo(a)pyrene	1	157		4.2	20.0
193-39-5	Indeno(1,2,3-cd)pyrene	1	94.4		14.6	20.0
53-70-3	Dibenzo(a,h)anthracene	1	30.4		17.2	20.0
191-24-2	Benzo(g,h,i)perylene	1	110		13.6	20.0

SURROGATES	ADDED: (ug/kg dry)	FOUND: (ug/kg dry)	% REC	QC LIMITS	Q
2-Fluorophenol	748.76	414	55.2	27 - 120	
Phenol-d5	748.76	440	58.7	29 - 120	
2-Chlorophenol-d4	748.76	468	62.5	31 - 120	
1,2-Dichlorobenzene-d4	499.17	294	58.8	32 - 120	
Nitrobenzene-d5	499.17	301	60.2	30 - 120	
2-Fluorobiphenyl	499.17	314	62.9	35 - 120	



Form I
ORGANIC ANALYSIS DATA SHEET
EPA 8270E
Semivolatiles (20ug/kg - 0.2ug/L SepF)

Laboratory: Analytical Resources, LLC

Client: Anchor OEA, LLC

Project: AOC5 MR Phase 1

Matrix: Sediment

Laboratory ID: 23C0774-13 A

SDG: 23C0774

Sampled: 12/14/22 14:09

Prepared: 04/05/23 16:28

File ID: NT1004192329.D

% Solids: 53.11

Preparation: EPA 3546 (Microwave)

Analyzed: 04/20/23 05:08

Batch: BLD0057

Sequence: SLD0281

Initial/Final: 18.86 g Wet / 1 mL

Instrument: NT10

Column: ZB-5MSi

Calibration: GC00046

Cleanups: GPC

SURROGATES	ADDED: (ug/kg dry)	FOUND: (ug/kg dry)	% REC	QC LIMITS	Q
2,4,6-Tribromophenol	748.76	595	79.5	24 - 134	
p-Terphenyl-d14	499.17	303	60.6	37 - 120	

Data File: \\target\share\chem3\nt10.1\20230419R.B\NT1004192329.D

Date: 20-APR-2023 05:08

Client ID:

Sample Info: 23C0774-13

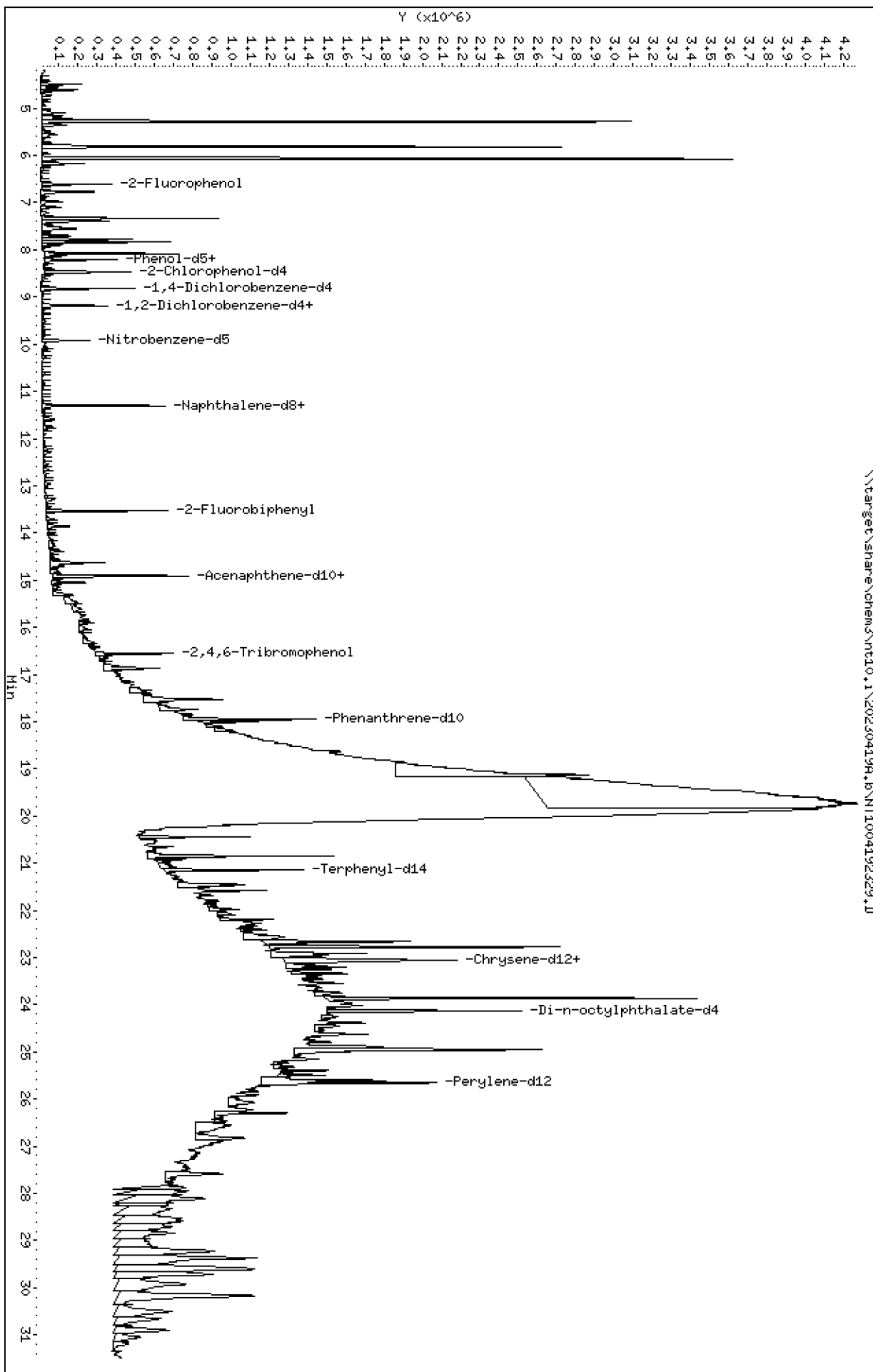
Page 1

Column phase: ZB-5msi

Instrument: nt10.1

Operator: VTS

Column diameter: 0.25



Date : 20-APR-2023 05:08

Client ID:

Instrument: nt10.i

Sample Info: 23C0774-13

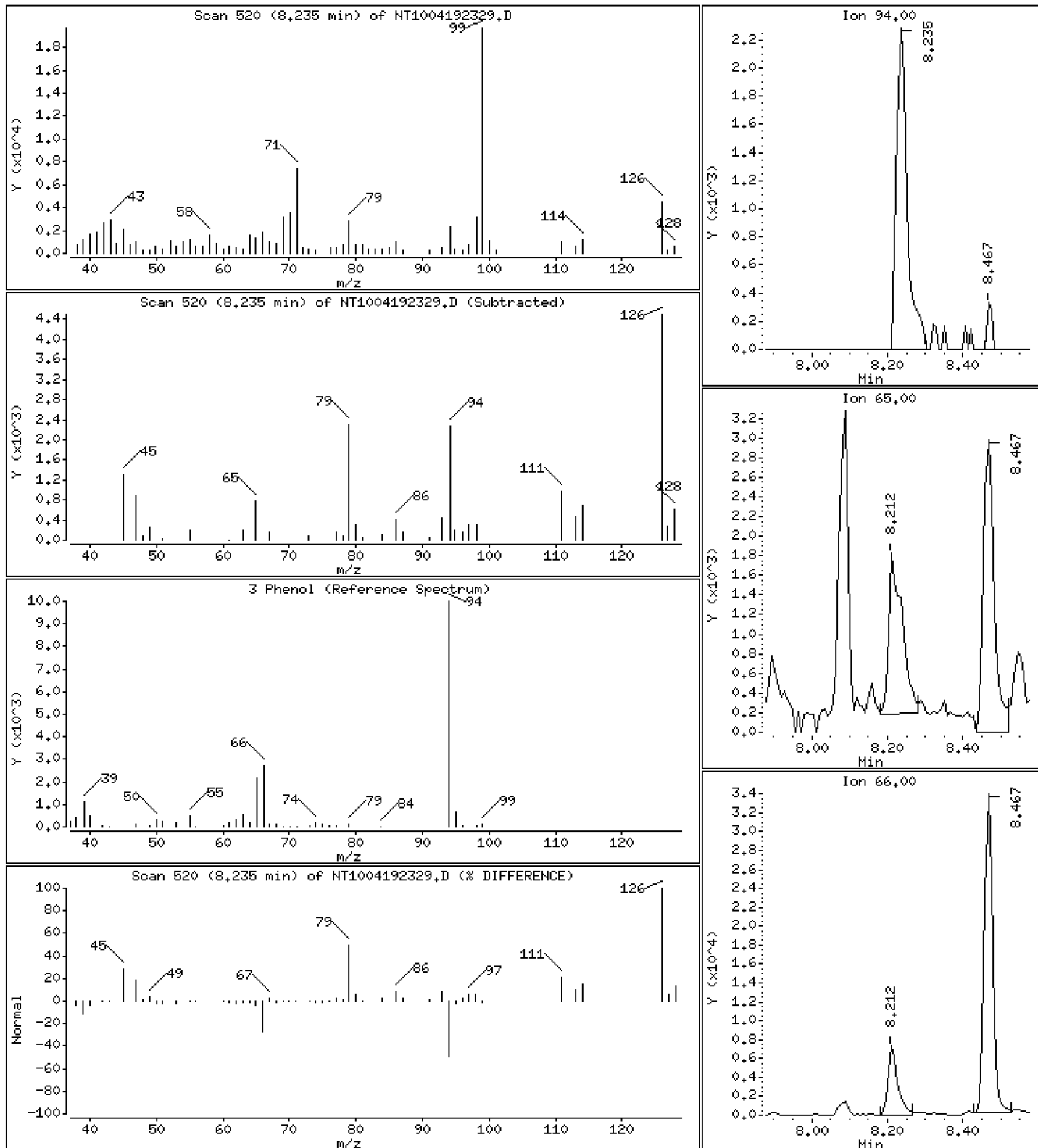
Operator: VTS

Column phase: ZB-5msi

Column diameter: 0.25

3 Phenol

Concentration: 0.07968 ug/mL



Date : 20-APR-2023 05:08

Client ID:

Instrument: nt10.i

Sample Info: 23C0774-13

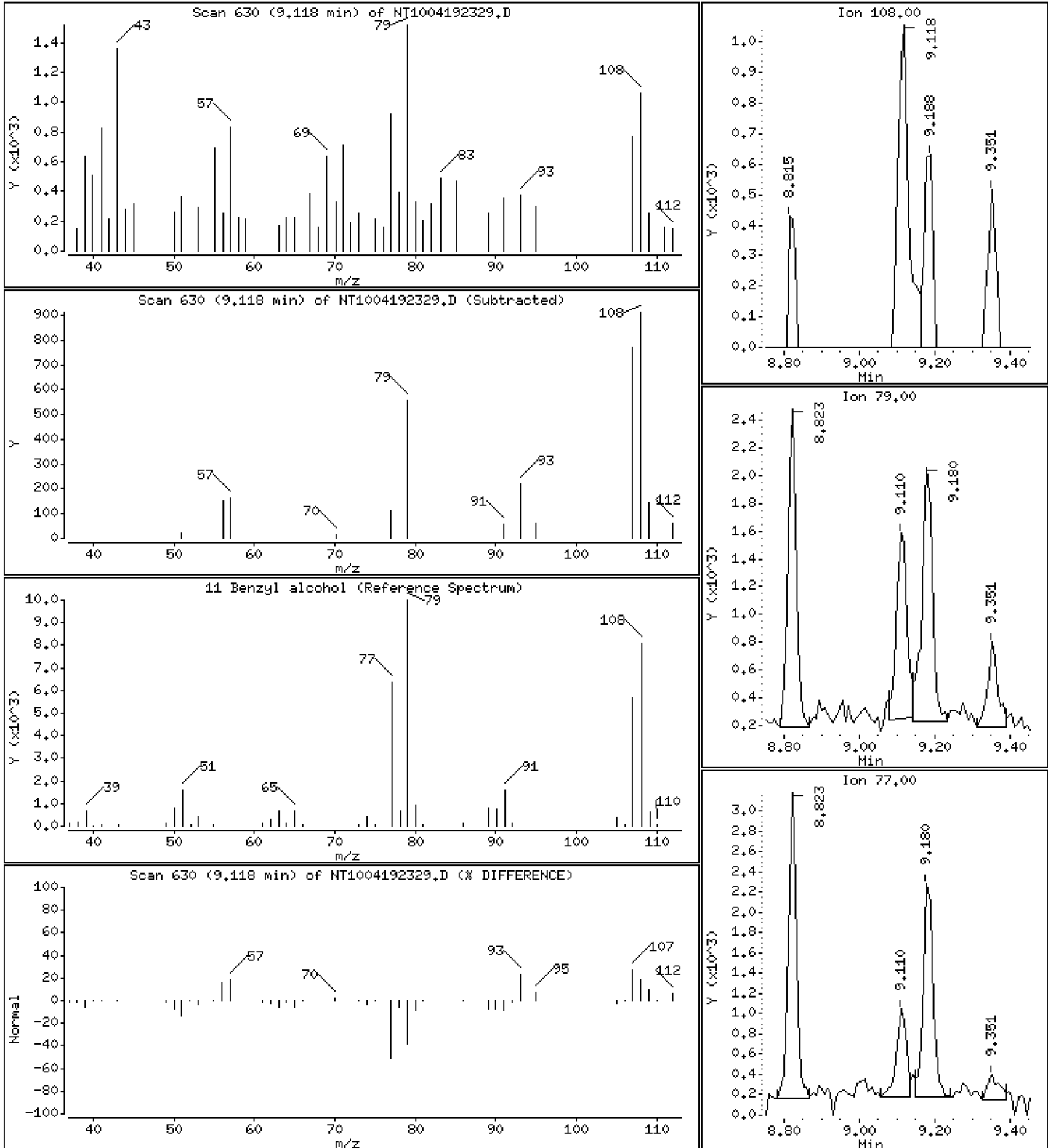
Operator: VTS

Column phase: ZB-5msi

Column diameter: 0.25

11 Benzyl alcohol

Concentration: 0.08069 ug/mL



Date : 20-APR-2023 05:08

Client ID:

Instrument: nt10.i

Sample Info: 23C0774-13

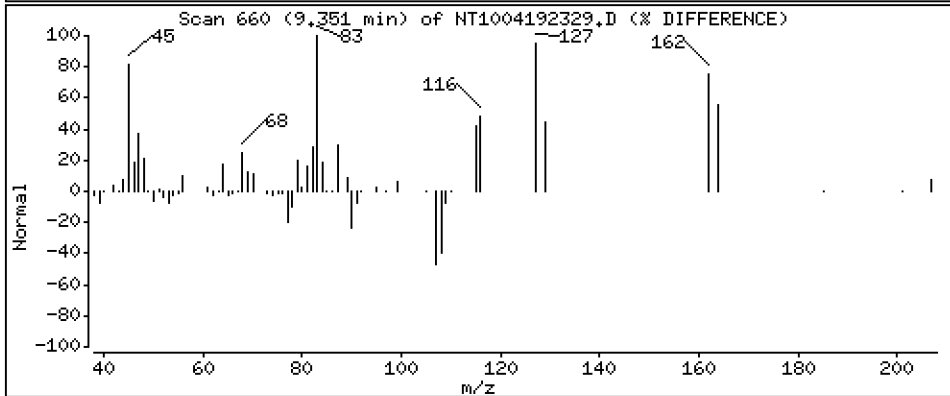
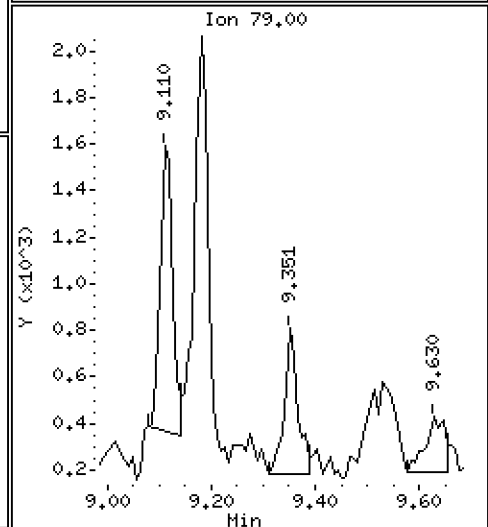
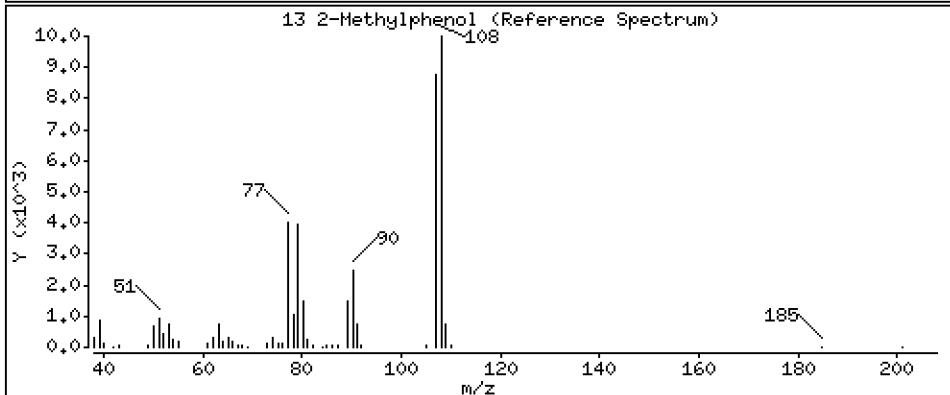
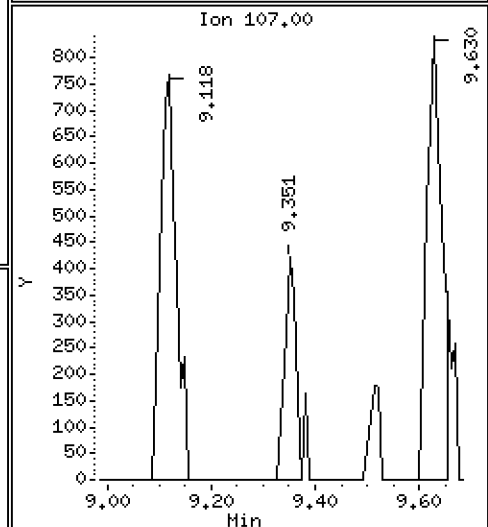
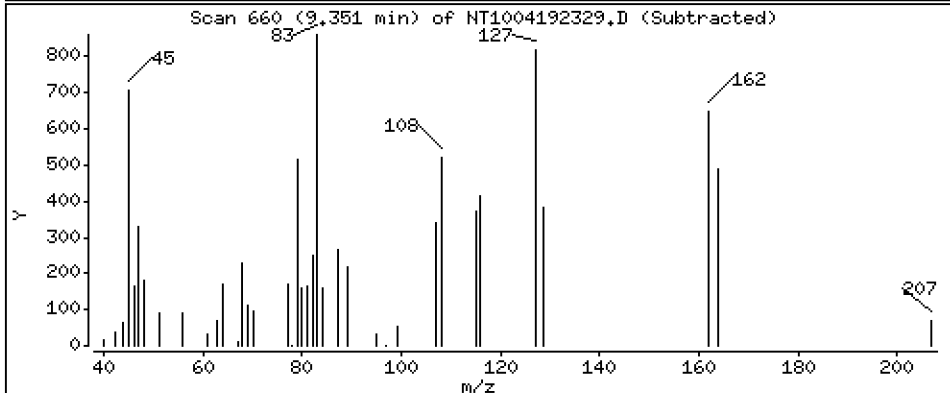
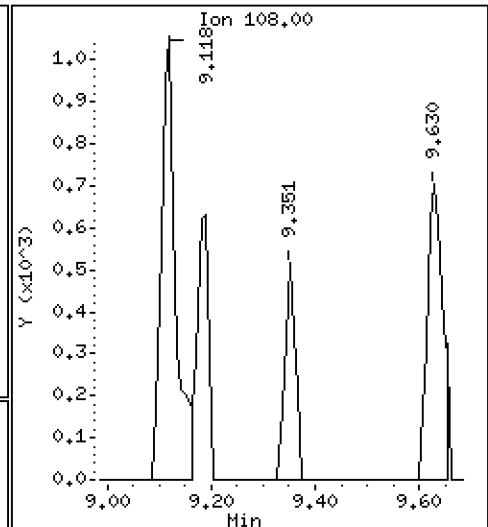
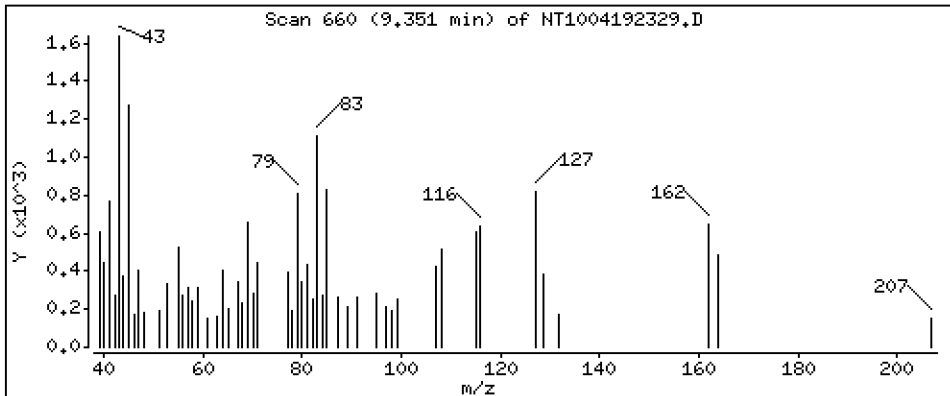
Operator: VTS

Column phase: ZB-5msi

Column diameter: 0.25

13 2-Methylphenol

Concentration: 0.01861 ug/mL



Date : 20-APR-2023 05:08

Client ID:

Instrument: nt10.i

Sample Info: 23C0774-13

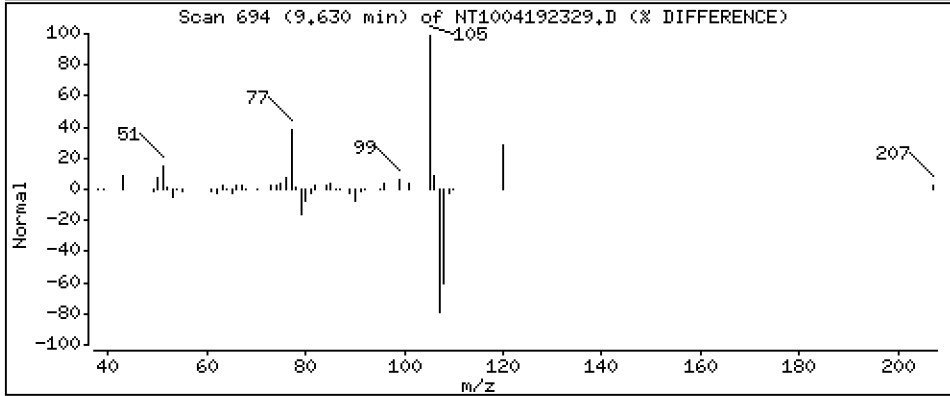
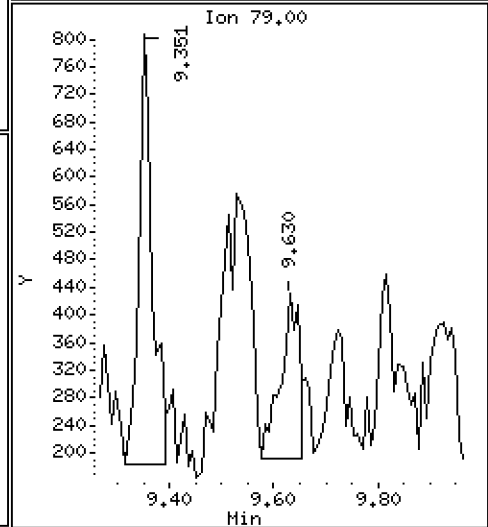
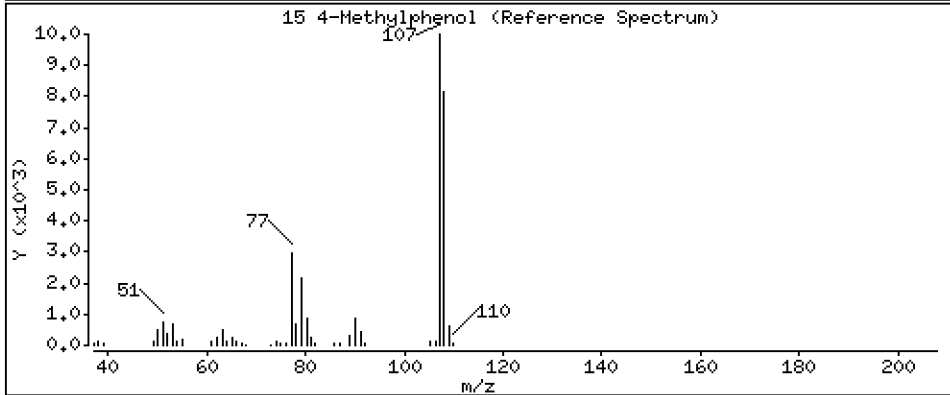
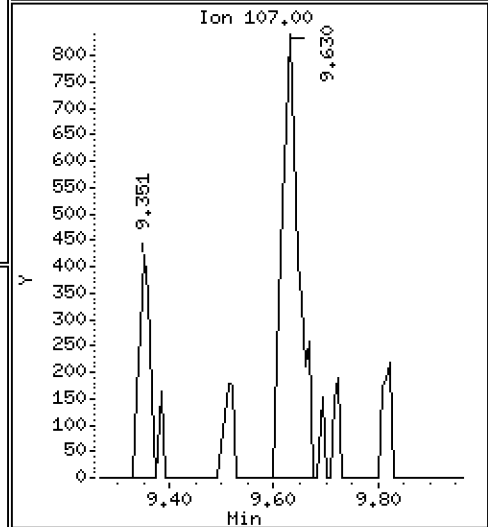
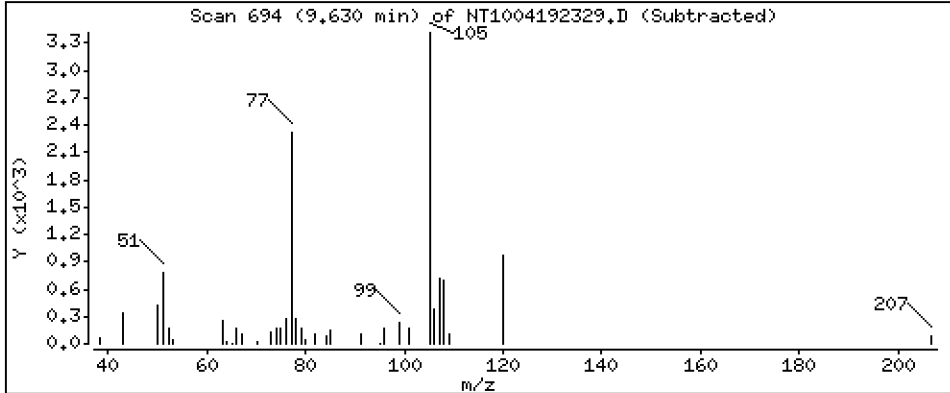
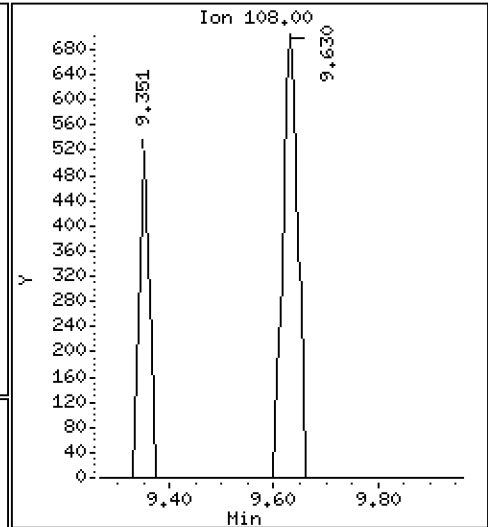
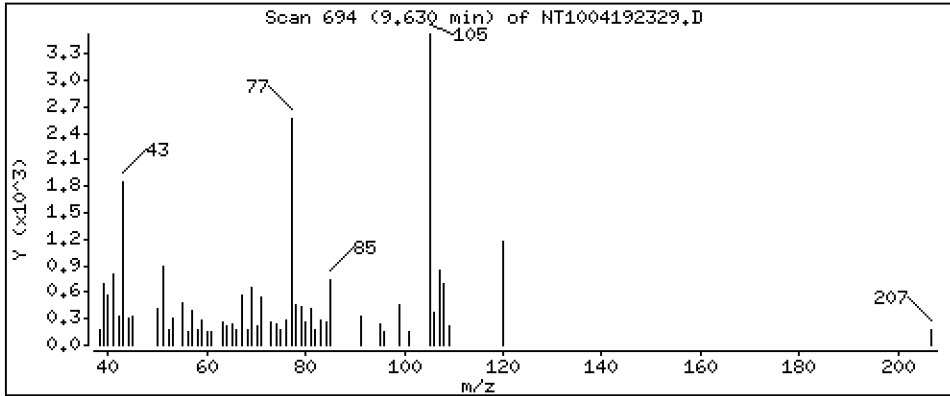
Operator: VTS

Column phase: ZB-5msi

Column diameter: 0.25

15 4-Methylphenol

Concentration: 0.03398 ug/mL



Date : 20-APR-2023 05:08

Client ID:

Instrument: nt10.i

Sample Info: 23C0774-13

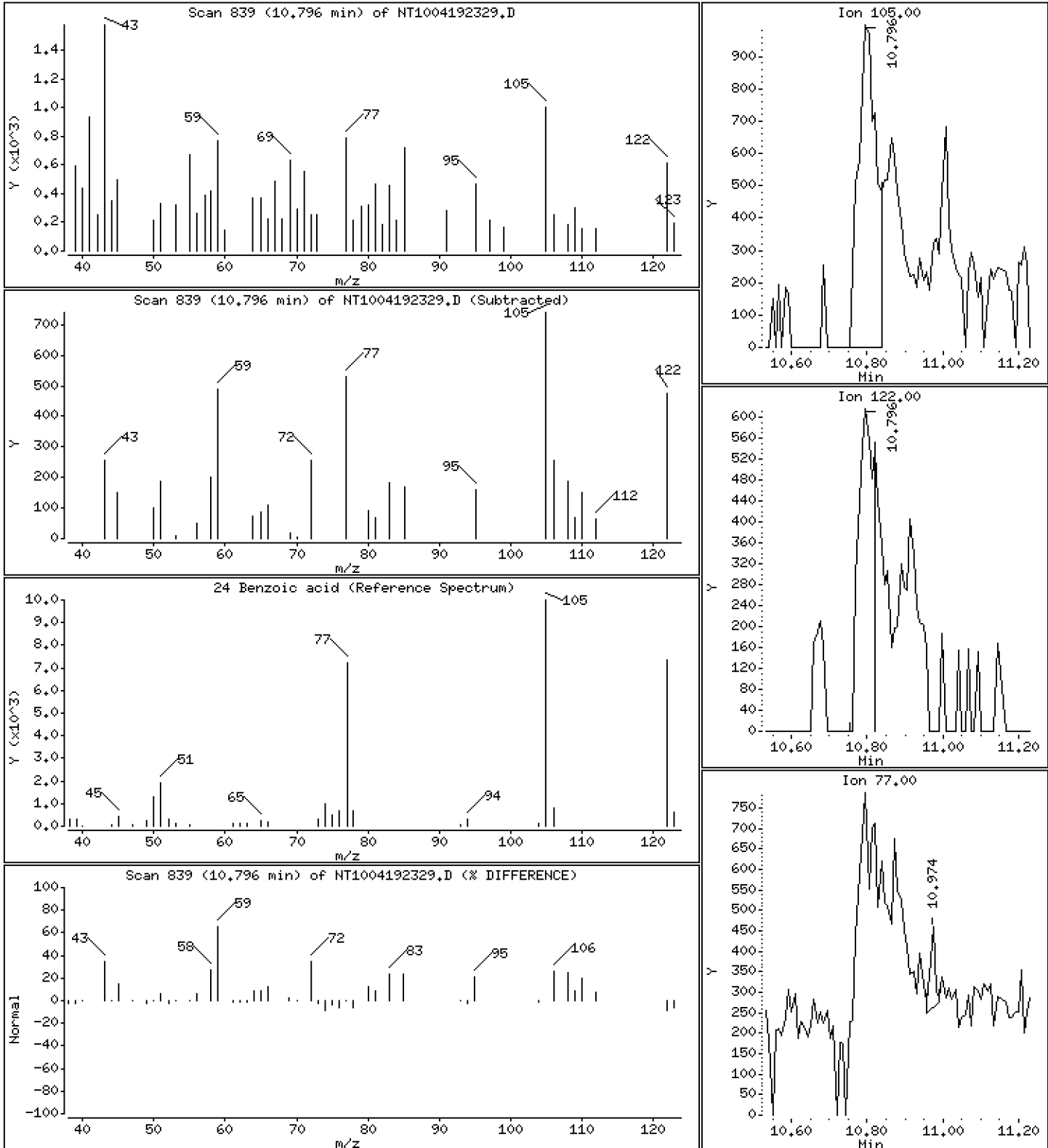
Operator: VTS

Column phase: ZB-5msi

Column diameter: 0,25

24 Benzoic acid

Concentration: 0,1361 ug/mL



Date : 20-APR-2023 05:08

Client ID:

Instrument: nt10.i

Sample Info: 23C0774-13

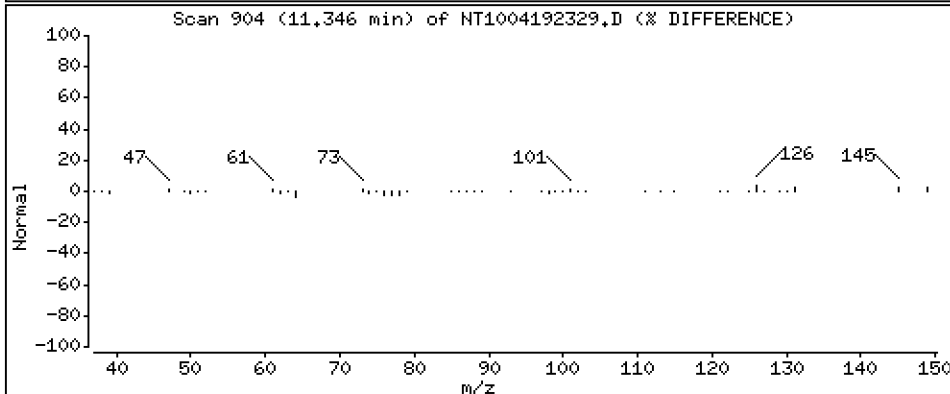
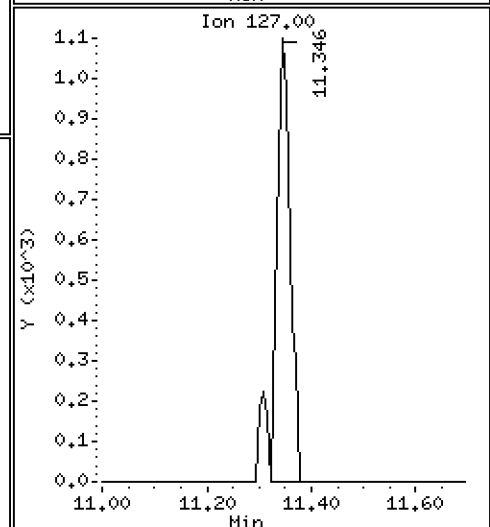
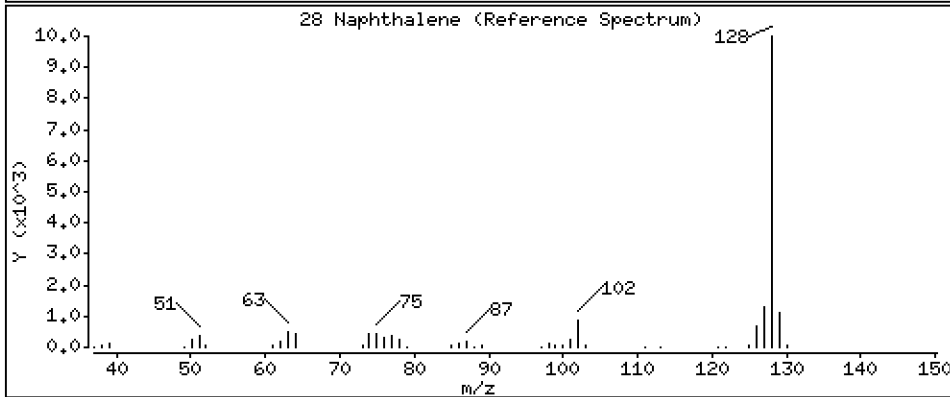
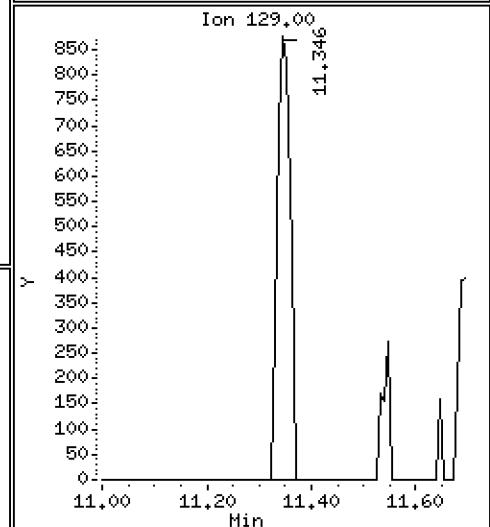
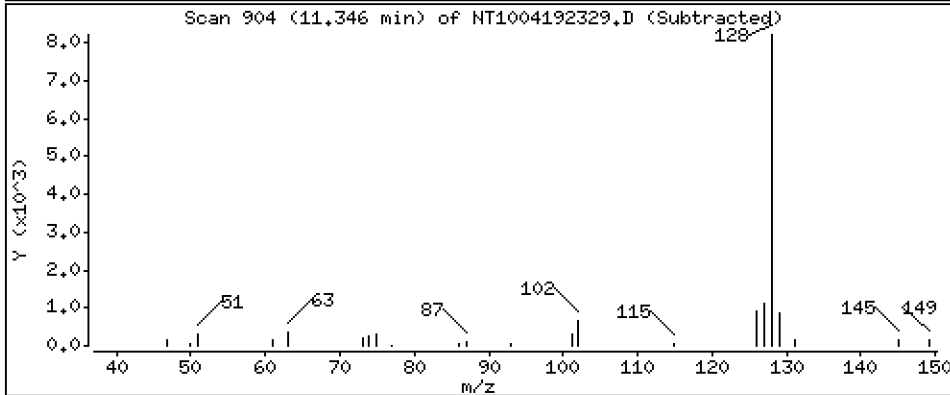
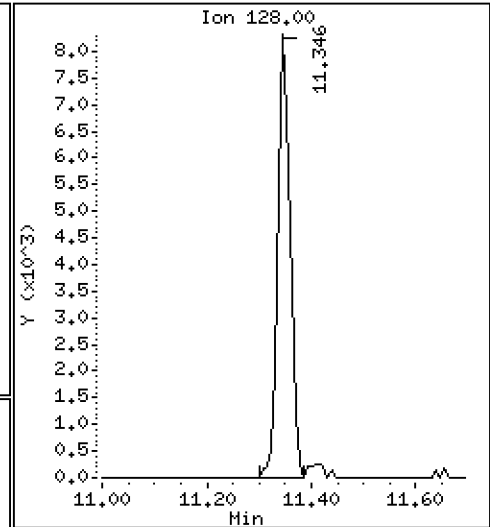
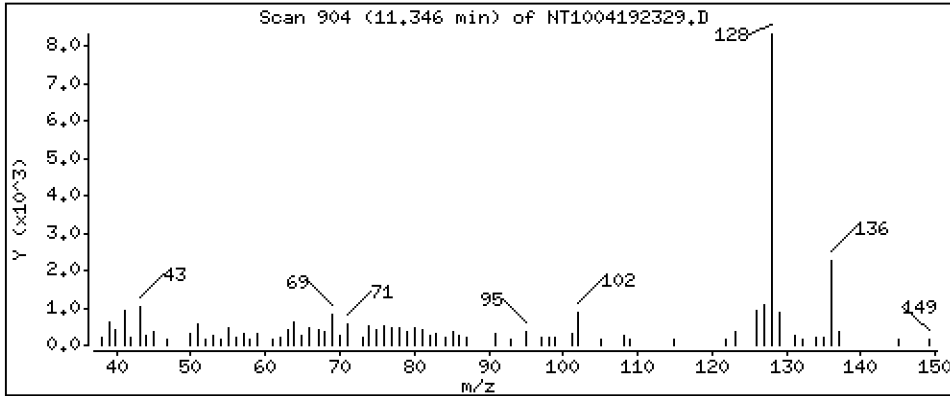
Operator: VTS

Column phase: ZB-5msi

Column diameter: 0.25

28 Naphthalene

Concentration: 0.1035 ug/mL



Date : 20-APR-2023 05:08

Client ID:

Instrument: nt10.i

Sample Info: 23C0774-13

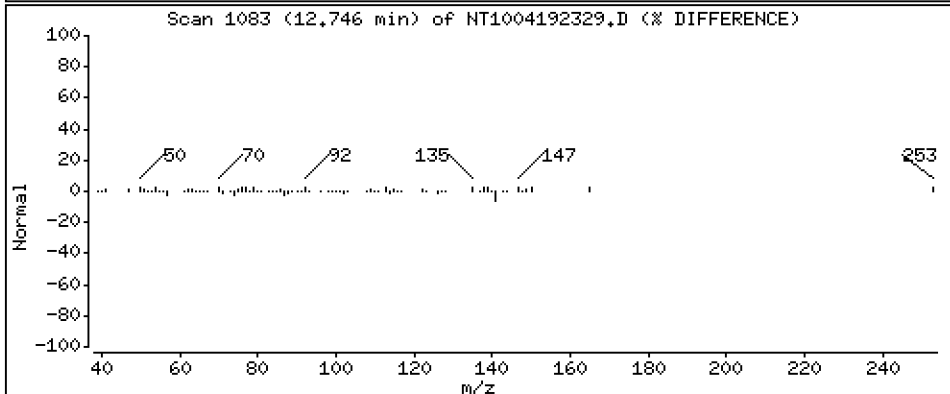
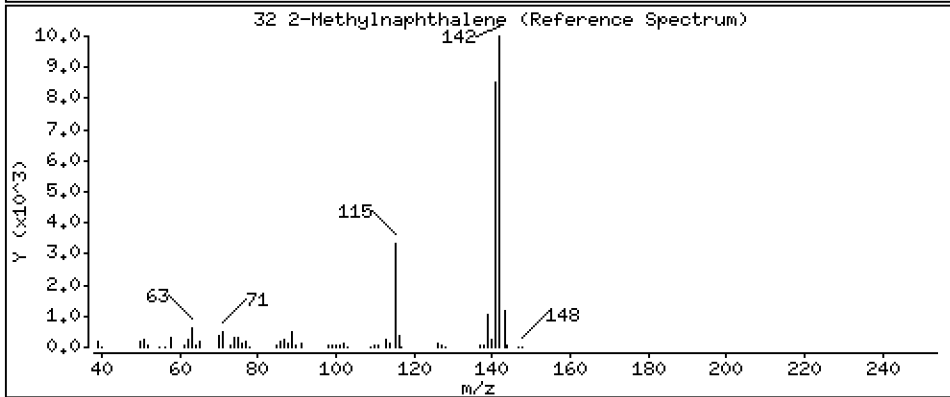
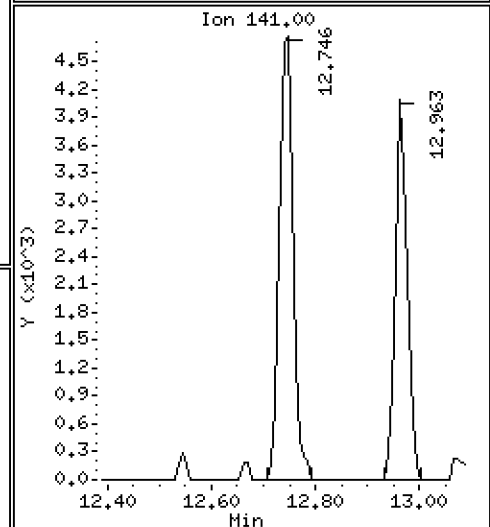
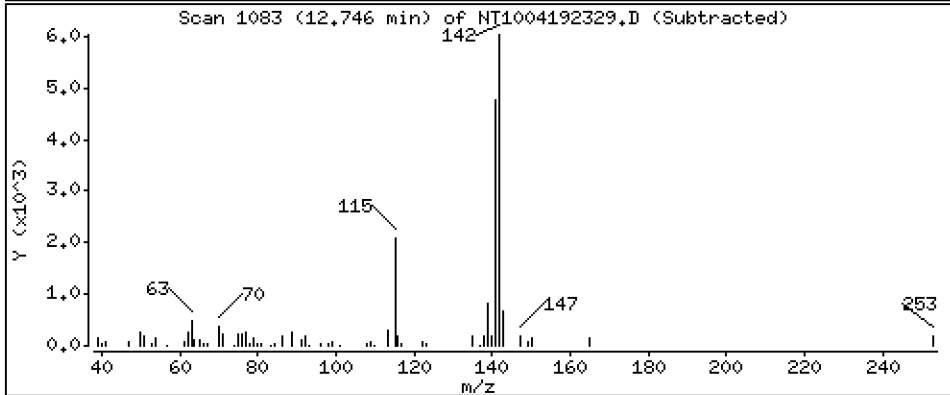
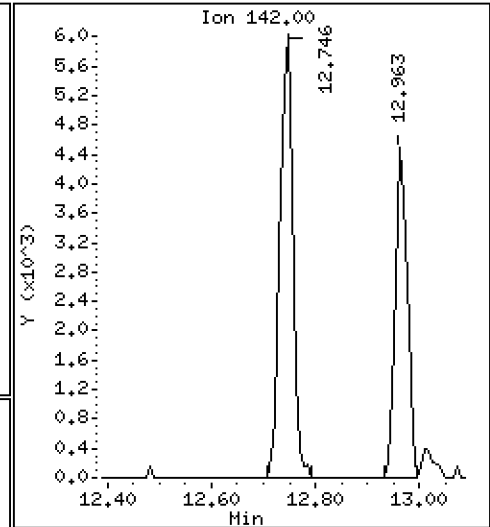
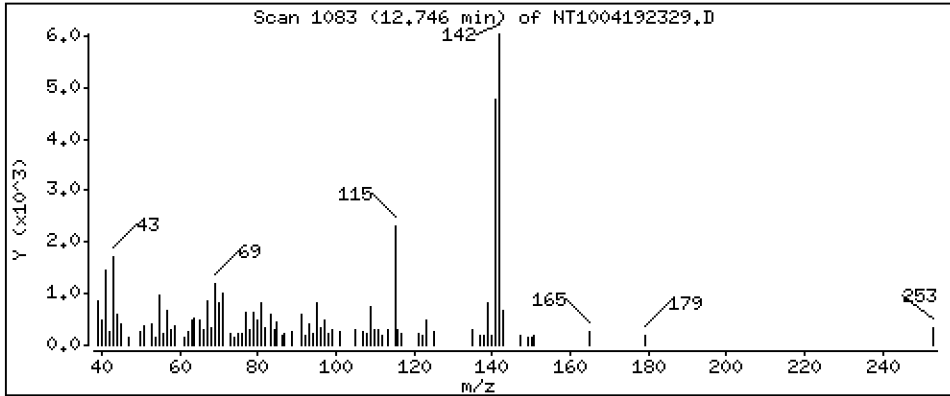
Operator: VTS

Column phase: ZB-5msi

Column diameter: 0,25

32 2-Methylnaphthalene

Concentration: 0,1083 ug/mL



Date : 20-APR-2023 05:08

Client ID:

Instrument: nt10.i

Sample Info: 23C0774-13

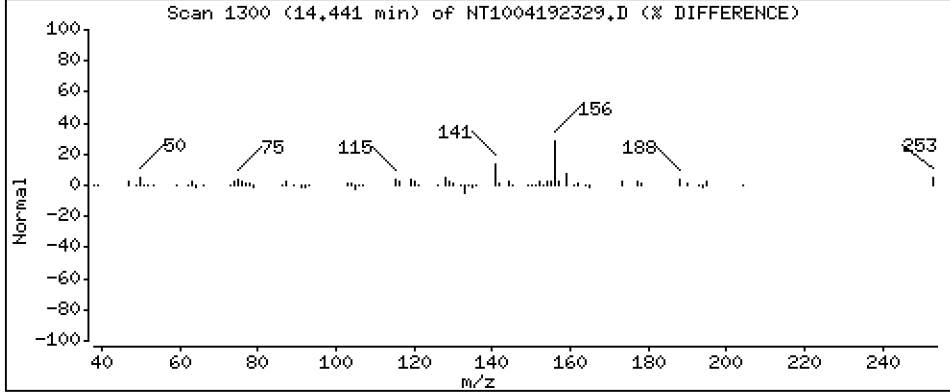
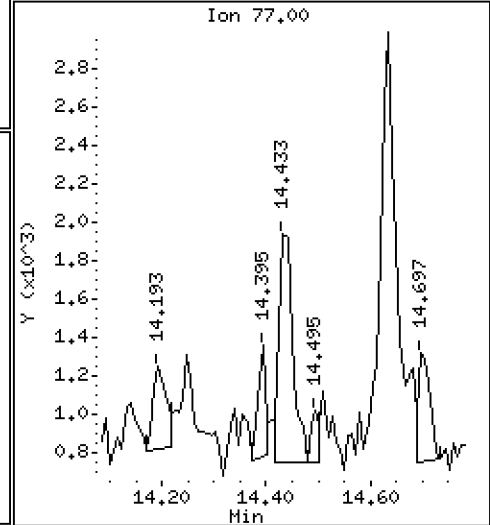
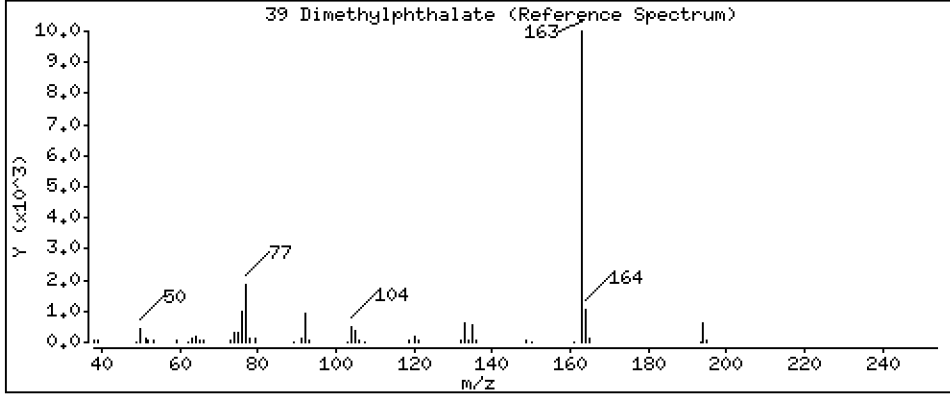
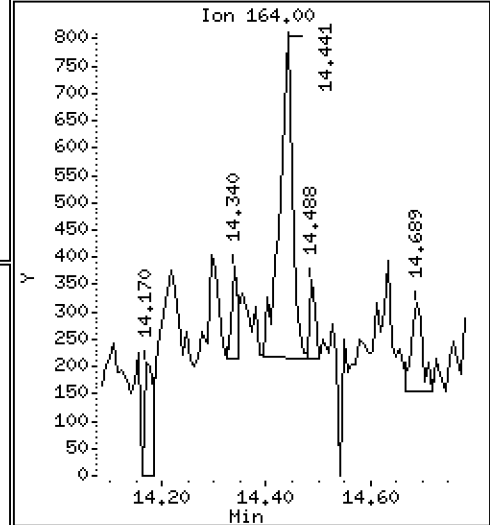
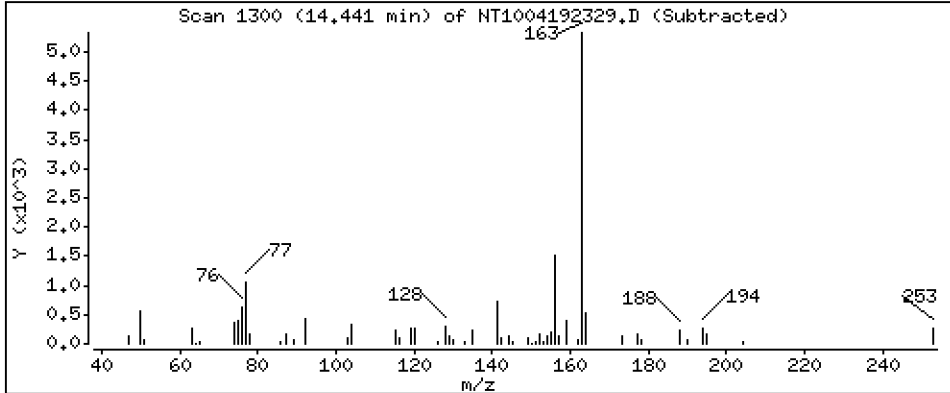
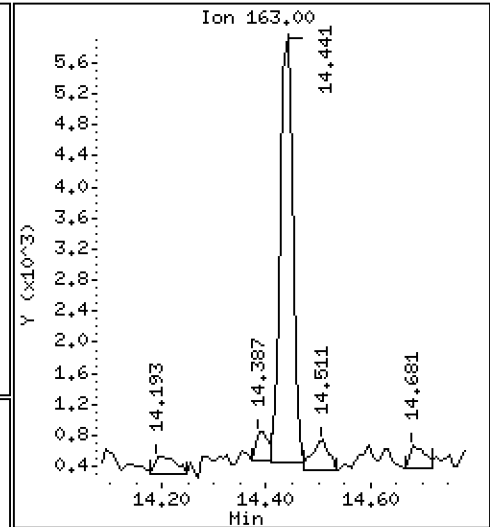
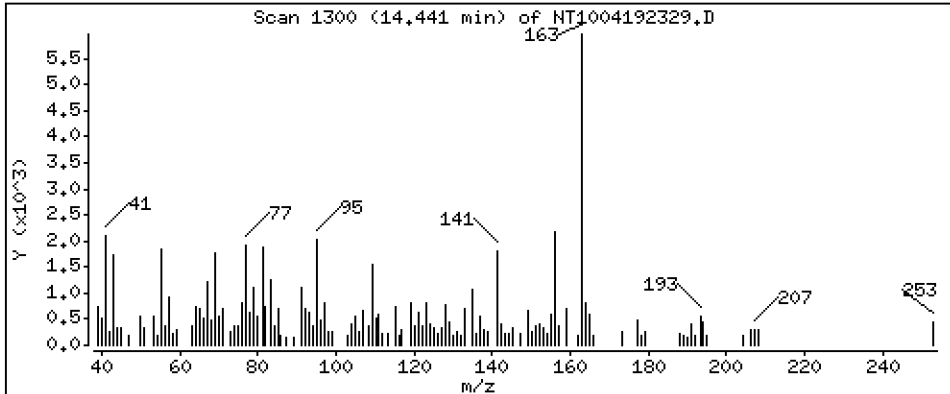
Operator: VTS

Column phase: ZB-5msi

Column diameter: 0.25

39 Dimethylphthalate

Concentration: 0.09631 ug/mL



Date : 20-APR-2023 05:08

Client ID:

Instrument: nt10.i

Sample Info: 23C0774-13

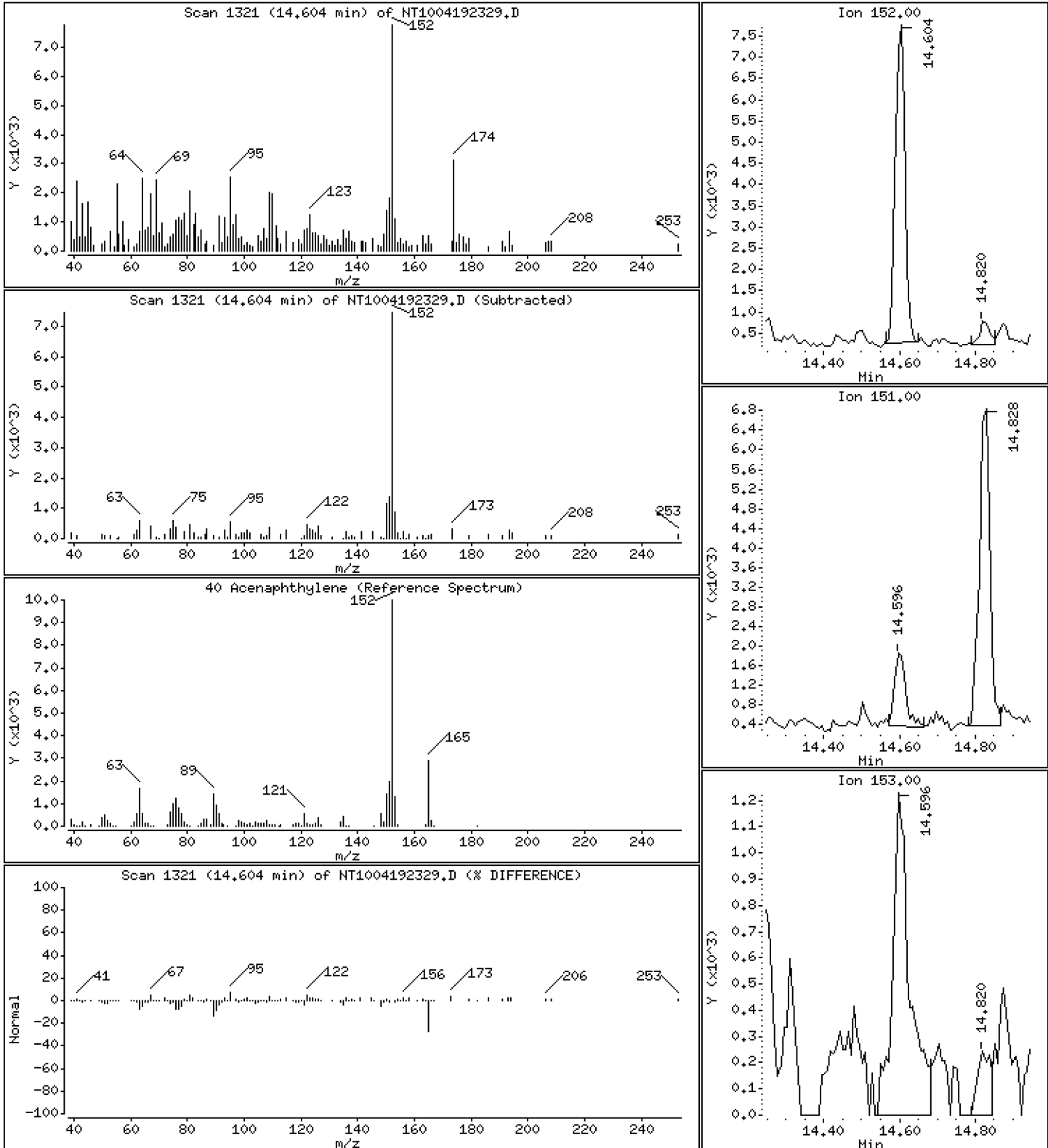
Operator: VTS

Column phase: ZB-5msi

Column diameter: 0.25

40 Acenaphthylene

Concentration: 0.09247 ug/mL



Date : 20-APR-2023 05:08

Client ID:

Instrument: nt10.i

Sample Info: 23C0774-13

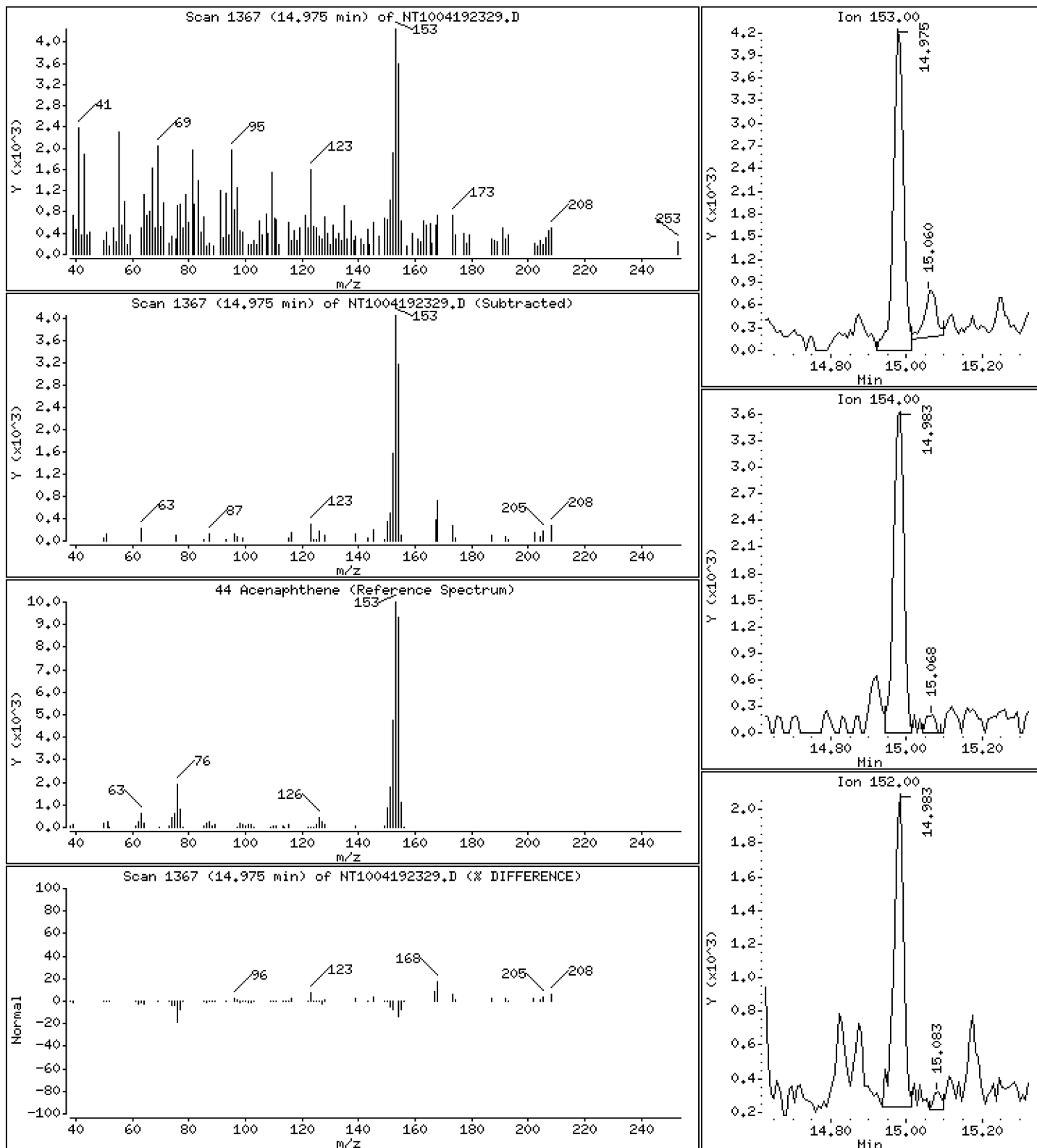
Operator: VTS

Column phase: ZB-5msi

Column diameter: 0,25

44 Acenaphthene

Concentration: 0,08804 ug/mL



Date : 20-APR-2023 05:08

Client ID:

Instrument: nt10.i

Sample Info: 23C0774-13

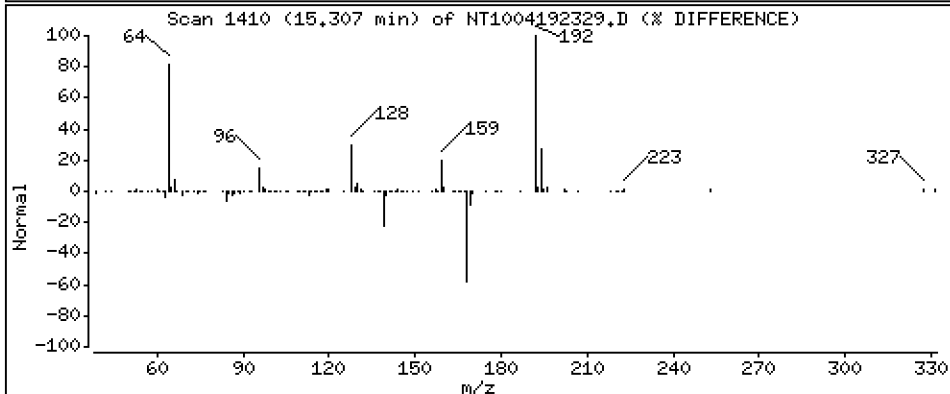
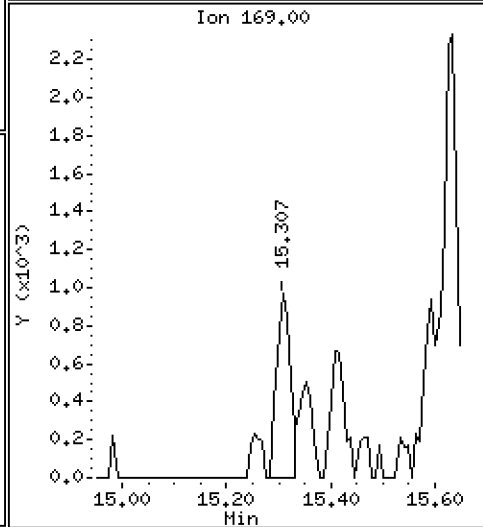
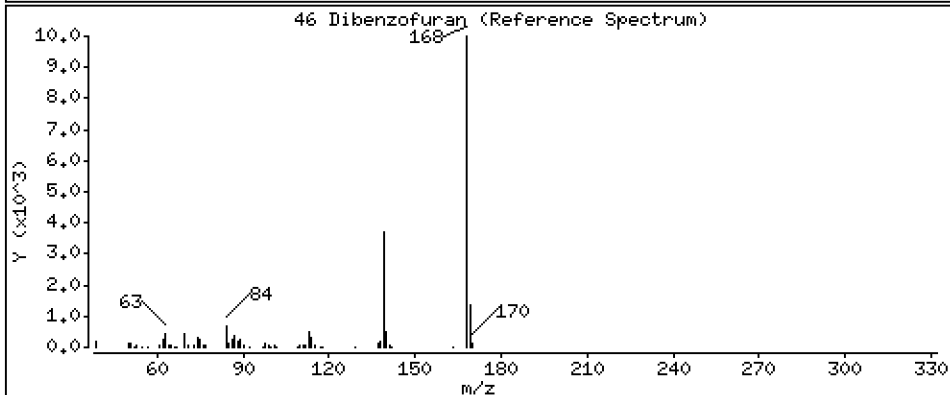
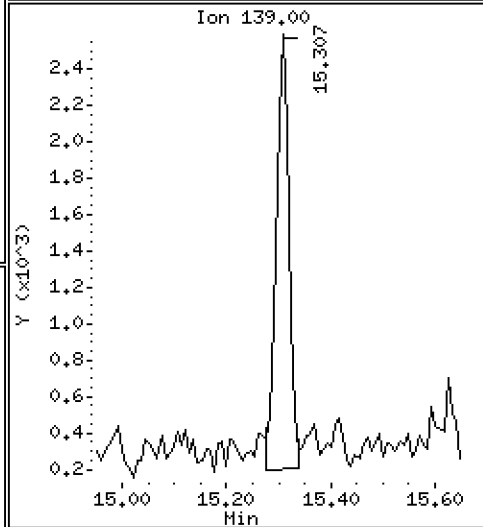
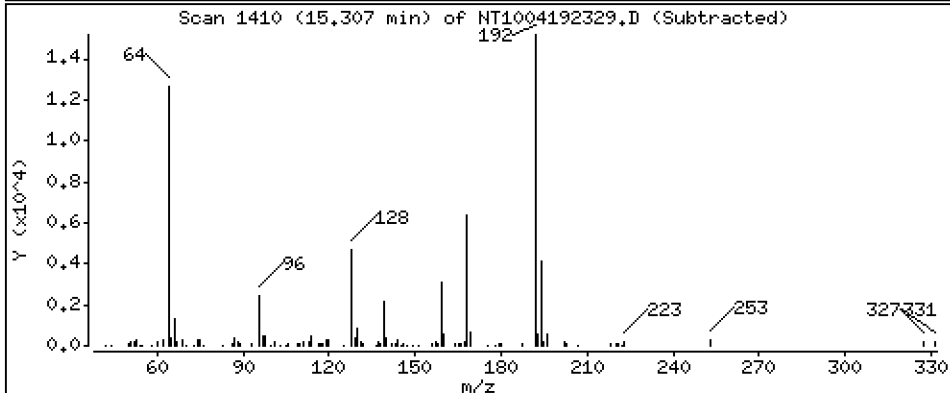
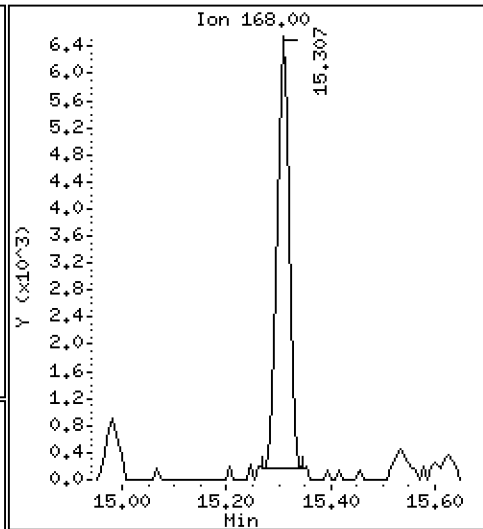
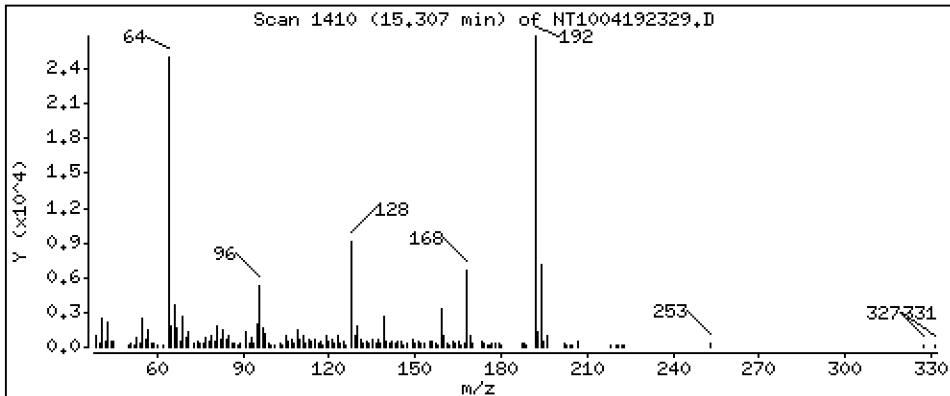
Operator: VTS

Column phase: ZB-5msi

Column diameter: 0,25

46 Dibenzofuran

Concentration: 0,07919 ug/mL



Date : 20-APR-2023 05:08

Client ID:

Instrument: nt10.i

Sample Info: 23C0774-13

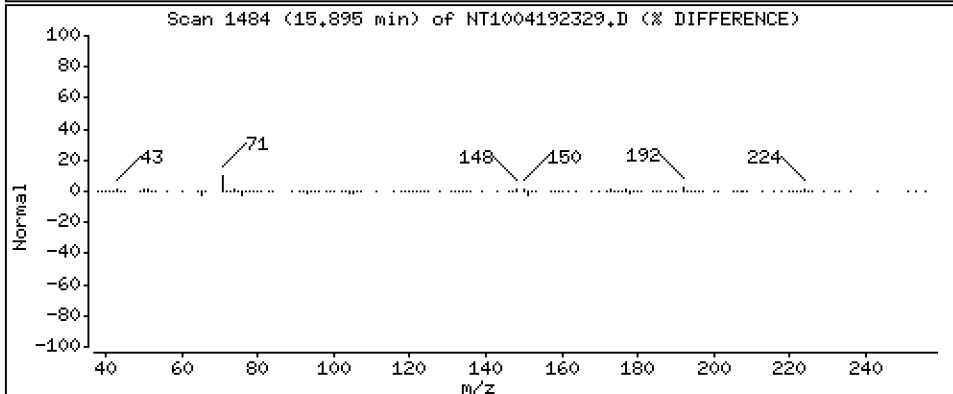
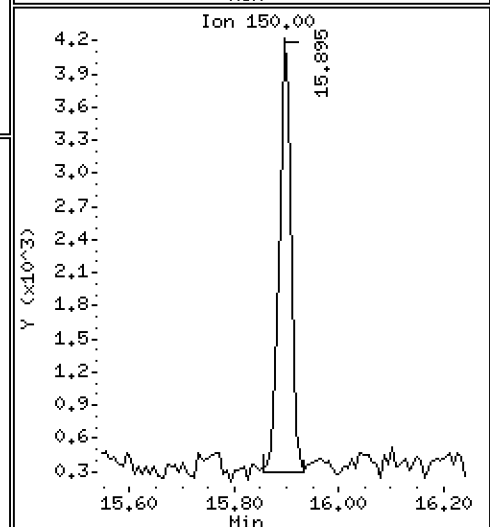
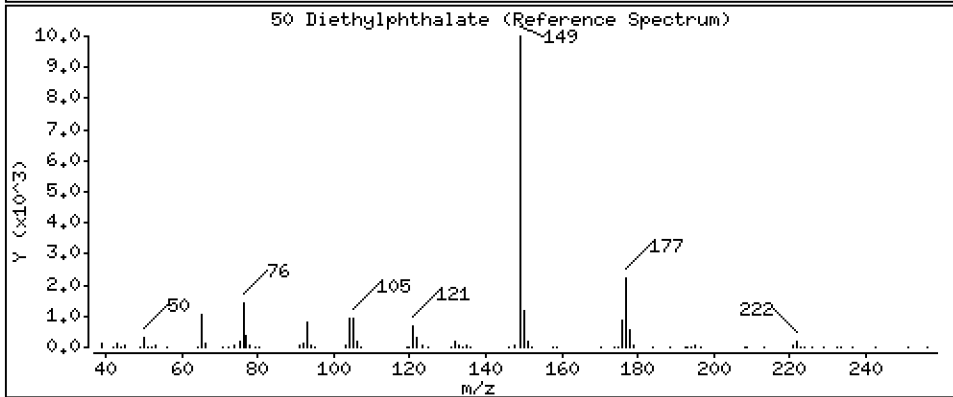
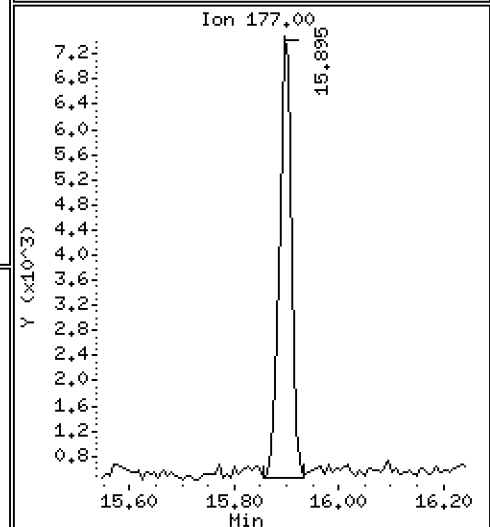
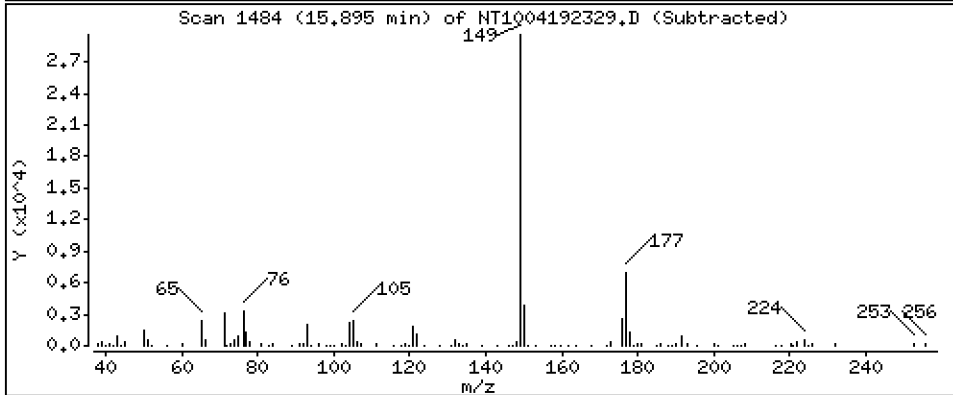
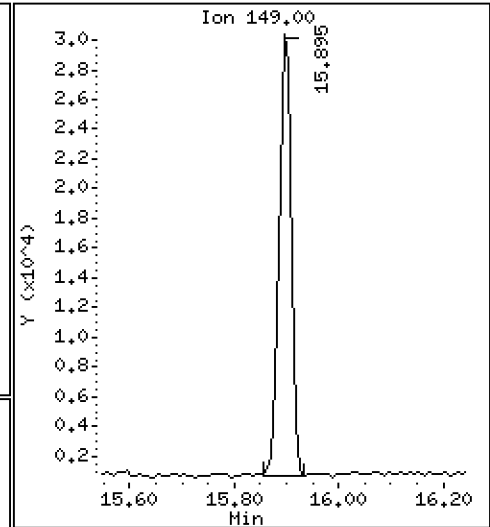
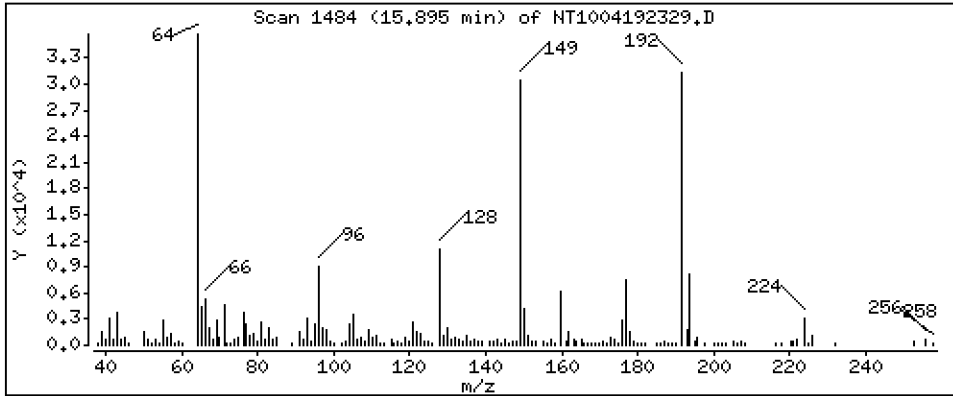
Operator: VTS

Column phase: ZB-5msi

Column diameter: 0,25

50 Diethylphthalate

Concentration: 0,5380 ug/mL



Date : 20-APR-2023 05:08

Client ID:

Instrument: nt10.i

Sample Info: 23C0774-13

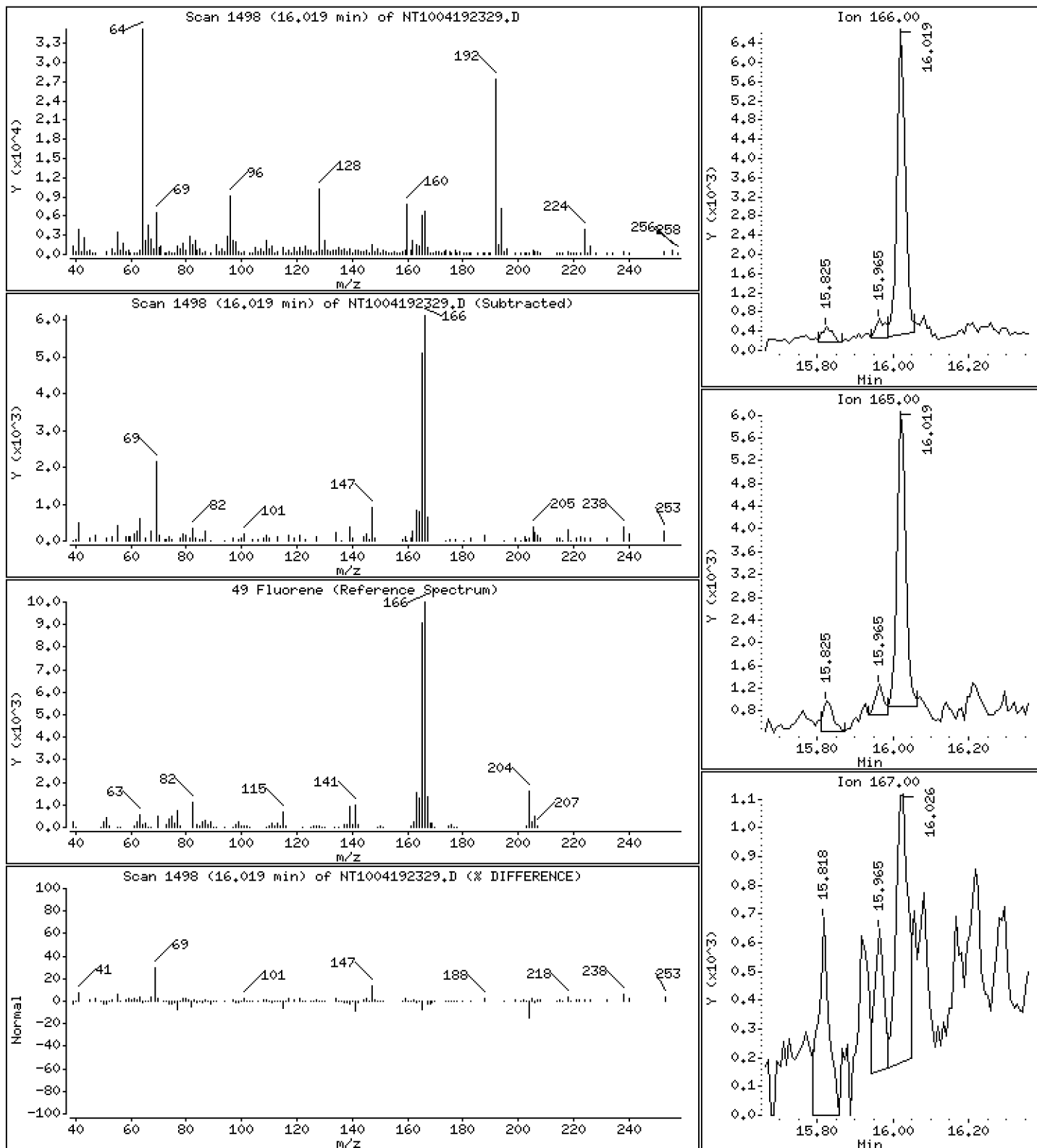
Operator: VTS

Column phase: ZB-5msi

Column diameter: 0,25

49 Fluorene

Concentration: 0,1009 ug/mL



Date : 20-APR-2023 05:08

Client ID:

Instrument: nt10.i

Sample Info: 23C0774-13

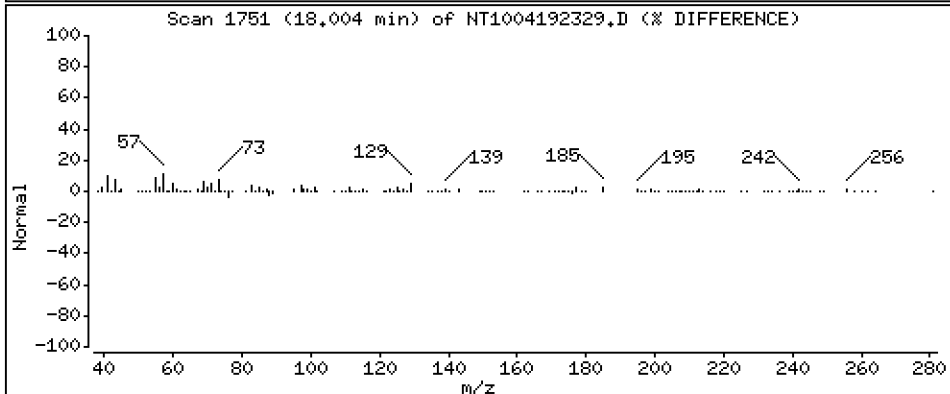
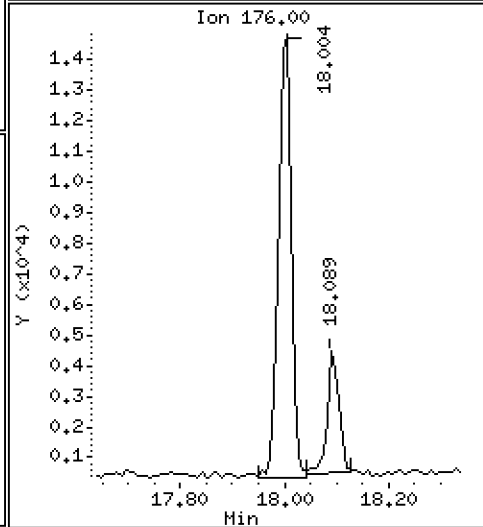
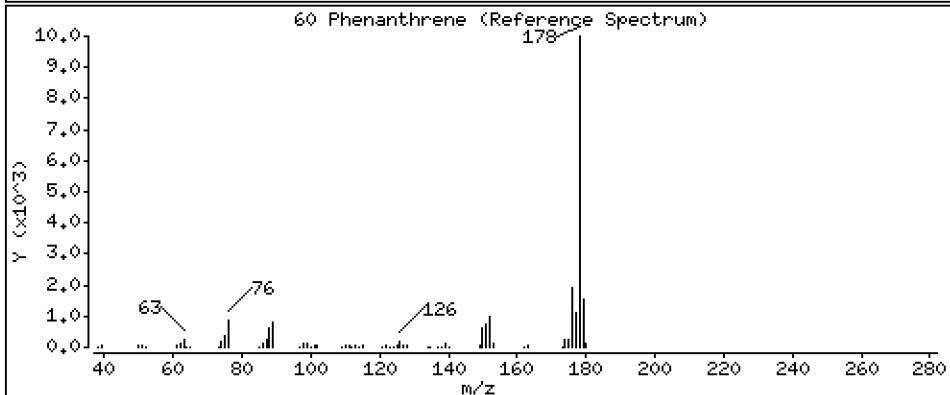
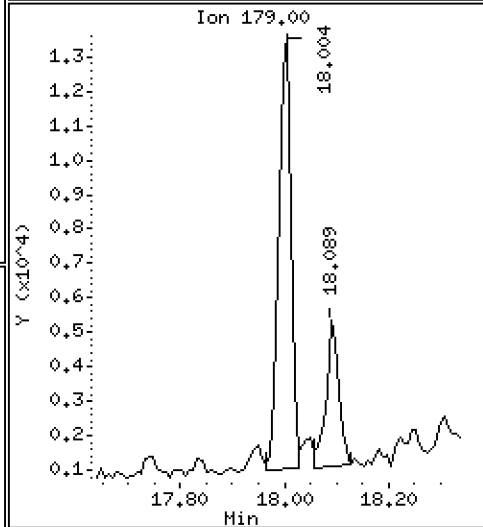
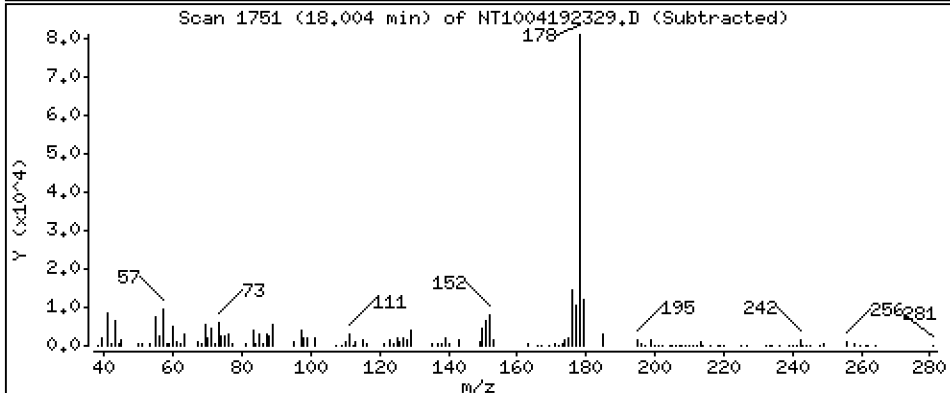
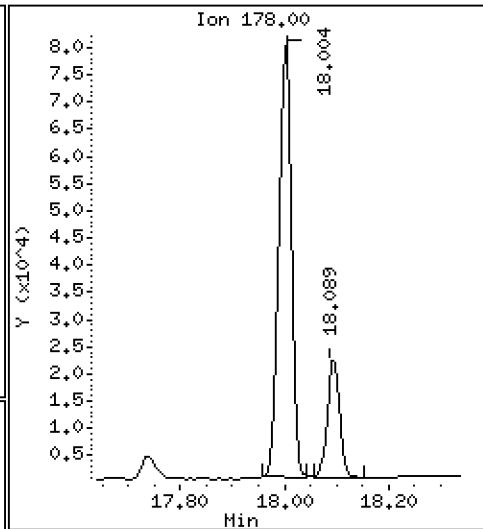
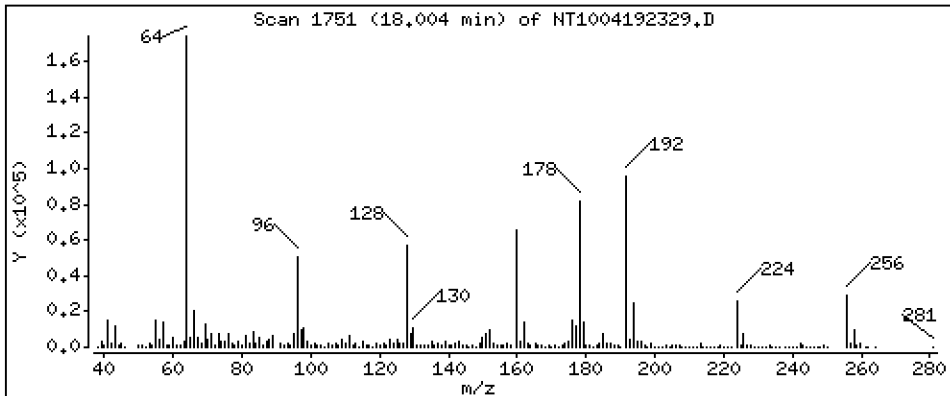
Operator: VTS

Column phase: ZB-5msi

Column diameter: 0,25

60 Phenanthrene

Concentration: 0,9707 ug/mL



Date : 20-APR-2023 05:08

Client ID:

Instrument: nt10.i

Sample Info: 23C0774-13

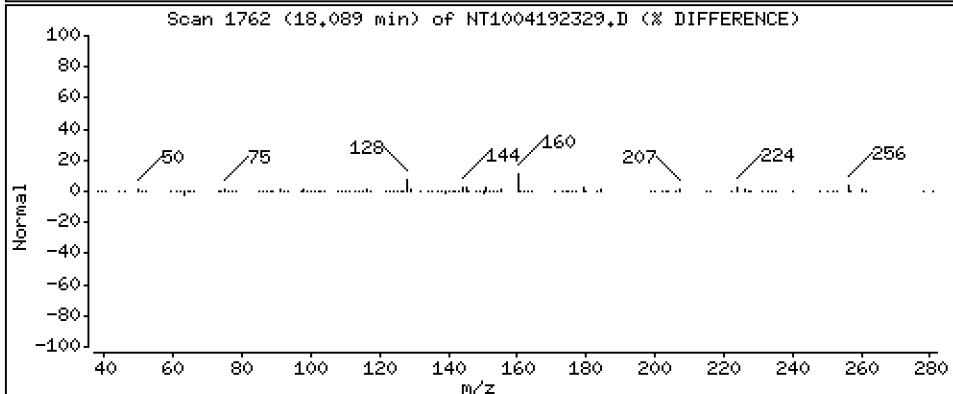
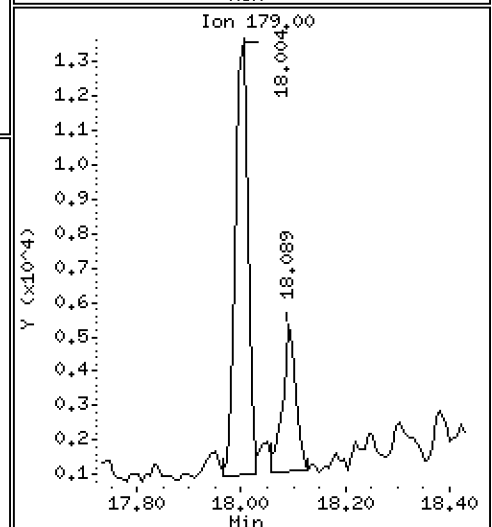
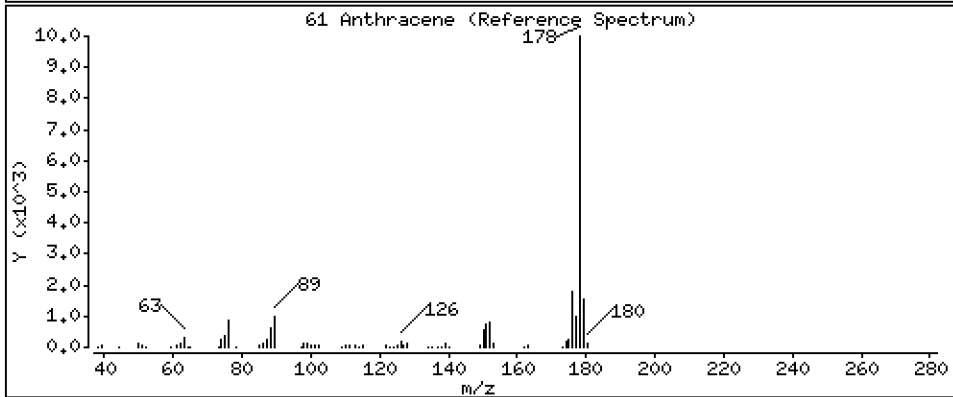
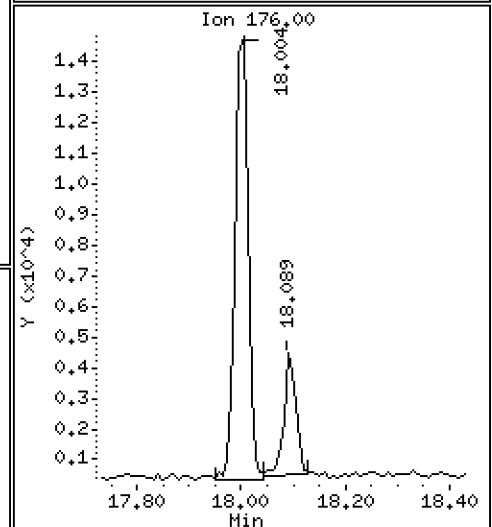
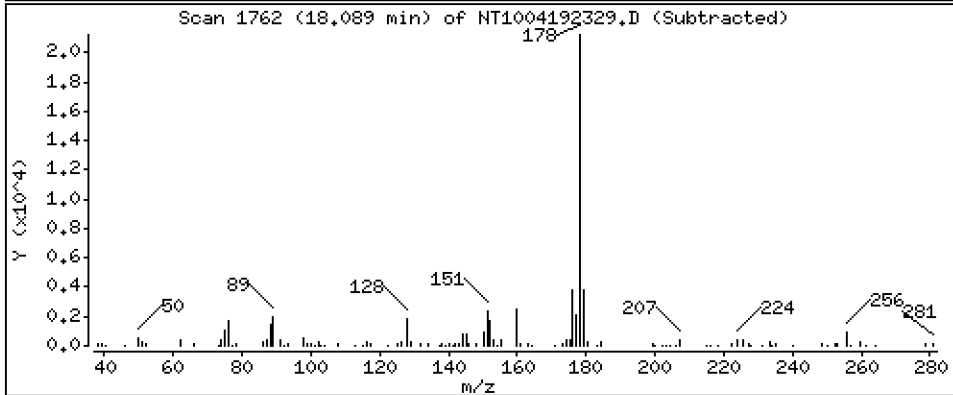
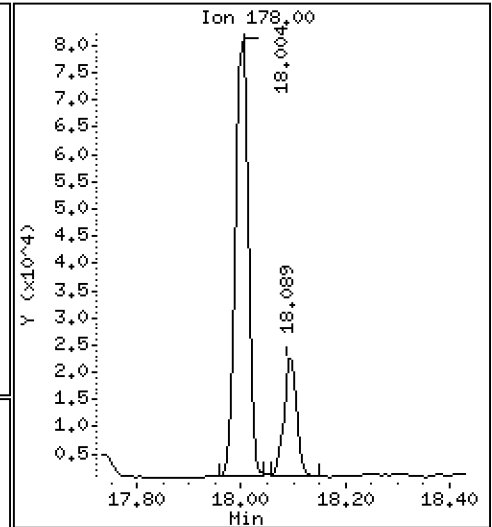
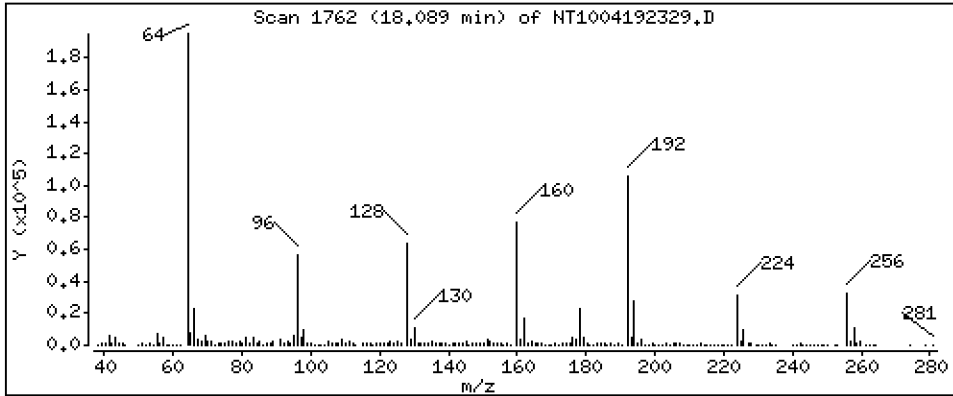
Operator: VTS

Column phase: ZB-5msi

Column diameter: 0,25

61 Anthracene

Concentration: 0,2884 ug/mL



Date : 20-APR-2023 05:08

Client ID:

Instrument: nt10.i

Sample Info: 23C0774-13

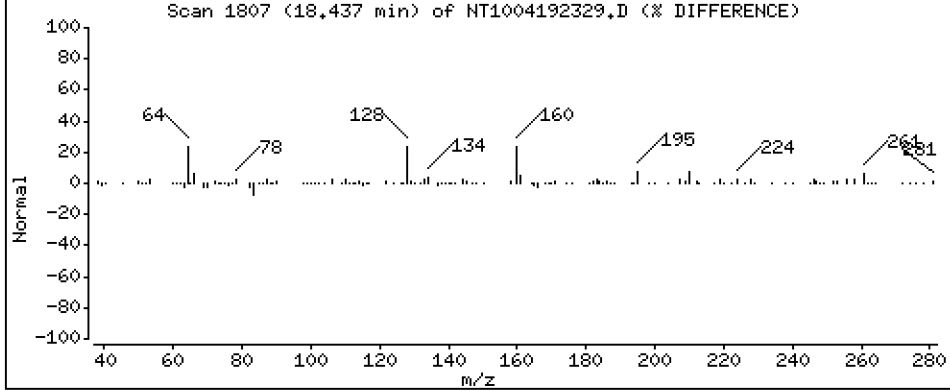
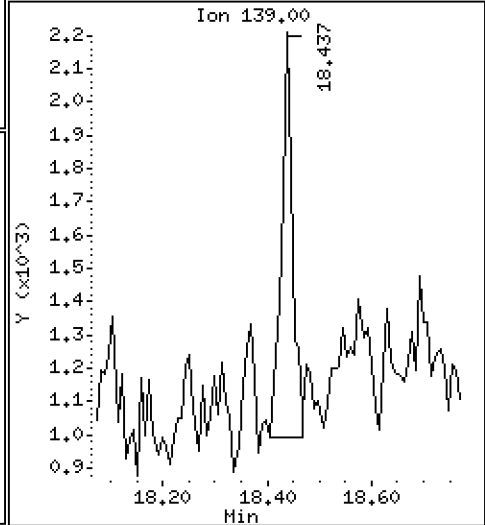
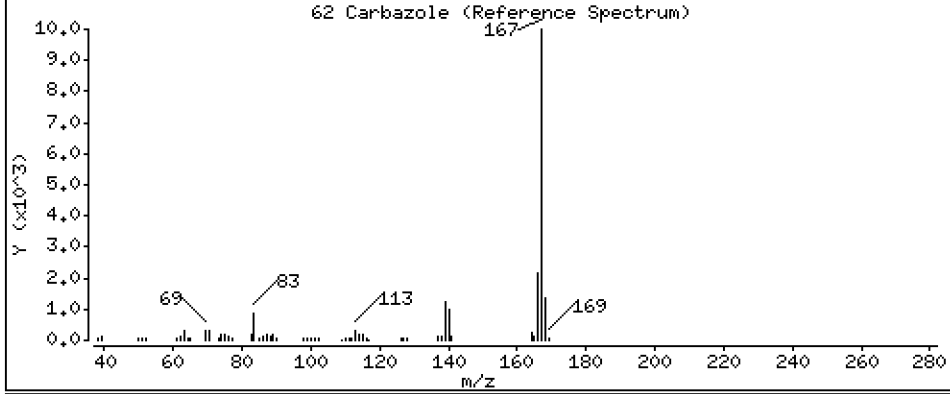
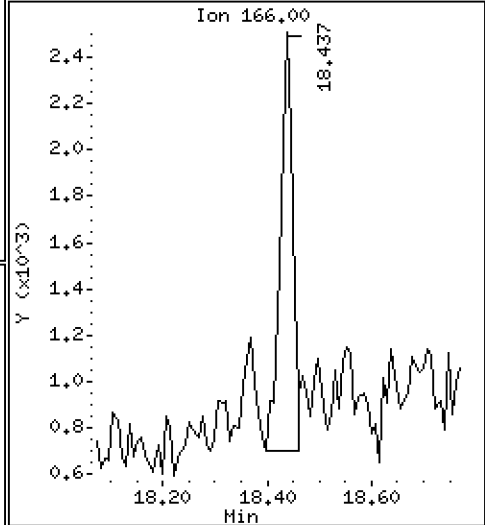
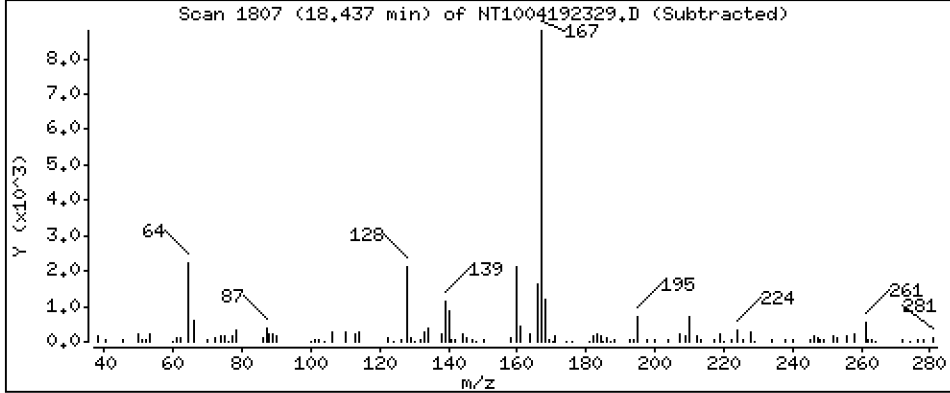
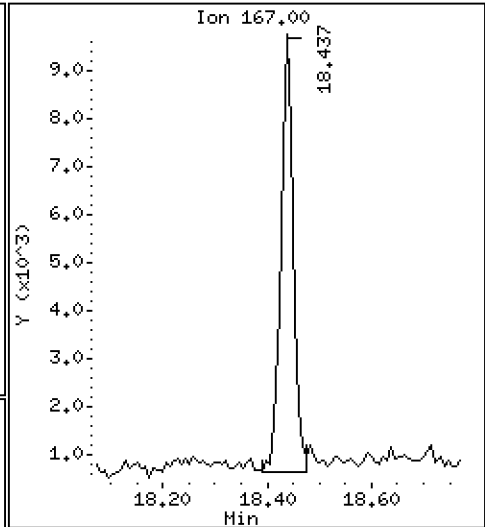
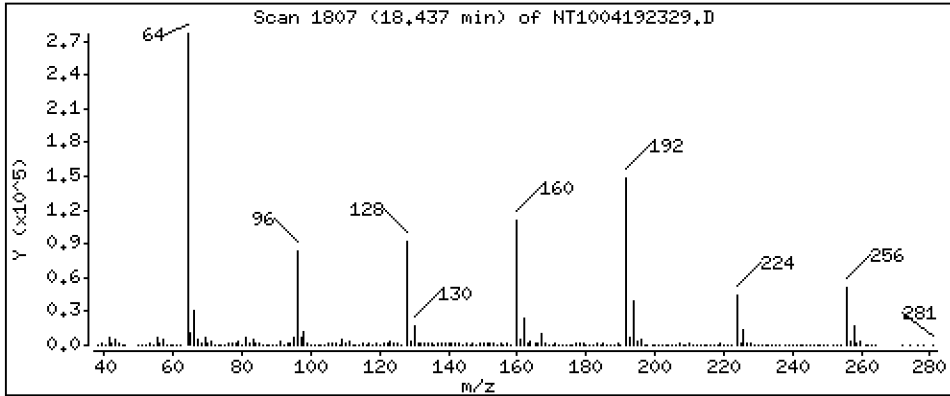
Operator: VTS

Column phase: ZB-5msi

Column diameter: 0.25

62 Carbazole

Concentration: 0.1337 ug/mL



Date : 20-APR-2023 05:08

Client ID:

Instrument: nt10.i

Sample Info: 23C0774-13

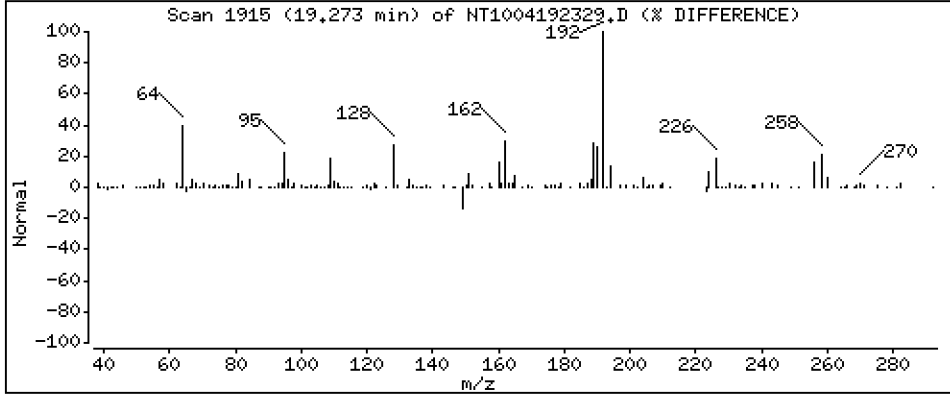
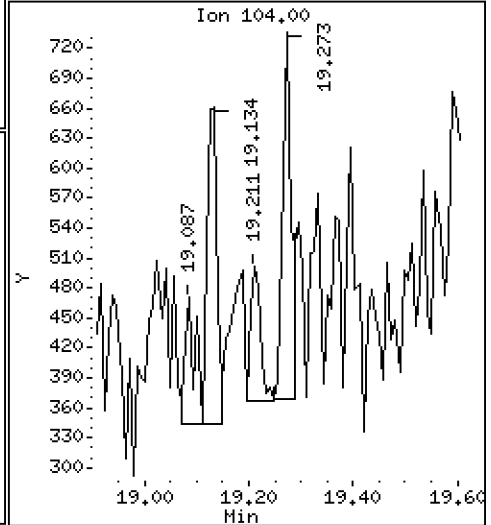
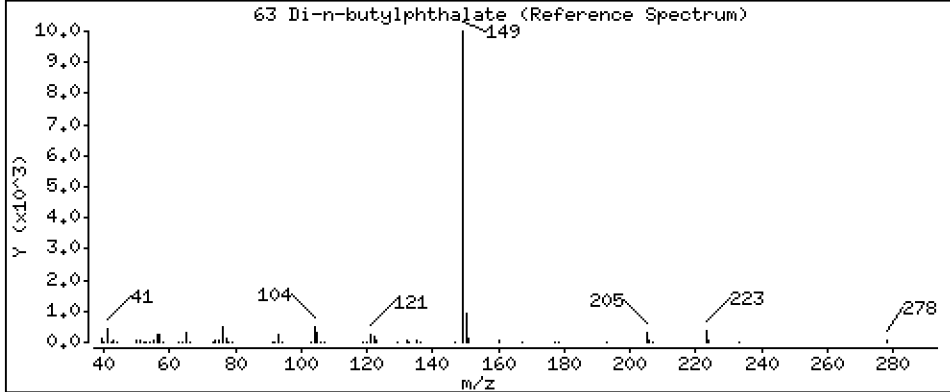
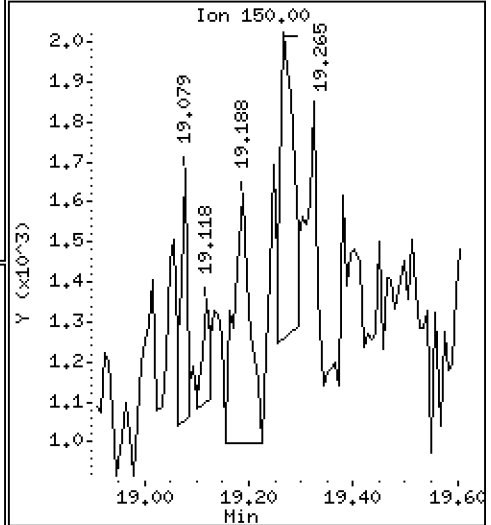
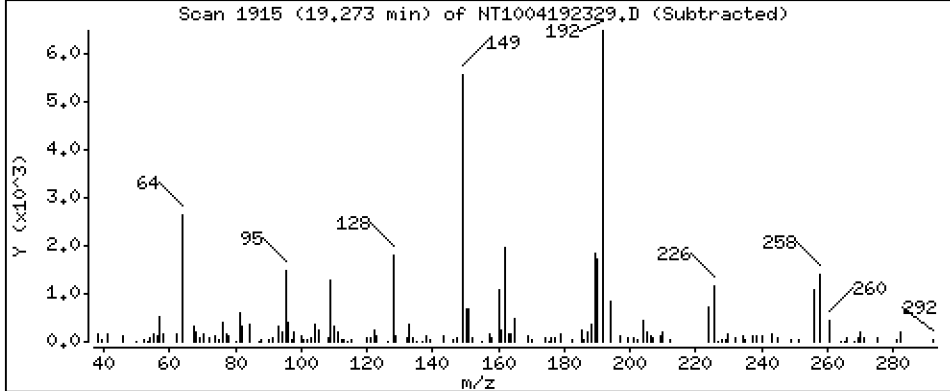
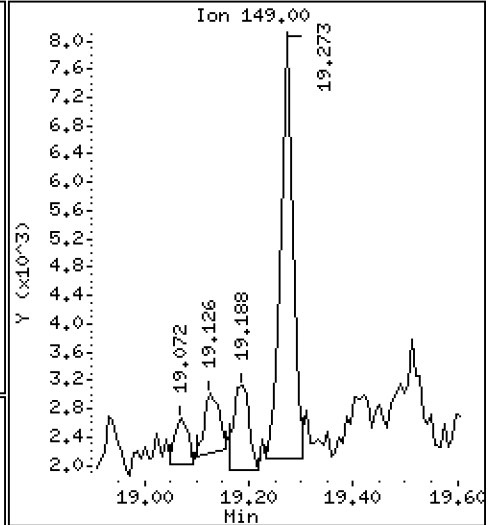
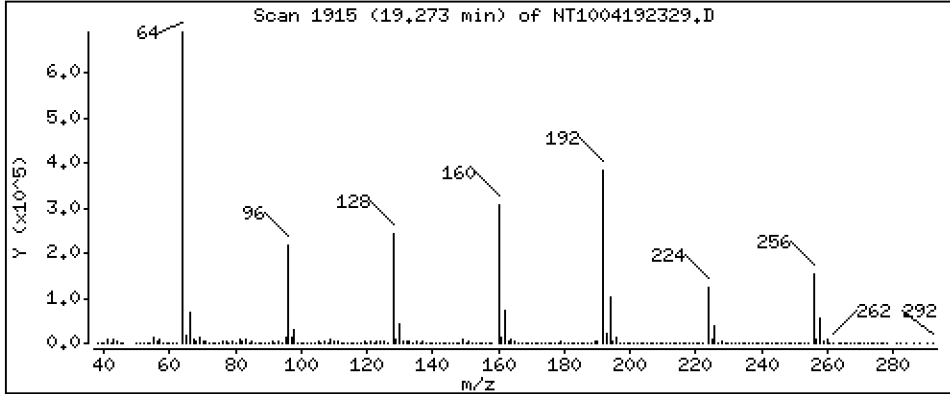
Operator: VTS

Column phase: ZB-5msi

Column diameter: 0.25

63 Di-n-butylphthalate

Concentration: 0.06256 ug/mL



Date : 20-APR-2023 05:08

Client ID:

Instrument: nt10.i

Sample Info: 23C0774-13

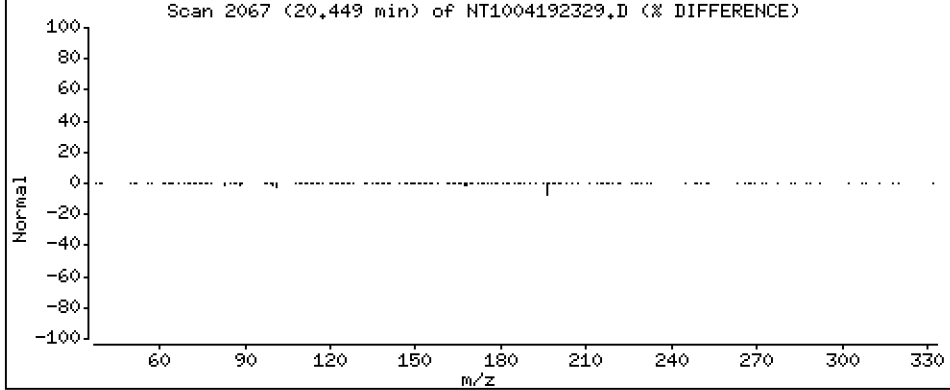
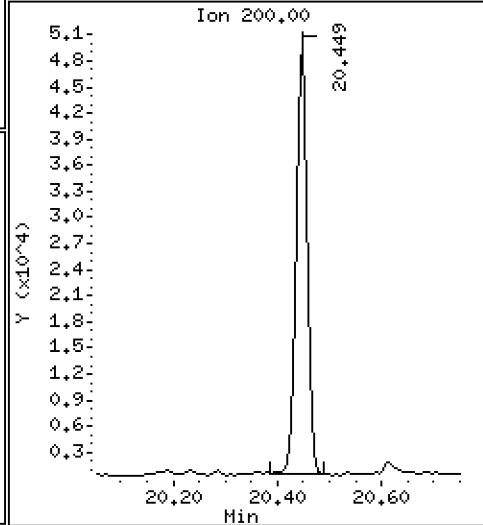
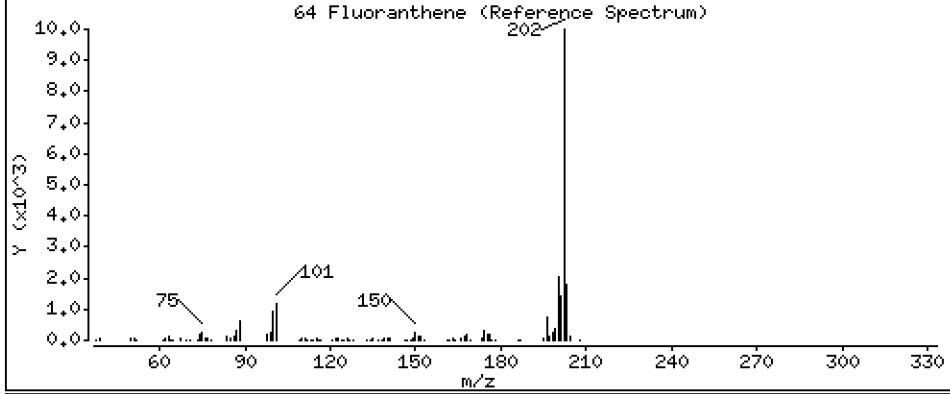
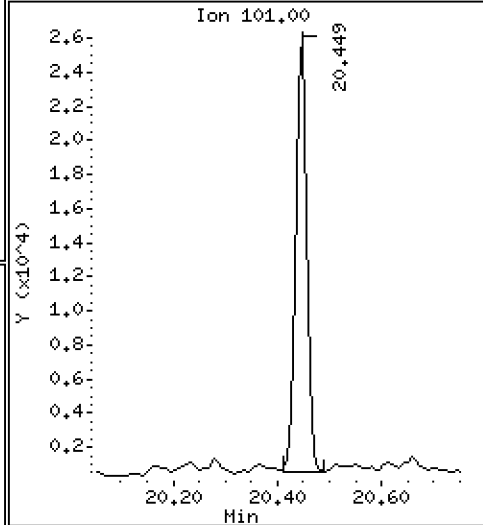
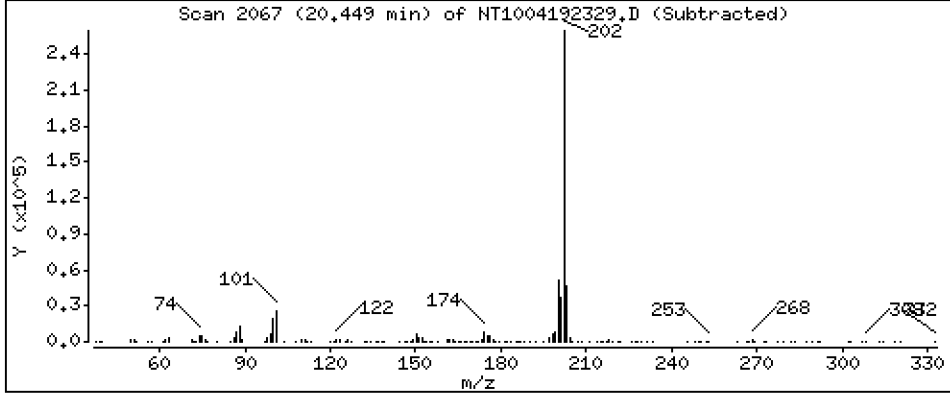
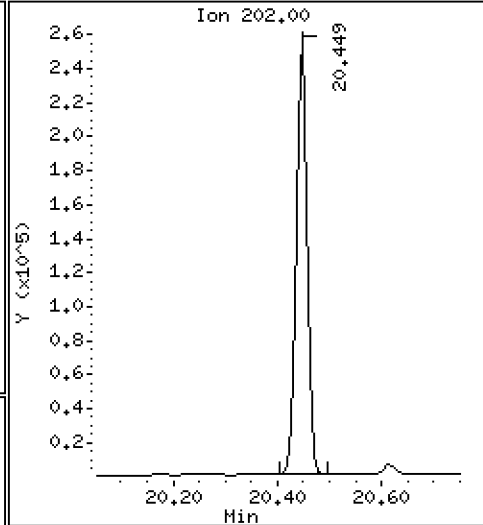
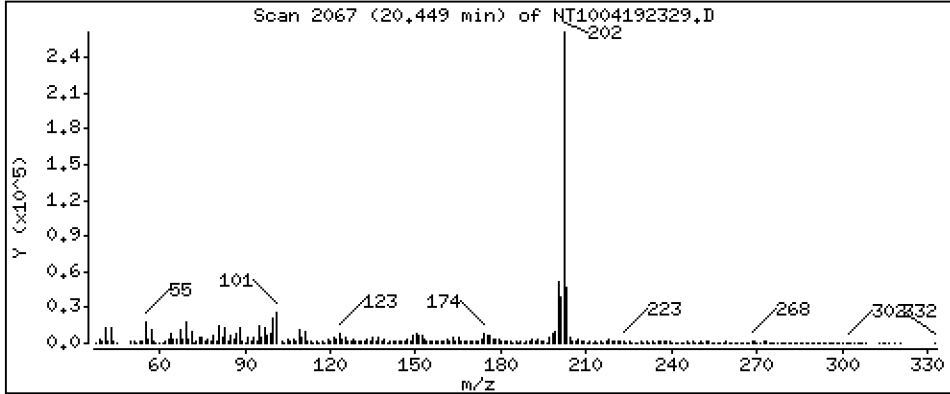
Operator: VTS

Column phase: ZB-5msi

Column diameter: 0,25

64 Fluoranthene

Concentration: 2,119 ug/mL



Date : 20-APR-2023 05:08

Client ID:

Instrument: nt10.i

Sample Info: 23C0774-13

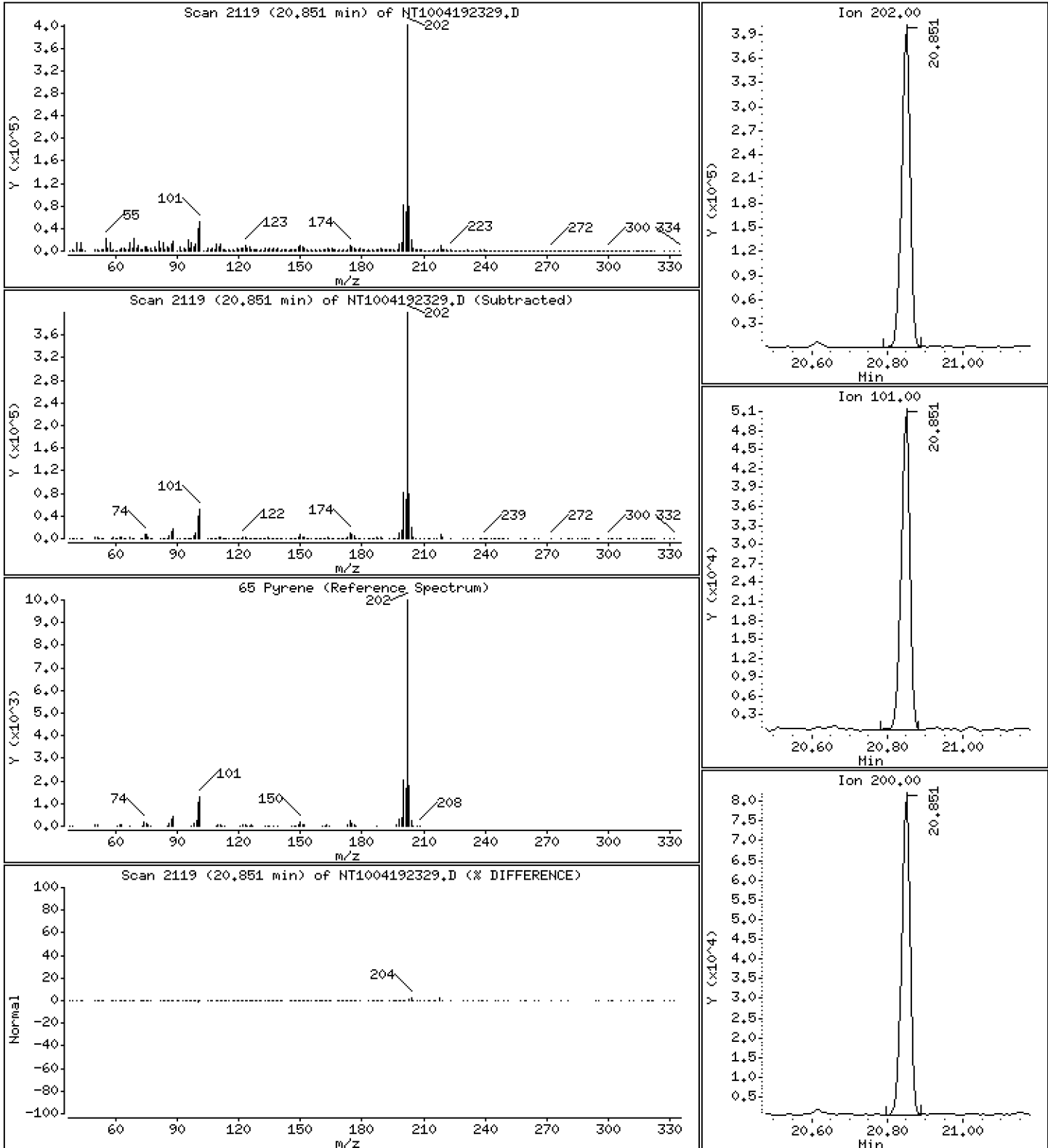
Operator: VTS

Column phase: ZB-5msi

Column diameter: 0,25

65 Pyrene

Concentration: 3,344 ug/mL



Date : 20-APR-2023 05:08

Client ID:

Instrument: nt10.i

Sample Info: 23C0774-13

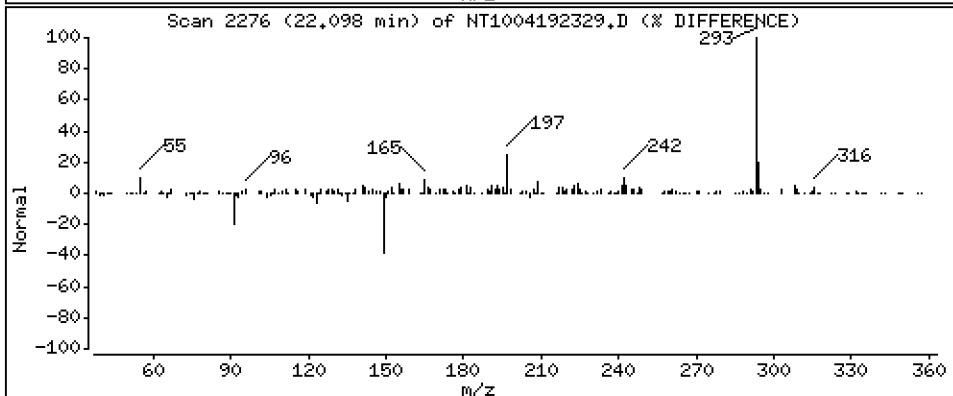
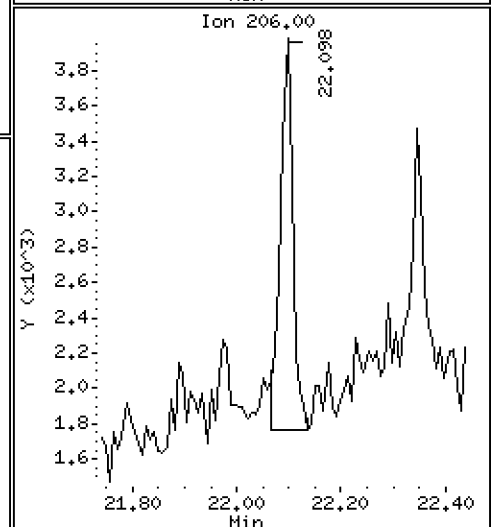
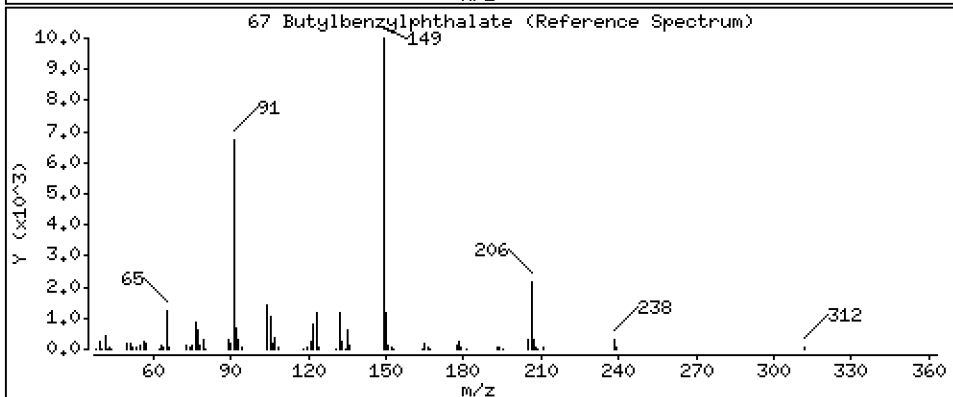
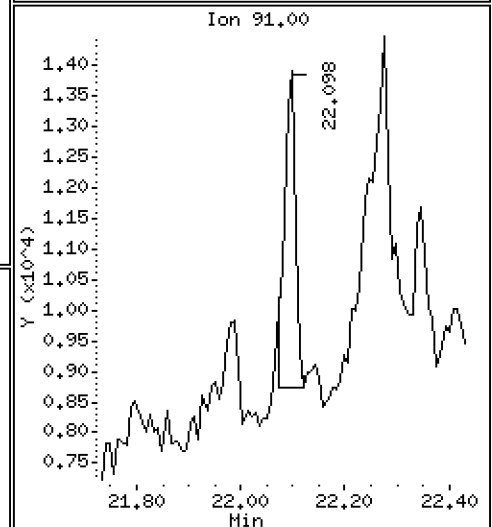
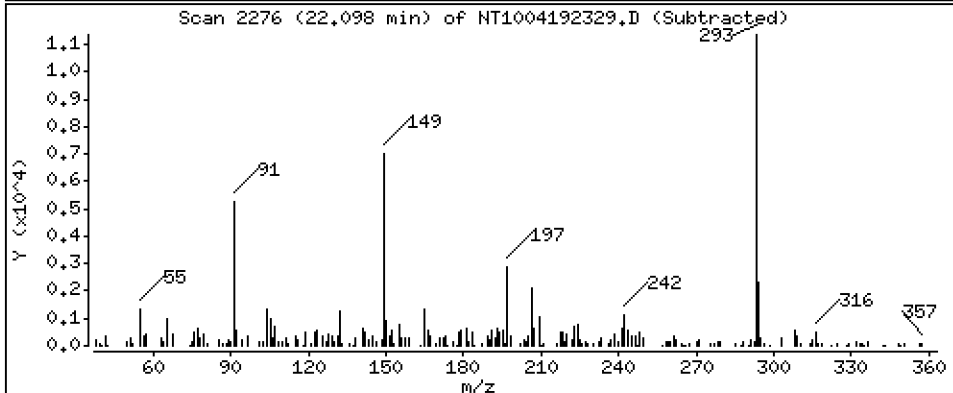
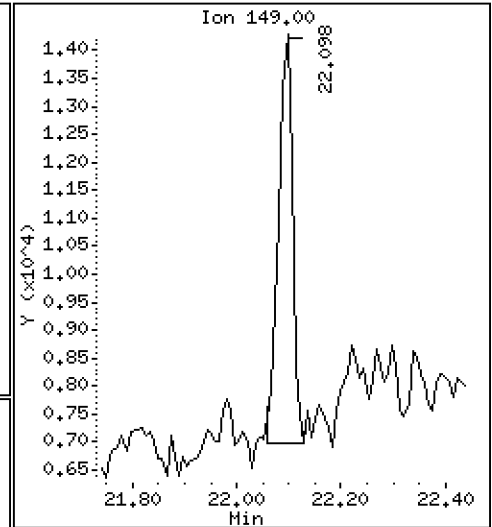
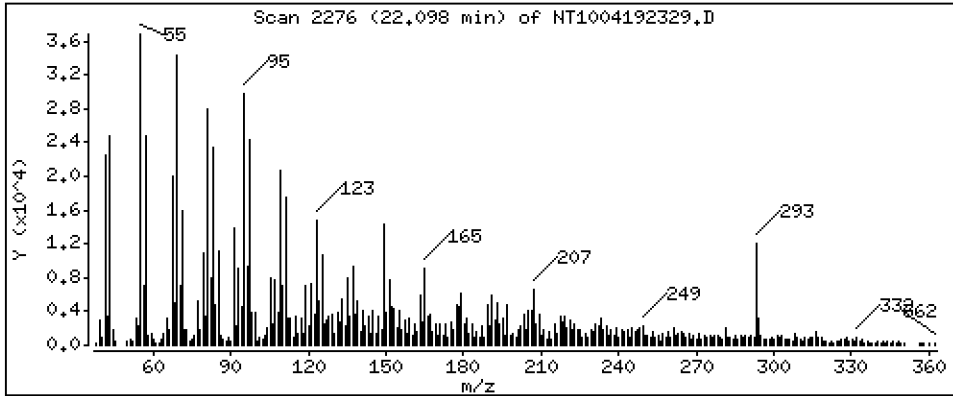
Operator: VTS

Column phase: ZB-5msi

Column diameter: 0.25

67 Butylbenzylphthalate

Concentration: 0.1995 ug/mL



Date : 20-APR-2023 05:08

Client ID:

Instrument: nt10.i

Sample Info: 23C0774-13

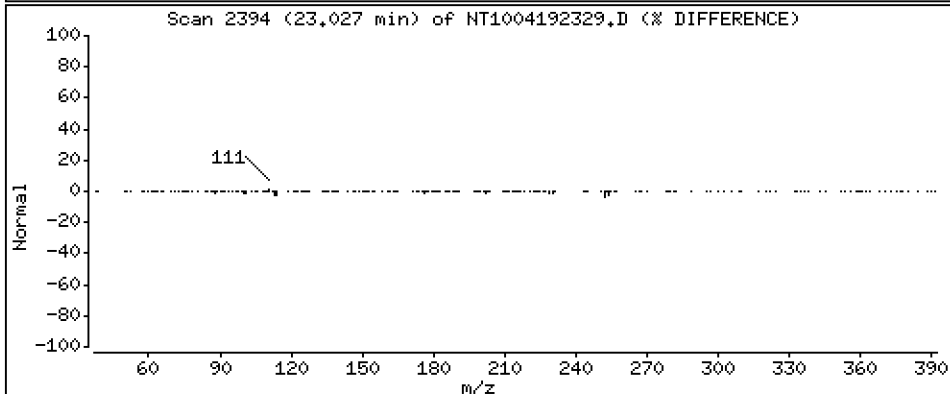
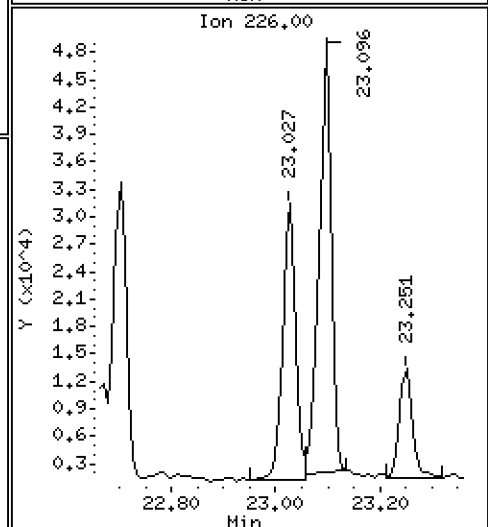
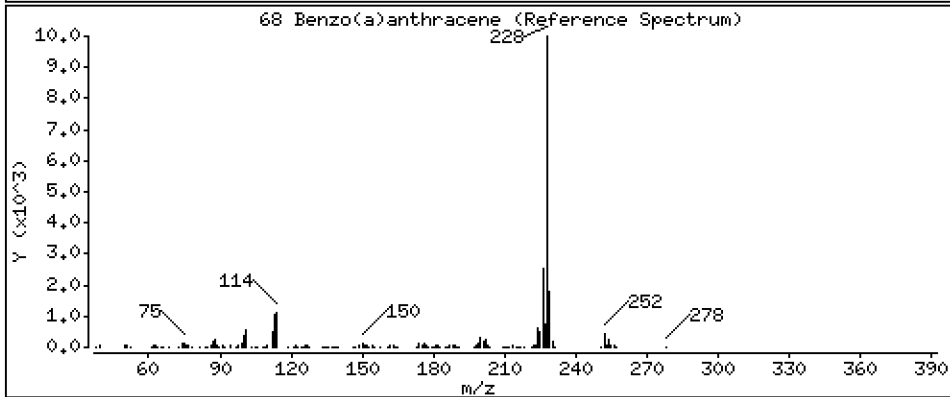
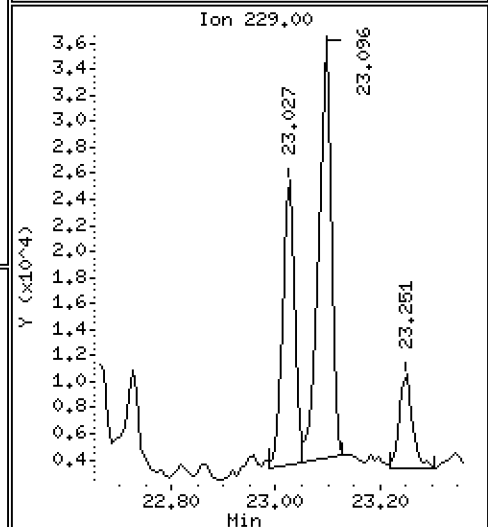
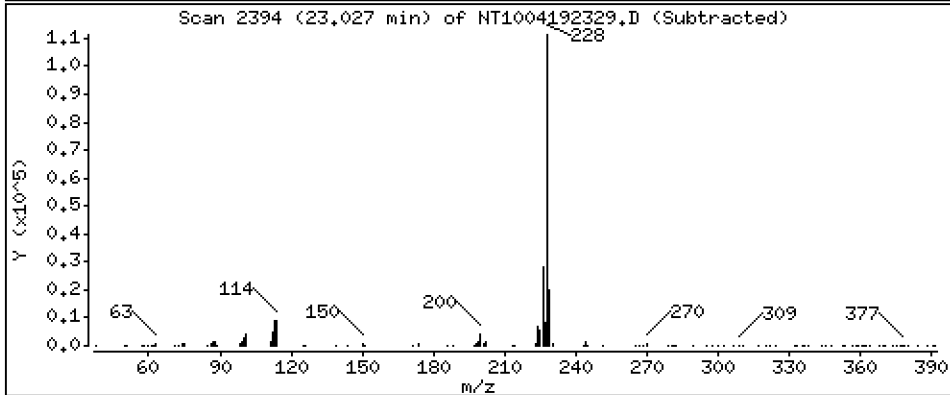
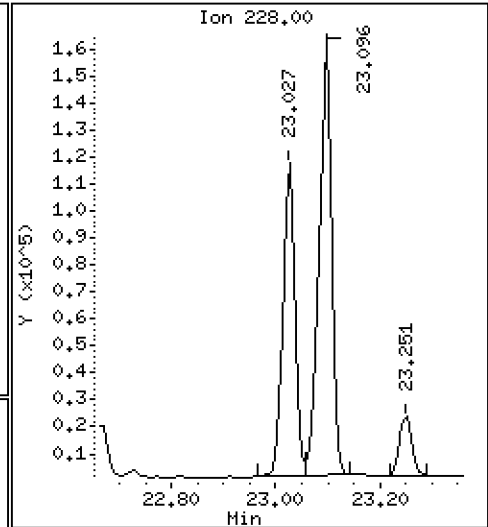
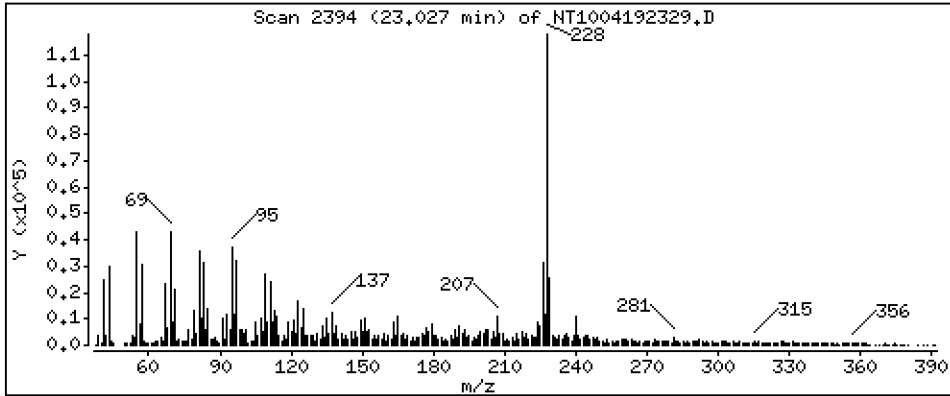
Operator: VTS

Column phase: ZB-5msi

Column diameter: 0,25

68 Benzo(a)anthracene

Concentration: 1,176 ug/mL



Date : 20-APR-2023 05:08

Client ID:

Instrument: nt10.i

Sample Info: 23C0774-13

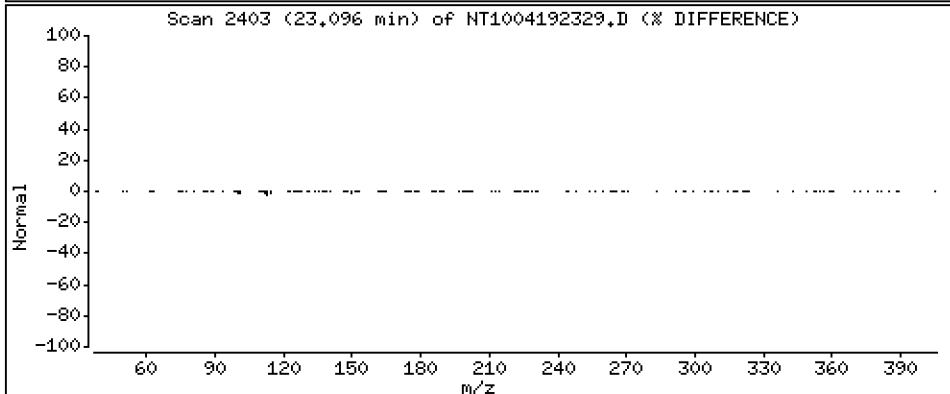
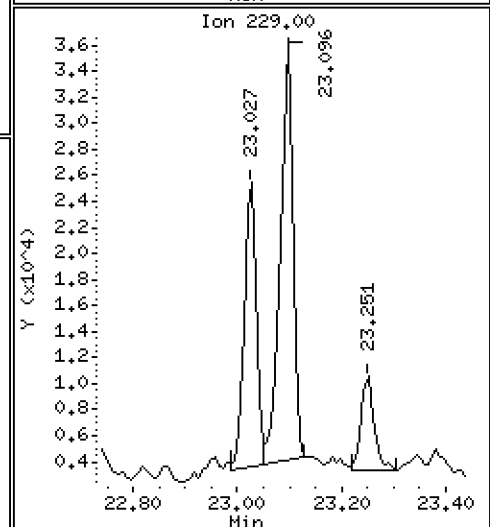
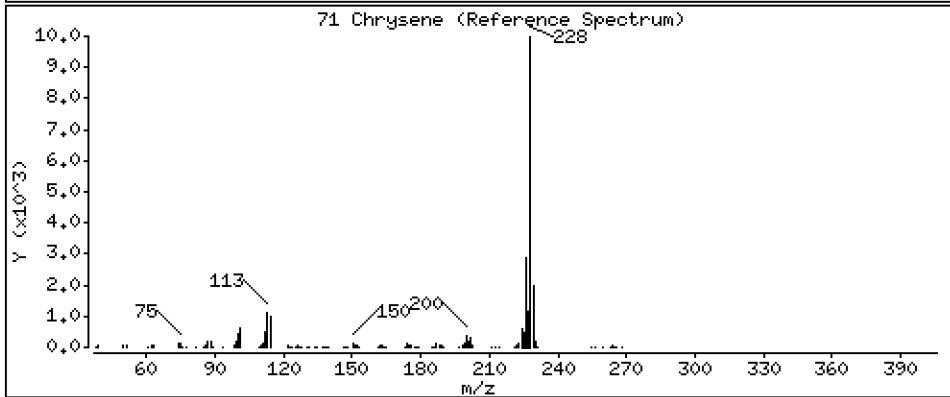
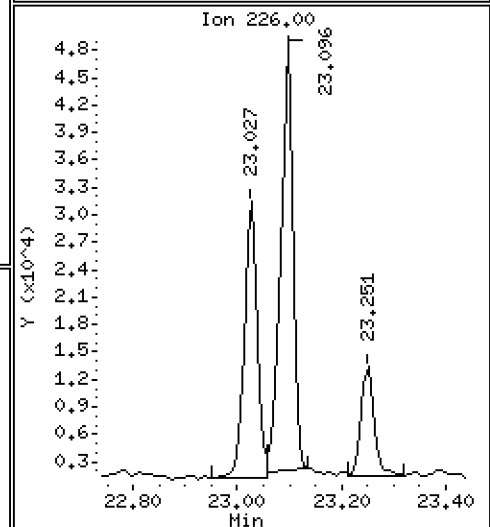
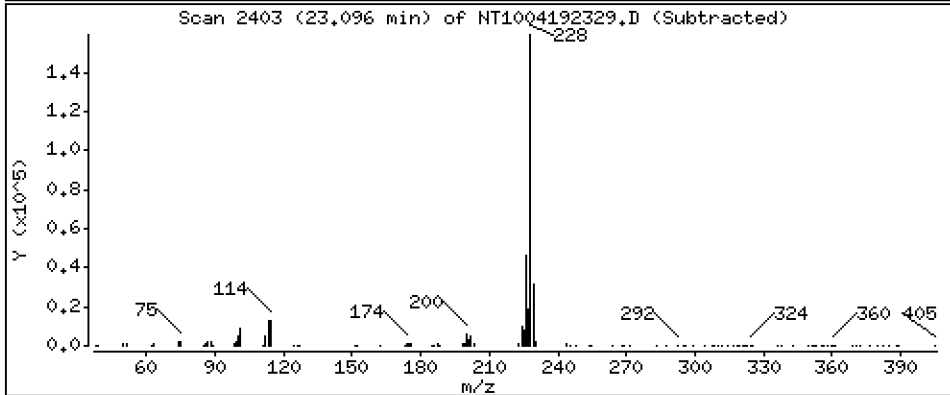
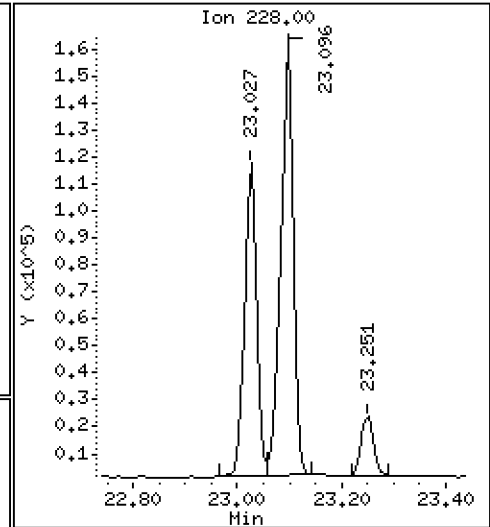
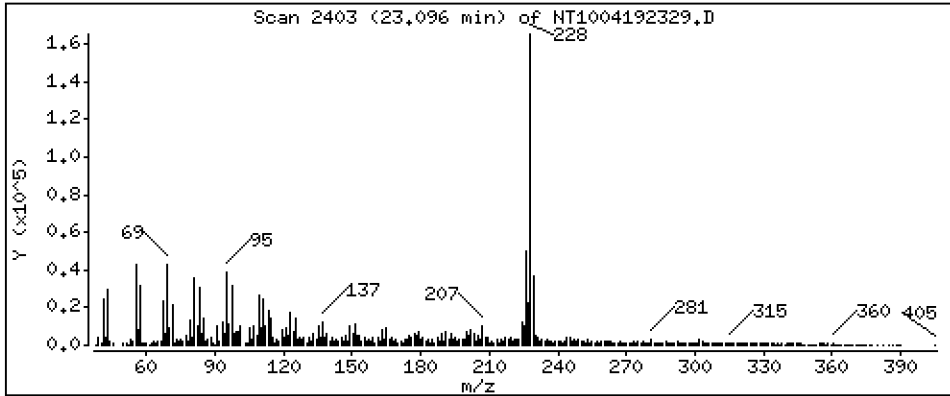
Operator: VTS

Column phase: ZB-5msi

Column diameter: 0,25

71 Chrysene

Concentration: 1,656 ug/mL



Date : 20-APR-2023 05:08

Client ID:

Instrument: nt10.i

Sample Info: 23C0774-13

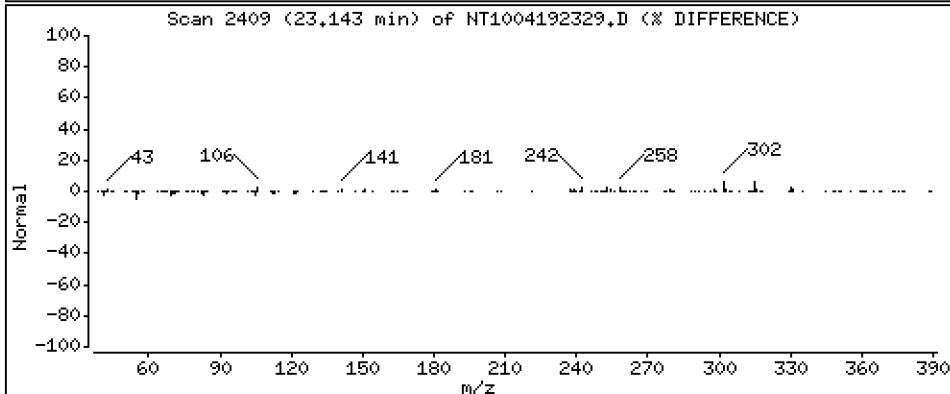
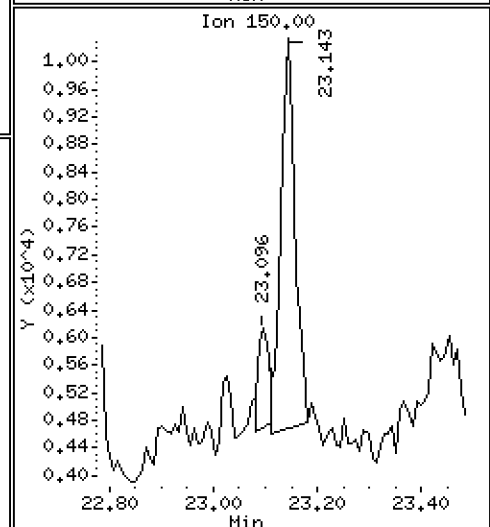
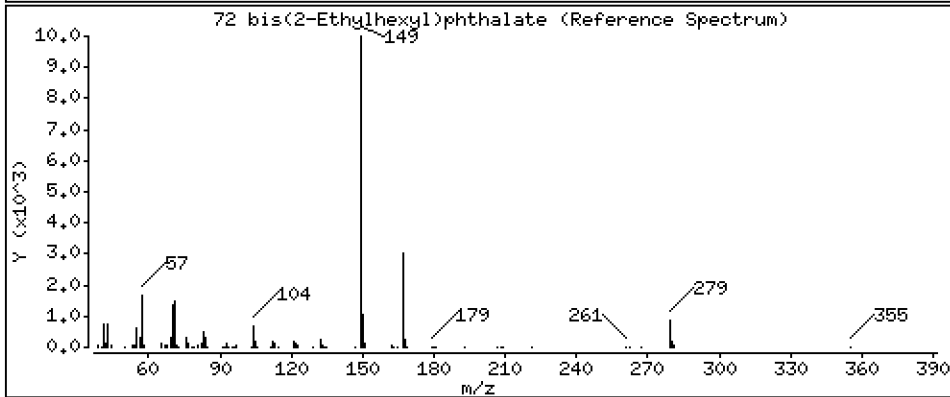
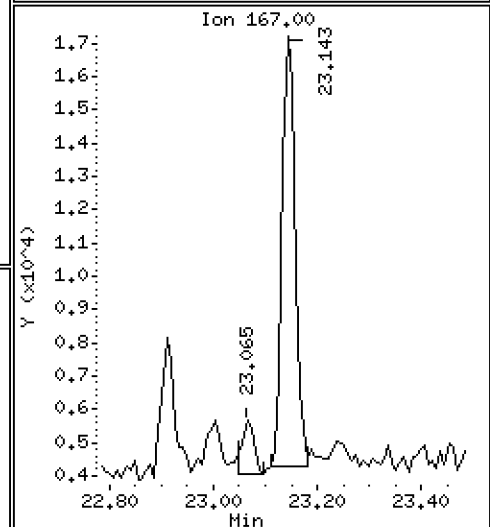
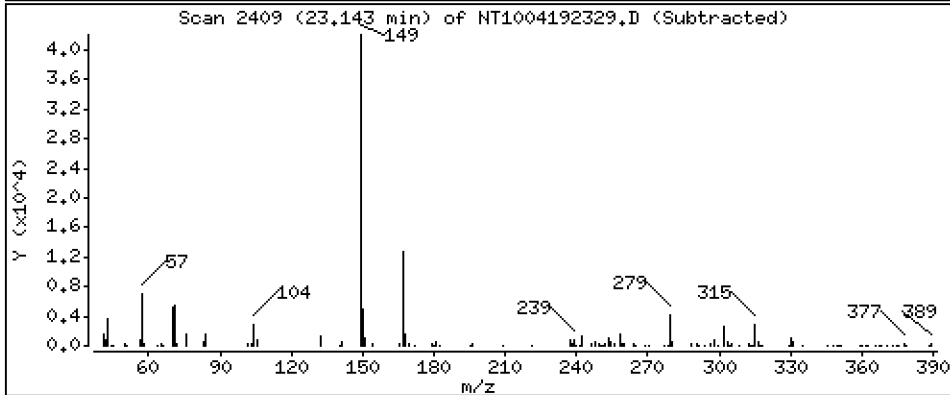
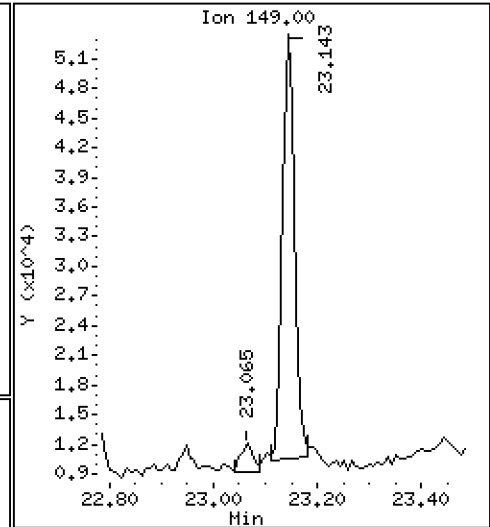
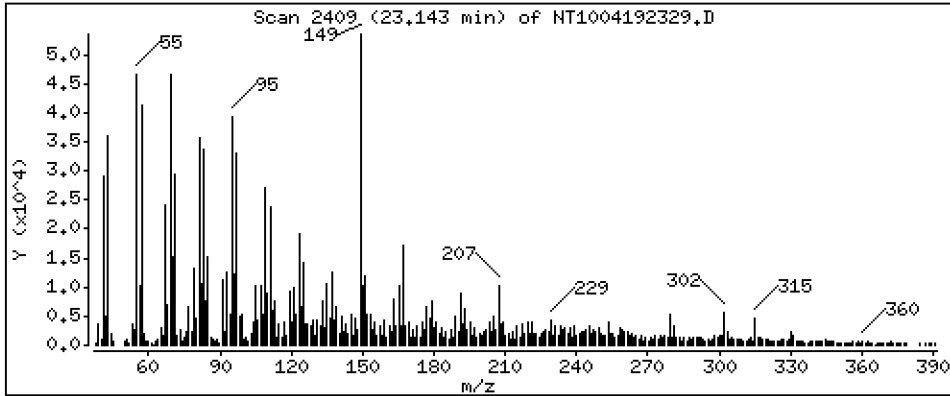
Operator: VTS

Column phase: ZB-5msi

Column diameter: 0,25

72 bis(2-Ethylhexyl)phthalate

Concentration: 0,6154 ug/mL



Date : 20-APR-2023 05:08

Client ID:

Instrument: nt10.i

Sample Info: 23C0774-13

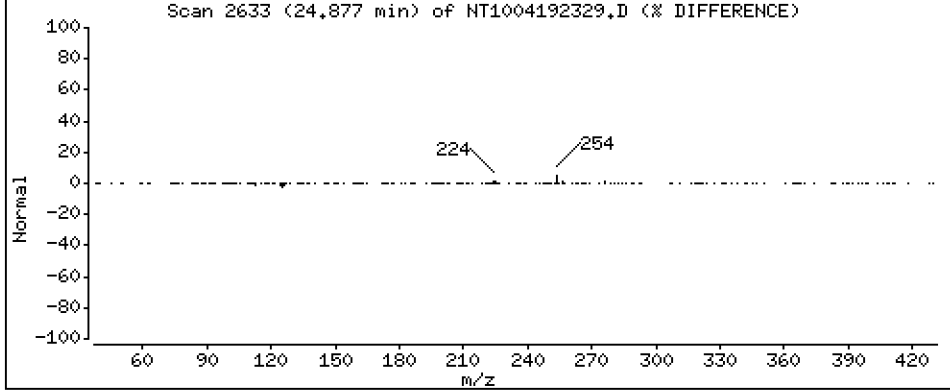
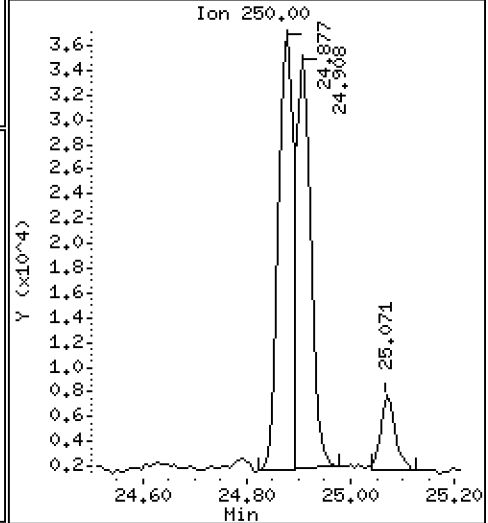
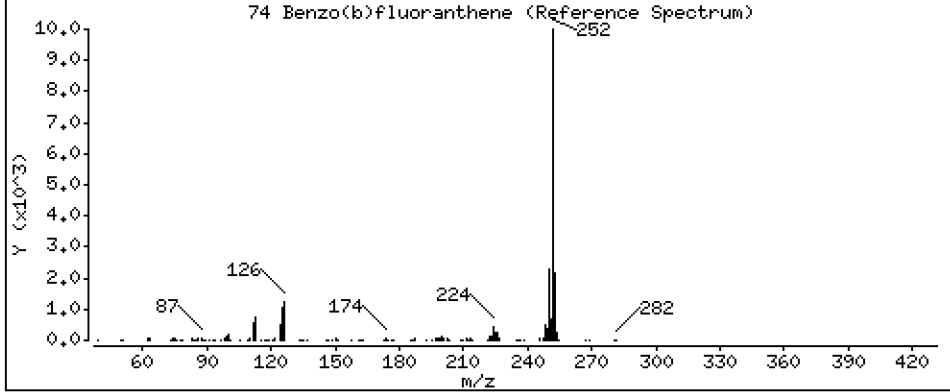
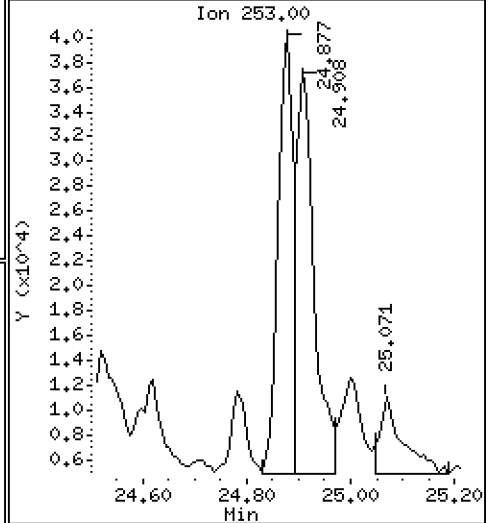
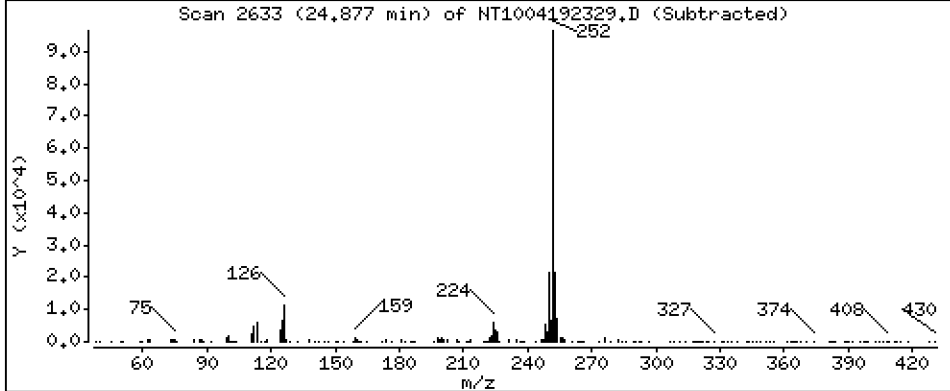
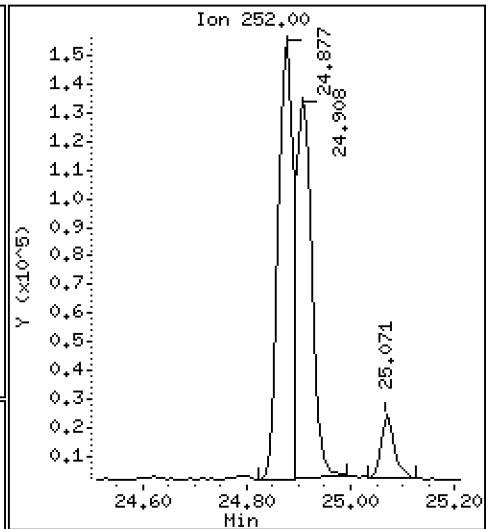
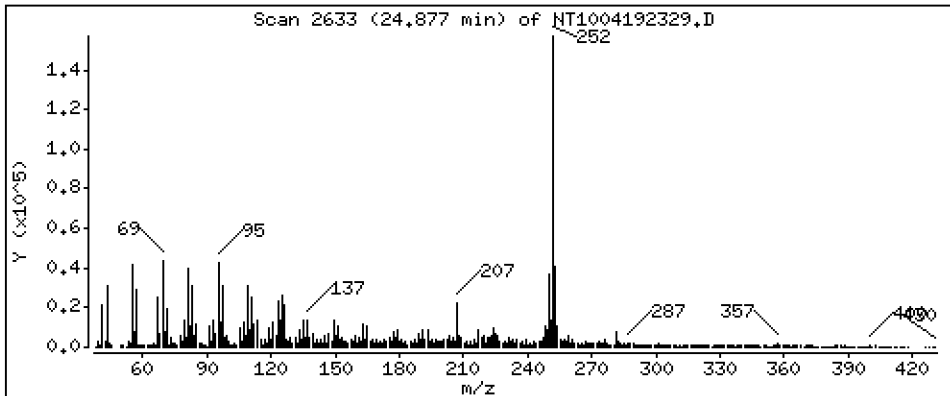
Operator: VTS

Column phase: ZB-5msi

Column diameter: 0,25

74 Benzo(b)fluoranthene

Concentration: 1,753 ug/mL



Date : 20-APR-2023 05:08

Client ID:

Instrument: nt10.i

Sample Info: 23C0774-13

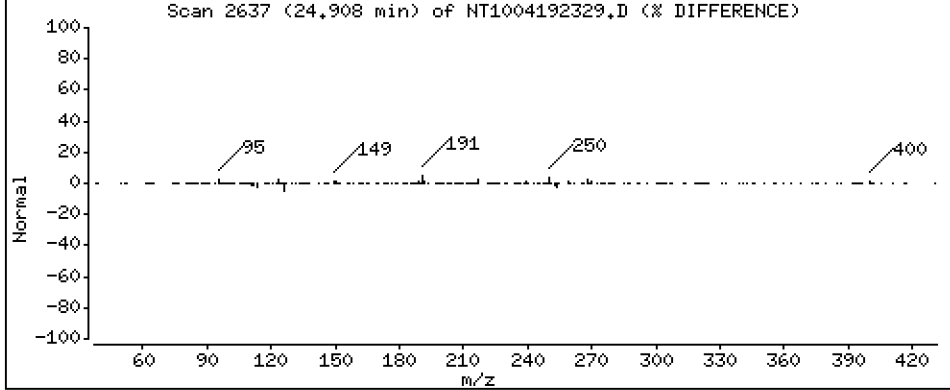
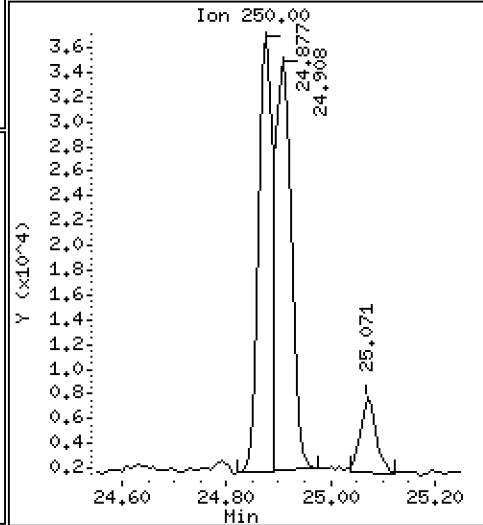
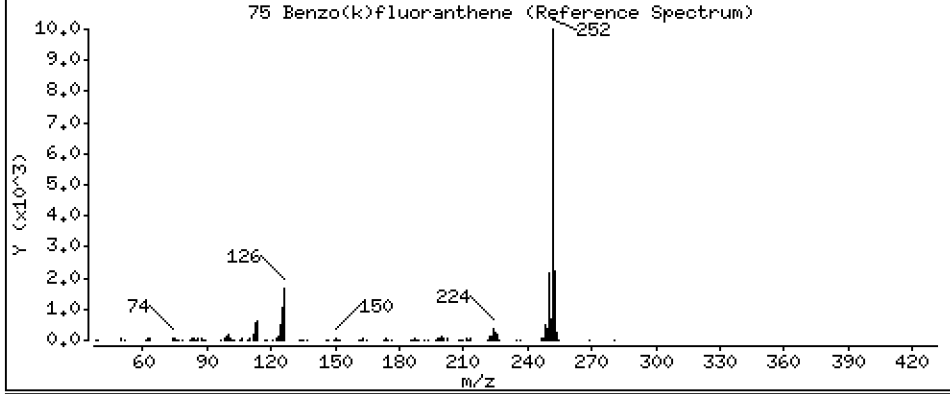
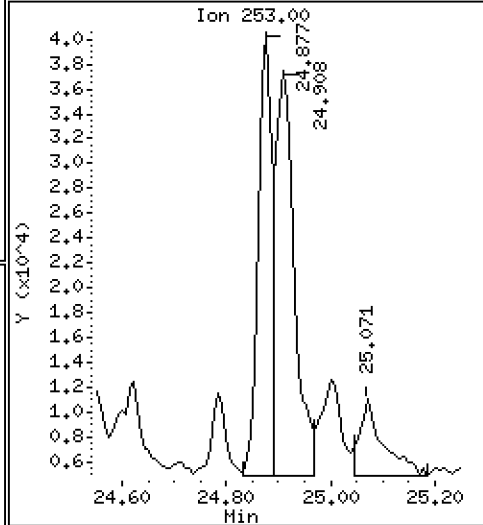
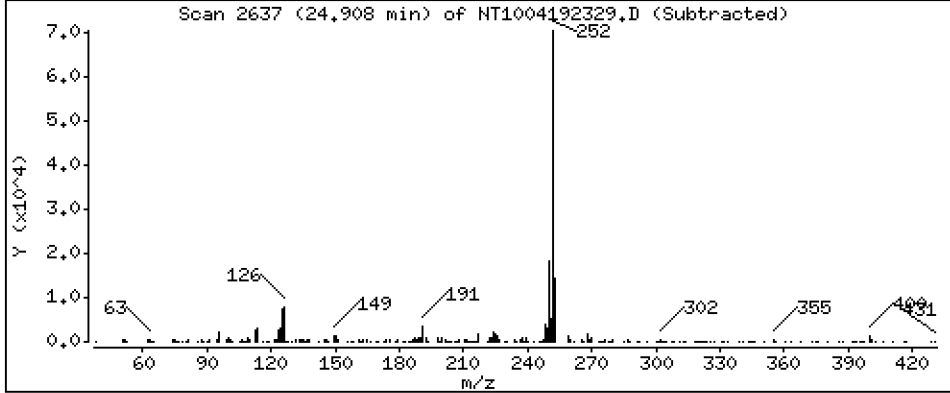
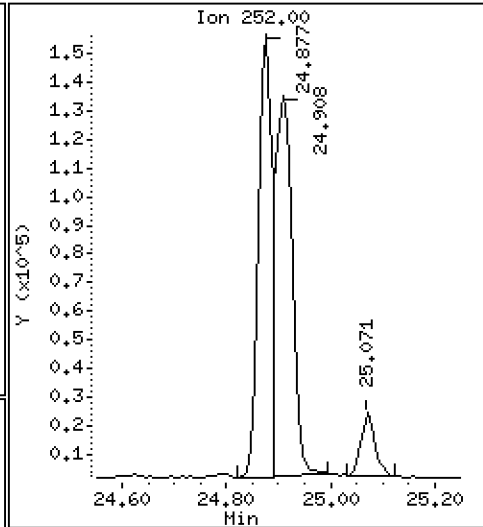
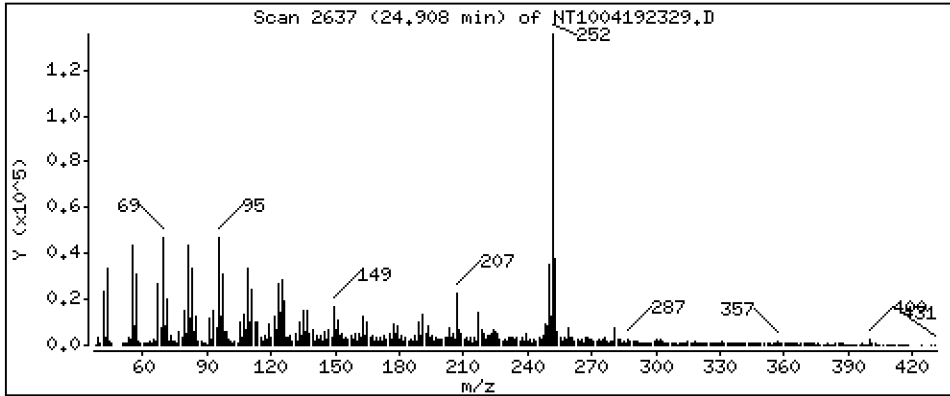
Operator: VTS

Column phase: ZB-5msi

Column diameter: 0,25

75 Benzo(k)fluoranthene

Concentration: 1,723 ug/mL



Date : 20-APR-2023 05:08

Client ID:

Instrument: nt10.i

Sample Info: 23C0774-13

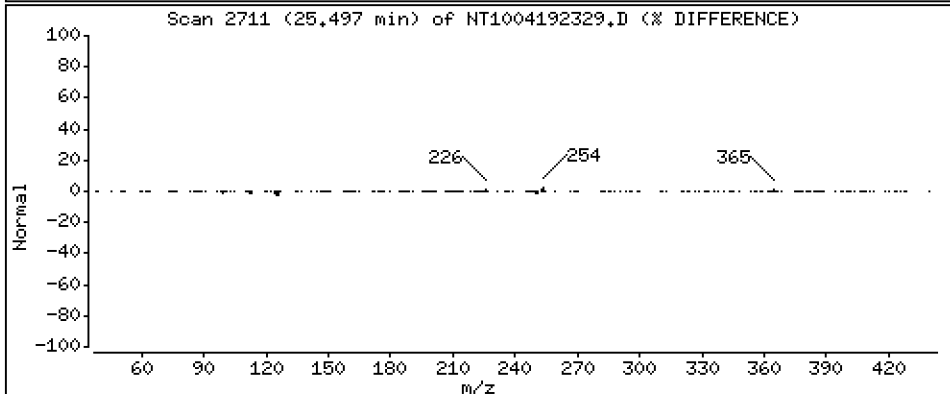
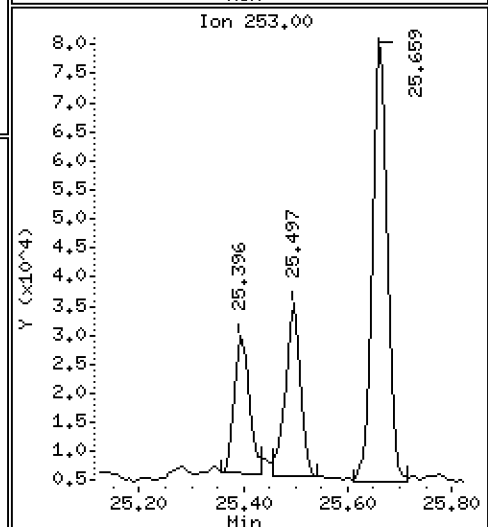
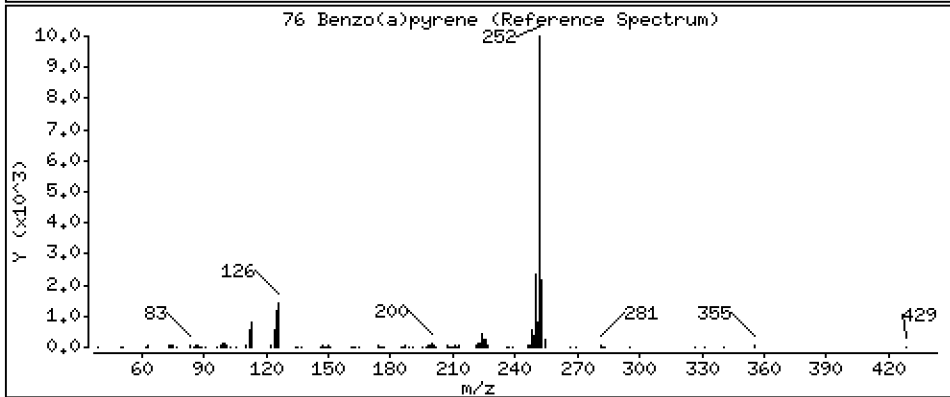
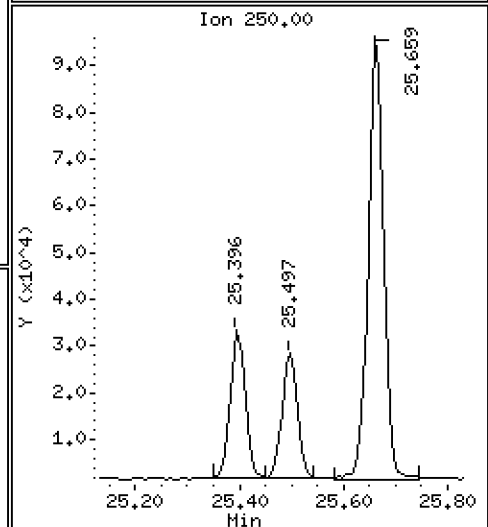
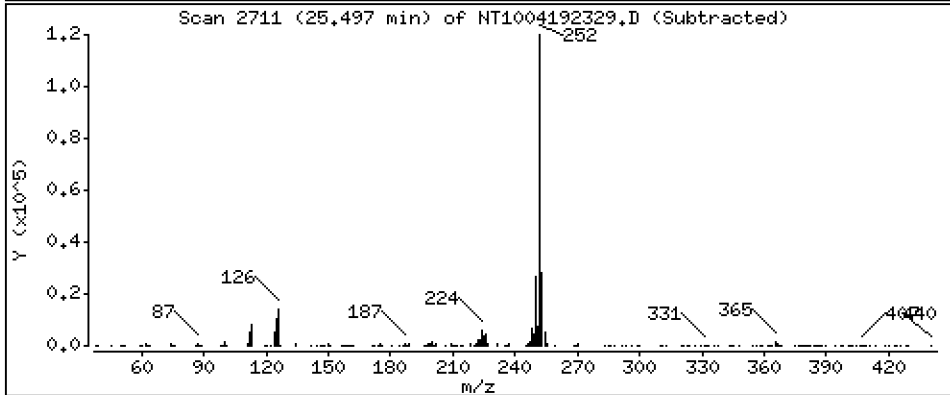
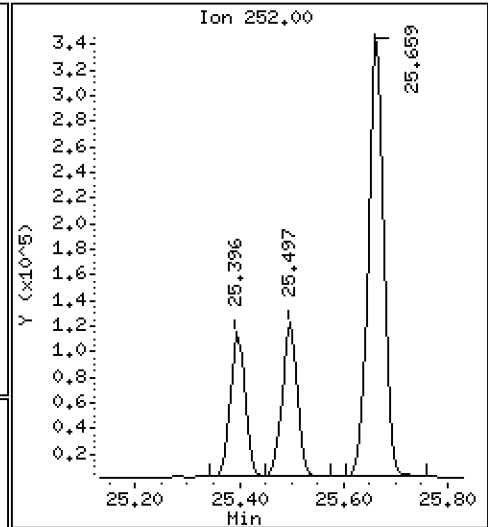
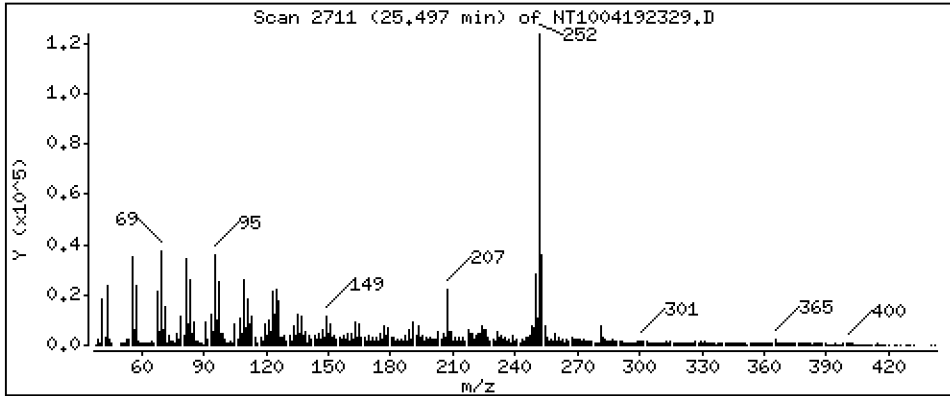
Operator: VTS

Column phase: ZB-5msi

Column diameter: 0,25

76 Benzo(a)pyrene

Concentration: 1,575 ug/mL



Date : 20-APR-2023 05:08

Client ID:

Instrument: nt10.i

Sample Info: 23C0774-13

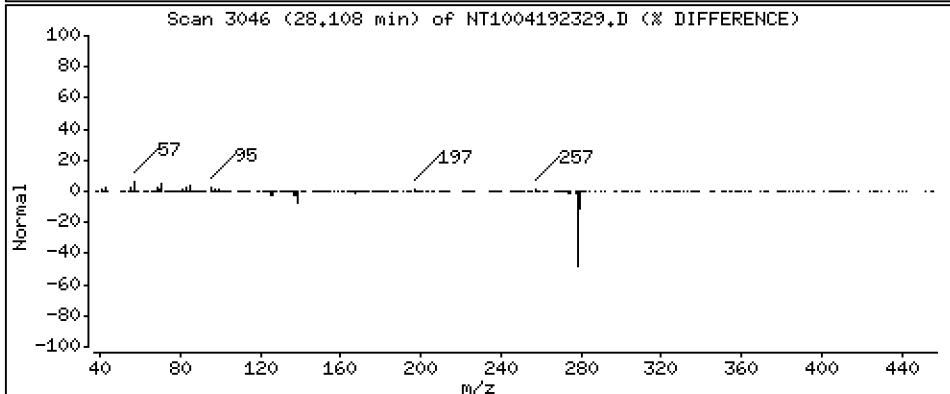
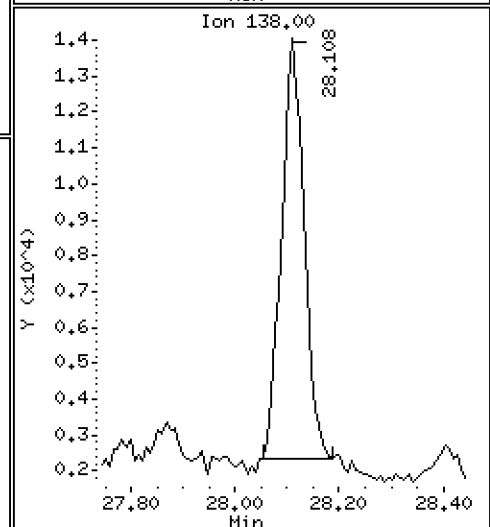
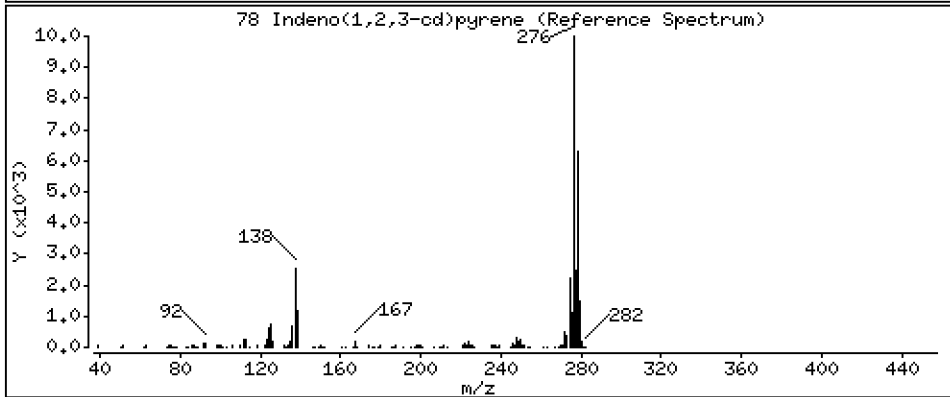
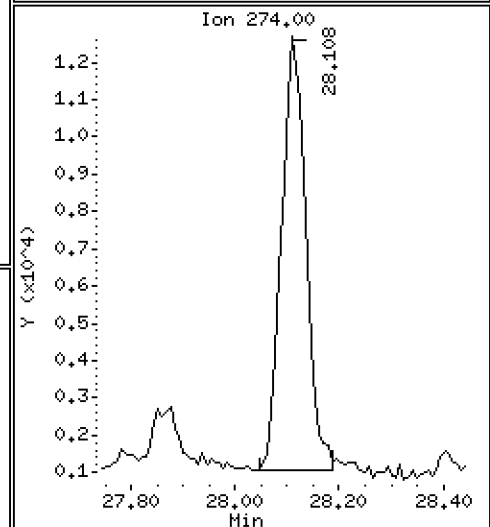
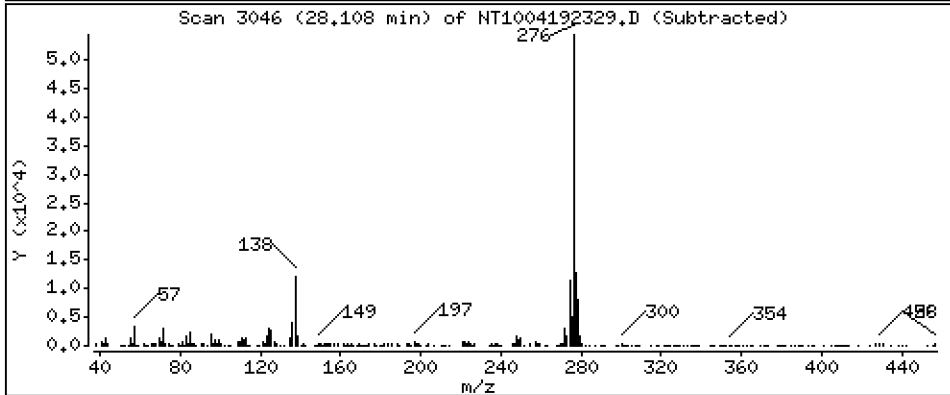
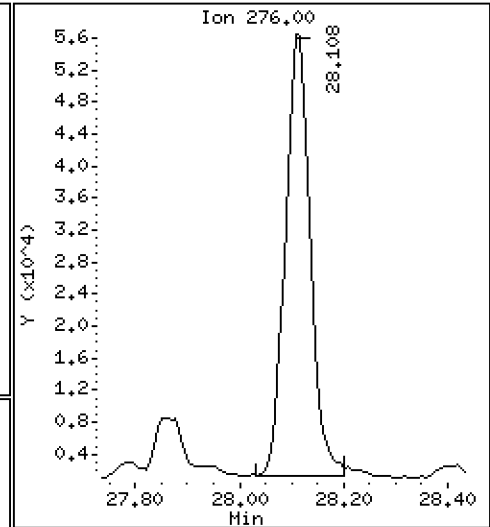
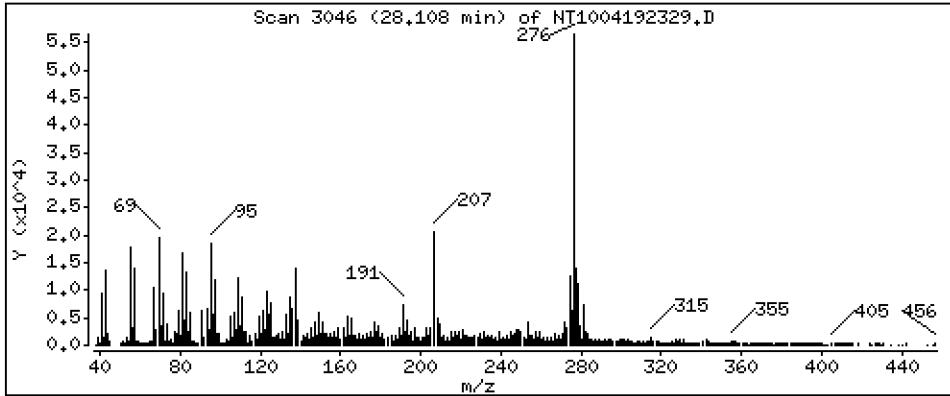
Operator: VTS

Column phase: ZB-5msi

Column diameter: 0,25

78 Indeno(1,2,3-cd)pyrene

Concentration: 0,9461 ug/mL



Date : 20-APR-2023 05:08

Client ID:

Instrument: nt10.i

Sample Info: 23C0774-13

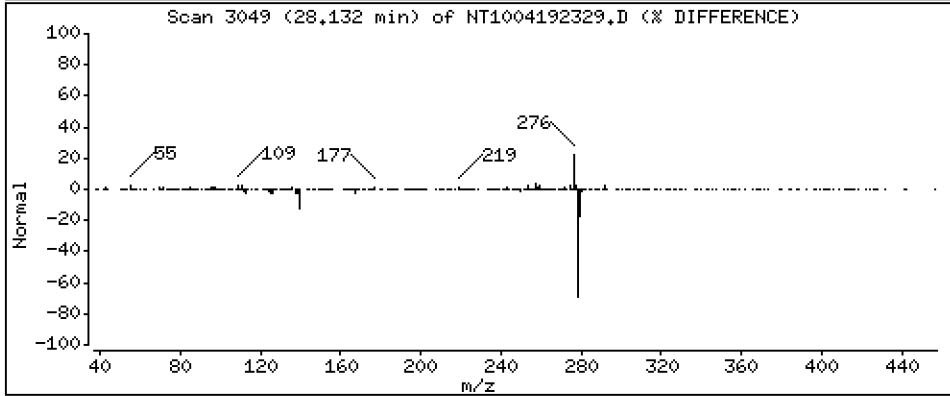
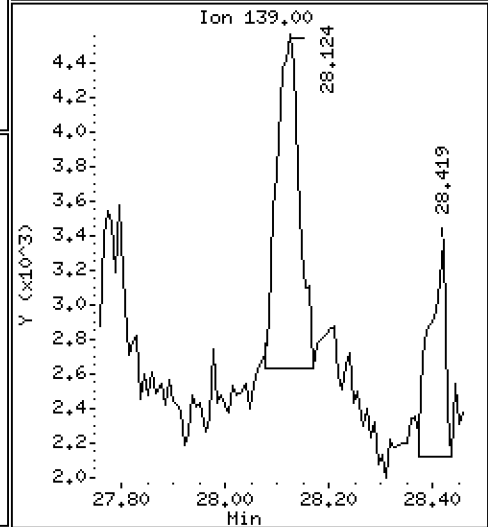
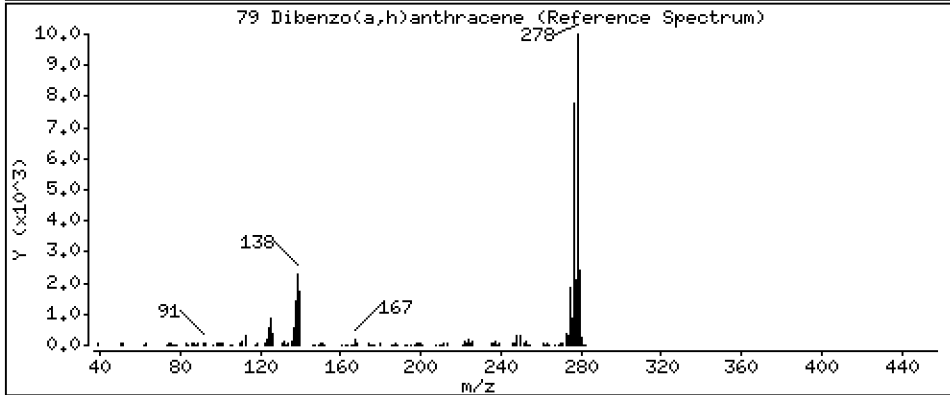
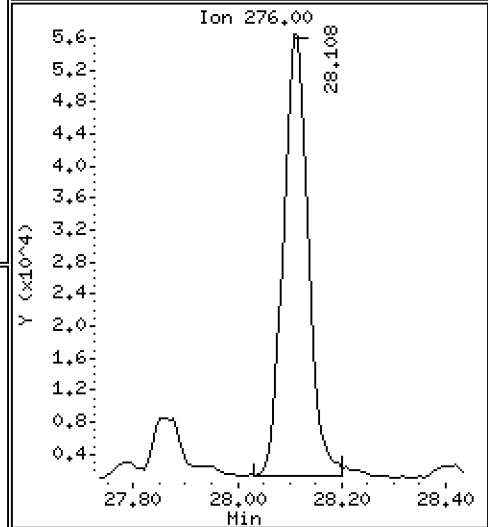
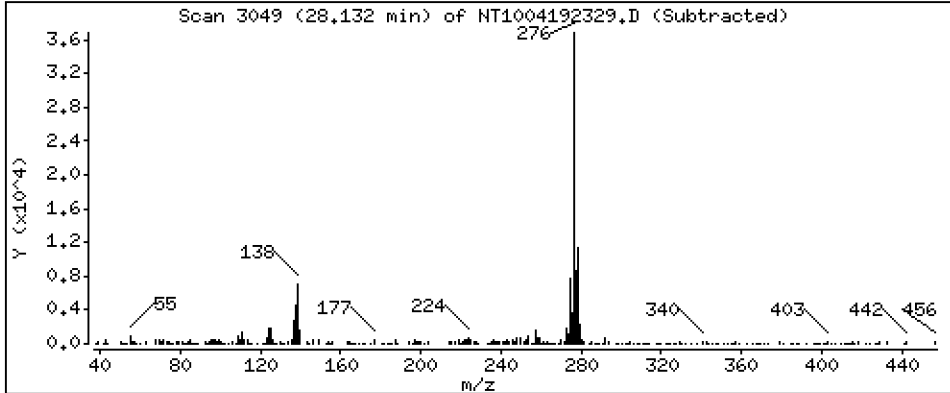
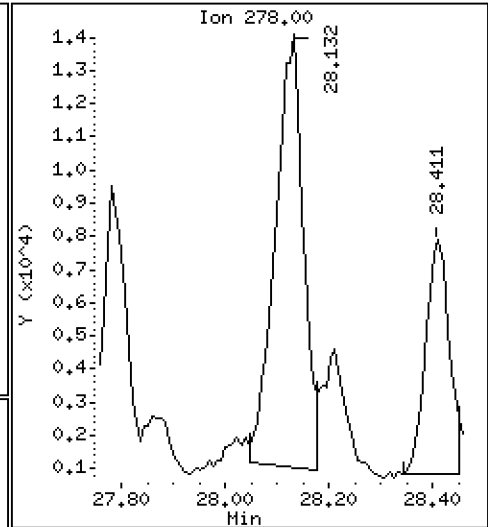
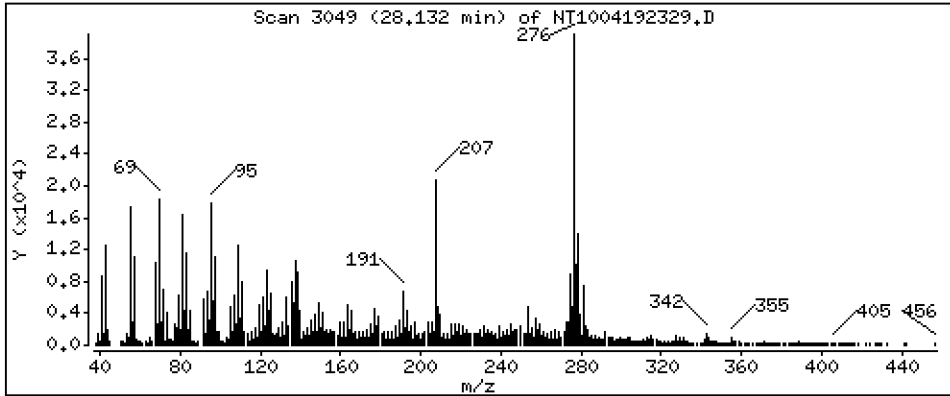
Operator: VTS

Column phase: ZB-5msi

Column diameter: 0,25

79 Dibenzo(a,h)anthracene

Concentration: 0,3047 ug/mL



Date : 20-APR-2023 05:08

Client ID:

Instrument: nt10.i

Sample Info: 23C0774-13

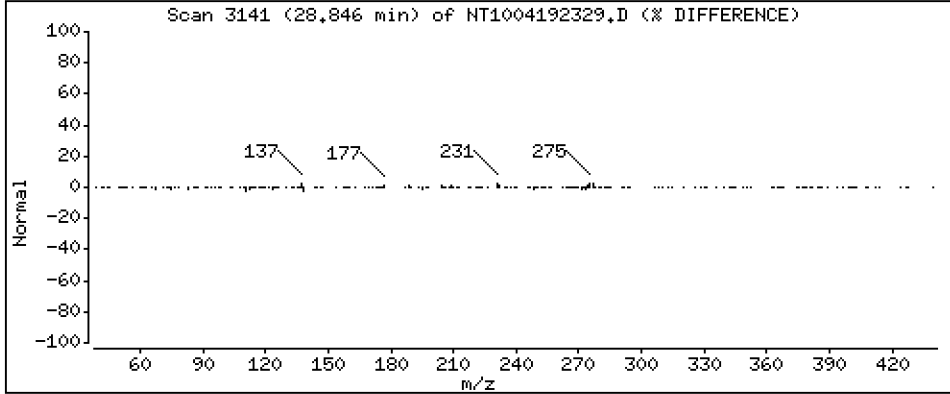
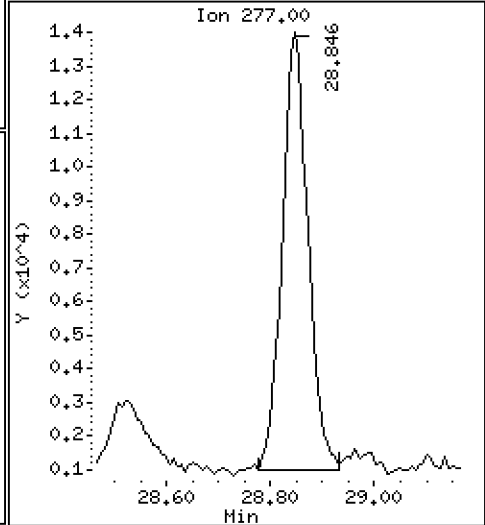
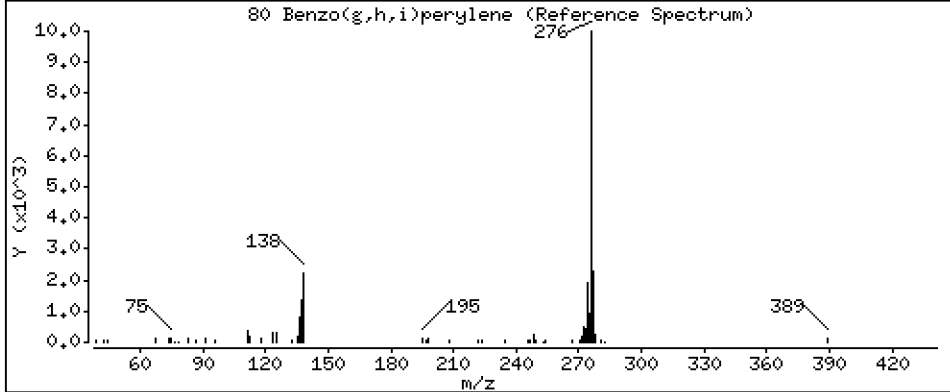
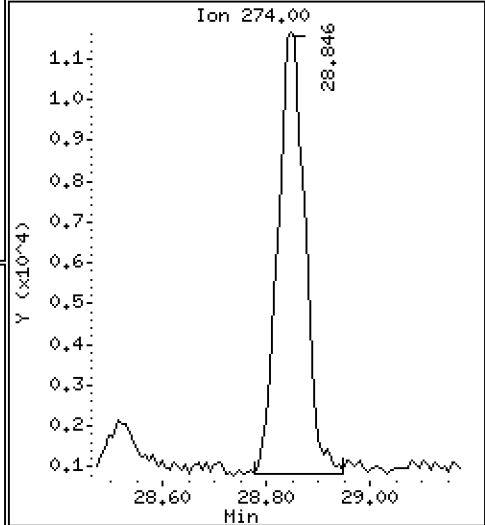
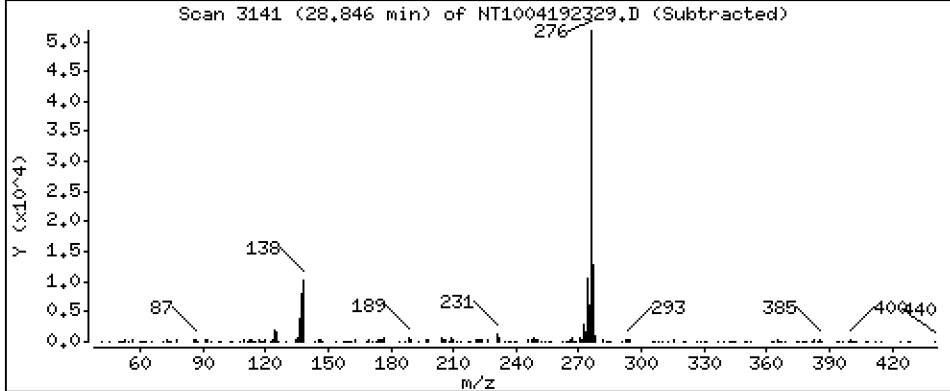
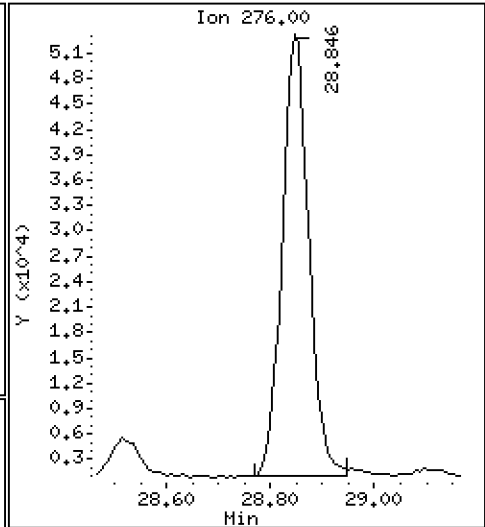
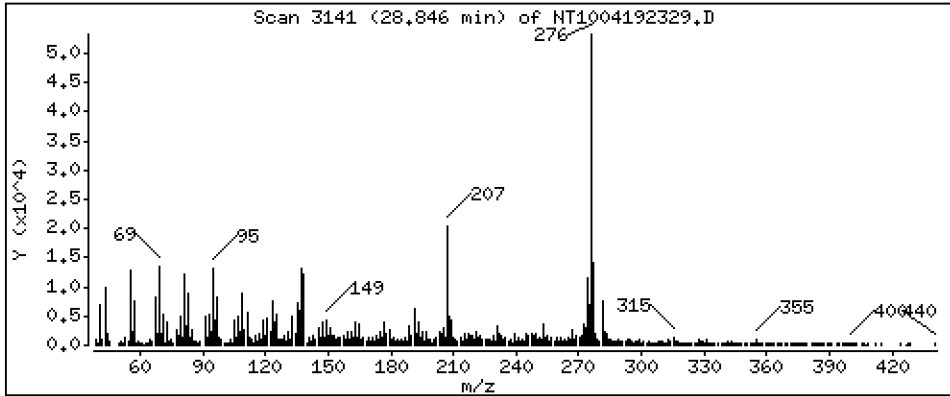
Operator: VTS

Column phase: ZB-5msi

Column diameter: 0,25

80 Benzo(g,h,i)perylene

Concentration: 1,099 ug/mL



Date : 20-APR-2023 05:08

Client ID:

Instrument: nt10.i

Sample Info: 23C0774-13

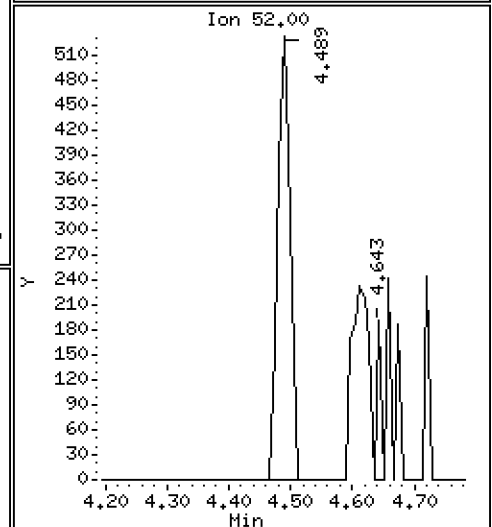
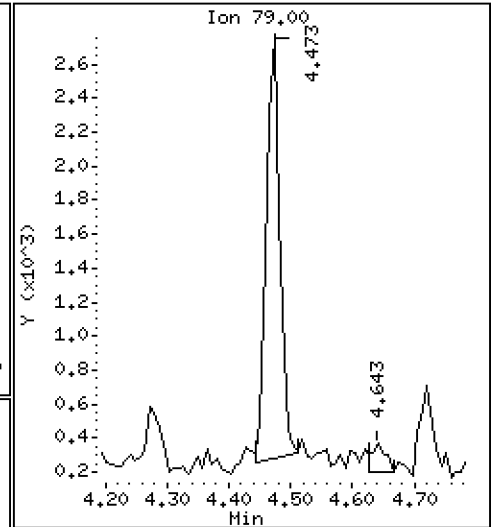
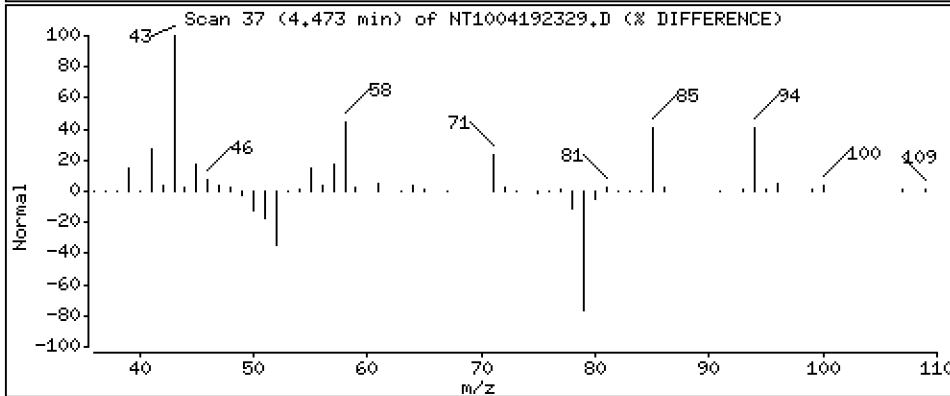
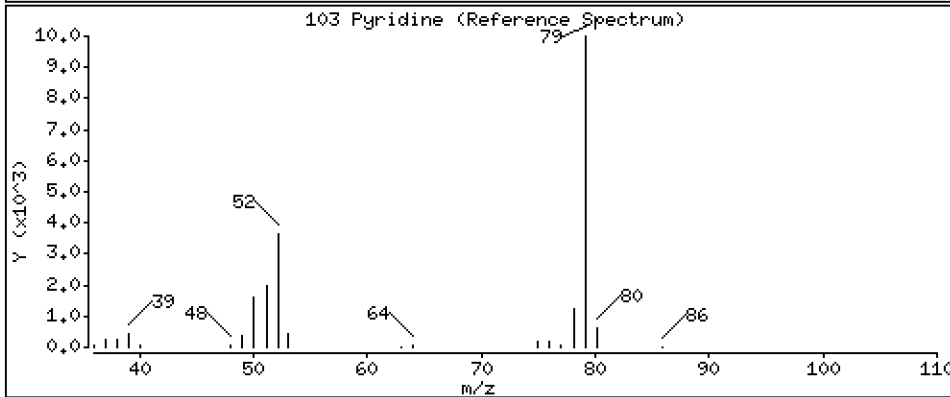
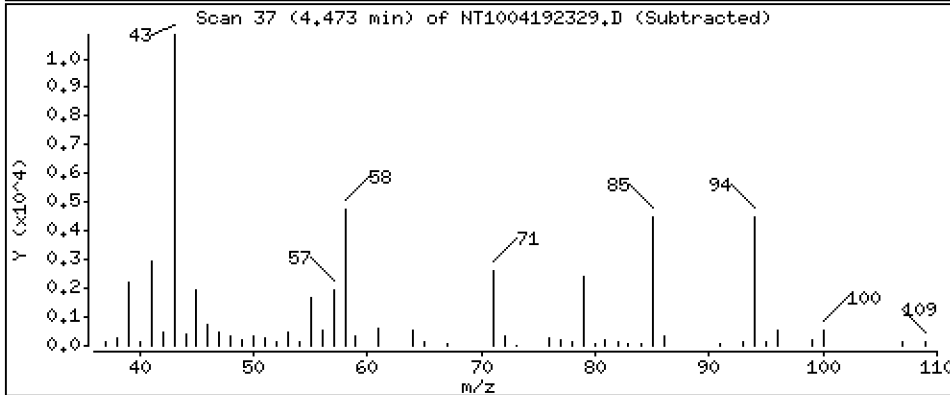
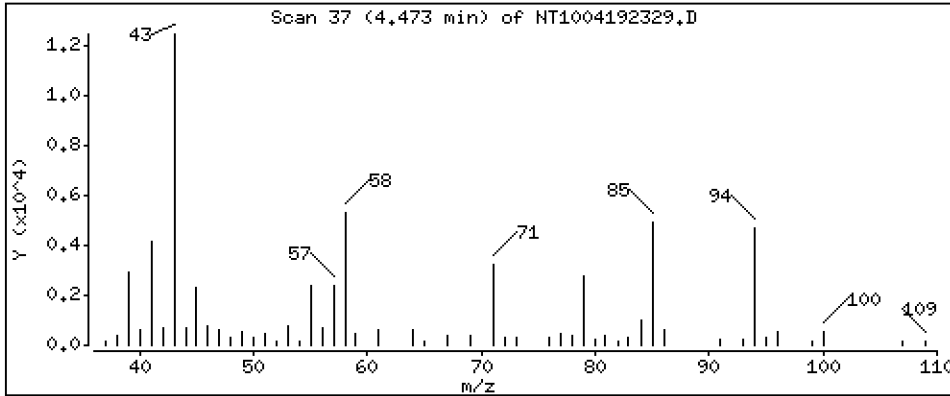
Operator: VTS

Column phase: ZB-5msi

Column diameter: 0,25

103 Pyridine

Concentration: 0,09652 ug/mL



Date : 20-APR-2023 05:08

Client ID:

Instrument: nt10.i

Sample Info: 23C0774-13

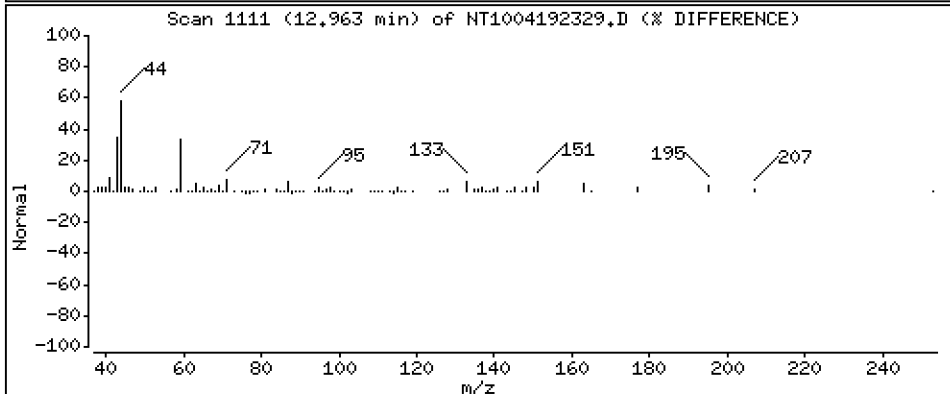
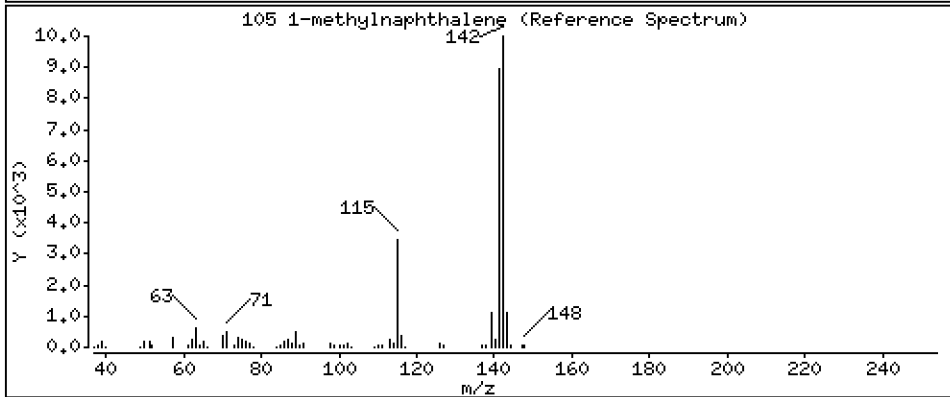
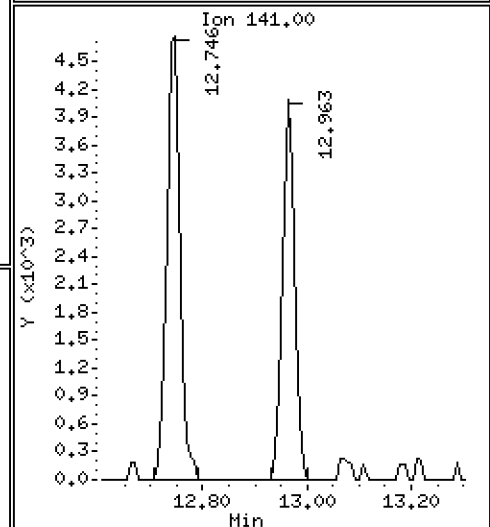
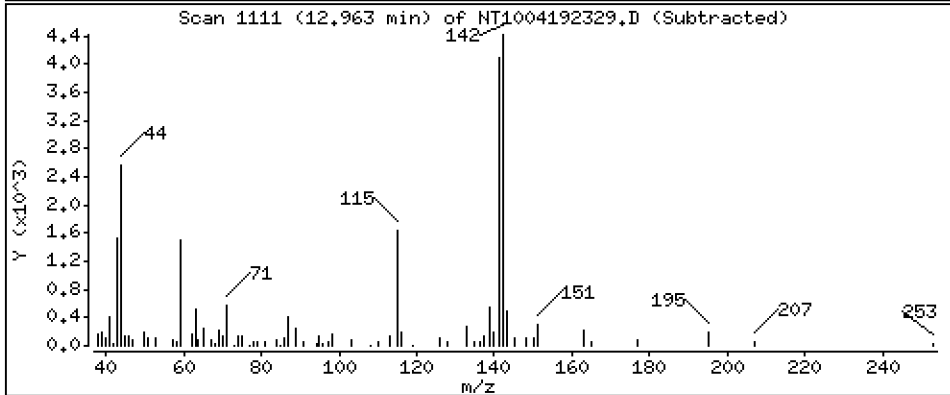
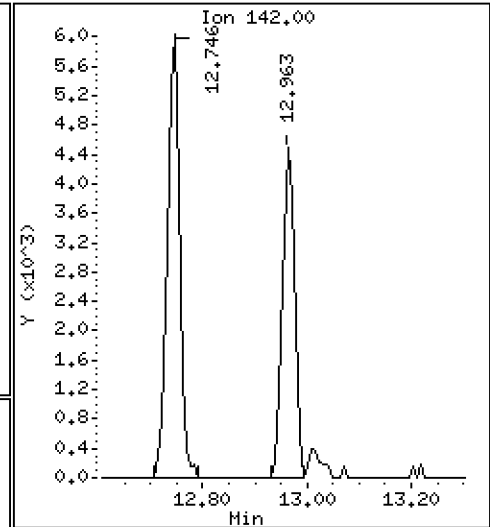
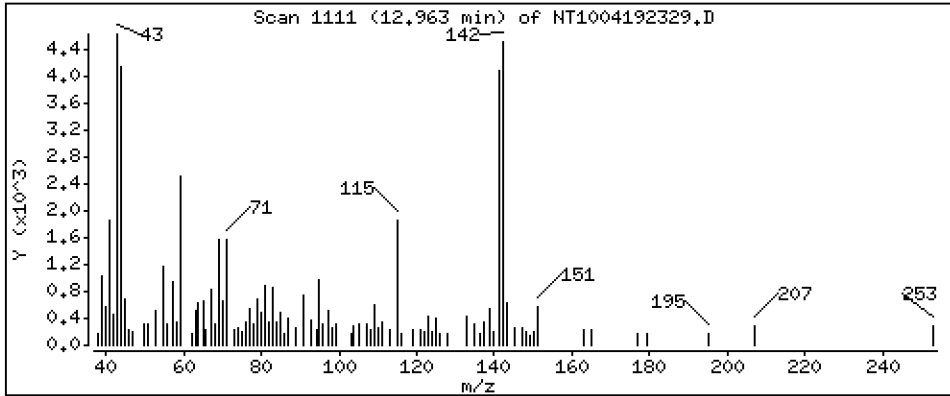
Operator: VTS

Column phase: ZB-5msi

Column diameter: 0,25

105 1-methylnaphthalene

Concentration: 0,08240 ug/mL



Date : 20-APR-2023 05:08

Client ID:

Instrument: nt10.i

Sample Info: 23C0774-13

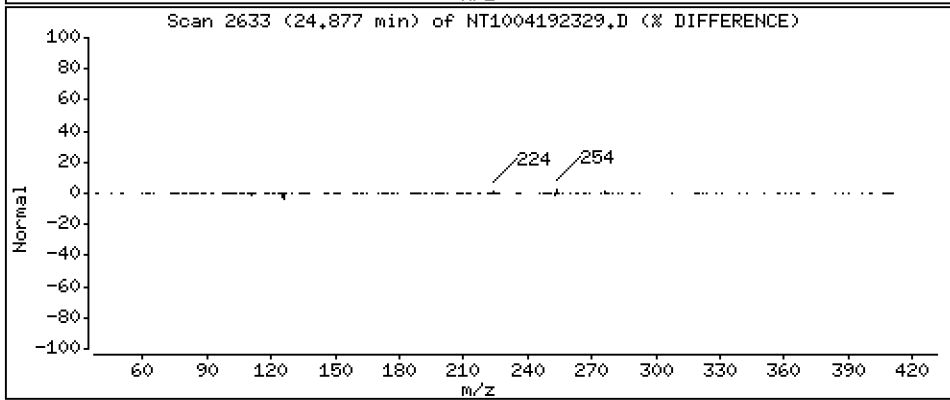
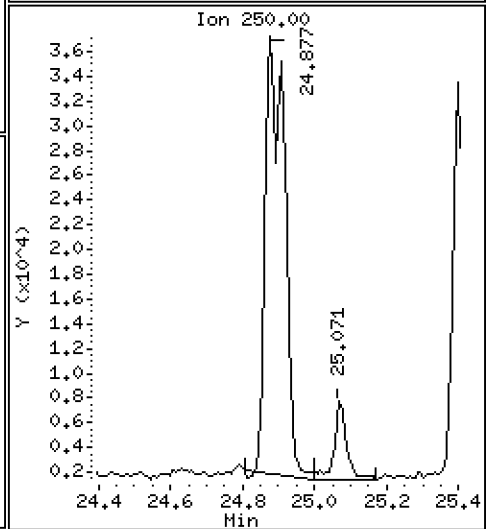
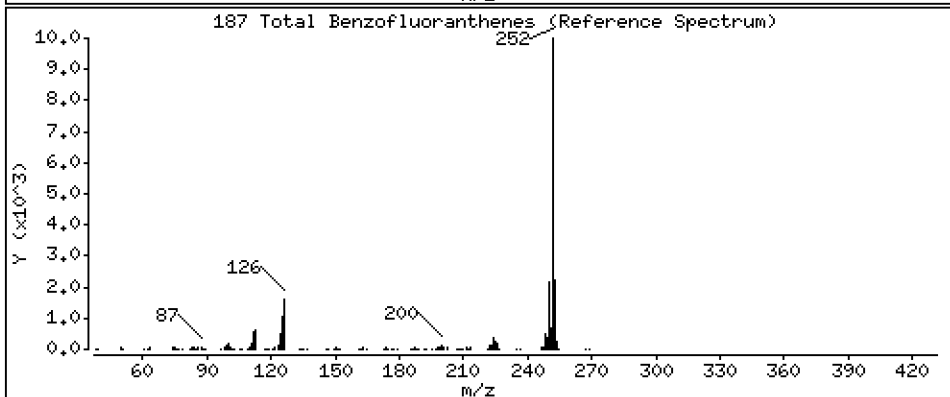
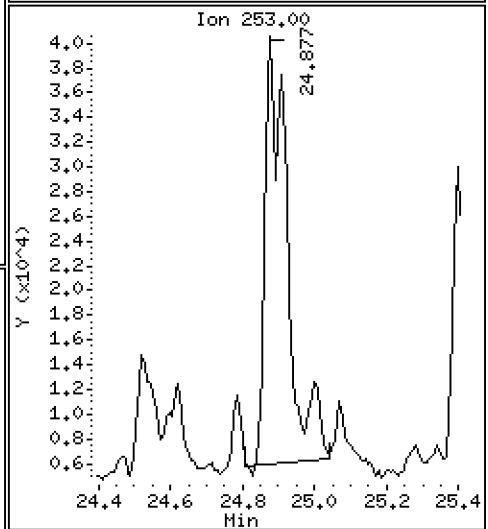
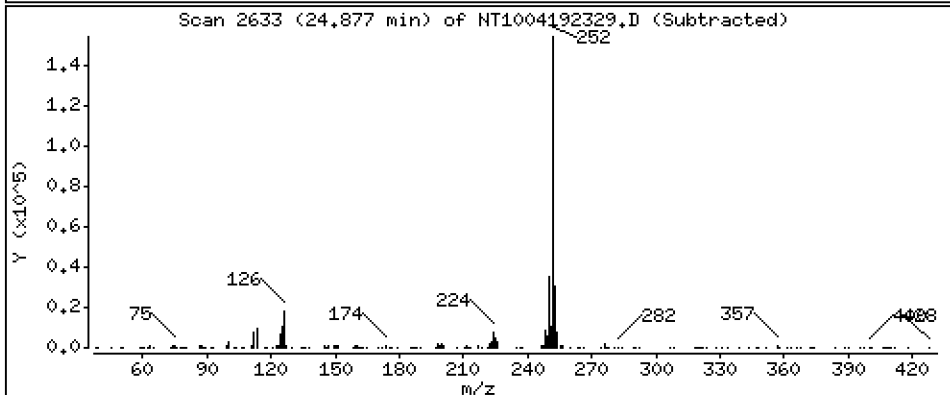
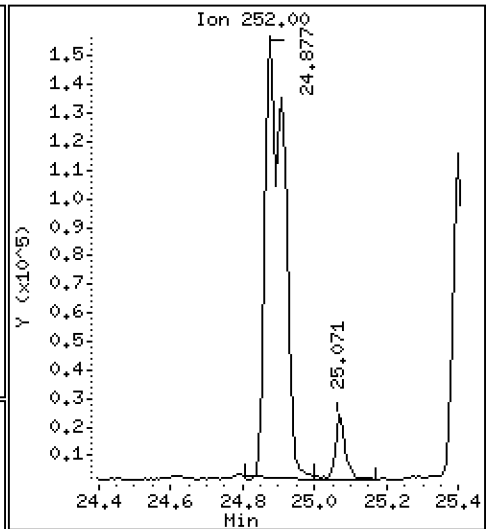
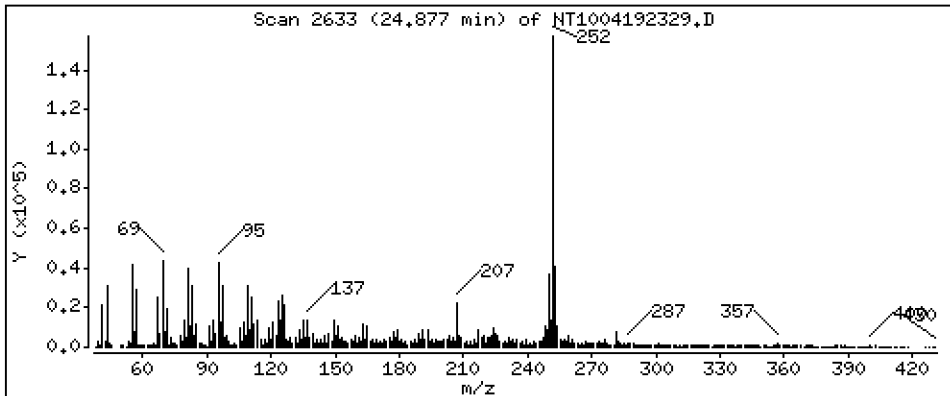
Operator: VTS

Column phase: ZB-5msi

Column diameter: 0,25

187 Total Benzofluoranthenes

Concentration: 3,355 ug/mL



ARI Labs, Inc.

Semivolatile Report SW846 Method 8270D

Data file : \\target\share\chem3\nt10.i\20230419A.b\NT1004192329.D

Lab Smp Id: 23C0774-13

Inj Date : 20-APR-2023 05:08

Operator : VTS

Inst ID: nt10.i

Smp Info : 23C0774-13

Misc Info :

Comment : 1ul Injection

Method : \\target\share\chem3\nt10.i\20230419A.b\ABN.m

Meth Date : 20-Apr-2023 14:53 deenayd Quant Type: ISTD

Cal Date : 16-MAR-2023 00:22 Cal File: NT10031508.D

Als bottle: 24

Dil Factor: 1.00000

Integrator: HP RTE

Compound Sublist: ICAL.sub

Target Version: 4.14

Processing Host: DEENAY-201905

Compounds	QUANT	SIG	RT	EXP RT	REL RT	RESPONSE	CONCENTRATIONS	
							ON-COLUMN	FINAL
	MASS						(ug/mL)	(ug/mL)
\$ 1 2-Fluorophenol	112		6.612	6.604	(0.749)	166019	4.14274	4.143
\$ 2 Phenol-d5	99		8.212	8.204	(0.931)	231596	4.40531	4.405
3 Phenol	94		8.235	8.227	(0.933)	4353	0.07968	0.07968
\$ 5 2-Chlorophenol-d4	132		8.466	8.467	(0.960)	210332	4.68521	4.685
4 Bis(2-Chloroethyl)ether	93		Compound Not Detected.					
6 2-Chlorophenol	128		Compound Not Detected.					
7 1,3-Dichlorobenzene	146		Compound Not Detected.					
* 8 1,4-Dichlorobenzene-d4	152		8.823	8.823	(1.000)	132517	4.00000	
9 1,4-Dichlorobenzene	146		Compound Not Detected.					
\$ 10 1,2-Dichlorobenzene-d4	152		9.180	9.180	(1.040)	94798	2.94039	2.940
12 1,2-Dichlorobenzene	146		Compound Not Detected.					
11 Benzyl alcohol	108		9.118	9.102	(1.033)	2069	0.08069	0.08069
14 2,2'-oxybis(1-Chloropropane)	121		Compound Not Detected.					
13 2-Methylphenol	108		9.350	9.335	(1.060)	741	0.01861	0.01861
17 Hexachloroethane	117		Compound Not Detected.					
16 N-Nitroso-di-n-propylamine	70		Compound Not Detected.					
15 4-Methylphenol	108		9.630	9.614	(1.091)	1426	0.03398	0.03398
\$ 18 Nitrobenzene-d5	82		9.925	9.917	(0.878)	146900	3.01230	3.012
19 Nitrobenzene	77		Compound Not Detected.					
20 Isophorone	82		Compound Not Detected.					
21 2-Nitrophenol	139		Compound Not Detected.					
22 2,4-Dimethylphenol	107		Compound Not Detected.					
23 Bis(2-Chloroethoxy)methane	93		Compound Not Detected.					
24 Benzoic acid	105		10.795	10.880	(0.955)	3321	0.13606	0.1361 (MH)
25 2,4-Dichlorophenol	162		Compound Not Detected.					
26 1,2,4-Trichlorobenzene	180		Compound Not Detected.					
* 27 Naphthalene-d8	136		11.307	11.299	(1.000)	483144	4.00000	
28 Naphthalene	128		11.346	11.346	(1.003)	13252	0.10354	0.1035
29 4-Chloroaniline	127		Compound Not Detected.					
30 Hexachlorobutadiene	225		Compound Not Detected.					
31 4-Chloro-3-methylphenol	107		Compound Not Detected.					
32 2-Methylnaphthalene	142		12.746	12.738	(1.127)	10006	0.10833	0.1083
33 Hexachlorocyclopentadiene	237		Compound Not Detected.					

Compounds	QUANT	SIG	RT	EXP RT	REL RT	RESPONSE	CONCENTRATIONS	
							ON-COLUMN (ug/mL)	FINAL (ug/mL)
34 2,4,6-Trichlorophenol	196							
35 2,4,5-Trichlorophenol	196							
\$ 36 2-Fluorobiphenyl	172		13.527	13.527	(0.907)	346755	3.14336	3.143
37 2-Chloronaphthalene	162							
38 2-Nitroaniline	65							
39 Dimethylphthalate	163		14.441	14.433	(0.968)	8725	0.09631	0.09631
40 Acenaphthylene	152		14.603	14.596	(0.979)	12871	0.09247	0.09247
41 2,6-Dinitrotoluene	165							
* 42 Acenaphthene-d10	164		14.913	14.905	(1.000)	278871	4.00000	
43 3-Nitroaniline	138							
44 Acenaphthene	153		14.975	14.975	(1.004)	7570	0.08804	0.08804
45 2,4-Dinitrophenol	184							
46 Dibenzofuran	168		15.307	15.299	(1.026)	10041	0.07919	0.07919
47 4-Nitrophenol	109							
48 2,4-Dinitrotoluene	165							
50 Diethylphthalate	149		15.895	15.895	(1.066)	47817	0.53796	0.5380
49 Fluorene	166		16.018	16.010	(1.074)	10062	0.10087	0.1009
51 4-Chlorophenyl-phenylether	204							
52 4-Nitroaniline	138							
53 4,6-Dinitro-2-methylphenol	198							
54 N-Nitrosodiphenylamine	169							
\$ 55 2,4,6-Tribromophenol	330		16.558	16.550	(1.110)	77636	5.96334	5.963
56 4-Bromophenyl-phenylether	248							
57 Hexachlorobenzene	284							
58 Pentachlorophenol	266							
* 59 Phenanthrene-d10	188		17.957	17.942	(1.000)	488305	4.00000	
60 Phenanthrene	178		18.003	17.988	(1.003)	129245	0.97067	0.9707
61 Anthracene	178		18.089	18.081	(1.007)	36835	0.28839	0.2884
62 Carbazole	167		18.437	18.421	(1.027)	15298	0.13366	0.1337
63 Di-n-butylphthalate	149		19.272	19.257	(1.073)	9629	0.06256	0.06256
64 Fluoranthene	202		20.448	20.402	(0.887)	387419	2.11868	2.119
65 Pyrene	202		20.851	20.827	(0.904)	627242	3.34386	3.344
\$ 66 Terphenyl-d14	244		21.152	21.137	(0.917)	427091	3.03183	3.032
67 Butylbenzylphthalate	149		22.097	22.089	(0.958)	13143	0.19951	0.1995
68 Benzo(a)anthracene	228		23.026	23.011	(0.999)	188846	1.17567	1.176
* 69 Chrysene-d12	240		23.057	23.042	(1.000)	455079	4.00000	
70 3,3'-Dichlorobenzidine	252							
71 Chrysene	228		23.096	23.088	(1.002)	259834	1.65572	1.656
72 bis(2-Ethylhexyl)phthalate	149		23.142	23.135	(0.959)	65717	0.61540	0.6154
* 134 Di-n-octylphthalate-d4	153		24.133	24.126	(1.000)	729939	4.00000	
73 Di-n-octylphthalate	149							
74 Benzo(b)fluoranthene	252		24.877	24.861	(0.971)	305470	1.75281	1.753
75 Benzo(k)fluoranthene	252		24.907	24.900	(0.972)	304882	1.72287	1.723
76 Benzo(a)pyrene	252		25.496	25.481	(0.995)	245403	1.57500	1.575
* 77 Perylene-d12	264		25.612	25.589	(1.000)	537635	4.00000	
78 Indeno(1,2,3-cd)pyrene	276		28.108	28.085	(1.097)	187538	0.94606	0.9461
79 Dibenzo(a,h)anthracene	278		28.131	28.108	(1.098)	50150	0.30472	0.3047
80 Benzo(g,h,i)perylene	276		28.846	28.815	(1.126)	188586	1.09930	1.099
90 N-Nitrosodimethylamine	74							
91 Aniline	93							
93 Benzidine	184							
103 Pyridine	79		4.473	4.434	(0.507)	3790	0.09652	0.09652
105 1-methylnaphthalene	142		12.962	12.955	(1.146)	6973	0.08240	0.08240
111 Azobenzene (1,2-DP-Hydrazine)	77							

Compounds	QUANT SIG	RT	EXP RT	REL RT	RESPONSE	CONCENTRATIONS	
						ON-COLUMN (ug/mL)	FINAL (ug/mL)
187 Total Benzofluoranthenes	252	24.877	24.900	(0.971)	564608	3.35544	3.355
120 2,3,4,6-Tetrachlorophenol	232	Compound Not Detected.					

QC Flag Legend

- M - Compound response manually integrated.
- H - Operator selected an alternate compound hit.

ARI Labs, Inc.

INTERNAL STANDARD COMPOUNDS
 AREA AND RT SUMMARY

Instrument ID: nt10.i Calibration Date: 19-APR-2023
 Lab File ID: NT1004192329.D Calibration Time: 20:55
 Lab Smp Id: 23C0774-13
 Analysis Type: SV Level:
 Quant Type: ISTD Sample Type:
 Operator: VTS
 Method File: \\target\share\chem3\nt10.i\20230419A.b\ABN.m
 Misc Info:

Test Mode:
 Use Last Continuing Calibrator.

COMPOUND	STANDARD	AREA LIMIT		SAMPLE	%DIFF
		LOWER	UPPER		
8 1,4-Dichlorobenze	142135	71068	284270	132517	-6.77
27 Naphthalene-d8	517513	258757	1035026	483144	-6.64
42 Acenaphthene-d10	306898	153449	613796	278871	-9.13
59 Phenanthrene-d10	508635	254318	1017270	488305	-4.00
69 Chrysene-d12	460743	230372	921486	455079	-1.23
134 Di-n-octylphthala	736003	368002	1472006	729939	-0.82
77 Perylene-d12	559318	279659	1118636	537635	-3.88

COMPOUND	STANDARD	RT LIMIT		SAMPLE	%DIFF
		LOWER	UPPER		
8 1,4-Dichlorobenze	8.82	8.32	9.32	8.82	-0.00
27 Naphthalene-d8	11.30	10.80	11.80	11.31	0.07
42 Acenaphthene-d10	14.91	14.41	15.41	14.91	0.05
59 Phenanthrene-d10	17.94	17.44	18.44	17.96	0.09
69 Chrysene-d12	23.04	22.54	23.54	23.06	0.07
134 Di-n-octylphthala	24.13	23.63	24.63	24.13	0.03
77 Perylene-d12	25.59	25.09	26.09	25.61	0.09

AREA UPPER LIMIT = +100% of internal standard area.
 AREA LOWER LIMIT = - 50% of internal standard area.
 RT UPPER LIMIT = + 0.50 minutes of internal standard RT.
 RT LOWER LIMIT = - 0.50 minutes of internal standard RT.

REVIEW SUMMARY FOR FILE - NT1004192329.D

Lab ID: 23C0774-13

nt10.i, 20230419A.b\ABN.m, 20-APR-2023 05:08

RT CO-ELUTION COMPOUNDS

NO CO-ELUTIONS

Quant Method: ICAL

RRT CHECK

RRT	CCV RRT	DELTA	COMPOUND
0.955	0.963	-0.0082	Benzoic acid

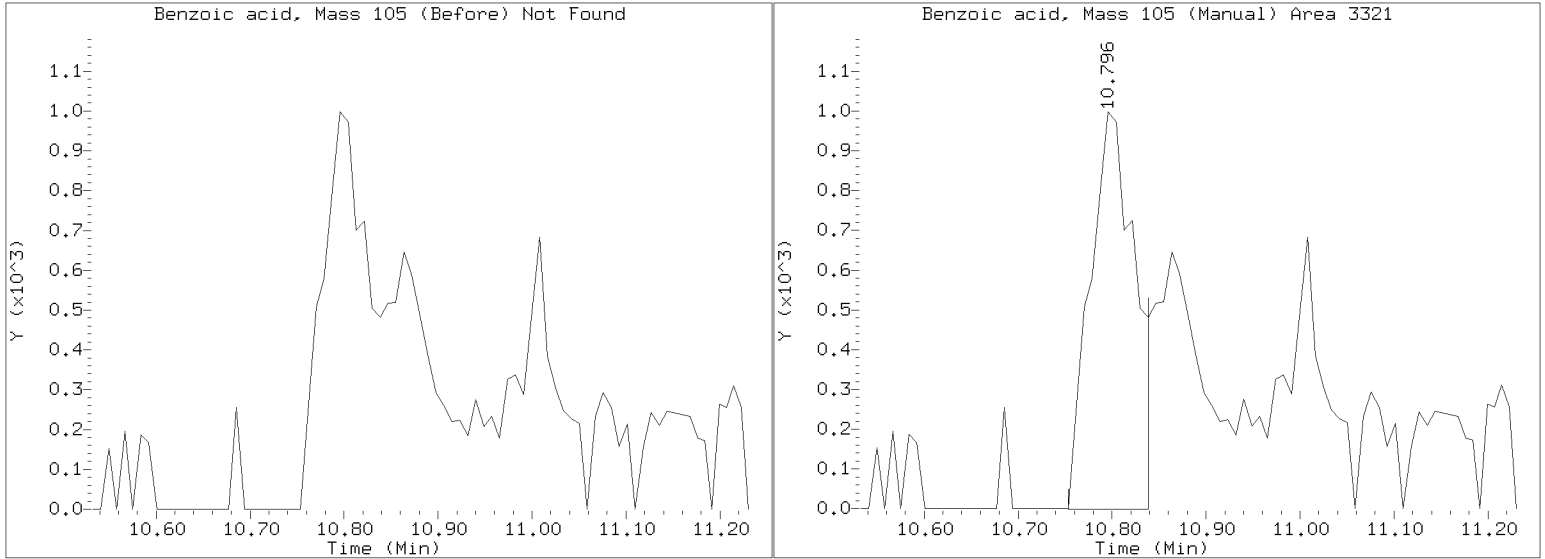
RRT check based on Ccal File: NT1004192316.D

On Column LOD for nt10.i, 20230419A.b\ABN.m, ICAL.sub = 0.0000

* Only compounds listed in the work order have been verified by the analyst *

Quant Ion Manual Peak Adjustment Report

Datafile: //target/share/chem3/nt10.i/20230419A.b/NT1004192329.D
Injection Date: 20-APR-2023 05:08
Lab ID:23C0774-13 Client ID:
Report Date: 04/20/2023 14:55



APPROVED

By Deenay Dunmore at 3:37 pm, Apr 20, 2023



Form I
ORGANIC ANALYSIS DATA SHEET
EPA 8270E
Semivolatiles (20ug/kg - 0.2ug/L SepF)

Laboratory: Analytical Resources, LLC

Client: Anchor OEA, LLC

Project: AOC5 MR Phase 1

Matrix: Sediment

Laboratory ID: 23C0774-14 A

SDG: 23C0774

Sampled: 03/03/23 13:25

Prepared: 04/05/23 16:28

File ID: NT1004192330.D

% Solids: 51.56

Preparation: EPA 3546 (Microwave)

Analyzed: 04/20/23 05:46

Batch: BLD0057

Sequence: SLD0281

Initial/Final: 19.41 g Wet / 1 mL

Instrument: NT10

Column: ZB-5MSi

Calibration: GC00046

Cleanups: GPC

CAS NO.	COMPOUND	DILUTION	CONC: (ug/kg dry)	Q	DL	RL
108-95-2	Phenol	1	309		4.4	20.0
106-44-5	4-Methylphenol	1	20.0	U	7.4	20.0
91-20-3	Naphthalene	1	16.0	J	4.2	20.0
91-57-6	2-Methylnaphthalene	1	18.5	J	4.5	20.0
208-96-8	Acenaphthylene	1	11.1	J	6.2	20.0
131-11-3	Dimethylphthalate	1	4.5	J	4.4	20.0
83-32-9	Acenaphthene	1	9.8	J	5.2	20.0
132-64-9	Dibenzofuran	1	16.9	J	14.1	20.0
86-73-7	Fluorene	1	28.5		14.6	20.0
85-01-8	Phenanthrene	1	116		8.7	20.0
120-12-7	Anthracene	1	133		7.2	20.0
206-44-0	Fluoranthene	1	347	Q	6.1	20.0
129-00-0	Pyrene	1	326		5.7	20.0
85-68-7	Butylbenzylphthalate	1	14.3	J	9.4	20.0
56-55-3	Benzo(a)anthracene	1	139		6.0	20.0
218-01-9	Chrysene	1	180		6.1	20.0
117-81-7	bis(2-Ethylhexyl)phthalate	1	66.7		5.5	50.0
	Benzo(a)fluoranthenes, Total	1	373		10.0	40.0
50-32-8	Benzo(a)pyrene	1	143		4.2	20.0
193-39-5	Indeno(1,2,3-cd)pyrene	1	78.2		14.6	20.0
53-70-3	Dibenzo(a,h)anthracene	1	29.0		17.2	20.0
191-24-2	Benzo(g,h,i)perylene	1	86.4		13.6	20.0

SURROGATES	ADDED: (ug/kg dry)	FOUND: (ug/kg dry)	% REC	QC LIMITS	Q
2-Fluorophenol	749.42	444	59.2	27 - 120	
Phenol-d5	749.42	462	61.6	29 - 120	
2-Chlorophenol-d4	749.42	485	64.7	31 - 120	
1,2-Dichlorobenzene-d4	499.61	309	61.9	32 - 120	
Nitrobenzene-d5	499.61	307	61.5	30 - 120	
2-Fluorobiphenyl	499.61	328	65.6	35 - 120	



Form I
ORGANIC ANALYSIS DATA SHEET
EPA 8270E
Semivolatiles (20ug/kg - 0.2ug/L SepF)

Laboratory: Analytical Resources, LLC

Client: Anchor OEA, LLC

Project: AOC5 MR Phase 1

Matrix: Sediment

Laboratory ID: 23C0774-14 A

SDG: 23C0774

Sampled: 03/03/23 13:25

Prepared: 04/05/23 16:28

File ID: NT1004192330.D

% Solids: 51.56

Preparation: EPA 3546 (Microwave)

Analyzed: 04/20/23 05:46

Batch: BLD0057

Sequence: SLD0281

Initial/Final: 19.41 g Wet / 1 mL

Instrument: NT10

Column: ZB-5MSi

Calibration: GC00046

Cleanups: GPC

SURROGATES	ADDED: (ug/kg dry)	FOUND: (ug/kg dry)	% REC	QC LIMITS	Q
2,4,6-Tribromophenol	749.42	686	91.5	24 - 134	
p-Terphenyl-d14	499.61	316	63.3	37 - 120	

Data File: \\target\share\chem3\nt10.1\20230419R.B\NT1004192330.D

Date: 20-APR-2023 05:46

Client ID:

Sample Info: 23C0774-14

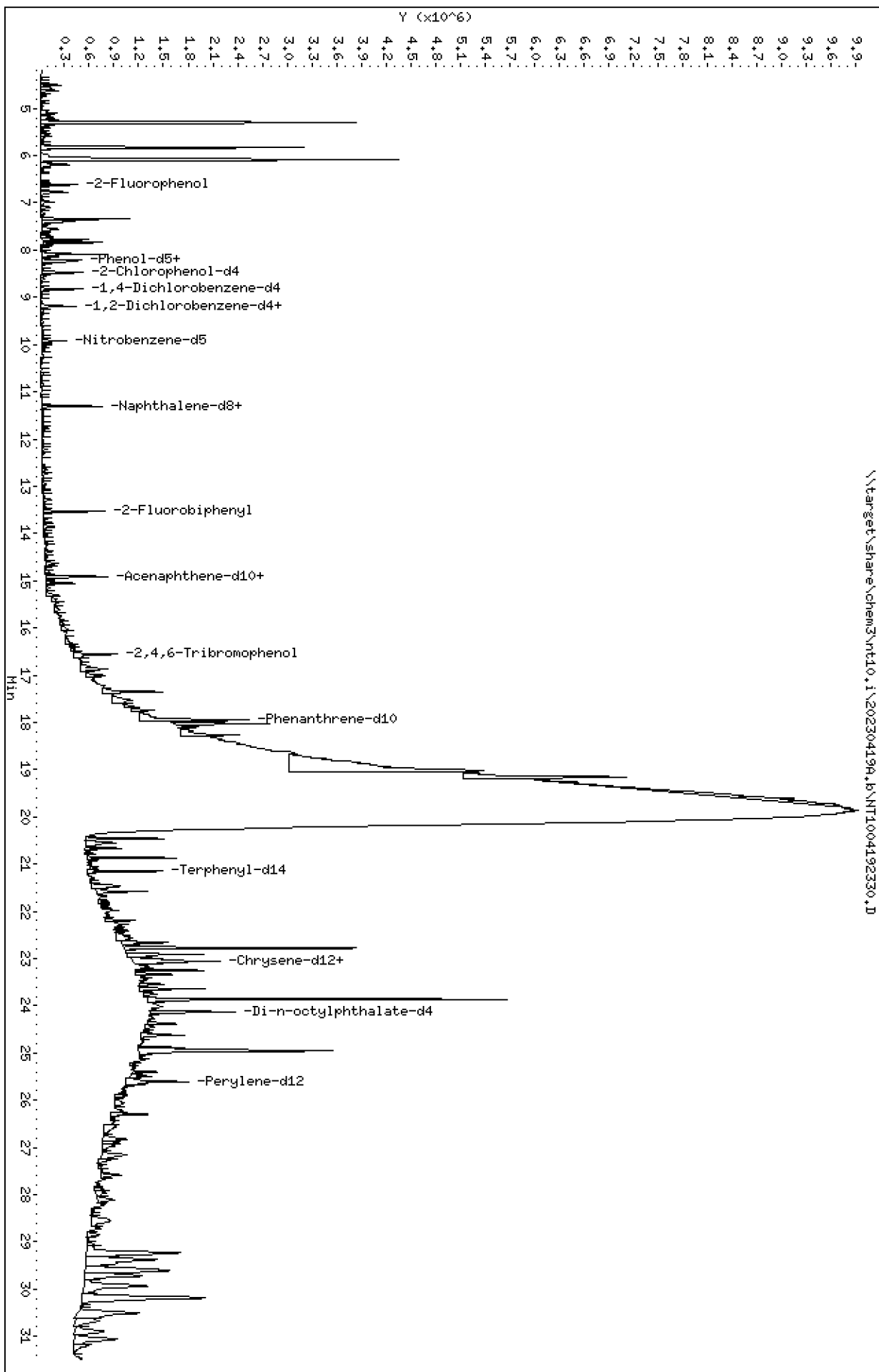
Page 1

Column phase: ZB-5msi

Instrument: nt10.1

Operator: VTS

Column diameter: 0.25



Date : 20-APR-2023 05:46

Client ID:

Instrument: nt10.i

Sample Info: 23C0774-14

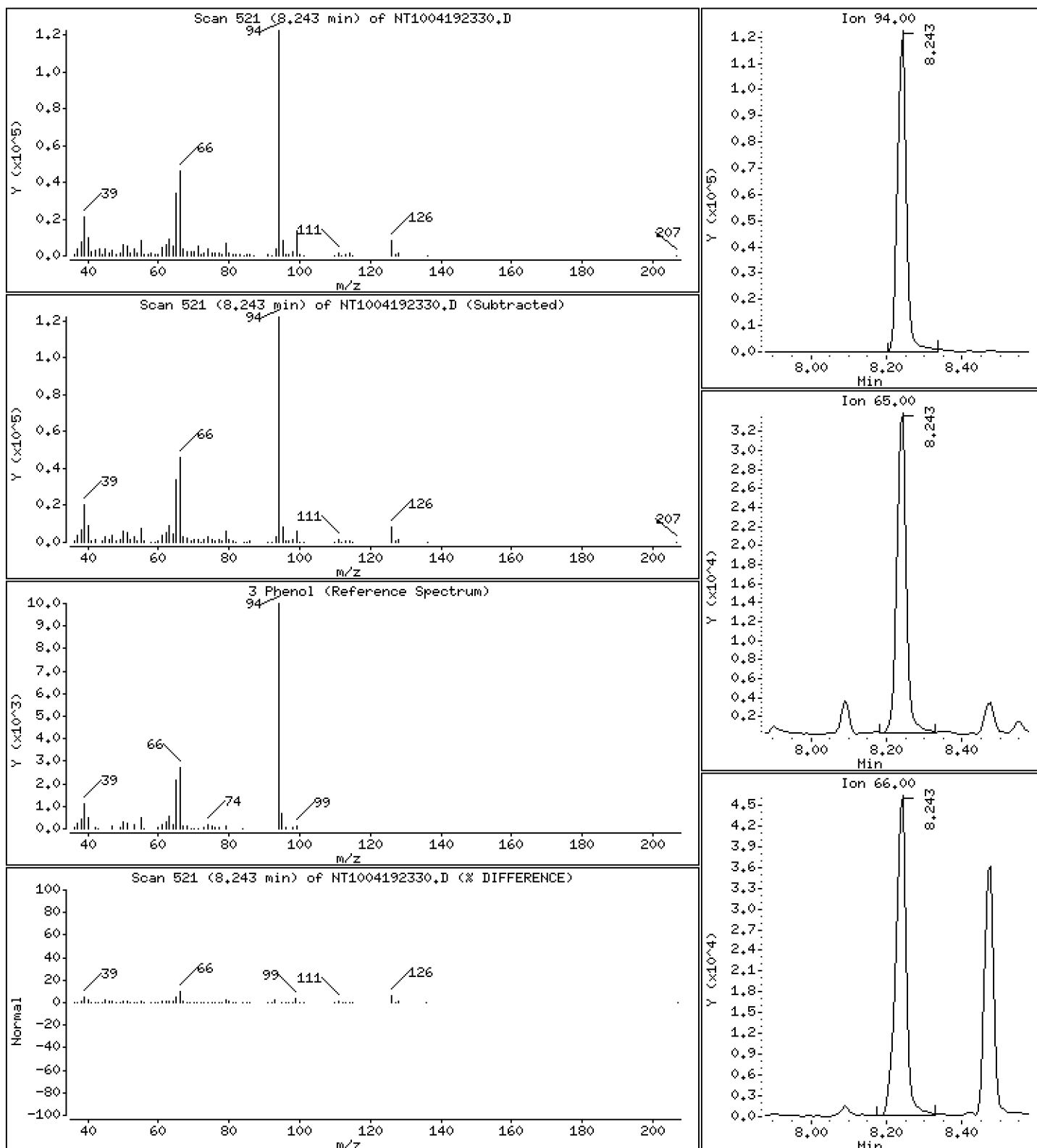
Operator: VTS

Column phase: ZB-5msi

Column diameter: 0,25

3 Phenol

Concentration: 3,094 ug/mL



Date : 20-APR-2023 05:46

Client ID:

Instrument: nt10.i

Sample Info: 23C0774-14

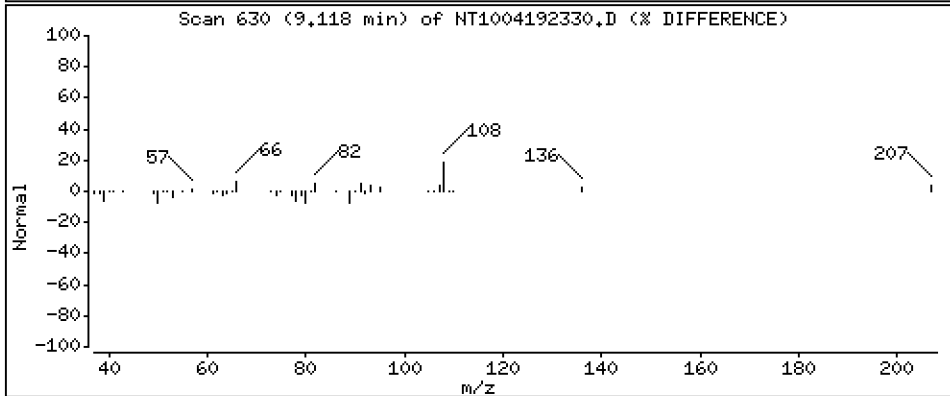
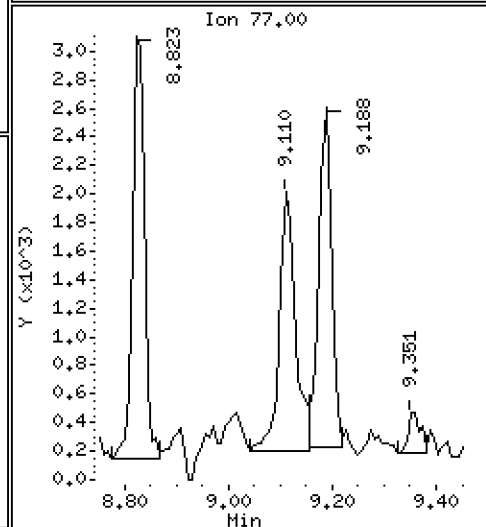
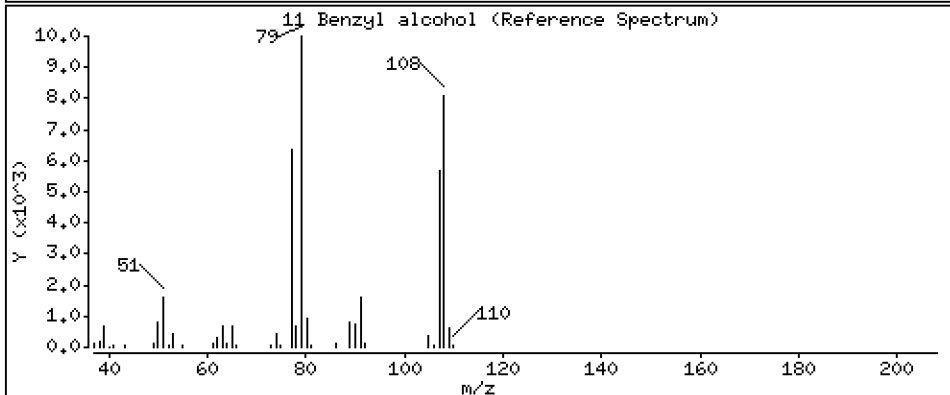
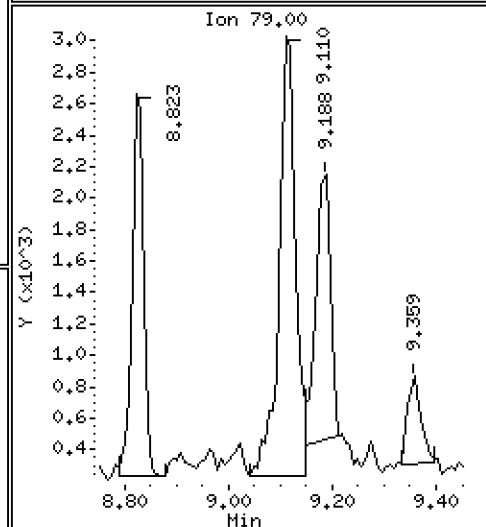
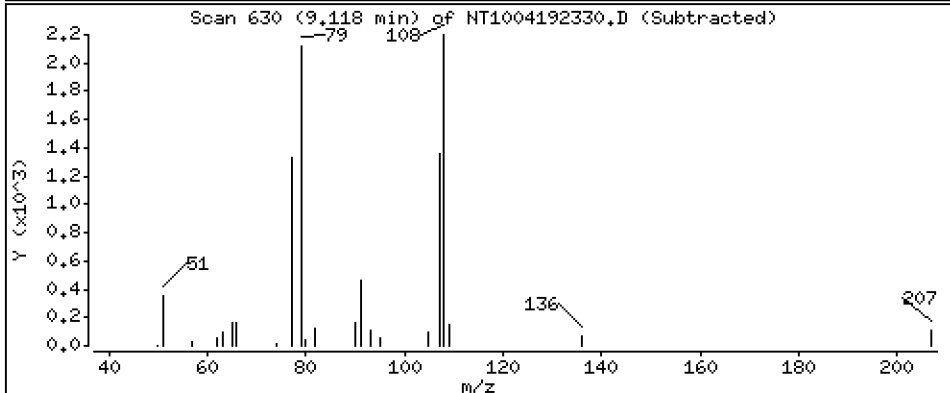
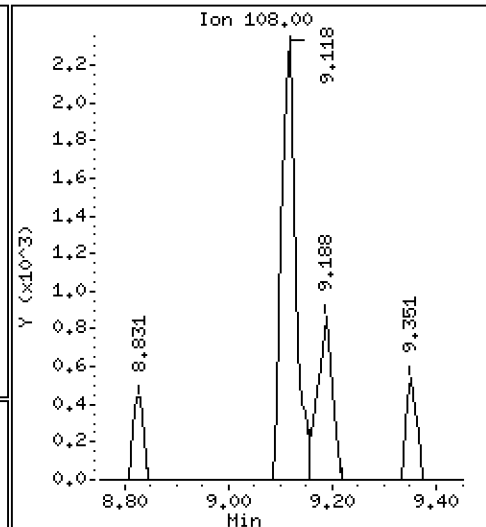
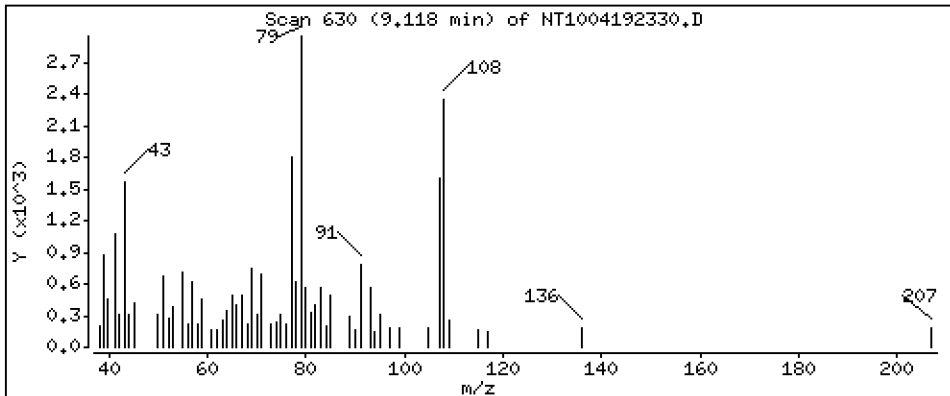
Operator: VTS

Column phase: ZB-5msi

Column diameter: 0.25

11 Benzyl alcohol

Concentration: 0.1498 ug/mL



Date : 20-APR-2023 05:46

Client ID:

Instrument: nt10.i

Sample Info: 23C0774-14

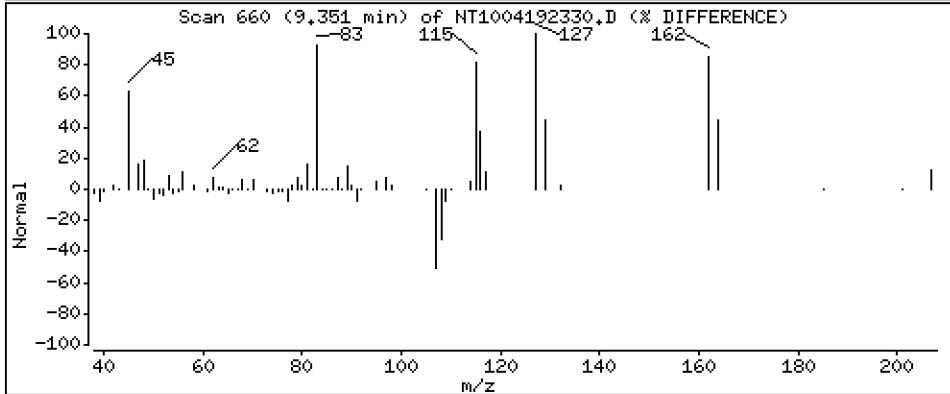
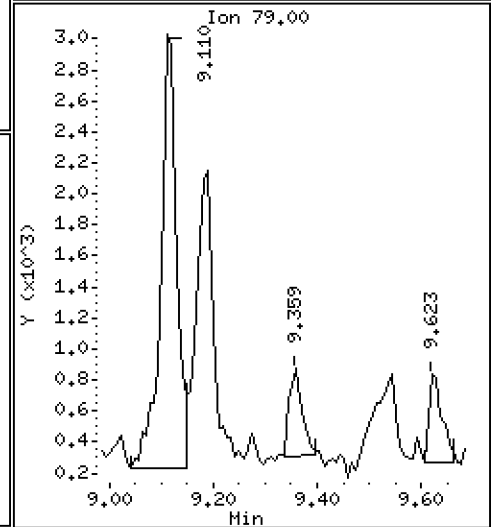
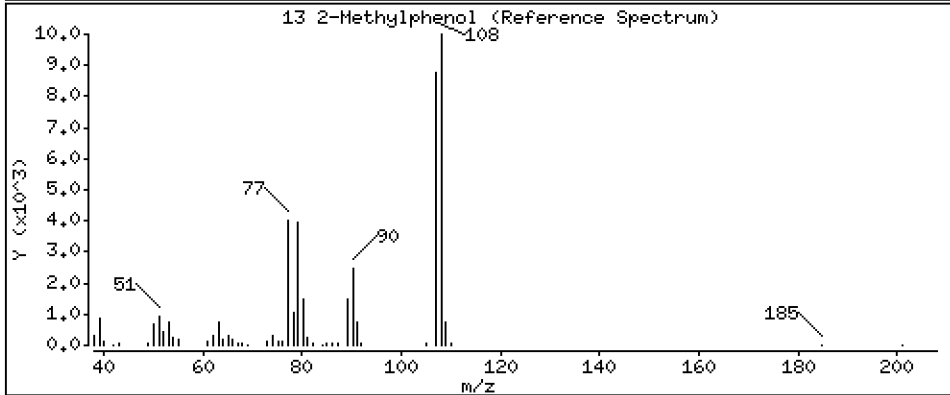
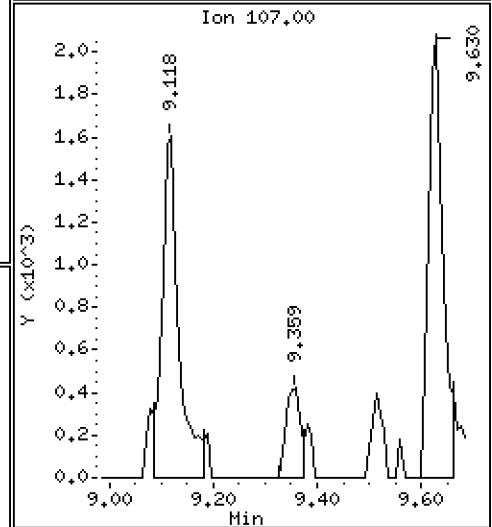
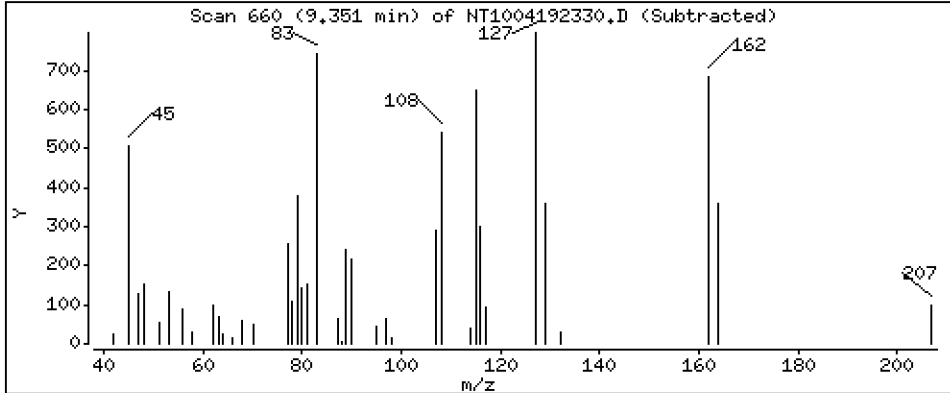
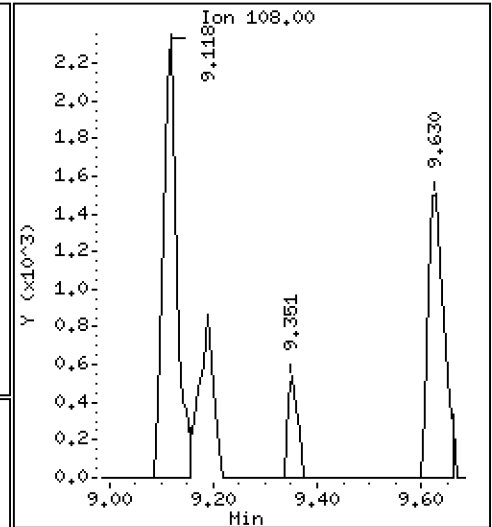
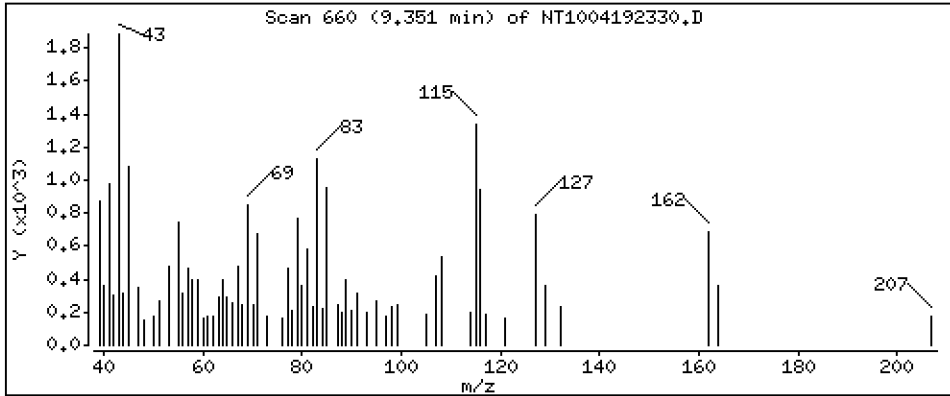
Operator: VTS

Column phase: ZB-5msi

Column diameter: 0.25

13 2-Methylphenol

Concentration: 0.01646 ug/mL



Date : 20-APR-2023 05:46

Client ID:

Instrument: nt10.i

Sample Info: 23C0774-14

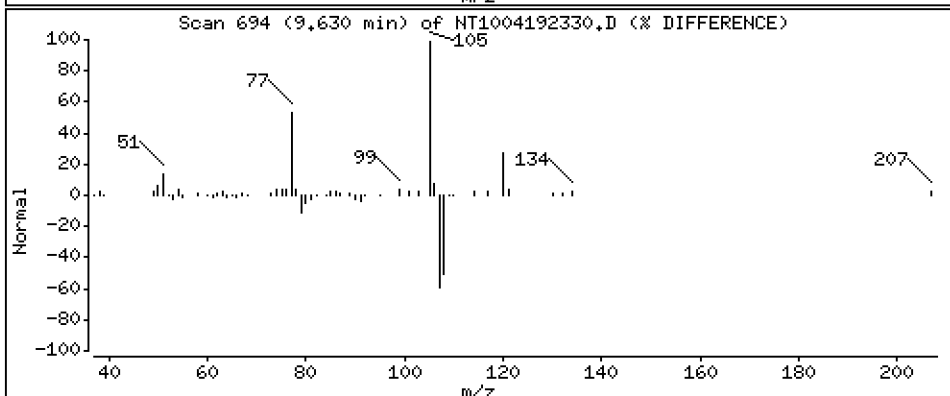
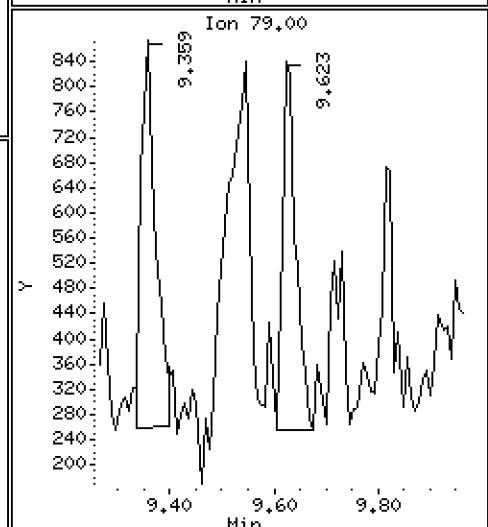
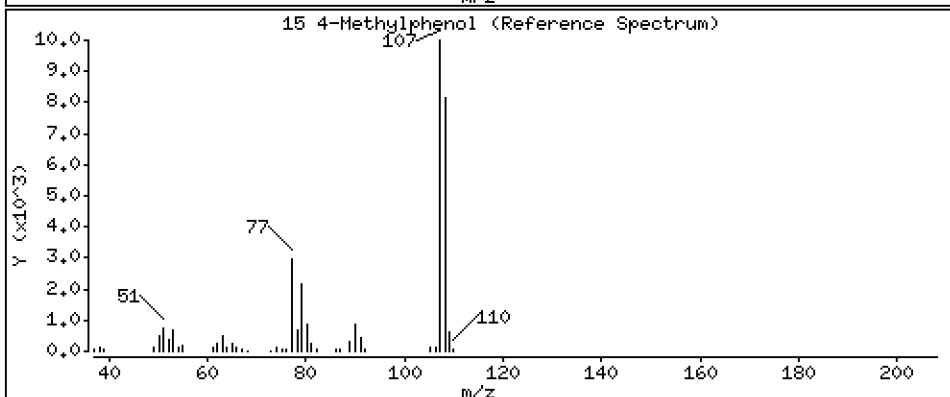
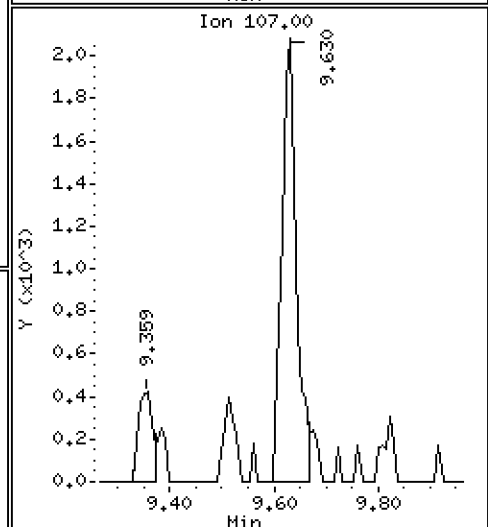
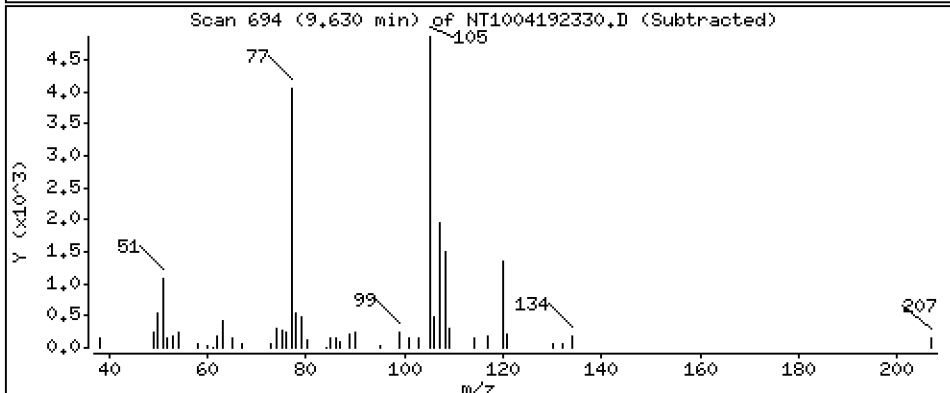
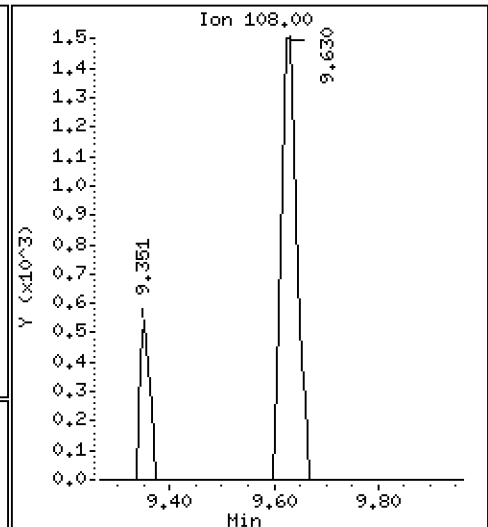
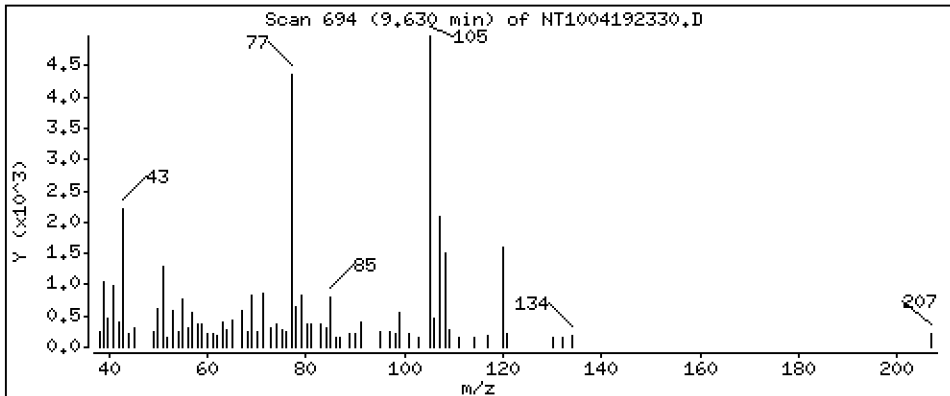
Operator: VTS

Column phase: ZB-5msi

Column diameter: 0.25

15 4-Methylphenol

Concentration: 0.06771 ug/mL



Date : 20-APR-2023 05:46

Client ID:

Instrument: nt10.i

Sample Info: 23C0774-14

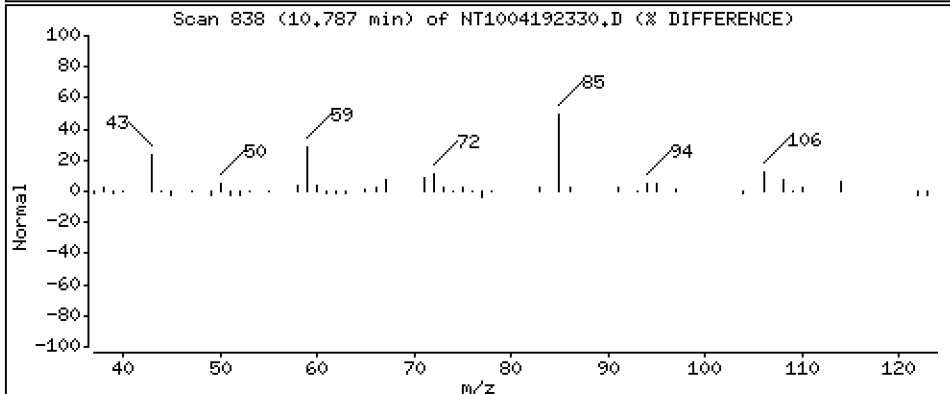
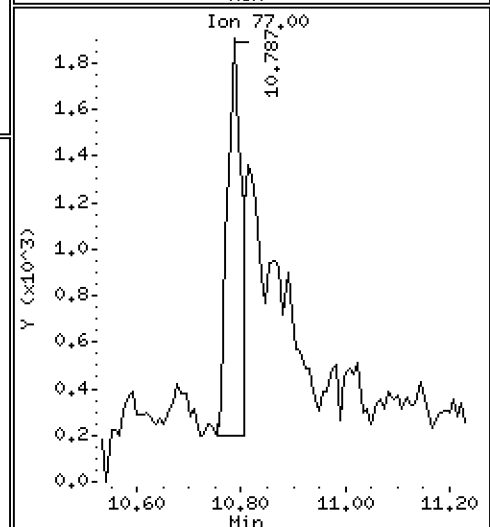
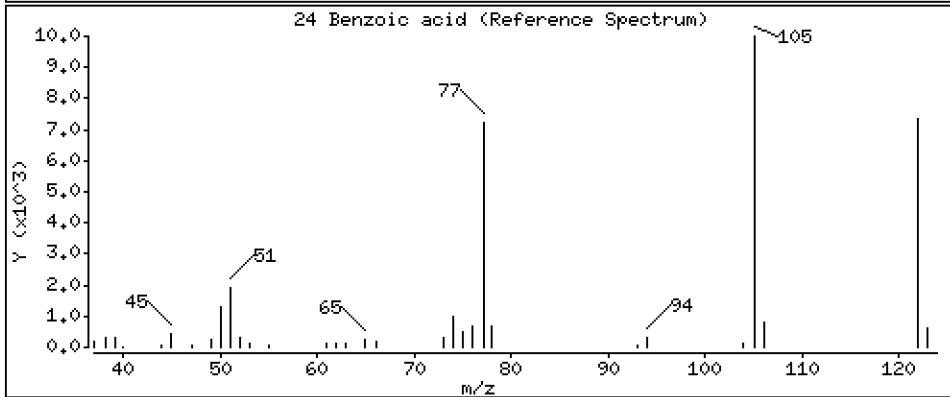
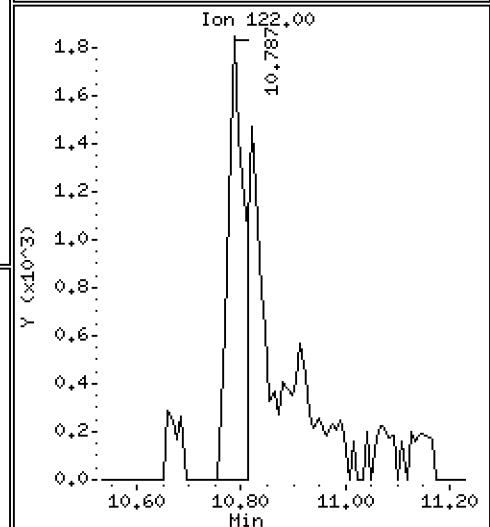
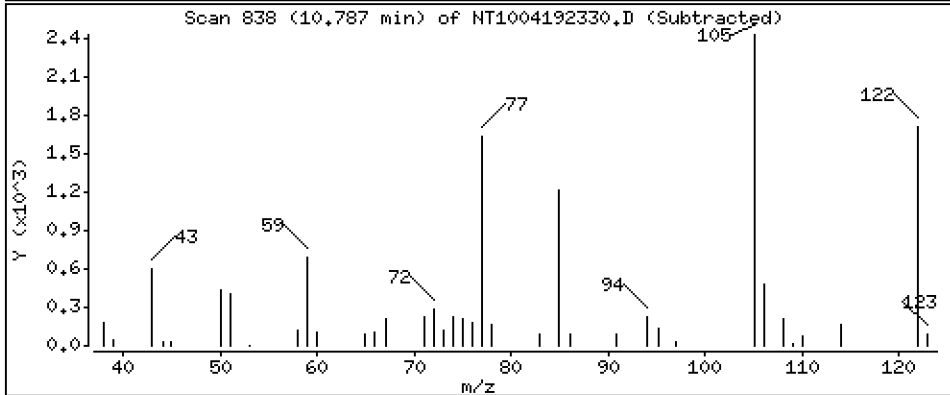
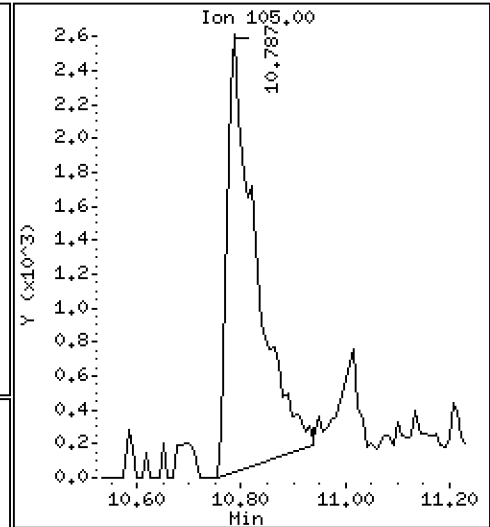
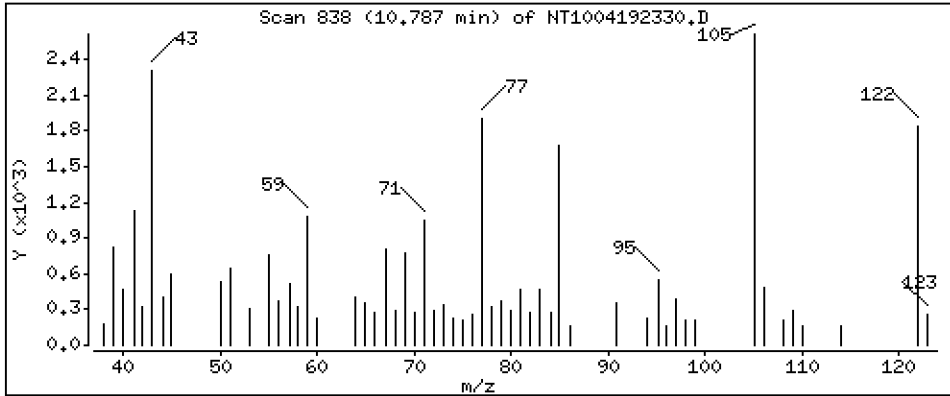
Operator: VTS

Column phase: ZB-5msi

Column diameter: 0.25

24 Benzoic acid

Concentration: 0.3513 ug/mL



Date : 20-APR-2023 05:46

Client ID:

Instrument: nt10.i

Sample Info: 23C0774-14

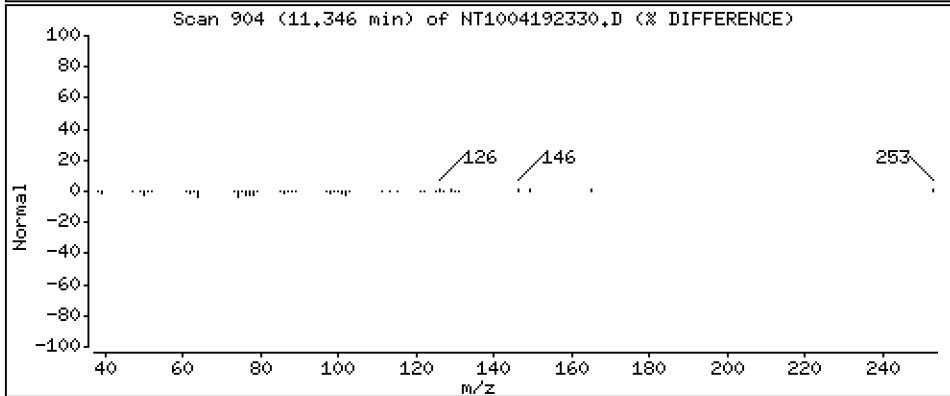
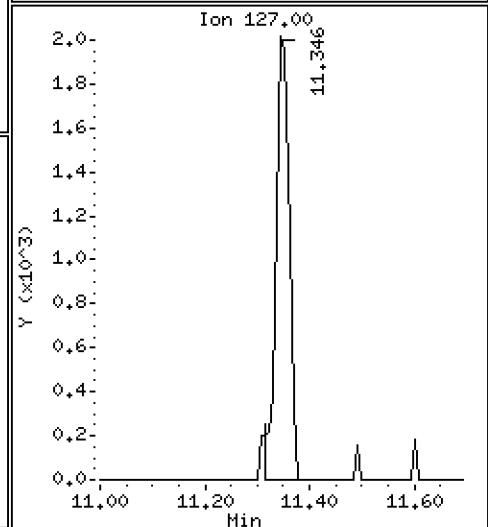
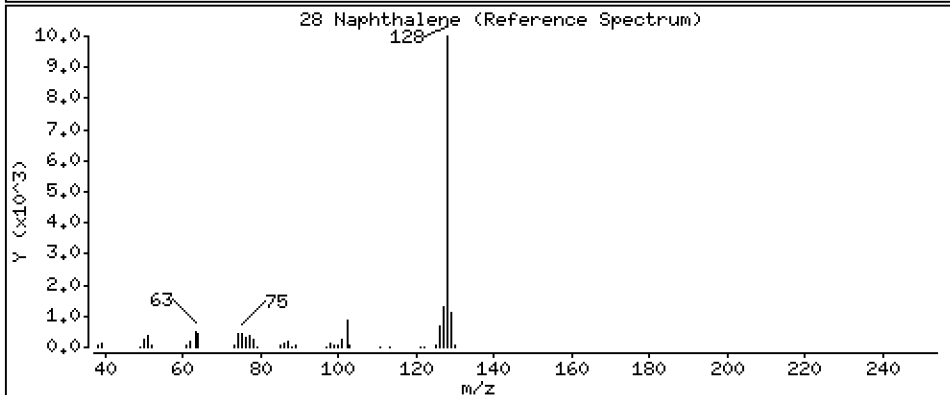
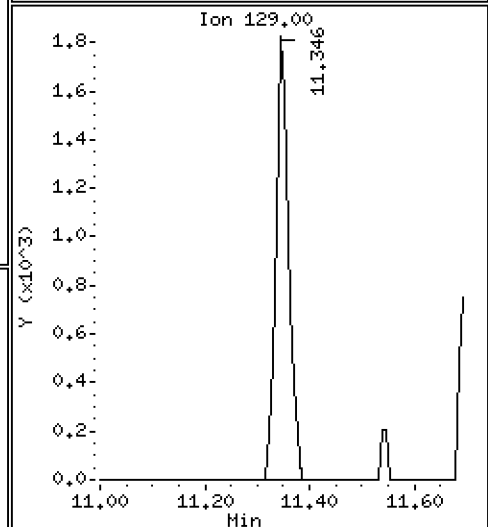
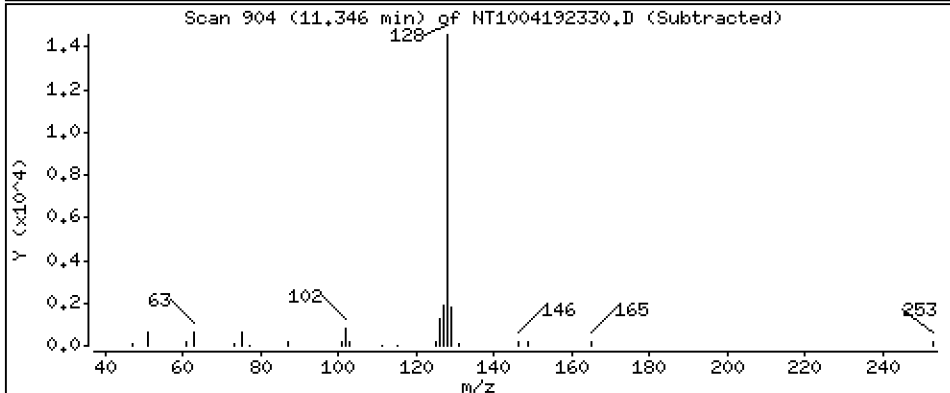
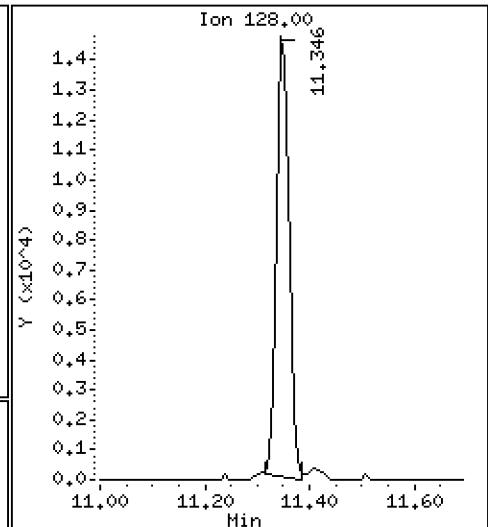
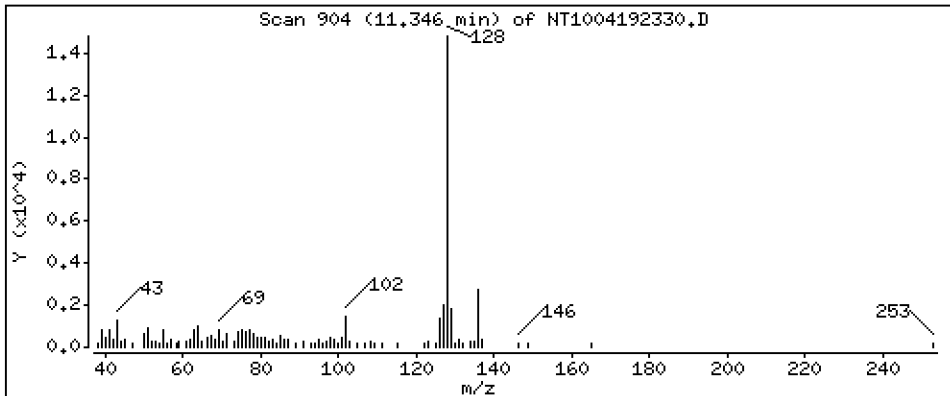
Operator: VTS

Column phase: ZB-5msi

Column diameter: 0.25

28 Naphthalene

Concentration: 0.1602 ug/mL



Date : 20-APR-2023 05:46

Client ID:

Instrument: nt10.i

Sample Info: 23C0774-14

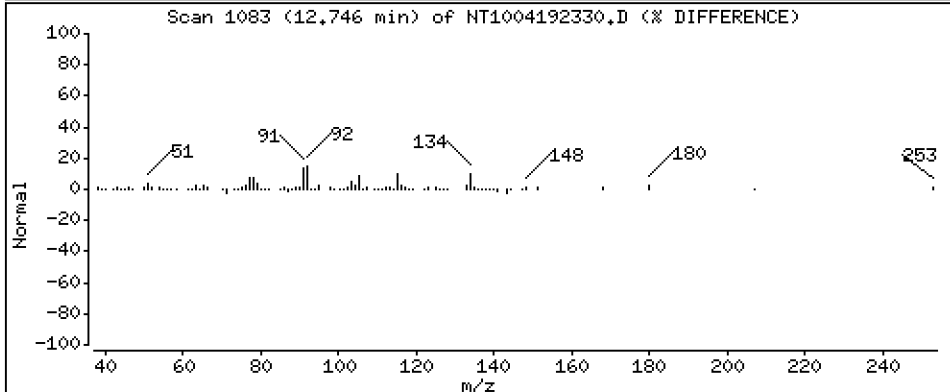
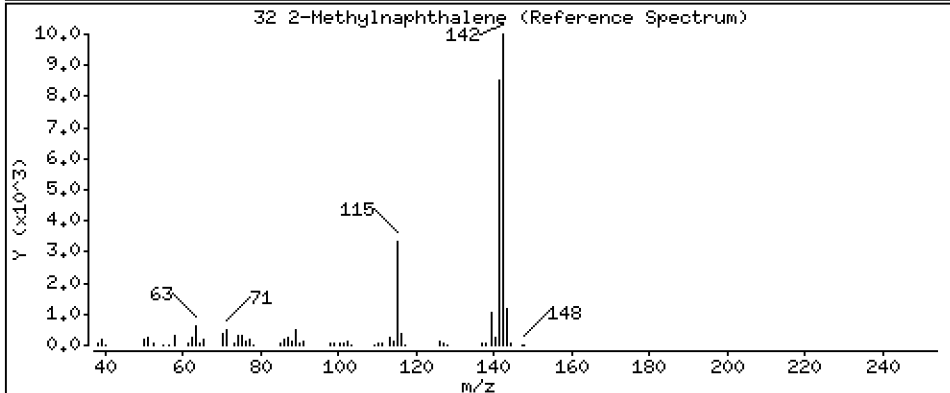
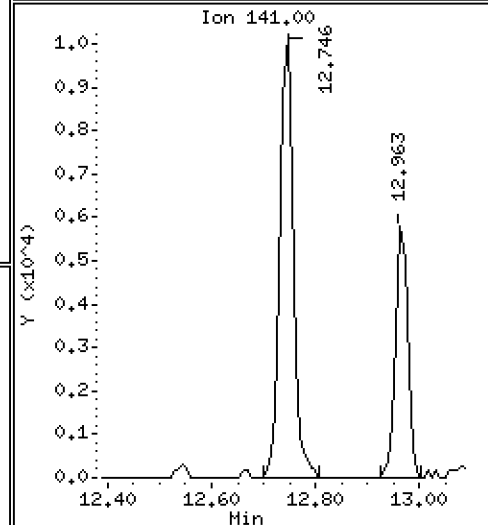
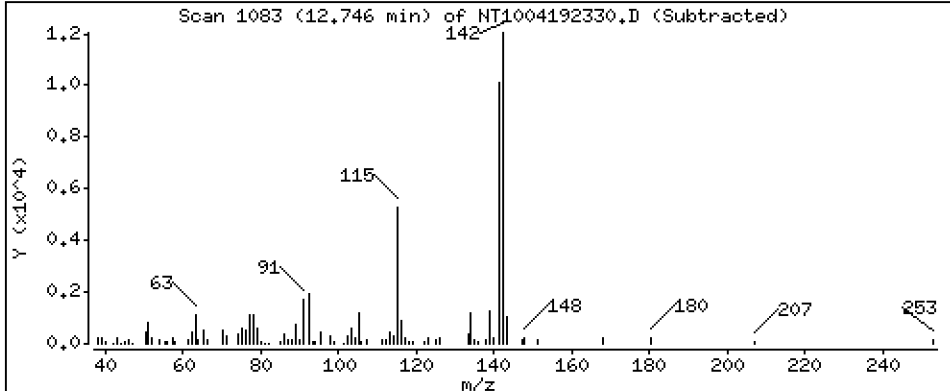
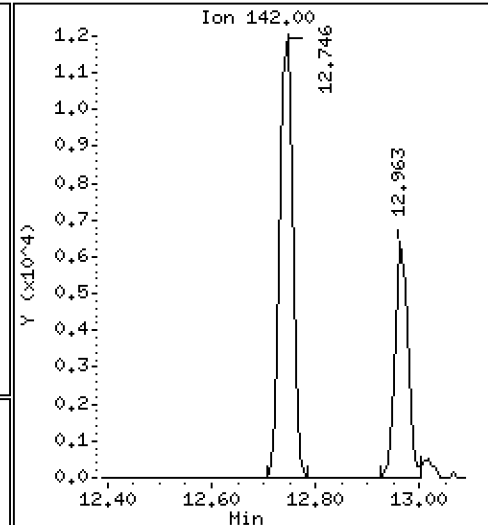
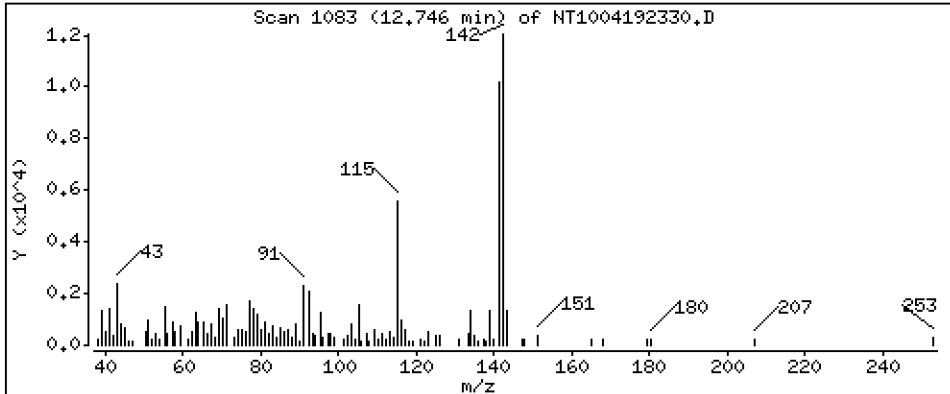
Operator: VTS

Column phase: ZB-5msi

Column diameter: 0,25

32 2-Methylnaphthalene

Concentration: 0,1849 ug/mL



Date : 20-APR-2023 05:46

Client ID:

Instrument: nt10.i

Sample Info: 23C0774-14

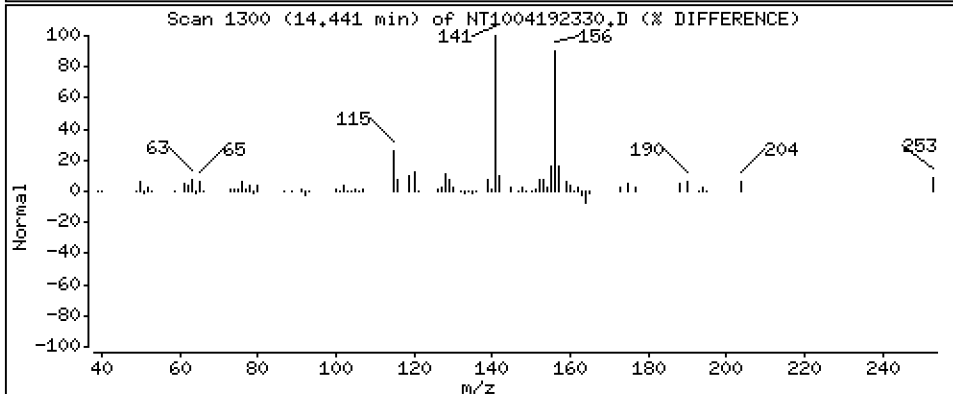
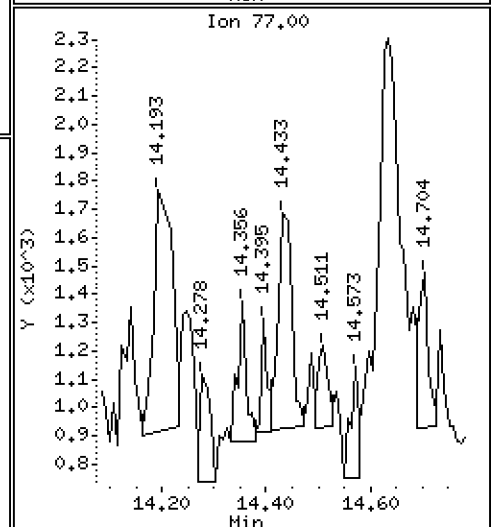
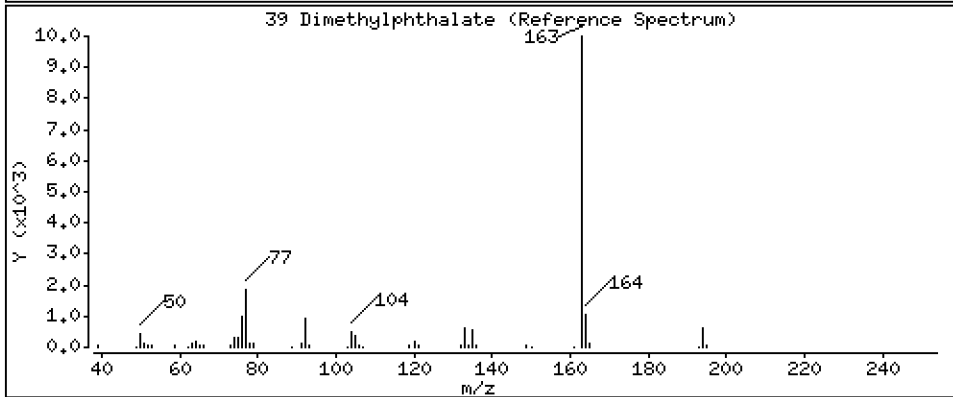
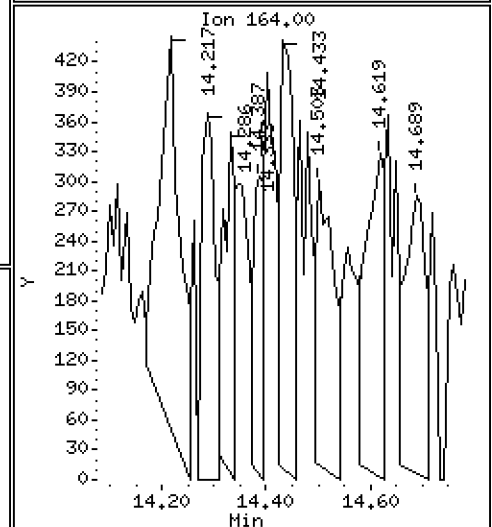
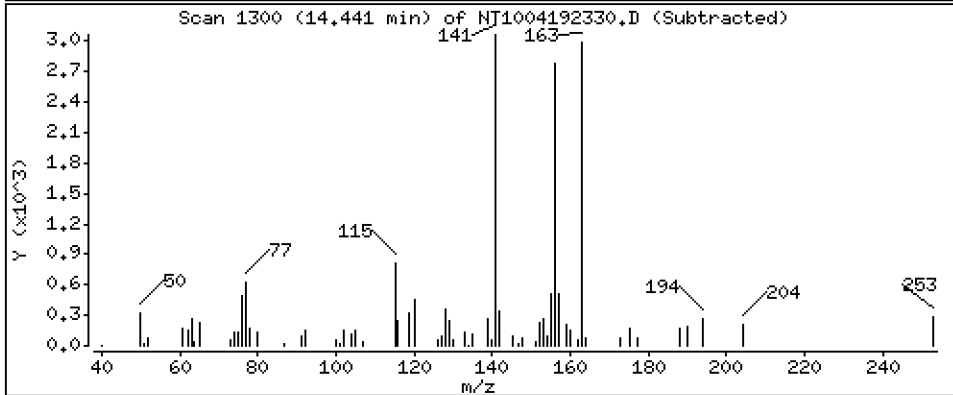
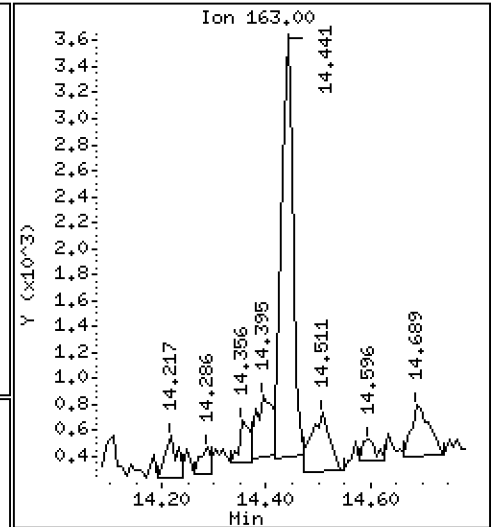
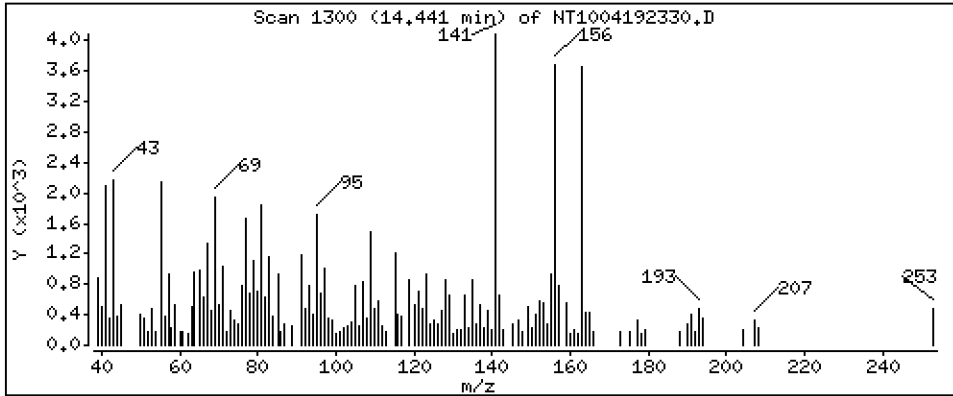
Operator: VTS

Column phase: ZB-5msi

Column diameter: 0.25

39 Dimethylphthalate

Concentration: 0.04535 ug/mL



Date : 20-APR-2023 05:46

Client ID:

Instrument: nt10.i

Sample Info: 23C0774-14

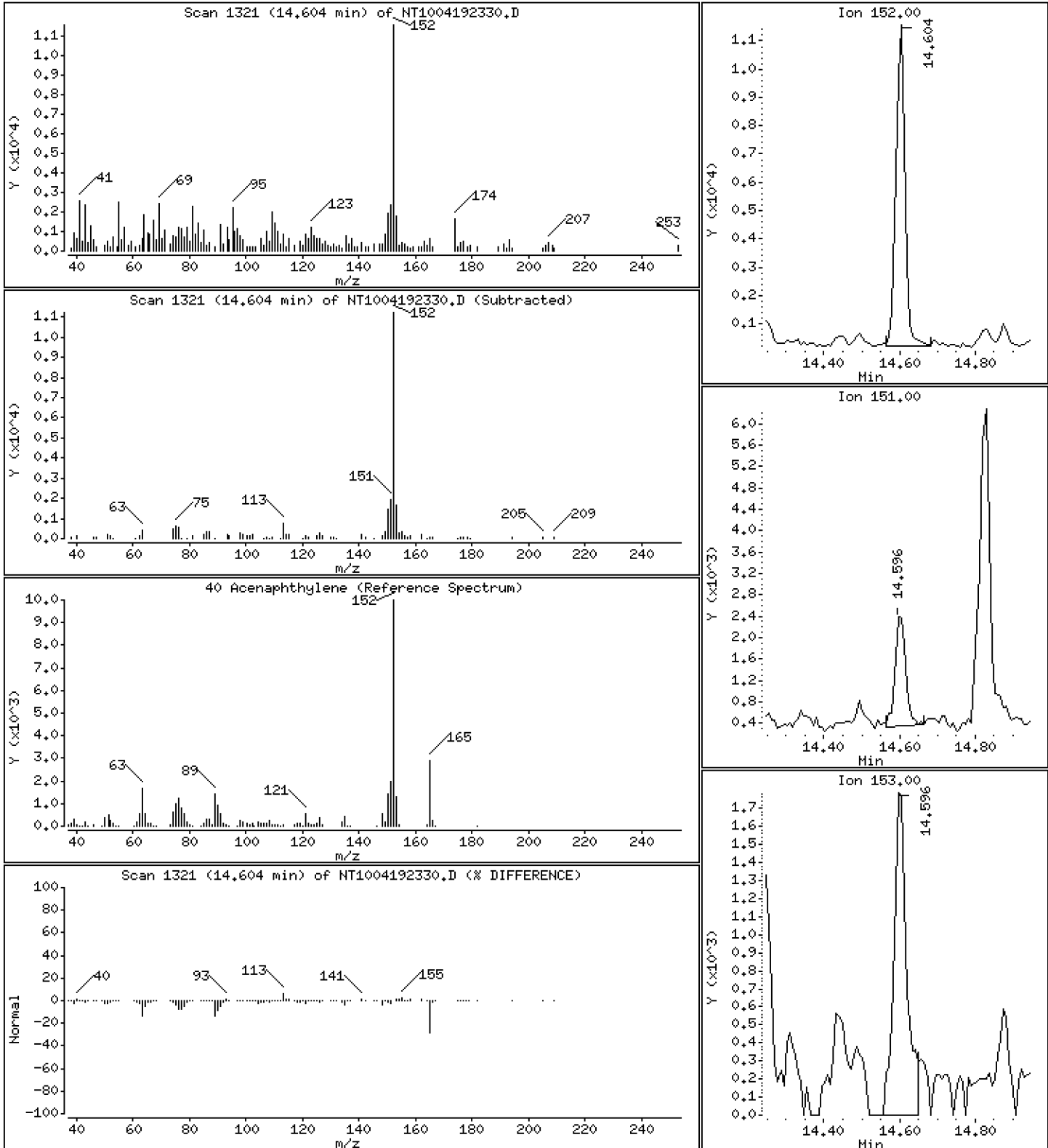
Operator: VTS

Column phase: ZB-5msi

Column diameter: 0.25

40 Acenaphthylene

Concentration: 0.1115 ug/mL



Date : 20-APR-2023 05:46

Client ID:

Instrument: nt10.i

Sample Info: 23C0774-14

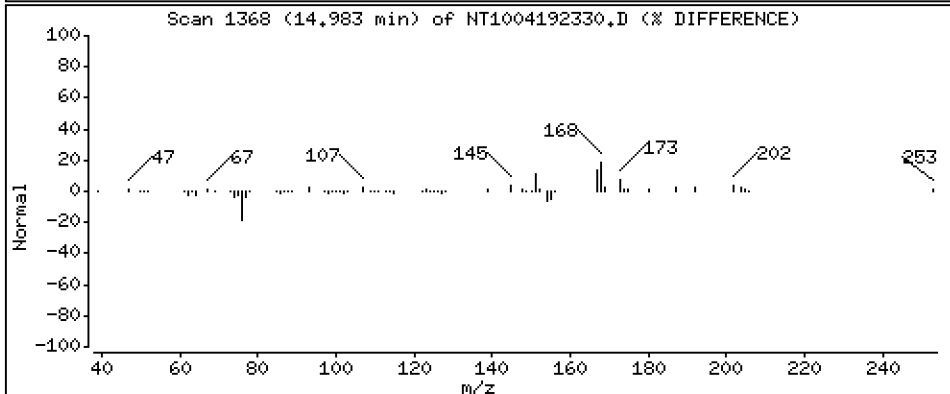
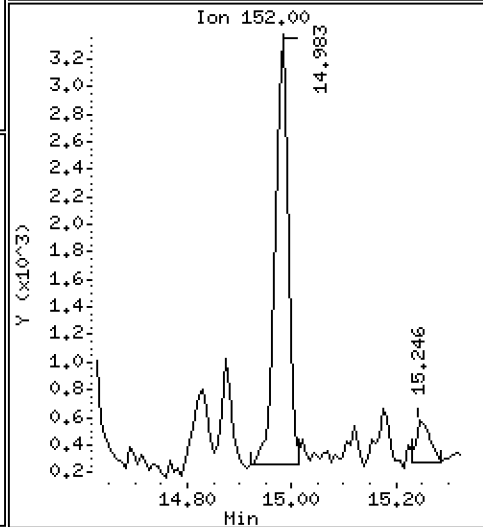
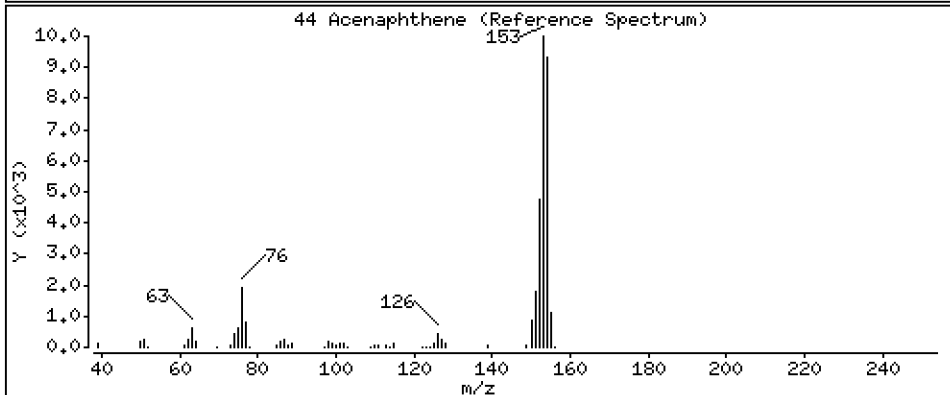
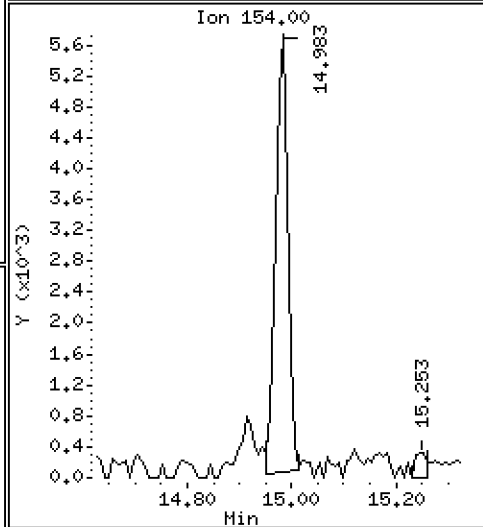
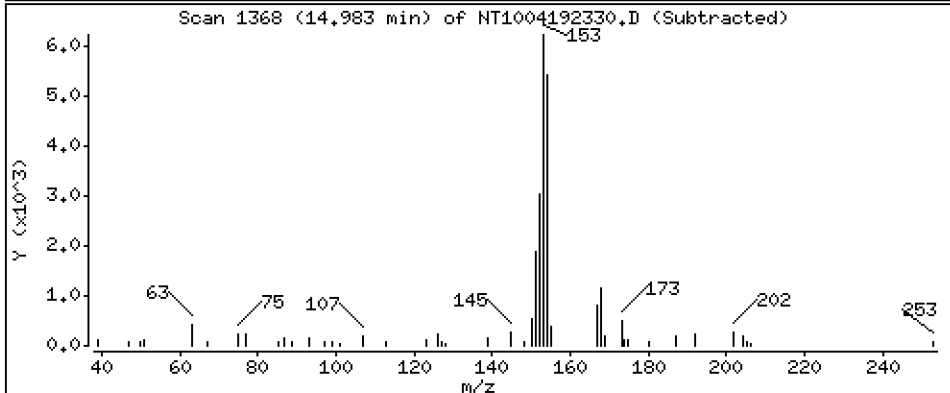
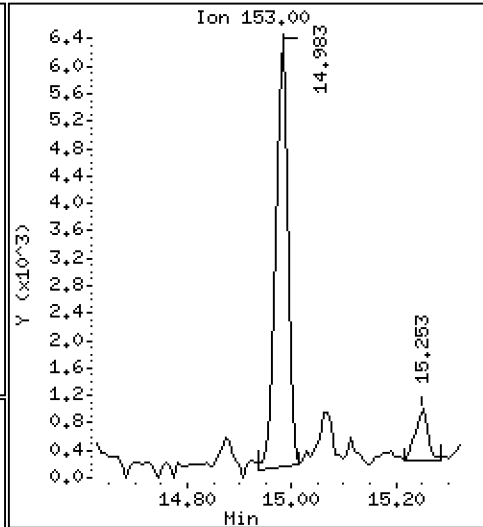
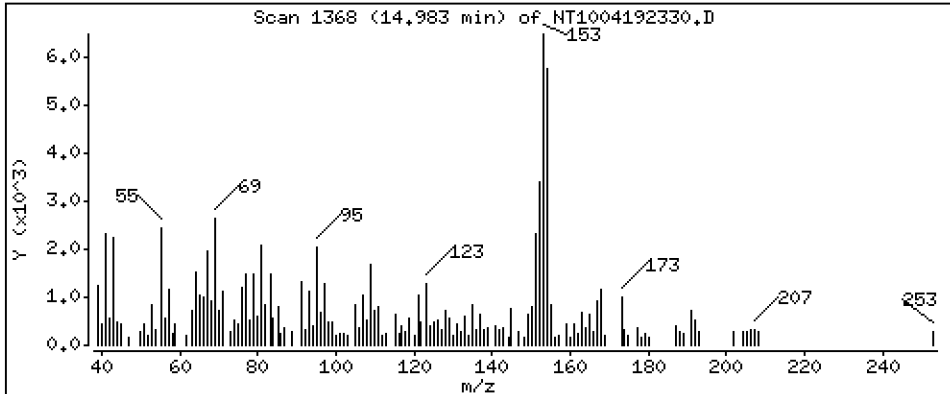
Operator: VTS

Column phase: ZB-5msi

Column diameter: 0.25

44 Acenaphthene

Concentration: 0.09856 ug/mL



Date : 20-APR-2023 05:46

Client ID:

Instrument: nt10.i

Sample Info: 23C0774-14

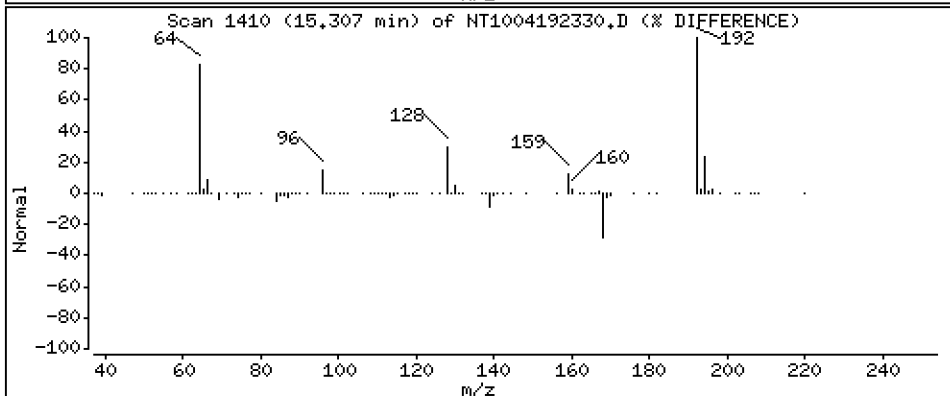
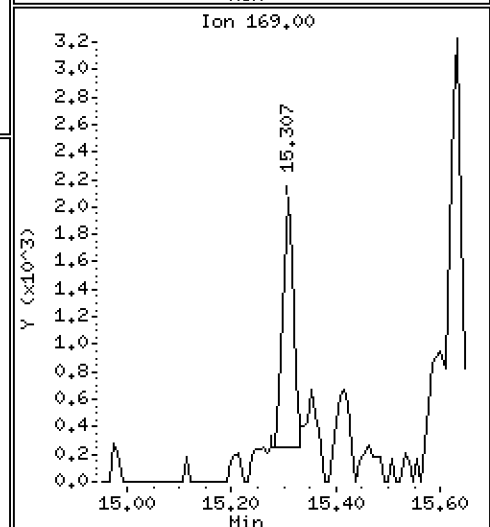
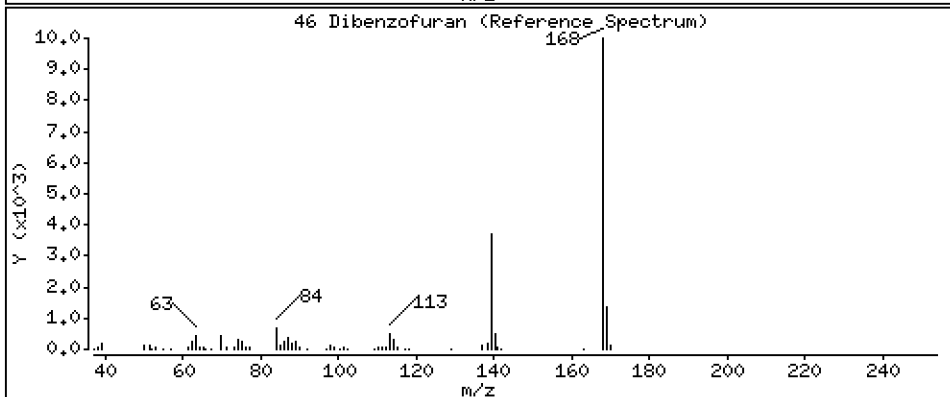
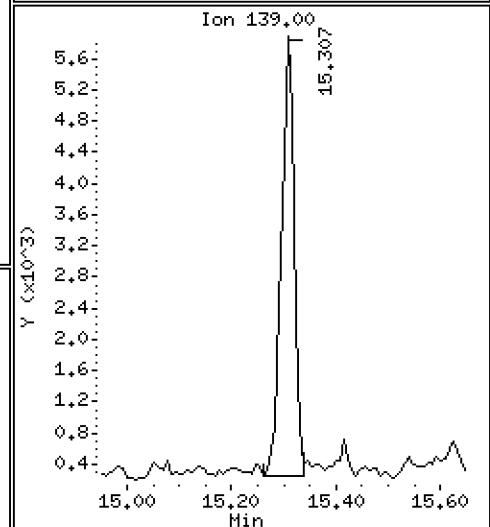
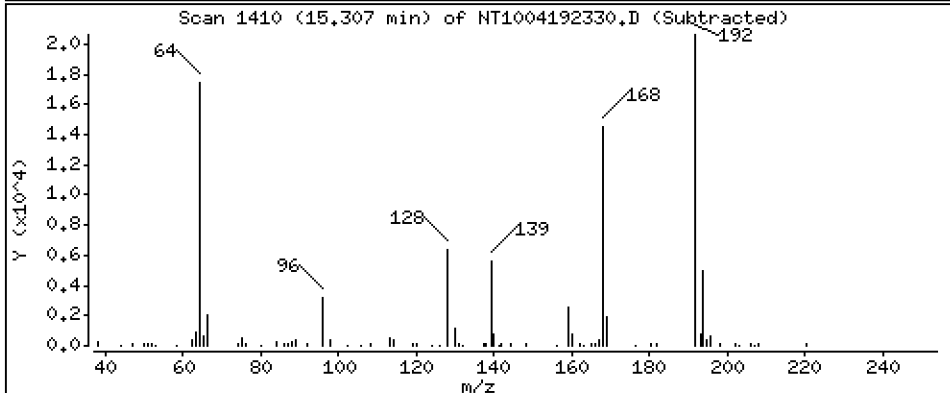
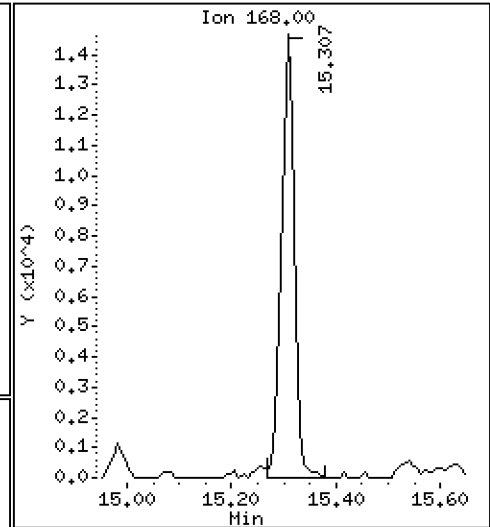
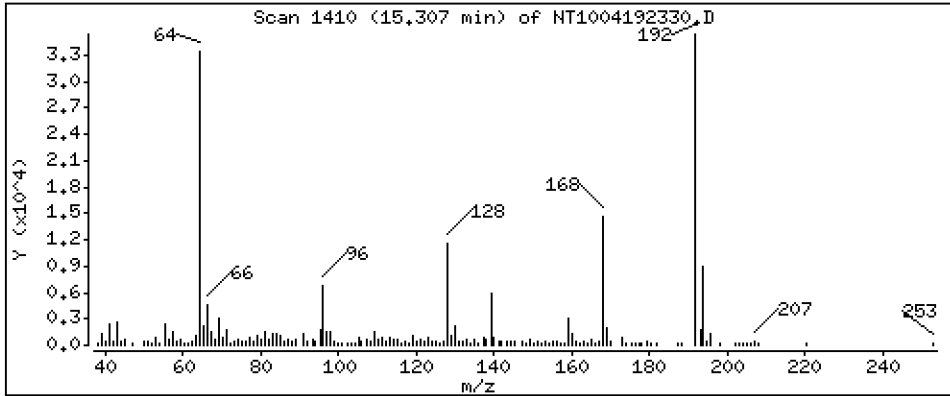
Operator: VTS

Column phase: ZB-5msi

Column diameter: 0.25

46 Dibenzofuran

Concentration: 0.1694 ug/mL



Date : 20-APR-2023 05:46

Client ID:

Instrument: nt10.i

Sample Info: 23C0774-14

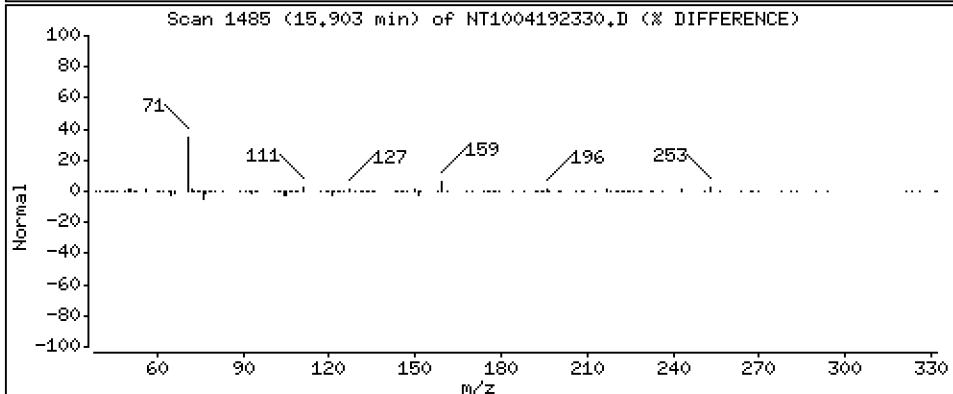
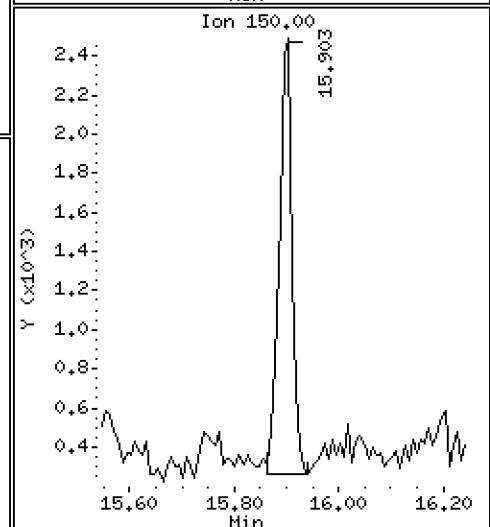
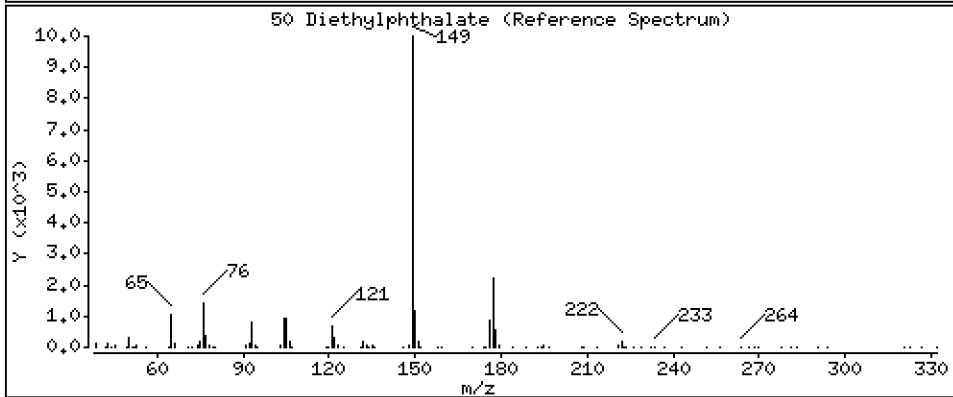
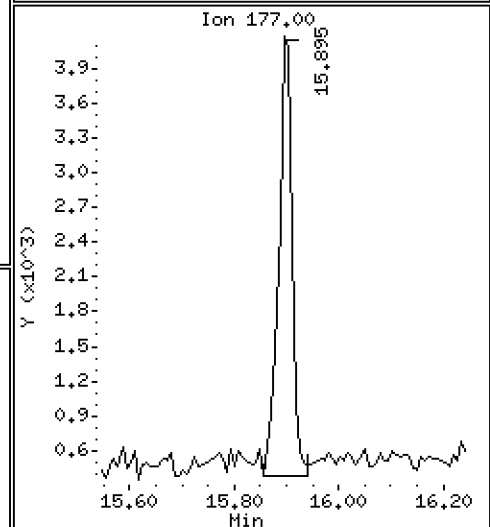
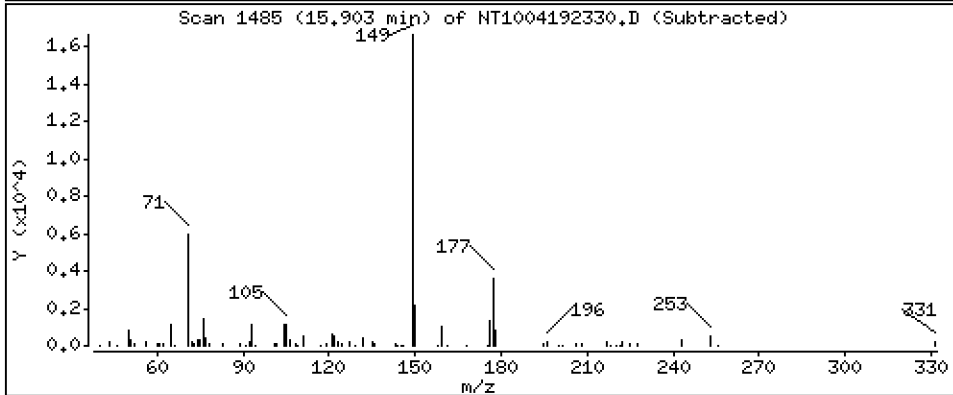
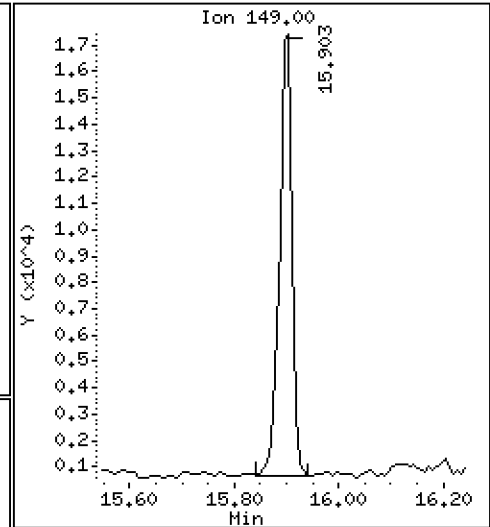
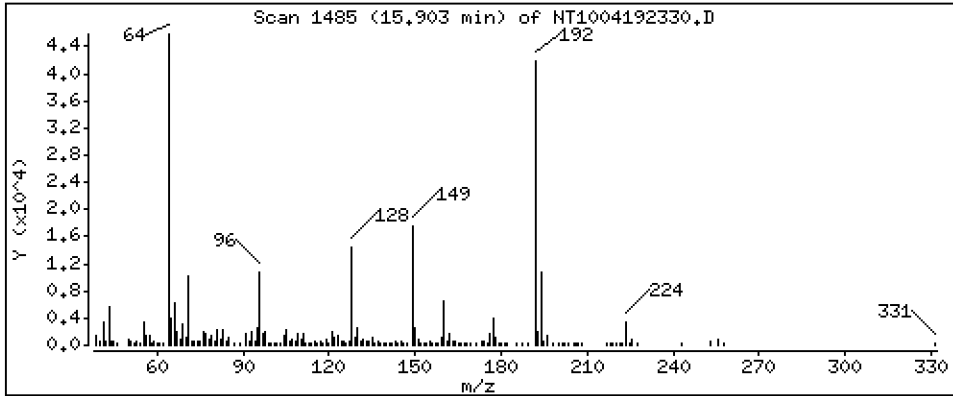
Operator: VTS

Column phase: ZB-5msi

Column diameter: 0.25

50 Diethylphthalate

Concentration: 0.2734 ug/mL



Date : 20-APR-2023 05:46

Client ID:

Instrument: nt10.i

Sample Info: 23C0774-14

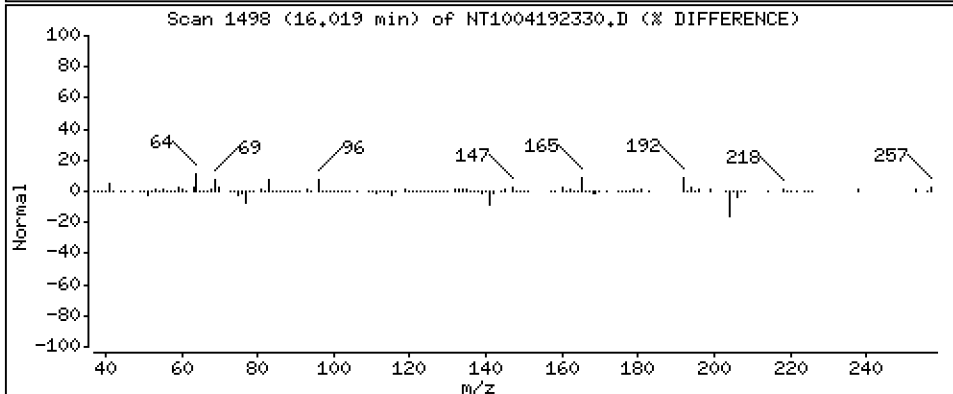
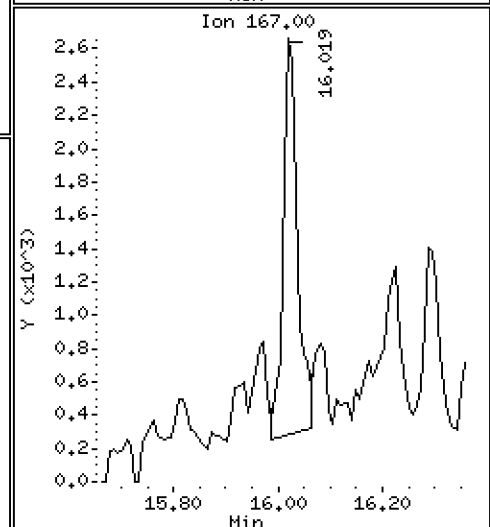
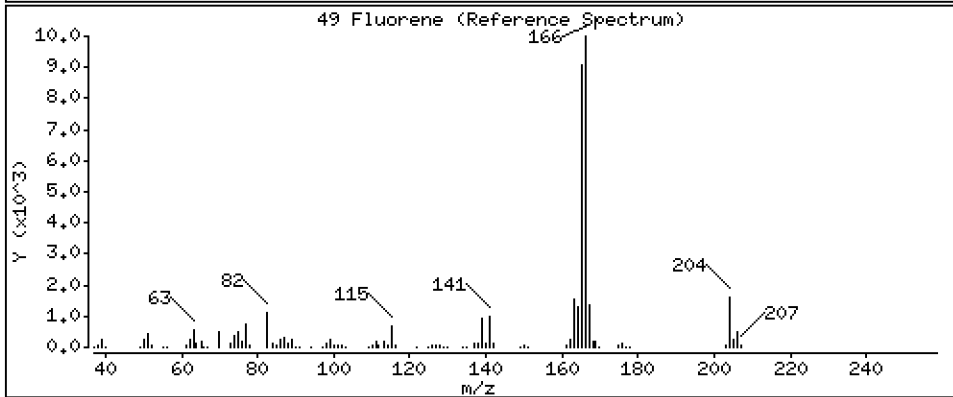
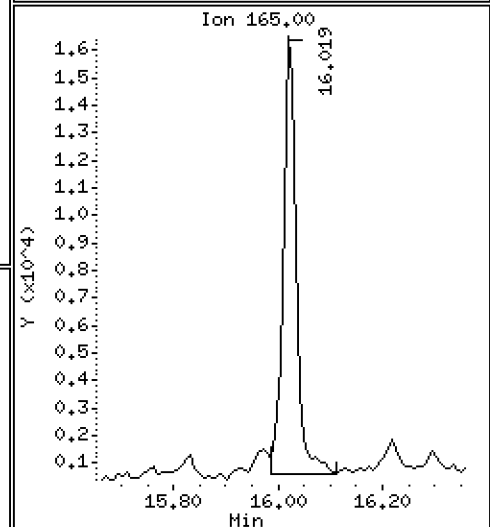
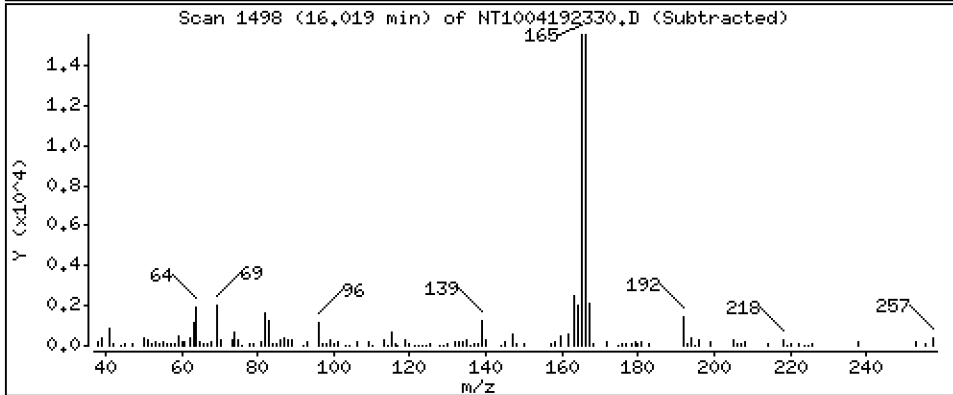
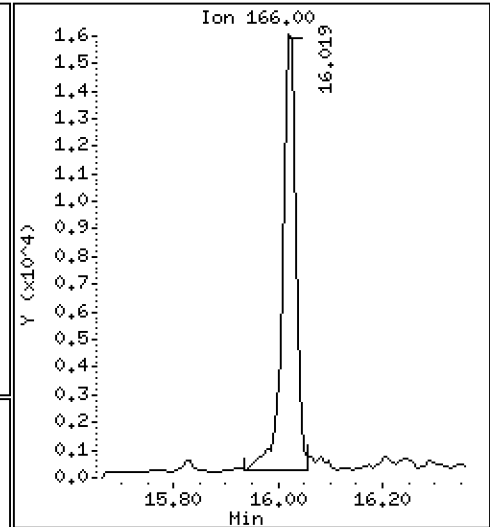
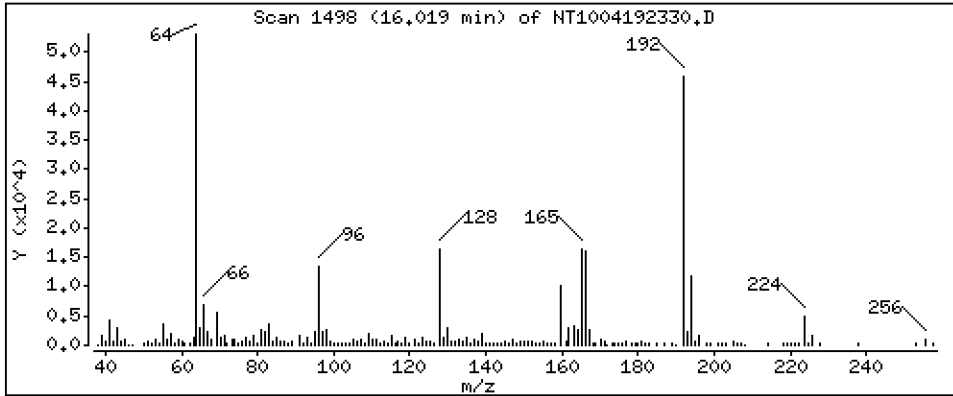
Operator: VTS

Column phase: ZB-5msi

Column diameter: 0,25

49 Fluorene

Concentration: 0,2853 ug/mL



Date : 20-APR-2023 05:46

Client ID:

Instrument: nt10.i

Sample Info: 23C0774-14

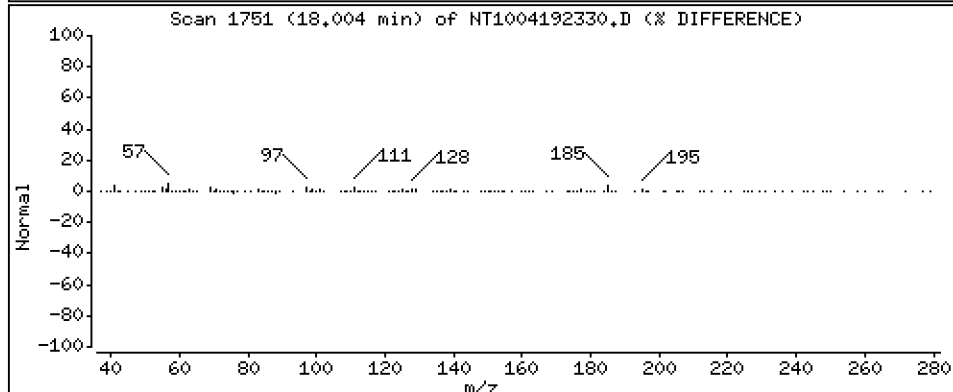
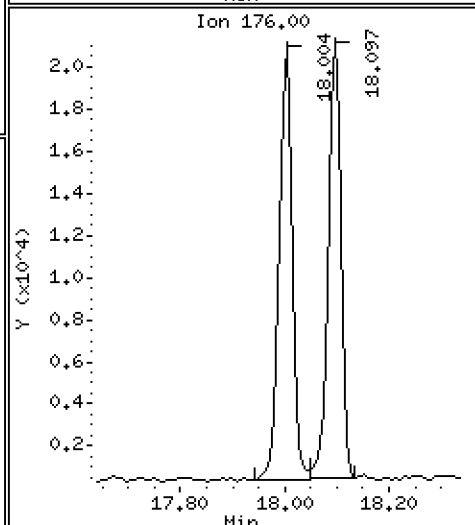
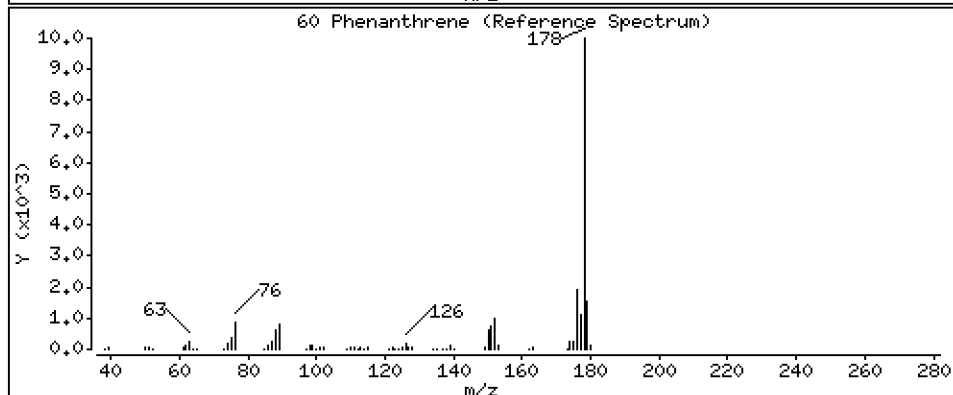
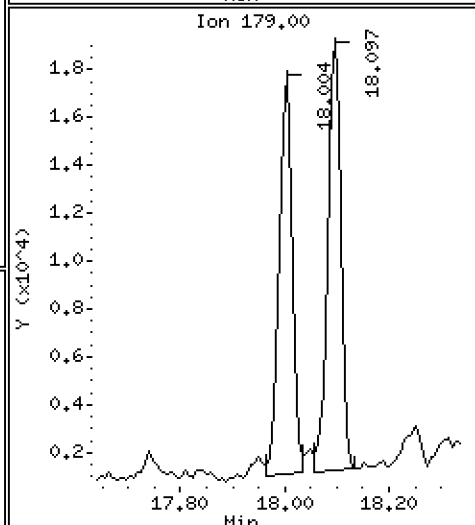
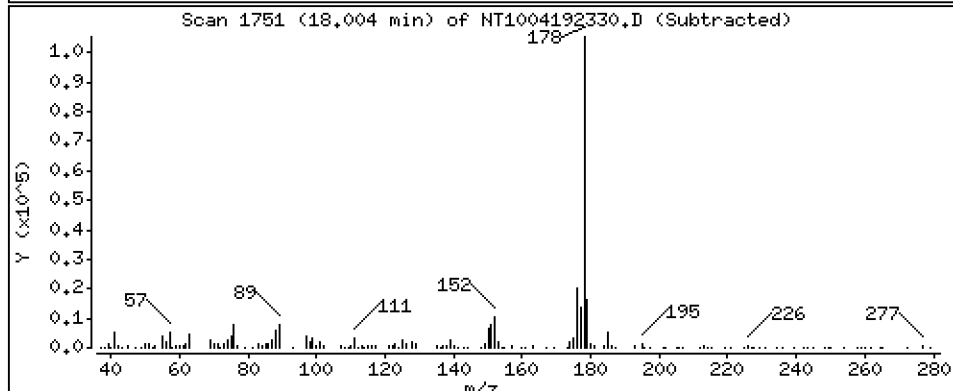
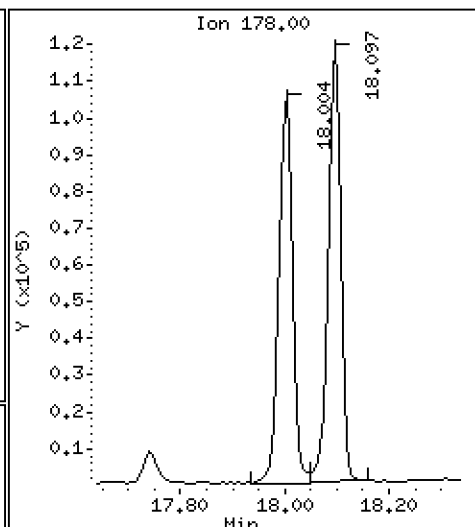
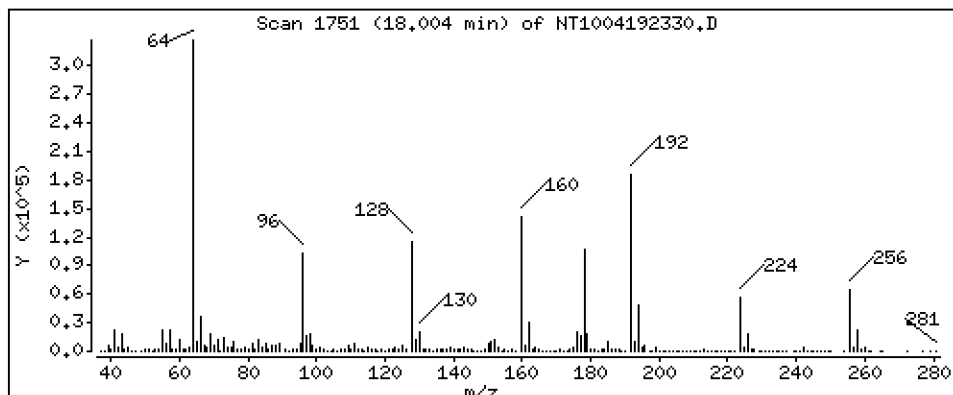
Operator: VTS

Column phase: ZB-5msi

Column diameter: 0,25

60 Phenanthrene

Concentration: 1,160 ug/mL



Date : 20-APR-2023 05:46

Client ID:

Instrument: nt10.i

Sample Info: 23C0774-14

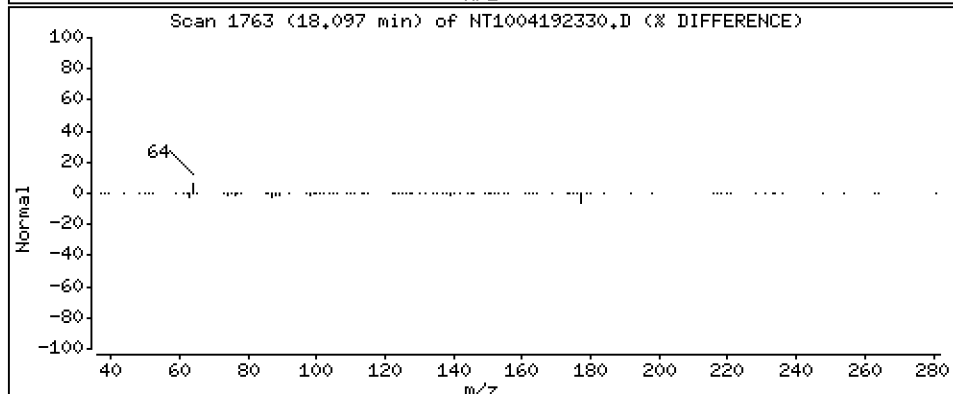
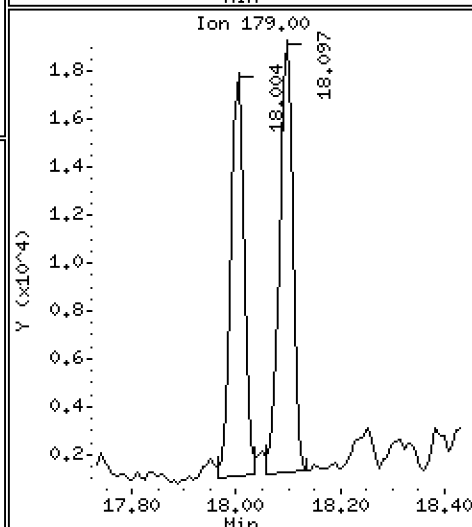
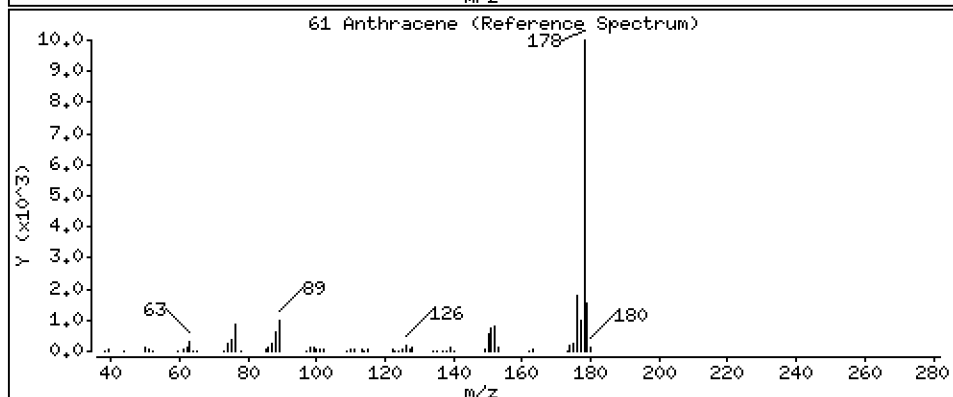
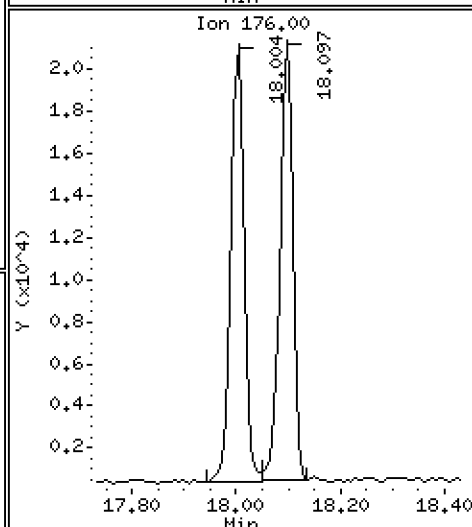
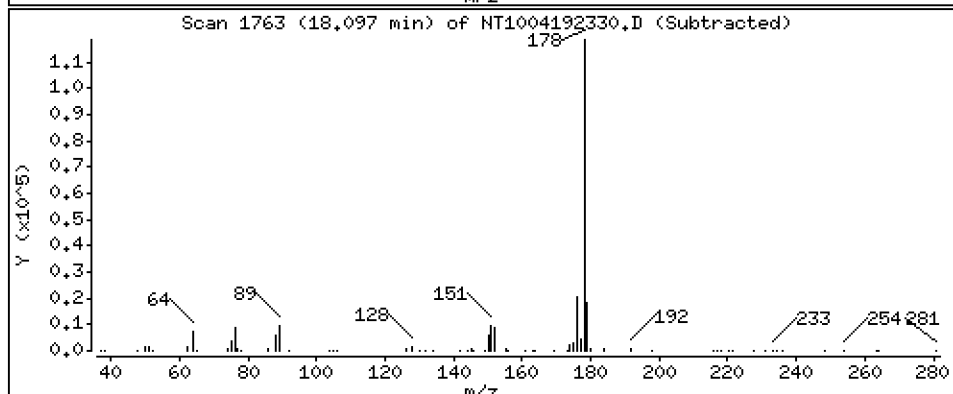
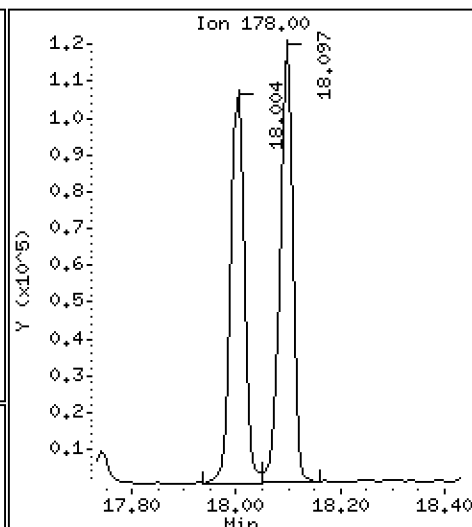
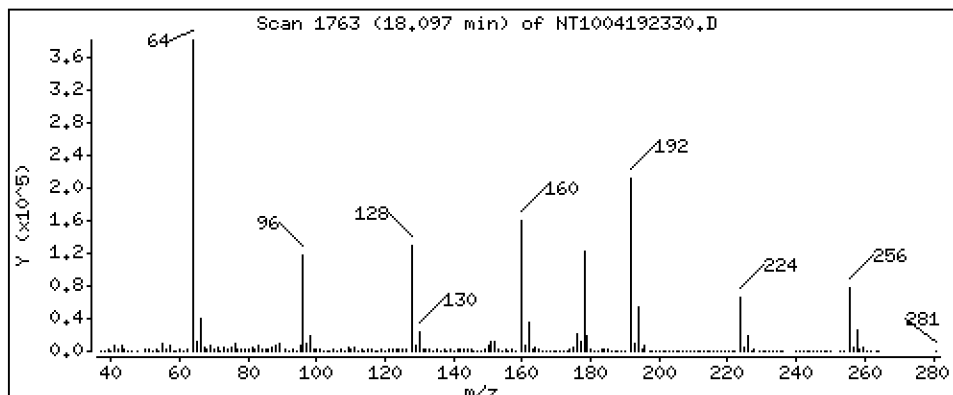
Operator: VTS

Column phase: ZB-5msi

Column diameter: 0,25

61 Anthracene

Concentration: 1,336 ug/mL



Date : 20-APR-2023 05:46

Client ID:

Instrument: nt10.i

Sample Info: 23C0774-14

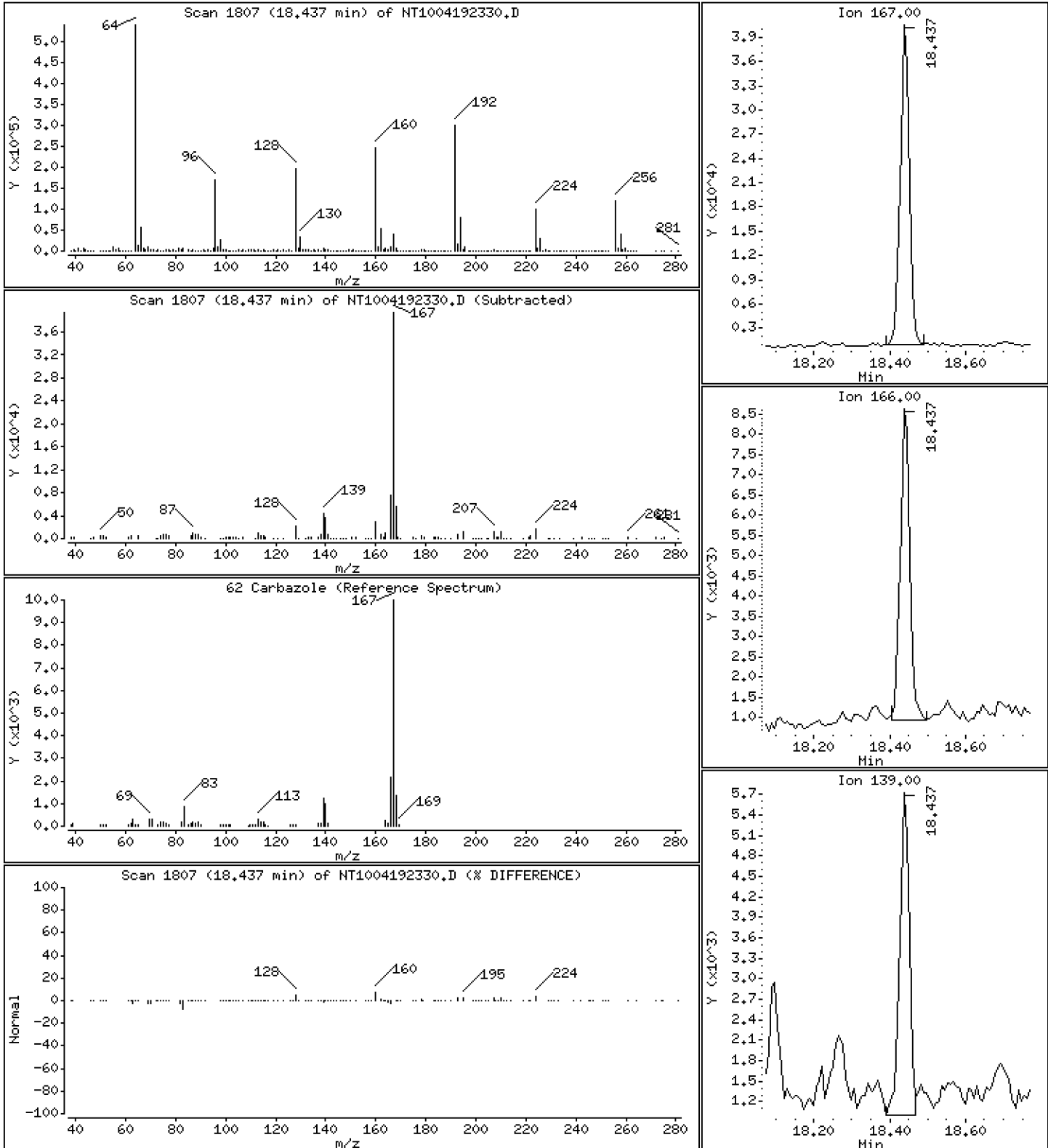
Operator: VTS

Column phase: ZB-5msi

Column diameter: 0.25

62 Carbazole

Concentration: 0.4701 ug/mL



Date : 20-APR-2023 05:46

Client ID:

Instrument: nt10.i

Sample Info: 23C0774-14

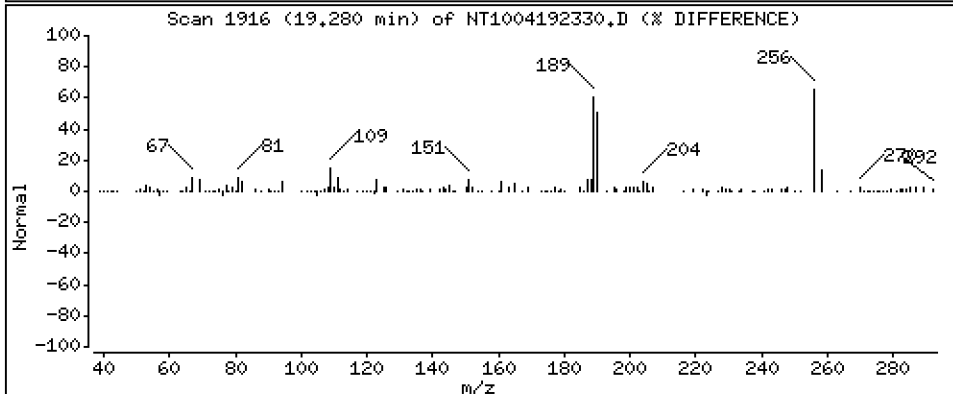
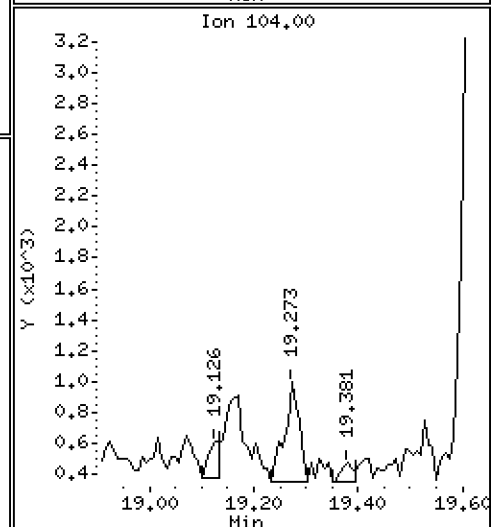
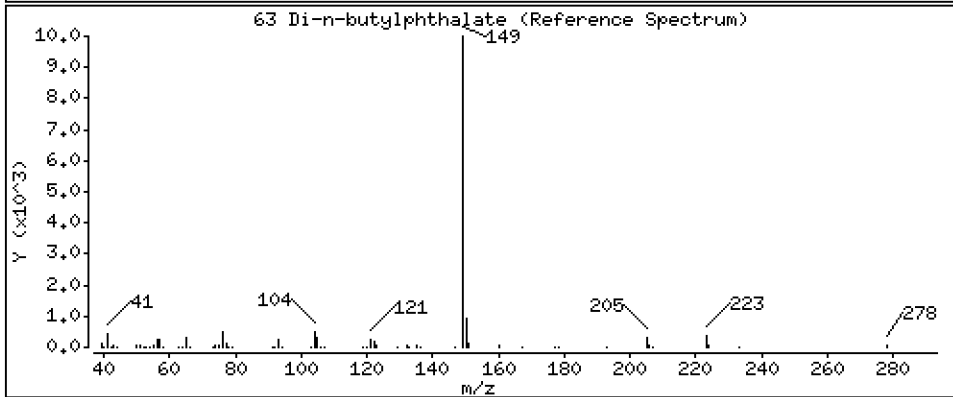
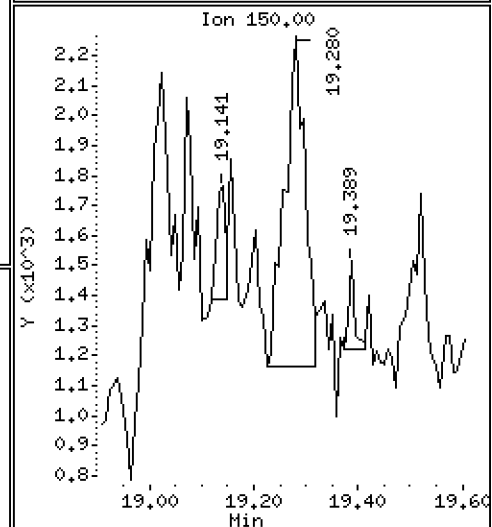
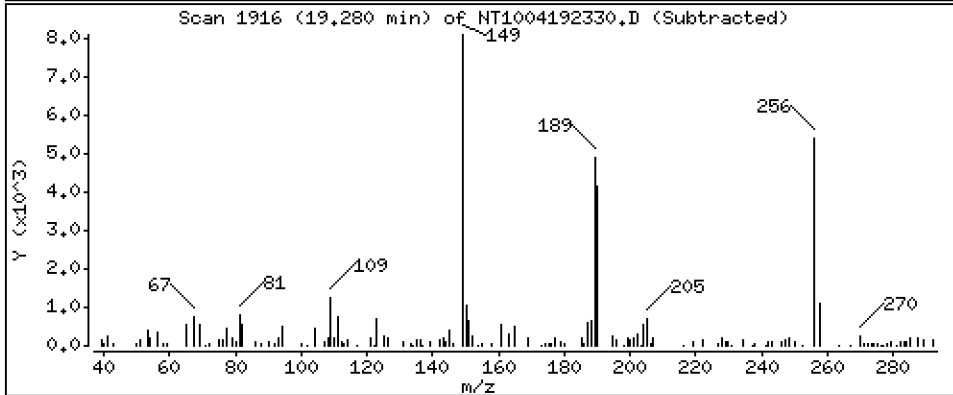
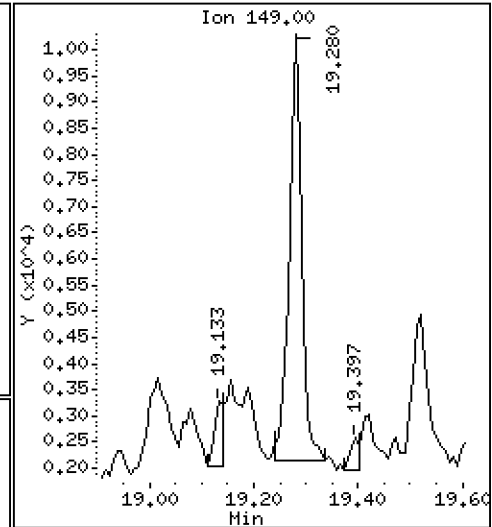
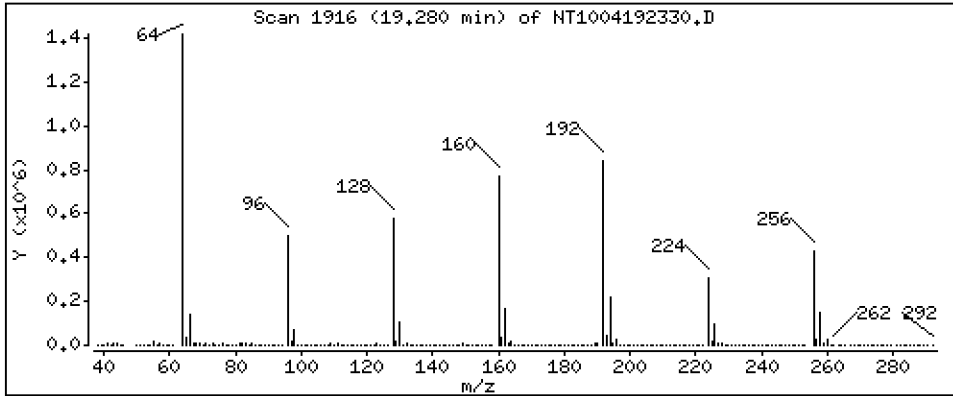
Operator: VTS

Column phase: ZB-5msi

Column diameter: 0.25

63 Di-n-butylphthalate

Concentration: 0.07435 ug/mL



Date : 20-APR-2023 05:46

Client ID:

Instrument: nt10.i

Sample Info: 23C0774-14

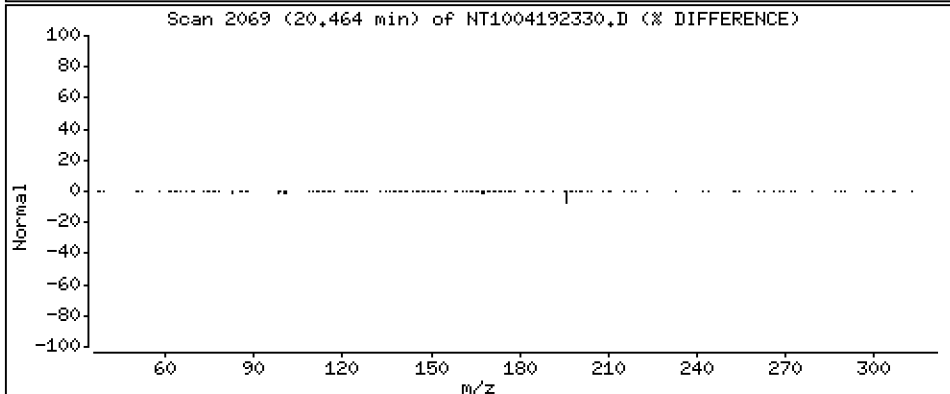
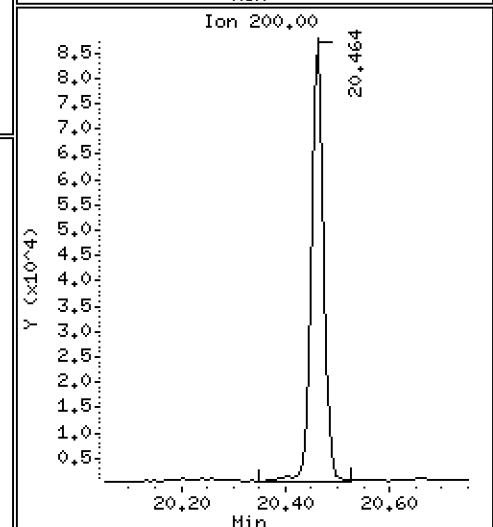
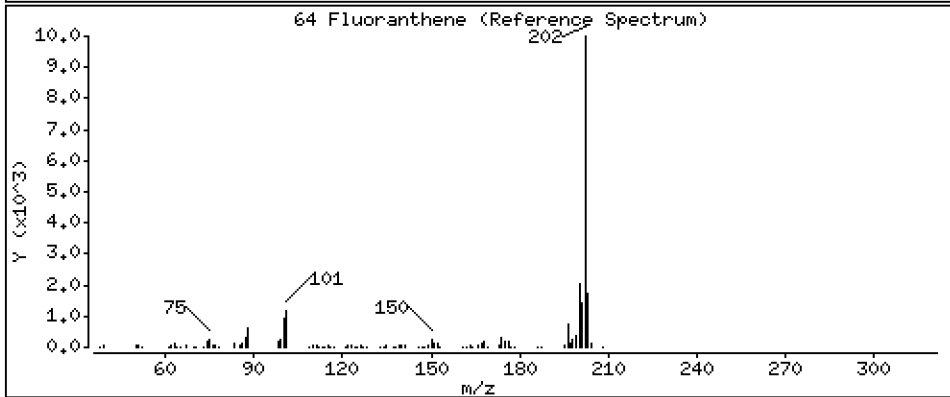
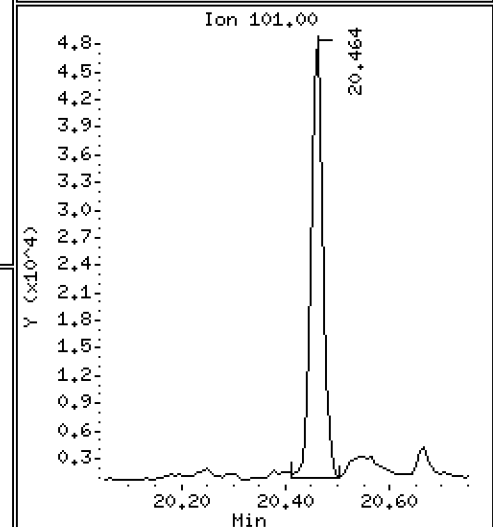
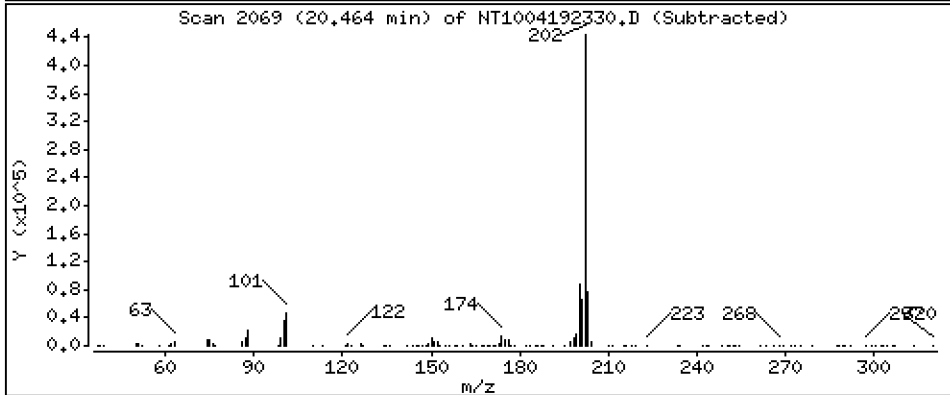
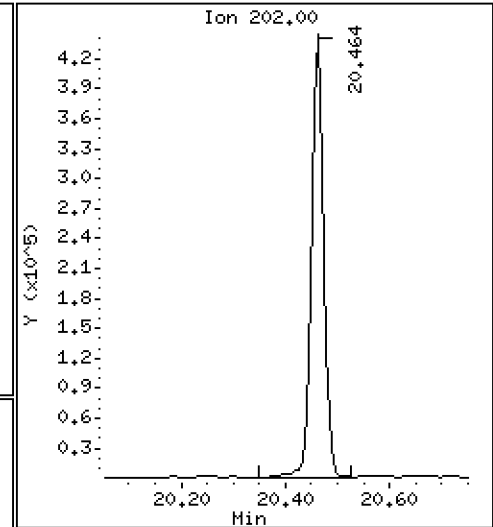
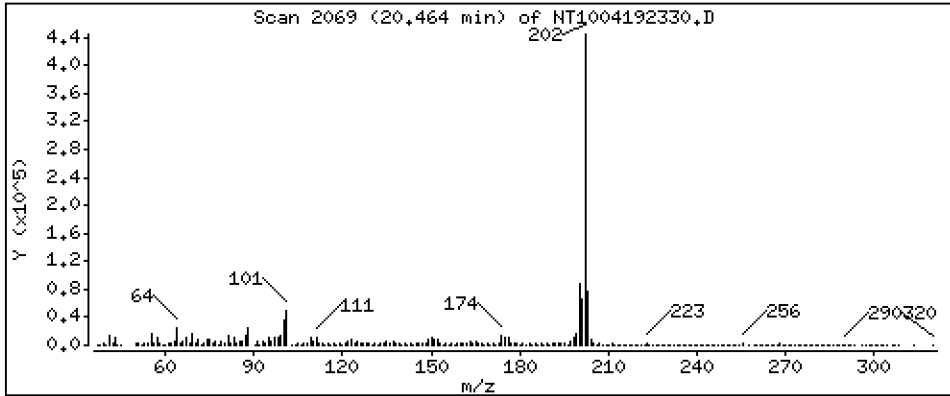
Operator: VTS

Column phase: ZB-5msi

Column diameter: 0,25

64 Fluoranthene

Concentration: 3,470 ug/mL



Date : 20-APR-2023 05:46

Client ID:

Instrument: nt10.i

Sample Info: 23C0774-14

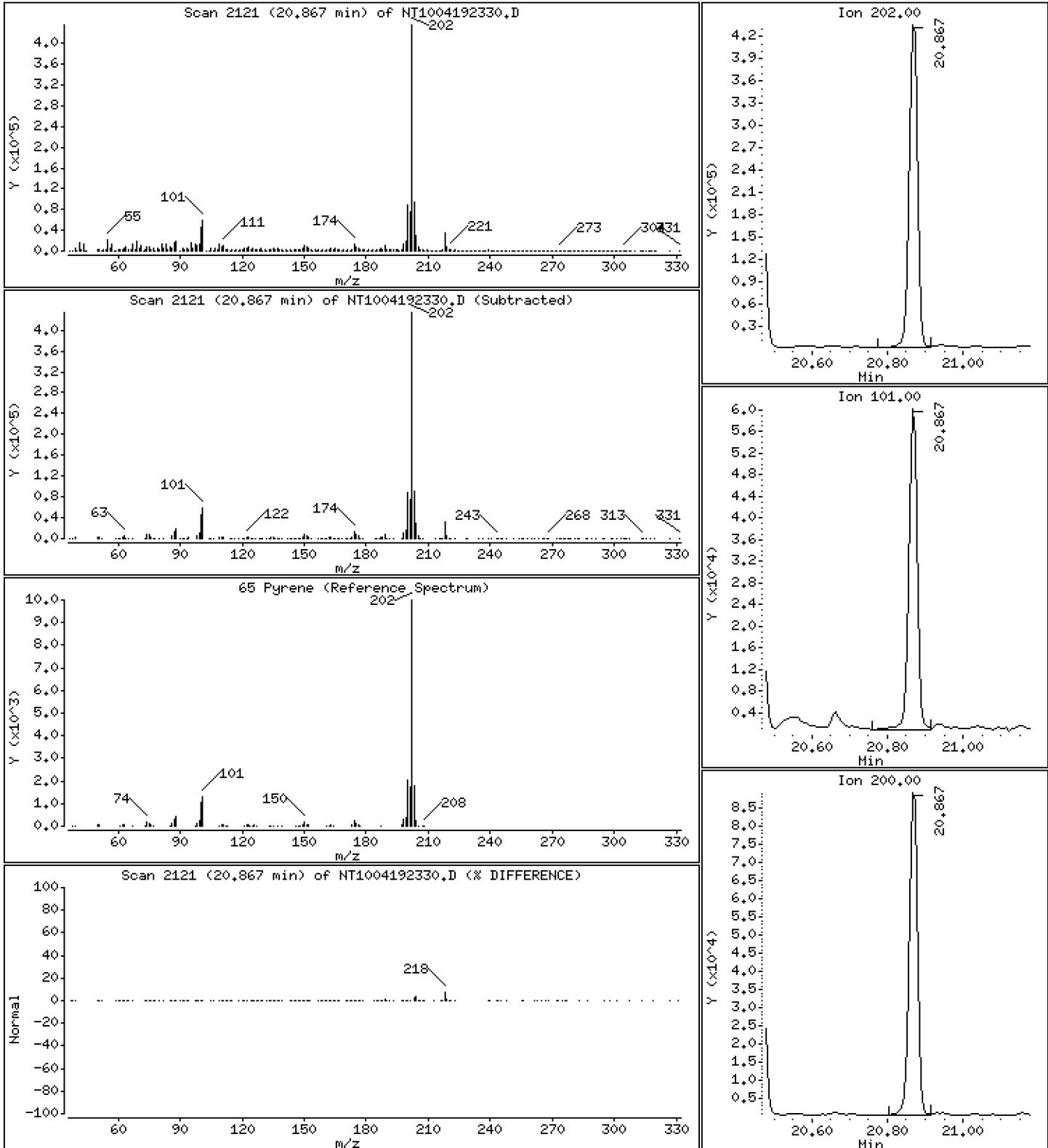
Operator: VTS

Column phase: ZB-5msi

Column diameter: 0,25

65 Pyrene

Concentration: 3,264 ug/mL



Date : 20-APR-2023 05:46

Client ID:

Instrument: nt10.i

Sample Info: 23C0774-14

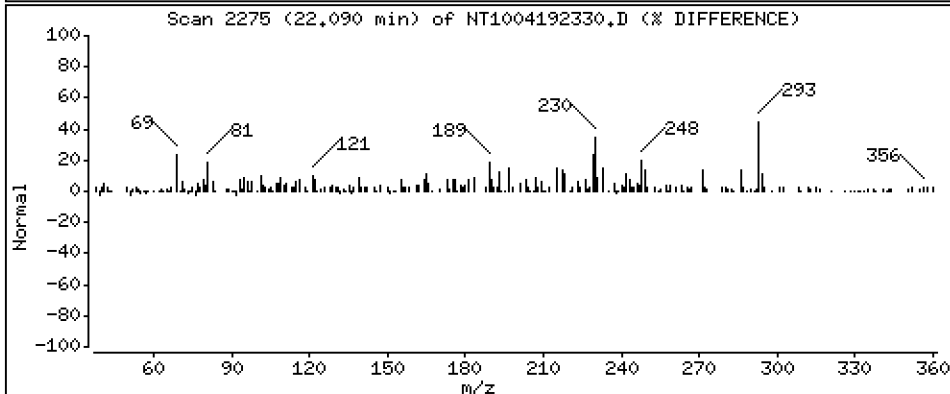
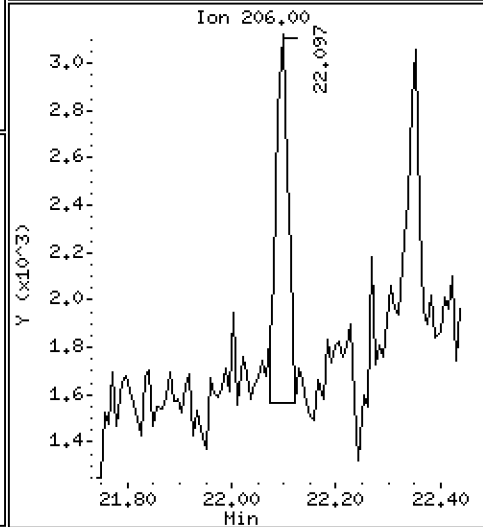
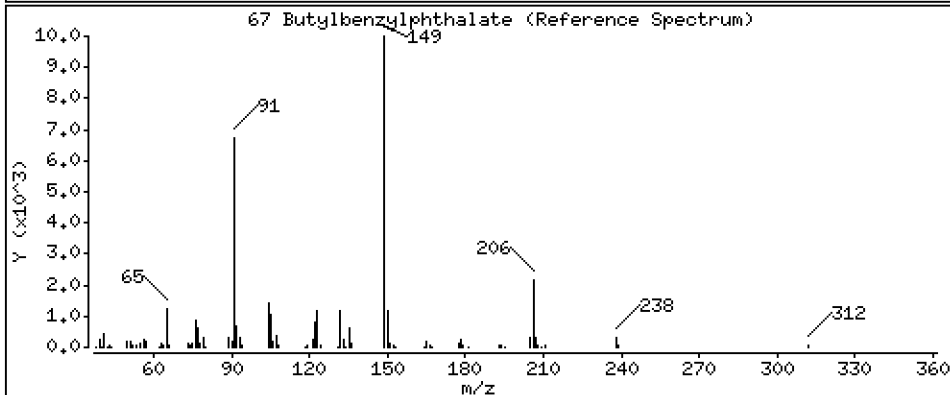
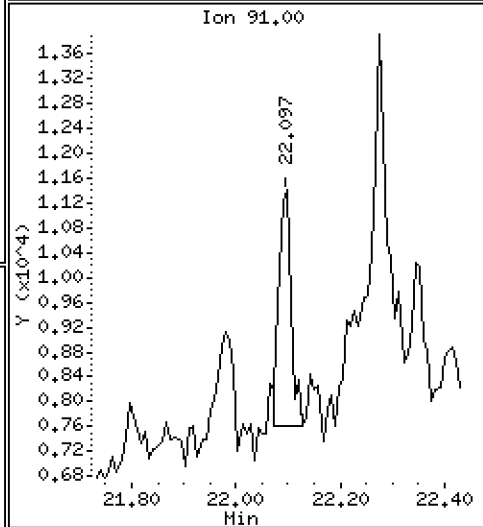
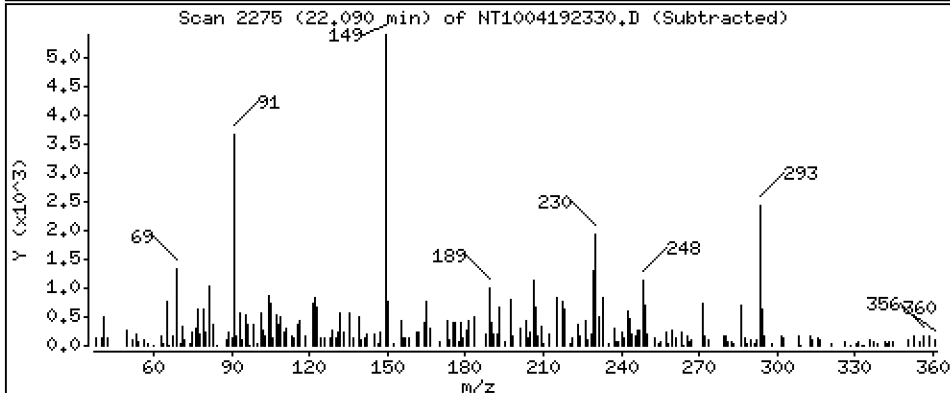
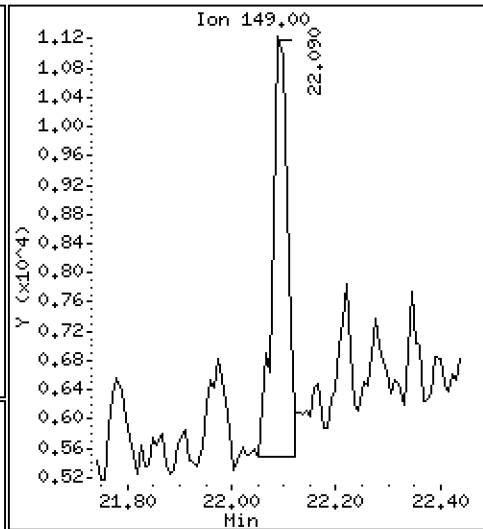
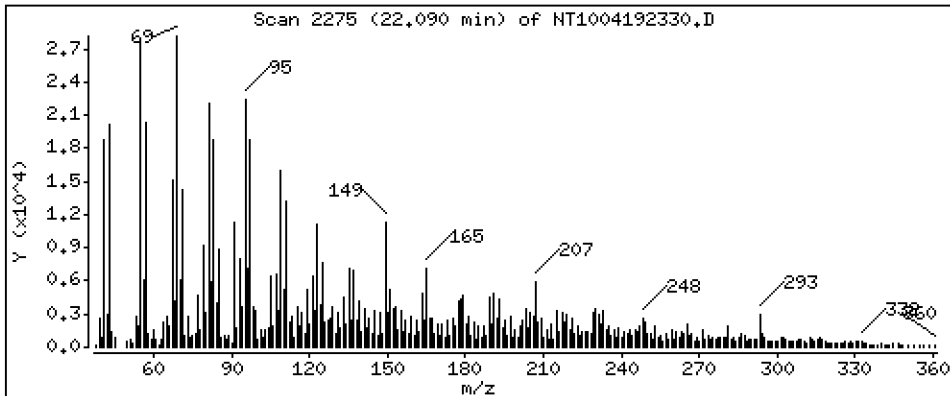
Operator: VTS

Column phase: ZB-5msi

Column diameter: 0.25

67 Butylbenzylphthalate

Concentration: 0.1436 ug/mL



Date : 20-APR-2023 05:46

Client ID:

Instrument: nt10.i

Sample Info: 23C0774-14

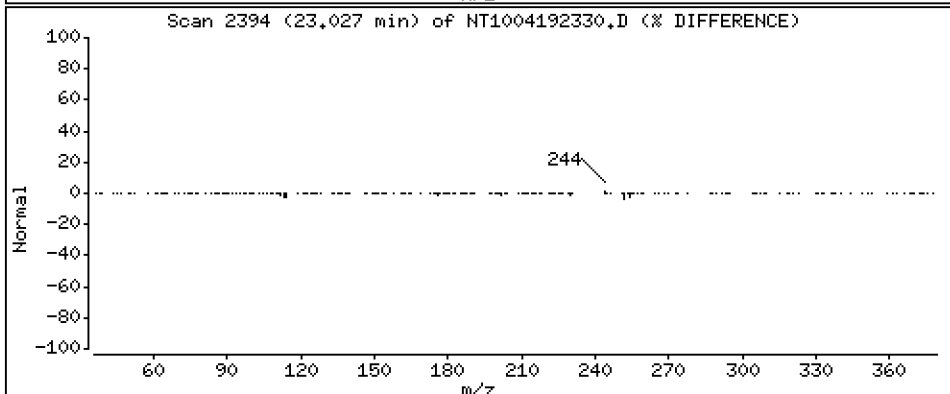
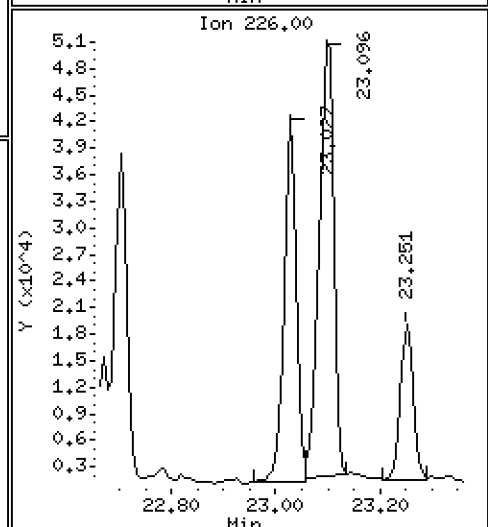
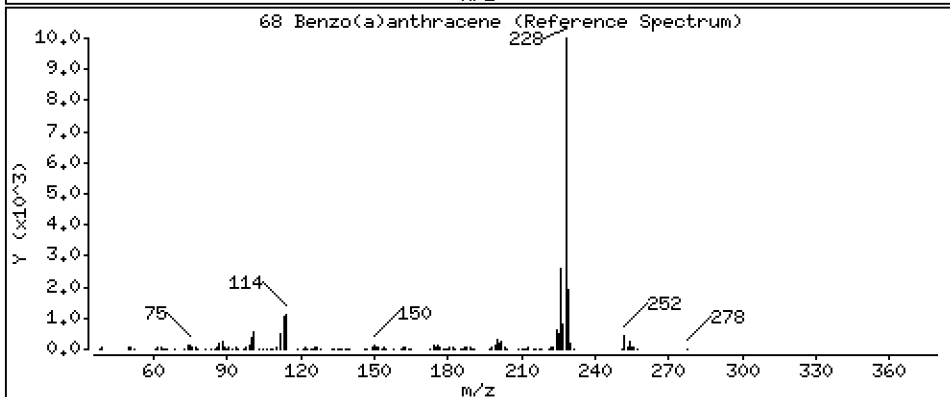
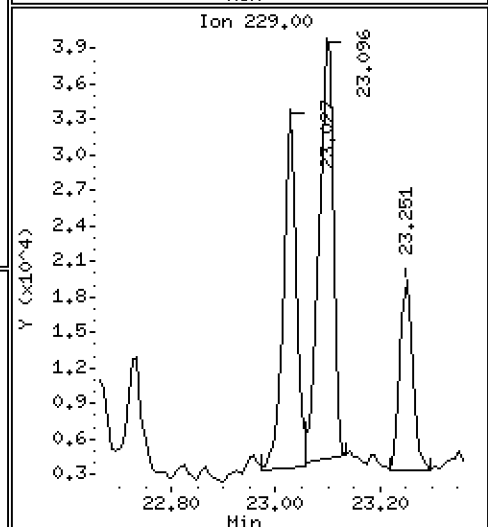
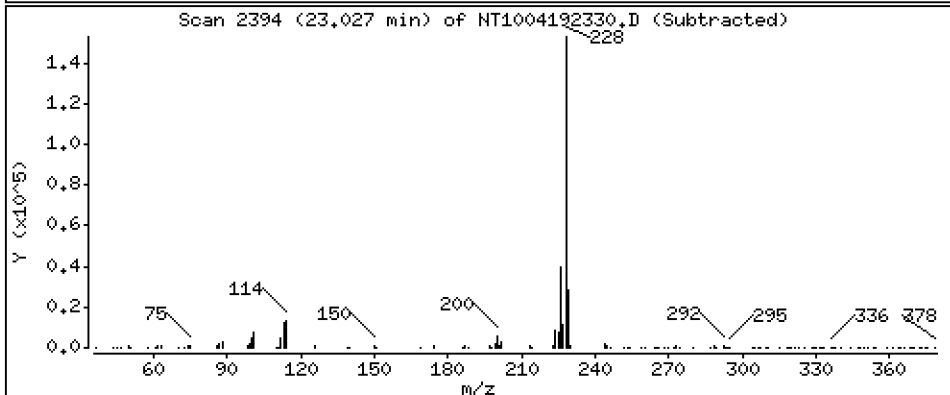
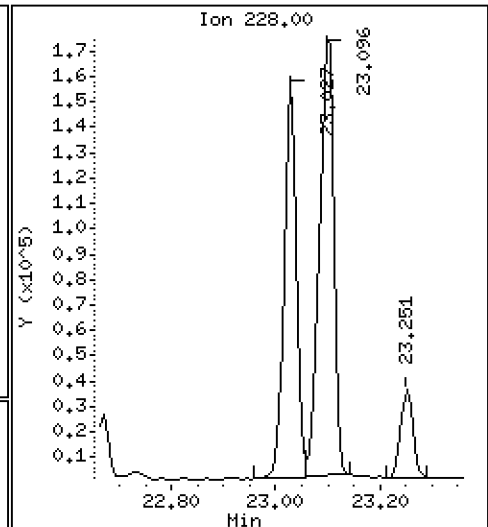
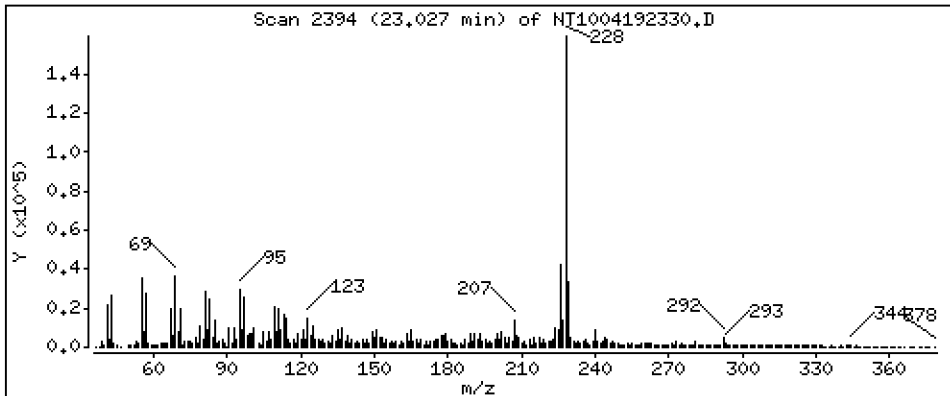
Operator: VTS

Column phase: ZB-5msi

Column diameter: 0.25

68 Benzo(a)anthracene

Concentration: 1.394 ug/mL



Date : 20-APR-2023 05:46

Client ID:

Instrument: nt10.i

Sample Info: 23C0774-14

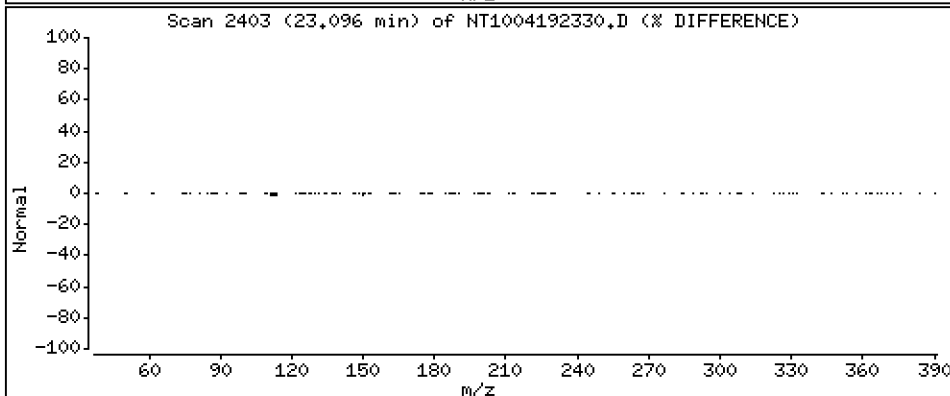
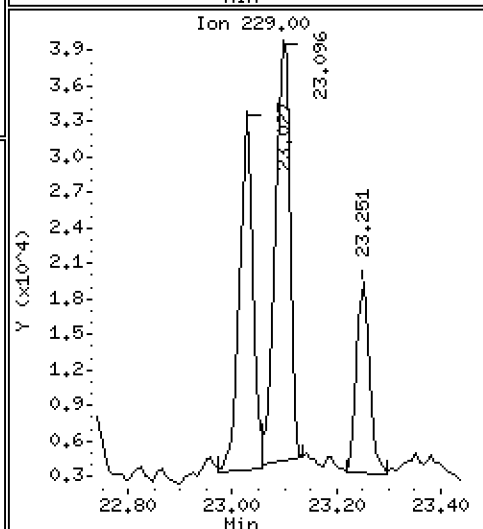
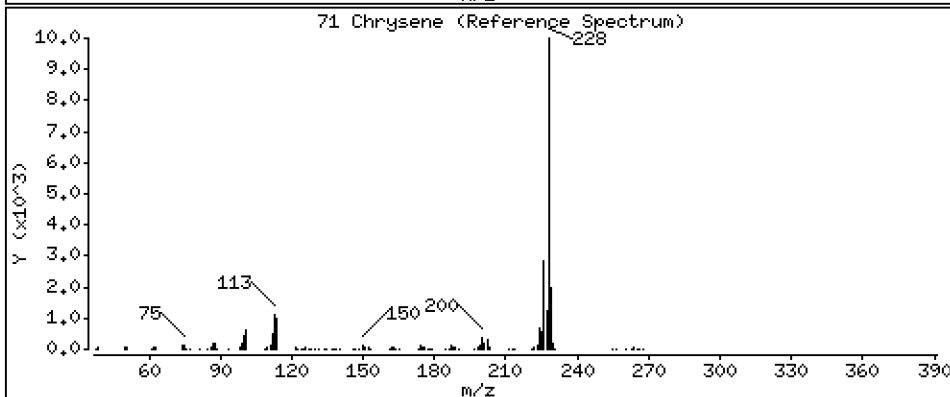
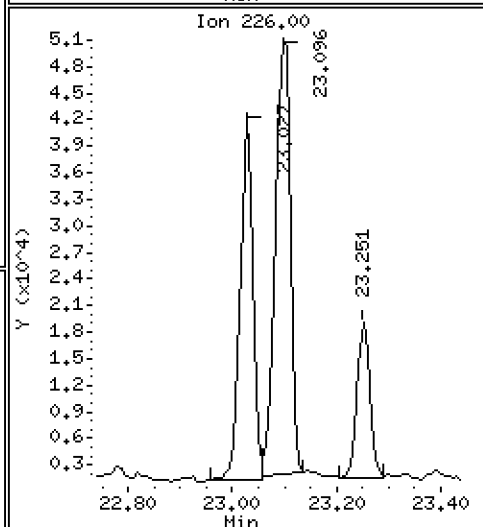
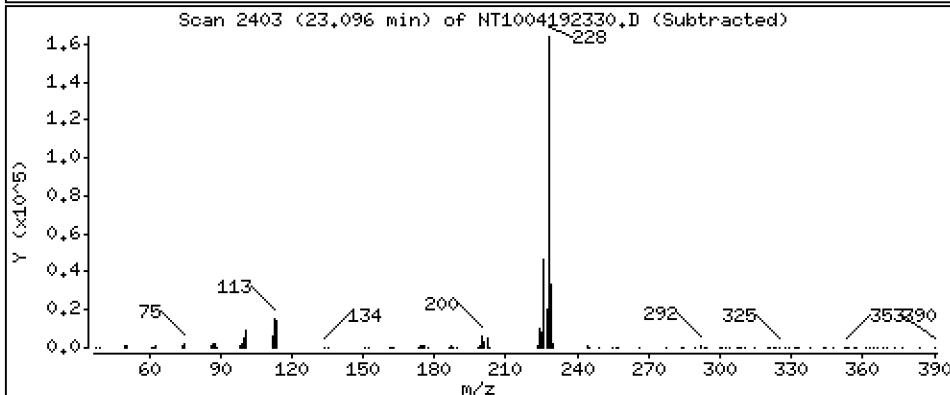
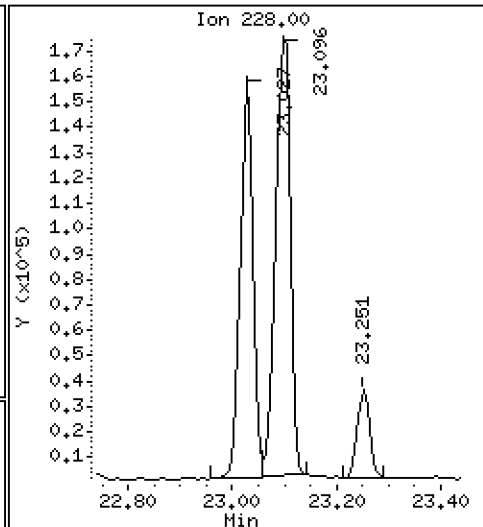
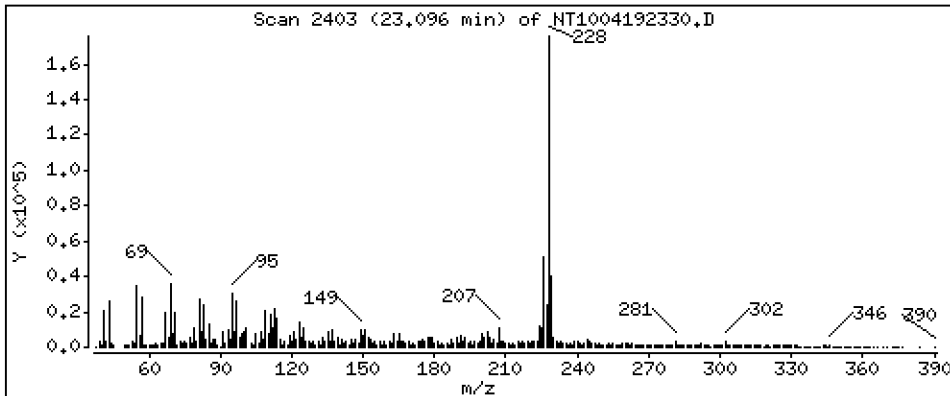
Operator: VTS

Column phase: ZB-5msi

Column diameter: 0,25

71 Chrysene

Concentration: 1,799 ug/mL



Date : 20-APR-2023 05:46

Client ID:

Instrument: nt10.i

Sample Info: 23C0774-14

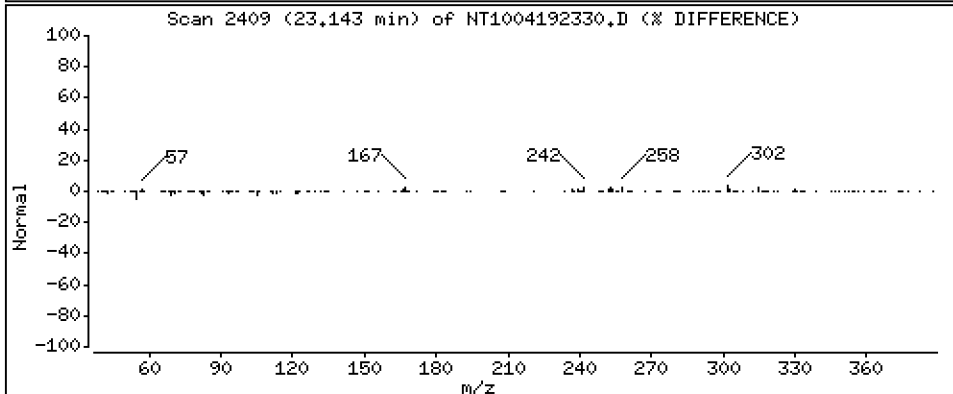
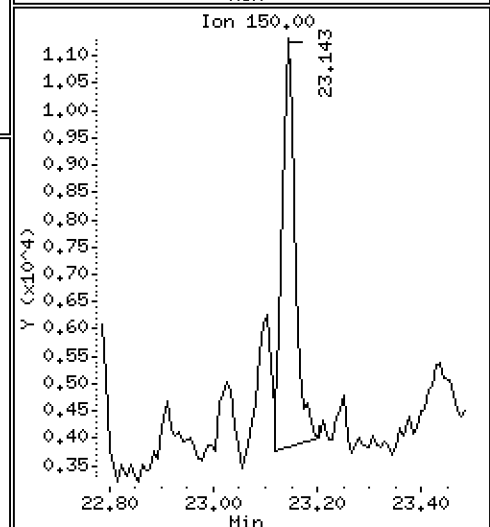
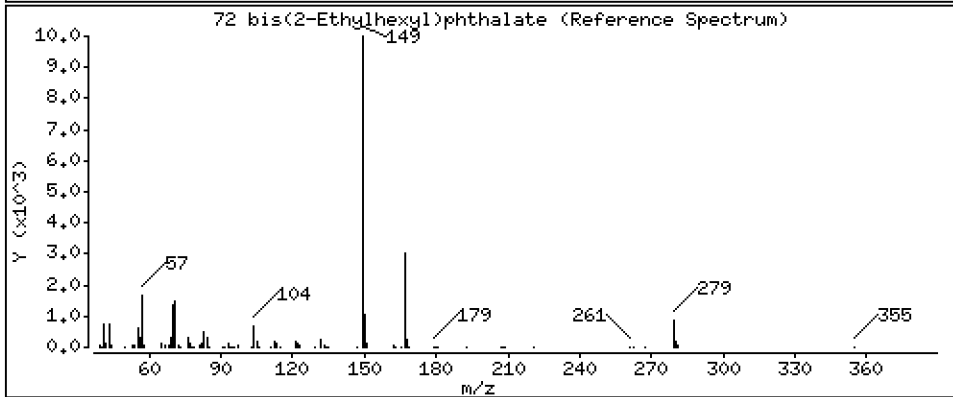
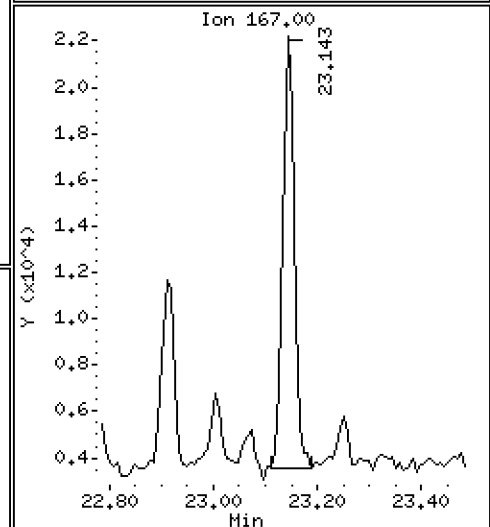
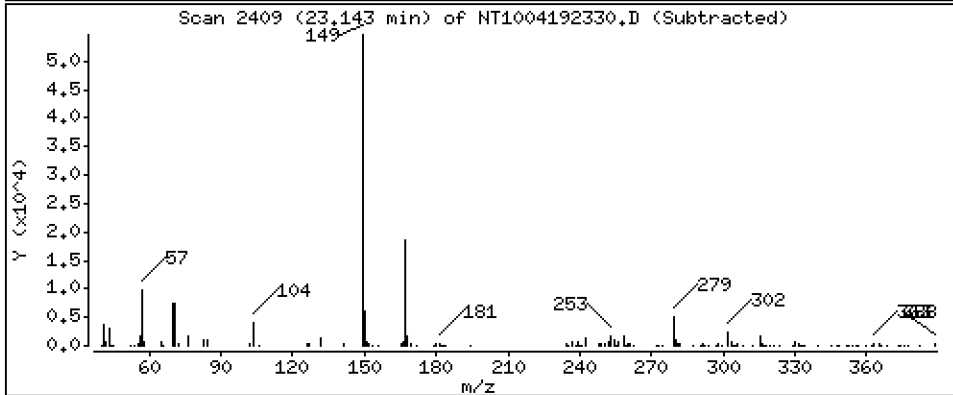
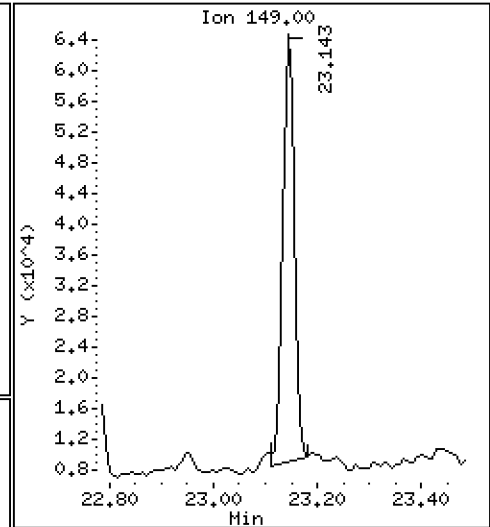
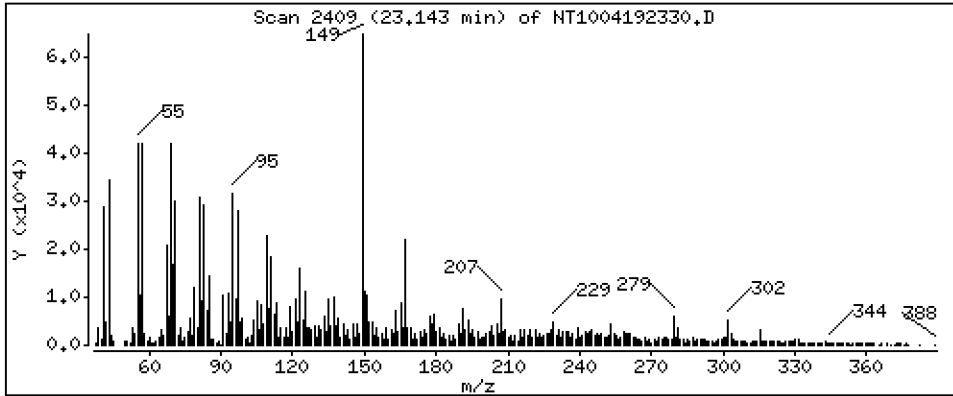
Operator: VTS

Column phase: ZB-5msi

Column diameter: 0,25

72 bis(2-Ethylhexyl)phthalate

Concentration: 0,6680 ug/mL



Date : 20-APR-2023 05:46

Client ID:

Instrument: nt10.i

Sample Info: 23C0774-14

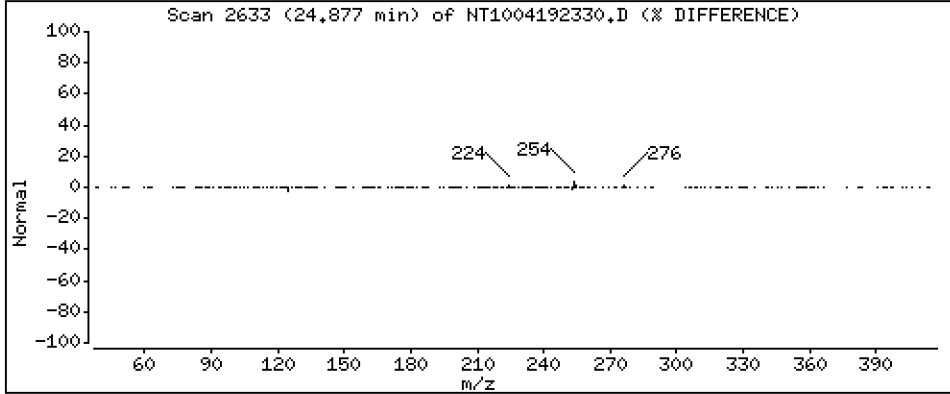
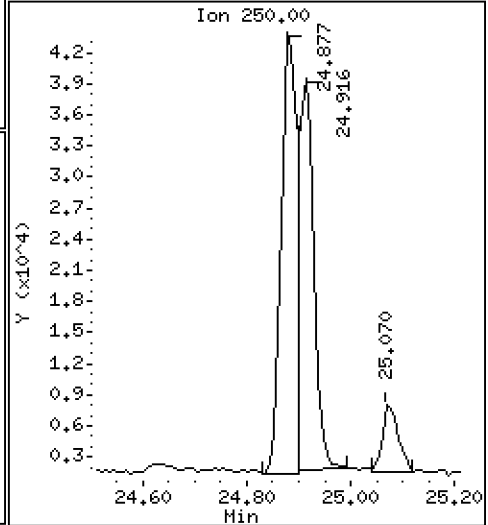
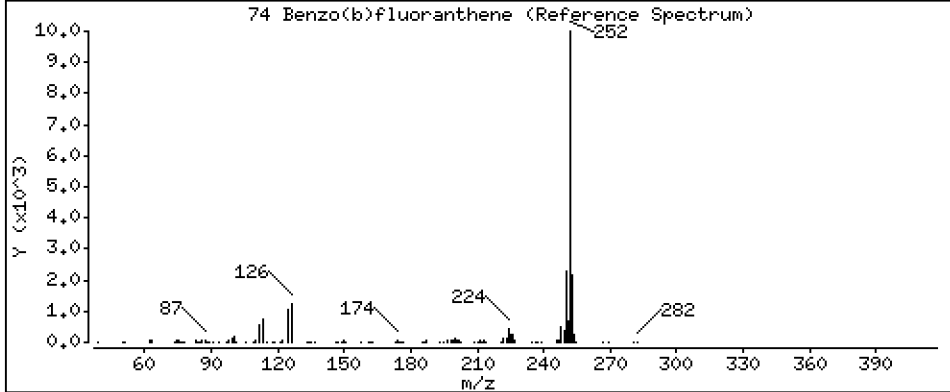
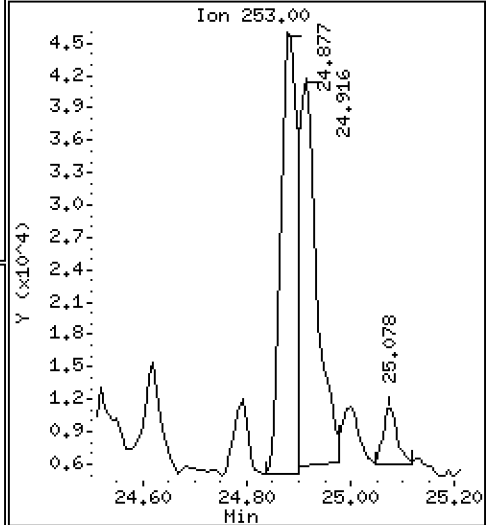
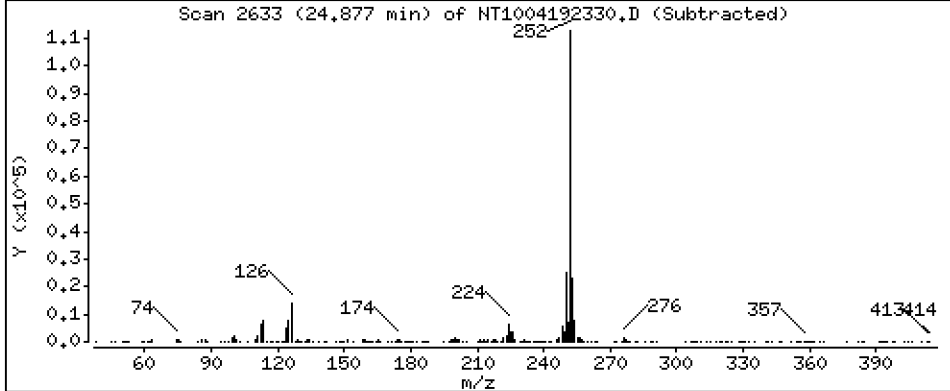
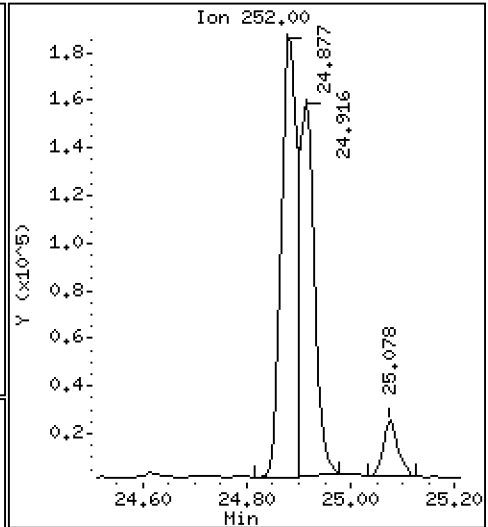
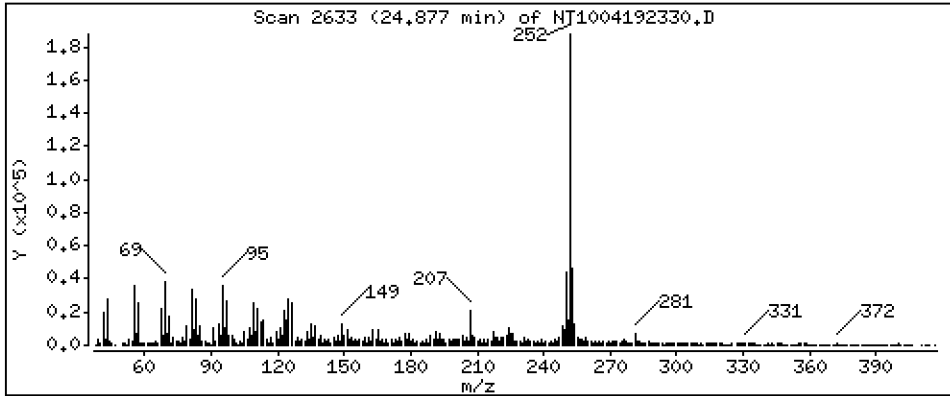
Operator: VTS

Column phase: ZB-5msi

Column diameter: 0.25

74 Benzo(b)fluoranthene

Concentration: 2,103 ug/mL



Date : 20-APR-2023 05:46

Client ID:

Instrument: nt10.i

Sample Info: 23C0774-14

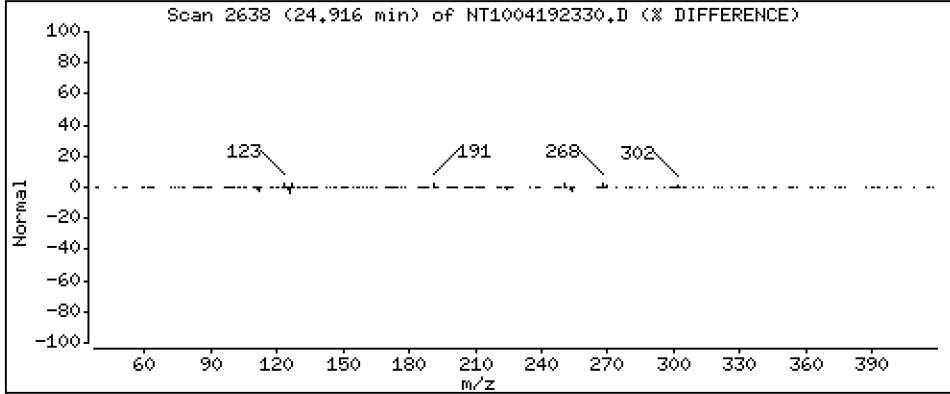
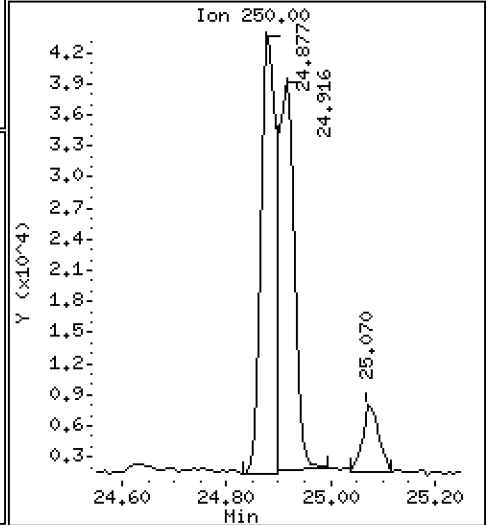
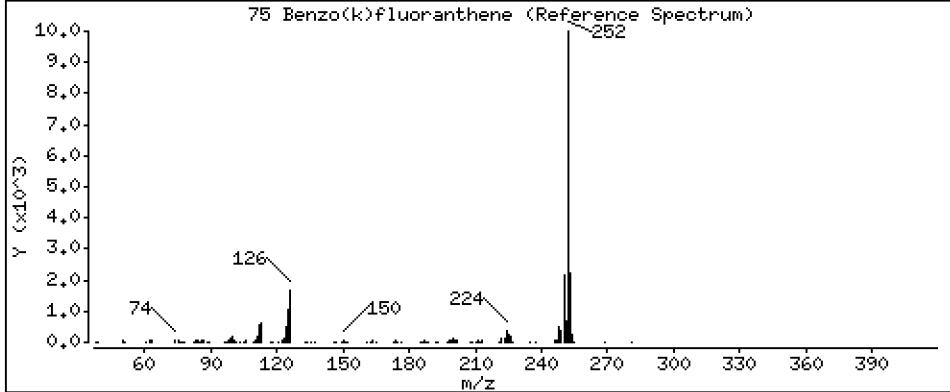
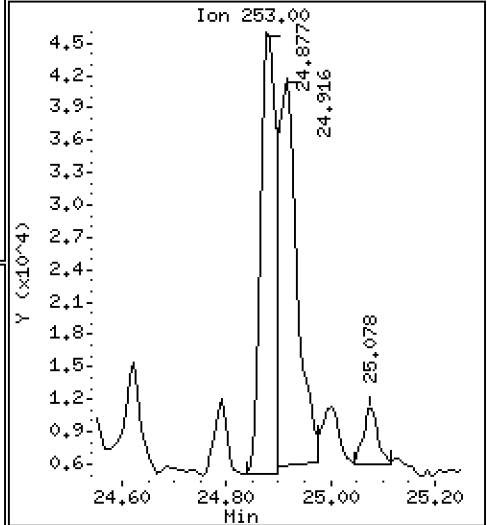
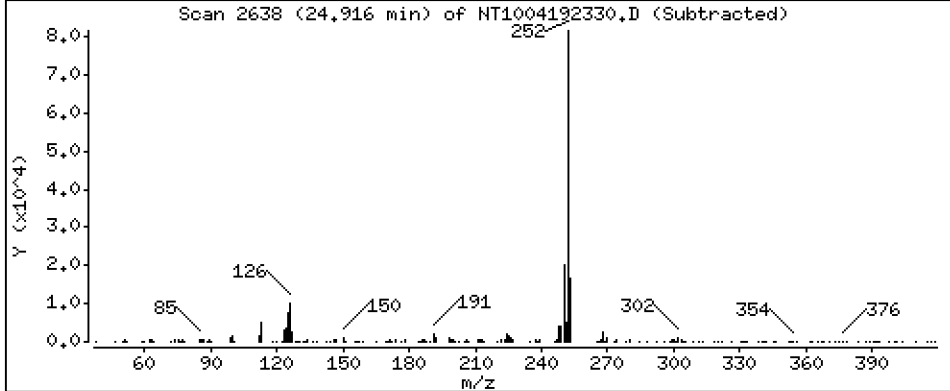
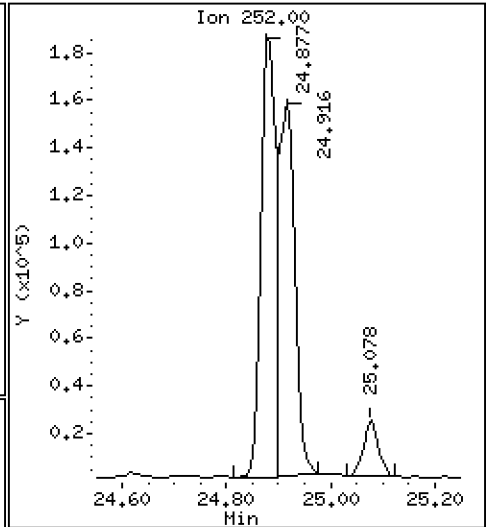
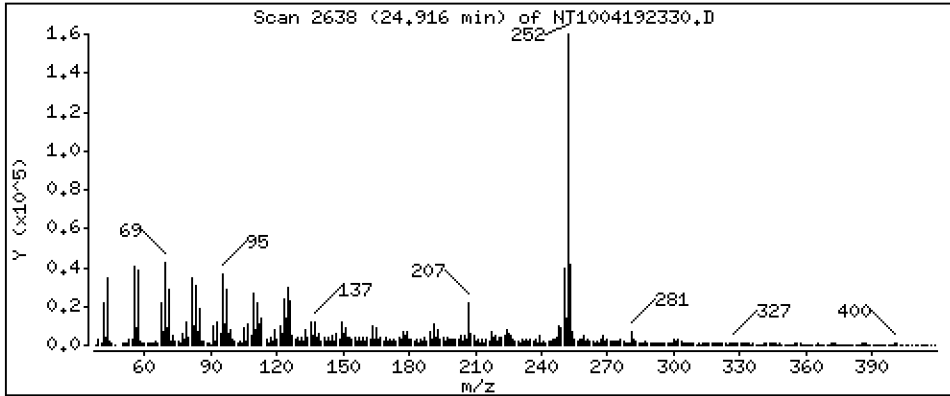
Operator: VTS

Column phase: ZB-5msi

Column diameter: 0,25

75 Benzo(k)fluoranthene

Concentration: 1,767 ug/mL



Date : 20-APR-2023 05:46

Client ID:

Instrument: nt10.i

Sample Info: 23C0774-14

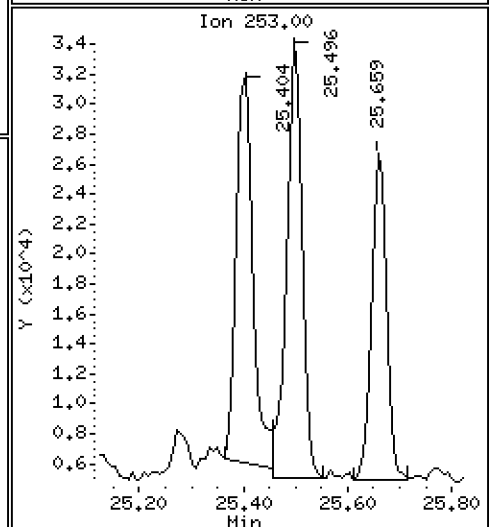
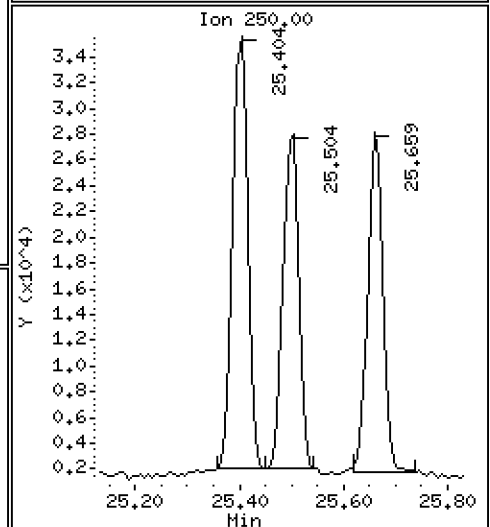
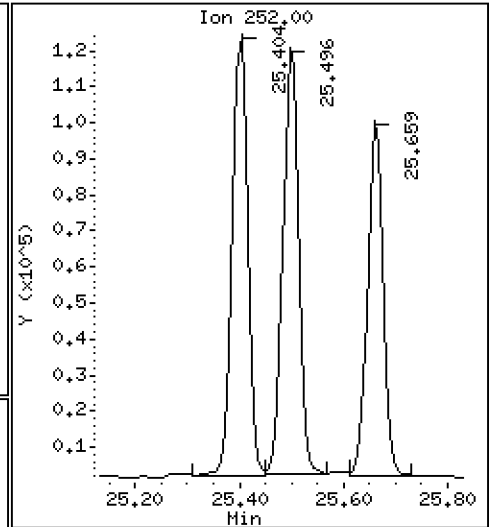
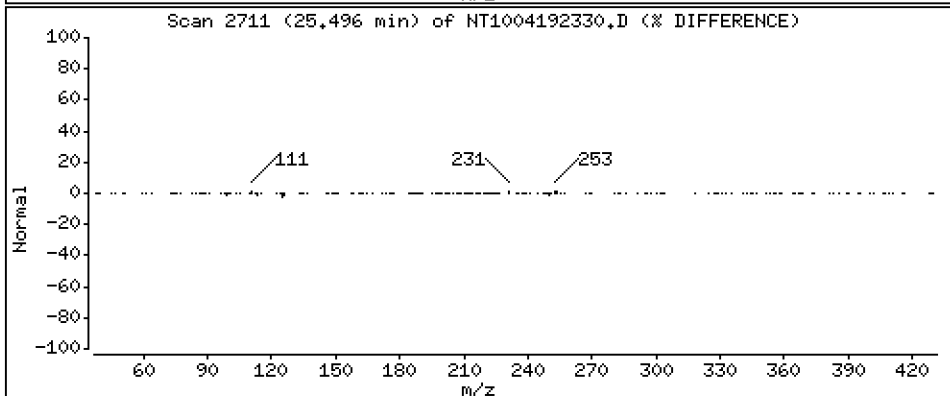
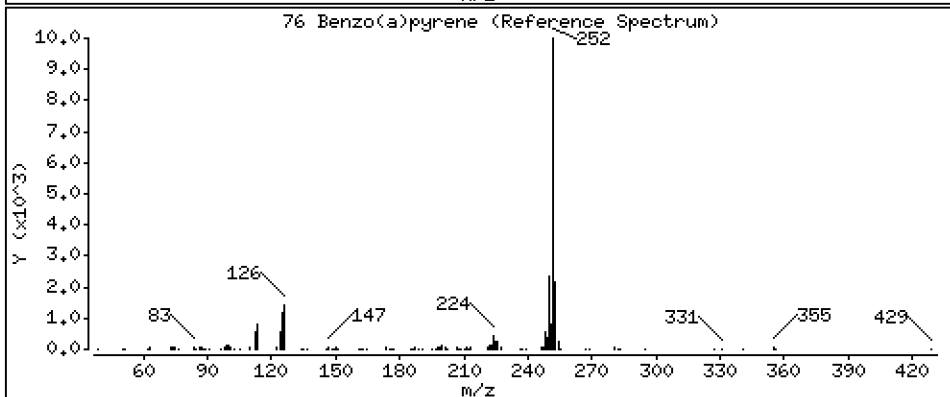
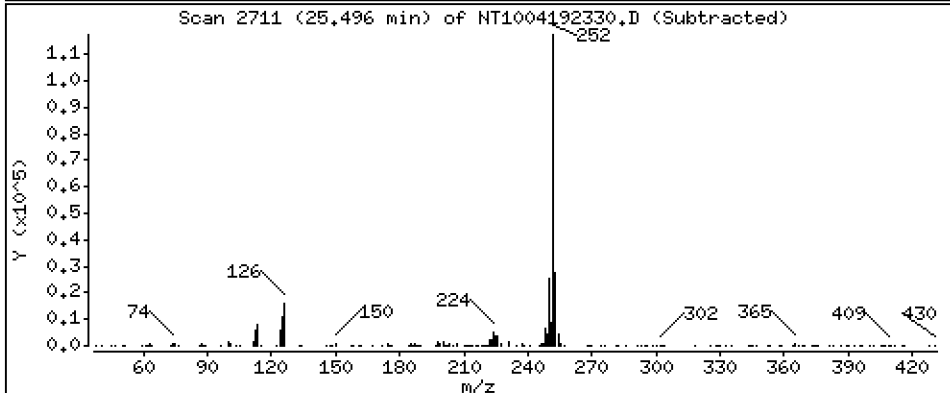
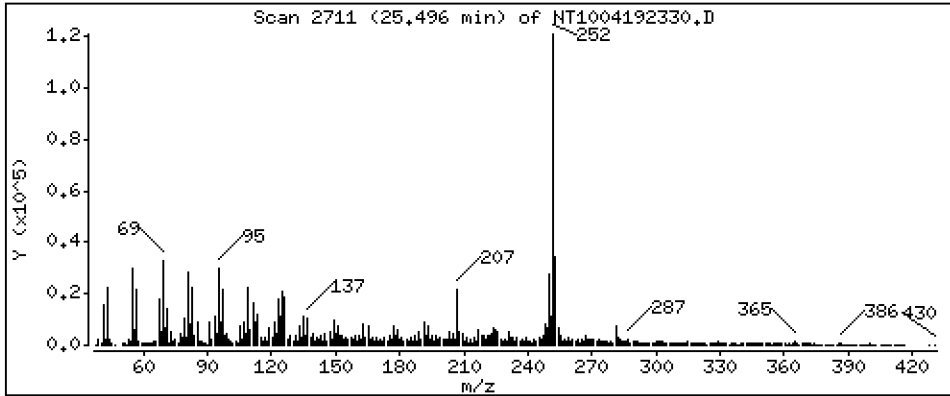
Operator: VTS

Column phase: ZB-5msi

Column diameter: 0,25

76 Benzo(a)pyrene

Concentration: 1,434 ug/mL



Date : 20-APR-2023 05:46

Client ID:

Instrument: nt10.i

Sample Info: 23C0774-14

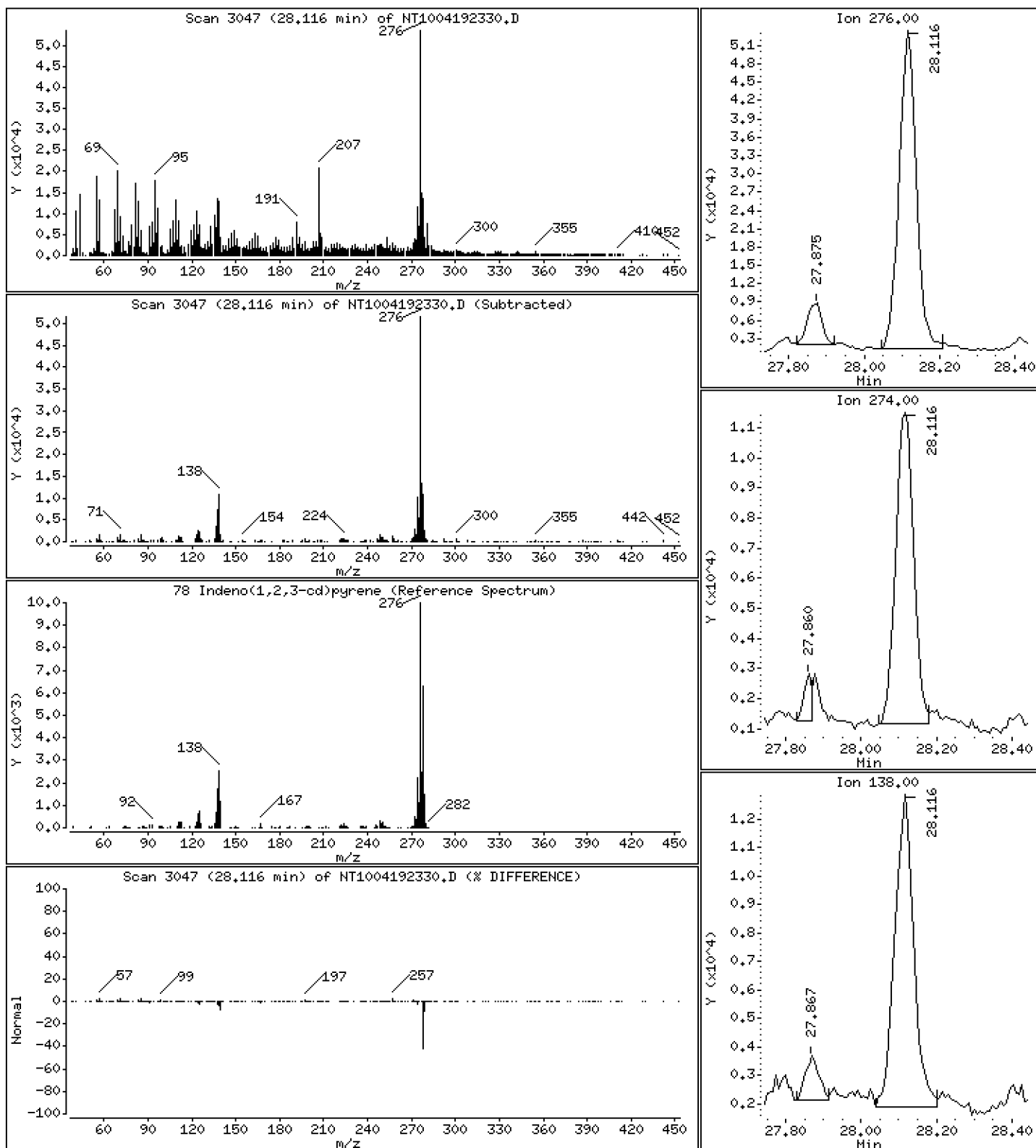
Operator: VTS

Column phase: ZB-5msi

Column diameter: 0,25

78 Indeno(1,2,3-cd)pyrene

Concentration: 0,7828 ug/mL



Date : 20-APR-2023 05:46

Client ID:

Instrument: nt10.i

Sample Info: 23C0774-14

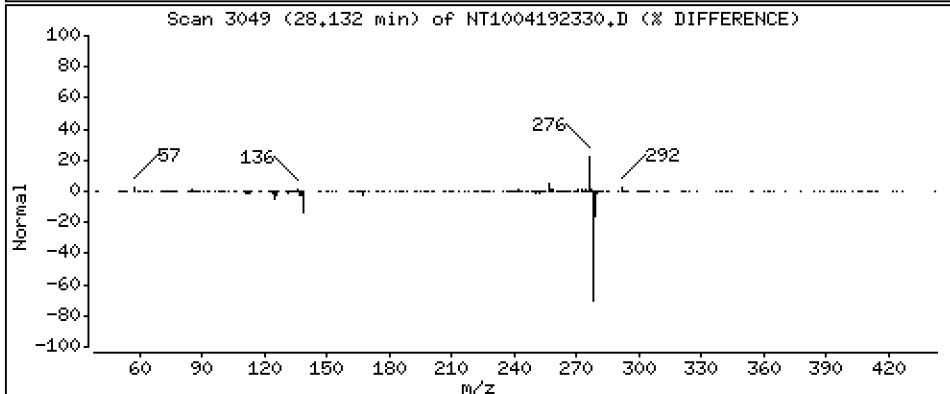
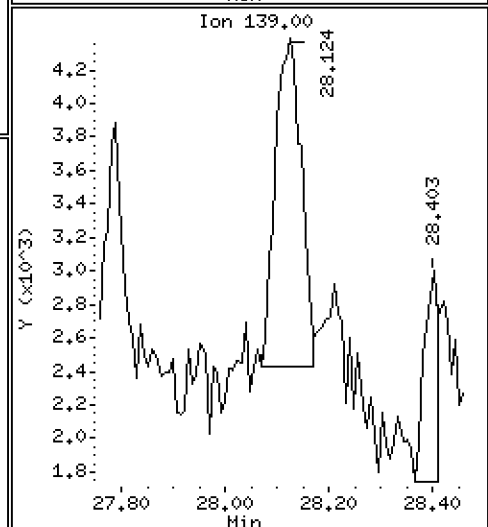
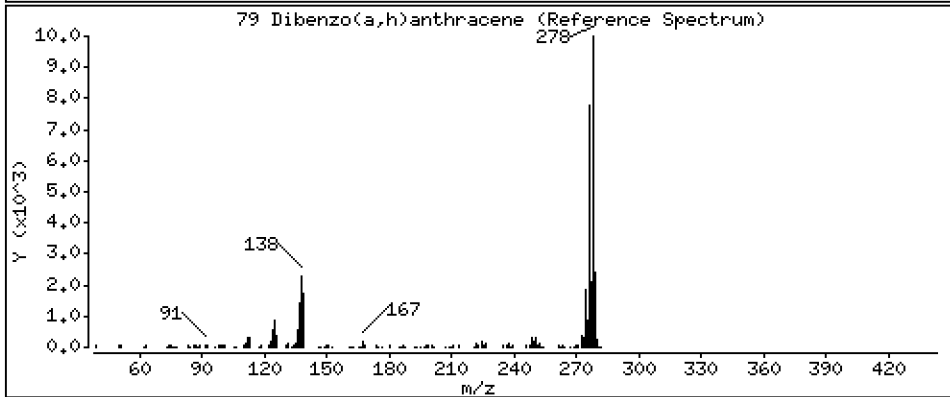
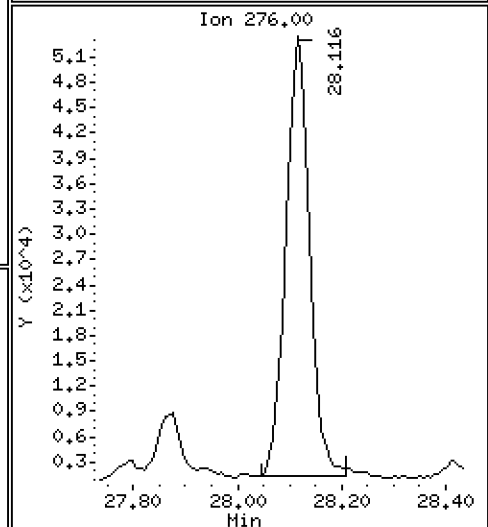
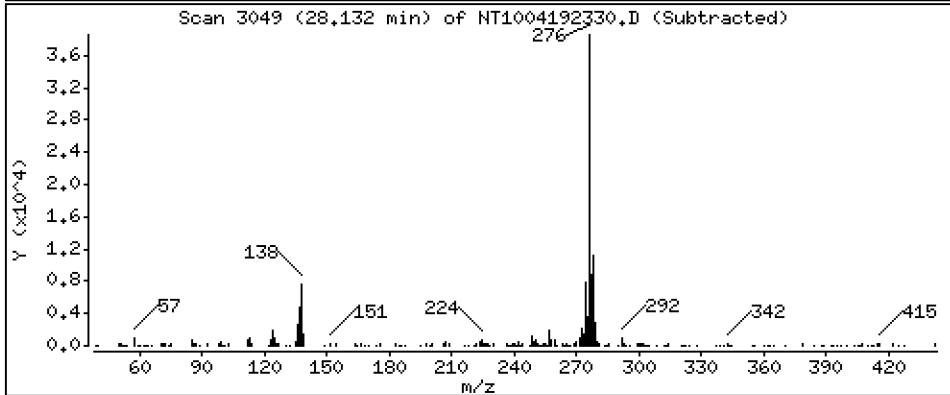
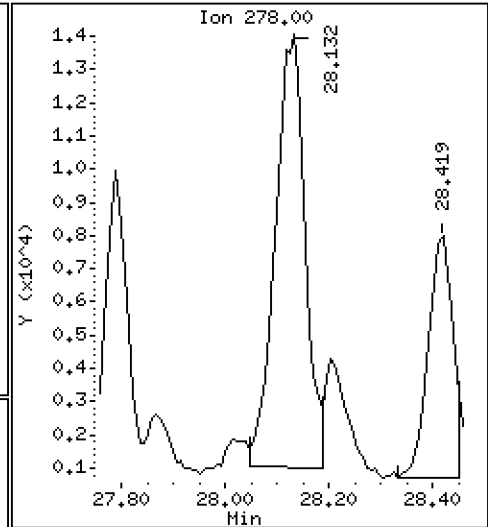
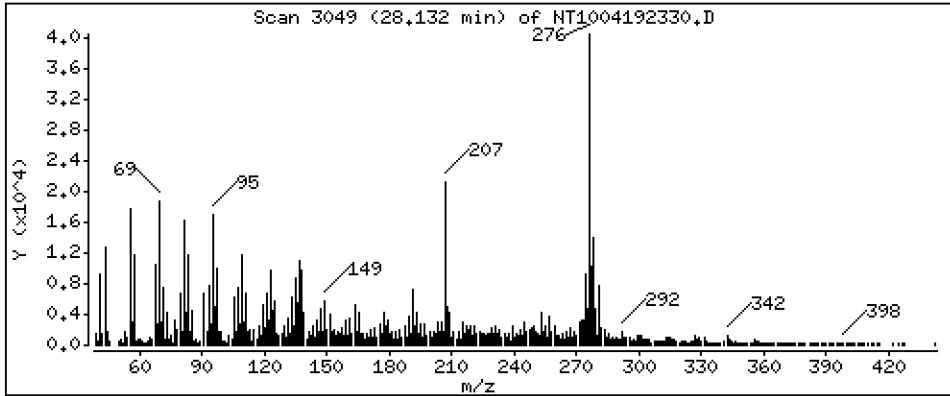
Operator: VTS

Column phase: ZB-5msi

Column diameter: 0,25

79 Dibenzo(a,h)anthracene

Concentration: 0,2906 ug/mL



Date : 20-APR-2023 05:46

Client ID:

Instrument: nt10.i

Sample Info: 23C0774-14

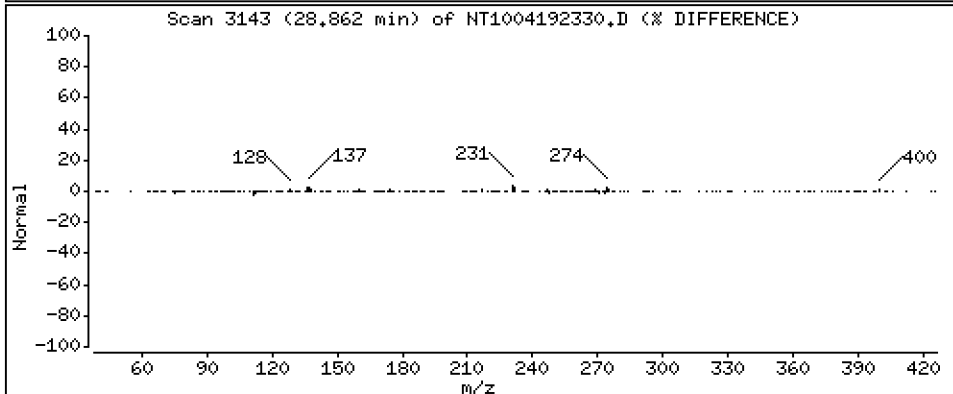
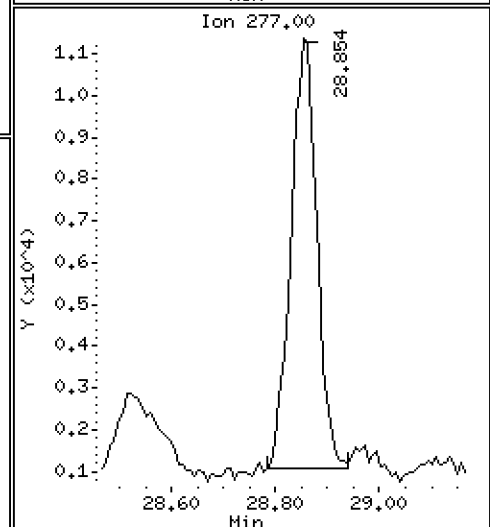
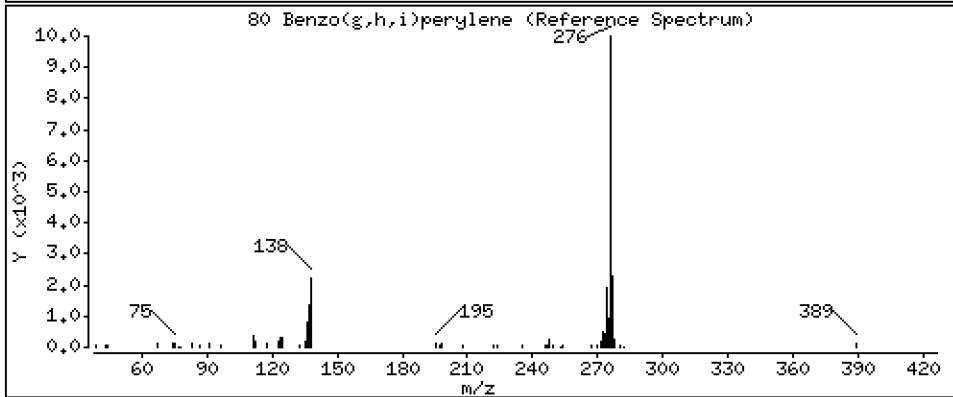
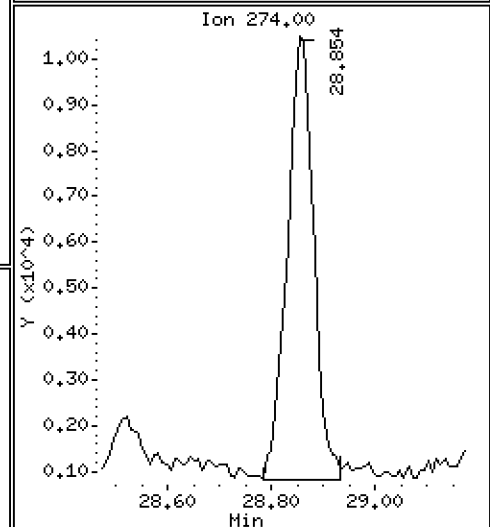
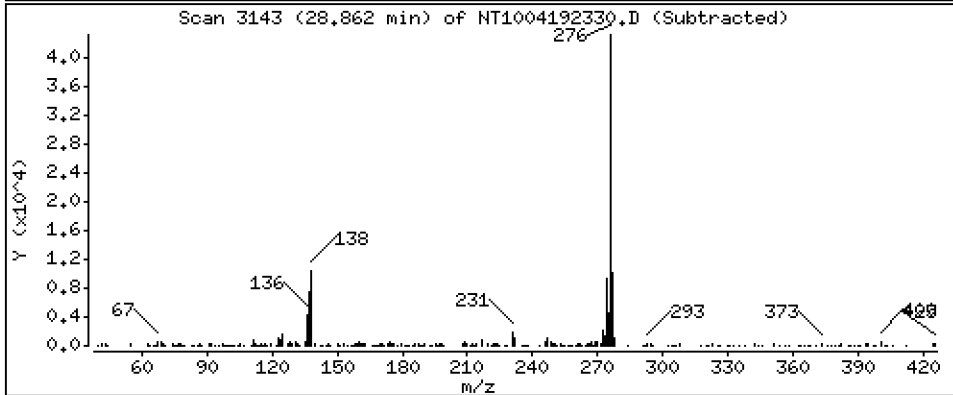
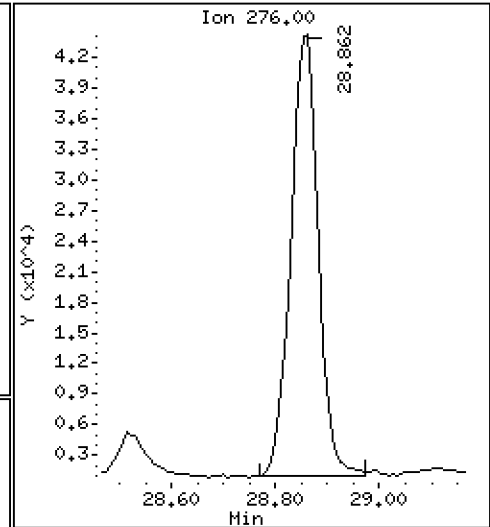
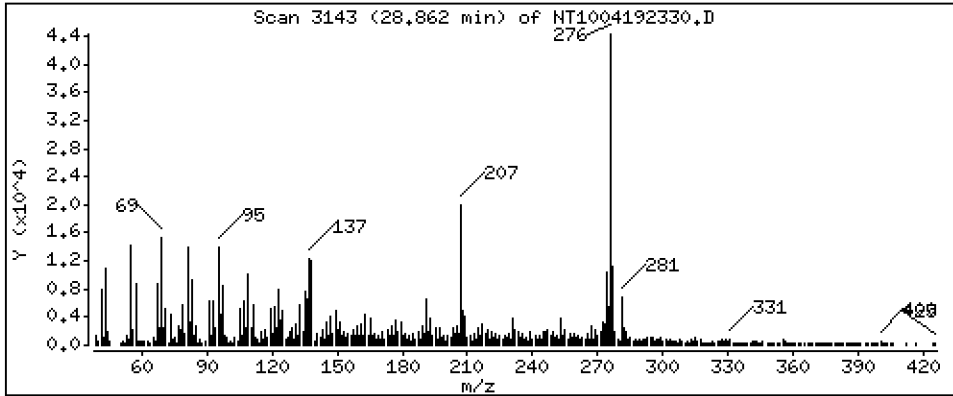
Operator: VTS

Column phase: ZB-5msi

Column diameter: 0,25

80 Benzo(g,h,i)perylene

Concentration: 0,8645 ug/mL



Date : 20-APR-2023 05:46

Client ID:

Instrument: nt10.i

Sample Info: 23C0774-14

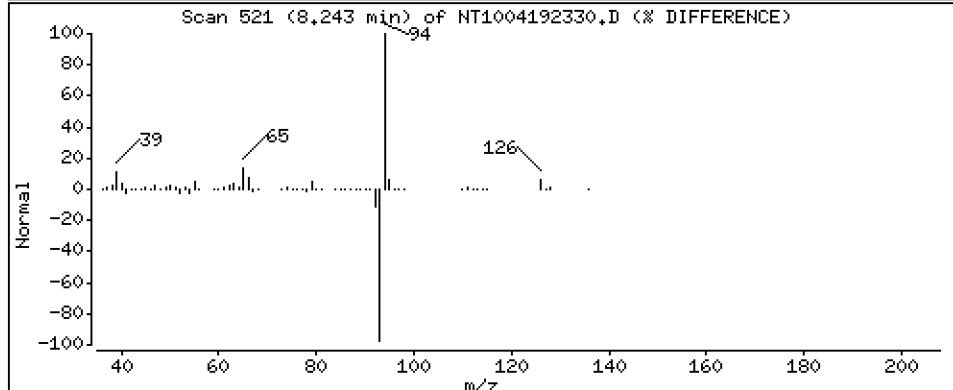
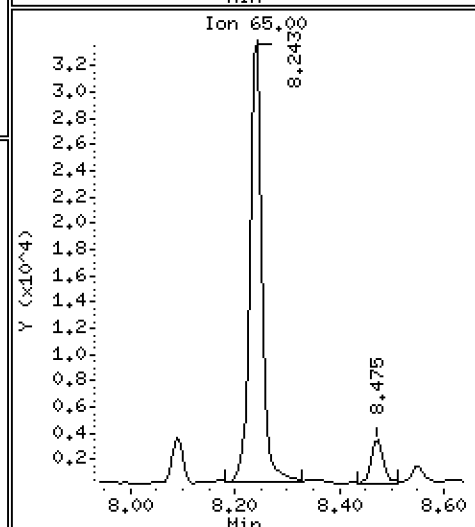
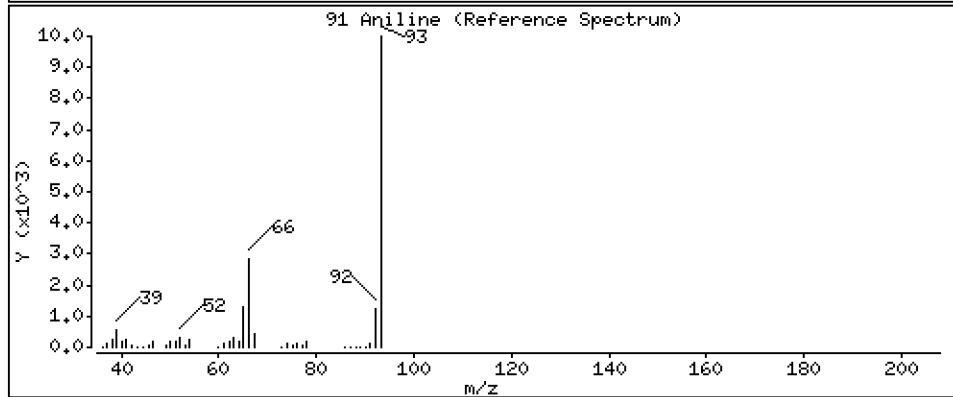
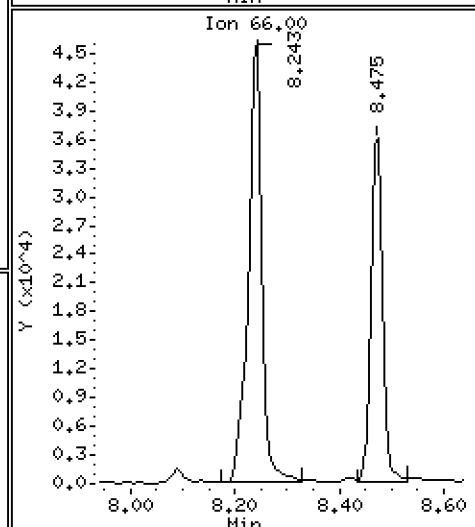
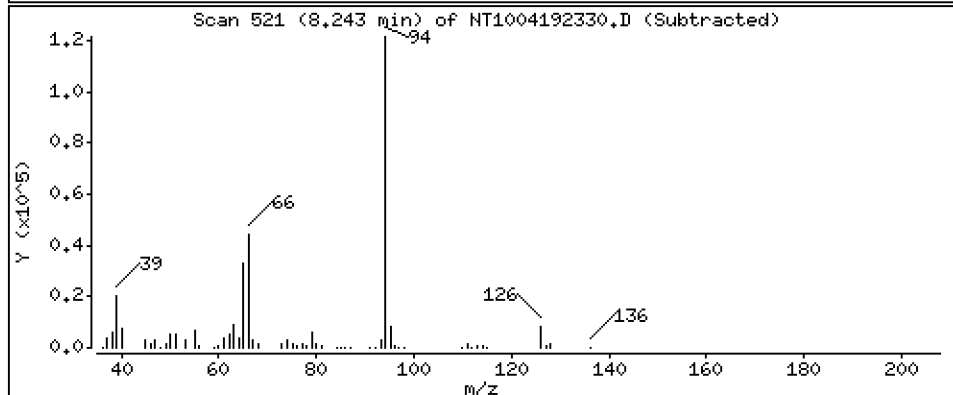
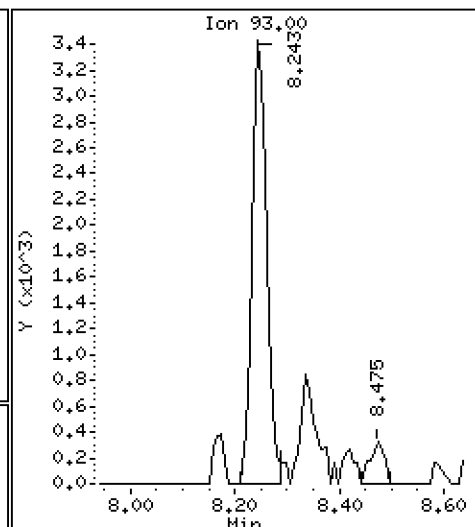
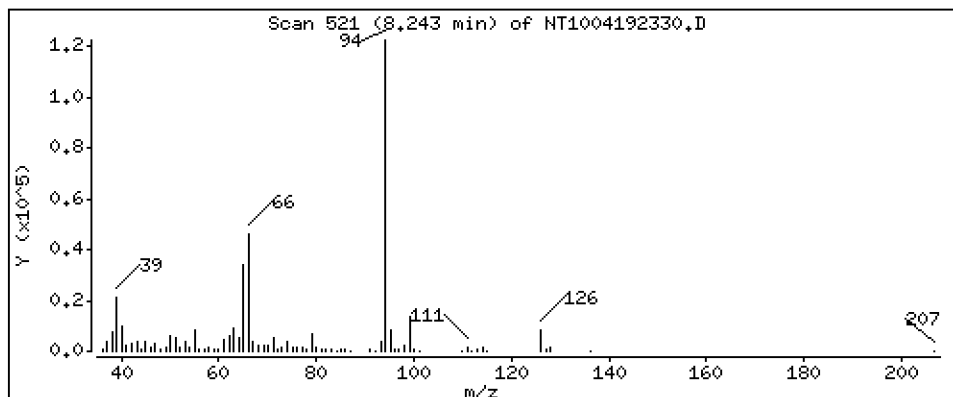
Operator: VTS

Column phase: ZB-5msi

Column diameter: 0.25

91 Aniline

Concentration: 0.1116 ug/mL



Date : 20-APR-2023 05:46

Client ID:

Instrument: nt10.i

Sample Info: 23C0774-14

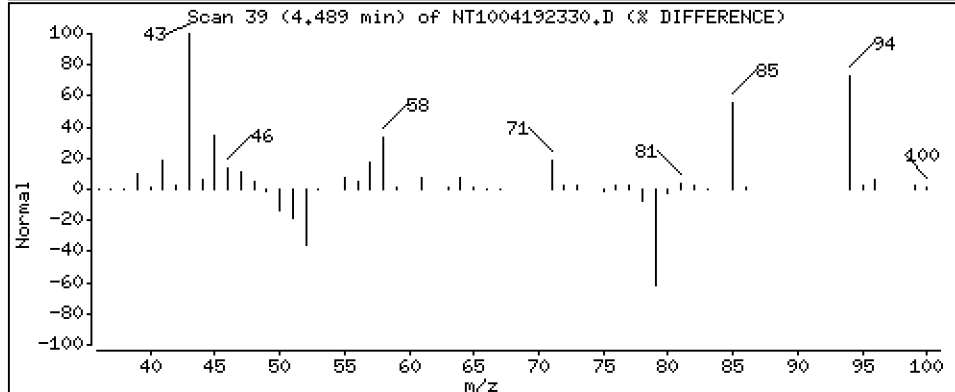
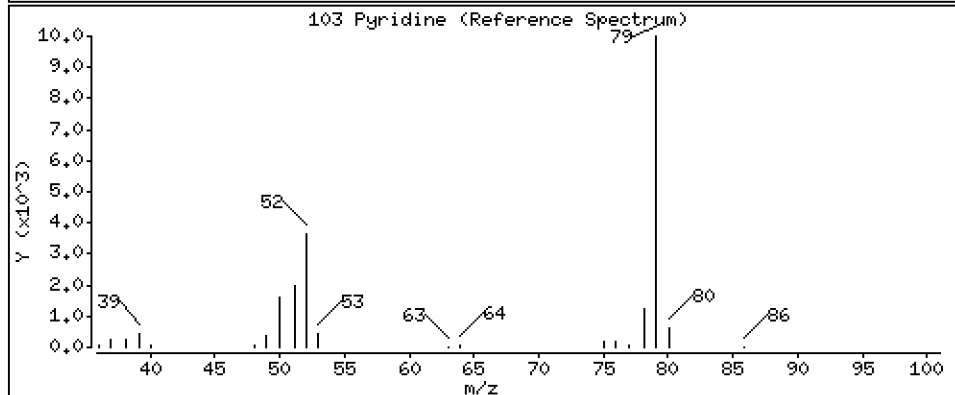
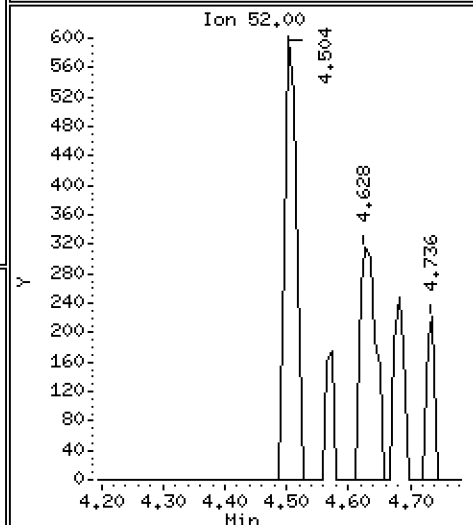
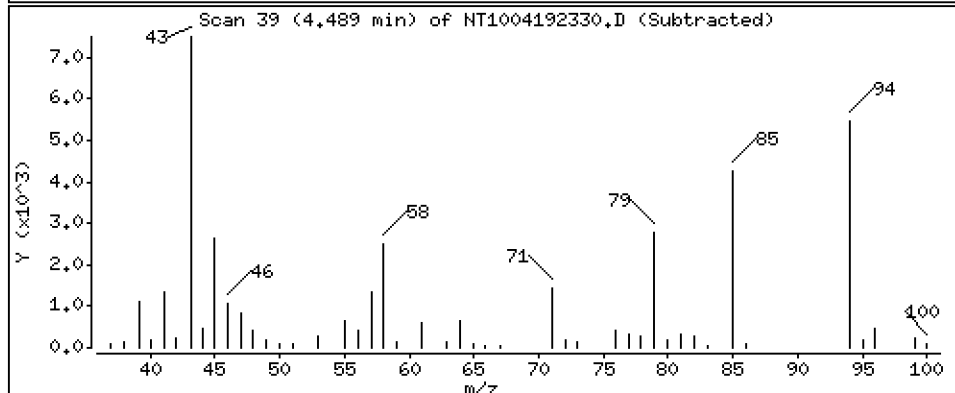
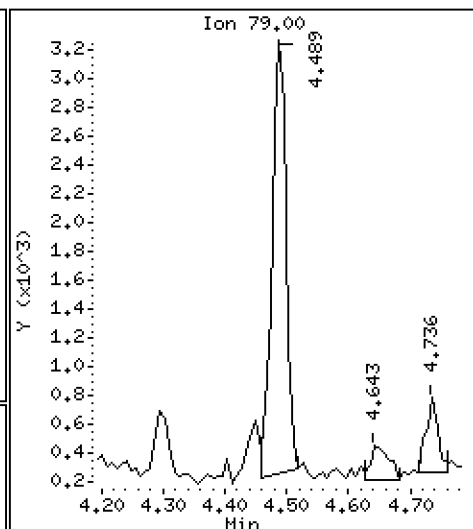
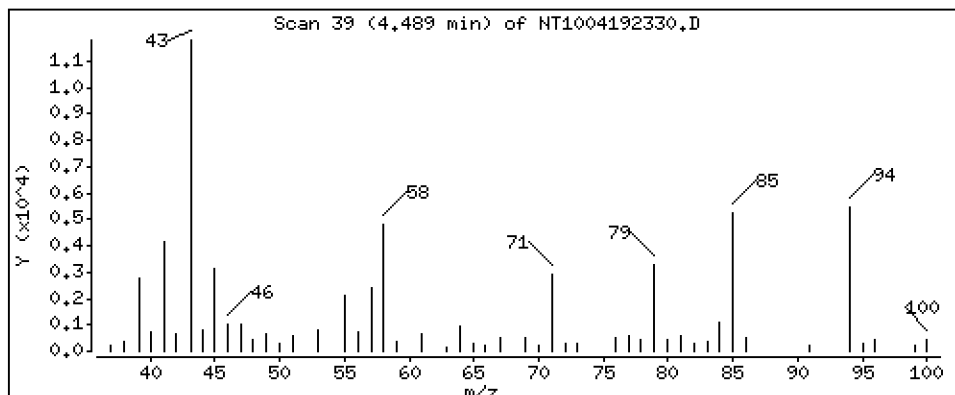
Operator: VTS

Column phase: ZB-5msi

Column diameter: 0,25

103 Pyridine

Concentration: 0,1136 ug/mL



Date : 20-APR-2023 05:46

Client ID:

Instrument: nt10.i

Sample Info: 23C0774-14

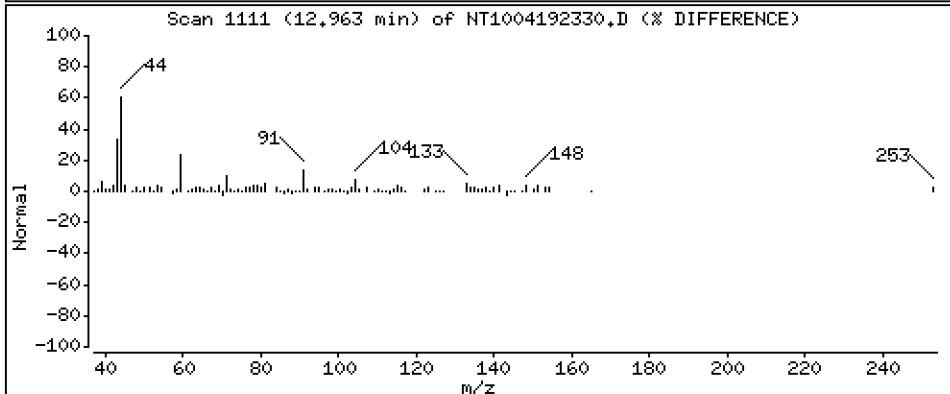
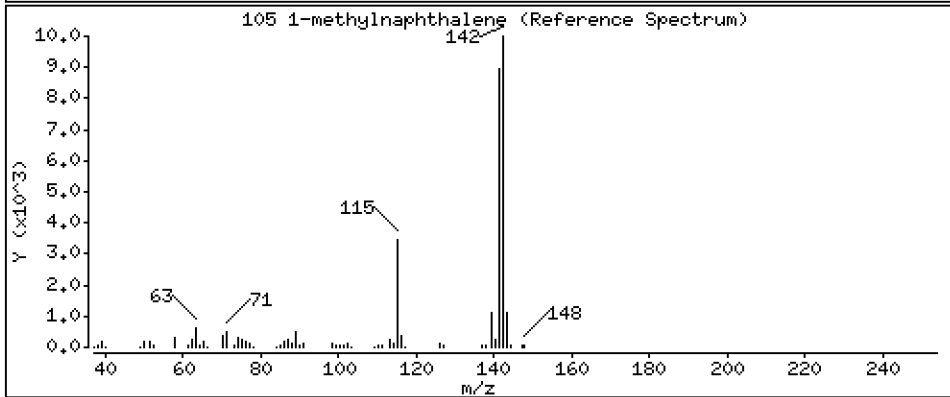
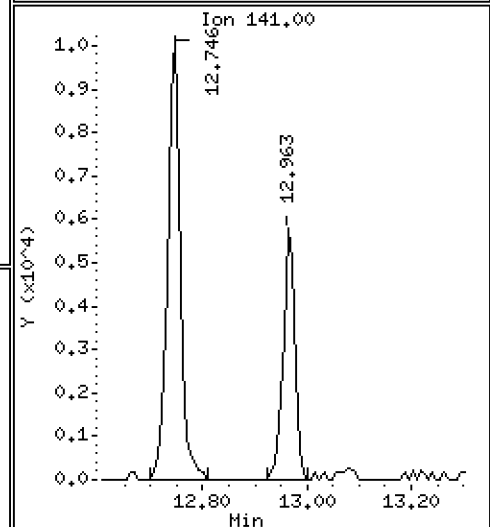
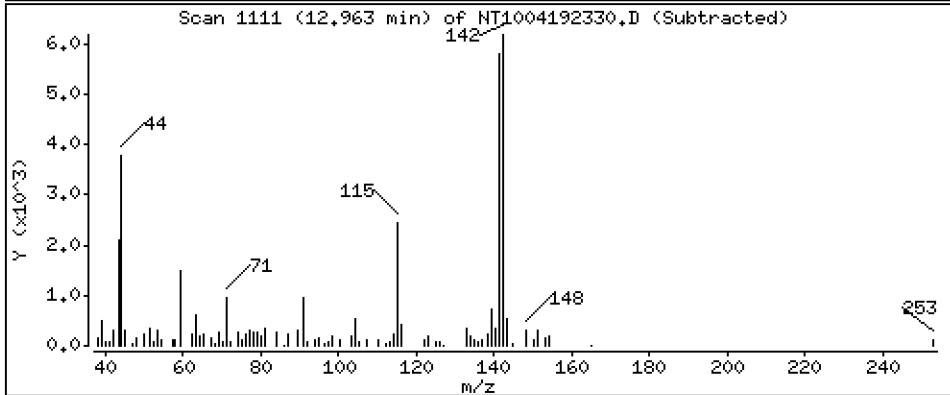
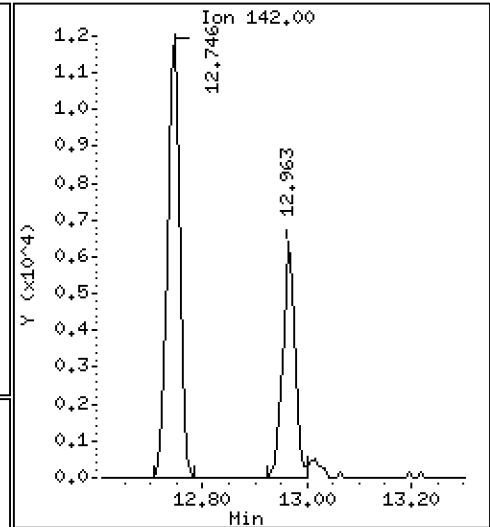
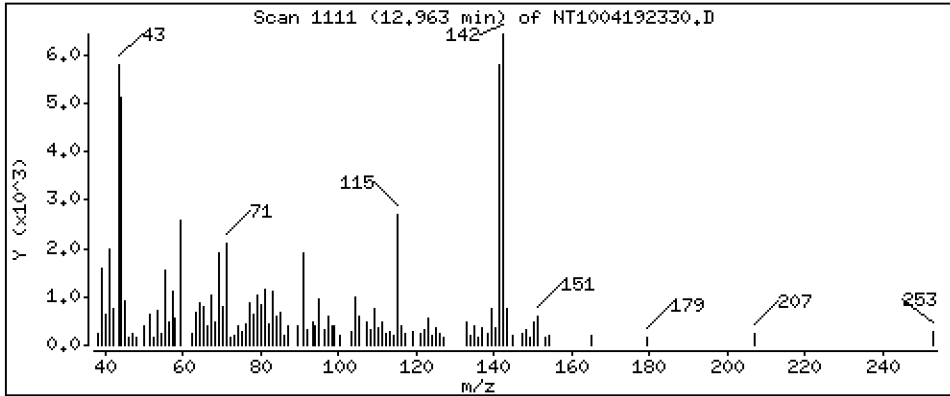
Operator: VTS

Column phase: ZB-5msi

Column diameter: 0.25

105 1-methylnaphthalene

Concentration: 0.1056 ug/mL



Date : 20-APR-2023 05:46

Client ID:

Instrument: nt10.i

Sample Info: 23C0774-14

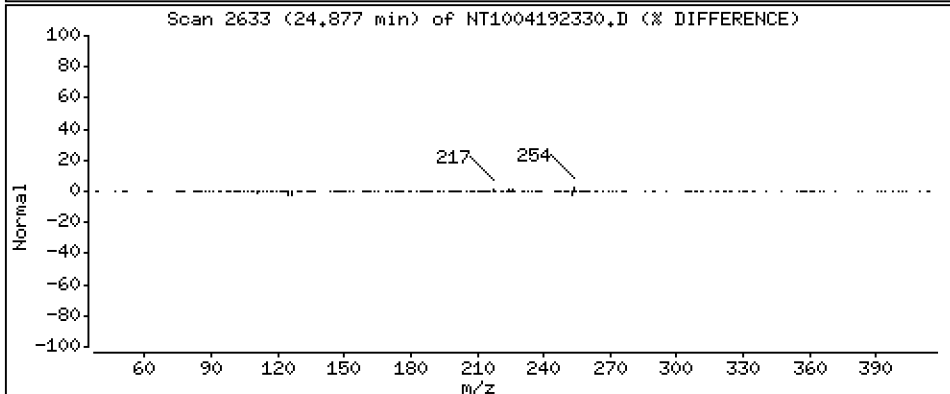
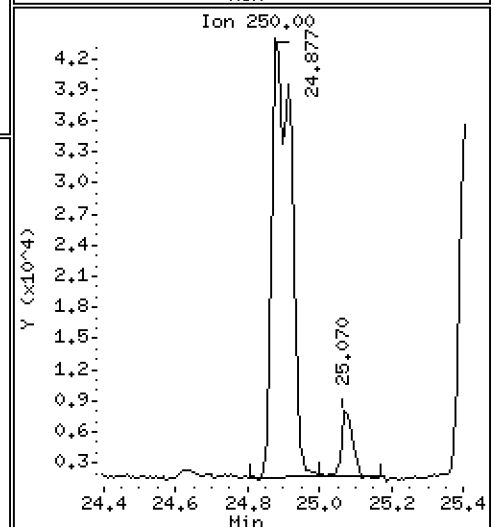
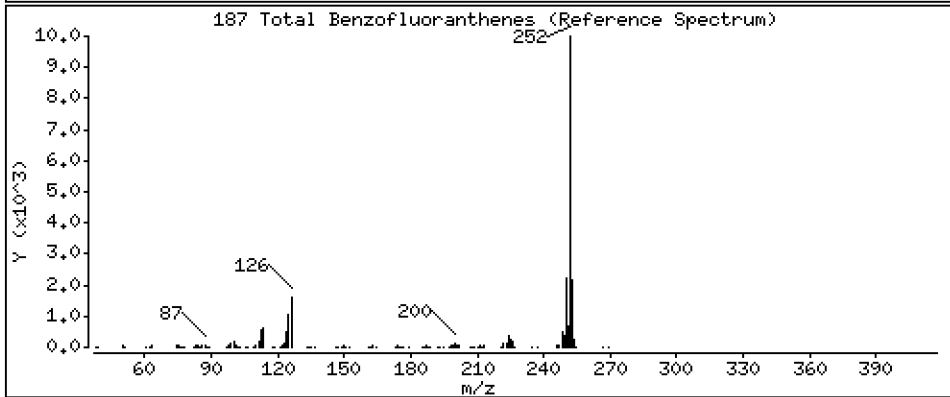
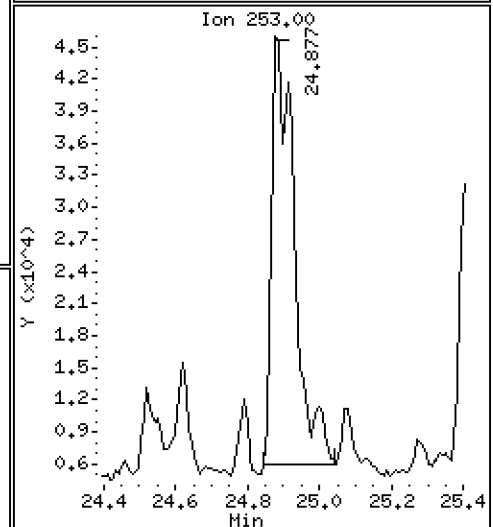
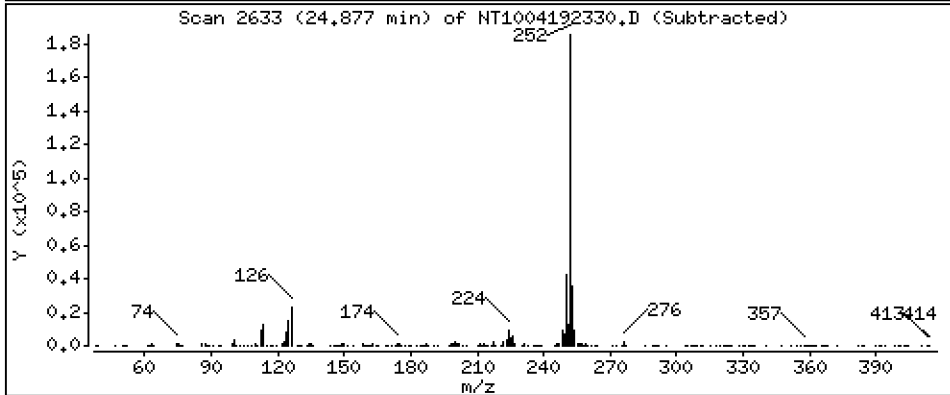
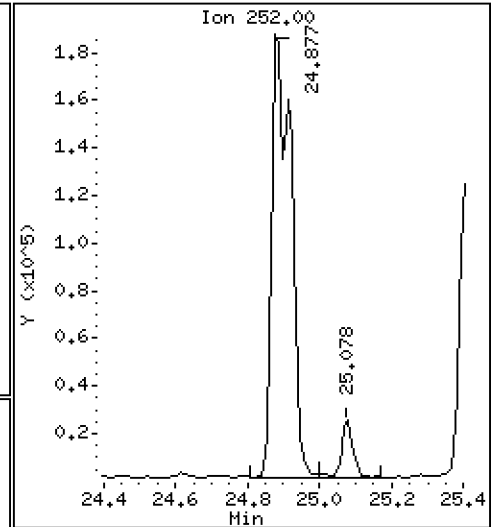
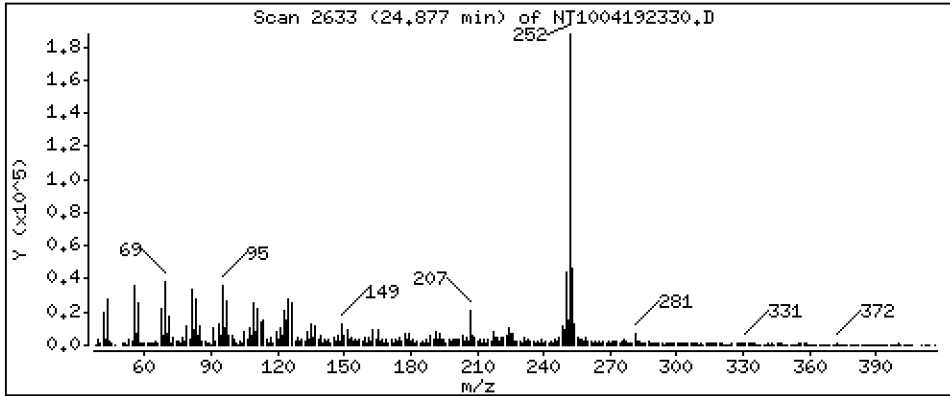
Operator: VTS

Column phase: ZB-5msi

Column diameter: 0,25

187 Total Benzofluoranthenes

Concentration: 3,734 ug/mL



ARI Labs, Inc.

Semivolatile Report SW846 Method 8270D

Data file : \\target\share\chem3\nt10.i\20230419A.b\NT1004192330.D
 Lab Smp Id: 23C0774-14
 Inj Date : 20-APR-2023 05:46
 Operator : VTS
 Smp Info : 23C0774-14
 Misc Info :
 Comment : 1ul Injection
 Method : \\target\share\chem3\nt10.i\20230419A.b\ABN.m
 Meth Date : 20-Apr-2023 14:53 deenayd Quant Type: ISTD
 Cal Date : 16-MAR-2023 00:22 Cal File: NT10031508.D
 Als bottle: 25
 Dil Factor: 1.00000
 Integrator: HP RTE
 Target Version: 4.14
 Processing Host: DEENAY-201905

Inst ID: nt10.i

Compound Sublist: ICAL.sub

Compounds	QUANT	SIG	RT	EXP RT	REL RT	RESPONSE	CONCENTRATIONS	
							ON-COLUMN	FINAL
	MASS						(ug/mL)	(ug/mL)
\$ 1 2-Fluorophenol	112		6.620	6.604	(0.750)	200502	4.44368	4.444
\$ 2 Phenol-d5	99		8.219	8.204	(0.931)	273537	4.62121	4.621
3 Phenol	94		8.242	8.227	(0.933)	190312	3.09403	3.094
\$ 5 2-Chlorophenol-d4	132		8.474	8.467	(0.960)	245326	4.85357	4.854
4 Bis(2-Chloroethyl)ether	93		Compound Not Detected.					
6 2-Chlorophenol	128		Compound Not Detected.					
7 1,3-Dichlorobenzene	146		Compound Not Detected.					
* 8 1,4-Dichlorobenzene-d4	152		8.830	8.823	(1.000)	149203	4.00000	
9 1,4-Dichlorobenzene	146		Compound Not Detected.					
\$ 10 1,2-Dichlorobenzene-d4	152		9.187	9.180	(1.040)	112330	3.09454	3.095
12 1,2-Dichlorobenzene	146		Compound Not Detected.					
11 Benzyl alcohol	108		9.117	9.102	(1.033)	4325	0.14981	0.1498
14 2,2'-oxybis(1-Chloropropane)	121		Compound Not Detected.					
13 2-Methylphenol	108		9.350	9.335	(1.059)	738	0.01646	0.01646
17 Hexachloroethane	117		Compound Not Detected.					
16 N-Nitroso-di-n-propylamine	70		Compound Not Detected.					
15 4-Methylphenol	108		9.630	9.614	(1.091)	3199	0.06771	0.06771
\$ 18 Nitrobenzene-d5	82		9.925	9.917	(0.878)	173547	3.07322	3.073
19 Nitrobenzene	77		Compound Not Detected.					
20 Isophorone	82		Compound Not Detected.					
21 2-Nitrophenol	139		Compound Not Detected.					
22 2,4-Dimethylphenol	107		Compound Not Detected.					
23 Bis(2-Chloroethoxy)methane	93		Compound Not Detected.					
24 Benzoic acid	105		10.787	10.880	(0.954)	9934	0.35129	0.3513 (M)
25 2,4-Dichlorophenol	162		Compound Not Detected.					
26 1,2,4-Trichlorobenzene	180		Compound Not Detected.					
* 27 Naphthalene-d8	136		11.307	11.299	(1.000)	559469	4.00000	
28 Naphthalene	128		11.345	11.346	(1.003)	23743	0.16020	0.1602
29 4-Chloroaniline	127		Compound Not Detected.					
30 Hexachlorobutadiene	225		Compound Not Detected.					
31 4-Chloro-3-methylphenol	107		Compound Not Detected.					
32 2-Methylnaphthalene	142		12.746	12.738	(1.127)	19774	0.18488	0.1849
33 Hexachlorocyclopentadiene	237		Compound Not Detected.					

Compounds	QUANT MASS	SIG	RT	EXP RT	REL RT	RESPONSE	CONCENTRATIONS	
							ON-COLUMN (ug/mL)	FINAL (ug/mL)
34 2,4,6-Trichlorophenol	196					Compound Not Detected.		
35 2,4,5-Trichlorophenol	196					Compound Not Detected.		
\$ 36 2-Fluorobiphenyl	172		13.535	13.527	(0.908)	417634	3.27770	3.278
37 2-Chloronaphthalene	162					Compound Not Detected.		
38 2-Nitroaniline	65					Compound Not Detected.		
39 Dimethylphthalate	163		14.441	14.433	(0.968)	4745	0.04535	0.04535
40 Acenaphthylene	152		14.603	14.596	(0.979)	17930	0.11153	0.1115
41 2,6-Dinitrotoluene	165					Compound Not Detected.		
* 42 Acenaphthene-d10	164		14.913	14.905	(1.000)	322107	4.00000	
43 3-Nitroaniline	138					Compound Not Detected.		
44 Acenaphthene	153		14.982	14.975	(1.005)	9789	0.09856	0.09856
45 2,4-Dinitrophenol	184					Compound Not Detected.		
46 Dibenzofuran	168		15.307	15.299	(1.026)	24816	0.16944	0.1694
47 4-Nitrophenol	109					Compound Not Detected.		
48 2,4-Dinitrotoluene	165					Compound Not Detected.		
50 Diethylphthalate	149		15.902	15.895	(1.066)	28074	0.27345	0.2734
49 Fluorene	166		16.018	16.010	(1.074)	32875	0.28532	0.2853
51 4-Chlorophenyl-phenylether	204					Compound Not Detected.		
52 4-Nitroaniline	138					Compound Not Detected.		
53 4,6-Dinitro-2-methylphenol	198					Compound Not Detected.		
54 N-Nitrosodiphenylamine	169					Compound Not Detected.		
\$ 55 2,4,6-Tribromophenol	330		16.558	16.550	(1.110)	103087	6.86371	6.864
56 4-Bromophenyl-phenylether	248					Compound Not Detected.		
57 Hexachlorobenzene	284					Compound Not Detected.		
58 Pentachlorophenol	266					Compound Not Detected.		
* 59 Phenanthrene-d10	188		17.957	17.942	(1.000)	592712	4.00000	
60 Phenanthrene	178		18.003	17.988	(1.003)	187423	1.15965	1.160
61 Anthracene	178		18.096	18.081	(1.008)	207108	1.33588	1.336
62 Carbazole	167		18.437	18.421	(1.027)	65306	0.47008	0.4701
63 Di-n-butylphthalate	149		19.280	19.257	(1.074)	13890	0.07435	0.07435
64 Fluoranthene	202		20.464	20.402	(0.888)	735985	3.46973	3.470
65 Pyrene	202		20.866	20.827	(0.905)	710284	3.26428	3.264
\$ 66 Terphenyl-d14	244		21.152	21.137	(0.917)	517372	3.16614	3.166
67 Butylbenzylphthalate	149		22.089	22.089	(0.958)	10970	0.14360	0.1436
68 Benzo(a)anthracene	228		23.026	23.011	(0.999)	259721	1.39388	1.394
* 69 Chrysene-d12	240		23.057	23.042	(1.000)	527891	4.00000	
70 3,3'-Dichlorobenzidine	252					Compound Not Detected.		
71 Chrysene	228		23.096	23.088	(1.002)	327505	1.79908	1.799
72 bis(2-Ethylhexyl)phthalate	149		23.142	23.135	(0.959)	80727	0.66795	0.6680
* 134 Di-n-octylphthalate-d4	153		24.133	24.126	(1.000)	826091	4.00000	
73 Di-n-octylphthalate	149					Compound Not Detected.		
74 Benzo(b)fluoranthene	252		24.876	24.861	(0.971)	402238	2.10309	2.103
75 Benzo(k)fluoranthene	252		24.915	24.900	(0.973)	343107	1.76668	1.767
76 Benzo(a)pyrene	252		25.496	25.481	(0.995)	245131	1.43353	1.434
* 77 Perylene-d12	264		25.612	25.589	(1.000)	590036	4.00000	
78 Indeno(1,2,3-cd)pyrene	276		28.116	28.085	(1.098)	170293	0.78278	0.7828
79 Dibenzo(a,h)anthracene	278		28.131	28.108	(1.098)	52495	0.29065	0.2906
80 Benzo(g,h,i)perylene	276		28.861	28.815	(1.127)	162764	0.86452	0.8645
90 N-Nitrosodimethylamine	74					Compound Not Detected.		
91 Aniline	93		8.242	8.289	(0.933)	7036	0.11164	0.1116
93 Benzidine	184					Compound Not Detected.		
103 Pyridine	79		4.488	4.434	(0.508)	5023	0.11362	0.1136
105 1-methylnaphthalene	142		12.962	12.955	(1.146)	10348	0.10560	0.1056
111 Azobenzene (1,2-DP-Hydrazine)	77					Compound Not Detected.		

Compounds	QUANT SIG	RT	EXP RT	REL RT	RESPONSE	CONCENTRATIONS		
						ON-COLUMN (ug/mL)	FINAL (ug/mL)	
187 Total Benzofluoranthenes	252	24.876	24.900	(0.971)	689563	3.73409	3.734	
120 2,3,4,6-Tetrachlorophenol	232	Compound Not Detected.						

QC Flag Legend

M - Compound response manually integrated.

ARI Labs, Inc.

INTERNAL STANDARD COMPOUNDS
 AREA AND RT SUMMARY

Instrument ID: nt10.i Calibration Date: 19-APR-2023
 Lab File ID: NT1004192330.D Calibration Time: 20:55
 Lab Smp Id: 23C0774-14
 Analysis Type: SV Level:
 Quant Type: ISTD Sample Type:
 Operator: VTS
 Method File: \\target\share\chem3\nt10.i\20230419A.b\ABN.m
 Misc Info:

Test Mode:
 Use Last Continuing Calibrator.

COMPOUND	STANDARD	AREA LIMIT		SAMPLE	%DIFF
		LOWER	UPPER		
8 1,4-Dichlorobenze	142135	71068	284270	149203	4.97
27 Naphthalene-d8	517513	258757	1035026	559469	8.11
42 Acenaphthene-d10	306898	153449	613796	322107	4.96
59 Phenanthrene-d10	508635	254318	1017270	592712	16.53
69 Chrysene-d12	460743	230372	921486	527891	14.57
134 Di-n-octylphthala	736003	368002	1472006	826091	12.24
77 Perylene-d12	559318	279659	1118636	590036	5.49

COMPOUND	STANDARD	RT LIMIT		SAMPLE	%DIFF
		LOWER	UPPER		
8 1,4-Dichlorobenze	8.82	8.32	9.32	8.83	0.09
27 Naphthalene-d8	11.30	10.80	11.80	11.31	0.07
42 Acenaphthene-d10	14.91	14.41	15.41	14.91	0.05
59 Phenanthrene-d10	17.94	17.44	18.44	17.96	0.09
69 Chrysene-d12	23.04	22.54	23.54	23.06	0.07
134 Di-n-octylphthala	24.13	23.63	24.63	24.13	0.03
77 Perylene-d12	25.59	25.09	26.09	25.61	0.09

AREA UPPER LIMIT = +100% of internal standard area.
 AREA LOWER LIMIT = - 50% of internal standard area.
 RT UPPER LIMIT = + 0.50 minutes of internal standard RT.
 RT LOWER LIMIT = - 0.50 minutes of internal standard RT.

REVIEW SUMMARY FOR FILE - NT1004192330.D

Lab ID: 23C0774-14

nt10.i, 20230419A.b\ABN.m, 20-APR-2023 05:46

RT CO-ELUTION COMPOUNDS

NO CO-ELUTIONS

Quant Method: ICAL

RRT CHECK

RRT	CCV RRT	DELTA	COMPOUND
0.954	0.963	-0.0089	Benzoic acid
0.933	0.939	-0.0061	Aniline
0.508	0.503	0.0057	Pyridine

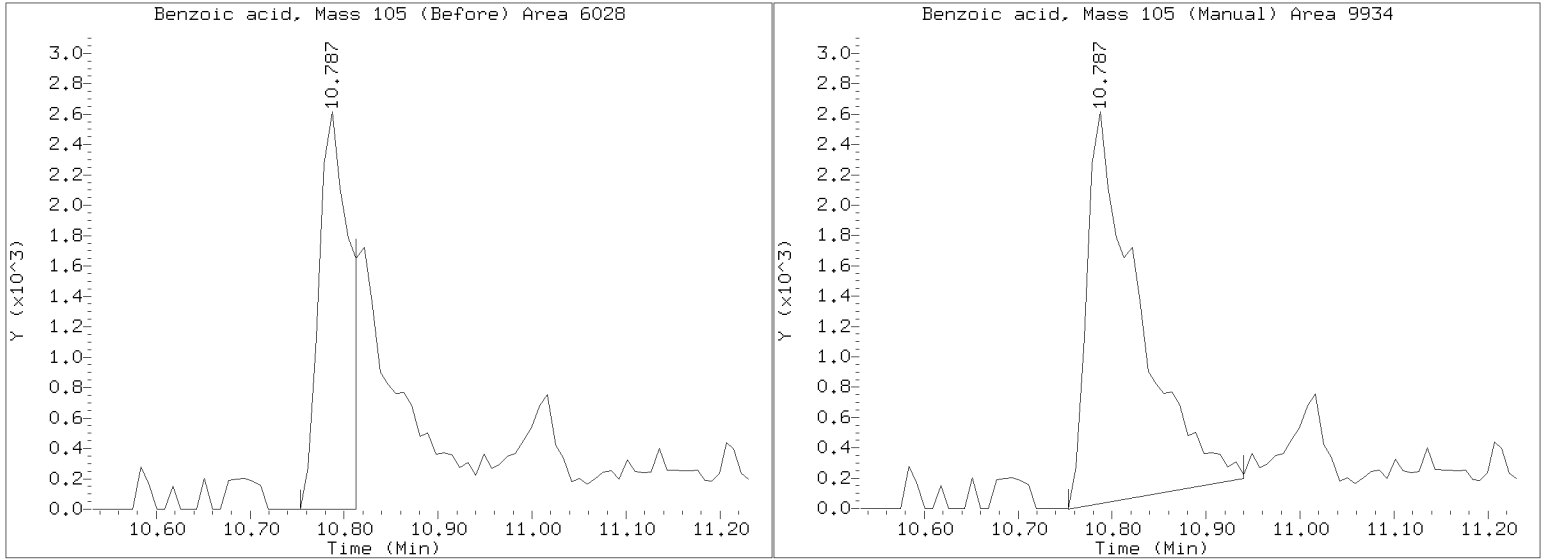
RRT check based on Ccal File: NT1004192316.D

On Column LOD for nt10.i, 20230419A.b\ABN.m, ICAL.sub = 0.0000

* Only compounds listed in the work order have been verified by the analyst *

Quant Ion Manual Peak Adjustment Report

Datafile: //target/share/chem3/nt10.i/20230419A.b/NT1004192330.D
Injection Date: 20-APR-2023 05:46
Lab ID:23C0774-14 Client ID:
Report Date: 04/20/2023 14:55



APPROVED
By Deenay Dunmore at 3:37 pm, Apr 20, 2023



Batch: BLD0057

Prepared using: EPA 3546 (Microwave)

8270E SVOC (20ug/kg solid or 0.2ug/L low H2O Sepf) in Solid (Version:AOC4 List)

Matrix: Solid

Date Prepared: 4/4/23

Balance ID: 3110462614

Set Up By: CTO 4/4/23

WO Comments

23C0774: <C>BPR SRM, MS, DUP </C> <M>BPR PS, MS/MSD </M> <E>BPR 8270E RM H002055, SIM RM H010158, PCB RM K011477-79, MS/MSD </E>
<H>BPR K011477-79, Dup </H> Store in freezer (except GS) SR see Project Memo
23D0008: <C>BPR SRM, MS, DUP </C> <M>BPR PS, MS/MSD </M> <E>BPR 8270E RM K000591, SIM PAH RM I009127 PCB RM J006840-43,
7935-36,K011477-79, MS/MSD </E>
<H>BPR J006840-43, 7935-36, K011477-79, Dup </H> Store in freezer (except GS)

The following standards may be missing from this batch!

Designator	Description
39	Benzidine Spike
QLS 14	QLS Spike (Freezer)

Analysis: 8270E SVOC (20ug/kg solid or 0.2ug/L low H2O Sepf)

Lab Number & Container	% Solids	Initial (g)		(REQ) GPC C/U (1:1) 1 2 3	Water Wash 1mL	Final Effective Vol (mL)	Vol (mL) to Lab	Extraction Comments
		Target Dry: 10 (Wet)	Actual					
23C0774-01 A	54.2	(18.45)	18.48	(1:1)	1mL	1	0.5	
23C0774-02 A	51.9	(19.25)	19.33	(1:1)	1mL	1	0.5	
23C0774-03 A	58.1	(17.21)	17.23	(1:1)	1mL	1	0.5	
23C0774-04 A	51.1	(19.57)	19.60	(1:1)	1mL	1	0.5	
23C0774-05 A	53.9	(18.56)	18.61	(1:1)	1mL	1	0.5	
23C0774-06 A	53.8	(18.61)	18.61	(1:1)	1mL	1	0.5	
23C0774-07 A	57.1	(17.51)	17.58	(1:1)	1mL	1	0.5	
23C0774-08 A	52.9	(18.92)	18.93	(1:1)	1mL	1	0.5	
23C0774-09 A	53.7	(18.64)	18.64	(1:1)	1mL	1	0.5	
23C0774-10 A	60.9	(16.41)	16.47	(1:1)	1mL	1	0.5	
23C0774-11 A	53.0	(18.88)	18.89	(1:1)	1mL	1	0.5	
23C0774-12 A	53.6	(18.67)	18.68	(1:1)	1mL	1	0.5	
23C0774-13 A	53.1	(18.83)	18.86	(1:1)	1mL	1	0.5	
23C0774-14 A	51.6	(19.40)	19.41	(1:1)	1mL	1	0.5	
23D0008-01 A	51.6	(19.38)	19.38	(1:1)	1mL	1	0.5	
23D0008-03 A	44.1	(22.67)	22.67	(1:1)	1mL	1	0.5	

Batch QC

Lab Number	% Solids	Initial (g)		(REQ) GPC C/U (1:1) 1 2 3	Water Wash 1mL	Final Effective Vol (mL)	Vol (mL) to Lab	Extraction Comments
		Target Dry: 10 (Wet)	Actual					
BLD0057-BLK1	100.0	(10.00)	10.00	(1:1)	1mL	1	0.5	Use 5g Neutral Sodium Sulfate for Blanks
BLD0057-BS1	100.0	(10.00)	10.00	(1:1)	1mL	1	0.5	Use 5g Neutral Sodium Sulfate for Blanks
BLD0057-BSD1	100.0	(10.00)	10.00	(1:1)	1mL	1	0.5	Use 5g Neutral Sodium Sulfate for Blanks
BLD0057-MS1	57.1	(17.51)	17.51	(1:1)	1mL	1	0.5	Use 23C0774-07
BLD0057-MSD1	57.1	(17.51)	17.51	(1:1)	1mL	1	0.5	Use 23C0774-07
BLD0057-SRM1	100.0	(10.00)	1.00	(1:1)	1mL	1	0.5	Use K003477

+1g DI WATER



Batch: BLD0057

Prepared using: EPA 3546 (Microwave)

8270E SVOC (20ug/kg solid or 0.2ug/L low H2O Sepf) in Solid (Version:AOC4 List)

WO Comments

23C0774: <C>BPR SRM, MS, DUP </C> <M>BPR PS, MS/MSD </M> <E>BPR 8270E RM H002055, SIM RM H010158, PCB RM K011477-79, MS/MSD </E>

<H>BPR K011477-79, Dup </H> Store in freezer (except GS) SR see Project Memo

23D0008: <C>BPR SRM, MS, DUP </C> <M>BPR PS, MS/MSD </M> <E>BPR 8270E RM K000591, SIM PAH RM 1009127 PCB RM J006840-43,

7935-36, K011477-79, MS/MSD </E>

<H>BPR J006840-43, 7935-36, K011477-79, Dup </H> Store in freezer (except GS)

cy 4/4/23

Client ID verified By

Date

WJ 4/17/23

Preparation Reviewed By

Date

4/4/23 16:28

Extraction Date and Time



Batch: BLD0057

Prepared using: EPA 3546 (Microwave)

8270E SVOC (20ug/kg solid or 0.2ug/L low H2O Sepf) in Solid (Version:AOC4 List)

WO Comments

23C0774: <C>BPR SRM, MS, DUP </C> <M>BPR PS, MS/MSD </M> <E>BPR 8270E RM H002055, SIM RM H010158, PCB RM K011477-79, MS/MSD </E>
<H>BPR K011477-79, Dup </H> Store in freezer (except GS) SR see Project Memo
23D0008: <C>BPR SRM, MS, DUP </C> <M>BPR PS, MS/MSD </M> <E>BPR 8270E RM K000591, SIM PAH RM I009127 PCB RM J006840-43,
7935-36, K011477-79, MS/MSD </E>
<H>BPR J006840-43, 7935-36, K011477-79, Dup </H> Store in freezer (except GS)

Prep Steps

Reagents Used

Surrogates & Spike Standards Used

Microwave	Station/Reagent	Standard ID	Type	Vial ID / Standard ID	Vol uL	Analyst	Witness
① 2 3 C7 Analyst/Date 4/16/23	Microwave Analyst: C7/ML Date: 4/16/23		Surrogate	A L001153	50µL		
	Anhydrous Sodium Sulfate	L003261	100/150µg/mL	Exp Date: 8/1/2023		G7	Y
Pre-GPC KD 100°C Exchange to Hexane (add 10 mL to KD) ② 2 4 ⑤ 6 SA 4/17/23 Analyst/Date	1:1 Methylene Chloride/Acetone	L002244	Full List Spike (Freezer)	7 L001812 (V)	50µL		
	Methylene Chloride	L002621	100µg/mL	Exp Date: 4/17/23 8/14/2023		G7	Y
	Pre-Deactivated Glass Wool	L001923	Base Spike	56 L001812 (V)	50µL		
	Pre GPC KD		200µg/mL	Exp Date: 4/17/23 8/20/2023		G7	Y
	Analyst: SA Date: 4/17/23		Acid Spike	38 L001812 (V)	50µL		
	Pre-Deactivated Glass Wool	N/A	100/200µg/mL	Exp Date: 4/17/23 8/20/2023		G7	Y
TurboVap Pre GPC 1 2 3 ④ 5 NRS 4/17/23 Analyst/Date	Anhydrous Sodium Sulfate	N/A	MANUALLY ENTER EXPIRATION DATES! (V) indicates a virtual standard combining two or more physical standards. In these cases the Standard ID refers to the virtual standard, not the parent standards. If a Standard ID is missing, but should be present, check the standard definition in Element LIMS to be sure Standard Info 6 has the correct letter or number designator matching the vial designator in the Standard ID column. If it is correct, check the batch and bench sheet in Element LIMS to be sure the correct standards are selected for surrogate(s) and spike(s).				
	Methylene Chloride	L002621					
	Hexane	L001957					
Post GPC KD 80-85°C ② 4 5 ⑥ C7O 4/14/23 Analyst/Date	GPC Filter Prep		GPC2				
	Analyst: NRS Date: 4/7/23						
	Methylene Chloride	L002621					
TurboVap 1 2 3 ④ 5 LS 4/17/23 Analyst/Date	GPC Calibration File	C1C00591	GPC2				
	Post GPC KD						
	Analyst: C7O Date: 4/14/23						
Water Wash LS 4/17/23 Analyst/Date	Methylene Chloride	L002621					
	Vialing						
	Analyst: LS Date: 4/17/23						
	Methylene Chloride	L002621					



Batch: BLD0057

Prepared using: EPA 3546 (Microwave)

8270E SVOC (20ug/kg solid or 0.2ug/L low H2O Sepf) in Solid (Version:AOC4 List)

WO Comments
 23C0774: <C>BPR SRM, MS, DUP </C> <M>BPR PS, MS/MSD </M> <E>BPR 8270E RM H002055, SIM RM H010158, PCB RM K011477-79, MS/MSD </E>
 <H>BPR K011477-79, Dup </H> Store in freezer (except GS) SR see Project Memo
 23D0008: <C>BPR SRM, MS, DUP </C> <M>BPR PS, MS/MSD </M> <E>BPR 8270E RM K000591, SIM PAH RM I009127 PCB RM J006840-43,
 7935-36,K011477-79, MS/MSD </E>
 <H>BPR J006840-43, 7935-36, K011477-79, Dup </H> Store in freezer (except GS)


Prep Instructions

SPECIAL INSTRUCTIONS:

1. Weigh into beakers-lightly dry with Sodium Sulfate.
2. Transfer to microwave vessel.
3. Add DCM ONLY to the vessels (until solvent is 3 inches above soil layer after homogenization).
4. Add surr/spike.
5. Microwave on appropriate power setting determined by # of samples.
6. After microwave-re-homogenize while hot then let cool 10-15 min in Refridgerator 05. Re-homogenize while cool.
7. Decant DCM into Erlenmeyer flask with a funnel containing pre-deactivated glasswool.
8. Rinse with DCM
9. Microwave a 2nd time using 1:1 DCM/ACE.
10. Let cool and decant the solvent then empty the soil into the funnel and rinse with DCM.
11. KD: Add 10 mL Hexane directly to extract in the KD.
12. GPC REQUIRED 100°C water bath (CLP) KD to 5mL.
13. Vialers to take 1:5 Split Pre- GPC.
14. (After GPC): KD at 80°C.
15. TurboVap to 1mL in DCM.
16. WATER WASH REQUIRED:
 - 16a. Vial 1mL of all extracts in 2mL amber vials in DCM.
 - 16b. Add ~0.5mL DI water and vortex for ~5 seconds each.
 - 16c. Centrifuge extracts for 5 minutes at 1500-2000rpm.
 - 16d. Transfer and vial 0.5mL to new 2mL amber vials (Avoiding collecting water in syringe and cleaning syringe with Acetone and DCM between each vial).
17. Archive water wahed vials and deliever new vials to GC Department for analysis.

A. Need Total Solids Y N

B. Archive/Freeze Y N





Extraction Parameter: SWA Extraction Batch BLD0057

Total Solids Batch: BLD0012 Work Order(s): 23C0074

Screens: Soil/Sediment/Solid/Other:	Analyst/Date
<input type="checkbox"/> No Anomalies (standard soil/wet sediment/sand/gravel)=	
<input checked="" type="checkbox"/> Standing Water Decanted (Not shared)= <u>φ7, φ5, φ6, φ8, φ9, 11, 12, 14, 15.</u>	<u>φ4/φ3/23</u>
<input type="checkbox"/> Standing Water Homogenized (Shared samples)=	
<input type="checkbox"/> Clay/Clumps (Difficult to homogenize)=	
<input type="checkbox"/> Rocks (%+size)?	
<input type="checkbox"/> Organics (Leaves/sticks/grass)=	
<input checked="" type="checkbox"/> Oily, obvious fuel/sulfur odors= <u>φ1, φ2 — 15.</u>	<u>φ4/φ3/23</u>
<input type="checkbox"/> Received in 32oz jar(s)=Homogenized in Pyrex dish=	
<input type="checkbox"/> Previously Frozen =	
<input type="checkbox"/> Other (Details)=	
Aqueous:	
<input checked="" type="checkbox"/> No Anomalies	
<input type="checkbox"/> Turbid/Color=	
<input type="checkbox"/> Particulates(%)=(Note: >5%=Notify Supervisor/Lead)	
<input type="checkbox"/> Emulsions (%)=	
<input type="checkbox"/> Oily, obvious fuel/sulfur odors=	
<input type="checkbox"/> Other (Details)=	
<input type="checkbox"/> Received in 1.0L Bottle(s)=No Bottle Rinse=	
<input type="checkbox"/> Other Notes/Comments= (Note problems, concerns, corrective actions).	
<input checked="" type="checkbox"/> Share Samples Y / N	<u>φ4/φ3/23</u>
<input checked="" type="checkbox"/> Multiple Jars Y / N	<u>φ4/φ3/23</u>
<input type="checkbox"/> Sample Pre-Screens indicate analyte activity=	
<input type="checkbox"/> Sample weights/volumes reduced based on Pre-Screen=	



Extraction Parameter: SWA Extraction Batch BLD0054

Total Solids Batch: BLD0036 Work Order(s): 2300008

Screens: Soil/Sediment/Solid/Other:	Analyst/Date
<input type="checkbox"/> No Anomalies (standard soil/wet sediment/sand/gravel)=	
<input checked="" type="checkbox"/> Standing Water Decanted (Not shared)= <u>φ1, φ2, φ3, φ4.</u>	<u>φ4/φ3/23</u>
<input type="checkbox"/> Standing Water Homogenized (Shared samples)=	
<input type="checkbox"/> Clay/Clumps (Difficult to homogenize)=	
<input type="checkbox"/> Rocks (%+size)?	
<input type="checkbox"/> Organics (Leaves/sticks/grass)=	
<input checked="" type="checkbox"/> Oily, obvious fuel/sulfur odors= <u>φ1, φ2, φ3, φ4.</u>	<u>φ4/φ3/23</u>
<input type="checkbox"/> Received in 32oz jar(s)=Homogenized in Pyrex dish=	
<input type="checkbox"/> Previously Frozen =	
<input type="checkbox"/> Other (Details)=	
Aqueous:	
<input checked="" type="checkbox"/> No Anomalies	
<input type="checkbox"/> Turbid/Color=	
<input type="checkbox"/> Particulates(%)=(Note: >5%=Notify Supervisor/Lead)	
<input type="checkbox"/> Emulsions (%)=	
<input type="checkbox"/> Oily, obvious fuel/sulfur odors=	
<input type="checkbox"/> Other (Details)=	
<input type="checkbox"/> Received in 1.0L Bottle(s)=No Bottle Rinse=	
<input type="checkbox"/> Other Notes/Comments= (Note problems, concerns, corrective actions).	
<input checked="" type="checkbox"/> Share Samples Y/N <u>Y</u>	<u>φ4/φ3/23</u>
<input checked="" type="checkbox"/> Multiple Jars Y/N <u>Y</u>	<u>φ4/φ3/23</u>
<input type="checkbox"/> Sample Pre-Screens indicate analyte activity=	
<input type="checkbox"/> Sample weights/volumes reduced based on Pre-Screen=	



CLEANUP BATCH SUMMARY

Laboratory: Analytical Resources, LLC

SDG: 23C0774

Client: Anchor QEA, LLC

Project: AOC5 MR Phase 1

Cleanup Batch: CLD0099

Cleanup Type: GPC

Cleanup Method: EPA 3640A GPC Cleanup 1:1

Analysis: EPA 8270E

SAMPLE NAME	LAB SAMPLE ID	LAB FILE ID	DATE PREPARED	OBSERVATIONS
LDW23-SC1002A	23C0774-04	NT1004192313.D	04/17/2023	
LDW23-SS1808	23C0774-14	NT1004192330.D	04/17/2023	
LDW23-SC1183B	23C0774-12	NT1004192328.D	04/17/2023	
LDW23-SC1183A	23C0774-11	NT1004192327.D	04/17/2023	
LDW23-SC1177A	23C0774-08	NT1004192324.D	04/17/2023	
LDW23-SC1053B	23C0774-02	NT1004192311.D	04/17/2023	
LDW23-SC1053A	23C0774-01	NT1004192310.D	04/17/2023	
LDW23-SC1046B	23C0774-07	NT1004192321.D	04/17/2023	
LDW23-SC1156B	23C0774-10	NT1004192326.D	04/17/2023	
LDW23-SC1002B	23C0774-05	NT1004192314.D	04/17/2023	
LCS	BLD0057-BS1	NT1004192307.D	04/17/2023	
LDW23-SC1177B	23C0774-09	NT1004192325.D	04/17/2023	
Matrix Spike	BLD0057-MS1	NT1004192322.D	04/17/2023	
LDW23-SC1007A	23C0774-03	NT1004192312.D	04/17/2023	
LCS Dup	BLD0057-BSD1	NT1004192308.D	04/17/2023	
Matrix Spike Dup	BLD0057-MSD1	NT1004192323.D	04/17/2023	
Reference	BLD0057-SRM1	NT1004192309.D	04/17/2023	
LDW23-SC1183C	23C0774-13	NT1004192329.D	04/17/2023	
Blank	BLD0057-BLK1	NT1004192306.D	04/17/2023	
LDW23-SC1046A	23C0774-06	NT1004192315.D	04/17/2023	



CLEANUP BENCH SHEET

CLD0099

Matrix: Solid Cleanup using: Organics - EPA 3640A GPC Cleanup 1:1 Check Standard: CLC0059-GPC3 Printed: 4/17/2023 10:06:12AM

Lab Number	Sample Container	Sample Name	Extract Container	Initial (uL)	Final (uL)	Analysis	Clean Up Date	Cleaned By	Cleanup Comments
23C0774-01	A	LDW23-SC1053A	A 01	1	1	VOC (20ug/kg solid or 0.2ug/L low H ₂	4/17/2023	LMJ	
23C0774-01	A	LDW23-SC1053A	A 02	1	1	8270E-SIM Dual Scan SVOC	4/17/2023	LMJ	
23C0774-02	A	LDW23-SC1053B	A 01	1	1	VOC (20ug/kg solid or 0.2ug/L low H ₂	4/17/2023	LMJ	
23C0774-02	A	LDW23-SC1053B	A 02	1	1	8270E-SIM Dual Scan SVOC	4/17/2023	LMJ	
23C0774-03	A	LDW23-SC1007A	A 01	1	1	VOC (20ug/kg solid or 0.2ug/L low H ₂	4/17/2023	LMJ	
23C0774-03	A	LDW23-SC1007A	A 02	1	1	8270E-SIM Dual Scan SVOC	4/17/2023	LMJ	
23C0774-04	A	LDW23-SC1002A	A 01	1	1	VOC (20ug/kg solid or 0.2ug/L low H ₂	4/17/2023	LMJ	
23C0774-04	A	LDW23-SC1002A	A 02	1	1	8270E-SIM Dual Scan SVOC	4/17/2023	LMJ	
23C0774-05	A	LDW23-SC1002B	A 02	1	1	8270E-SIM Dual Scan SVOC	4/17/2023	LMJ	
23C0774-05	A	LDW23-SC1002B	A 01	1	1	VOC (20ug/kg solid or 0.2ug/L low H ₂	4/17/2023	LMJ	
23C0774-06	A	LDW23-SC1046A	A 02	1	1	8270E-SIM Dual Scan SVOC	4/17/2023	LMJ	
23C0774-06	A	LDW23-SC1046A	A 01	1	1	VOC (20ug/kg solid or 0.2ug/L low H ₂	4/17/2023	LMJ	
23C0774-07	A	LDW23-SC1046B	A 02	1	1	8270E-SIM Dual Scan SVOC	4/17/2023	LMJ	
23C0774-07	A	LDW23-SC1046B	A 01	1	1	VOC (20ug/kg solid or 0.2ug/L low H ₂	4/17/2023	LMJ	
23C0774-08	A	LDW23-SC1177A	A 02	1	1	8270E-SIM Dual Scan SVOC	4/17/2023	LMJ	
23C0774-08	A	LDW23-SC1177A	A 01	1	1	VOC (20ug/kg solid or 0.2ug/L low H ₂	4/17/2023	LMJ	
23C0774-09	A	LDW23-SC1177B	A 02	1	1	8270E-SIM Dual Scan SVOC	4/17/2023	LMJ	
23C0774-09	A	LDW23-SC1177B	A 01	1	1	VOC (20ug/kg solid or 0.2ug/L low H ₂	4/17/2023	LMJ	
23C0774-10	A	LDW23-SC1156B	A 02	1	1	8270E-SIM Dual Scan SVOC	4/17/2023	LMJ	
23C0774-10	A	LDW23-SC1156B	A 01	1	1	VOC (20ug/kg solid or 0.2ug/L low H ₂	4/17/2023	LMJ	
23C0774-11	A	LDW23-SC1183A	A 01	1	1	VOC (20ug/kg solid or 0.2ug/L low H ₂	4/17/2023	LMJ	
23C0774-11	A	LDW23-SC1183A	A 02	1	1	8270E-SIM Dual Scan SVOC	4/17/2023	LMJ	



CLEANUP BENCH SHEET

CLD0099

Matrix: Solid Cleanup using: Organics - EPA 3640A GPC Cleanup 1:1 Check Standard: CLC0059-GPC3 Printed: 4/17/2023 10:06:12AM

Lab Number	Sample Container	Sample Name	Extract Container	Initial (uL)	Final (uL)	Analysis	Clean Up Date	Cleaned By	Cleanup Comments
23C0774-12	A	LDW23-SC1183B	A 02	1	1	8270E-SIM Dual Scan SVOC	4/17/2023	LMJ	
23C0774-12	A	LDW23-SC1183B	A 01	1	1	VOC (20ug/kg solid or 0.2ug/L low H ₂	4/17/2023	LMJ	
23C0774-13	A	LDW23-SC1183C	A 01	1	1	VOC (20ug/kg solid or 0.2ug/L low H ₂	4/17/2023	LMJ	
23C0774-13	A	LDW23-SC1183C	A 02	1	1	8270E-SIM Dual Scan SVOC	4/17/2023	LMJ	
23C0774-14	A	LDW23-SS1808	A 02	1	1	8270E-SIM Dual Scan SVOC	4/17/2023	LMJ	
23C0774-14	A	LDW23-SS1808	A 01	1	1	VOC (20ug/kg solid or 0.2ug/L low H ₂	4/17/2023	LMJ	
23D0008-01	A	LDW23-SS1816	A 01	1	1	VOC (20ug/kg solid or 0.2ug/L low H ₂	4/17/2023	LMJ	
23D0008-01	A	LDW23-SS1816	A 02	1	1	8270E-SIM Dual Scan SVOC	4/17/2023	LMJ	
23D0008-03	A	LDW23-SS1817	A 01	1	1	VOC (20ug/kg solid or 0.2ug/L low H ₂	4/17/2023	LMJ	
23D0008-03	A	LDW23-SS1817	A 02	1	1	8270E-SIM Dual Scan SVOC	4/17/2023	LMJ	
BLD0057-BLK1	-	Blank	-	1	1	-	4/17/2023	LMJ	
BLD0057-BLK2	-	Blank	-	1	1	-	4/17/2023	LMJ	
BLD0057-BS1	-	LCS	-	1	1	-	4/17/2023	LMJ	
BLD0057-BS2	-	LCS	-	1	1	-	4/17/2023	LMJ	
BLD0057-BSD1	-	LCS Dup	-	1	1	-	4/17/2023	LMJ	
BLD0057-BSD2	-	LCS Dup	-	1	1	-	4/17/2023	LMJ	
BLD0057-MS1	-	Matrix Spike	-	1	1	-	4/17/2023	LMJ	
BLD0057-MS2	-	Matrix Spike	-	1	1	-	4/17/2023	LMJ	
BLD0057-MSD1	-	Matrix Spike Dup	-	1	1	-	4/17/2023	LMJ	
BLD0057-MSD2	-	Matrix Spike Dup	-	1	1	-	4/17/2023	LMJ	
BLD0057-SRM1	-	Reference	-	1	1	-	4/17/2023	LMJ	
BLD0057-SRM2	-	Reference	-	1	1	-	4/17/2023	LMJ	



CLEANUP BENCH SHEET

CLD0099

Matrix: Solid **Cleanup using: Organics - EPA 3640A GPC Cleanup 1:1** **Check Standard: CLC0059-GPC3** **Printed: 4/17/2023 10:06:12AM**

Lab Number	Sample Container	Sample Name	Extract Container	Initial (uL)	Final (uL)	Analysis	Clean Up Date	Cleaned By	Cleanup Comments
------------	------------------	-------------	-------------------	--------------	------------	----------	---------------	------------	------------------

Data File: \\target\share\chem3\nt10.1\20230419.1\NT1004192306.D

Date: 19-APR-2023 14:32

Client ID:

Sample Info: BLD0057-BLK1

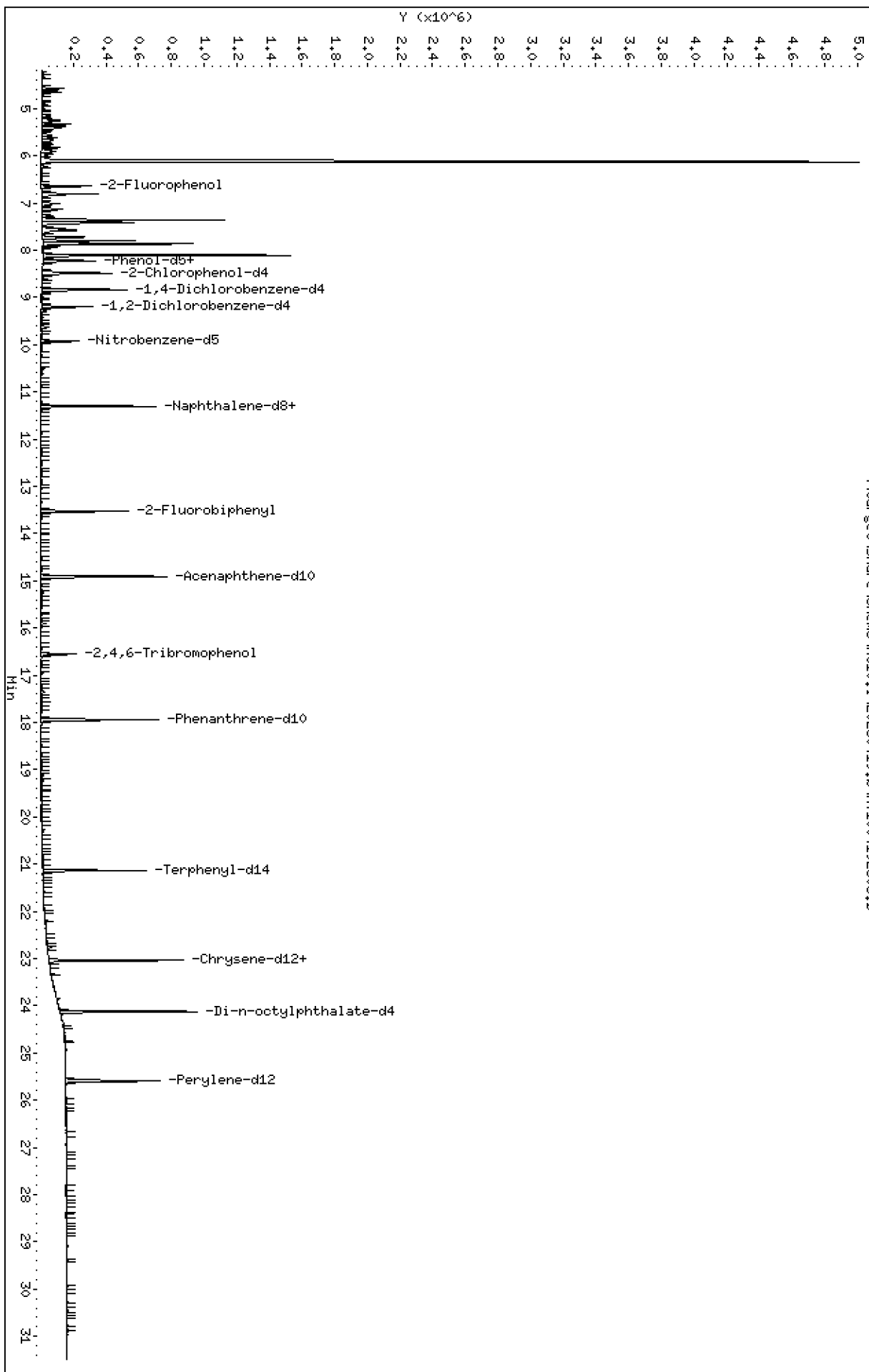
Column phase: ZB-5msi

Instrument: nt10.1

Operator: VTS

Column diameter: 0.25

\\target\share\chem3\nt10.1\20230419.1\NT1004192306.D



Date : 19-APR-2023 14:32

Client ID:

Instrument: nt10.i

Sample Info: BLD0057-BLK1

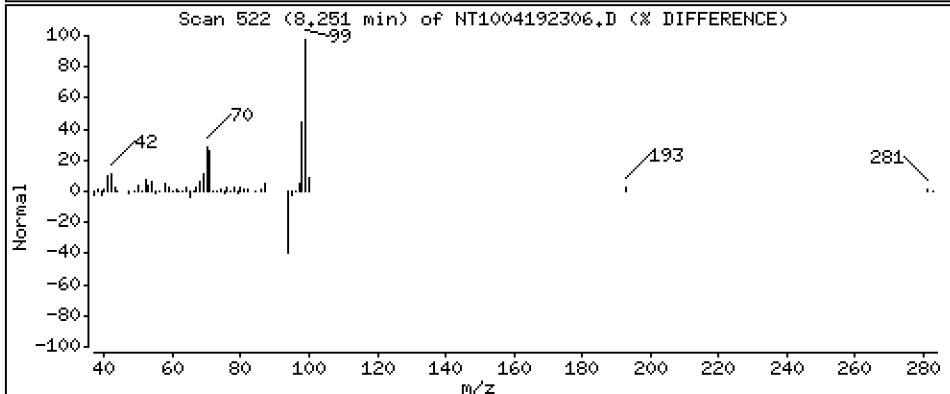
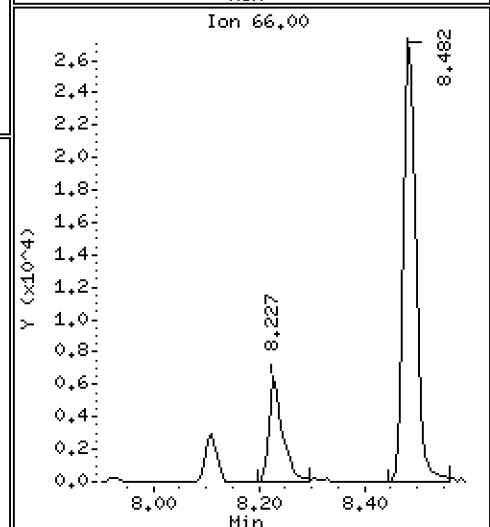
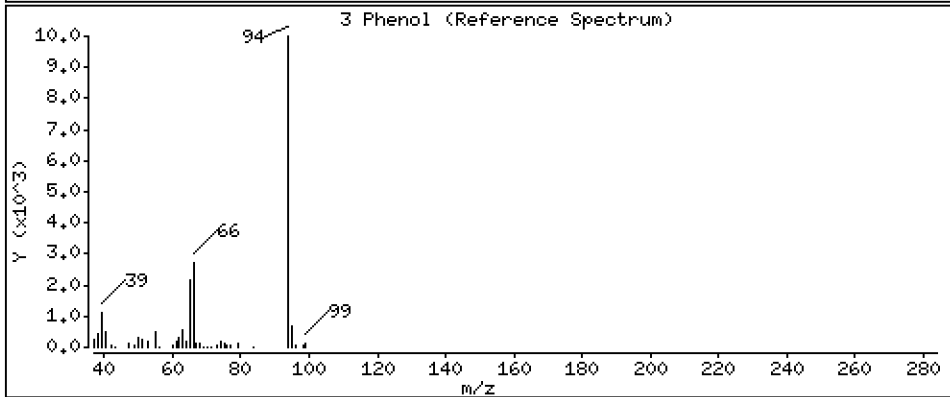
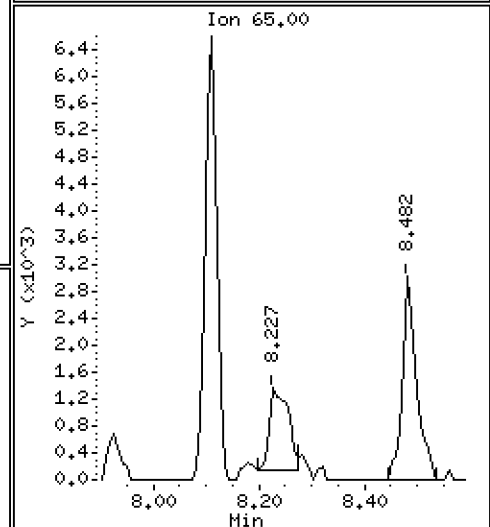
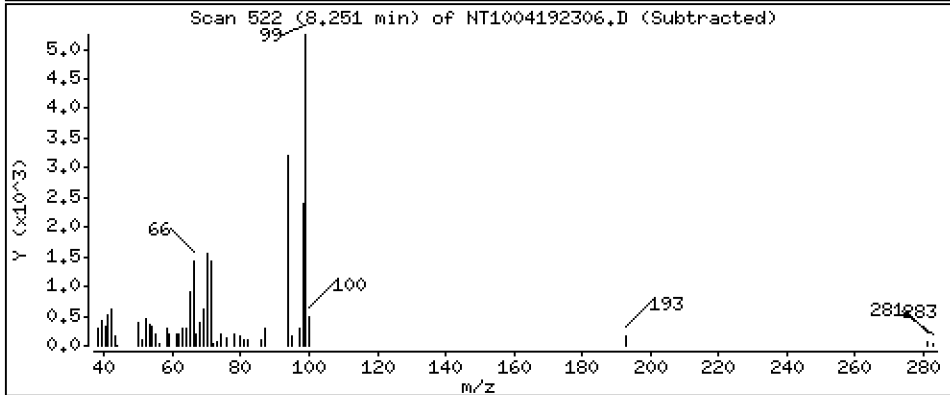
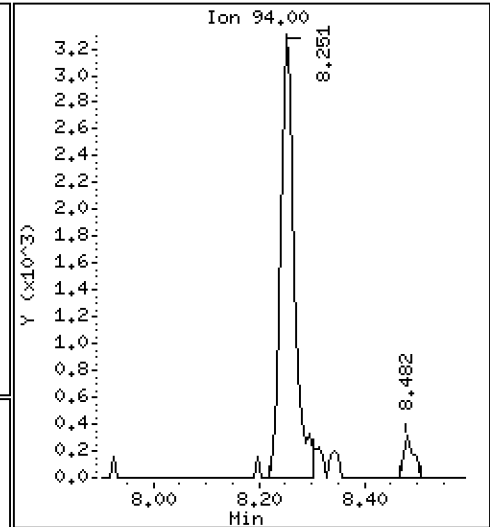
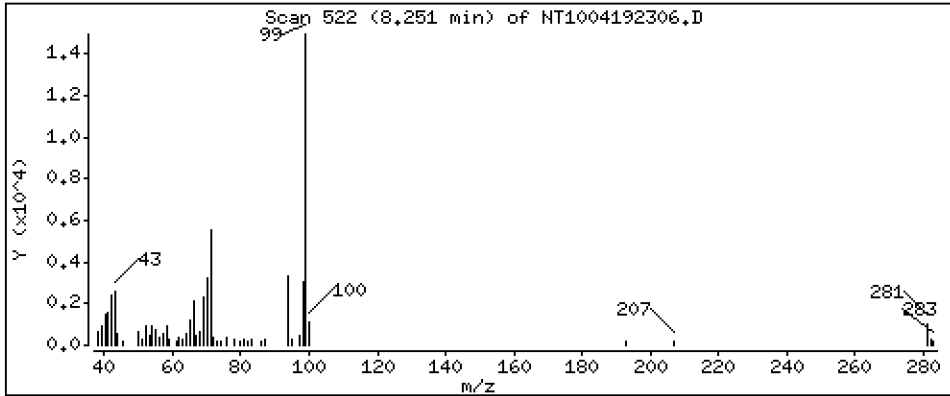
Operator: VTS

Column phase: ZB-5msi

Column diameter: 0,25

3 Phenol

Concentration: 0,09418 ug/mL



Date : 19-APR-2023 14:32

Client ID:

Instrument: nt10.i

Sample Info: BLD0057-BLK1

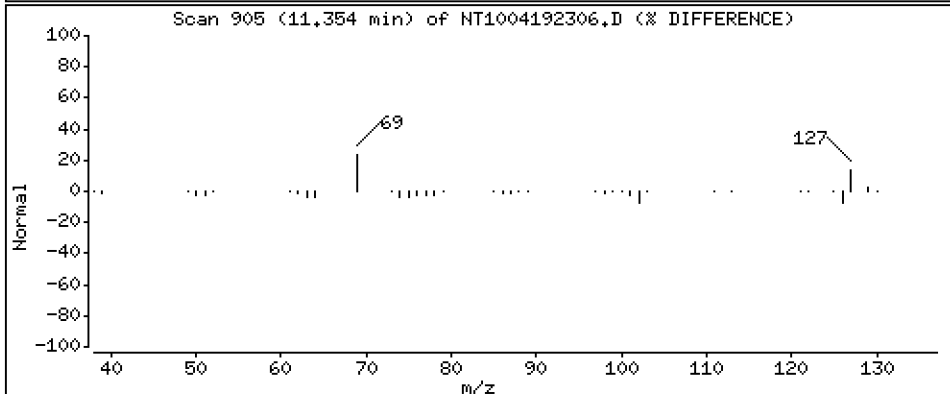
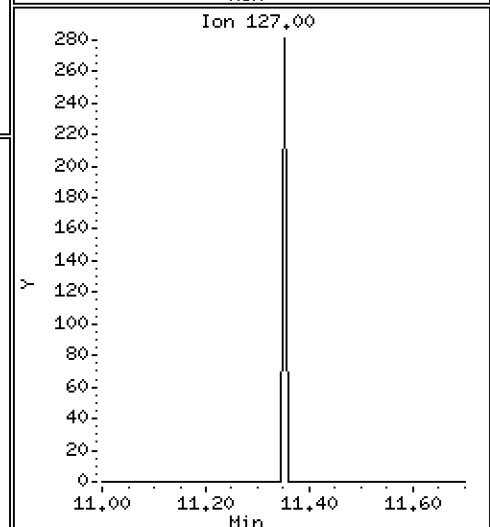
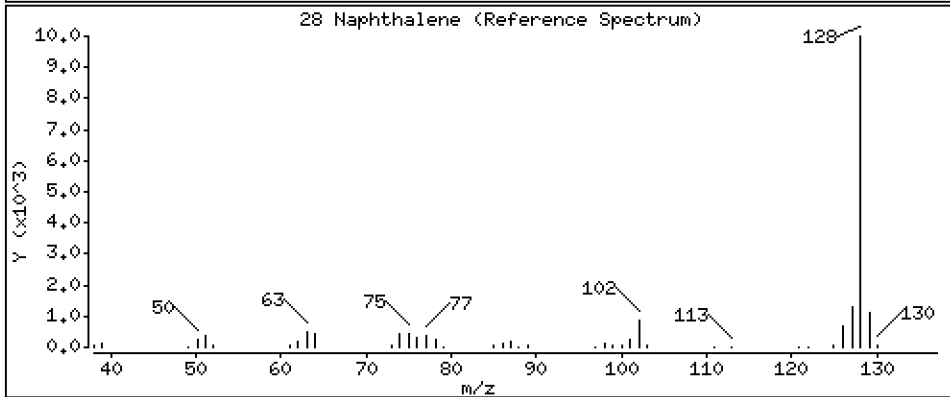
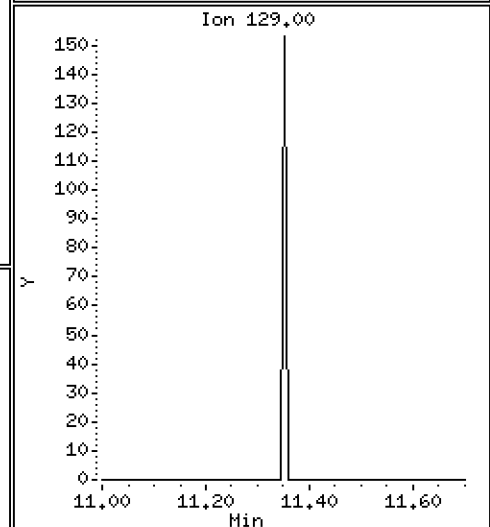
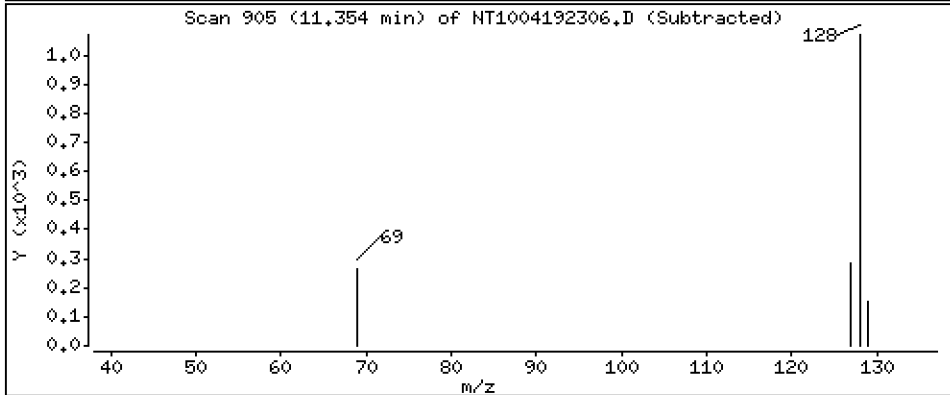
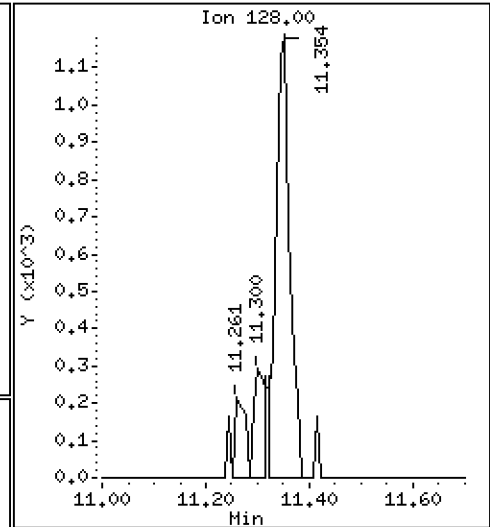
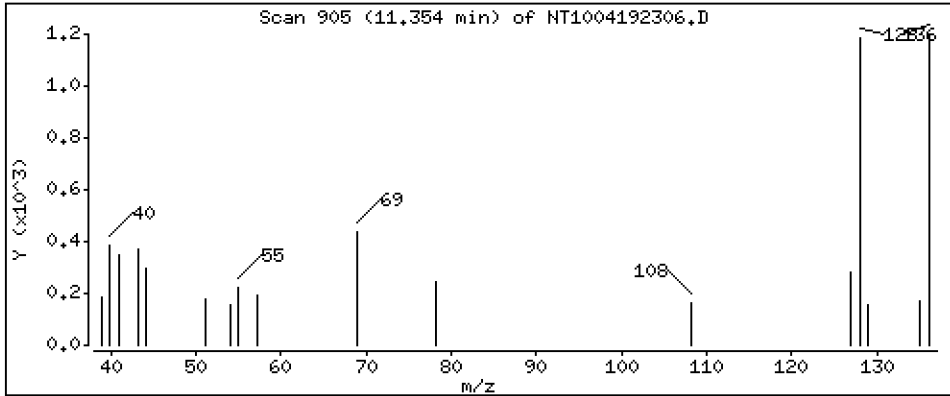
Operator: VTS

Column phase: ZB-5msi

Column diameter: 0,25

28 Naphthalene

Concentration: 0,01516 ug/mL



Date : 19-APR-2023 14:32

Client ID:

Instrument: nt10.i

Sample Info: BLD0057-BLK1

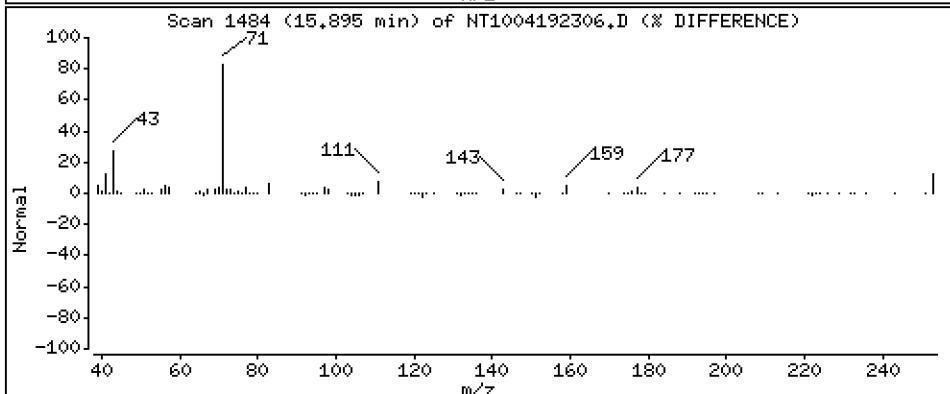
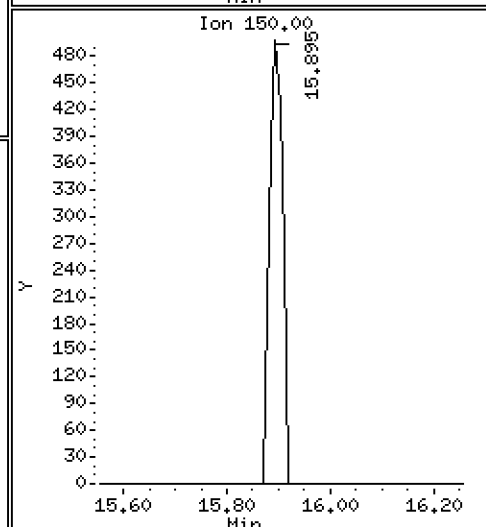
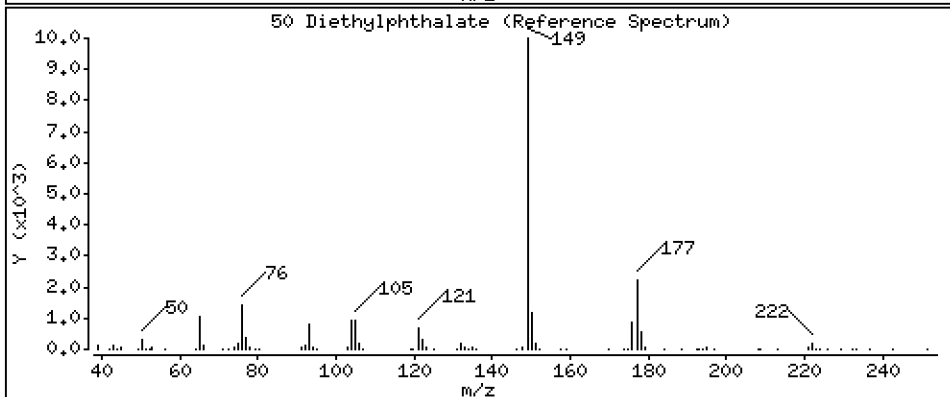
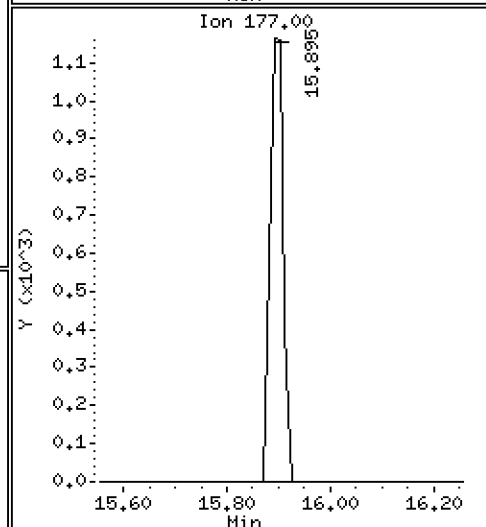
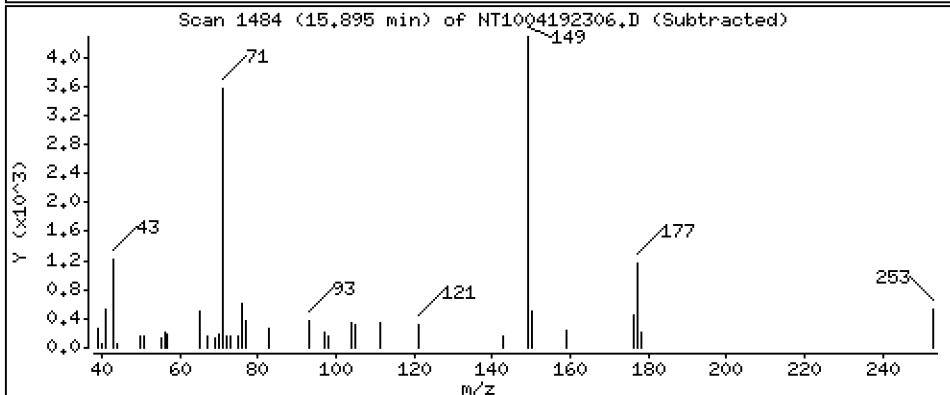
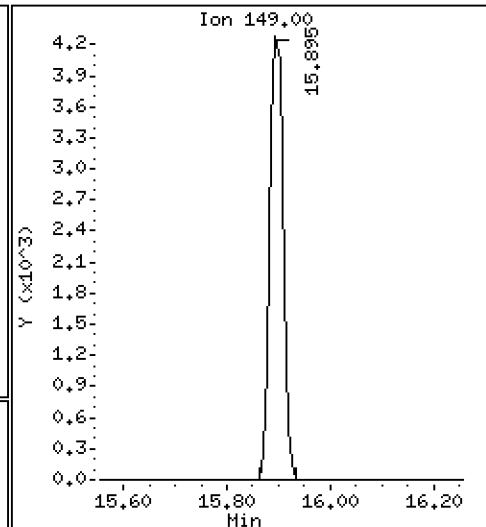
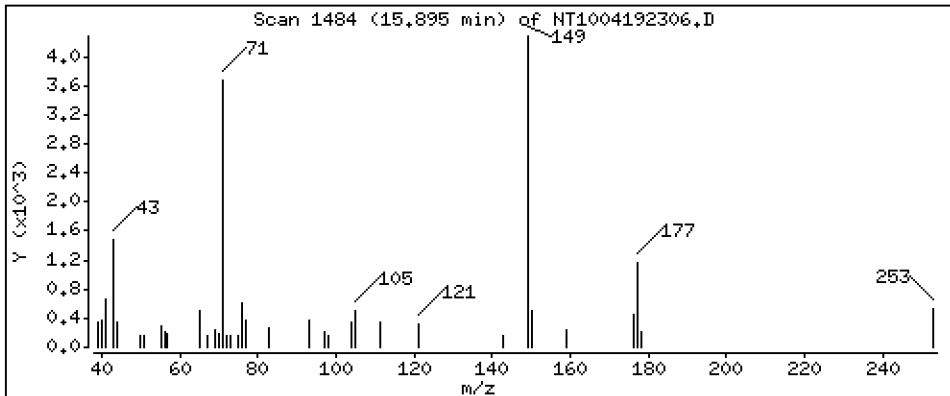
Operator: VTS

Column phase: ZB-5msi

Column diameter: 0,25

50 Diethylphthalate

Concentration: 0,07063 ug/mL



Date : 19-APR-2023 14:32

Client ID:

Instrument: nt10.i

Sample Info: BLD0057-BLK1

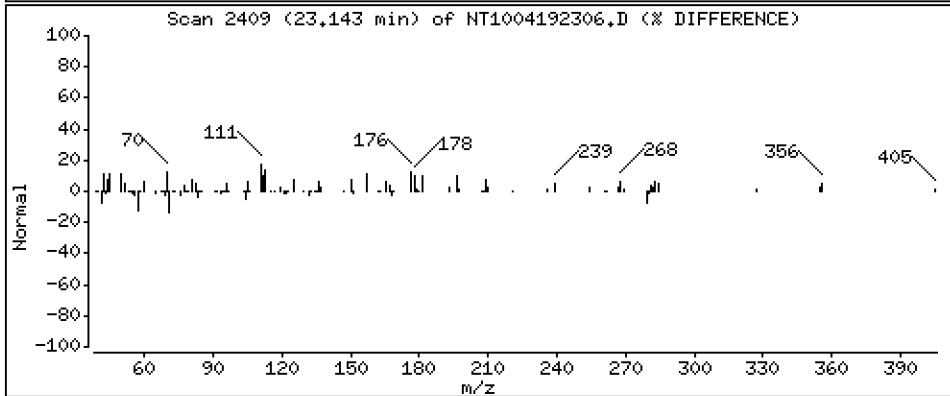
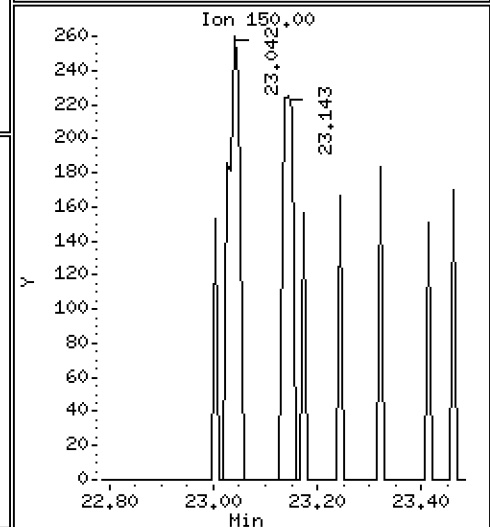
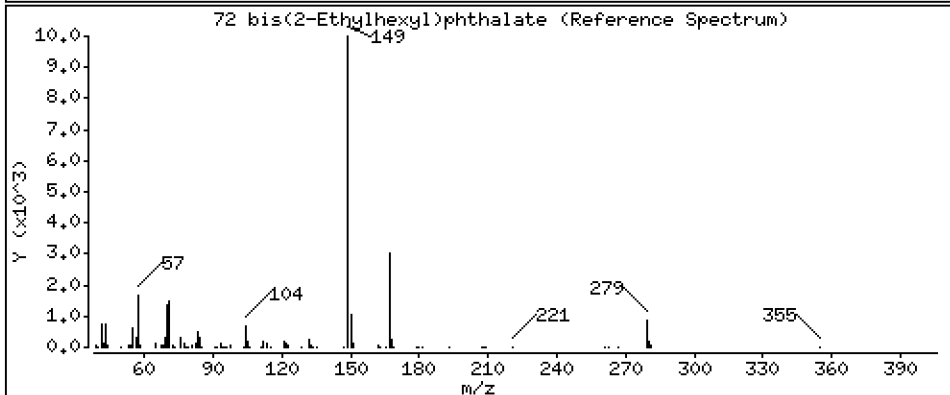
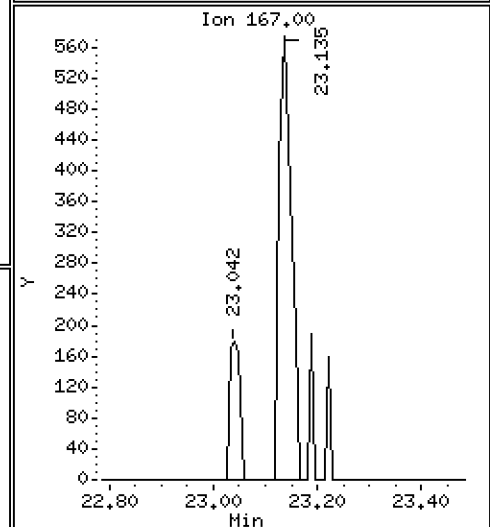
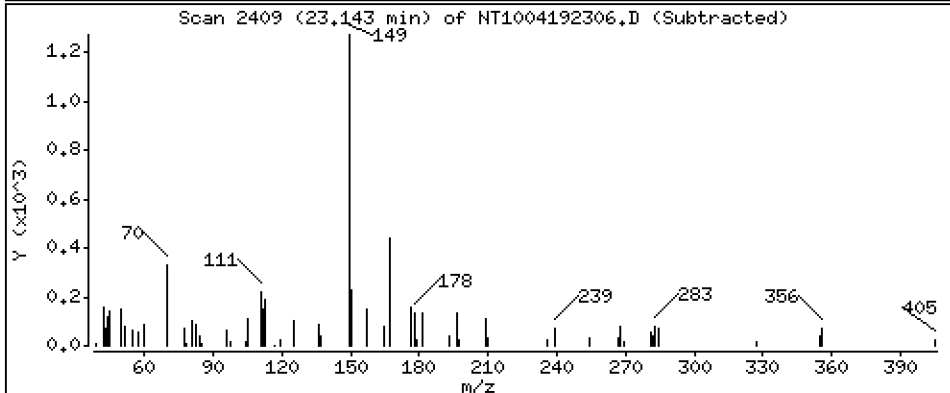
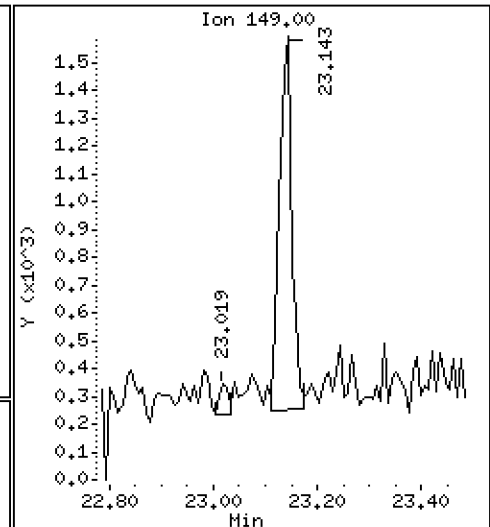
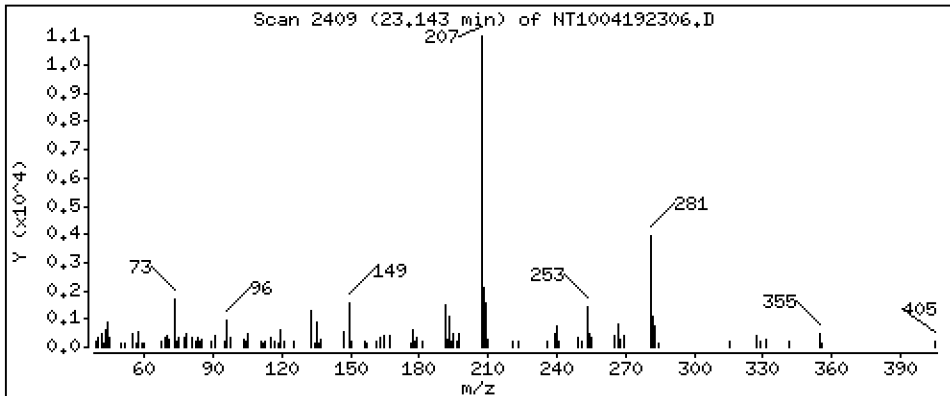
Operator: VTS

Column phase: ZB-5msi

Column diameter: 0.25

72 bis(2-Ethylhexyl)phthalate

Concentration: 0.02163 ug/mL



ARI Labs, Inc.

Semivolatile Report SW846 Method 8270D

Data file : \\target\share\chem3\nt10.i\20230419.b\NT1004192306.D
 Lab Smp Id: BLD0057-BLK1
 Inj Date : 19-APR-2023 14:32
 Operator : VTS
 Smp Info : BLD0057-BLK1
 Misc Info :
 Comment : 1ul Injection
 Method : \\target\share\chem3\nt10.i\20230419.b\ABN.m
 Meth Date : 20-Apr-2023 10:45 deenayd Quant Type: ISTD
 Cal Date : 16-MAR-2023 00:22 Cal File: NT10031508.D
 Als bottle: 6
 Dil Factor: 1.00000
 Integrator: HP RTE
 Target Version: 4.14
 Processing Host: DEENAY-201905

Inst ID: nt10.i

Compound Sublist: ICAL.sub

Compounds	QUANT	SIG	RT	EXP RT	REL RT	RESPONSE	CONCENTRATIONS	
							ON-COLUMN	FINAL
	MASS						(ug/mL)	(ug/mL)
\$ 1 2-Fluorophenol	112		6.651	6.643	(0.753)	133589	2.96782	2.968
\$ 2 Phenol-d5	99		8.227	8.227	(0.931)	178777	3.02757	3.028
3 Phenol	94		8.250	8.250	(0.933)	5779	0.09418	0.09418
\$ 5 2-Chlorophenol-d4	132		8.482	8.489	(0.960)	192890	3.82534	3.825
4 Bis(2-Chloroethyl)ether	93		Compound Not Detected.					
6 2-Chlorophenol	128		Compound Not Detected.					
7 1,3-Dichlorobenzene	146		Compound Not Detected.					
* 8 1,4-Dichlorobenzene-d4	152		8.838	8.844	(1.000)	148845	4.00000	
9 1,4-Dichlorobenzene	146		Compound Not Detected.					
\$ 10 1,2-Dichlorobenzene-d4	152		9.195	9.201	(1.040)	85125	2.35072	2.351
12 1,2-Dichlorobenzene	146		Compound Not Detected.					
11 Benzyl alcohol	108		Compound Not Detected.					
14 2,2'-oxybis(1-Chloropropane)	121		Compound Not Detected.					
13 2-Methylphenol	108		Compound Not Detected.					
17 Hexachloroethane	117		Compound Not Detected.					
16 N-Nitroso-di-n-propylamine	70		Compound Not Detected.					
15 4-Methylphenol	108		Compound Not Detected.					
\$ 18 Nitrobenzene-d5	82		9.932	9.931	(0.878)	130159	2.31081	2.311
19 Nitrobenzene	77		Compound Not Detected.					
20 Isophorone	82		Compound Not Detected.					
21 2-Nitrophenol	139		Compound Not Detected.					
22 2,4-Dimethylphenol	107		Compound Not Detected.					
23 Bis(2-Chloroethoxy)methane	93		Compound Not Detected.					
24 Benzoic acid	105		Compound Not Detected.					
25 2,4-Dichlorophenol	162		Compound Not Detected.					
26 1,2,4-Trichlorobenzene	180		Compound Not Detected.					
* 27 Naphthalene-d8	136		11.307	11.308	(1.000)	558038	4.00000	
28 Naphthalene	128		11.353	11.351	(1.004)	2241	0.01516	0.01516
29 4-Chloroaniline	127		Compound Not Detected.					
30 Hexachlorobutadiene	225		Compound Not Detected.					
31 4-Chloro-3-methylphenol	107		Compound Not Detected.					
32 2-Methylnaphthalene	142		Compound Not Detected.					
33 Hexachlorocyclopentadiene	237		Compound Not Detected.					

Compounds	QUANT	SIG	RT	EXP RT	REL RT	RESPONSE	CONCENTRATIONS	
							ON-COLUMN (ug/mL)	FINAL (ug/mL)
=====	=====	=====	=====	=====	=====	=====	=====	=====
34 2,4,6-Trichlorophenol	196					Compound Not Detected.		
35 2,4,5-Trichlorophenol	196					Compound Not Detected.		
\$ 36 2-Fluorobiphenyl	172		13.527	13.529	(0.907)	293711	2.30269	2.303
37 2-Chloronaphthalene	162					Compound Not Detected.		
38 2-Nitroaniline	65					Compound Not Detected.		
39 Dimethylphthalate	163					Compound Not Detected.		
40 Acenaphthylene	152					Compound Not Detected.		
41 2,6-Dinitrotoluene	165					Compound Not Detected.		
* 42 Acenaphthene-d10	164		14.913	14.915	(1.000)	322448	4.00000	
43 3-Nitroaniline	138					Compound Not Detected.		
44 Acenaphthene	153					Compound Not Detected.		
45 2,4-Dinitrophenol	184					Compound Not Detected.		
46 Dibenzofuran	168					Compound Not Detected.		
47 4-Nitrophenol	109					Compound Not Detected.		
48 2,4-Dinitrotoluene	165					Compound Not Detected.		
50 Diethylphthalate	149		15.894	15.904	(1.066)	7259	0.07063	0.07063
49 Fluorene	166					Compound Not Detected.		
51 4-Chlorophenyl-phenylether	204					Compound Not Detected.		
52 4-Nitroaniline	138					Compound Not Detected.		
53 4,6-Dinitro-2-methylphenol	198					Compound Not Detected.		
54 N-Nitrosodiphenylamine	169					Compound Not Detected.		
\$ 55 2,4,6-Tribromophenol	330		16.558	16.553	(1.110)	49421	3.27112	3.271
56 4-Bromophenyl-phenylether	248					Compound Not Detected.		
57 Hexachlorobenzene	284					Compound Not Detected.		
58 Pentachlorophenol	266					Compound Not Detected.		
* 59 Phenanthrene-d10	188		17.949	17.951	(1.000)	537679	4.00000	
60 Phenanthrene	178					Compound Not Detected.		
61 Anthracene	178					Compound Not Detected.		
62 Carbazole	167					Compound Not Detected.		
63 Di-n-butylphthalate	149					Compound Not Detected.		
64 Fluoranthene	202					Compound Not Detected.		
65 Pyrene	202					Compound Not Detected.		
\$ 66 Terphenyl-d14	244		21.137	21.139	(0.917)	382838	2.71355	2.714
67 Butylbenzylphthalate	149					Compound Not Detected.		
68 Benzo(a)anthracene	228					Compound Not Detected.		
* 69 Chrysene-d12	240		23.042	23.043	(1.000)	455772	4.00000	
70 3,3'-Dichlorobenzidine	252					Compound Not Detected.		
71 Chrysene	228					Compound Not Detected.		
72 bis(2-Ethylhexyl)phthalate	149		23.142	23.136	(0.959)	2164	0.02163	0.02163
* 134 Di-n-octylphthalate-d4	153		24.125	24.127	(1.000)	684152	4.00000	
73 Di-n-octylphthalate	149					Compound Not Detected.		
74 Benzo(b)fluoranthene	252					Compound Not Detected.		
75 Benzo(k)fluoranthene	252					Compound Not Detected.		
76 Benzo(a)pyrene	252					Compound Not Detected.		
* 77 Perylene-d12	264		25.589	25.590	(1.000)	472561	4.00000	
78 Indeno(1,2,3-cd)pyrene	276					Compound Not Detected.		
79 Dibenzo(a,h)anthracene	278					Compound Not Detected.		
80 Benzo(g,h,i)perylene	276					Compound Not Detected.		
90 N-Nitrosodimethylamine	74					Compound Not Detected.		
91 Aniline	93					Compound Not Detected.		
93 Benzidine	184					Compound Not Detected.		
103 Pyridine	79					Compound Not Detected.		
105 1-methylnaphthalene	142					Compound Not Detected.		
111 Azobenzene (1,2-DP-Hydrazine)	77					Compound Not Detected.		

Compounds	QUANT MASS	SIG	RT	EXP RT	REL RT	RESPONSE	CONCENTRATIONS	
							ON-COLUMN (ug/mL)	FINAL (ug/mL)
=====	=====	=====	=====	=====	=====	=====	=====	
187 Total Benzofluoranthenes	252				Compound Not Detected.			
120 2,3,4,6-Tetrachlorophenol	232				Compound Not Detected.			

ARI Labs, Inc.

INTERNAL STANDARD COMPOUNDS
 AREA AND RT SUMMARY

Instrument ID: nt10.i Calibration Date: 19-APR-2023
 Lab File ID: NT1004192306.D Calibration Time: 11:08
 Lab Smp Id: BLD0057-BLK1
 Analysis Type: SV Level:
 Quant Type: ISTD Sample Type:
 Operator: VTS
 Method File: \\target\share\chem3\nt10.i\20230419.b\ABN.m
 Misc Info:

Test Mode:
 Use Last Continuing Calibrator.

COMPOUND	STANDARD	AREA LIMIT		SAMPLE	%DIFF
		LOWER	UPPER		
8 1,4-Dichlorobenze	140649	70325	281298	148845	5.83
27 Naphthalene-d8	483944	241972	967888	558038	15.31
42 Acenaphthene-d10	298909	149455	597818	322448	7.87
59 Phenanthrene-d10	483004	241502	966008	537679	11.32
69 Chrysene-d12	399309	199655	798618	455772	14.14
134 Di-n-octylphthala	671711	335856	1343422	684152	1.85
77 Perylene-d12	475411	237706	950822	472561	-0.60

COMPOUND	STANDARD	RT LIMIT		SAMPLE	%DIFF
		LOWER	UPPER		
8 1,4-Dichlorobenze	8.84	8.34	9.34	8.84	-0.07
27 Naphthalene-d8	11.31	10.81	11.81	11.31	-0.01
42 Acenaphthene-d10	14.92	14.42	15.42	14.91	-0.02
59 Phenanthrene-d10	17.95	17.45	18.45	17.95	-0.01
69 Chrysene-d12	23.04	22.54	23.54	23.04	-0.01
134 Di-n-octylphthala	24.13	23.63	24.63	24.13	-0.01
77 Perylene-d12	25.59	25.09	26.09	25.59	-0.01

AREA UPPER LIMIT = +100% of internal standard area.
 AREA LOWER LIMIT = - 50% of internal standard area.
 RT UPPER LIMIT = + 0.50 minutes of internal standard RT.
 RT LOWER LIMIT = - 0.50 minutes of internal standard RT.

REVIEW SUMMARY FOR FILE - NT1004192306.D

Lab ID: BLD0057-BLK1
nt10.i, 20230419.b\ABN.m, 19-APR-2023 14:32

RT CO-ELUTION COMPOUNDS

NO CO-ELUTIONS

Quant Method: ICAL

RRT CHECK

RRT	CCV	RRT	DELTA	COMPOUND
-----	-----	-----	-------	----------

NONE

RRT check based on Ccal File: NT1004192302.D

On Column LOD for nt10.i, 20230419.b\ABN.m, ICAL.sub = 0.0000

* Only compounds listed in the work order have been verified by the analyst *

Data File: \\target\share\chem3\nt10.1\20230419A.B\NT1004192320.D

Date: 19-APR-2023 23:27

Client ID:

Sample Info: BLD0057-BLK3

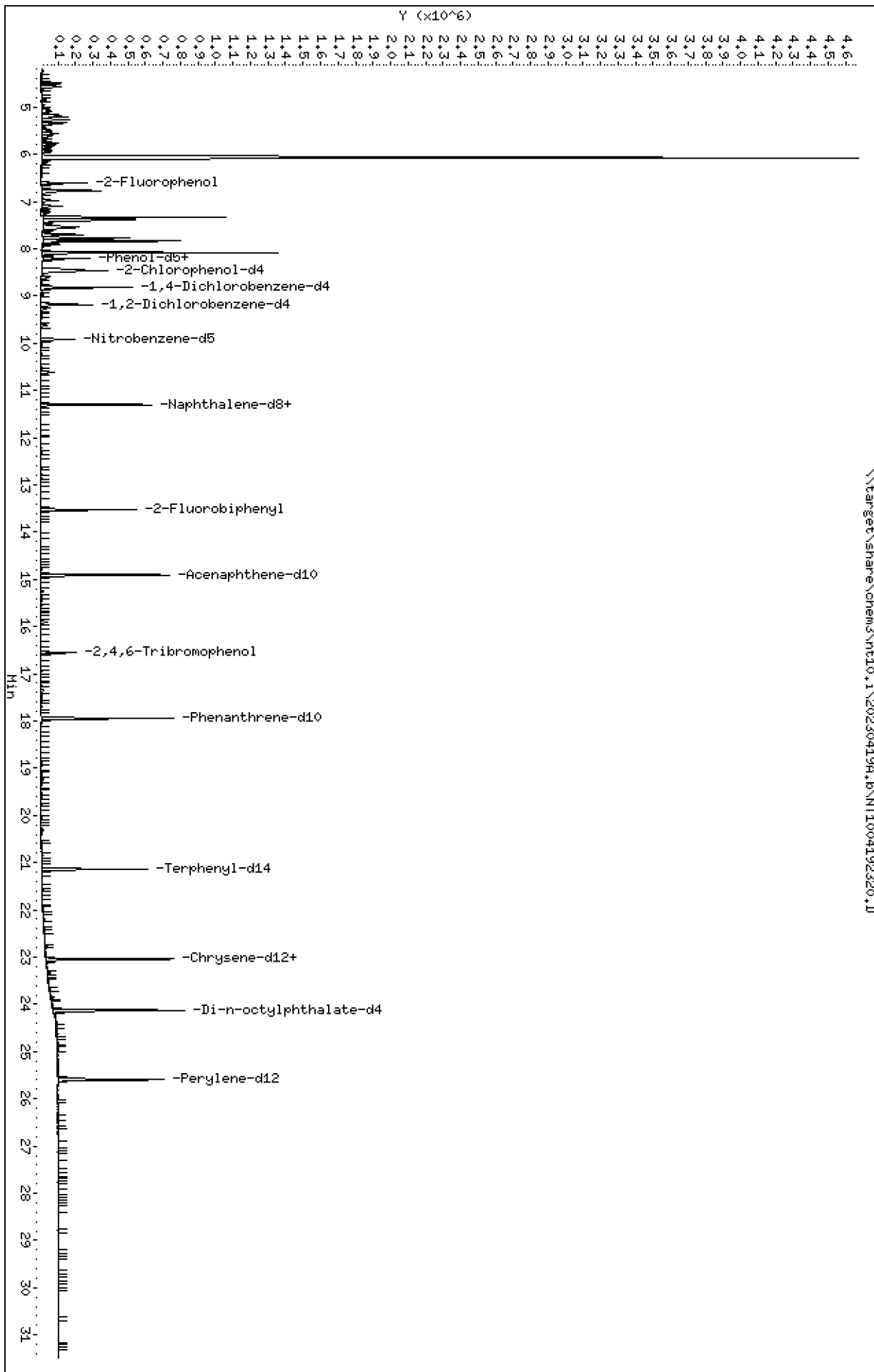
Column phase: ZB-5msi

Instrument: nt10.1

Operator: VTS

Column diameter: 0.25

Page 1



Date : 19-APR-2023 23:27

Client ID:

Instrument: nt10.i

Sample Info: BLD0057-BLK3

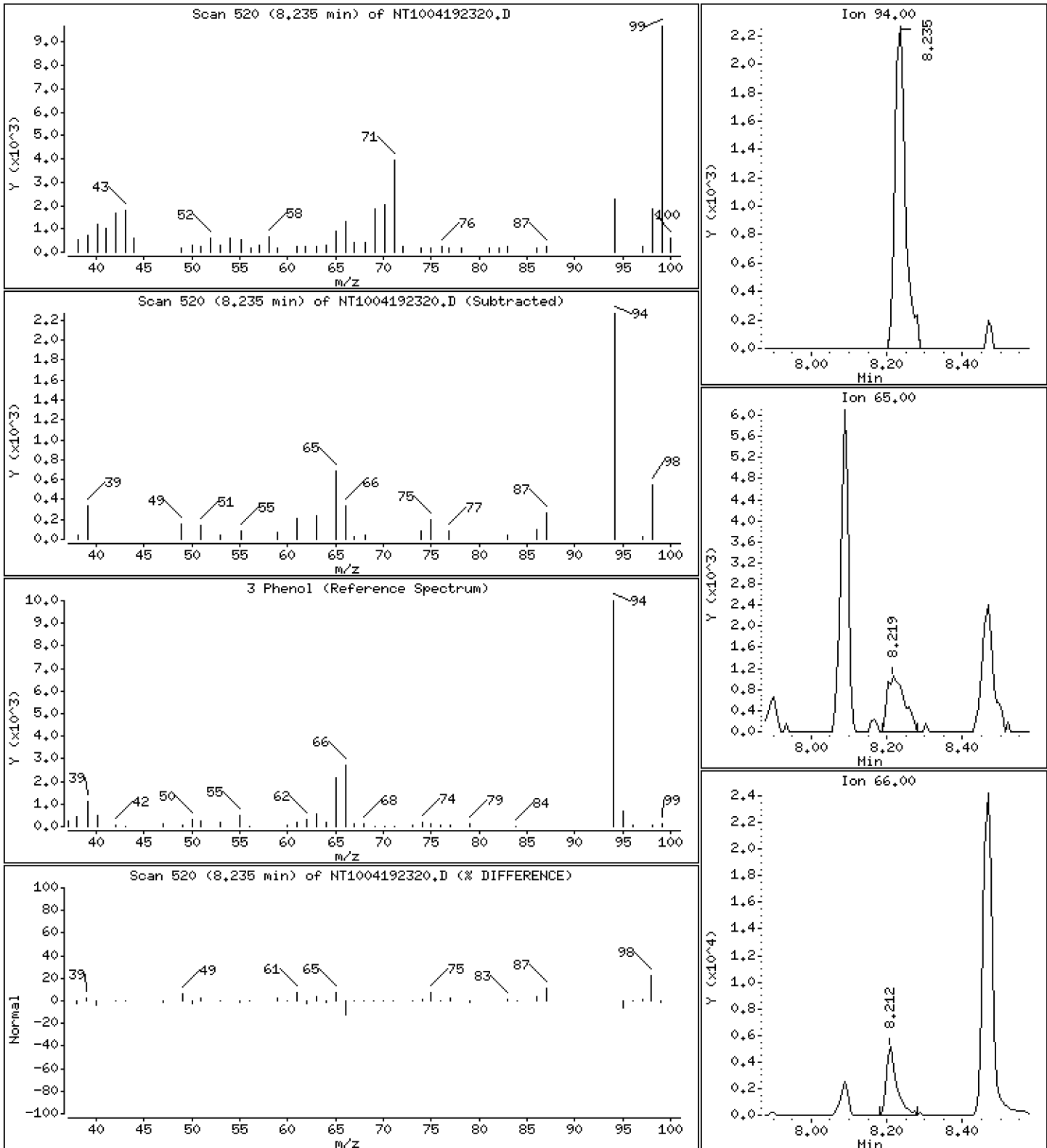
Operator: VTS

Column phase: ZB-5msi

Column diameter: 0,25

3 Phenol

Concentration: 0,07141 ug/mL



Date : 19-APR-2023 23:27

Client ID:

Instrument: nt10.i

Sample Info: BLD0057-BLK3

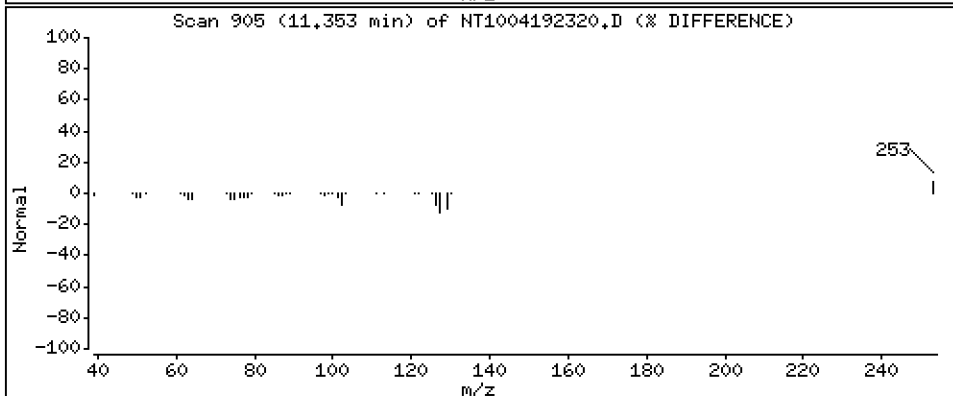
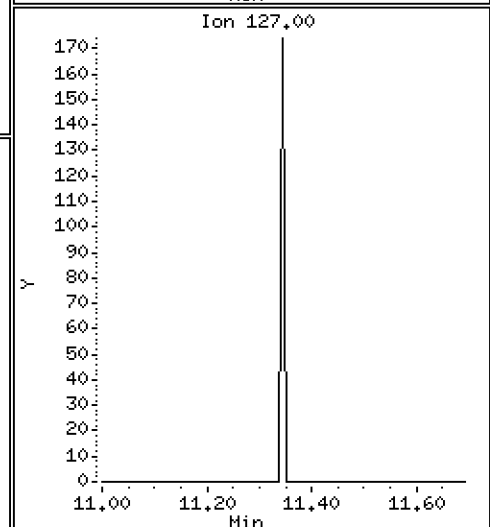
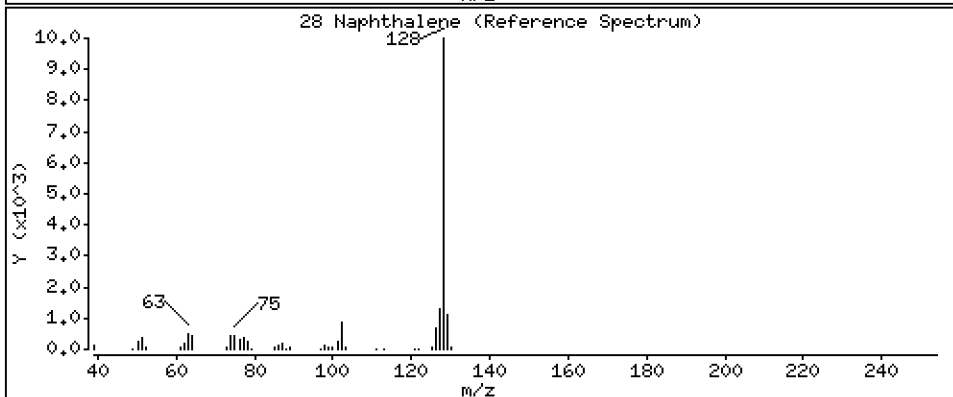
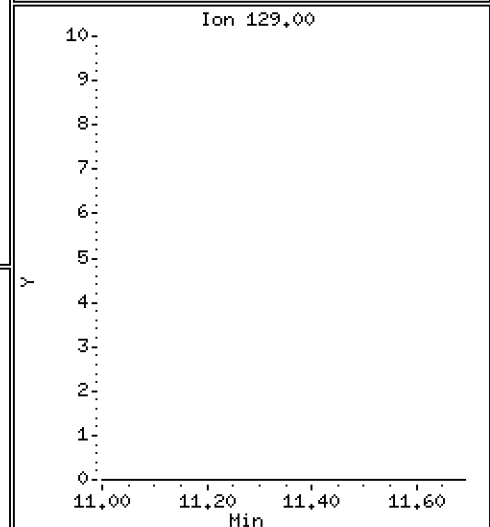
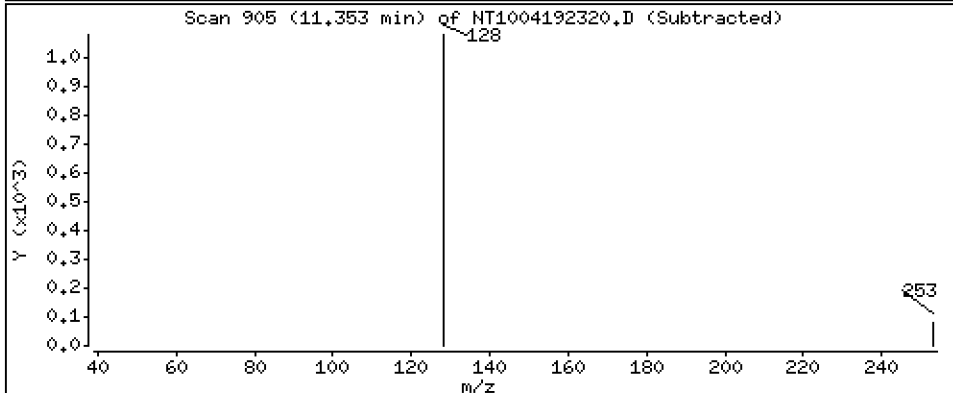
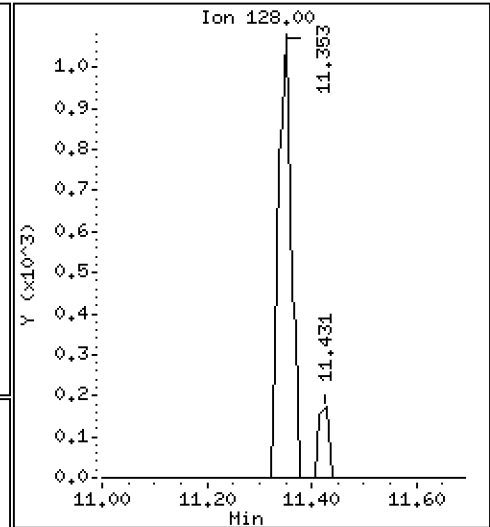
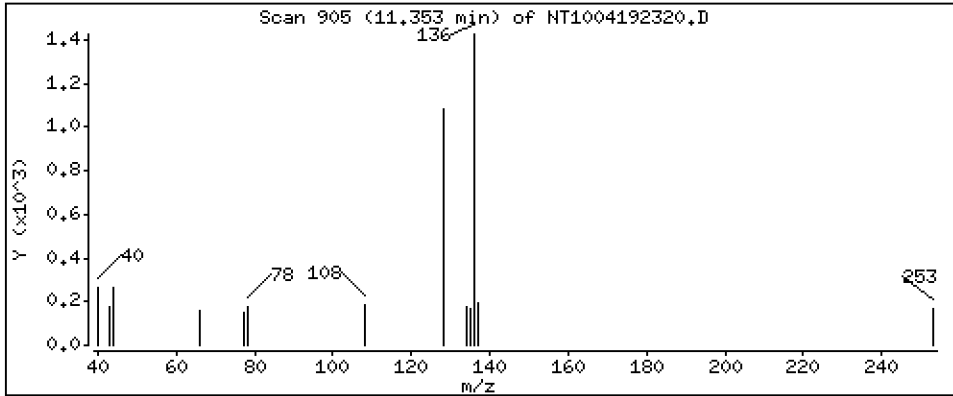
Operator: VTS

Column phase: ZB-5msi

Column diameter: 0,25

28 Naphthalene

Concentration: 0,01325 ug/mL



Date : 19-APR-2023 23:27

Client ID:

Instrument: nt10.i

Sample Info: BLD0057-BLK3

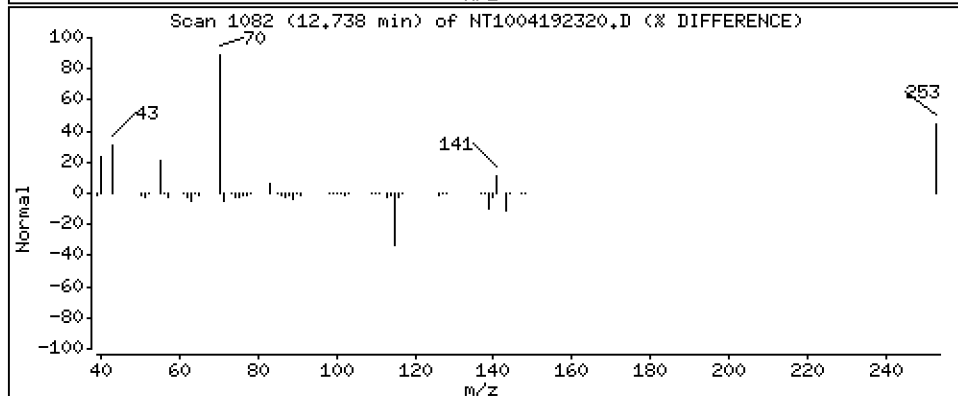
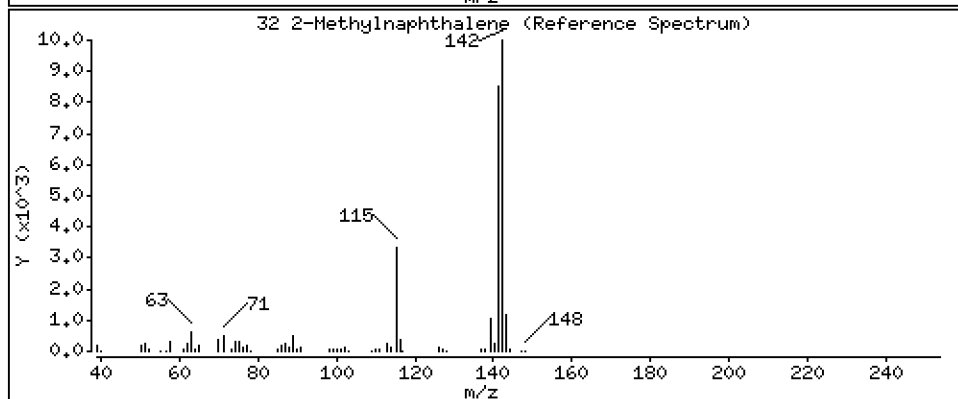
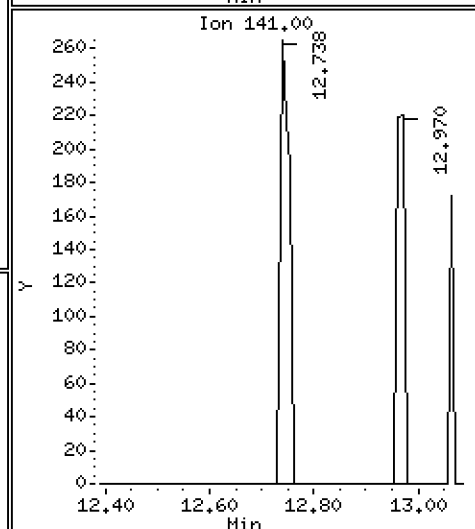
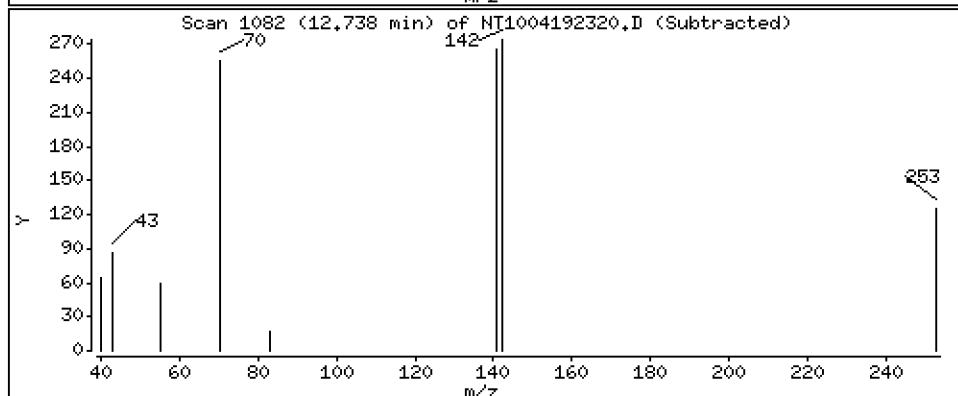
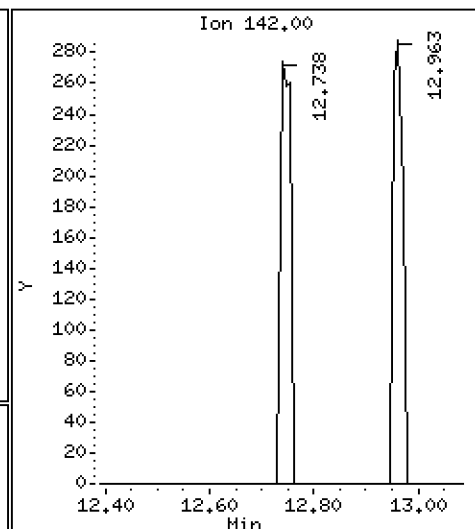
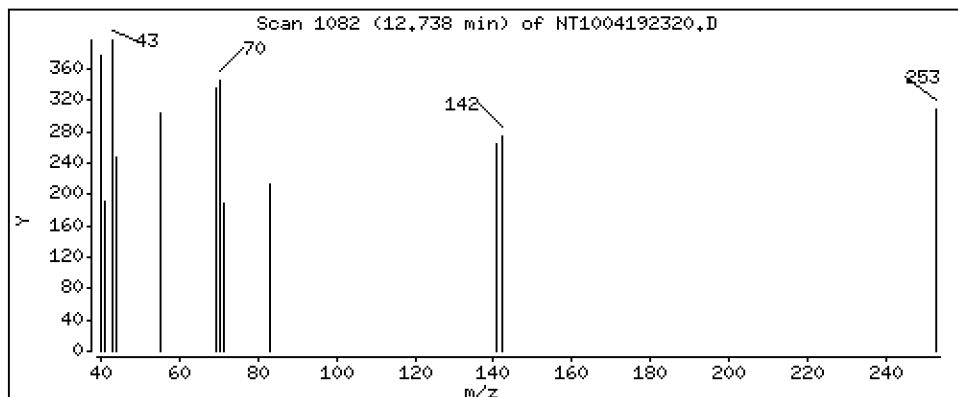
Operator: VTS

Column phase: ZB-5msi

Column diameter: 0,25

32 2-Methylnaphthalene

Concentration: 0,003785 ug/mL



Date : 19-APR-2023 23:27

Client ID:

Instrument: nt10.i

Sample Info: BLD0057-BLK3

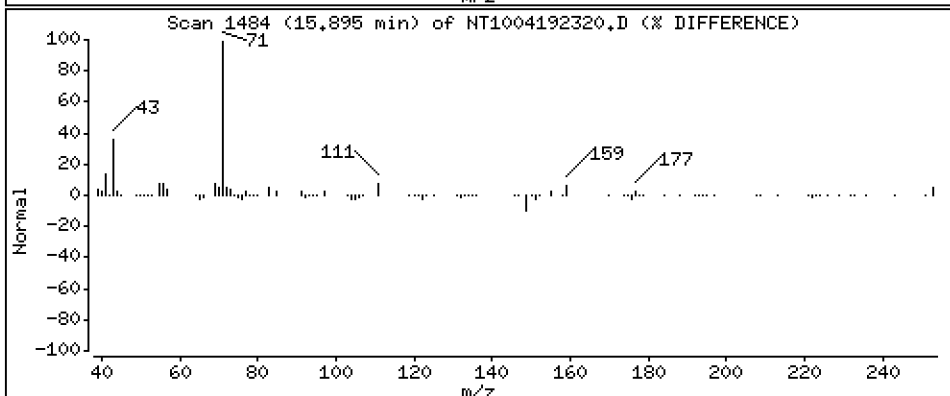
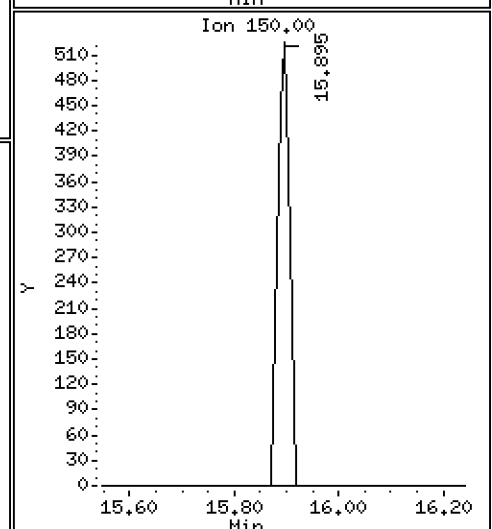
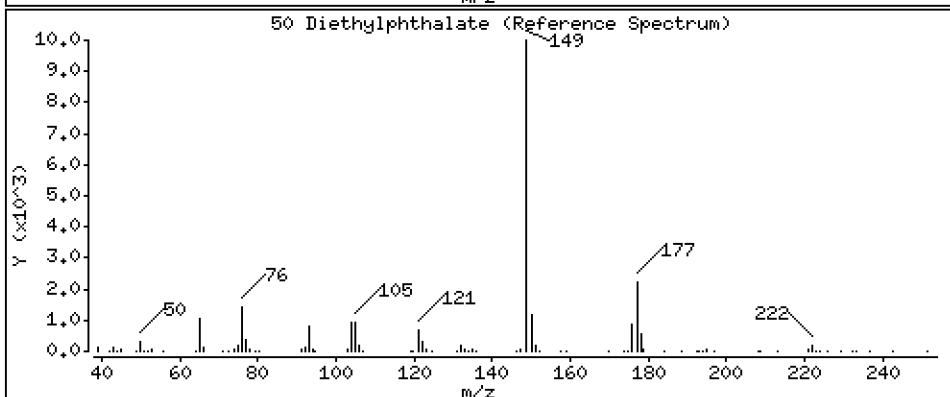
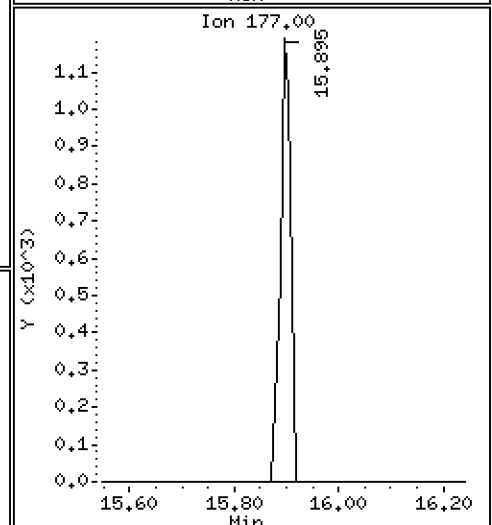
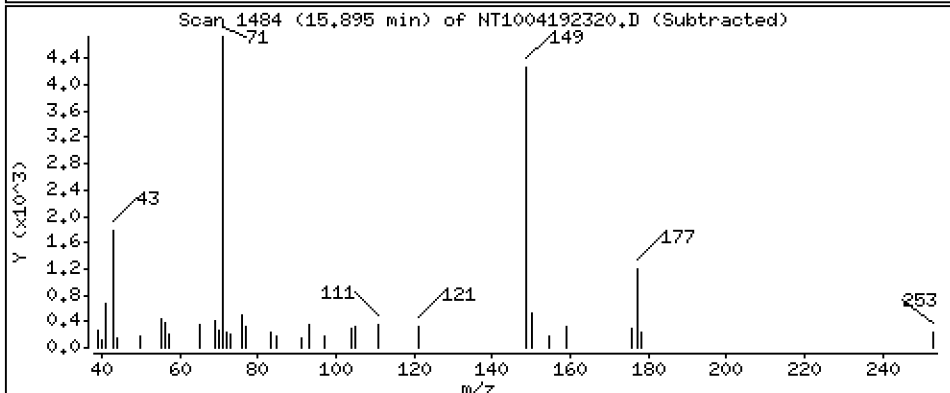
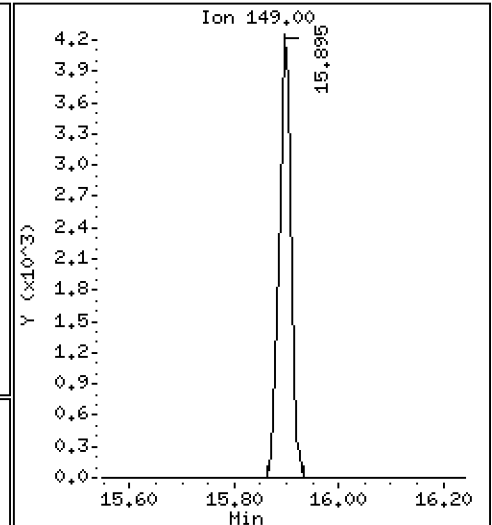
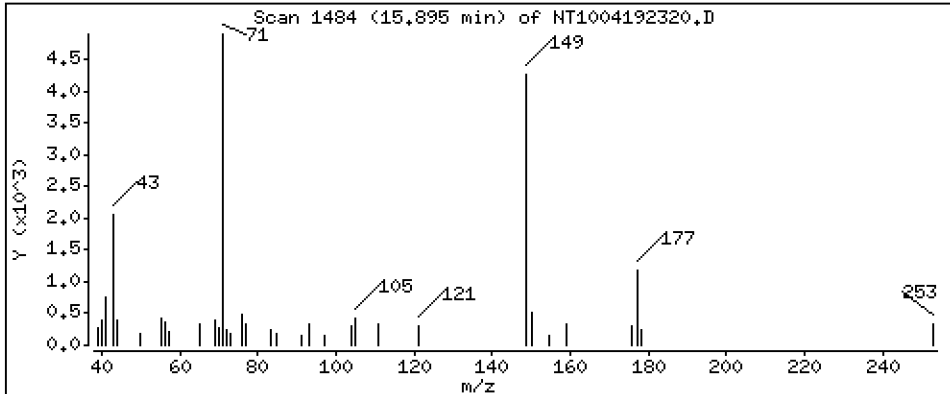
Operator: VTS

Column phase: ZB-5msi

Column diameter: 0.25

50 Diethylphthalate

Concentration: 0.07113 ug/mL



Date : 19-APR-2023 23:27

Client ID:

Instrument: nt10.i

Sample Info: BLD0057-BLK3

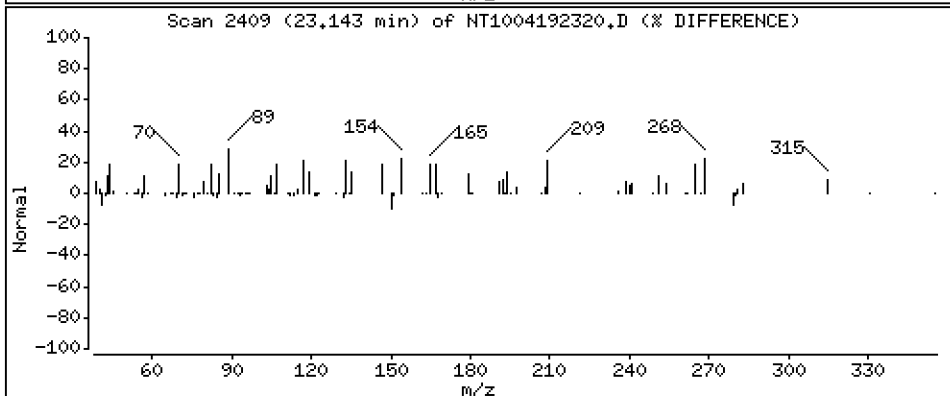
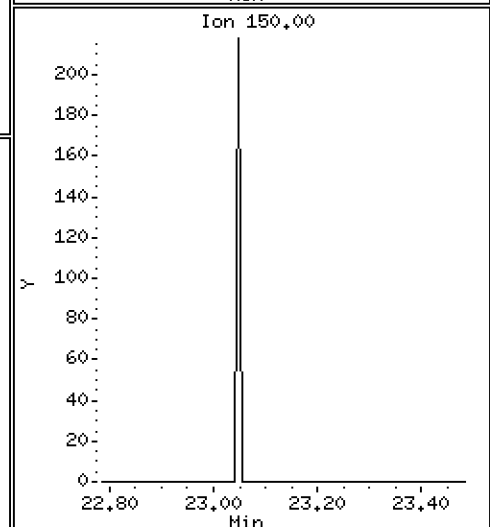
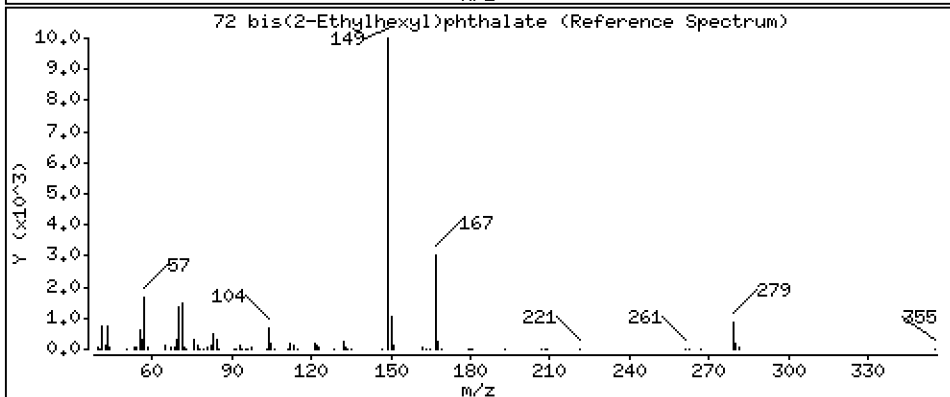
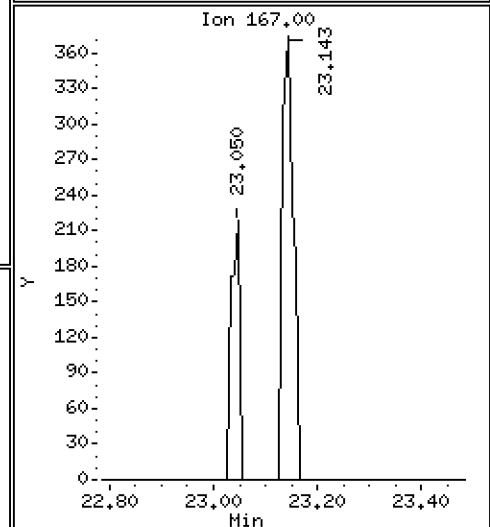
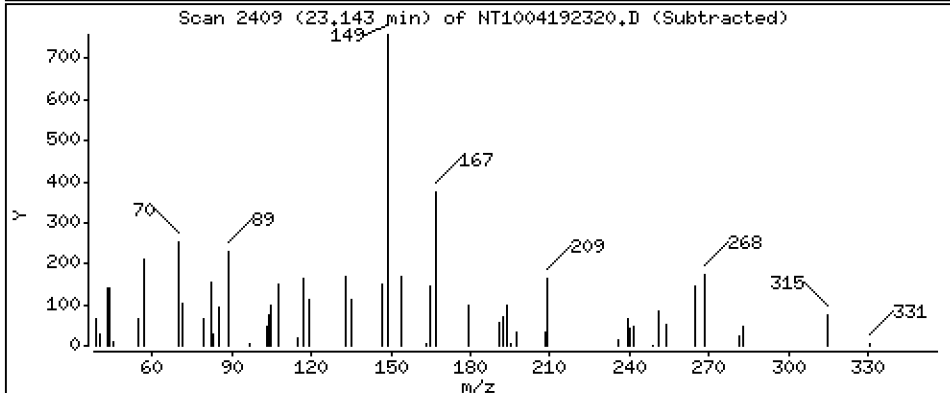
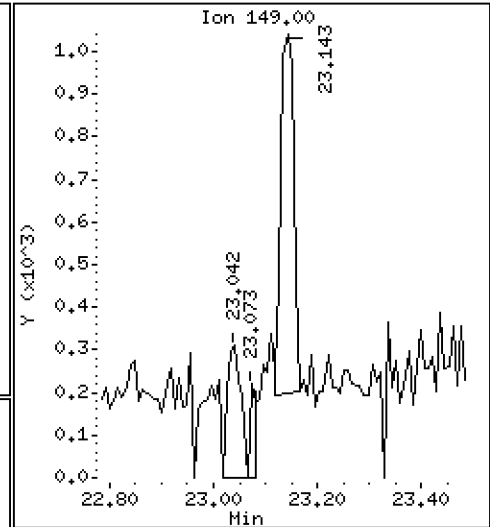
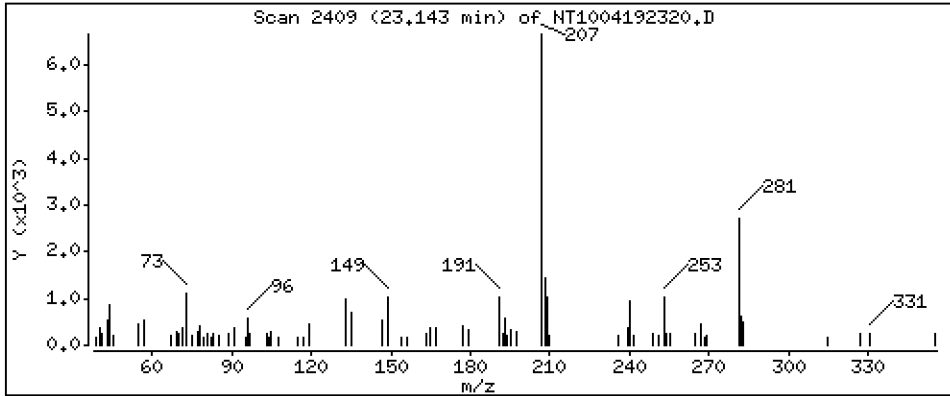
Operator: VTS

Column phase: ZB-5msi

Column diameter: 0,25

72 bis(2-Ethylhexyl)phthalate

Concentration: 0,01517 ug/mL



ARI Labs, Inc.

Semivolatile Report SW846 Method 8270D

Data file : \\target\share\chem3\nt10.i\20230419A.b\NT1004192320.D

Lab Smp Id: BLD0057-BLK3

Inj Date : 19-APR-2023 23:27

Operator : VTS

Inst ID: nt10.i

Smp Info : BLD0057-BLK3

Misc Info :

Comment : 1ul Injection

Method : \\target\share\chem3\nt10.i\20230419A.b\ABN.m

Meth Date : 20-Apr-2023 14:53 deenayd Quant Type: ISTD

Cal Date : 16-MAR-2023 00:22 Cal File: NT10031508.D

Als bottle: 6

Dil Factor: 1.00000

Integrator: HP RTE

Compound Sublist: ICAL.sub

Target Version: 4.14

Processing Host: DEENAY-201905

Compounds	QUANT	SIG	RT	EXP RT	REL RT	RESPONSE	CONCENTRATIONS	
							ON-COLUMN (ug/mL)	FINAL (ug/mL)
\$ 1 2-Fluorophenol	112		6.612	6.604	(0.749)	124531	2.91754	2.918
\$ 2 Phenol-d5	99		8.211	8.204	(0.931)	165849	2.96188	2.962
3 Phenol	94		8.234	8.227	(0.933)	4155	0.07141	0.07141
\$ 5 2-Chlorophenol-d4	132		8.466	8.467	(0.960)	177823	3.71895	3.719
4 Bis(2-Chloroethyl)ether	93		Compound Not Detected.					
6 2-Chlorophenol	128		Compound Not Detected.					
7 1,3-Dichlorobenzene	146		Compound Not Detected.					
* 8 1,4-Dichlorobenzene-d4	152		8.822	8.823	(1.000)	141144	4.00000	
9 1,4-Dichlorobenzene	146		Compound Not Detected.					
\$ 10 1,2-Dichlorobenzene-d4	152		9.187	9.180	(1.041)	81550	2.37487	2.375
12 1,2-Dichlorobenzene	146		Compound Not Detected.					
11 Benzyl alcohol	108		Compound Not Detected.					
14 2,2'-oxybis(1-Chloropropane)	121		Compound Not Detected.					
13 2-Methylphenol	108		Compound Not Detected.					
17 Hexachloroethane	117		Compound Not Detected.					
16 N-Nitroso-di-n-propylamine	70		Compound Not Detected.					
15 4-Methylphenol	108		Compound Not Detected.					
\$ 18 Nitrobenzene-d5	82		9.917	9.917	(0.877)	118044	2.30568	2.306
19 Nitrobenzene	77		Compound Not Detected.					
20 Isophorone	82		Compound Not Detected.					
21 2-Nitrophenol	139		Compound Not Detected.					
22 2,4-Dimethylphenol	107		Compound Not Detected.					
23 Bis(2-Chloroethoxy)methane	93		Compound Not Detected.					
24 Benzoic acid	105		Compound Not Detected.					
25 2,4-Dichlorophenol	162		Compound Not Detected.					
26 1,2,4-Trichlorobenzene	180		Compound Not Detected.					
* 27 Naphthalene-d8	136		11.307	11.299	(1.000)	507221	4.00000	
28 Naphthalene	128		11.353	11.346	(1.004)	1781	0.01325	0.01325
29 4-Chloroaniline	127		Compound Not Detected.					
30 Hexachlorobutadiene	225		Compound Not Detected.					
31 4-Chloro-3-methylphenol	107		Compound Not Detected.					
32 2-Methylnaphthalene	142		12.738	12.738	(1.127)	367	0.00378	0.003785
33 Hexachlorocyclopentadiene	237		Compound Not Detected.					

Compounds	QUANT MASS	SIG	RT	EXP RT	REL RT	RESPONSE	CONCENTRATIONS	
							ON-COLUMN (ug/mL)	FINAL (ug/mL)
34 2,4,6-Trichlorophenol	196							
35 2,4,5-Trichlorophenol	196							
§ 36 2-Fluorobiphenyl	172		13.527	13.527	(0.907)	275027	2.35897	2.359
37 2-Chloronaphthalene	162							
38 2-Nitroaniline	65							
39 Dimethylphthalate	163							
40 Acenaphthylene	152							
41 2,6-Dinitrotoluene	165							
* 42 Acenaphthene-d10	164		14.912	14.905	(1.000)	294732	4.00000	
43 3-Nitroaniline	138							
44 Acenaphthene	153							
45 2,4-Dinitrophenol	184							
46 Dibenzofuran	168							
47 4-Nitrophenol	109							
48 2,4-Dinitrotoluene	165							
50 Diethylphthalate	149		15.894	15.895	(1.066)	6682	0.07113	0.07113
49 Fluorene	166							
51 4-Chlorophenyl-phenylether	204							
52 4-Nitroaniline	138							
53 4,6-Dinitro-2-methylphenol	198							
54 N-Nitrosodiphenylamine	169							
§ 55 2,4,6-Tribromophenol	330		16.558	16.550	(1.110)	45171	3.27098	3.271
56 4-Bromophenyl-phenylether	248							
57 Hexachlorobenzene	284							
58 Pentachlorophenol	266							
* 59 Phenanthrene-d10	188		17.949	17.942	(1.000)	500253	4.00000	
60 Phenanthrene	178							
61 Anthracene	178							
62 Carbazole	167							
63 Di-n-butylphthalate	149							
64 Fluoranthene	202							
65 Pyrene	202							
§ 66 Terphenyl-d14	244		21.144	21.137	(0.918)	372441	2.68018	2.680
67 Butylbenzylphthalate	149							
68 Benzo(a)anthracene	228							
* 69 Chrysene-d12	240		23.041	23.042	(1.000)	448916	4.00000	
70 3,3'-Dichlorobenzidine	252							
71 Chrysene	228							
72 bis(2-Ethylhexyl)phthalate	149		23.142	23.135	(0.959)	1385	0.01517	0.01517
* 134 Di-n-octylphthalate-d4	153		24.125	24.126	(1.000)	624447	4.00000	
73 Di-n-octylphthalate	149							
74 Benzo(b)fluoranthene	252							
75 Benzo(k)fluoranthene	252							
76 Benzo(a)pyrene	252							
* 77 Perylene-d12	264		25.596	25.589	(1.000)	500158	4.00000	
78 Indeno(1,2,3-cd)pyrene	276							
79 Dibenzo(a,h)anthracene	278							
80 Benzo(g,h,i)perylene	276							
90 N-Nitrosodimethylamine	74							
91 Aniline	93							
93 Benzidine	184							
103 Pyridine	79							
105 1-methylnaphthalene	142							
111 Azobenzene (1,2-DP-Hydrazine)	77							

Compounds	QUANT MASS	SIG					CONCENTRATIONS	
			RT	EXP RT	REL RT	RESPONSE	ON-COLUMN (ug/mL)	FINAL (ug/mL)
=====	=====	=====	=====	=====	=====	=====	=====	
187 Total Benzofluoranthenes	252				Compound Not Detected.			
120 2,3,4,6-Tetrachlorophenol	232				Compound Not Detected.			

ARI Labs, Inc.

INTERNAL STANDARD COMPOUNDS
 AREA AND RT SUMMARY

Instrument ID: nt10.i Calibration Date: 19-APR-2023
 Lab File ID: NT1004192320.D Calibration Time: 20:55
 Lab Smp Id: BLD0057-BLK3
 Analysis Type: SV Level:
 Quant Type: ISTD Sample Type:
 Operator: VTS
 Method File: \\target\share\chem3\nt10.i\20230419A.b\ABN.m
 Misc Info:

Test Mode:
 Use Last Continuing Calibrator.

COMPOUND	STANDARD	AREA LIMIT		SAMPLE	%DIFF
		LOWER	UPPER		
8 1,4-Dichlorobenze	142135	71068	284270	141144	-0.70
27 Naphthalene-d8	517513	258757	1035026	507221	-1.99
42 Acenaphthene-d10	306898	153449	613796	294732	-3.96
59 Phenanthrene-d10	508635	254318	1017270	500253	-1.65
69 Chrysene-d12	460743	230372	921486	448916	-2.57
134 Di-n-octylphthala	736003	368002	1472006	624447	-15.16
77 Perylene-d12	559318	279659	1118636	500158	-10.58

COMPOUND	STANDARD	RT LIMIT		SAMPLE	%DIFF
		LOWER	UPPER		
8 1,4-Dichlorobenze	8.82	8.32	9.32	8.82	-0.00
27 Naphthalene-d8	11.30	10.80	11.80	11.31	0.06
42 Acenaphthene-d10	14.91	14.41	15.41	14.91	0.05
59 Phenanthrene-d10	17.94	17.44	18.44	17.95	0.04
69 Chrysene-d12	23.04	22.54	23.54	23.04	-0.00
134 Di-n-octylphthala	24.13	23.63	24.63	24.13	-0.00
77 Perylene-d12	25.59	25.09	26.09	25.60	0.03

AREA UPPER LIMIT = +100% of internal standard area.
 AREA LOWER LIMIT = - 50% of internal standard area.
 RT UPPER LIMIT = + 0.50 minutes of internal standard RT.
 RT LOWER LIMIT = - 0.50 minutes of internal standard RT.

REVIEW SUMMARY FOR FILE - NT1004192320.D

Lab ID: BLD0057-BLK3
nt10.i, 20230419A.b\ABN.m, 19-APR-2023 23:27

RT CO-ELUTION COMPOUNDS

NO CO-ELUTIONS

Quant Method: ICAL

RRT CHECK

RRT	CCV	RRT	DELTA	COMPOUND
-----	-----	-----	-------	----------

NONE

RRT check based on Ccal File: NT1004192316.D

On Column LOD for nt10.i, 20230419A.b\ABN.m, ICAL.sub = 0.0000

* Only compounds listed in the work order have been verified by the analyst *

Data File: \\target\share\chem3\nt10.1\20230419.1\NT1004192307.D

Date: 19-APR-2023 15:10

Client ID:

Sample Info: BLD0057-BS1

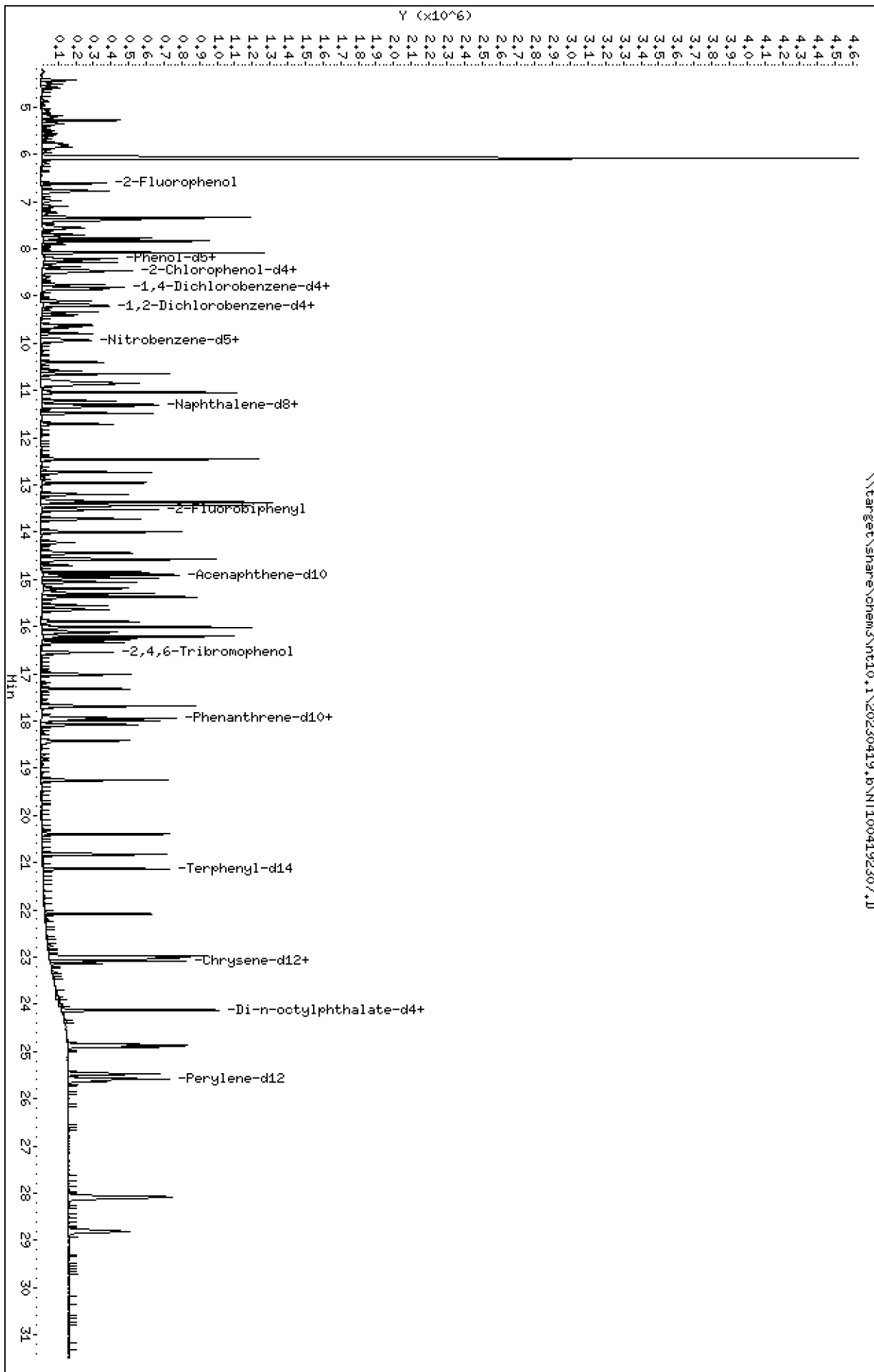
Column phase: ZB-5msi

Instrument: nt10.1

Operator: VTS

Column diameter: 0.25

Page 1



Date : 19-APR-2023 15:10

Client ID:

Instrument: nt10.i

Sample Info: BLD0057-BS1

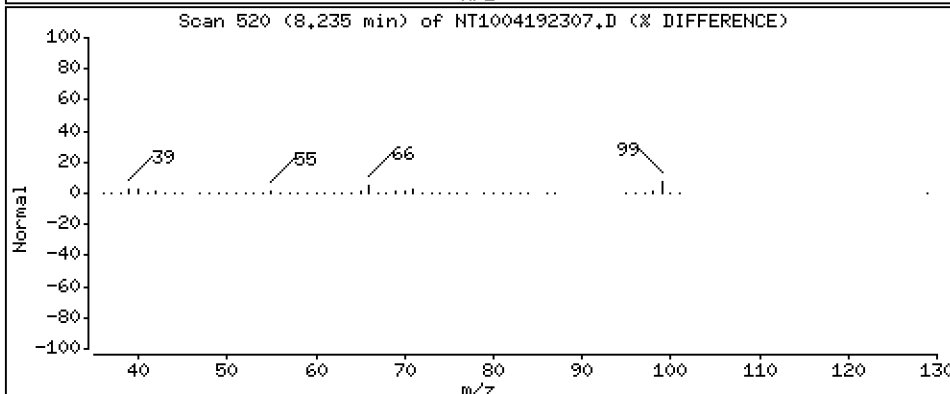
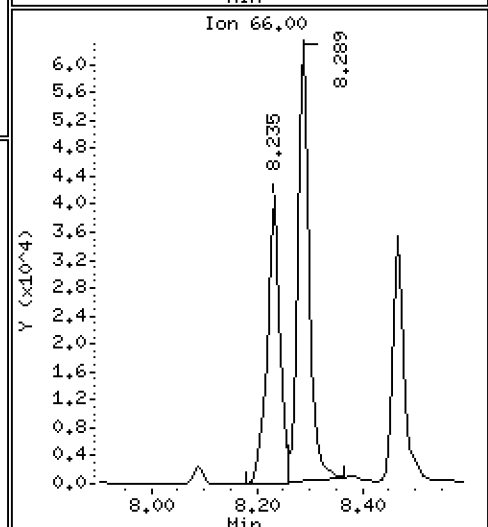
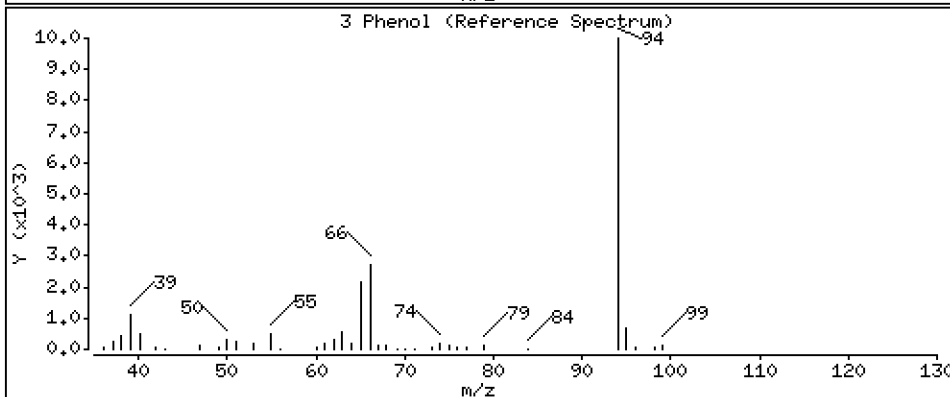
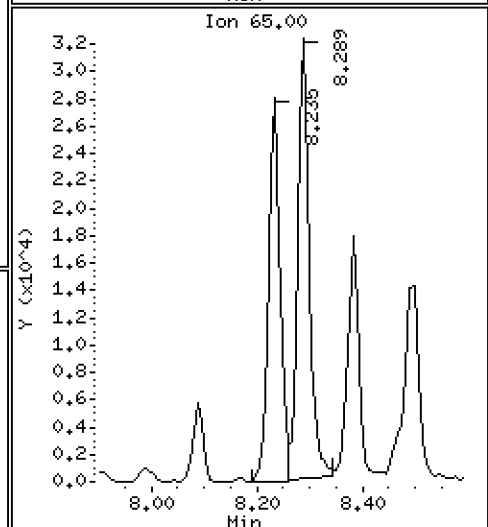
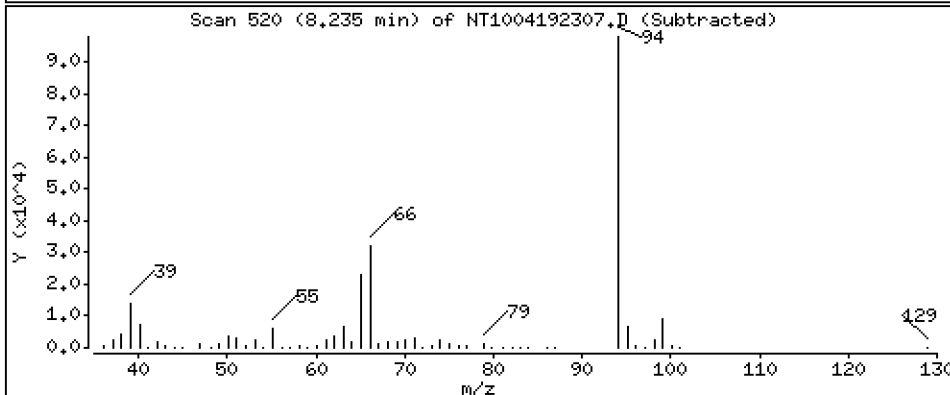
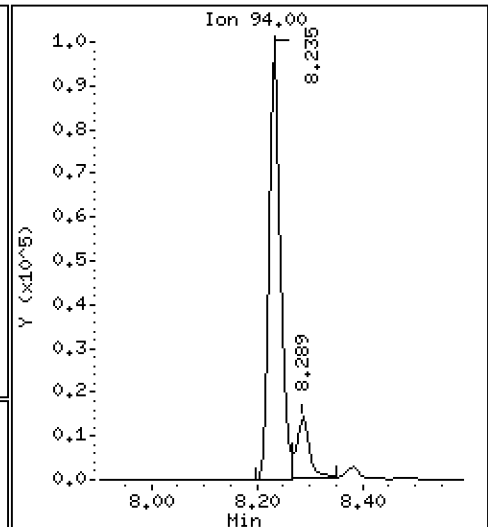
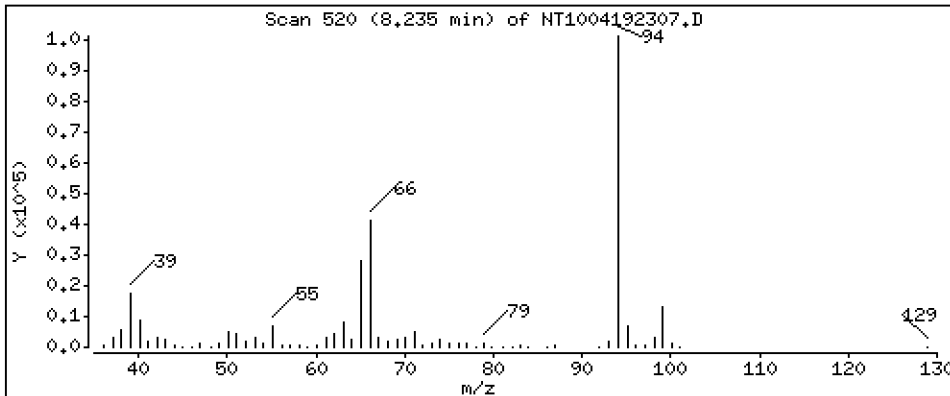
Operator: VTS

Column phase: ZB-5msi

Column diameter: 0,25

3 Phenol

Concentration: 2,614 ug/mL



Date : 19-APR-2023 15:10

Client ID:

Instrument: nt10.i

Sample Info: BLD0057-BS1

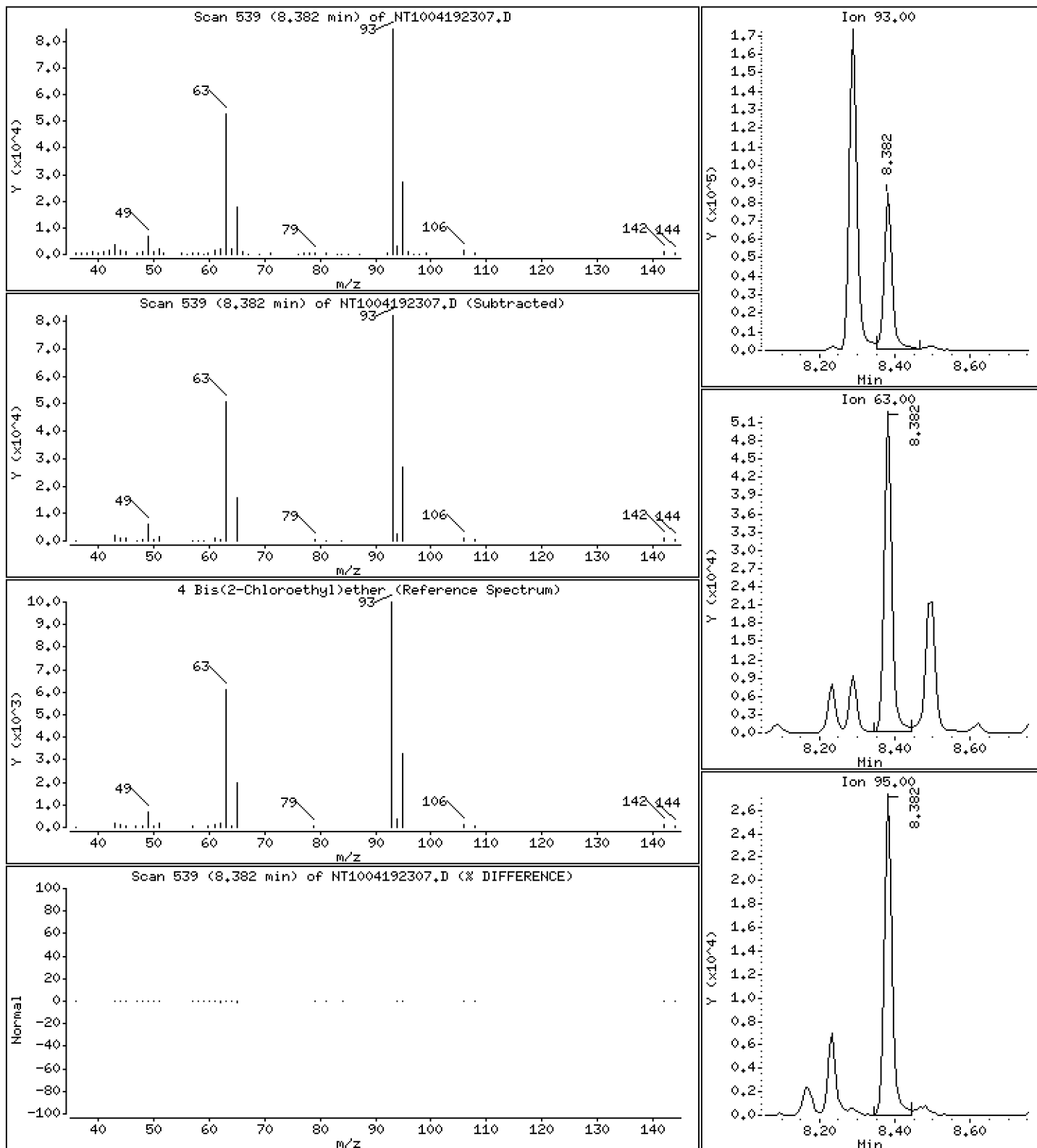
Operator: VTS

Column phase: ZB-5msi

Column diameter: 0,25

4 Bis(2-Chloroethyl)ether

Concentration: 3,029 ug/mL



Date : 19-APR-2023 15:10

Client ID:

Instrument: nt10.i

Sample Info: BLD0057-BS1

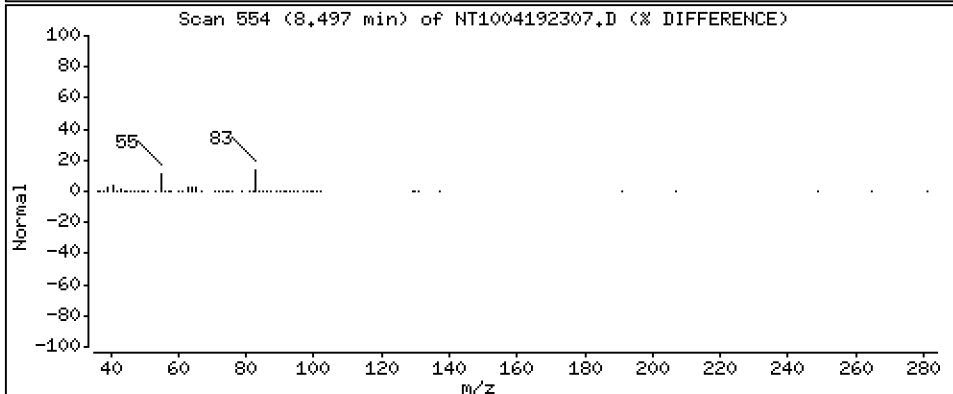
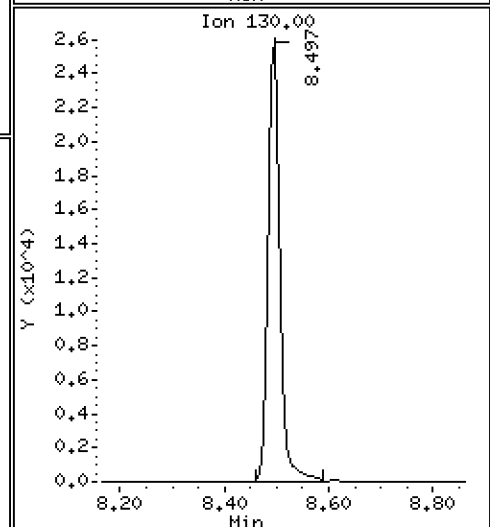
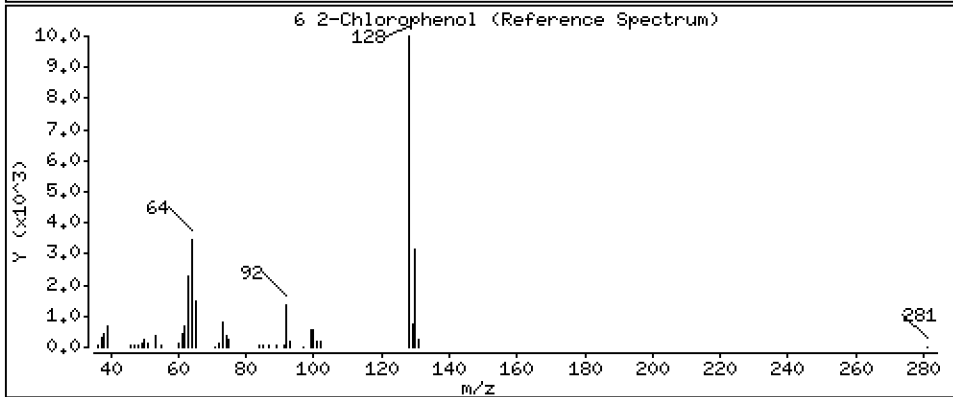
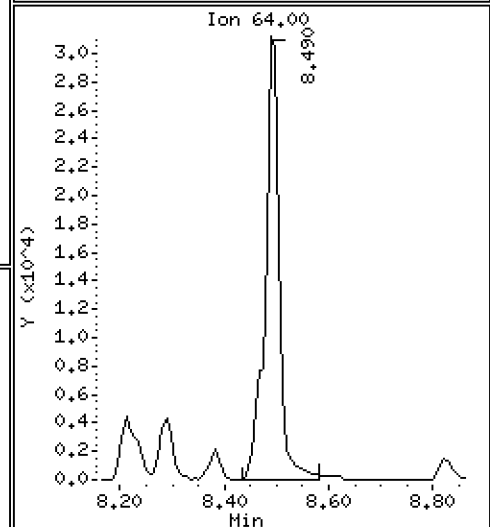
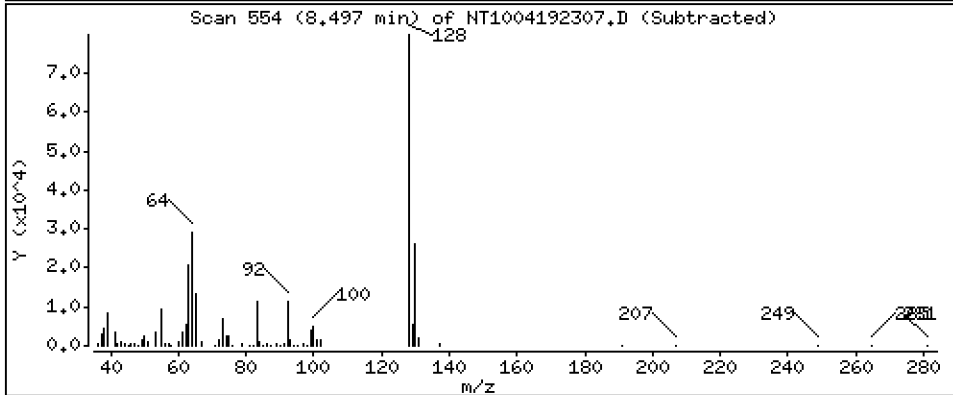
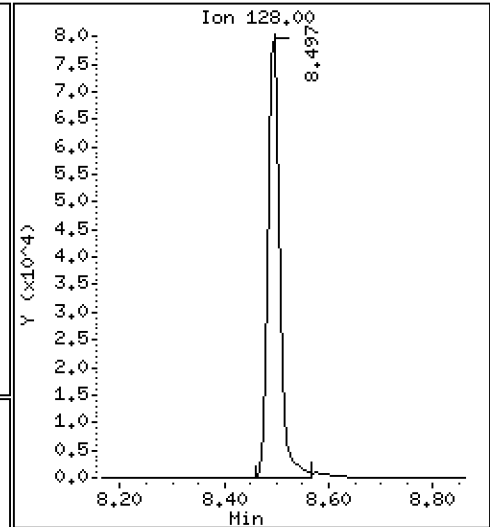
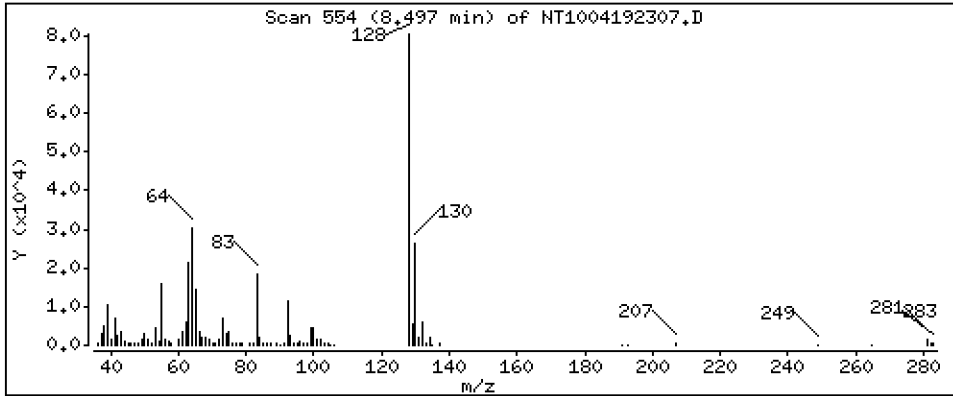
Operator: VTS

Column phase: ZB-5msi

Column diameter: 0,25

6 2-Chlorophenol

Concentration: 2,747 ug/mL



Date : 19-APR-2023 15:10

Client ID:

Instrument: nt10.i

Sample Info: BLD0057-BS1

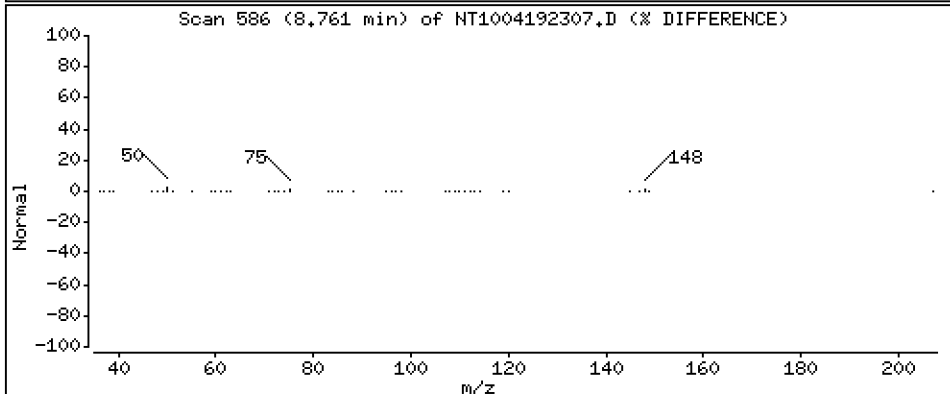
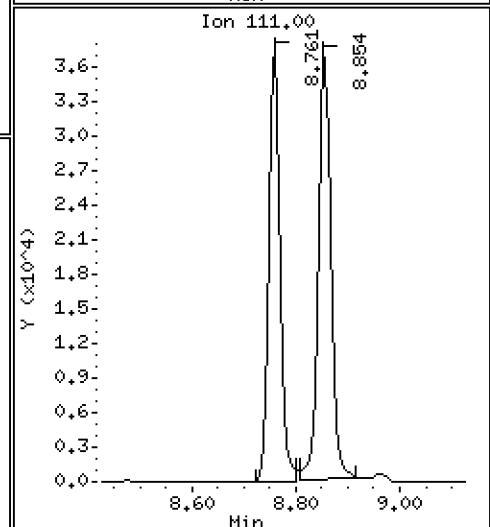
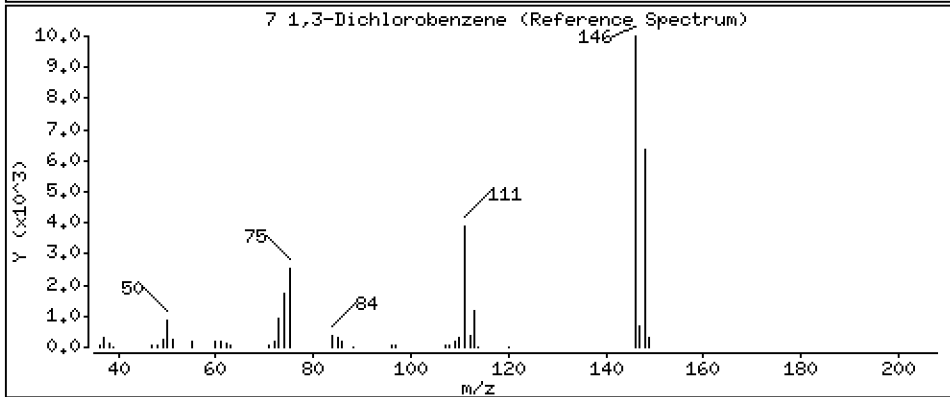
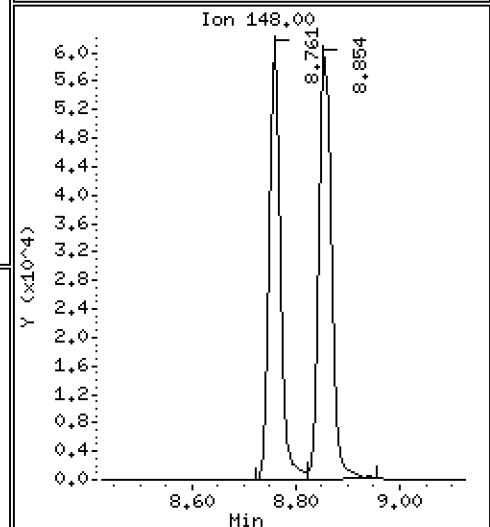
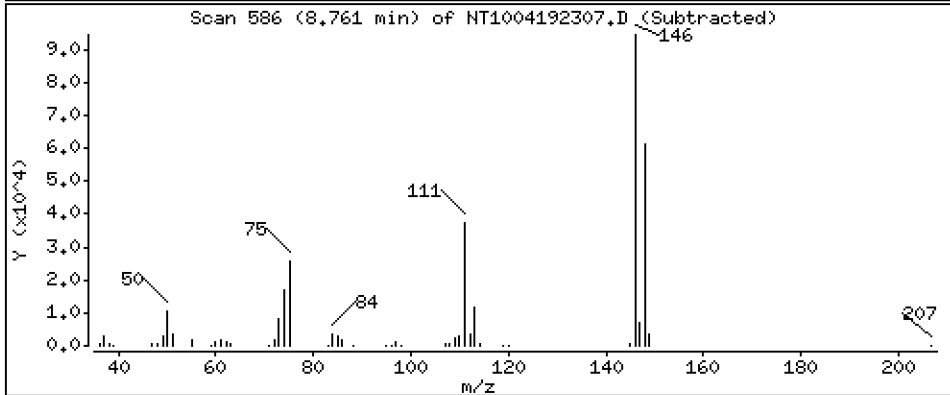
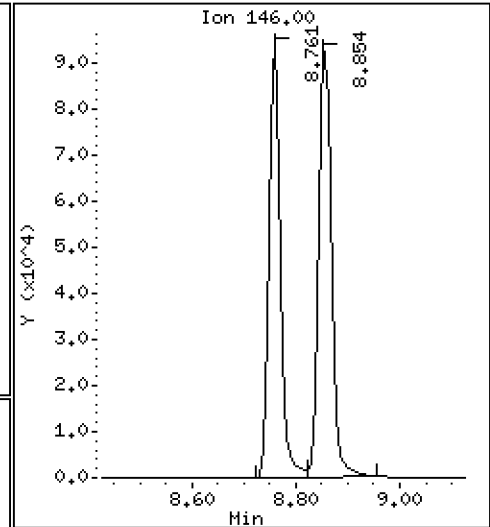
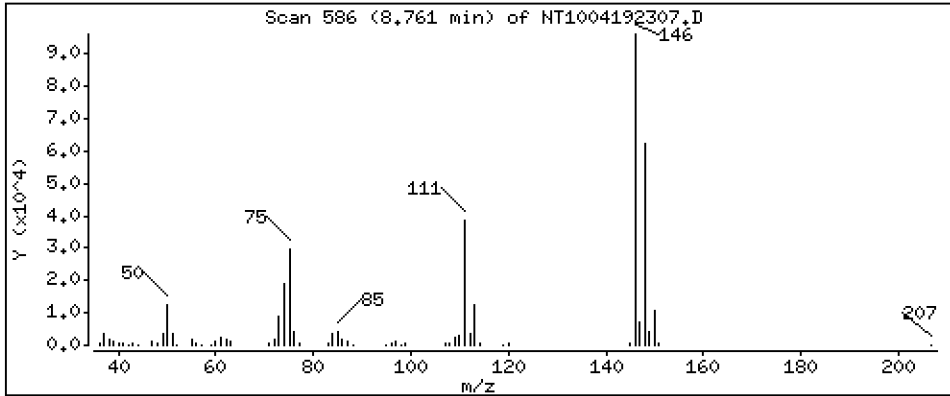
Operator: VTS

Column phase: ZB-5msi

Column diameter: 0,25

7 1,3-Dichlorobenzene

Concentration: 2,950 ug/mL



Date : 19-APR-2023 15:10

Client ID:

Instrument: nt10.i

Sample Info: BLD0057-BS1

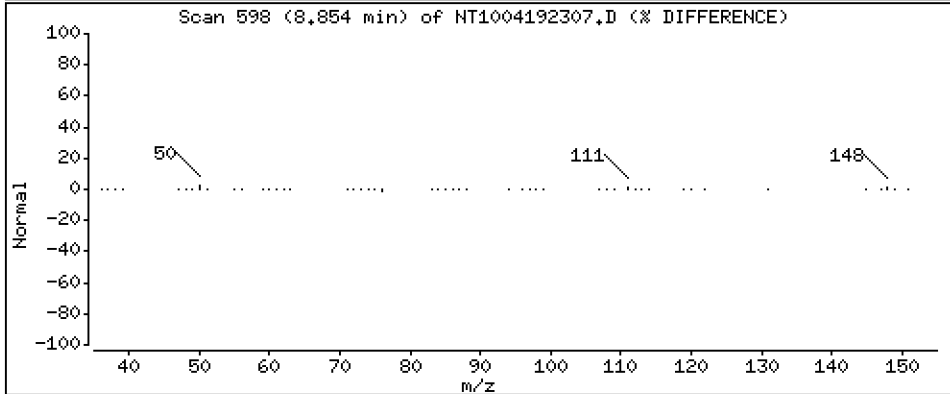
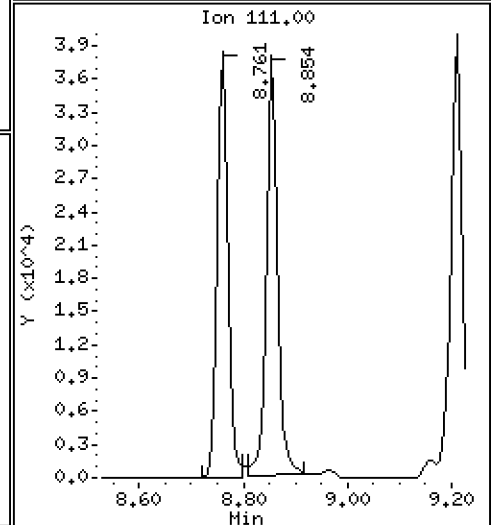
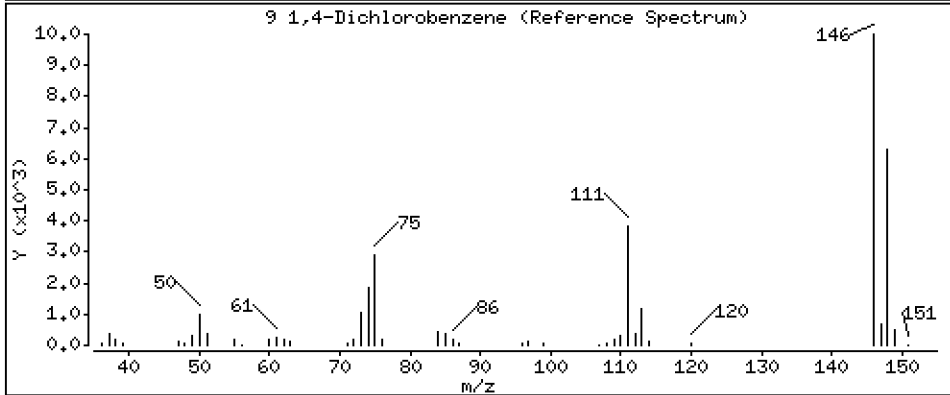
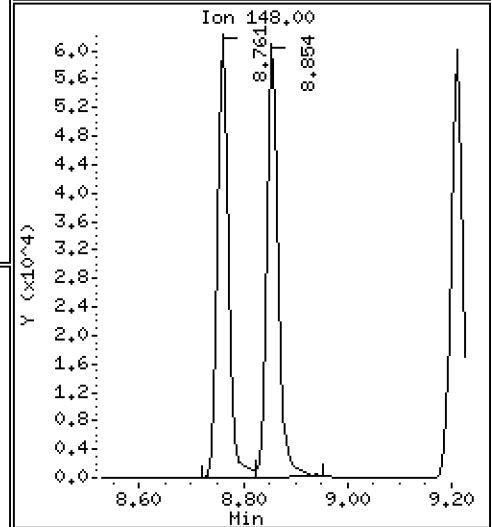
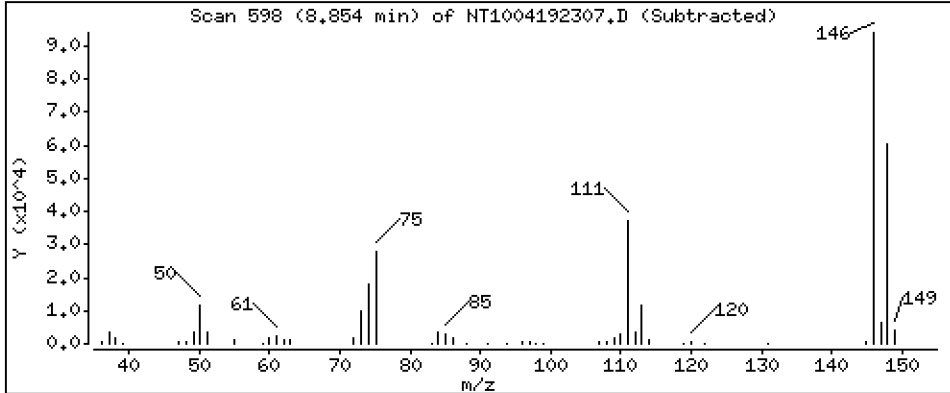
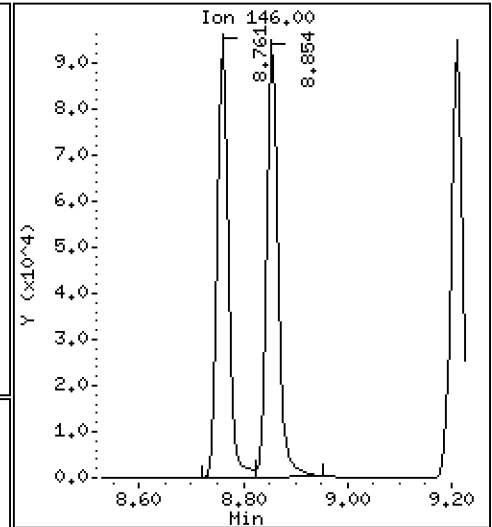
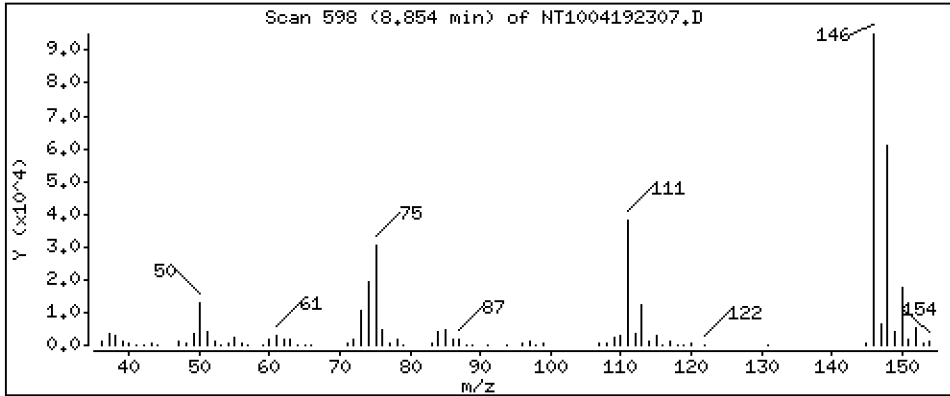
Operator: VTS

Column phase: ZB-5msi

Column diameter: 0,25

9 1,4-Dichlorobenzene

Concentration: 3,057 ug/mL



Date : 19-APR-2023 15:10

Client ID:

Instrument: nt10.i

Sample Info: BLD0057-BS1

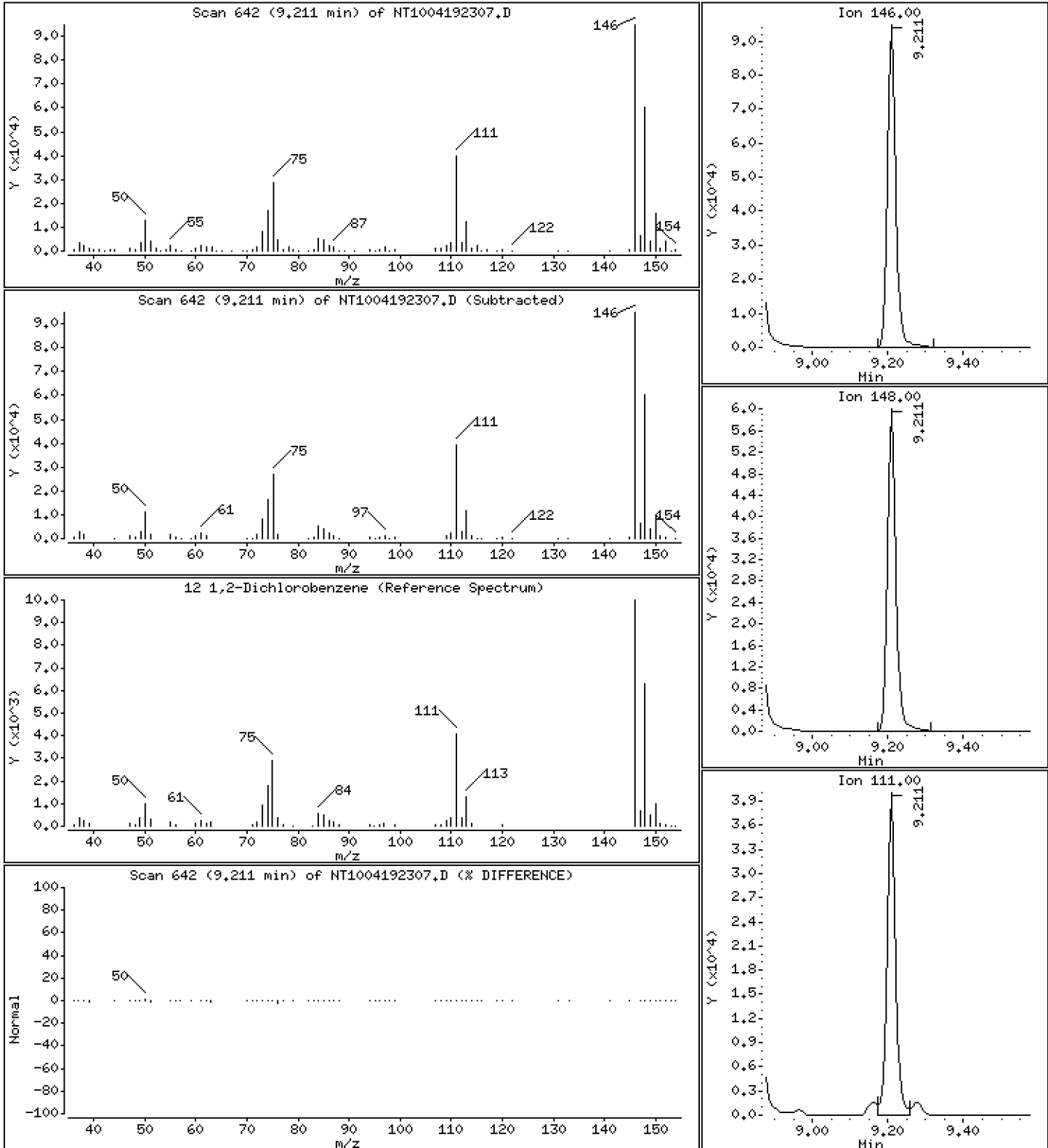
Operator: VTS

Column phase: ZB-5msi

Column diameter: 0,25

12 1,2-Dichlorobenzene

Concentration: 3,064 ug/mL



Date : 19-APR-2023 15:10

Client ID:

Instrument: nt10.i

Sample Info: BLD0057-BS1

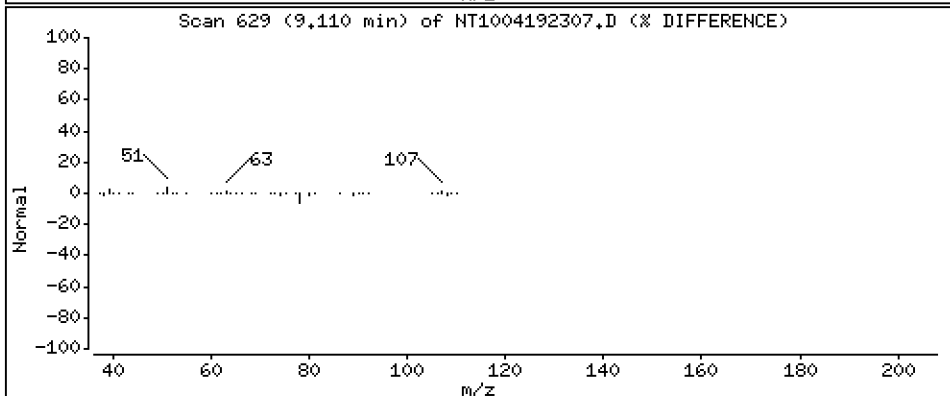
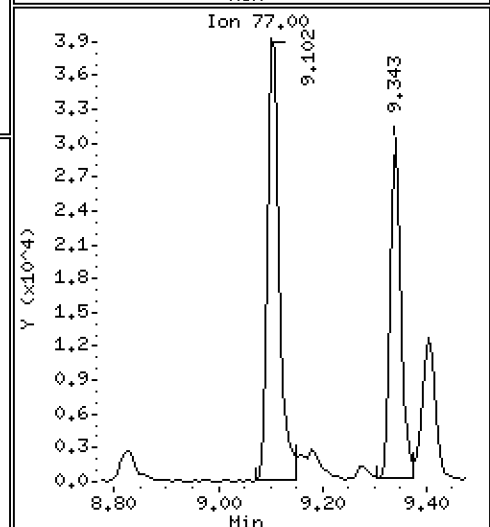
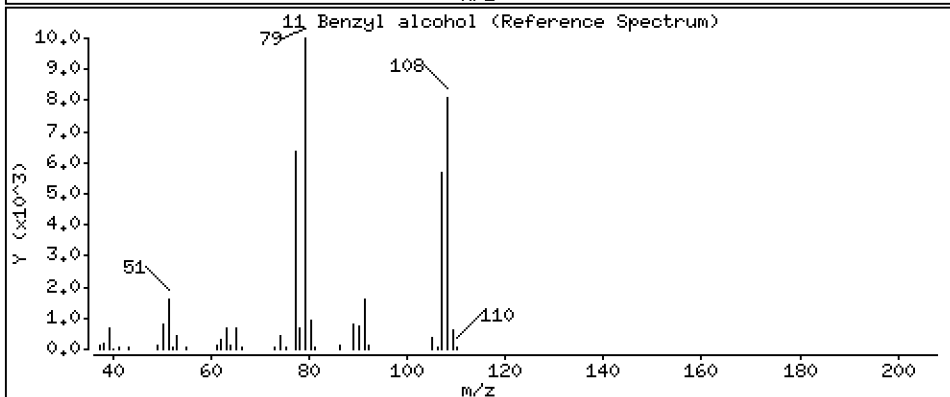
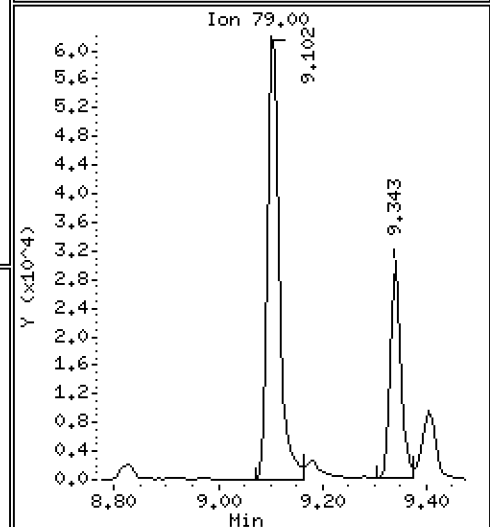
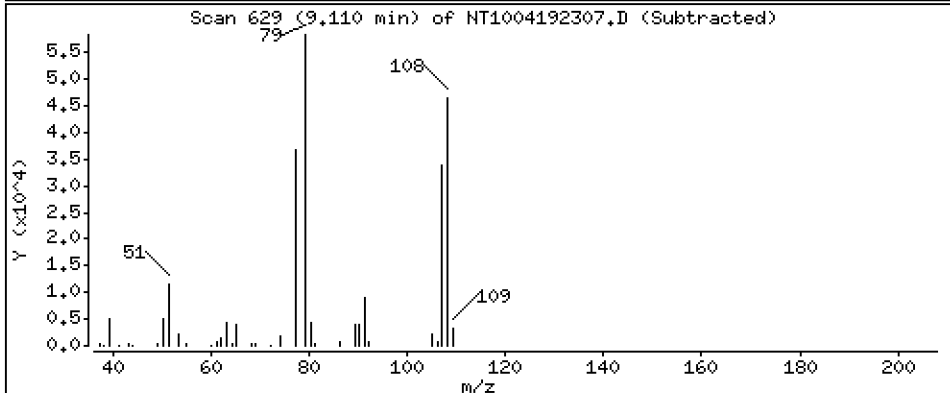
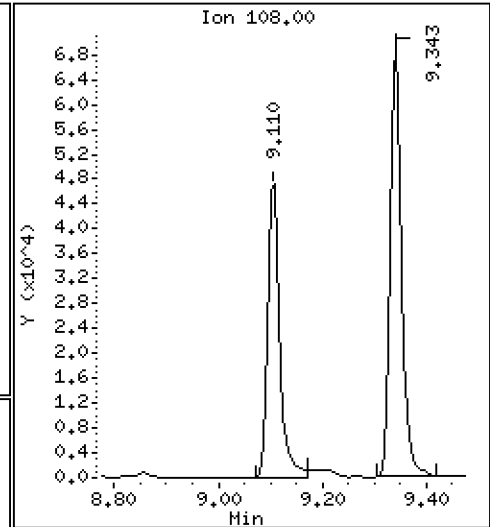
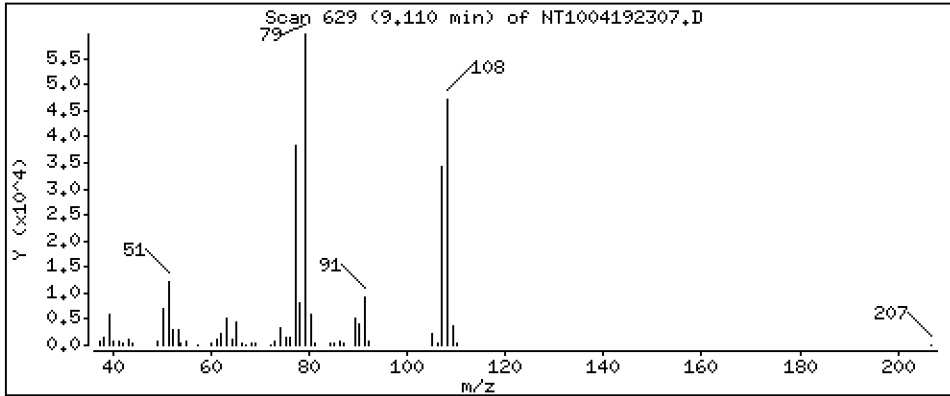
Operator: VTS

Column phase: ZB-5msi

Column diameter: 0,25

11 Benzyl alcohol

Concentration: 2,994 ug/mL



Date : 19-APR-2023 15:10

Client ID:

Instrument: nt10.i

Sample Info: BLD0057-BS1

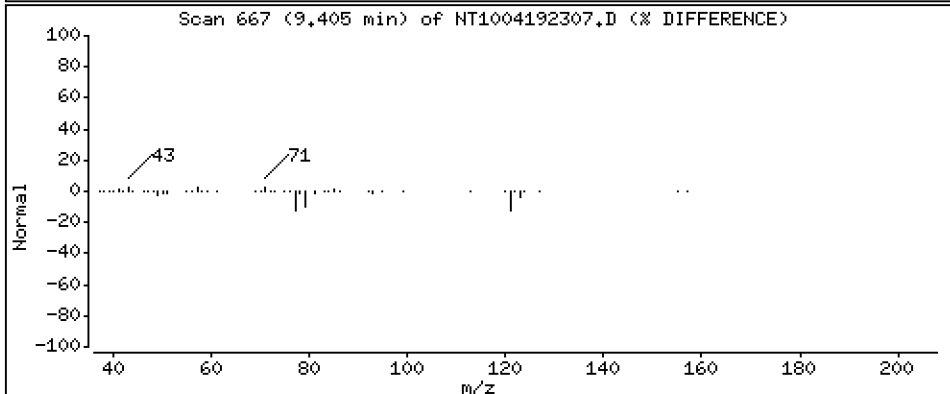
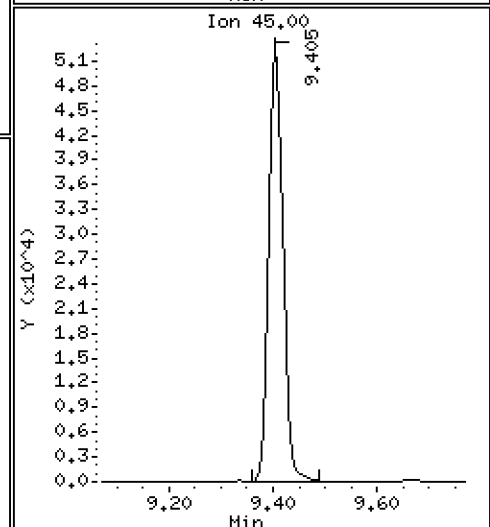
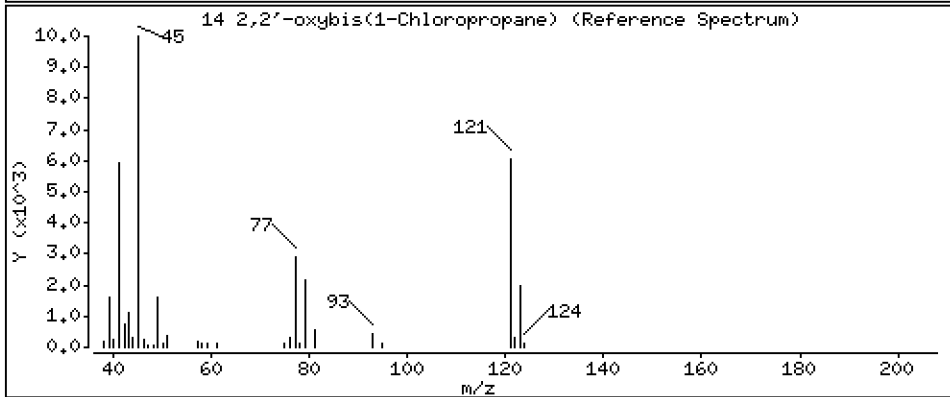
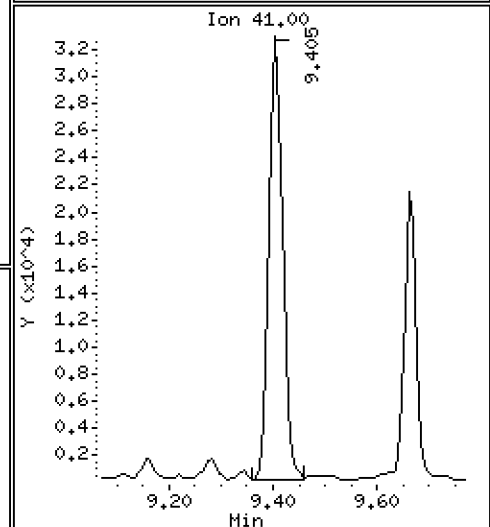
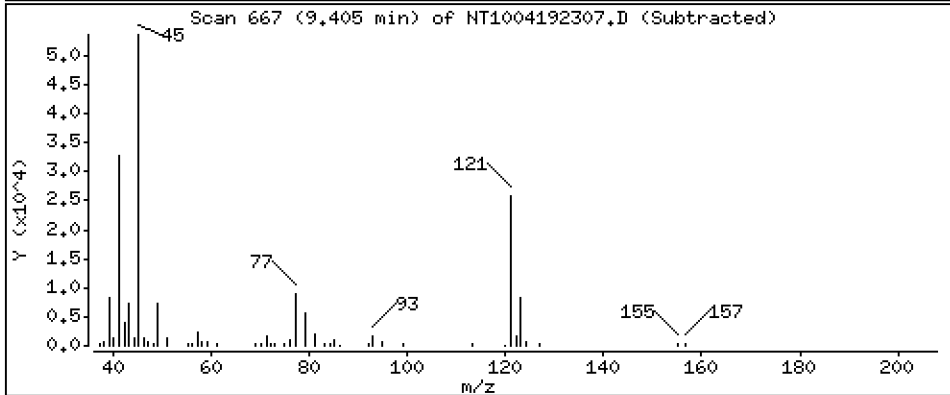
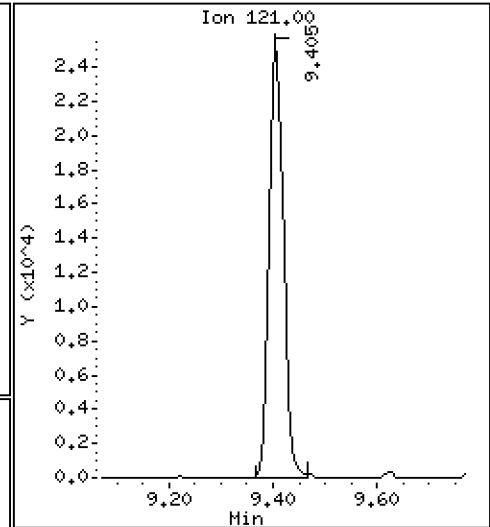
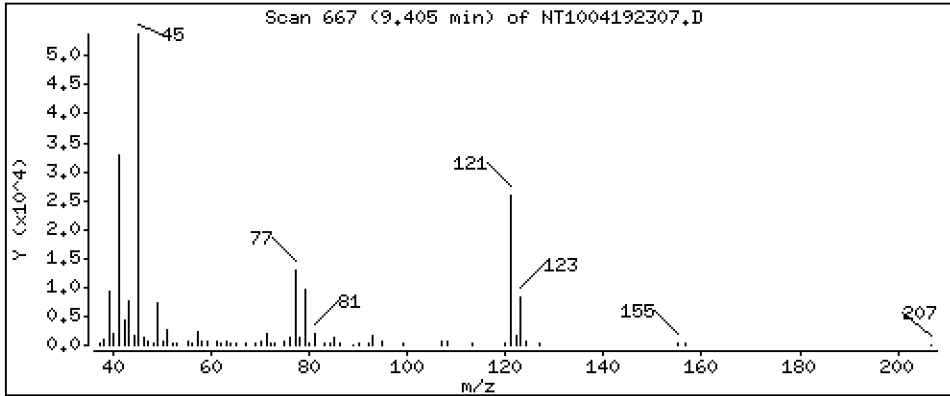
Operator: VTS

Column phase: ZB-5msi

Column diameter: 0,25

14 2,2'-oxybis(1-Chloropropane)

Concentration: 3,345 ug/mL



Date : 19-APR-2023 15:10

Client ID:

Instrument: nt10.i

Sample Info: BLD0057-BS1

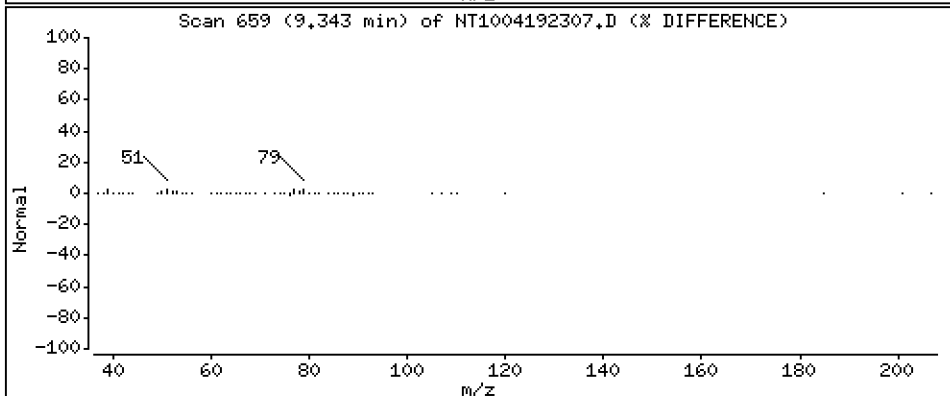
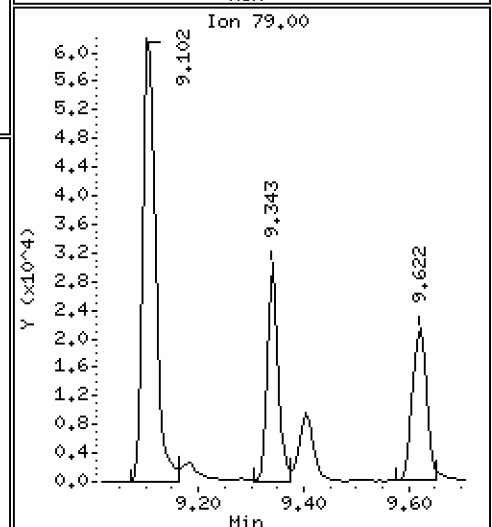
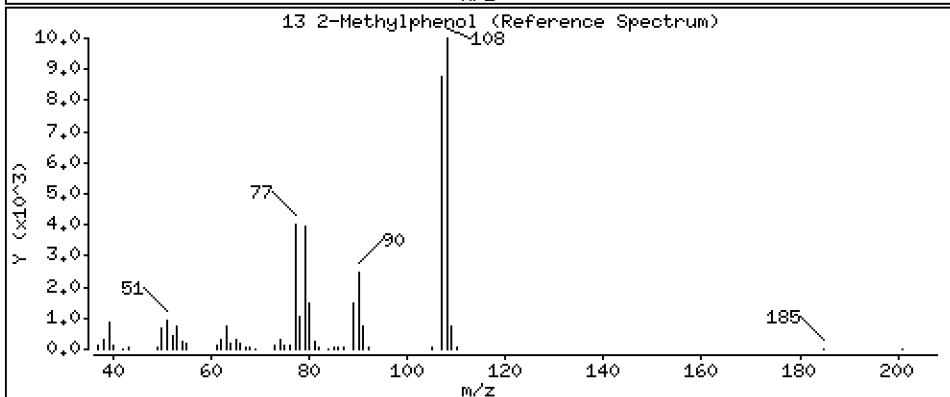
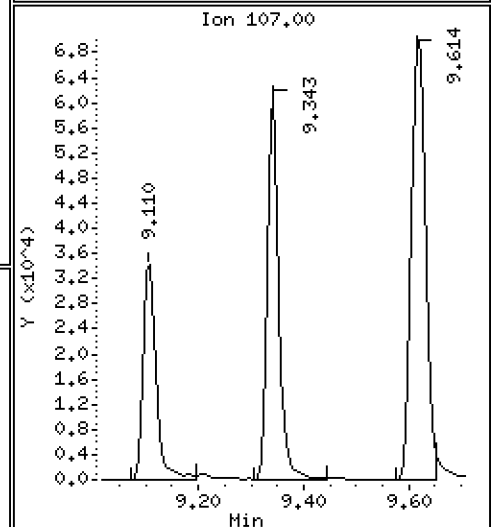
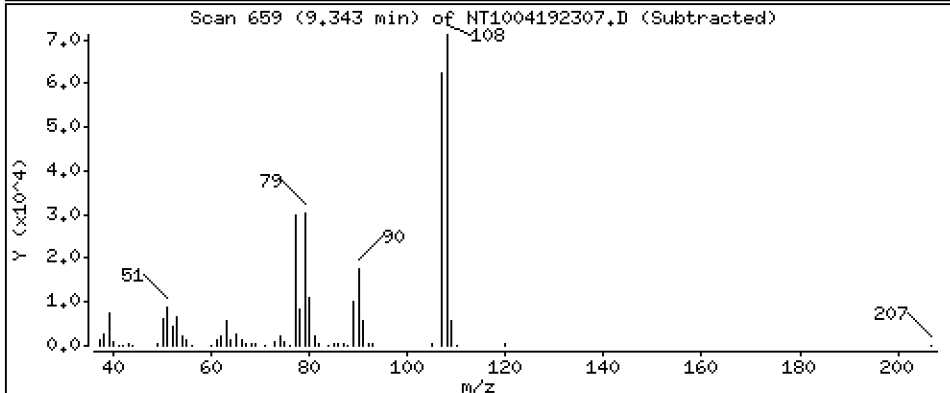
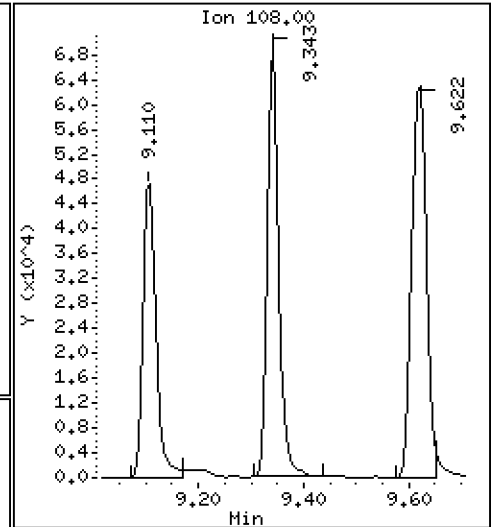
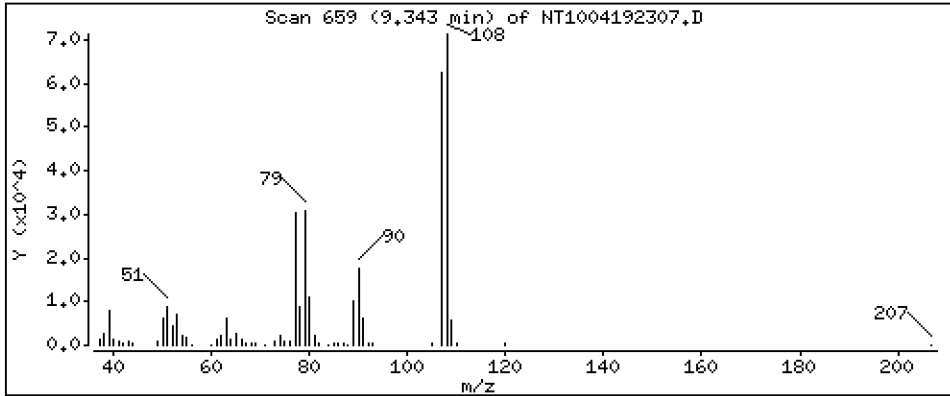
Operator: VTS

Column phase: ZB-5msi

Column diameter: 0,25

13 2-Methylphenol

Concentration: 2,627 ug/mL



Date : 19-APR-2023 15:10

Client ID:

Instrument: nt10.i

Sample Info: BLD0057-BS1

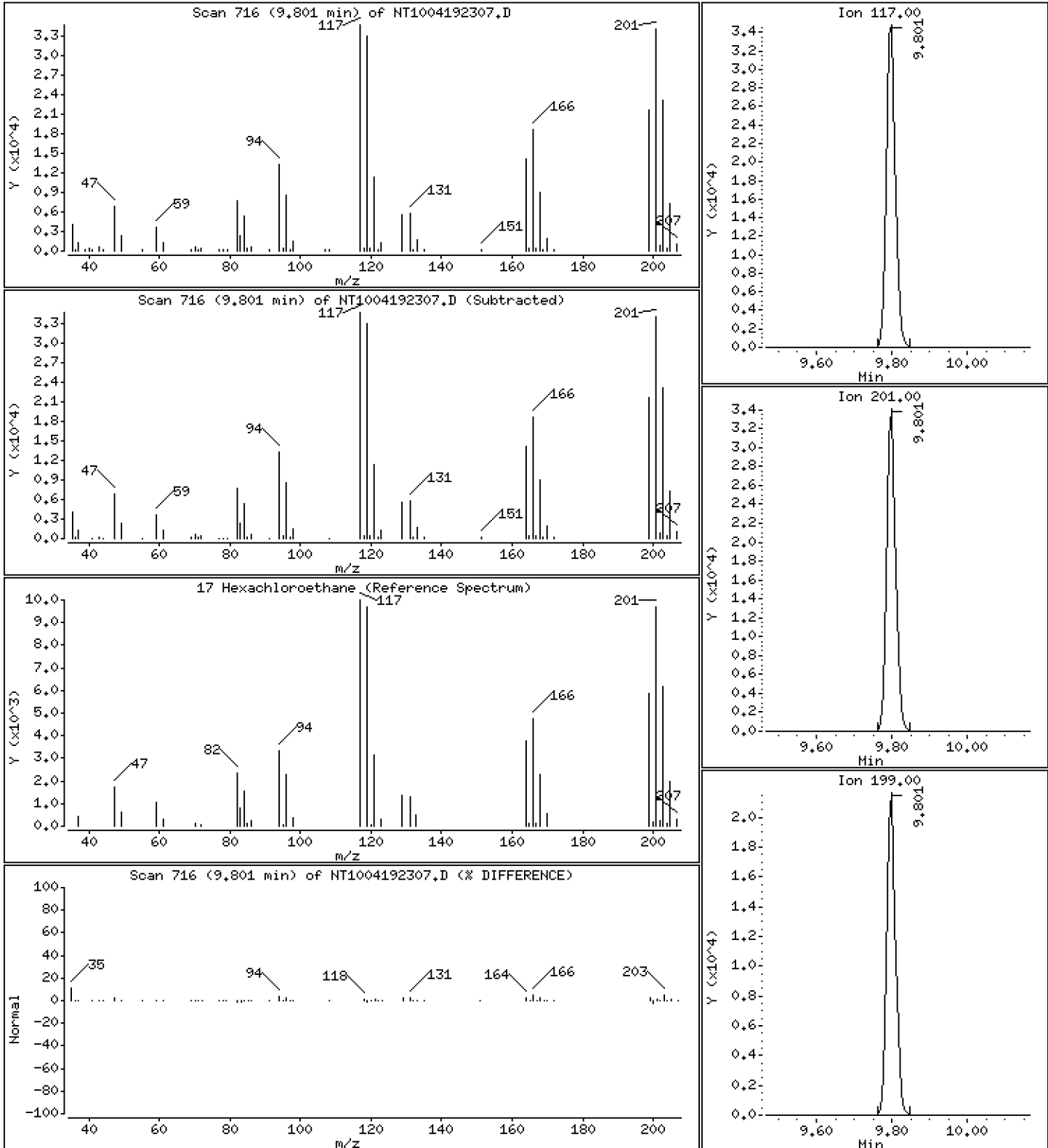
Operator: VTS

Column phase: ZB-5msi

Column diameter: 0,25

17 Hexachloroethane

Concentration: 2,856 ug/mL



Date : 19-APR-2023 15:10

Client ID:

Instrument: nt10.i

Sample Info: BLD0057-BS1

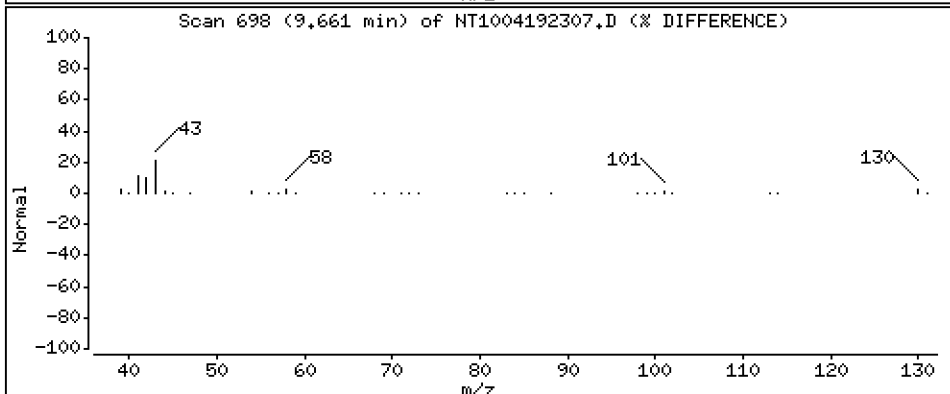
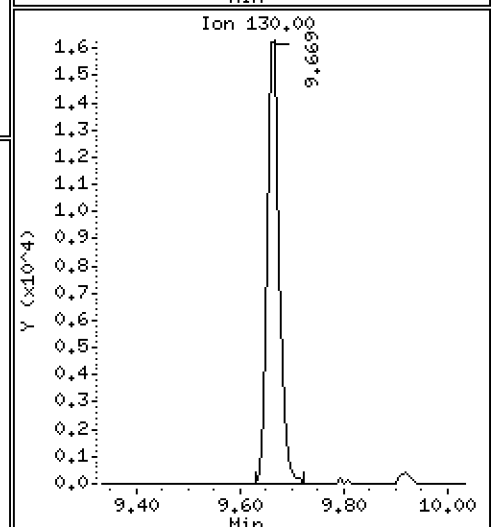
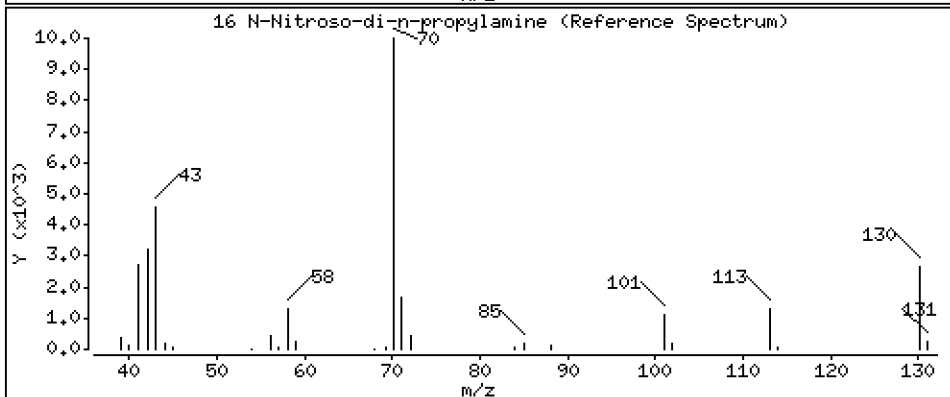
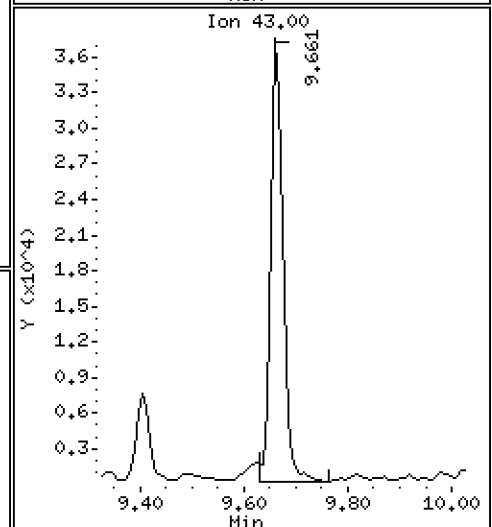
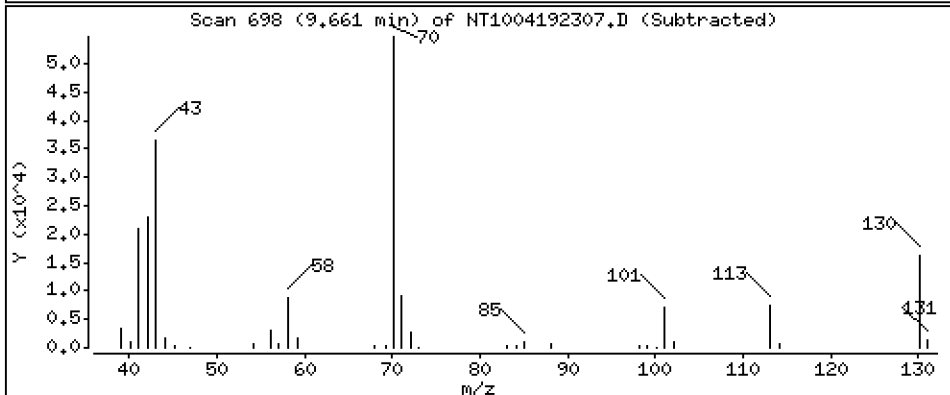
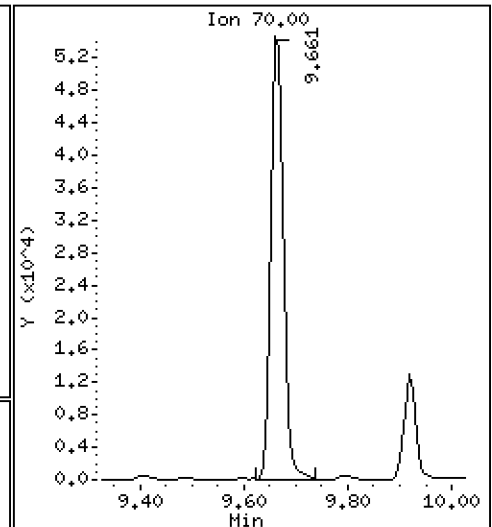
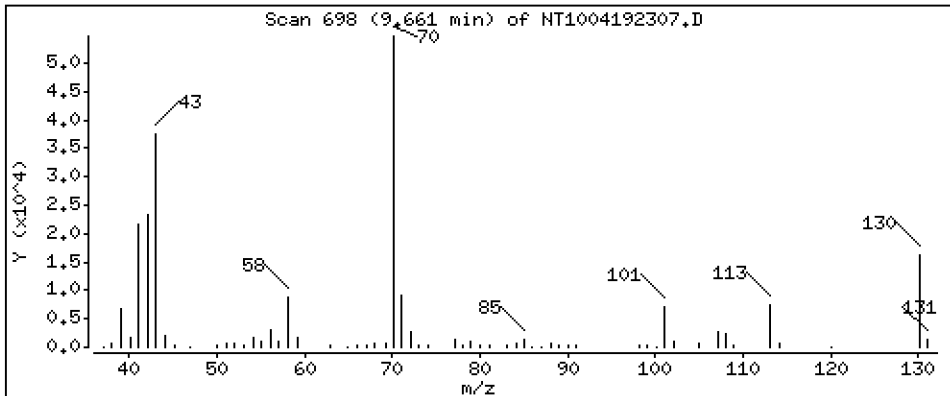
Operator: VTS

Column phase: ZB-5msi

Column diameter: 0.25

16 N-Nitroso-di-n-propylamine

Concentration: 2,754 ug/mL



Date : 19-APR-2023 15:10

Client ID:

Instrument: nt10.i

Sample Info: BLD0057-BS1

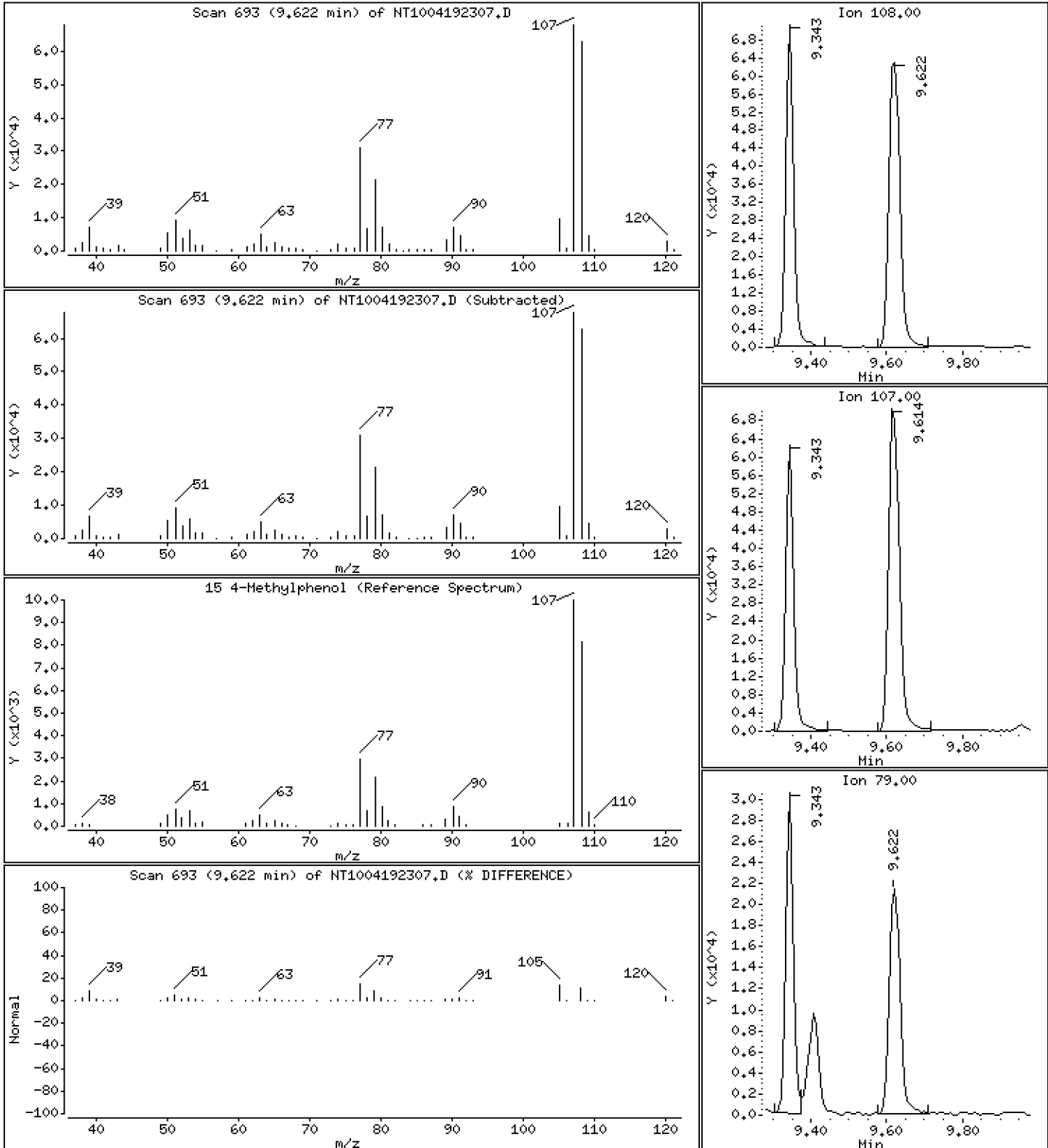
Operator: VTS

Column phase: ZB-5msi

Column diameter: 0.25

15 4-Methylphenol

Concentration: 2,885 ug/mL



Date : 19-APR-2023 15:10

Client ID:

Instrument: nt10.i

Sample Info: BLD0057-BS1

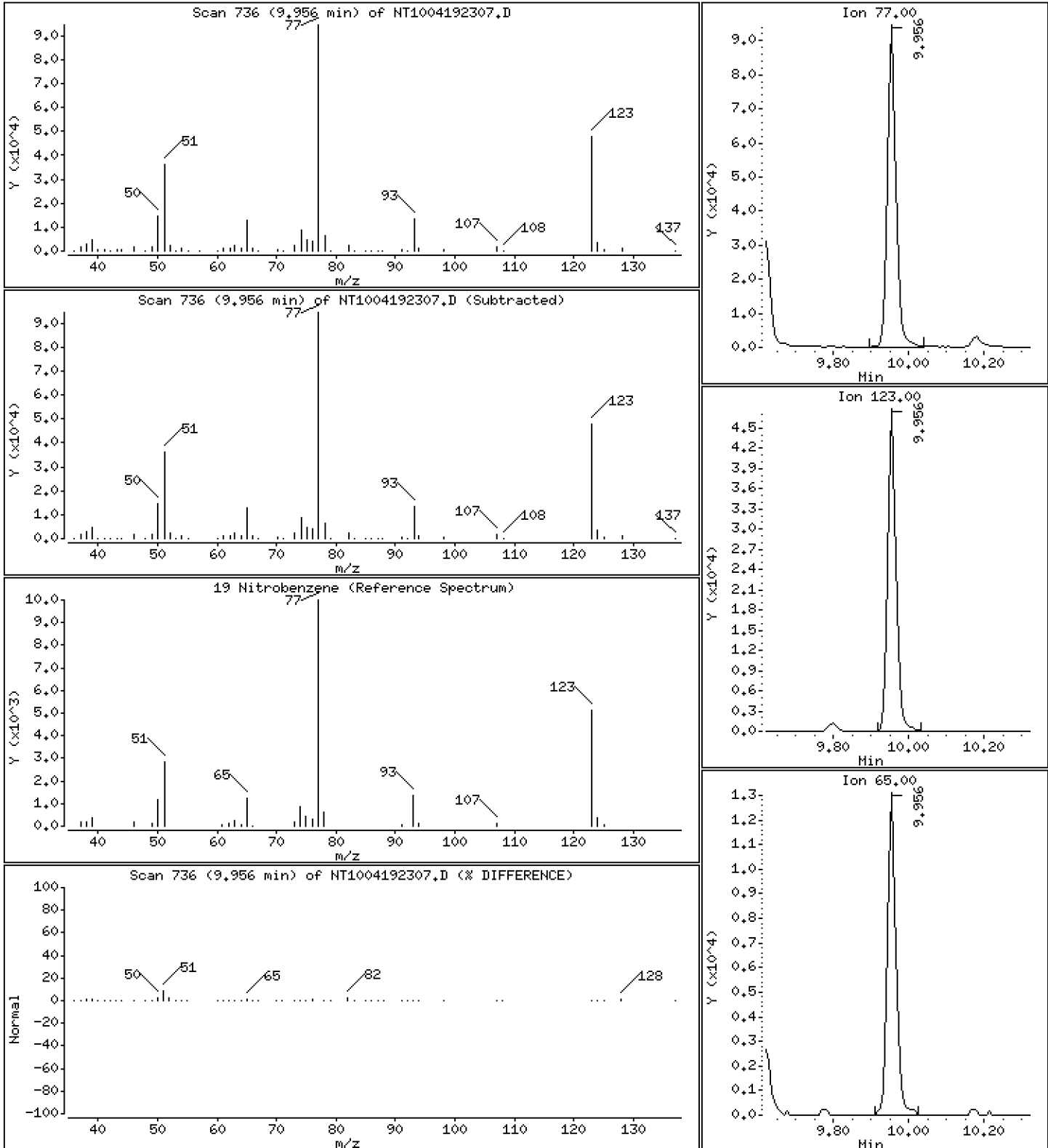
Operator: VTS

Column phase: ZB-5msi

Column diameter: 0,25

Concentration: 2,806 ug/mL

19 Nitrobenzene



Date : 19-APR-2023 15:10

Client ID:

Instrument: nt10.i

Sample Info: BLD0057-BS1

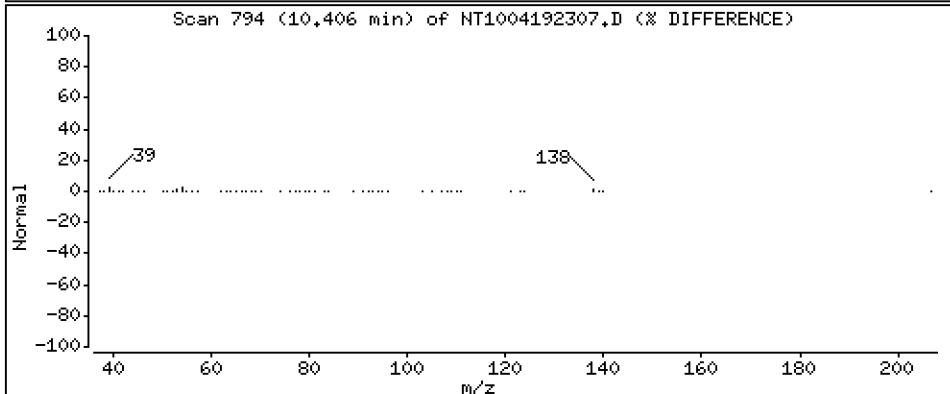
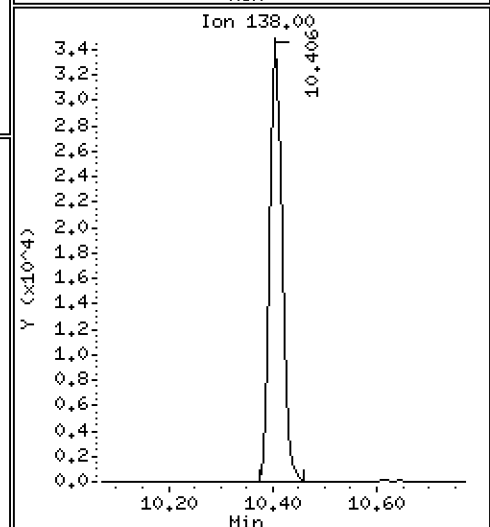
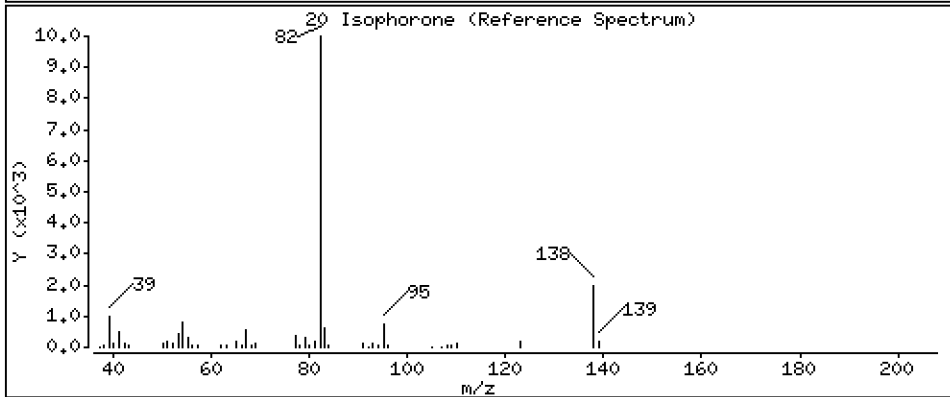
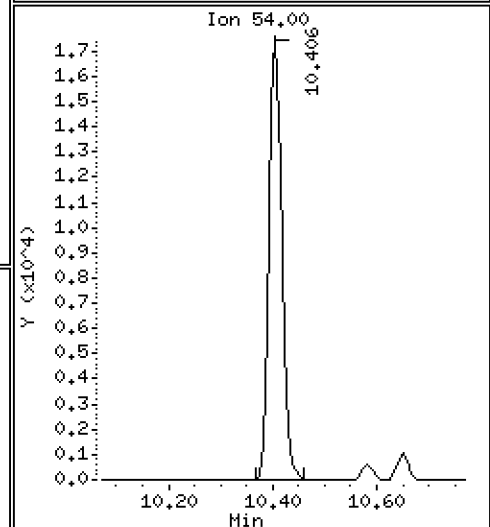
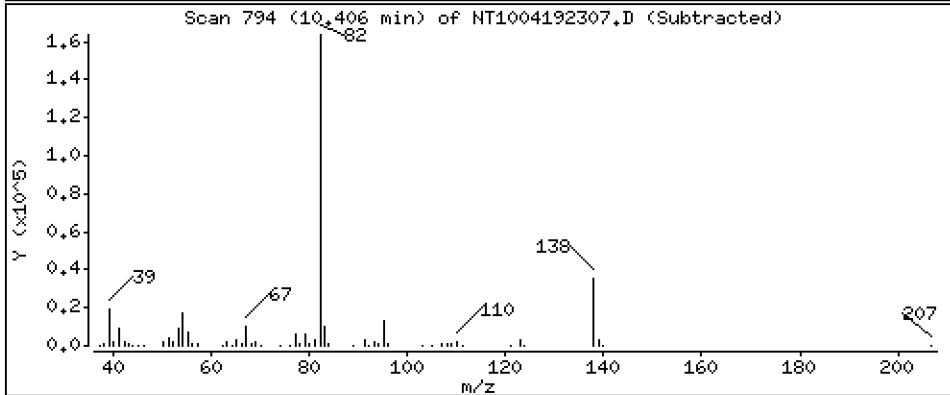
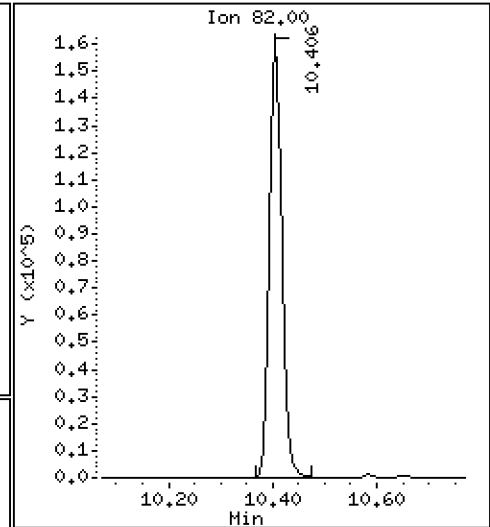
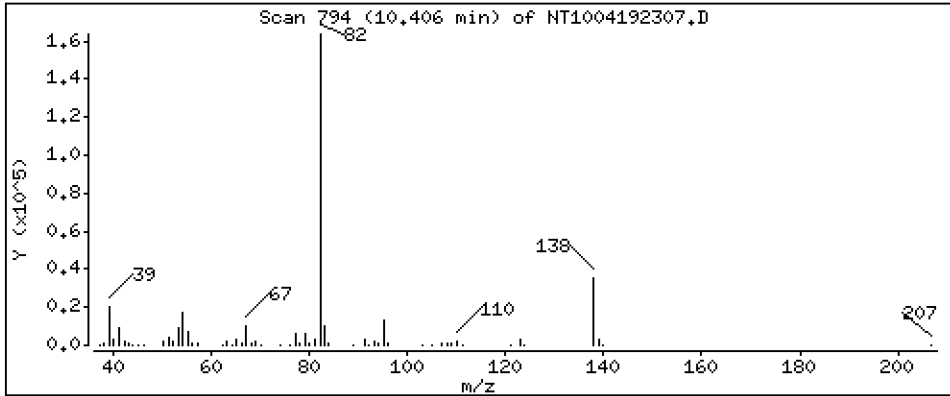
Operator: VTS

Column phase: ZB-5msi

Column diameter: 0,25

20 Isophorone

Concentration: 3,796 ug/mL



Date : 19-APR-2023 15:10

Client ID:

Instrument: nt10.i

Sample Info: BLD0057-BS1

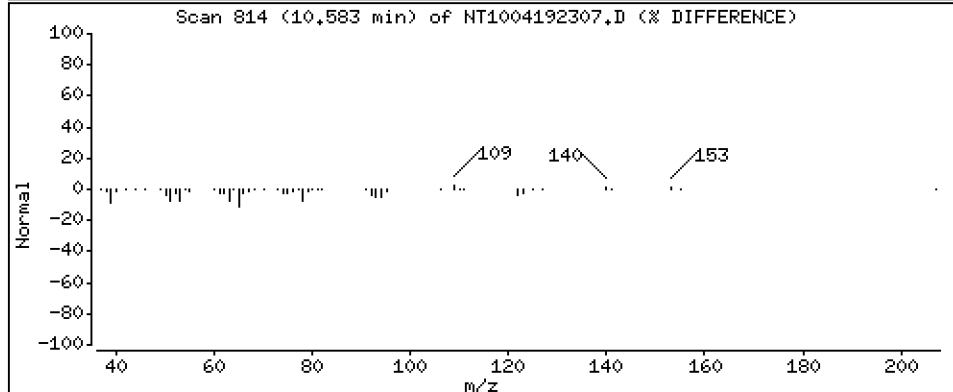
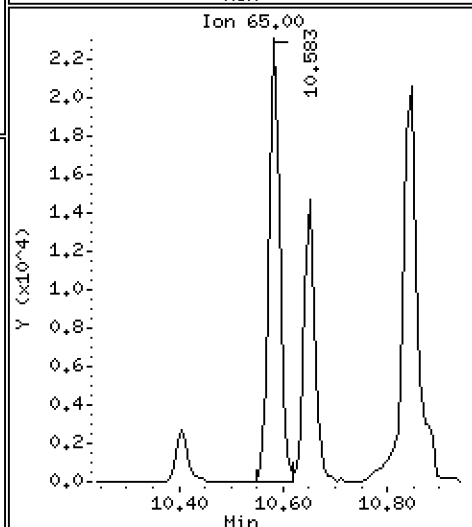
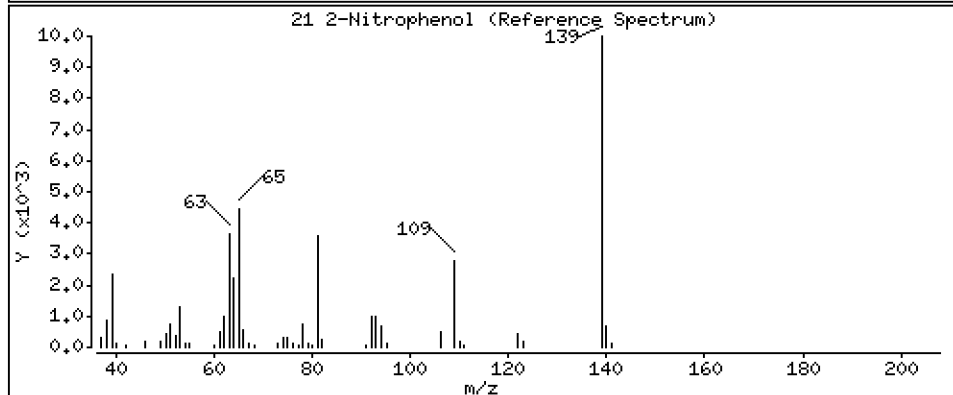
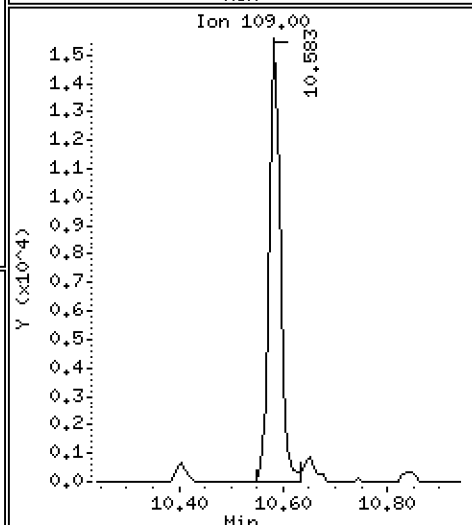
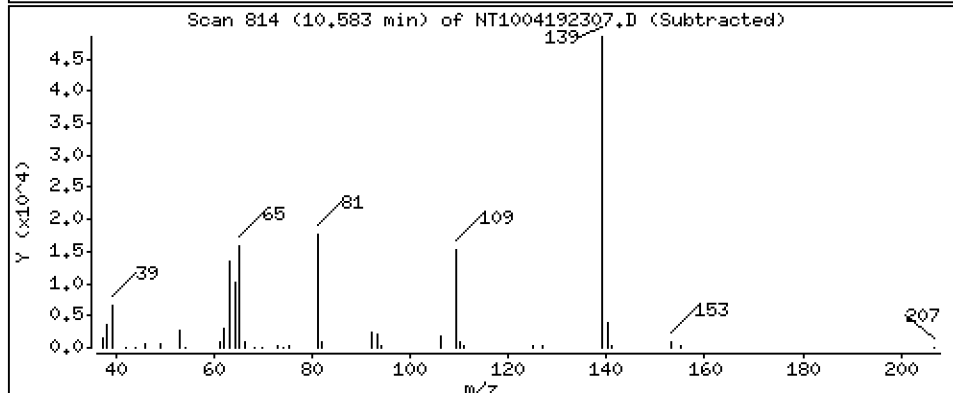
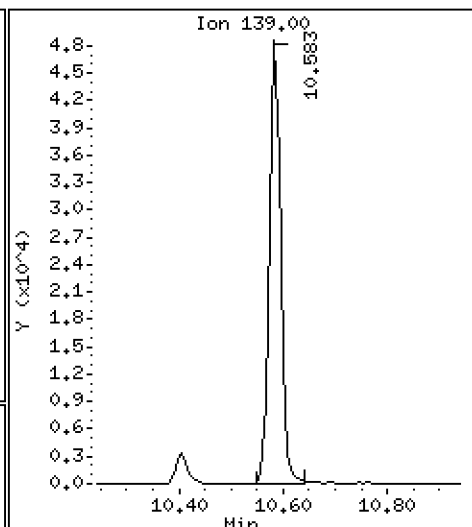
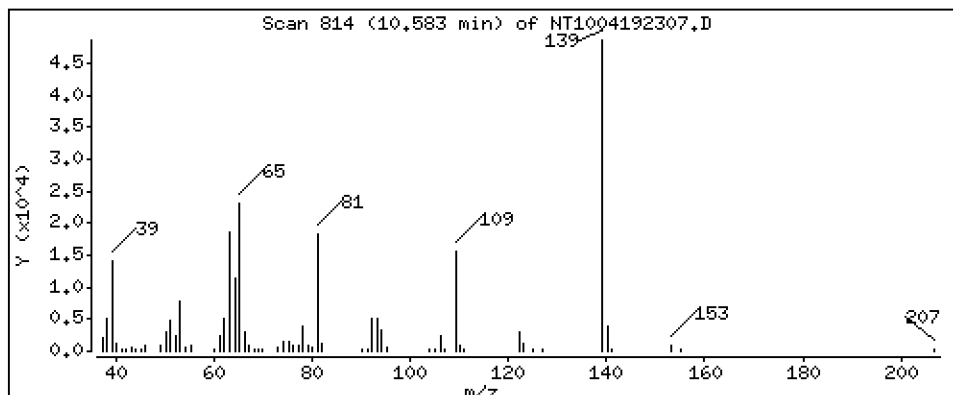
Operator: VTS

Column phase: ZB-5msi

Column diameter: 0,25

21 2-Nitrophenol

Concentration: 2,864 ug/mL



Date : 19-APR-2023 15:10

Client ID:

Instrument: nt10.i

Sample Info: BLD0057-BS1

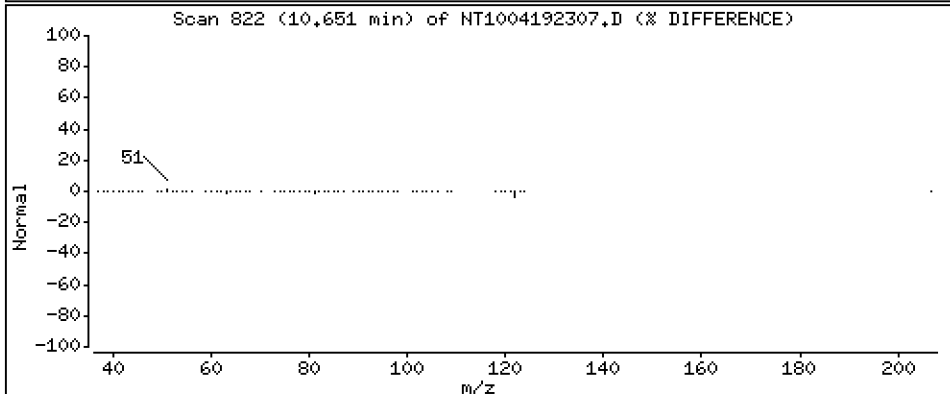
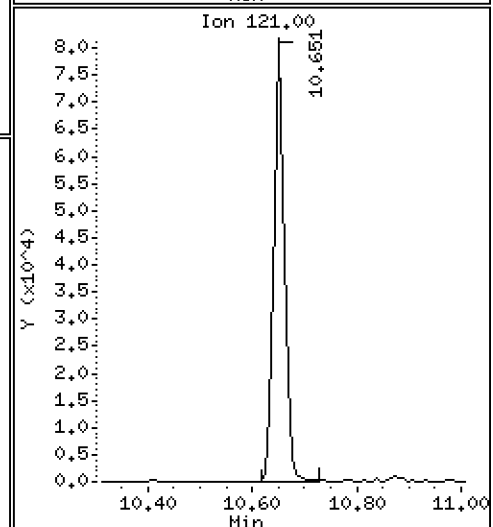
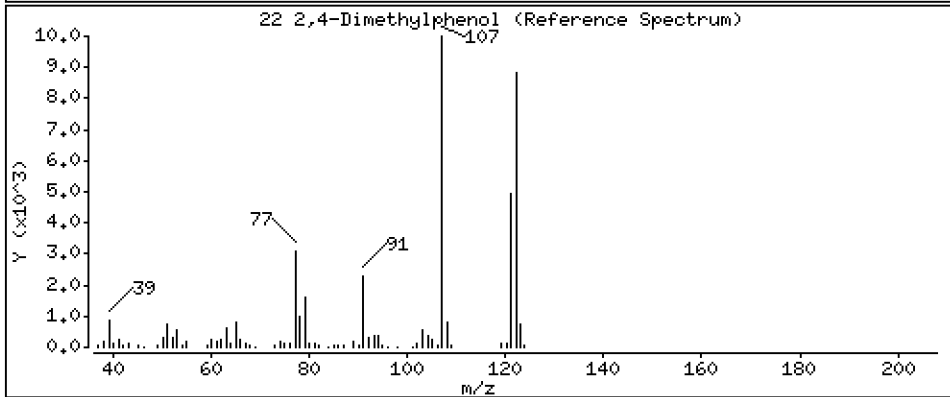
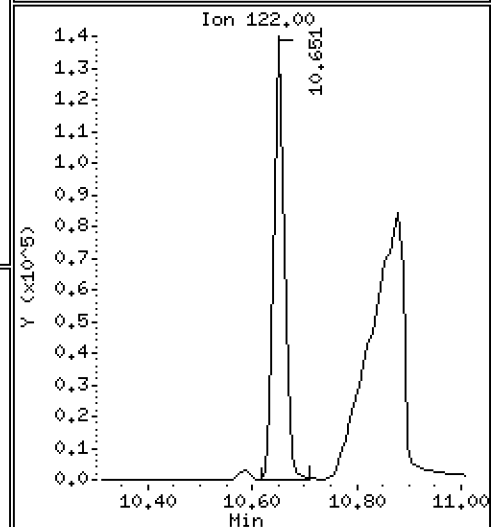
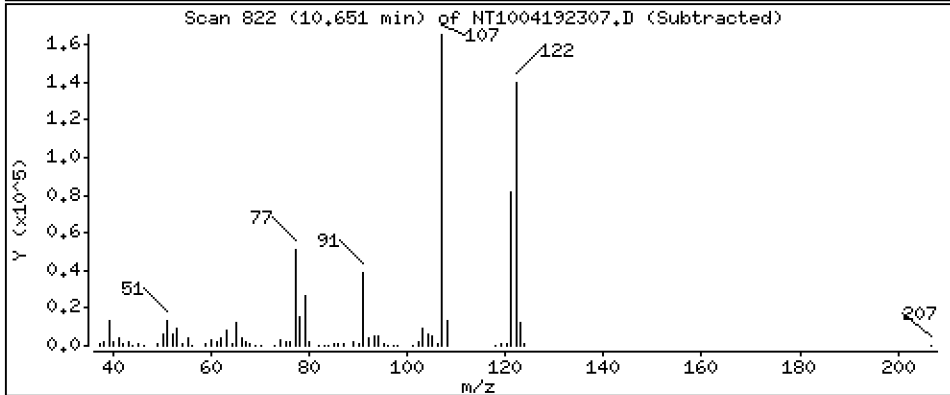
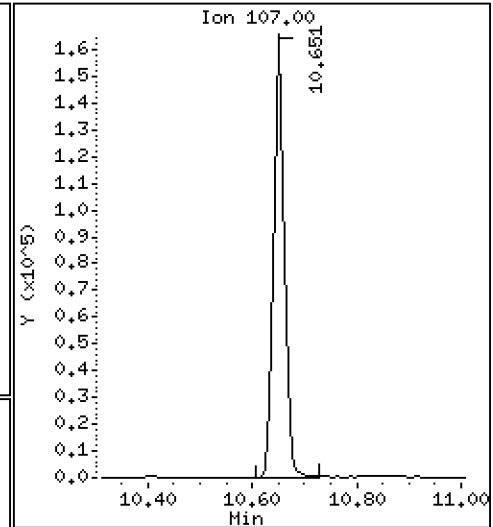
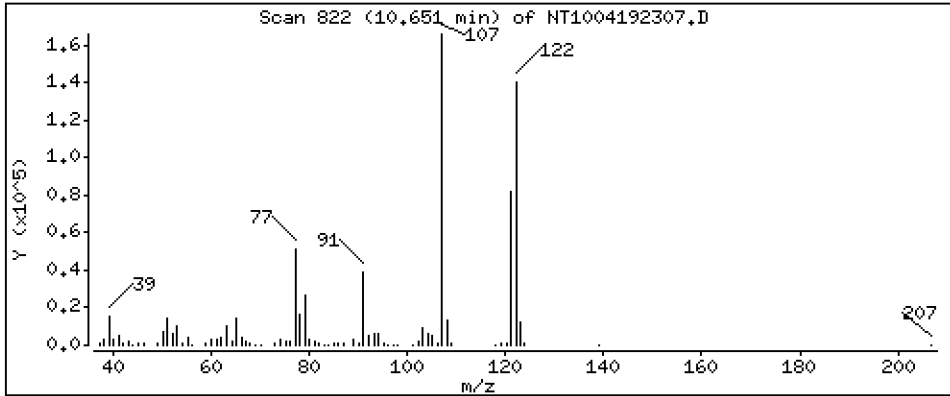
Operator: VTS

Column phase: ZB-5msi

Column diameter: 0,25

22 2,4-Dimethylphenol

Concentration: 4,940 ug/mL



Date : 19-APR-2023 15:10

Client ID:

Instrument: nt10.i

Sample Info: BLD0057-BS1

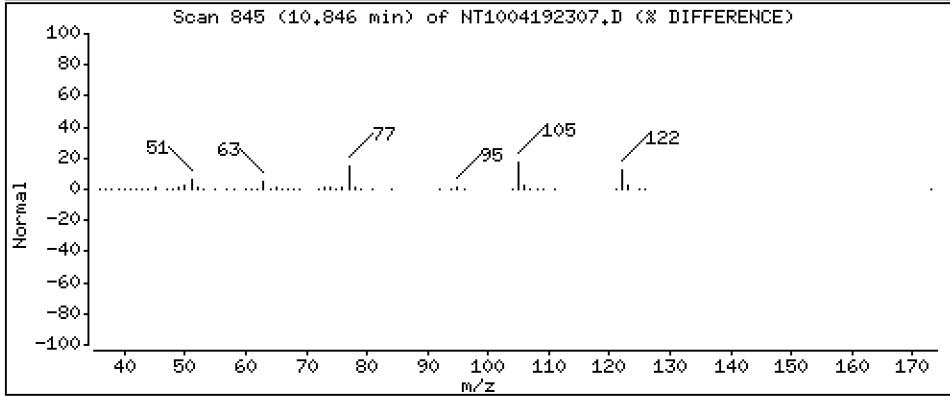
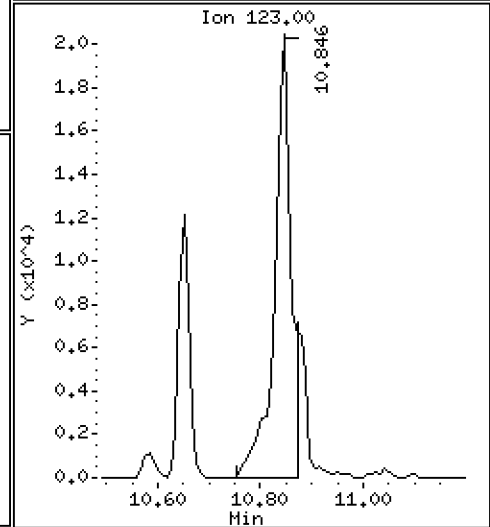
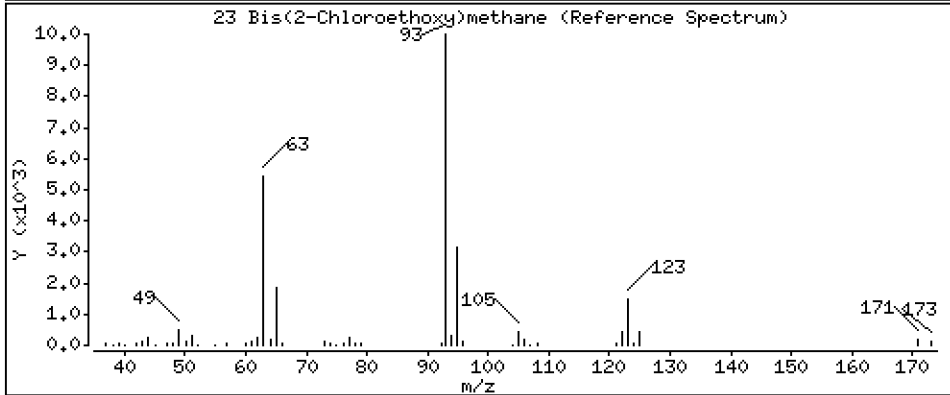
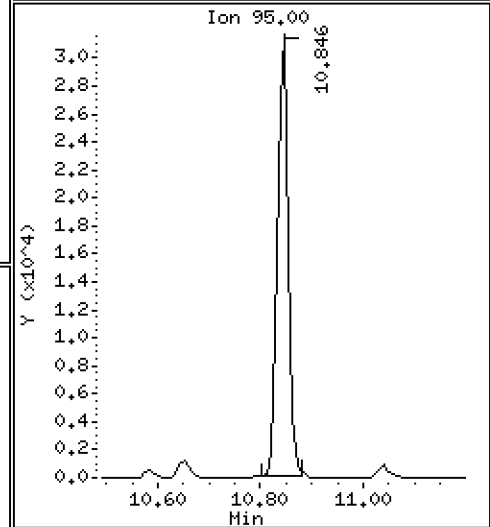
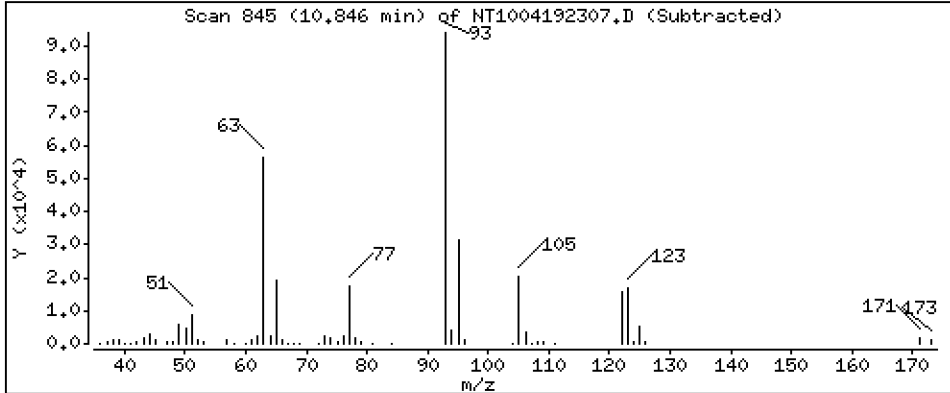
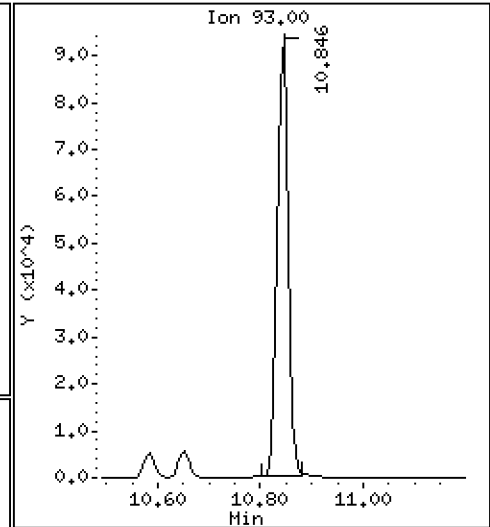
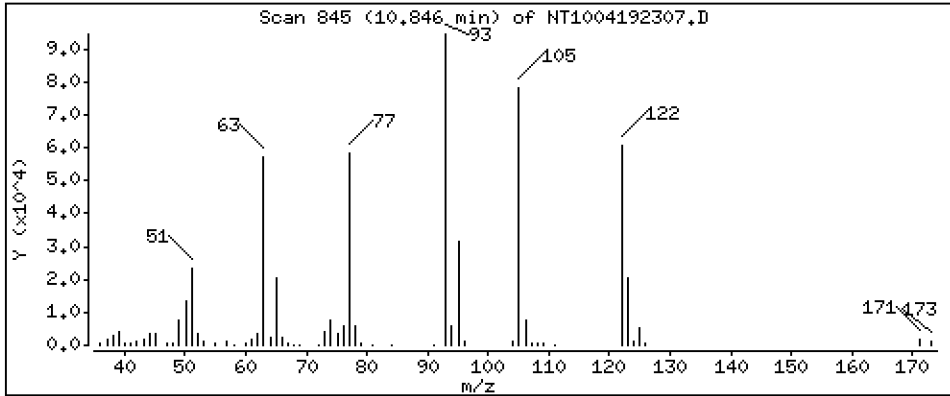
Operator: VTS

Column phase: ZB-5msi

Column diameter: 0,25

23 Bis(2-Chloroethoxy)methane

Concentration: 3,220 ug/mL



Date : 19-APR-2023 15:10

Client ID:

Instrument: nt10.i

Sample Info: BLD0057-BS1

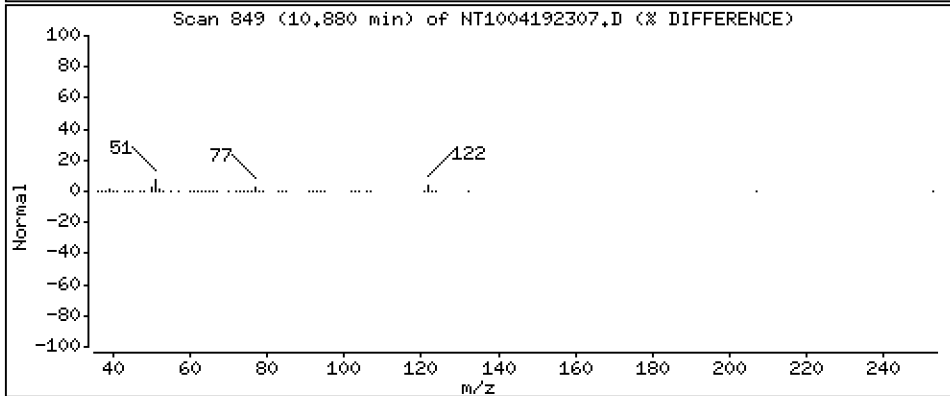
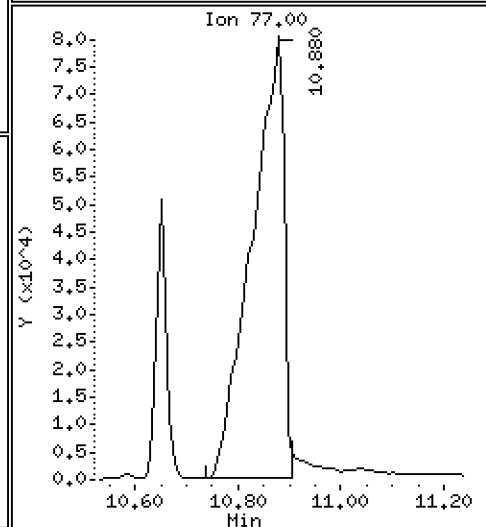
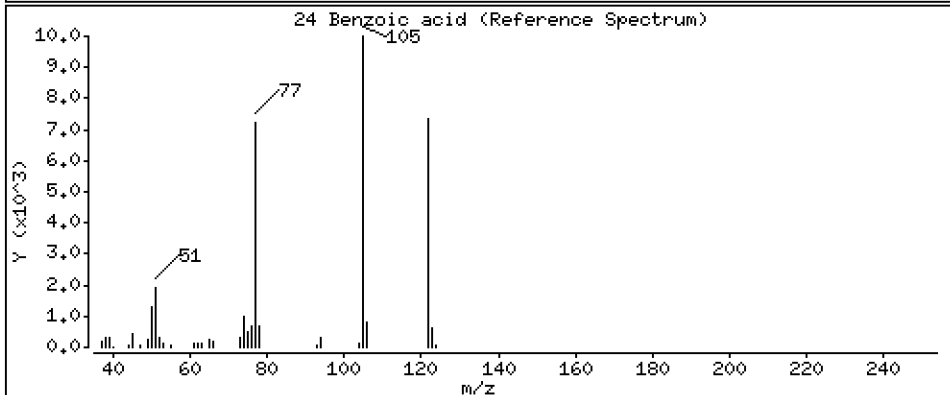
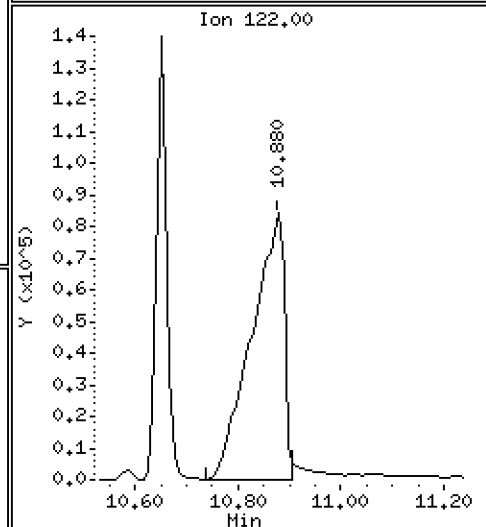
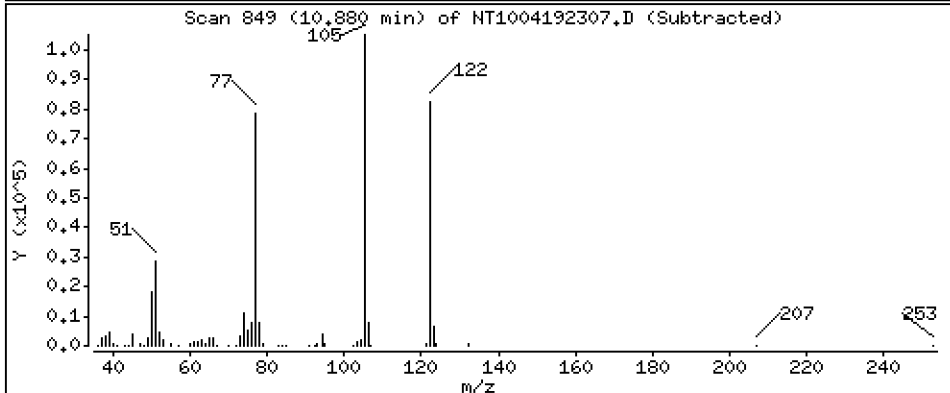
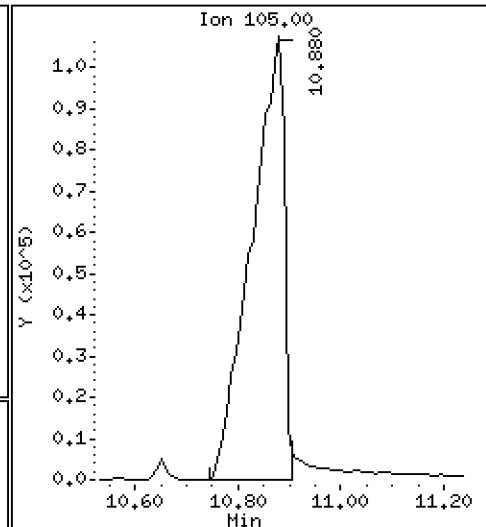
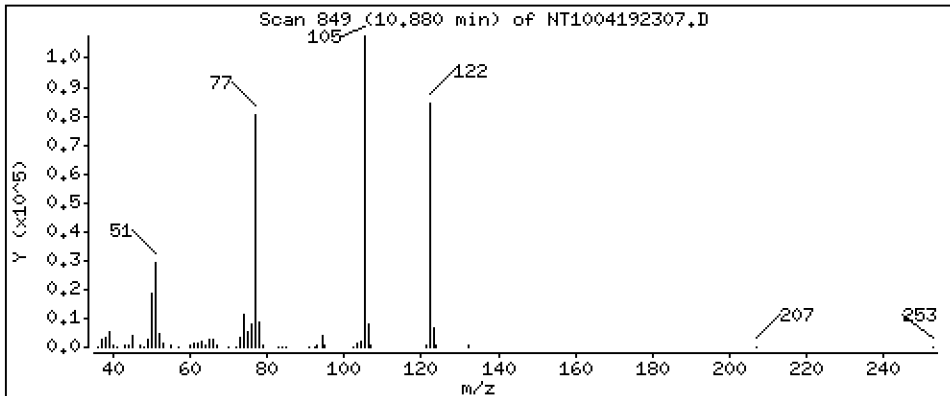
Operator: VTS

Column phase: ZB-5msi

Column diameter: 0,25

24 Benzoic acid

Concentration: 17,13 ug/mL



Date : 19-APR-2023 15:10

Client ID:

Instrument: nt10.i

Sample Info: BLD0057-BS1

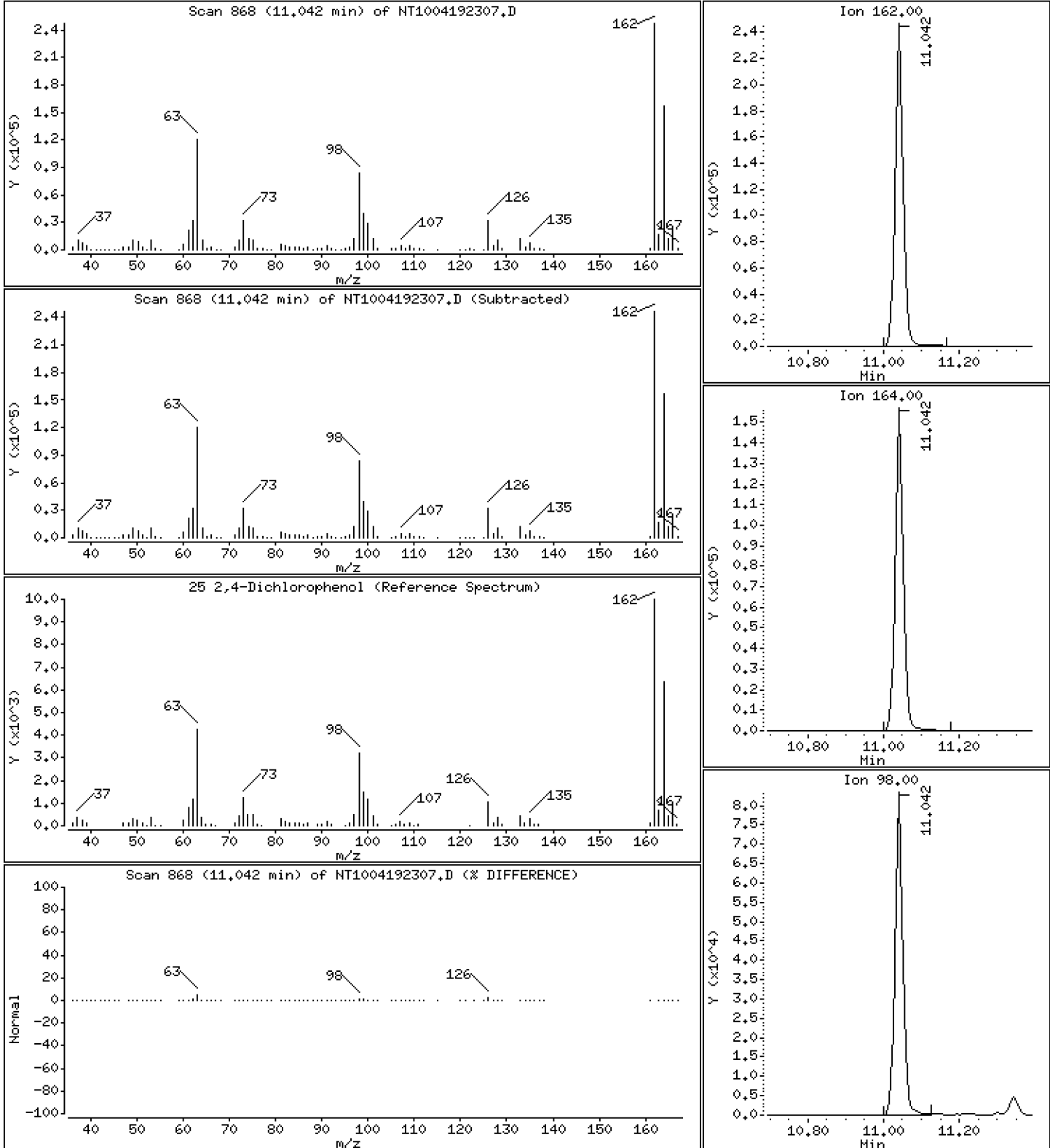
Operator: VTS

Column phase: ZB-5msi

Column diameter: 0,25

25 2,4-Dichlorophenol

Concentration: 10,72 ug/mL



Date : 19-APR-2023 15:10

Client ID:

Instrument: nt10.i

Sample Info: BLD0057-BS1

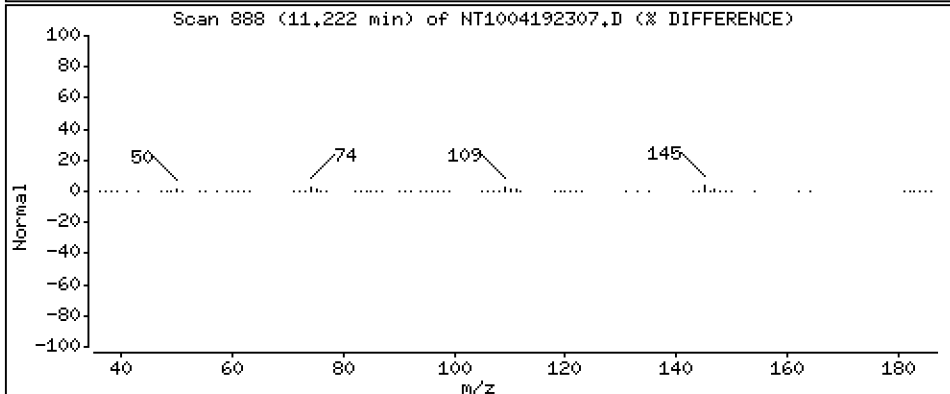
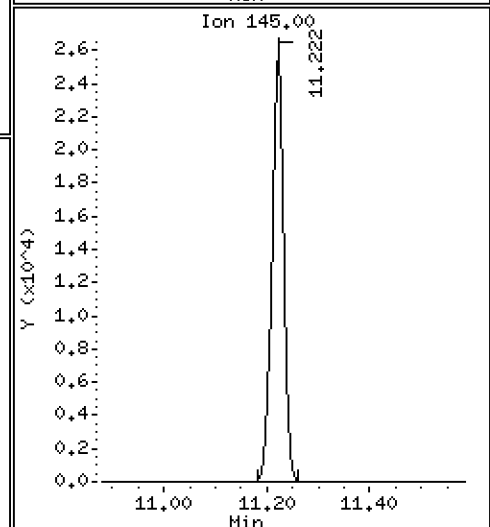
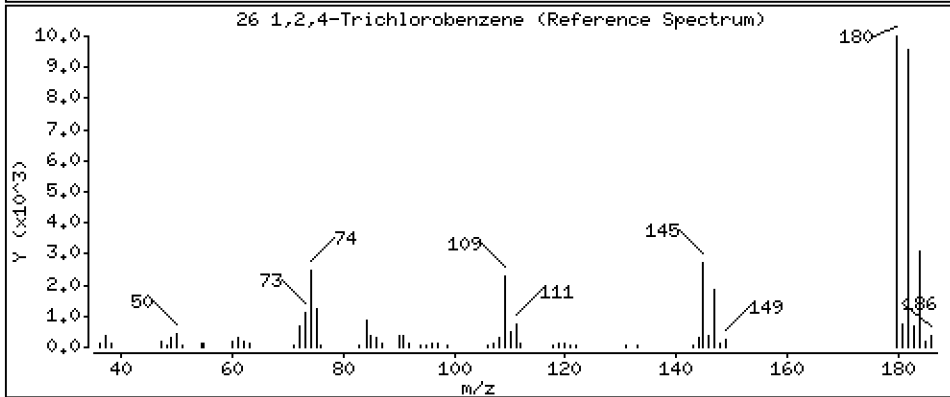
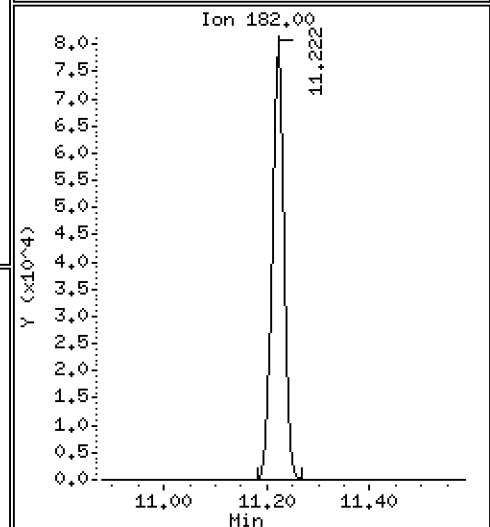
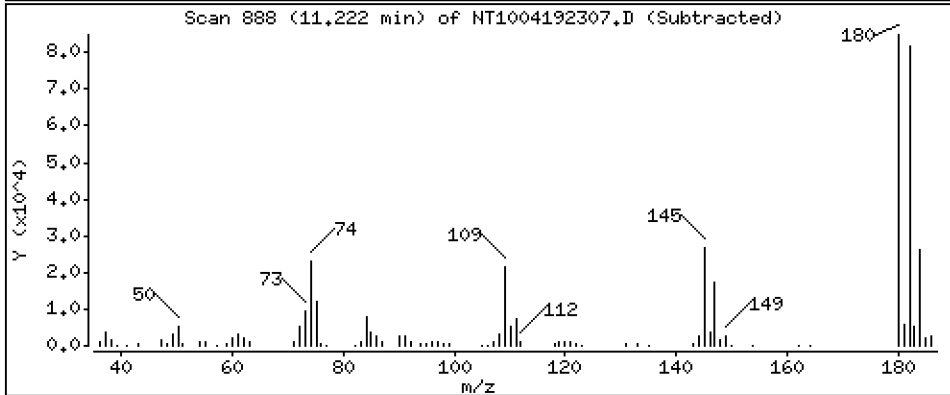
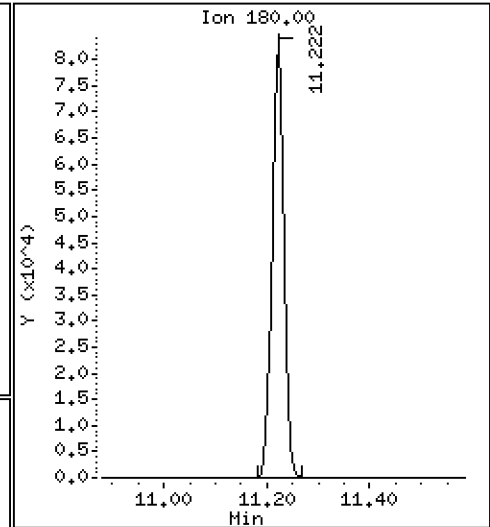
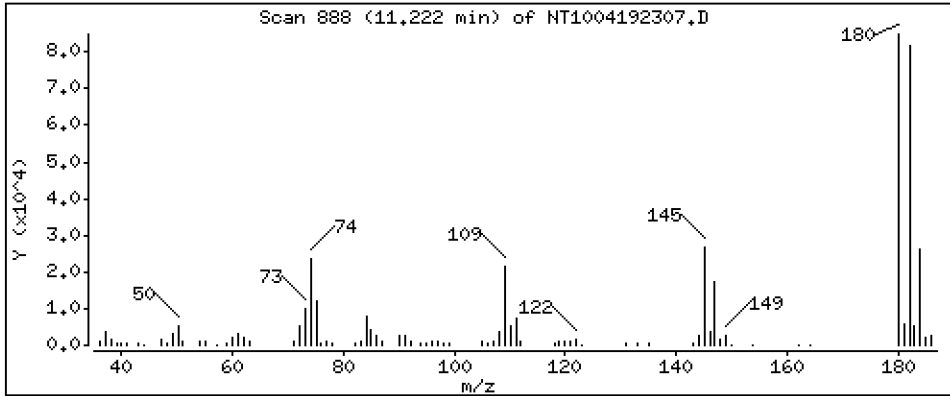
Operator: VTS

Column phase: ZB-5msi

Column diameter: 0,25

26 1,2,4-Trichlorobenzene

Concentration: 2,978 ug/mL



Date : 19-APR-2023 15:10

Client ID:

Instrument: nt10.i

Sample Info: BLD0057-BS1

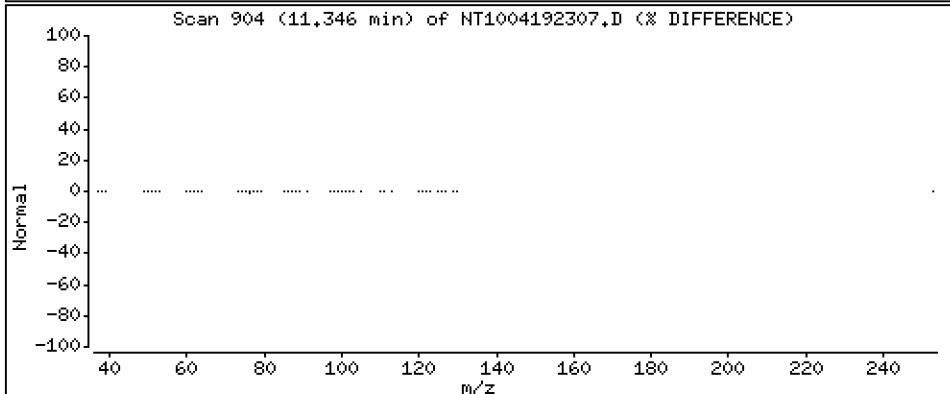
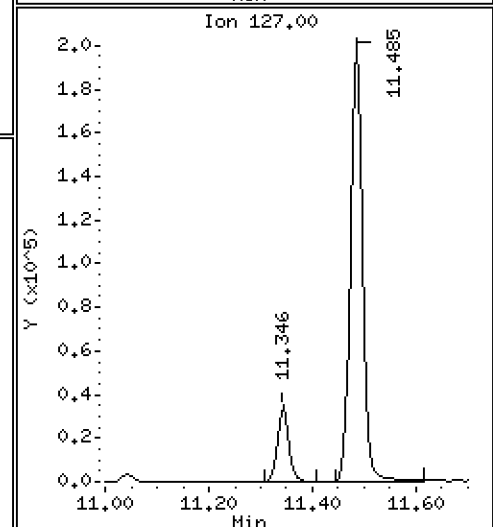
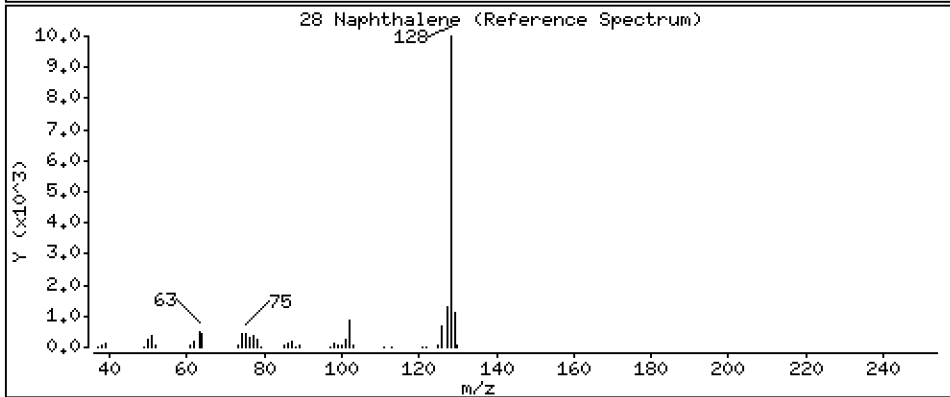
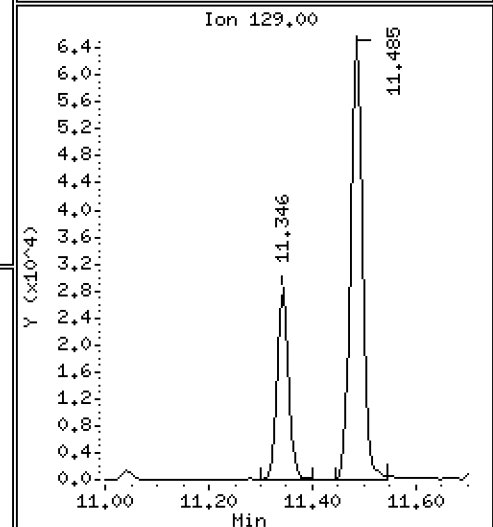
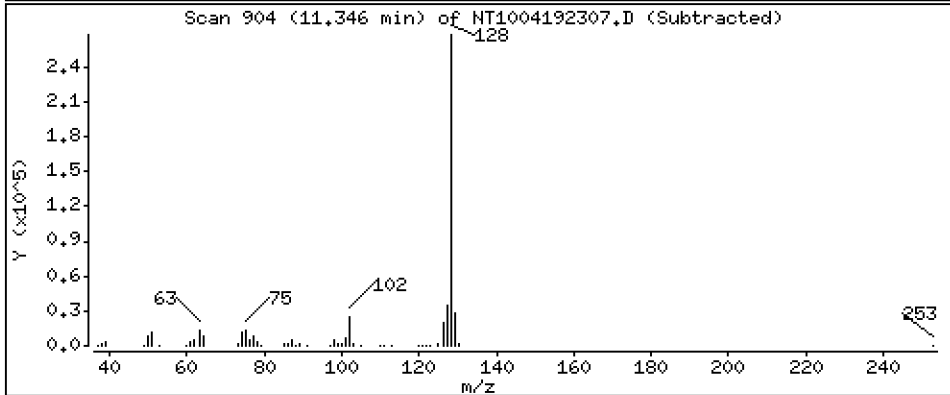
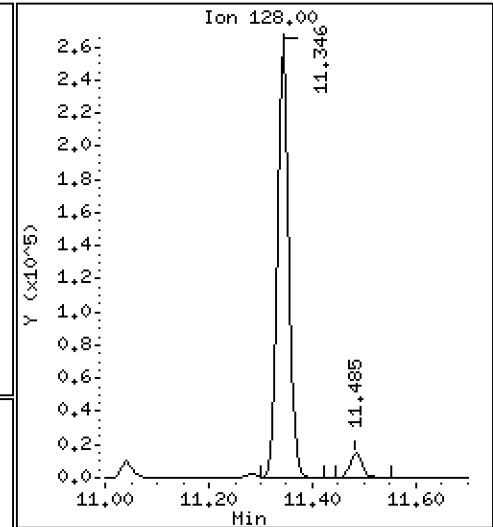
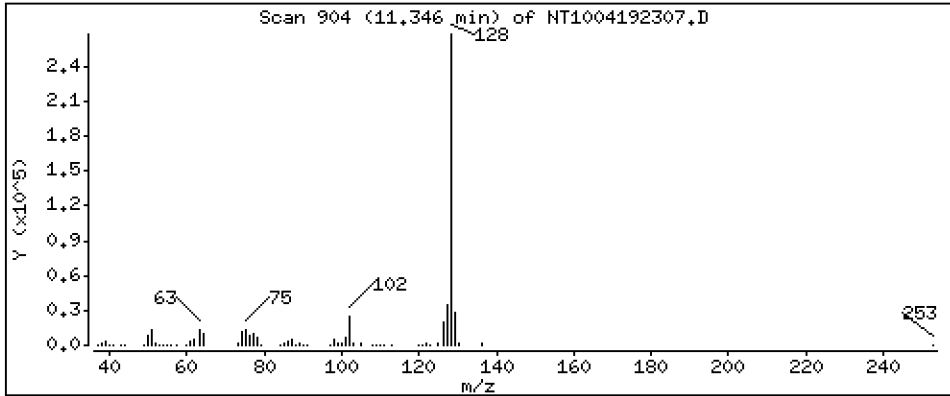
Operator: VTS

Column phase: ZB-5msi

Column diameter: 0,25

28 Naphthalene

Concentration: 2,922 ug/mL



Date : 19-APR-2023 15:10

Client ID:

Instrument: nt10.i

Sample Info: BLD0057-BS1

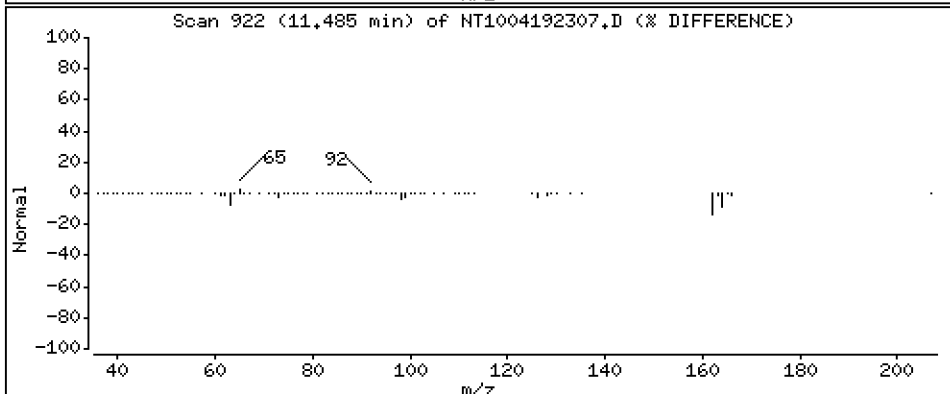
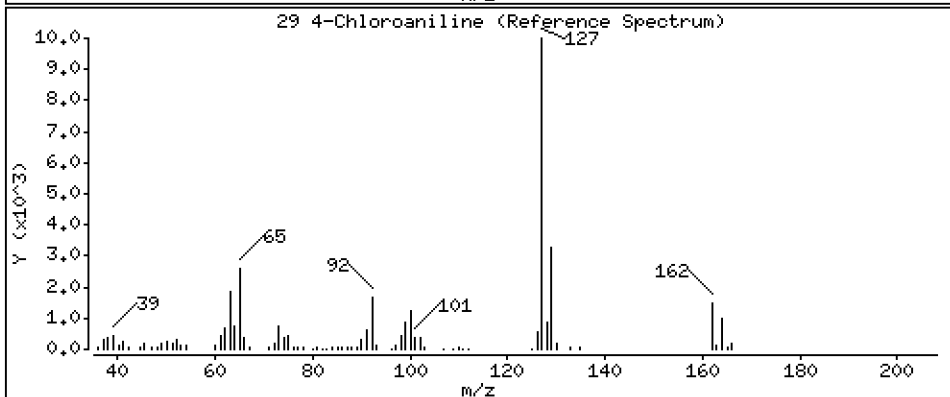
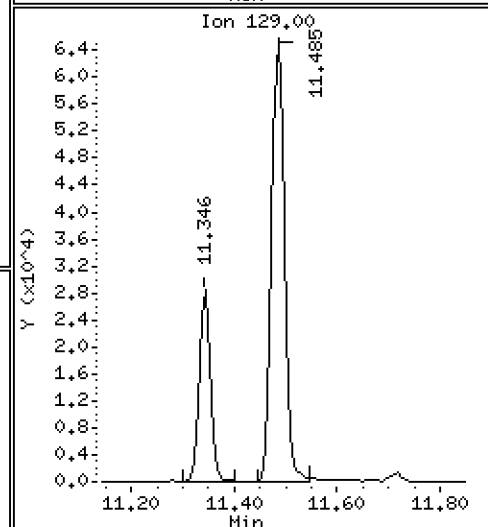
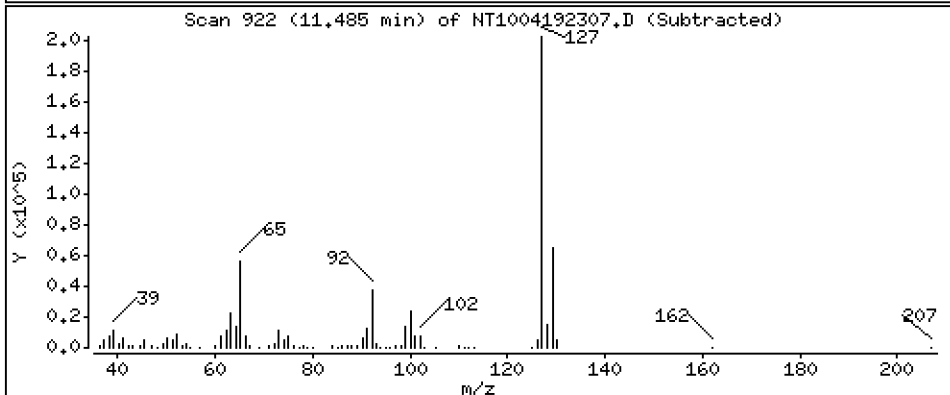
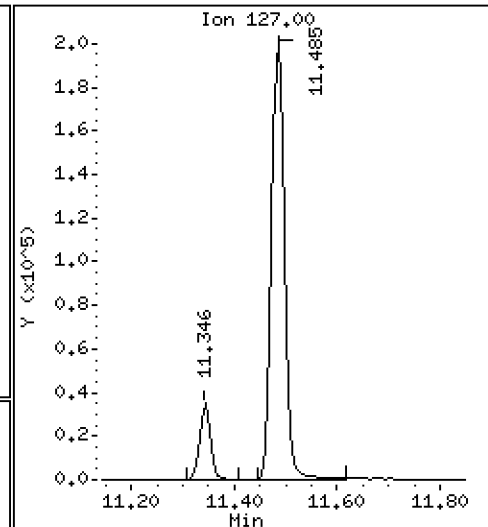
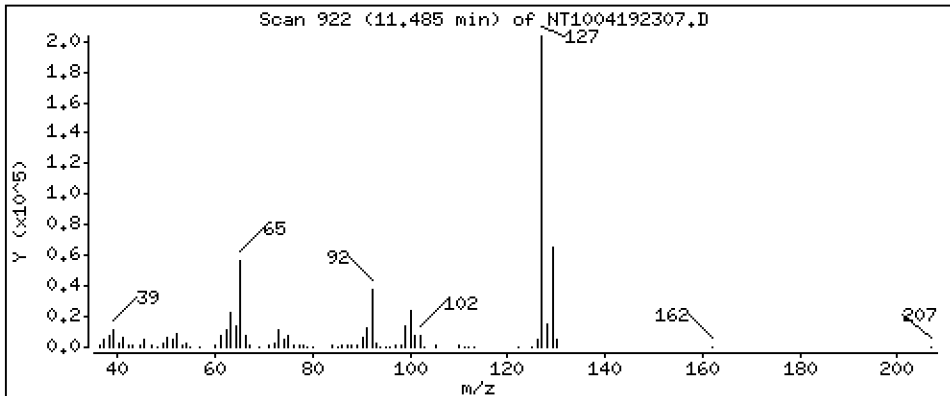
Operator: VTS

Column phase: ZB-5msi

Column diameter: 0,25

29 4-Chloroaniline

Concentration: 6,709 ug/mL



Date : 19-APR-2023 15:10

Client ID:

Instrument: nt10.i

Sample Info: BLD0057-BS1

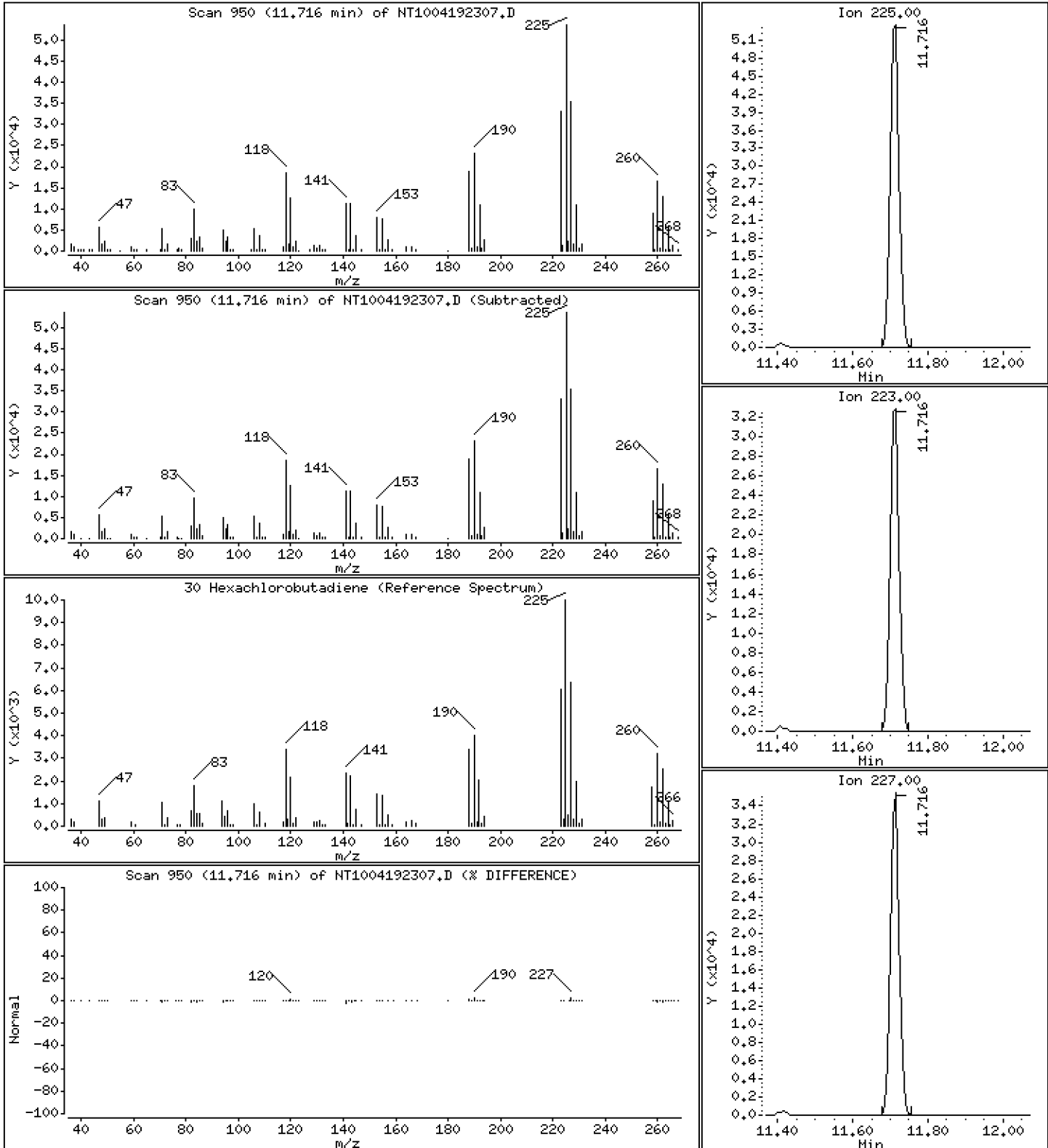
Operator: VTS

Column phase: ZB-5msi

Column diameter: 0,25

30 Hexachlorobutadiene

Concentration: 3,335 ug/mL



Date : 19-APR-2023 15:10

Client ID:

Instrument: nt10.i

Sample Info: BLD0057-BS1

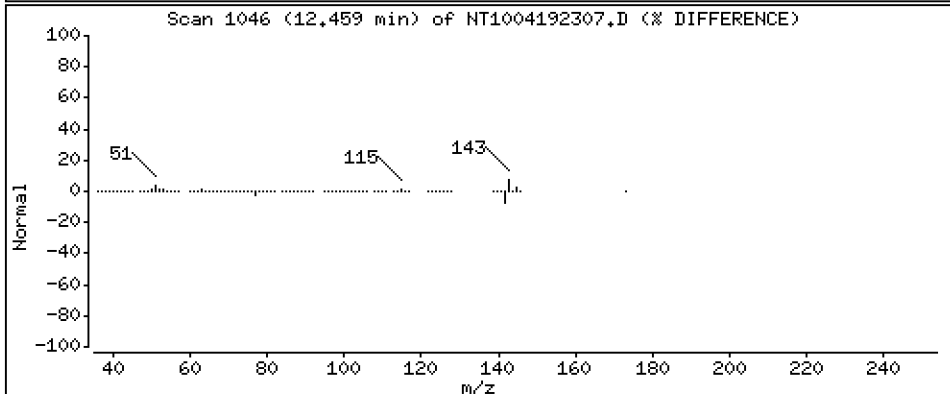
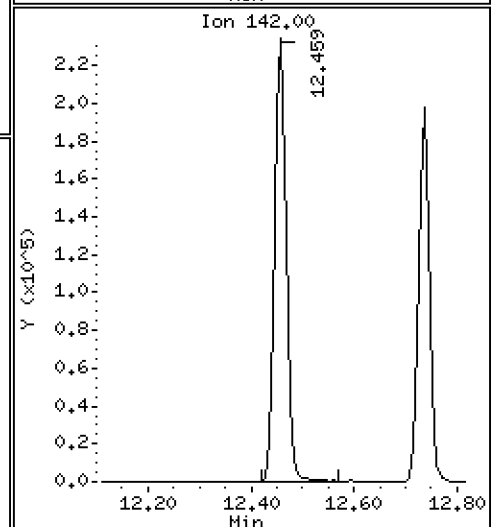
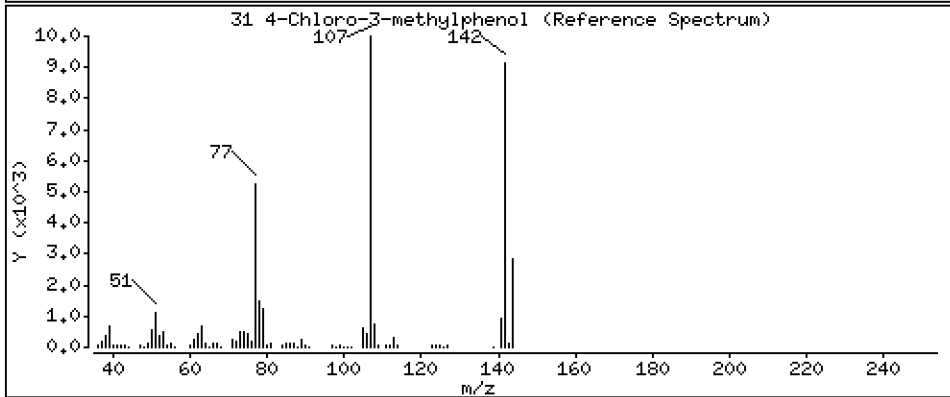
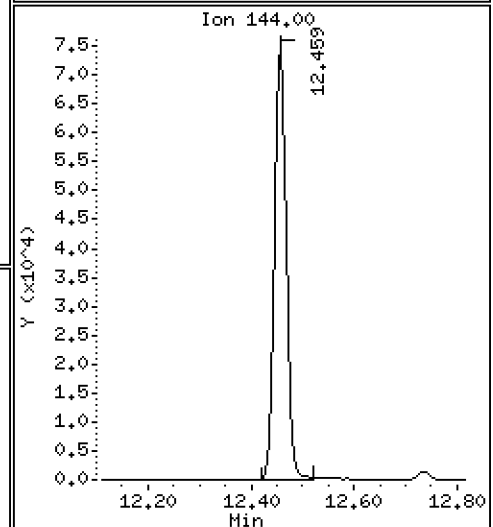
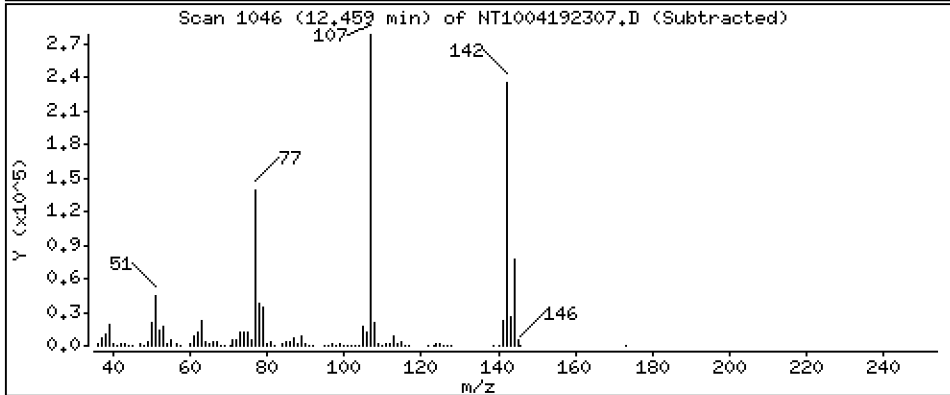
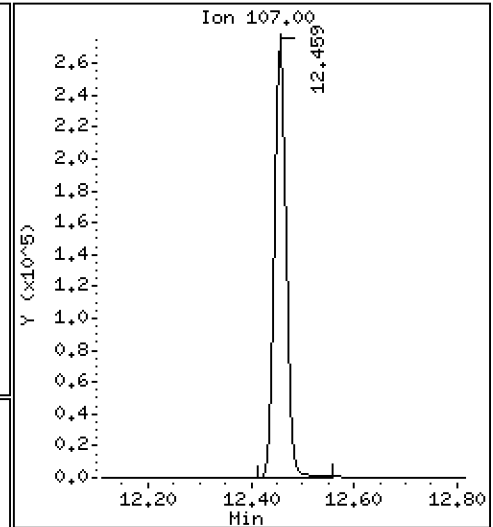
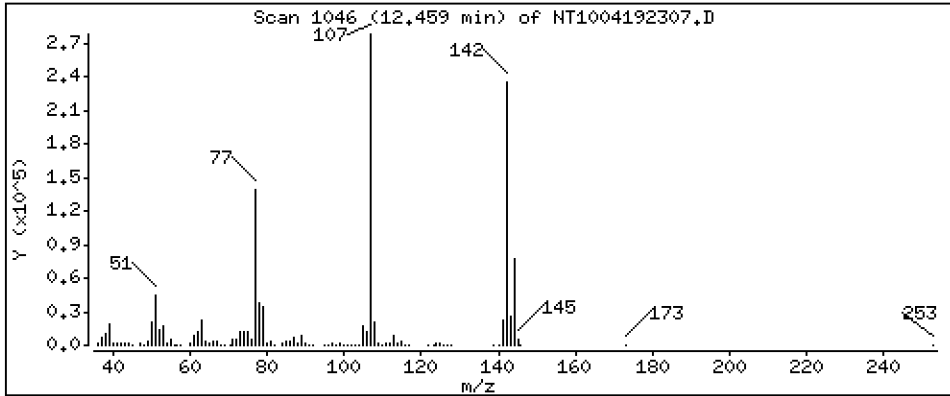
Operator: VTS

Column phase: ZB-5msi

Column diameter: 0,25

31 4-Chloro-3-methylphenol

Concentration: 9,849 ug/mL



Date : 19-APR-2023 15:10

Client ID:

Instrument: nt10.i

Sample Info: BLD0057-BS1

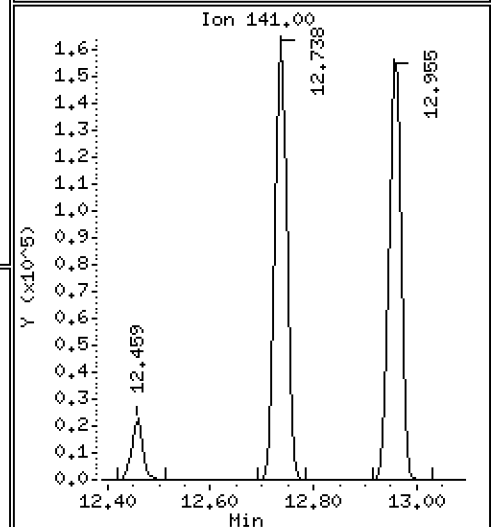
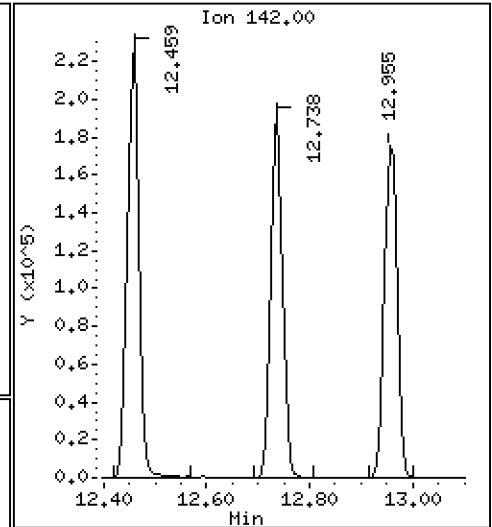
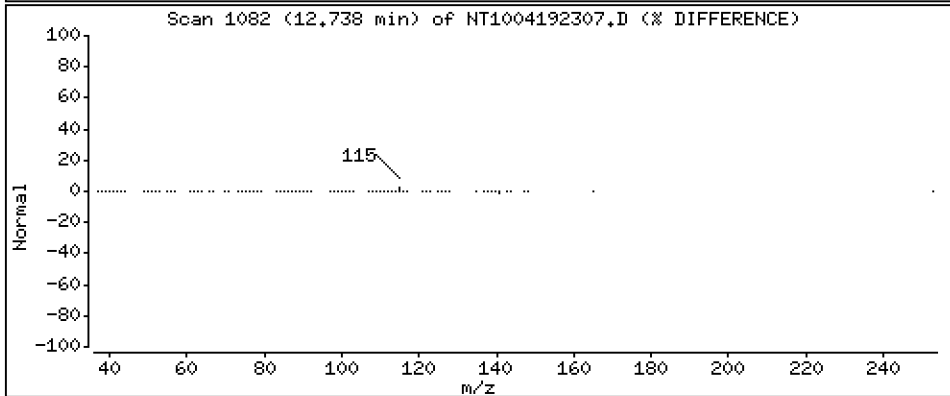
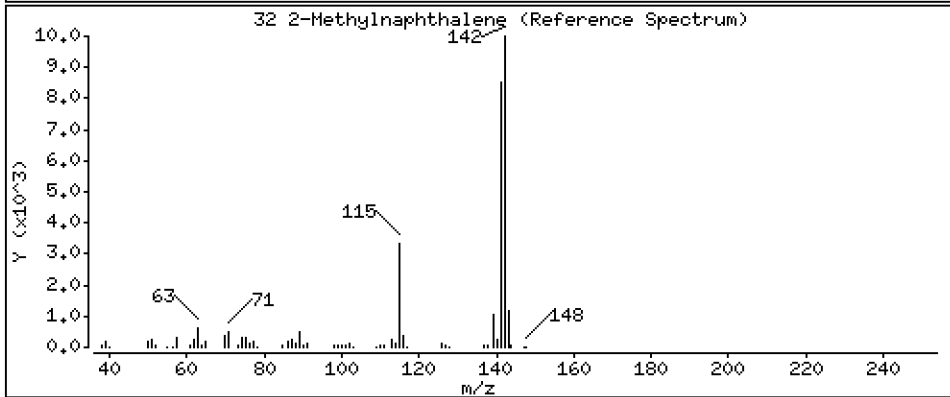
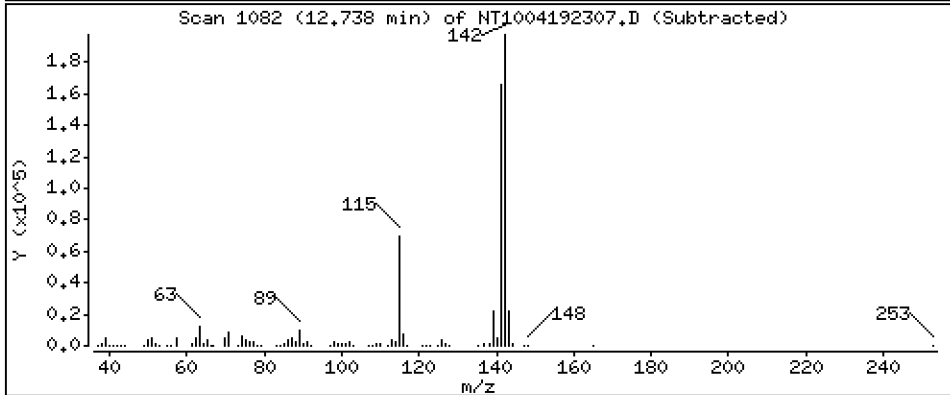
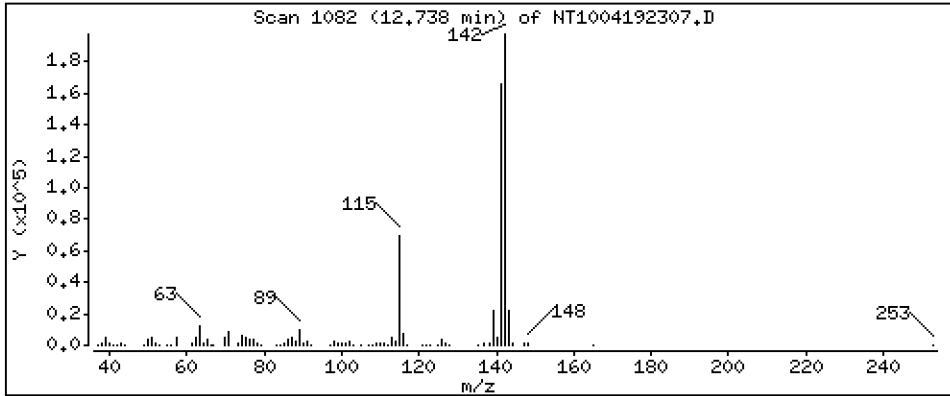
Operator: VTS

Column phase: ZB-5msi

Column diameter: 0,25

32 2-Methylnaphthalene

Concentration: 2,971 ug/mL



Date : 19-APR-2023 15:10

Client ID:

Instrument: nt10.i

Sample Info: BLD0057-BS1

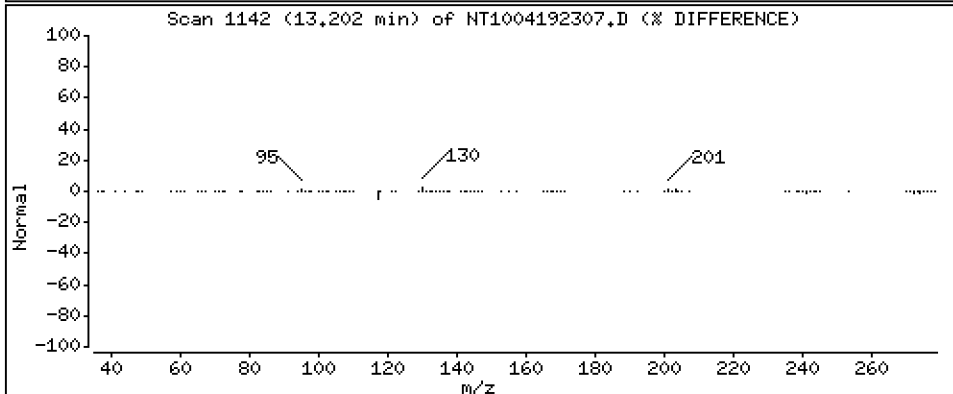
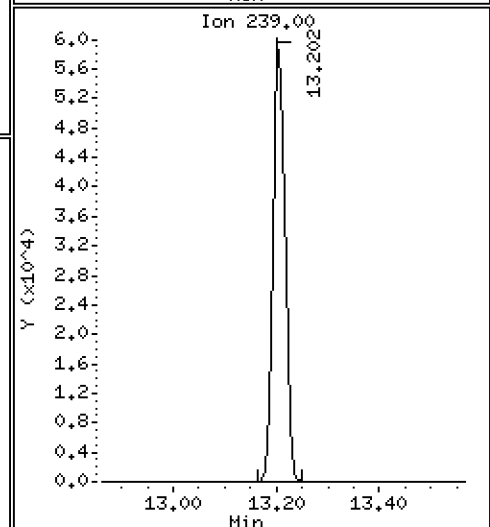
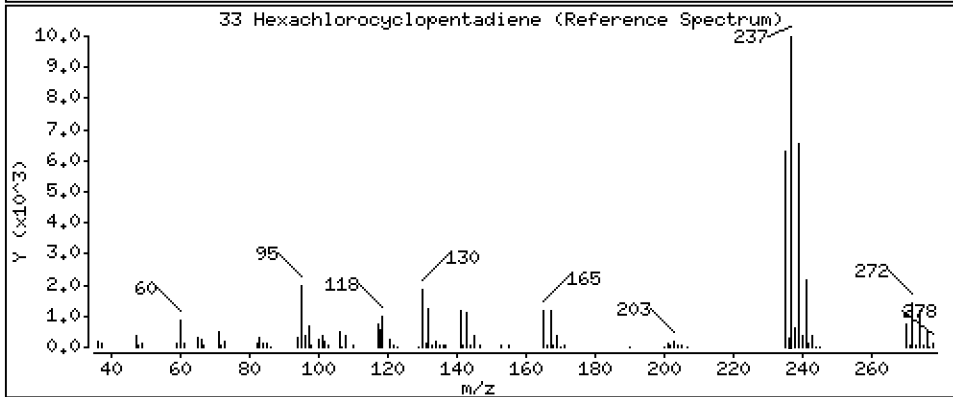
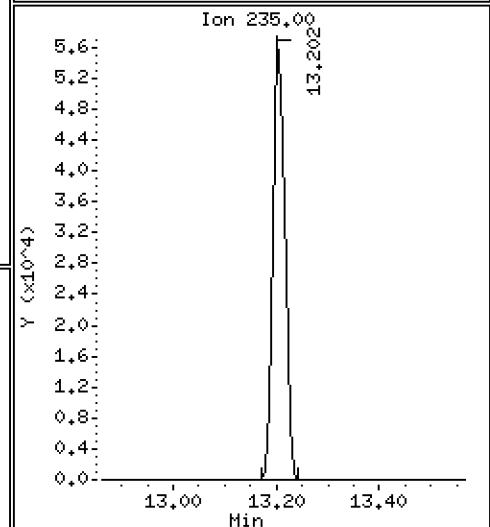
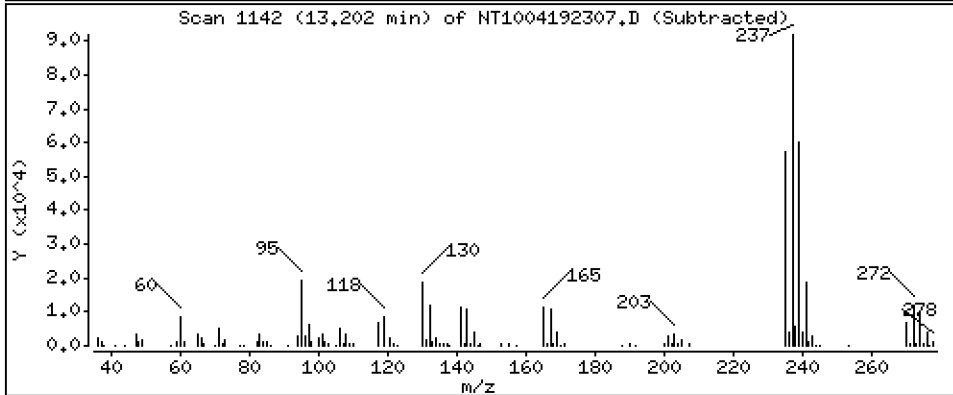
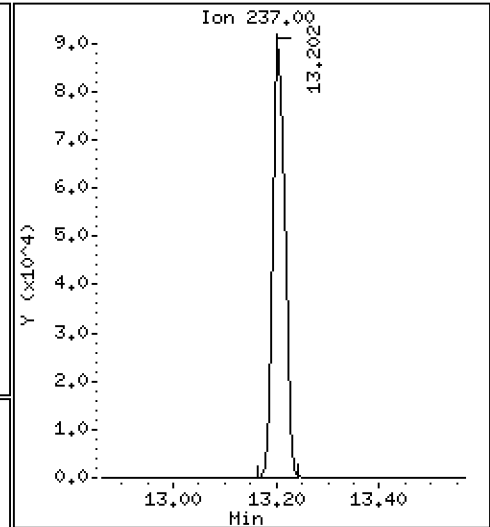
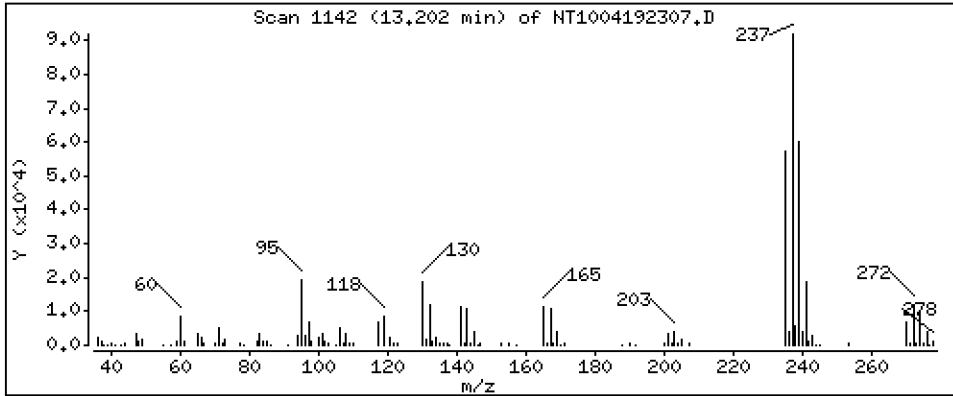
Operator: VTS

Column phase: ZB-5msi

Column diameter: 0,25

33 Hexachlorocyclopentadiene

Concentration: 4,847 ug/mL



Date : 19-APR-2023 15:10

Client ID:

Instrument: nt10.i

Sample Info: BLD0057-BS1

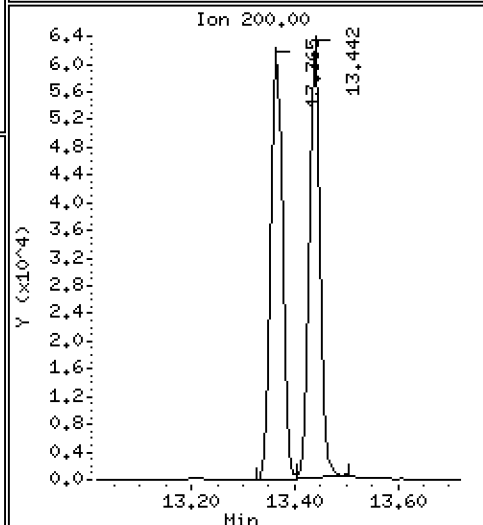
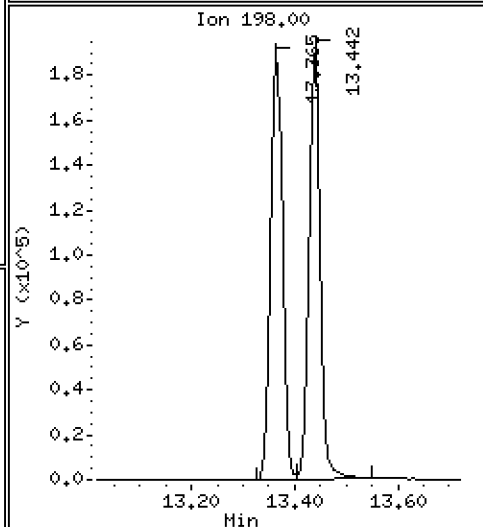
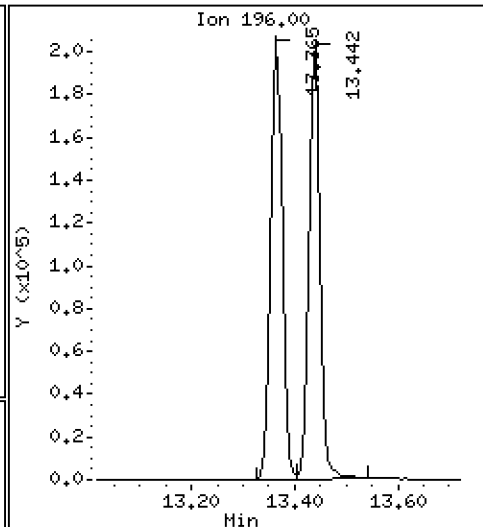
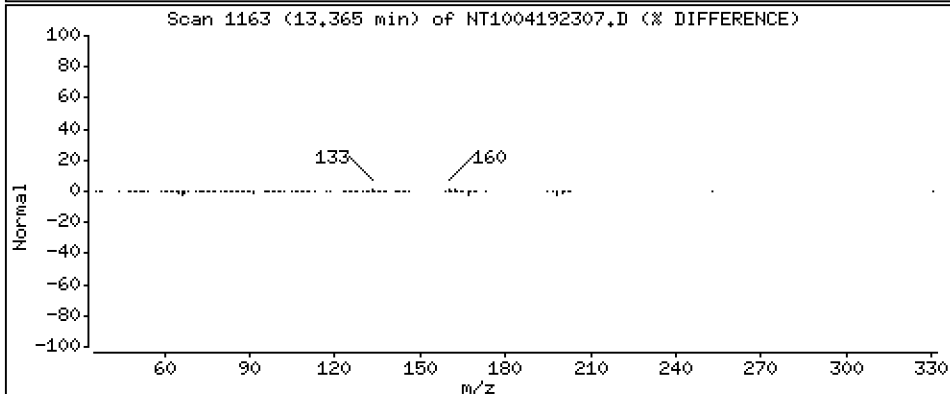
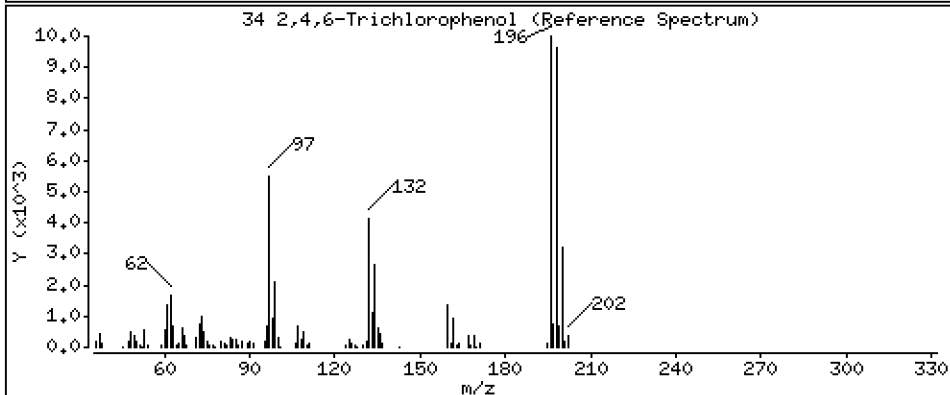
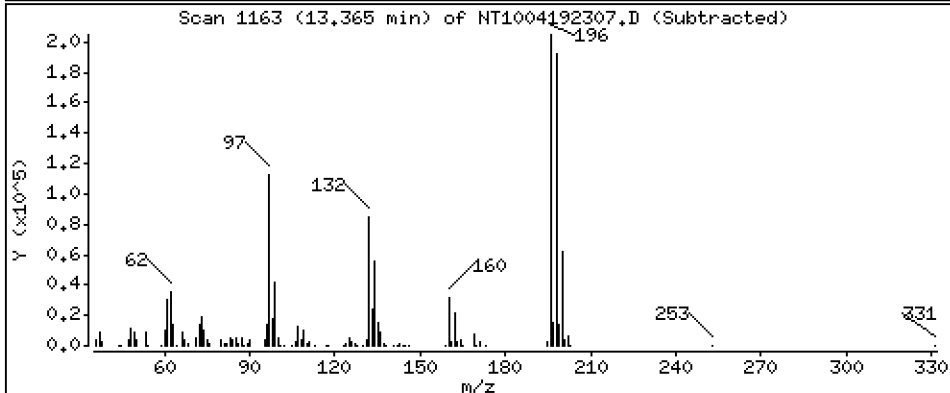
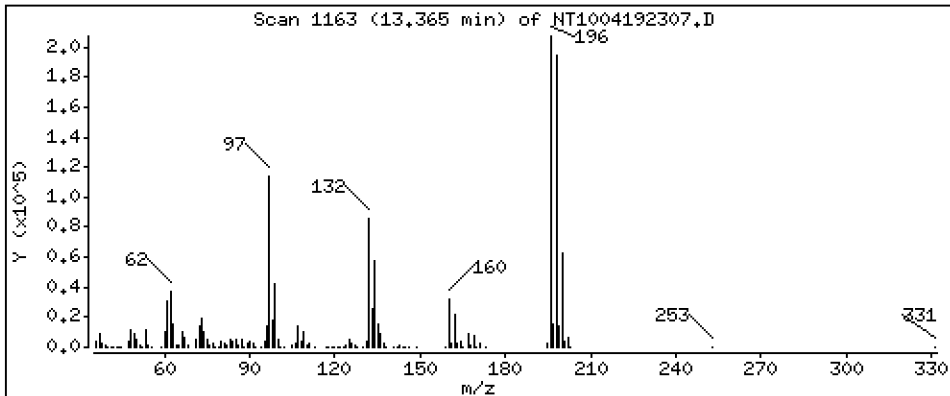
Operator: VTS

Column phase: ZB-5msi

Column diameter: 0,25

34 2,4,6-Trichlorophenol

Concentration: 9,715 ug/mL



Date : 19-APR-2023 15:10

Client ID:

Instrument: nt10.i

Sample Info: BLD0057-BS1

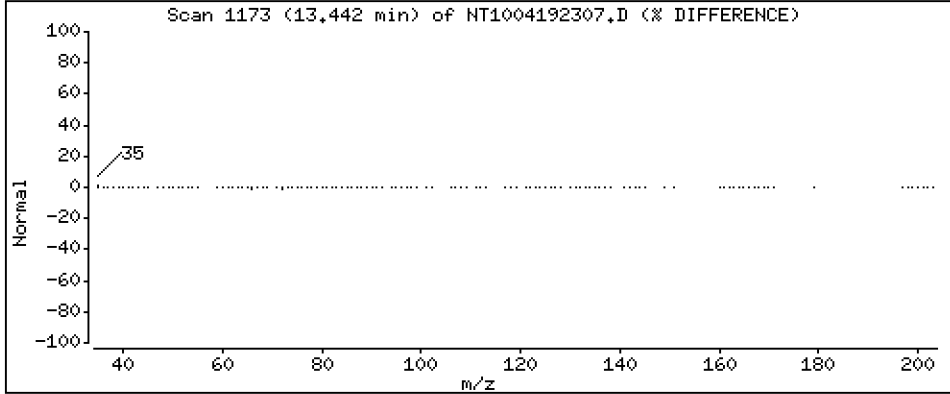
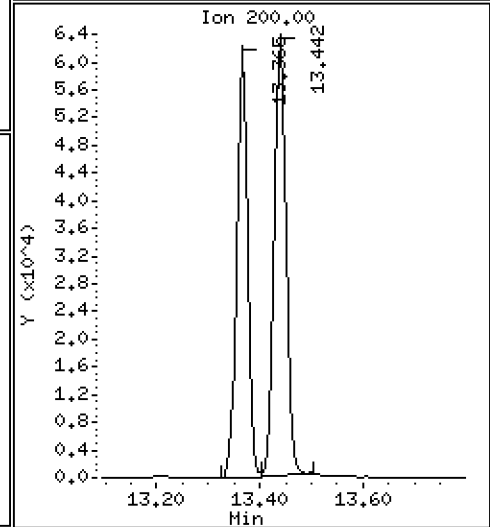
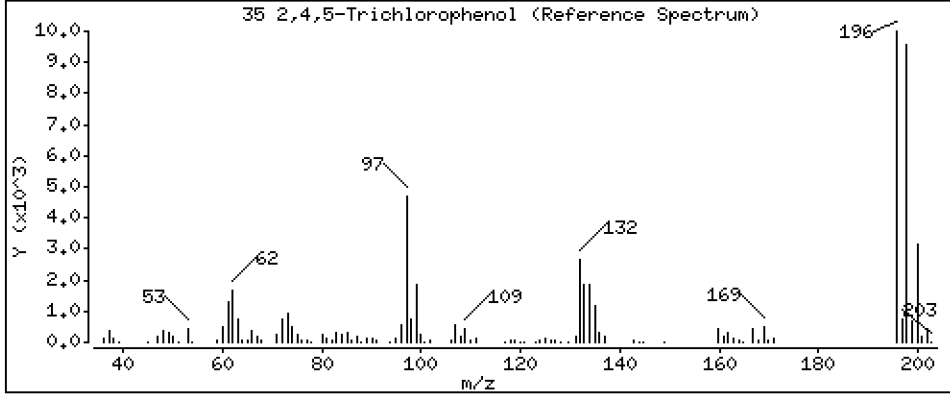
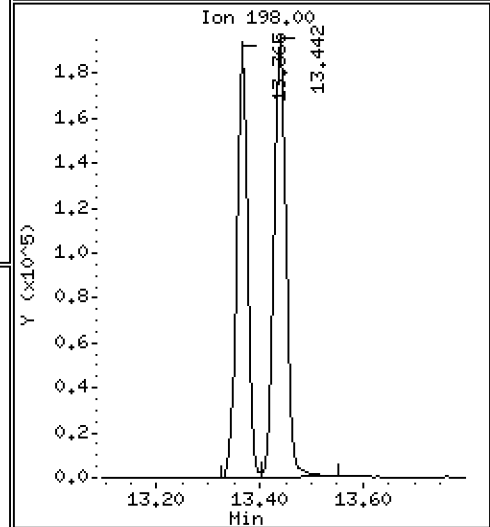
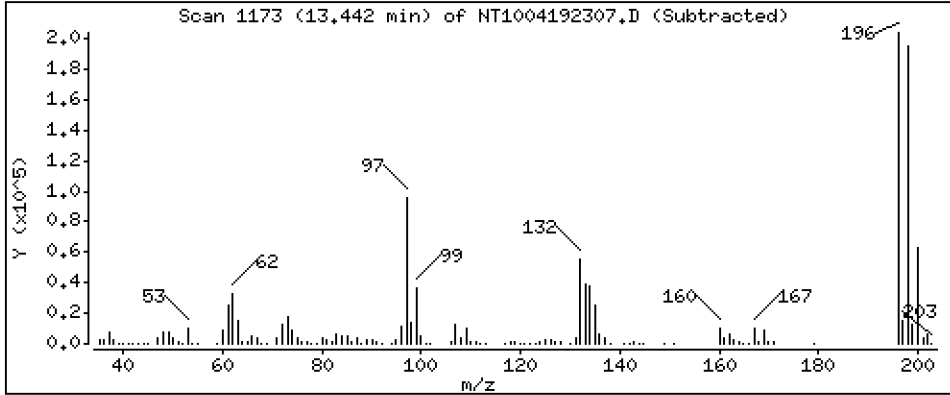
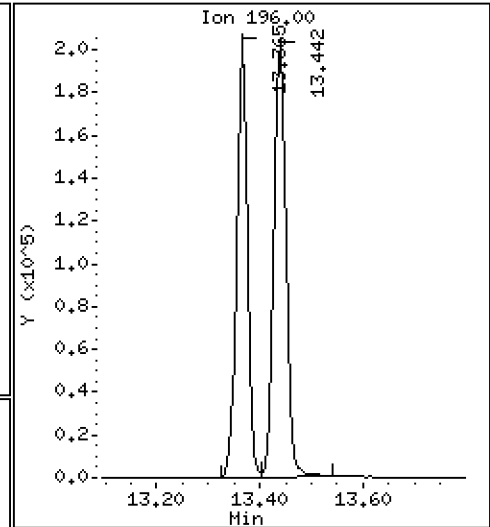
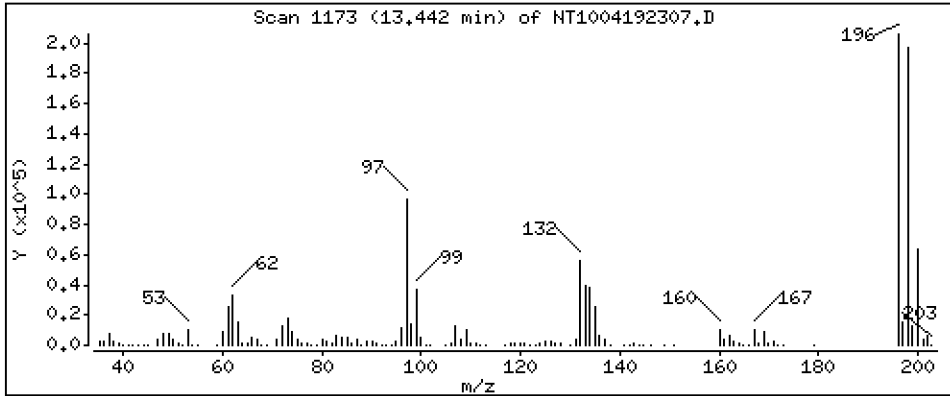
Operator: VTS

Column phase: ZB-5msi

Column diameter: 0,25

35 2,4,5-Trichlorophenol

Concentration: 9,201 ug/mL



Date : 19-APR-2023 15:10

Client ID:

Instrument: nt10.i

Sample Info: BLD0057-BS1

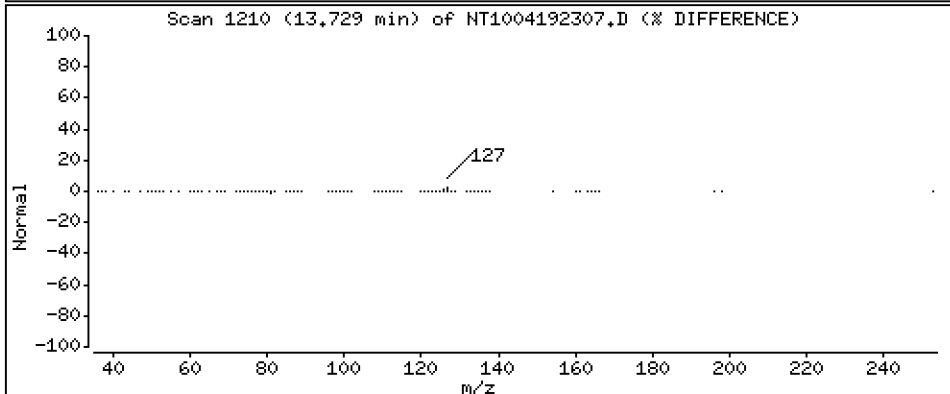
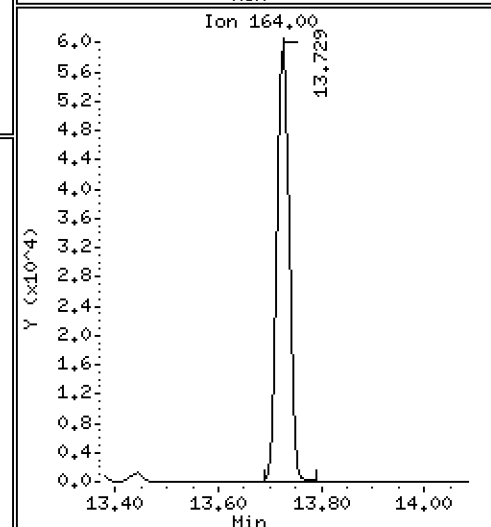
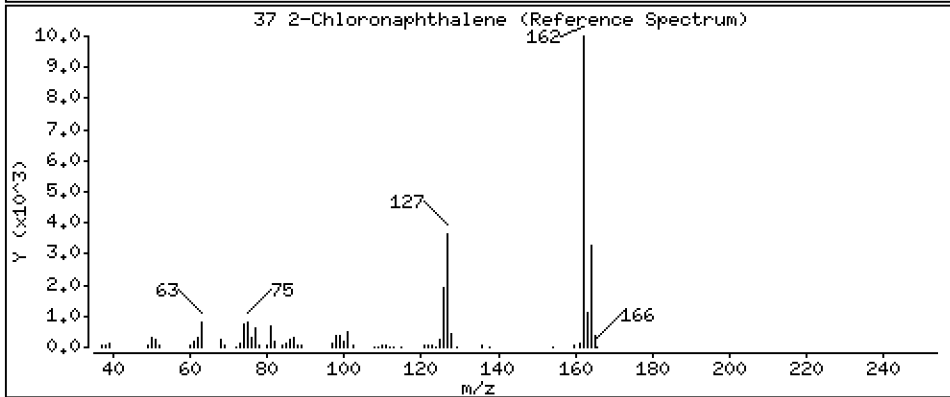
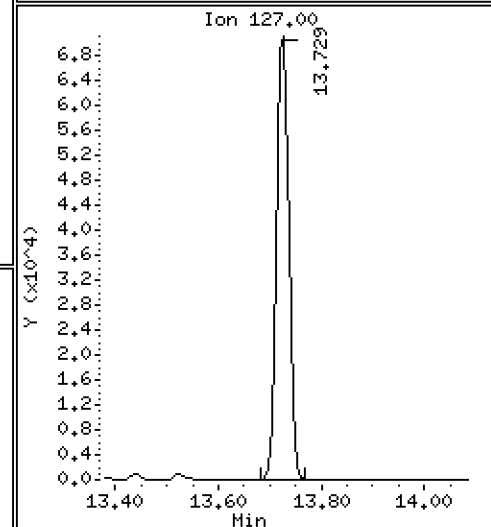
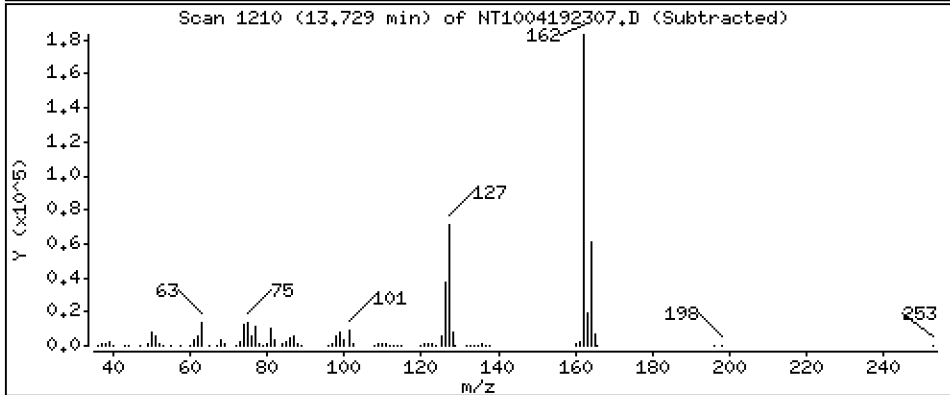
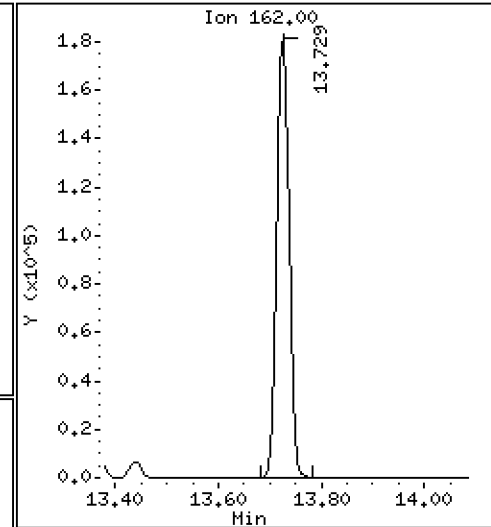
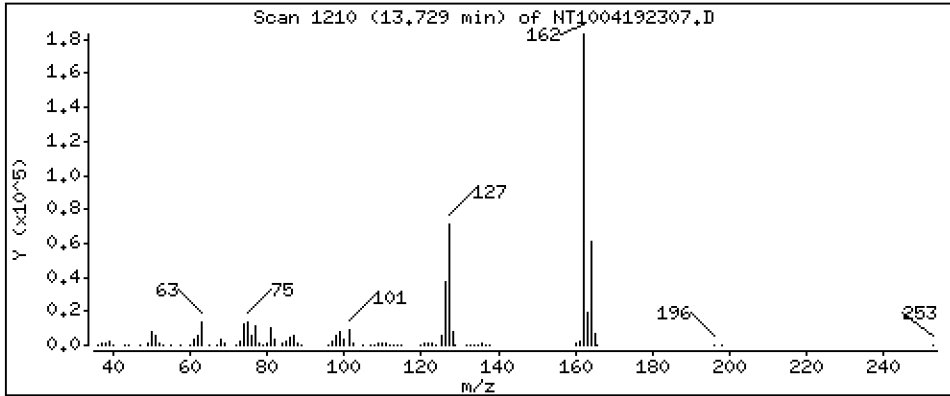
Operator: VTS

Column phase: ZB-5msi

Column diameter: 0,25

37 2-Chloronaphthalene

Concentration: 2,854 ug/mL



Date : 19-APR-2023 15:10

Client ID:

Instrument: nt10.i

Sample Info: BLD0057-BS1

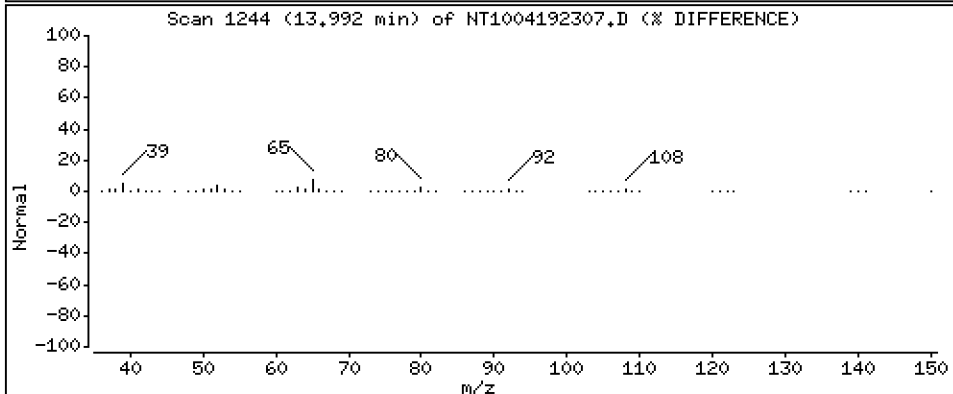
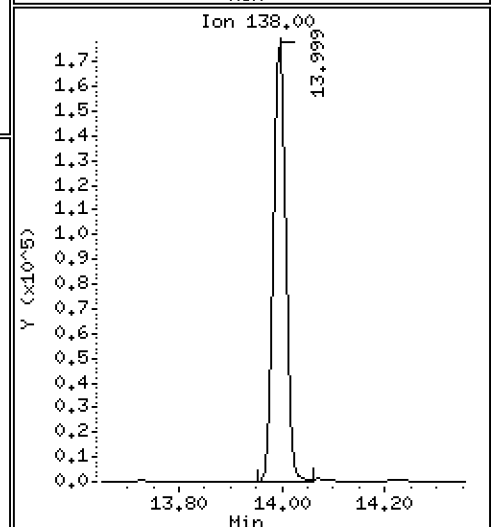
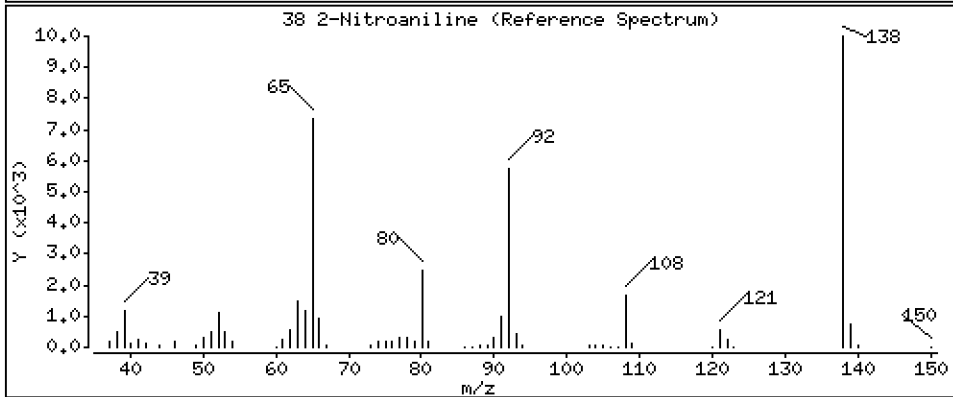
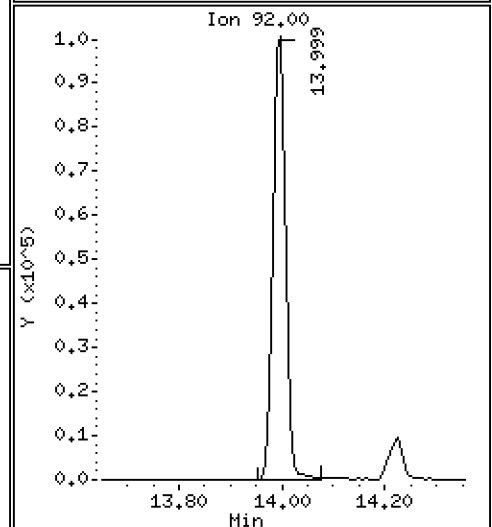
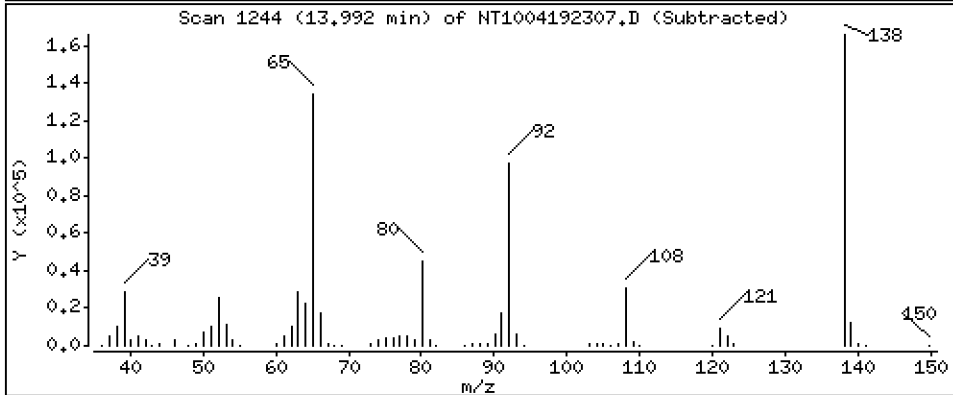
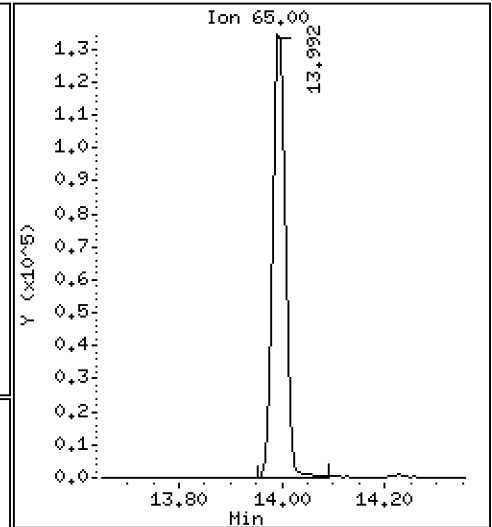
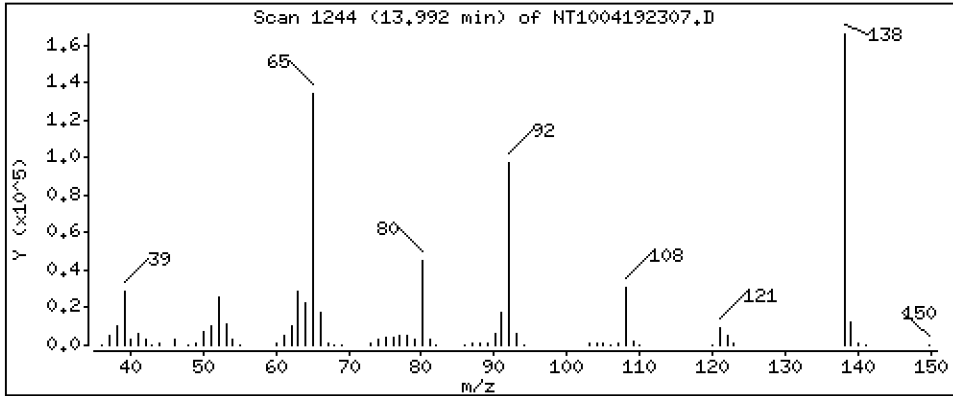
Operator: VTS

Column phase: ZB-5msi

Column diameter: 0,25

38 2-Nitroaniline

Concentration: 7,870 ug/mL



Date : 19-APR-2023 15:10

Client ID:

Instrument: nt10.i

Sample Info: BLD0057-BS1

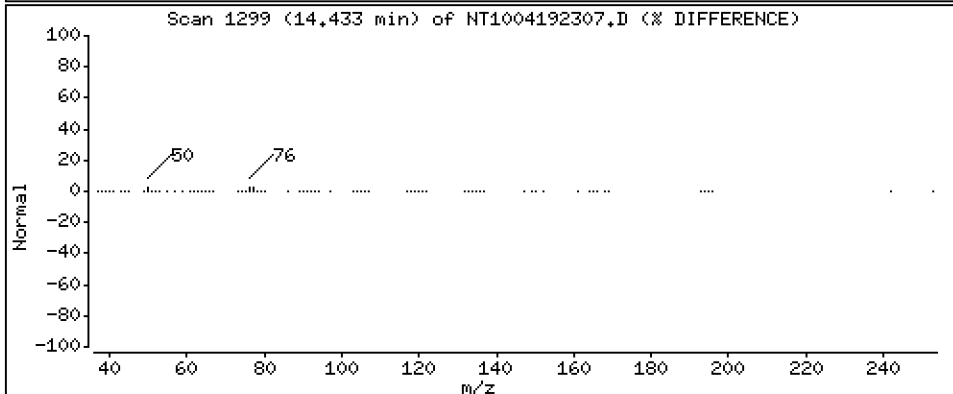
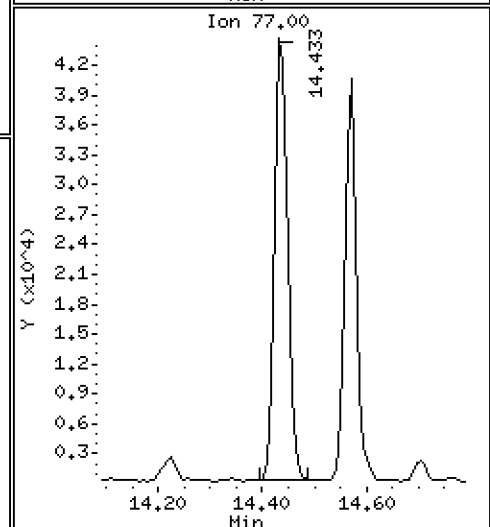
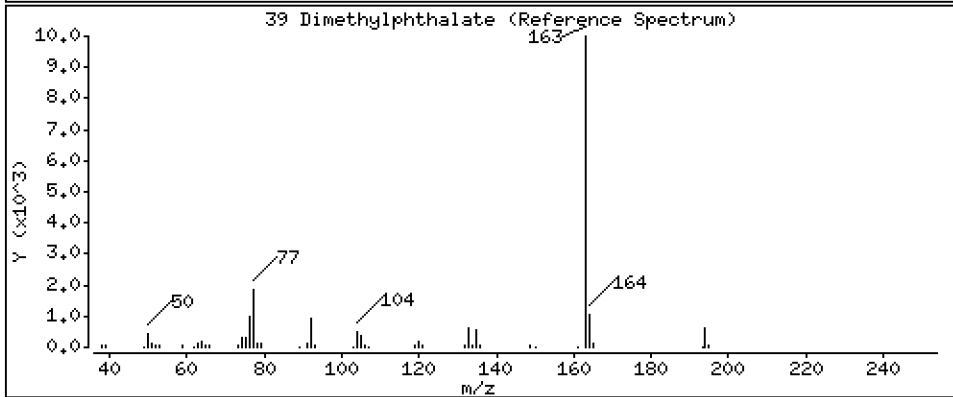
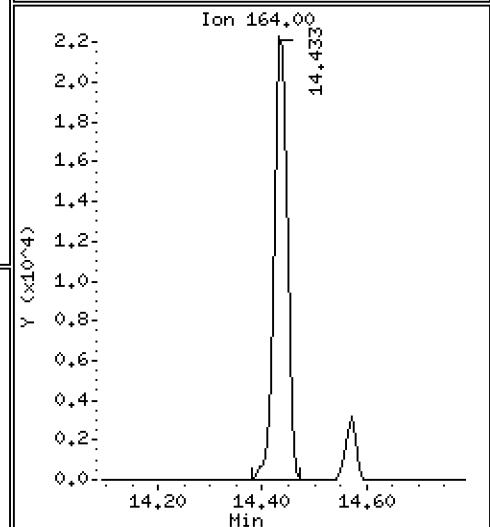
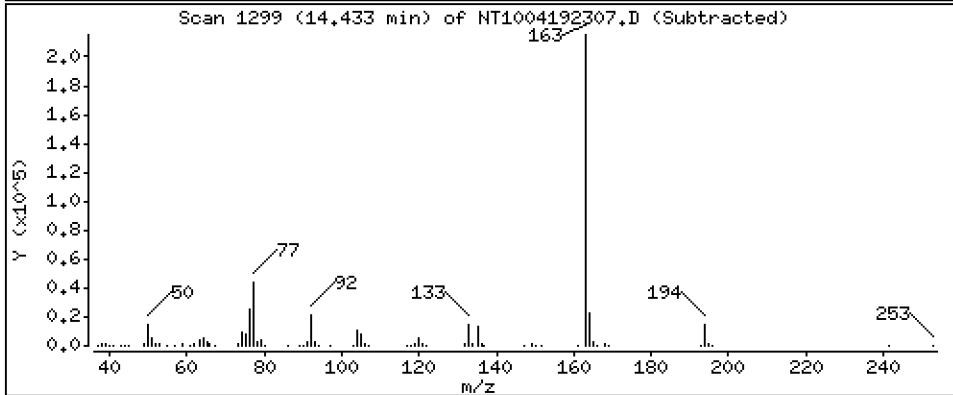
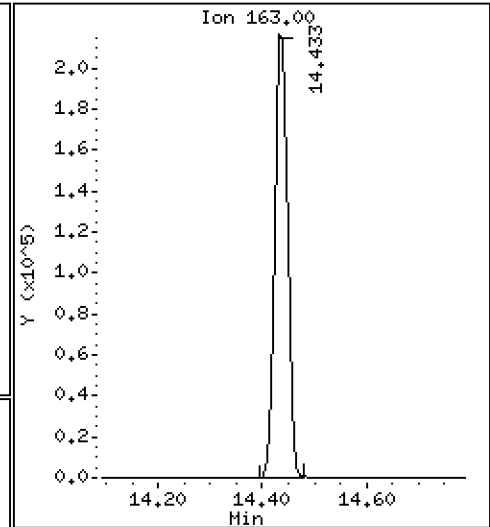
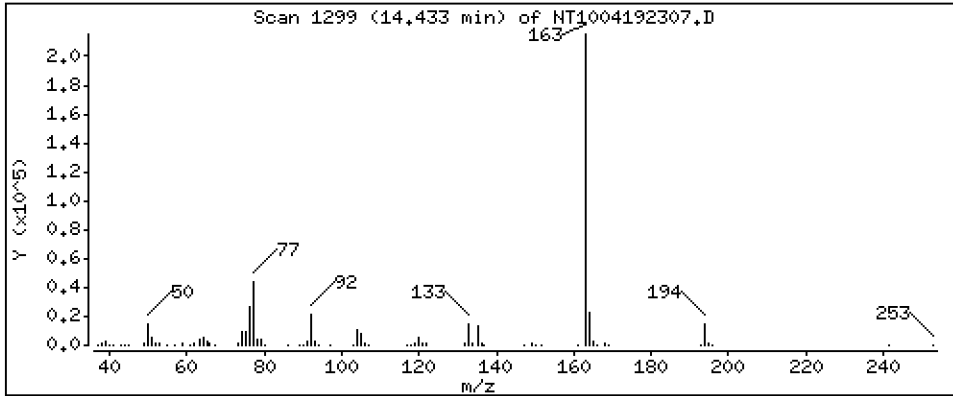
Operator: VTS

Column phase: ZB-5msi

Column diameter: 0,25

39 Dimethylphthalate

Concentration: 3,503 ug/mL



Date : 19-APR-2023 15:10

Client ID:

Instrument: nt10.i

Sample Info: BLD0057-BS1

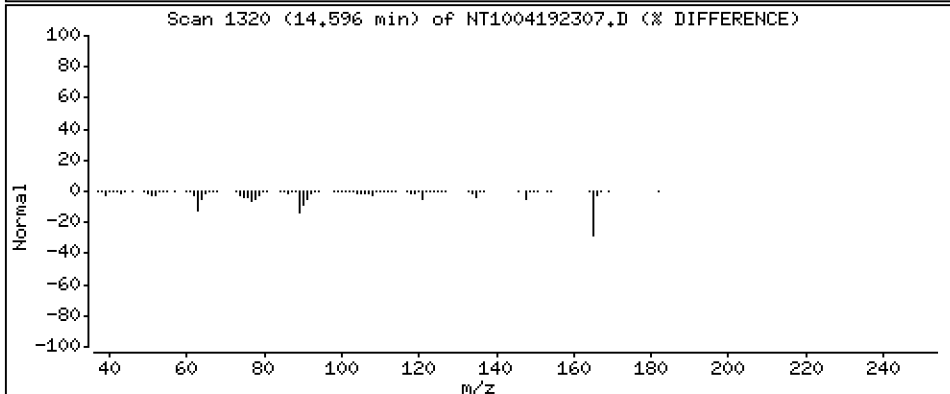
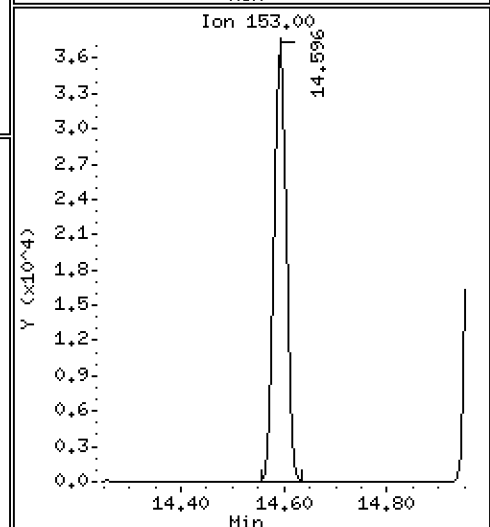
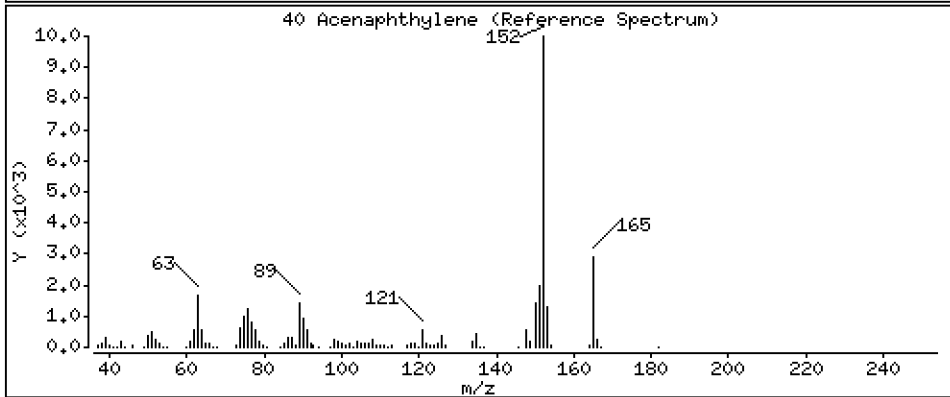
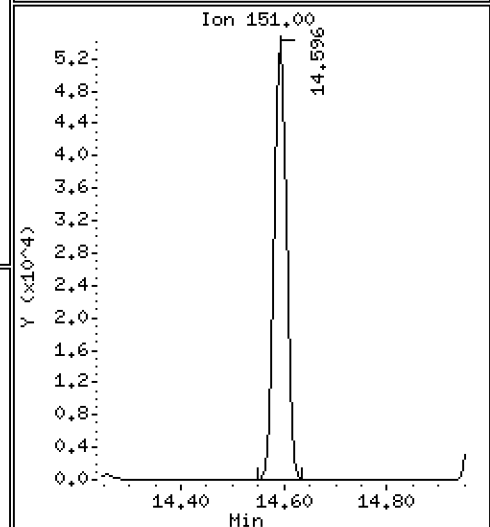
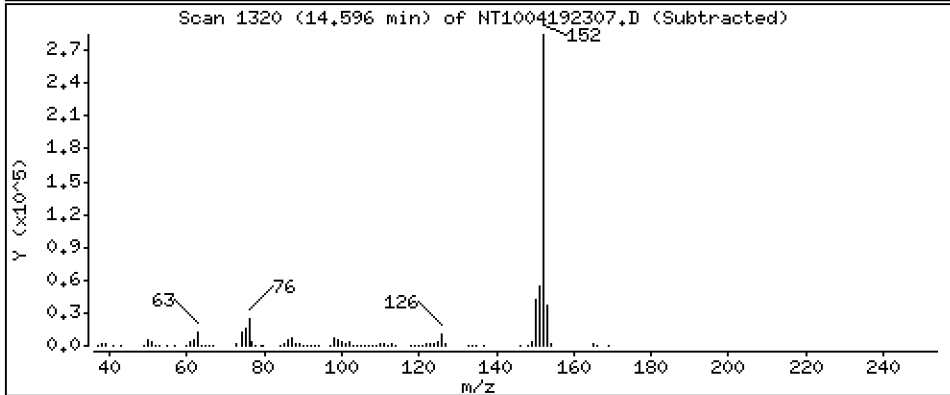
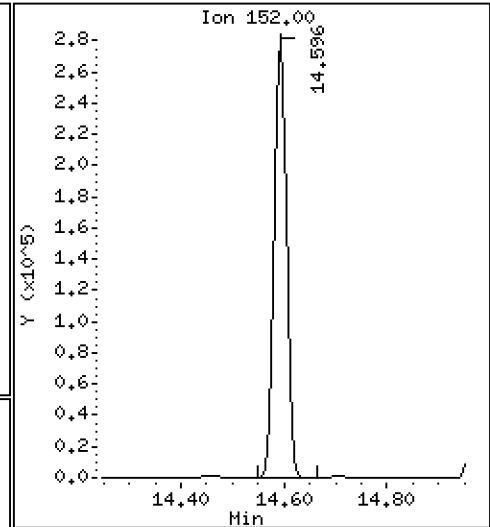
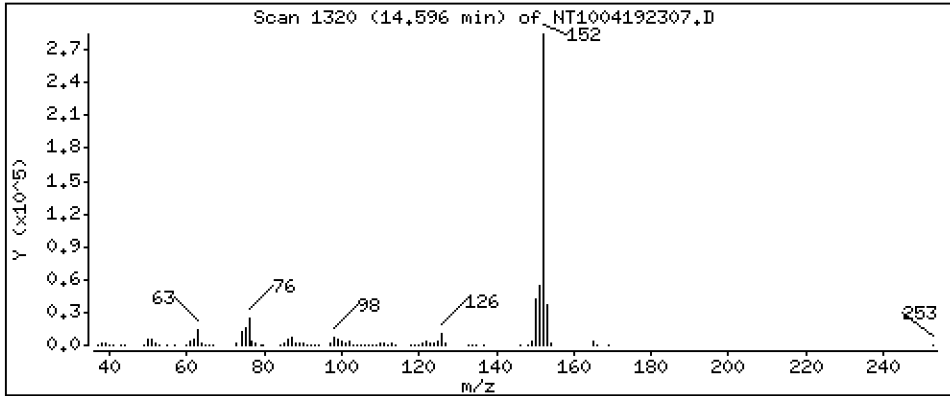
Operator: VTS

Column phase: ZB-5msi

Column diameter: 0,25

40 Acenaphthylene

Concentration: 2,816 ug/mL



Date : 19-APR-2023 15:10

Client ID:

Instrument: nt10.i

Sample Info: BLD0057-BS1

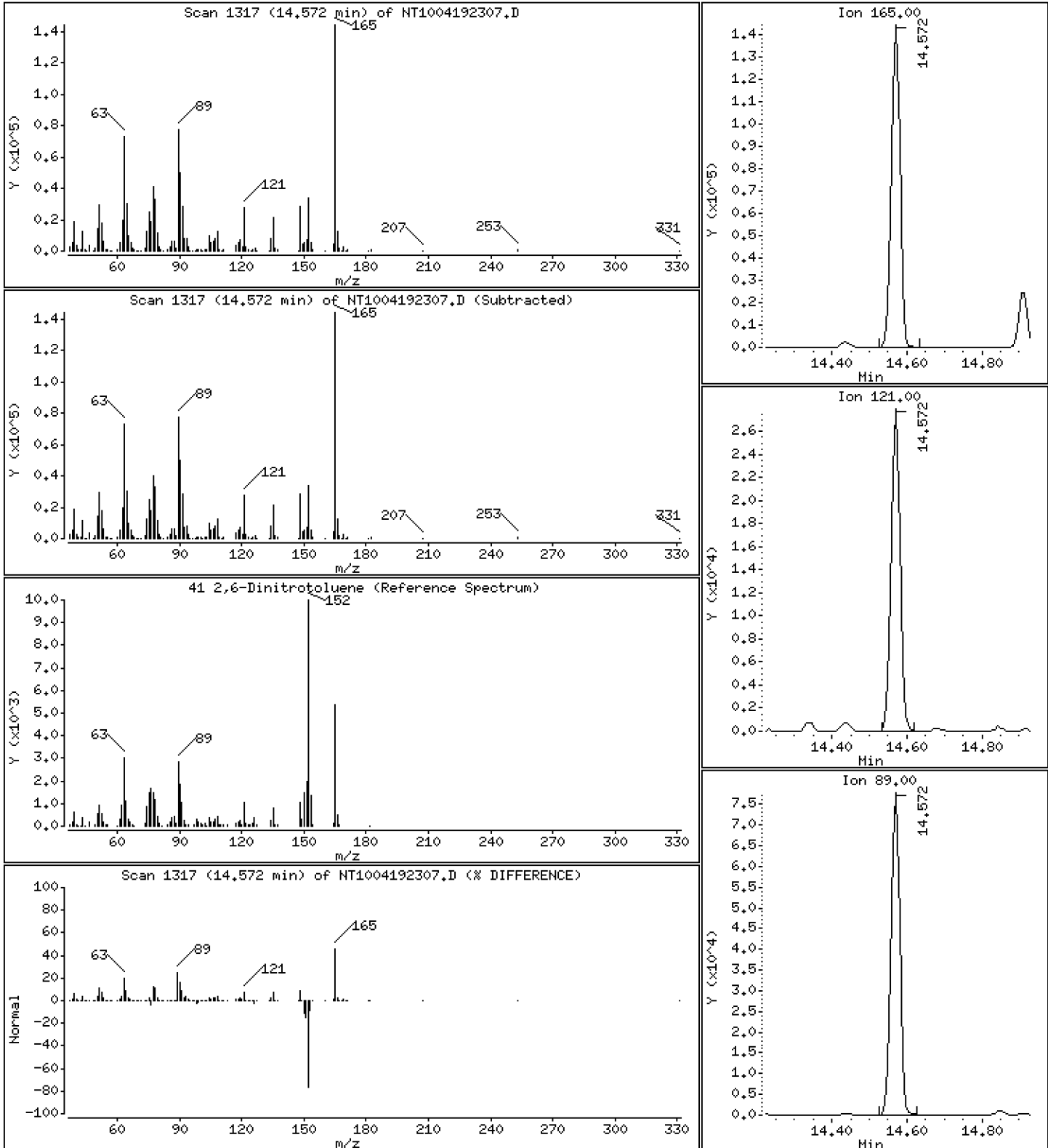
Operator: VTS

Column phase: ZB-5msi

Column diameter: 0,25

41 2,6-Dinitrotoluene

Concentration: 9,881 ug/mL



Date : 19-APR-2023 15:10

Client ID:

Instrument: nt10.i

Sample Info: BLD0057-BS1

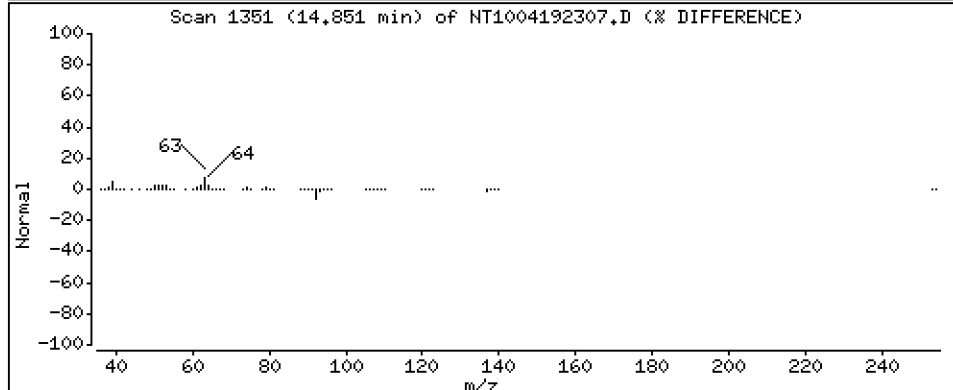
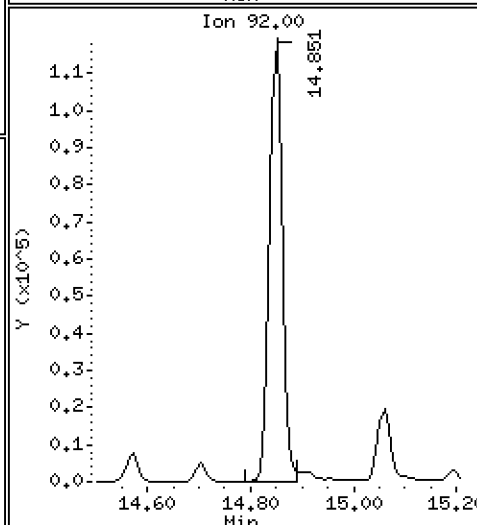
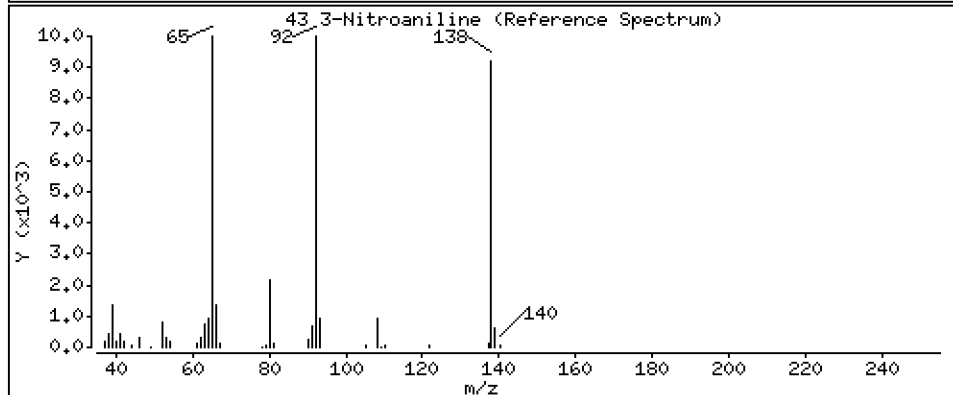
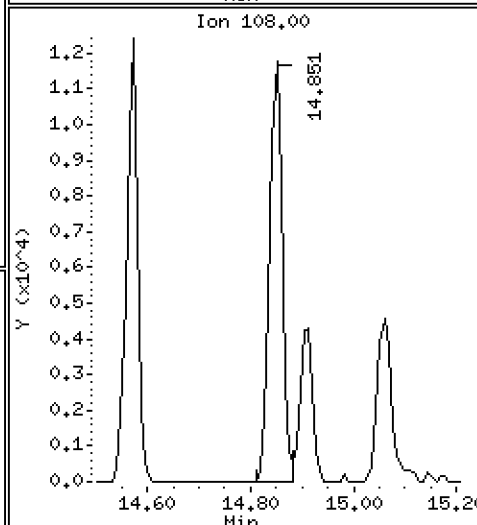
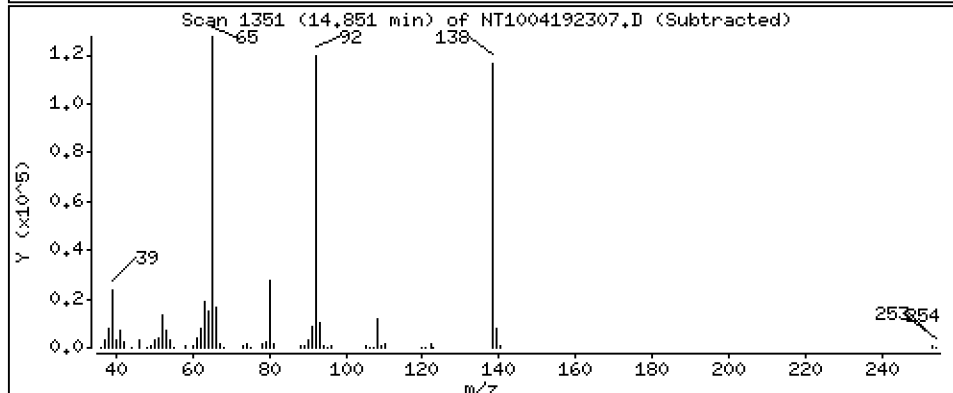
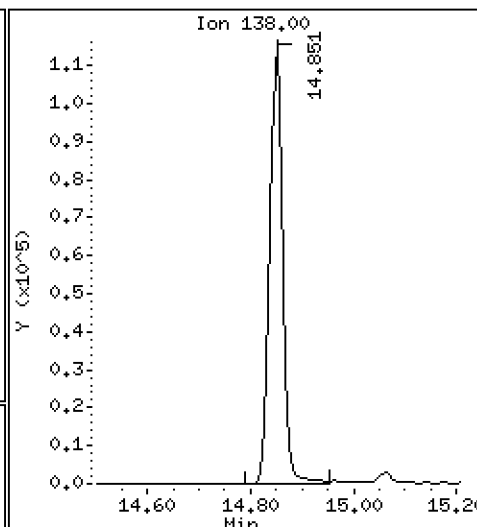
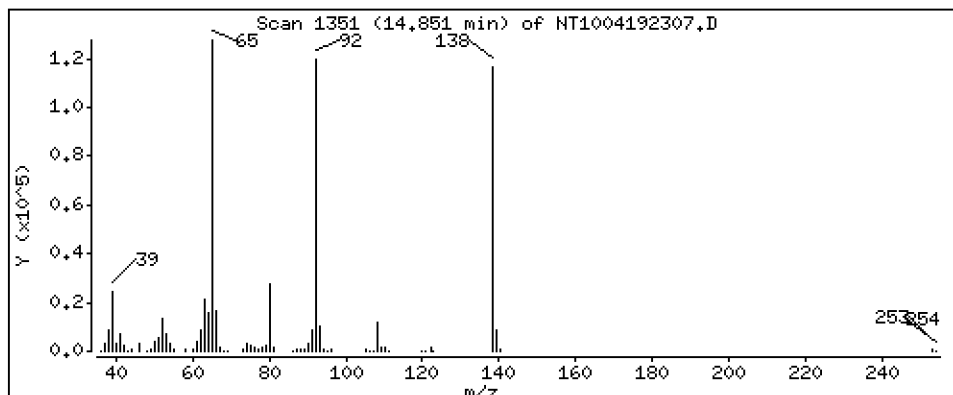
Operator: VTS

Column phase: ZB-5msi

Column diameter: 0,25

43 3-Nitroaniline

Concentration: 8,430 ug/mL



Date : 19-APR-2023 15:10

Client ID:

Instrument: nt10.i

Sample Info: BLD0057-BS1

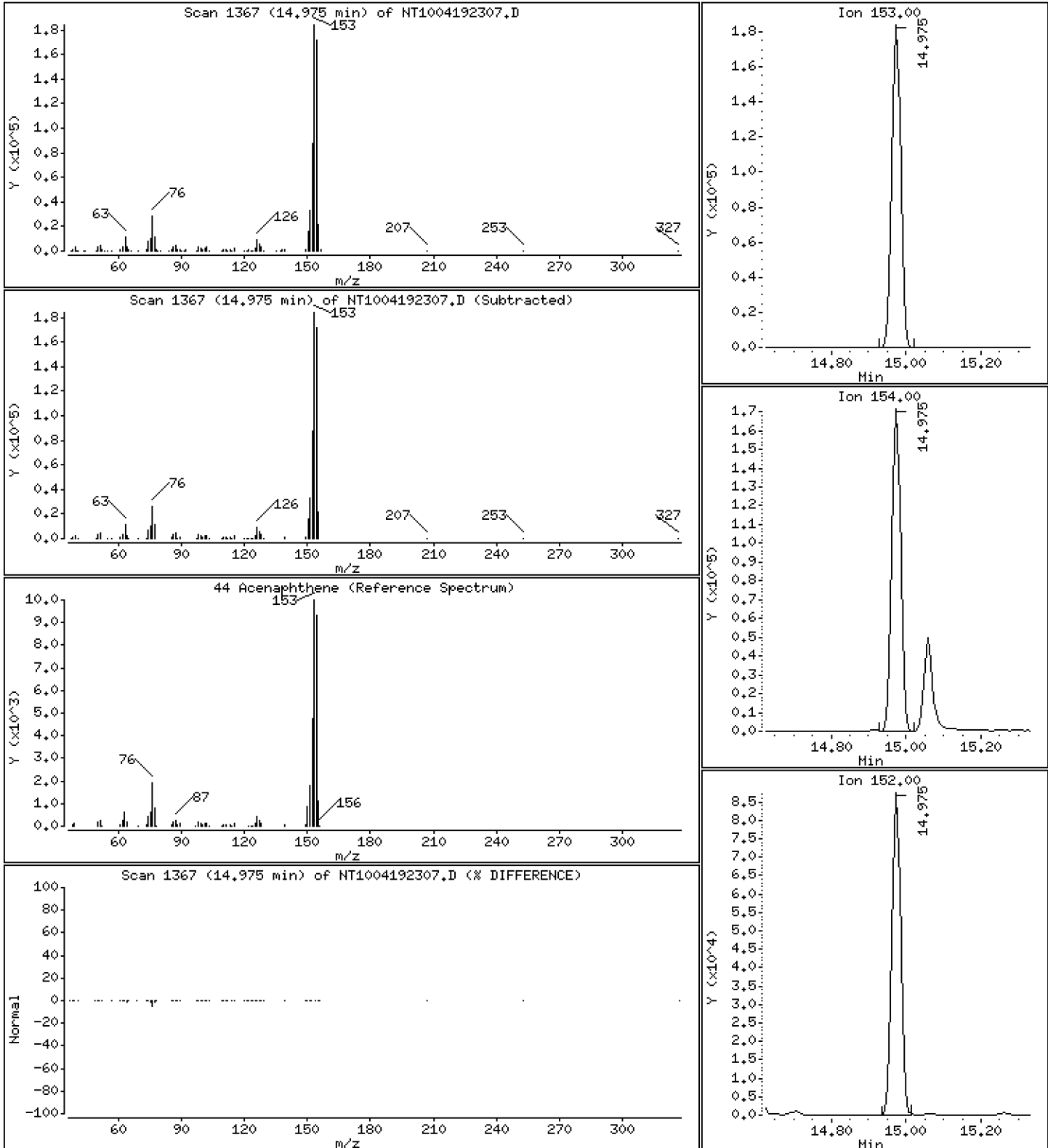
Operator: VTS

Column phase: ZB-5msi

Column diameter: 0,25

44 Acenaphthene

Concentration: 2,961 ug/mL



Date : 19-APR-2023 15:10

Client ID:

Instrument: nt10.i

Sample Info: BLD0057-BS1

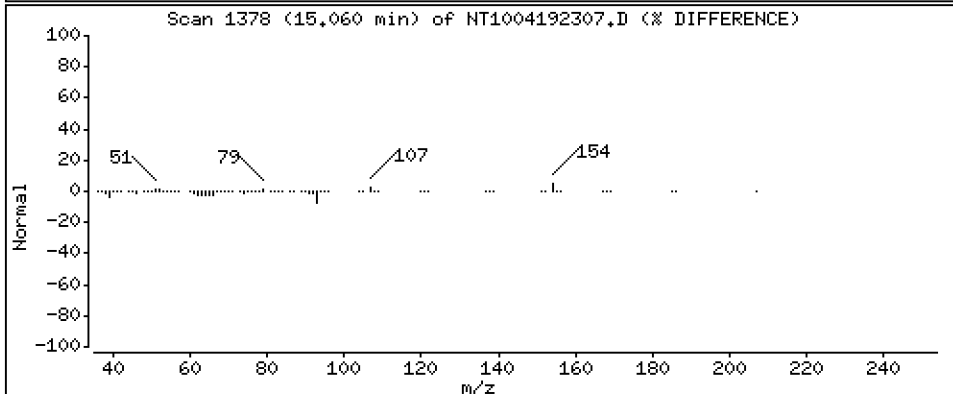
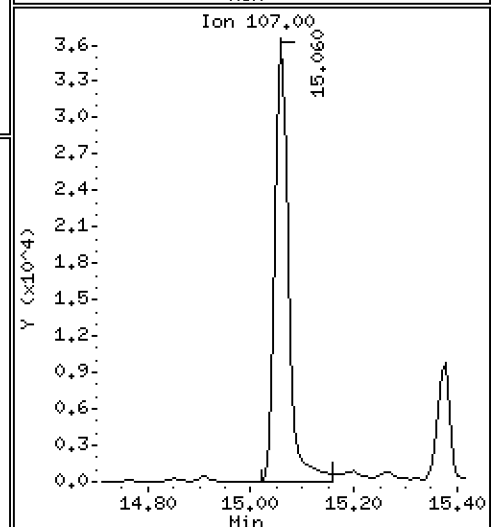
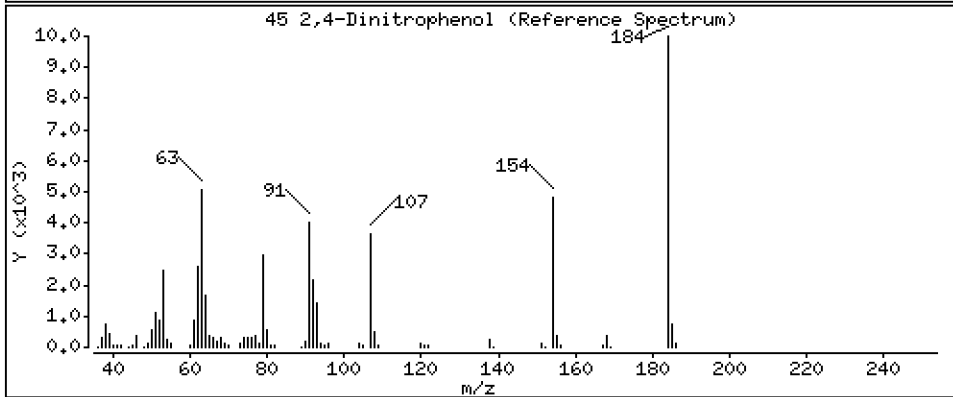
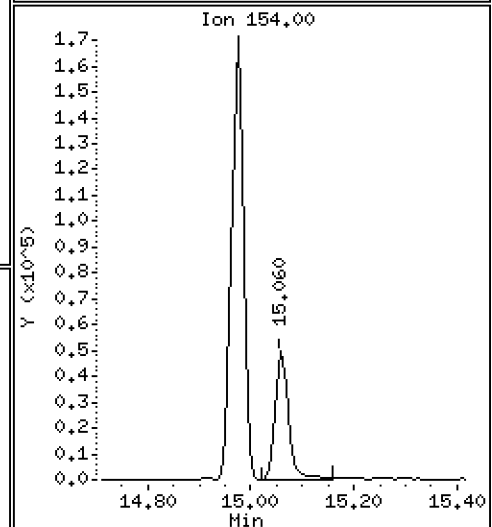
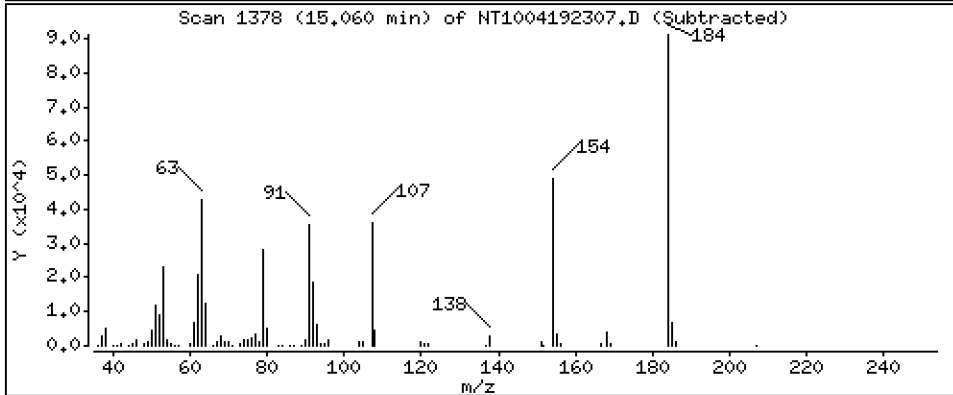
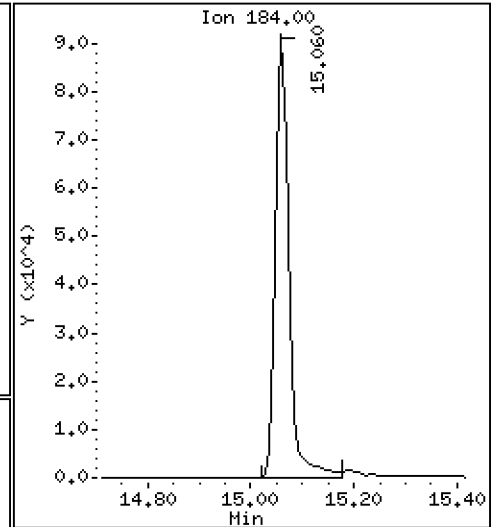
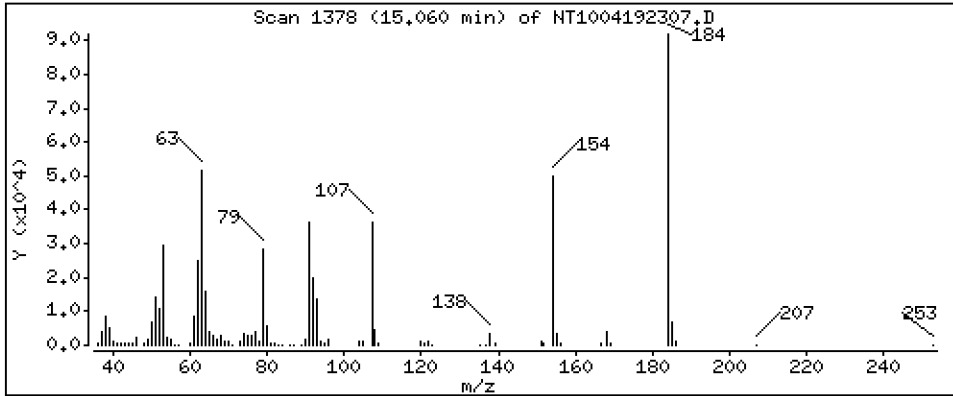
Operator: VTS

Column phase: ZB-5msi

Column diameter: 0,25

45 2,4-Dinitrophenol

Concentration: 11,65 ug/mL



Date : 19-APR-2023 15:10

Client ID:

Instrument: nt10.i

Sample Info: BLD0057-BS1

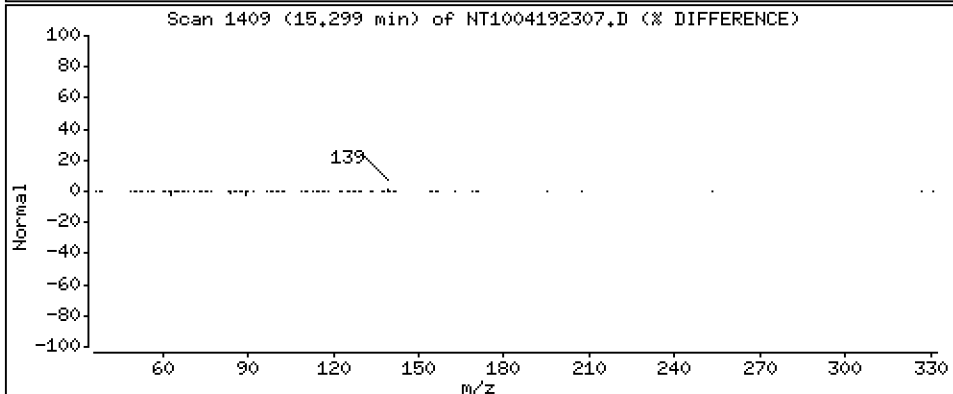
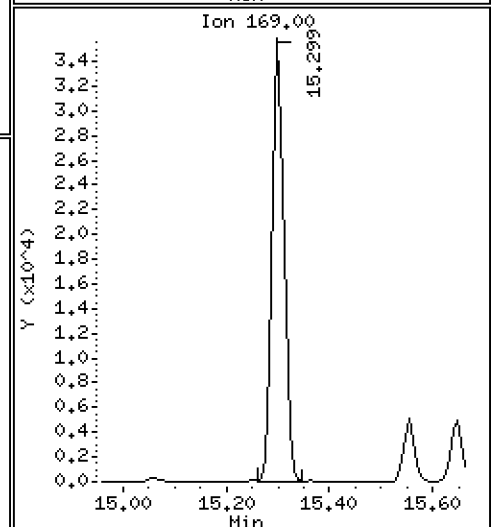
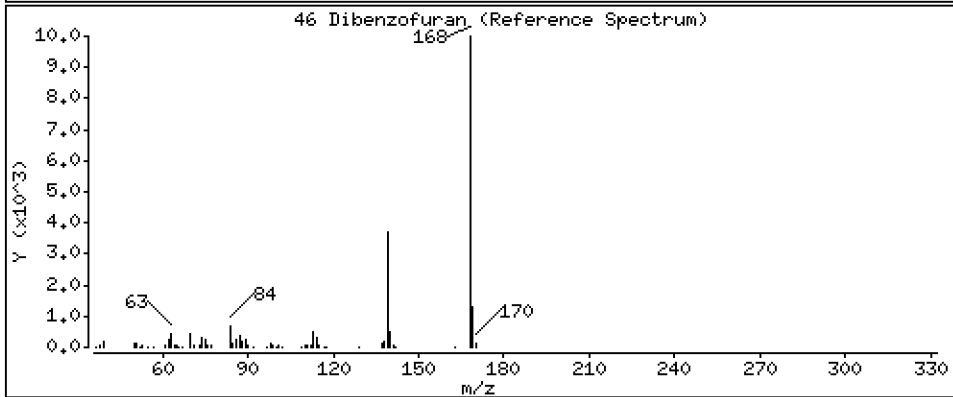
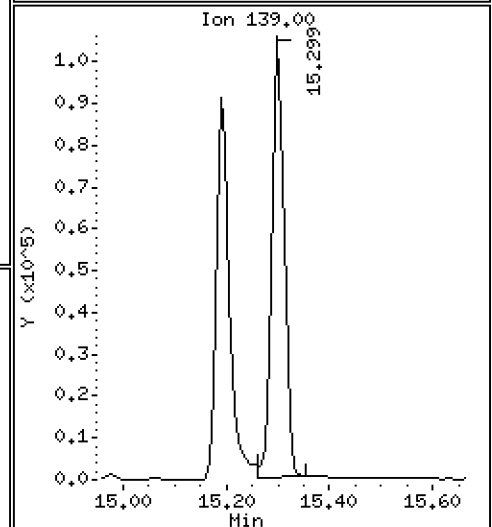
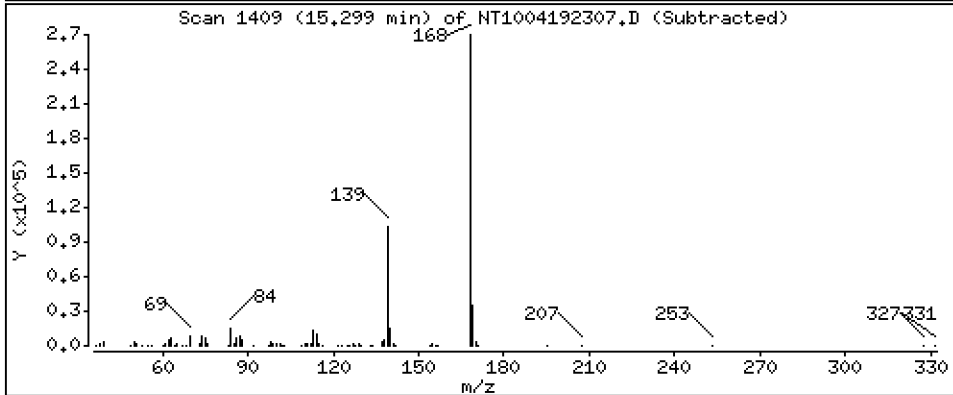
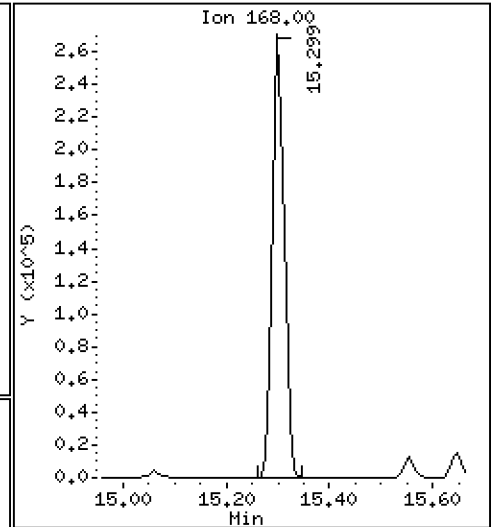
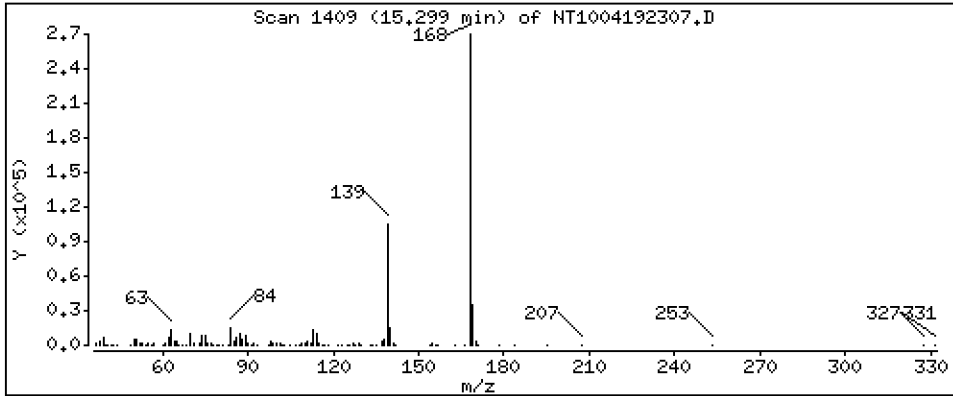
Operator: VTS

Column phase: ZB-5msi

Column diameter: 0,25

46 Dibenzofuran

Concentration: 2,932 ug/mL



Date : 19-APR-2023 15:10

Client ID:

Instrument: nt10.i

Sample Info: BLD0057-BS1

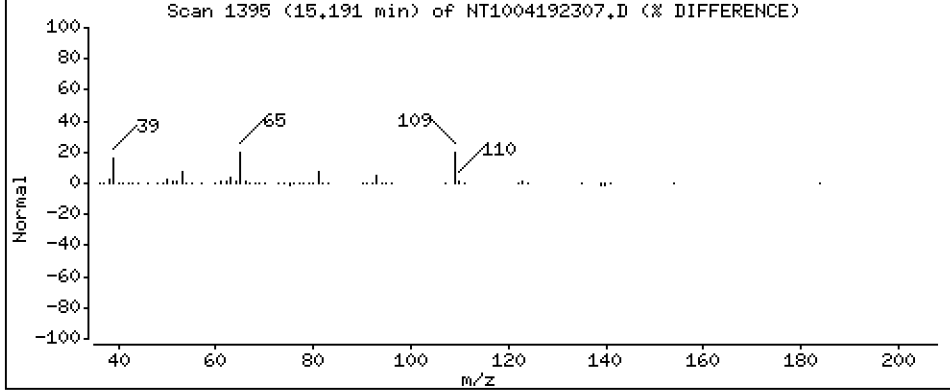
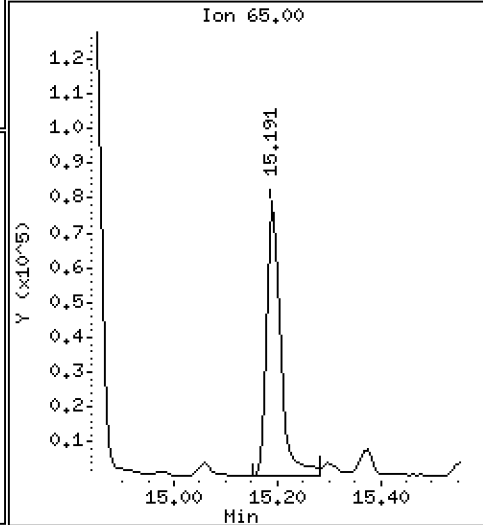
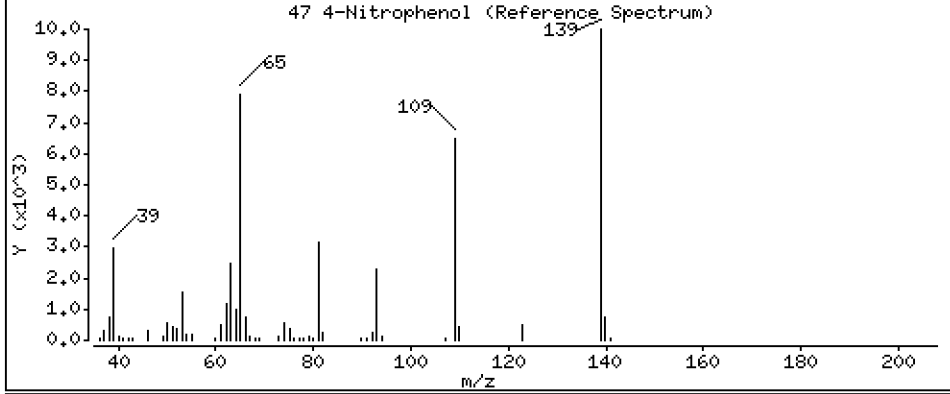
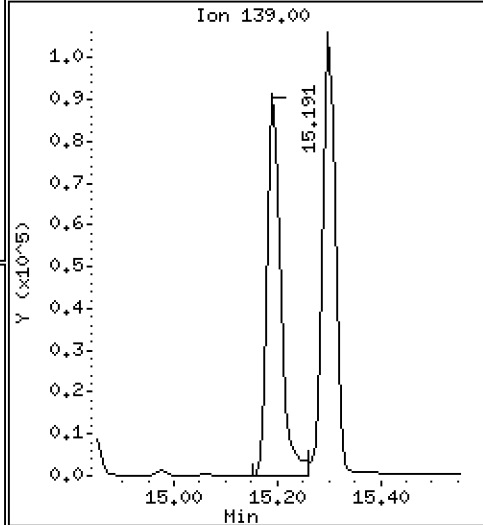
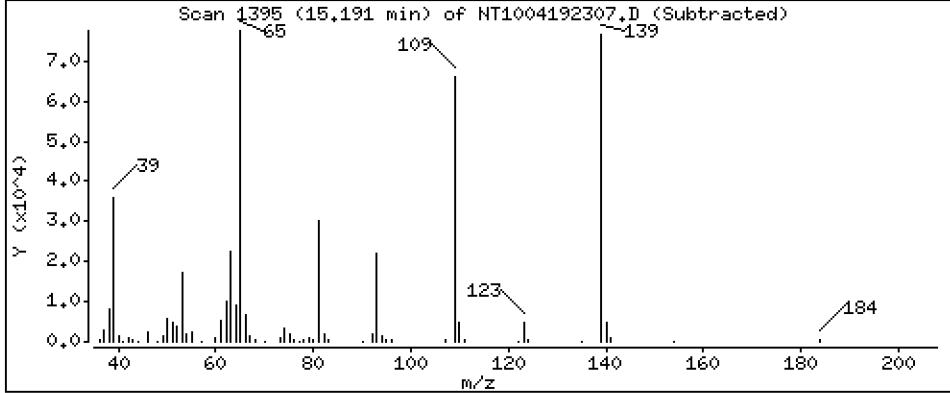
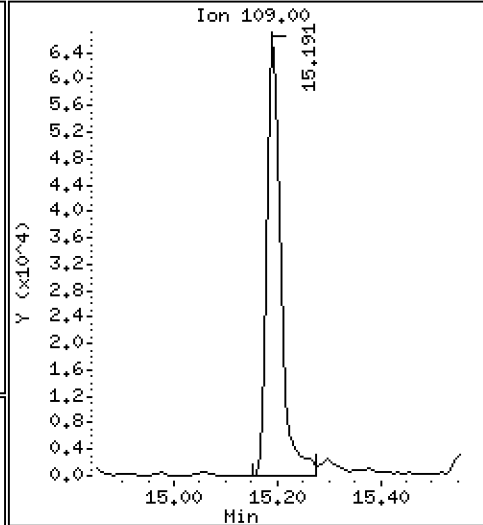
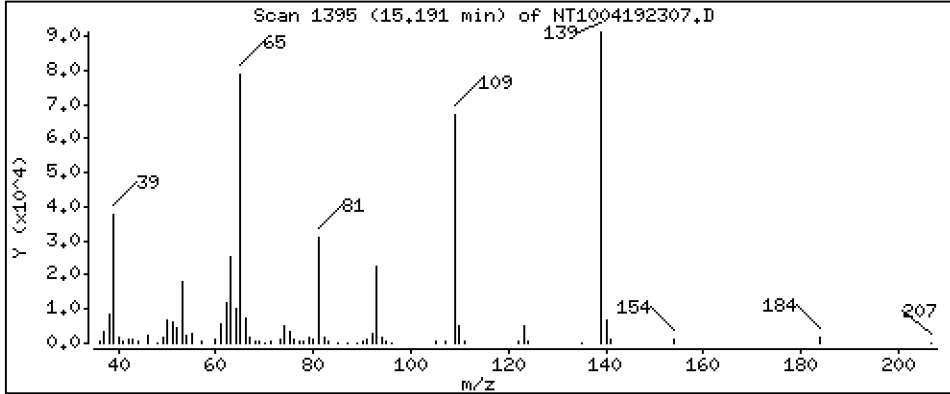
Operator: VTS

Column phase: ZB-5msi

Column diameter: 0,25

47 4-Nitrophenol

Concentration: 7,861 ug/mL



Date : 19-APR-2023 15:10

Client ID:

Instrument: nt10.i

Sample Info: BLD0057-BS1

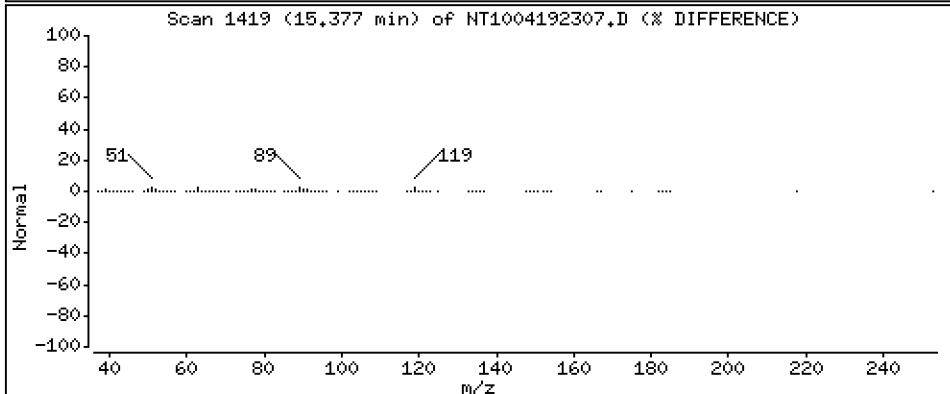
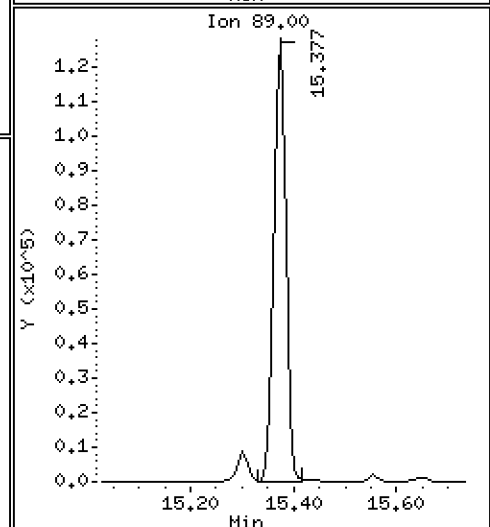
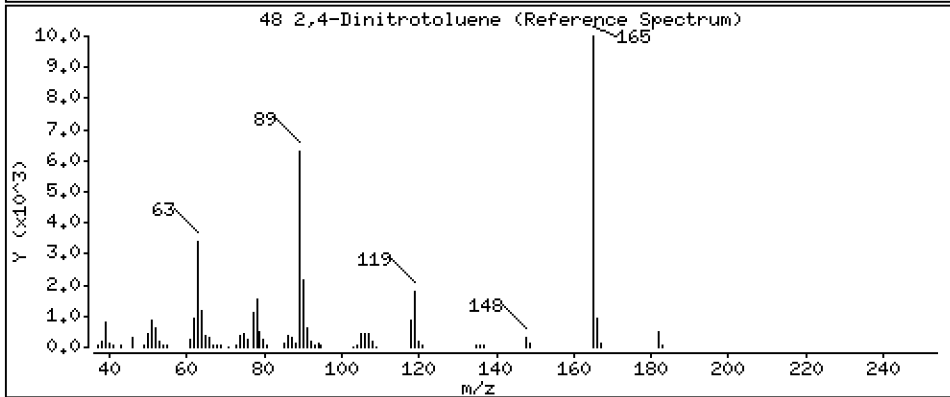
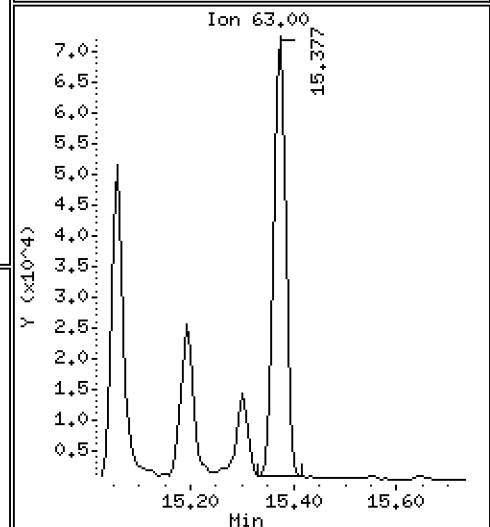
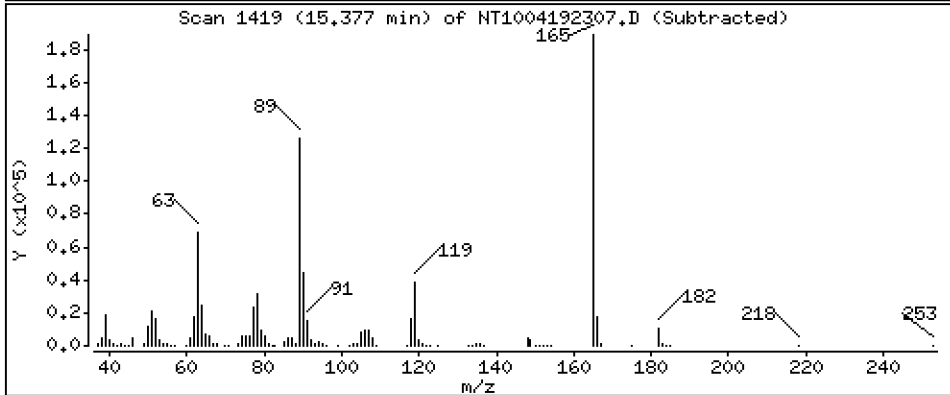
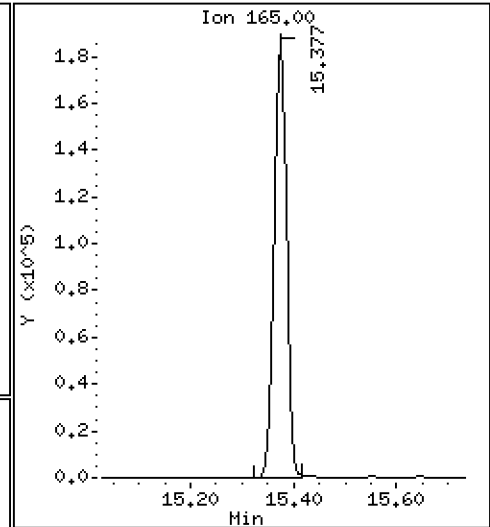
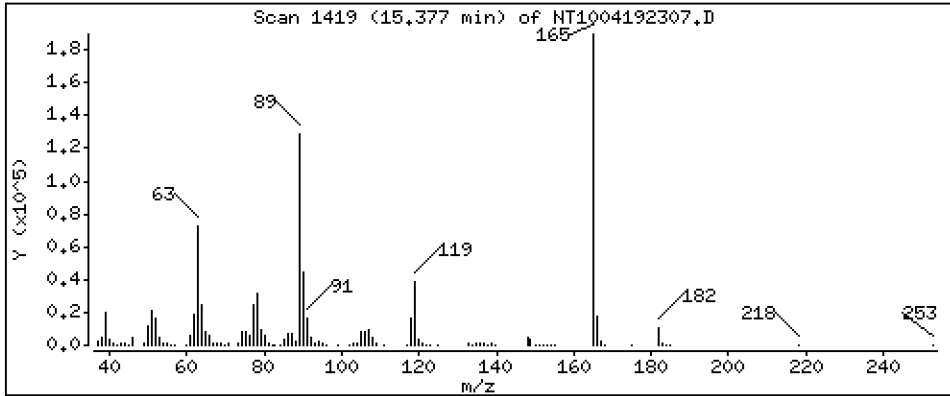
Operator: VTS

Column phase: ZB-5msi

Column diameter: 0,25

48 2,4-Dinitrotoluene

Concentration: 8,916 ug/mL



Date : 19-APR-2023 15:10

Client ID:

Instrument: nt10.i

Sample Info: BLD0057-BS1

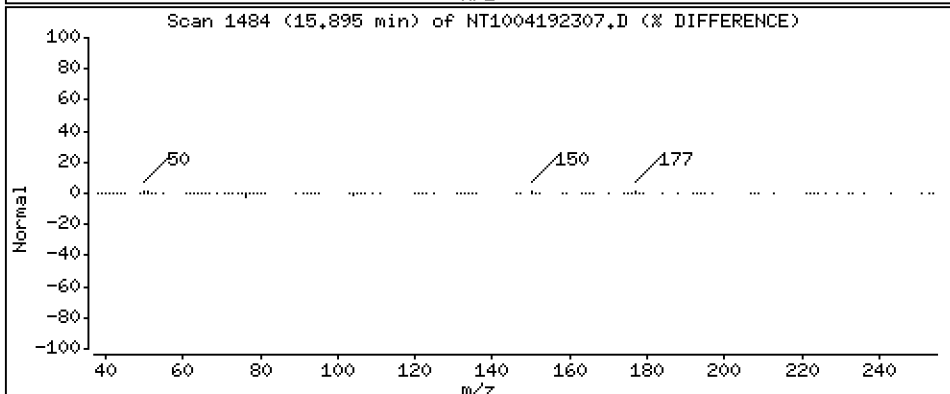
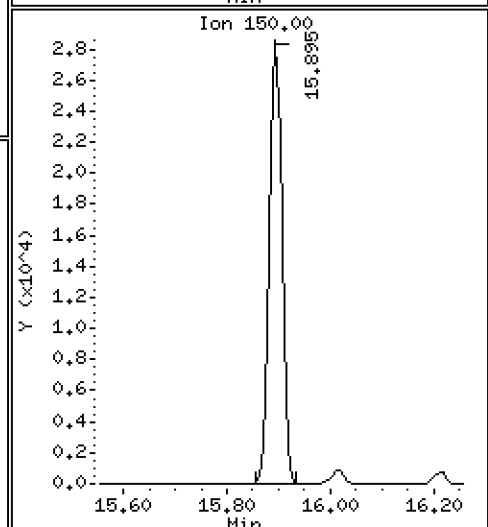
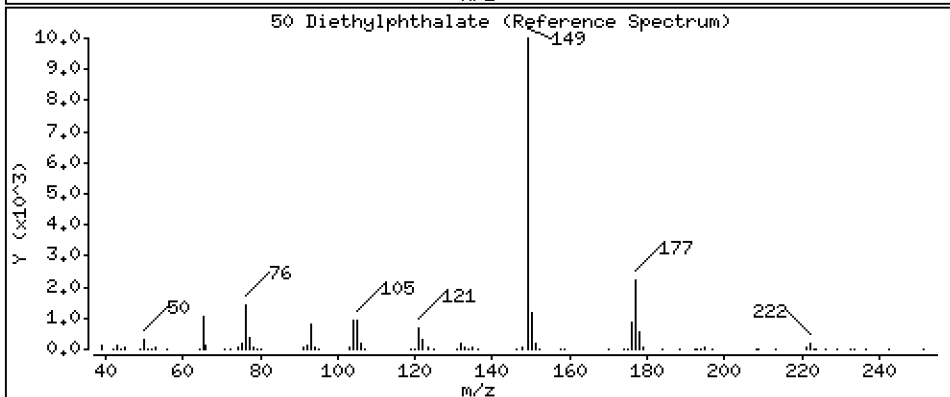
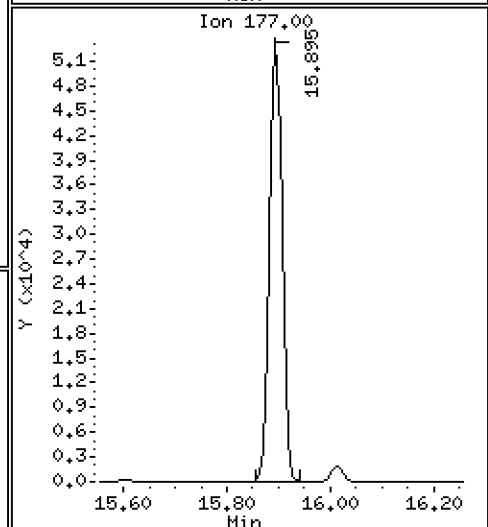
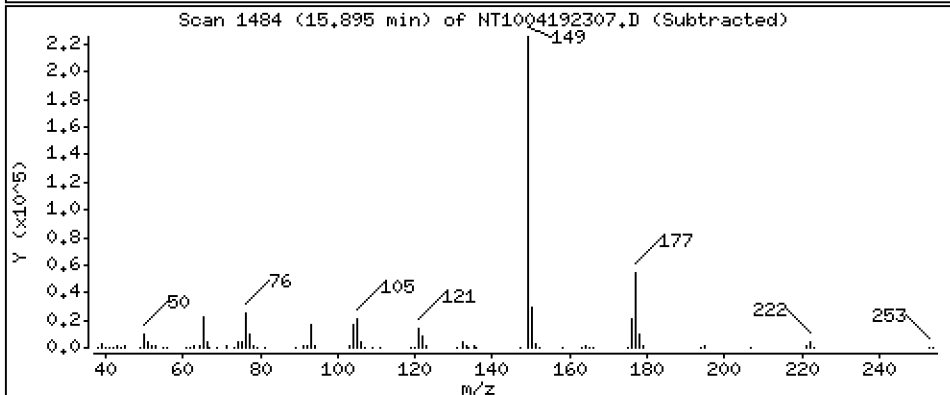
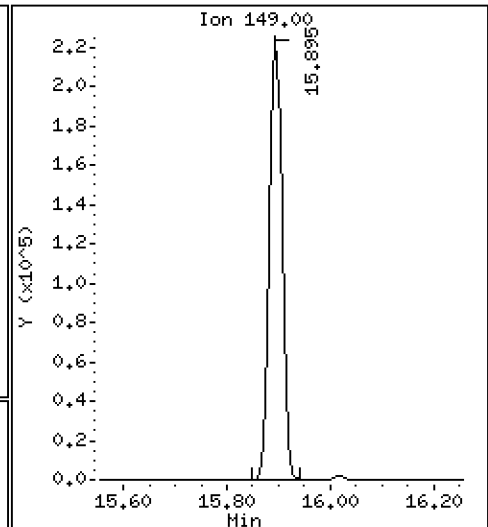
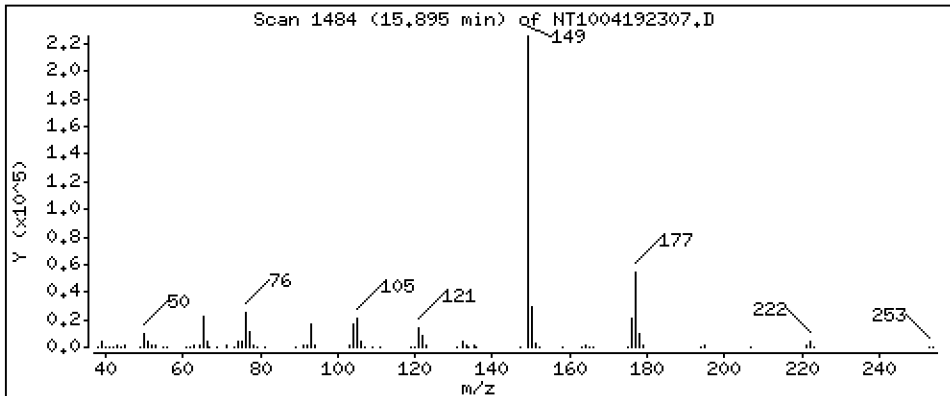
Operator: VTS

Column phase: ZB-5msi

Column diameter: 0,25

50 Diethylphthalate

Concentration: 3,639 ug/mL



Date : 19-APR-2023 15:10

Client ID:

Instrument: nt10.i

Sample Info: BLD0057-BS1

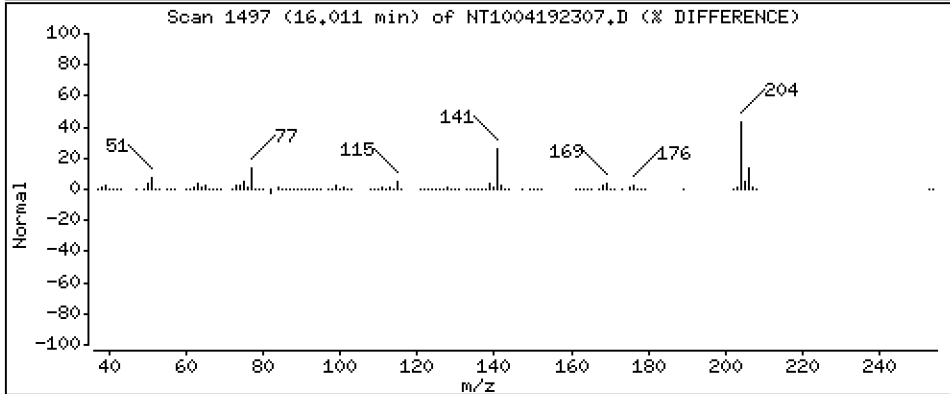
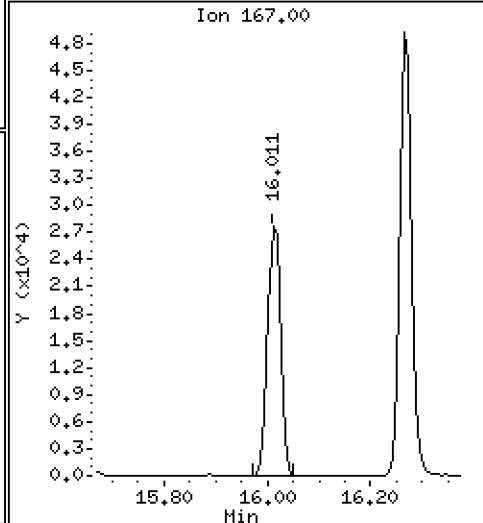
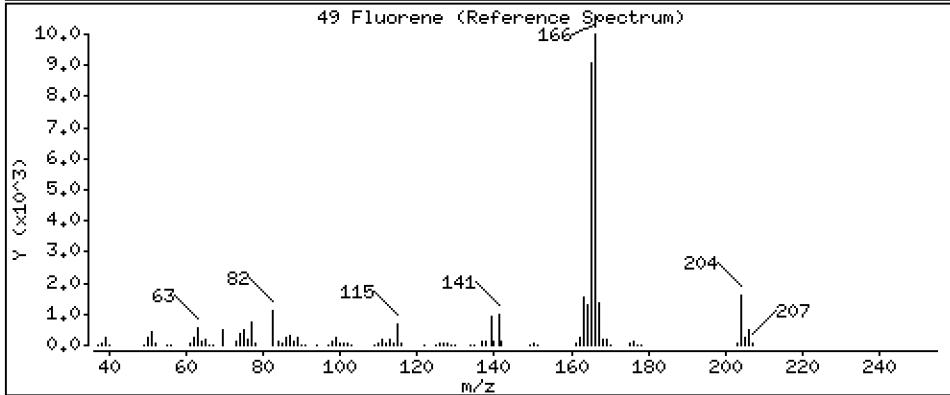
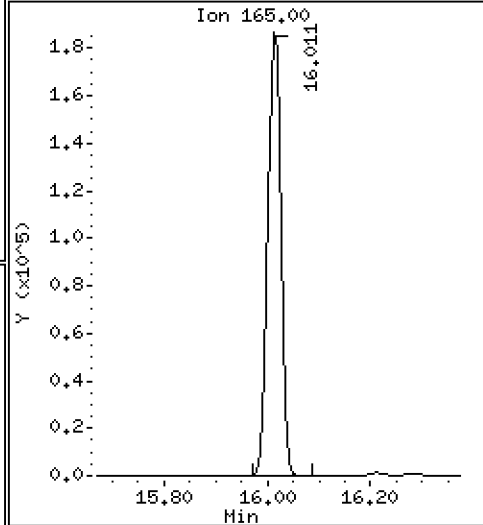
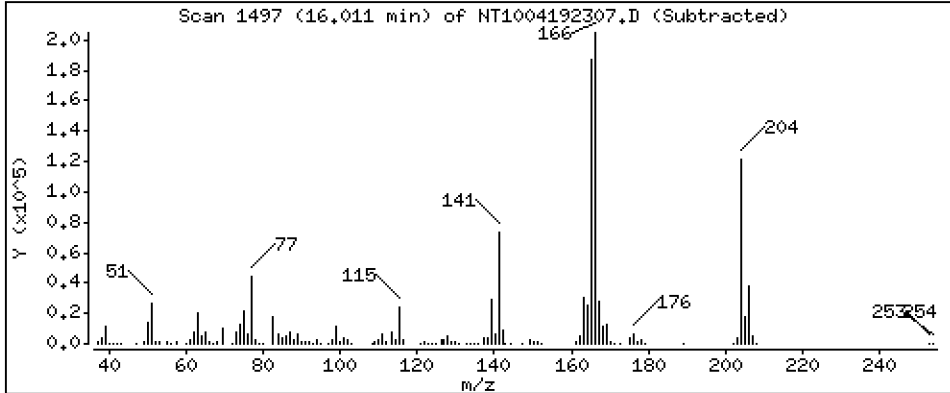
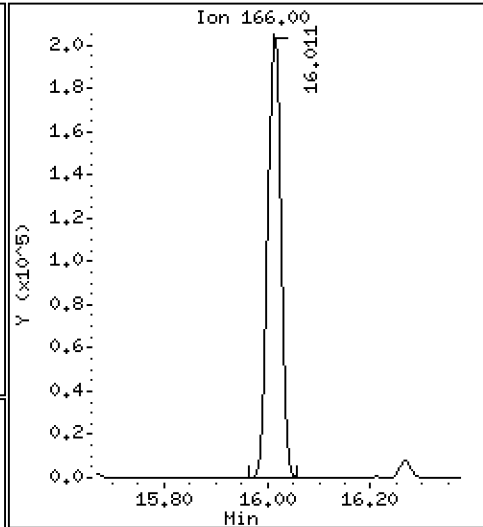
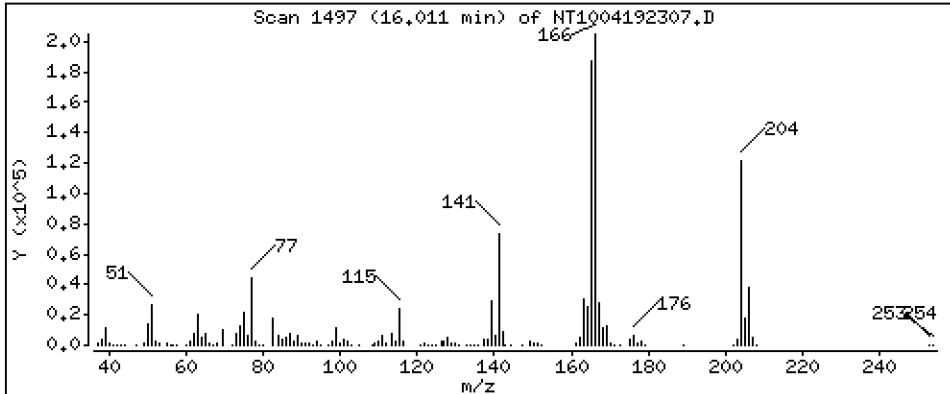
Operator: VTS

Column phase: ZB-5msi

Column diameter: 0,25

49 Fluorene

Concentration: 3,077 ug/mL



Date : 19-APR-2023 15:10

Client ID:

Instrument: nt10.i

Sample Info: BLD0057-BS1

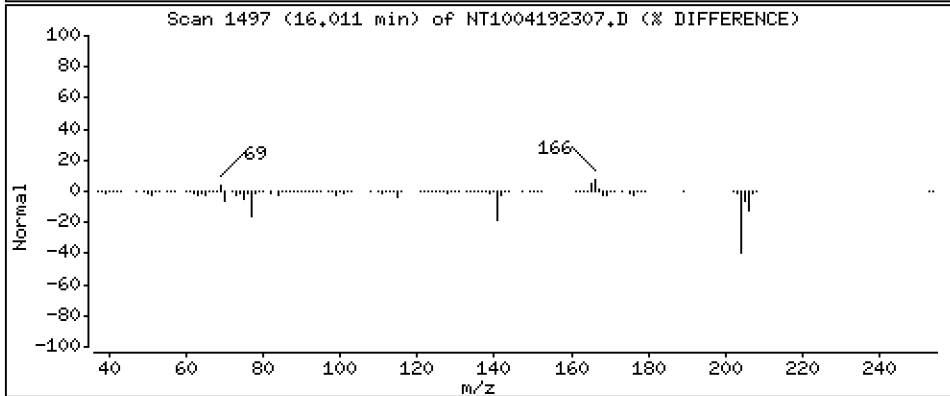
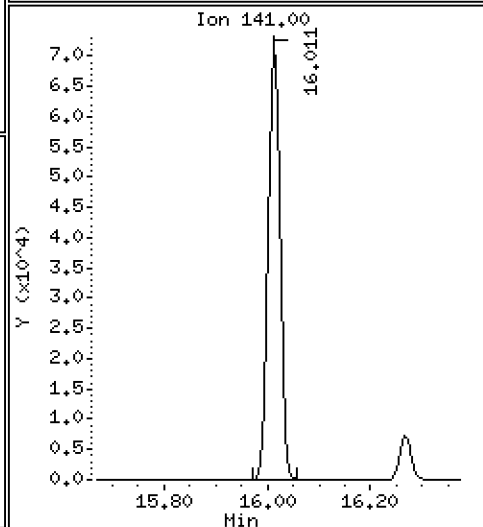
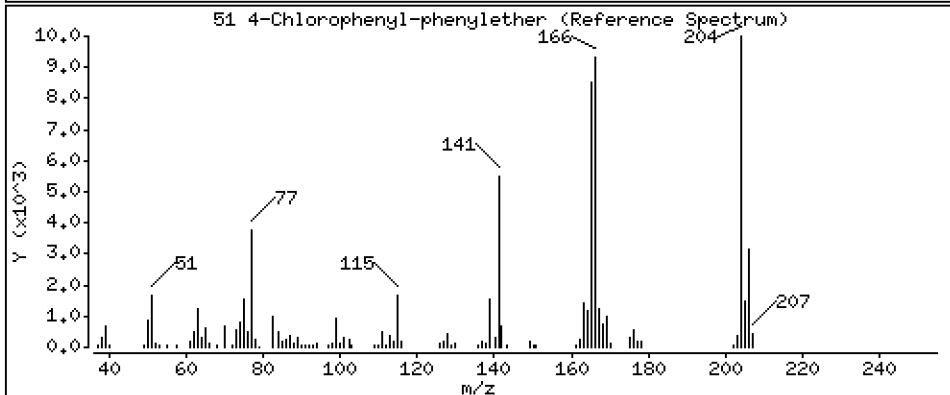
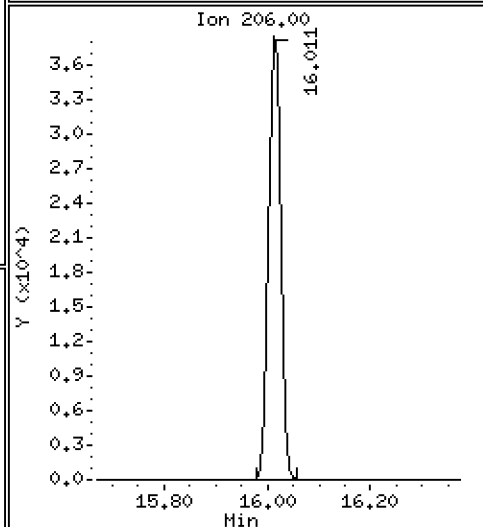
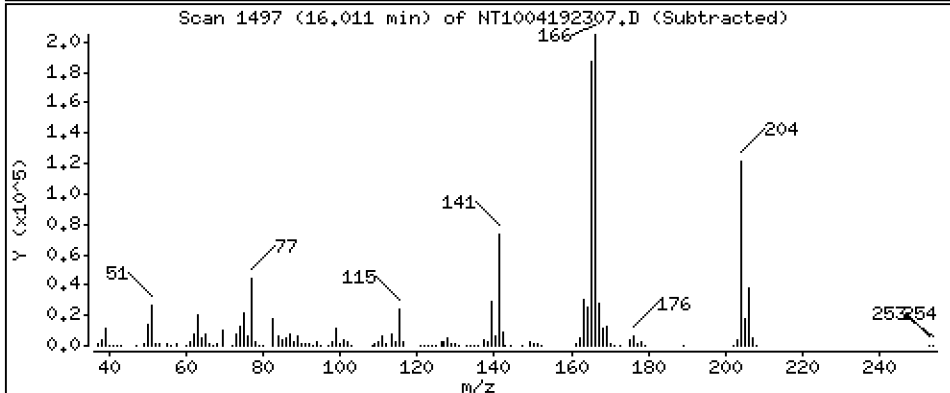
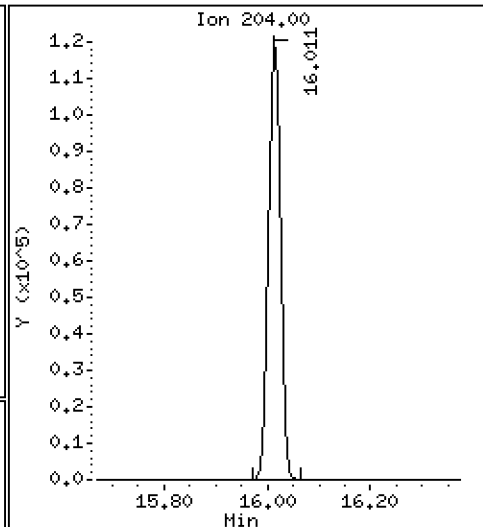
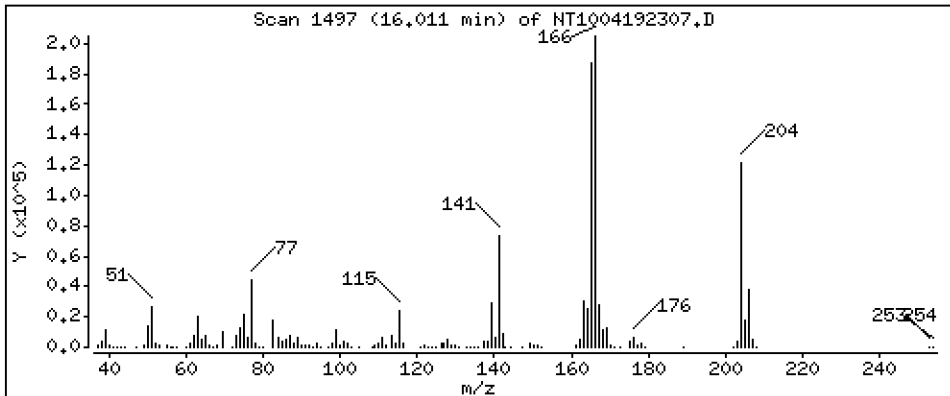
Operator: VTS

Column phase: ZB-5msi

Column diameter: 0,25

51 4-Chlorophenyl-phenylether

Concentration: 3,449 ug/mL



Date : 19-APR-2023 15:10

Client ID:

Instrument: nt10.i

Sample Info: BLD0057-BS1

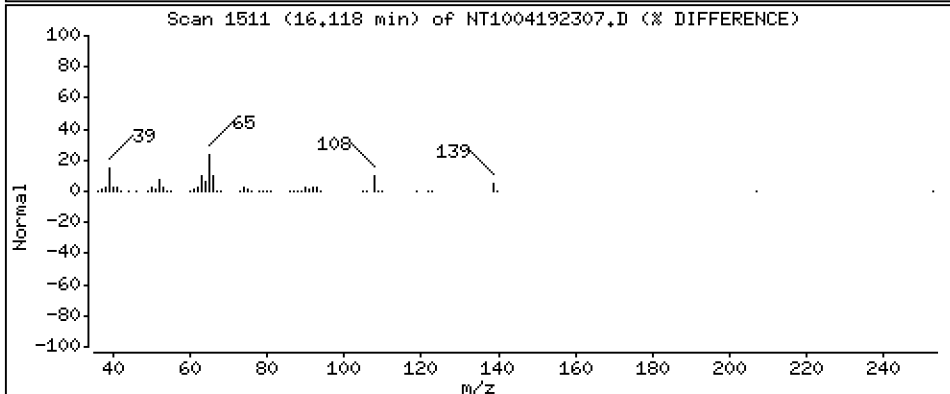
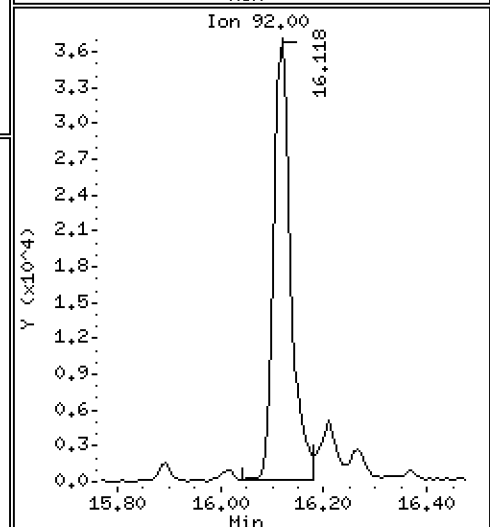
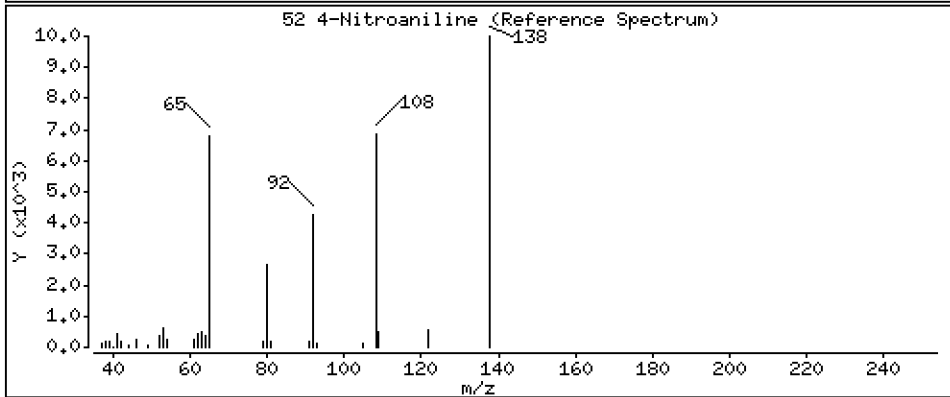
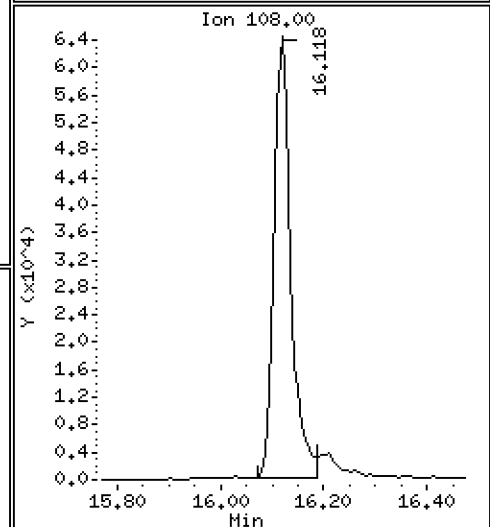
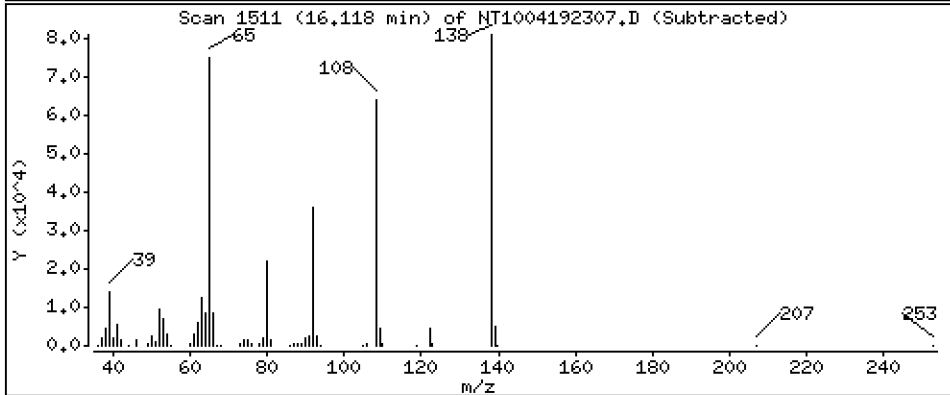
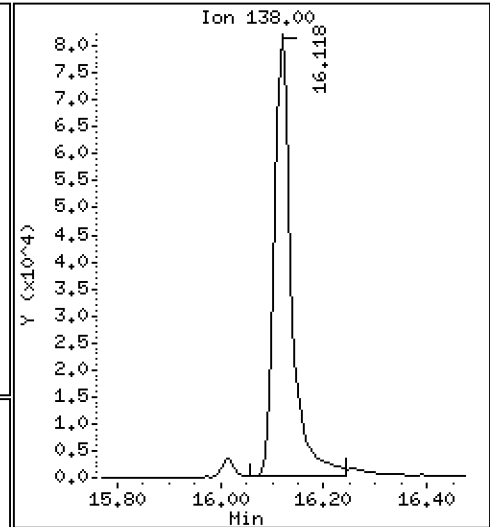
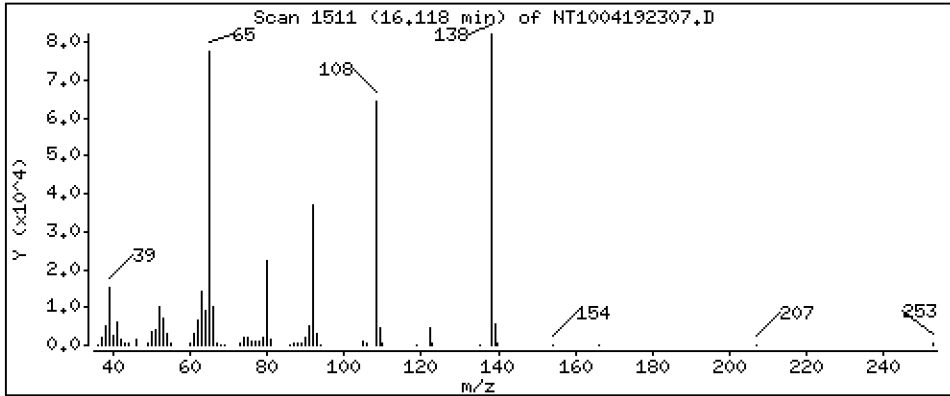
Operator: VTS

Column phase: ZB-5msi

Column diameter: 0,25

52 4-Nitroaniline

Concentration: 8,167 ug/mL



Date : 19-APR-2023 15:10

Client ID:

Instrument: nt10.i

Sample Info: BLD0057-BS1

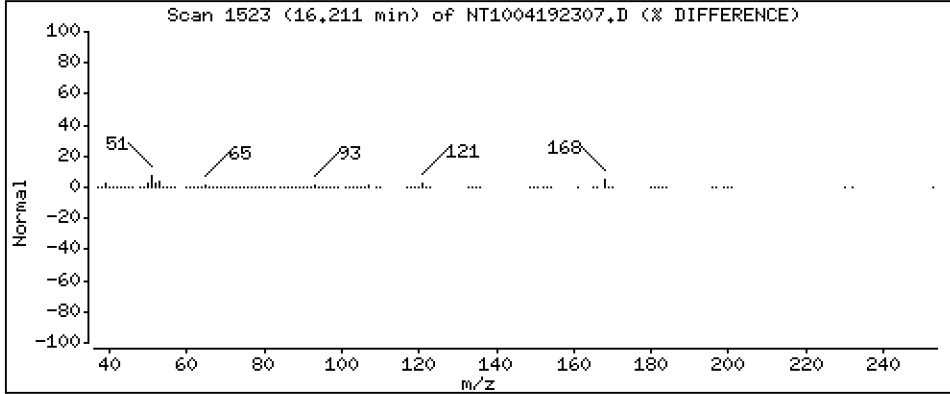
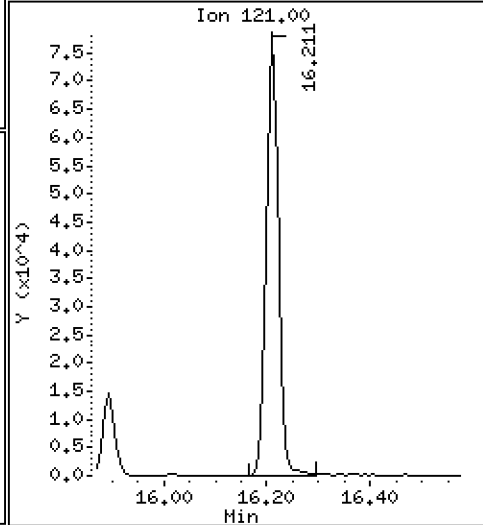
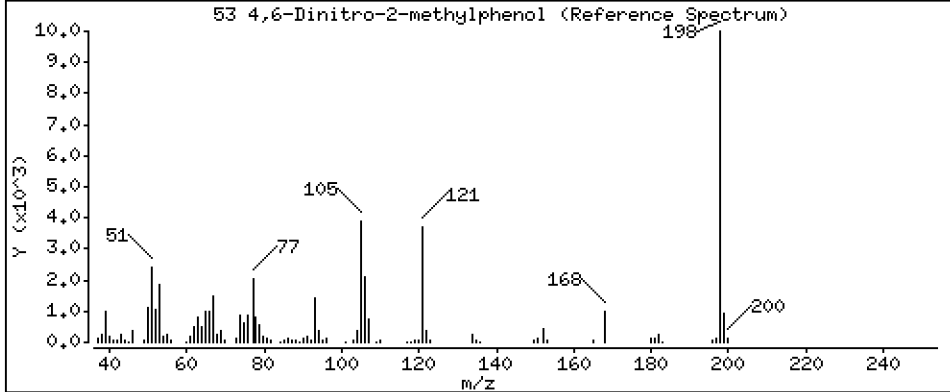
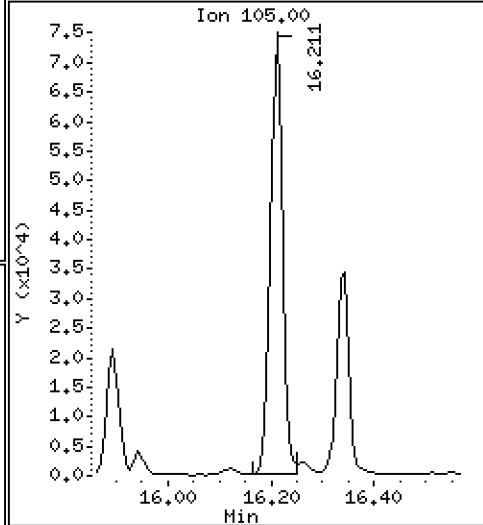
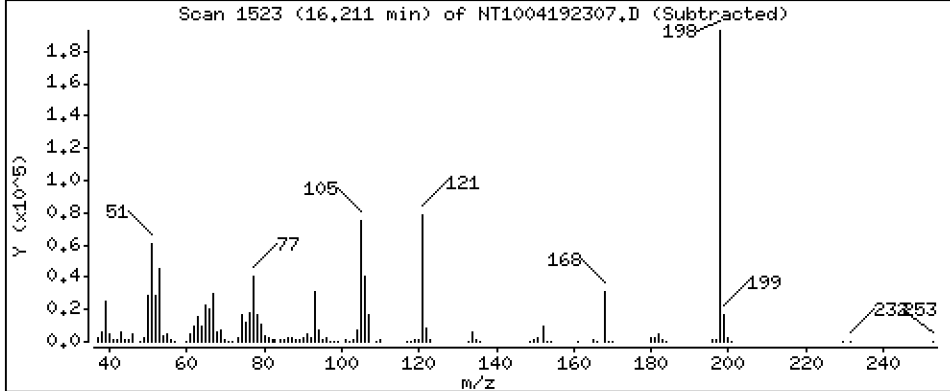
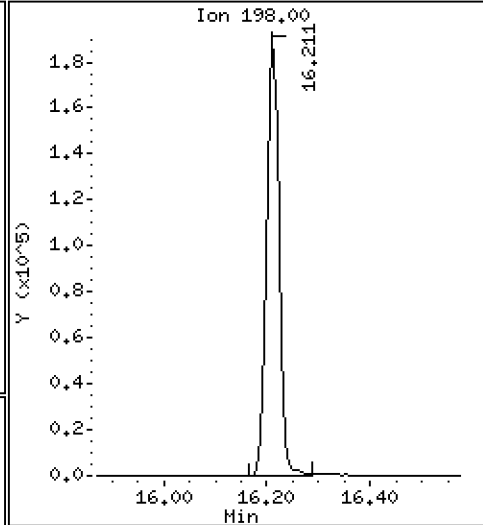
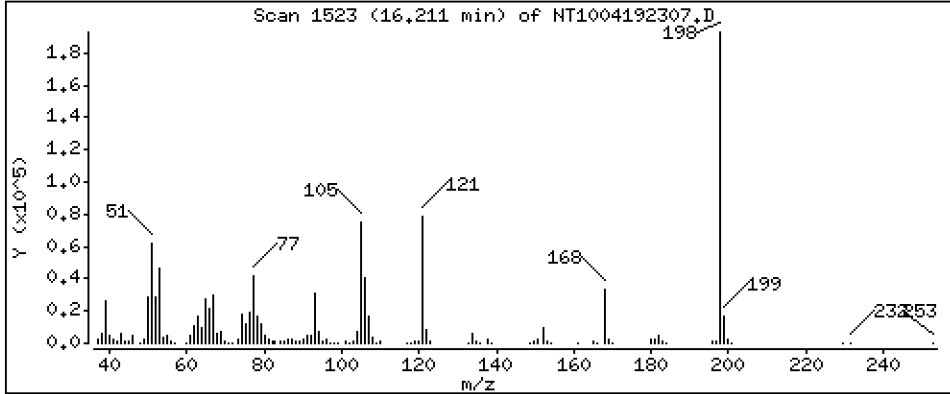
Operator: VTS

Column phase: ZB-5msi

Column diameter: 0,25

53 4,6-Dinitro-2-methylphenol

Concentration: 18,52 ug/mL



Date : 19-APR-2023 15:10

Client ID:

Instrument: nt10.i

Sample Info: BLD0057-BS1

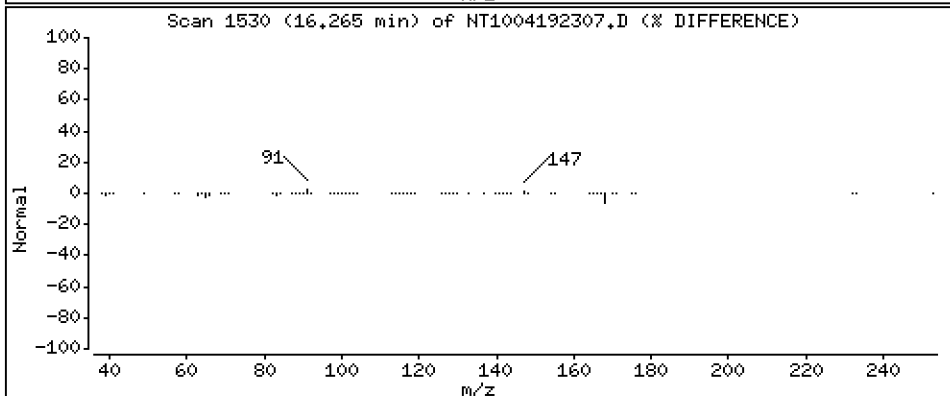
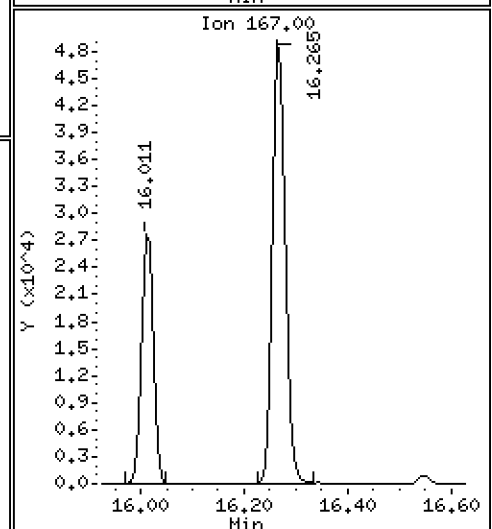
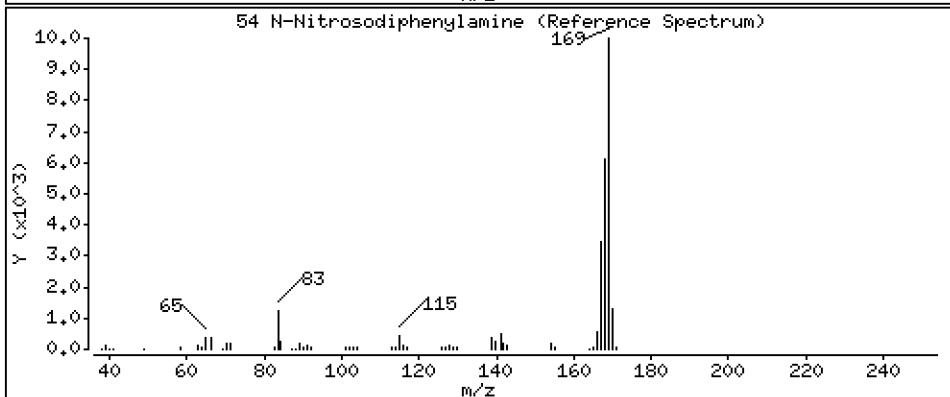
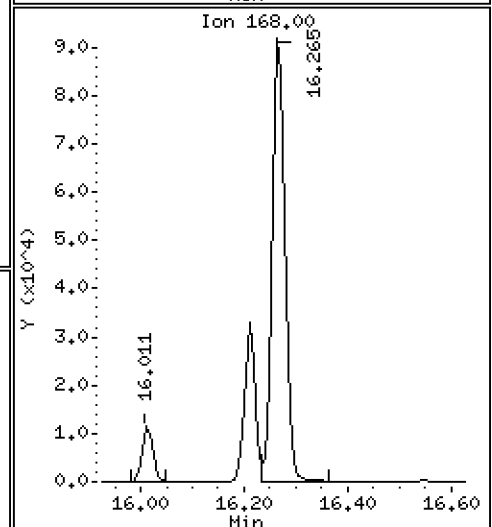
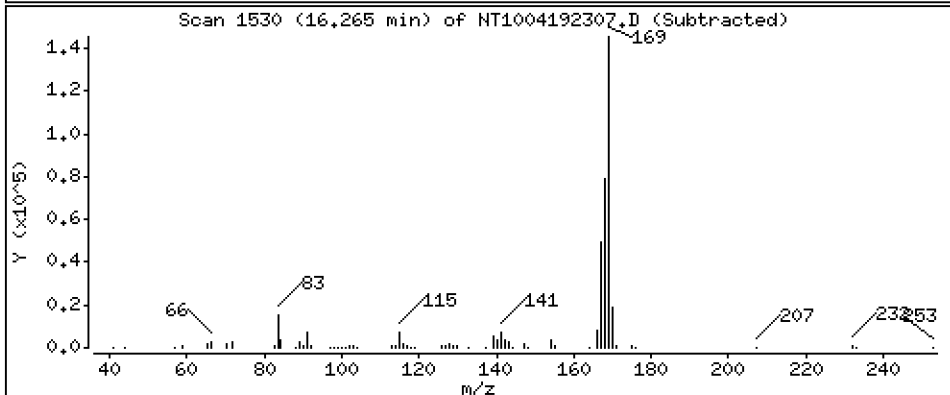
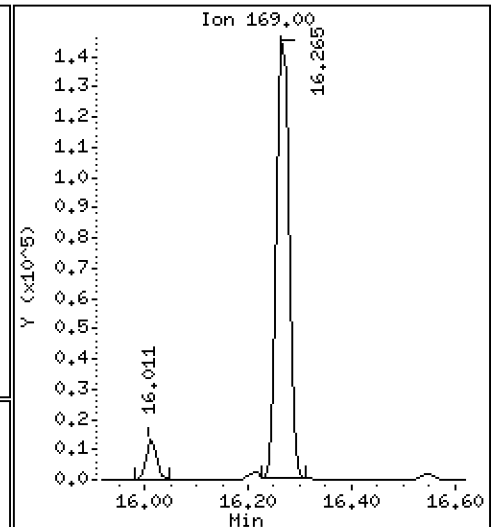
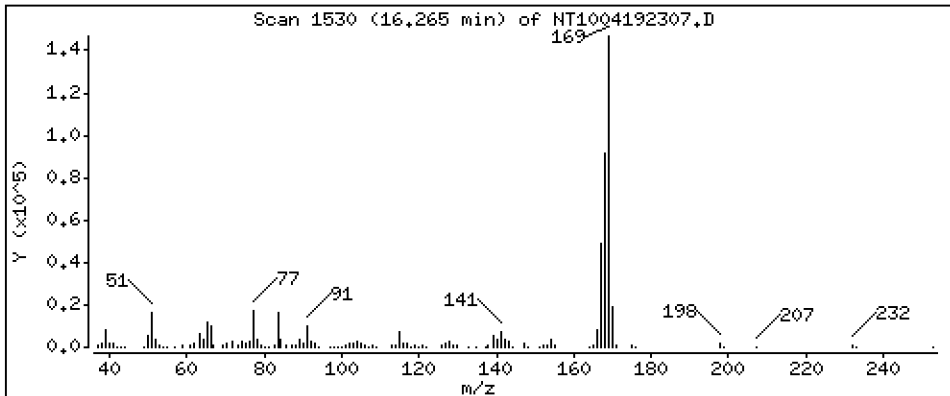
Operator: VTS

Column phase: ZB-5msi

Column diameter: 0,25

54 N-Nitrosodiphenylamine

Concentration: 3,313 ug/mL



Date : 19-APR-2023 15:10

Client ID:

Instrument: nt10.i

Sample Info: BLD0057-BS1

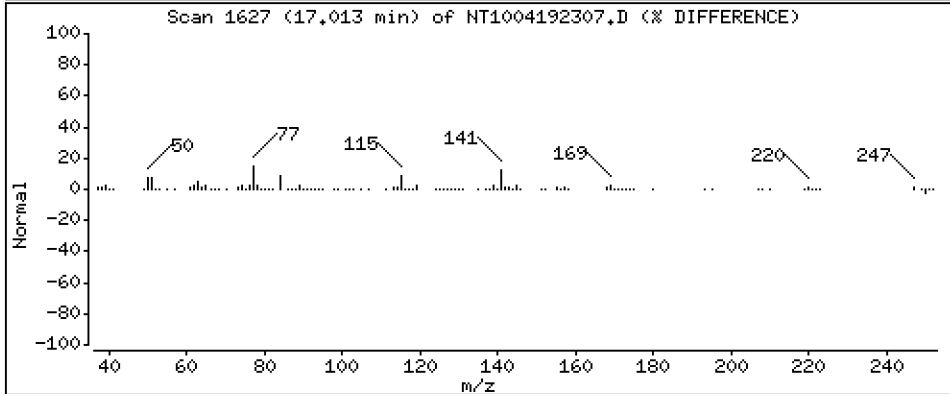
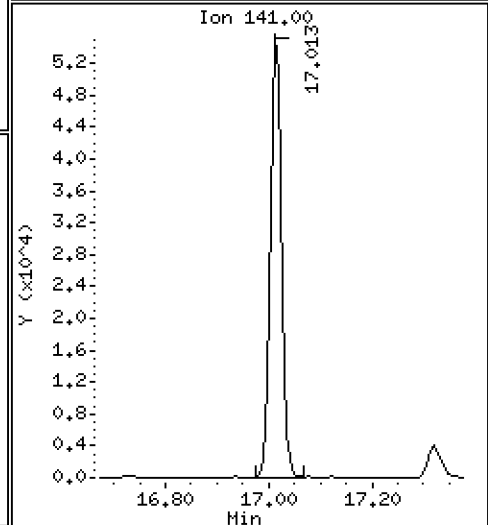
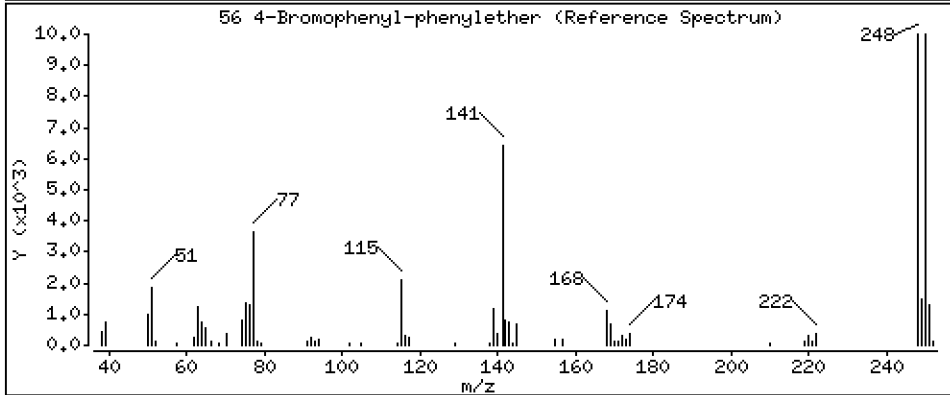
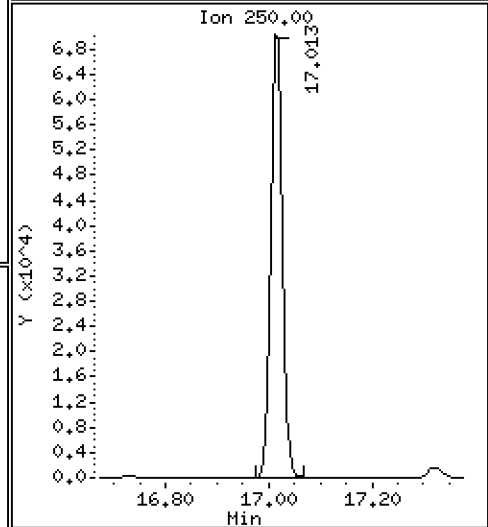
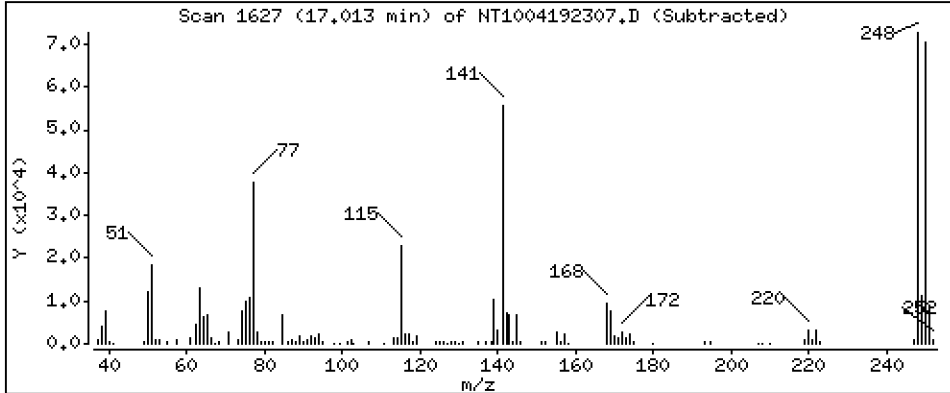
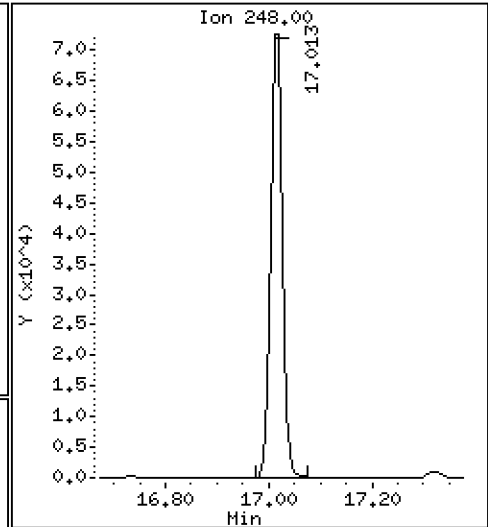
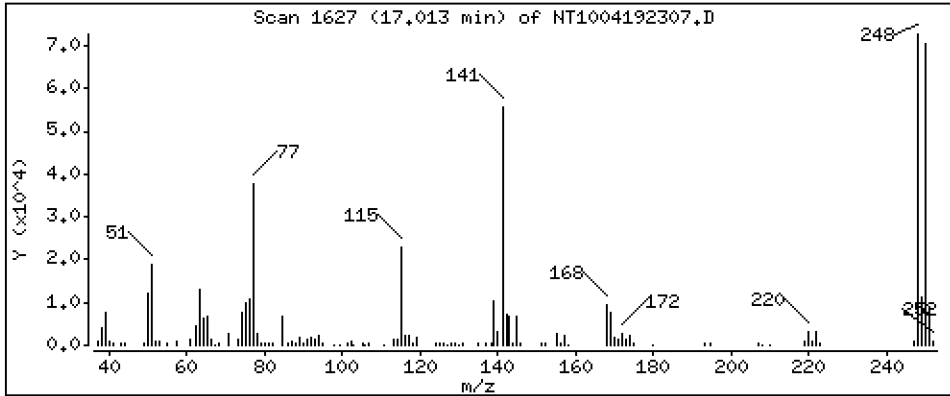
Operator: VTS

Column phase: ZB-5msi

Column diameter: 0,25

56 4-Bromophenyl-phenylether

Concentration: 4,031 ug/mL



Date : 19-APR-2023 15:10

Client ID:

Instrument: nt10.i

Sample Info: BLD0057-BS1

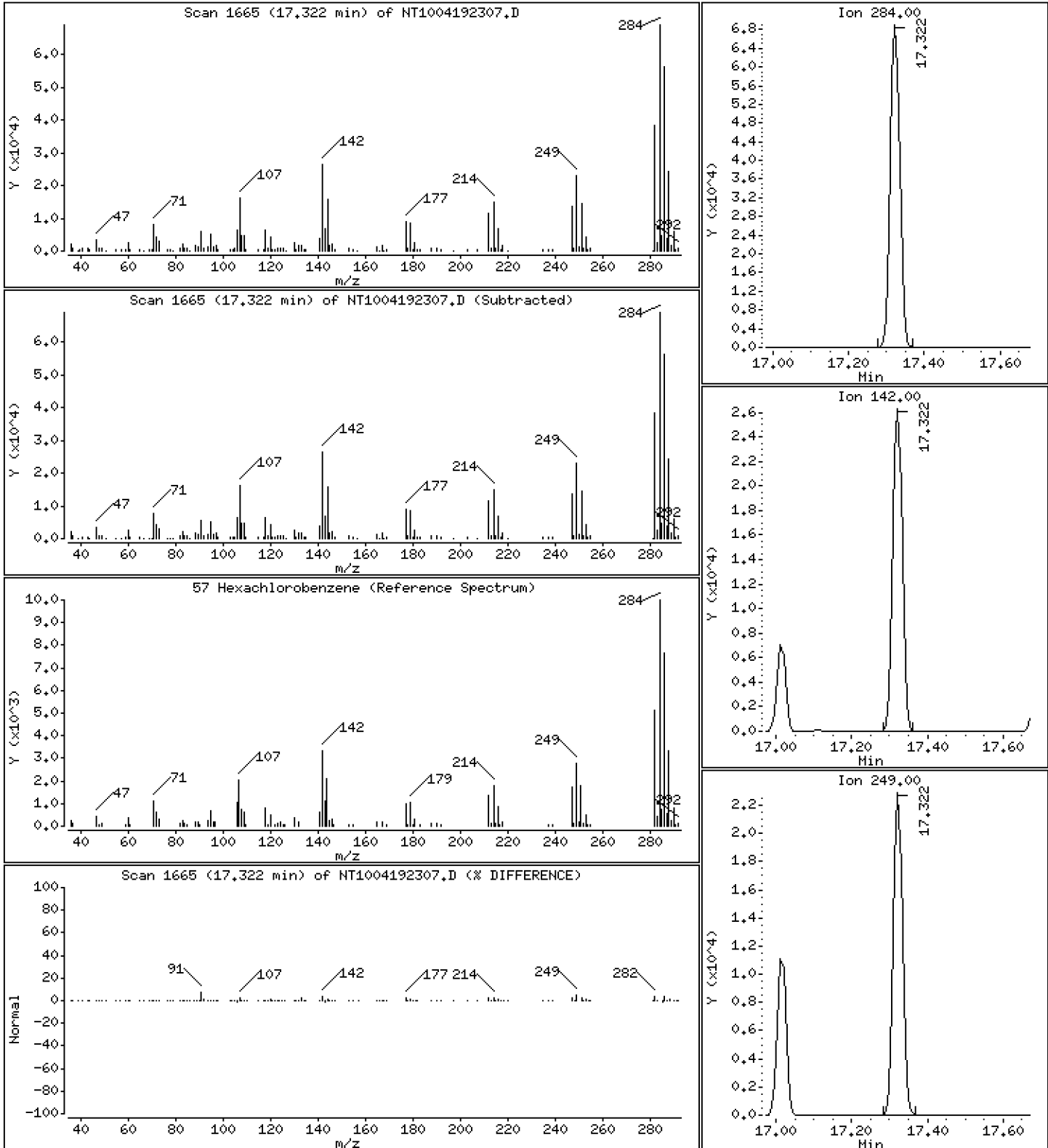
Operator: VTS

Column phase: ZB-5msi

Column diameter: 0,25

57 Hexachlorobenzene

Concentration: 3,923 ug/mL



Date : 19-APR-2023 15:10

Client ID:

Instrument: nt10.i

Sample Info: BLD0057-BS1

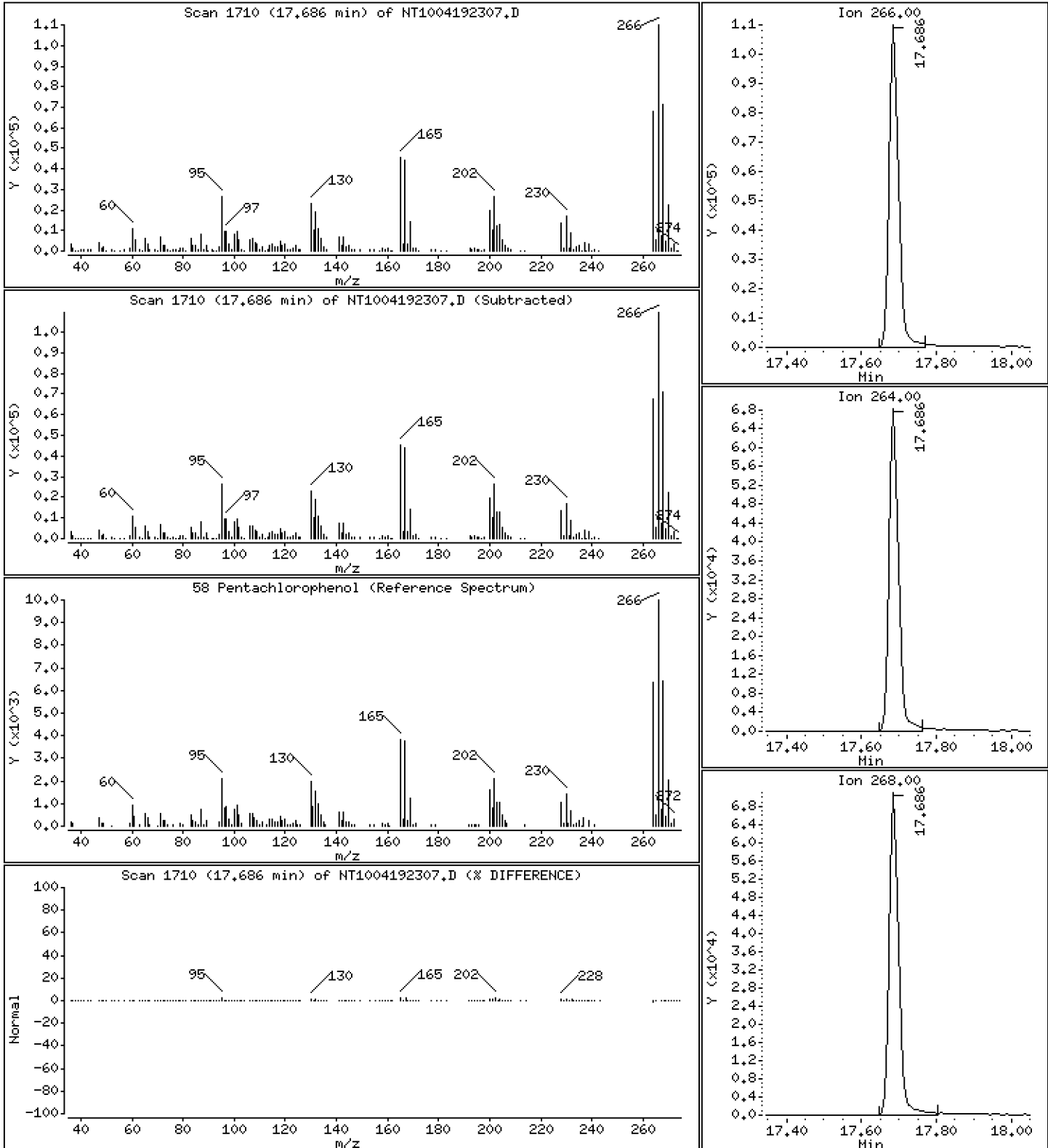
Operator: VTS

Column phase: ZB-5msi

Column diameter: 0,25

58 Pentachlorophenol

Concentration: 10,06 ug/mL



Date : 19-APR-2023 15:10

Client ID:

Instrument: nt10.i

Sample Info: BLD0057-BS1

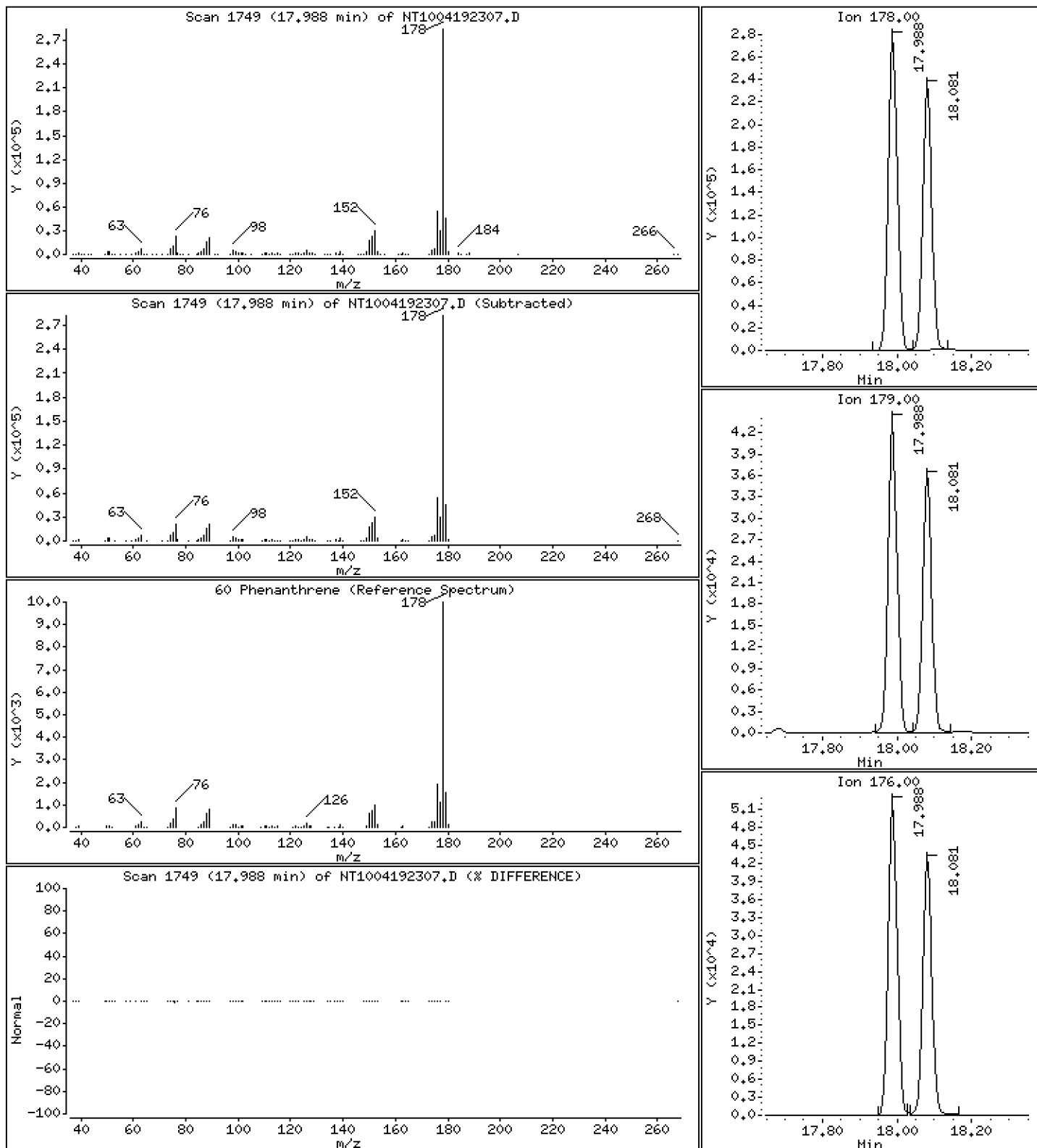
Operator: VTS

Column phase: ZB-5msi

Column diameter: 0,25

60 Phenanthrene

Concentration: 3,204 ug/mL



Date : 19-APR-2023 15:10

Client ID:

Instrument: nt10.i

Sample Info: BLD0057-BS1

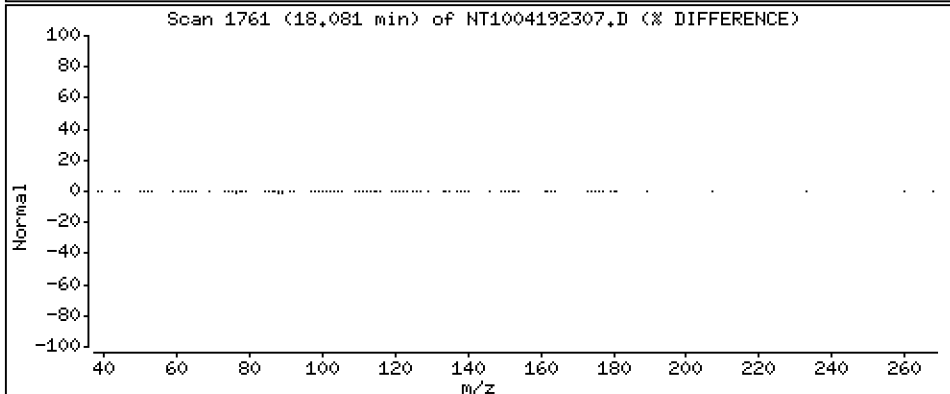
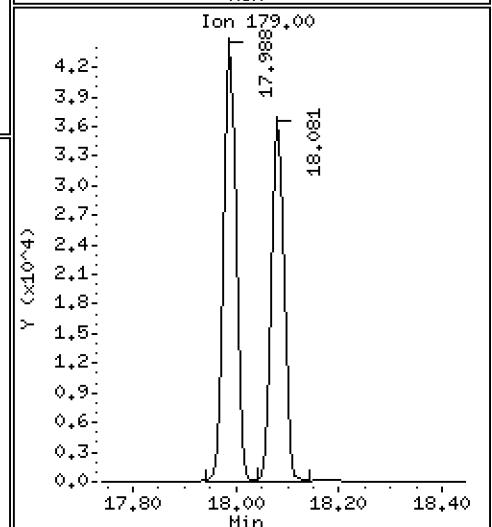
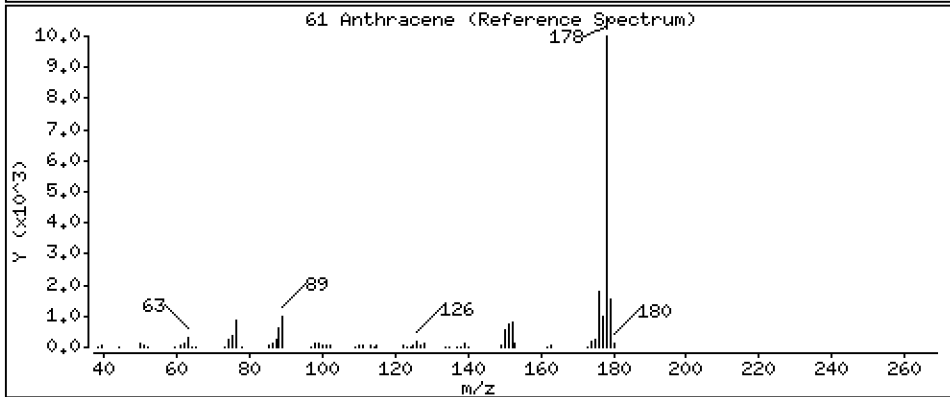
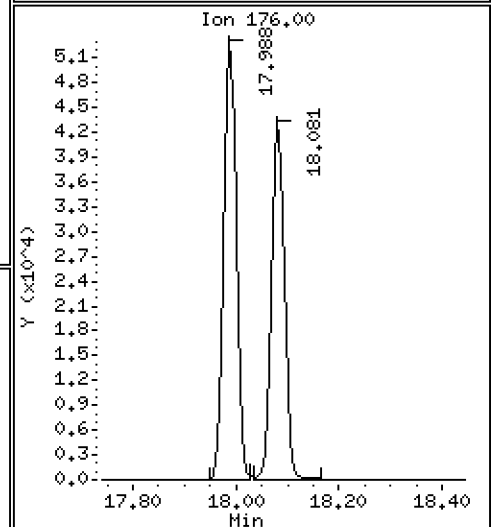
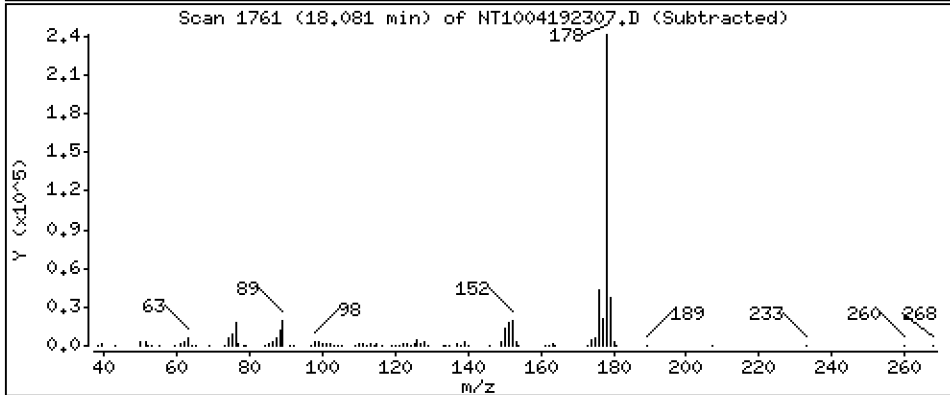
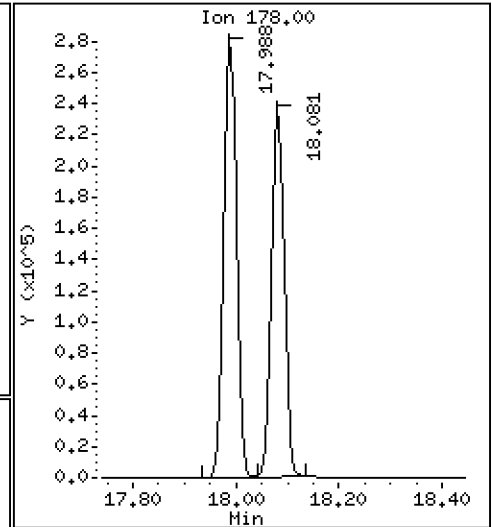
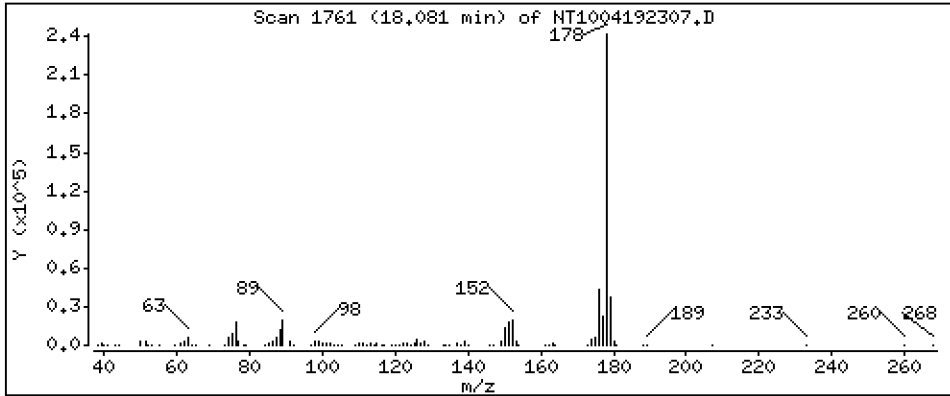
Operator: VTS

Column phase: ZB-5msi

Column diameter: 0,25

61 Anthracene

Concentration: 2,896 ug/mL



Date : 19-APR-2023 15:10

Client ID:

Instrument: nt10.i

Sample Info: BLD0057-BS1

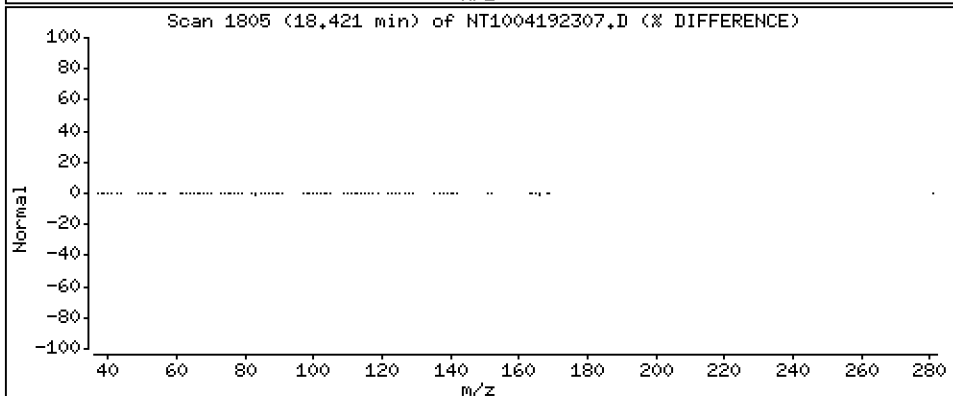
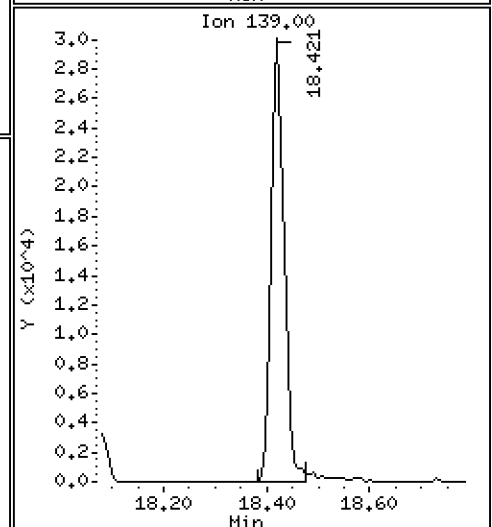
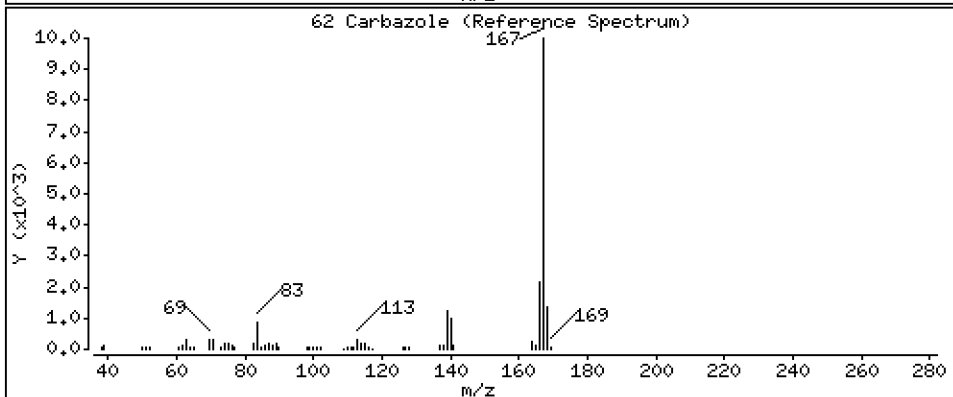
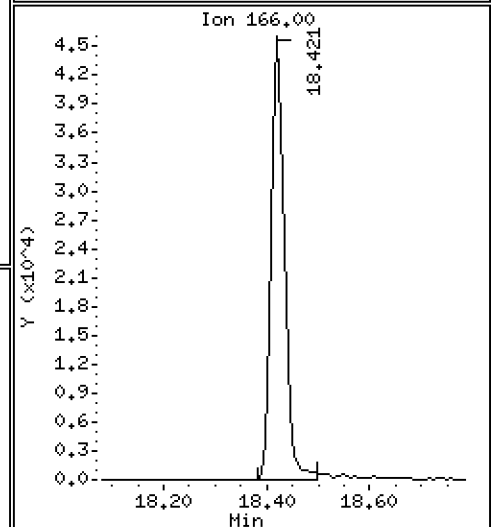
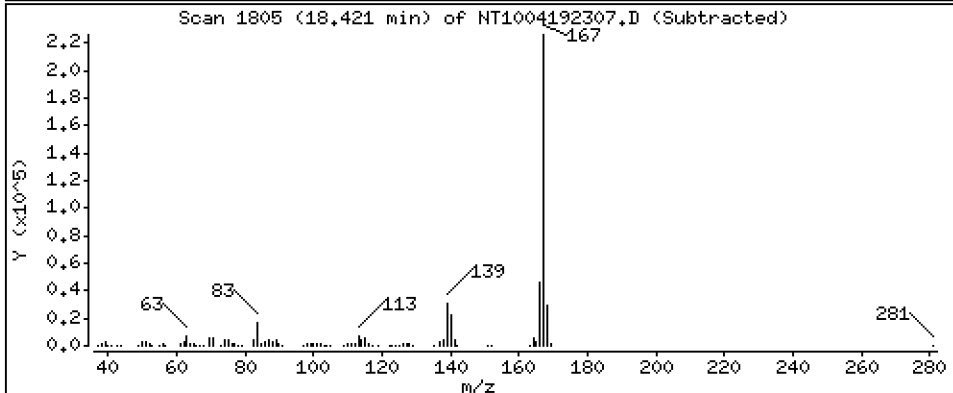
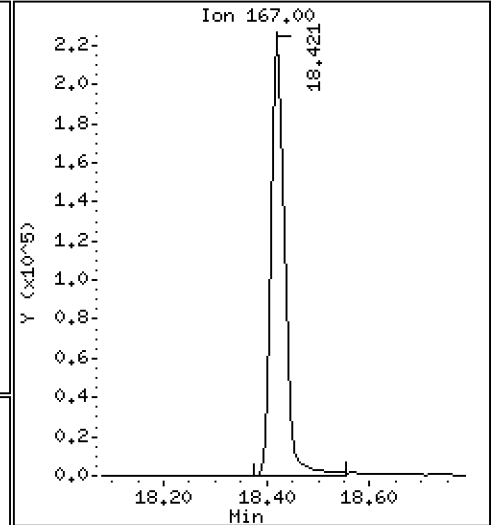
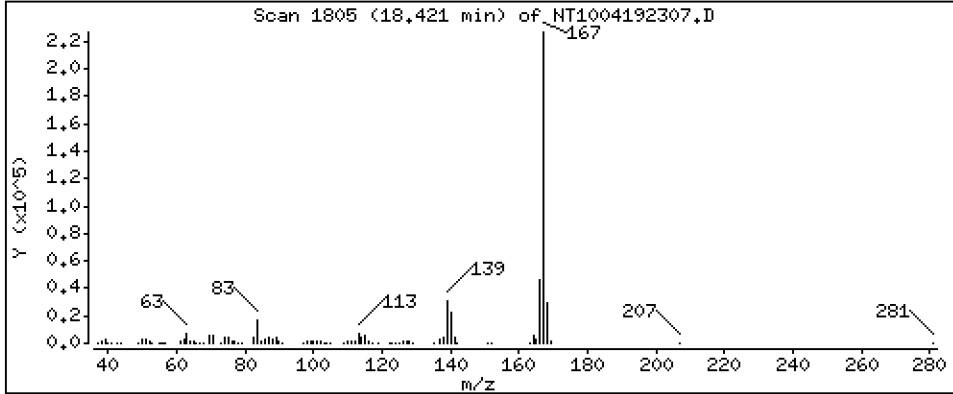
Operator: VTS

Column phase: ZB-5msi

Column diameter: 0,25

62 Carbazole

Concentration: 3,303 ug/mL



Date : 19-APR-2023 15:10

Client ID:

Instrument: nt10.i

Sample Info: BLD0057-BS1

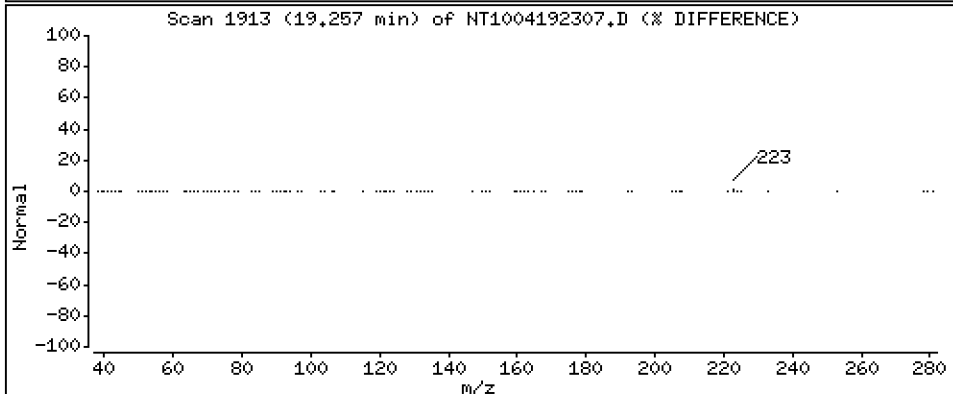
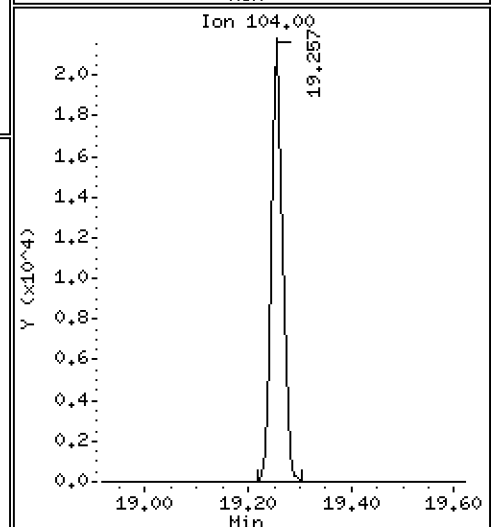
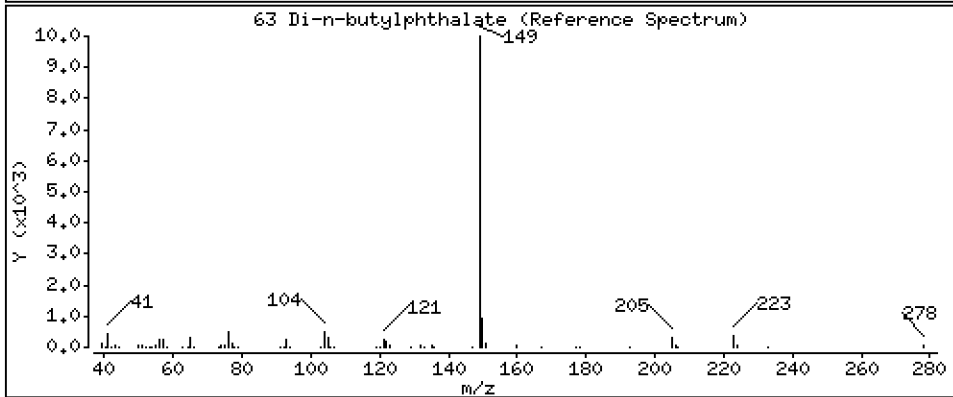
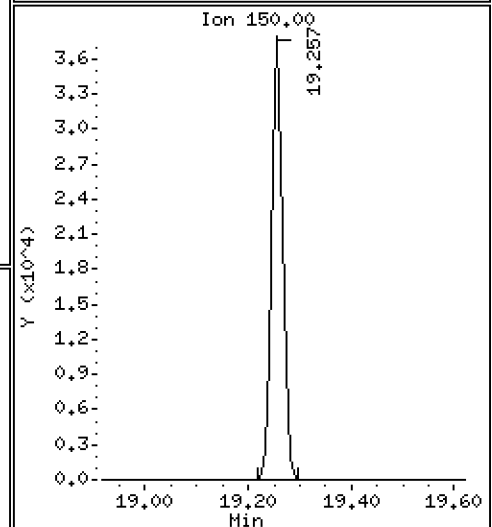
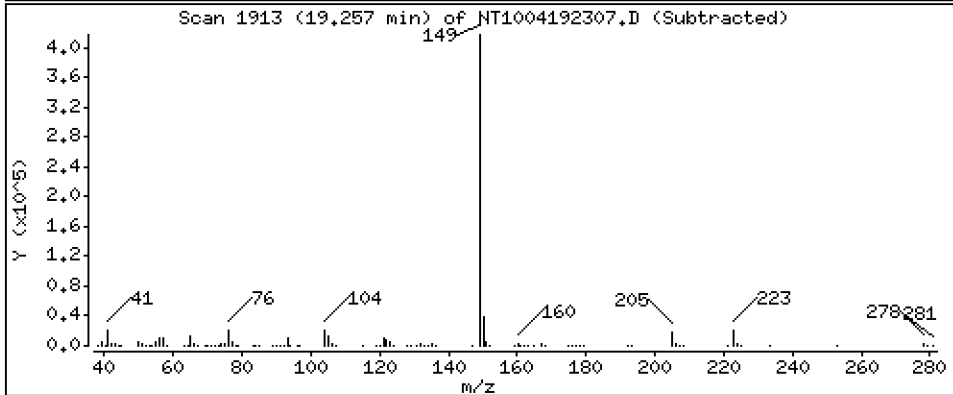
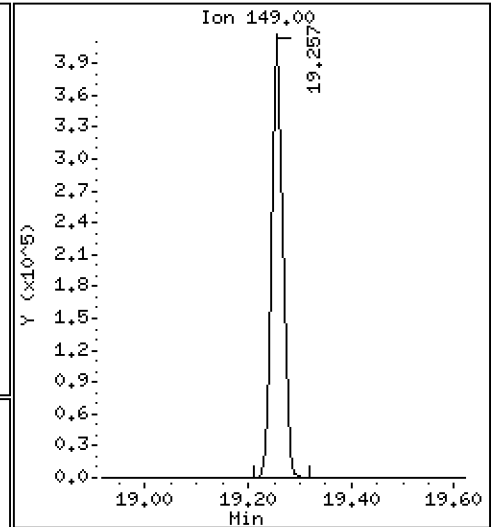
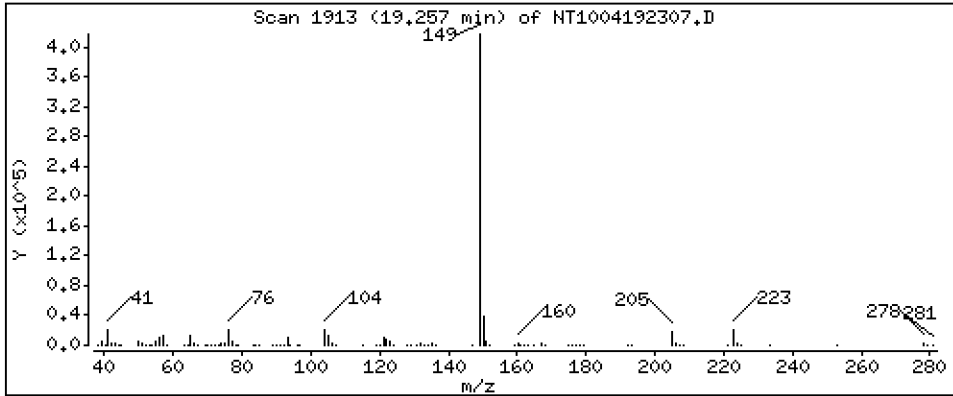
Operator: VTS

Column phase: ZB-5msi

Column diameter: 0,25

63 Di-n-butylphthalate

Concentration: 3,701 ug/mL



Date : 19-APR-2023 15:10

Client ID:

Instrument: nt10.i

Sample Info: BLD0057-BS1

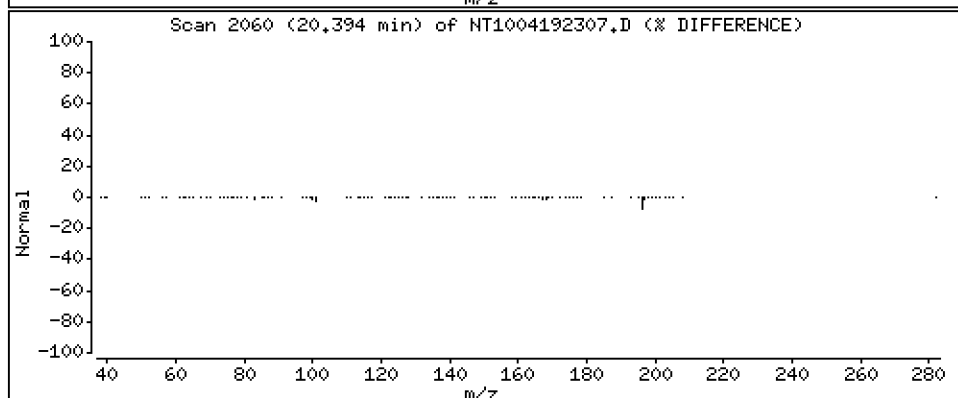
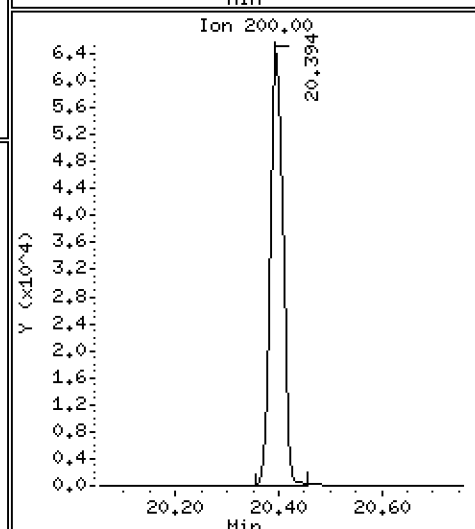
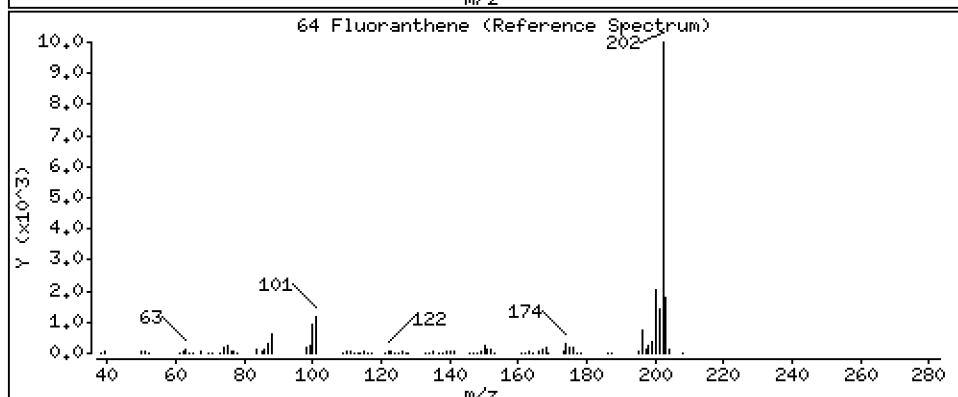
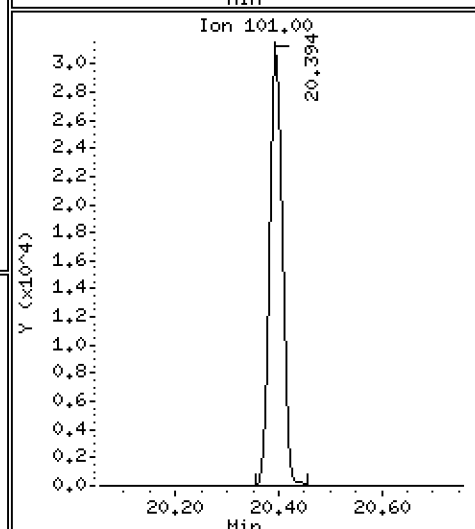
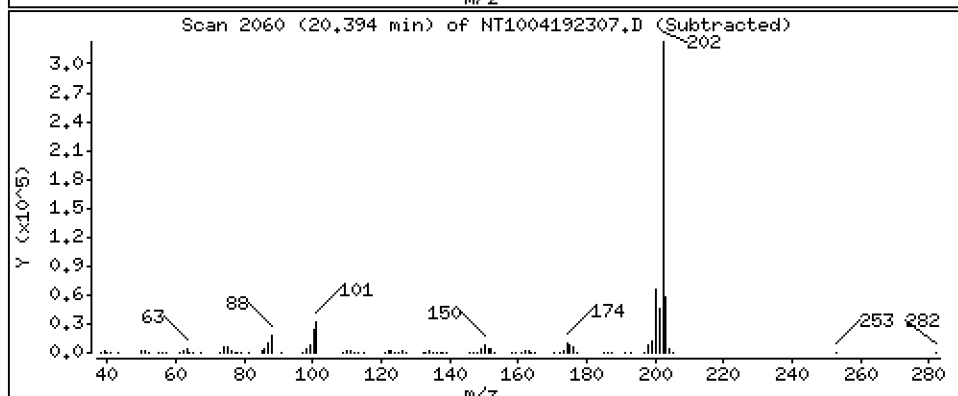
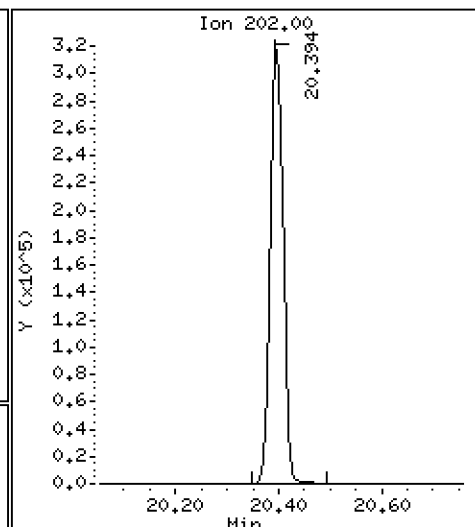
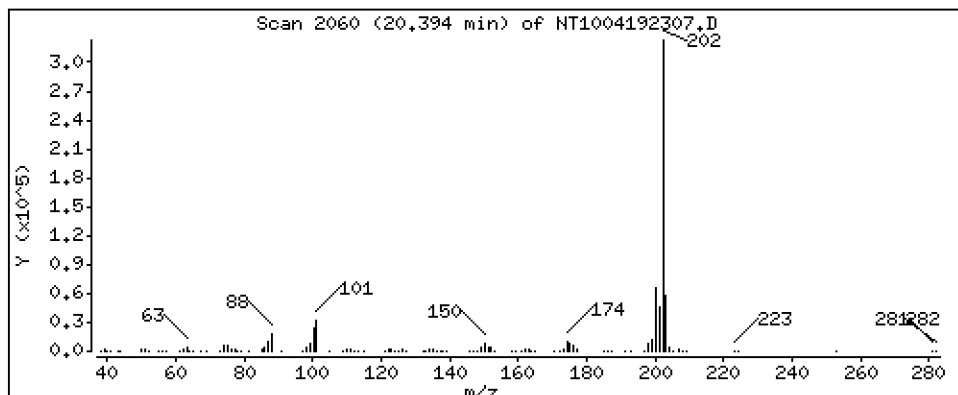
Operator: VTS

Column phase: ZB-5msi

Column diameter: 0,25

64 Fluoranthene

Concentration: 3,121 ug/mL



Date : 19-APR-2023 15:10

Client ID:

Instrument: nt10.i

Sample Info: BLD0057-BS1

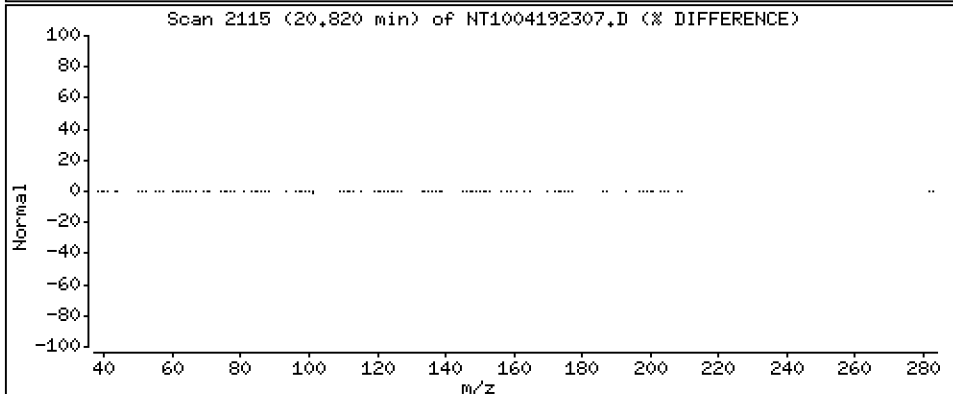
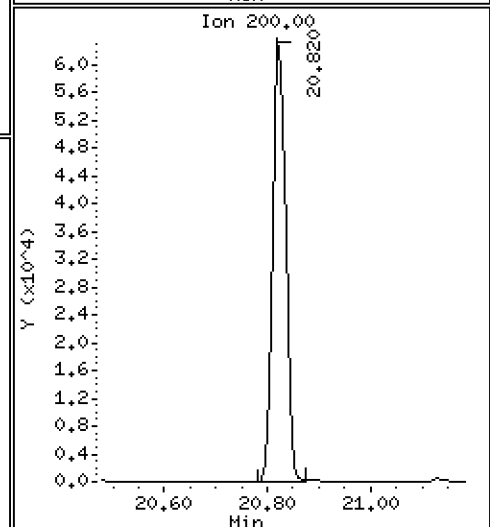
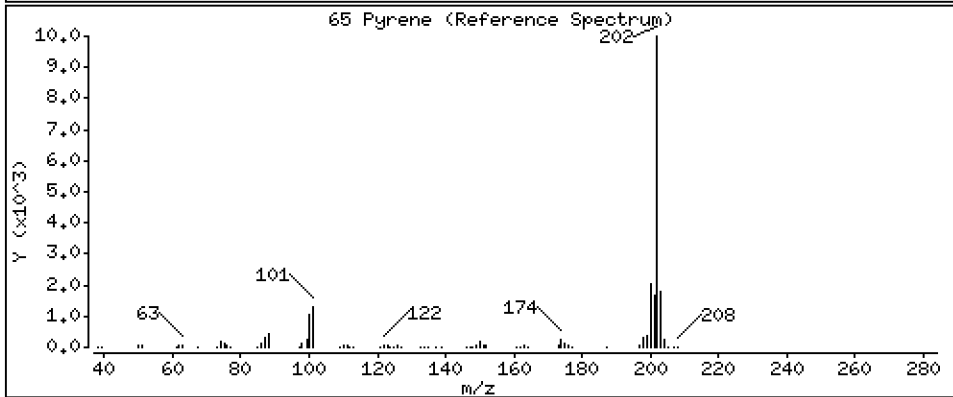
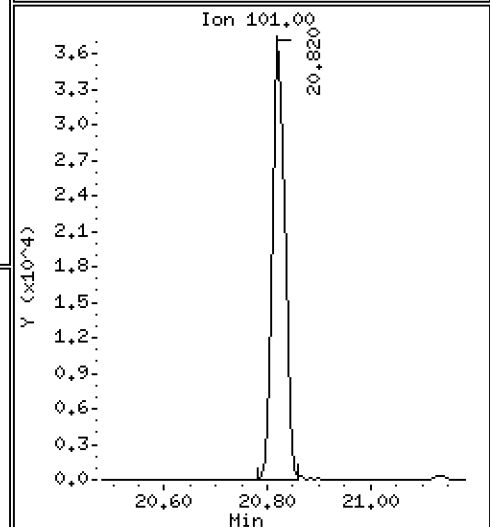
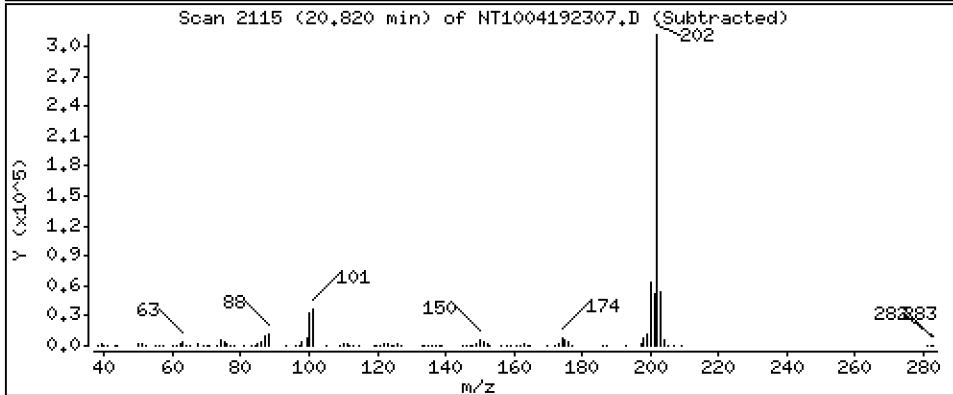
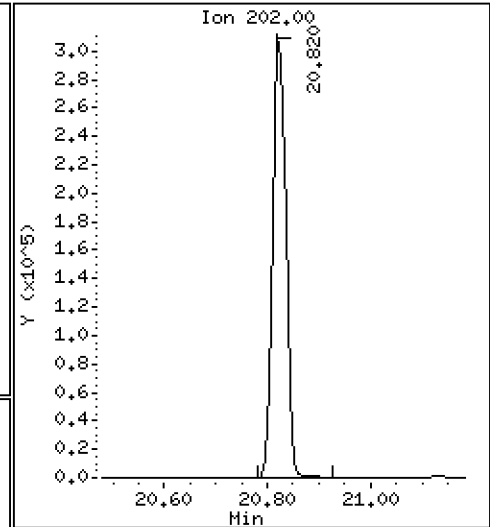
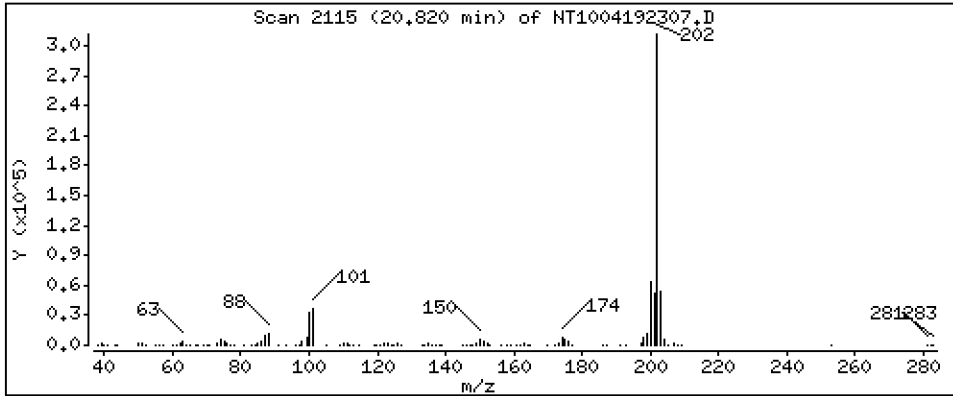
Operator: VTS

Column phase: ZB-5msi

Column diameter: 0,25

65 Pyrene

Concentration: 2,993 ug/mL



Date : 19-APR-2023 15:10

Client ID:

Instrument: nt10.i

Sample Info: BLD0057-BS1

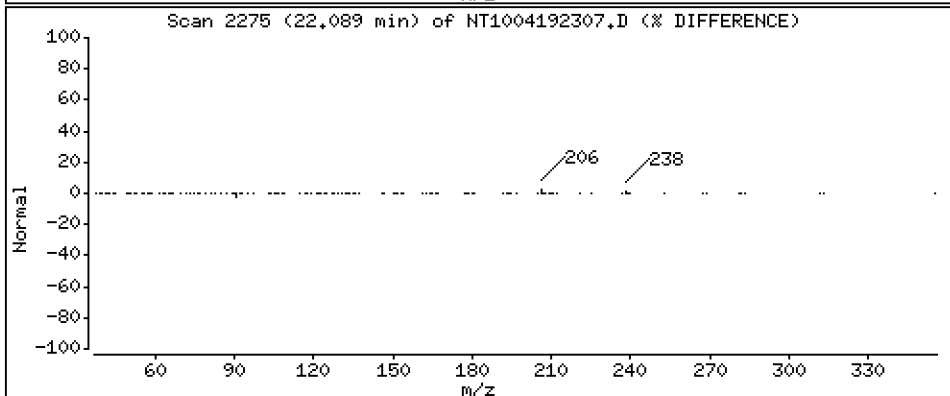
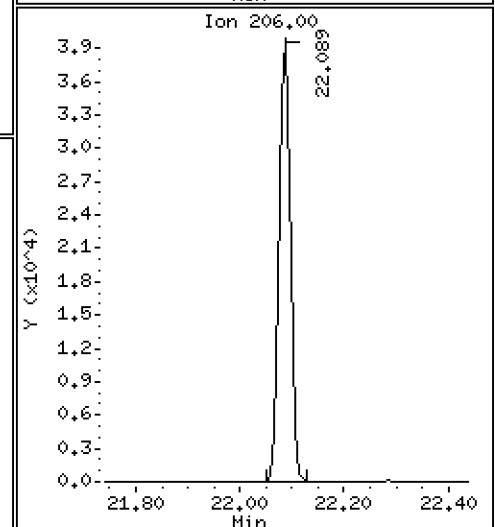
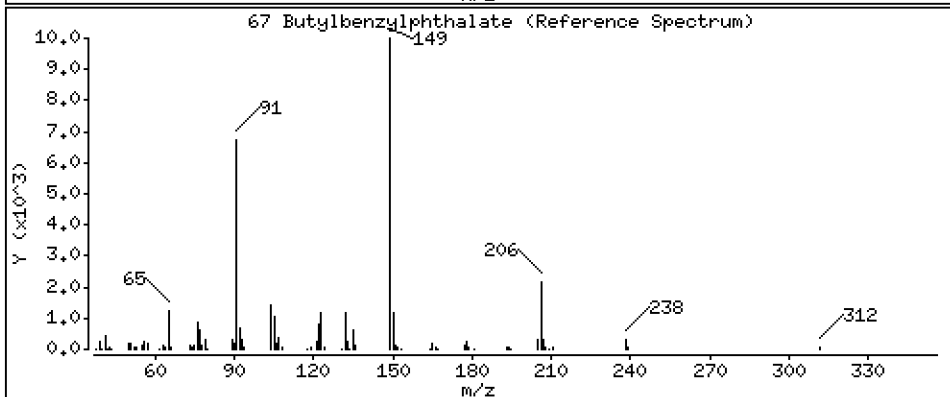
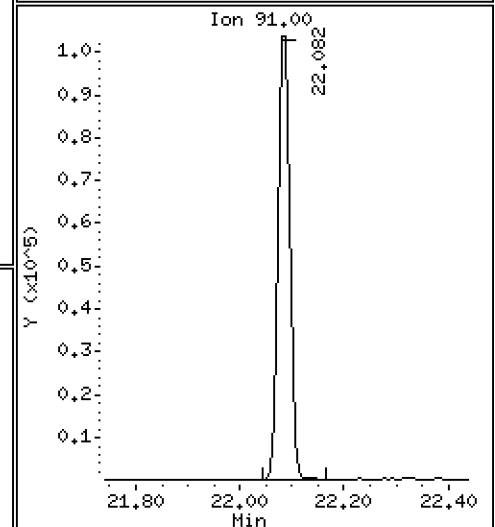
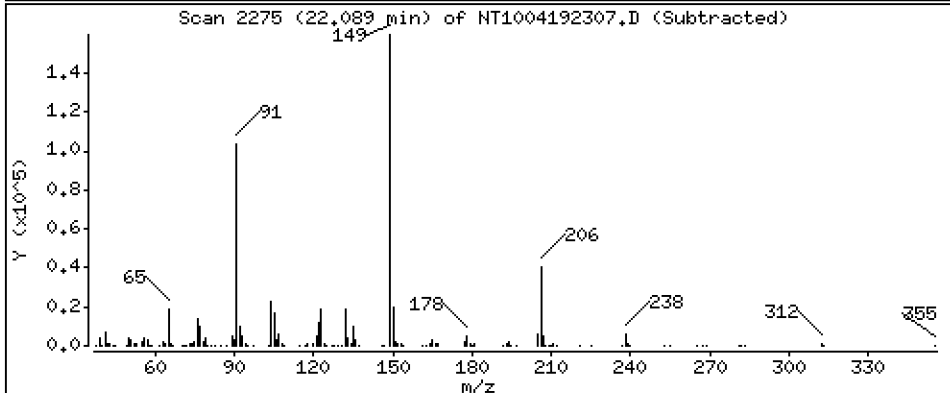
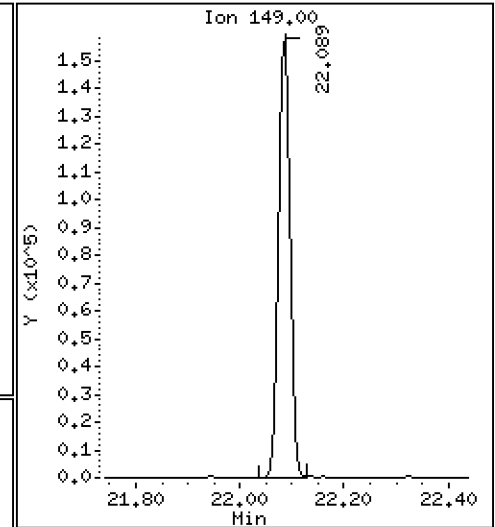
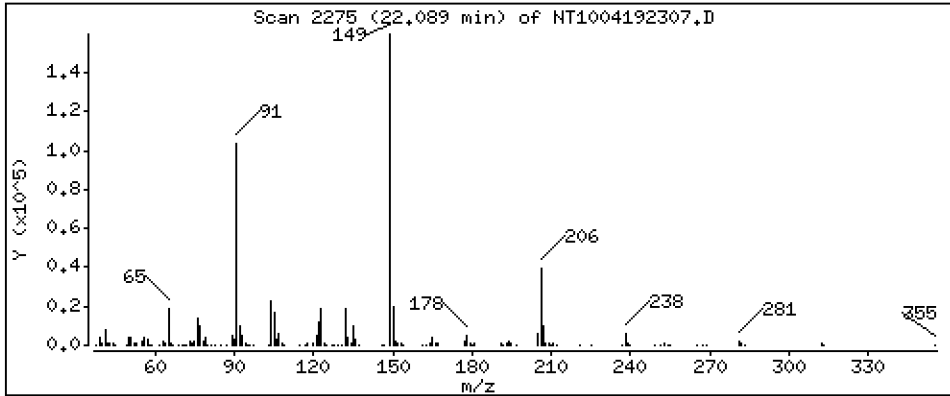
Operator: VTS

Column phase: ZB-5msi

Column diameter: 0,25

67 Butylbenzylphthalate

Concentration: 3,704 ug/mL



Date : 19-APR-2023 15:10

Client ID:

Instrument: nt10.i

Sample Info: BLD0057-BS1

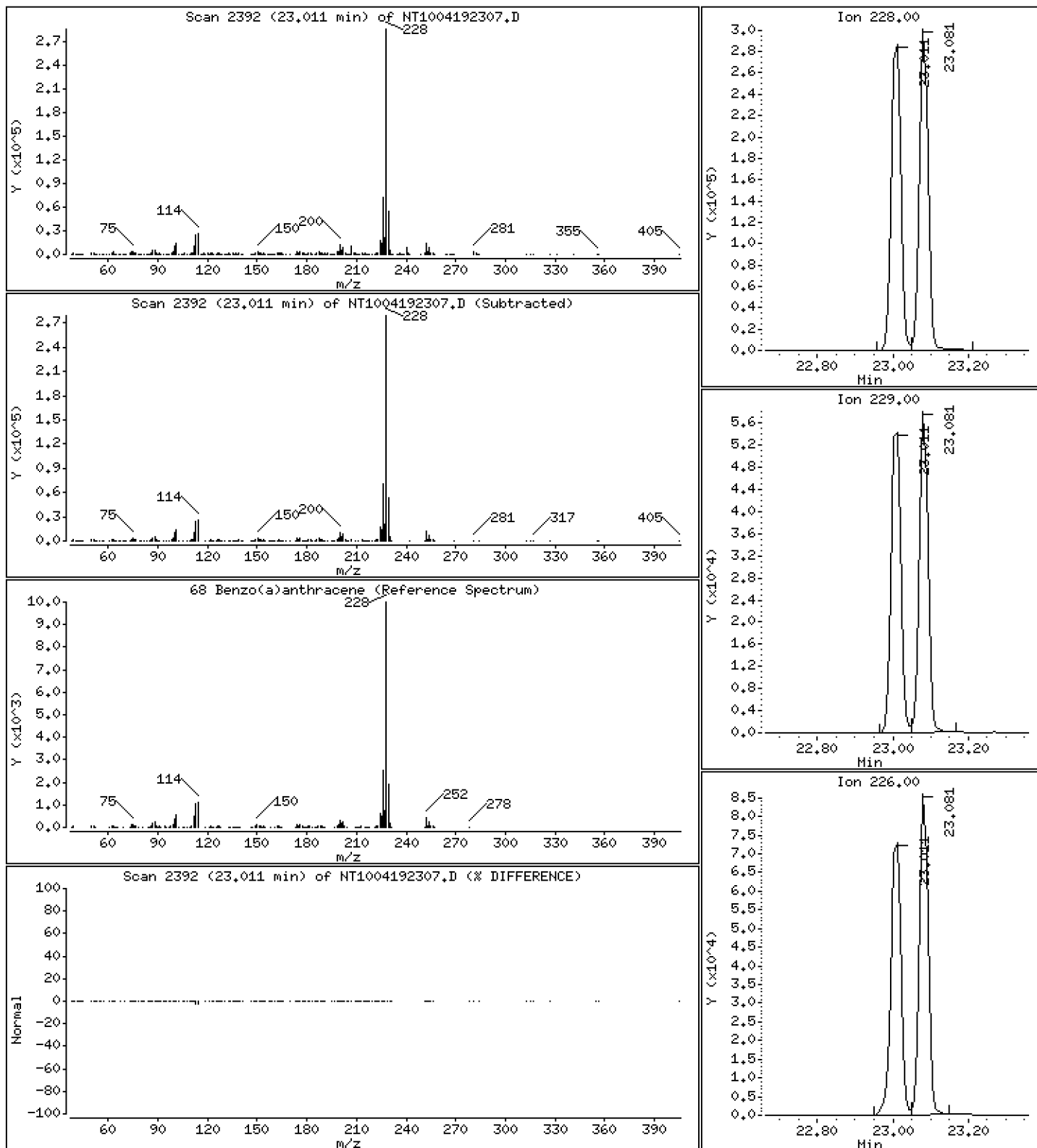
Operator: VTS

Column phase: ZB-5msi

Column diameter: 0,25

68 Benzo(a)anthracene

Concentration: 3,192 ug/mL



Date : 19-APR-2023 15:10

Client ID:

Instrument: nt10.i

Sample Info: BLD0057-BS1

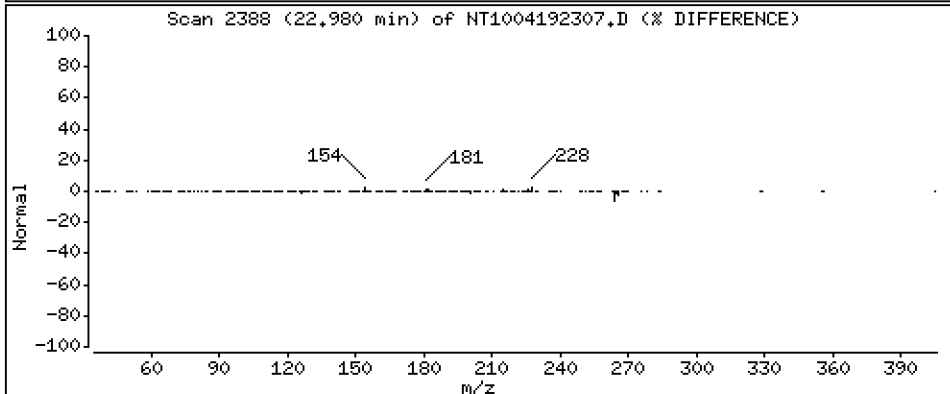
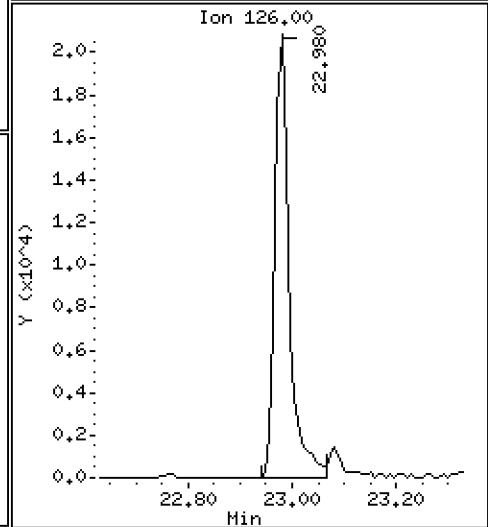
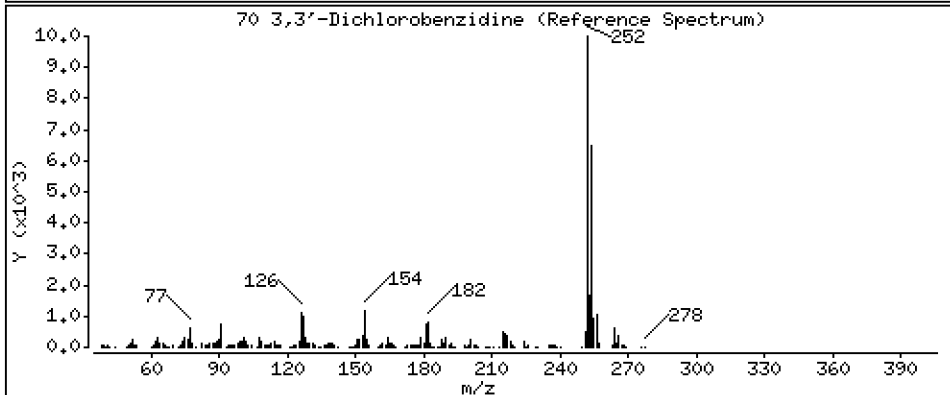
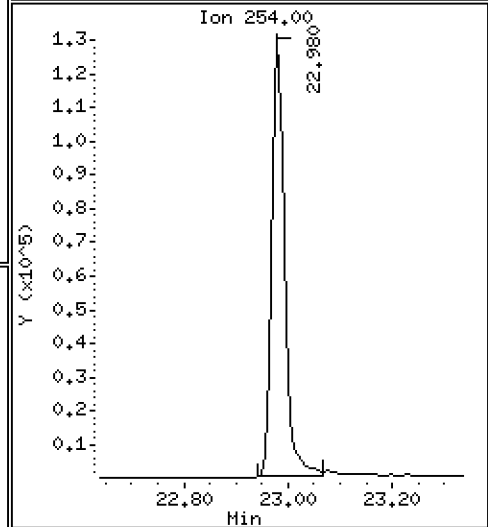
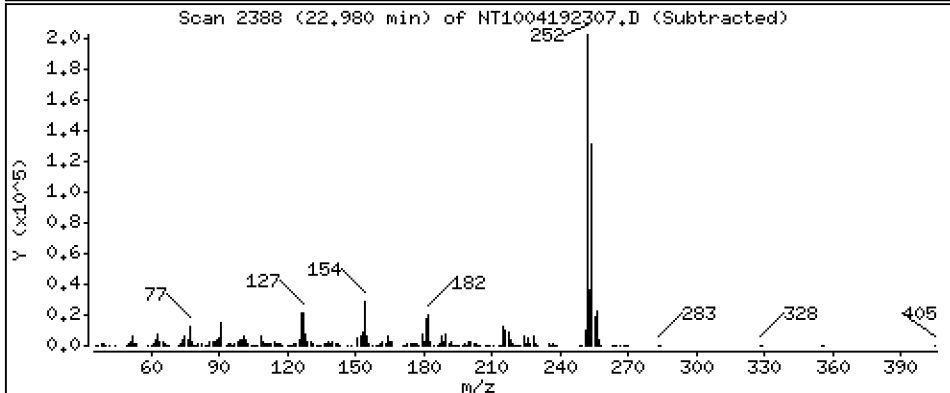
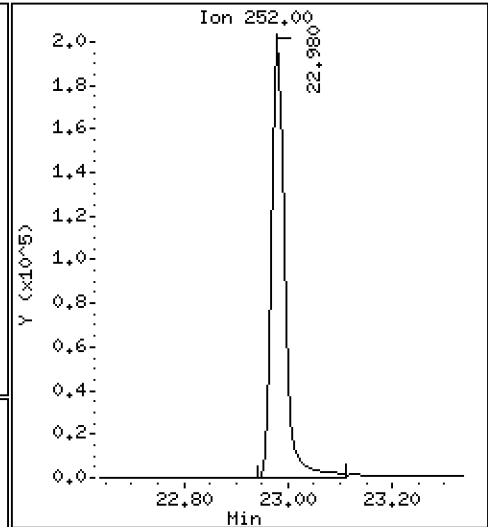
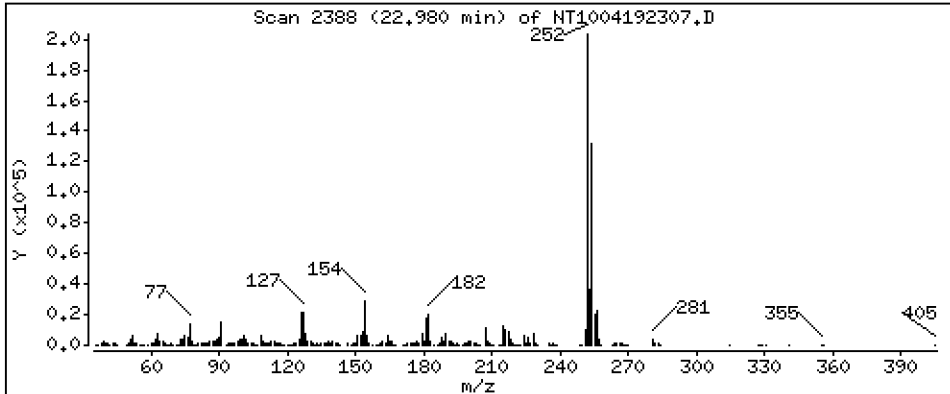
Operator: VTS

Column phase: ZB-5msi

Column diameter: 0,25

70 3,3'-Dichlorobenzidine

Concentration: 7,024 ug/mL



Date : 19-APR-2023 15:10

Client ID:

Instrument: nt10.i

Sample Info: BLD0057-BS1


Operator: VTS

Column phase: ZB-5msi

Column diameter: 0,25

71 Chrysene

Concentration: 3,085 ug/mL



Date : 19-APR-2023 15:10

Client ID:

Instrument: nt10.i

Sample Info: BLD0057-BS1

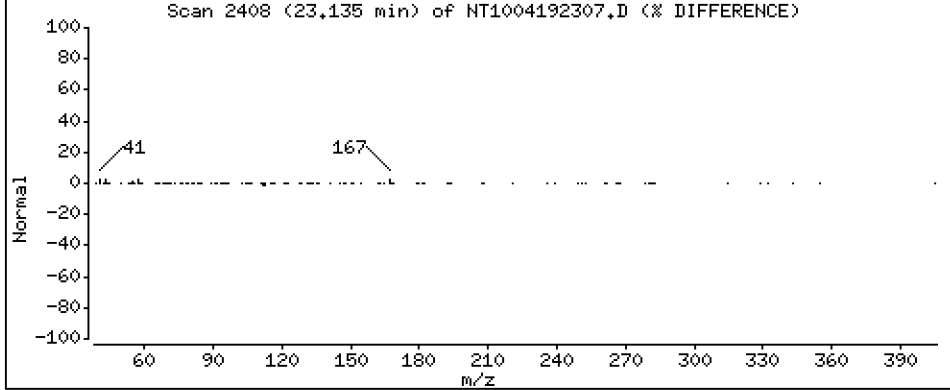
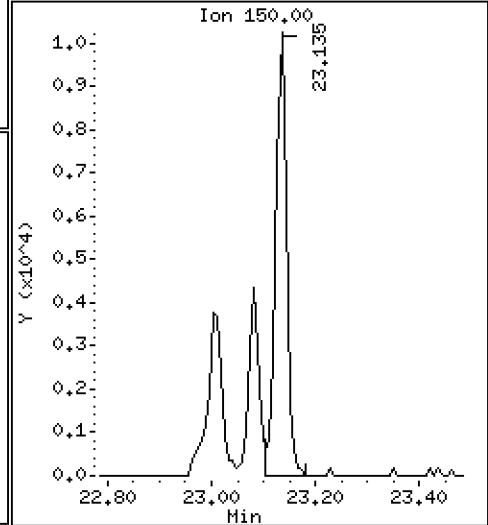
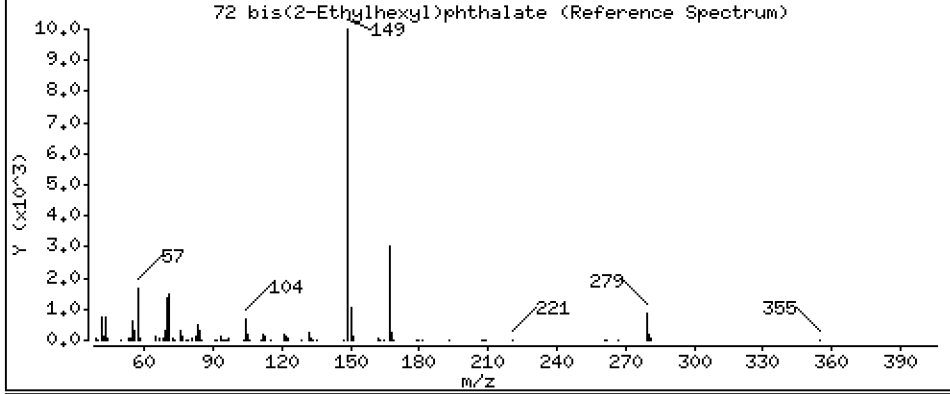
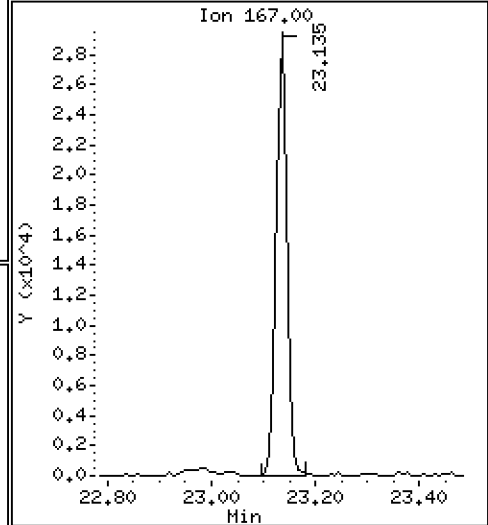
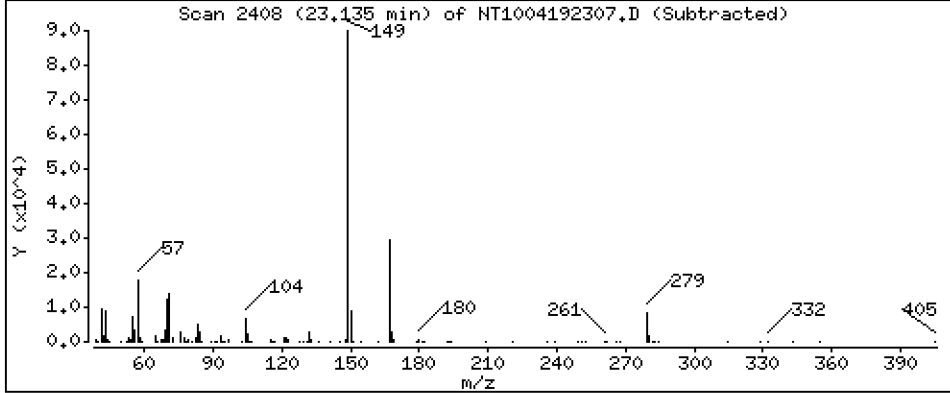
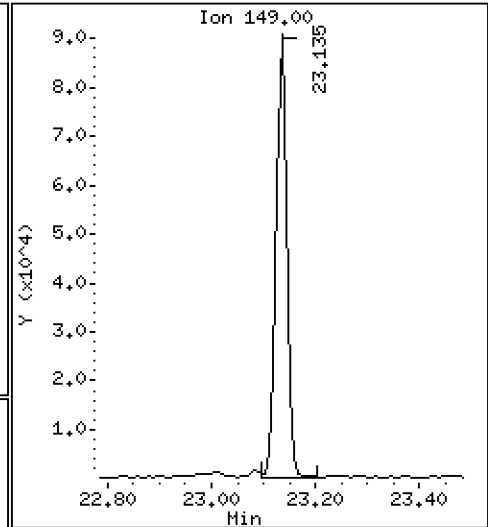
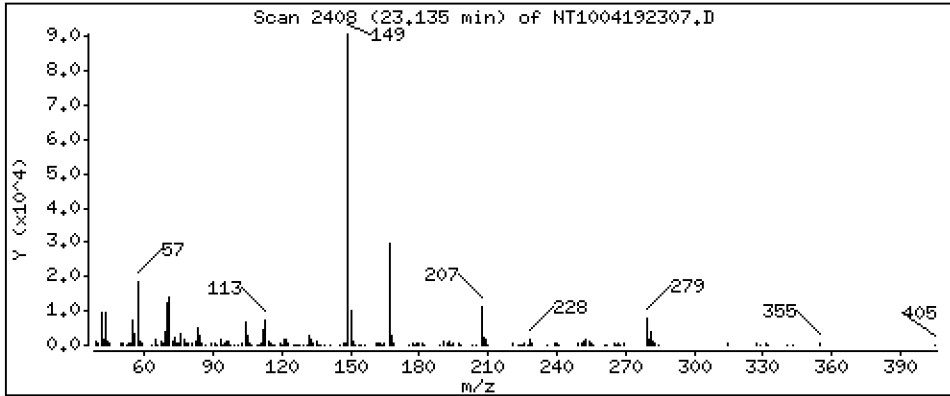
Operator: VTS

Column phase: ZB-5msi

Column diameter: 0,25

72 bis(2-Ethylhexyl)phthalate

Concentration: 1,243 ug/mL



Date : 19-APR-2023 15:10

Client ID:

Instrument: nt10.i

Sample Info: BLD0057-BS1

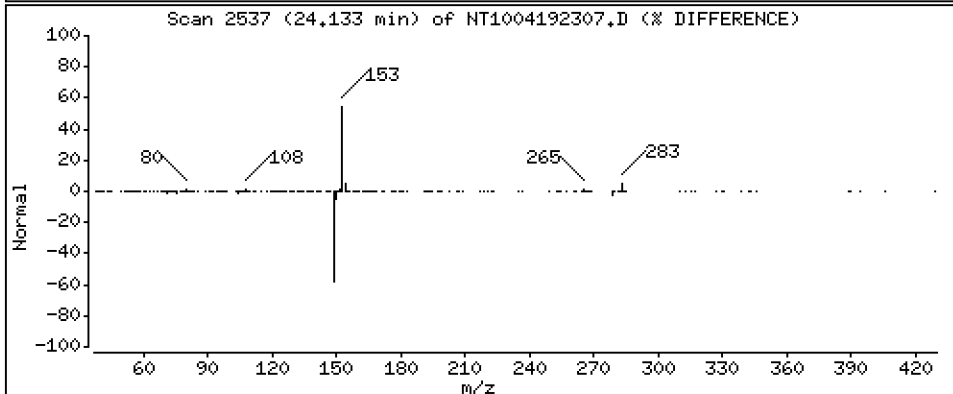
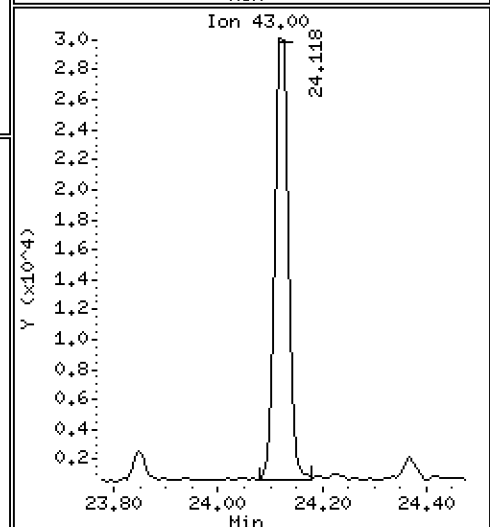
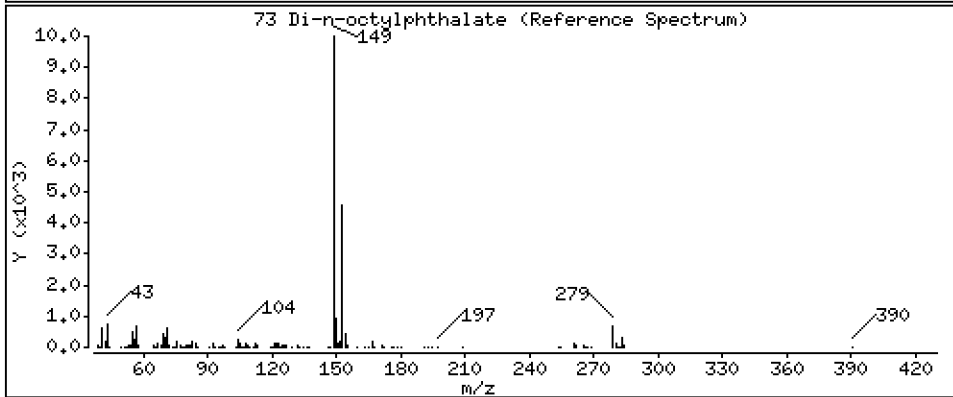
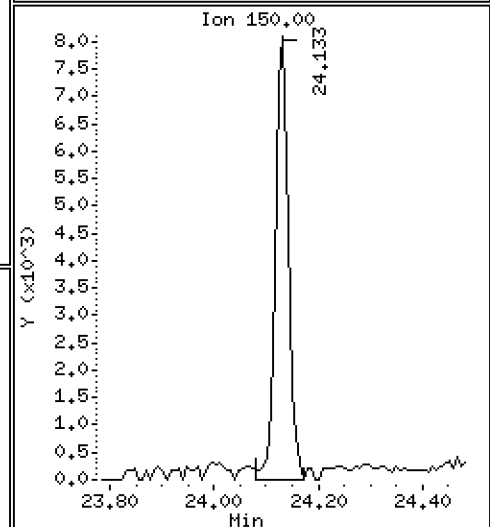
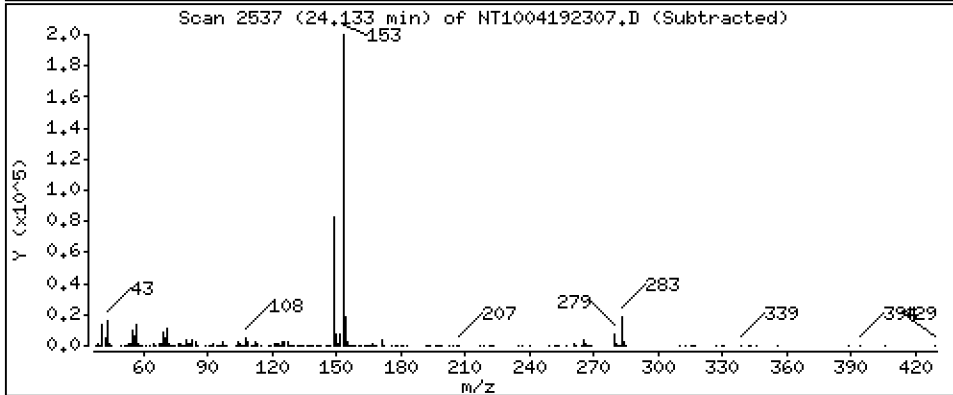
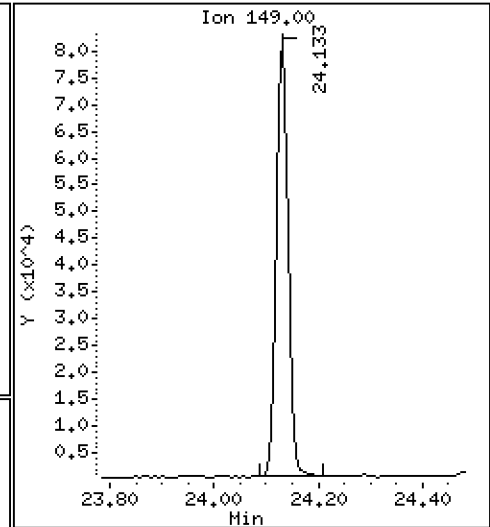
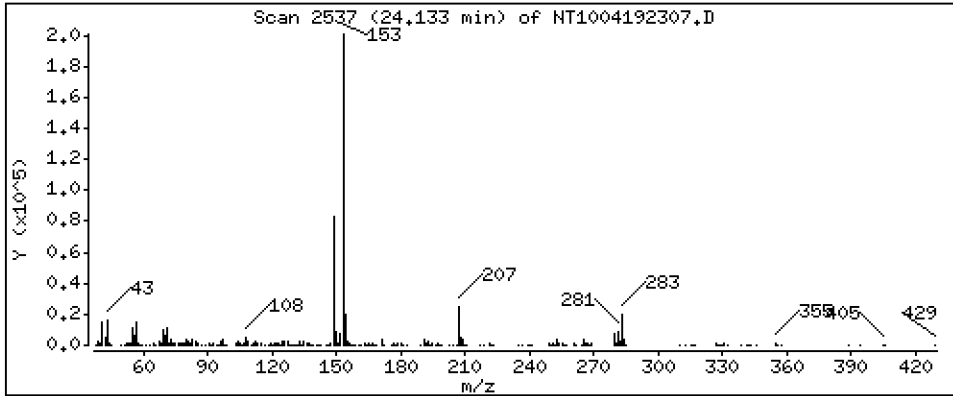
Operator: VTS

Column phase: ZB-5msi

Column diameter: 0,25

73 Di-n-octylphthalate

Concentration: 0,7003 ug/mL



Date : 19-APR-2023 15:10

Client ID:

Instrument: nt10.i

Sample Info: BLD0057-BS1

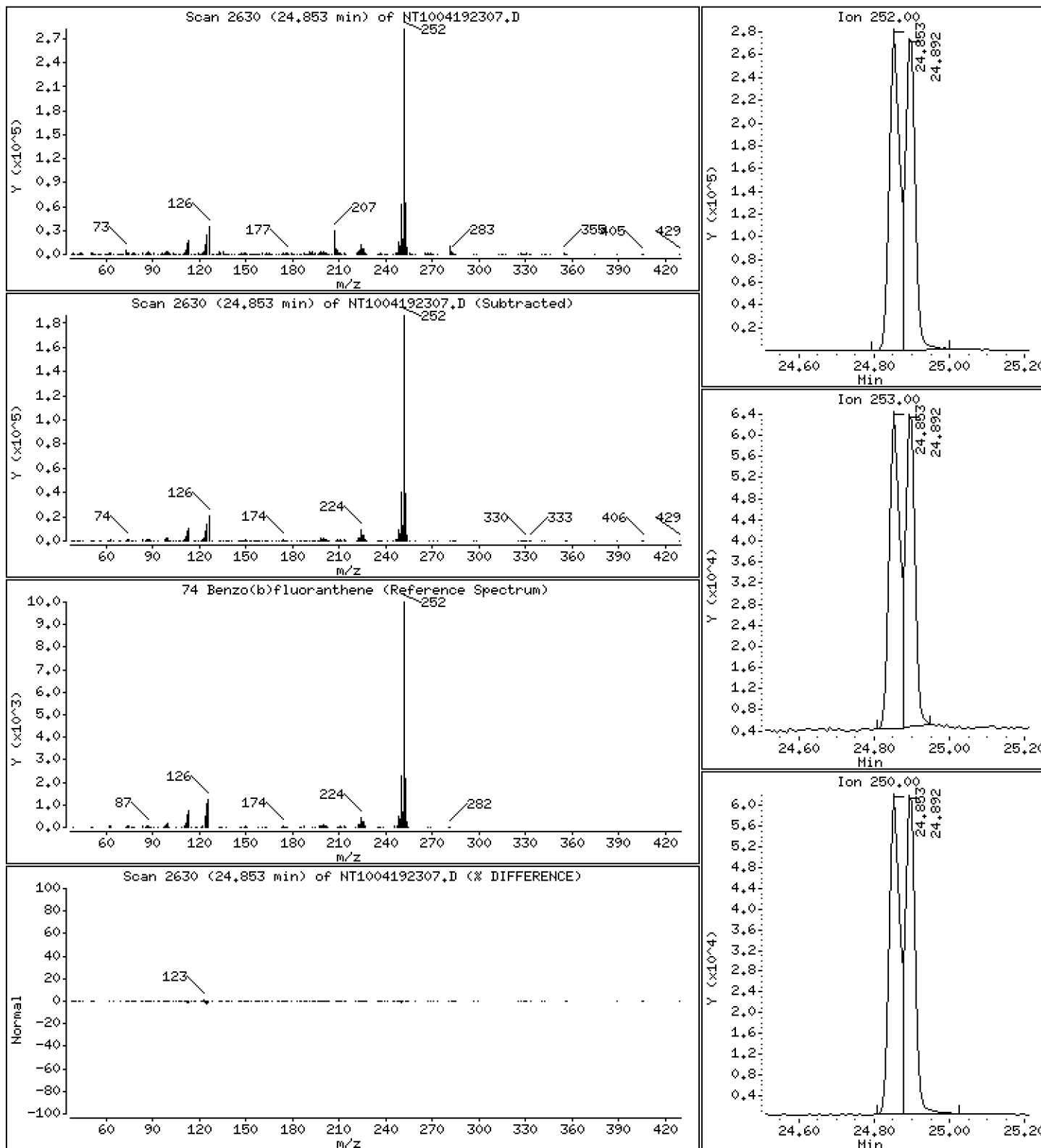
Operator: VTS

Column phase: ZB-5msi

Column diameter: 0,25

74 Benzo(b)fluoranthene

Concentration: 3,650 ug/mL



Date : 19-APR-2023 15:10

Client ID:

Instrument: nt10.i

Sample Info: BLD0057-BS1

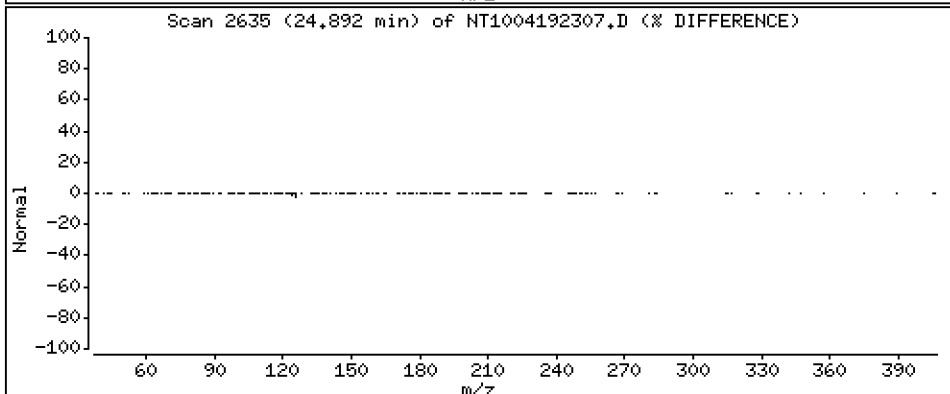
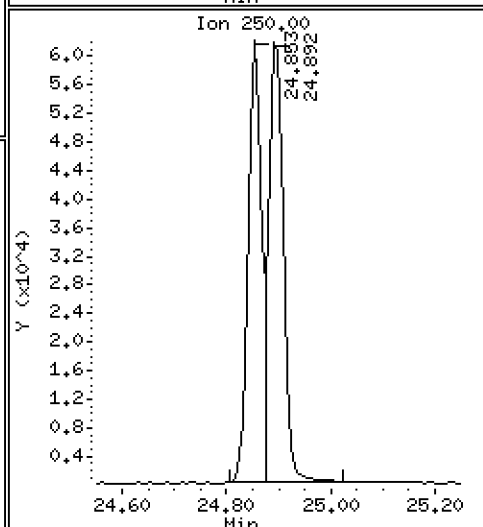
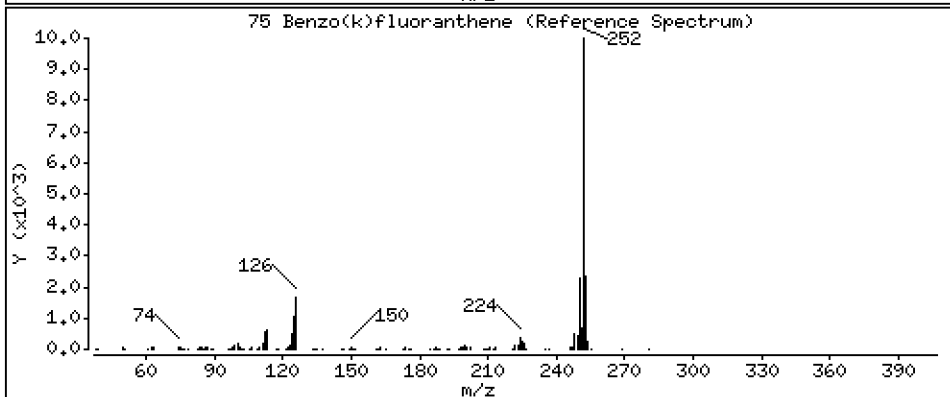
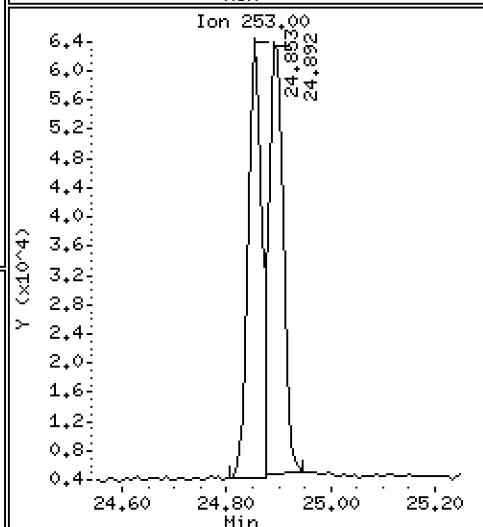
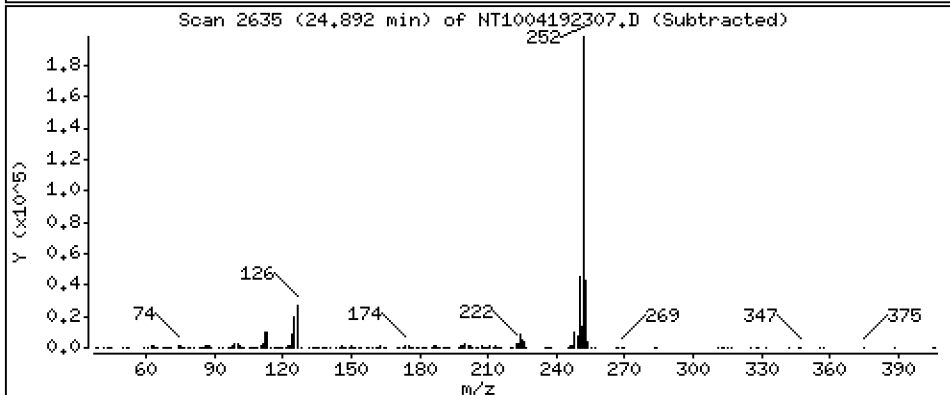
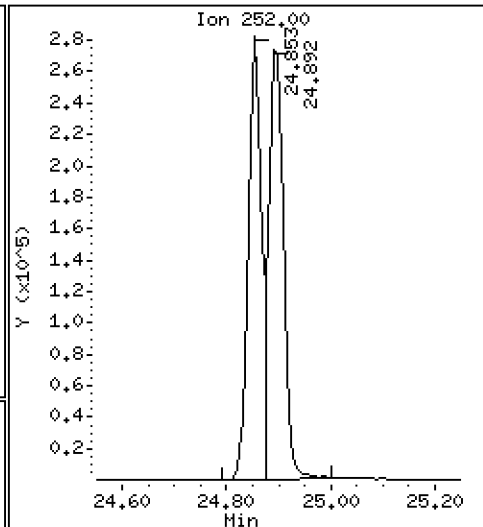
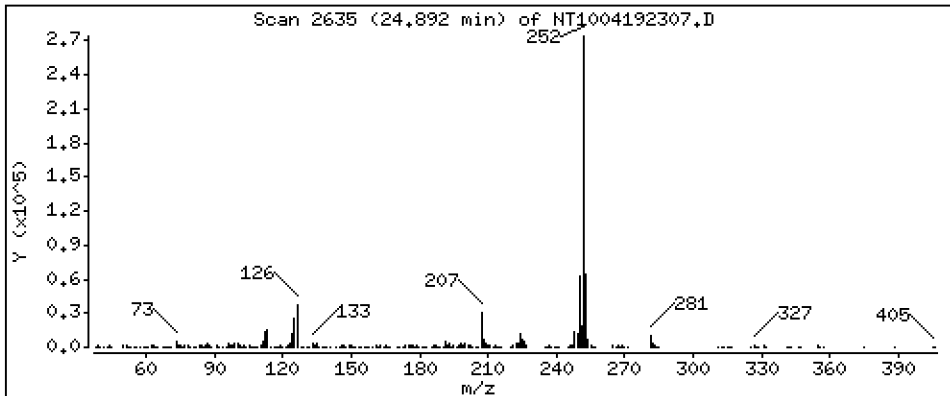
Operator: VTS

Column phase: ZB-5msi

Column diameter: 0,25

75 Benzo(k)fluoranthene

Concentration: 3,522 ug/mL



Date : 19-APR-2023 15:10

Client ID:

Instrument: nt10.i

Sample Info: BLD0057-BS1

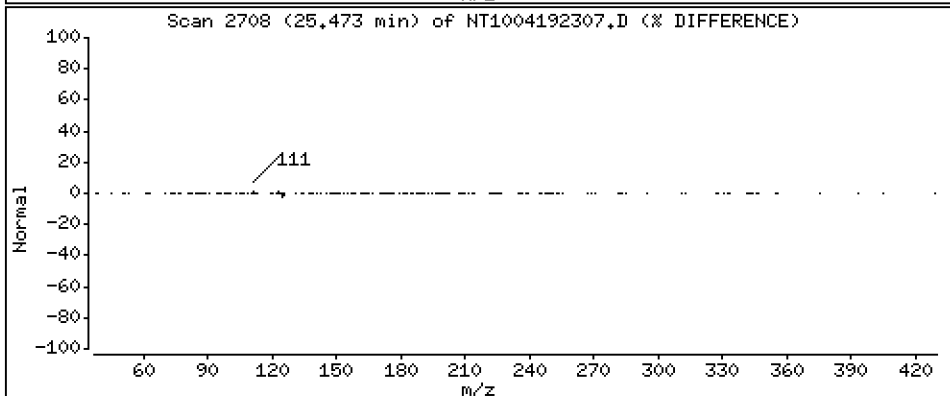
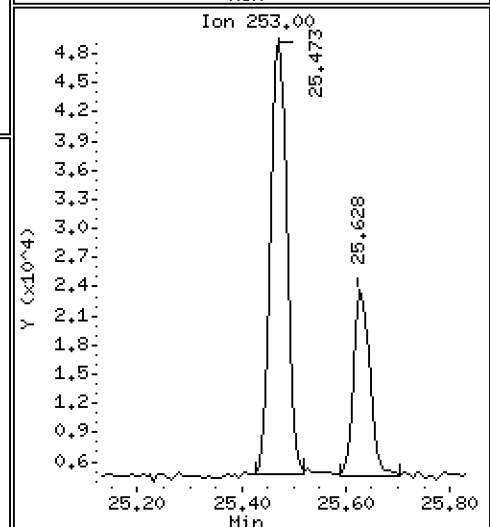
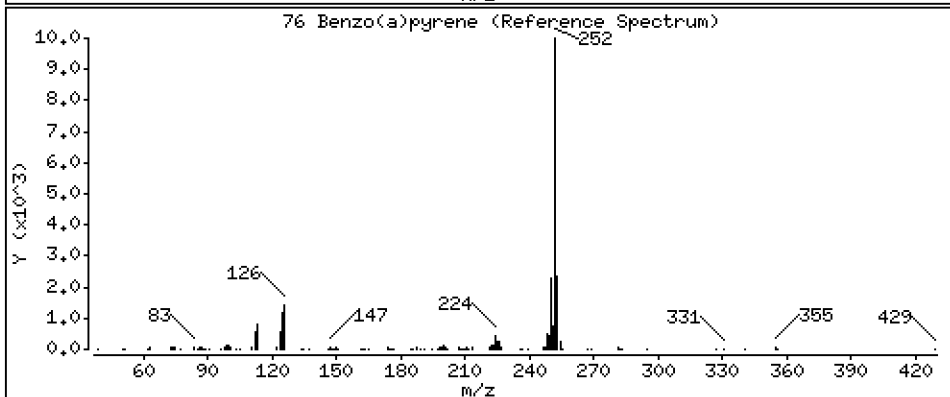
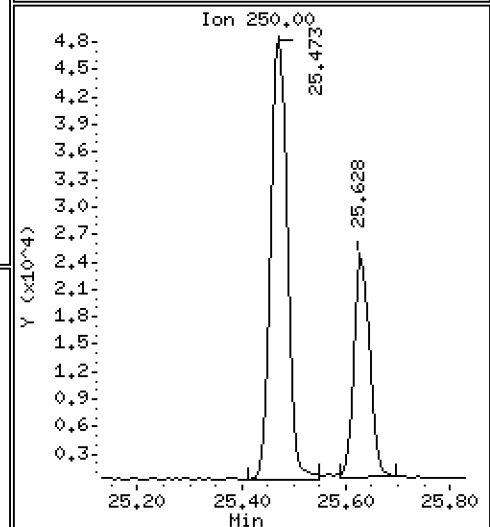
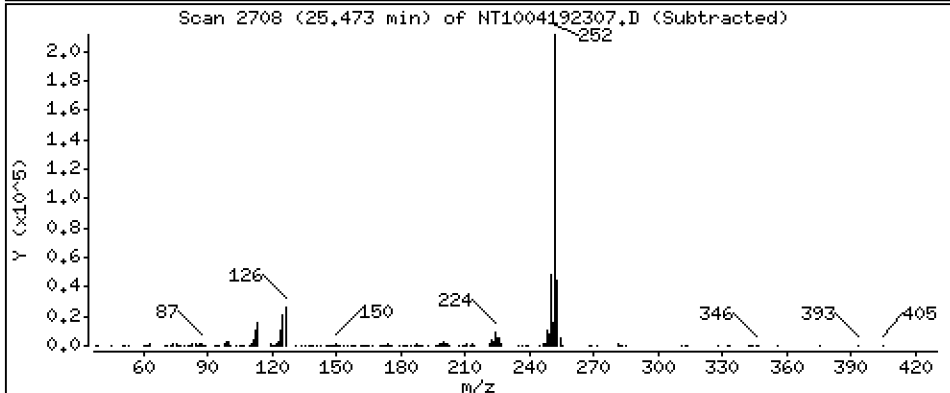
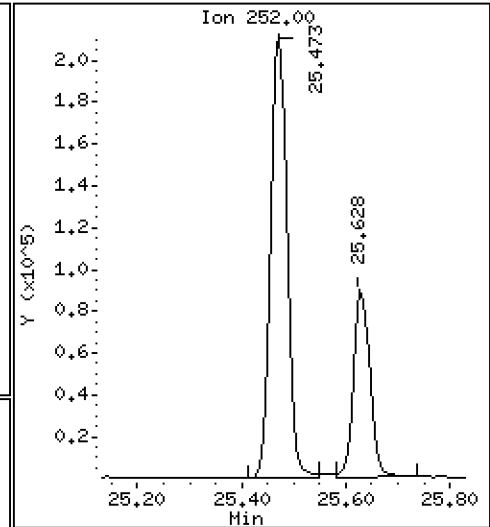
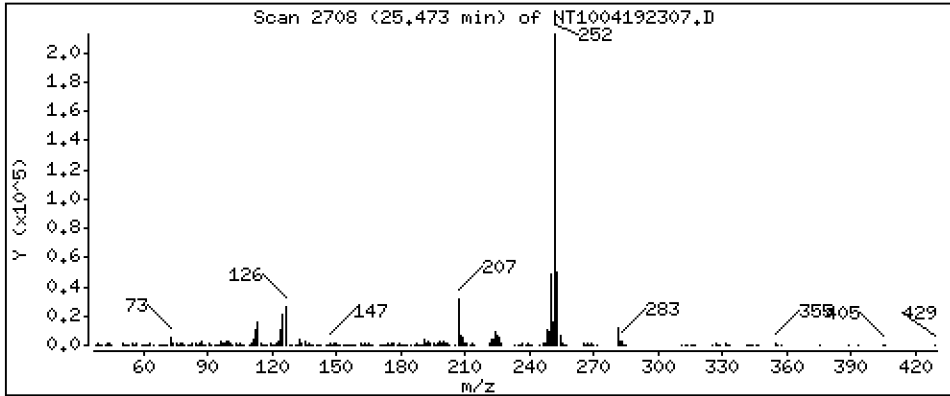
Operator: VTS

Column phase: ZB-5msi

Column diameter: 0,25

76 Benzo(a)pyrene

Concentration: 3,385 ug/mL



Date : 19-APR-2023 15:10

Client ID:

Instrument: nt10.i

Sample Info: BLD0057-BS1

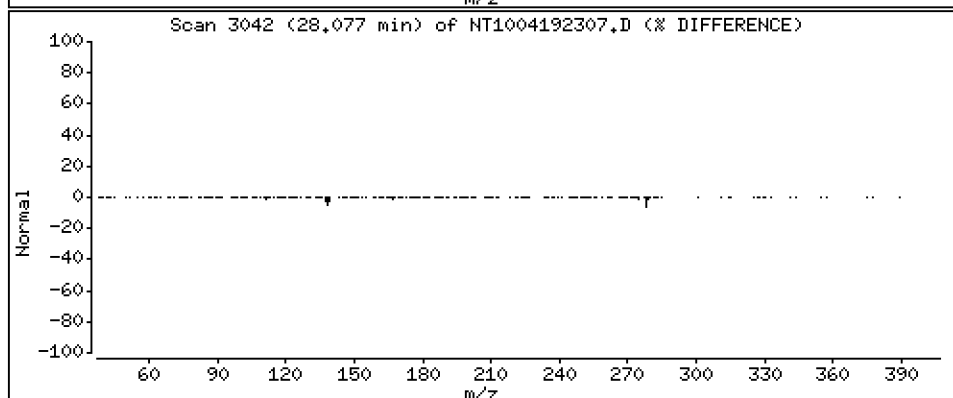
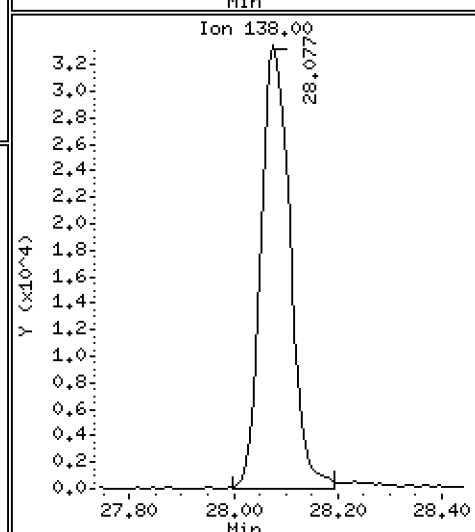
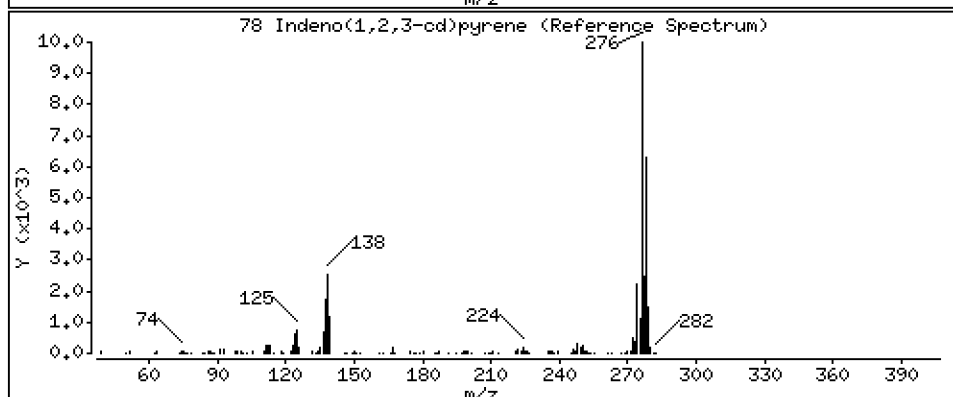
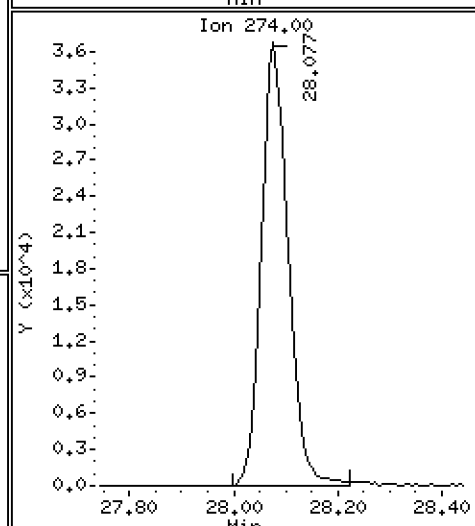
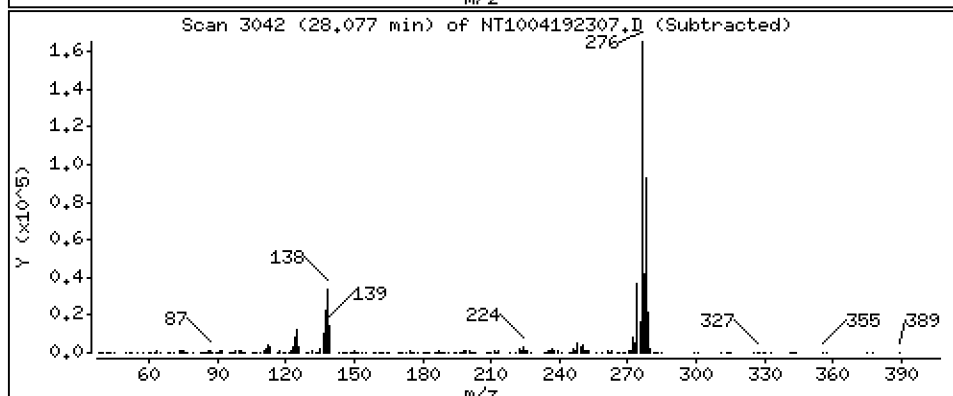
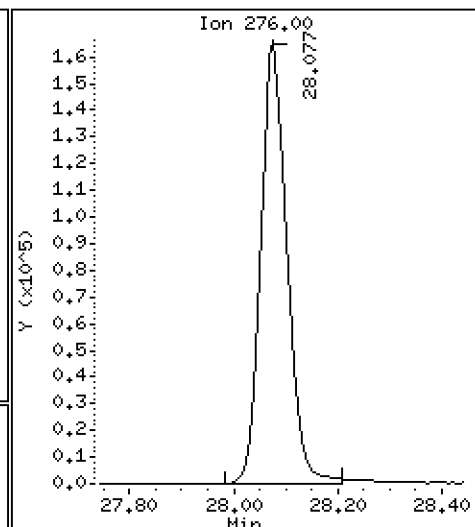
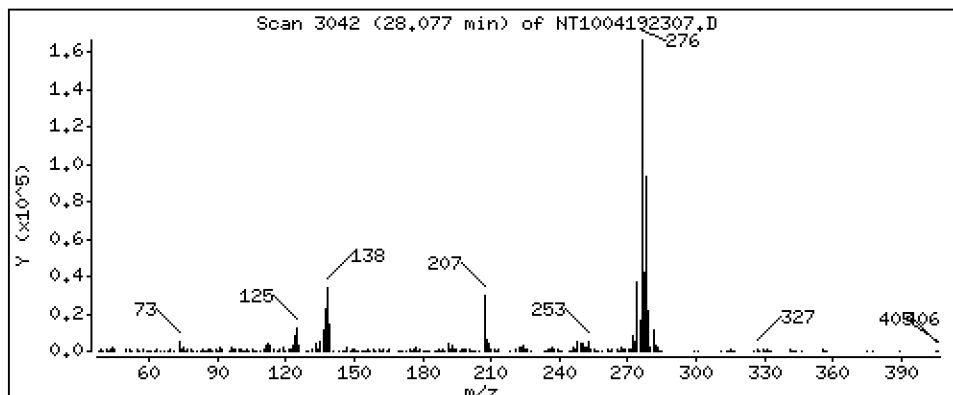
Operator: VTS

Column phase: ZB-5msi

Column diameter: 0,25

78 Indeno(1,2,3-cd)pyrene

Concentration: 3,410 ug/mL



Date : 19-APR-2023 15:10

Client ID:

Instrument: nt10.i

Sample Info: BLD0057-BS1

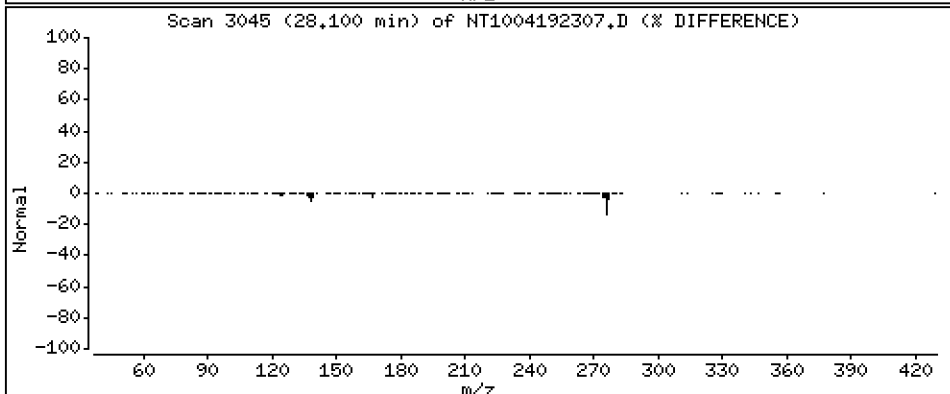
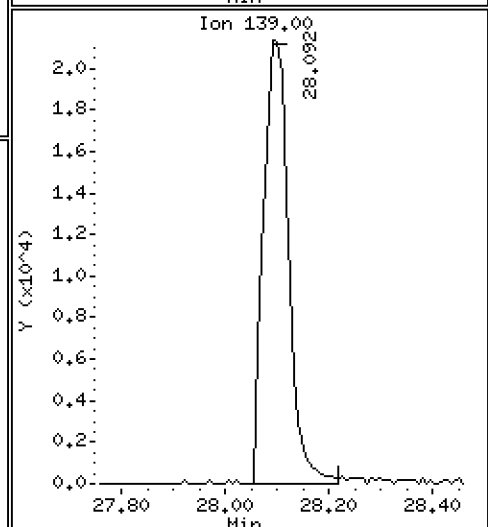
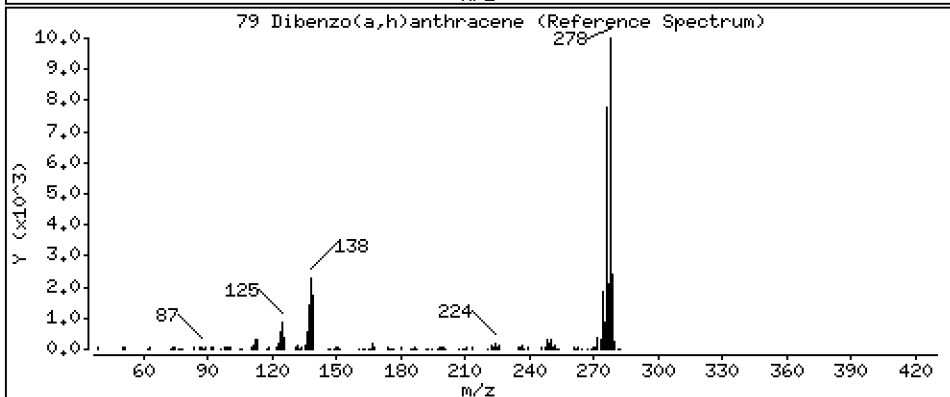
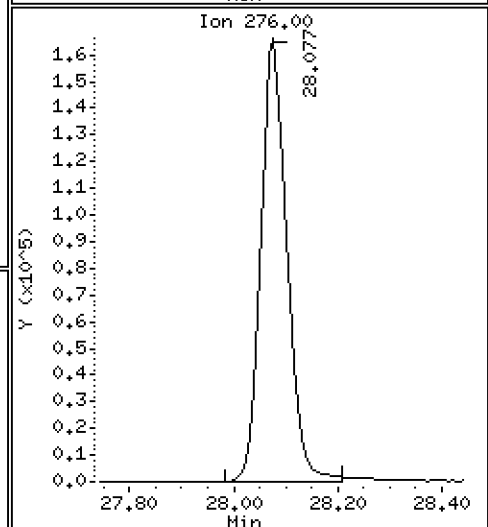
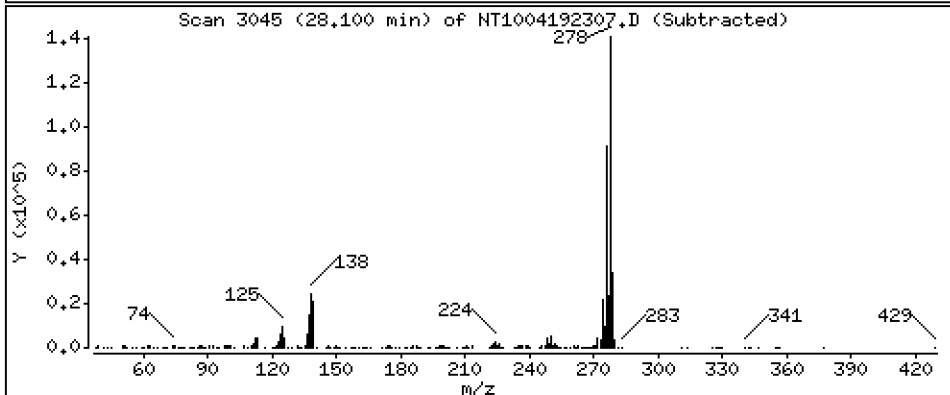
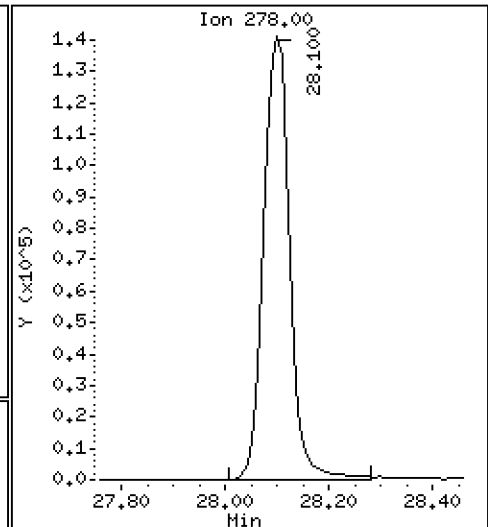
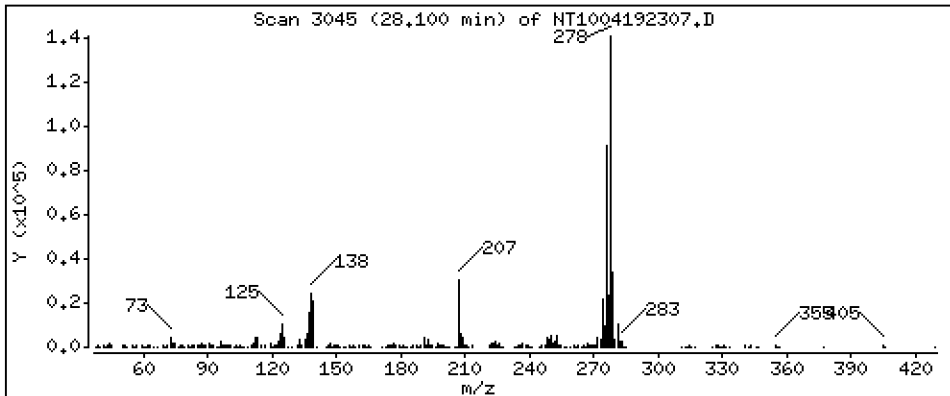
Operator: VTS

Column phase: ZB-5msi

Column diameter: 0,25

79 Dibenzo(a,h)anthracene

Concentration: 3,481 ug/mL



Date : 19-APR-2023 15:10

Client ID:

Instrument: nt10.i

Sample Info: BLD0057-BS1

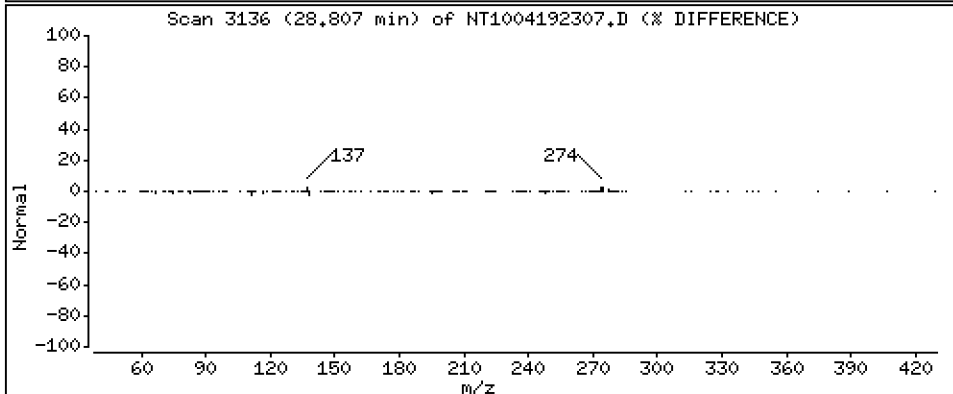
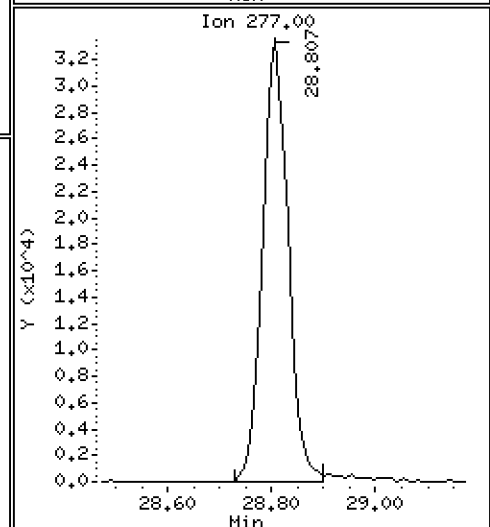
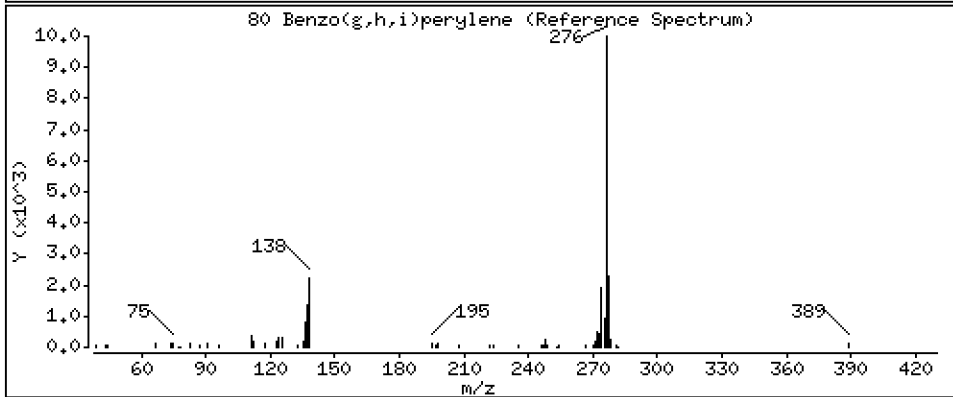
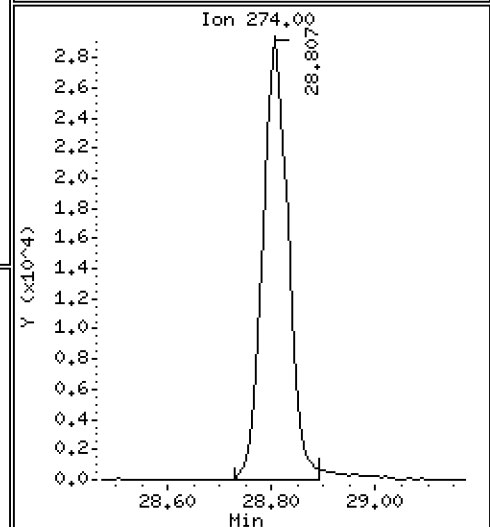
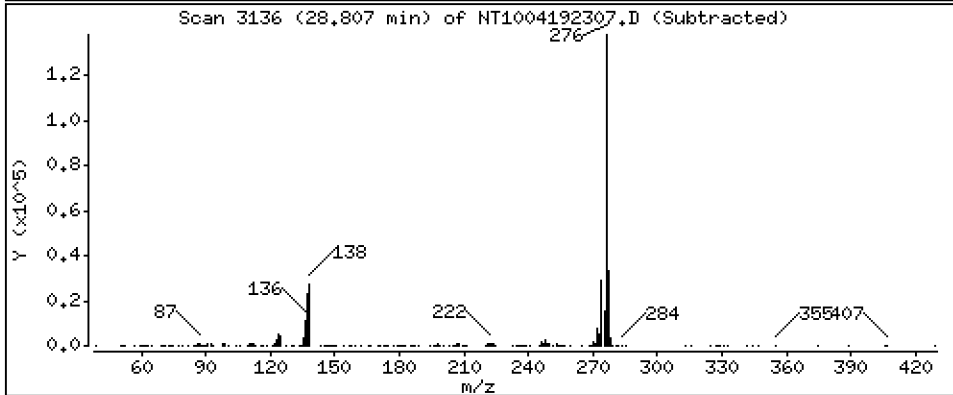
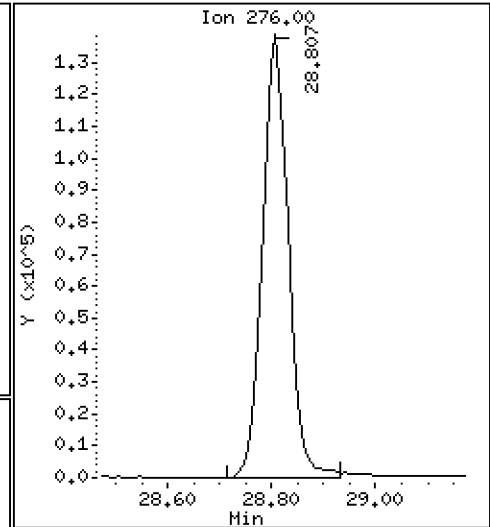
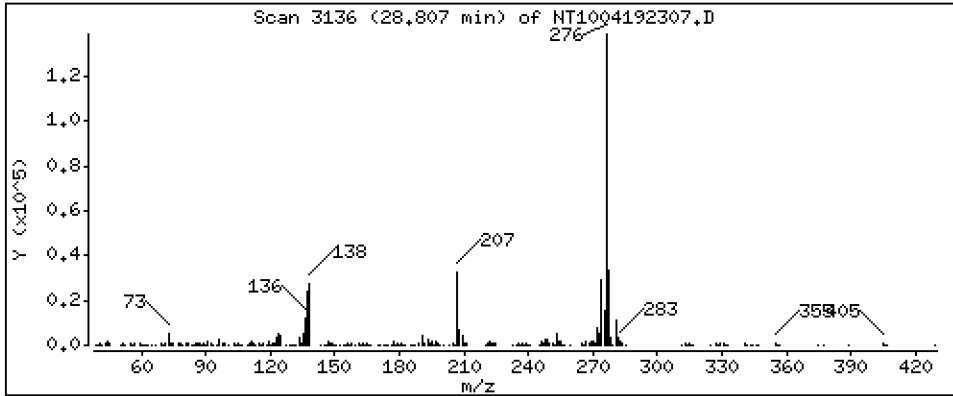
Operator: VTS

Column phase: ZB-5msi

Column diameter: 0,25

80 Benzo(g,h,i)perylene

Concentration: 3,262 ug/mL



Date : 19-APR-2023 15:10

Client ID:

Instrument: nt10.i

Sample Info: BLD0057-BS1

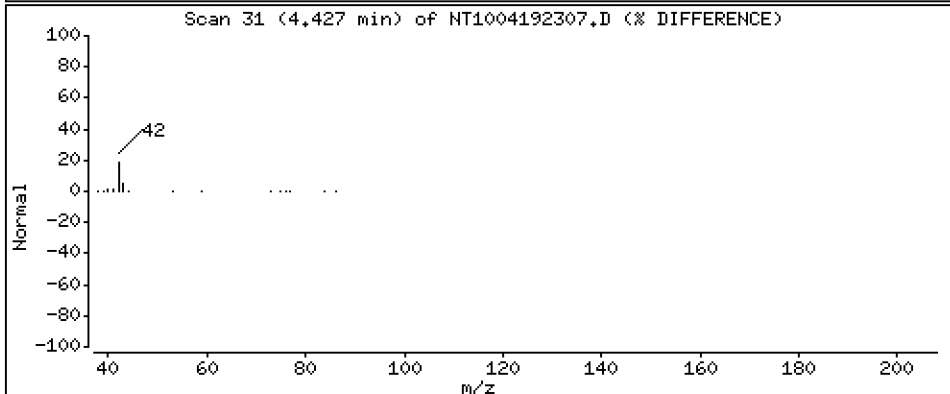
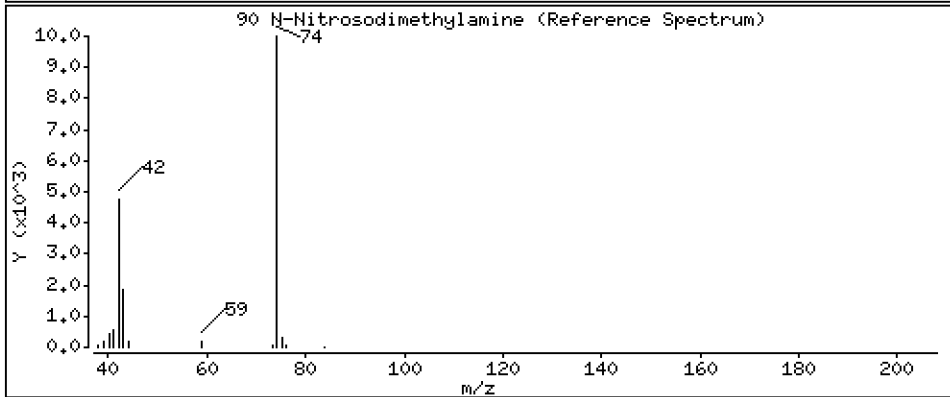
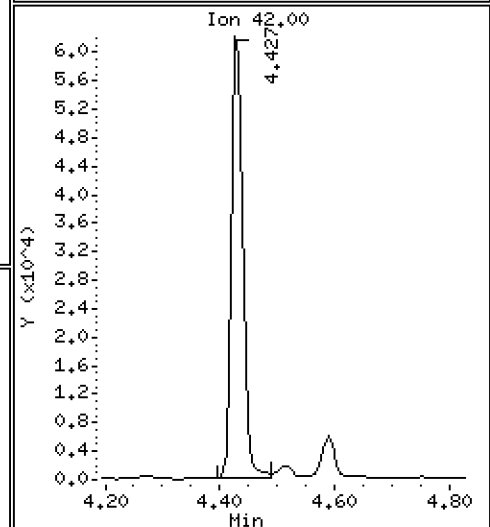
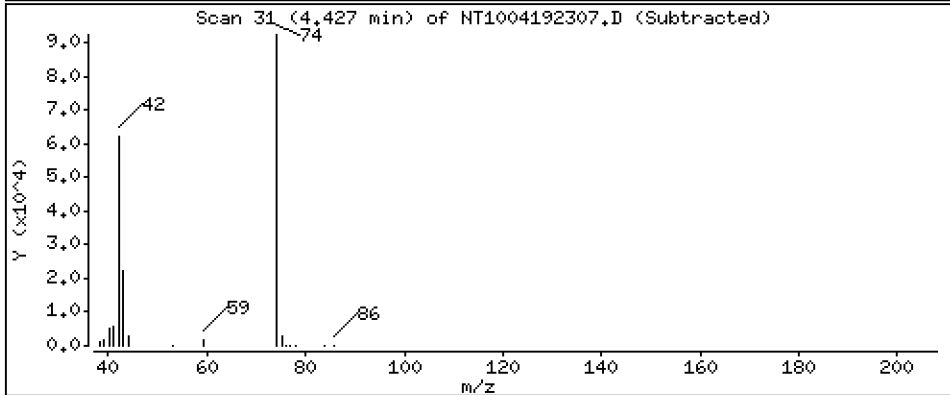
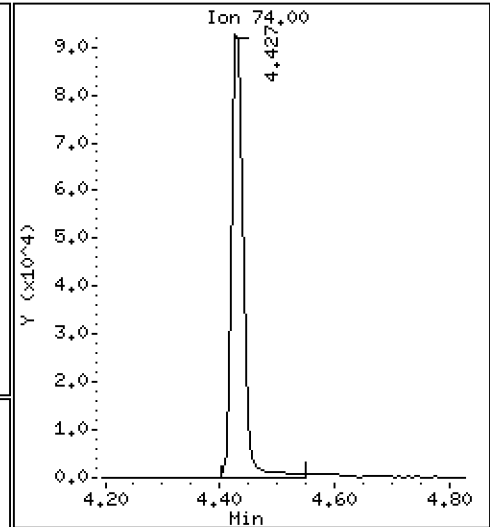
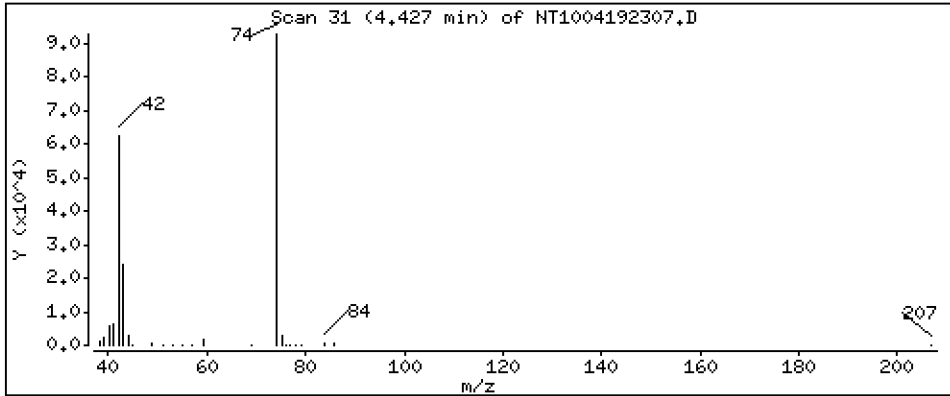
Operator: VTS

Column phase: ZB-5msi

Column diameter: 0,25

90 N-Nitrosodimethylamine

Concentration: 5,285 ug/mL



Date : 19-APR-2023 15:10

Client ID:

Instrument: nt10.i

Sample Info: BLD0057-BS1

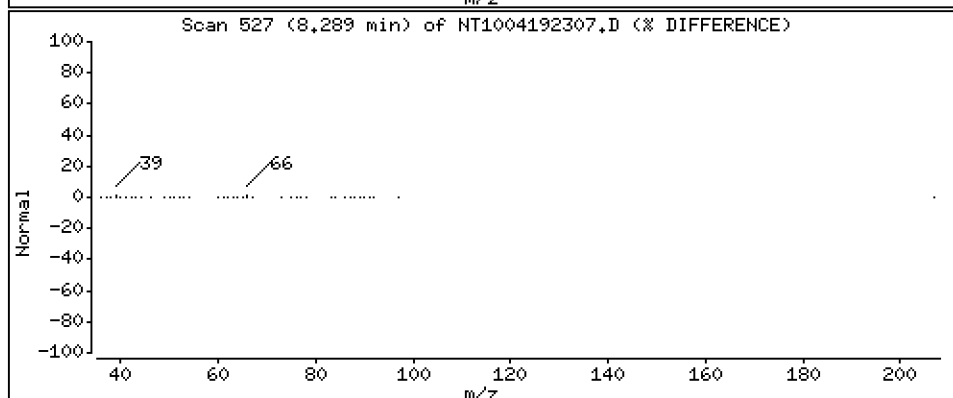
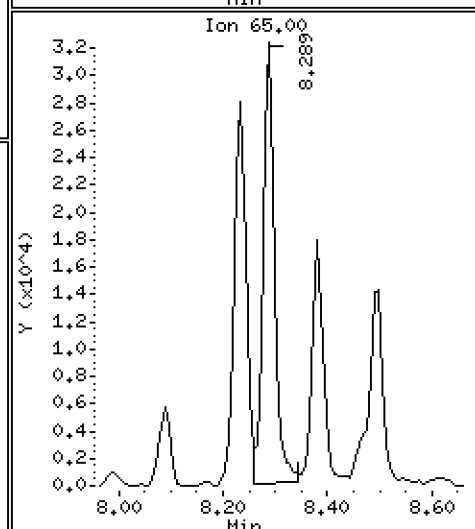
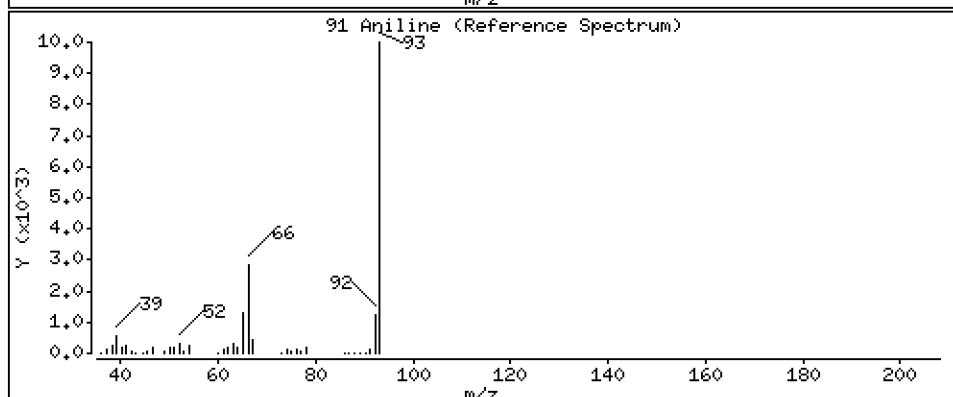
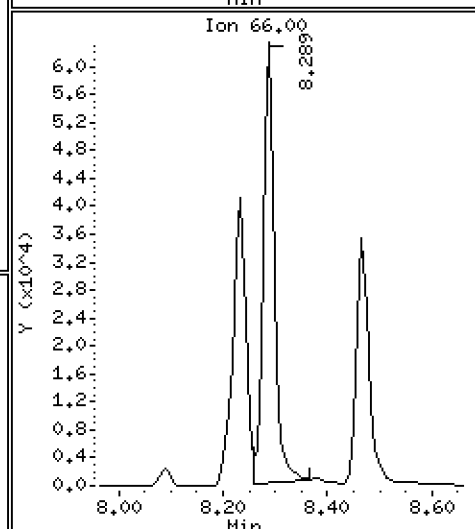
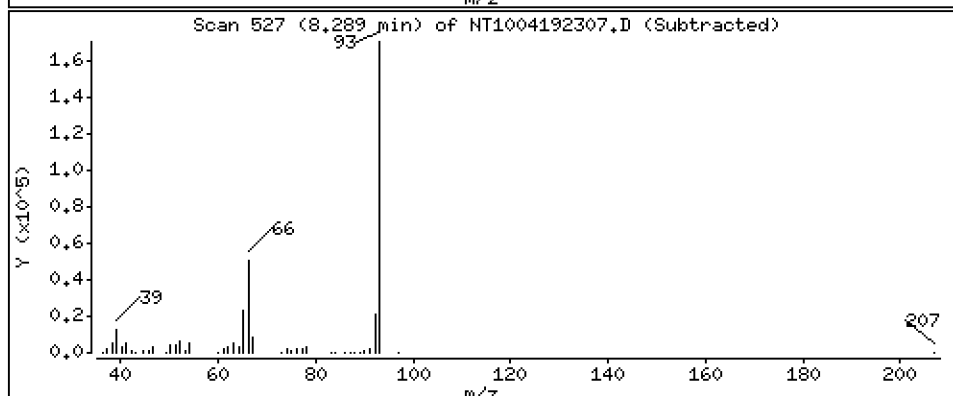
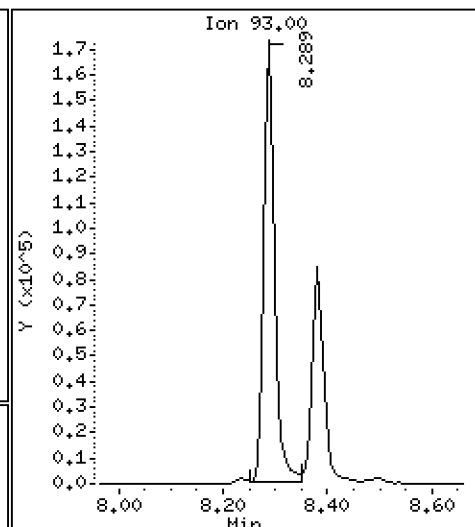
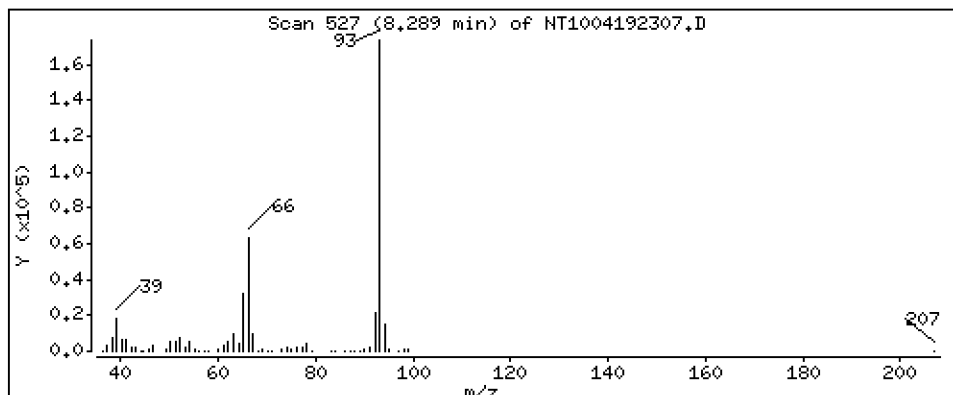
Operator: VTS

Column phase: ZB-5msi

Column diameter: 0,25

91 Aniline

Concentration: 4,519 ug/mL



Date : 19-APR-2023 15:10

Client ID:

Instrument: nt10.i

Sample Info: BLD0057-BS1

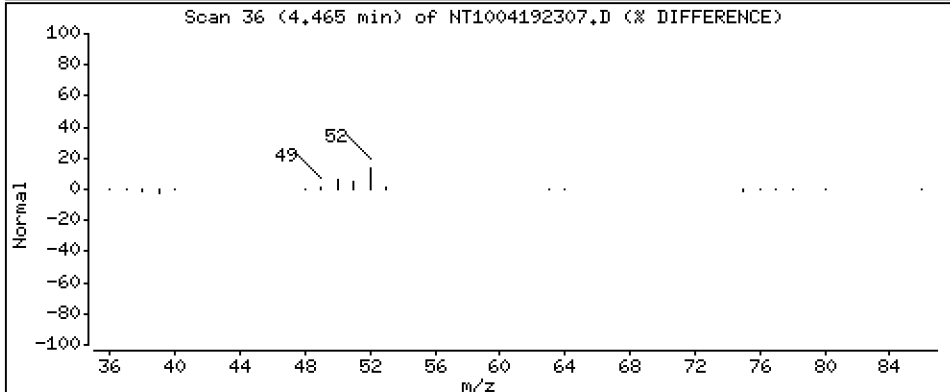
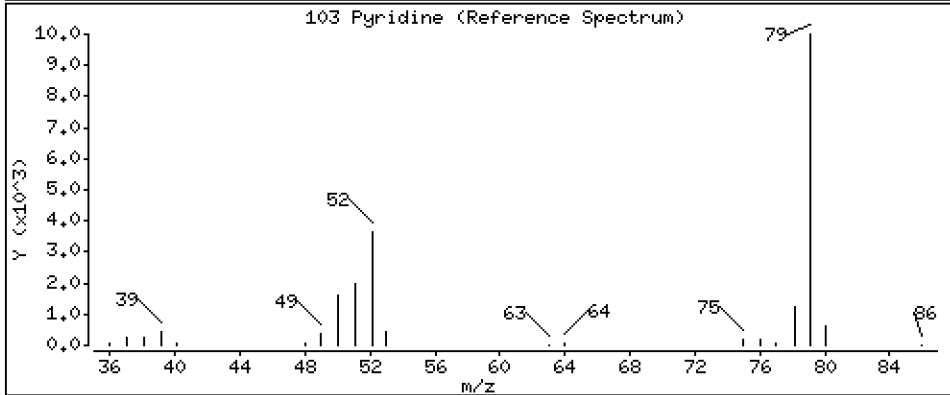
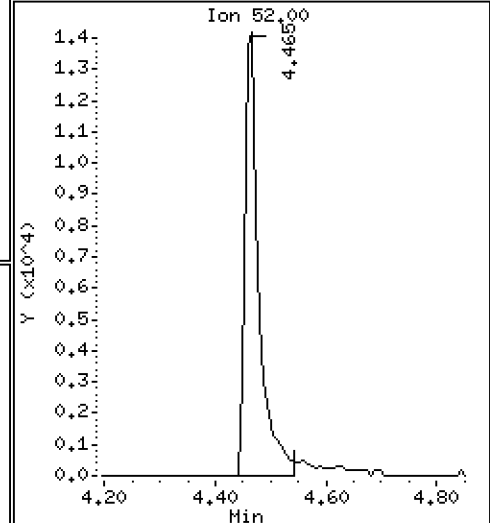
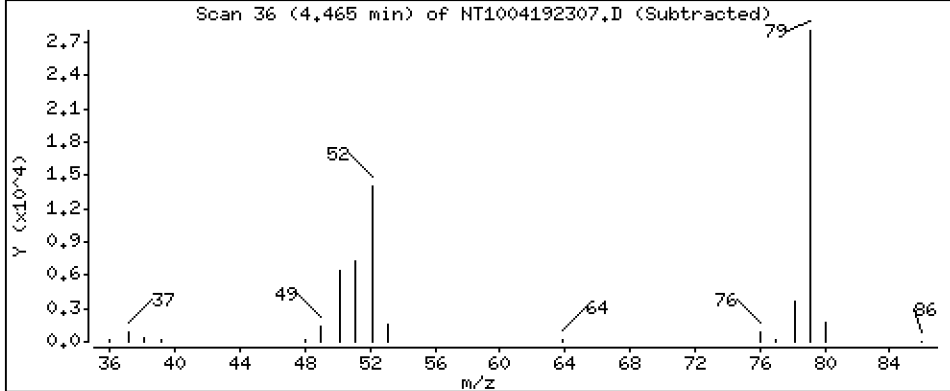
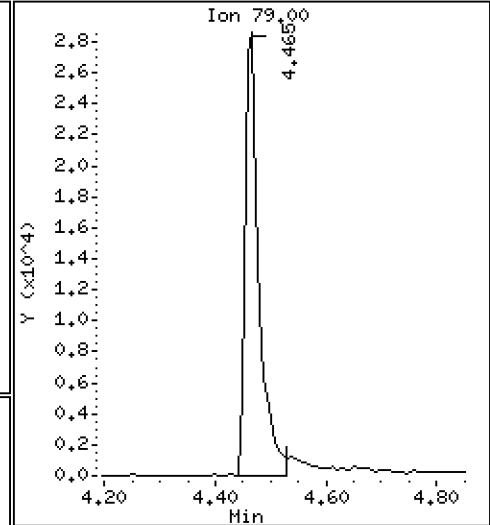
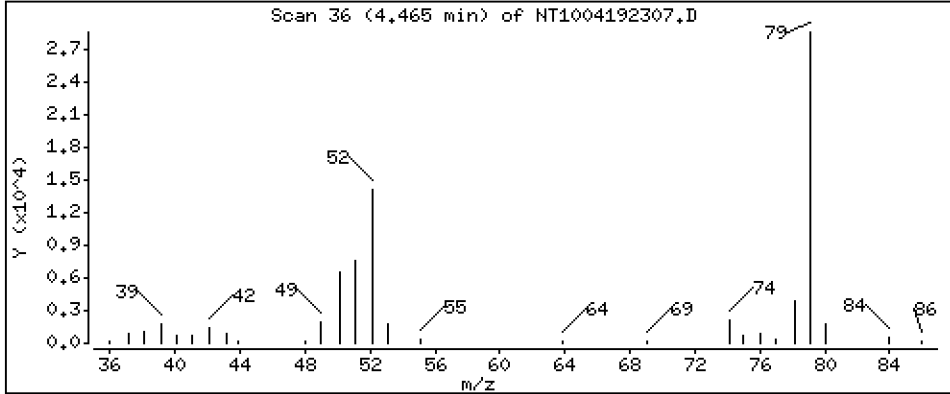
Operator: VTS

Column phase: ZB-5msi

Column diameter: 0,25

103 Pyridine

Concentration: 1,236 ug/mL



Date : 19-APR-2023 15:10

Client ID:

Instrument: nt10.i

Sample Info: BLD0057-BS1

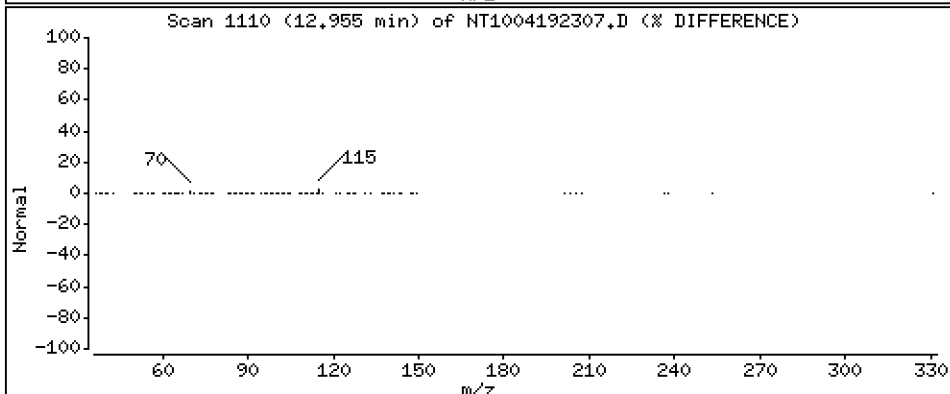
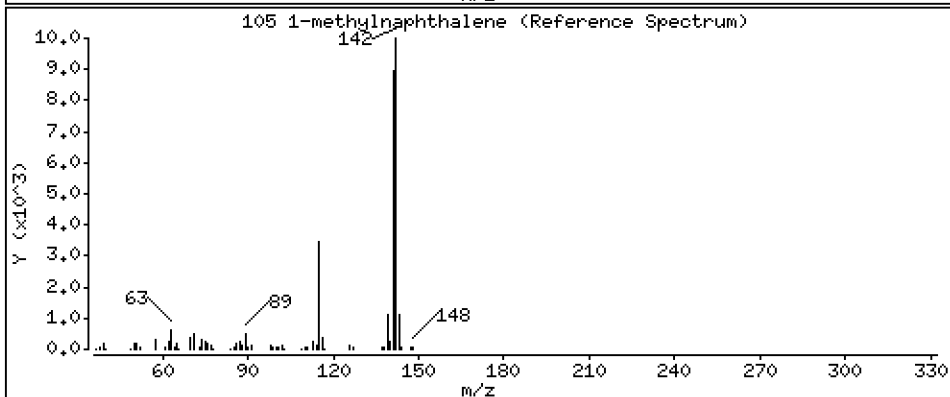
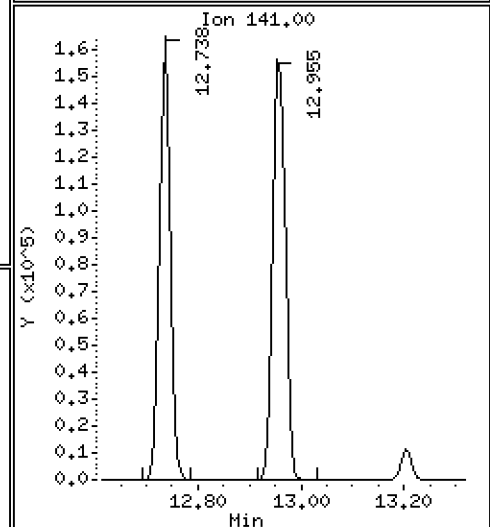
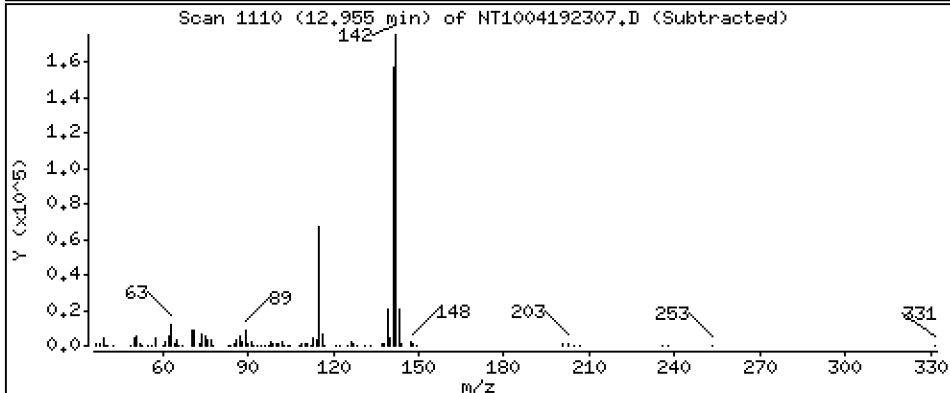
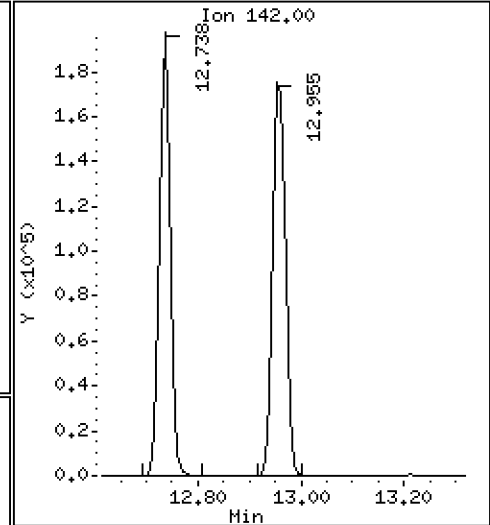
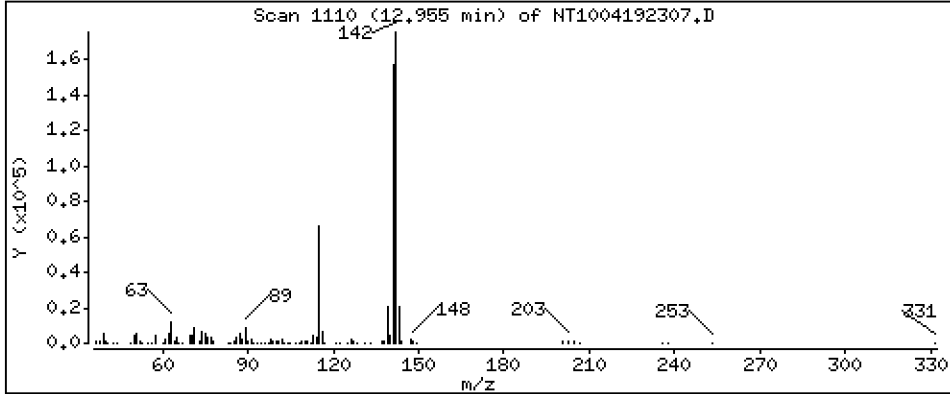
Operator: VTS

Column phase: ZB-5msi

Column diameter: 0,25

105 1-methylnaphthalene

Concentration: 3,156 ug/mL



Date : 19-APR-2023 15:10

Client ID:

Instrument: nt10.i

Sample Info: BLD0057-BS1

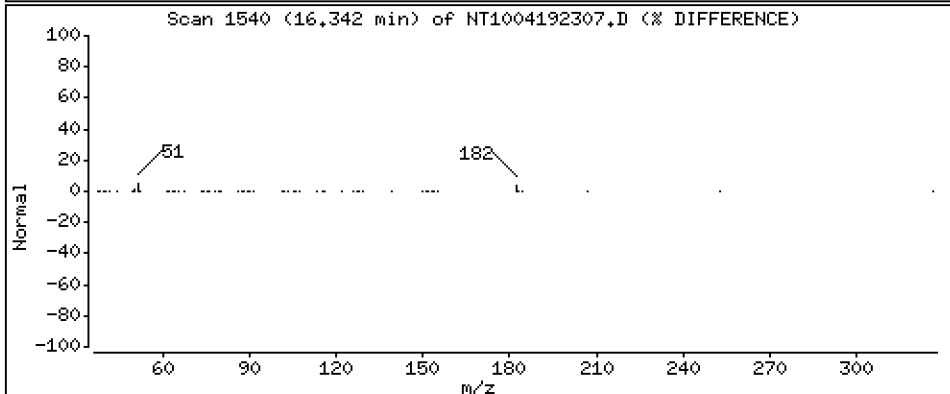
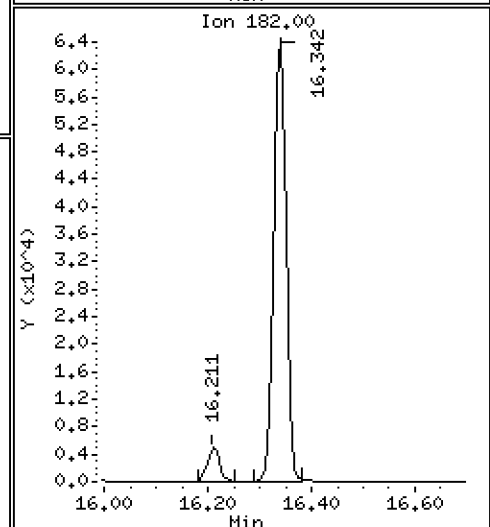
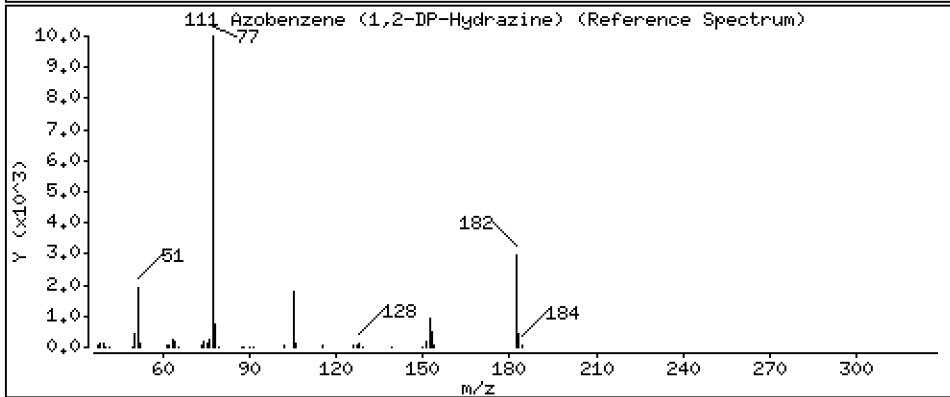
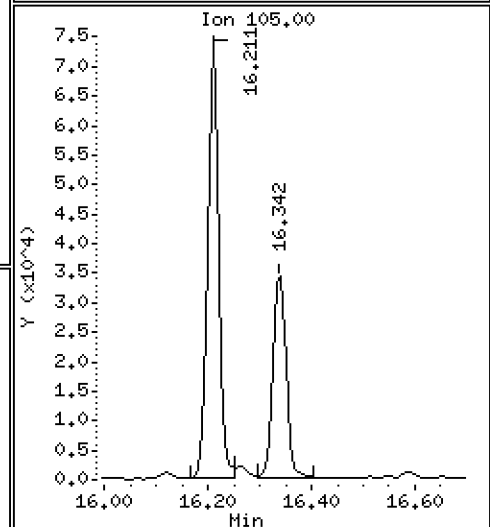
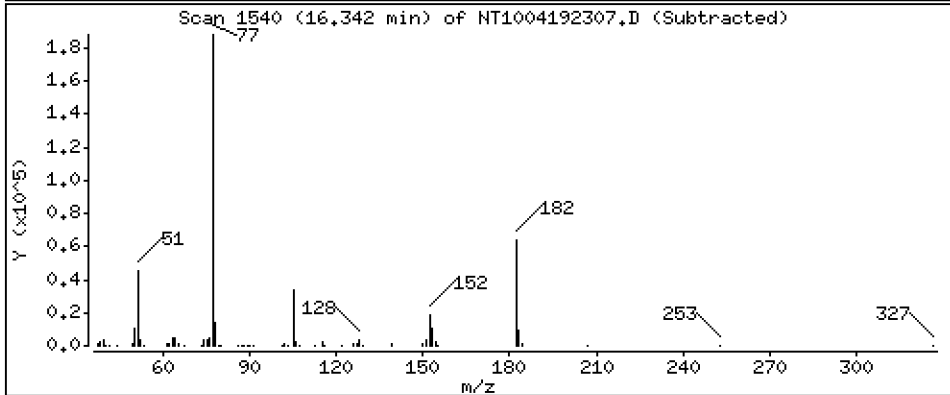
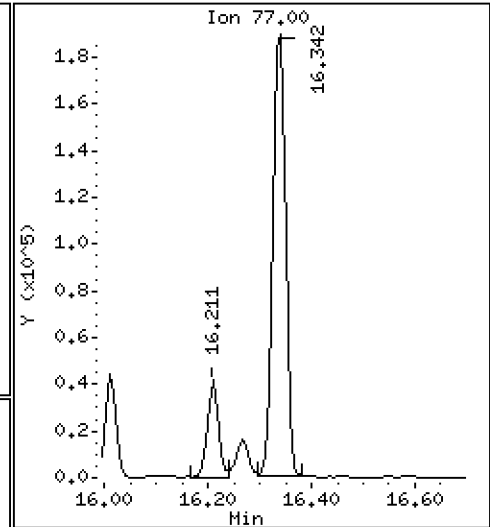
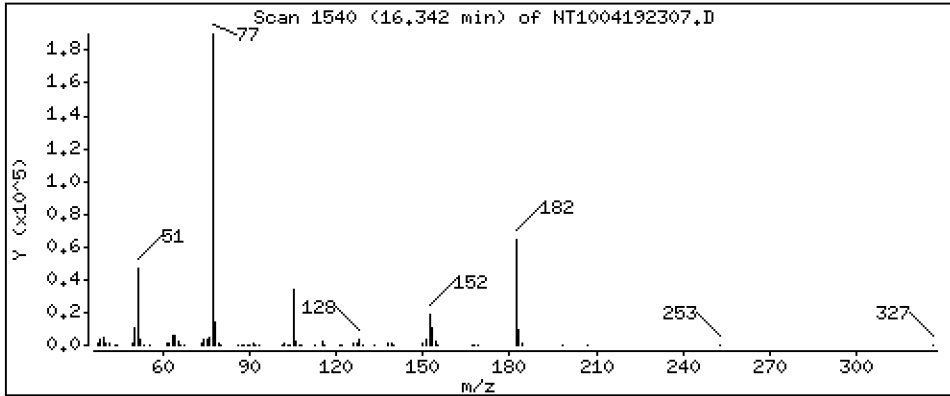
Operator: VTS

Column phase: ZB-5msi

Column diameter: 0.25

111 Azobenzene (1,2-DP-Hydrazine)

Concentration: 2,768 ug/mL



Date : 19-APR-2023 15:10

Client ID:

Instrument: nt10.i

Sample Info: BLD0057-BS1

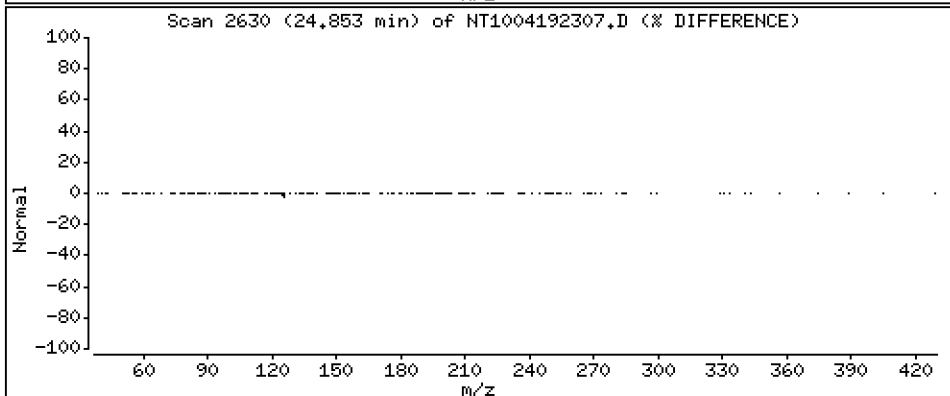
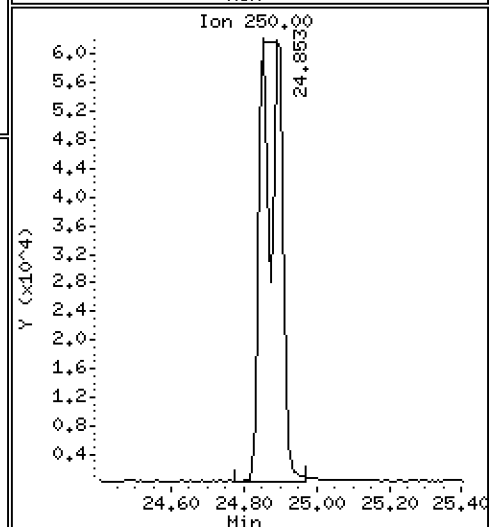
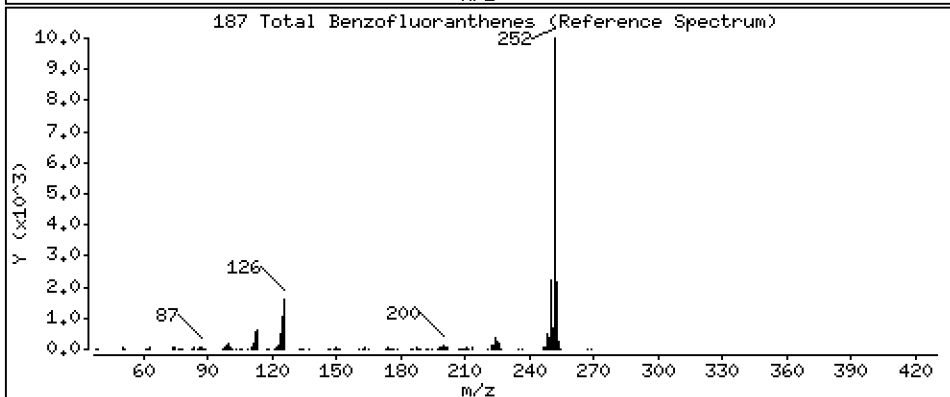
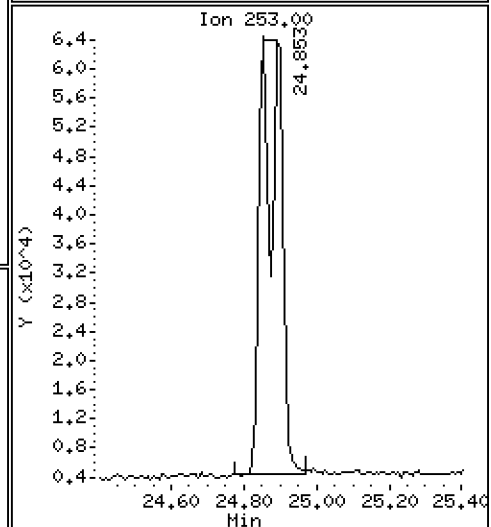
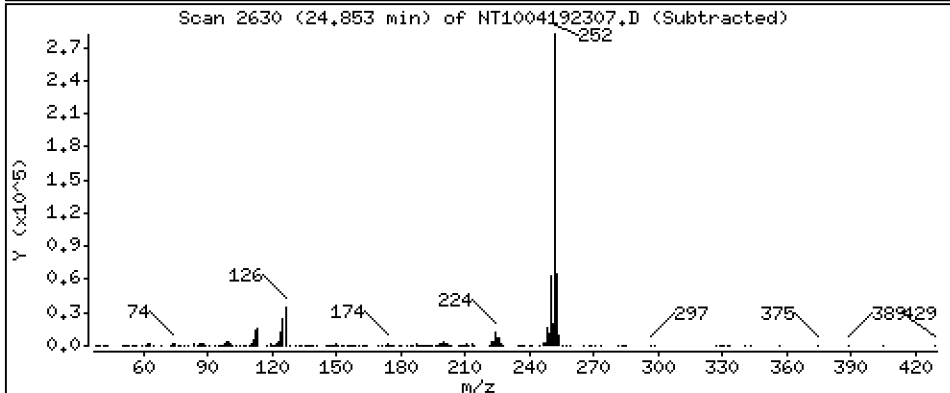
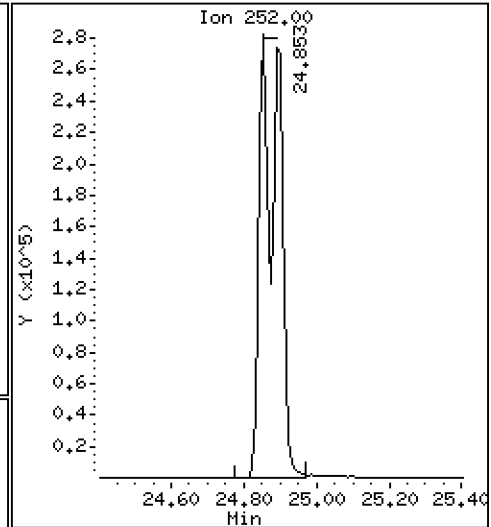
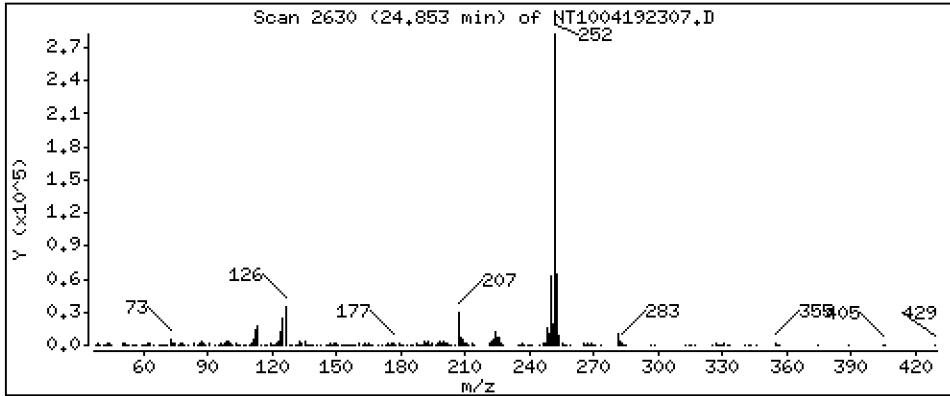
Operator: VTS

Column phase: ZB-5msi

Column diameter: 0,25

187 Total Benzofluoranthenes

Concentration: 7,116 ug/mL



Date : 19-APR-2023 15:10

Client ID:

Instrument: nt10.i

Sample Info: BLD0057-BS1

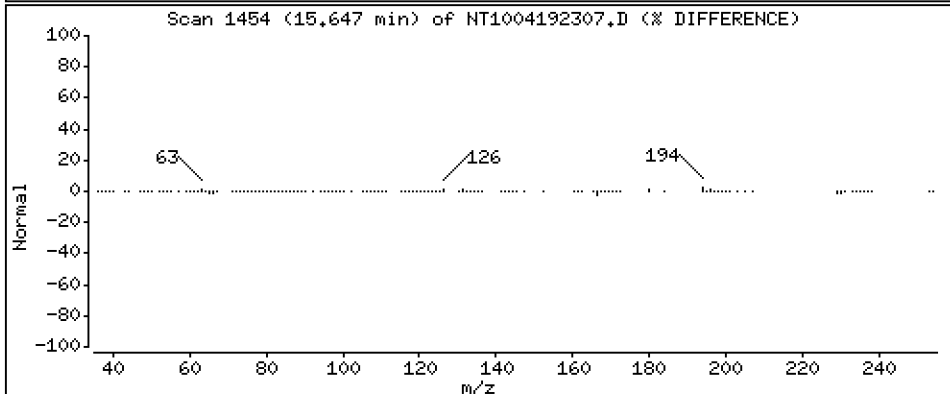
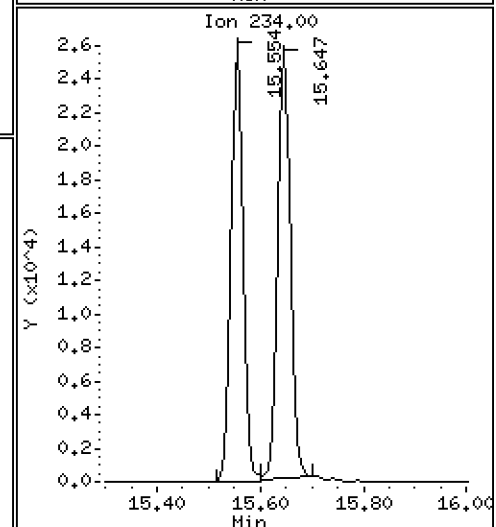
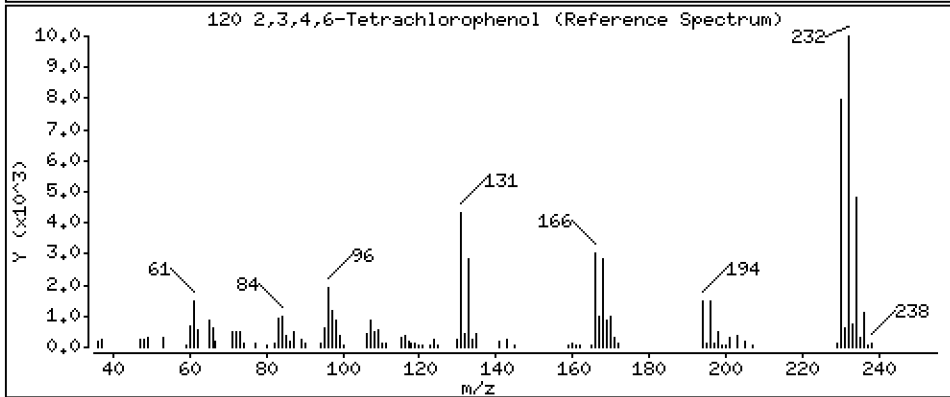
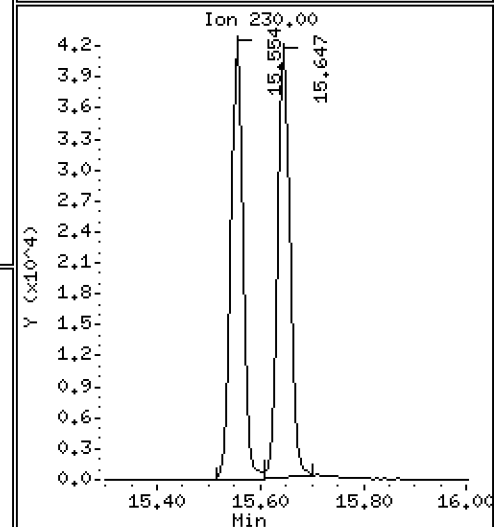
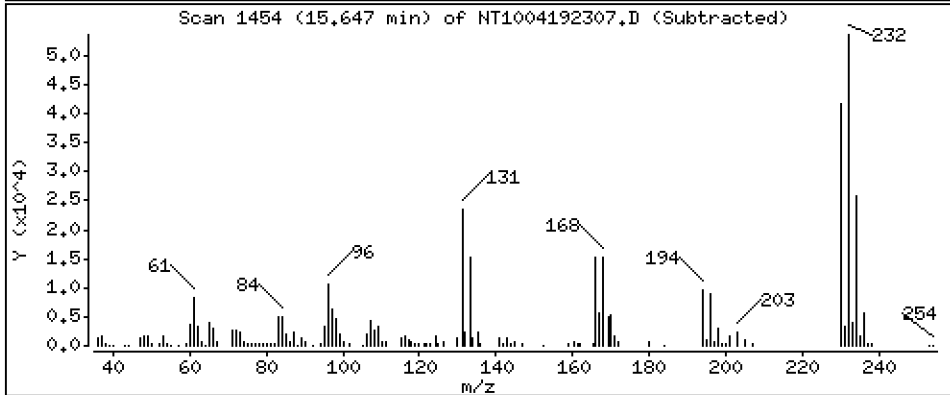
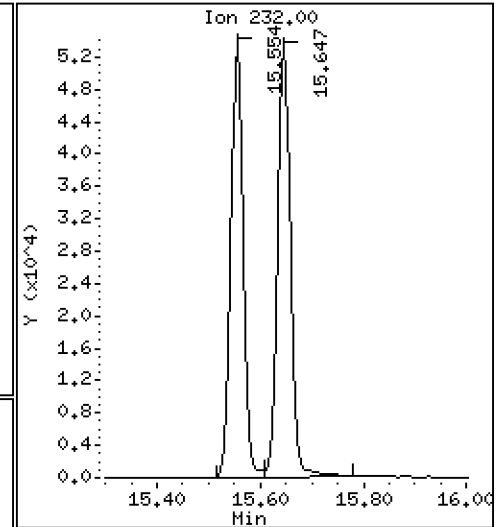
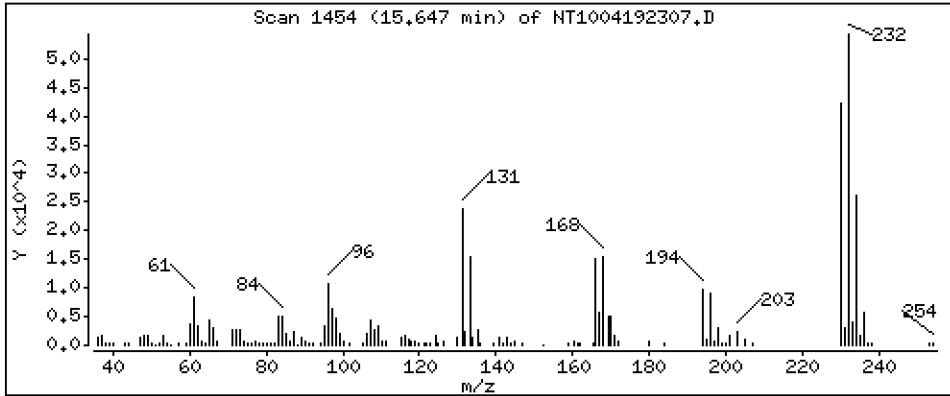
Operator: VTS

Column phase: ZB-5msi

Column diameter: 0,25

120 2,3,4,6-Tetrachlorophenol

Concentration: 2,981 ug/mL



ARI Labs, Inc.

Semivolatile Report SW846 Method 8270D

Data file : \\target\share\chem3\nt10.i\20230419.b\NT1004192307.D
 Lab Smp Id: BLD0057-BS1
 Inj Date : 19-APR-2023 15:10
 Operator : VTS
 Smp Info : BLD0057-BS1
 Misc Info :
 Comment : 1ul Injection
 Method : \\target\share\chem3\nt10.i\20230419.b\ABN.m
 Meth Date : 20-Apr-2023 10:45 deenayd Quant Type: ISTD
 Cal Date : 16-MAR-2023 00:22 Cal File: NT10031508.D
 Als bottle: 7
 Dil Factor: 1.00000
 Integrator: HP RTE
 Target Version: 4.14
 Processing Host: DEENAY-201905

Inst ID: nt10.i

Compound Sublist: ICAL.sub

Compounds	QUANT	SIG	RT	EXP RT	REL RT	RESPONSE	CONCENTRATIONS	
							ON-COLUMN	FINAL
	MASS						(ug/mL)	(ug/mL)
\$ 1 2-Fluorophenol	112		6.619	6.643	(0.750)	173565	4.21684	4.217
\$ 2 Phenol-d5	99		8.211	8.227	(0.931)	223984	4.14817	4.148
3 Phenol	94		8.234	8.250	(0.933)	146690	2.61432	2.614
\$ 5 2-Chlorophenol-d4	132		8.466	8.489	(0.960)	231419	5.01899	5.019
4 Bis(2-Chloroethyl)ether	93		8.381	8.404	(0.950)	126065	3.02927	3.029
6 2-Chlorophenol	128		8.497	8.512	(0.963)	131921	2.74707	2.747
7 1,3-Dichlorobenzene	146		8.760	8.775	(0.993)	149786	2.95031	2.950
* 8 1,4-Dichlorobenzene-d4	152		8.822	8.844	(1.000)	136106	4.00000	
9 1,4-Dichlorobenzene	146		8.853	8.875	(1.004)	149947	3.05737	3.057
\$ 10 1,2-Dichlorobenzene-d4	152		9.187	9.201	(1.041)	94993	2.86875	2.869
12 1,2-Dichlorobenzene	146		9.210	9.224	(1.044)	147881	3.06381	3.064
11 Benzyl alcohol	108		9.109	9.123	(1.033)	78854	2.99410	2.994
14 2,2'-oxybis(1-Chloropropane)	121		9.404	9.418	(1.066)	47416	3.34513	3.345
13 2-Methylphenol	108		9.342	9.356	(1.059)	107441	2.62675	2.627
17 Hexachloroethane	117		9.800	9.814	(1.111)	57477	2.85638	2.856
16 N-Nitroso-di-n-propylamine	70		9.661	9.675	(1.095)	88932	2.75356	2.754
15 4-Methylphenol	108		9.622	9.628	(1.091)	124329	2.88485	2.885
\$ 18 Nitrobenzene-d5	82		9.917	9.931	(0.877)	147327	2.79427	2.794
19 Nitrobenzene	77		9.955	9.970	(0.881)	145208	2.80637	2.806
20 Isophorone	82		10.406	10.420	(0.920)	251281	3.79624	3.796
21 2-Nitrophenol	139		10.583	10.590	(0.936)	72283	2.86445	2.864
22 2,4-Dimethylphenol	107		10.651	10.660	(0.942)	234780	4.94008	4.940
23 Bis(2-Chloroethoxy)methane	93		10.846	10.850	(0.959)	142389	3.22039	3.220
24 Benzoic acid	105		10.880	10.884	(0.962)	470557	17.1286	17.13
25 2,4-Dichlorophenol	162		11.041	11.045	(0.977)	407881	10.7247	10.72
26 1,2,4-Trichlorobenzene	180		11.222	11.232	(0.992)	132938	2.97778	2.978
* 27 Naphthalene-d8	136		11.307	11.308	(1.000)	522356	4.00000	
28 Naphthalene	128		11.345	11.351	(1.003)	404341	2.92197	2.922
29 4-Chloroaniline	127		11.484	11.495	(1.016)	362161	6.70861	6.709
30 Hexachlorobutadiene	225		11.716	11.719	(1.036)	87241	3.33510	3.335
31 4-Chloro-3-methylphenol	107		12.459	12.461	(1.102)	405504	9.84918	9.849
32 2-Methylnaphthalene	142		12.738	12.748	(1.127)	296689	2.97096	2.971
33 Hexachlorocyclopentadiene	237		13.202	13.212	(0.885)	139541	4.84679	4.847

Compounds	QUANT	SIG						CONCENTRATIONS	
			MASS	RT	EXP RT	REL RT	RESPONSE	ON-COLUMN (ug/mL)	FINAL (ug/mL)
34 2,4,6-Trichlorophenol	196		13.364	13.367	(0.896)	298697	9.71487	9.715	
35 2,4,5-Trichlorophenol	196		13.442	13.444	(0.901)	314350	9.20136	9.201	
§ 36 2-Fluorobiphenyl	172		13.527	13.529	(0.907)	356303	2.89546	2.895	
37 2-Chloronaphthalene	162		13.728	13.731	(0.921)	284399	2.85428	2.854	
38 2-Nitroaniline	65		13.991	14.001	(0.938)	220267	7.86983	7.870	
39 Dimethylphthalate	163		14.432	14.443	(0.968)	354001	3.50296	3.503	
40 Acenaphthylene	152		14.595	14.597	(0.979)	437146	2.81554	2.816	
41 2,6-Dinitrotoluene	165		14.572	14.574	(0.977)	215712	9.88107	9.881	
* 42 Acenaphthene-d10	164		14.912	14.915	(1.000)	311083	4.00000		
43 3-Nitroaniline	138		14.850	14.853	(0.996)	207731	8.43048	8.430	
44 Acenaphthene	153		14.974	14.977	(1.004)	283976	2.96060	2.961	
45 2,4-Dinitrophenol	184		15.059	15.062	(1.010)	157086	11.6514	11.65	
46 Dibenzofuran	168		15.299	15.309	(1.026)	414787	2.93248	2.932	
47 4-Nitrophenol	109		15.191	15.201	(1.019)	121236	7.86103	7.861	
48 2,4-Dinitrotoluene	165		15.376	15.379	(1.031)	290182	8.91565	8.916	
50 Diethylphthalate	149		15.894	15.904	(1.066)	360791	3.63873	3.639	
49 Fluorene	166		16.010	16.020	(1.074)	342389	3.07683	3.077	
51 4-Chlorophenyl-phenylether	204		16.010	16.020	(1.074)	182497	3.44875	3.449	
52 4-Nitroaniline	138		16.118	16.121	(1.081)	181357	8.16711	8.167	
53 4,6-Dinitro-2-methylphenol	198		16.211	16.222	(0.904)	295840	18.5167	18.52	
54 N-Nitrosodiphenylamine	169		16.264	16.268	(0.907)	229502	3.31256	3.313	
§ 55 2,4,6-Tribromophenol	330		16.550	16.553	(1.110)	88806	6.11625	6.116	
56 4-Bromophenyl-phenylether	248		17.012	17.023	(0.948)	116844	4.03136	4.031	
57 Hexachlorobenzene	284		17.322	17.332	(0.965)	119220	3.92328	3.923	
58 Pentachlorophenol	266		17.686	17.696	(0.986)	184301	10.0555	10.06	
* 59 Phenanthrene-d10	188		17.941	17.951	(1.000)	518206	4.00000		
60 Phenanthrene	178		17.988	17.998	(1.003)	452794	3.20441	3.204	
61 Anthracene	178		18.080	18.090	(1.008)	392508	2.89574	2.896	
62 Carbazole	167		18.421	18.431	(1.027)	401164	3.30279	3.303	
63 Di-n-butylphthalate	149		19.256	19.266	(1.073)	602010	3.70062	3.701	
64 Fluoranthene	202		20.394	20.404	(0.885)	530402	3.12149	3.121	
65 Pyrene	202		20.819	20.829	(0.904)	521615	2.99250	2.993	
§ 66 Terphenyl-d14	244		21.137	21.139	(0.917)	449560	3.43434	3.434	
67 Butylbenzylphthalate	149		22.089	22.091	(0.959)	231949	3.70443	3.704	
68 Benzo(a)anthracene	228		23.010	23.012	(0.999)	476378	3.19154	3.192	
* 69 Chrysene-d12	240		23.041	23.043	(1.000)	422878	4.00000		
70 3,3'-Dichlorobenzidine	252		22.979	22.989	(0.997)	335801	7.02352	7.024	
71 Chrysene	228		23.080	23.090	(1.002)	449947	3.08548	3.085	
72 bis(2-Ethylhexyl)phthalate	149		23.134	23.136	(0.959)	119659	1.24319	1.243	
* 134 Di-n-octylphthalate-d4	153		24.117	24.127	(1.000)	657653	4.00000		
73 Di-n-octylphthalate	149		24.133	24.135	(1.001)	120531	0.70034	0.7003	
74 Benzo(b)fluoranthene	252		24.853	24.863	(0.972)	540319	3.64972	3.650	
75 Benzo(k)fluoranthene	252		24.892	24.901	(0.973)	529438	3.52192	3.522	
76 Benzo(a)pyrene	252		25.472	25.482	(0.996)	447998	3.38470	3.385	
* 77 Perylene-d12	264		25.581	25.590	(1.000)	456713	4.00000		
78 Indeno(1,2,3-cd)pyrene	276		28.076	28.094	(1.098)	574147	3.40956	3.410	
79 Dibenzo(a,h)anthracene	278		28.100	28.109	(1.098)	486600	3.48059	3.481	
80 Benzo(g,h,i)perylene	276		28.806	28.824	(1.126)	475300	3.26150	3.262	
90 N-Nitrosodimethylamine	74		4.426	4.480	(0.502)	138792	5.28546	5.285	
91 Aniline	93		8.288	8.312	(0.939)	259804	4.51886	4.519	
93 Benzidine	184		Compound Not Detected.						
103 Pyridine	79		4.465	4.503	(0.506)	49839	1.23582	1.236	
105 1-methylnaphthalene	142		12.954	12.964	(1.146)	288757	3.15596	3.156	
111 Azobenzene (1,2-DP-Hydrazine)	77		16.342	16.345	(1.096)	306588	2.76803	2.768	

Compounds	QUANT SIG	RT	EXP RT	REL RT	RESPONSE	CONCENTRATIONS	
						ON-COLUMN (ug/mL)	FINAL (ug/mL)
187 Total Benzofluoranthenes	252	24.853	24.901	(0.972)	1017187	7.11618	7.116
120 2,3,4,6-Tetrachlorophenol	232	15.647	15.649	(1.049)	95082	2.98075	2.981

ARI Labs, Inc.

INTERNAL STANDARD COMPOUNDS
 AREA AND RT SUMMARY

Instrument ID: nt10.i Calibration Date: 19-APR-2023
 Lab File ID: NT1004192307.D Calibration Time: 11:08
 Lab Smp Id: BLD0057-BS1
 Analysis Type: SV Level:
 Quant Type: ISTD Sample Type:
 Operator: VTS
 Method File: \\target\share\chem3\nt10.i\20230419.b\ABN.m
 Misc Info:

Test Mode:
 Use Last Continuing Calibrator.

COMPOUND	STANDARD	AREA LIMIT		SAMPLE	%DIFF
		LOWER	UPPER		
8 1,4-Dichlorobenze	140649	70325	281298	136106	-3.23
27 Naphthalene-d8	483944	241972	967888	522356	7.94
42 Acenaphthene-d10	298909	149455	597818	311083	4.07
59 Phenanthrene-d10	483004	241502	966008	518206	7.29
69 Chrysene-d12	399309	199655	798618	422878	5.90
134 Di-n-octylphthala	671711	335856	1343422	657653	-2.09
77 Perylene-d12	475411	237706	950822	456713	-3.93

COMPOUND	STANDARD	RT LIMIT		SAMPLE	%DIFF
		LOWER	UPPER		
8 1,4-Dichlorobenze	8.84	8.34	9.34	8.82	-0.25
27 Naphthalene-d8	11.31	10.81	11.81	11.31	-0.02
42 Acenaphthene-d10	14.92	14.42	15.42	14.91	-0.02
59 Phenanthrene-d10	17.95	17.45	18.45	17.94	-0.06
69 Chrysene-d12	23.04	22.54	23.54	23.04	-0.01
134 Di-n-octylphthala	24.13	23.63	24.63	24.12	-0.04
77 Perylene-d12	25.59	25.09	26.09	25.58	-0.04

AREA UPPER LIMIT = +100% of internal standard area.
 AREA LOWER LIMIT = - 50% of internal standard area.
 RT UPPER LIMIT = + 0.50 minutes of internal standard RT.
 RT LOWER LIMIT = - 0.50 minutes of internal standard RT.

REVIEW SUMMARY FOR FILE - NT1004192307.D

Lab ID: BLD0057-BS1
nt10.i, 20230419.b\ABN.m, 19-APR-2023 15:10

RT CO-ELUTION COMPOUNDS

NO CO-ELUTIONS

Quant Method: ICAL

RRT CHECK

RRT	CCV	RRT	DELTA	COMPOUND
-----	-----	-----	-------	----------

NONE

RRT check based on Ccal File: NT1004192302.D

On Column LOD for nt10.i, 20230419.b\ABN.m, ICAL.sub = 0.0000

* Only compounds listed in the work order have been verified by the analyst *

Data File: \\target\share\chem3\nt10.1\20230419.1\NT1004192308.D

Date: 19-APR-2023 15:49

Client ID:

Sample Info: BLD0057-BSM

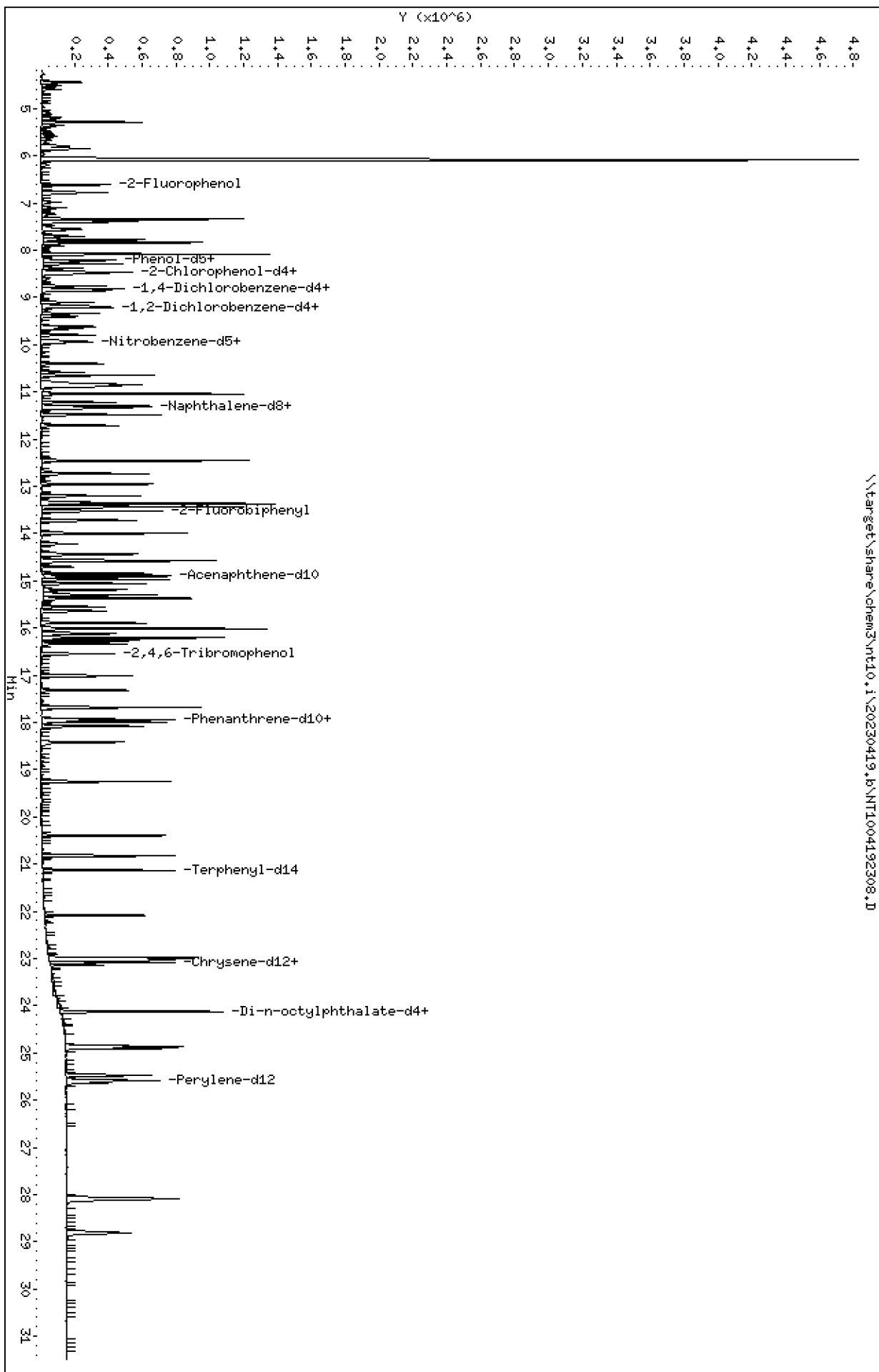
Instrument: nt10.1

Operator: VTS

Column diameter: 0.25

Column phase: ZB-5msi

\\target\share\chem3\nt10.1\20230419.1\NT1004192308.D



Date : 19-APR-2023 15:49

Client ID:

Instrument: nt10.i

Sample Info: BLD0057-BSD1

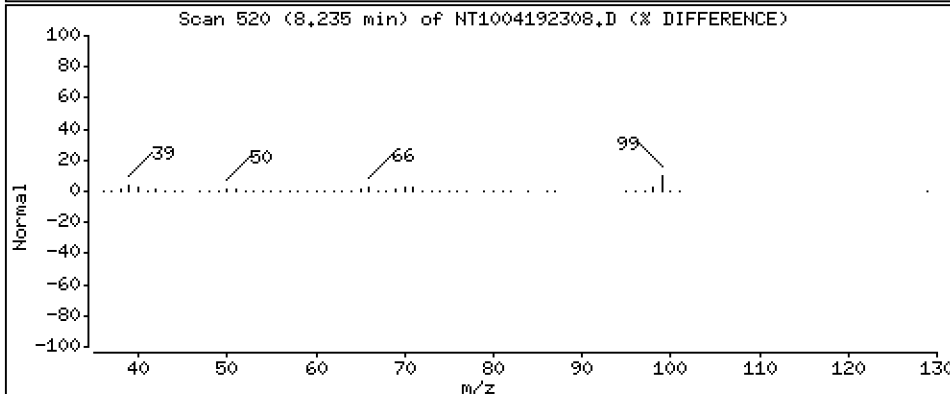
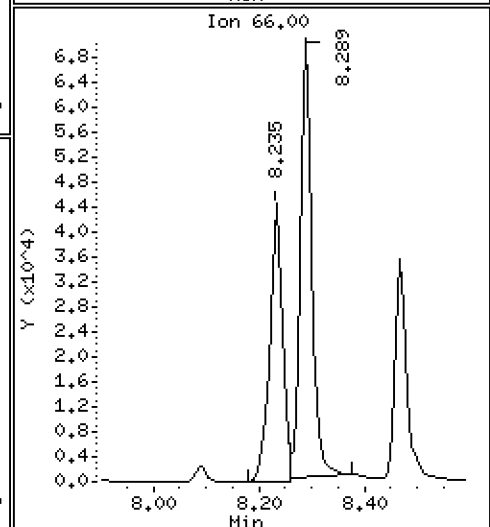
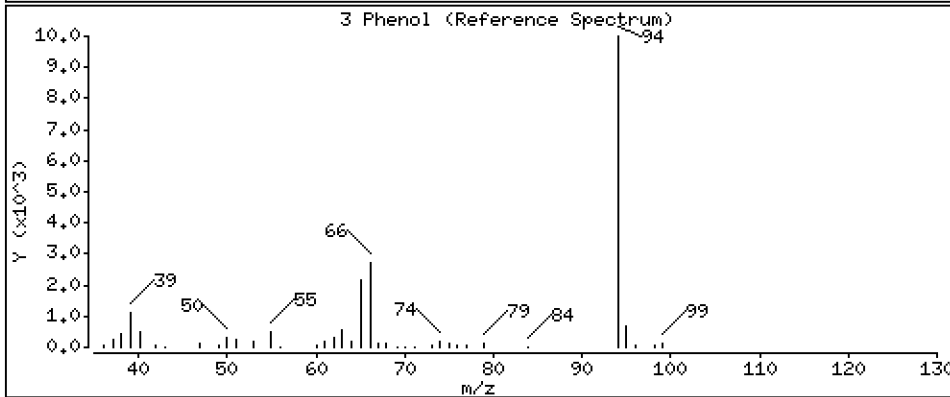
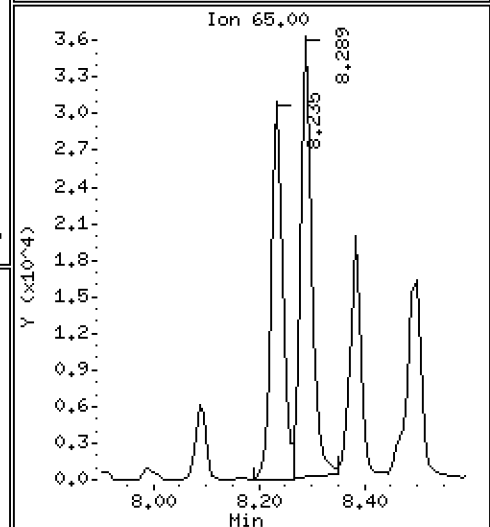
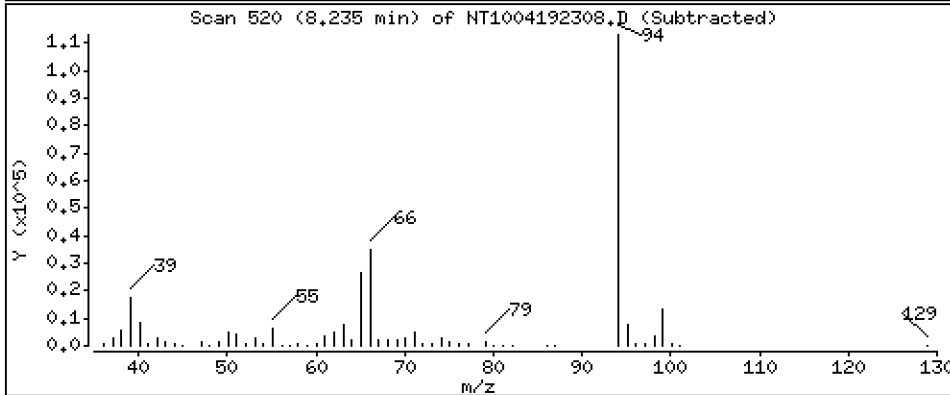
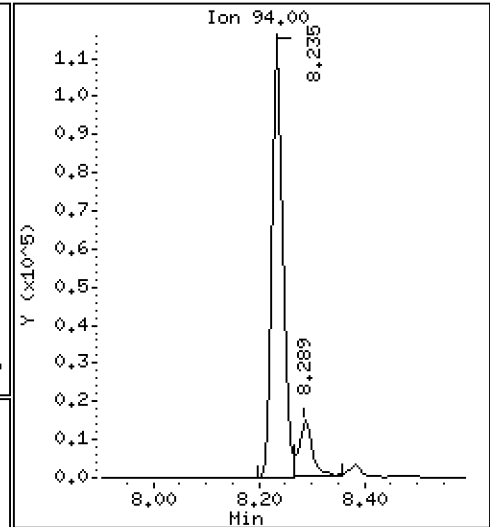
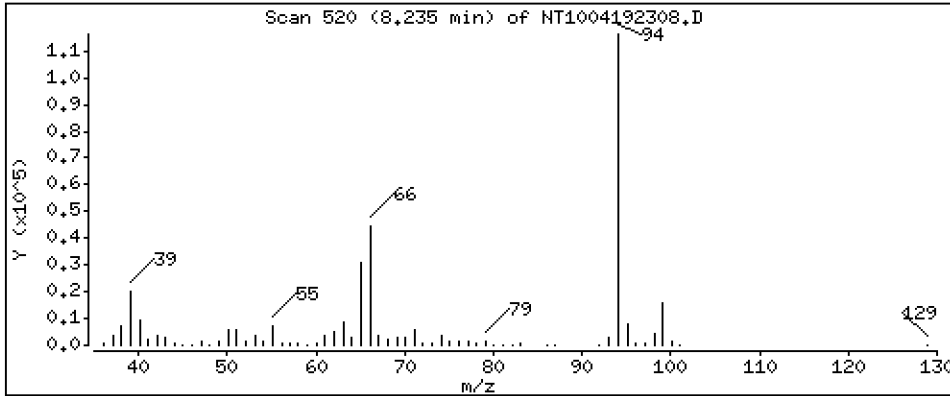
Operator: VTS

Column phase: ZB-5msi

Column diameter: 0,25

3 Phenol

Concentration: 2,746 ug/mL



Date : 19-APR-2023 15:49

Client ID:

Instrument: nt10.i

Sample Info: BLD0057-BSD1

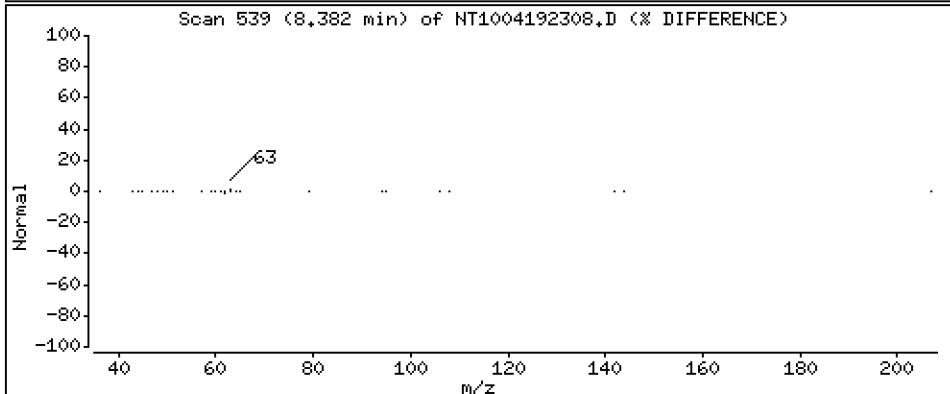
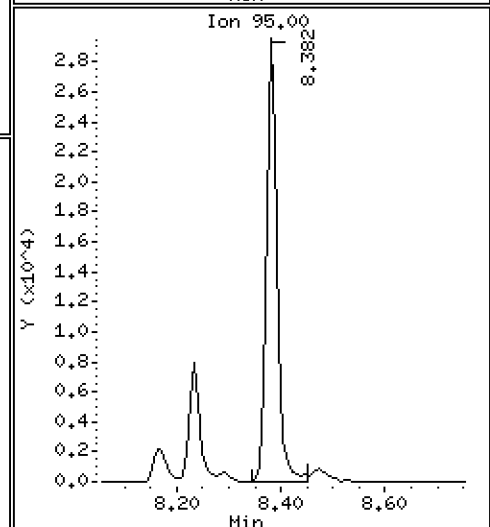
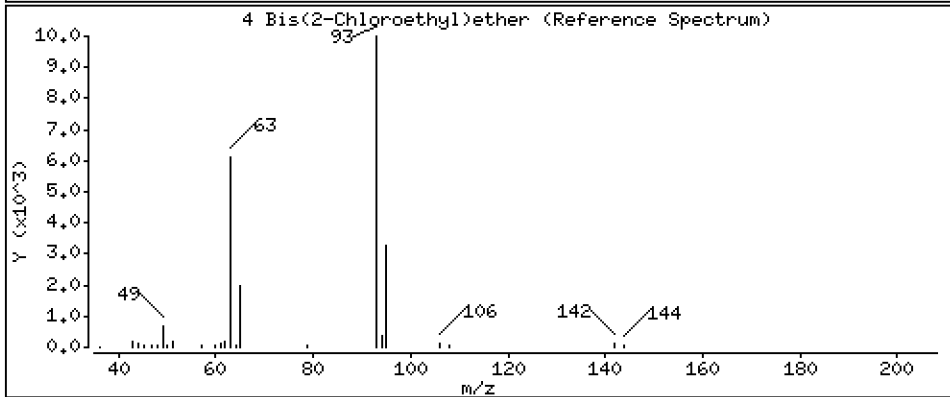
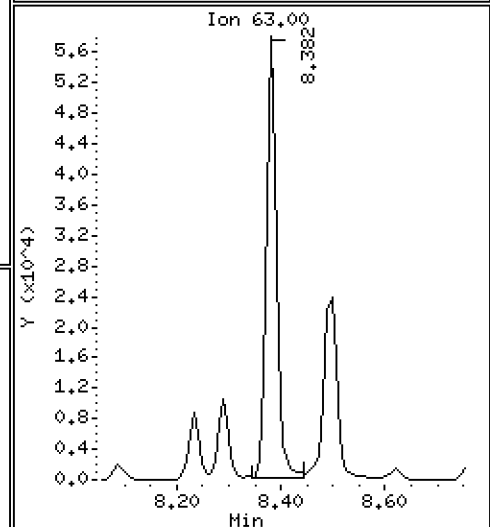
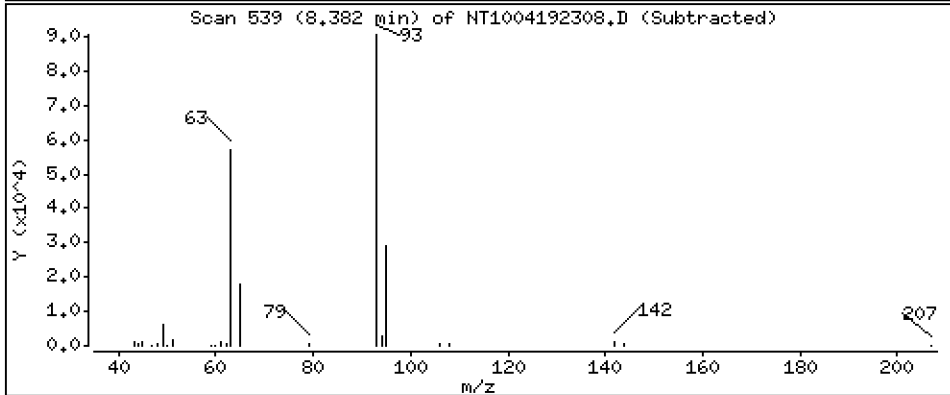
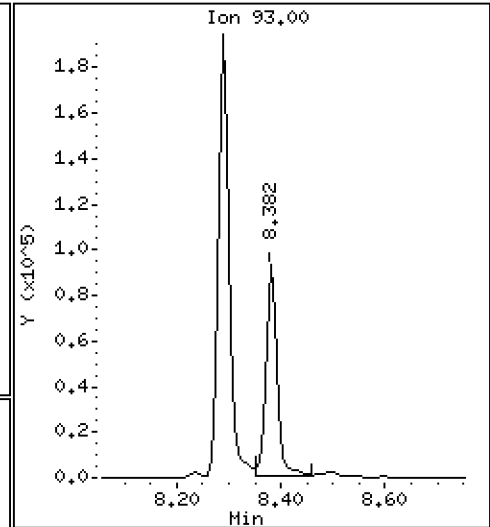
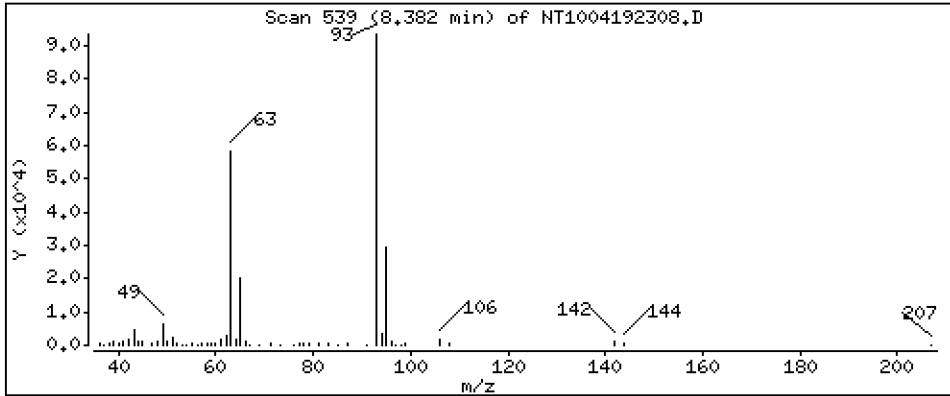
Operator: VTS

Column phase: ZB-5msi

Column diameter: 0,25

4 Bis(2-Chloroethyl)ether

Concentration: 3,147 ug/mL



Date : 19-APR-2023 15:49

Client ID:

Instrument: nt10.i

Sample Info: BLD0057-BSD1

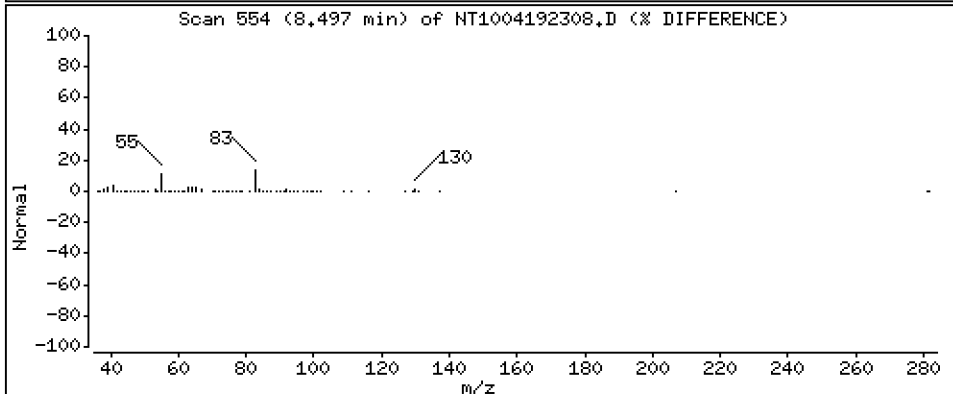
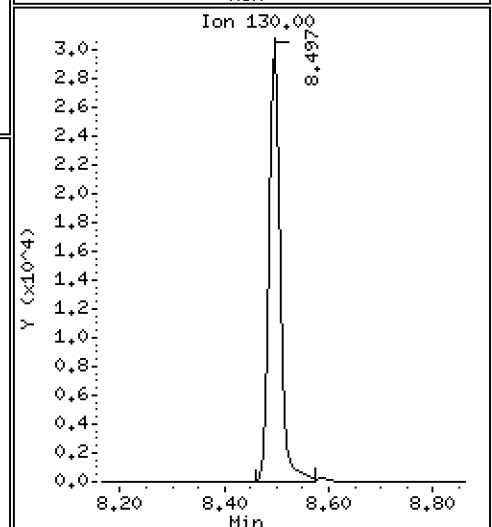
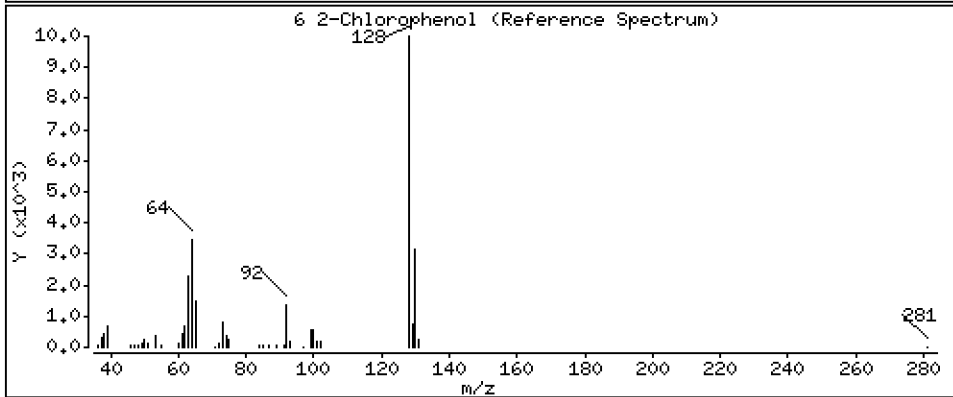
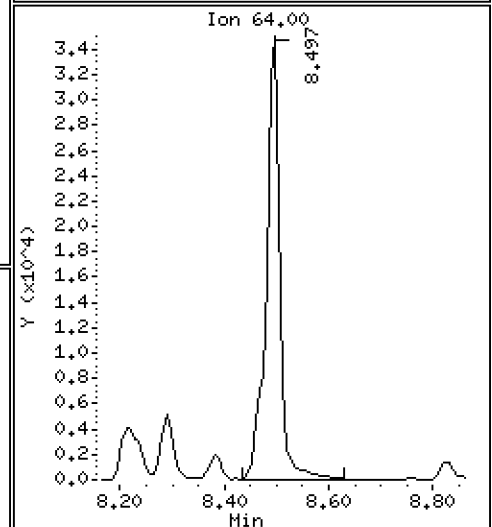
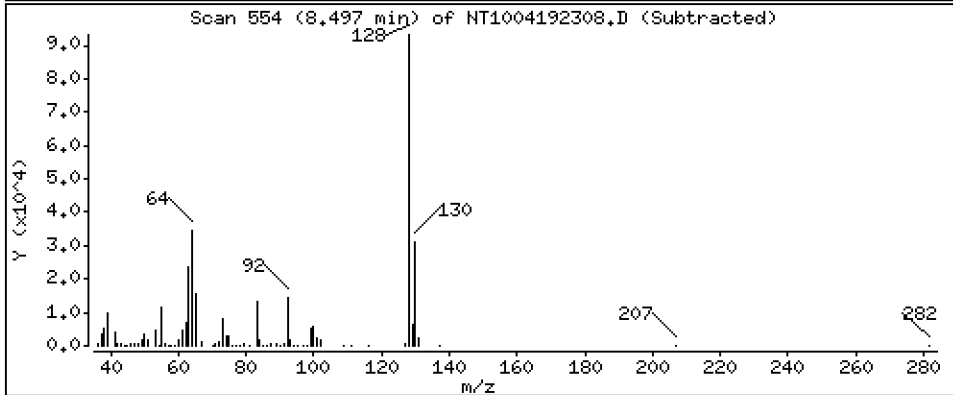
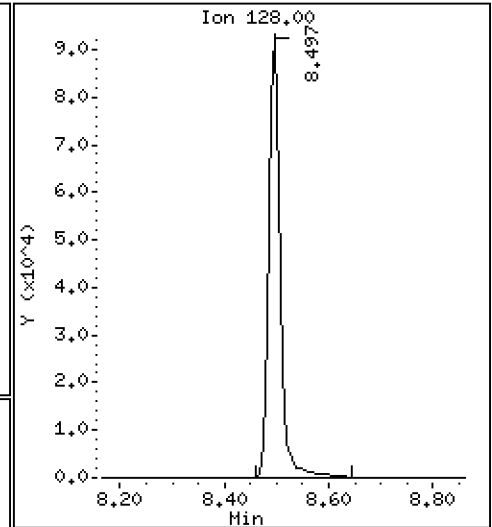
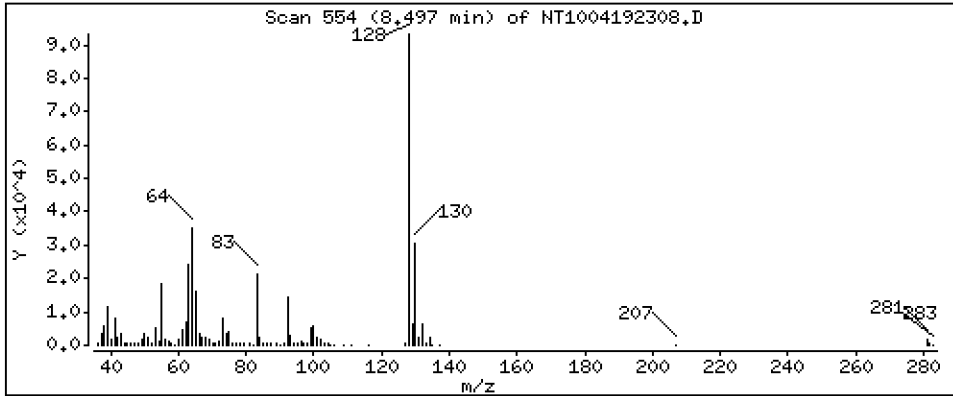
Operator: VTS

Column phase: ZB-5msi

Column diameter: 0,25

6 2-Chlorophenol

Concentration: 3,150 ug/mL



Date : 19-APR-2023 15:49

Client ID:

Instrument: nt10.i

Sample Info: BLD0057-BSD1

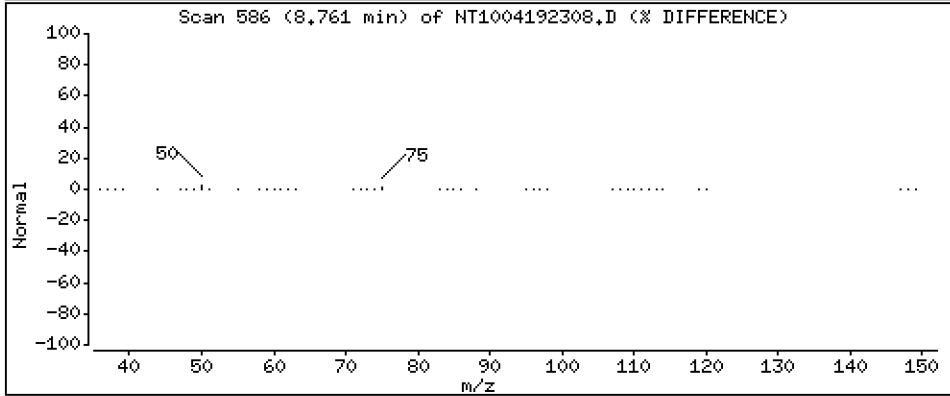
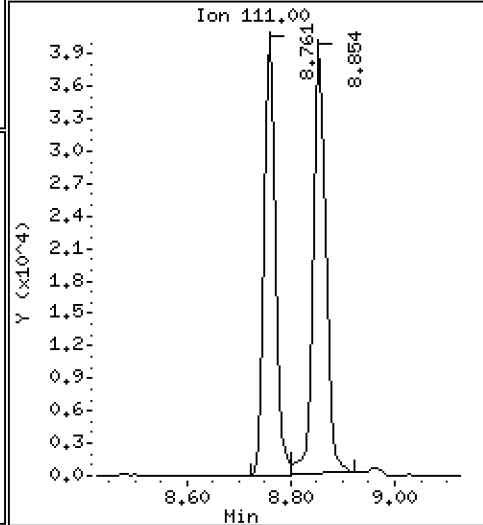
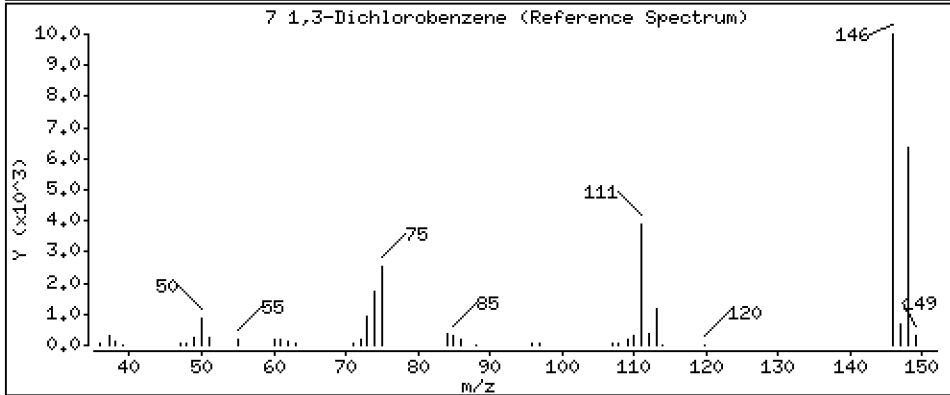
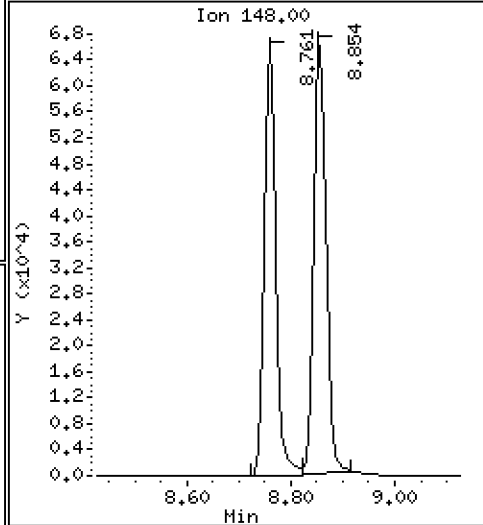
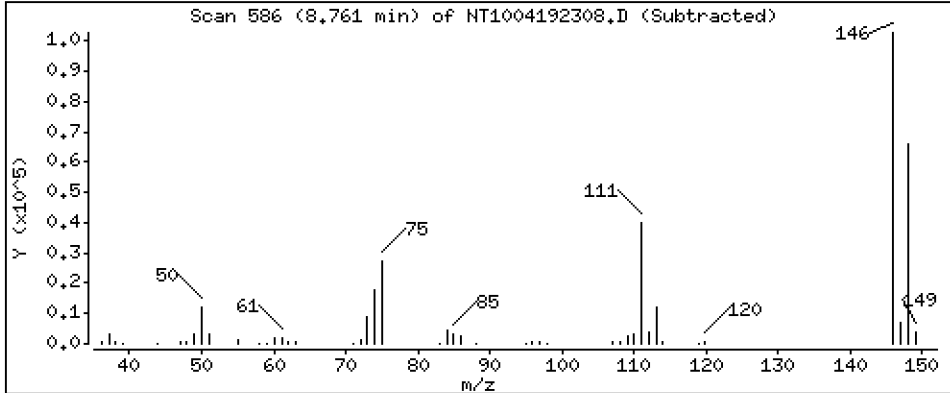
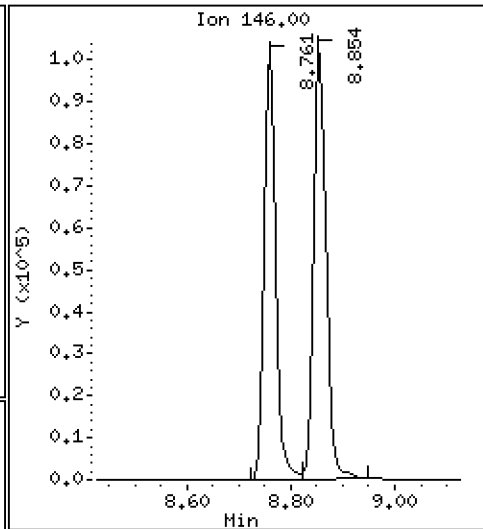
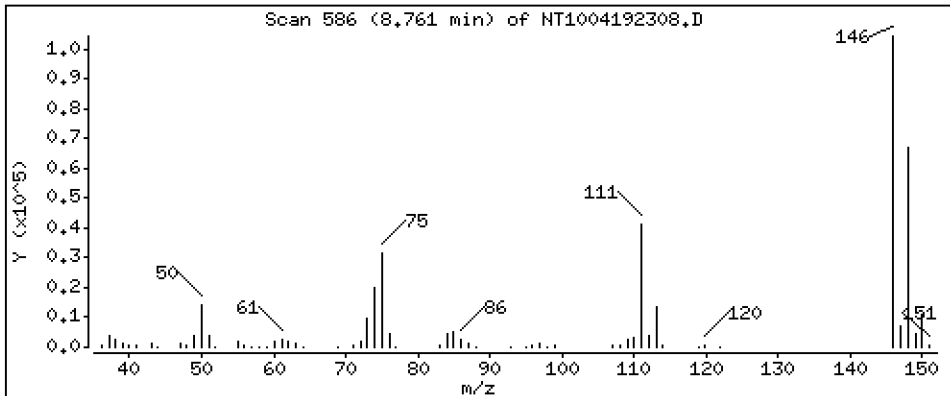
Operator: VTS

Column phase: ZB-5msi

Column diameter: 0,25

7 1,3-Dichlorobenzene

Concentration: 3,089 ug/mL



Date : 19-APR-2023 15:49

Client ID:

Instrument: nt10.i

Sample Info: BLD0057-BSD1

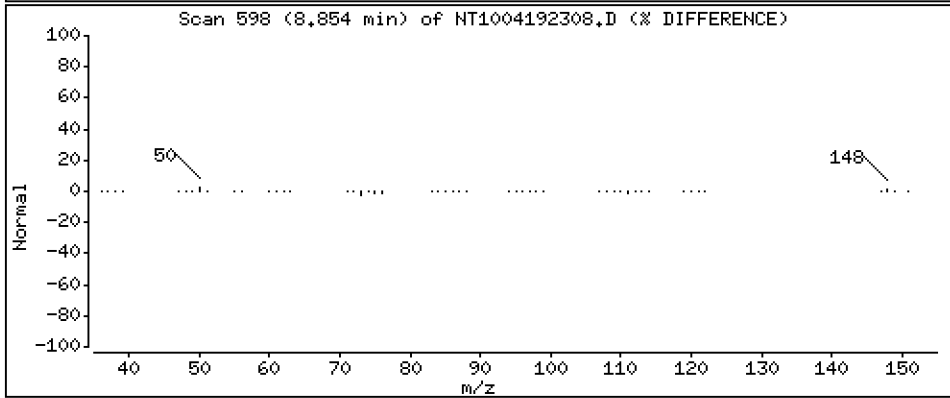
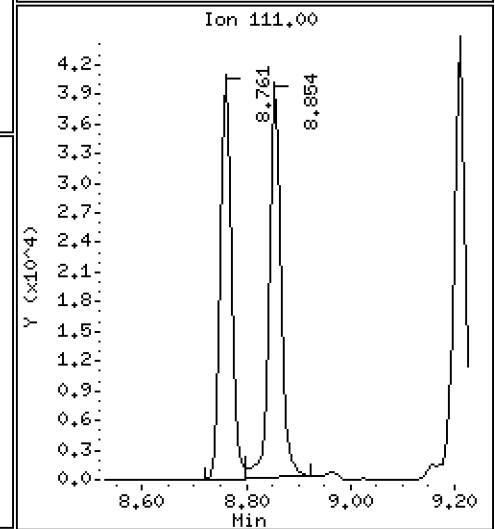
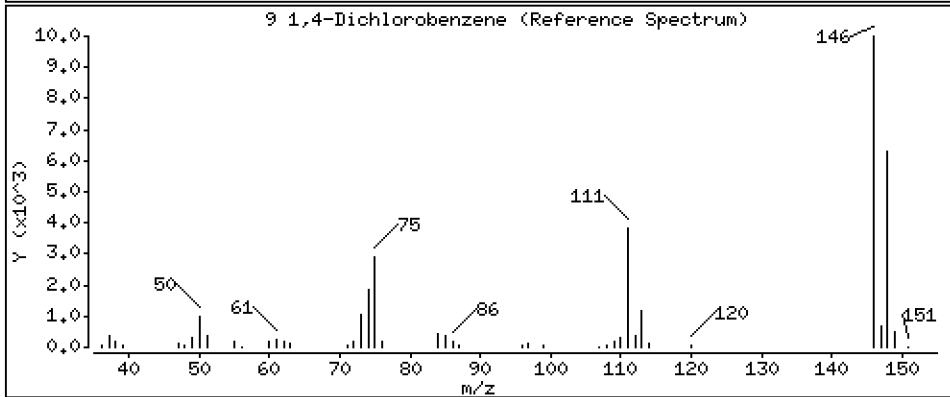
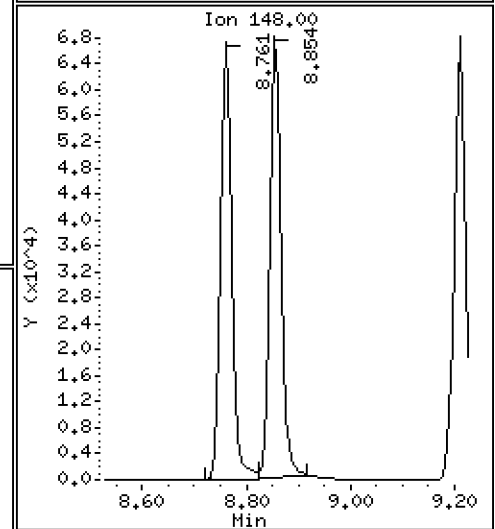
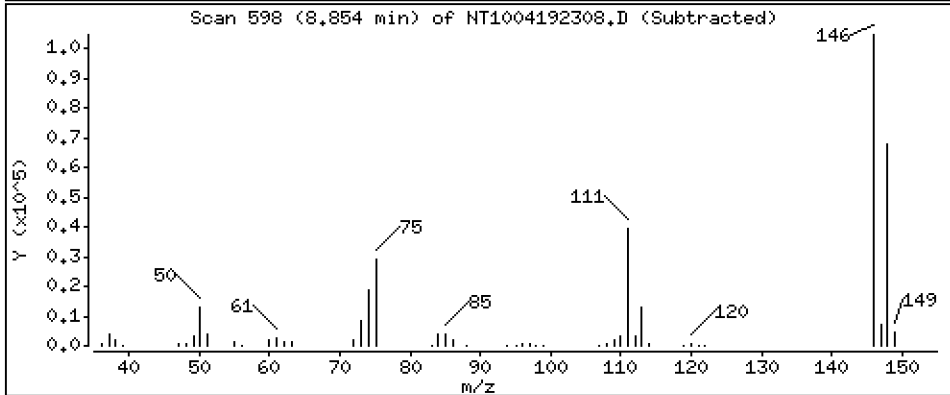
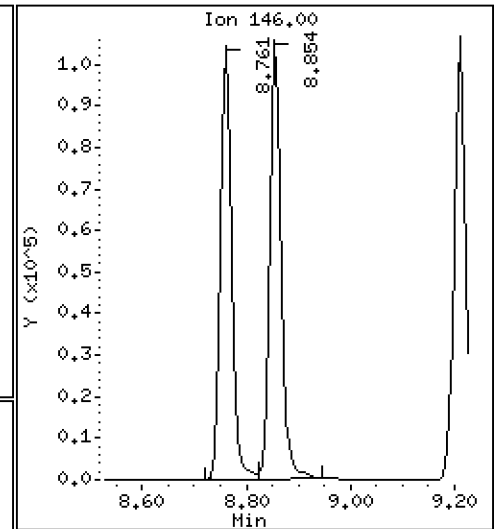
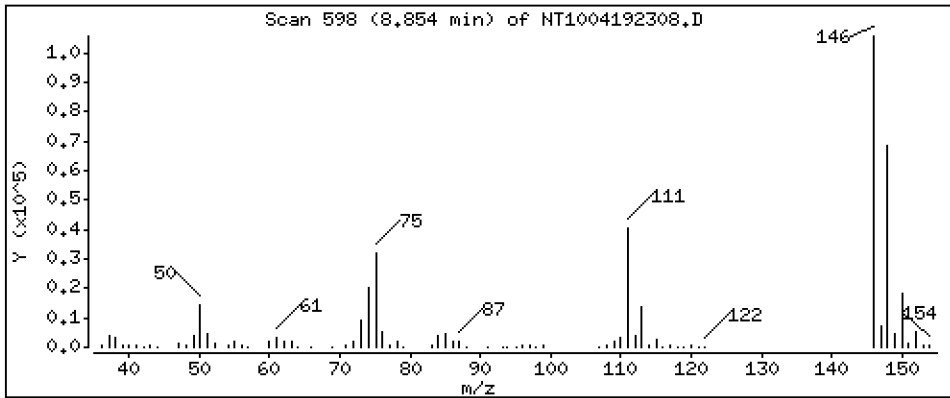
Operator: VTS

Column phase: ZB-5msi

Column diameter: 0,25

9 1,4-Dichlorobenzene

Concentration: 3,159 ug/mL



Date : 19-APR-2023 15:49

Client ID:

Instrument: nt10.i

Sample Info: BLD0057-BSD1

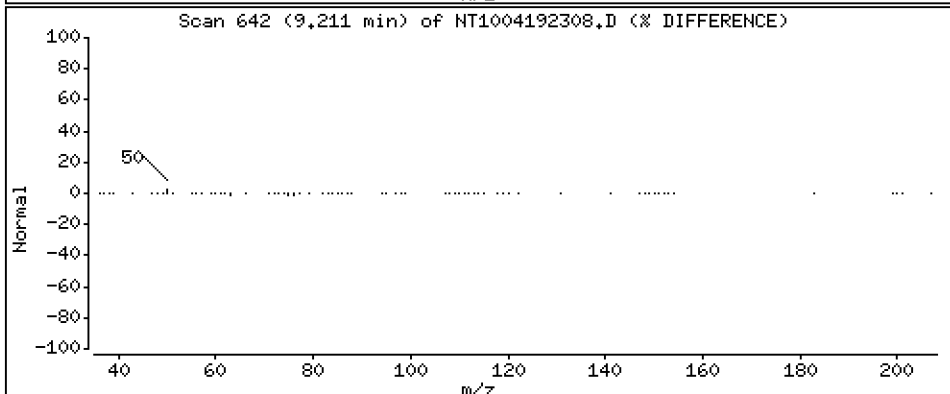
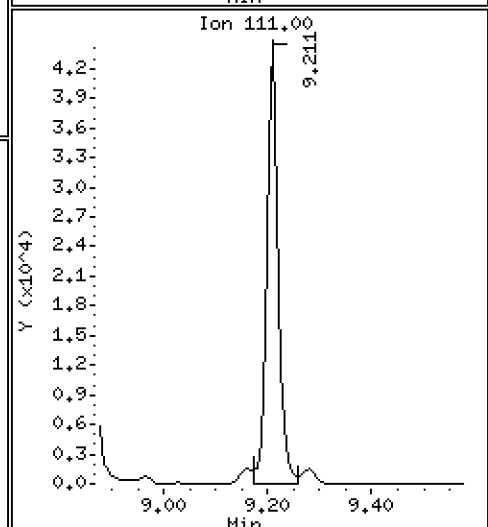
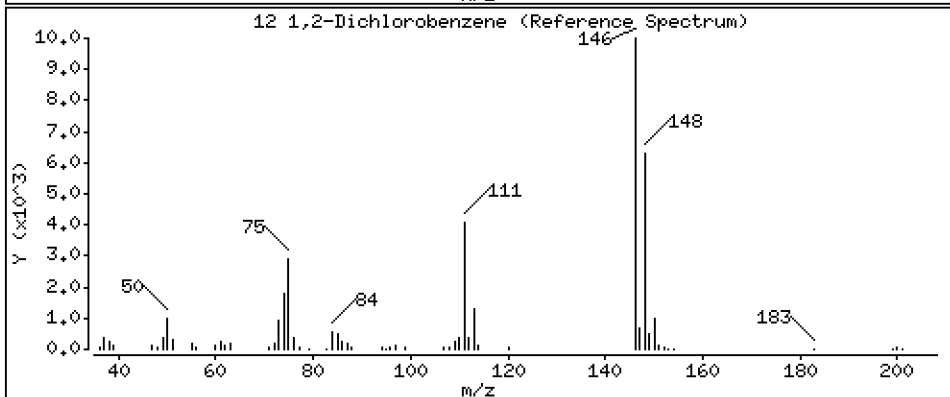
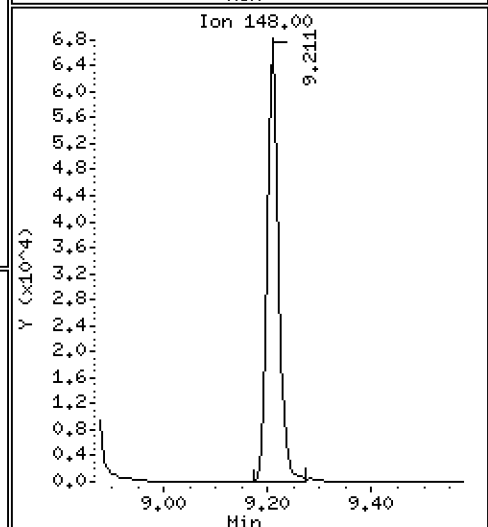
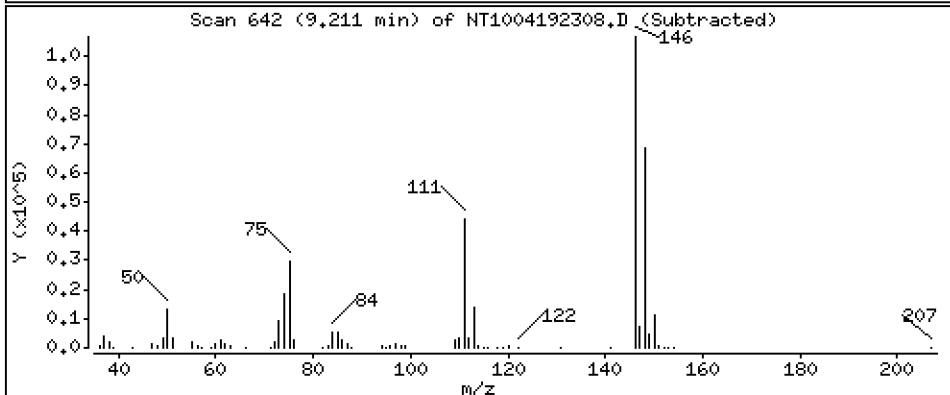
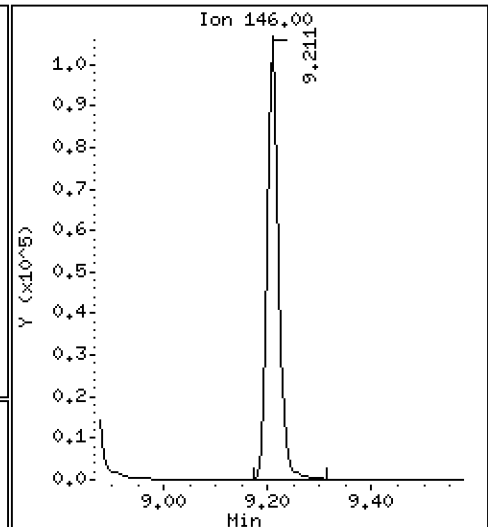
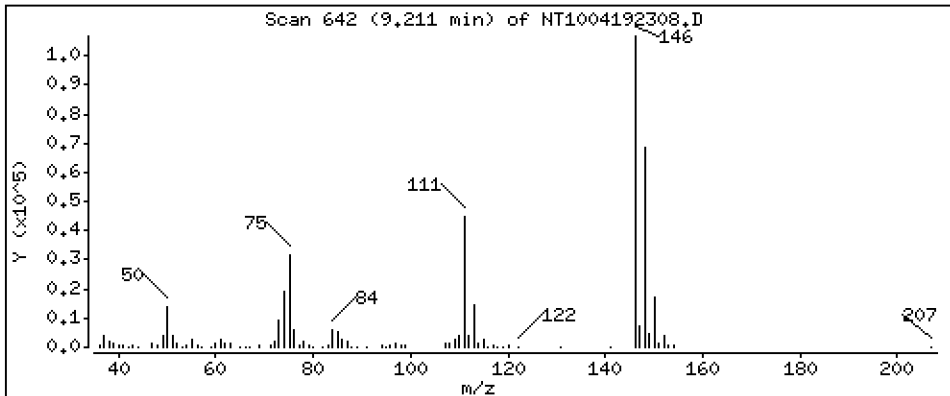
Operator: VTS

Column phase: ZB-5msi

Column diameter: 0,25

12 1,2-Dichlorobenzene

Concentration: 3,221 ug/mL



Date : 19-APR-2023 15:49

Client ID:

Instrument: nt10.i

Sample Info: BLD0057-BSD1

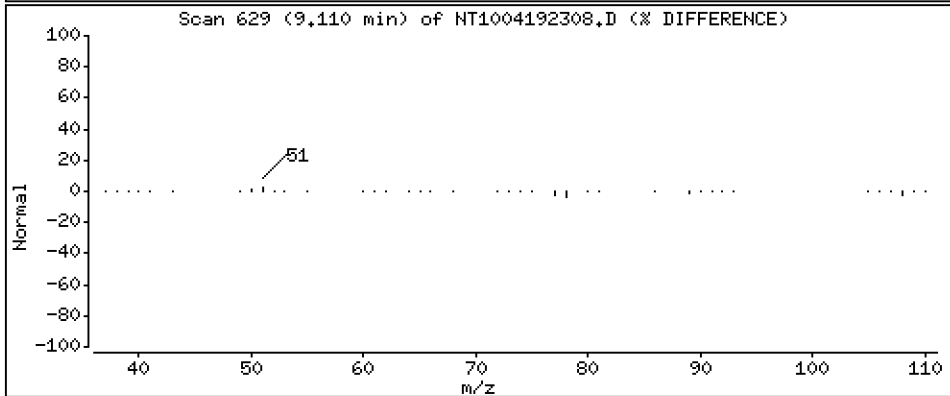
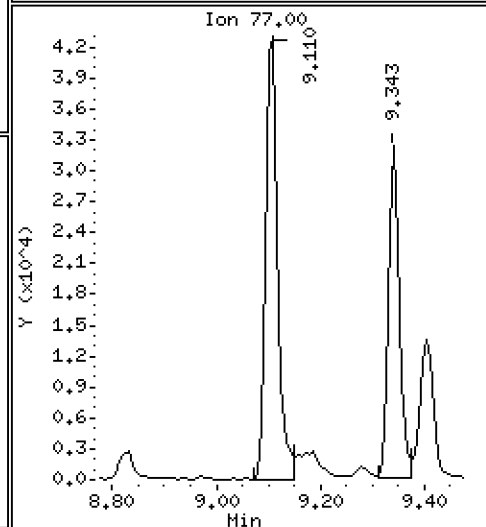
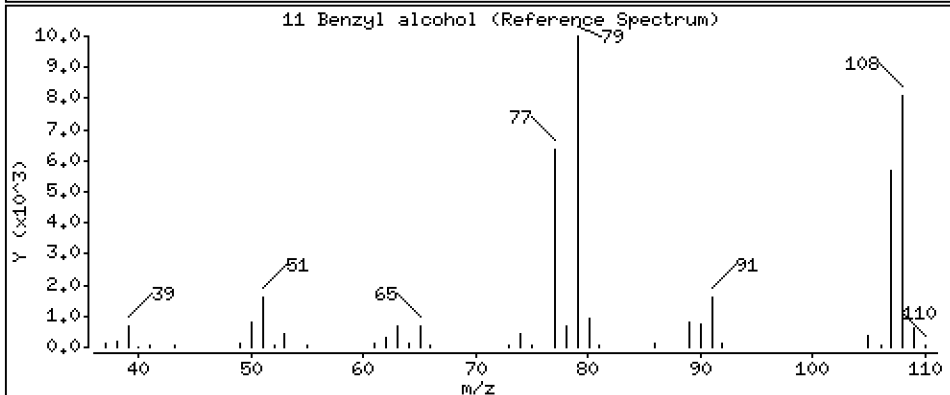
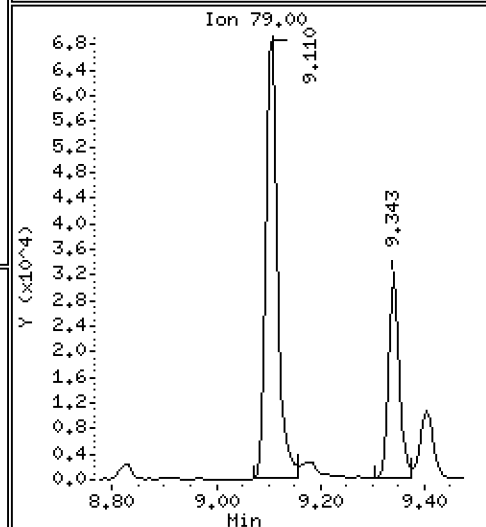
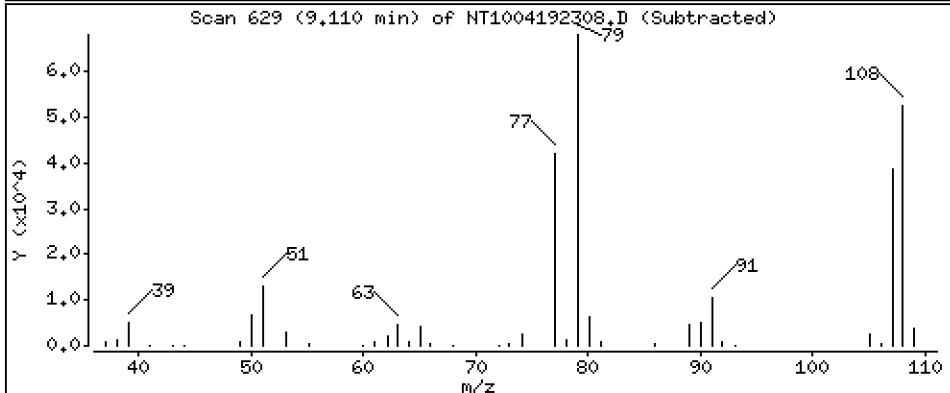
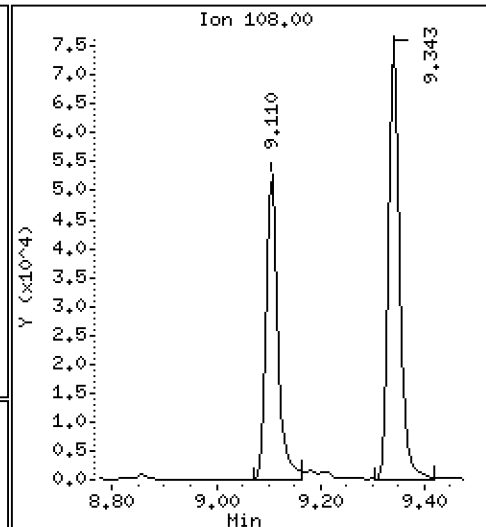
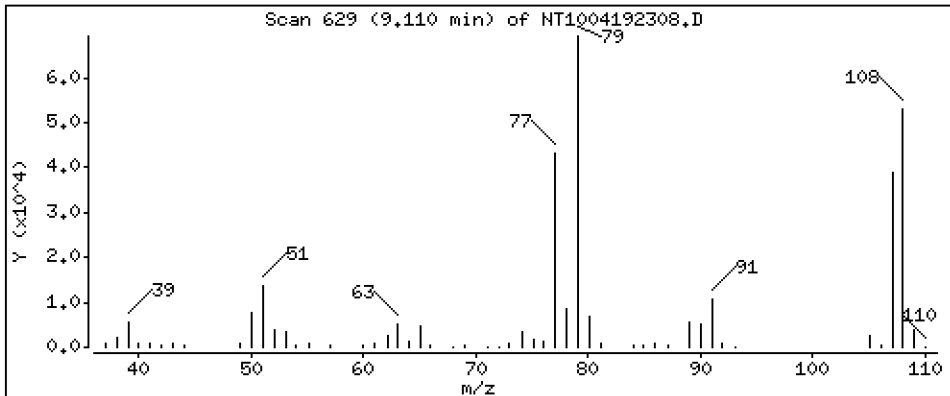
Operator: VTS

Column phase: ZB-5msi

Column diameter: 0,25

11 Benzyl alcohol

Concentration: 3,096 ug/mL



Date : 19-APR-2023 15:49

Client ID:

Instrument: nt10.i

Sample Info: BLD0057-BSD1

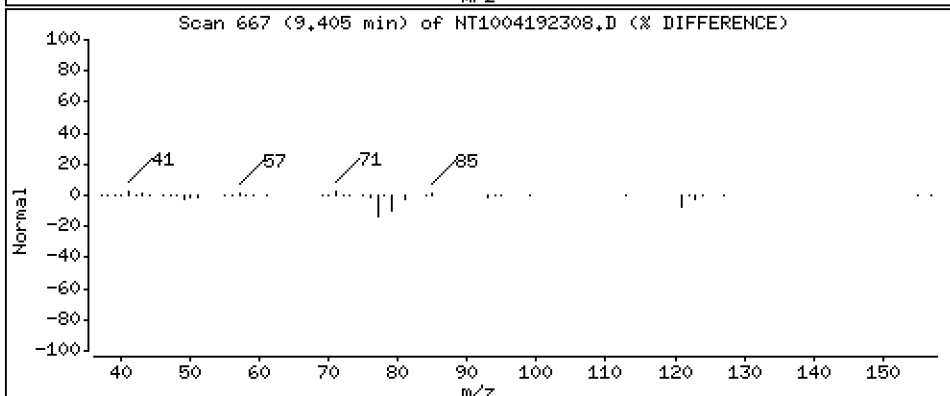
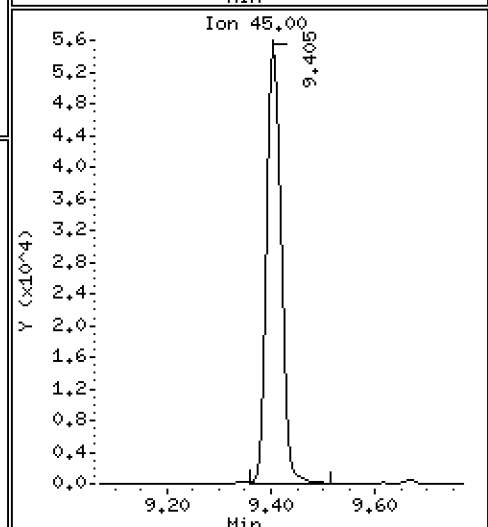
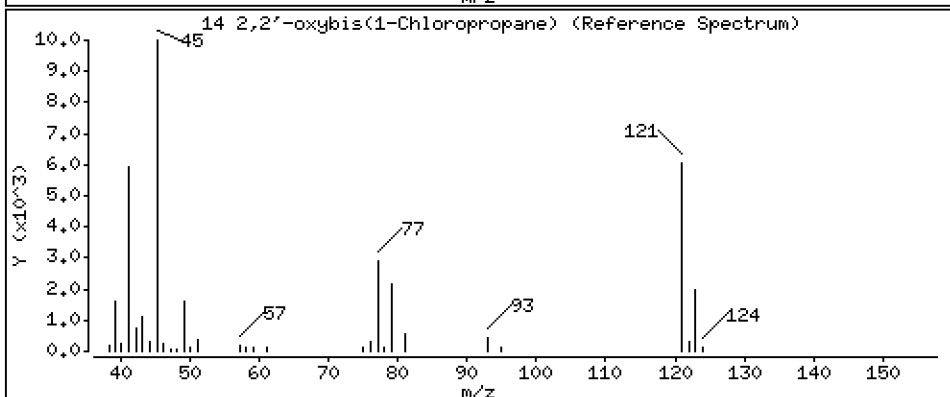
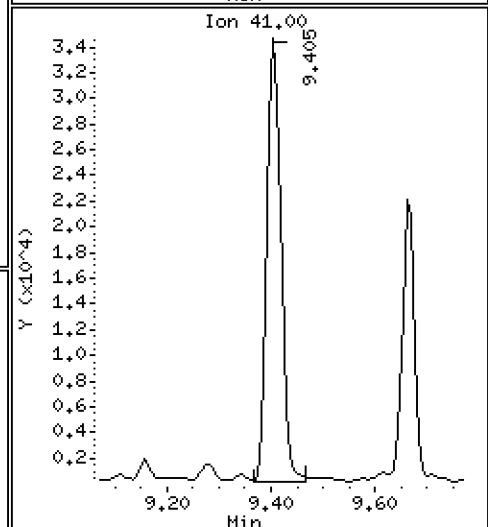
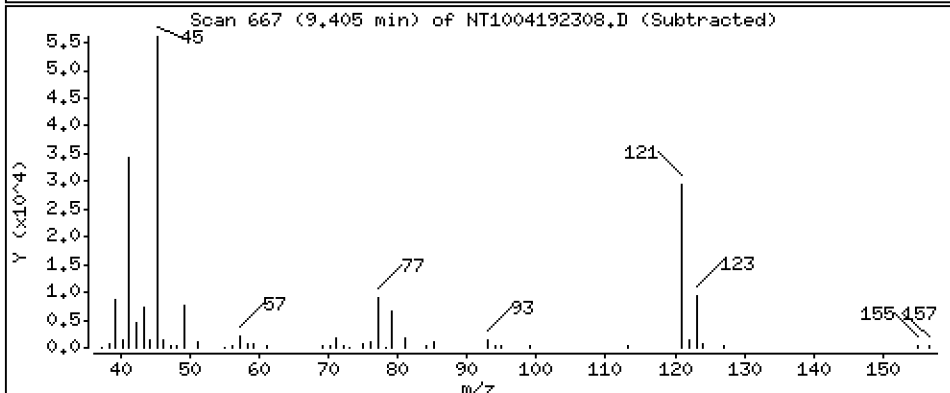
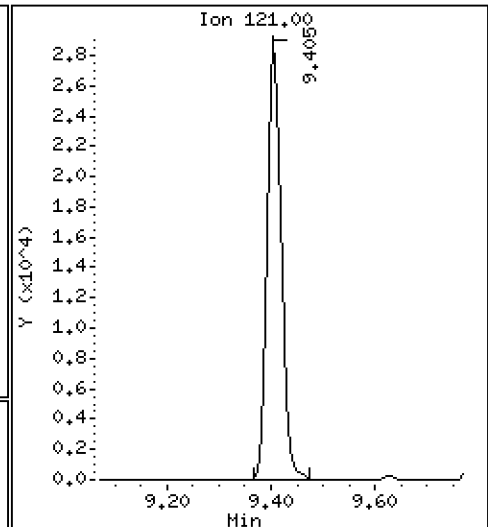
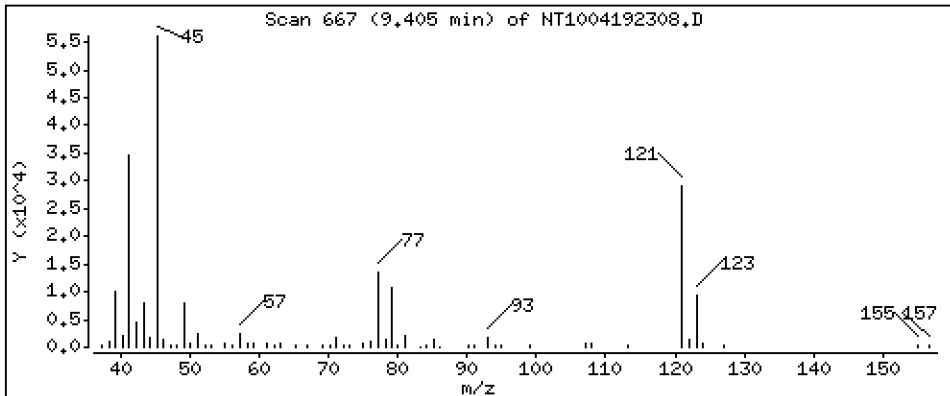
Operator: VTS

Column phase: ZB-5msi

Column diameter: 0,25

14 2,2'-oxybis(1-Chloropropane)

Concentration: 3,515 ug/mL



Date : 19-APR-2023 15:49

Client ID:

Instrument: nt10.i

Sample Info: BLD0057-BSD1

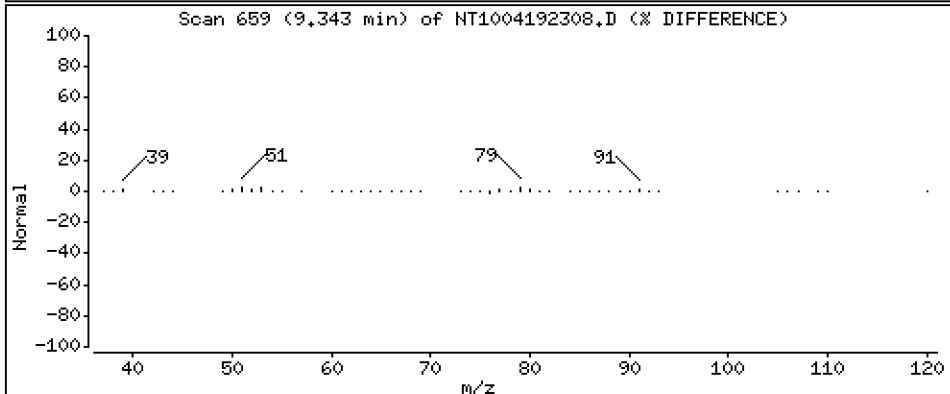
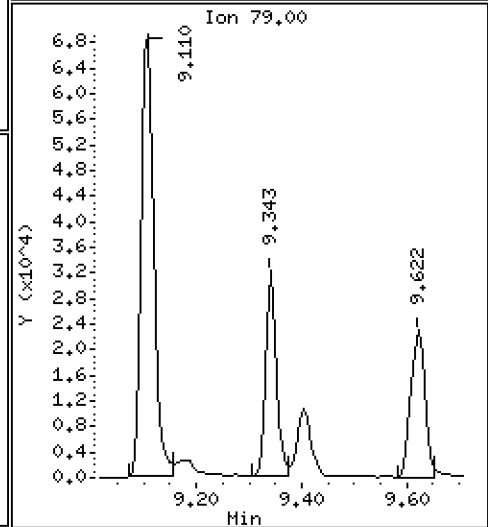
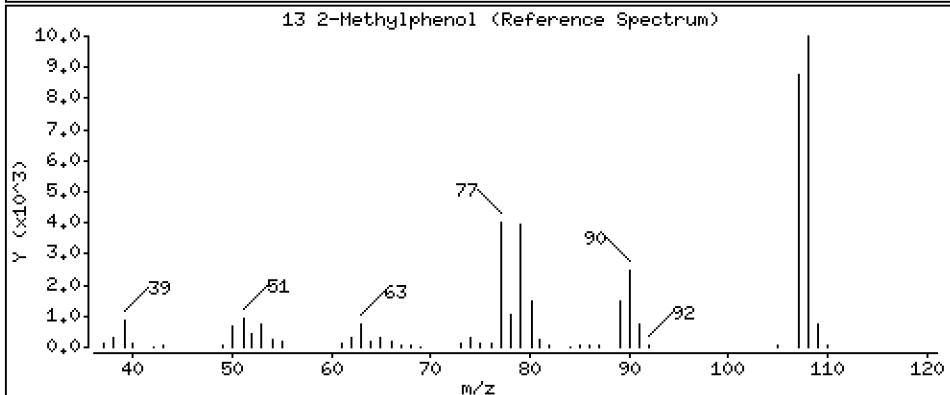
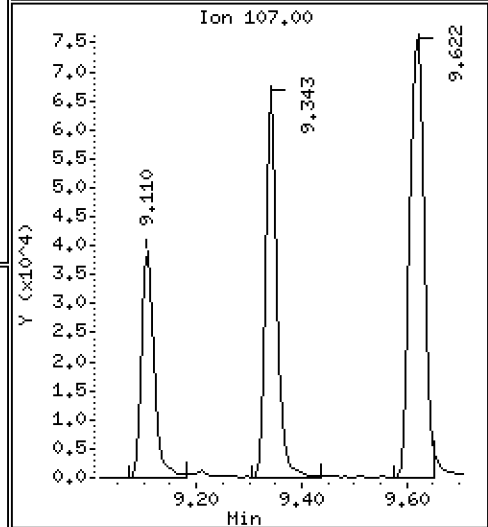
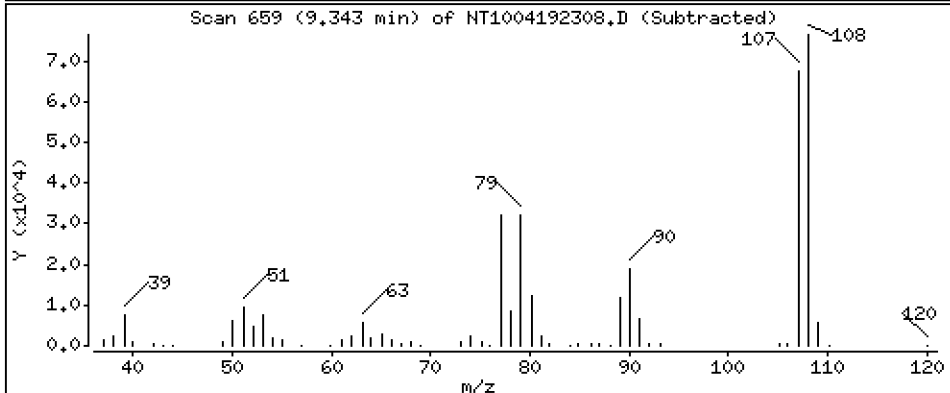
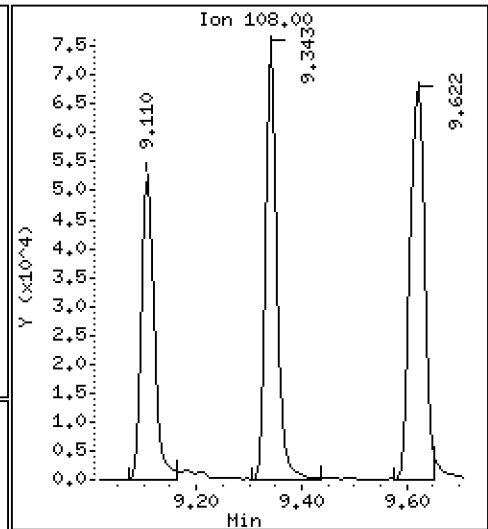
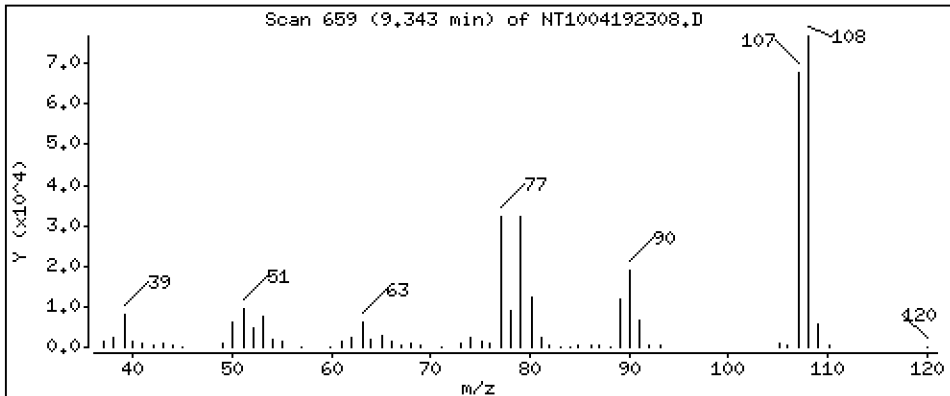
Operator: VTS

Column phase: ZB-5msi

Column diameter: 0,25

13 2-Methylphenol

Concentration: 2,666 ug/mL



Date : 19-APR-2023 15:49

Client ID:

Instrument: nt10.i

Sample Info: BLD0057-BSD1

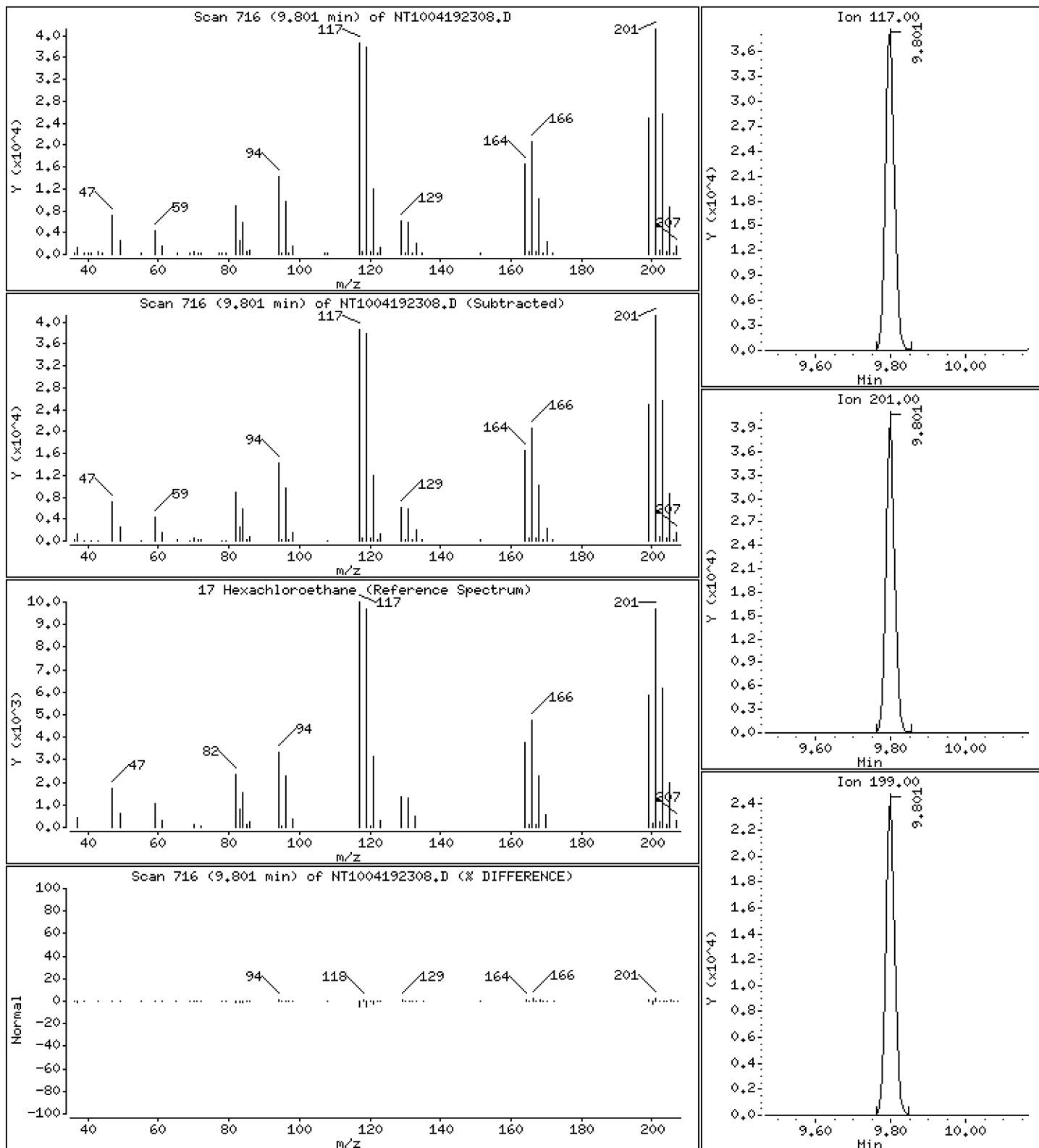
Operator: VTS

Column phase: ZB-5msi

Column diameter: 0,25

17 Hexachloroethane

Concentration: 2,984 ug/mL



Date : 19-APR-2023 15:49

Client ID:

Instrument: nt10.i

Sample Info: BLD0057-BSD1

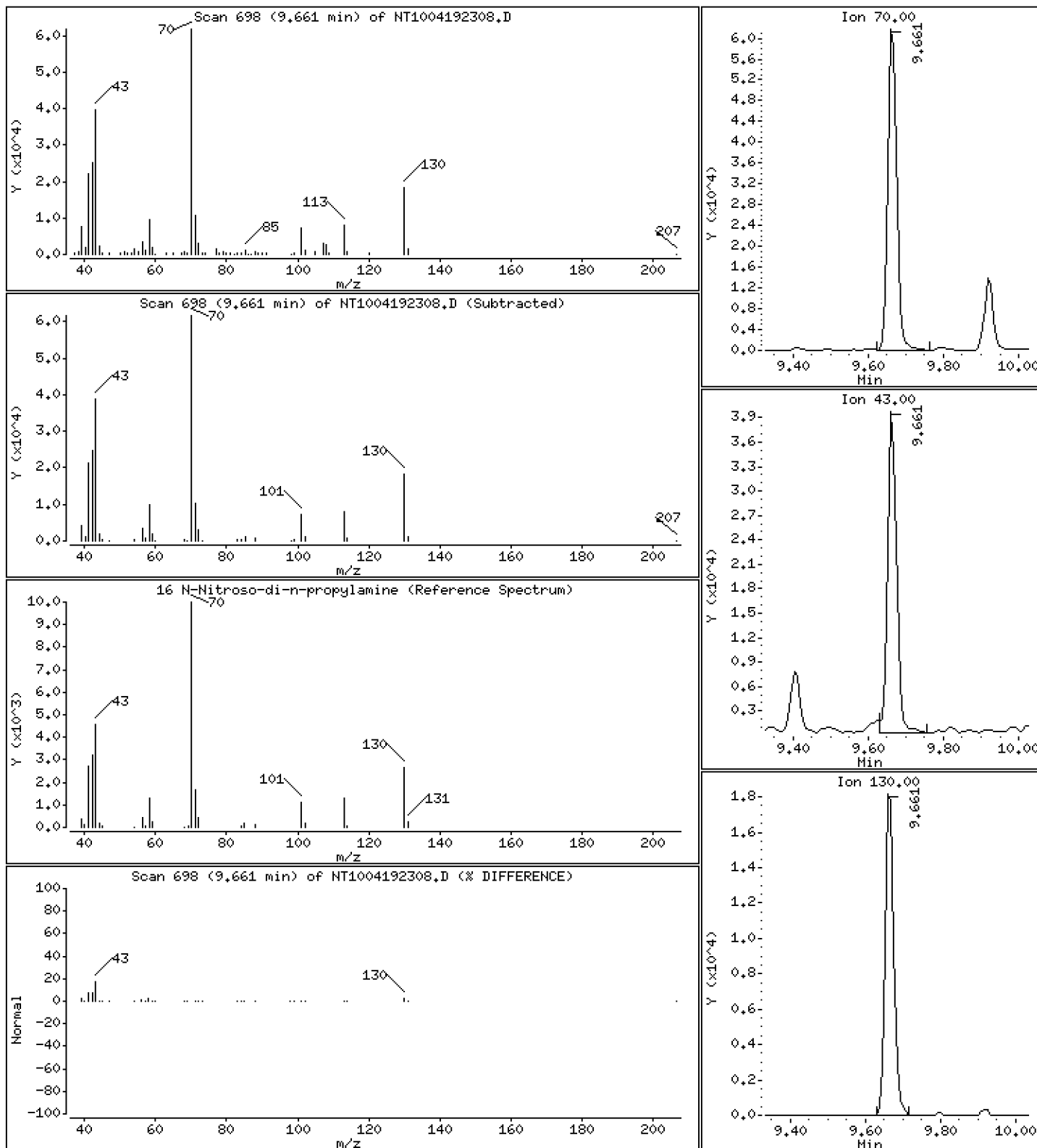
Operator: VTS

Column phase: ZB-5msi

Column diameter: 0,25

16 N-Nitroso-di-n-propylamine

Concentration: 2,855 ug/mL



Date : 19-APR-2023 15:49

Client ID:

Instrument: nt10.i

Sample Info: BLD0057-BSD1

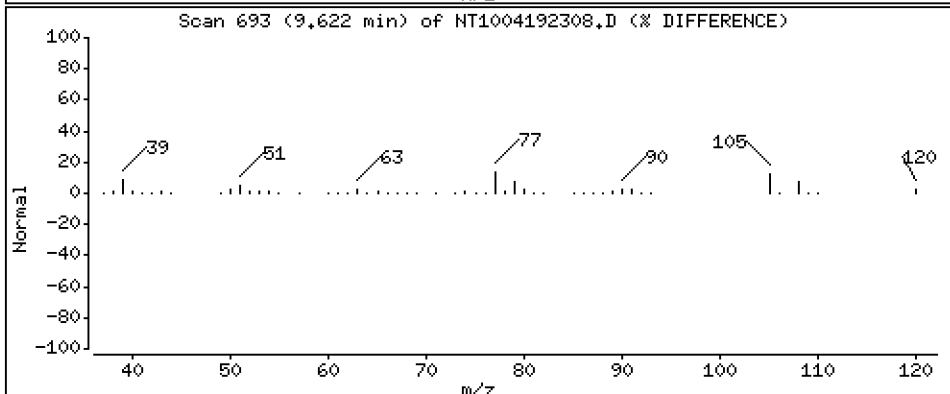
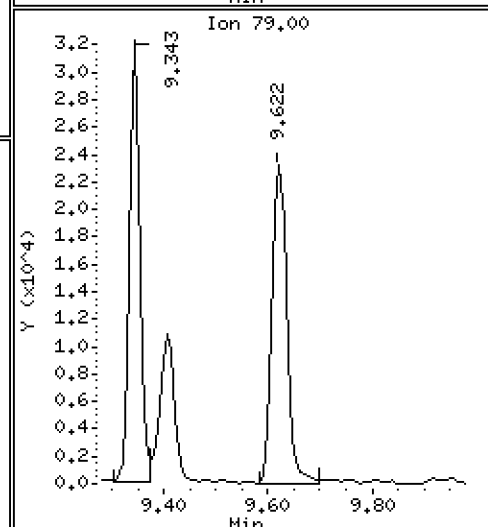
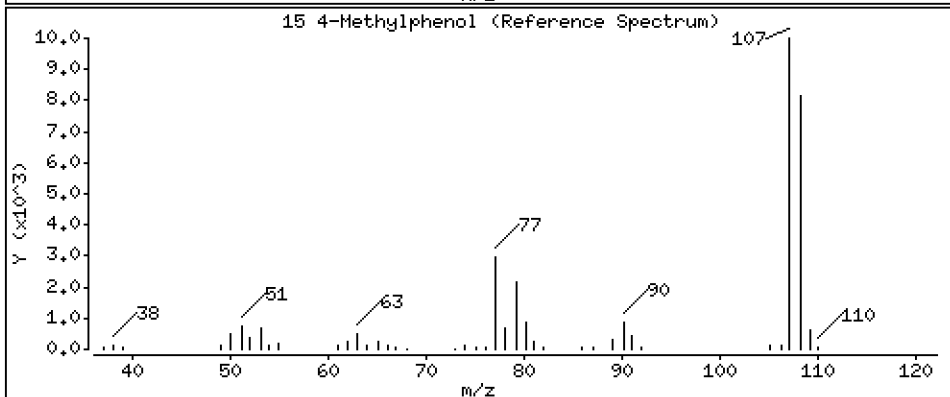
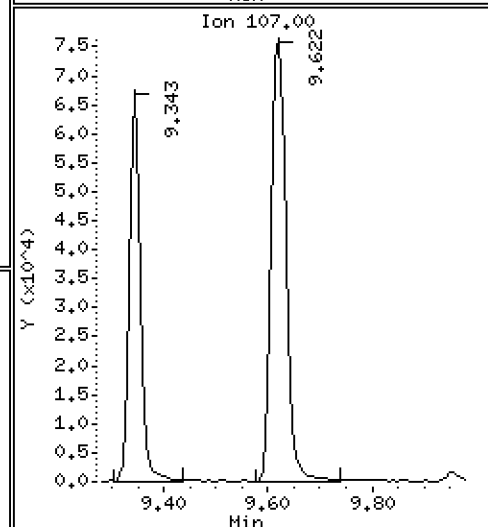
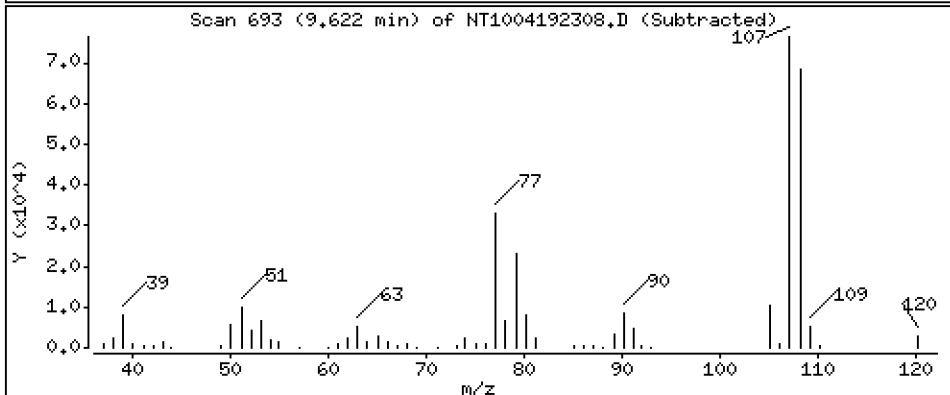
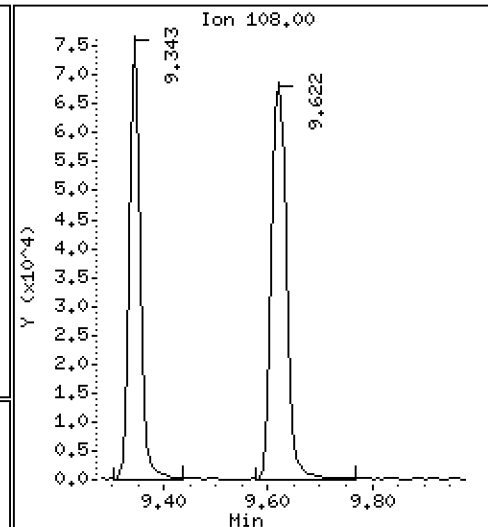
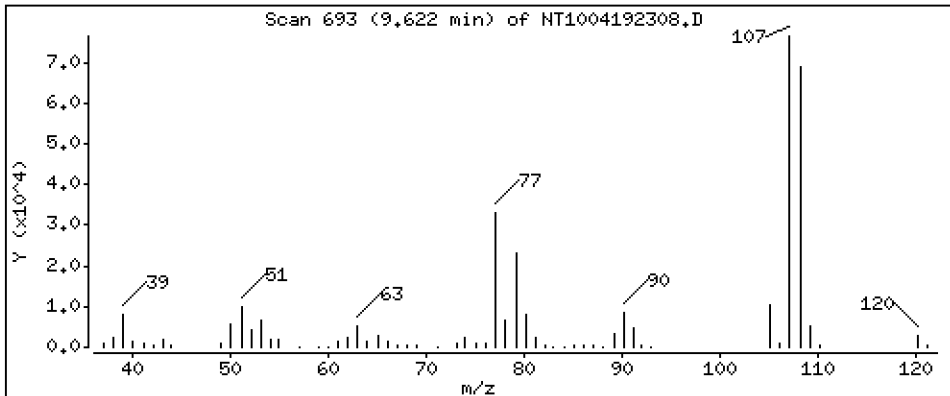
Operator: VTS

Column phase: ZB-5msi

Column diameter: 0,25

15 4-Methylphenol

Concentration: 2,951 ug/mL



Date : 19-APR-2023 15:49

Client ID:

Instrument: nt10.i

Sample Info: BLD0057-BSD1

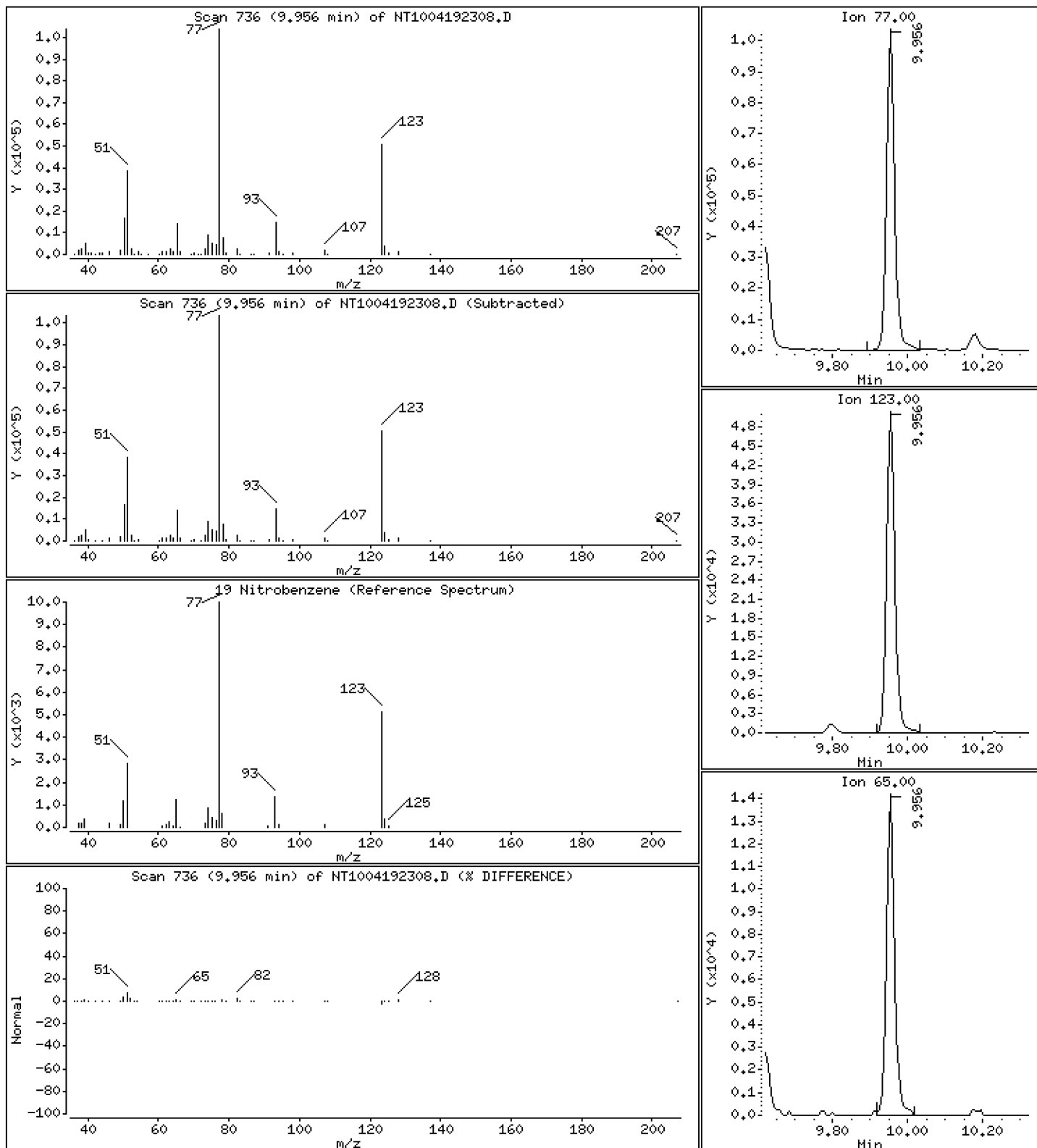
Operator: VTS

Column phase: ZB-5msi

Column diameter: 0,25

19 Nitrobenzene

Concentration: 3,002 ug/mL



Date : 19-APR-2023 15:49

Client ID:

Instrument: nt10.i

Sample Info: BLD0057-BSD1

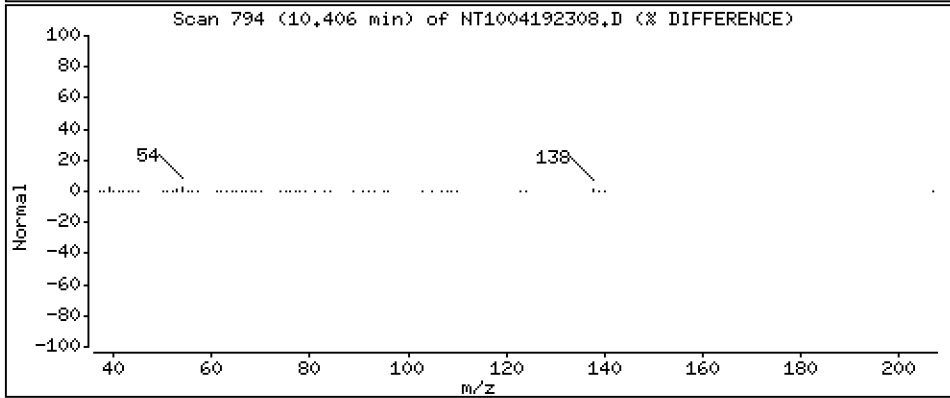
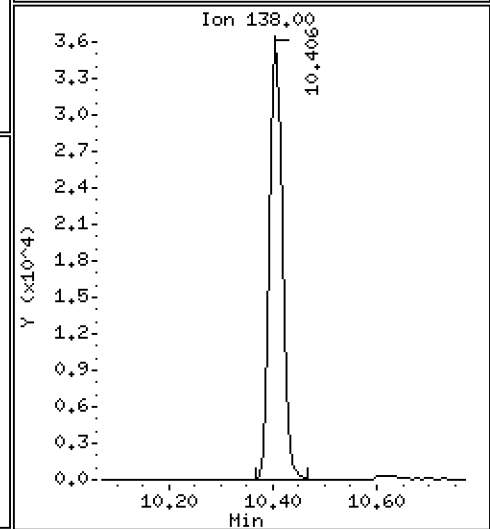
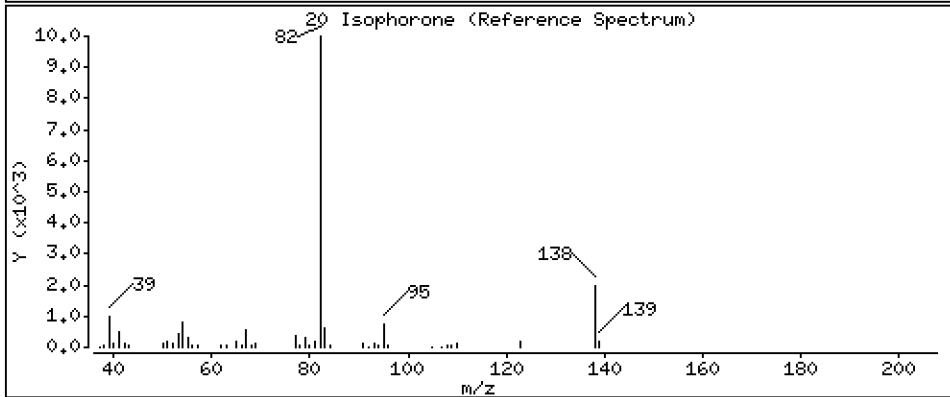
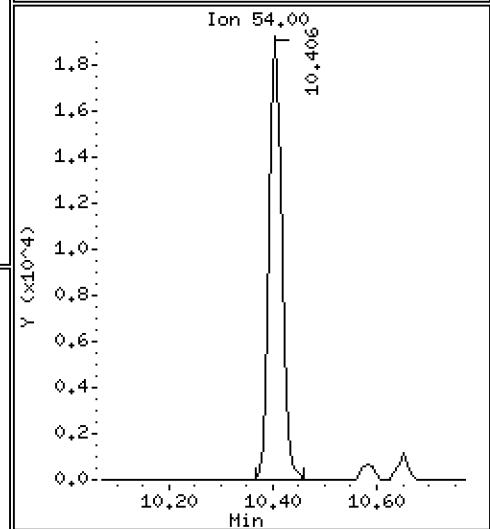
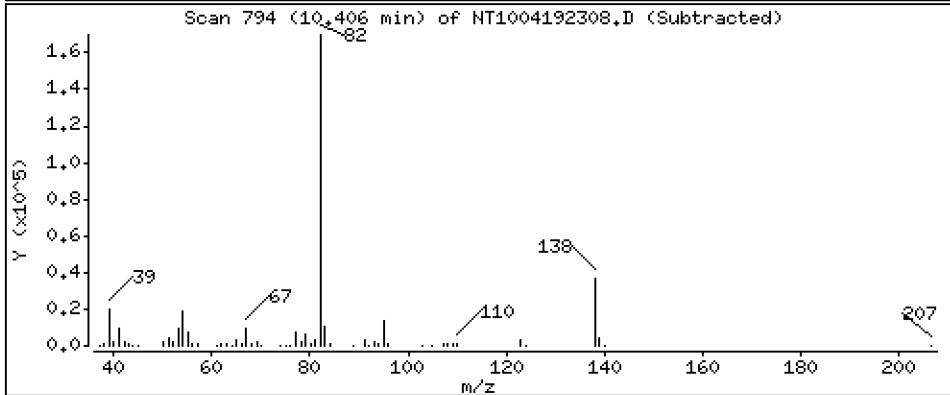
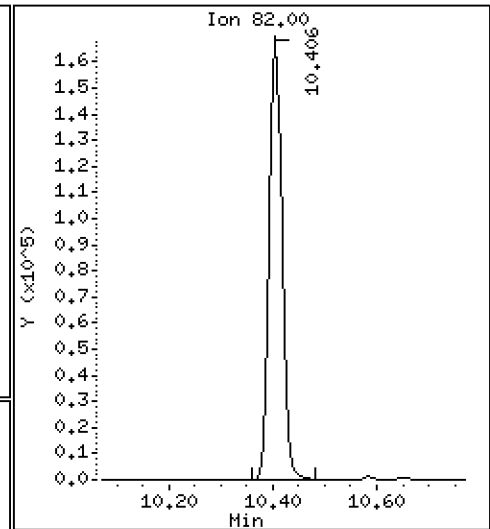
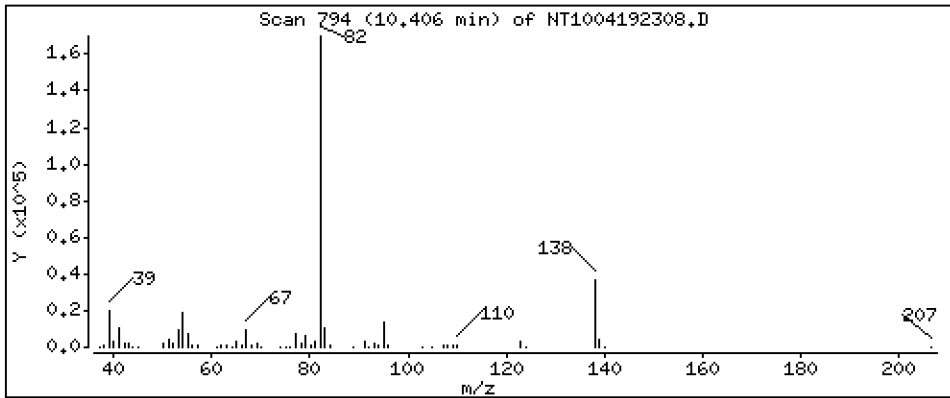
Operator: VTS

Column phase: ZB-5msi

Column diameter: 0,25

20 Isophorone

Concentration: 4,090 ug/mL



Date : 19-APR-2023 15:49

Client ID:

Instrument: nt10.i

Sample Info: BLD0057-BSD1

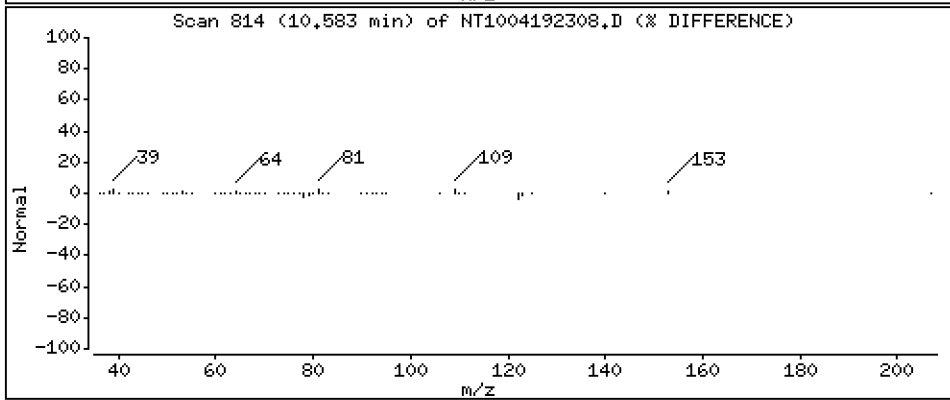
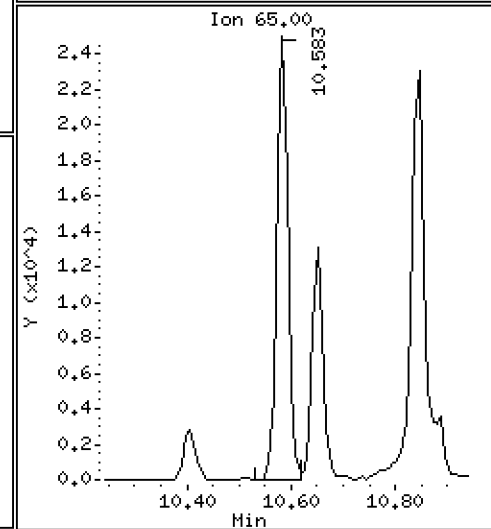
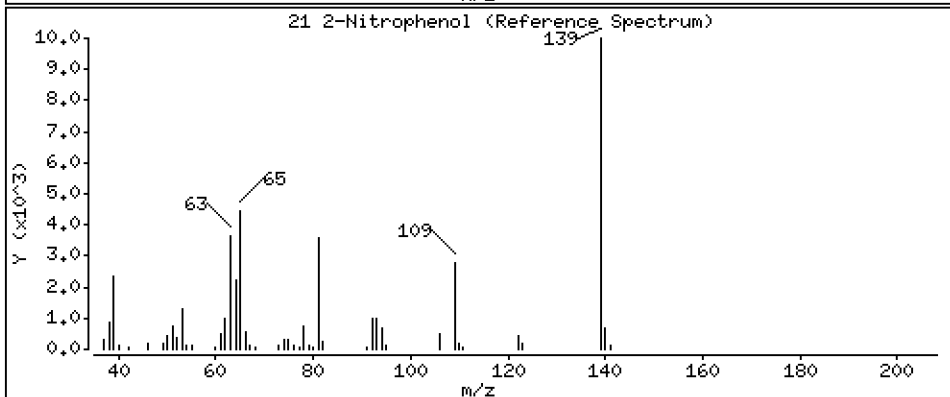
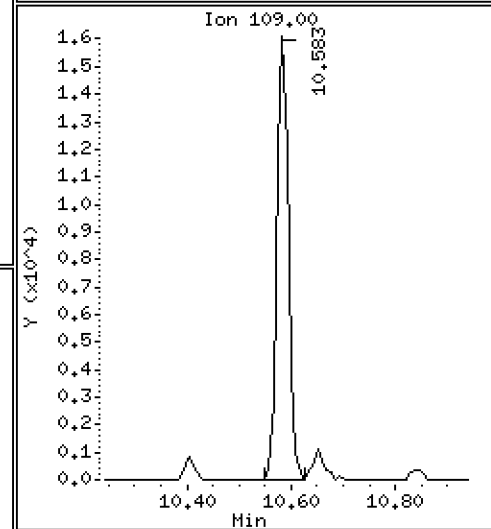
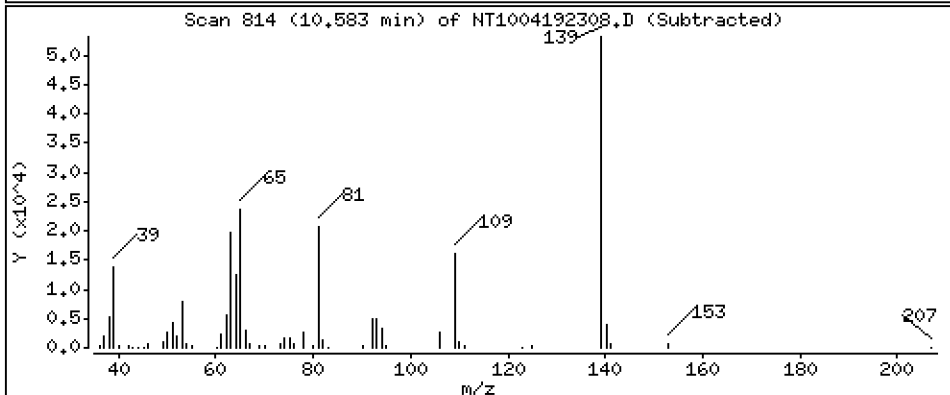
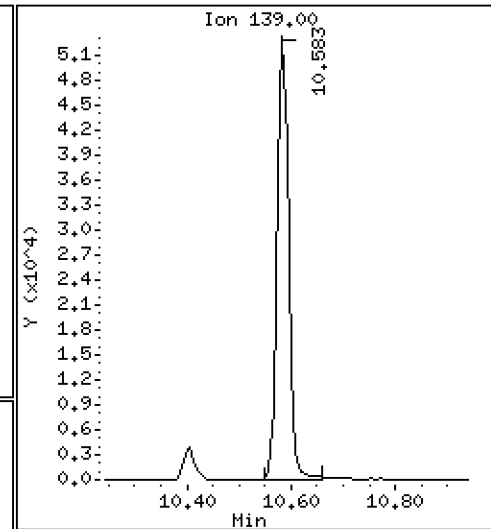
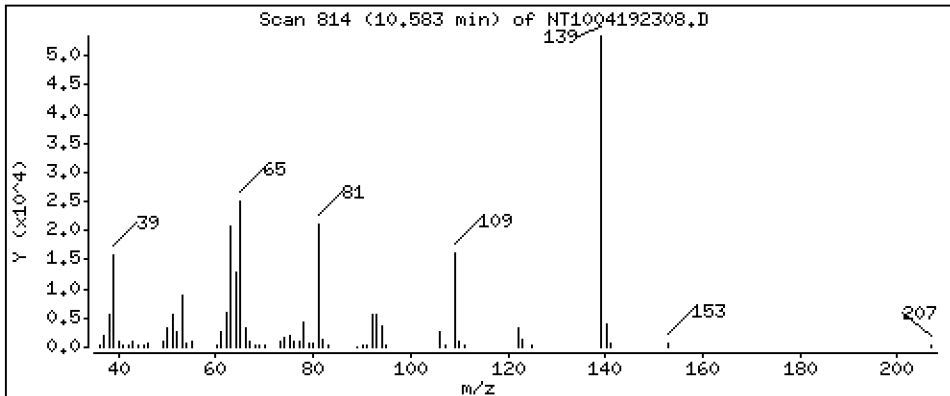
Operator: VTS

Column phase: ZB-5msi

Column diameter: 0,25

21 2-Nitrophenol

Concentration: 3,185 ug/mL



Date : 19-APR-2023 15:49

Client ID:

Instrument: nt10.i

Sample Info: BLD0057-BSD1

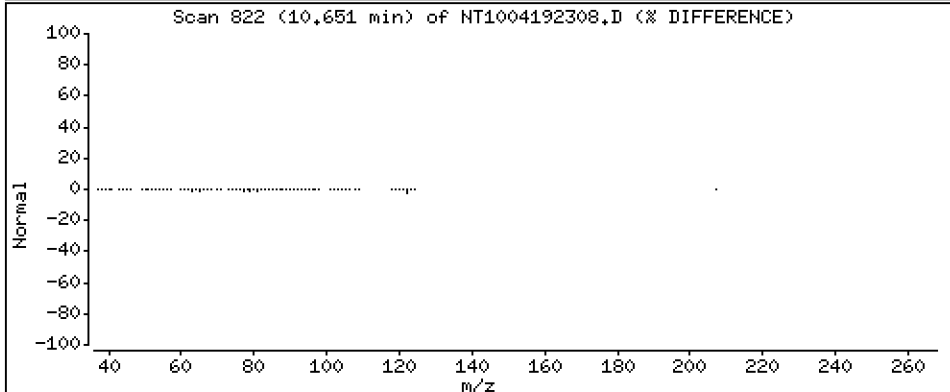
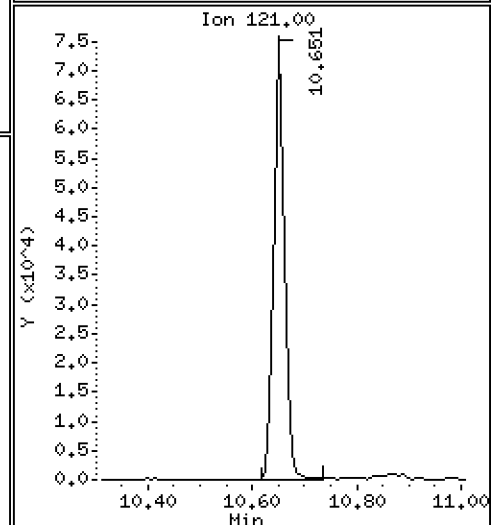
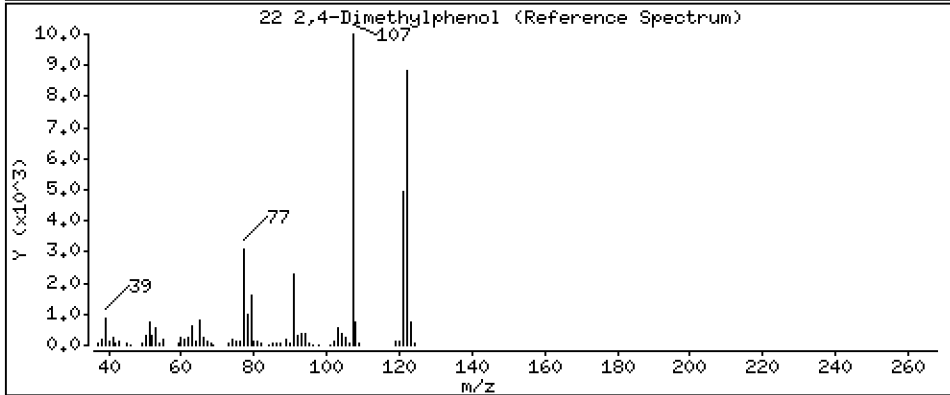
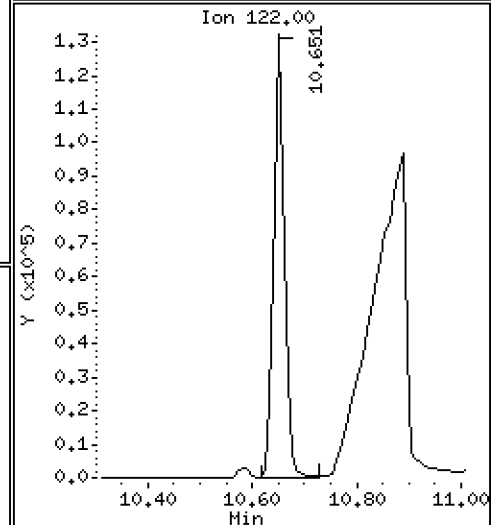
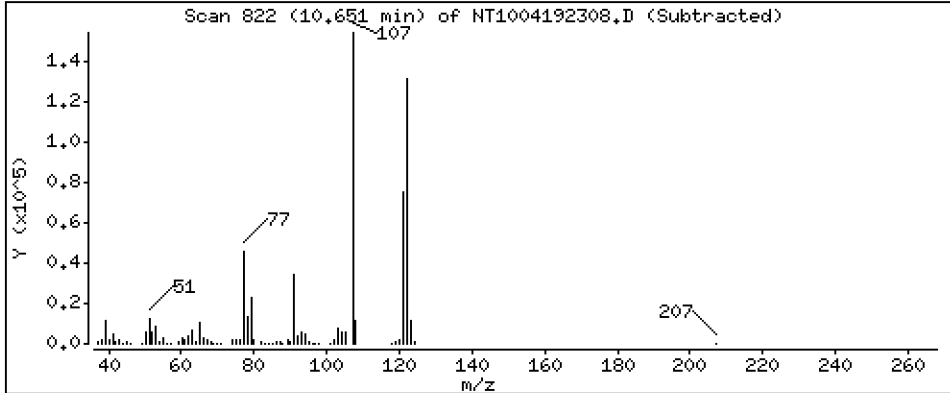
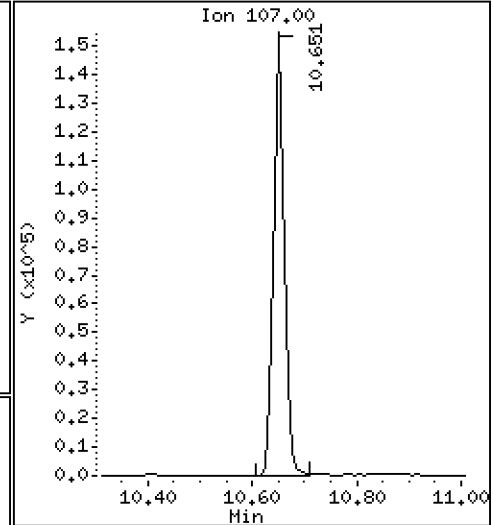
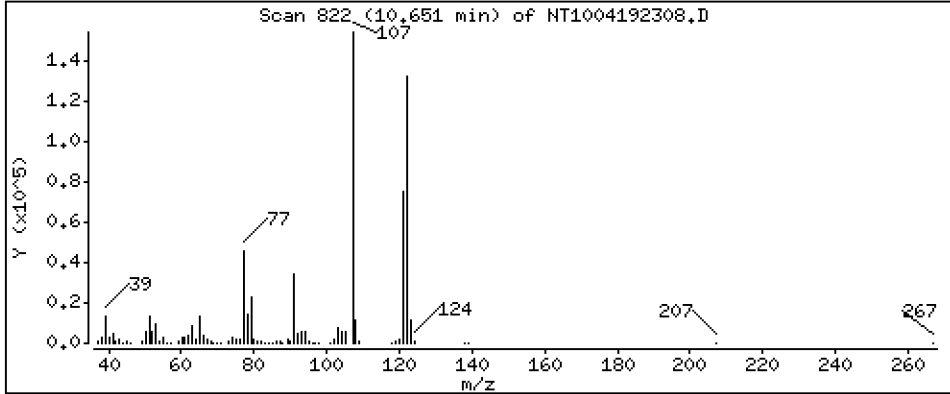
Operator: VTS

Column phase: ZB-5msi

Column diameter: 0,25

22 2,4-Dimethylphenol

Concentration: 4,539 ug/mL



Date : 19-APR-2023 15:49

Client ID:

Instrument: nt10.i

Sample Info: BLD0057-BSD1

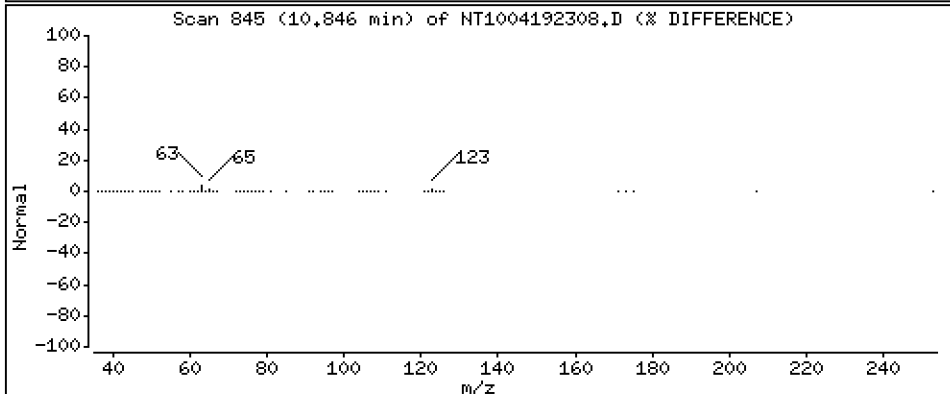
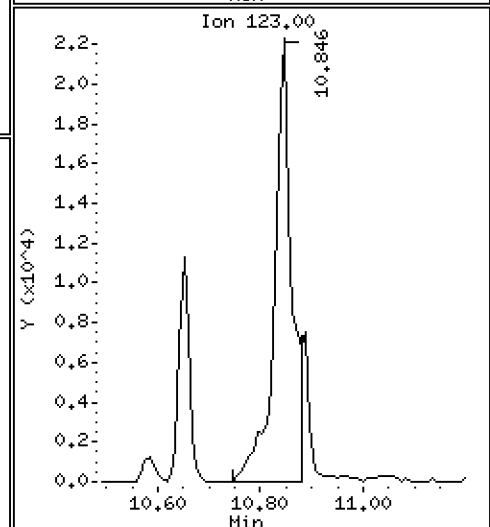
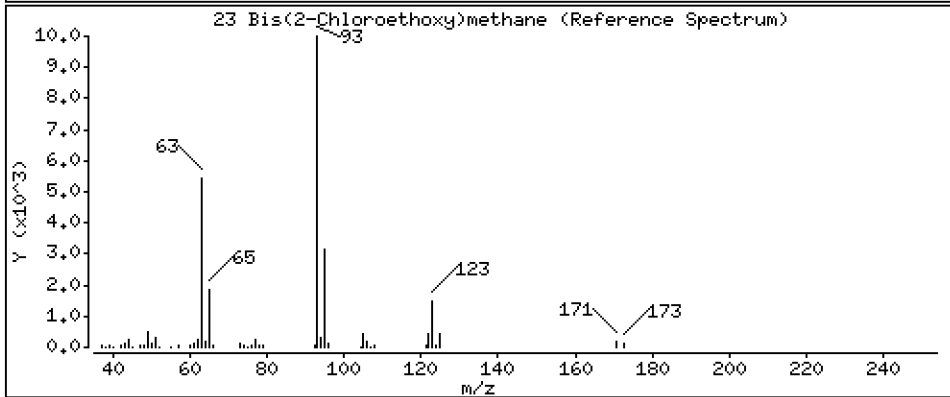
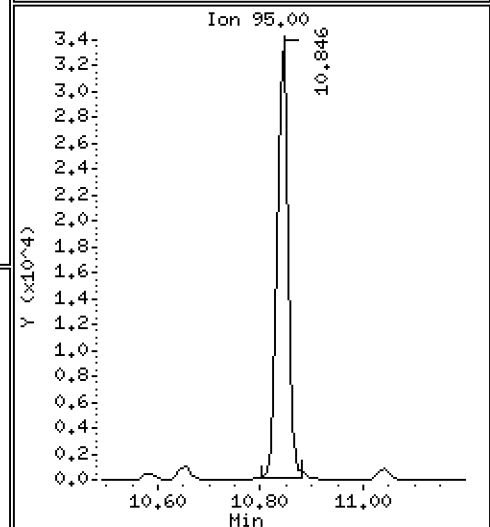
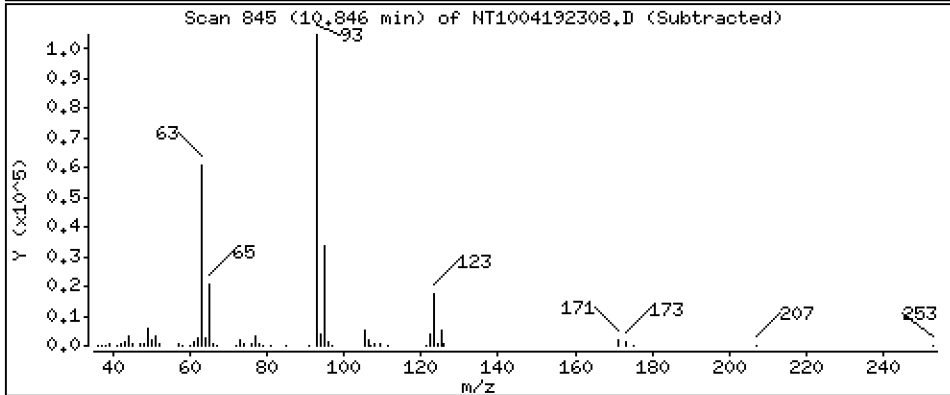
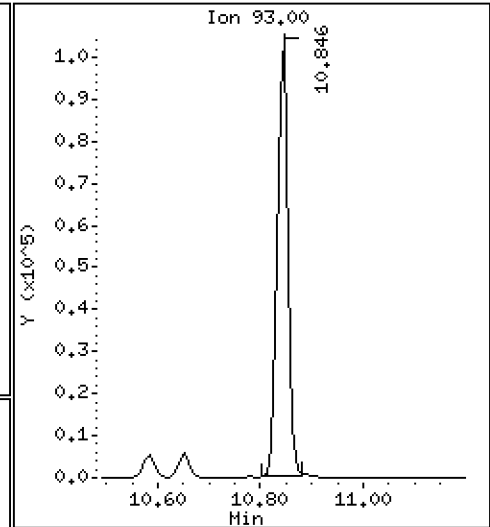
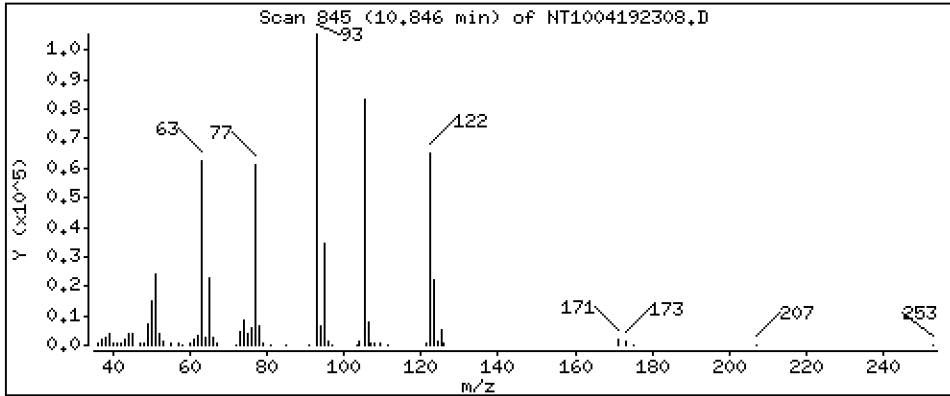
Operator: VTS

Column phase: ZB-5msi

Column diameter: 0,25

23 Bis(2-Chloroethoxy)methane

Concentration: 3,429 ug/mL



Date : 19-APR-2023 15:49

Client ID:

Instrument: nt10.i

Sample Info: BLD0057-BSD1

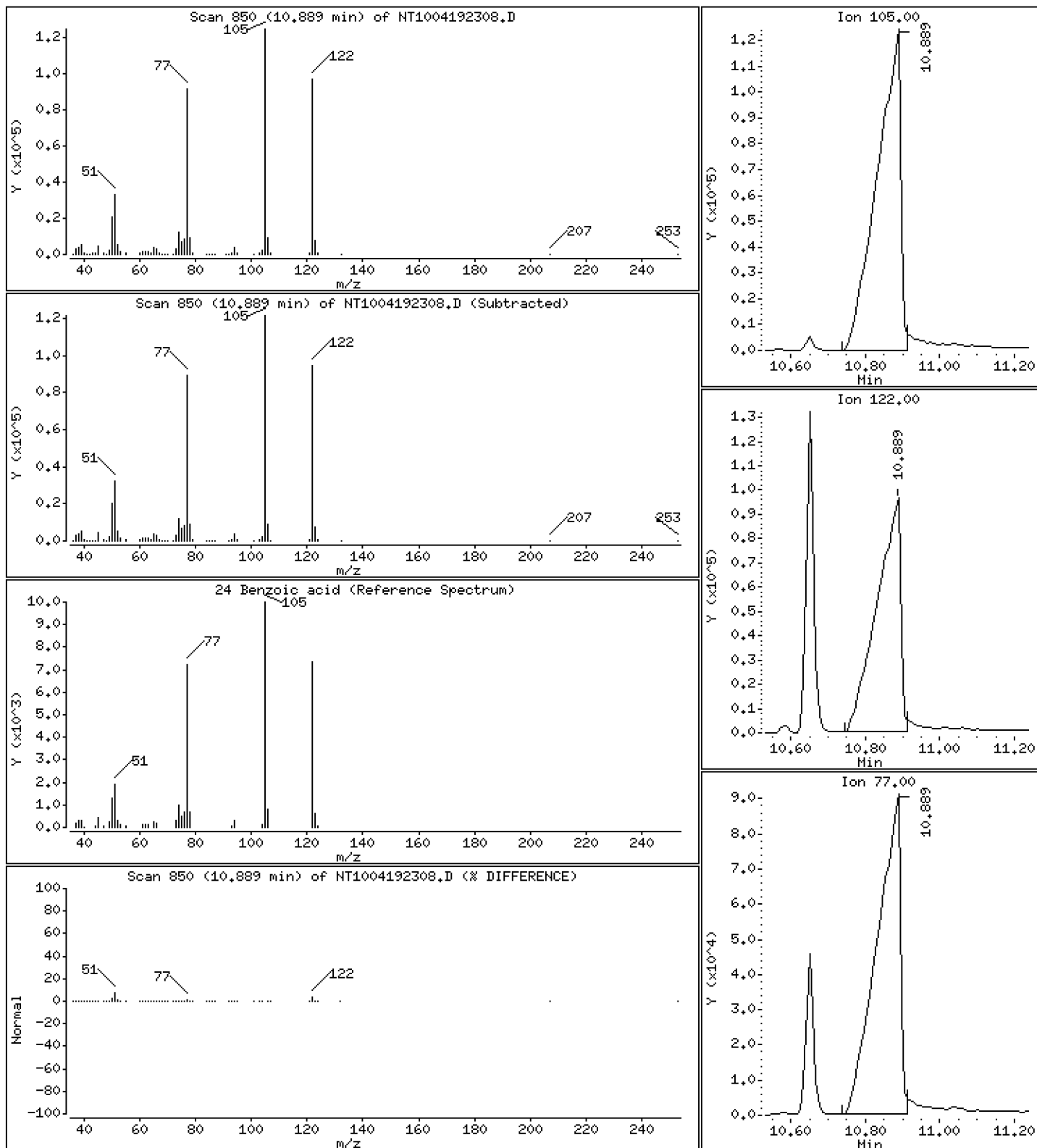
Operator: VTS

Column phase: ZB-5msi

Column diameter: 0,25

24 Benzoic acid

Concentration: 19,23 ug/mL



Date : 19-APR-2023 15:49

Client ID:

Instrument: nt10.i

Sample Info: BLD0057-BSD1

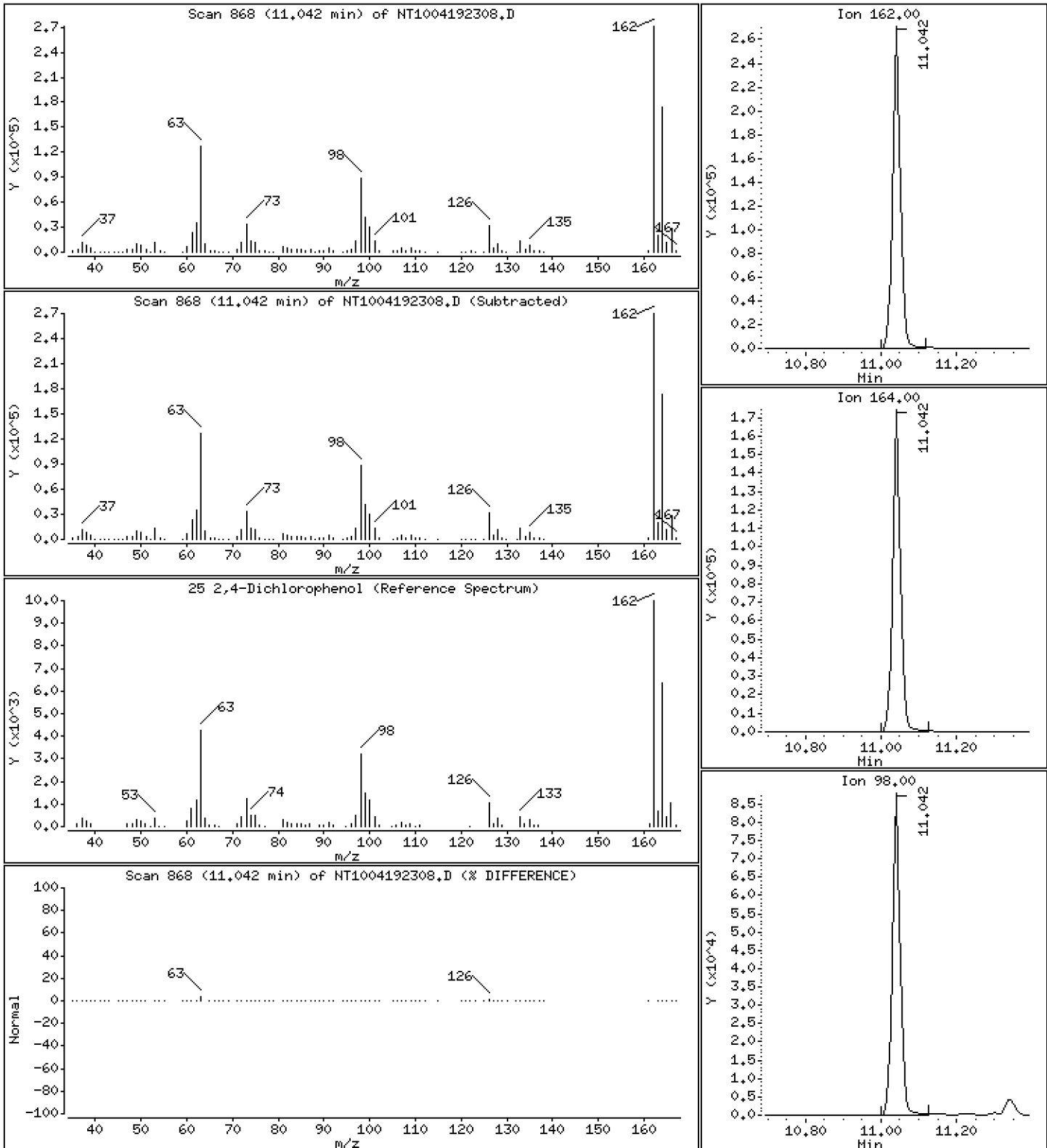
Operator: VTS

Column phase: ZB-5msi

Column diameter: 0,25

25 2,4-Dichlorophenol

Concentration: 10,27 ug/mL



Date : 19-APR-2023 15:49

Client ID:

Instrument: nt10.i

Sample Info: BLD0057-BSD1

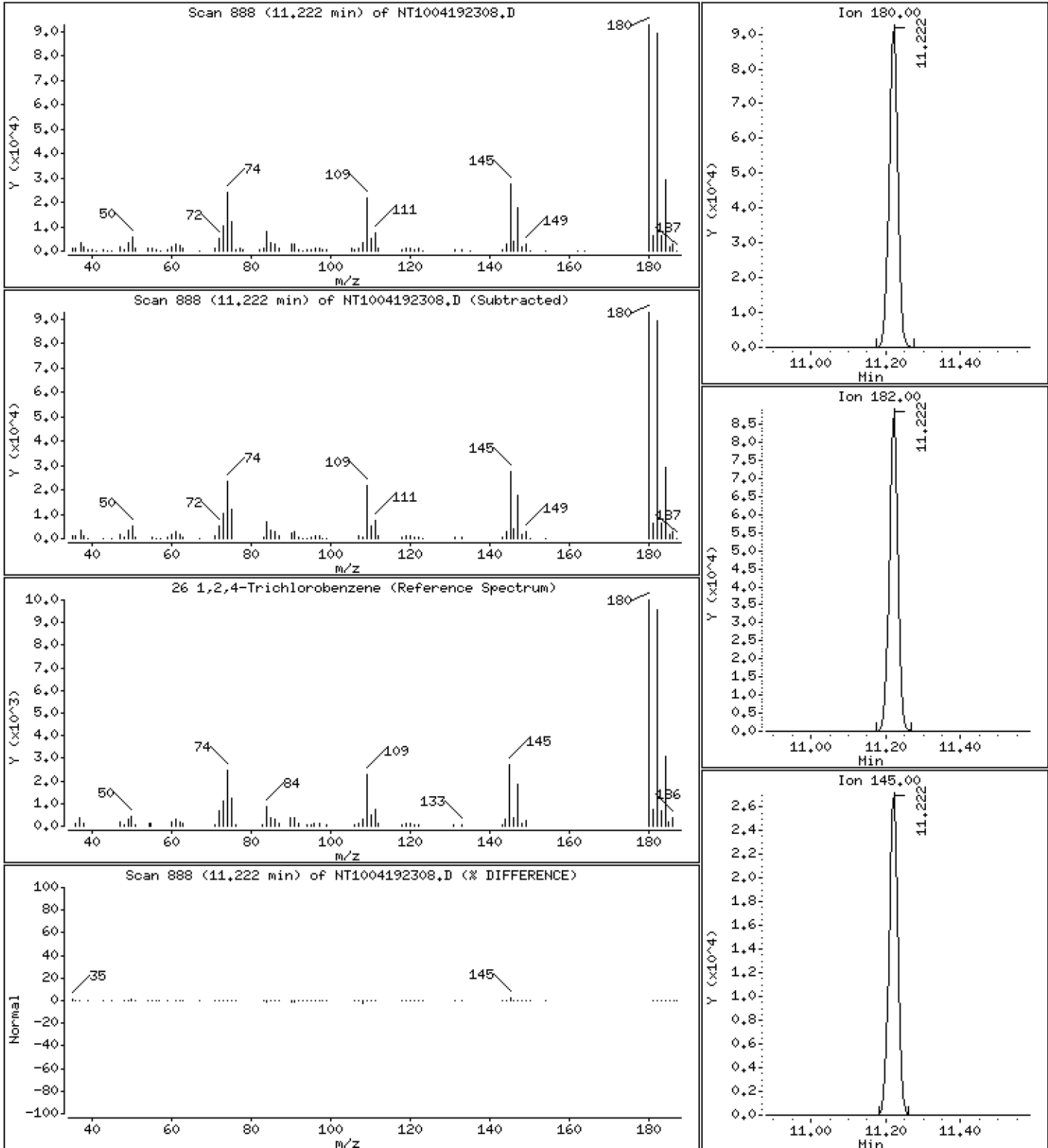
Operator: VTS

Column phase: ZB-5msi

Column diameter: 0,25

26 1,2,4-Trichlorobenzene

Concentration: 3,290 ug/mL



Date : 19-APR-2023 15:49

Client ID:

Instrument: nt10.i

Sample Info: BLD0057-BSD1

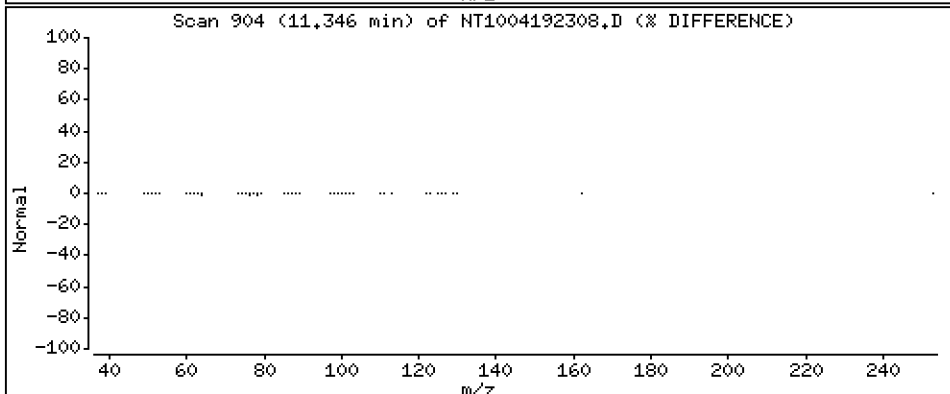
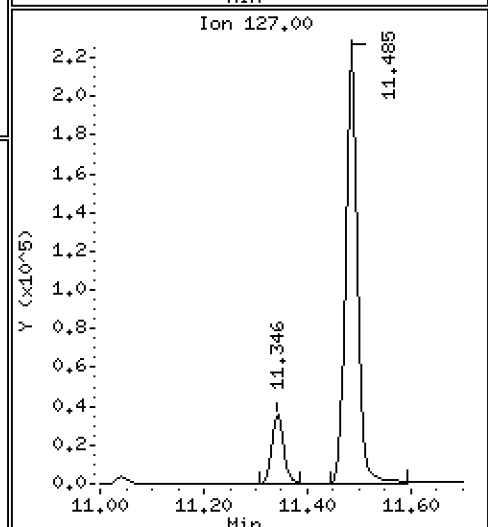
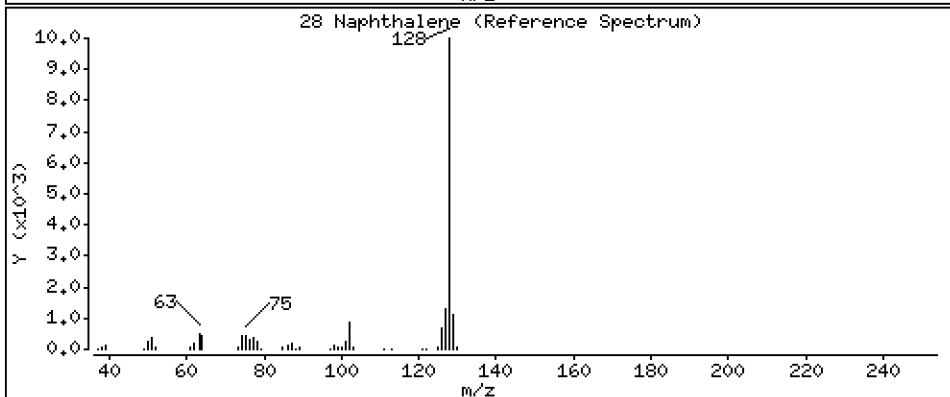
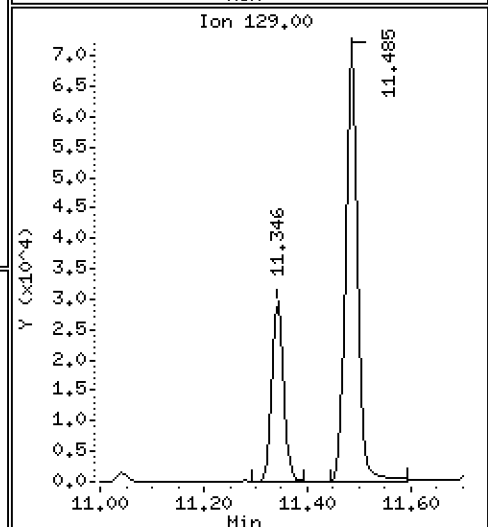
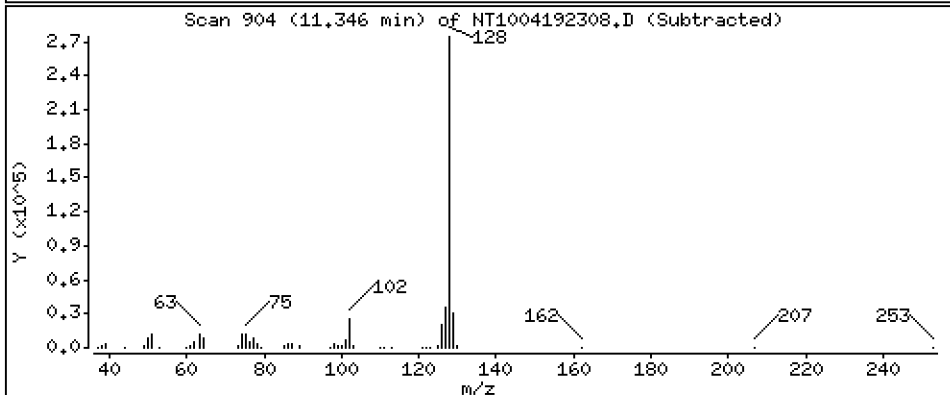
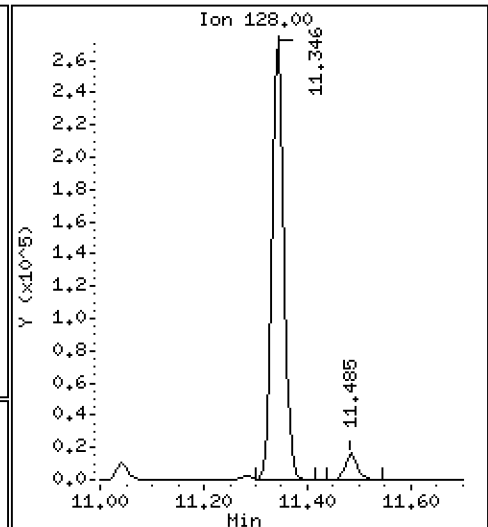
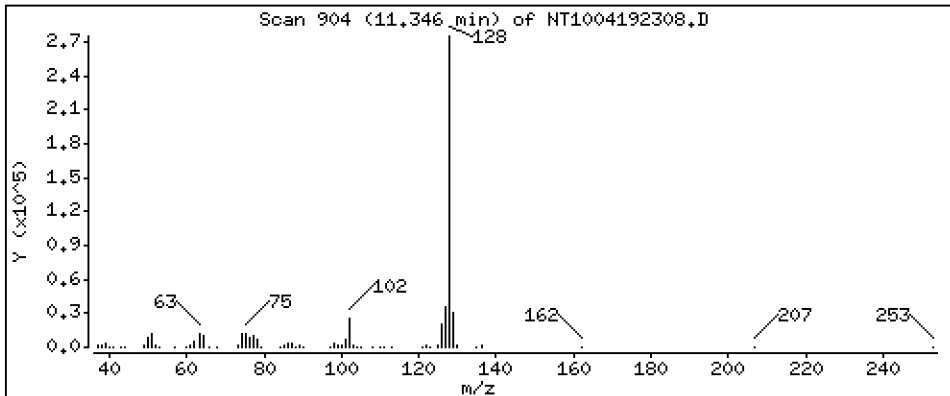
Operator: VTS

Column phase: ZB-5msi

Column diameter: 0,25

28 Naphthalene

Concentration: 3,145 ug/mL



Date : 19-APR-2023 15:49

Client ID:

Instrument: nt10.i

Sample Info: BLD0057-BSD1

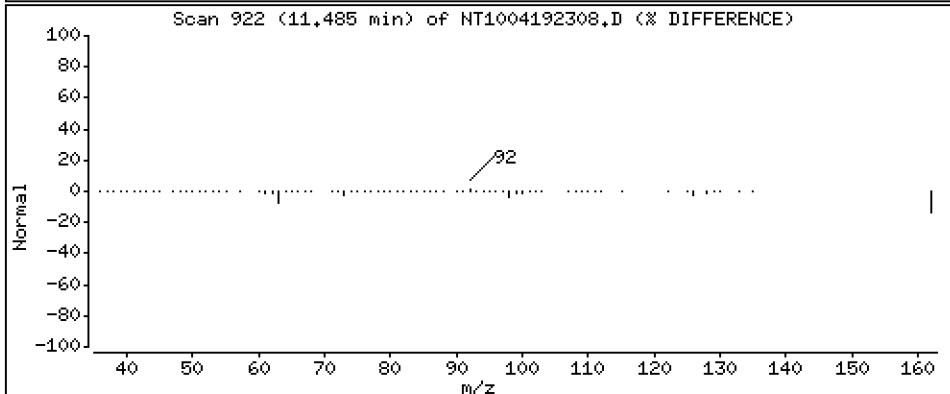
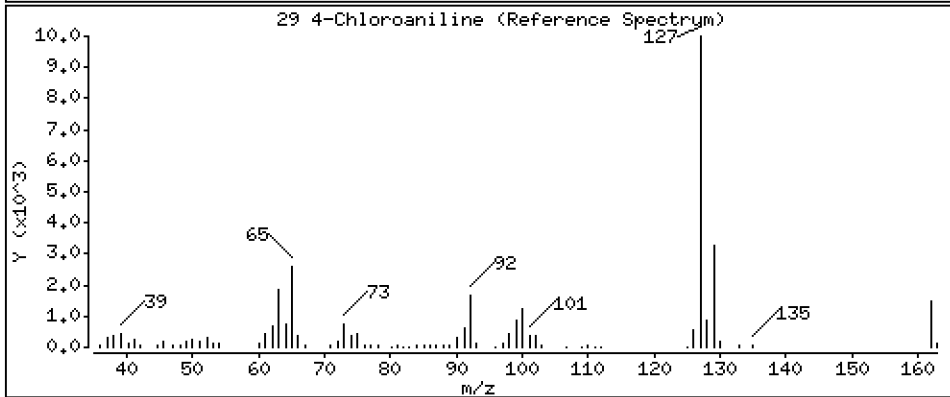
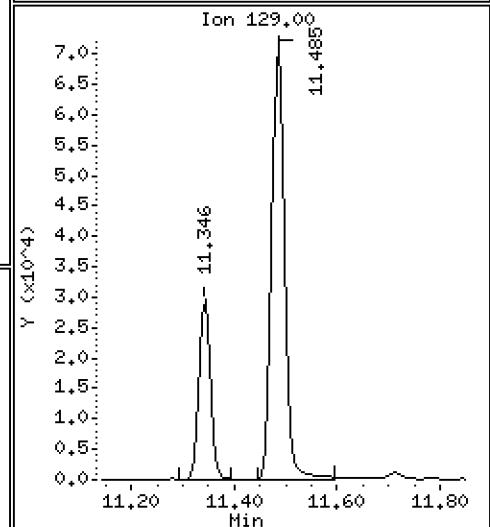
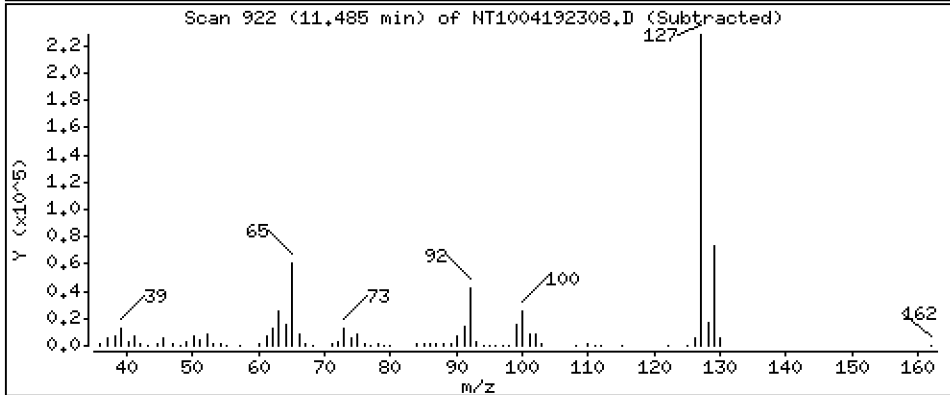
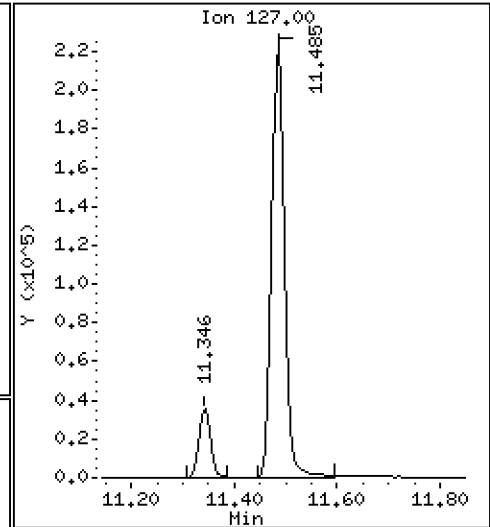
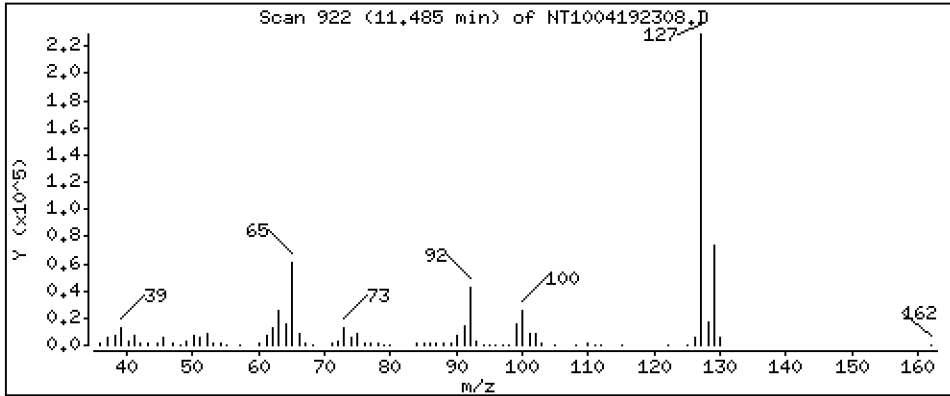
Operator: VTS

Column phase: ZB-5msi

Column diameter: 0,25

29 4-Chloroaniline

Concentration: 7,275 ug/mL



Date : 19-APR-2023 15:49

Client ID:

Instrument: nt10.i

Sample Info: BLD0057-BSD1

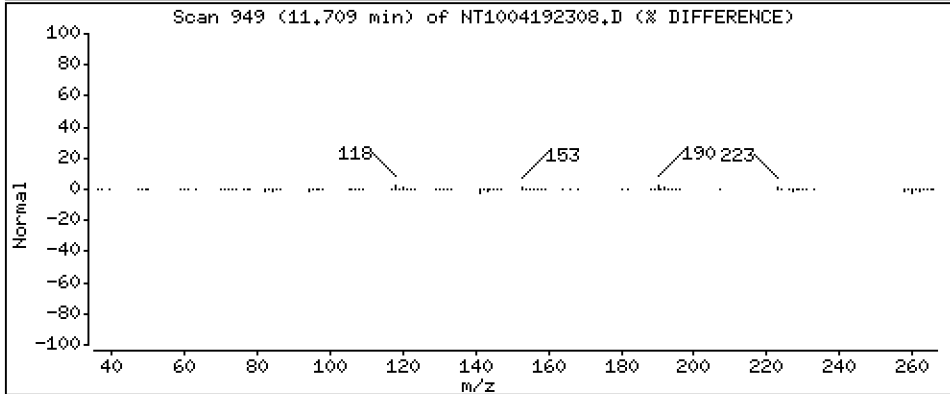
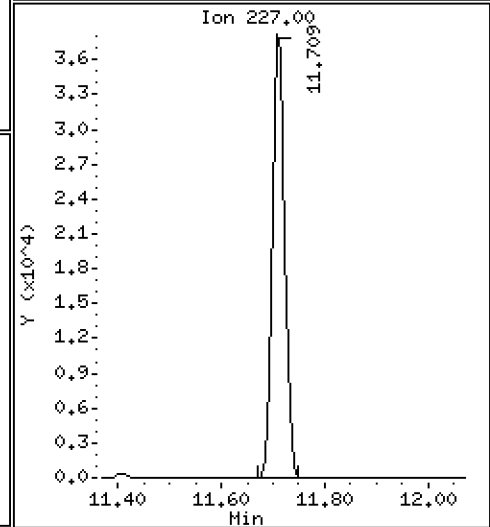
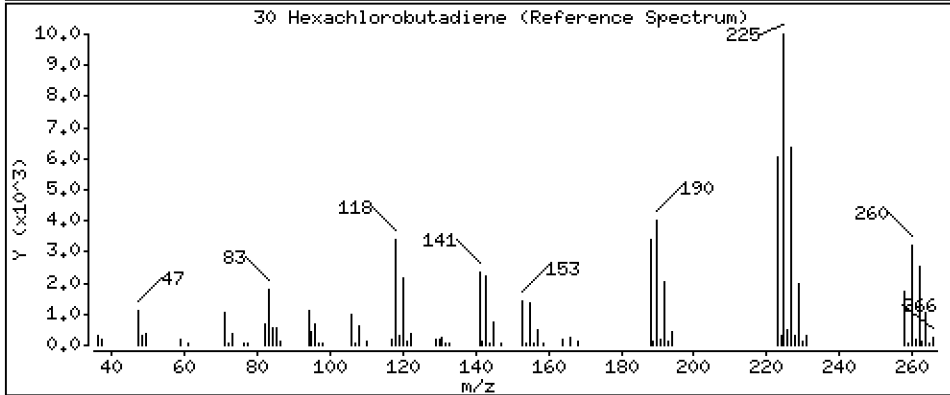
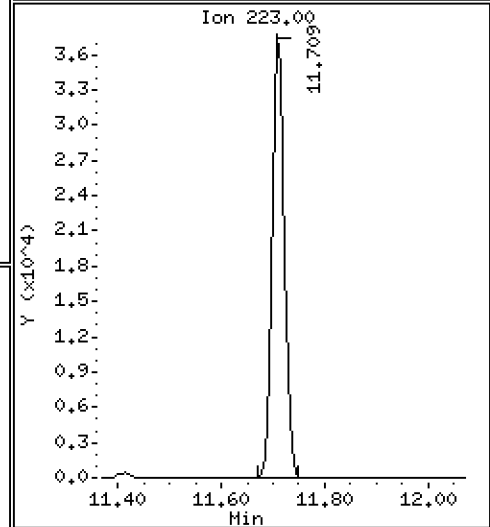
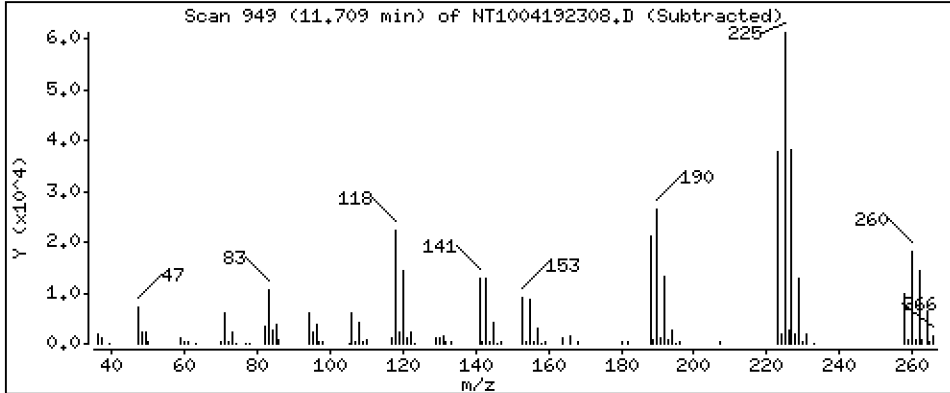
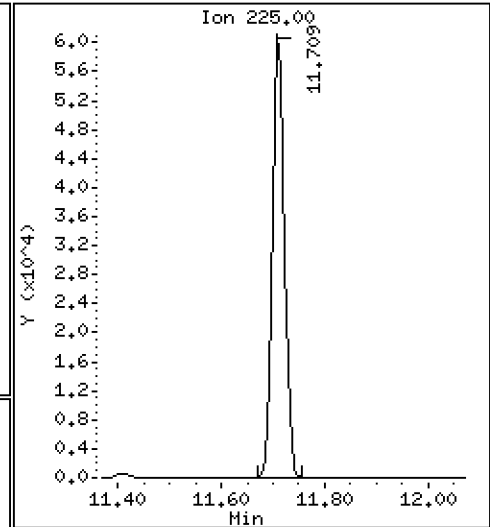
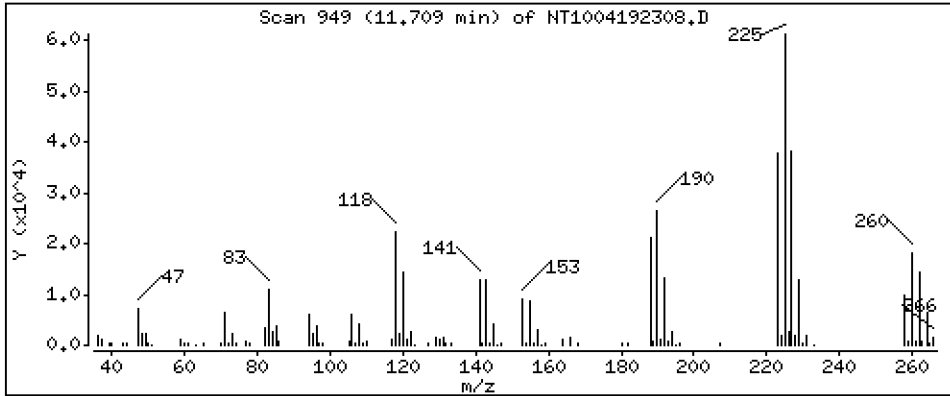
Operator: VTS

Column phase: ZB-5msi

Column diameter: 0,25

30 Hexachlorobutadiene

Concentration: 3,686 ug/mL



Date : 19-APR-2023 15:49

Client ID:

Instrument: nt10.i

Sample Info: BLD0057-BSD1

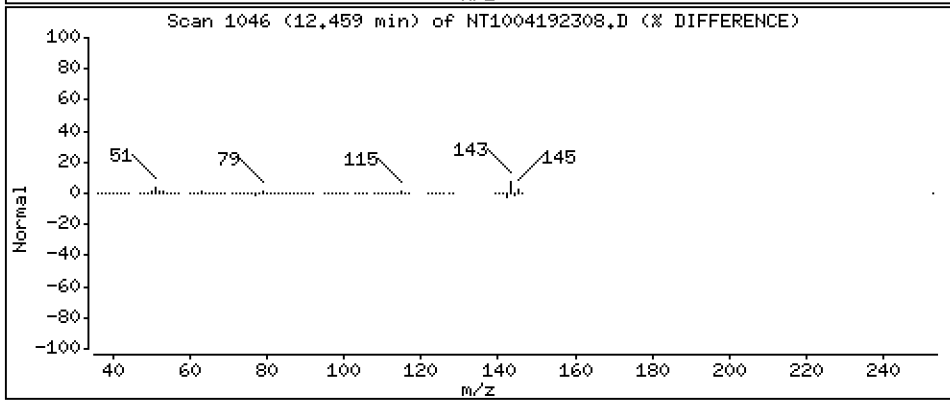
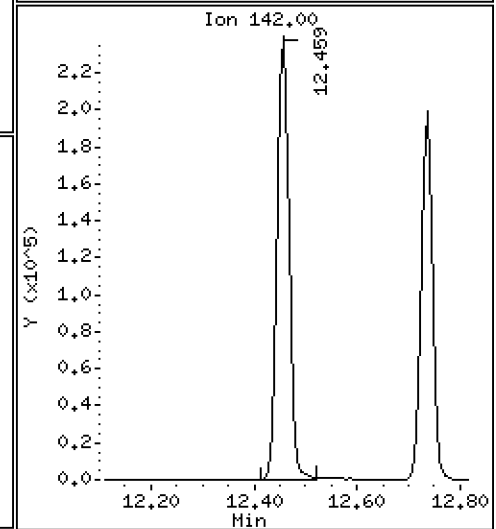
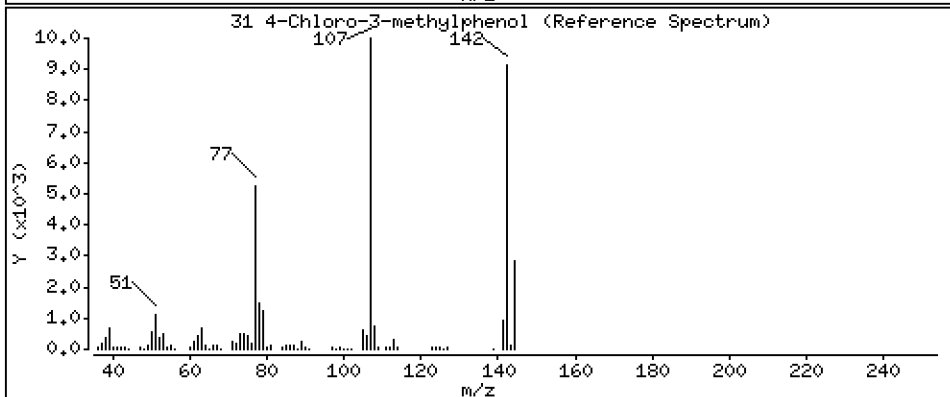
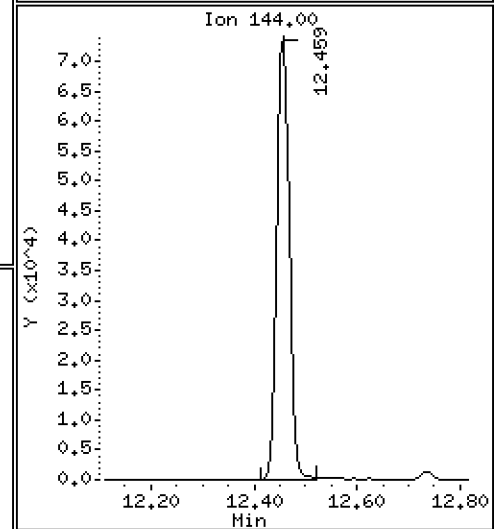
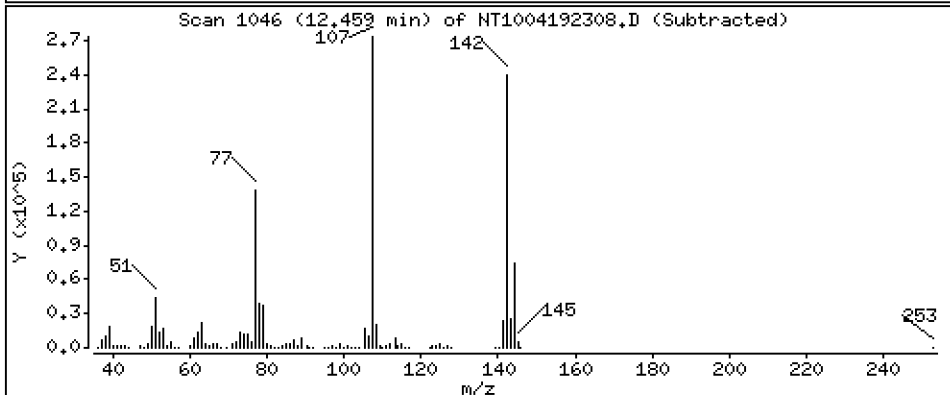
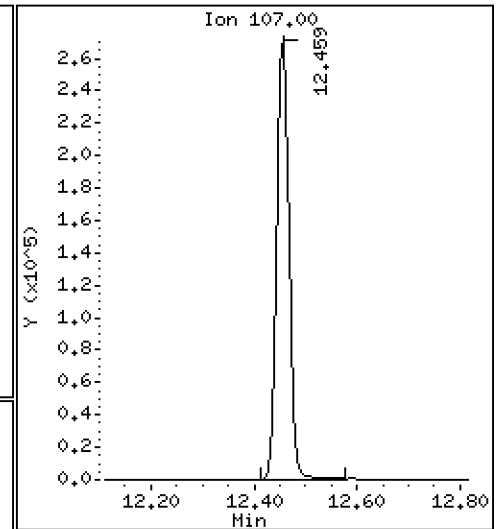
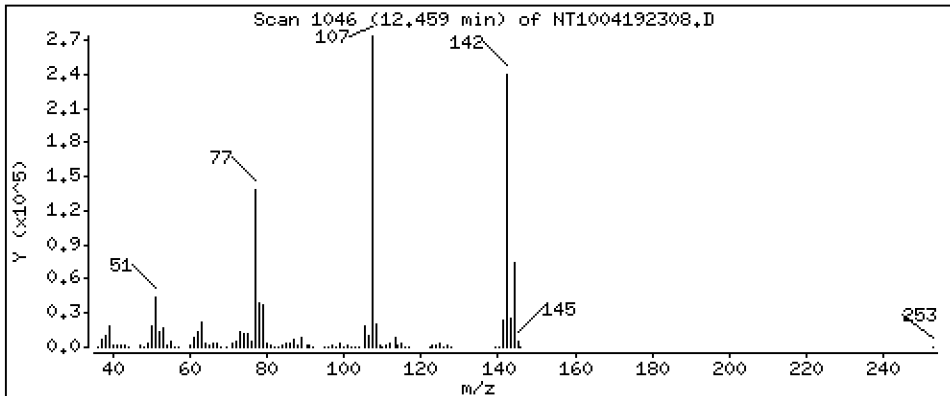
Operator: VTS

Column phase: ZB-5msi

Column diameter: 0,25

31 4-Chloro-3-methylphenol

Concentration: 10,17 ug/mL



Date : 19-APR-2023 15:49

Client ID:

Instrument: nt10.i

Sample Info: BLD0057-BSD1

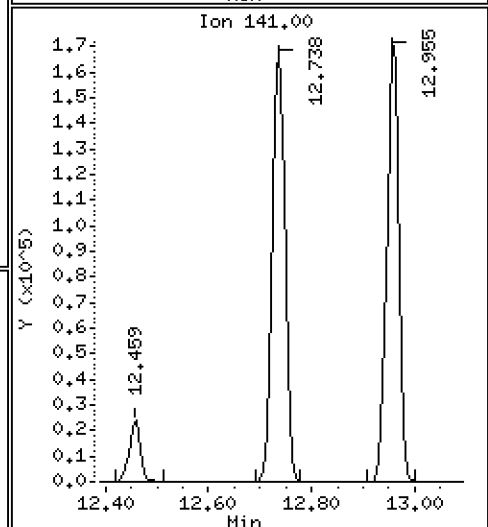
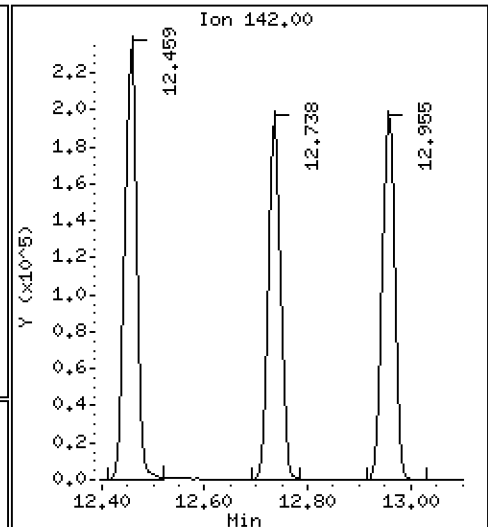
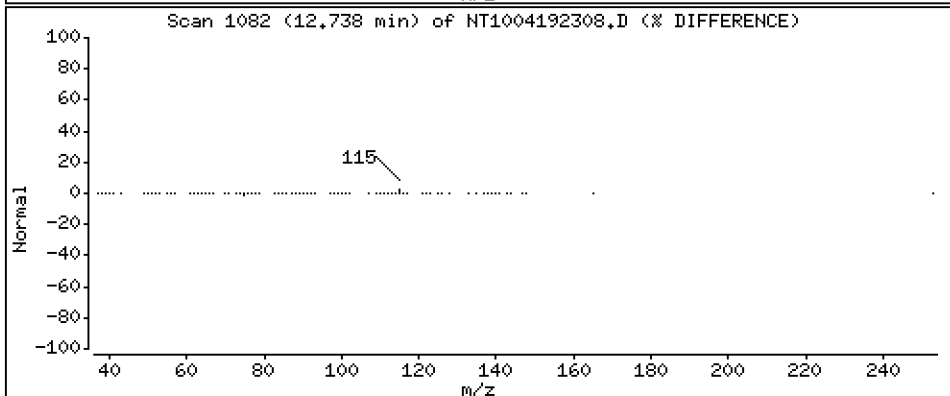
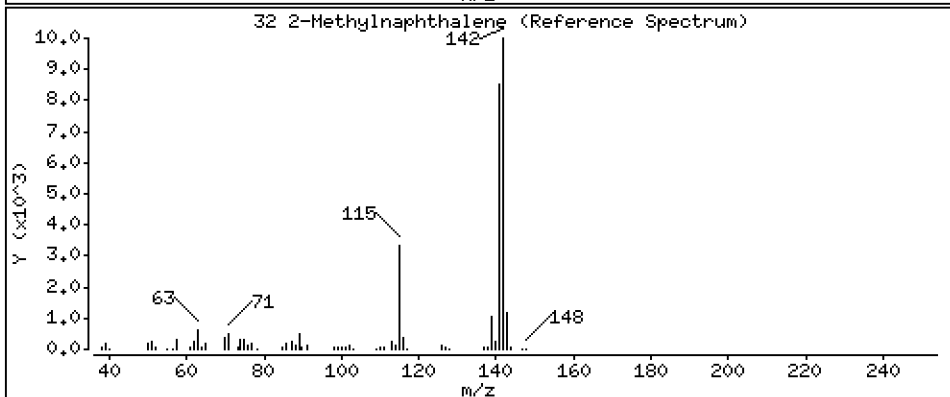
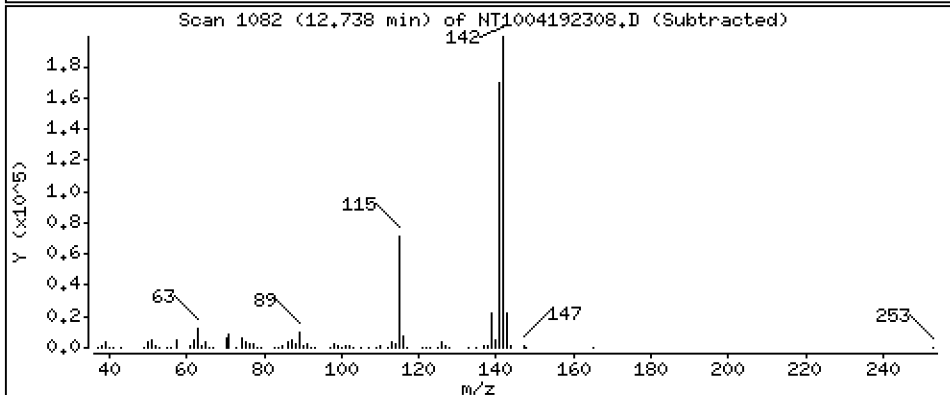
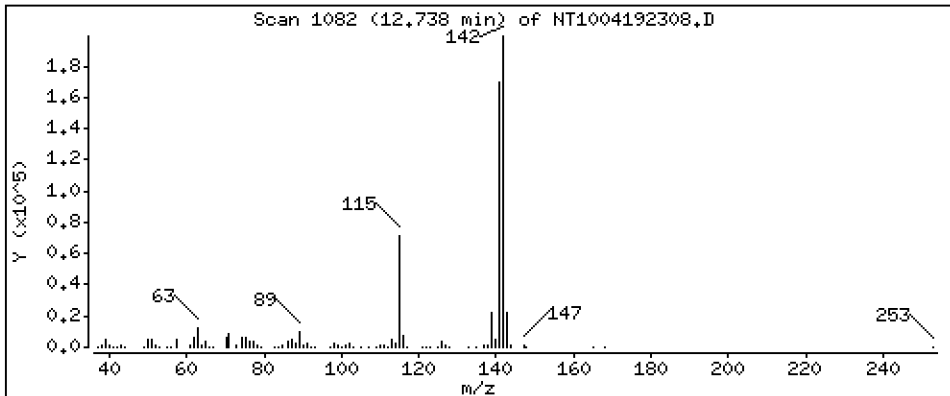
Operator: VTS

Column phase: ZB-5msi

Column diameter: 0,25

32 2-Methylnaphthalene

Concentration: 3,091 ug/mL



Date : 19-APR-2023 15:49

Client ID:

Instrument: nt10.i

Sample Info: BLD0057-BSD1

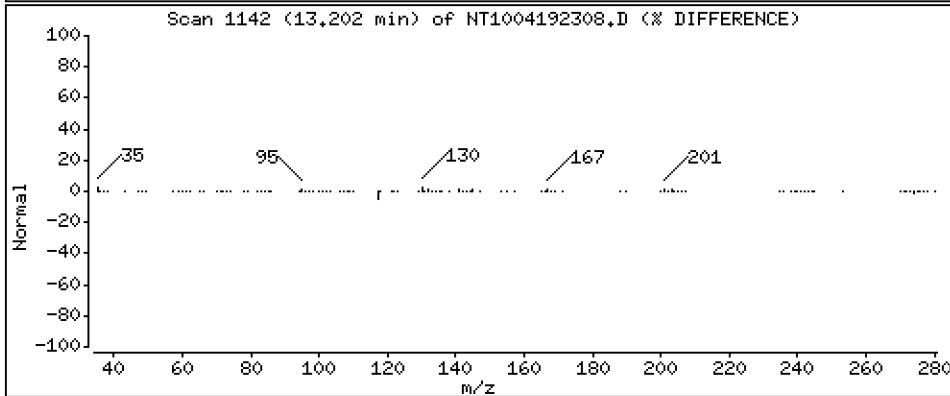
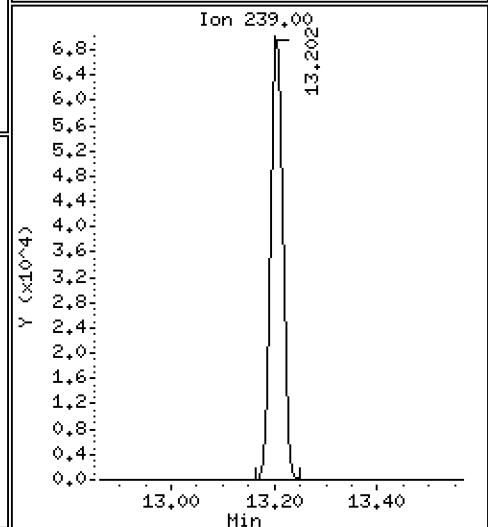
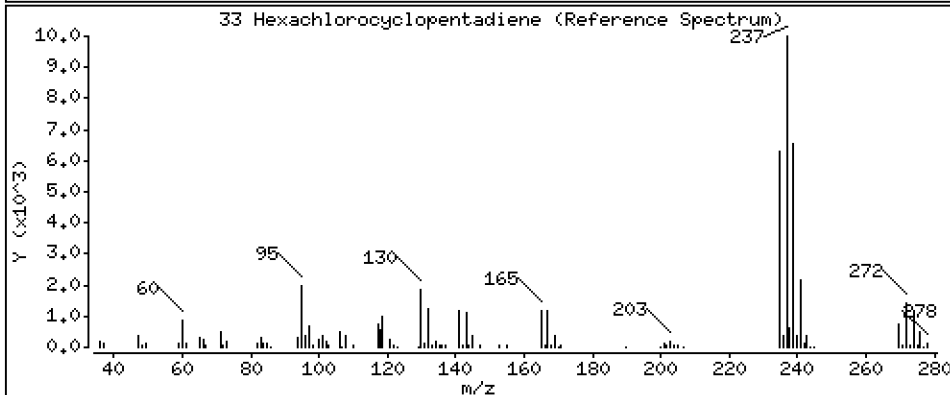
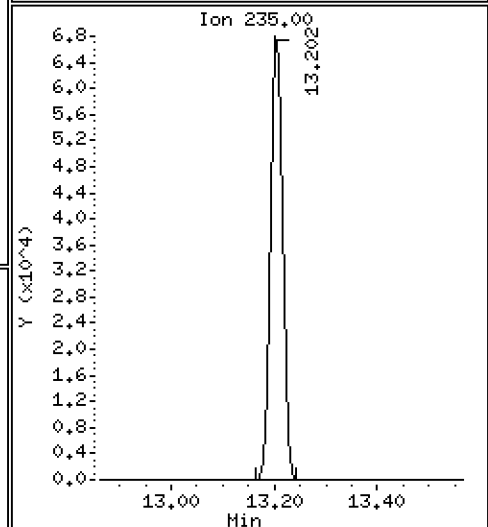
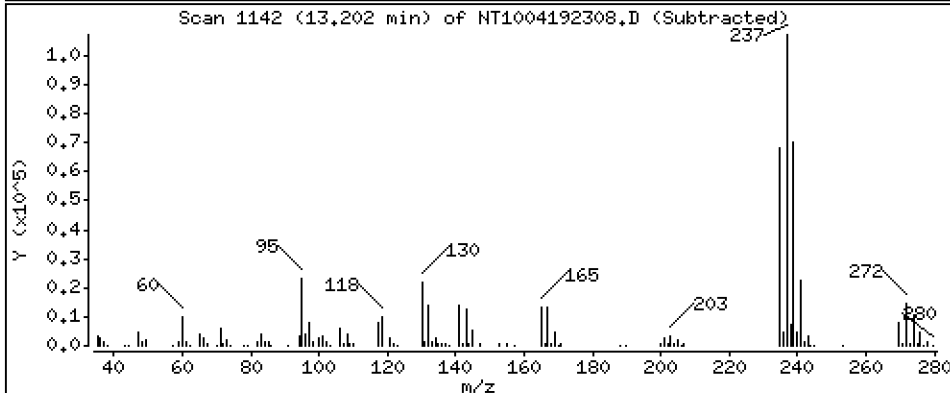
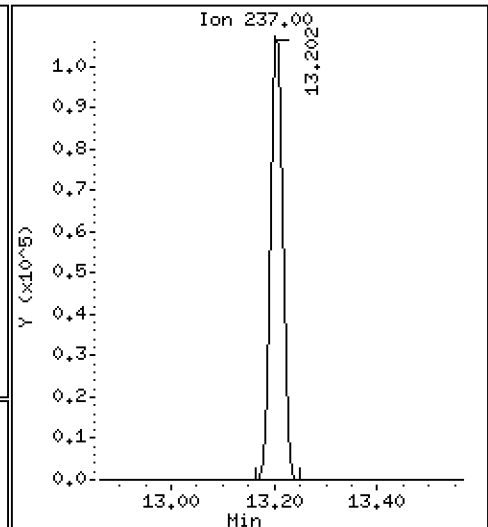
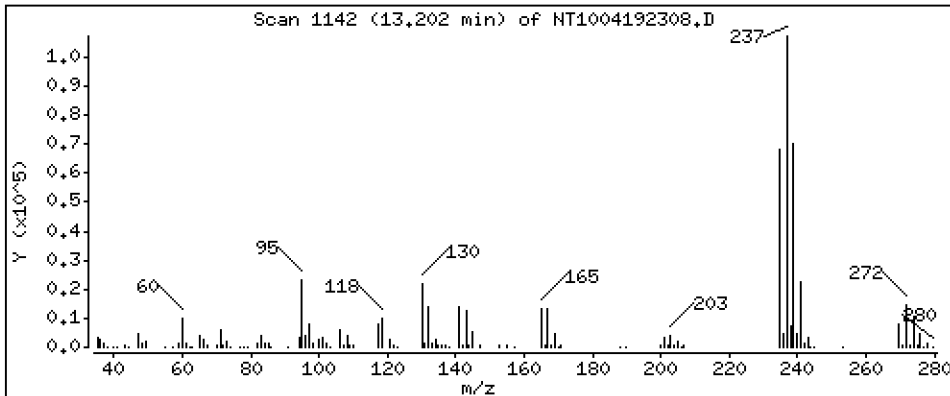
Operator: VTS

Column phase: ZB-5msi

Column diameter: 0,25

33 Hexachlorocyclopentadiene

Concentration: 5,811 ug/mL



Date : 19-APR-2023 15:49

Client ID:

Instrument: nt10.i

Sample Info: BLD0057-BSD1

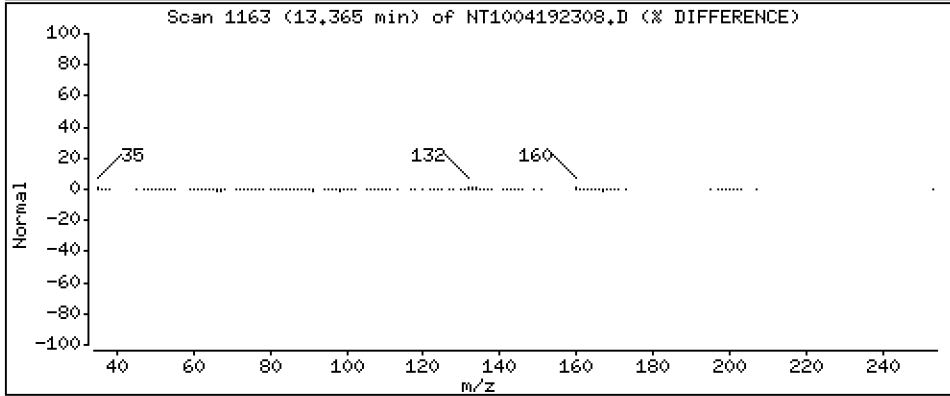
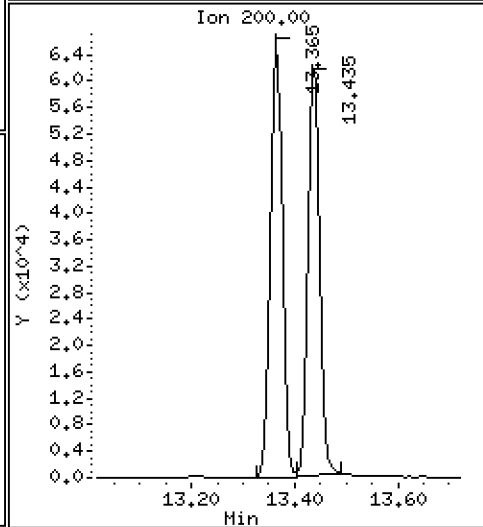
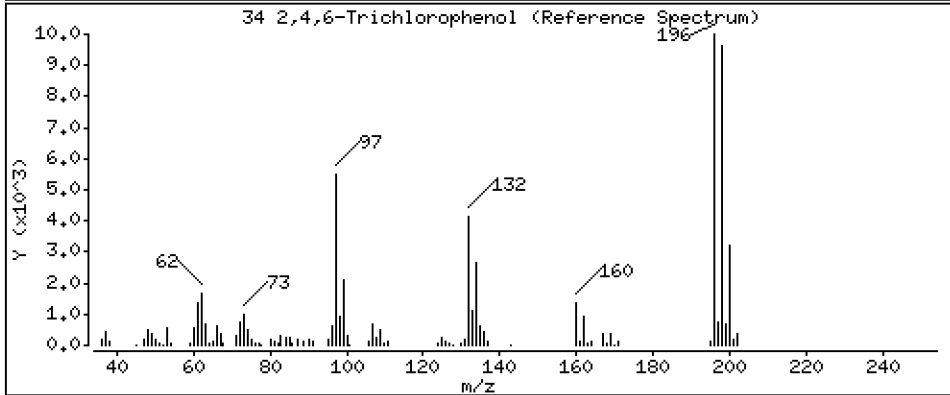
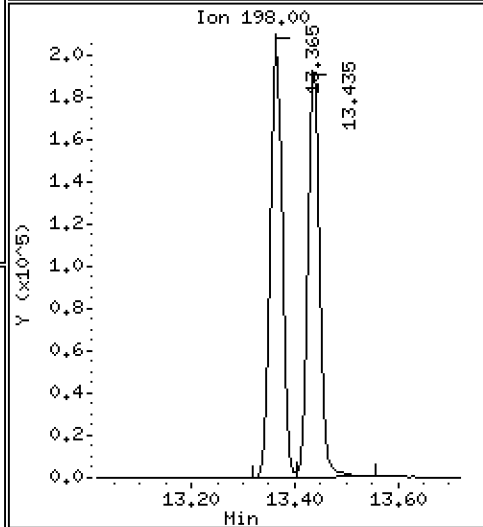
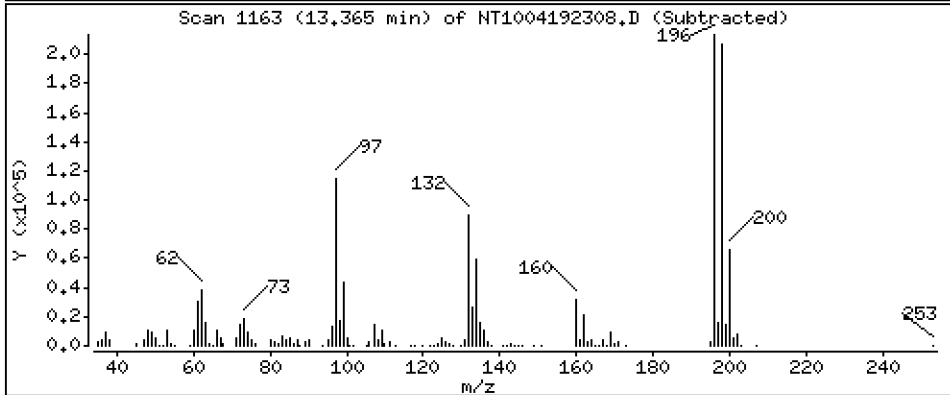
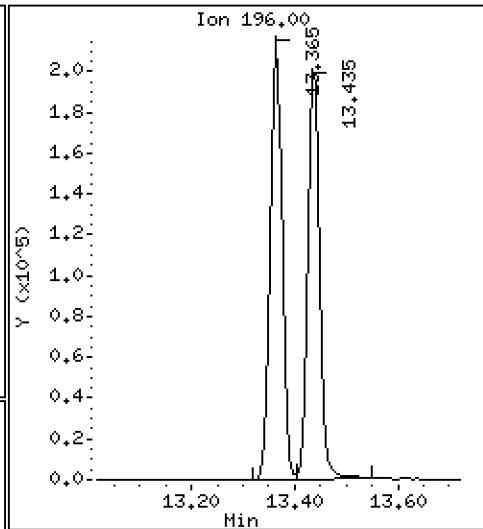
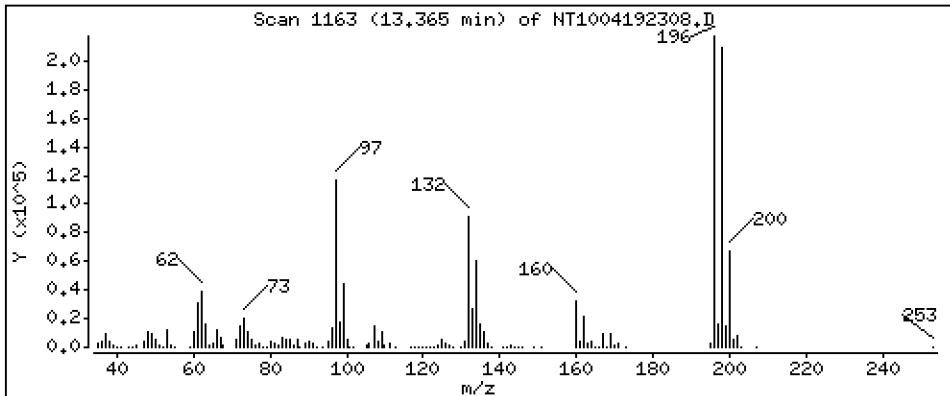
Operator: VTS

Column phase: ZB-5msi

Column diameter: 0,25

34 2,4,6-Trichlorophenol

Concentration: 10,25 ug/mL



Date : 19-APR-2023 15:49

Client ID:

Instrument: nt10.i

Sample Info: BLD0057-BSD1

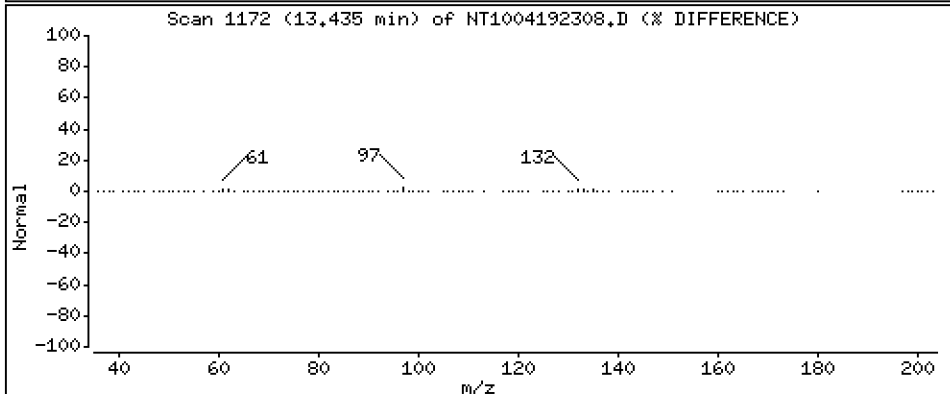
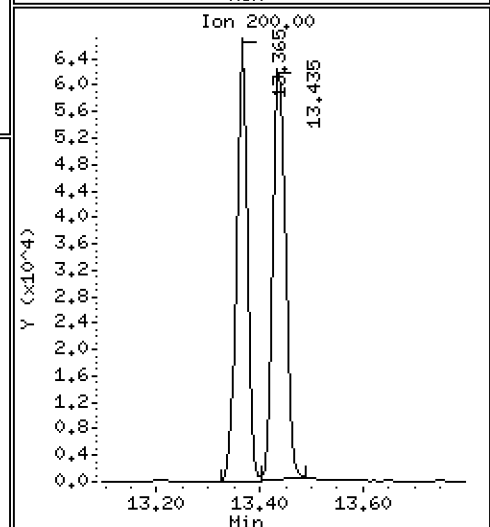
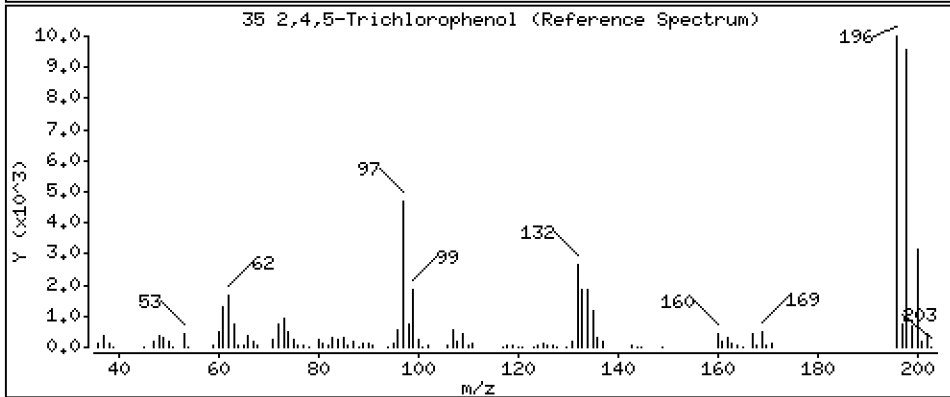
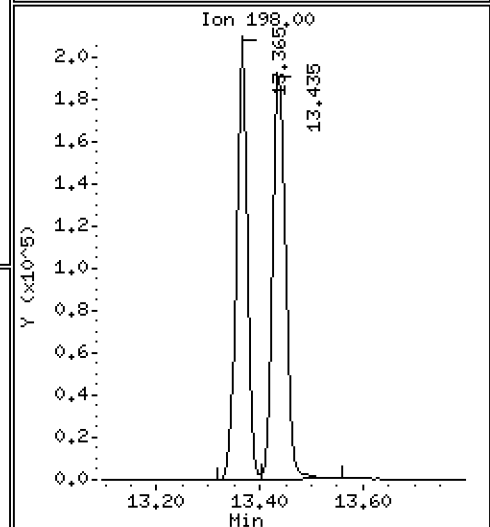
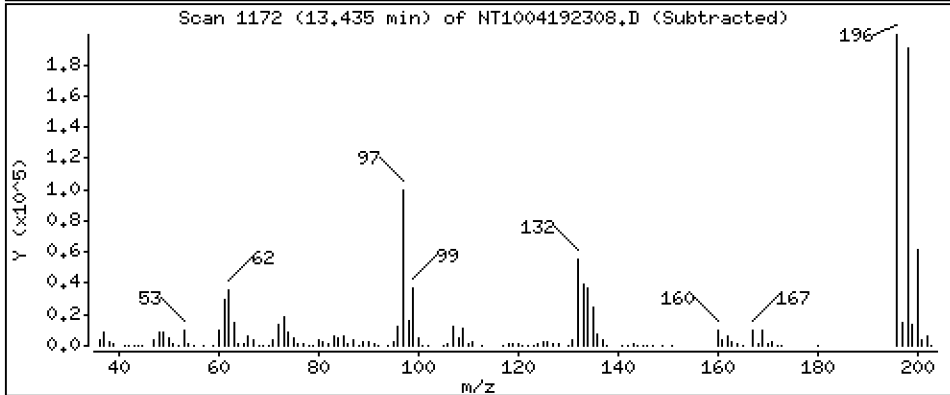
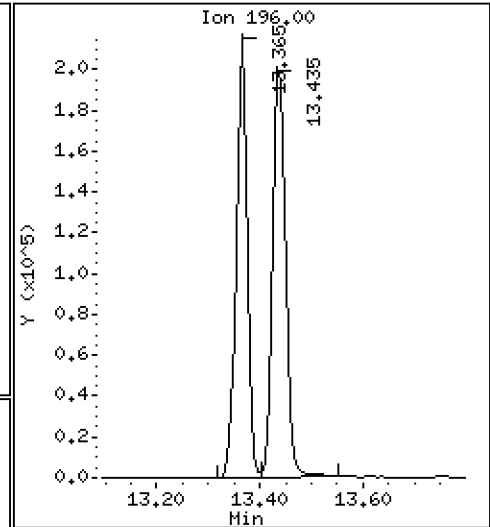
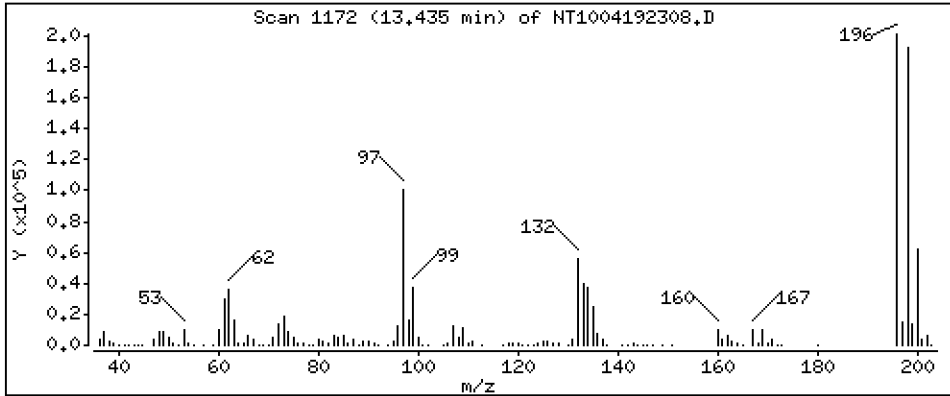
Operator: VTS

Column phase: ZB-5msi

Column diameter: 0,25

35 2,4,5-Trichlorophenol

Concentration: 9,673 ug/mL



Date : 19-APR-2023 15:49

Client ID:

Instrument: nt10.i

Sample Info: BLD0057-BSD1

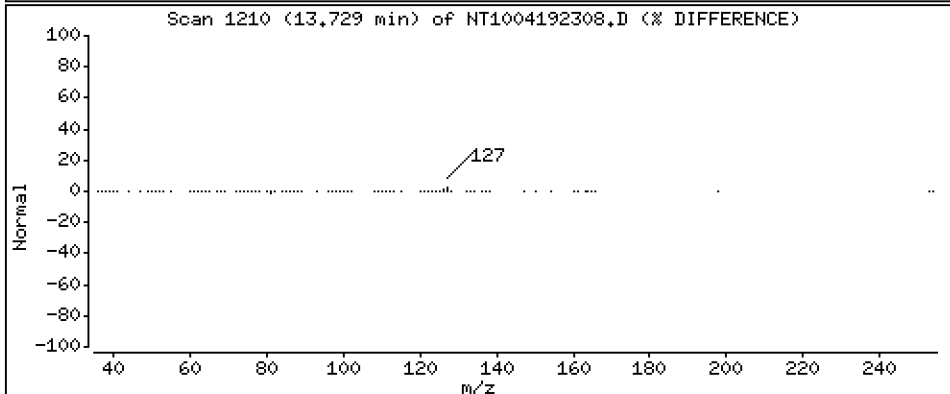
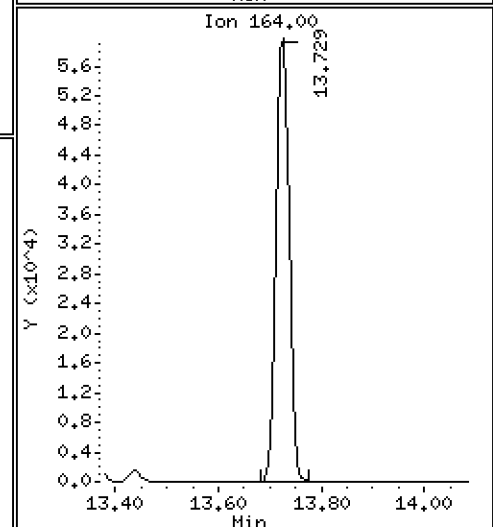
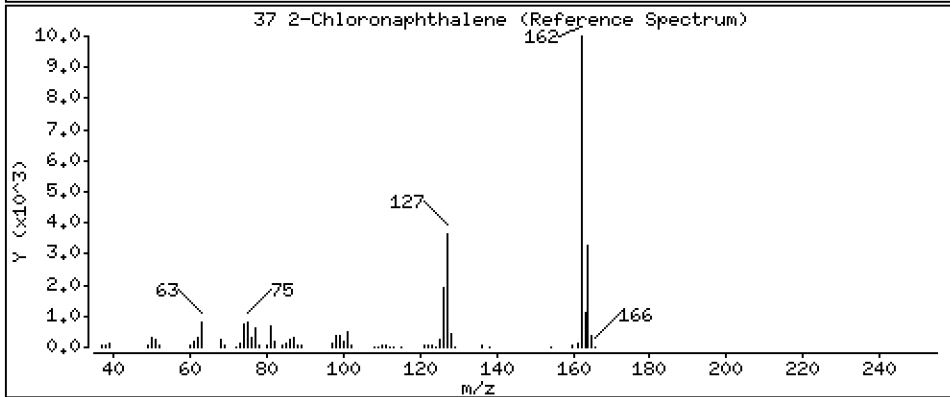
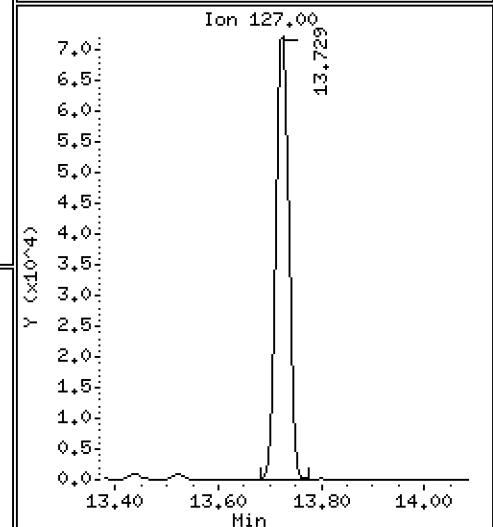
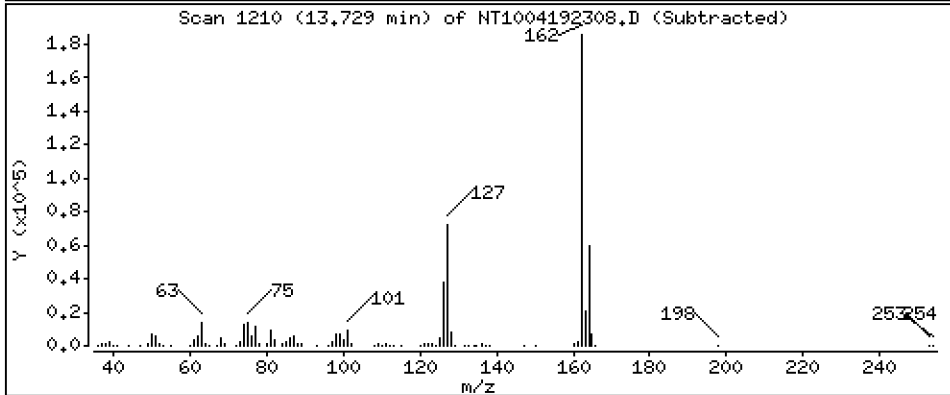
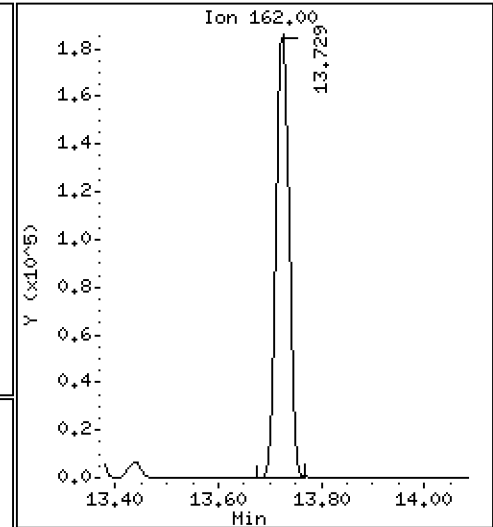
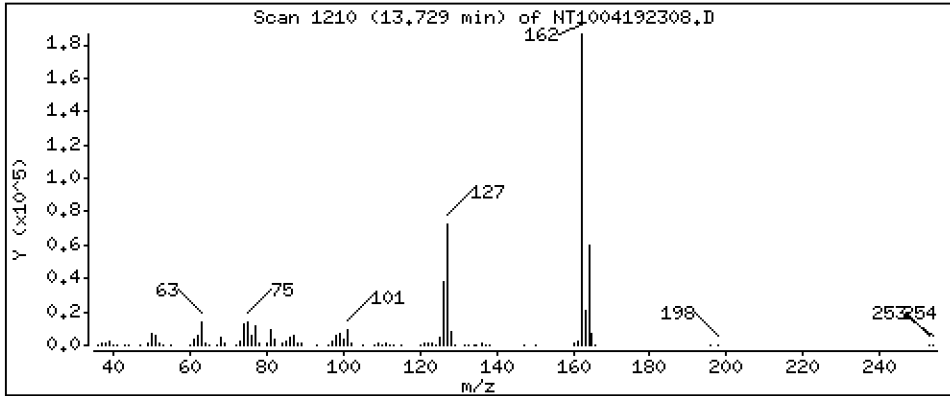
Operator: VTS

Column phase: ZB-5msi

Column diameter: 0,25

37 2-Chloronaphthalene

Concentration: 3,053 ug/mL



Date : 19-APR-2023 15:49

Client ID:

Instrument: nt10.i

Sample Info: BLD0057-BSD1

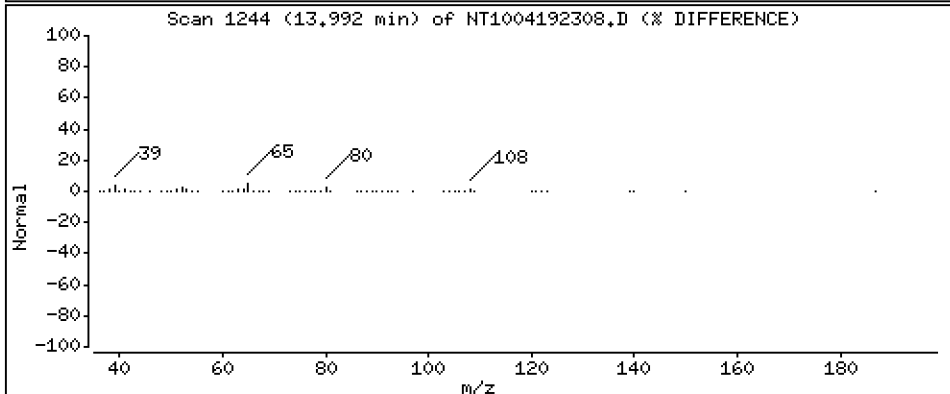
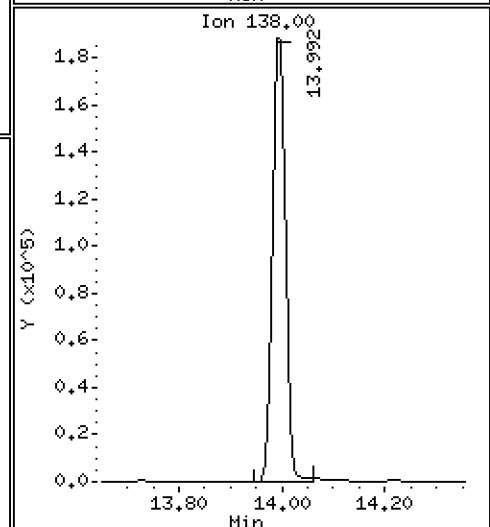
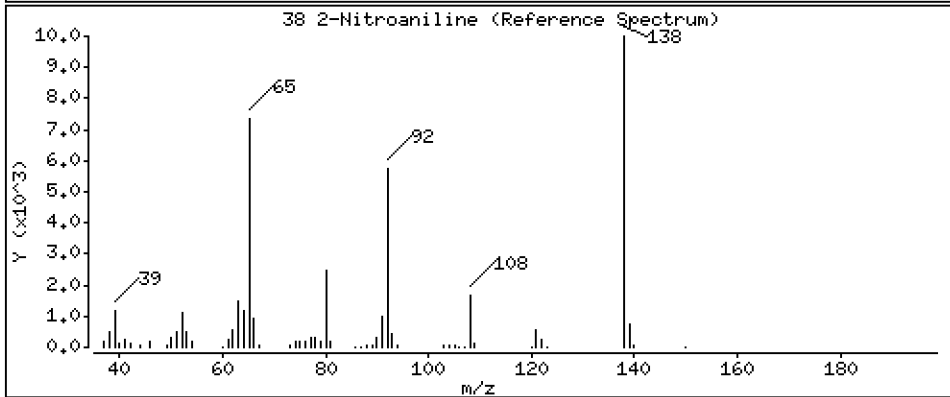
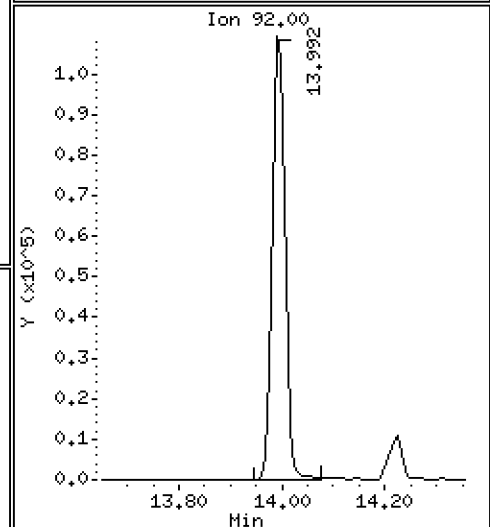
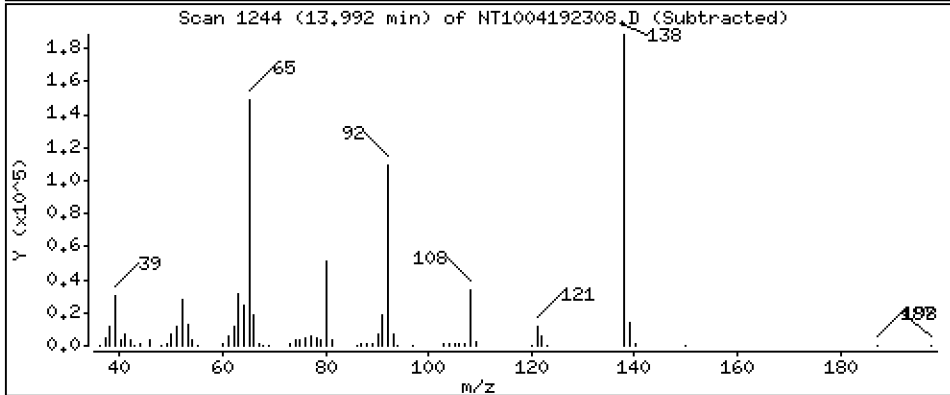
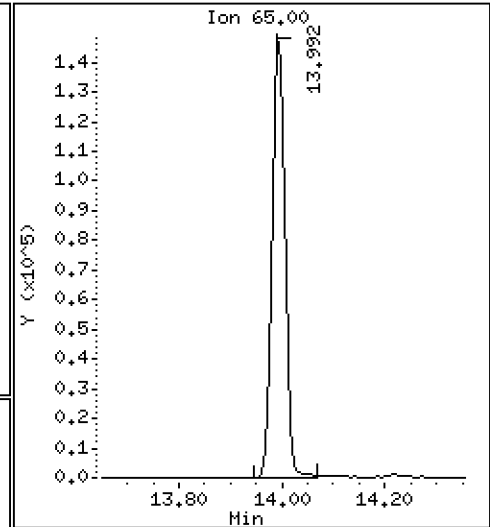
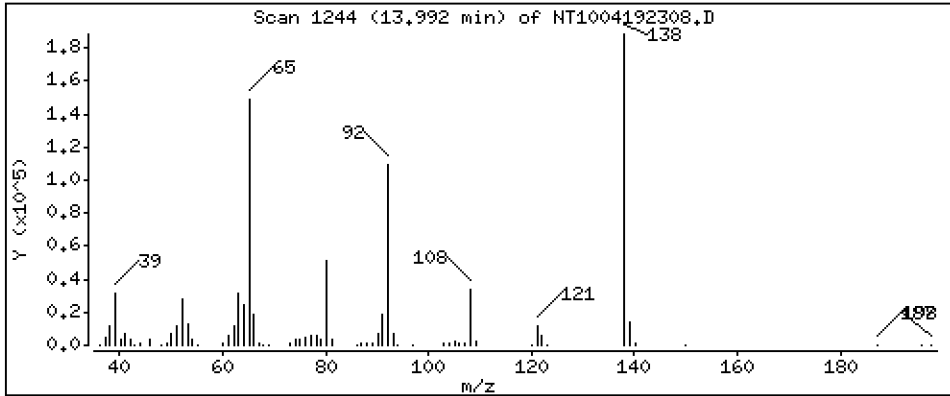
Operator: VTS

Column phase: ZB-5msi

Column diameter: 0,25

38 2-Nitroaniline

Concentration: 8,673 ug/mL



Date : 19-APR-2023 15:49

Client ID:

Instrument: nt10.i

Sample Info: BLD0057-BSD1

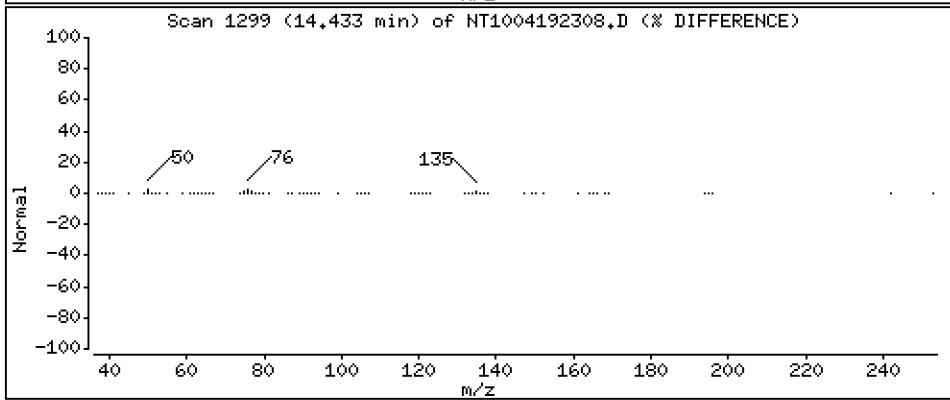
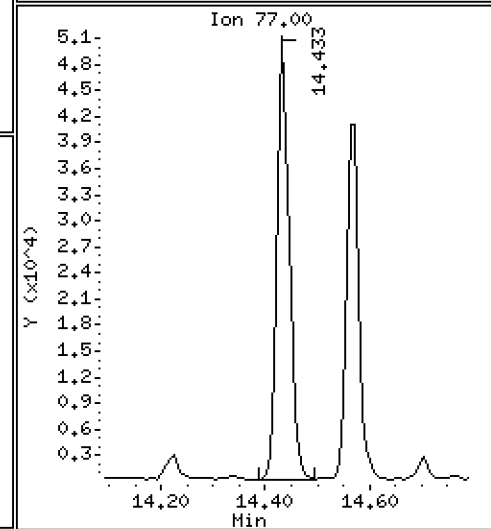
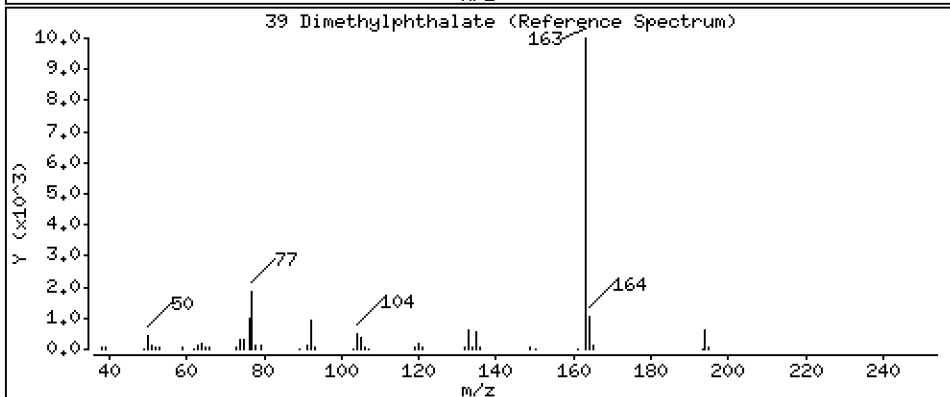
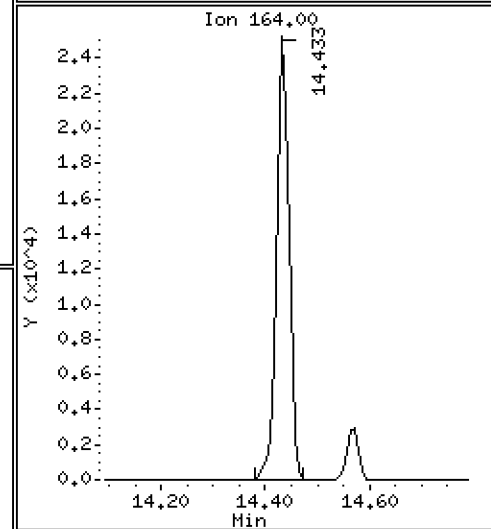
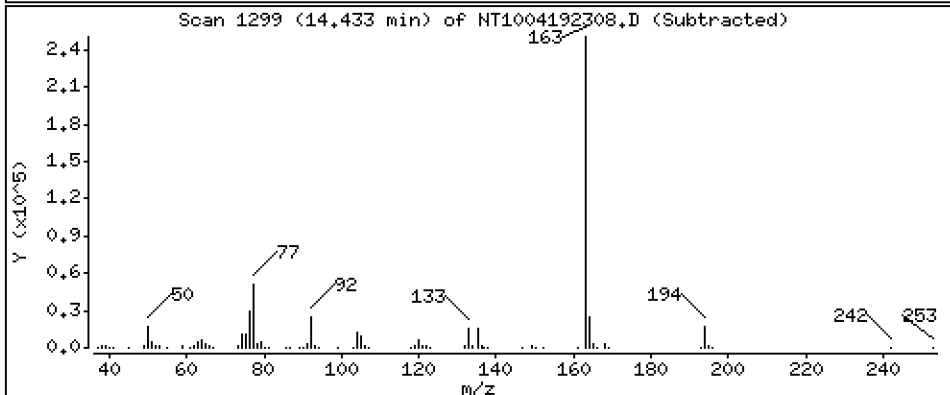
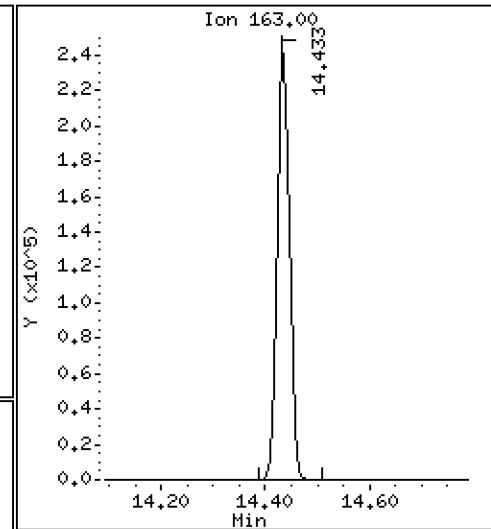
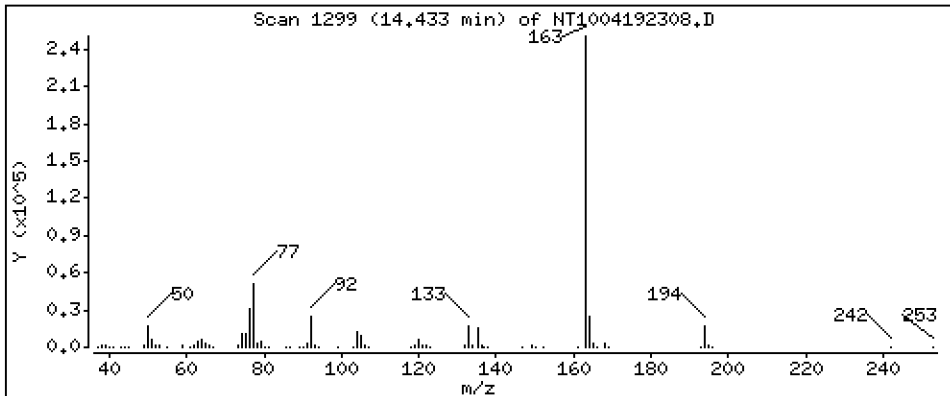
Operator: VTS

Column phase: ZB-5msi

Column diameter: 0,25

39 Dimethylphthalate

Concentration: 3,755 ug/mL



Date : 19-APR-2023 15:49

Client ID:

Instrument: nt10.i

Sample Info: BLD0057-BSD1

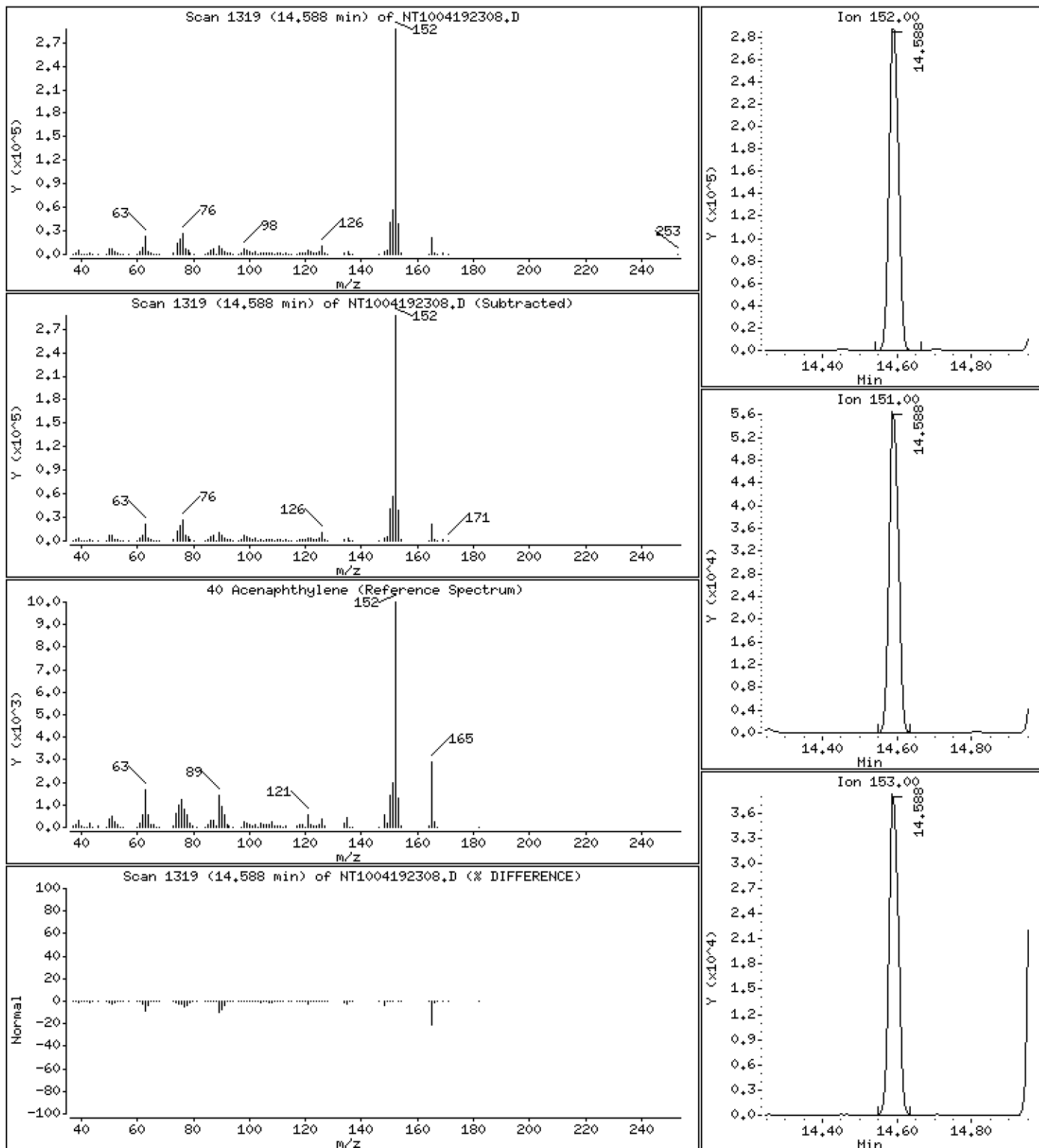
Operator: VTS

Column phase: ZB-5msi

Column diameter: 0,25

40 Acenaphthylene

Concentration: 3,047 ug/mL



Date : 19-APR-2023 15:49

Client ID:

Instrument: nt10.i

Sample Info: BLD0057-BSD1

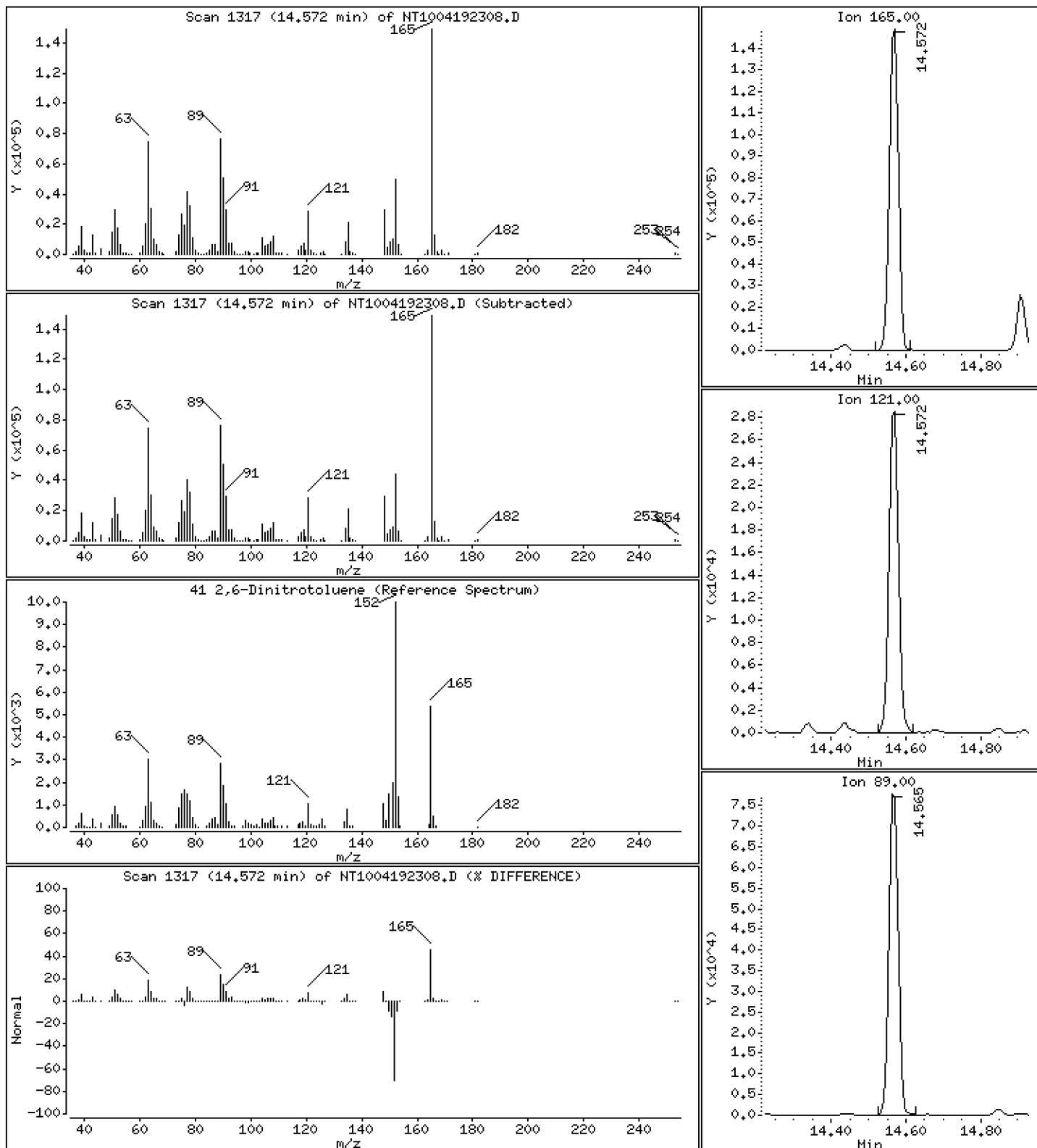
Operator: VTS

Column phase: ZB-5msi

Column diameter: 0,25

41 2,6-Dinitrotoluene

Concentration: 10,76 ug/mL



Date : 19-APR-2023 15:49

Client ID:

Instrument: nt10.i

Sample Info: BLD0057-BSD1

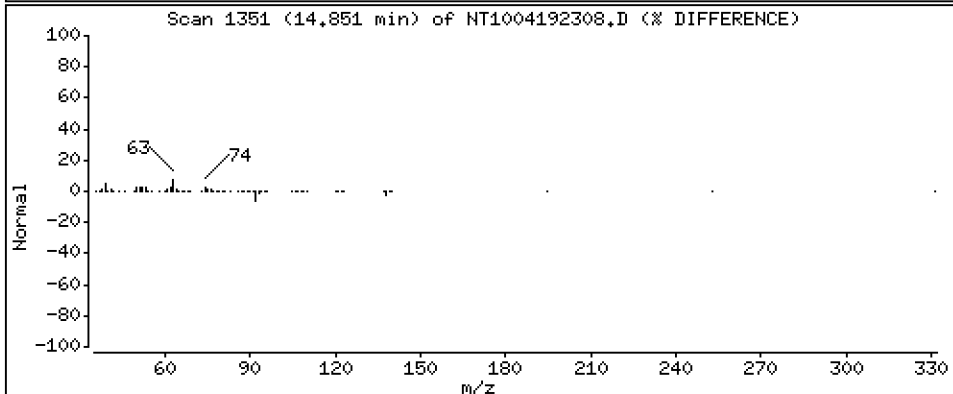
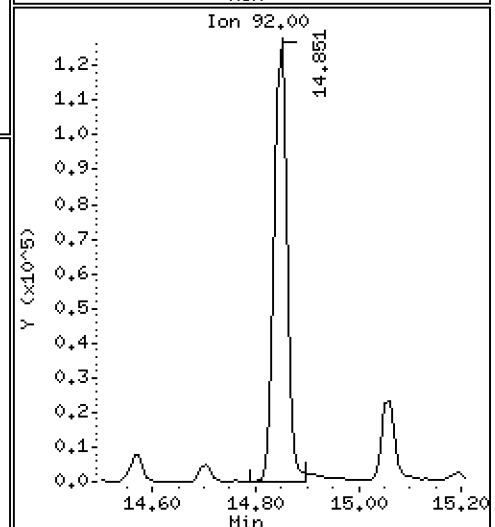
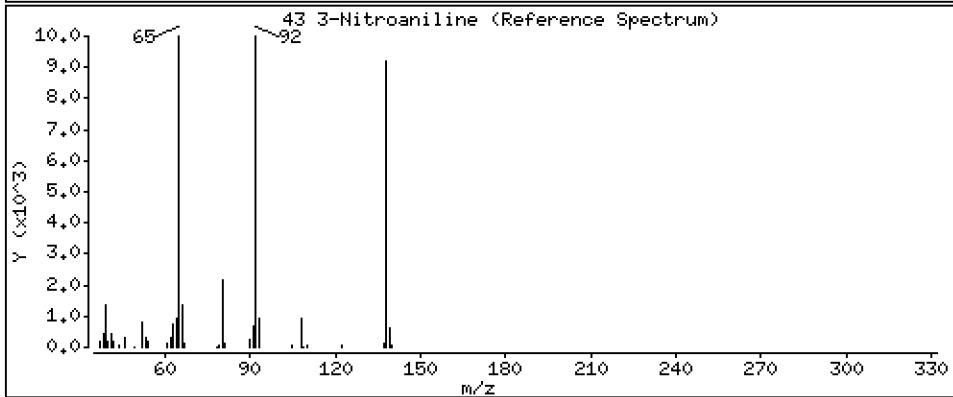
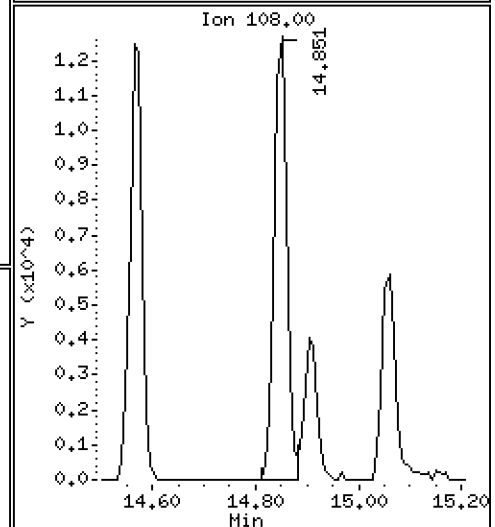
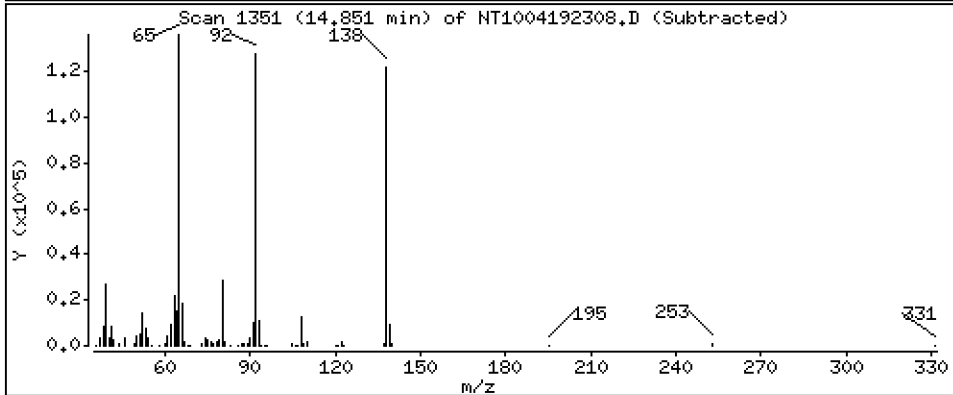
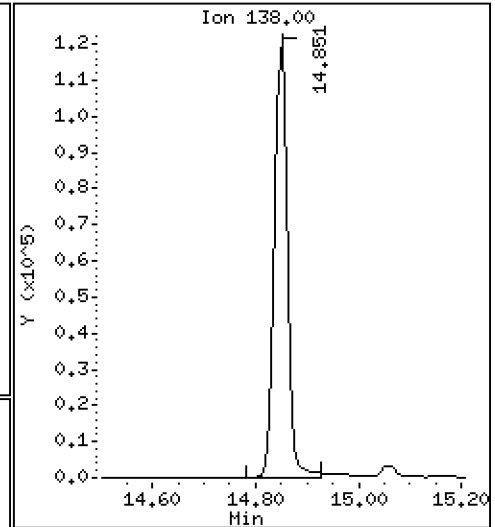
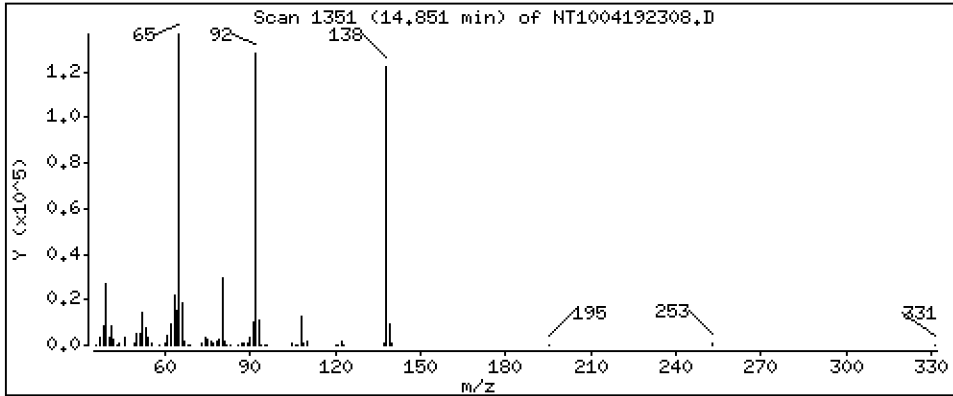
Operator: VTS

Column phase: ZB-5msi

Column diameter: 0,25

43 3-Nitroaniline

Concentration: 8,914 ug/mL



Date : 19-APR-2023 15:49

Client ID:

Instrument: nt10.i

Sample Info: BLD0057-BSD1

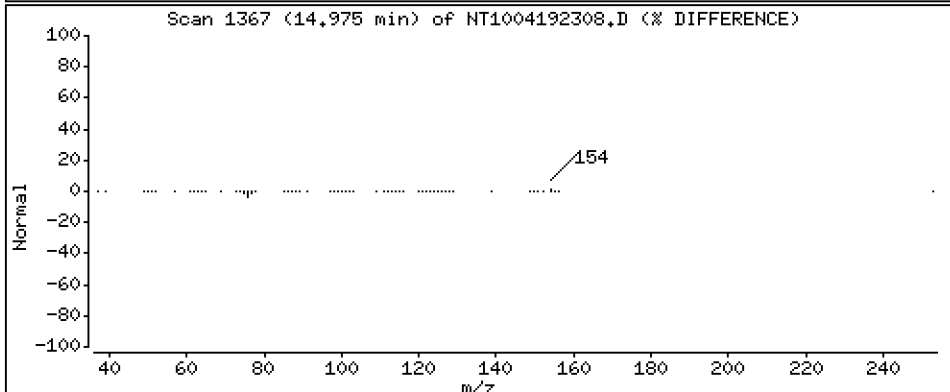
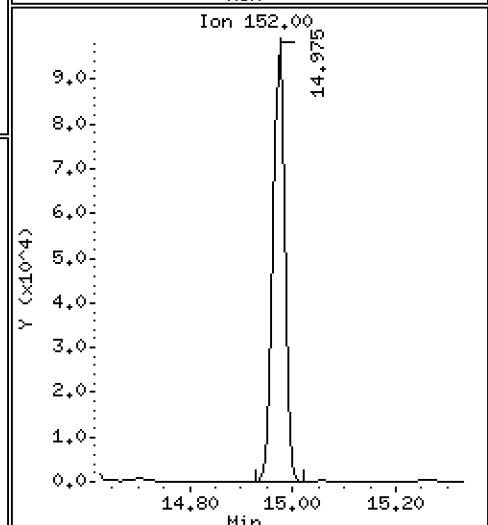
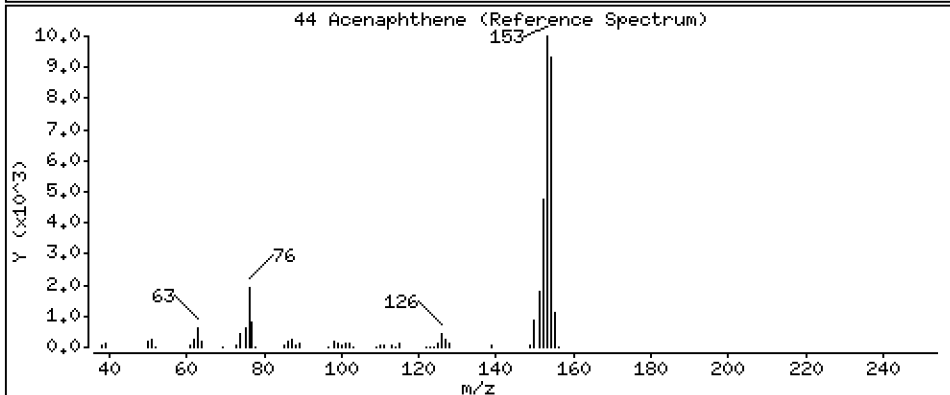
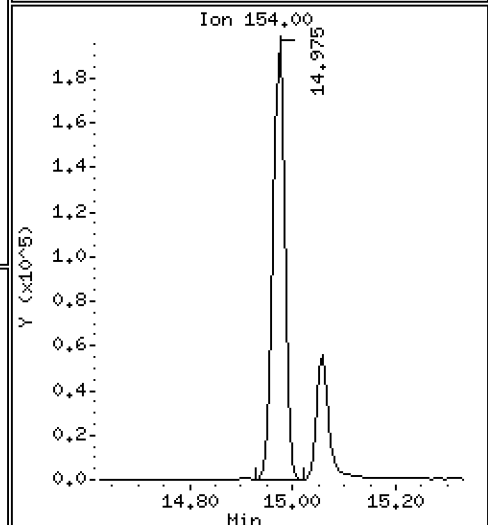
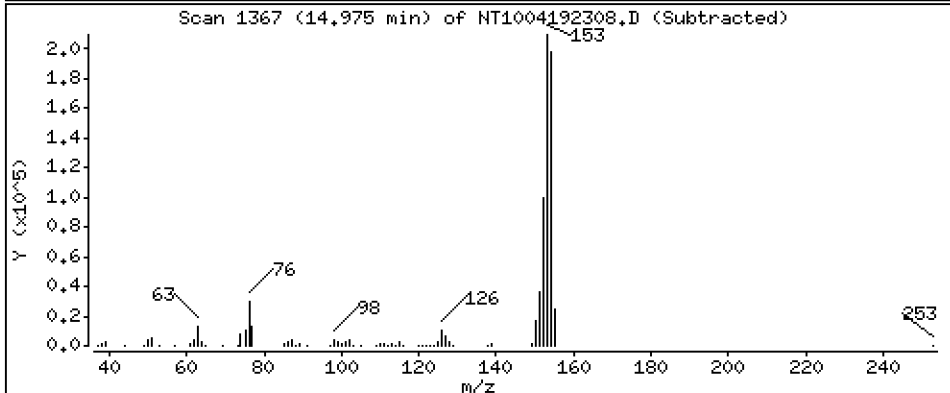
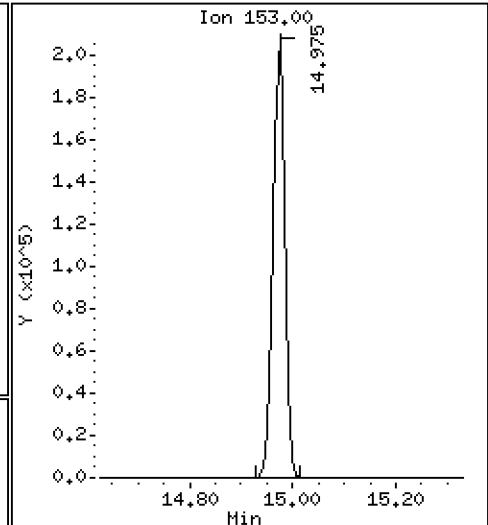
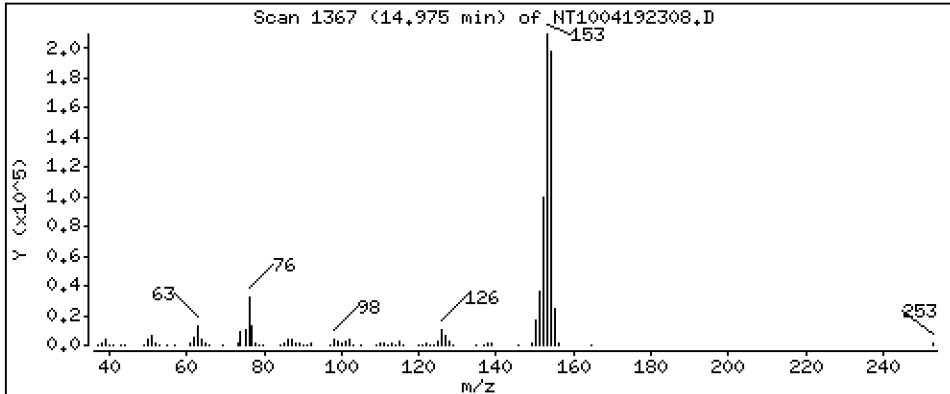
Operator: VTS

Column phase: ZB-5msi

Column diameter: 0,25

44 Acenaphthene

Concentration: 3,134 ug/mL



Date : 19-APR-2023 15:49

Client ID:

Instrument: nt10.i

Sample Info: BLD0057-BSD1

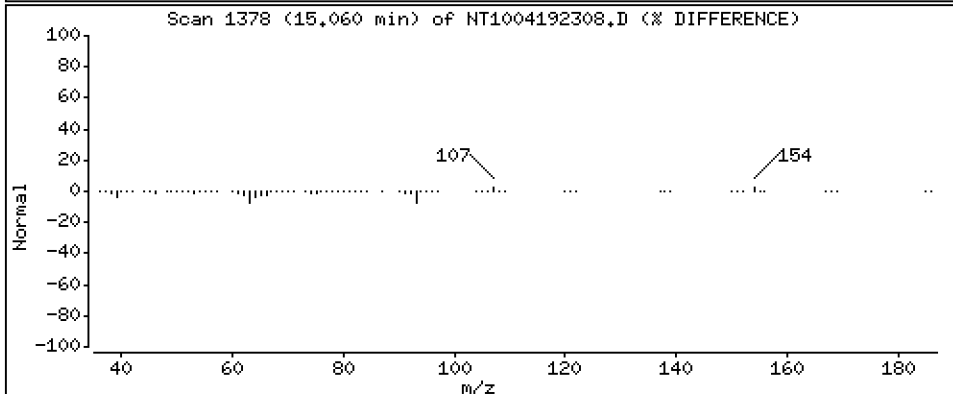
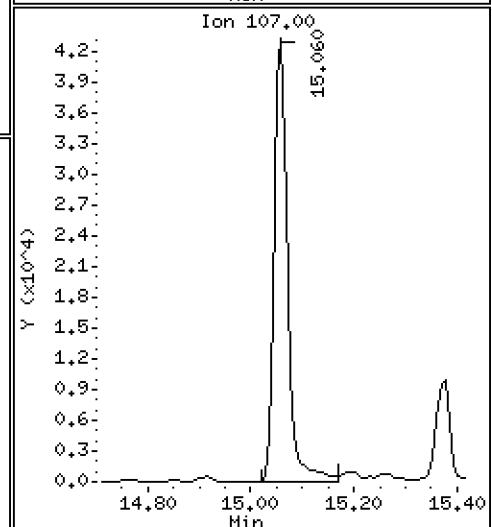
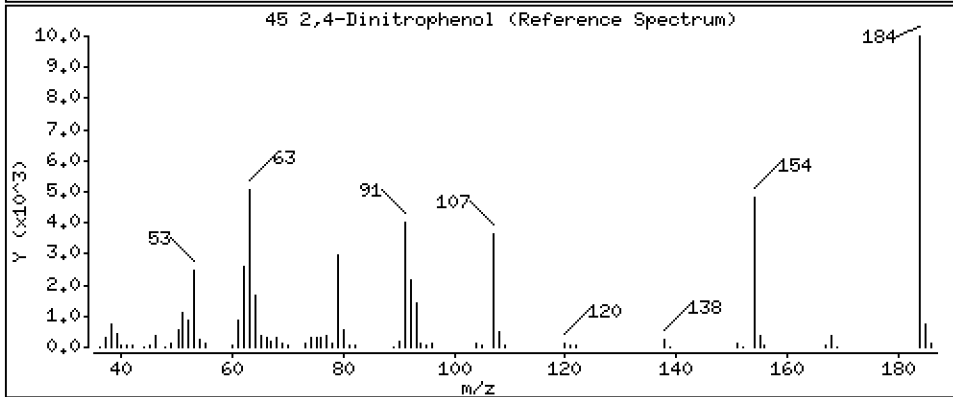
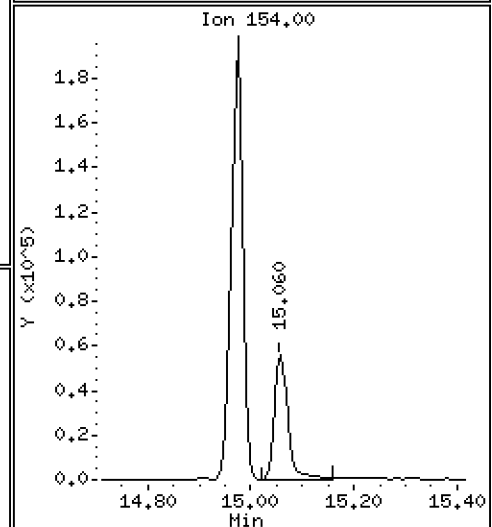
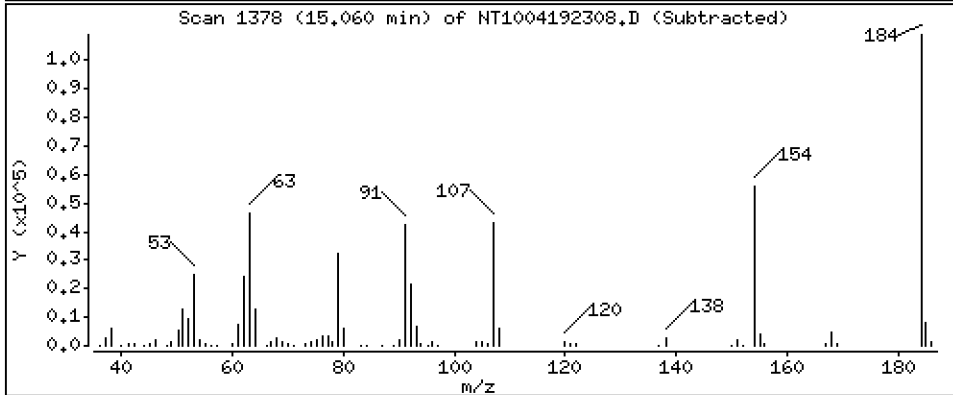
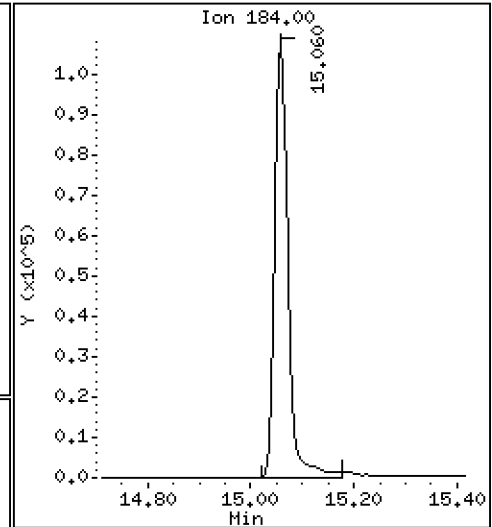
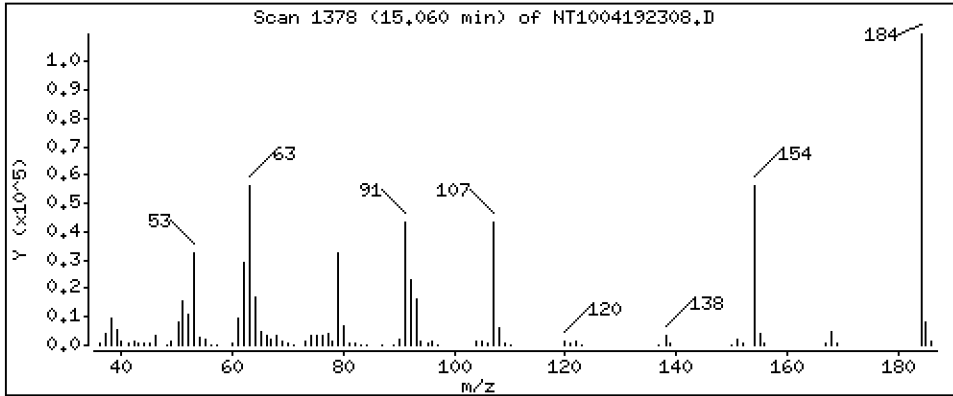
Operator: VTS

Column phase: ZB-5msi

Column diameter: 0,25

45 2,4-Dinitrophenol

Concentration: 13,33 ug/mL



Date : 19-APR-2023 15:49

Client ID:

Instrument: nt10.i

Sample Info: BLD0057-BSD1

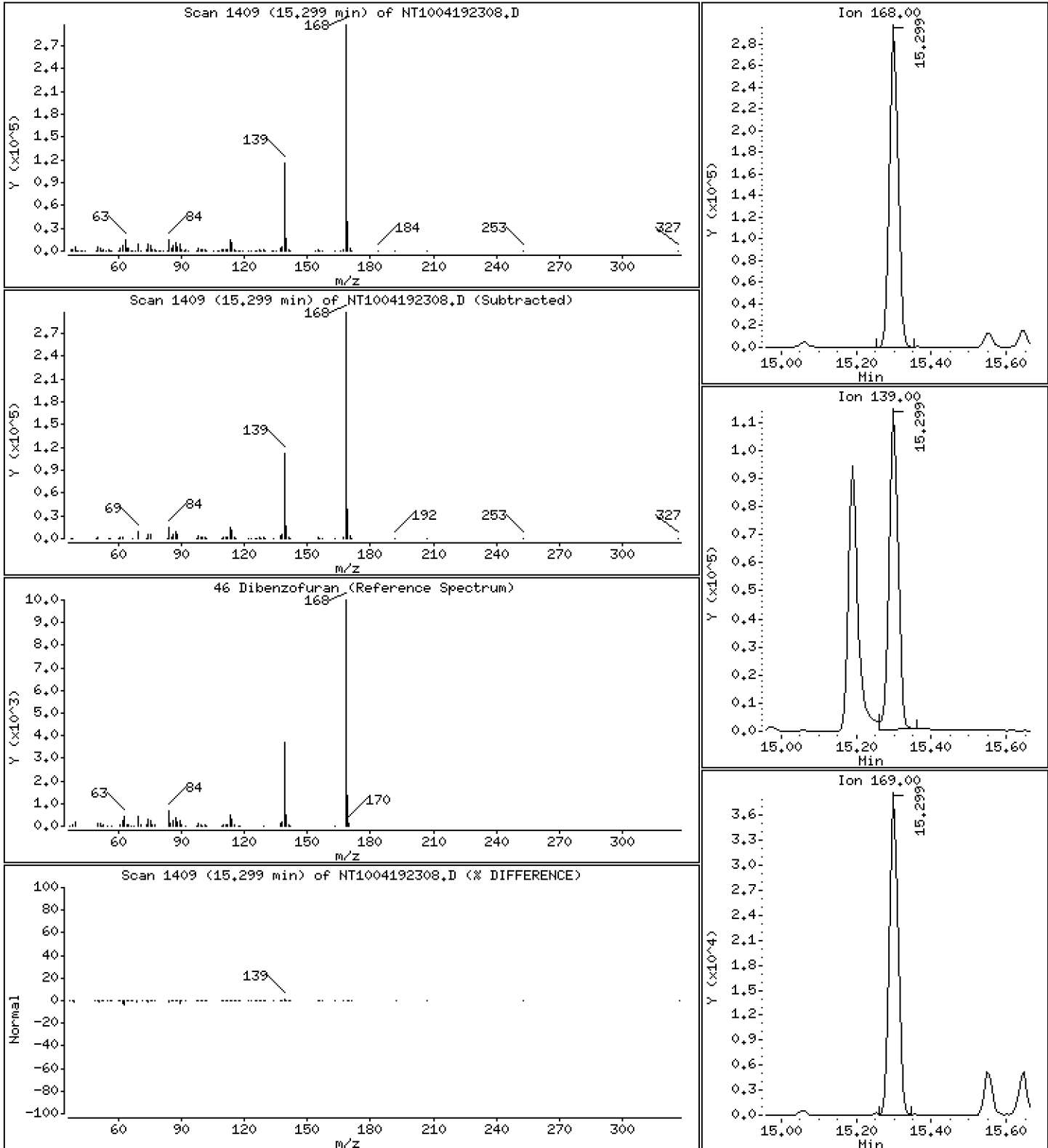
Operator: VTS

Column phase: ZB-5msi

Column diameter: 0,25

46 Dibenzofuran

Concentration: 3,188 ug/mL



Date : 19-APR-2023 15:49

Client ID:

Instrument: nt10.i

Sample Info: BLD0057-BSD1

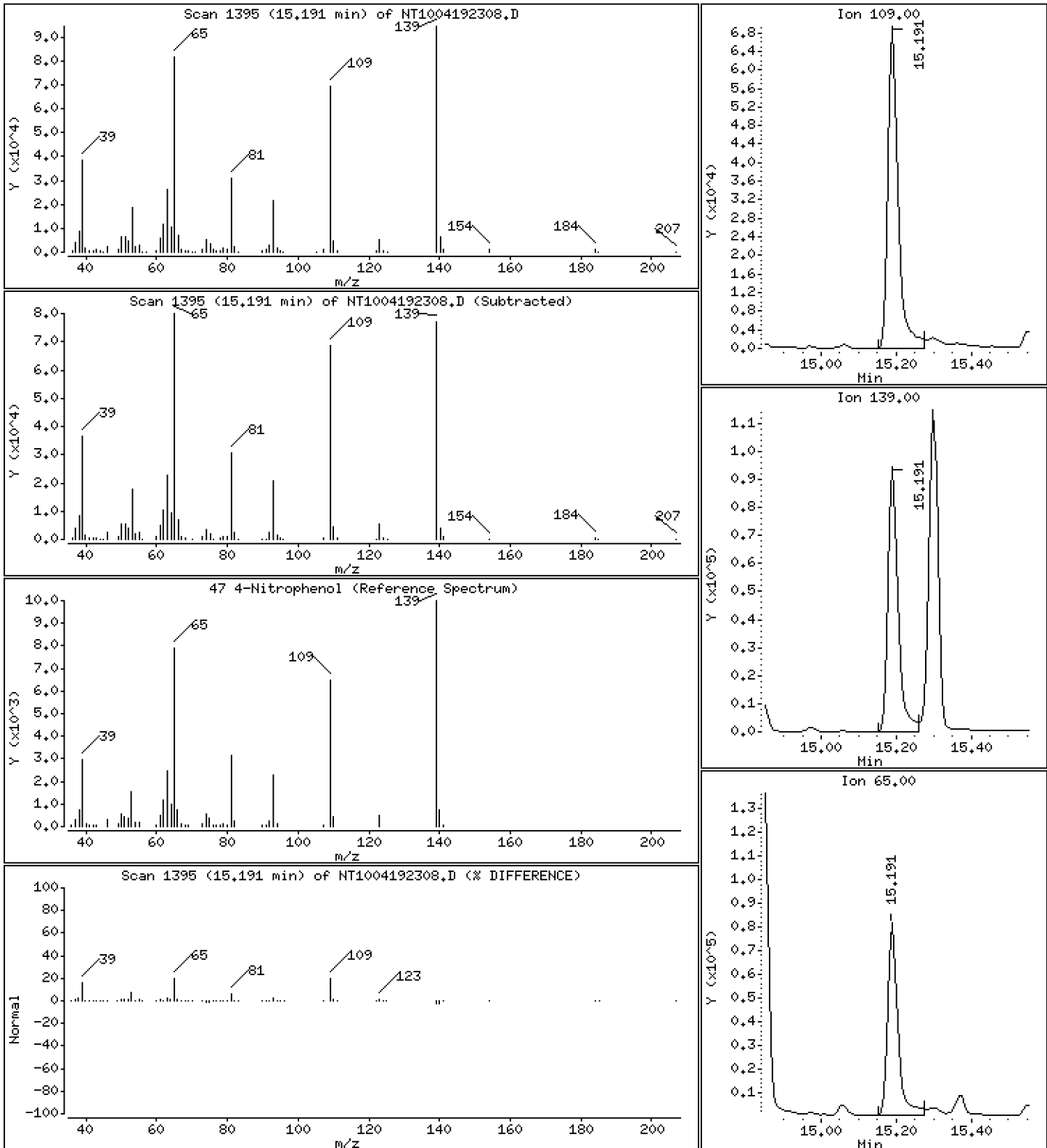
Operator: VTS

Column phase: ZB-5msi

Column diameter: 0,25

47 4-Nitrophenol

Concentration: 8,156 ug/mL



Date : 19-APR-2023 15:49

Client ID:

Instrument: nt10.i

Sample Info: BLD0057-BSD1

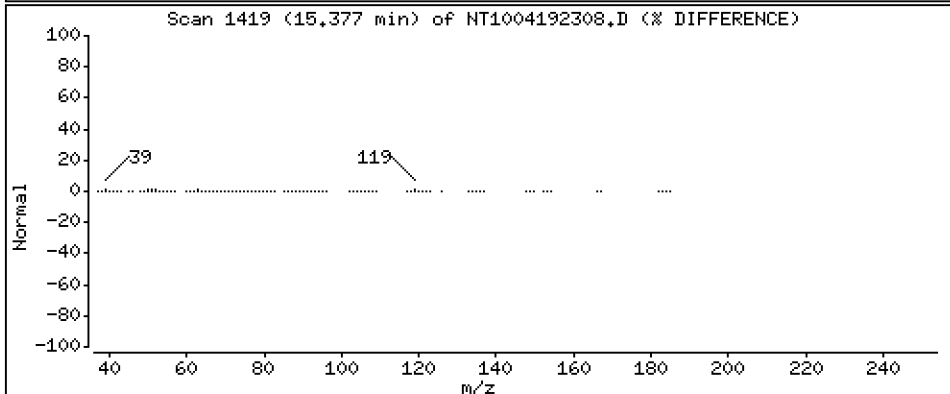
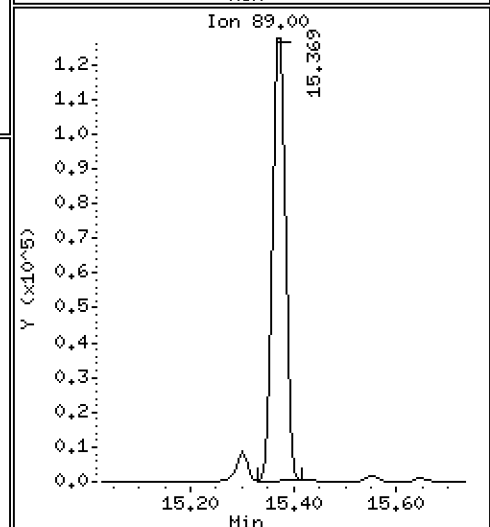
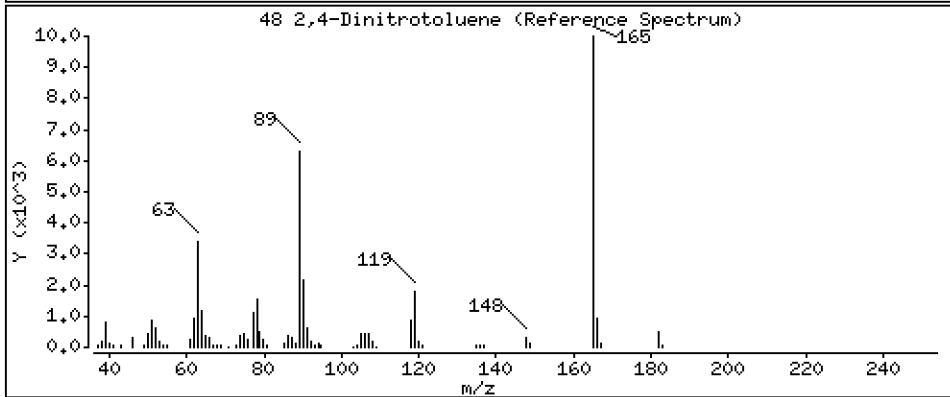
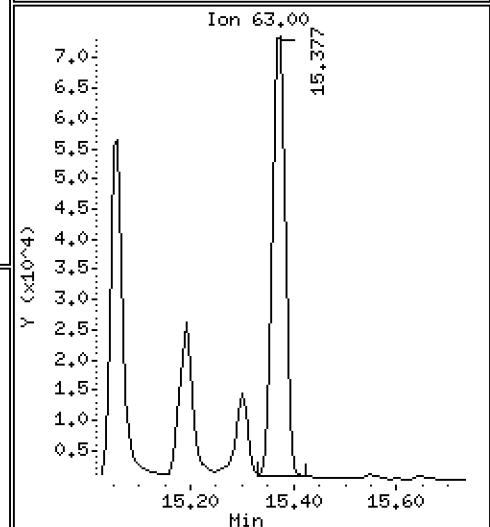
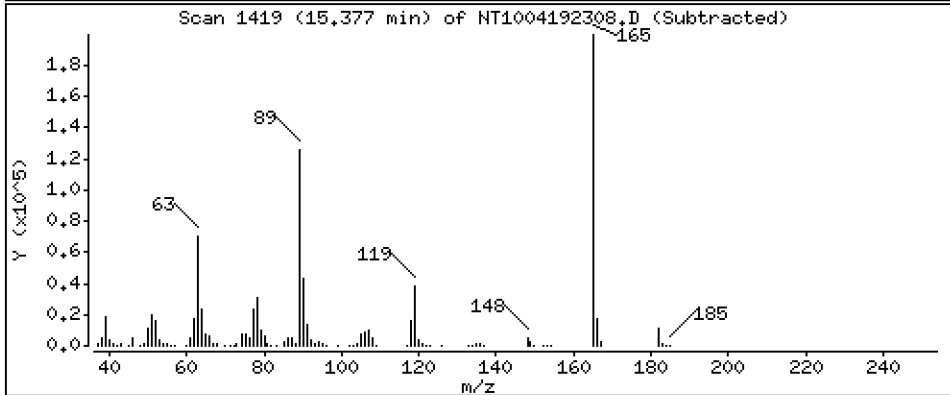
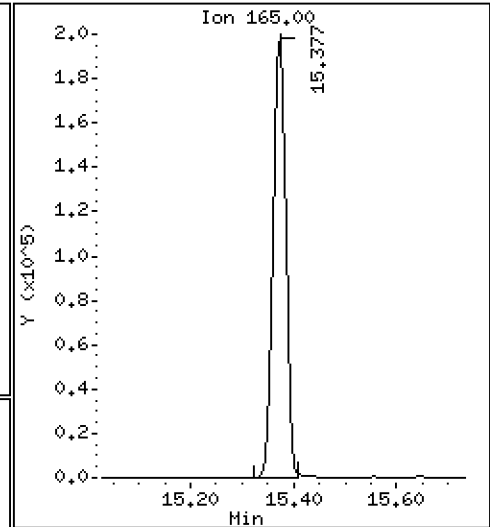
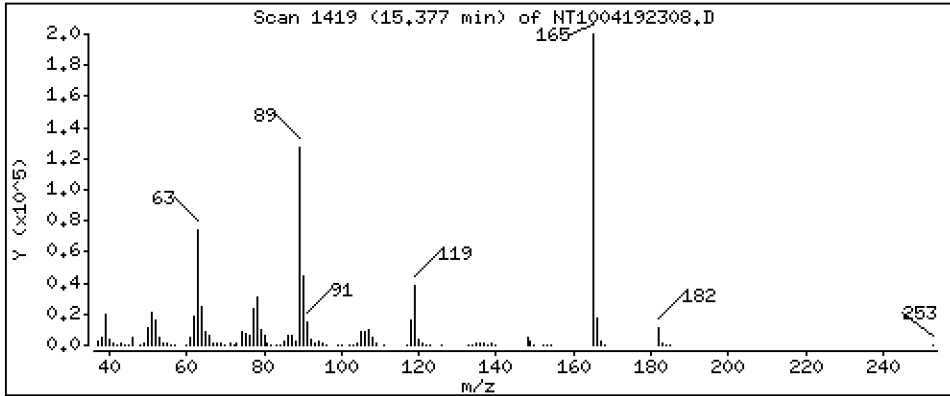
Operator: VTS

Column phase: ZB-5msi

Column diameter: 0,25

48 2,4-Dinitrotoluene

Concentration: 9,767 ug/mL



Date : 19-APR-2023 15:49

Client ID:

Instrument: nt10.i

Sample Info: BLD0057-BSD1

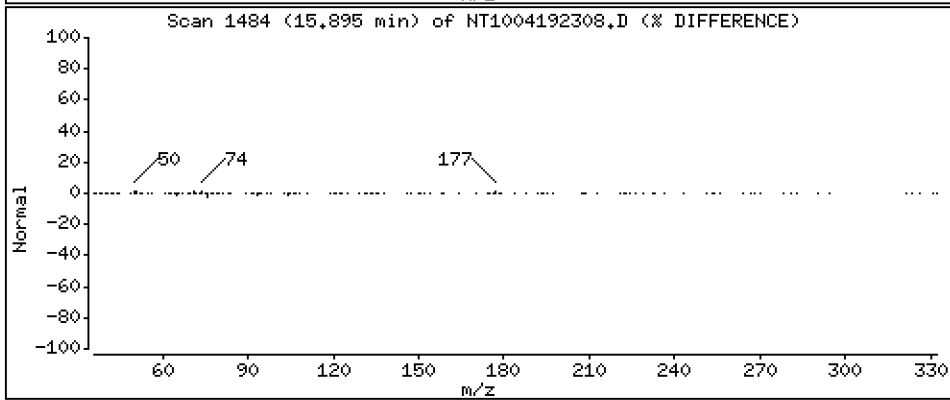
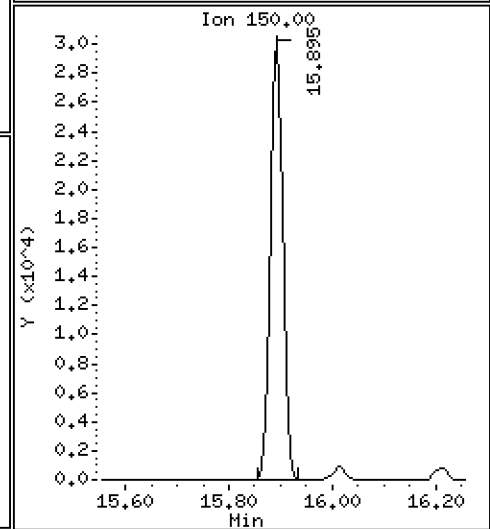
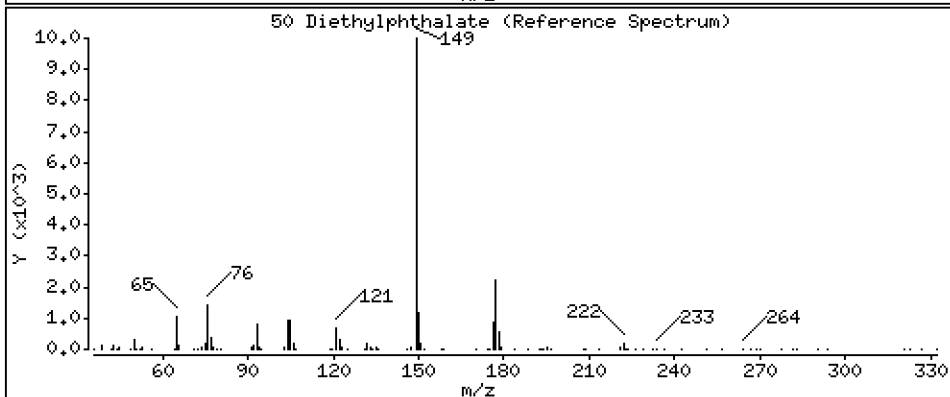
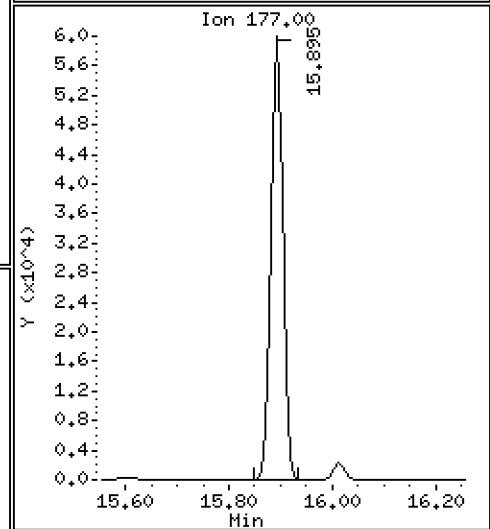
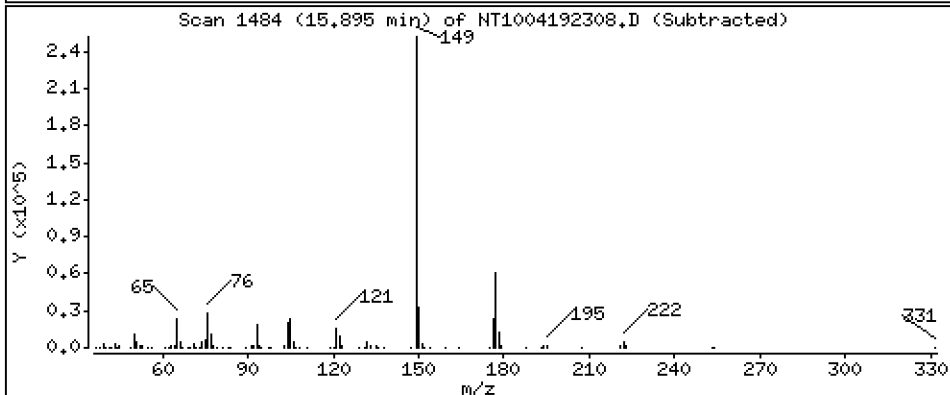
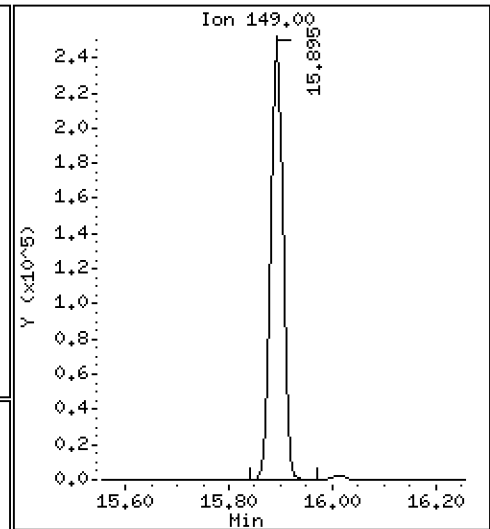
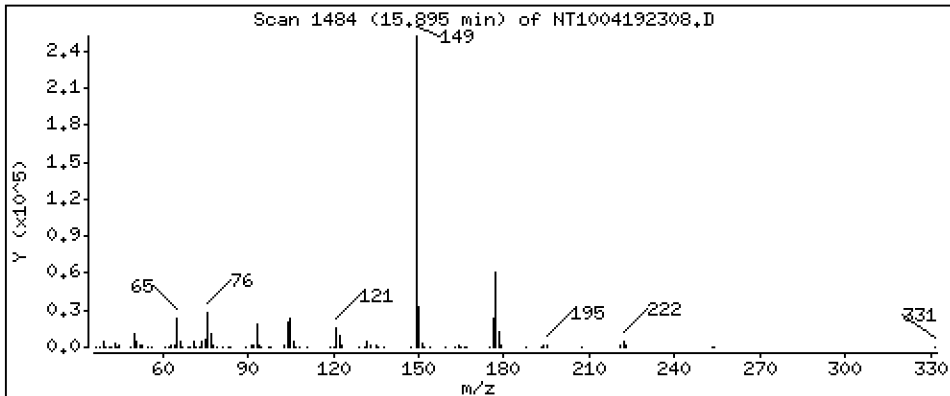
Operator: VTS

Column phase: ZB-5msi

Column diameter: 0,25

50 Diethylphthalate

Concentration: 4,328 ug/mL



Date : 19-APR-2023 15:49

Client ID:

Instrument: nt10.i

Sample Info: BLD0057-BSD1

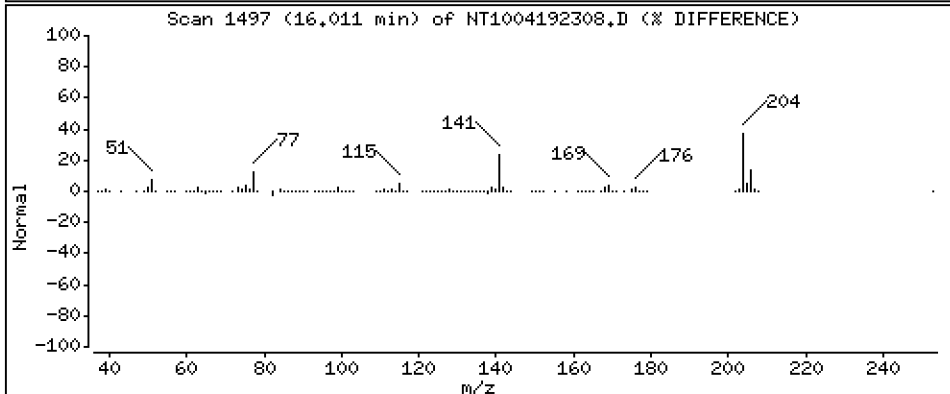
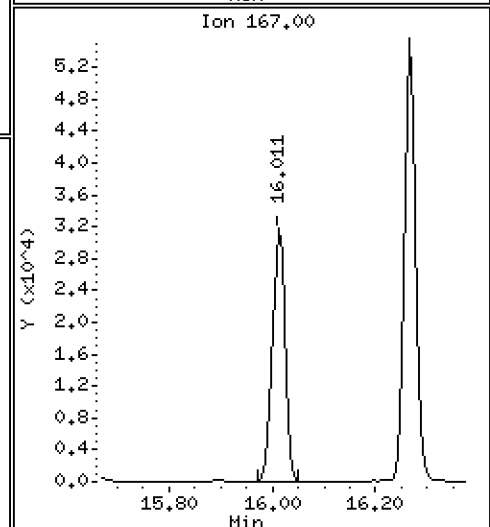
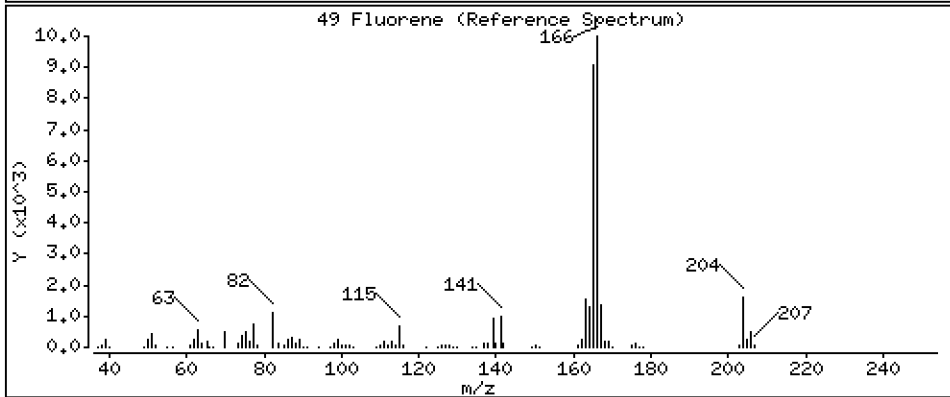
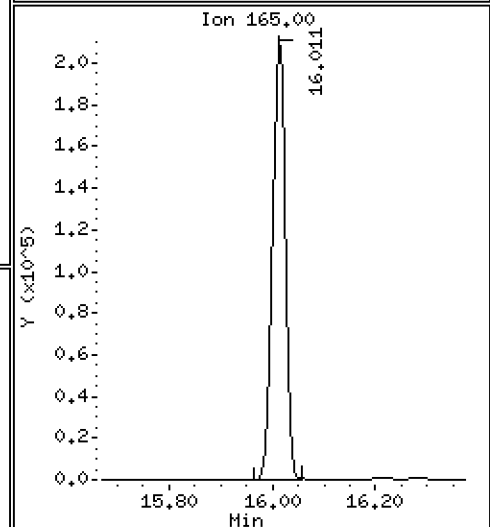
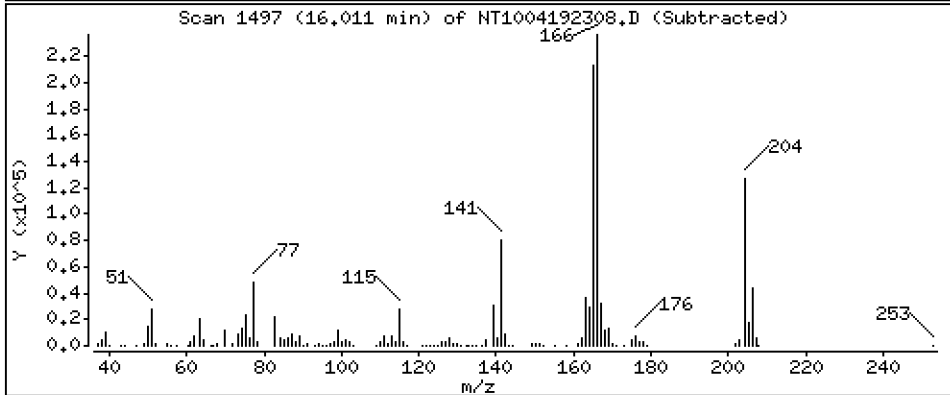
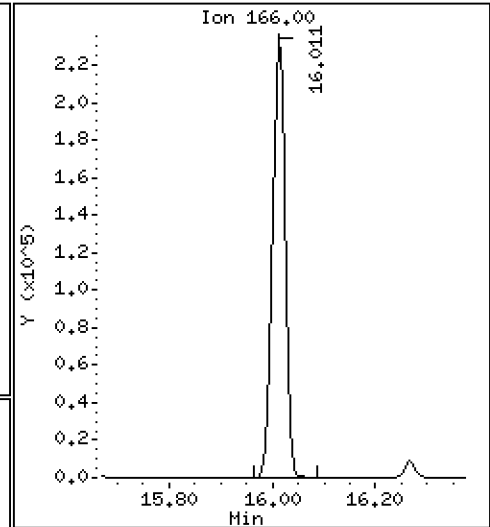
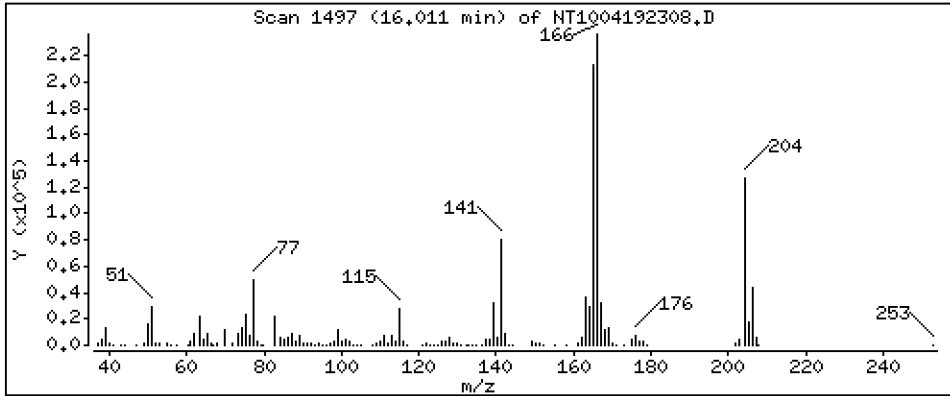
Operator: VTS

Column phase: ZB-5msi

Column diameter: 0,25

49 Fluorene

Concentration: 3,304 ug/mL



Date : 19-APR-2023 15:49

Client ID:

Instrument: nt10.i

Sample Info: BLD0057-BSD1

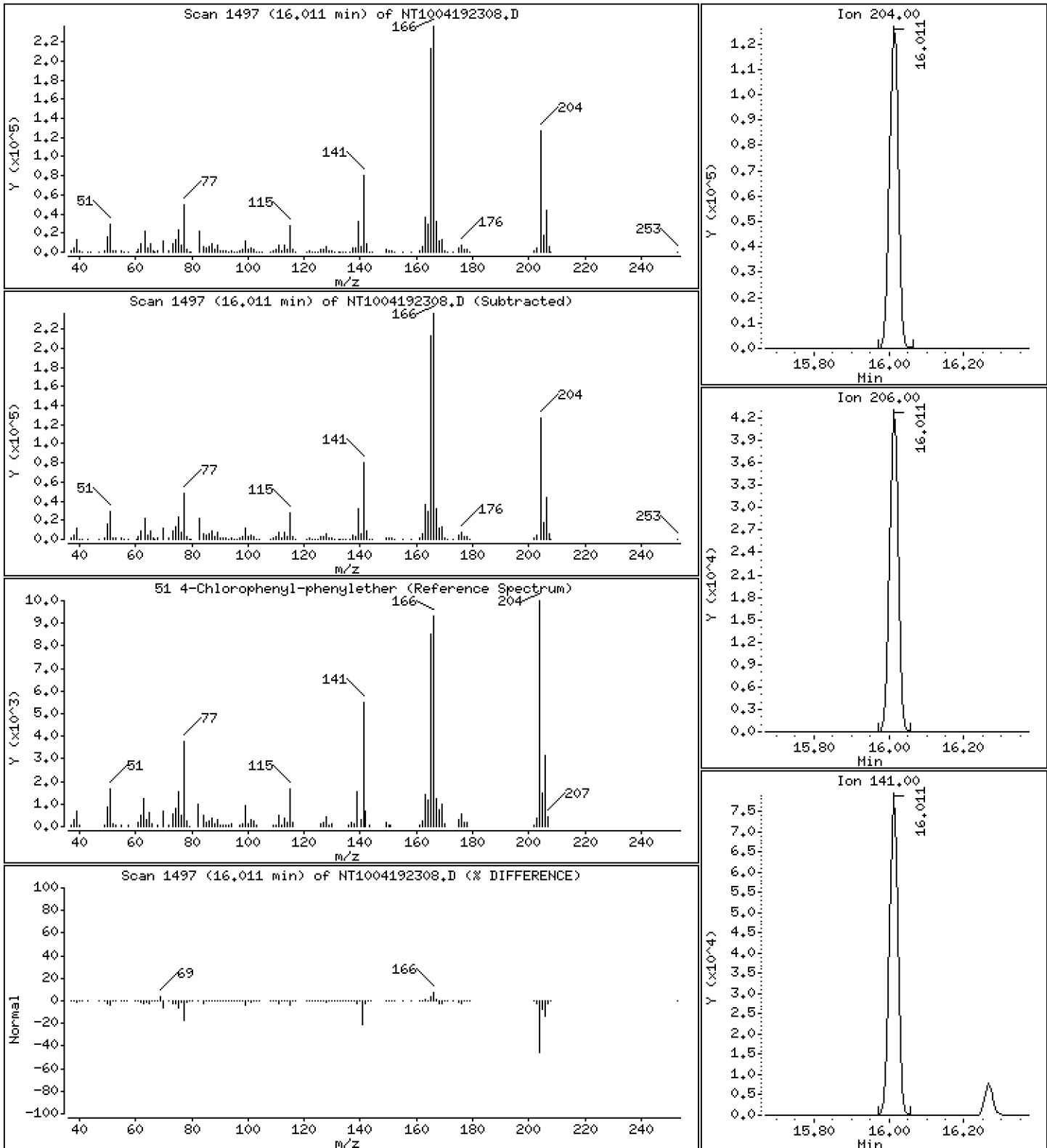
Operator: VTS

Column phase: ZB-5msi

Column diameter: 0,25

51 4-Chlorophenyl-phenylether

Concentration: 3,648 ug/mL



Date : 19-APR-2023 15:49

Client ID:

Instrument: nt10.i

Sample Info: BLD0057-BSD1

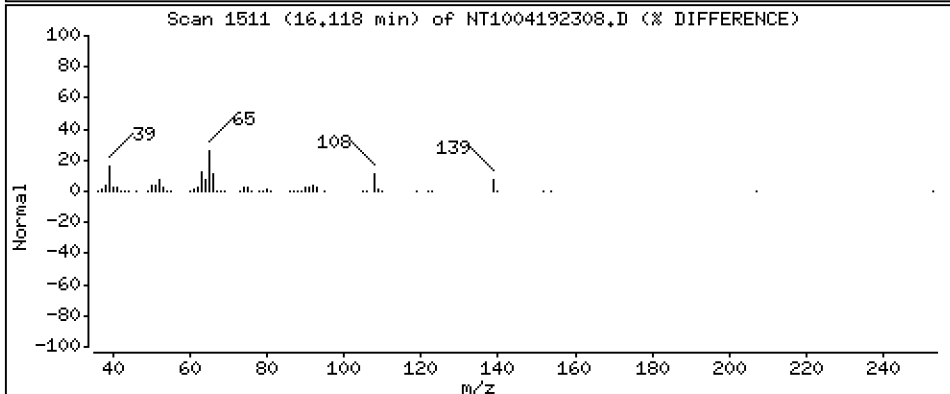
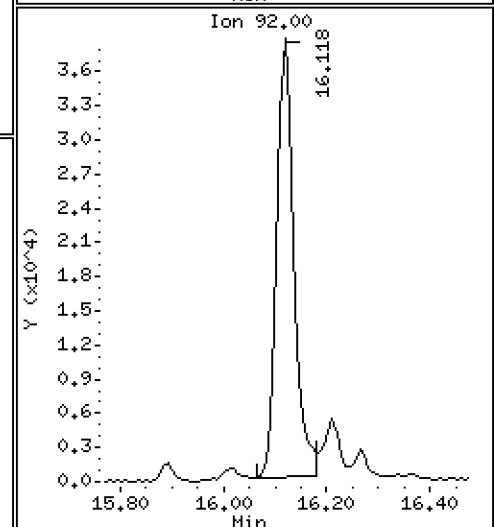
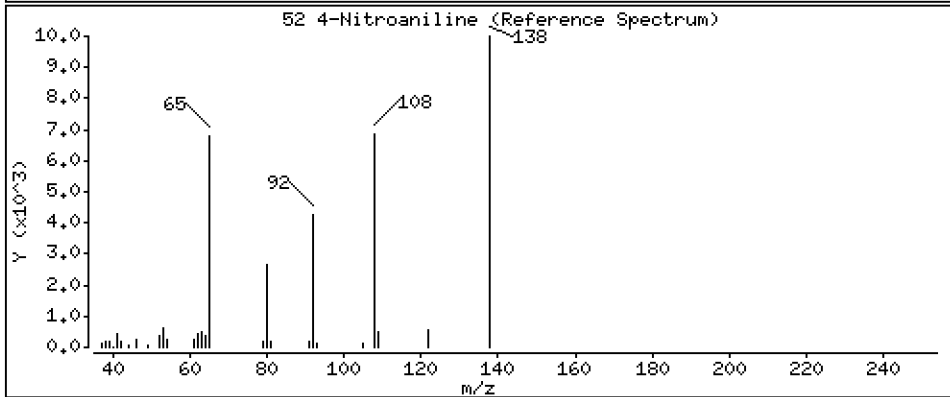
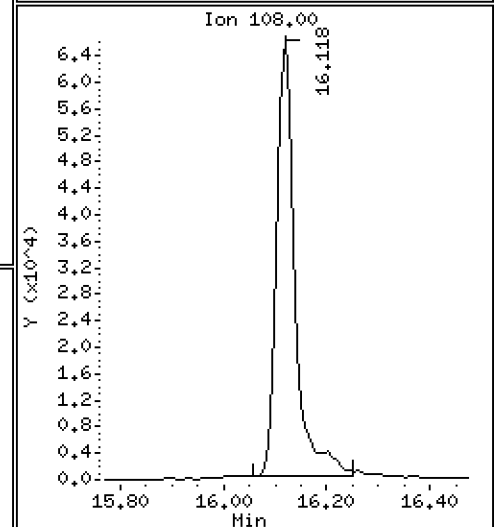
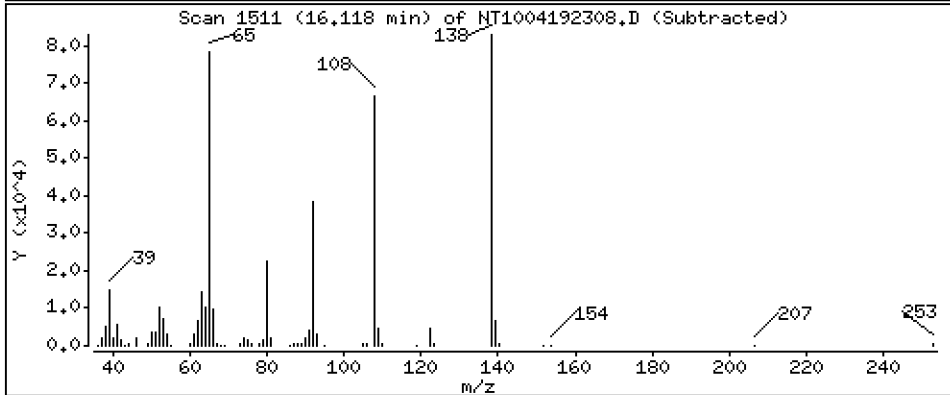
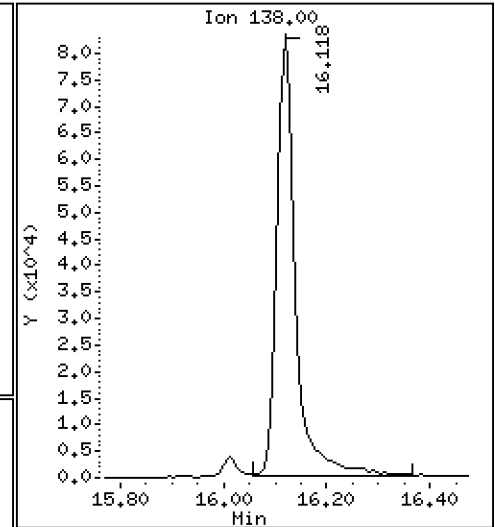
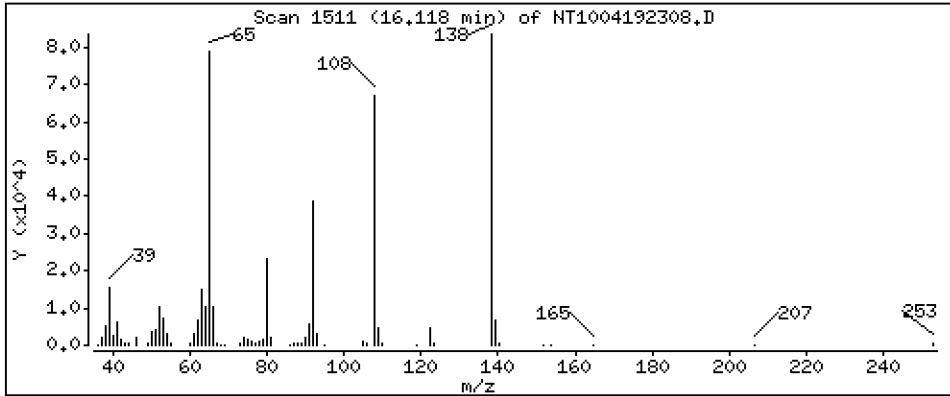
Operator: VTS

Column phase: ZB-5msi

Column diameter: 0,25

52 4-Nitroaniline

Concentration: 8,928 ug/mL



Date : 19-APR-2023 15:49

Client ID:

Instrument: nt10.i

Sample Info: BLD0057-BSD1

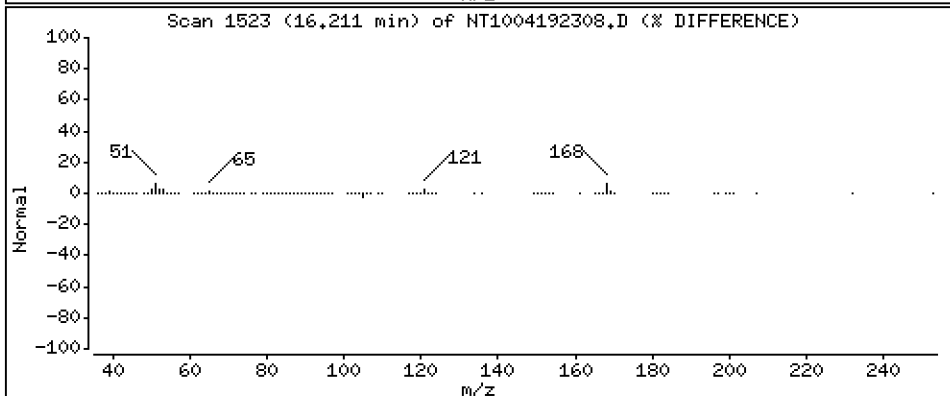
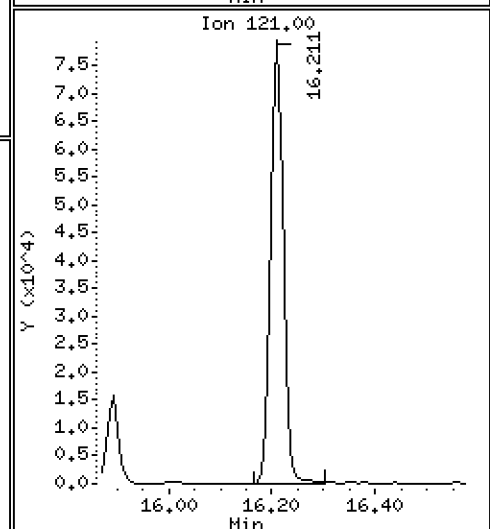
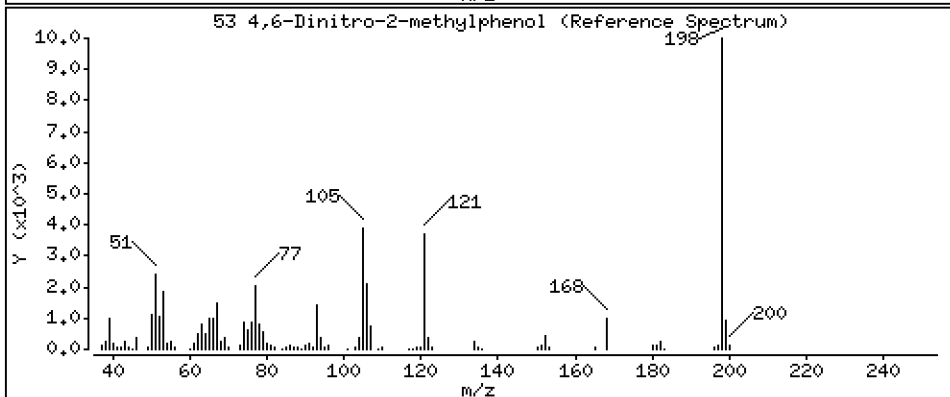
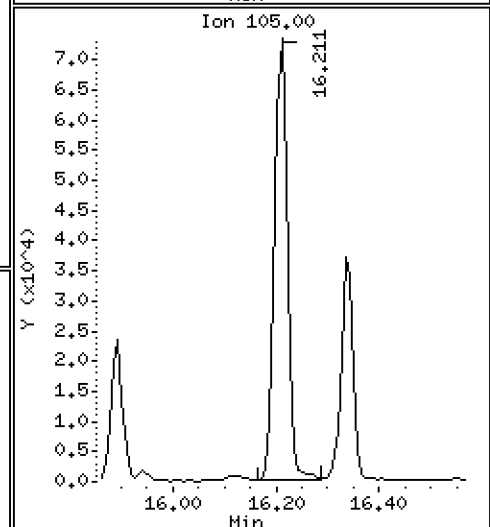
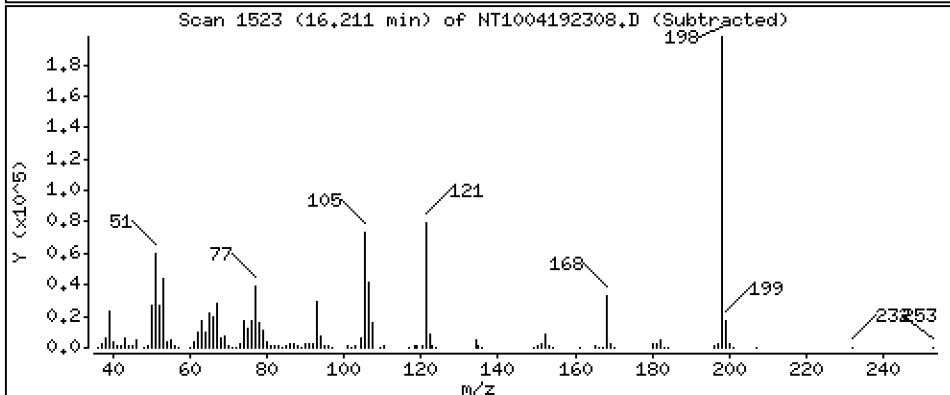
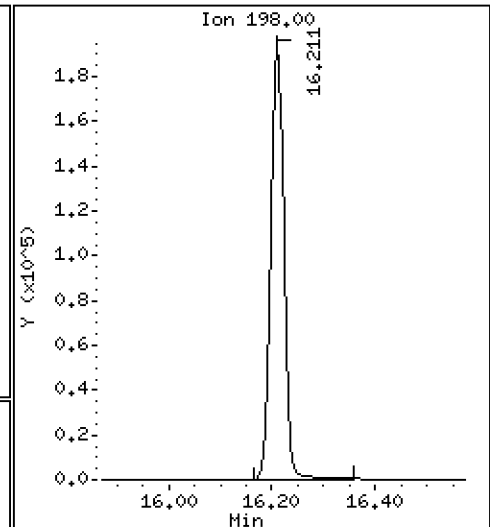
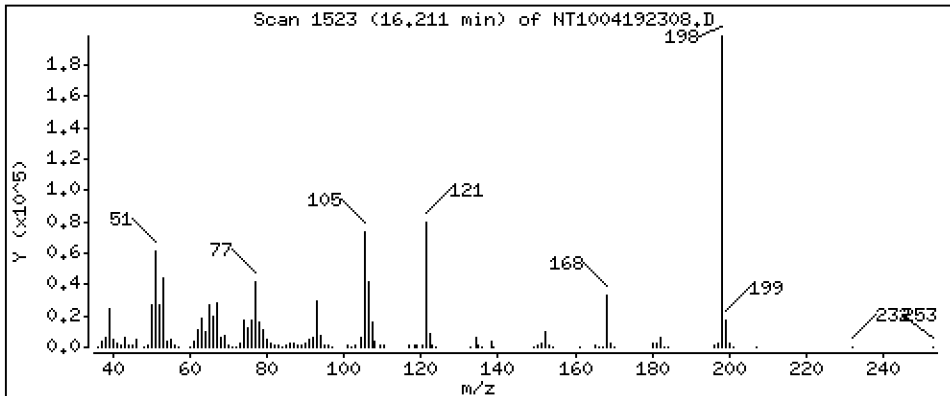
Operator: VTS

Column phase: ZB-5msi

Column diameter: 0,25

53 4,6-Dinitro-2-methylphenol

Concentration: 19,64 ug/mL



Date : 19-APR-2023 15:49

Client ID:

Instrument: nt10.i

Sample Info: BLD0057-BSD1

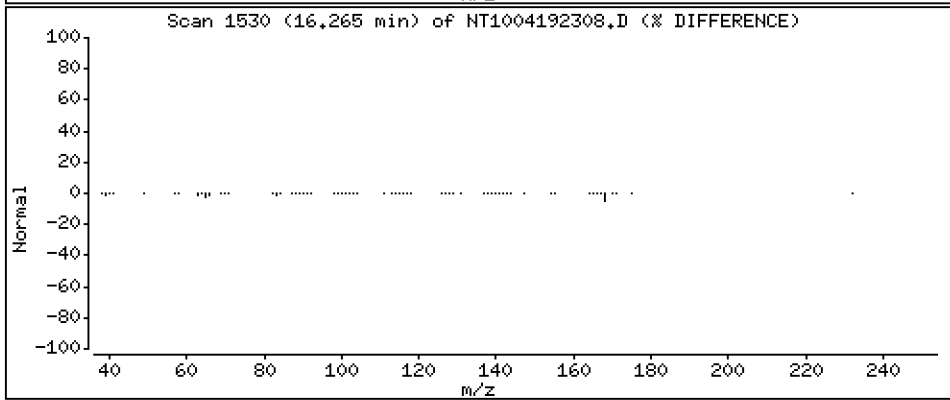
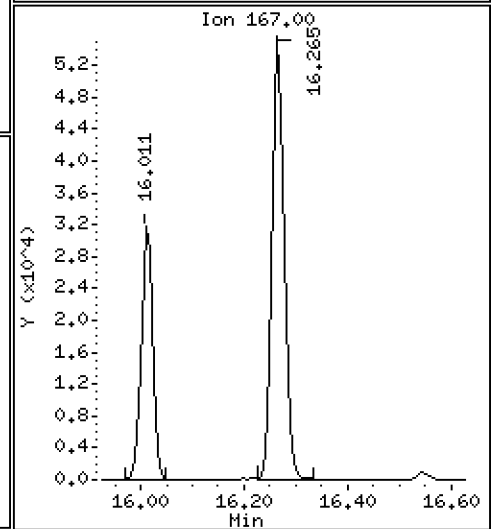
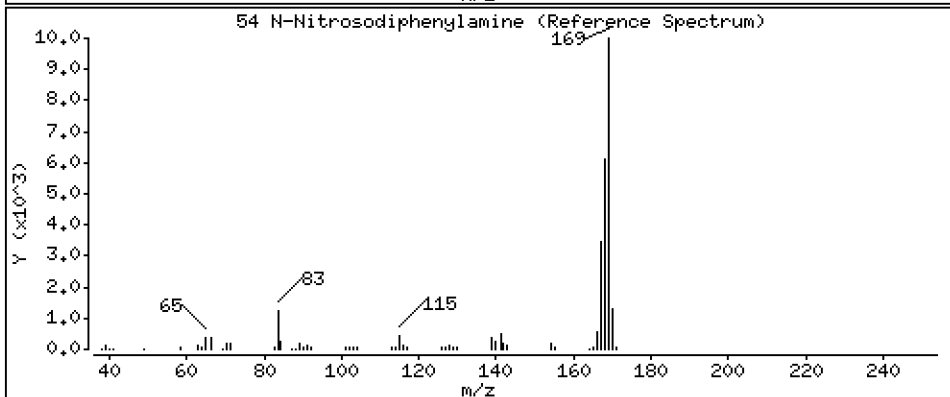
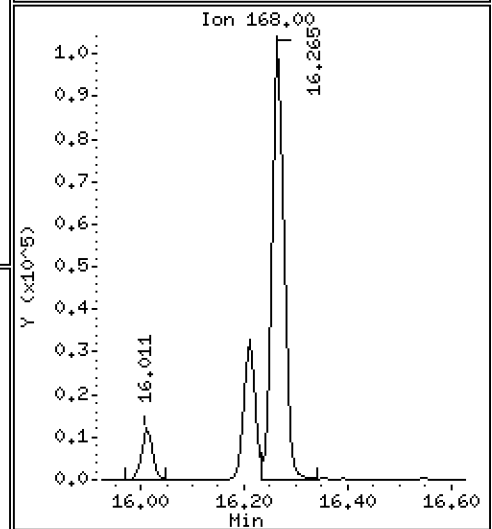
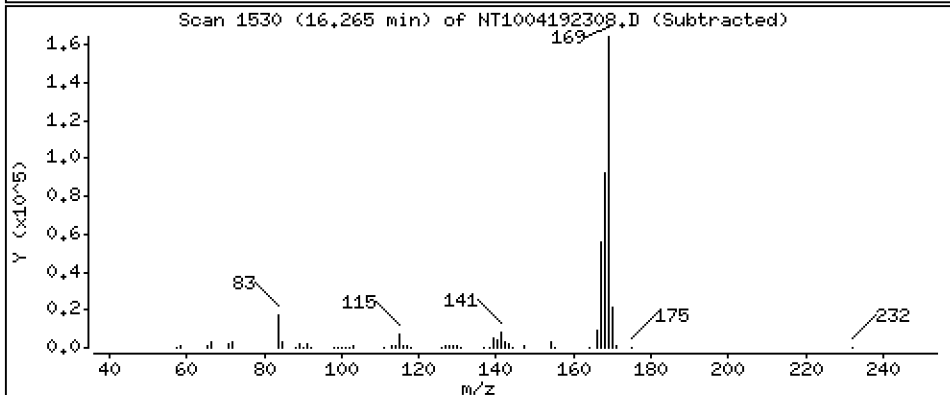
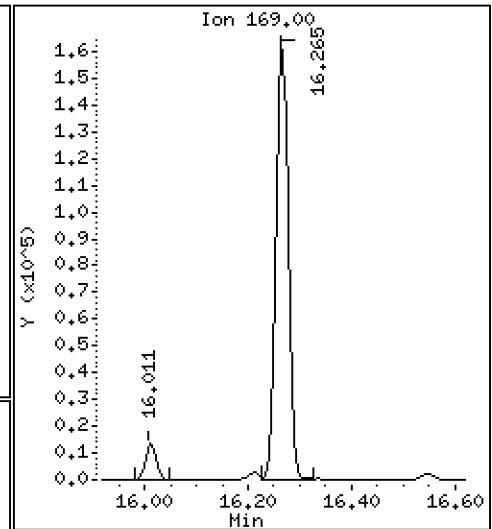
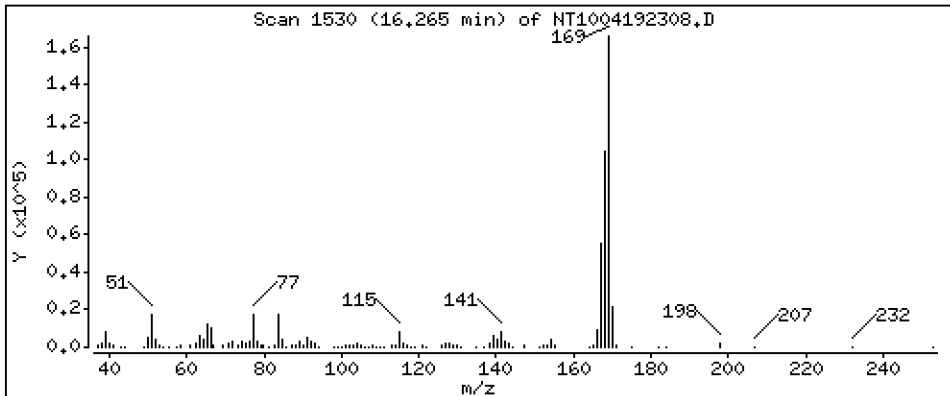
Operator: VTS

Column phase: ZB-5msi

Column diameter: 0,25

54 N-Nitrosodiphenylamine

Concentration: 3,502 ug/mL



Date : 19-APR-2023 15:49

Client ID:

Instrument: nt10.i

Sample Info: BLD0057-BSD1

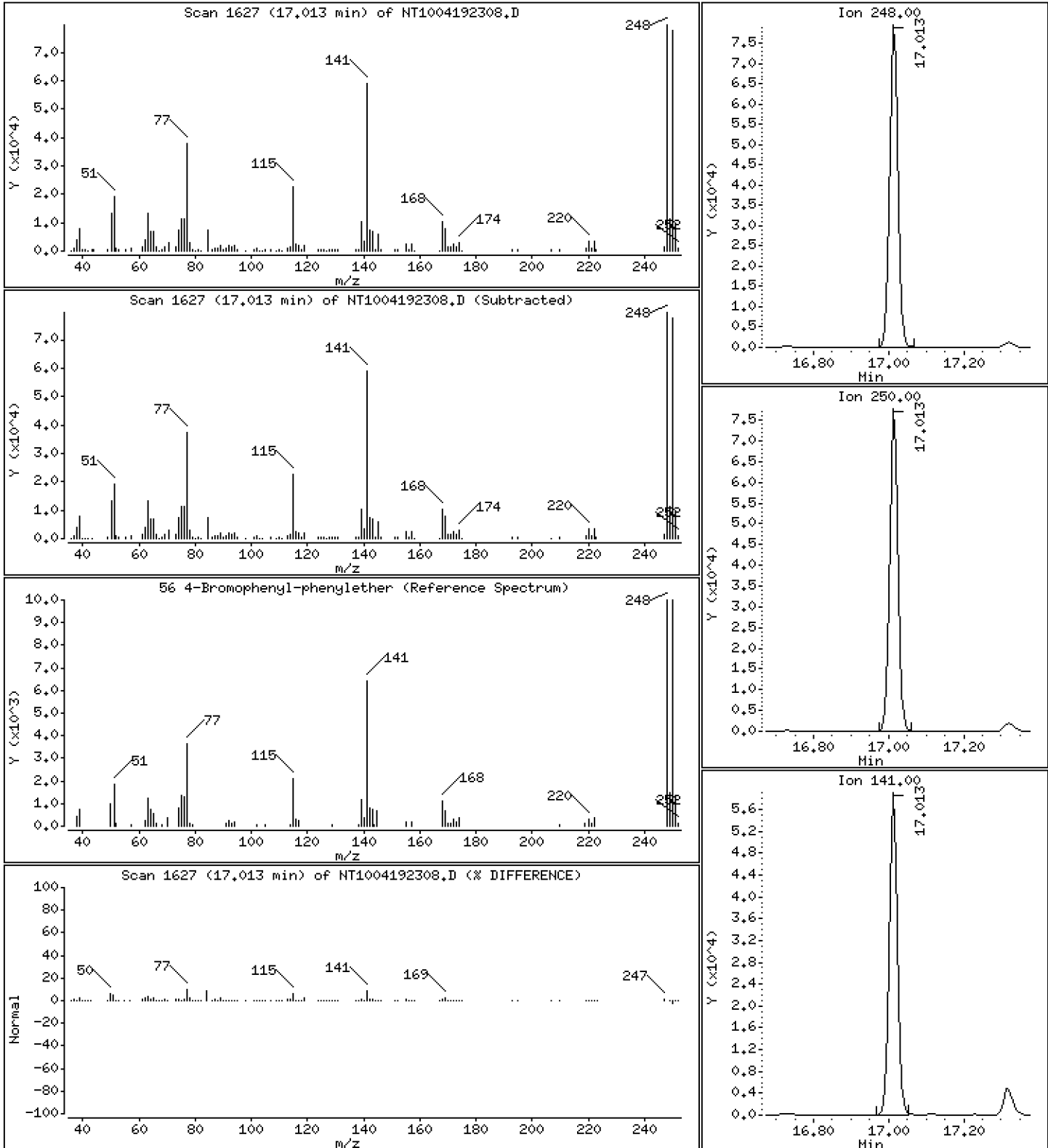
Operator: VTS

Column phase: ZB-5msi

Column diameter: 0,25

56 4-Bromophenyl-phenylether

Concentration: 4,223 ug/mL



Date : 19-APR-2023 15:49

Client ID:

Instrument: nt10.i

Sample Info: BLD0057-BSD1

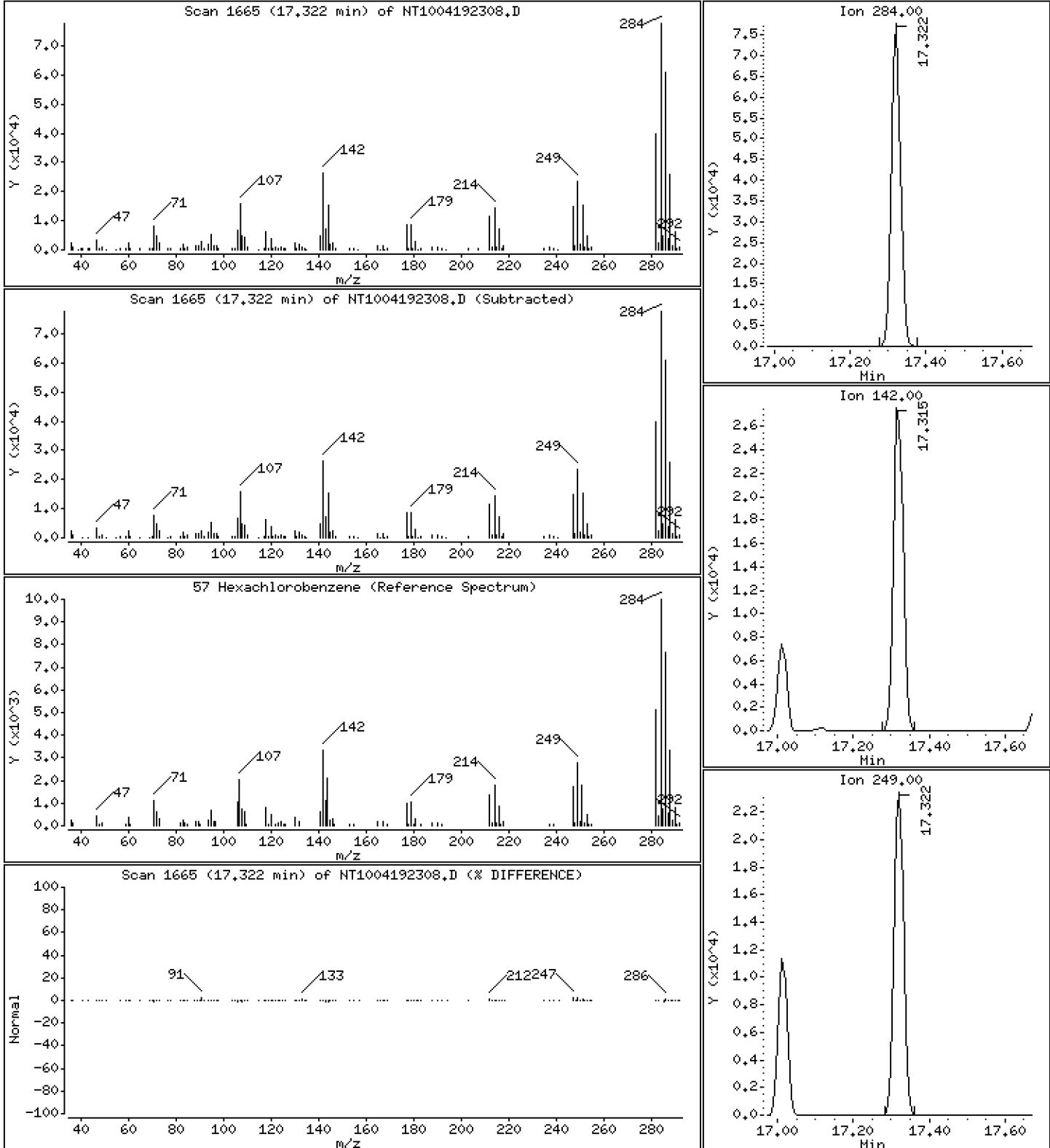
Operator: VTS

Column phase: ZB-5msi

Column diameter: 0,25

57 Hexachlorobenzene

Concentration: 4,098 ug/mL



Date : 19-APR-2023 15:49

Client ID:

Instrument: nt10.i

Sample Info: BLD0057-BSD1

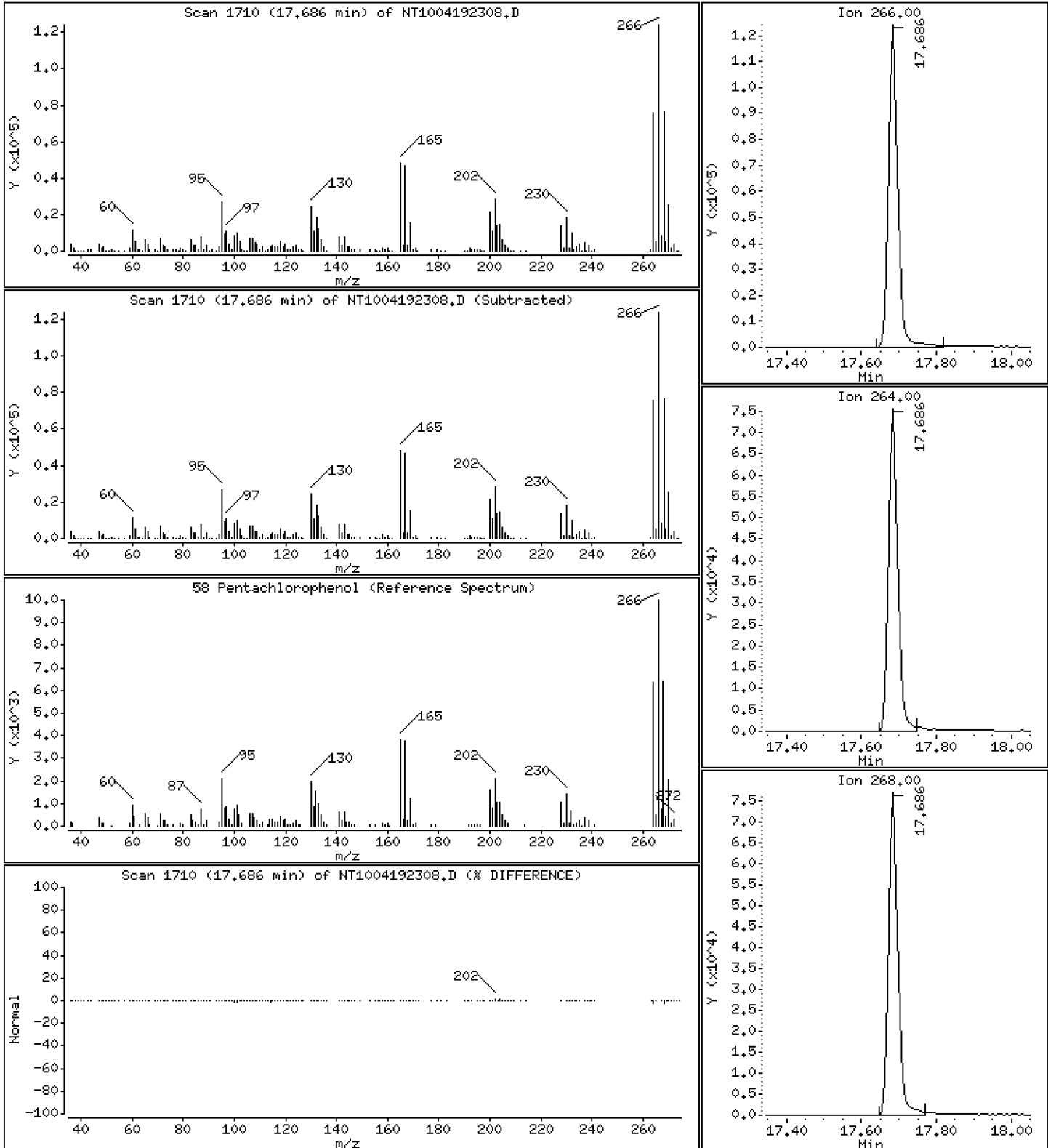
Operator: VTS

Column phase: ZB-5msi

Column diameter: 0,25

58 Pentachlorophenol

Concentration: 11,02 ug/mL



Date : 19-APR-2023 15:49

Client ID:

Instrument: nt10.i

Sample Info: BLD0057-BSD1

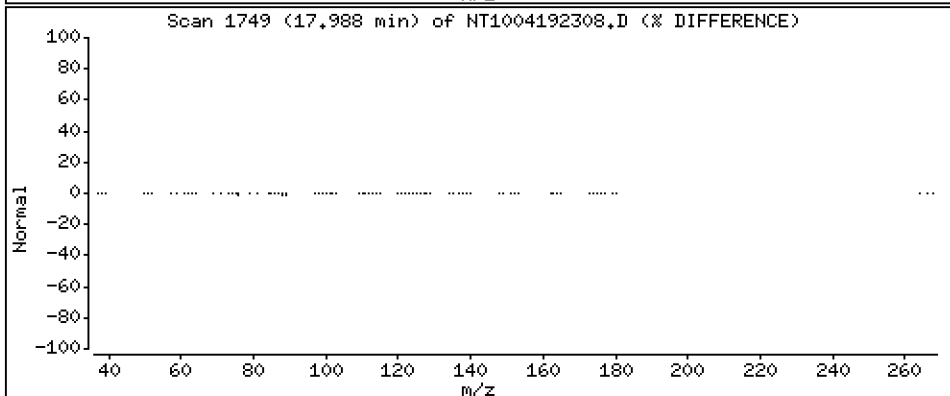
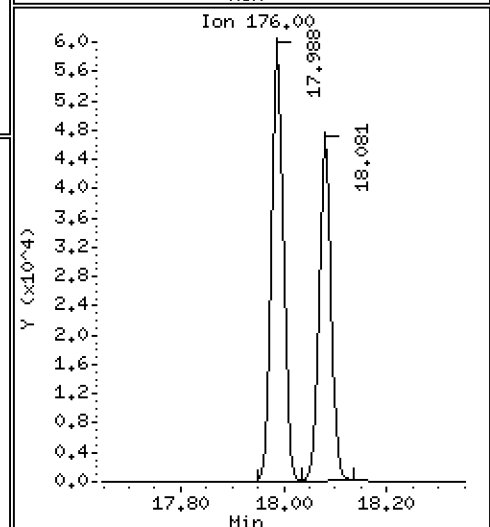
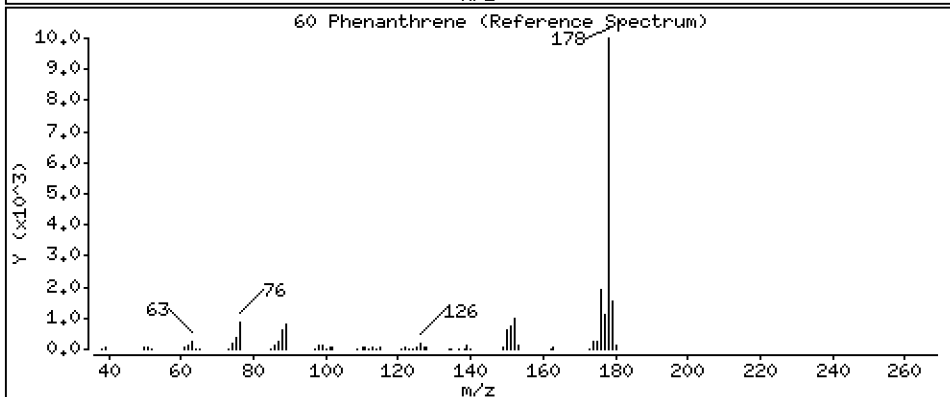
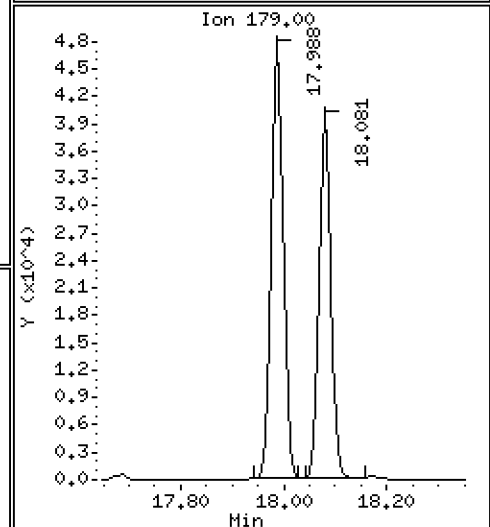
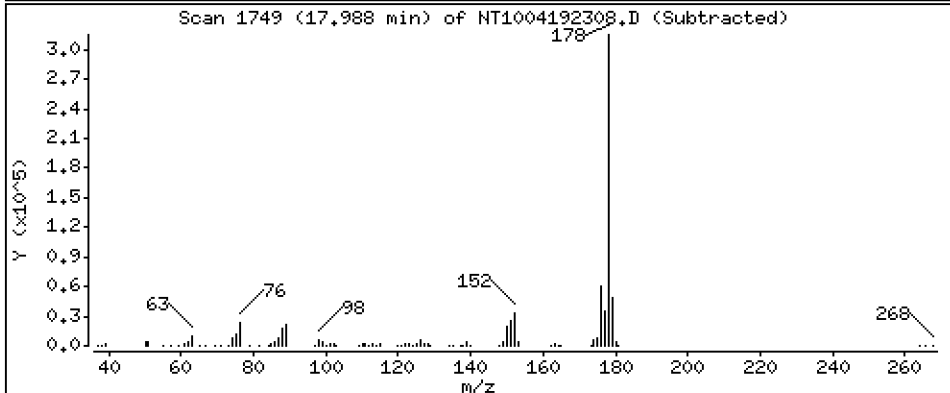
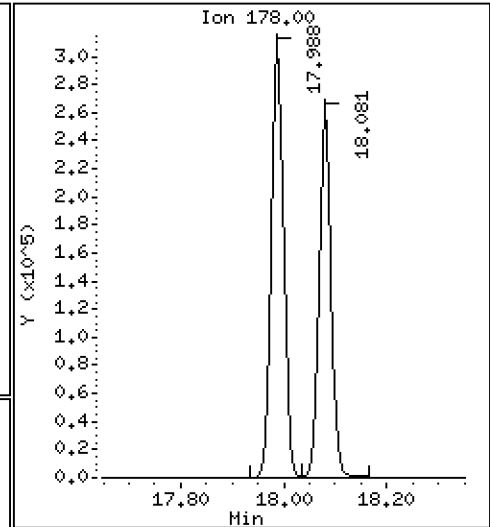
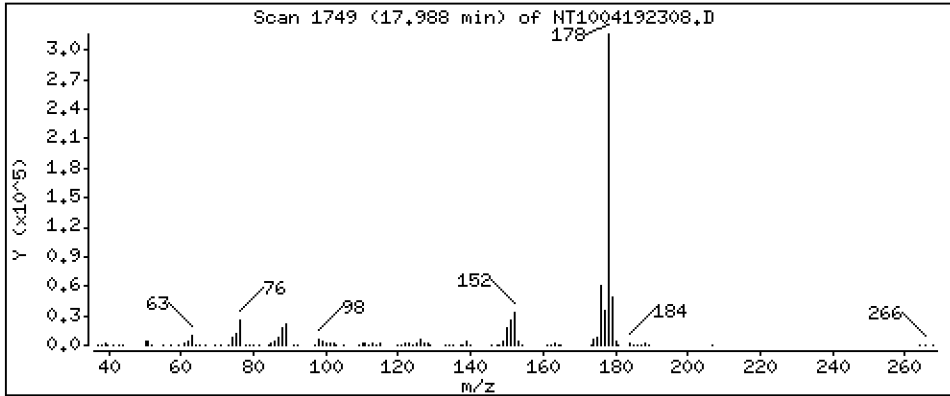
Operator: VTS

Column phase: ZB-5msi

Column diameter: 0,25

60 Phenanthrene

Concentration: 3,413 ug/mL



Date : 19-APR-2023 15:49

Client ID:

Instrument: nt10.i

Sample Info: BLD0057-BSD1

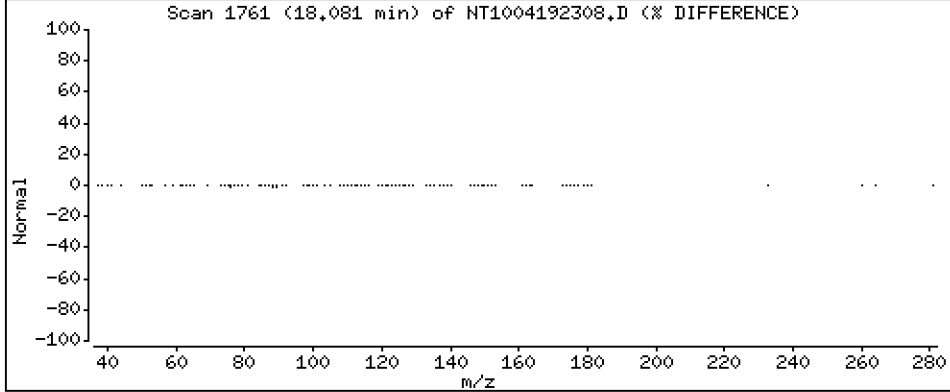
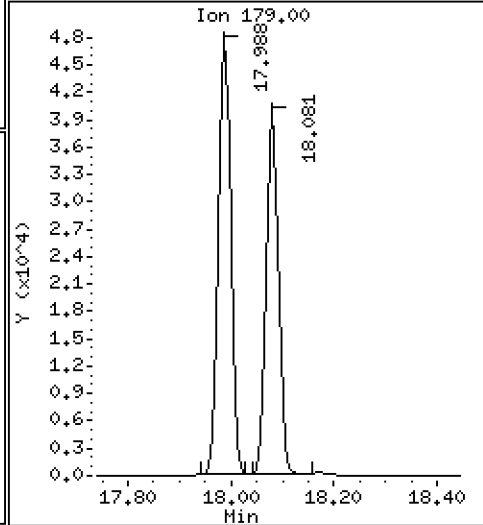
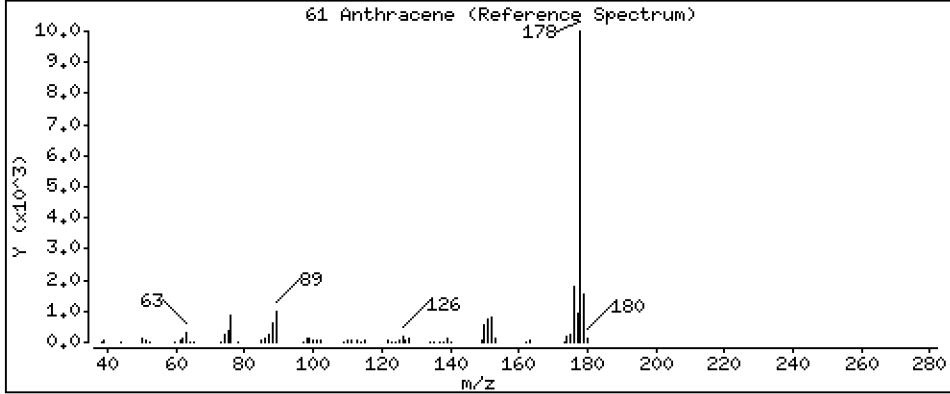
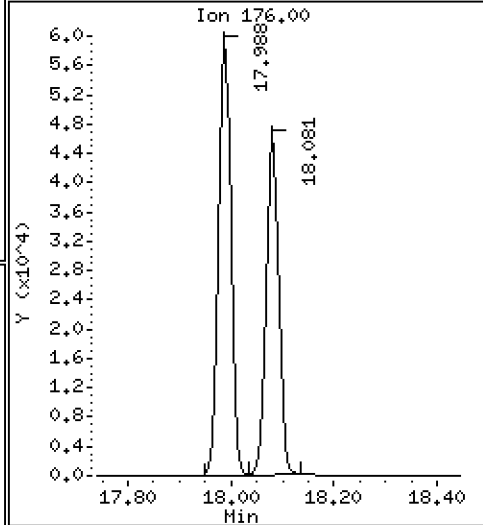
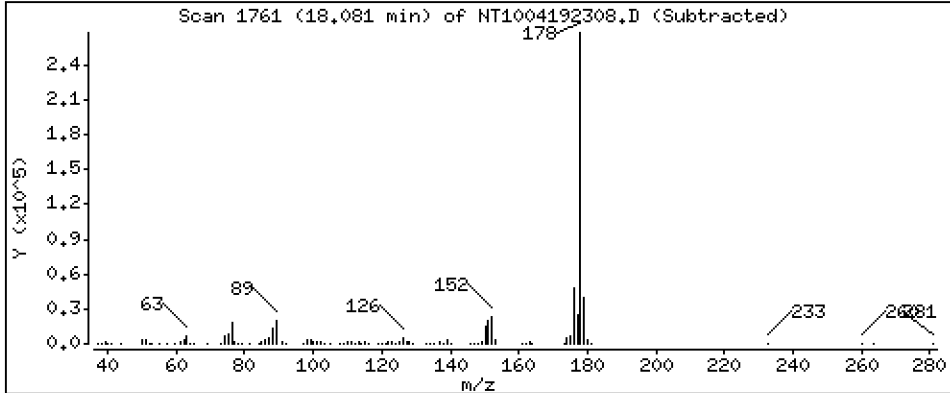
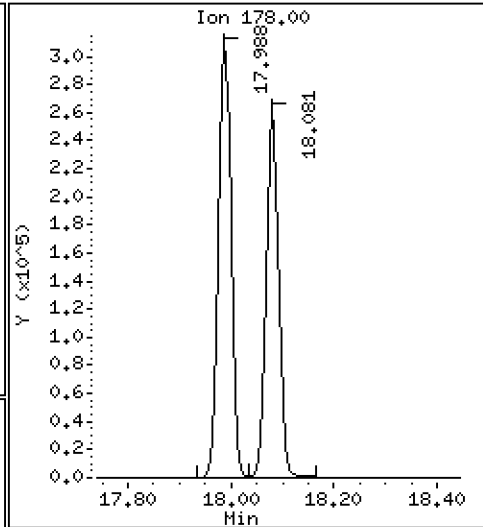
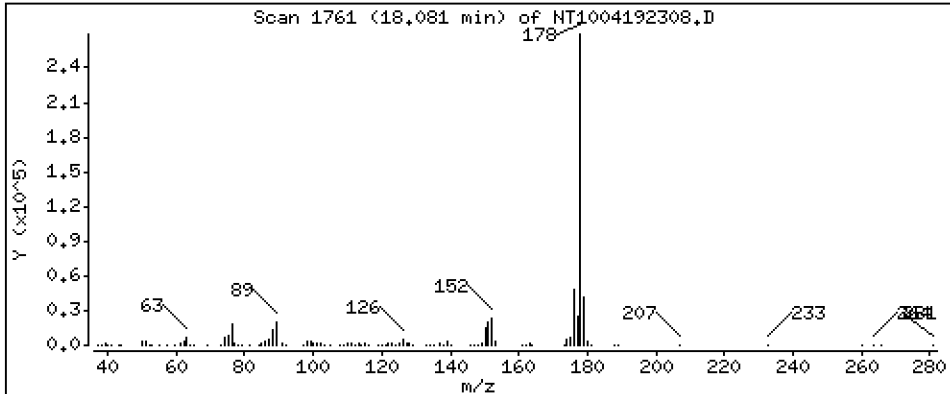
Operator: VTS

Column phase: ZB-5msi

Column diameter: 0,25

61 Anthracene

Concentration: 3,029 ug/mL



Date : 19-APR-2023 15:49

Client ID:

Instrument: nt10.i

Sample Info: BLD0057-BSD1

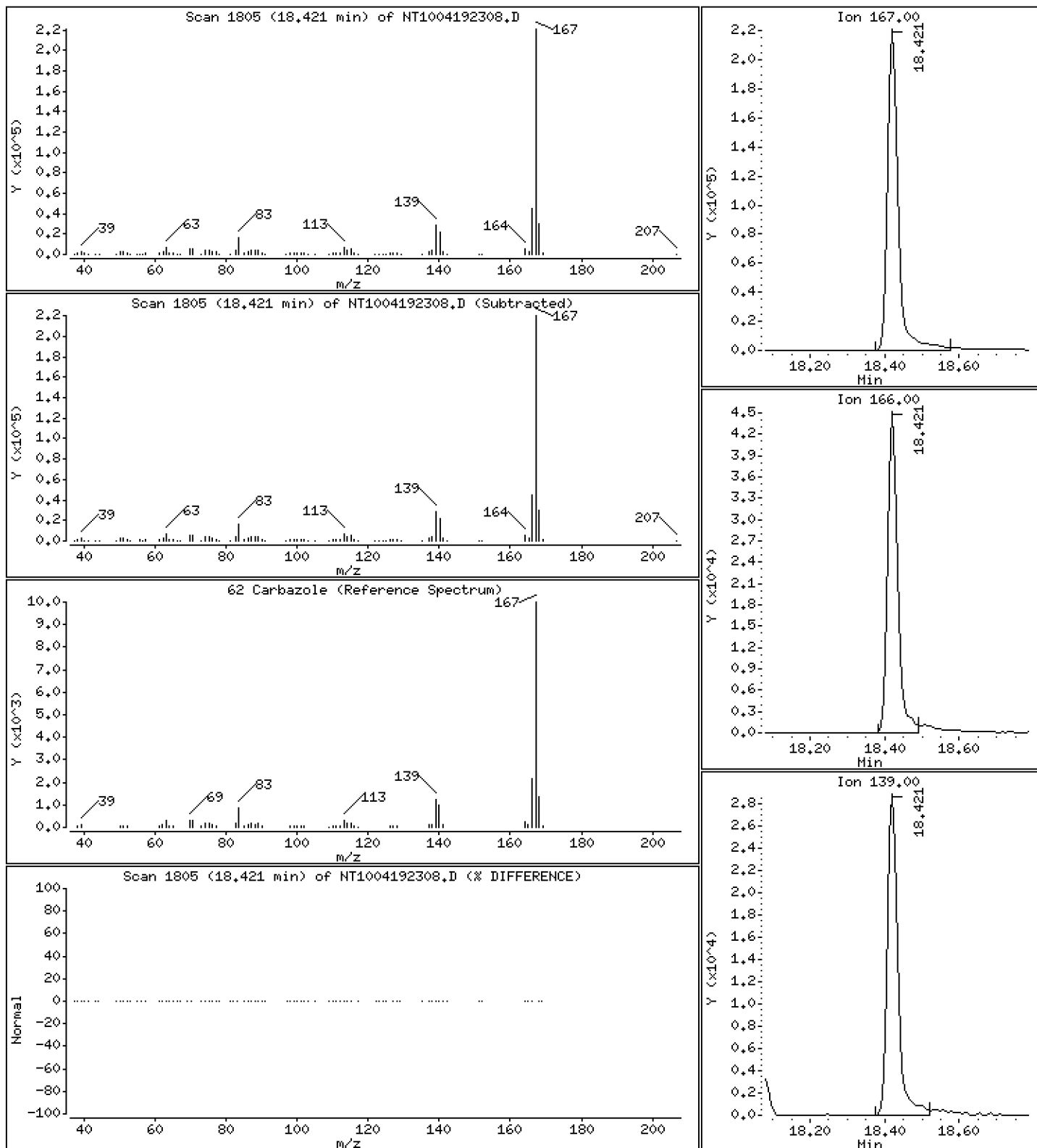
Operator: VTS

Column phase: ZB-5msi

Column diameter: 0,25

62 Carbazole

Concentration: 3,405 ug/mL



Date : 19-APR-2023 15:49

Client ID:

Instrument: nt10.i

Sample Info: BLD0057-BSD1

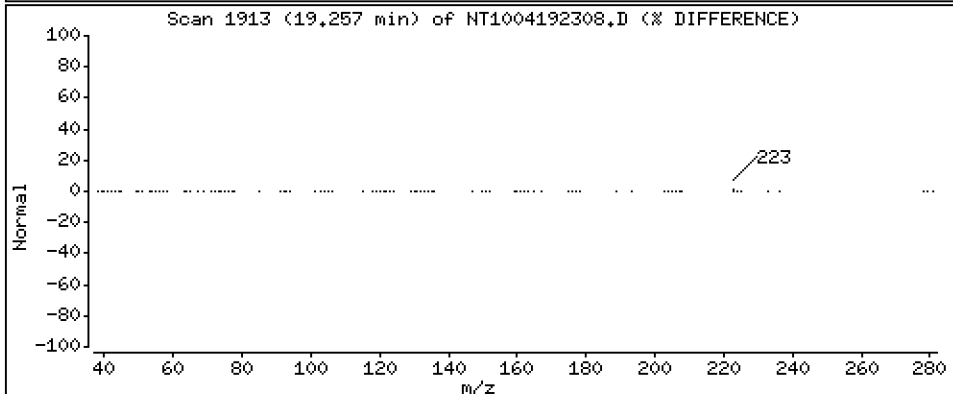
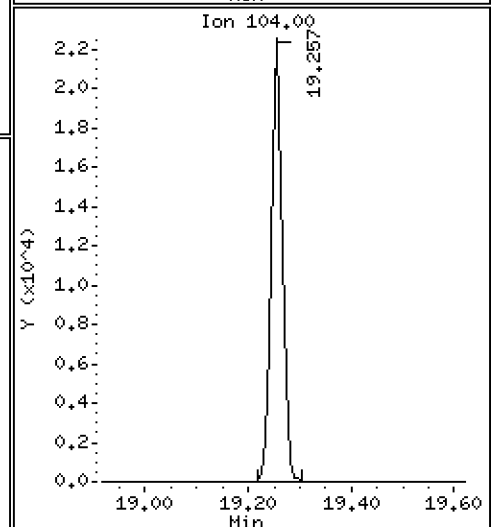
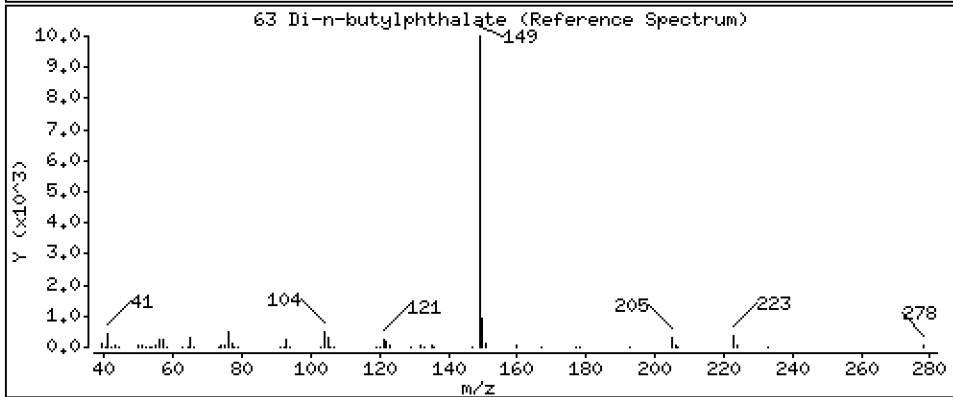
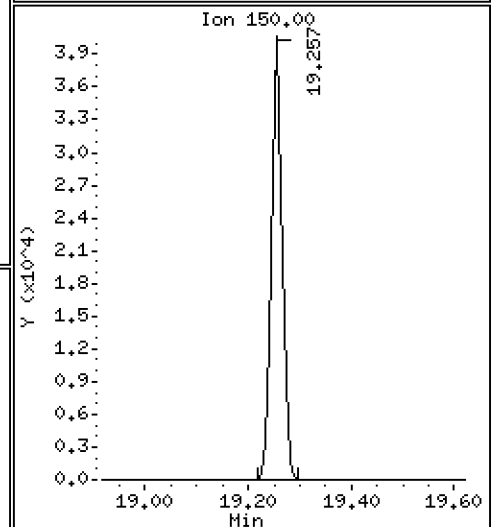
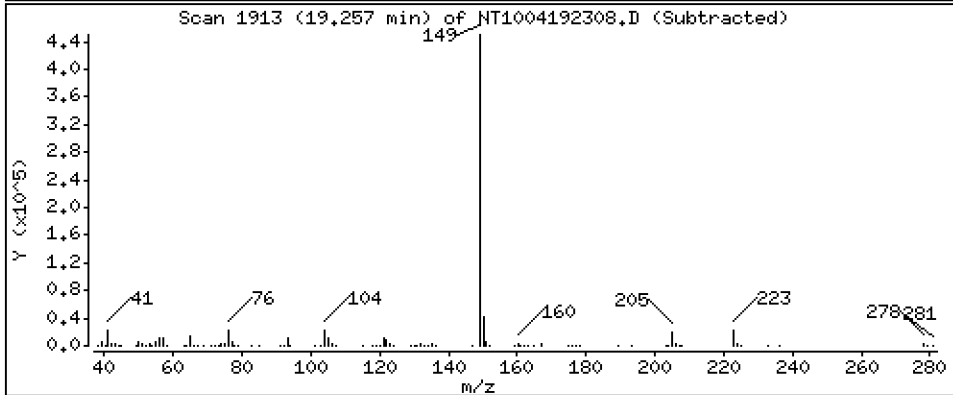
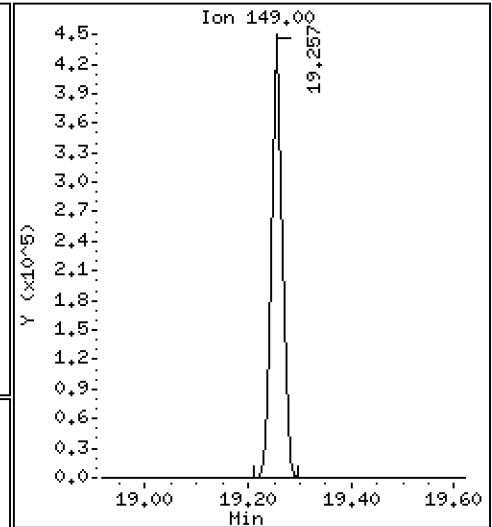
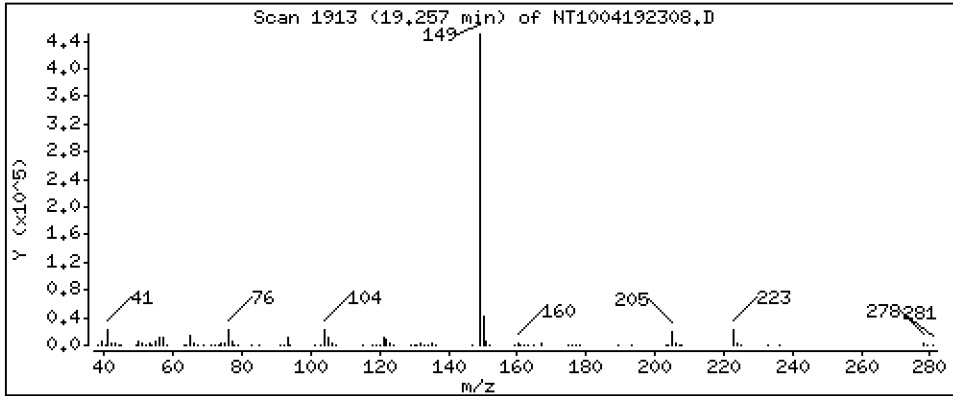
Operator: VTS

Column phase: ZB-5msi

Column diameter: 0,25

63 Di-n-butylphthalate

Concentration: 3,781 ug/mL



Date : 19-APR-2023 15:49

Client ID:

Instrument: nt10.i

Sample Info: BLD0057-BSD1


Operator: VTS

Column phase: ZB-5msi

Column diameter: 0,25

64 Fluoranthene

Concentration: 3,205 ug/mL



Date : 19-APR-2023 15:49

Client ID:

Instrument: nt10.i

Sample Info: BLD0057-BSD1

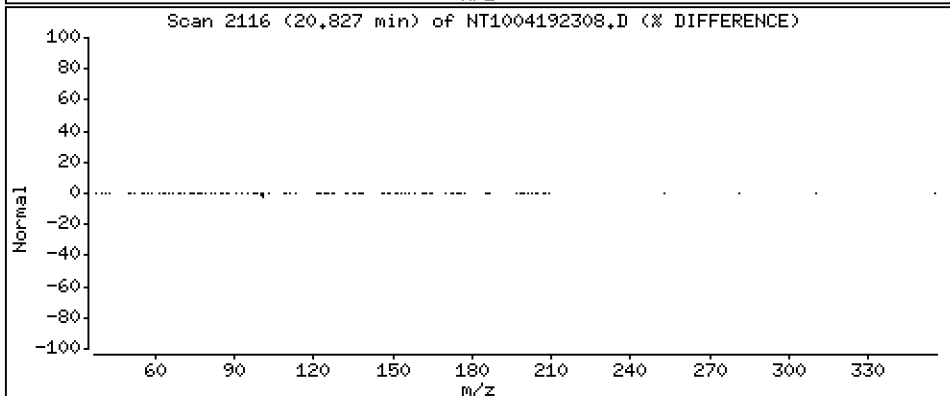
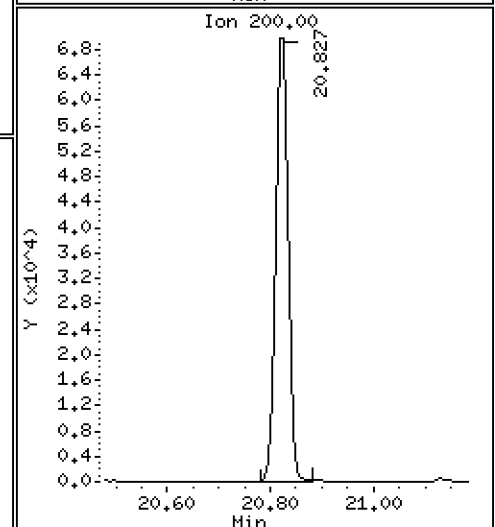
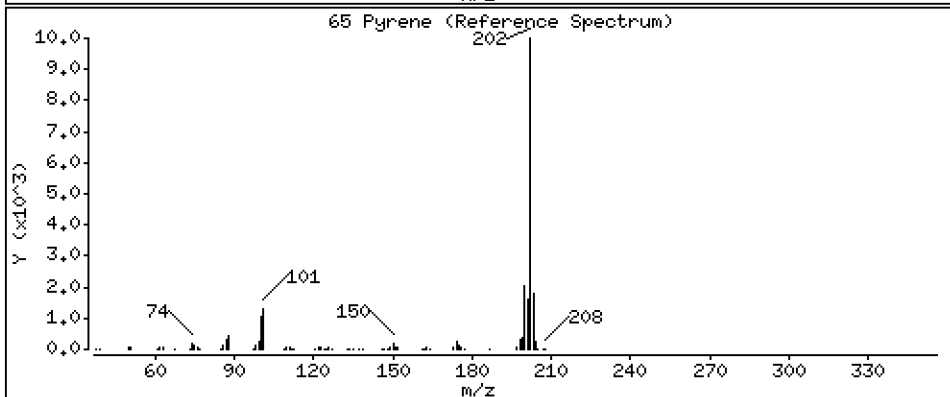
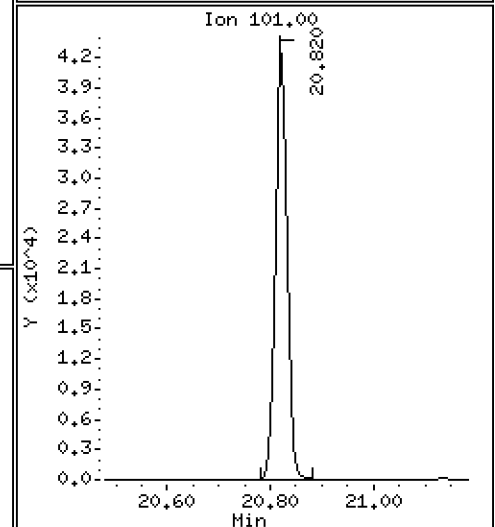
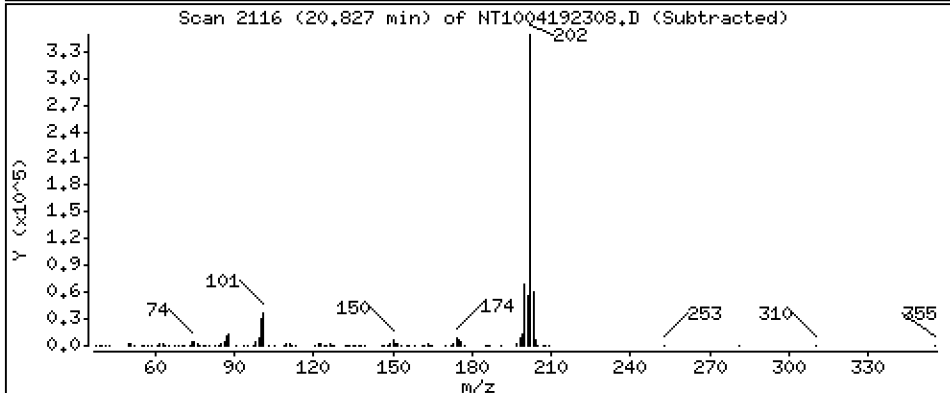
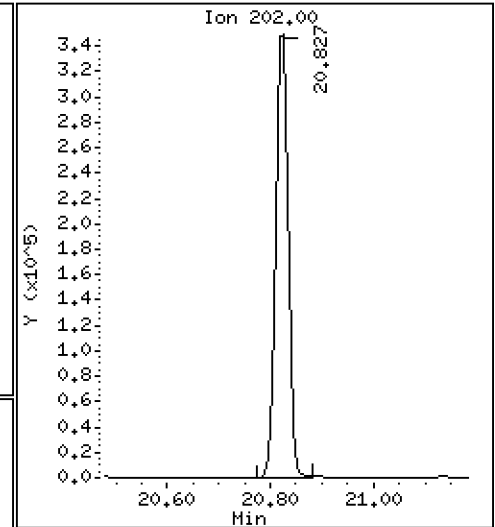
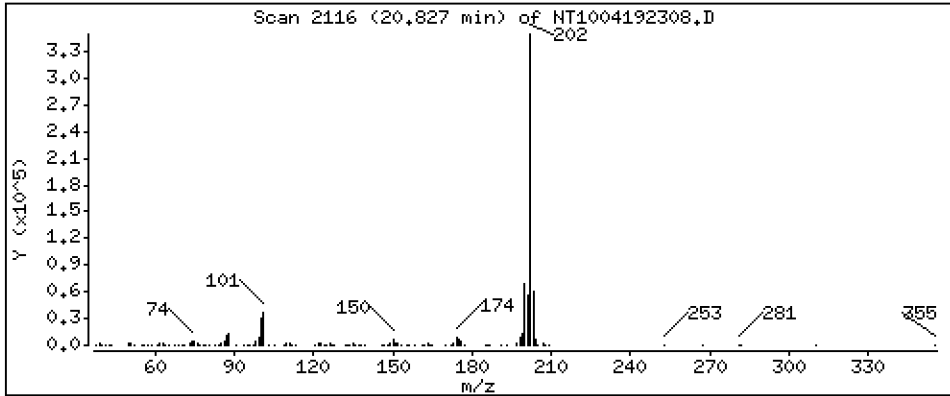
Operator: VTS

Column phase: ZB-5msi

Column diameter: 0,25

65 Pyrene

Concentration: 3,142 ug/mL



Date : 19-APR-2023 15:49

Client ID:

Instrument: nt10.i

Sample Info: BLD0057-BSD1

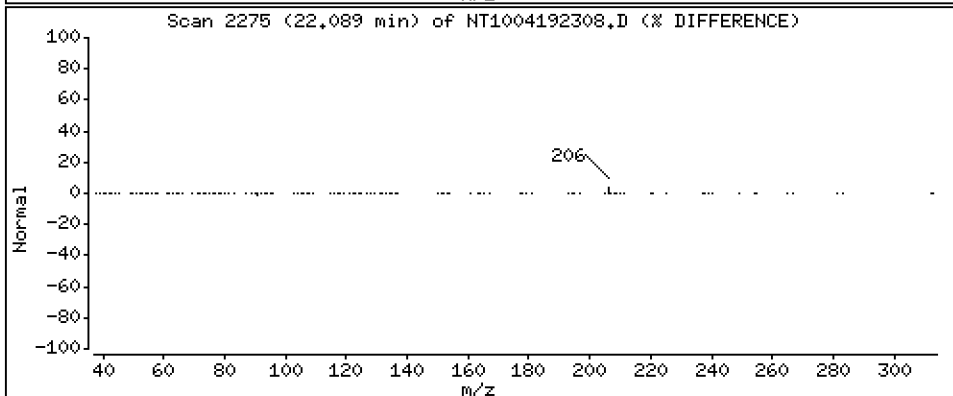
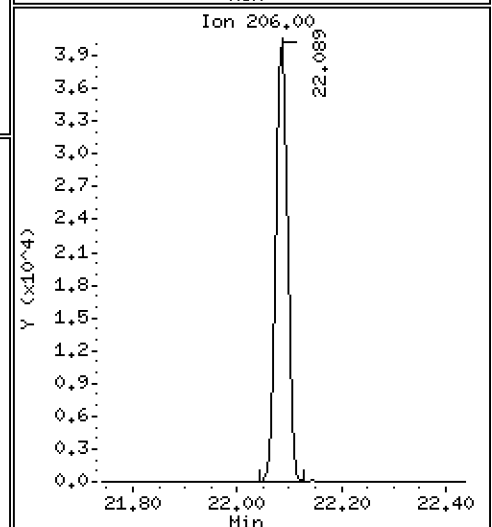
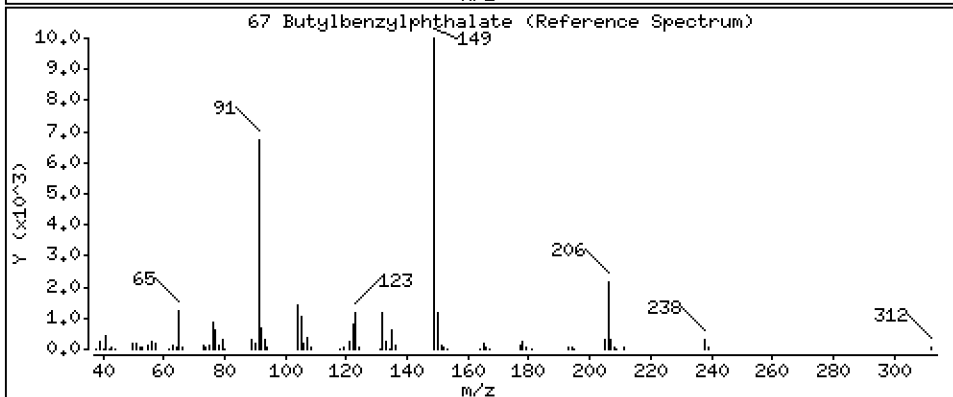
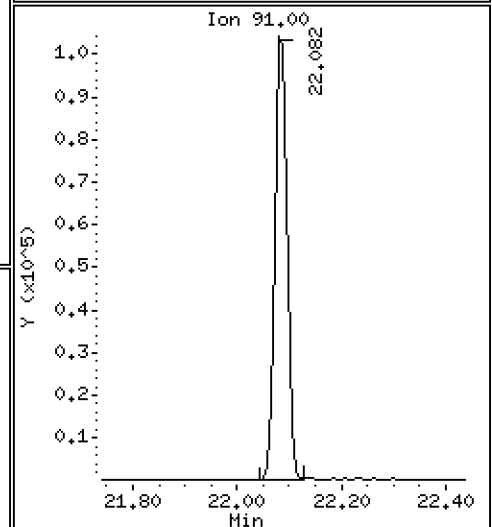
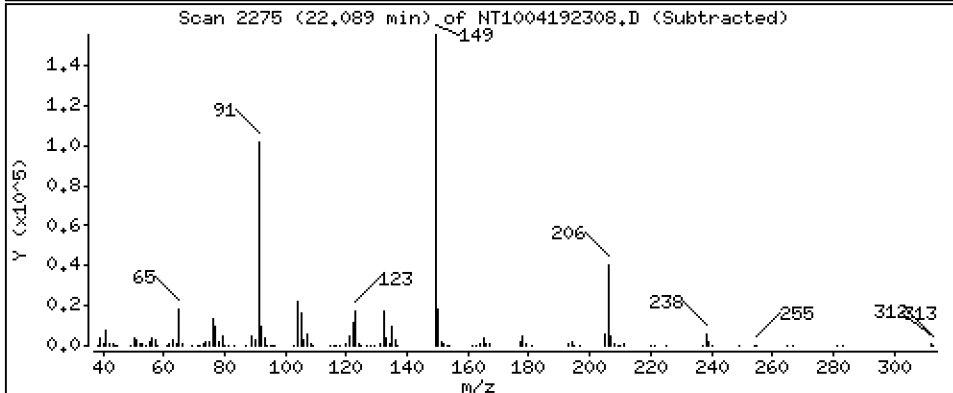
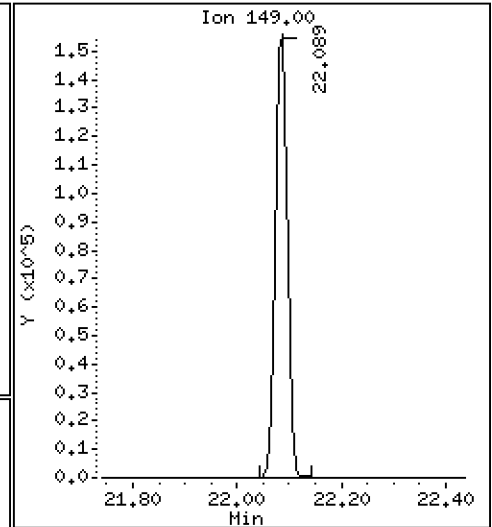
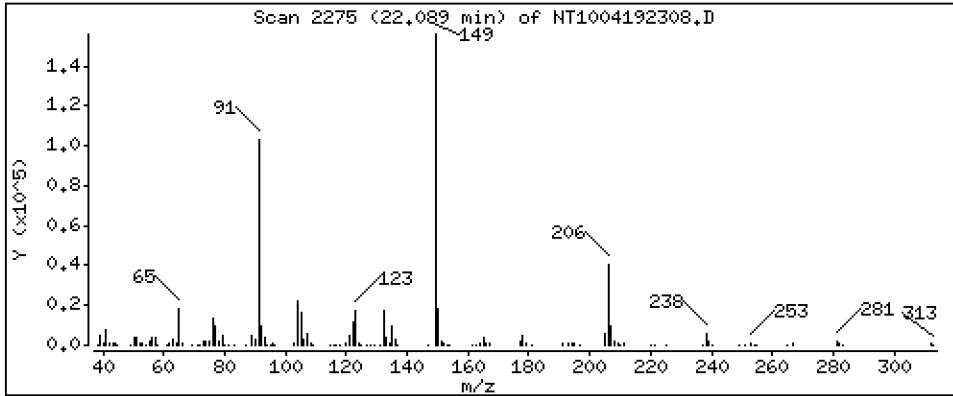
Operator: VTS

Column phase: ZB-5msi

Column diameter: 0,25

67 Butylbenzylphthalate

Concentration: 3,736 ug/mL



Date : 19-APR-2023 15:49

Client ID:

Instrument: nt10.i

Sample Info: BLD0057-BSD1

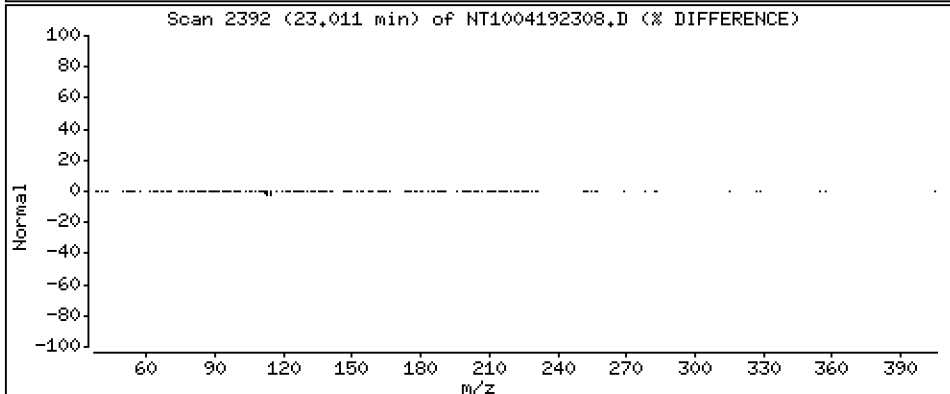
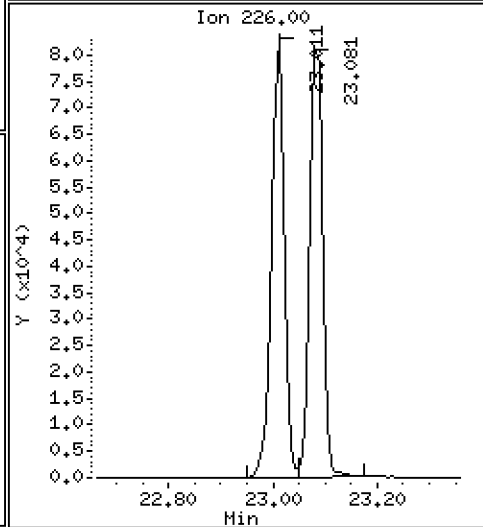
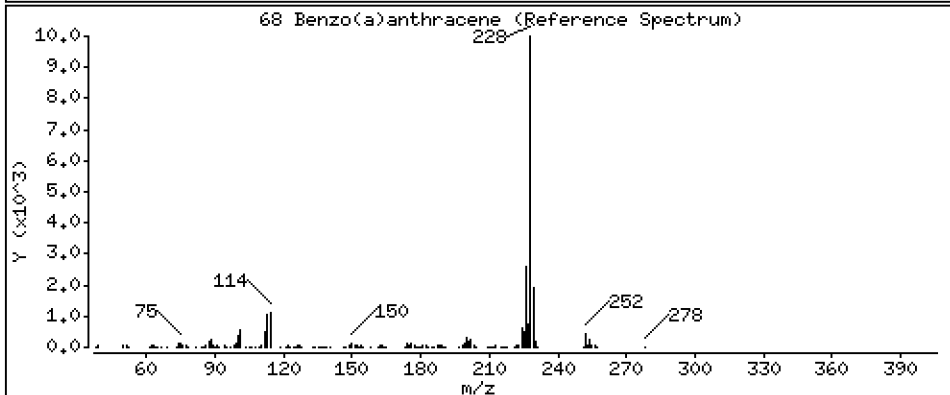
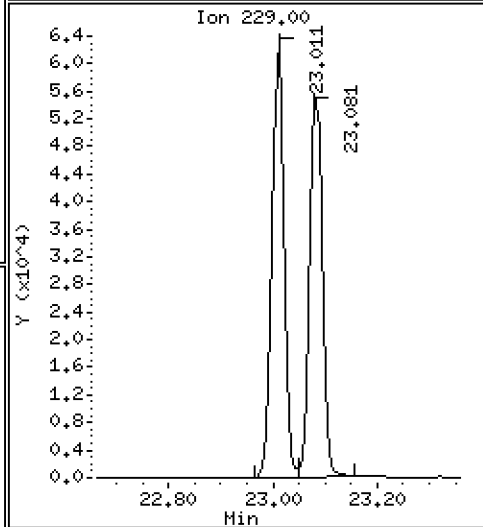
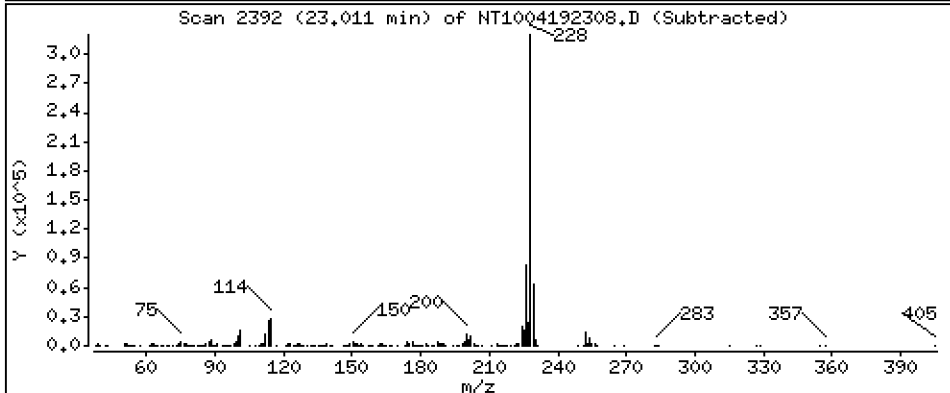
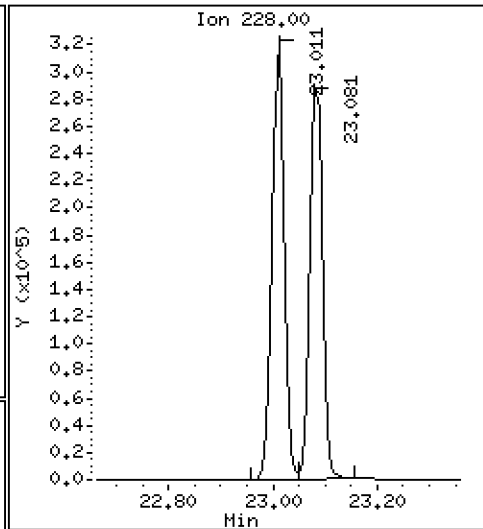
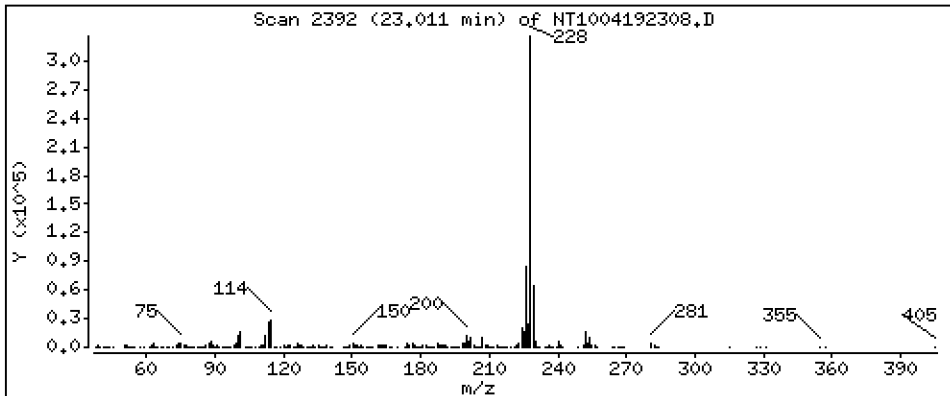
Operator: VTS

Column phase: ZB-5msi

Column diameter: 0,25

68 Benzo(a)anthracene

Concentration: 3,212 ug/mL



Date : 19-APR-2023 15:49

Client ID:

Instrument: nt10.i

Sample Info: BLD0057-BSD1

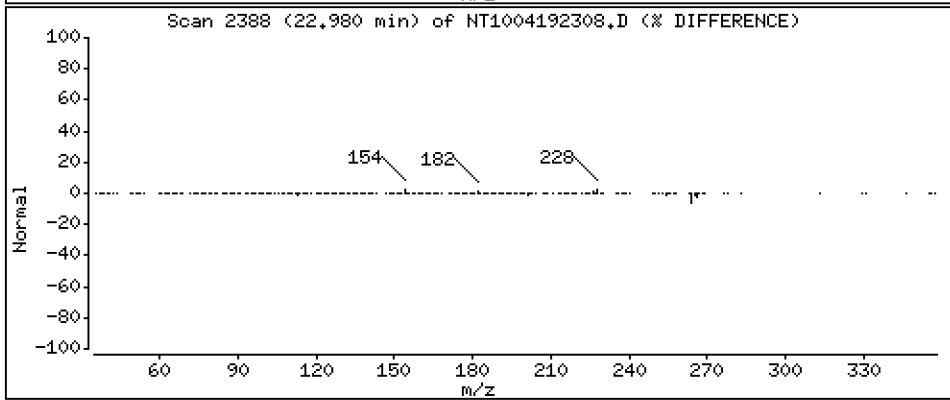
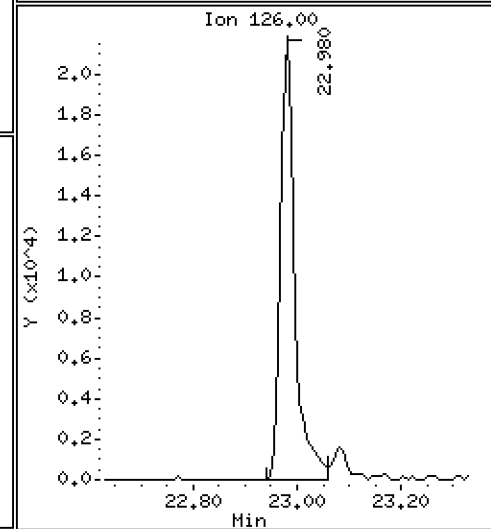
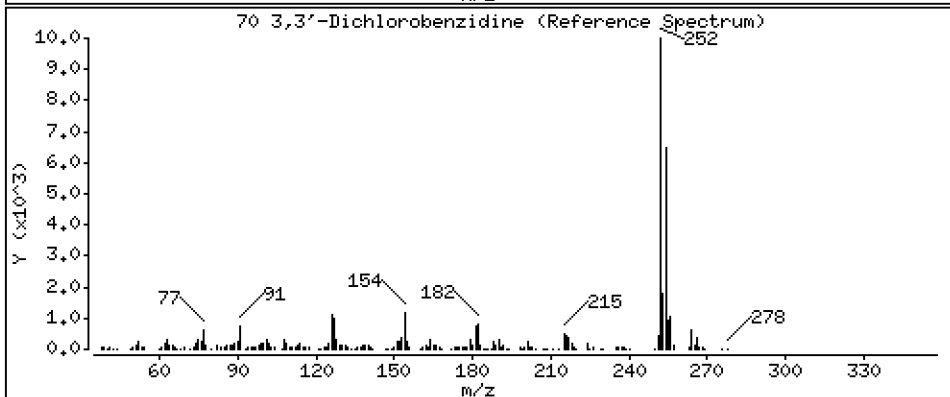
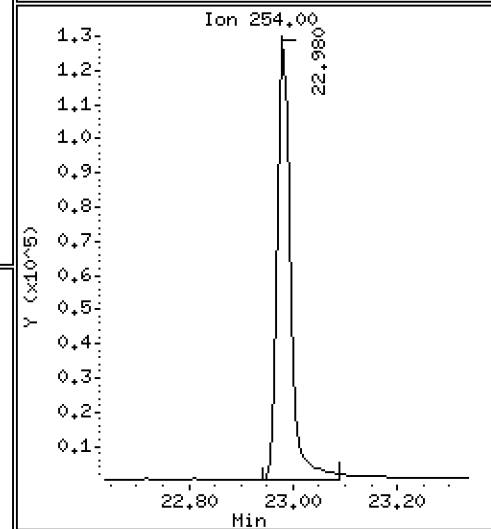
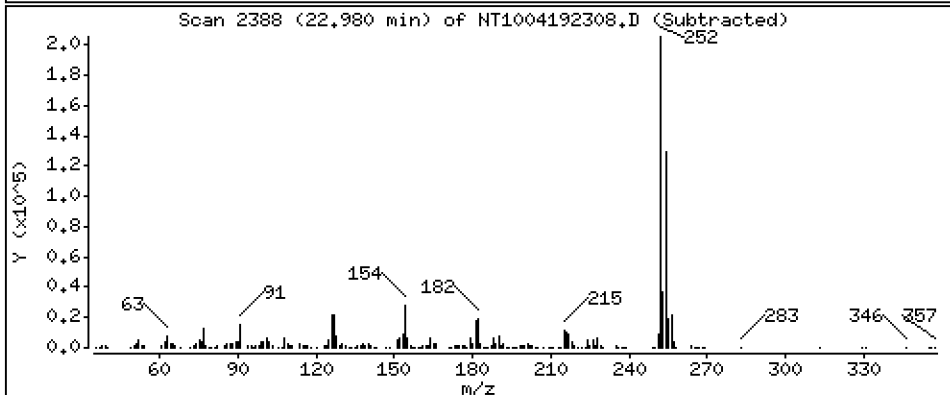
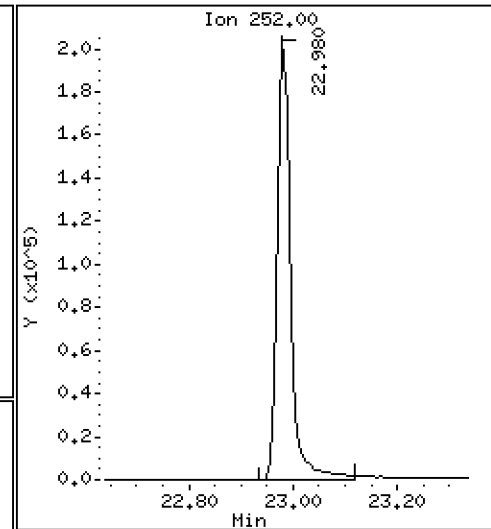
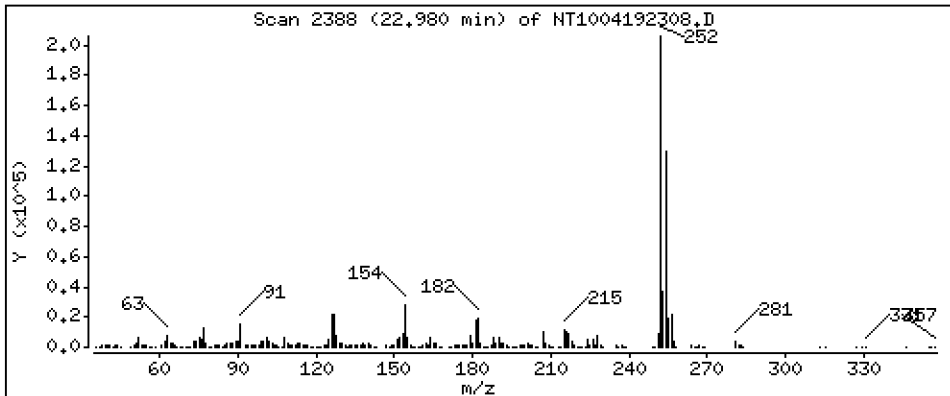
Operator: VTS

Column phase: ZB-5msi

Column diameter: 0,25

70 3,3'-Dichlorobenzidine

Concentration: 7,063 ug/mL



Date : 19-APR-2023 15:49

Client ID:

Instrument: nt10.i

Sample Info: BLD0057-BSD1

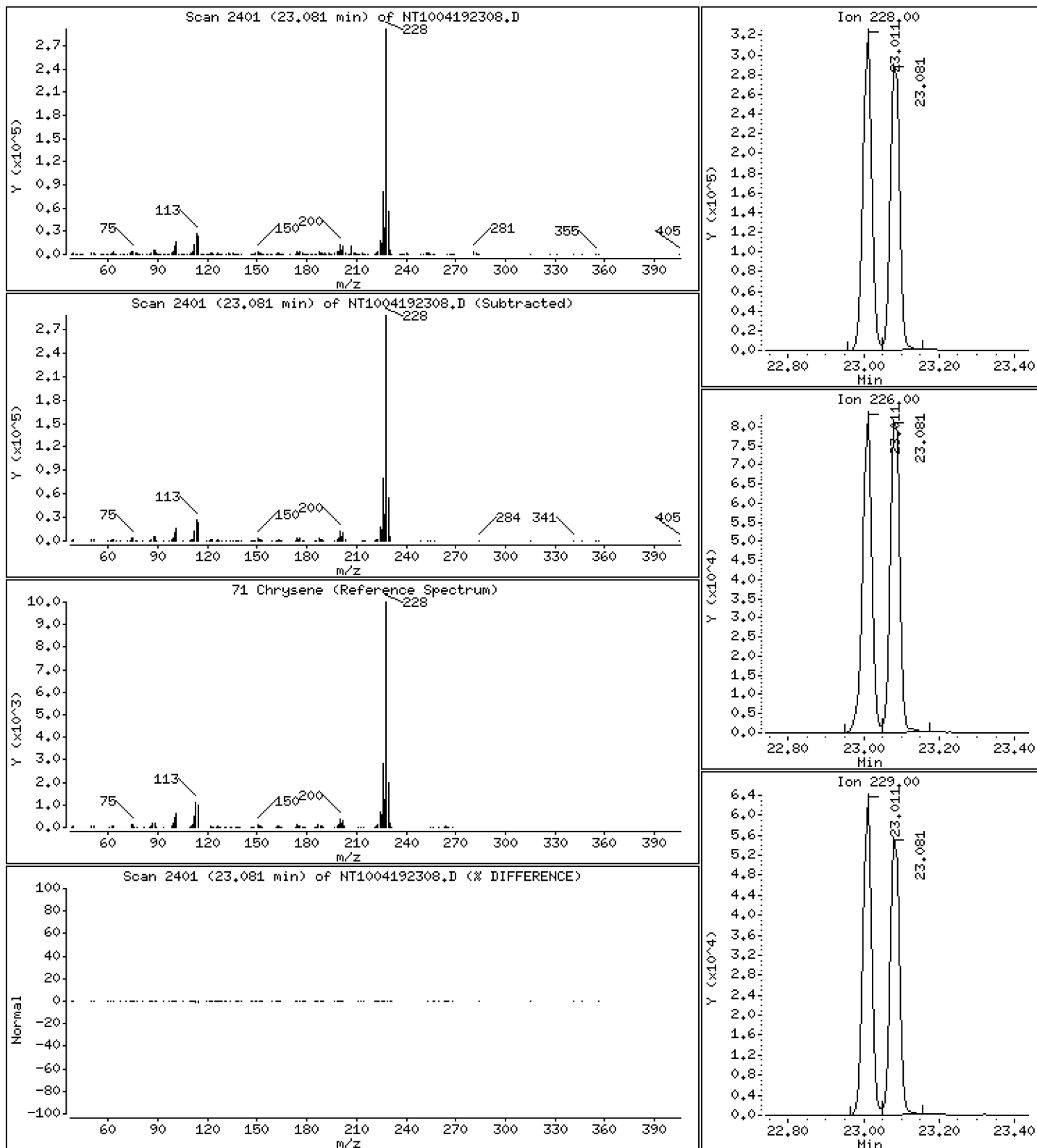
Operator: VTS

Column phase: ZB-5msi

Column diameter: 0,25

71 Chrysene

Concentration: 3,120 ug/mL



Date : 19-APR-2023 15:49

Client ID:

Instrument: nt10.i

Sample Info: BLD0057-BSD1

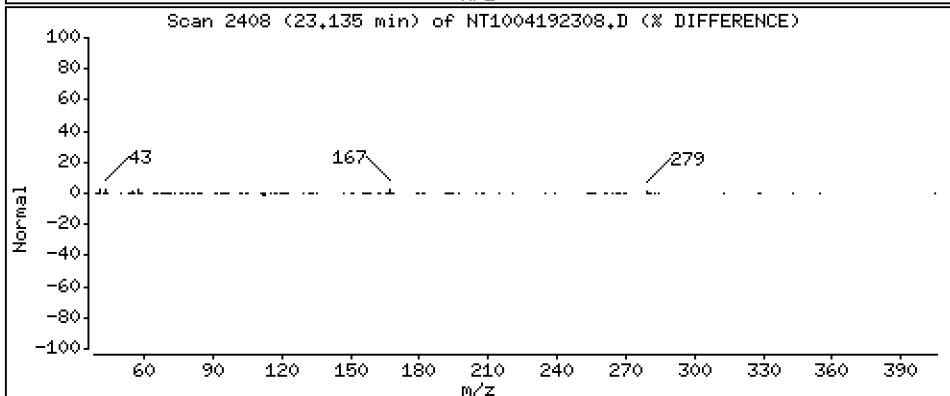
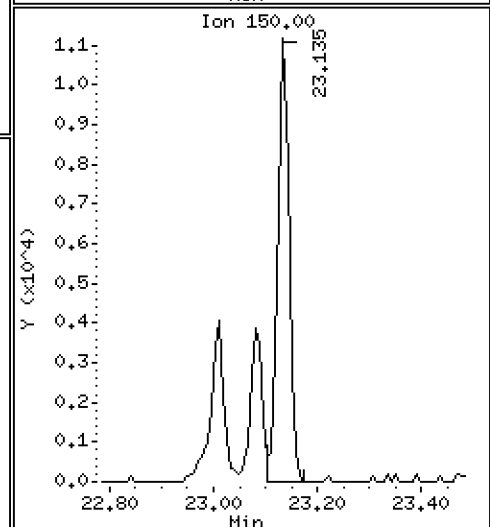
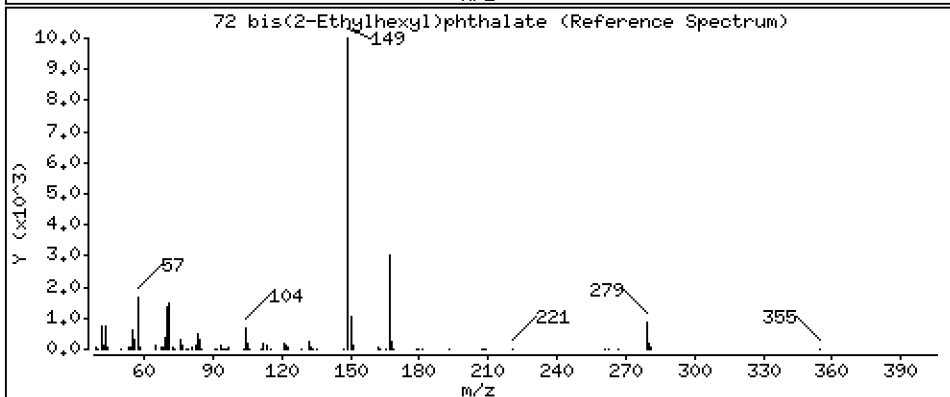
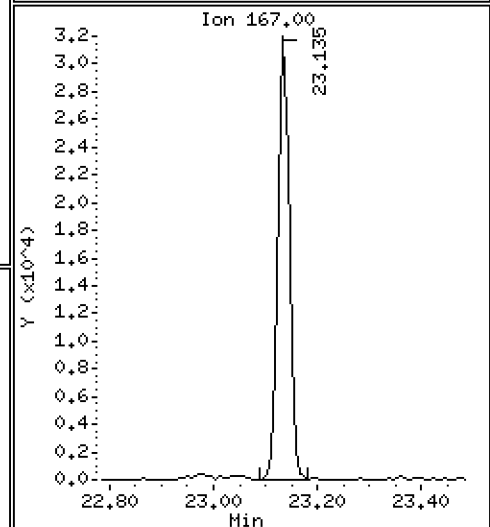
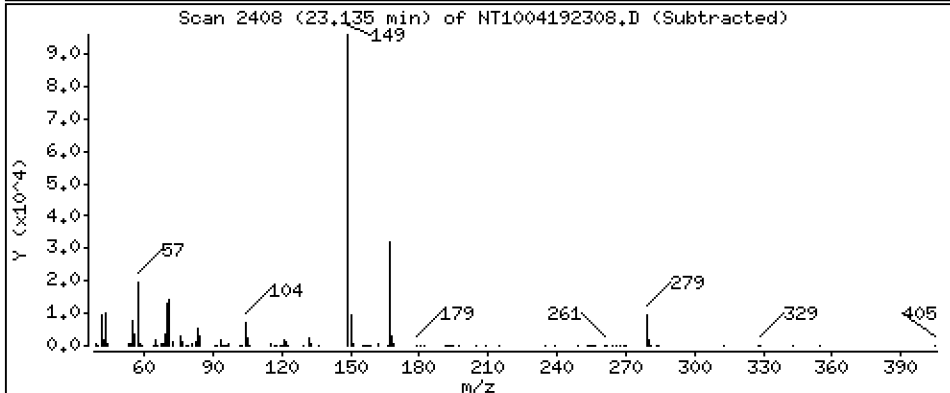
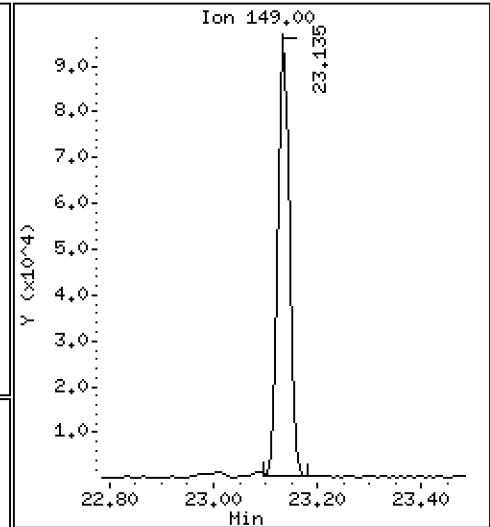
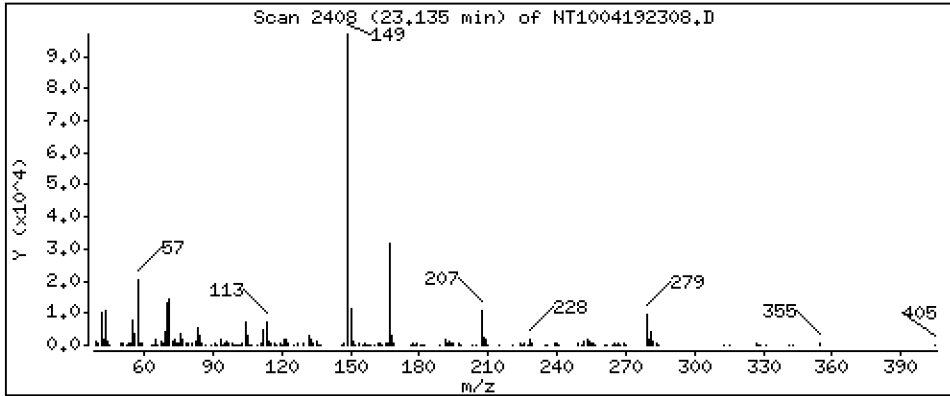
Operator: VTS

Column phase: ZB-5msi

Column diameter: 0,25

72 bis(2-Ethylhexyl)phthalate

Concentration: 1,434 ug/mL



Date : 19-APR-2023 15:49

Client ID:

Instrument: nt10.i

Sample Info: BLD0057-BSD1

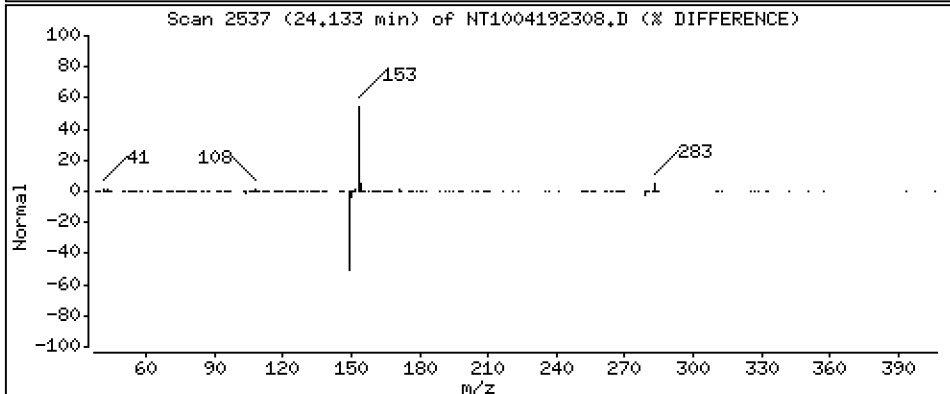
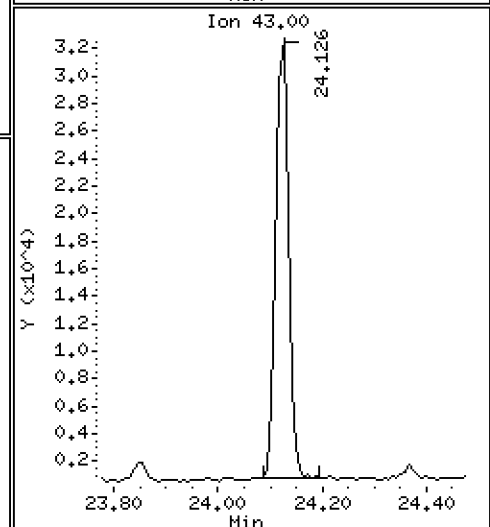
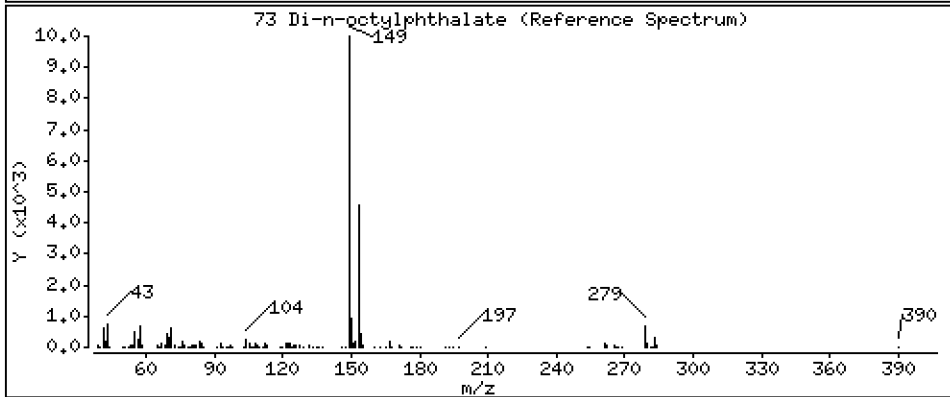
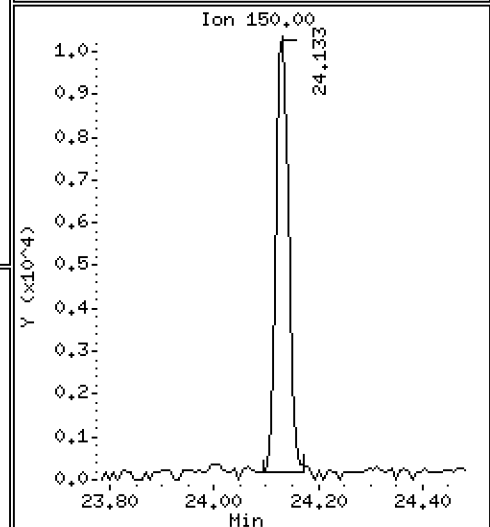
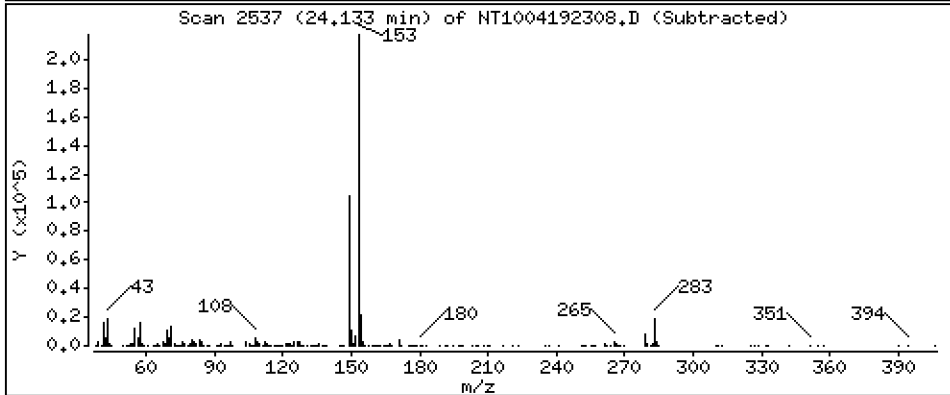
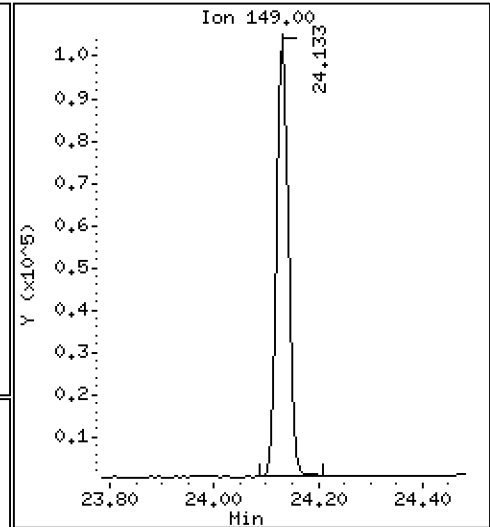
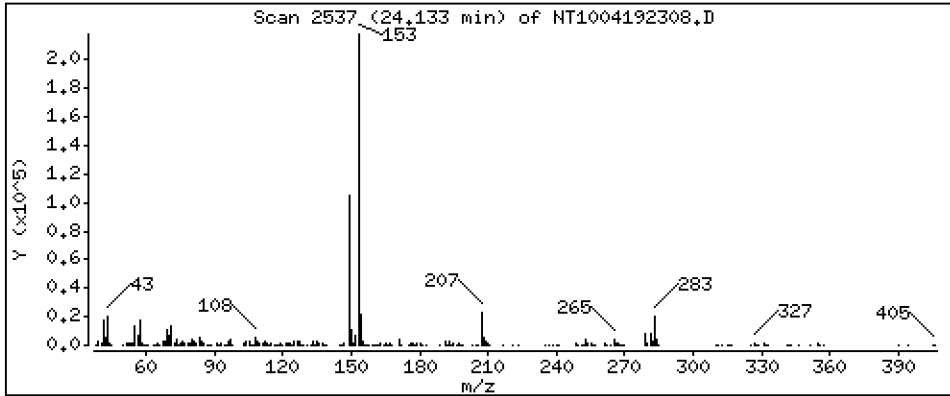
Operator: VTS

Column phase: ZB-5msi

Column diameter: 0,25

73 Di-n-octylphthalate

Concentration: 0,9041 ug/mL



Date : 19-APR-2023 15:49

Client ID:

Instrument: nt10.i

Sample Info: BLD0057-BSD1

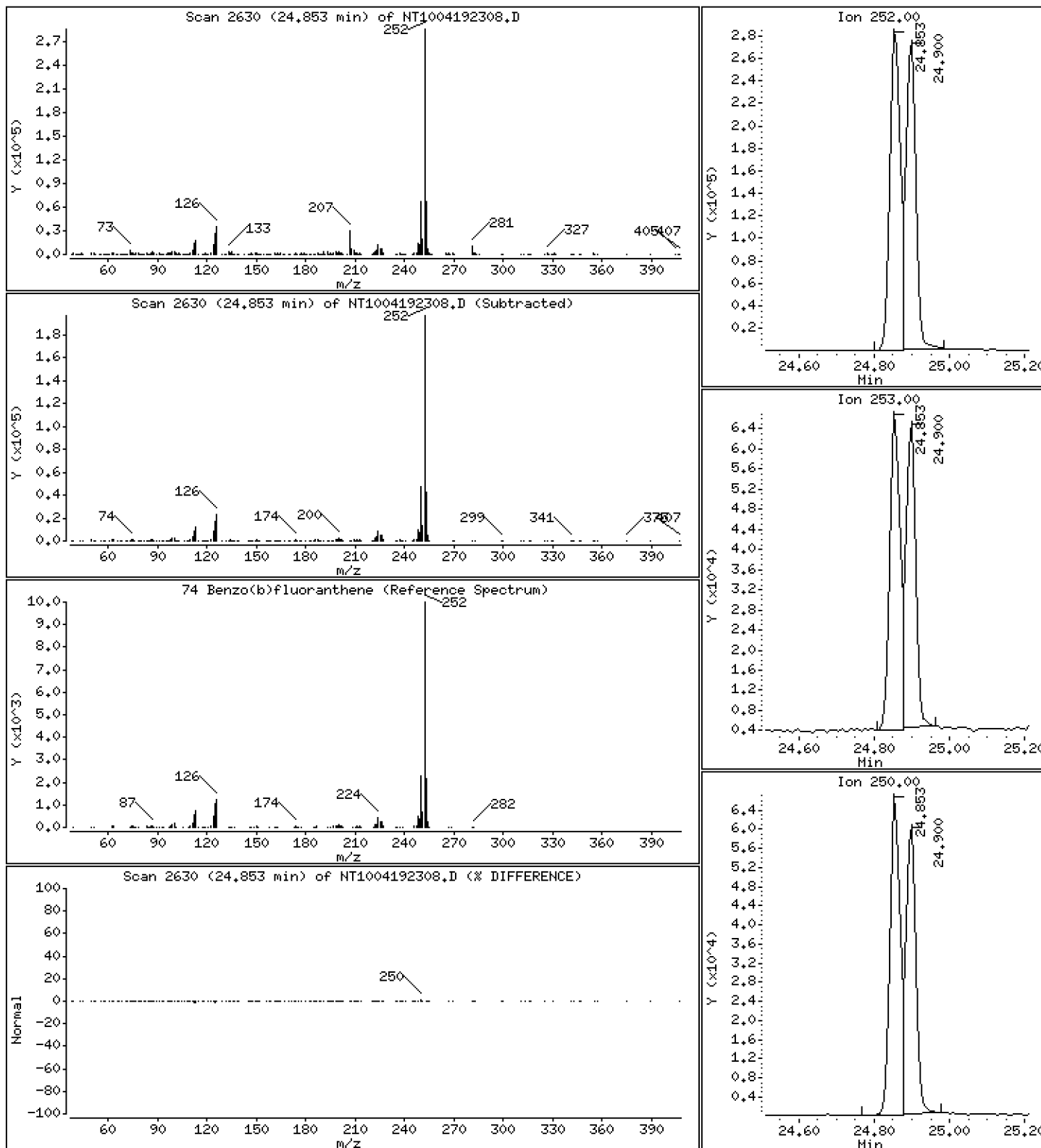
Operator: VTS

Column phase: ZB-5msi

Column diameter: 0,25

74 Benzo(b)fluoranthene

Concentration: 3,650 ug/mL



Date : 19-APR-2023 15:49

Client ID:

Instrument: nt10.i

Sample Info: BLD0057-BSD1

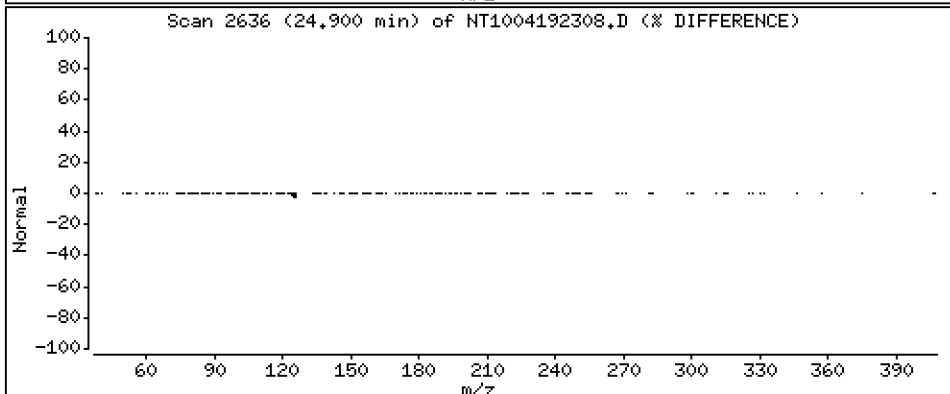
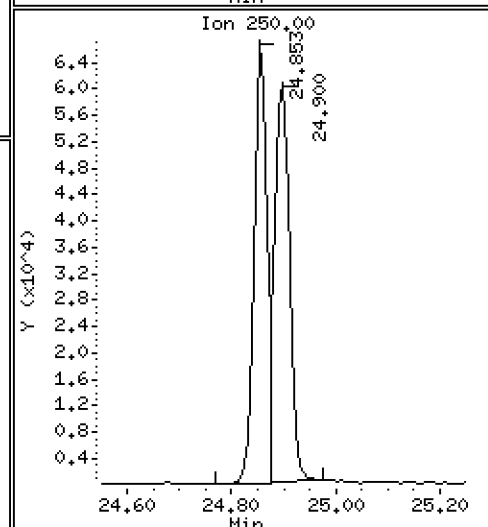
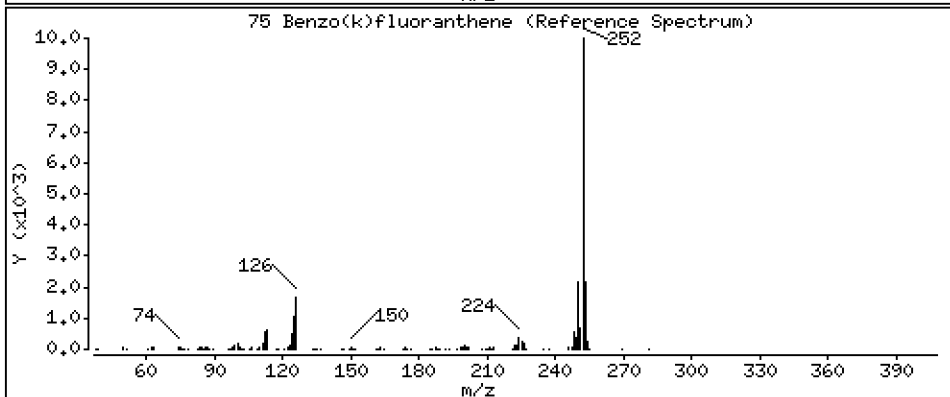
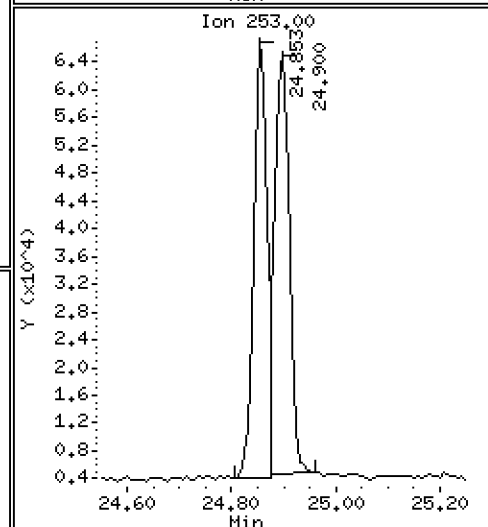
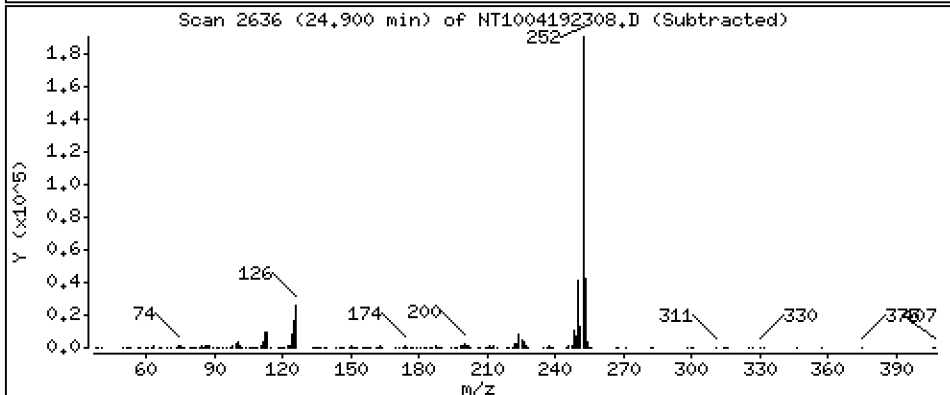
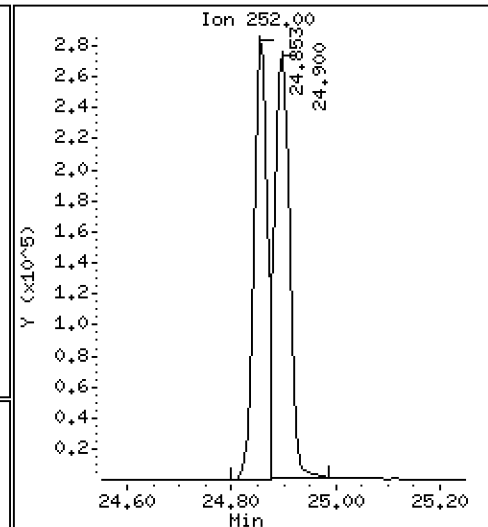
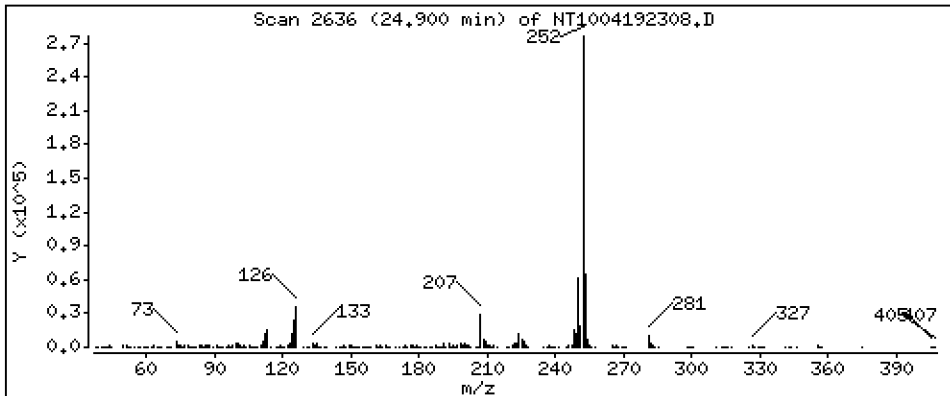
Operator: VTS

Column phase: ZB-5msi

Column diameter: 0,25

75 Benzo(k)fluoranthene

Concentration: 3,605 ug/mL



Date : 19-APR-2023 15:49

Client ID:

Instrument: nt10.i

Sample Info: BLD0057-BSD1

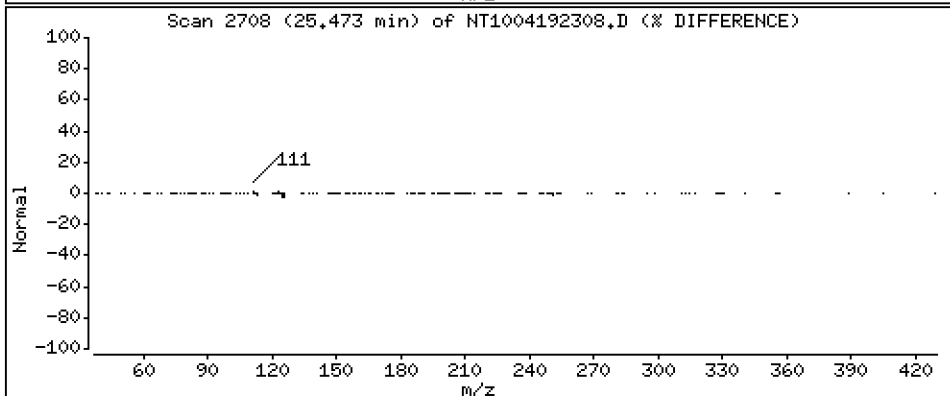
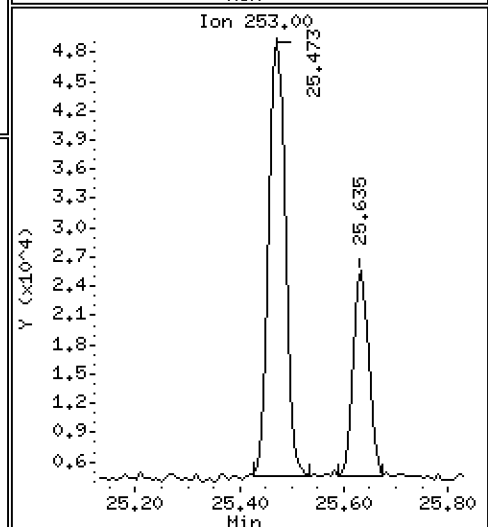
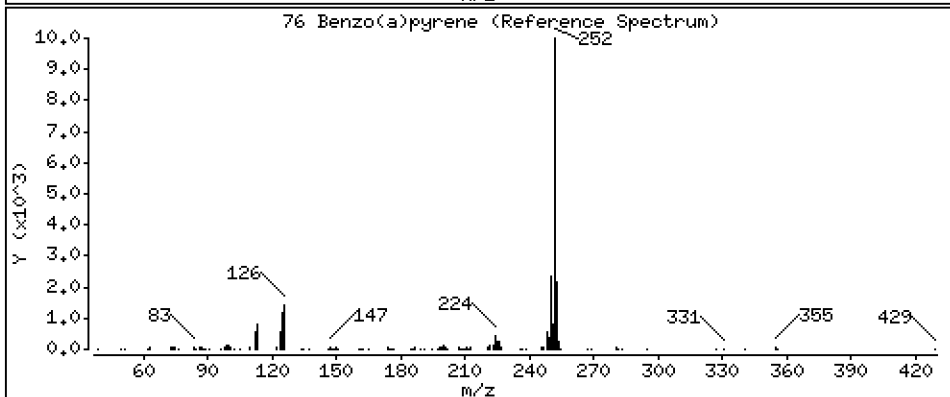
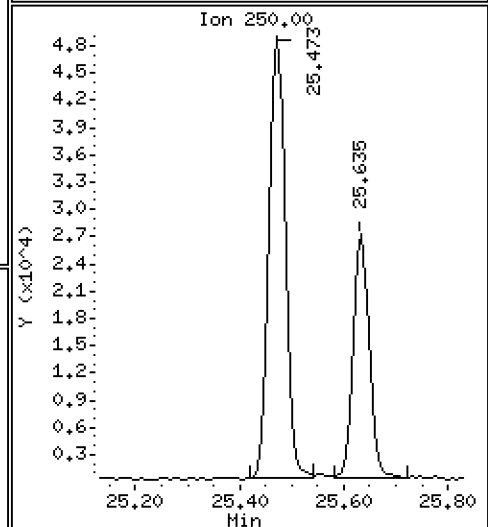
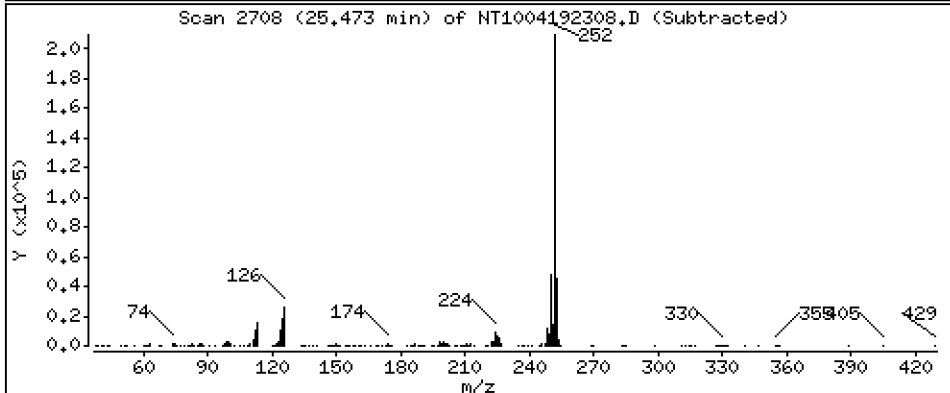
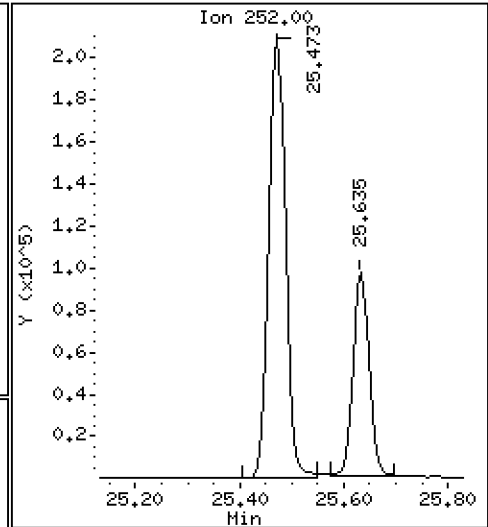
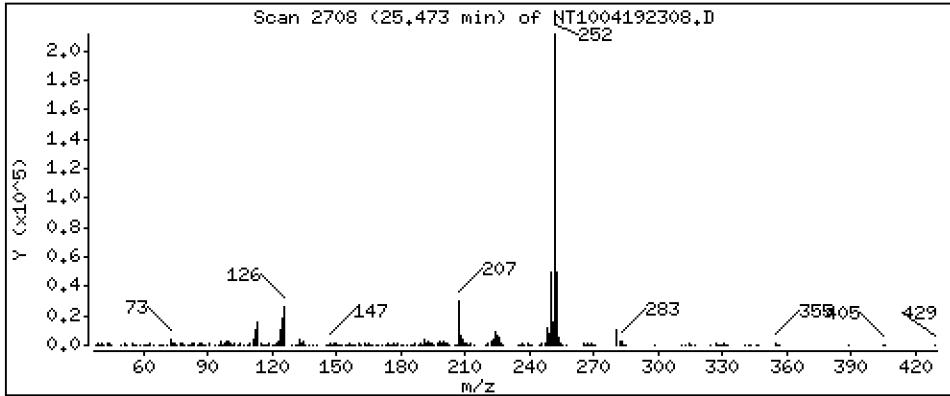
Operator: VTS

Column phase: ZB-5msi

Column diameter: 0,25

76 Benzo(a)pyrene

Concentration: 3,401 ug/mL



Date : 19-APR-2023 15:49

Client ID:

Instrument: nt10.i

Sample Info: BLD0057-BSD1

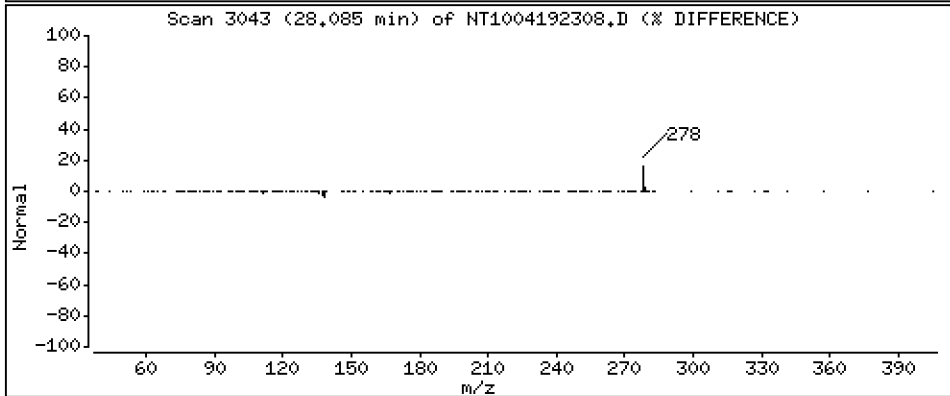
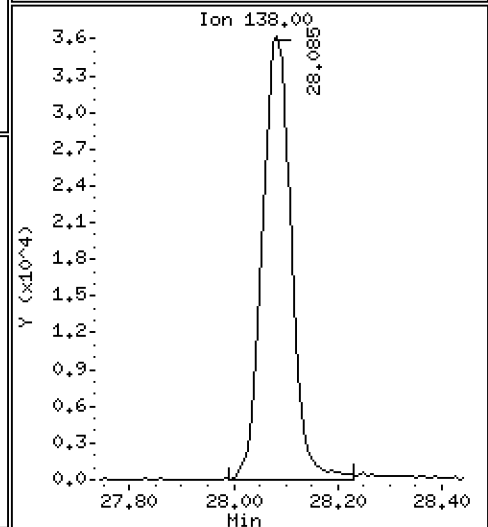
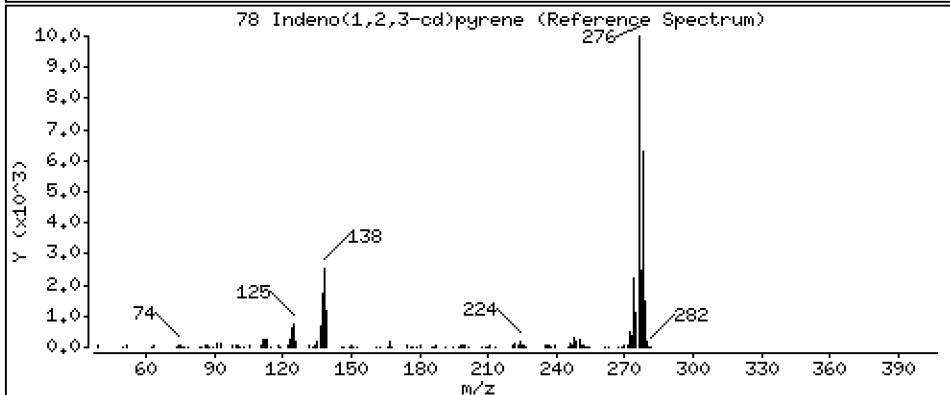
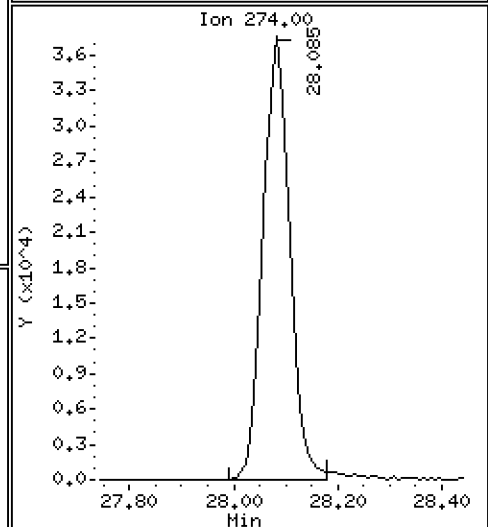
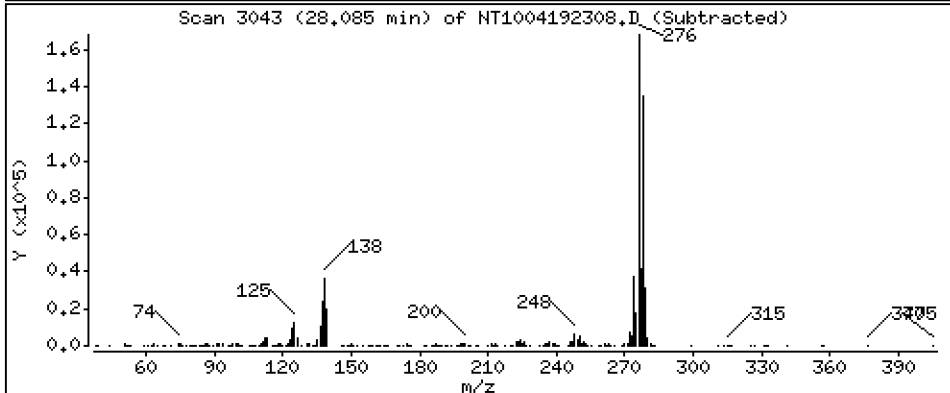
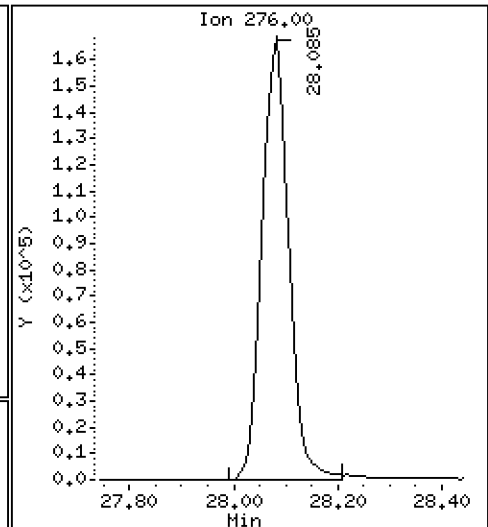
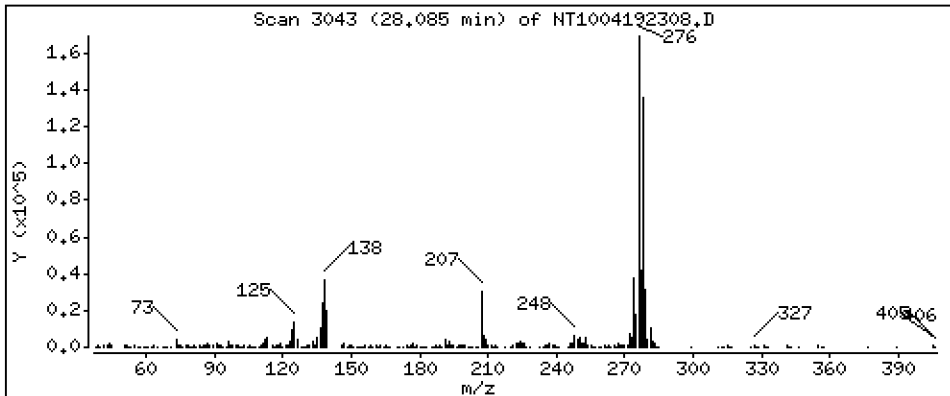
Operator: VTS

Column phase: ZB-5msi

Column diameter: 0,25

78 Indeno(1,2,3-cd)pyrene

Concentration: 3,508 ug/mL



Date : 19-APR-2023 15:49

Client ID:

Instrument: nt10.i

Sample Info: BLD0057-BSD1

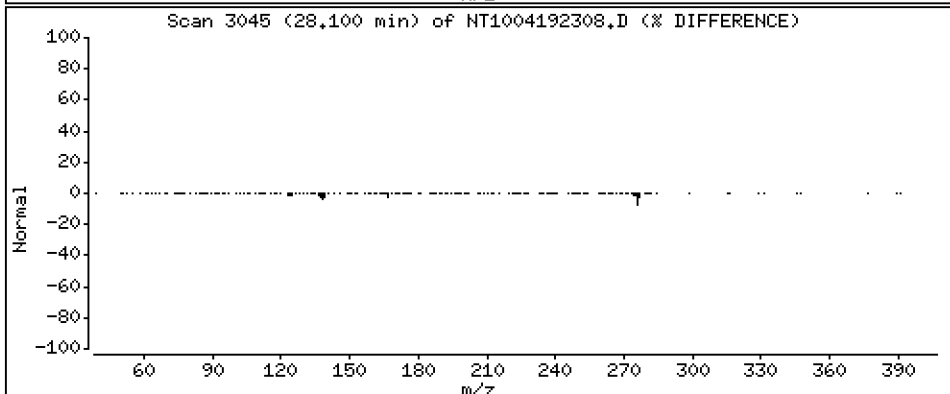
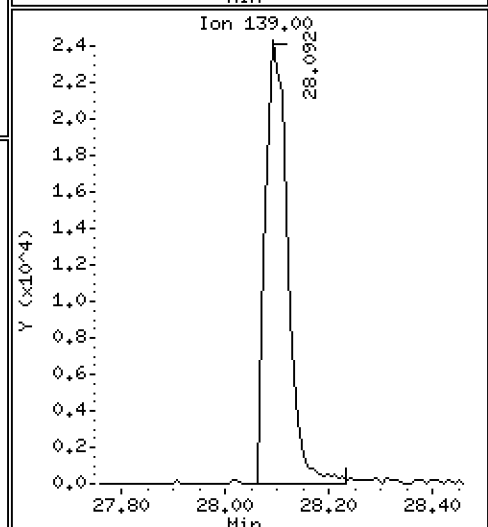
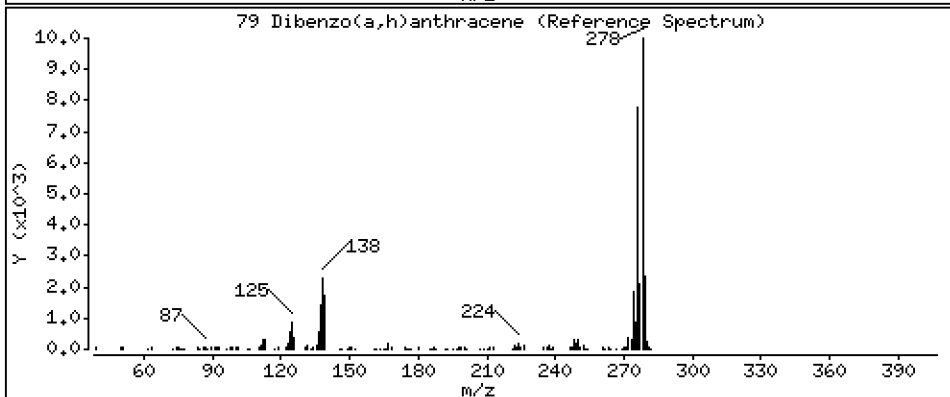
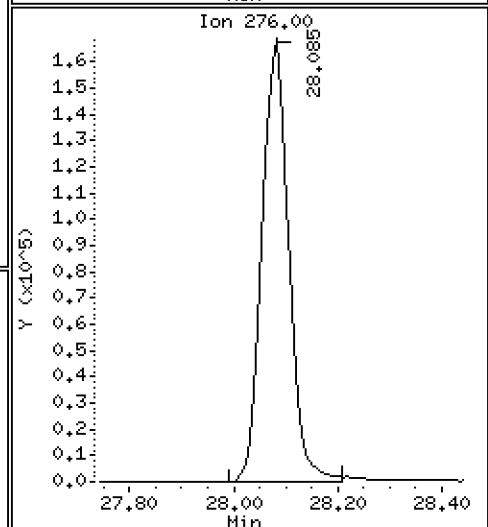
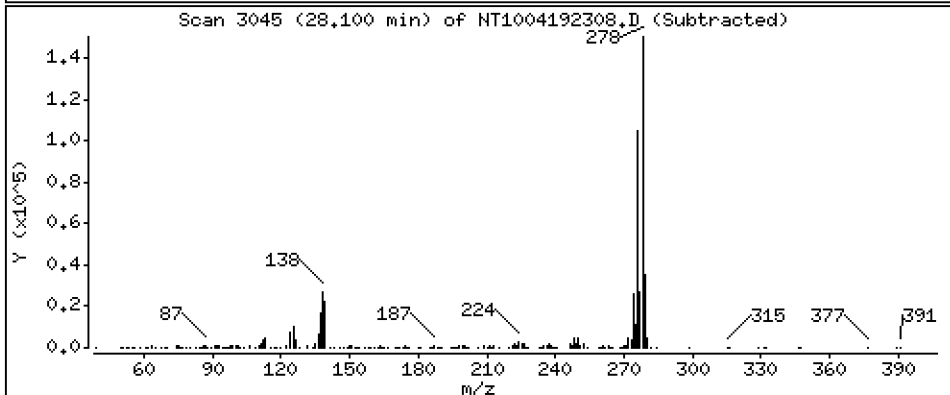
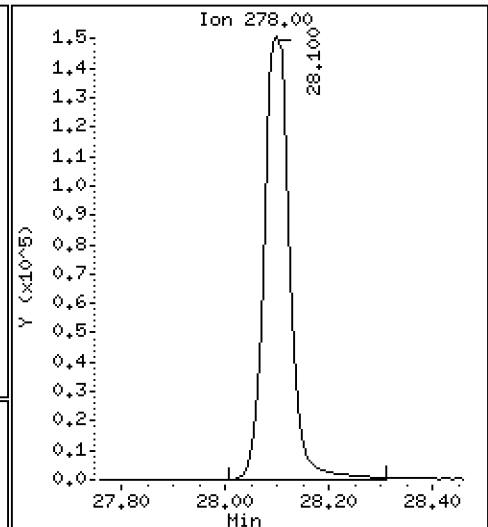
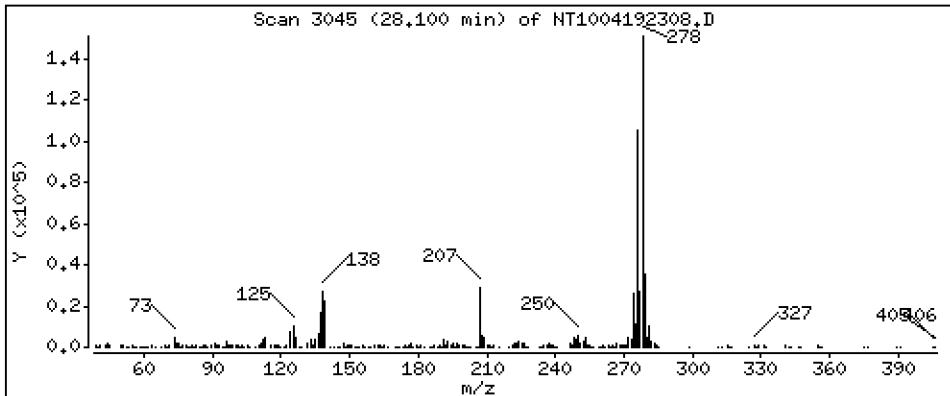
Operator: VTS

Column phase: ZB-5msi

Column diameter: 0,25

79 Dibenzo(a,h)anthracene

Concentration: 3,620 ug/mL



Date : 19-APR-2023 15:49

Client ID:

Instrument: nt10.i

Sample Info: BLD0057-BSD1

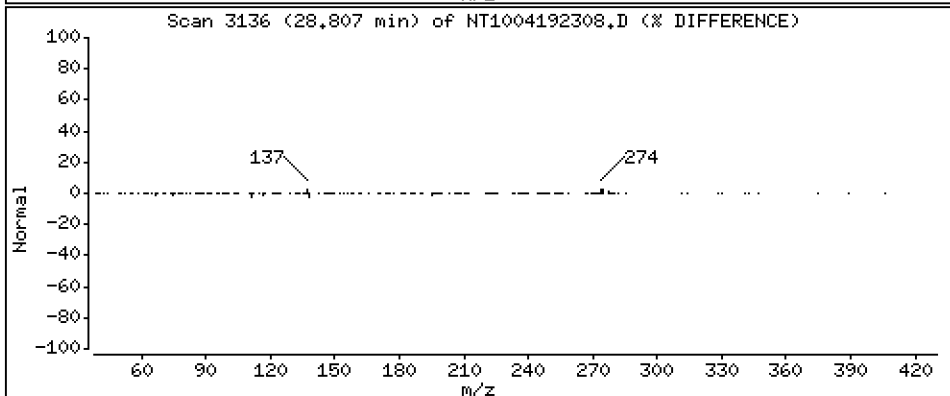
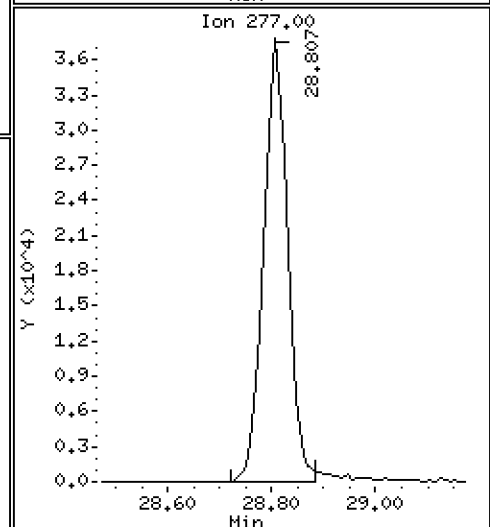
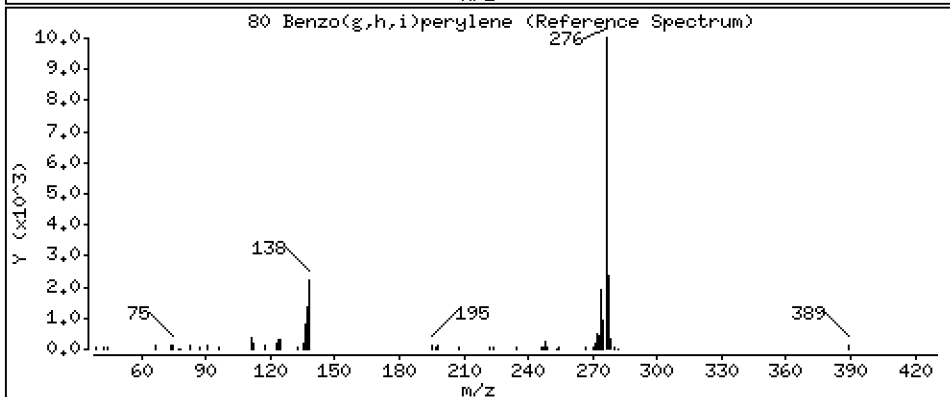
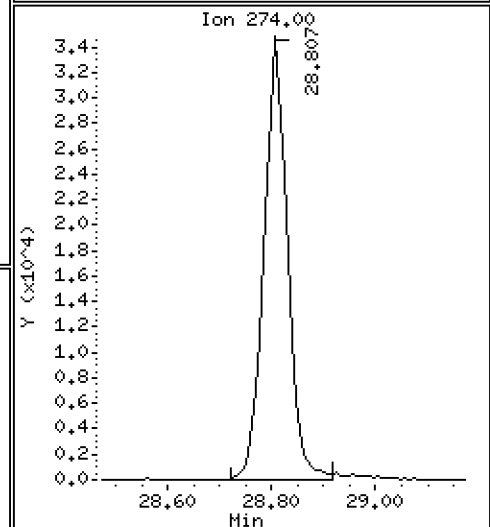
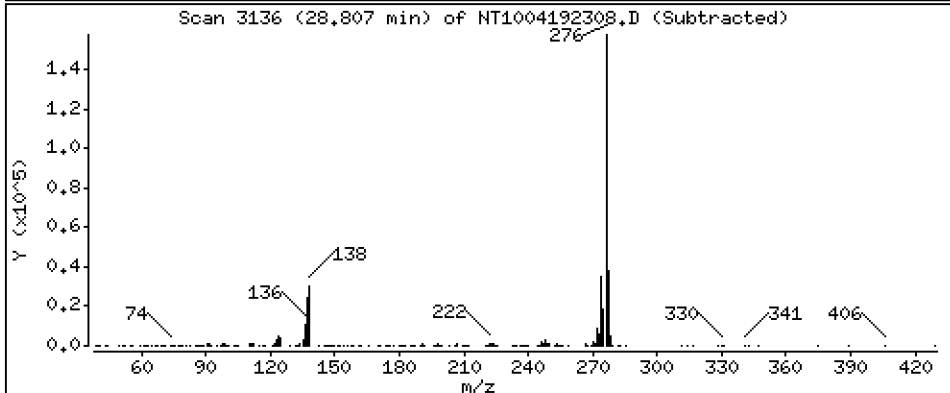
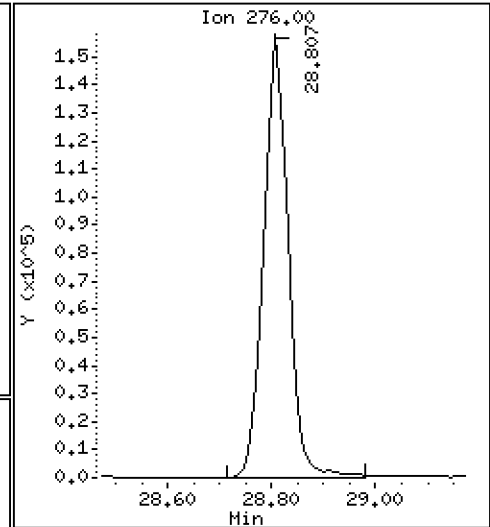
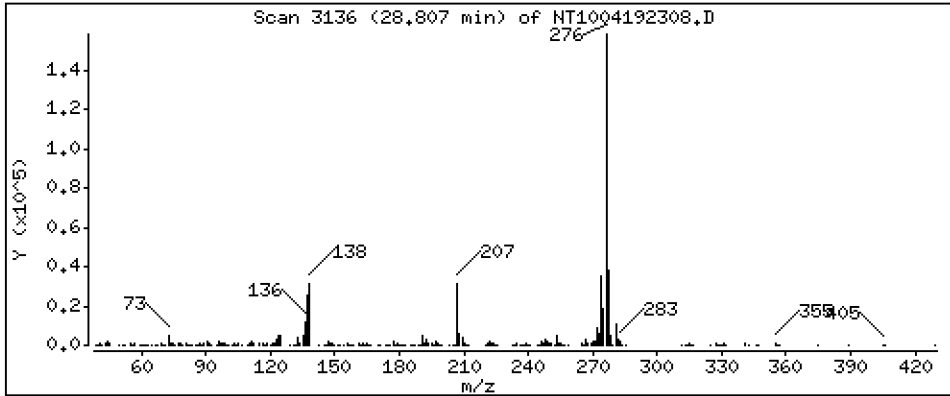
Operator: VTS

Column phase: ZB-5msi

Column diameter: 0,25

80 Benzo(g,h,i)perylene

Concentration: 3,494 ug/mL



Date : 19-APR-2023 15:49

Client ID:

Instrument: nt10.i

Sample Info: BLD0057-BSD1

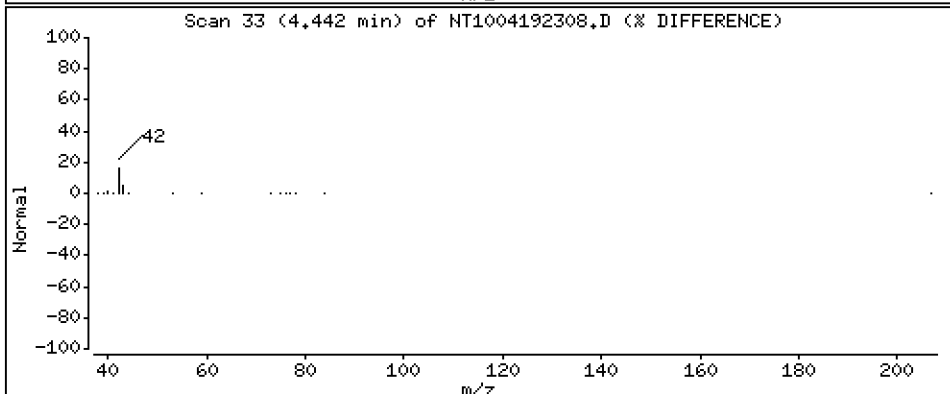
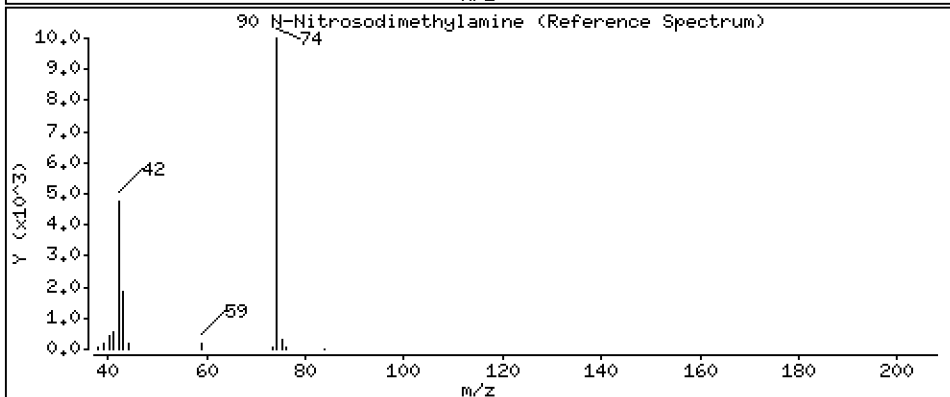
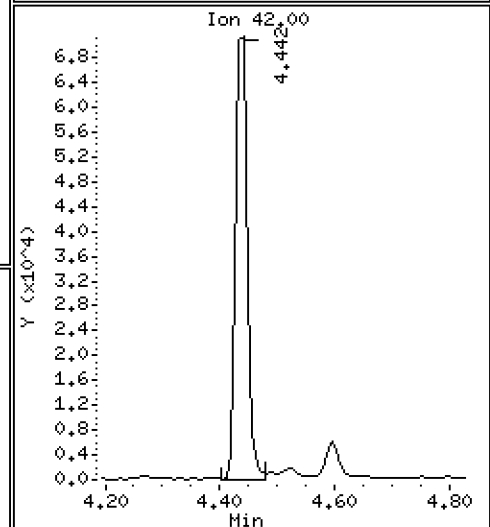
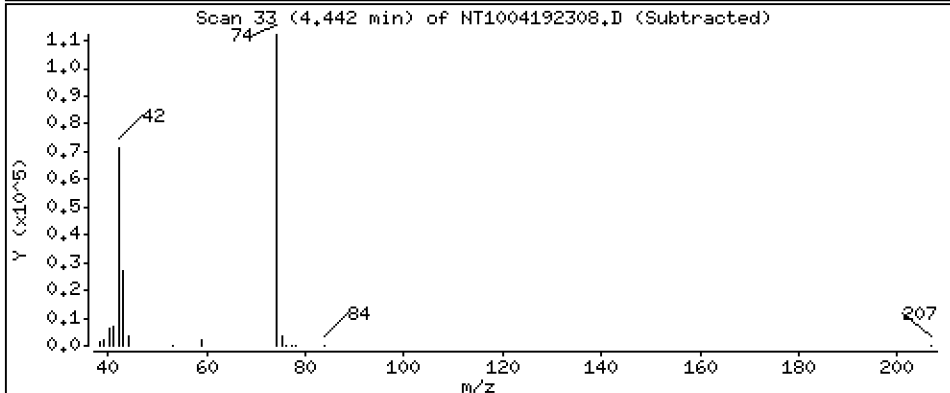
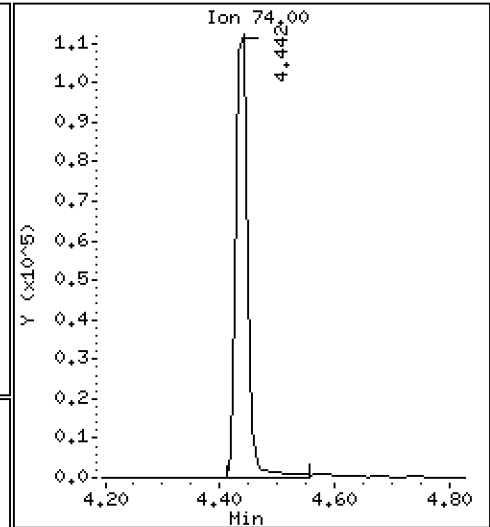
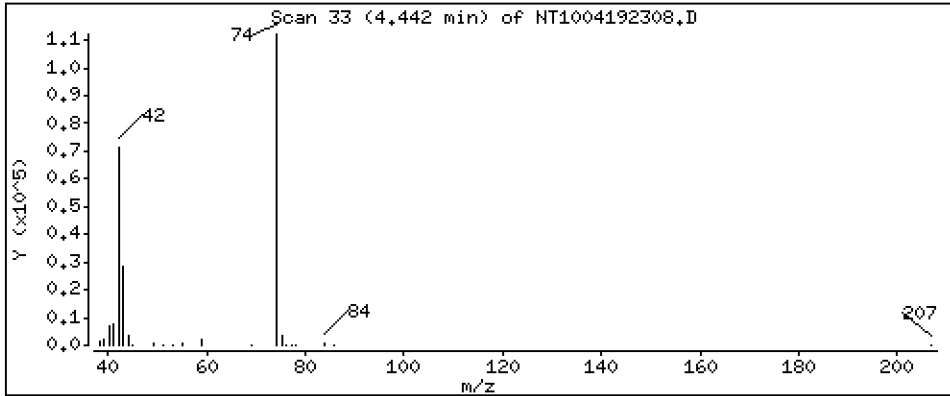
Operator: VTS

Column phase: ZB-5msi

Column diameter: 0,25

90 N-Nitrosodimethylamine

Concentration: 5,838 ug/mL



Date : 19-APR-2023 15:49

Client ID:

Instrument: nt10.i

Sample Info: BLD0057-BSD1

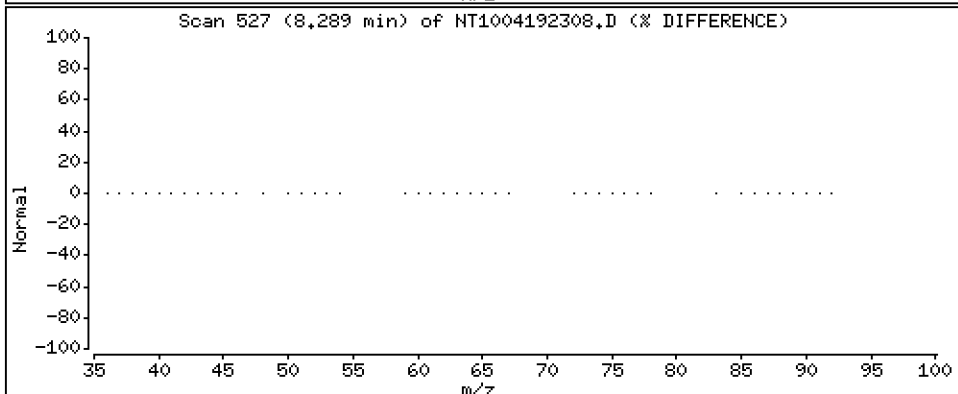
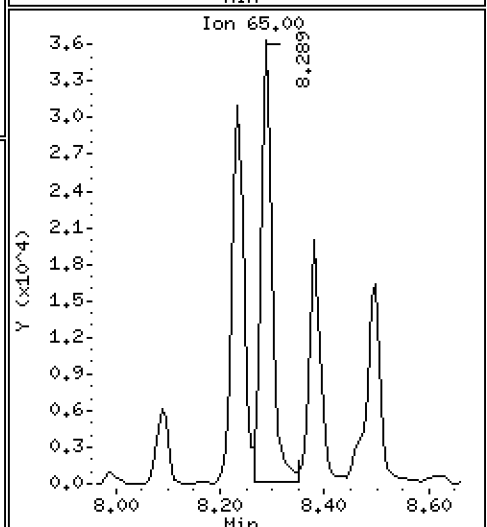
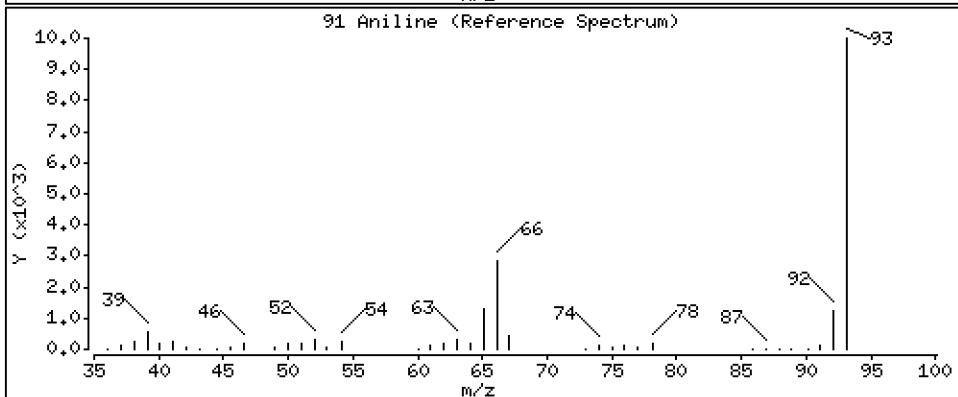
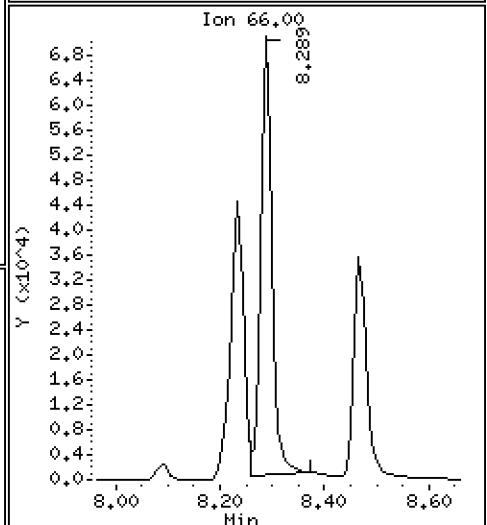
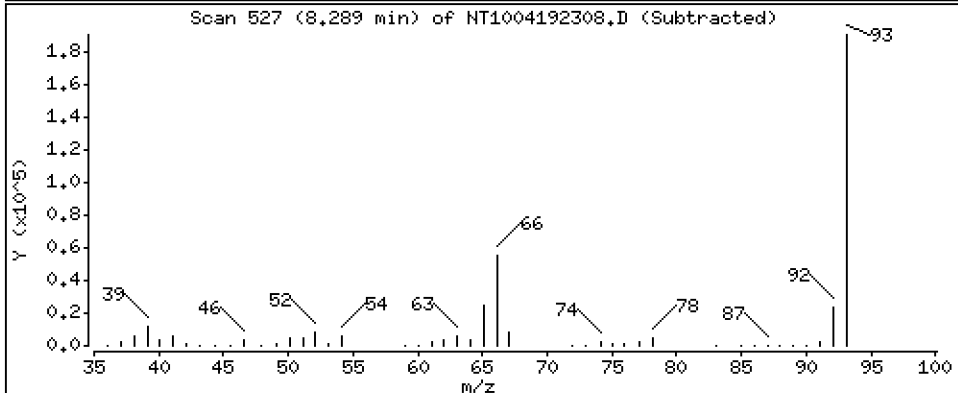
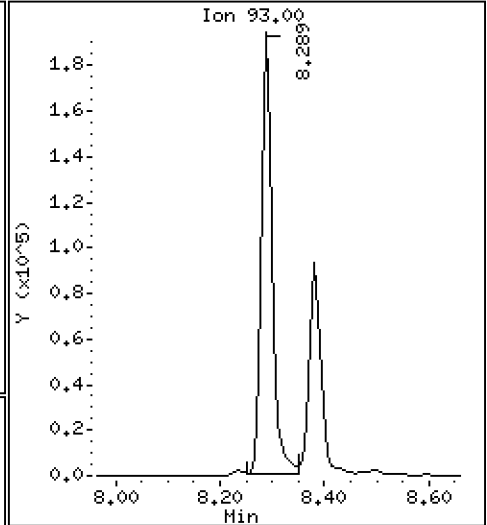
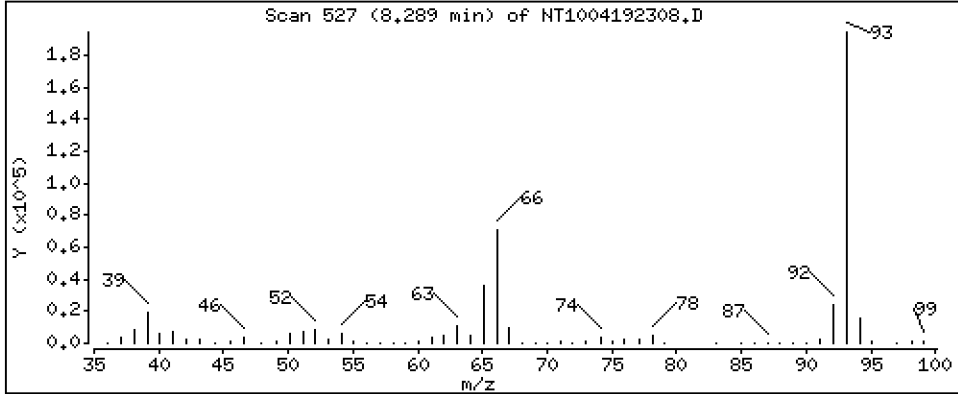
Operator: VTS

Column phase: ZB-5msi

Column diameter: 0,25

91 Aniline

Concentration: 4,795 ug/mL



Date : 19-APR-2023 15:49

Client ID:

Instrument: nt10.i

Sample Info: BLD0057-BSD1

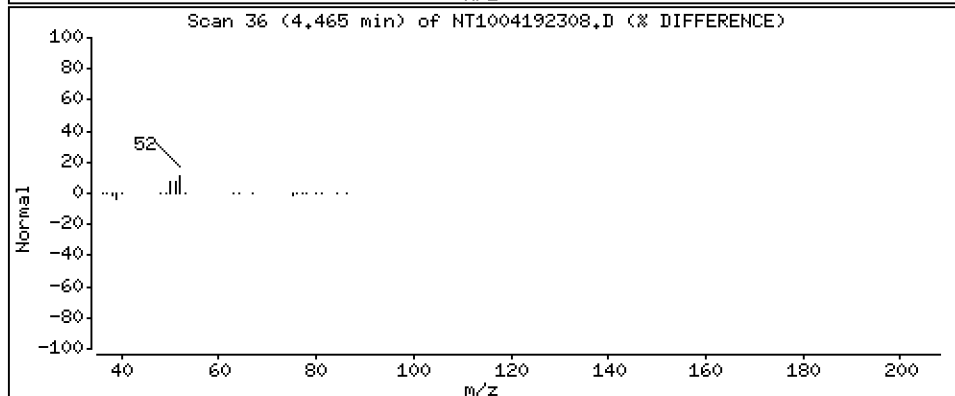
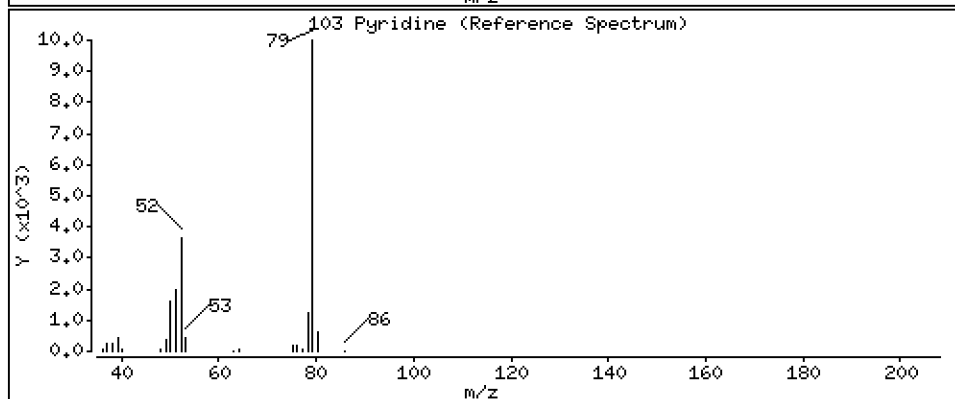
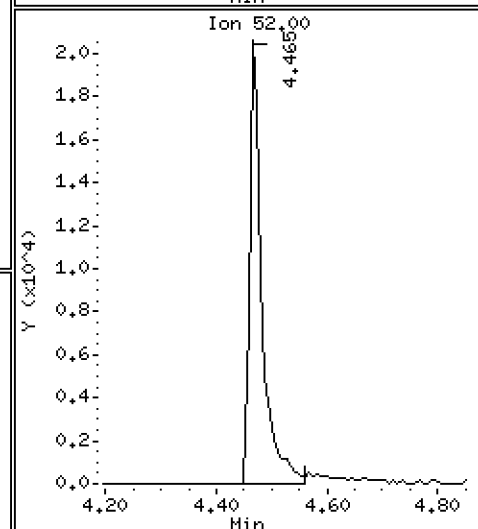
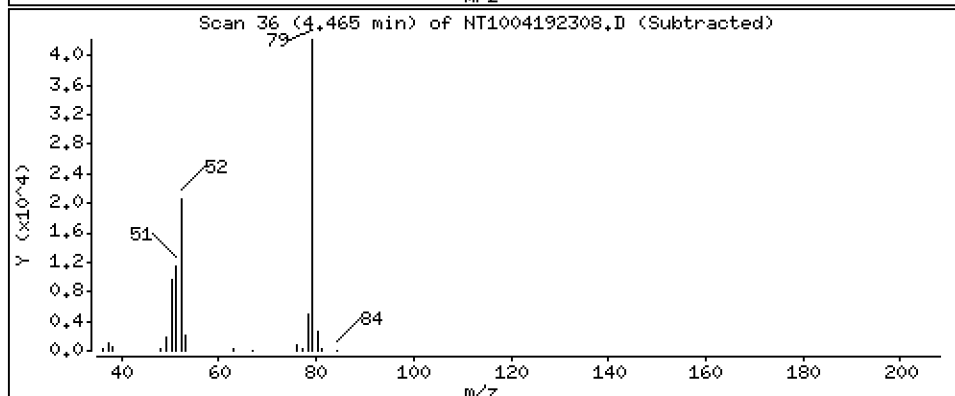
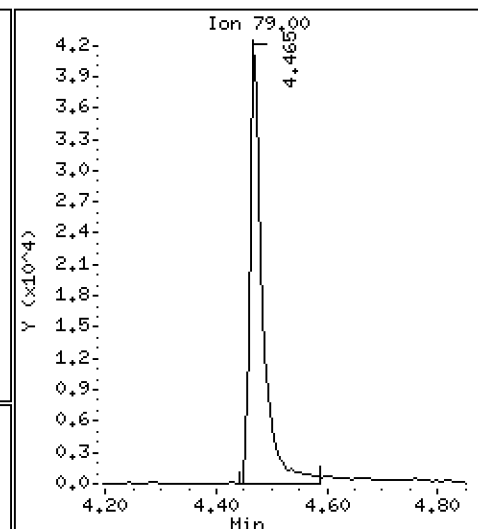
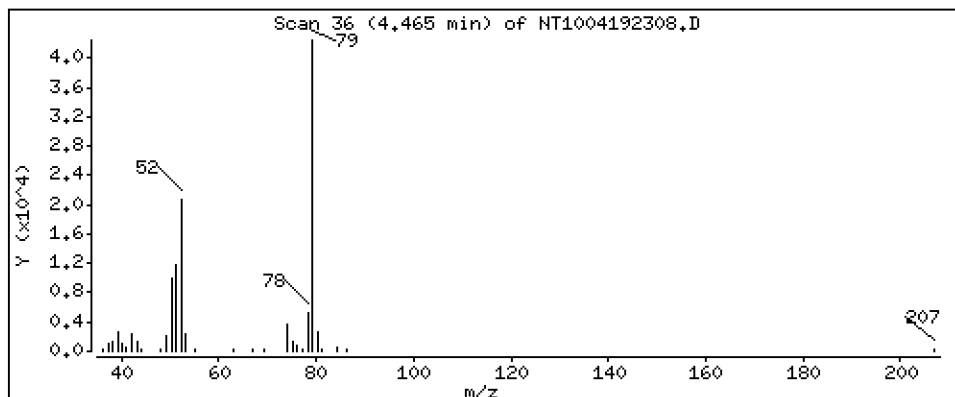
Operator: VTS

Column phase: ZB-5msi

Column diameter: 0,25

103 Pyridine

Concentration: 1,643 ug/mL



Date : 19-APR-2023 15:49

Client ID:

Instrument: nt10.i

Sample Info: BLD0057-BSD1

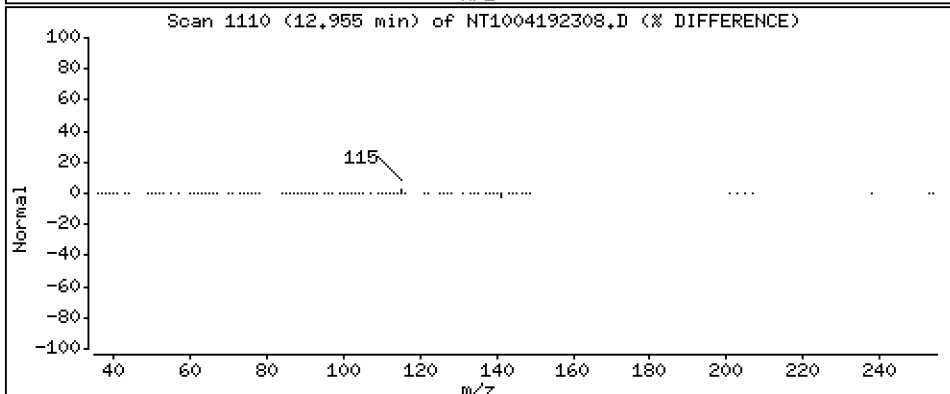
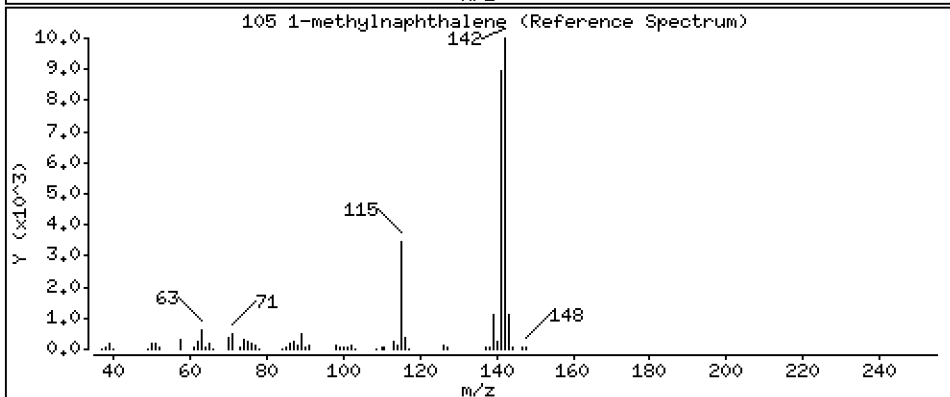
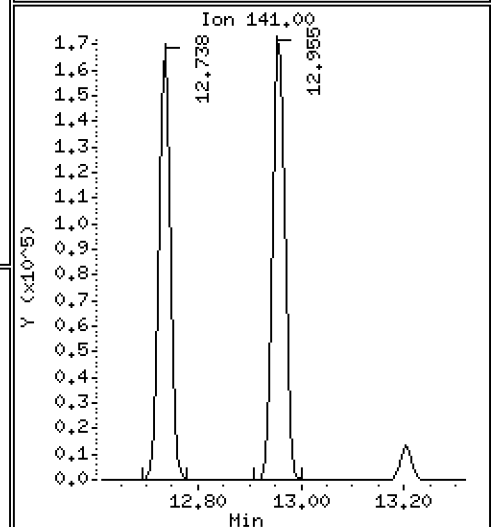
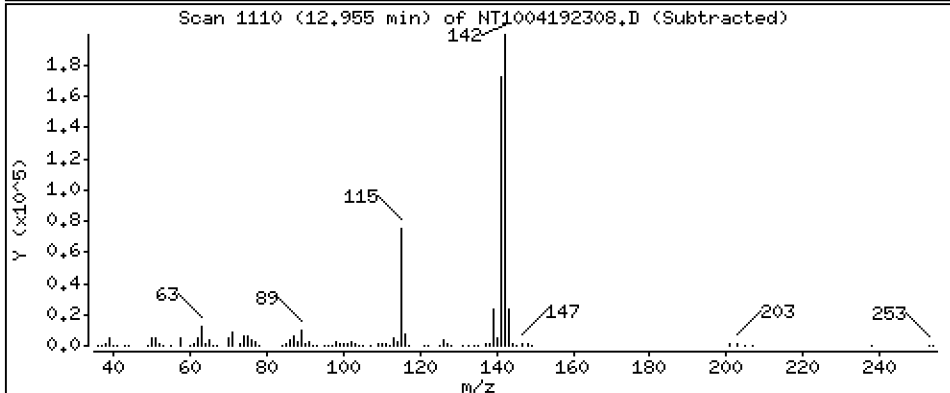
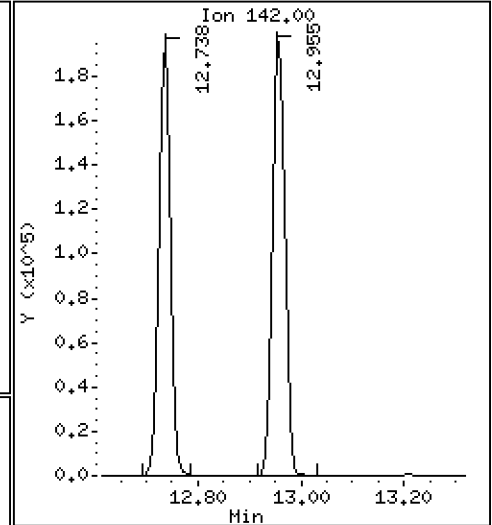
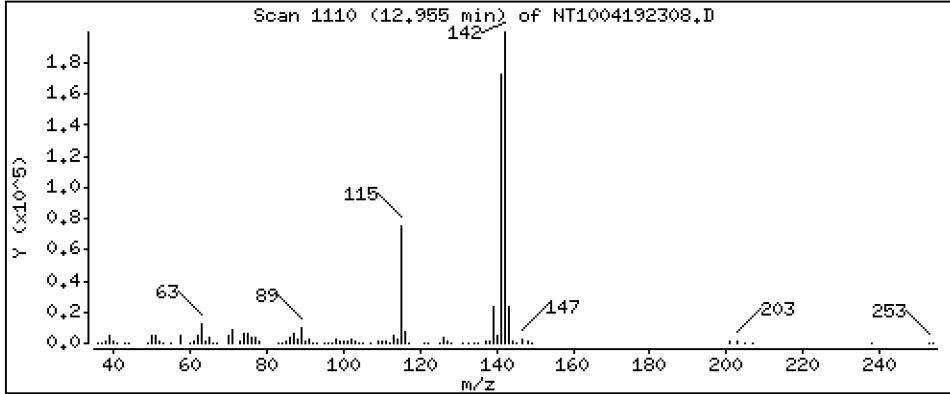
Operator: VTS

Column phase: ZB-5msi

Column diameter: 0,25

105 1-methylnaphthalene

Concentration: 3,409 ug/mL



Date : 19-APR-2023 15:49

Client ID:

Instrument: nt10.i

Sample Info: BLD0057-BSD1

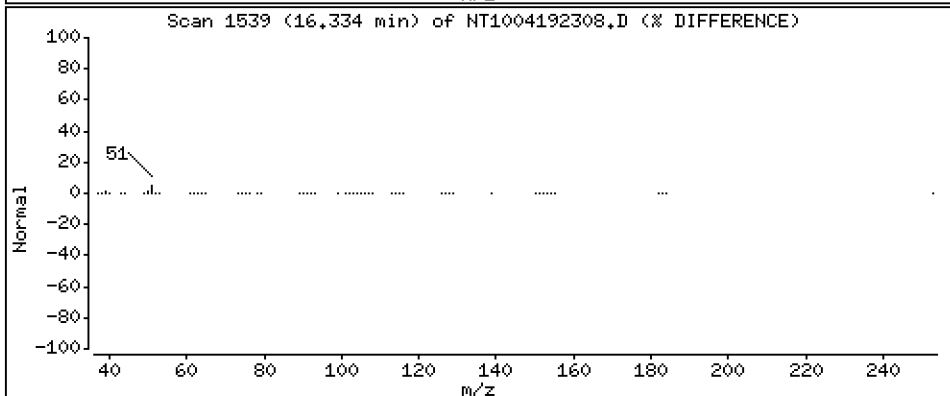
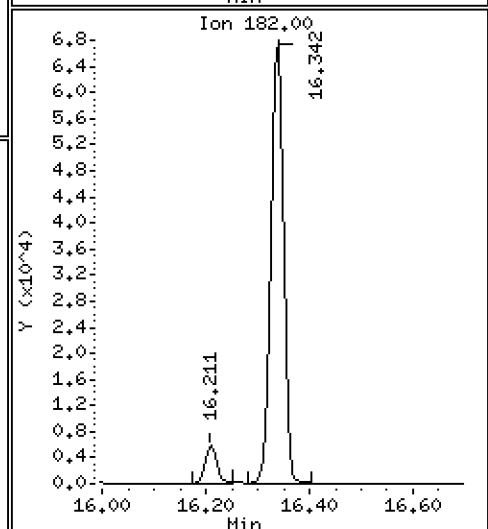
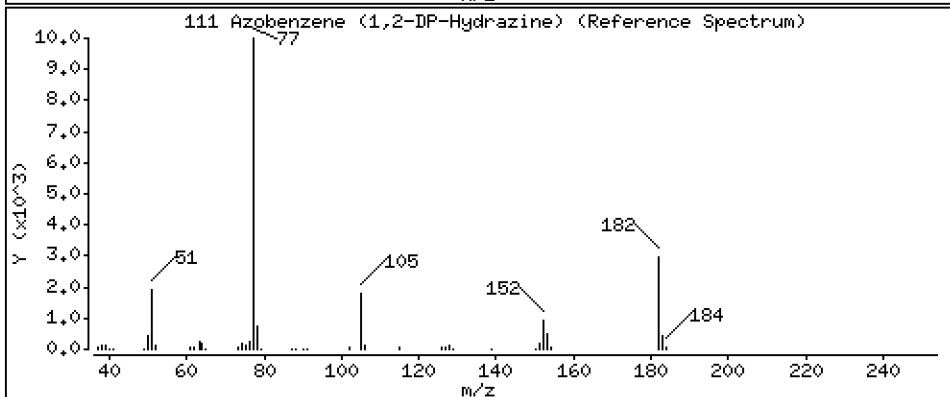
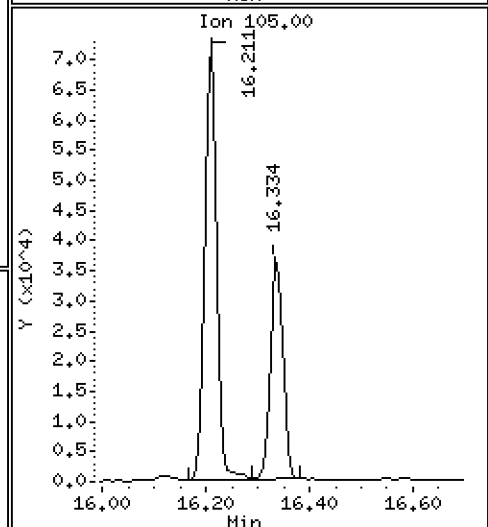
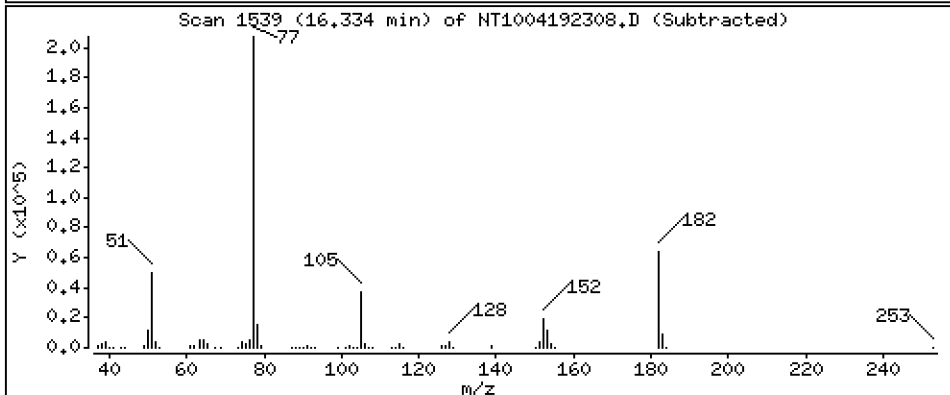
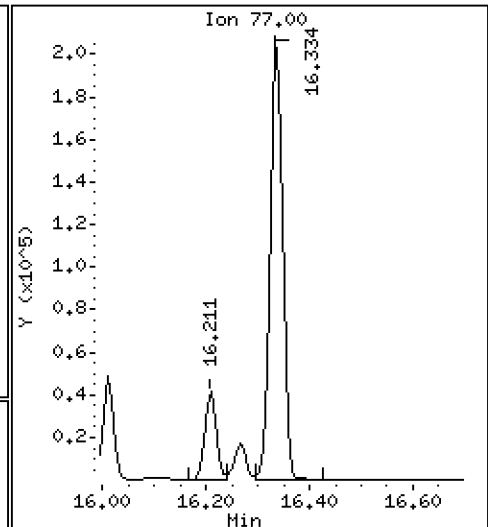
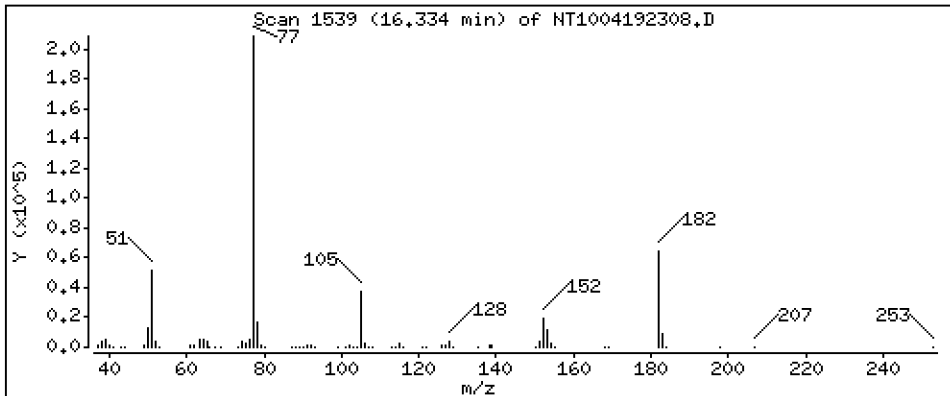
Operator: VTS

Column phase: ZB-5msi

Column diameter: 0,25

111 Azobenzene (1,2-DP-Hydrazine)

Concentration: 2,924 ug/mL



Date : 19-APR-2023 15:49

Client ID:

Instrument: nt10.i

Sample Info: BLD0057-BSD1

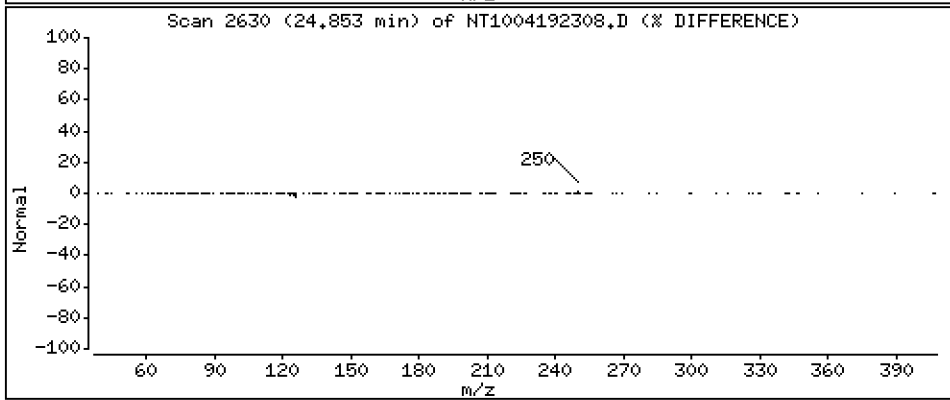
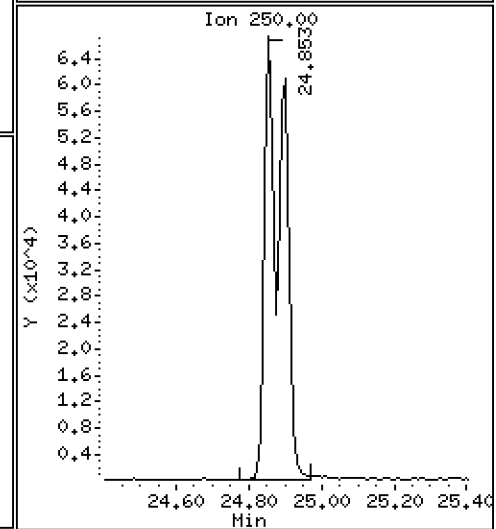
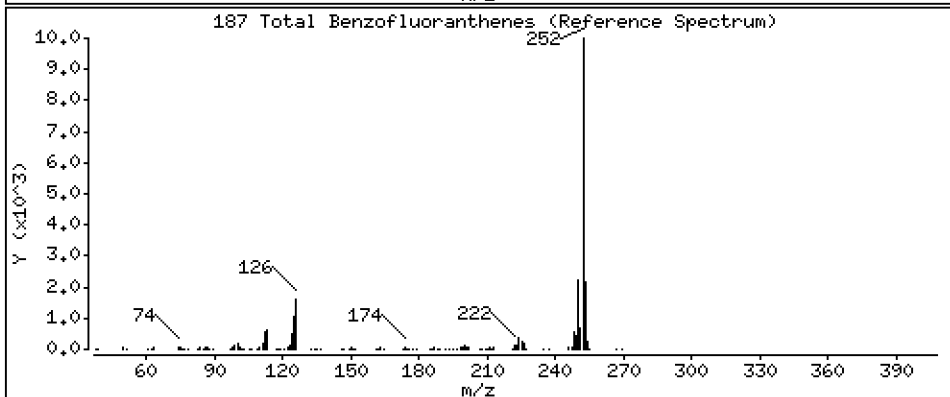
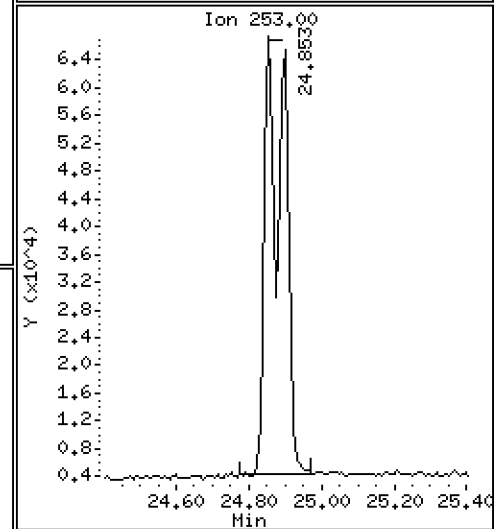
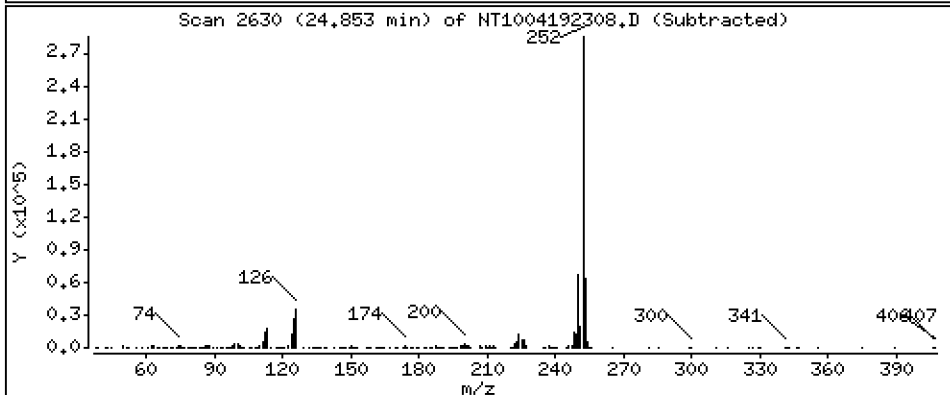
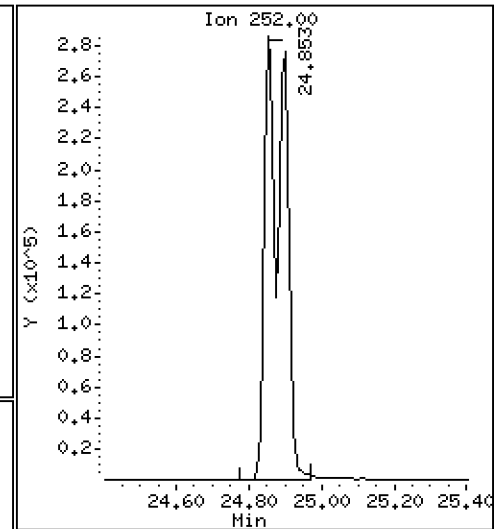
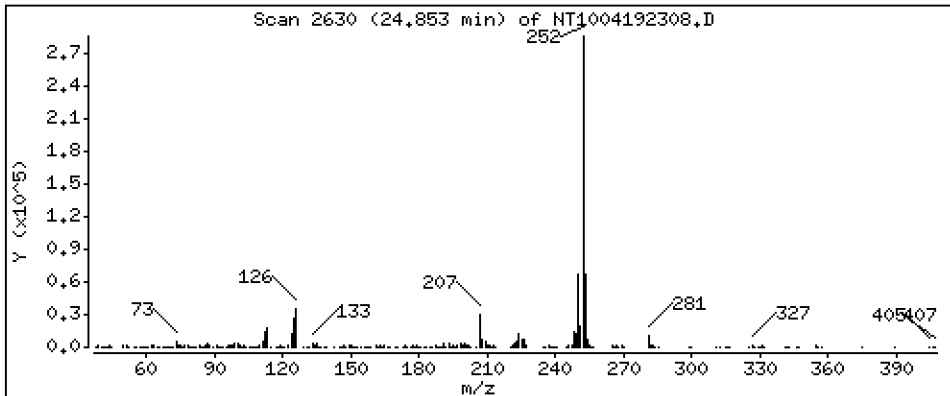
Operator: VTS

Column phase: ZB-5msi

Column diameter: 0,25

187 Total Benzofluoranthenes

Concentration: 7,226 ug/mL



Date : 19-APR-2023 15:49

Client ID:

Instrument: nt10.i

Sample Info: BLD0057-BSD1

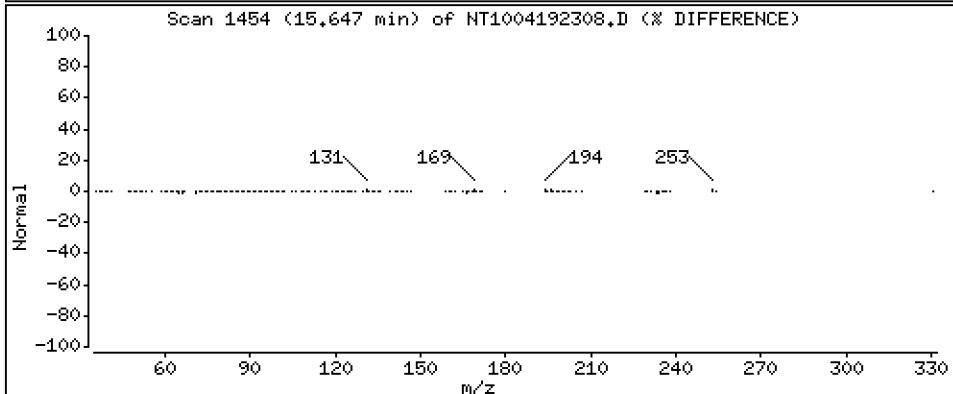
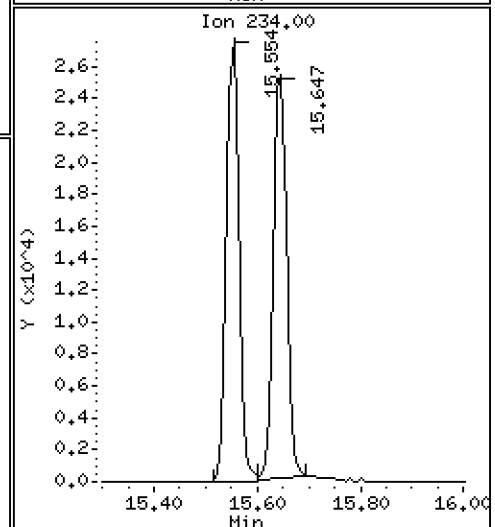
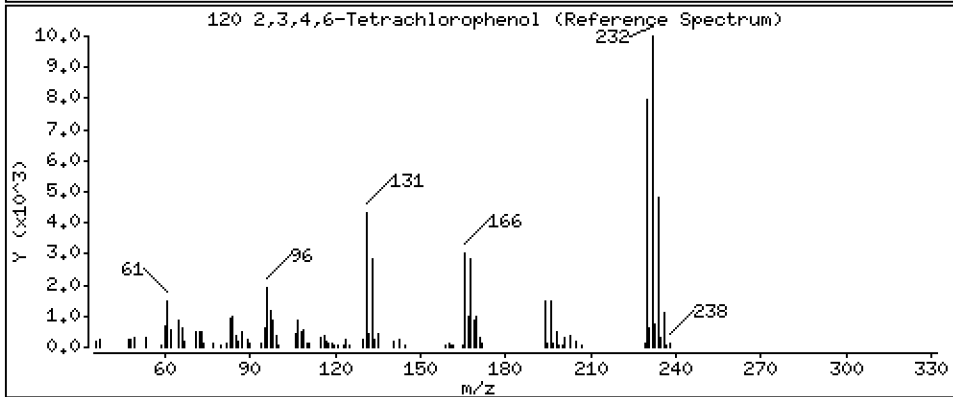
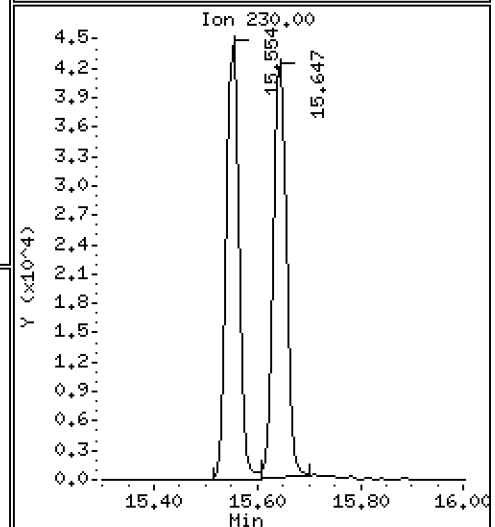
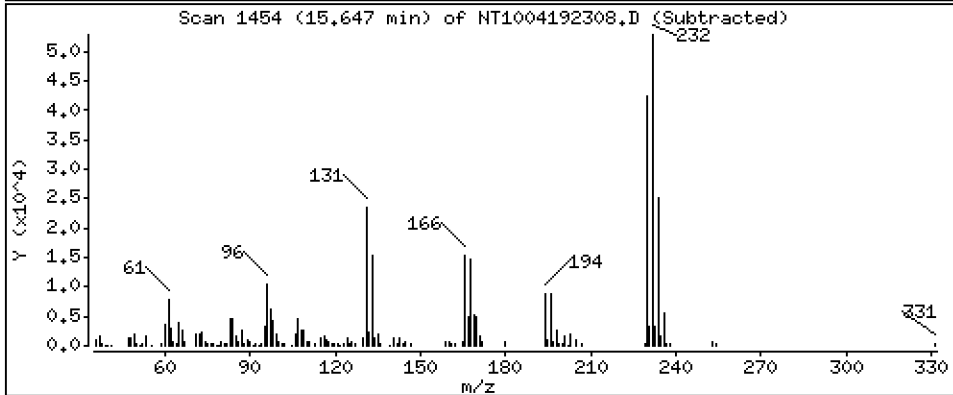
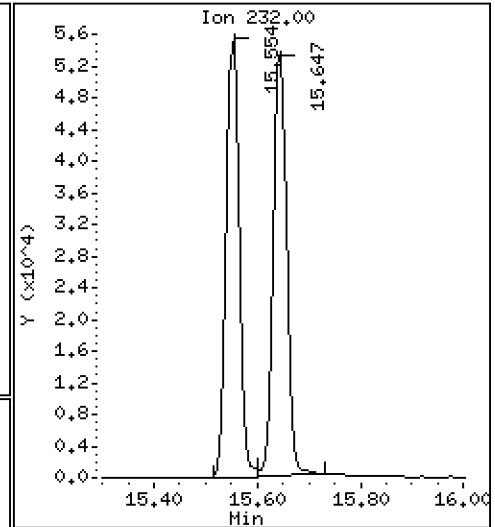
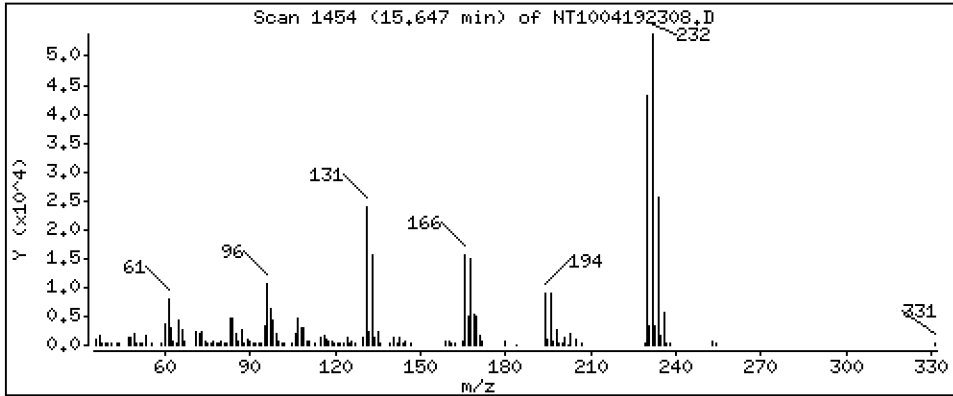
Operator: VTS

Column phase: ZB-5msi

Column diameter: 0,25

120 2,3,4,6-Tetrachlorophenol

Concentration: 2,851 ug/mL



ARI Labs, Inc.

Semivolatile Report SW846 Method 8270D

Data file : \\target\share\chem3\nt10.i\20230419.b\NT1004192308.D
 Lab Smp Id: BLD0057-BSD1
 Inj Date : 19-APR-2023 15:49
 Operator : VTS
 Smp Info : BLD0057-BSD1
 Misc Info :
 Comment : 1ul Injection
 Method : \\target\share\chem3\nt10.i\20230419.b\ABN.m
 Meth Date : 20-Apr-2023 10:45 deenayd Quant Type: ISTD
 Cal Date : 16-MAR-2023 00:22 Cal File: NT10031508.D
 Als bottle: 8
 Dil Factor: 1.00000
 Integrator: HP RTE
 Target Version: 4.14
 Processing Host: DEENAY-201905

Inst ID: nt10.i

Compound Sublist: ICAL.sub

Compounds	QUANT	SIG	RT	EXP RT	REL RT	RESPONSE	CONCENTRATIONS	
							ON-COLUMN	FINAL
	MASS						(ug/mL)	(ug/mL)
\$ 1 2-Fluorophenol	112		6.619	6.643	(0.750)	188552	4.32412	4.324
\$ 2 Phenol-d5	99		8.211	8.227	(0.931)	242206	4.23415	4.234
3 Phenol	94		8.234	8.250	(0.933)	163252	2.74637	2.746
\$ 5 2-Chlorophenol-d4	132		8.466	8.489	(0.960)	225657	4.61965	4.620
4 Bis(2-Chloroethyl)ether	93		8.381	8.404	(0.950)	138725	3.14659	3.147
6 2-Chlorophenol	128		8.497	8.512	(0.963)	160245	3.14979	3.150
7 1,3-Dichlorobenzene	146		8.760	8.775	(0.993)	166145	3.08905	3.089
* 8 1,4-Dichlorobenzene-d4	152		8.822	8.844	(1.000)	144190	4.00000	
9 1,4-Dichlorobenzene	146		8.853	8.875	(1.004)	164108	3.15850	3.159
\$ 10 1,2-Dichlorobenzene-d4	152		9.187	9.201	(1.041)	102506	2.92208	2.922
12 1,2-Dichlorobenzene	146		9.210	9.224	(1.044)	164680	3.22057	3.221
11 Benzyl alcohol	108		9.109	9.123	(1.033)	86373	3.09573	3.096
14 2,2'-oxybis(1-Chloropropane)	121		9.404	9.418	(1.066)	52781	3.51485	3.515
13 2-Methylphenol	108		9.342	9.356	(1.059)	115521	2.66595	2.666
17 Hexachloroethane	117		9.800	9.814	(1.111)	63616	2.98422	2.984
16 N-Nitroso-di-n-propylamine	70		9.661	9.675	(1.095)	97681	2.85489	2.855
15 4-Methylphenol	108		9.622	9.628	(1.091)	134745	2.95125	2.951
\$ 18 Nitrobenzene-d5	82		9.917	9.931	(0.877)	153222	2.86467	2.865
19 Nitrobenzene	77		9.955	9.970	(0.881)	157557	3.00164	3.002
20 Isophorone	82		10.405	10.420	(0.920)	274634	4.08992	4.090
21 2-Nitrophenol	139		10.583	10.590	(0.936)	81575	3.18548	3.185
22 2,4-Dimethylphenol	107		10.651	10.660	(0.942)	218859	4.53946	4.539
23 Bis(2-Chloroethoxy)methane	93		10.846	10.850	(0.959)	153792	3.42872	3.429
24 Benzoic acid	105		10.888	10.884	(0.963)	538837	19.2318	19.23
25 2,4-Dichlorophenol	162		11.041	11.045	(0.977)	396113	10.2669	10.27
26 1,2,4-Trichlorobenzene	180		11.222	11.232	(0.992)	149018	3.29040	3.290
* 27 Naphthalene-d8	136		11.306	11.308	(1.000)	529907	4.00000	
28 Naphthalene	128		11.345	11.351	(1.003)	441458	3.14473	3.145
29 4-Chloroaniline	127		11.484	11.495	(1.016)	398392	7.27459	7.275
30 Hexachlorobutadiene	225		11.708	11.719	(1.036)	97801	3.68552	3.686
31 4-Chloro-3-methylphenol	107		12.459	12.461	(1.102)	424692	10.1682	10.17
32 2-Methylnaphthalene	142		12.738	12.748	(1.127)	313188	3.09148	3.091
33 Hexachlorocyclopentadiene	237		13.202	13.212	(0.886)	169591	5.81114	5.811

Compounds	QUANT SIG					CONCENTRATIONS		
	MASS	RT	EXP RT	REL RT	RESPONSE	ON-COLUMN (ug/mL)	FINAL (ug/mL)	
34 2,4,6-Trichlorophenol	196	13.364	13.367	(0.897)	319473	10.2505	10.25	
35 2,4,5-Trichlorophenol	196	13.434	13.444	(0.901)	334975	9.67289	9.673	
§ 36 2-Fluorobiphenyl	172	13.519	13.529	(0.907)	383028	3.07067	3.071	
37 2-Chloronaphthalene	162	13.728	13.731	(0.921)	308308	3.05252	3.053	
38 2-Nitroaniline	65	13.991	14.001	(0.939)	246059	8.67282	8.673	
39 Dimethylphthalate	163	14.432	14.443	(0.968)	384633	3.75476	3.755	
40 Acenaphthylene	152	14.587	14.597	(0.979)	479581	3.04721	3.047	
41 2,6-Dinitrotoluene	165	14.572	14.574	(0.978)	238185	10.7634	10.76	
* 42 Acenaphthene-d10	164	14.905	14.915	(1.000)	315334	4.00000		
43 3-Nitroaniline	138	14.850	14.853	(0.996)	222638	8.91365	8.914	
44 Acenaphthene	153	14.974	14.977	(1.005)	304703	3.13387	3.134	
45 2,4-Dinitrophenol	184	15.059	15.062	(1.010)	182789	13.3287	13.33	
46 Dibenzofuran	168	15.299	15.309	(1.026)	457054	3.18774	3.188	
47 4-Nitrophenol	109	15.191	15.201	(1.019)	127482	8.15612	8.156	
48 2,4-Dinitrotoluene	165	15.376	15.379	(1.032)	321783	9.76688	9.767	
50 Diethylphthalate	149	15.894	15.904	(1.066)	435006	4.32807	4.328	
49 Fluorene	166	16.010	16.020	(1.074)	372695	3.30402	3.304	
51 4-Chlorophenyl-phenylether	204	16.010	16.020	(1.074)	195679	3.64800	3.648	
52 4-Nitroaniline	138	16.118	16.121	(1.081)	200956	8.92772	8.928	
53 4,6-Dinitro-2-methylphenol	198	16.211	16.222	(0.904)	322115	19.6363	19.64	
54 N-Nitrosodiphenylamine	169	16.264	16.268	(0.907)	248819	3.50229	3.502	
§ 55 2,4,6-Tribromophenol	330	16.550	16.553	(1.110)	91693	6.23091	6.231	
56 4-Bromophenyl-phenylether	248	17.012	17.023	(0.948)	125500	4.22261	4.223	
57 Hexachlorobenzene	284	17.322	17.332	(0.965)	127682	4.09752	4.098	
58 Pentachlorophenol	266	17.686	17.696	(0.986)	207443	11.0160	11.02	
* 59 Phenanthrene-d10	188	17.941	17.951	(1.000)	531387	4.00000		
60 Phenanthrene	178	17.988	17.998	(1.003)	494600	3.41344	3.413	
61 Anthracene	178	18.080	18.090	(1.008)	420971	3.02869	3.029	
62 Carbazole	167	18.421	18.431	(1.027)	424080	3.40485	3.405	
63 Di-n-butylphthalate	149	19.256	19.266	(1.073)	630746	3.78142	3.781	
64 Fluoranthene	202	20.394	20.404	(0.885)	551643	3.20455	3.205	
65 Pyrene	202	20.827	20.829	(0.904)	554787	3.14169	3.142	
§ 66 Terphenyl-d14	244	21.129	21.139	(0.917)	454653	3.42838	3.428	
67 Butylbenzylphthalate	149	22.089	22.091	(0.959)	237059	3.73633	3.736	
68 Benzo(a)anthracene	228	23.010	23.012	(0.999)	485690	3.21188	3.212	
* 69 Chrysene-d12	240	23.041	23.043	(1.000)	428413	4.00000		
70 3,3'-Dichlorobenzidine	252	22.979	22.989	(0.997)	342095	7.06272	7.063	
71 Chrysene	228	23.080	23.090	(1.002)	460980	3.12030	3.120	
72 bis(2-Ethylhexyl)phthalate	149	23.134	23.136	(0.959)	136890	1.43412	1.434	
* 134 Di-n-octylphthalate-d4	153	24.125	24.127	(1.000)	652109	4.00000		
73 Di-n-octylphthalate	149	24.133	24.135	(1.000)	154284	0.90408	0.9041	
74 Benzo(b)fluoranthene	252	24.853	24.863	(0.972)	545402	3.64994	3.650	
75 Benzo(k)fluoranthene	252	24.899	24.901	(0.973)	547000	3.60505	3.605	
76 Benzo(a)pyrene	252	25.472	25.482	(0.996)	454387	3.40118	3.401	
* 77 Perylene-d12	264	25.581	25.590	(1.000)	460982	4.00000		
78 Indeno(1,2,3-cd)pyrene	276	28.084	28.094	(1.098)	596183	3.50764	3.508	
79 Dibenzo(a,h)anthracene	278	28.100	28.109	(1.098)	510883	3.62044	3.620	
80 Benzo(g,h,i)perylene	276	28.806	28.824	(1.126)	513897	3.49370	3.494	
90 N-Nitrosodimethylamine	74	4.441	4.480	(0.503)	162414	5.83826	5.838	
91 Aniline	93	8.288	8.312	(0.939)	292050	4.79493	4.795	
93 Benzidine	184	Compound Not Detected.						
103 Pyridine	79	4.465	4.503	(0.506)	70209	1.64331	1.643	
105 1-methylnaphthalene	142	12.954	12.964	(1.146)	316376	3.40855	3.409	
111 Azobenzene (1,2-DP-Hydrazine)	77	16.334	16.345	(1.096)	328304	2.92414	2.924	

Compounds	QUANT SIG	RT	EXP RT	REL RT	RESPONSE	CONCENTRATIONS	
						ON-COLUMN (ug/mL)	FINAL (ug/mL)
187 Total Benzofluoranthenes	252	24.853	24.901	(0.972)	1042502	7.22574	7.226
120 2,3,4,6-Tetrachlorophenol	232	15.647	15.649	(1.050)	92115	2.85127	2.851

ARI Labs, Inc.

INTERNAL STANDARD COMPOUNDS
 AREA AND RT SUMMARY

Instrument ID: nt10.i Calibration Date: 19-APR-2023
 Lab File ID: NT1004192308.D Calibration Time: 11:08
 Lab Smp Id: BLD0057-BSD1
 Analysis Type: SV Level:
 Quant Type: ISTD Sample Type:
 Operator: VTS
 Method File: \\target\share\chem3\nt10.i\20230419.b\ABN.m
 Misc Info:

Test Mode:
 Use Last Continuing Calibrator.

COMPOUND	STANDARD	AREA LIMIT		SAMPLE	%DIFF
		LOWER	UPPER		
8 1,4-Dichlorobenze	140649	70325	281298	144190	2.52
27 Naphthalene-d8	483944	241972	967888	529907	9.50
42 Acenaphthene-d10	298909	149455	597818	315334	5.49
59 Phenanthrene-d10	483004	241502	966008	531387	10.02
69 Chrysene-d12	399309	199655	798618	428413	7.29
134 Di-n-octylphthala	671711	335856	1343422	652109	-2.92
77 Perylene-d12	475411	237706	950822	460982	-3.04

COMPOUND	STANDARD	RT LIMIT		SAMPLE	%DIFF
		LOWER	UPPER		
8 1,4-Dichlorobenze	8.84	8.34	9.34	8.82	-0.25
27 Naphthalene-d8	11.31	10.81	11.81	11.31	-0.02
42 Acenaphthene-d10	14.92	14.42	15.42	14.91	-0.07
59 Phenanthrene-d10	17.95	17.45	18.45	17.94	-0.06
69 Chrysene-d12	23.04	22.54	23.54	23.04	-0.01
134 Di-n-octylphthala	24.13	23.63	24.63	24.13	-0.01
77 Perylene-d12	25.59	25.09	26.09	25.58	-0.04

AREA UPPER LIMIT = +100% of internal standard area.
 AREA LOWER LIMIT = - 50% of internal standard area.
 RT UPPER LIMIT = + 0.50 minutes of internal standard RT.
 RT LOWER LIMIT = - 0.50 minutes of internal standard RT.

REVIEW SUMMARY FOR FILE - NT1004192308.D

Lab ID: BLD0057-BSD1
nt10.i, 20230419.b\ABN.m, 19-APR-2023 15:49

RT CO-ELUTION COMPOUNDS

NO CO-ELUTIONS

Quant Method: ICAL

RRT CHECK

RRT	CCV	RRT	DELTA	COMPOUND
-----	-----	-----	-------	----------

NONE

RRT check based on Ccal File: NT1004192302.D

On Column LOD for nt10.i, 20230419.b\ABN.m, ICAL.sub = 0.0000

* Only compounds listed in the work order have been verified by the analyst *



MS / MS DUPLICATE RECOVERY
EPA 8270E

Laboratory: Analytical Resources, LLC
Client: Anchor QEA, LLC
Matrix: Solid
Batch: BLD0057
Preparation: EPA 3546 (Microwave)
Initial/Final: 17.51 g / 1 mL

SDG: 23C0774
Project: AOC5 MR Phase 1
Analyzed: 04/20/23 01:21
Laboratory ID: BLD0057-MSD1
Sequence Name: Matrix Spike Dup
Source Sample: LDW23-SC1046B

COMPOUND	SPIKE ADDED (ug/kg dry)	MSD CONCENTRATION (ug/kg dry)	Q	MSD % REC. #	% RPD #	QC LIMITS	
						RPD	REC.
Phenol	500	282		54.5	3.70	30	34 - 120
4-Methylphenol	500	304		60.8	1.14	30	29 - 120
Naphthalene	500	305		59.3	6.69	30	43 - 120
2-Methylnaphthalene	500	323		62.7	4.83	30	43 - 120
Acenaphthylene	500	305		61.0	1.04	30	42 - 120
Dimethylphthalate	500	364		72.9	1.31	30	43 - 120
Acenaphthene	500	331		64.7	1.14	30	45 - 120
Dibenzofuran	500	329		65.9	1.78	30	43 - 120
Fluorene	500	402		80.3	5.02	30	45 - 120
Phenanthrene	500	405		68.5	2.85	30	49 - 120
Anthracene	500	330		62.3	5.62	30	45 - 120
Fluoranthene	500	406	Q	61.5	3.56	30	53 - 145
Pyrene	500	433		63.7	4.46	30	52 - 134
Butylbenzylphthalate	500	387		77.4	4.58	30	45 - 132
Benzo(a)anthracene	500	397		69.4	3.31	30	49 - 120
Chrysene	500	418		69.6	4.95	30	47 - 120
bis(2-Ethylhexyl)phthalate	500	191	*	30.5	*	30	34 - 130
Benzo(a)pyrene	500	426		72.0	6.19	30	42 - 120
Indeno(1,2,3-cd)pyrene	500	370		65.4	3.14	30	42 - 163
Dibenzo(a,h)anthracene	500	338		64.0	3.00	30	30 - 133
Benzo(g,h,i)perylene	500	372		64.2	1.64	30	46 - 148

* Values outside of QC limits

Data File: \\target\share\chem3\nt10.1\20230419A.B\NT1004192322.D

Date: 20-APR-2023 00:43

Client ID:

Sample Info: BLD0057-HS1

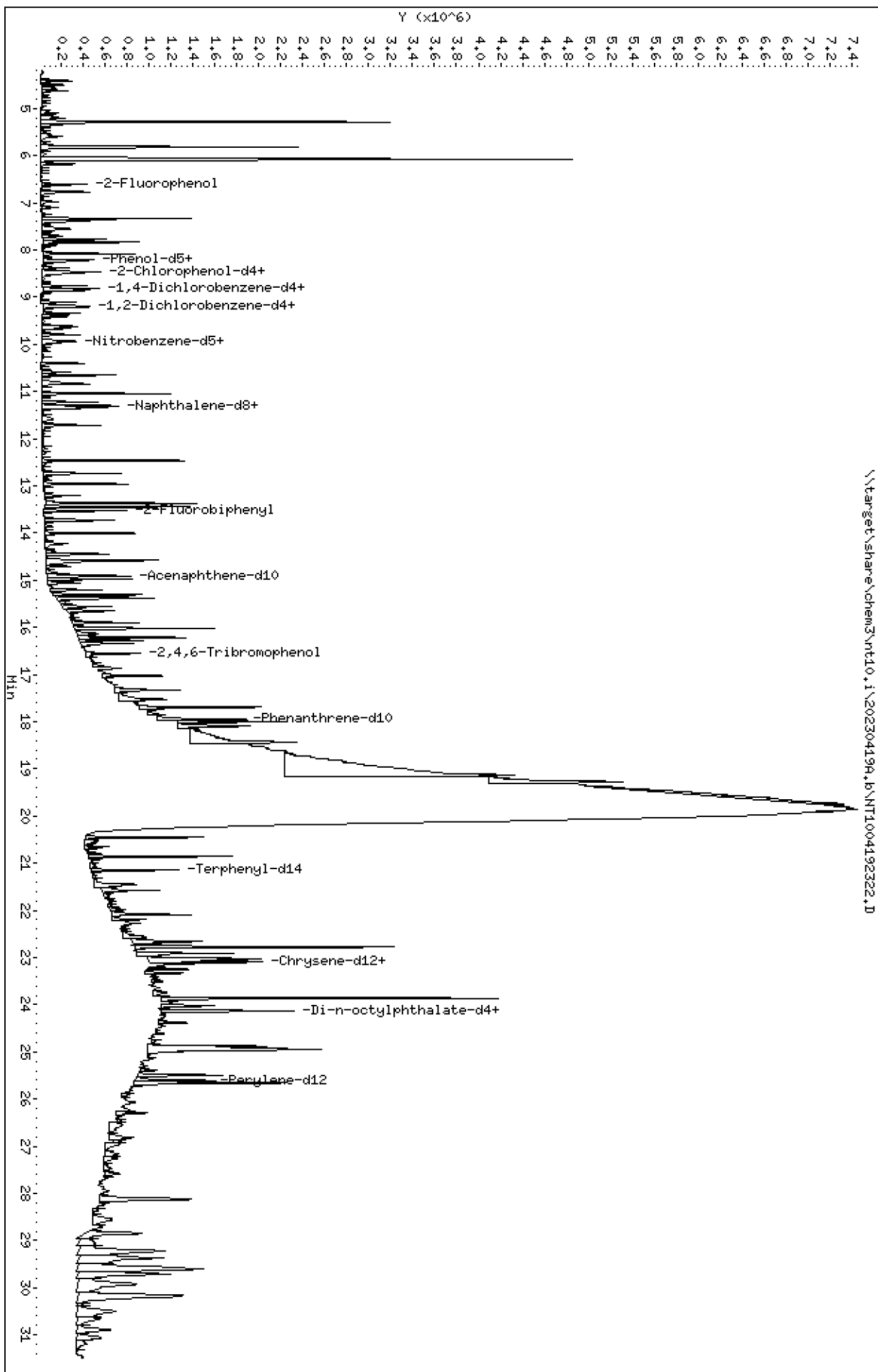
Column phase: ZB-5msi

Instrument: nt10.1

Operator: VTS

Column diameter: 0.25

Page 1



Date : 20-APR-2023 00:43

Client ID:

Instrument: nt10.i

Sample Info: BLD0057-MS1

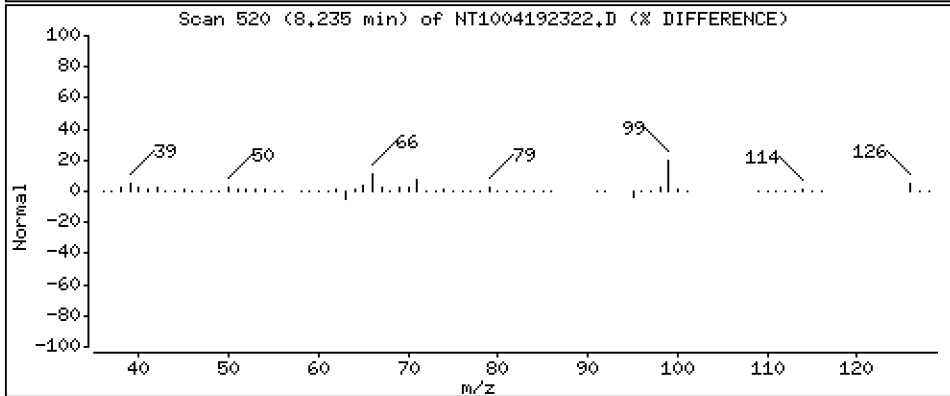
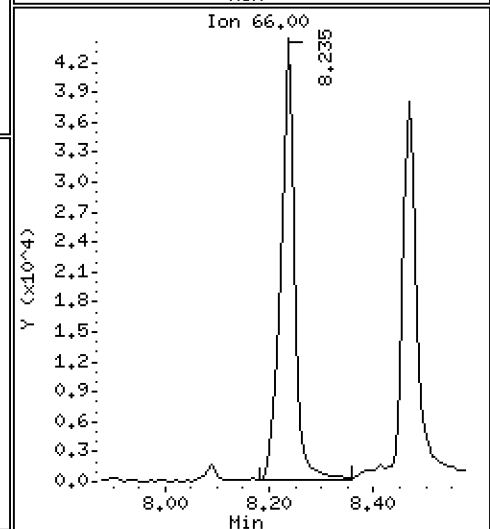
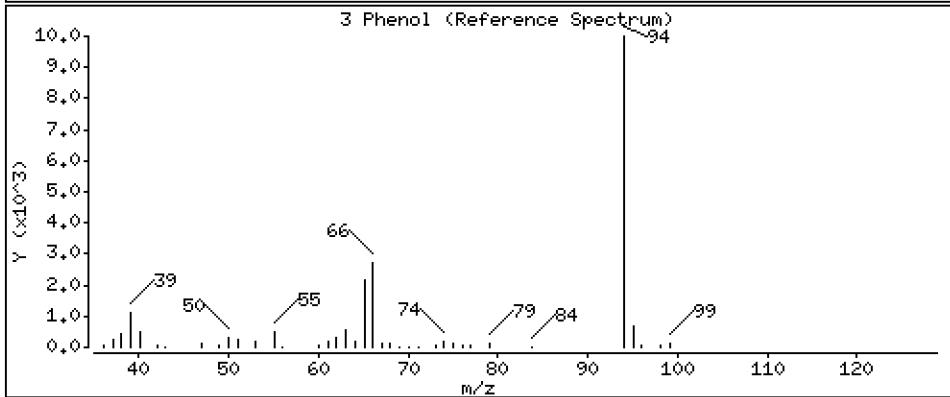
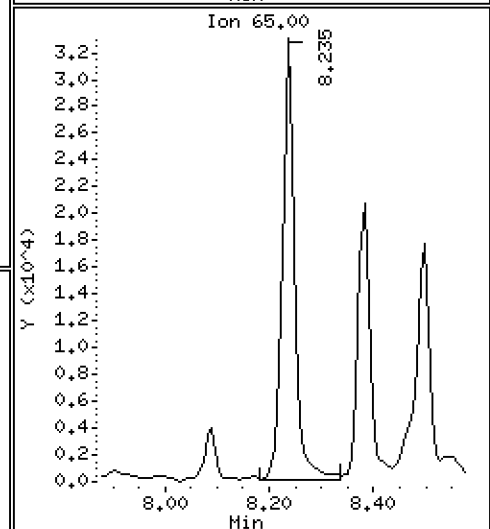
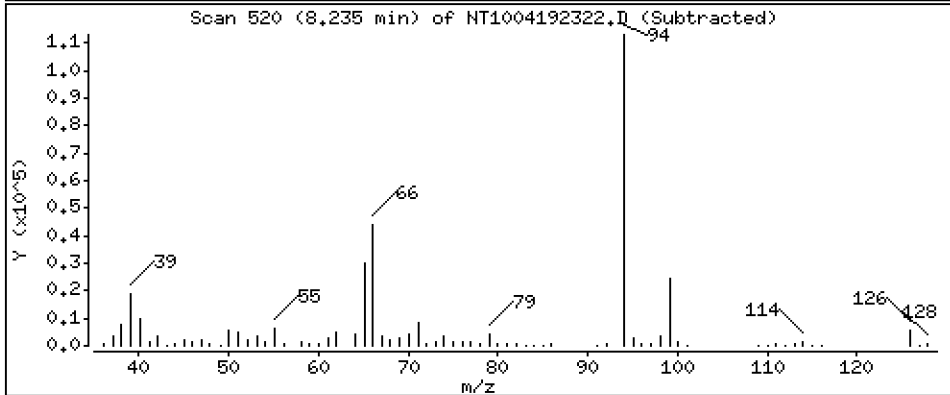
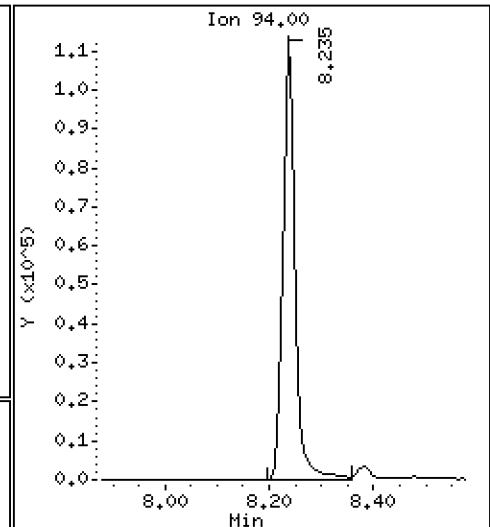
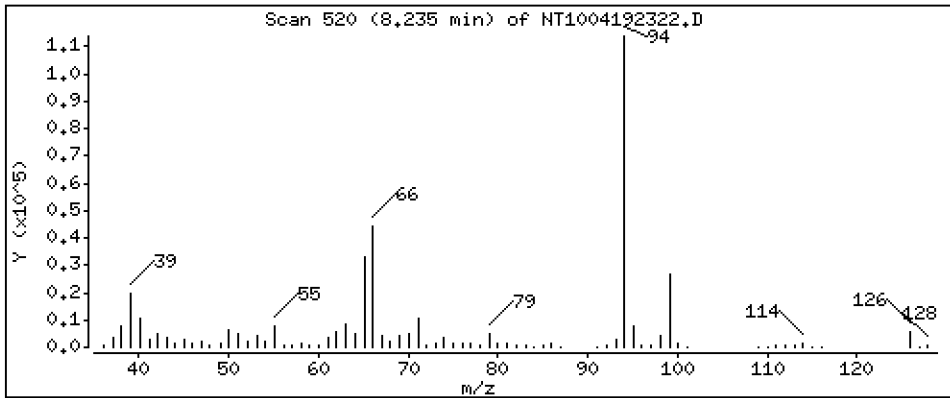
Operator: VTS

Column phase: ZB-5msi

Column diameter: 0.25

3 Phenol

Concentration: 2.923 ug/mL



Date : 20-APR-2023 00:43

Client ID:

Instrument: nt10.i

Sample Info: BLD0057-MS1

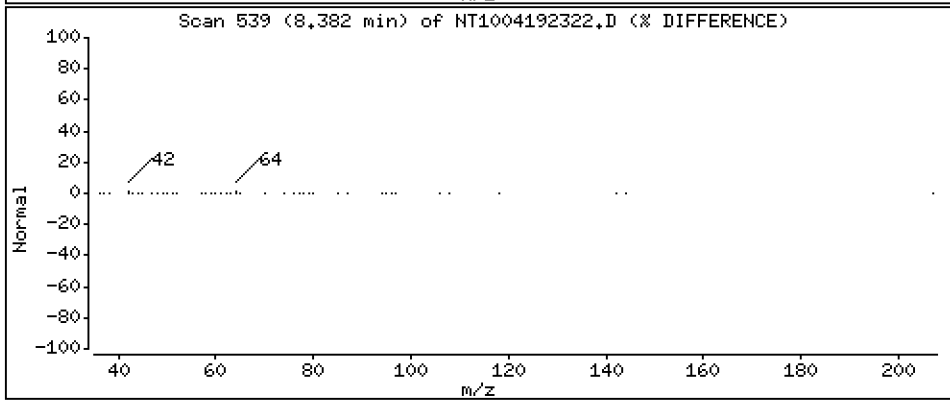
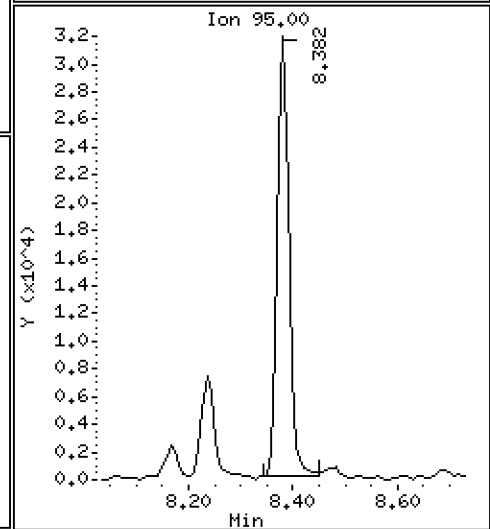
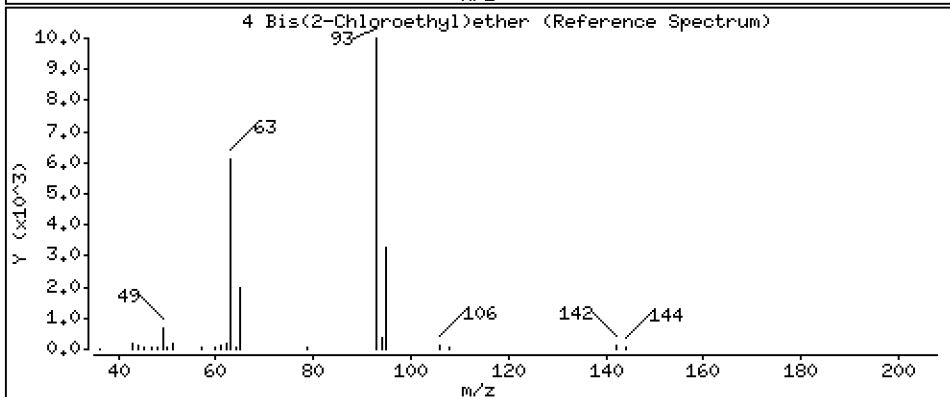
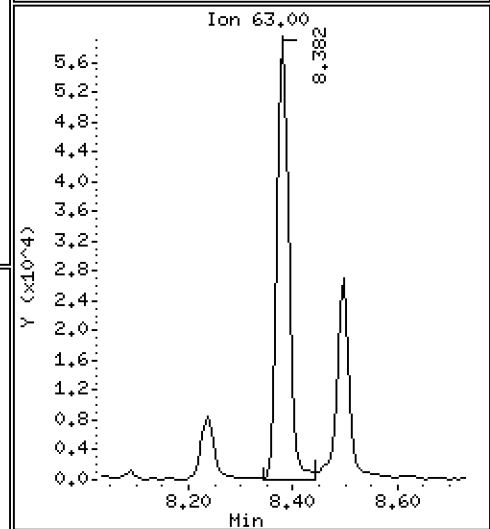
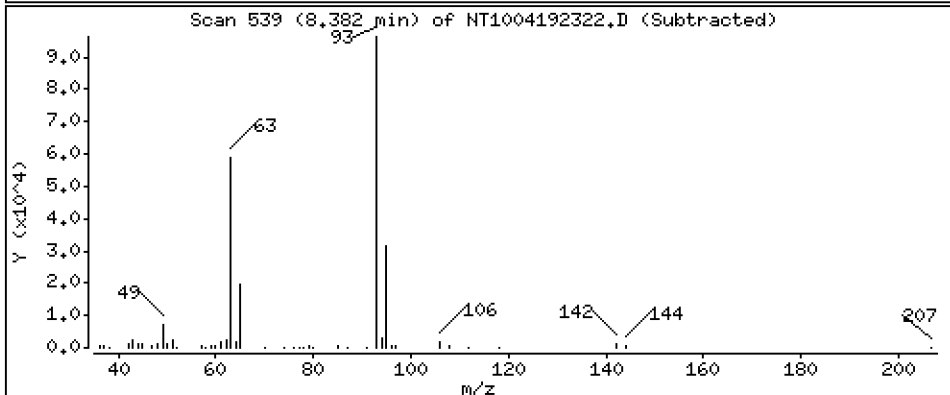
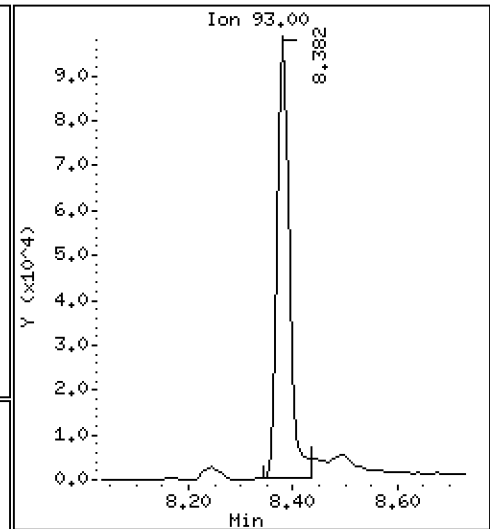
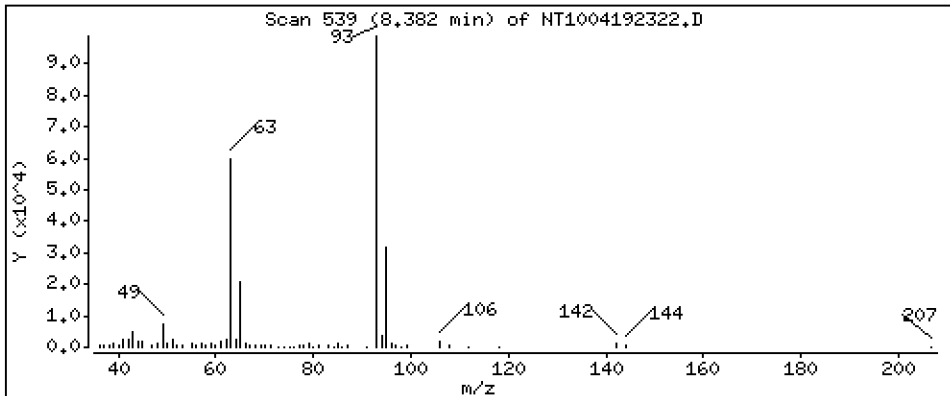
Operator: VTS

Column phase: ZB-5msi

Column diameter: 0,25

4 Bis(2-Chloroethyl)ether

Concentration: 3,331 ug/mL



Date : 20-APR-2023 00:43

Client ID:

Instrument: nt10.i

Sample Info: BLD0057-MS1

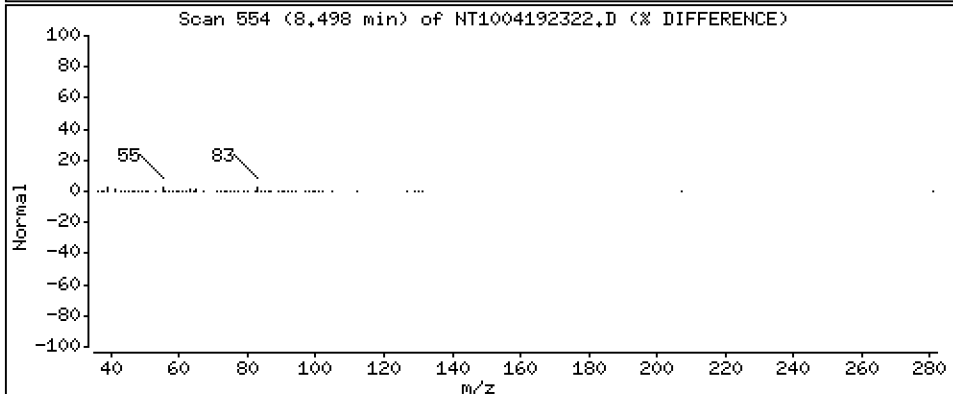
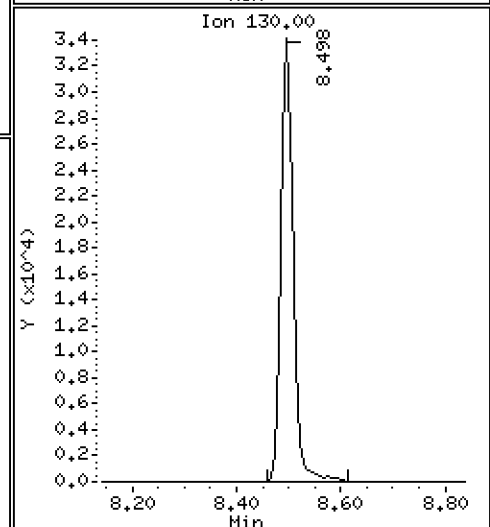
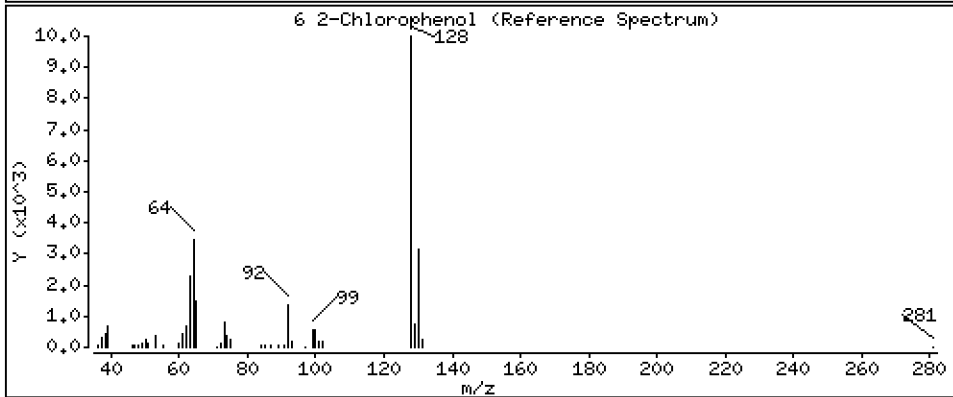
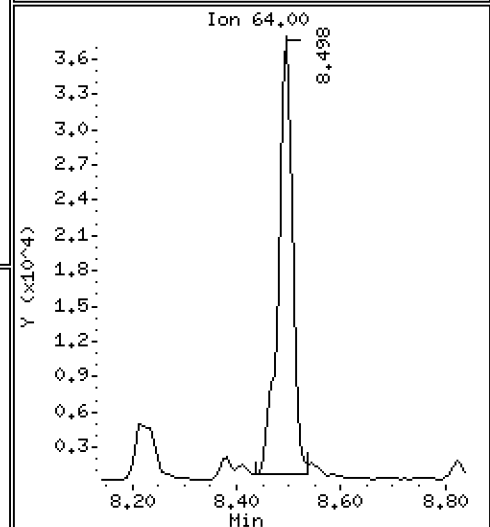
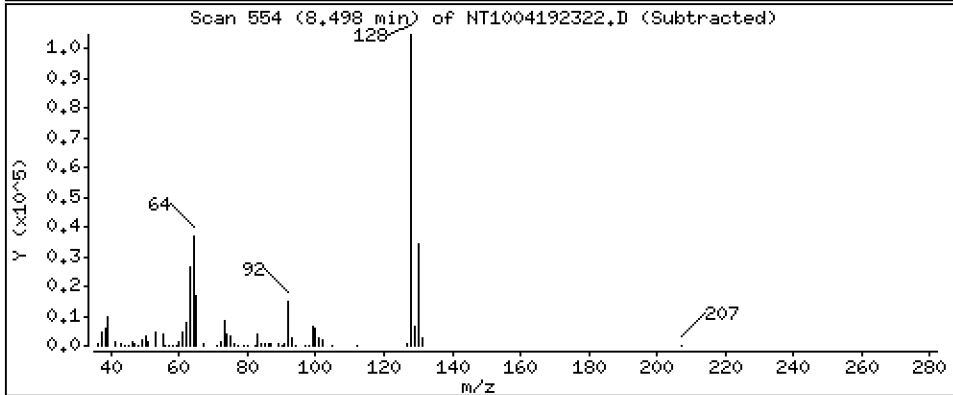
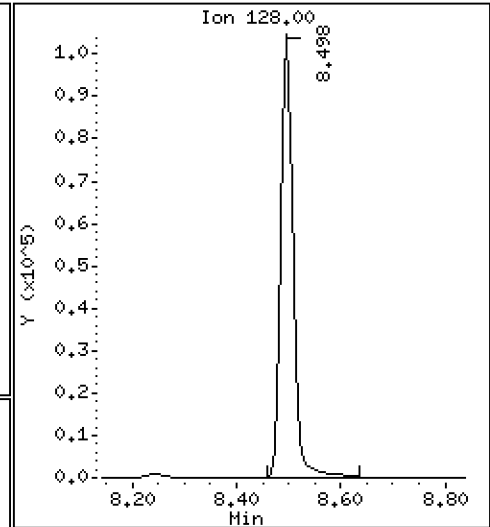
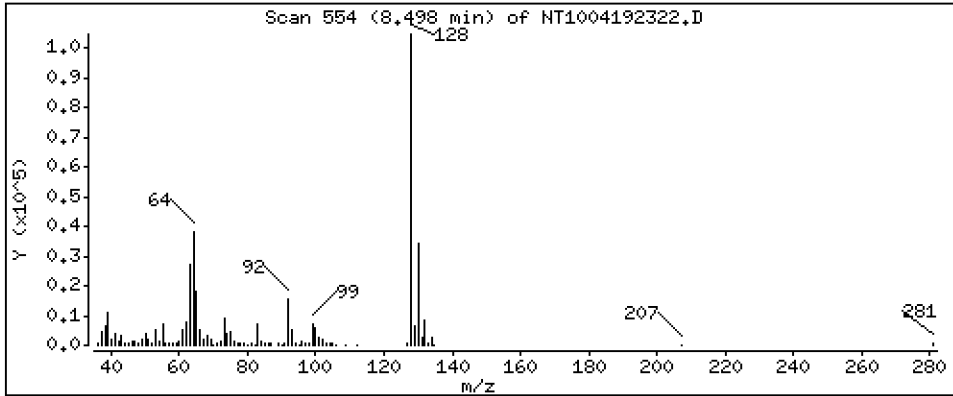
Operator: VTS

Column phase: ZB-5msi

Column diameter: 0,25

6 2-Chlorophenol

Concentration: 3,363 ug/mL



Date : 20-APR-2023 00:43

Client ID:

Instrument: nt10.i

Sample Info: BLD0057-MS1

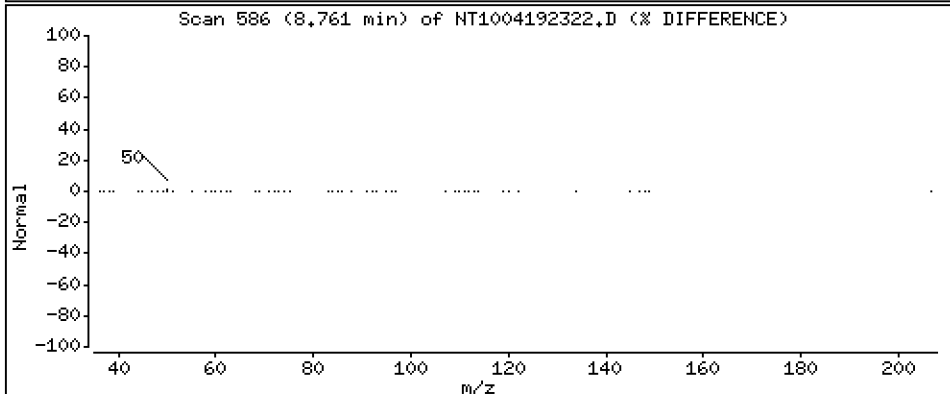
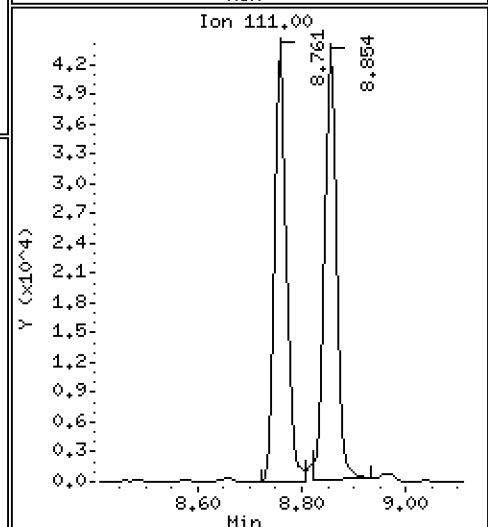
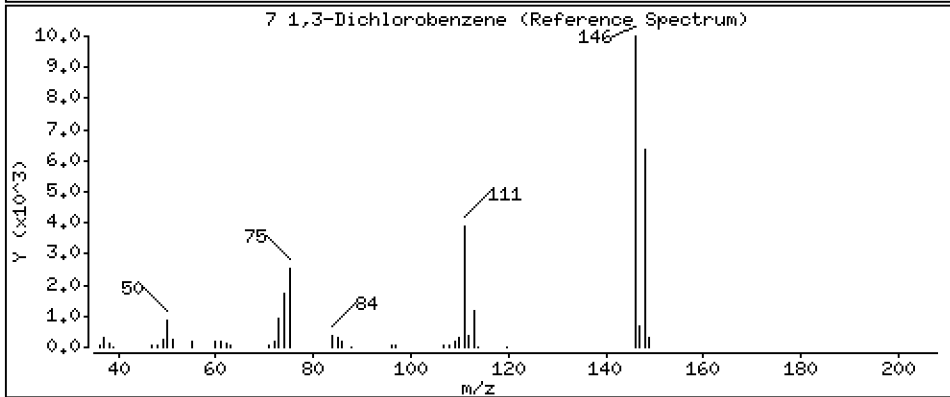
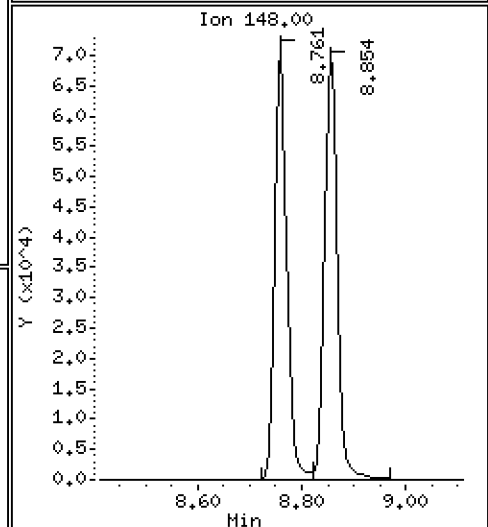
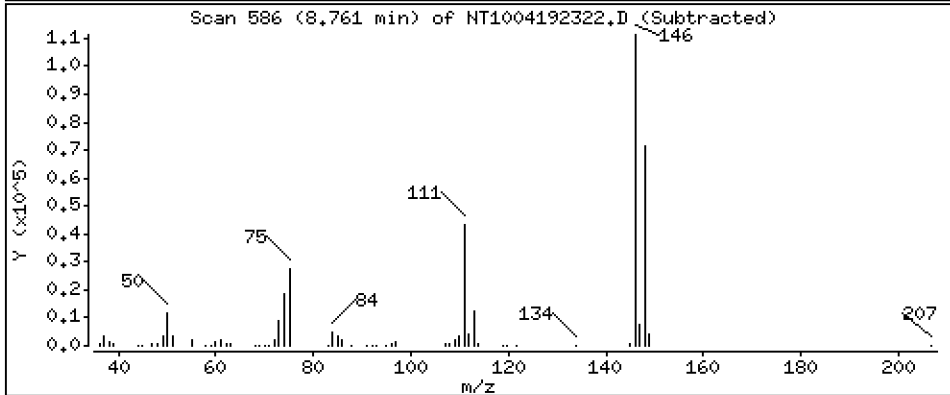
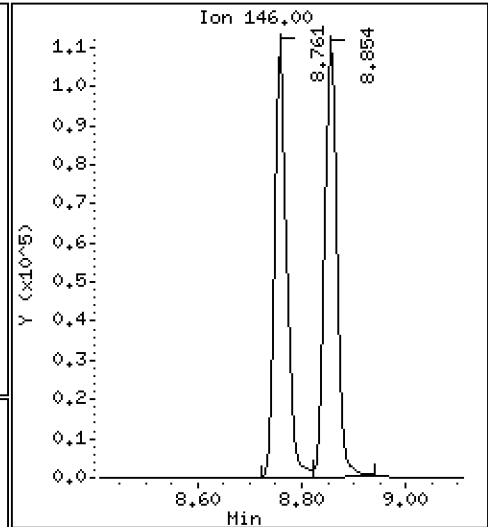
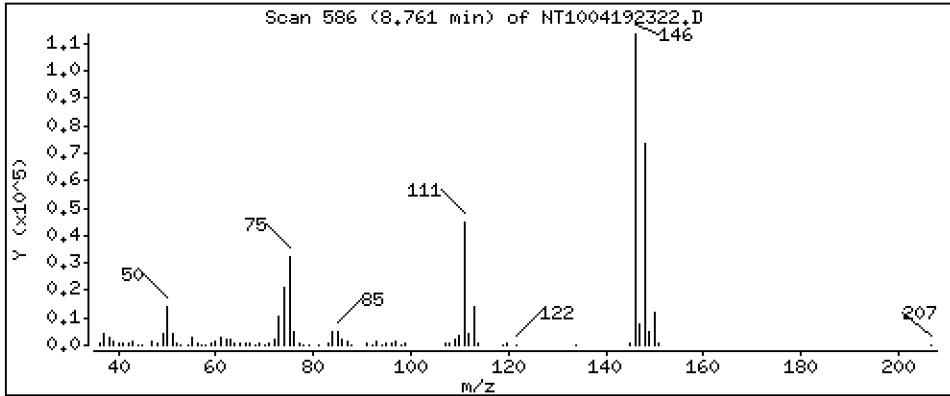
Operator: VTS

Column phase: ZB-5msi

Column diameter: 0,25

7 1,3-Dichlorobenzene

Concentration: 3,167 ug/mL



Date : 20-APR-2023 00:43

Client ID:

Instrument: nt10.i

Sample Info: BLD0057-MS1

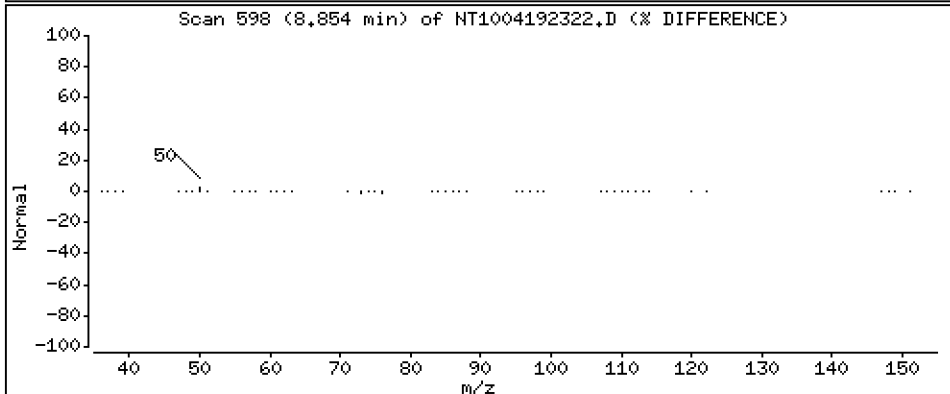
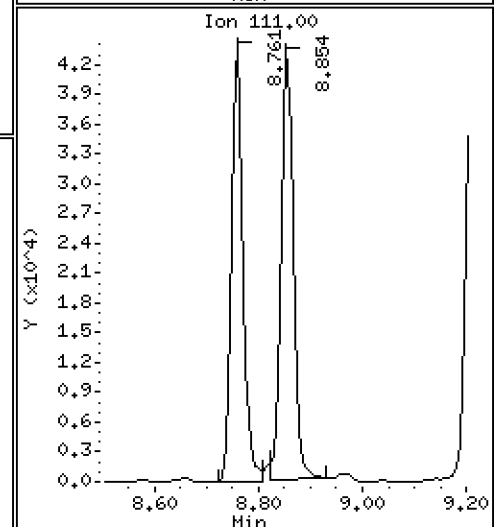
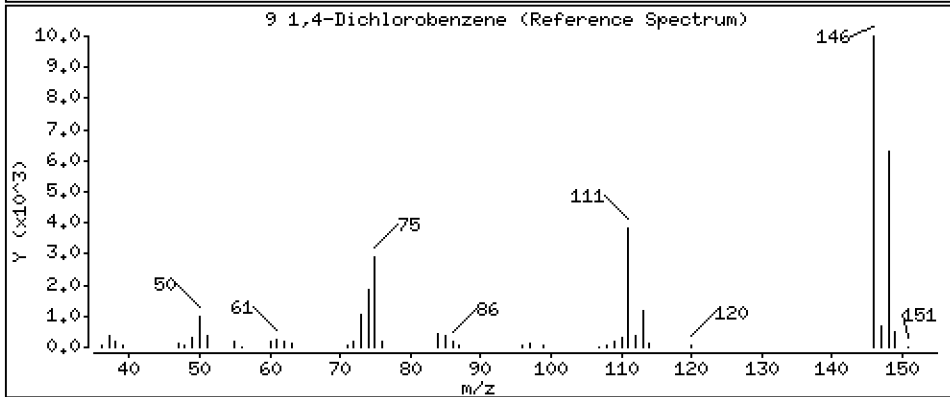
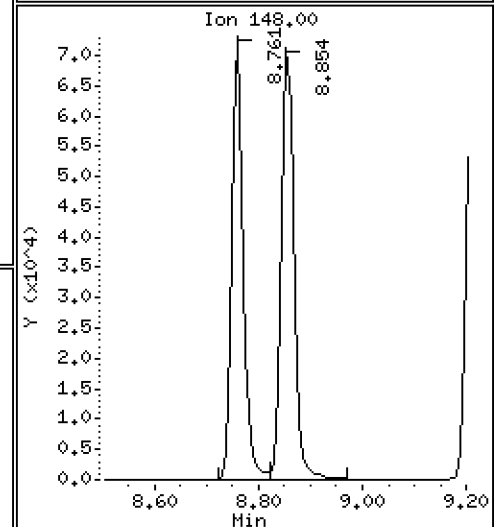
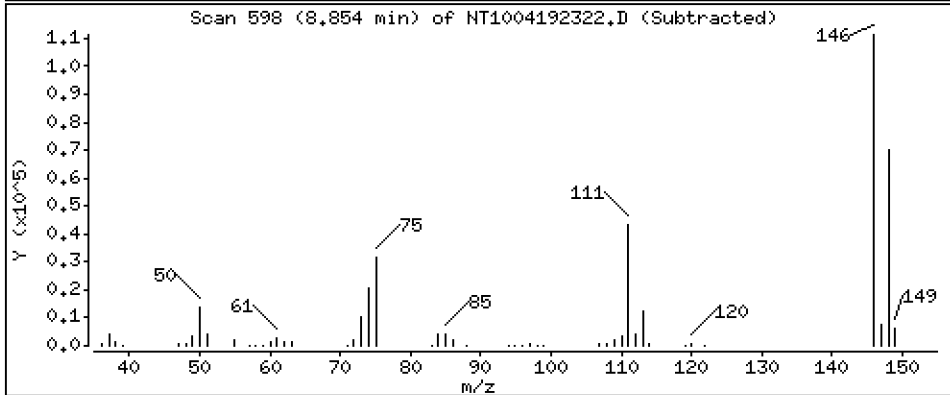
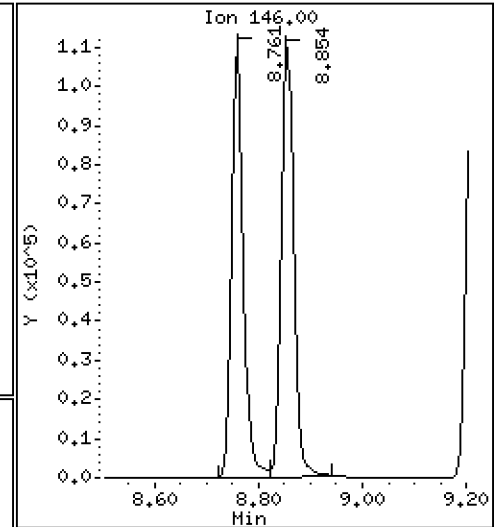
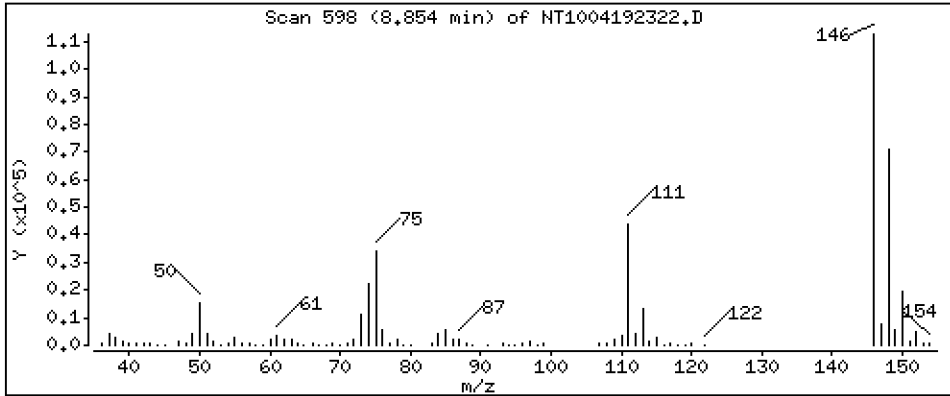
Operator: VTS

Column phase: ZB-5msi

Column diameter: 0,25

9 1,4-Dichlorobenzene

Concentration: 3,227 ug/mL



Date : 20-APR-2023 00:43

Client ID:

Instrument: nt10.i

Sample Info: BLD0057-MS1

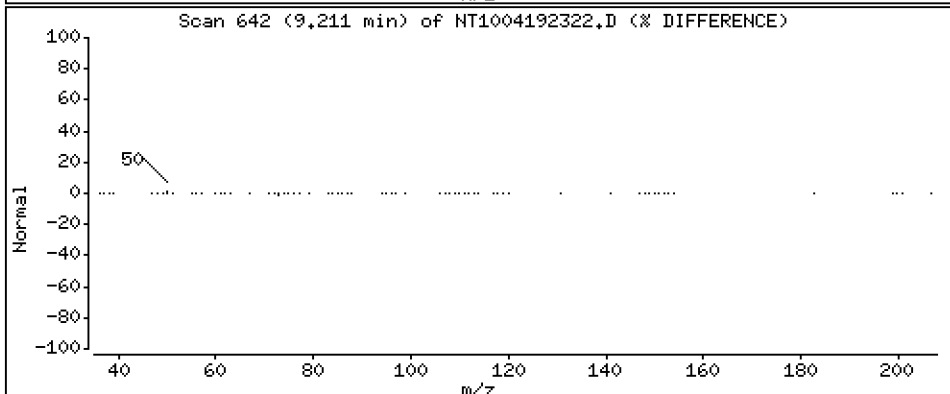
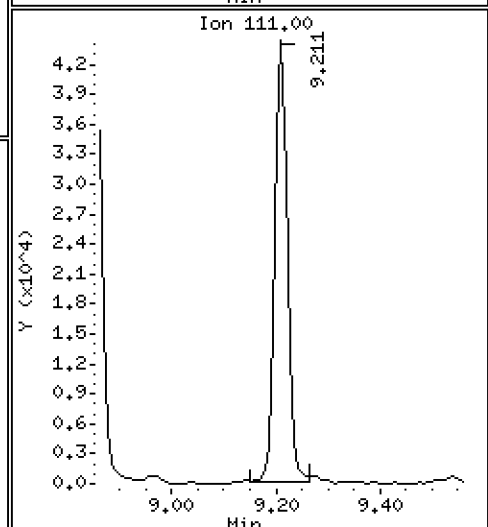
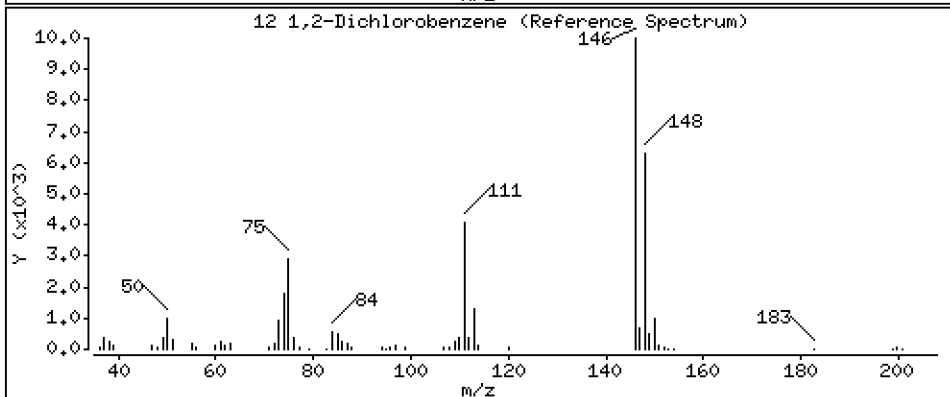
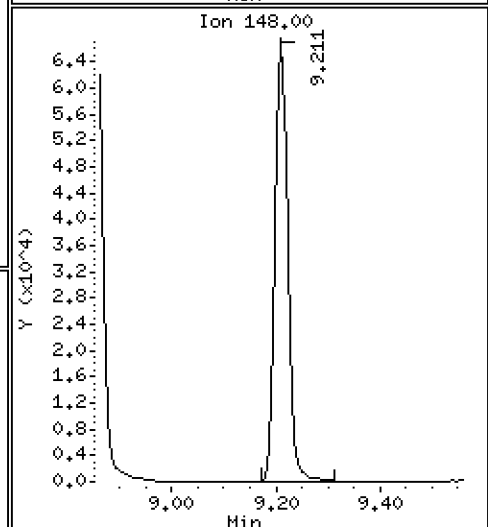
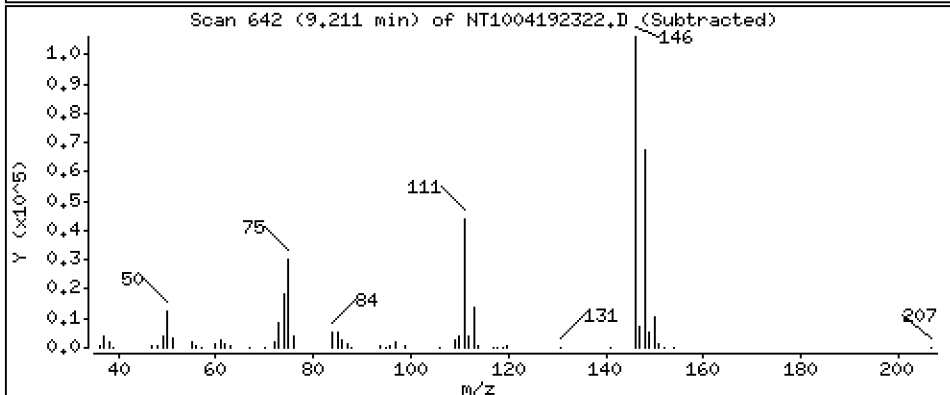
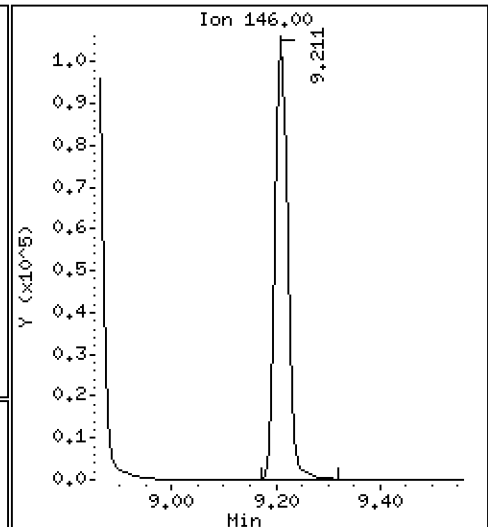
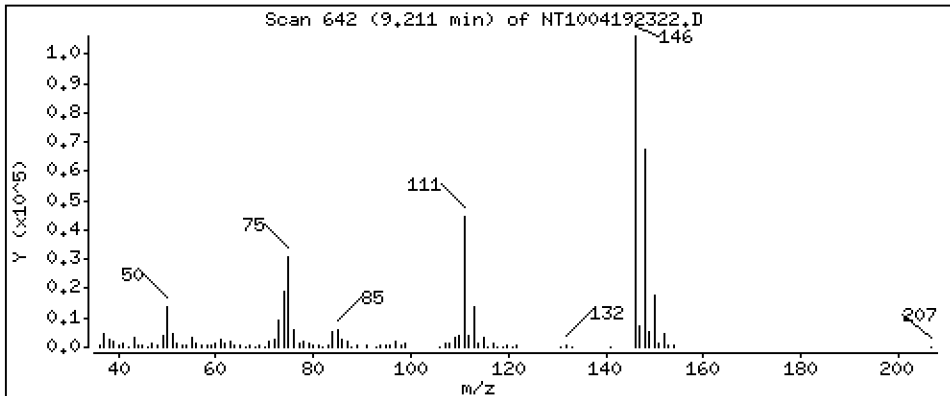
Operator: VTS

Column phase: ZB-5msi

Column diameter: 0.25

12 1,2-Dichlorobenzene

Concentration: 3,221 ug/mL



Date : 20-APR-2023 00:43

Client ID:

Instrument: nt10.i

Sample Info: BLD0057-MS1

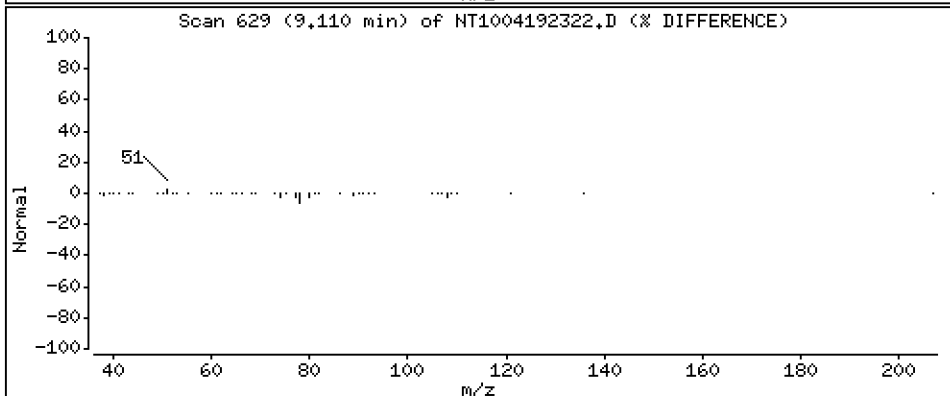
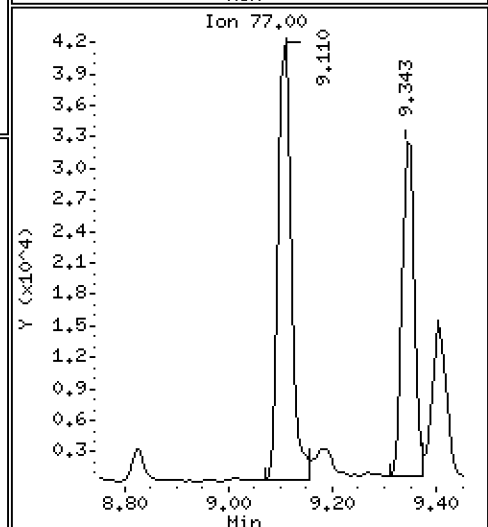
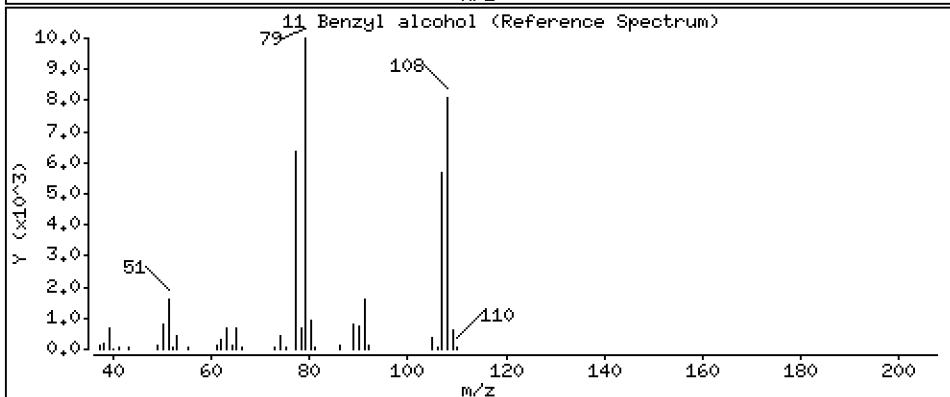
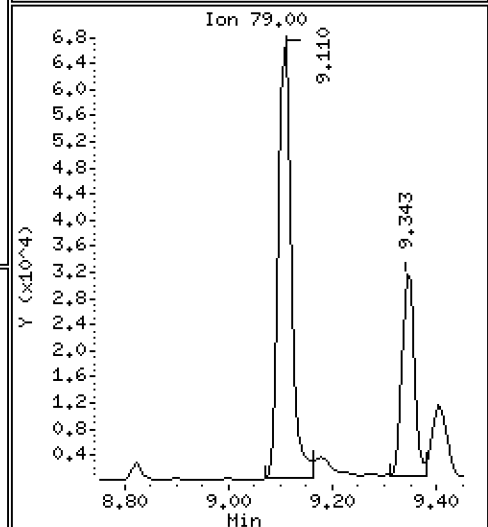
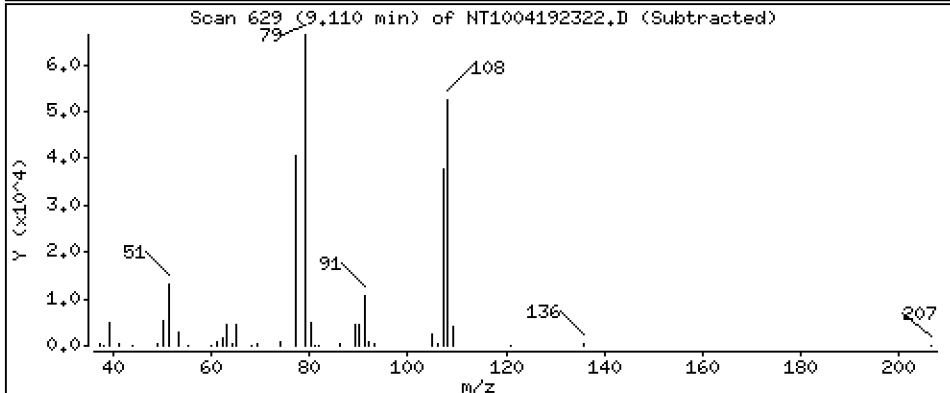
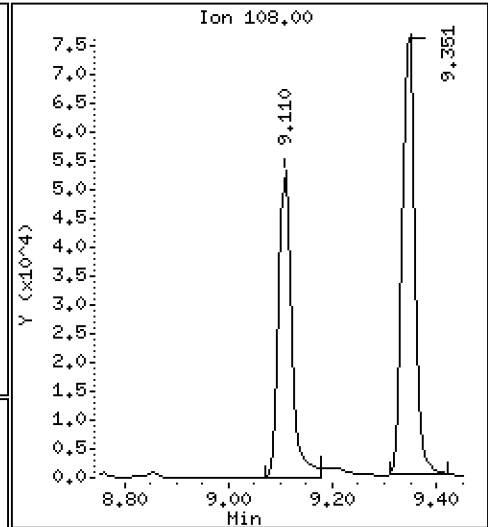
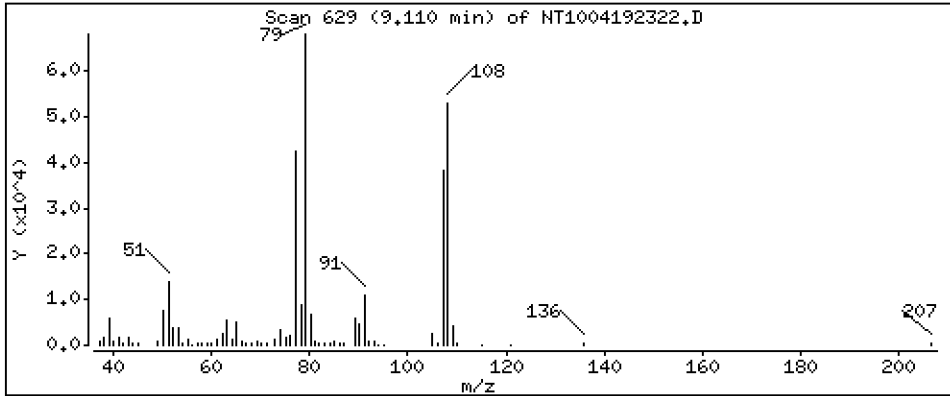
Operator: VTS

Column phase: ZB-5msi

Column diameter: 0,25

11 Benzyl alcohol

Concentration: 3,099 ug/mL



Date : 20-APR-2023 00:43

Client ID:

Instrument: nt10.i

Sample Info: BLD0057-MS1

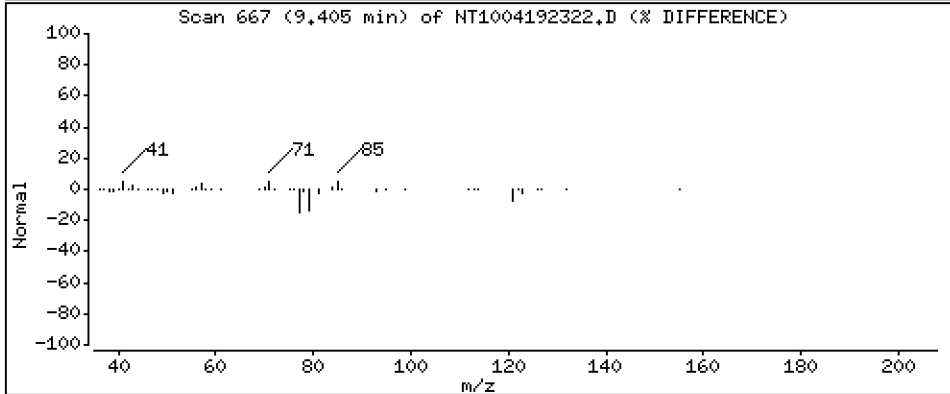
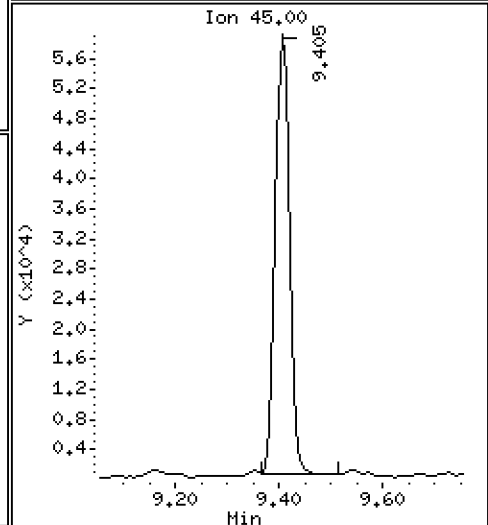
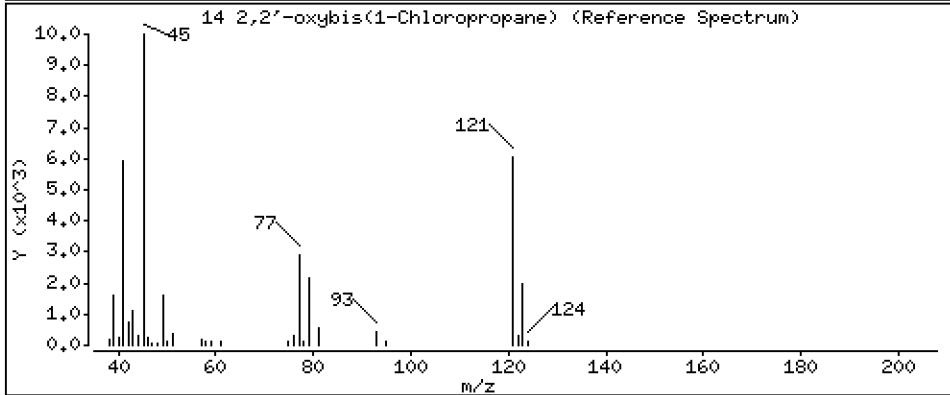
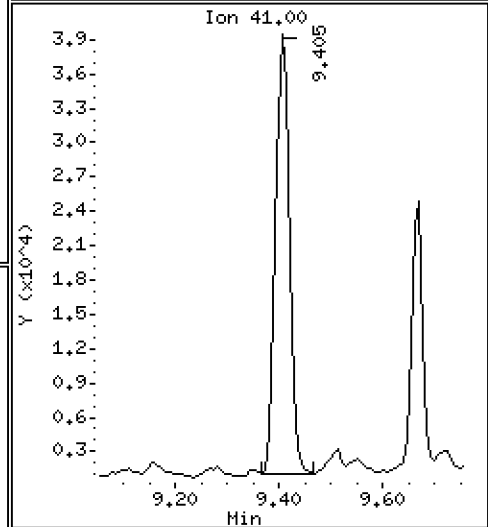
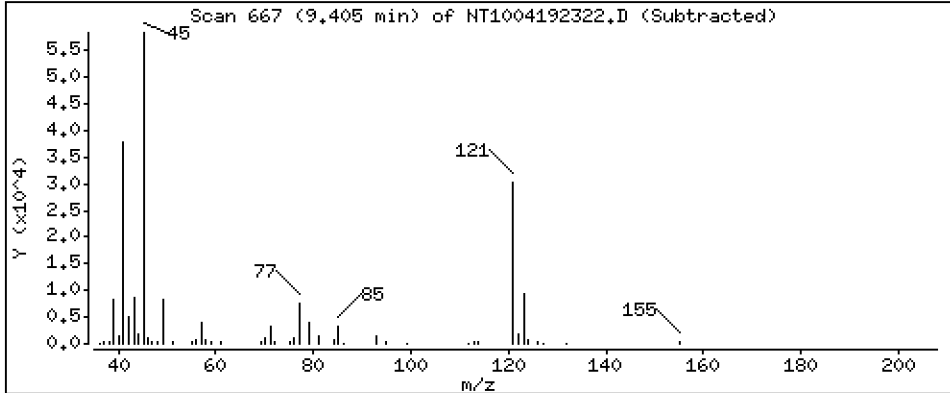
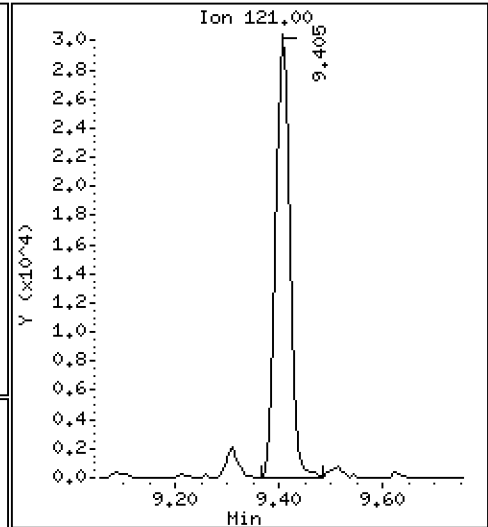
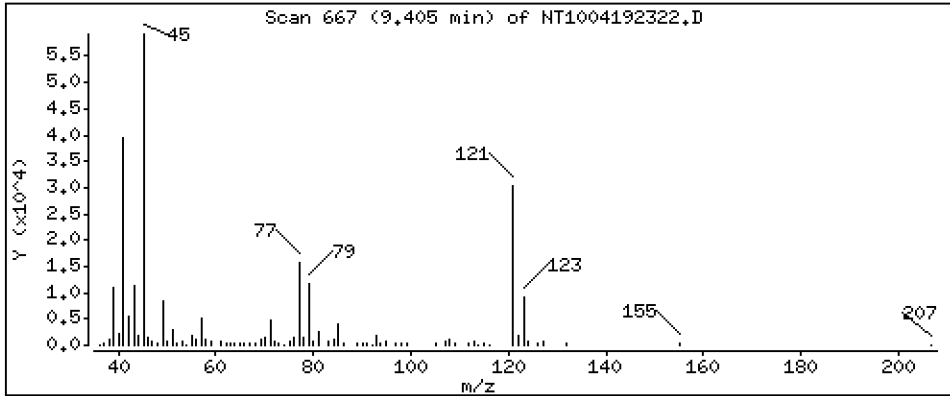
Operator: VTS

Column phase: ZB-5msi

Column diameter: 0,25

14 2,2'-oxybis(1-Chloropropane)

Concentration: 3,572 ug/mL



Date : 20-APR-2023 00:43

Client ID:

Instrument: nt10.i

Sample Info: BLD0057-MS1

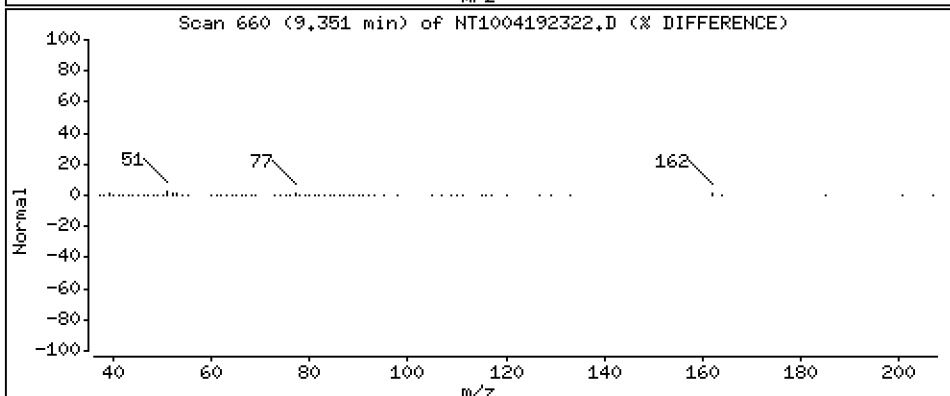
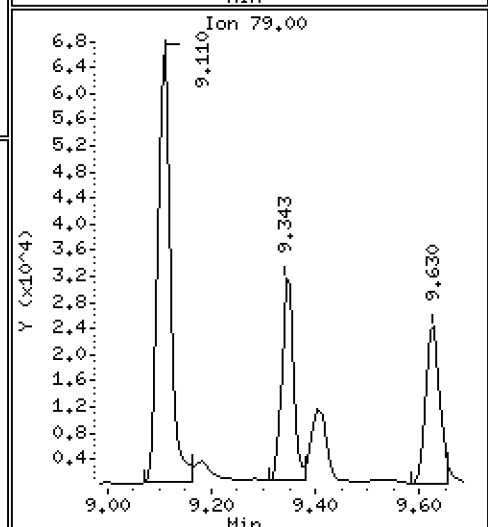
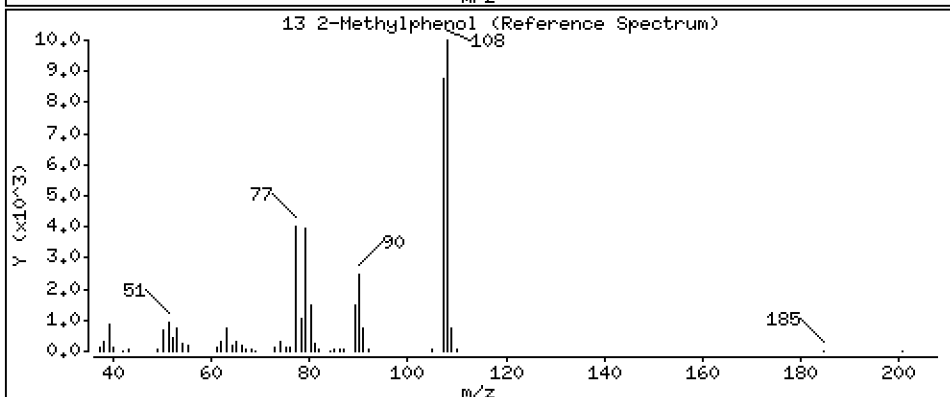
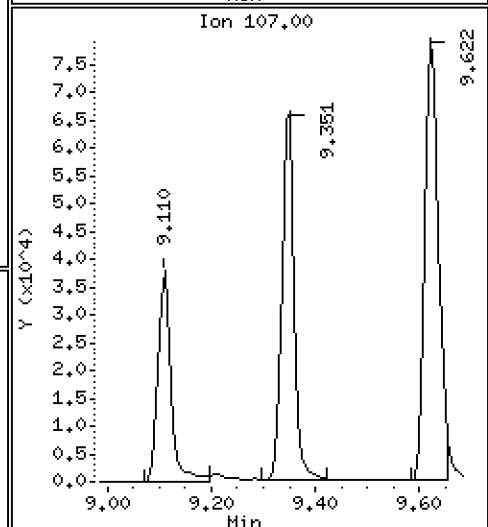
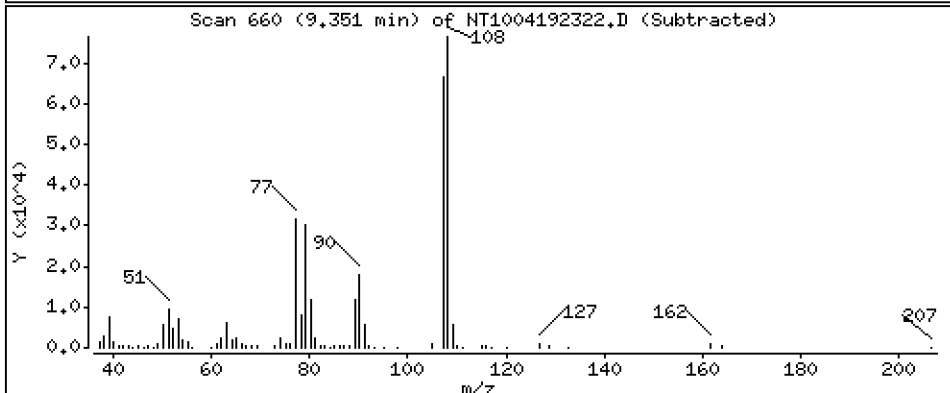
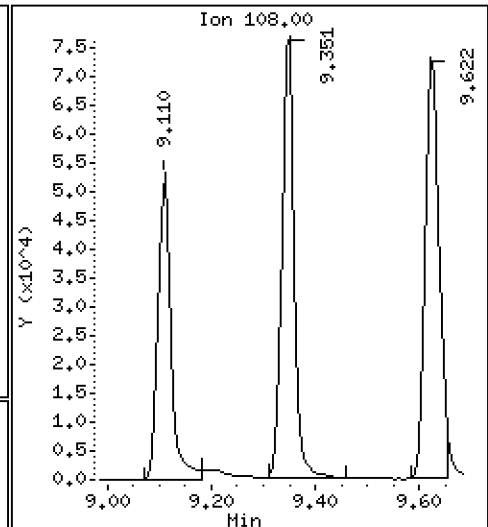
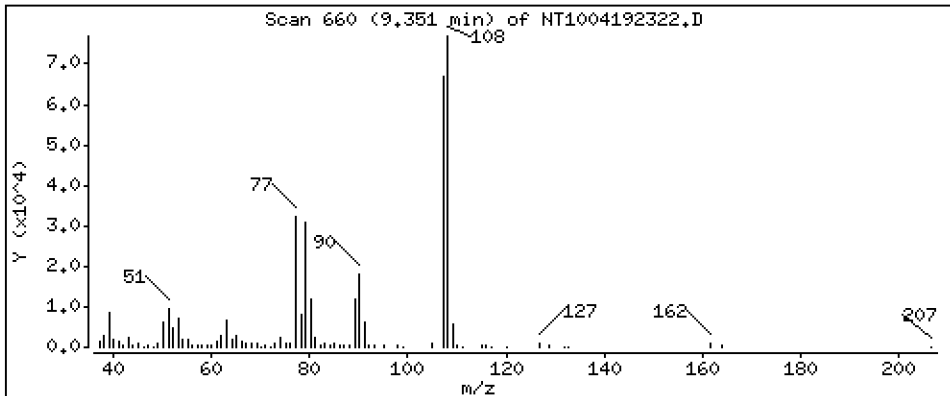
Operator: VTS

Column phase: ZB-5msi

Column diameter: 0.25

13 2-Methylphenol

Concentration: 2,771 ug/mL



Date : 20-APR-2023 00:43

Client ID:

Instrument: nt10.i

Sample Info: BLD0057-MS1

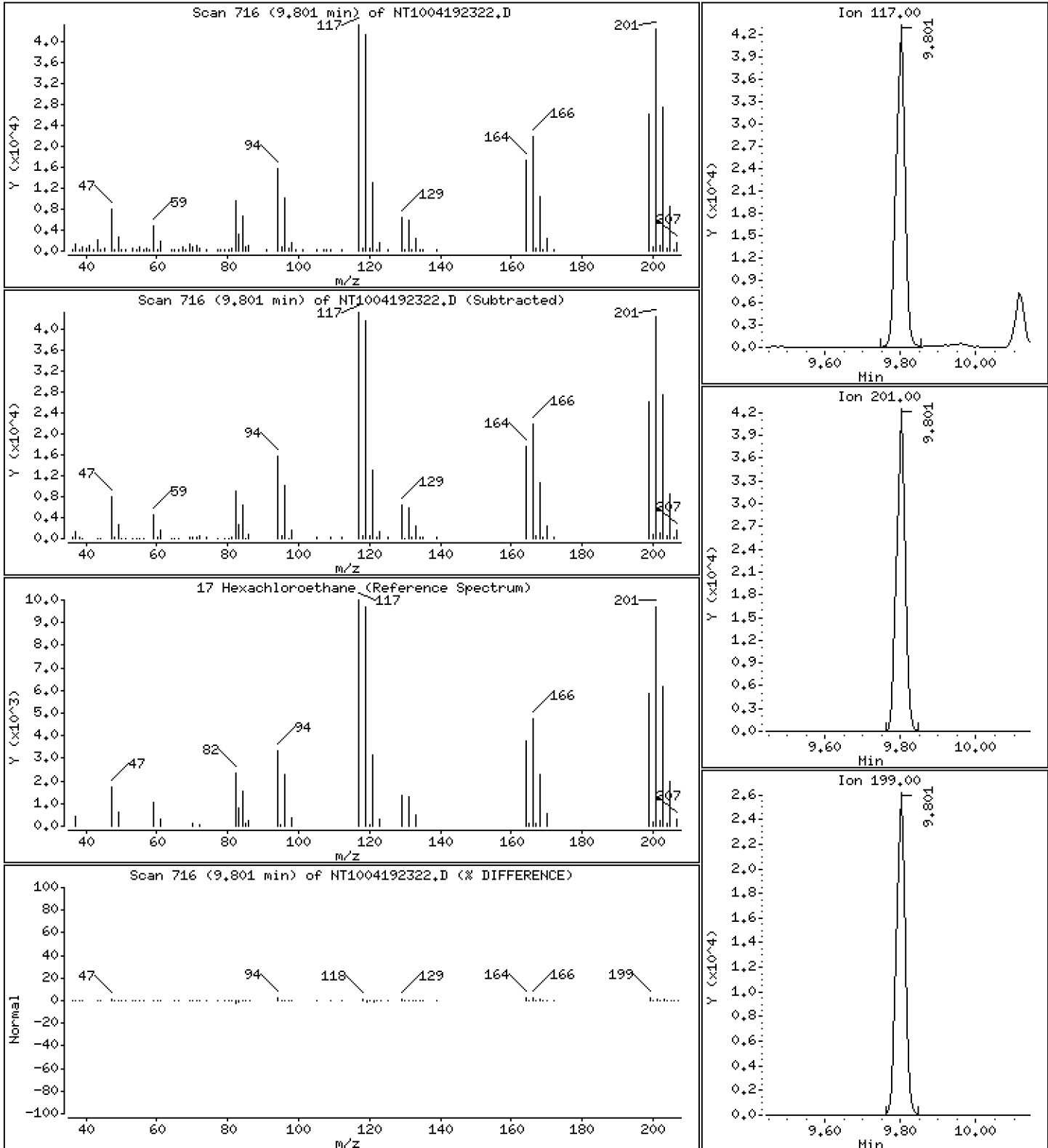
Operator: VTS

Column phase: ZB-5msi

Column diameter: 0,25

17 Hexachloroethane

Concentration: 3,060 ug/mL



Date : 20-APR-2023 00:43

Client ID:

Instrument: nt10.i

Sample Info: BLD0057-MS1

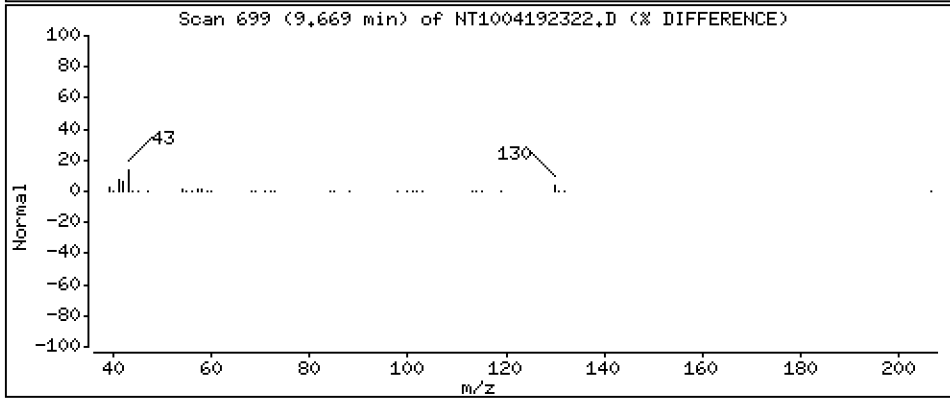
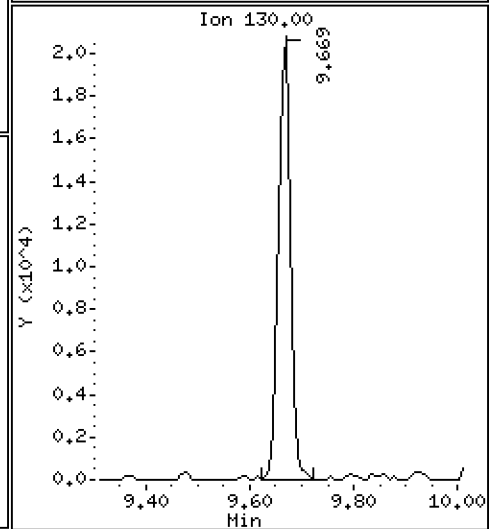
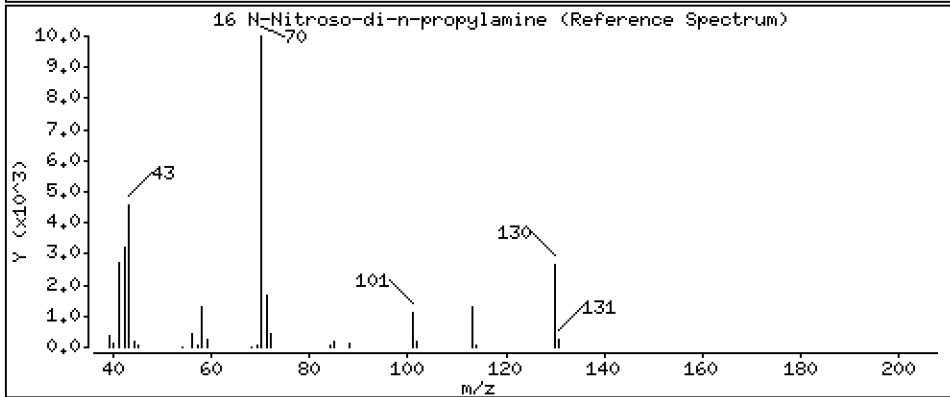
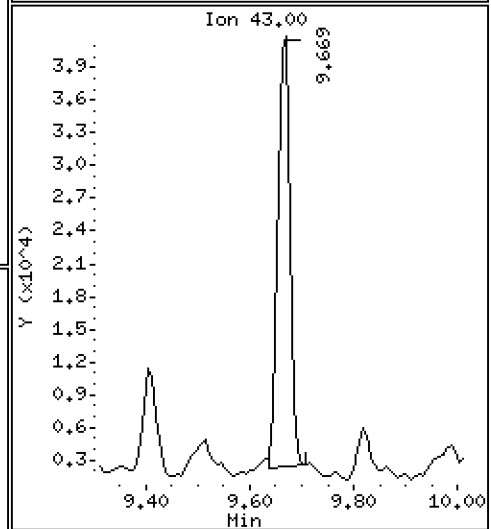
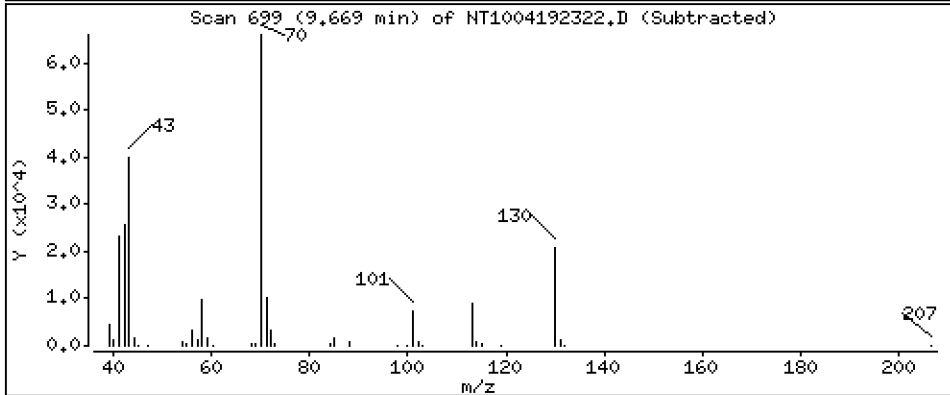
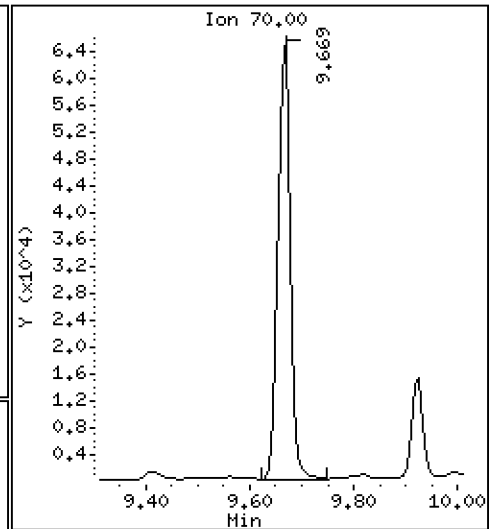
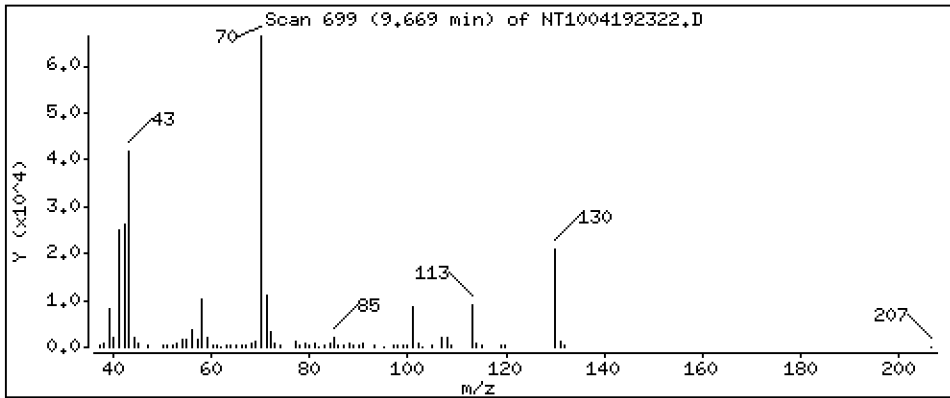
Operator: VTS

Column phase: ZB-5msi

Column diameter: 0,25

16 N-Nitroso-di-n-propylamine

Concentration: 2,908 ug/mL



Date : 20-APR-2023 00:43

Client ID:

Instrument: nt10.i

Sample Info: BLD0057-MS1

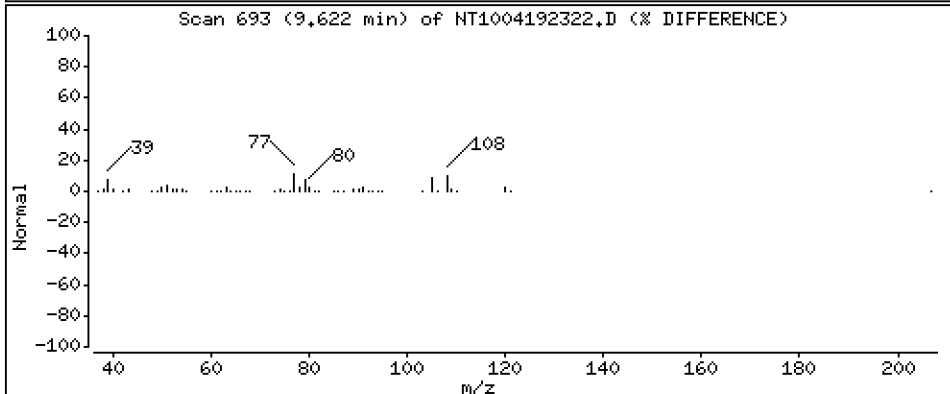
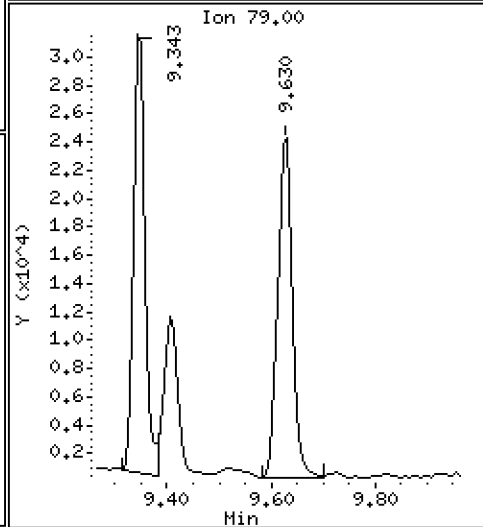
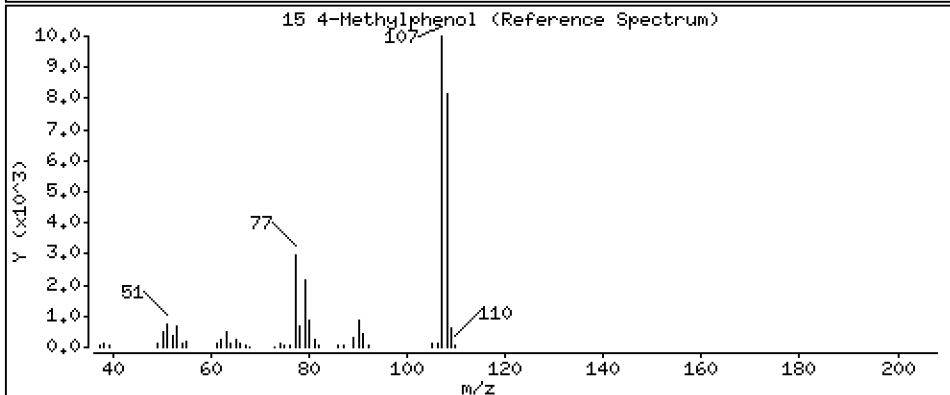
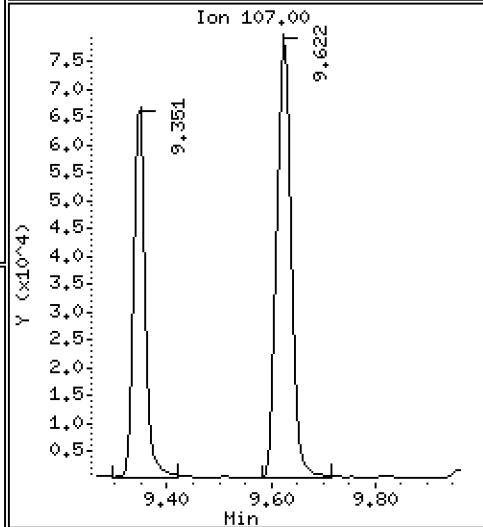
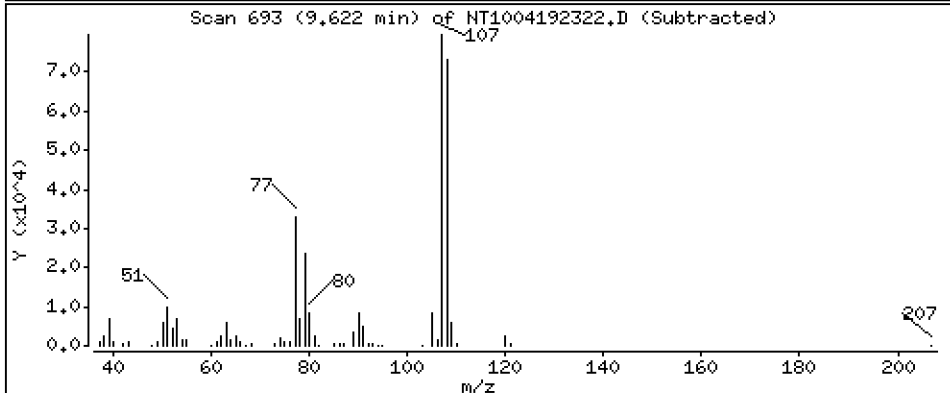
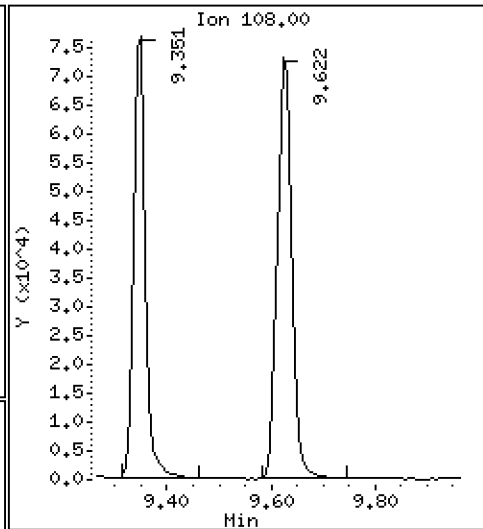
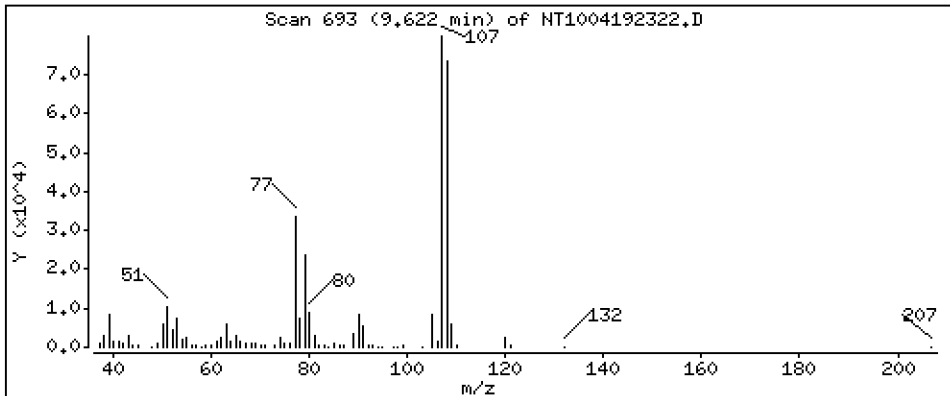
Operator: VTS

Column phase: ZB-5msi

Column diameter: 0.25

15 4-Methylphenol

Concentration: 3.006 ug/mL



Date : 20-APR-2023 00:43

Client ID:

Instrument: nt10.i

Sample Info: BLD0057-MS1

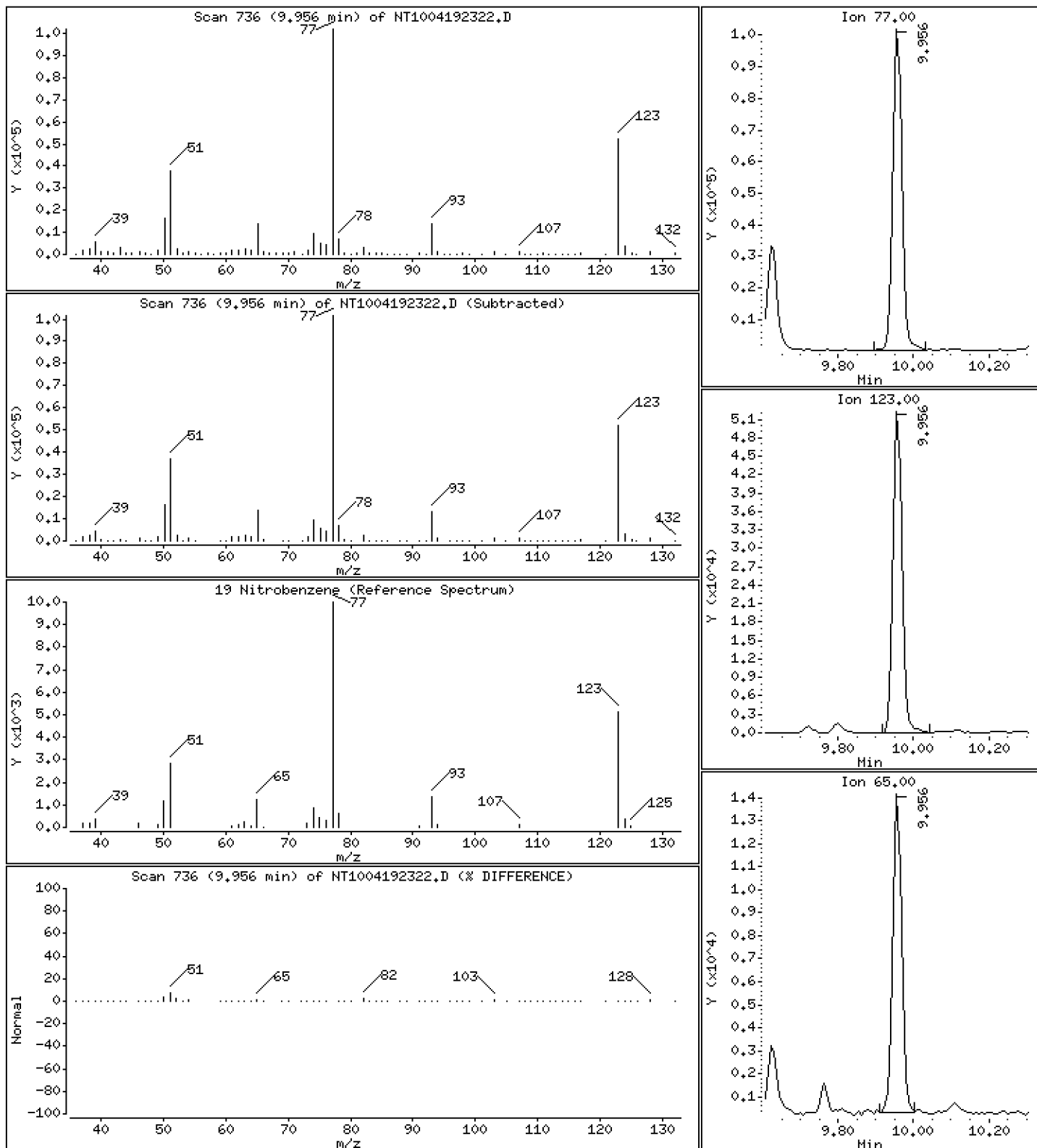
Operator: VTS

Column phase: ZB-5msi

Column diameter: 0,25

19 Nitrobenzene

Concentration: 3,012 ug/mL



Date : 20-APR-2023 00:43

Client ID:

Instrument: nt10.i

Sample Info: BLD0057-MS1

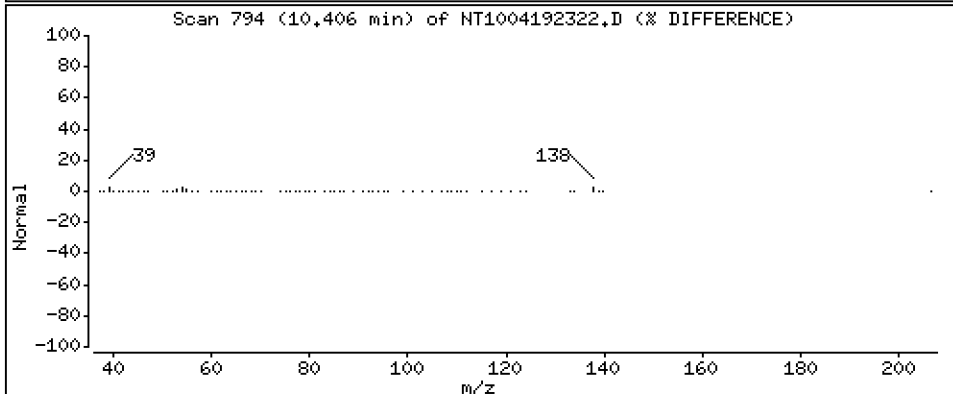
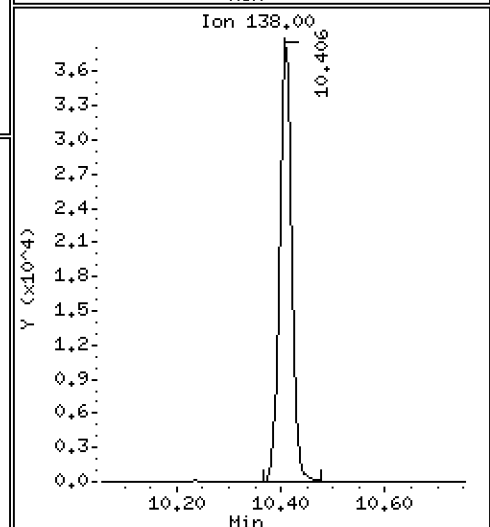
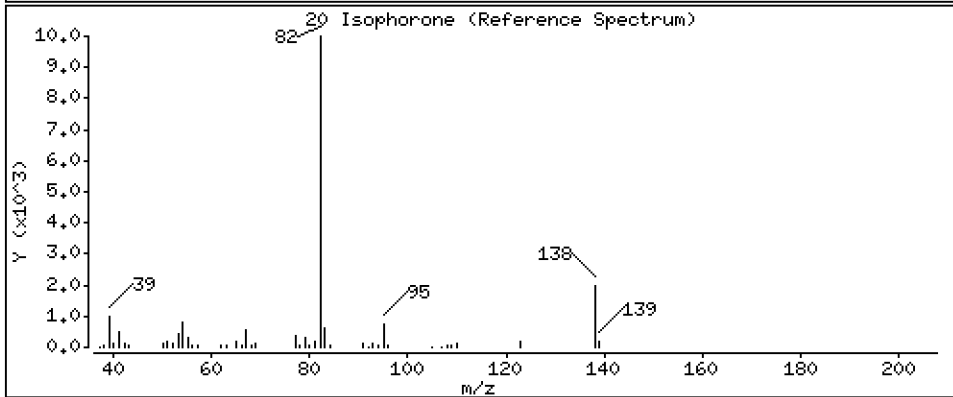
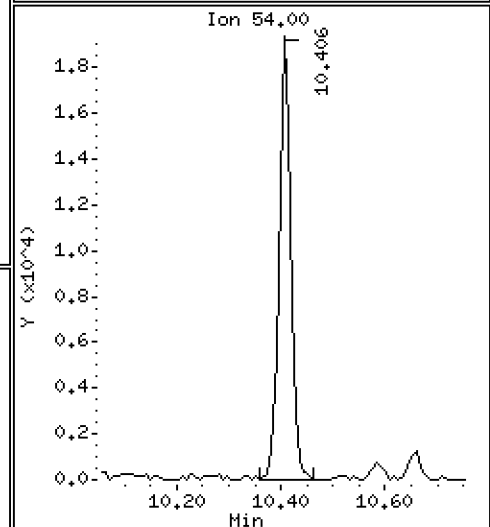
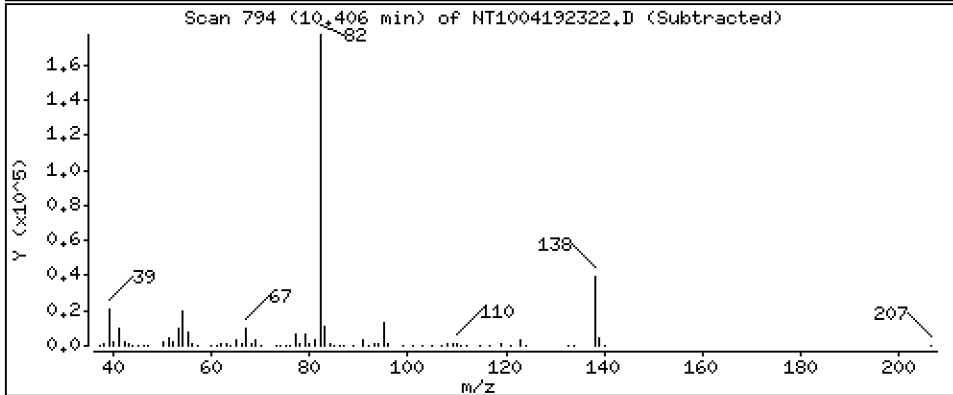
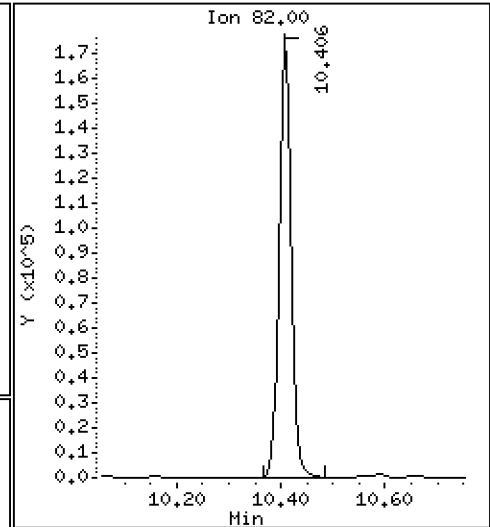
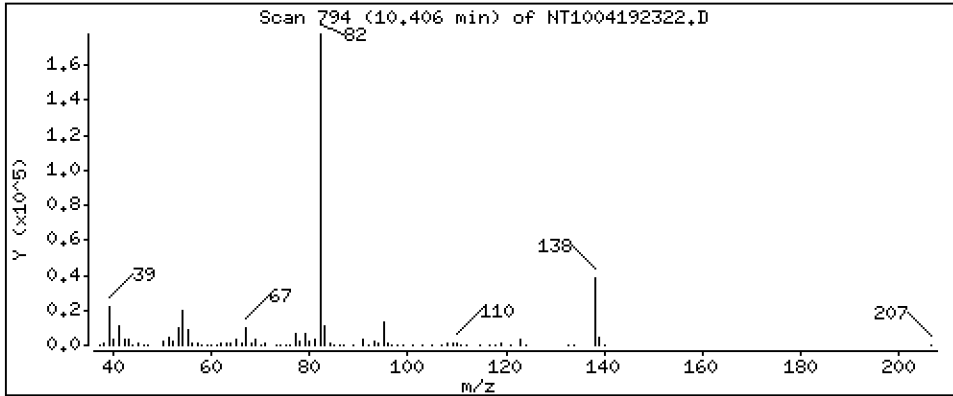
Operator: VTS

Column phase: ZB-5msi

Column diameter: 0,25

20 Isophorone

Concentration: 4,160 ug/mL



Date : 20-APR-2023 00:43

Client ID:

Instrument: nt10.i

Sample Info: BLD0057-MS1

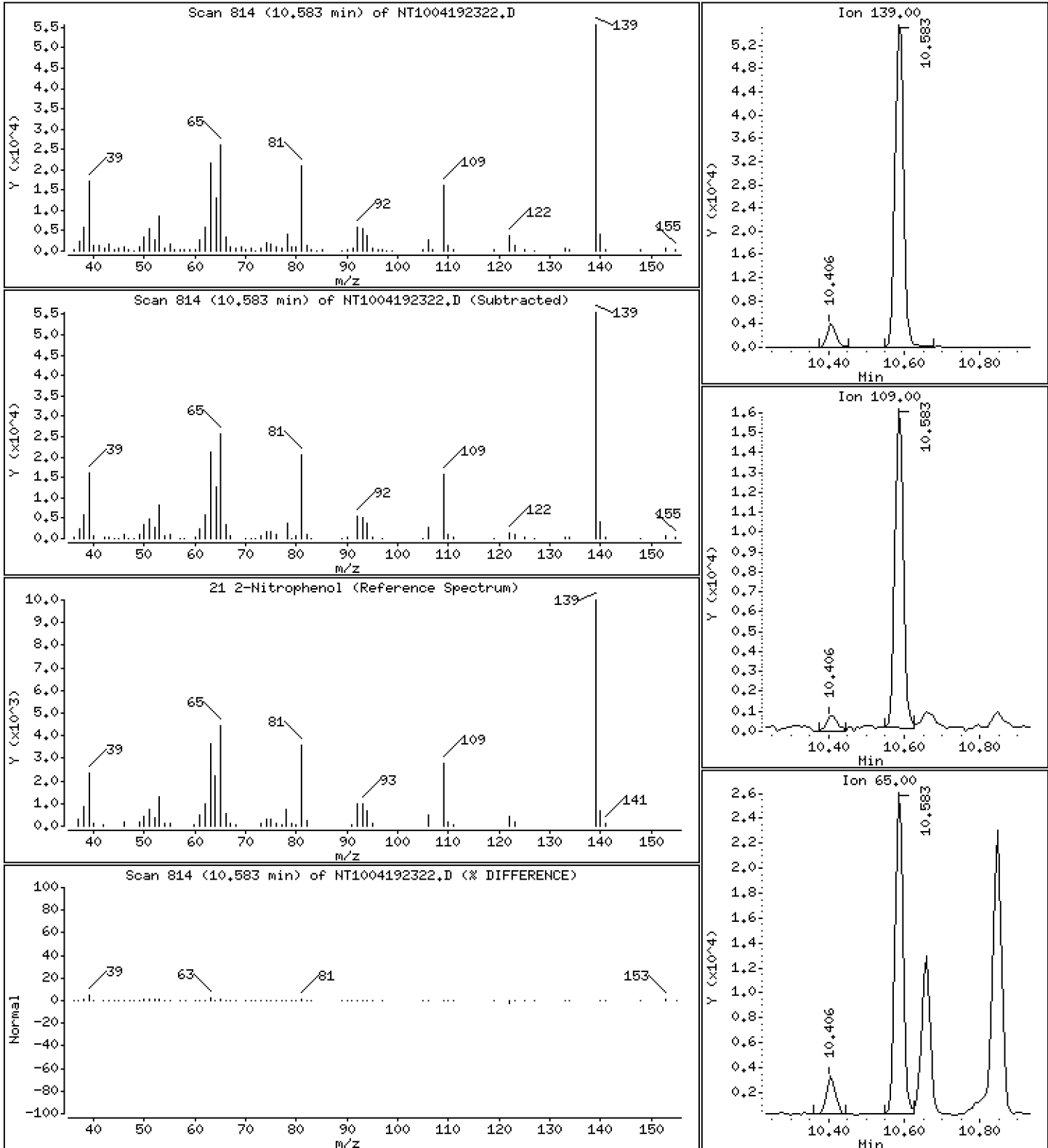
Operator: VTS

Column phase: ZB-5msi

Column diameter: 0,25

21 2-Nitrophenol

Concentration: 3,437 ug/mL



Date : 20-APR-2023 00:43

Client ID:

Instrument: nt10.i

Sample Info: BLD0057-MS1

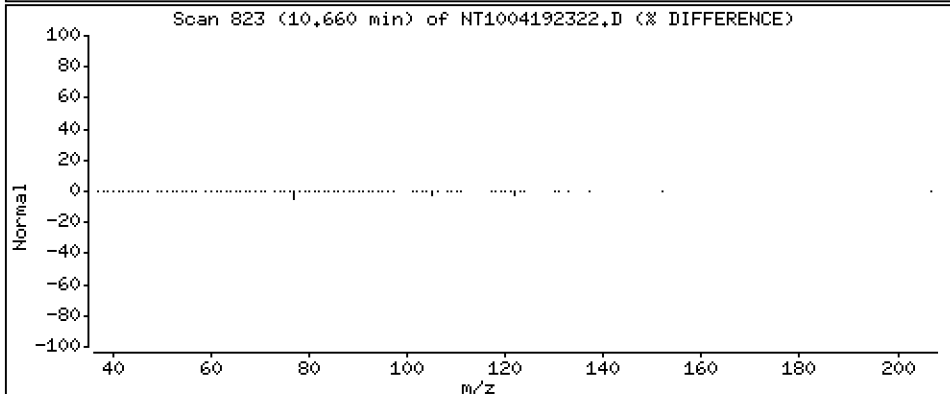
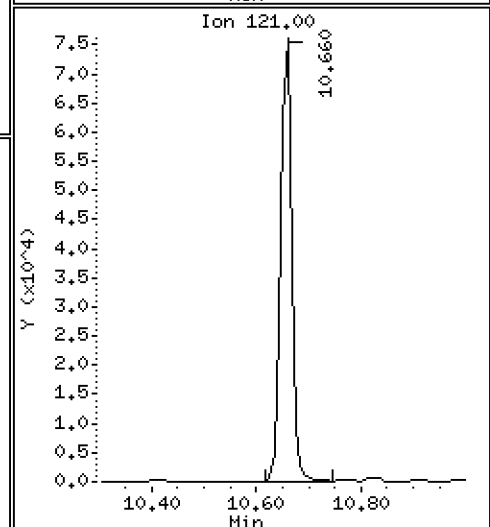
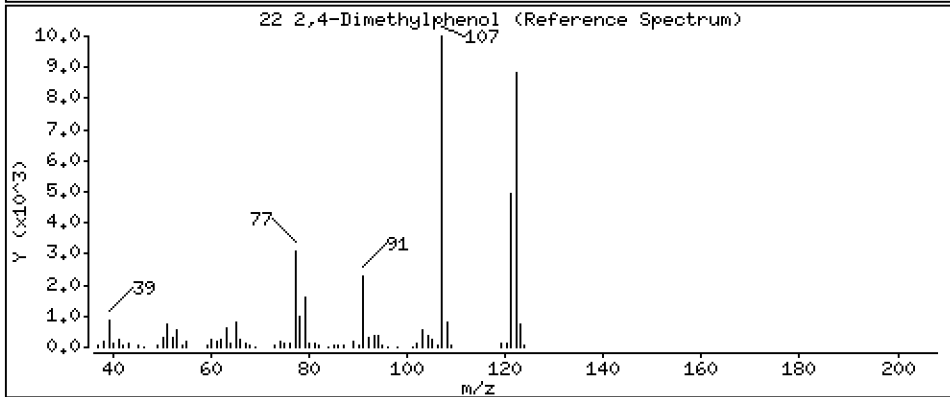
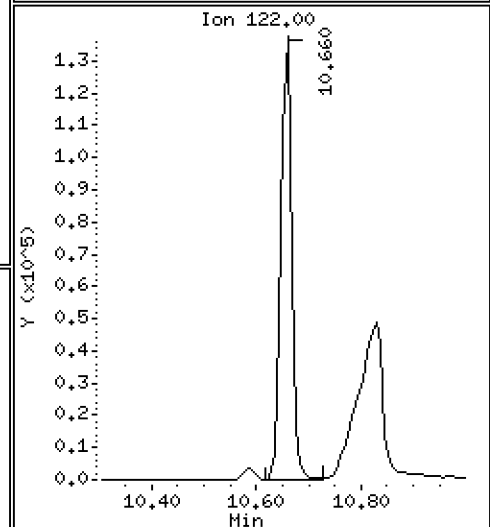
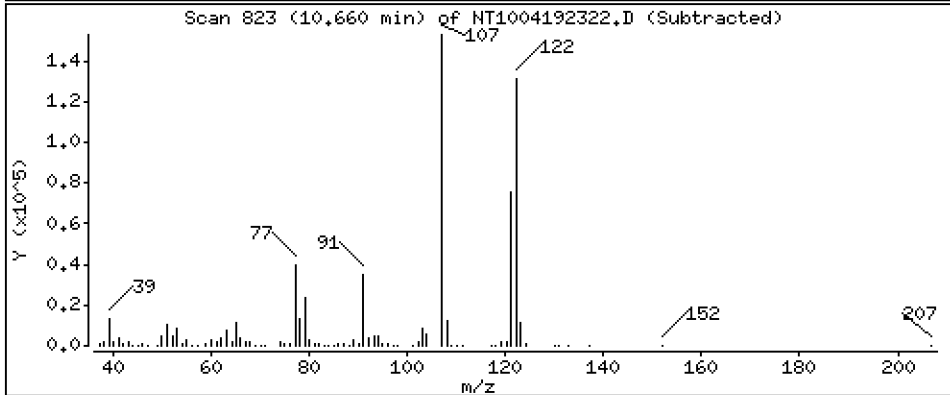
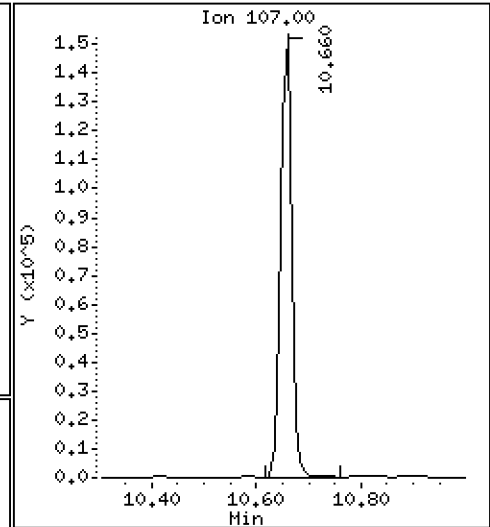
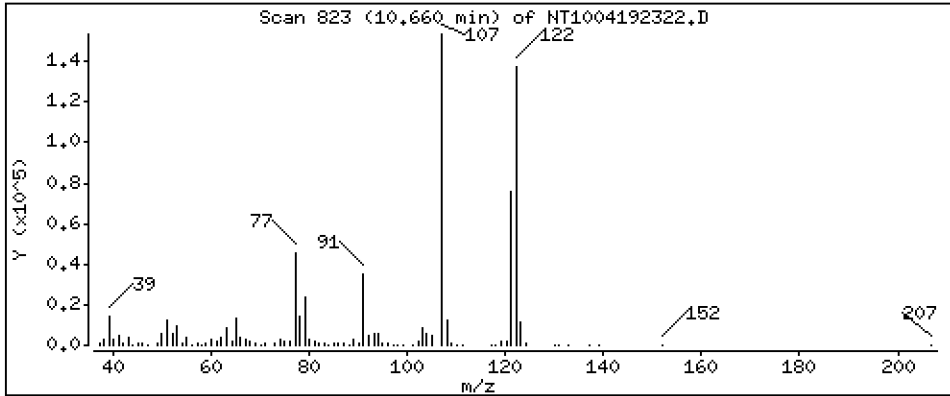
Operator: VTS

Column phase: ZB-5msi

Column diameter: 0,25

22 2,4-Dimethylphenol

Concentration: 4,623 ug/mL



Date : 20-APR-2023 00:43

Client ID:

Instrument: nt10.i

Sample Info: BLD0057-MS1

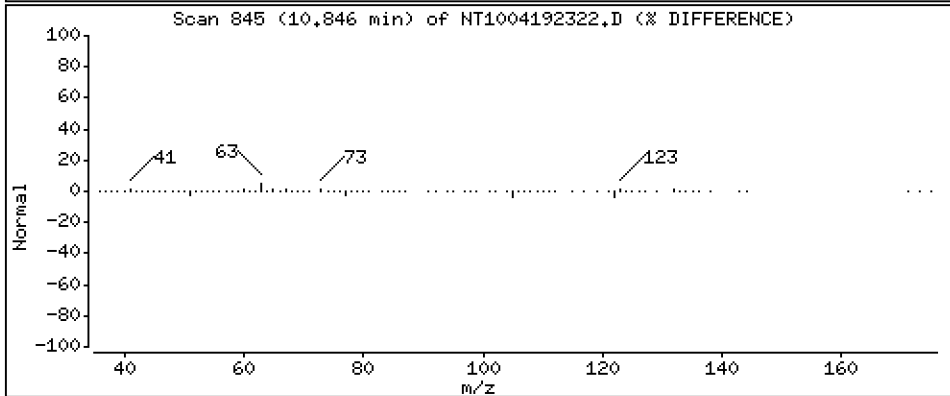
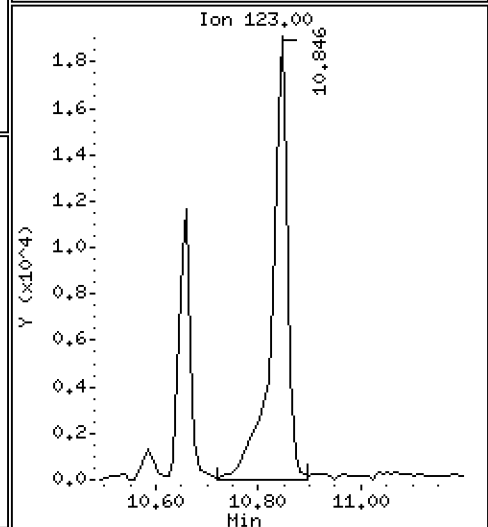
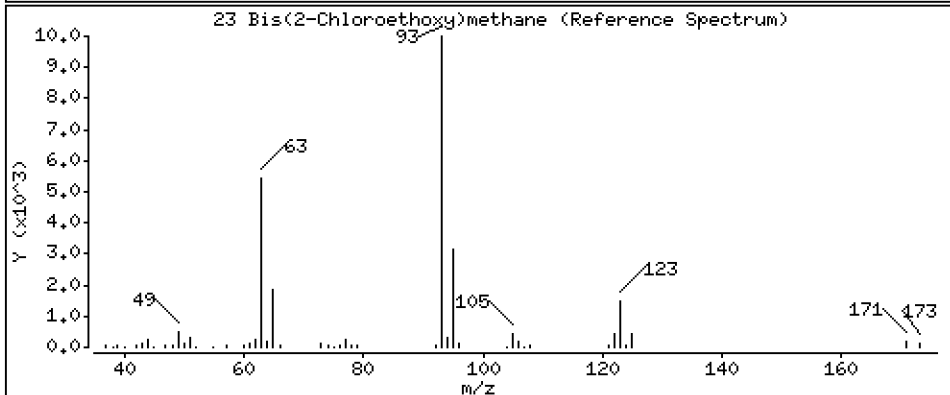
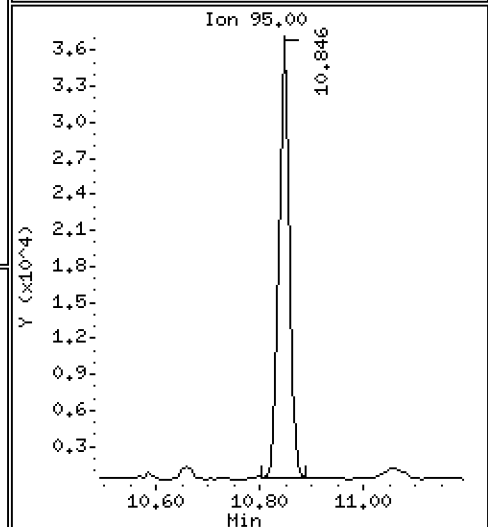
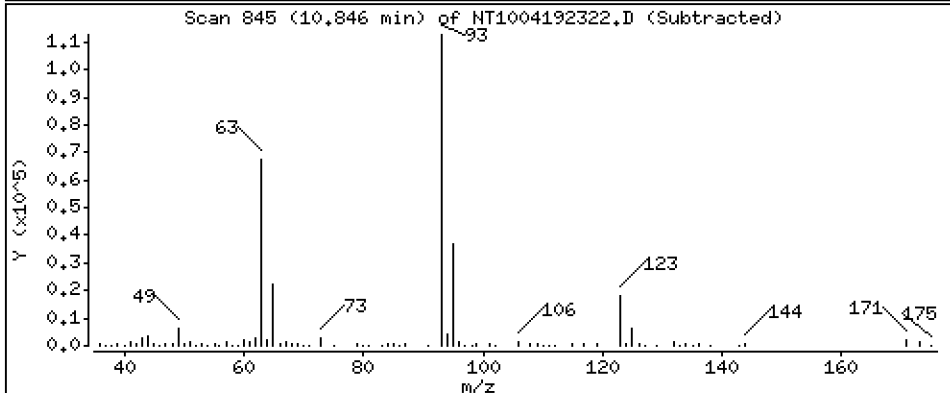
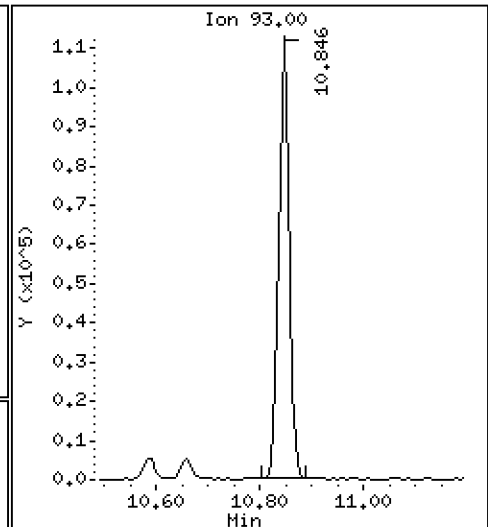
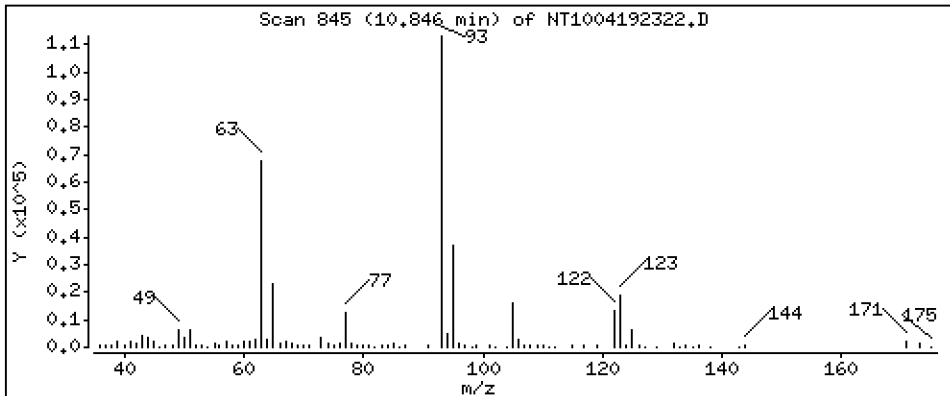
Operator: VTS

Column phase: ZB-5msi

Column diameter: 0,25

23 Bis(2-Chloroethoxy)methane

Concentration: 3,532 ug/mL



Date : 20-APR-2023 00:43

Client ID:

Instrument: nt10.i

Sample Info: BLD0057-MS1

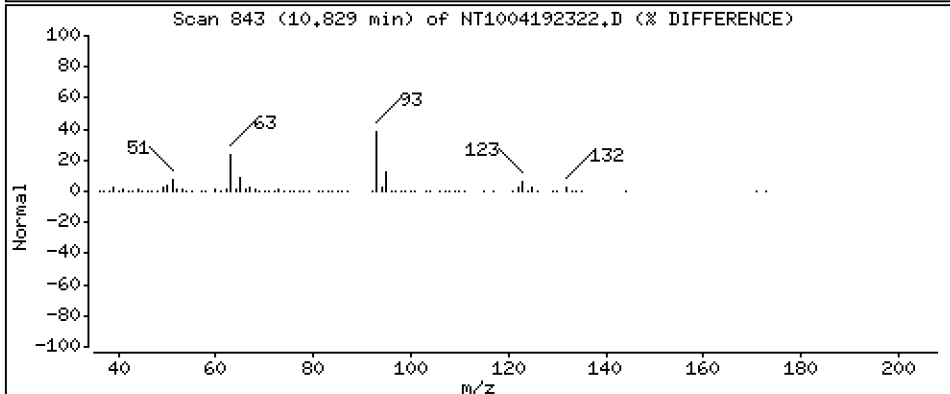
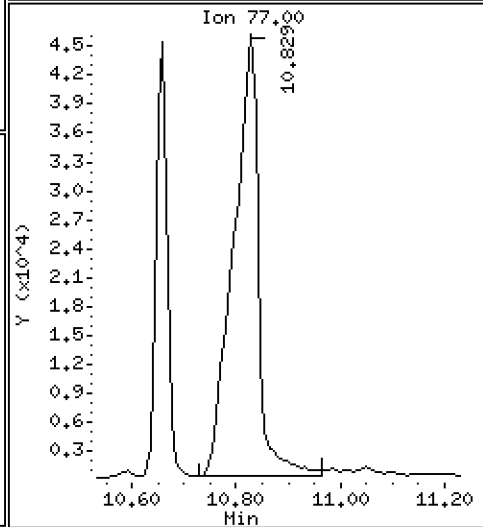
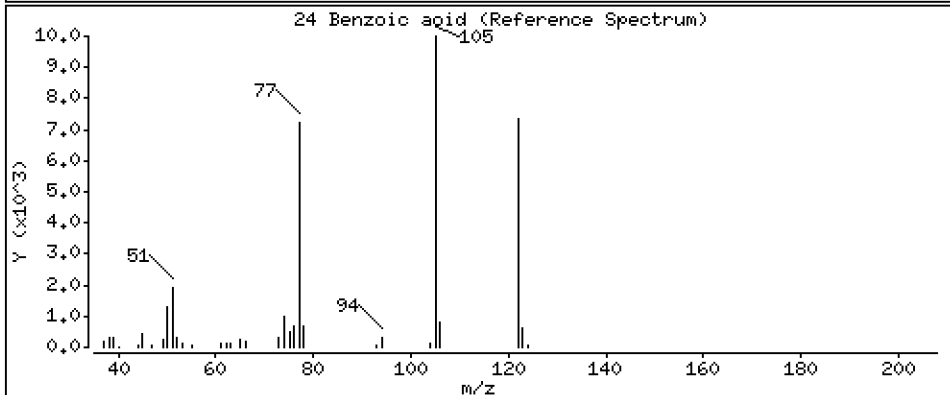
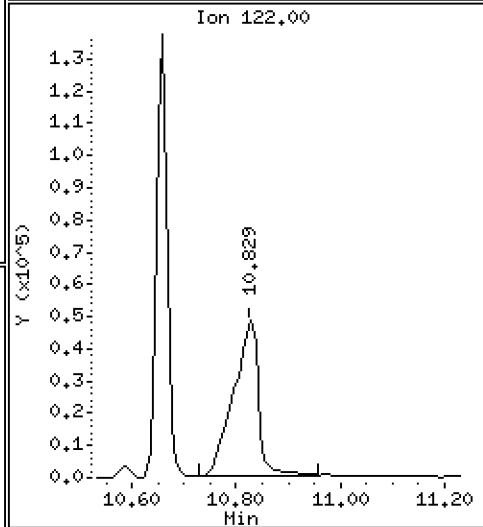
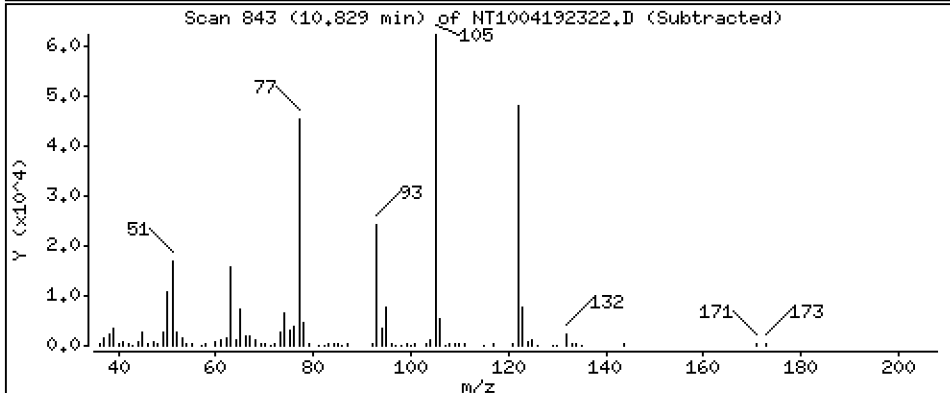
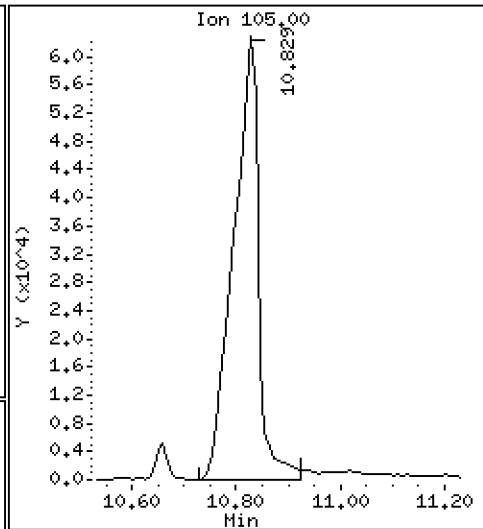
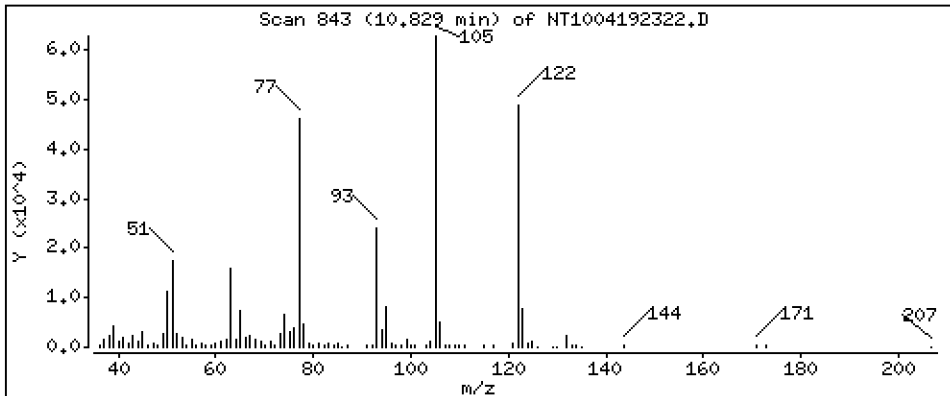
Operator: VTS

Column phase: ZB-5msi

Column diameter: 0.25

24 Benzoic acid

Concentration: 7.558 ug/mL



Date : 20-APR-2023 00:43

Client ID:

Instrument: nt10.i

Sample Info: BLD0057-MS1

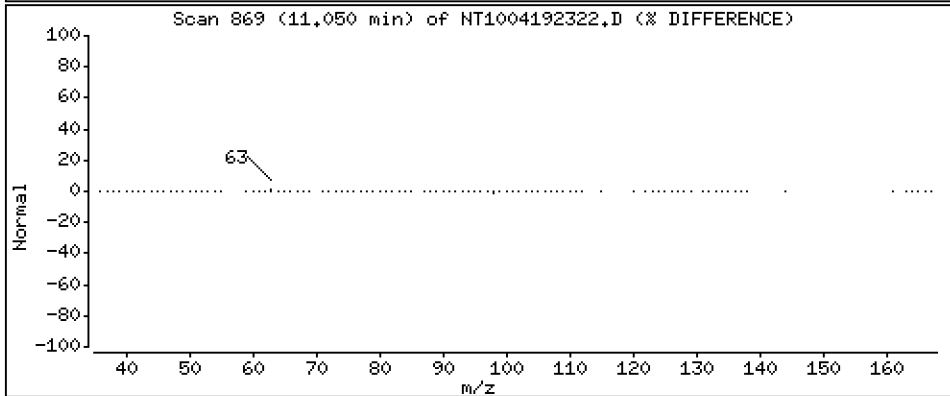
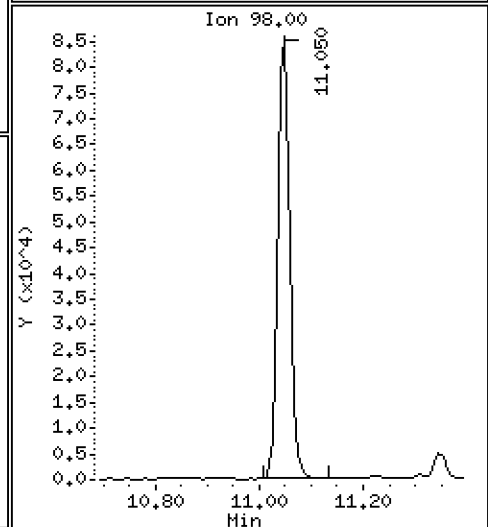
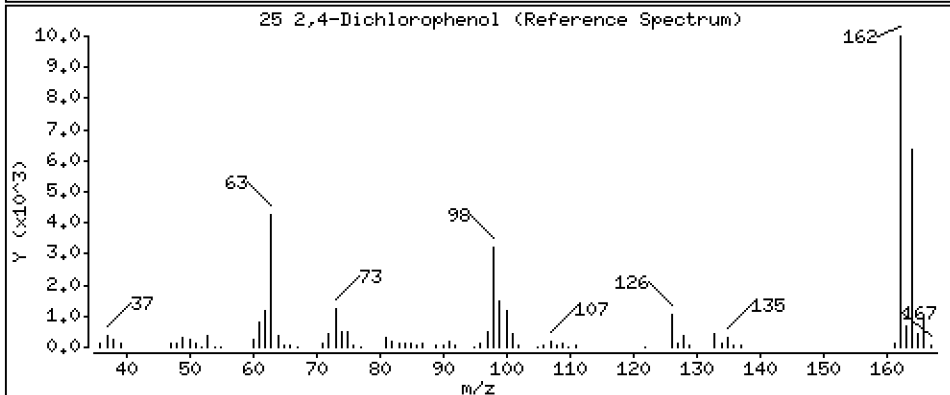
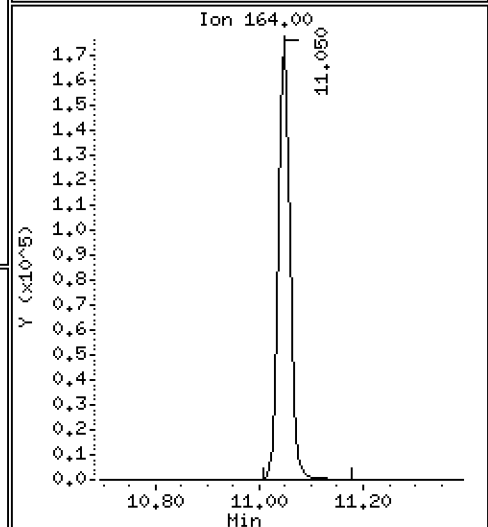
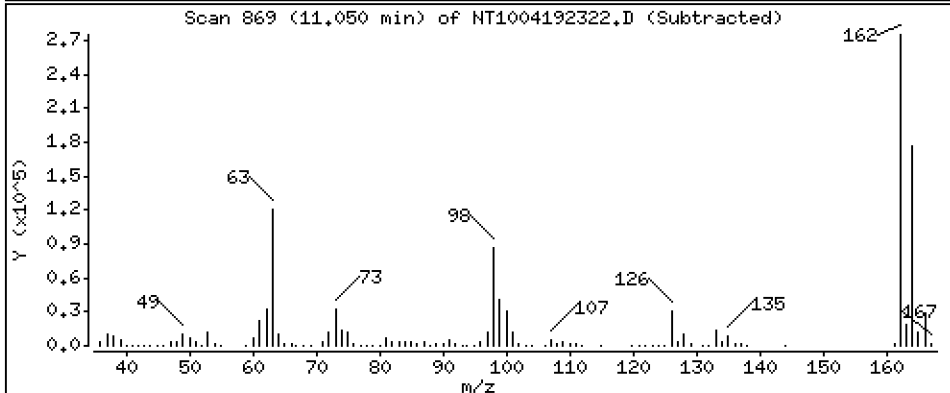
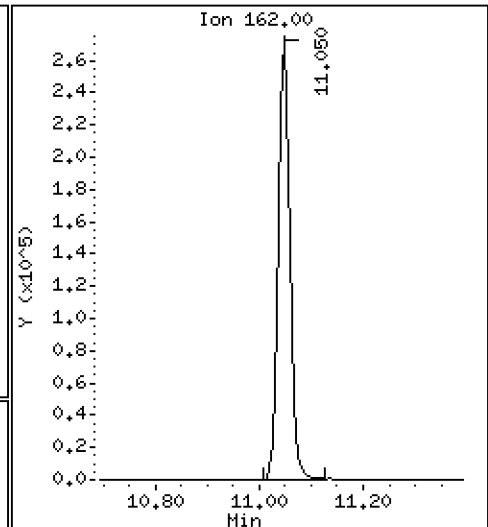
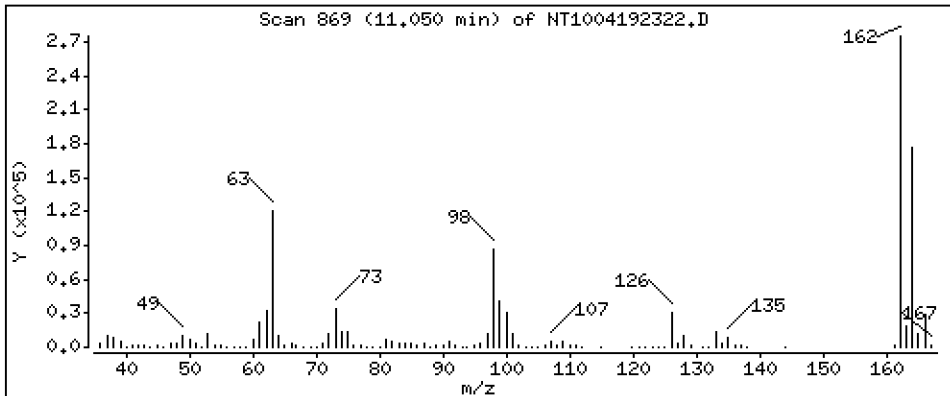
Operator: VTS

Column phase: ZB-5msi

Column diameter: 0,25

25 2,4-Dichlorophenol

Concentration: 10,92 ug/mL



Date : 20-APR-2023 00:43

Client ID:

Instrument: nt10.i

Sample Info: BLD0057-MS1

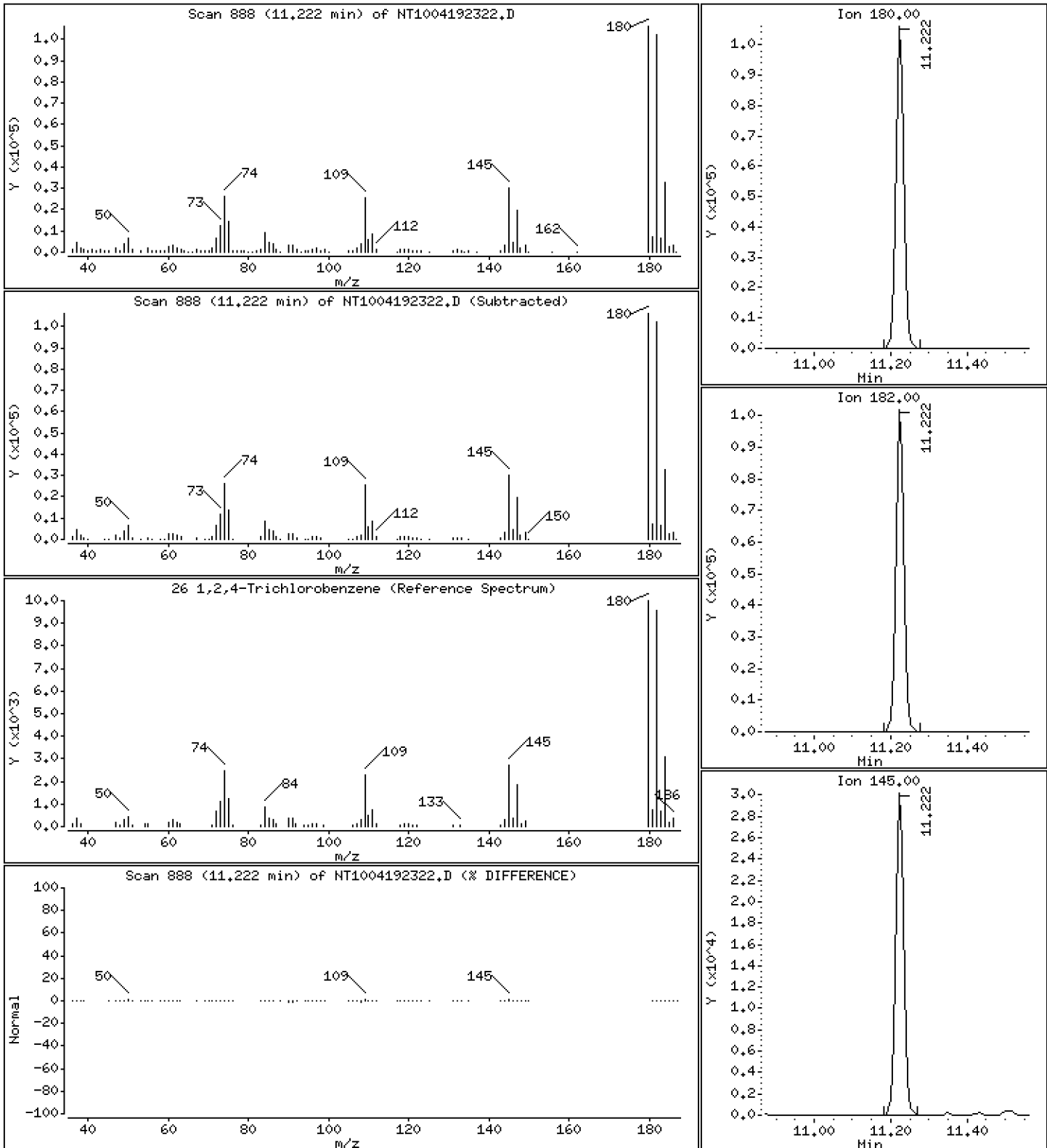
Operator: VTS

Column phase: ZB-5msi

Column diameter: 0,25

26 1,2,4-Trichlorobenzene

Concentration: 3,433 ug/mL



Date : 20-APR-2023 00:43

Client ID:

Instrument: nt10.i

Sample Info: BLD0057-MS1

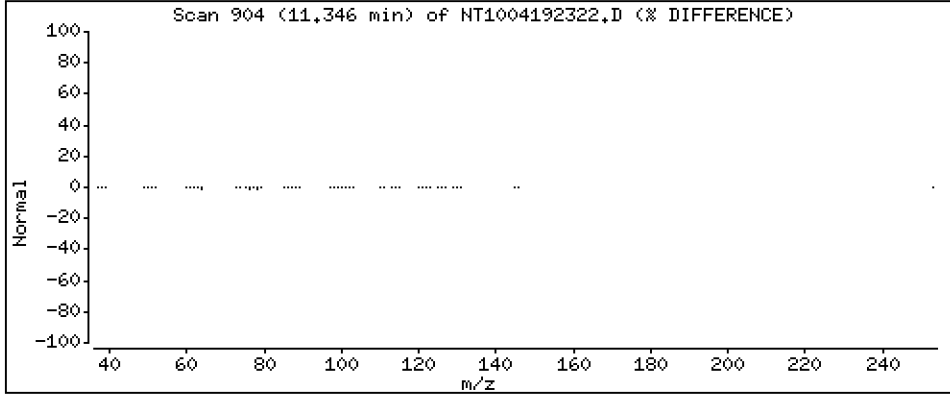
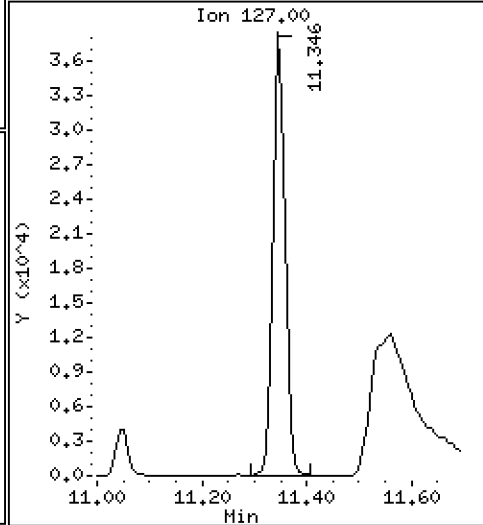
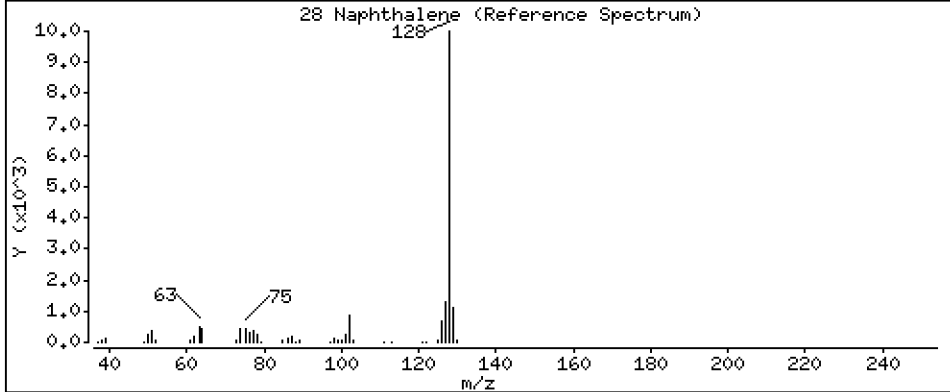
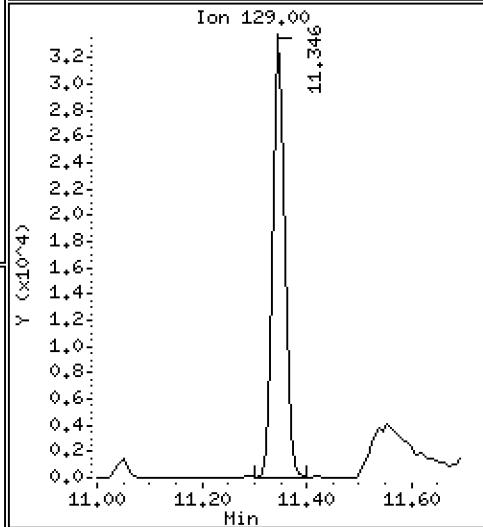
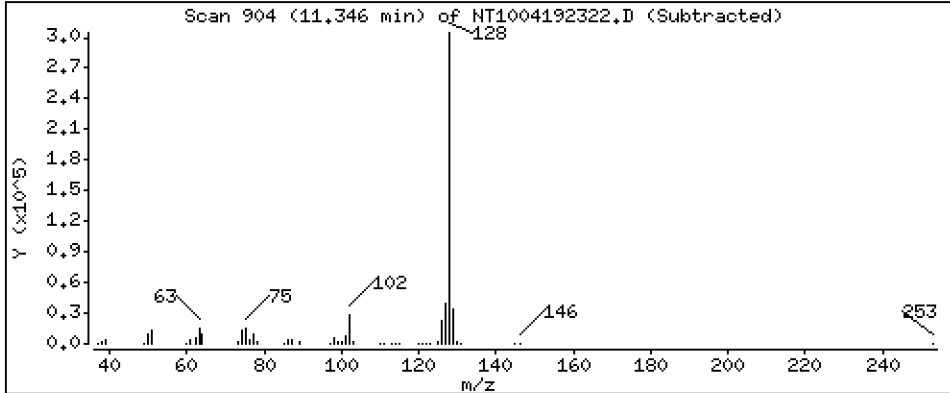
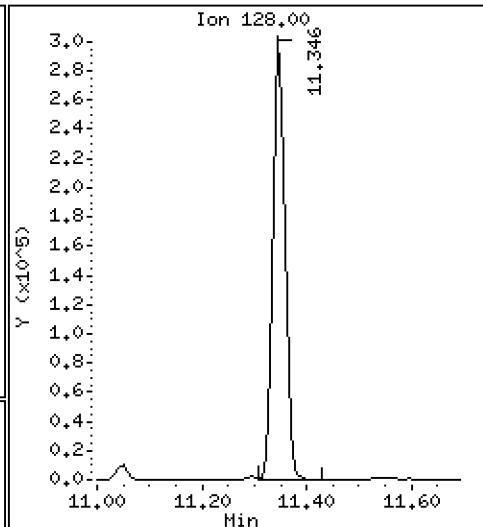
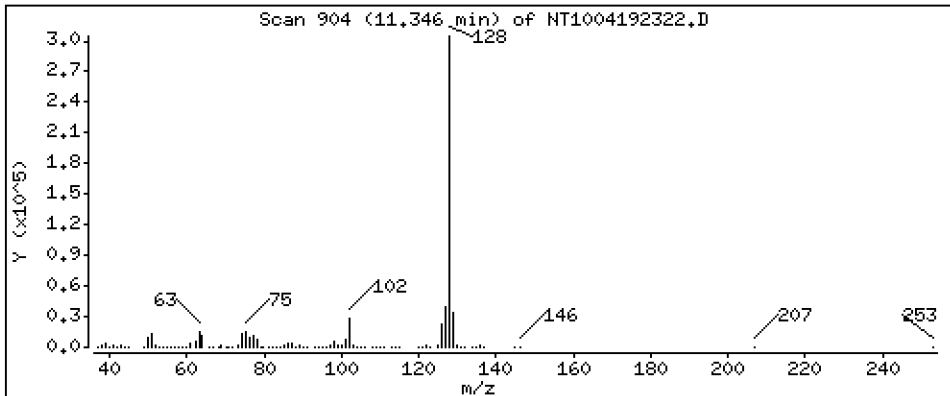
Operator: VTS

Column phase: ZB-5msi

Column diameter: 0,25

28 Naphthalene

Concentration: 3,265 ug/mL



Date : 20-APR-2023 00:43

Client ID:

Instrument: nt10.i

Sample Info: BLD0057-MS1

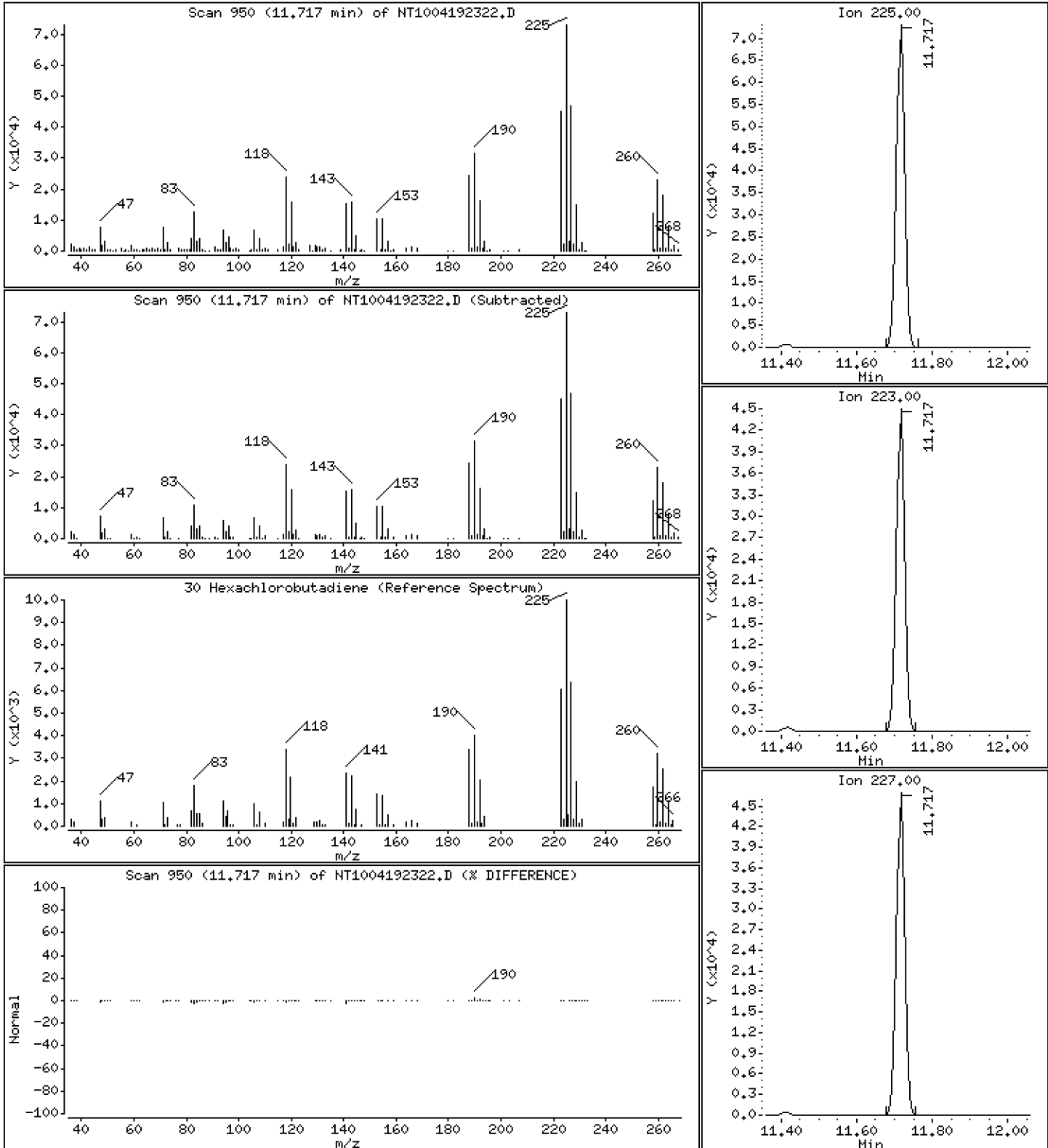
Operator: VTS

Column phase: ZB-5msi

Column diameter: 0,25

30 Hexachlorobutadiene

Concentration: 3,849 ug/mL



Date : 20-APR-2023 00:43

Client ID:

Instrument: nt10.i

Sample Info: BLD0057-MS1

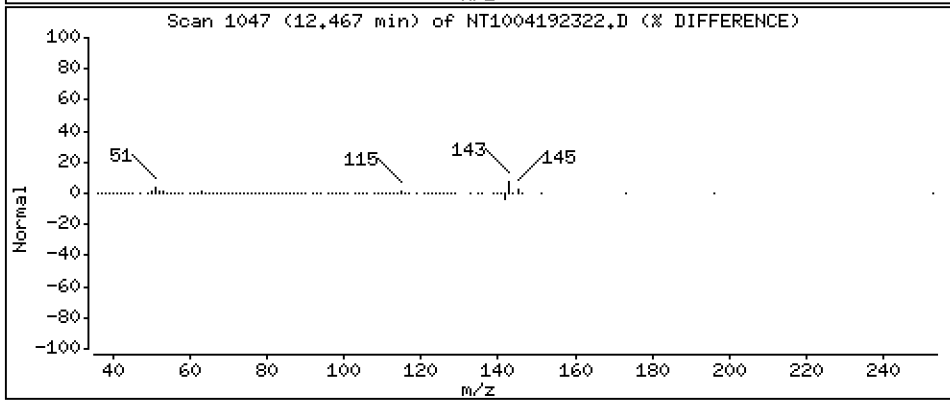
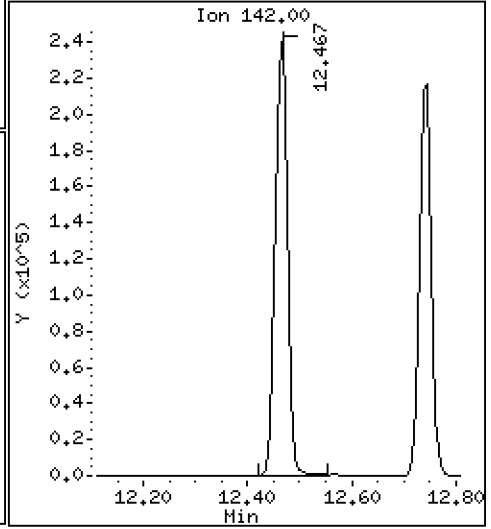
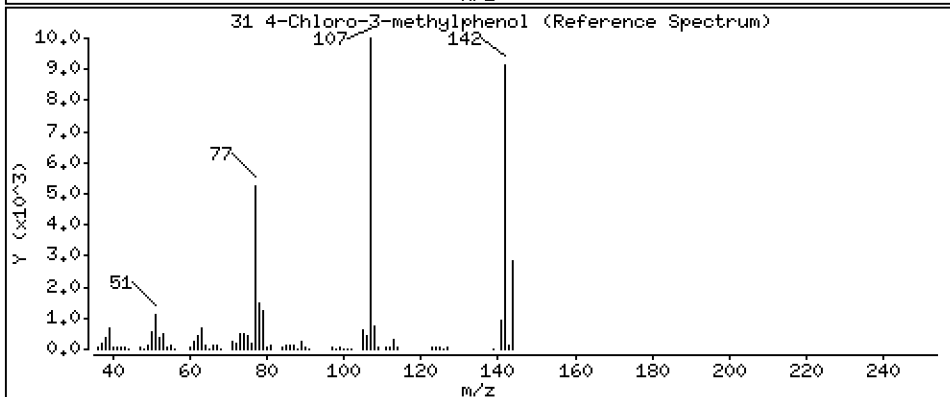
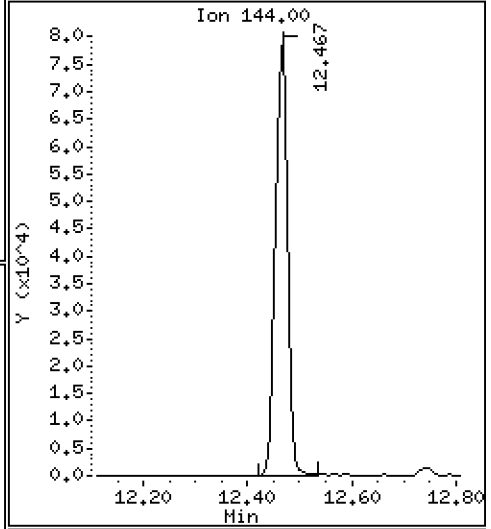
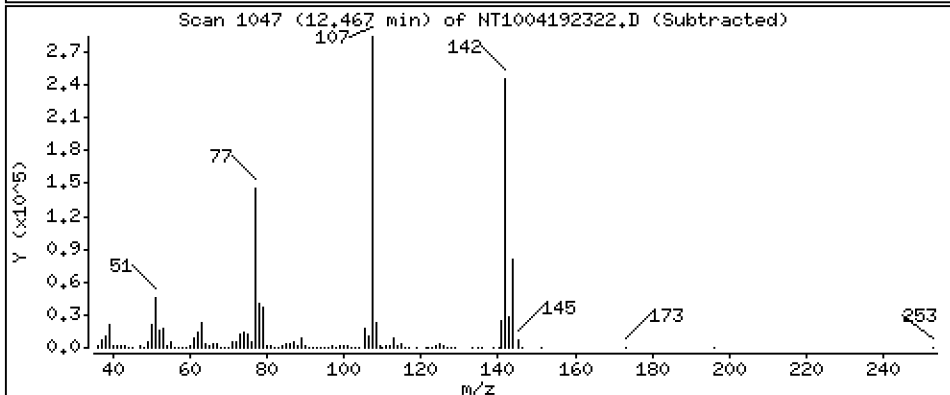
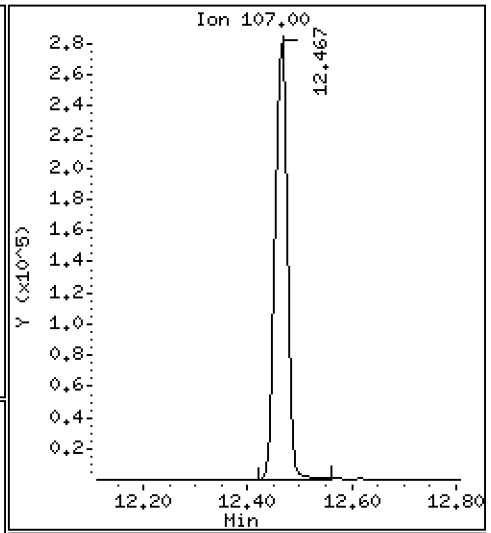
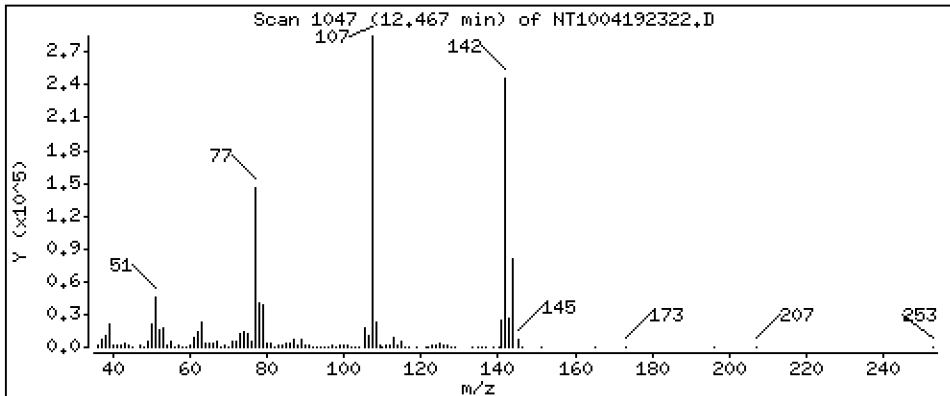
Operator: VTS

Column phase: ZB-5msi

Column diameter: 0,25

31 4-Chloro-3-methylphenol

Concentration: 10,34 ug/mL



Date : 20-APR-2023 00:43

Client ID:

Instrument: nt10.i

Sample Info: BLD0057-MS1

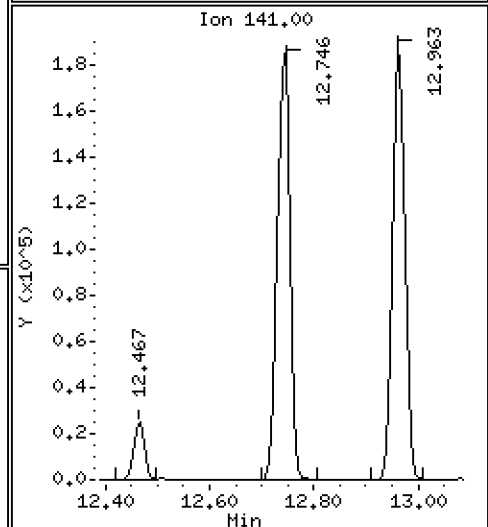
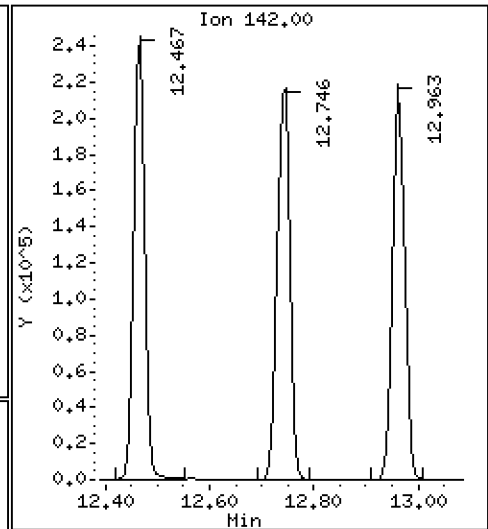
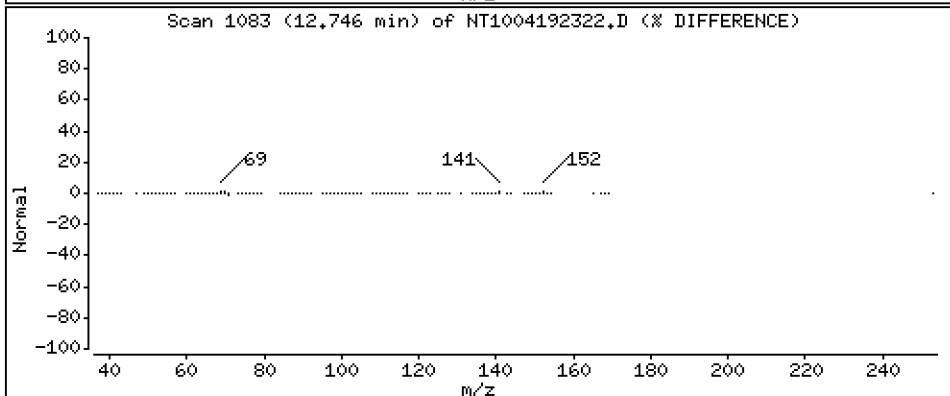
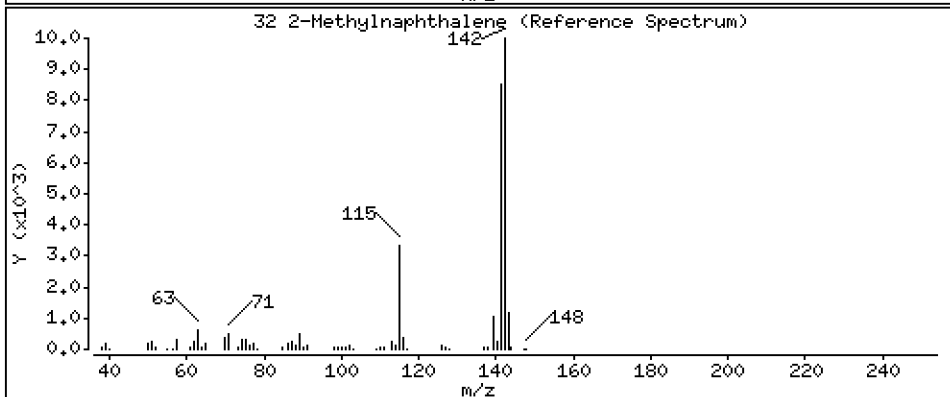
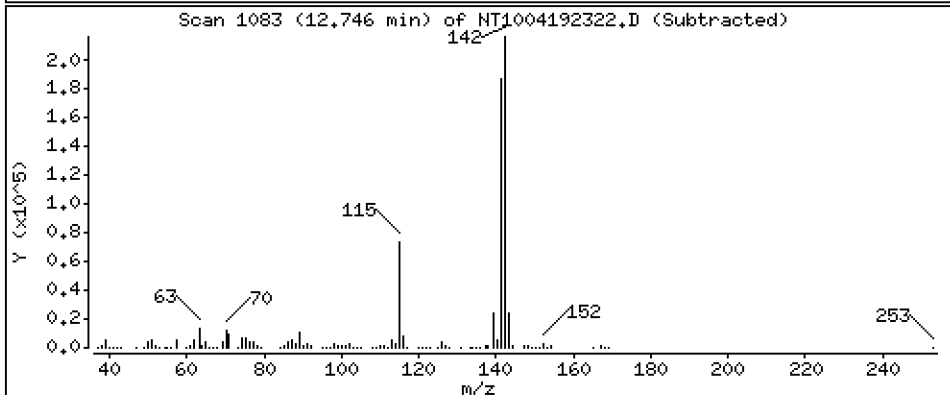
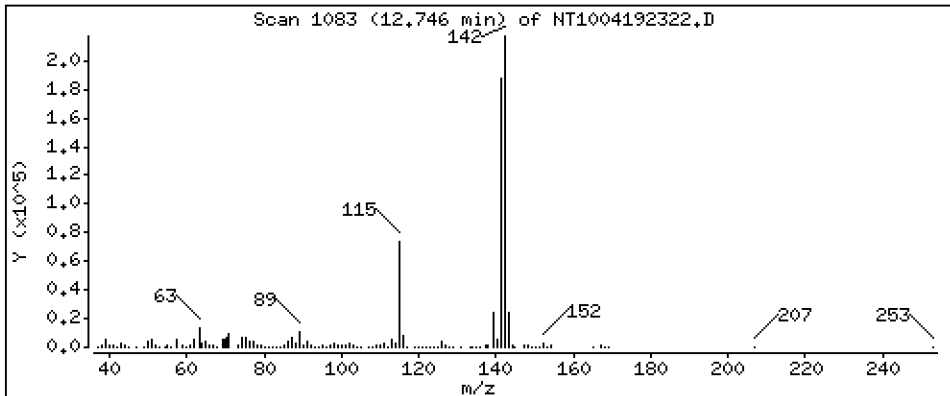
Operator: VTS

Column phase: ZB-5msi

Column diameter: 0,25

32 2-Methylnaphthalene

Concentration: 3,386 ug/mL



Date : 20-APR-2023 00:43

Client ID:

Instrument: nt10.i

Sample Info: BLD0057-MS1

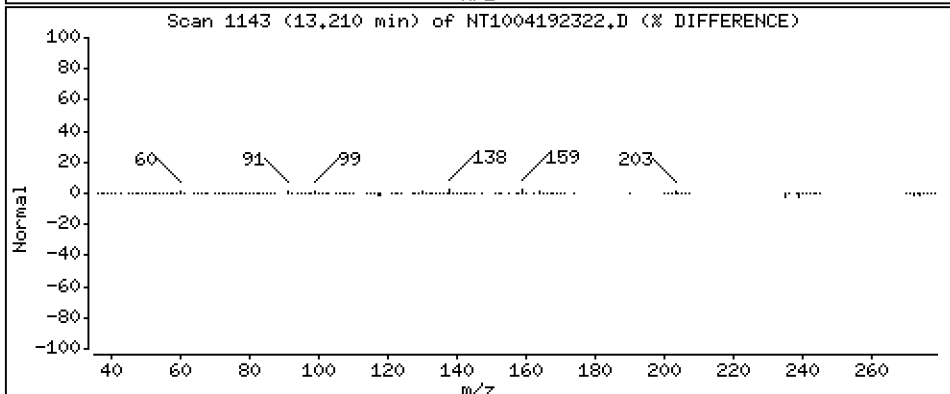
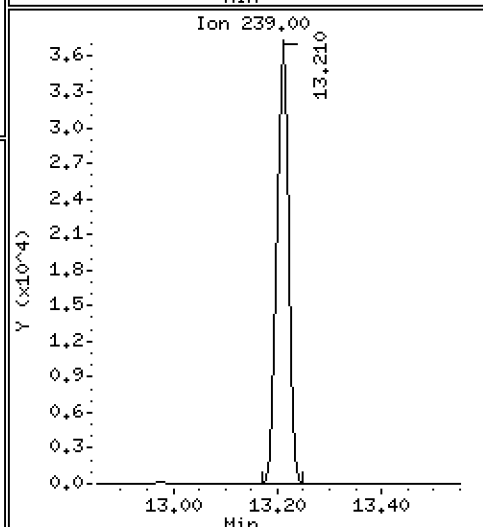
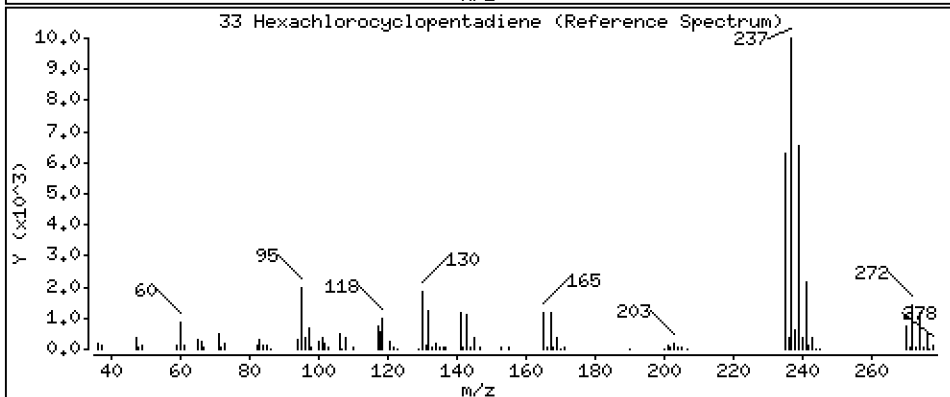
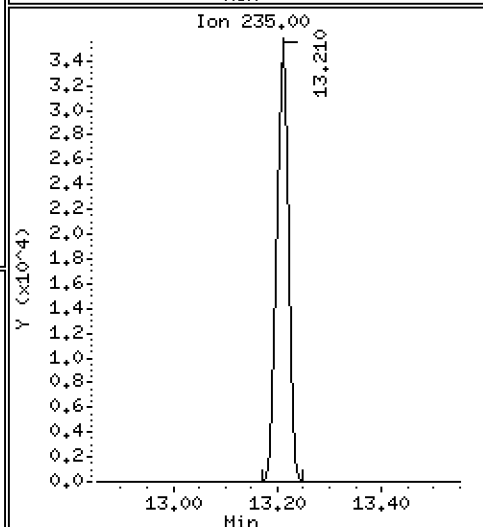
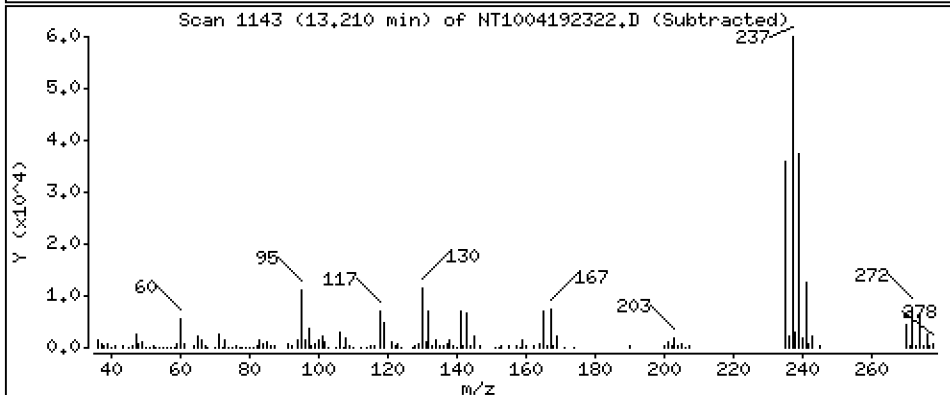
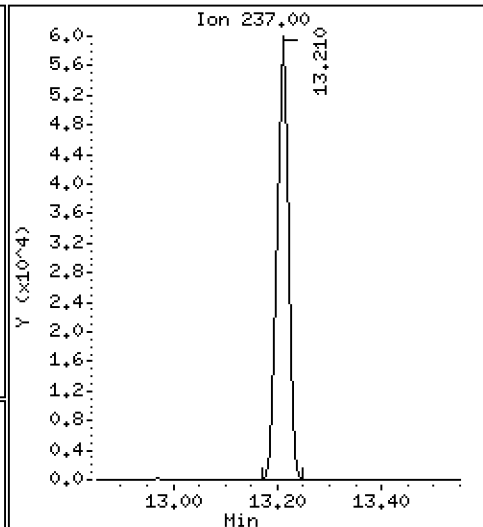
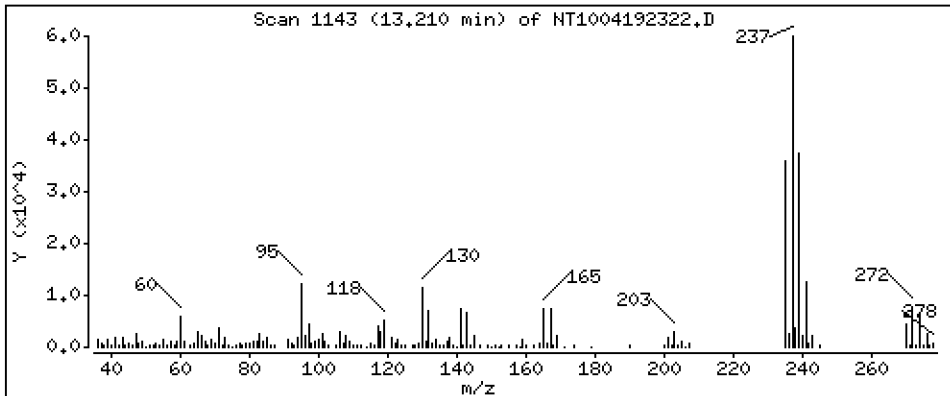
Operator: VTS

Column phase: ZB-5msi

Column diameter: 0,25

33 Hexachlorocyclopentadiene

Concentration: 3,034 ug/mL



Date : 20-APR-2023 00:43

Client ID:

Instrument: nt10.i

Sample Info: BLD0057-MS1

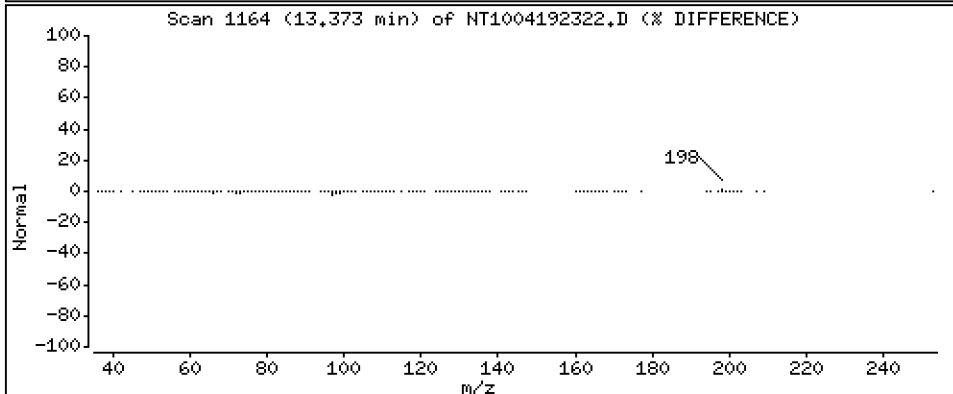
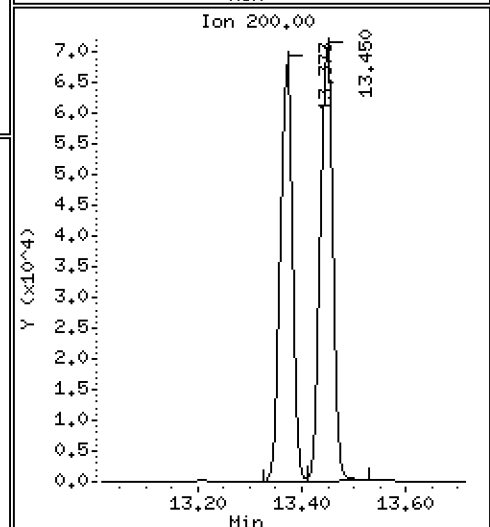
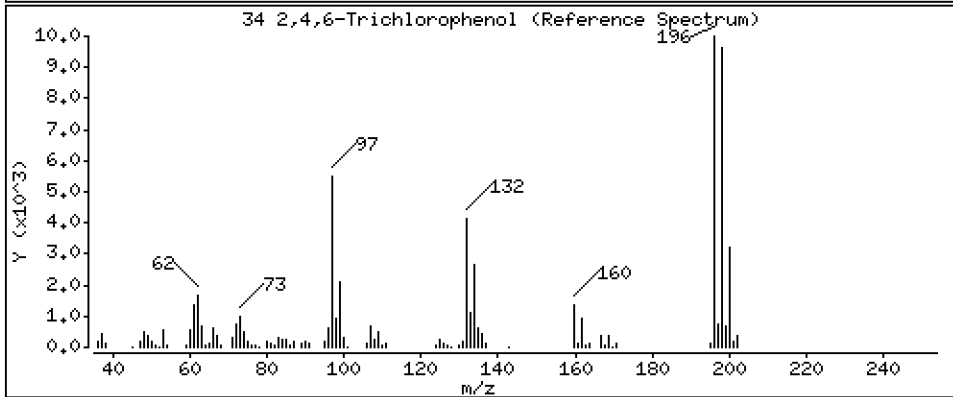
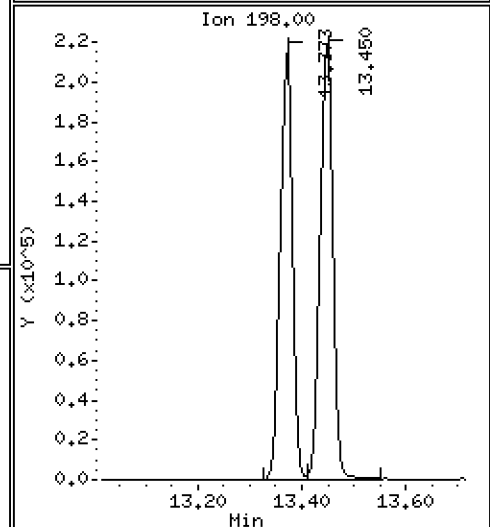
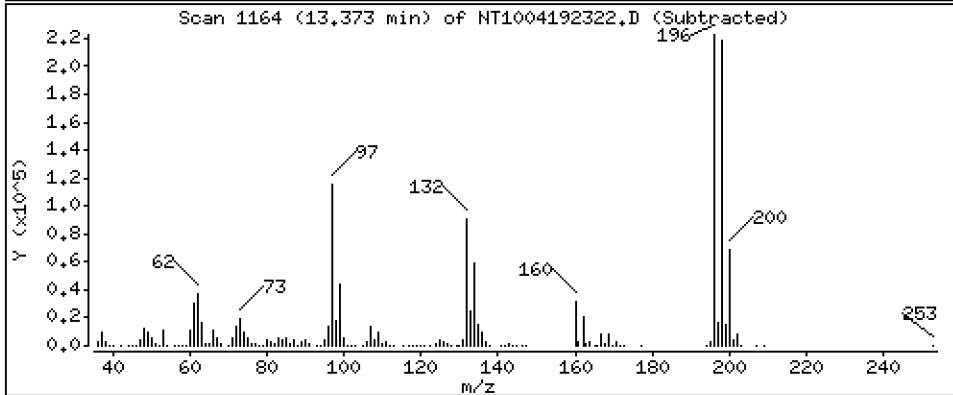
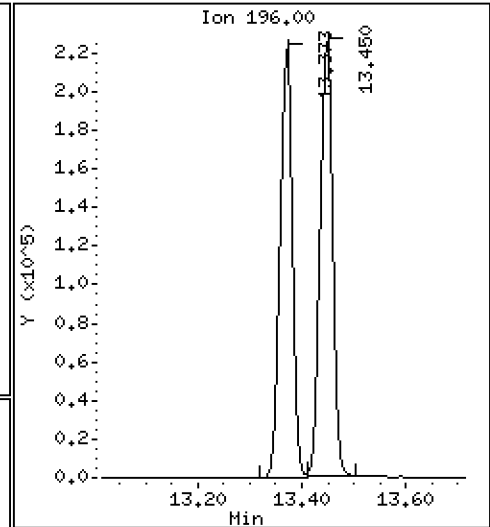
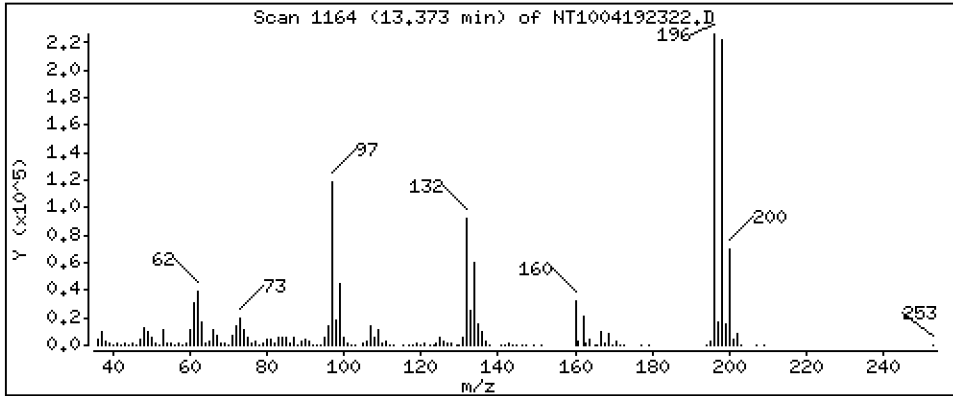
Operator: VTS

Column phase: ZB-5msi

Column diameter: 0,25

34 2,4,6-Trichlorophenol

Concentration: 11,22 ug/mL



Date : 20-APR-2023 00:43

Client ID:

Instrument: nt10.i

Sample Info: BLD0057-MS1

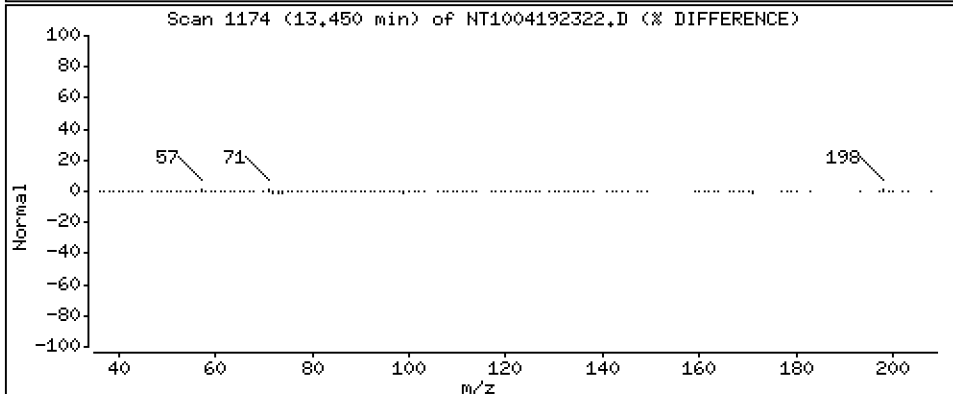
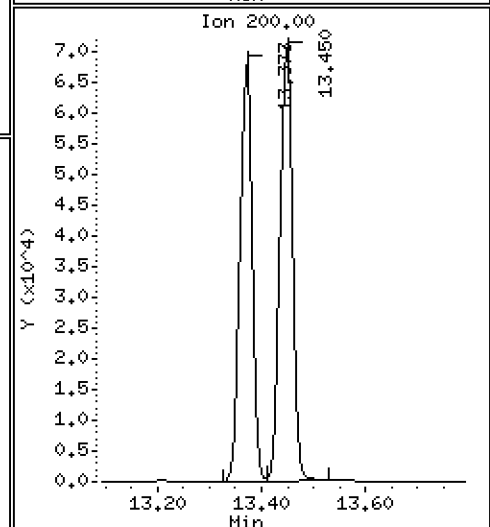
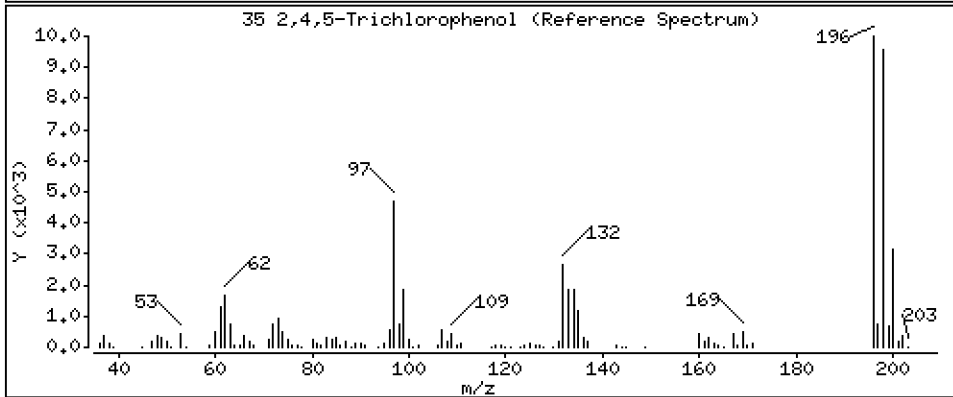
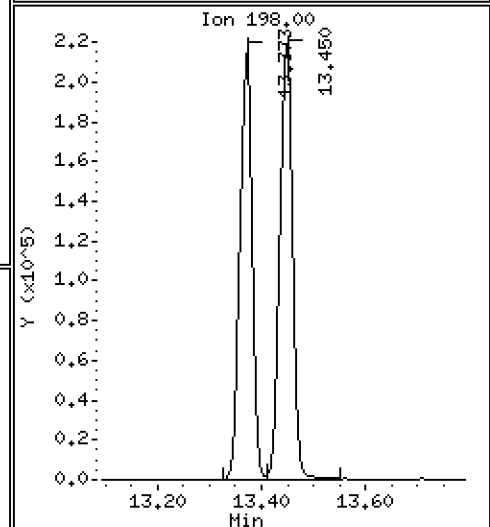
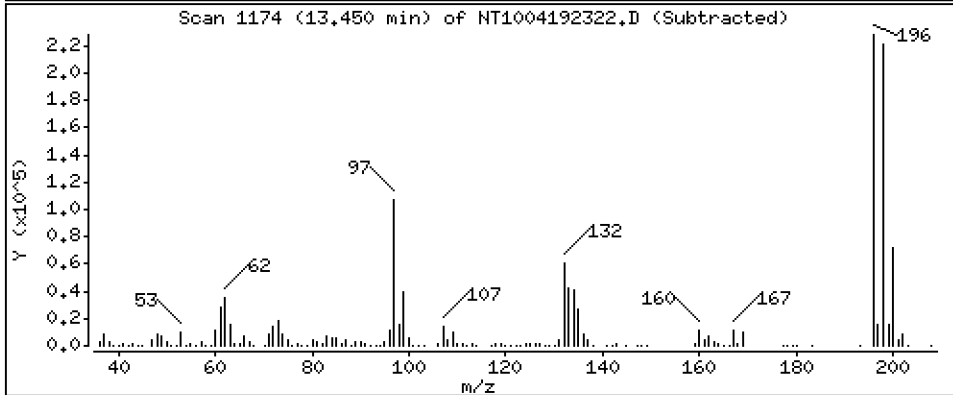
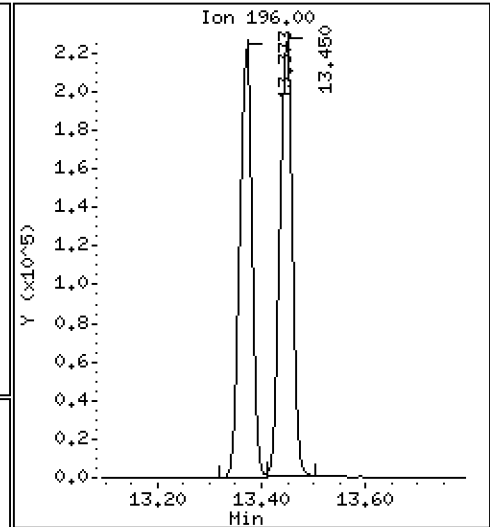
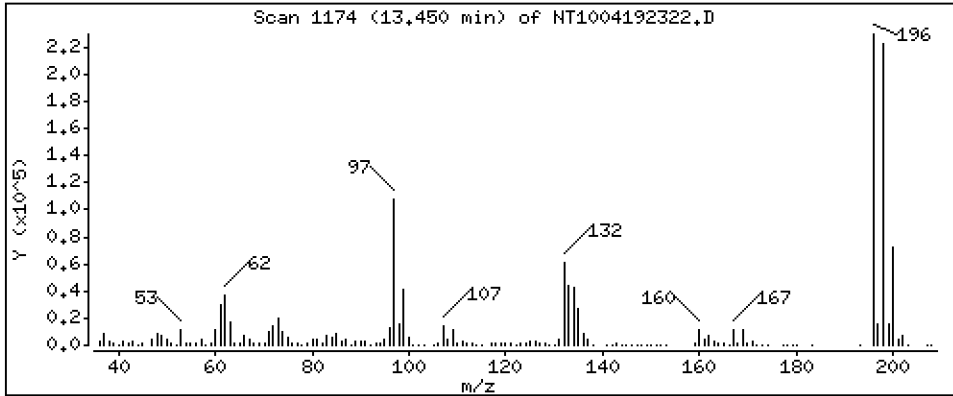
Operator: VTS

Column phase: ZB-5msi

Column diameter: 0,25

35 2,4,5-Trichlorophenol

Concentration: 10,47 ug/mL



Date : 20-APR-2023 00:43

Client ID:

Instrument: nt10.i

Sample Info: BLD0057-MS1

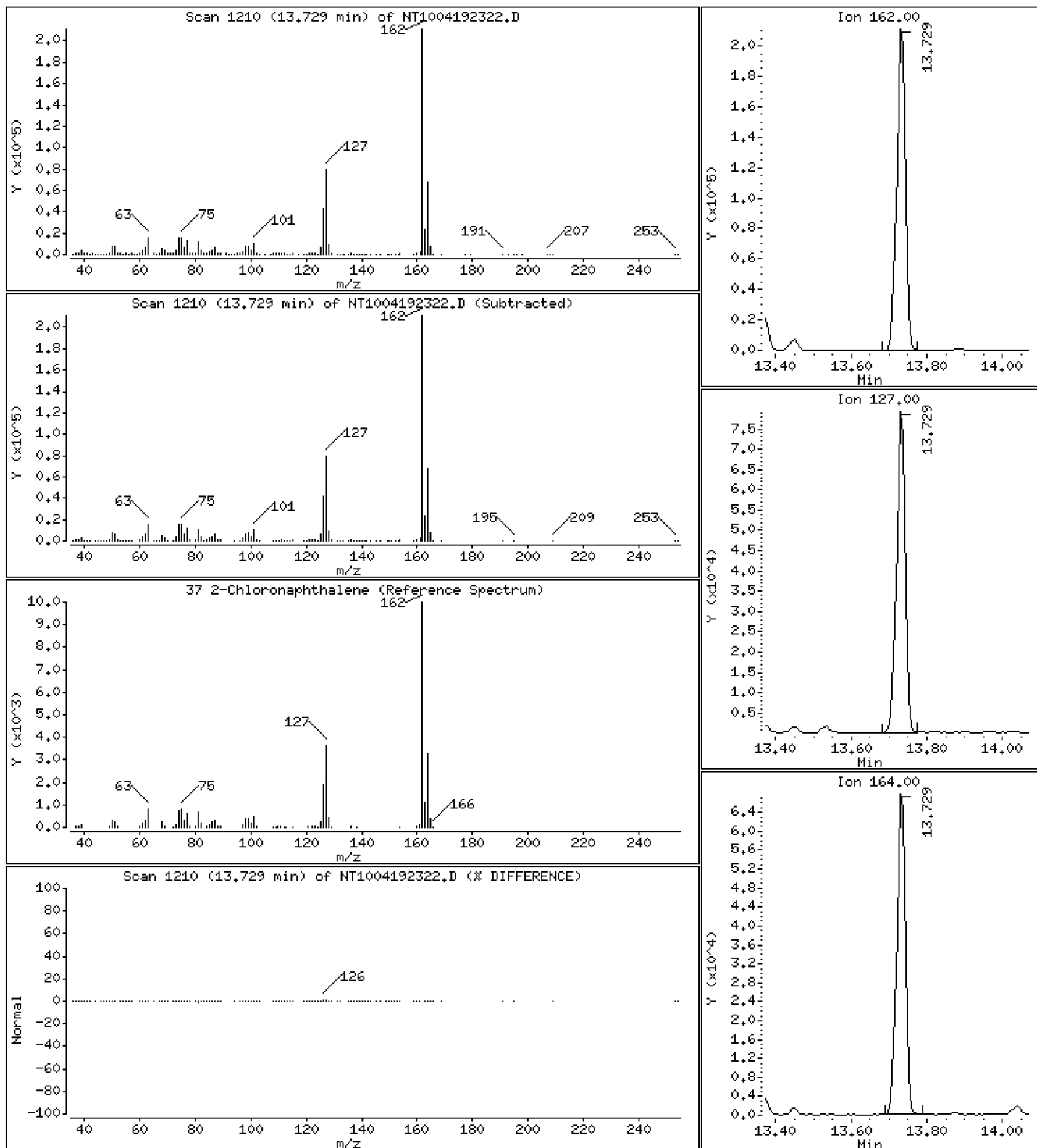
Operator: VTS

Column phase: ZB-5msi

Column diameter: 0,25

37 2-Chloronaphthalene

Concentration: 3,288 ug/mL



Date : 20-APR-2023 00:43

Client ID:

Instrument: nt10.i

Sample Info: BLD0057-MS1

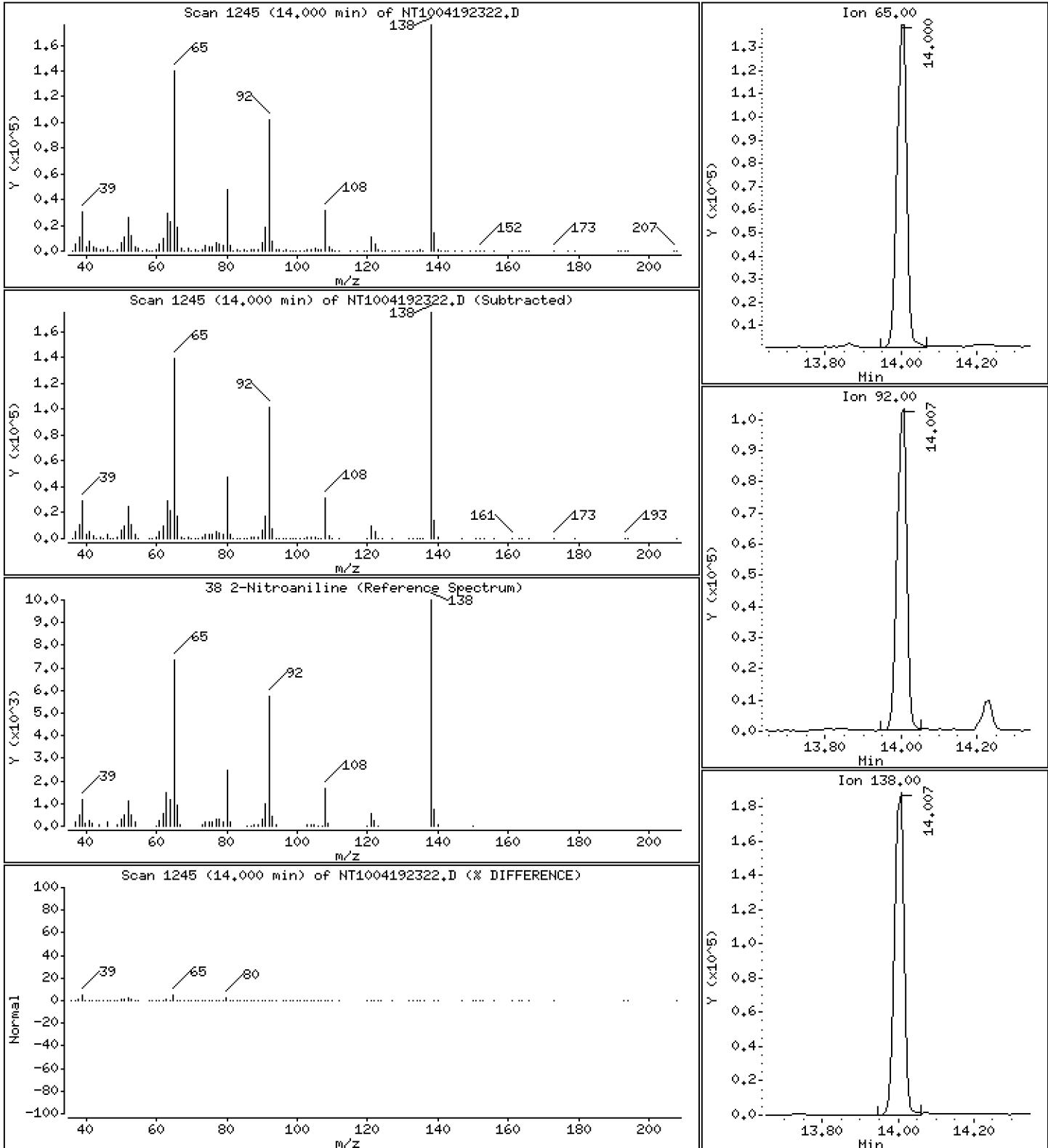
Operator: VTS

Column phase: ZB-5msi

Column diameter: 0,25

38 2-Nitroaniline

Concentration: 8,328 ug/mL



Date : 20-APR-2023 00:43

Client ID:

Instrument: nt10.i

Sample Info: BLD0057-MS1

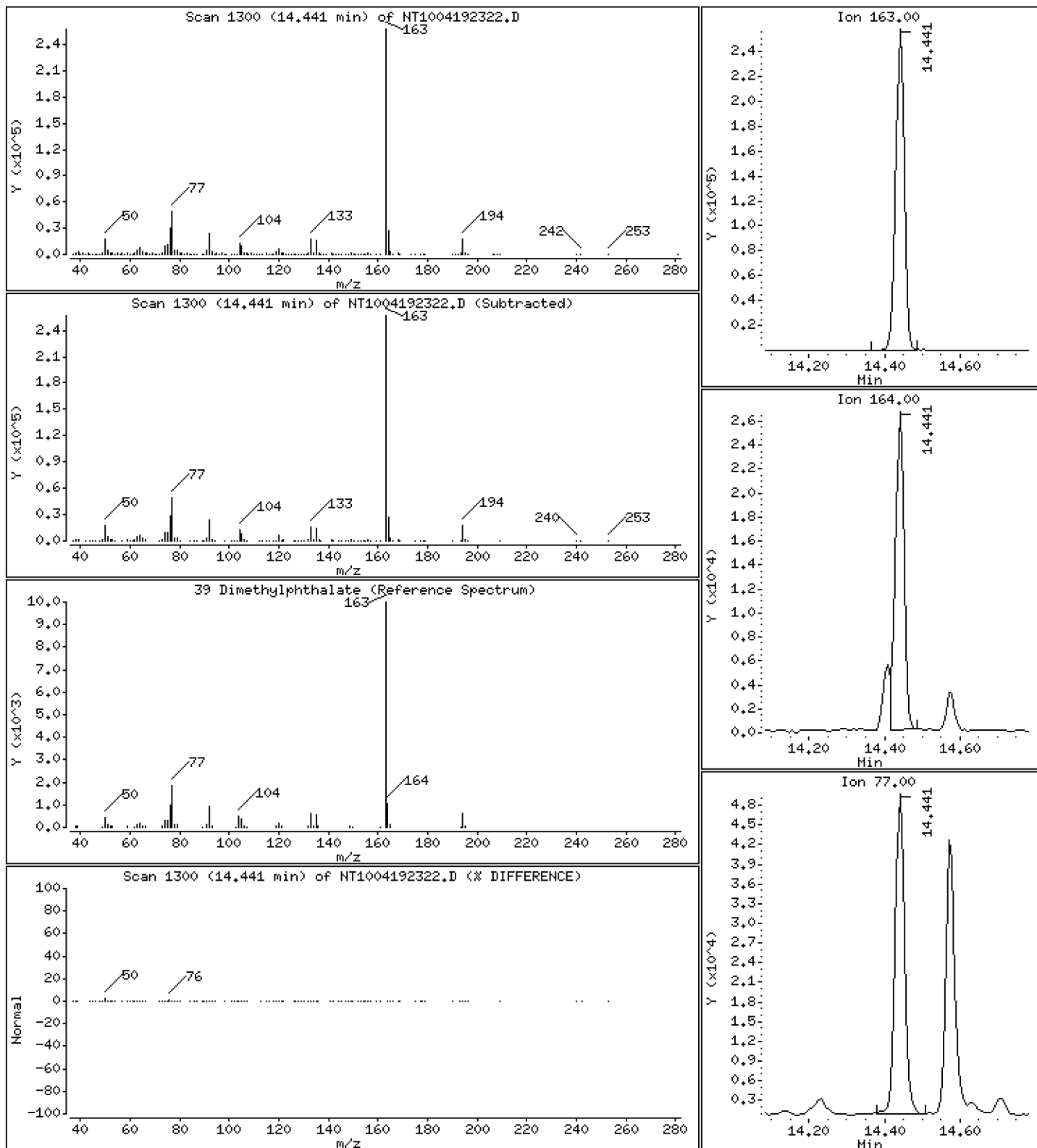
Operator: VTS

Column phase: ZB-5msi

Column diameter: 0,25

39 Dimethylphthalate

Concentration: 3,693 ug/mL



Date : 20-APR-2023 00:43

Client ID:

Instrument: nt10.i

Sample Info: BLD0057-MS1

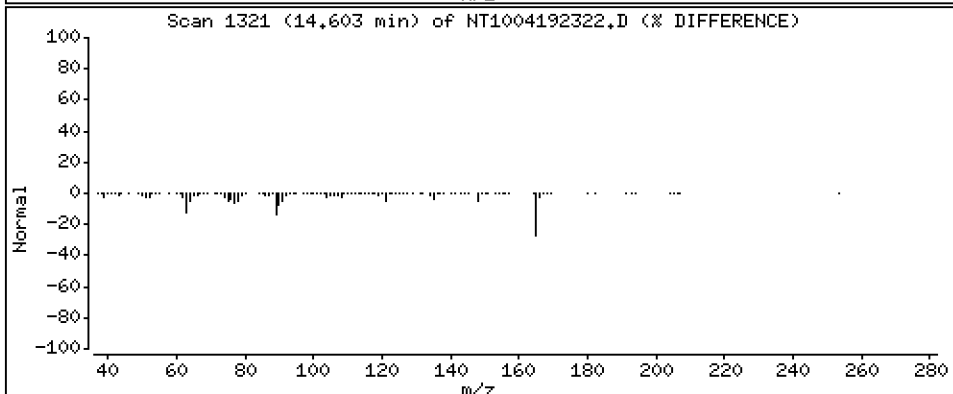
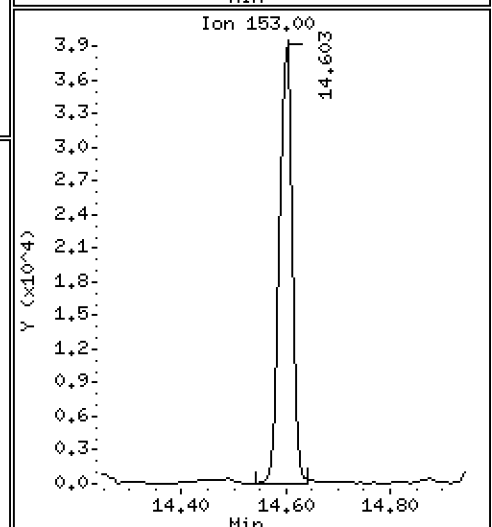
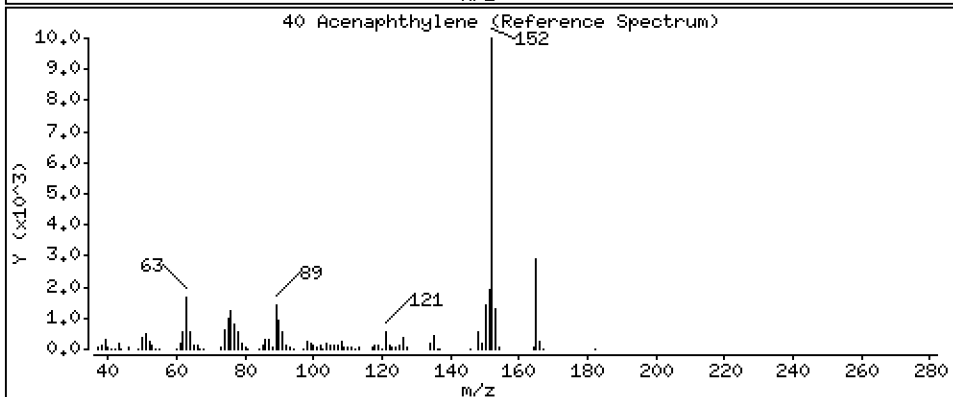
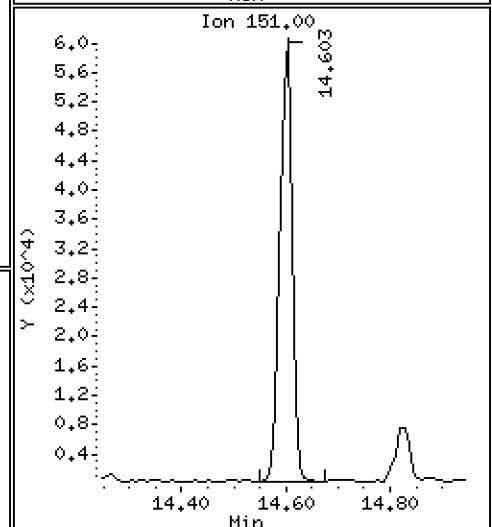
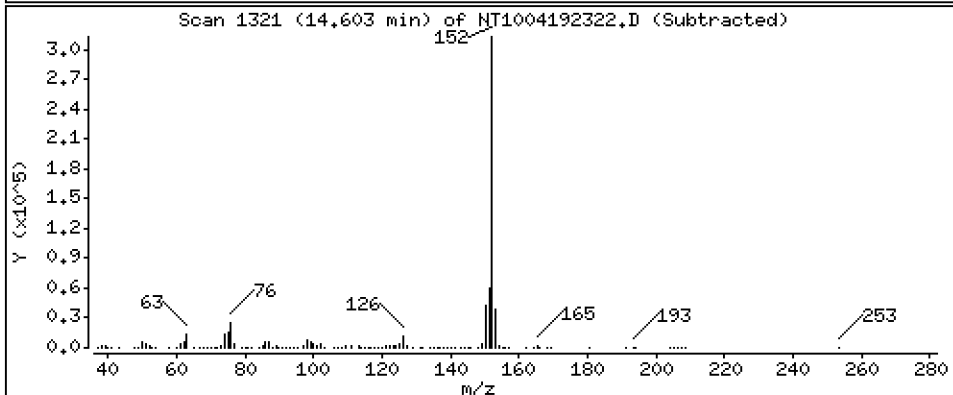
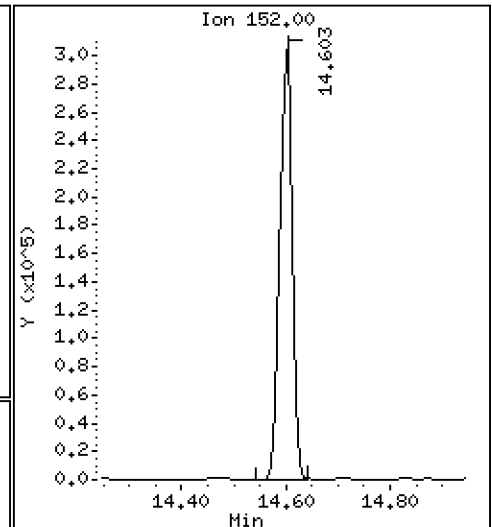
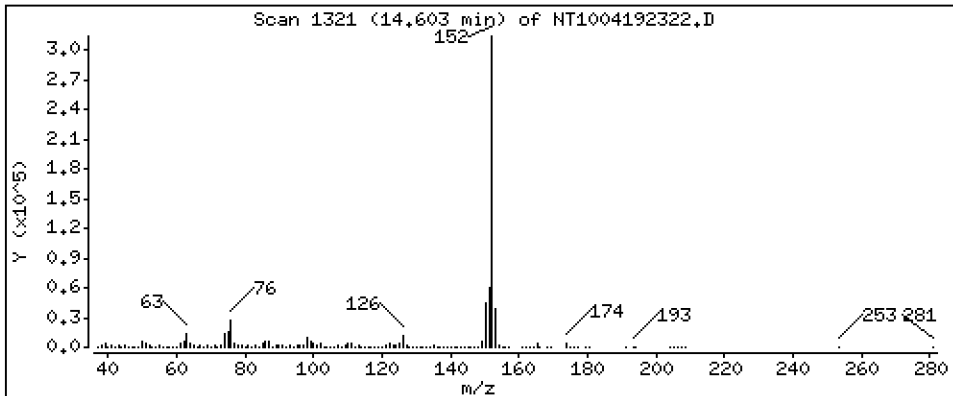
Operator: VTS

Column phase: ZB-5msi

Column diameter: 0,25

40 Acenaphthylene

Concentration: 3,082 ug/mL



Date : 20-APR-2023 00:43

Client ID:

Instrument: nt10.i

Sample Info: BLD0057-MS1

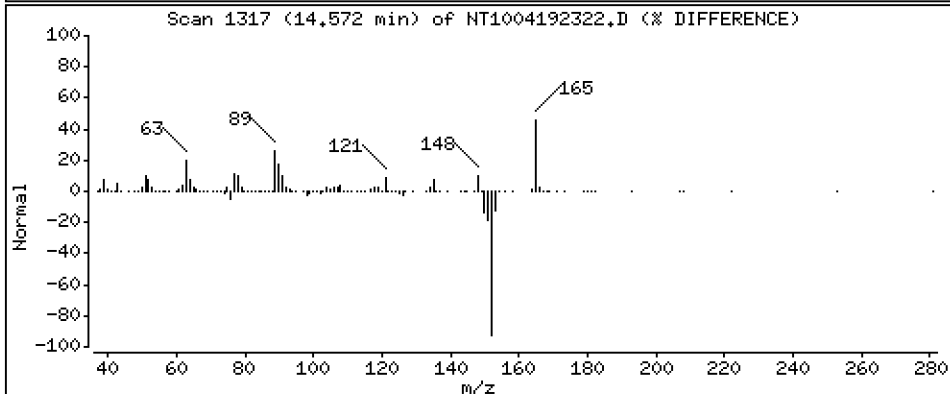
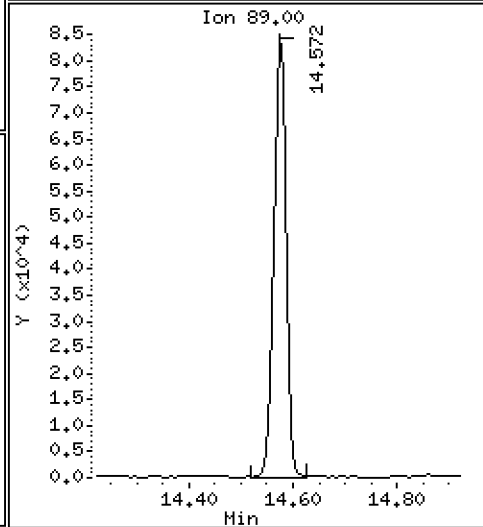
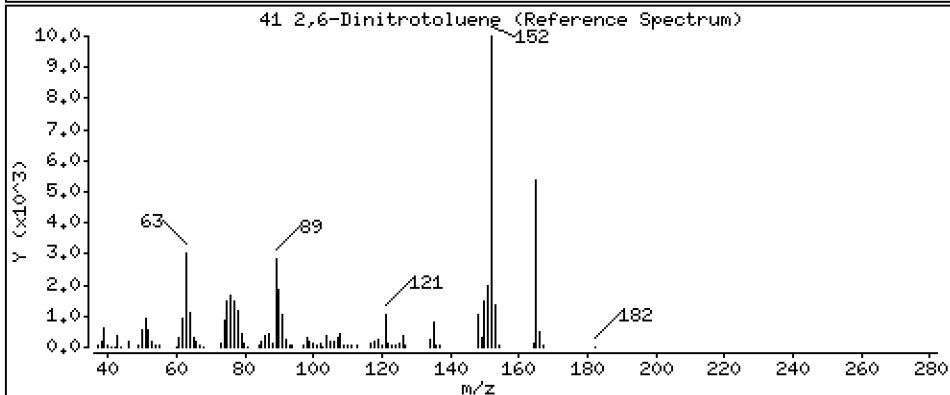
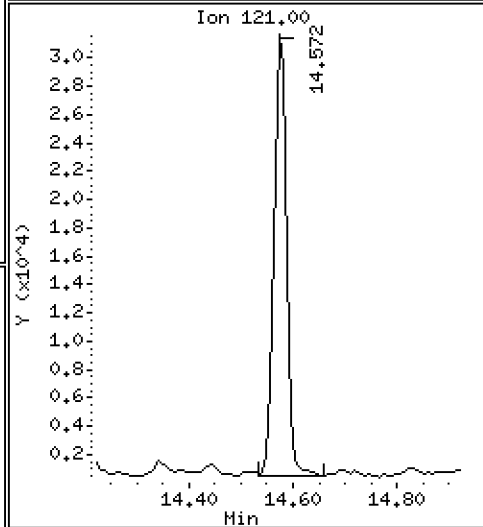
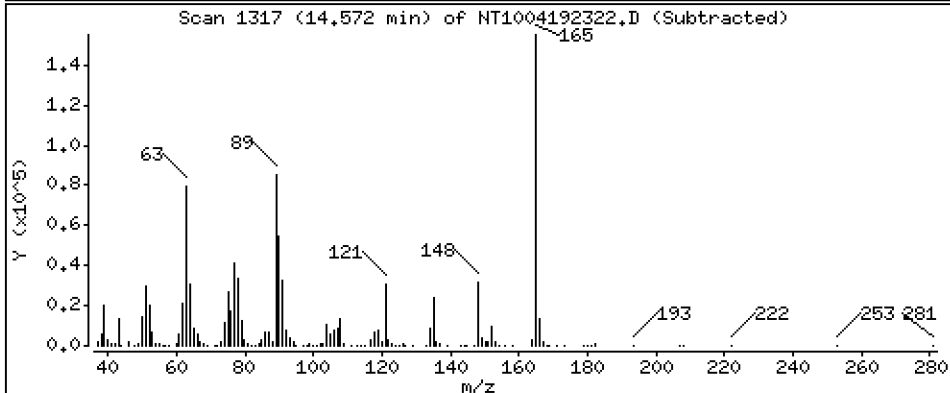
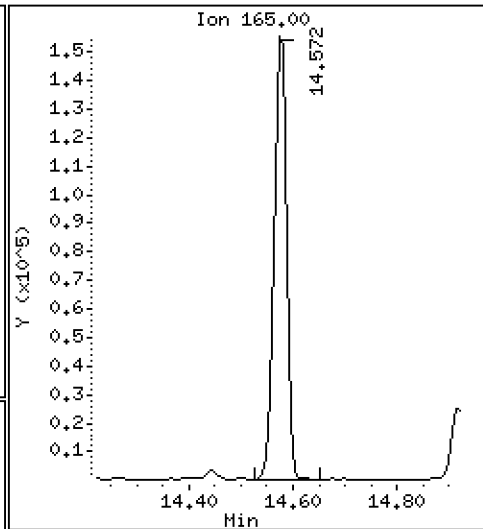
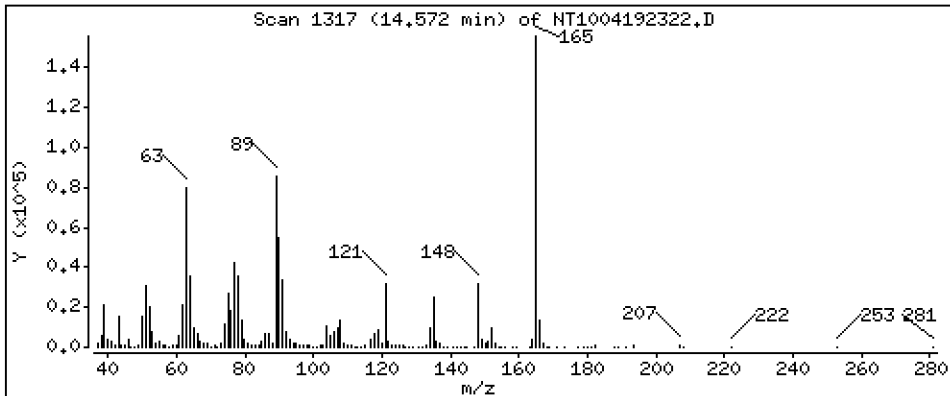
Operator: VTS

Column phase: ZB-5msi

Column diameter: 0,25

41 2,6-Dinitrotoluene

Concentration: 11,02 ug/mL



Date : 20-APR-2023 00:43

Client ID:

Instrument: nt10.i

Sample Info: BLD0057-MS1

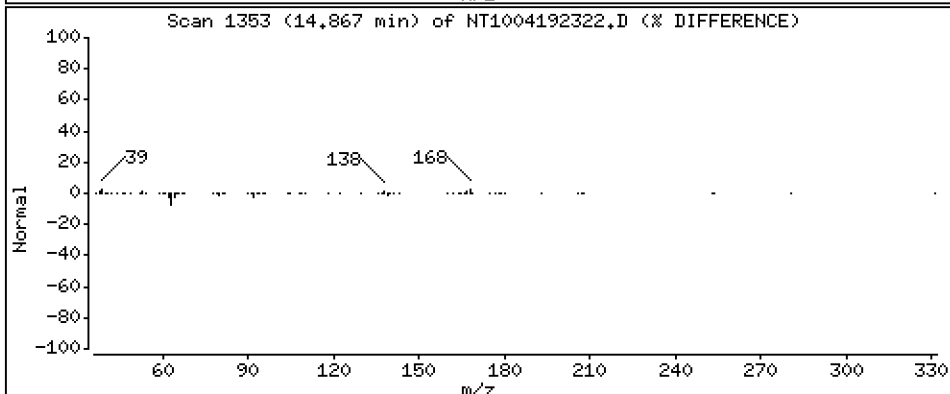
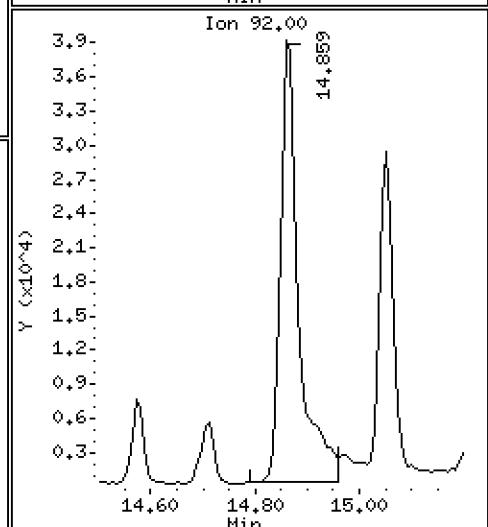
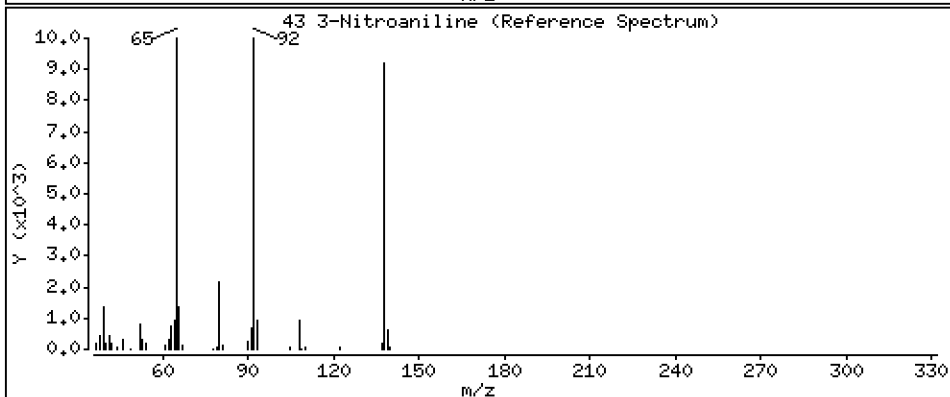
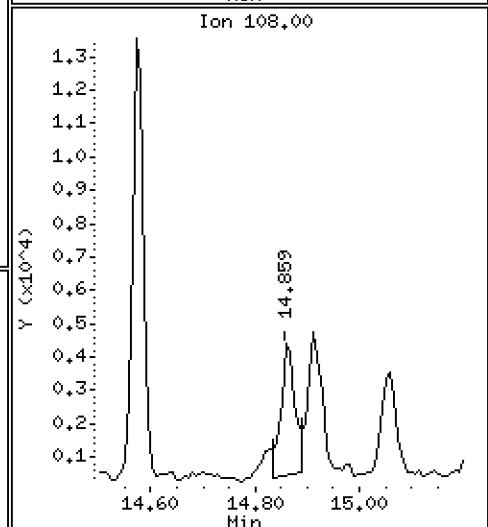
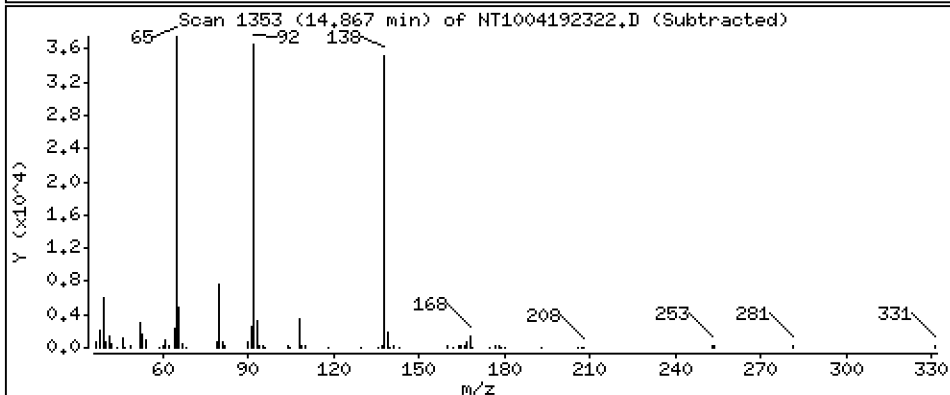
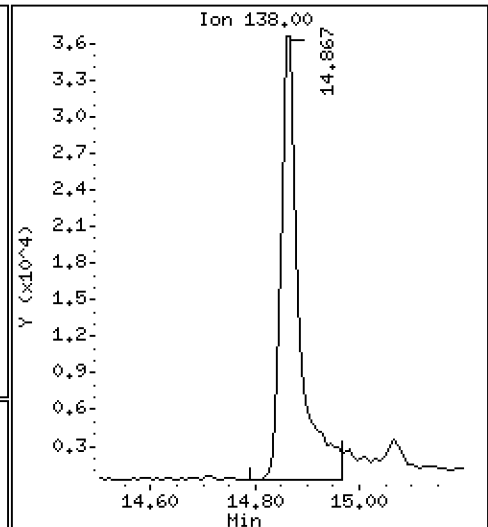
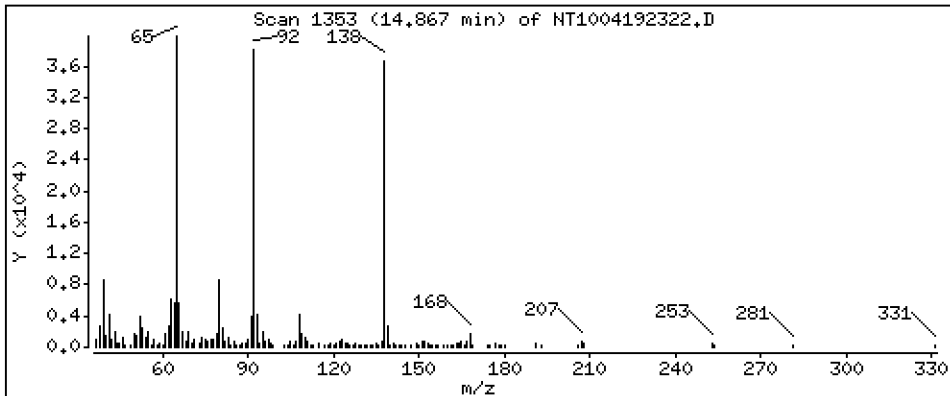
Operator: VTS

Column phase: ZB-5msi

Column diameter: 0,25

43 3-Nitroaniline

Concentration: 3,886 ug/mL



Date : 20-APR-2023 00:43

Client ID:

Instrument: nt10.i

Sample Info: BLD0057-MS1

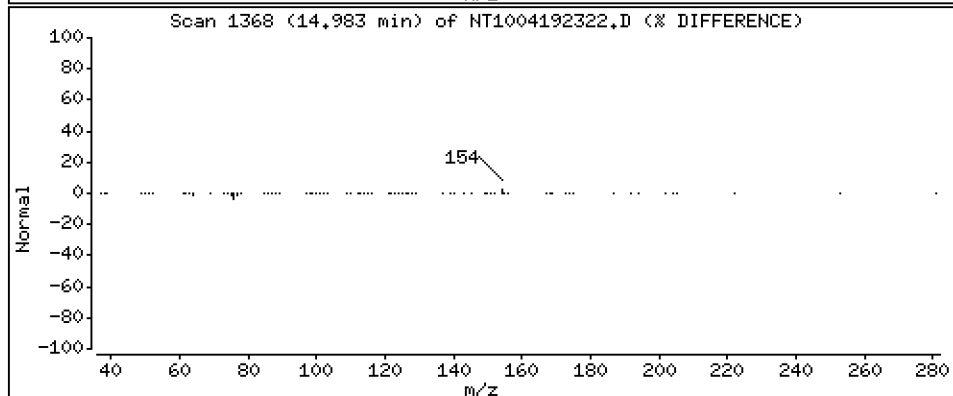
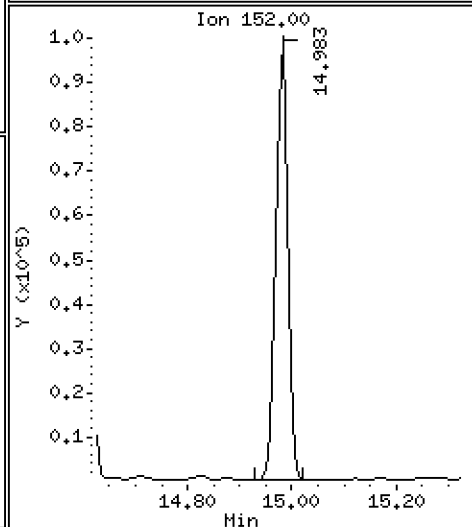
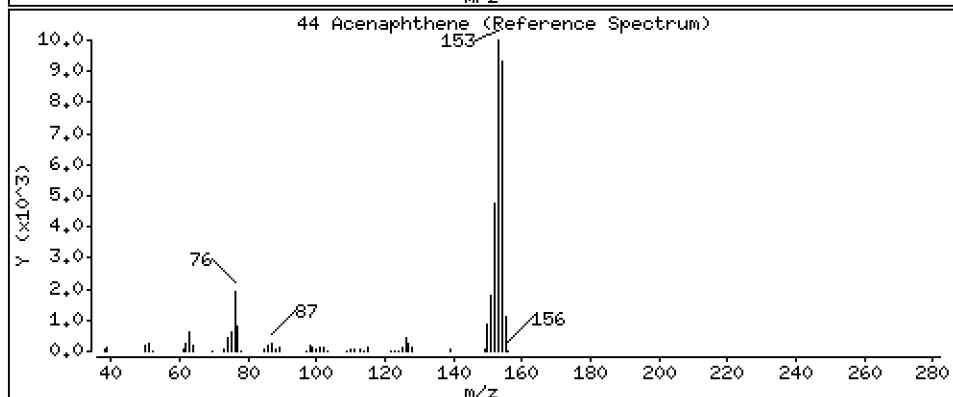
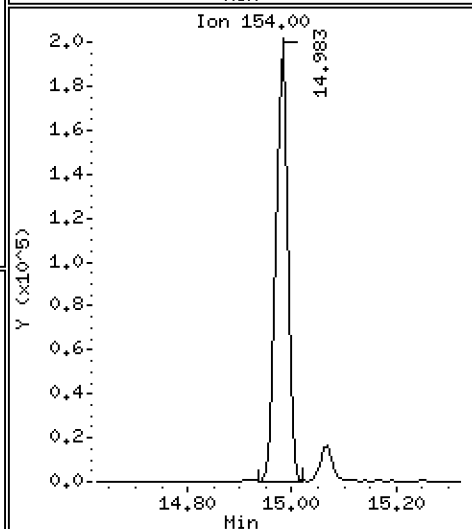
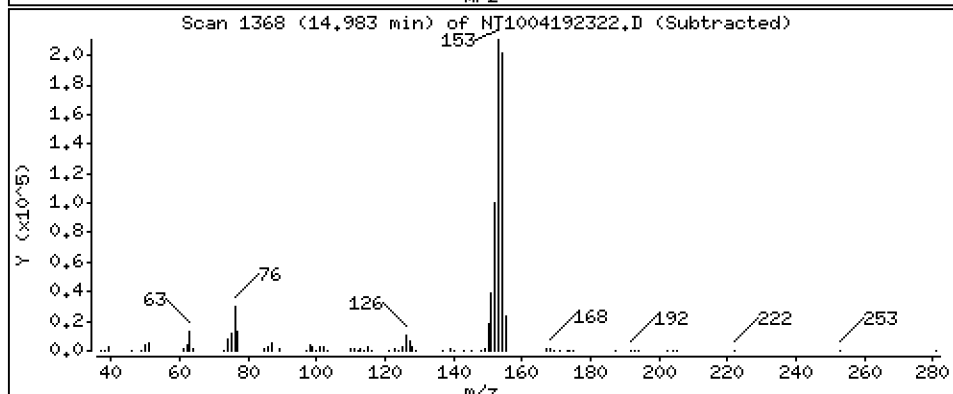
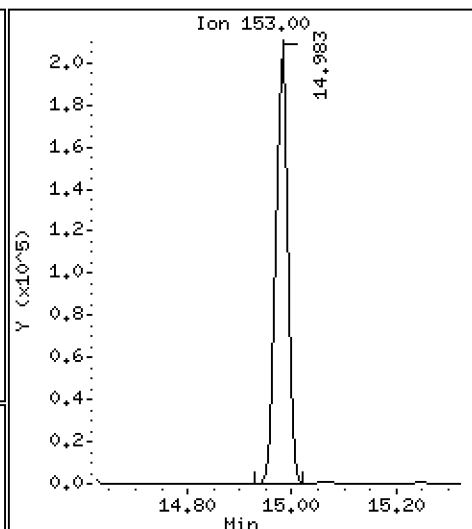
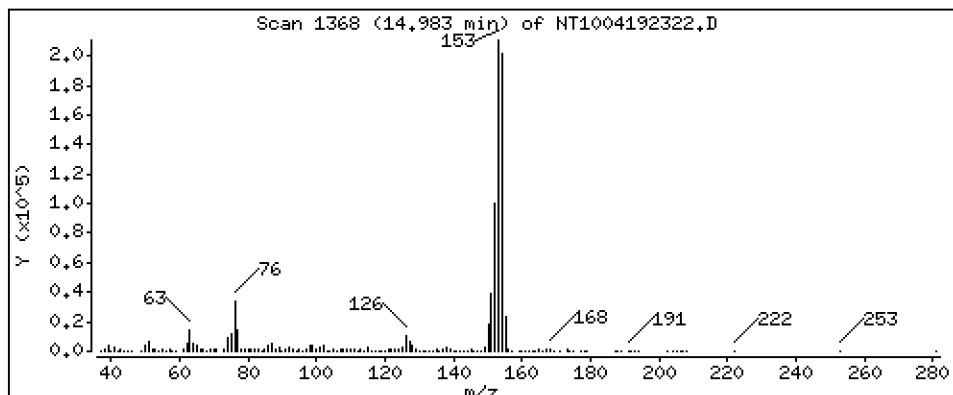
Operator: VTS

Column phase: ZB-5msi

Column diameter: 0,25

44 Acenaphthene

Concentration: 3,273 ug/mL



Date : 20-APR-2023 00:43

Client ID:

Instrument: nt10.i

Sample Info: BLD0057-MS1

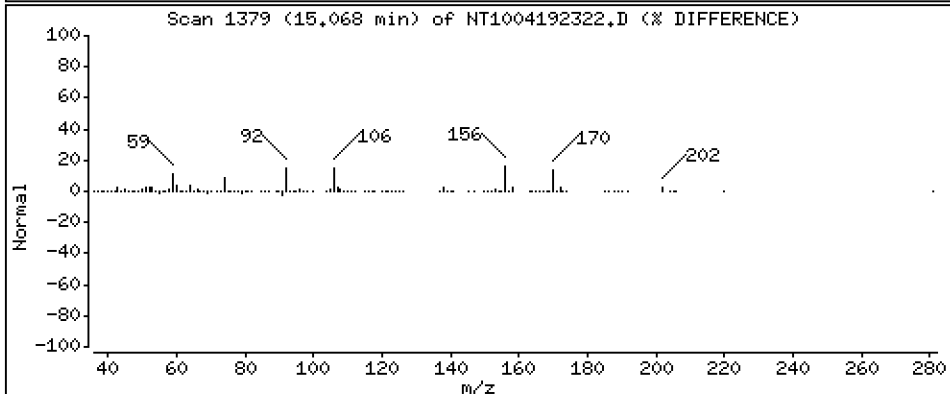
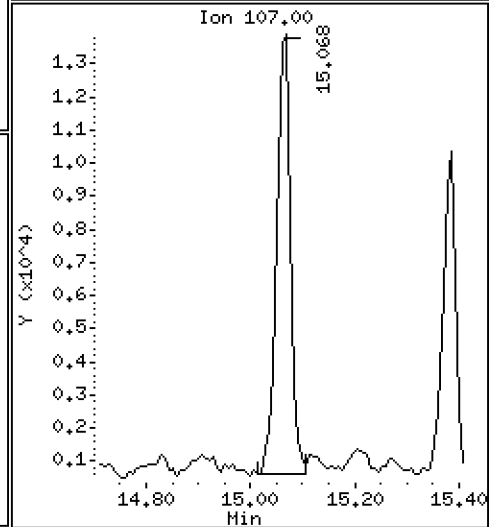
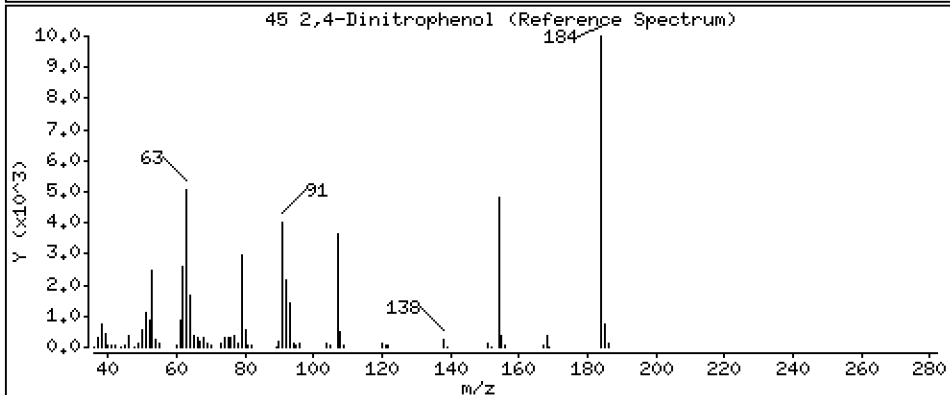
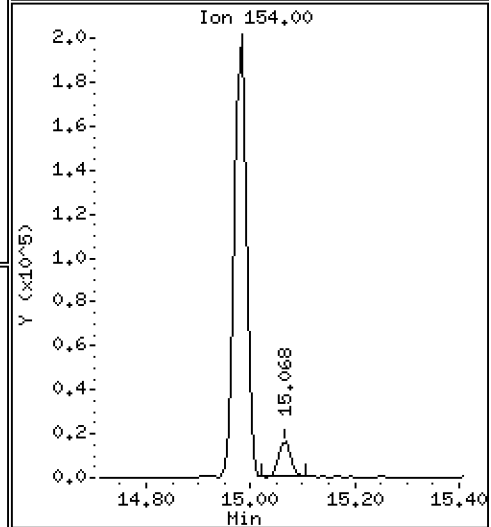
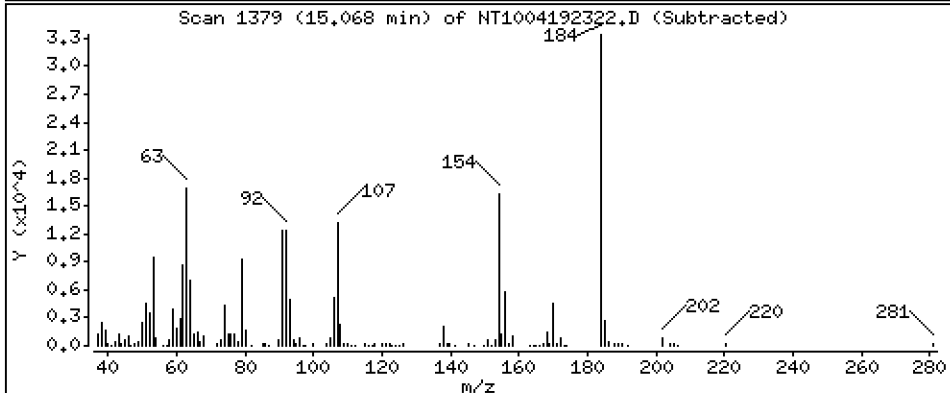
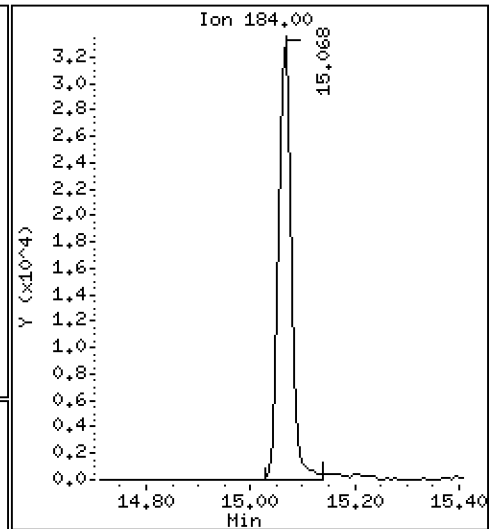
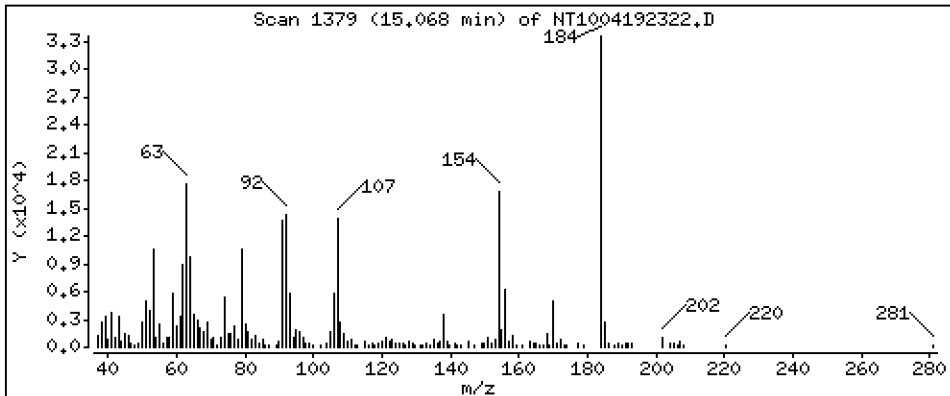
Operator: VTS

Column phase: ZB-5msi

Column diameter: 0,25

45 2,4-Dinitrophenol

Concentration: 4,069 ug/mL



Date : 20-APR-2023 00:43

Client ID:

Instrument: nt10.i

Sample Info: BLD0057-MS1

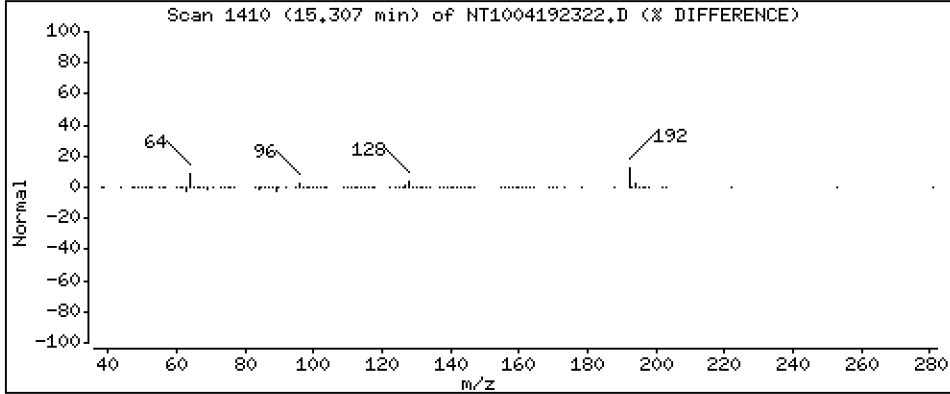
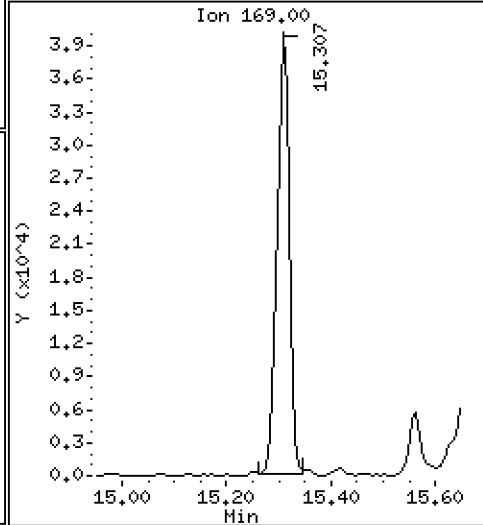
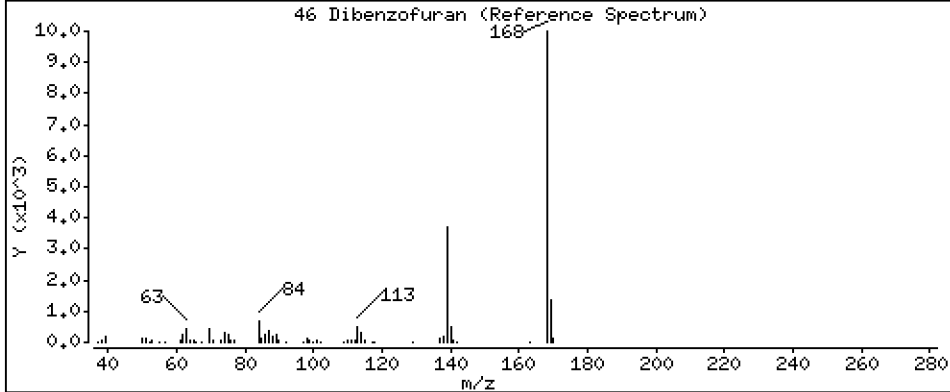
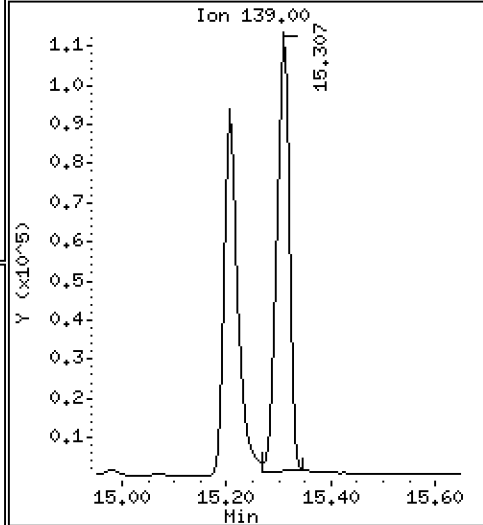
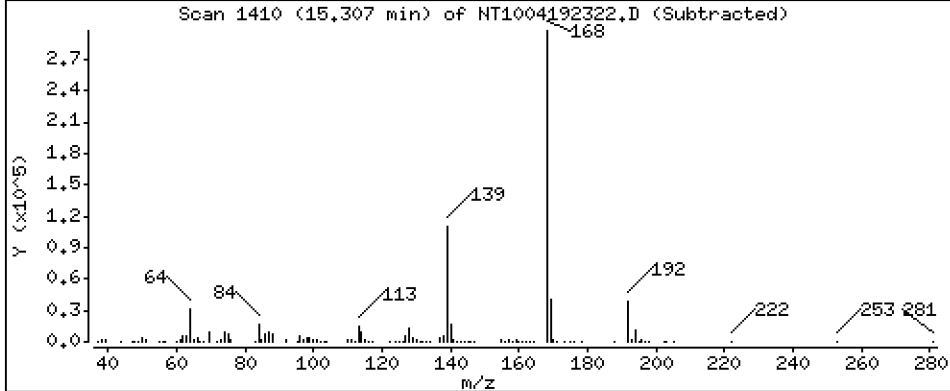
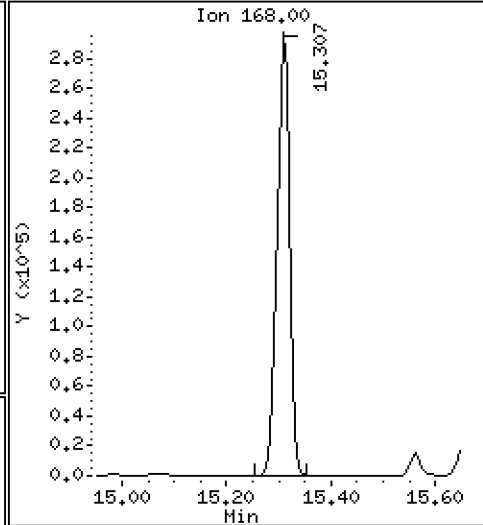
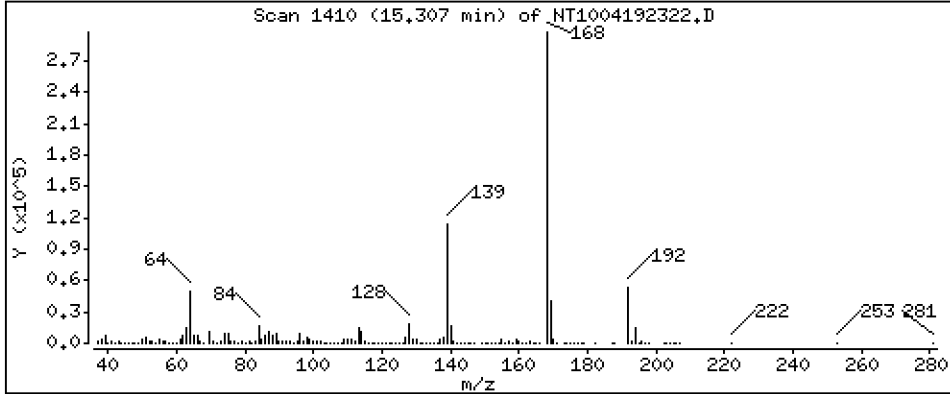
Operator: VTS

Column phase: ZB-5msi

Column diameter: 0,25

46 Dibenzofuran

Concentration: 3,353 ug/mL



Date : 20-APR-2023 00:43

Client ID:

Instrument: nt10.i

Sample Info: BLD0057-MS1

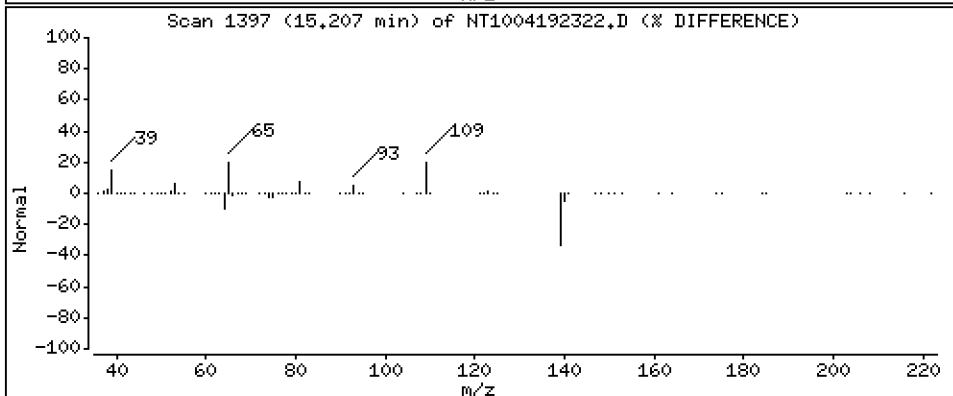
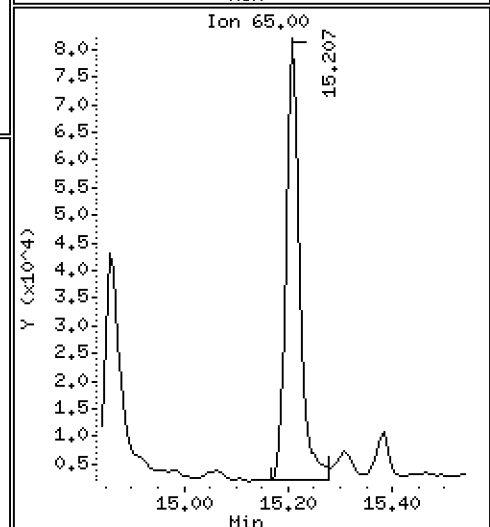
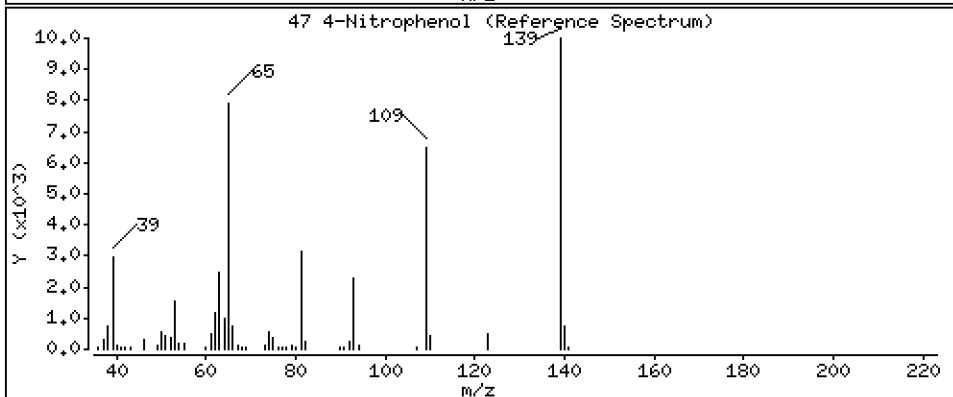
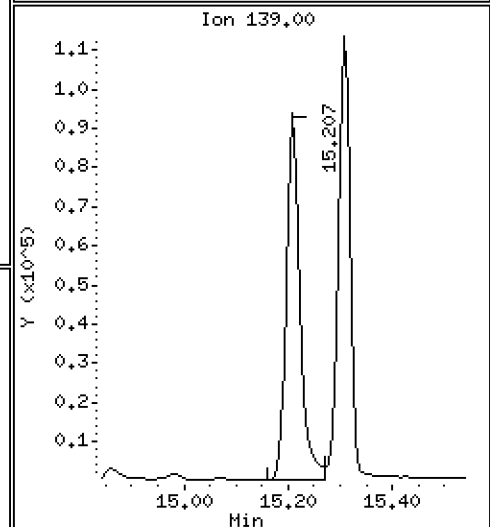
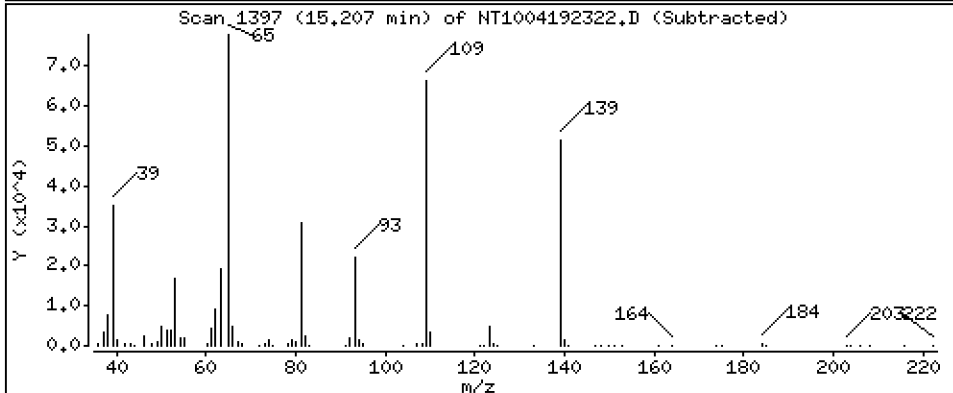
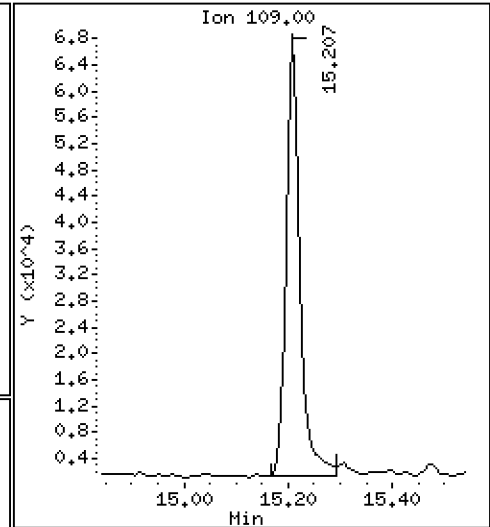
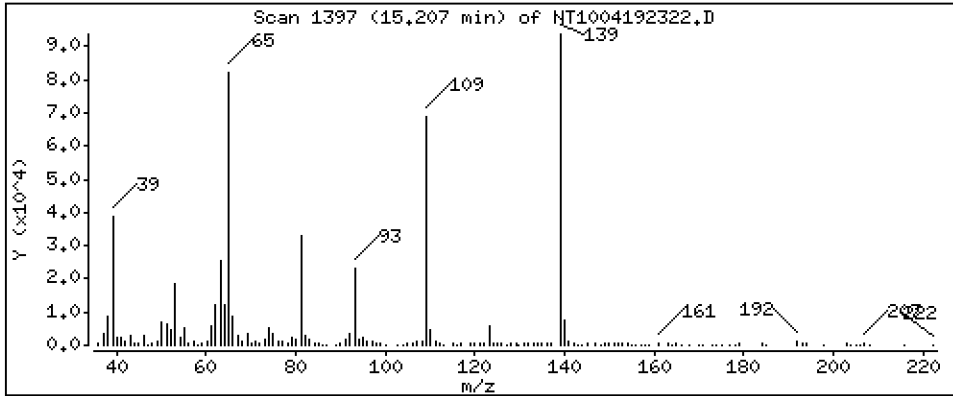
Operator: VTS

Column phase: ZB-5msi

Column diameter: 0,25

47 4-Nitrophenol

Concentration: 7,997 ug/mL



Date : 20-APR-2023 00:43

Client ID:

Instrument: nt10.i

Sample Info: BLD0057-MS1

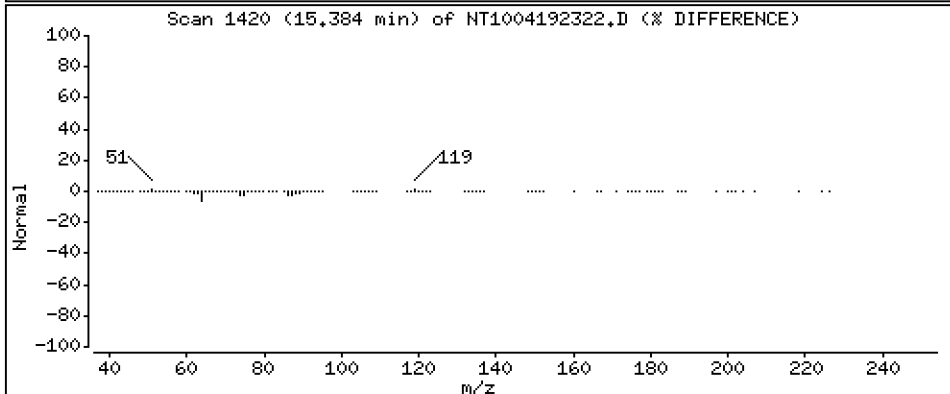
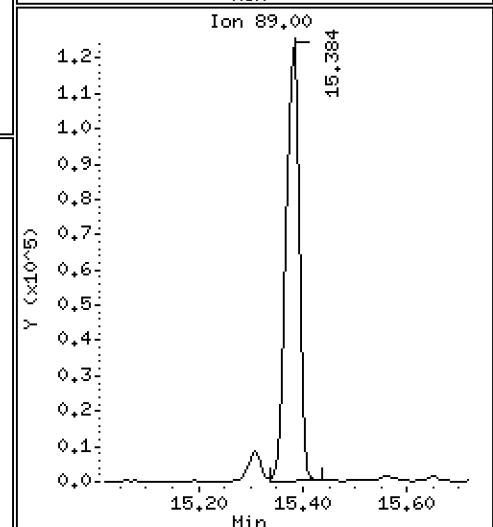
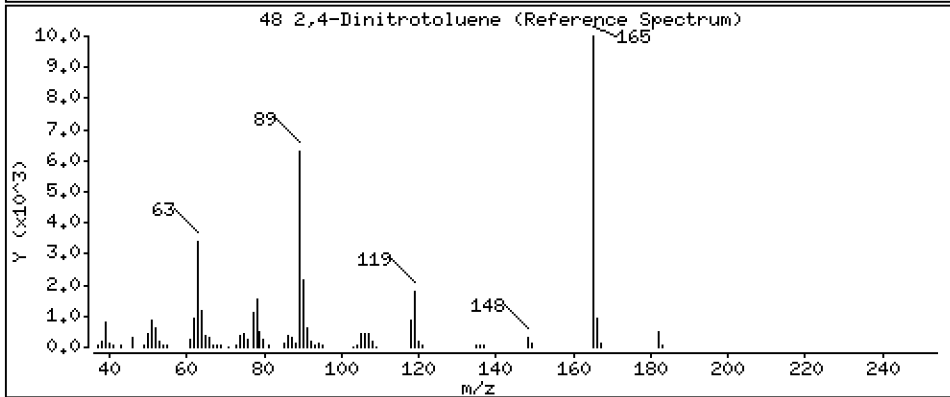
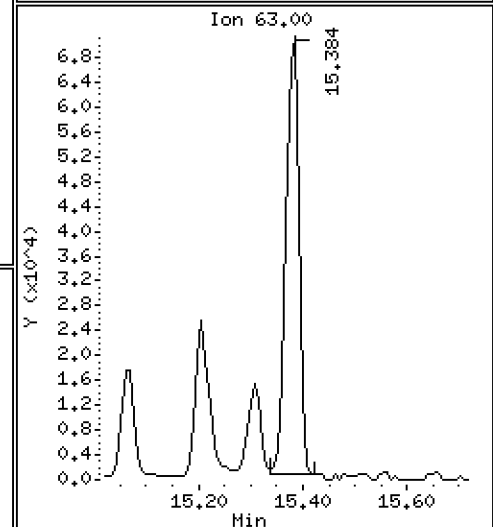
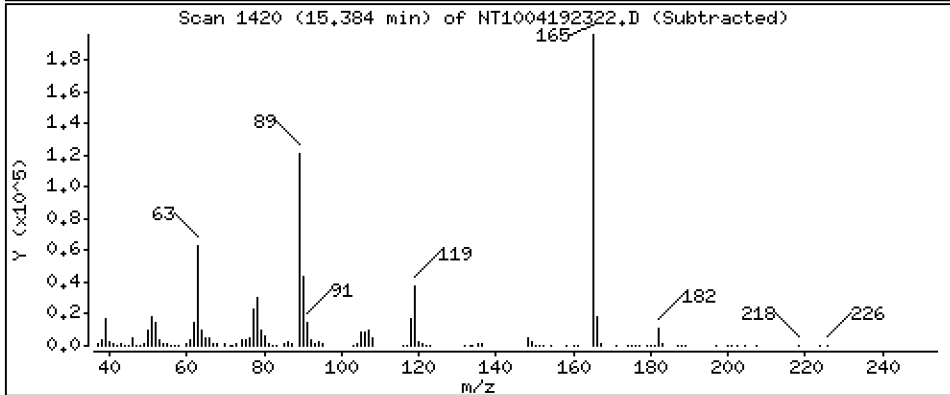
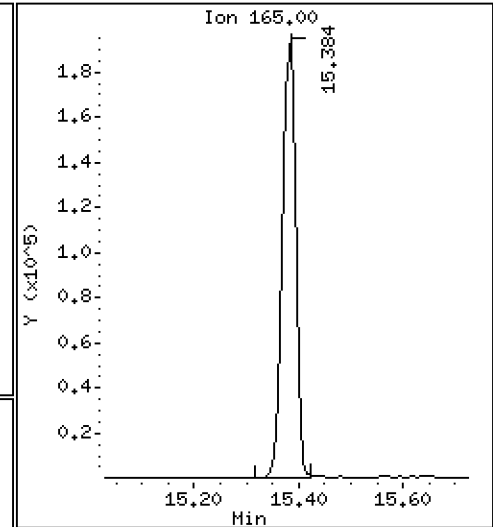
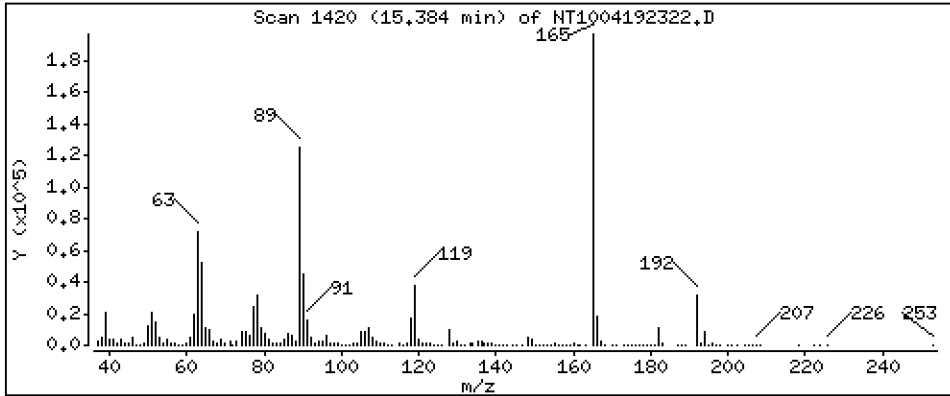
Operator: VTS

Column phase: ZB-5msi

Column diameter: 0,25

48 2,4-Dinitrotoluene

Concentration: 9,797 ug/mL



Date : 20-APR-2023 00:43

Client ID:

Instrument: nt10.i

Sample Info: BLD0057-MS1

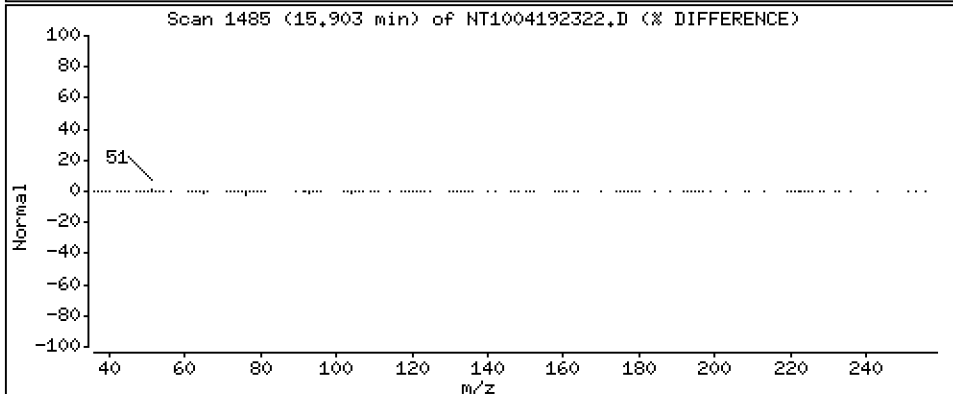
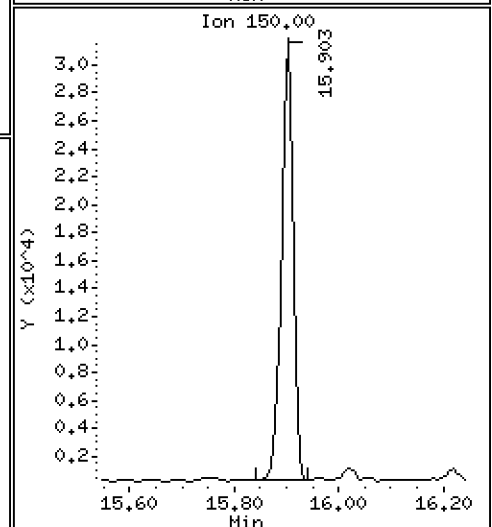
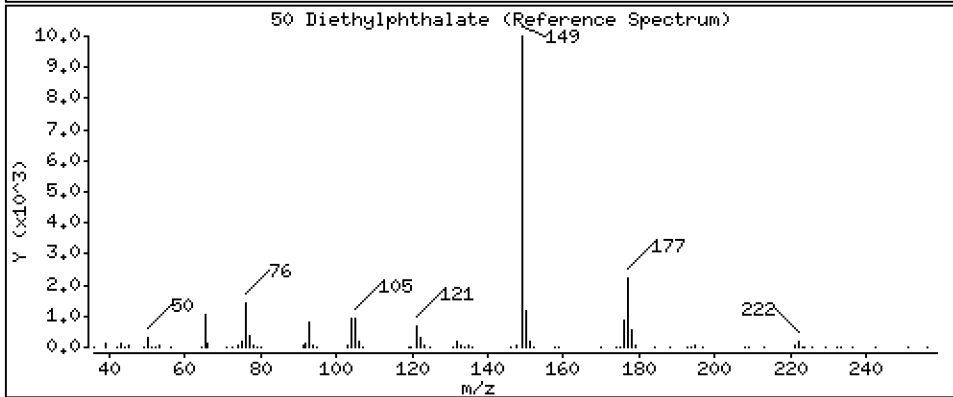
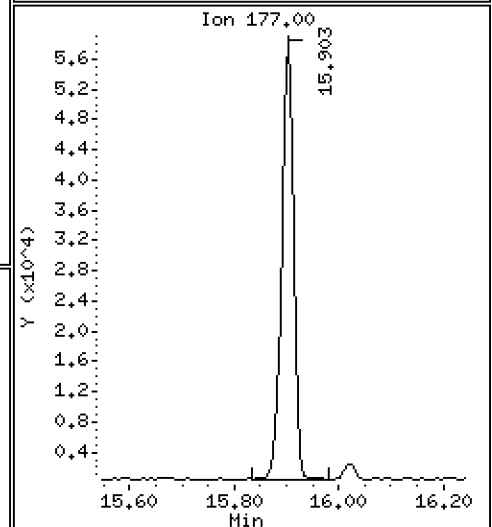
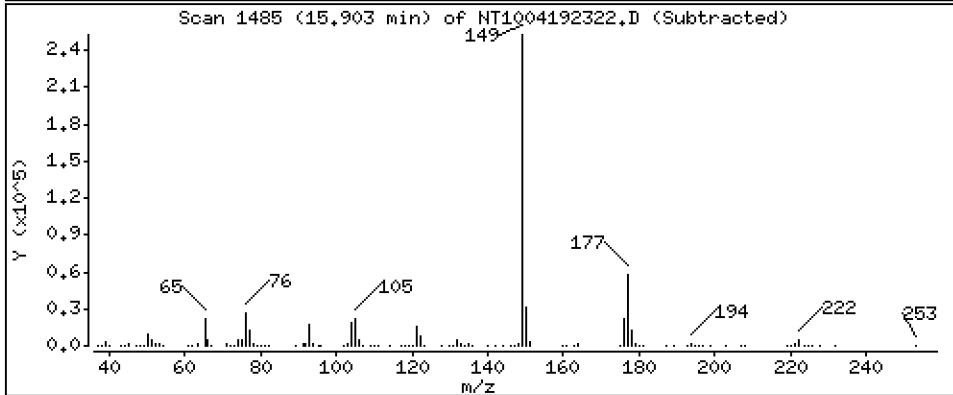
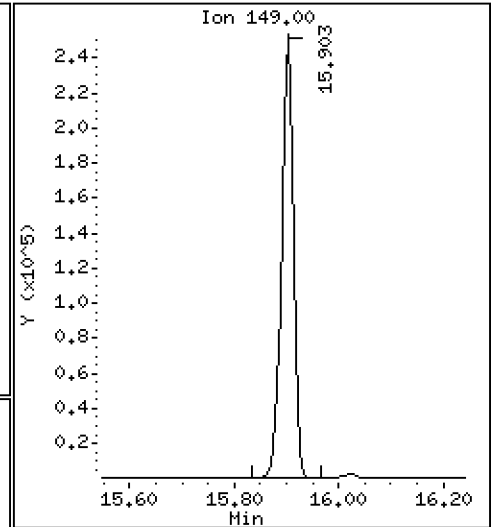
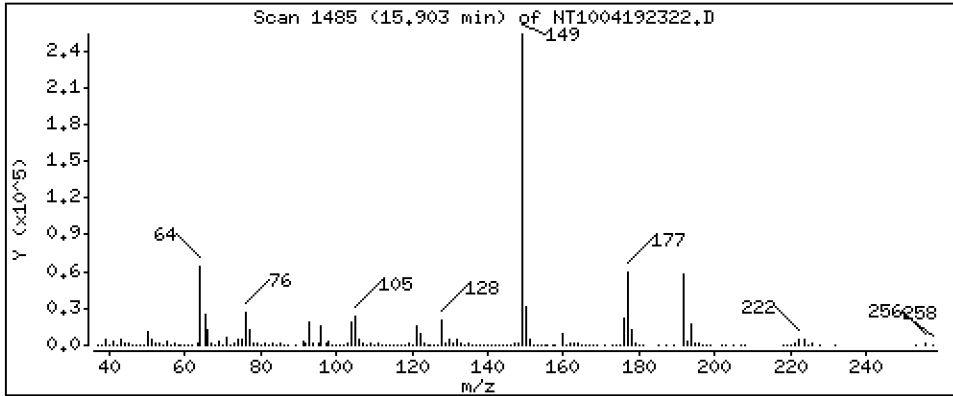
Operator: VTS

Column phase: ZB-5msi

Column diameter: 0,25

50 Diethylphthalate

Concentration: 4,521 ug/mL



Date : 20-APR-2023 00:43

Client ID:

Instrument: nt10.i

Sample Info: BLD0057-MS1

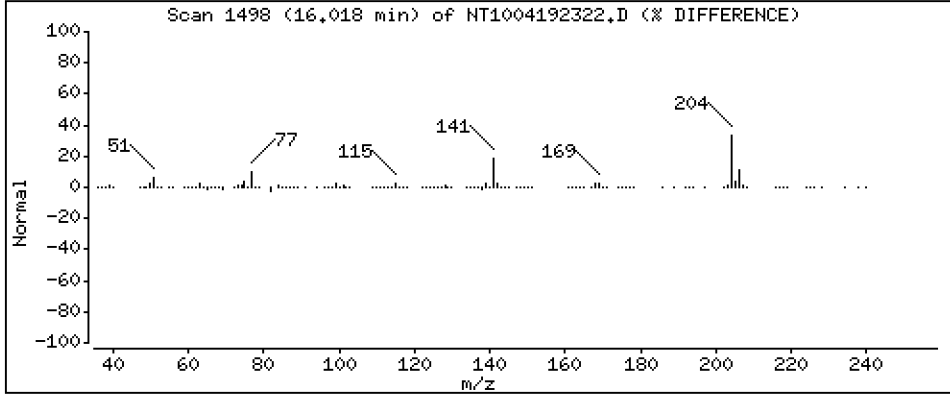
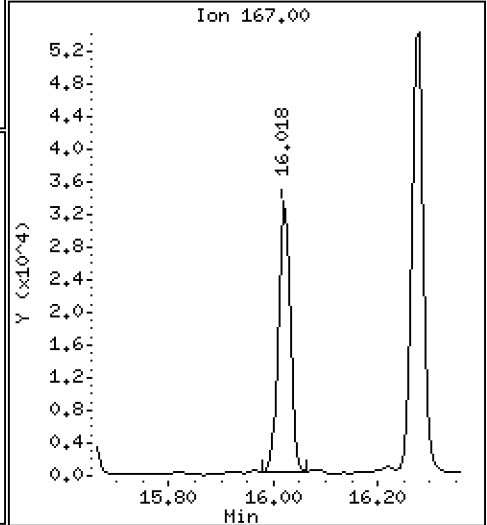
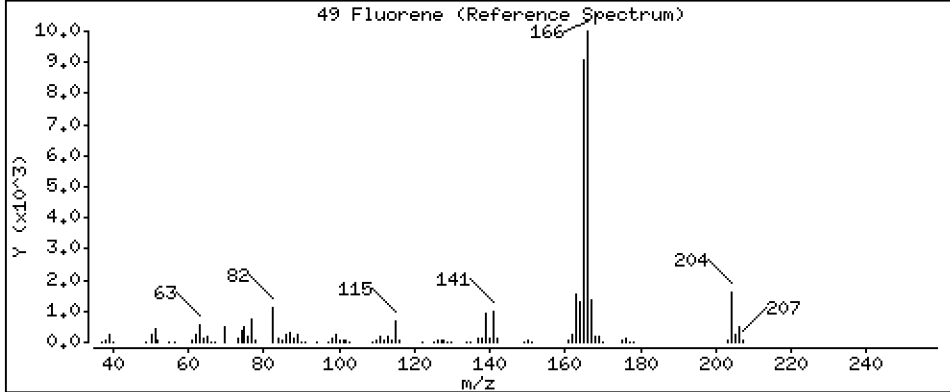
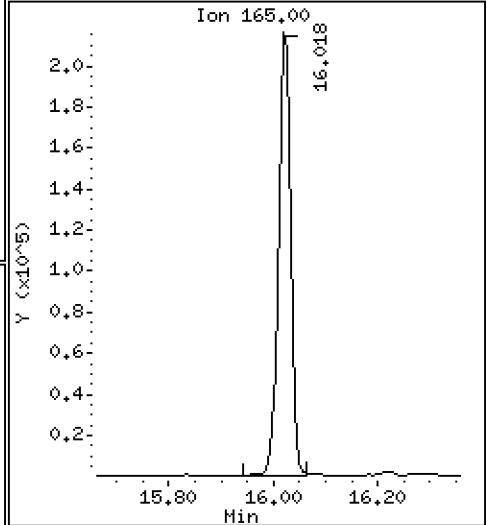
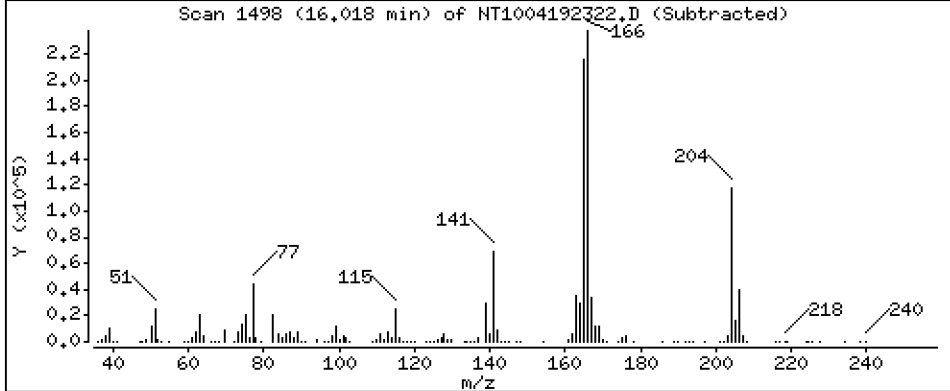
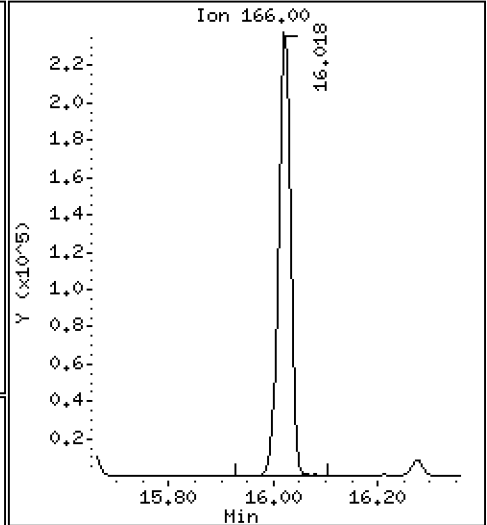
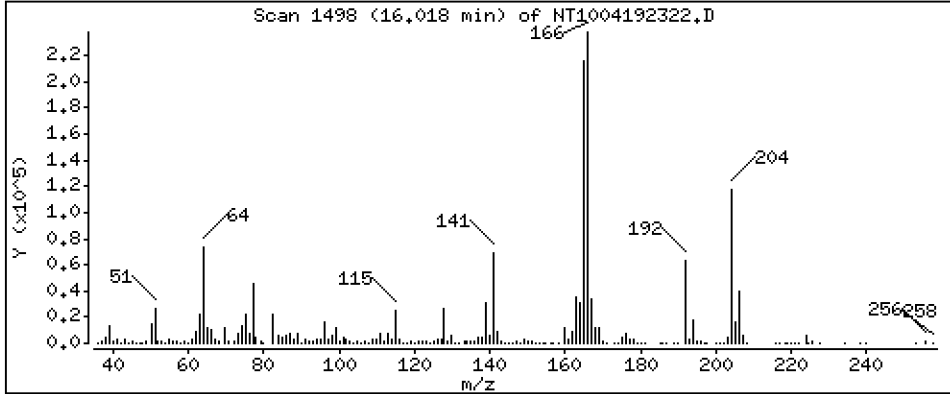
Operator: VTS

Column phase: ZB-5msi

Column diameter: 0,25

49 Fluorene

Concentration: 3,818 ug/mL



Date : 20-APR-2023 00:43

Client ID:

Instrument: nt10.i

Sample Info: BLD0057-MS1

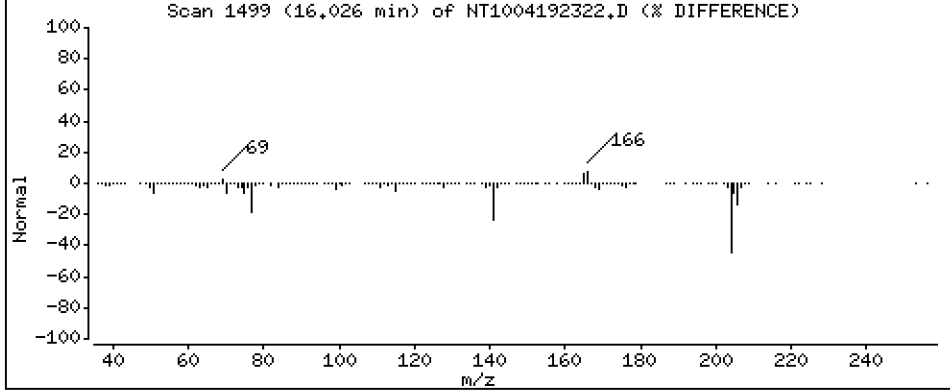
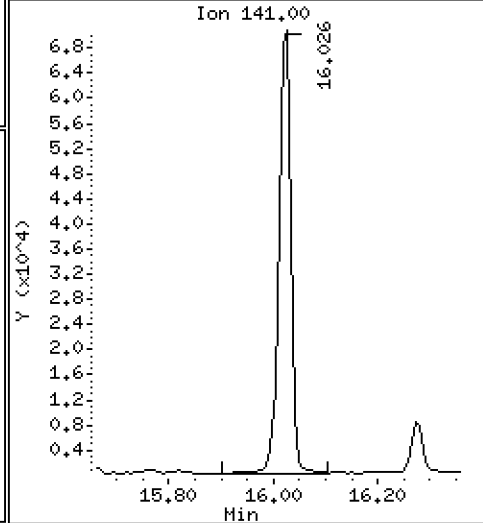
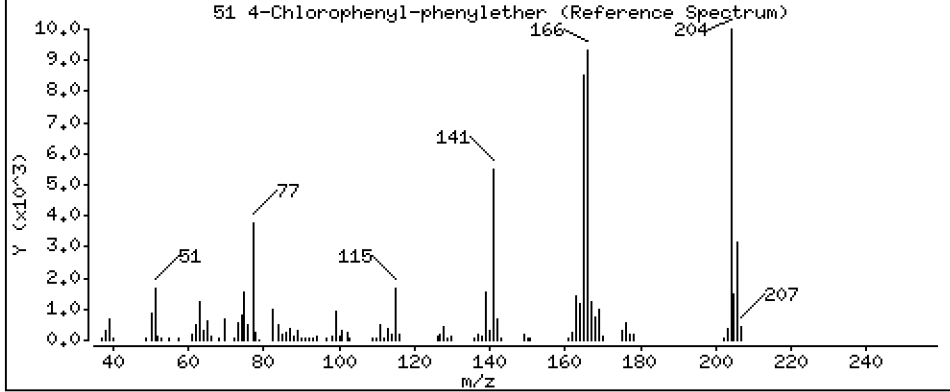
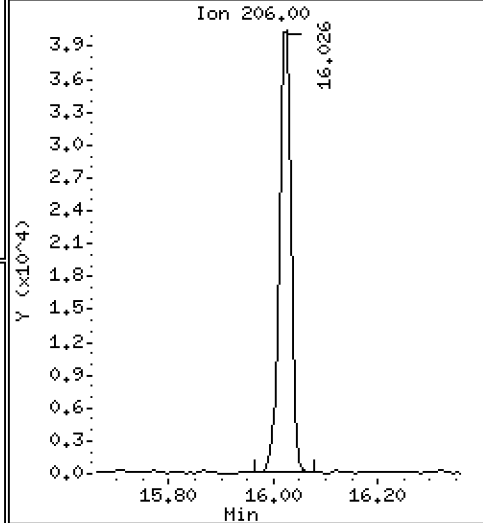
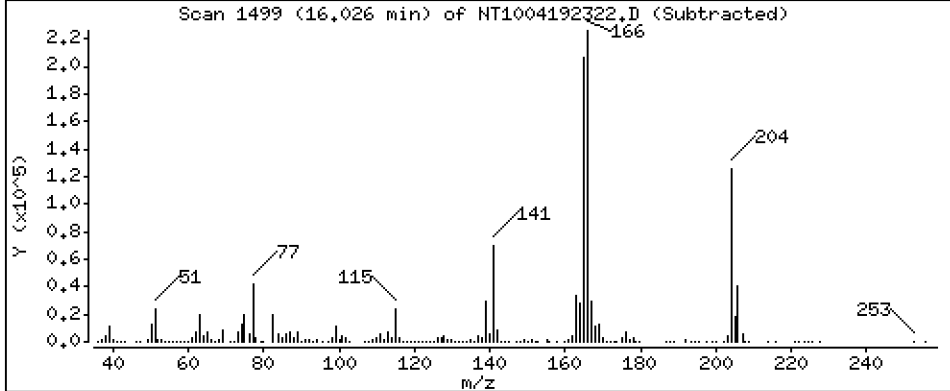
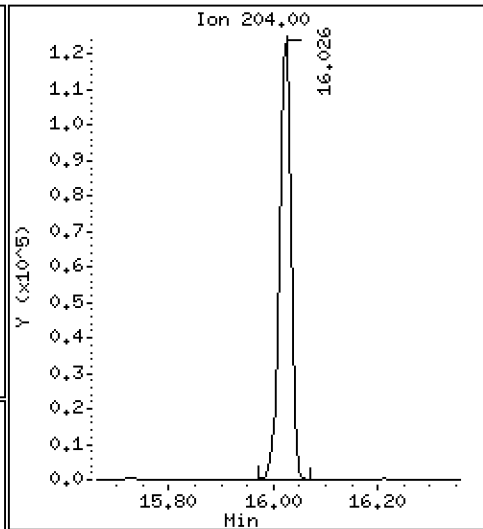
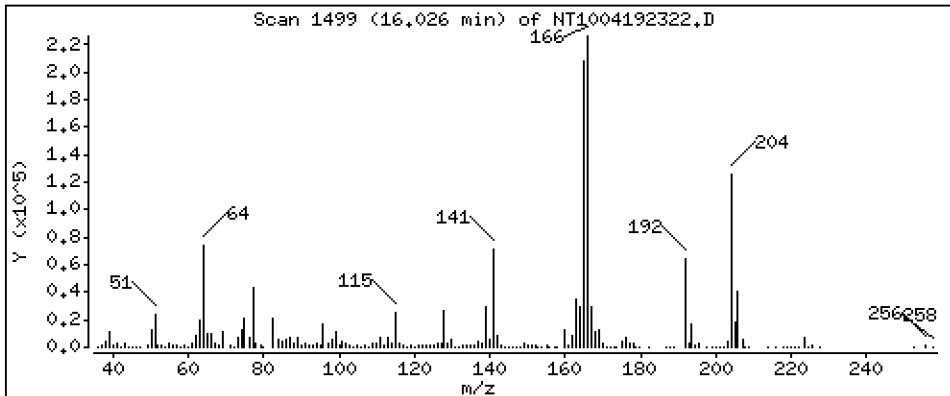
Operator: VTS

Column phase: ZB-5msi

Column diameter: 0,25

51 4-Chlorophenyl-phenylether

Concentration: 3,674 ug/mL



Date : 20-APR-2023 00:43

Client ID:

Instrument: nt10.i

Sample Info: BLD0057-MS1

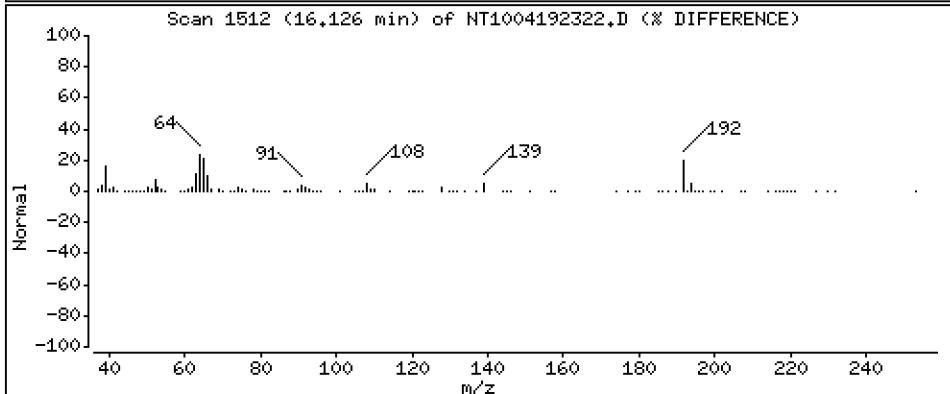
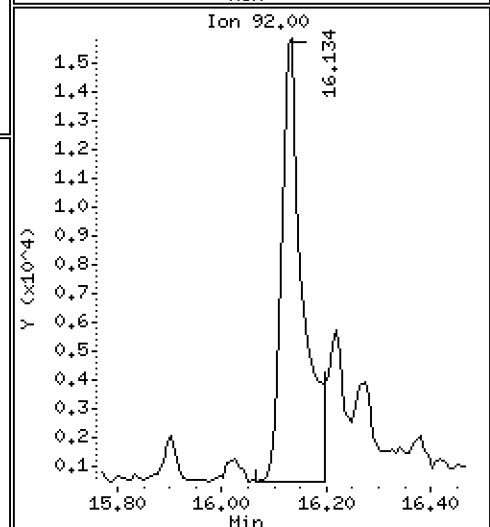
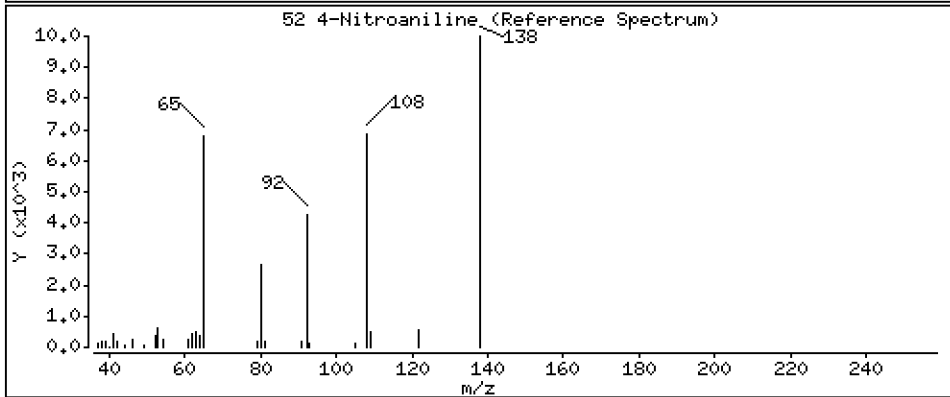
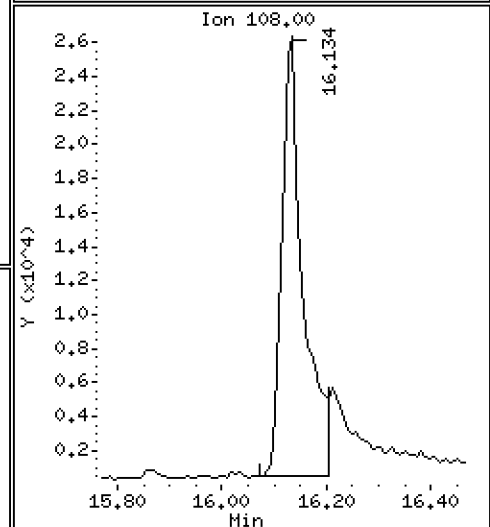
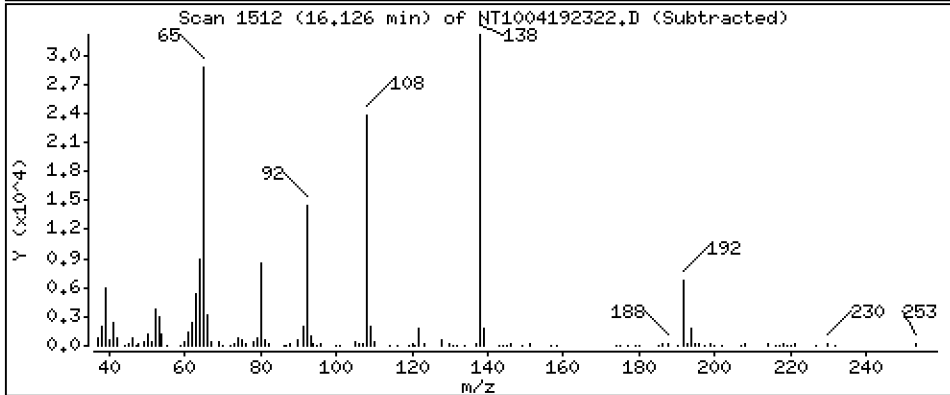
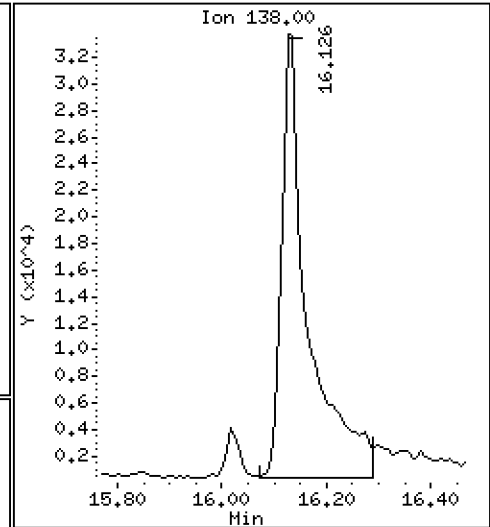
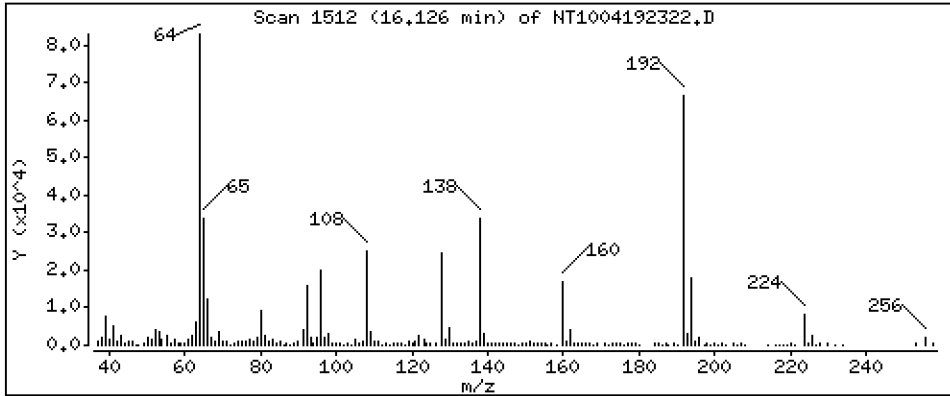
Operator: VTS

Column phase: ZB-5msi

Column diameter: 0,25

52 4-Nitroaniline

Concentration: 5,079 ug/mL



Date : 20-APR-2023 00:43

Client ID:

Instrument: nt10.i

Sample Info: BLD0057-MS1

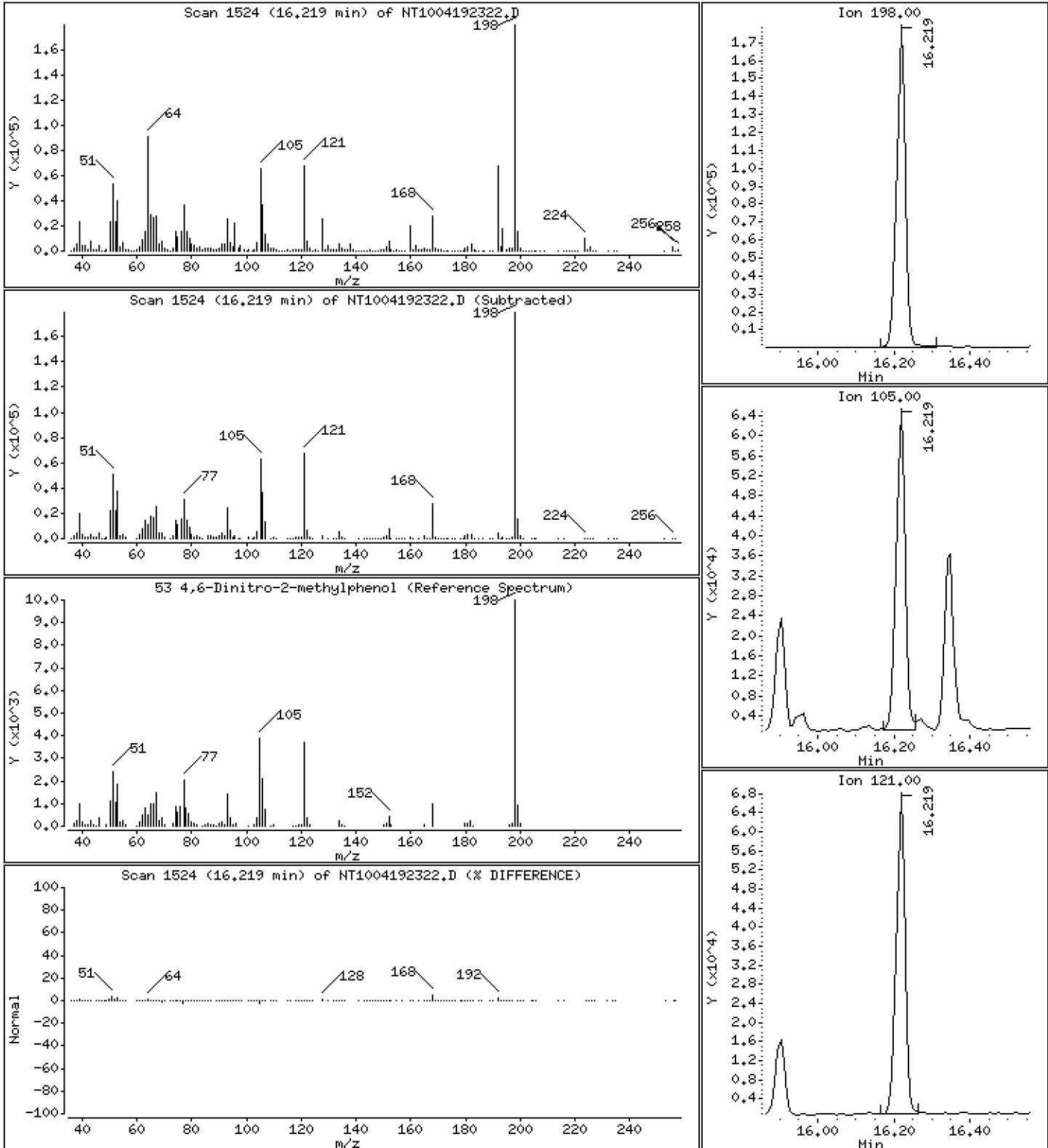
Operator: VTS

Column phase: ZB-5msi

Column diameter: 0,25

53 4,6-Dinitro-2-methylphenol

Concentration: 15,75 ug/mL



Date : 20-APR-2023 00:43

Client ID:

Instrument: nt10.i

Sample Info: BLD0057-MS1

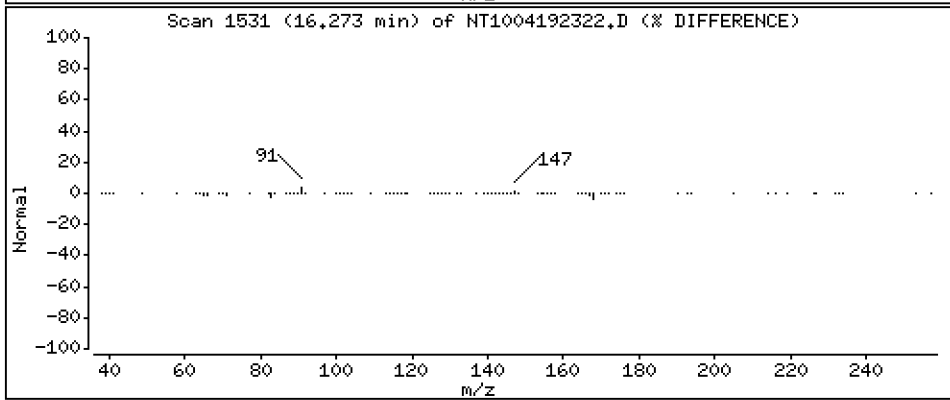
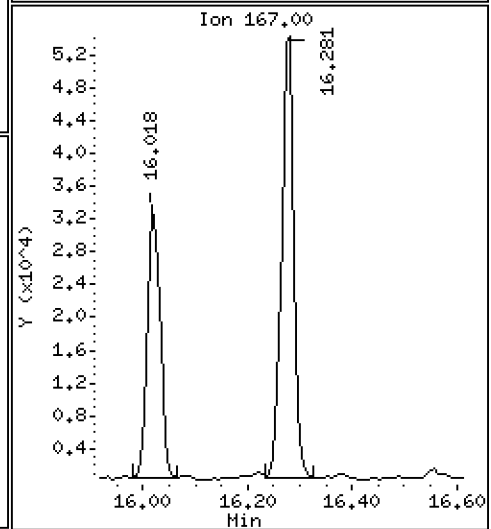
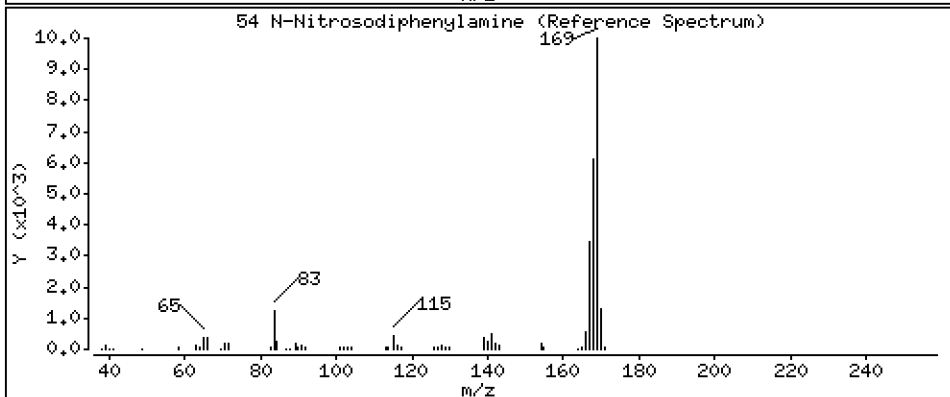
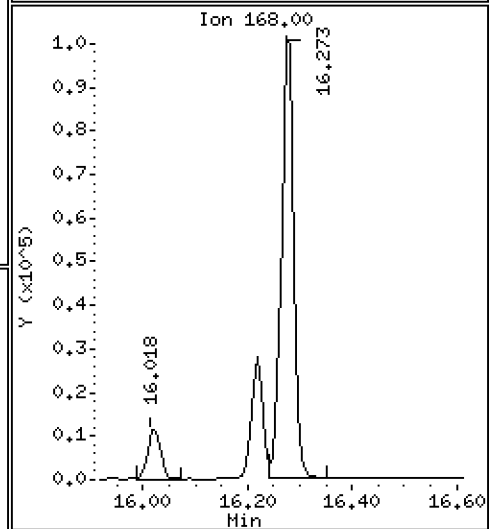
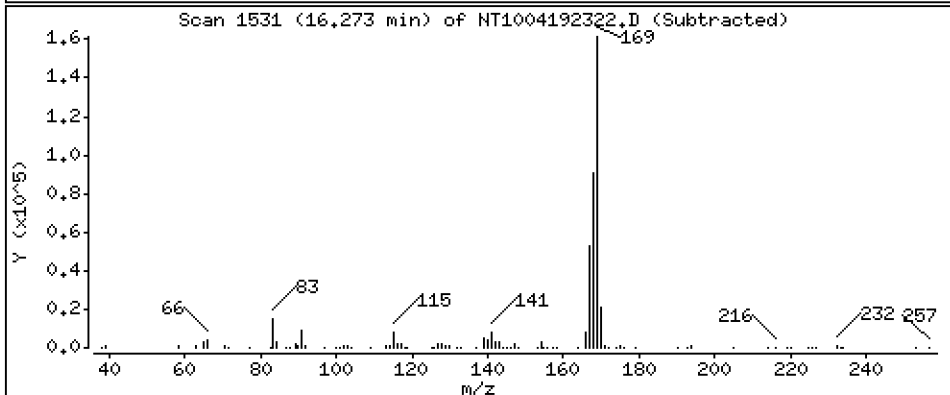
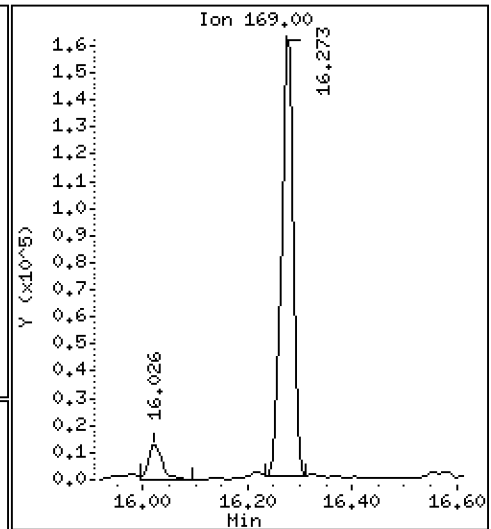
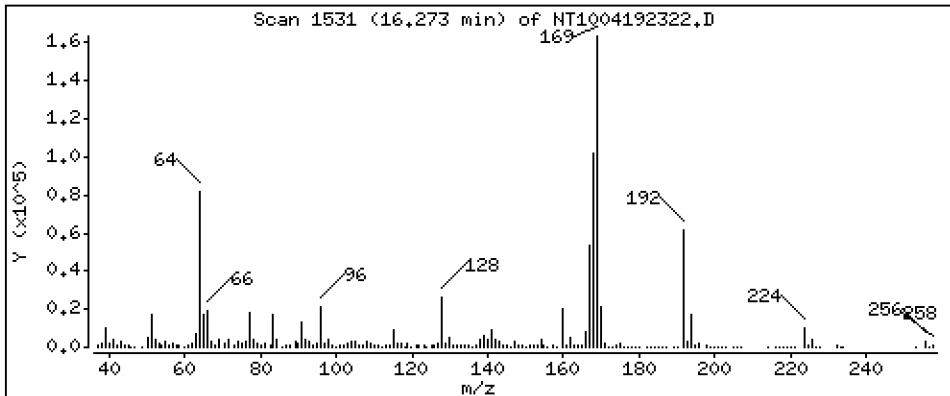
Operator: VTS

Column phase: ZB-5msi

Column diameter: 0,25

54 N-Nitrosodiphenylamine

Concentration: 3,302 ug/mL



Date : 20-APR-2023 00:43

Client ID:

Instrument: nt10.i

Sample Info: BLD0057-MS1

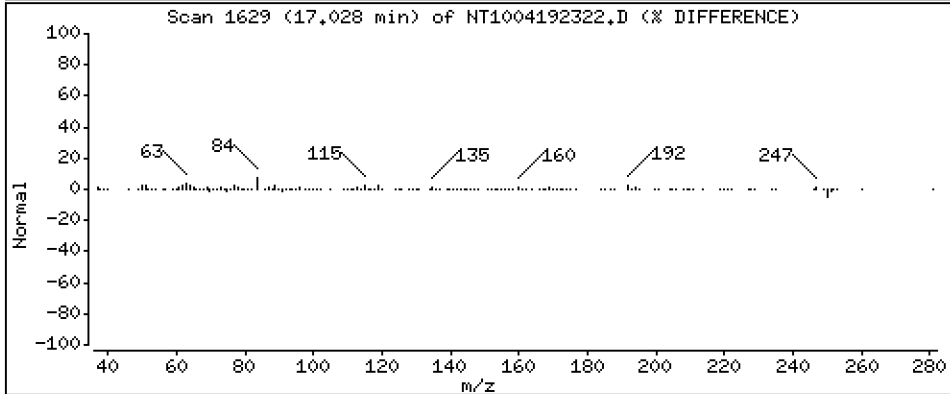
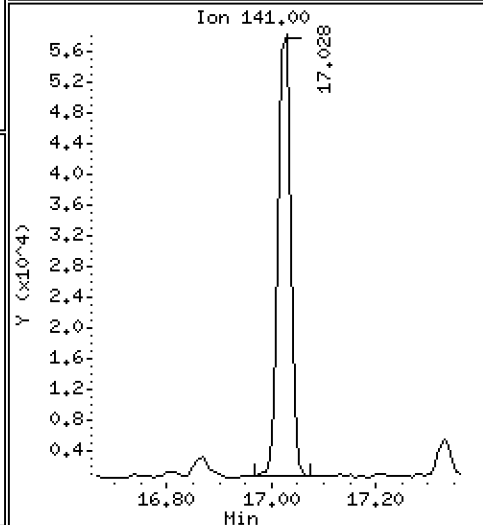
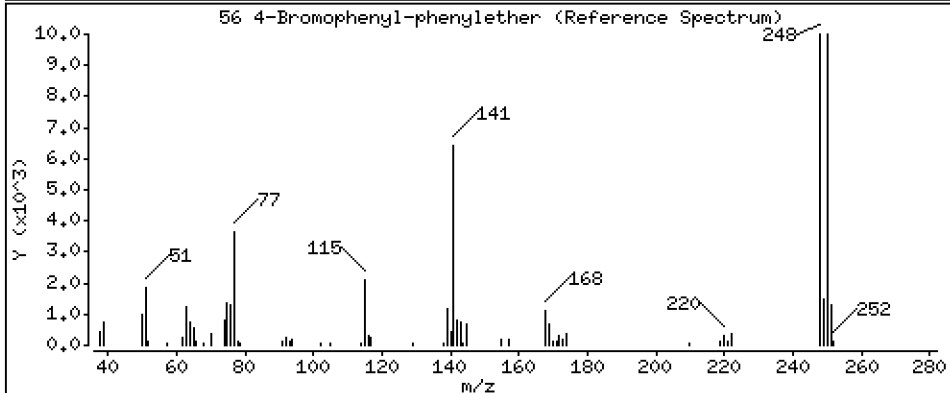
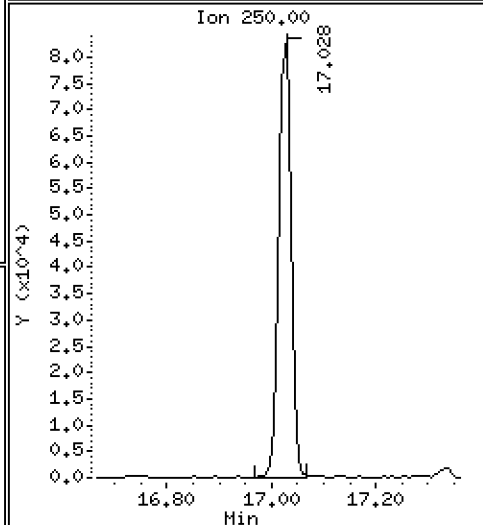
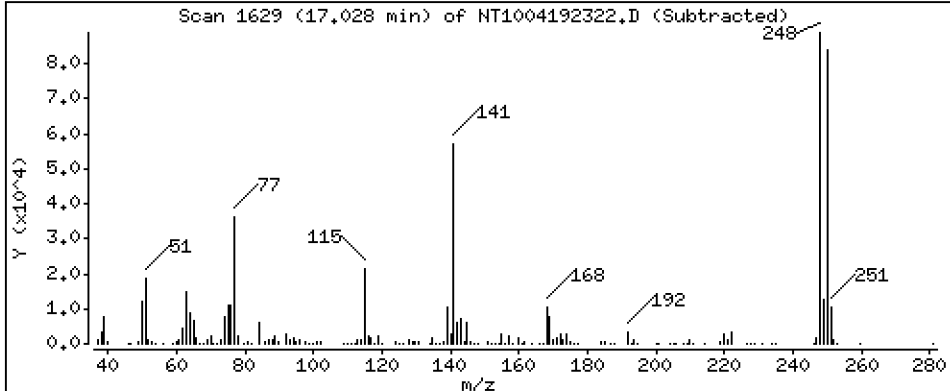
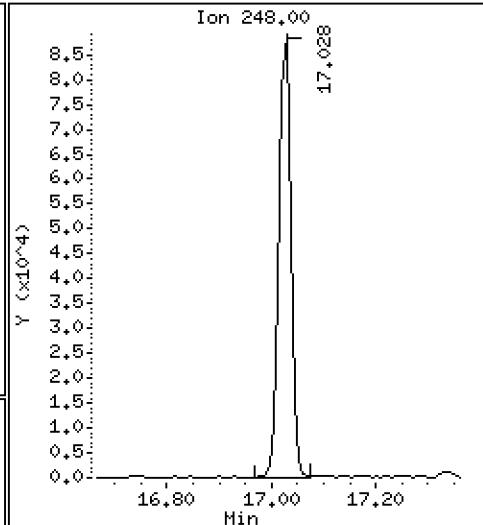
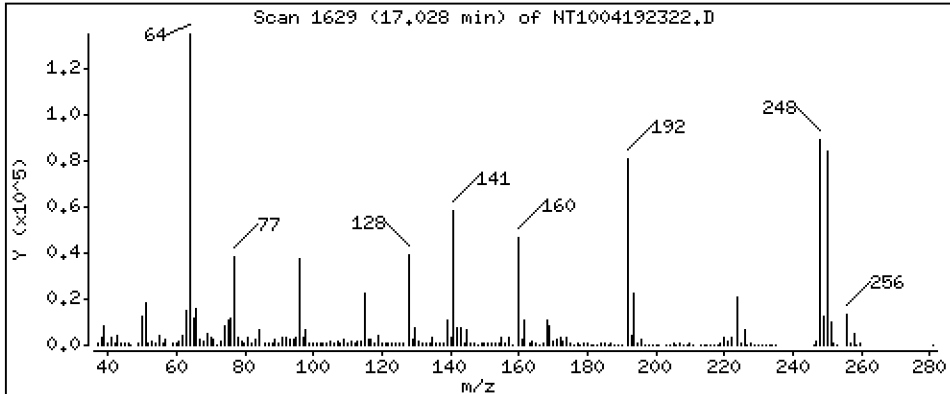
Operator: VTS

Column phase: ZB-5msi

Column diameter: 0,25

56 4-Bromophenyl-phenylether

Concentration: 4,169 ug/mL



Date : 20-APR-2023 00:43

Client ID:

Instrument: nt10.i

Sample Info: BLD0057-MS1

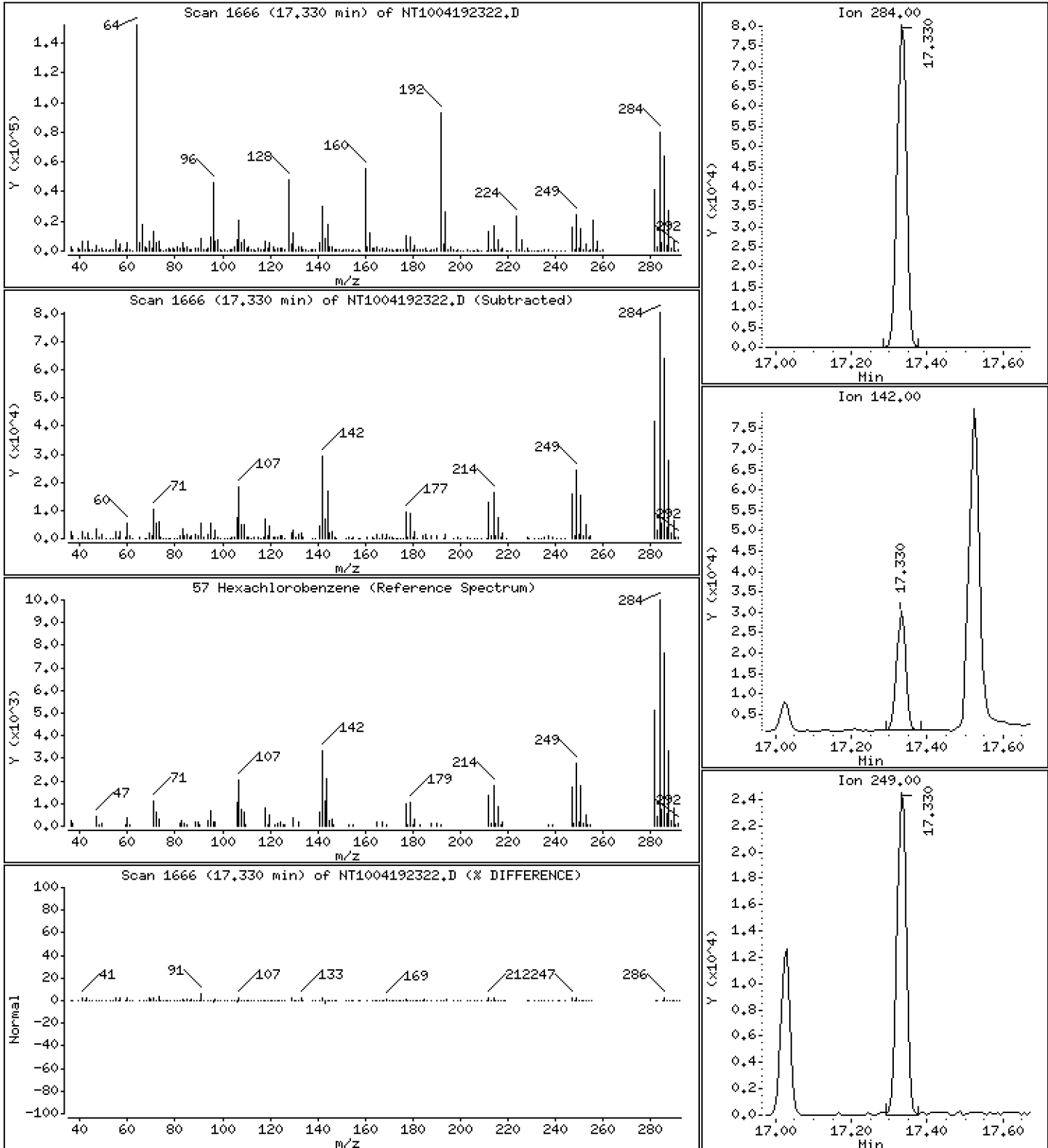
Operator: VTS

Column phase: ZB-5msi

Column diameter: 0,25

57 Hexachlorobenzene

Concentration: 3,953 ug/mL



Date : 20-APR-2023 00:43

Client ID:

Instrument: nt10.i

Sample Info: BLD0057-MS1

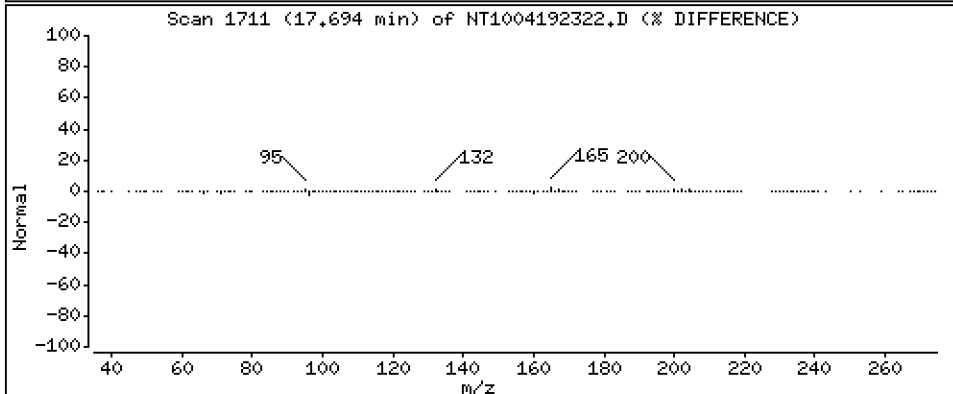
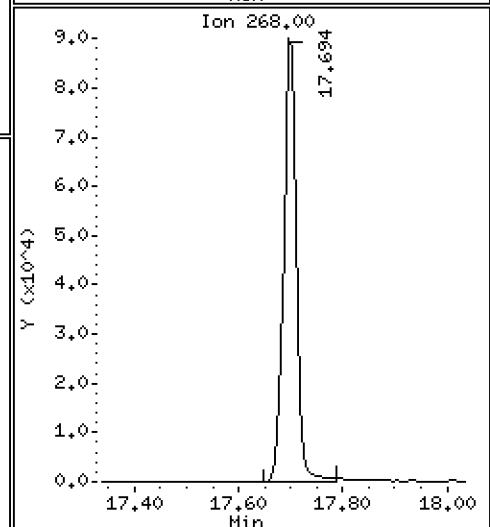
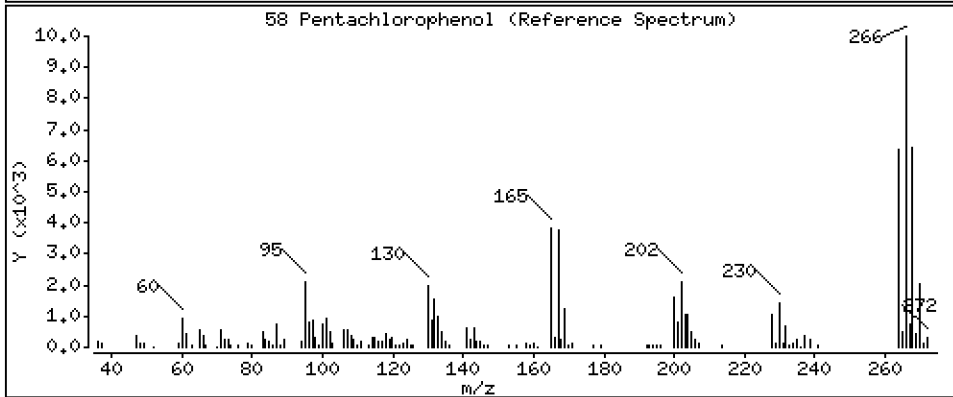
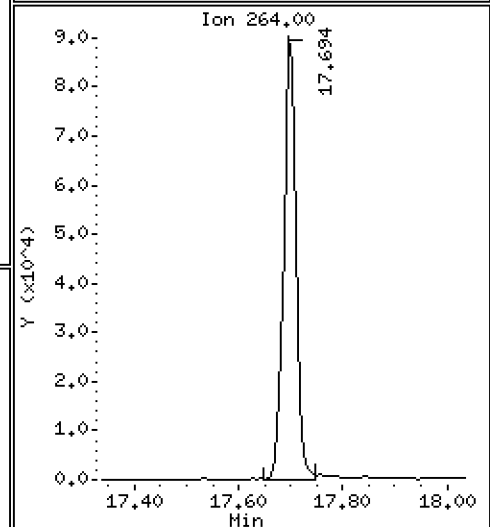
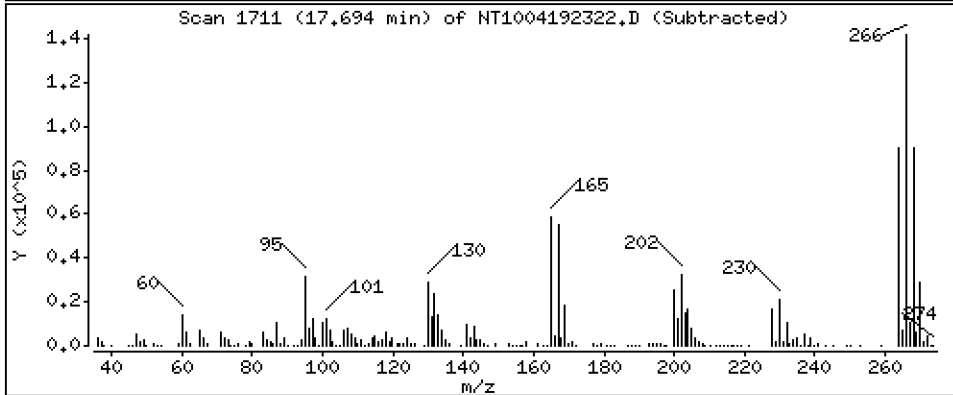
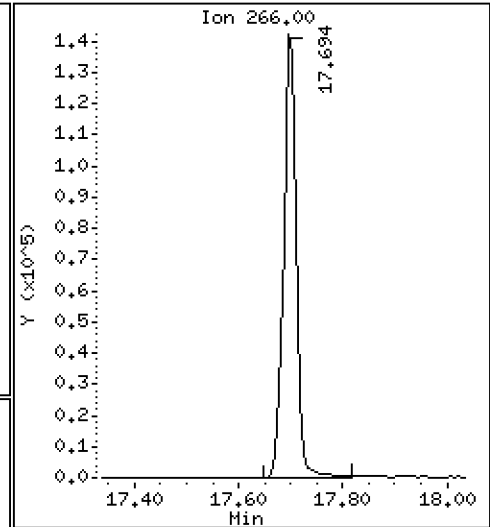
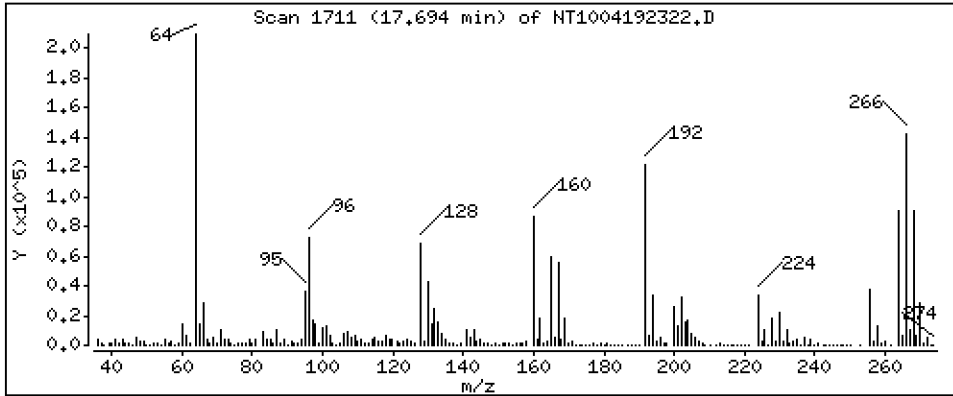
Operator: VTS

Column phase: ZB-5msi

Column diameter: 0,25

58 Pentachlorophenol

Concentration: 11,86 ug/mL



Date : 20-APR-2023 00:43

Client ID:

Instrument: nt10.i

Sample Info: BLD0057-MS1

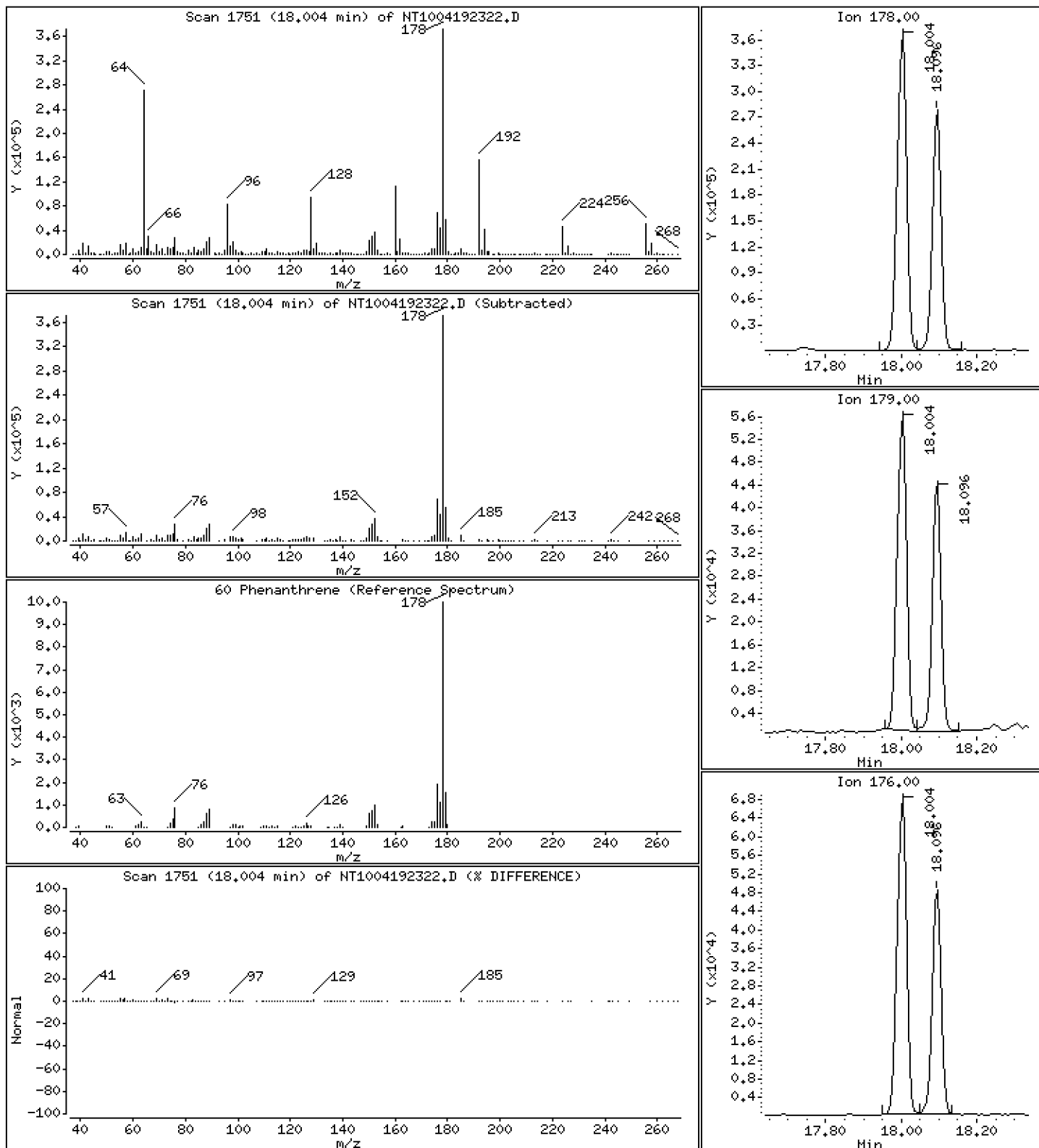
Operator: VTS

Column phase: ZB-5msi

Column diameter: 0,25

60 Phenanthrene

Concentration: 3,939 ug/mL



Date : 20-APR-2023 00:43

Client ID:

Instrument: nt10.i

Sample Info: BLD0057-MS1

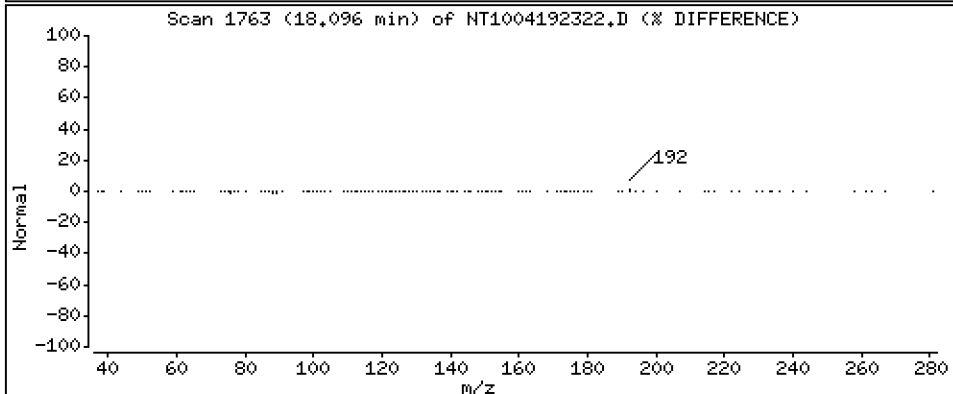
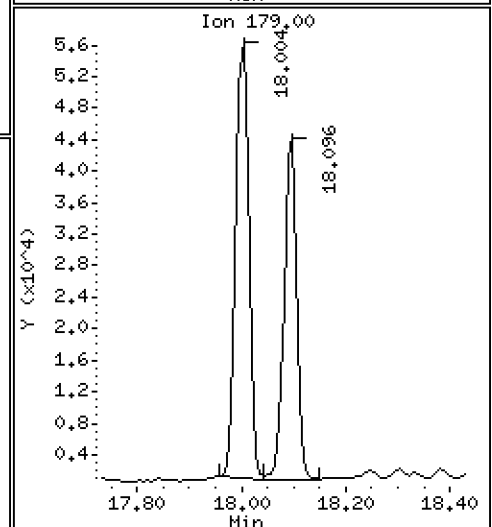
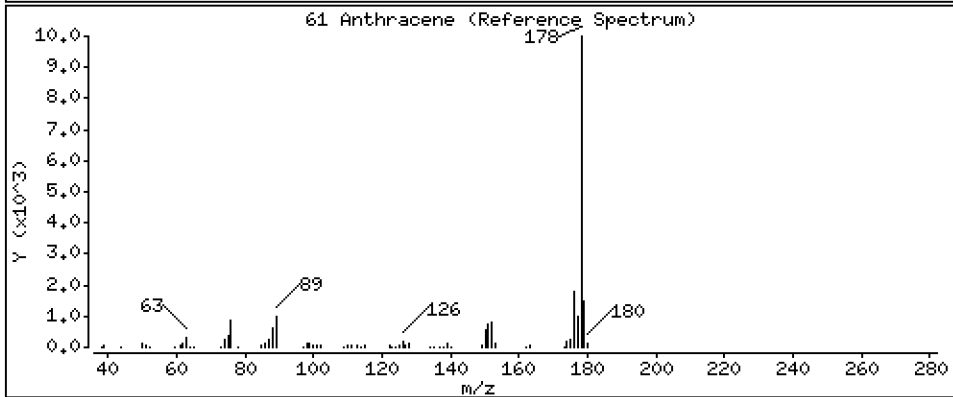
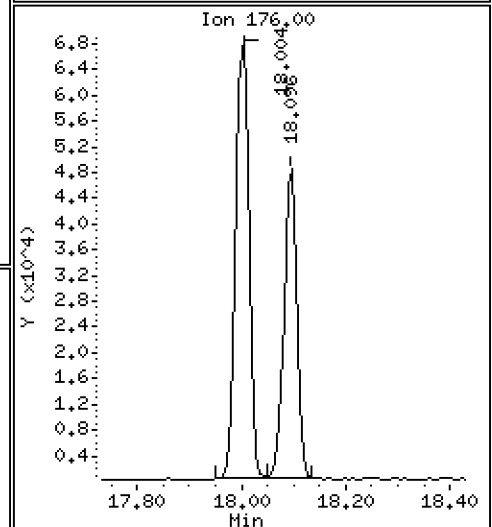
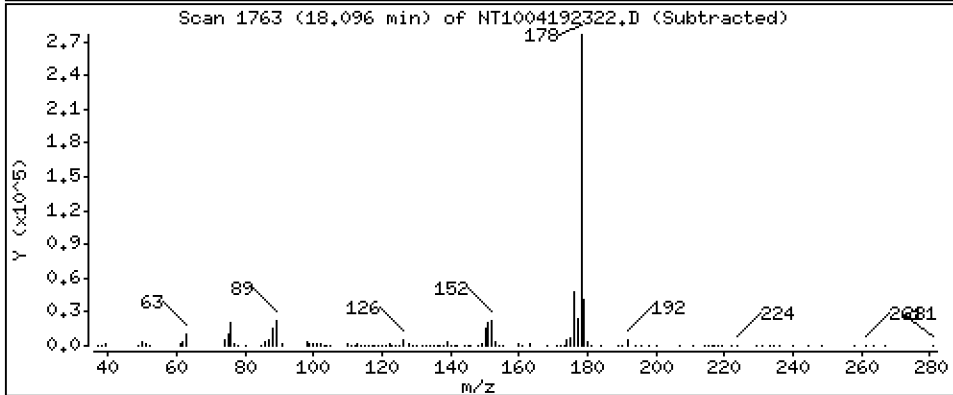
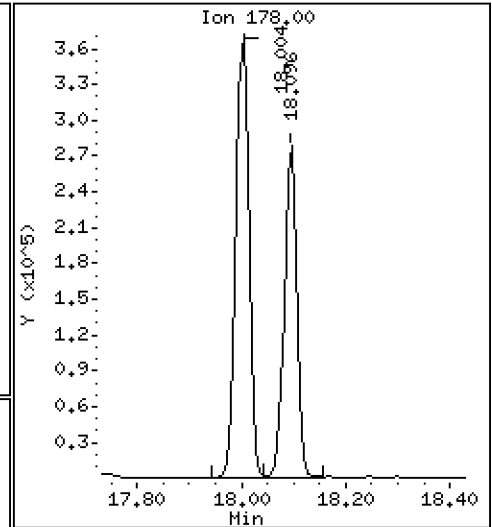
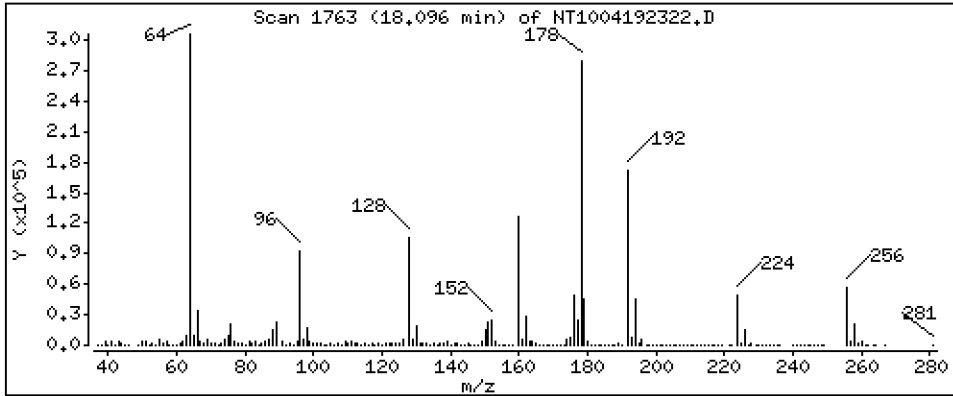
Operator: VTS

Column phase: ZB-5msi

Column diameter: 0,25

61 Anthracene

Concentration: 3,119 ug/mL



Date : 20-APR-2023 00:43

Client ID:

Instrument: nt10.i

Sample Info: BLD0057-MS1

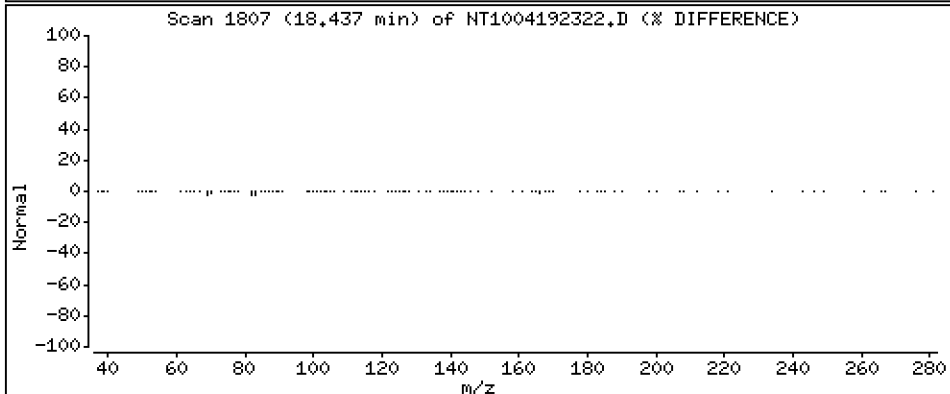
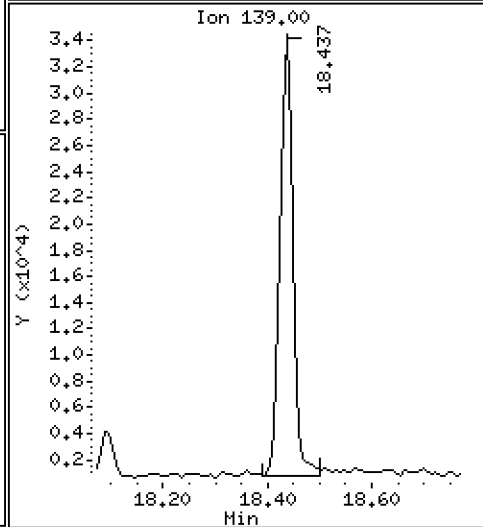
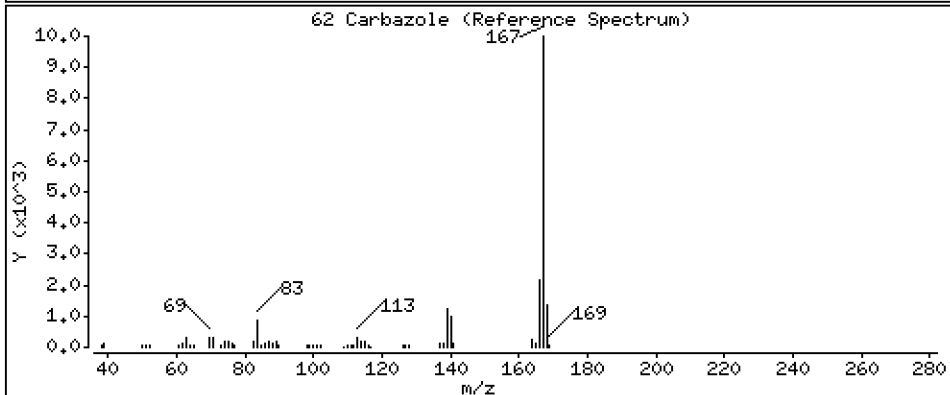
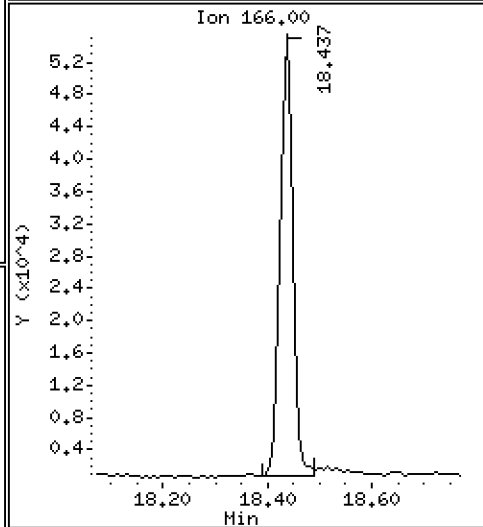
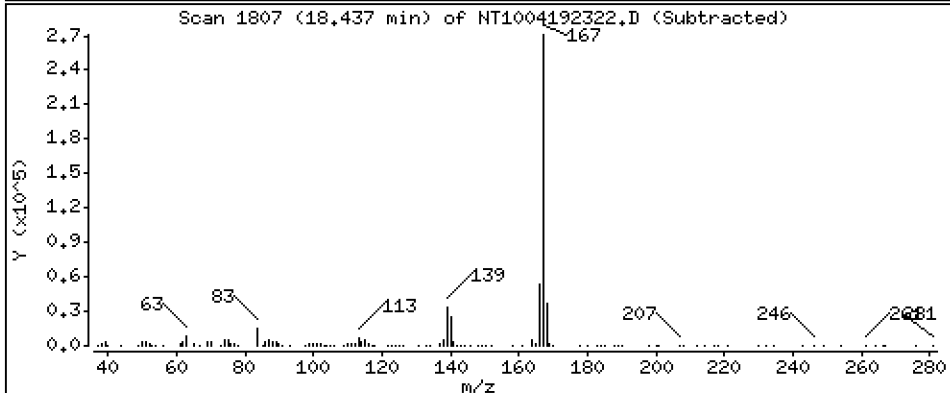
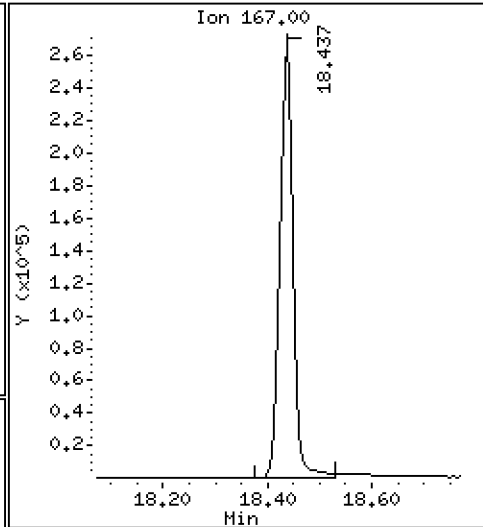
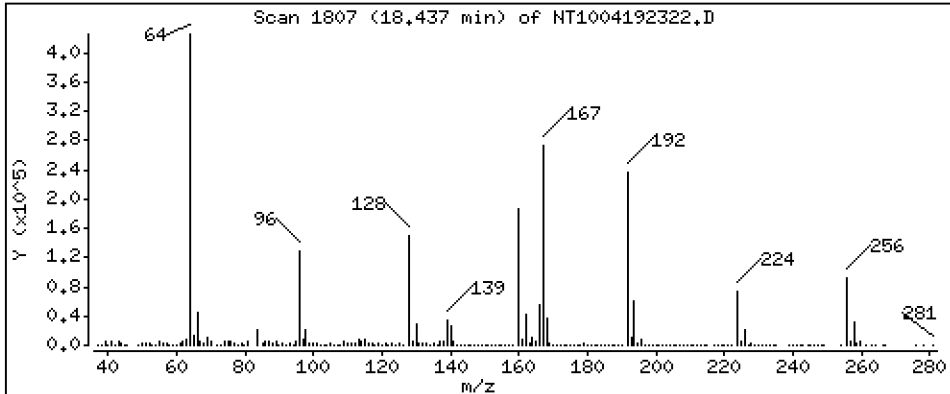
Operator: VTS

Column phase: ZB-5msi

Column diameter: 0,25

62 Carbazole

Concentration: 3,391 ug/mL



Date : 20-APR-2023 00:43

Client ID:

Instrument: nt10.i

Sample Info: BLD0057-MS1

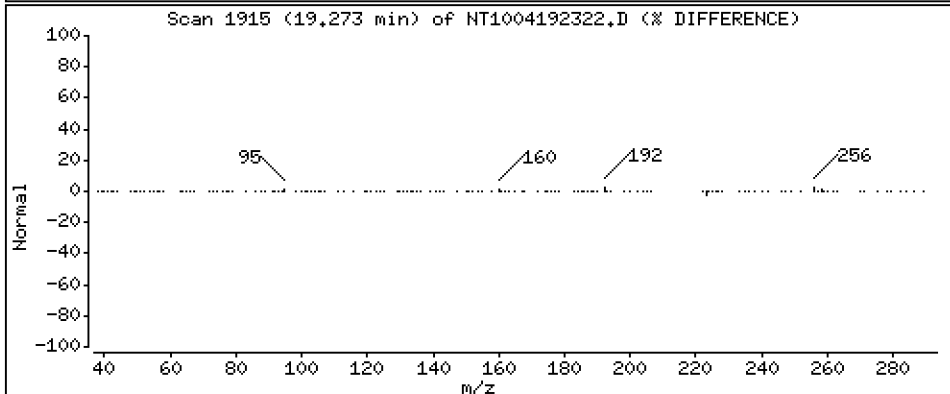
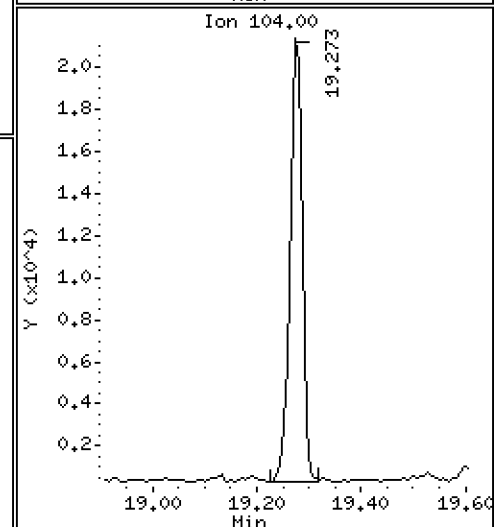
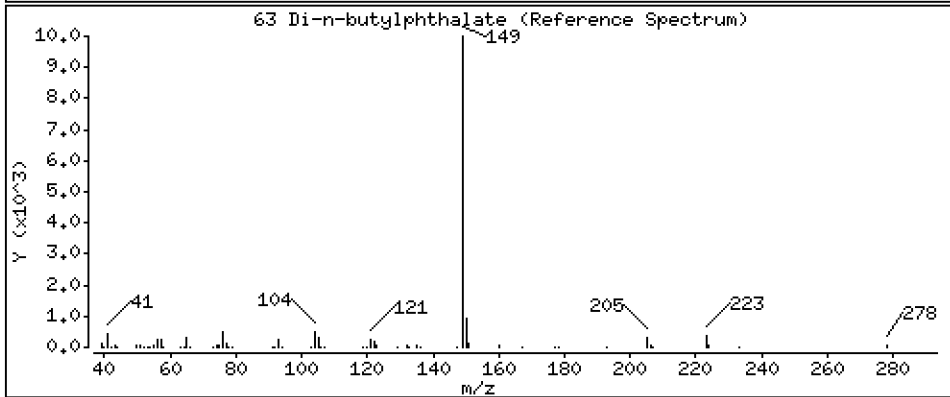
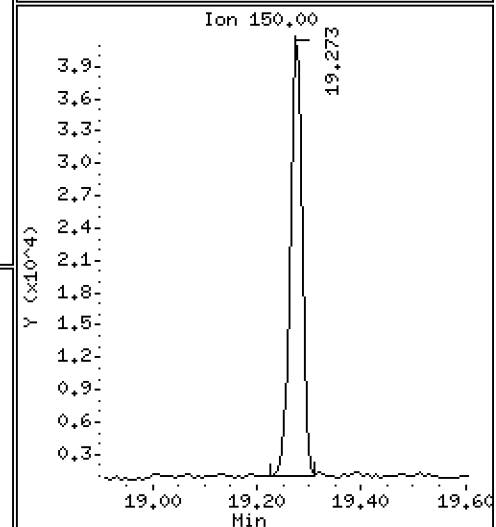
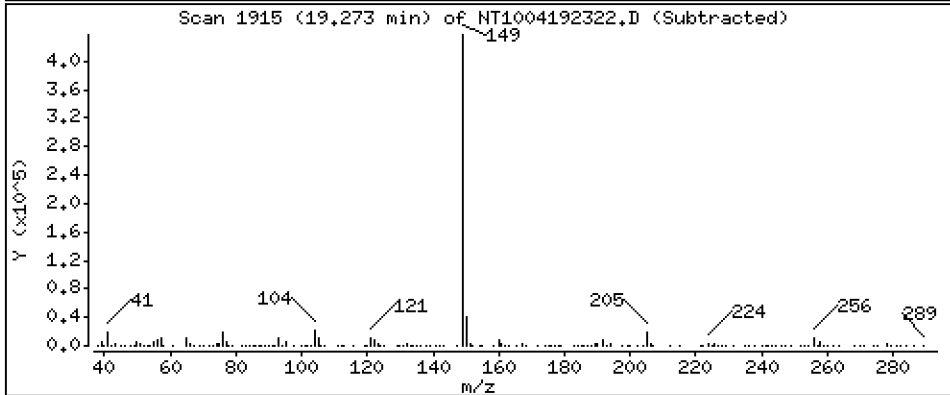
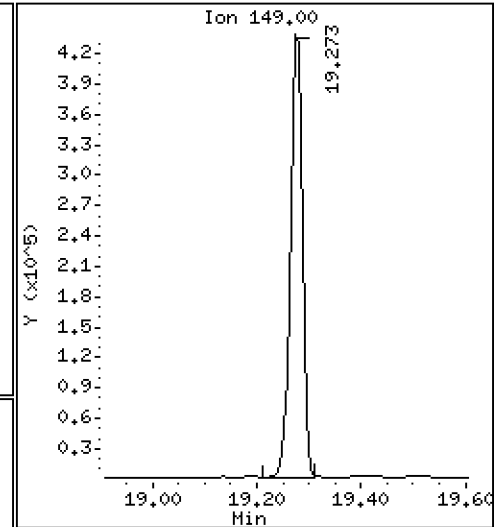
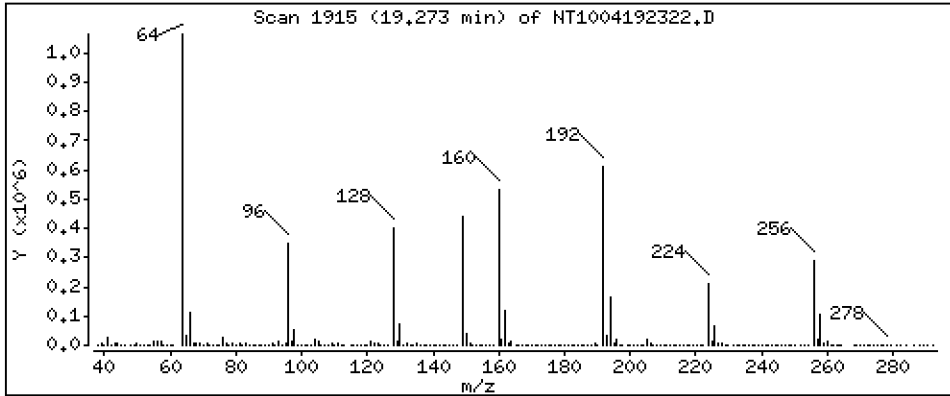
Operator: VTS

Column phase: ZB-5msi

Column diameter: 0,25

63 Di-n-butylphthalate

Concentration: 4,039 ug/mL



Date : 20-APR-2023 00:43

Client ID:

Instrument: nt10.i

Sample Info: BLD0057-MS1

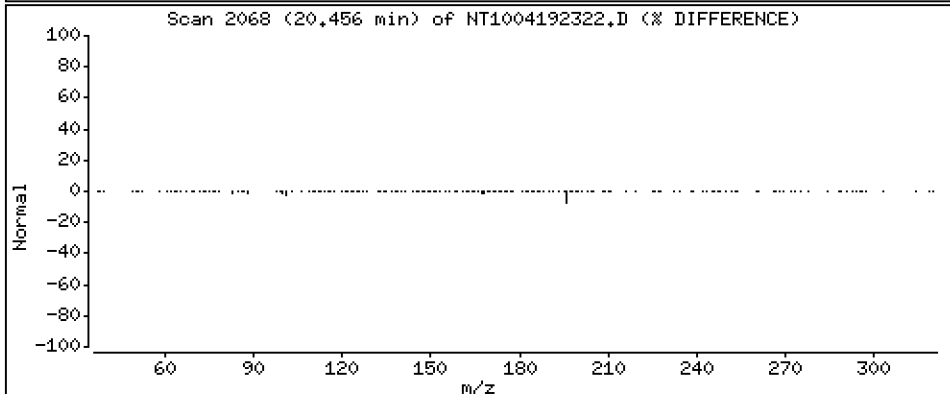
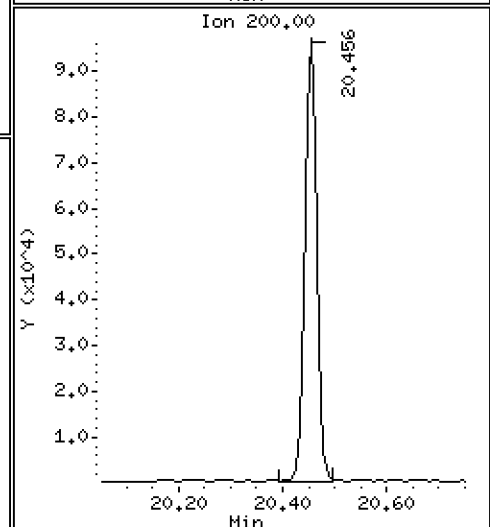
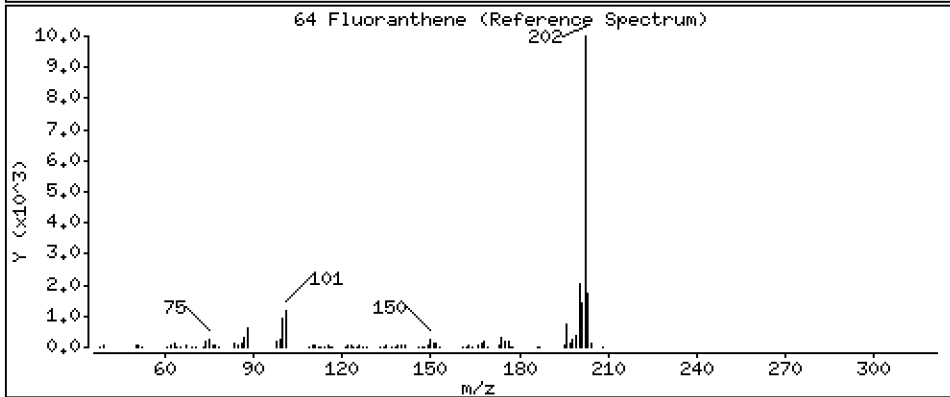
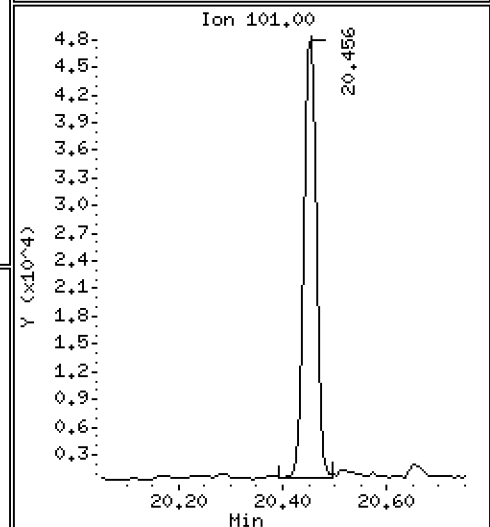
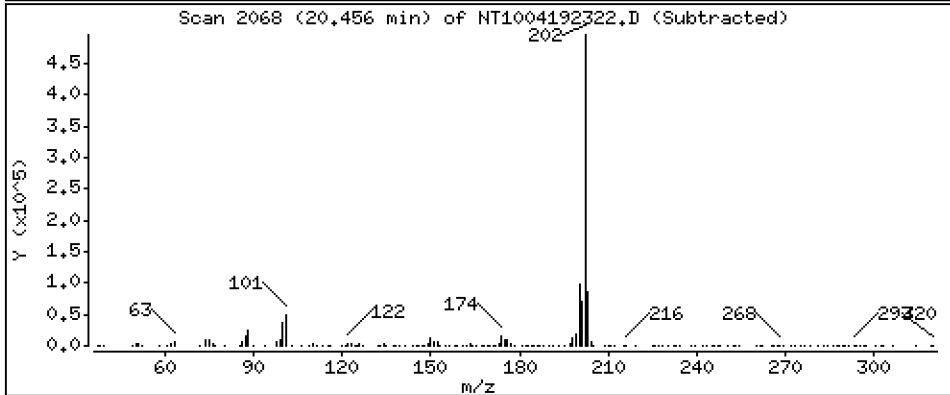
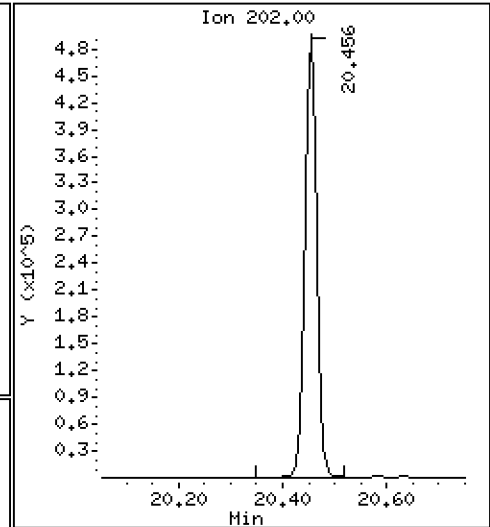
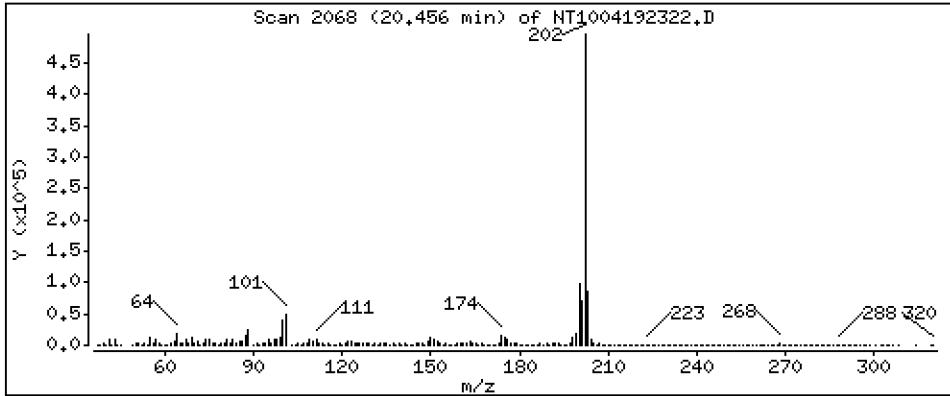
Operator: VTS

Column phase: ZB-5msi

Column diameter: 0,25

64 Fluoranthene

Concentration: 3,923 ug/mL



Date : 20-APR-2023 00:43

Client ID:

Instrument: nt10.i

Sample Info: BLD0057-MS1


Operator: VTS

Column phase: ZB-5msi

Column diameter: 0,25

65 Pyrene

Concentration: 4,142 ug/mL



Date : 20-APR-2023 00:43

Client ID:

Instrument: nt10.i

Sample Info: BLD0057-MS1

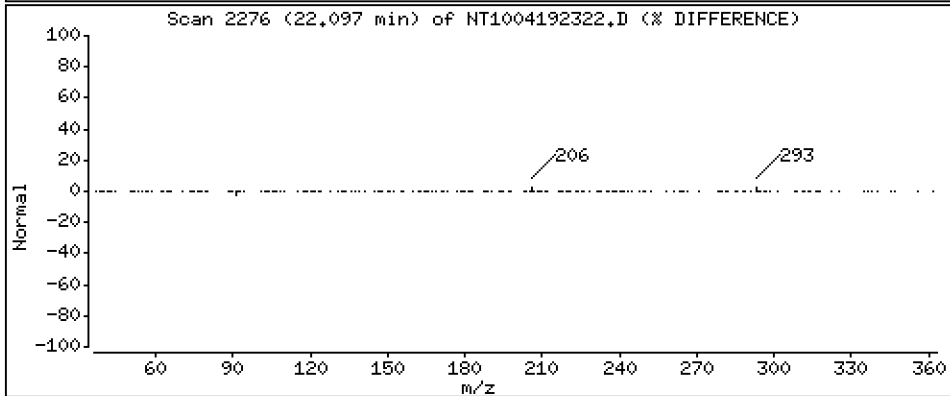
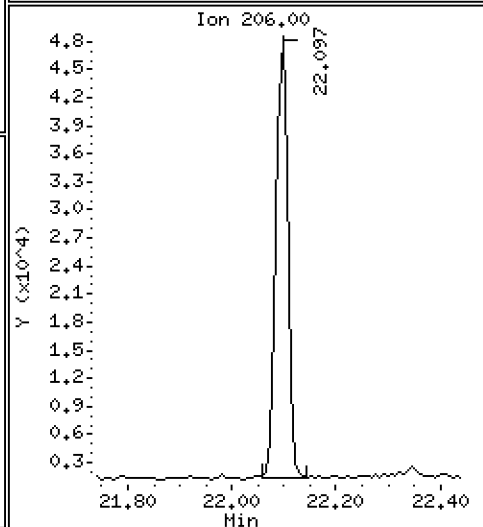
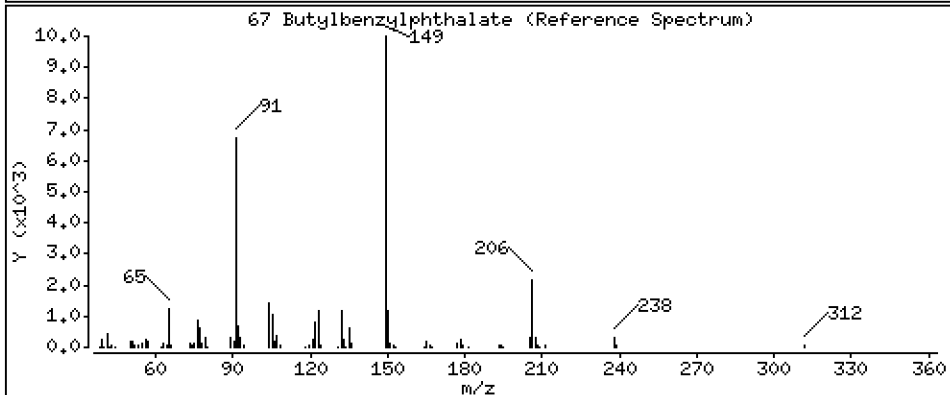
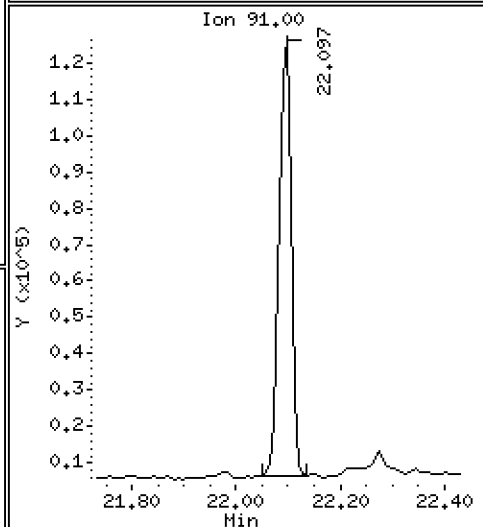
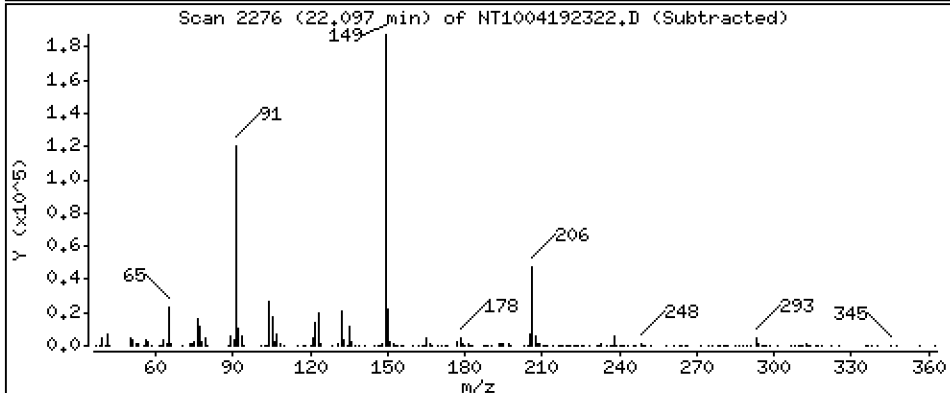
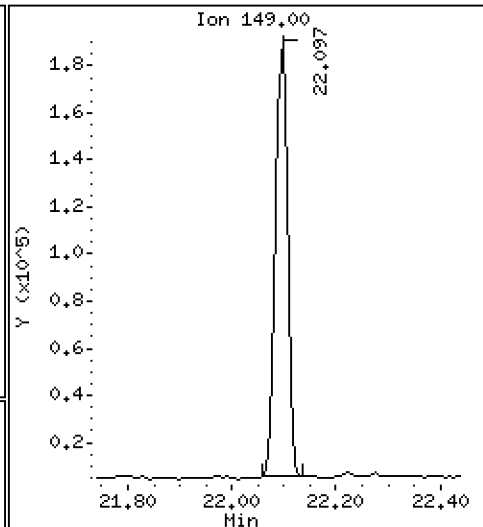
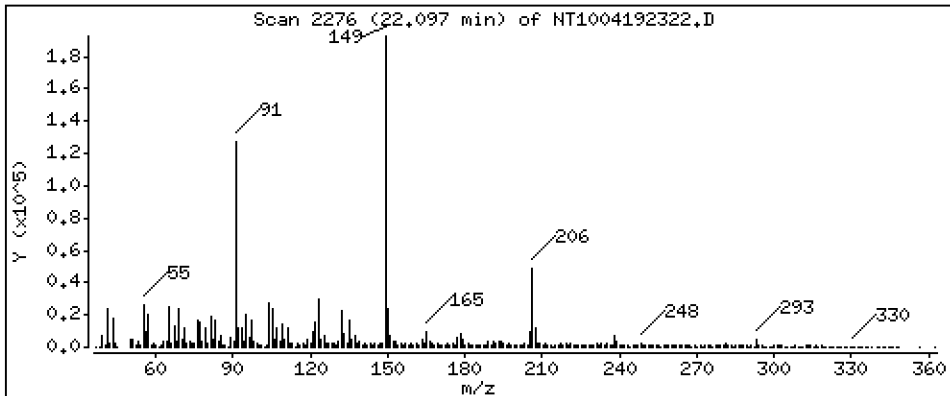
Operator: VTS

Column phase: ZB-5msi

Column diameter: 0,25

67 Butylbenzylphthalate

Concentration: 3,696 ug/mL



Date : 20-APR-2023 00:43

Client ID:

Instrument: nt10.i

Sample Info: BLD0057-MS1

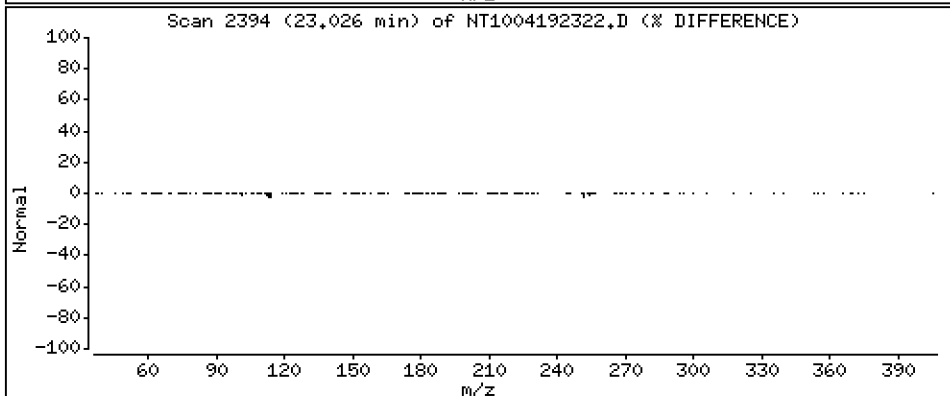
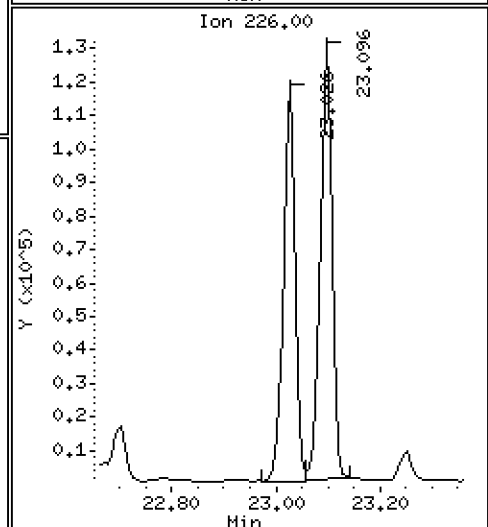
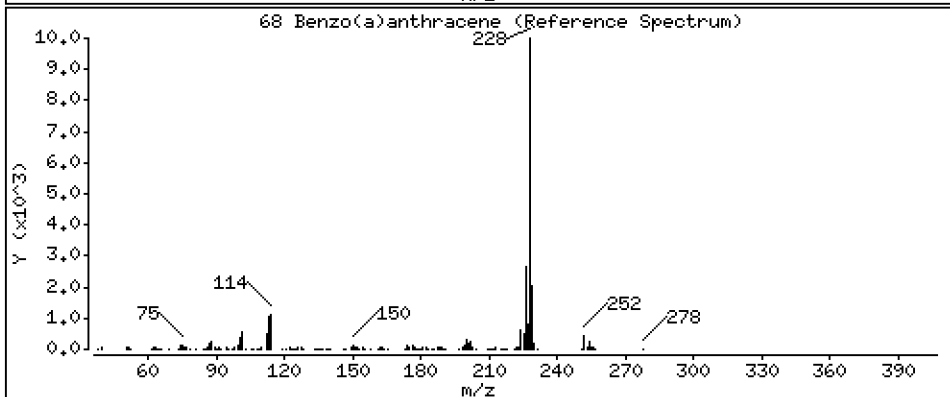
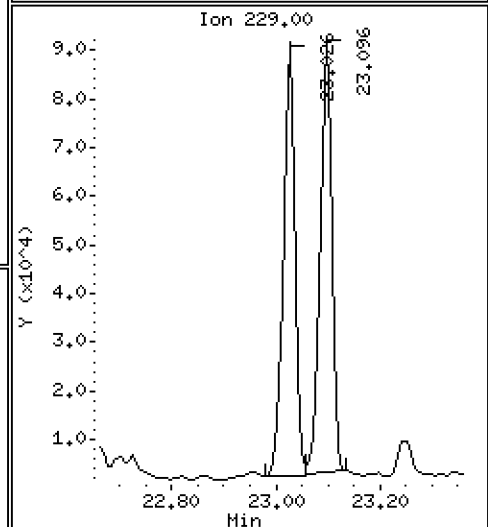
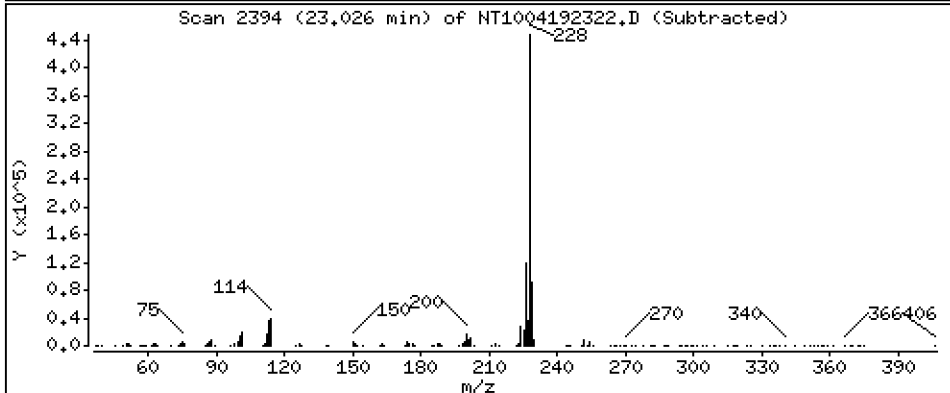
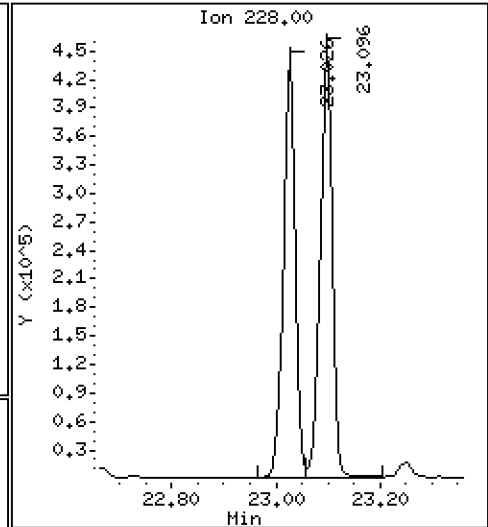
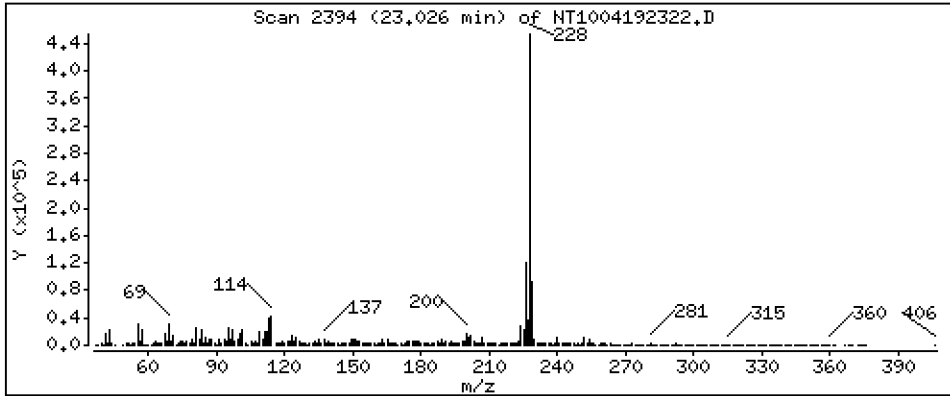
Operator: VTS

Column phase: ZB-5msi

Column diameter: 0,25

68 Benzo(a)anthracene

Concentration: 3,845 ug/mL



Date : 20-APR-2023 00:43

Client ID:

Instrument: nt10.i

Sample Info: BLD0057-MS1

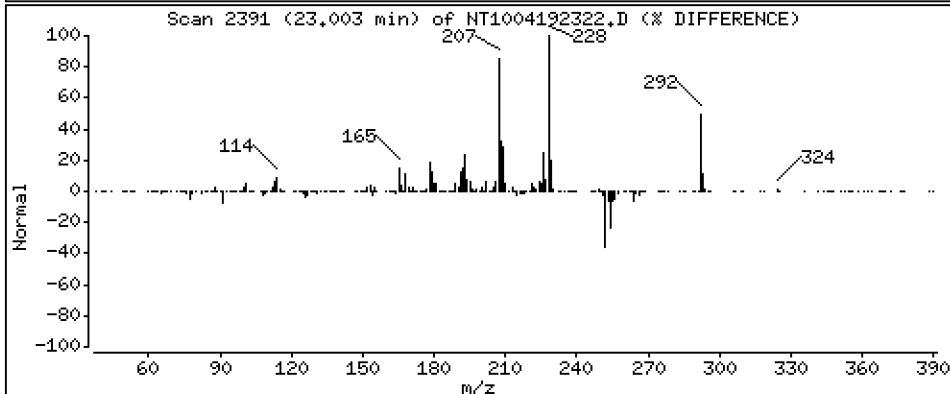
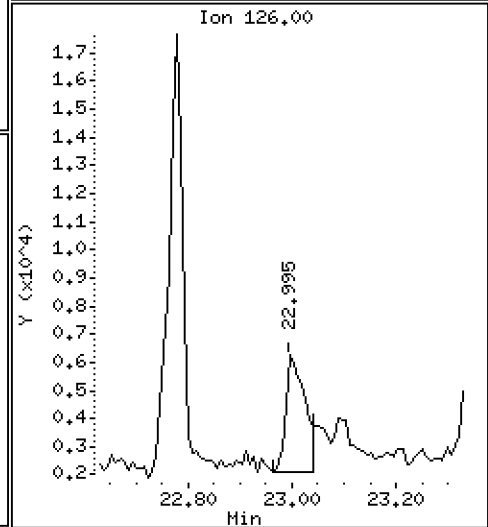
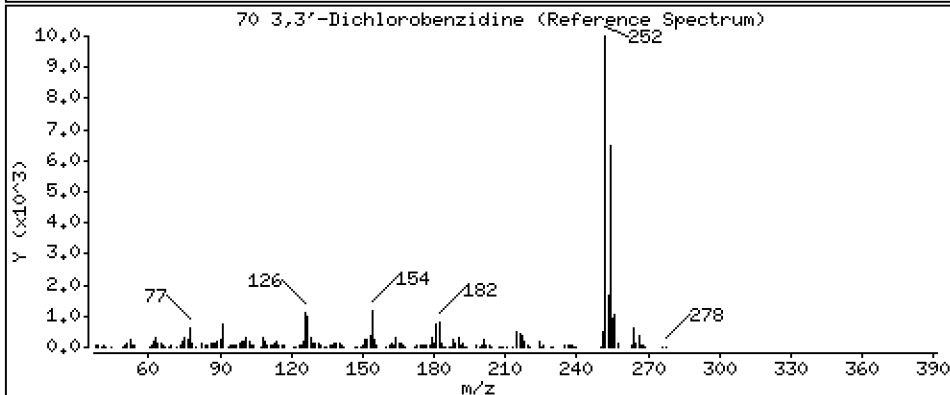
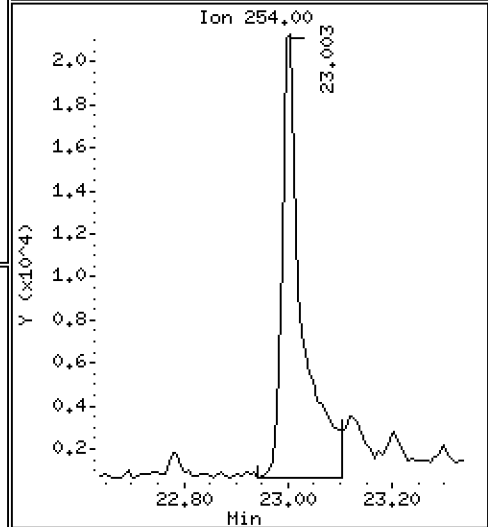
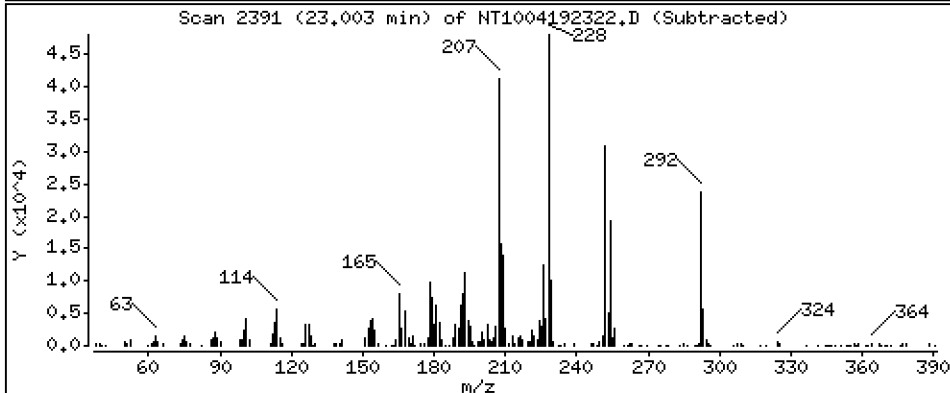
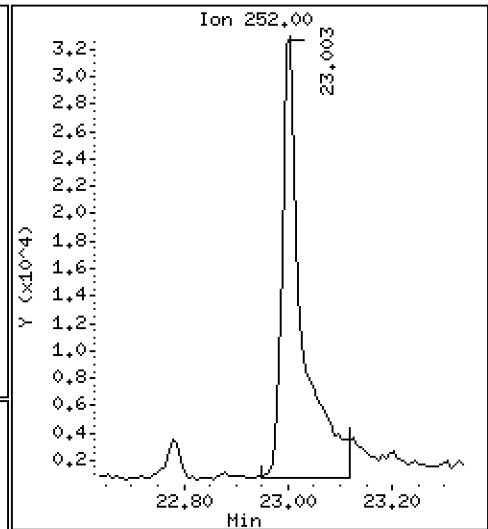
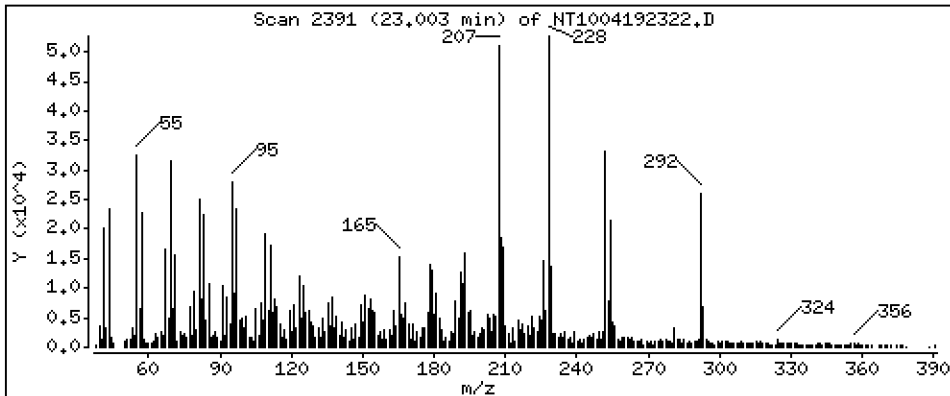
Operator: VTS

Column phase: ZB-5msi

Column diameter: 0,25

70 3,3'-Dichlorobenzidine

Concentration: 1,492 ug/mL



Date : 20-APR-2023 00:43

Client ID:

Instrument: nt10.i

Sample Info: BLD0057-MS1

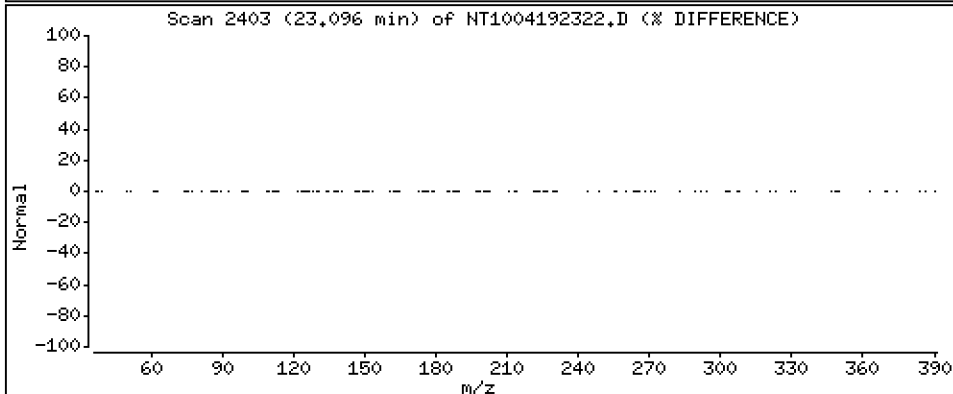
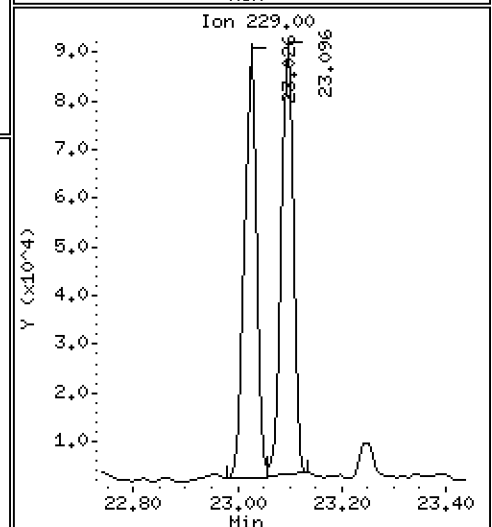
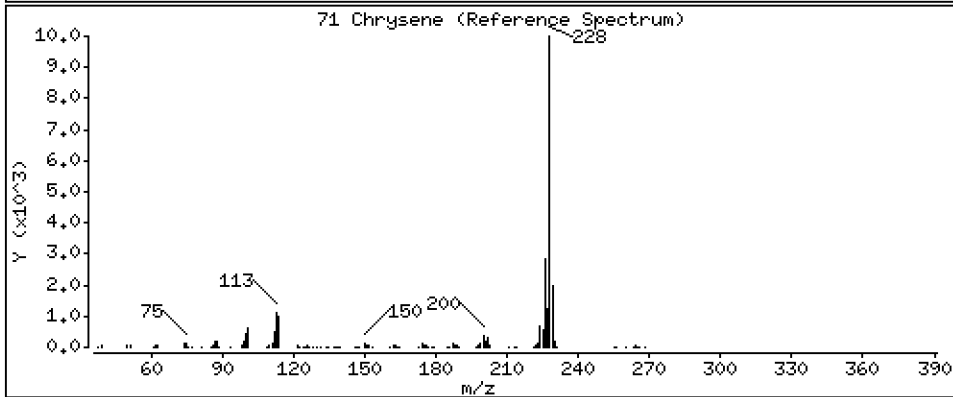
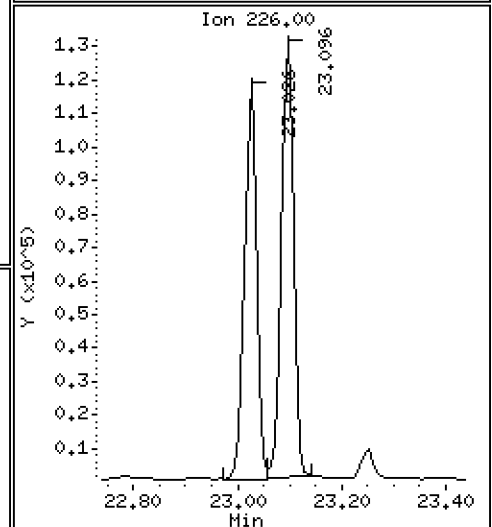
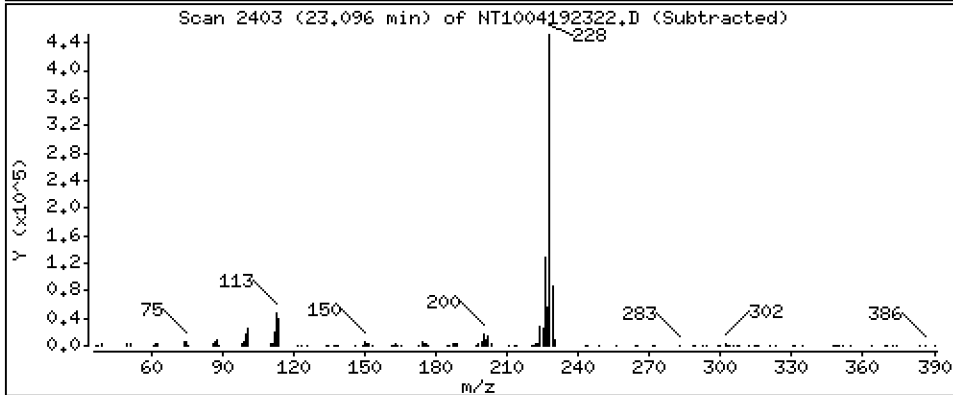
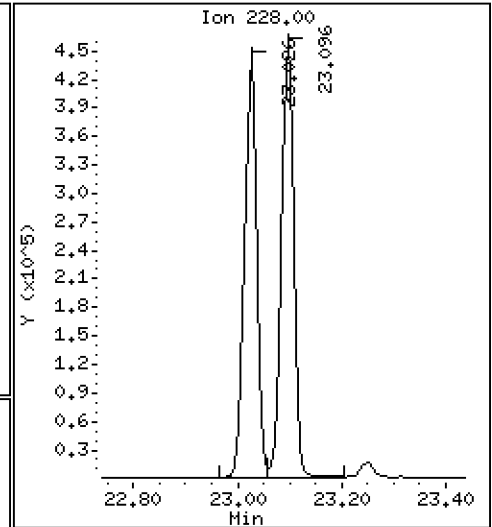
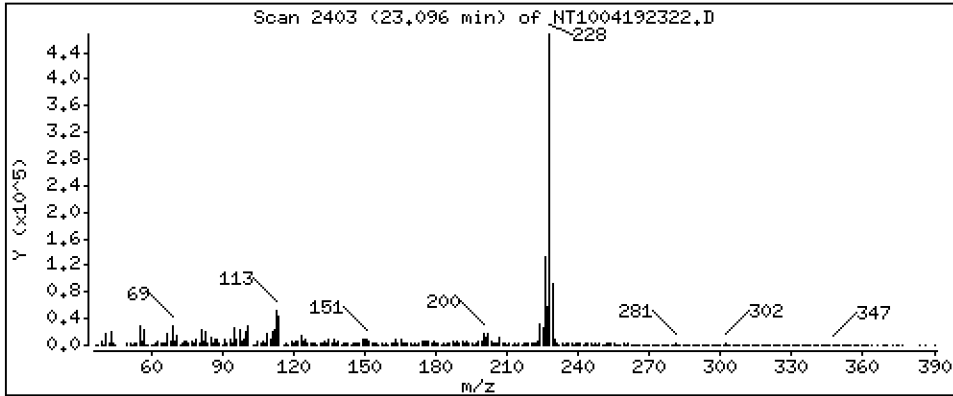
Operator: VTS

Column phase: ZB-5msi

Column diameter: 0,25

71 Chrysene

Concentration: 3,980 ug/mL



Date : 20-APR-2023 00:43

Client ID:

Instrument: nt10.i

Sample Info: BLD0057-MS1

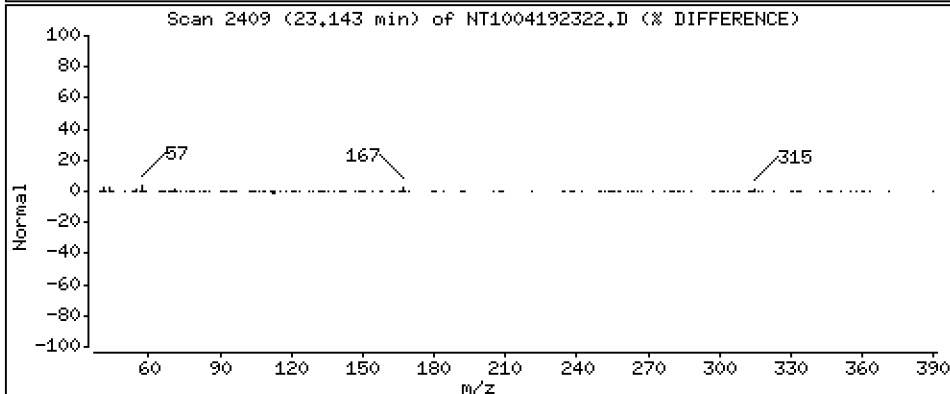
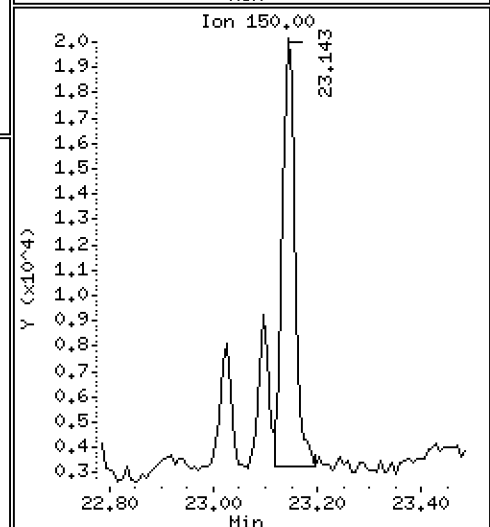
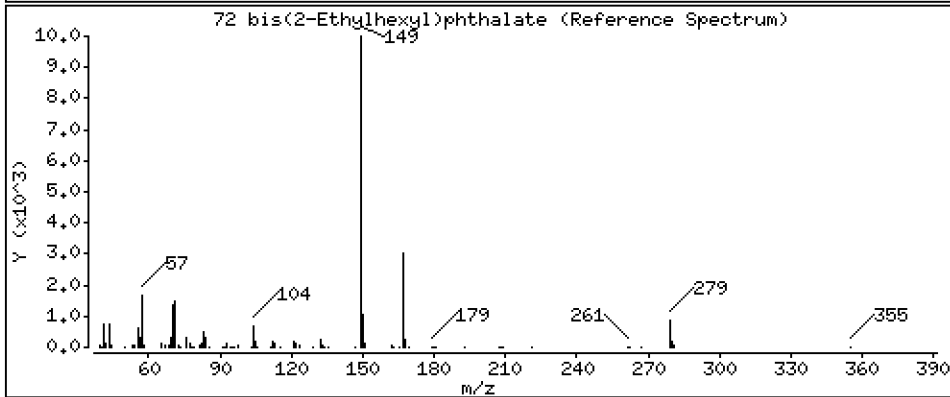
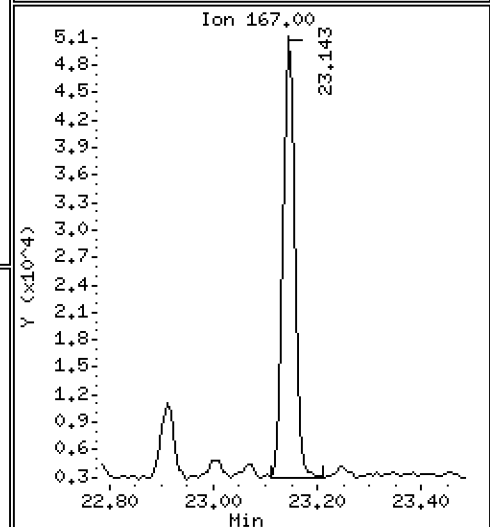
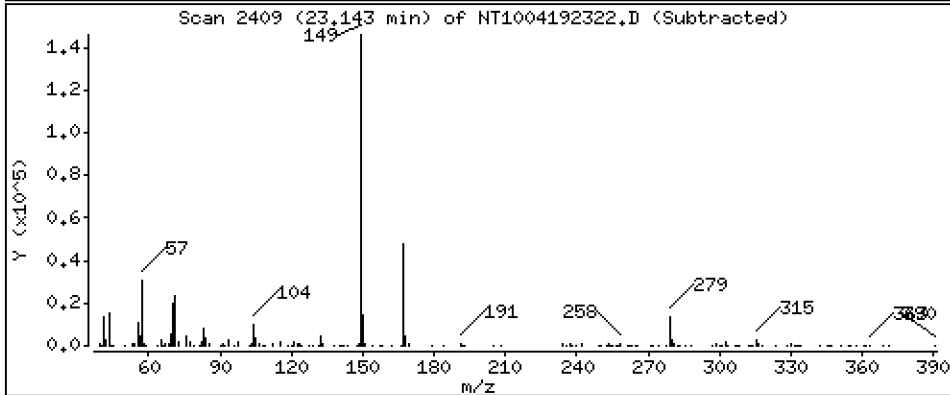
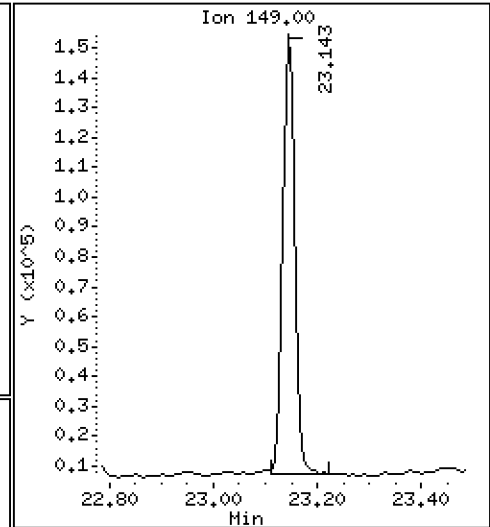
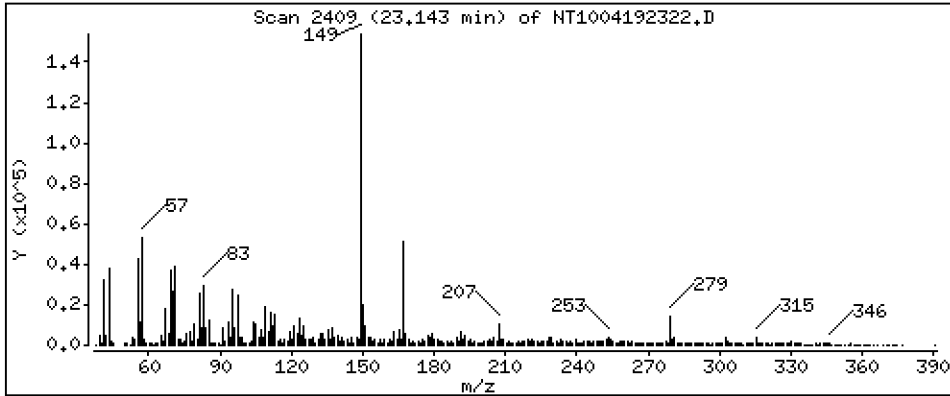
Operator: VTS

Column phase: ZB-5msi

Column diameter: 0,25

72 bis(2-Ethylhexyl)phthalate

Concentration: 1,869 ug/mL



Date : 20-APR-2023 00:43

Client ID:

Instrument: nt10.i

Sample Info: BLD0057-MS1

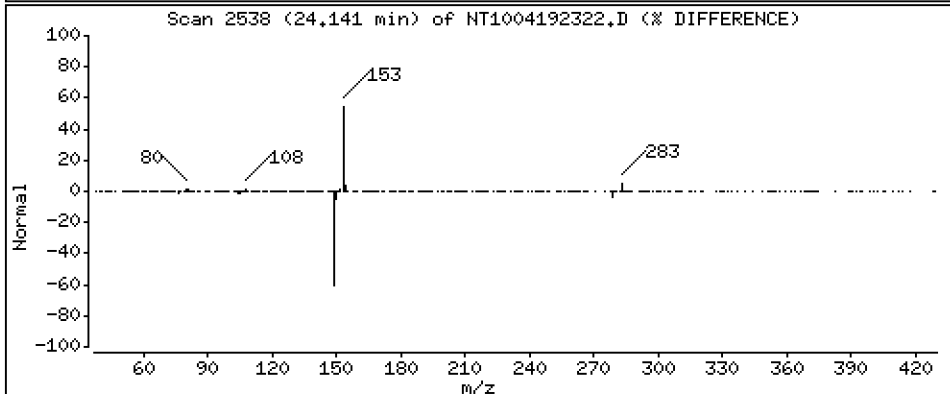
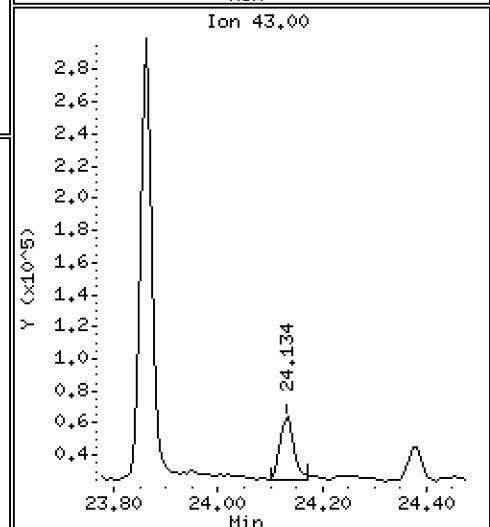
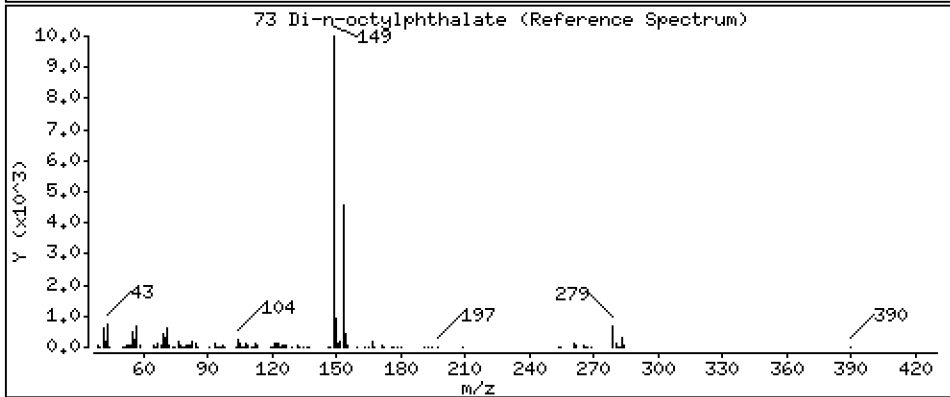
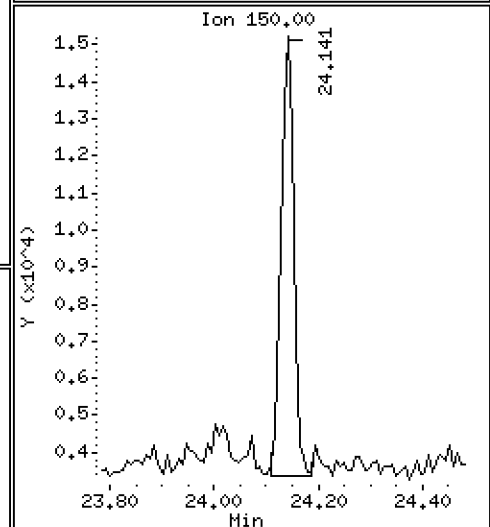
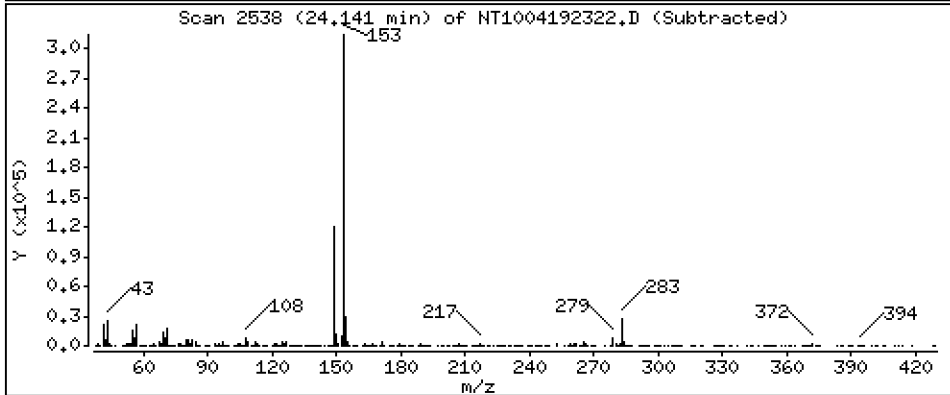
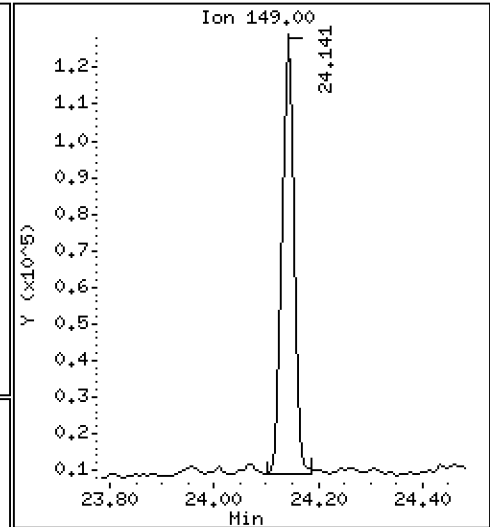
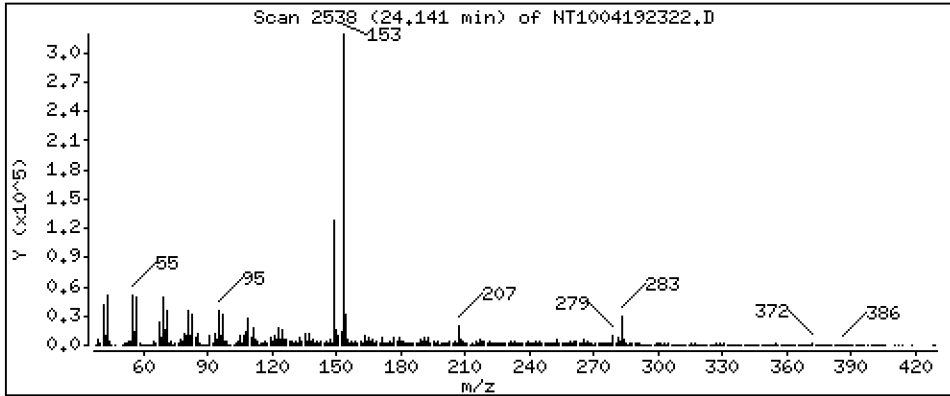
Operator: VTS

Column phase: ZB-5msi

Column diameter: 0,25

73 Di-n-octylphthalate

Concentration: 0,8805 ug/mL



Date : 20-APR-2023 00:43

Client ID:

Instrument: nt10.i

Sample Info: BLD0057-MS1

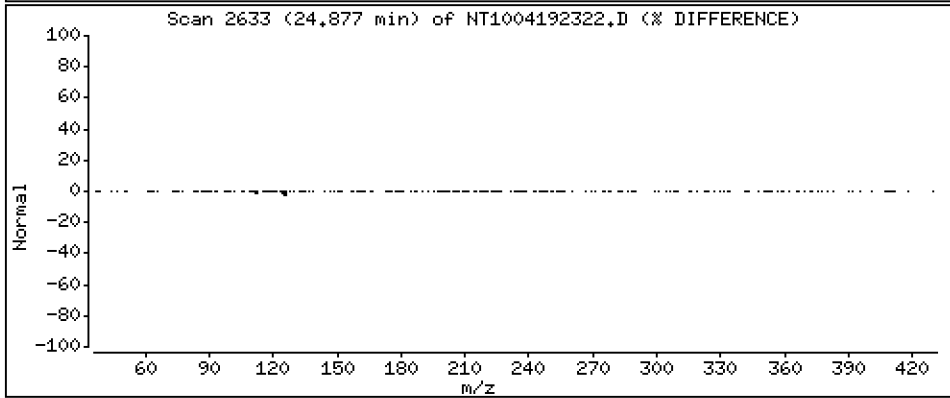
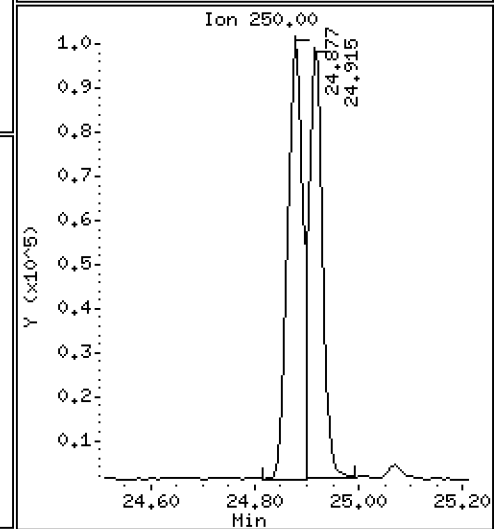
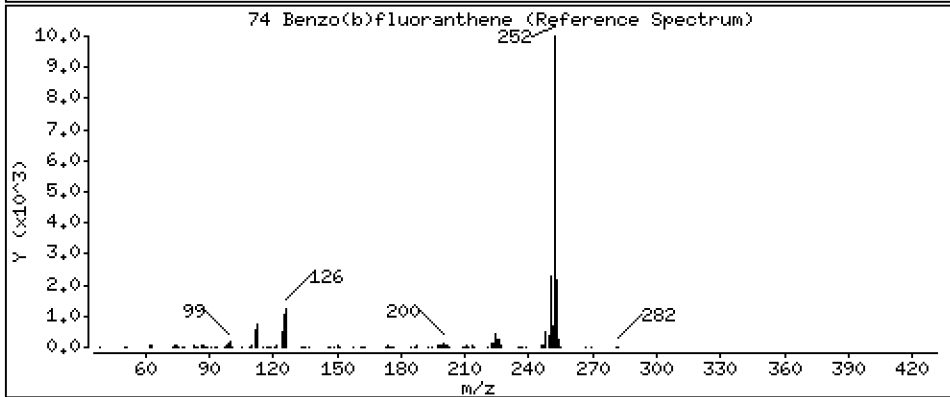
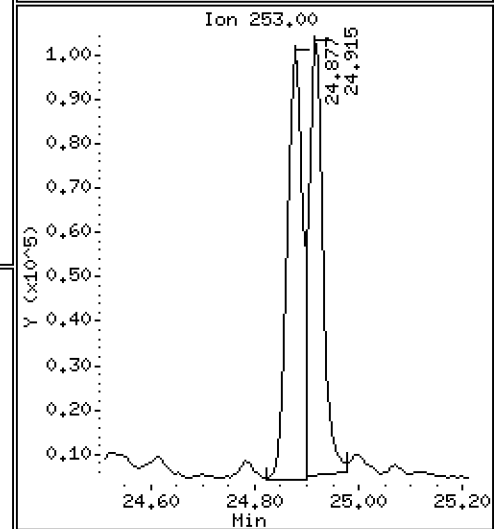
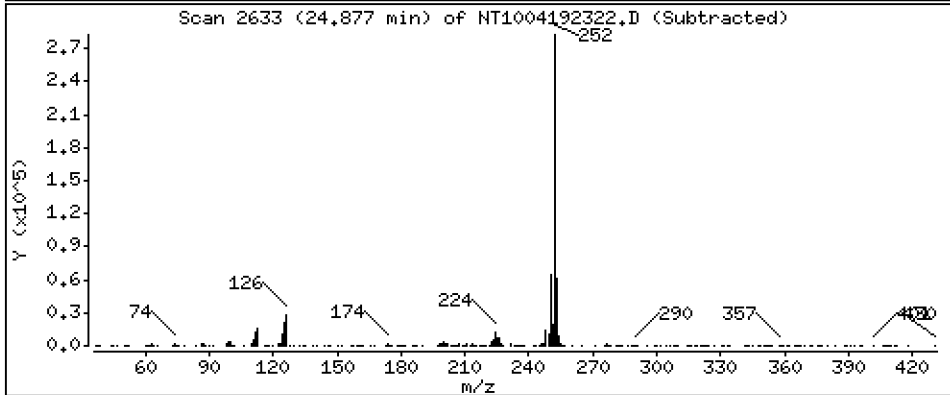
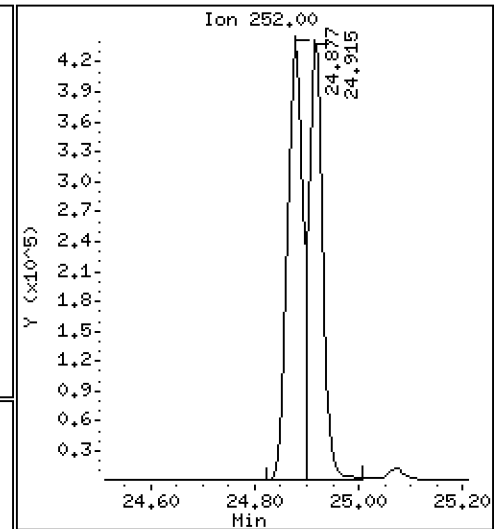
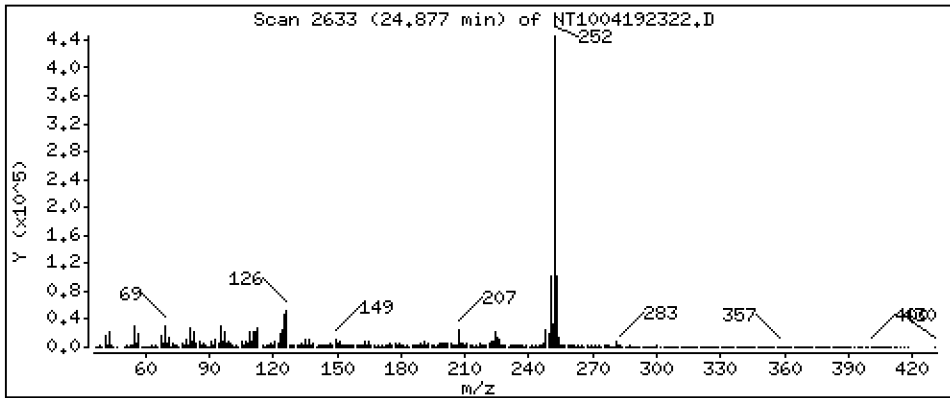
Operator: VTS

Column phase: ZB-5msi

Column diameter: 0,25

74 Benzo(b)fluoranthene

Concentration: 4,612 ug/mL



Date : 20-APR-2023 00:43

Client ID:

Instrument: nt10.i

Sample Info: BLD0057-MS1

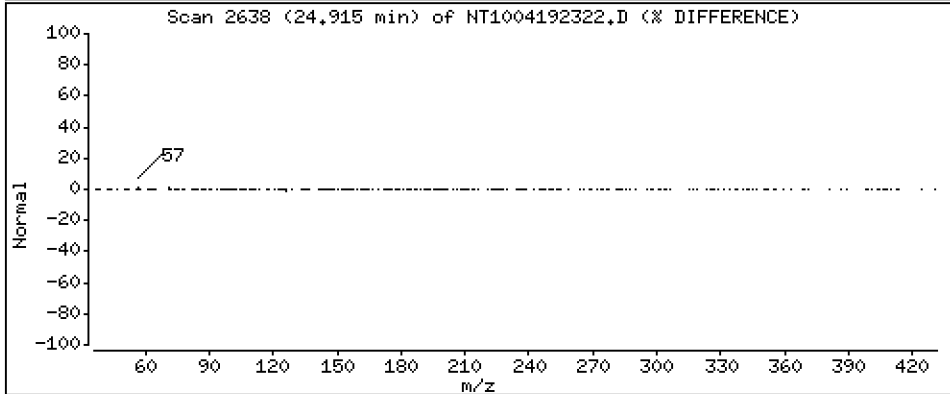
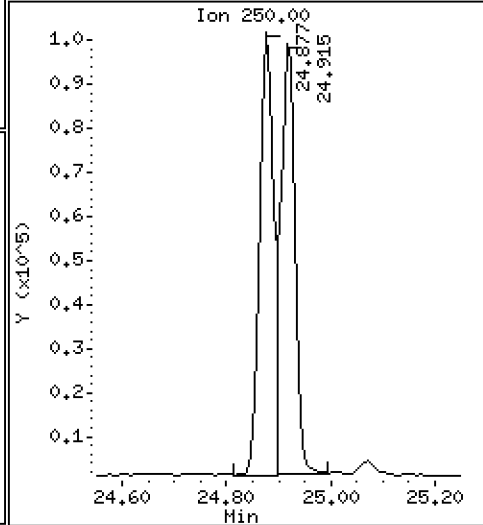
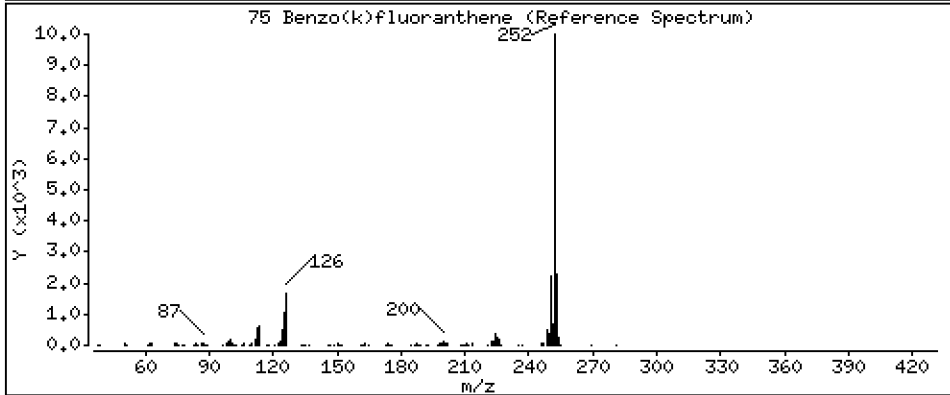
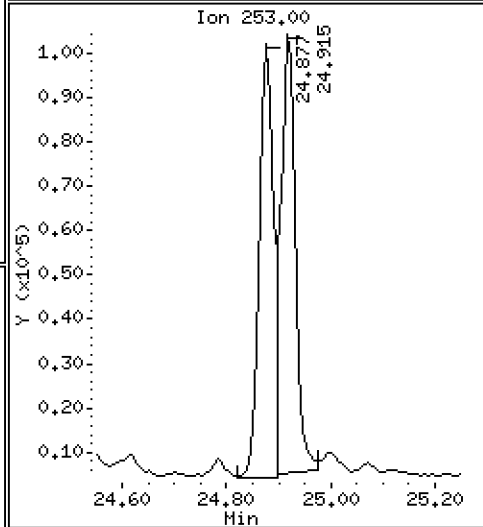
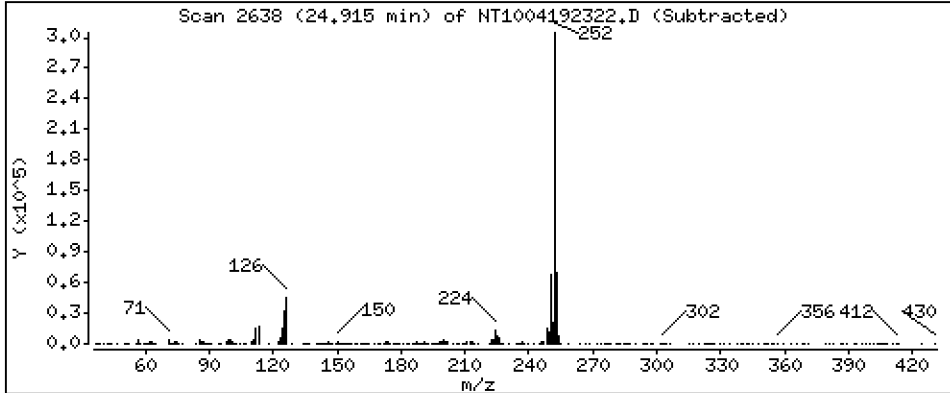
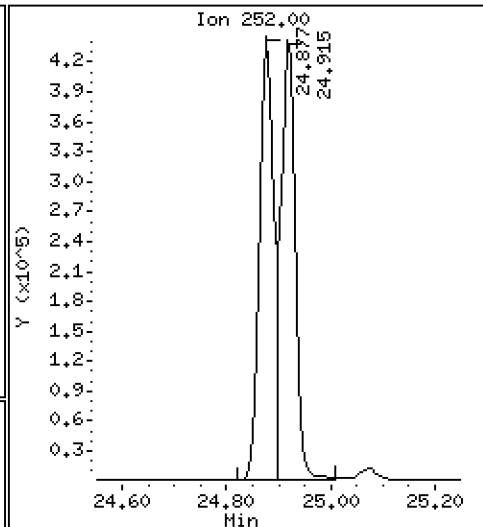
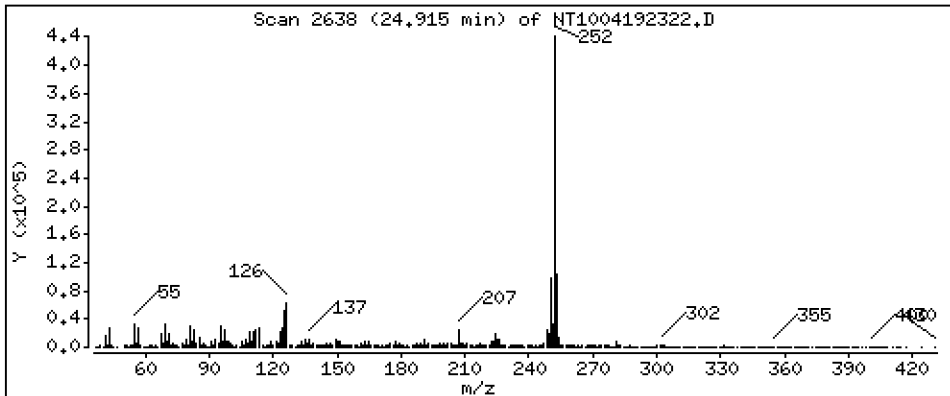
Operator: VTS

Column phase: ZB-5msi

Column diameter: 0,25

75 Benzo(k)fluoranthene

Concentration: 4,221 ug/mL



Date : 20-APR-2023 00:43

Client ID:

Instrument: nt10.i

Sample Info: BLD0057-MS1

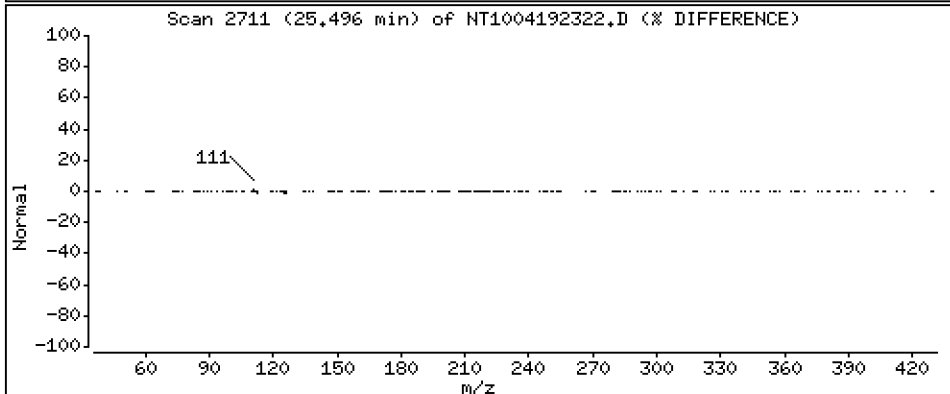
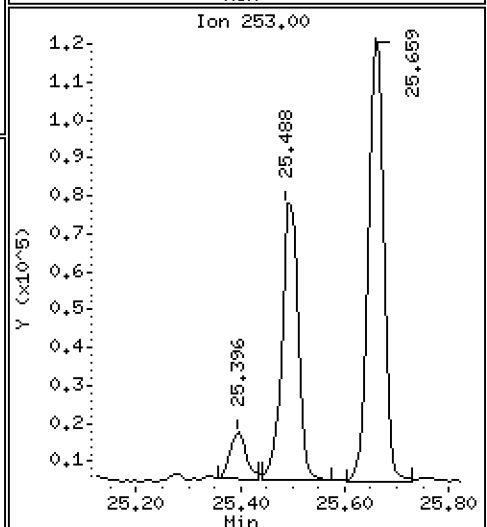
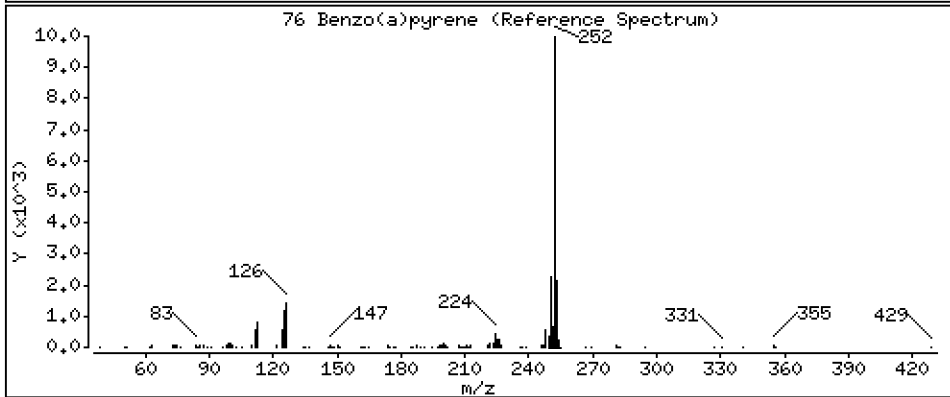
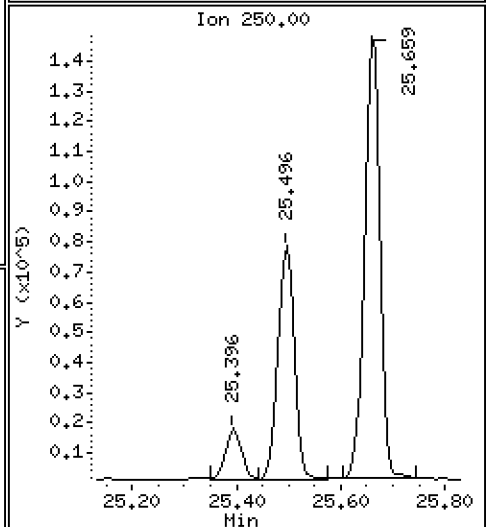
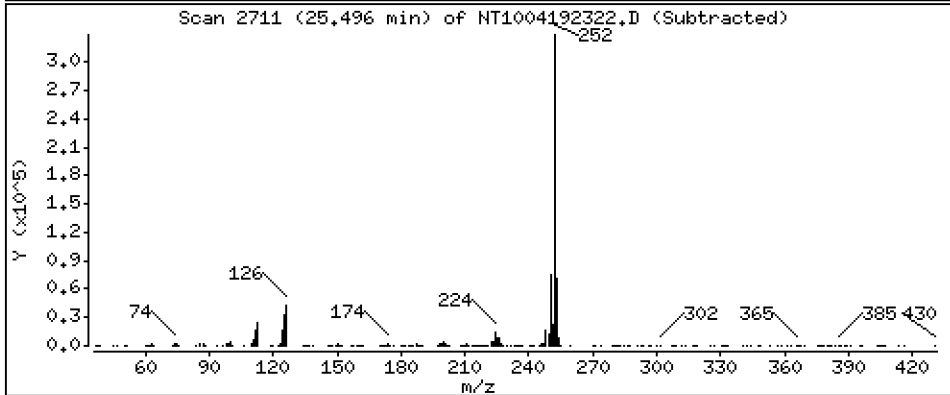
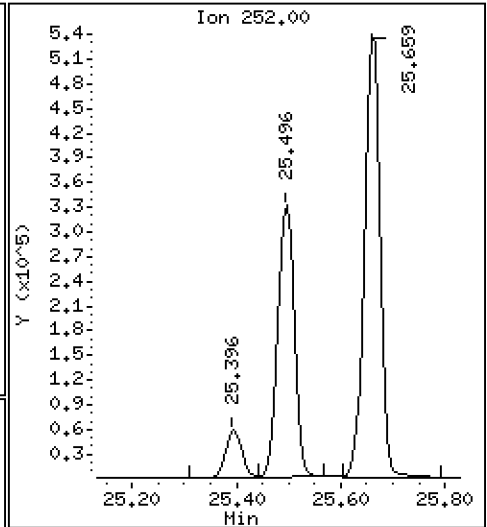
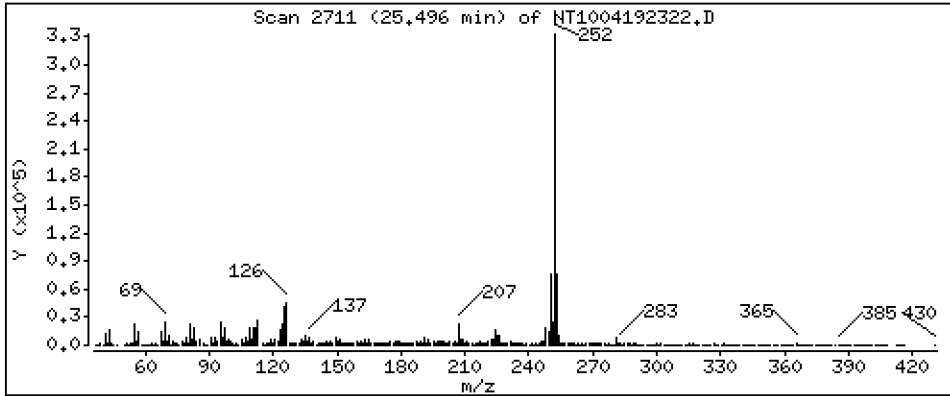
Operator: VTS

Column phase: ZB-5msi

Column diameter: 0,25

76 Benzo(a)pyrene

Concentration: 4,002 ug/mL



Date : 20-APR-2023 00:43

Client ID:

Instrument: nt10.i

Sample Info: BLD0057-MS1

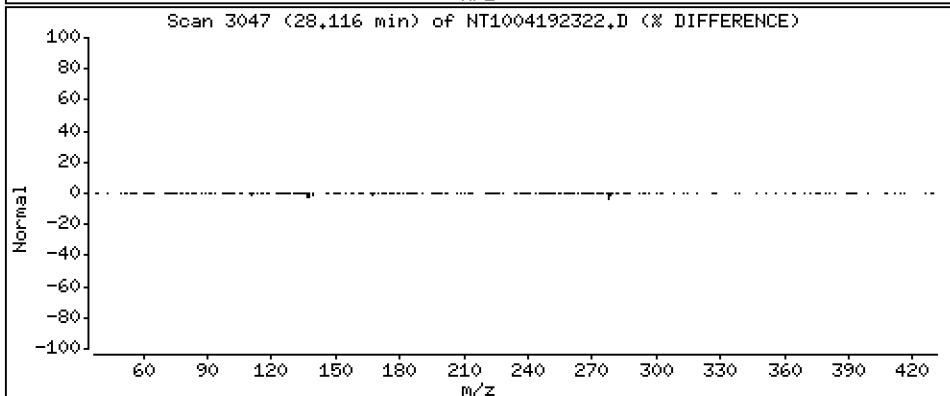
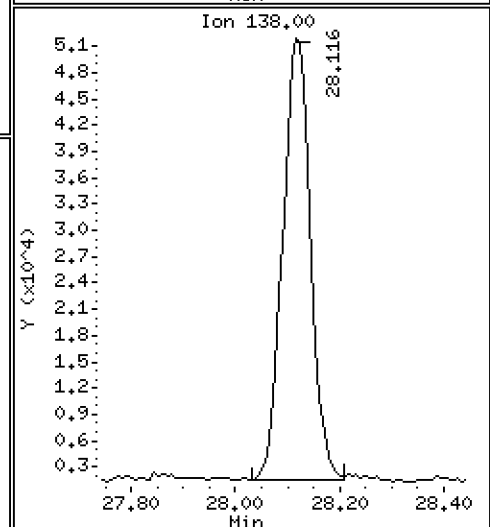
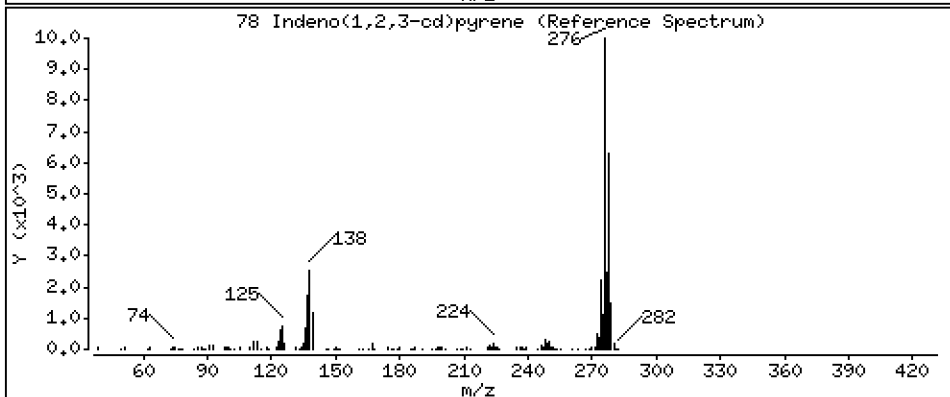
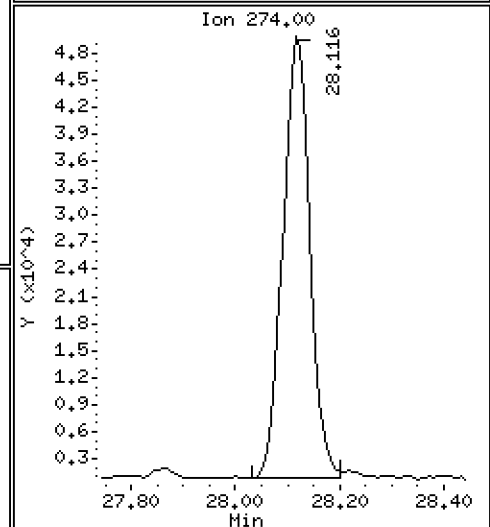
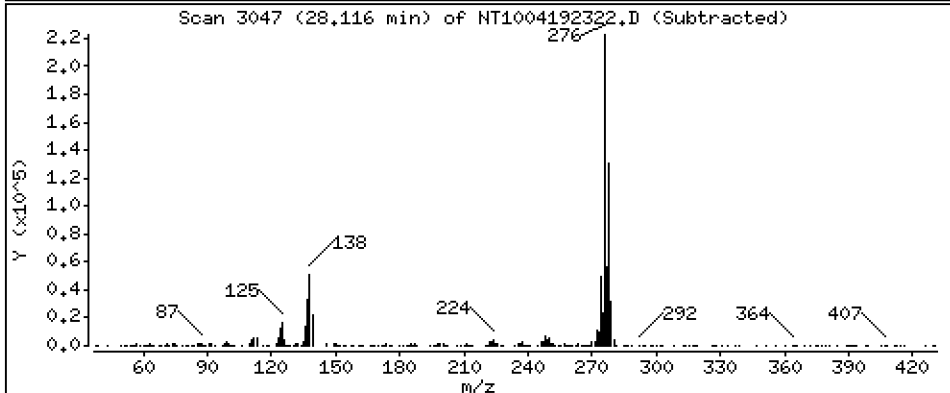
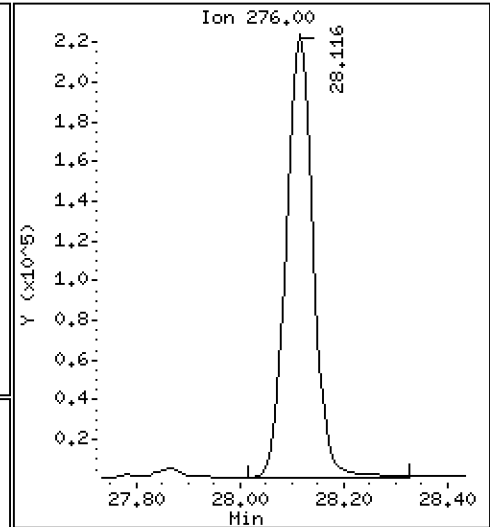
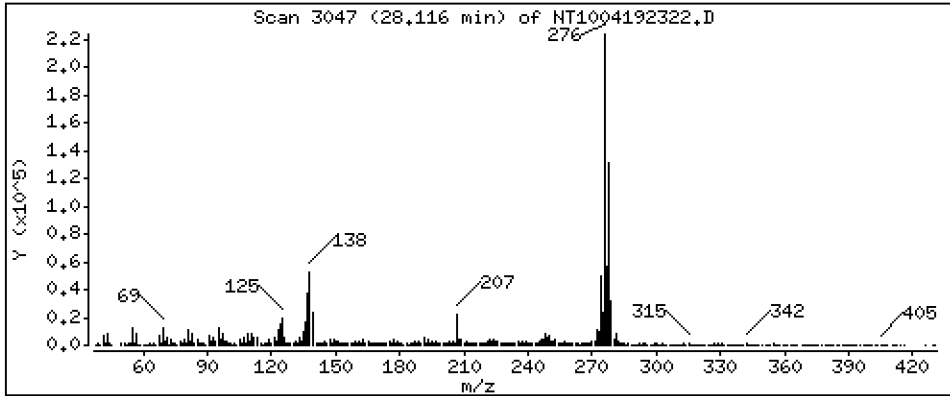
Operator: VTS

Column phase: ZB-5msi

Column diameter: 0,25

78 Indeno(1,2,3-cd)pyrene

Concentration: 3,584 ug/mL



Date : 20-APR-2023 00:43

Client ID:

Instrument: nt10.i

Sample Info: BLD0057-MS1

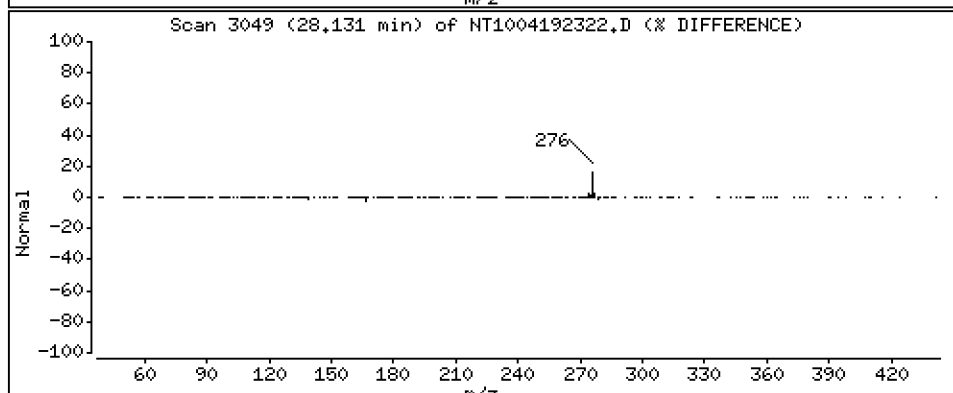
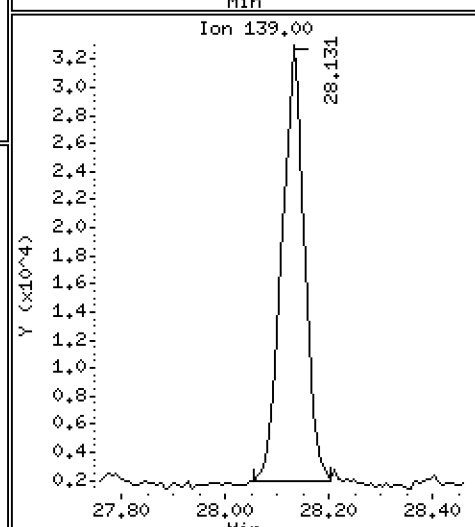
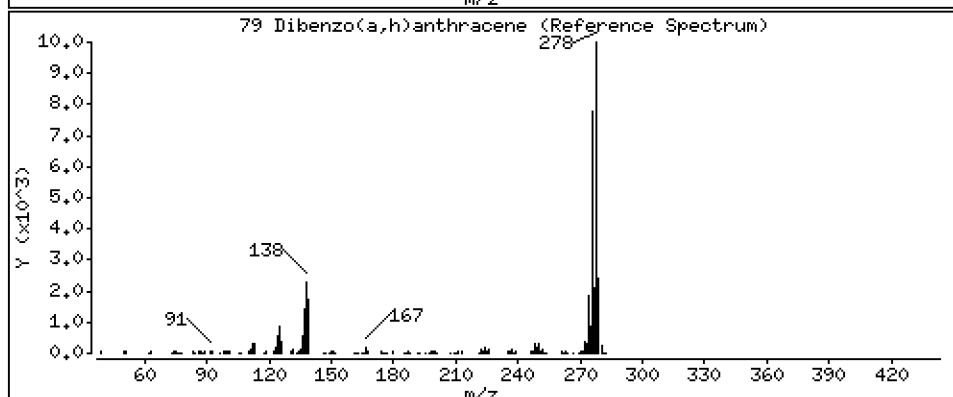
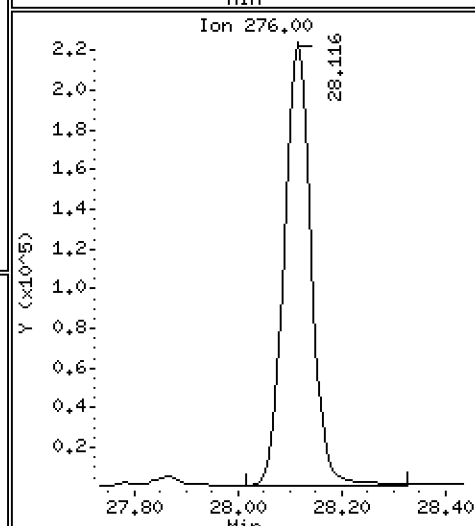
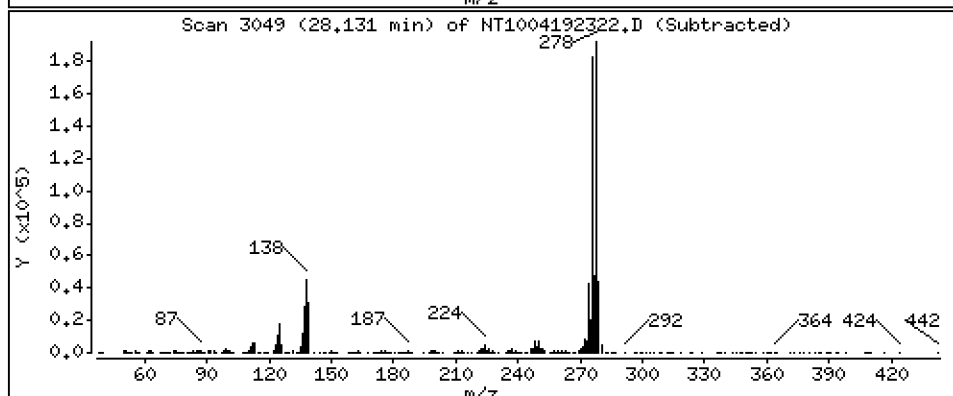
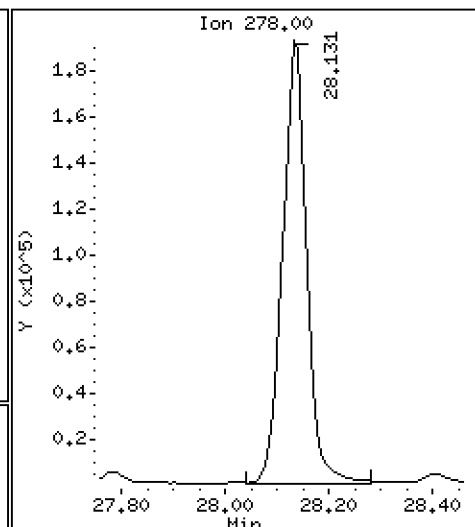
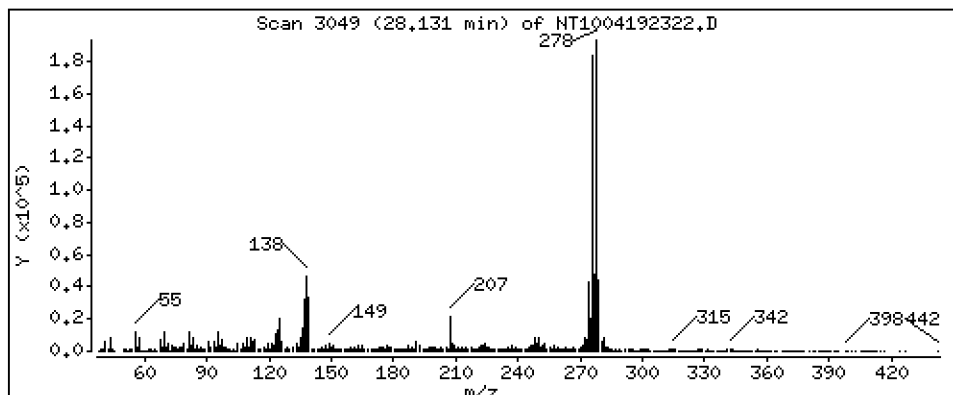
Operator: VTS

Column phase: ZB-5msi

Column diameter: 0,25

79 Dibenzo(a,h)anthracene

Concentration: 3,281 ug/mL



Date : 20-APR-2023 00:43

Client ID:

Instrument: nt10.i

Sample Info: BLD0057-MS1

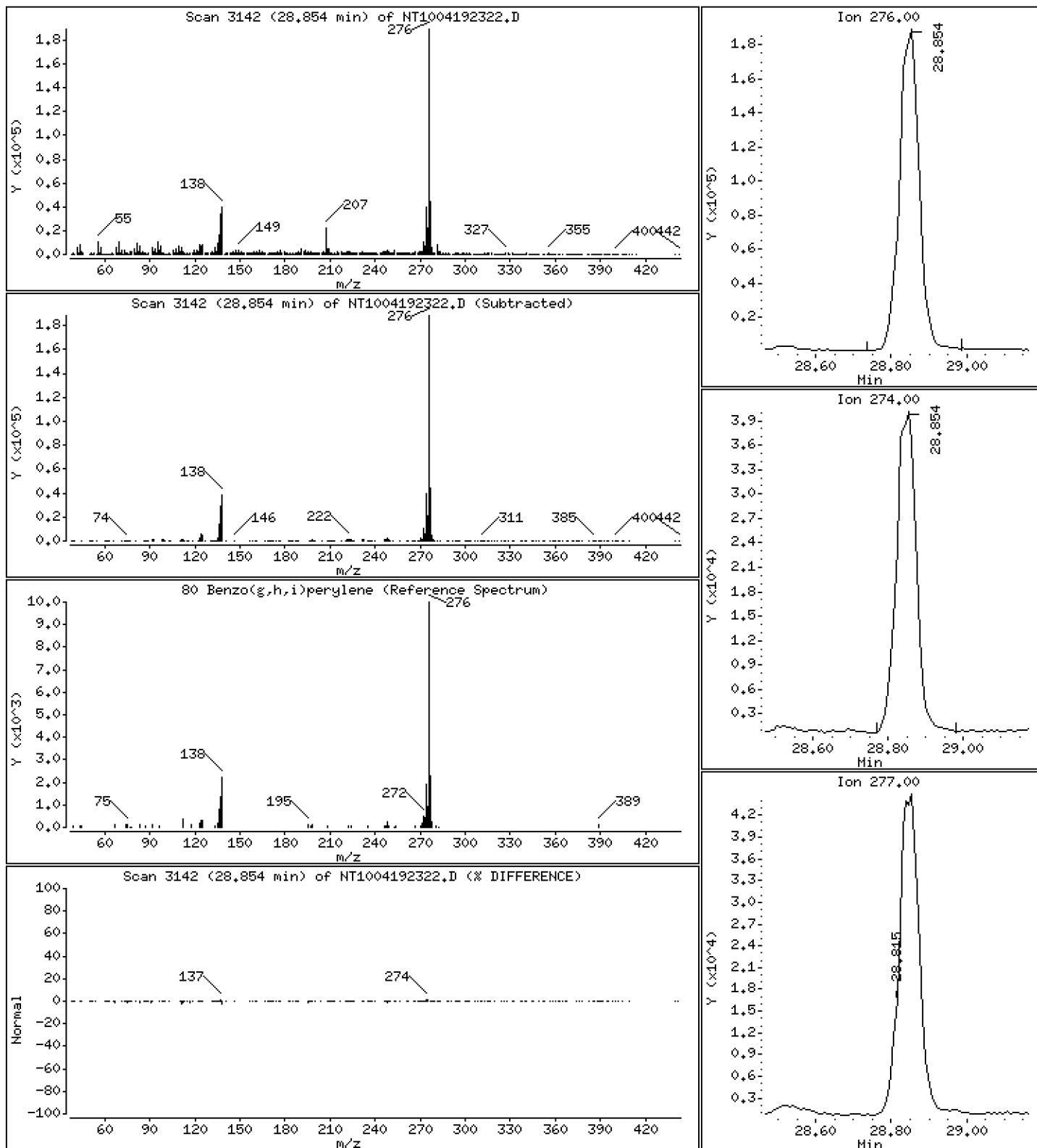
Operator: VTS

Column phase: ZB-5msi

Column diameter: 0,25

80 Benzo(g,h,i)perylene

Concentration: 3,661 ug/mL



Date : 20-APR-2023 00:43

Client ID:

Instrument: nt10.i

Sample Info: BLD0057-MS1

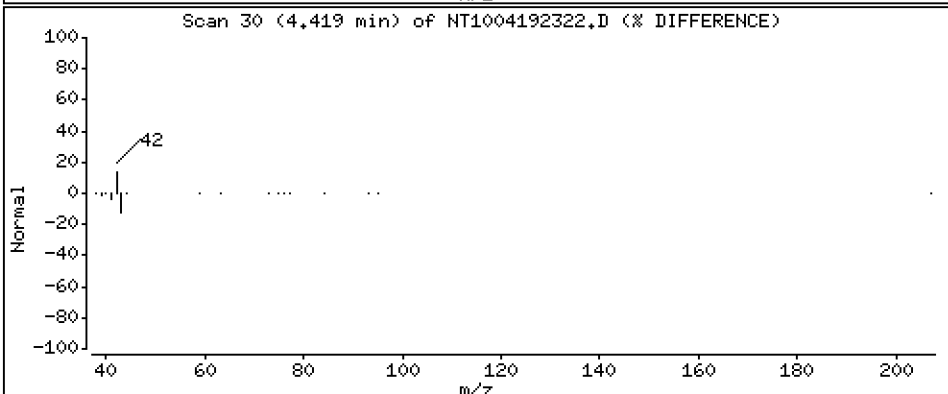
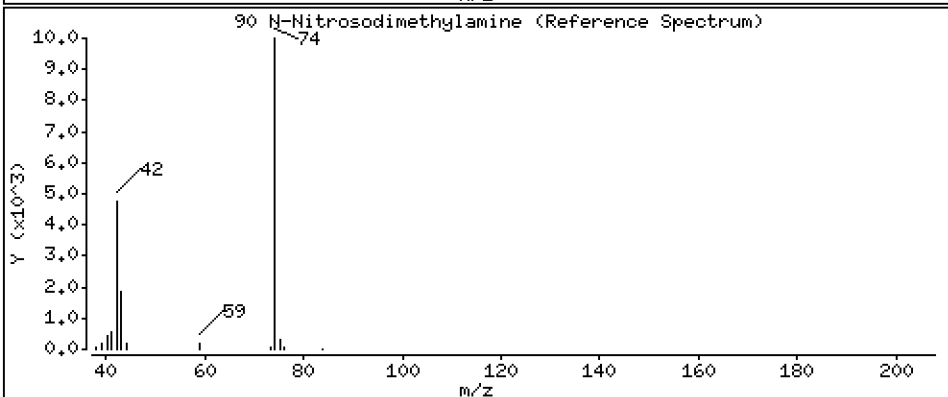
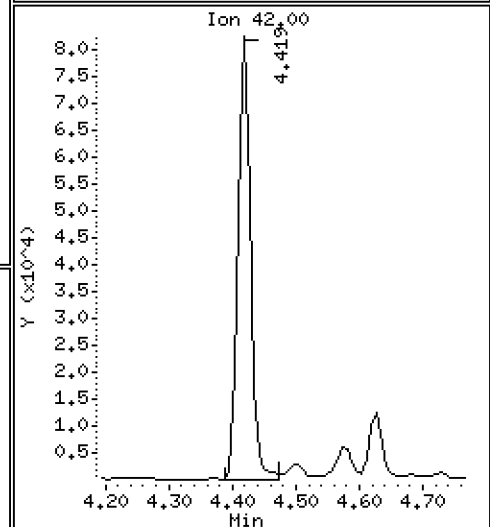
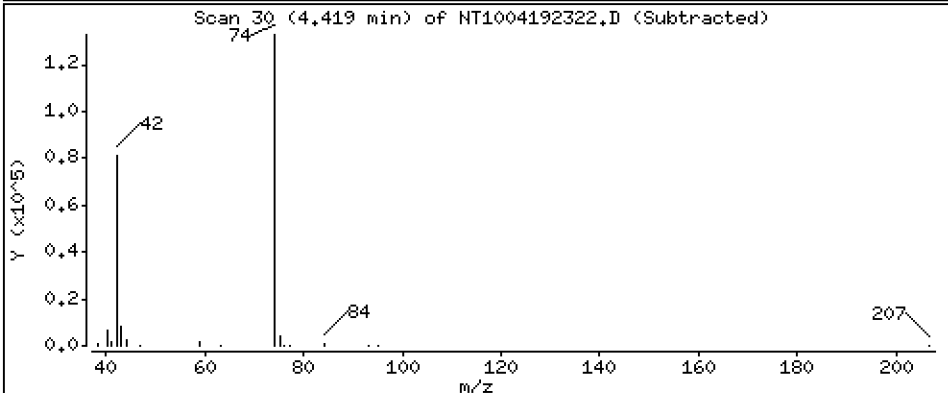
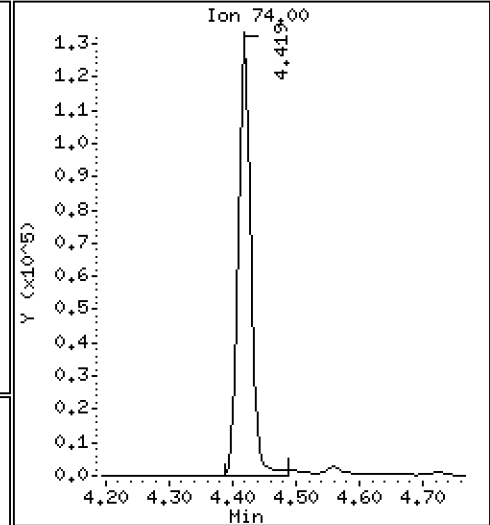
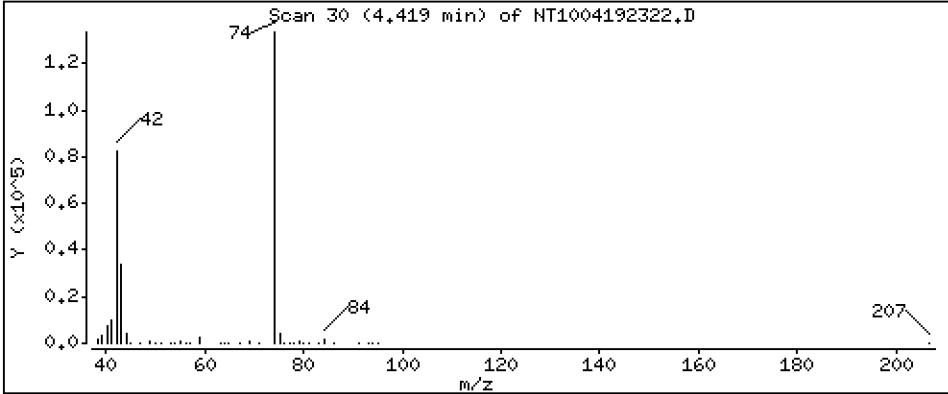
Operator: VTS

Column phase: ZB-5msi

Column diameter: 0.25

90 N-Nitrosodimethylamine

Concentration: 6.391 ug/mL



Date : 20-APR-2023 00:43

Client ID:

Instrument: nt10.i

Sample Info: BLD0057-MS1

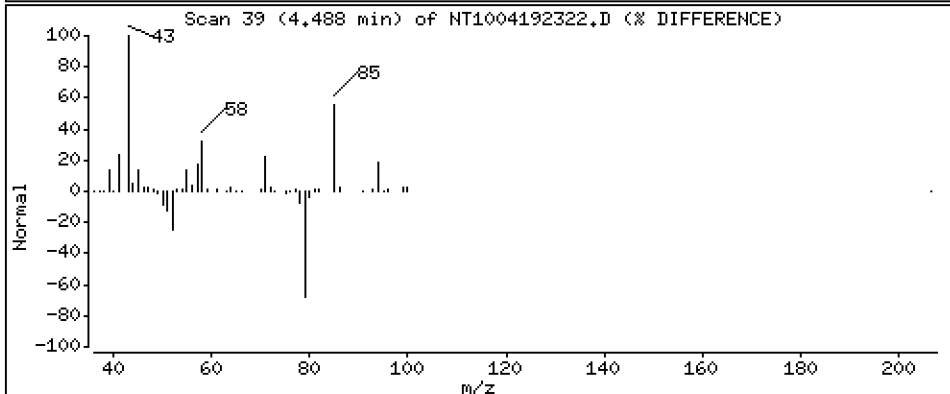
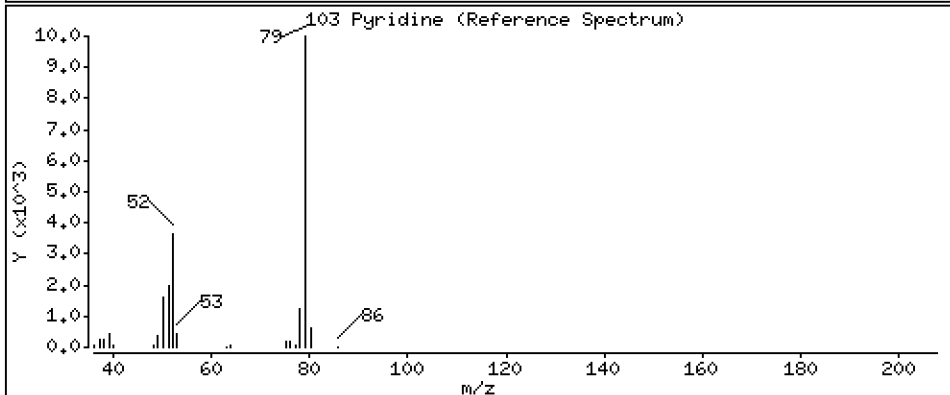
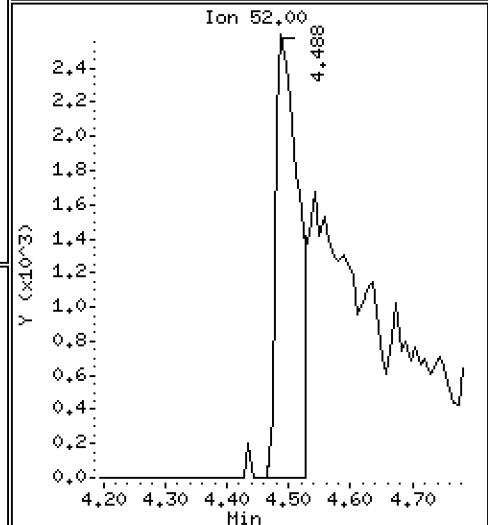
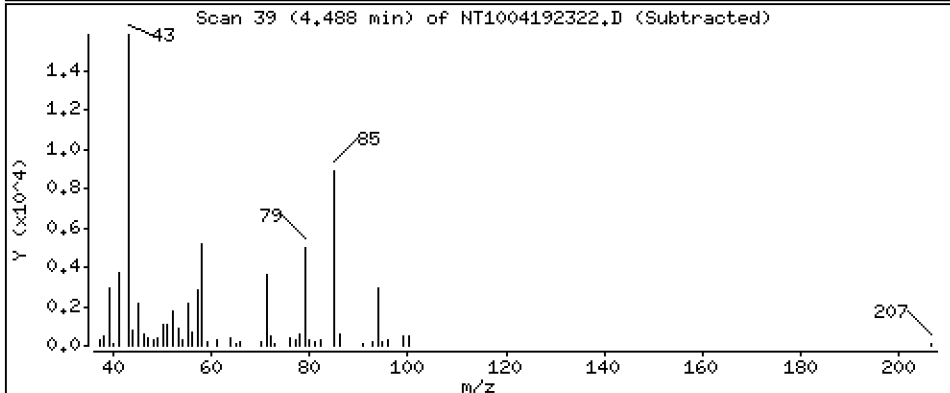
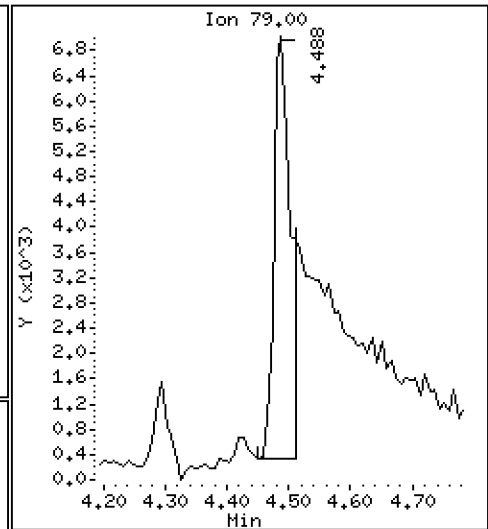
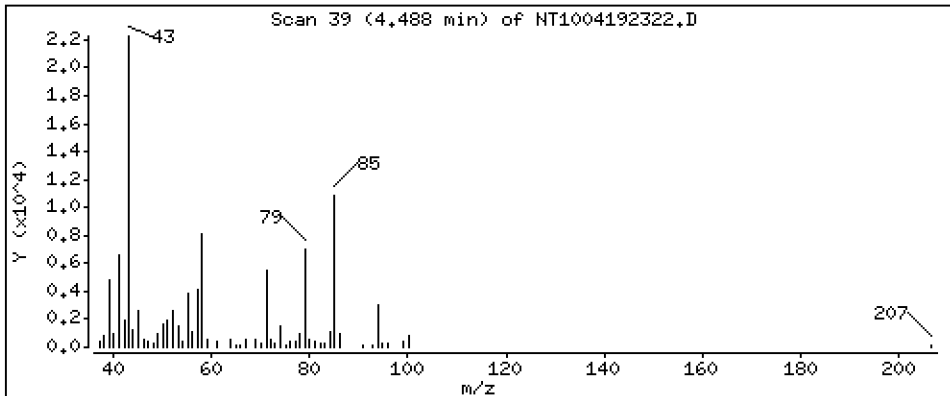
Operator: VTS

Column phase: ZB-5msi

Column diameter: 0,25

103 Pyridine

Concentration: 0,2916 ug/mL



Date : 20-APR-2023 00:43

Client ID:

Instrument: nt10.i

Sample Info: BLD0057-MS1

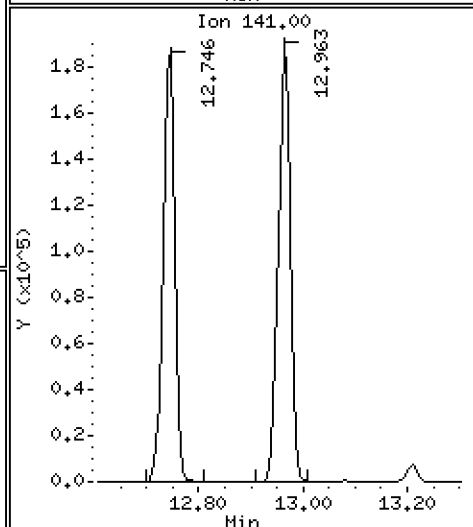
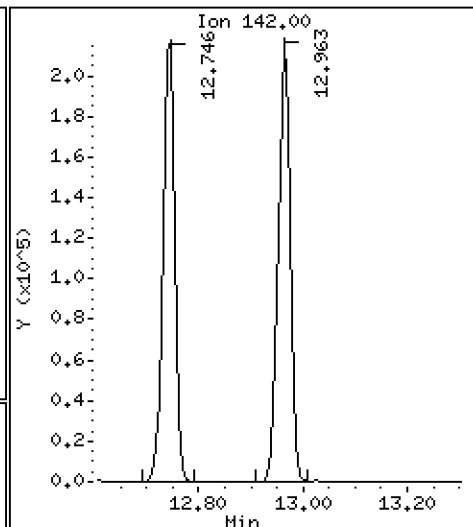
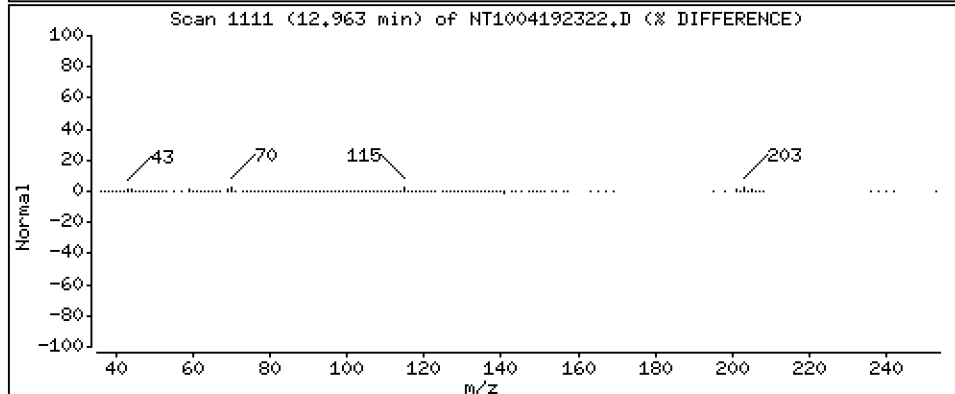
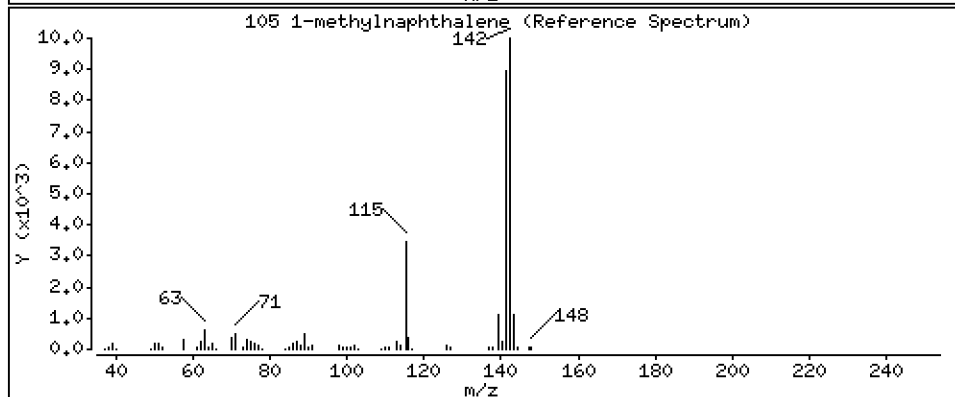
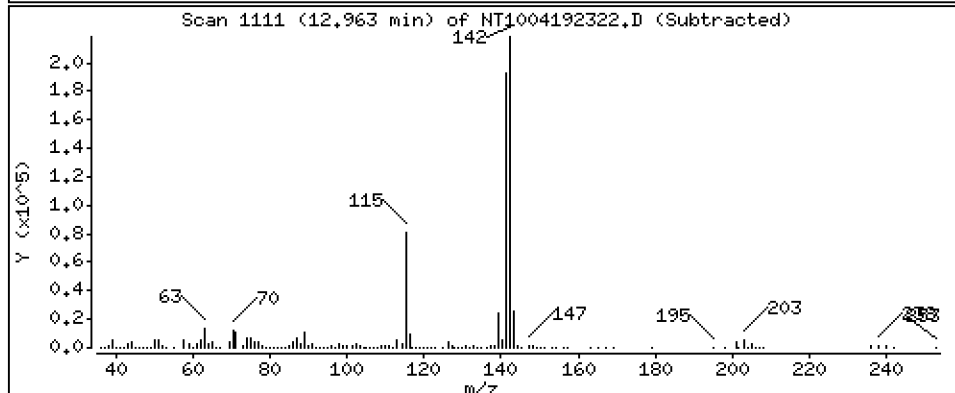
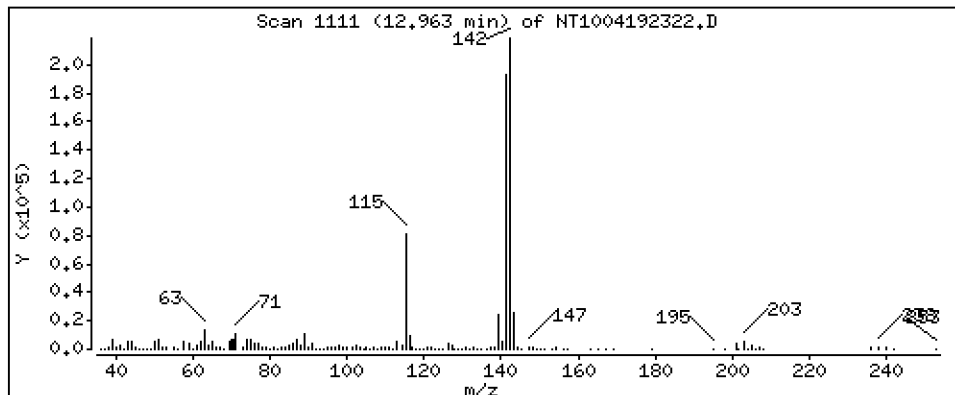
Operator: VTS

Column phase: ZB-5msi

Column diameter: 0,25

105 1-methylnaphthalene

Concentration: 3,568 ug/mL



Date : 20-APR-2023 00:43

Client ID:

Instrument: nt10.i

Sample Info: BLD0057-MS1

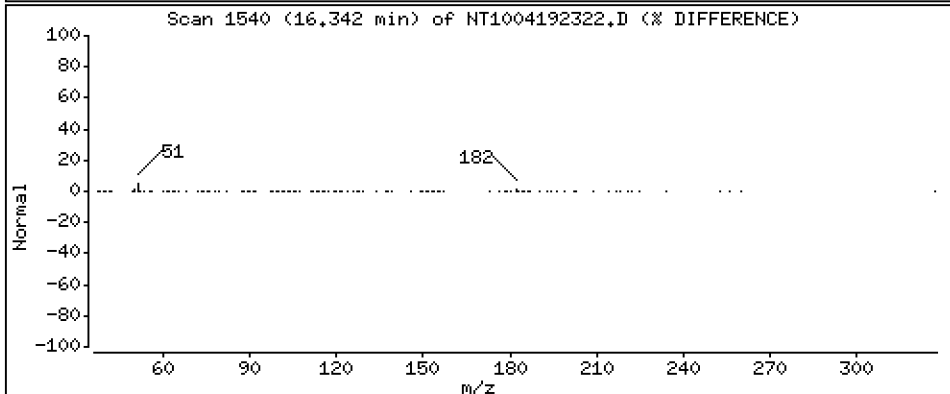
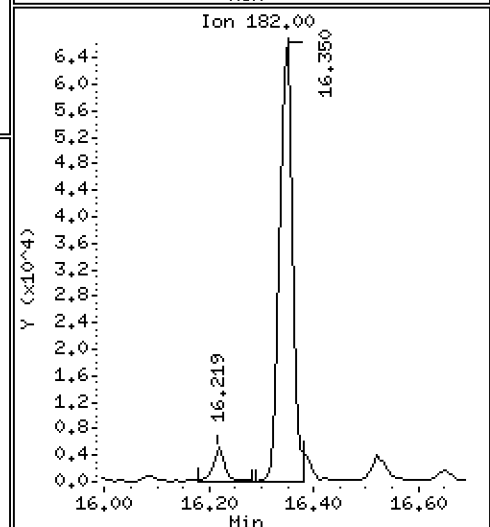
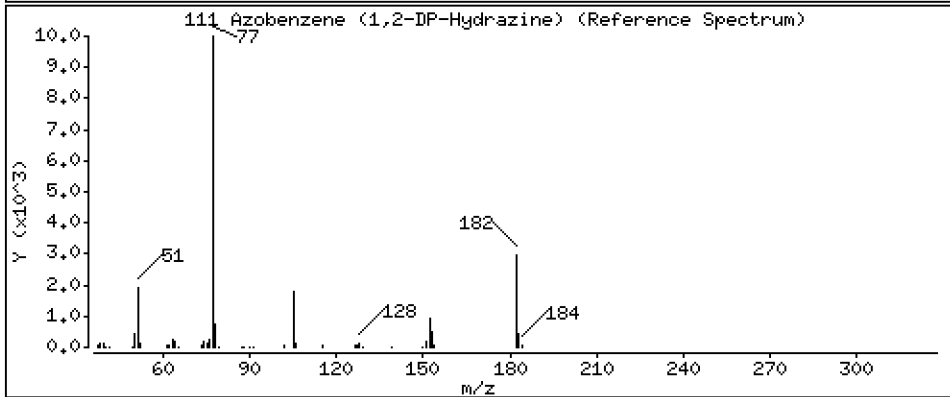
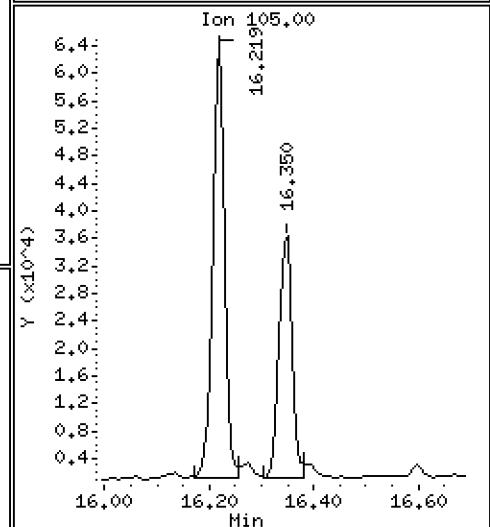
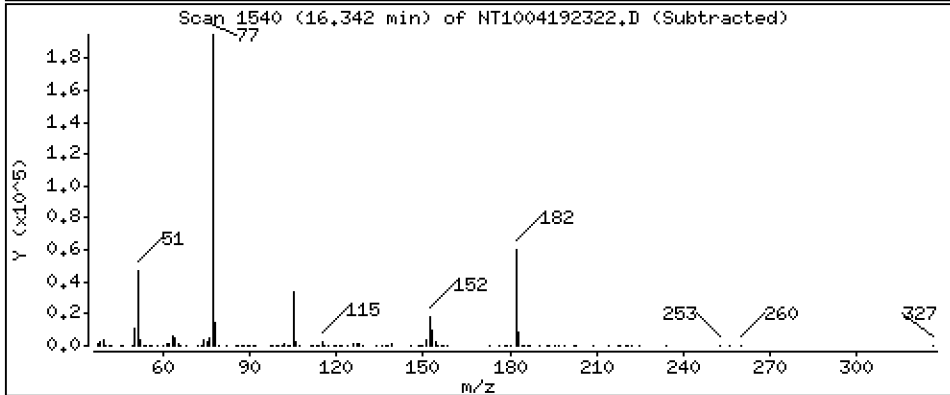
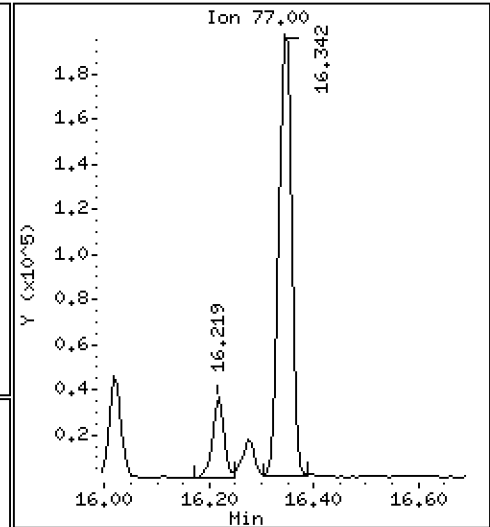
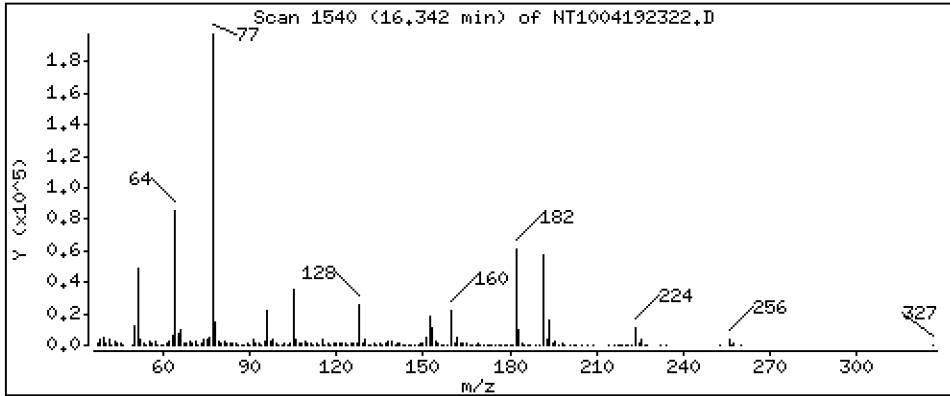
Operator: VTS

Column phase: ZB-5msi

Column diameter: 0,25

111 Azobenzene (1,2-DP-Hydrazine)

Concentration: 2,832 ug/mL



Date : 20-APR-2023 00:43

Client ID:

Instrument: nt10.i

Sample Info: BLD0057-MS1

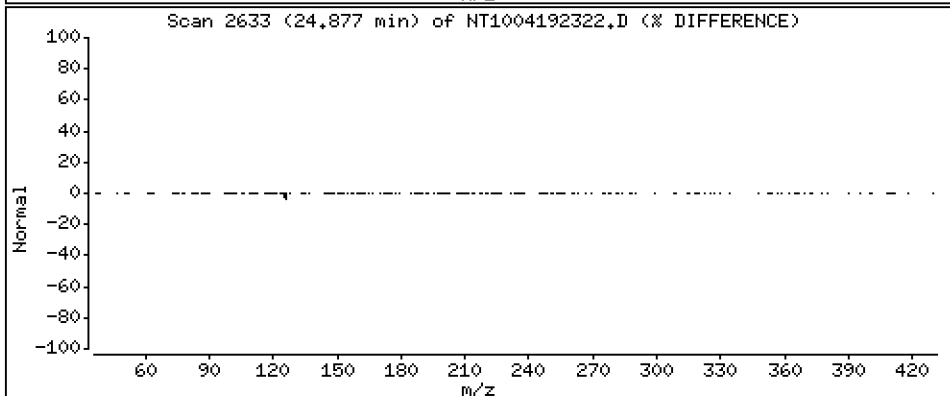
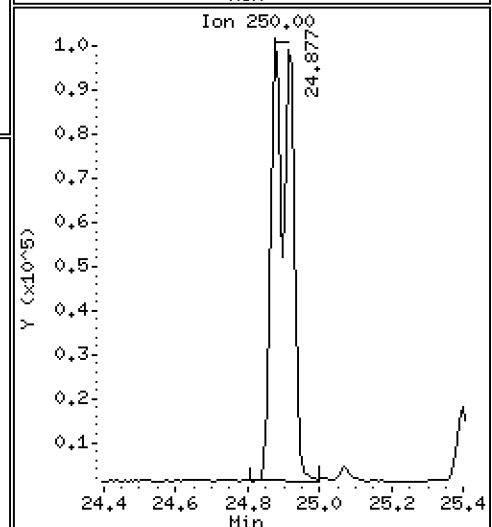
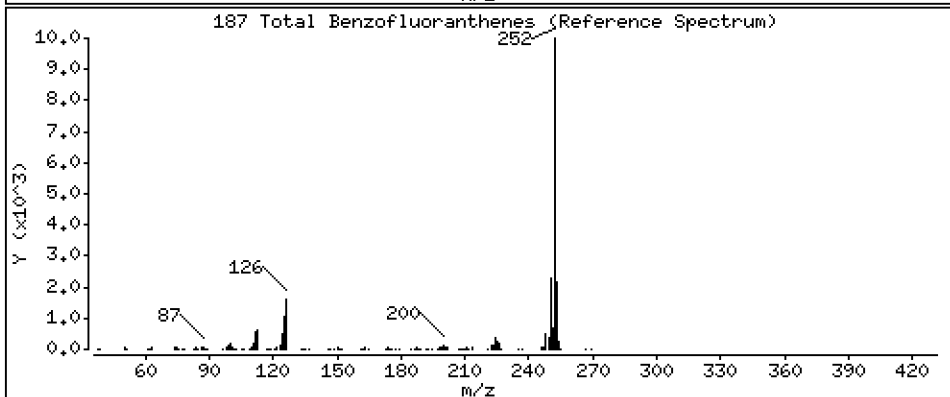
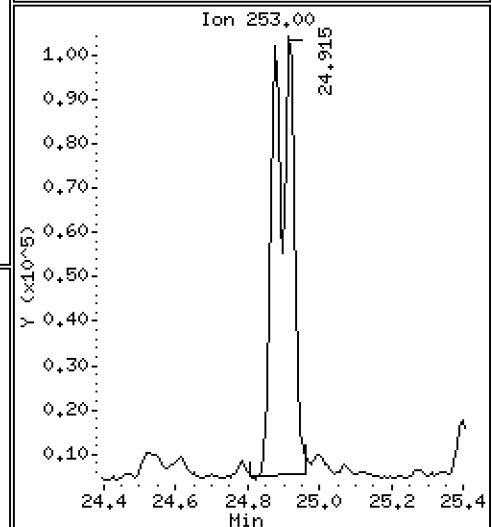
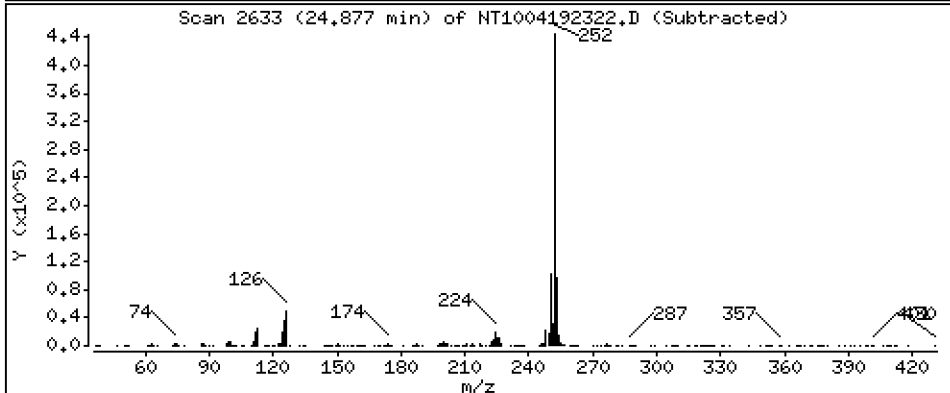
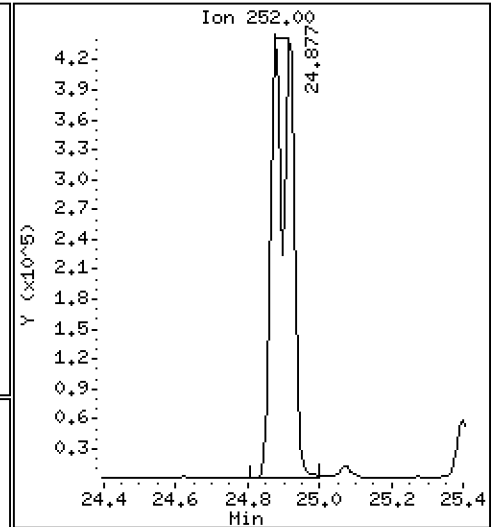
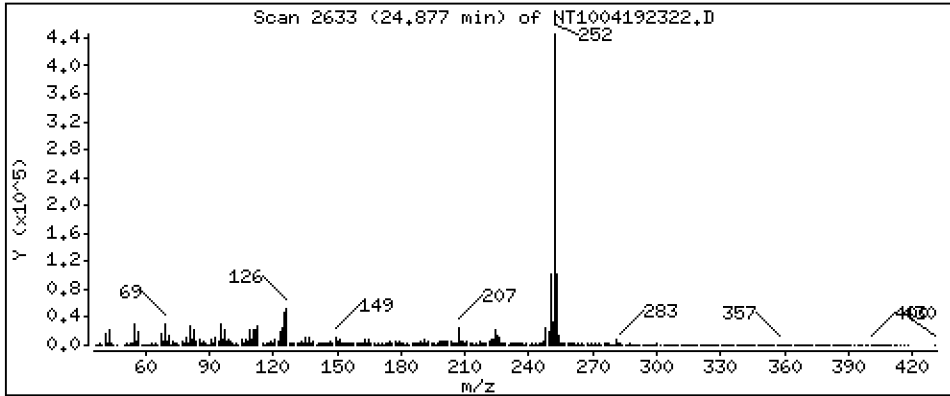
Operator: VTS

Column phase: ZB-5msi

Column diameter: 0,25

187 Total Benzofluoranthenes

Concentration: 8,689 ug/mL



Date : 20-APR-2023 00:43

Client ID:

Instrument: nt10.i

Sample Info: BLD0057-MS1

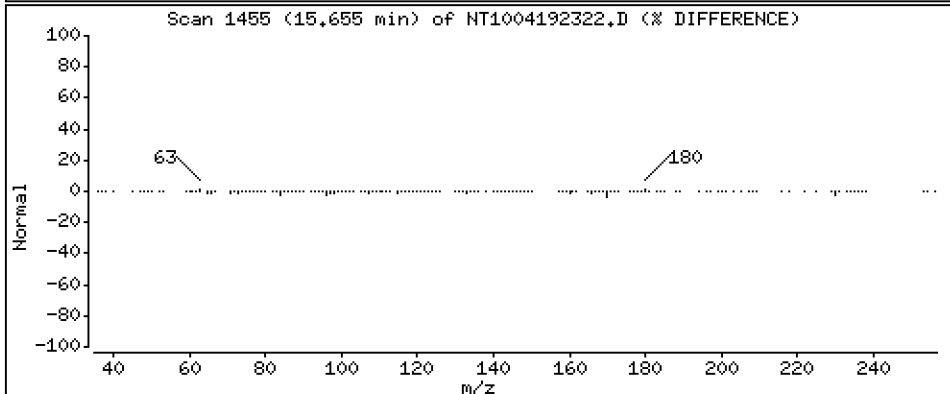
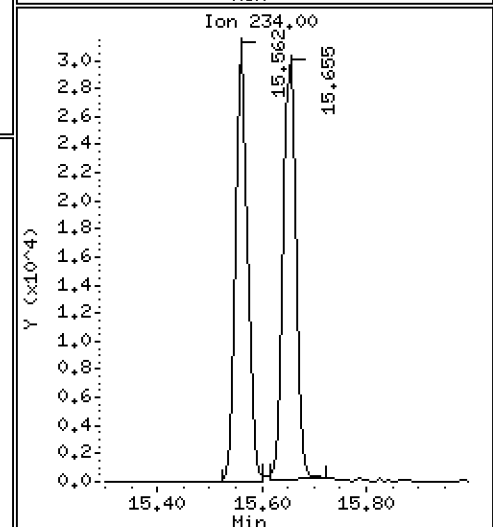
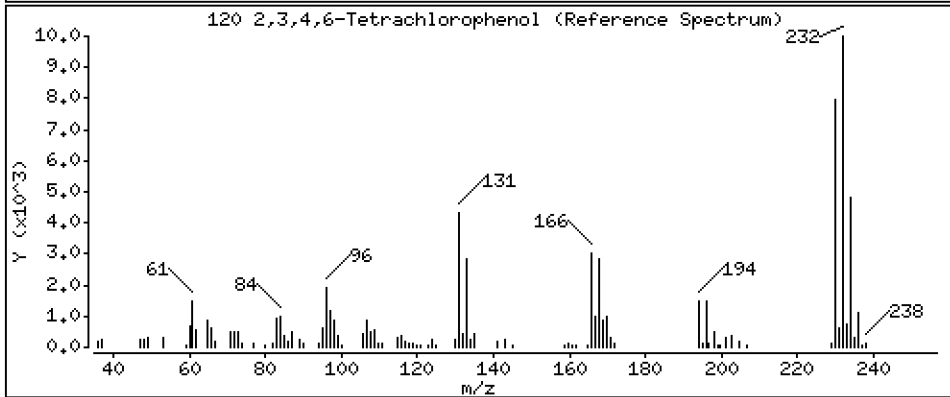
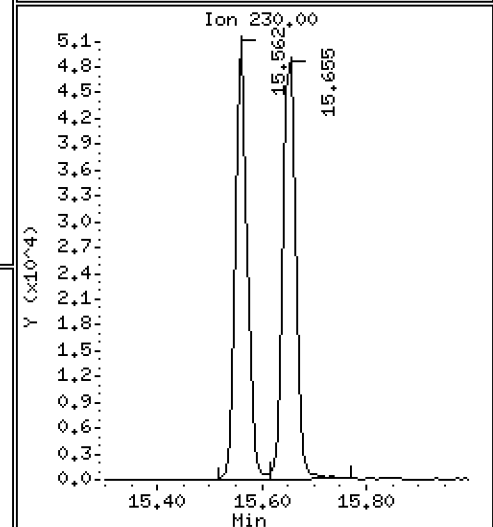
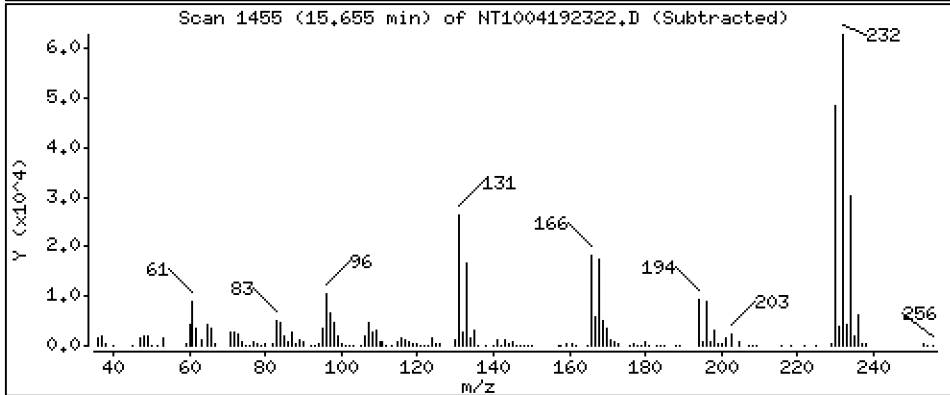
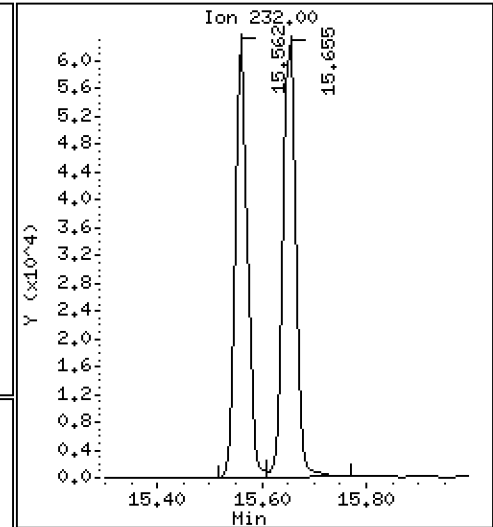
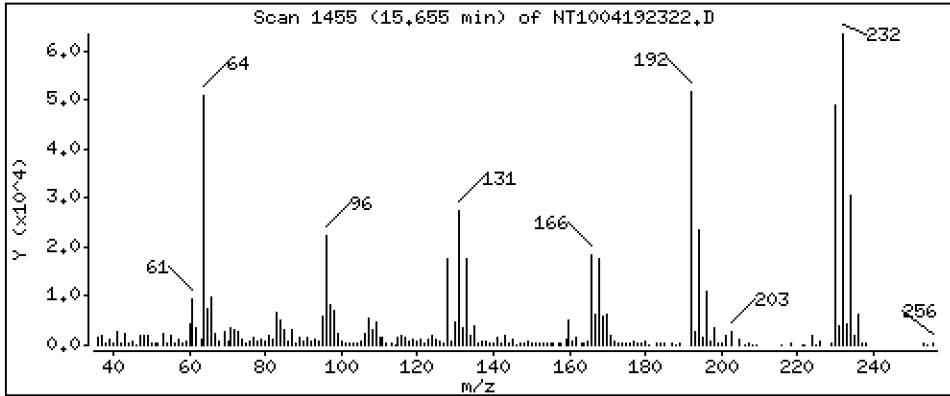
Operator: VTS

Column phase: ZB-5msi

Column diameter: 0,25

120 2,3,4,6-Tetrachlorophenol

Concentration: 3,460 ug/mL



ARI Labs, Inc.

Semivolatile Report SW846 Method 8270D

Data file : \\target\share\chem3\nt10.i\20230419A.b\NT1004192322.D

Lab Smp Id: BLD0057-MS1

Inj Date : 20-APR-2023 00:43

Operator : VTS

Inst ID: nt10.i

Smp Info : BLD0057-MS1

Misc Info :

Comment : 1ul Injection

Method : \\target\share\chem3\nt10.i\20230419A.b\ABN.m

Meth Date : 20-Apr-2023 14:53 deenayd Quant Type: ISTD

Cal Date : 16-MAR-2023 00:22 Cal File: NT10031508.D

Als bottle: 17

Dil Factor: 1.00000

Integrator: HP RTE

Compound Sublist: ICAL.sub

Target Version: 4.14

Processing Host: DEENAY-201905

Compounds	QUANT	SIG	RT	EXP RT	REL RT	RESPONSE	CONCENTRATIONS		
							ON-COLUMN (ug/mL)	FINAL (ug/mL)	
\$ 1 2-Fluorophenol	112		6.612	6.604	(0.749)	207296	4.59426	4.594	
\$ 2 Phenol-d5	99		8.211	8.204	(0.931)	279695	4.72524	4.725	
3 Phenol	94		8.234	8.227	(0.933)	179806	2.92323	2.923	
\$ 5 2-Chlorophenol-d4	132		8.466	8.467	(0.960)	250017	4.94637	4.946	
4 Bis(2-Chloroethyl)ether	93		8.381	8.382	(0.950)	151973	3.33127	3.331	
6 2-Chlorophenol	128		8.497	8.490	(0.963)	177036	3.36292	3.363	
7 1,3-Dichlorobenzene	146		8.760	8.761	(0.993)	176270	3.16719	3.167	
* 8 1,4-Dichlorobenzene-d4	152		8.822	8.823	(1.000)	149203	4.00000		
9 1,4-Dichlorobenzene	146		8.853	8.854	(1.004)	173486	3.22681	3.227	
\$ 10 1,2-Dichlorobenzene-d4	152		9.187	9.180	(1.041)	113296	3.12115	3.121	
12 1,2-Dichlorobenzene	146		9.210	9.211	(1.044)	170448	3.22138	3.221	
11 Benzyl alcohol	108		9.109	9.102	(1.033)	89479	3.09930	3.099	
14 2,2'-oxybis(1-Chloropropane)	121		9.405	9.405	(1.066)	55500	3.57174	3.572	
13 2-Methylphenol	108		9.350	9.335	(1.060)	124267	2.77143	2.771	
17 Hexachloroethane	117		9.800	9.793	(1.111)	67504	3.06021	3.060	
16 N-Nitroso-di-n-propylamine	70		9.668	9.661	(1.096)	102969	2.90833	2.908	
15 4-Methylphenol	108		9.622	9.614	(1.091)	141996	3.00557	3.006	
\$ 18 Nitrobenzene-d5	82		9.925	9.917	(0.878)	170494	3.10684	3.107	
19 Nitrobenzene	77		9.956	9.956	(0.881)	162208	3.01196	3.012	
20 Isophorone	82		10.406	10.406	(0.920)	286630	4.16043	4.160	
21 2-Nitrophenol	139		10.583	10.583	(0.936)	90329	3.43701	3.437	
22 2,4-Dimethylphenol	107		10.659	10.651	(0.943)	228696	4.62333	4.623	
23 Bis(2-Chloroethoxy)methane	93		10.846	10.838	(0.959)	162528	3.53169	3.532	
24 Benzoic acid	105		10.829	10.880	(0.958)	211143	7.55782	7.558	
25 2,4-Dichlorophenol	162		11.050	11.041	(0.977)	432120	10.9164	10.92	
26 1,2,4-Trichlorobenzene	180		11.222	11.222	(0.992)	159508	3.43280	3.433	
* 27 Naphthalene-d8	136		11.307	11.299	(1.000)	543680	4.00000		
28 Naphthalene	128		11.345	11.346	(1.003)	470237	3.26488	3.265	
29 4-Chloroaniline	127		Compound Not Detected.						
30 Hexachlorobutadiene	225		11.716	11.709	(1.036)	104792	3.84892	3.849	
31 4-Chloro-3-methylphenol	107		12.467	12.459	(1.103)	442888	10.3353	10.34	
32 2-Methylnaphthalene	142		12.745	12.738	(1.127)	351989	3.38647	3.386	
33 Hexachlorocyclopentadiene	237		13.210	13.202	(0.886)	89146	3.03390	3.034	

Compounds	QUANT SIG					CONCENTRATIONS	
	MASS	RT	EXP RT	REL RT	RESPONSE	ON-COLUMN (ug/mL)	FINAL (ug/mL)
34 2,4,6-Trichlorophenol	196	13.372	13.365	(0.897)	352008	11.2177	11.22
35 2,4,5-Trichlorophenol	196	13.450	13.442	(0.902)	364907	10.4657	10.47
§ 36 2-Fluorobiphenyl	172	13.527	13.527	(0.907)	406280	3.23496	3.235
37 2-Chloronaphthalene	162	13.728	13.721	(0.921)	334350	3.28788	3.288
38 2-Nitroaniline	65	13.999	13.992	(0.939)	237904	8.32844	8.328
39 Dimethylphthalate	163	14.440	14.433	(0.968)	380896	3.69303	3.693
40 Acenaphthylene	152	14.603	14.596	(0.979)	488392	3.08212	3.082
41 2,6-Dinitrotoluene	165	14.572	14.572	(0.977)	245503	11.0188	11.02
* 42 Acenaphthene-d10	164	14.912	14.905	(1.000)	317490	4.00000	
43 3-Nitroaniline	138	14.866	14.851	(0.997)	97734	3.88636	3.886
44 Acenaphthene	153	14.982	14.975	(1.005)	320386	3.27279	3.273
45 2,4-Dinitrophenol	184	15.067	15.060	(1.010)	55147	4.06945	4.069
46 Dibenzofuran	168	15.307	15.299	(1.026)	483982	3.35263	3.353
47 4-Nitrophenol	109	15.206	15.191	(1.020)	125862	7.99698	7.997
48 2,4-Dinitrotoluene	165	15.384	15.377	(1.032)	324961	9.79684	9.797
50 Diethylphthalate	149	15.902	15.895	(1.066)	457476	4.52073	4.521
49 Fluorene	166	16.018	16.010	(1.074)	433653	3.81832	3.818
51 4-Chlorophenyl-phenylether	204	16.026	16.010	(1.075)	198400	3.67361	3.674
52 4-Nitroaniline	138	16.126	16.118	(1.081)	115111	5.07922	5.079
53 4,6-Dinitro-2-methylphenol	198	16.218	16.211	(0.903)	277332	15.7522	15.75
54 N-Nitrosodiphenylamine	169	16.272	16.265	(0.906)	252860	3.30178	3.302
§ 55 2,4,6-Tribromophenol	330	16.558	16.550	(1.110)	96158	6.49223	6.492
56 4-Bromophenyl-phenylether	248	17.028	17.013	(0.948)	133550	4.16851	4.169
57 Hexachlorobenzene	284	17.330	17.322	(0.965)	132788	3.95321	3.953
58 Pentachlorophenol	266	17.694	17.686	(0.985)	241245	11.8641	11.86
* 59 Phenanthrene-d10	188	17.957	17.942	(1.000)	572811	4.00000	
60 Phenanthrene	178	18.003	17.988	(1.003)	615228	3.93889	3.939
61 Anthracene	178	18.096	18.081	(1.008)	467283	3.11876	3.119
62 Carbazole	167	18.436	18.421	(1.027)	455217	3.39054	3.391
63 Di-n-butylphthalate	149	19.272	19.257	(1.073)	726064	4.03922	4.039
64 Fluoranthene	202	20.456	20.402	(0.887)	814773	3.92261	3.923
65 Pyrene	202	20.858	20.827	(0.905)	882562	4.14201	4.142
§ 66 Terphenyl-d14	244	21.144	21.137	(0.917)	496461	3.10258	3.103
67 Butylbenzylphthalate	149	22.097	22.089	(0.958)	282904	3.69635	3.696
68 Benzo(a)anthracene	228	23.026	23.011	(0.999)	701538	3.84486	3.845
* 69 Chrysene-d12	240	23.057	23.042	(1.000)	516932	4.00000	
70 3,3'-Dichlorobenzidine	252	23.003	22.988	(0.998)	87186	1.49177	1.492
71 Chrysene	228	23.096	23.088	(1.002)	709464	3.97991	3.980
72 bis(2-Ethylhexyl)phthalate	149	23.142	23.135	(0.959)	222755	1.86915	1.869
* 134 Di-n-octylphthalate-d4	153	24.133	24.126	(1.000)	813936	4.00000	
73 Di-n-octylphthalate	149	24.141	24.133	(1.000)	187546	0.88049	0.8805
74 Benzo(b)fluoranthene	252	24.876	24.861	(0.971)	922305	4.61173	4.612
75 Benzo(k)fluoranthene	252	24.915	24.900	(0.973)	857182	4.22102	4.221
76 Benzo(a)pyrene	252	25.496	25.481	(0.995)	715612	4.00223	4.002
* 77 Perylene-d12	264	25.612	25.589	(1.000)	616969	4.00000	
78 Indeno(1,2,3-cd)pyrene	276	28.115	28.085	(1.098)	815239	3.58377	3.584
79 Dibenzo(a,h)anthracene	278	28.131	28.108	(1.098)	619581	3.28064	3.281
80 Benzo(g,h,i)perylene	276	28.853	28.815	(1.127)	720638	3.66056	3.661 (M)
90 N-Nitrosodimethylamine	74	4.418	4.419	(0.501)	183961	6.39063	6.391
91 Aniline	93	Compound Not Detected.					
93 Benzidine	184	Compound Not Detected.					
103 Pyridine	79	4.488	4.434	(0.509)	12890	0.29157	0.2916
105 1-methylnaphthalene	142	12.962	12.955	(1.146)	339810	3.56828	3.568
111 Azobenzene (1,2-DP-Hydrazine)	77	16.342	16.342	(1.096)	320124	2.83192	2.832

Compounds	QUANT SIG	RT	EXP RT	REL RT	RESPONSE	CONCENTRATIONS	
						ON-COLUMN (ug/mL)	FINAL (ug/mL)
187 Total Benzofluoranthenes	252	24.876	24.900	(0.971)	1677723	8.68854	8.689
120 2,3,4,6-Tetrachlorophenol	232	15.655	15.647	(1.050)	113018	3.46035	3.460

QC Flag Legend

M - Compound response manually integrated.

ARI Labs, Inc.

INTERNAL STANDARD COMPOUNDS
 AREA AND RT SUMMARY

Instrument ID: nt10.i Calibration Date: 19-APR-2023
 Lab File ID: NT1004192322.D Calibration Time: 20:55
 Lab Smp Id: BLD0057-MS1
 Analysis Type: SV Level:
 Quant Type: ISTD Sample Type:
 Operator: VTS
 Method File: \\target\share\chem3\nt10.i\20230419A.b\ABN.m
 Misc Info:

Test Mode:
 Use Last Continuing Calibrator.

COMPOUND	STANDARD	AREA LIMIT		SAMPLE	%DIFF
		LOWER	UPPER		
8 1,4-Dichlorobenze	142135	71068	284270	149203	4.97
27 Naphthalene-d8	517513	258757	1035026	543680	5.06
42 Acenaphthene-d10	306898	153449	613796	317490	3.45
59 Phenanthrene-d10	508635	254318	1017270	572811	12.62
69 Chrysene-d12	460743	230372	921486	516932	12.20
134 Di-n-octylphthala	736003	368002	1472006	813936	10.59
77 Perylene-d12	559318	279659	1118636	616969	10.31

COMPOUND	STANDARD	RT LIMIT		SAMPLE	%DIFF
		LOWER	UPPER		
8 1,4-Dichlorobenze	8.82	8.32	9.32	8.82	-0.00
27 Naphthalene-d8	11.30	10.80	11.80	11.31	0.07
42 Acenaphthene-d10	14.91	14.41	15.41	14.91	0.05
59 Phenanthrene-d10	17.94	17.44	18.44	17.96	0.08
69 Chrysene-d12	23.04	22.54	23.54	23.06	0.07
134 Di-n-octylphthala	24.13	23.63	24.63	24.13	0.03
77 Perylene-d12	25.59	25.09	26.09	25.61	0.09

AREA UPPER LIMIT = +100% of internal standard area.
 AREA LOWER LIMIT = - 50% of internal standard area.
 RT UPPER LIMIT = + 0.50 minutes of internal standard RT.
 RT LOWER LIMIT = - 0.50 minutes of internal standard RT.

REVIEW SUMMARY FOR FILE - NT1004192322.D

Lab ID: BLD0057-MS1
nt10.i, 20230419A.b\ABN.m, 20-APR-2023 00:43

RT CO-ELUTION COMPOUNDS

NO CO-ELUTIONS

Quant Method: ICAL

RRT CHECK

RRT	CCV RRT	DELTA	COMPOUND
0.958	0.963	-0.0052	Benzoic acid
0.509	0.503	0.0061	Pyridine

RRT check based on Ccal File: NT1004192316.D

On Column LOD for nt10.i, 20230419A.b\ABN.m, ICAL.sub = 0.0000

* Only compounds listed in the work order have been verified by the analyst *

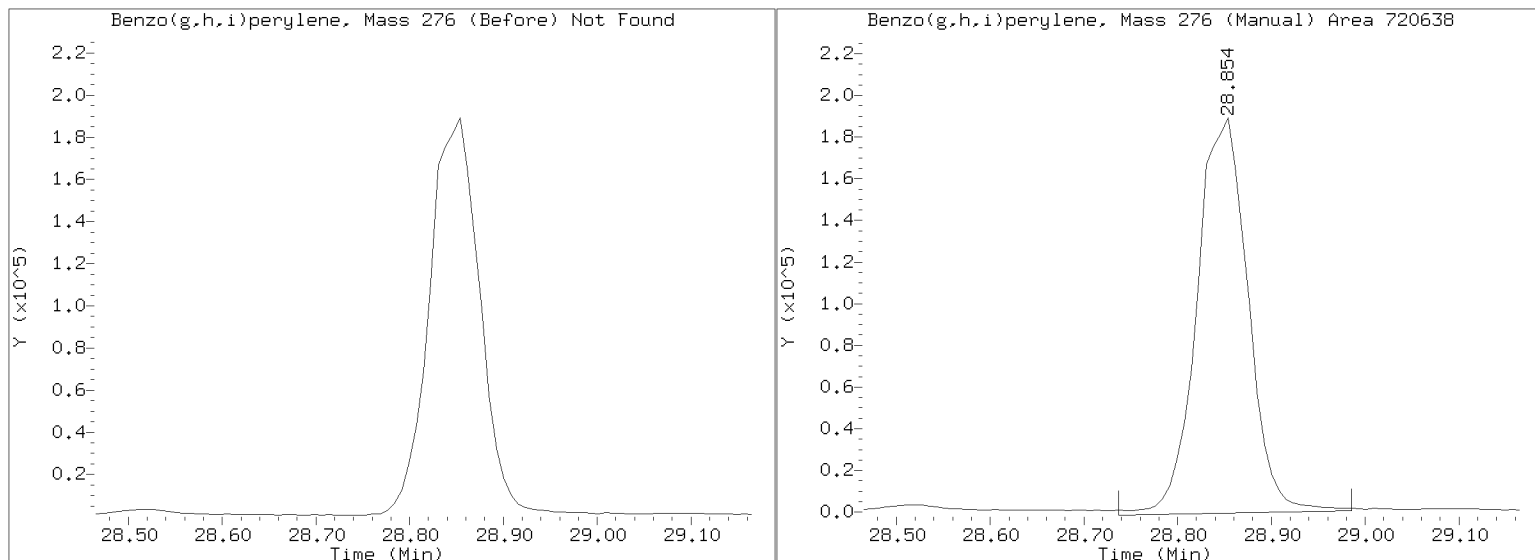
Quant Ion Manual Peak Adjustment Report

Datafile: //target/share/chem3/nt10.i/20230419A.b/NT1004192322.D

Injection Date: 20-APR-2023 00:43

Lab ID:BLD0057-MS1 Client ID:

Report Date: 04/20/2023 14:54



APPROVED
By Deenay Dunmore at 3:36 pm, Apr 20, 2023

Data File: \\target\share\chem3\nt10.1\20230419A.B\NT1004192323.D

Date: 20-APR-2023 01:21

Client ID:

Sample Info: BLD0057-HSDM

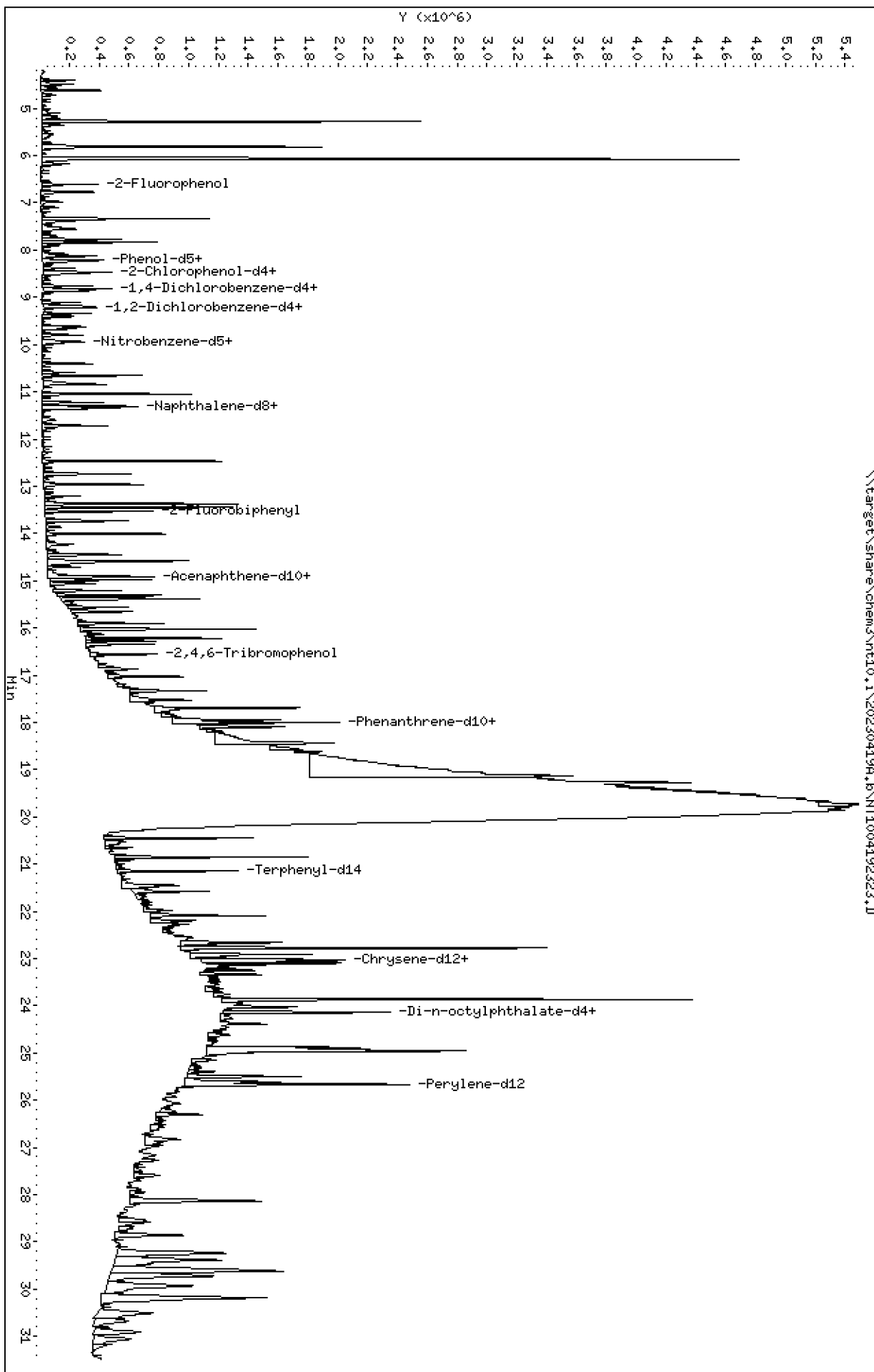
Column phase: ZB-5msi

Instrument: nt10.1

Operator: VTS

Column diameter: 0.25

Page 1



Date : 20-APR-2023 01:21

Client ID:

Instrument: nt10.i

Sample Info: BLD0057-MSD1

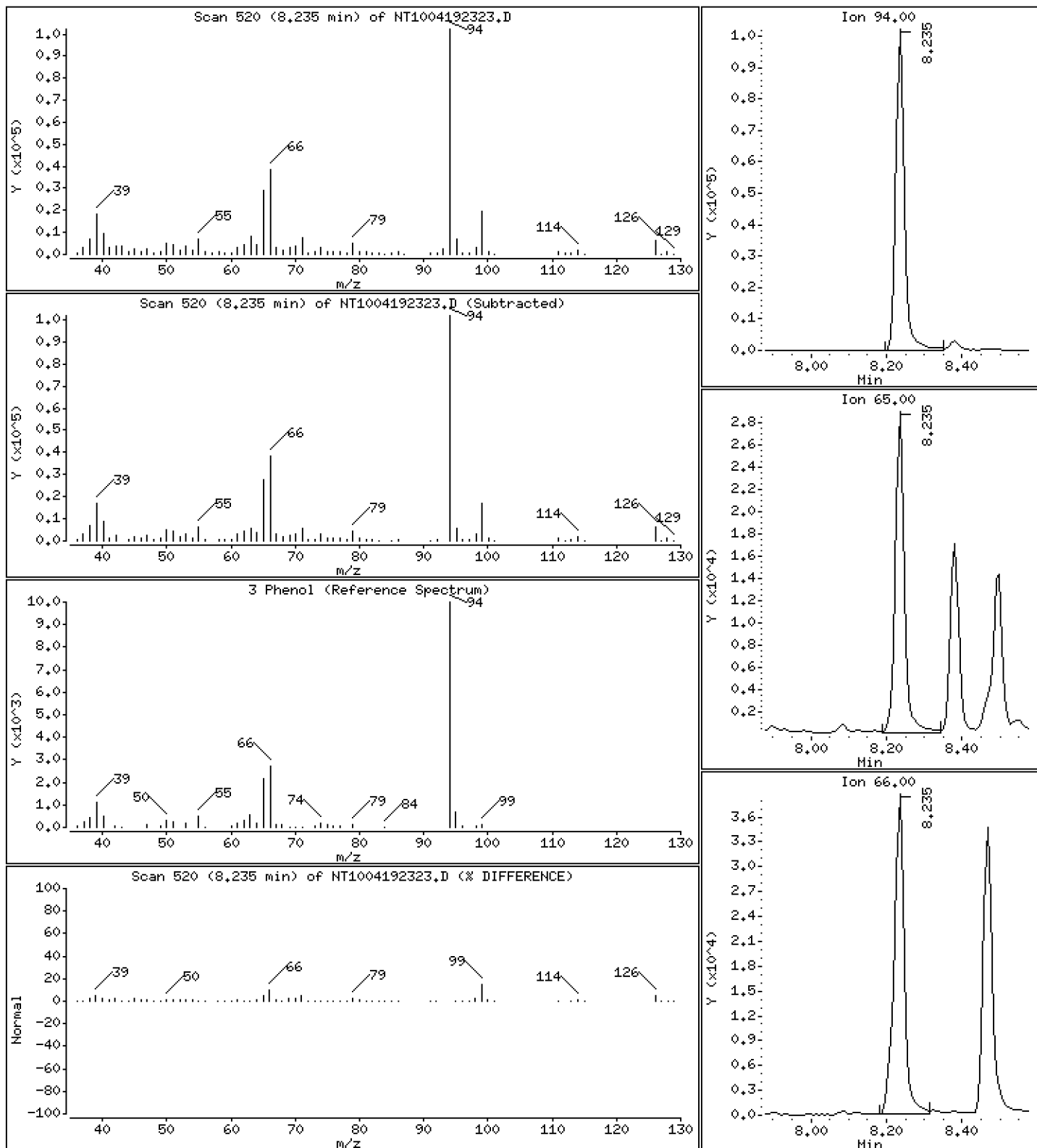
Operator: VTS

Column phase: ZB-5msi

Column diameter: 0,25

3 Phenol

Concentration: 2,817 ug/mL



Date : 20-APR-2023 01:21

Client ID:

Instrument: nt10.i

Sample Info: BLD0057-MSD1

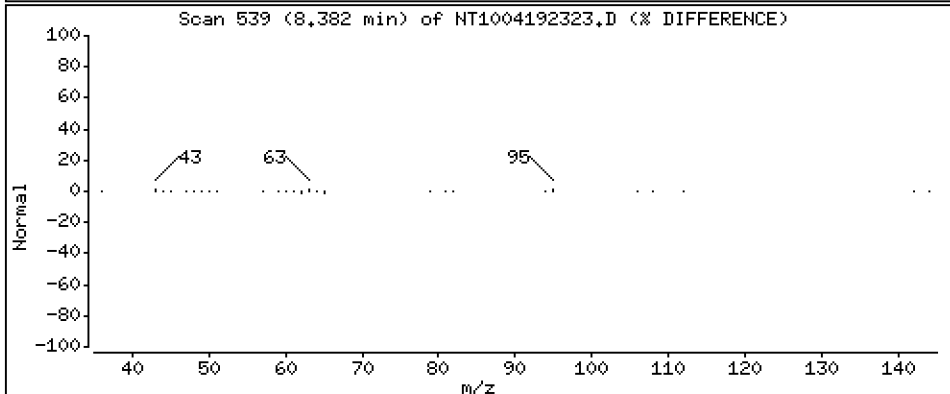
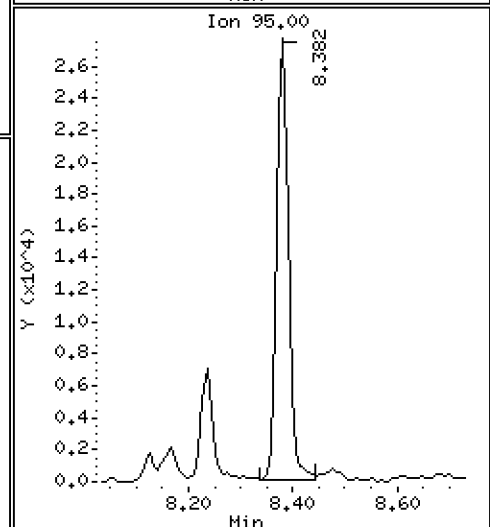
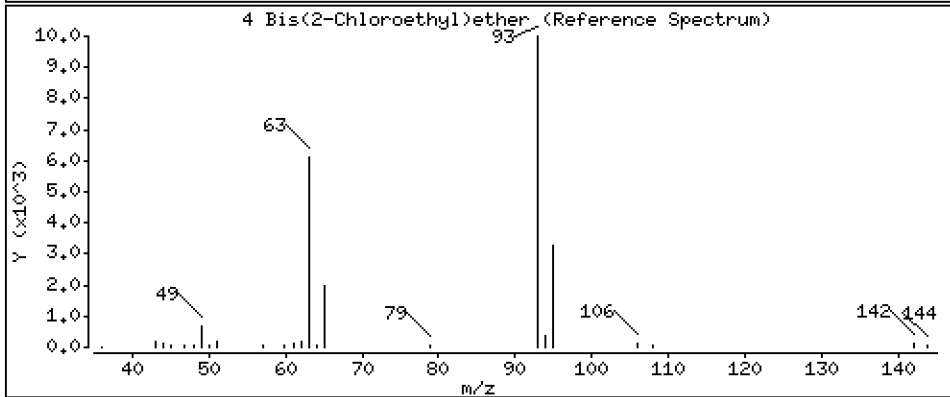
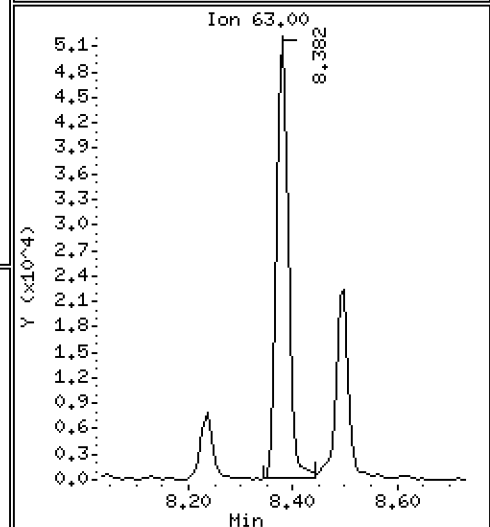
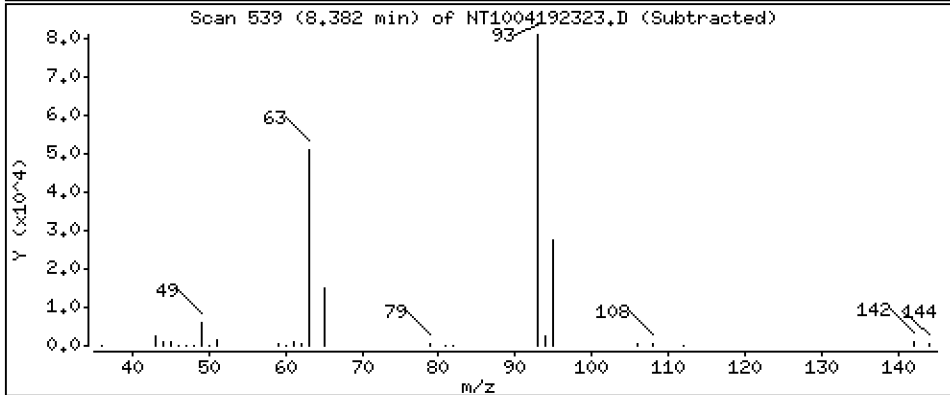
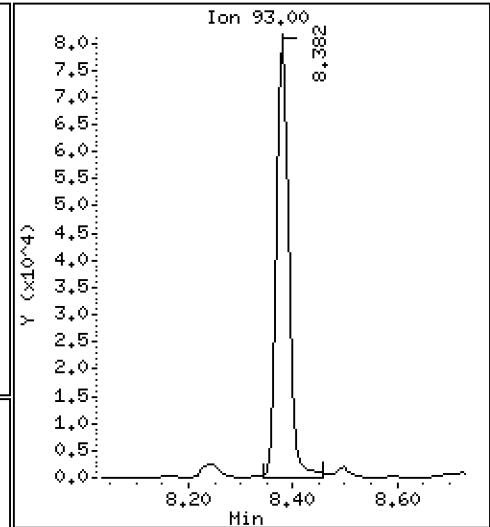
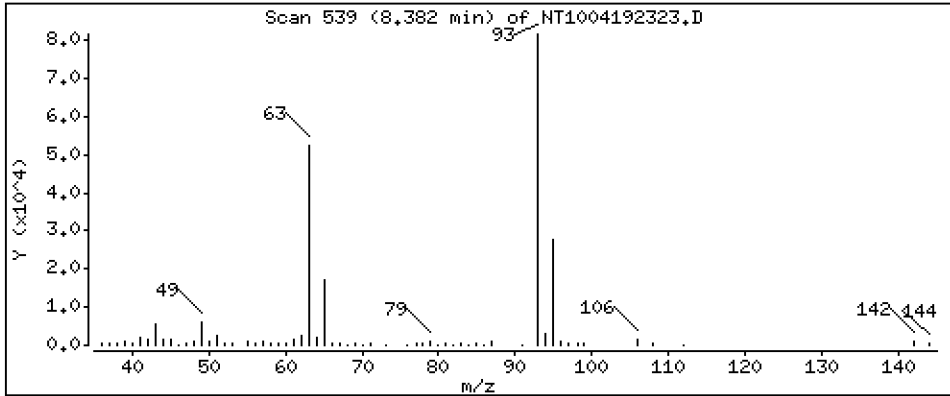
Operator: VTS

Column phase: ZB-5msi

Column diameter: 0,25

4 Bis(2-Chloroethyl)ether

Concentration: 3,164 ug/mL



Date : 20-APR-2023 01:21

Client ID:

Instrument: nt10.i

Sample Info: BLD0057-MSD1

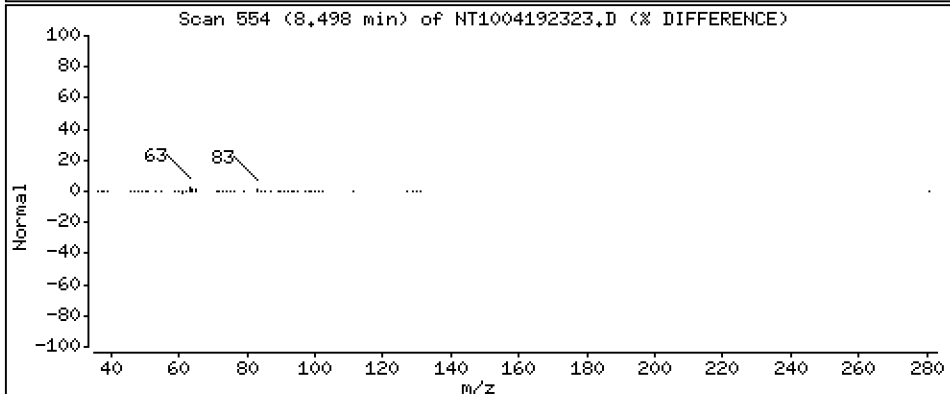
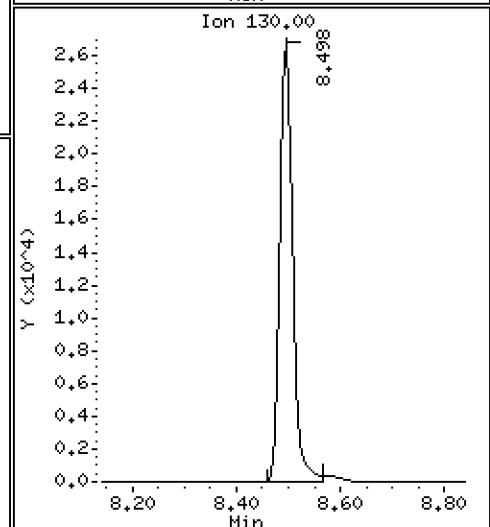
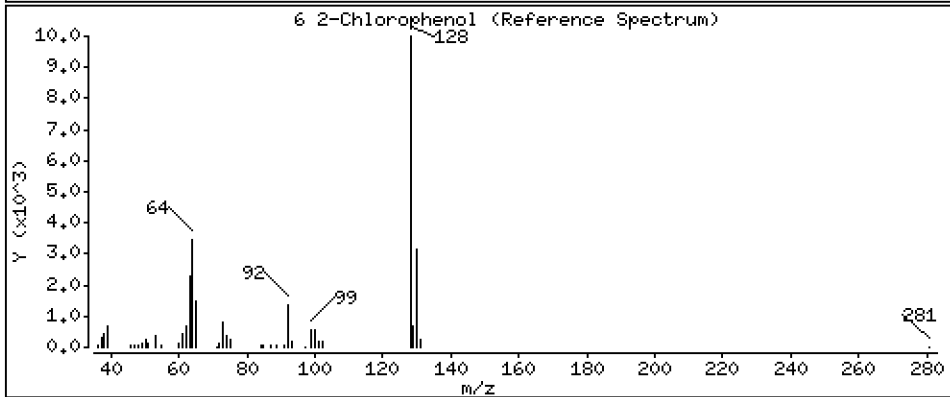
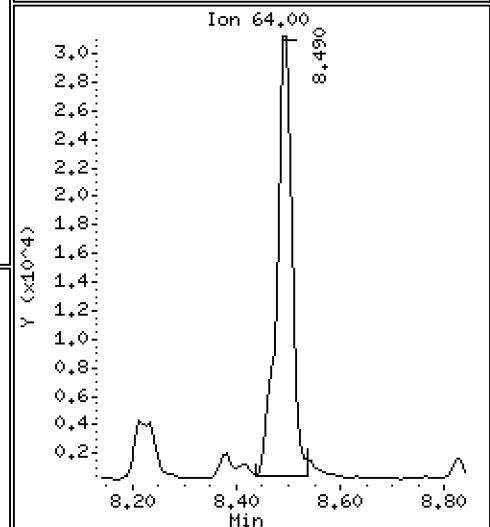
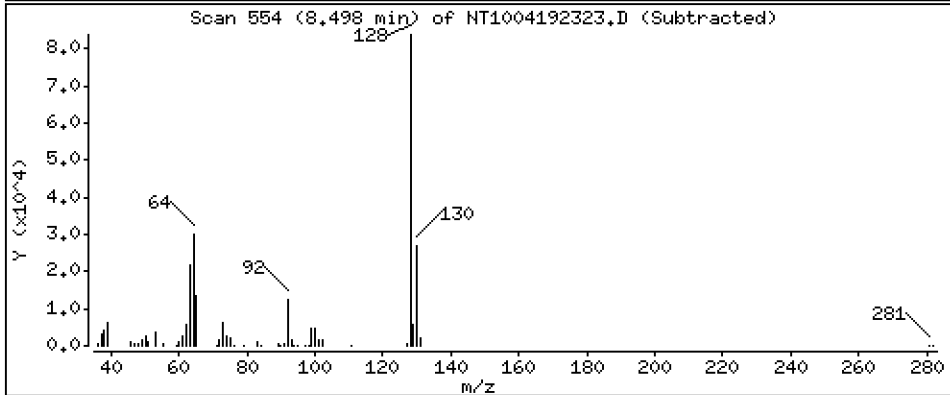
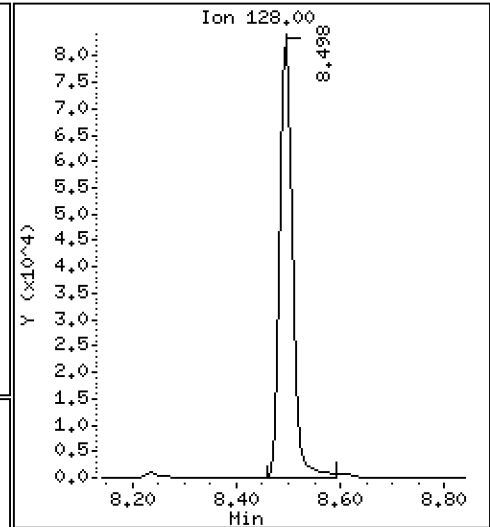
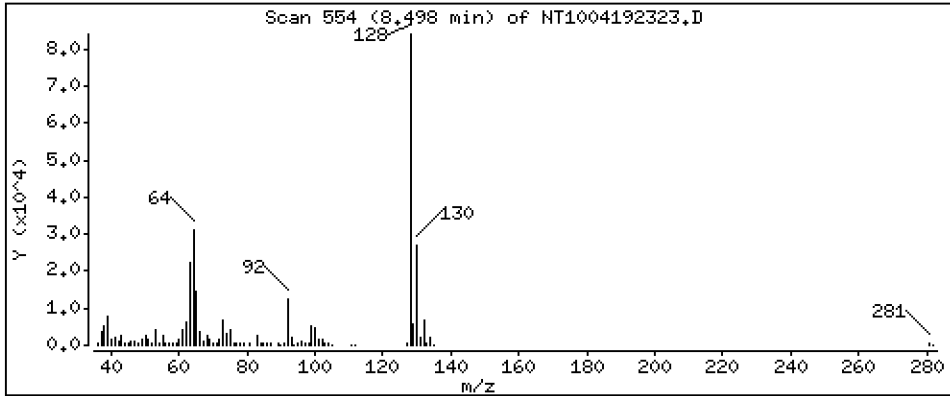
Operator: VTS

Column phase: ZB-5msi

Column diameter: 0,25

6 2-Chlorophenol

Concentration: 2,959 ug/mL



Date : 20-APR-2023 01:21

Client ID:

Instrument: nt10.i

Sample Info: BLD0057-MSD1

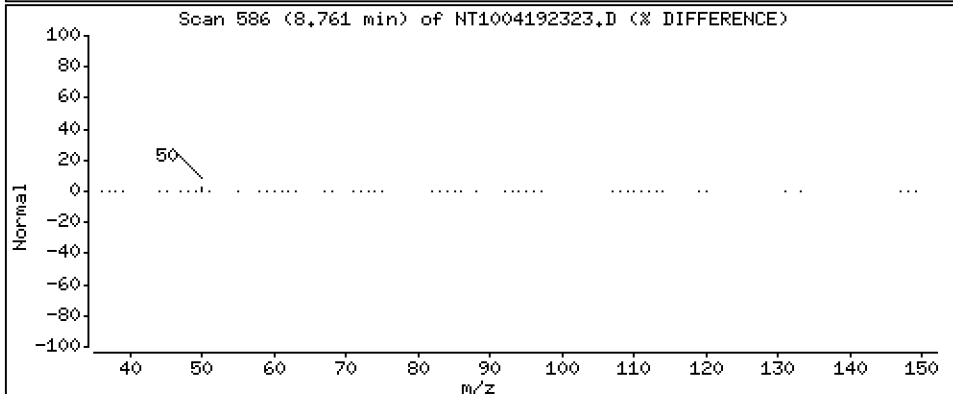
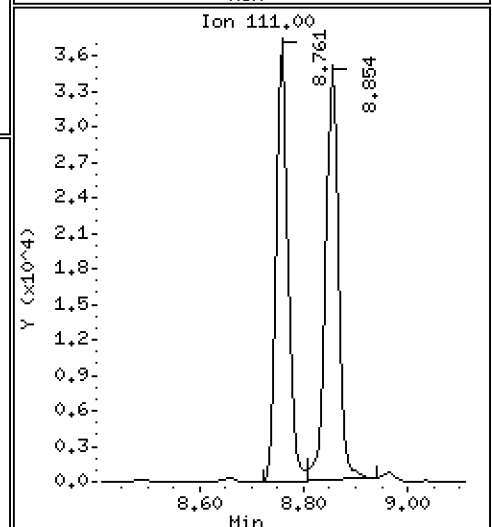
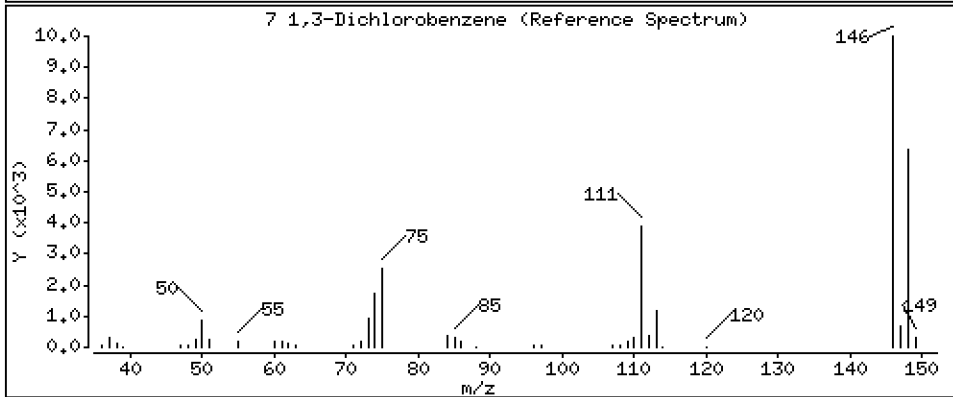
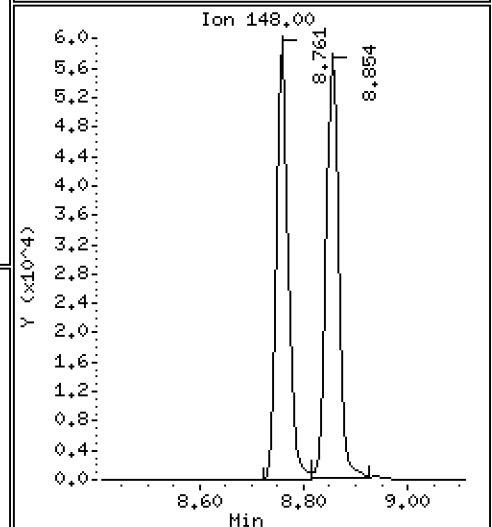
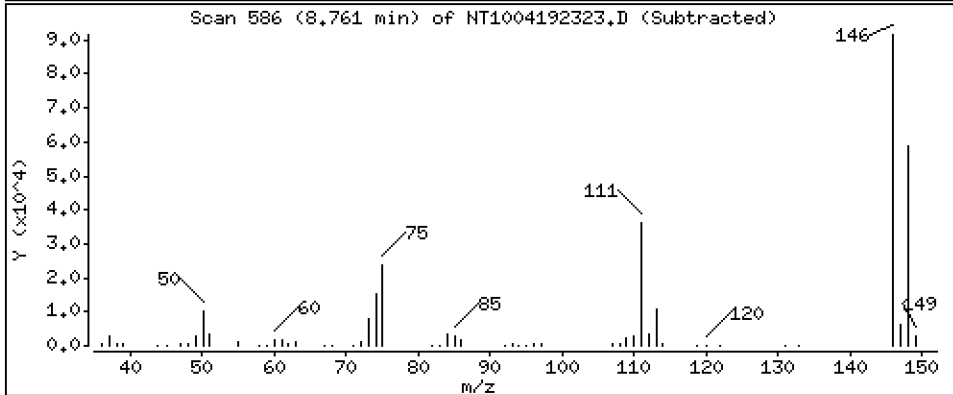
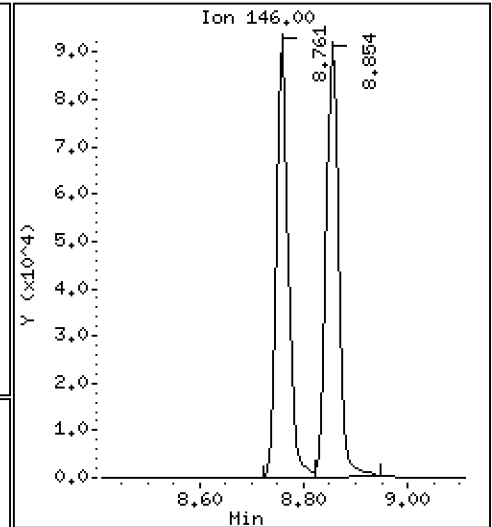
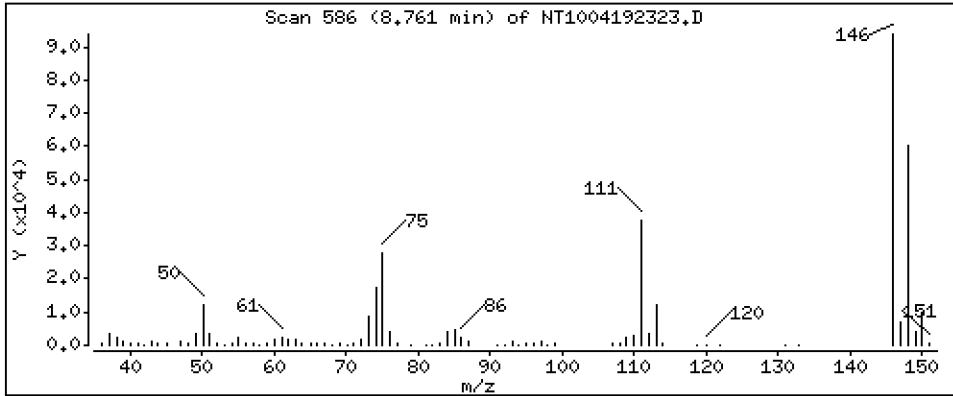
Operator: VTS

Column phase: ZB-5msi

Column diameter: 0,25

7 1,3-Dichlorobenzene

Concentration: 2,986 ug/mL



Date : 20-APR-2023 01:21

Client ID:

Instrument: nt10.i

Sample Info: BLD0057-MSD1

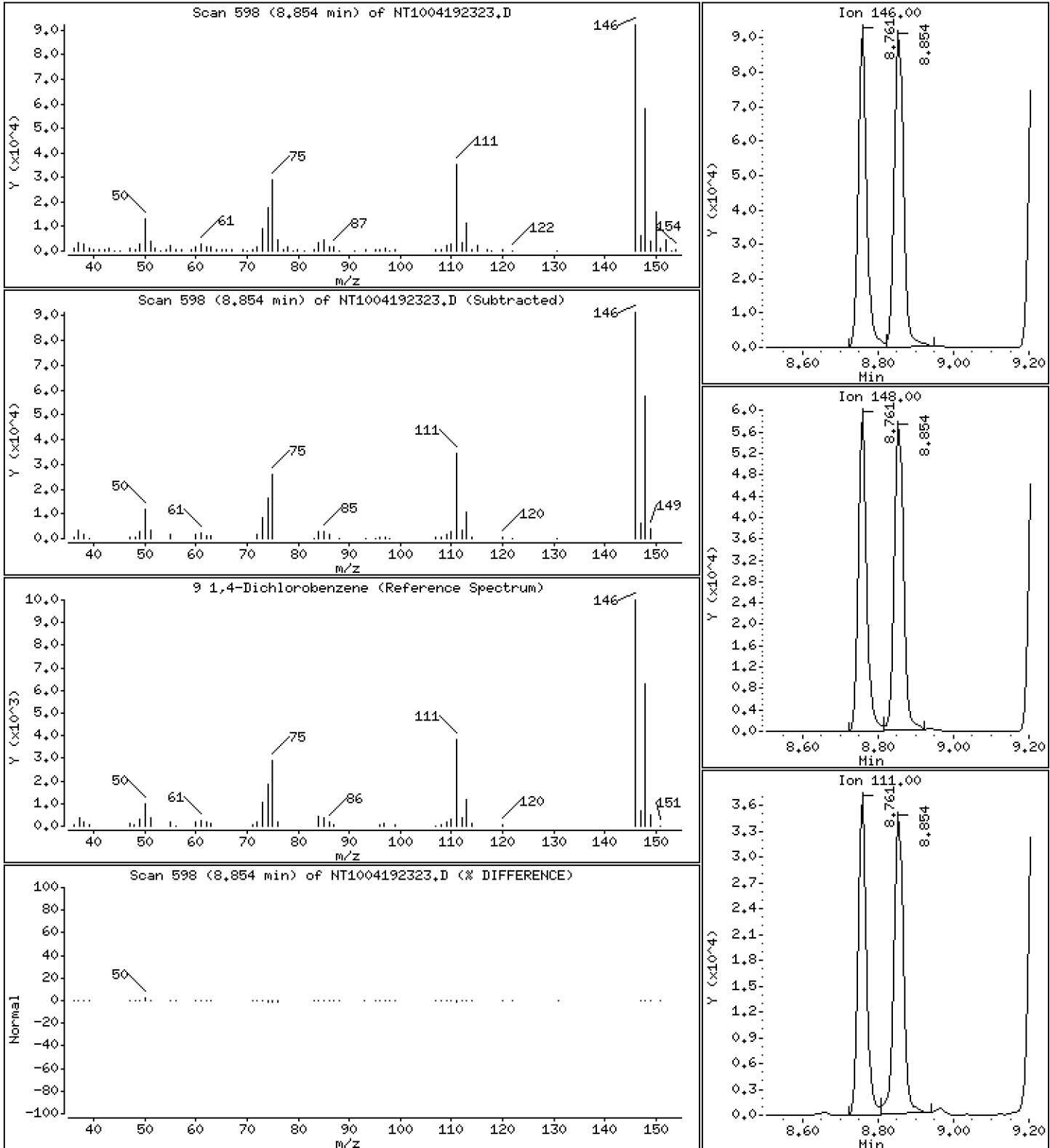
Operator: VTS

Column phase: ZB-5msi

Column diameter: 0,25

9 1,4-Dichlorobenzene

Concentration: 3,081 ug/mL



Date : 20-APR-2023 01:21

Client ID:

Instrument: nt10.i

Sample Info: BLD0057-MSD1

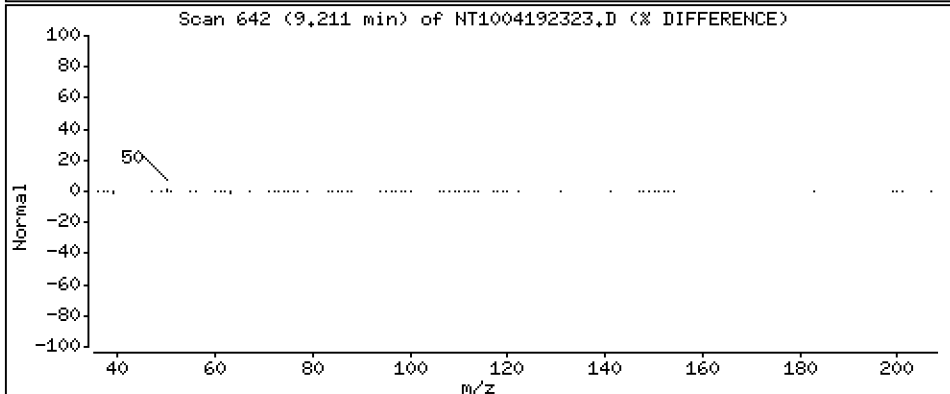
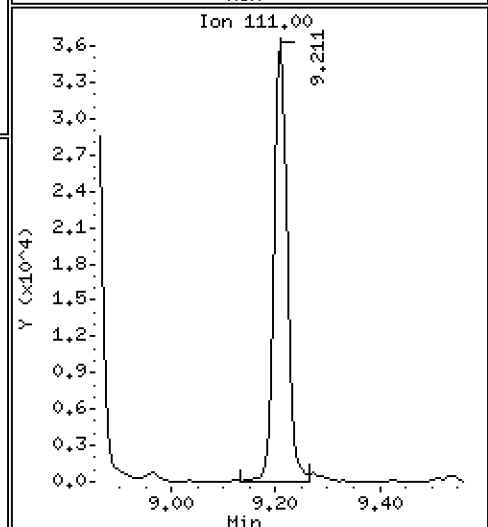
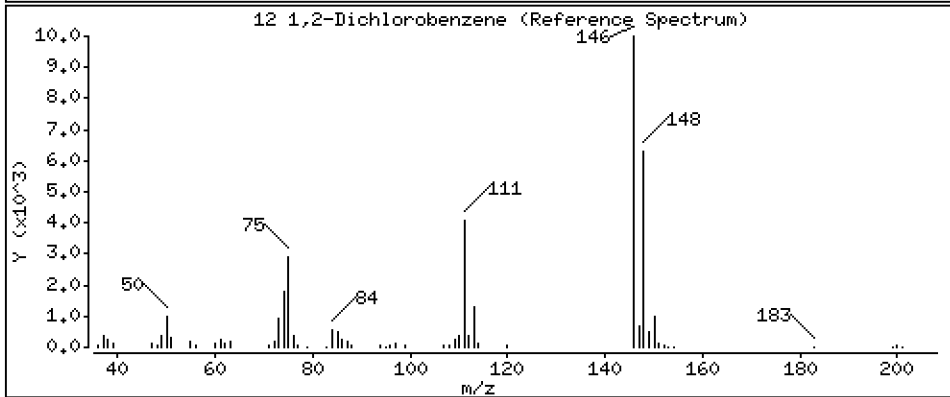
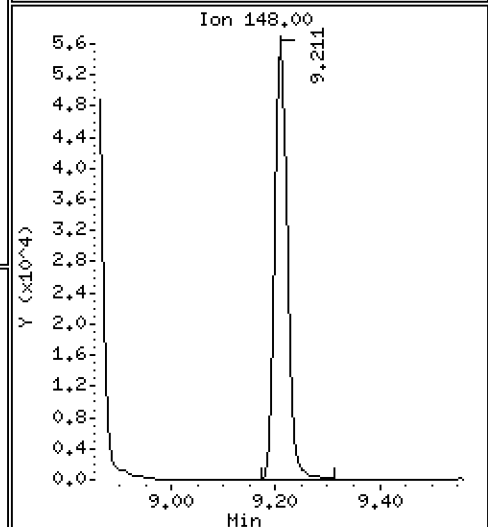
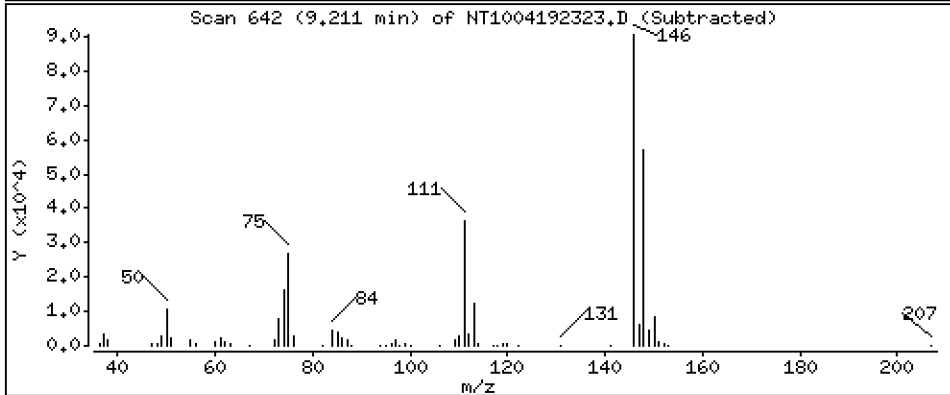
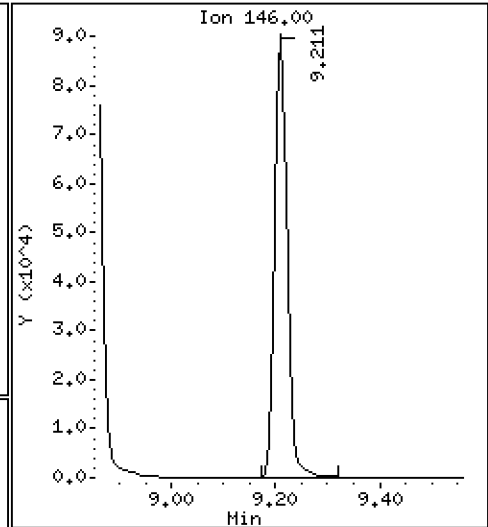
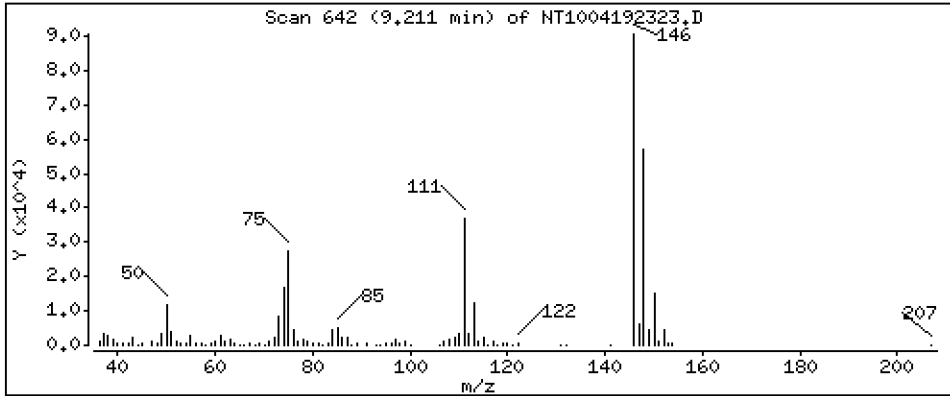
Operator: VTS

Column phase: ZB-5msi

Column diameter: 0,25

12 1,2-Dichlorobenzene

Concentration: 3,096 ug/mL



Date : 20-APR-2023 01:21

Client ID:

Instrument: nt10.i

Sample Info: BLD0057-MSD1

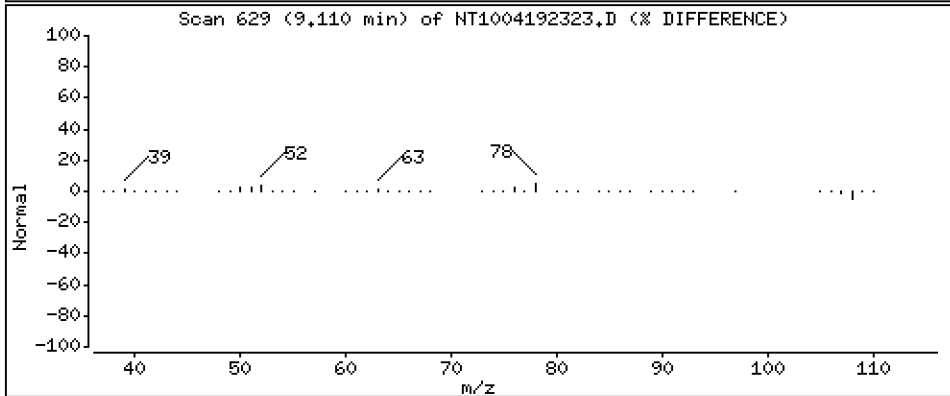
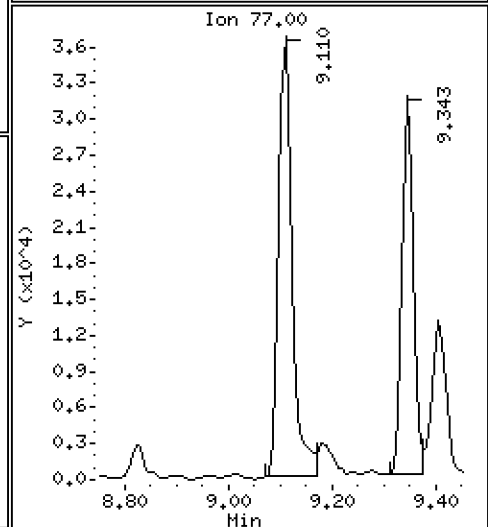
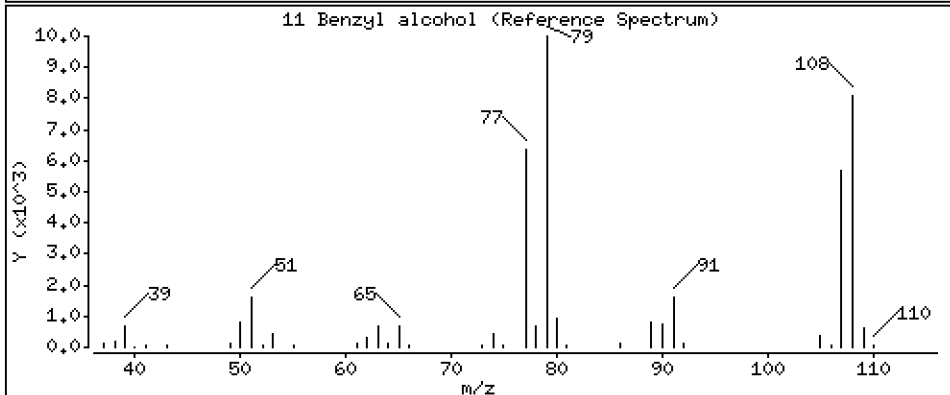
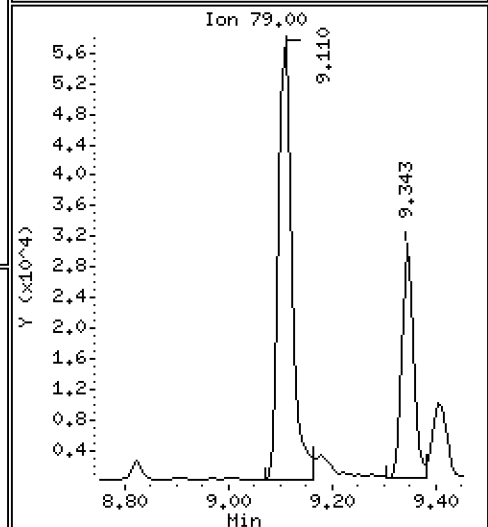
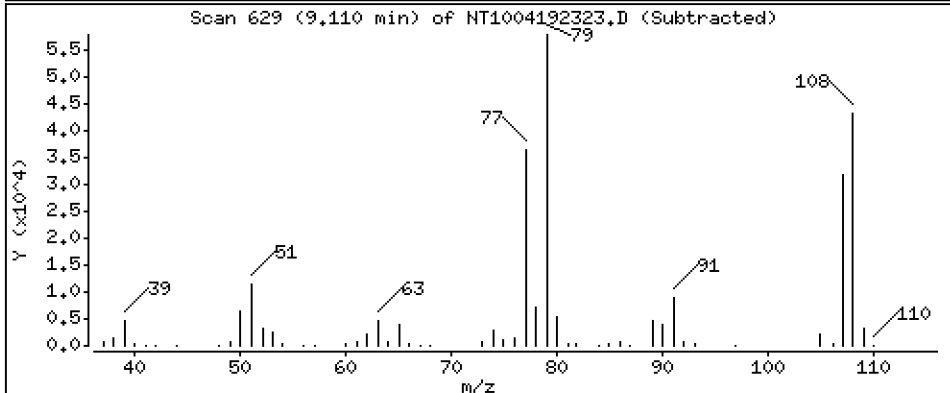
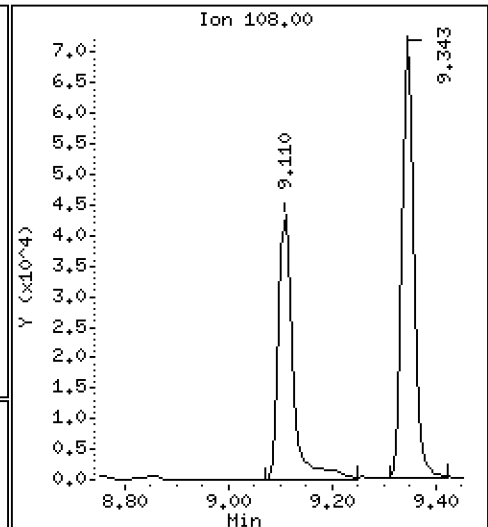
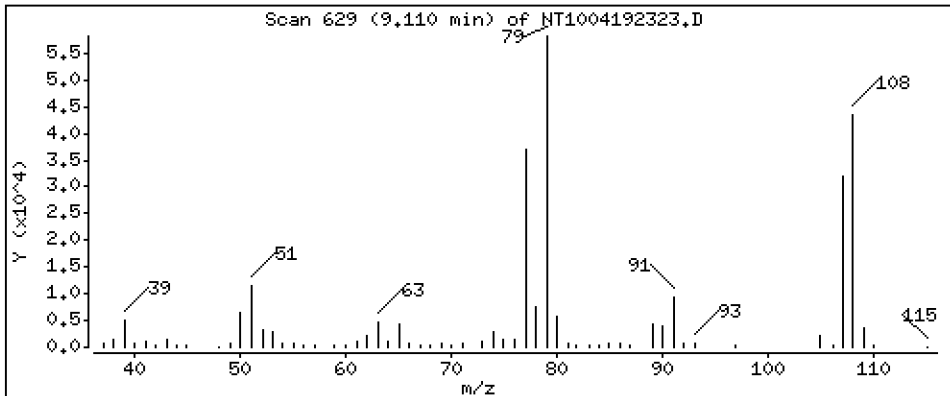
Operator: VTS

Column phase: ZB-5msi

Column diameter: 0,25

11 Benzyl alcohol

Concentration: 3,224 ug/mL



Date : 20-APR-2023 01:21

Client ID:

Instrument: nt10.i

Sample Info: BLD0057-MSD1

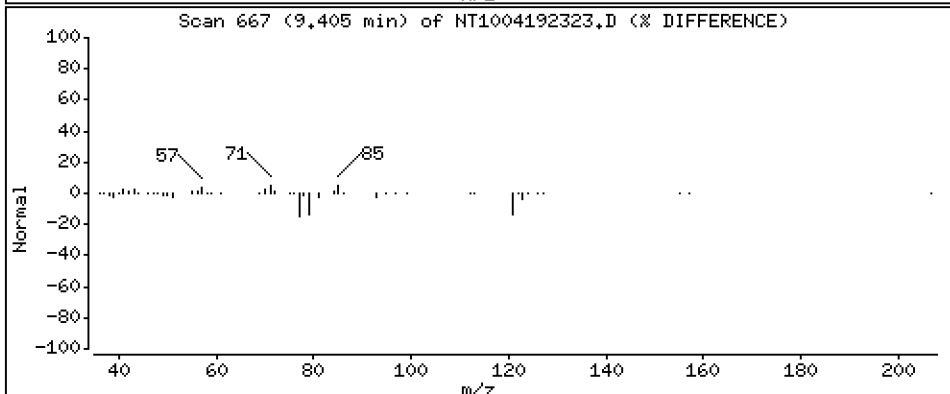
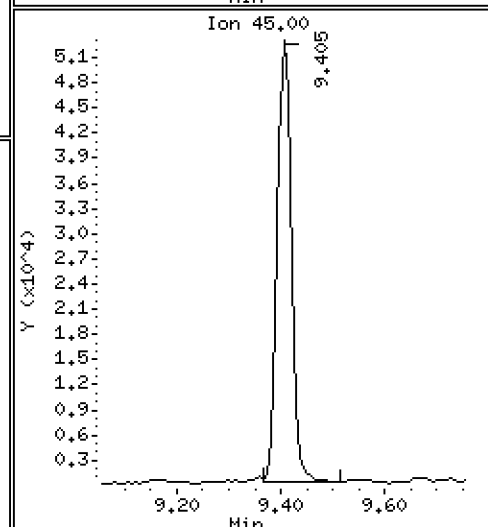
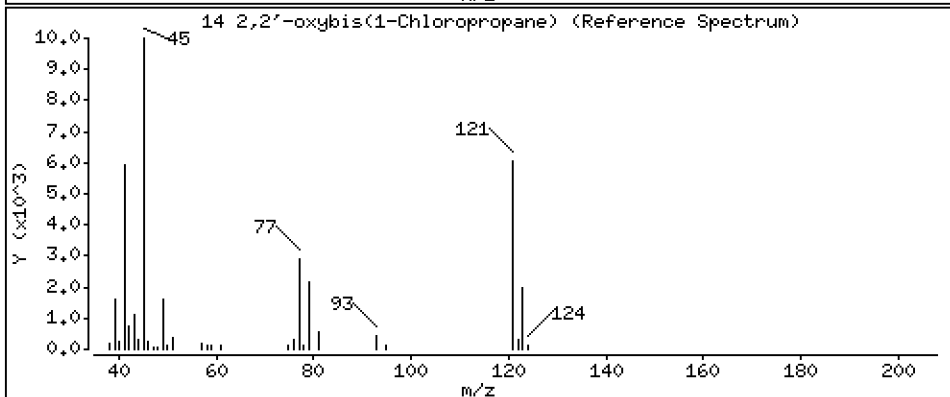
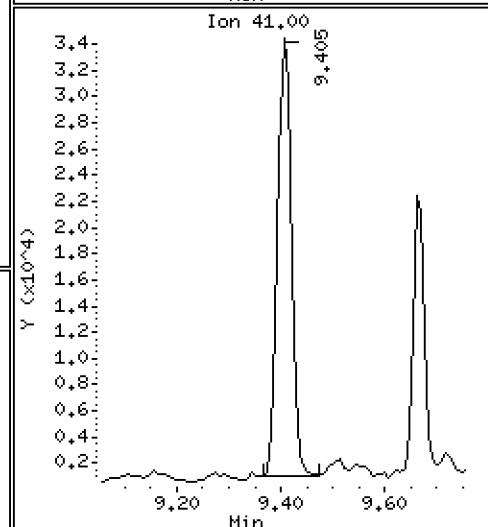
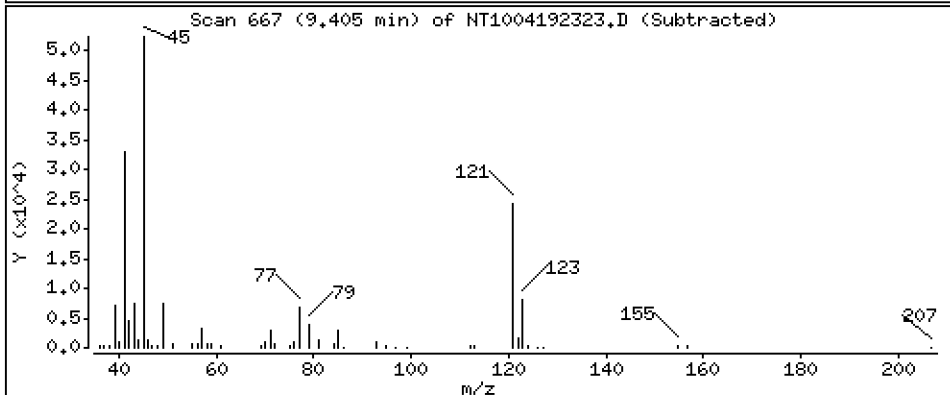
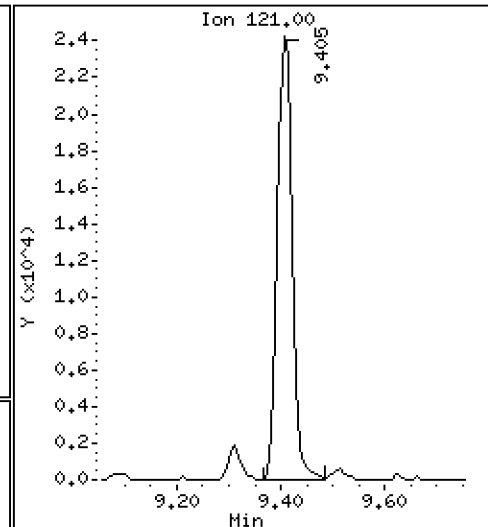
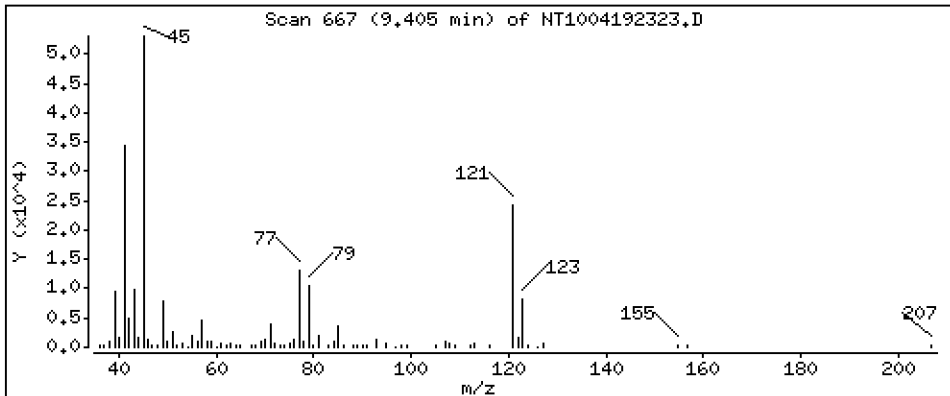
Operator: VTS

Column phase: ZB-5msi

Column diameter: 0,25

14 2,2'-oxybis(1-Chloropropane)

Concentration: 3,423 ug/mL



Date : 20-APR-2023 01:21

Client ID:

Instrument: nt10.i

Sample Info: BLD0057-MSD1

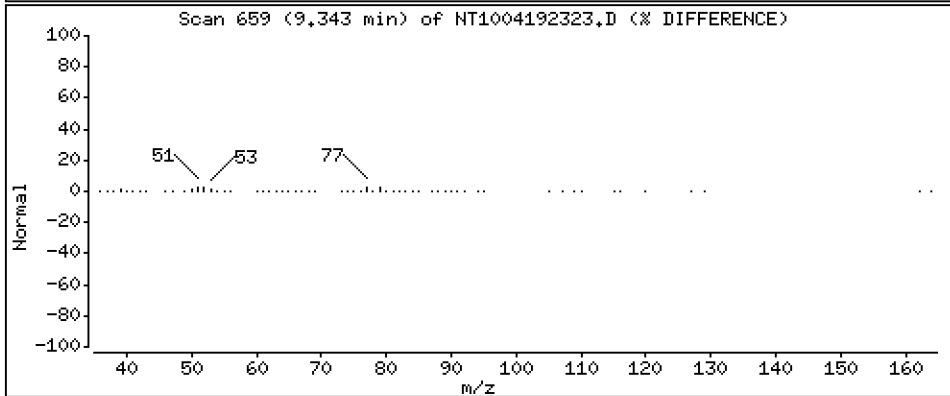
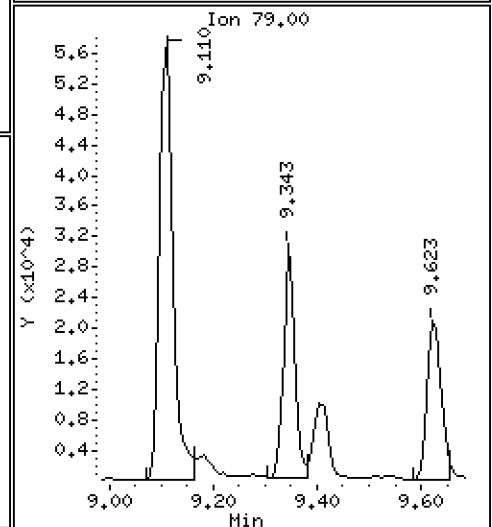
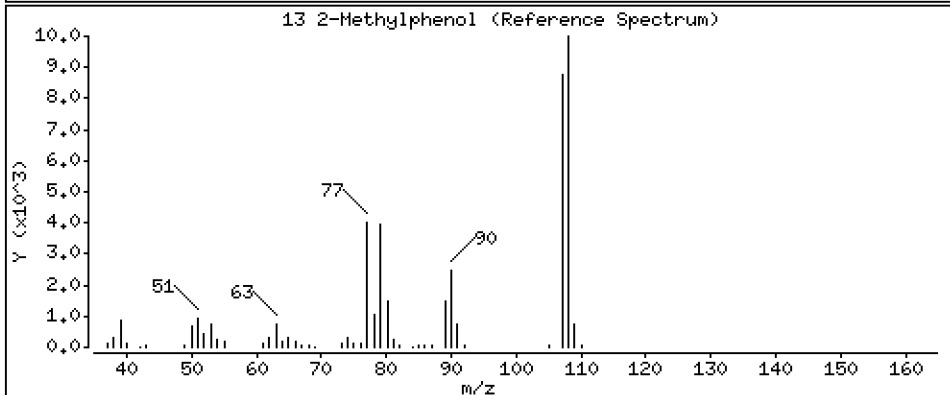
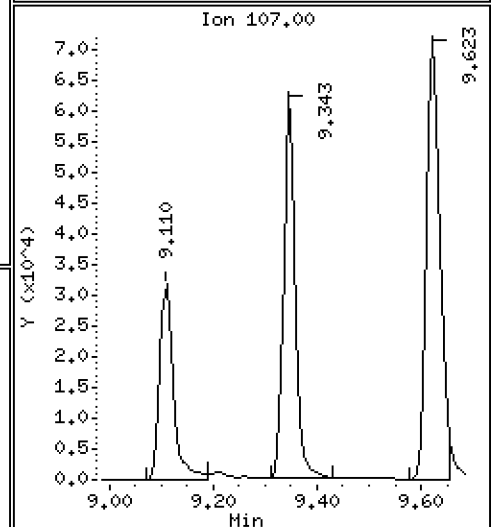
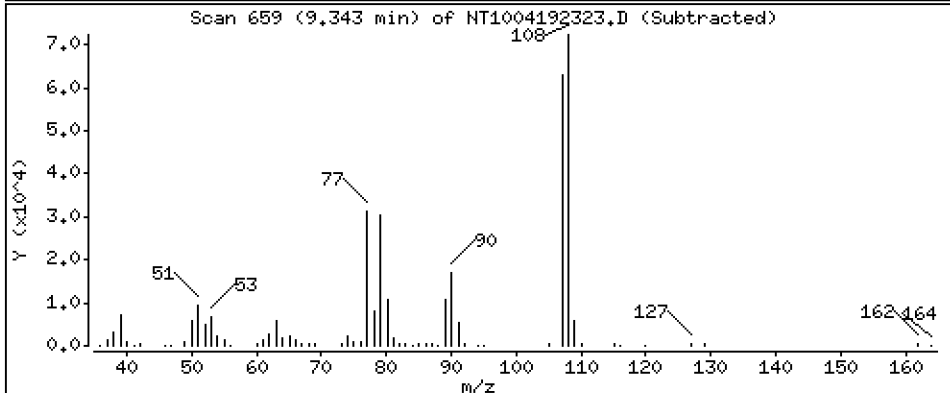
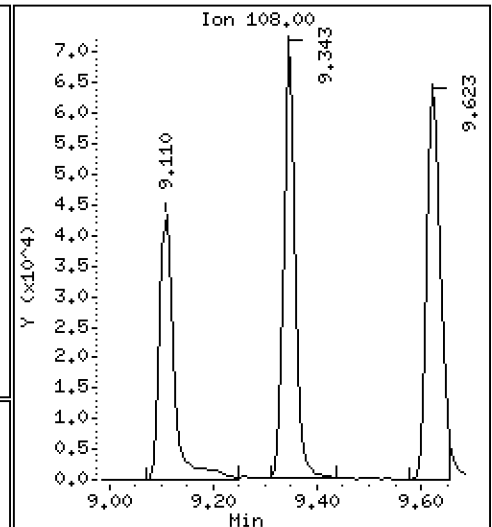
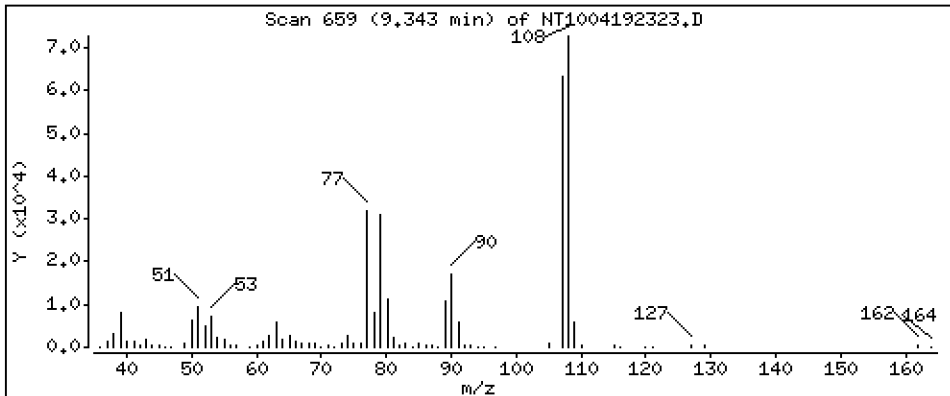
Operator: VTS

Column phase: ZB-5msi

Column diameter: 0,25

13 2-Methylphenol

Concentration: 2,762 ug/mL



Date : 20-APR-2023 01:21

Client ID:

Instrument: nt10.i

Sample Info: BLD0057-MSD1

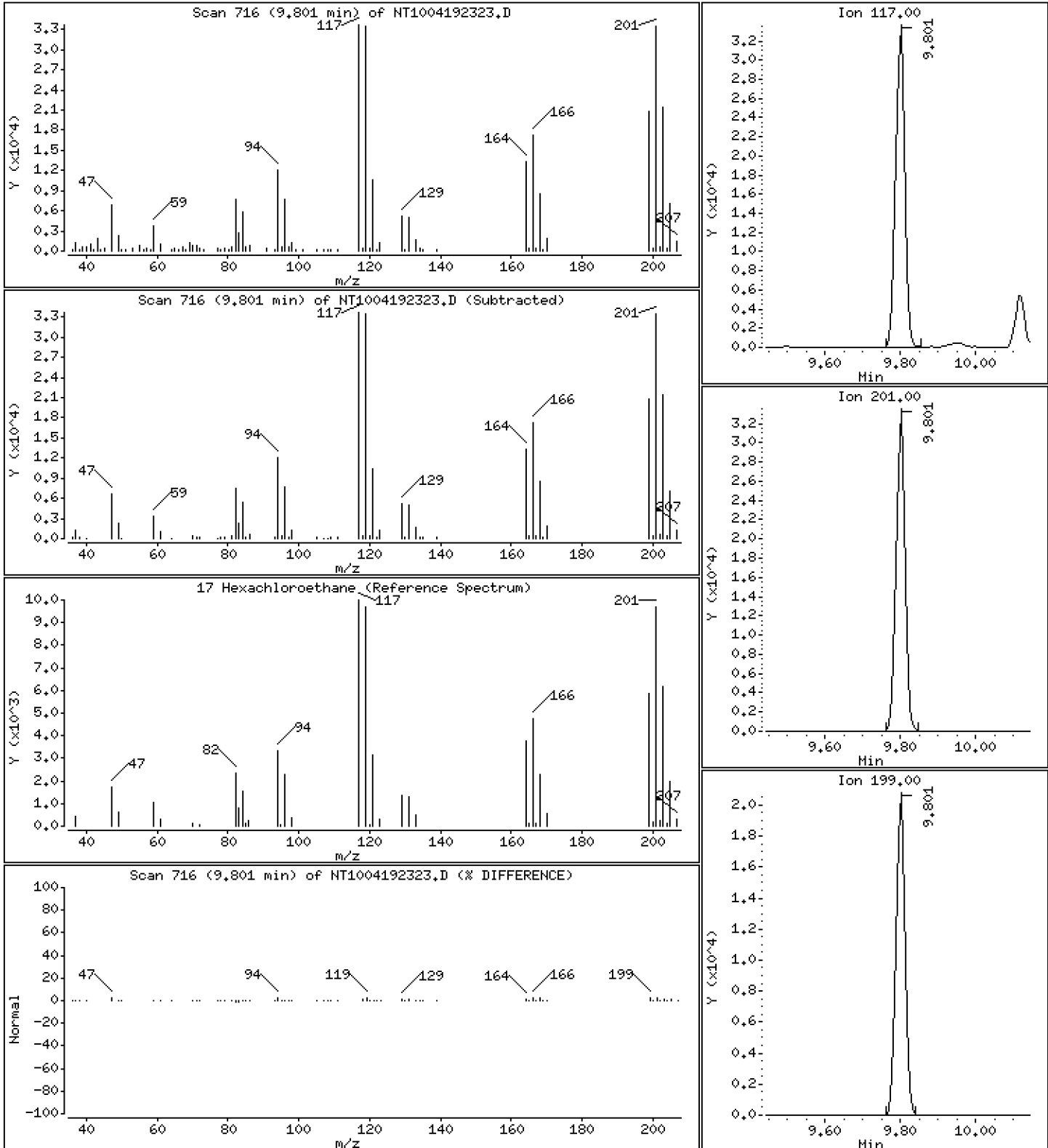
Operator: VTS

Column phase: ZB-5msi

Column diameter: 0.25

17 Hexachloroethane

Concentration: 2,811 ug/mL



Date : 20-APR-2023 01:21

Client ID:

Instrument: nt10.i

Sample Info: BLD0057-MSD1

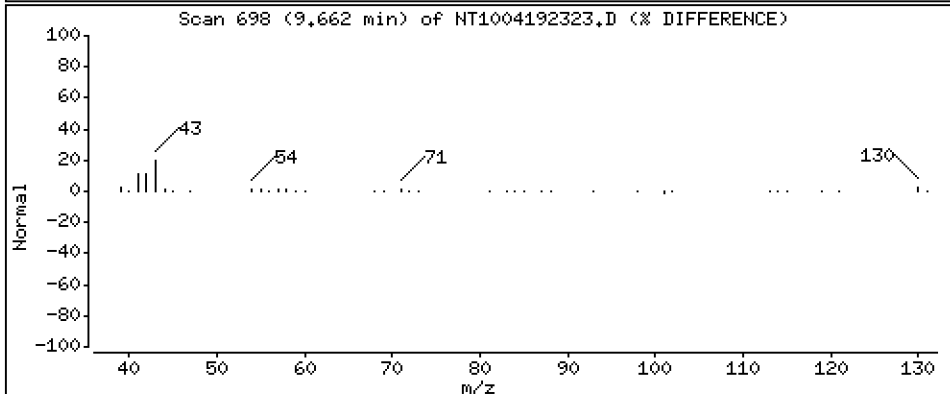
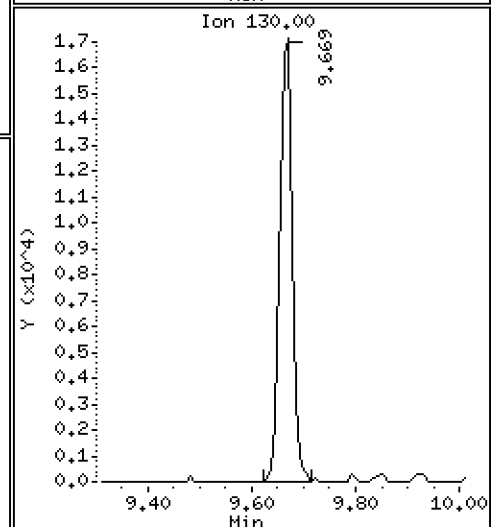
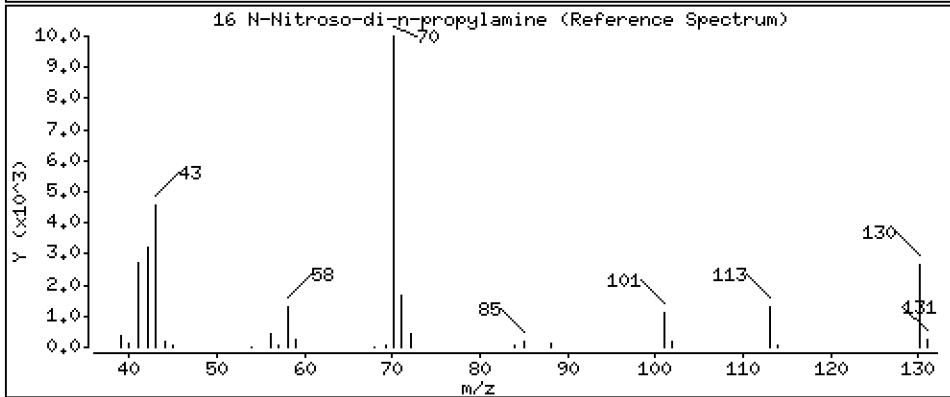
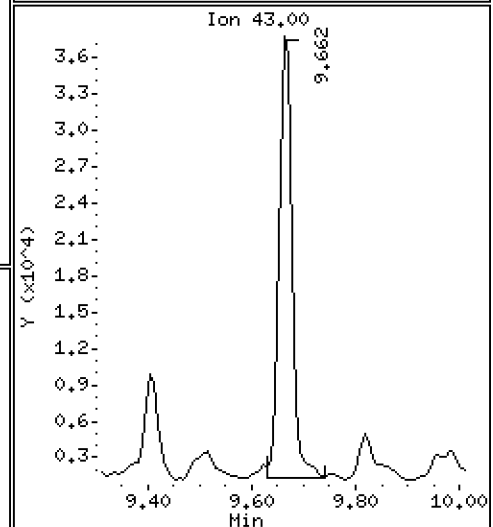
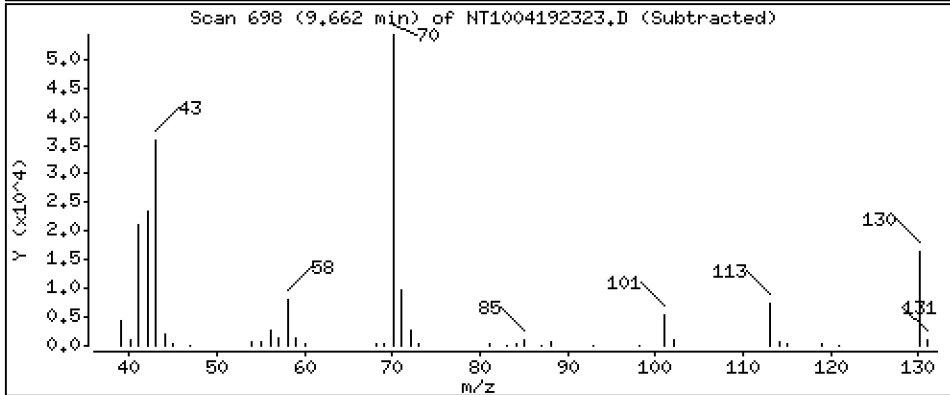
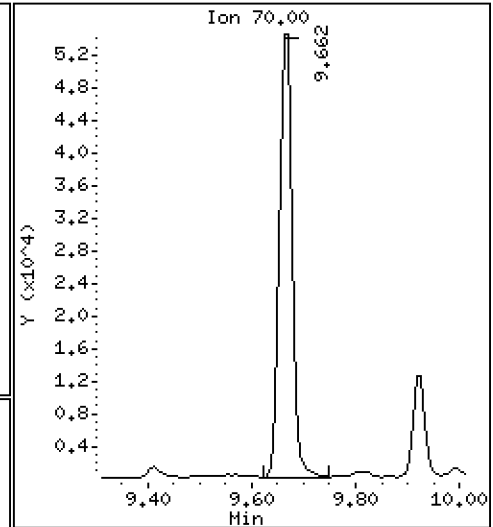
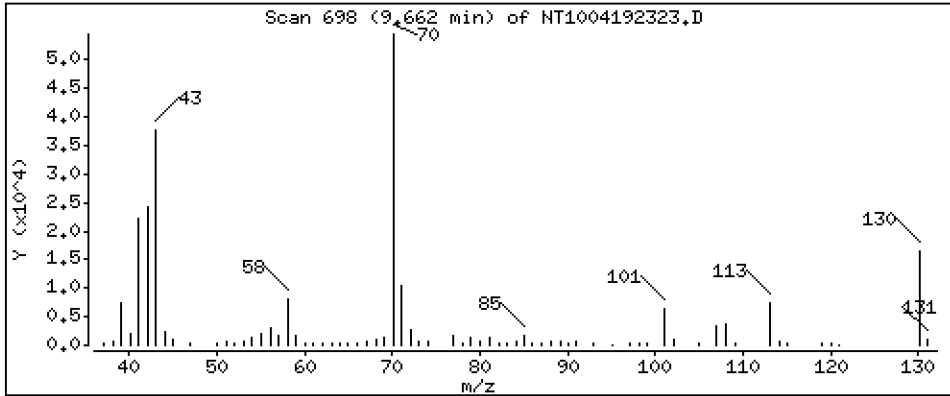
Operator: VTS

Column phase: ZB-5msi

Column diameter: 0.25

16 N-Nitroso-di-n-propylamine

Concentration: 2,890 ug/mL



Date : 20-APR-2023 01:21

Client ID:

Instrument: nt10.i

Sample Info: BLD0057-MSD1

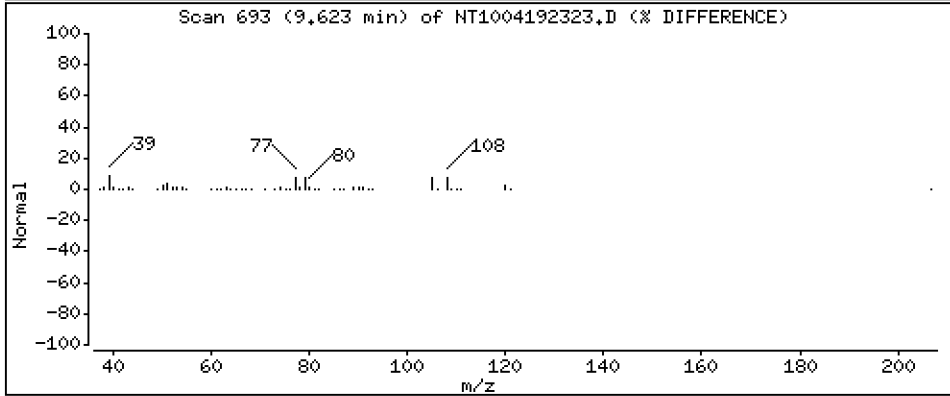
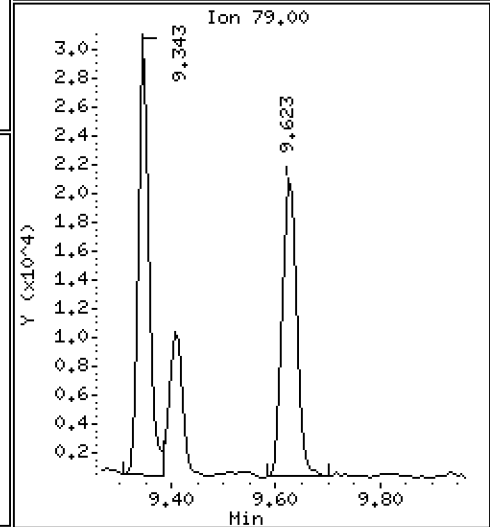
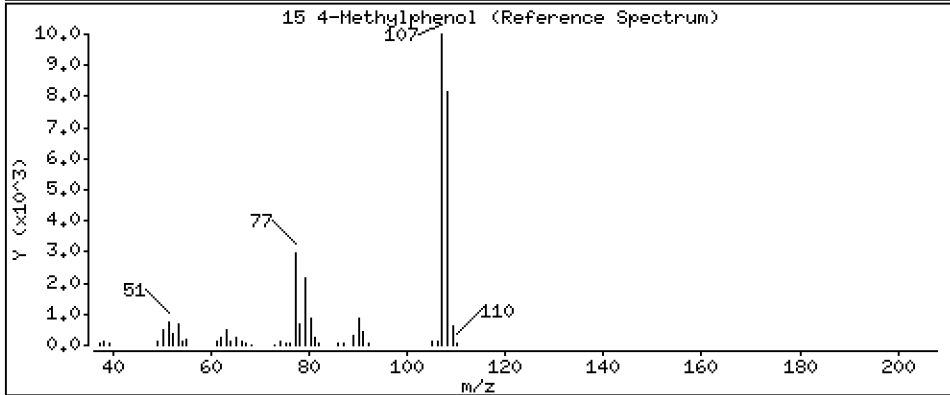
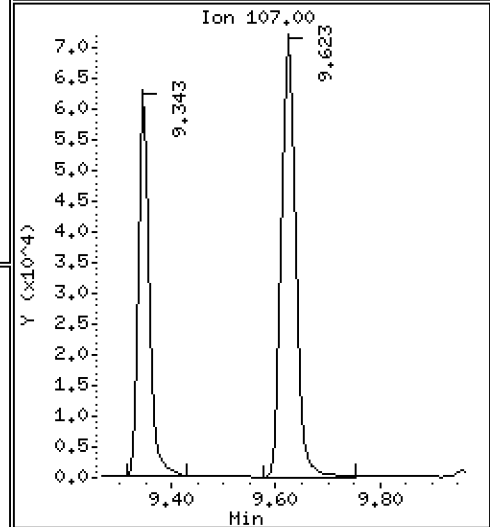
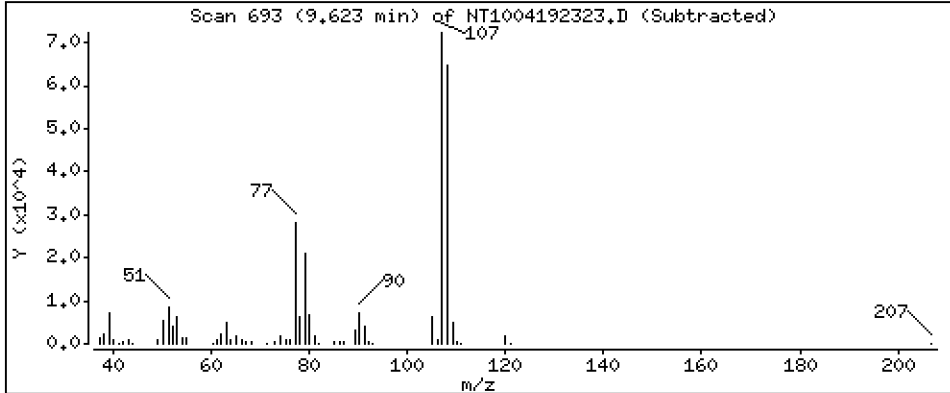
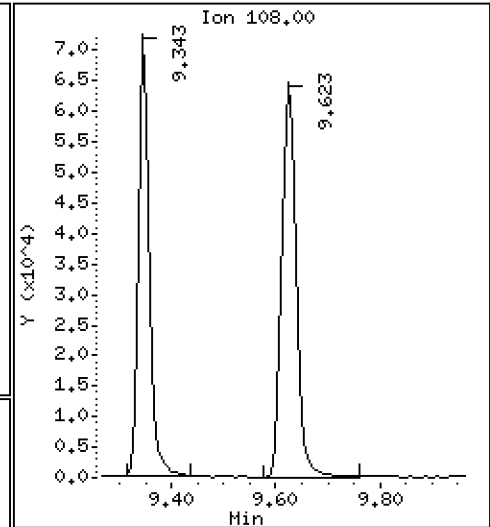
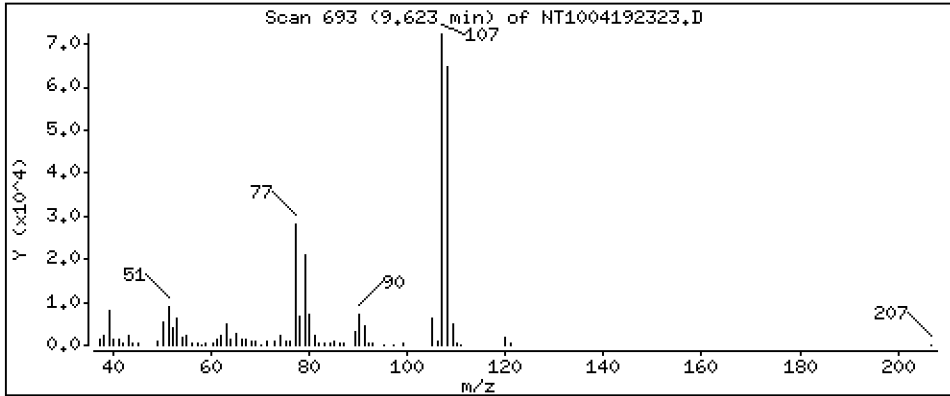
Operator: VTS

Column phase: ZB-5msi

Column diameter: 0,25

15 4-Methylphenol

Concentration: 3,040 ug/mL



Date : 20-APR-2023 01:21

Client ID:

Instrument: nt10.i

Sample Info: BLD0057-MSD1

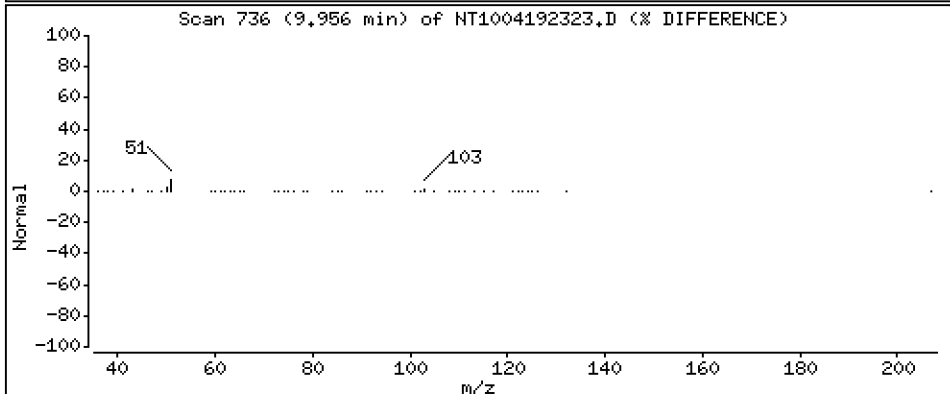
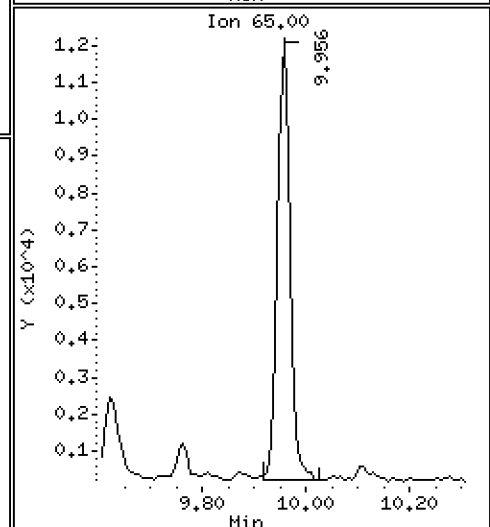
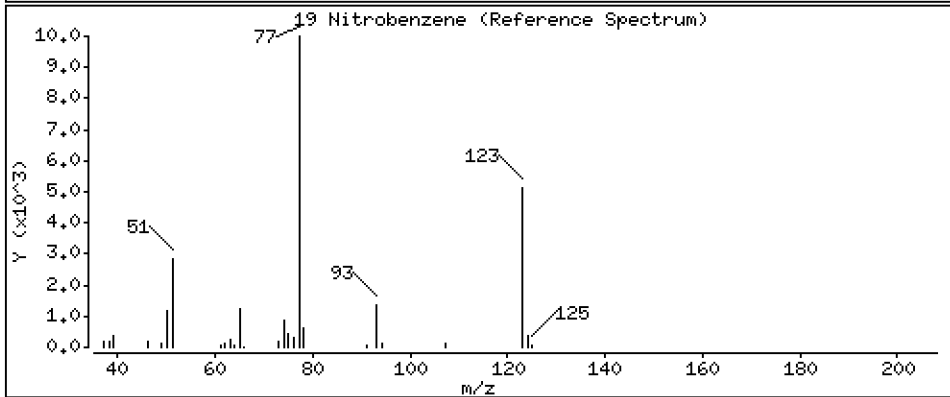
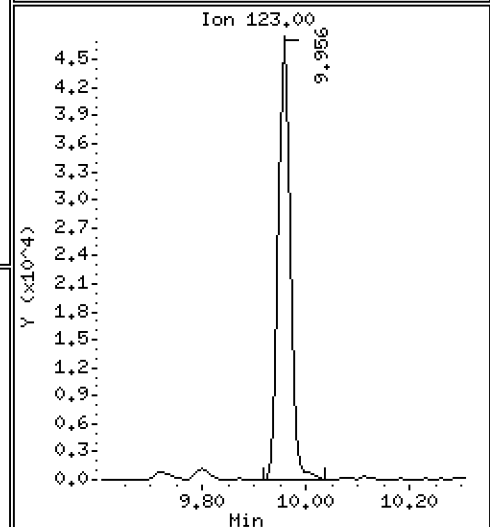
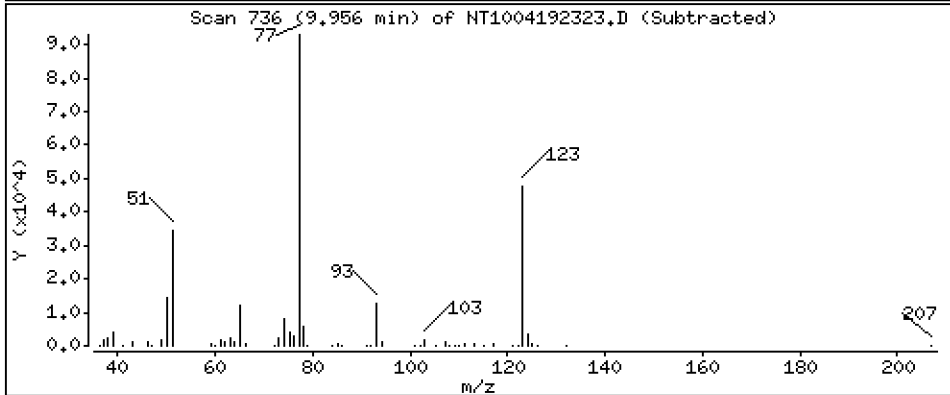
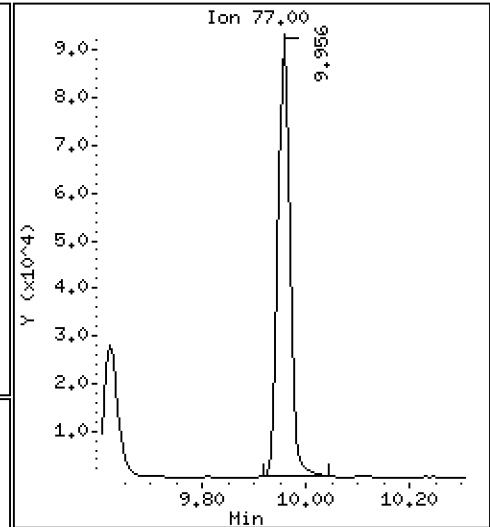
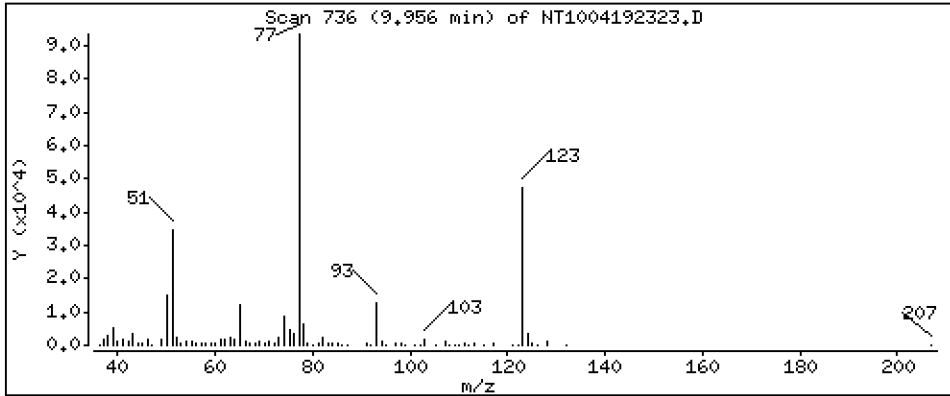
Operator: VTS

Column phase: ZB-5msi

Column diameter: 0,25

19 Nitrobenzene

Concentration: 2,897 ug/mL



Date : 20-APR-2023 01:21

Client ID:

Instrument: nt10.i

Sample Info: BLD0057-MSD1

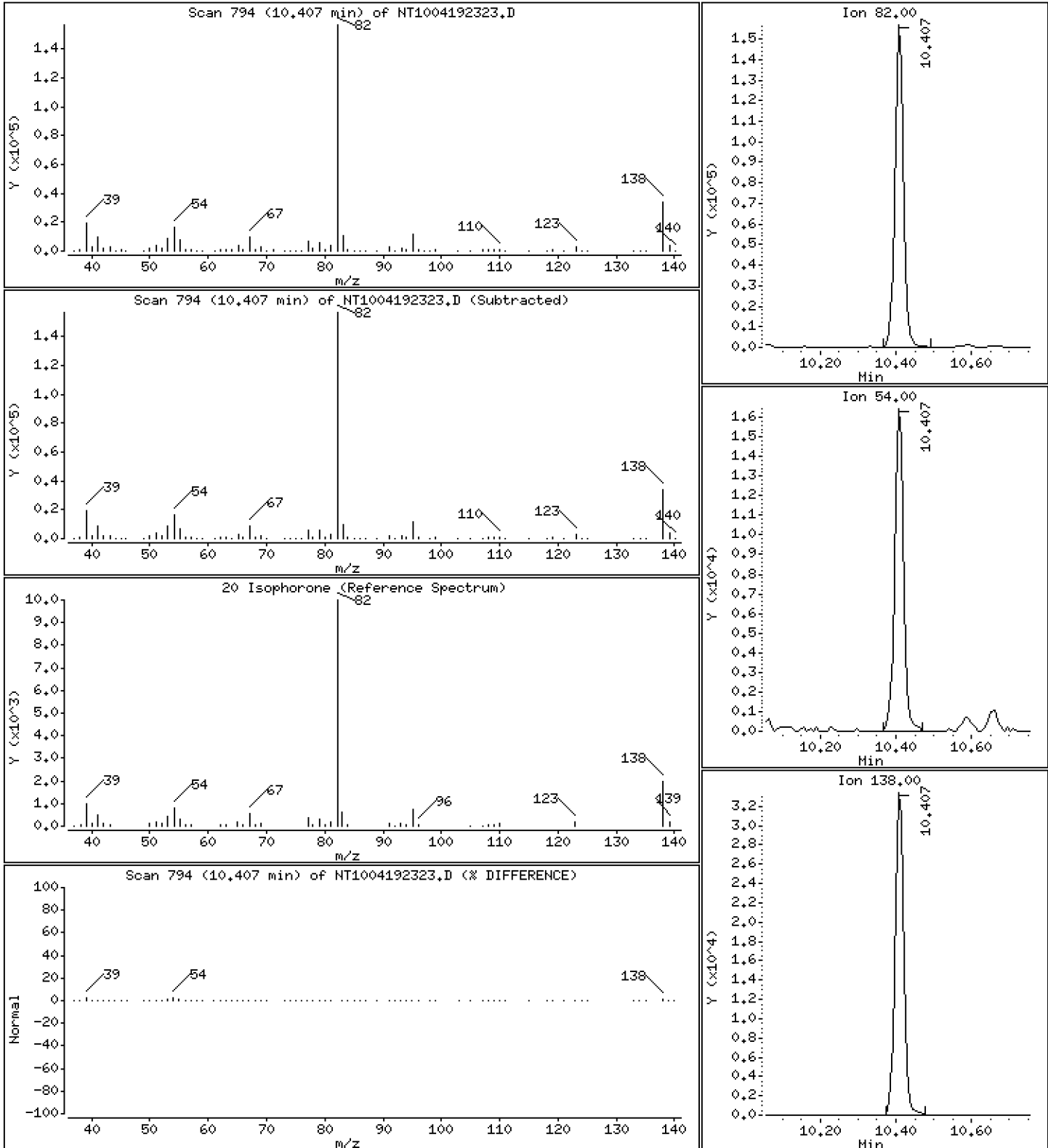
Operator: VTS

Column phase: ZB-5msi

Column diameter: 0.25

20 Isophorone

Concentration: 4.025 ug/mL



Date : 20-APR-2023 01:21

Client ID:

Instrument: nt10.i

Sample Info: BLD0057-MSD1

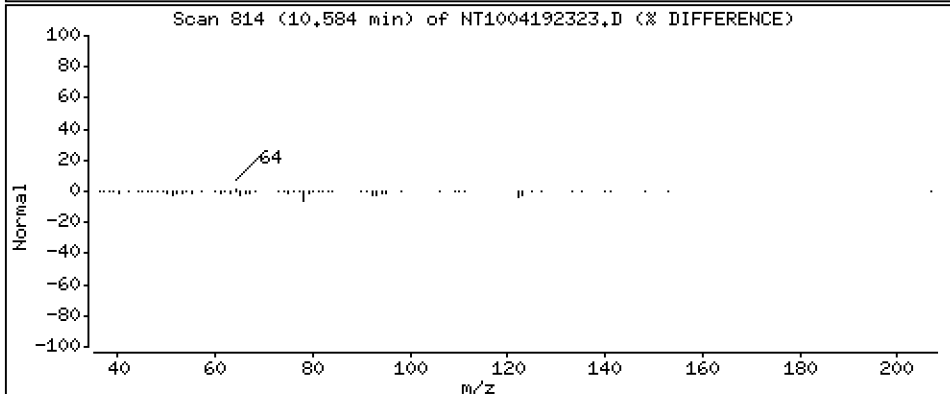
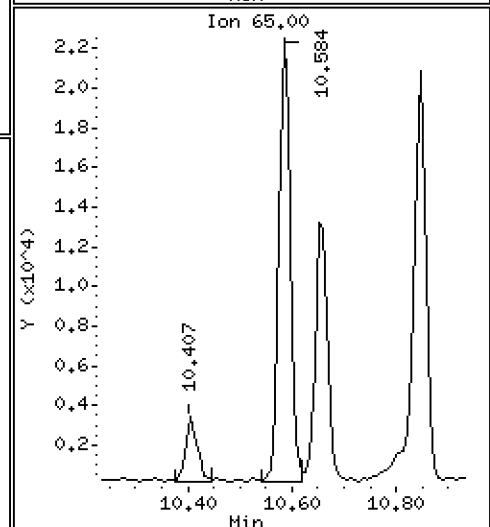
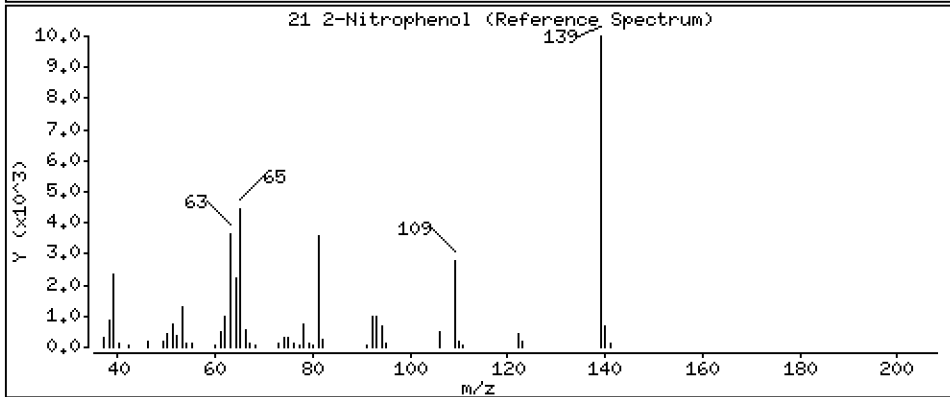
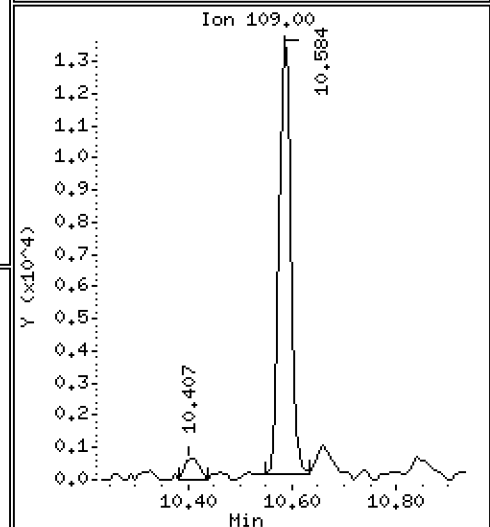
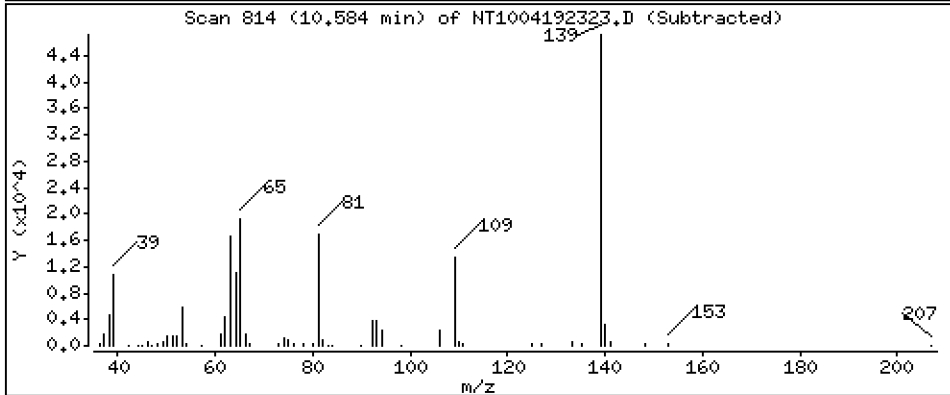
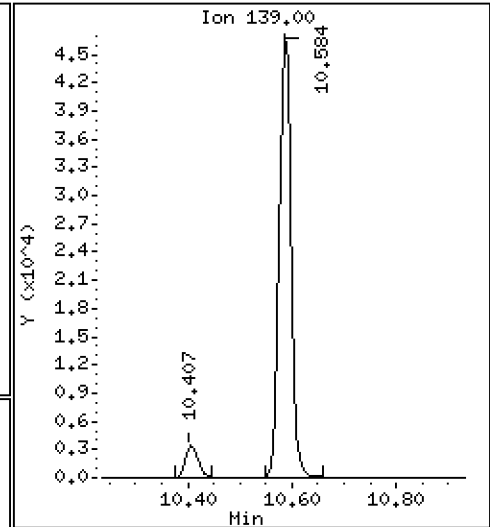
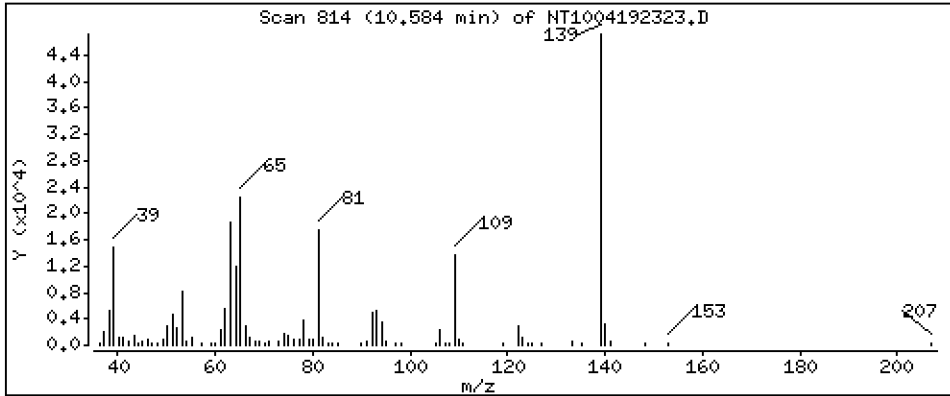
Operator: VTS

Column phase: ZB-5msi

Column diameter: 0,25

21 2-Nitrophenol

Concentration: 3,226 ug/mL



Date : 20-APR-2023 01:21

Client ID:

Instrument: nt10.i

Sample Info: BLD0057-MSD1

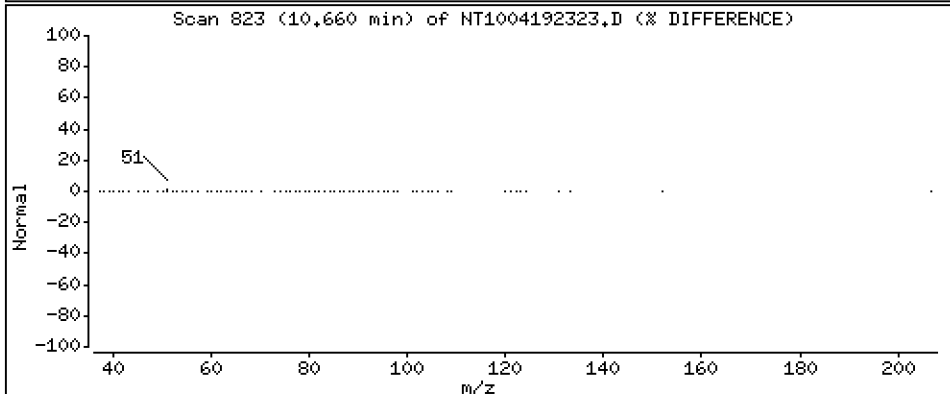
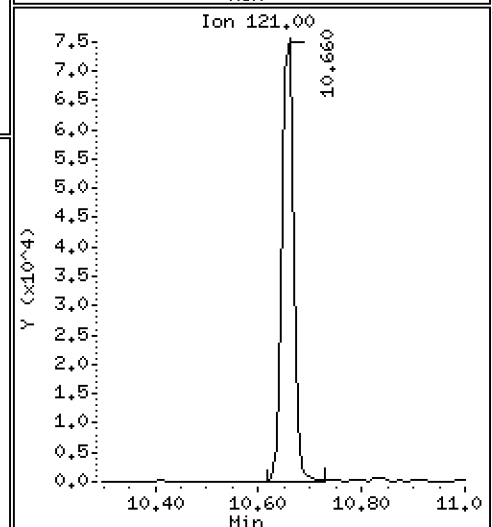
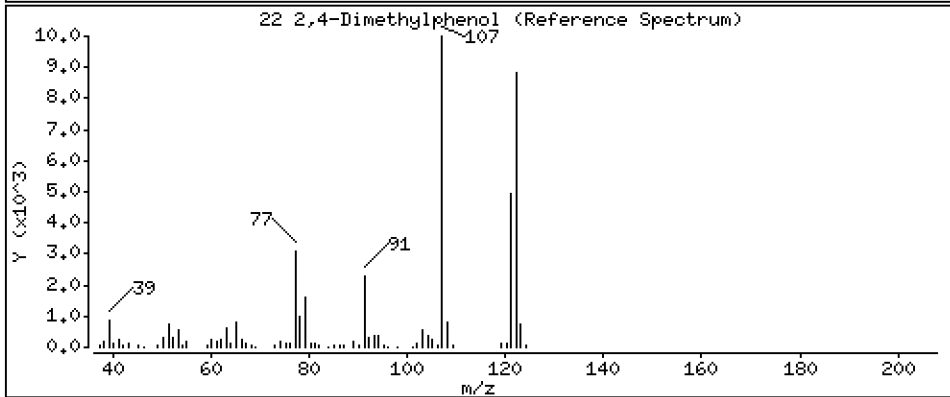
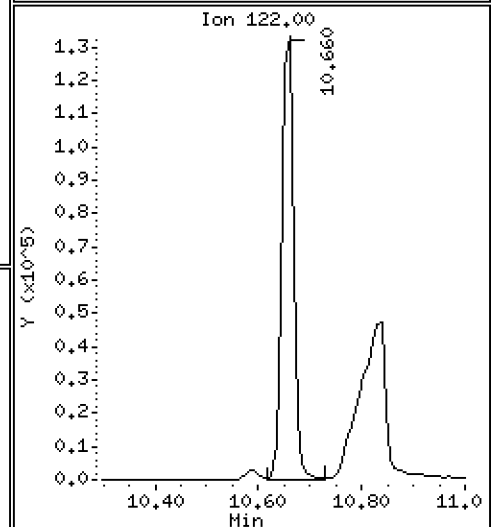
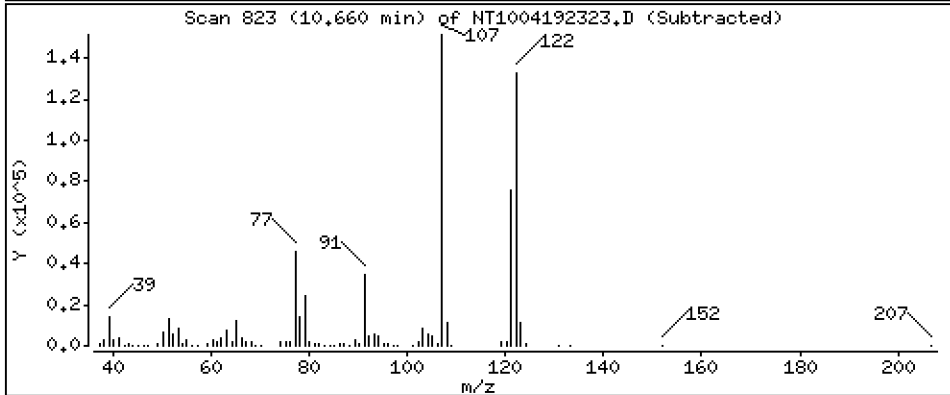
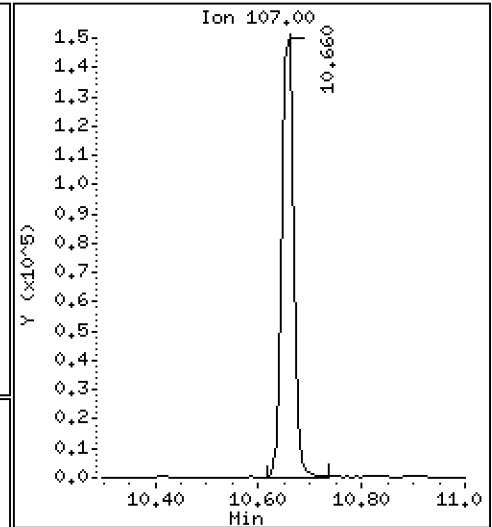
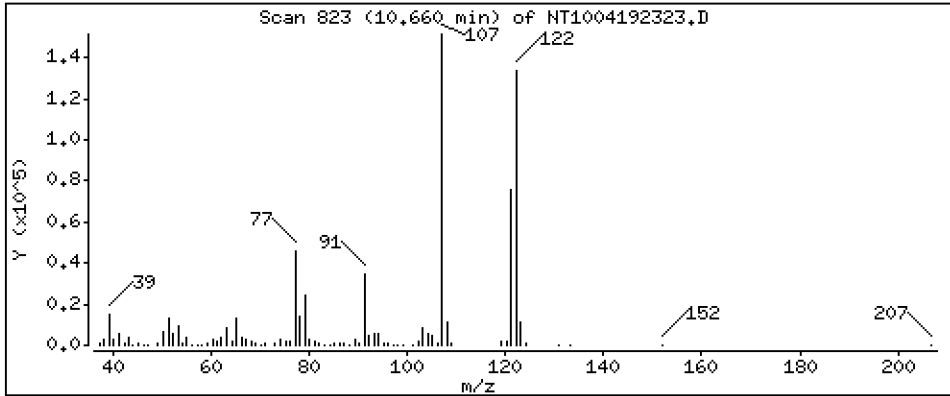
Operator: VTS

Column phase: ZB-5msi

Column diameter: 0,25

22 2,4-Dimethylphenol

Concentration: 5,392 ug/mL



Date : 20-APR-2023 01:21

Client ID:

Instrument: nt10.i

Sample Info: BLD0057-MSD1

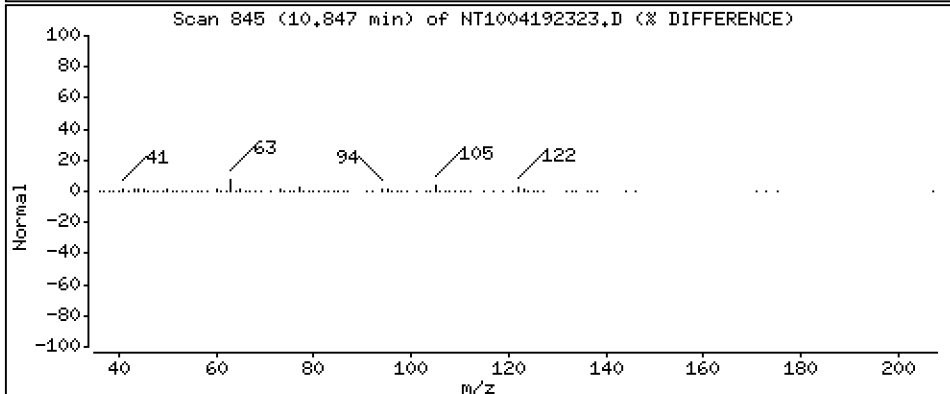
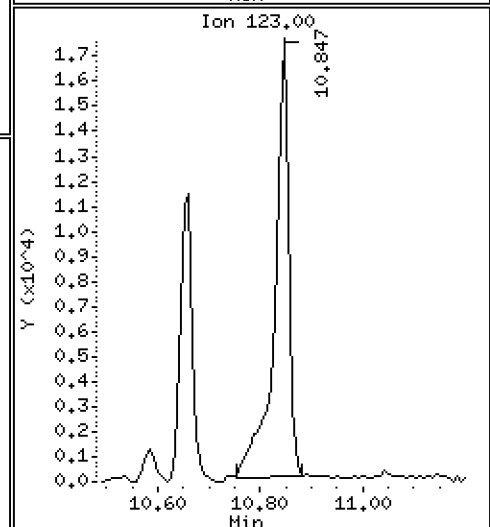
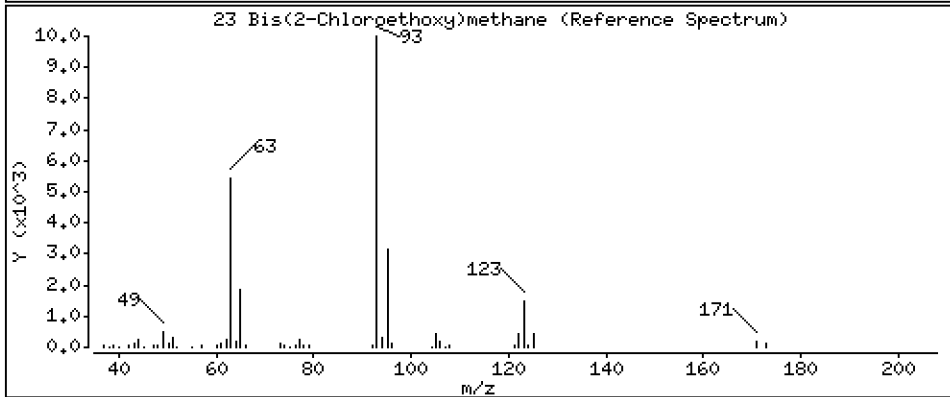
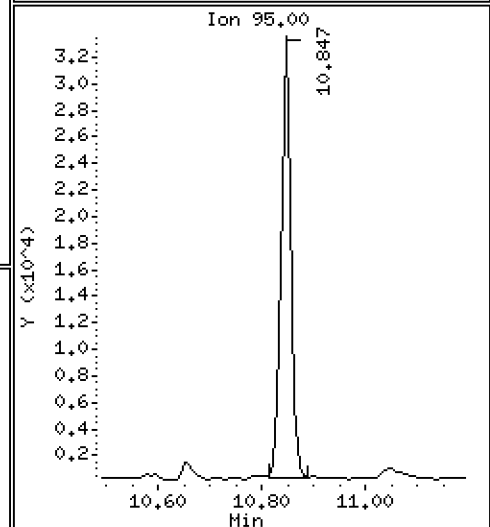
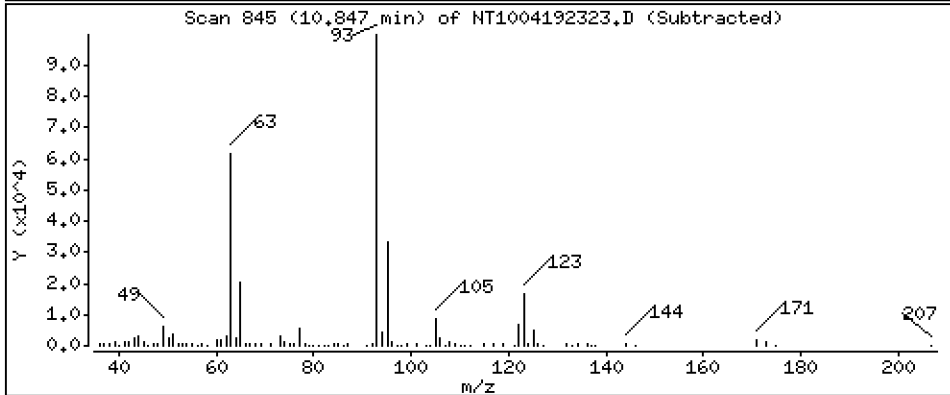
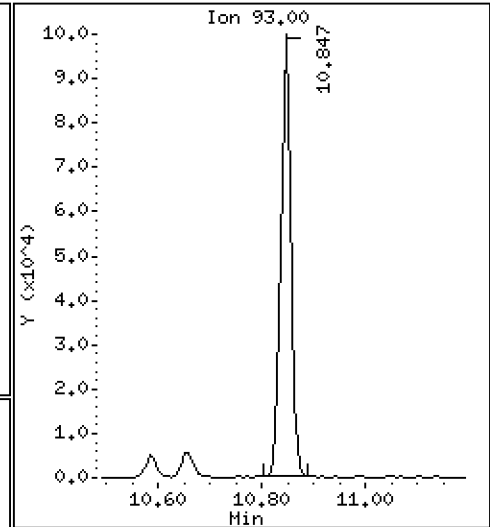
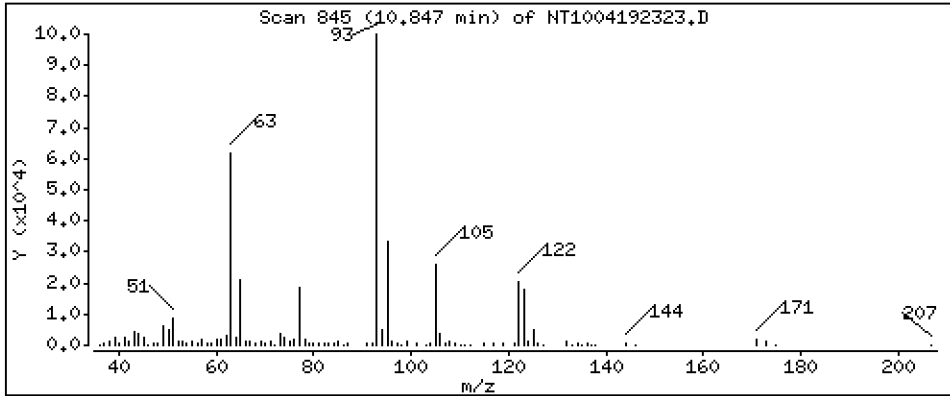
Operator: VTS

Column phase: ZB-5msi

Column diameter: 0,25

23 Bis(2-Chloroethoxy)methane

Concentration: 3,364 ug/mL



Date : 20-APR-2023 01:21

Client ID:

Instrument: nt10.i

Sample Info: BLD0057-MSD1

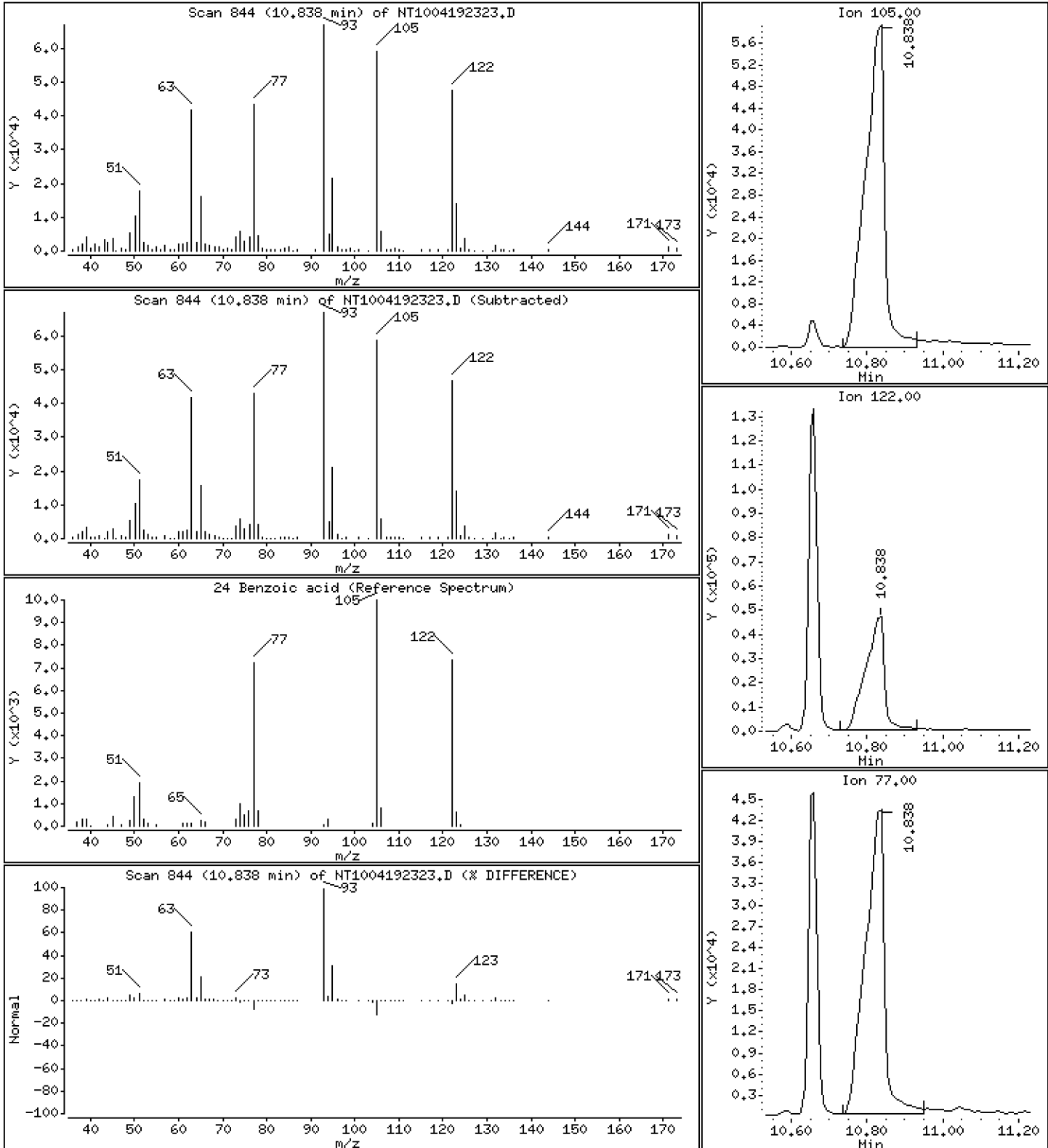
Operator: VTS

Column phase: ZB-5msi

Column diameter: 0,25

24 Benzoic acid

Concentration: 8,362 ug/mL



Date : 20-APR-2023 01:21

Client ID:

Instrument: nt10.i

Sample Info: BLD0057-MSD1

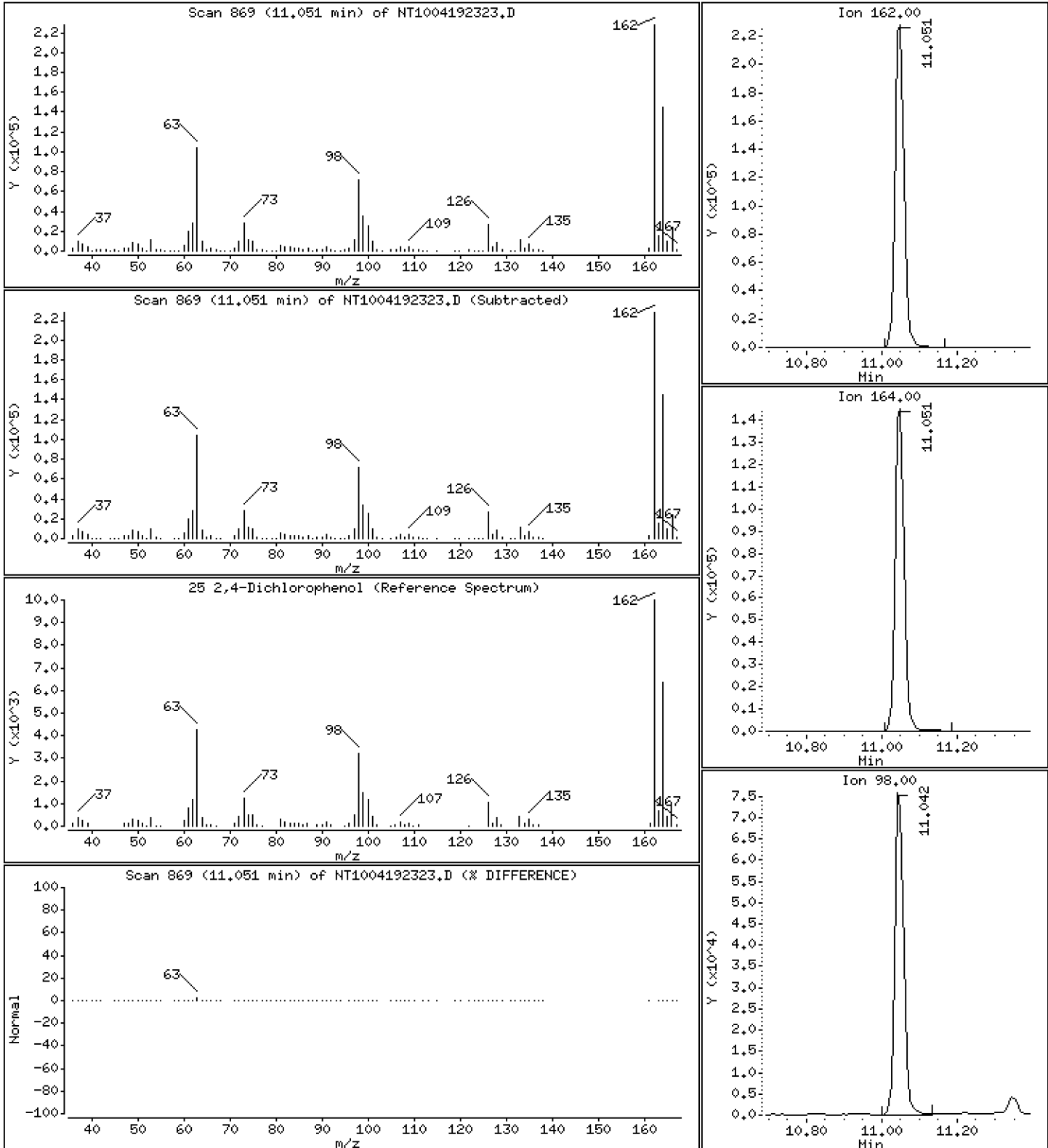
Operator: VTS

Column phase: ZB-5msi

Column diameter: 0,25

25 2,4-Dichlorophenol

Concentration: 12,00 ug/mL



Date : 20-APR-2023 01:21

Client ID:

Instrument: nt10.i

Sample Info: BLD0057-MSD1

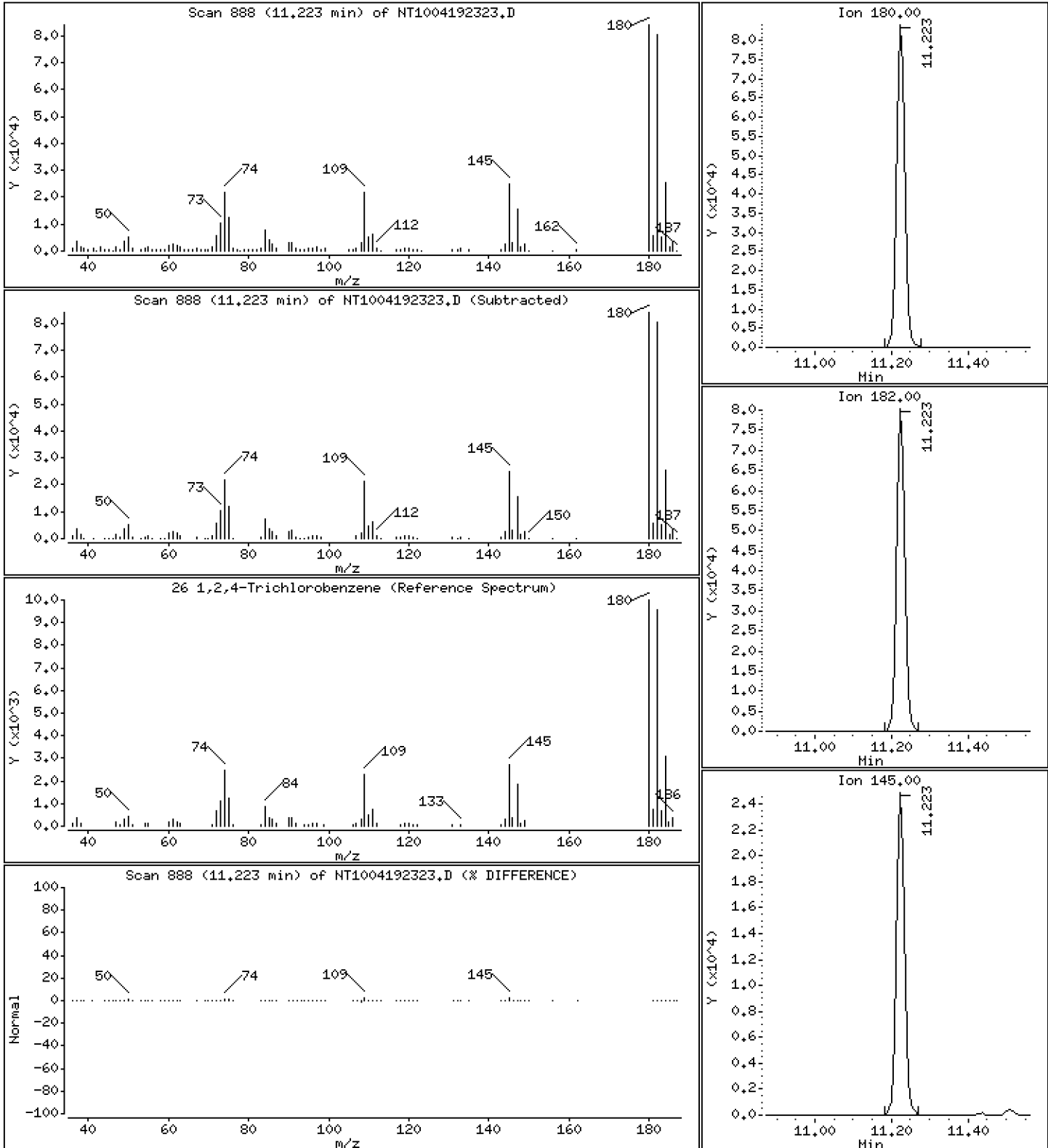
Operator: VTS

Column phase: ZB-5msi

Column diameter: 0,25

26 1,2,4-Trichlorobenzene

Concentration: 3,189 ug/mL



Date : 20-APR-2023 01:21

Client ID:

Instrument: nt10.i

Sample Info: BLD0057-MSD1

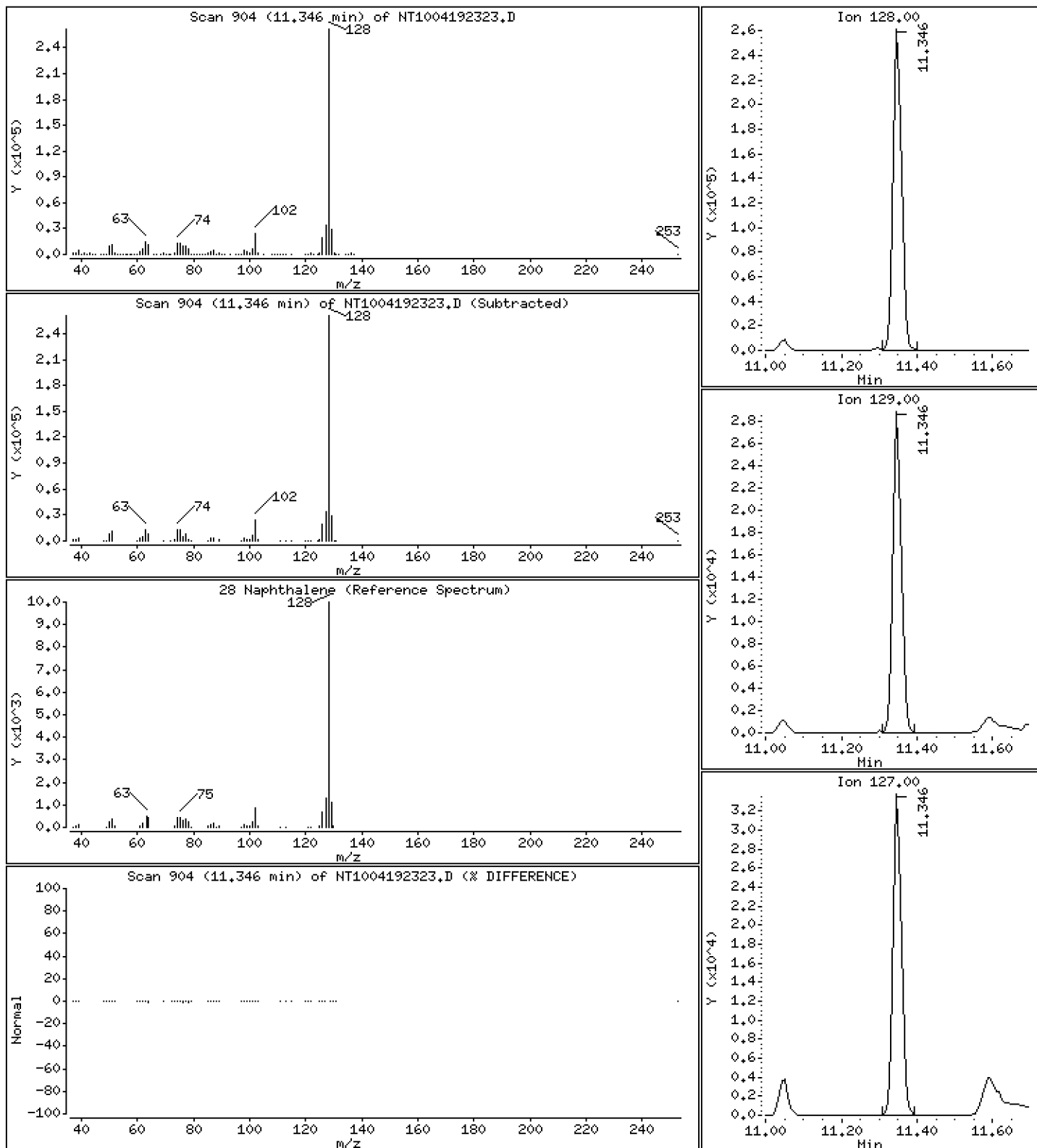
Operator: VTS

Column phase: ZB-5msi

Column diameter: 0,25

28 Naphthalene

Concentration: 3,053 ug/mL



Date : 20-APR-2023 01:21

Client ID:

Instrument: nt10.i

Sample Info: BLD0057-MSD1

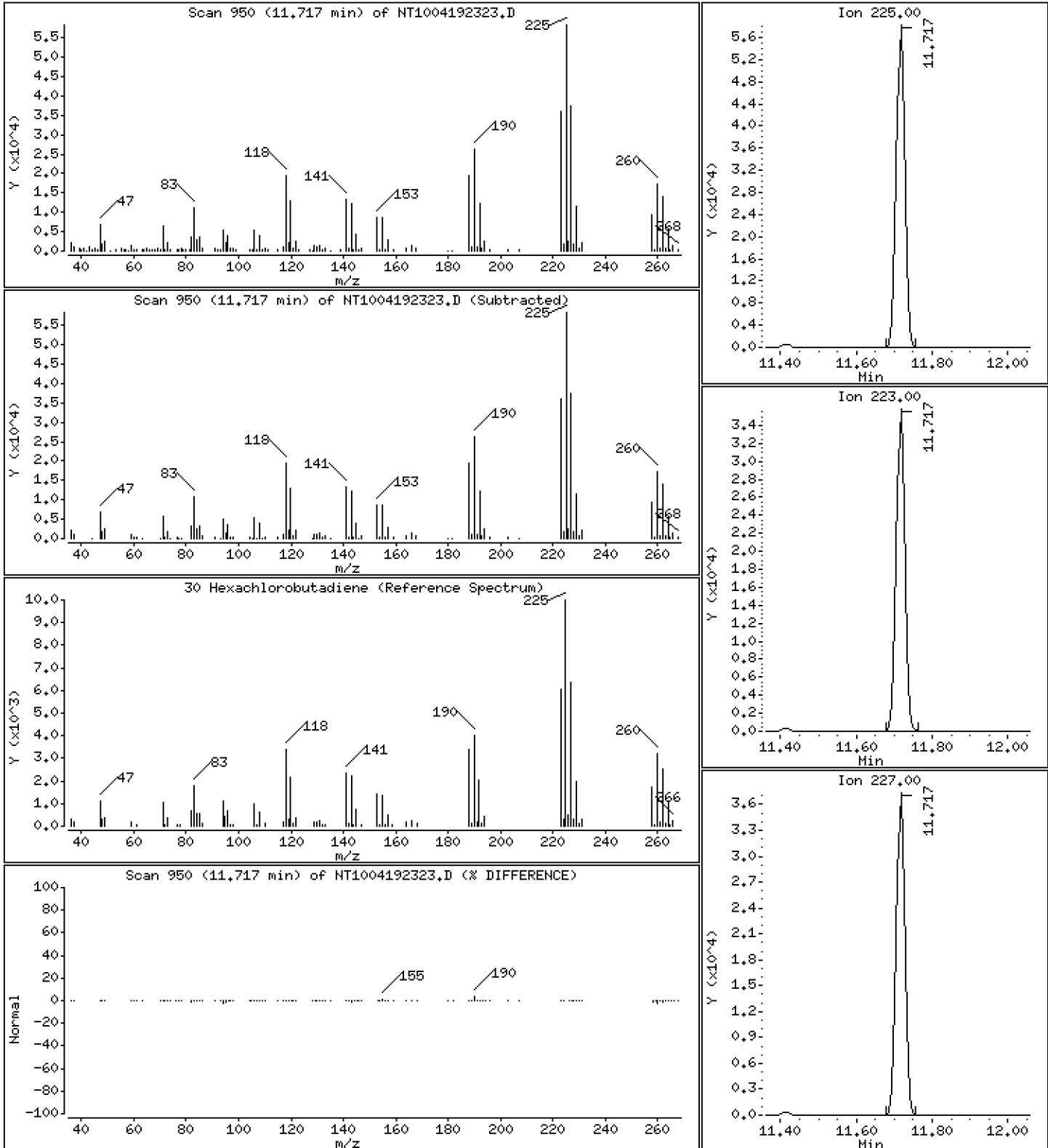
Operator: VTS

Column phase: ZB-5msi

Column diameter: 0,25

30 Hexachlorobutadiene

Concentration: 3,544 ug/mL



Date : 20-APR-2023 01:21

Client ID:

Instrument: nt10.i

Sample Info: BLD0057-MSD1

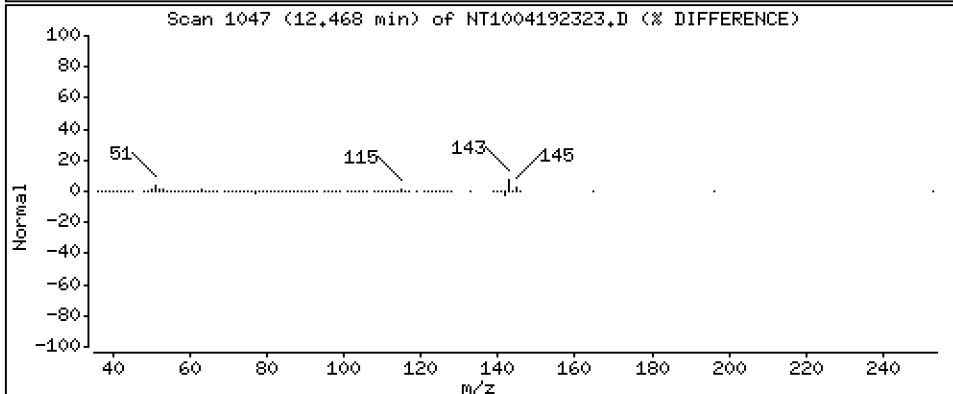
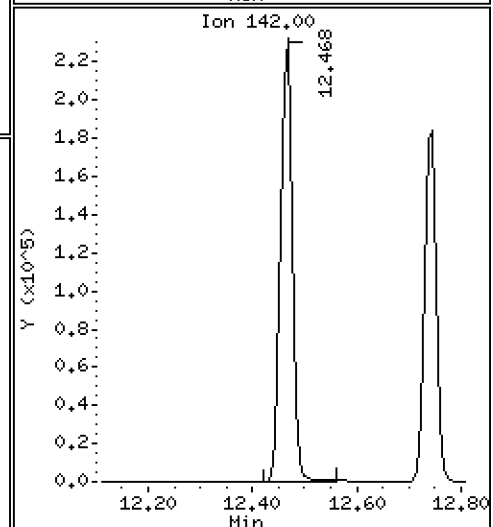
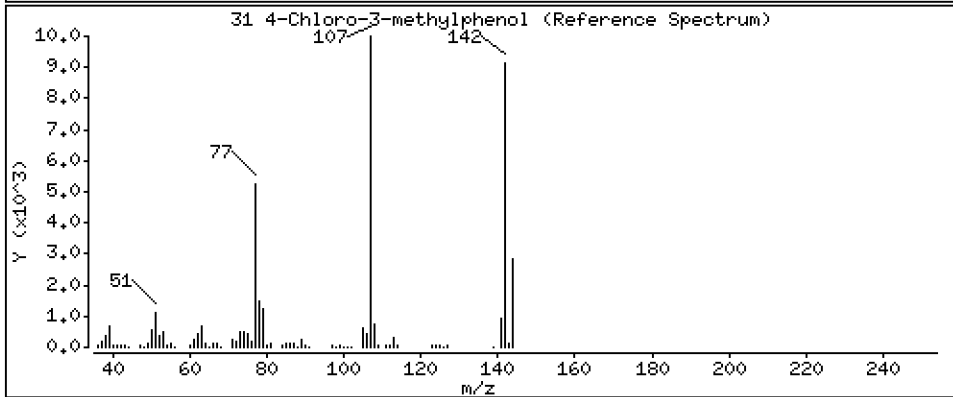
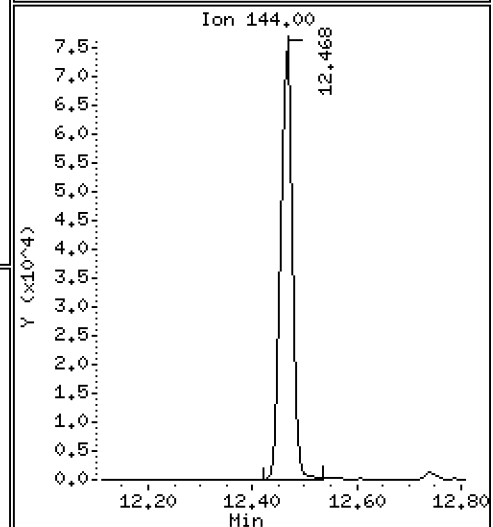
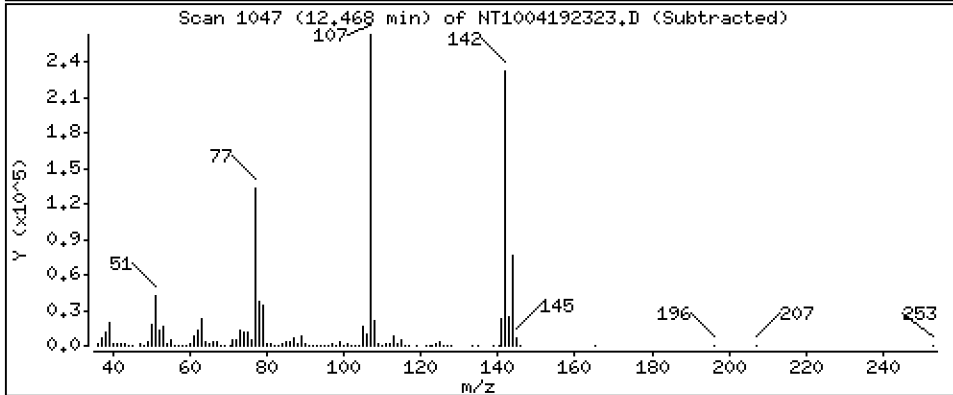
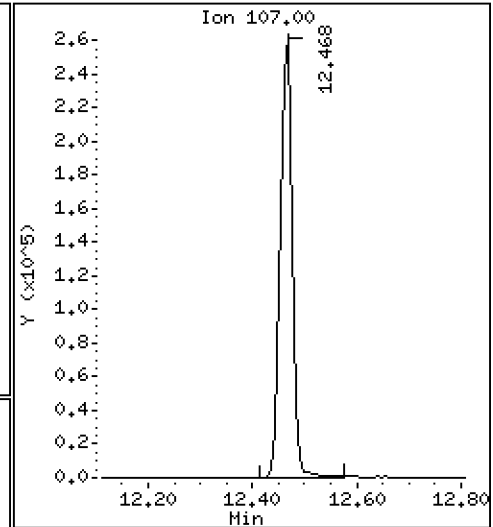
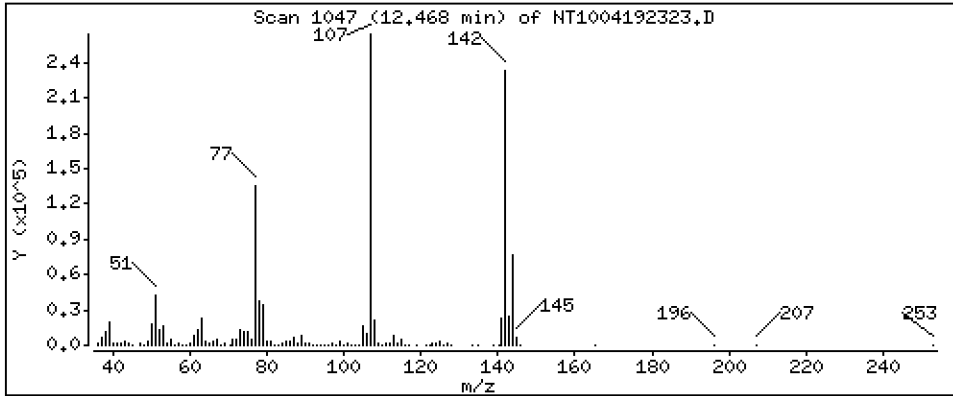
Operator: VTS

Column phase: ZB-5msi

Column diameter: 0,25

31 4-Chloro-3-methylphenol

Concentration: 10,40 ug/mL



Date : 20-APR-2023 01:21

Client ID:

Instrument: nt10.i

Sample Info: BLD0057-MSD1

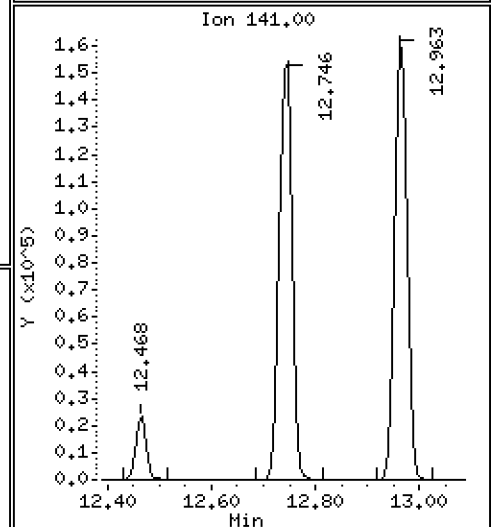
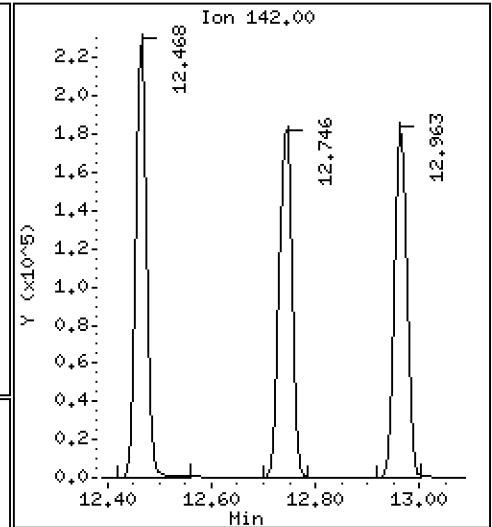
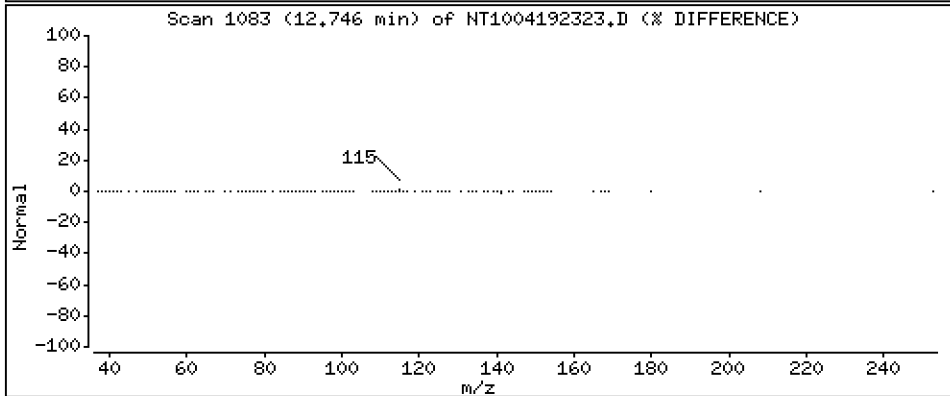
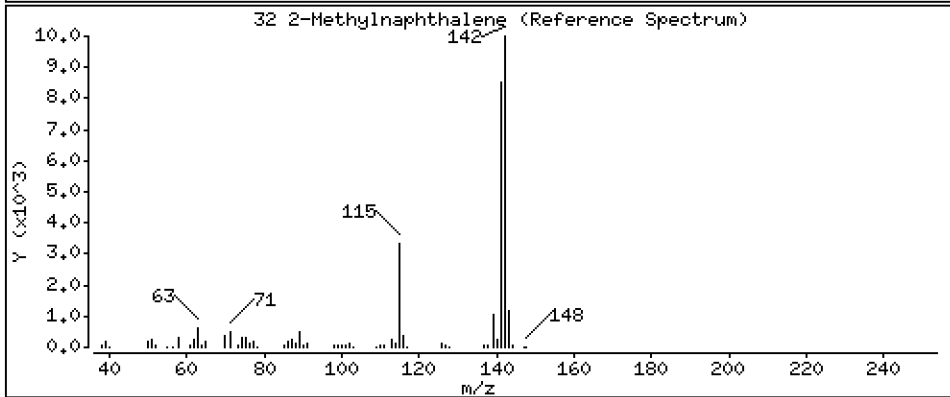
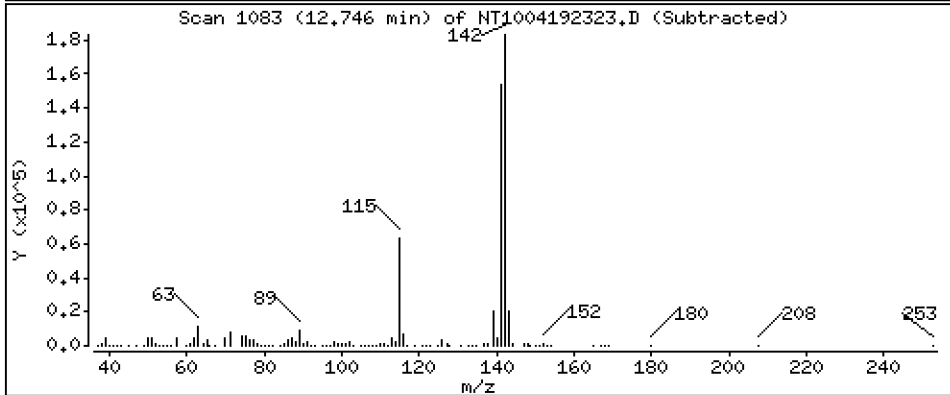
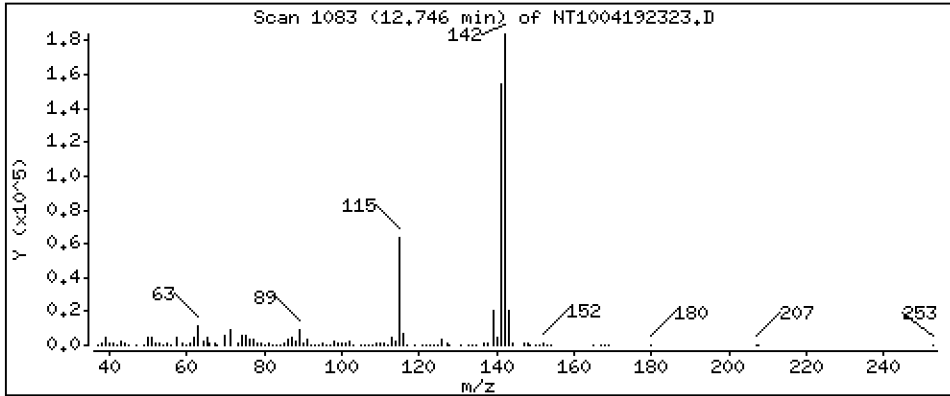
Operator: VTS

Column phase: ZB-5msi

Column diameter: 0,25

32 2-Methylnaphthalene

Concentration: 3,227 ug/mL



Date : 20-APR-2023 01:21

Client ID:

Instrument: nt10.i

Sample Info: BLD0057-MSD1

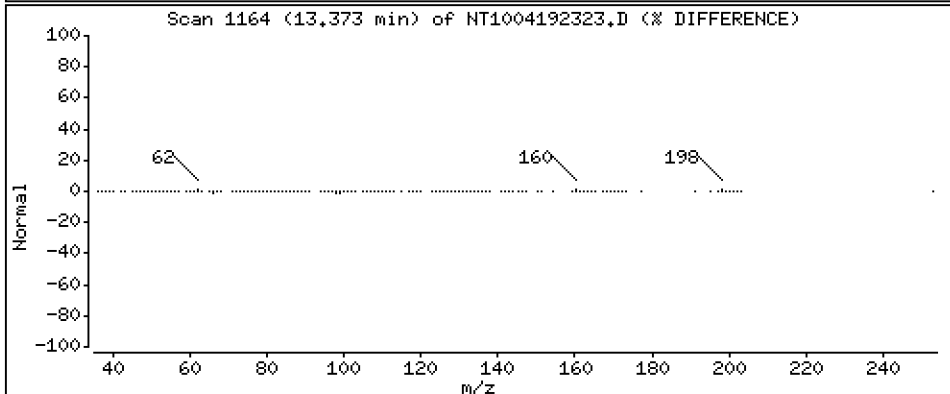
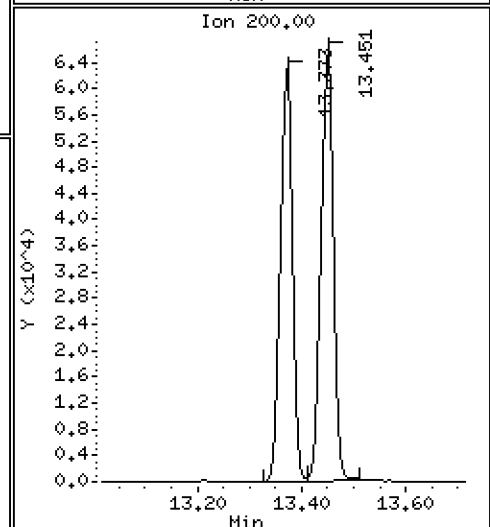
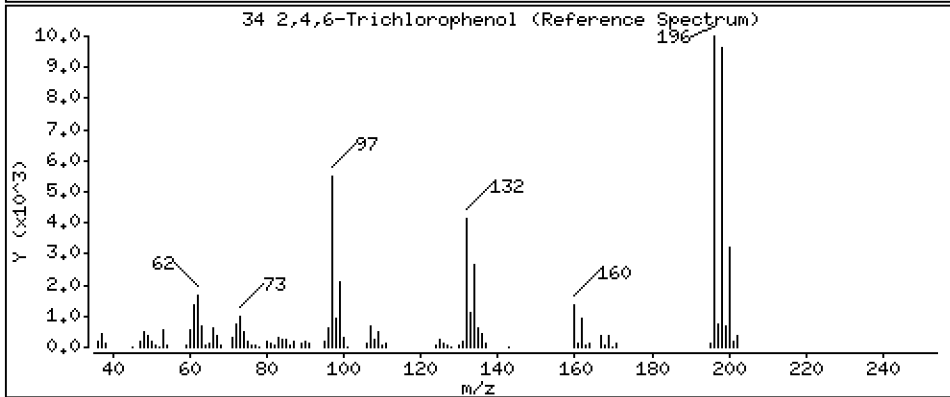
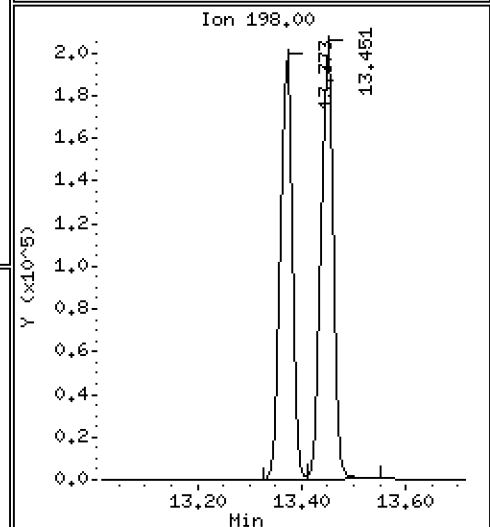
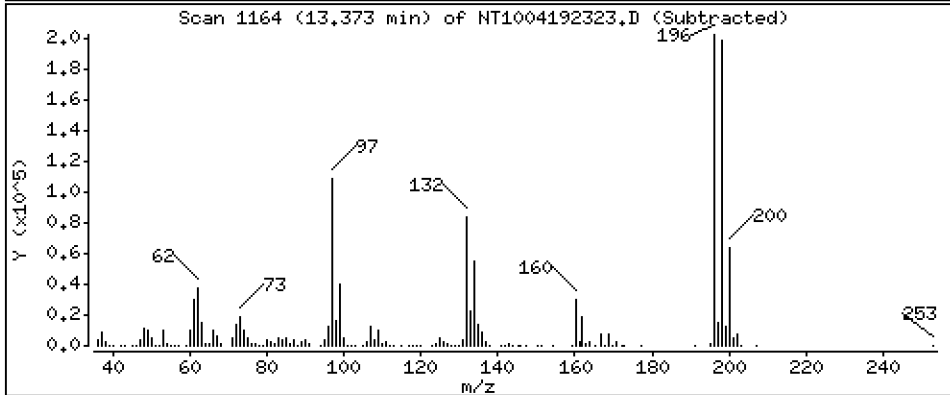
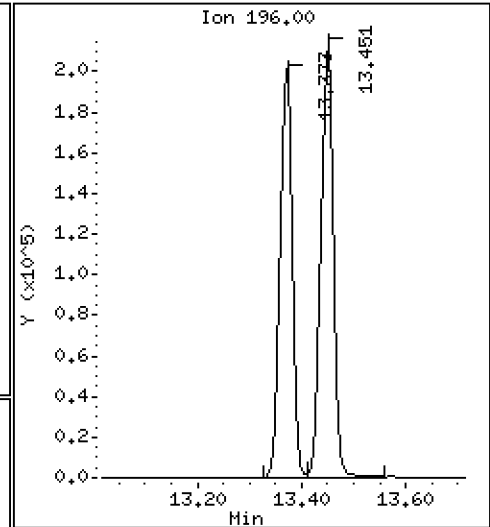
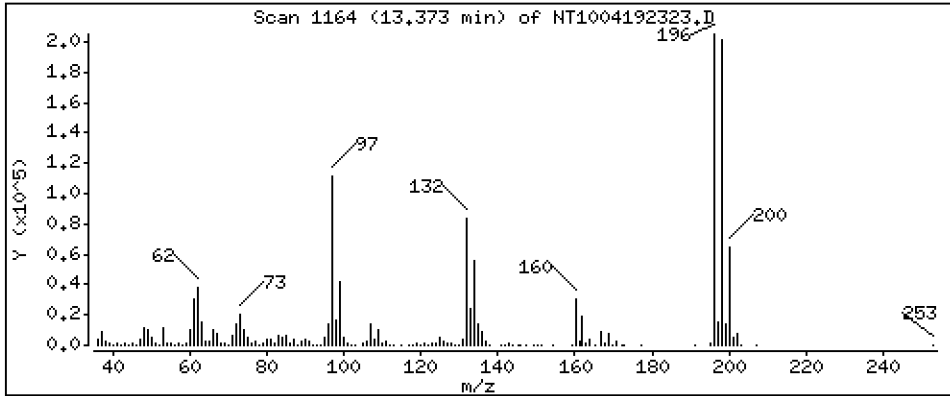
Operator: VTS

Column phase: ZB-5msi

Column diameter: 0,25

34 2,4,6-Trichlorophenol

Concentration: 11,27 ug/mL



Date : 20-APR-2023 01:21

Client ID:

Instrument: nt10.i

Sample Info: BLD0057-MSD1

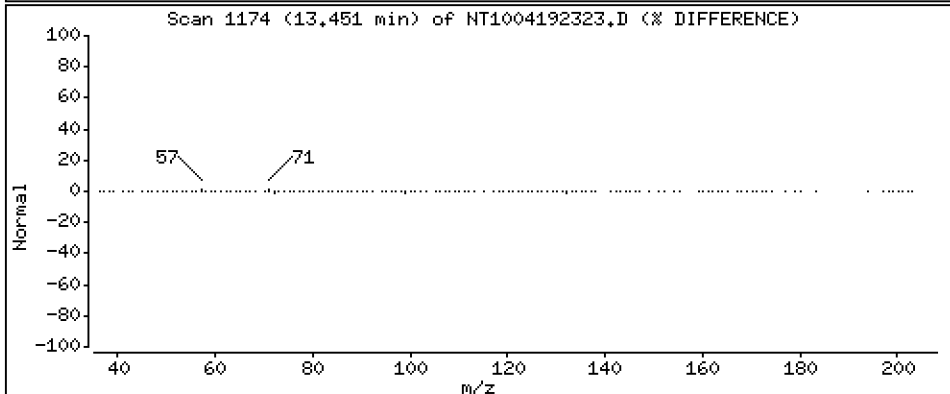
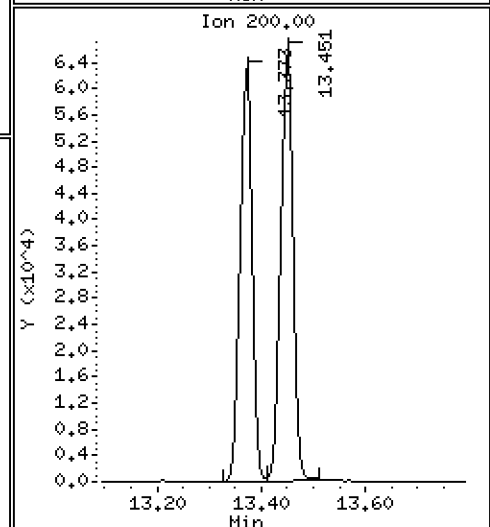
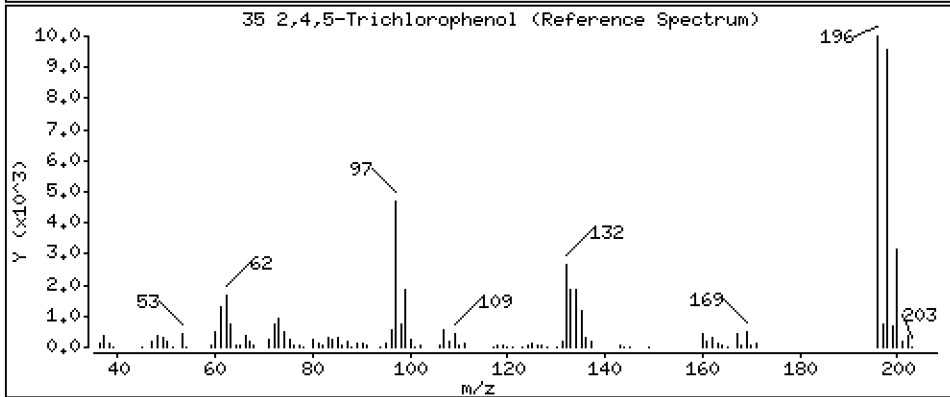
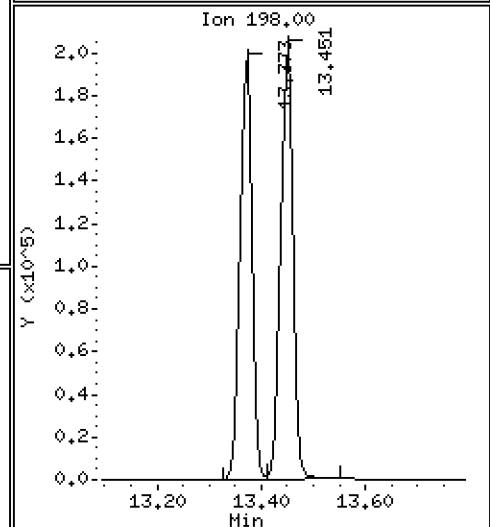
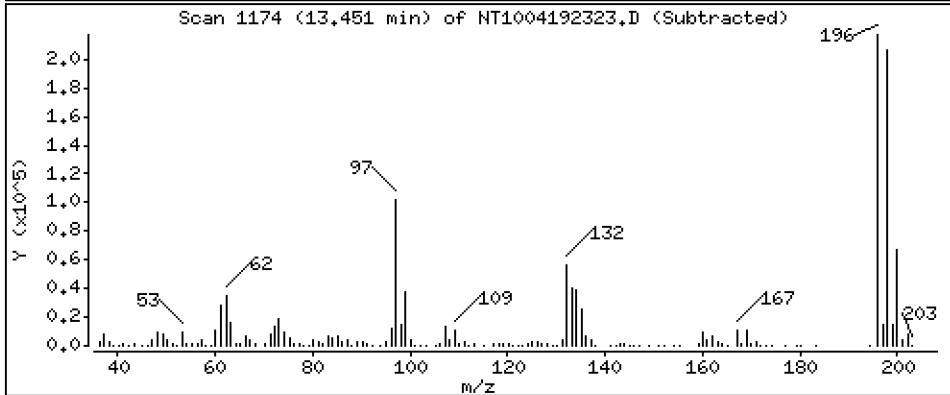
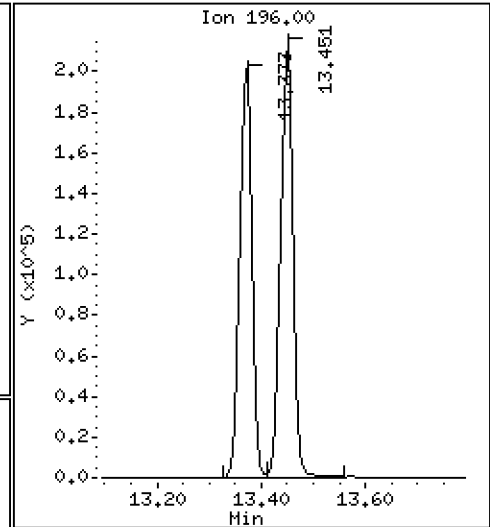
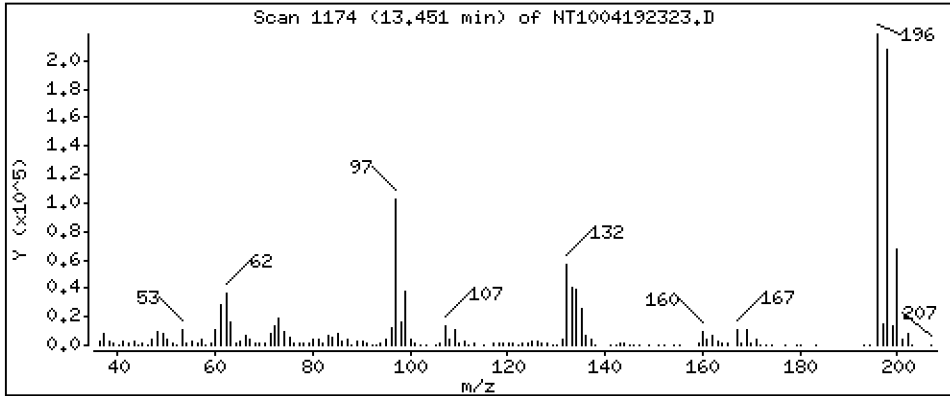
Operator: VTS

Column phase: ZB-5msi

Column diameter: 0,25

35 2,4,5-Trichlorophenol

Concentration: 10,98 ug/mL



Date : 20-APR-2023 01:21

Client ID:

Instrument: nt10.i

Sample Info: BLD0057-MSD1

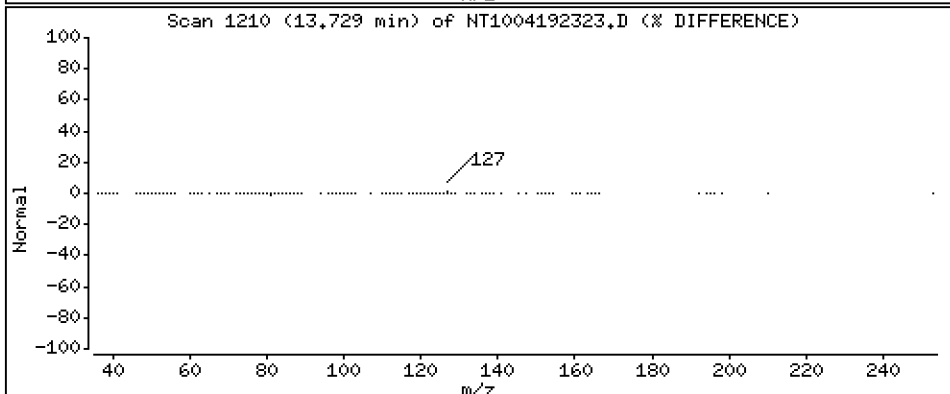
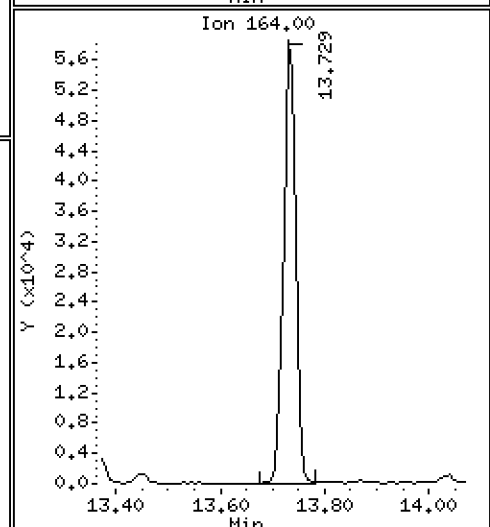
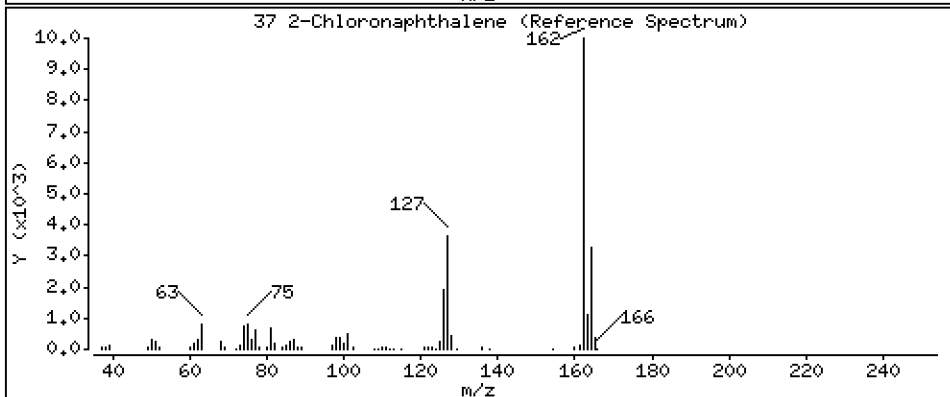
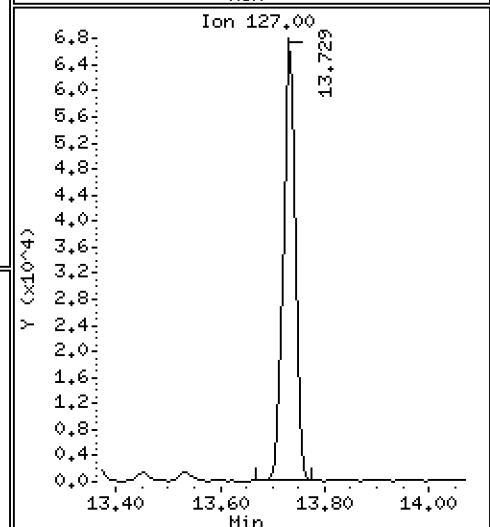
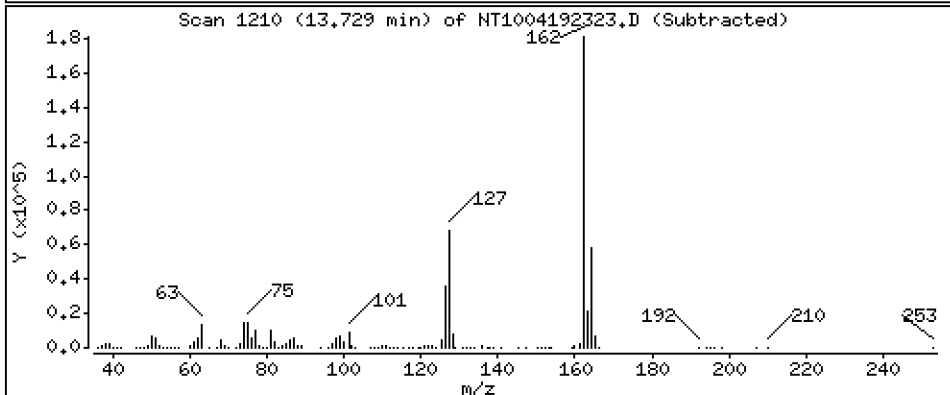
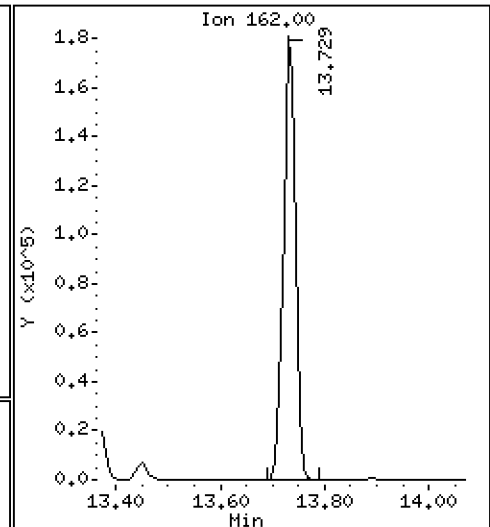
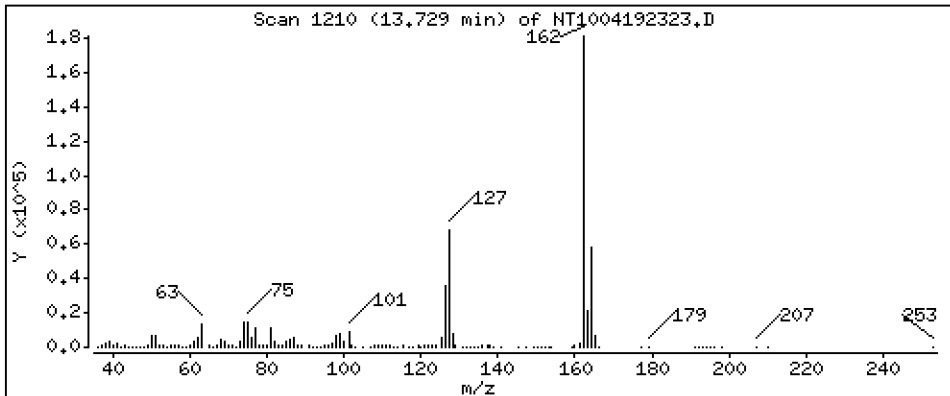
Operator: VTS

Column phase: ZB-5msi

Column diameter: 0,25

37 2-Chloronaphthalene

Concentration: 3,181 ug/mL



Date : 20-APR-2023 01:21

Client ID:

Instrument: nt10.i

Sample Info: BLD0057-MSD1

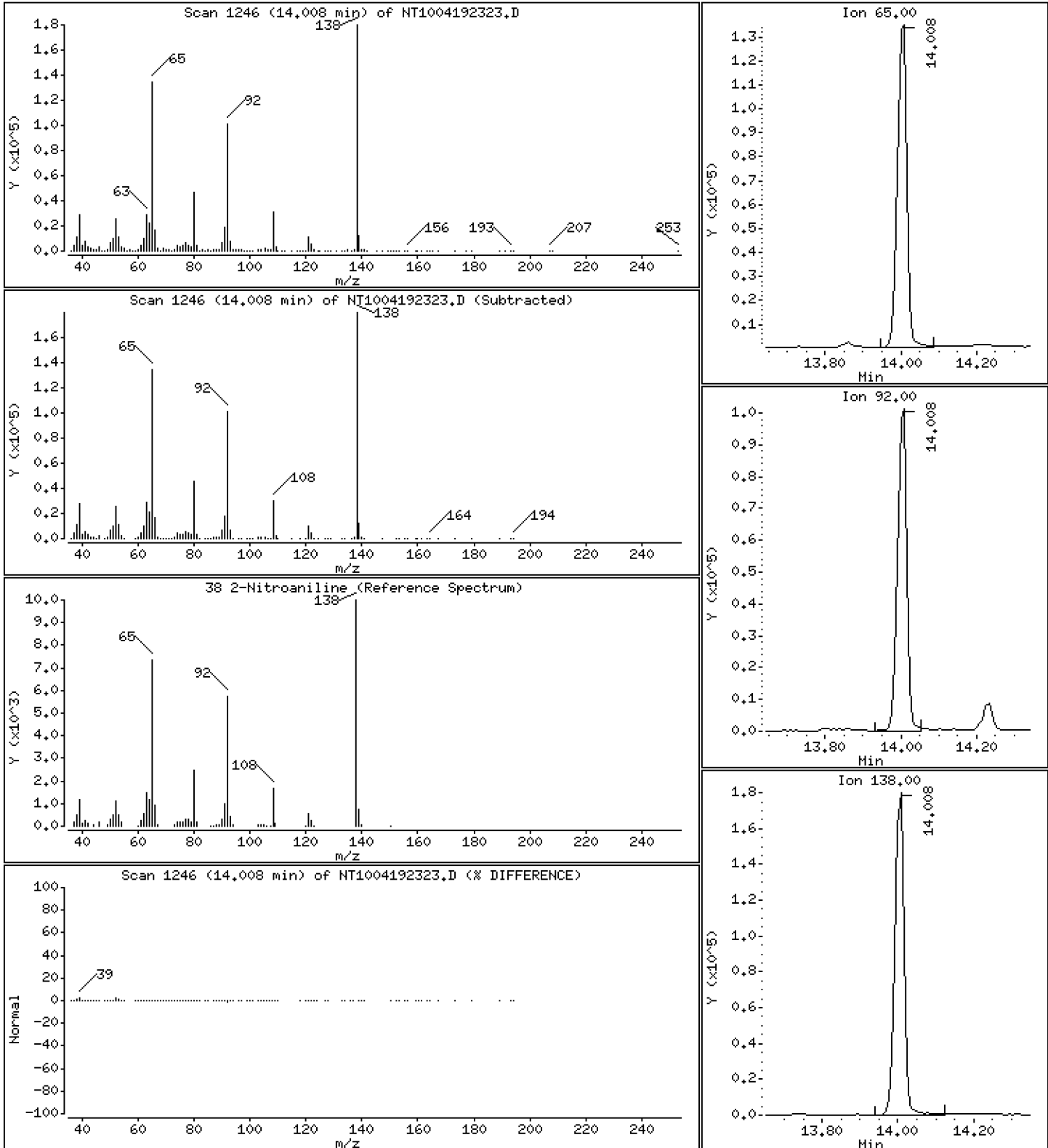
Operator: VTS

Column phase: ZB-5msi

Column diameter: 0,25

38 2-Nitroaniline

Concentration: 8,695 ug/mL



Date : 20-APR-2023 01:21

Client ID:

Instrument: nt10.i

Sample Info: BLD0057-MSD1

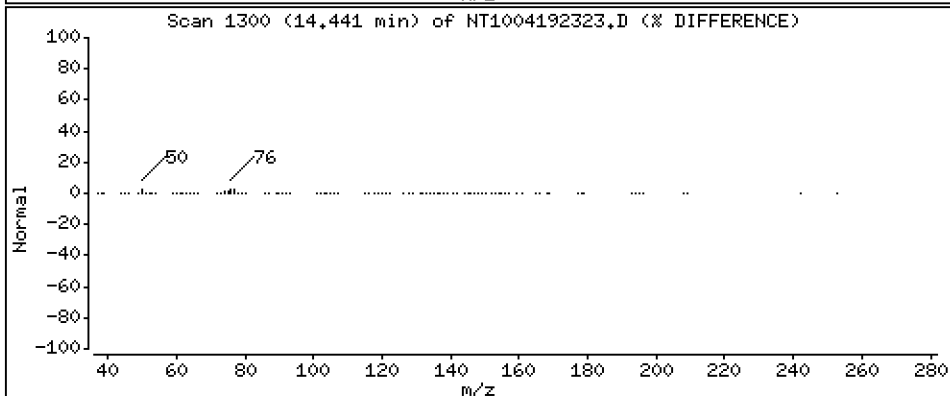
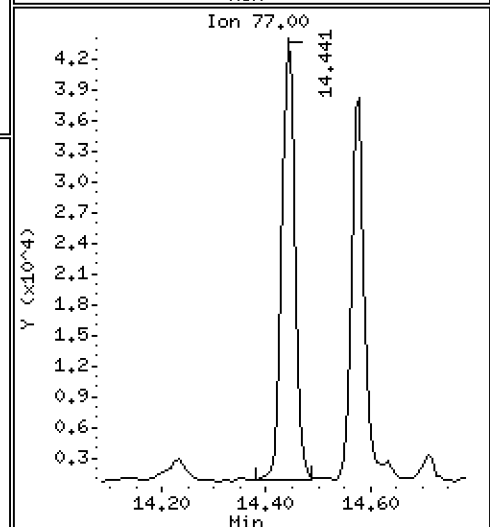
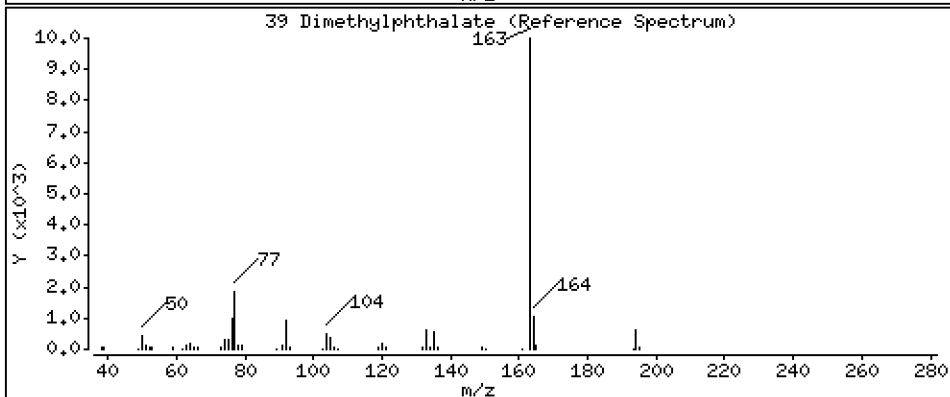
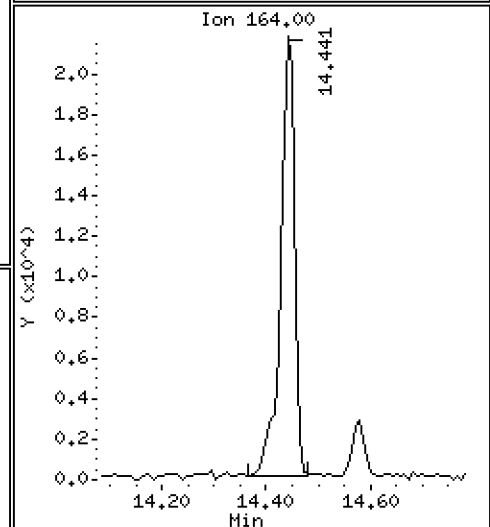
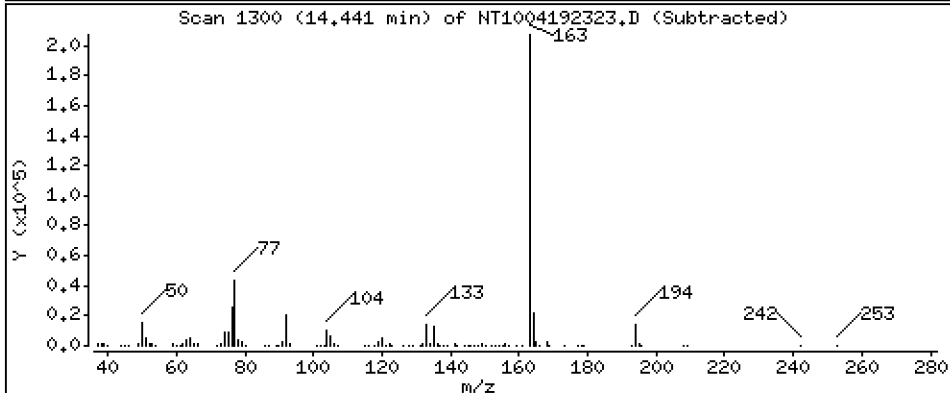
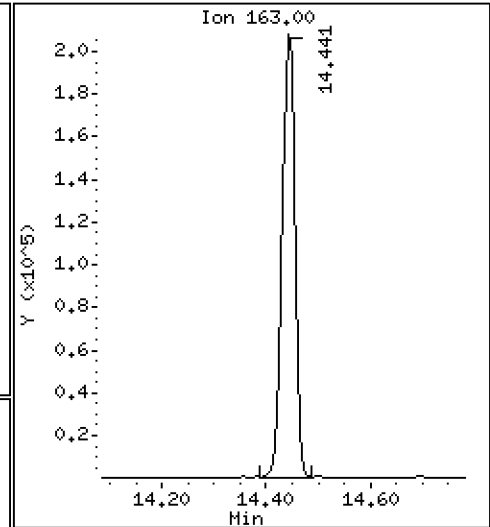
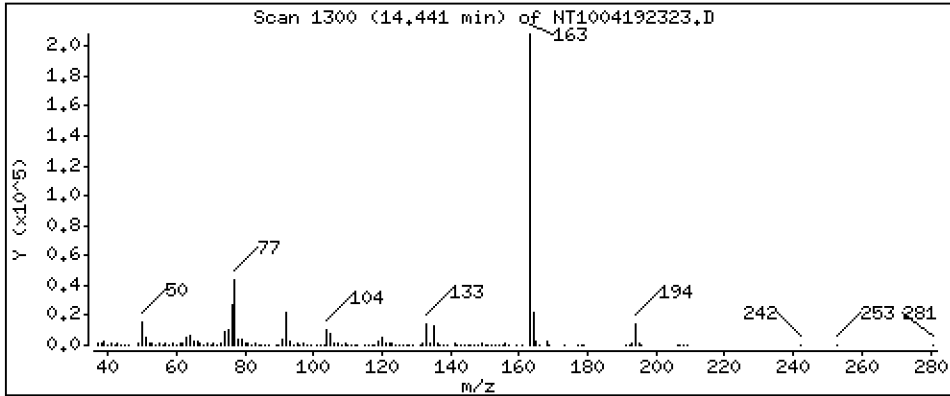
Operator: VTS

Column phase: ZB-5msi

Column diameter: 0,25

39 Dimethylphthalate

Concentration: 3,645 ug/mL



Date : 20-APR-2023 01:21

Client ID:

Instrument: nt10.i

Sample Info: BLD0057-MSD1

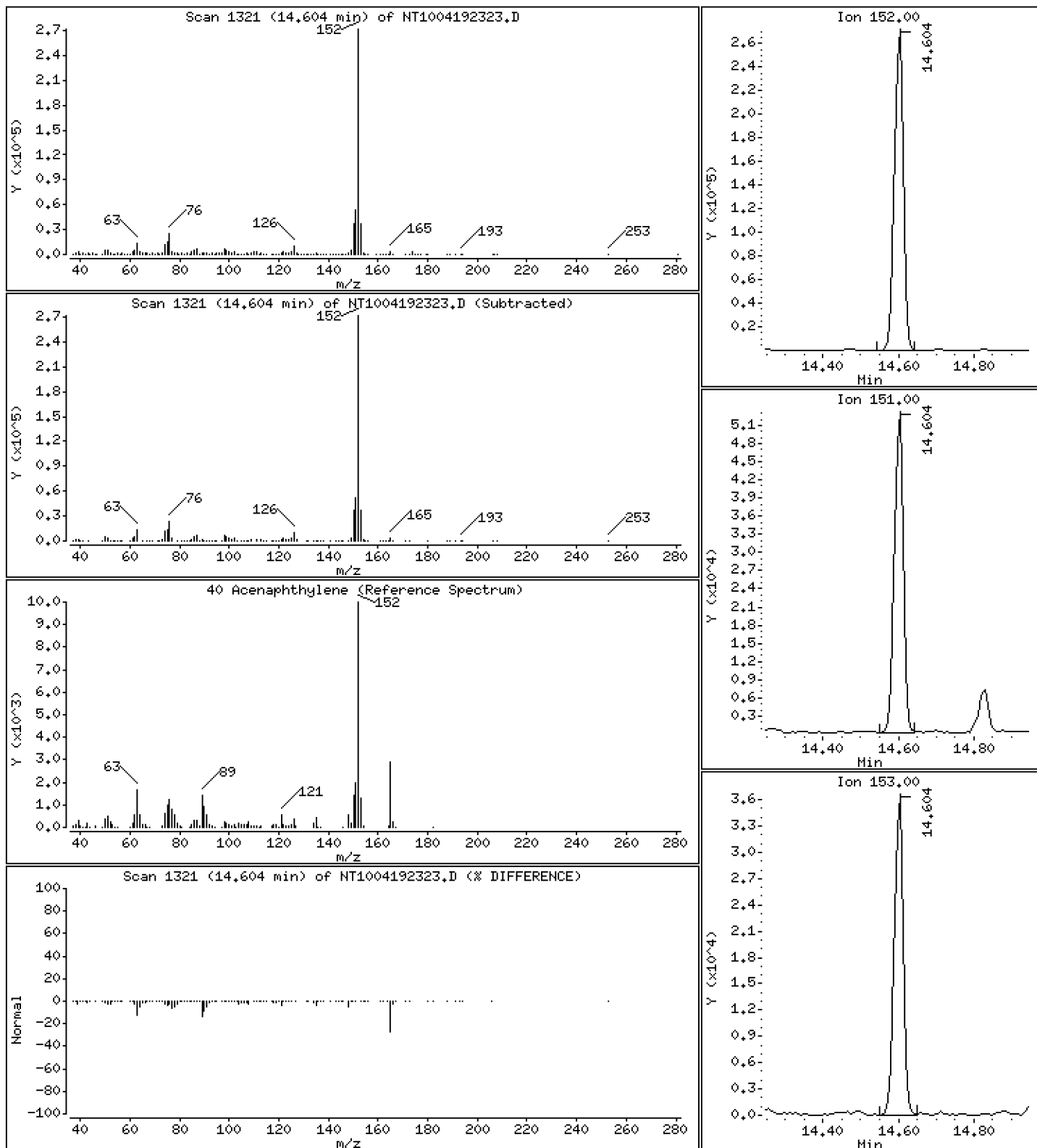
Operator: VTS

Column phase: ZB-5msi

Column diameter: 0,25

40 Acenaphthylene

Concentration: 3,050 ug/mL



Date : 20-APR-2023 01:21

Client ID:

Instrument: nt10.i

Sample Info: BLD0057-MSD1

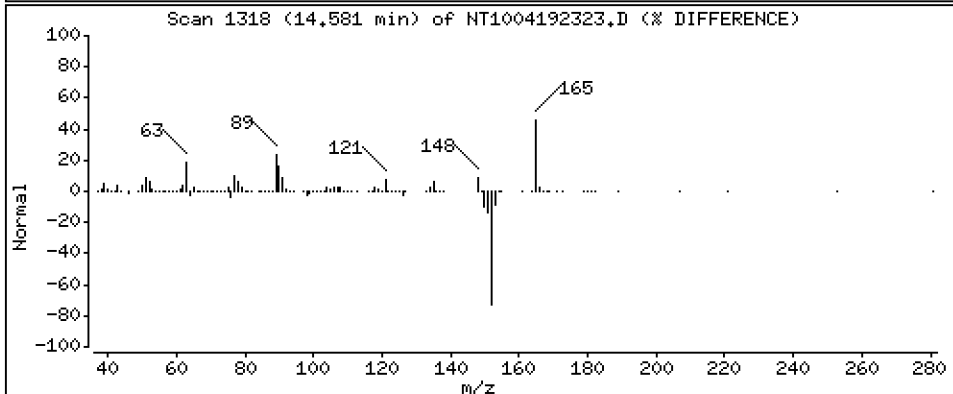
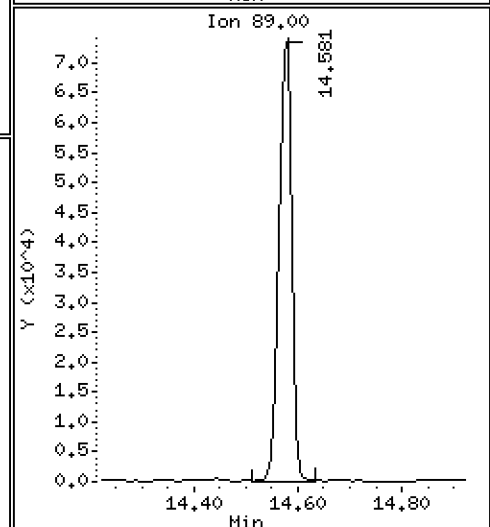
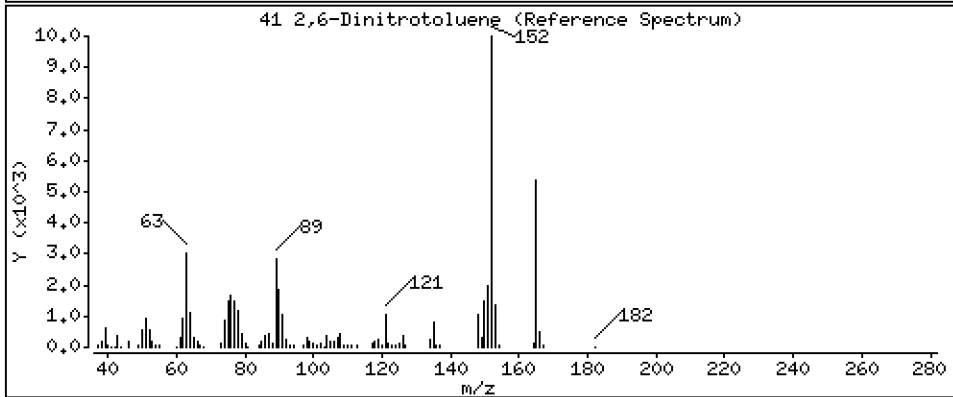
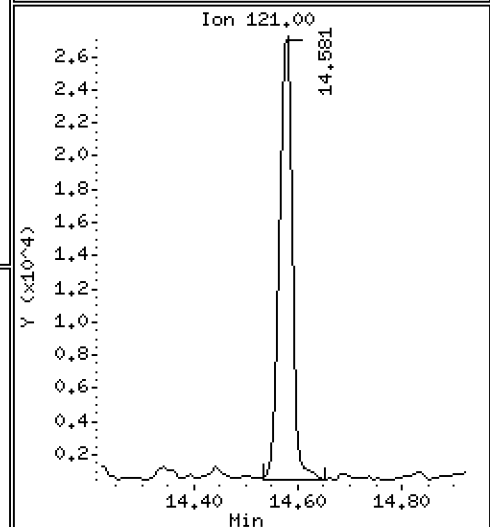
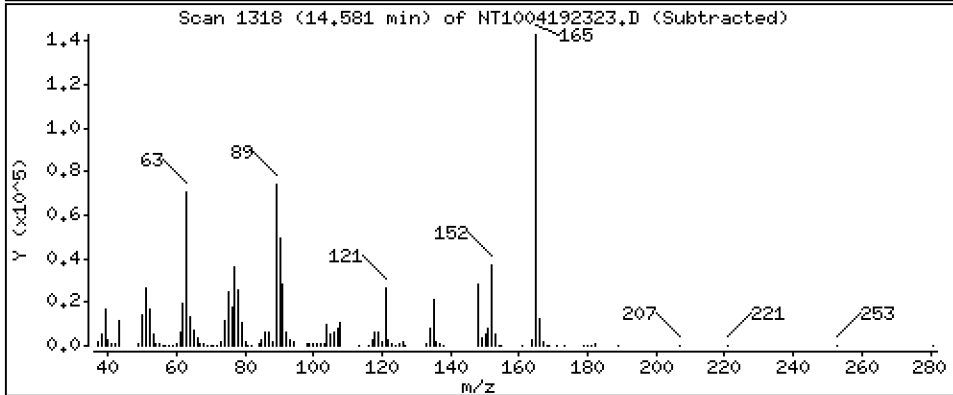
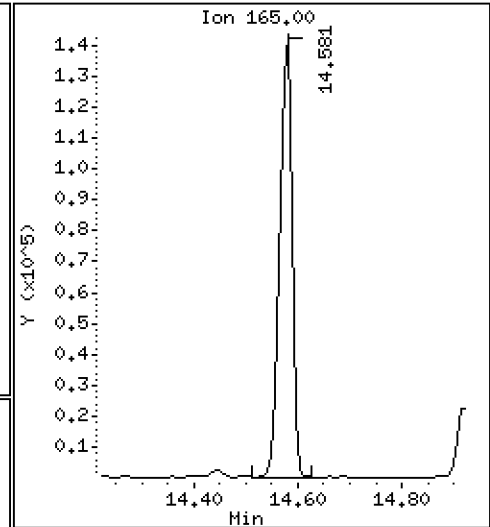
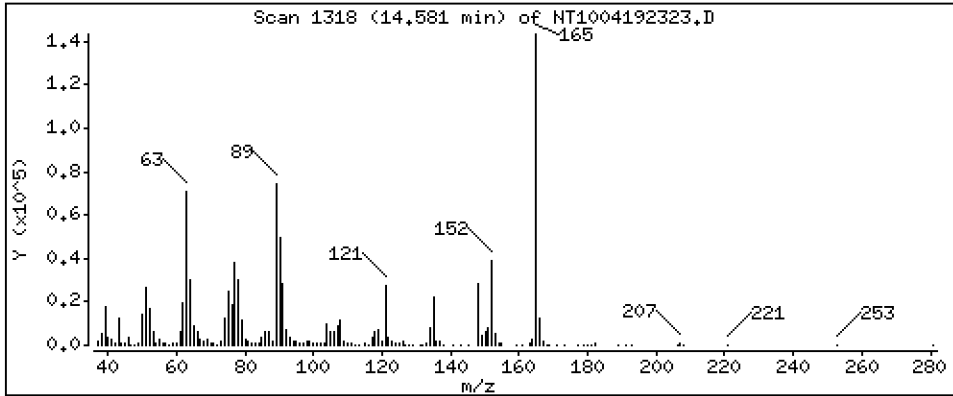
Operator: VTS

Column phase: ZB-5msi

Column diameter: 0,25

41 2,6-Dinitrotoluene

Concentration: 11,28 ug/mL



Date : 20-APR-2023 01:21

Client ID:

Instrument: nt10.i

Sample Info: BLD0057-MSD1

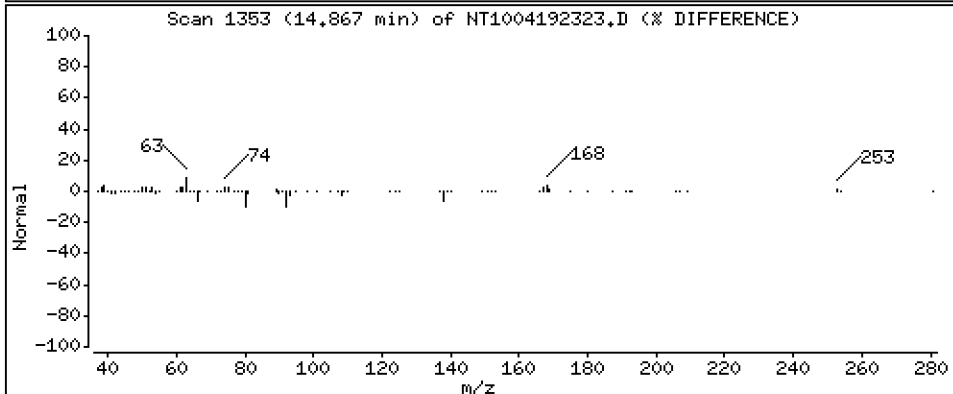
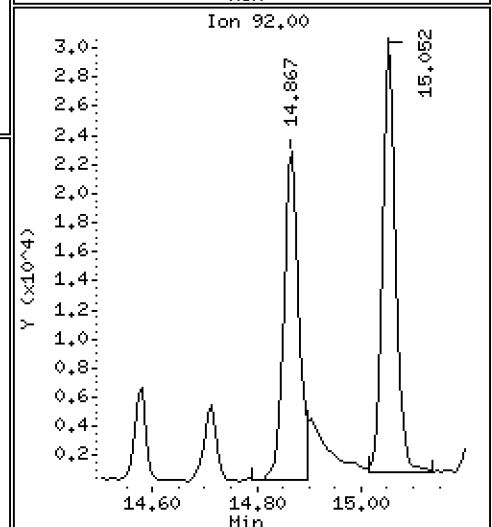
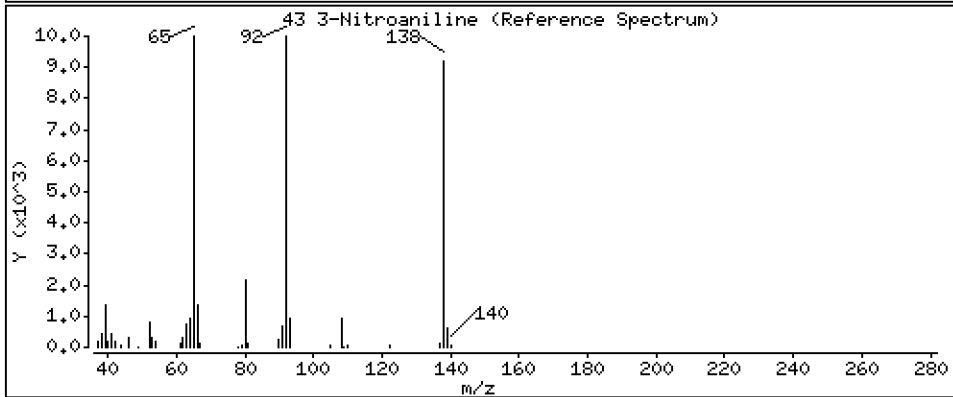
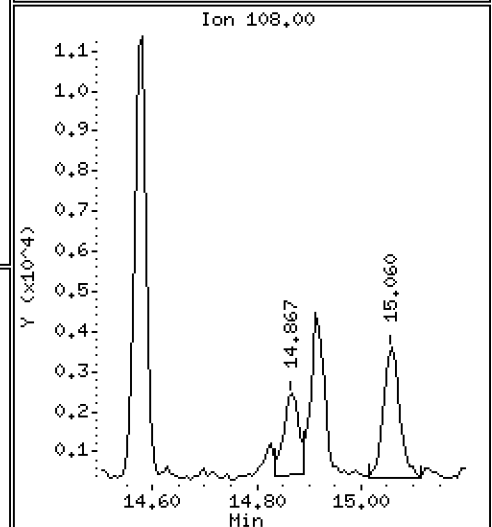
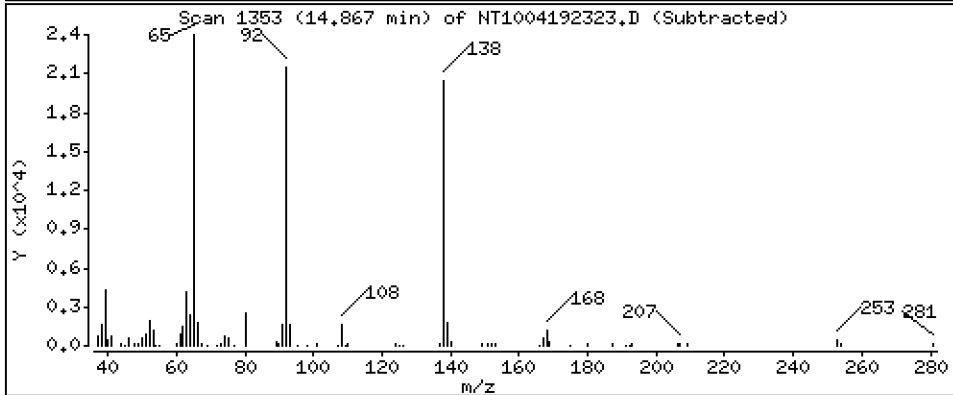
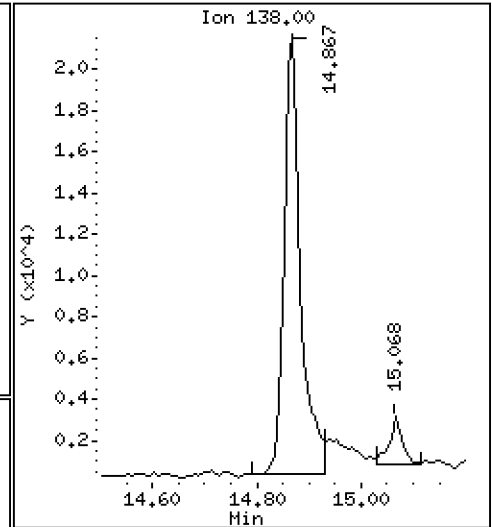
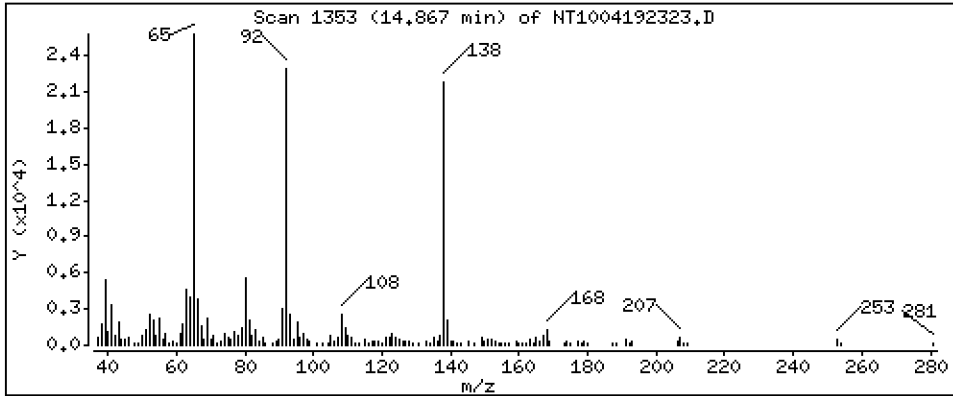
Operator: VTS

Column phase: ZB-5msi

Column diameter: 0,25

43 3-Nitroaniline

Concentration: 2,354 ug/mL



Date : 20-APR-2023 01:21

Client ID:

Instrument: nt10.i

Sample Info: BLD0057-MSD1

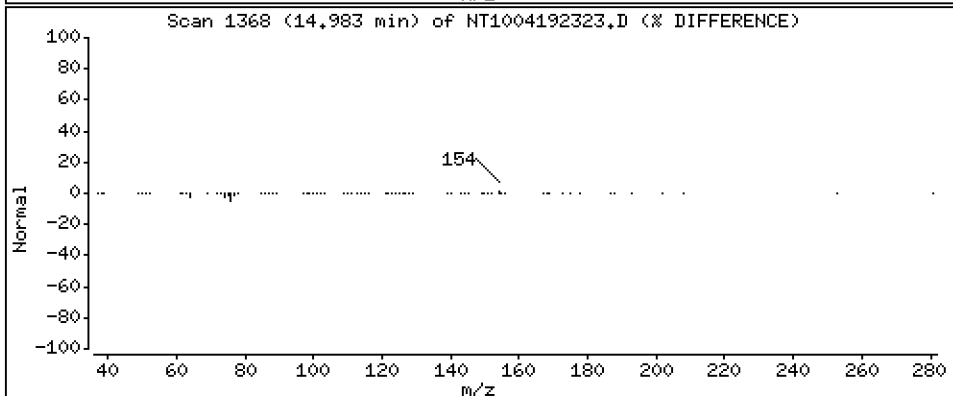
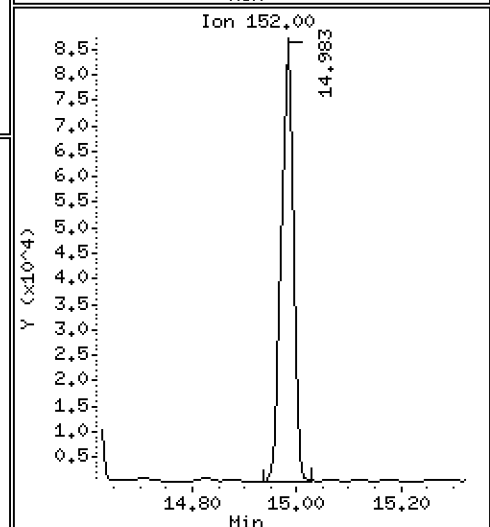
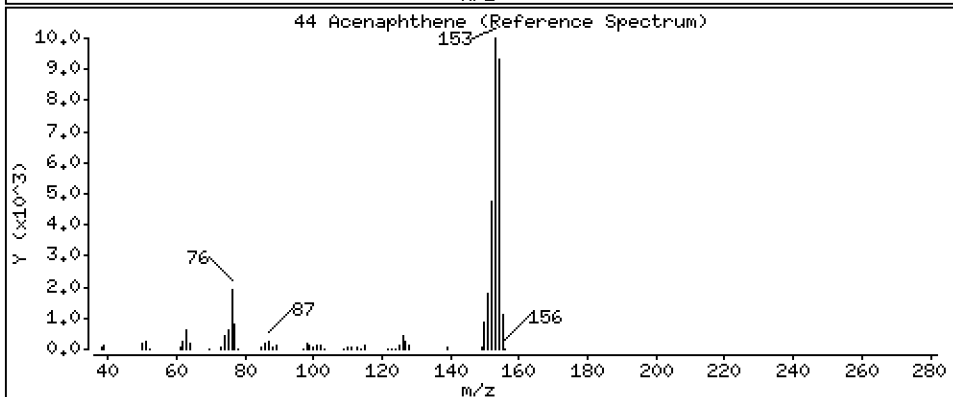
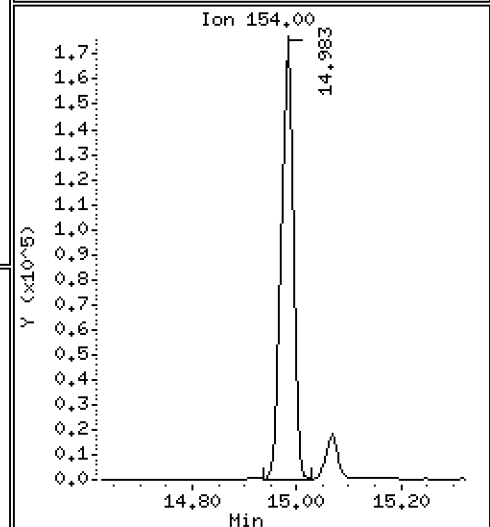
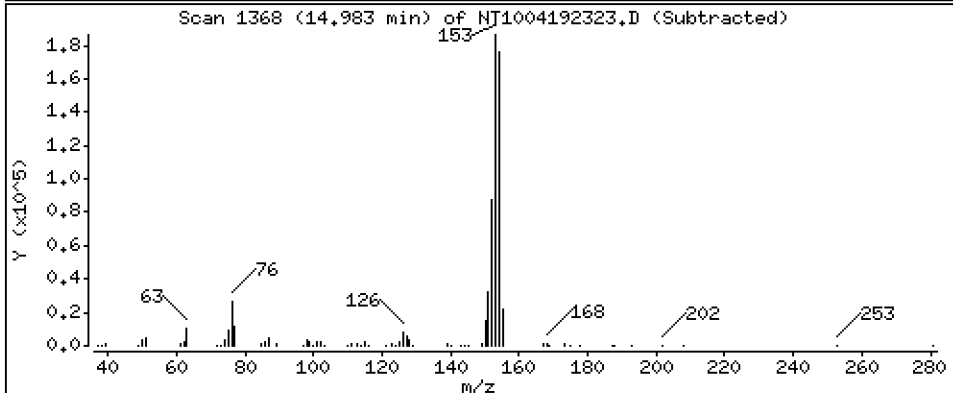
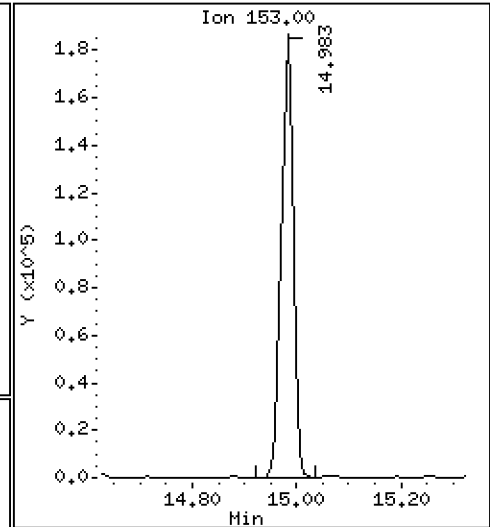
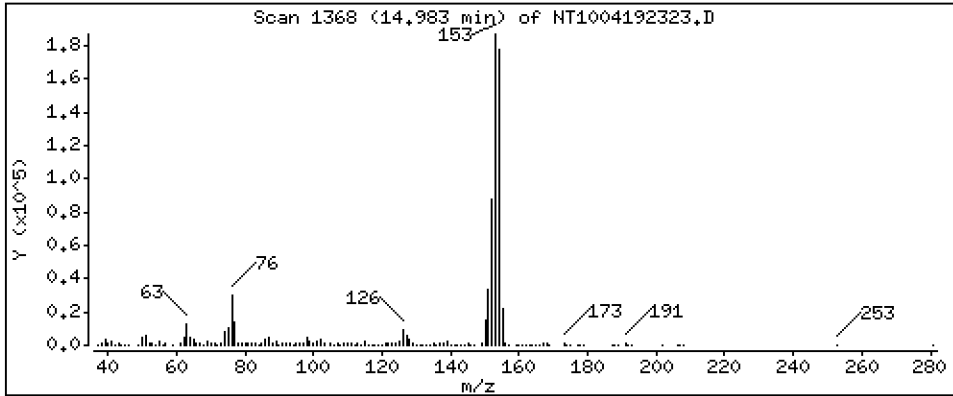
Operator: VTS

Column phase: ZB-5msi

Column diameter: 0,25

44 Acenaphthene

Concentration: 3,310 ug/mL



Date : 20-APR-2023 01:21

Client ID:

Instrument: nt10.i

Sample Info: BLD0057-MSD1

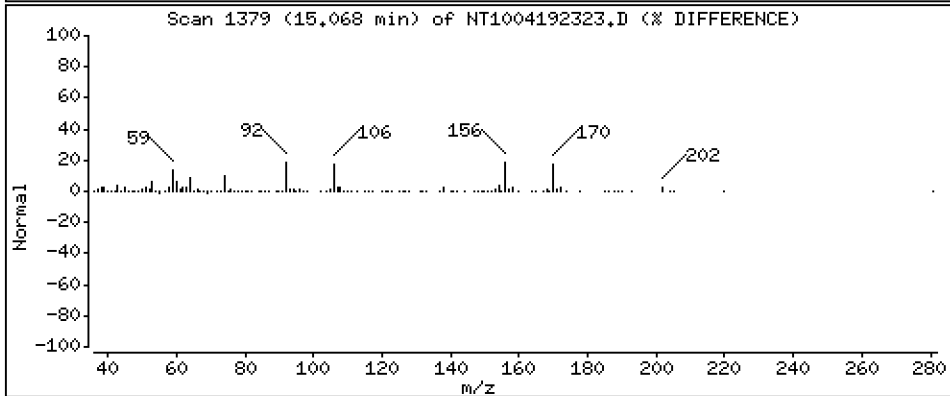
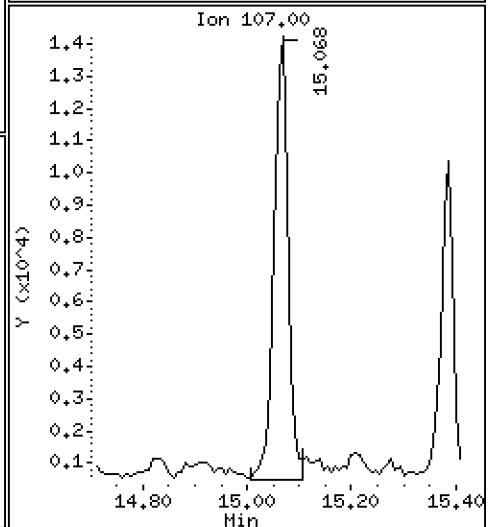
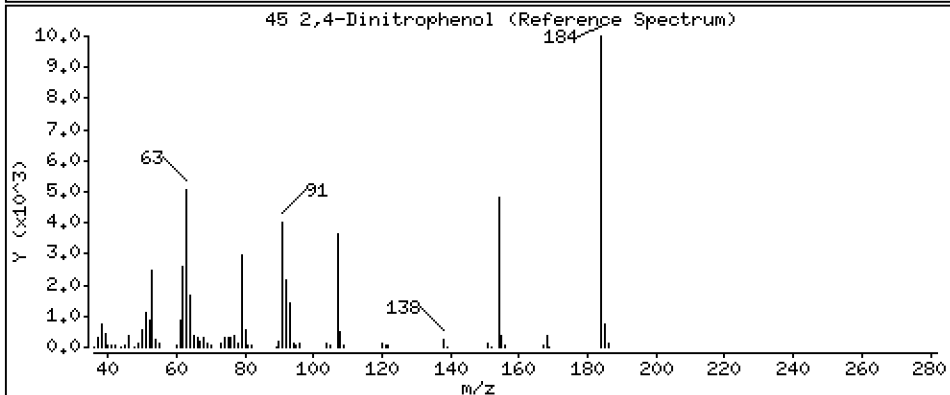
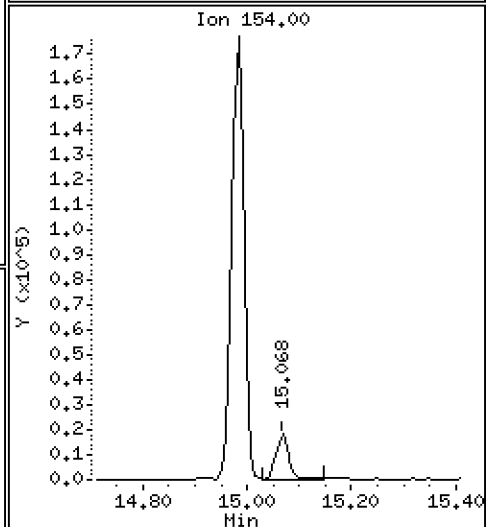
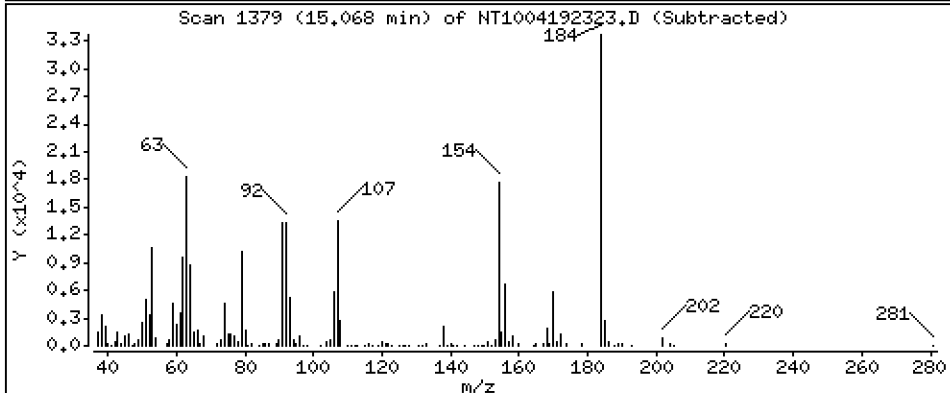
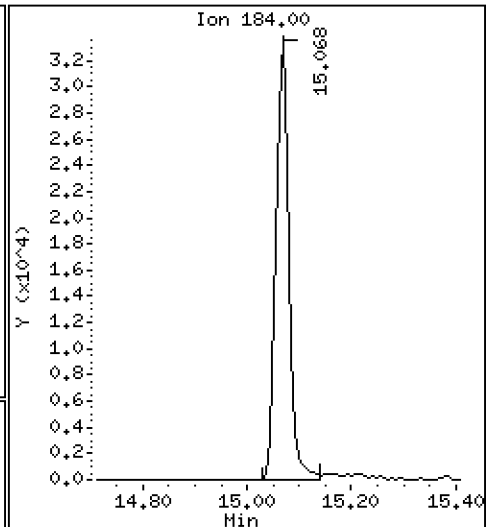
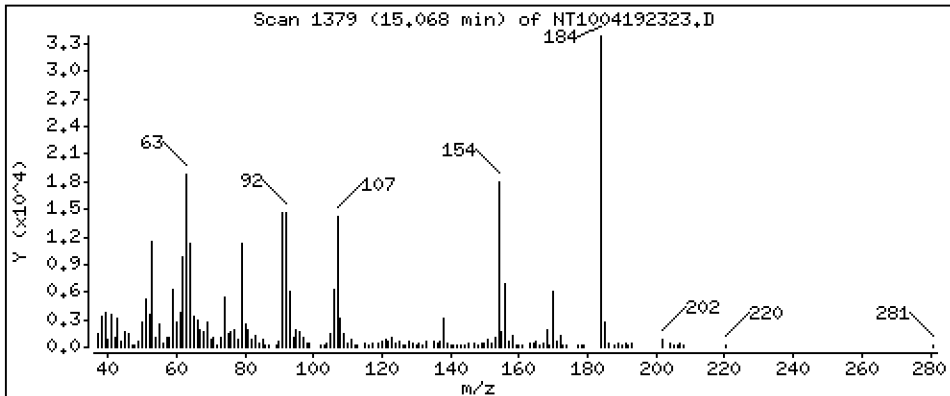
Operator: VTS

Column phase: ZB-5msi

Column diameter: 0,25

45 2,4-Dinitrophenol

Concentration: 4,655 ug/mL



Date : 20-APR-2023 01:21

Client ID:

Instrument: nt10.i

Sample Info: BLD0057-MSD1

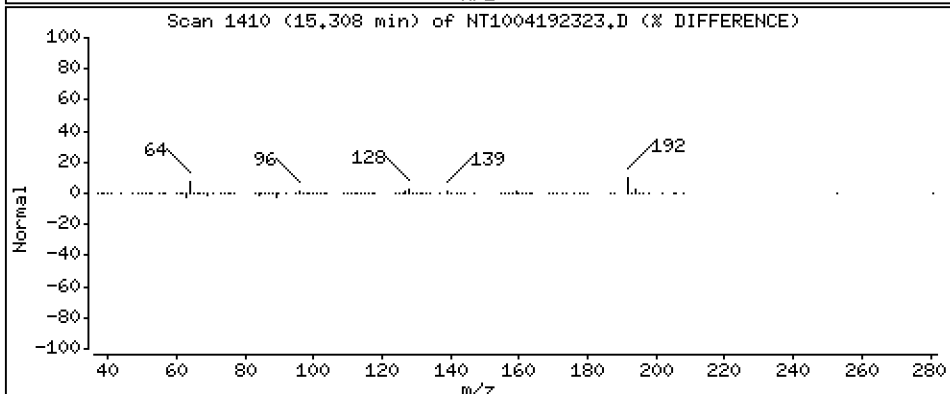
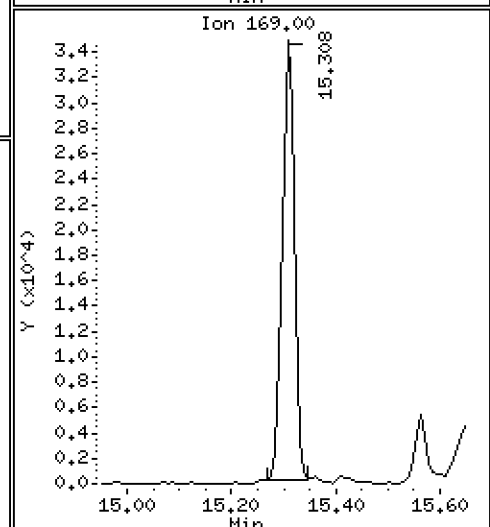
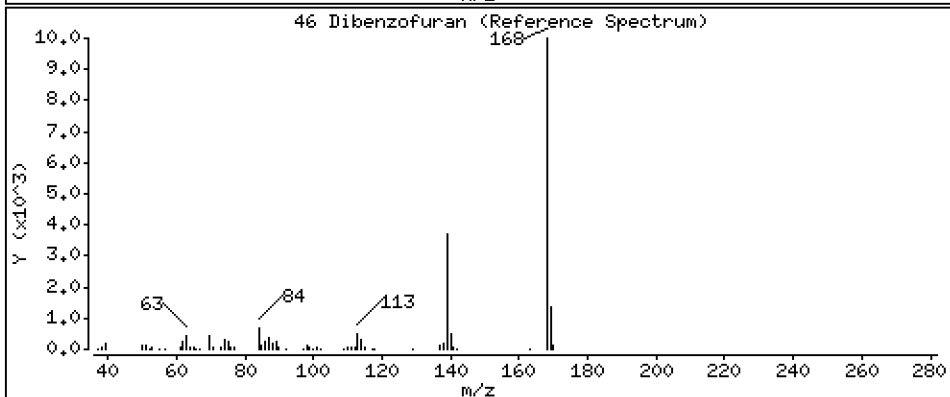
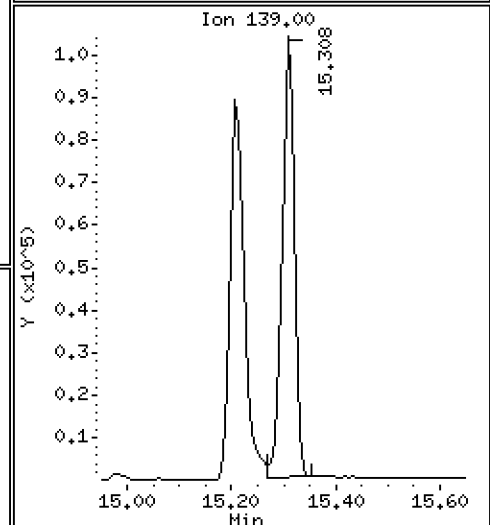
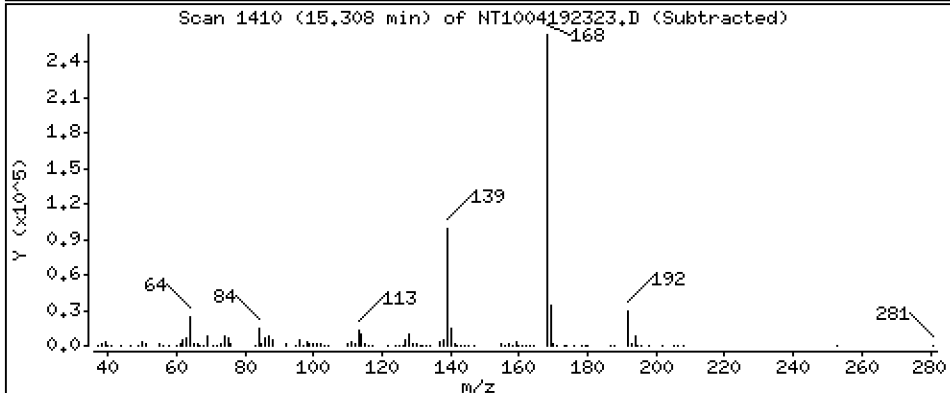
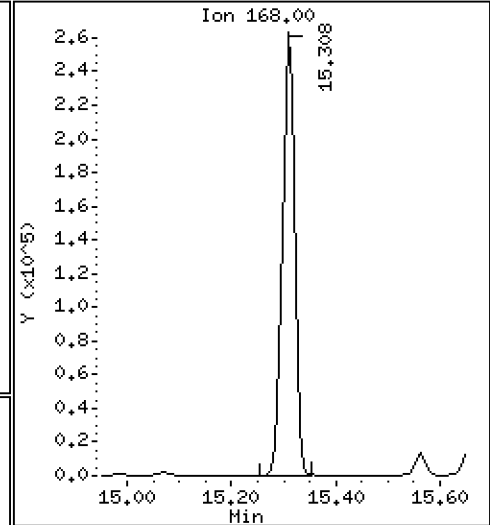
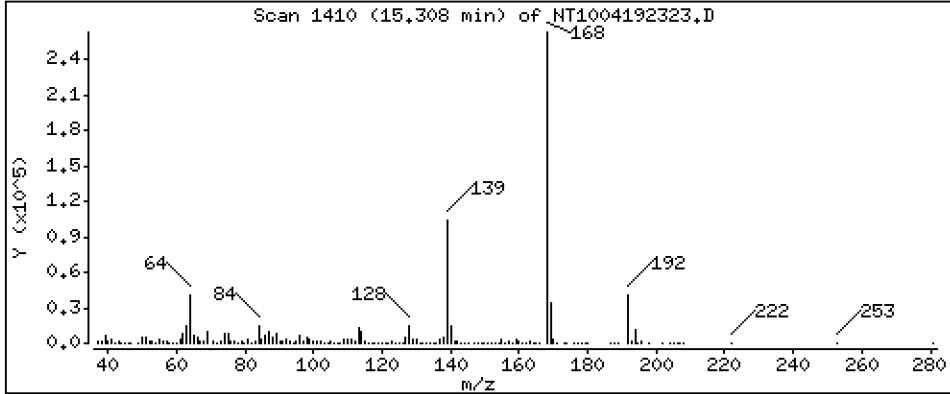
Operator: VTS

Column phase: ZB-5msi

Column diameter: 0,25

46 Dibenzofuran

Concentration: 3,294 ug/mL



Date : 20-APR-2023 01:21

Client ID:

Instrument: nt10.i

Sample Info: BLD0057-MSD1

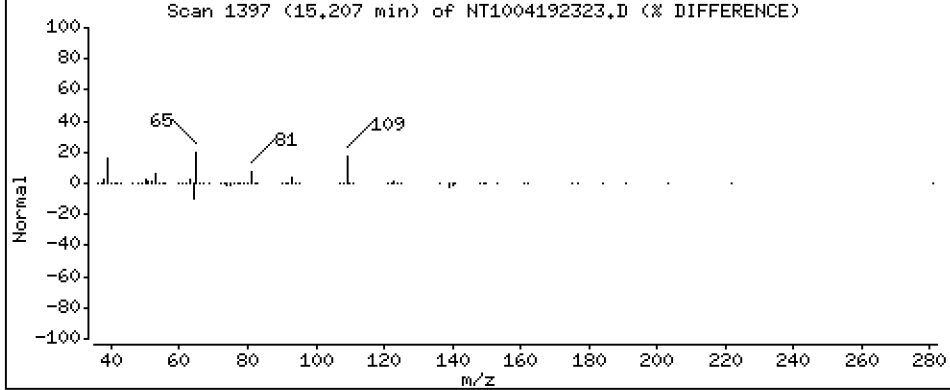
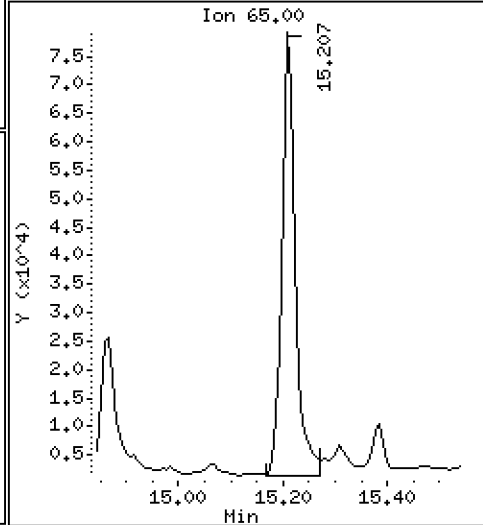
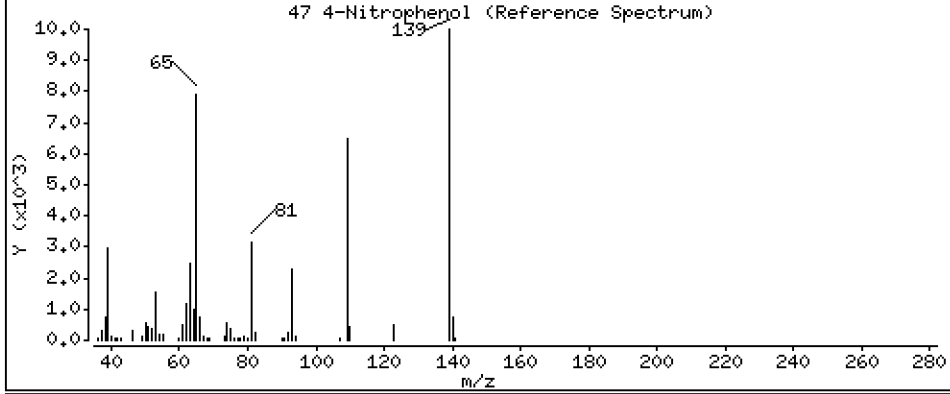
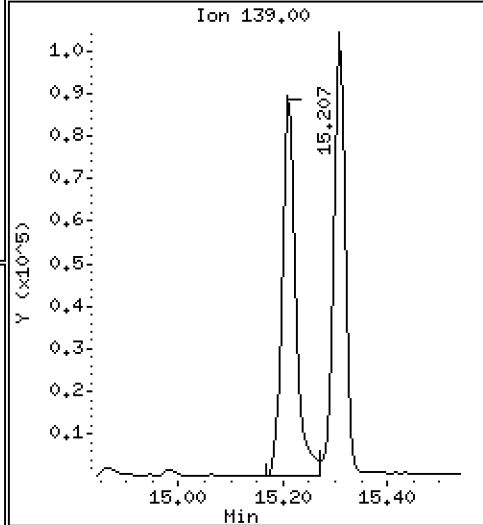
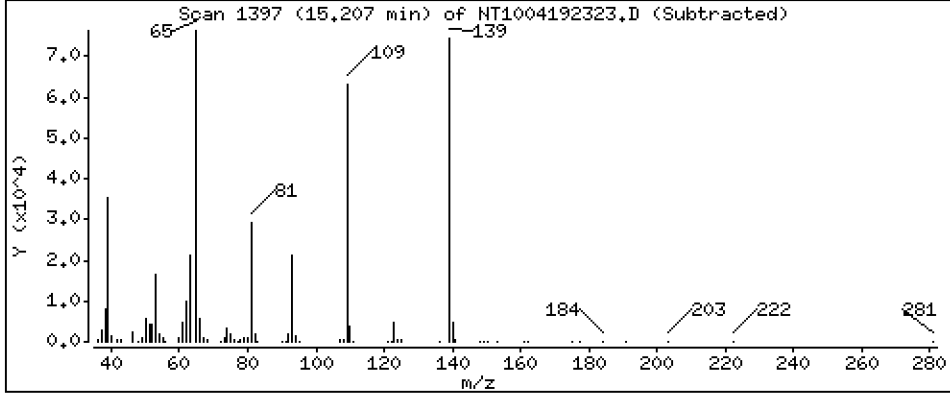
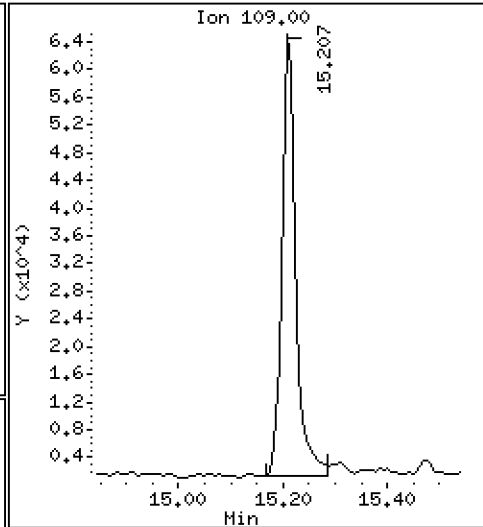
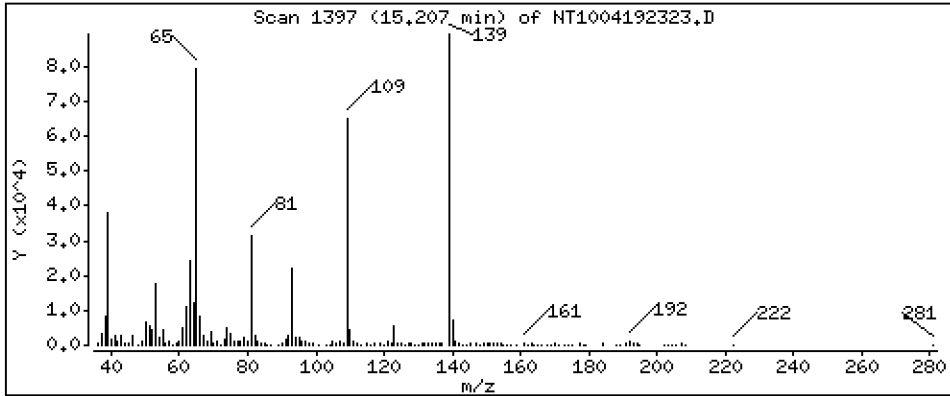
Operator: VTS

Column phase: ZB-5msi

Column diameter: 0,25

47 4-Nitrophenol

Concentration: 8,492 ug/mL



Date : 20-APR-2023 01:21

Client ID:

Instrument: nt10.i

Sample Info: BLD0057-MSD1

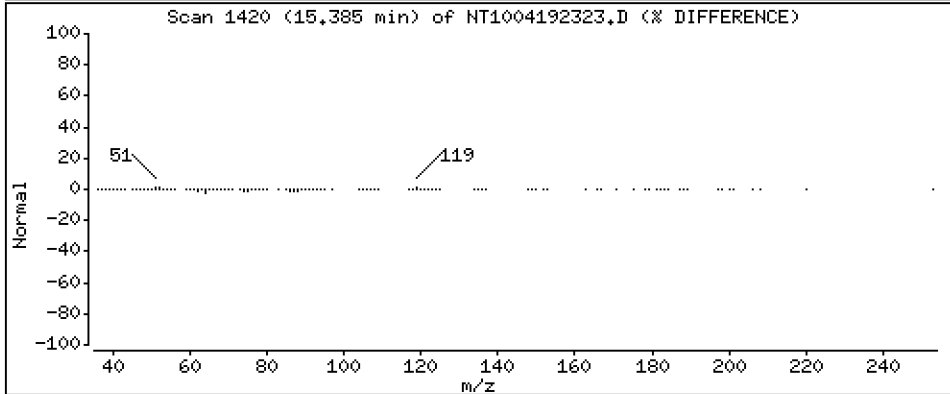
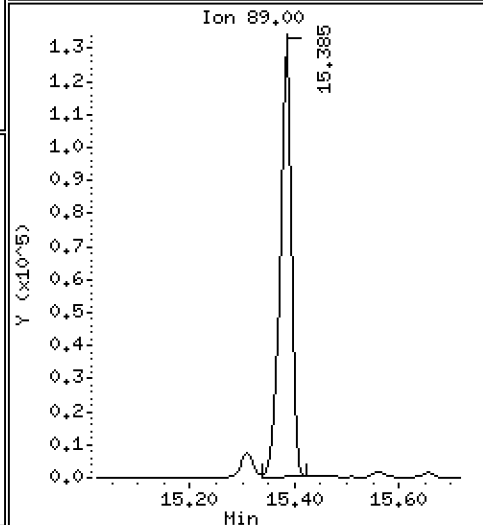
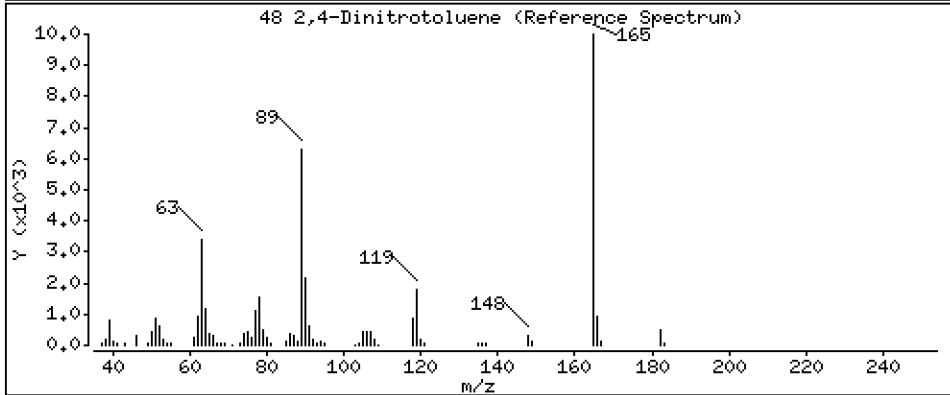
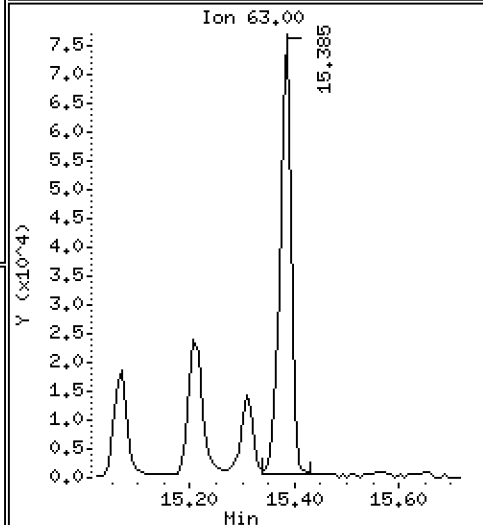
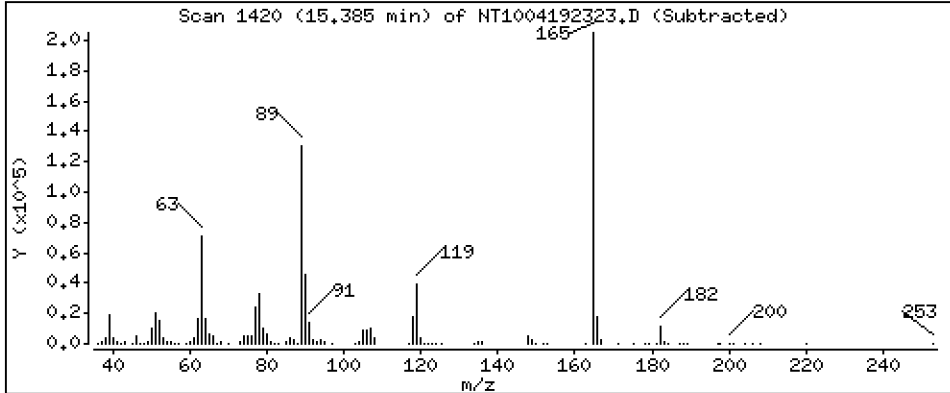
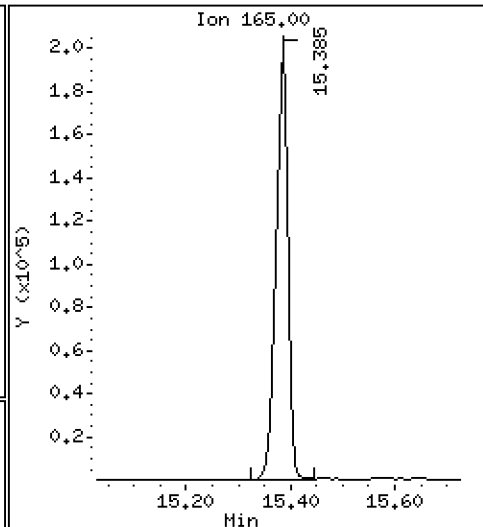
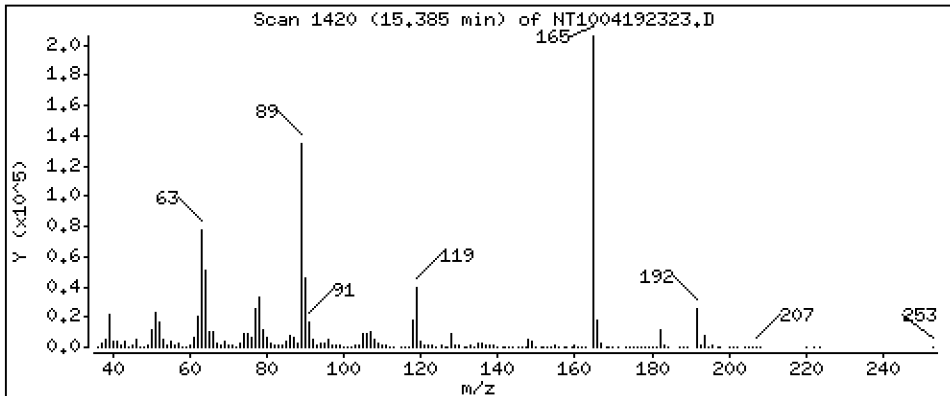
Operator: VTS

Column phase: ZB-5msi

Column diameter: 0,25

48 2,4-Dinitrotoluene

Concentration: 10,36 ug/mL



Date : 20-APR-2023 01:21

Client ID:

Instrument: nt10.i

Sample Info: BLD0057-MSD1

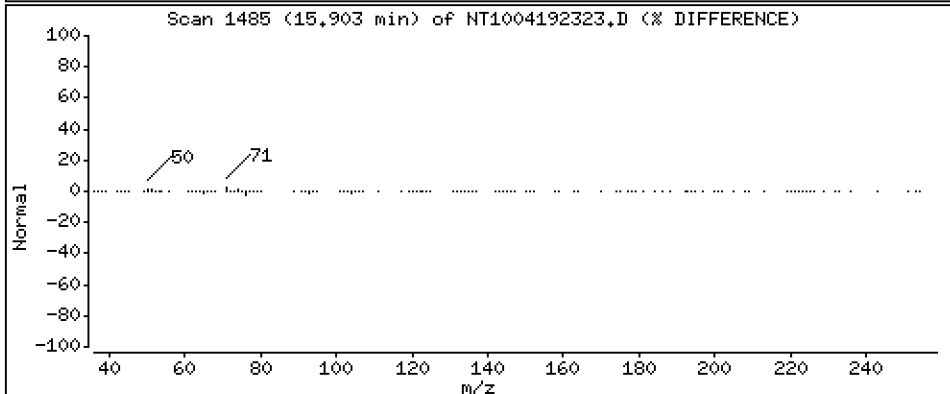
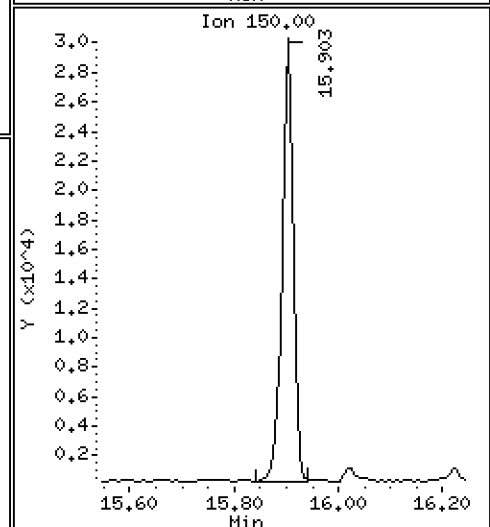
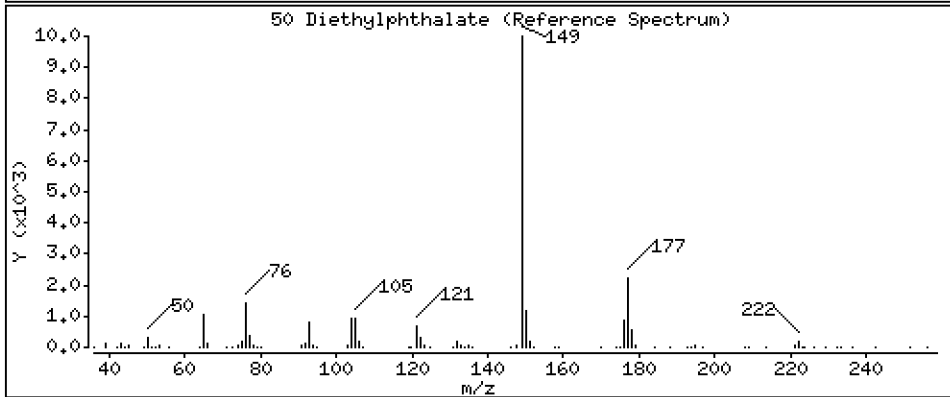
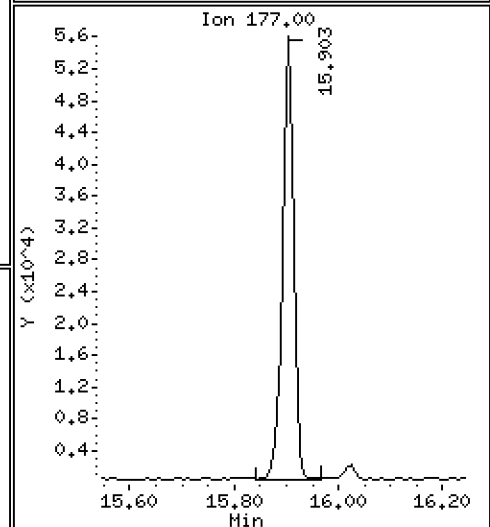
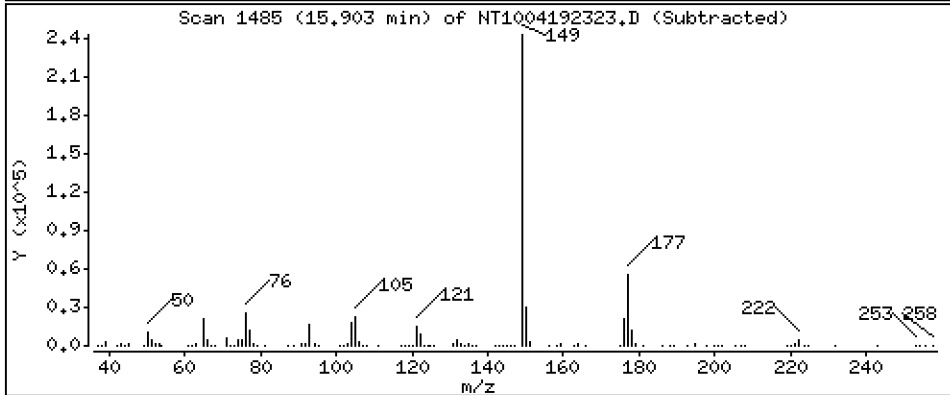
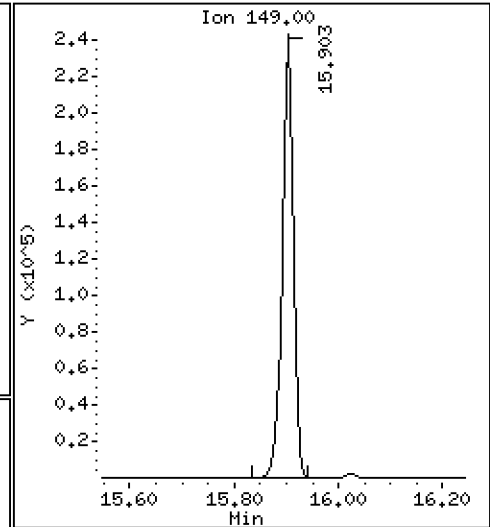
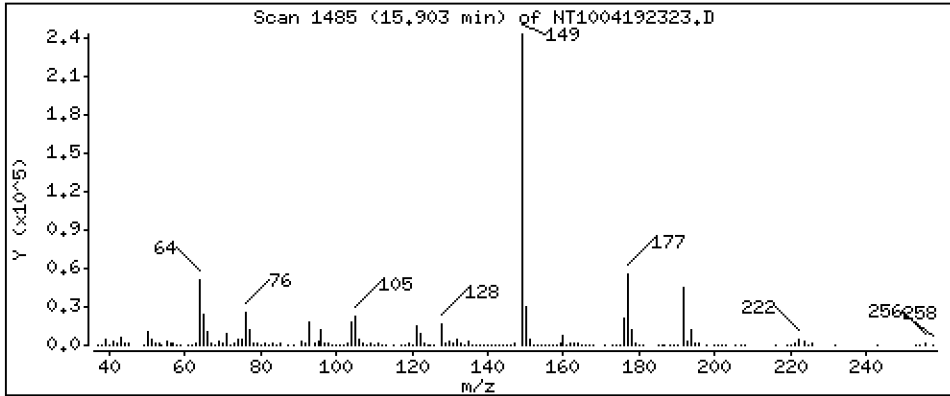
Operator: VTS

Column phase: ZB-5msi

Column diameter: 0,25

50 Diethylphthalate

Concentration: 4,009 ug/mL



Date : 20-APR-2023 01:21

Client ID:

Instrument: nt10.i

Sample Info: BLD0057-MSD1

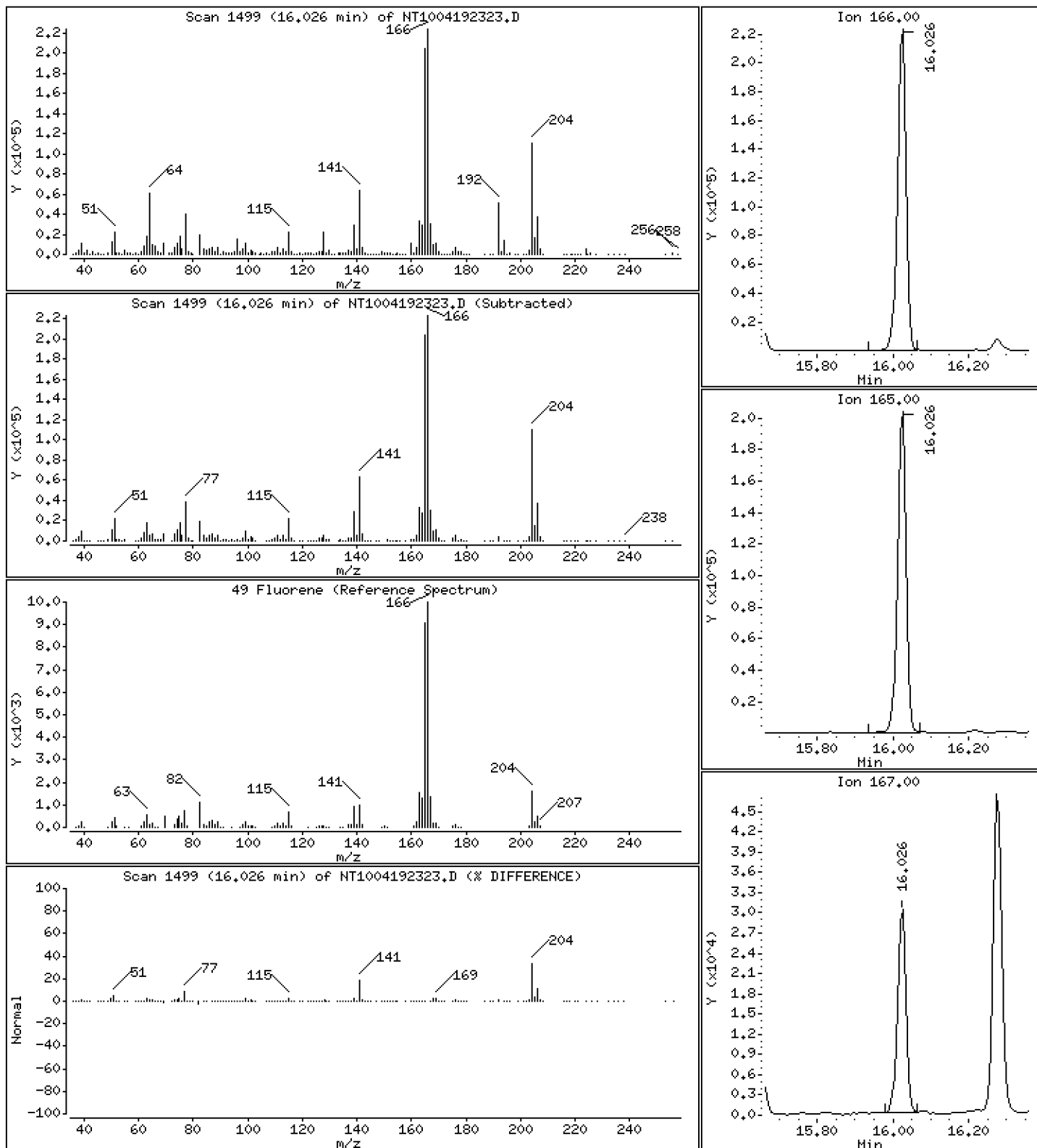
Operator: VTS

Column phase: ZB-5msi

Column diameter: 0,25

49 Fluorene

Concentration: 4,015 ug/mL



Date : 20-APR-2023 01:21

Client ID:

Instrument: nt10.i

Sample Info: BLD0057-MSD1

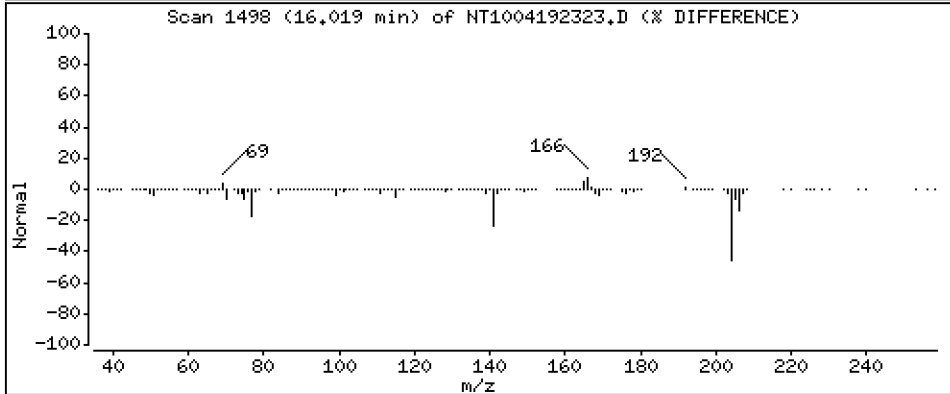
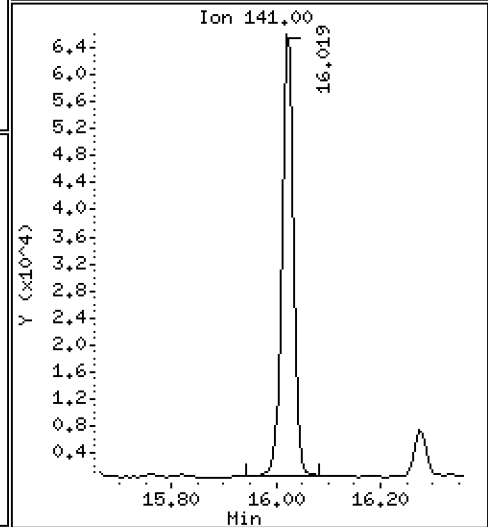
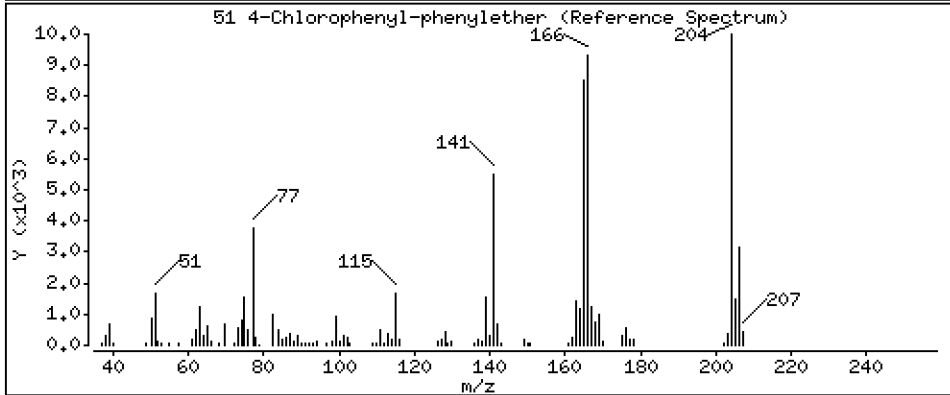
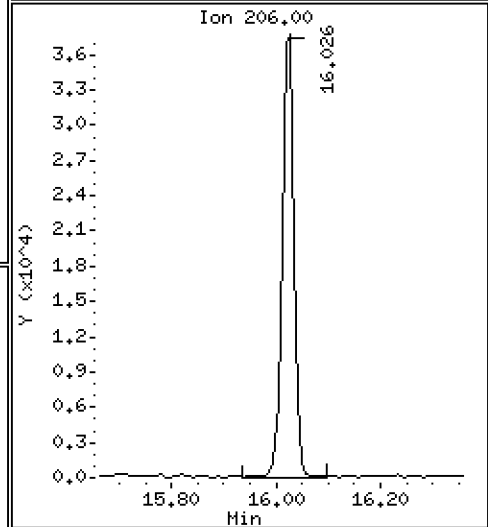
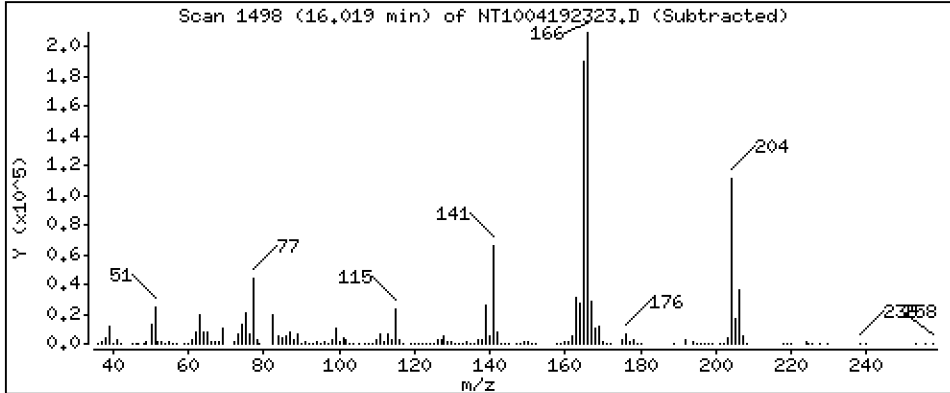
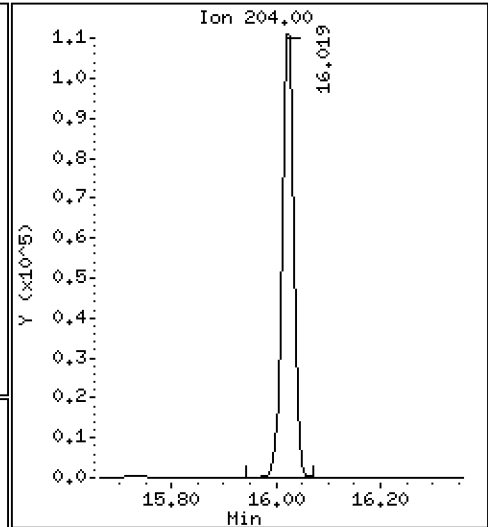
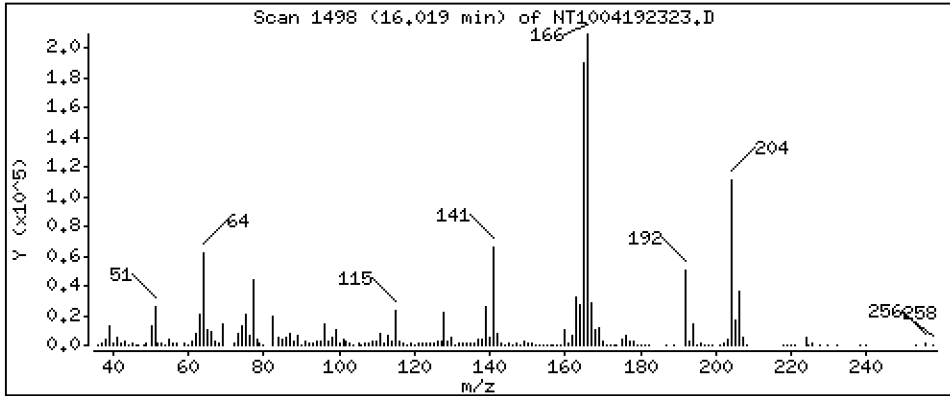
Operator: VTS

Column phase: ZB-5msi

Column diameter: 0,25

51 4-Chlorophenyl-phenylether

Concentration: 4,221 ug/mL



Date : 20-APR-2023 01:21

Client ID:

Instrument: nt10.i

Sample Info: BLD0057-MSD1

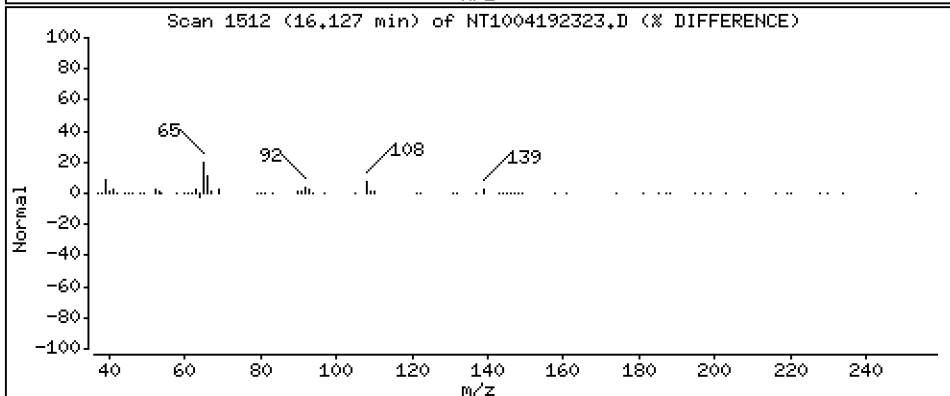
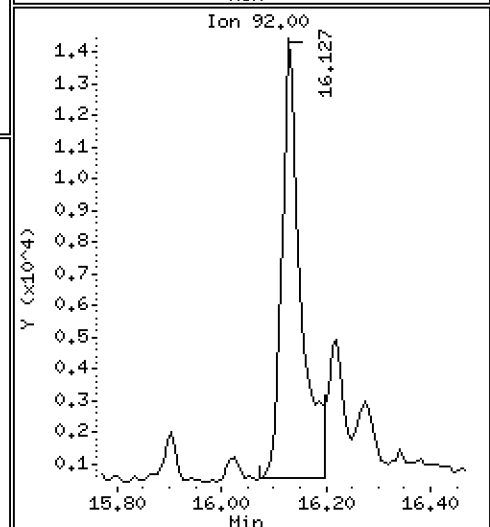
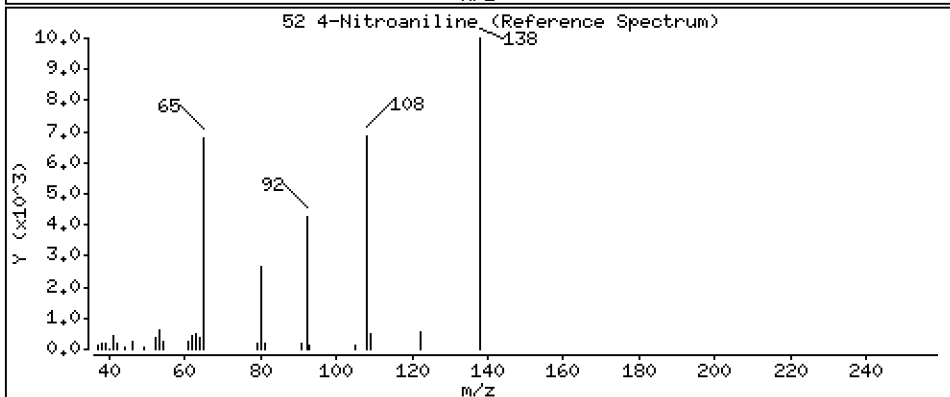
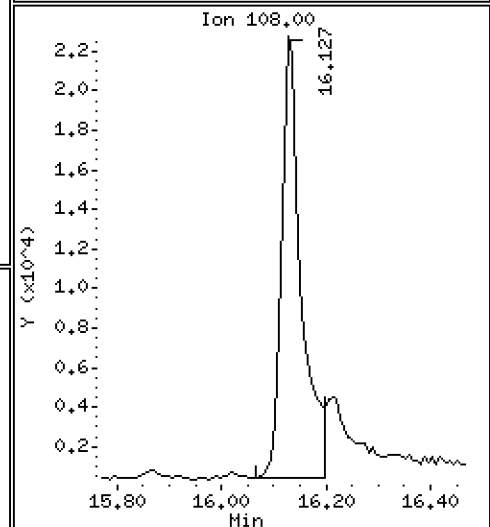
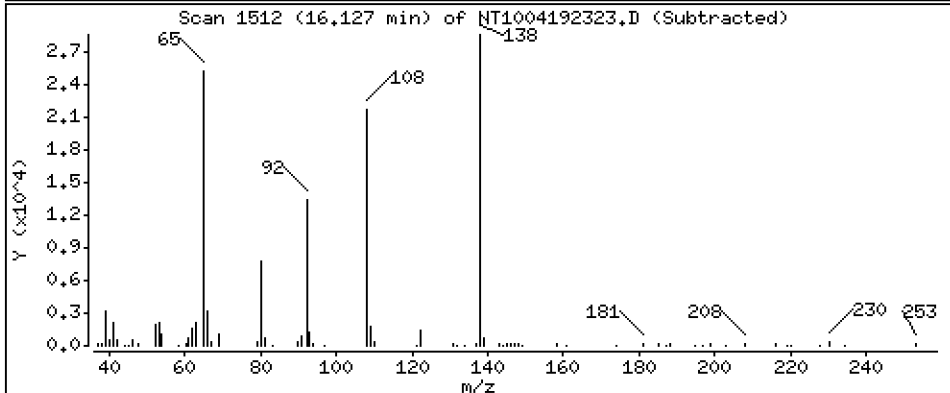
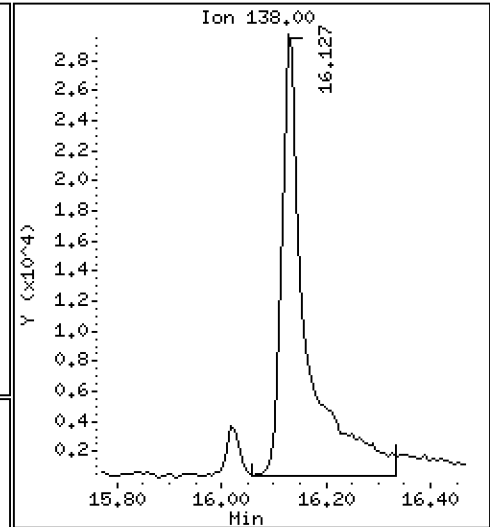
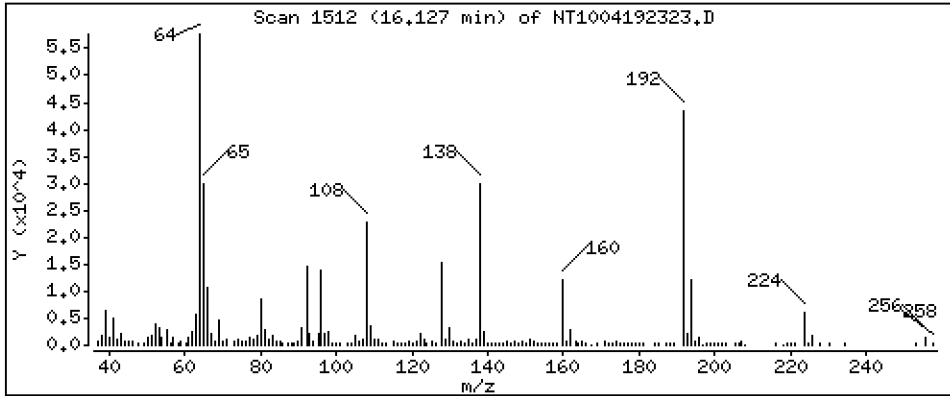
Operator: VTS

Column phase: ZB-5msi

Column diameter: 0,25

52 4-Nitroaniline

Concentration: 4,760 ug/mL



Date : 20-APR-2023 01:21

Client ID:

Instrument: nt10.i

Sample Info: BLD0057-MSD1

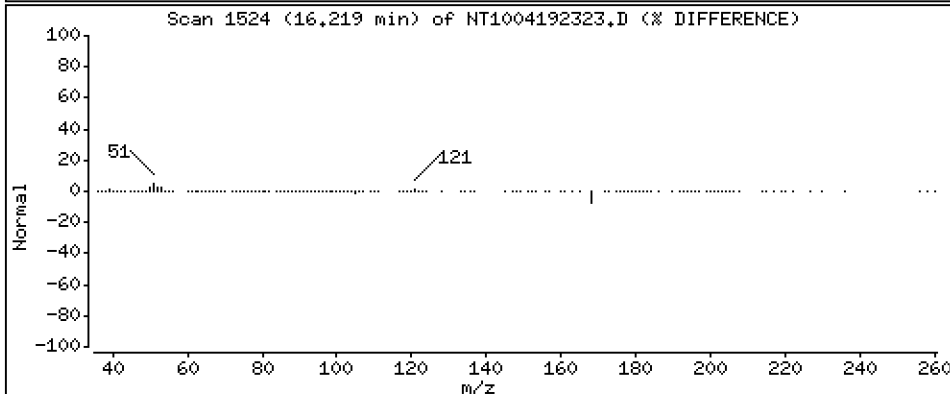
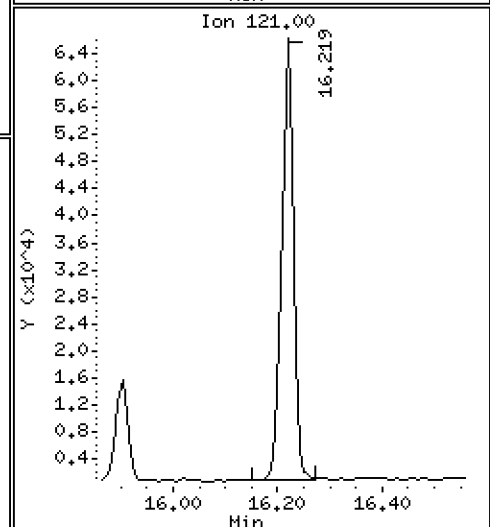
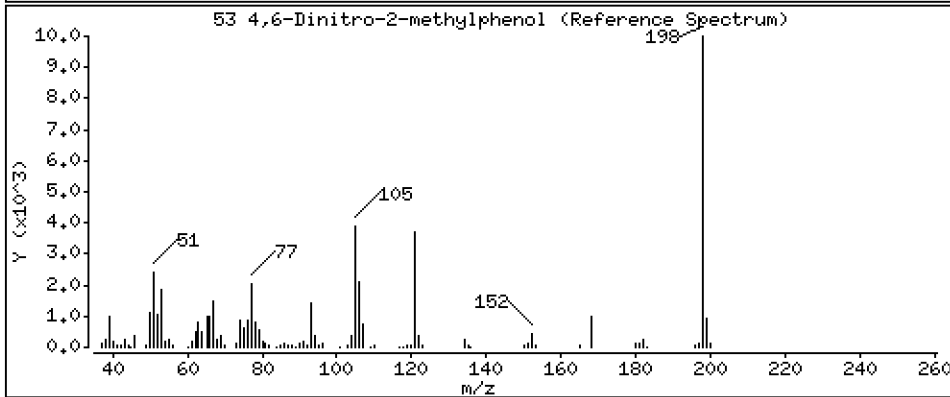
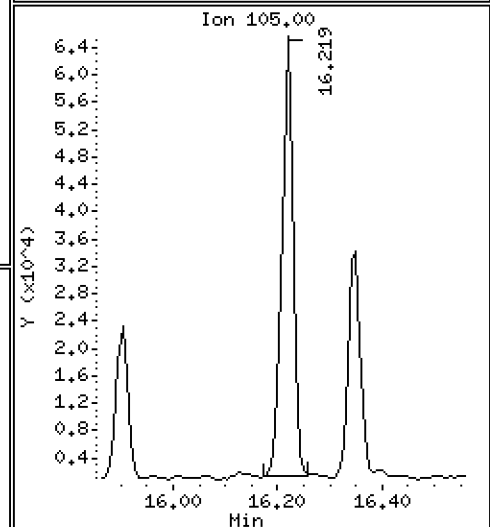
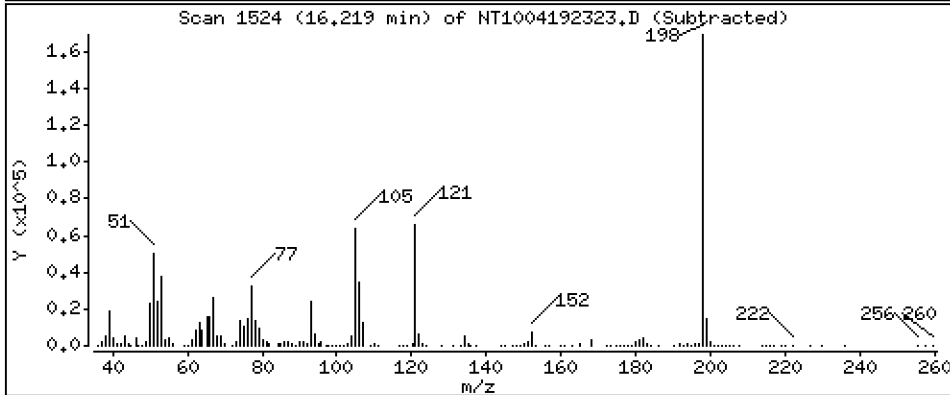
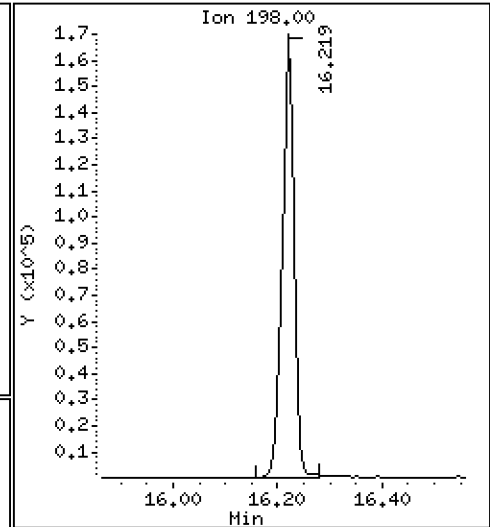
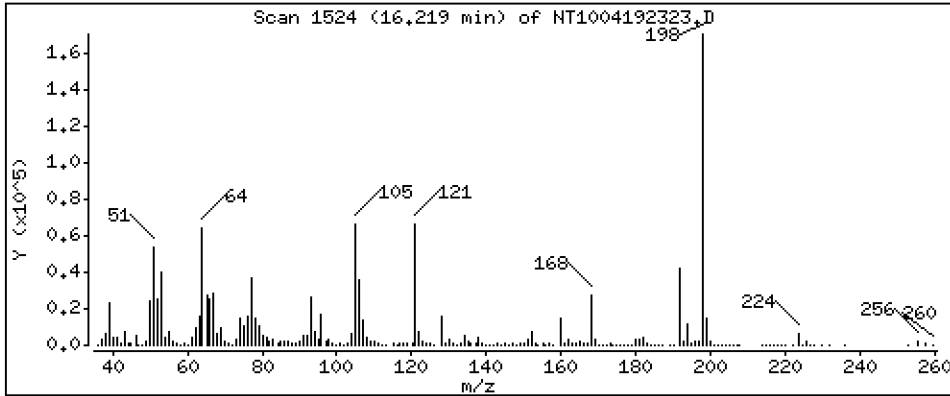
Operator: VTS

Column phase: ZB-5msi

Column diameter: 0,25

53 4,6-Dinitro-2-methylphenol

Concentration: 16,35 ug/mL



Date : 20-APR-2023 01:21

Client ID:

Instrument: nt10.i

Sample Info: BLD0057-MSD1

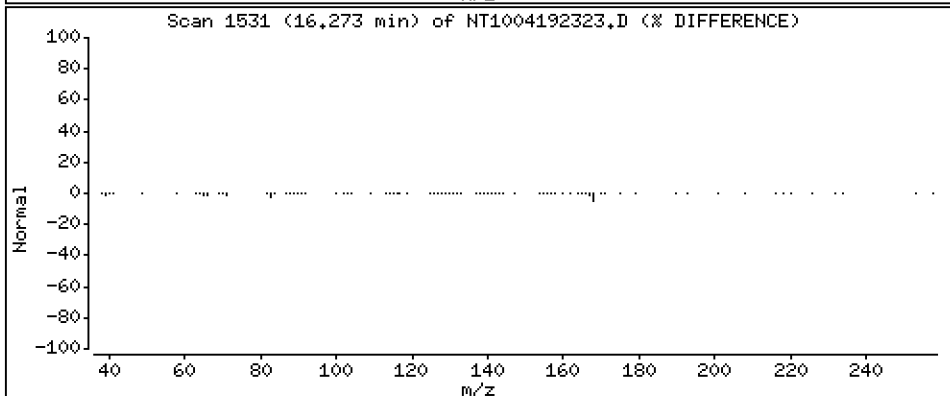
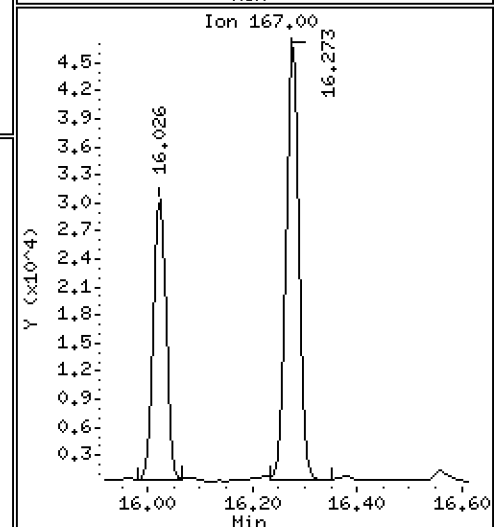
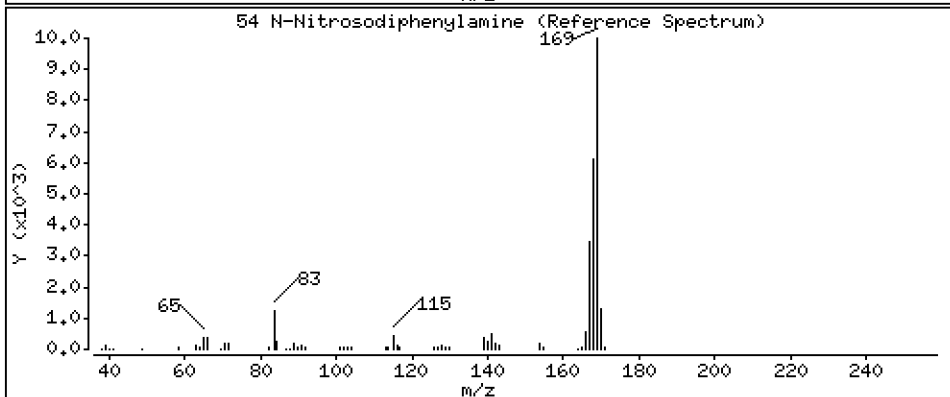
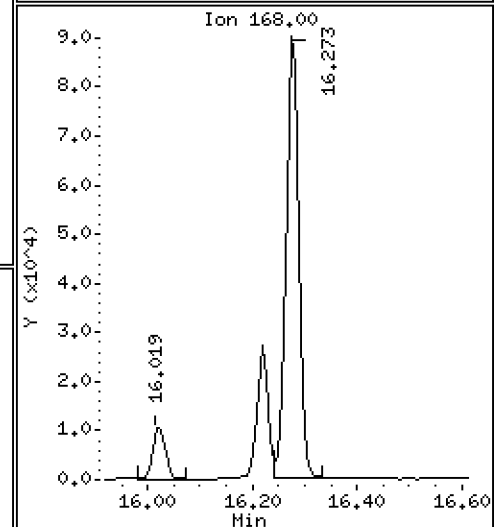
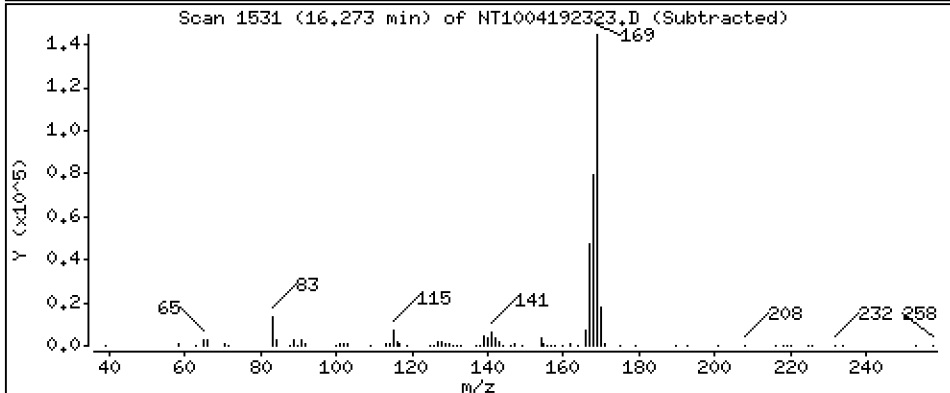
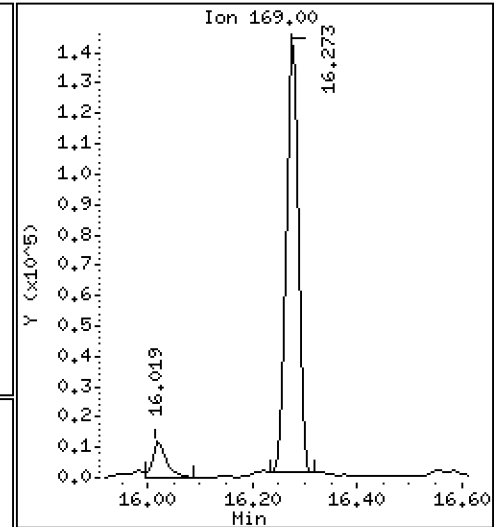
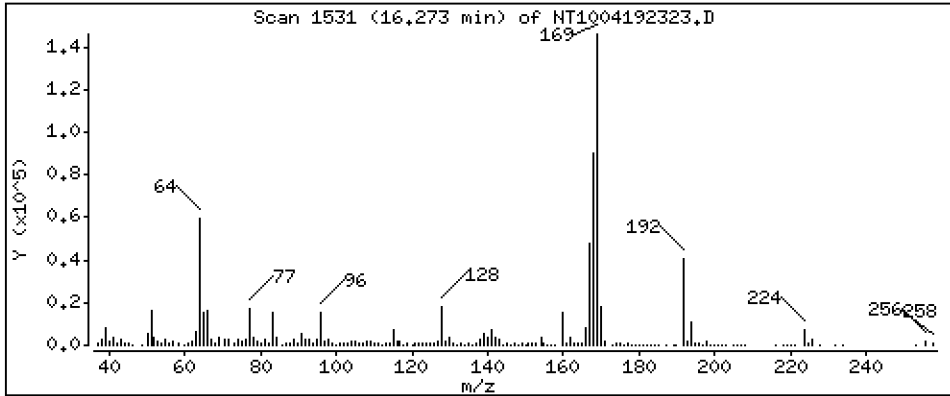
Operator: VTS

Column phase: ZB-5msi

Column diameter: 0,25

54 N-Nitrosodiphenylamine

Concentration: 3,310 ug/mL



Date : 20-APR-2023 01:21

Client ID:

Instrument: nt10.i

Sample Info: BLD0057-MSD1

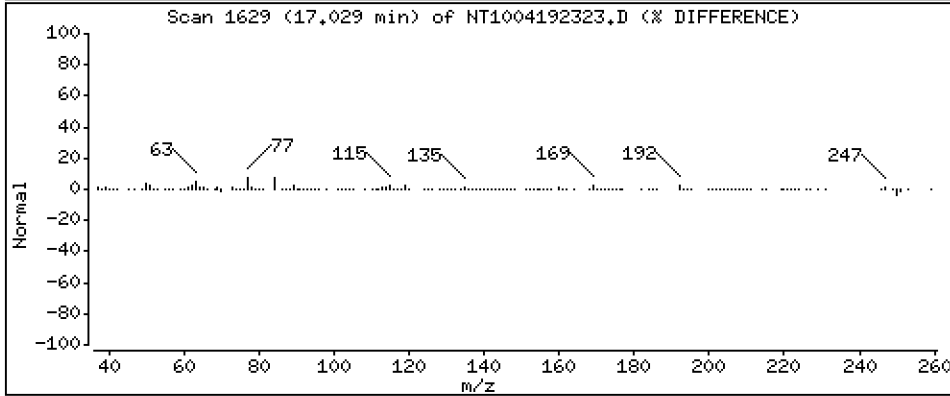
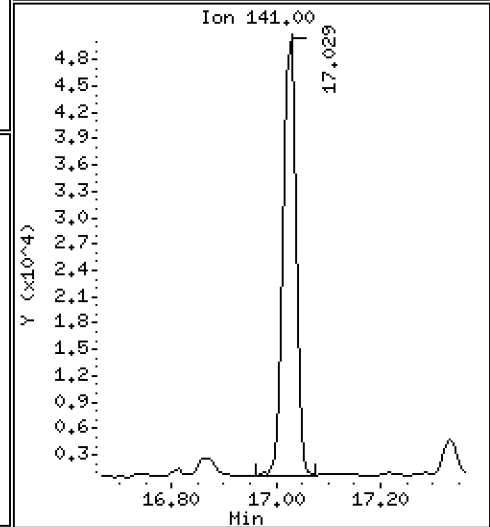
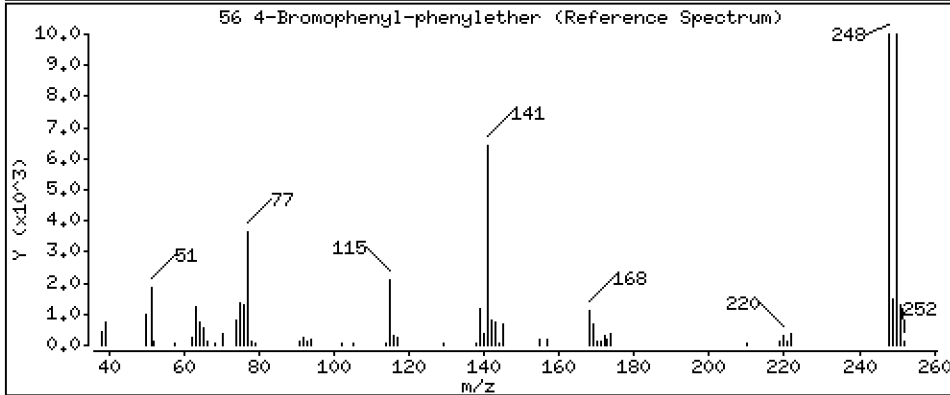
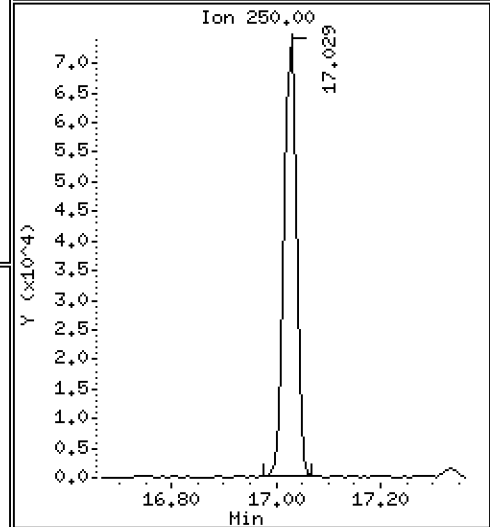
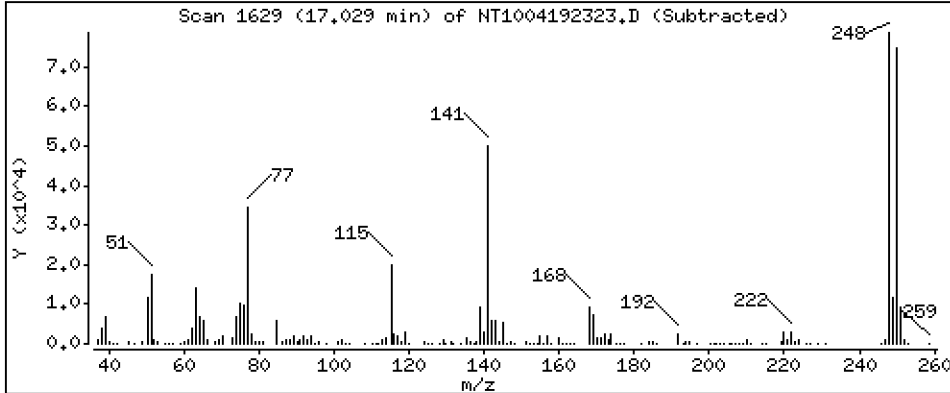
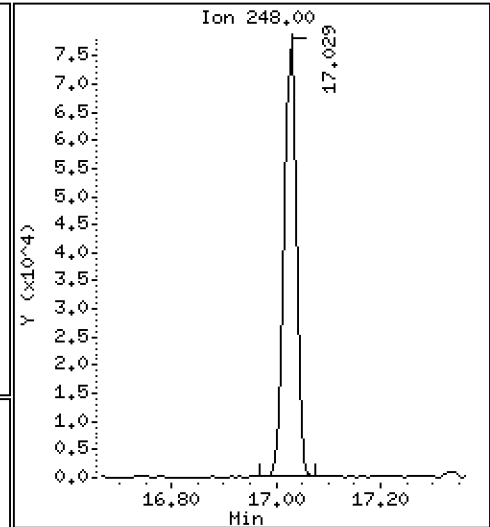
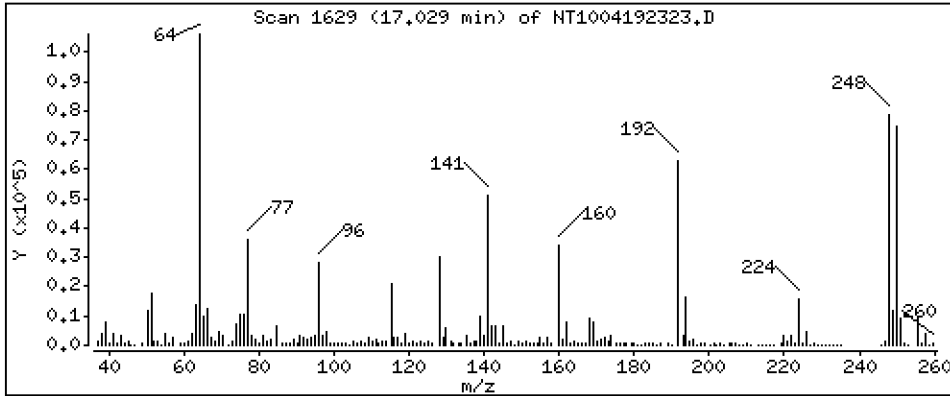
Operator: VTS

Column phase: ZB-5msi

Column diameter: 0,25

56 4-Bromophenyl-phenylether

Concentration: 4,138 ug/mL



Date : 20-APR-2023 01:21

Client ID:

Instrument: nt10.i

Sample Info: BLD0057-MSD1

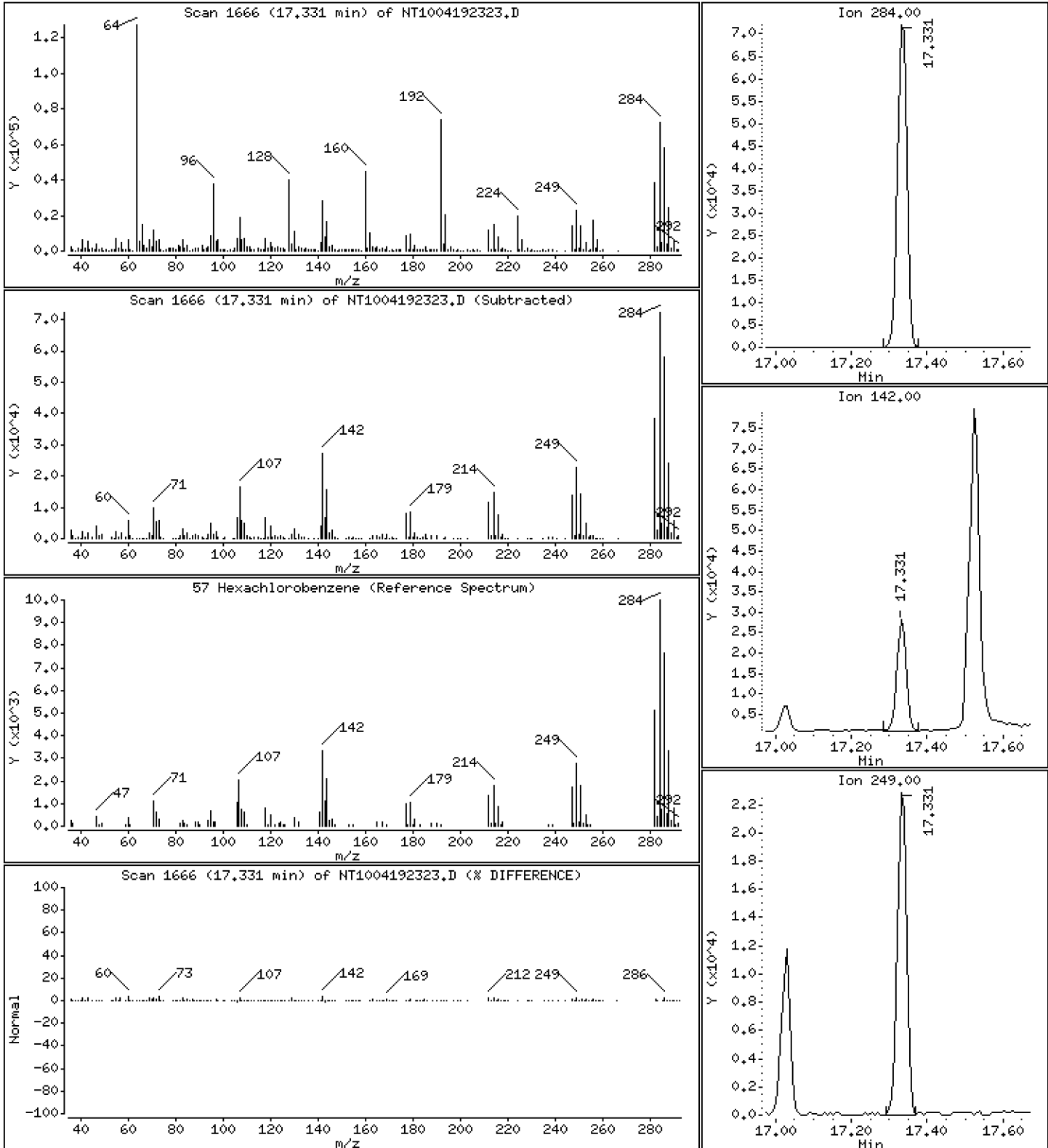
Operator: VTS

Column phase: ZB-5msi

Column diameter: 0,25

57 Hexachlorobenzene

Concentration: 3,982 ug/mL



Date : 20-APR-2023 01:21

Client ID:

Instrument: nt10.i

Sample Info: BLD0057-MSD1

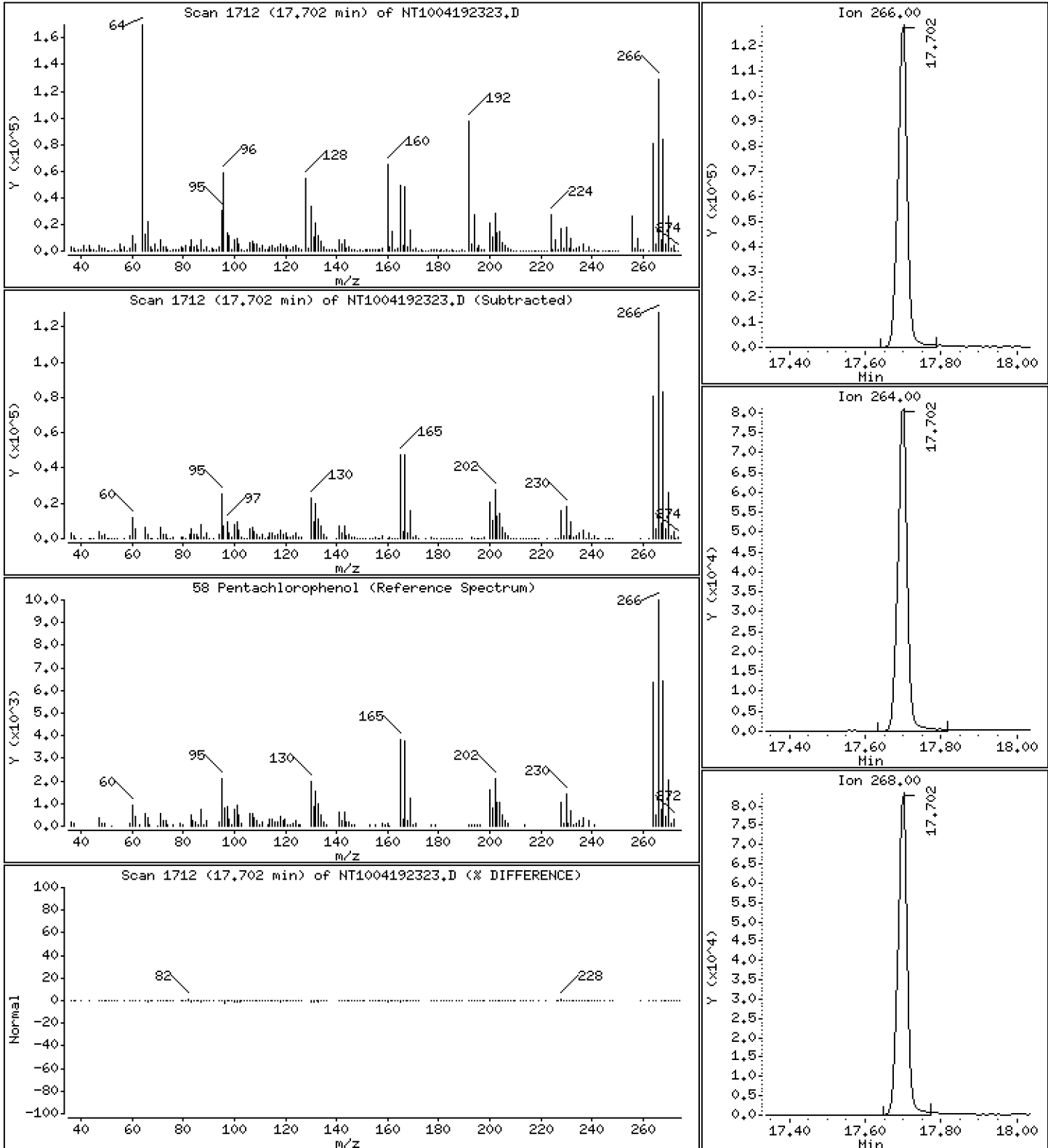
Operator: VTS

Column phase: ZB-5msi

Column diameter: 0,25

58 Pentachlorophenol

Concentration: 11,95 ug/mL



Date : 20-APR-2023 01:21

Client ID:

Instrument: nt10.i

Sample Info: BLD0057-MSD1

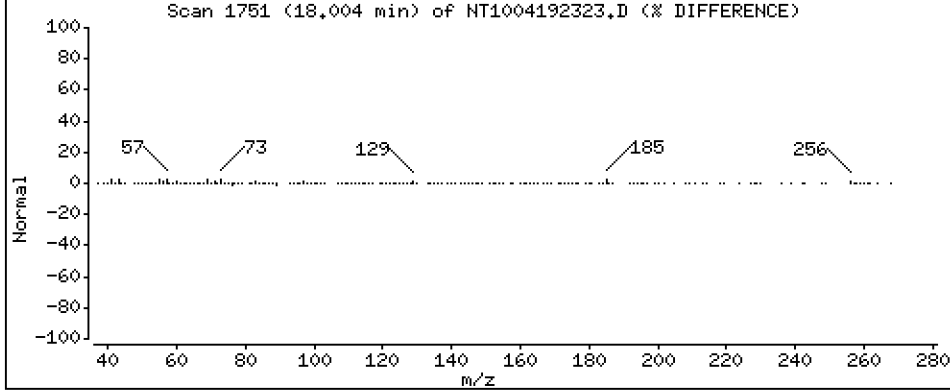
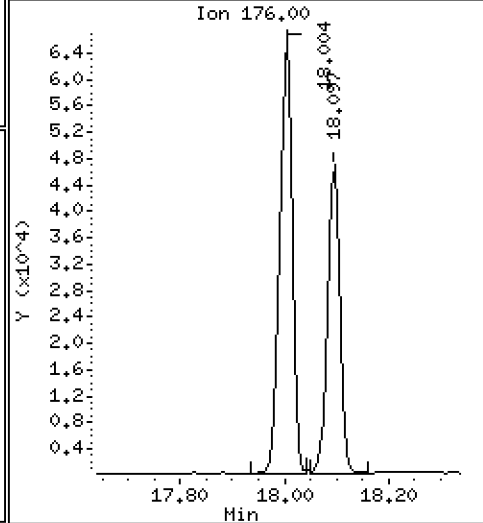
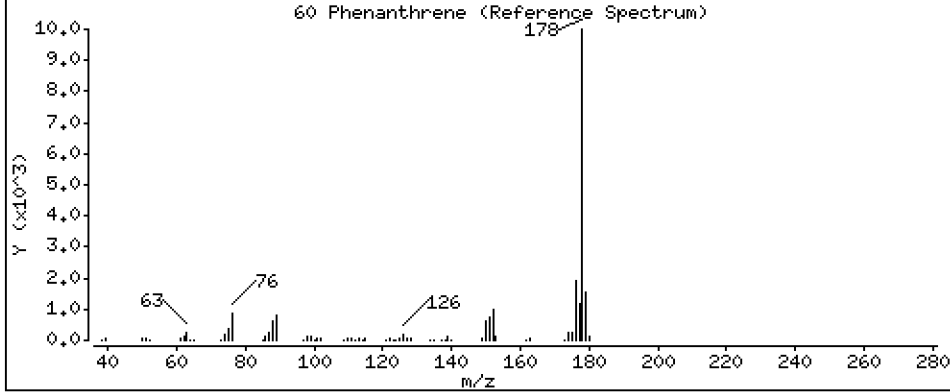
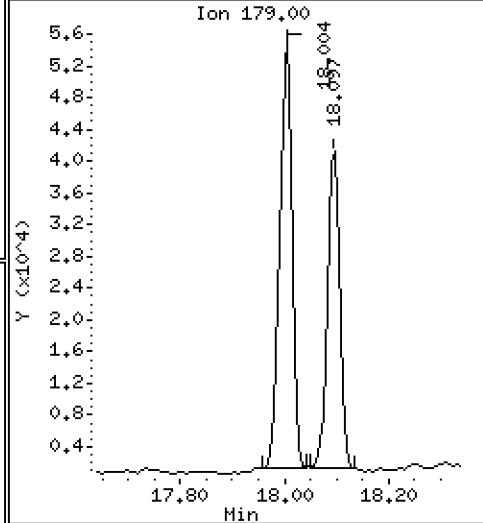
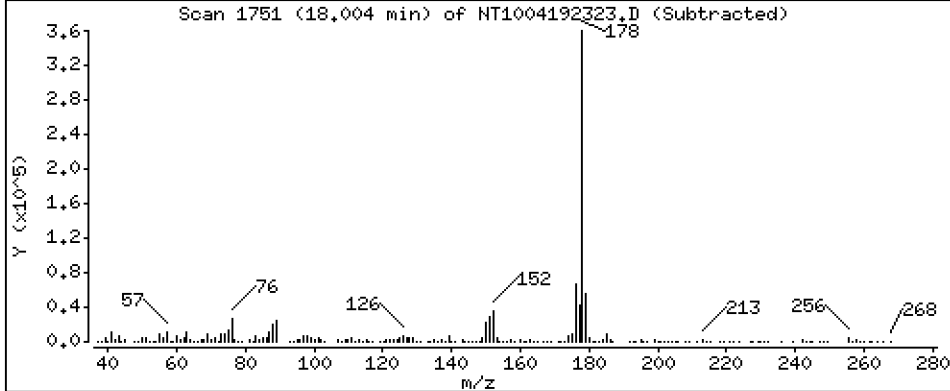
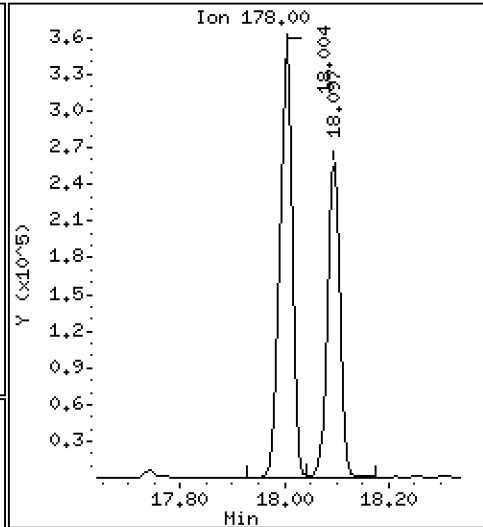
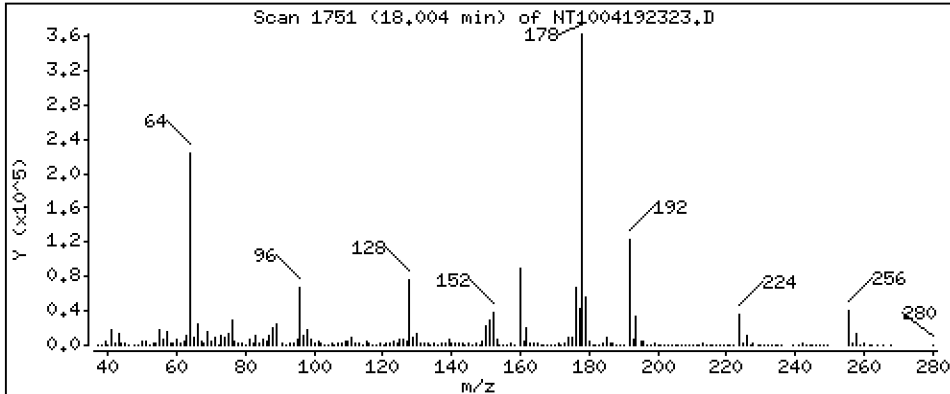
Operator: VTS

Column phase: ZB-5msi

Column diameter: 0,25

60 Phenanthrene

Concentration: 4,053 ug/mL



Date : 20-APR-2023 01:21

Client ID:

Instrument: nt10.i

Sample Info: BLD0057-MSD1

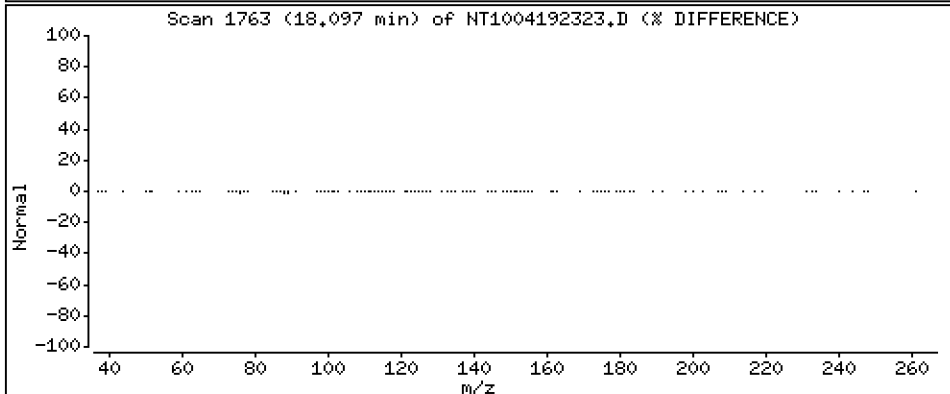
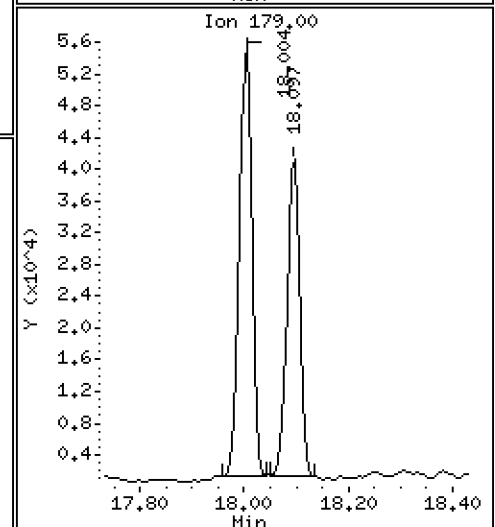
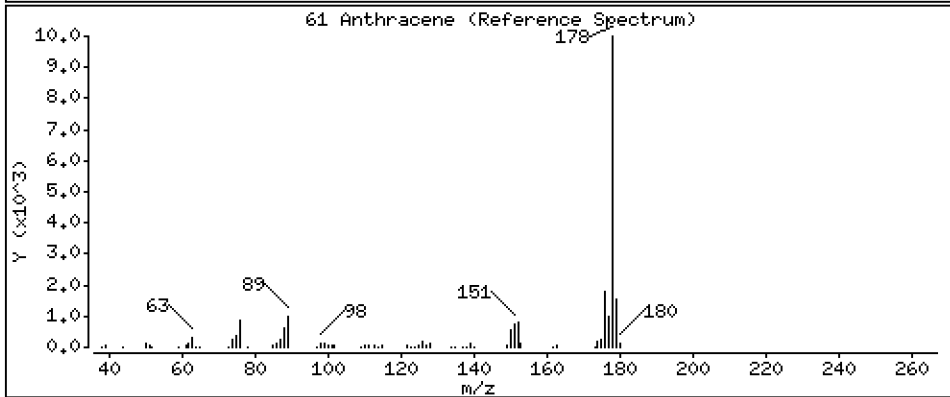
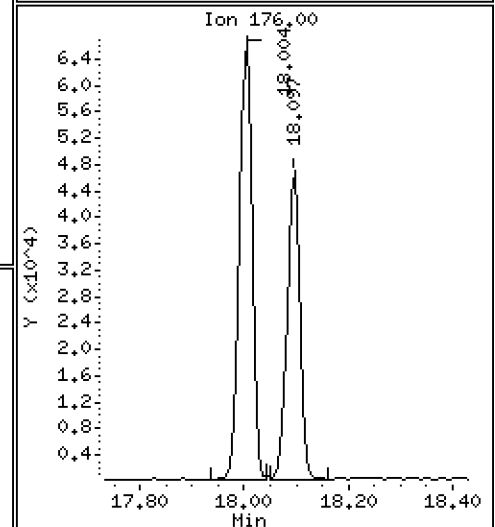
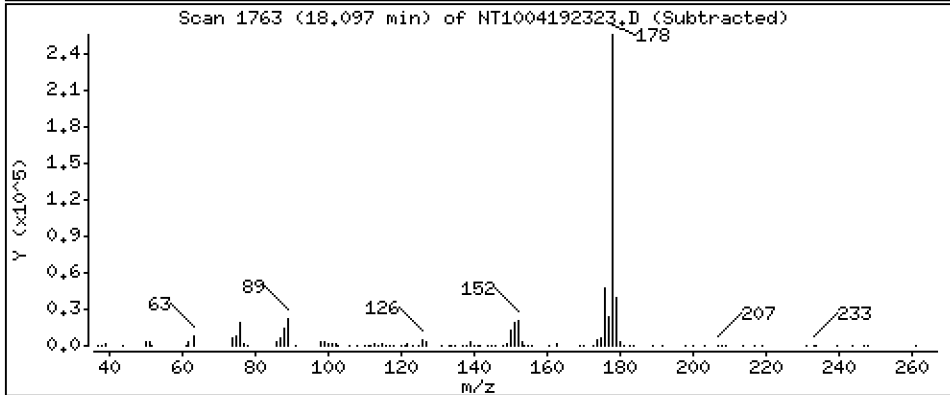
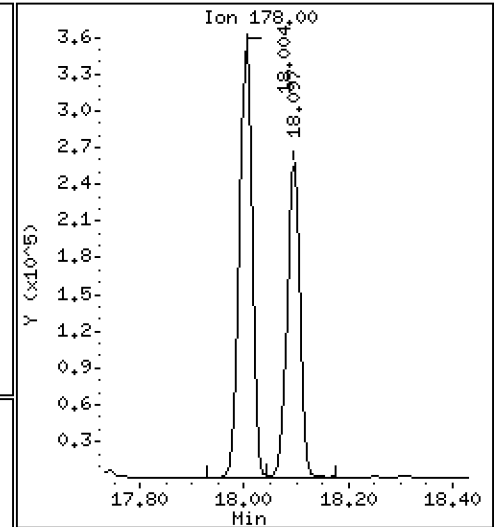
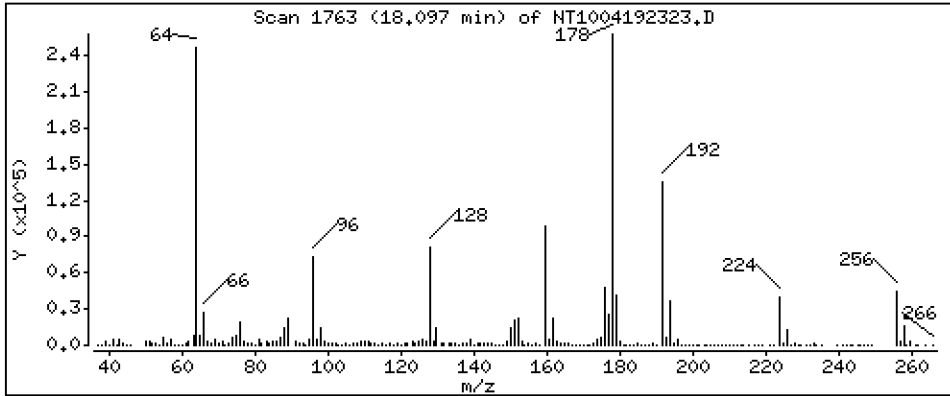
Operator: VTS

Column phase: ZB-5msi

Column diameter: 0,25

61 Anthracene

Concentration: 3,299 ug/mL



Date : 20-APR-2023 01:21

Client ID:

Instrument: nt10.i

Sample Info: BLD0057-MSD1

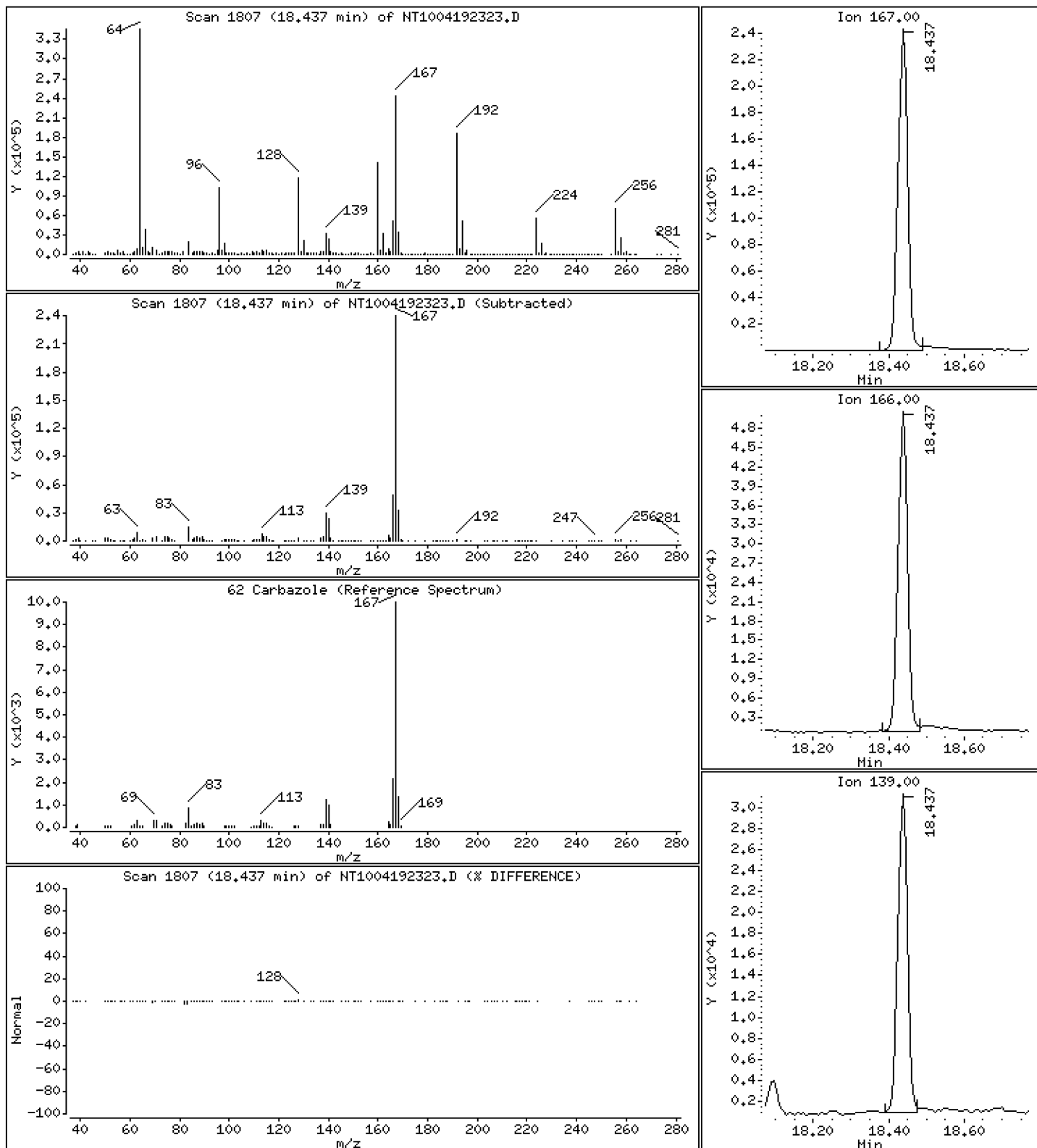
Operator: VTS

Column phase: ZB-5msi

Column diameter: 0,25

62 Carbazole

Concentration: 3,465 ug/mL



Date : 20-APR-2023 01:21

Client ID:

Instrument: nt10.i

Sample Info: BLD0057-MSD1

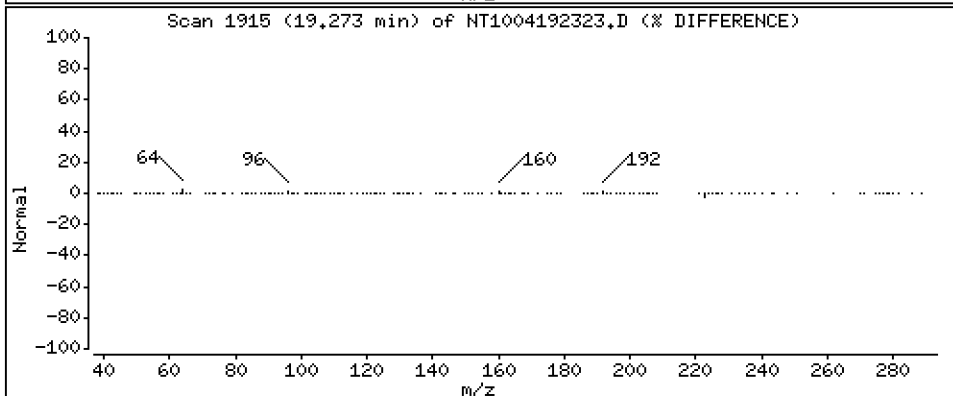
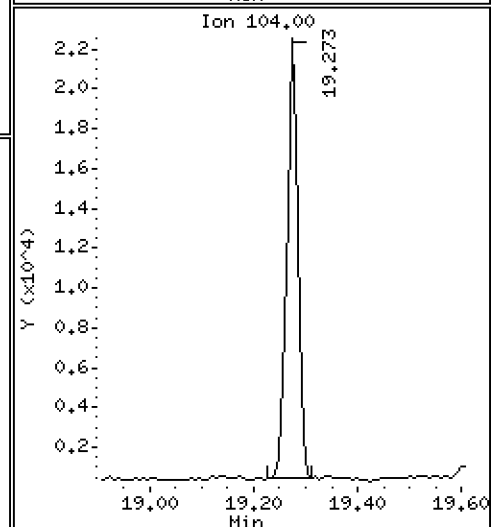
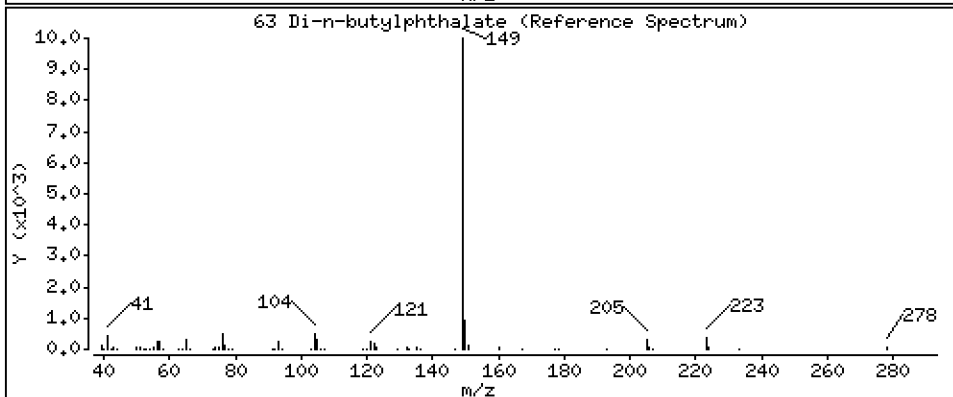
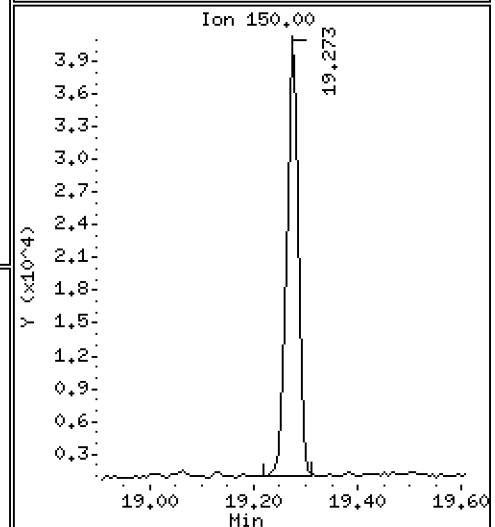
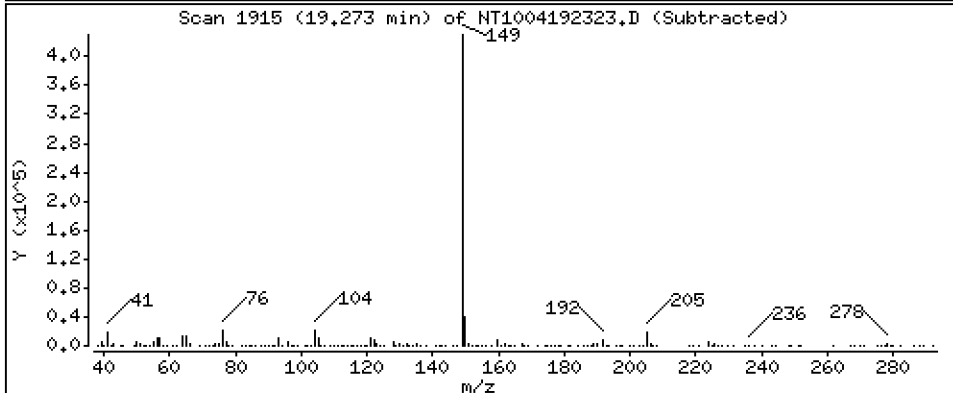
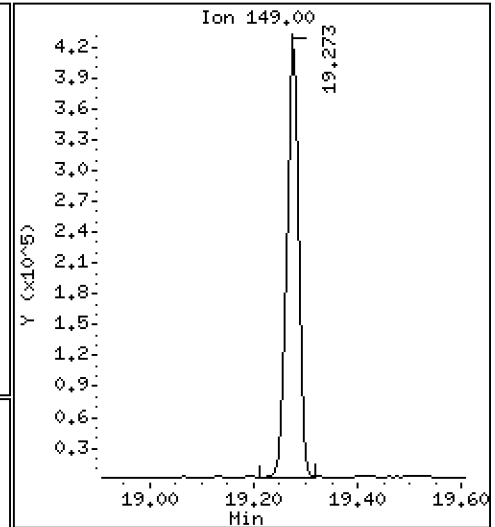
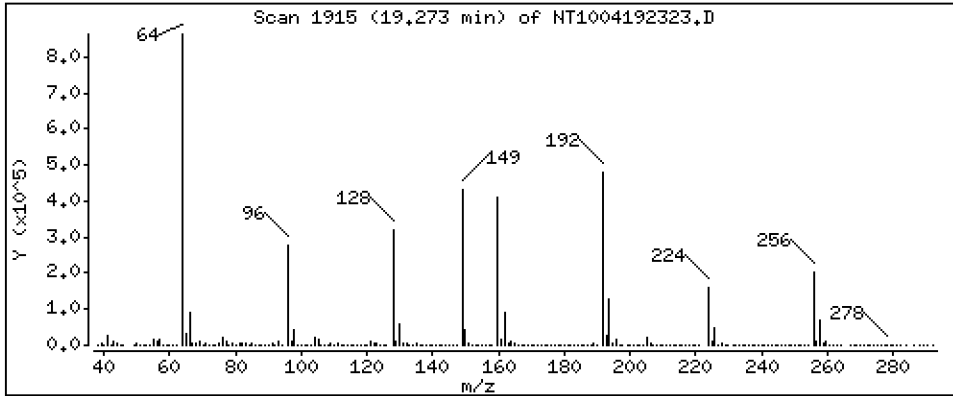
Operator: VTS

Column phase: ZB-5msi

Column diameter: 0,25

63 Di-n-butylphthalate

Concentration: 4,088 ug/mL



Date : 20-APR-2023 01:21

Client ID:

Instrument: nt10.i

Sample Info: BLD0057-MSD1

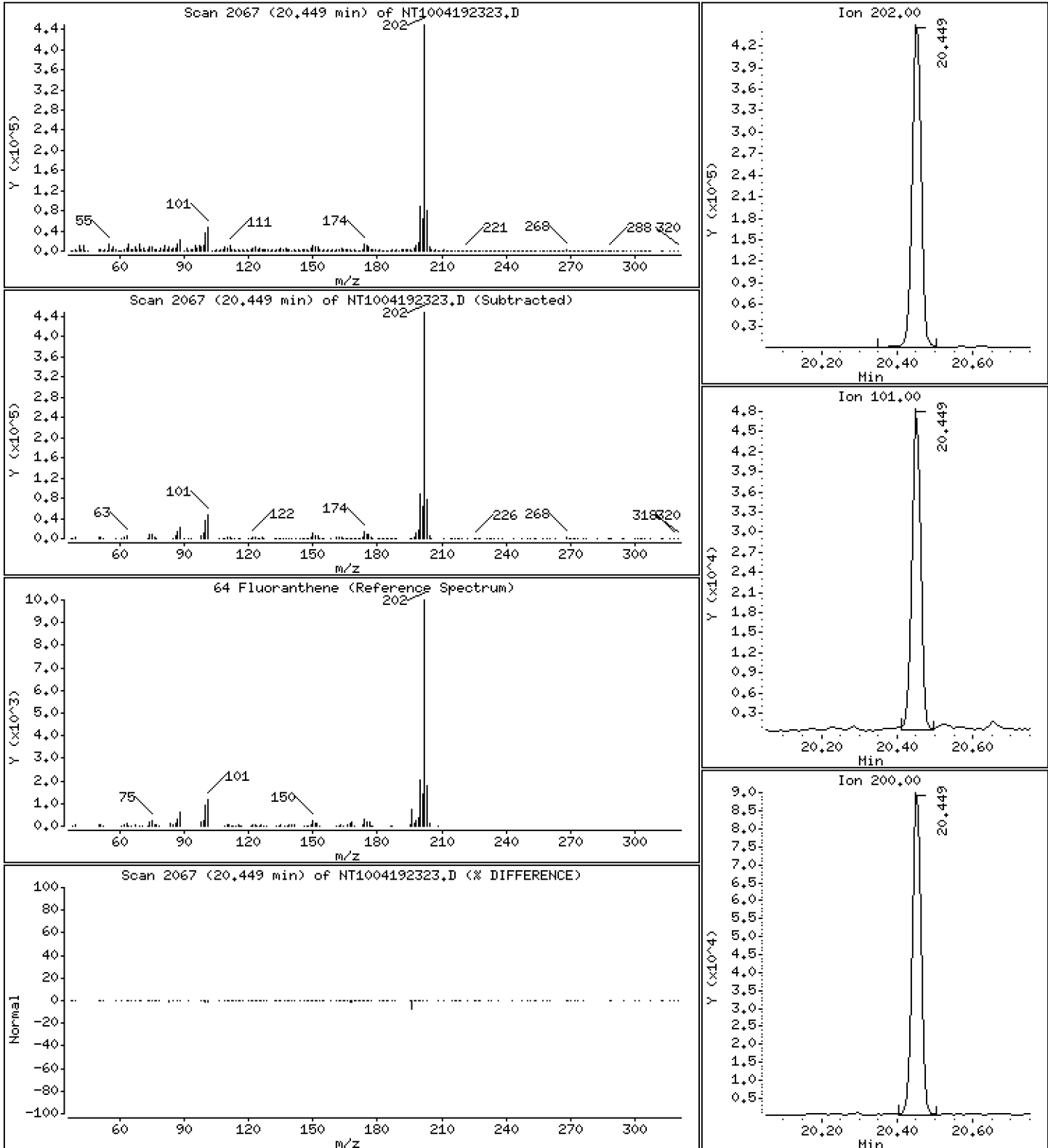
Operator: VTS

Column phase: ZB-5msi

Column diameter: 0,25

64 Fluoranthene

Concentration: 4,065 ug/mL



Date : 20-APR-2023 01:21

Client ID:

Instrument: nt10.i

Sample Info: BLD0057-MSD1

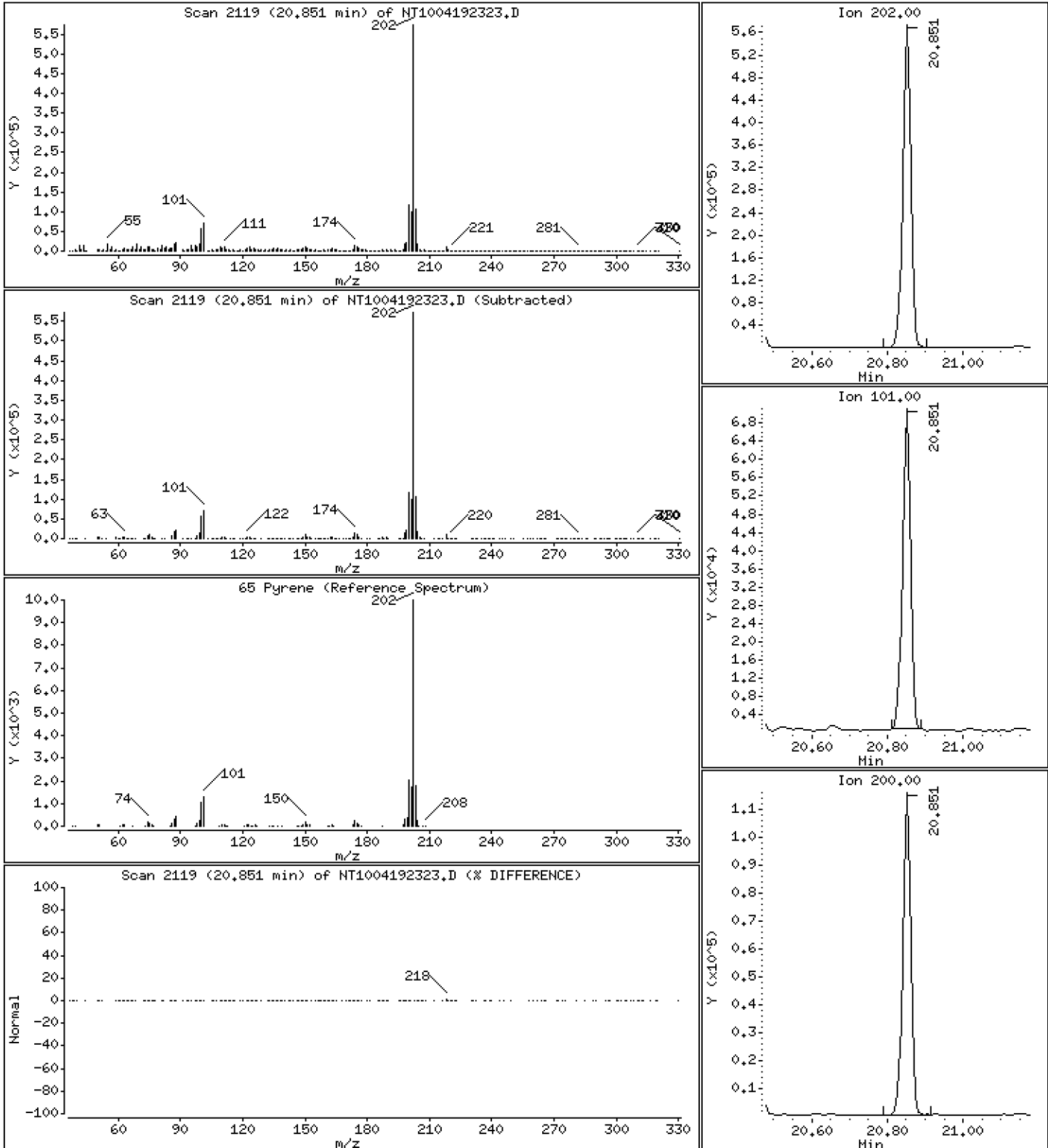
Operator: VTS

Column phase: ZB-5msi

Column diameter: 0,25

65 Pyrene

Concentration: 4,331 ug/mL



Date : 20-APR-2023 01:21

Client ID:

Instrument: nt10.i

Sample Info: BLD0057-MSD1

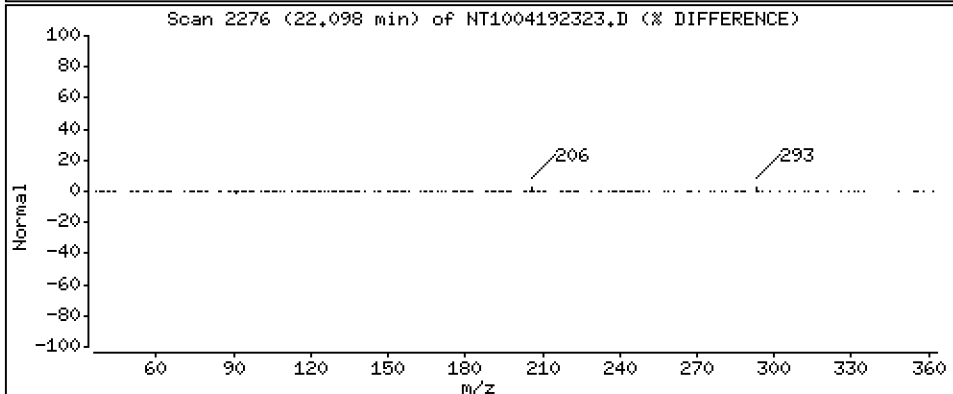
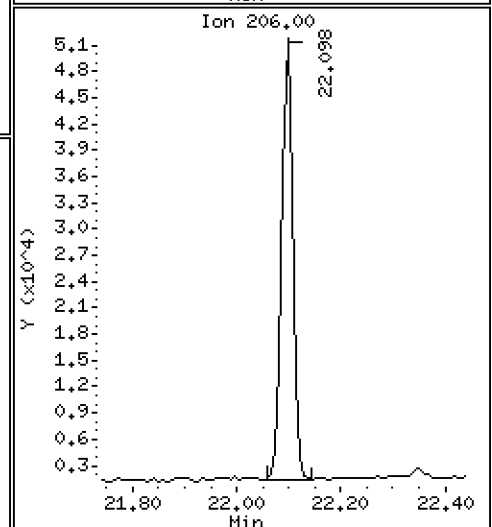
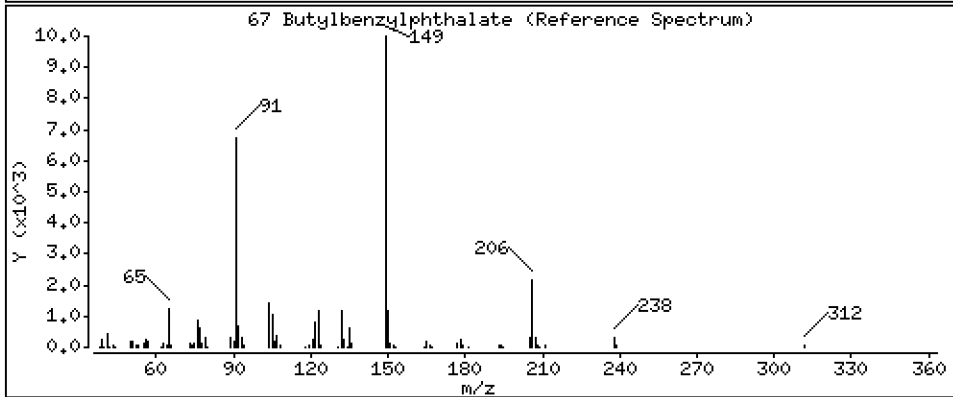
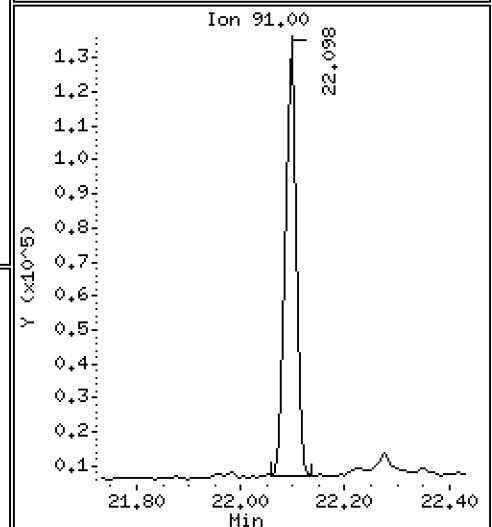
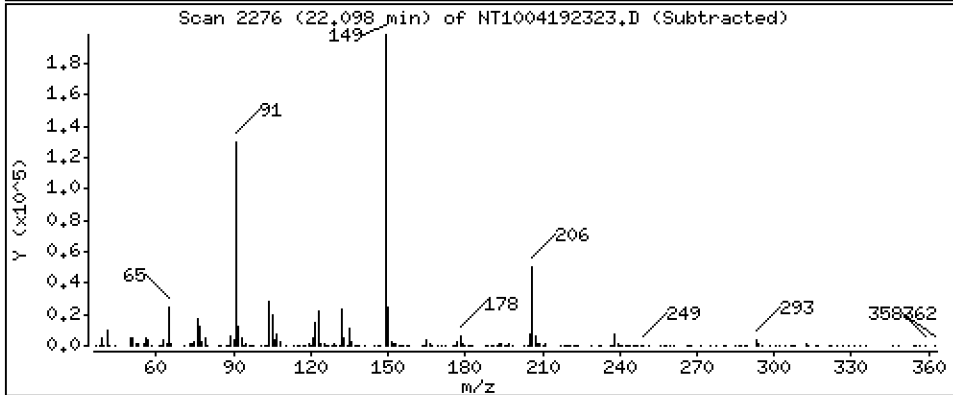
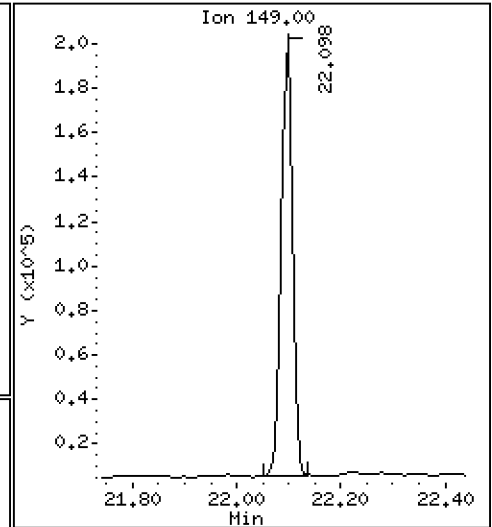
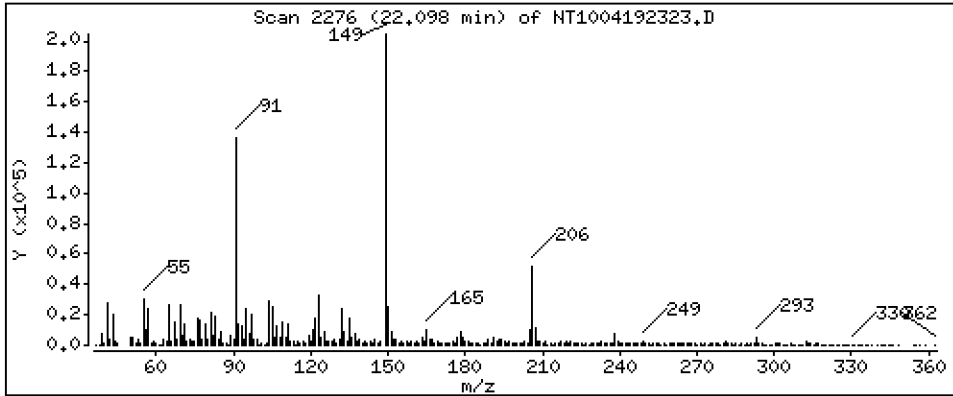
Operator: VTS

Column phase: ZB-5msi

Column diameter: 0,25

67 Butylbenzylphthalate

Concentration: 3,869 ug/mL



Date : 20-APR-2023 01:21

Client ID:

Instrument: nt10.i

Sample Info: BLD0057-MSD1

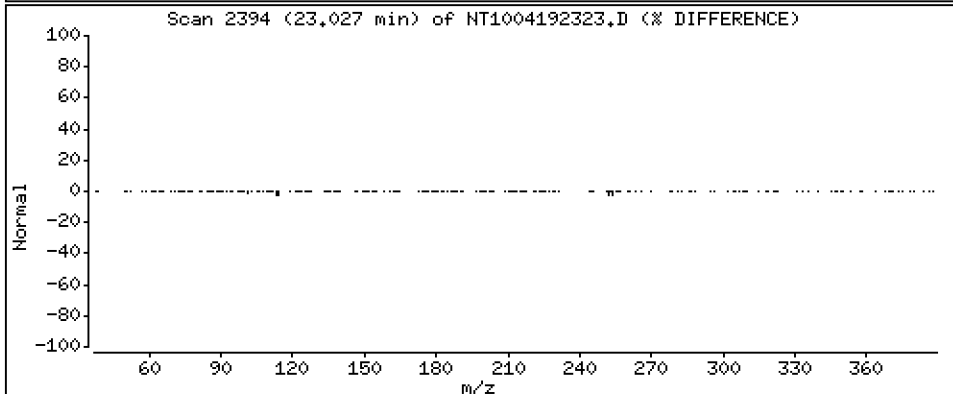
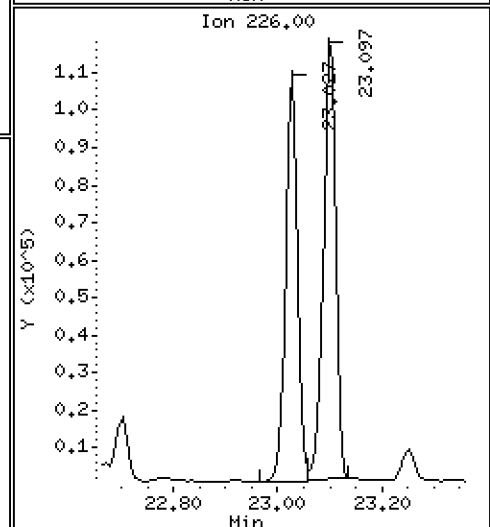
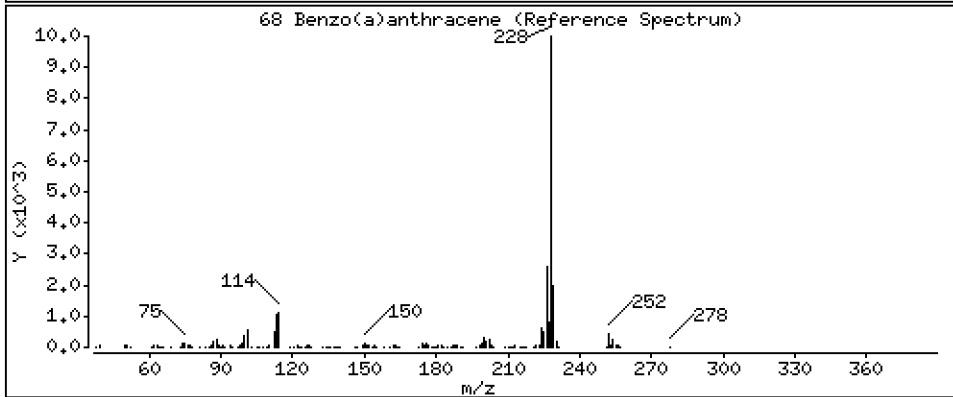
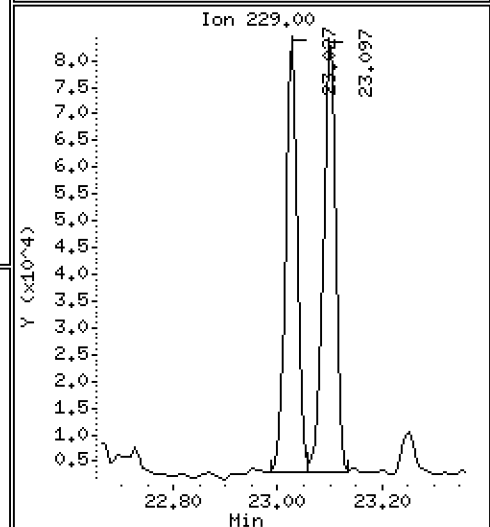
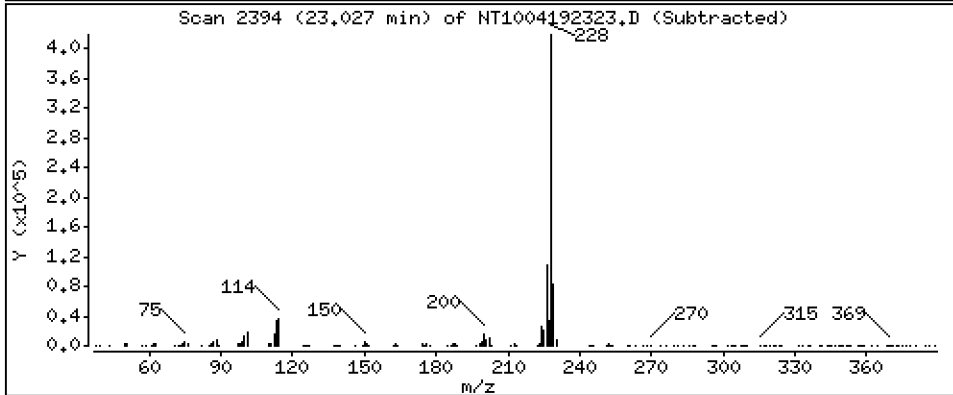
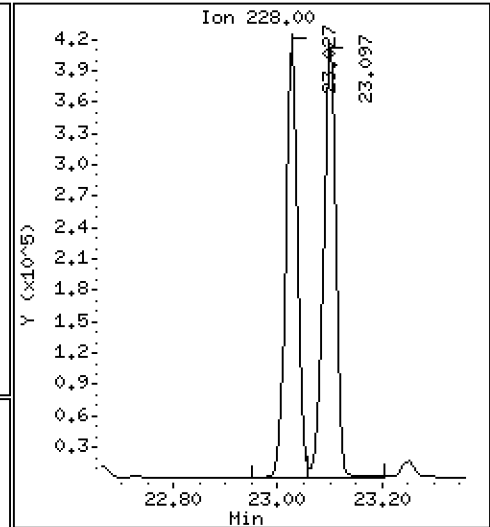
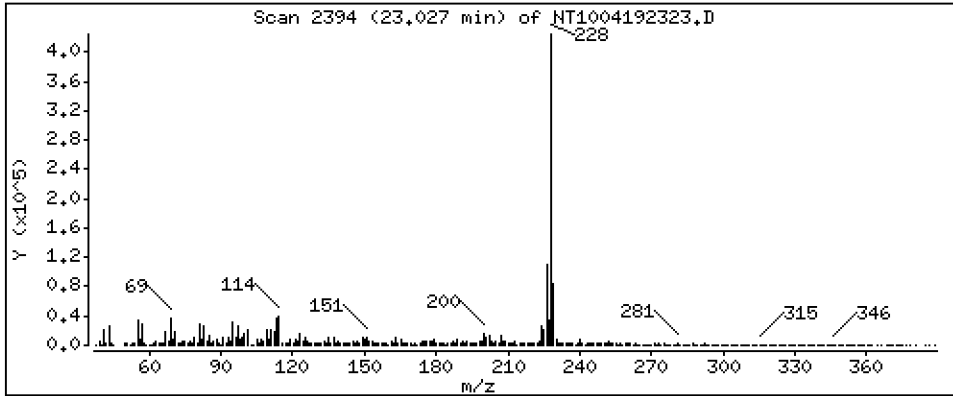
Operator: VTS

Column phase: ZB-5msi

Column diameter: 0,25

68 Benzo(a)anthracene

Concentration: 3,974 ug/mL



Date : 20-APR-2023 01:21

Client ID:

Instrument: nt10.i

Sample Info: BLD0057-MSD1

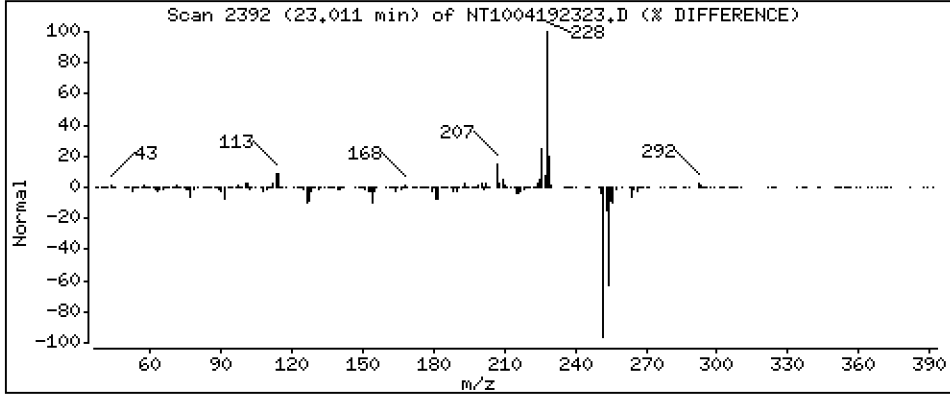
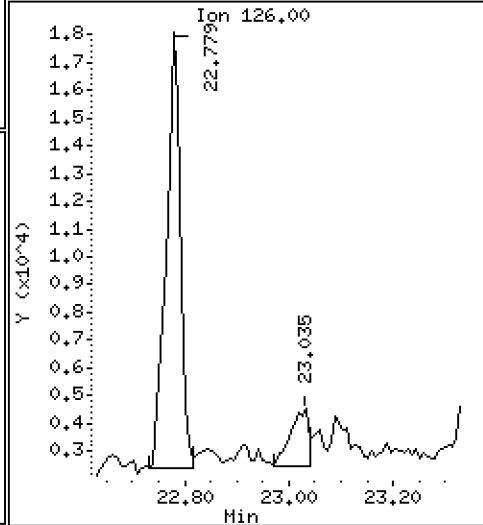
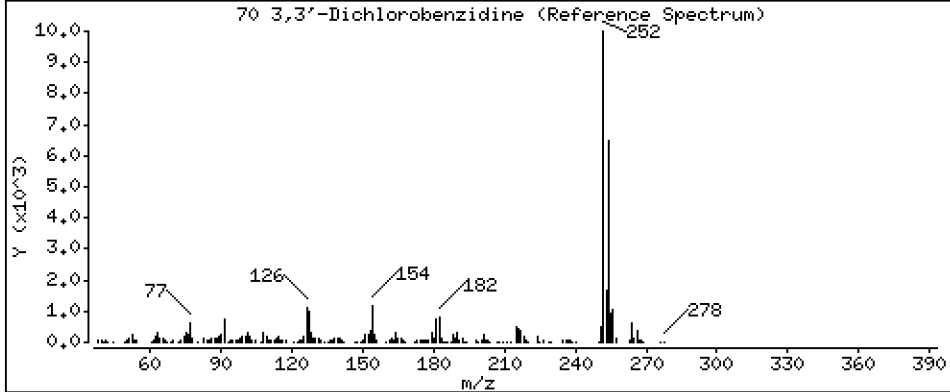
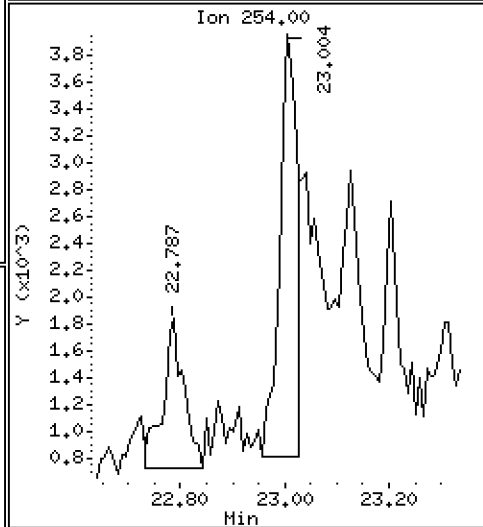
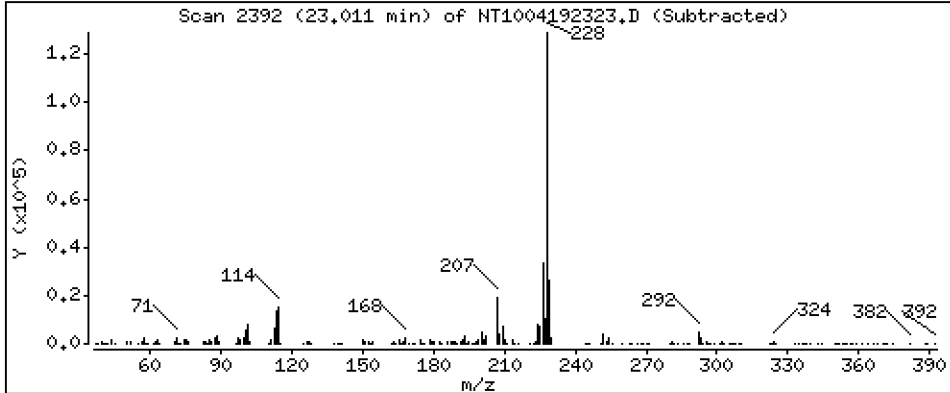
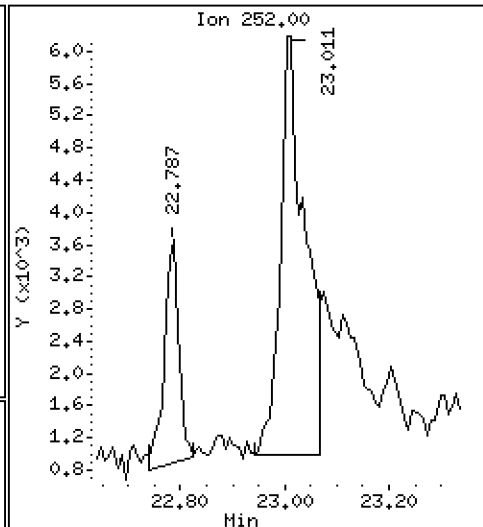
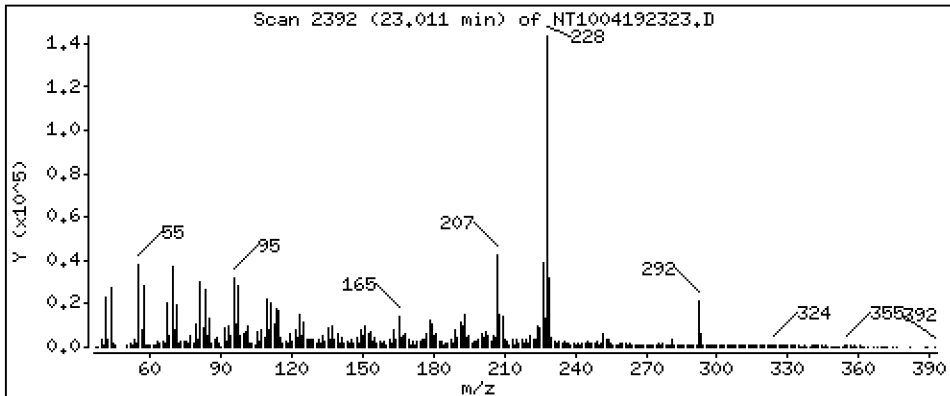
Operator: VTS

Column phase: ZB-5msi

Column diameter: 0,25

70 3,3'-Dichlorobenzidine

Concentration: 0,3185 ug/mL



Date : 20-APR-2023 01:21

Client ID:

Instrument: nt10.i

Sample Info: BLD0057-MSD1

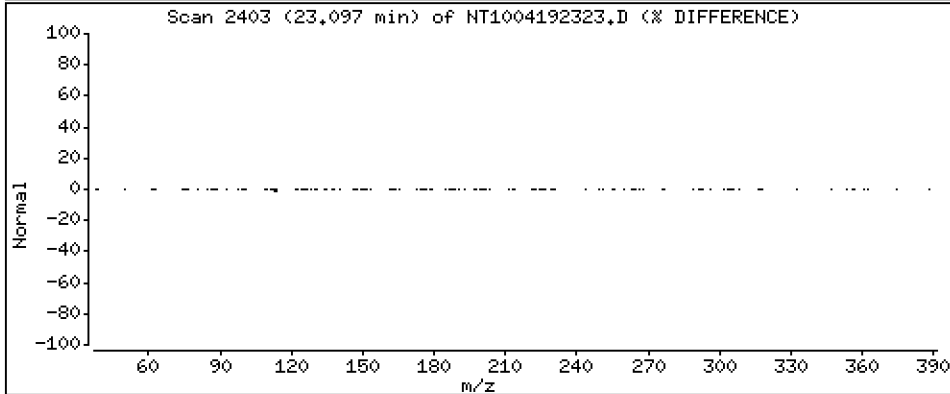
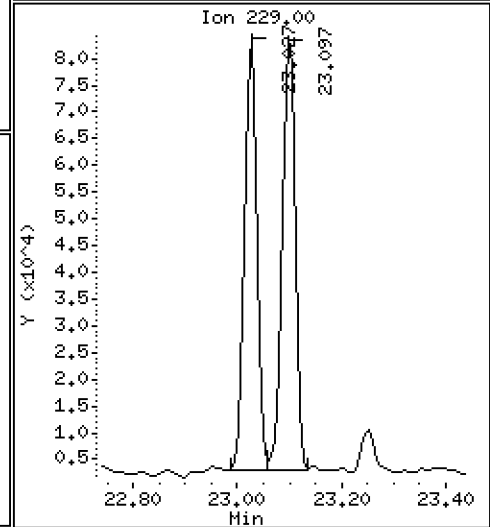
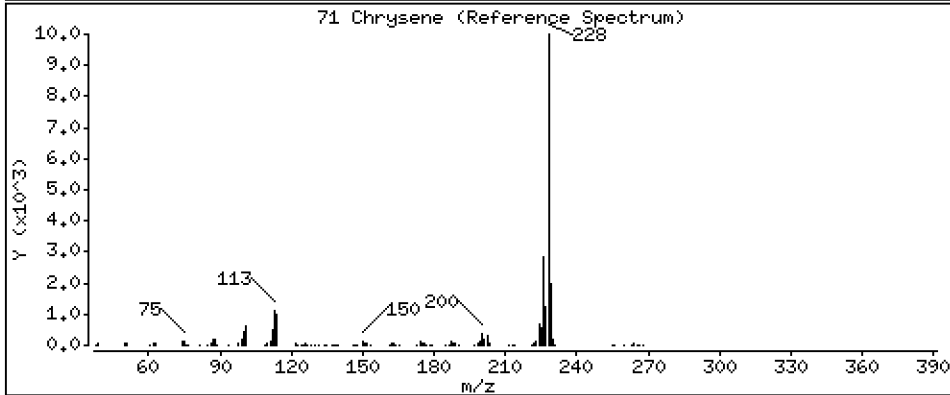
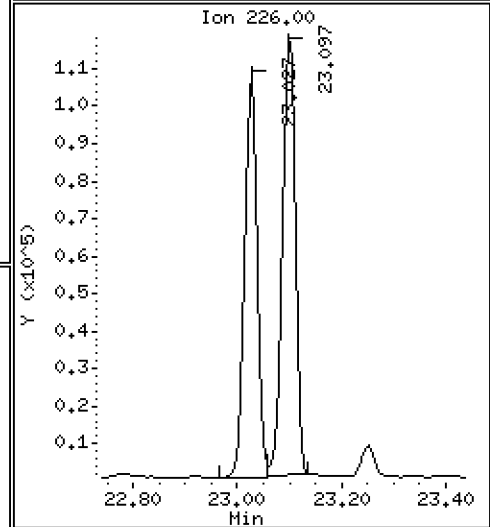
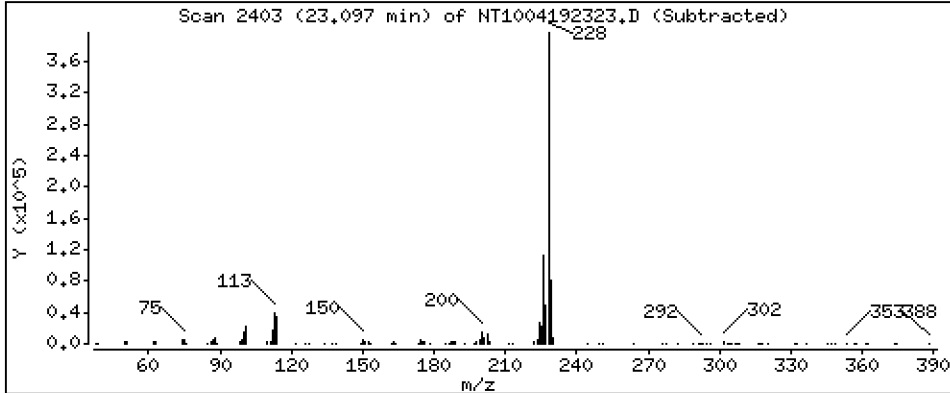
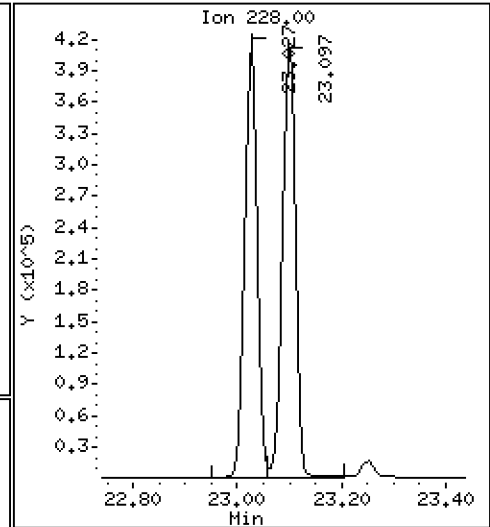
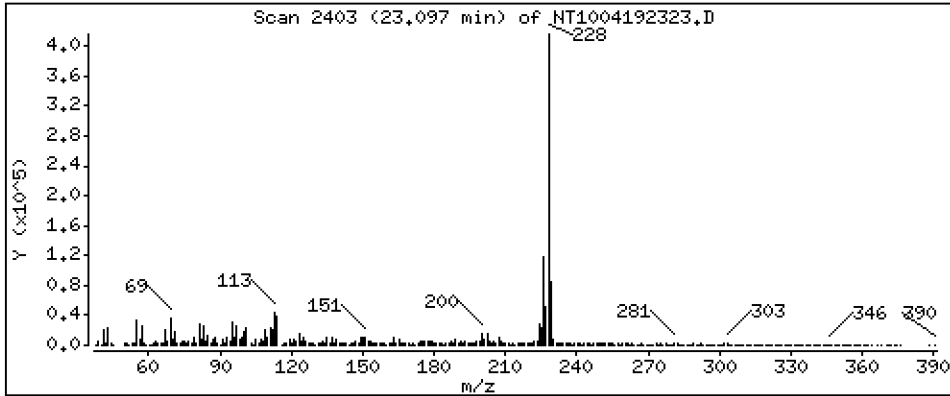
Operator: VTS

Column phase: ZB-5msi

Column diameter: 0,25

71 Chrysene

Concentration: 4,182 ug/mL



Date : 20-APR-2023 01:21

Client ID:

Instrument: nt10.i

Sample Info: BLD0057-MSD1

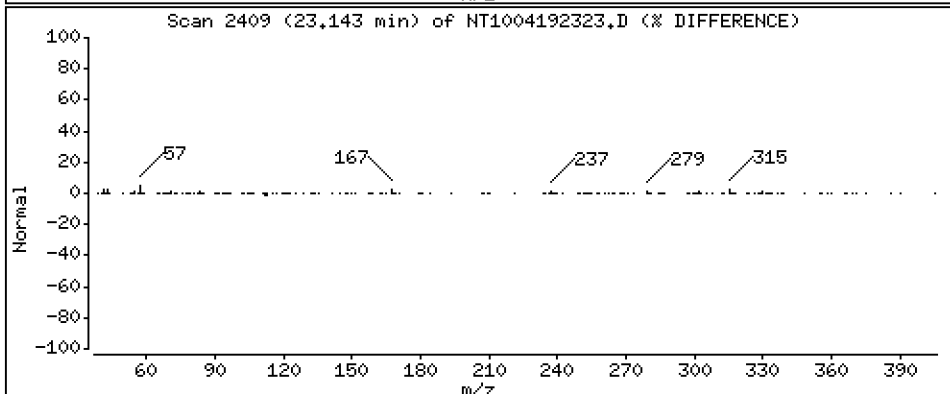
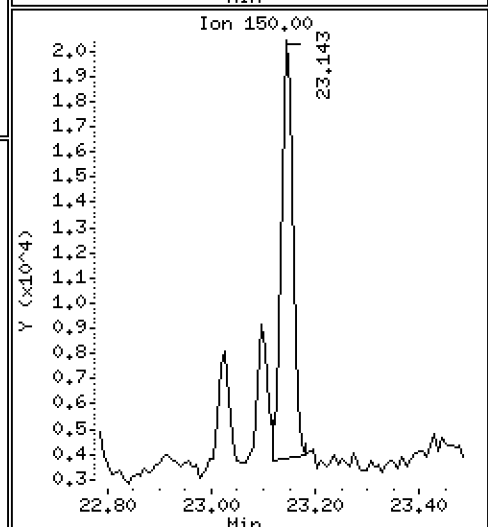
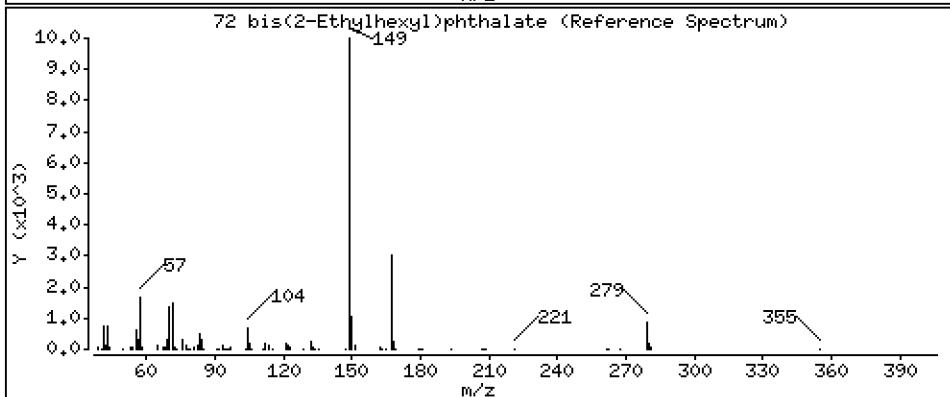
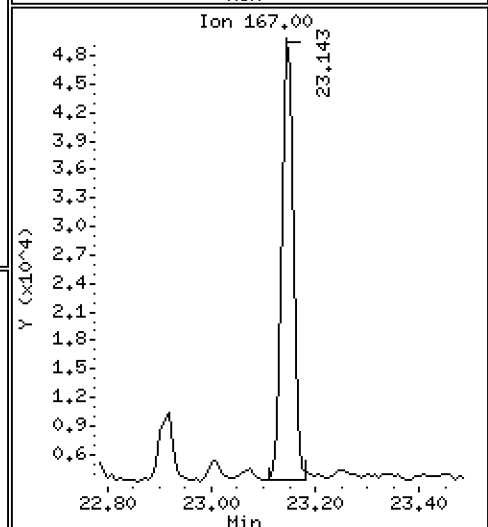
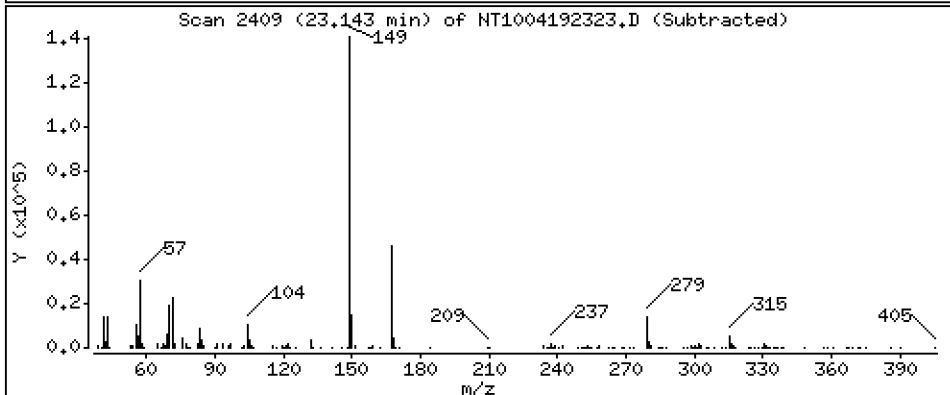
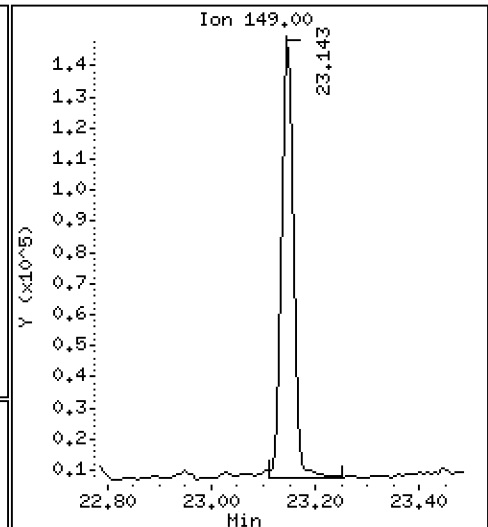
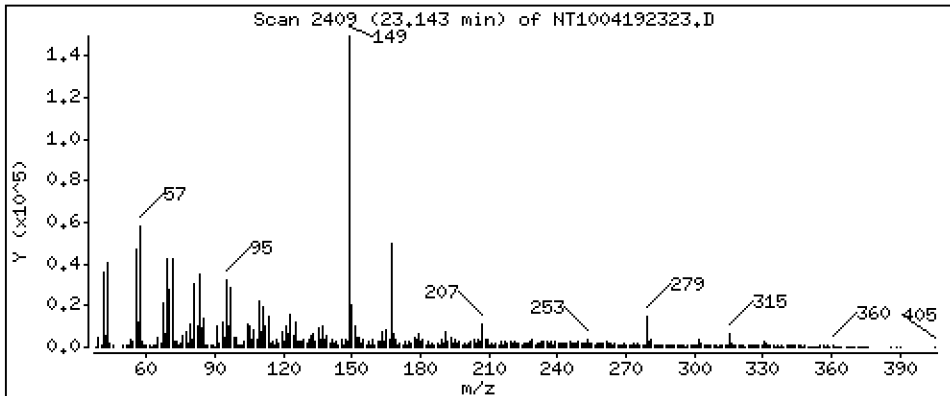
Operator: VTS

Column phase: ZB-5msi

Column diameter: 0,25

72 bis(2-Ethylhexyl)phthalate

Concentration: 1,908 ug/mL



Date : 20-APR-2023 01:21

Client ID:

Instrument: nt10.i

Sample Info: BLD0057-MSD1

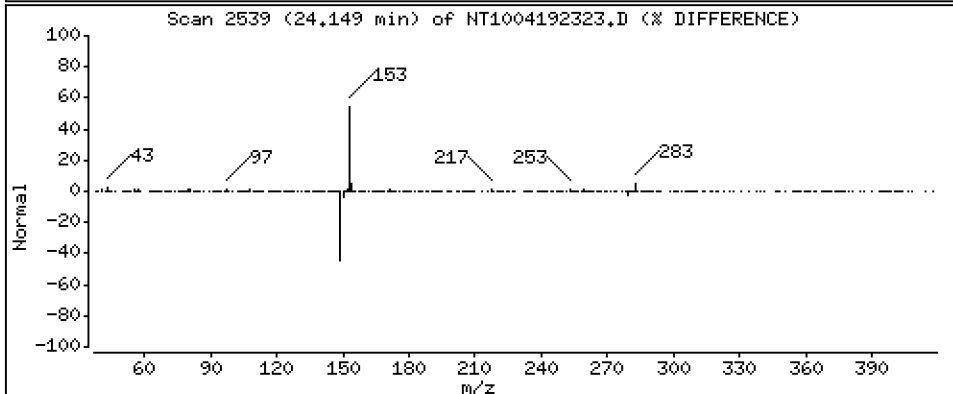
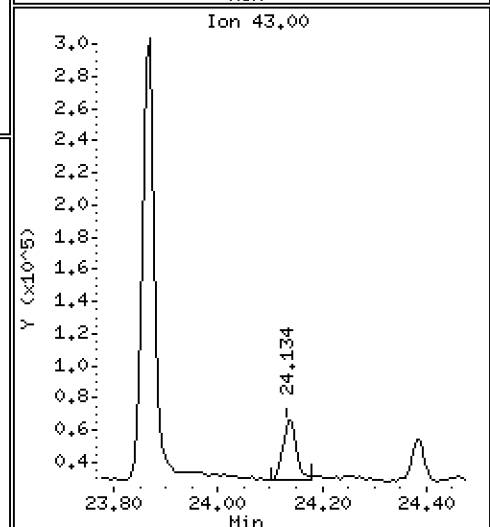
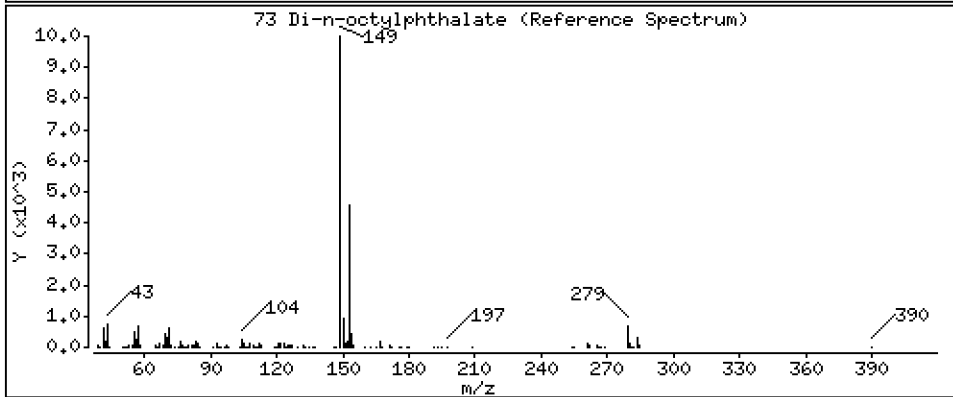
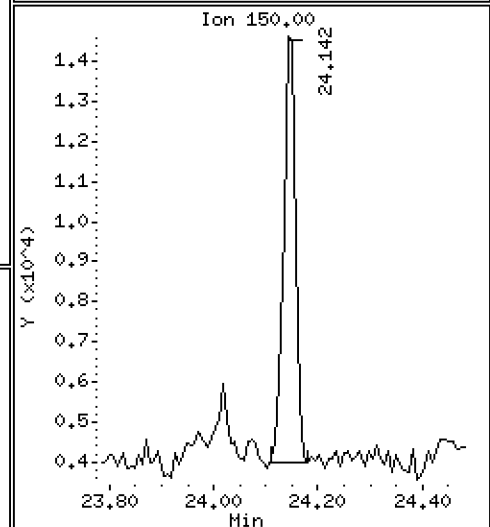
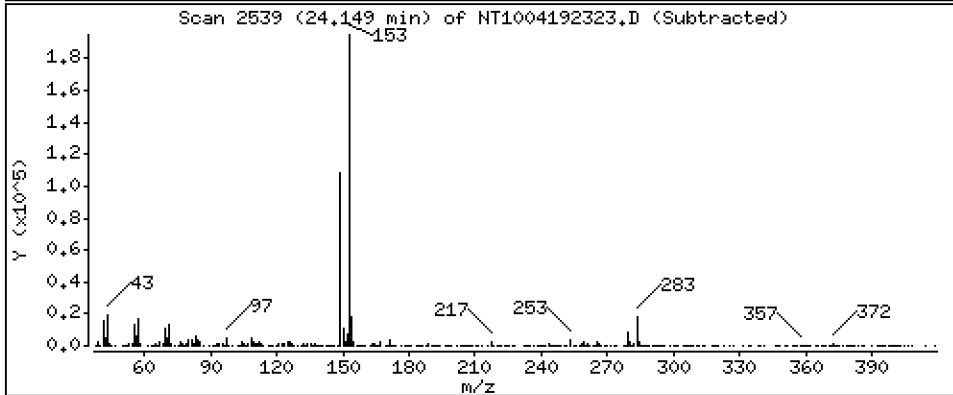
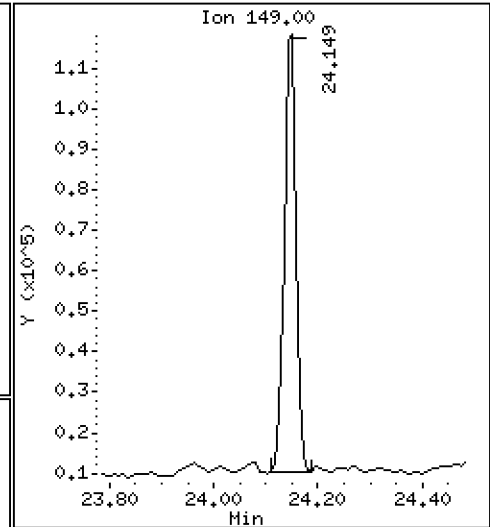
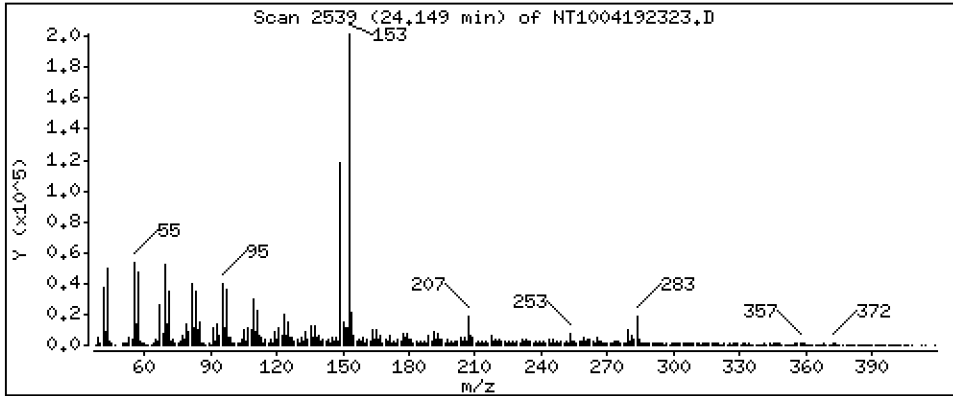
Operator: VTS

Column phase: ZB-5msi

Column diameter: 0,25

73 Di-n-octylphthalate

Concentration: 0,8350 ug/mL



Date : 20-APR-2023 01:21

Client ID:

Instrument: nt10.i

Sample Info: BLD0057-MSD1

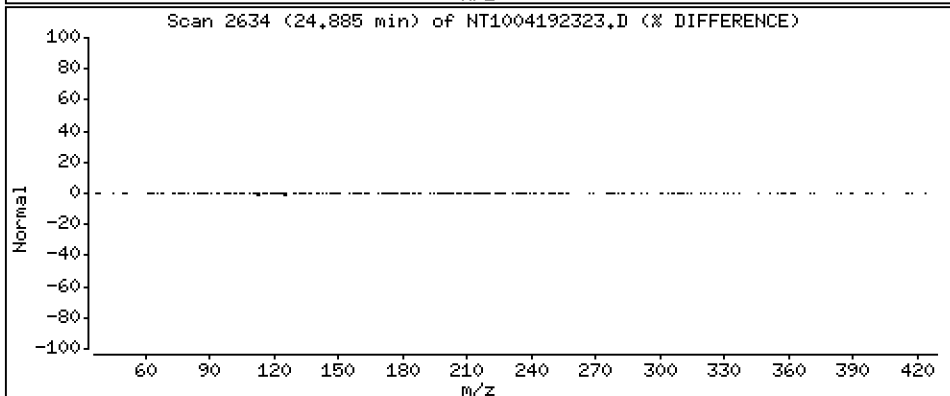
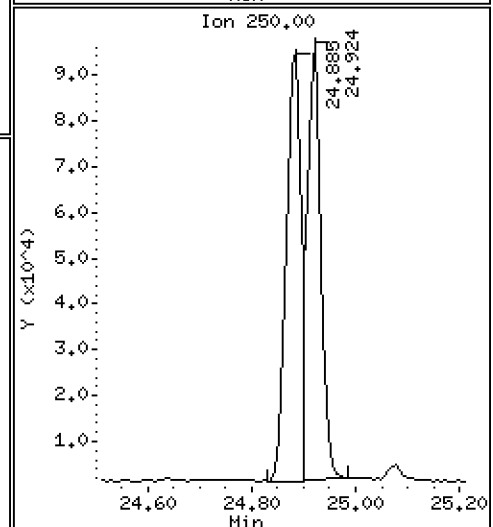
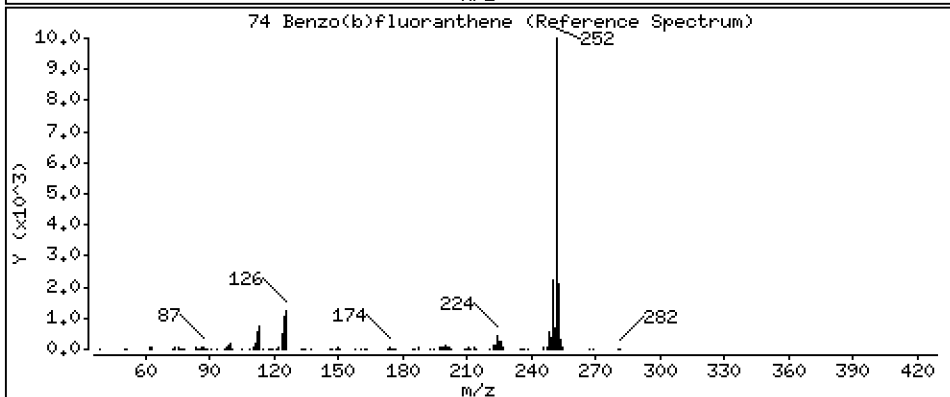
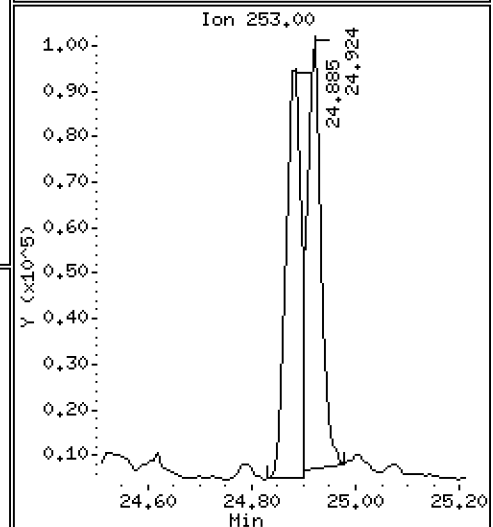
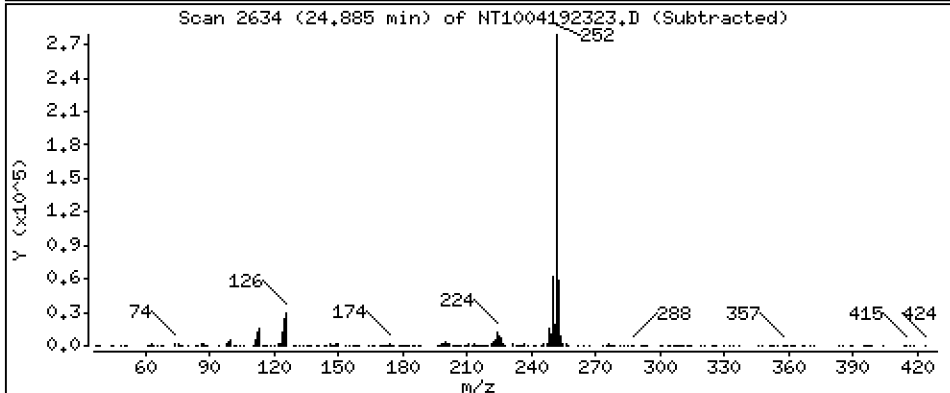
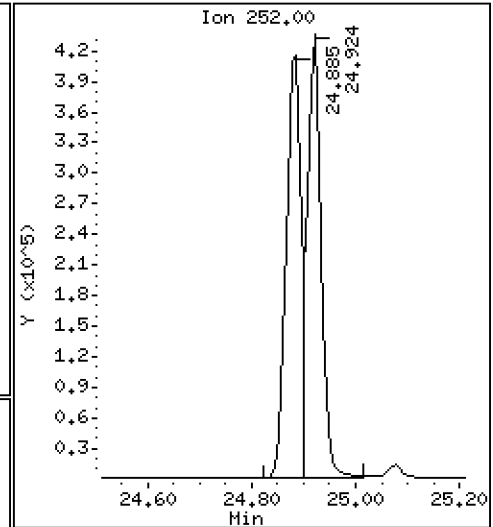
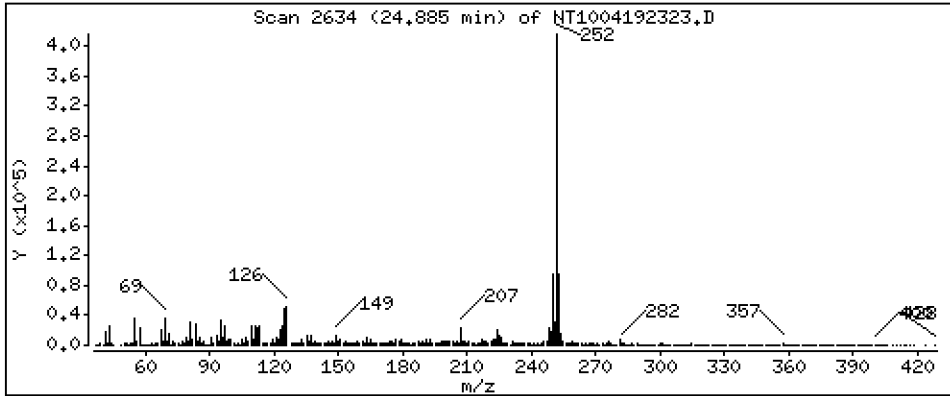
Operator: VTS

Column phase: ZB-5msi

Column diameter: 0,25

74 Benzo(b)fluoranthene

Concentration: 4,613 ug/mL



Date : 20-APR-2023 01:21

Client ID:

Instrument: nt10.i

Sample Info: BLD0057-MSD1

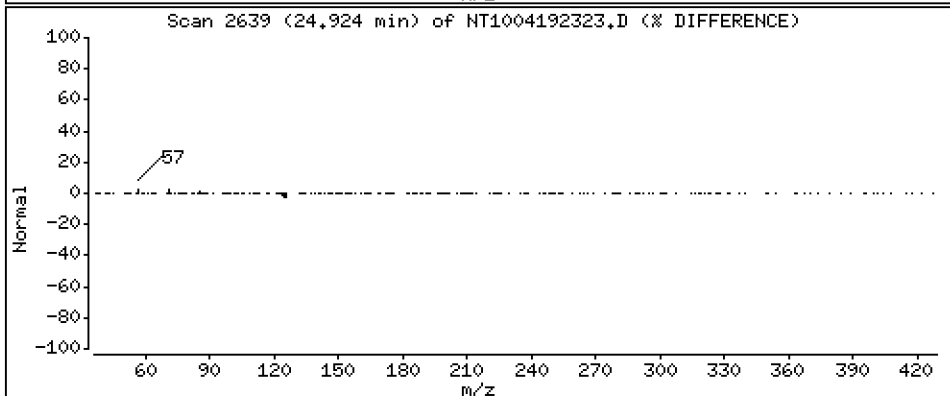
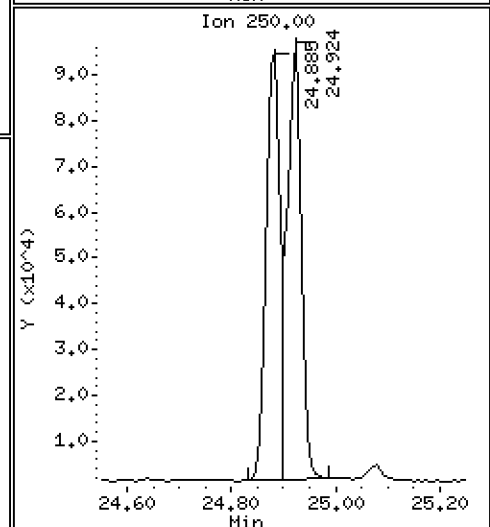
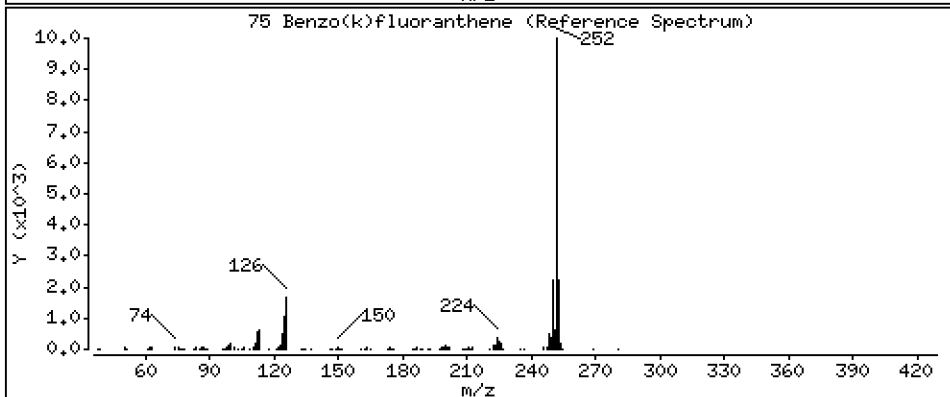
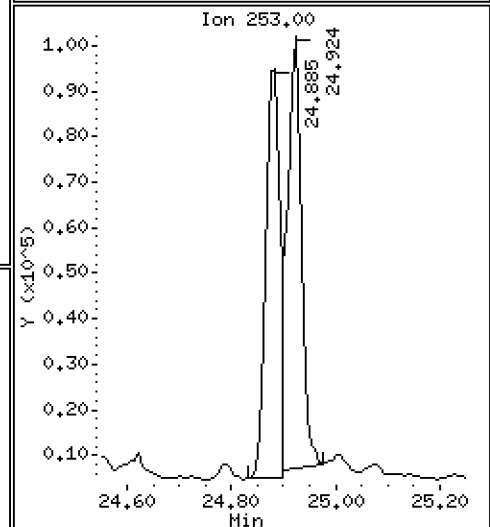
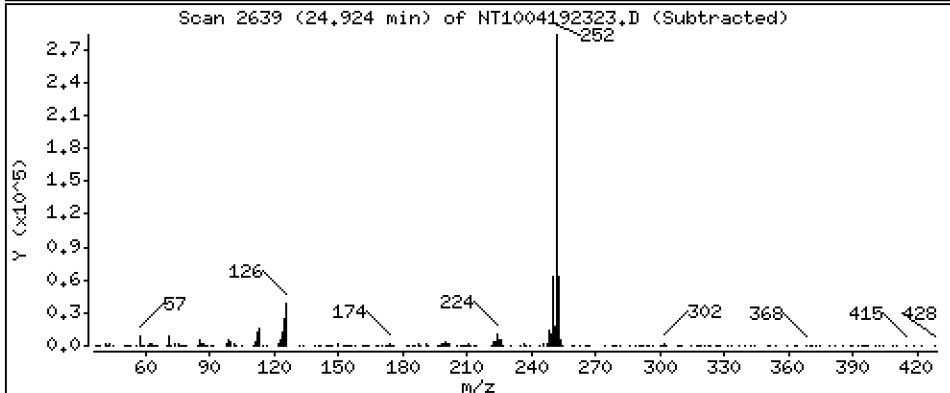
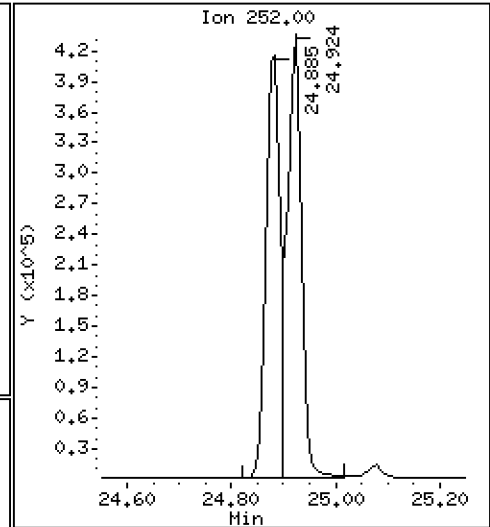
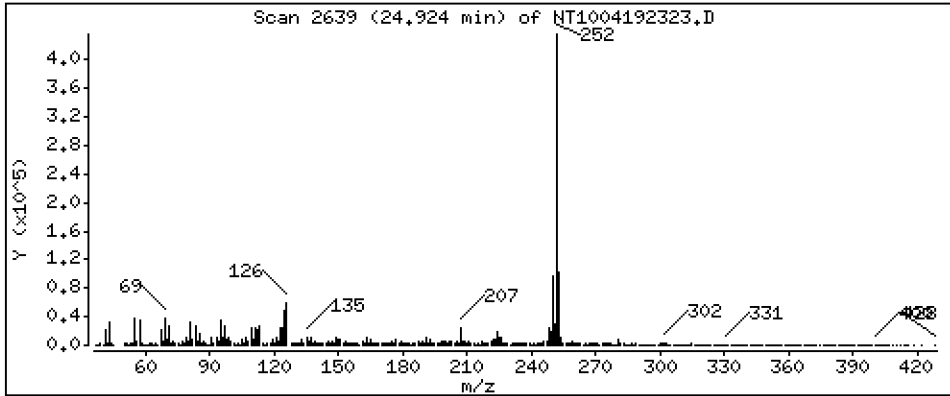
Operator: VTS

Column phase: ZB-5msi

Column diameter: 0,25

75 Benzo(k)fluoranthene

Concentration: 4,660 ug/mL



Date : 20-APR-2023 01:21

Client ID:

Instrument: nt10.i

Sample Info: BLD0057-MSD1

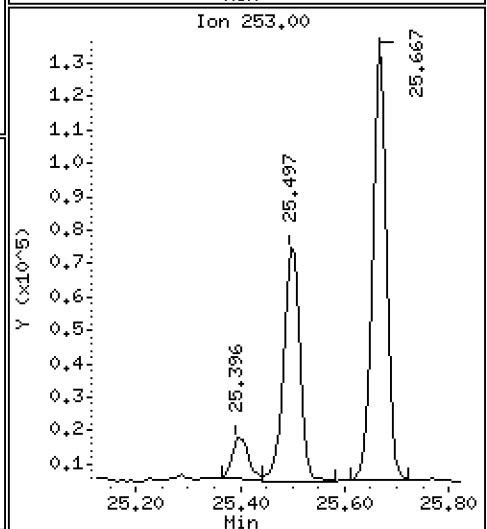
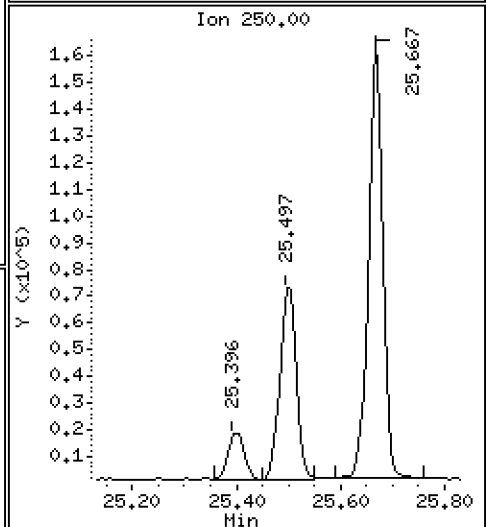
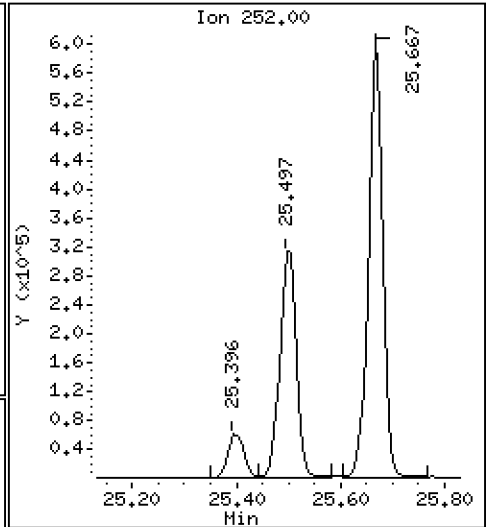
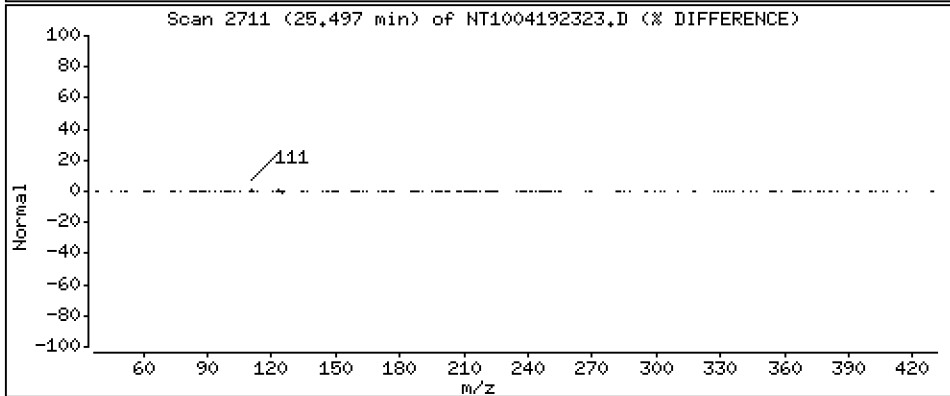
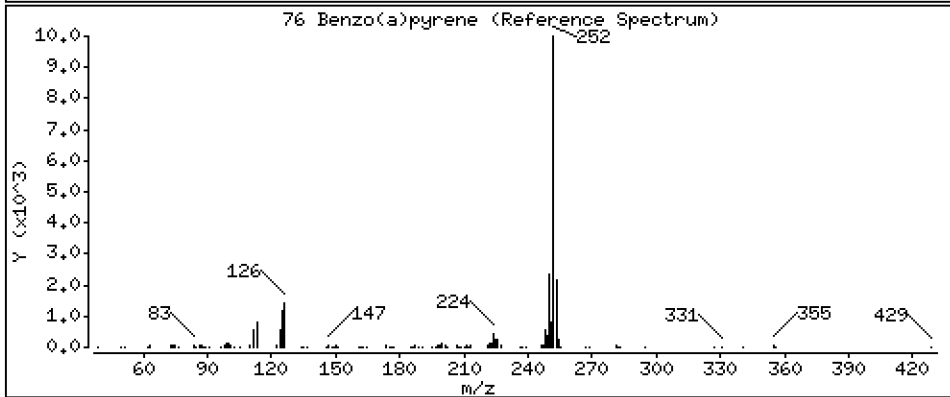
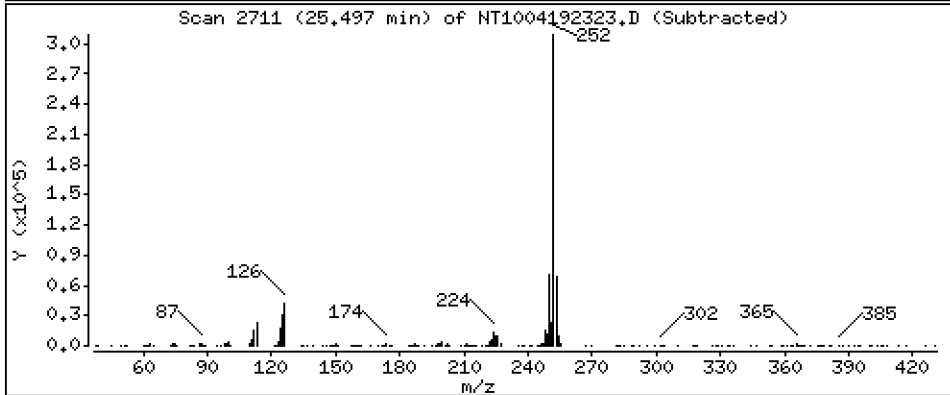
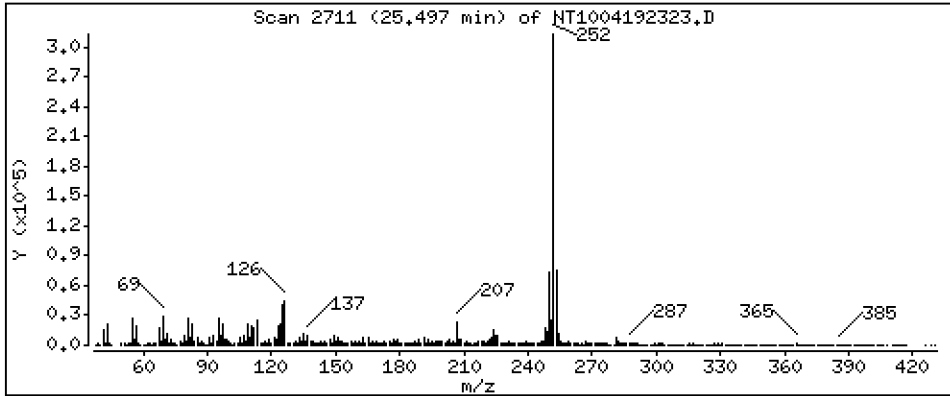
Operator: VTS

Column phase: ZB-5msi

Column diameter: 0,25

76 Benzo(a)pyrene

Concentration: 4,258 ug/mL



Date : 20-APR-2023 01:21

Client ID:

Instrument: nt10.i

Sample Info: BLD0057-MSD1

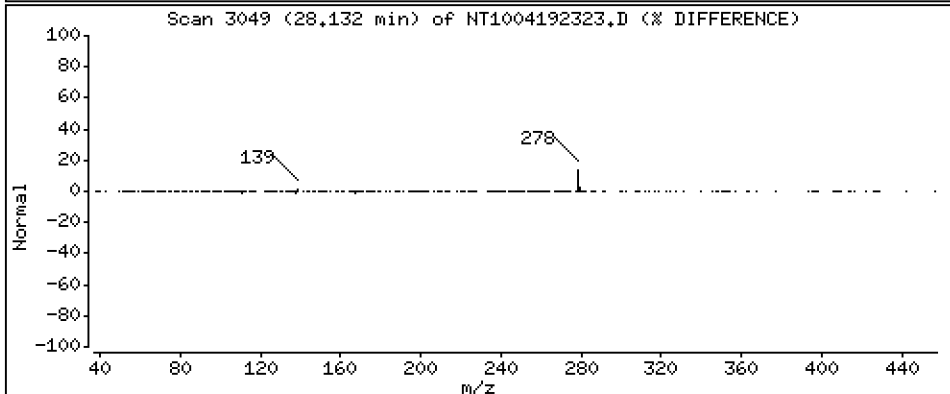
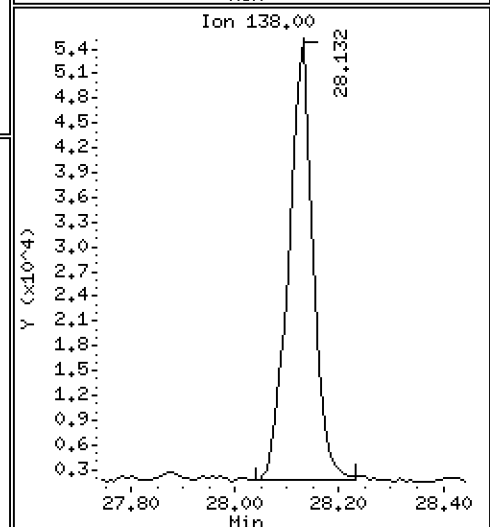
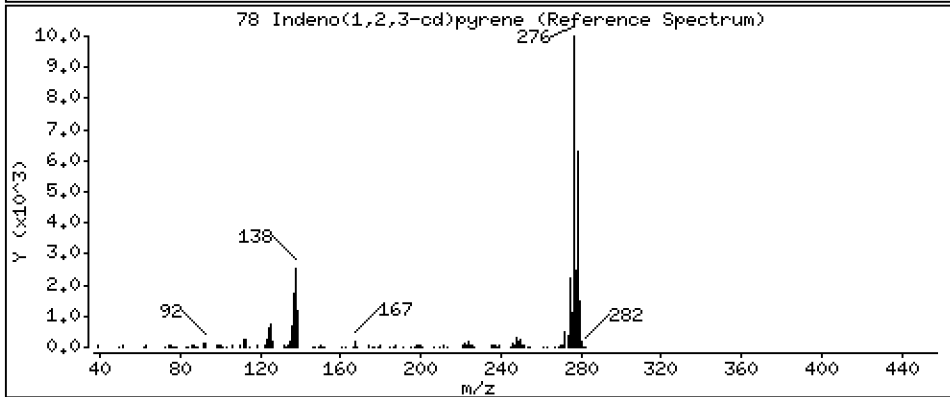
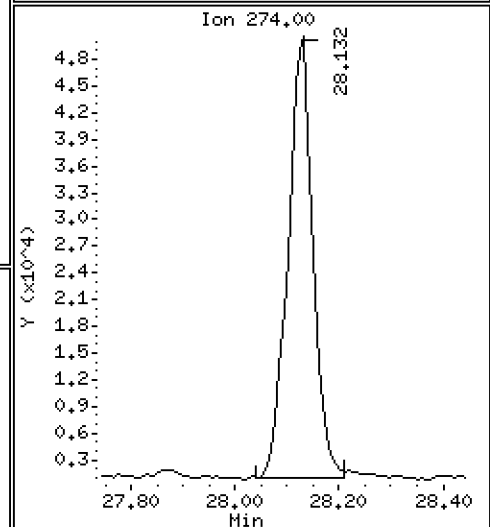
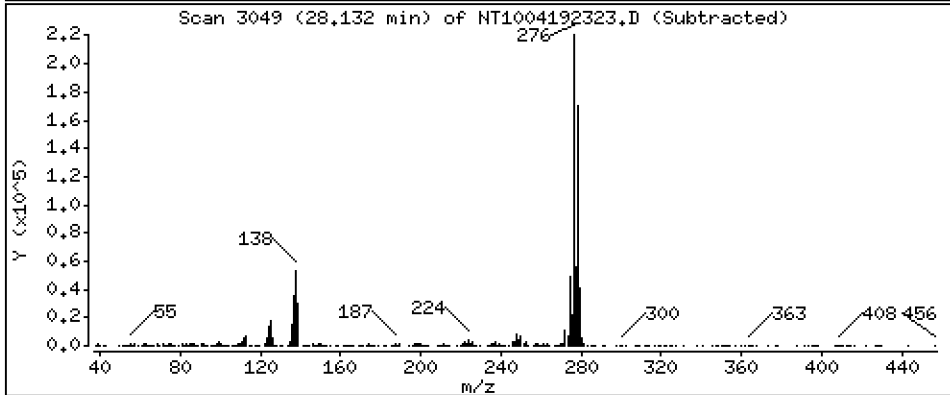
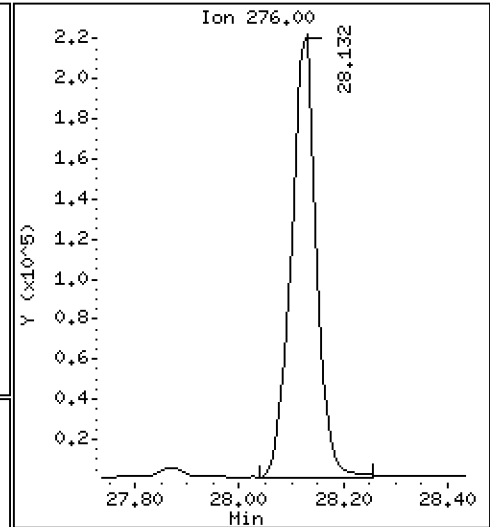
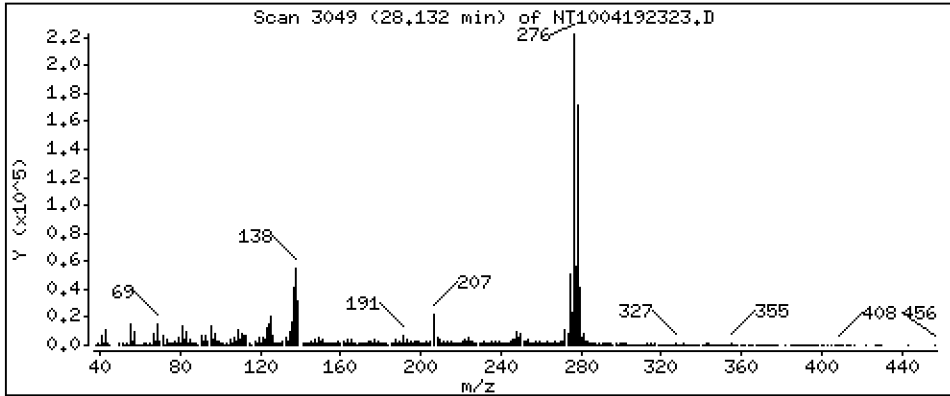
Operator: VTS

Column phase: ZB-5msi

Column diameter: 0,25

78 Indeno(1,2,3-cd)pyrene

Concentration: 3,698 ug/mL



Date : 20-APR-2023 01:21

Client ID:

Instrument: nt10.i

Sample Info: BLD0057-MSD1

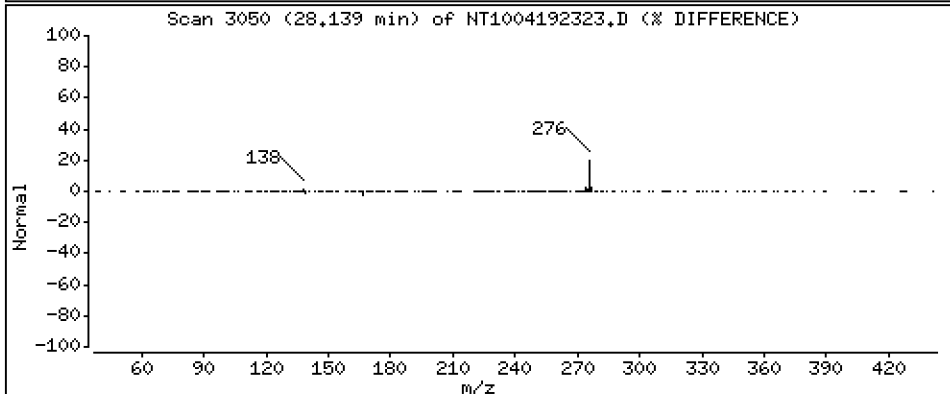
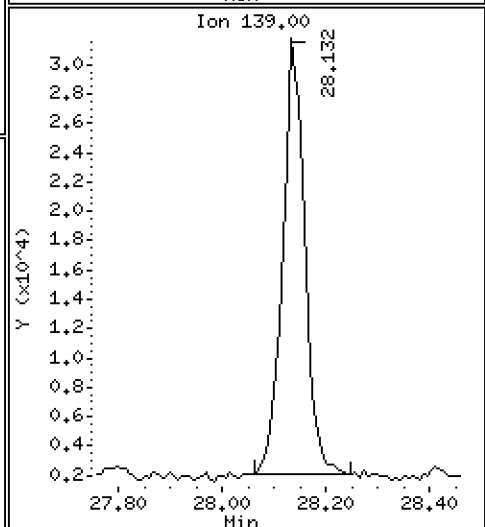
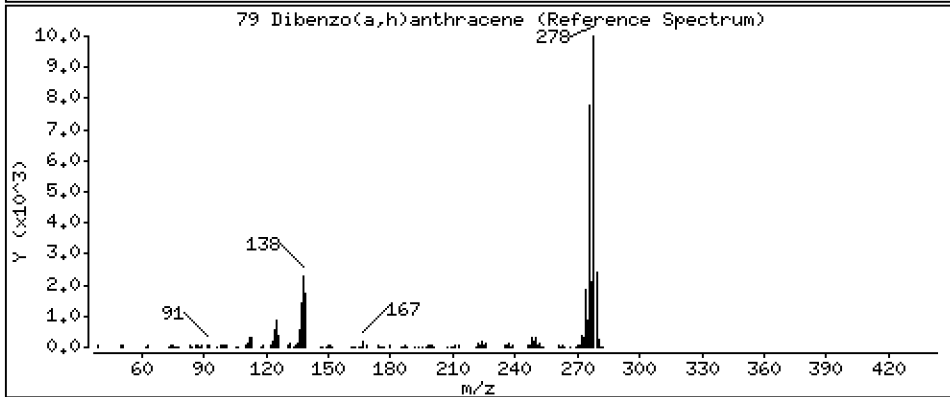
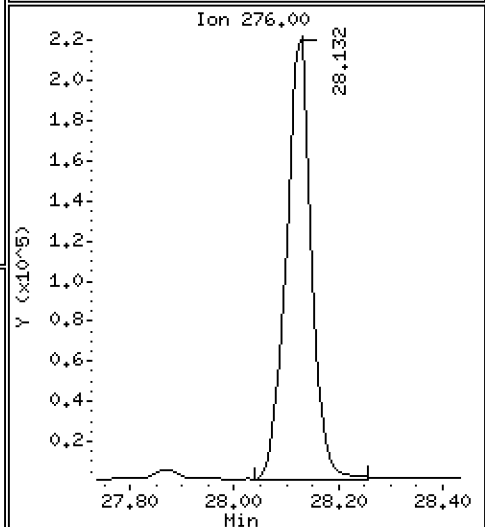
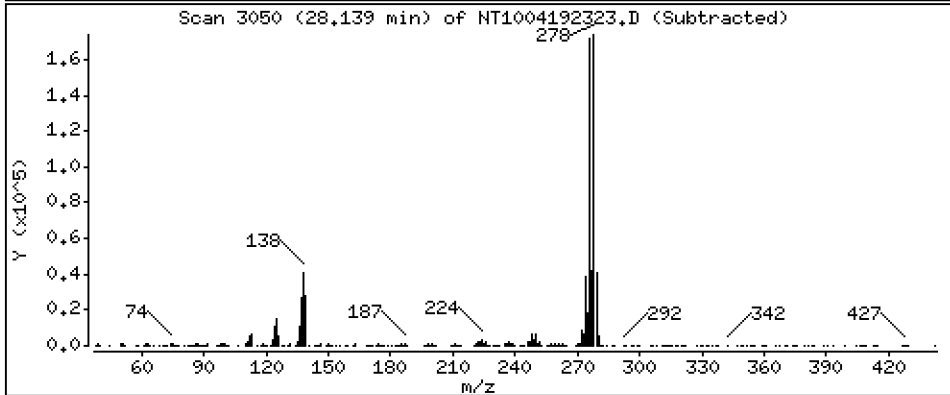
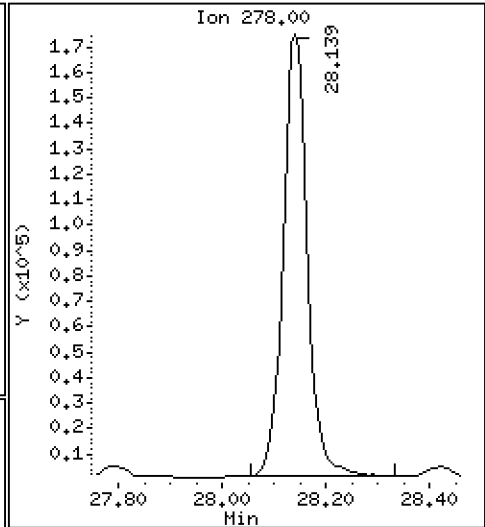
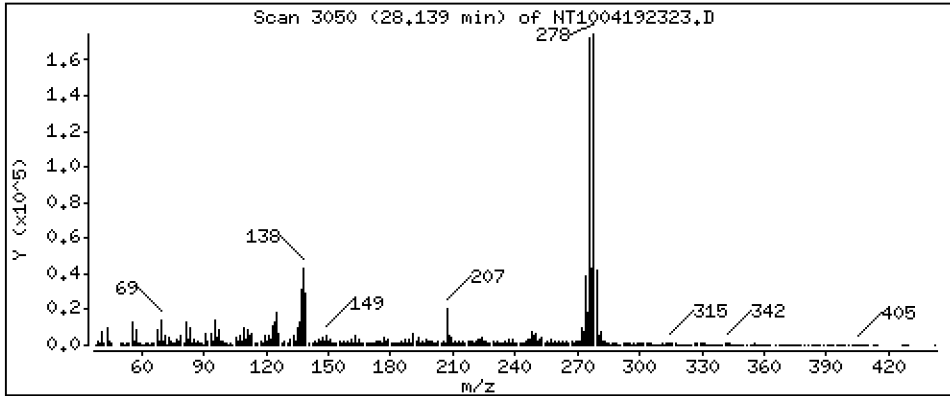
Operator: VTS

Column phase: ZB-5msi

Column diameter: 0,25

79 Dibenzo(a,h)anthracene

Concentration: 3,381 ug/mL



Date : 20-APR-2023 01:21

Client ID:

Instrument: nt10.i

Sample Info: BLD0057-MSD1

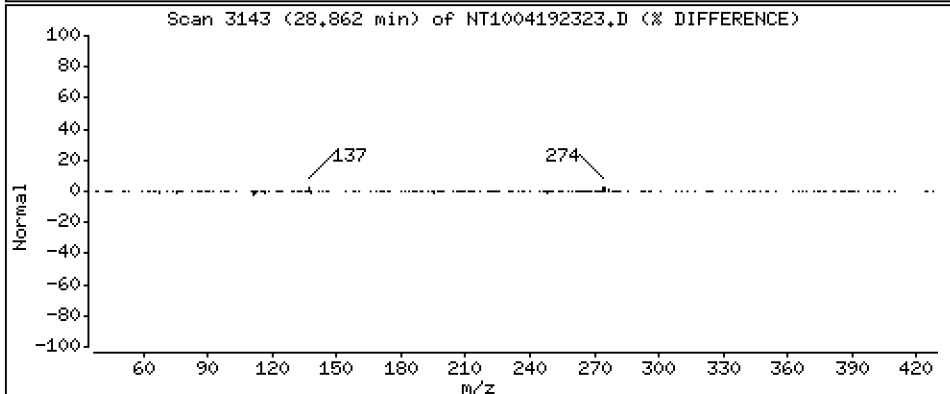
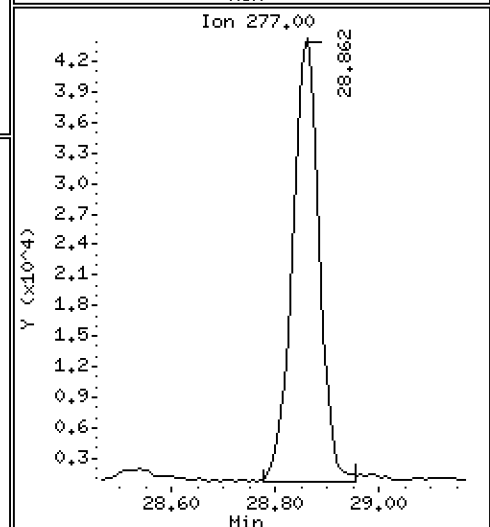
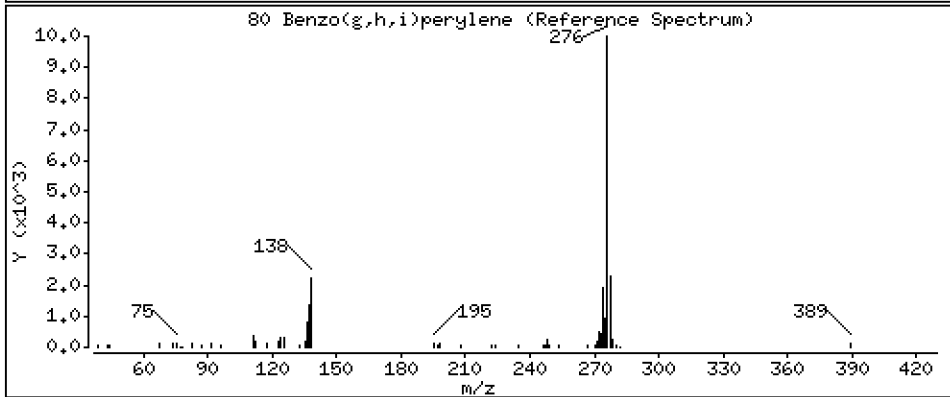
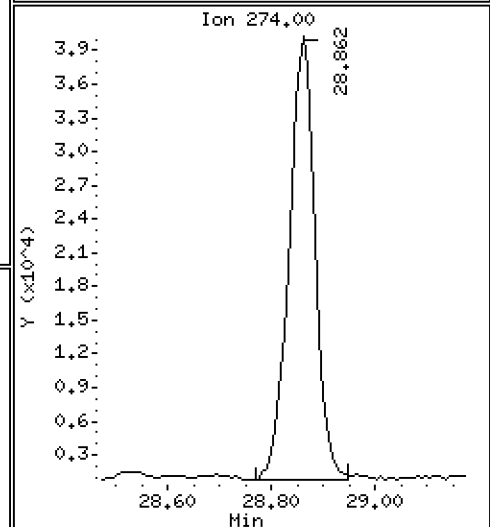
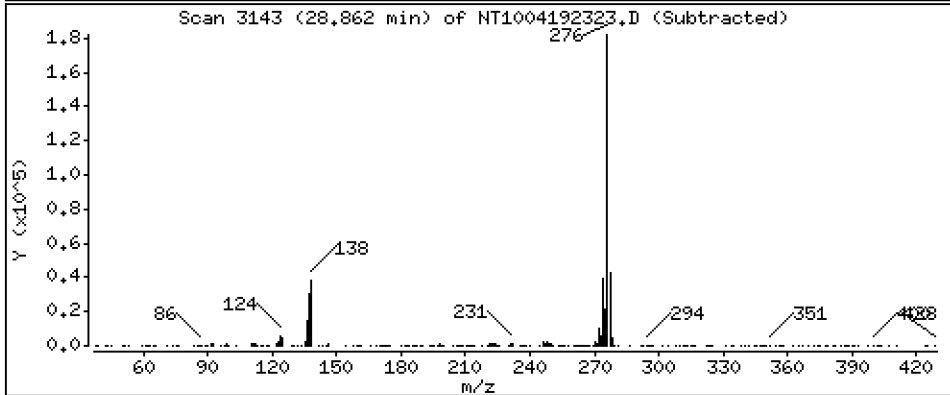
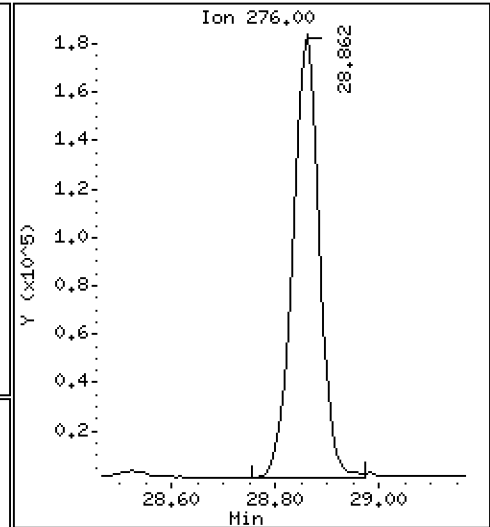
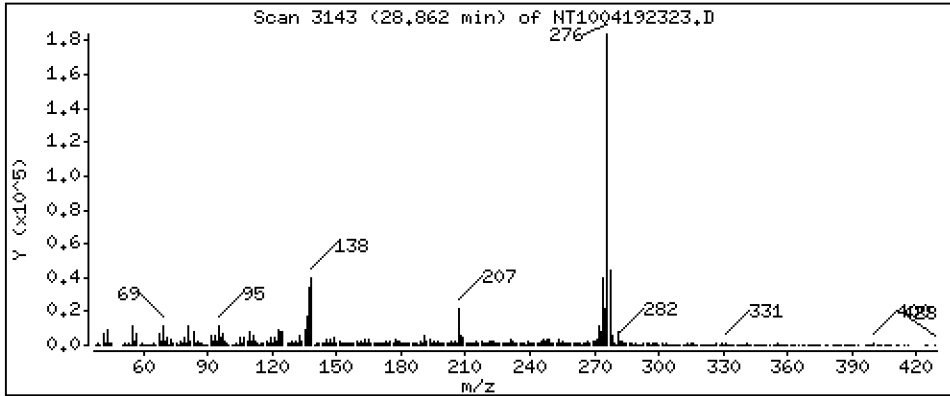
Operator: VTS

Column phase: ZB-5msi

Column diameter: 0,25

80 Benzo(g,h,i)perylene

Concentration: 3,721 ug/mL



Date : 20-APR-2023 01:21

Client ID:

Instrument: nt10.i

Sample Info: BLD0057-MSD1

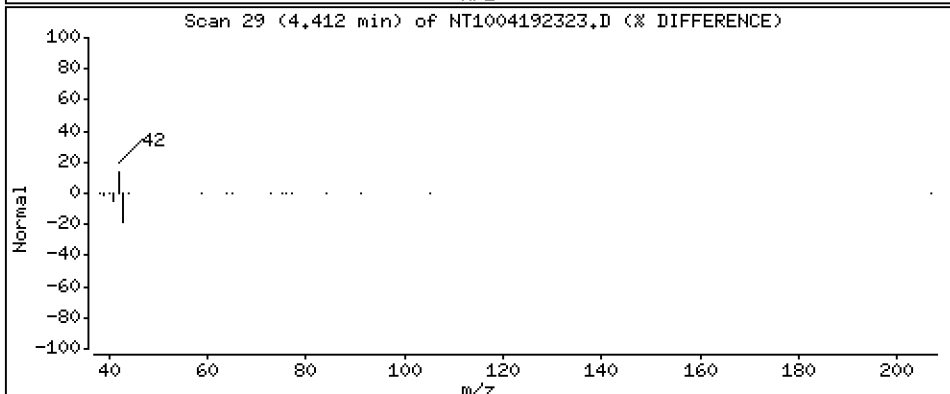
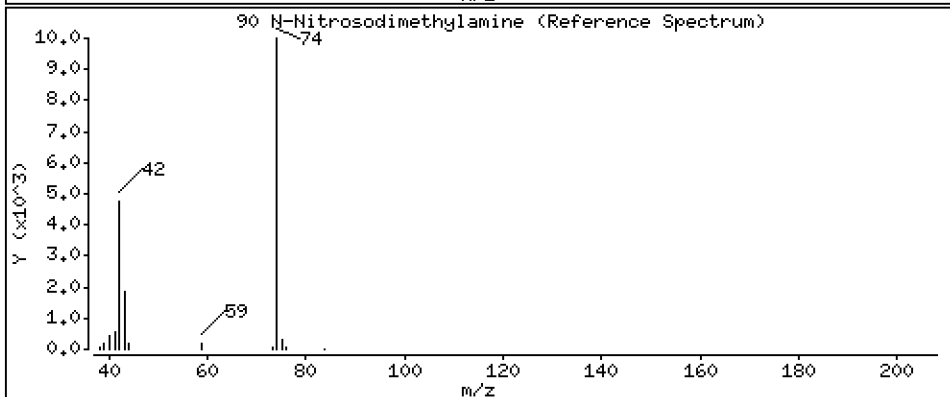
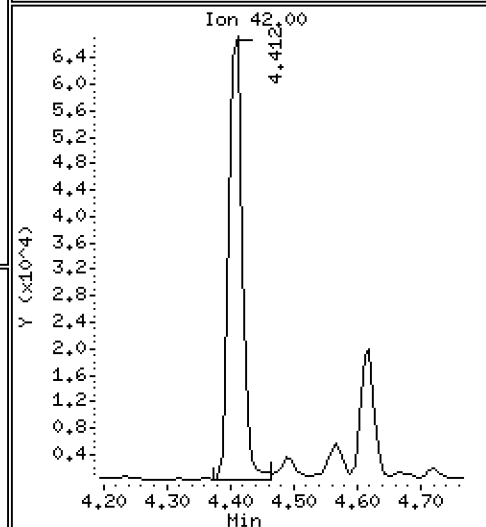
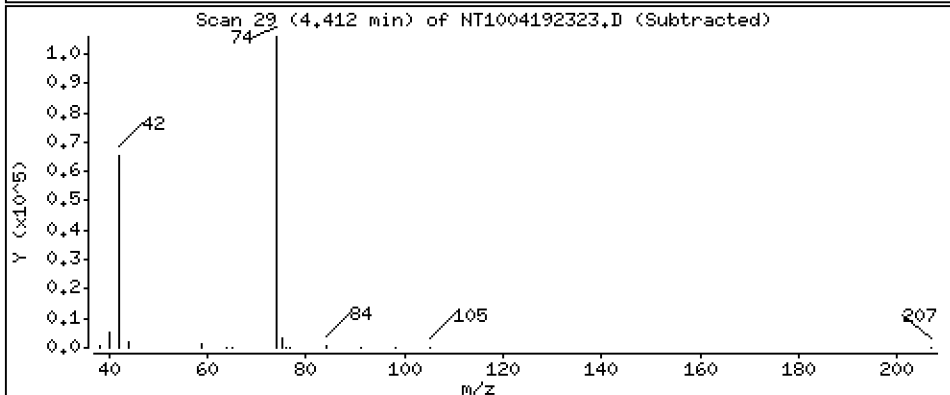
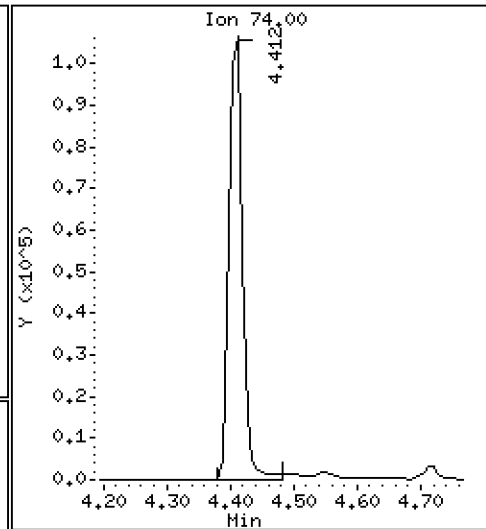
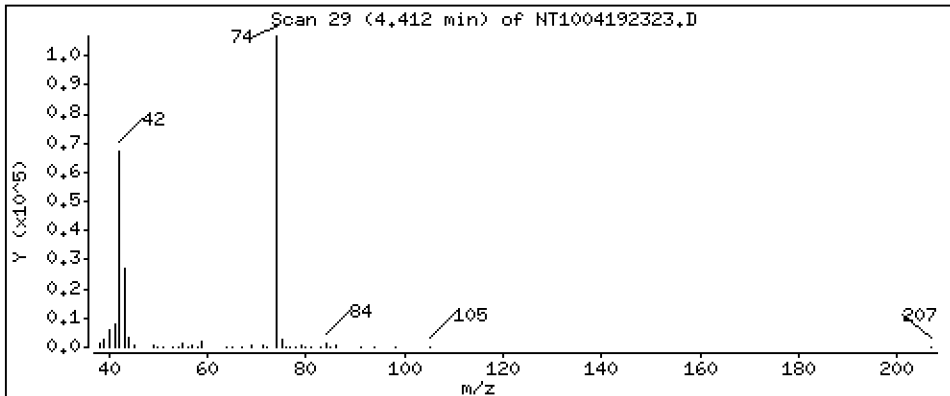
Operator: VTS

Column phase: ZB-5msi

Column diameter: 0,25

90 N-Nitrosodimethylamine

Concentration: 6,125 ug/mL



Date : 20-APR-2023 01:21

Client ID:

Instrument: nt10.i

Sample Info: BLD0057-MSD1

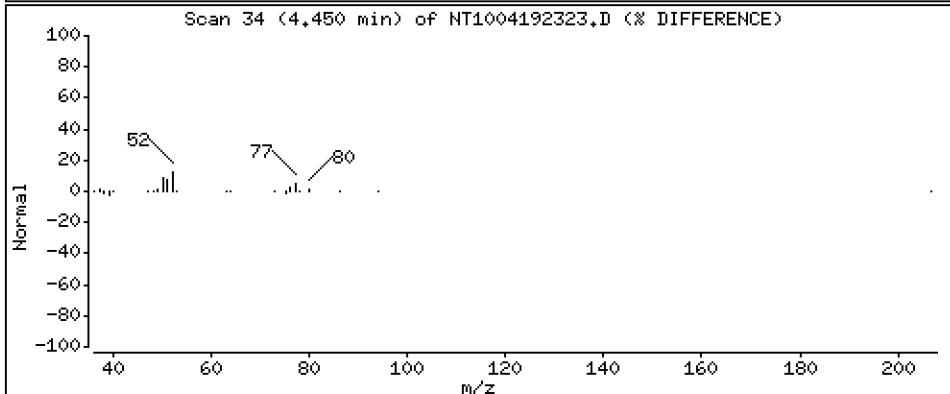
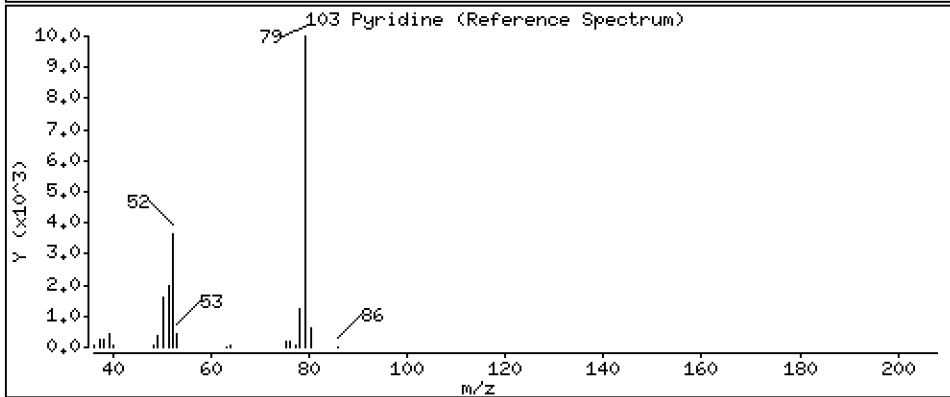
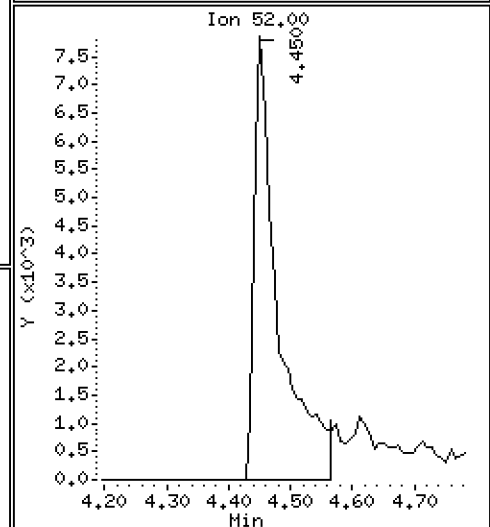
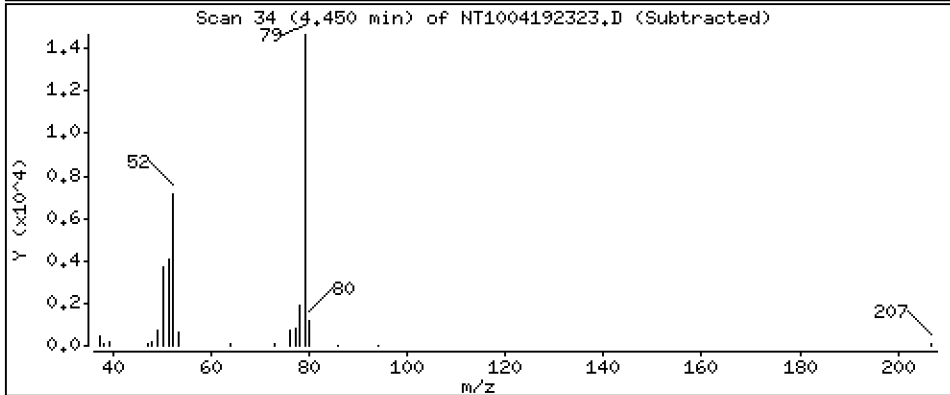
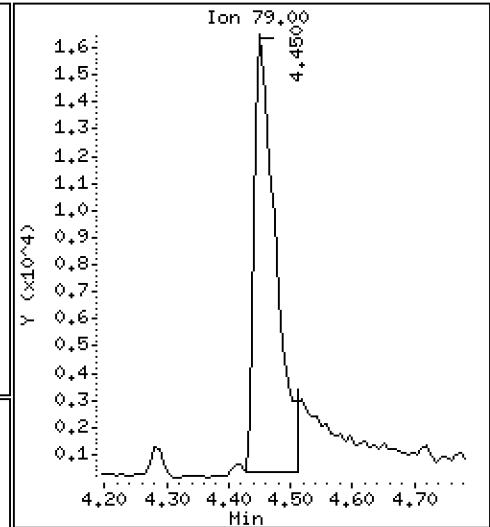
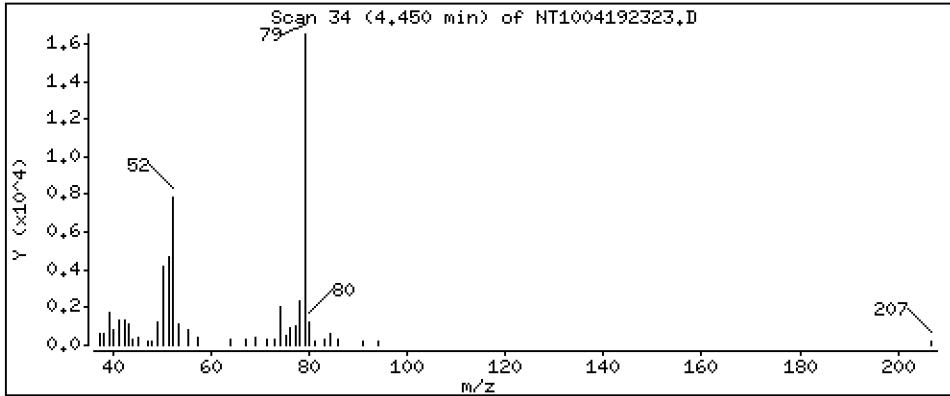
Operator: VTS

Column phase: ZB-5msi

Column diameter: 0,25

103 Pyridine

Concentration: 1,021 ug/mL



Date : 20-APR-2023 01:21

Client ID:

Instrument: nt10.i

Sample Info: BLD0057-MSD1

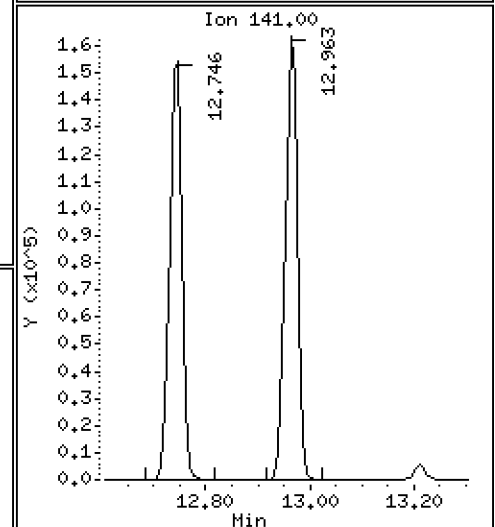
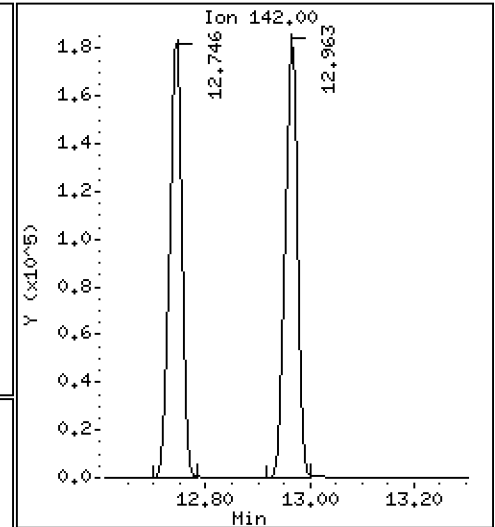
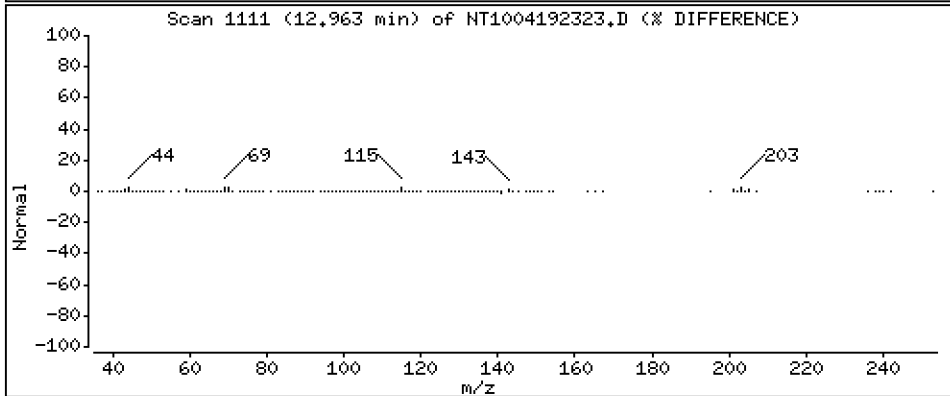
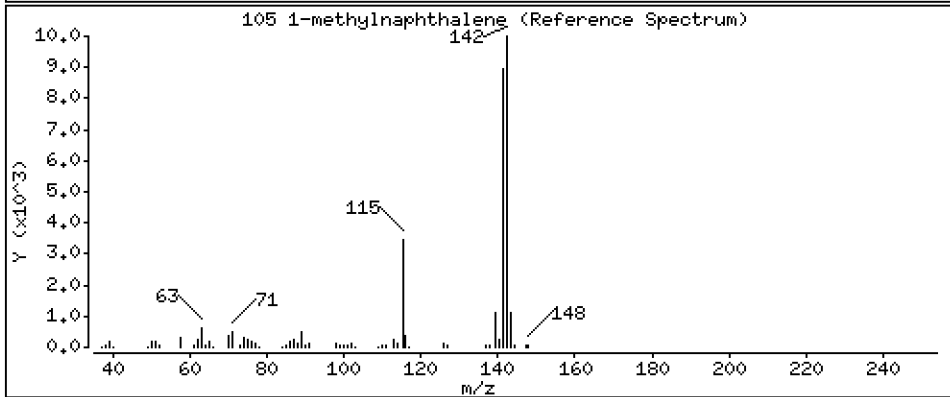
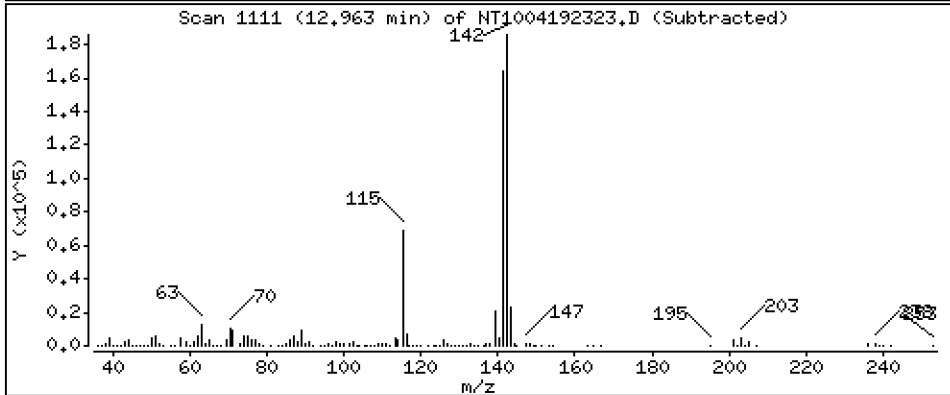
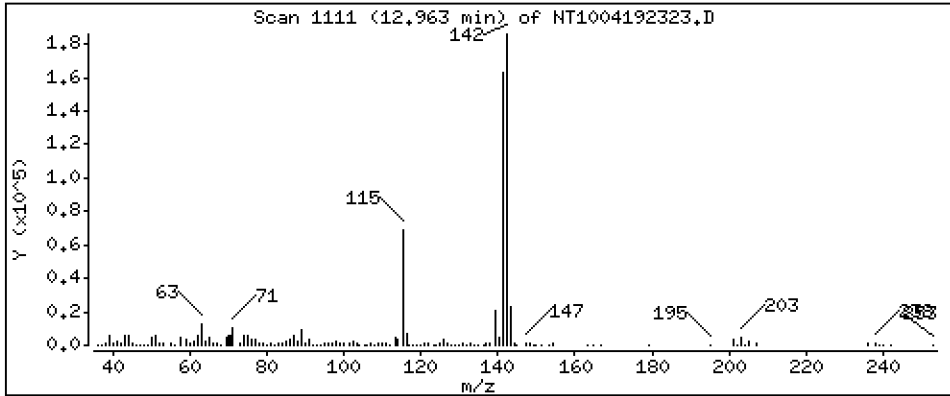
Operator: VTS

Column phase: ZB-5msi

Column diameter: 0,25

105 1-methylnaphthalene

Concentration: 3,460 ug/mL



Date : 20-APR-2023 01:21

Client ID:

Instrument: nt10.i

Sample Info: BLD0057-MSD1

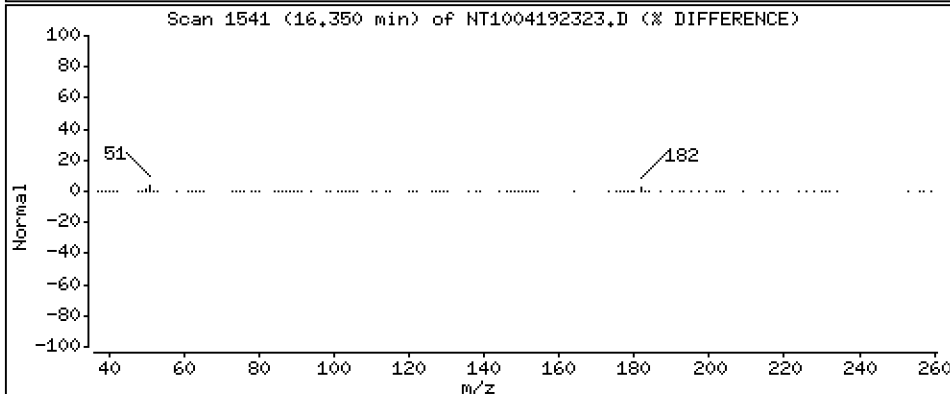
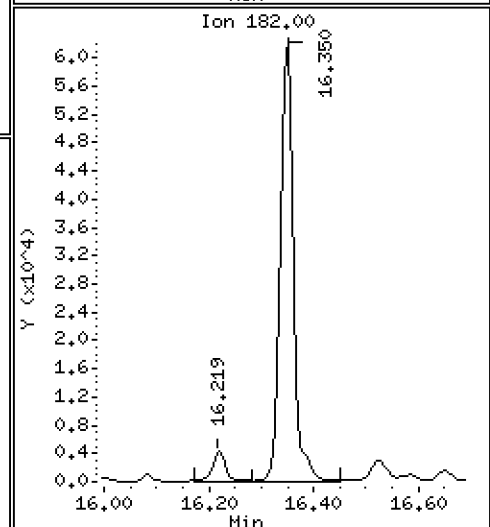
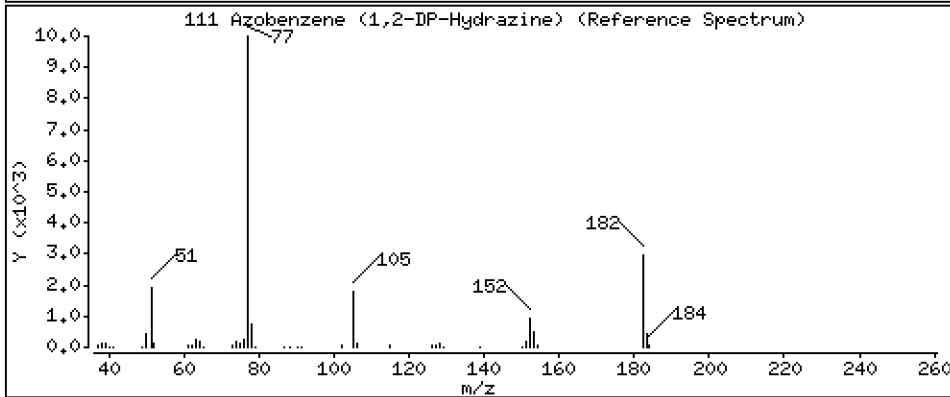
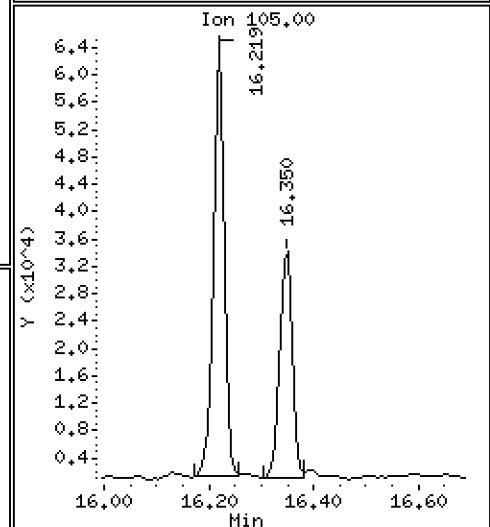
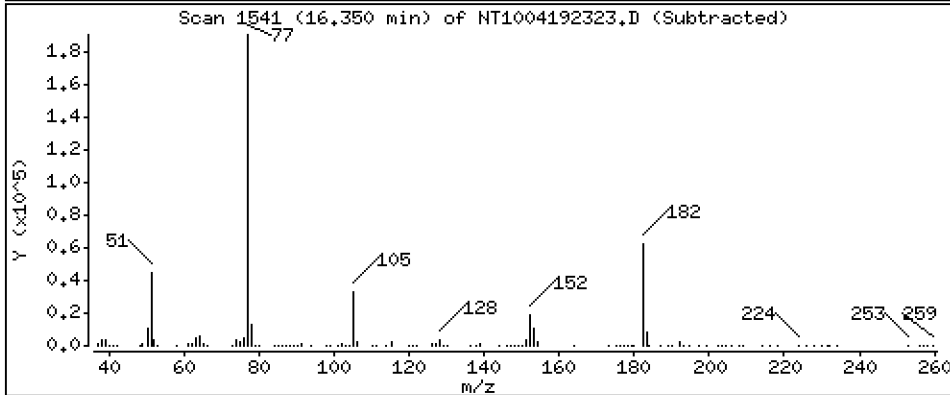
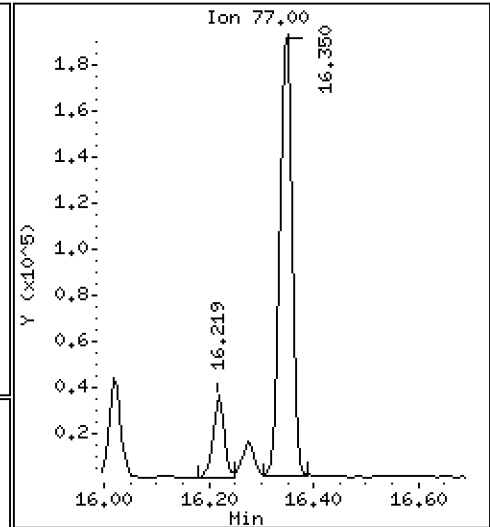
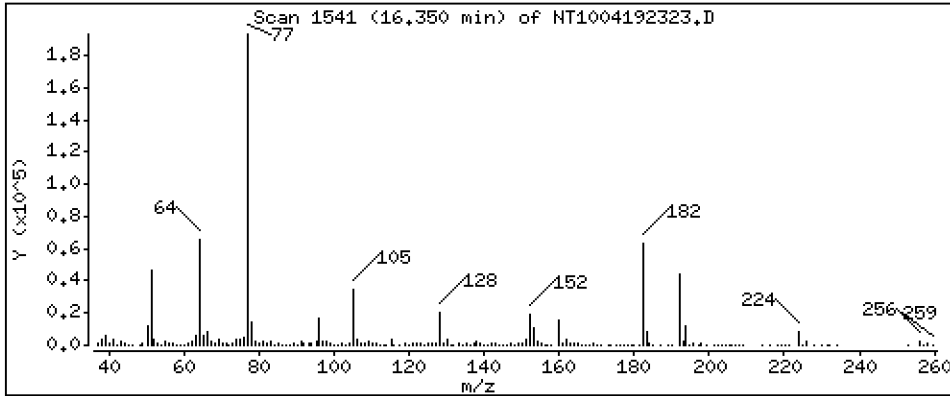
Operator: VTS

Column phase: ZB-5msi

Column diameter: 0,25

111 Azobenzene (1,2-DP-Hydrazine)

Concentration: 2,953 ug/mL



Date : 20-APR-2023 01:21

Client ID:

Instrument: nt10.i

Sample Info: BLD0057-MSD1

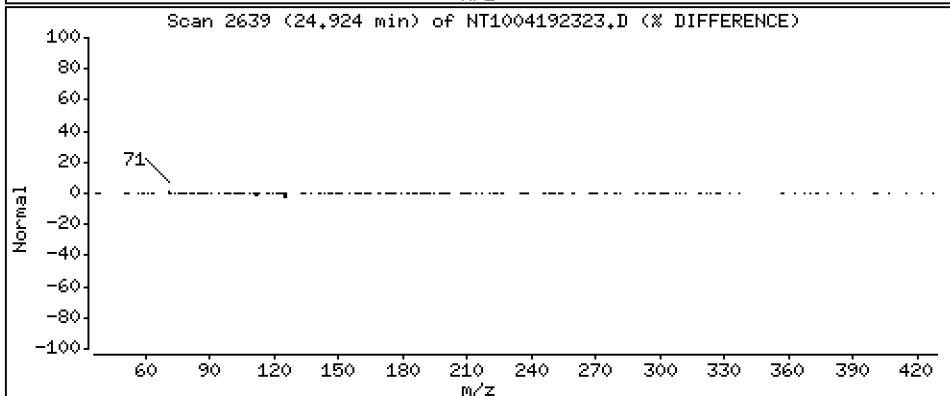
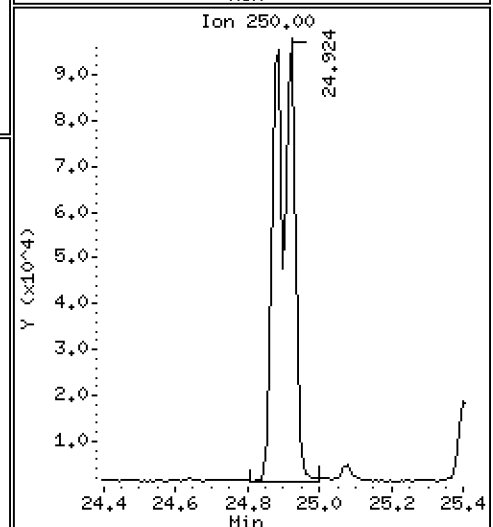
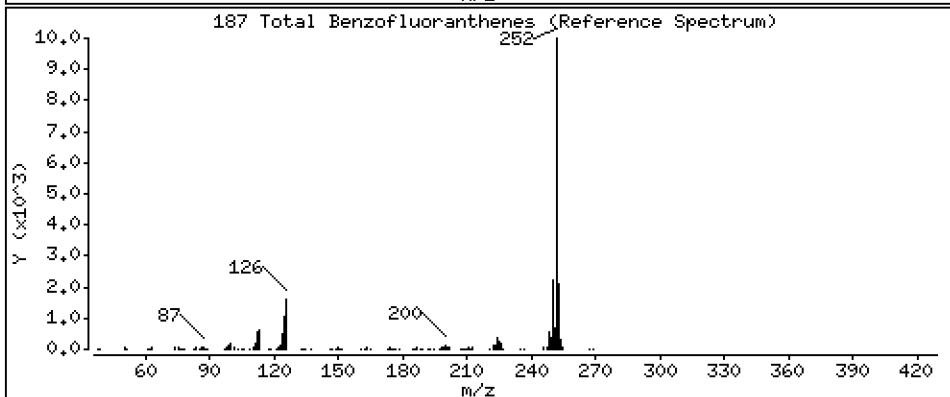
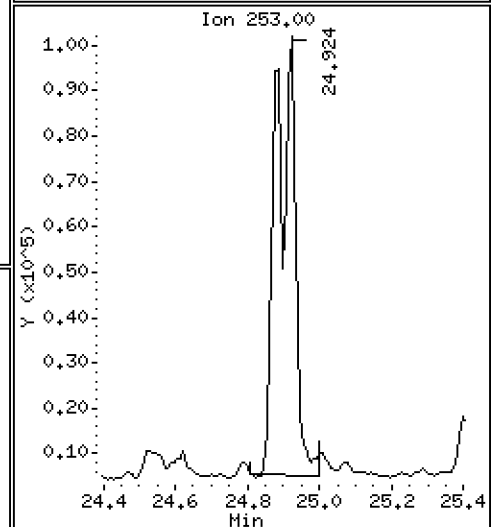
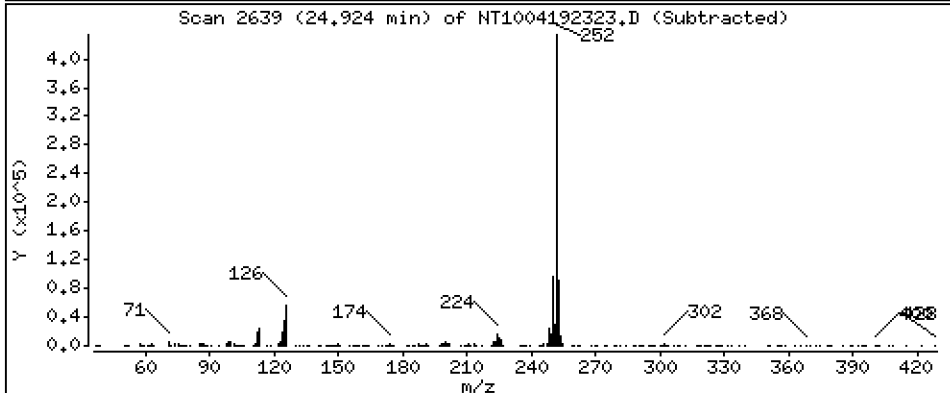
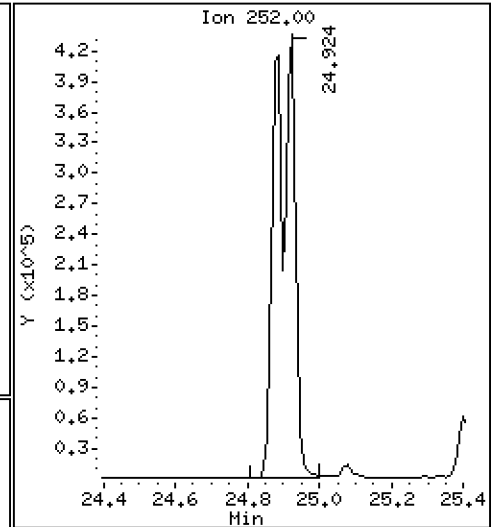
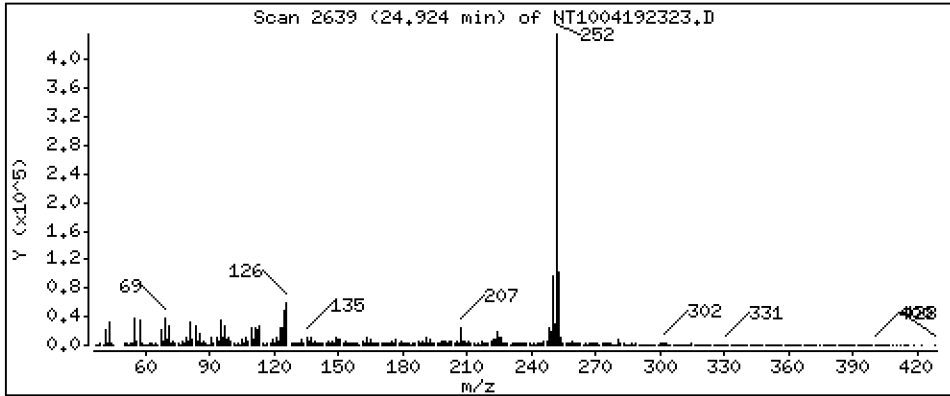
Operator: VTS

Column phase: ZB-5msi

Column diameter: 0,25

187 Total Benzofluoranthenes

Concentration: 9,127 ug/mL



Date : 20-APR-2023 01:21

Client ID:

Instrument: nt10.i

Sample Info: BLD0057-MSD1

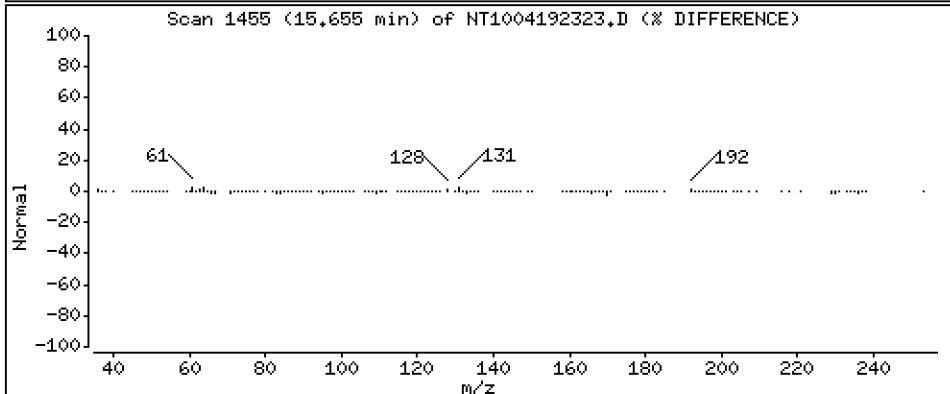
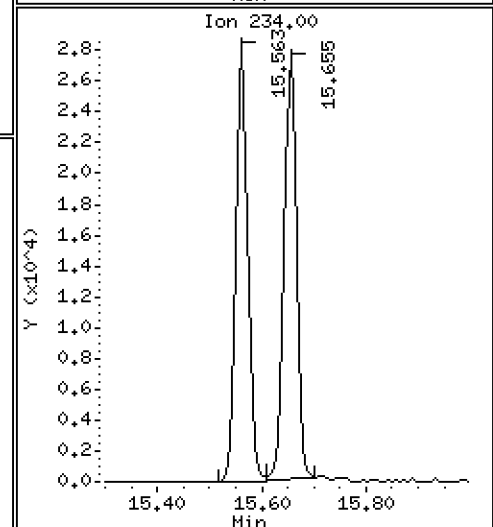
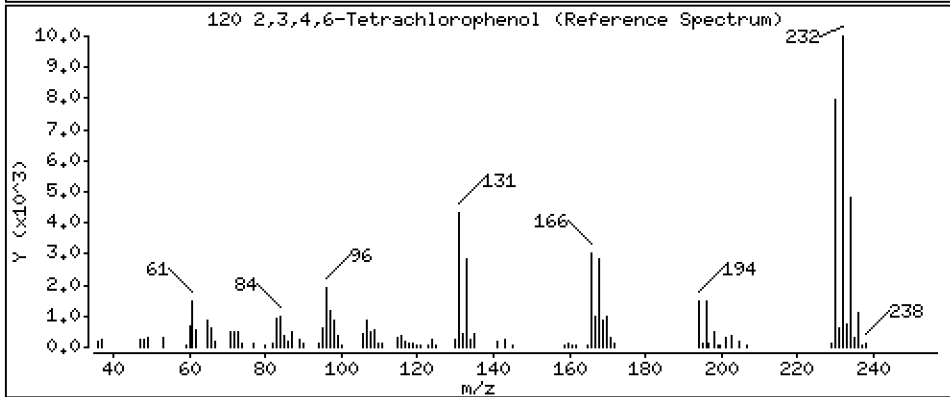
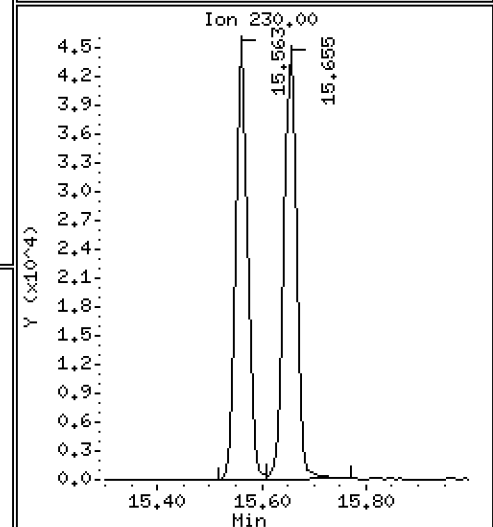
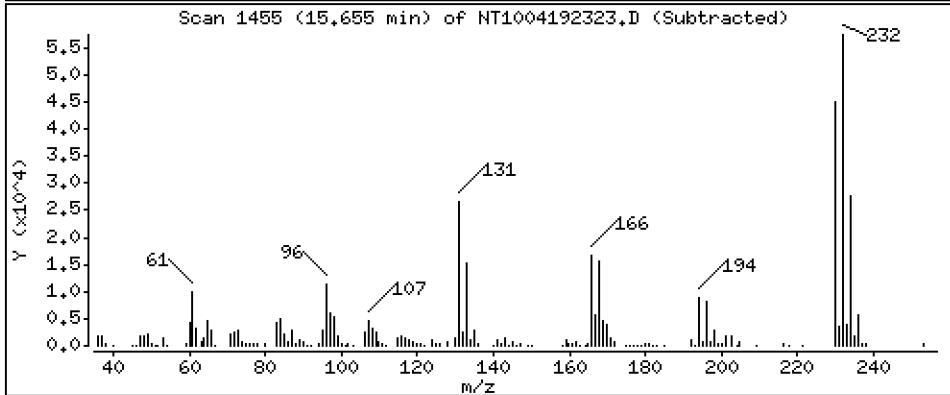
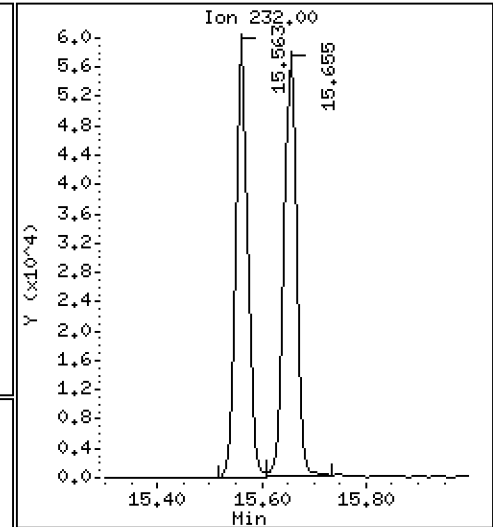
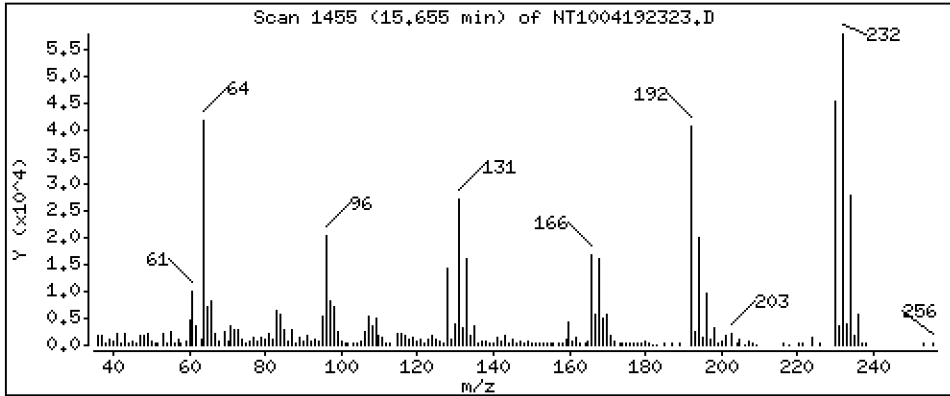
Operator: VTS

Column phase: ZB-5msi

Column diameter: 0,25

120 2,3,4,6-Tetrachlorophenol

Concentration: 3,141 ug/mL



ARI Labs, Inc.

Semivolatile Report SW846 Method 8270D

Data file : \\target\share\chem3\nt10.i\20230419A.b\NT1004192323.D

Lab Smp Id: BLD0057-MSD1

Inj Date : 20-APR-2023 01:21

Operator : VTS

Inst ID: nt10.i

Smp Info : BLD0057-MSD1

Misc Info :

Comment : 1ul Injection

Method : \\target\share\chem3\nt10.i\20230419A.b\ABN.m

Meth Date : 20-Apr-2023 14:53 deenayd Quant Type: ISTD

Cal Date : 16-MAR-2023 00:22 Cal File: NT10031508.D

Als bottle: 18

Dil Factor: 1.00000

Integrator: HP RTE

Compound Sublist: ICAL.sub

Target Version: 4.14

Processing Host: DEENAY-201905

Compounds	QUANT	SIG	RT	EXP RT	REL RT	RESPONSE	CONCENTRATIONS	
							ON-COLUMN	FINAL
	MASS						(ug/mL)	(ug/mL)
\$ 1 2-Fluorophenol	112		6.612	6.604	(0.749)	177574	4.49839	4.498
\$ 2 Phenol-d5	99		8.212	8.204	(0.931)	246828	4.76637	4.766
3 Phenol	94		8.235	8.227	(0.933)	151598	2.81712	2.817
\$ 5 2-Chlorophenol-d4	132		8.467	8.467	(0.960)	216367	4.89286	4.893
4 Bis(2-Chloroethyl)ether	93		8.382	8.382	(0.950)	126265	3.16359	3.164
6 2-Chlorophenol	128		8.497	8.490	(0.963)	136300	2.95941	2.959
7 1,3-Dichlorobenzene	146		8.761	8.761	(0.993)	145389	2.98594	2.986
* 8 1,4-Dichlorobenzene-d4	152		8.823	8.823	(1.000)	130534	4.00000	
9 1,4-Dichlorobenzene	146		8.854	8.854	(1.004)	144922	3.08104	3.081
\$ 10 1,2-Dichlorobenzene-d4	152		9.187	9.180	(1.041)	97086	3.05711	3.057
12 1,2-Dichlorobenzene	146		9.211	9.211	(1.044)	143336	3.09641	3.096
11 Benzyl alcohol	108		9.110	9.102	(1.033)	81432	3.22398	3.224
14 2,2'-oxybis(1-Chloropropane)	121		9.405	9.405	(1.066)	46536	3.42318	3.423
13 2-Methylphenol	108		9.343	9.335	(1.059)	108359	2.76228	2.762
17 Hexachloroethane	117		9.801	9.793	(1.111)	54252	2.81120	2.811
16 N-Nitroso-di-n-propylamine	70		9.661	9.661	(1.095)	89526	2.89028	2.890
15 4-Methylphenol	108		9.622	9.614	(1.091)	125650	3.03996	3.040
\$ 18 Nitrobenzene-d5	82		9.917	9.917	(0.877)	151567	3.07051	3.071
19 Nitrobenzene	77		9.956	9.956	(0.881)	140342	2.89708	2.897
20 Isophorone	82		10.406	10.406	(0.920)	249402	4.02450	4.025
21 2-Nitrophenol	139		10.583	10.583	(0.936)	76246	3.22602	3.226
22 2,4-Dimethylphenol	107		10.660	10.651	(0.943)	239899	5.39163	5.392
23 Bis(2-Chloroethoxy)methane	93		10.846	10.838	(0.959)	139270	3.36440	3.364
24 Benzoic acid	105		10.838	10.880	(0.959)	210526	8.36182	8.362
25 2,4-Dichlorophenol	162		11.050	11.041	(0.977)	427159	11.9967	12.00
26 1,2,4-Trichlorobenzene	180		11.222	11.222	(0.992)	133299	3.18925	3.189
* 27 Naphthalene-d8	136		11.307	11.299	(1.000)	489044	4.00000	
28 Naphthalene	128		11.346	11.346	(1.003)	395585	3.05342	3.053
29 4-Chloroaniline	127		Compound Not Detected.					
30 Hexachlorobutadiene	225		11.716	11.709	(1.036)	86803	3.54439	3.544
31 4-Chloro-3-methylphenol	107		12.467	12.459	(1.103)	400966	10.4023	10.40
32 2-Methylnaphthalene	142		12.746	12.738	(1.127)	301685	3.22677	3.227
33 Hexachlorocyclopentadiene	237		13.210	13.202	(0.885)	61578	2.34527	2.345

Compounds	QUANT	SIG						CONCENTRATIONS	
			MASS	RT	EXP RT	REL RT	RESPONSE	ON-COLUMN (ug/mL)	FINAL (ug/mL)
34 2,4,6-Trichlorophenol	196		13.373	13.365	(0.896)	316061	11.2718	11.27	
35 2,4,5-Trichlorophenol	196		13.450	13.442	(0.901)	341949	10.9753	10.98	
§ 36 2-Fluorobiphenyl	172		13.527	13.527	(0.907)	369107	3.28901	3.289	
37 2-Chloronaphthalene	162		13.729	13.721	(0.920)	289013	3.18055	3.181	
38 2-Nitroaniline	65		14.007	13.992	(0.939)	221929	8.69451	8.695	
39 Dimethylphthalate	163		14.441	14.433	(0.968)	335925	3.64492	3.645	
40 Acenaphthylene	152		14.603	14.596	(0.979)	431912	3.05032	3.050	
41 2,6-Dinitrotoluene	165		14.580	14.572	(0.977)	224668	11.2846	11.28	
* 42 Acenaphthene-d10	164		14.921	14.905	(1.000)	283701	4.00000		
43 3-Nitroaniline	138		14.866	14.851	(0.996)	52895	2.35386	2.354	
44 Acenaphthene	153		14.982	14.975	(1.004)	289579	3.31041	3.310	
45 2,4-Dinitrophenol	184		15.067	15.060	(1.010)	56436	4.65520	4.655	
46 Dibenzofuran	168		15.307	15.299	(1.026)	424860	3.29360	3.294	
47 4-Nitrophenol	109		15.207	15.191	(1.019)	119386	8.49162	8.492	
48 2,4-Dinitrotoluene	165		15.384	15.377	(1.031)	306695	10.3568	10.36	
50 Diethylphthalate	149		15.902	15.895	(1.066)	362517	4.00901	4.009	
49 Fluorene	166		16.026	16.010	(1.074)	407461	4.01500	4.015	
51 4-Chlorophenyl-phenylether	204		16.018	16.010	(1.074)	203718	4.22134	4.221	
52 4-Nitroaniline	138		16.126	16.118	(1.081)	96399	4.76017	4.760	
53 4,6-Dinitro-2-methylphenol	198		16.219	16.211	(0.903)	260346	16.3483	16.35	
54 N-Nitrosodiphenylamine	169		16.273	16.265	(0.906)	229132	3.30996	3.310	
§ 55 2,4,6-Tribromophenol	330		16.558	16.550	(1.110)	90077	6.80889	6.809	
56 4-Bromophenyl-phenylether	248		17.028	17.013	(0.948)	119832	4.13788	4.138	
57 Hexachlorobenzene	284		17.330	17.322	(0.965)	120911	3.98222	3.982	
58 Pentachlorophenol	266		17.702	17.686	(0.986)	219676	11.9495	11.95	
* 59 Phenanthrene-d10	188		17.957	17.942	(1.000)	517777	4.00000		
60 Phenanthrene	178		18.004	17.988	(1.003)	572169	4.05257	4.053	
61 Anthracene	178		18.096	18.081	(1.008)	446817	3.29914	3.299	
62 Carbazole	167		18.437	18.421	(1.027)	420479	3.46468	3.465	
63 Di-n-butylphthalate	149		19.272	19.257	(1.073)	664121	4.08753	4.088	
64 Fluoranthene	202		20.448	20.402	(0.887)	780781	4.06481	4.065	
65 Pyrene	202		20.851	20.827	(0.904)	853398	4.33102	4.331	
§ 66 Terphenyl-d14	244		21.153	21.137	(0.917)	487973	3.29766	3.298	
67 Butylbenzylphthalate	149		22.097	22.089	(0.958)	274186	3.86945	3.869	
68 Benzo(a)anthracene	228		23.026	23.011	(0.999)	670611	3.97442	3.974	
* 69 Chrysene-d12	240		23.057	23.042	(1.000)	478036	4.00000		
70 3,3'-Dichlorobenzidine	252		23.011	22.988	(0.998)	17214	0.31850	0.3185	
71 Chrysene	228		23.096	23.088	(1.002)	689403	4.18205	4.182	
72 bis(2-Ethylhexyl)phthalate	149		23.142	23.135	(0.959)	214914	1.90788	1.908	
* 134 Di-n-octylphthalate-d4	153		24.133	24.126	(1.000)	769326	4.00000		
73 Di-n-octylphthalate	149		24.149	24.133	(1.001)	168116	0.83504	0.8350	
74 Benzo(b)fluoranthene	252		24.884	24.861	(0.972)	834687	4.61313	4.613	
75 Benzo(k)fluoranthene	252		24.923	24.900	(0.973)	856164	4.65998	4.660	
76 Benzo(a)pyrene	252		25.496	25.481	(0.995)	688757	4.25768	4.258	
* 77 Perylene-d12	264		25.612	25.589	(1.000)	558188	4.00000		
78 Indeno(1,2,3-cd)pyrene	276		28.131	28.085	(1.098)	761067	3.69795	3.698	
79 Dibenzo(a,h)anthracene	278		28.139	28.108	(1.099)	577621	3.38055	3.381	
80 Benzo(g,h,i)perylene	276		28.861	28.815	(1.127)	662769	3.72113	3.721	
90 N-Nitrosodimethylamine	74		4.411	4.419	(0.500)	154246	6.12471	6.125	
91 Aniline	93		Compound Not Detected.						
93 Benzidine	184		Compound Not Detected.						
103 Pyridine	79		4.450	4.434	(0.504)	39493	1.02108	1.021	
105 1-methylnaphthalene	142		12.962	12.955	(1.146)	296402	3.46018	3.460	
111 Azobenzene (1,2-DP-Hydrazine)	77		16.350	16.342	(1.096)	298243	2.95258	2.953	

Compounds	QUANT SIG	RT	EXP RT	REL RT	RESPONSE	CONCENTRATIONS	
						ON-COLUMN (ug/mL)	FINAL (ug/mL)
187 Total Benzofluoranthenes	252	24.923	24.900	(0.973)	1594535	9.12732	9.127
120 2,3,4,6-Tetrachlorophenol	232	15.655	15.647	(1.049)	91464	3.14070	3.141

ARI Labs, Inc.

INTERNAL STANDARD COMPOUNDS
 AREA AND RT SUMMARY

Instrument ID: nt10.i Calibration Date: 19-APR-2023
 Lab File ID: NT1004192323.D Calibration Time: 20:55
 Lab Smp Id: BLD0057-MSD1
 Analysis Type: SV Level:
 Quant Type: ISTD Sample Type:
 Operator: VTS
 Method File: \\target\share\chem3\nt10.i\20230419A.b\ABN.m
 Misc Info:

Test Mode:
 Use Last Continuing Calibrator.

COMPOUND	STANDARD	AREA LIMIT		SAMPLE	%DIFF
		LOWER	UPPER		
8 1,4-Dichlorobenze	142135	71068	284270	130534	-8.16
27 Naphthalene-d8	517513	258757	1035026	489044	-5.50
42 Acenaphthene-d10	306898	153449	613796	283701	-7.56
59 Phenanthrene-d10	508635	254318	1017270	517777	1.80
69 Chrysene-d12	460743	230372	921486	478036	3.75
134 Di-n-octylphthala	736003	368002	1472006	769326	4.53
77 Perylene-d12	559318	279659	1118636	558188	-0.20

COMPOUND	STANDARD	RT LIMIT		SAMPLE	%DIFF
		LOWER	UPPER		
8 1,4-Dichlorobenze	8.82	8.32	9.32	8.82	0.00
27 Naphthalene-d8	11.30	10.80	11.80	11.31	0.07
42 Acenaphthene-d10	14.91	14.41	15.41	14.92	0.10
59 Phenanthrene-d10	17.94	17.44	18.44	17.96	0.09
69 Chrysene-d12	23.04	22.54	23.54	23.06	0.07
134 Di-n-octylphthala	24.13	23.63	24.63	24.13	0.03
77 Perylene-d12	25.59	25.09	26.09	25.61	0.09

AREA UPPER LIMIT = +100% of internal standard area.
 AREA LOWER LIMIT = - 50% of internal standard area.
 RT UPPER LIMIT = + 0.50 minutes of internal standard RT.
 RT LOWER LIMIT = - 0.50 minutes of internal standard RT.

REVIEW SUMMARY FOR FILE - NT1004192323.D

Lab ID: BLD0057-MSD1
nt10.i, 20230419A.b\ABN.m, 20-APR-2023 01:21

RT CO-ELUTION COMPOUNDS

NO CO-ELUTIONS

Quant Method: ICAL

RRT CHECK

RRT	CCV	RRT	DELTA	COMPOUND
-----	-----	-----	-------	----------

NONE

RRT check based on Ccal File: NT1004192316.D

On Column LOD for nt10.i, 20230419A.b\ABN.m, ICAL.sub = 0.0000

* Only compounds listed in the work order have been verified by the analyst *



STANDARD REFERENCE MATERIAL RECOVERY
EPA 8270E

Laboratory: Analytical Resources, LLC

SDG: 23C0774

Client: Anchor QEA, LLC

Project: AOC5 MR Phase 1

Matrix: Solid

Laboratory ID: BLD0057-SRM1

Batch: BLD0057

Initial/Final: 1 g / 1 mL

Preparation: EPA 3546 (Microwave)

Analyzed: 04/19/2023 16:27

Standard ID: K003477

Expires: 01/31/2024

Standard Lot#: CRM 143 (LRAC8918)

Description: CRM 143 BNAs - Sandy Loam

ANALYTE	TRUE (ug/kg wet)	FOUND (ug/kg wet)	MDL	MRL	Q	SRM % REC.	QC LIMITS REC.
Phenol	2660.0	1570	43.9	200	Q	59.0	26 - 174
4-Methylphenol	6617.0	4440	73.9	200		67.0	40 - 160
Naphthalene	4458.0	2910	42.4	200		65.3	25 - 175
Acenaphthylene	1948.0	1080	62.4	200		55.5	37 - 167
Dimethylphthalate	4537.0	3080	43.9	200		67.9	41 - 159
Acenaphthene	5489.0	3450	52.2	200		62.9	41 - 159
Dibenzofuran	6130.0	3920	141	200		64.0	45 - 155
Fluorene	3724.0	2440	146	200		65.4	44 - 156
Phenanthrene	5052.0	3350	87.2	200		66.2	46 - 154
Anthracene	2866.0	1610	71.9	200		56.2	42 - 158
Fluoranthene	2497.0	1560	60.9	200		62.4	39 - 161
Pyrene	2964.0	1940	56.8	200	Q	65.5	38 - 162
Butylbenzylphthalate	3511.0	2410	94.1	200		68.6	36 - 164
Benzo(a)anthracene	5751.0	3770	59.6	200		65.5	49 - 151
Chrysene	1477.0	891	60.6	200		60.3	45 - 155
bis(2-Ethylhexyl)phthalate	2905.0	513	54.6	500	*	17.7*	26 - 174
Benzofluoranthenes, Total	6534.0	3770	100	400		57.7	40 - 160
Benzo(a)pyrene	5902.0	3340	42.3	200		56.7	43 - 157
Indeno(1,2,3-cd)pyrene	3914.0	2770	147	200		70.8	22 - 178
Dibenzo(a,h)anthracene	3420.0	2510	172	200		73.3	37 - 163
Benzo(g,h,i)perylene	1380.0	986	136	200		71.4	35 - 165

* Values outside of QC limits

Data File: \\target\share\chem3\nt10.1\20230419.1\NT1004192309.D

Date: 19-APR-2023 16:27

Client ID:

Sample Info: BLD0057-SRM1

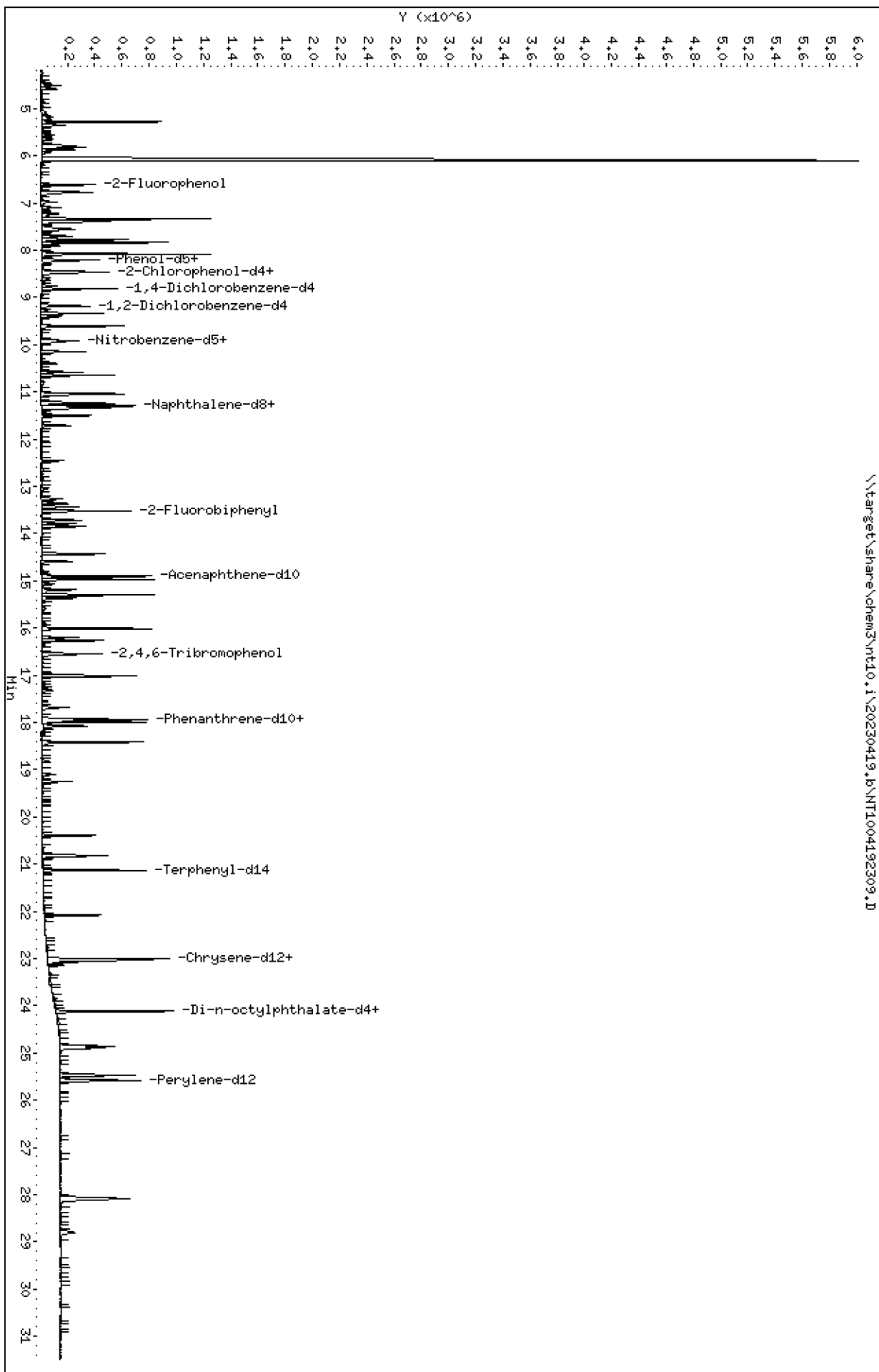
Instrument: nt10.1

Operator: VTS

Column diameter: 0.25

Column phase: ZB-5msi

\\target\share\chem3\nt10.1\20230419.1\NT1004192309.D



Date : 19-APR-2023 16:27

Client ID:

Instrument: nt10.i

Sample Info: BLD0057-SRM1

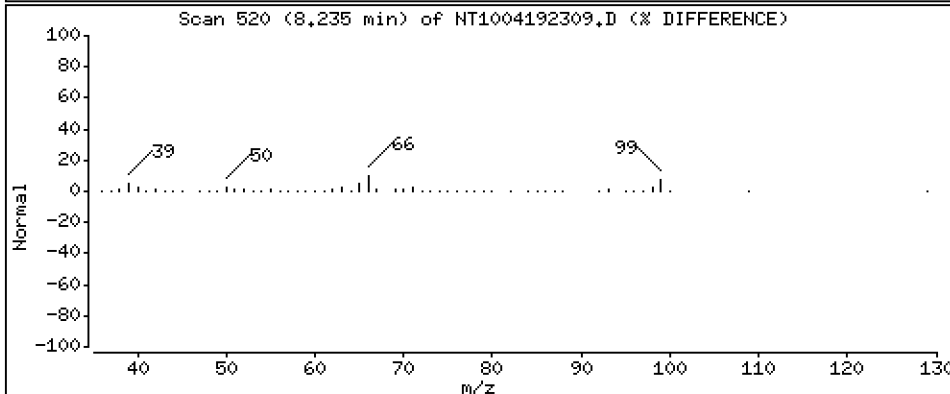
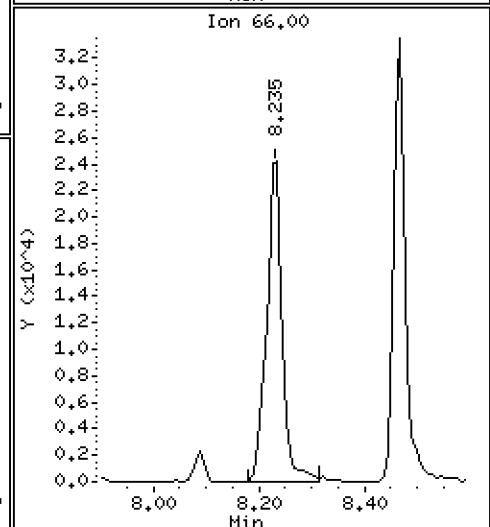
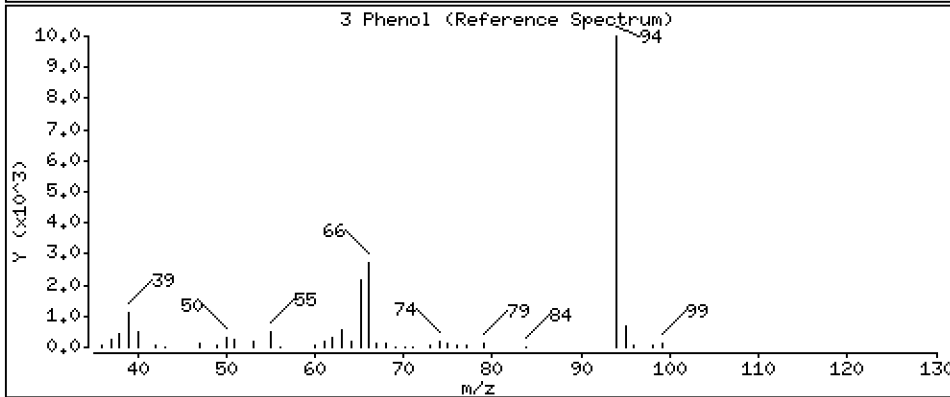
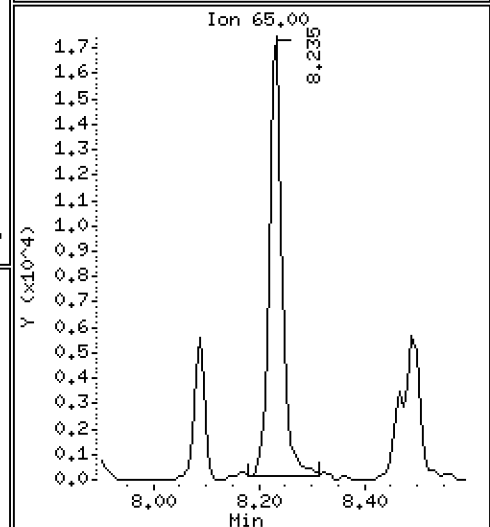
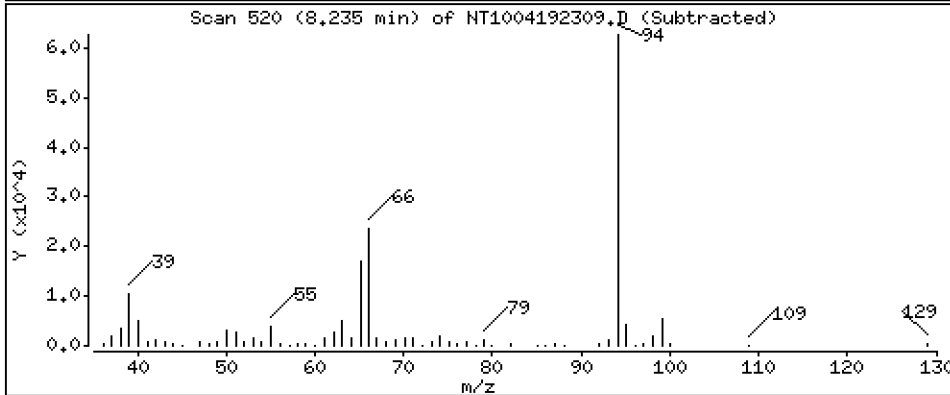
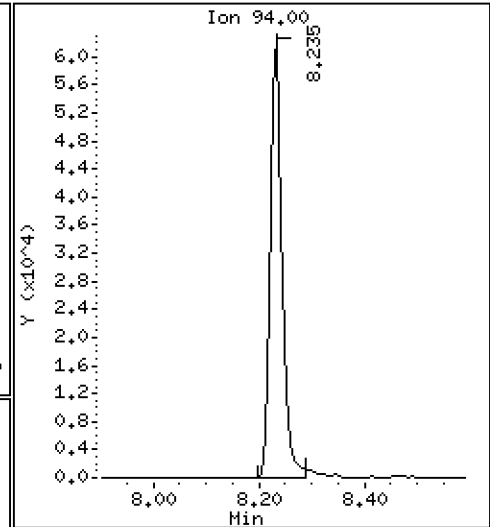
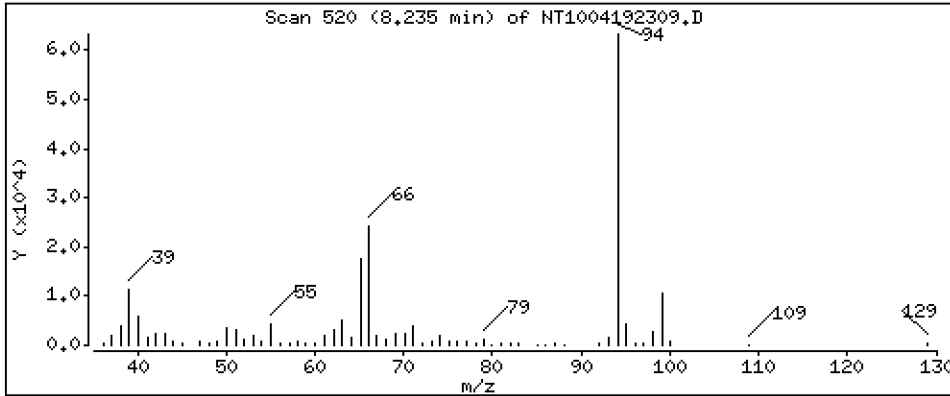
Operator: VTS

Column phase: ZB-5msi

Column diameter: 0.25

3 Phenol

Concentration: 1.570 ug/mL



Date : 19-APR-2023 16:27

Client ID:

Instrument: nt10.i

Sample Info: BLD0057-SRM1

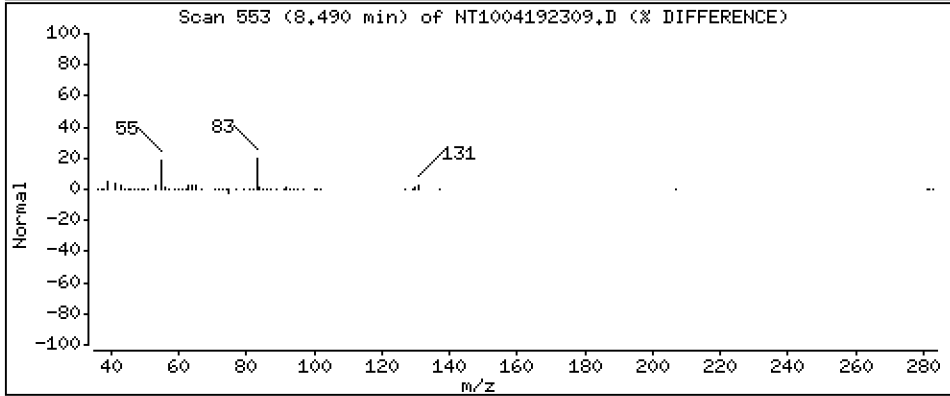
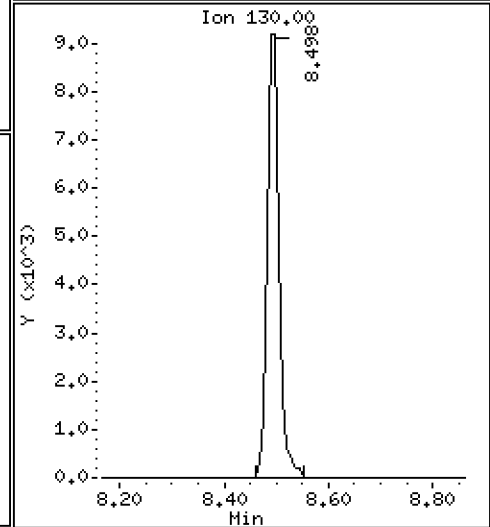
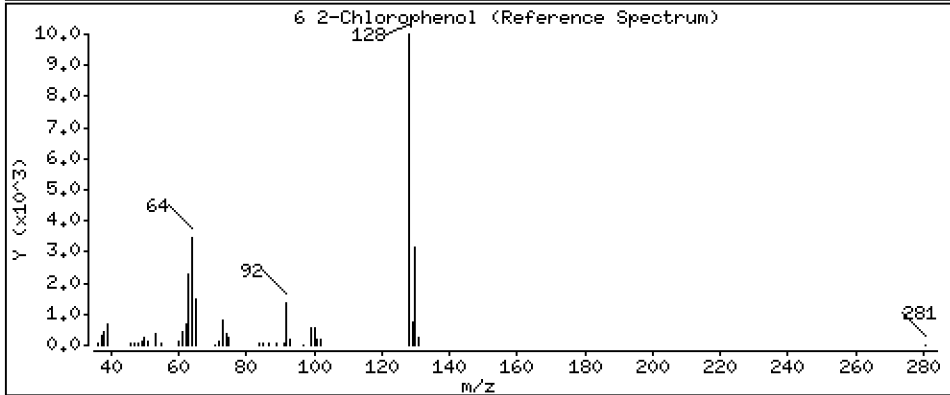
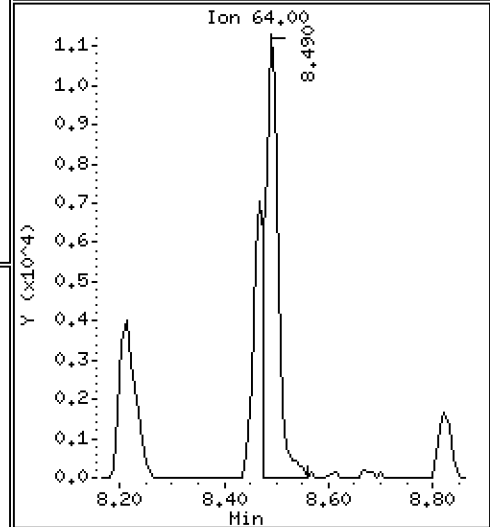
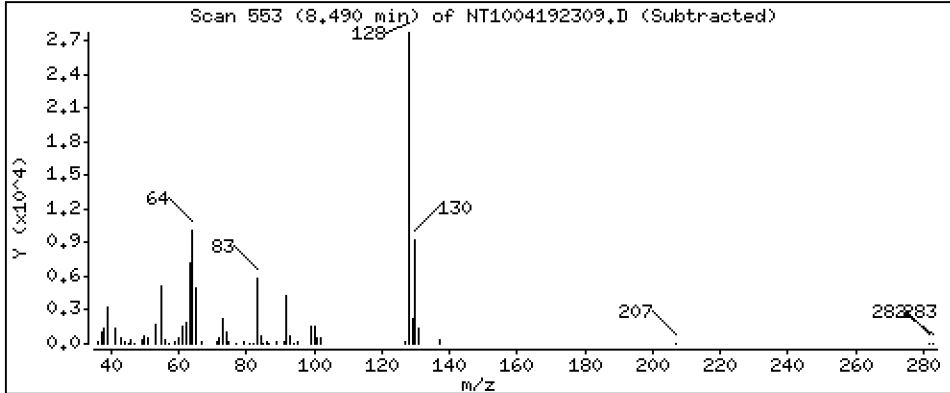
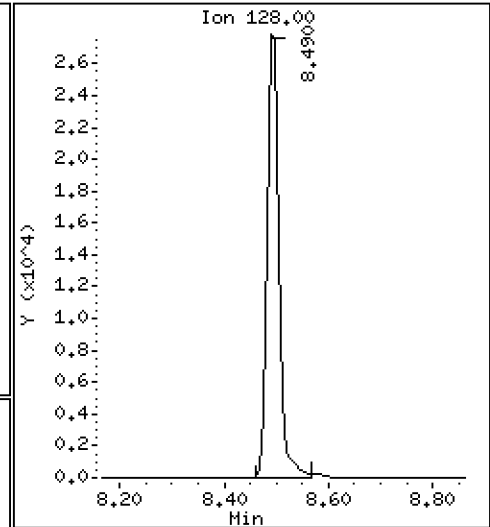
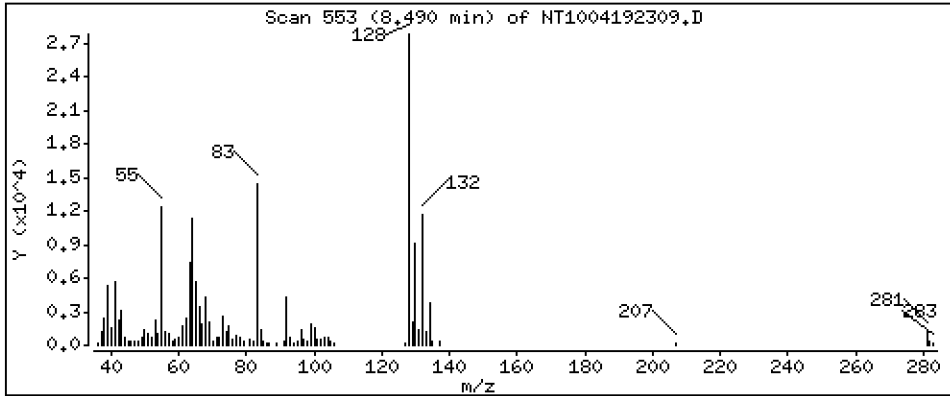
Operator: VTS

Column phase: ZB-5msi

Column diameter: 0,25

6 2-Chlorophenol

Concentration: 0,8704 ug/mL



Date : 19-APR-2023 16:27

Client ID:

Instrument: nt10.i

Sample Info: BLD0057-SRM1

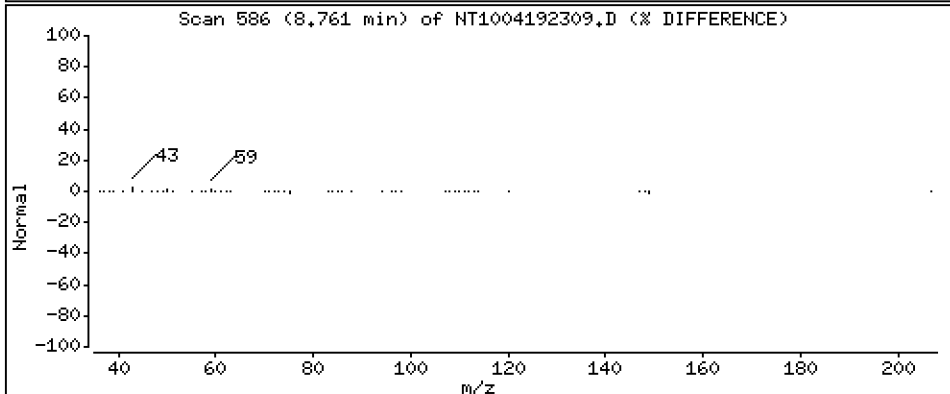
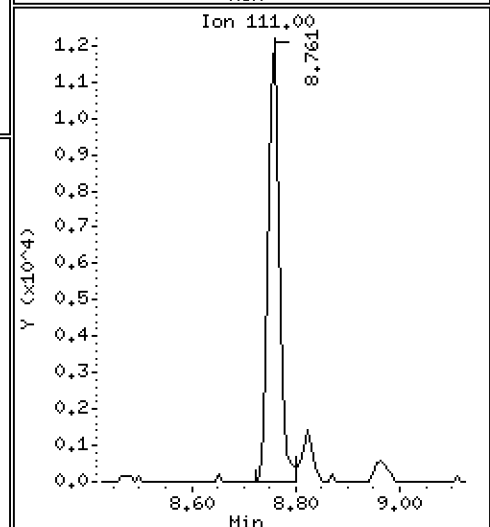
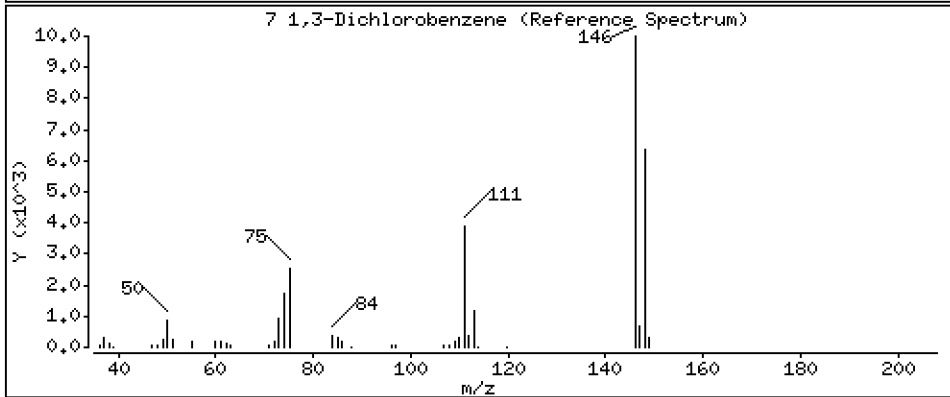
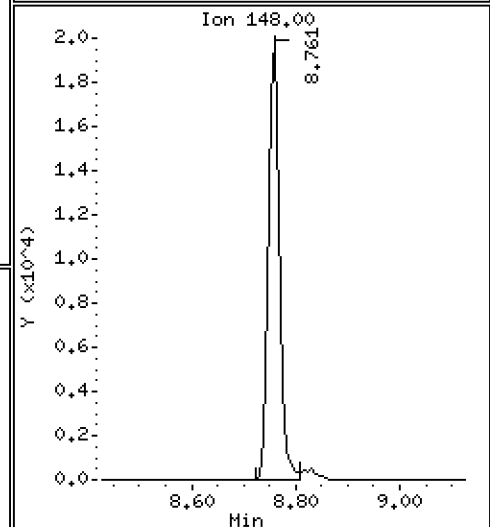
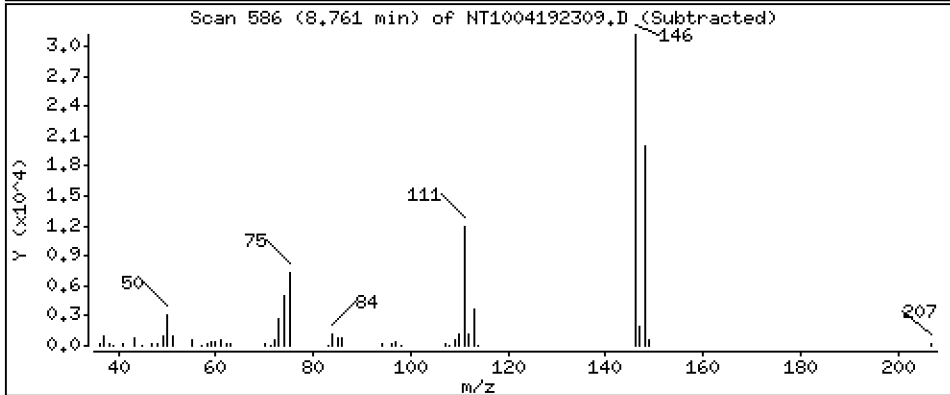
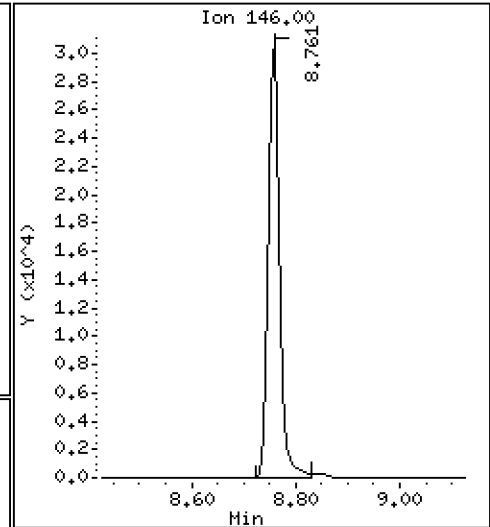
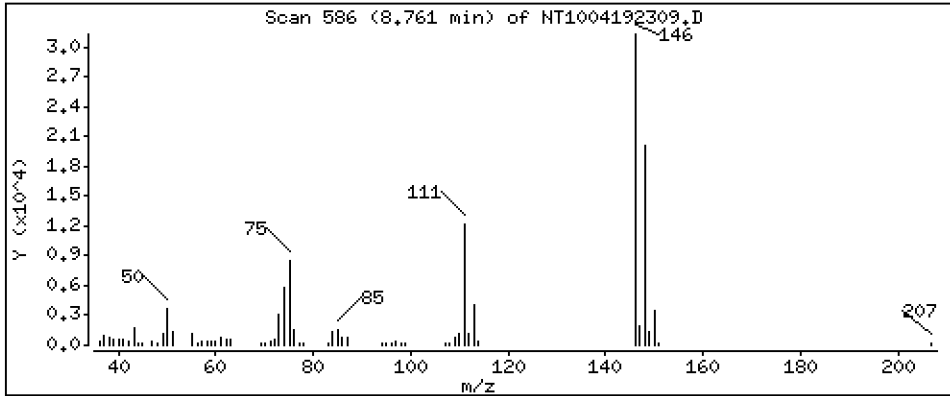
Operator: VTS

Column phase: ZB-5msi

Column diameter: 0.25

7 1,3-Dichlorobenzene

Concentration: 0.8660 ug/mL



Date : 19-APR-2023 16:27

Client ID:

Instrument: nt10.i

Sample Info: BLD0057-SRM1

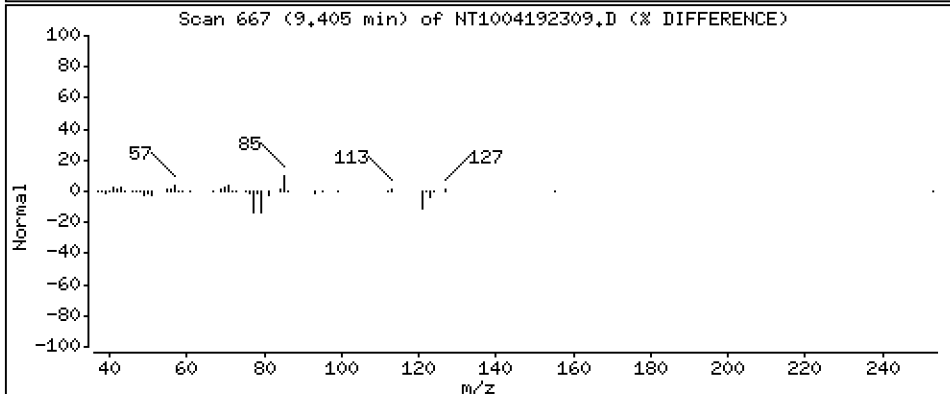
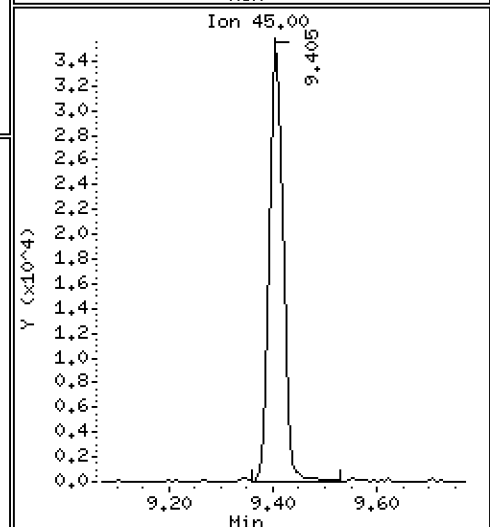
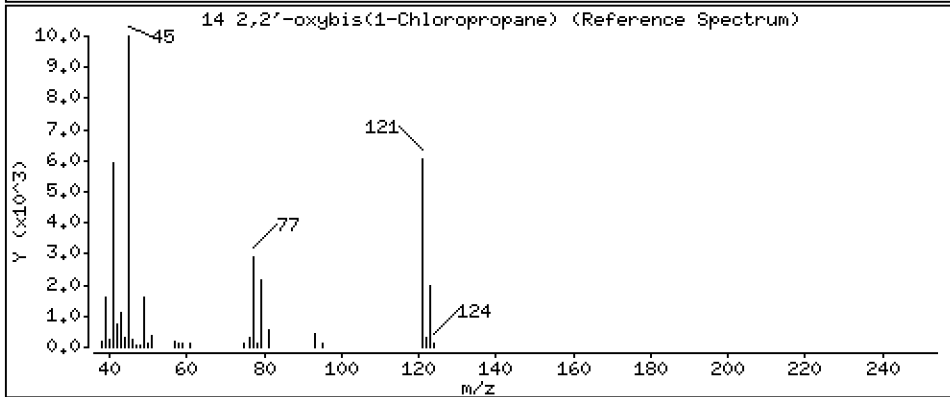
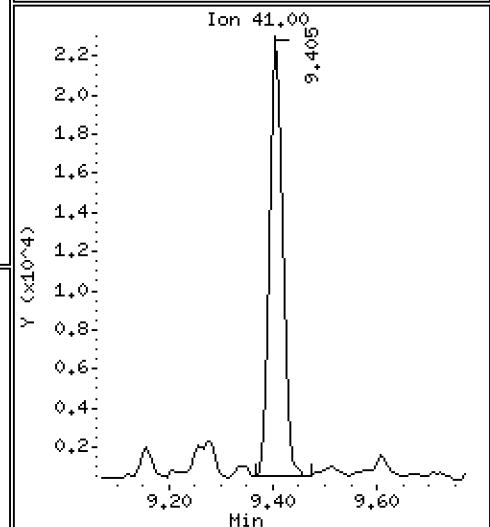
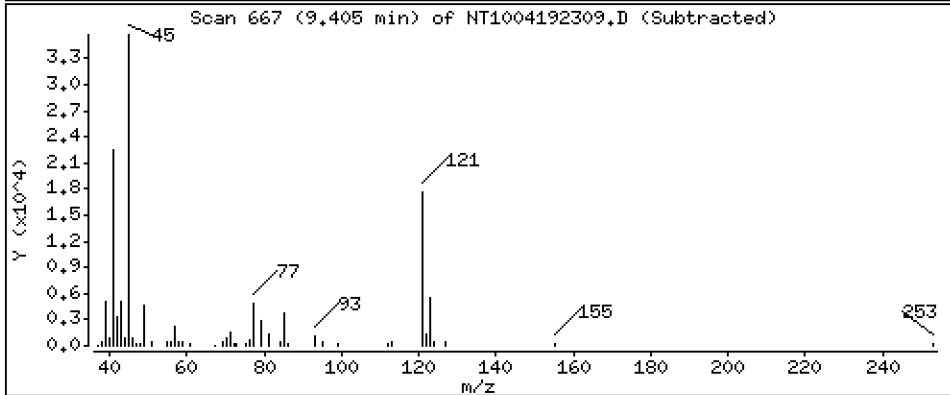
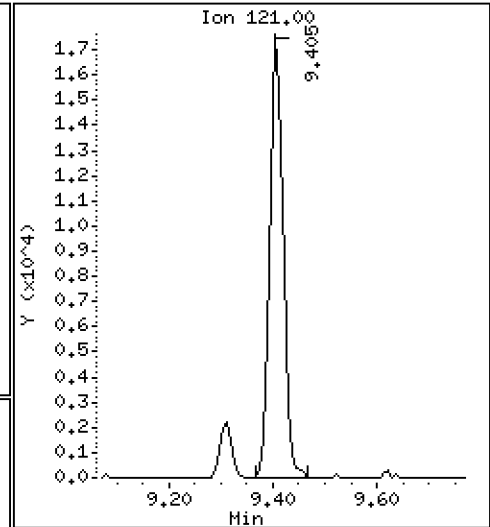
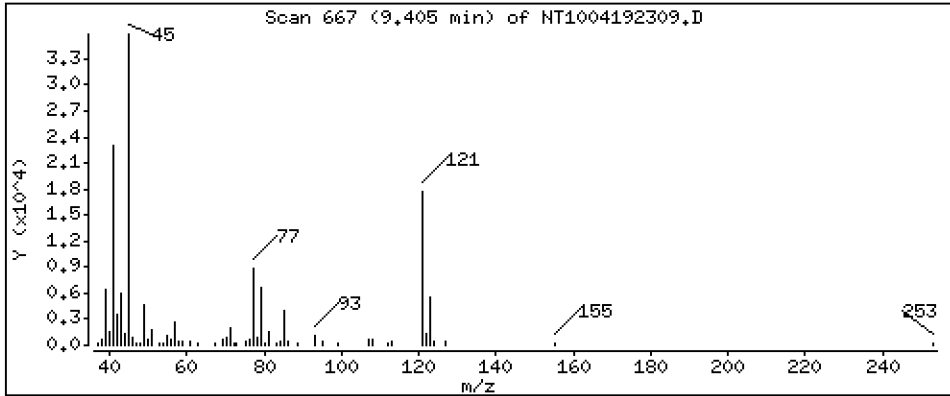
Operator: VTS

Column phase: ZB-5msi

Column diameter: 0.25

14 2,2'-oxybis(1-Chloropropane)

Concentration: 1.948 ug/mL



Date : 19-APR-2023 16:27

Client ID:

Instrument: nt10.i

Sample Info: BLD0057-SRM1

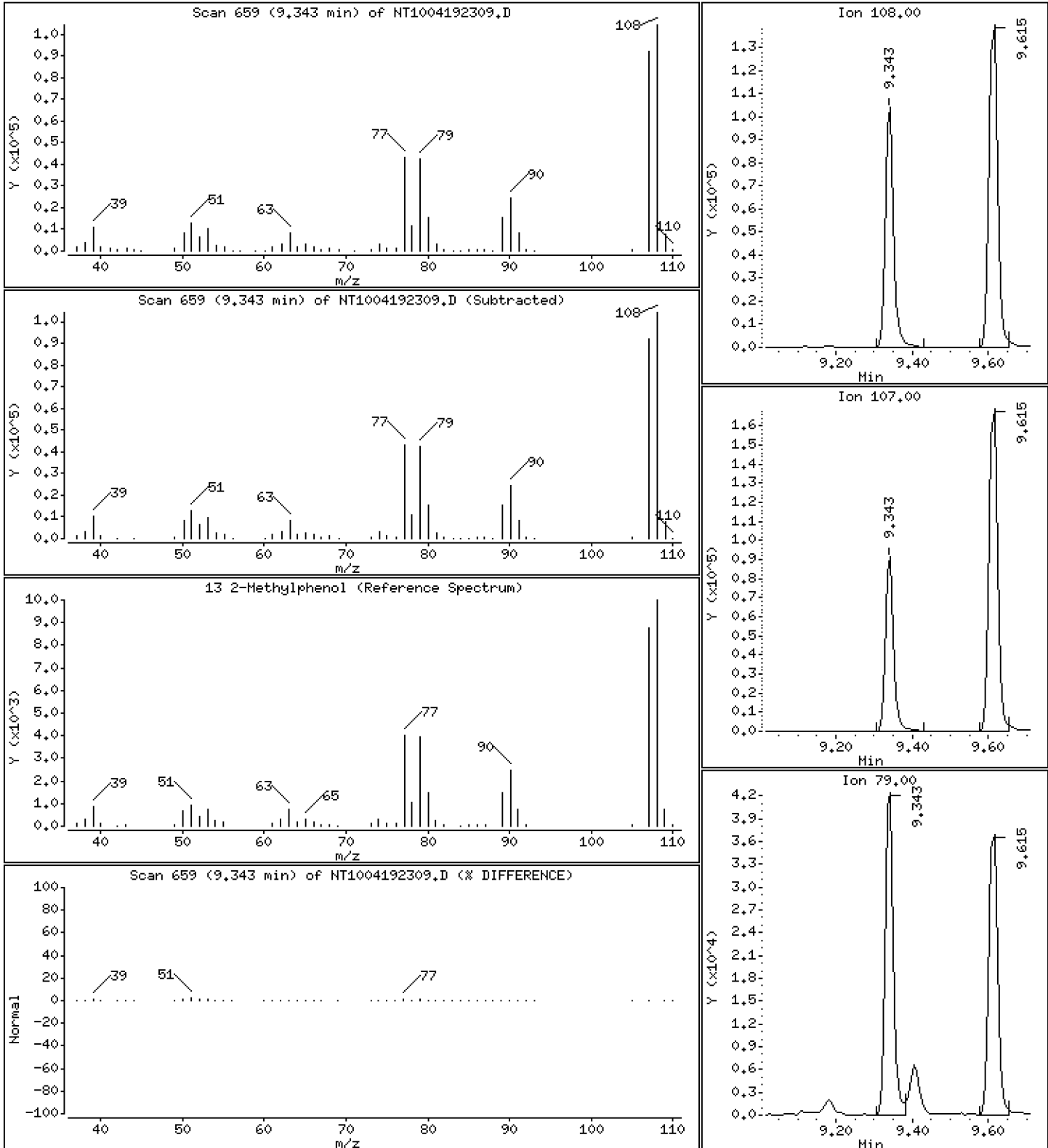
Operator: VTS

Column phase: ZB-5msi

Column diameter: 0.25

13 2-Methylphenol

Concentration: 3,580 ug/mL



Date : 19-APR-2023 16:27

Client ID:

Instrument: nt10.i

Sample Info: BLD0057-SRM1

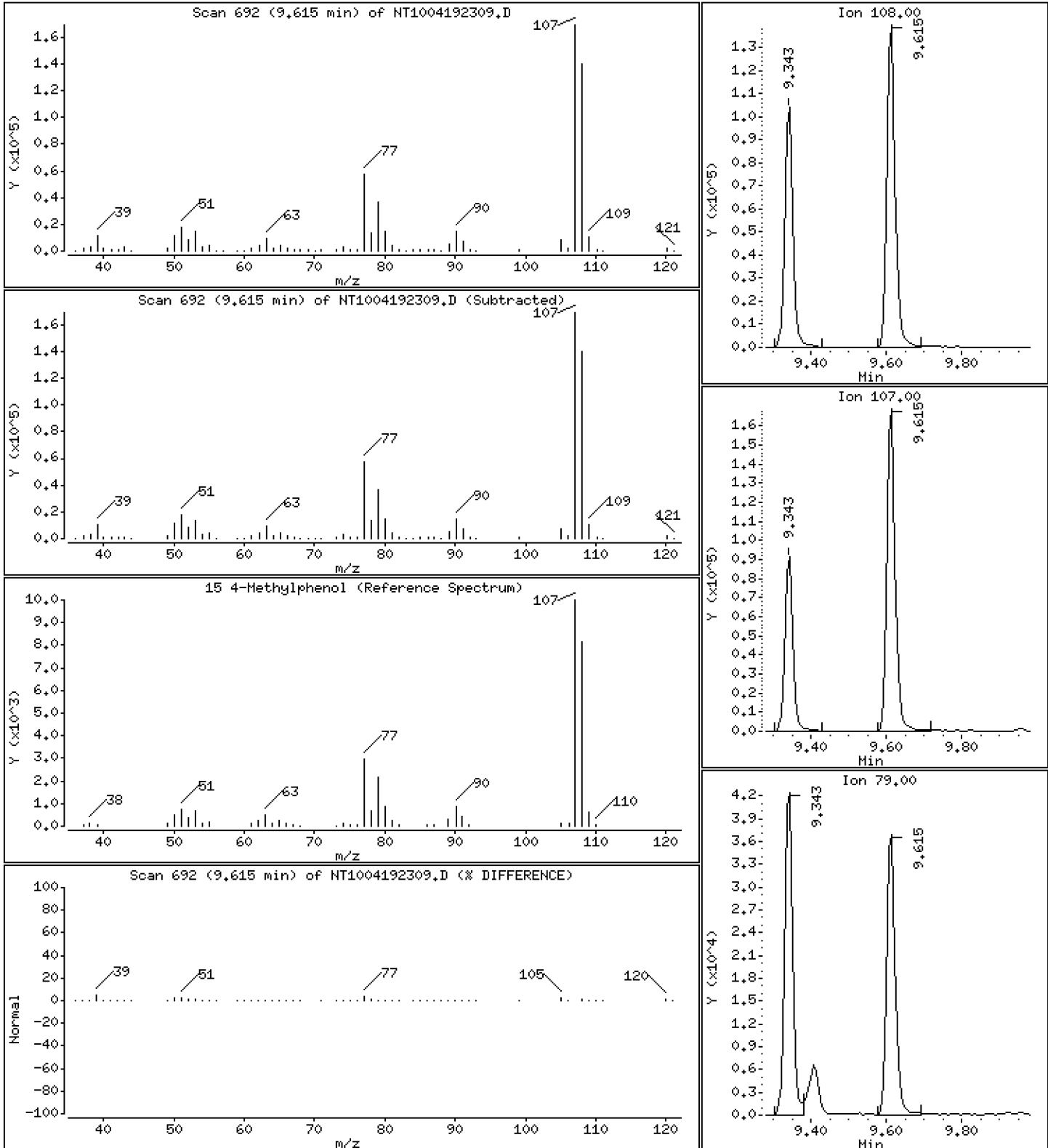
Operator: VTS

Column phase: ZB-5msi

Column diameter: 0.25

15 4-Methylphenol

Concentration: 4.436 ug/mL



Date : 19-APR-2023 16:27

Client ID:

Instrument: nt10.i

Sample Info: BLD0057-SRM1

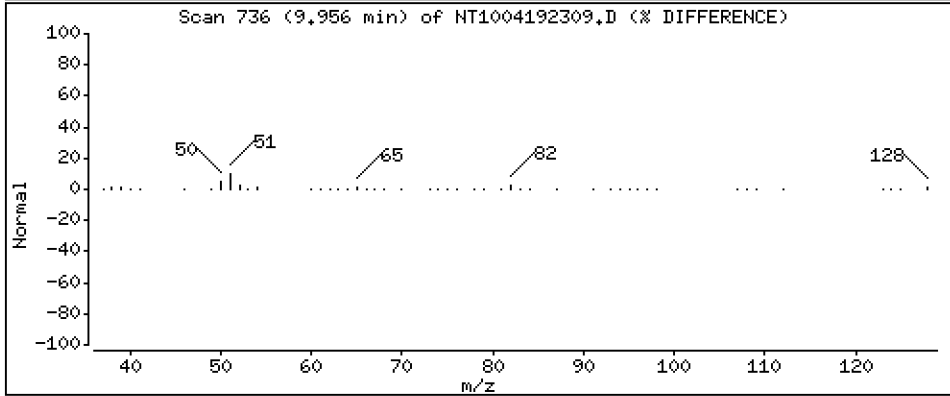
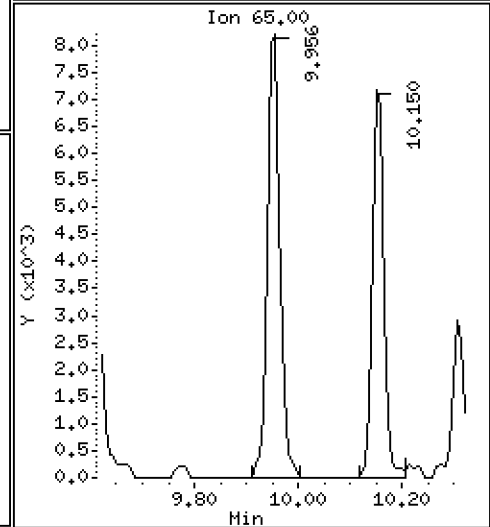
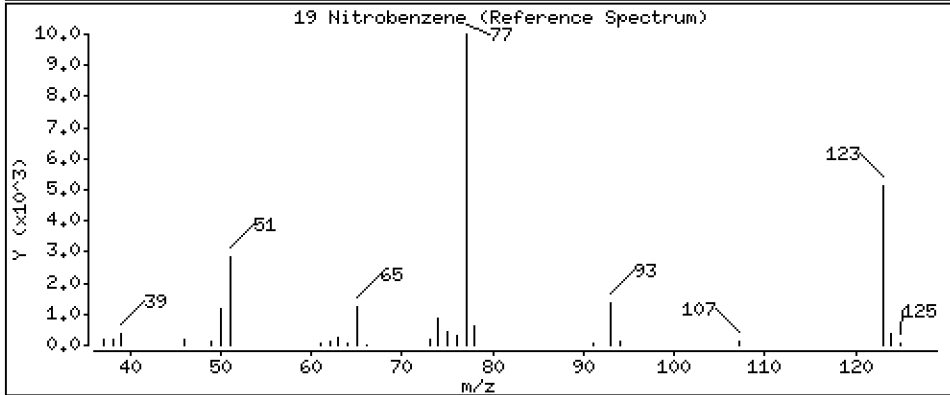
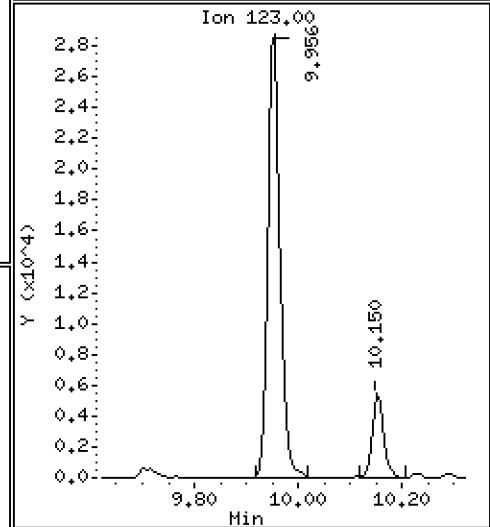
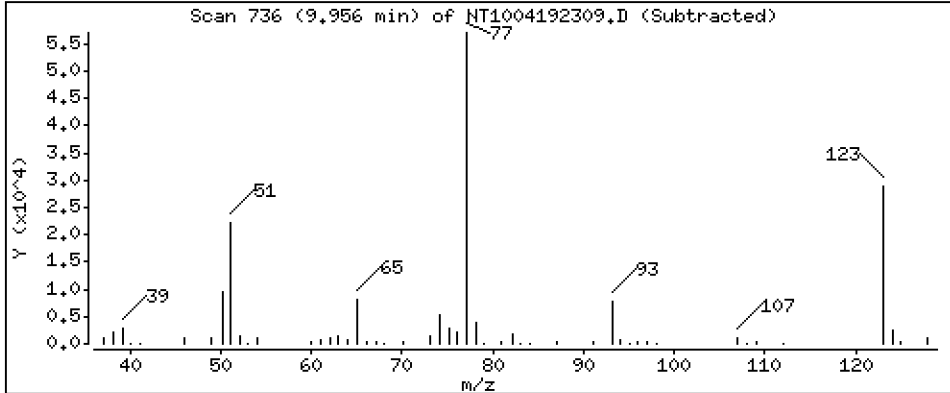
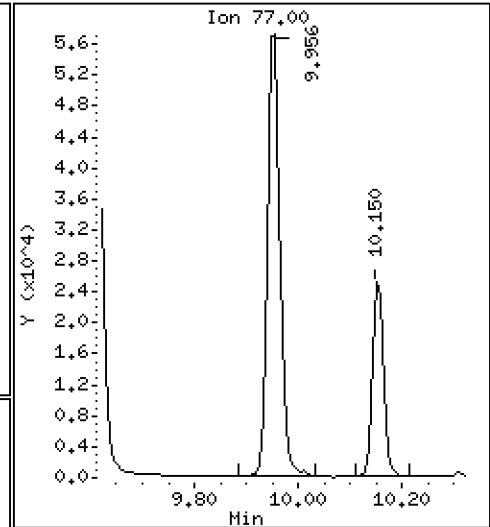
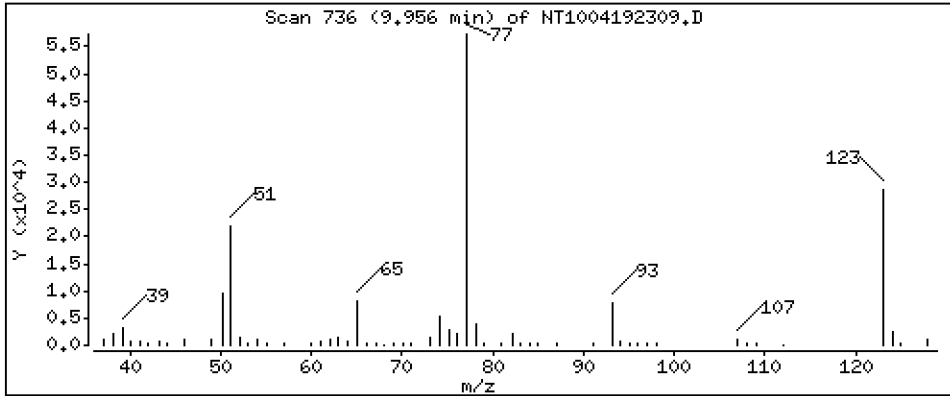
Operator: VTS

Column phase: ZB-5msi

Column diameter: 0.25

19 Nitrobenzene

Concentration: 1.762 ug/mL



Date : 19-APR-2023 16:27

Client ID:

Instrument: nt10.i

Sample Info: BLD0057-SRM1

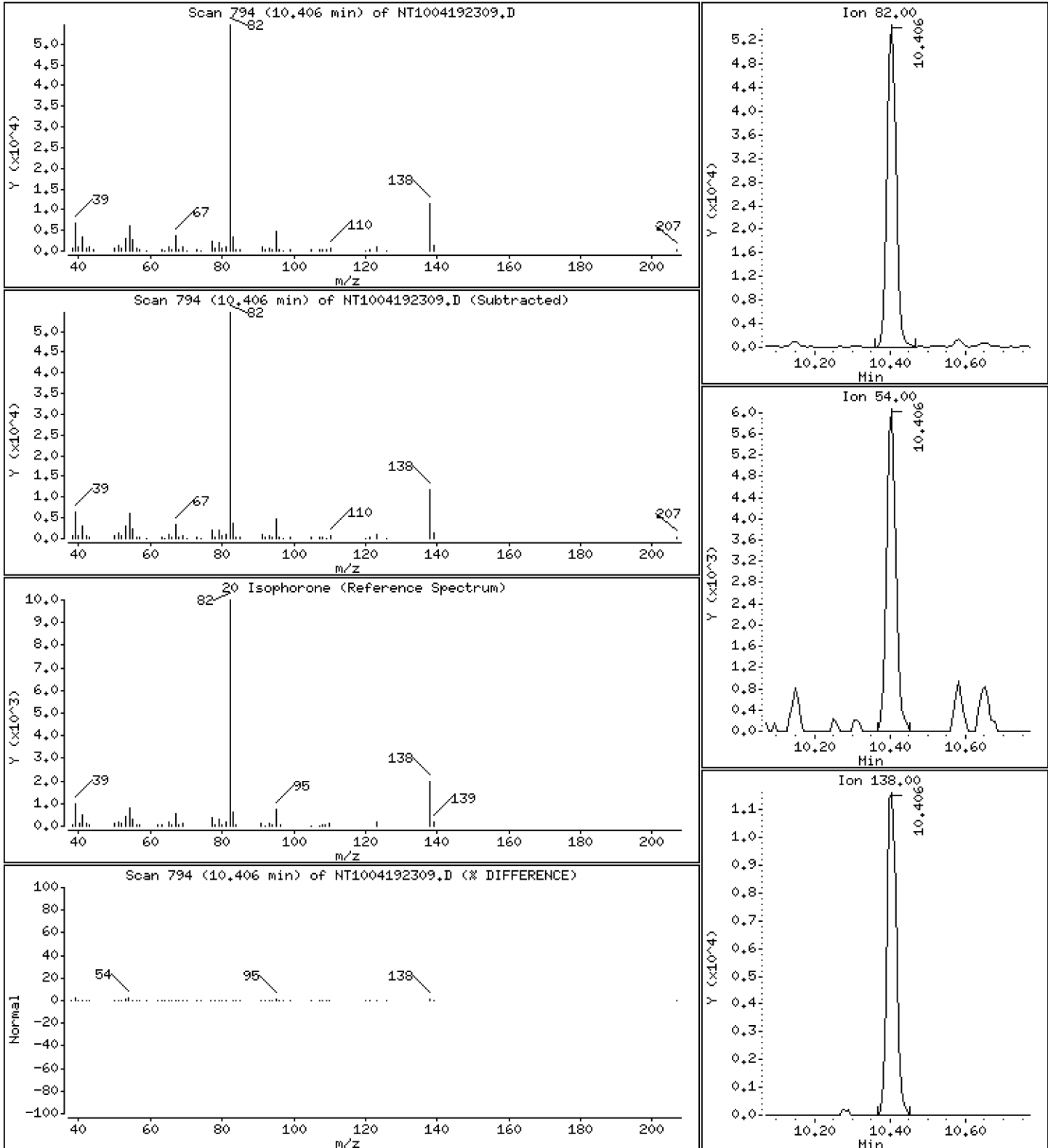
Operator: VTS

Column phase: ZB-5msi

Column diameter: 0,25

20 Isophorone

Concentration: 1,239 ug/mL



Date : 19-APR-2023 16:27

Client ID:

Instrument: nt10.i

Sample Info: BLD0057-SRM1

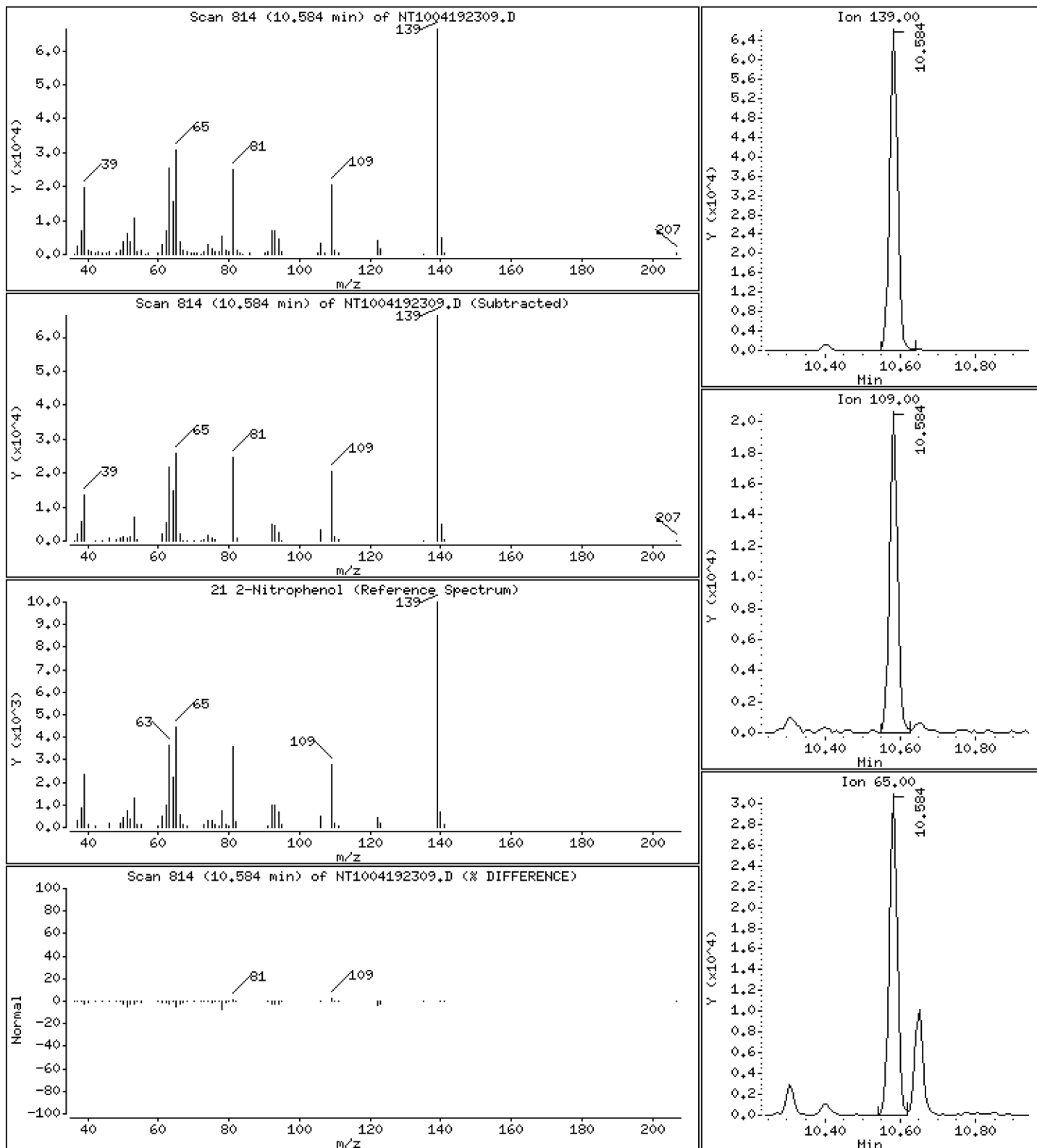
Operator: VTS

Column phase: ZB-5msi

Column diameter: 0,25

21 2-Nitrophenol

Concentration: 3,626 ug/mL



Date : 19-APR-2023 16:27

Client ID:

Instrument: nt10.i

Sample Info: BLD0057-SRM1

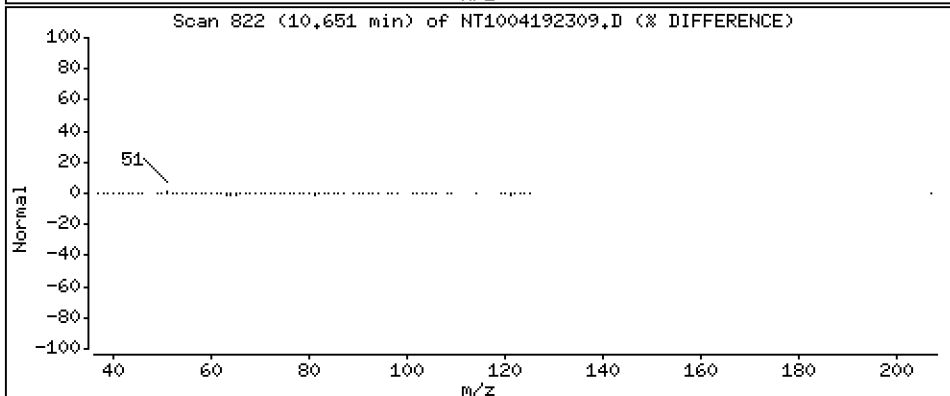
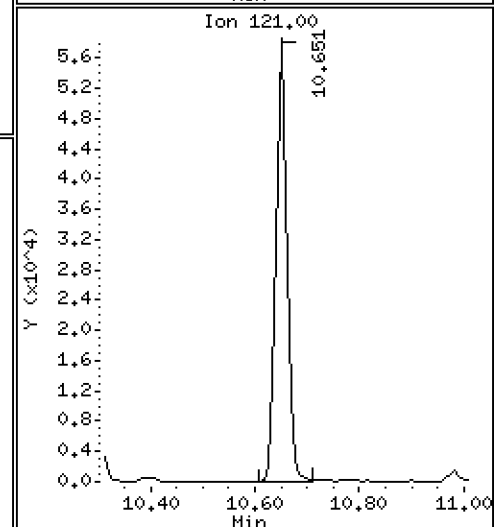
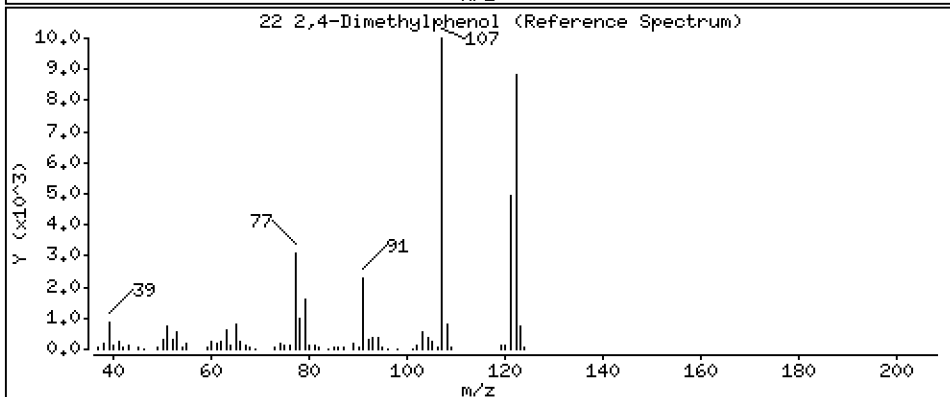
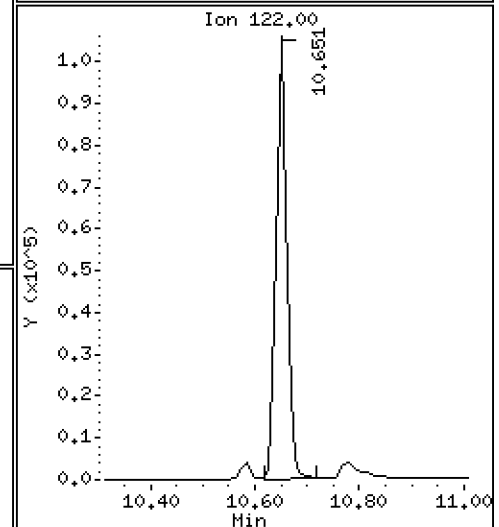
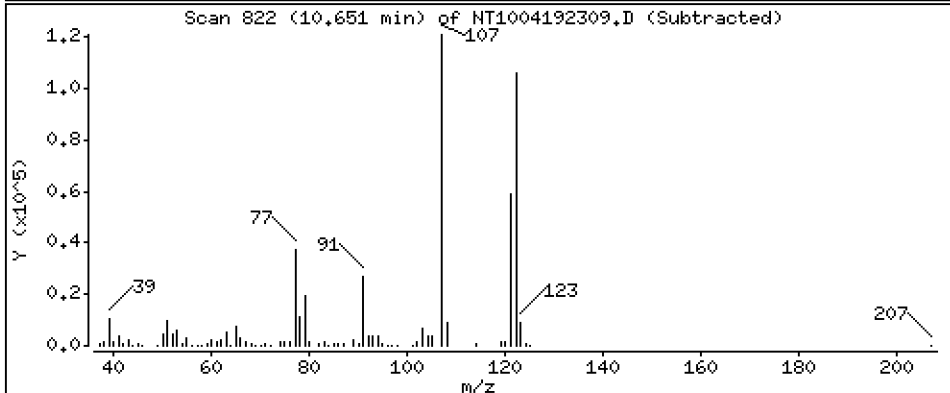
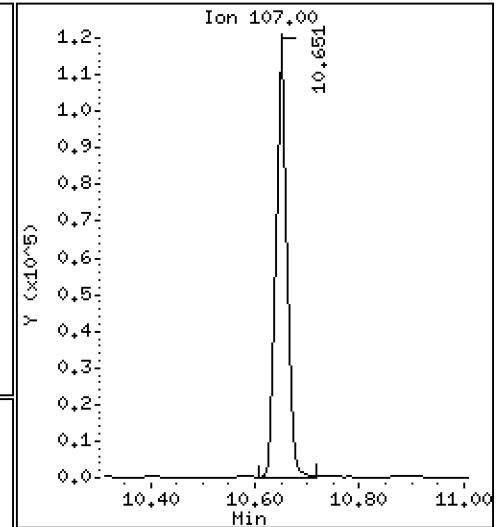
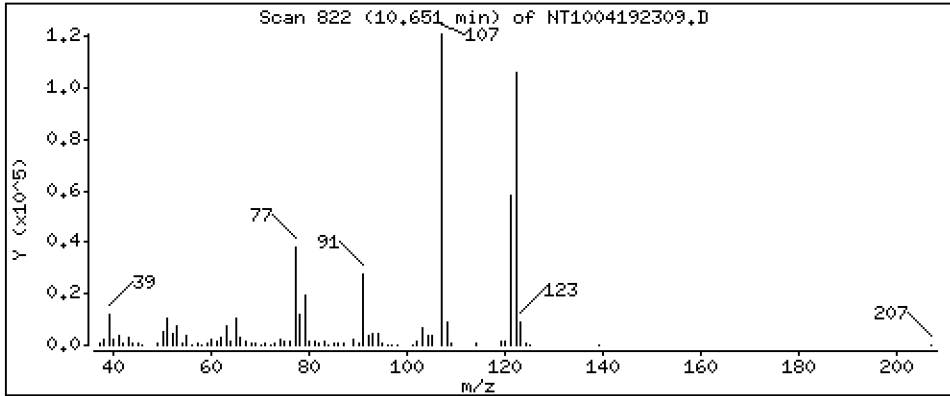
Operator: VTS

Column phase: ZB-5msi

Column diameter: 0,25

22 2,4-Dimethylphenol

Concentration: 3,462 ug/mL



Date : 19-APR-2023 16:27

Client ID:

Instrument: nt10.i

Sample Info: BLD0057-SRM1

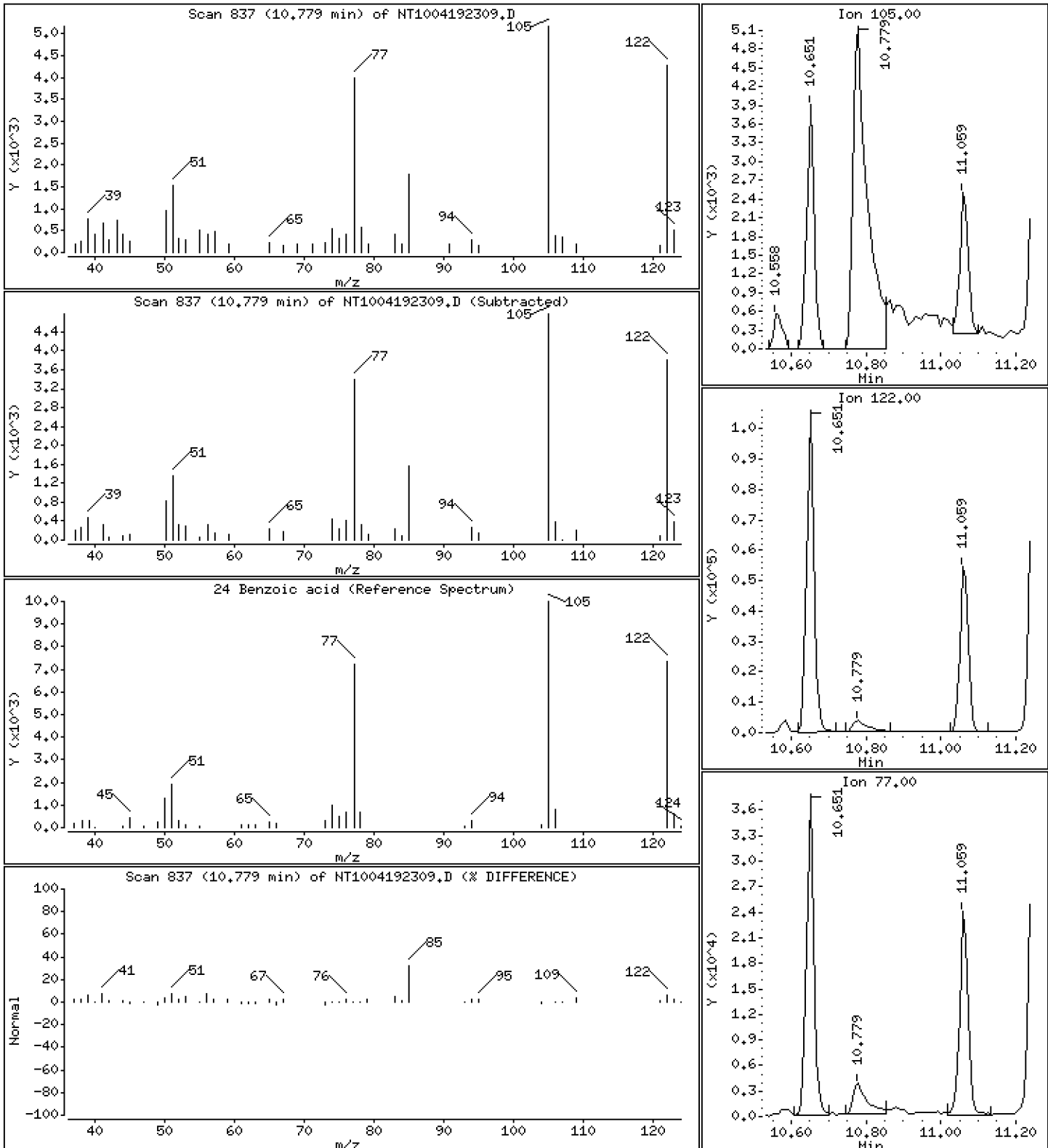
Operator: VTS

Column phase: ZB-5msi

Column diameter: 0.25

24 Benzoic acid

Concentration: 0.5025 ug/mL



Date : 19-APR-2023 16:27

Client ID:

Instrument: nt10.i

Sample Info: BLD0057-SRM1

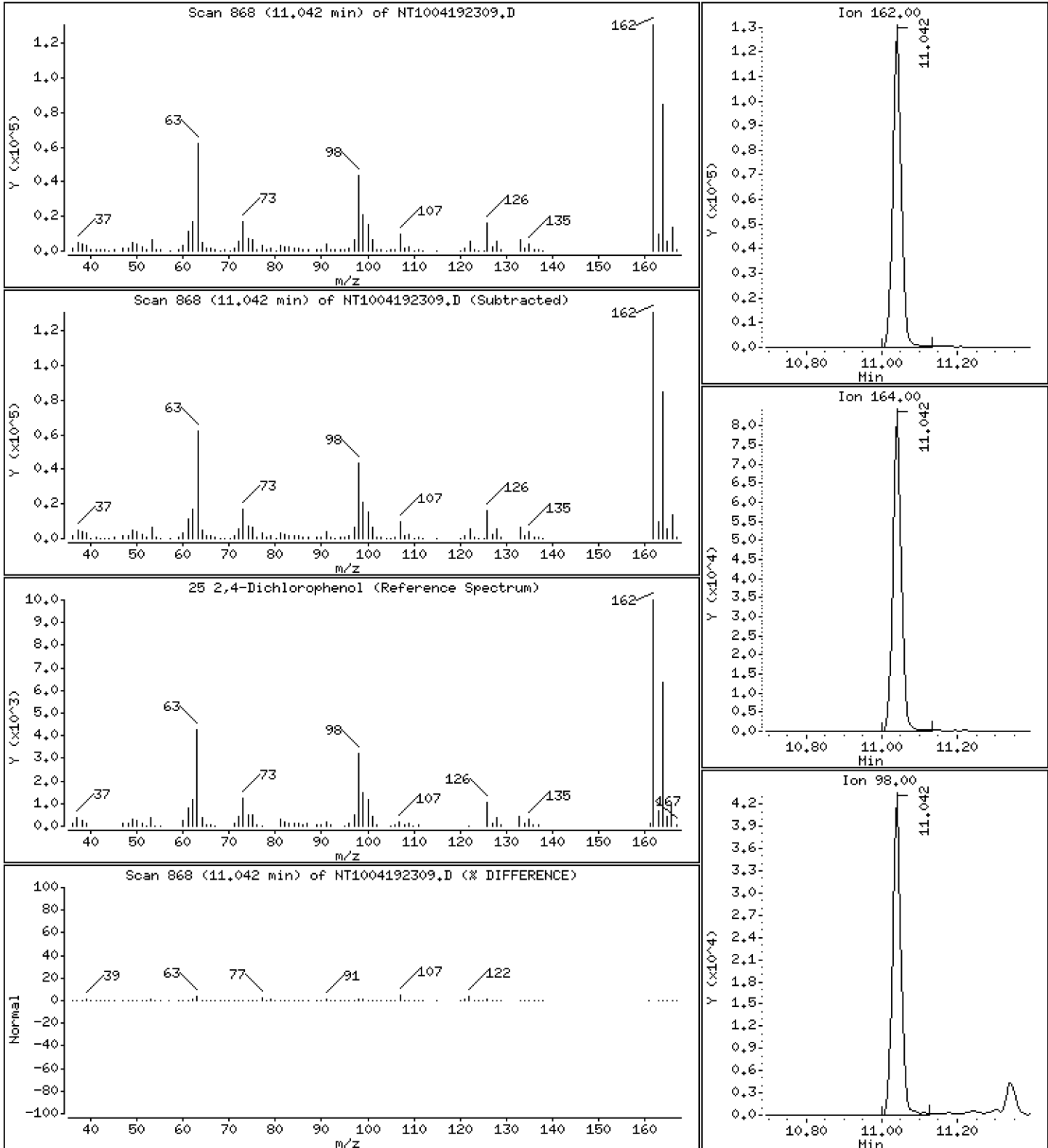
Operator: VTS

Column phase: ZB-5msi

Column diameter: 0,25

25 2,4-Dichlorophenol

Concentration: 5,191 ug/mL



Date : 19-APR-2023 16:27

Client ID:

Instrument: nt10.i

Sample Info: BLD0057-SRM1

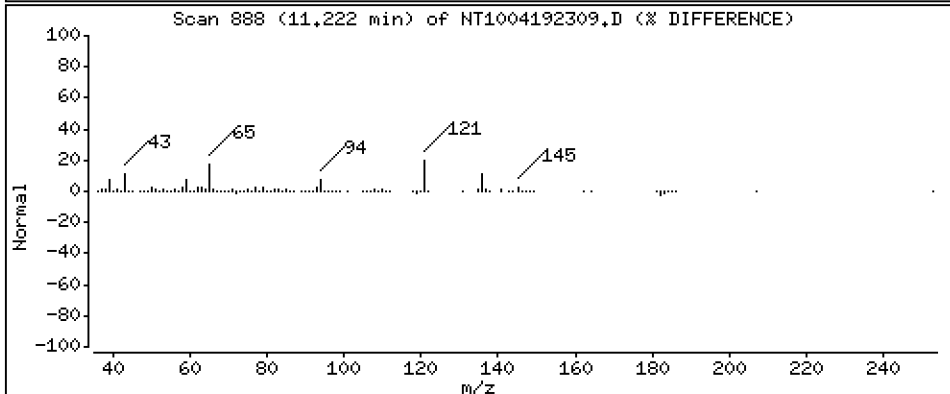
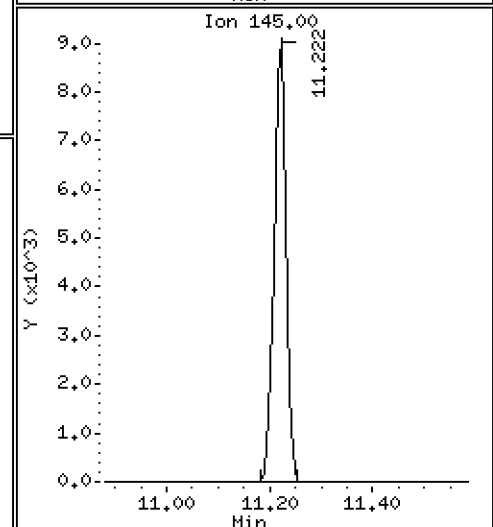
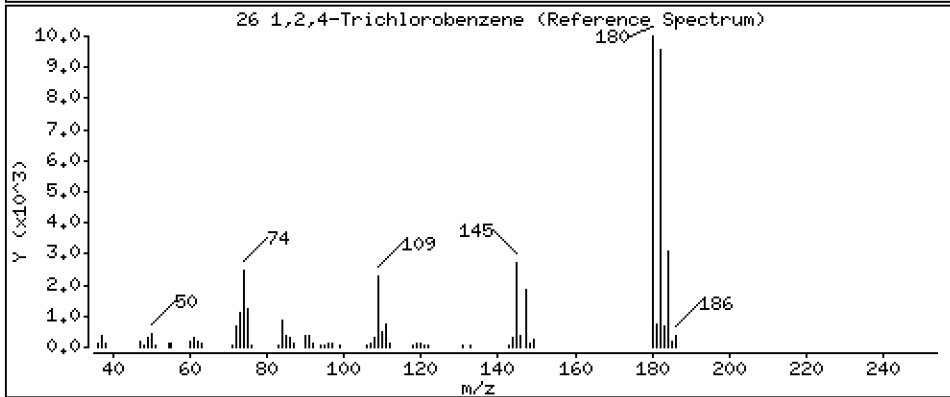
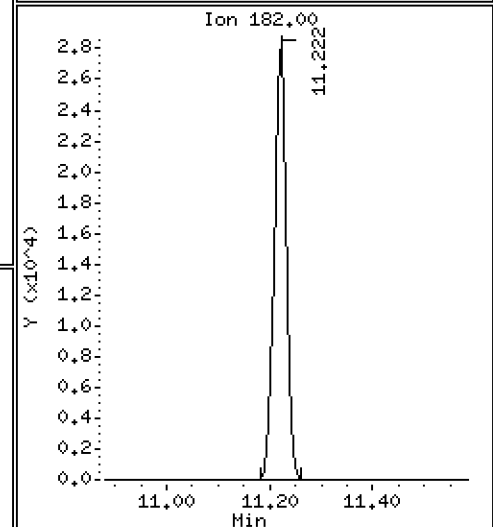
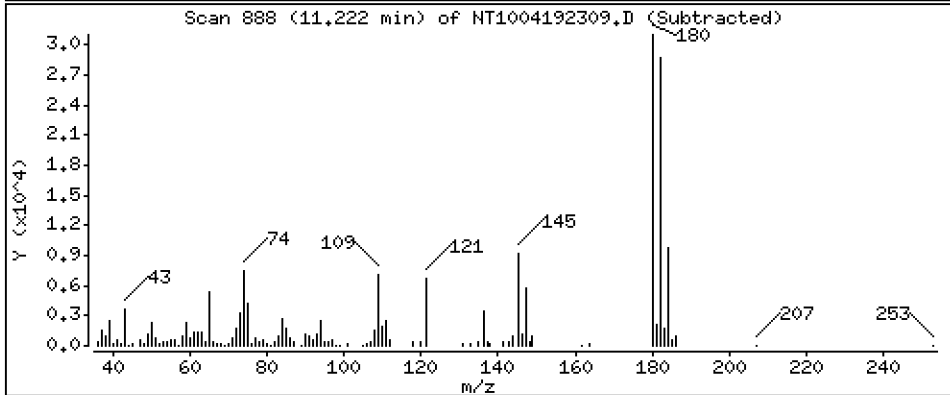
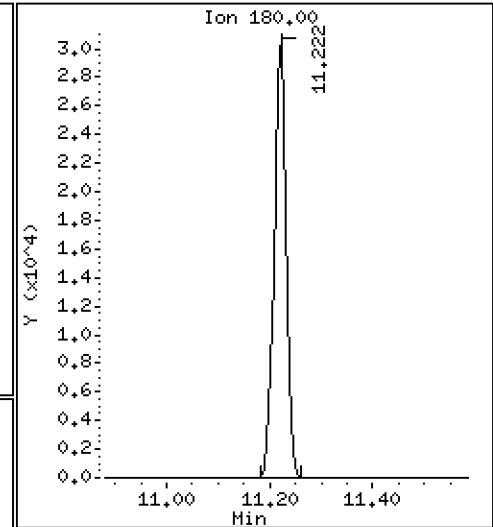
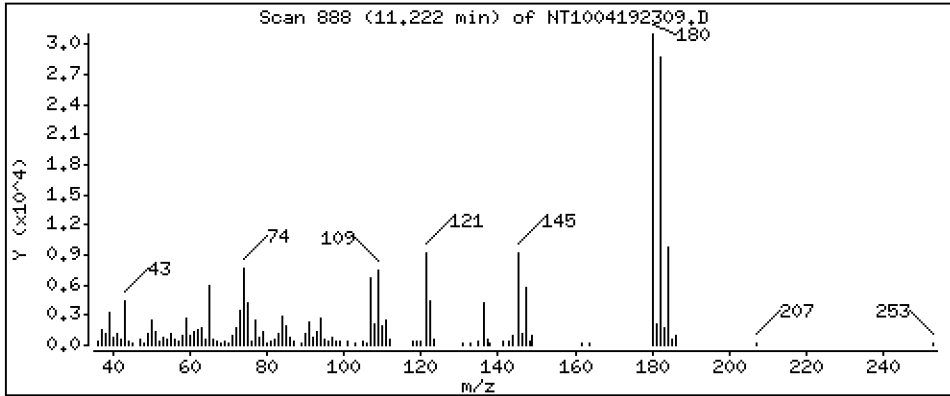
Operator: VTS

Column phase: ZB-5msi

Column diameter: 0.25

26 1,2,4-Trichlorobenzene

Concentration: 1.041 ug/mL



Date : 19-APR-2023 16:27

Client ID:

Instrument: nt10.i

Sample Info: BLD0057-SRM1

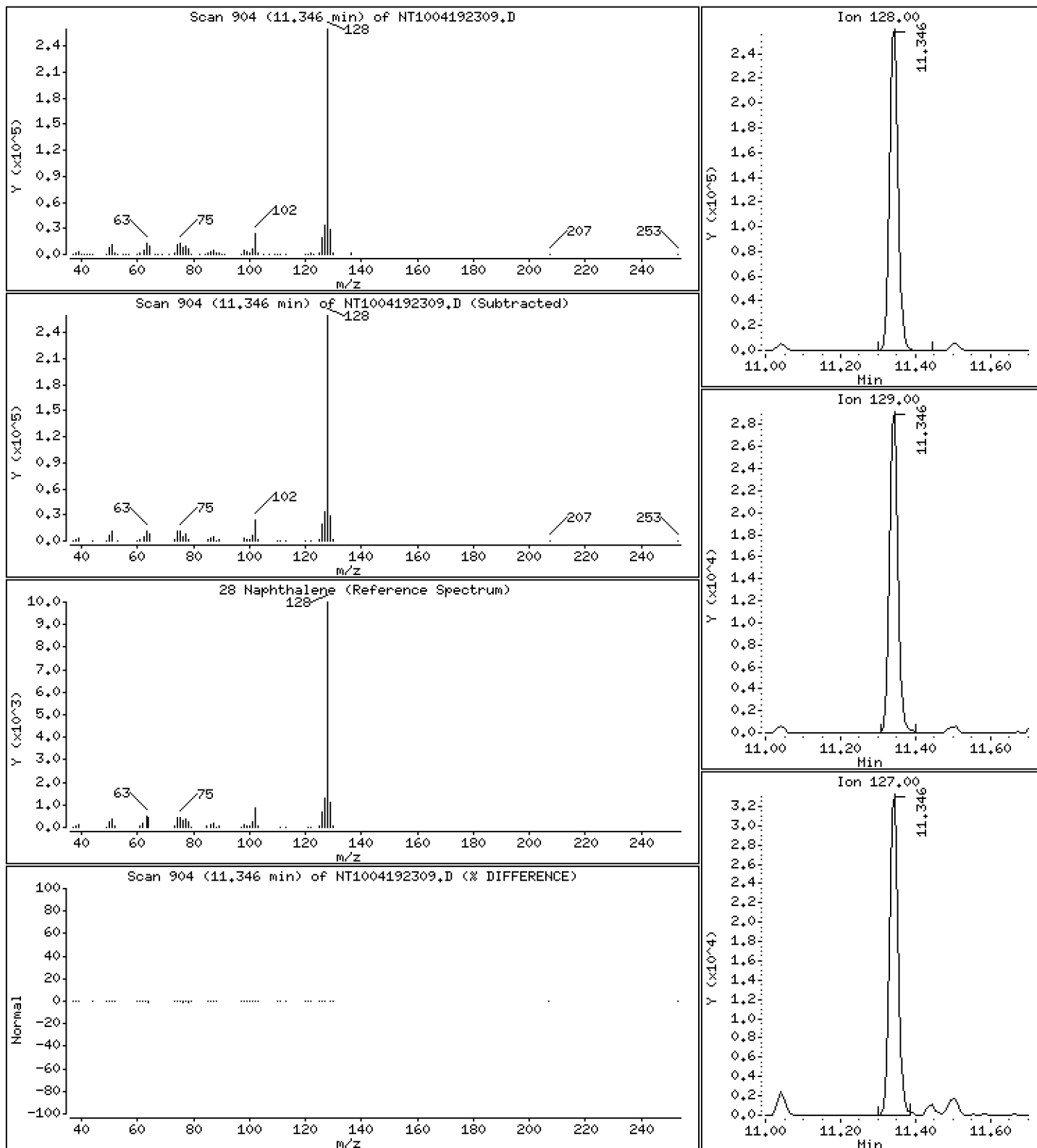
Operator: VTS

Column phase: ZB-5msi

Column diameter: 0,25

28 Naphthalene

Concentration: 2,910 ug/mL



Date : 19-APR-2023 16:27

Client ID:

Instrument: nt10.i

Sample Info: BLD0057-SRM1

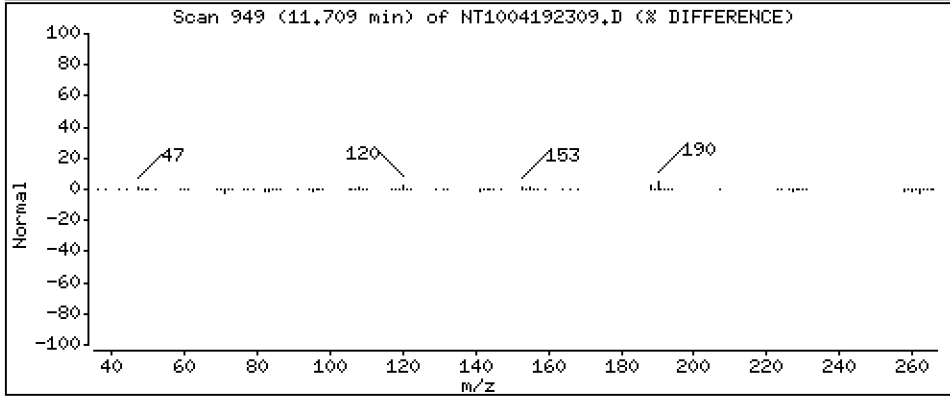
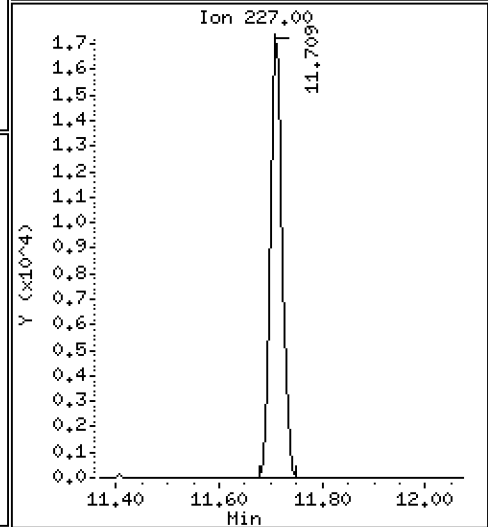
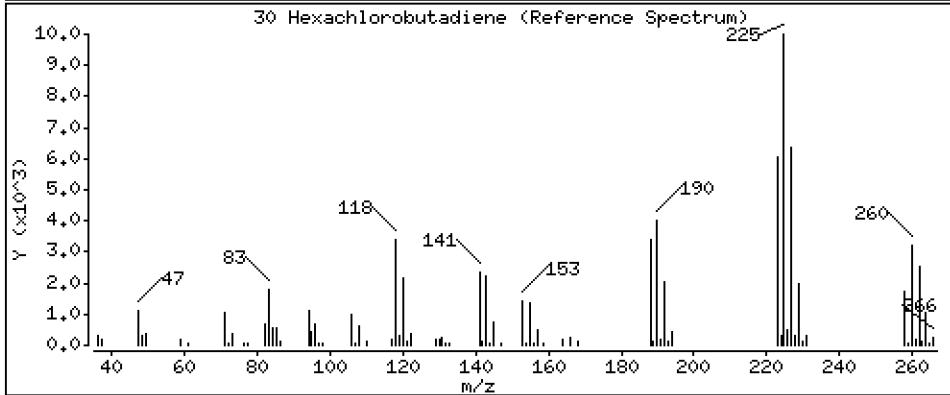
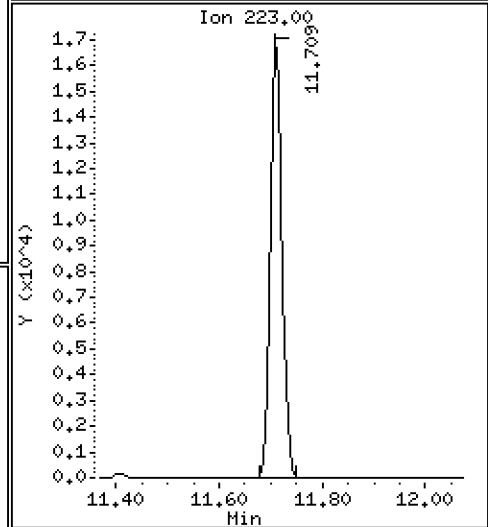
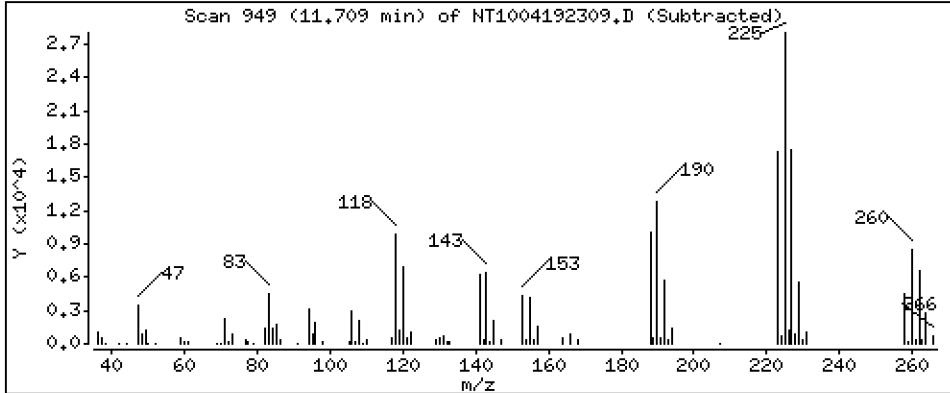
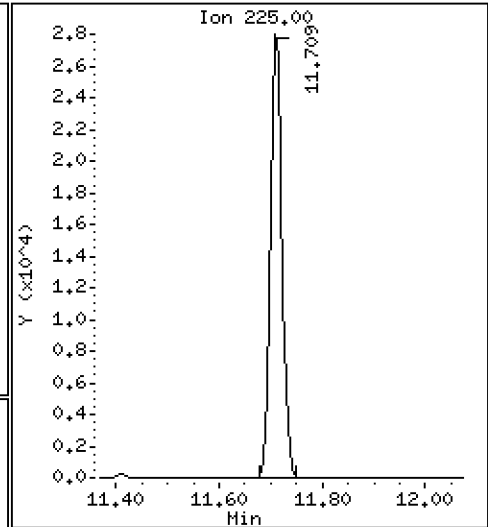
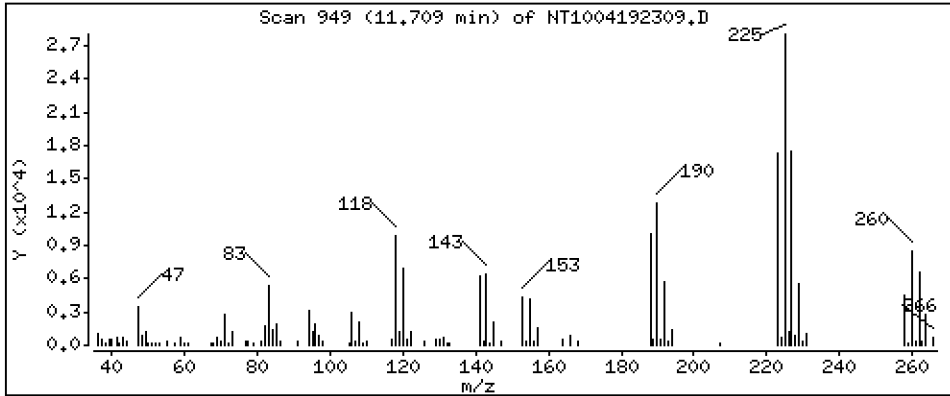
Operator: VTS

Column phase: ZB-5msi

Column diameter: 0,25

30 Hexachlorobutadiene

Concentration: 1,582 ug/mL



Date : 19-APR-2023 16:27

Client ID:

Instrument: nt10.i

Sample Info: BLD0057-SRM1

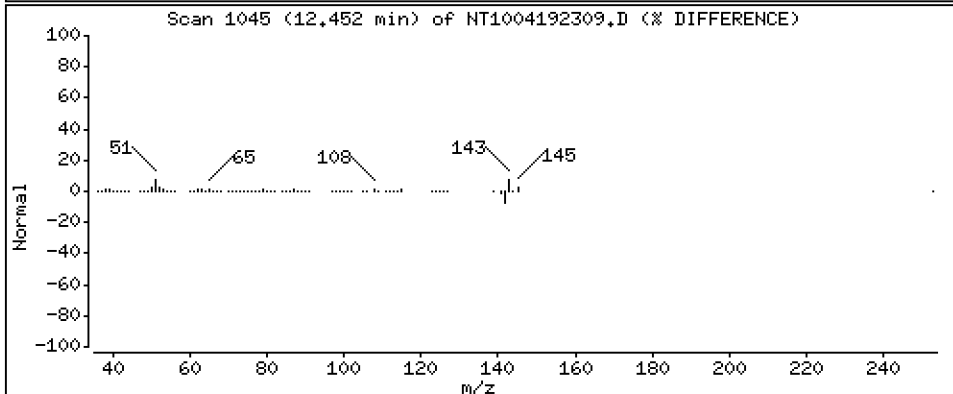
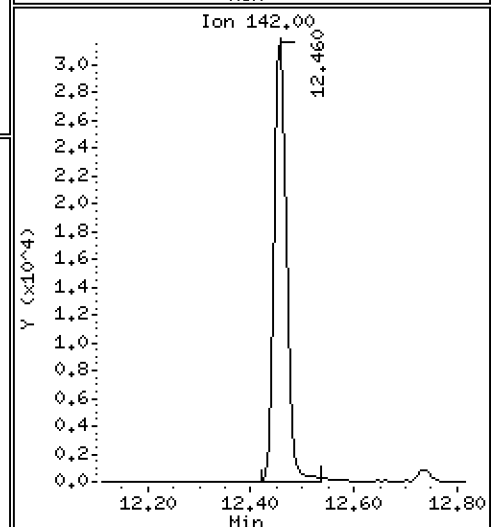
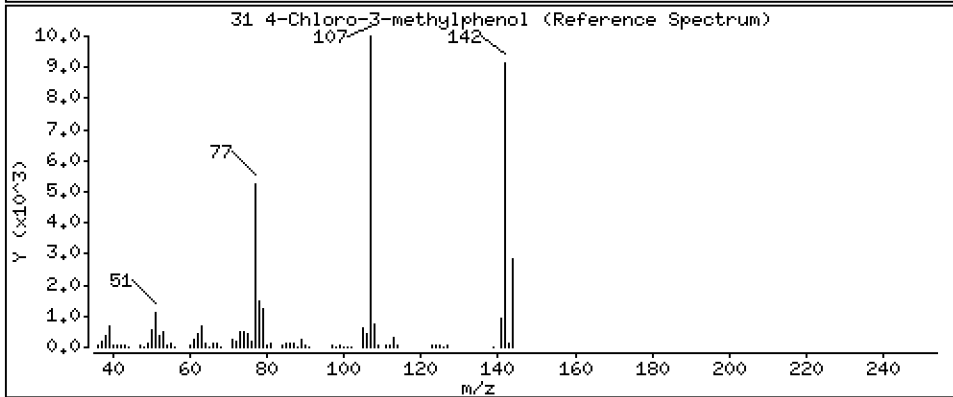
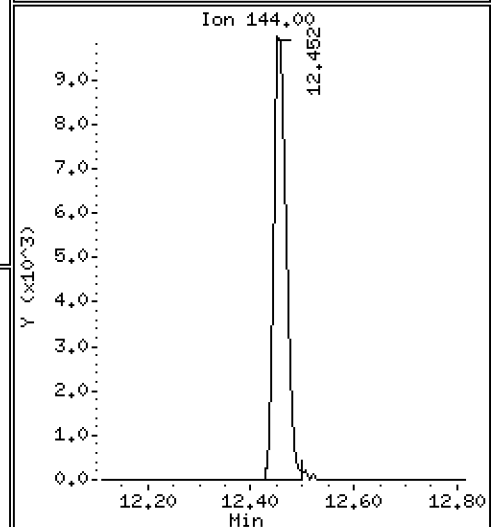
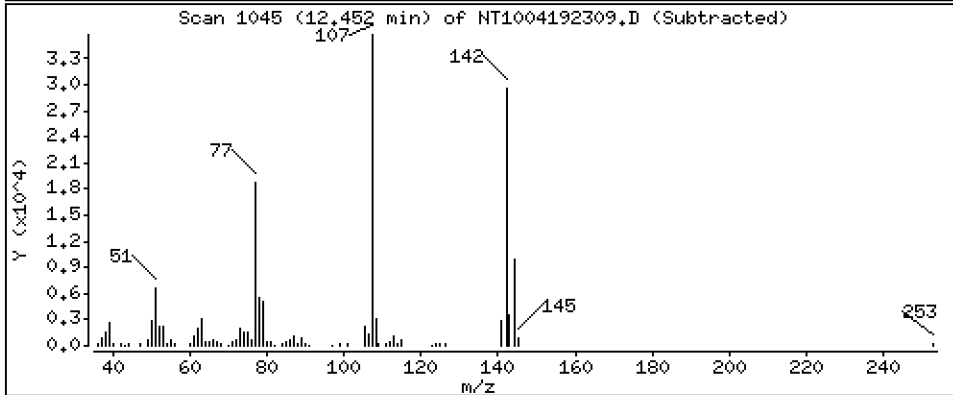
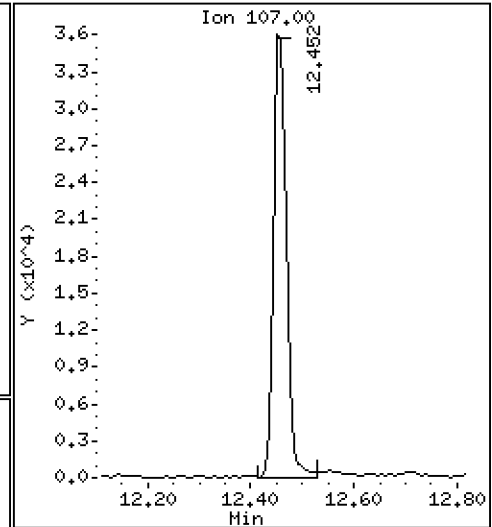
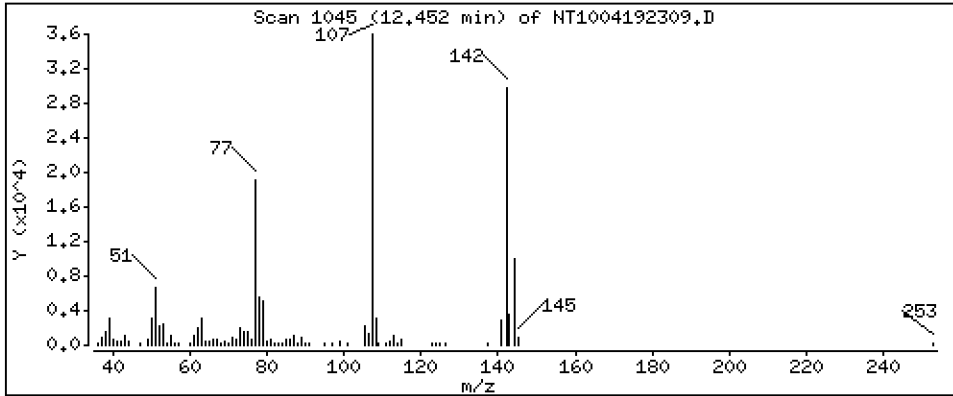
Operator: VTS

Column phase: ZB-5msi

Column diameter: 0,25

31 4-Chloro-3-methylphenol

Concentration: 1,370 ug/mL



Date : 19-APR-2023 16:27

Client ID:

Instrument: nt10.i

Sample Info: BLD0057-SRM1

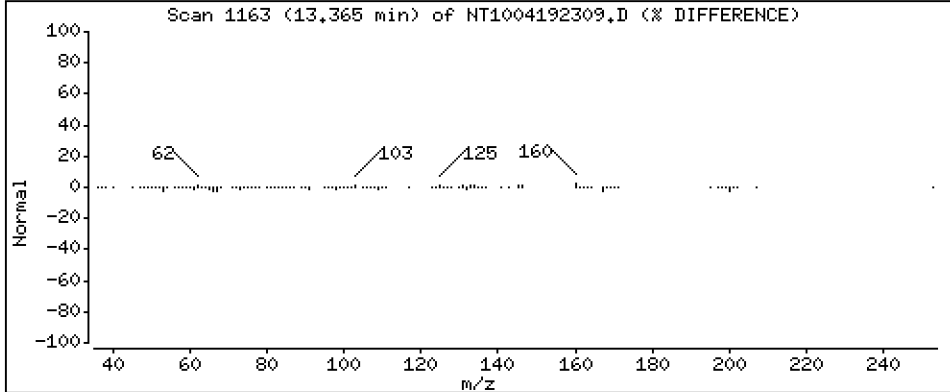
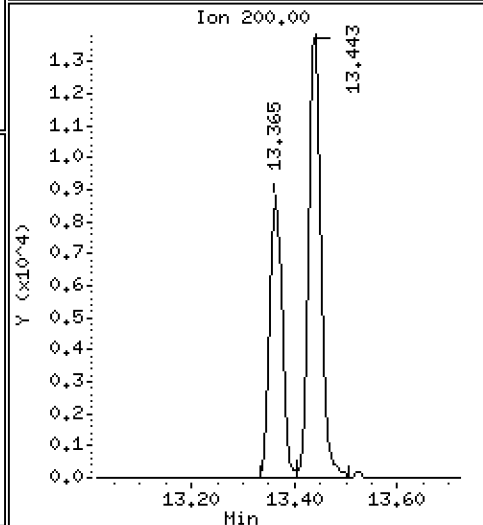
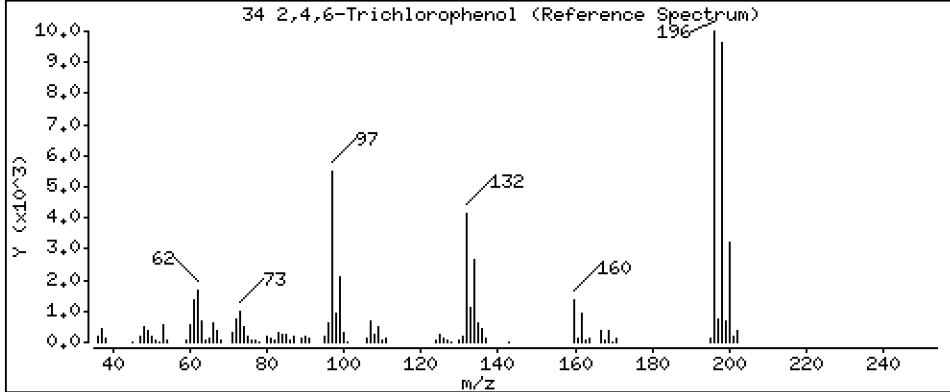
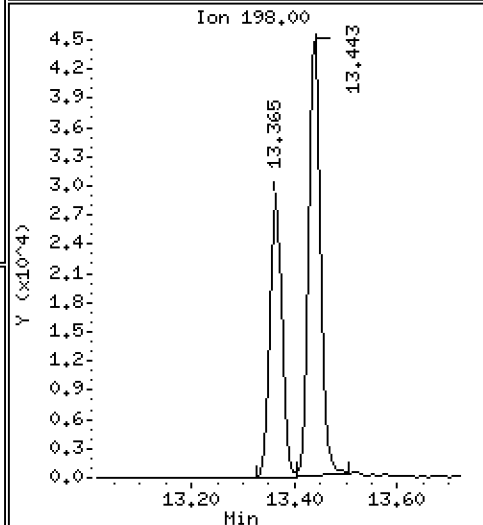
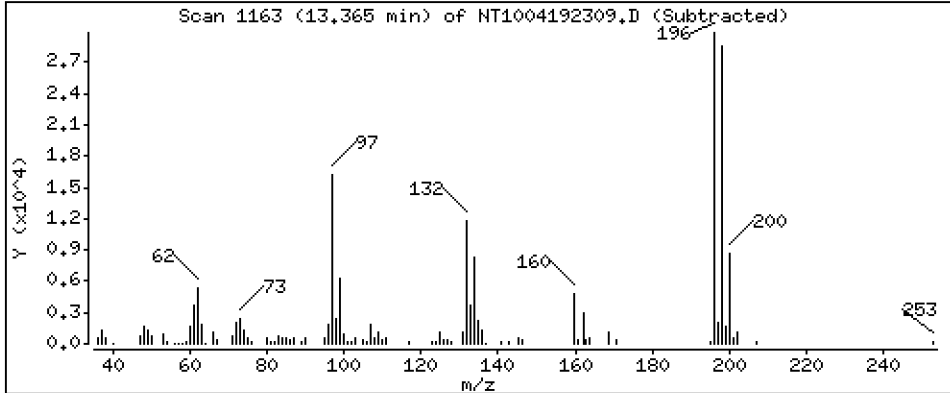
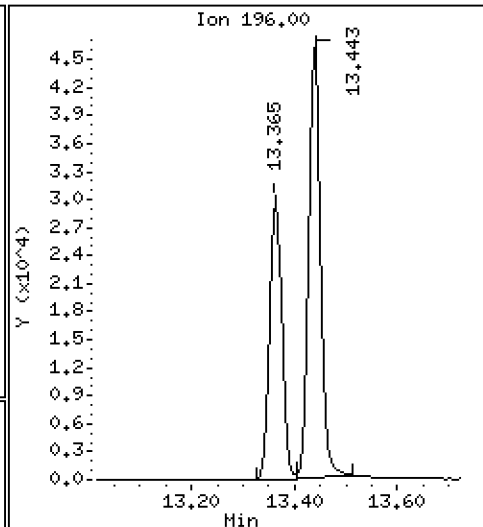
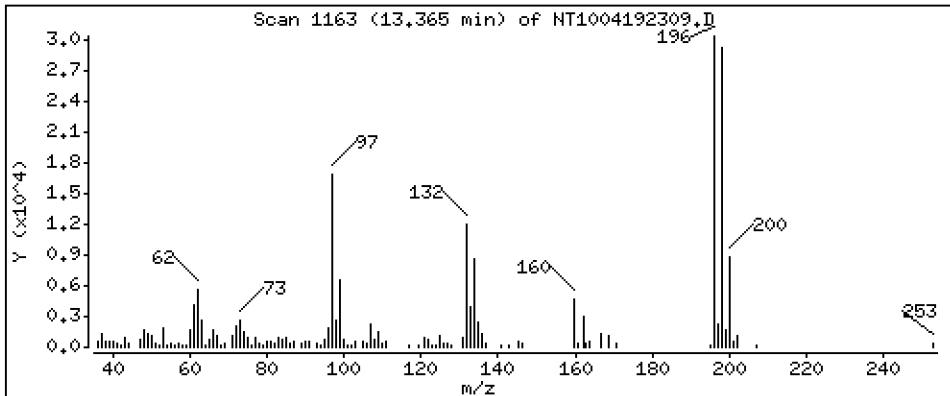
Operator: VTS

Column phase: ZB-5msi

Column diameter: 0,25

34 2,4,6-Trichlorophenol

Concentration: 1,448 ug/mL



Date : 19-APR-2023 16:27

Client ID:

Instrument: nt10.i

Sample Info: BLD0057-SRM1

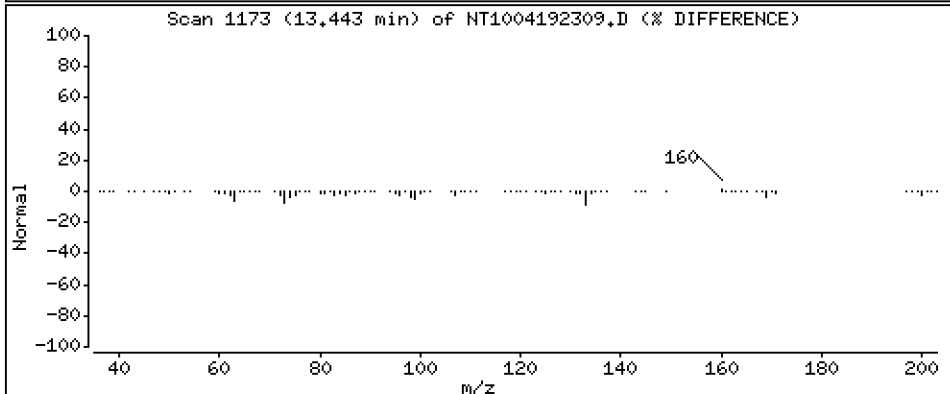
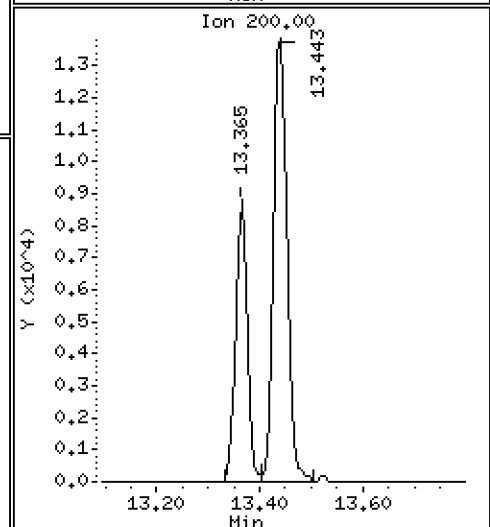
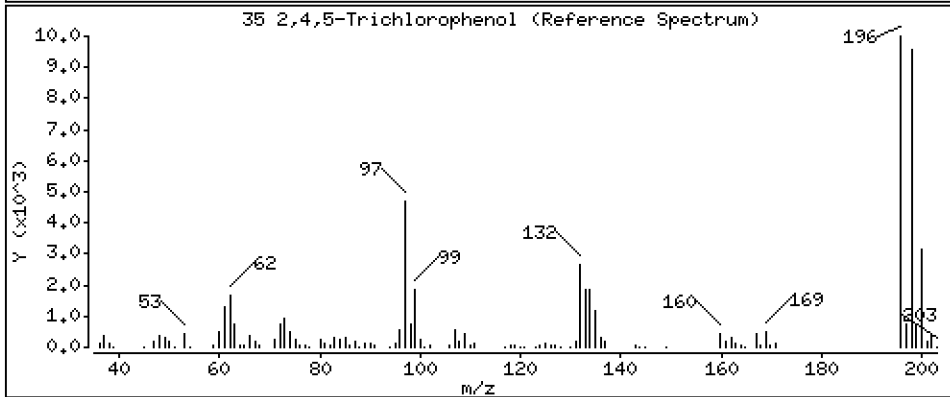
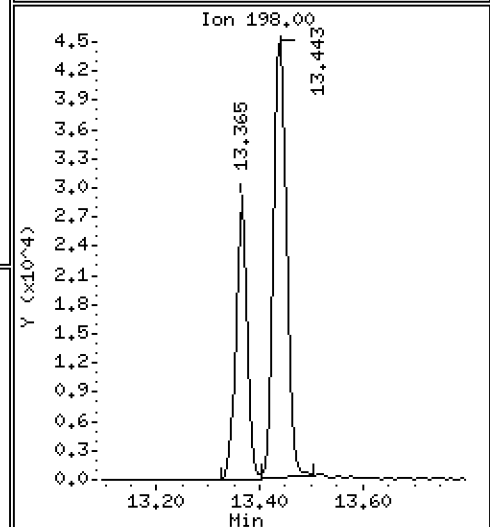
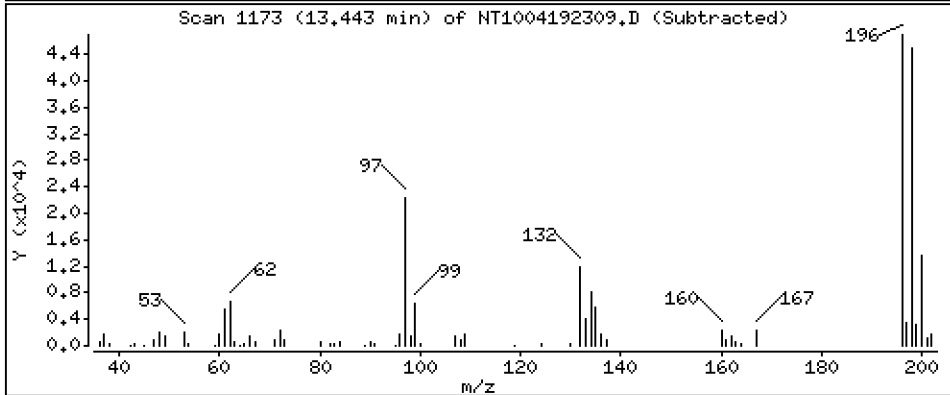
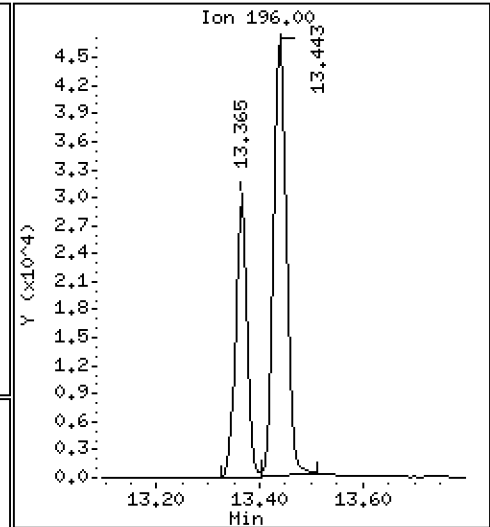
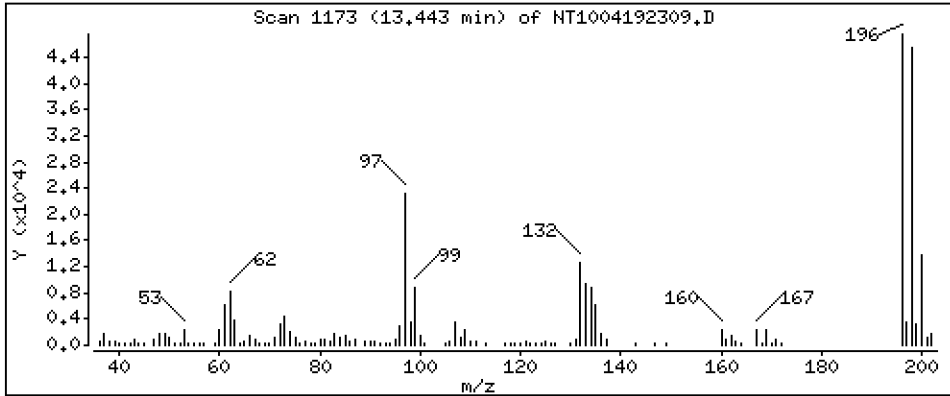
Operator: VTS

Column phase: ZB-5msi

Column diameter: 0.25

35 2,4,5-Trichlorophenol

Concentration: 2,151 ug/mL



Date : 19-APR-2023 16:27

Client ID:

Instrument: nt10.i

Sample Info: BLD0057-SRM1

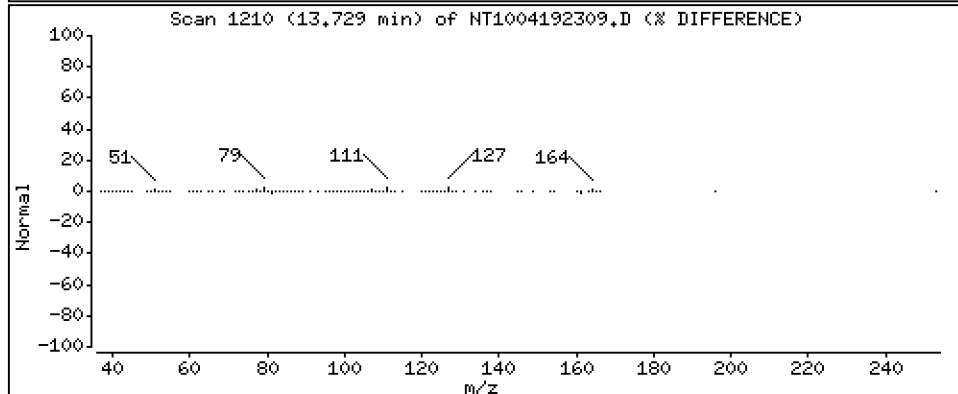
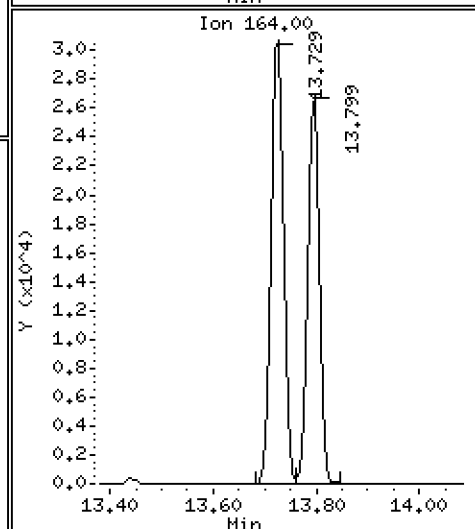
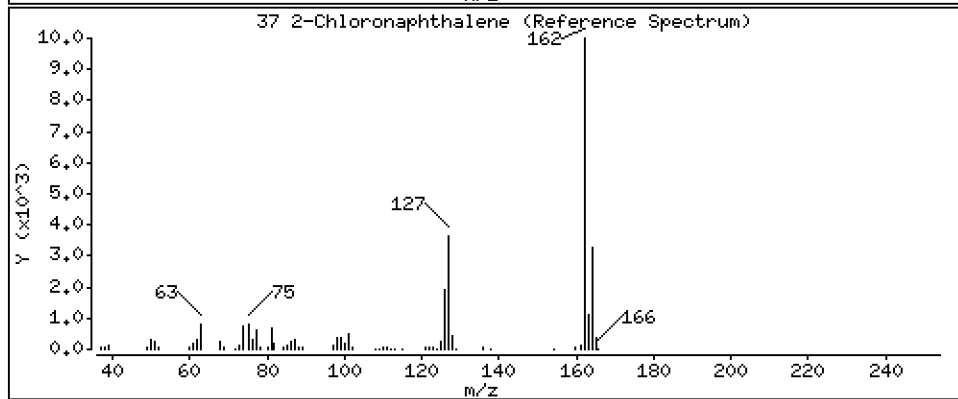
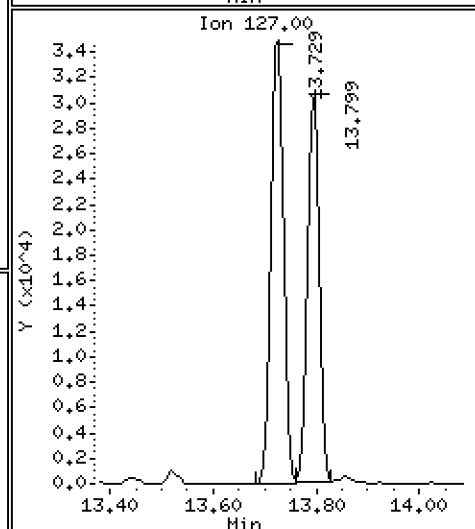
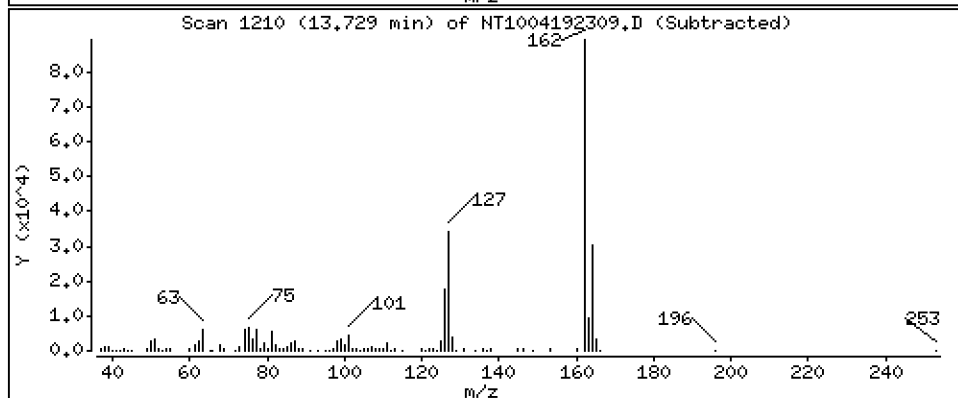
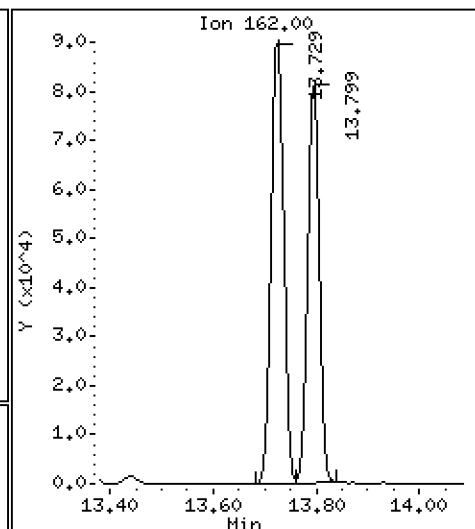
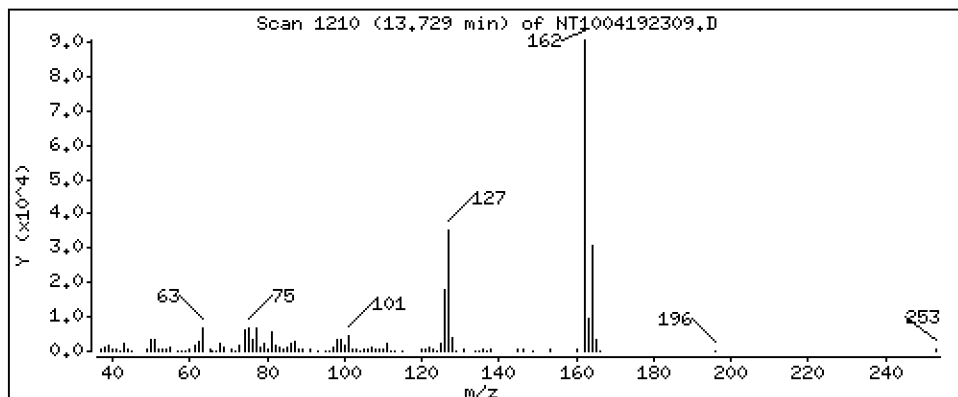
Operator: VTS

Column phase: ZB-5msi

Column diameter: 0,25

37 2-Chloronaphthalene

Concentration: 1,396 ug/mL



Date : 19-APR-2023 16:27

Client ID:

Instrument: nt10.i

Sample Info: BLD0057-SRM1

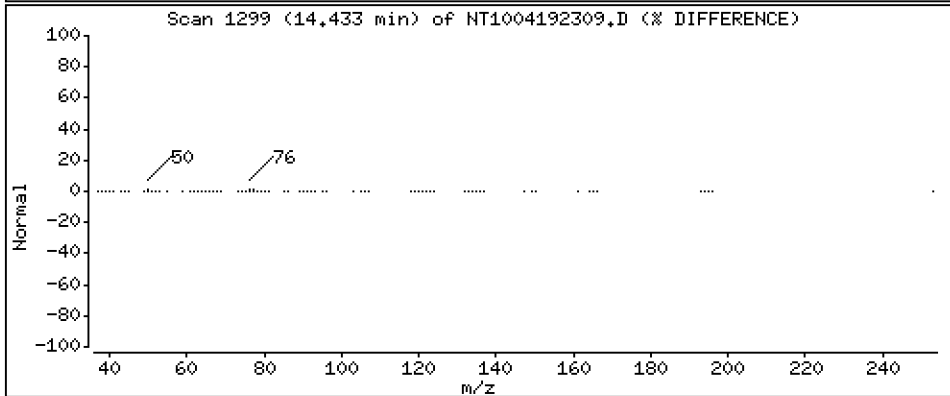
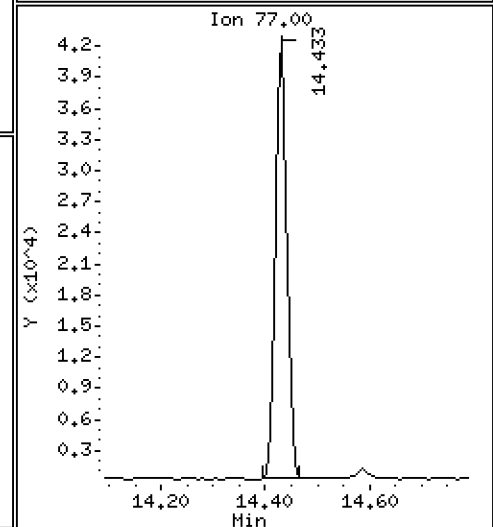
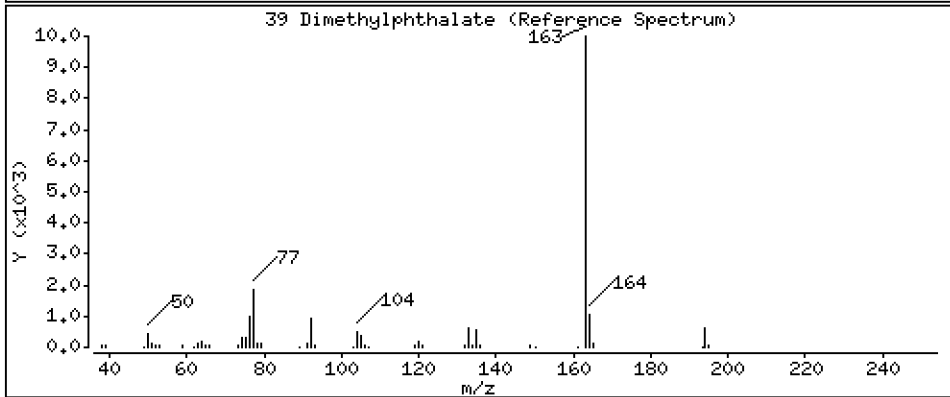
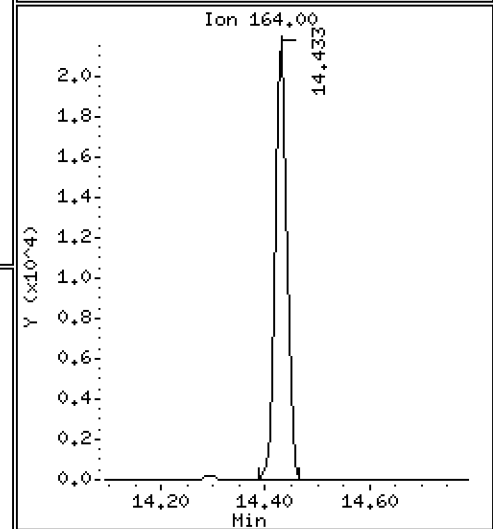
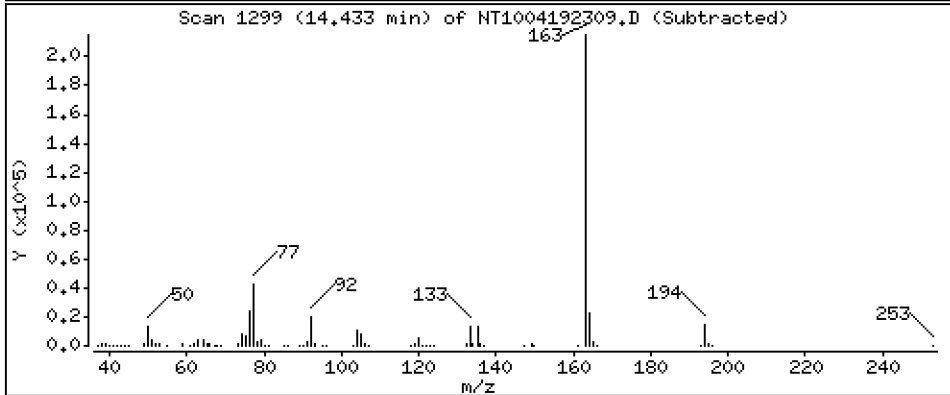
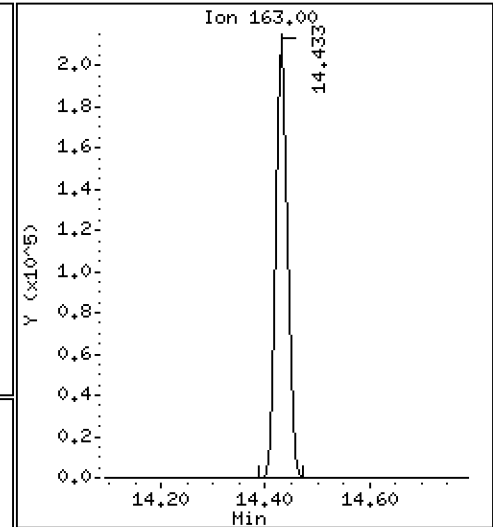
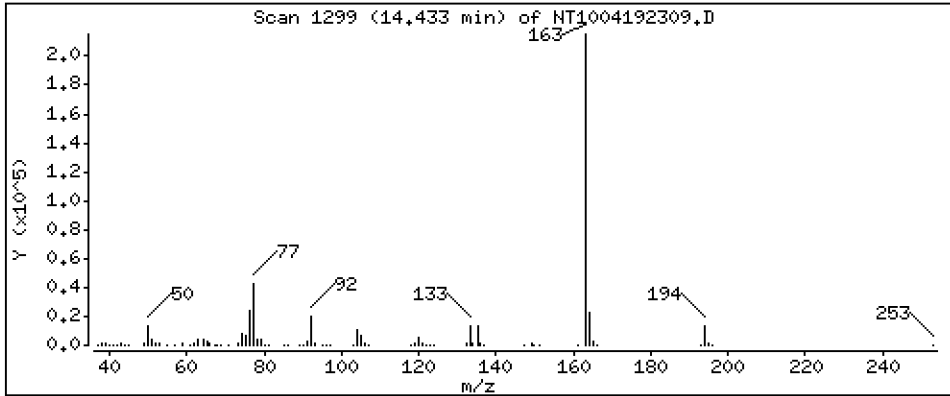
Operator: VTS

Column phase: ZB-5msi

Column diameter: 0,25

39 Dimethylphthalate

Concentration: 3,079 ug/mL



Date : 19-APR-2023 16:27

Client ID:

Instrument: nt10.i

Sample Info: BLD0057-SRM1

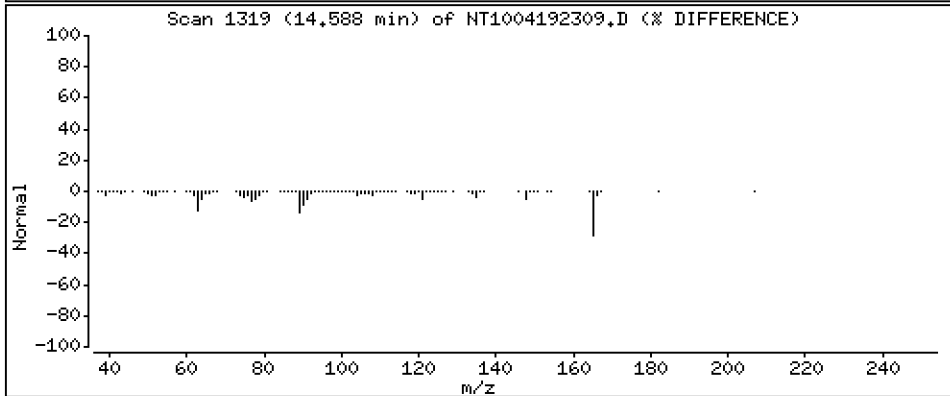
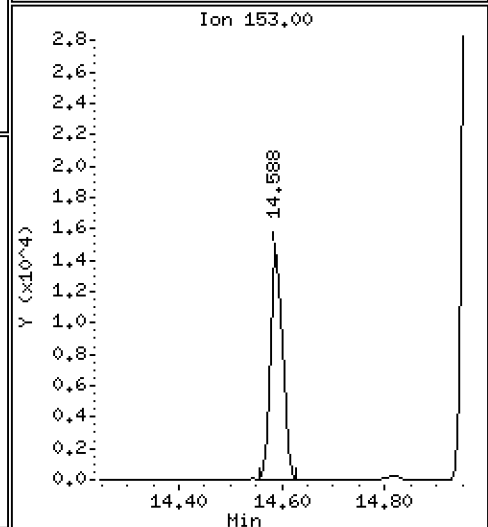
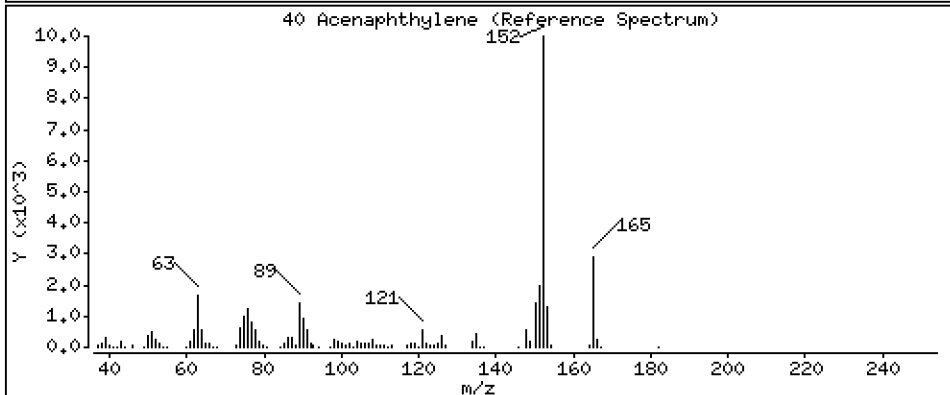
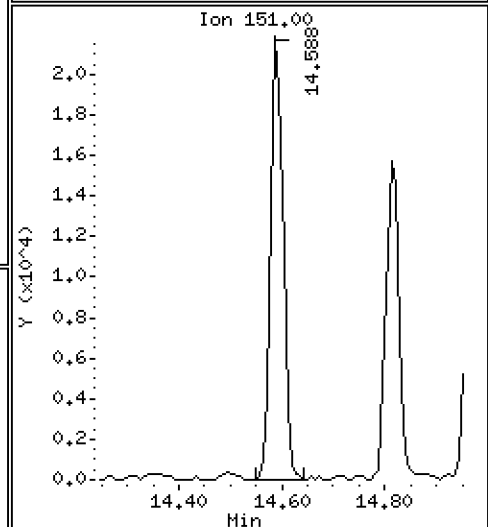
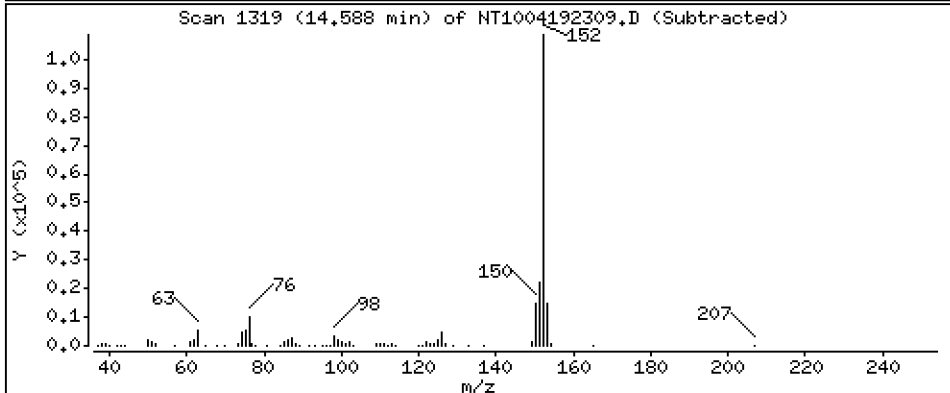
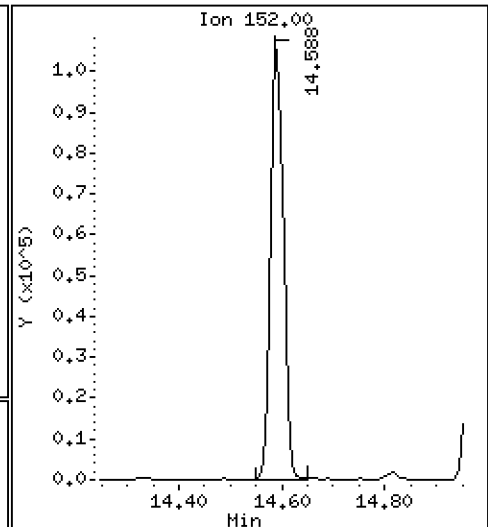
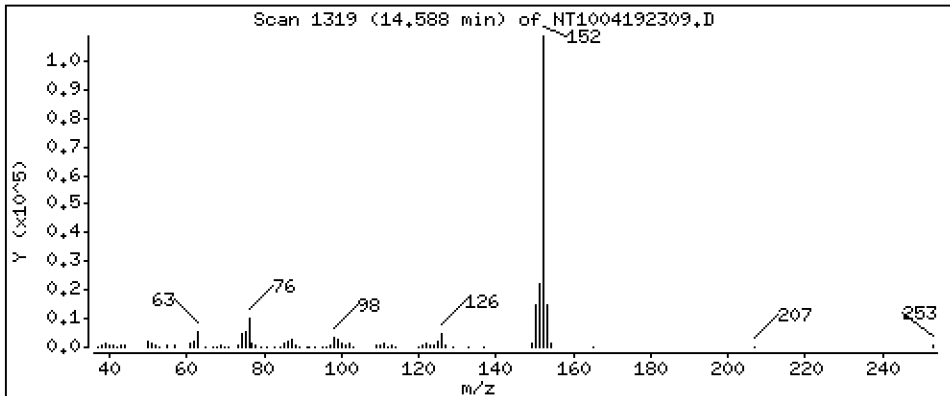
Operator: VTS

Column phase: ZB-5msi

Column diameter: 0,25

40 Acenaphthylene

Concentration: 1,081 ug/mL



Date : 19-APR-2023 16:27

Client ID:

Instrument: nt10.i

Sample Info: BLD0057-SRM1

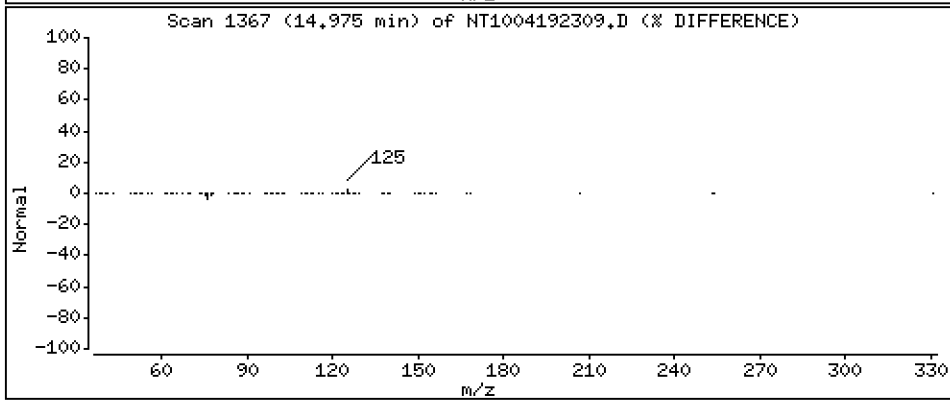
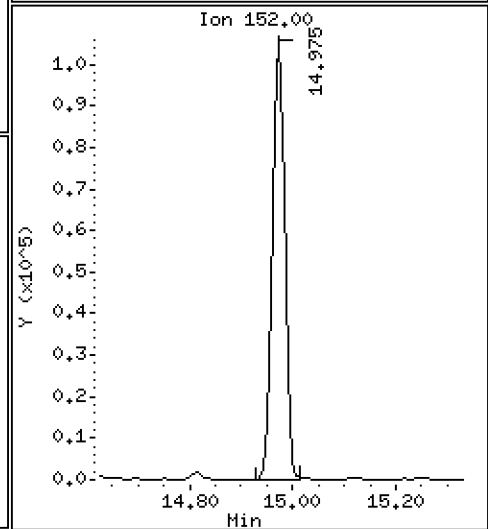
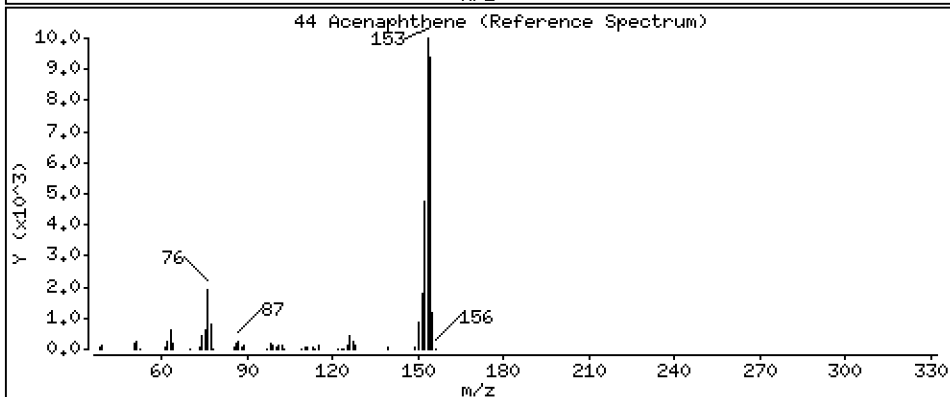
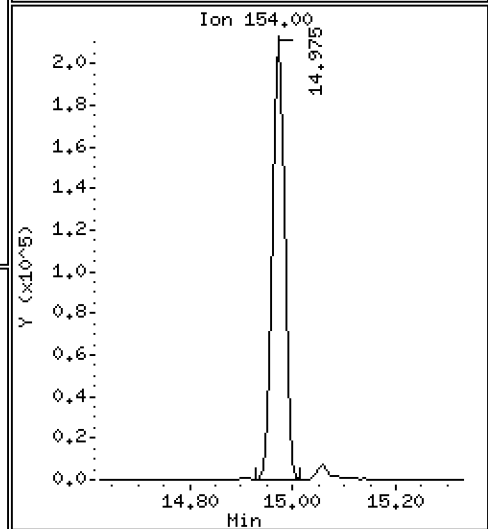
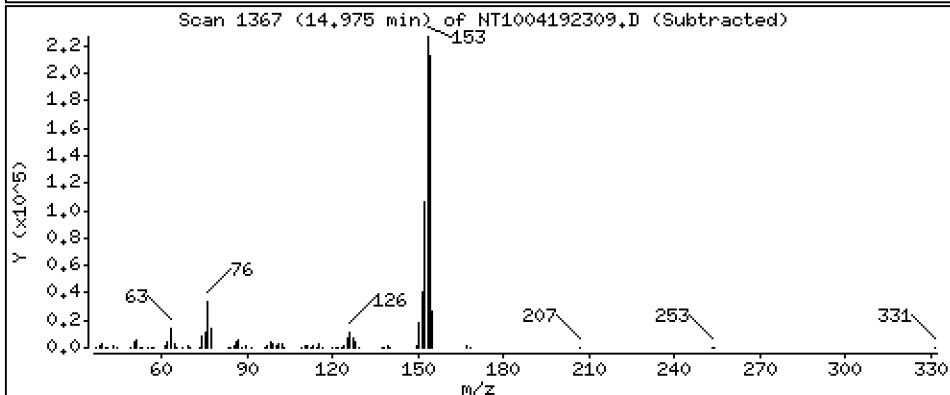
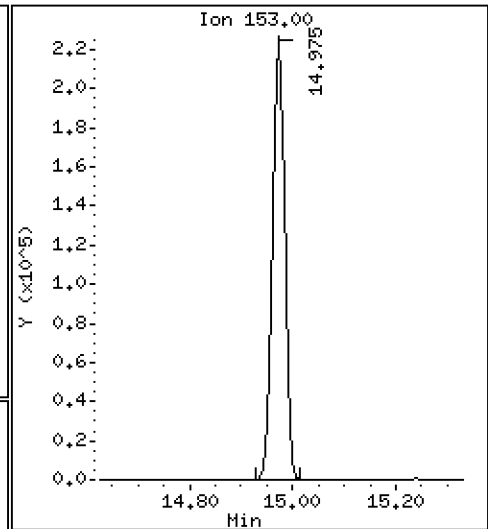
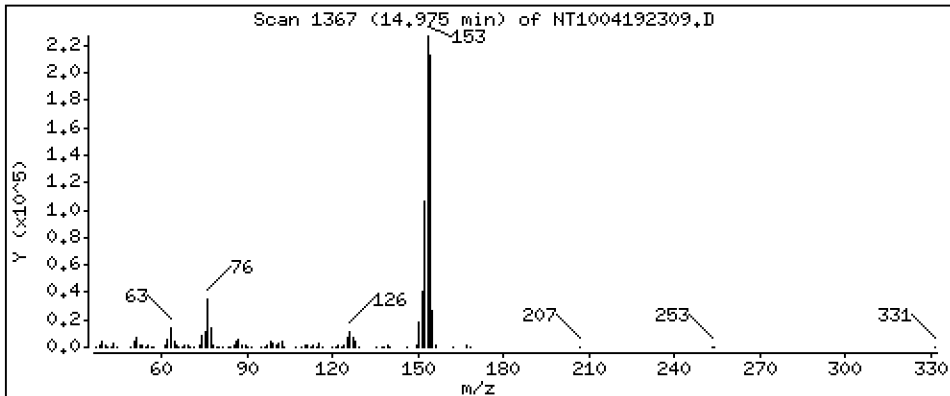
Operator: VTS

Column phase: ZB-5msi

Column diameter: 0,25

44 Acenaphthene

Concentration: 3,452 ug/mL



Date : 19-APR-2023 16:27

Client ID:

Instrument: nt10.i

Sample Info: BLD0057-SRM1

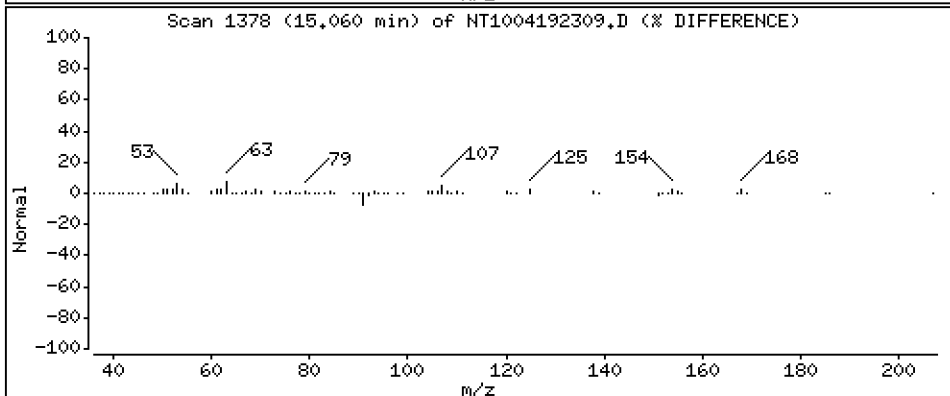
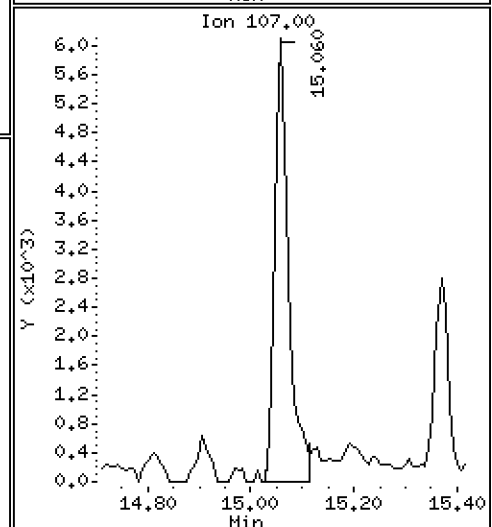
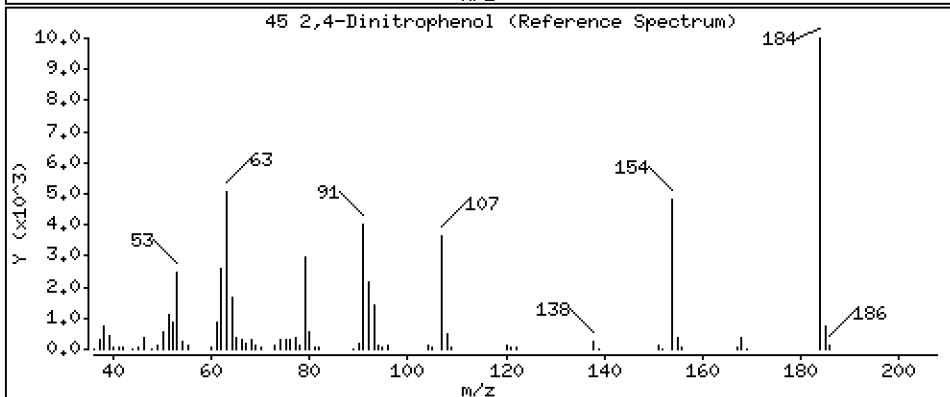
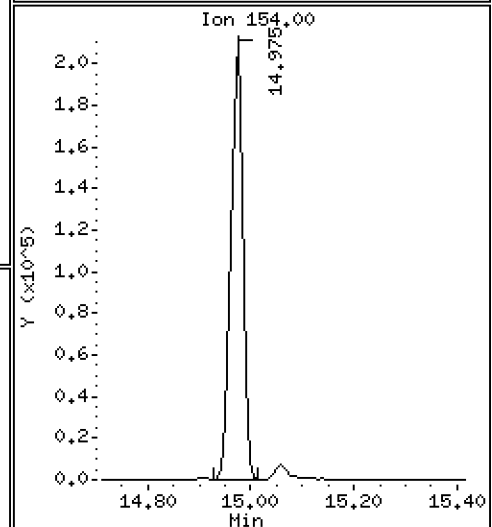
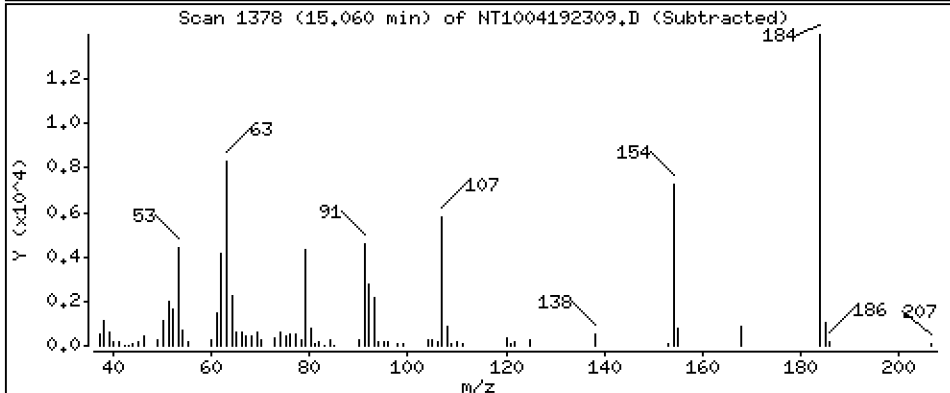
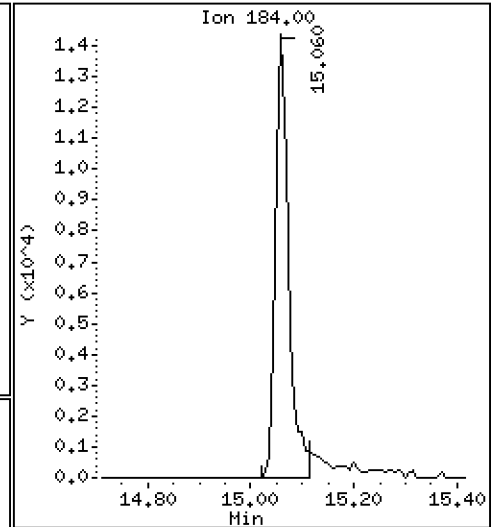
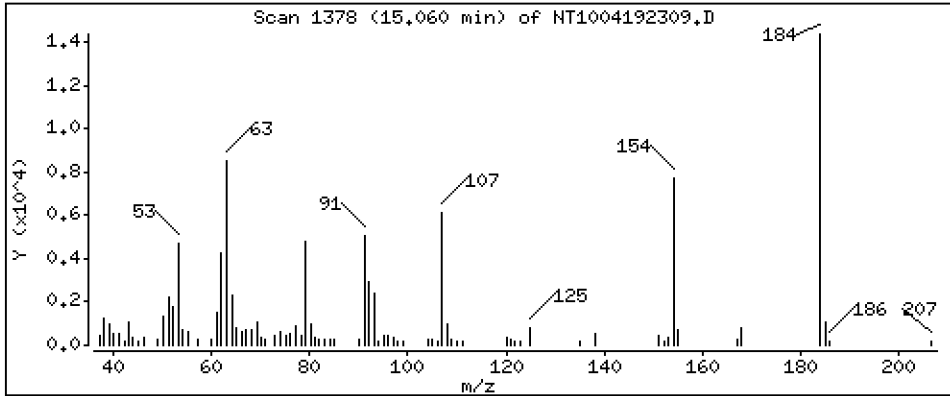
Operator: VTS

Column phase: ZB-5msi

Column diameter: 0,25

45 2,4-Dinitrophenol

Concentration: 1,742 ug/mL



Date : 19-APR-2023 16:27

Client ID:

Instrument: nt10.i

Sample Info: BLD0057-SRM1

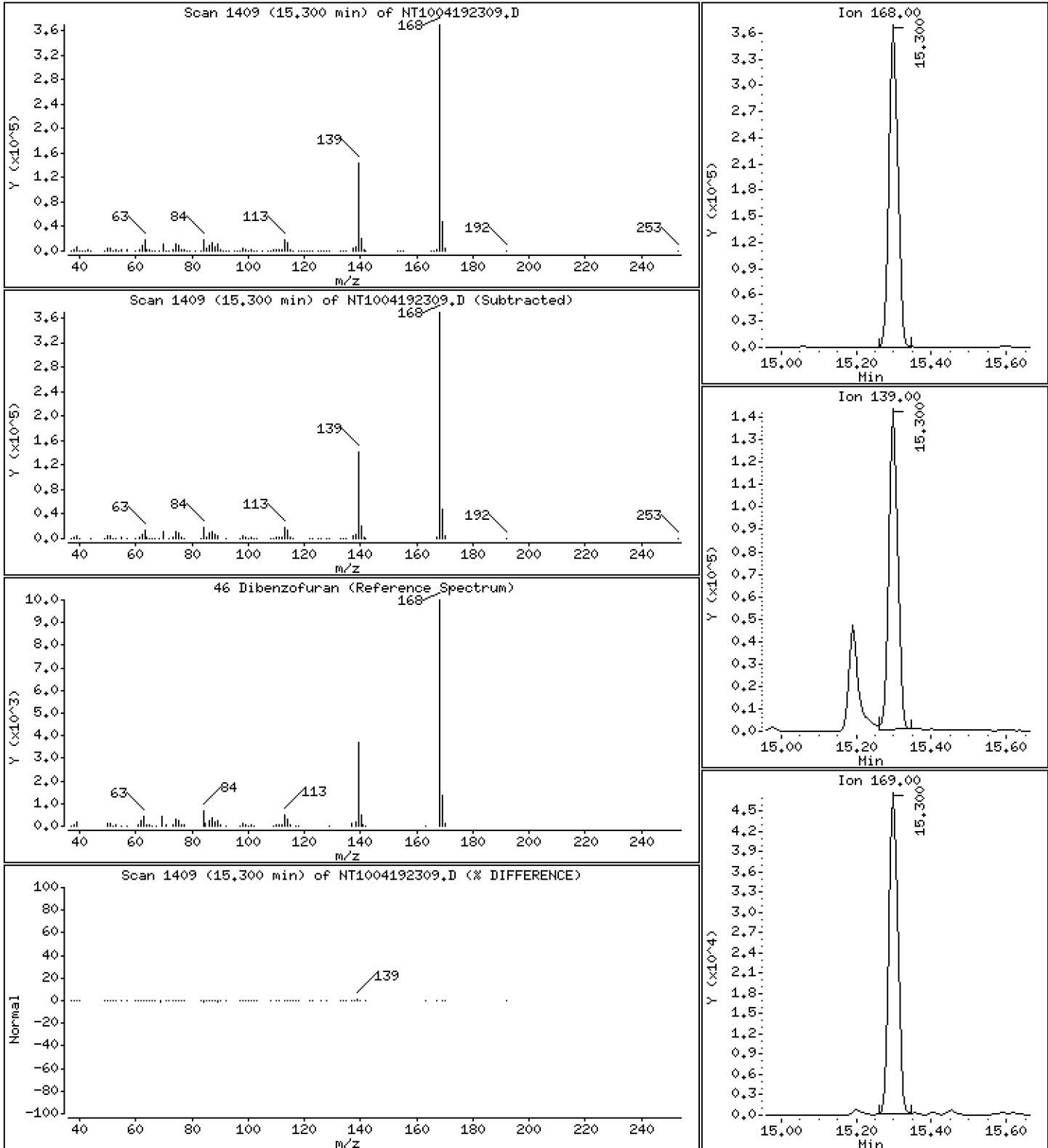
Operator: VTS

Column phase: ZB-5msi

Column diameter: 0,25

46 Dibenzofuran

Concentration: 3,923 ug/mL



Date : 19-APR-2023 16:27

Client ID:

Instrument: nt10.i

Sample Info: BLD0057-SRM1

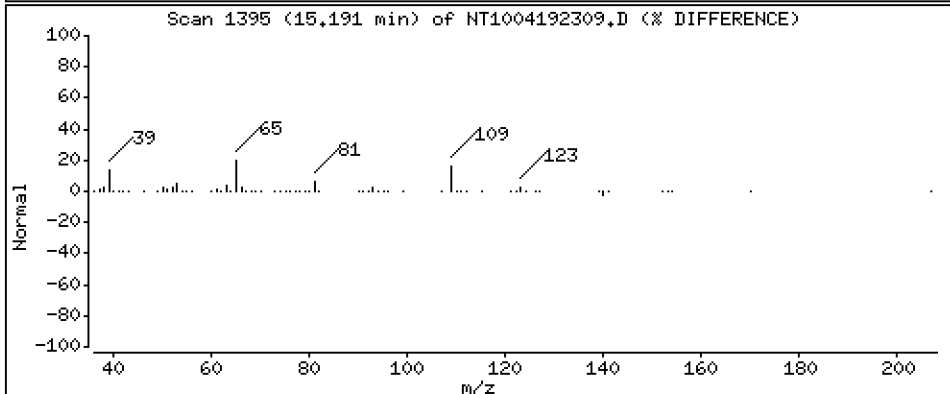
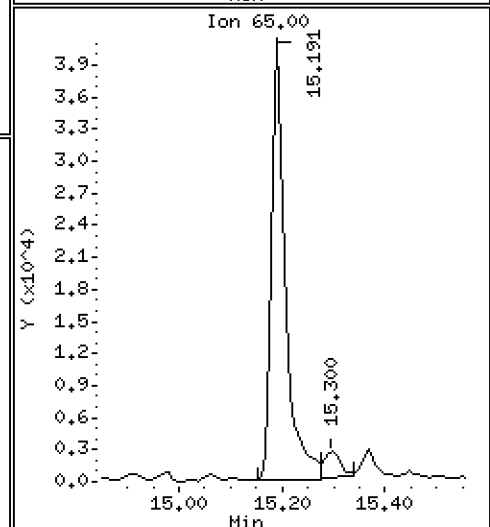
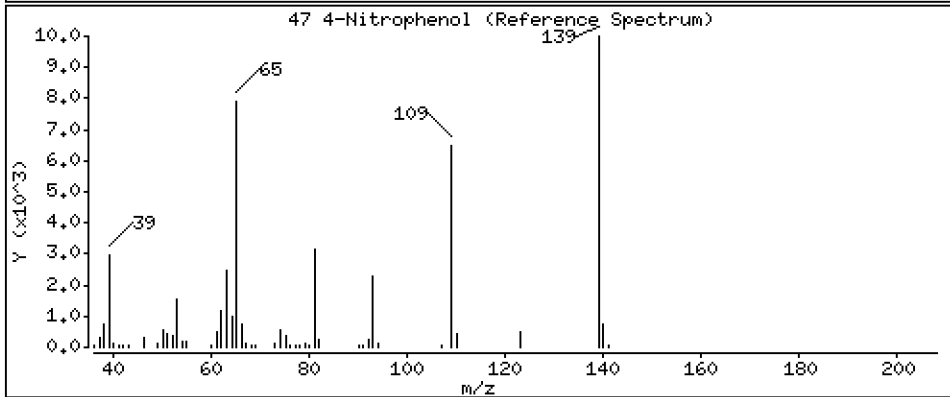
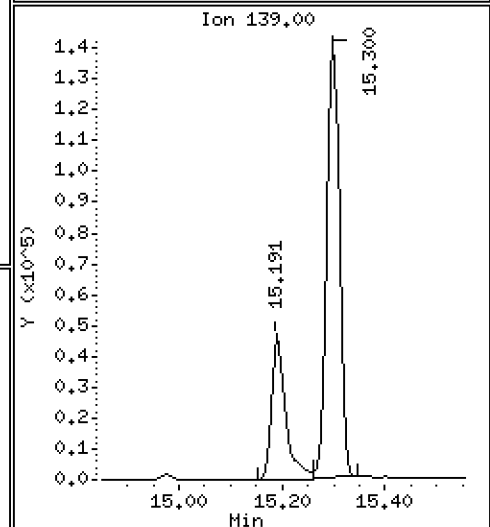
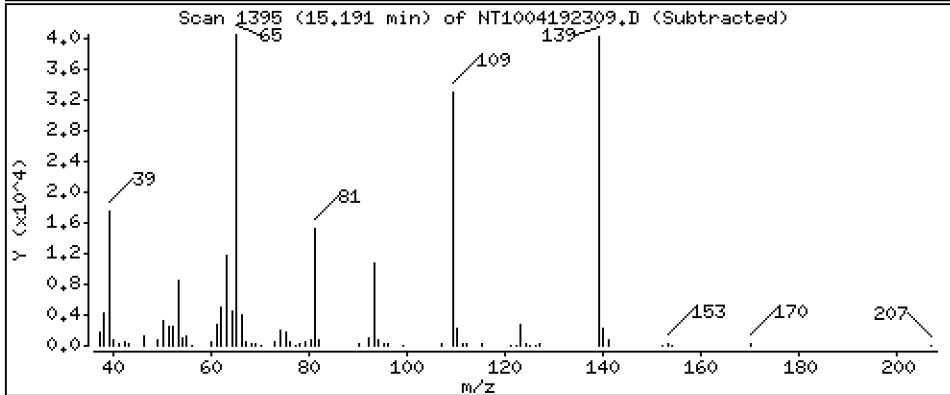
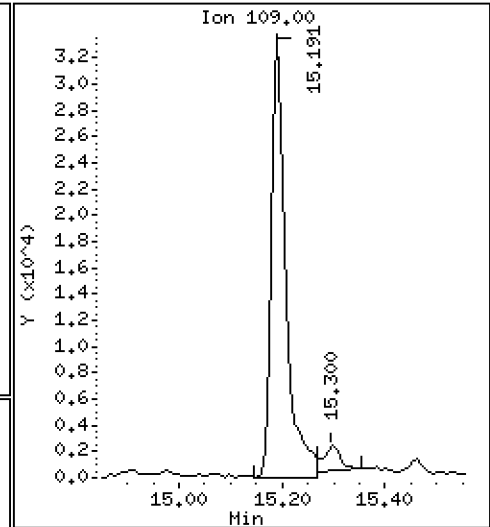
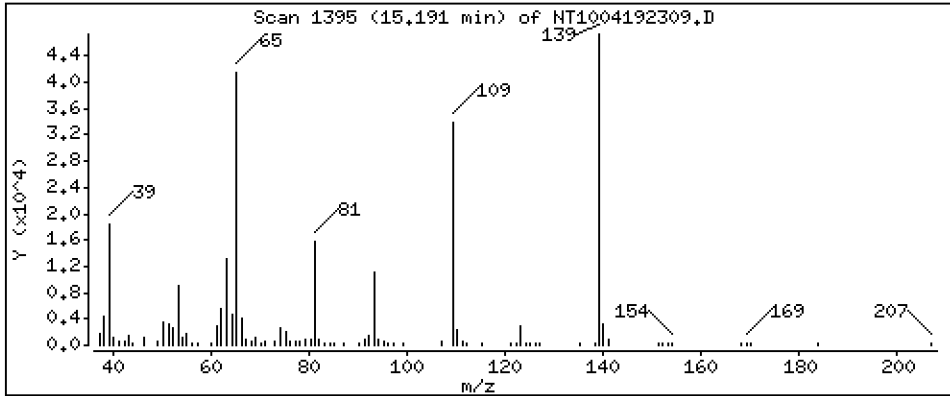
Operator: VTS

Column phase: ZB-5msi

Column diameter: 0,25

47 4-Nitrophenol

Concentration: 3,966 ug/mL



Date : 19-APR-2023 16:27

Client ID:

Instrument: nt10.i

Sample Info: BLD0057-SRM1

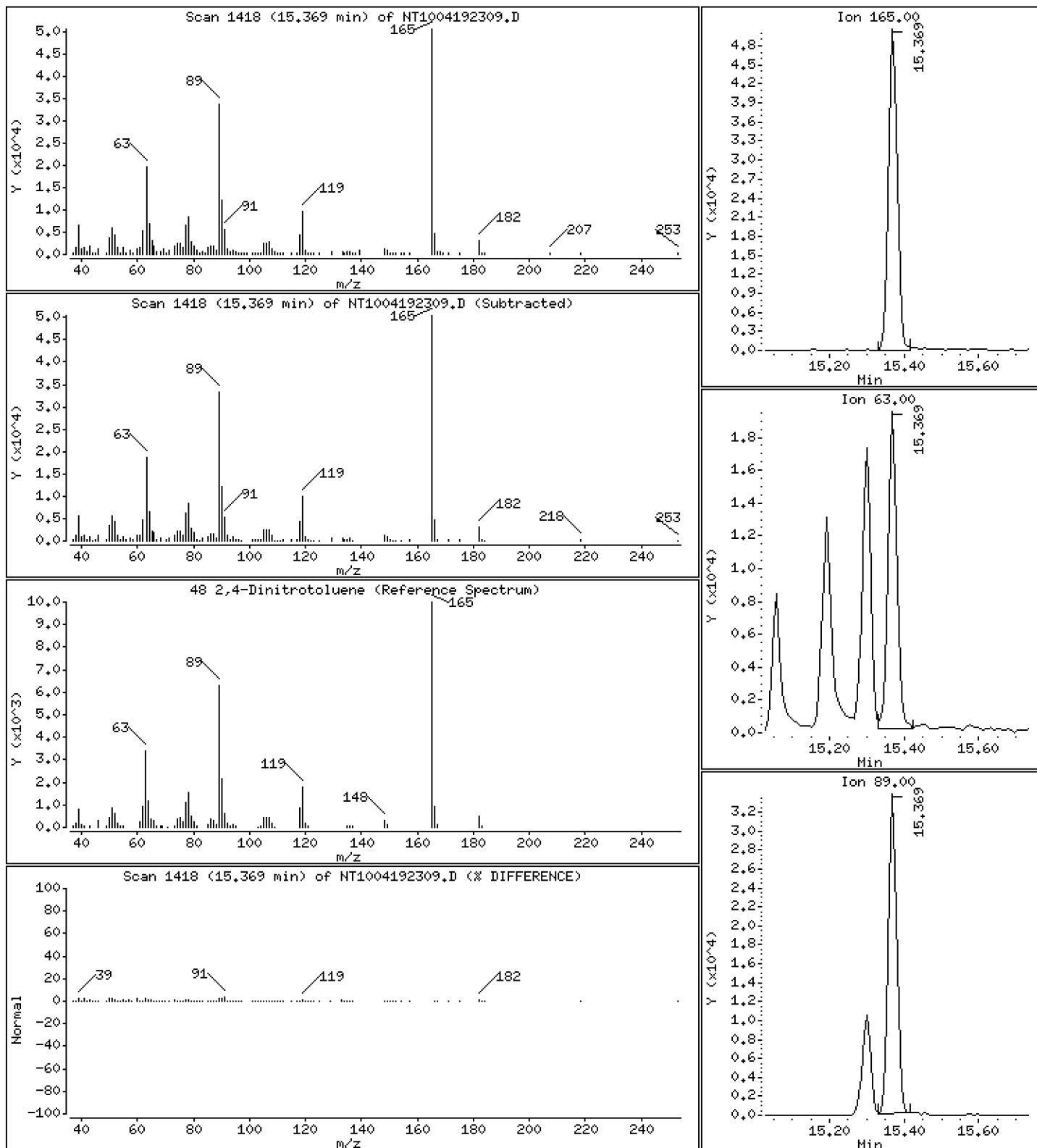
Operator: VTS

Column phase: ZB-5msi

Column diameter: 0,25

48 2,4-Dinitrotoluene

Concentration: 2,322 ug/mL



Date : 19-APR-2023 16:27

Client ID:

Instrument: nt10.i

Sample Info: BLD0057-SRM1

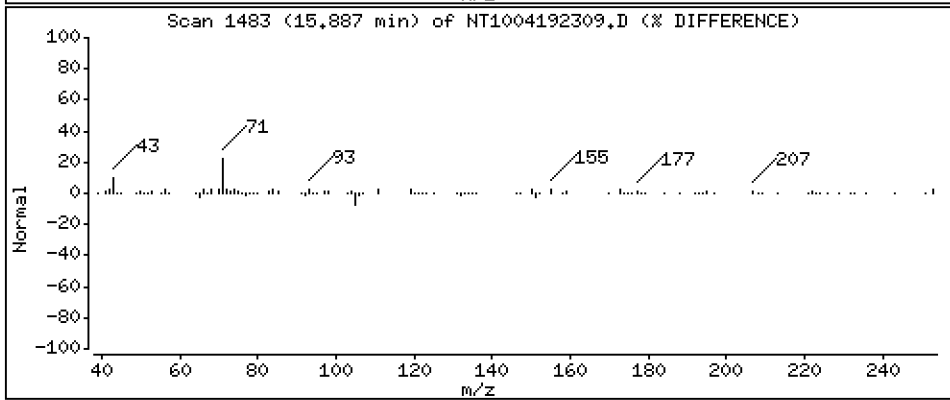
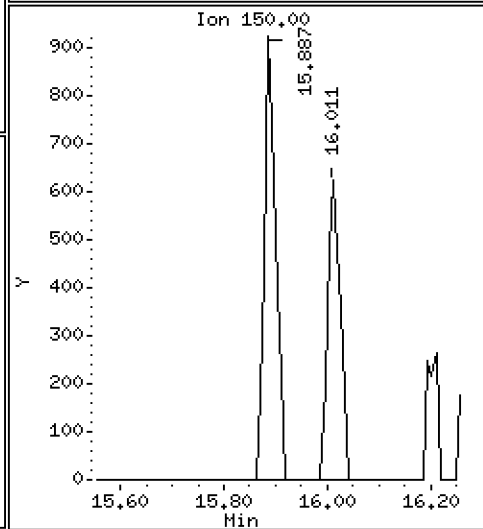
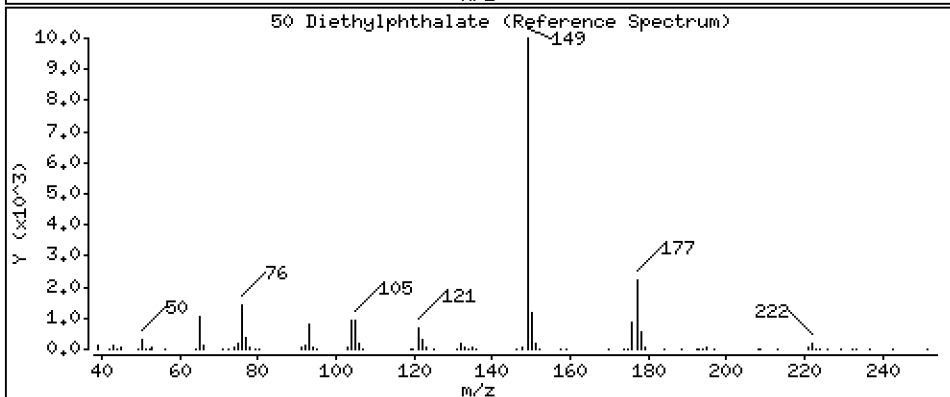
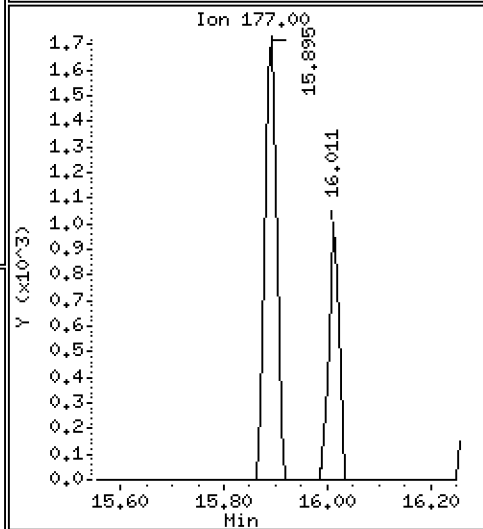
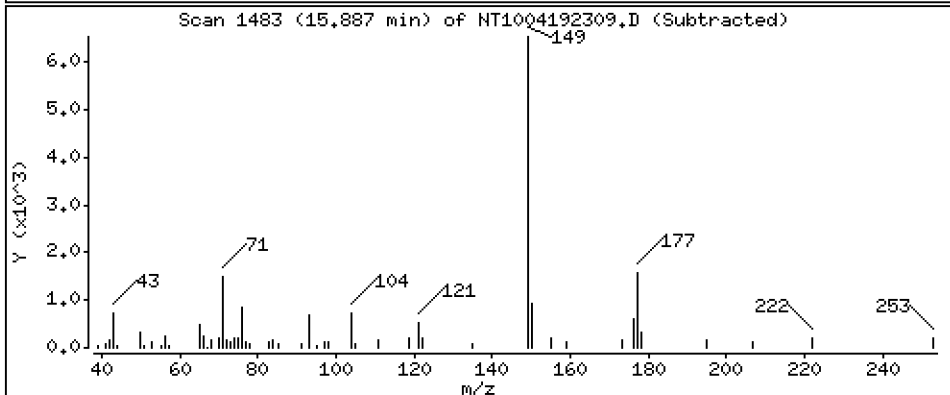
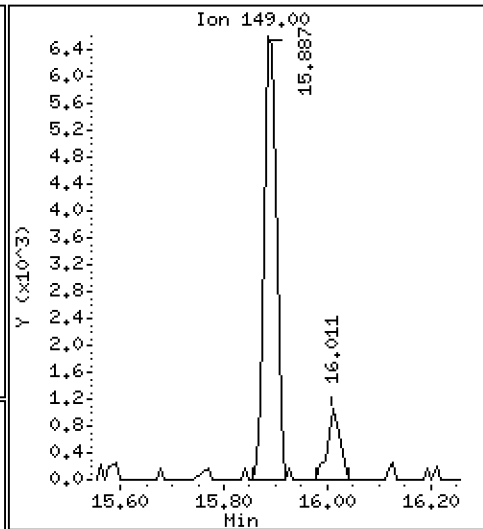
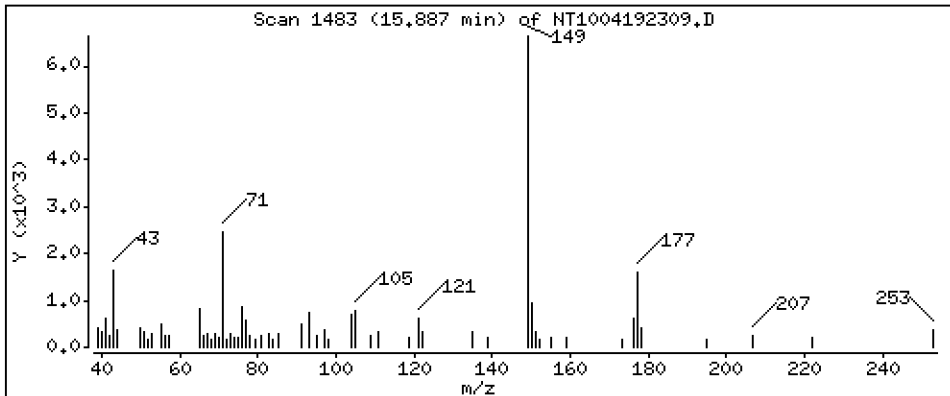
Operator: VTS

Column phase: ZB-5msi

Column diameter: 0,25

50 Diethylphthalate

Concentration: 0,1008 ug/mL



Date : 19-APR-2023 16:27

Client ID:

Instrument: nt10.i

Sample Info: BLD0057-SRM1

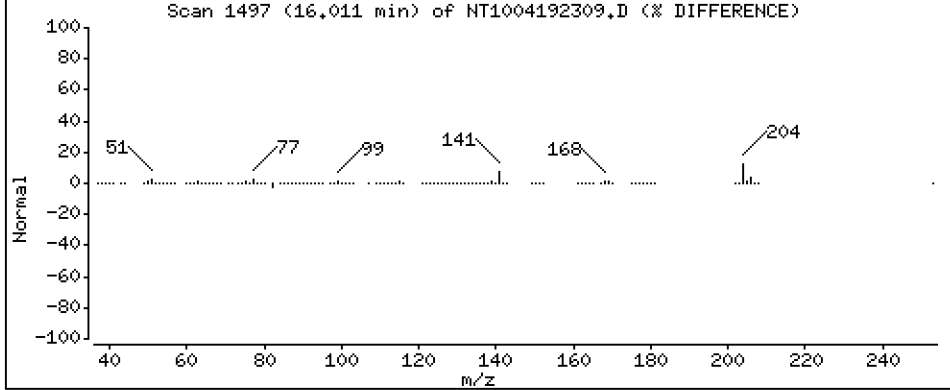
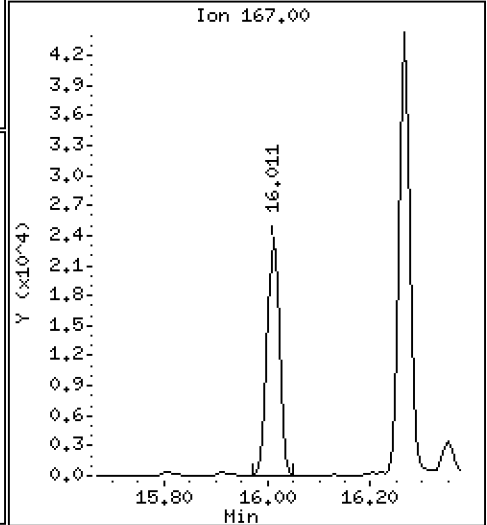
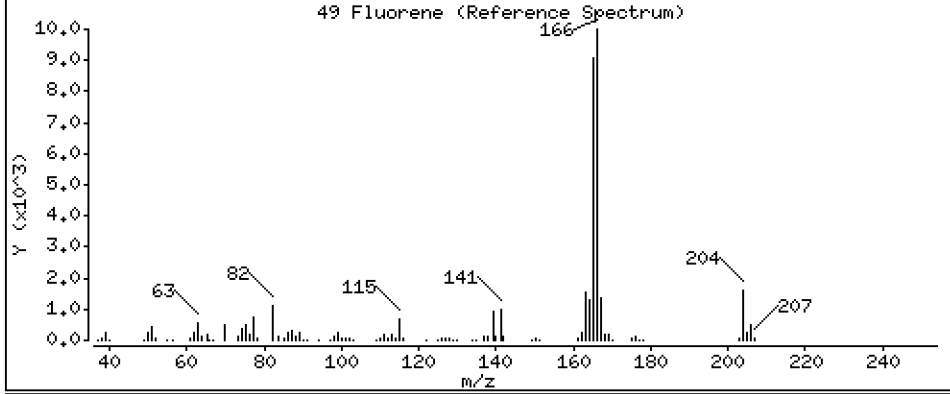
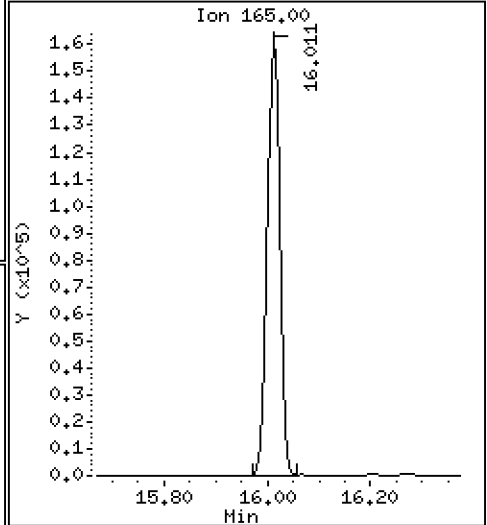
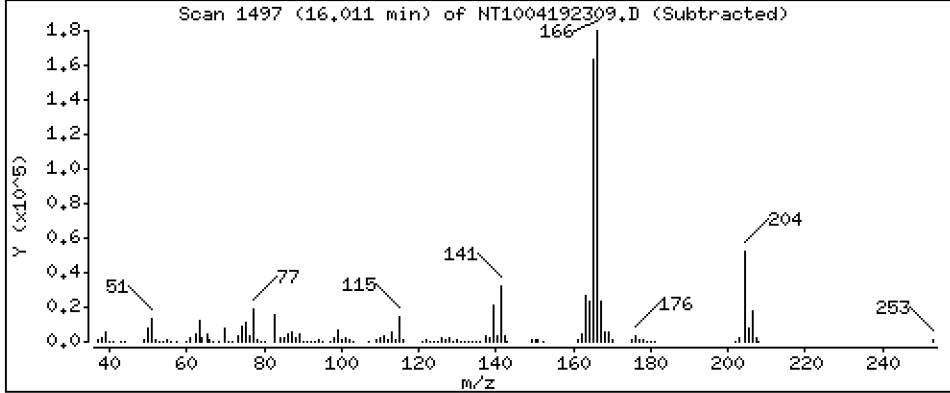
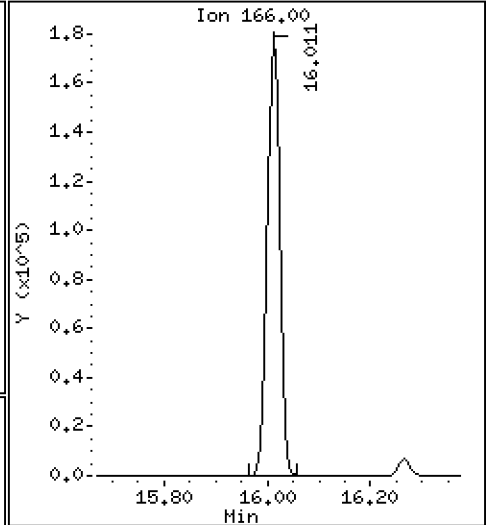
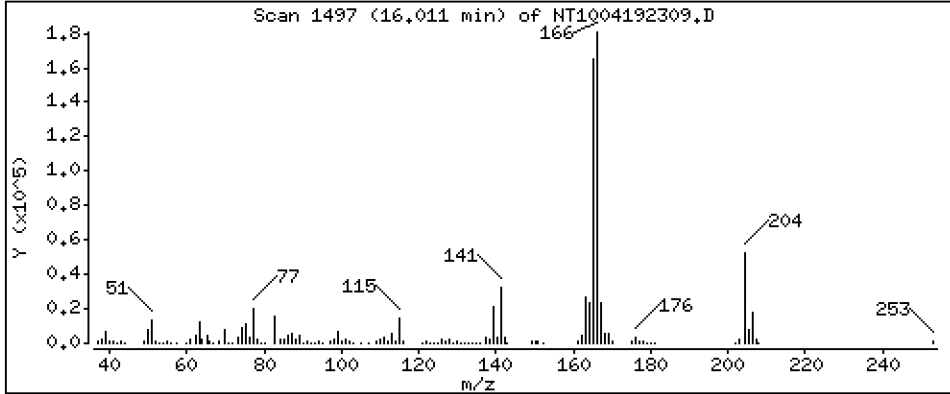
Operator: VTS

Column phase: ZB-5msi

Column diameter: 0,25

49 Fluorene

Concentration: 2,435 ug/mL



Date : 19-APR-2023 16:27

Client ID:

Instrument: nt10.i

Sample Info: BLD0057-SRM1

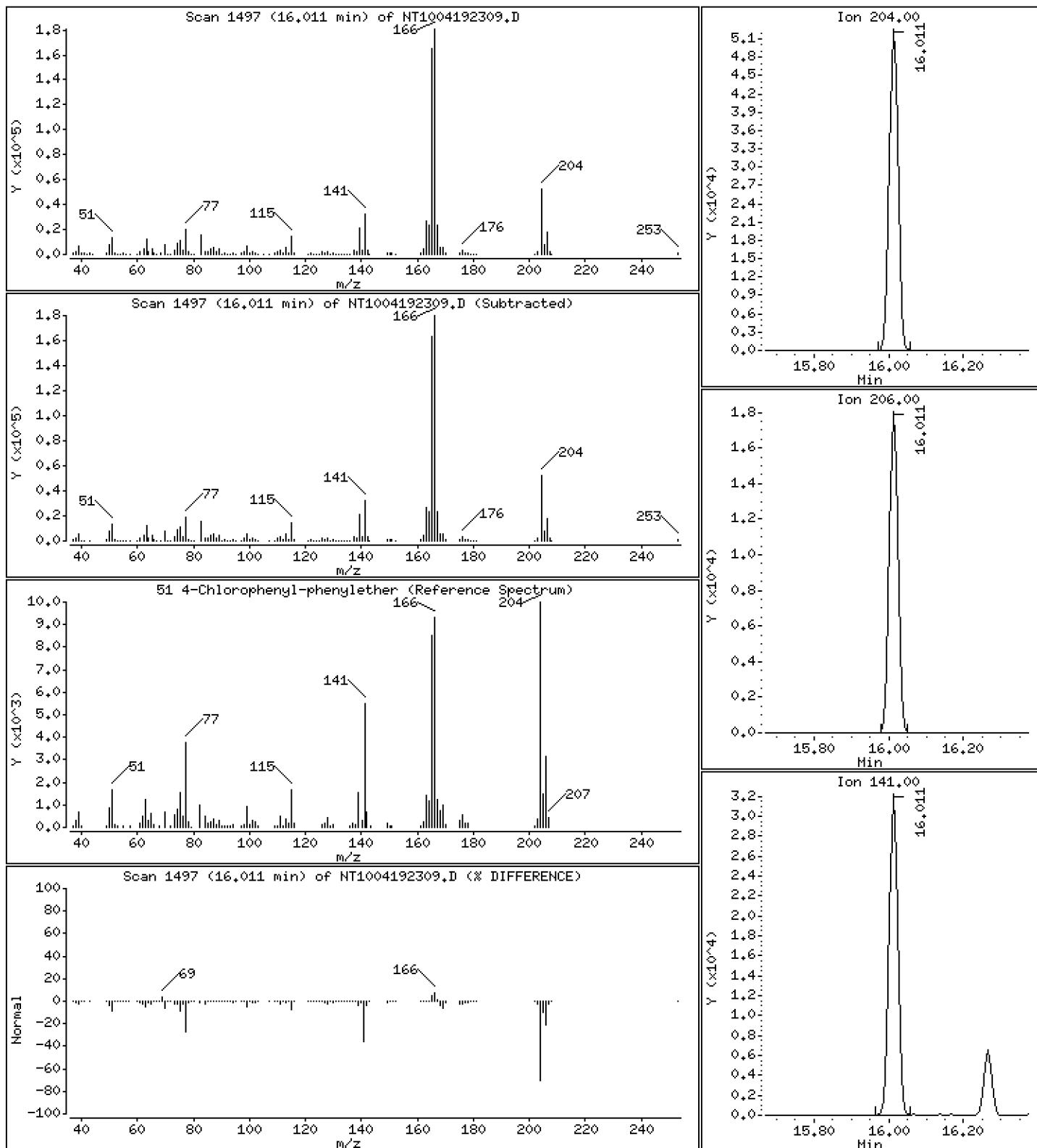
Operator: VTS

Column phase: ZB-5msi

Column diameter: 0,25

51 4-Chlorophenyl-phenylether

Concentration: 1,482 ug/mL



Date : 19-APR-2023 16:27

Client ID:

Instrument: nt10.i

Sample Info: BLD0057-SRM1

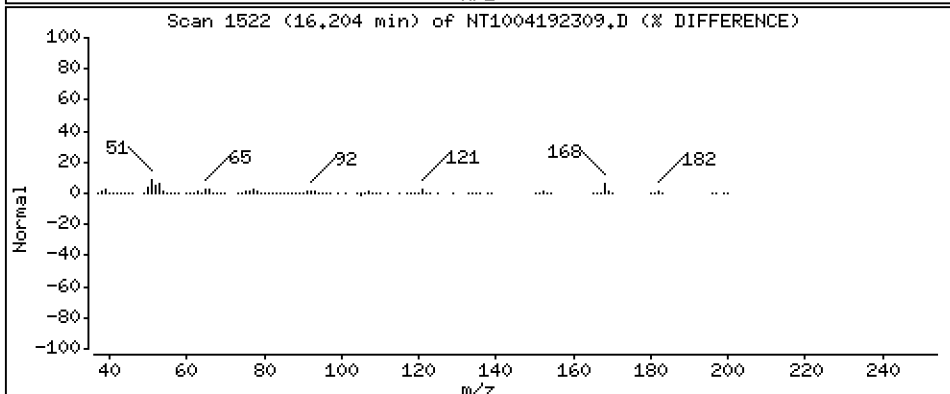
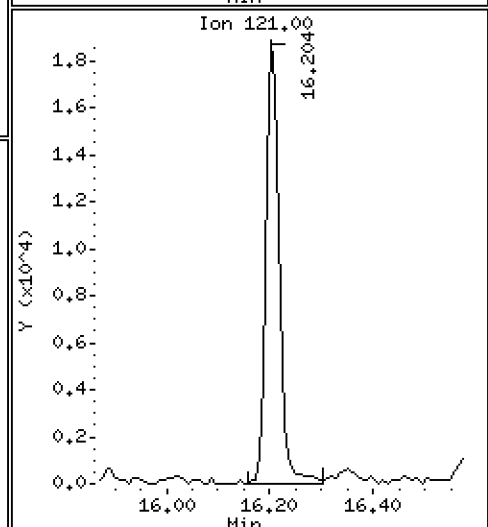
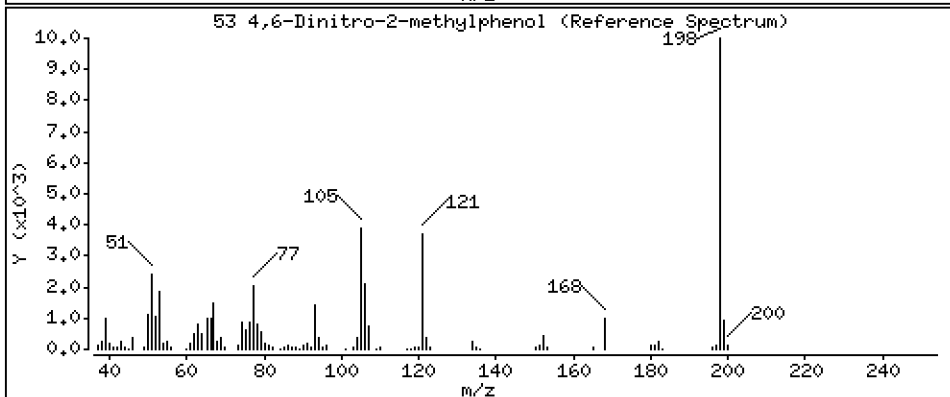
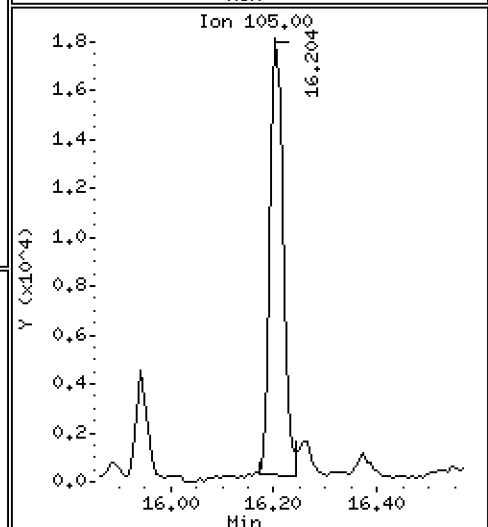
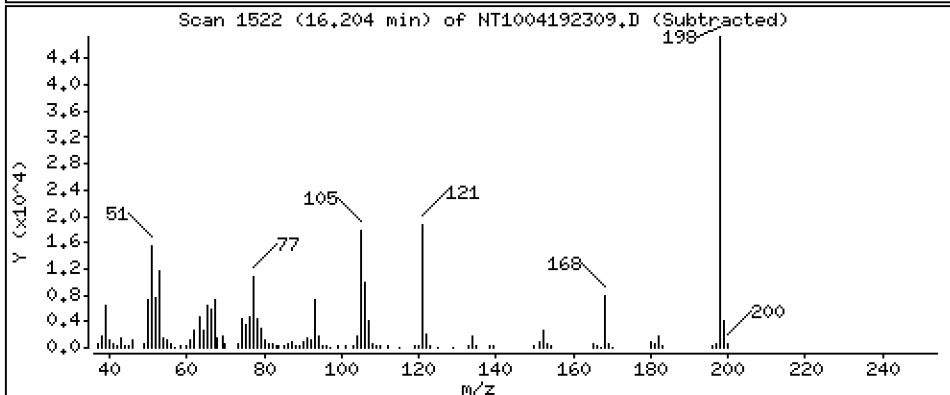
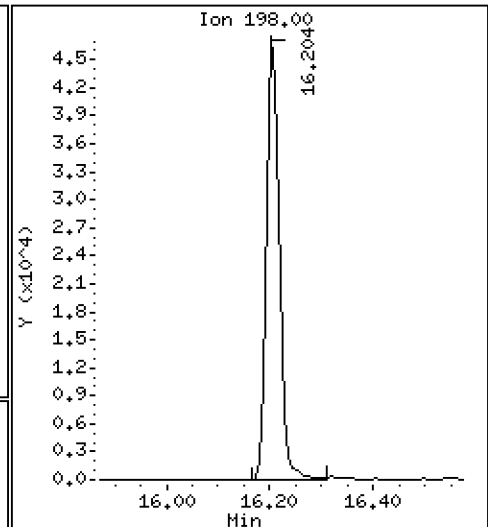
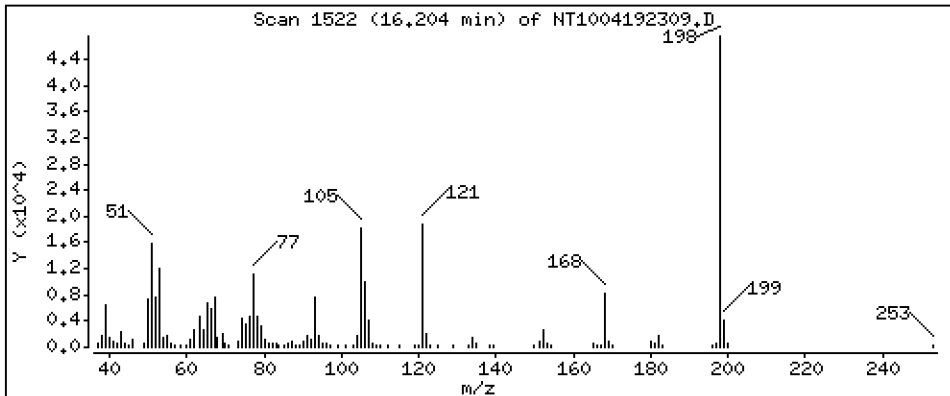
Operator: VTS

Column phase: ZB-5msi

Column diameter: 0,25

53 4,6-Dinitro-2-methylphenol

Concentration: 4,709 ug/mL



Date : 19-APR-2023 16:27

Client ID:

Instrument: nt10.i

Sample Info: BLD0057-SRM1

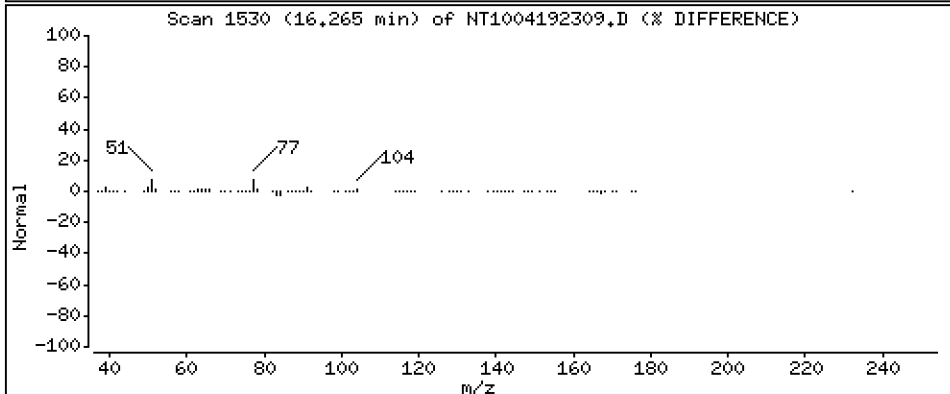
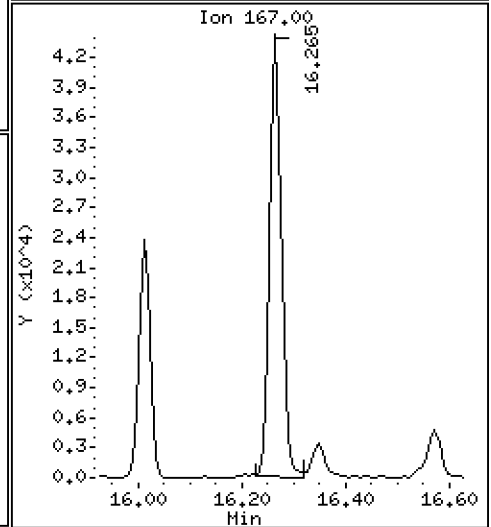
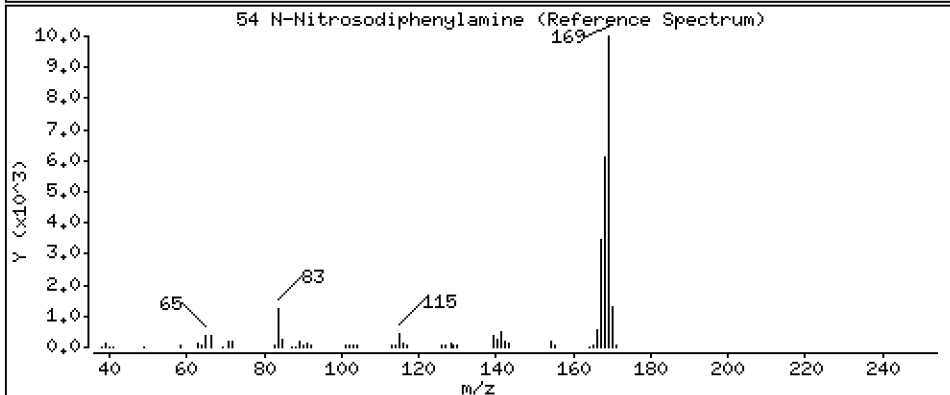
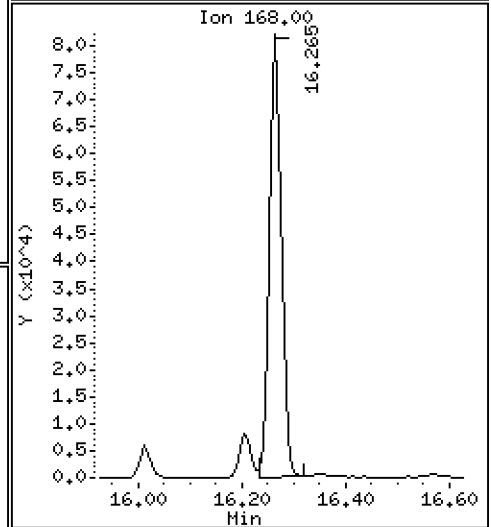
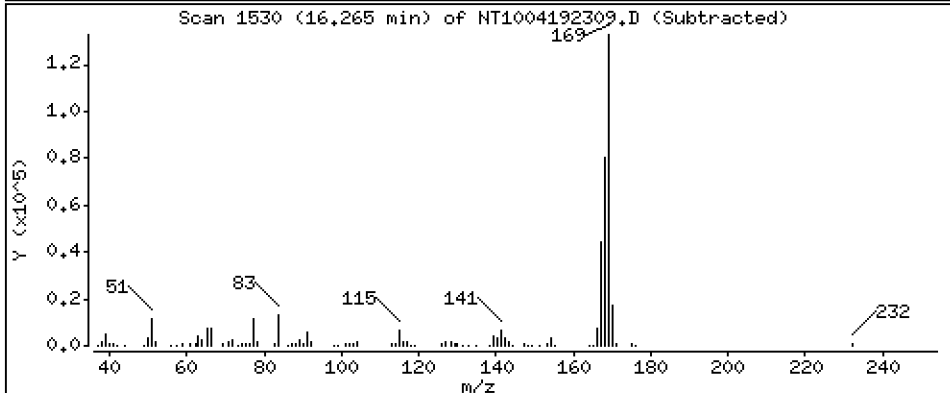
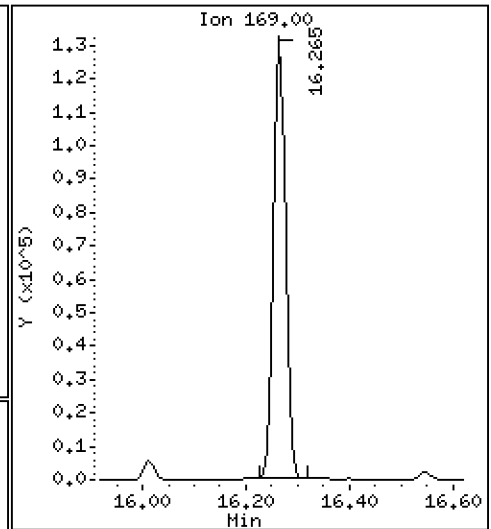
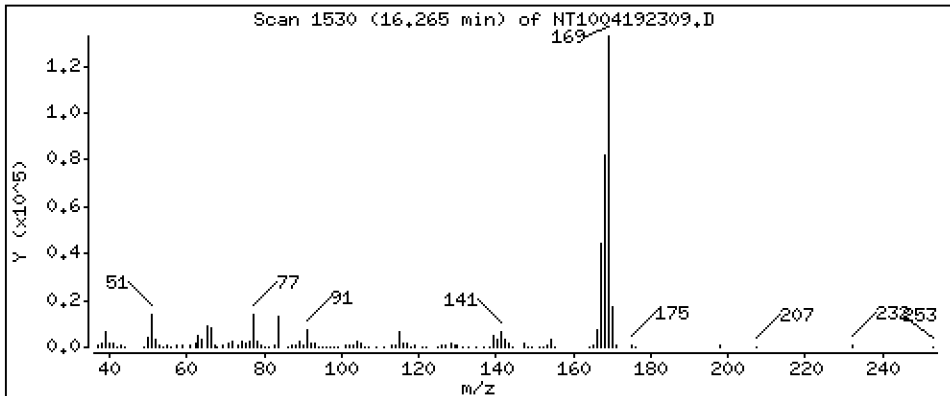
Operator: VTS

Column phase: ZB-5msi

Column diameter: 0,25

54 N-Nitrosodiphenylamine

Concentration: 2,723 ug/mL



Date : 19-APR-2023 16:27

Client ID:

Instrument: nt10.i

Sample Info: BLD0057-SRM1

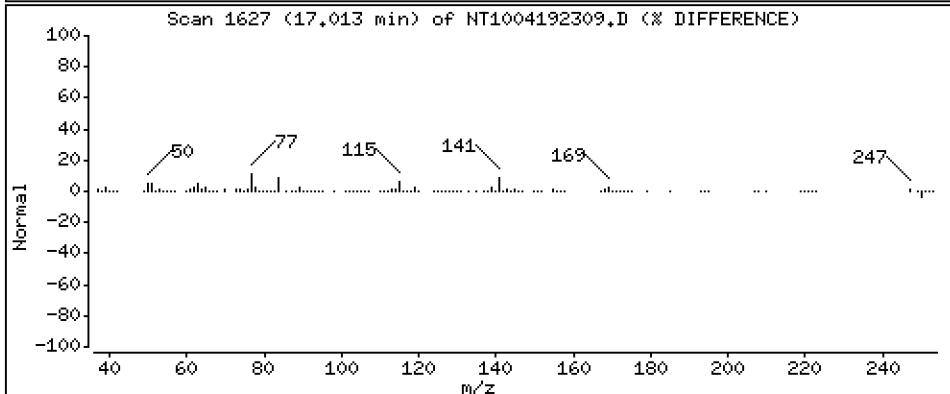
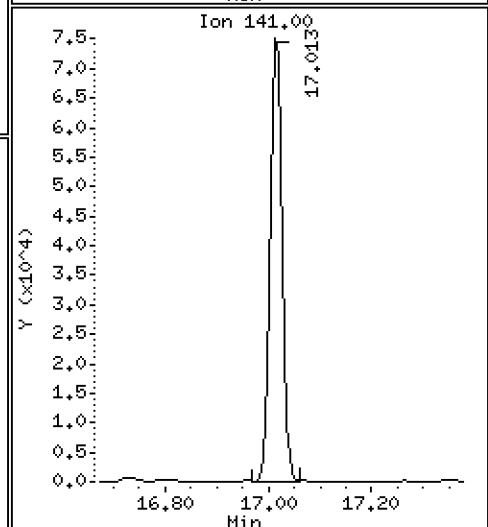
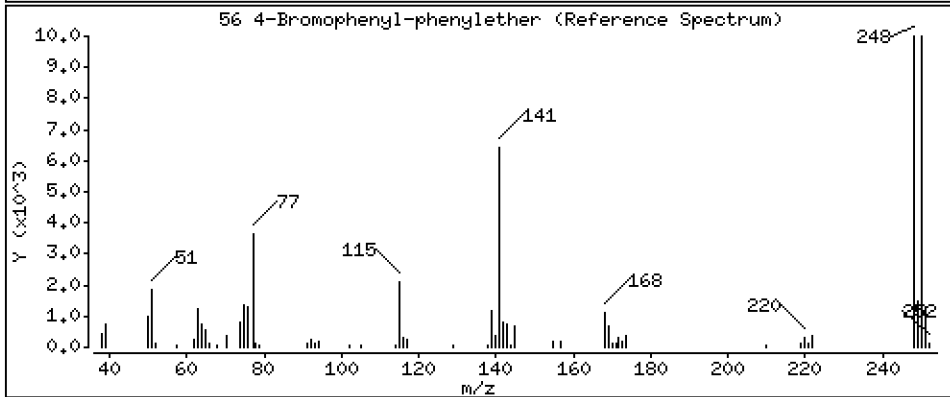
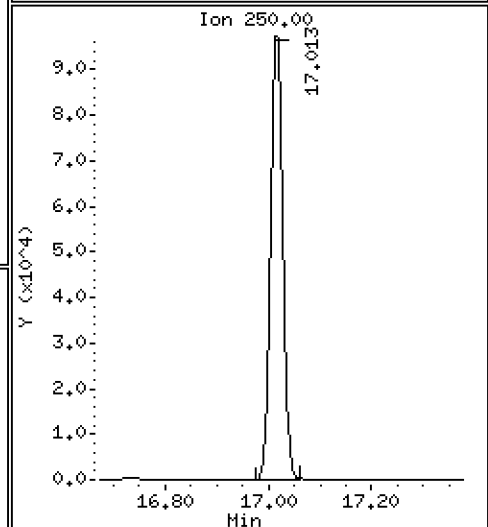
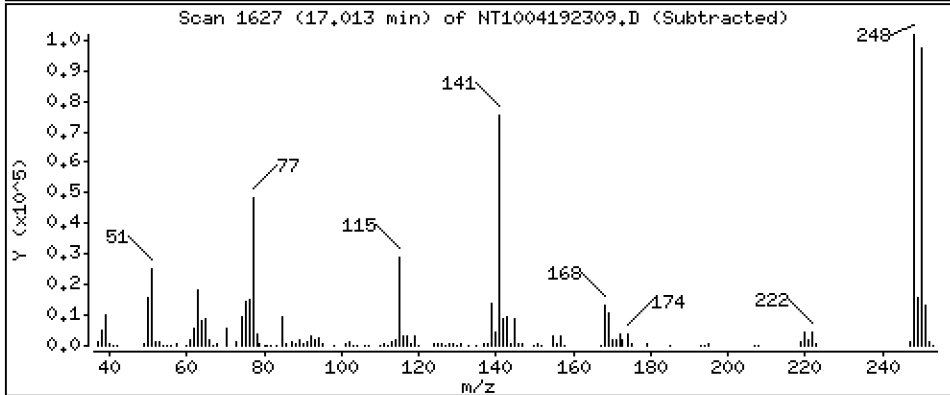
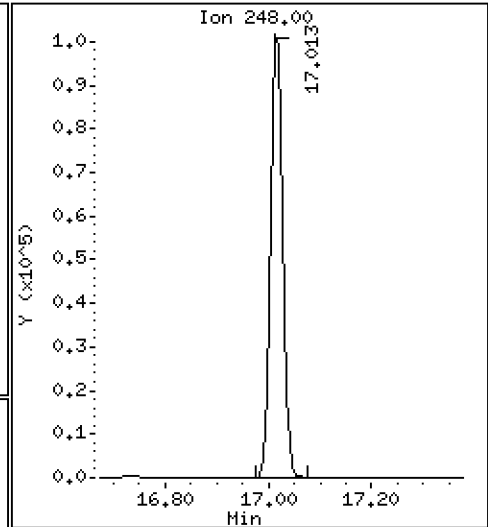
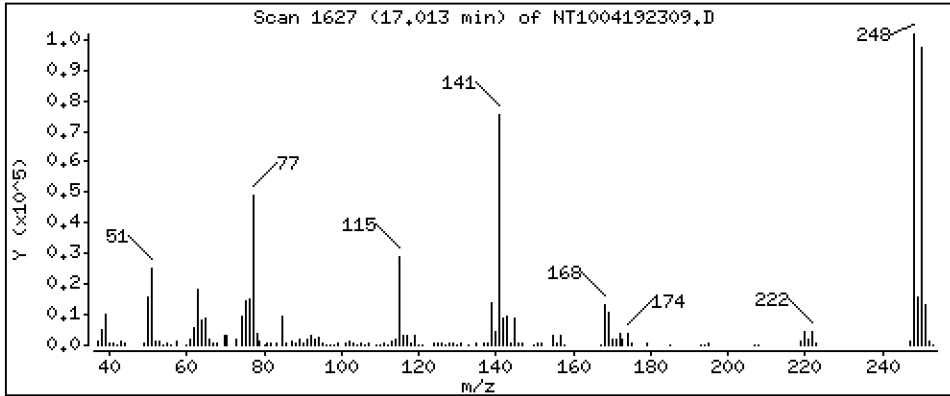
Operator: VTS

Column phase: ZB-5msi

Column diameter: 0,25

56 4-Bromophenyl-phenylether

Concentration: 5,577 ug/mL



Date : 19-APR-2023 16:27

Client ID:

Instrument: nt10.i

Sample Info: BLD0057-SRM1

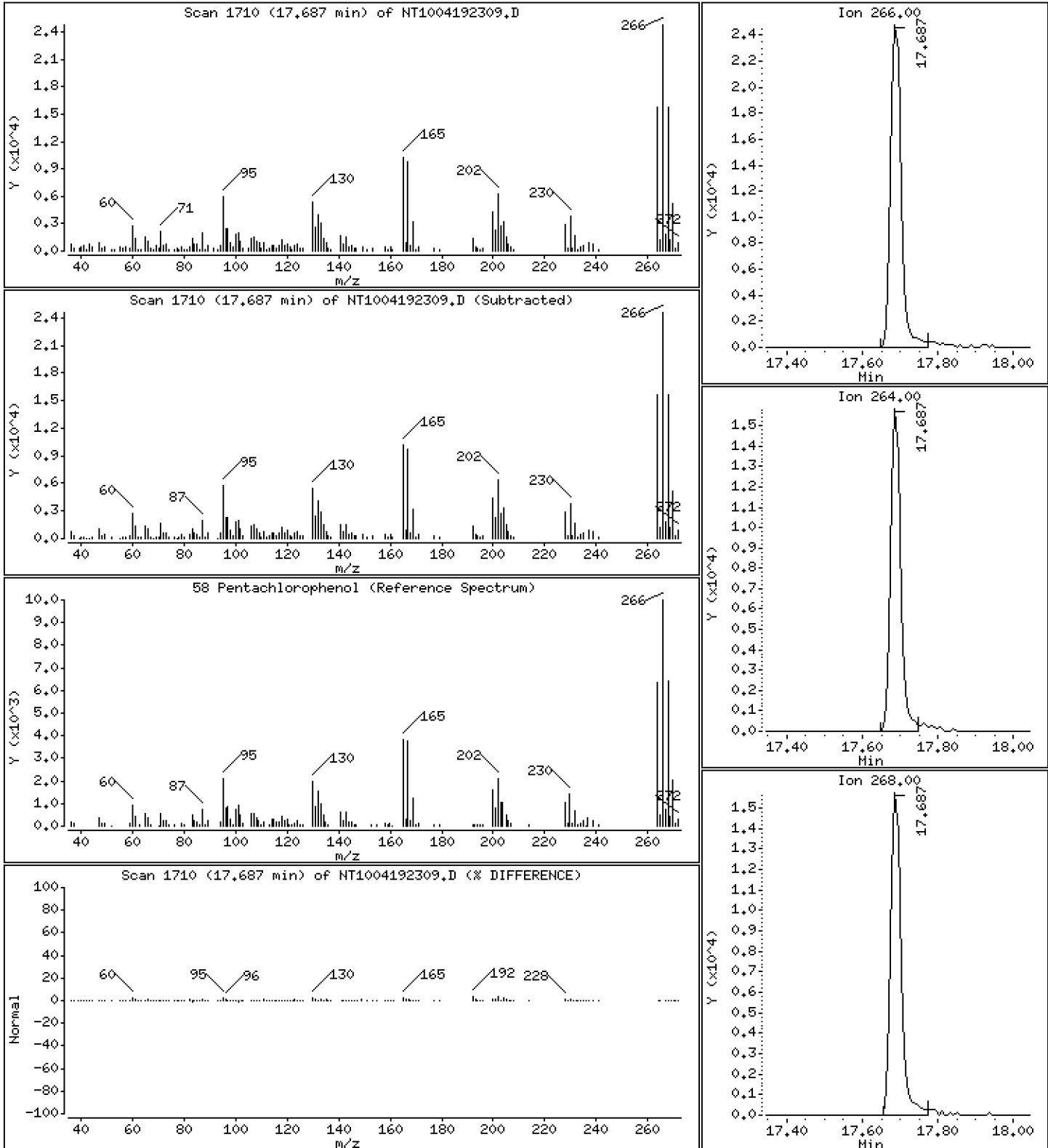
Operator: VTS

Column phase: ZB-5msi

Column diameter: 0,25

58 Pentachlorophenol

Concentration: 2,430 ug/mL



Date : 19-APR-2023 16:27

Client ID:

Instrument: nt10.i

Sample Info: BLD0057-SRM1

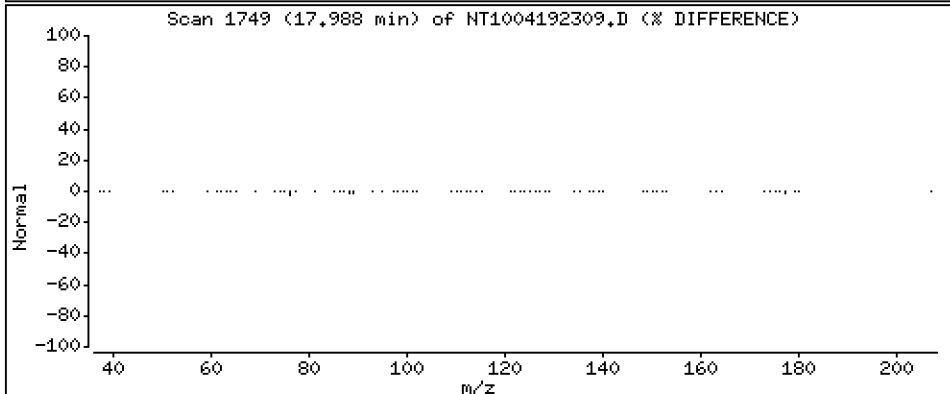
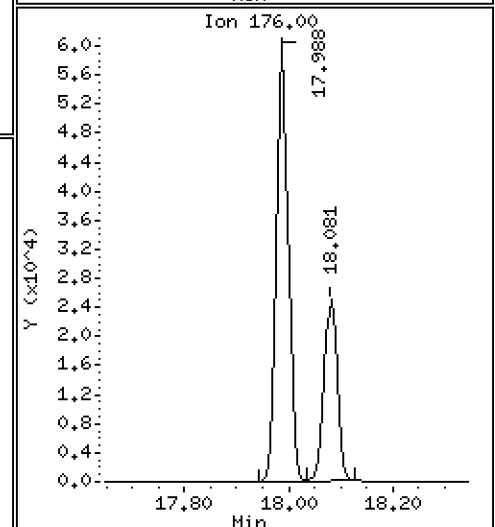
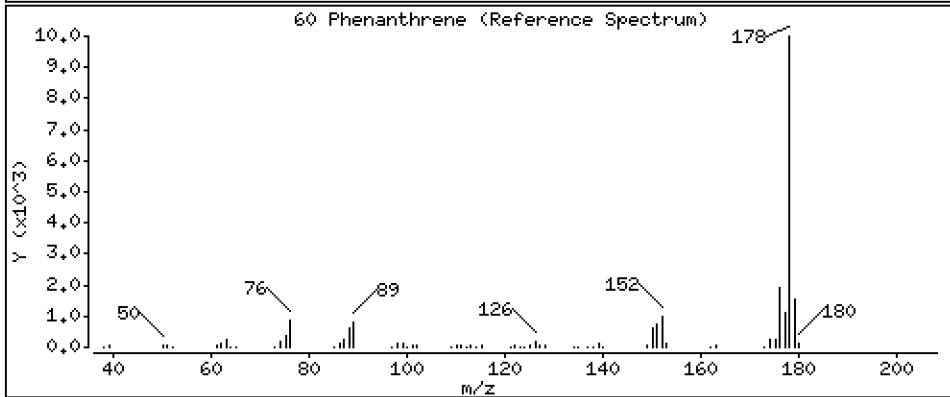
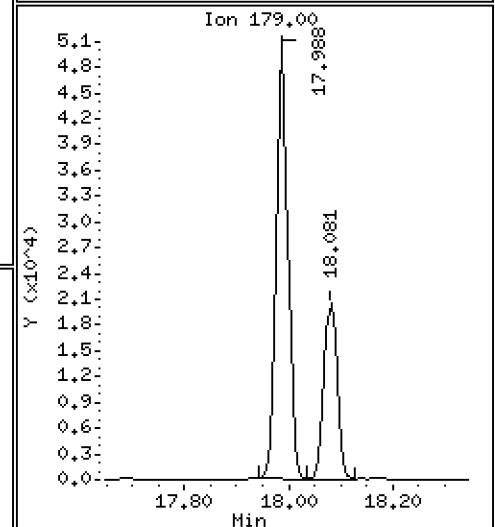
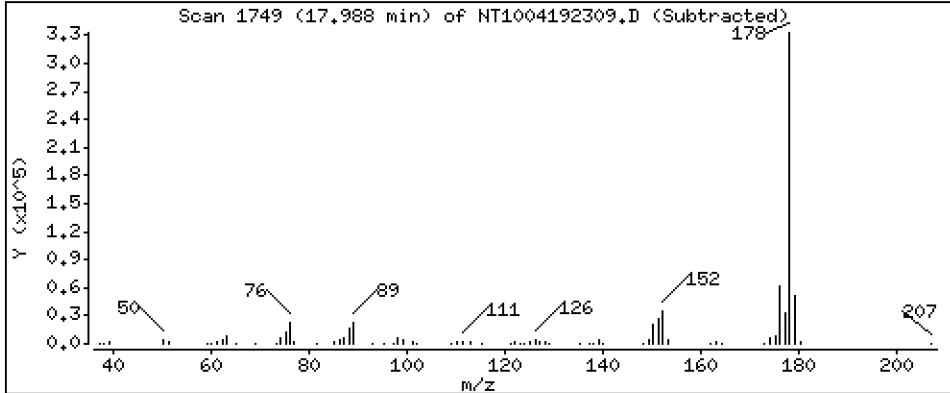
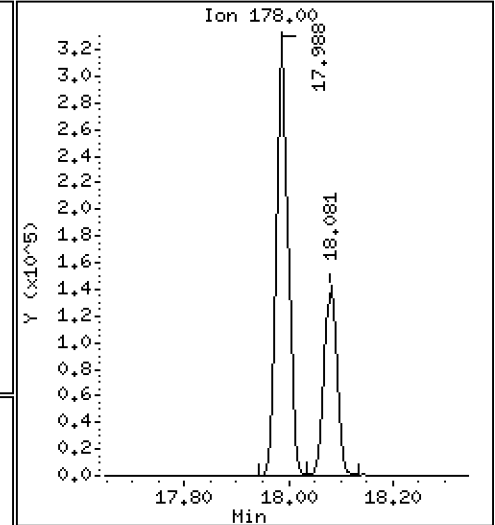
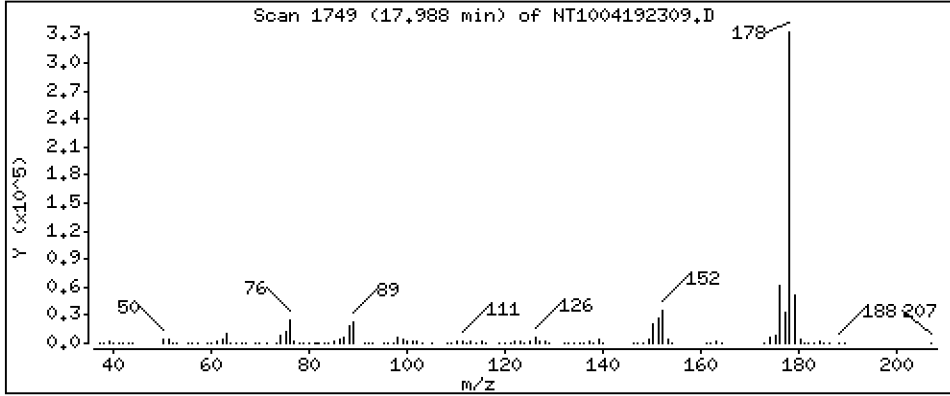
Operator: VTS

Column phase: ZB-5msi

Column diameter: 0,25

60 Phenanthrene

Concentration: 3,347 ug/mL



Date : 19-APR-2023 16:27

Client ID:

Instrument: nt10.i

Sample Info: BLD0057-SRM1

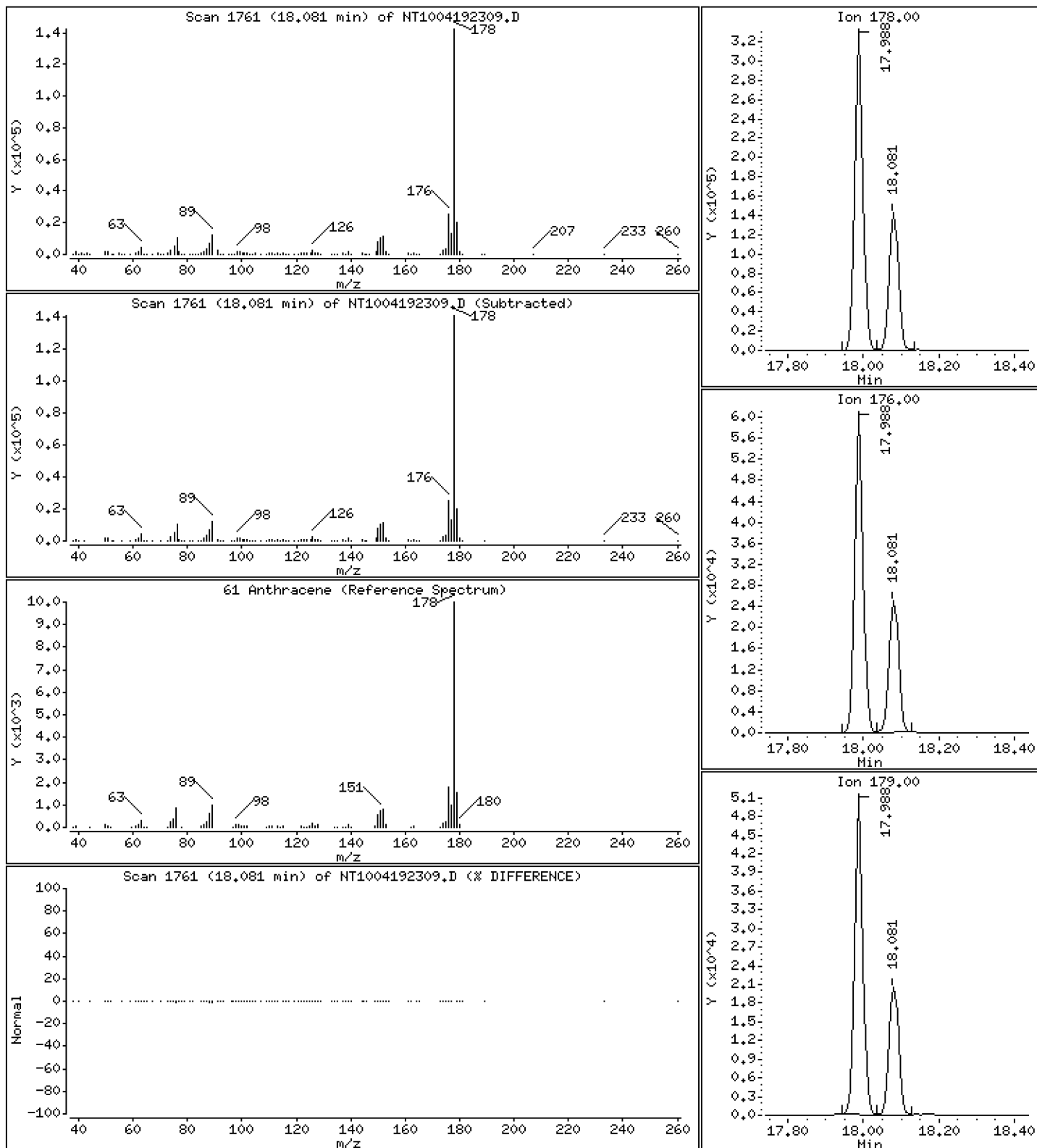
Operator: VTS

Column phase: ZB-5msi

Column diameter: 0,25

61 Anthracene

Concentration: 1,612 ug/mL



Date : 19-APR-2023 16:27

Client ID:

Instrument: nt10.i

Sample Info: BLD0057-SRM1

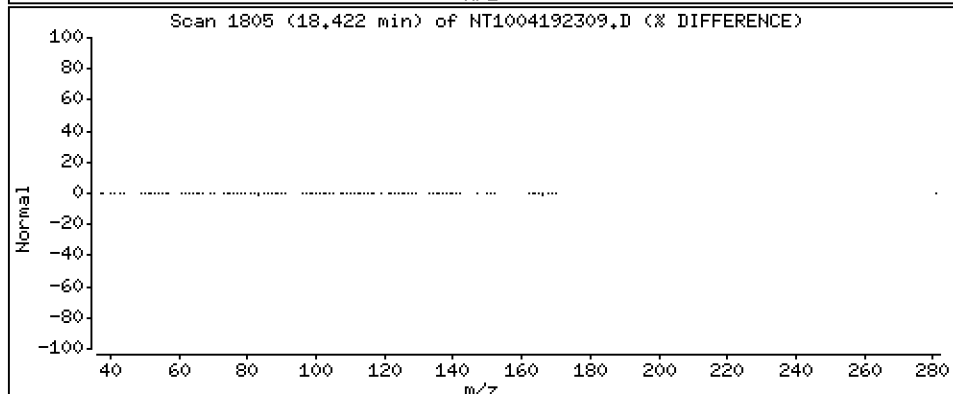
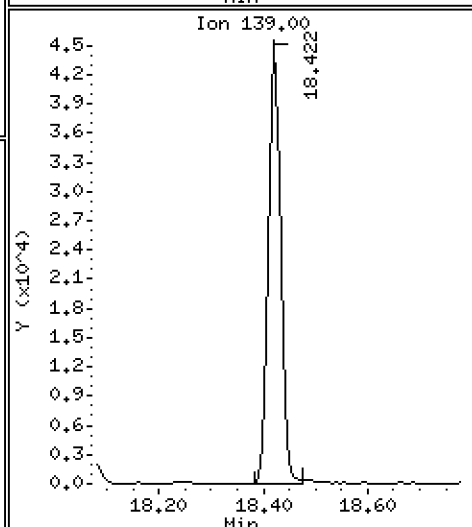
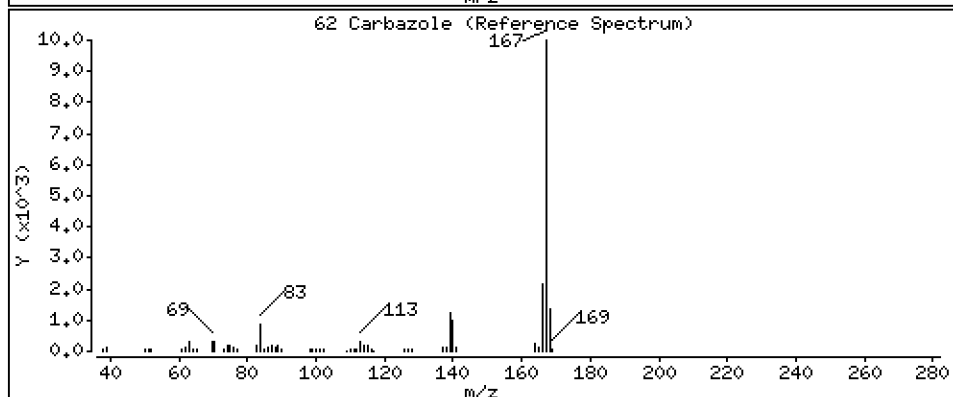
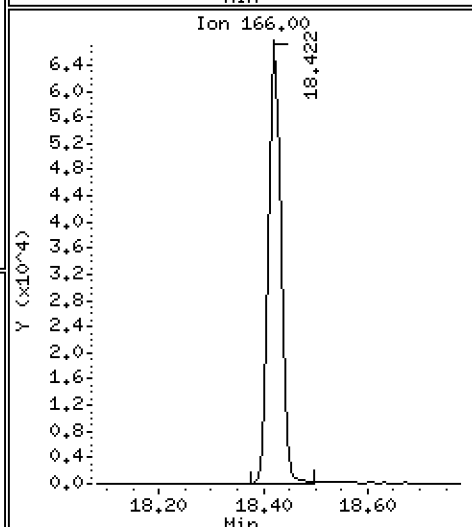
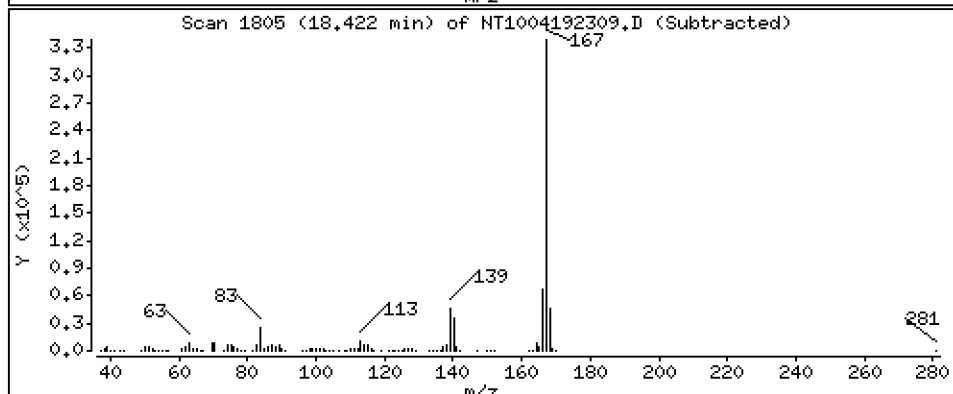
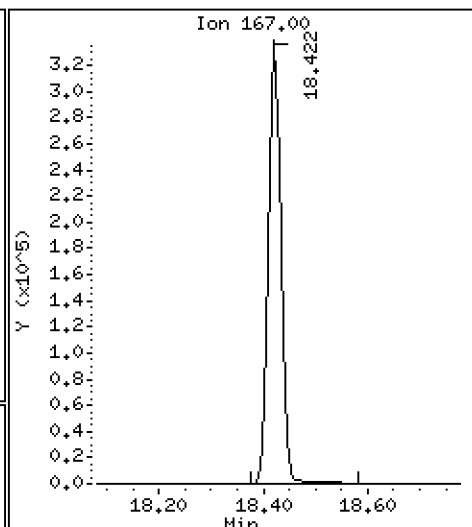
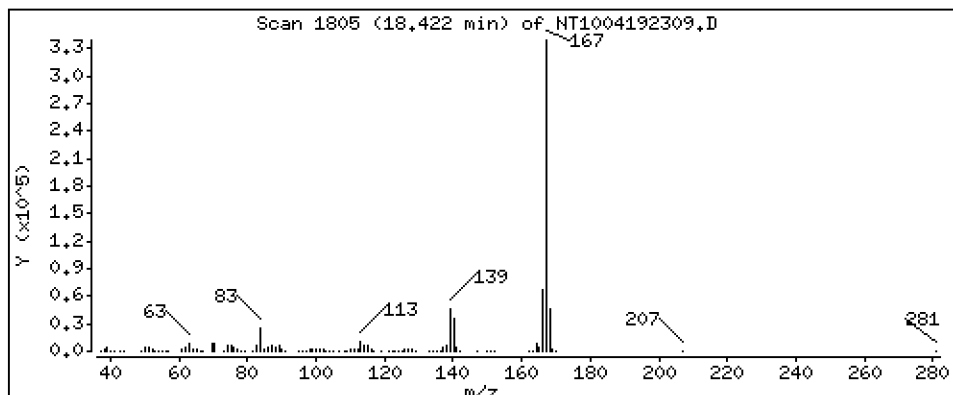
Operator: VTS

Column phase: ZB-5msi

Column diameter: 0,25

62 Carbazole

Concentration: 4,165 ug/mL



Date : 19-APR-2023 16:27

Client ID:

Instrument: nt10.i

Sample Info: BLD0057-SRM1

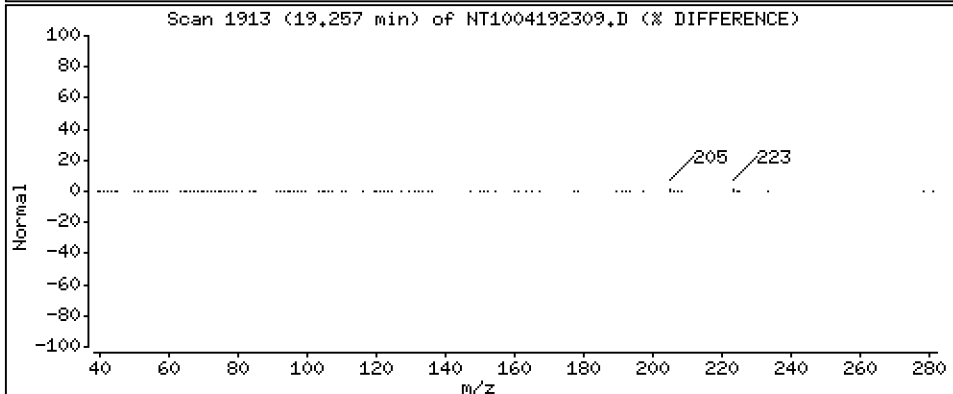
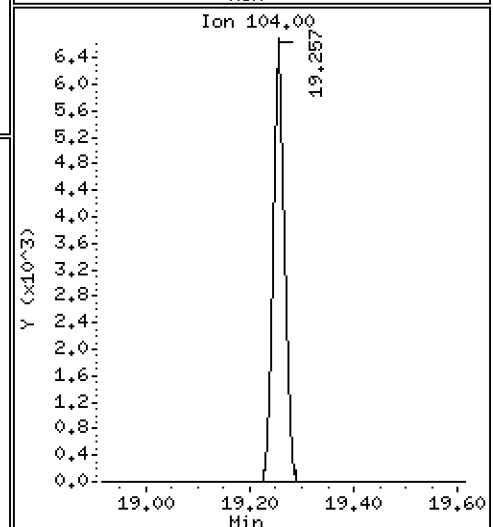
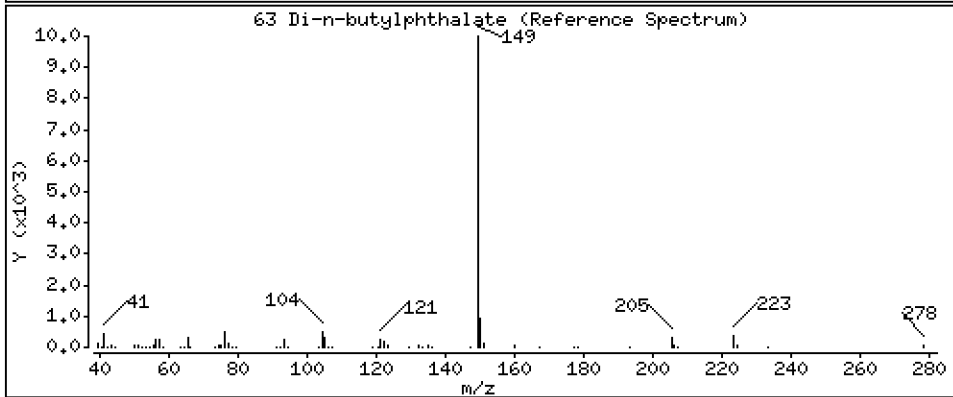
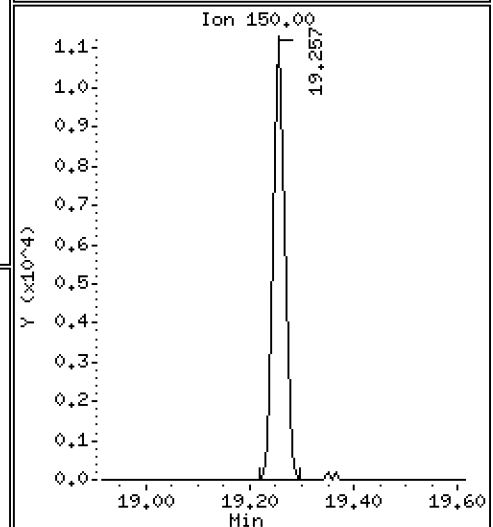
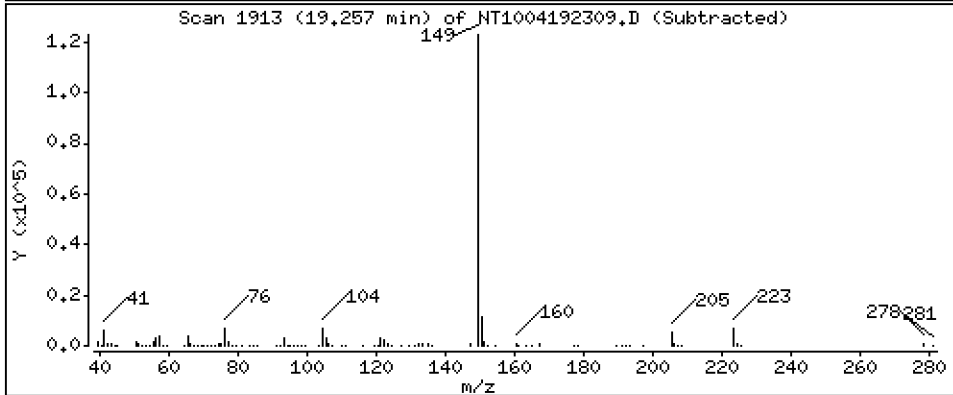
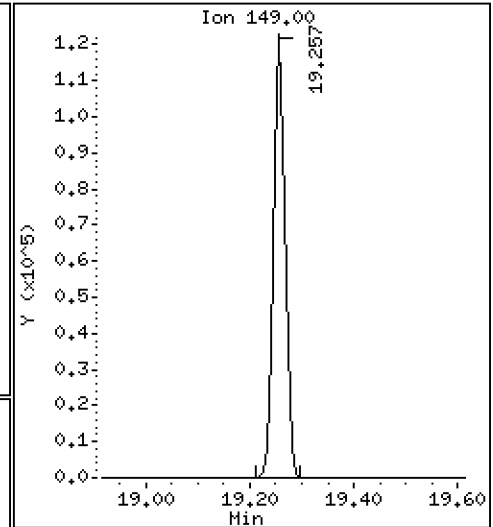
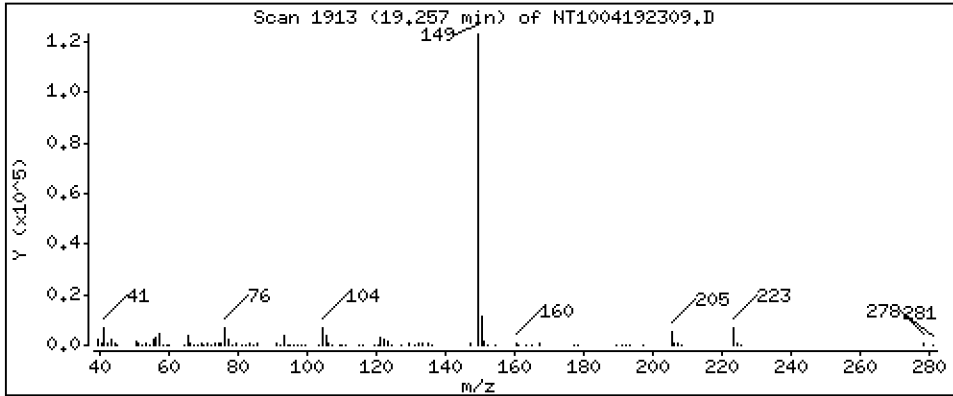
Operator: VTS

Column phase: ZB-5msi

Column diameter: 0.25

63 Di-n-butylphthalate

Concentration: 1.069 ug/mL



Date : 19-APR-2023 16:27

Client ID:

Instrument: nt10.i

Sample Info: BLD0057-SRM1


Operator: VTS

Column phase: ZB-5msi

Column diameter: 0,25

64 Fluoranthene

Concentration: 1,559 ug/mL



Date : 19-APR-2023 16:27

Client ID:

Instrument: nt10.i

Sample Info: BLD0057-SRM1

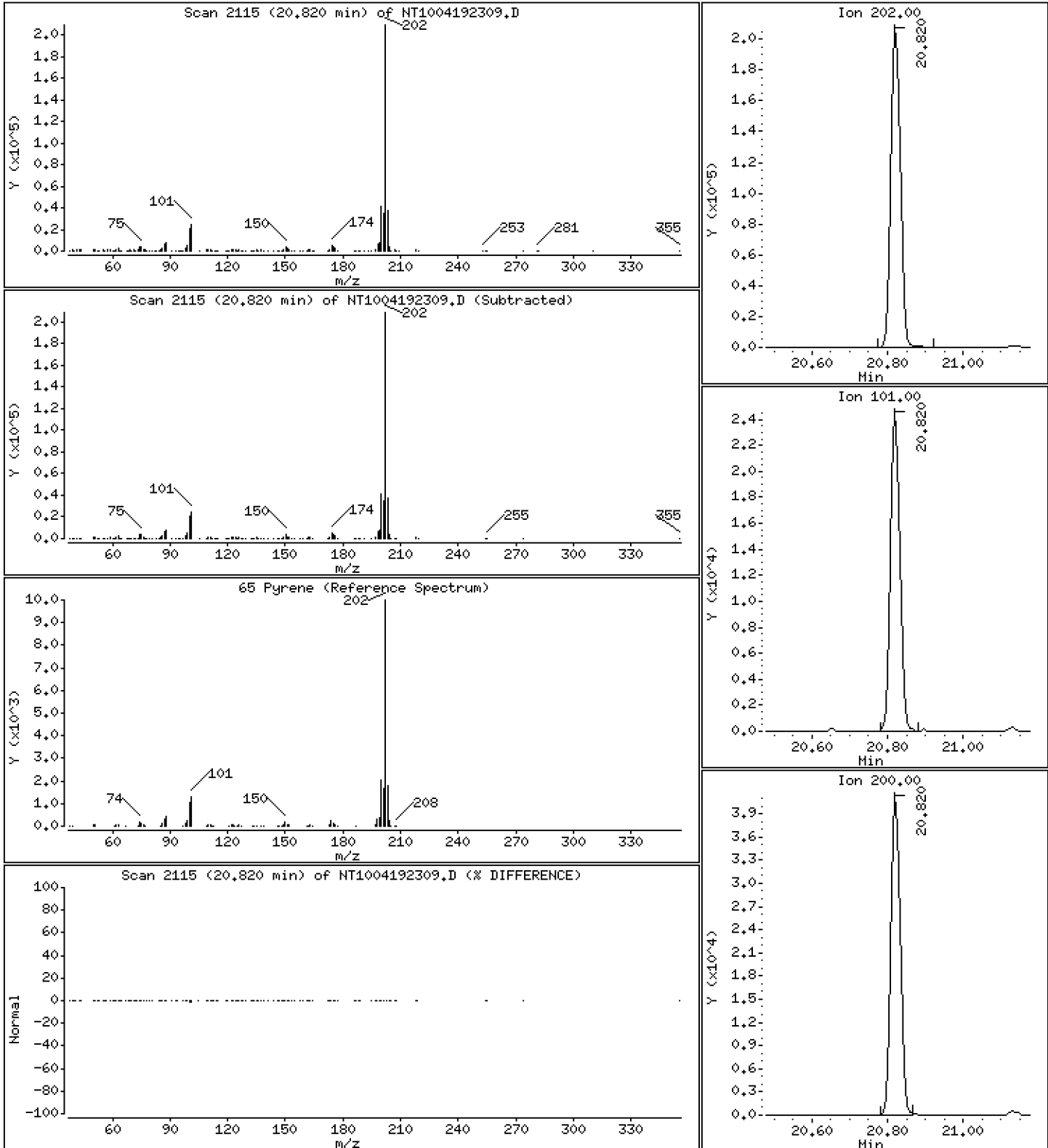
Operator: VTS

Column phase: ZB-5msi

Column diameter: 0,25

65 Pyrene

Concentration: 1,943 ug/mL



Date : 19-APR-2023 16:27

Client ID:

Instrument: nt10.i

Sample Info: BLD0057-SRM1

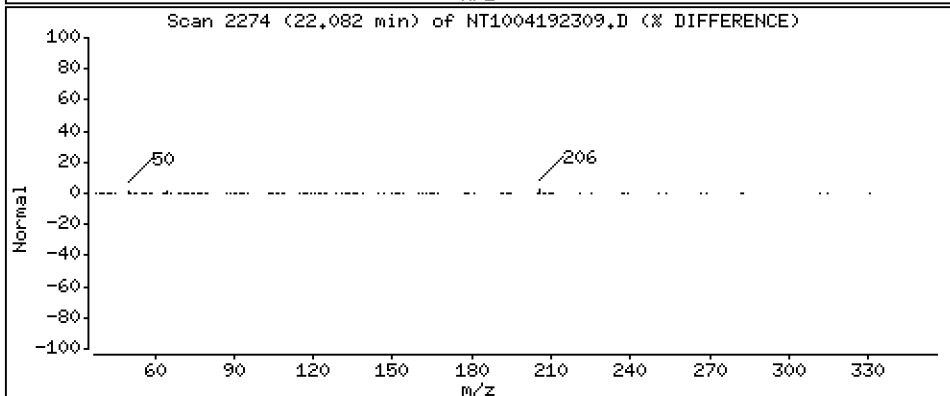
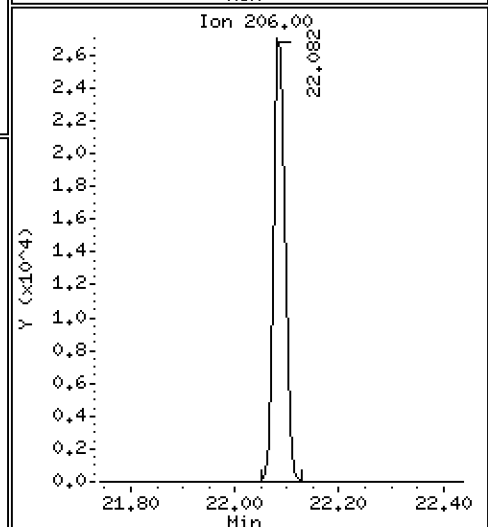
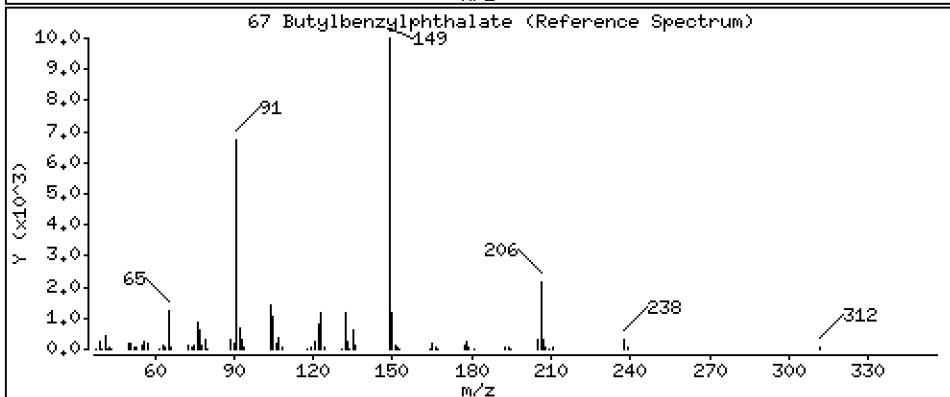
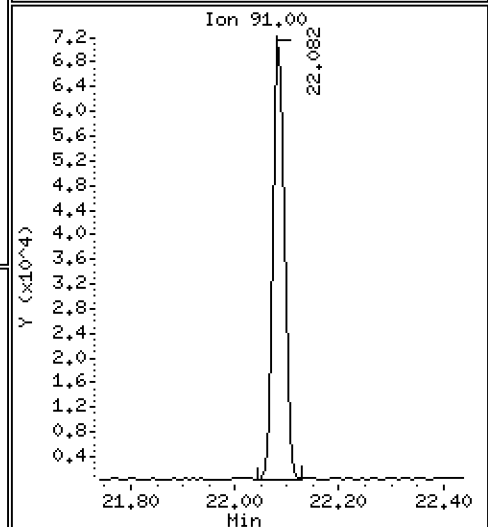
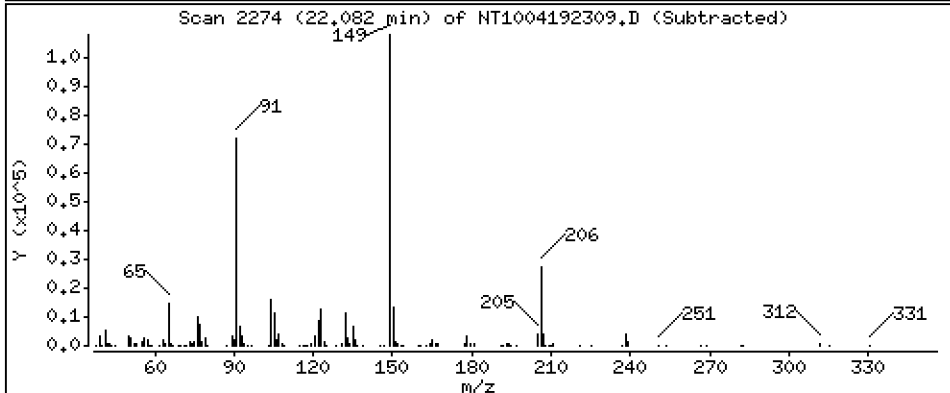
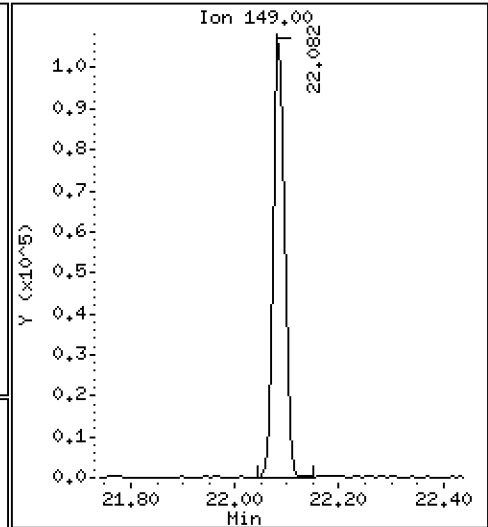
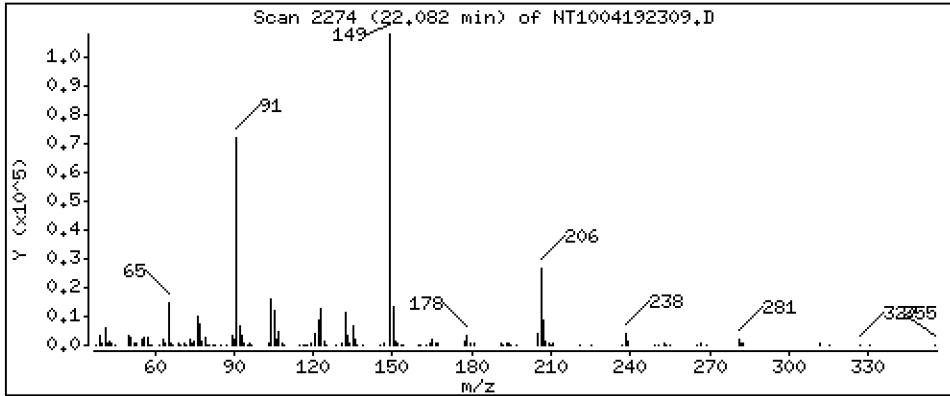
Operator: VTS

Column phase: ZB-5msi

Column diameter: 0,25

67 Butylbenzylphthalate

Concentration: 2,407 ug/mL



Date : 19-APR-2023 16:27

Client ID:

Instrument: nt10.i

Sample Info: BLD0057-SRM1

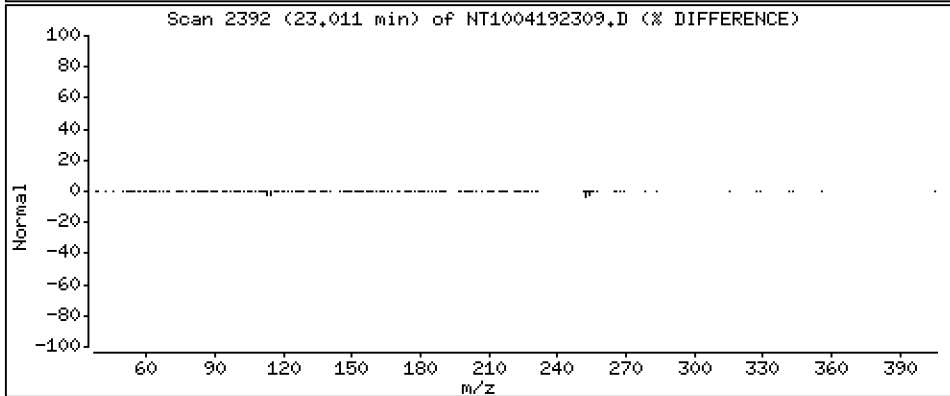
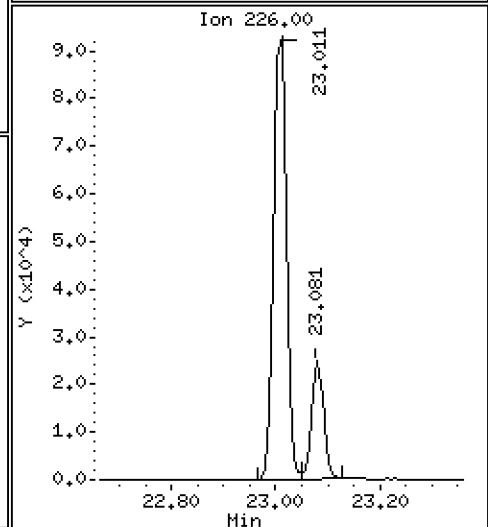
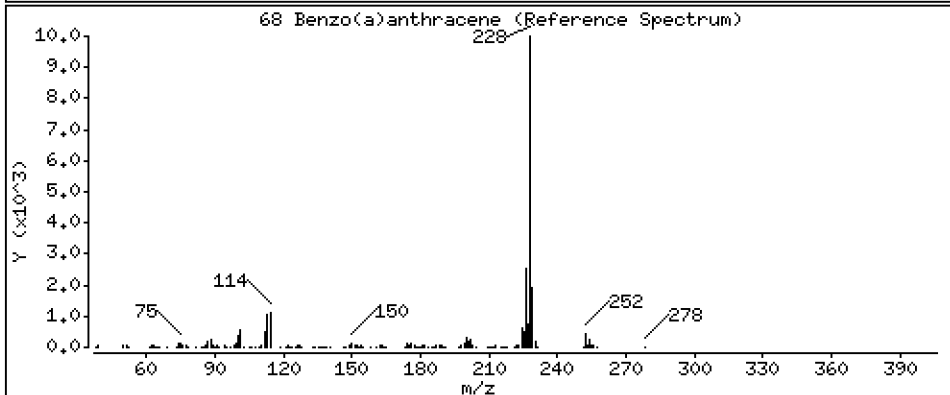
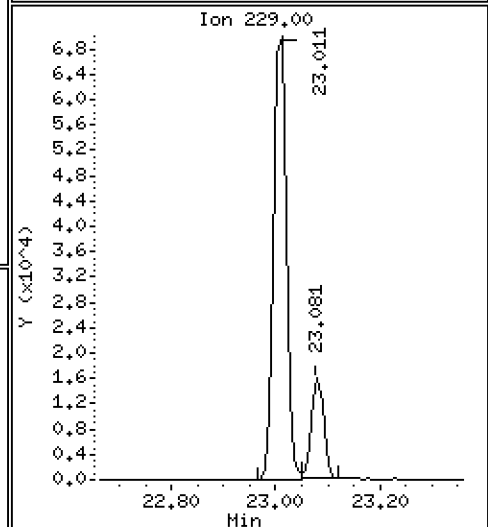
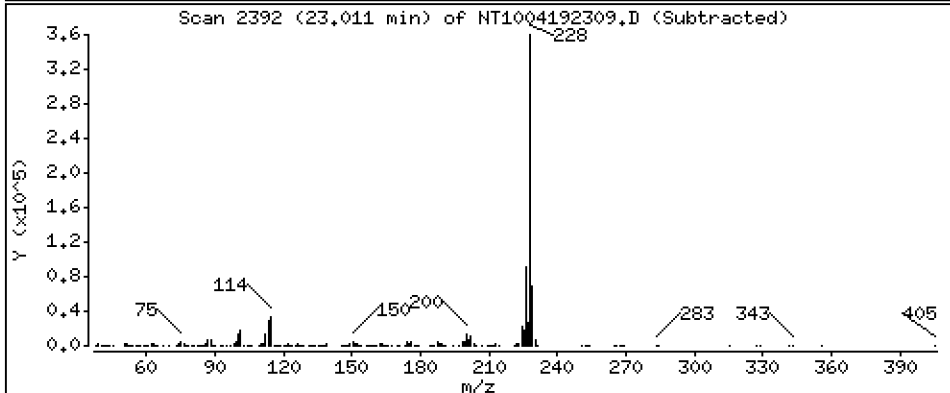
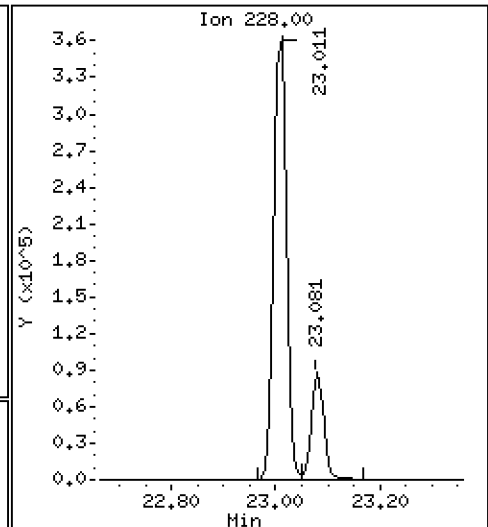
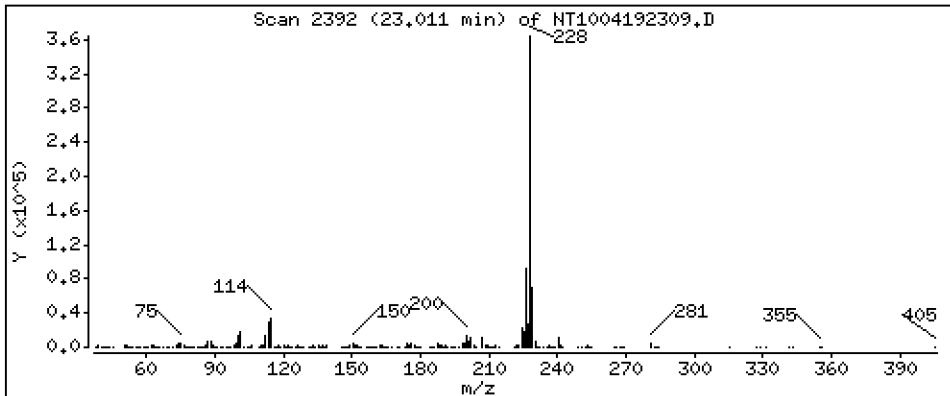
Operator: VTS

Column phase: ZB-5msi

Column diameter: 0,25

68 Benzo(a)anthracene

Concentration: 3,766 ug/mL



Date : 19-APR-2023 16:27

Client ID:

Instrument: nt10.i

Sample Info: BLD0057-SRM1

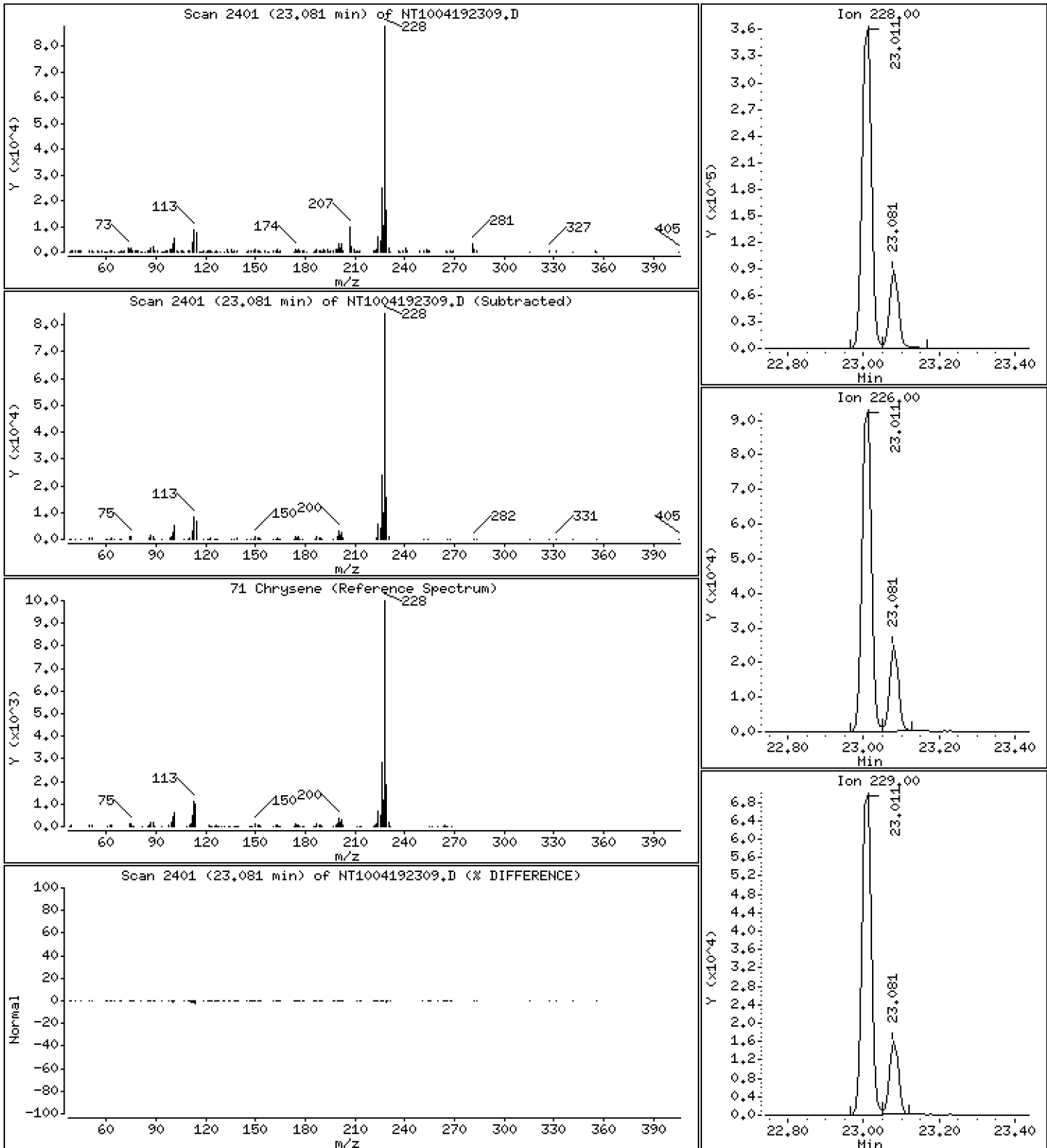
Operator: VTS

Column phase: ZB-5msi

Column diameter: 0,25

71 Chrysene

Concentration: 0,8909 ug/mL



Date : 19-APR-2023 16:27

Client ID:

Instrument: nt10.i

Sample Info: BLD0057-SRM1

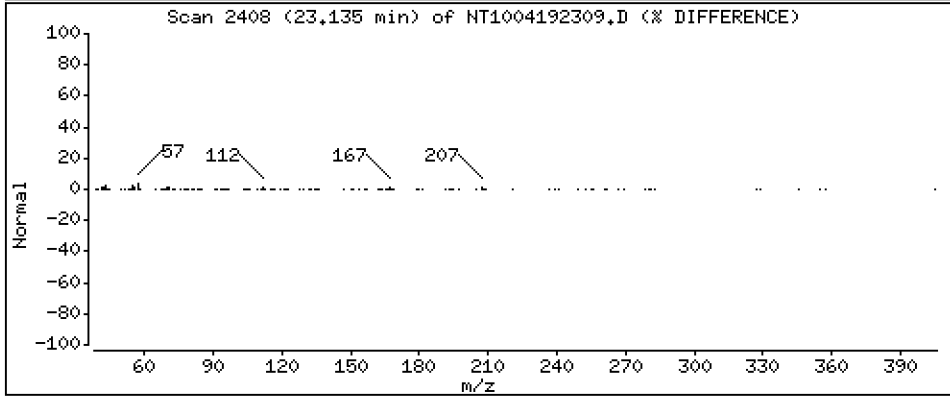
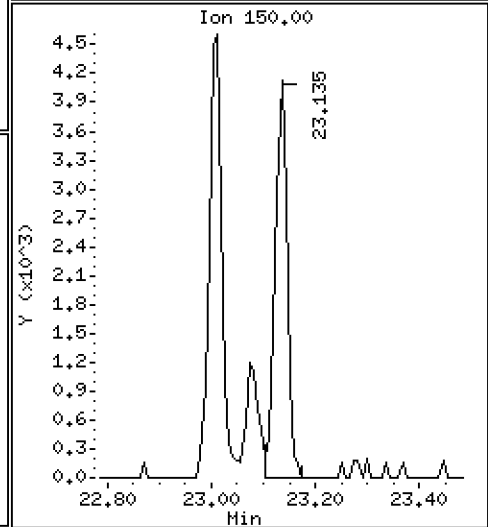
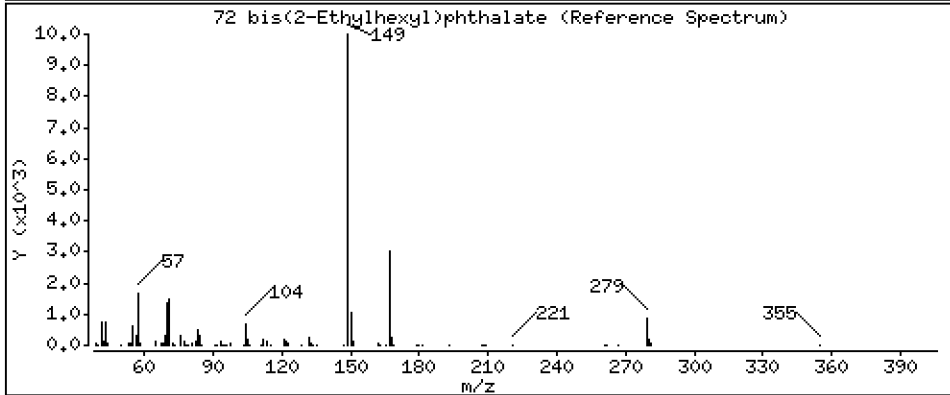
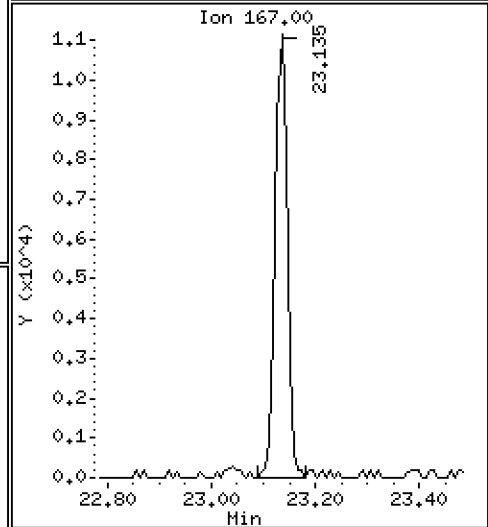
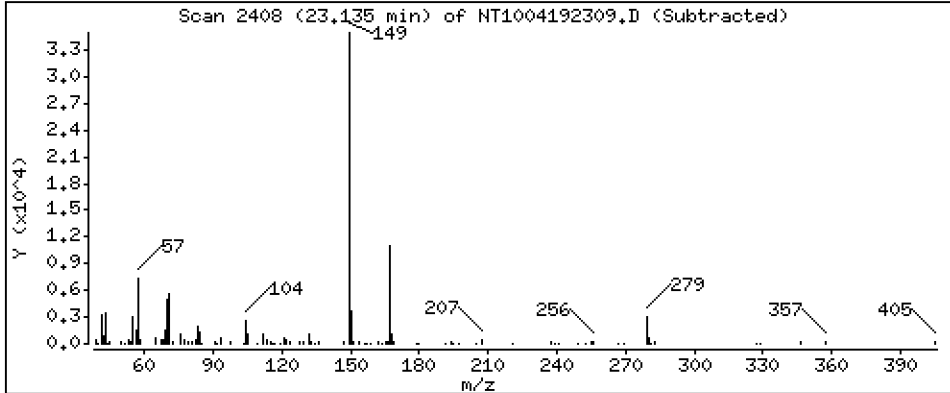
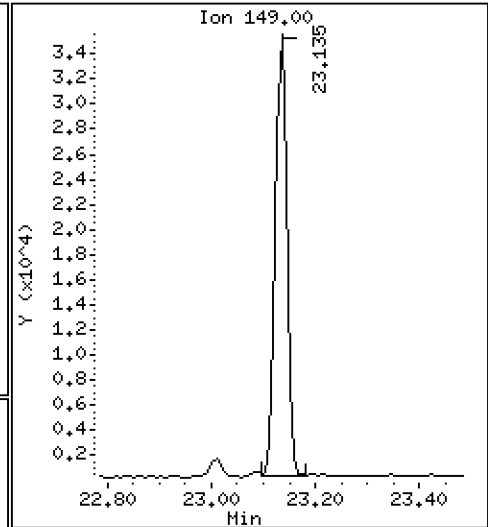
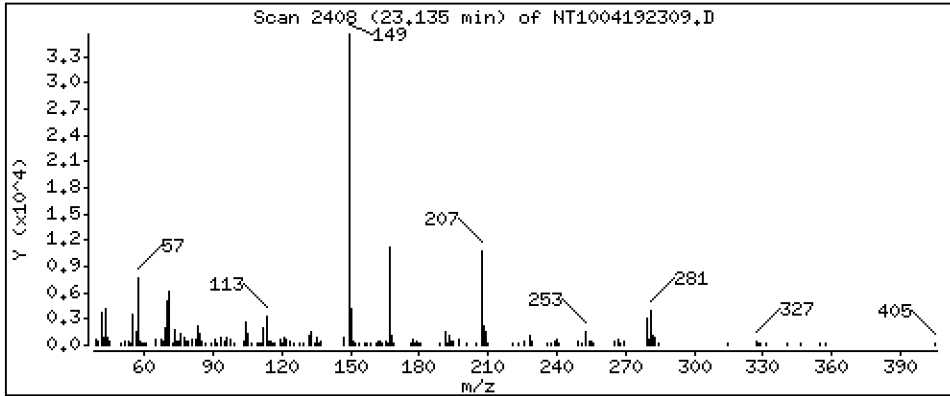
Operator: VTS

Column phase: ZB-5msi

Column diameter: 0,25

72 bis(2-Ethylhexyl)phthalate

Concentration: 0,5132 ug/mL



Date : 19-APR-2023 16:27

Client ID:

Instrument: nt10.i

Sample Info: BLD0057-SRM1

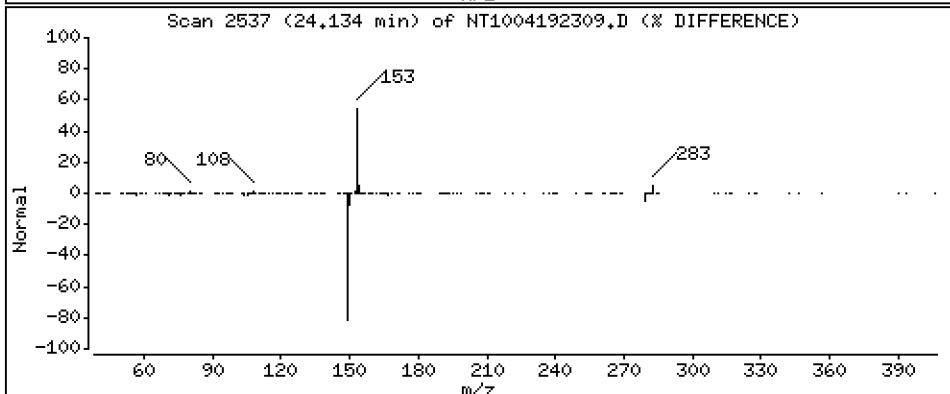
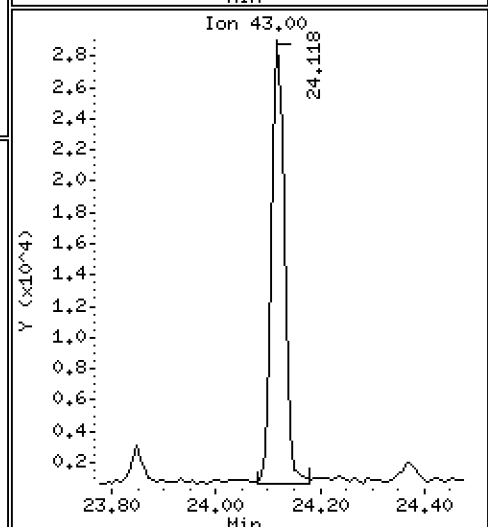
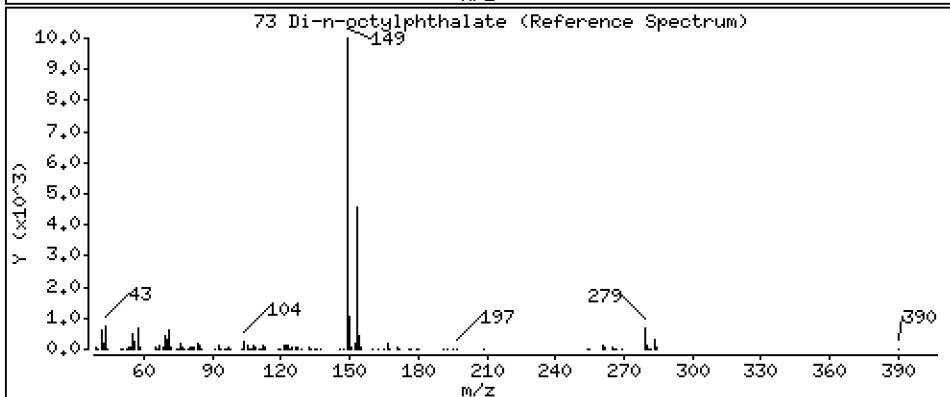
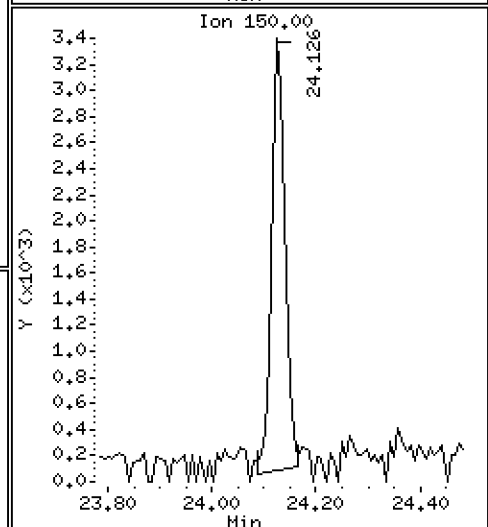
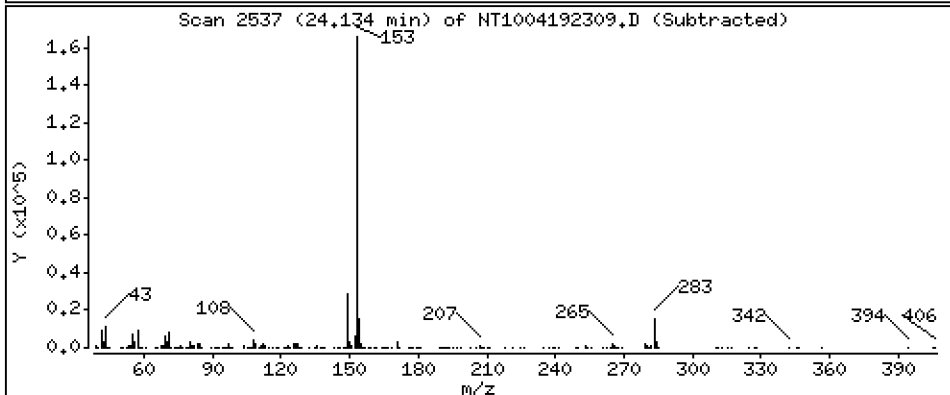
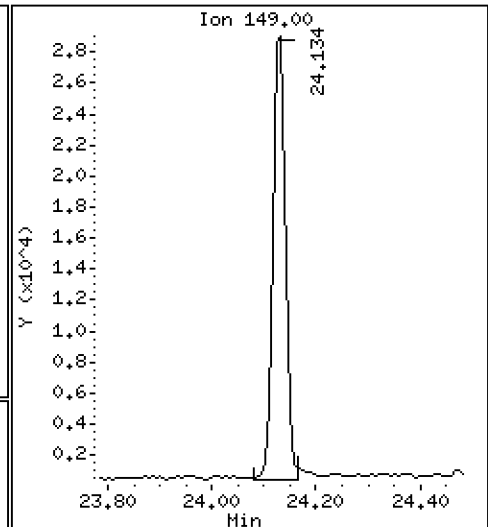
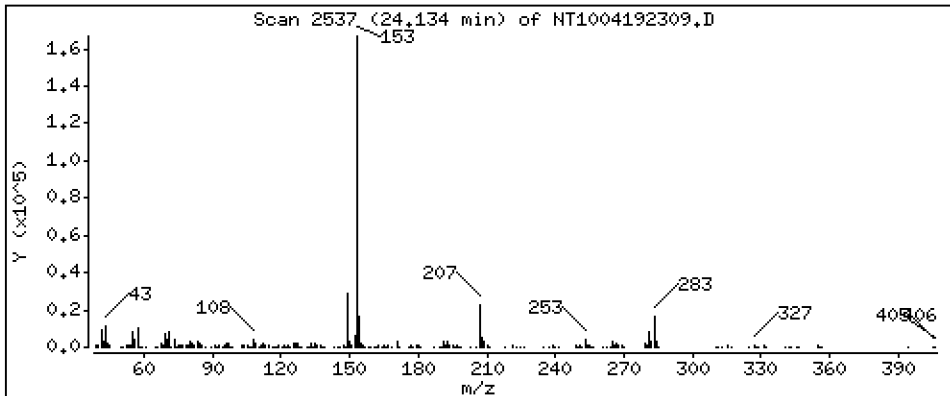
Operator: VTS

Column phase: ZB-5msi

Column diameter: 0,25

73 Di-n-octylphthalate

Concentration: 0,2548 ug/mL



Date : 19-APR-2023 16:27

Client ID:

Instrument: nt10.i

Sample Info: BLD0057-SRM1

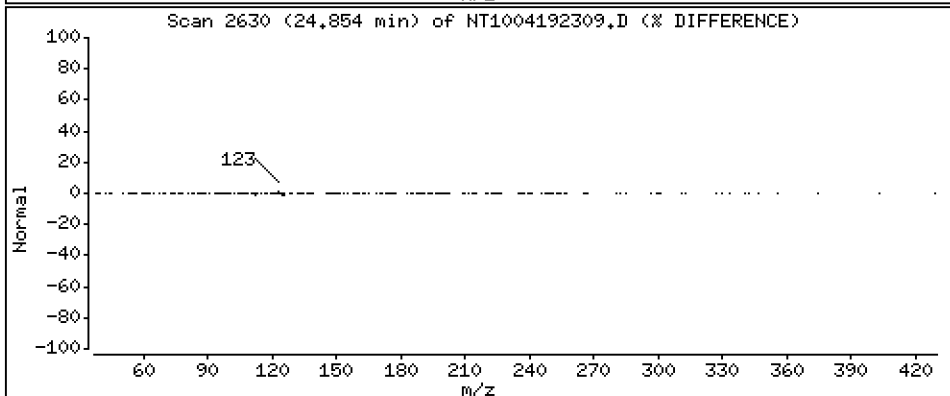
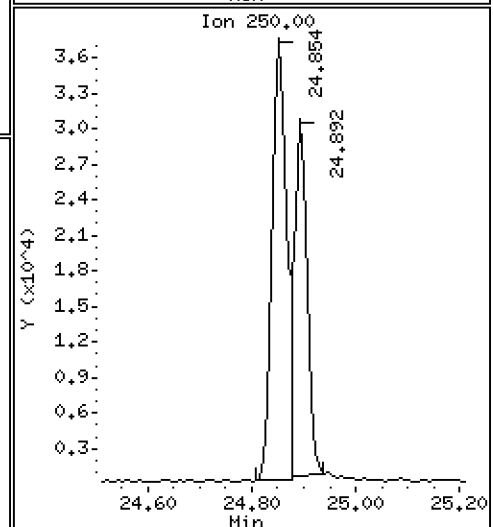
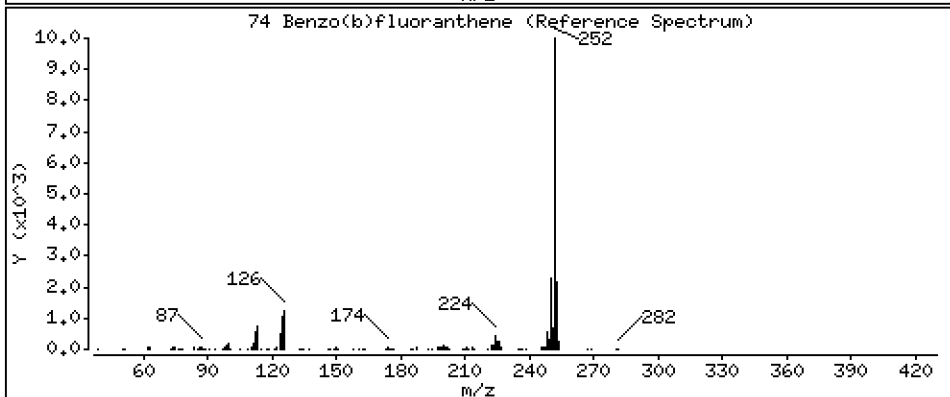
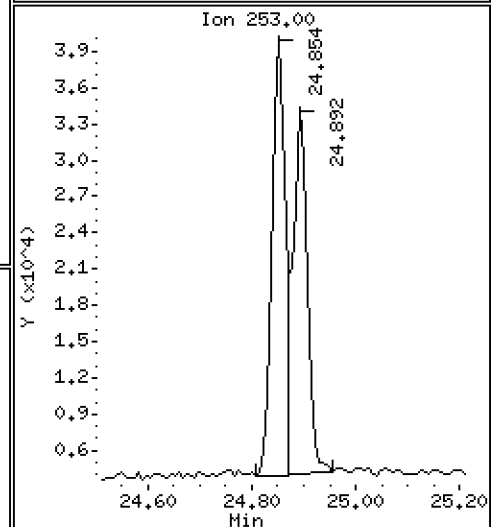
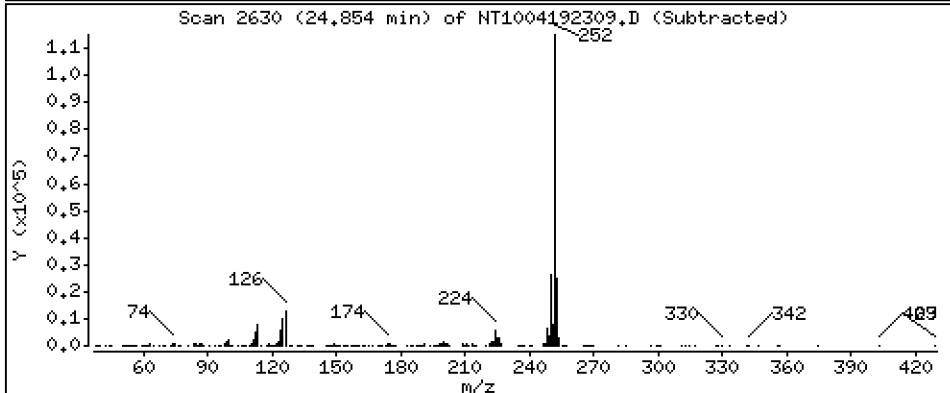
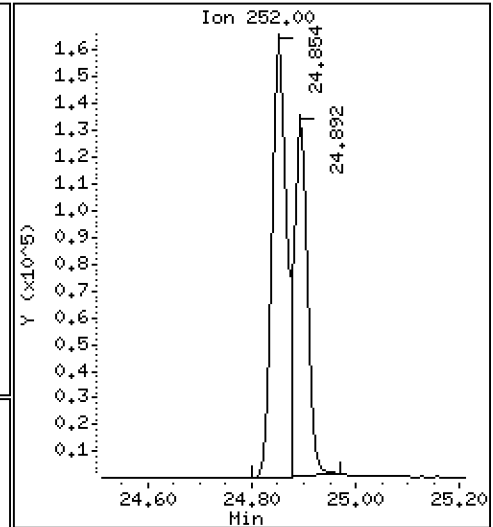
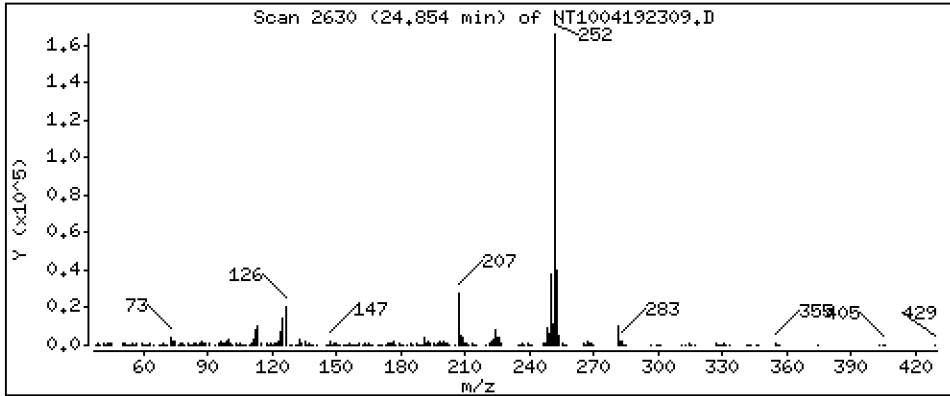
Operator: VTS

Column phase: ZB-5msi

Column diameter: 0,25

74 Benzo(b)fluoranthene

Concentration: 2,156 ug/mL



Date : 19-APR-2023 16:27

Client ID:

Instrument: nt10.i

Sample Info: BLD0057-SRM1

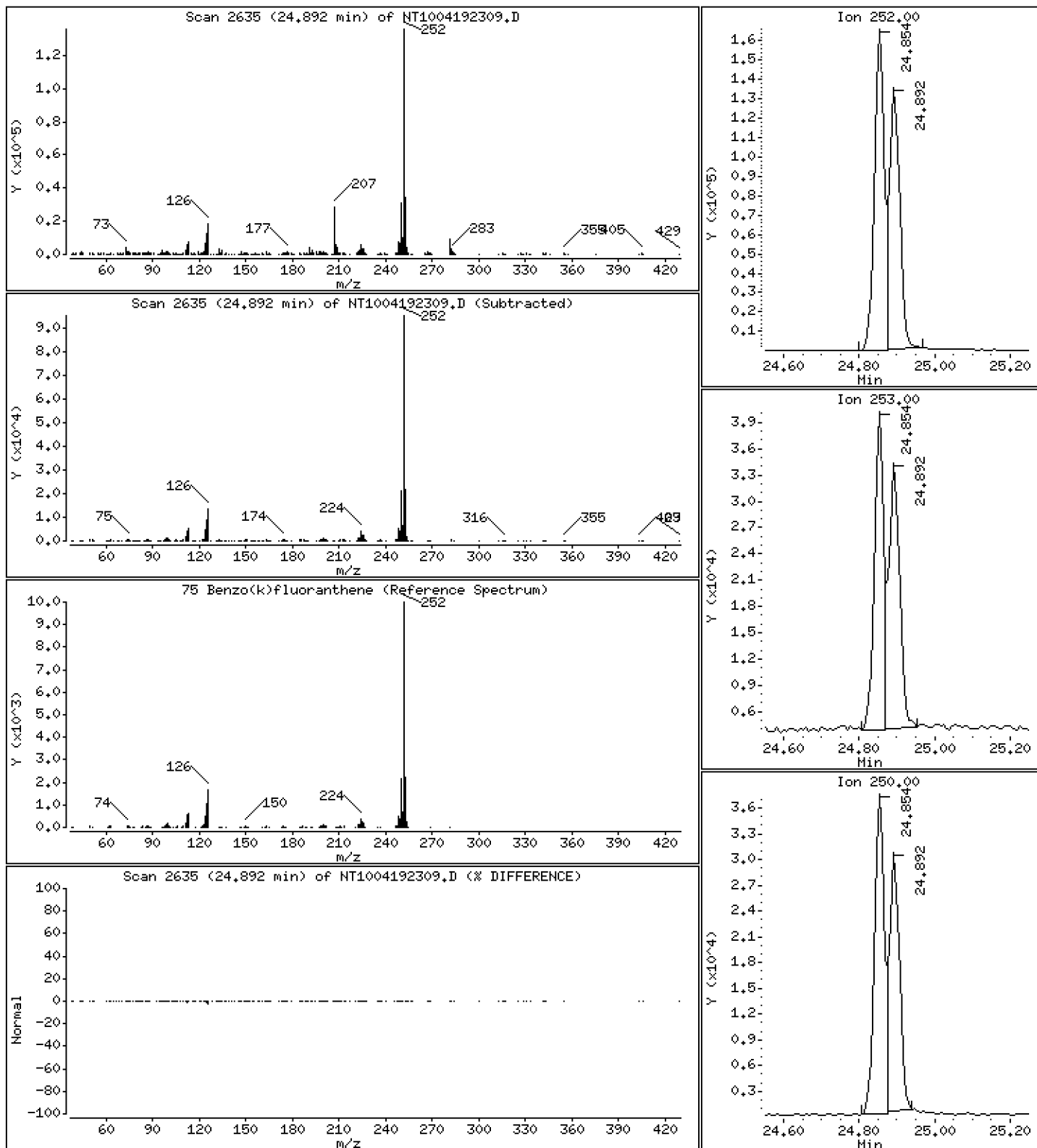
Operator: VTS

Column phase: ZB-5msi

Column diameter: 0,25

75 Benzo(k)fluoranthene

Concentration: 1,645 ug/mL



Date : 19-APR-2023 16:27

Client ID:

Instrument: nt10.i

Sample Info: BLD0057-SRM1

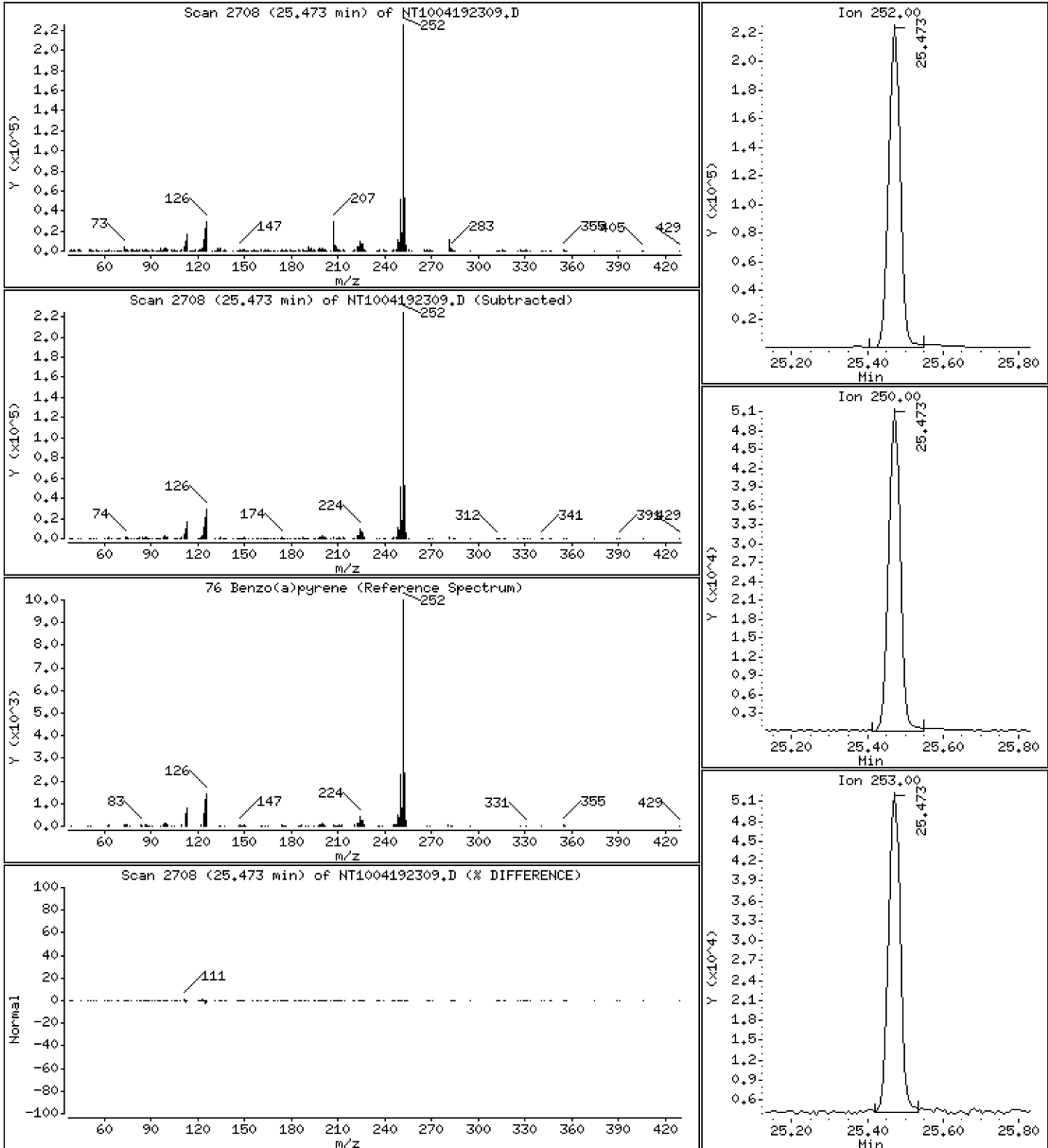
Operator: VTS

Column phase: ZB-5msi

Column diameter: 0,25

76 Benzo(a)pyrene

Concentration: 3,344 ug/mL



Date : 19-APR-2023 16:27

Client ID:

Instrument: nt10.i

Sample Info: BLD0057-SRM1

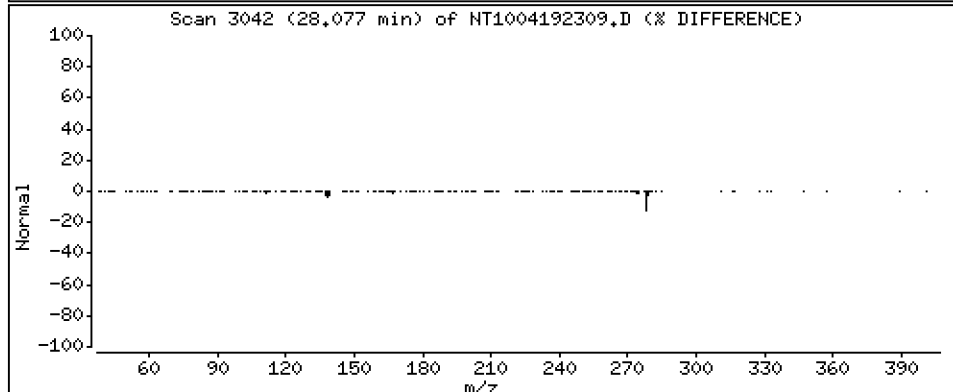
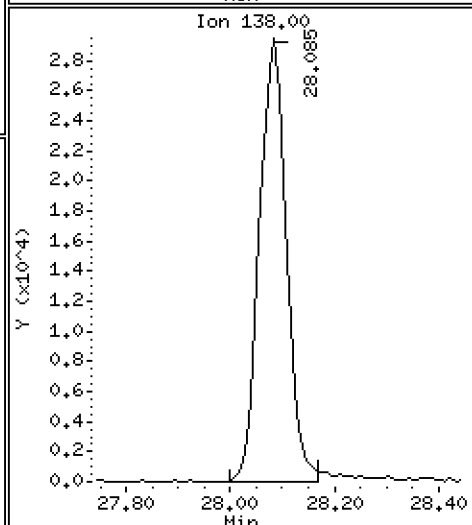
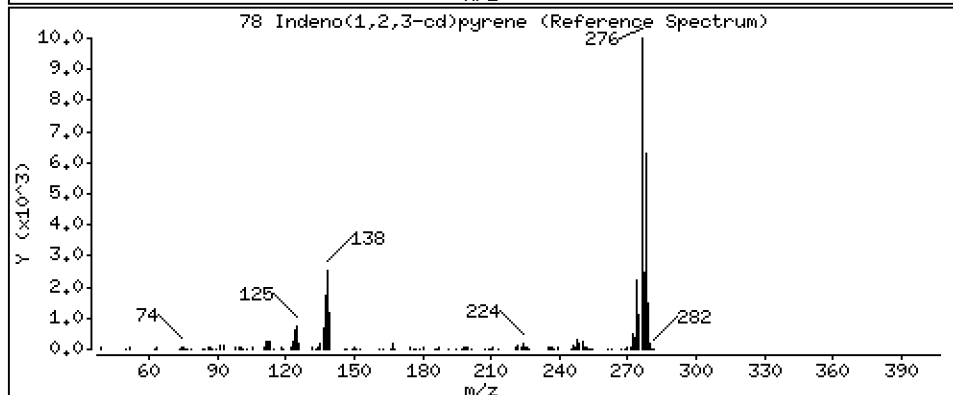
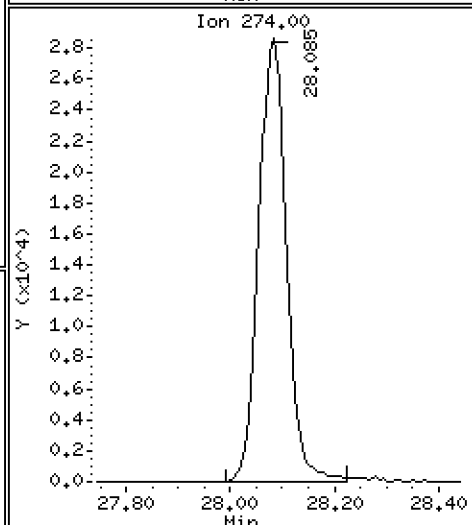
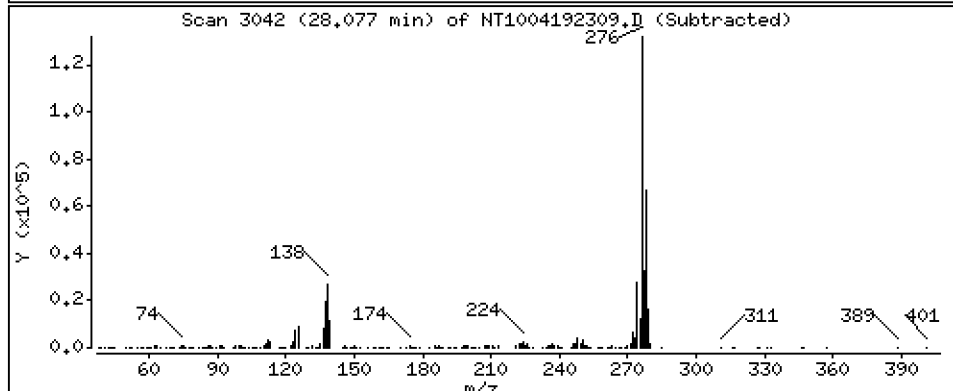
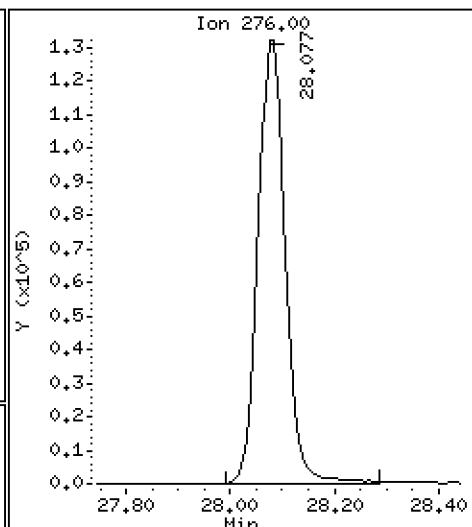
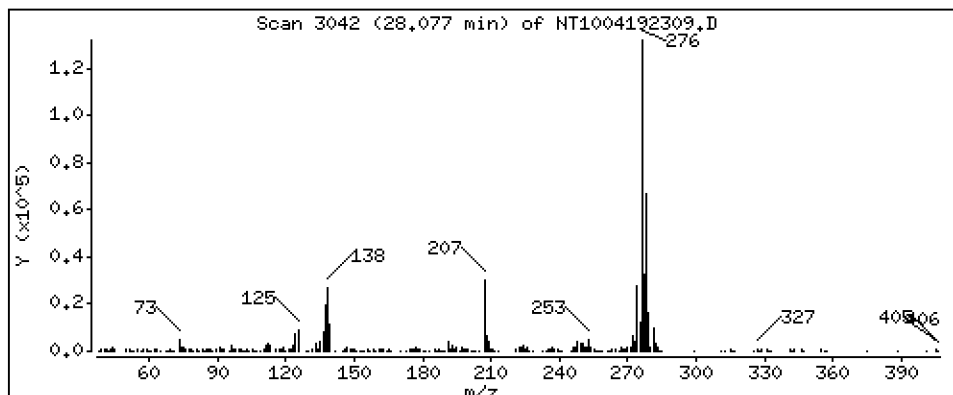
Operator: VTS

Column phase: ZB-5msi

Column diameter: 0,25

78 Indeno(1,2,3-cd)pyrene

Concentration: 2,770 ug/mL



Date : 19-APR-2023 16:27

Client ID:

Instrument: nt10.i

Sample Info: BLD0057-SRM1

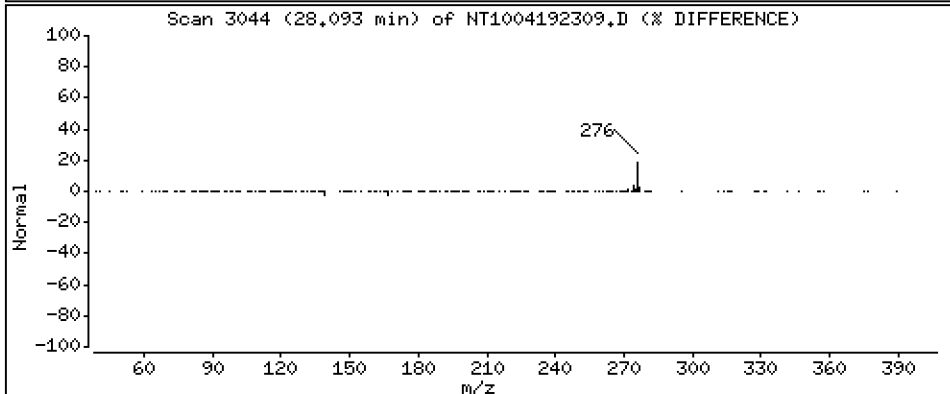
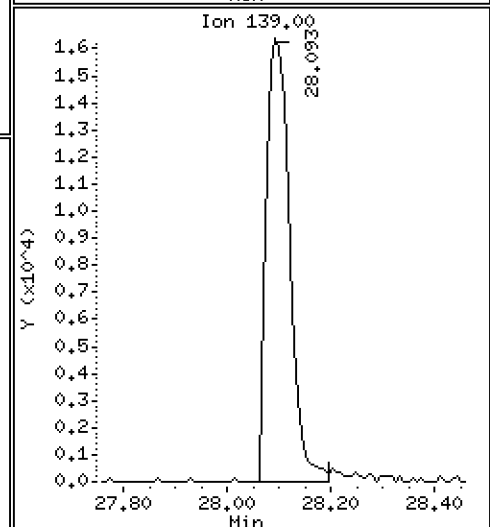
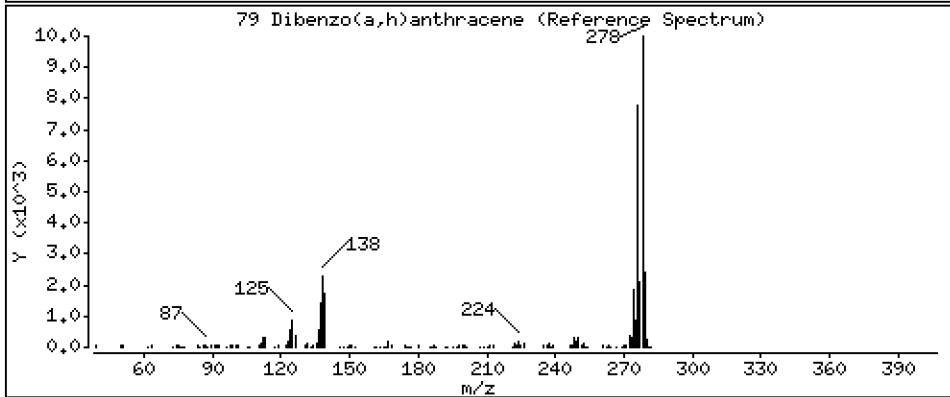
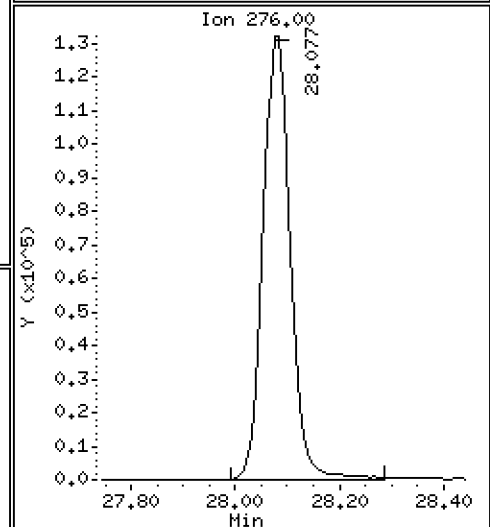
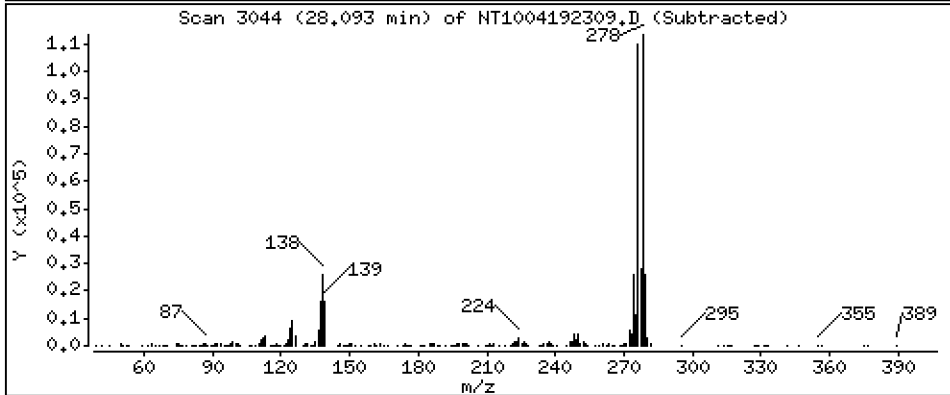
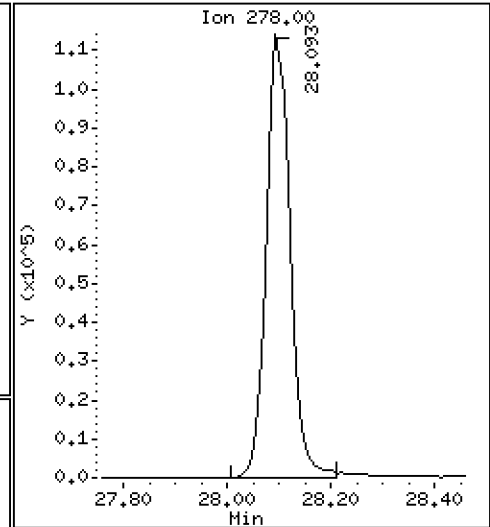
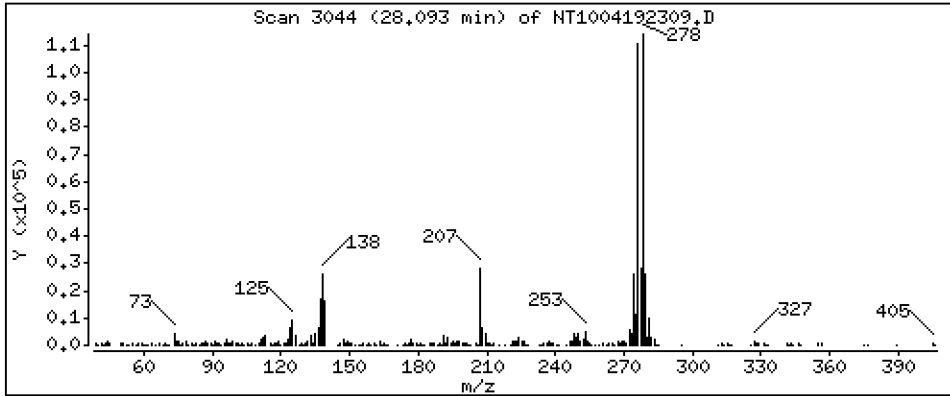
Operator: VTS

Column phase: ZB-5msi

Column diameter: 0,25

79 Dibenzo(a,h)anthracene

Concentration: 2,506 ug/mL



Date : 19-APR-2023 16:27

Client ID:

Instrument: nt10.i

Sample Info: BLD0057-SRM1

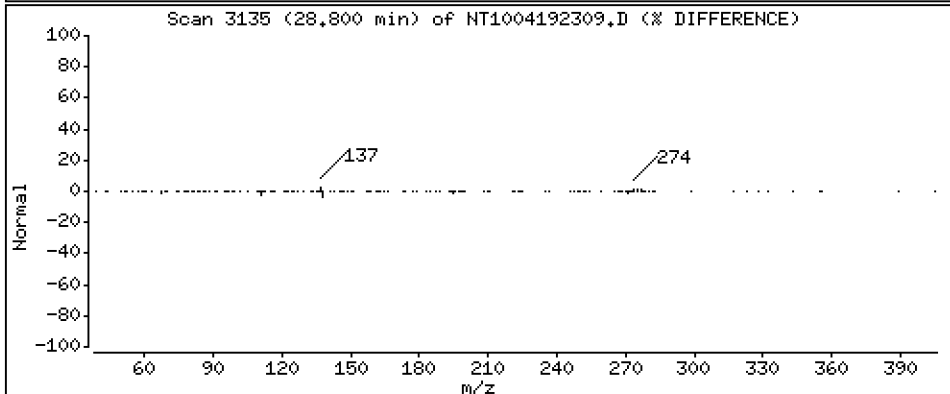
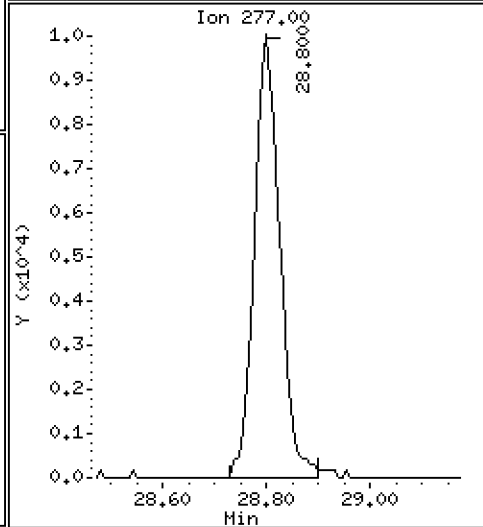
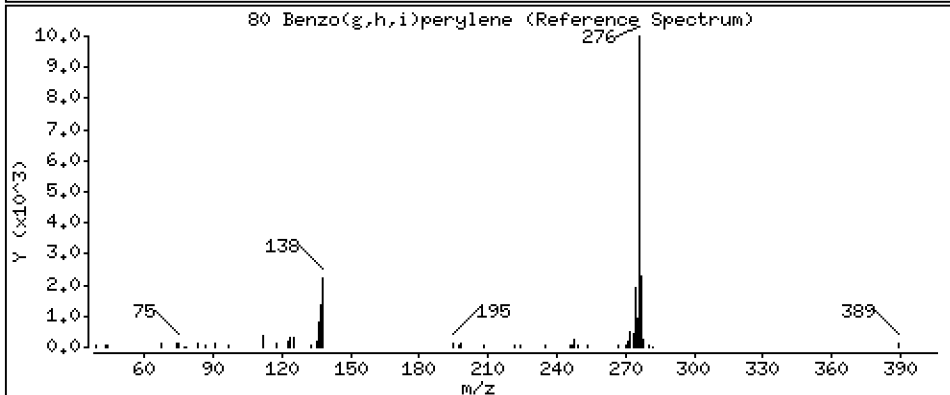
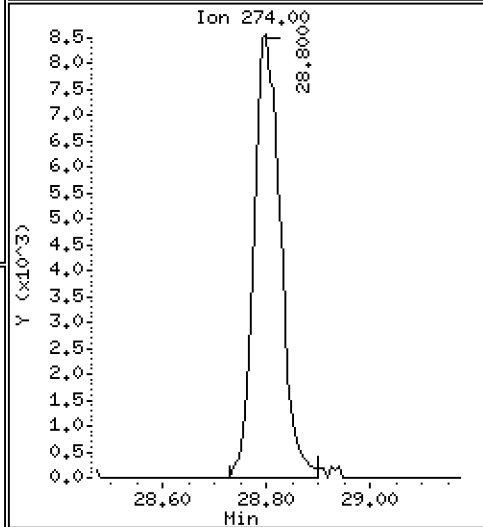
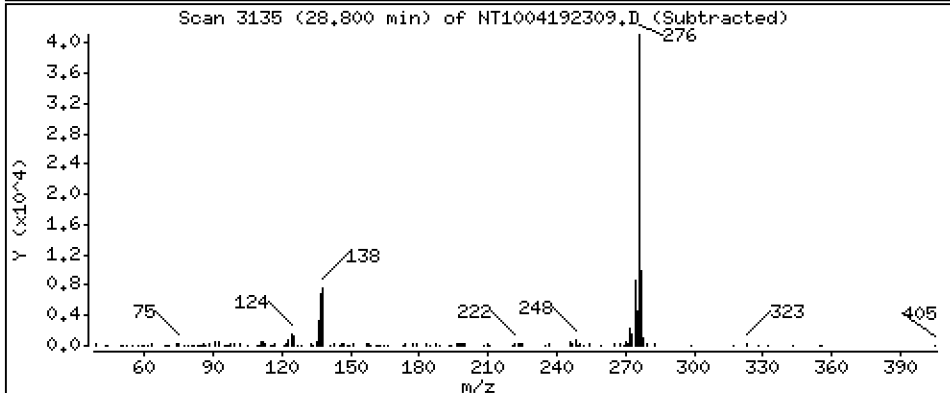
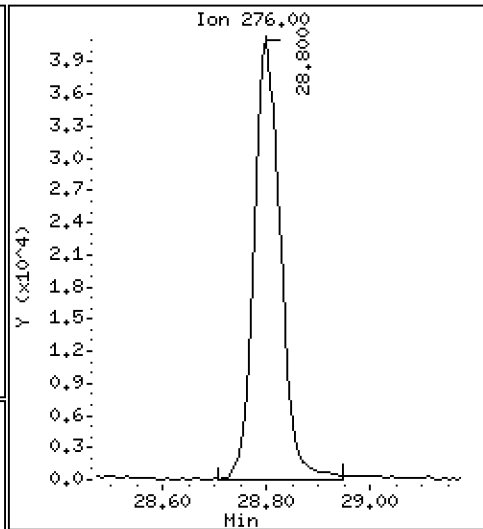
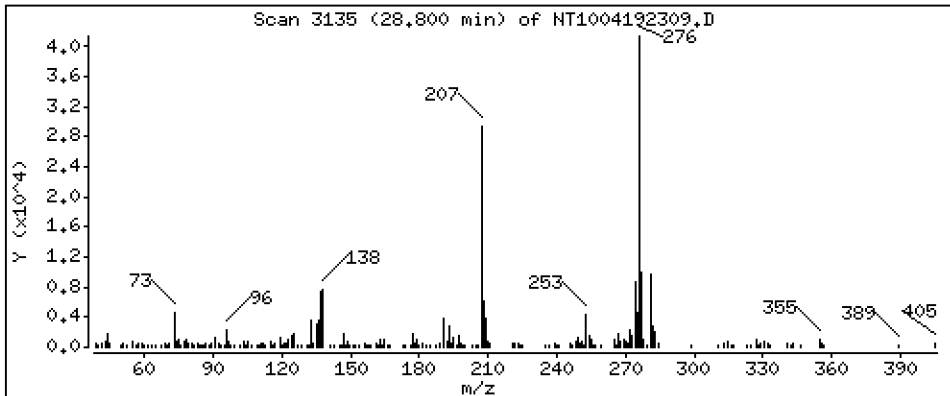
Operator: VTS

Column phase: ZB-5msi

Column diameter: 0,25

80 Benzo(g,h,i)perylene

Concentration: 0,9858 ug/mL



Date : 19-APR-2023 16:27

Client ID:

Instrument: nt10.i

Sample Info: BLD0057-SRM1

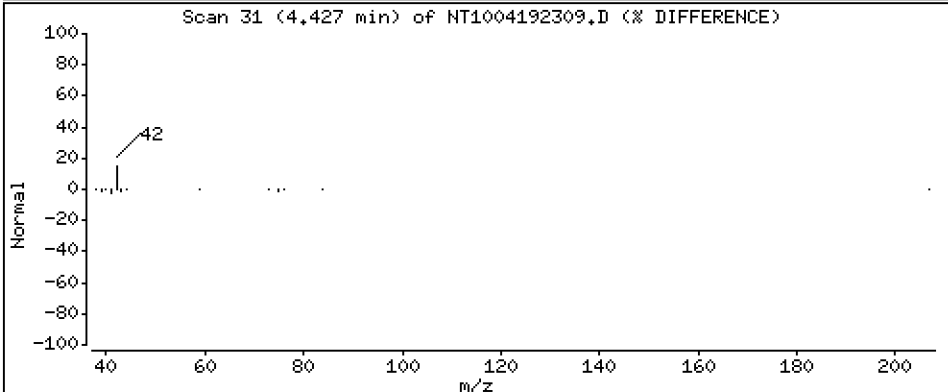
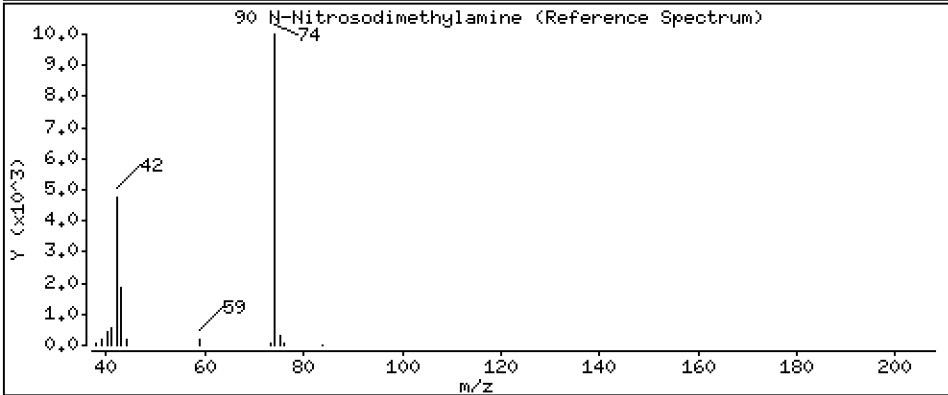
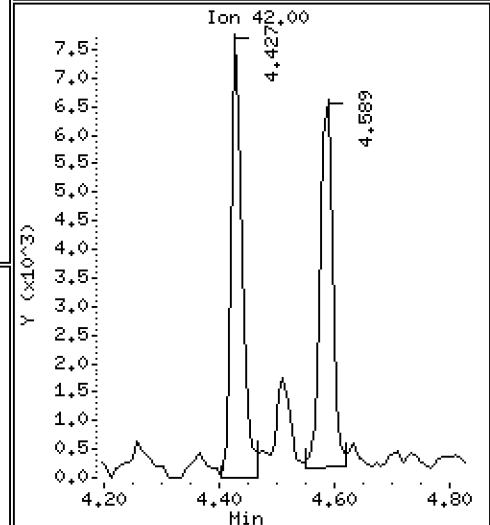
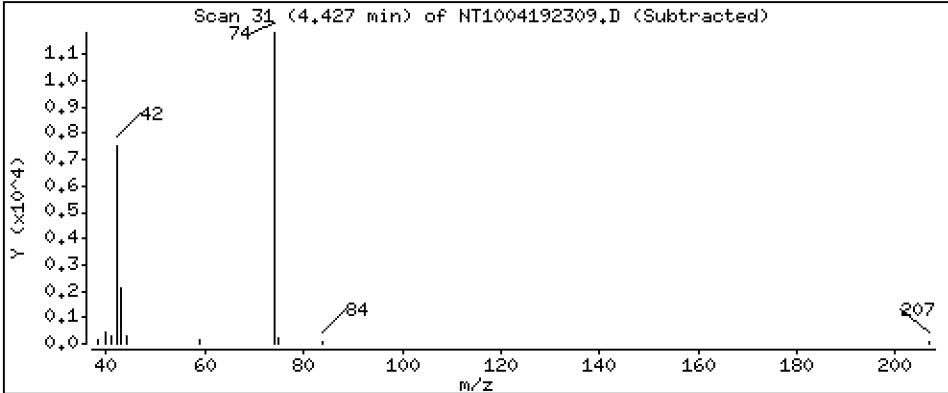
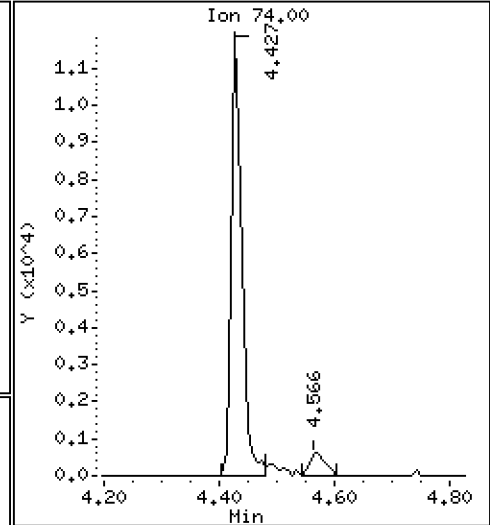
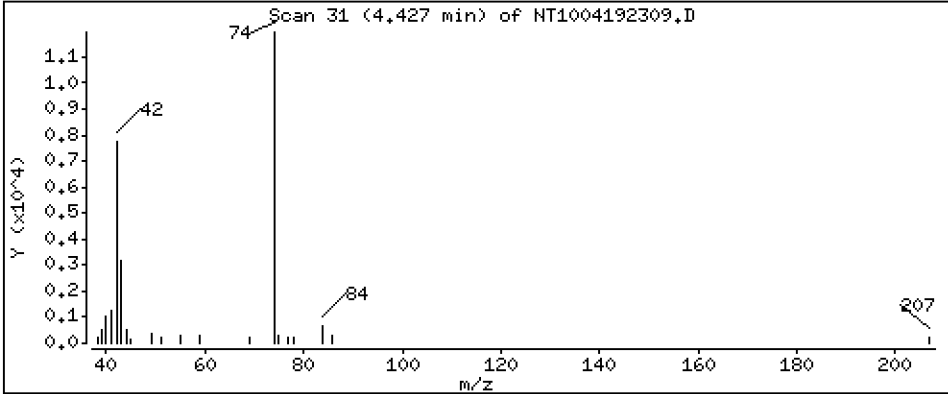
Operator: VTS

Column phase: ZB-5msi

Column diameter: 0.25

90 N-Nitrosodimethylamine

Concentration: 0.5515 ug/mL



Date : 19-APR-2023 16:27

Client ID:

Instrument: nt10.i

Sample Info: BLD0057-SRM1

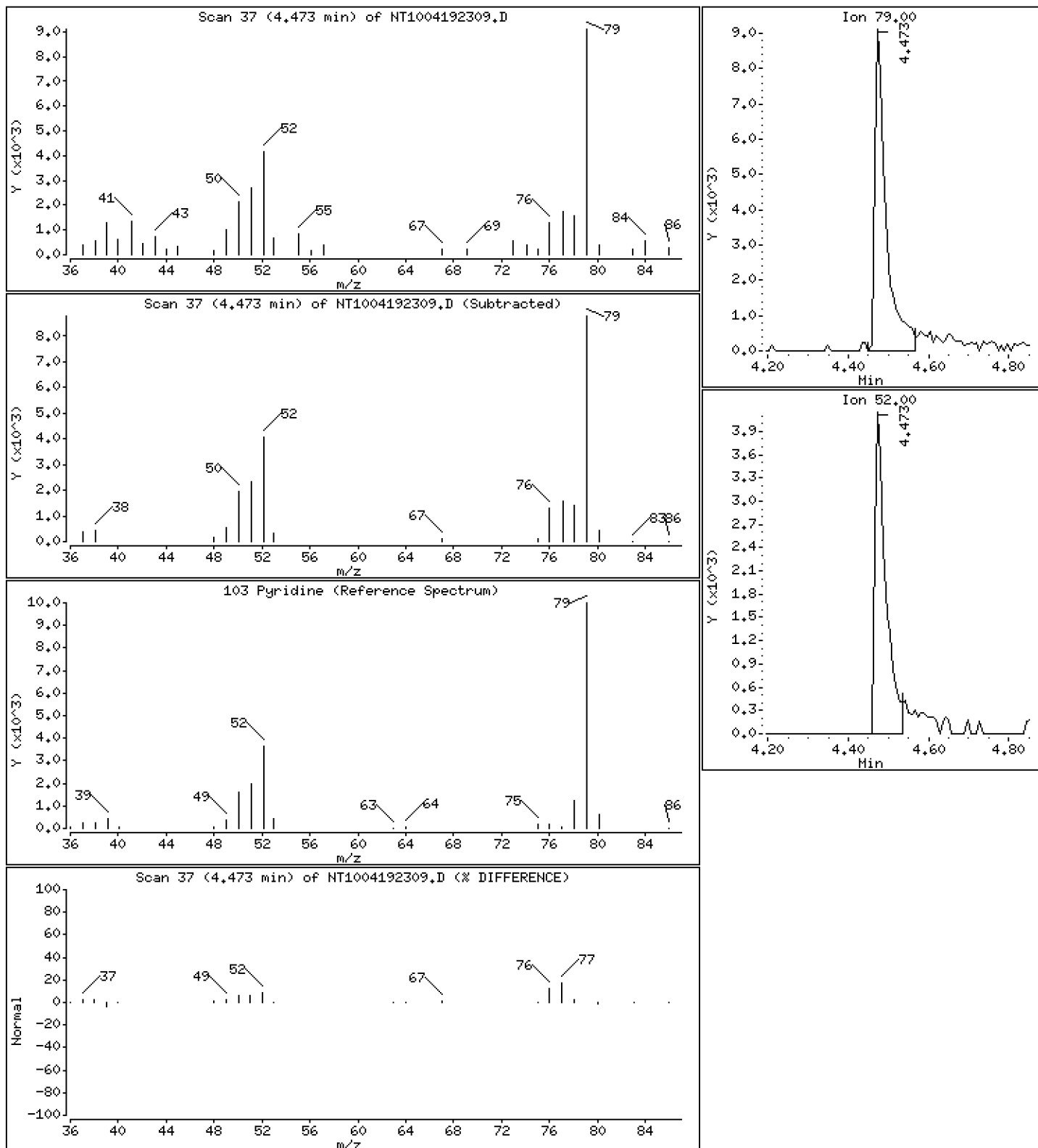
Operator: VTS

Column phase: ZB-5msi

Column diameter: 0,25

103 Pyridine

Concentration: 0,4173 ug/mL



Date : 19-APR-2023 16:27

Client ID:

Instrument: nt10.i

Sample Info: BLD0057-SRM1

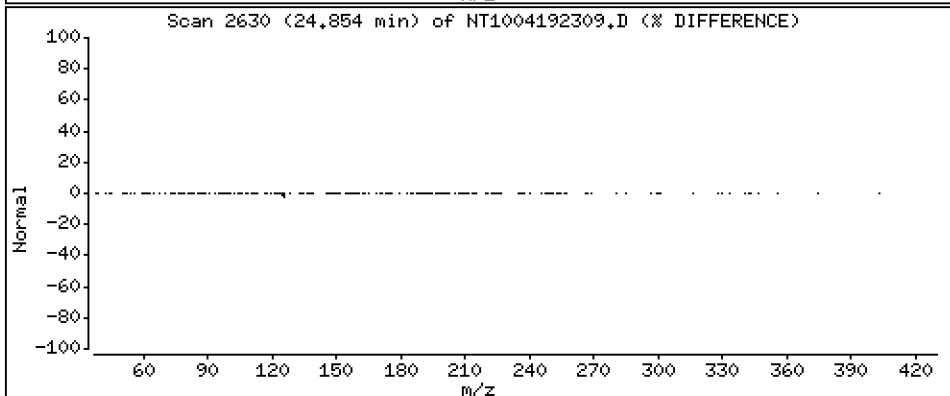
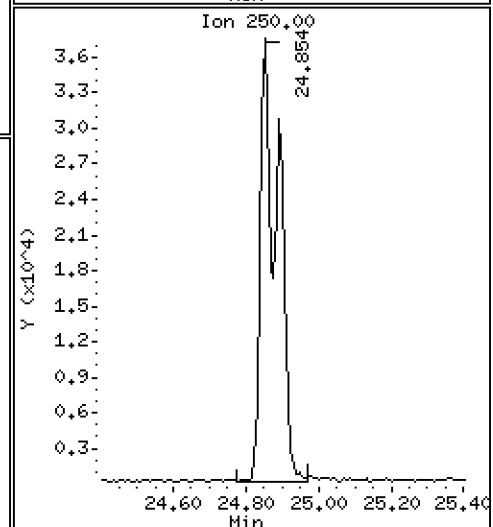
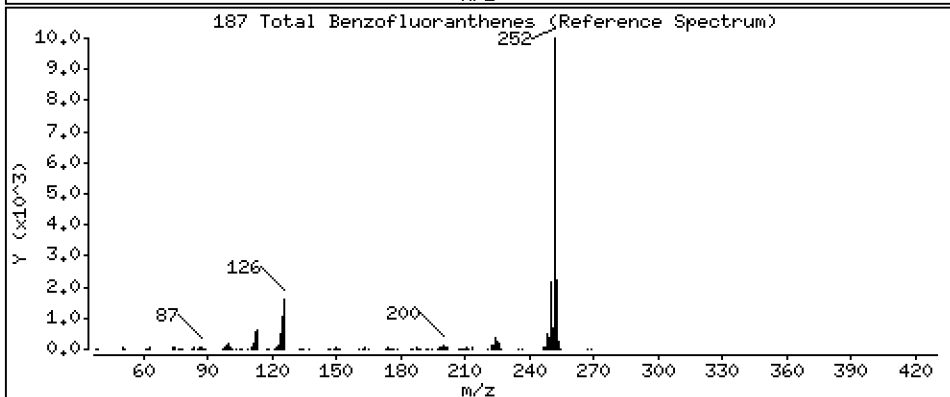
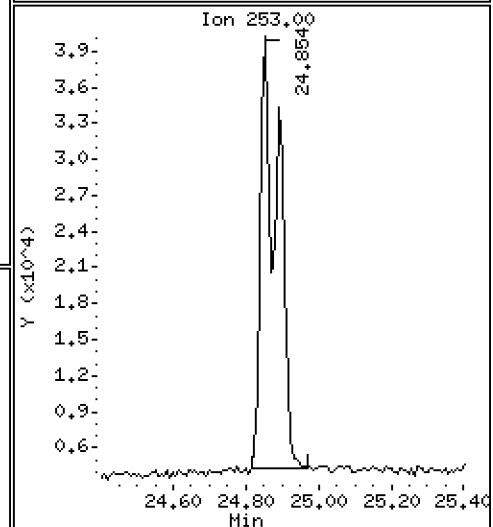
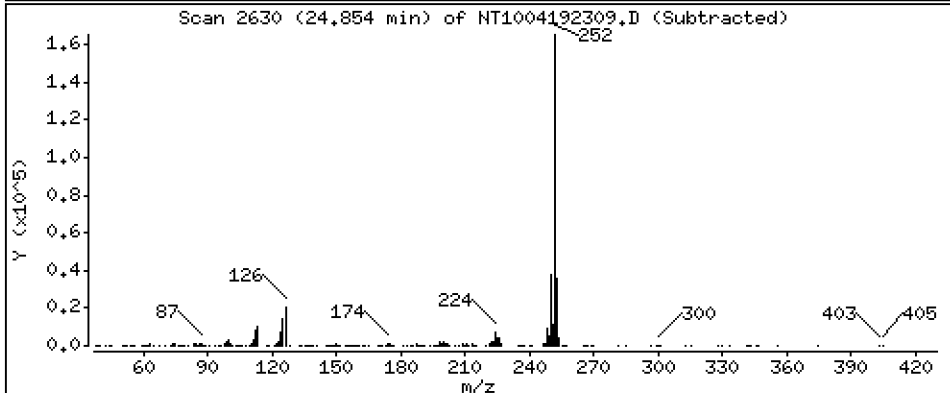
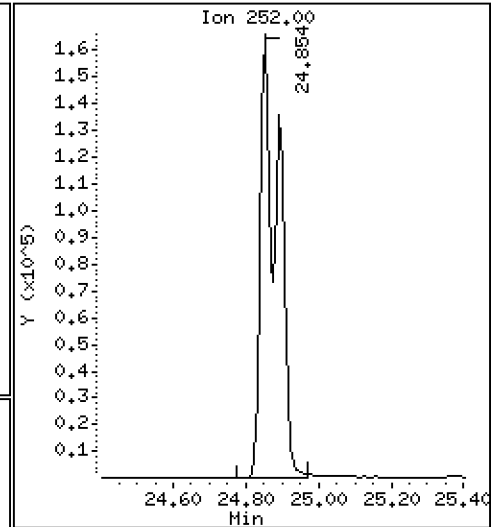
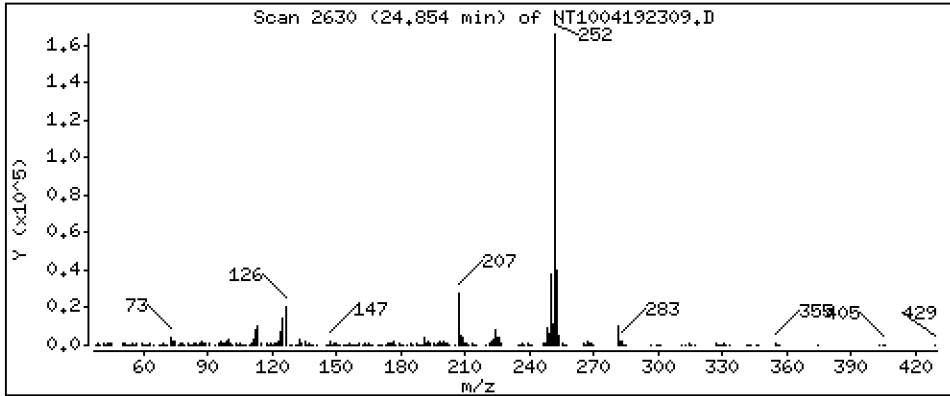
Operator: VTS

Column phase: ZB-5msi

Column diameter: 0,25

187 Total Benzofluoranthenes

Concentration: 3,770 ug/mL



Date : 19-APR-2023 16:27

Client ID:

Instrument: nt10.i

Sample Info: BLD0057-SRM1

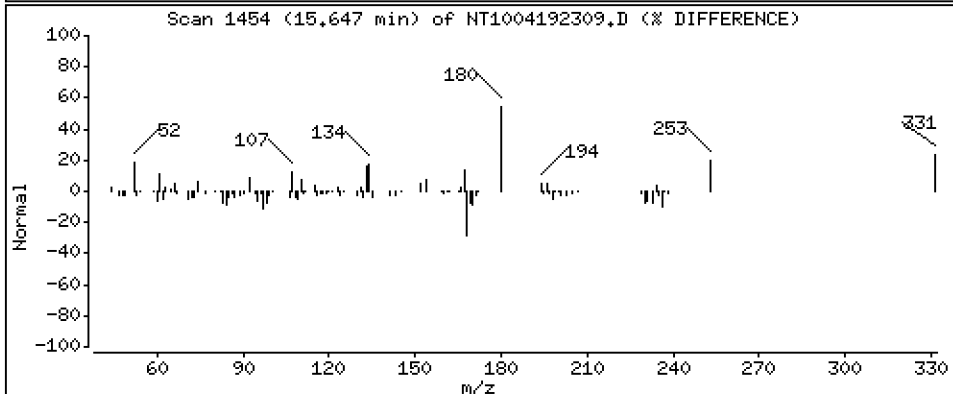
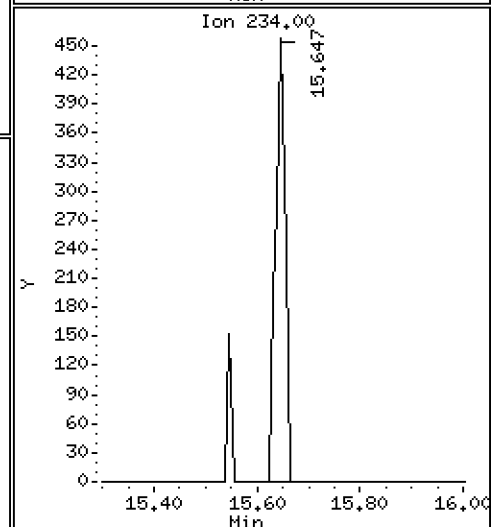
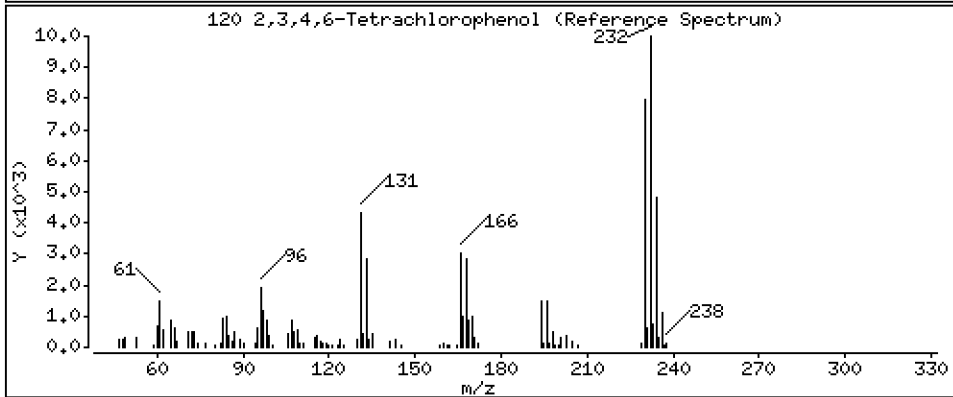
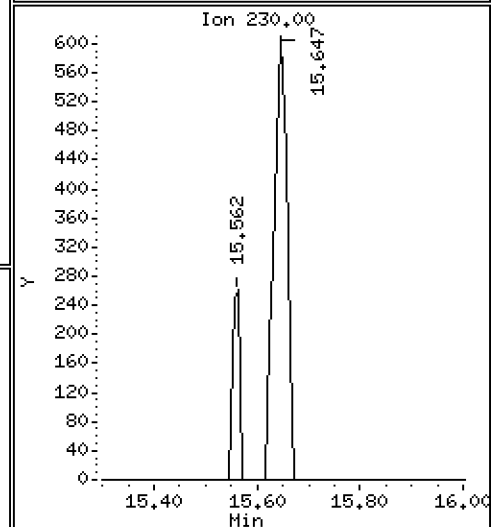
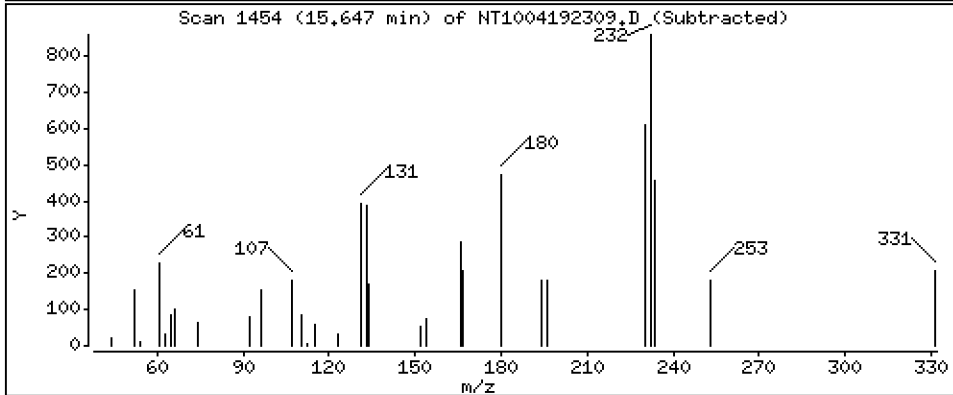
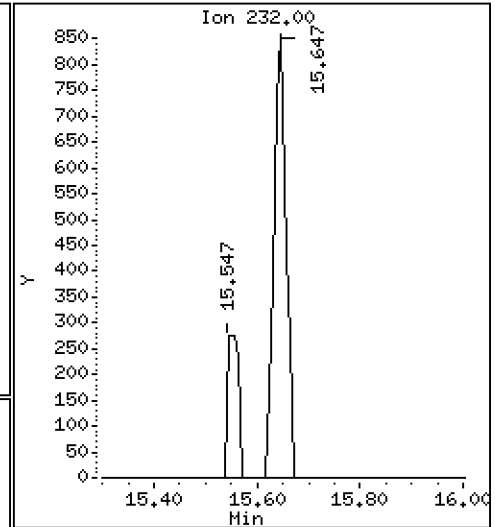
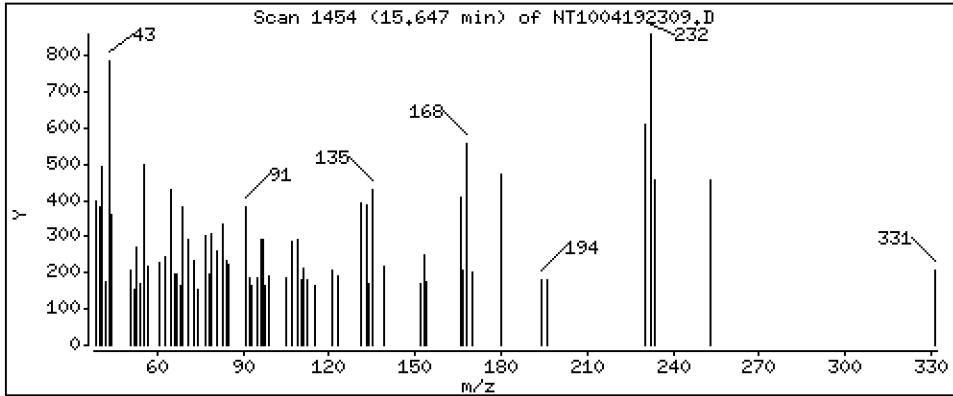
Operator: VTS

Column phase: ZB-5msi

Column diameter: 0,25

120 2,3,4,6-Tetrachlorophenol

Concentration: 0,04037 ug/mL



ARI Labs, Inc.

Semivolatile Report SW846 Method 8270D

Data file : \\target\share\chem3\nt10.i\20230419.b\NT1004192309.D
 Lab Smp Id: BLD0057-SRM1
 Inj Date : 19-APR-2023 16:27
 Operator : VTS
 Smp Info : BLD0057-SRM1
 Misc Info :
 Comment : 1ul Injection
 Method : \\target\share\chem3\nt10.i\20230419.b\ABN.m
 Meth Date : 20-Apr-2023 10:45 deenayd Quant Type: ISTD
 Cal Date : 16-MAR-2023 00:22 Cal File: NT10031508.D
 Als bottle: 9
 Dil Factor: 1.00000
 Integrator: HP RTE
 Target Version: 4.14
 Processing Host: DEENAY-201905

Inst ID: nt10.i

Compound Sublist: ICAL.sub

Compounds	QUANT	SIG	RT	EXP RT	REL RT	RESPONSE	CONCENTRATIONS	
							ON-COLUMN	FINAL
	MASS						(ug/mL)	(ug/mL)
\$ 1 2-Fluorophenol	112		6.620	6.643	(0.750)	180837	3.99220	3.992
\$ 2 Phenol-d5	99		8.211	8.227	(0.931)	233563	3.93046	3.930
3 Phenol	94		8.235	8.250	(0.933)	96977	1.57046	1.570
\$ 5 2-Chlorophenol-d4	132		8.466	8.489	(0.960)	239468	4.71917	4.719
4 Bis(2-Chloroethyl)ether	93		Compound Not Detected.					
6 2-Chlorophenol	128		8.490	8.512	(0.962)	46002	0.87043	0.8704
7 1,3-Dichlorobenzene	146		8.760	8.775	(0.993)	48384	0.86596	0.8660
* 8 1,4-Dichlorobenzene-d4	152		8.823	8.844	(1.000)	149788	4.00000	
9 1,4-Dichlorobenzene	146		Compound Not Detected.					
\$ 10 1,2-Dichlorobenzene-d4	152		9.179	9.201	(1.040)	97532	2.67638	2.676
12 1,2-Dichlorobenzene	146		Compound Not Detected.					
11 Benzyl alcohol	108		Compound Not Detected.					
14 2,2'-oxybis(1-Chloropropane)	121		9.405	9.418	(1.066)	30394	1.94839	1.948
13 2-Methylphenol	108		9.343	9.356	(1.059)	161154	3.58006	3.580
17 Hexachloroethane	117		Compound Not Detected.					
16 N-Nitroso-di-n-propylamine	70		Compound Not Detected.					
15 4-Methylphenol	108		9.614	9.628	(1.090)	210380	4.43564	4.436
\$ 18 Nitrobenzene-d5	82		9.917	9.931	(0.878)	147275	2.66014	2.660
19 Nitrobenzene	77		9.956	9.970	(0.881)	95727	1.76188	1.762
20 Isophorone	82		10.406	10.420	(0.921)	86112	1.23893	1.239
21 2-Nitrophenol	139		10.583	10.590	(0.937)	96172	3.62640	3.626
22 2,4-Dimethylphenol	107		10.651	10.660	(0.943)	172753	3.46168	3.462
23 Bis(2-Chloroethoxy)methane	93		Compound Not Detected.					
24 Benzoic acid	105		10.778	10.884	(0.954)	13937	0.50253	0.5025
25 2,4-Dichlorophenol	162		11.041	11.045	(0.977)	207310	5.19113	5.191
26 1,2,4-Trichlorobenzene	180		11.222	11.232	(0.993)	48803	1.04107	1.041
* 27 Naphthalene-d8	136		11.299	11.308	(1.000)	548502	4.00000	
28 Naphthalene	128		11.345	11.351	(1.004)	422812	2.90980	2.910
29 4-Chloroaniline	127		Compound Not Detected.					
30 Hexachlorobutadiene	225		11.709	11.719	(1.036)	43466	1.58244	1.582
31 4-Chloro-3-methylphenol	107		12.451	12.461	(1.102)	59248	1.37046	1.370
32 2-Methylnaphthalene	142		Compound Not Detected.					
33 Hexachlorocyclopentadiene	237		Compound Not Detected.					

Compounds	QUANT	SIG						CONCENTRATIONS	
			MASS	RT	EXP RT	REL RT	RESPONSE	ON-COLUMN (ug/mL)	FINAL (ug/mL)
34 2,4,6-Trichlorophenol	196		13.365	13.367	(0.897)	46544	1.44782	1.448	
35 2,4,5-Trichlorophenol	196		13.442	13.444	(0.902)	76822	2.15064	2.151	
§ 36 2-Fluorobiphenyl	172		13.519	13.529	(0.907)	358506	2.78637	2.786	
37 2-Chloronaphthalene	162		13.728	13.731	(0.921)	145456	1.39619	1.396	
38 2-Nitroaniline	65		Compound Not Detected.						
39 Dimethylphthalate	163		14.433	14.443	(0.968)	325369	3.07929	3.079	
40 Acenaphthylene	152		14.588	14.597	(0.979)	175447	1.08075	1.081	
41 2,6-Dinitrotoluene	165		Compound Not Detected.						
* 42 Acenaphthene-d10	164		14.905	14.915	(1.000)	325261	4.00000		
43 3-Nitroaniline	138		Compound Not Detected.						
44 Acenaphthene	153		14.974	14.977	(1.005)	346157	3.45157	3.452	
45 2,4-Dinitrophenol	184		15.059	15.062	(1.010)	24079	1.74231	1.742	
46 Dibenzofuran	168		15.299	15.309	(1.026)	580185	3.92302	3.923	
47 4-Nitrophenol	109		15.191	15.201	(1.019)	64110	3.96587	3.966	
48 2,4-Dinitrotoluene	165		15.369	15.379	(1.031)	79905	2.32236	2.322	
50 Diethylphthalate	149		15.887	15.904	(1.066)	10451	0.10081	0.1008	
49 Fluorene	166		16.010	16.020	(1.074)	283354	2.43533	2.435	
51 4-Chlorophenyl-phenylether	204		16.010	16.020	(1.074)	81996	1.48198	1.482	
52 4-Nitroaniline	138		Compound Not Detected.						
53 4,6-Dinitro-2-methylphenol	198		16.203	16.222	(0.903)	78074	4.70878	4.709	
54 N-Nitrosodiphenylamine	169		16.265	16.268	(0.907)	198787	2.72315	2.723	
§ 55 2,4,6-Tribromophenol	330		16.550	16.553	(1.110)	93342	6.14870	6.149	
56 4-Bromophenyl-phenylether	248		17.013	17.023	(0.948)	170310	5.57688	5.577	
57 Hexachlorobenzene	284		Compound Not Detected.						
58 Pentachlorophenol	266		17.686	17.696	(0.986)	46231	2.43018	2.430	
* 59 Phenanthrene-d10	188		17.941	17.951	(1.000)	546005	4.00000		
60 Phenanthrene	178		17.988	17.998	(1.003)	498249	3.34656	3.347	
61 Anthracene	178		18.081	18.090	(1.008)	230221	1.61199	1.612	
62 Carbazole	167		18.421	18.431	(1.027)	533064	4.16528	4.165	
63 Di-n-butylphthalate	149		19.257	19.266	(1.073)	183745	1.06891	1.069	
64 Fluoranthene	202		20.394	20.404	(0.885)	274935	1.55860	1.559	
65 Pyrene	202		20.820	20.829	(0.904)	351567	1.94286	1.943	
§ 66 Terphenyl-d14	244		21.137	21.139	(0.918)	462514	3.40354	3.404	
67 Butylbenzylphthalate	149		22.081	22.091	(0.959)	155145	2.40727	2.407	
68 Benzo(a)anthracene	228		23.011	23.012	(0.999)	583583	3.76617	3.766	
* 69 Chrysene-d12	240		23.034	23.043	(1.000)	439001	4.00000		
70 3,3'-Dichlorobenzidine	252		Compound Not Detected.						
71 Chrysene	228		23.080	23.090	(1.002)	134877	0.89094	0.8909	
72 bis(2-Ethylhexyl)phthalate	149		23.135	23.136	(0.959)	51519	0.51320	0.5132	
* 134 Di-n-octylphthalate-d4	153		24.118	24.127	(1.000)	686244	4.00000		
73 Di-n-octylphthalate	149		24.133	24.135	(1.001)	45758	0.25480	0.2548	
74 Benzo(b)fluoranthene	252		24.853	24.863	(0.972)	328473	2.15569	2.156	
75 Benzo(k)fluoranthene	252		24.892	24.901	(0.973)	254469	1.64466	1.645	
76 Benzo(a)pyrene	252		25.473	25.482	(0.996)	455524	3.34374	3.344	
* 77 Perylene-d12	264		25.581	25.590	(1.000)	470074	4.00000		
78 Indeno(1,2,3-cd)pyrene	276		28.077	28.094	(1.098)	480129	2.77020	2.770	
79 Dibenzo(a,h)anthracene	278		28.092	28.109	(1.098)	360654	2.50639	2.506	
80 Benzo(g,h,i)perylene	276		28.799	28.824	(1.126)	147859	0.98577	0.9858	
90 N-Nitrosodimethylamine	74		4.426	4.480	(0.502)	15938	0.55151	0.5515	
91 Aniline	93		Compound Not Detected.						
93 Benzidine	184		Compound Not Detected.						
103 Pyridine	79		4.473	4.503	(0.507)	18521	0.41730	0.4173	
105 1-methylnaphthalene	142		Compound Not Detected.						
111 Azobenzene (1,2-DP-Hydrazine)	77		Compound Not Detected.						

Compounds	QUANT SIG	RT	EXP RT	REL RT	RESPONSE	CONCENTRATIONS	
						ON-COLUMN (ug/mL)	FINAL (ug/mL)
187 Total Benzofluoranthenes	252	24.853	24.901	(0.972)	554647	3.76999	3.770
120 2,3,4,6-Tetrachlorophenol	232	15.647	15.649	(1.050)	1321	0.04037	0.04037

ARI Labs, Inc.

INTERNAL STANDARD COMPOUNDS
 AREA AND RT SUMMARY

Instrument ID: nt10.i Calibration Date: 19-APR-2023
 Lab File ID: NT1004192309.D Calibration Time: 11:08
 Lab Smp Id: BLD0057-SRM1
 Analysis Type: SV Level:
 Quant Type: ISTD Sample Type:
 Operator: VTS
 Method File: \\target\share\chem3\nt10.i\20230419.b\ABN.m
 Misc Info:

Test Mode:
 Use Last Continuing Calibrator.

COMPOUND	STANDARD	AREA LIMIT		SAMPLE	%DIFF
		LOWER	UPPER		
8 1,4-Dichlorobenze	140649	70325	281298	149788	6.50
27 Naphthalene-d8	483944	241972	967888	548502	13.34
42 Acenaphthene-d10	298909	149455	597818	325261	8.82
59 Phenanthrene-d10	483004	241502	966008	546005	13.04
69 Chrysene-d12	399309	199655	798618	439001	9.94
134 Di-n-octylphthala	671711	335856	1343422	686244	2.16
77 Perylene-d12	475411	237706	950822	470074	-1.12

COMPOUND	STANDARD	RT LIMIT		SAMPLE	%DIFF
		LOWER	UPPER		
8 1,4-Dichlorobenze	8.84	8.34	9.34	8.82	-0.25
27 Naphthalene-d8	11.31	10.81	11.81	11.30	-0.08
42 Acenaphthene-d10	14.92	14.42	15.42	14.91	-0.07
59 Phenanthrene-d10	17.95	17.45	18.45	17.94	-0.05
69 Chrysene-d12	23.04	22.54	23.54	23.03	-0.04
134 Di-n-octylphthala	24.13	23.63	24.63	24.12	-0.04
77 Perylene-d12	25.59	25.09	26.09	25.58	-0.04

AREA UPPER LIMIT = +100% of internal standard area.
 AREA LOWER LIMIT = - 50% of internal standard area.
 RT UPPER LIMIT = + 0.50 minutes of internal standard RT.
 RT LOWER LIMIT = - 0.50 minutes of internal standard RT.

REVIEW SUMMARY FOR FILE - NT1004192309.D

Lab ID: BLD0057-SRM1
nt10.i, 20230419.b\ABN.m, 19-APR-2023 16:27

RT CO-ELUTION COMPOUNDS

NO CO-ELUTIONS

Quant Method: ICAL

RRT CHECK

RRT	CCV RRT	DELTA	COMPOUND
0.954	0.962	-0.0086	Benzoic acid

RRT check based on Ccal File: NT1004192302.D

On Column LOD for nt10.i, 20230419.b\ABN.m, ICAL.sub = 0.0000

* Only compounds listed in the work order have been verified by the analyst *



**MASS SPECTROMETER
INSTRUMENT PERFORMANCE CHECK
EPA 8270E**

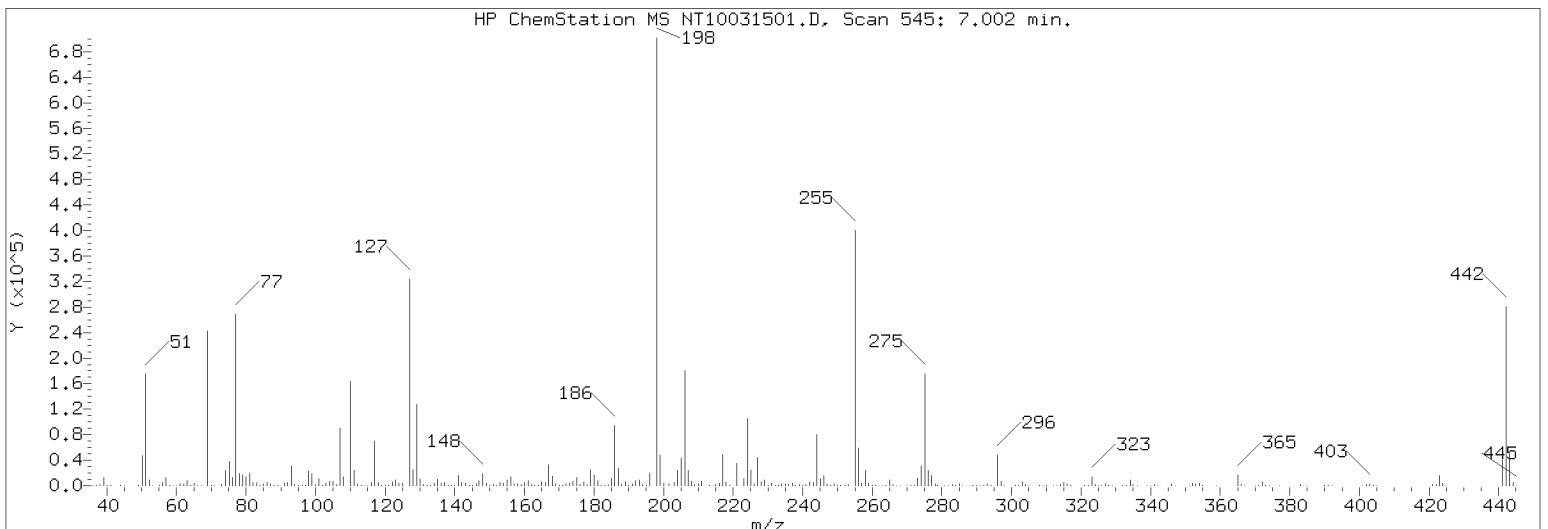
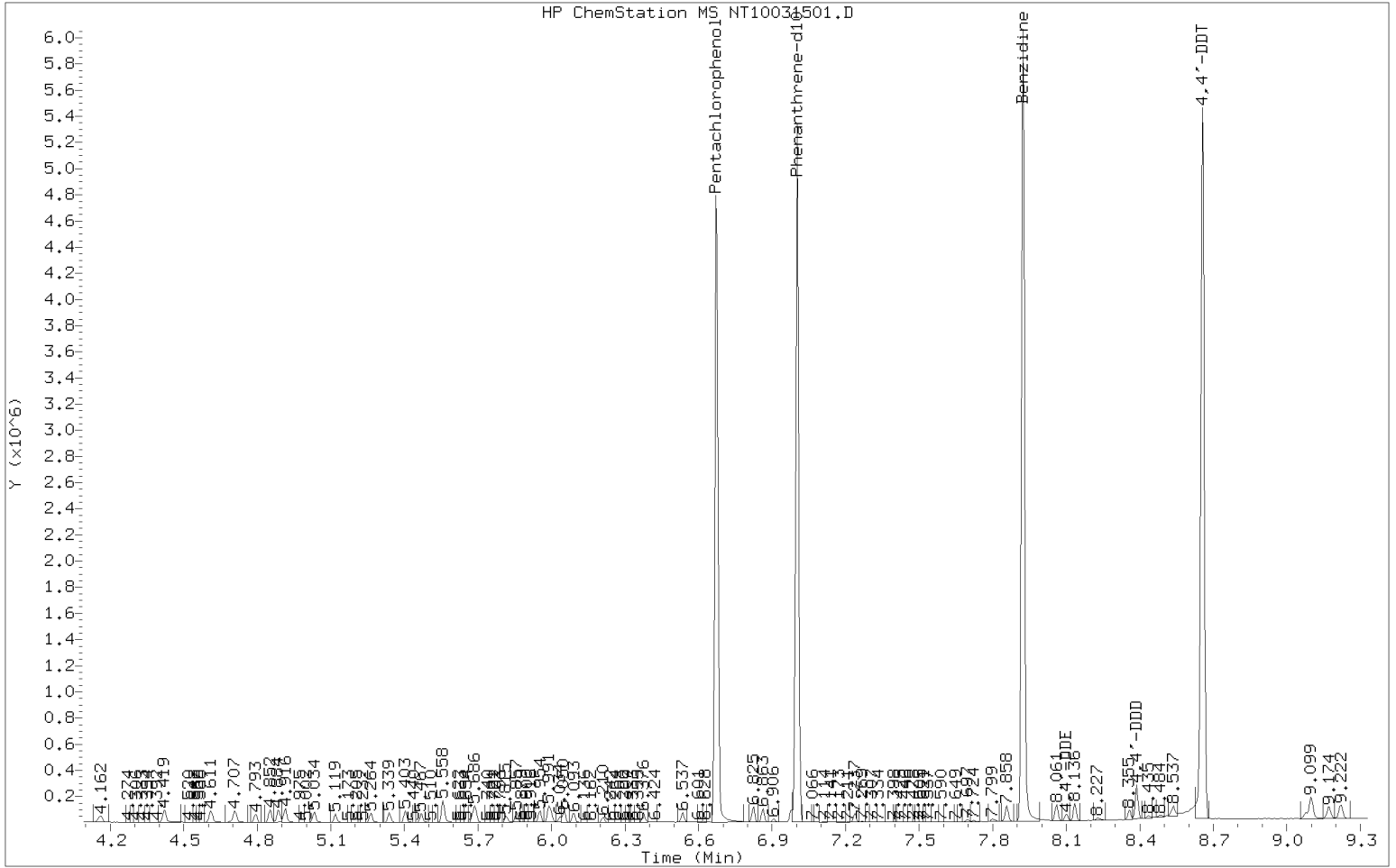
Laboratory:	<u>Analytical Resources, LLC</u>	SDG:	<u>23C0774</u>
Client:	<u>Anchor QEA, LLC</u>	Project:	<u>AOC5 MR Phase 1</u>
Lab File ID:	<u>NT10031501.D</u>	Injection Date:	<u>03/15/23</u>
Instrument ID:	<u>NT10</u>	Injection Time:	<u>20:19</u>
Sequence:	<u>SLC0228</u>	Lab Sample ID:	<u>SLC0228-TUN1</u>

m/z	ION ABUNDANCE CRITERIA	% RELATIVE ABUNDANCE	
68	Less than 2% of 69	0.372	PASS
69	Less than 100% of 198	36.5	PASS
70	Less than 2% of 69	0.498	PASS
197	Less than 2% of 198	0	PASS
198	Base peak, 100% relative abundance	100	PASS
199	5 - 9% of 198	6.88	PASS
365	1 - 100% of 198	2.52	PASS
441	Less than 150% of 443	77.1	PASS
442	1 - 200% of 198	42.8	PASS
443	15 - 24% of 442	18.5	PASS
4,4'-DDD	Less than 20% of 4,4'-DDT		
4,4'-DDE	Less than 20% of 4,4'-DDT		
4,4'-DDT	Base peak, 100% relative abundance		

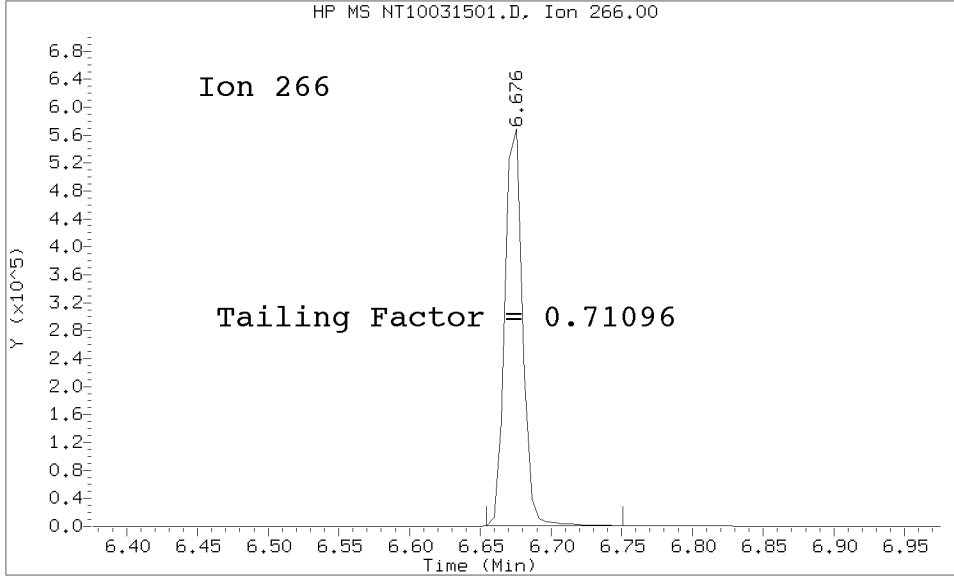
Client Sample ID	Lab Sample ID	Lab File ID	Date Analyzed	Time Analyzed
MS Tune	SLC0228-TUN1	NT10031501.D	03/15/2023	20:19
Cal Standard	SLC0228-CAL7	NT10031502.D	03/15/2023	20:34
Cal Standard	SLC0228-CAL6	NT10031503.D	03/15/2023	21:12
Cal Standard	SLC0228-CAL5	NT10031504.D	03/15/2023	21:50
Cal Standard	SLC0228-CAL4	NT10031505.D	03/15/2023	22:28
Cal Standard	SLC0228-CAL3	NT10031506.D	03/15/2023	23:06
Cal Standard	SLC0228-CAL2	NT10031507.D	03/15/2023	23:44
Cal Standard	SLC0228-CAL1	NT10031508.D	03/16/2023	0:22
Secondary Cal Check	SLC0228-SCV1	NT10031511.D	03/16/2023	2:16
Initial Cal Blank	SLC0228-ICB1	NT10031512.D	03/16/2023	2:54

DFTPP TAILING FACTOR AND BREAKDOWN GRAPHIC REPORT

Datafile Analyzed: /20230315.b/NT10031501.D/NT10031501.D
 Method Used: \20230315.b\DFTPP8270E.m Inst: nt10
 Injection Date: 15-MAR-2023 20:19 Operator: JGR
 Sample Info: SLC0228-TUN1 SLC0228-TUN1
 Report Date: 03/16/2023 12:23



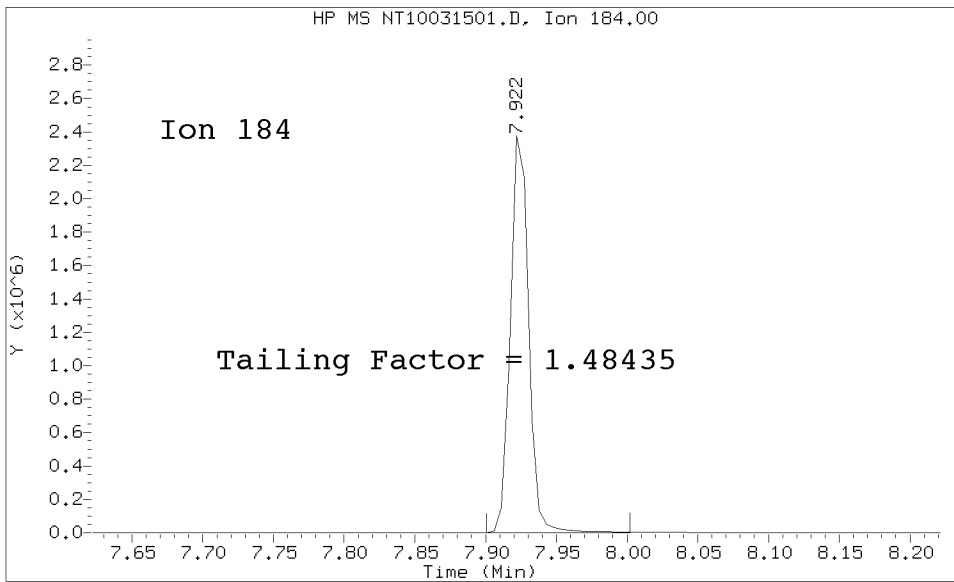
Datafile Analyzed: /20230315.b/NT10031501.D/NT10031501.D
Method Used: \20230315.b\DFTPP8270E.m\sw846ddt.m Inst: nt10
Injection Date: 15-MAR-2023 20:19 Operator: JGR
Sample Info: SEQ-TUN1
Report Date: 03/16/2023 12:23



Pentachlorophenol

=====
Exp. RT = 6.676
Found RT = 6.676

Tail Factor = 0.711 Maximum Allowed = 2.0



Benzidine

=====
Exp. RT = 7.922
Found RT = 7.922

Tail Factor = 1.484 Maximum Allowed = 2.0

8270 TAILING FACTOR/BREAKDOWN SUMMARY RESULTS

TAILING ANALYSIS SUMMARY

Compound	Tail Factor	Max Allowed	Test
Pentachlorophenol	0.7109557	2.000	PASS
Benzidine	1.4843493	2.000	PASS

DDT DEGRADATION BREAKDOWN ANALYSIS SUMMARY

Compound	Response	%Breakdown	Max Allowed	Test
4,4-DDT	962640			N/A
4,4-DDE	5158	0.5	20.0	PASS
4,4-DDD	41277	4.1	20.0	PASS
4,4-DDD + DDE	46435	4.6	20.0	PASS

Tuning Sample, nt10.i/20230315.b/NT10031501.D, *** PASSED ***

m/e	ION ABUNDANCE CRITERIA	% RELATIVE ABUNDANCE
198	Base Peak, 100% relative abundance	100.00
68	Less than 2.00% of mass 69	0.14 (0.37)
69	Mass 69 relative abundance	36.50
70	Less than 2.00% of mass 69	0.18 (0.50)
197	Less than 2.00% of mass 198	0.00
199	5.00 - 9.00% of mass 198	6.88
365	1.00 - 100.00% of mass 198	2.52
441	Less than 150.00% of mass 443	6.11 (77.09)
442	Less than 200.00% of mass 198	42.80
443	15.00 - 24.00% of mass 442	7.92 (18.52)

Data File: NT10031501.D
 Spectrum: Avg. Scans 544-546 (7.00), Background Scan 536
 Location of Maximum: 198.00
 Number of points: 316

m/z	Y	m/z	Y	m/z	Y	m/z	Y
36.00	226	124.00	3185	207.00	17112	293.00	2318
37.00	575	125.00	2909	208.00	4722	294.00	588
38.00	1820	127.00	243264	209.00	1586	295.00	171
39.00	10159	128.00	18696	210.00	2002	296.00	36168
40.00	405	129.00	96304	211.00	5093	297.00	5056
41.00	312	130.00	8257	213.00	371	298.00	351
42.00	59	131.00	1626	214.00	74	301.00	422
45.00	283	132.00	820	215.00	1549	302.00	552
49.00	910	133.00	415	216.00	2822	303.00	4130
50.00	35800	134.00	2800	217.00	36520	304.00	1107
51.00	136000	135.00	7704	218.00	4515	305.00	126
52.00	7201	136.00	3195	219.00	360	308.00	532
53.00	294	137.00	3970	221.00	25672	309.00	330
55.00	668	138.00	948	222.00	2863	310.00	461
56.00	4206	139.00	563	223.00	8094	312.00	63
57.00	9877	140.00	1193	224.00	76160	313.00	360
58.00	478	141.00	12476	225.00	18680	314.00	1762
59.00	106	142.00	3876	226.00	2197	315.00	4011
60.00	125	143.00	2757	227.00	32752	316.00	2200
61.00	1897	144.00	726	228.00	4949	317.00	416
62.00	2103	145.00	710	229.00	6725	321.00	1068
63.00	6654	146.00	2200	230.00	933	322.00	491
64.00	895	147.00	6157	231.00	2854	323.00	10541
65.00	3279	148.00	13642	232.00	574	324.00	1817
66.00	188	149.00	2992	233.00	660	325.00	178
67.00	249	150.00	753	234.00	2022	326.00	218
68.00	704	151.00	1678	235.00	2475	327.00	2103
69.00	189184	152.00	893	236.00	1621	328.00	1092
70.00	943	153.00	4091	237.00	2803	329.00	211
71.00	156	154.00	3154	238.00	375	332.00	739
73.00	1307	155.00	6743	239.00	1387	333.00	975
74.00	18768	156.00	10344	240.00	943	334.00	6536
75.00	30000	157.00	2091	241.00	1718	335.00	1733
76.00	10364	158.00	2204	242.00	4096	336.00	201
77.00	207552	159.00	1689	243.00	3931	339.00	148
78.00	14246	160.00	3864	244.00	58560	340.00	135
79.00	13356	161.00	5891	245.00	7760	341.00	1142
80.00	10539	162.00	1637	246.00	11941	342.00	277
81.00	15173	163.00	475	247.00	2526	346.00	2192
82.00	3906	164.00	608	248.00	602	347.00	346
83.00	3545	165.00	4507	249.00	2169	351.00	182
84.00	178	166.00	3807	250.00	370	352.00	3059
85.00	2559	167.00	24880	251.00	462	353.00	1950
86.00	4226	168.00	11639	252.00	590	354.00	3010
87.00	1998	169.00	2046	253.00	1331	355.00	569
88.00	783	170.00	776	255.00	296384	359.00	242
89.00	418	171.00	1036	256.00	43272	365.00	13085
91.00	3237	172.00	2248	257.00	3394	366.00	1813
92.00	3764	173.00	2906	258.00	18176	367.00	150

93.00	24104	174.00	5113	259.00	2926	370.00	291
94.00	1672	175.00	9851	260.00	520	371.00	690
95.00	503	176.00	2588	261.00	479	372.00	4605
96.00	1130	177.00	4756	262.00	60	373.00	1002
97.00	380	178.00	1657	263.00	151	374.00	50
98.00	17936	179.00	18424	264.00	377	377.00	67
99.00	14658	180.00	12975	265.00	6992	383.00	1157
100.00	1303	181.00	6000	266.00	984	384.00	328
101.00	8724	182.00	963	267.00	105	385.00	50
102.00	480	183.00	493	268.00	248	390.00	595
103.00	2859	184.00	1456	270.00	285	391.00	401
104.00	5461	185.00	9317	271.00	631	392.00	204
105.00	5056	186.00	70384	272.00	750	401.00	211
106.00	1781	187.00	20112	273.00	8749	402.00	1564
107.00	67936	188.00	2185	274.00	23296	403.00	2292
108.00	10471	189.00	4453	275.00	129008	404.00	796
109.00	595	190.00	772	276.00	17320	405.00	237
110.00	122760	191.00	2090	277.00	11470	421.00	1827
111.00	18400	192.00	5915	278.00	2005	422.00	1658
112.00	2357	193.00	6863	279.00	468	423.00	12304
113.00	756	194.00	1470	281.00	147	424.00	2795
114.00	128	195.00	841	282.00	368	425.00	263
115.00	298	196.00	14341	283.00	1453	441.00	31664
116.00	3871	198.00	518272	284.00	874	442.00	221824
117.00	54088	199.00	35680	285.00	2012	443.00	41072
118.00	3919	200.00	2830	286.00	333	444.00	3778
119.00	531	201.00	2302	288.00	146	445.00	177
120.00	920	203.00	3657	289.00	446		
121.00	362	204.00	18200	290.00	444		
122.00	4396	205.00	31664	291.00	199		
123.00	6778	206.00	132736	292.00	486		



INITIAL CALIBRATION DATA
EPA 8270E

Laboratory: Analytical Resources, LLC

SDG: 23C0774

Client: Anchor QEA, LLC

Project: AOC5 MR Phase 1

Calibration: GC00046

Instrument: NT10

Calibration Date: 03/15/2023

Column (1): ZB-5MSi

Calibration Comments: 625.1/8270E ICAL

Compound	Level 01		Level 02		Level 03		Level 04		Level 05		Level 06	
	Conc	RRF	Conc	RRF	Conc	RRF	Conc	RRF	Conc	RRF	Conc	RRF
Phenol	0.2	1.622083	0.5	1.744385	1	1.738913	2.5	1.741727	5	1.626447	10	1.548455
bis(2-chloroethyl) ether	0.2	1.276834	0.5	1.246722	1	1.273237	2.5	1.278204	5	1.201968	10	1.159368
2-Chlorophenol	0.2	1.318361	0.5	1.417313	1	1.423849	2.5	1.436216	5	1.375952	10	1.468166
1,3-Dichlorobenzene	0.2	1.560946	0.5	1.605735	1	1.541998	2.5	1.540387	5	1.437563	10	1.41097
1,4-Dichlorobenzene	0.2	1.482391	0.5	1.478064	1	1.506052	2.5	1.469736	5	1.410439	10	1.401205
1,2-Dichlorobenzene	0.2	1.459206	0.5	1.482601	1	1.478187	2.5	1.466658	5	1.376377	10	1.35694
Benzyl Alcohol	0.2	0.6172498	0.5	0.7319087	1	0.7859419	2.5	0.8418541	5	0.8196617	10	0.8112125
2,2'-Oxybis(1-chloropropane)	0.2	0.435224	0.5	0.426614	1	0.4310536	2.5	0.4227584	5	0.395924	10	0.3974535
2-Methylphenol	0.2	1.099191	0.5	1.217685	1	1.254242	2.5	1.279364	5	1.2124	10	1.180862
Hexachloroethane	0.2	0.5802217	0.5	0.5900367	1	0.6032614	2.5	0.6084076	5	0.5869257	10	0.5829104
N-Nitroso-di-n-Propylamine	0.2	0.8870586	0.5	0.9483236	1	0.9786772	2.5	1.00698	5	0.9668116	10	0.9215585
4-Methylphenol	0.2	1.143833	0.5	1.244	1	1.307883	2.5	1.374404	5	1.286966	10	1.25011
Nitrobenzene	0.2	0.3807817	0.5	0.4047493	1	0.4113668	2.5	0.4133405	5	0.3983102	10	0.3870234
Isophorone	0.2	0.4335824	0.5	0.4662487	1	0.4897762	2.5	0.5177744	5	0.5077759	10	0.5678036
2-Nitrophenol	0.2	0.1064364	0.5	0.1359725	1	0.1538663	2.5	0.1860036	5	0.1959767	10	0.1955135
2,4-Dimethylphenol			1	0.3759155	2	0.3756259	5	0.3792928	10	0.3598364	20	0.3540989
Bis(2-Chloroethoxy)methane	0.2	0.3415023	0.5	0.3542448	1	0.3545009	2.5	0.3542557	5	0.3269456	10	0.3221328
2,4-Dichlorophenol	0.4	0.2328177	1	0.2783191	2	0.290832	5	0.3419247	10	0.3045591	20	0.3020606
1,2,4-Trichlorobenzene	0.2	0.3633099	0.5	0.3616208	1	0.3556513	2.5	0.3470072	5	0.3305493	10	0.3272058
Naphthalene	0.2	1.114243	0.5	1.09175	1	1.076291	2.5	1.085156	5	1.039419	10	1.030535
Benzoic acid			2	7.018088E-02	4	0.1065788	10	0.1755418	20	0.2114671	40	0.2284124
4-Chloroaniline	0.4	0.3719334	1	0.4143292	2	0.4190134	5	0.4277591	10	0.4247539	20	0.4213032
Hexachlorobutadiene	0.2	0.2042013	0.5	0.2037834	1	0.209569	2.5	0.2032769	5	0.1956244	10	0.1981345
4-Chloro-3-Methylphenol			1	0.2953376	2	0.3055853	5	0.324077	10	0.3248824	20	0.3253107
2-Methylnaphthalene	0.2	0.7568101	0.5	0.7669962	1	0.7731469	2.5	0.7905566	5	0.7700416	10	0.7603408
Hexachlorocyclopentadiene			1	0.3216503	2	0.3338278	5	0.3832908	10	0.385064	20	0.3949414
2,4,6-Trichlorophenol			1	0.3405702	2	0.3727466	5	0.4091351	10	0.4078476	20	0.4273803

INITIAL CALIBRATION DATA

EPA 8270E

Laboratory:	Analytical Resources, LLC	SDG:	23C0774
Client:	Anchor QEA, LLC	Project:	AOC5 MR Phase 1
Calibration:	GC00046	Instrument:	NT10
Calibration Date:	03/15/2023	Column (1):	ZB-5MSi

Calibration Comments: 625.1/8270E ICAL

Compound	Level 01		Level 02		Level 03		Level 04		Level 05		Level 06	
	Conc	RRF	Conc	RRF	Conc	RRF	Conc	RRF	Conc	RRF	Conc	RRF
2,4,5-Trichlorophenol			1	0.3943804	2	0.4147953	5	0.4574722	10	0.4513792	20	0.4629428
2-Chloronaphthalene	0.2	1.318312	0.5	1.320628	1	1.301679	2.5	1.33284	5	1.257996	10	1.224431
2-Nitroaniline			1	0.3170102	2	0.3413505	5	0.3845479	10	0.3785841	20	0.3716252
Acenaphthylene	0.2	1.914149	0.5	2.075865	1	2.064925	2.5	2.101795	5	1.969132	10	1.984368
Dimethylphthalate	0.2	1.323382	0.5	1.369259	1	1.345764	2.5	1.337994	5	1.267312	10	1.259852
2,6-Dinitrotoluene			1	0.2418342	2	0.2677547	5	0.2946679	10	0.2927164	20	0.2982717
Acenaphthene	0.2	1.282509	0.5	1.261686	1	1.254791	2.5	1.256369	5	1.196404	10	1.205595
3-Nitroaniline			1	0.280849	2	0.3039182	5	0.3326976	10	0.3241921	20	0.3342579
2,4-Dinitrophenol	0.8	6.910006E-03	2	4.085523E-02	4	7.554751E-02	10	0.1245008	20	0.1583051	40	0.196051
Dibenzofuran	0.2	1.836794	0.5	1.892326	1	1.842035	2.5	1.892208	5	1.79473	10	1.763428
4-Nitrophenol			1	0.1296217	2	0.1629743	5	0.1891546	10	0.1904966	20	0.2013537
2,4-Dinitrotoluene			1	0.3264702	2	0.3715139	5	0.4056062	10	0.4004673	20	0.420471
Fluorene	0.2	1.406055	0.5	1.451029	1	1.476714	2.5	1.500425	5	1.400817	10	1.414686
4-Chlorophenylphenyl ether	0.2	0.6979879	0.5	0.6899169	1	0.6862902	2.5	0.6908457	5	0.667206	10	0.6724241
Diethyl phthalate	0.2	1.201444	0.5	1.249888	1	1.301377	2.5	1.319753	5	1.247861	10	1.277833
4-Nitroaniline			1	0.2746982	2	0.2800932	5	0.2360651	10	0.2923867	20	0.3268569
4,6-Dinitro-2-methylphenol			2	5.544356E-02	4	7.993529E-02	10	0.1052698	20	0.1171611	40	0.1310681
N-Nitrosodiphenylamine	0.2	0.5288676	0.5	0.5519316	1	0.5556116	2.5	0.5626043	5	0.5181233	10	0.5117997
4-Bromophenyl phenyl ether	0.2	0.1978228	0.5	0.2134277	1	0.226818	2.5	0.2356481	5	0.2314495	10	0.2326348
Hexachlorobenzene	0.2	0.2498471	0.5	0.2305111	1	0.247645	2.5	0.2435545	5	0.2275155	10	0.2238437
Pentachlorophenol			1	7.713769E-02	2	0.1013883	5	0.1257703	10	0.1338377	20	0.1493146
Phenanthrene	0.2	1.132198	0.5	1.106313	1	1.120881	2.5	1.127028	5	1.051992	10	1.053617
Anthracene	0.2	0.9557141	0.5	1.01224	1	1.065265	2.5	1.115342	5	1.052956	10	1.080994
Carbazole	0.2	0.8893264	0.5	0.9556189	1	0.9966431	2.5	0.9830863	5	0.8991354	10	0.9516769
Di-n-Butylphthalate	0.2	0.7711894	0.5	0.9376739	1	1.085705	2.5	1.188821	5	1.178366	10	1.285937
Fluoranthene	0.2	1.36328	0.5	1.520561	1	1.561968	2.5	1.693508	5	1.749137	10	1.631866
Pyrene	0.2	1.456041	0.5	1.609441	1	1.630818	2.5	1.727629	5	1.739198	10	1.667931



INITIAL CALIBRATION DATA EPA 8270E

Laboratory: Analytical Resources, LLC

SDG: 23C0774

Client: Anchor QEA, LLC

Project: AOC5 MR Phase 1

Calibration: GC00046

Instrument: NT10

Calibration Date: 03/15/2023

Column (1): ZB-5MSi

Calibration Comments: 625.1/8270E ICAL

Compound	Level 01		Level 02		Level 03		Level 04		Level 05		Level 06	
	Conc	RRF	Conc	RRF	Conc	RRF	Conc	RRF	Conc	RRF	Conc	RRF
Butylbenzylphthalate	0.2	0.3340669	0.5	0.4333599	1	0.4863695	2.5	0.5550659	5	0.5940761	10	0.626307
Benzo(a)anthracene	0.2	1.366436	0.5	1.427814	1	1.430217	2.5	1.485547	5	1.41212	10	1.389236
3,3'-Dichlorobenzidine			1.5	0.4167968	3	0.4535169	7.5	0.4670128	15	0.4092116	30	0.4633693
Chrysene	0.2	1.359447	0.5	1.429869	1	1.401334	2.5	1.407173	5	1.374198	10	1.361188
bis(2-Ethylhexyl)phthalate	0.2	0.3420314	0.5	0.4459806	1	0.5288449	2.5	0.5865203	5	0.5882303	10	0.5899108
Di-n-Octylphthalate	0.2	1.13505	0.5	1.062346	1	1.052166	2.5	1.057507	5	1.026869	10	1.013504
Benzo(a)fluoranthene, Total	0.4	1.195721	1	1.245168	2	1.253078	5	1.280546	10	1.251547	20	1.288474
Benzo(a)pyrene	0.2	0.9927352	0.5	1.101345	1	1.122317	2.5	1.22032	5	1.206385	10	1.233412
Indeno(1,2,3-cd)pyrene	0.2	1.121524	0.5	1.32292	1	1.409944	2.5	1.590272	5	1.628941	10	1.583568
Dibenzo(a,h)anthracene	0.2	0.9256101	0.5	1.109076	1	1.176882	2.5	1.320958	5	1.350104	10	1.305995
Benzo(g,h,i)perylene	0.2	0.9796118	0.5	1.132402	1	1.201964	2.5	1.357402	5	1.42789	10	1.366327
1-Methylnaphthalene	0.2	0.7007976	0.5	0.7109692	1	0.7103056	2.5	0.7175933	5	0.7059305	10	0.6961052
2-Fluorophenol	0.3	1.17021	0.75	1.261679	1.5	1.266774	3.75	1.303968	7.5	1.210352	15	1.167768
Phenol-d5	0.3	1.485429	0.75	1.590369	1.5	1.618326	3.75	1.691404	7.5	1.609716	15	1.575522
2-Chlorophenol-d4	0.3	1.261338	0.75	1.355292	1.5	1.384443	3.75	1.420173	7.5	1.374898	15	1.357401
1,2-Dichlorobenzene-d4	0.2	0.9420816	0.5	0.9800826	1	1.025212	2.5	1.023568	5	0.9490201	10	0.9543478
Nitrobenzene-d5	0.2	0.3650764	0.5	0.3986882	1	0.4101461	2.5	0.4261085	5	0.4187027	10	0.4110496
2-Fluorobiphenyl	0.2	1.623527	0.5	1.630708	1	1.616933	2.5	1.625878	5	1.553266	10	1.544261
2,4,6-Tribromophenol	0.3	9.930622E-02	0.75	0.135101	1.5	0.1514052	3.75	0.1764476	7.5	0.177783	15	0.1895637
p-Terphenyl-d14	0.2	1.184567	0.5	1.243423	1	1.268525	2.5	1.295244	5	1.260569	10	1.21091



INITIAL CALIBRATION DATA
EPA 8270E

Laboratory:	Analytical Resources, LLC	SDG:	23C0774
Client:	Anchor QEA, LLC	Project:	AOC5 MR Phase 1
Calibration:	GC00046	Instrument:	NT10
Calibration Date:	03/15/2023	Column (1):	ZB-5MSi

Calibration Comments: 625.1/8270E ICAL

Compound	Level 07		Level 08		Level 09		Level 10		Level 11		Level 12	
	Conc	RRF	Conc	RRF	Conc	RRF	Conc	RRF	Conc	RRF	Conc	RRF
2,4,5-Trichlorophenol	40	0.454734										
2-Chloronaphthalene	20	1.212472										
2-Nitroaniline	40	0.3662135										
Acenaphthylene	20	1.864621										
Dimethylphthalate	20	1.192451										
2,6-Dinitrotoluene	40	0.2890007										
Acenaphthene	20	1.176068										
3-Nitroaniline	40	0.3250936										
2,4-Dinitrophenol	80	0.2076548										
Dibenzofuran	20	1.709758										
4-Nitrophenol	40	0.1939437										
2,4-Dinitrotoluene	40	0.3981532										
Fluorene	20	1.366348										
4-Chlorophenylphenyl ether	20	0.6582815										
Diethyl phthalate	20	1.32643										
4-Nitroaniline	40	0.3030707										
4,6-Dinitro-2-methylphenol	80	0.1327962										
N-Nitrosodiphenylamine	20	0.5145666										
4-Bromophenyl phenyl ether	20	0.2282657										
Hexachlorobenzene	20	0.2190162										
Pentachlorophenol	40	0.1507217										
Phenanthrene	20	1.042964										
Anthracene	20	1.041424										
Carbazole	20	0.8874298										
Di-n-Butylphthalate	20	1.230146										
Fluoranthene	20	1.730564										
Pyrene	20	1.710349										



INITIAL CALIBRATION DATA
EPA 8270E

Laboratory:	Analytical Resources, LLC	SDG:	23C0774
Client:	Anchor QEA, LLC	Project:	AOC5 MR Phase 1
Calibration:	GC00046	Instrument:	NT10
Calibration Date:	03/15/2023	Column (1):	ZB-5MSi

Calibration Comments: 625.1/8270E ICAL

Compound	Level 07		Level 08		Level 09		Level 10		Level 11		Level 12	
	Conc	RRF	Conc	RRF	Conc	RRF	Conc	RRF	Conc	RRF	Conc	RRF
Butylbenzylphthalate	20	0.6757807										
Benzo(a)anthracene	20	1.371766										
3,3'-Dichlorobenzidine	60	0.5035513										
Chrysene	20	1.322435										
bis(2-Ethylhexyl)phthalate	20	0.5927596										
Di-n-Octylphthalate	20	0.979965										
Benzo(a)fluoranthene, Total	40	1.248781										
Benzo(a)pyrene	20	1.238145										
Indeno(1,2,3-cd)pyrene	20	1.666622										
Dibenzo(a,h)anthracene	20	1.382416										
Benzo(g,h,i)perylene	20	1.468793										
1-Methylnaphthalene	20	0.6627679										
2-Fluorophenol	30	1.086771										
Phenol-d5	30	1.537369										
2-Chlorophenol-d4	30	1.332016										
1,2-Dichlorobenzene-d4	20	0.937777										
Nitrobenzene-d5	20	0.3964415										
2-Fluorobiphenyl	20	1.481453										
2,4,6-Tribromophenol	30	0.1805241										
p-Terphenyl-d14	20	1.204127										



INITIAL CALIBRATION DATA
EPA 8270E

Laboratory: Analytical Resources, LLC SDG: 23C0774
Client: Anchor QEA, LLC Project: AOC5 MR Phase 1
Calibration: GC00046 Instrument: NT10
Calibration Date: 03/15/2023 Column (1): ZB-5MSi
Calibration Comments: 625.1/8270E ICAL

COMPOUND	Mean RRF	RRF RSD	Linear COD	Quad COD	Limit Type & Limit	Q
Phenol	1.649014	5.7			RSD (15)	
bis(2-chloroethyl) ether	1.223036	5.1			RSD (15)	
2-Chlorophenol	1.411326	3.5			RSD (15)	
1,3-Dichlorobenzene	1.492062	6.3			RSD (15)	
1,4-Dichlorobenzene	1.441362	4.1			RSD (15)	
1,2-Dichlorobenzene	1.418511	4.9			RSD (15)	
Benzyl Alcohol	0.7739975	10.0			RSD (15)	
2,2'-Oxybis(1-chloropropane)	0.4165768	3.9			RSD (15)	
2-Methylphenol	1.20208	4.9			RSD (15)	
Hexachloroethane	0.5913718	1.8			RSD (15)	
N-Nitroso-di-n-Propylamine	0.9491743	4.2			RSD (15)	
4-Methylphenol	1.266577	5.6			RSD (15)	
Nitrobenzene	0.3962224	3.7			RSD (15)	
Isophorone	0.5068737	9.7			RSD (15)	
2-Nitrophenol	0.1672434	21.4		0.9997	QCOD (0.99)	
2,4-Dimethylphenol	0.363932	4.4			RSD (15)	
Bis(2-Chloroethoxy)methane	0.3385804	4.9			RSD (15)	
2,4-Dichlorophenol	0.2912326	11.3			RSD (15)	
1,2,4-Trichlorobenzene	0.3418616	6.1			RSD (15)	
Naphthalene	1.059659	4.3			RSD (15)	
Benzoic acid	0.1757529	42.2		0.9982	QCOD (0.99)	
4-Chloroaniline	0.4133921	4.6			RSD (15)	
Hexachlorobutadiene	0.2003113	3.6			RSD (15)	
4-Chloro-3-Methylphenol	0.3152744	3.9			RSD (15)	
2-Methylnaphthalene	0.7647129	2.2			RSD (15)	
Hexachlorocyclopentadiene	0.3701954	9.1			RSD (15)	
2,4,6-Trichlorophenol	0.3953462	8.2			RSD (15)	
2,4,5-Trichlorophenol	0.439284	6.4			RSD (15)	
2-Chloronaphthalene	1.281194	3.8			RSD (15)	
2-Nitroaniline	0.3598886	7.2			RSD (15)	



INITIAL CALIBRATION DATA
EPA 8270E

Laboratory: Analytical Resources, LLC SDG: 23C0774
Client: Anchor QEA, LLC Project: AOC5 MR Phase 1
Calibration: GC00046 Instrument: NT10
Calibration Date: 03/15/2023 Column (1): ZB-5MSi
Calibration Comments: 625.1/8270E ICAL

COMPOUND	Mean RRF	RRF RSD	Linear COD	Quad COD	Limit Type & Limit	Q
Acenaphthylene	1.996408	4.4			RSD (15)	
Dimethylphthalate	1.299431	4.8			RSD (15)	
2,6-Dinitrotoluene	0.2807076	7.8			RSD (15)	
Acenaphthene	1.233346	3.2			RSD (15)	
3-Nitroaniline	0.3168347	6.5			RSD (15)	
2,4-Dinitrophenol	0.1156892	66.8		0.9952	QCOD (0.99)	
Dibenzofuran	1.818754	3.7			RSD (15)	
4-Nitrophenol	0.1779241	15.2		0.9994	QCOD (0.99)	
2,4-Dinitrotoluene	0.3871136	8.7		0.9995	QCOD (0.99)	
Fluorene	1.430868	3.3			RSD (15)	
4-Chlorophenylphenyl ether	0.6804218	2.1			RSD (15)	
Diethyl phthalate	1.274941	3.5			RSD (15)	
4-Nitroaniline	0.2855285	10.7			RSD (15)	
4,6-Dinitro-2-methylphenol	0.1036123	29.5		0.9982	QCOD (0.99)	
N-Nitrosodiphenylamine	0.5347864	4.0			RSD (15)	
4-Bromophenyl phenyl ether	0.2237238	6.0			RSD (15)	
Hexachlorobenzene	0.2345619	5.2			RSD (15)	
Pentachlorophenol	0.1230284	23.4		0.9987	QCOD (0.99)	
Phenanthrene	1.090713	3.6			RSD (15)	
Anthracene	1.046276	4.9			RSD (15)	
Carbazole	0.9375595	4.8			RSD (15)	
Di-n-Butylphthalate	1.096834	16.7		0.9992	QCOD (0.99)	
Fluoranthene	1.607269	8.5			RSD (15)	
Pyrene	1.648772	5.9			RSD (15)	
Butylbenzylphthalate	0.5292894	22.5		0.9997	QCOD (0.99)	
Benzo(a)anthracene	1.411877	2.9			RSD (15)	
3,3'-Dichlorobenzidine	0.4522431	7.7			RSD (15)	
Chrysene	1.379378	2.6			RSD (15)	
bis(2-Ethylhexyl)phthalate	0.5248968	18.5		0.9999	QCOD (0.99)	
Di-n-Octylphthalate	1.046772	4.6			RSD (15)	



ANALYSIS SEQUENCE

SLC0228

Instrument ID: NT10 GCMS Description: Agilent 5975/MS http://bi
Calibration ID: GC00046 GCMS Column ID: L002830
MS EM Level: 1271 EV

Lab Number	Sample Name	Analysis	Container	Order	STD ID	ISTD ID	Analyzed	File ID	Analyst	Comments
SLC0228-TUN1	MS Tune	QC		1	K004775		03/15/2023 20:19	NT10031501.D	JGR	
SLC0228-CAL7	CAL 20	QC		2	K011111	K010831	03/15/2023 20:34	NT10031502.D	VTS	
SLC0228-CAL6	CAL 10	QC		3	K011110	K010831	03/15/2023 21:12	NT10031503.D	VTS	
SLC0228-CAL5	CAL 5	QC		4	K011109	K010831	03/15/2023 21:50	NT10031504.D	VTS	
SLC0228-CAL4	CAL 2.5	QC		5	K011108	K010831	03/15/2023 22:28	NT10031505.D	VTS	
SLC0228-CAL3	CAL 1.0	QC		6	K011107	K010831	03/15/2023 23:06	NT10031506.D	VTS	
SLC0228-CAL2	CAL 0.5	QC		7	K011106	K010831	03/15/2023 23:44	NT10031507.D	VTS	
SLC0228-CAL1	CAL 0.2	QC		8	K011105	K010831	03/16/2023 00:22	NT10031508.D	VTS	
SLC0228-SCV1	SCV 5.0	QC		9	L002833	K010831	03/16/2023 02:16	NT10031511.D	VTS	
SLC0228-ICB1	Initial Cal Blank	QC		10	K005156	K010831	03/16/2023 02:54	NT10031512.D	VTS	

INTERNAL STANDARD SUMMARY FOR DATABATCH - \\target\share\chem3\nt10.i\20230315.b

Time	Filename	LabID	ClientId	DF															
1	2019	NT10031501.D	SLC0228-TUN1		1	NO ISTDs FOUND													
2	2034	NT10031502.D	SLC0228-CAL7		1	9.30	177375	11.78	659656	15.38	352987	18.42	587447	23.46	356463	26.19	404994	24.49	617041
3	2112	NT10031503.D	SLC0228-CAL6		1	9.30	174984	11.78	633941	15.38	344087	18.42	605930	23.46	437116	26.18	463440	24.48	674085
4	2150	NT10031504.D	SLC0228-CAL5		1	9.30	171542	11.78	624466	15.38	337226	18.42	572849	23.45	347068	26.18	421549	24.48	500317
5	2228	NT10031505.D	SLC0228-CAL4		1	9.30	158570	11.78	582079	15.38	306729	18.42	522311	23.45	356282	26.18	420725	24.48	471925
6	2306	NT10031506.D	SLC0228-CAL3		1	9.29	172257	11.78	625894	15.38	330997	18.42	568685	23.45	426836	26.18	489106	24.48	555437
7	2344	NT10031507.D	SLC0228-CAL2		1	9.30	176328	11.78	638835	15.38	333617	18.42	594262	23.45	428263	26.18	479116	24.48	530893
8	0022	NT10031508.D	SLC0228-CAL1		1	9.29	173382	11.77	622719	15.38	323444	18.42	582036	23.45	443504	26.18	490725	24.48	540769
9	0100	NT10031509.D	SEQ-SIM2		1	9.29	175576	11.78	624440	15.38	329518	18.42	581173	23.45	424576	26.18	472151	24.48	491201
10	0138	NT10031510.D	SEQ-SIM1		1	9.30	172228	11.77	609518	15.38	313933	18.42	564567	23.45	413842	26.18	461161	24.48	469814
11	0216	NT10031511.D	SLC0228-SCV1		1	9.30	154809	11.78	570882	15.38	303490	18.42	533431	23.46	435381	26.19	494648	24.49	660827
12	0254	NT10031512.D	SLC0228-ICB1		1	9.30	173115	11.78	625865	15.38	328712	18.42	592693	23.45	442208	26.18	499804	24.48	526309

MANUAL INTEGRATION SUMMARY FOR DATABATCH - \\target\share\chem3\nt10.i\20230315.b

Instrument: nt10.i Date: 15-MAR-2023

Time	Filename	LabID	DF	Manually Integrated Compounds
2019	NT10031501.D	SLC0228-TUN1	1	NO MANUAL INTEGRATION
2034	NT10031502.D	SLC0228-CAL7	1	Benzoic acid,
2112	NT10031503.D	SLC0228-CAL6	1	2,2'-oxybis(1-Chloropropane),
2150	NT10031504.D	SLC0228-CAL5	1	2,2'-oxybis(1-Chloropropane),
2228	NT10031505.D	SLC0228-CAL4	1	2,2'-oxybis(1-Chloropropane),
2306	NT10031506.D	SLC0228-CAL3	1	2,2'-oxybis(1-Chloropropane),
2344	NT10031507.D	SLC0228-CAL2	1	2,2'-oxybis(1-Chloropropane), Benzoic acid,
0022	NT10031508.D	SLC0228-CAL1	1	2,2'-oxybis(1-Chloropropane), 1,2-Dichlorobenzene-d4,
0100	NT10031509.D	SEQ-SIM2	1	NO MANUAL INTEGRATION
0138	NT10031510.D	SEQ-SIM1	1	NO MANUAL INTEGRATION
0216	NT10031511.D	SLC0228-SCV1	1	NO MANUAL INTEGRATION
0254	NT10031512.D	SLC0228-ICB1	1	NO MANUAL INTEGRATION

Security Status Report

Date: 16-Mar-2023 13:06

NT10031501.D	Data Locked	van, 16-Mar-2023 13:06
NT10031502.D	Data Locked	van, 16-Mar-2023 13:06
NT10031503.D	Data Locked	van, 16-Mar-2023 13:06
NT10031504.D	Data Locked	van, 16-Mar-2023 13:06
NT10031505.D	Data Locked	van, 16-Mar-2023 13:06
NT10031506.D	Data Locked	van, 16-Mar-2023 13:06
NT10031507.D	Data Locked	van, 16-Mar-2023 13:06
NT10031508.D	Data Locked	van, 16-Mar-2023 13:06
NT10031509.D	Data Locked	van, 16-Mar-2023 13:06
NT10031510.D	Data Locked	van, 16-Mar-2023 13:06
NT10031511.D	Data Locked	van, 16-Mar-2023 13:06
NT10031512.D	Data Locked	van, 16-Mar-2023 13:06

ARI Labs, Inc.

INITIAL CALIBRATION DATA

Start Cal Date : 15-MAR-2023 20:34
 End Cal Date : 16-MAR-2023 00:22
 Quant Method : ISTD
 Origin : Force
 Target Version : 4.14
 Integrator : HP RTE
 Method file : \\target\share\chem3\nt10.i\20230315.b\ABN.m
 Last Edit : 16-Mar-2023 10:24 van

Calibration File Names:

Level 1: \\target\share\chem3\nt10.i\20230315.b\NT10031508.D
 Level 2: \\target\share\chem3\nt10.i\20230315.b\NT10031507.D
 Level 3: \\target\share\chem3\nt10.i\20230315.b\NT10031506.D
 Level 4: \\target\share\chem3\nt10.i\20230315.b\NT10031505.D
 Level 5: \\target\share\chem3\nt10.i\20230315.b\NT10031504.D
 Level 6: \\target\share\chem3\nt10.i\20230315.b\NT10031503.D
 Level 7: \\target\share\chem3\nt10.i\20230315.b\NT10031502.D

Compound	0.2000000	0.5000000	1.0000	2.5000	5.0000	10.0000	Curve	Coefficients			%RSD or R ²
	Level 1	Level 2	Level 3	Level 4	Level 5	Level 6		b	m1	m2	
186 Carbaryl	+++++	+++++	+++++	+++++	+++++	+++++					
	20.0000										
	Level 7										
	+++++	+++++	+++++	+++++	+++++	+++++					
	+++++	+++++	+++++	+++++	+++++	+++++	AVRG	0.000e+000			0.000e+000 <-
179 n-Decane	+++++	+++++	+++++	+++++	+++++	+++++					
	+++++	+++++	+++++	+++++	+++++	+++++	AVRG	0.000e+000			0.000e+000 <-
180 n-Octadecane	+++++	+++++	+++++	+++++	+++++	+++++					
	+++++	+++++	+++++	+++++	+++++	+++++	AVRG	0.000e+000			0.000e+000 <-
169 4-tert-Butylphenol	+++++	+++++	+++++	+++++	+++++	+++++					
	+++++	+++++	+++++	+++++	+++++	+++++	AVRG	0.000e+000			0.000e+000

ARI Labs, Inc.

INITIAL CALIBRATION DATA

Start Cal Date : 15-MAR-2023 20:34
 End Cal Date : 16-MAR-2023 00:22
 Quant Method : ISTD
 Origin : Force
 Target Version : 4.14
 Integrator : HP RTE
 Method file : \\target\share\chem3\nt10.i\20230315.b\ABN.m
 Last Edit : 16-Mar-2023 10:24 van

Compound	0.2000000	0.5000000	1.0000	2.5000	5.0000	10.0000	Curve	b	Coefficients		%RSD or R ²
	Level 1	Level 2	Level 3	Level 4	Level 5	Level 6			m1	m2	
	20.0000										
	Level 7										
170 N,N-Dimethylaniline	+++++	+++++	+++++	+++++	+++++	+++++					
	+++++						AVRG		0.000e+000		0.000e+000
171 2,3-Dimethylaniline	+++++	+++++	+++++	+++++	+++++	+++++					
	+++++						AVRG		0.000e+000		0.000e+000
172 2,4-Dimethylaniline	+++++	+++++	+++++	+++++	+++++	+++++					
	+++++						AVRG		0.000e+000		0.000e+000
173 2,5-Dimethylaniline	+++++	+++++	+++++	+++++	+++++	+++++					
	+++++						AVRG		0.000e+000		0.000e+000
174 2,6-Dimethylaniline	+++++	+++++	+++++	+++++	+++++	+++++					
	+++++						AVRG		0.000e+000		0.000e+000
175 3,4-Dimethylaniline	+++++	+++++	+++++	+++++	+++++	+++++					
	+++++						AVRG		0.000e+000		0.000e+000
176 3,5-Dimethylaniline	+++++	+++++	+++++	+++++	+++++	+++++					
	+++++						AVRG		0.000e+000		0.000e+000

ARI Labs, Inc.

INITIAL CALIBRATION DATA

Start Cal Date : 15-MAR-2023 20:34
 End Cal Date : 16-MAR-2023 00:22
 Quant Method : ISTD
 Origin : Force
 Target Version : 4.14
 Integrator : HP RTE
 Method file : \\target\share\chem3\nt10.i\20230315.b\ABN.m
 Last Edit : 16-Mar-2023 10:24 van

Compound	0.2000000	0.5000000	1.0000	2.5000	5.0000	10.0000	Curve	b	Coefficients		%RSD or R^2
	Level 1	Level 2	Level 3	Level 4	Level 5	Level 6			m1	m2	
	20.0000										
	Level 7										
177 p-Benzoquinone	+++++	+++++	+++++	+++++	+++++	+++++					
	+++++						AVRG		0.000e+000		0.000e+000 <-
168 Pentachlorobenzene	+++++	+++++	+++++	+++++	+++++	+++++					
	+++++						AVRG		0.000e+000		0.000e+000 <-
145 4,4'-DDE	+++++	+++++	+++++	+++++	+++++	+++++					
	+++++						AVRG		0.000e+000		0.000e+000
146 4,4'-DDD	+++++	+++++	+++++	+++++	+++++	+++++					
	+++++						AVRG		0.000e+000		0.000e+000
147 4,4'-DDT	+++++	+++++	+++++	+++++	+++++	+++++					
	+++++						AVRG		0.000e+000		0.000e+000
148 Dieldrin	+++++	+++++	+++++	+++++	+++++	+++++					
	+++++						AVRG		0.000e+000		0.000e+000
149 TCMX	+++++	+++++	+++++	+++++	+++++	+++++					
	+++++						AVRG		0.000e+000		0.000e+000

ARI Labs, Inc.

INITIAL CALIBRATION DATA

Start Cal Date : 15-MAR-2023 20:34
 End Cal Date : 16-MAR-2023 00:22
 Quant Method : ISTD
 Origin : Force
 Target Version : 4.14
 Integrator : HP RTE
 Method file : \\target\share\chem3\nt10.i\20230315.b\ABN.m
 Last Edit : 16-Mar-2023 10:24 van

Compound	0.2000000	0.5000000	1.0000	2.5000	5.0000	10.0000	Curve	b	Coefficients		%RSD or R^2
	Level 1	Level 2	Level 3	Level 4	Level 5	Level 6			m1	m2	
	20.0000										
	Level 7										
150 DCBP	+++++	+++++	+++++	+++++	+++++	+++++					
	+++++						AVRG		0.000e+000		0.000e+000
138 Chlorobenzilate	+++++	+++++	+++++	+++++	+++++	+++++					
	+++++						AVRG		0.000e+000		0.000e+000
139 Isodrin	+++++	+++++	+++++	+++++	+++++	+++++					
	+++++						AVRG		0.000e+000		0.000e+000
140 Diallate A	+++++	+++++	+++++	+++++	+++++	+++++					
	+++++						AVRG		0.000e+000		0.000e+000
141 Diallate B	+++++	+++++	+++++	+++++	+++++	+++++					
	+++++						AVRG		0.000e+000		0.000e+000
142 1,2-Dibromo-3-Chloropropane	+++++	+++++	+++++	+++++	+++++	+++++					
	+++++						AVRG		0.000e+000		0.000e+000
135 2,3,5,6-Tetrachlorophenol	+++++	+++++	+++++	+++++	+++++	+++++					
	+++++						AVRG		0.000e+000		0.000e+000 <-

ARI Labs, Inc.

INITIAL CALIBRATION DATA

Start Cal Date : 15-MAR-2023 20:34
 End Cal Date : 16-MAR-2023 00:22
 Quant Method : ISTD
 Origin : Force
 Target Version : 4.14
 Integrator : HP RTE
 Method file : \\target\share\chem3\nt10.i\20230315.b\ABN.m
 Last Edit : 16-Mar-2023 10:24 van

Compound	0.2000000	0.5000000	1.0000	2.5000	5.0000	10.0000	Curve	b	Coefficients		%RSD or R ²
	Level 1	Level 2	Level 3	Level 4	Level 5	Level 6			m1	m2	
	20.0000										
	Level 7										
136 2,3,4,5-tetrachlorophenol	+++++	+++++	+++++	+++++	+++++	+++++					
	+++++						AVRG		0.000e+000		0.000e+000
133 Butylatedhydroxytoluene	+++++	+++++	+++++	+++++	+++++	+++++					
	+++++						AVRG		0.000e+000		0.000e+000 <-
132 3,6-Dimethylphenanthrene	+++++	+++++	+++++	+++++	+++++	+++++					
	+++++						AVRG		0.000e+000		0.000e+000
131 1-Methylphenanthrene	+++++	+++++	+++++	+++++	+++++	+++++					
	+++++						AVRG		0.000e+000		0.000e+000
130 Dibenzothiophene	+++++	+++++	+++++	+++++	+++++	+++++					
	+++++						AVRG		0.000e+000		0.000e+000
129 1-Methylfluorene	+++++	+++++	+++++	+++++	+++++	+++++					
	+++++						AVRG		0.000e+000		0.000e+000
128 N-Hexadecane	+++++	+++++	+++++	+++++	+++++	+++++					
	+++++						AVRG		0.000e+000		0.000e+000

ARI Labs, Inc.

INITIAL CALIBRATION DATA

Start Cal Date : 15-MAR-2023 20:34
 End Cal Date : 16-MAR-2023 00:22
 Quant Method : ISTD
 Origin : Force
 Target Version : 4.14
 Integrator : HP RTE
 Method file : \\target\share\chem3\nt10.i\20230315.b\ABN.m
 Last Edit : 16-Mar-2023 10:24 van

Compound	0.2000000	0.5000000	1.0000	2.5000	5.0000	10.0000	Curve	b	Coefficients		%RSD or R^2
	Level 1	Level 2	Level 3	Level 4	Level 5	Level 6			m1	m2	
	20.0000										
	Level 7										
127 2-Isopropyl-naphthalene	++++	++++	++++	++++	++++	++++					
	++++						AVRG		0.000e+000		0.000e+000
126 N-Tetradecane	++++	++++	++++	++++	++++	++++					
	++++						AVRG		0.000e+000		0.000e+000
144 alpha-Terpineol	++++	++++	++++	++++	++++	++++					
	++++						AVRG		0.000e+000		0.000e+000 <-
125 Safrole	++++	++++	++++	++++	++++	++++					
	++++						AVRG		0.000e+000		0.000e+000
124 3,4-Dimethylphenol	++++	++++	++++	++++	++++	++++					
	++++						AVRG		0.000e+000		0.000e+000
123 Acetophenone	++++	++++	++++	++++	++++	++++					
	++++						AVRG		0.000e+000		0.000e+000 <-
122 Furfuraldehyde	++++	++++	++++	++++	++++	++++					
	++++						AVRG		0.000e+000		0.000e+000

ARI Labs, Inc.

INITIAL CALIBRATION DATA

Start Cal Date : 15-MAR-2023 20:34
 End Cal Date : 16-MAR-2023 00:22
 Quant Method : ISTD
 Origin : Force
 Target Version : 4.14
 Integrator : HP RTE
 Method file : \\target\share\chem3\nt10.i\20230315.b\ABN.m
 Last Edit : 16-Mar-2023 10:24 van

Compound	0.2000000	0.5000000	1.0000	2.5000	5.0000	10.0000	Curve	b	Coefficients		%RSD or R^2
	Level 1	Level 2	Level 3	Level 4	Level 5	Level 6			m1	m2	
	20.0000										
	Level 7										
143 1,4-Dioxane	++++	++++	++++	++++	++++	++++					
	++++						AVRG	0.000e+000			0.000e+000<-
121 Quinoline	++++	++++	++++	++++	++++	++++					
	++++						AVRG	0.000e+000			0.000e+000
120 2,3,4,6-Tetrachlorophenol	3113	11604	26430	82842	169344	374893					
	832943						QUAD	0.000e+000	2.48576	-0.15608	0.99970
178 2-Benzyl-4-Chlorophenol	++++	++++	++++	++++	++++	++++					
	++++						AVRG	0.000e+000			0.000e+000<-
119 7,12-Dimethylbenz(a)anthracen	++++	++++	++++	++++	++++	++++					
	++++						AVRG	0.000e+000			0.000e+000
118 Triphenyl Phosphate	++++	++++	++++	++++	++++	++++					
	++++						AVRG	0.000e+000			0.000e+000<-
117 Butyl Diphenyl Phosphate	++++	++++	++++	++++	++++	++++					
	++++						AVRG	0.000e+000			0.000e+000<-

ARI Labs, Inc.

INITIAL CALIBRATION DATA

Start Cal Date : 15-MAR-2023 20:34
 End Cal Date : 16-MAR-2023 00:22
 Quant Method : ISTD
 Origin : Force
 Target Version : 4.14
 Integrator : HP RTE
 Method file : \\target\share\chem3\nt10.i\20230315.b\ABN.m
 Last Edit : 16-Mar-2023 10:24 van

Compound	0.2000000	0.5000000	1.0000	2.5000	5.0000	10.0000	Curve	b	Coefficients		%RSD or R^2
	Level 1	Level 2	Level 3	Level 4	Level 5	Level 6			m1	m2	
	20.0000										
	Level 7										
116 Dibutyl Phenyl Phosphate	++++	++++	++++	++++	++++	++++					
	++++						AVRG		0.000e+000		0.000e+000<-
115 Tributyl Phosphate	++++	++++	++++	++++	++++	++++					
	++++						AVRG		0.000e+000		0.000e+000<-
114 Beta-Pinene	++++	++++	++++	++++	++++	++++					
	++++						AVRG		0.000e+000		0.000e+000
113 Diphenyl Oxide	++++	++++	++++	++++	++++	++++					
	++++						AVRG		0.000e+000		0.000e+000<-
112 Biphenyl	++++	++++	++++	++++	++++	++++					
	++++						AVRG		0.000e+000		0.000e+000<-
111 Azobenzene (1,2-DP-Hydrazine)	1.36599	1.46769	1.42898	1.48330	1.43111	1.39920					
	1.39306						AVRG		1.42419		2.92872
110 Tetrachloroguaiacol	++++	++++	++++	++++	++++	++++					
	++++						AVRG		0.000e+000		0.000e+000<-

ARI Labs, Inc.

INITIAL CALIBRATION DATA

Start Cal Date : 15-MAR-2023 20:34
 End Cal Date : 16-MAR-2023 00:22
 Quant Method : ISTD
 Origin : Force
 Target Version : 4.14
 Integrator : HP RTE
 Method file : \\target\share\chem3\nt10.i\20230315.b\ABN.m
 Last Edit : 16-Mar-2023 10:24 van

Compound	0.2000000	0.5000000	1.0000	2.5000	5.0000	10.0000	Curve	b	Coefficients		%RSD or R^2
	Level 1	Level 2	Level 3	Level 4	Level 5	Level 6			m1	m2	
	20.0000										
	Level 7										
109 3,4,5-Trichloroguaiacol	+++++	+++++	+++++	+++++	+++++	+++++					
	+++++						AVRG		0.000e+000		0.000e+000 <-
181 3,4,6-Trichloroguaiacol	+++++	+++++	+++++	+++++	+++++	+++++					
	+++++						AVRG		0.000e+000		0.000e+000 <-
108 4,5,6-Trichloroguaiacol	+++++	+++++	+++++	+++++	+++++	+++++					
	+++++						AVRG		0.000e+000		0.000e+000 <-
184 3,4-Dichloroguaiacol	+++++	+++++	+++++	+++++	+++++	+++++					
	+++++						AVRG		0.000e+000		0.000e+000 <-
107 4,5-Dichloroguaiacol	+++++	+++++	+++++	+++++	+++++	+++++					
	+++++						AVRG		0.000e+000		0.000e+000 <-
182 4,6-Dichloroguaiacol	+++++	+++++	+++++	+++++	+++++	+++++					
	+++++						AVRG		0.000e+000		0.000e+000 <-
185 4-Chloroguaiacol	+++++	+++++	+++++	+++++	+++++	+++++					
	+++++						AVRG		0.000e+000		0.000e+000 <-

ARI Labs, Inc.

INITIAL CALIBRATION DATA

Start Cal Date : 15-MAR-2023 20:34
 End Cal Date : 16-MAR-2023 00:22
 Quant Method : ISTD
 Origin : Force
 Target Version : 4.14
 Integrator : HP RTE
 Method file : \\target\share\chem3\nt10.i\20230315.b\ABN.m
 Last Edit : 16-Mar-2023 10:24 van

Compound	0.2000000	0.5000000	1.0000	2.5000	5.0000	10.0000	Curve	b	Coefficients		%RSD or R^2
	Level 1	Level 2	Level 3	Level 4	Level 5	Level 6			m1	m2	
	20.0000										
	Level 7										
106 Guaiacol	+++++	+++++	+++++	+++++	+++++	+++++					
	+++++						AVRG		0.000e+000		0.000e+000 <-
105 1-methylnaphthalene	0.70080	0.71097	0.71031	0.71759	0.70593	0.69611					
	0.66277						AVRG		0.70064		2.58648
151 1,2,4,5-Tetrachlorobenzene	+++++	+++++	+++++	+++++	+++++	+++++					
	+++++						AVRG		0.000e+000		0.000e+000 <-
152 Benzo(e)pyrene	+++++	+++++	+++++	+++++	+++++	+++++					
	+++++						AVRG		0.000e+000		0.000e+000
153 Chlorpyrifos	+++++	+++++	+++++	+++++	+++++	+++++					
	+++++						AVRG		0.000e+000		0.000e+000
154 Diazinon	+++++	+++++	+++++	+++++	+++++	+++++					
	+++++						AVRG		0.000e+000		0.000e+000
155 Kelthane	+++++	+++++	+++++	+++++	+++++	+++++					
	+++++						AVRG		0.000e+000		0.000e+000

ARI Labs, Inc.

INITIAL CALIBRATION DATA

Start Cal Date : 15-MAR-2023 20:34
 End Cal Date : 16-MAR-2023 00:22
 Quant Method : ISTD
 Origin : Force
 Target Version : 4.14
 Integrator : HP RTE
 Method file : \\target\share\chem3\nt10.i\20230315.b\ABN.m
 Last Edit : 16-Mar-2023 10:24 van

Compound	0.2000000	0.5000000	1.0000	2.5000	5.0000	10.0000	Curve	b	Coefficients		%RSD or R ²
	Level 1	Level 2	Level 3	Level 4	Level 5	Level 6			m1	m2	
	20.0000										
	Level 7										
156 Methyl Parathion	+++++	+++++	+++++	+++++	+++++	+++++					
	+++++						AVRG		0.000e+000		0.000e+000
157 Ethyl Parathion	+++++	+++++	+++++	+++++	+++++	+++++					
	+++++						AVRG		0.000e+000		0.000e+000
158 Ethion	+++++	+++++	+++++	+++++	+++++	+++++					
	+++++						AVRG		0.000e+000		0.000e+000
159 4-Nonylphenol	+++++	+++++	+++++	+++++	+++++	+++++					
	+++++						AVRG		0.000e+000		0.000e+000
160 Tetraethyl Tin	+++++	+++++	+++++	+++++	+++++	+++++					
	+++++						AVRG		0.000e+000		0.000e+000
161 1,2,3-Trichloronaphthalene	+++++	+++++	+++++	+++++	+++++	+++++					
	+++++						AVRG		0.000e+000		0.000e+000
162 1,2,3,4-Tetrachloronaphthalene	+++++	+++++	+++++	+++++	+++++	+++++					
	+++++						AVRG		0.000e+000		0.000e+000

ARI Labs, Inc.

INITIAL CALIBRATION DATA

Start Cal Date : 15-MAR-2023 20:34
 End Cal Date : 16-MAR-2023 00:22
 Quant Method : ISTD
 Origin : Force
 Target Version : 4.14
 Integrator : HP RTE
 Method file : \\target\share\chem3\nt10.i\20230315.b\ABN.m
 Last Edit : 16-Mar-2023 10:24 van

Compound	0.2000000	0.5000000	1.0000	2.5000	5.0000	10.0000	Curve	b	Coefficients		%RSD or R^2
	Level 1	Level 2	Level 3	Level 4	Level 5	Level 6			m1	m2	
	20.0000										
	Level 7										
163 1,2,3,5,8-Pentachloronaphthal	++++	++++	++++	++++	++++	++++					
	++++						AVRG		0.000e+000		0.000e+000
164 1,2,3,4,6,7-Hexachloronaphtha	++++	++++	++++	++++	++++	++++					
	++++						AVRG		0.000e+000		0.000e+000
165 1,2,3,4,5,6,7-Heptachloronaph	++++	++++	++++	++++	++++	++++					
	++++						AVRG		0.000e+000		0.000e+000
166 Octachloronaphthalene	++++	++++	++++	++++	++++	++++					
	++++						AVRG		0.000e+000		0.000e+000
167 2,2',4,4',5-Pentabromobipheny	++++	++++	++++	++++	++++	++++					
	++++						AVRG		0.000e+000		0.000e+000
3 Phenol	1.62208	1.74439	1.73891	1.74173	1.62645	1.54845					
	1.52108						AVRG		1.64901		5.72558
4 Bis(2-Chloroethyl)ether	1.27683	1.24672	1.27324	1.27820	1.20197	1.15937					
	1.12492						AVRG		1.22304		5.07805

ARI Labs, Inc.

INITIAL CALIBRATION DATA

Start Cal Date : 15-MAR-2023 20:34
 End Cal Date : 16-MAR-2023 00:22
 Quant Method : ISTD
 Origin : Force
 Target Version : 4.14
 Integrator : HP RTE
 Method file : \\target\share\chem3\nt10.i\20230315.b\ABN.m
 Last Edit : 16-Mar-2023 10:24 van

Compound	0.2000000	0.5000000	1.0000	2.5000	5.0000	10.0000	Curve	b	Coefficients		%RSD or R ²
	Level 1	Level 2	Level 3	Level 4	Level 5	Level 6			m1	m2	
	20.0000										
	Level 7										
6 2-Chlorophenol	1.31836 1.43943	1.41731	1.42385	1.43622	1.37595	1.46817					
							AVRG		1.41133		3.51032
7 1,3-Dichlorobenzene	1.56095 1.34684	1.60573	1.54200	1.54039	1.43756	1.41097					
							AVRG		1.49206		6.30691
9 1,4-Dichlorobenzene	1.48239 1.34165	1.47806	1.50605	1.46974	1.41044	1.40120					
							AVRG		1.44136		4.05847
11 Benzyl alcohol	0.61725 0.81015	0.73191	0.78594	0.84185	0.81966	0.81121					
							AVRG		0.77400		9.98909
12 1,2-Dichlorobenzene	1.45921 1.30961	1.48260	1.47819	1.46666	1.37638	1.35694					
							AVRG		1.41851		4.90685
13 2-Methylphenol	1.09919 1.17082	1.21769	1.25424	1.27936	1.21240	1.18086					
							AVRG		1.20208		4.92825
14 2,2'-oxybis(1-Chloropropane)	0.43522 0.40701	0.42661	0.43105	0.42276	0.39592	0.39745					
							AVRG		0.41658		3.89547

ARI Labs, Inc.

INITIAL CALIBRATION DATA

Start Cal Date : 15-MAR-2023 20:34
 End Cal Date : 16-MAR-2023 00:22
 Quant Method : ISTD
 Origin : Force
 Target Version : 4.14
 Integrator : HP RTE
 Method file : \\target\share\chem3\nt10.i\20230315.b\ABN.m
 Last Edit : 16-Mar-2023 10:24 van

Compound	0.2000000	0.5000000	1.0000	2.5000	5.0000	10.0000	Curve	b	Coefficients		%RSD or R ²
	Level 1	Level 2	Level 3	Level 4	Level 5	Level 6			m1	m2	
	20.0000										
	Level 7										
15 4-Methylphenol	1.14383 1.25884	1.24400	1.30788	1.37440	1.28697	1.25011					
							AVRG		1.26658		5.55066
16 N-Nitroso-di-n-propylamine	0.88706 0.93481	0.94832	0.97868	1.00698	0.96681	0.92156					
							AVRG		0.94917		4.15918
17 Hexachloroethane	0.58022 0.58784	0.59004	0.60326	0.60841	0.58693	0.58291					
							AVRG		0.59137		1.77557
19 Nitrobenzene	0.38078 0.37799	0.40475	0.41137	0.41334	0.39831	0.38702					
							AVRG		0.39622		3.65024
20 Isophorone	0.43358 0.56515	0.46625	0.48978	0.51777	0.50778	0.56780					
							AVRG		0.50687		9.71300
21 2-Nitrophenol	+++++ 0.19693	0.13597	0.15387	0.18600	0.19598	0.19551					
							AVRG		0.17738		14.69885
22 2,4-Dimethylphenol	0.34977 0.33882	0.37592	0.37563	0.37929	0.35984	0.35410					
							AVRG		0.36191		4.26888

ARI Labs, Inc.

INITIAL CALIBRATION DATA

Start Cal Date : 15-MAR-2023 20:34
 End Cal Date : 16-MAR-2023 00:22
 Quant Method : ISTD
 Origin : Force
 Target Version : 4.14
 Integrator : HP RTE
 Method file : \\target\share\chem3\nt10.i\20230315.b\ABN.m
 Last Edit : 16-Mar-2023 10:24 van

Compound	0.2000000	0.5000000	1.0000	2.5000	5.0000	10.0000	Curve	b	Coefficients		%RSD or R ²
	Level 1	Level 2	Level 3	Level 4	Level 5	Level 6			m1	m2	
	20.0000										
	Level 7										
23 Bis(2-Chloroethoxy)methane	0.34150 0.31648	0.35424	0.35450	0.35426	0.32695	0.32213					
							AVRG		0.33858		4.89393
24 Benzoic acid	++++ 3461038	22417	66707	255448	660270	1448000					
							QUAD	0.000e+000	4.94987	-0.21794	0.99939
25 2,4-Dichlorophenol	0.23282 0.28812	0.27832	0.29083	0.34192	0.30456	0.30206					
							AVRG		0.29123		11.26110
26 1,2,4-Trichlorobenzene	0.36331 0.30769	0.36162	0.35565	0.34701	0.33055	0.32721					
							AVRG		0.34186		6.06312
28 Naphthalene	1.11424 0.98022	1.09175	1.07629	1.08516	1.03942	1.03054					
							AVRG		1.05966		4.30817
29 4-Chloroaniline	0.37193 0.41465	0.41433	0.41901	0.42776	0.42475	0.42130					
							AVRG		0.41339		4.58016
30 Hexachlorobutadiene	0.20420 0.18759	0.20378	0.20957	0.20328	0.19562	0.19813					
							AVRG		0.20031		3.58980

ARI Labs, Inc.

INITIAL CALIBRATION DATA

Start Cal Date : 15-MAR-2023 20:34
 End Cal Date : 16-MAR-2023 00:22
 Quant Method : ISTD
 Origin : Force
 Target Version : 4.14
 Integrator : HP RTE
 Method file : \\target\share\chem3\nt10.i\20230315.b\ABN.m
 Last Edit : 16-Mar-2023 10:24 van

Compound	0.2000000	0.5000000	1.0000	2.5000	5.0000	10.0000	Curve	b	Coefficients		%RSD or R ²
	Level 1	Level 2	Level 3	Level 4	Level 5	Level 6			m1	m2	
	20.0000										
	Level 7										
31 4-Chloro-3-methylphenol	+++++	0.29534	0.30559	0.32408	0.32488	0.32531					
	0.31645						AVRG		0.31527		3.91891
32 2-Methylnaphthalene	0.75681	0.76700	0.77315	0.79056	0.77004	0.76034					
	0.73510						AVRG		0.76471		2.22131
33 Hexachlorocyclopentadiene	+++++	0.32165	0.33383	0.38329	0.38506	0.39494					
	0.40240						AVRG		0.37020		9.13748
34 2,4,6-Trichlorophenol	+++++	0.34057	0.37275	0.40914	0.40785	0.42738					
	0.41440						AVRG		0.39535		8.19371
35 2,4,5-Trichlorophenol	+++++	0.39438	0.41480	0.45747	0.45138	0.46294					
	0.45473						AVRG		0.43928		6.35086
37 2-Chloronaphthalene	1.31831	1.32063	1.30168	1.33284	1.25800	1.22443					
	1.21247						AVRG		1.28119		3.83736
38 2-Nitroaniline	+++++	0.31701	0.34135	0.38455	0.37858	0.37163					
	0.36621						AVRG		0.35989		7.15743

ARI Labs, Inc.

INITIAL CALIBRATION DATA

Start Cal Date : 15-MAR-2023 20:34
 End Cal Date : 16-MAR-2023 00:22
 Quant Method : ISTD
 Origin : Force
 Target Version : 4.14
 Integrator : HP RTE
 Method file : \\target\share\chem3\nt10.i\20230315.b\ABN.m
 Last Edit : 16-Mar-2023 10:24 van

Compound	0.2000000	0.5000000	1.0000	2.5000	5.0000	10.0000	Curve	b	Coefficients		%RSD or R ²
	Level 1	Level 2	Level 3	Level 4	Level 5	Level 6			m1	m2	
	20.0000										
	Level 7										
39 Dimethylphthalate	1.32338 1.19245	1.36926	1.34576	1.33799	1.26731	1.25985					
							AVRG		1.29943		4.77776
40 Acenaphthylene	1.91415 1.86462	2.07587	2.06493	2.10180	1.96913	1.98437					
							AVRG		1.99641		4.43977
41 2,6-Dinitrotoluene	++++ 0.28900	0.24183	0.26775	0.29467	0.29272	0.29827					
							AVRG		0.28071		7.79723
43 3-Nitroaniline	++++ 0.32509	0.28085	0.30392	0.33270	0.32419	0.33426					
							AVRG		0.31683		6.52864
44 Acenaphthene	1.28251 1.17607	1.26169	1.25479	1.25637	1.19640	1.20560					
							AVRG		1.23335		3.24756
45 2,4-Dinitrophenol	++++ 1465989	6815	25006	95470	266923	674586					
							QUAD	0.000e+000	5.90362	-0.26772	0.99767
46 Dibenzofuran	1.83679 1.70976	1.89233	1.84203	1.89221	1.79473	1.76343					
							AVRG		1.81875		3.70158

ARI Labs, Inc.

INITIAL CALIBRATION DATA

Start Cal Date : 15-MAR-2023 20:34
 End Cal Date : 16-MAR-2023 00:22
 Quant Method : ISTD
 Origin : Force
 Target Version : 4.14
 Integrator : HP RTE
 Method file : \\target\share\chem3\nt10.i\20230315.b\ABN.m
 Last Edit : 16-Mar-2023 10:24 van

Compound	0.2000000	0.5000000	1.0000	2.5000	5.0000	10.0000	Curve	Coefficients			%RSD or R^2
	Level 1	Level 2	Level 3	Level 4	Level 5	Level 6		b	m1	m2	
	20.0000										
	Level 7										
47 4-Nitrophenol	++++	10811	26972	72524	160601	346416					
	684596						QUAD	0.000e+000	5.01739	0.06496	0.99964
48 2,4-Dinitrotoluene	7302	27229	61485	155514	337620	723393					
	1405429						QUAD	0.000e+000	2.35401	0.03800	0.99969
49 Fluorene	1.40605	1.45103	1.47671	1.50043	1.40082	1.41469					
	1.36635						AVRG		1.43087		3.28917
50 Diethylphthalate	1.20144	1.24989	1.30138	1.31975	1.24786	1.27783					
	1.32643						AVRG		1.27494		3.52654
51 4-Chlorophenyl-phenylether	0.69799	0.68992	0.68629	0.69085	0.66721	0.67242					
	0.65828						AVRG		0.68042		2.13873
52 4-Nitroaniline	++++	0.27470	0.28009	0.23607	0.29239	0.32686					
	0.30307						AVRG		0.28553		10.68771
53 4,6-Dinitro-2-methylphenol	++++	16474	45458	137459	335578	794181					
	1560214						QUAD	0.000e+000	8.27405	-0.28973	0.99917

ARI Labs, Inc.

INITIAL CALIBRATION DATA

Start Cal Date : 15-MAR-2023 20:34
 End Cal Date : 16-MAR-2023 00:22
 Quant Method : ISTD
 Origin : Force
 Target Version : 4.14
 Integrator : HP RTE
 Method file : \\target\share\chem3\nt10.i\20230315.b\ABN.m
 Last Edit : 16-Mar-2023 10:24 van

Compound	0.2000000	0.5000000	1.0000	2.5000	5.0000	10.0000	Curve	b	Coefficients		%RSD or R^2
	Level 1	Level 2	Level 3	Level 4	Level 5	Level 6			m1	m2	
	20.0000										
	Level 7										
54 N-Nitrosodiphenylamine	0.52887	0.55193	0.55561	0.56260	0.51812	0.51180					
	0.51457						AVRG		0.53479		4.00425
56 4-Bromophenyl-phenylether	0.19782	0.21343	0.22682	0.23565	0.23145	0.23263					
	0.22827						AVRG		0.22372		6.02001
57 Hexachlorobenzene	0.24985	0.23051	0.24765	0.24355	0.22752	0.22384					
	0.21902						AVRG		0.23456		5.24539
58 Pentachlorophenol	++++	11460	28829	82114	191672	452371					
	885410						QUAD	0.000e+000	7.20876	-0.39477	0.99931
60 Phenanthrene	1.13220	1.10631	1.12088	1.12703	1.05199	1.05362					
	1.04296						AVRG		1.09071		3.61900
61 Anthracene	0.95571	1.01224	1.06526	1.11534	1.05296	1.08099					
	1.04142						AVRG		1.04628		4.89905
62 Carbazole	0.88933	0.95562	0.99664	0.98309	0.89914	0.95168					
	0.88743						AVRG		0.93756		4.84977

ARI Labs, Inc.

INITIAL CALIBRATION DATA

Start Cal Date : 15-MAR-2023 20:34
 End Cal Date : 16-MAR-2023 00:22
 Quant Method : ISTD
 Origin : Force
 Target Version : 4.14
 Integrator : HP RTE
 Method file : \\target\share\chem3\nt10.i\20230315.b\ABN.m
 Last Edit : 16-Mar-2023 10:24 van

Compound	0.2000000	0.5000000	1.0000	2.5000	5.0000	10.0000	Curve	Coefficients			%RSD or R ²
	Level 1	Level 2	Level 3	Level 4	Level 5	Level 6		b	m1	m2	
	20.0000										
	Level 7										
63 Di-n-butylphthalate	22443 3613228	69653	154356	388084	843782	1947970	QUAD	0.000e+000	0.79314	0.00278	0.99940
64 Fluoranthene	1.36328 1.73056	1.52056	1.56197	1.69351	1.74914	1.63187	AVRG		1.60727		8.51839
65 Pyrene	1.45604 1.71035	1.60944	1.63082	1.72763	1.73920	1.66793	AVRG		1.64877		5.94096
67 Butylbenzylphthalate	7408 1204454	23199	51900	123600	257731	684422	QUAD	0.000e+000	1.72914	-0.07421	0.99990
68 Benzo(a)anthracene	1.36644 1.37177	1.42781	1.43022	1.48555	1.41212	1.38924	AVRG		1.41188		2.92087
70 3,3'-Dichlorobenzidine	++++ 0.50355	0.41680	0.45352	0.46701	0.40921	0.46337	AVRG		0.45224		7.71340
71 Chrysene	1.35945 1.32243	1.42987	1.40133	1.40717	1.37420	1.36119	AVRG		1.37938		2.61415

ARI Labs, Inc.

INITIAL CALIBRATION DATA

Start Cal Date : 15-MAR-2023 20:34
 End Cal Date : 16-MAR-2023 00:22
 Quant Method : ISTD
 Origin : Force
 Target Version : 4.14
 Integrator : HP RTE
 Method file : \\target\share\chem3\nt10.i\20230315.b\ABN.m
 Last Edit : 16-Mar-2023 10:24 van

Compound	0.2000000	0.5000000	1.0000	2.5000	5.0000	10.0000	Curve	b	Coefficients		%RSD or R ²	
	Level 1	Level 2	Level 3	Level 4	Level 5	Level 6			m1	m2		
	20.0000											
	Level 7											
72 bis(2-Ethylhexyl)phthalate	9248 1828785	29596	73435	172996	367877	994125		QUAD	0.000e+000	1.70957	-0.00774	0.99996
73 Di-n-octylphthalate	1.13505 0.97997	1.06235	1.05217	1.05751	1.02687	1.01350		AVRG		1.04677		4.63862
74 Benzo(b)fluoranthene	1.17883 1.25750	1.29968	1.27339	1.34308	1.32964	1.39410		AVRG		1.29660		5.33463
75 Benzo(k)fluoranthene	1.32608 1.35881	1.27815	1.33166	1.33571	1.27907	1.30669		AVRG		1.31660		2.28881
187 Total Benzofluoranthenes	1.19572 1.24878	1.24517	1.25308	1.28055	1.25155	1.28847		AVRG		1.25190		2.38989
76 Benzo(a)pyrene	0.99274 1.23814	1.10134	1.12232	1.22032	1.20639	1.23341		AVRG		1.15924		7.88419
78 Indeno(1,2,3-cd)pyrene	1.12152 1.66662	1.32292	1.40994	1.59027	1.62894	1.58357		AVRG		1.47483		13.49853

ARI Labs, Inc.

INITIAL CALIBRATION DATA

Start Cal Date : 15-MAR-2023 20:34
 End Cal Date : 16-MAR-2023 00:22
 Quant Method : ISTD
 Origin : Force
 Target Version : 4.14
 Integrator : HP RTE
 Method file : \\target\share\chem3\nt10.i\20230315.b\ABN.m
 Last Edit : 16-Mar-2023 10:24 van

Compound	0.2000000	0.5000000	1.0000	2.5000	5.0000	10.0000	Curve	b	Coefficients		%RSD or R ²
	Level 1	Level 2	Level 3	Level 4	Level 5	Level 6			m1	m2	
	20.0000										
	Level 7										
79 Dibenzo(a,h)anthracene	0.92561 1.38242	1.10908	1.17688	1.32096	1.35010	1.30600					
							AVRG		1.22443		13.40261
80 Benzo(g,h,i)perylene	0.97961 1.46879	1.13240	1.20196	1.35740	1.42789	1.36633					
							AVRG		1.27634		13.90451
90 N-Nitrosodimethylamine	0.77338 0.64576	0.85958	0.80600	0.83443	0.77037	0.71258					
							AVRG		0.77173		9.49214
91 Aniline	1.71731 1.58456	1.77469	1.73024	1.75620	1.67046	1.59418					
							AVRG		1.68966		4.49435
92 1,2-Diphenylhydrazine	+++++	+++++	+++++	+++++	+++++	+++++					
	+++++						AVRG		0.000e+000		0.000e+000
93 Benzidine	+++++ 0.64270	0.58897	0.67279	0.70566	0.65150	0.69961					
							AVRG		0.66021		6.50918
96 p-Cymene	+++++ +++++	+++++	+++++	+++++	+++++	+++++					
							AVRG		0.000e+000		0.000e+000

ARI Labs, Inc.

INITIAL CALIBRATION DATA

Start Cal Date : 15-MAR-2023 20:34
 End Cal Date : 16-MAR-2023 00:22
 Quant Method : ISTD
 Origin : Force
 Target Version : 4.14
 Integrator : HP RTE
 Method file : \\target\share\chem3\nt10.i\20230315.b\ABN.m
 Last Edit : 16-Mar-2023 10:24 van

Compound	0.2000000	0.5000000	1.0000	2.5000	5.0000	10.0000	Curve	b	Coefficients		%RSD or R^2
	Level 1	Level 2	Level 3	Level 4	Level 5	Level 6			m1	m2	
	20.0000										
	Level 7										
97 Caffeine	++++	++++	++++	++++	++++	++++					
	++++						AVRG		0.000e+000		0.000e+000
98 Retene	++++	++++	++++	++++	++++	++++					
	++++						AVRG		0.000e+000		0.000e+000 <-
99 Perylene	++++	++++	++++	++++	++++	++++					
	++++						AVRG		0.000e+000		0.000e+000 <-
100 3-beta-Coprostanol	++++	++++	++++	++++	++++	++++					
	++++						AVRG		0.000e+000		0.000e+000 <-
101 Cholesterol	++++	++++	++++	++++	++++	++++					
	++++						AVRG		0.000e+000		0.000e+000 <-
102 beta-Sitosterol	++++	++++	++++	++++	++++	++++					
	++++						AVRG		0.000e+000		0.000e+000
103 Pyridine	1.12693	1.33308	1.27029	1.29268	1.21465	1.05774					
	1.00113						AVRG		1.18522		10.61953

ARI Labs, Inc.

INITIAL CALIBRATION DATA

Start Cal Date : 15-MAR-2023 20:34
 End Cal Date : 16-MAR-2023 00:22
 Quant Method : ISTD
 Origin : Force
 Target Version : 4.14
 Integrator : HP RTE
 Method file : \\target\share\chem3\nt10.i\20230315.b\ABN.m
 Last Edit : 16-Mar-2023 10:24 van

Compound	0.2000000	0.5000000	1.0000	2.5000	5.0000	10.0000	Curve	b	Coefficients		%RSD or R^2
	Level 1	Level 2	Level 3	Level 4	Level 5	Level 6			m1	m2	
	20.0000										
	Level 7										
188 2,6-Dichlorophenol	++++	++++	++++	++++	++++	++++					
	++++						AVRG	0.000e+000			0.000e+000 <-
189 N-Nitrosomethylethylamine	++++	++++	++++	++++	++++	++++					
	++++						AVRG	0.000e+000			0.000e+000 <-
\$ 1 2-Fluorophenol	1.17021	1.26168	1.26677	1.30397	1.21035	1.16777					
	1.08677						AVRG	1.20965			6.15640
\$ 137 d8-1,4-Dioxane	++++	++++	++++	++++	++++	++++					
	++++						AVRG	0.000e+000			0.000e+000 <-
\$ 2 Phenol-d5	1.48543	1.59037	1.61833	1.69140	1.60972	1.57552					
	1.53737						AVRG	1.58688			4.09370
\$ 5 2-Chlorophenol-d4	1.26134	1.35529	1.38444	1.42017	1.37490	1.35740					
	1.33202						AVRG	1.35508			3.66724
\$ 10 1,2-Dichlorobenzene-d4	0.94208	0.98008	1.02521	1.02357	0.94902	0.95435					
	0.93778						AVRG	0.97316			3.85694

ARI Labs, Inc.

INITIAL CALIBRATION DATA

Start Cal Date : 15-MAR-2023 20:34
 End Cal Date : 16-MAR-2023 00:22
 Quant Method : ISTD
 Origin : Force
 Target Version : 4.14
 Integrator : HP RTE
 Method file : \\target\share\chem3\nt10.i\20230315.b\ABN.m
 Last Edit : 16-Mar-2023 10:24 van

Compound	0.2000000	0.5000000	1.0000	2.5000	5.0000	10.0000	Curve	b	Coefficients		%RSD or R ²
	Level 1	Level 2	Level 3	Level 4	Level 5	Level 6			m1	m2	
	20.0000										
	Level 7										
\$ 18 Nitrobenzene-d5	0.36508	0.39869	0.41015	0.42611	0.41870	0.41105					
	0.39644						AVRG		0.40374		4.94574
\$ 36 2-Fluorobiphenyl	1.62353	1.63071	1.61693	1.62588	1.55327	1.54426					
	1.48145						AVRG		1.58229		3.61230
\$ 55 2,4,6-Tribromophenol	2409	8451	18793	50739	112412	244599					
	477920						QUAD	0.000e+000	5.31174	0.15583	0.99955
\$ 66 Terphenyl-d14	1.18457	1.24342	1.26852	1.29524	1.26057	1.21091					
	1.20413						AVRG		1.23819		3.21084
\$ 85 p-Cresol-d4	+++++	+++++	+++++	+++++	+++++	+++++					
	+++++						AVRG		0.000e+000		0.000e+000
\$ 86 Anthracene-d10	+++++	+++++	+++++	+++++	+++++	+++++					
	+++++						AVRG		0.000e+000		0.000e+000
\$ 87 Fluoranthene-d10	+++++	+++++	+++++	+++++	+++++	+++++					
	+++++						AVRG		0.000e+000		0.000e+000

ARI Labs, Inc.

INITIAL CALIBRATION DATA

Start Cal Date : 15-MAR-2023 20:34
 End Cal Date : 16-MAR-2023 00:22
 Quant Method : ISTD
 Origin : Force
 Target Version : 4.14
 Integrator : HP RTE
 Method file : \\target\share\chem3\nt10.i\20230315.b\ABN.m
 Last Edit : 16-Mar-2023 10:24 van

Compound	0.2000000	0.5000000	1.0000	2.5000	5.0000	10.0000	Curve	b	Coefficients		%RSD or R^2
	Level 1	Level 2	Level 3	Level 4	Level 5	Level 6			m1	m2	
	20.0000										
	Level 7										

\$ 88 Dibenz(a,h)anthracene-d14	+++++	+++++	+++++	+++++	+++++	+++++					
	+++++						AVRG		0.000e+000		0.000e+000

\$ 89 Diphenyl-d10	+++++	+++++	+++++	+++++	+++++	+++++					
	+++++						AVRG		0.000e+000		0.000e+000

\$ 95 D10-1-methylnaphthalene	+++++	+++++	+++++	+++++	+++++	+++++					
	+++++						AVRG		0.000e+000		0.000e+000

ARI Labs, Inc.

INITIAL CALIBRATION DATA

Start Cal Date : 15-MAR-2023 20:34
End Cal Date : 16-MAR-2023 00:22
Quant Method : ISTD
Origin : Force
Target Version : 4.14
Integrator : HP RTE
Method file : \\target\share\chem3\nt10.i\20230315.b\ABN.m
Last Edit : 16-Mar-2023 10:24 van

Curve	Formula	Units
Averaged	Amt = Rsp/m1	Response
Quad	Amt = b + m1*Rsp + m2*Rsp^2	Response

ARI Labs, Inc.
RETENTION TIME SUMMARY REPORT

Method File: \\target\share\chem3\nt10.i\20230315.b\ABN.m
Batch File: \\target\share\chem3\nt10.i\20230315.b
Inst ID: nt10.i

ID: RT01 RT02 RT03 RT04 RT05 RT06 RT07
FILENAME: NT10031502 NT10031503 NT10031504 NT10031505 NT10031506 NT10031507 NT10031508
INJ. DATE: 15-MAR-2023 15-MAR-2023 15-MAR-2023 15-MAR-2023 15-MAR-2023 15-MAR-2023 16-MAR-2023
INJ. TIME: 20:34 21:12 21:50 22:28 23:06 23:44 00:22

Table with columns: Compound, RT01, RT02, RT03, RT04, RT05, RT06, RT07, EXPECT RT, RT WINDOW, AVG RT, STD DEV. Rows include various chemical compounds like 2-Fluorophenol, Carbaryl, n-Decane, etc.

Reviewer 1 _____ Date: _____
Reviewer 2 _____ Date: _____

ARI Labs, Inc.
RETENTION TIME SUMMARY REPORT

Method File: \\target\share\chem3\nt10.i\20230315.b\ABN.m
Batch File: \\target\share\chem3\nt10.i\20230315.b
Inst ID: nt10.i

Compound	RT01	RT02	RT03	RT04	RT05	RT06	RT07	EXPEC RT	RT WINDOW	AVG RT	STD DEV
148 Dieldrin	+++++	+++++	+++++	+++++	+++++	+++++	+++++	47.281	44.281-50.281	+++++	+++++
149 TCMX	+++++	+++++	+++++	+++++	+++++	+++++	+++++	43.387	40.387-46.387	+++++	+++++
150 DCBP	+++++	+++++	+++++	+++++	+++++	+++++	+++++	50.989	47.989-53.989	+++++	+++++
138 Chlorobenzilate	+++++	+++++	+++++	+++++	+++++	+++++	+++++	67.733	64.733-70.733	+++++	+++++
	-----	-----	-----	-----	-----	-----	-----	-----	-----	-----	-----
139 Isodrin	+++++	+++++	+++++	+++++	+++++	+++++	+++++	65.067	62.067-68.067	+++++	+++++
140 Diallate A	+++++	+++++	+++++	+++++	+++++	+++++	+++++	65.487	62.487-68.487	+++++	+++++
141 Diallate B	+++++	+++++	+++++	+++++	+++++	+++++	+++++	65.487	62.487-68.487	+++++	+++++
142 1,2-Dibromo-3-Chloropr	+++++	+++++	+++++	+++++	+++++	+++++	+++++	49.917	46.917-52.917	+++++	+++++
135 2,3,5,6-Tetrachlorophe	+++++	+++++	+++++	+++++	+++++	+++++	+++++	16.383	13.383-19.383	+++++	+++++
136 2,3,4,5-tetrachlorophe	+++++	+++++	+++++	+++++	+++++	+++++	+++++	39.317	36.317-42.317	+++++	+++++
\$ 137 d8-1,4-Dioxane	+++++	+++++	+++++	+++++	+++++	+++++	+++++	2.445	0.000-5.445	+++++	+++++
	-----	-----	-----	-----	-----	-----	-----	-----	-----	-----	-----
* 134 Di-n-octylphthalate-d4	24.488	24.479	24.480	24.480	24.479	24.480	24.480	24.480	21.480-27.480	24.481	0.003
133 Butylatedhydroxytoluen	+++++	+++++	+++++	+++++	+++++	+++++	+++++	15.571	12.571-18.571	+++++	+++++
132 3,6-Dimethylphenanthre	+++++	+++++	+++++	+++++	+++++	+++++	+++++	65.450	62.450-68.450	+++++	+++++
131 1-Methylphenanthrene	+++++	+++++	+++++	+++++	+++++	+++++	+++++	64.400	61.400-67.400	+++++	+++++
130 Dibenzothiophene	+++++	+++++	+++++	+++++	+++++	+++++	+++++	62.100	59.100-65.100	+++++	+++++
129 1-Methylfluorene	+++++	+++++	+++++	+++++	+++++	+++++	+++++	54.912	51.912-57.912	+++++	+++++
128 N-Hexadecane	+++++	+++++	+++++	+++++	+++++	+++++	+++++	54.212	51.212-57.212	+++++	+++++
	-----	-----	-----	-----	-----	-----	-----	-----	-----	-----	-----
127 2-Isopropylphthalene	+++++	+++++	+++++	+++++	+++++	+++++	+++++	57.650	54.650-60.650	+++++	+++++
126 N-Tetradecane	+++++	+++++	+++++	+++++	+++++	+++++	+++++	56.750	53.750-59.750	+++++	+++++
144 alpha-Terpineol	+++++	+++++	+++++	+++++	+++++	+++++	+++++	11.447	8.447-14.447	+++++	+++++
125 Safrole	+++++	+++++	+++++	+++++	+++++	+++++	+++++	52.166	49.166-55.166	+++++	+++++

ARI Labs, Inc.
RETENTION TIME SUMMARY REPORT

Method File: \\target\share\chem3\nt10.i\20230315.b\ABN.m
Batch File: \\target\share\chem3\nt10.i\20230315.b
Inst ID: nt10.i

Compound	RT01	RT02	RT03	RT04	RT05	RT06	RT07	EXPEC RT	RT WINDOW	AVG RT	STD DEV
124 3,4-Dimethylphenol	+++++	+++++	+++++	+++++	+++++	+++++	+++++	50.617	47.617-53.617	+++++	+++++
123 Acetophenone	+++++	+++++	+++++	+++++	+++++	+++++	+++++	10.252	7.252-13.252	+++++	+++++
122 Furfuraldehyde	+++++	+++++	+++++	+++++	+++++	+++++	+++++	43.467	40.467-46.467	+++++	+++++
143 1,4-Dioxane	+++++	+++++	+++++	+++++	+++++	+++++	+++++	2.697	0.000-5.697	+++++	+++++
121 Quinoline	+++++	+++++	+++++	+++++	+++++	+++++	+++++	54.500	51.500-57.500	+++++	+++++
120 2,3,4,6-Tetrachlorophe	16.110	16.101	16.102	16.103	16.109	16.102	16.103	16.103	13.103-19.103	16.104	0.004
178 2-Benzyl-4-Chloropheno	+++++	+++++	+++++	+++++	+++++	+++++	+++++	18.963	15.963-21.963	+++++	+++++
119 7,12-Dimethylbenz(a)an	+++++	+++++	+++++	+++++	+++++	+++++	+++++	47.069	44.069-50.069	+++++	+++++
118 Triphenyl Phosphate	+++++	+++++	+++++	+++++	+++++	+++++	+++++	21.215	18.215-24.215	+++++	+++++
117 Butyl Diphenyl Phospha	+++++	+++++	+++++	+++++	+++++	+++++	+++++	16.761	13.761-19.761	+++++	+++++
116 Dibutyl Phenyl Phospha	+++++	+++++	+++++	+++++	+++++	+++++	+++++	18.747	15.747-21.747	+++++	+++++
115 Tributyl Phosphate	+++++	+++++	+++++	+++++	+++++	+++++	+++++	16.923	13.923-19.923	+++++	+++++
114 Beta-Pinene	+++++	+++++	+++++	+++++	+++++	+++++	+++++	48.950	45.950-51.950	+++++	+++++
113 Diphenyl Oxide	+++++	+++++	+++++	+++++	+++++	+++++	+++++	14.341	11.341-17.341	+++++	+++++
112 Biphenyl	+++++	+++++	+++++	+++++	+++++	+++++	+++++	14.085	11.085-17.085	+++++	+++++
111 Azobenzene (1,2-DP-Hyd	16.805	16.796	16.797	16.790	16.797	16.797	16.790	16.790	13.790-19.790	16.796	0.005
110 Tetrachloroguaiacol	+++++	+++++	+++++	+++++	+++++	+++++	+++++	17.140	14.140-20.140	+++++	+++++
109 3,4,5-Trichloroguaiaco	+++++	+++++	+++++	+++++	+++++	+++++	+++++	15.070	12.070-18.070	+++++	+++++
181 3,4,6-Trichloroguaiaco	+++++	+++++	+++++	+++++	+++++	+++++	+++++	15.232	12.232-18.232	+++++	+++++
108 4,5,6-Trichloroguaiaco	+++++	+++++	+++++	+++++	+++++	+++++	+++++	16.374	13.374-19.374	+++++	+++++
184 3,4-Dichloroguaiacol	+++++	+++++	+++++	+++++	+++++	+++++	+++++	13.120	10.120-16.120	+++++	+++++
107 4,5-Dichloroguaiacol	+++++	+++++	+++++	+++++	+++++	+++++	+++++	14.096	11.096-17.096	+++++	+++++
182 4,6-Dichloroguaiacol	+++++	+++++	+++++	+++++	+++++	+++++	+++++	14.096	11.096-17.096	+++++	+++++
185 4-Chloroguaiacol	+++++	+++++	+++++	+++++	+++++	+++++	+++++	11.735	8.735-14.735	+++++	+++++

ARI Labs, Inc.
RETENTION TIME SUMMARY REPORT

Method File: \\target\share\chem3\nt10.i\20230315.b\ABN.m
Batch File: \\target\share\chem3\nt10.i\20230315.b
Inst ID: nt10.i

Compound	RT01	RT02	RT03	RT04	RT05	RT06	RT07	EXPEC RT	RT WINDOW	AVG RT	STD DEV
106 Guaiacol	+++++	+++++	+++++	+++++	+++++	+++++	+++++	9.243	6.243-12.243	+++++	+++++
105 1-methylnaphthalene	13.433	13.432	13.433	13.426	13.432	13.425	13.426	13.426	10.426-16.426	13.430	0.004
151 1,2,4,5-Tetrachloroben	+++++	+++++	+++++	+++++	+++++	+++++	+++++	11.499	8.499-14.499	+++++	+++++
152 Benzo(e)pyrene	+++++	+++++	+++++	+++++	+++++	+++++	+++++	30.943	27.943-33.943	+++++	+++++
153 Chlorpyrifos	+++++	+++++	+++++	+++++	+++++	+++++	+++++	27.642	24.642-30.642	+++++	+++++
154 Diazinon	+++++	+++++	+++++	+++++	+++++	+++++	+++++	25.953	22.953-28.953	+++++	+++++
155 Kelthane	+++++	+++++	+++++	+++++	+++++	+++++	+++++	27.750	24.750-30.750	+++++	+++++
156 Methyl Parathion	+++++	+++++	+++++	+++++	+++++	+++++	+++++	26.464	23.464-29.464	+++++	+++++
157 Ethyl Parathion	+++++	+++++	+++++	+++++	+++++	+++++	+++++	27.099	24.099-30.099	+++++	+++++
158 Ethion	+++++	+++++	+++++	+++++	+++++	+++++	+++++	24.513	21.513-27.513	+++++	+++++
159 4-Nonylphenol	+++++	+++++	+++++	+++++	+++++	+++++	+++++	25.132	22.132-28.132	+++++	+++++
160 Tetraethyl Tin	+++++	+++++	+++++	+++++	+++++	+++++	+++++	19.528	16.528-22.528	+++++	+++++
161 1,2,3-Trichloronaphtha	+++++	+++++	+++++	+++++	+++++	+++++	+++++	36.246	33.246-39.246	+++++	+++++
162 1,2,3,4-Tetrachloronap	+++++	+++++	+++++	+++++	+++++	+++++	+++++	37.506	34.506-40.506	+++++	+++++
163 1,2,3,5,8-Pentachloron	+++++	+++++	+++++	+++++	+++++	+++++	+++++	38.893	35.893-41.893	+++++	+++++
164 1,2,3,4,6,7-Hexachloro	+++++	+++++	+++++	+++++	+++++	+++++	+++++	39.681	36.681-42.681	+++++	+++++
165 1,2,3,4,5,6,7-Heptachl	+++++	+++++	+++++	+++++	+++++	+++++	+++++	41.123	38.123-44.123	+++++	+++++
166 Octachloronaphthalene	+++++	+++++	+++++	+++++	+++++	+++++	+++++	42.253	39.253-45.253	+++++	+++++
167 2,2',4,4',5-Pentabromo	+++++	+++++	+++++	+++++	+++++	+++++	+++++	42.033	39.033-45.033	+++++	+++++
2 Phenol-d5	8.652	8.644	8.637	8.629	8.636	8.637	8.637	8.637	5.637-11.637	8.639	0.007
3 Phenol	8.675	8.659	8.660	8.660	8.652	8.660	8.652	8.652	5.652-11.652	8.660	0.008
4 Bis(2-Chloroethyl)ethe	8.845	8.845	8.837	8.838	8.837	8.837	8.838	8.838	5.838-11.838	8.840	0.004
5 2-Chlorophenol-d4	8.938	8.937	8.930	8.930	8.930	8.930	8.930	8.930	5.930-11.930	8.932	0.004

ARI Labs, Inc.
RETENTION TIME SUMMARY REPORT

Method File: \\target\share\chem3\nt10.i\20230315.b\ABN.m
Batch File: \\target\share\chem3\nt10.i\20230315.b
Inst ID: nt10.i

Compound	RT01	RT02	RT03	RT04	RT05	RT06	RT07	EXPEC RT	RT WINDOW	AVG RT	STD DEV
6 2-Chlorophenol	8.969	8.961	8.961	8.961	8.961	8.961	8.961	8.961	5.961-11.961	8.962	0.003
7 1,3-Dichlorobenzene	9.240	9.239	9.232	9.232	9.239	9.232	9.232	9.232	6.232-12.232	9.235	0.004
* 8 1,4-Dichlorobenzene-d4	9.302	9.301	9.302	9.302	9.294	9.302	9.294	9.294	6.294-12.294	9.299	0.004
9 1,4-Dichlorobenzene	9.333	9.332	9.325	9.325	9.325	9.333	9.325	9.325	6.325-12.325	9.328	0.004
\$ 10 1,2-Dichlorobenzene-d4	9.666	9.658	9.659	9.659	9.658	9.659	9.659	9.659	6.659-12.659	9.660	0.003
11 Benzyl alcohol	9.565	9.557	9.558	9.558	9.557	9.558	9.558	9.558	6.558-12.558	9.559	0.003
12 1,2-Dichlorobenzene	9.690	9.689	9.682	9.682	9.682	9.682	9.682	9.682	6.682-12.682	9.684	0.004
13 2-Methylphenol	9.775	9.775	9.775	9.775	9.767	9.767	9.767	9.767	6.767-12.767	9.772	0.004
14 2,2'-oxybis(1-Chloropr	9.861	9.860	9.860	9.861	9.860	9.853	9.861	9.861	6.861-12.861	9.859	0.003
15 4-Methylphenol	10.047	10.039	10.039	10.031	10.031	10.031	10.031	10.031	7.031-13.031	10.036	0.006
16 N-Nitroso-di-n-propyla	10.132	10.124	10.117	10.117	10.109	10.117	10.109	10.109	7.109-13.109	10.118	0.008
17 Hexachloroethane	10.280	10.279	10.272	10.272	10.272	10.272	10.272	10.272	7.272-13.272	10.274	0.004
\$ 18 Nitrobenzene-d5	10.396	10.388	10.388	10.388	10.388	10.388	10.388	10.388	7.388-13.388	10.389	0.003
19 Nitrobenzene	10.435	10.427	10.427	10.419	10.419	10.419	10.419	10.419	7.419-13.419	10.424	0.006
20 Isophorone	10.885	10.869	10.862	10.862	10.861	10.862	10.862	10.862	7.862-13.862	10.866	0.009
21 2-Nitrophenol	11.057	11.047	11.047	11.048	11.047	11.047	11.048	11.048	8.048-14.048	11.049	0.003
22 2,4-Dimethylphenol	11.091	11.089	11.081	11.082	11.081	11.081	11.082	11.082	8.082-14.082	11.084	0.004
23 Bis(2-Chloroethoxy)met	11.294	11.285	11.285	11.286	11.285	11.285	11.286	11.286	8.286-14.286	11.286	0.003
24 Benzoic acid	11.413	11.327	11.276	11.226	11.183	11.166	++++	11.166	8.166-14.166	11.265	0.094
25 2,4-Dichlorophenol	11.506	11.497	11.497	11.489	11.488	11.489	11.489	11.489	8.489-14.489	11.494	0.007
26 1,2,4-Trichlorobenzene	11.693	11.692	11.685	11.685	11.684	11.685	11.685	11.685	8.685-14.685	11.687	0.004
* 27 Naphthalene-d8	11.778	11.777	11.777	11.778	11.777	11.777	11.770	11.770	8.770-14.770	11.776	0.003
28 Naphthalene	11.824	11.815	11.816	11.817	11.816	11.816	11.817	11.817	8.817-14.817	11.817	0.003
29 4-Chloroaniline	11.948	11.939	11.939	11.940	11.939	11.939	11.940	11.940	8.940-14.940	11.941	0.003

ARI Labs, Inc.
RETENTION TIME SUMMARY REPORT

Method File: \\target\share\chem3\nt10.i\20230315.b\ABN.m

Batch File: \\target\share\chem3\nt10.i\20230315.b

Inst ID: nt10.i

Compound	RT01	RT02	RT03	RT04	RT05	RT06	RT07	EXPEC RT	RT WINDOW	AVG RT	STD DEV
30 Hexachlorobutadiene	12.172	12.171	12.171	12.172	12.171	12.171	12.172	12.172	9.172-15.172	12.171	0.001
31 4-Chloro-3-methylpheno	12.892	12.883	12.875	12.876	12.875	12.883	12.876	12.876	9.876-15.876	12.880	0.006
32 2-Methylnaphthalene	13.209	13.208	13.200	13.201	13.200	13.208	13.201	13.201	10.201-16.201	13.204	0.004
33 Hexachlorocyclopentadi	13.673	13.665	13.665	13.666	13.665	13.673	13.666	13.666	10.666-16.666	13.667	0.004
34 2,4,6-Trichlorophenol	13.828	13.819	13.820	13.820	13.819	13.820	13.820	13.820	10.820-16.820	13.821	0.003
35 2,4,5-Trichlorophenol	13.898	13.889	13.889	13.890	13.889	13.889	13.890	13.890	10.890-16.890	13.891	0.003
36 2-Fluorobiphenyl	13.991	13.982	13.982	13.983	13.982	13.982	13.975	13.975	10.975-16.975	13.982	0.004
37 2-Chloronaphthalene	14.207	14.198	14.199	14.200	14.199	14.199	14.192	14.192	11.192-17.192	14.199	0.004
38 2-Nitroaniline	14.470	14.454	14.454	14.447	14.454	14.446	14.447	14.447	11.447-17.447	14.453	0.008
39 Dimethylphthalate	14.888	14.880	14.880	14.873	14.872	14.880	14.873	14.873	11.873-17.873	14.878	0.006
40 Acenaphthylene	15.074	15.073	15.066	15.067	15.073	15.066	15.067	15.067	12.067-18.067	15.069	0.004
41 2,6-Dinitrotoluene	15.036	15.027	15.019	15.020	15.019	15.019	15.012	15.012	12.012-18.012	15.022	0.007
42 Acenaphthene-d10	15.384	15.383	15.383	15.384	15.383	15.383	15.384	15.384	12.384-18.384	15.383	0.001
43 3-Nitroaniline	15.322	15.313	15.306	15.299	15.298	15.298	15.299	15.299	12.299-18.299	15.305	0.009
44 Acenaphthene	15.453	15.452	15.445	15.446	15.452	15.452	15.446	15.446	12.446-18.446	15.449	0.004
45 2,4-Dinitrophenol	15.538	15.522	15.514	15.515	15.514	15.514	15.515	15.515	12.515-18.515	15.519	0.009
46 Dibenzofuran	15.778	15.777	15.769	15.770	15.769	15.769	15.770	15.770	12.770-18.770	15.772	0.004
47 4-Nitrophenol	15.623	15.607	15.599	15.600	15.599	15.599	15.592	15.592	12.592-18.592	15.603	0.010
48 2,4-Dinitrotoluene	15.840	15.831	15.824	15.824	15.823	15.824	15.817	15.817	12.817-18.817	15.826	0.007
49 Fluorene	16.489	16.488	16.488	16.481	16.488	16.488	16.481	16.481	13.481-19.481	16.486	0.003
50 Diethylphthalate	16.342	16.333	16.326	16.327	16.326	16.326	16.319	16.319	13.319-19.319	16.329	0.007
51 4-Chlorophenyl-phenyle	16.474	16.473	16.465	16.466	16.473	16.473	16.466	16.466	13.466-19.466	16.470	0.004
52 4-Nitroaniline	16.605	16.588	16.573	16.566	16.565	16.565	16.566	16.566	13.566-19.566	16.576	0.015
53 4,6-Dinitro-2-methylph	16.690	16.673	16.666	16.659	16.658	16.666	16.659	16.659	13.659-19.659	16.667	0.011

ARI Labs, Inc.
RETENTION TIME SUMMARY REPORT

Method File: \\target\share\chem3\nt10.i\20230315.b\ABN.m
Batch File: \\target\share\chem3\nt10.i\20230315.b
Inst ID: nt10.i

Compound	RT01	RT02	RT03	RT04	RT05	RT06	RT07	EXPEC RT	RT WINDOW	AVG RT	STD DEV
54 N-Nitrosodiphenylamine	16.728	16.719	16.720	16.720	16.719	16.720	16.713	16.713	13.713-19.713	16.720	0.004
\$ 55 2,4,6-Tribromophenol	17.029	17.020	17.020	17.021	17.020	17.020	17.021	17.021	14.021-20.021	17.022	0.003
56 4-Bromophenyl-phenylet	17.476	17.475	17.475	17.476	17.475	17.475	17.476	17.476	14.476-20.476	17.476	0.001
57 Hexachlorobenzene	17.801	17.800	17.792	17.793	17.800	17.792	17.793	17.793	14.793-20.793	17.796	0.004
58 Pentachlorophenol	18.157	18.148	18.149	18.149	18.148	18.149	18.149	18.149	15.149-21.149	18.150	0.003
* 59 Phenanthrene-d10	18.420	18.419	18.419	18.420	18.419	18.419	18.420	18.420	15.420-21.420	18.420	0.001
60 Phenanthrene	18.474	18.473	18.466	18.467	18.466	18.466	18.467	18.467	15.467-21.467	18.468	0.004
61 Anthracene	18.567	18.566	18.559	18.559	18.558	18.559	18.559	18.559	15.559-21.559	18.561	0.004
62 Carbazole	18.892	18.883	18.884	18.884	18.883	18.884	18.884	18.884	15.884-21.884	18.885	0.003
63 Di-n-butylphthalate	19.666	19.665	19.665	19.666	19.665	19.665	19.666	19.666	16.666-22.666	19.665	0.001
64 Fluoranthene	20.850	20.841	20.841	20.842	20.841	20.841	20.842	20.842	17.842-23.842	20.842	0.003
65 Pyrene	21.275	21.266	21.267	21.267	21.266	21.267	21.267	21.267	18.267-24.267	21.268	0.003
\$ 66 Terphenyl-d14	21.546	21.545	21.537	21.546	21.545	21.545	21.538	21.538	18.538-24.538	21.543	0.004
67 Butylbenzylphthalate	22.467	22.458	22.459	22.460	22.459	22.459	22.460	22.460	19.460-25.460	22.460	0.003
68 Benzo(a)anthracene	23.427	23.426	23.419	23.420	23.419	23.427	23.420	23.420	20.420-26.420	23.423	0.004
* 69 Chrysene-d12	23.458	23.457	23.450	23.451	23.450	23.450	23.451	23.451	20.451-26.451	23.452	0.004
70 3,3'-Dichlorobenzidine	23.389	23.380	23.372	23.373	23.372	23.372	23.373	23.373	20.373-26.373	23.376	0.006
71 Chrysene	23.505	23.504	23.496	23.497	23.496	23.496	23.489	23.489	20.489-26.489	23.498	0.005
72 bis(2-Ethylhexyl)phtha	23.482	23.481	23.473	23.482	23.481	23.481	23.474	23.474	20.474-26.474	23.479	0.004
73 Di-n-octylphthalate	24.496	24.495	24.495	24.496	24.487	24.487	24.488	24.488	21.488-27.488	24.492	0.004
74 Benzo(b)fluoranthene	25.378	25.377	25.370	25.371	25.370	25.370	25.363	25.363	22.363-28.363	25.371	0.005
75 Benzo(k)fluoranthene	25.433	25.424	25.416	25.417	25.416	25.409	25.409	25.409	22.409-28.409	25.418	0.008
187 Total Benzofluoranthen	25.433	25.424	25.416	25.371	25.416	25.409	25.409	25.409	22.409-28.409	25.411	0.020
76 Benzo(a)pyrene	26.075	26.066	26.059	26.060	26.059	26.059	26.052	26.052	23.052-29.052	26.061	0.007

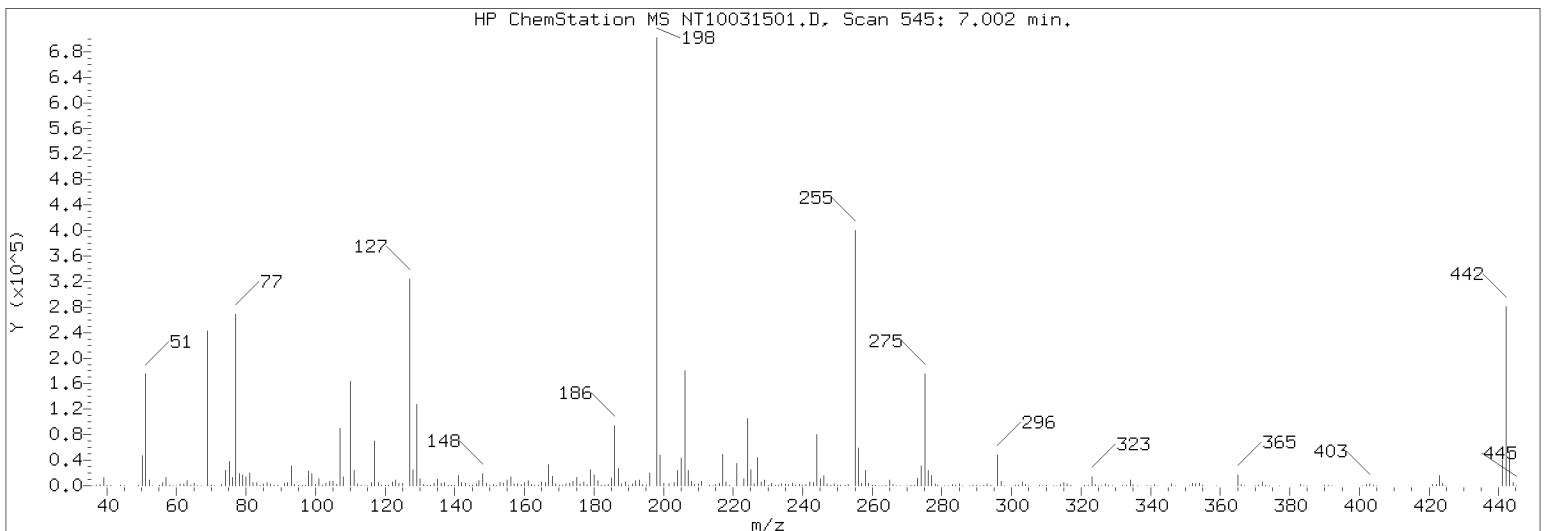
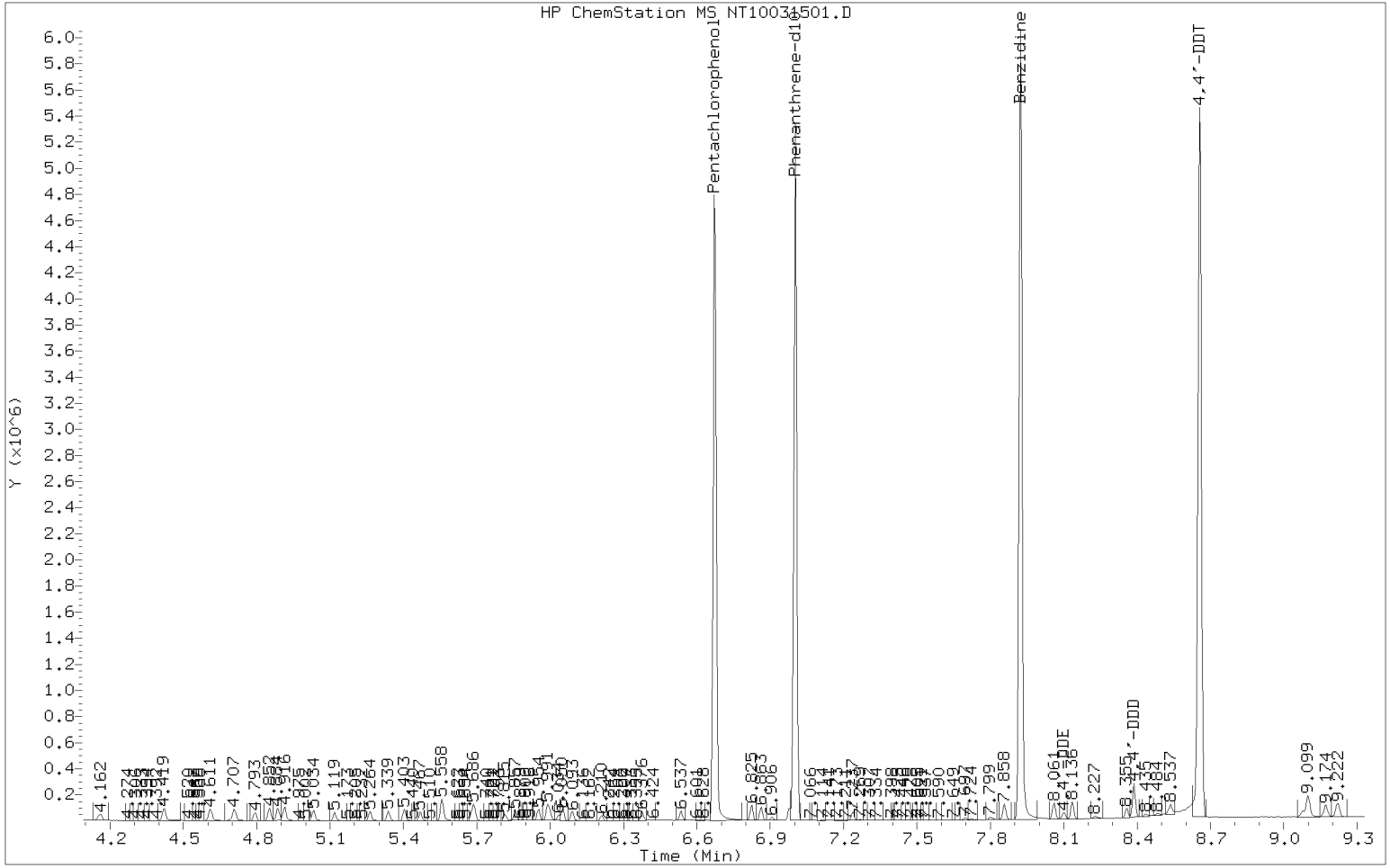
ARI Labs, Inc.
RETENTION TIME SUMMARY REPORT

Method File: \\target\share\chem3\nt10.i\20230315.b\ABN.m
Batch File: \\target\share\chem3\nt10.i\20230315.b
Inst ID: nt10.i

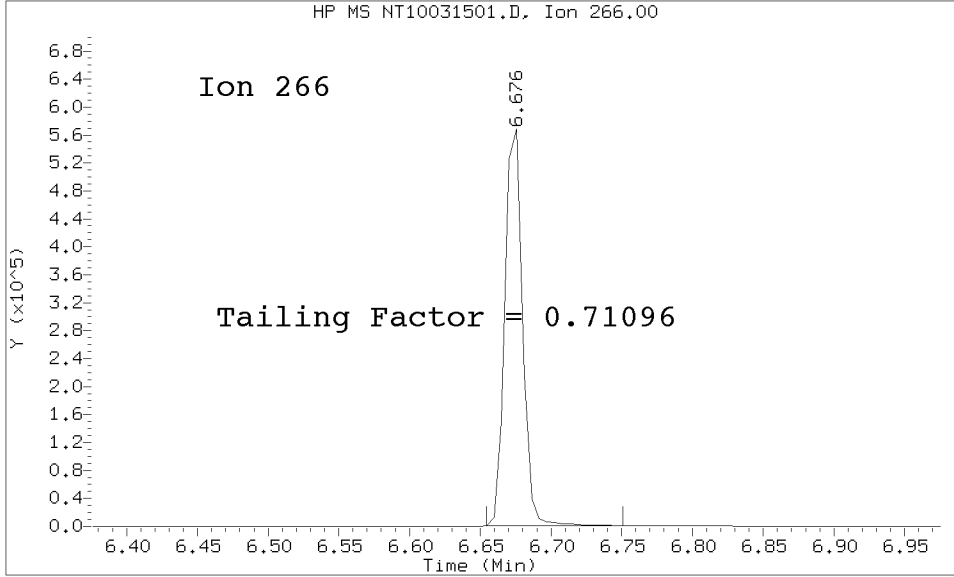
Compound	RT01	RT02	RT03	RT04	RT05	RT06	RT07	EXPEC RT	RT WINDOW	AVG RT	STD DEV
* 77 Perylene-d12	26.191	26.183	26.183	26.184	26.183	26.183	26.184	26.184	23.184-29.184	26.184	0.003
78 Indeno(1,2,3-cd)pyrene	29.037	29.020	29.005	28.998	29.005	28.997	28.990	28.990	25.990-31.990	29.008	0.016
79 Dibenzo(a,h)anthracene	29.052	29.028	29.021	29.021	29.013	29.013	29.006	29.006	26.006-32.006	29.022	0.015
80 Benzo(g,h,i)perylene	29.884	29.859	29.836	29.837	29.836	29.828	29.821	29.821	26.821-32.821	29.843	0.021
\$ 85 p-Cresol-d4	+++++	+++++	+++++	+++++	+++++	+++++	+++++	51.633	48.633-54.633	+++++	+++++
\$ 86 Anthracene-d10	+++++	+++++	+++++	+++++	+++++	+++++	+++++	63.533	60.533-66.533	+++++	+++++
\$ 87 Fluoranthene-d10	+++++	+++++	+++++	+++++	+++++	+++++	+++++	60.273	57.273-63.273	+++++	+++++
\$ 88 Dibenzo(a,h)anthracene-	+++++	+++++	+++++	+++++	+++++	+++++	+++++	78.600	75.600-81.600	+++++	+++++
\$ 89 Diphenyl-d10	+++++	+++++	+++++	+++++	+++++	+++++	+++++	50.841	47.841-53.841	+++++	+++++
90 N-Nitrosodimethylamine	4.952	4.936	4.928	4.928	4.936	4.936	4.936	4.936	1.936-7.936	4.936	0.008
91 Aniline	8.768	8.760	8.752	8.753	8.752	8.752	8.753	8.753	5.753-11.753	8.756	0.006
92 1,2-Diphenylhydrazine	+++++	+++++	+++++	+++++	+++++	+++++	+++++	56.160	53.160-59.160	+++++	+++++
93 Benzidine	21.074	21.073	21.065	21.066	21.073	21.073	21.066	21.066	18.066-24.066	21.070	0.004
\$ 95 D10-1-methylnaphthalen	+++++	+++++	+++++	+++++	+++++	+++++	+++++	52.075	49.075-55.075	+++++	+++++
96 p-Cymene	+++++	+++++	+++++	+++++	+++++	+++++	+++++	49.250	46.250-52.250	+++++	+++++
97 Caffeine	+++++	+++++	+++++	+++++	+++++	+++++	+++++	61.202	58.202-64.202	+++++	+++++
98 Retene	+++++	+++++	+++++	+++++	+++++	+++++	+++++	18.787	15.787-21.787	+++++	+++++
99 Perylene	+++++	+++++	+++++	+++++	+++++	+++++	+++++	24.361	21.361-27.361	+++++	+++++
100 3-beta-Coprostanol	+++++	+++++	+++++	+++++	+++++	+++++	+++++	25.411	22.411-28.411	+++++	+++++
101 Cholesterol	+++++	+++++	+++++	+++++	+++++	+++++	+++++	26.023	23.023-29.023	+++++	+++++
102 beta-Sitosterol	+++++	+++++	+++++	+++++	+++++	+++++	+++++	79.550	76.550-82.550	+++++	+++++
103 Pyridine	4.952	4.951	4.951	4.959	4.974	4.982	4.998	4.998	1.998-7.998	4.967	0.018
188 2,6-Dichlorophenol	+++++	+++++	+++++	+++++	+++++	+++++	+++++	11.874	8.874-14.874	+++++	+++++
189 N-Nitrosomethylethylam	+++++	+++++	+++++	+++++	+++++	+++++	+++++	5.818	2.818-8.818	+++++	+++++

DFTPP TAILING FACTOR AND BREAKDOWN GRAPHIC REPORT

Datafile Analyzed: /20230315.b/NT10031501.D/NT10031501.D
Method Used: \20230315.b\DFTPP8270E.m Inst: nt10
Injection Date: 15-MAR-2023 20:19 Operator: JGR
Sample Info: SLC0228-TUN1 SLC0228-TUN1
Report Date: 03/16/2023 12:23



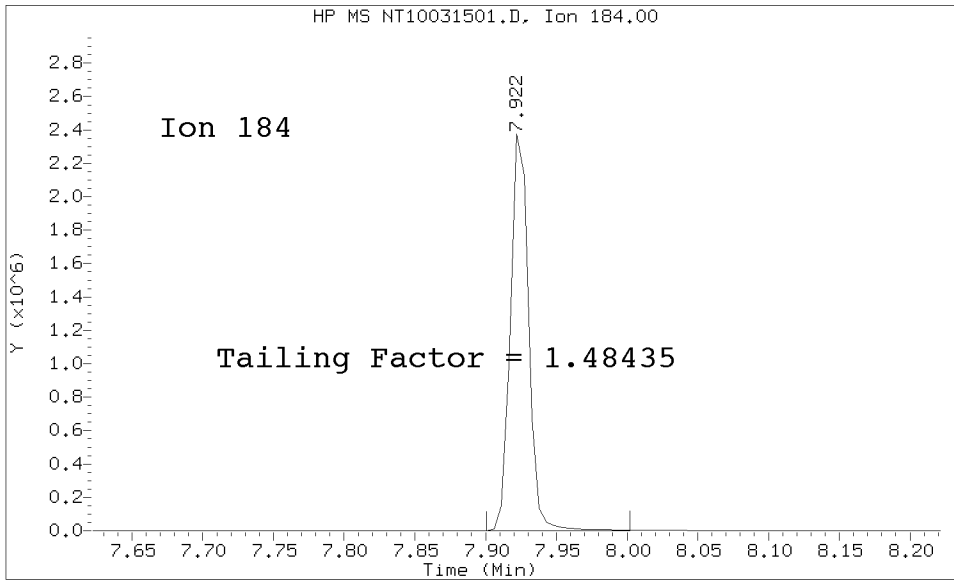
Datafile Analyzed: /20230315.b/NT10031501.D/NT10031501.D
Method Used: \20230315.b\DFTPP8270E.m\sw846ddt.m Inst: nt10
Injection Date: 15-MAR-2023 20:19 Operator: JGR
Sample Info: SEQ-TUN1
Report Date: 03/16/2023 12:23



Pentachlorophenol

=====
Exp. RT = 6.676
Found RT = 6.676

Tail Factor = 0.711 Maximum Allowed = 2.0



Benzidine

=====
Exp. RT = 7.922
Found RT = 7.922

Tail Factor = 1.484 Maximum Allowed = 2.0

8270 TAILING FACTOR/BREAKDOWN SUMMARY RESULTS

TAILING ANALYSIS SUMMARY

Compound	Tail Factor	Max Allowed	Test
Pentachlorophenol	0.7109557	2.000	PASS
Benzidine	1.4843493	2.000	PASS

DDT DEGRADATION BREAKDOWN ANALYSIS SUMMARY

Compound	Response	%Breakdown	Max Allowed	Test
4,4-DDT	962640			N/A
4,4-DDE	5158	0.5	20.0	PASS
4,4-DDD	41277	4.1	20.0	PASS
4,4-DDD + DDE	46435	4.6	20.0	PASS

Tuning Sample, nt10.i/20230315.b/NT10031501.D, *** PASSED ***

m/e	ION ABUNDANCE CRITERIA	% RELATIVE ABUNDANCE
198	Base Peak, 100% relative abundance	100.00
68	Less than 2.00% of mass 69	0.14 (0.37)
69	Mass 69 relative abundance	36.50
70	Less than 2.00% of mass 69	0.18 (0.50)
197	Less than 2.00% of mass 198	0.00
199	5.00 - 9.00% of mass 198	6.88
365	1.00 - 100.00% of mass 198	2.52
441	Less than 150.00% of mass 443	6.11 (77.09)
442	Less than 200.00% of mass 198	42.80
443	15.00 - 24.00% of mass 442	7.92 (18.52)

Data File: NT10031501.D
 Spectrum: Avg. Scans 544-546 (7.00), Background Scan 536
 Location of Maximum: 198.00
 Number of points: 316

m/z	Y	m/z	Y	m/z	Y	m/z	Y
36.00	226	124.00	3185	207.00	17112	293.00	2318
37.00	575	125.00	2909	208.00	4722	294.00	588
38.00	1820	127.00	243264	209.00	1586	295.00	171
39.00	10159	128.00	18696	210.00	2002	296.00	36168
40.00	405	129.00	96304	211.00	5093	297.00	5056
41.00	312	130.00	8257	213.00	371	298.00	351
42.00	59	131.00	1626	214.00	74	301.00	422
45.00	283	132.00	820	215.00	1549	302.00	552
49.00	910	133.00	415	216.00	2822	303.00	4130
50.00	35800	134.00	2800	217.00	36520	304.00	1107
51.00	136000	135.00	7704	218.00	4515	305.00	126
52.00	7201	136.00	3195	219.00	360	308.00	532
53.00	294	137.00	3970	221.00	25672	309.00	330
55.00	668	138.00	948	222.00	2863	310.00	461
56.00	4206	139.00	563	223.00	8094	312.00	63
57.00	9877	140.00	1193	224.00	76160	313.00	360
58.00	478	141.00	12476	225.00	18680	314.00	1762
59.00	106	142.00	3876	226.00	2197	315.00	4011
60.00	125	143.00	2757	227.00	32752	316.00	2200
61.00	1897	144.00	726	228.00	4949	317.00	416
62.00	2103	145.00	710	229.00	6725	321.00	1068
63.00	6654	146.00	2200	230.00	933	322.00	491
64.00	895	147.00	6157	231.00	2854	323.00	10541
65.00	3279	148.00	13642	232.00	574	324.00	1817
66.00	188	149.00	2992	233.00	660	325.00	178
67.00	249	150.00	753	234.00	2022	326.00	218
68.00	704	151.00	1678	235.00	2475	327.00	2103
69.00	189184	152.00	893	236.00	1621	328.00	1092
70.00	943	153.00	4091	237.00	2803	329.00	211
71.00	156	154.00	3154	238.00	375	332.00	739
73.00	1307	155.00	6743	239.00	1387	333.00	975
74.00	18768	156.00	10344	240.00	943	334.00	6536
75.00	30000	157.00	2091	241.00	1718	335.00	1733
76.00	10364	158.00	2204	242.00	4096	336.00	201
77.00	207552	159.00	1689	243.00	3931	339.00	148
78.00	14246	160.00	3864	244.00	58560	340.00	135
79.00	13356	161.00	5891	245.00	7760	341.00	1142
80.00	10539	162.00	1637	246.00	11941	342.00	277
81.00	15173	163.00	475	247.00	2526	346.00	2192
82.00	3906	164.00	608	248.00	602	347.00	346
83.00	3545	165.00	4507	249.00	2169	351.00	182
84.00	178	166.00	3807	250.00	370	352.00	3059
85.00	2559	167.00	24880	251.00	462	353.00	1950
86.00	4226	168.00	11639	252.00	590	354.00	3010
87.00	1998	169.00	2046	253.00	1331	355.00	569
88.00	783	170.00	776	255.00	296384	359.00	242
89.00	418	171.00	1036	256.00	43272	365.00	13085
91.00	3237	172.00	2248	257.00	3394	366.00	1813
92.00	3764	173.00	2906	258.00	18176	367.00	150

93.00	24104	174.00	5113	259.00	2926	370.00	291
94.00	1672	175.00	9851	260.00	520	371.00	690
95.00	503	176.00	2588	261.00	479	372.00	4605
96.00	1130	177.00	4756	262.00	60	373.00	1002
97.00	380	178.00	1657	263.00	151	374.00	50
98.00	17936	179.00	18424	264.00	377	377.00	67
99.00	14658	180.00	12975	265.00	6992	383.00	1157
100.00	1303	181.00	6000	266.00	984	384.00	328
101.00	8724	182.00	963	267.00	105	385.00	50
102.00	480	183.00	493	268.00	248	390.00	595
103.00	2859	184.00	1456	270.00	285	391.00	401
104.00	5461	185.00	9317	271.00	631	392.00	204
105.00	5056	186.00	70384	272.00	750	401.00	211
106.00	1781	187.00	20112	273.00	8749	402.00	1564
107.00	67936	188.00	2185	274.00	23296	403.00	2292
108.00	10471	189.00	4453	275.00	129008	404.00	796
109.00	595	190.00	772	276.00	17320	405.00	237
110.00	122760	191.00	2090	277.00	11470	421.00	1827
111.00	18400	192.00	5915	278.00	2005	422.00	1658
112.00	2357	193.00	6863	279.00	468	423.00	12304
113.00	756	194.00	1470	281.00	147	424.00	2795
114.00	128	195.00	841	282.00	368	425.00	263
115.00	298	196.00	14341	283.00	1453	441.00	31664
116.00	3871	198.00	518272	284.00	874	442.00	221824
117.00	54088	199.00	35680	285.00	2012	443.00	41072
118.00	3919	200.00	2830	286.00	333	444.00	3778
119.00	531	201.00	2302	288.00	146	445.00	177
120.00	920	203.00	3657	289.00	446		
121.00	362	204.00	18200	290.00	444		
122.00	4396	205.00	31664	291.00	199		
123.00	6778	206.00	132736	292.00	486		

Data File: \\target\share\chem3\nt10.1\20230315.6\NT10031502.D

Date: 15-MAR-2023 20:34

Client ID:

Sample Info: SLC0228-CAL7

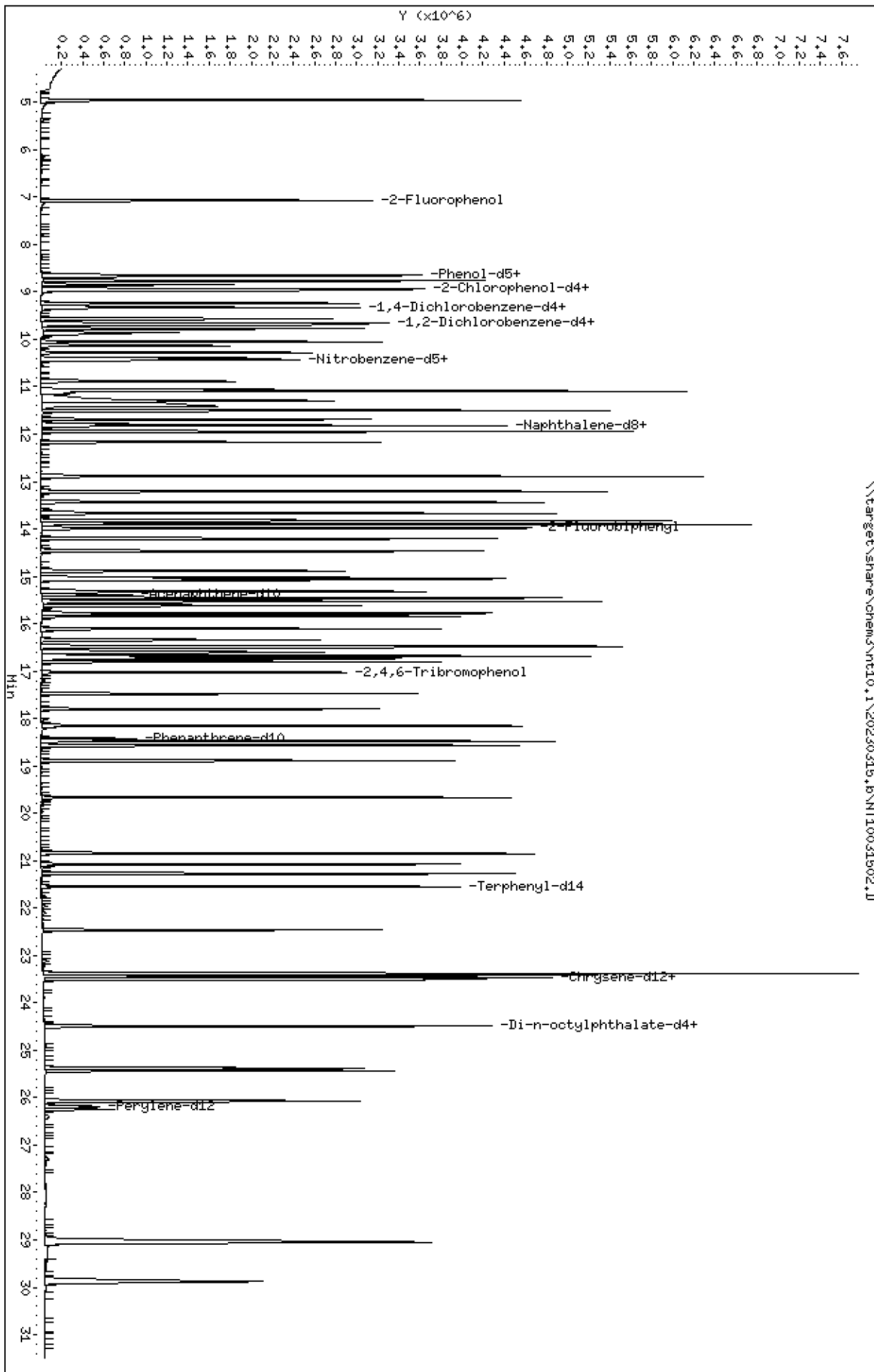
Column phase: ZB-5msi

Instrument: nt10.1

Operator: VTS

Column diameter: 0.25

\\target\share\chem3\nt10.1\20230315.6\NT10031502.D



ARI Labs, Inc.

Semivolatile Report SW846 Method 8270D

Data file : \\target\share\chem3\nt10.i\20230315.b\NT10031502.D
 Lab Smp Id: SLC0228-CAL7
 Inj Date : 15-MAR-2023 20:34
 Operator : VTS
 Smp Info : SLC0228-CAL7
 Misc Info :
 Comment : 1ul Injection
 Method : \\target\share\chem3\nt10.i\20230315.b\ABN.m
 Meth Date : 16-Mar-2023 12:06 van
 Cal Date : 16-MAR-2023 00:22
 Als bottle: 2
 Dil Factor: 1.00000
 Integrator: HP RTE
 Target Version: 4.14
 Processing Host: VANS-201906

Inst ID: nt10.i
 Quant Type: ISTD
 Cal File: NT10031508.D
 Calibration Sample, Level: 7
 Compound Sublist: ICAL.sub

Compounds	QUANT	SIG	RT	EXP RT	REL RT	RESPONSE	AMOUNTS	
							CAL-AMT	ON-COL
	MASS						(ug/mL)	(ug/mL)
\$ 1 2-Fluorophenol	112		7.068	7.068	(0.760)	1445745	30.0000	26.95
\$ 2 Phenol-d5	99		8.652	8.636	(0.930)	2045181	30.0000	29.06
3 Phenol	94		8.675	8.652	(0.933)	1349012	20.0000	18.45
\$ 5 2-Chlorophenol-d4	132		8.937	8.930	(0.961)	1771997	30.0000	29.49
4 Bis(2-Chloroethyl)ether	93		8.845	8.837	(0.951)	997663	20.0000	18.40
6 2-Chlorophenol	128		8.968	8.961	(0.964)	1276591	20.0000	20.40
7 1,3-Dichlorobenzene	146		9.239	9.231	(0.993)	1194475	20.0000	18.05
* 8 1,4-Dichlorobenzene-d4	152		9.301	9.293	(1.000)	177375	4.00000	
9 1,4-Dichlorobenzene	146		9.332	9.325	(1.003)	1189876	20.0000	18.62
\$ 10 1,2-Dichlorobenzene-d4	152		9.666	9.658	(1.039)	831691	20.0000	19.27
12 1,2-Dichlorobenzene	146		9.689	9.682	(1.042)	1161461	20.0000	18.46
11 Benzyl alcohol	108		9.565	9.557	(1.028)	718505	20.0000	20.93
14 2,2'-oxybis(1-Chloropropane)	121		9.860	9.860	(1.060)	360967	20.0000	19.54
13 2-Methylphenol	108		9.775	9.767	(1.051)	1038369	20.0000	19.48
17 Hexachloroethane	117		10.279	10.271	(1.105)	521340	20.0000	19.88
16 N-Nitroso-di-n-propylamine	70		10.132	10.108	(1.089)	829060	20.0000	19.70
15 4-Methylphenol	108		10.046	10.031	(1.080)	1116436	20.0000	19.88
\$ 18 Nitrobenzene-d5	82		10.396	10.388	(0.883)	1307575	20.0000	19.64
19 Nitrobenzene	77		10.434	10.419	(0.886)	1246701	20.0000	19.08
20 Isophorone	82		10.884	10.861	(0.924)	1864039	20.0000	22.30
21 2-Nitrophenol	139		11.056	11.048	(0.939)	649545	20.0000	19.99
22 2,4-Dimethylphenol	107		11.090	11.082	(0.942)	2235062	40.0000	37.24
23 Bis(2-Chloroethoxy)methane	93		11.294	11.285	(0.959)	1043843	20.0000	18.69
24 Benzoic acid	105		11.413	11.166	(0.969)	3461038	80.0000	79.88 (M)
25 2,4-Dichlorophenol	162		11.506	11.489	(0.977)	1900569	40.0000	39.57
26 1,2,4-Trichlorobenzene	180		11.693	11.685	(0.993)	1014837	20.0000	18.00
* 27 Naphthalene-d8	136		11.778	11.770	(1.000)	659656	4.00000	
28 Naphthalene	128		11.824	11.816	(1.004)	3233035	20.0000	18.50
29 4-Chloroaniline	127		11.947	11.940	(1.014)	2735281	40.0000	40.12
30 Hexachlorobutadiene	225		12.172	12.172	(1.033)	618722	20.0000	18.73
31 4-Chloro-3-methylphenol	107		12.891	12.876	(1.095)	2087503	40.0000	40.15
32 2-Methylnaphthalene	142		13.209	13.201	(1.121)	2424558	20.0000	19.23
33 Hexachlorocyclopentadiene	237		13.673	13.665	(0.889)	1420413	40.0000	43.48

Compounds	QUANT SIG		AMOUNTS				
	MASS	RT	EXP RT	REL RT	RESPONSE	CAL-AMT (ug/mL)	ON-COL (ug/mL)
34 2,4,6-Trichlorophenol	196	13.828	13.820	(0.899)	1462769	40.0000	41.93
35 2,4,5-Trichlorophenol	196	13.897	13.890	(0.903)	1605152	40.0000	41.41
§ 36 2-Fluorobiphenyl	172	13.990	13.975	(0.909)	2614669	20.0000	18.73
37 2-Chloronaphthalene	162	14.207	14.191	(0.924)	2139935	20.0000	18.93
38 2-Nitroaniline	65	14.470	14.447	(0.941)	1292686	40.0000	40.70
39 Dimethylphthalate	163	14.888	14.873	(0.968)	2104599	20.0000	18.35
40 Acenaphthylene	152	15.074	15.066	(0.980)	3290934	20.0000	18.68
41 2,6-Dinitrotoluene	165	15.035	15.012	(0.977)	1020135	40.0000	41.18
* 42 Acenaphthene-d10	164	15.383	15.383	(1.000)	352987	4.00000	
43 3-Nitroaniline	138	15.321	15.298	(0.996)	1147538	40.0000	41.04
44 Acenaphthene	153	15.453	15.445	(1.005)	2075684	20.0000	19.07
45 2,4-Dinitrophenol	184	15.538	15.515	(1.010)	1465989	80.0000	79.60
46 Dibenzofuran	168	15.777	15.770	(1.026)	3017611	20.0000	18.80
47 4-Nitrophenol	109	15.623	15.592	(1.016)	684596	40.0000	39.90
48 2,4-Dinitrotoluene	165	15.839	15.817	(1.030)	1405429	40.0000	39.90
50 Diethylphthalate	149	16.342	16.319	(1.062)	2341062	20.0000	20.81
49 Fluorene	166	16.489	16.481	(1.072)	2411516	20.0000	19.10
51 4-Chlorophenyl-phenylether	204	16.473	16.466	(1.071)	1161824	20.0000	19.35
52 4-Nitroaniline	138	16.604	16.566	(1.079)	1069800	40.0000	42.46
53 4,6-Dinitro-2-methylphenol	198	16.689	16.658	(0.906)	1560214	80.0000	79.73
54 N-Nitrosodiphenylamine	169	16.728	16.712	(0.908)	1511403	20.0000	19.24
§ 55 2,4,6-Tribromophenol	330	17.028	17.021	(1.107)	477920	30.0000	29.91
56 4-Bromophenyl-phenylether	248	17.476	17.476	(0.949)	670470	20.0000	20.41
57 Hexachlorobenzene	284	17.800	17.793	(0.966)	643302	20.0000	18.67
58 Pentachlorophenol	266	18.157	18.149	(0.986)	885410	40.0000	39.87
* 59 Phenanthrene-d10	188	18.420	18.420	(1.000)	587447	4.00000	
60 Phenanthrene	178	18.474	18.466	(1.003)	3063430	20.0000	19.12
61 Anthracene	178	18.567	18.559	(1.008)	3058907	20.0000	19.91
62 Carbazole	167	18.892	18.884	(1.026)	2606590	20.0000	18.93
63 Di-n-butylphthalate	149	19.665	19.666	(1.068)	3613228	20.0000	19.93
64 Fluoranthene	202	20.849	20.841	(0.889)	3084411	20.0000	21.53
65 Pyrene	202	21.275	21.267	(0.907)	3048380	20.0000	20.75
§ 66 Terphenyl-d14	244	21.545	21.538	(0.918)	2146134	20.0000	19.45
67 Butylbenzylphthalate	149	22.467	22.460	(0.958)	1204454	20.0000	19.98
68 Benzo(a)anthracene	228	23.427	23.419	(0.999)	2444920	20.0000	19.43
* 69 Chrysene-d12	240	23.458	23.450	(1.000)	356463	4.00000	
70 3,3'-Dichlorobenzidine	252	23.388	23.373	(0.997)	2692461	60.0000	66.81
71 Chrysene	228	23.504	23.489	(1.002)	2356995	20.0000	19.17
72 bis(2-Ethylhexyl)phthalate	149	23.481	23.474	(0.959)	1828785	20.0000	20.00
* 134 Di-n-octylphthalate-d4	153	24.488	24.480	(1.000)	617041	4.00000	
73 Di-n-octylphthalate	149	24.495	24.488	(1.000)	3023393	20.0000	18.72
74 Benzo(b)fluoranthene	252	25.378	25.362	(0.969)	2546409	20.0000	19.40
75 Benzo(k)fluoranthene	252	25.432	25.409	(0.971)	2751549	20.0000	20.64
76 Benzo(a)pyrene	252	26.075	26.052	(0.996)	2507206	20.0000	21.36
* 77 Perylene-d12	264	26.191	26.183	(1.000)	404994	4.00000	
78 Indeno(1,2,3-cd)pyrene	276	29.036	28.990	(1.109)	3374860	20.0000	22.60
79 Dibenzo(a,h)anthracene	278	29.052	29.005	(1.109)	2799351	20.0000	22.58
80 Benzo(g,h,i)perylene	276	29.883	29.821	(1.141)	2974262	20.0000	23.02
90 N-Nitrosodimethylamine	74	4.951	4.936	(0.532)	1145410	40.0000	33.47
91 Aniline	93	8.767	8.752	(0.943)	2810605	40.0000	37.51
93 Benzidine	184	21.073	21.066	(0.898)	2290972	40.0000	38.94
103 Pyridine	79	4.951	4.997	(0.532)	1775759	40.0000	33.79
105 1-methylnaphthalene	142	13.433	13.425	(1.141)	2185994	20.0000	18.92
111 Azobenzene (1,2-DP-Hydrazine)	77	16.805	16.789	(1.092)	2458654	20.0000	19.56

Compounds	QUANT SIG						AMOUNTS	
	MASS		RT	EXP RT	REL RT	RESPONSE	CAL-AMT (ug/mL)	ON-COL (ug/mL)
=====	=====		=====	=====	=====	=====	=====	
187 Total Benzofluoranthenes	252		25.432	25.409	(0.971)	5057487	40.0000	39.90
120 2,3,4,6-Tetrachlorophenol	232		16.110	16.103	(1.047)	832943	20.0000	19.99

QC Flag Legend

M - Compound response manually integrated.

ARI Labs, Inc.

INTERNAL STANDARD COMPOUNDS
 AREA AND RT SUMMARY

Instrument ID: nt10.i Calibration Date: 15-MAR-2023
 Lab File ID: NT10031502.D Calibration Time: 21:50
 Lab Smp Id: SLC0228-CAL7
 Analysis Type: SV Level:
 Quant Type: ISTD Sample Type:
 Operator: VTS
 Method File: \\target\share\chem3\nt10.i\20230315.b\ABN.m
 Misc Info:

Test Mode:
 Use Last Continuing Calibrator.

COMPOUND	STANDARD	AREA LIMIT		SAMPLE	%DIFF
		LOWER	UPPER		
8 1,4-Dichlorobenze	171542	85771	343084	177375	3.40
27 Naphthalene-d8	624466	312233	1248932	659656	5.64
42 Acenaphthene-d10	337226	168613	674452	352987	4.67
59 Phenanthrene-d10	572849	286425	1145698	587447	2.55
69 Chrysene-d12	347068	173534	694136	356463	2.71
134 Di-n-octylphthala	500317	250159	1000634	617041	23.33
77 Perylene-d12	421549	210775	843098	404994	-3.93

COMPOUND	STANDARD	RT LIMIT		SAMPLE	%DIFF
		LOWER	UPPER		
8 1,4-Dichlorobenze	9.30	8.80	9.80	9.30	0.00
27 Naphthalene-d8	11.78	11.28	12.28	11.78	0.01
42 Acenaphthene-d10	15.38	14.88	15.88	15.38	0.01
59 Phenanthrene-d10	18.42	17.92	18.92	18.42	0.00
69 Chrysene-d12	23.45	22.95	23.95	23.46	0.04
134 Di-n-octylphthala	24.48	23.98	24.98	24.49	0.03
77 Perylene-d12	26.18	25.68	26.68	26.19	0.03

AREA UPPER LIMIT = +100% of internal standard area.
 AREA LOWER LIMIT = - 50% of internal standard area.
 RT UPPER LIMIT = + 0.50 minutes of internal standard RT.
 RT LOWER LIMIT = - 0.50 minutes of internal standard RT.

REVIEW SUMMARY FOR FILE - NT10031502.D

Lab ID: SLC0228-CAL7
nt10.i, 20230315.b\ABN.m, 15-MAR-2023 20:34

RT CO-ELUTION COMPOUNDS

NO CO-ELUTIONS

Quant Method: ICAL

RRT CHECK

RRT	CCV RRT	DELTA	COMPOUND
0.969	0.000	0.9690	Benzoic acid
0.532	0.538	-0.0054	Pyridine

RRT check based on Ccal File: NT10031508.D

On Column LOD for nt10.i, 20230315.b\ABN.m, ICAL.sub = 0.0000

* Only compounds listed in the work order have been verified by the analyst *

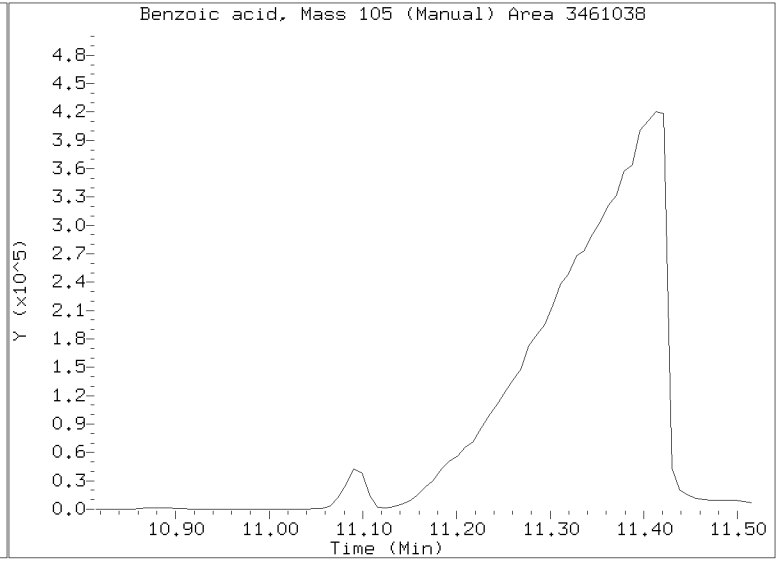
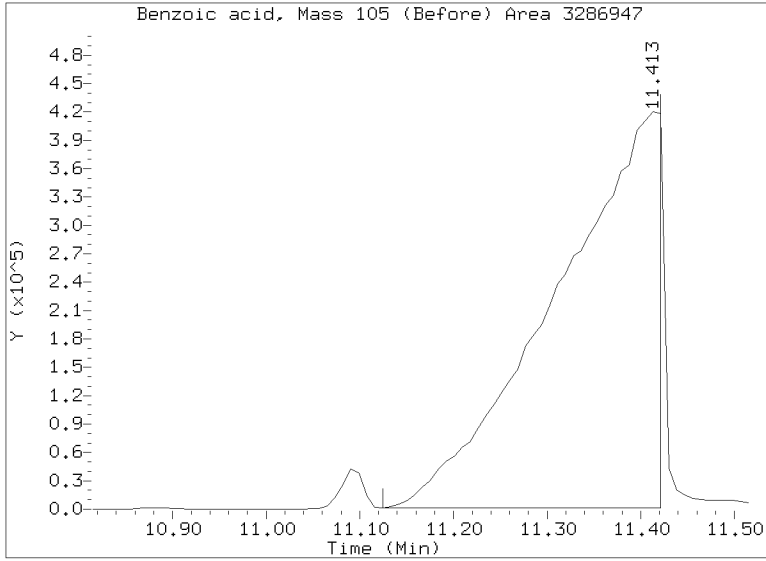
Quant Ion Manual Peak Adjustment Report

Datafile: //target/share/chem3/nt10.i/20230315.b/NT10031502.D

Injection Date: 15-MAR-2023 20:34

Lab ID:SLC0228-CAL7 Client ID:

Report Date: 03/16/2023 12:20



Data File: \\target\share\chem3\nt10.1\20230315.6\NT10031503.D

Date: 15-MAR-2023 21:12

Client ID:

Sample Info: SLC0228-CAL6

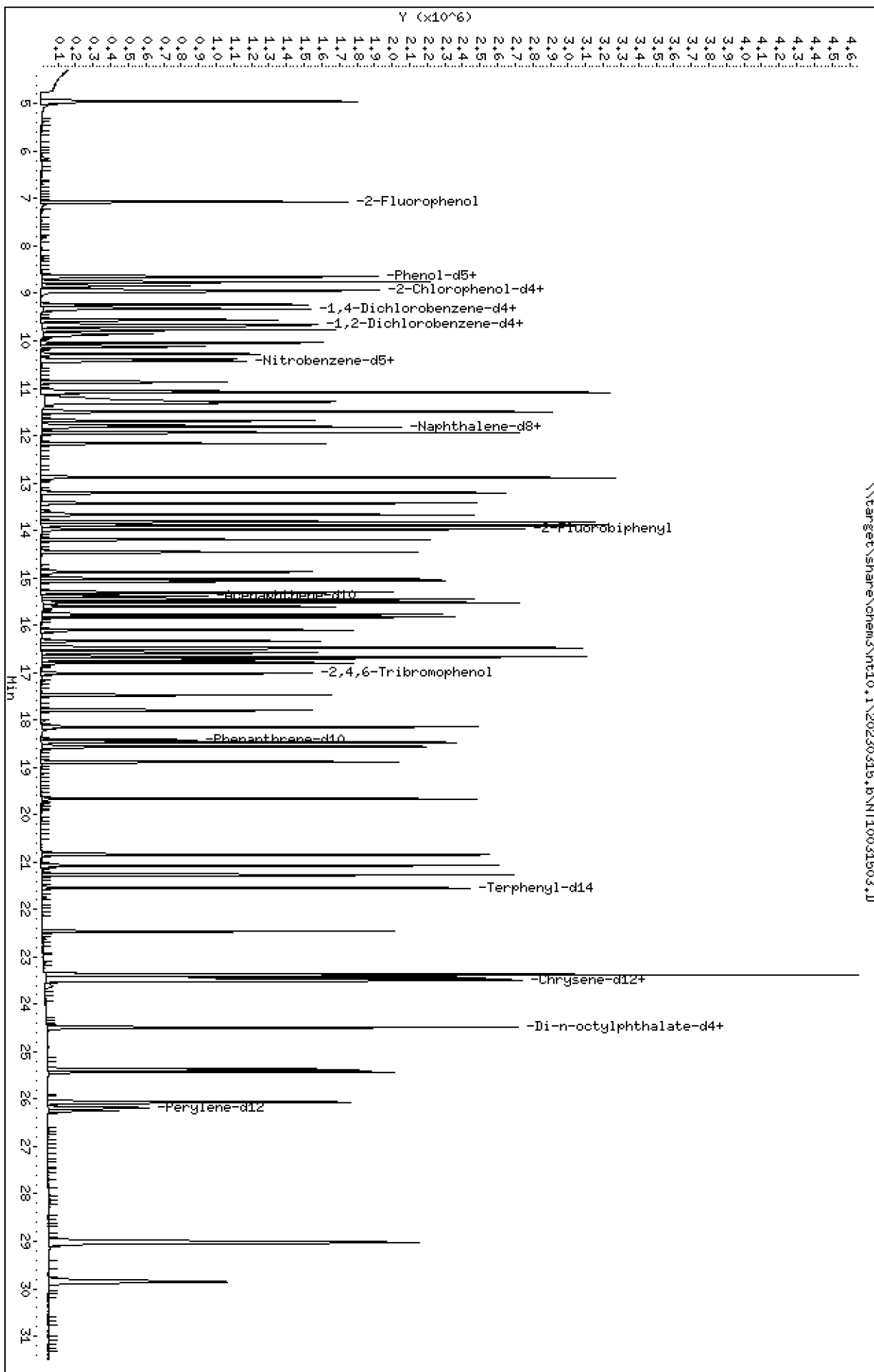
Column phase: ZB-5msi

Instrument: nt10.1

Operator: VTS

Column diameter: 0.25

\\target\share\chem3\nt10.1\20230315.6\NT10031503.D



ARI Labs, Inc.

Semivolatile Report SW846 Method 8270D

Data file : \\target\share\chem3\nt10.i\20230315.b\NT10031503.D
 Lab Smp Id: SLC0228-CAL6
 Inj Date : 15-MAR-2023 21:12
 Operator : VTS Inst ID: nt10.i
 Smp Info : SLC0228-CAL6
 Misc Info :
 Comment : 1ul Injection
 Method : \\target\share\chem3\nt10.i\20230315.b\ABN.m
 Meth Date : 16-Mar-2023 12:06 van Quant Type: ISTD
 Cal Date : 16-MAR-2023 00:22 Cal File: NT10031508.D
 Als bottle: 3 Calibration Sample, Level: 6
 Dil Factor: 1.00000
 Integrator: HP RTE Compound Sublist: ICAL.sub
 Target Version: 4.14
 Processing Host: VANS-201906

Compounds	QUANT	SIG	RT	EXP RT	REL RT	RESPONSE	AMOUNTS	
							CAL-AMT (ug/mL)	ON-COL (ug/mL)
\$ 1 2-Fluorophenol	112		7.067	7.068	(0.760)	766278	15.0000	14.48
\$ 2 Phenol-d5	99		8.643	8.636	(0.929)	1033842	15.0000	14.89
3 Phenol	94		8.659	8.652	(0.931)	677387	10.0000	9.390
\$ 5 2-Chlorophenol-d4	132		8.937	8.930	(0.961)	890713	15.0000	15.03
4 Bis(2-Chloroethyl)ether	93		8.844	8.837	(0.951)	507177	10.0000	9.479
6 2-Chlorophenol	128		8.960	8.961	(0.963)	642264	10.0000	10.40
7 1,3-Dichlorobenzene	146		9.239	9.231	(0.993)	617243	10.0000	9.457
* 8 1,4-Dichlorobenzene-d4	152		9.301	9.293	(1.000)	174984	4.00000	
9 1,4-Dichlorobenzene	146		9.332	9.325	(1.003)	612971	10.0000	9.721
\$ 10 1,2-Dichlorobenzene-d4	152		9.658	9.658	(1.038)	417489	10.0000	9.807
12 1,2-Dichlorobenzene	146		9.689	9.682	(1.042)	593607	10.0000	9.566
11 Benzyl alcohol	108		9.557	9.557	(1.028)	354873	10.0000	10.48
14 2,2'-oxybis(1-Chloropropane)	121		9.860	9.860	(1.060)	173870	10.0000	9.541 (M)
13 2-Methylphenol	108		9.774	9.767	(1.051)	516580	10.0000	9.823
17 Hexachloroethane	117		10.279	10.271	(1.105)	255000	10.0000	9.857
16 N-Nitroso-di-n-propylamine	70		10.124	10.108	(1.088)	403145	10.0000	9.709
15 4-Methylphenol	108		10.038	10.031	(1.079)	546873	10.0000	9.870
\$ 18 Nitrobenzene-d5	82		10.387	10.388	(0.882)	651453	10.0000	10.18
19 Nitrobenzene	77		10.426	10.419	(0.885)	613375	10.0000	9.768
20 Isophorone	82		10.868	10.861	(0.923)	899885	10.0000	11.20
21 2-Nitrophenol	139		11.046	11.048	(0.938)	309860	10.0000	10.04
22 2,4-Dimethylphenol	107		11.089	11.082	(0.942)	1122389	20.0000	19.46
23 Bis(2-Chloroethoxy)methane	93		11.284	11.285	(0.958)	510533	10.0000	9.514
24 Benzoic acid	105		11.327	11.166	(0.962)	1448000	40.0000	40.68
25 2,4-Dichlorophenol	162		11.496	11.489	(0.976)	957443	20.0000	20.74
26 1,2,4-Trichlorobenzene	180		11.691	11.685	(0.993)	518573	10.0000	9.571
* 27 Naphthalene-d8	136		11.776	11.770	(1.000)	633941	4.00000	
28 Naphthalene	128		11.815	11.816	(1.003)	1633246	10.0000	9.725
29 4-Chloroaniline	127		11.939	11.940	(1.014)	1335407	20.0000	20.38
30 Hexachlorobutadiene	225		12.170	12.172	(1.033)	314014	10.0000	9.891
31 4-Chloro-3-methylphenol	107		12.882	12.876	(1.094)	1031139	20.0000	20.64
32 2-Methylnaphthalene	142		13.207	13.201	(1.122)	1205028	10.0000	9.943
33 Hexachlorocyclopentadiene	237		13.664	13.665	(0.888)	679471	20.0000	21.34

Compounds	QUANT SIG					AMOUNTS	
	MASS	RT	EXP RT	REL RT	RESPONSE	CAL-AMT (ug/mL)	ON-COL (ug/mL)
34 2,4,6-Trichlorophenol	196	13.819	13.820	(0.898)	735280	20.0000	21.62
35 2,4,5-Trichlorophenol	196	13.888	13.890	(0.903)	796463	20.0000	21.08
§ 36 2-Fluorobiphenyl	172	13.981	13.975	(0.909)	1328400	10.0000	9.760
37 2-Chloronaphthalene	162	14.198	14.191	(0.923)	1053277	10.0000	9.557
38 2-Nitroaniline	65	14.453	14.447	(0.940)	639357	20.0000	20.65
39 Dimethylphthalate	163	14.879	14.873	(0.967)	1083747	10.0000	9.695
40 Acenaphthylene	152	15.073	15.066	(0.980)	1706988	10.0000	9.940
41 2,6-Dinitrotoluene	165	15.026	15.012	(0.977)	513157	20.0000	21.25
* 42 Acenaphthene-d10	164	15.382	15.383	(1.000)	344087	4.00000	
43 3-Nitroaniline	138	15.313	15.298	(0.995)	575069	20.0000	21.10
44 Acenaphthene	153	15.452	15.445	(1.005)	1037074	10.0000	9.775
45 2,4-Dinitrophenol	184	15.521	15.515	(1.009)	674586	40.0000	42.18
46 Dibenzofuran	168	15.776	15.770	(1.026)	1516932	10.0000	9.696
47 4-Nitrophenol	109	15.606	15.592	(1.015)	346416	20.0000	20.47
48 2,4-Dinitrotoluene	165	15.830	15.817	(1.029)	723393	20.0000	20.47
50 Diethylphthalate	149	16.333	16.319	(1.062)	1099214	10.0000	10.02
49 Fluorene	166	16.487	16.481	(1.072)	1216938	10.0000	9.887
51 4-Chlorophenyl-phenylether	204	16.472	16.466	(1.071)	578431	10.0000	9.882
52 4-Nitroaniline	138	16.588	16.566	(1.078)	562336	20.0000	22.89
53 4,6-Dinitro-2-methylphenol	198	16.673	16.658	(0.905)	794181	40.0000	41.39
54 N-Nitrosodiphenylamine	169	16.719	16.712	(0.908)	775287	10.0000	9.570
§ 55 2,4,6-Tribromophenol	330	17.020	17.021	(1.106)	244599	15.0000	15.42
56 4-Bromophenyl-phenylether	248	17.474	17.476	(0.949)	352401	10.0000	10.40
57 Hexachlorobenzene	284	17.799	17.793	(0.966)	339084	10.0000	9.543
58 Pentachlorophenol	266	18.148	18.149	(0.985)	452371	20.0000	20.65
* 59 Phenanthrene-d10	188	18.418	18.420	(1.000)	605930	4.00000	
60 Phenanthrene	178	18.473	18.466	(1.003)	1596045	10.0000	9.660
61 Anthracene	178	18.565	18.559	(1.008)	1637517	10.0000	10.33
62 Carbazole	167	18.883	18.884	(1.025)	1441624	10.0000	10.15
63 Di-n-butylphthalate	149	19.664	19.666	(1.068)	1947970	10.0000	10.31
64 Fluoranthene	202	20.840	20.841	(0.888)	1783287	10.0000	10.15
65 Pyrene	202	21.266	21.267	(0.907)	1822698	10.0000	10.12
§ 66 Terphenyl-d14	244	21.544	21.538	(0.918)	1323270	10.0000	9.780
67 Butylbenzylphthalate	149	22.458	22.460	(0.957)	684422	10.0000	10.10
68 Benzo(a)anthracene	228	23.426	23.419	(0.999)	1518143	10.0000	9.840
* 69 Chrysene-d12	240	23.457	23.450	(1.000)	437116	4.00000	
70 3,3'-Dichlorobenzidine	252	23.379	23.373	(0.997)	1519096	30.0000	30.74
71 Chrysene	228	23.503	23.489	(1.002)	1487493	10.0000	9.868
72 bis(2-Ethylhexyl)phthalate	149	23.480	23.474	(0.959)	994125	10.0000	10.02
* 134 Di-n-octylphthalate-d4	153	24.479	24.480	(1.000)	674085	4.00000	
73 Di-n-octylphthalate	149	24.494	24.488	(1.001)	1707970	10.0000	9.682
74 Benzo(b)fluoranthene	252	25.377	25.362	(0.969)	1615210	10.0000	10.75
75 Benzo(k)fluoranthene	252	25.423	25.409	(0.971)	1513928	10.0000	9.925
76 Benzo(a)pyrene	252	26.066	26.052	(0.996)	1429031	10.0000	10.64
* 77 Perylene-d12	264	26.182	26.183	(1.000)	463440	4.00000	
78 Indeno(1,2,3-cd)pyrene	276	29.020	28.990	(1.108)	1834722	10.0000	10.74
79 Dibenzo(a,h)anthracene	278	29.027	29.005	(1.109)	1513126	10.0000	10.67
80 Benzo(g,h,i)perylene	276	29.859	29.821	(1.140)	1583026	10.0000	10.71
90 N-Nitrosodimethylamine	74	4.935	4.936	(0.531)	623452	20.0000	18.47
91 Aniline	93	8.759	8.752	(0.942)	1394783	20.0000	18.87
93 Benzidine	184	21.072	21.066	(0.898)	1529058	20.0000	21.19
103 Pyridine	79	4.951	4.997	(0.532)	925439	20.0000	17.85
105 1-methylnaphthalene	142	13.432	13.425	(1.141)	1103224	10.0000	9.935
111 Azobenzene (1,2-DP-Hydrazine)	77	16.796	16.789	(1.092)	1203614	10.0000	9.825

Compounds	QUANT SIG		AMOUNTS					
	MASS		RT	EXP RT	REL RT	RESPONSE	CAL-AMT (ug/mL)	ON-COL (ug/mL)
187 Total Benzofluoranthenes	252		25.423	25.409	(0.971)	2985651	20.0000	20.58
120 2,3,4,6-Tetrachlorophenol	232		16.101	16.103	(1.047)	374893	10.0000	10.09

QC Flag Legend

M - Compound response manually integrated.

ARI Labs, Inc.

INTERNAL STANDARD COMPOUNDS
 AREA AND RT SUMMARY

Instrument ID: nt10.i Calibration Date: 15-MAR-2023
 Lab File ID: NT10031503.D Calibration Time: 21:50
 Lab Smp Id: SLC0228-CAL6
 Analysis Type: SV Level:
 Quant Type: ISTD Sample Type:
 Operator: VTS
 Method File: \\target\share\chem3\nt10.i\20230315.b\ABN.m
 Misc Info:

Test Mode:
 Use Last Continuing Calibrator.

COMPOUND	STANDARD	AREA LIMIT		SAMPLE	%DIFF
		LOWER	UPPER		
8 1,4-Dichlorobenze	171542	85771	343084	174984	2.01
27 Naphthalene-d8	624466	312233	1248932	633941	1.52
42 Acenaphthene-d10	337226	168613	674452	344087	2.03
59 Phenanthrene-d10	572849	286425	1145698	605930	5.77
69 Chrysene-d12	347068	173534	694136	437116	25.95
134 Di-n-octylphthala	500317	250159	1000634	674085	34.73
77 Perylene-d12	421549	210775	843098	463440	9.94

COMPOUND	STANDARD	RT LIMIT		SAMPLE	%DIFF
		LOWER	UPPER		
8 1,4-Dichlorobenze	9.30	8.80	9.80	9.30	-0.00
27 Naphthalene-d8	11.78	11.28	12.28	11.78	-0.00
42 Acenaphthene-d10	15.38	14.88	15.88	15.38	-0.00
59 Phenanthrene-d10	18.42	17.92	18.92	18.42	-0.00
69 Chrysene-d12	23.45	22.95	23.95	23.46	0.03
134 Di-n-octylphthala	24.48	23.98	24.98	24.48	-0.00
77 Perylene-d12	26.18	25.68	26.68	26.18	-0.00

AREA UPPER LIMIT = +100% of internal standard area.
 AREA LOWER LIMIT = - 50% of internal standard area.
 RT UPPER LIMIT = + 0.50 minutes of internal standard RT.
 RT LOWER LIMIT = - 0.50 minutes of internal standard RT.

REVIEW SUMMARY FOR FILE - NT10031503.D

Lab ID: SLC0228-CAL6
nt10.i, 20230315.b\ABN.m, 15-MAR-2023 21:12

RT CO-ELUTION COMPOUNDS

NO CO-ELUTIONS

Quant Method: ICAL

RRT CHECK

RRT	CCV RRT	DELTA	COMPOUND
0.962	0.000	0.9618	Benzoic acid
0.532	0.538	-0.0054	Pyridine

RRT check based on Ccal File: NT10031508.D

On Column LOD for nt10.i, 20230315.b\ABN.m, ICAL.sub = 0.0000

* Only compounds listed in the work order have been verified by the analyst *

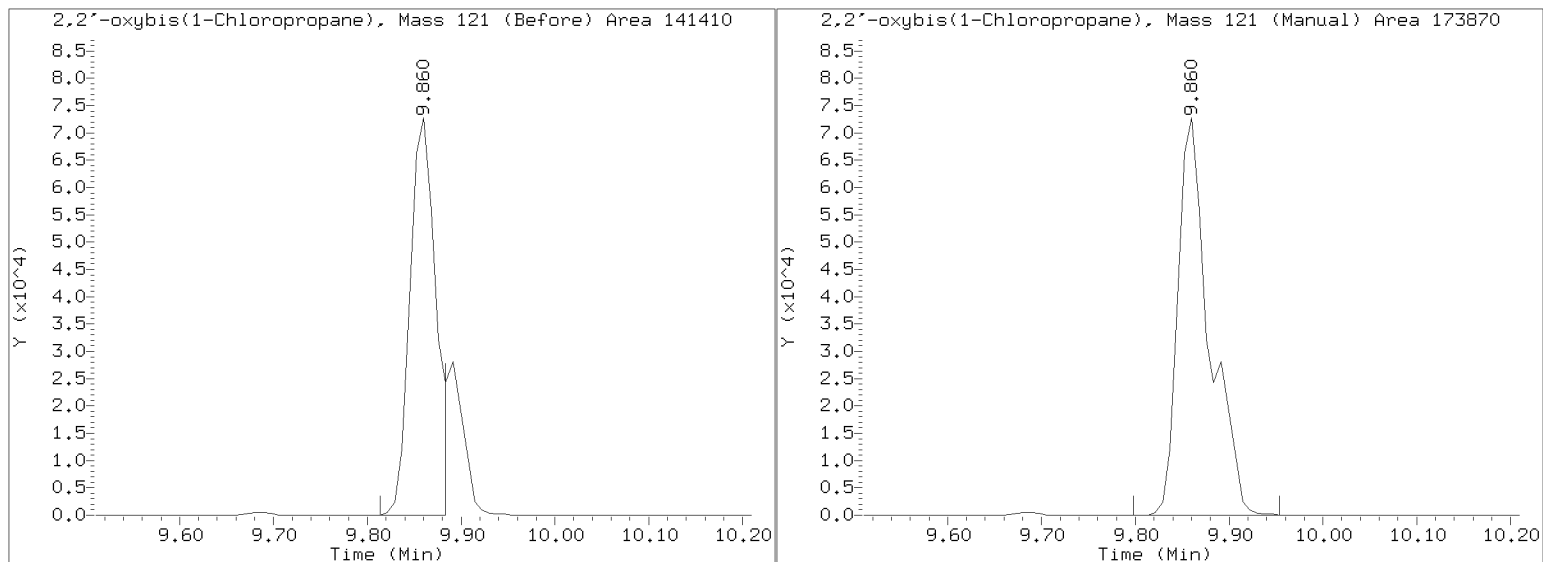
Quant Ion Manual Peak Adjustment Report

Datafile: //target/share/chem3/nt10.i/20230315.b/NT10031503.D

Injection Date: 15-MAR-2023 21:12

Lab ID: SLC0228-CAL6 Client ID:

Report Date: 03/16/2023 12:20



Data File: \\target\share\chem3\nt10.1\20230315.6\NT10031504.D

Date: 15-MAR-2023 21:50

Client ID:

Sample Info: SLC0228-CALS

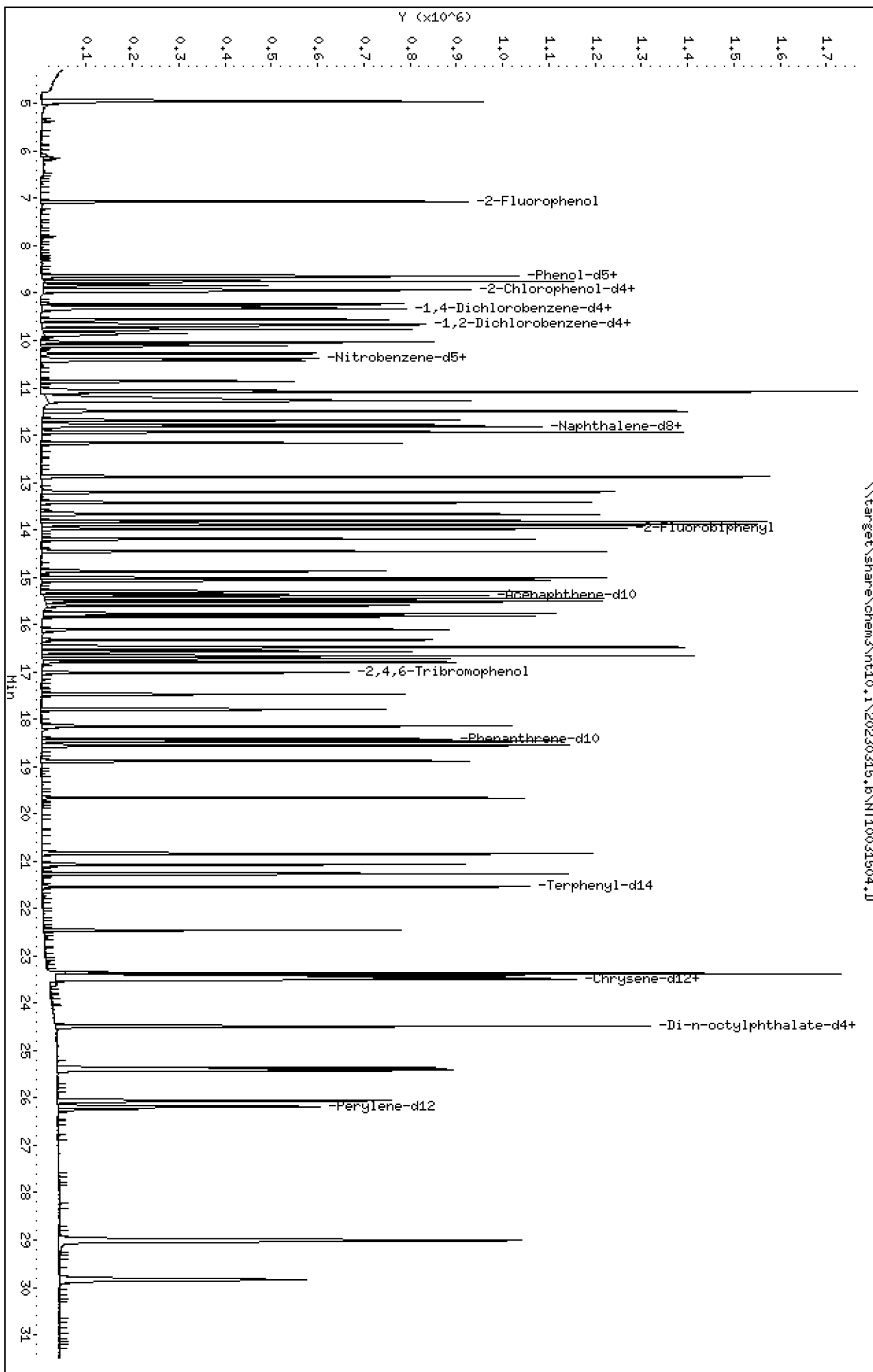
Column phase: ZB-5msi

Instrument: nt10.1

Operator: VTS

Column diameter: 0.25

Page 1



ARI Labs, Inc.

Semivolatile Report SW846 Method 8270D

Data file : \\target\share\chem3\nt10.i\20230315.b\NT10031504.D
 Lab Smp Id: SLC0228-CAL5
 Inj Date : 15-MAR-2023 21:50
 Operator : VTS
 Smp Info : SLC0228-CAL5
 Misc Info :
 Comment : 1ul Injection
 Method : \\target\share\chem3\nt10.i\20230315.b\ABN.m
 Meth Date : 16-Mar-2023 12:06 van
 Cal Date : 16-MAR-2023 00:22
 Als bottle: 4
 Dil Factor: 1.00000
 Integrator: HP RTE
 Target Version: 4.14
 Processing Host: VANS-201906

Inst ID: nt10.i
 Quant Type: ISTD
 Cal File: NT10031508.D
 Calibration Sample, Level: 5
 Compound Sublist: ICAL.sub

Compounds	QUANT	SIG	RT	EXP RT	REL RT	RESPONSE	AMOUNTS	
							CAL-AMT	ON-COL
	MASS						(ug/mL)	(ug/mL)
\$ 1 2-Fluorophenol	112		7.068	7.068	(0.760)	389299	7.50000	7.504
\$ 2 Phenol-d5	99		8.636	8.636	(0.928)	517751	7.50000	7.608
3 Phenol	94		8.659	8.652	(0.931)	348755	5.00000	4.932
\$ 5 2-Chlorophenol-d4	132		8.930	8.930	(0.960)	442224	7.50000	7.610
4 Bis(2-Chloroethyl)ether	93		8.837	8.837	(0.950)	257735	5.00000	4.914
6 2-Chlorophenol	128		8.960	8.961	(0.963)	295042	5.00000	4.875
7 1,3-Dichlorobenzene	146		9.231	9.231	(0.992)	308253	5.00000	4.817
* 8 1,4-Dichlorobenzene-d4	152		9.301	9.293	(1.000)	171542	4.00000	
9 1,4-Dichlorobenzene	146		9.324	9.325	(1.002)	302437	5.00000	4.893
\$ 10 1,2-Dichlorobenzene-d4	152		9.658	9.658	(1.038)	203496	5.00000	4.876
12 1,2-Dichlorobenzene	146		9.681	9.682	(1.041)	295133	5.00000	4.851
11 Benzyl alcohol	108		9.557	9.557	(1.028)	175758	5.00000	5.295
14 2,2'-oxybis(1-Chloropropane)	121		9.860	9.860	(1.060)	84897	5.00000	4.752 (M)
13 2-Methylphenol	108		9.775	9.767	(1.051)	259972	5.00000	5.043
17 Hexachloroethane	117		10.271	10.271	(1.104)	125853	5.00000	4.962
16 N-Nitroso-di-n-propylamine	70		10.116	10.108	(1.088)	207311	5.00000	5.093
15 4-Methylphenol	108		10.038	10.031	(1.079)	275961	5.00000	5.080
\$ 18 Nitrobenzene-d5	82		10.388	10.388	(0.882)	326832	5.00000	5.185
19 Nitrobenzene	77		10.426	10.419	(0.885)	310914	5.00000	5.026
20 Isophorone	82		10.861	10.861	(0.922)	396361	5.00000	5.009
21 2-Nitrophenol	139		11.047	11.048	(0.938)	152976	5.00000	5.059
22 2,4-Dimethylphenol	107		11.081	11.082	(0.941)	561764	10.0000	9.887
23 Bis(2-Chloroethoxy)methane	93		11.284	11.285	(0.958)	255208	5.00000	4.828
24 Benzoic acid	105		11.276	11.166	(0.957)	660270	20.0000	19.96
25 2,4-Dichlorophenol	162		11.497	11.489	(0.976)	475467	10.0000	10.46
26 1,2,4-Trichlorobenzene	180		11.684	11.685	(0.992)	258021	5.00000	4.835
* 27 Naphthalene-d8	136		11.777	11.770	(1.000)	624466	4.00000	
28 Naphthalene	128		11.815	11.816	(1.003)	811352	5.00000	4.904
29 4-Chloroaniline	127		11.939	11.940	(1.014)	663111	10.0000	10.27
30 Hexachlorobutadiene	225		12.171	12.172	(1.033)	152701	5.00000	4.883
31 4-Chloro-3-methylphenol	107		12.875	12.876	(1.093)	507195	10.0000	10.30
32 2-Methylnaphthalene	142		13.200	13.201	(1.121)	601081	5.00000	5.035
33 Hexachlorocyclopentadiene	237		13.664	13.665	(0.888)	324634	10.0000	10.40

Compounds	QUANT SIG			AMOUNTS			
	MASS	RT	EXP RT	REL RT	RESPONSE	CAL-AMT (ug/mL)	ON-COL (ug/mL)
34 2,4,6-Trichlorophenol	196	13.819	13.820	(0.898)	343842	10.0000	10.32
35 2,4,5-Trichlorophenol	196	13.889	13.890	(0.903)	380542	10.0000	10.28
§ 36 2-Fluorobiphenyl	172	13.982	13.975	(0.909)	654752	5.00000	4.908
37 2-Chloronaphthalene	162	14.198	14.191	(0.923)	530286	5.00000	4.909
38 2-Nitroaniline	65	14.454	14.447	(0.940)	319171	10.0000	10.52
39 Dimethylphthalate	163	14.879	14.873	(0.967)	534213	5.00000	4.876
40 Acenaphthylene	152	15.065	15.066	(0.979)	830053	5.00000	4.932
41 2,6-Dinitrotoluene	165	15.019	15.012	(0.976)	246779	10.0000	10.43
* 42 Acenaphthene-d10	164	15.382	15.383	(1.000)	337226	4.00000	
43 3-Nitroaniline	138	15.305	15.298	(0.995)	273315	10.0000	10.23
44 Acenaphthene	153	15.444	15.445	(1.004)	504323	5.00000	4.850
45 2,4-Dinitrophenol	184	15.514	15.515	(1.009)	266923	20.0000	18.02
46 Dibenzofuran	168	15.769	15.770	(1.025)	756537	5.00000	4.934
47 4-Nitrophenol	109	15.599	15.592	(1.014)	160601	10.0000	9.617
48 2,4-Dinitrotoluene	165	15.823	15.817	(1.029)	337620	10.0000	9.579
50 Diethylphthalate	149	16.326	16.319	(1.061)	526014	5.00000	4.894
49 Fluorene	166	16.488	16.481	(1.072)	590490	5.00000	4.895
51 4-Chlorophenyl-phenylether	204	16.465	16.466	(1.070)	281249	5.00000	4.903
52 4-Nitroaniline	138	16.573	16.566	(1.077)	246501	10.0000	10.24
53 4,6-Dinitro-2-methylphenol	198	16.665	16.658	(0.905)	335578	20.0000	18.99
54 N-Nitrosodiphenylamine	169	16.719	16.712	(0.908)	371008	5.00000	4.844
§ 55 2,4,6-Tribromophenol	330	17.020	17.021	(1.106)	112412	7.50000	7.152
56 4-Bromophenyl-phenylether	248	17.475	17.476	(0.949)	165732	5.00000	5.173
57 Hexachlorobenzene	284	17.792	17.793	(0.966)	162915	5.00000	4.850
58 Pentachlorophenol	266	18.148	18.149	(0.985)	191672	10.0000	9.471
* 59 Phenanthrene-d10	188	18.419	18.420	(1.000)	572849	4.00000	
60 Phenanthrene	178	18.465	18.466	(1.003)	753291	5.00000	4.822
61 Anthracene	178	18.558	18.559	(1.008)	753981	5.00000	5.032
62 Carbazole	167	18.883	18.884	(1.025)	643836	5.00000	4.795
63 Di-n-butylphthalate	149	19.664	19.666	(1.068)	843782	5.00000	4.697
64 Fluoranthene	202	20.840	20.841	(0.889)	758837	5.00000	5.441
65 Pyrene	202	21.266	21.267	(0.907)	754525	5.00000	5.274
§ 66 Terphenyl-d14	244	21.537	21.538	(0.918)	546879	5.00000	5.090
67 Butylbenzylphthalate	149	22.458	22.460	(0.958)	257731	5.00000	4.972
68 Benzo(a)anthracene	228	23.418	23.419	(0.999)	612627	5.00000	5.001
* 69 Chrysene-d12	240	23.449	23.450	(1.000)	347068	4.00000	
70 3,3'-Dichlorobenzidine	252	23.372	23.373	(0.997)	532591	15.0000	13.57
71 Chrysene	228	23.496	23.489	(1.002)	596175	5.00000	4.981
72 bis(2-Ethylhexyl)phthalate	149	23.473	23.474	(0.959)	367877	5.00000	5.011
* 134 Di-n-octylphthalate-d4	153	24.479	24.480	(1.000)	500317	4.00000	
73 Di-n-octylphthalate	149	24.495	24.488	(1.001)	642200	5.00000	4.905
74 Benzo(b)fluoranthene	252	25.369	25.362	(0.969)	700635	5.00000	5.127 (H)
75 Benzo(k)fluoranthene	252	25.416	25.409	(0.971)	673988	5.00000	4.857
76 Benzo(a)pyrene	252	26.058	26.052	(0.995)	635688	5.00000	5.203
* 77 Perylene-d12	264	26.182	26.183	(1.000)	421549	4.00000	
78 Indeno(1,2,3-cd)pyrene	276	29.004	28.990	(1.108)	858348	5.00000	5.522
79 Dibenzo(a,h)anthracene	278	29.020	29.005	(1.108)	711419	5.00000	5.513
80 Benzo(g,h,i)perylene	276	29.836	29.821	(1.140)	752407	5.00000	5.594
90 N-Nitrosodimethylamine	74	4.928	4.936	(0.530)	330376	10.0000	9.982
91 Aniline	93	8.752	8.752	(0.941)	716385	10.0000	9.886
93 Benzidine	184	21.065	21.066	(0.898)	565285	10.0000	9.868
103 Pyridine	79	4.951	4.997	(0.532)	520909	10.0000	10.25
105 1-methylnaphthalene	142	13.432	13.425	(1.141)	551037	5.00000	5.038
111 Azobenzene (1,2-DP-Hydrazine)	77	16.796	16.789	(1.092)	603260	5.00000	5.024

Compounds	QUANT SIG						AMOUNTS	
	MASS		RT	EXP RT	REL RT	RESPONSE	CAL-AMT (ug/mL)	ON-COL (ug/mL)
187 Total Benzofluoranthenes	252		25.416	25.409	(0.971)	1318971	10.0000	9.997
120 2,3,4,6-Tetrachlorophenol	232		16.101	16.103	(1.047)	169344	5.00000	4.836

QC Flag Legend

- M - Compound response manually integrated.
- H - Operator selected an alternate compound hit.

ARI Labs, Inc.

INTERNAL STANDARD COMPOUNDS
 AREA AND RT SUMMARY

Instrument ID: nt10.i Calibration Date: 15-MAR-2023
 Lab File ID: NT10031504.D Calibration Time: 21:50
 Lab Smp Id: SLC0228-CAL5
 Analysis Type: SV Level:
 Quant Type: ISTD Sample Type:
 Operator: VTS
 Method File: \\target\share\chem3\nt10.i\20230315.b\ABN.m
 Misc Info:

Test Mode:
 Use Last Continuing Calibrator.

COMPOUND	STANDARD	AREA LIMIT		SAMPLE	%DIFF
		LOWER	UPPER		
8 1,4-Dichlorobenze	171542	85771	343084	171542	0.00
27 Naphthalene-d8	624466	312233	1248932	624466	0.00
42 Acenaphthene-d10	337226	168613	674452	337226	0.00
59 Phenanthrene-d10	572849	286425	1145698	572849	0.00
69 Chrysene-d12	347068	173534	694136	347068	0.00
134 Di-n-octylphthala	500317	250159	1000634	500317	0.00
77 Perylene-d12	421549	210775	843098	421549	0.00

COMPOUND	STANDARD	RT LIMIT		SAMPLE	%DIFF
		LOWER	UPPER		
8 1,4-Dichlorobenze	9.30	8.80	9.80	9.30	0.00
27 Naphthalene-d8	11.78	11.28	12.28	11.78	0.00
42 Acenaphthene-d10	15.38	14.88	15.88	15.38	0.00
59 Phenanthrene-d10	18.42	17.92	18.92	18.42	0.00
69 Chrysene-d12	23.45	22.95	23.95	23.45	0.00
134 Di-n-octylphthala	24.48	23.98	24.98	24.48	0.00
77 Perylene-d12	26.18	25.68	26.68	26.18	0.00

AREA UPPER LIMIT = +100% of internal standard area.
 AREA LOWER LIMIT = - 50% of internal standard area.
 RT UPPER LIMIT = + 0.50 minutes of internal standard RT.
 RT LOWER LIMIT = - 0.50 minutes of internal standard RT.

REVIEW SUMMARY FOR FILE - NT10031504.D

Lab ID: SLC0228-CAL5
nt10.i, 20230315.b\ABN.m, 15-MAR-2023 21:50

RT CO-ELUTION COMPOUNDS

NO CO-ELUTIONS

Quant Method: ICAL

RRT CHECK

RRT	CCV RRT	DELTA	COMPOUND
0.957	0.000	0.9575	Benzoic acid
0.532	0.538	-0.0054	Pyridine

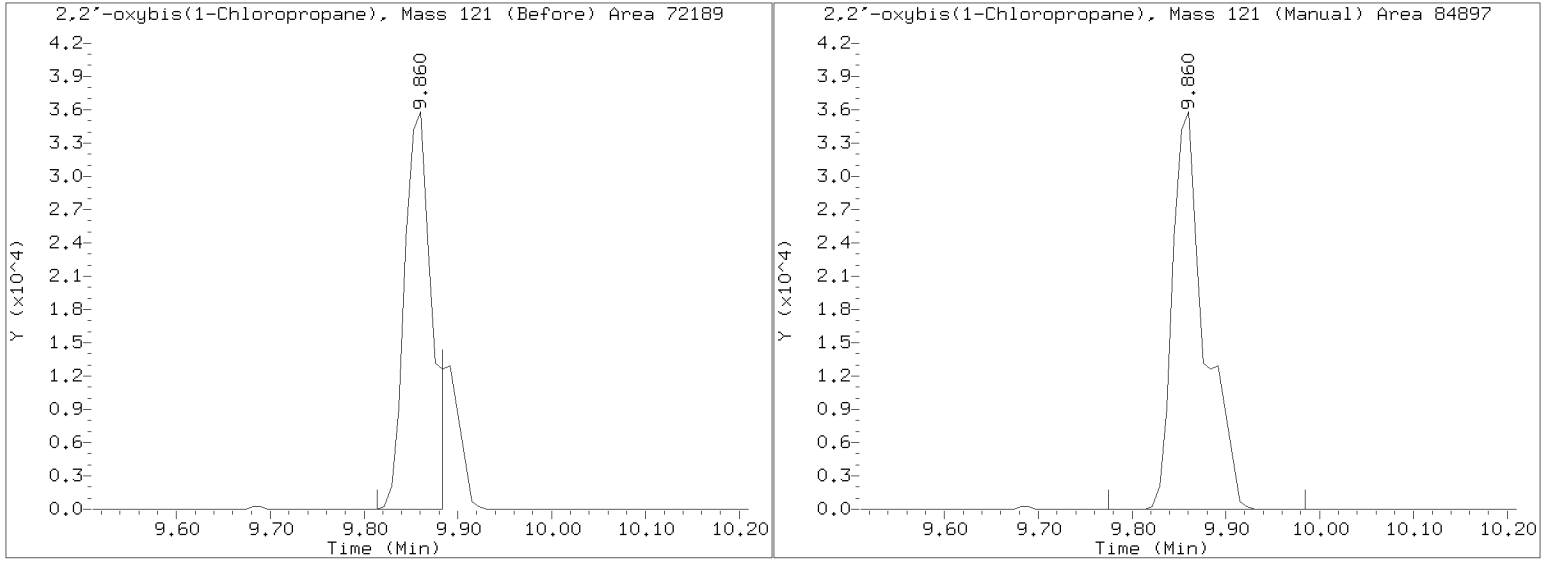
RRT check based on Ccal File: NT10031508.D

On Column LOD for nt10.i, 20230315.b\ABN.m, ICAL.sub = 0.0000

* Only compounds listed in the work order have been verified by the analyst *

Quant Ion Manual Peak Adjustment Report

Datafile: //target/share/chem3/nt10.i/20230315.b/NT10031504.D
Injection Date: 15-MAR-2023 21:50
Lab ID: SLC0228-CAL5 Client ID:
Report Date: 03/16/2023 12:20



Data File: \\target\share\chem3\nt10.1\20230315.6\NT10031505.D

Date: 15-MAR-2023 22:28

Client ID:

Sample Info: SLC0228-CAL4

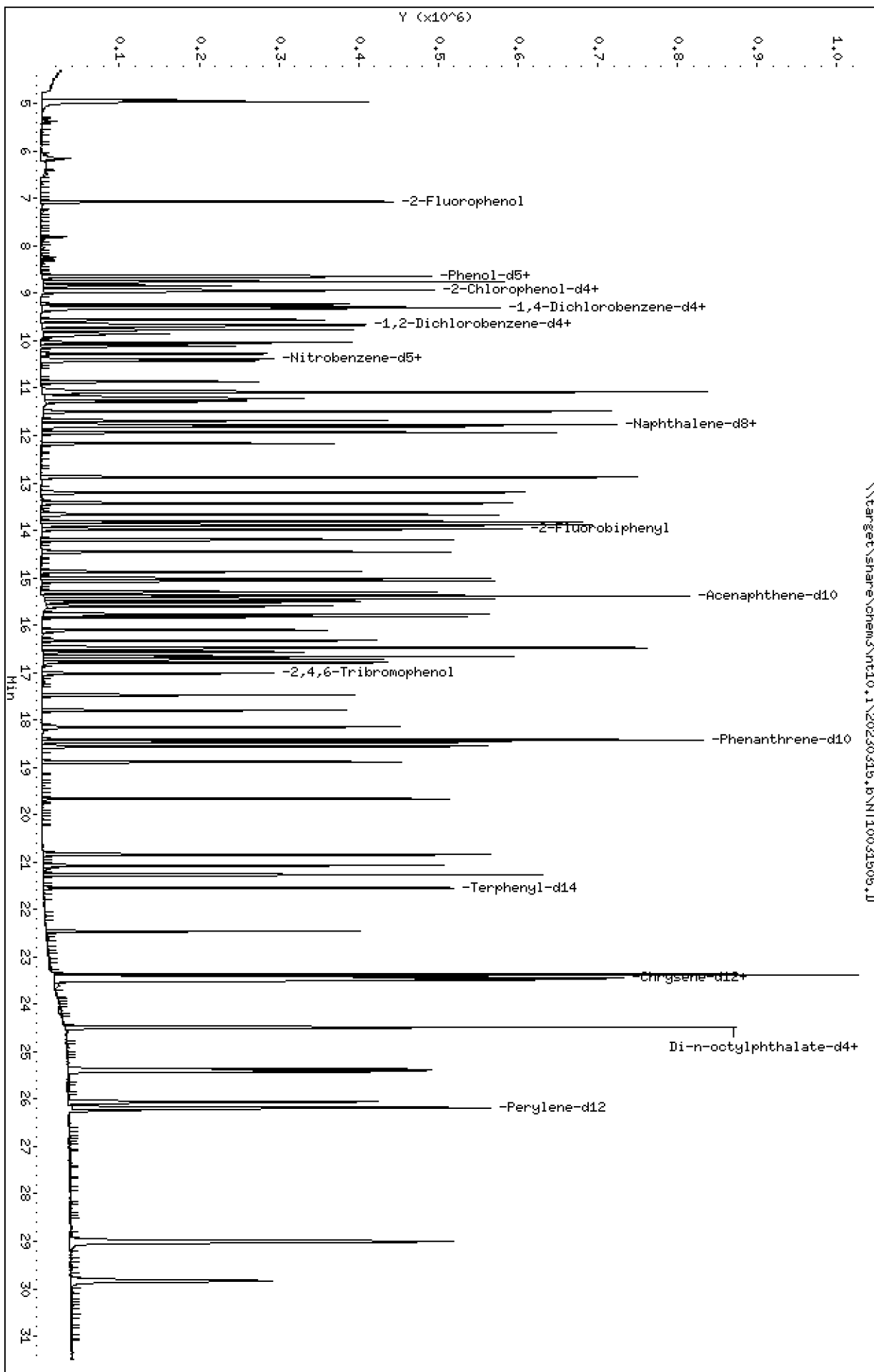
Column phase: ZB-5msi

Instrument: nt10.1

Operator: VTS

Column diameter: 0.25

\\target\share\chem3\nt10.1\20230315.6\NT10031505.D



ARI Labs, Inc.

Semivolatile Report SW846 Method 8270D

Data file : \\target\share\chem3\nt10.i\20230315.b\NT10031505.D
 Lab Smp Id: SLC0228-CAL4
 Inj Date : 15-MAR-2023 22:28
 Operator : VTS
 Smp Info : SLC0228-CAL4
 Misc Info :
 Comment : 1ul Injection
 Method : \\target\share\chem3\nt10.i\20230315.b\ABN.m
 Meth Date : 16-Mar-2023 12:06 van
 Cal Date : 16-MAR-2023 00:22
 Als bottle: 5
 Dil Factor: 1.00000
 Integrator: HP RTE
 Target Version: 4.14
 Processing Host: VANS-201906

Inst ID: nt10.i
 Quant Type: ISTD
 Cal File: NT10031508.D
 Calibration Sample, Level: 4
 Compound Sublist: ICAL.sub

Compounds	QUANT	SIG	RT	EXP RT	REL RT	RESPONSE	AMOUNTS	
							CAL-AMT	ON-COL
	MASS						(ug/mL)	(ug/mL)
\$ 1 2-Fluorophenol	112		7.068	7.068	(0.760)	193847	3.75000	4.042
\$ 2 Phenol-d5	99		8.628	8.636	(0.928)	251443	3.75000	3.997
3 Phenol	94		8.659	8.652	(0.931)	172616	2.50000	2.641
\$ 5 2-Chlorophenol-d4	132		8.930	8.930	(0.960)	211122	3.75000	3.930
4 Bis(2-Chloroethyl)ether	93		8.837	8.837	(0.950)	126678	2.50000	2.613
6 2-Chlorophenol	128		8.961	8.961	(0.963)	142338	2.50000	2.544
7 1,3-Dichlorobenzene	146		9.231	9.231	(0.992)	152662	2.50000	2.581
* 8 1,4-Dichlorobenzene-d4	152		9.301	9.293	(1.000)	158570	4.00000	
9 1,4-Dichlorobenzene	146		9.325	9.325	(1.002)	145660	2.50000	2.549
\$ 10 1,2-Dichlorobenzene-d4	152		9.658	9.658	(1.038)	101442	2.50000	2.630
12 1,2-Dichlorobenzene	146		9.682	9.682	(1.041)	145355	2.50000	2.585
11 Benzyl alcohol	108		9.557	9.557	(1.028)	83433	2.50000	2.719
14 2,2'-oxybis(1-Chloropropane)	121		9.860	9.860	(1.060)	41898	2.50000	2.537 (M)
13 2-Methylphenol	108		9.775	9.767	(1.051)	126793	2.50000	2.661
17 Hexachloroethane	117		10.271	10.271	(1.104)	60297	2.50000	2.572
16 N-Nitroso-di-n-propylamine	70		10.116	10.108	(1.088)	99798	2.50000	2.652
15 4-Methylphenol	108		10.031	10.031	(1.078)	136212	2.50000	2.713
\$ 18 Nitrobenzene-d5	82		10.388	10.388	(0.882)	155018	2.50000	2.638
19 Nitrobenzene	77		10.419	10.419	(0.885)	150373	2.50000	2.608
20 Isophorone	82		10.861	10.861	(0.922)	188366	2.50000	2.554
21 2-Nitrophenol	139		11.048	11.048	(0.938)	67668	2.50000	2.408
22 2,4-Dimethylphenol	107		11.082	11.082	(0.941)	275973	5.00000	5.211
23 Bis(2-Chloroethoxy)methane	93		11.285	11.285	(0.958)	128878	2.50000	2.616
24 Benzoic acid	105		11.226	11.166	(0.953)	255448	10.0000	8.521
25 2,4-Dichlorophenol	162		11.489	11.489	(0.975)	248784	5.00000	5.870
26 1,2,4-Trichlorobenzene	180		11.685	11.685	(0.992)	126241	2.50000	2.538
* 27 Naphthalene-d8	136		11.778	11.770	(1.000)	582079	4.00000	
28 Naphthalene	128		11.816	11.816	(1.003)	394779	2.50000	2.560
29 4-Chloroaniline	127		11.940	11.940	(1.014)	311237	5.00000	5.174
30 Hexachlorobutadiene	225		12.172	12.172	(1.033)	73952	2.50000	2.537
31 4-Chloro-3-methylphenol	107		12.876	12.876	(1.093)	235798	5.00000	5.140
32 2-Methylnaphthalene	142		13.201	13.201	(1.121)	287604	2.50000	2.584
33 Hexachlorocyclopentadiene	237		13.665	13.665	(0.888)	146958	5.00000	5.177

Compounds	QUANT SIG					AMOUNTS	
	MASS	RT	EXP RT	REL RT	RESPONSE	CAL-AMT (ug/mL)	ON-COL (ug/mL)
34 2,4,6-Trichlorophenol	196	13.820	13.820	(0.898)	156867	5.00000	5.174
35 2,4,5-Trichlorophenol	196	13.890	13.890	(0.903)	175400	5.00000	5.207
§ 36 2-Fluorobiphenyl	172	13.983	13.975	(0.909)	311690	2.50000	2.569
37 2-Chloronaphthalene	162	14.199	14.191	(0.923)	255513	2.50000	2.601
38 2-Nitroaniline	65	14.447	14.447	(0.939)	147440	5.00000	5.343
39 Dimethylphthalate	163	14.873	14.873	(0.967)	256501	2.50000	2.574
40 Acenaphthylene	152	15.066	15.066	(0.979)	402926	2.50000	2.632
41 2,6-Dinitrotoluene	165	15.020	15.012	(0.976)	112979	5.00000	5.249
* 42 Acenaphthene-d10	164	15.383	15.383	(1.000)	306729	4.00000	
43 3-Nitroaniline	138	15.298	15.298	(0.994)	127560	5.00000	5.250
44 Acenaphthene	153	15.445	15.445	(1.004)	240853	2.50000	2.547
45 2,4-Dinitrophenol	184	15.515	15.515	(1.009)	95470	10.0000	7.246
46 Dibenzofuran	168	15.770	15.770	(1.025)	362747	2.50000	2.601
47 4-Nitrophenol	109	15.600	15.592	(1.014)	72524	5.00000	4.760
48 2,4-Dinitrotoluene	165	15.824	15.817	(1.029)	155514	5.00000	4.813
50 Diethylphthalate	149	16.326	16.319	(1.061)	253004	2.50000	2.588
49 Fluorene	166	16.481	16.481	(1.071)	287640	2.50000	2.622
51 4-Chlorophenyl-phenylether	204	16.466	16.466	(1.070)	132439	2.50000	2.538
52 4-Nitroaniline	138	16.566	16.566	(1.077)	90510	5.00000	4.134
53 4,6-Dinitro-2-methylphenol	198	16.658	16.658	(0.904)	137459	10.0000	8.630
54 N-Nitrosodiphenylamine	169	16.720	16.712	(0.908)	183659	2.50000	2.630
§ 55 2,4,6-Tribromophenol	330	17.021	17.021	(1.106)	50739	3.75000	3.532
56 4-Bromophenyl-phenylether	248	17.476	17.476	(0.949)	76926	2.50000	2.633
57 Hexachlorobenzene	284	17.793	17.793	(0.966)	79507	2.50000	2.596
58 Pentachlorophenol	266	18.149	18.149	(0.985)	82114	5.00000	4.494
* 59 Phenanthrene-d10	188	18.420	18.420	(1.000)	522311	4.00000	
60 Phenanthrene	178	18.466	18.466	(1.003)	367912	2.50000	2.583
61 Anthracene	178	18.559	18.559	(1.008)	364097	2.50000	2.665
62 Carbazole	167	18.884	18.884	(1.025)	320923	2.50000	2.621
63 Di-n-butylphthalate	149	19.665	19.666	(1.068)	388084	2.50000	2.363
64 Fluoranthene	202	20.841	20.841	(0.889)	377104	2.50000	2.634
65 Pyrene	202	21.267	21.267	(0.907)	384702	2.50000	2.620
§ 66 Terphenyl-d14	244	21.545	21.538	(0.919)	288420	2.50000	2.615
67 Butylbenzylphthalate	149	22.459	22.460	(0.958)	123600	2.50000	2.364
68 Benzo(a)anthracene	228	23.419	23.419	(0.999)	330796	2.50000	2.630
* 69 Chrysene-d12	240	23.450	23.450	(1.000)	356282	4.00000	
70 3,3'-Dichlorobenzidine	252	23.373	23.373	(0.997)	311978	7.50000	7.745
71 Chrysene	228	23.497	23.489	(1.002)	313344	2.50000	2.550
72 bis(2-Ethylhexyl)phthalate	149	23.481	23.474	(0.959)	172996	2.50000	2.503
* 134 Di-n-octylphthalate-d4	153	24.480	24.480	(1.000)	471925	4.00000	
73 Di-n-octylphthalate	149	24.495	24.488	(1.001)	311915	2.50000	2.526
74 Benzo(b)fluoranthene	252	25.370	25.362	(0.969)	353167	2.50000	2.590 (H)
75 Benzo(k)fluoranthene	252	25.417	25.409	(0.971)	351229	2.50000	2.536
76 Benzo(a)pyrene	252	26.059	26.052	(0.995)	320887	2.50000	2.632
* 77 Perylene-d12	264	26.183	26.183	(1.000)	420725	4.00000	
78 Indeno(1,2,3-cd)pyrene	276	28.998	28.990	(1.107)	418167	2.50000	2.696
79 Dibenzo(a,h)anthracene	278	29.021	29.005	(1.108)	347350	2.50000	2.697
80 Benzo(g,h,i)perylene	276	29.836	29.821	(1.140)	356933	2.50000	2.659
90 N-Nitrosodimethylamine	74	4.928	4.936	(0.530)	165395	5.00000	5.406
91 Aniline	93	8.752	8.752	(0.941)	348101	5.00000	5.197
93 Benzidine	184	21.066	21.066	(0.898)	314268	5.00000	5.344
103 Pyridine	79	4.959	4.997	(0.533)	256226	5.00000	5.453
105 1-methylnaphthalene	142	13.425	13.425	(1.140)	261060	2.50000	2.560
111 Azobenzene (1,2-DP-Hydrazine)	77	16.789	16.789	(1.091)	284356	2.50000	2.604

Compounds	QUANT SIG						AMOUNTS	
	MASS		RT	EXP RT	REL RT	RESPONSE	CAL-AMT (ug/mL)	ON-COL (ug/mL)
=====	=====		=====	=====	=====	=====	=====	
187 Total Benzofluoranthenes	252		25.370	25.409	(0.969)	673447	5.00000	5.114
120 2,3,4,6-Tetrachlorophenol	232		16.102	16.103	(1.047)	82842	2.50000	2.640

QC Flag Legend

- M - Compound response manually integrated.
- H - Operator selected an alternate compound hit.

ARI Labs, Inc.

INTERNAL STANDARD COMPOUNDS
 AREA AND RT SUMMARY

Instrument ID: nt10.i Calibration Date: 15-MAR-2023
 Lab File ID: NT10031505.D Calibration Time: 21:50
 Lab Smp Id: SLC0228-CAL4
 Analysis Type: SV Level:
 Quant Type: ISTD Sample Type:
 Operator: VTS
 Method File: \\target\share\chem3\nt10.i\20230315.b\ABN.m
 Misc Info:

Test Mode:
 Use Last Continuing Calibrator.

COMPOUND	STANDARD	AREA LIMIT		SAMPLE	%DIFF
		LOWER	UPPER		
8 1,4-Dichlorobenze	171542	85771	343084	158570	-7.56
27 Naphthalene-d8	624466	312233	1248932	582079	-6.79
42 Acenaphthene-d10	337226	168613	674452	306729	-9.04
59 Phenanthrene-d10	572849	286425	1145698	522311	-8.82
69 Chrysene-d12	347068	173534	694136	356282	2.65
134 Di-n-octylphthala	500317	250159	1000634	471925	-5.67
77 Perylene-d12	421549	210775	843098	420725	-0.20

COMPOUND	STANDARD	RT LIMIT		SAMPLE	%DIFF
		LOWER	UPPER		
8 1,4-Dichlorobenze	9.30	8.80	9.80	9.30	0.00
27 Naphthalene-d8	11.78	11.28	12.28	11.78	0.01
42 Acenaphthene-d10	15.38	14.88	15.88	15.38	0.01
59 Phenanthrene-d10	18.42	17.92	18.92	18.42	0.00
69 Chrysene-d12	23.45	22.95	23.95	23.45	0.00
134 Di-n-octylphthala	24.48	23.98	24.98	24.48	0.00
77 Perylene-d12	26.18	25.68	26.68	26.18	0.00

AREA UPPER LIMIT = +100% of internal standard area.
 AREA LOWER LIMIT = - 50% of internal standard area.
 RT UPPER LIMIT = + 0.50 minutes of internal standard RT.
 RT LOWER LIMIT = - 0.50 minutes of internal standard RT.

REVIEW SUMMARY FOR FILE - NT10031505.D

Lab ID: SLC0228-CAL4
nt10.i, 20230315.b\ABN.m, 15-MAR-2023 22:28

RT CO-ELUTION COMPOUNDS

NO CO-ELUTIONS

Quant Method: ICAL

RRT CHECK

RRT	CCV RRT	DELTA	COMPOUND
0.953	0.000	0.9532	Benzoic acid

RRT check based on Ccal File: NT10031508.D

On Column LOD for nt10.i, 20230315.b\ABN.m, ICAL.sub = 0.0000

* Only compounds listed in the work order have been verified by the analyst *

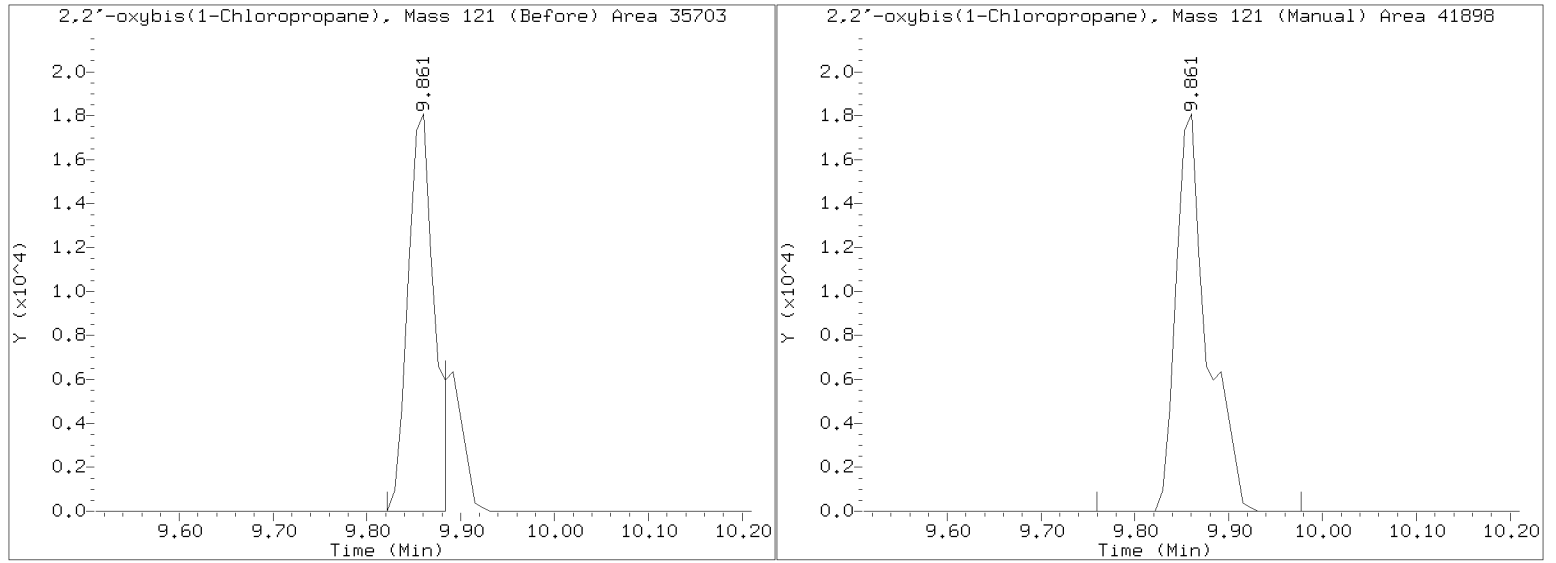
Quant Ion Manual Peak Adjustment Report

Datafile: //target/share/chem3/nt10.i/20230315.b/NT10031505.D

Injection Date: 15-MAR-2023 22:28

Lab ID:SLC0228-CAL4 Client ID:

Report Date: 03/16/2023 12:20



Data File: \\target\share\chem3\nt10.1\20230315.6\NT10031506.D

Date: 15-MAR-2023 23:06

Client ID:

Sample Info: SLC0228-CAL3

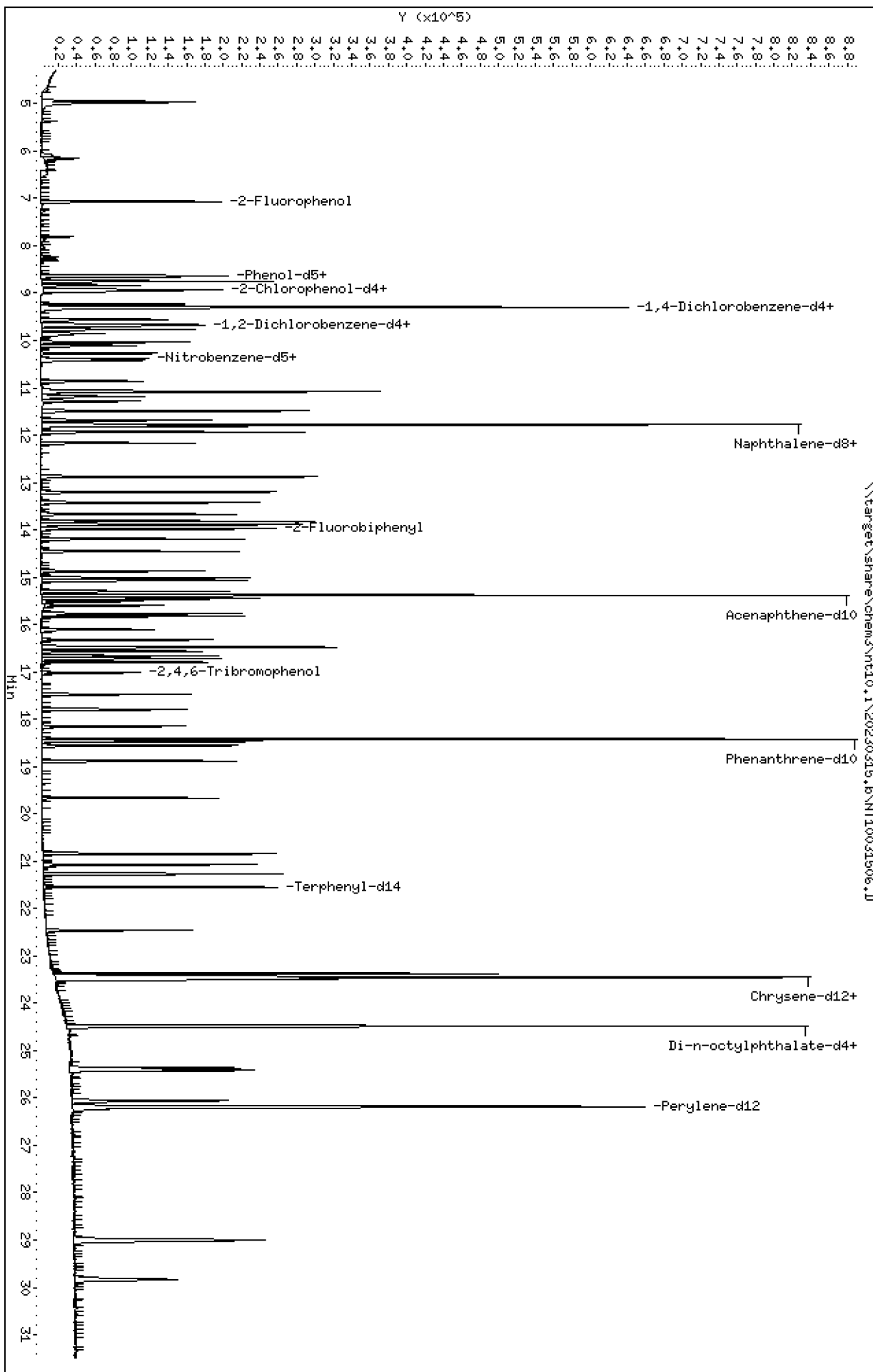
Column phase: ZB-5msi

Instrument: nt10.1

Operator: VTS

Column diameter: 0.25

Page 1



ARI Labs, Inc.

Semivolatile Report SW846 Method 8270D

Data file : \\target\share\chem3\nt10.i\20230315.b\NT10031506.D
 Lab Smp Id: SLC0228-CAL3
 Inj Date : 15-MAR-2023 23:06
 Operator : VTS
 Smp Info : SLC0228-CAL3
 Misc Info :
 Comment : 1ul Injection
 Method : \\target\share\chem3\nt10.i\20230315.b\ABN.m
 Meth Date : 16-Mar-2023 12:06 van
 Cal Date : 16-MAR-2023 00:22
 Als bottle: 6
 Dil Factor: 1.00000
 Integrator: HP RTE
 Target Version: 4.14
 Processing Host: VANS-201906

Inst ID: nt10.i
 Quant Type: ISTD
 Cal File: NT10031508.D
 Calibration Sample, Level: 3
 Compound Sublist: ICAL.sub

Compounds	QUANT	SIG	RT	EXP RT	REL RT	RESPONSE	AMOUNTS	
							CAL-AMT	ON-COL
	MASS						(ug/mL)	(ug/mL)
\$ 1 2-Fluorophenol	112		7.067	7.068	(0.761)	81829	1.50000	1.571
\$ 2 Phenol-d5	99		8.636	8.636	(0.929)	104538	1.50000	1.530
3 Phenol	94		8.651	8.652	(0.931)	74885	1.00000	1.055
\$ 5 2-Chlorophenol-d4	132		8.929	8.930	(0.961)	89430	1.50000	1.533
4 Bis(2-Chloroethyl)ether	93		8.837	8.837	(0.951)	54831	1.00000	1.041
6 2-Chlorophenol	128		8.960	8.961	(0.964)	61317	1.00000	1.009
7 1,3-Dichlorobenzene	146		9.239	9.231	(0.994)	66405	1.00000	1.033
* 8 1,4-Dichlorobenzene-d4	152		9.293	9.293	(1.000)	172257	4.00000	
9 1,4-Dichlorobenzene	146		9.324	9.325	(1.003)	64857	1.00000	1.045
\$ 10 1,2-Dichlorobenzene-d4	152		9.658	9.658	(1.039)	44150	1.00000	1.053
12 1,2-Dichlorobenzene	146		9.681	9.682	(1.042)	63657	1.00000	1.042
11 Benzyl alcohol	108		9.557	9.557	(1.028)	33846	1.00000	1.015
14 2,2'-oxybis(1-Chloropropane)	121		9.860	9.860	(1.061)	18563	1.00000	1.035 (M)
13 2-Methylphenol	108		9.767	9.767	(1.051)	54013	1.00000	1.043
17 Hexachloroethane	117		10.271	10.271	(1.105)	25979	1.00000	1.020
16 N-Nitroso-di-n-propylamine	70		10.108	10.108	(1.088)	42146	1.00000	1.031
15 4-Methylphenol	108		10.031	10.031	(1.079)	56323	1.00000	1.033
\$ 18 Nitrobenzene-d5	82		10.388	10.388	(0.882)	64177	1.00000	1.016
19 Nitrobenzene	77		10.419	10.419	(0.885)	64368	1.00000	1.038
20 Isophorone	82		10.861	10.861	(0.922)	76637	1.00000	0.9663
21 2-Nitrophenol	139		11.047	11.048	(0.938)	24076	1.00000	0.7981
22 2,4-Dimethylphenol	107		11.081	11.082	(0.941)	117551	2.00000	2.064
23 Bis(2-Chloroethoxy)methane	93		11.284	11.285	(0.958)	55470	1.00000	1.047
24 Benzoic acid	105		11.182	11.166	(0.950)	66707	4.00000	2.100 (H)
25 2,4-Dichlorophenol	162		11.488	11.489	(0.975)	91015	2.00000	1.997
26 1,2,4-Trichlorobenzene	180		11.684	11.685	(0.992)	55650	1.00000	1.040
* 27 Naphthalene-d8	136		11.777	11.770	(1.000)	625894	4.00000	
28 Naphthalene	128		11.815	11.816	(1.003)	168411	1.00000	1.016
29 4-Chloroaniline	127		11.939	11.940	(1.014)	131129	2.00000	2.027
30 Hexachlorobutadiene	225		12.171	12.172	(1.033)	32792	1.00000	1.046
31 4-Chloro-3-methylphenol	107		12.875	12.876	(1.093)	95632	2.00000	1.939
32 2-Methylnaphthalene	142		13.200	13.201	(1.121)	120977	1.00000	1.011
33 Hexachlorocyclopentadiene	237		13.664	13.665	(0.888)	55248	2.00000	1.804

Compounds	QUANT SIG					AMOUNTS	
	MASS	RT	EXP RT	REL RT	RESPONSE	CAL-AMT (ug/mL)	ON-COL (ug/mL)
34 2,4,6-Trichlorophenol	196	13.819	13.820	(0.898)	61689	2.00000	1.886
35 2,4,5-Trichlorophenol	196	13.889	13.890	(0.903)	68648	2.00000	1.889
§ 36 2-Fluorobiphenyl	172	13.981	13.975	(0.909)	133800	1.00000	1.022
37 2-Chloronaphthalene	162	14.198	14.191	(0.923)	107713	1.00000	1.016
38 2-Nitroaniline	65	14.454	14.447	(0.940)	56493	2.00000	1.897
39 Dimethylphthalate	163	14.872	14.873	(0.967)	111361	1.00000	1.036
40 Acenaphthylene	152	15.073	15.066	(0.980)	170871	1.00000	1.034
41 2,6-Dinitrotoluene	165	15.019	15.012	(0.976)	44313	2.00000	1.908
* 42 Acenaphthene-d10	164	15.382	15.383	(1.000)	330997	4.00000	
43 3-Nitroaniline	138	15.297	15.298	(0.994)	50298	2.00000	1.918
44 Acenaphthene	153	15.452	15.445	(1.005)	103833	1.00000	1.017
45 2,4-Dinitrophenol	184	15.514	15.515	(1.009)	25006	4.00000	1.778
46 Dibenzofuran	168	15.769	15.770	(1.025)	152427	1.00000	1.013
47 4-Nitrophenol	109	15.599	15.592	(1.014)	26972	2.00000	1.637
48 2,4-Dinitrotoluene	165	15.823	15.817	(1.029)	61485	2.00000	1.754
50 Diethylphthalate	149	16.325	16.319	(1.061)	107688	1.00000	1.021
49 Fluorene	166	16.488	16.481	(1.072)	122197	1.00000	1.032
51 4-Chlorophenyl-phenylether	204	16.472	16.466	(1.071)	56790	1.00000	1.009
52 4-Nitroaniline	138	16.565	16.566	(1.077)	46355	2.00000	1.962
53 4,6-Dinitro-2-methylphenol	198	16.657	16.658	(0.904)	45458	4.00000	2.638
54 N-Nitrosodiphenylamine	169	16.719	16.712	(0.908)	78992	1.00000	1.039
§ 55 2,4,6-Tribromophenol	330	17.020	17.021	(1.106)	18793	1.50000	1.208
56 4-Bromophenyl-phenylether	248	17.475	17.476	(0.949)	32247	1.00000	1.014
57 Hexachlorobenzene	284	17.799	17.793	(0.966)	35208	1.00000	1.056
58 Pentachlorophenol	266	18.148	18.149	(0.985)	28829	2.00000	1.458
* 59 Phenanthrene-d10	188	18.419	18.420	(1.000)	568685	4.00000	
60 Phenanthrene	178	18.465	18.466	(1.003)	159357	1.00000	1.028
61 Anthracene	178	18.558	18.559	(1.008)	151450	1.00000	1.018
62 Carbazole	167	18.883	18.884	(1.025)	141694	1.00000	1.063
63 Di-n-butylphthalate	149	19.664	19.666	(1.068)	154356	1.00000	0.8619
64 Fluoranthene	202	20.840	20.841	(0.889)	166676	1.00000	0.9718
65 Pyrene	202	21.266	21.267	(0.907)	174023	1.00000	0.9891
§ 66 Terphenyl-d14	244	21.544	21.538	(0.919)	135363	1.00000	1.024
67 Butylbenzylphthalate	149	22.458	22.460	(0.958)	51900	1.00000	0.8366
68 Benzo(a)anthracene	228	23.418	23.419	(0.999)	152617	1.00000	1.013
* 69 Chrysene-d12	240	23.449	23.450	(1.000)	426836	4.00000	
70 3,3'-Dichlorobenzidine	252	23.372	23.373	(0.997)	145183	3.00000	3.008
71 Chrysene	228	23.496	23.489	(1.002)	149535	1.00000	1.016
72 bis(2-Ethylhexyl)phthalate	149	23.480	23.474	(0.959)	73435	1.00000	0.9036
* 134 Di-n-octylphthalate-d4	153	24.479	24.480	(1.000)	555437	4.00000	
73 Di-n-octylphthalate	149	24.487	24.488	(1.000)	146103	1.00000	1.005
74 Benzo(b)fluoranthene	252	25.369	25.362	(0.969)	155706	1.00000	0.9821 (H)
75 Benzo(k)fluoranthene	252	25.416	25.409	(0.971)	162831	1.00000	1.011
76 Benzo(a)pyrene	252	26.058	26.052	(0.995)	137233	1.00000	0.9682
* 77 Perylene-d12	264	26.182	26.183	(1.000)	489106	4.00000	
78 Indeno(1,2,3-cd)pyrene	276	29.004	28.990	(1.108)	172403	1.00000	0.9560
79 Dibenzo(a,h)anthracene	278	29.012	29.005	(1.108)	143905	1.00000	0.9612
80 Benzo(g,h,i)perylene	276	29.835	29.821	(1.140)	146972	1.00000	0.9417
90 N-Nitrosodimethylamine	74	4.935	4.936	(0.531)	69420	2.00000	2.089
91 Aniline	93	8.752	8.752	(0.942)	149023	2.00000	2.048
93 Benzidine	184	21.072	21.066	(0.899)	143586	2.00000	2.038
103 Pyridine	79	4.974	4.997	(0.535)	109408	2.00000	2.144
105 1-methylnaphthalene	142	13.432	13.425	(1.141)	111144	1.00000	1.014
111 Azobenzene (1,2-DP-Hydrazine)	77	16.796	16.789	(1.092)	118247	1.00000	1.003

Compounds	QUANT SIG						AMOUNTS	
	MASS		RT	EXP RT	REL RT	RESPONSE	CAL-AMT (ug/mL)	ON-COL (ug/mL)
187 Total Benzofluoranthenes	252		25.416	25.409	(0.971)	306444	2.00000	2.002
120 2,3,4,6-Tetrachlorophenol	232		16.109	16.103	(1.047)	26430	1.00000	0.7900

QC Flag Legend

- M - Compound response manually integrated.
- H - Operator selected an alternate compound hit.

ARI Labs, Inc.

INTERNAL STANDARD COMPOUNDS
 AREA AND RT SUMMARY

Instrument ID: nt10.i Calibration Date: 15-MAR-2023
 Lab File ID: NT10031506.D Calibration Time: 21:50
 Lab Smp Id: SLC0228-CAL3
 Analysis Type: SV Level:
 Quant Type: ISTD Sample Type:
 Operator: VTS
 Method File: \\target\share\chem3\nt10.i\20230315.b\ABN.m
 Misc Info:

Test Mode:
 Use Last Continuing Calibrator.

COMPOUND	STANDARD	AREA LIMIT		SAMPLE	%DIFF
		LOWER	UPPER		
8 1,4-Dichlorobenze	171542	85771	343084	172257	0.42
27 Naphthalene-d8	624466	312233	1248932	625894	0.23
42 Acenaphthene-d10	337226	168613	674452	330997	-1.85
59 Phenanthrene-d10	572849	286425	1145698	568685	-0.73
69 Chrysene-d12	347068	173534	694136	426836	22.98
134 Di-n-octylphthala	500317	250159	1000634	555437	11.02
77 Perylene-d12	421549	210775	843098	489106	16.03

COMPOUND	STANDARD	RT LIMIT		SAMPLE	%DIFF
		LOWER	UPPER		
8 1,4-Dichlorobenze	9.30	8.80	9.80	9.29	-0.09
27 Naphthalene-d8	11.78	11.28	12.28	11.78	-0.00
42 Acenaphthene-d10	15.38	14.88	15.88	15.38	-0.00
59 Phenanthrene-d10	18.42	17.92	18.92	18.42	-0.00
69 Chrysene-d12	23.45	22.95	23.95	23.45	-0.00
134 Di-n-octylphthala	24.48	23.98	24.98	24.48	-0.00
77 Perylene-d12	26.18	25.68	26.68	26.18	-0.00

AREA UPPER LIMIT = +100% of internal standard area.
 AREA LOWER LIMIT = - 50% of internal standard area.
 RT UPPER LIMIT = + 0.50 minutes of internal standard RT.
 RT LOWER LIMIT = - 0.50 minutes of internal standard RT.

REVIEW SUMMARY FOR FILE - NT10031506.D

Lab ID: SLC0228-CAL3
nt10.i, 20230315.b\ABN.m, 15-MAR-2023 23:06

RT CO-ELUTION COMPOUNDS

NO CO-ELUTIONS

Quant Method: ICAL

RRT CHECK

RRT	CCV RRT	DELTA	COMPOUND
0.950	0.000	0.9496	Benzoic acid

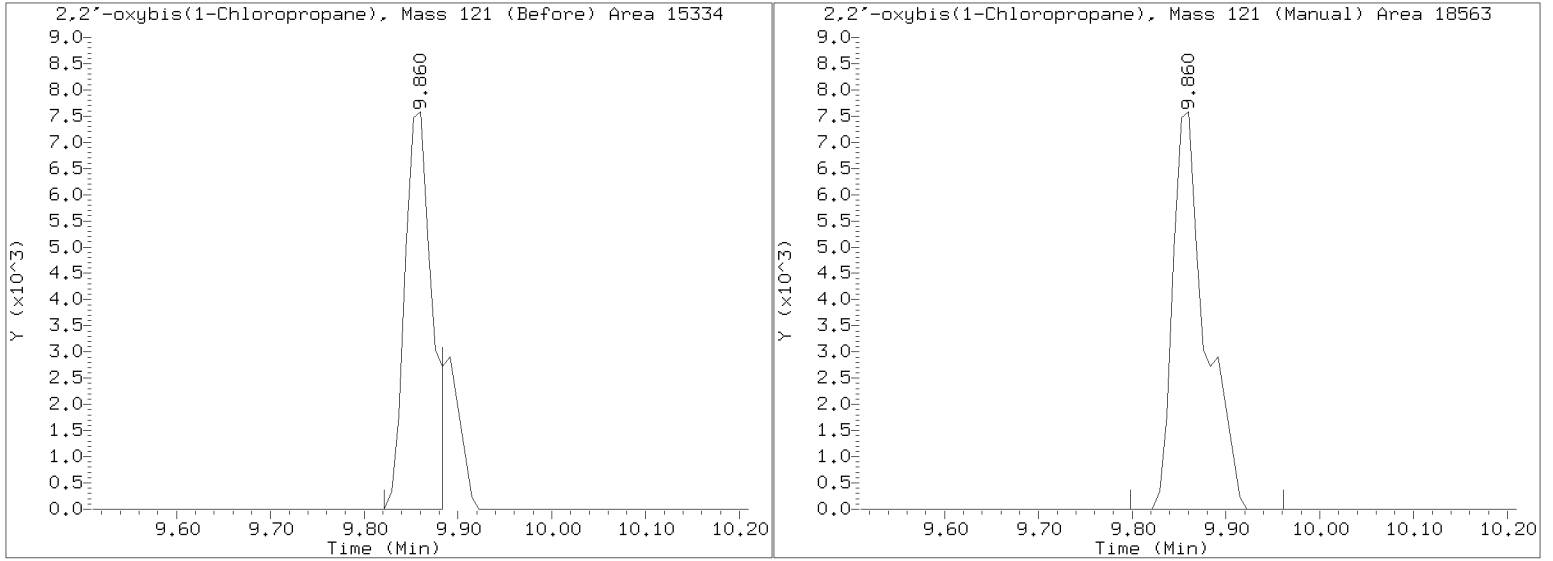
RRT check based on Ccal File: NT10031508.D

On Column LOD for nt10.i, 20230315.b\ABN.m, ICAL.sub = 0.0000

* Only compounds listed in the work order have been verified by the analyst *

Quant Ion Manual Peak Adjustment Report

Datafile: //target/share/chem3/nt10.i/20230315.b/NT10031506.D
Injection Date: 15-MAR-2023 23:06
Lab ID:SLC0228-CAL3 Client ID:
Report Date: 03/16/2023 12:20



Data File: \\target\share\chem3\nt10.1\20230315.6\NT10031507.D

Date: 15-MAR-2023 23:44

Client ID:

Sample Info: SLC0228-CAL2

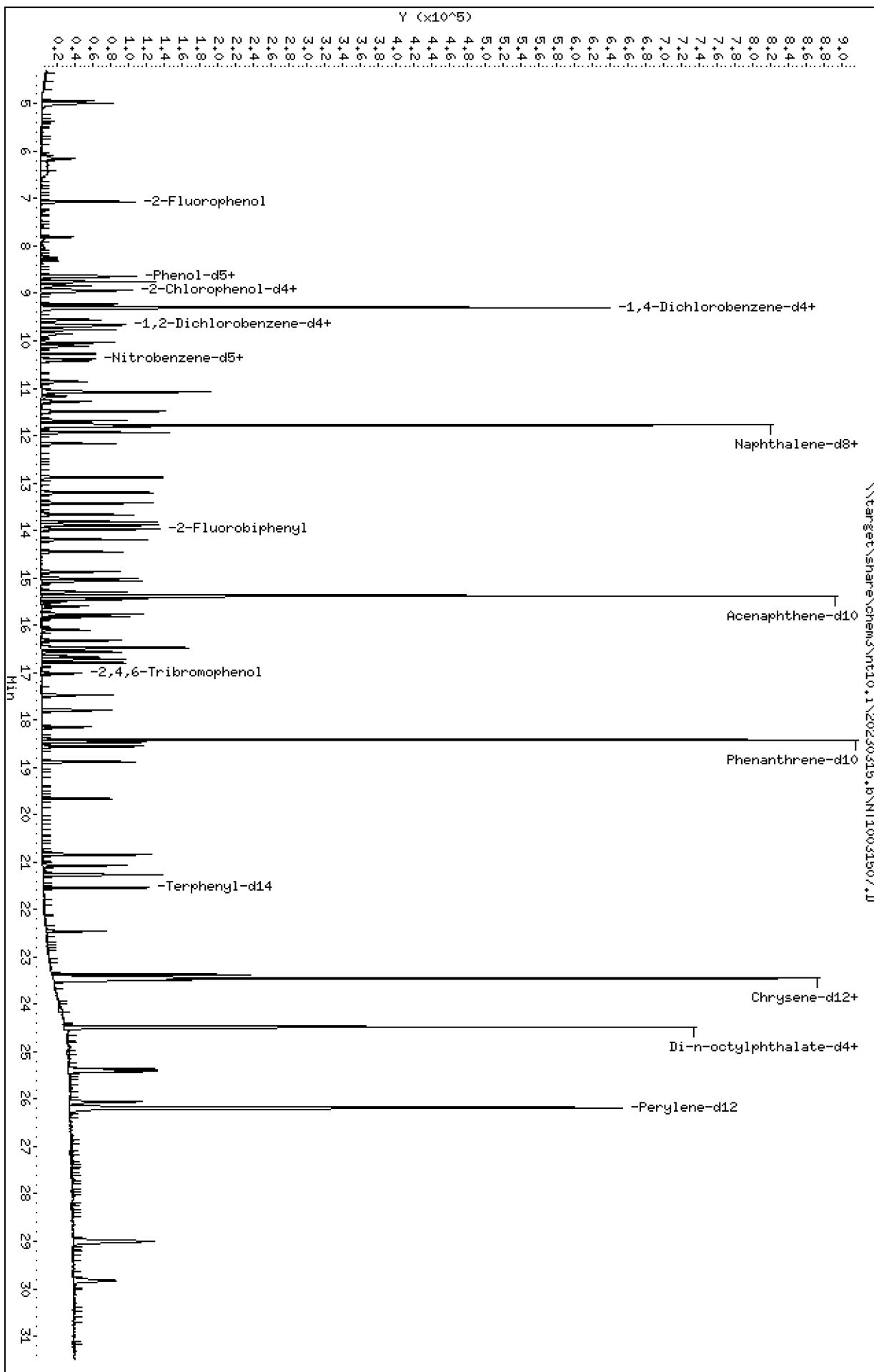
Column phase: ZB-5msi

Instrument: nt10.1

Operator: VTS

Column diameter: 0.25

Page 1



ARI Labs, Inc.

Semivolatile Report SW846 Method 8270D

Data file : \\target\share\chem3\nt10.i\20230315.b\NT10031507.D
 Lab Smp Id: SLC0228-CAL2
 Inj Date : 15-MAR-2023 23:44
 Operator : VTS
 Smp Info : SLC0228-CAL2
 Misc Info :
 Comment : 1ul Injection
 Method : \\target\share\chem3\nt10.i\20230315.b\ABN.m
 Meth Date : 16-Mar-2023 12:06 van
 Cal Date : 16-MAR-2023 00:22
 Als bottle: 7
 Dil Factor: 1.00000
 Integrator: HP RTE
 Target Version: 4.14
 Processing Host: VANS-201906

Inst ID: nt10.i
 Quant Type: ISTD
 Cal File: NT10031508.D
 Calibration Sample, Level: 2
 Compound Sublist: ICAL.sub

Compounds	QUANT	SIG	RT	EXP RT	REL RT	RESPONSE	AMOUNTS	
							CAL-AMT	ON-COL
	MASS						(ug/mL)	(ug/mL)
\$ 1 2-Fluorophenol	112		7.068	7.068	(0.760)	41713	0.75000	0.7823
\$ 2 Phenol-d5	99		8.636	8.636	(0.928)	52580	0.75000	0.7517
3 Phenol	94		8.659	8.652	(0.931)	38448	0.50000	0.5289
\$ 5 2-Chlorophenol-d4	132		8.930	8.930	(0.960)	44808	0.75000	0.7501
4 Bis(2-Chloroethyl)ether	93		8.837	8.837	(0.950)	27479	0.50000	0.5097
6 2-Chlorophenol	128		8.960	8.961	(0.963)	31239	0.50000	0.5021
7 1,3-Dichlorobenzene	146		9.231	9.231	(0.992)	35392	0.50000	0.5381
* 8 1,4-Dichlorobenzene-d4	152		9.301	9.293	(1.000)	176328	4.00000	
9 1,4-Dichlorobenzene	146		9.332	9.325	(1.003)	32578	0.50000	0.5127
\$ 10 1,2-Dichlorobenzene-d4	152		9.658	9.658	(1.038)	21602	0.50000	0.5036
12 1,2-Dichlorobenzene	146		9.681	9.682	(1.041)	32678	0.50000	0.5226
11 Benzyl alcohol	108		9.557	9.557	(1.028)	16132	0.50000	0.4728
14 2,2'-oxybis(1-Chloropropane)	121		9.852	9.860	(1.059)	9403	0.50000	0.5120 (M)
13 2-Methylphenol	108		9.767	9.767	(1.050)	26839	0.50000	0.5065
17 Hexachloroethane	117		10.271	10.271	(1.104)	13005	0.50000	0.4989
16 N-Nitroso-di-n-propylamine	70		10.116	10.108	(1.088)	20902	0.50000	0.4996
15 4-Methylphenol	108		10.031	10.031	(1.078)	27419	0.50000	0.4911
\$ 18 Nitrobenzene-d5	82		10.388	10.388	(0.882)	31837	0.50000	0.4937
19 Nitrobenzene	77		10.419	10.419	(0.885)	32321	0.50000	0.5108
20 Isophorone	82		10.861	10.861	(0.922)	37232	0.50000	0.4599
21 2-Nitrophenol	139		11.047	11.048	(0.938)	10858	0.50000	0.3528
22 2,4-Dimethylphenol	107		11.081	11.082	(0.941)	60037	1.00000	1.033
23 Bis(2-Chloroethoxy)methane	93		11.284	11.285	(0.958)	28288	0.50000	0.5231
24 Benzoic acid	105		11.166	11.166	(0.948)	22417	2.00000	0.6937 (MH)
25 2,4-Dichlorophenol	162		11.488	11.489	(0.975)	44450	1.00000	0.9557
26 1,2,4-Trichlorobenzene	180		11.684	11.685	(0.992)	28877	0.50000	0.5289
* 27 Naphthalene-d8	136		11.777	11.770	(1.000)	638835	4.00000	
28 Naphthalene	128		11.815	11.816	(1.003)	87181	0.50000	0.5151
29 4-Chloroaniline	127		11.939	11.940	(1.014)	66172	1.00000	1.002
30 Hexachlorobutadiene	225		12.171	12.172	(1.033)	16273	0.50000	0.5087
31 4-Chloro-3-methylphenol	107		12.883	12.876	(1.094)	47168	1.00000	0.9368
32 2-Methylnaphthalene	142		13.208	13.201	(1.122)	61248	0.50000	0.5015
33 Hexachlorocyclopentadiene	237		13.672	13.665	(0.889)	26827	1.00000	0.8689

Compounds	QUANT SIG					AMOUNTS	
	MASS	RT	EXP RT	REL RT	RESPONSE	CAL-AMT (ug/mL)	ON-COL (ug/mL)
34 2,4,6-Trichlorophenol	196	13.819	13.820	(0.898)	28405	1.00000	0.8614
35 2,4,5-Trichlorophenol	196	13.889	13.890	(0.903)	32893	1.00000	0.8978
§ 36 2-Fluorobiphenyl	172	13.982	13.975	(0.909)	68004	0.50000	0.5153
37 2-Chloronaphthalene	162	14.198	14.191	(0.923)	55073	0.50000	0.5154
38 2-Nitroaniline	65	14.446	14.447	(0.939)	26440	1.00000	0.8809
39 Dimethylphthalate	163	14.879	14.873	(0.967)	57101	0.50000	0.5269
40 Acenaphthylene	152	15.065	15.066	(0.979)	86568	0.50000	0.5199
41 2,6-Dinitrotoluene	165	15.019	15.012	(0.976)	20170	1.00000	0.8615
* 42 Acenaphthene-d10	164	15.382	15.383	(1.000)	333617	4.00000	
43 3-Nitroaniline	138	15.297	15.298	(0.994)	23424	1.00000	0.8864
44 Acenaphthene	153	15.452	15.445	(1.005)	52615	0.50000	0.5115
45 2,4-Dinitrophenol	184	15.514	15.515	(1.009)	6815	2.00000	0.4819
46 Dibenzofuran	168	15.769	15.770	(1.025)	78914	0.50000	0.5202
47 4-Nitrophenol	109	15.599	15.592	(1.014)	10811	1.00000	0.6506
48 2,4-Dinitrotoluene	165	15.823	15.817	(1.029)	27229	1.00000	0.7695
50 Diethylphthalate	149	16.326	16.319	(1.061)	52123	0.50000	0.4902
49 Fluorene	166	16.488	16.481	(1.072)	60511	0.50000	0.5070
51 4-Chlorophenyl-phenylether	204	16.472	16.466	(1.071)	28771	0.50000	0.5070
52 4-Nitroaniline	138	16.565	16.566	(1.077)	22911	1.00000	0.9621
53 4,6-Dinitro-2-methylphenol	198	16.665	16.658	(0.905)	16474	2.00000	0.9166
54 N-Nitrosodiphenylamine	169	16.719	16.712	(0.908)	40999	0.50000	0.5160
§ 55 2,4,6-Tribromophenol	330	17.020	17.021	(1.106)	8451	0.75000	0.5386
56 4-Bromophenyl-phenylether	248	17.475	17.476	(0.949)	15854	0.50000	0.4770
57 Hexachlorobenzene	284	17.792	17.793	(0.966)	17123	0.50000	0.4914
58 Pentachlorophenol	266	18.148	18.149	(0.985)	11460	1.00000	0.5555
* 59 Phenanthrene-d10	188	18.419	18.420	(1.000)	594262	4.00000	
60 Phenanthrene	178	18.465	18.466	(1.003)	82180	0.50000	0.5072
61 Anthracene	178	18.558	18.559	(1.008)	75192	0.50000	0.4837
62 Carbazole	167	18.883	18.884	(1.025)	70986	0.50000	0.5096
63 Di-n-butylphthalate	149	19.664	19.666	(1.068)	69653	0.50000	0.3720
64 Fluoranthene	202	20.840	20.841	(0.889)	81400	0.50000	0.4730
65 Pyrene	202	21.266	21.267	(0.907)	86158	0.50000	0.4881
§ 66 Terphenyl-d14	244	21.545	21.538	(0.919)	66564	0.50000	0.5021
67 Butylbenzylphthalate	149	22.458	22.460	(0.958)	23199	0.50000	0.3738
68 Benzo(a)anthracene	228	23.426	23.419	(0.999)	76435	0.50000	0.5056
* 69 Chrysene-d12	240	23.449	23.450	(1.000)	428263	4.00000	
70 3,3'-Dichlorobenzidine	252	23.372	23.373	(0.997)	66937	1.50000	1.382
71 Chrysene	228	23.496	23.489	(1.002)	76545	0.50000	0.5183
72 bis(2-Ethylhexyl)phthalate	149	23.480	23.474	(0.959)	29596	0.50000	0.3811
* 134 Di-n-octylphthalate-d4	153	24.479	24.480	(1.000)	530893	4.00000	
73 Di-n-octylphthalate	149	24.487	24.488	(1.000)	70499	0.50000	0.5074
74 Benzo(b)fluoranthene	252	25.369	25.362	(0.969)	77837	0.50000	0.5012 (H)
75 Benzo(k)fluoranthene	252	25.408	25.409	(0.970)	76548	0.50000	0.4854
76 Benzo(a)pyrene	252	26.059	26.052	(0.995)	65959	0.50000	0.4750
* 77 Perylene-d12	264	26.182	26.183	(1.000)	479116	4.00000	
78 Indeno(1,2,3-cd)pyrene	276	28.997	28.990	(1.107)	79229	0.50000	0.4485
79 Dibenzo(a,h)anthracene	278	29.012	29.005	(1.108)	66422	0.50000	0.4529
80 Benzo(g,h,i)perylene	276	29.828	29.821	(1.139)	67819	0.50000	0.4436
90 N-Nitrosodimethylamine	74	4.936	4.936	(0.531)	37892	1.00000	1.114
91 Aniline	93	8.752	8.752	(0.941)	78232	1.00000	1.050
93 Benzidine	184	21.073	21.066	(0.899)	63059	1.00000	0.8921
103 Pyridine	79	4.982	4.997	(0.536)	58765	1.00000	1.125
105 1-methylnaphthalene	142	13.424	13.425	(1.140)	56774	0.50000	0.5074
111 Azobenzene (1,2-DP-Hydrazine)	77	16.796	16.789	(1.092)	61206	0.50000	0.5153

Compounds	QUANT SIG						AMOUNTS	
	MASS		RT	EXP RT	REL RT	RESPONSE	CAL-AMT (ug/mL)	ON-COL (ug/mL)
187 Total Benzofluoranthenes	252		25.408	25.409	(0.970)	149145	1.00000	0.9946
120 2,3,4,6-Tetrachlorophenol	232		16.101	16.103	(1.047)	11604	0.50000	0.3451

QC Flag Legend

- M - Compound response manually integrated.
- H - Operator selected an alternate compound hit.

ARI Labs, Inc.

INTERNAL STANDARD COMPOUNDS
 AREA AND RT SUMMARY

Instrument ID: nt10.i Calibration Date: 15-MAR-2023
 Lab File ID: NT10031507.D Calibration Time: 21:50
 Lab Smp Id: SLC0228-CAL2
 Analysis Type: SV Level:
 Quant Type: ISTD Sample Type:
 Operator: VTS
 Method File: \\target\share\chem3\nt10.i\20230315.b\ABN.m
 Misc Info:

Test Mode:
 Use Last Continuing Calibrator.

COMPOUND	STANDARD	AREA LIMIT		SAMPLE	%DIFF
		LOWER	UPPER		
8 1,4-Dichlorobenze	171542	85771	343084	176328	2.79
27 Naphthalene-d8	624466	312233	1248932	638835	2.30
42 Acenaphthene-d10	337226	168613	674452	333617	-1.07
59 Phenanthrene-d10	572849	286425	1145698	594262	3.74
69 Chrysene-d12	347068	173534	694136	428263	23.39
134 Di-n-octylphthala	500317	250159	1000634	530893	6.11
77 Perylene-d12	421549	210775	843098	479116	13.66

COMPOUND	STANDARD	RT LIMIT		SAMPLE	%DIFF
		LOWER	UPPER		
8 1,4-Dichlorobenze	9.30	8.80	9.80	9.30	0.00
27 Naphthalene-d8	11.78	11.28	12.28	11.78	0.00
42 Acenaphthene-d10	15.38	14.88	15.88	15.38	0.00
59 Phenanthrene-d10	18.42	17.92	18.92	18.42	0.00
69 Chrysene-d12	23.45	22.95	23.95	23.45	0.00
134 Di-n-octylphthala	24.48	23.98	24.98	24.48	0.00
77 Perylene-d12	26.18	25.68	26.68	26.18	0.00

AREA UPPER LIMIT = +100% of internal standard area.
 AREA LOWER LIMIT = - 50% of internal standard area.
 RT UPPER LIMIT = + 0.50 minutes of internal standard RT.
 RT LOWER LIMIT = - 0.50 minutes of internal standard RT.

REVIEW SUMMARY FOR FILE - NT10031507.D

Lab ID: SLC0228-CAL2
nt10.i, 20230315.b\ABN.m, 15-MAR-2023 23:44

RT CO-ELUTION COMPOUNDS

NO CO-ELUTIONS

Quant Method: ICAL

RRT CHECK

RRT	CCV RRT	DELTA	COMPOUND
0.948	0.000	0.9481	Benzoic acid

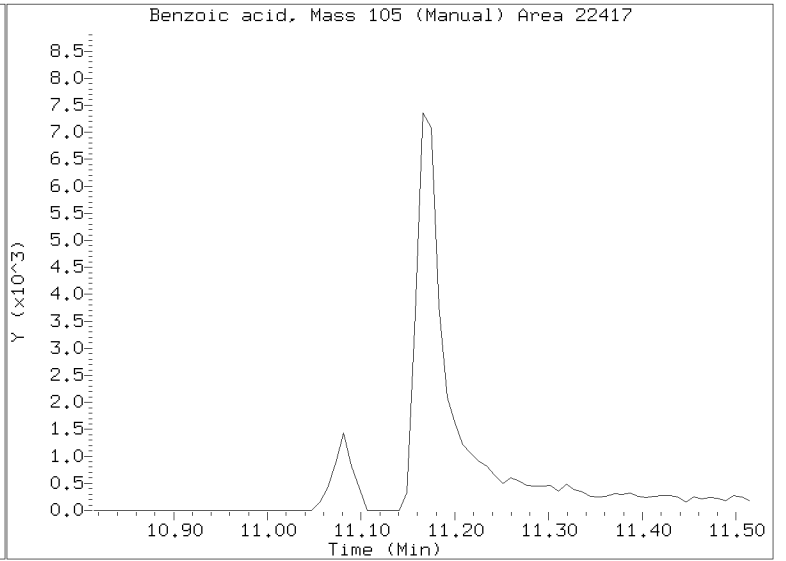
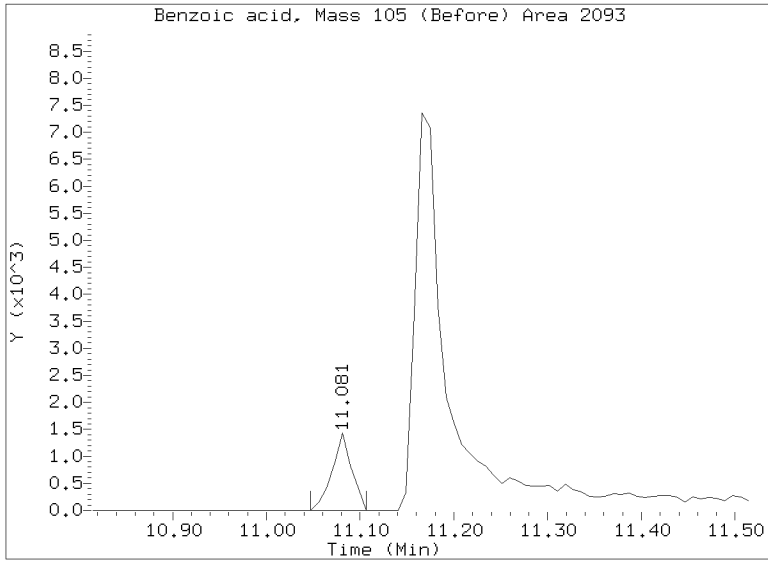
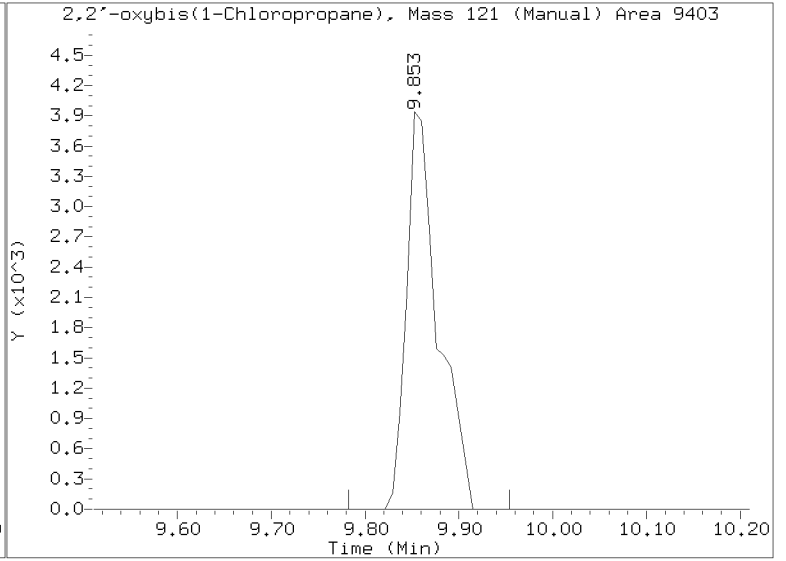
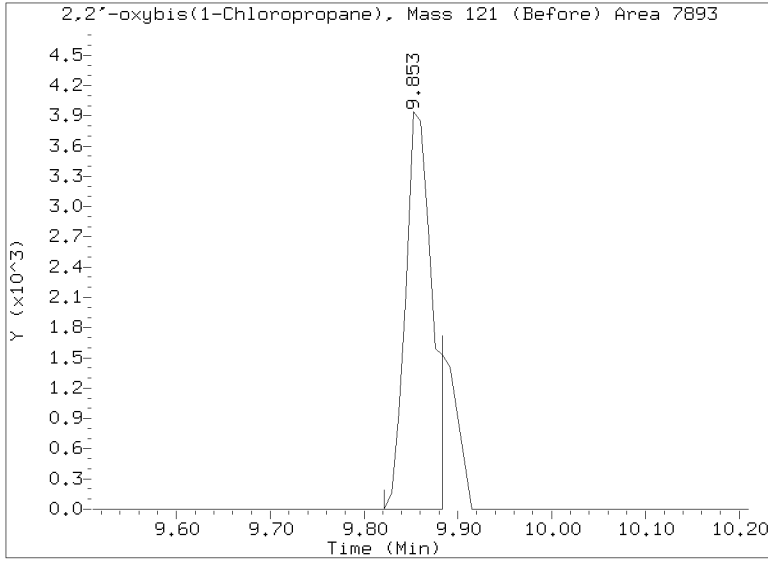
RRT check based on Ccal File: NT10031508.D

On Column LOD for nt10.i, 20230315.b\ABN.m, ICAL.sub = 0.0000

* Only compounds listed in the work order have been verified by the analyst *

Quant Ion Manual Peak Adjustment Report

Datafile: //target/share/chem3/nt10.i/20230315.b/NT10031507.D
Injection Date: 15-MAR-2023 23:44
Lab ID:SLC0228-CAL2 Client ID:
Report Date: 03/16/2023 12:20



Data File: \\target\share\chem3\nt10.1\20230315.6\NT10031508.D

Date: 16-MAR-2023 00:22

Client ID:

Sample Info: SLC0228-CALL

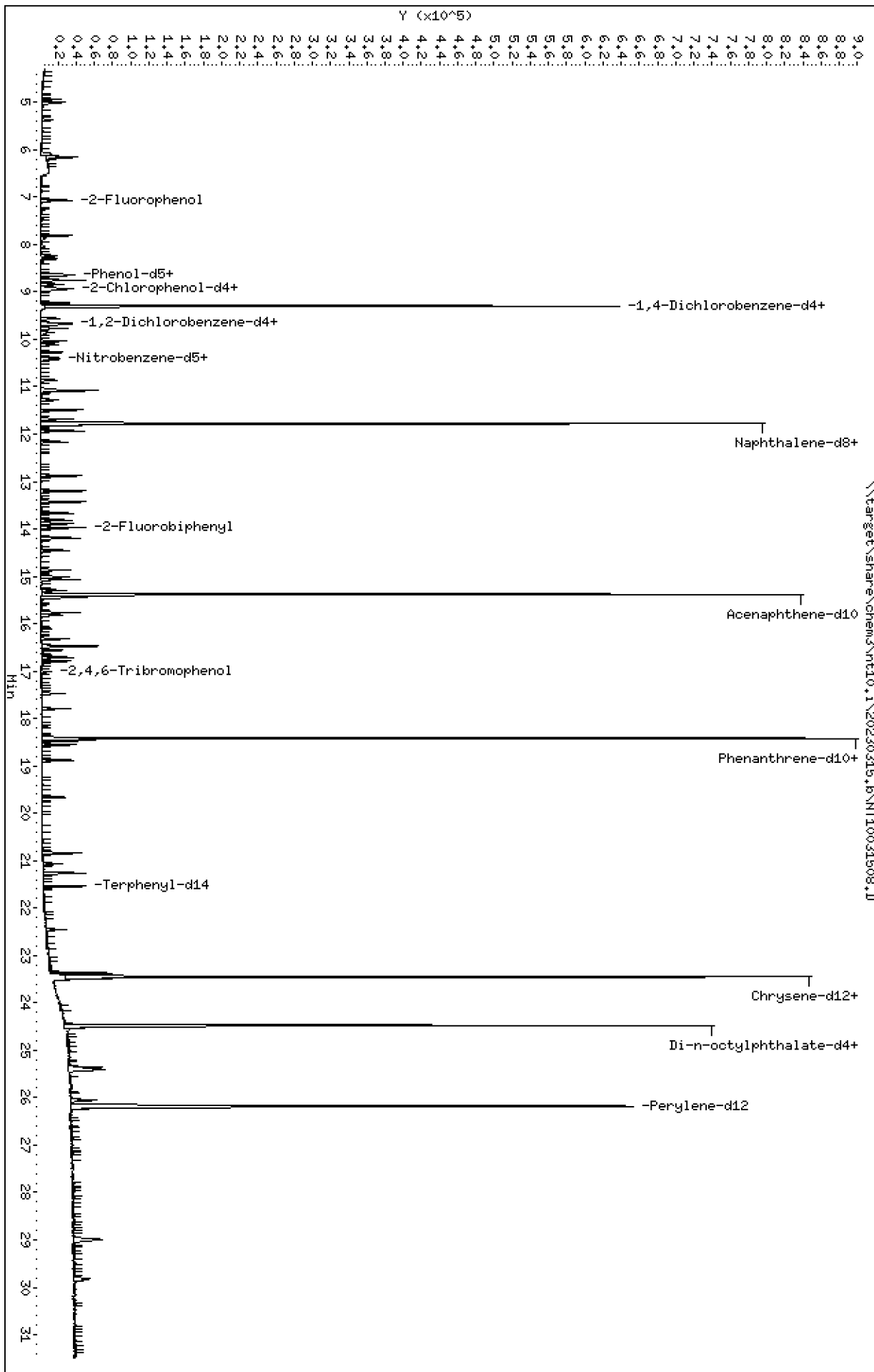
Column phase: ZB-5msi

Instrument: nt10.1

Operator: VTS

Column diameter: 0.25

Page 1



ARI Labs, Inc.

Semivolatile Report SW846 Method 8270D

Data file : \\target\share\chem3\nt10.i\20230315.b\NT10031508.D
 Lab Smp Id: SLC0228-CAL1
 Inj Date : 16-MAR-2023 00:22
 Operator : VTS Inst ID: nt10.i
 Smp Info : SLC0228-CAL1
 Misc Info :
 Comment : 1ul Injection
 Method : \\target\share\chem3\nt10.i\20230315.b\ABN.m
 Meth Date : 16-Mar-2023 12:06 van Quant Type: ISTD
 Cal Date : 16-MAR-2023 00:22 Cal File: NT10031508.D
 Als bottle: 8 Calibration Sample, Level: 1
 Dil Factor: 1.00000
 Integrator: HP RTE Compound Sublist: ICAL.sub
 Target Version: 4.14
 Processing Host: VANS-201906

Compounds	QUANT	SIG	RT	EXP RT	REL RT	RESPONSE	AMOUNTS	
							CAL-AMT	ON-COL
	MASS						(ug/mL)	(ug/mL)
\$ 1 2-Fluorophenol	112		7.068	7.068	(0.761)	15217	0.30000	0.2902
\$ 2 Phenol-d5	99		8.636	8.636	(0.929)	19316	0.30000	0.2808
3 Phenol	94		8.652	8.652	(0.931)	14062	0.20000	0.1967
\$ 5 2-Chlorophenol-d4	132		8.930	8.930	(0.961)	16402	0.30000	0.2792
4 Bis(2-Chloroethyl)ether	93		8.837	8.837	(0.951)	11069	0.20000	0.2088
6 2-Chlorophenol	128		8.961	8.961	(0.964)	11429	0.20000	0.1868
7 1,3-Dichlorobenzene	146		9.231	9.231	(0.993)	13532	0.20000	0.2092
* 8 1,4-Dichlorobenzene-d4	152		9.293	9.293	(1.000)	173382	4.00000	
9 1,4-Dichlorobenzene	146		9.325	9.325	(1.003)	12851	0.20000	0.2057
\$ 10 1,2-Dichlorobenzene-d4	152		9.658	9.658	(1.039)	8167	0.20000	0.1936 (M)
12 1,2-Dichlorobenzene	146		9.682	9.682	(1.042)	12650	0.20000	0.2057
11 Benzyl alcohol	108		9.557	9.557	(1.028)	5351	0.20000	0.1595
14 2,2'-oxybis(1-Chloropropane)	121		9.860	9.860	(1.061)	3773	0.20000	0.2090 (M)
13 2-Methylphenol	108		9.767	9.767	(1.051)	9529	0.20000	0.1829
17 Hexachloroethane	117		10.271	10.271	(1.105)	5030	0.20000	0.1962
16 N-Nitroso-di-n-propylamine	70		10.108	10.108	(1.088)	7690	0.20000	0.1869
15 4-Methylphenol	108		10.031	10.031	(1.079)	9916	0.20000	0.1806
\$ 18 Nitrobenzene-d5	82		10.388	10.388	(0.883)	11367	0.20000	0.1808
19 Nitrobenzene	77		10.419	10.419	(0.885)	11856	0.20000	0.1922
20 Isophorone	82		10.861	10.861	(0.923)	13500	0.20000	0.1711
21 2-Nitrophenol	139		11.048	11.048	(0.939)	3314	0.20000	0.1105
22 2,4-Dimethylphenol	107		11.082	11.082	(0.942)	21781	0.40000	0.3844
23 Bis(2-Chloroethoxy)methane	93		11.285	11.285	(0.959)	10633	0.20000	0.2017
24 Benzoic acid	105		Compound Not Detected.					
25 2,4-Dichlorophenol	162		11.489	11.489	(0.976)	14498	0.40000	0.3198
26 1,2,4-Trichlorobenzene	180		11.685	11.685	(0.993)	11312	0.20000	0.2125
* 27 Naphthalene-d8	136		11.770	11.770	(1.000)	622719	4.00000	
28 Naphthalene	128		11.816	11.816	(1.004)	34693	0.20000	0.2103
29 4-Chloroaniline	127		11.940	11.940	(1.014)	23161	0.40000	0.3599
30 Hexachlorobutadiene	225		12.172	12.172	(1.034)	6358	0.20000	0.2039
31 4-Chloro-3-methylphenol	107		12.876	12.876	(1.094)	15112	0.40000	0.3079
32 2-Methylnaphthalene	142		13.201	13.201	(1.122)	23564	0.20000	0.1979
33 Hexachlorocyclopentadiene	237		13.665	13.665	(0.888)	8871	0.40000	0.2963

Compounds	QUANT SIG				AMOUNTS		
	MASS	RT	EXP RT	REL RT	RESPONSE	CAL-AMT (ug/mL)	ON-COL (ug/mL)
34 2,4,6-Trichlorophenol	196	13.820	13.820	(0.898)	8113	0.40000	0.2538
35 2,4,5-Trichlorophenol	196	13.890	13.890	(0.903)	10952	0.40000	0.3083
§ 36 2-Fluorobiphenyl	172	13.975	13.975	(0.908)	26256	0.20000	0.2052
37 2-Chloronaphthalene	162	14.191	14.191	(0.923)	21320	0.20000	0.2058
38 2-Nitroaniline	65	14.447	14.447	(0.939)	7997	0.40000	0.2748
39 Dimethylphthalate	163	14.873	14.873	(0.967)	21402	0.20000	0.2037
40 Acenaphthylene	152	15.066	15.066	(0.979)	30956	0.20000	0.1918
41 2,6-Dinitrotoluene	165	15.012	15.012	(0.976)	6371	0.40000	0.2807
* 42 Acenaphthene-d10	164	15.383	15.383	(1.000)	323444	4.00000	
43 3-Nitroaniline	138	15.298	15.298	(0.994)	6696	0.40000	0.2614
44 Acenaphthene	153	15.445	15.445	(1.004)	20741	0.20000	0.2080
45 2,4-Dinitrophenol	184	15.515	15.515	(1.009)	447	0.80000	0.03263
46 Dibenzofuran	168	15.770	15.770	(1.025)	29705	0.20000	0.2020
47 4-Nitrophenol	109	15.592	15.592	(1.014)	2336	0.40000	0.1450
48 2,4-Dinitrotoluene	165	15.816	15.817	(1.028)	7302	0.40000	0.2127
50 Diethylphthalate	149	16.319	16.319	(1.061)	19430	0.20000	0.1885
49 Fluorene	166	16.481	16.481	(1.071)	22739	0.20000	0.1965
51 4-Chlorophenyl-phenylether	204	16.466	16.466	(1.070)	11288	0.20000	0.2052
52 4-Nitroaniline	138	16.566	16.566	(1.077)	6775	0.40000	0.2934
53 4,6-Dinitro-2-methylphenol	198	16.658	16.658	(0.904)	3116	0.80000	0.1772
54 N-Nitrosodiphenylamine	169	16.712	16.712	(0.907)	15391	0.20000	0.1978
§ 55 2,4,6-Tribromophenol	330	17.021	17.021	(1.106)	2409	0.30000	0.1583
56 4-Bromophenyl-phenylether	248	17.476	17.476	(0.949)	5757	0.20000	0.1768
57 Hexachlorobenzene	284	17.793	17.793	(0.966)	7271	0.20000	0.2130
58 Pentachlorophenol	266	18.149	18.149	(0.985)	2441	0.40000	0.1209
* 59 Phenanthrene-d10	188	18.420	18.420	(1.000)	582036	4.00000	
60 Phenanthrene	178	18.466	18.466	(1.003)	32949	0.20000	0.2076
61 Anthracene	178	18.559	18.559	(1.008)	27813	0.20000	0.1827
62 Carbazole	167	18.884	18.884	(1.025)	25881	0.20000	0.1897
63 Di-n-butylphthalate	149	19.665	19.666	(1.068)	22443	0.20000	0.1223
64 Fluoranthene	202	20.841	20.841	(0.889)	30231	0.20000	0.1696
65 Pyrene	202	21.267	21.267	(0.907)	32288	0.20000	0.1766
§ 66 Terphenyl-d14	244	21.538	21.538	(0.918)	26268	0.20000	0.1913
67 Butylbenzylphthalate	149	22.459	22.460	(0.958)	7408	0.20000	0.1154
68 Benzo(a)anthracene	228	23.419	23.419	(0.999)	30301	0.20000	0.1936
* 69 Chrysene-d12	240	23.450	23.450	(1.000)	443504	4.00000	
70 3,3'-Dichlorobenzidine	252	23.373	23.373	(0.997)	21879	0.60000	0.4363
71 Chrysene	228	23.489	23.489	(1.002)	30146	0.20000	0.1971
72 bis(2-Ethylhexyl)phthalate	149	23.473	23.474	(0.959)	9248	0.20000	0.1169
* 134 Di-n-octylphthalate-d4	153	24.480	24.480	(1.000)	540769	4.00000	
73 Di-n-octylphthalate	149	24.488	24.488	(1.000)	30690	0.20000	0.2169
74 Benzo(b)fluoranthene	252	25.362	25.362	(0.969)	28924	0.20000	0.1818 (H)
75 Benzo(k)fluoranthene	252	25.409	25.409	(0.970)	32537	0.20000	0.2014
76 Benzo(a)pyrene	252	26.052	26.052	(0.995)	24358	0.20000	0.1713
* 77 Perylene-d12	264	26.183	26.183	(1.000)	490725	4.00000	
78 Indeno(1,2,3-cd)pyrene	276	28.990	28.990	(1.107)	27518	0.20000	0.1521
79 Dibenzo(a,h)anthracene	278	29.005	29.005	(1.108)	22711	0.20000	0.1512
80 Benzo(g,h,i)perylene	276	29.821	29.821	(1.139)	24036	0.20000	0.1535
90 N-Nitrosodimethylamine	74	4.936	4.936	(0.531)	13409	0.40000	0.4009
91 Aniline	93	8.752	8.752	(0.942)	29775	0.40000	0.4065
93 Benzidine	184	21.066	21.066	(0.898)	16630	0.40000	0.2272
103 Pyridine	79	4.997	4.997	(0.538)	19539	0.40000	0.3803
105 1-methylnaphthalene	142	13.425	13.425	(1.141)	21820	0.20000	0.2000
111 Azobenzene (1,2-DP-Hydrazine)	77	16.789	16.789	(1.091)	22091	0.20000	0.1918

Compounds	QUANT SIG						AMOUNTS	
	MASS		RT	EXP RT	REL RT	RESPONSE	CAL-AMT (ug/mL)	ON-COL (ug/mL)
=====	=====		=====	=====	=====	=====	=====	=====
187 Total Benzofluoranthenes	252		25.409	25.409	(0.970)	58677	0.40000	0.3820
120 2,3,4,6-Tetrachlorophenol	232		16.102	16.103	(1.047)	3113	0.20000	0.09564

QC Flag Legend

- M - Compound response manually integrated.
- H - Operator selected an alternate compound hit.

ARI Labs, Inc.

INTERNAL STANDARD COMPOUNDS
 AREA AND RT SUMMARY

Instrument ID: nt10.i Calibration Date: 15-MAR-2023
 Lab File ID: NT10031508.D Calibration Time: 21:50
 Lab Smp Id: SLC0228-CAL1
 Analysis Type: SV Level:
 Quant Type: ISTD Sample Type:
 Operator: VTS
 Method File: \\target\share\chem3\nt10.i\20230315.b\ABN.m
 Misc Info:

Test Mode:
 Use Last Continuing Calibrator.

COMPOUND	STANDARD	AREA LIMIT		SAMPLE	%DIFF
		LOWER	UPPER		
8 1,4-Dichlorobenze	171542	85771	343084	173382	1.07
27 Naphthalene-d8	624466	312233	1248932	622719	-0.28
42 Acenaphthene-d10	337226	168613	674452	323444	-4.09
59 Phenanthrene-d10	572849	286425	1145698	582036	1.60
69 Chrysene-d12	347068	173534	694136	443504	27.79
134 Di-n-octylphthala	500317	250159	1000634	540769	8.09
77 Perylene-d12	421549	210775	843098	490725	16.41

COMPOUND	STANDARD	RT LIMIT		SAMPLE	%DIFF
		LOWER	UPPER		
8 1,4-Dichlorobenze	9.30	8.80	9.80	9.29	-0.08
27 Naphthalene-d8	11.78	11.28	12.28	11.77	-0.06
42 Acenaphthene-d10	15.38	14.88	15.88	15.38	0.01
59 Phenanthrene-d10	18.42	17.92	18.92	18.42	0.00
69 Chrysene-d12	23.45	22.95	23.95	23.45	0.00
134 Di-n-octylphthala	24.48	23.98	24.98	24.48	0.00
77 Perylene-d12	26.18	25.68	26.68	26.18	0.00

AREA UPPER LIMIT = +100% of internal standard area.
 AREA LOWER LIMIT = - 50% of internal standard area.
 RT UPPER LIMIT = + 0.50 minutes of internal standard RT.
 RT LOWER LIMIT = - 0.50 minutes of internal standard RT.

REVIEW SUMMARY FOR FILE - NT10031508.D

Lab ID: SLC0228-CAL1
nt10.i, 20230315.b\ABN.m, 16-MAR-2023 00:22

RT CO-ELUTION COMPOUNDS

NO CO-ELUTIONS

Quant Method: ICAL

RRT CHECK

RRT	CCV	RRT	DELTA	COMPOUND
-----	-----	-----	-------	----------

NONE

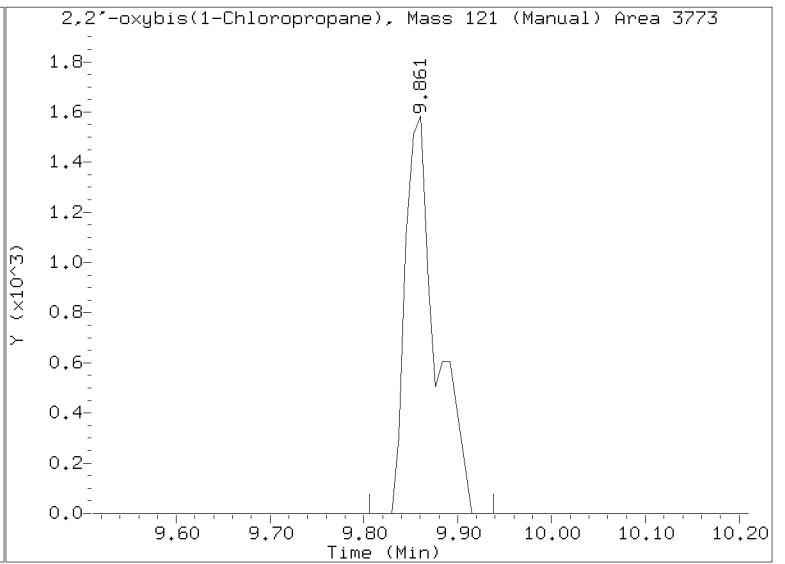
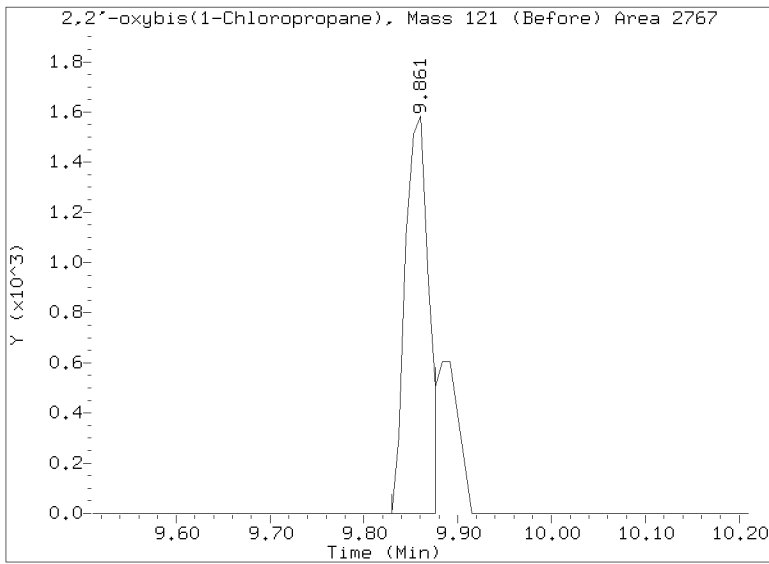
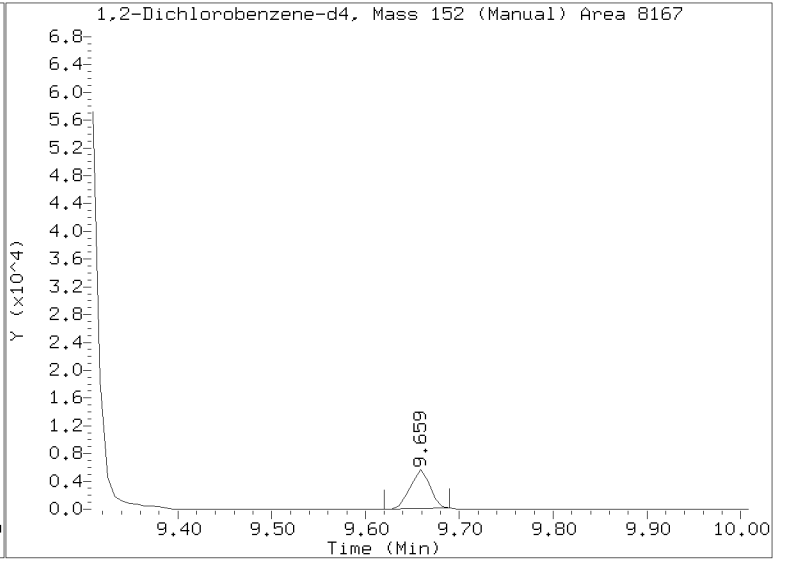
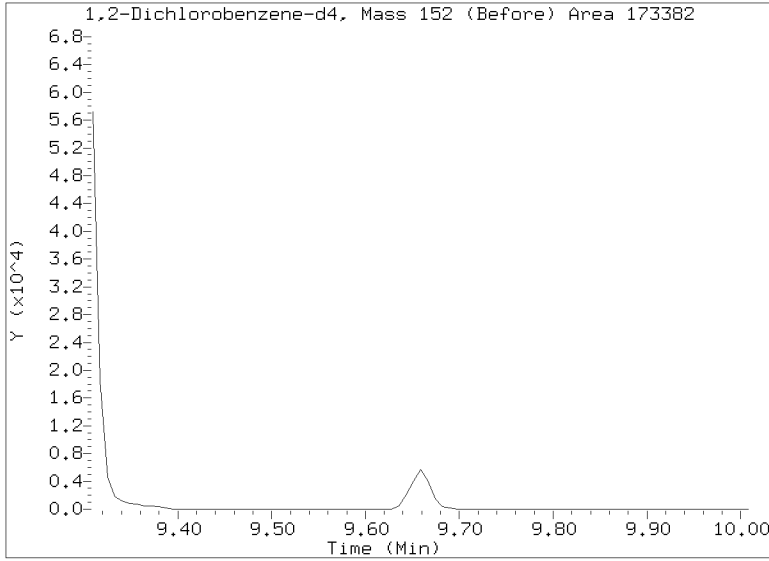
RRT check based on Ccal File: NT10031508.D

On Column LOD for nt10.i, 20230315.b\ABN.m, ICAL.sub = 0.0000

* Only compounds listed in the work order have been verified by the analyst *

Quant Ion Manual Peak Adjustment Report

Datafile: //target/share/chem3/nt10.i/20230315.b/NT10031508.D
Injection Date: 16-MAR-2023 00:22
Lab ID:SLC0228-CAL1 Client ID:
Report Date: 03/16/2023 12:20



Data File: \\target\share\chem3\nt10.1\20230315.6\NT10031511.D

Date: 16-MAR-2023 02:16

Client ID:

Sample Info: SLC0228-SCV1

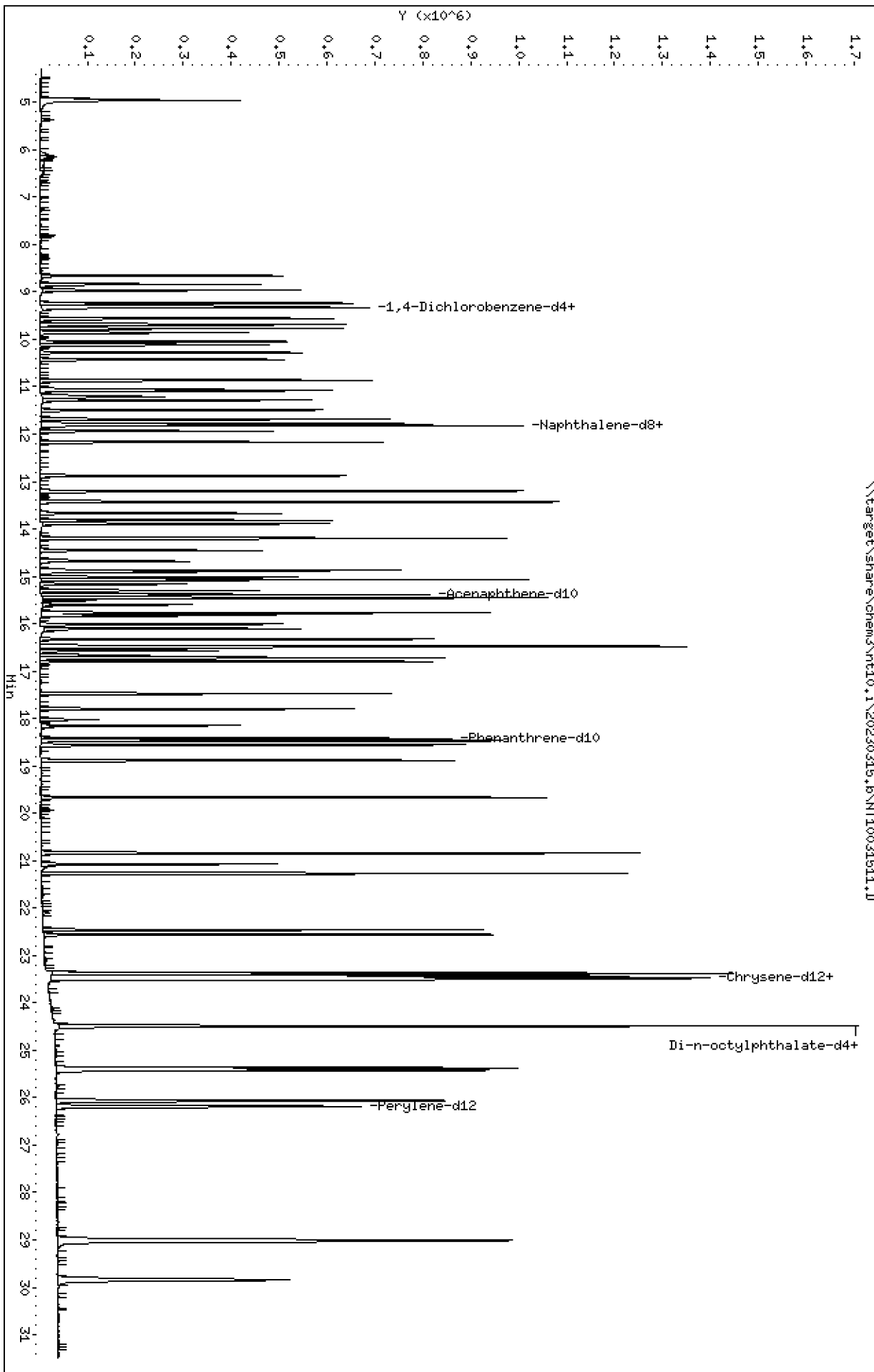
Column phase: ZB-5msi

Instrument: nt10.1

Operator: VTS

Column diameter: 0.25

\\target\share\chem3\nt10.1\20230315.6\NT10031511.D



Date : 16-MAR-2023 02:16

Client ID:

Instrument: nt10.i

Sample Info: SLC0228-SCV1

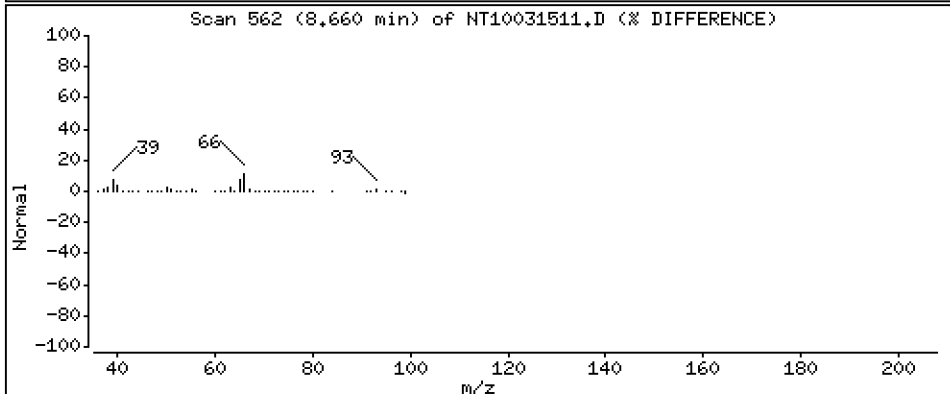
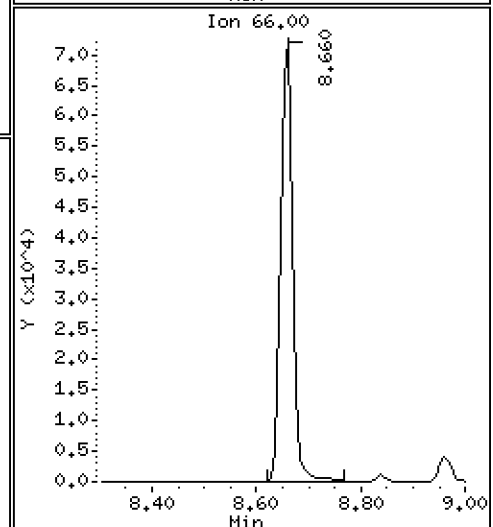
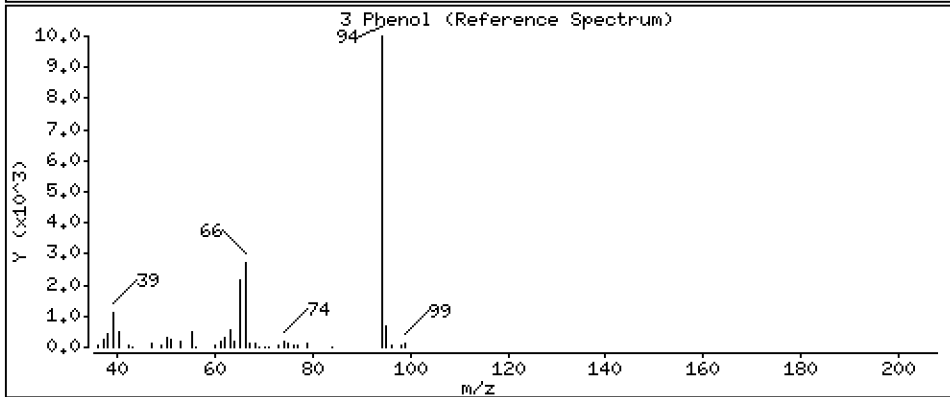
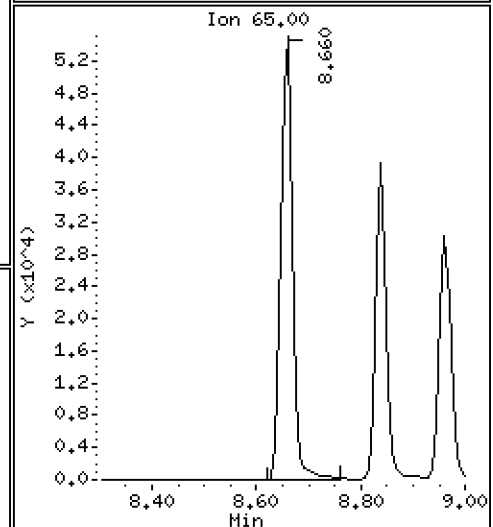
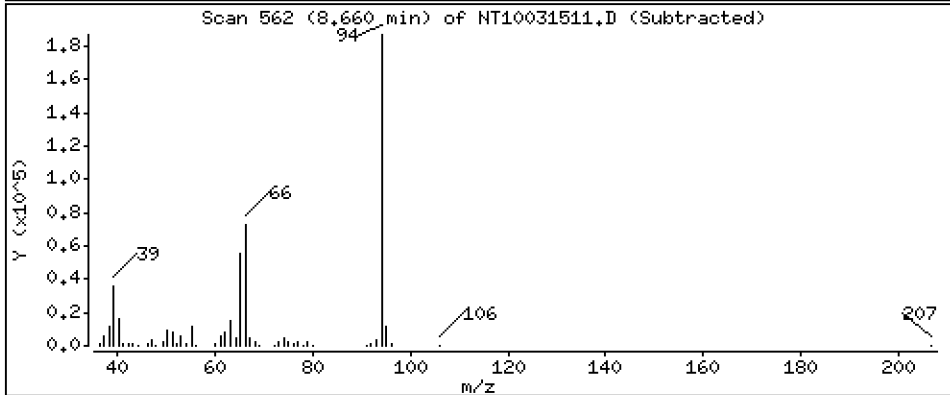
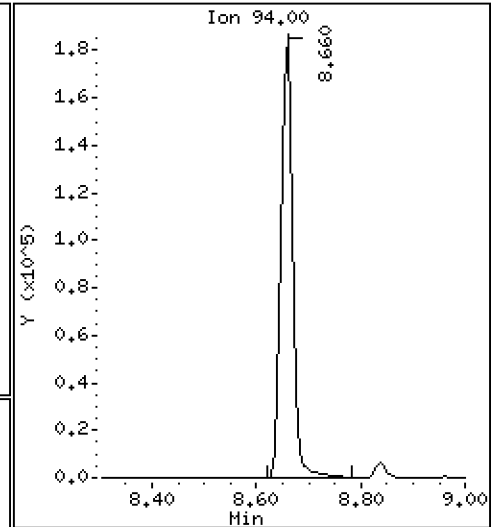
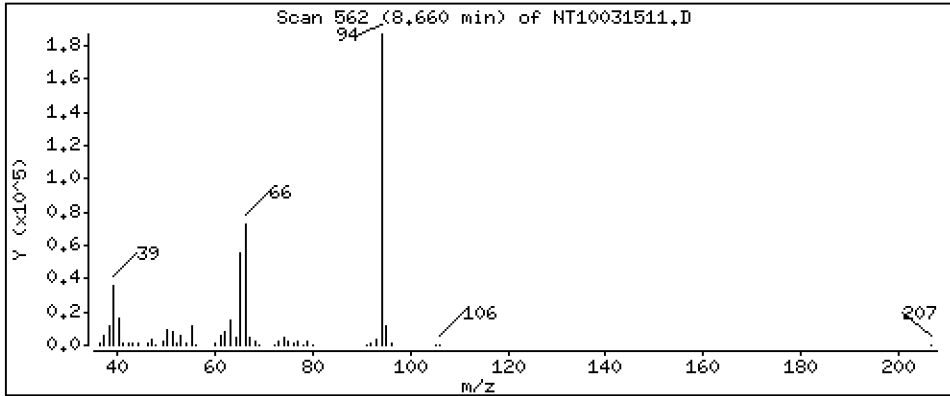
Operator: VTS

Column phase: ZB-5msi

Column diameter: 0,25

3 Phenol

Concentration: 4,412 ug/mL



Date : 16-MAR-2023 02:16

Client ID:

Instrument: nt10.i

Sample Info: SLC0228-SCV1

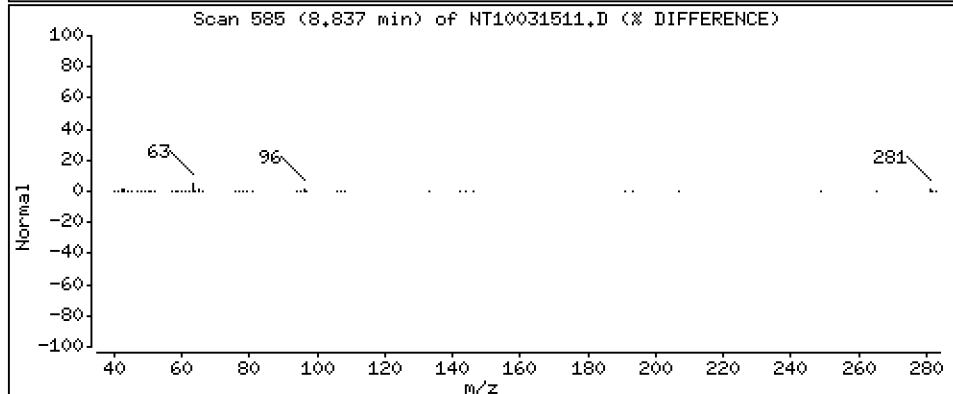
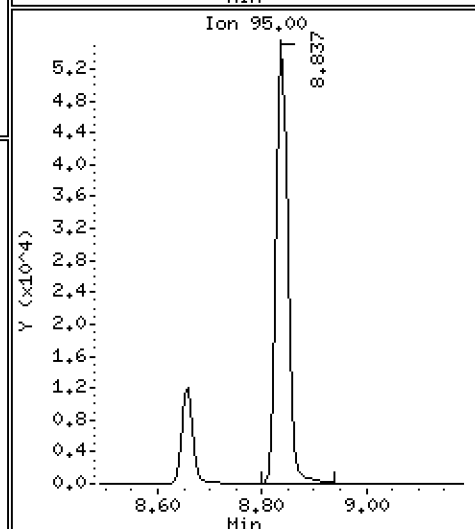
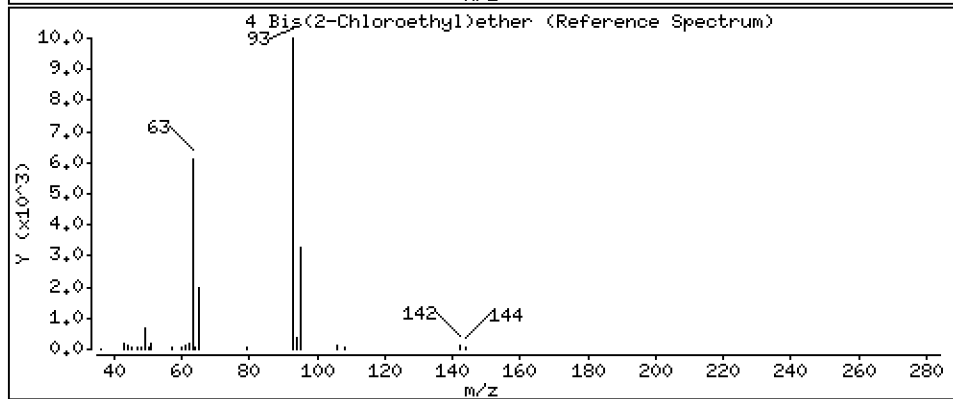
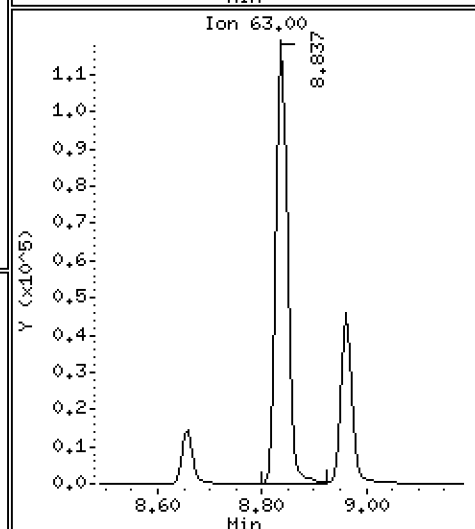
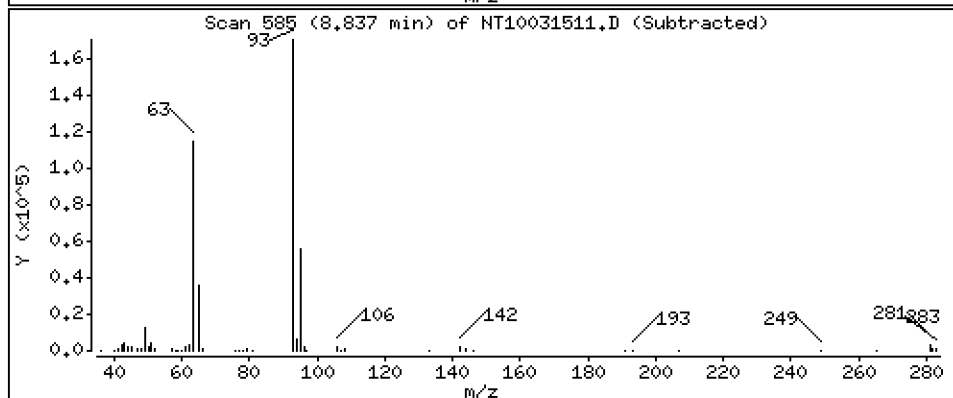
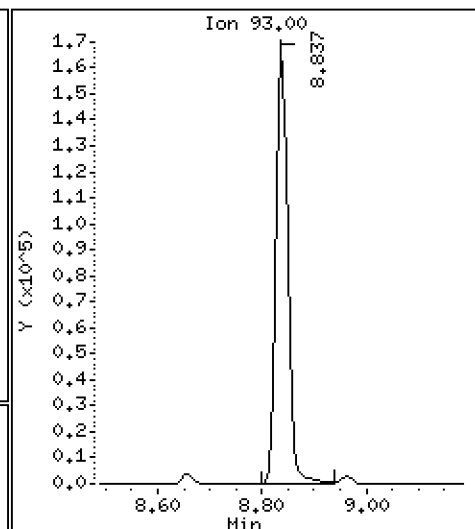
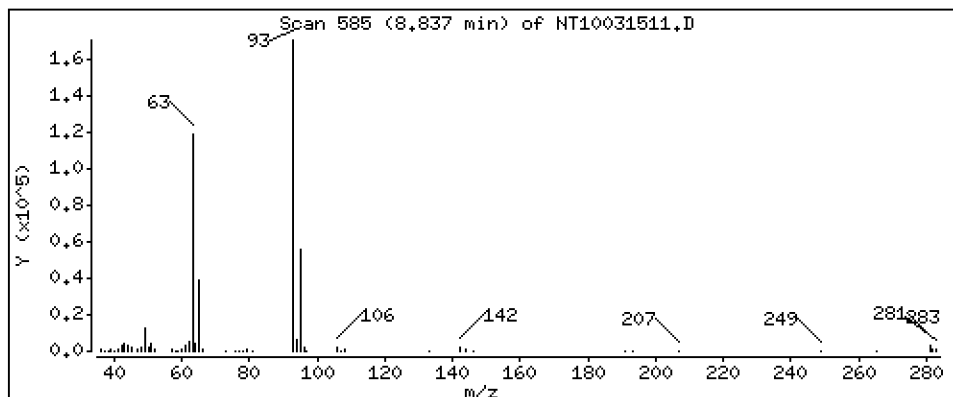
Operator: VTS

Column phase: ZB-5msi

Column diameter: 0,25

4 Bis(2-Chloroethyl)ether

Concentration: 5,258 ug/mL



Date : 16-MAR-2023 02:16

Client ID:

Instrument: nt10.i

Sample Info: SLC0228-SCV1

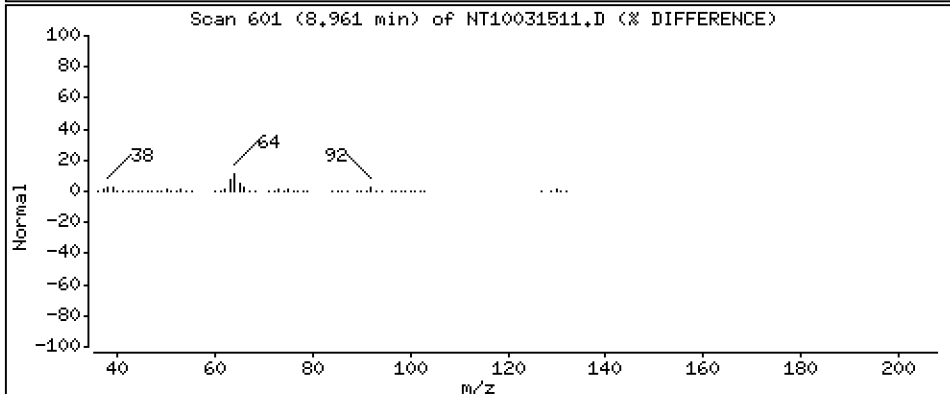
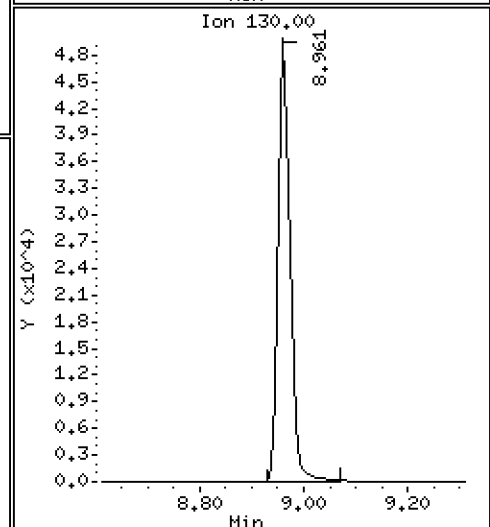
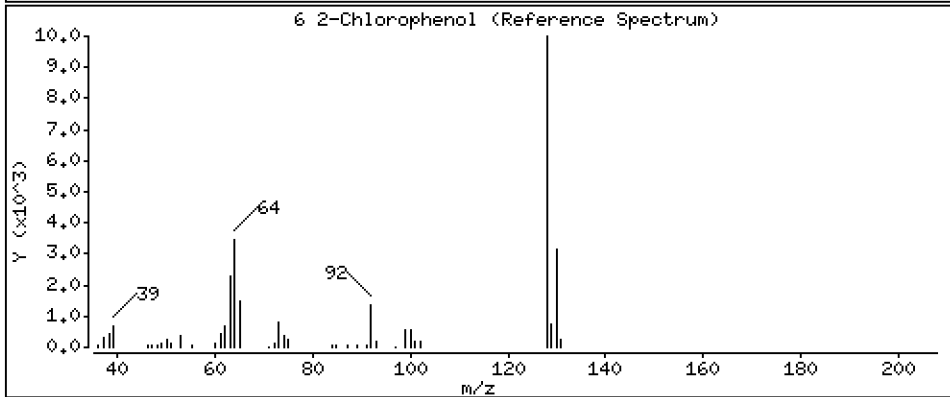
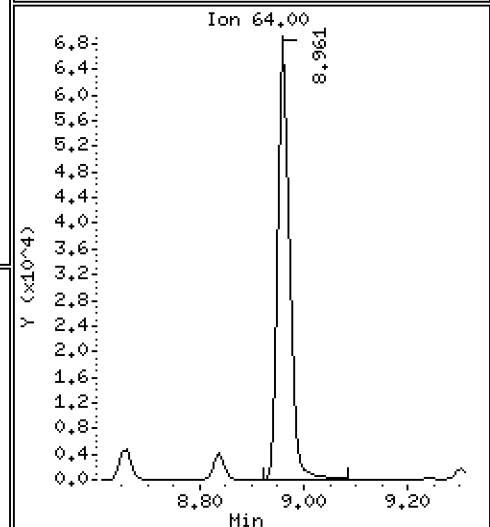
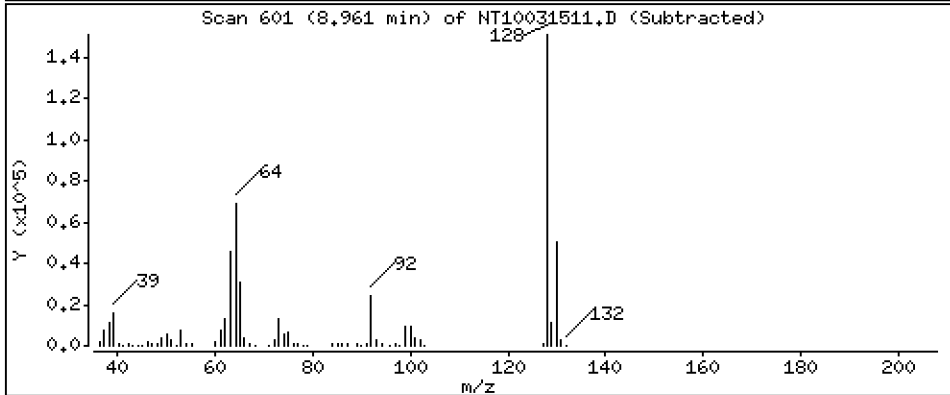
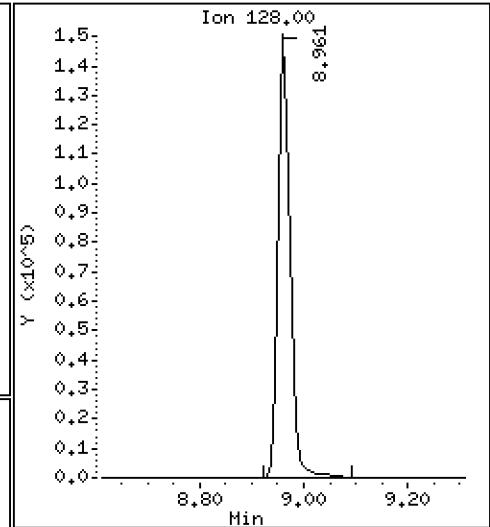
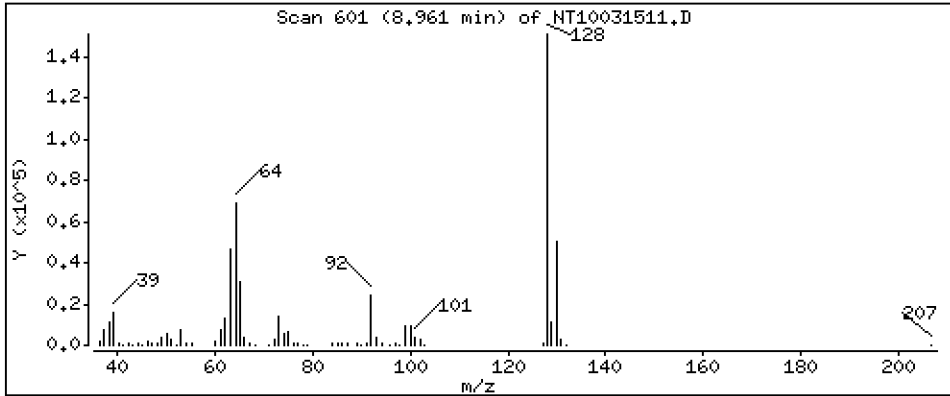
Operator: VTS

Column phase: ZB-5msi

Column diameter: 0,25

6 2-Chlorophenol

Concentration: 4,277 ug/mL



Date : 16-MAR-2023 02:16

Client ID:

Instrument: nt10.i

Sample Info: SLC0228-SCV1

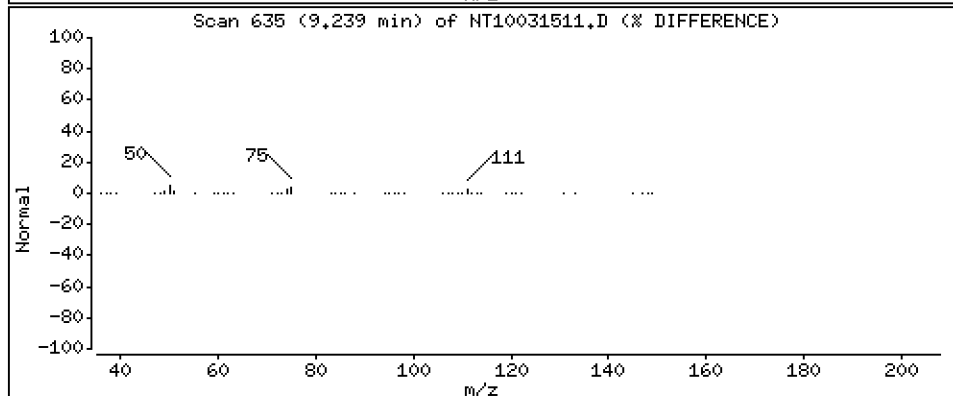
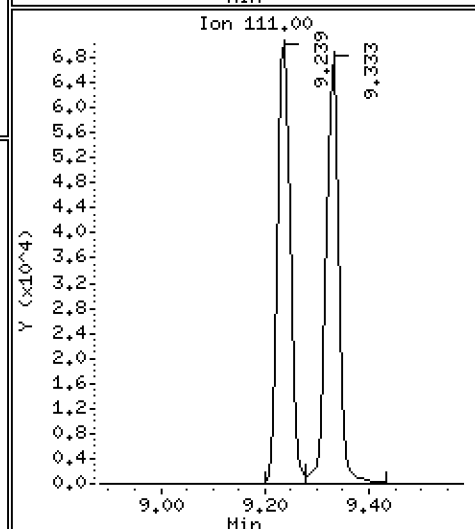
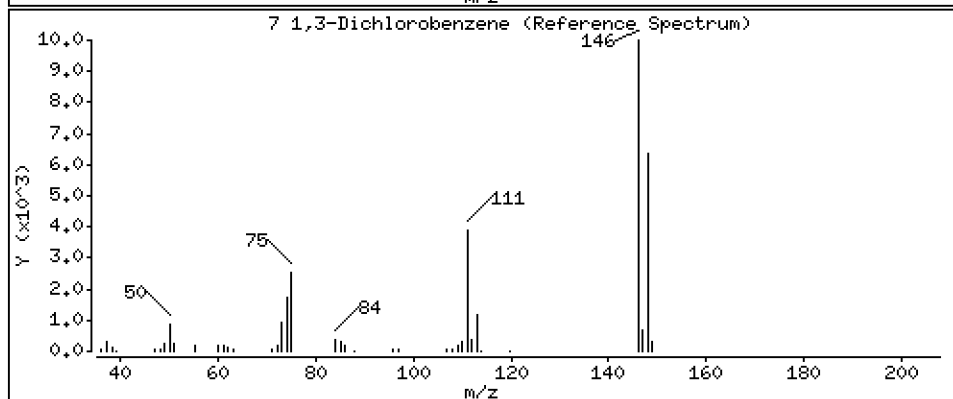
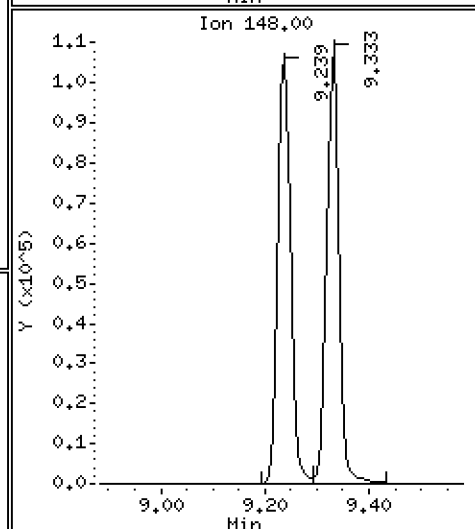
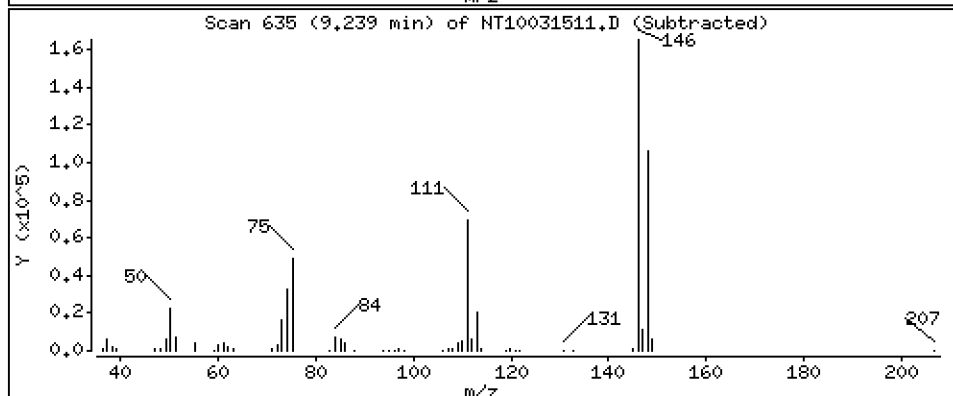
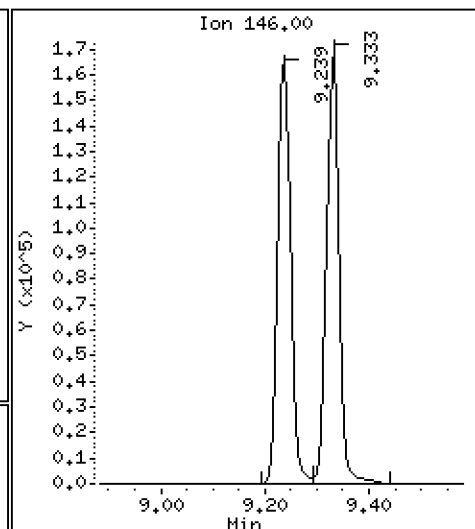
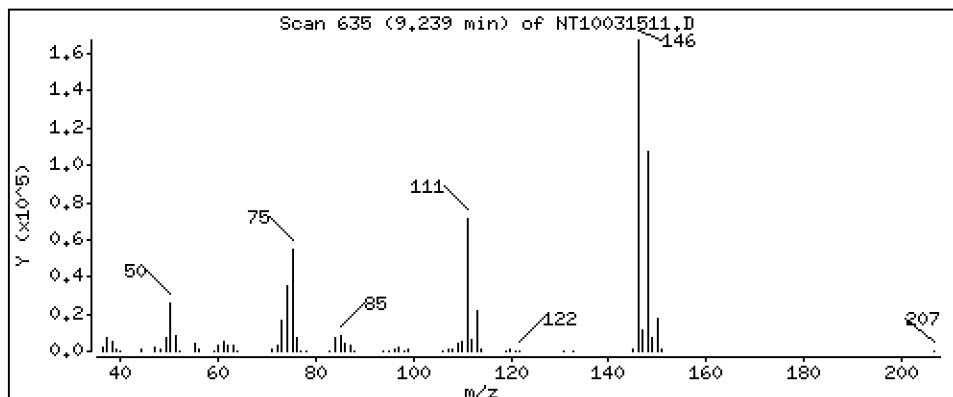
Operator: VTS

Column phase: ZB-5msi

Column diameter: 0.25

7 1,3-Dichlorobenzene

Concentration: 4.772 ug/mL



Date : 16-MAR-2023 02:16

Client ID:

Instrument: nt10.i

Sample Info: SLC0228-SCV1

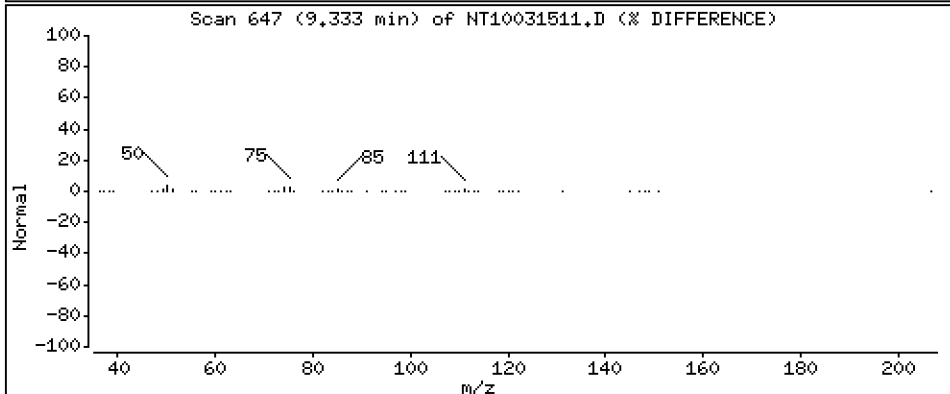
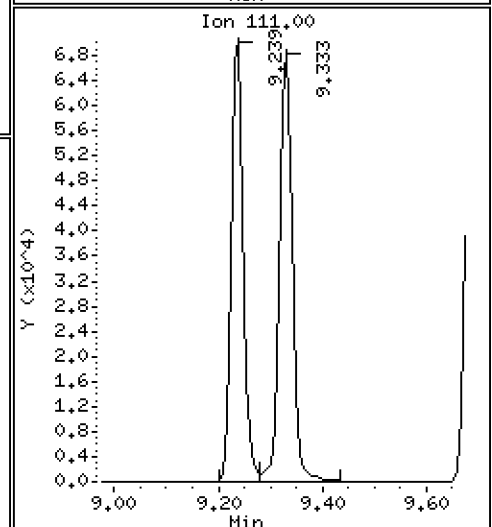
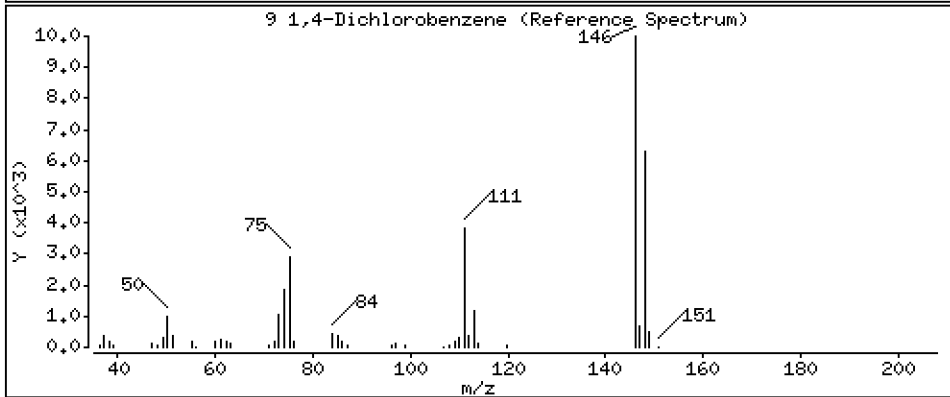
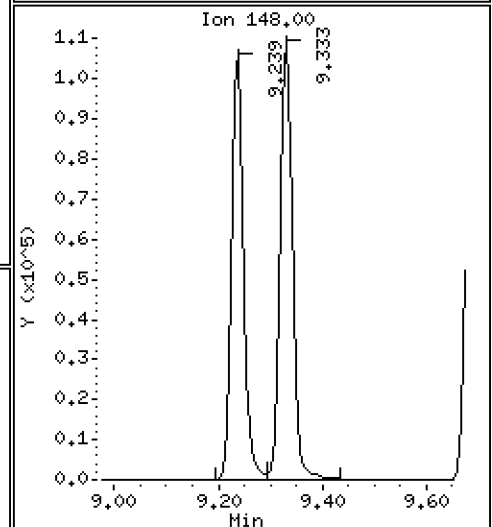
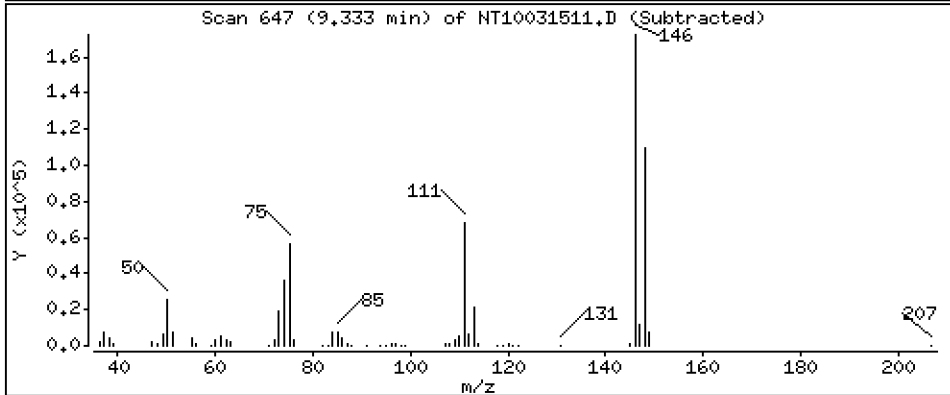
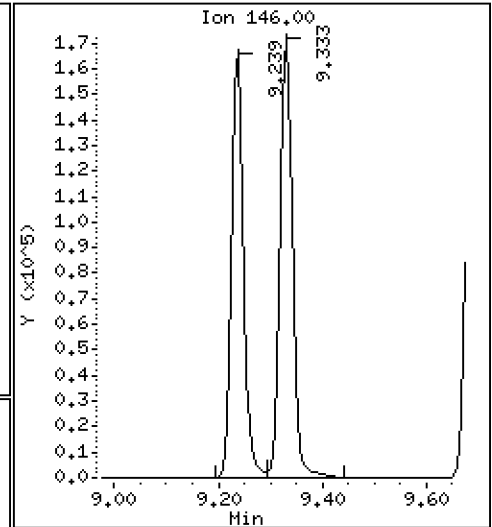
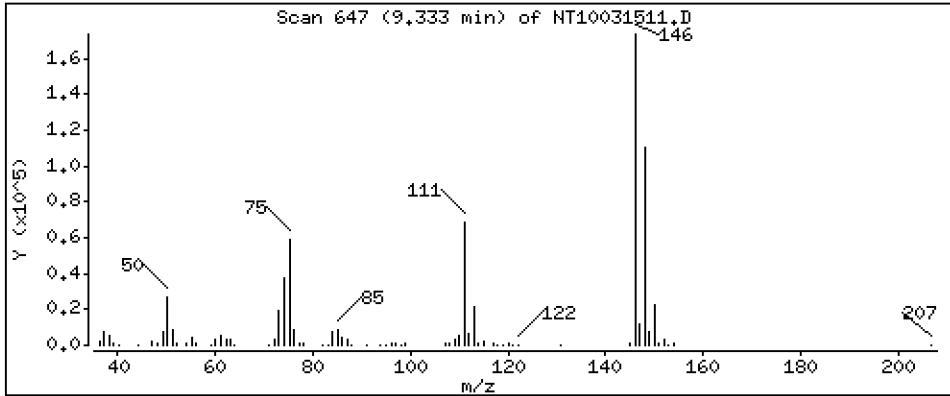
Operator: VTS

Column phase: ZB-5msi

Column diameter: 0,25

9 1,4-Dichlorobenzene

Concentration: 4,913 ug/mL



Date : 16-MAR-2023 02:16

Client ID:

Instrument: nt10.i

Sample Info: SLC0228-SCV1

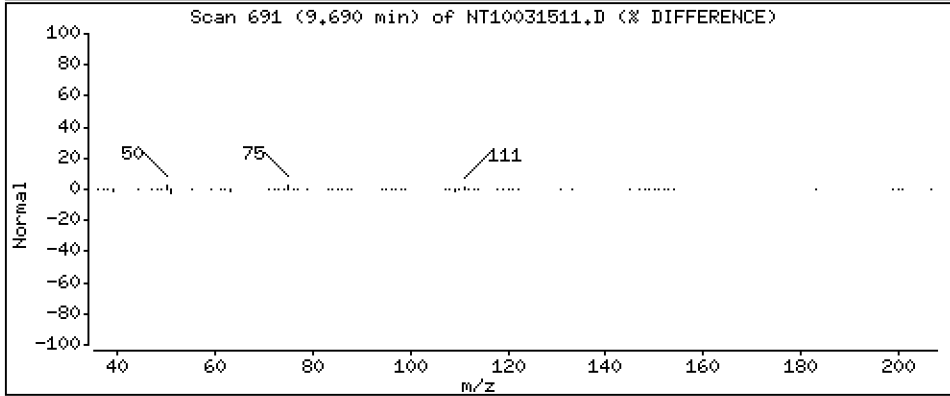
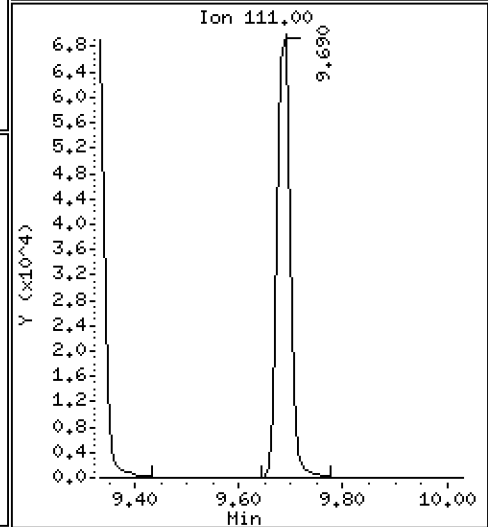
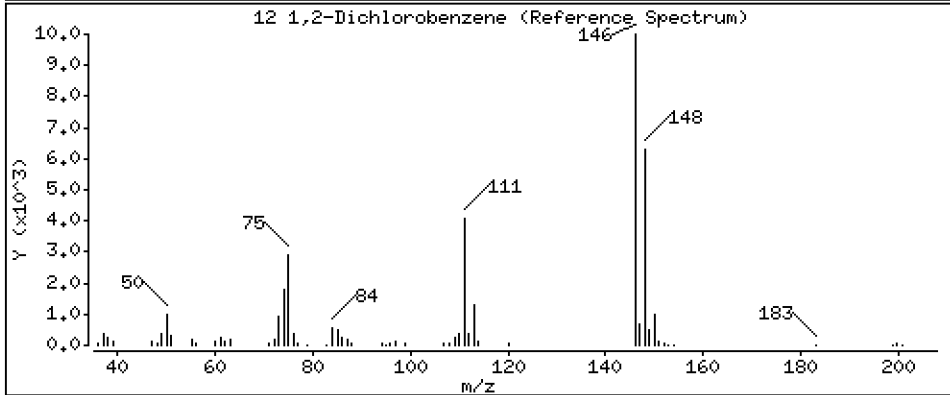
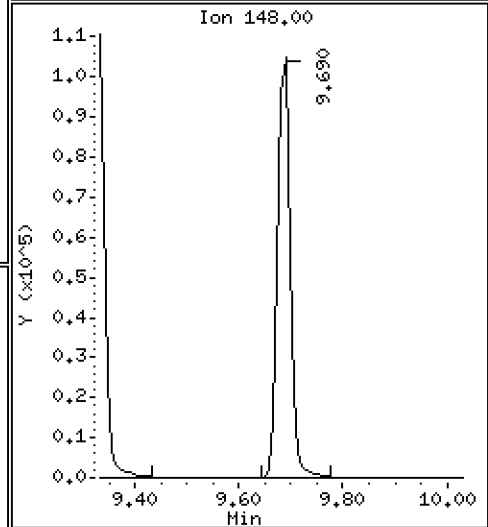
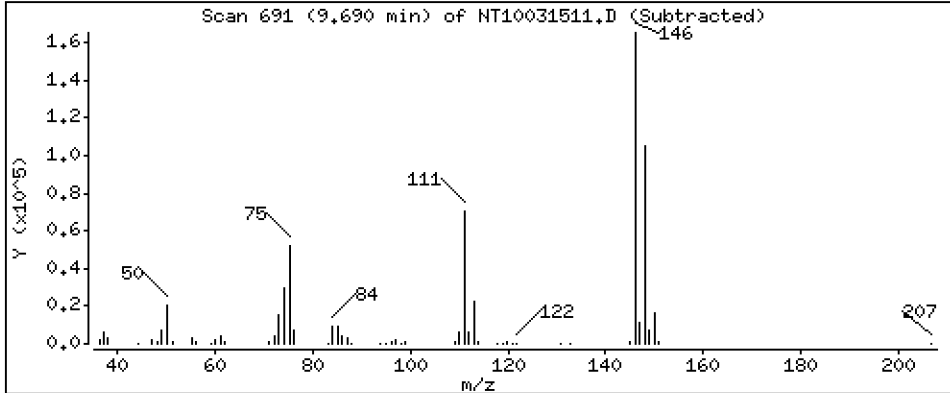
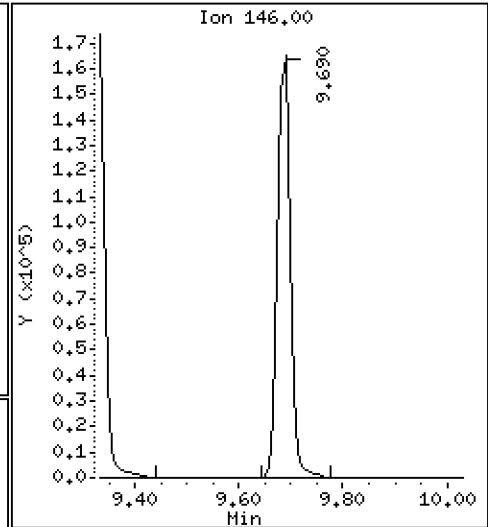
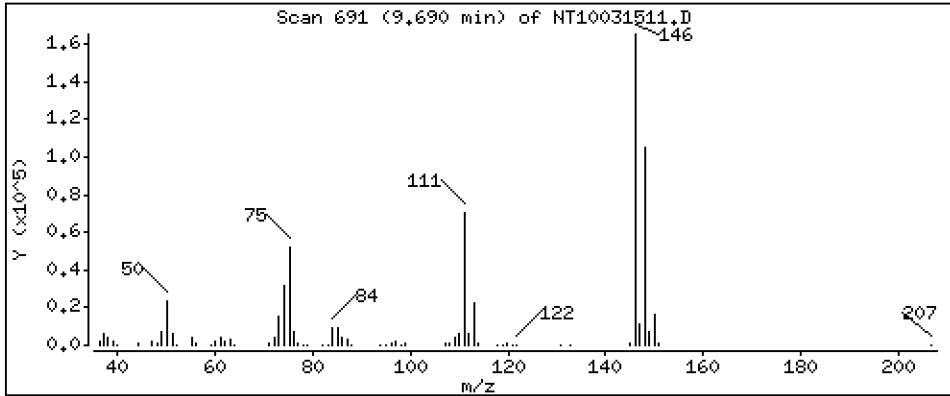
Operator: VTS

Column phase: ZB-5msi

Column diameter: 0,25

12 1,2-Dichlorobenzene

Concentration: 4,882 ug/mL



Date : 16-MAR-2023 02:16

Client ID:

Instrument: nt10.i

Sample Info: SLC0228-SCV1

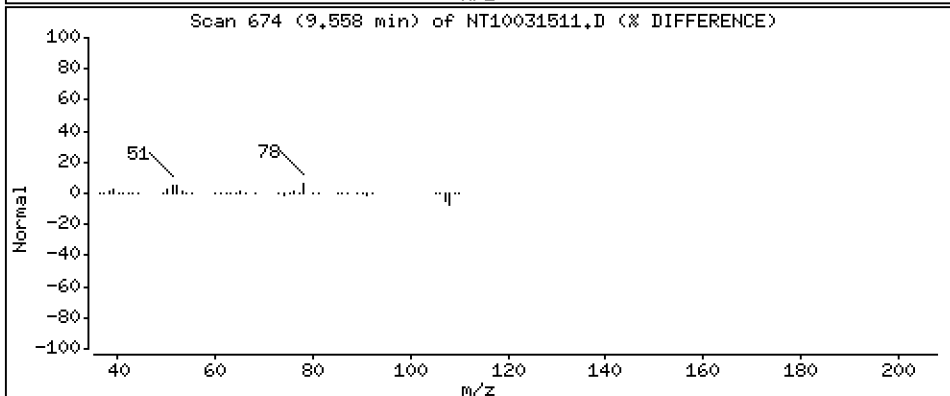
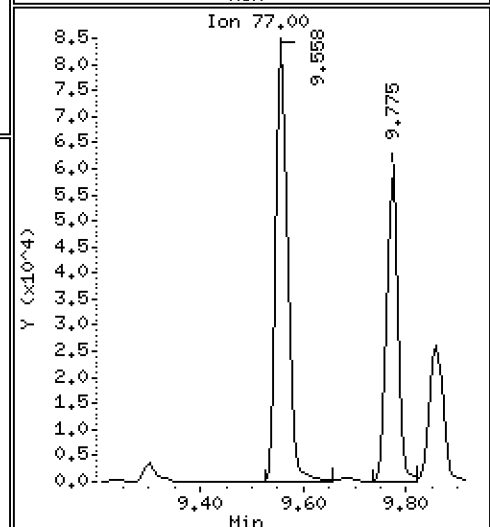
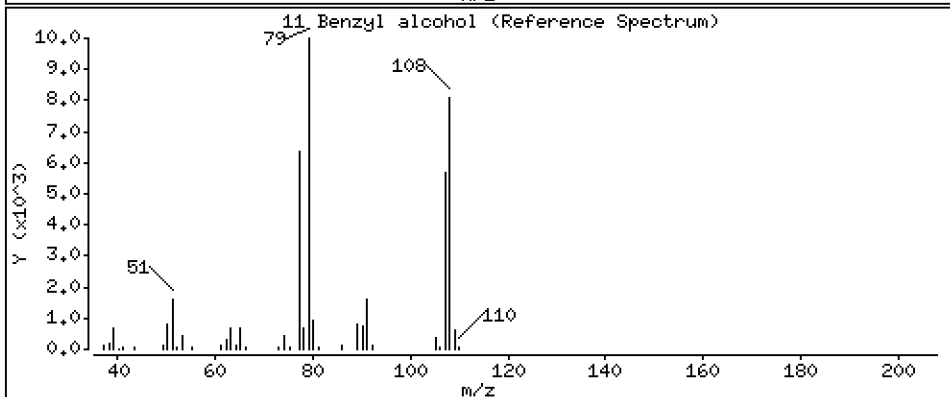
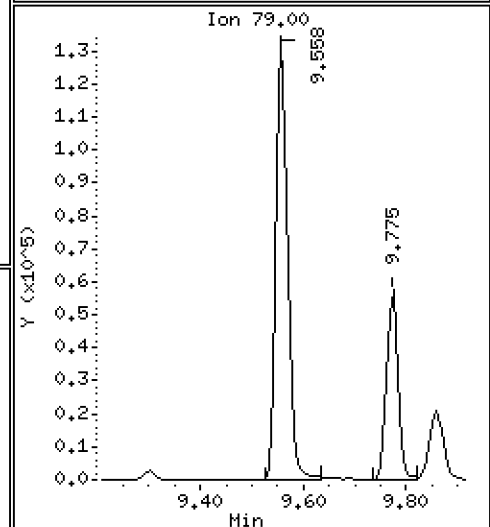
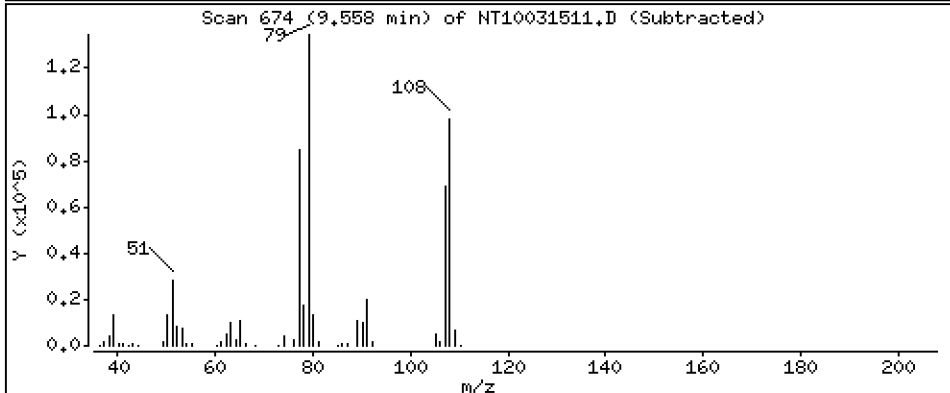
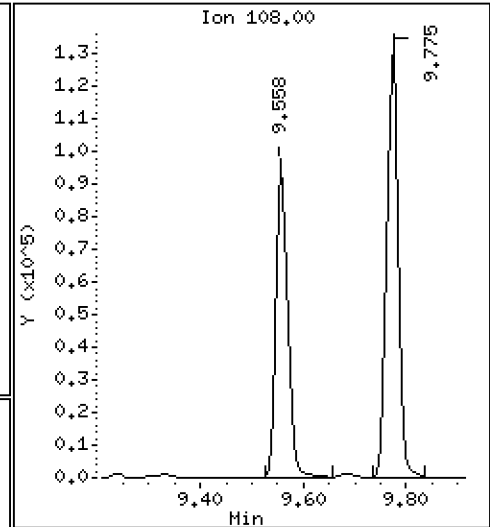
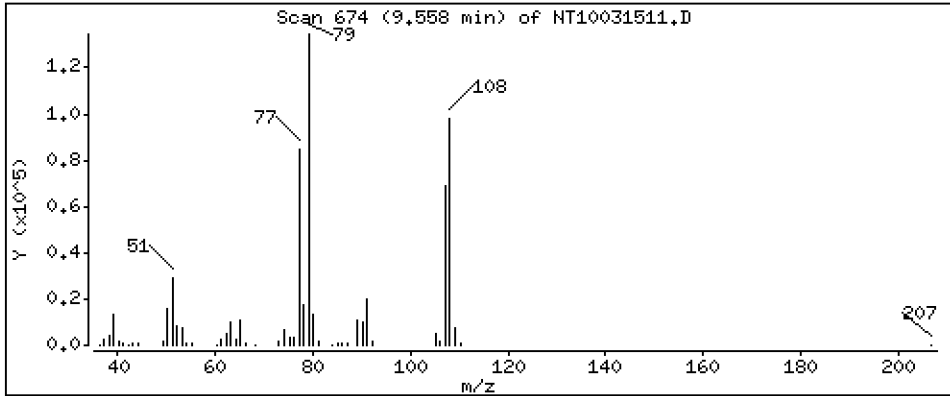
Operator: VTS

Column phase: ZB-5msi

Column diameter: 0.25

11 Benzyl alcohol

Concentration: 4.927 ug/mL



Date : 16-MAR-2023 02:16

Client ID:

Instrument: nt10.i

Sample Info: SLC0228-SCV1

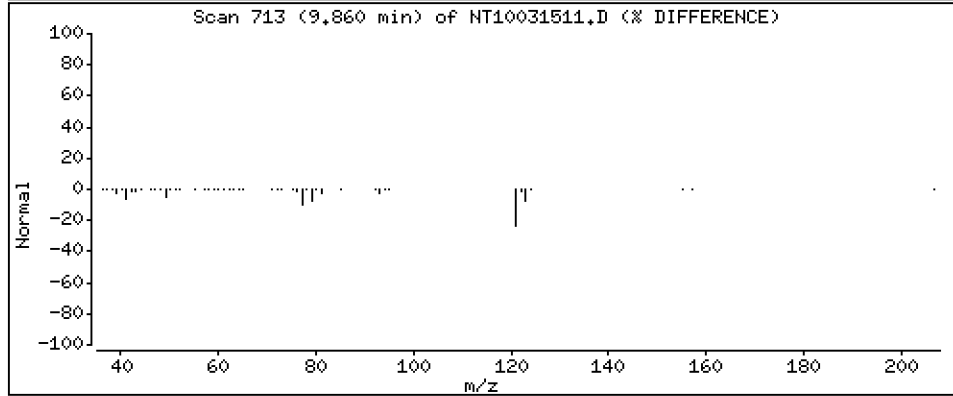
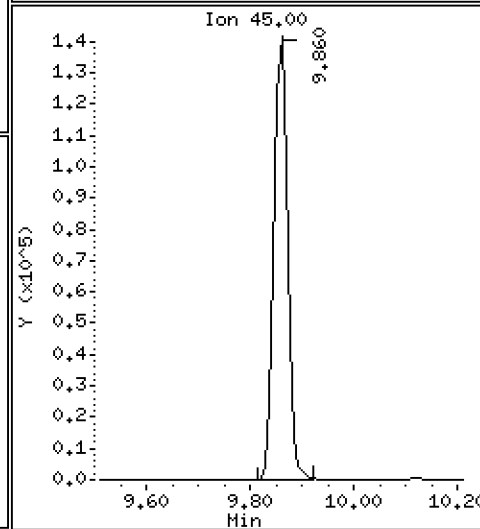
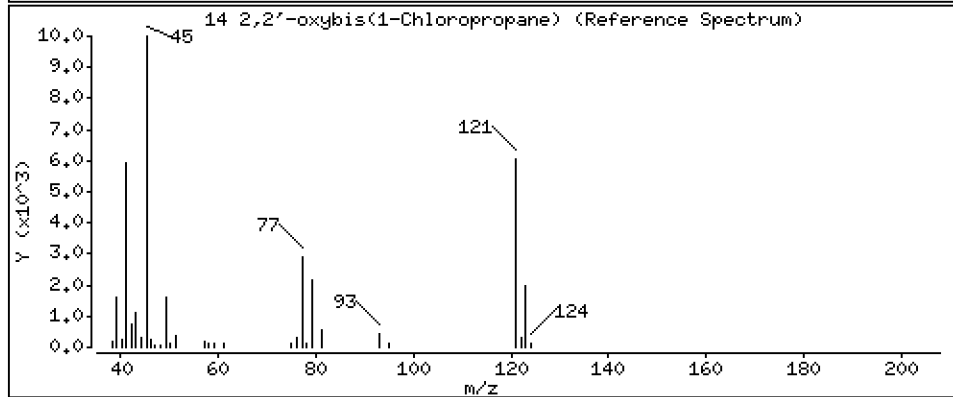
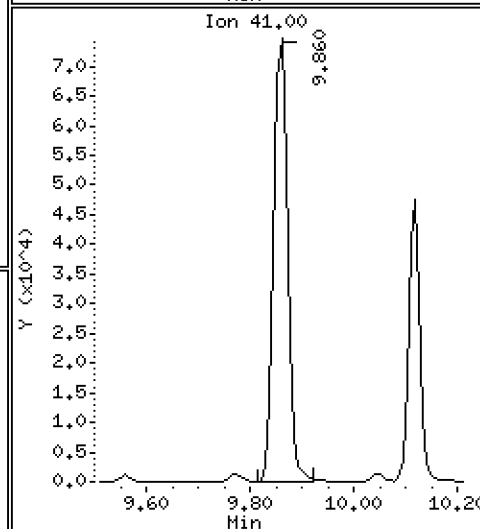
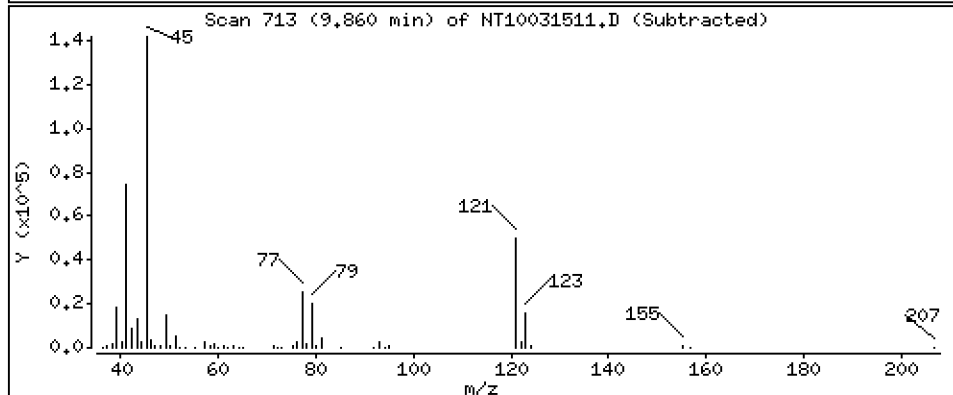
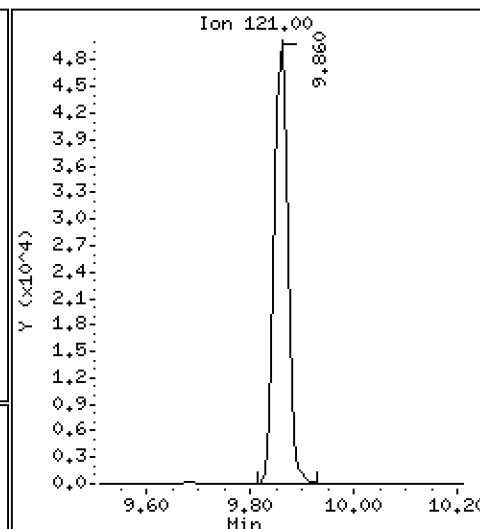
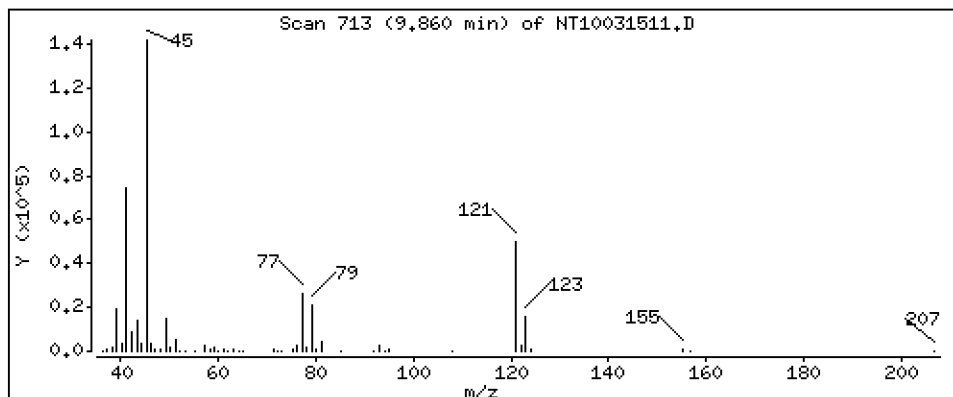
Operator: VTS

Column phase: ZB-5msi

Column diameter: 0,25

14 2,2'-oxybis(1-Chloropropane)

Concentration: 6,214 ug/mL



Date : 16-MAR-2023 02:16

Client ID:

Instrument: nt10.i

Sample Info: SLC0228-SCV1

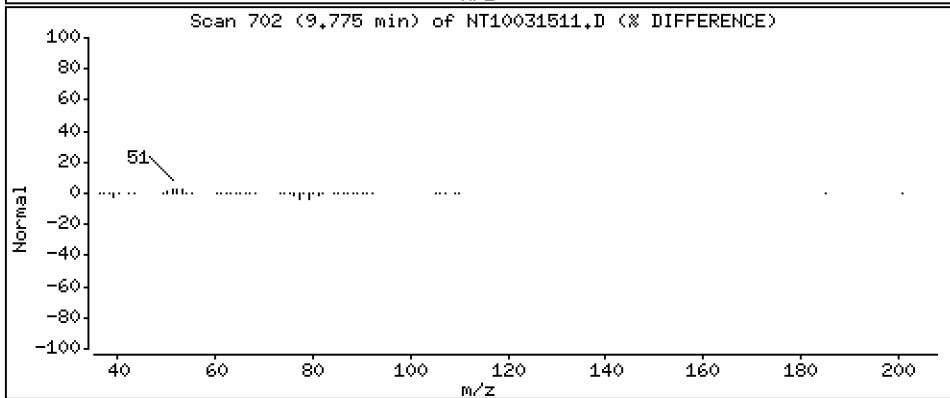
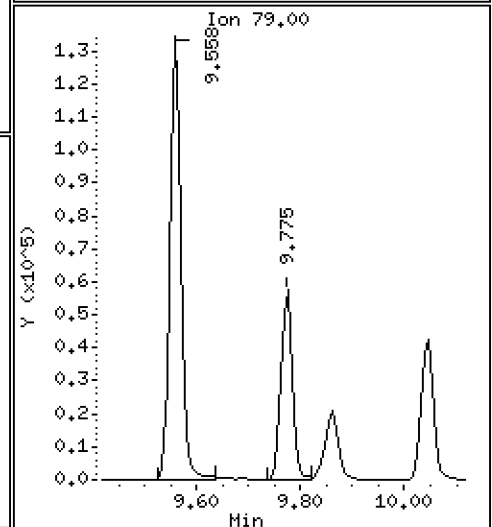
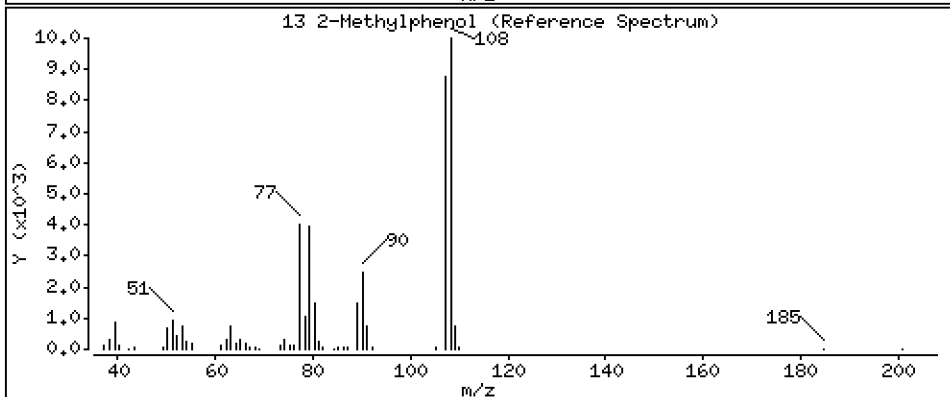
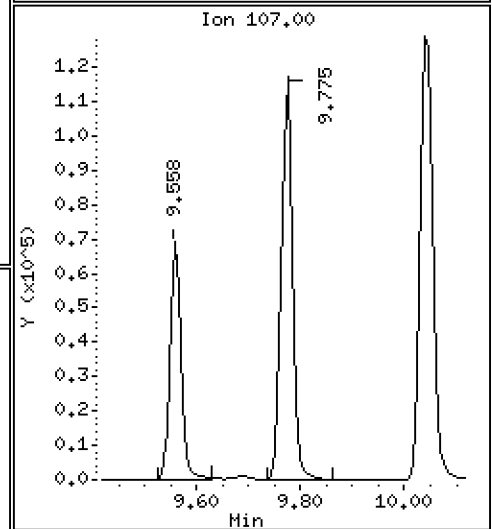
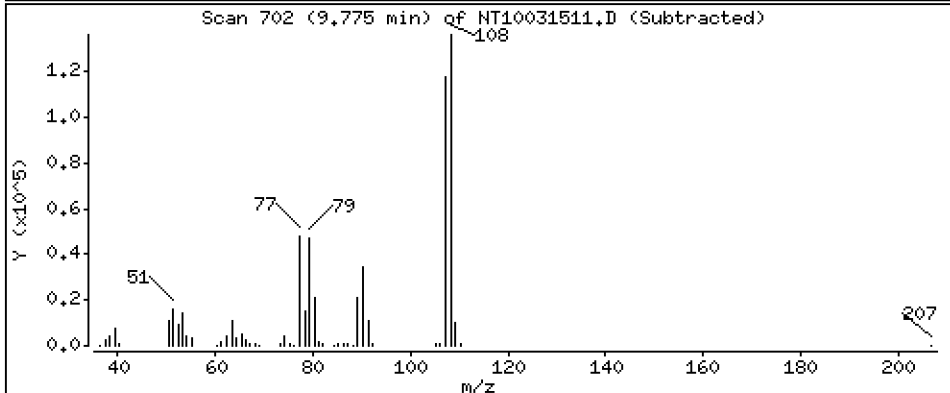
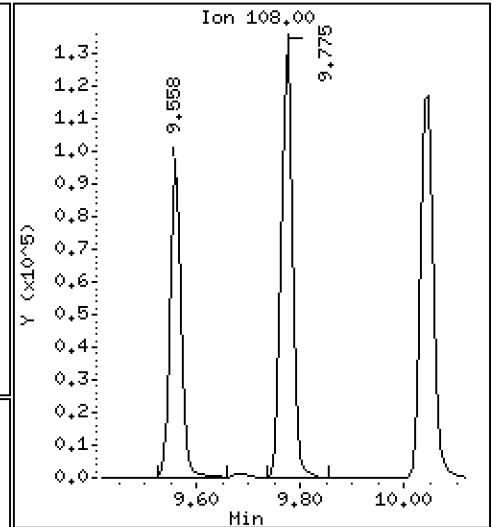
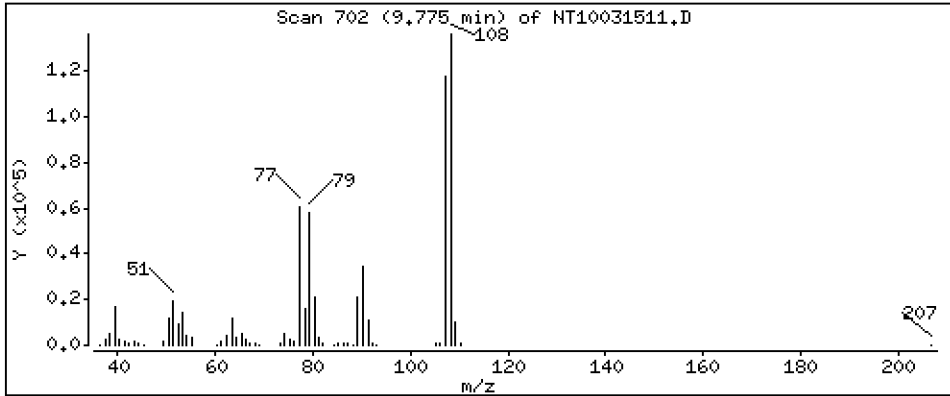
Operator: VTS

Column phase: ZB-5msi

Column diameter: 0.25

13 2-Methylphenol

Concentration: 4.215 ug/mL



Date : 16-MAR-2023 02:16

Client ID:

Instrument: nt10.i

Sample Info: SLC0228-SCV1

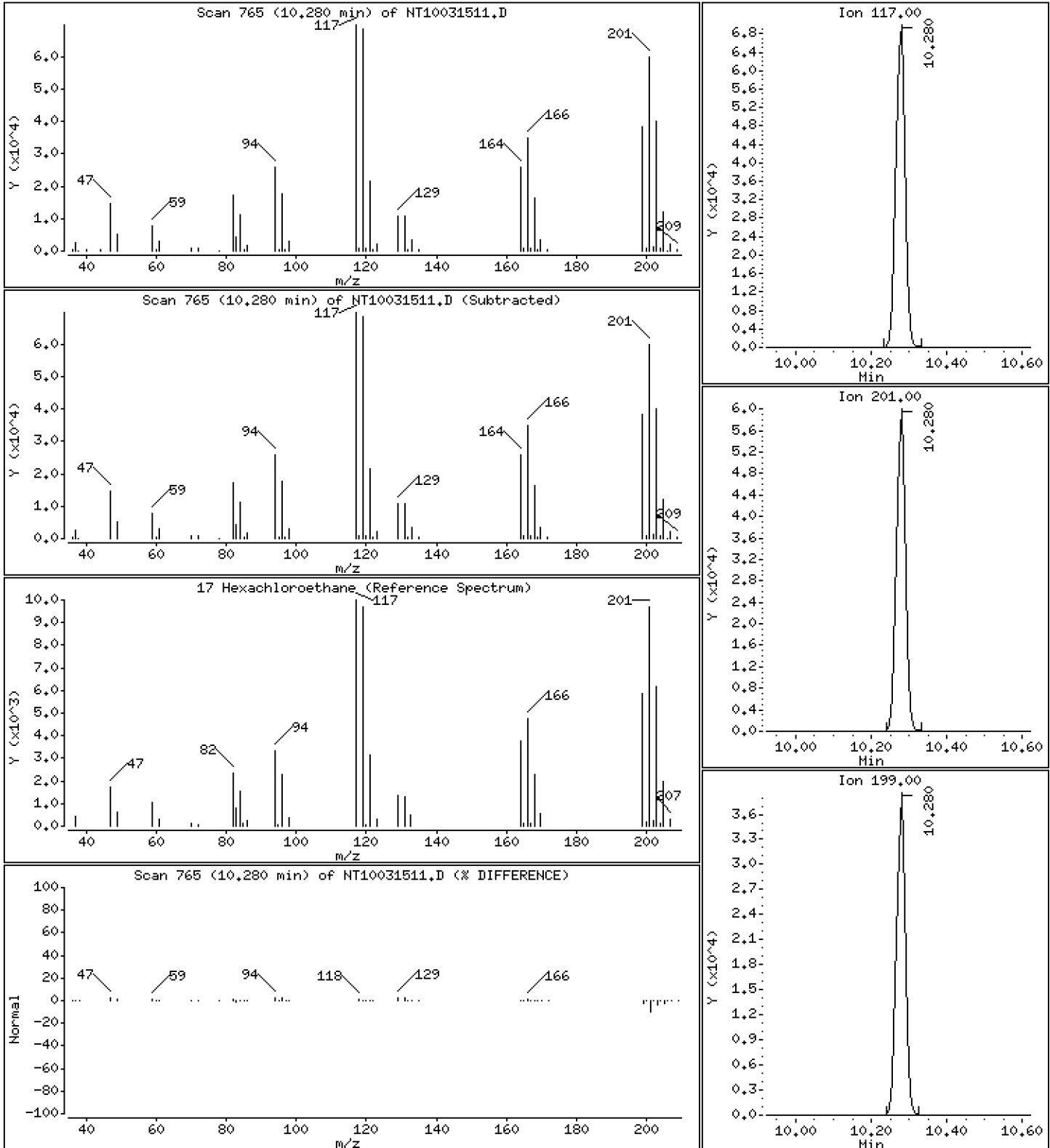
Operator: VTS

Column phase: ZB-5msi

Column diameter: 0,25

17 Hexachloroethane

Concentration: 5,003 ug/mL



Date : 16-MAR-2023 02:16

Client ID:

Instrument: nt10.i

Sample Info: SLC0228-SCV1

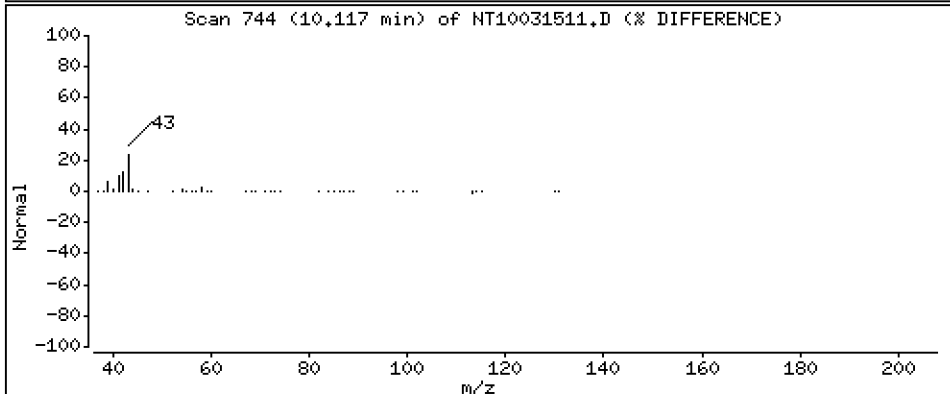
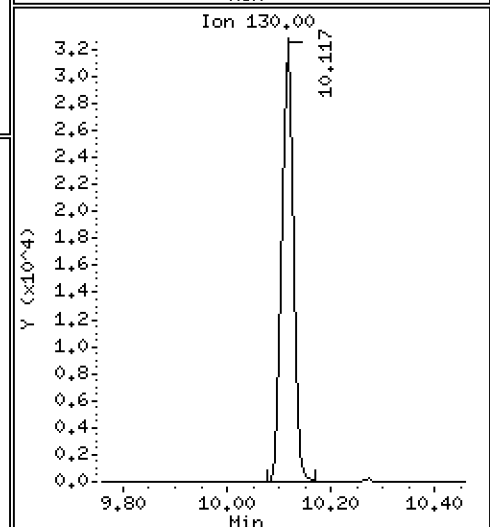
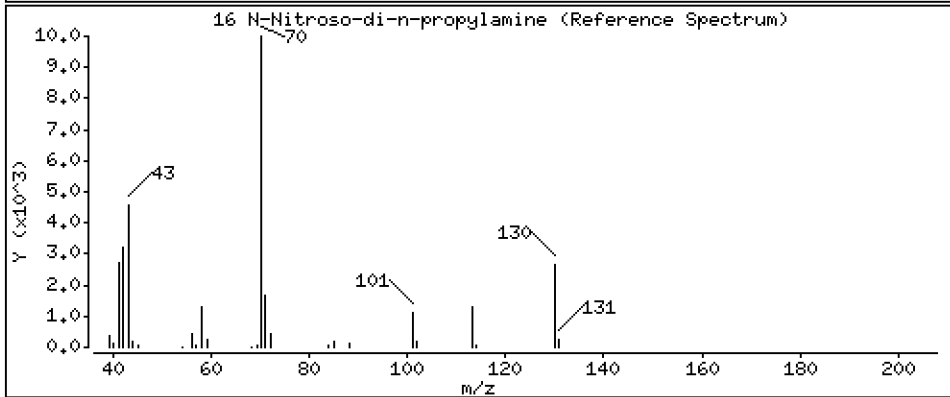
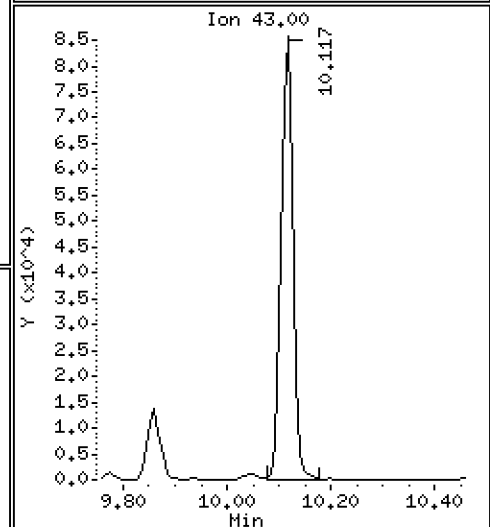
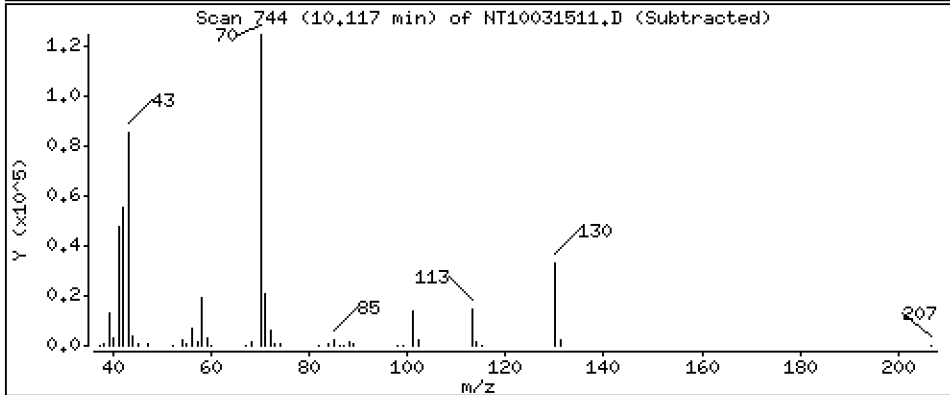
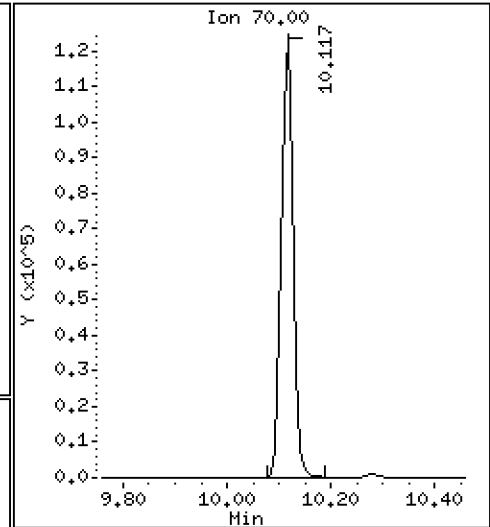
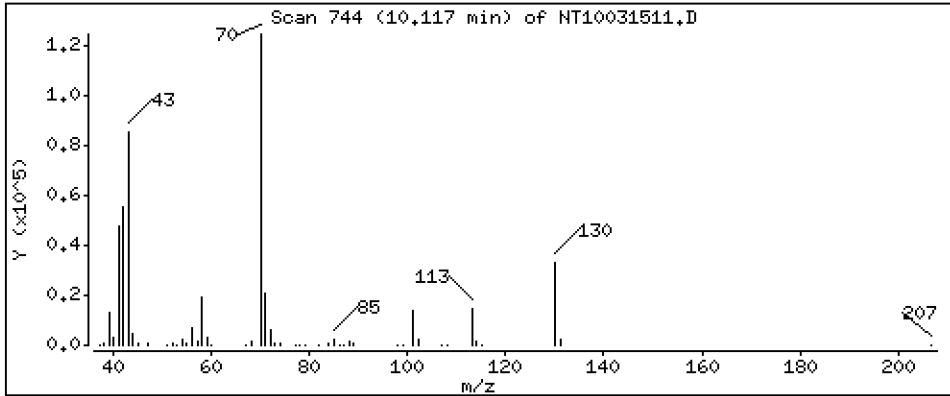
Operator: VTS

Column phase: ZB-5msi

Column diameter: 0,25

16 N-Nitroso-di-n-propylamine

Concentration: 5,179 ug/mL



Date : 16-MAR-2023 02:16

Client ID:

Instrument: nt10.i

Sample Info: SLC0228-SCV1

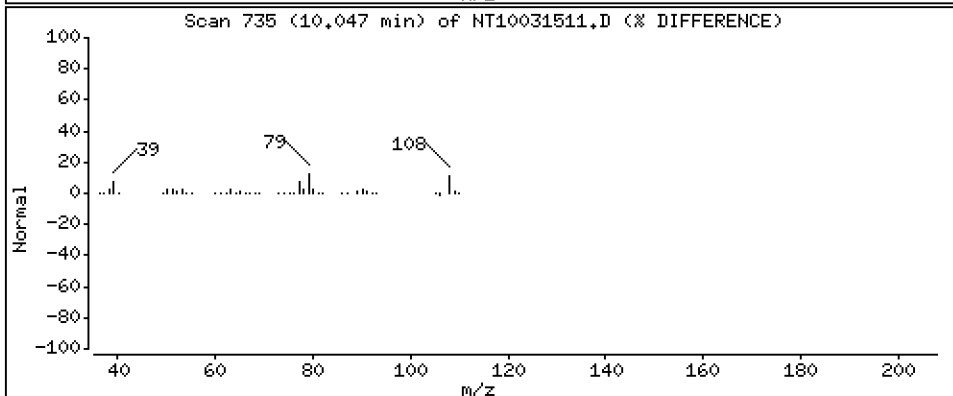
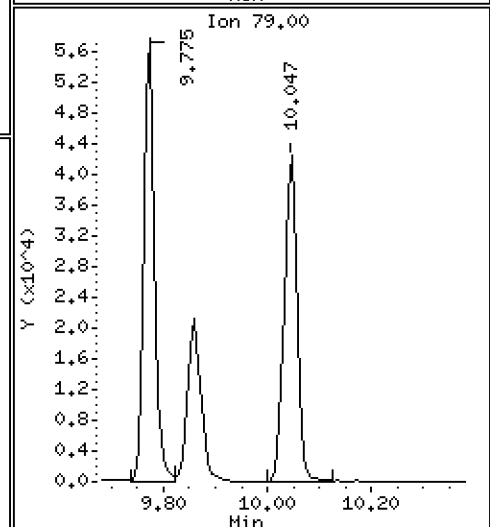
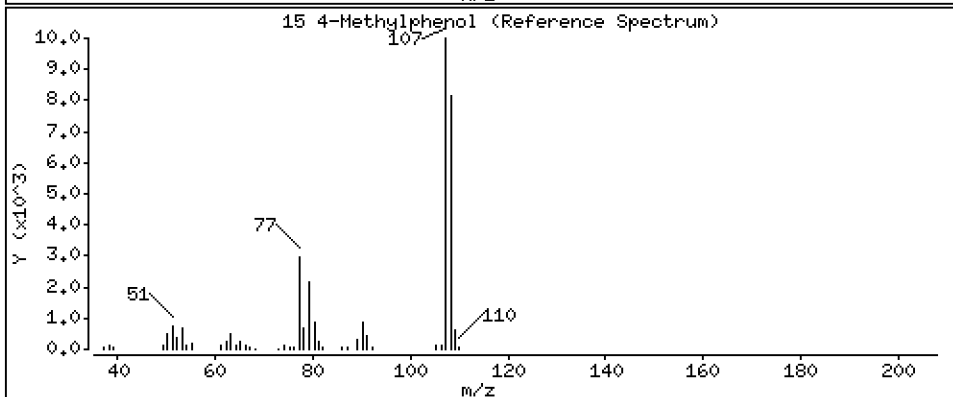
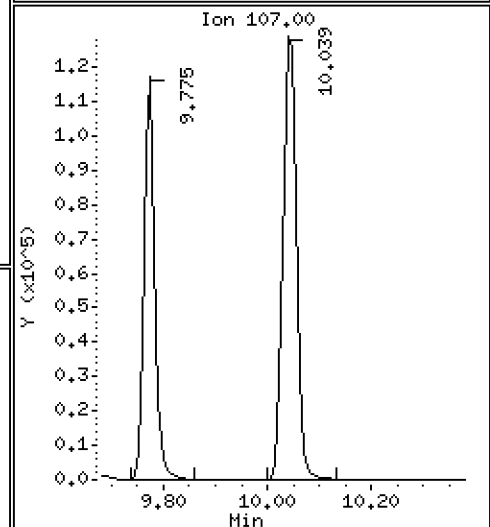
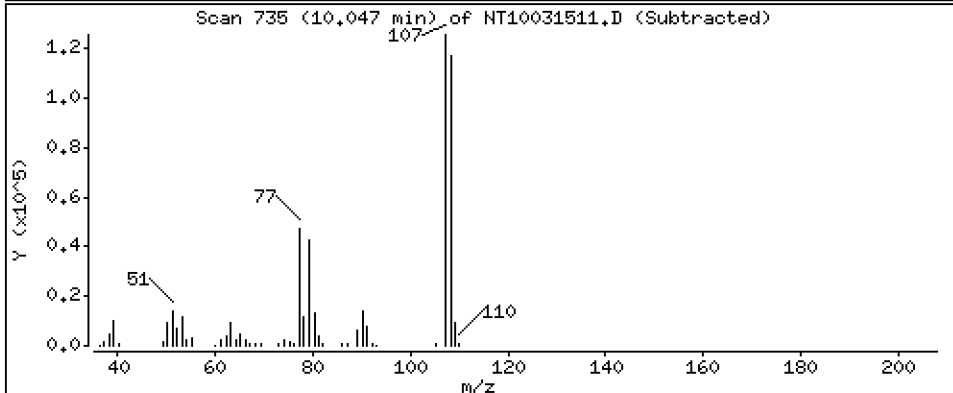
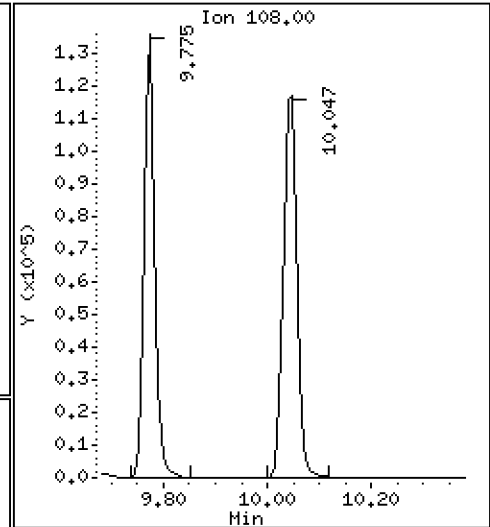
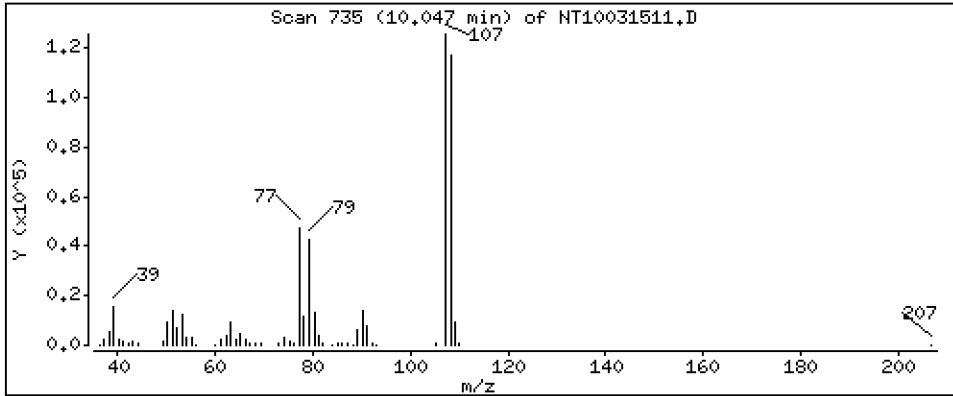
Operator: VTS

Column phase: ZB-5msi

Column diameter: 0,25

15 4-Methylphenol

Concentration: 4,365 ug/mL



Date : 16-MAR-2023 02:16

Client ID:

Instrument: nt10.i

Sample Info: SLC0228-SCV1

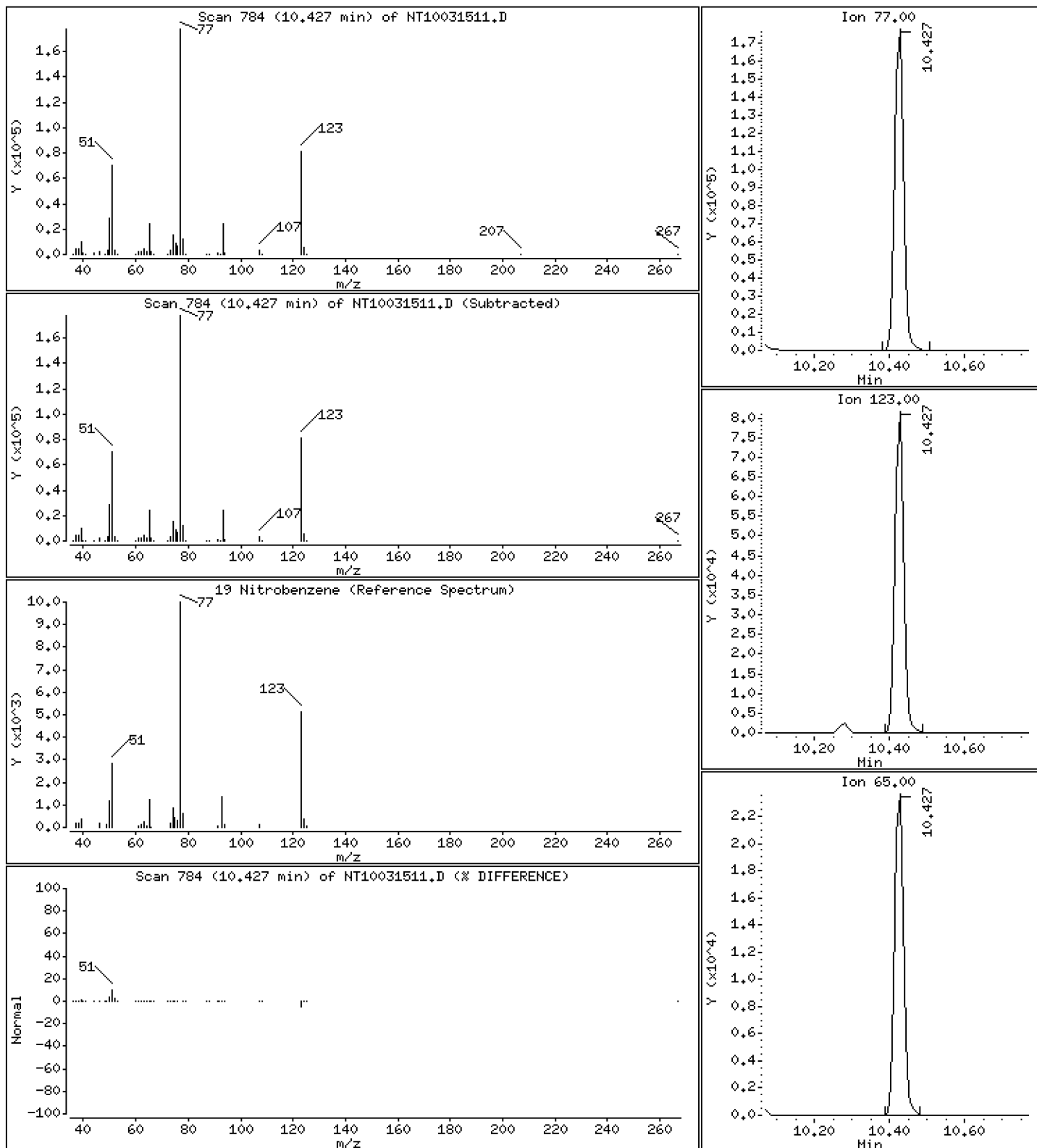
Operator: VTS

Column phase: ZB-5msi

Column diameter: 0,25

19 Nitrobenzene

Concentration: 4,858 ug/mL



Date : 16-MAR-2023 02:16

Client ID:

Instrument: nt10.i

Sample Info: SLC0228-SCV1

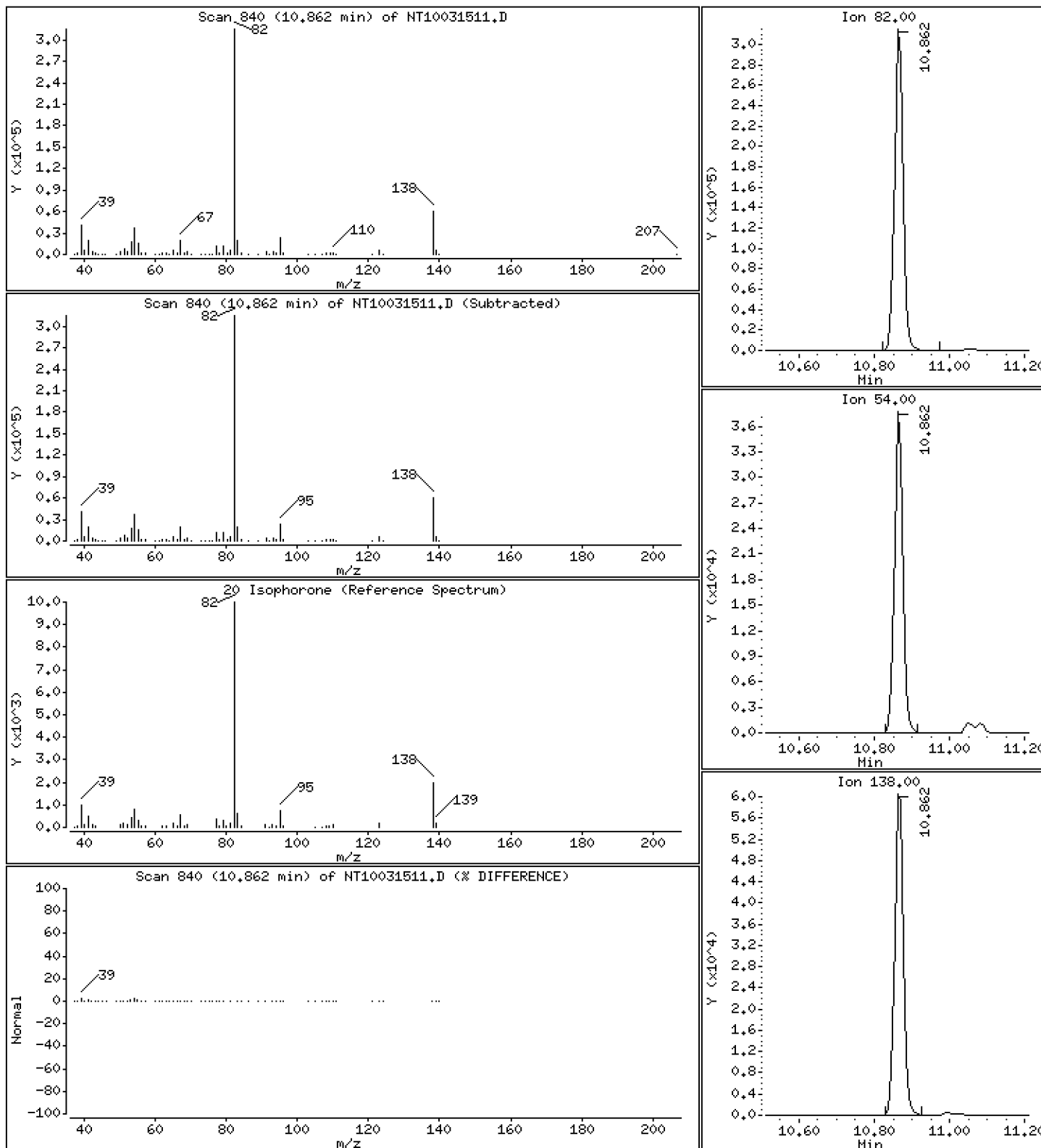
Operator: VTS

Column phase: ZB-5msi

Column diameter: 0,25

20 Isophorone

Concentration: 7,696 ug/mL



Date : 16-MAR-2023 02:16

Client ID:

Instrument: nt10.i

Sample Info: SLC0228-SCV1

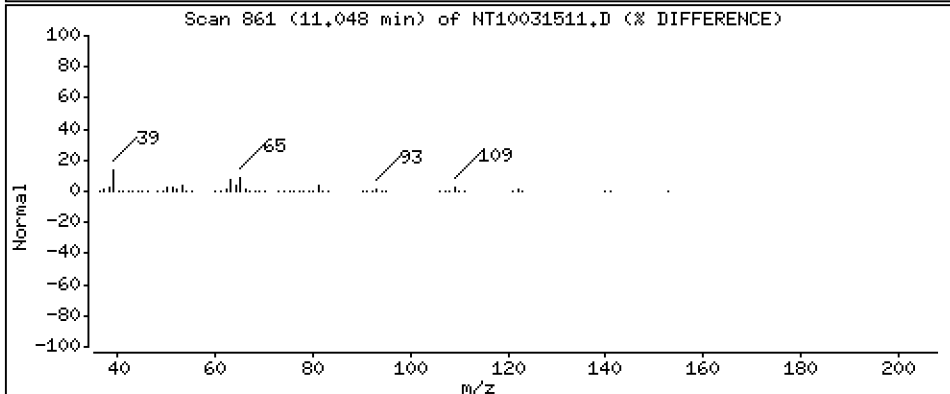
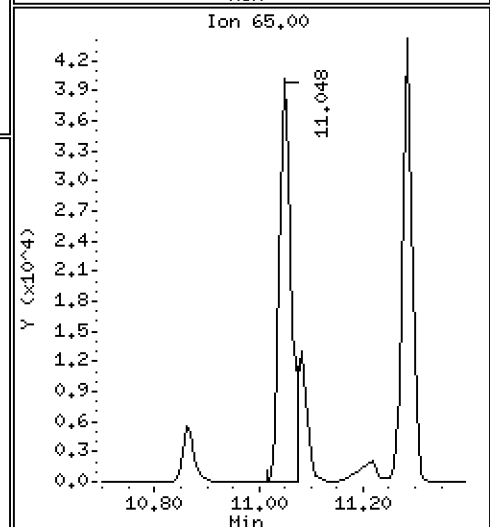
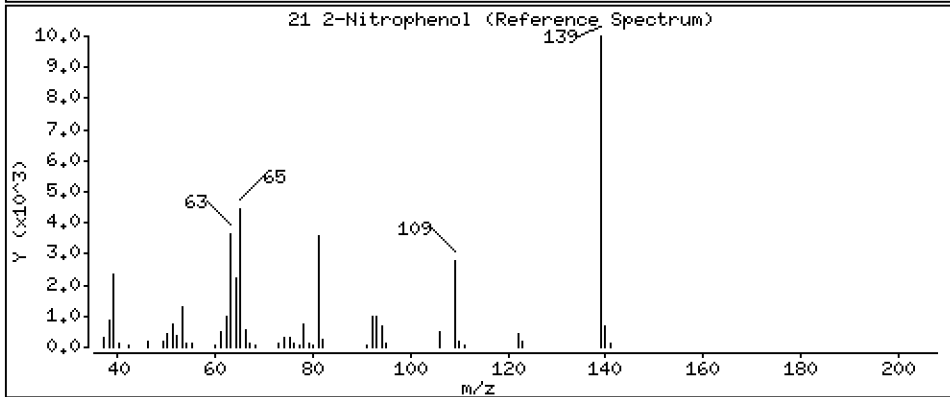
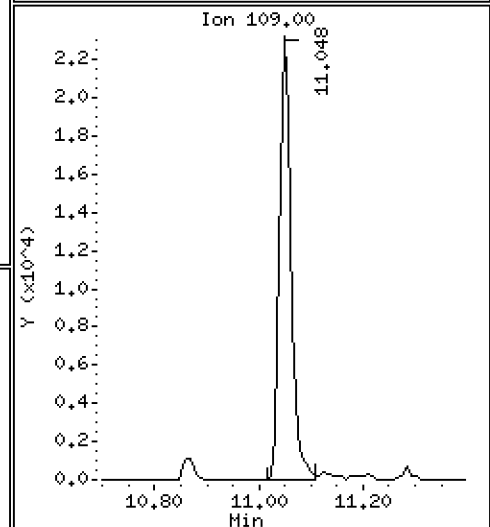
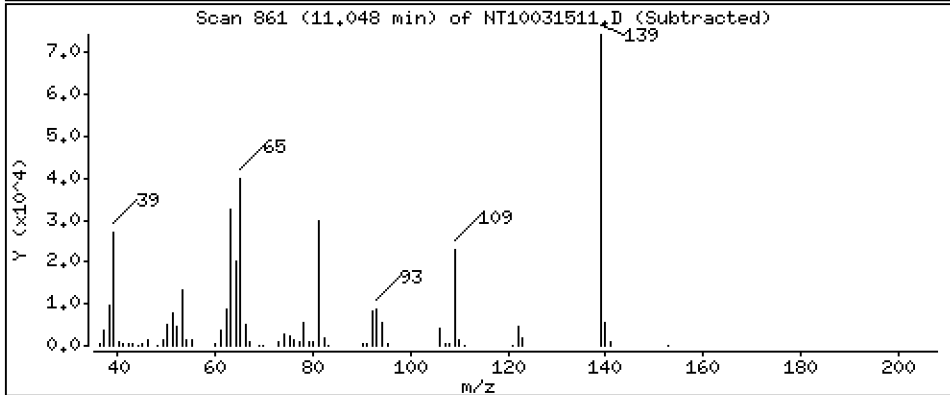
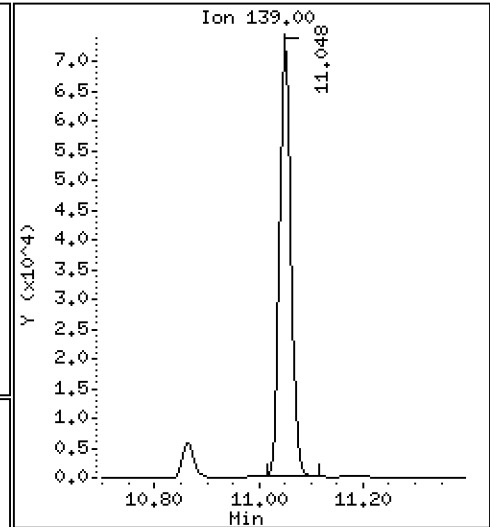
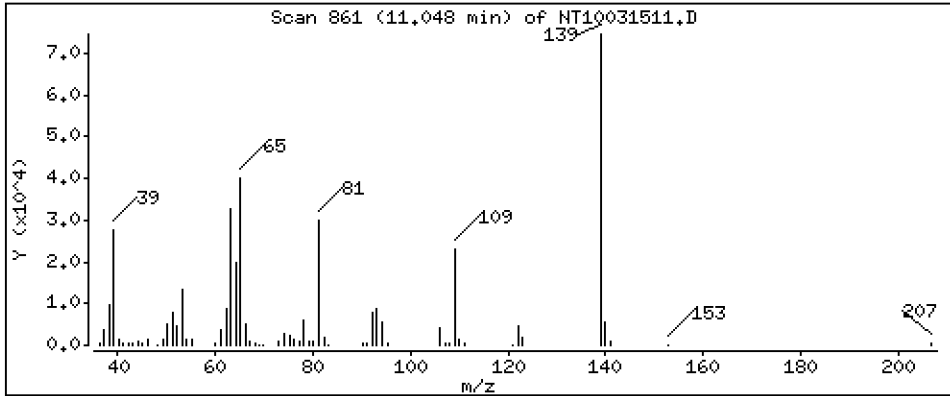
Operator: VTS

Column phase: ZB-5msi

Column diameter: 0,25

21 2-Nitrophenol

Concentration: 3,995 ug/mL



Date : 16-MAR-2023 02:16

Client ID:

Instrument: nt10.i

Sample Info: SLC0228-SCV1

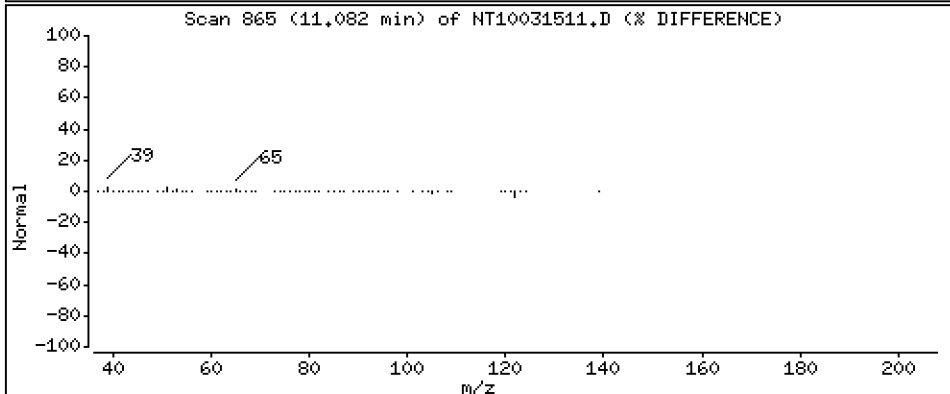
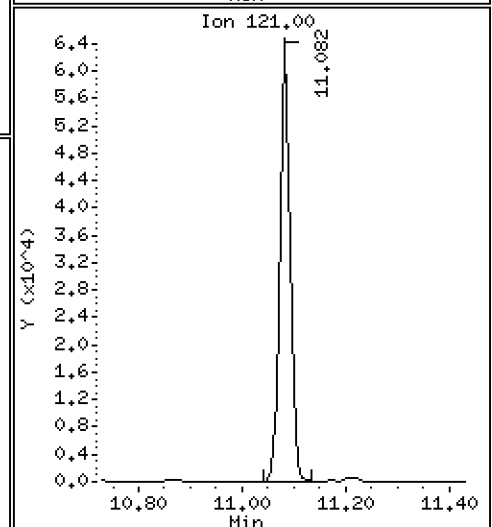
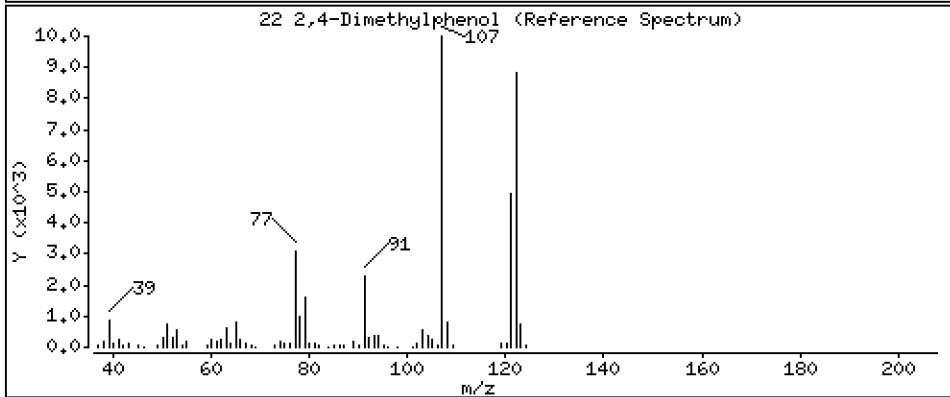
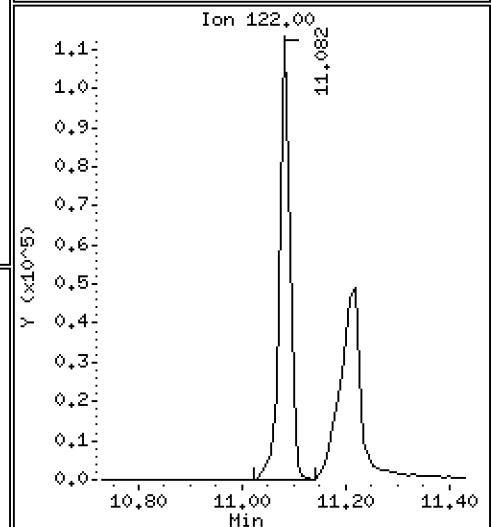
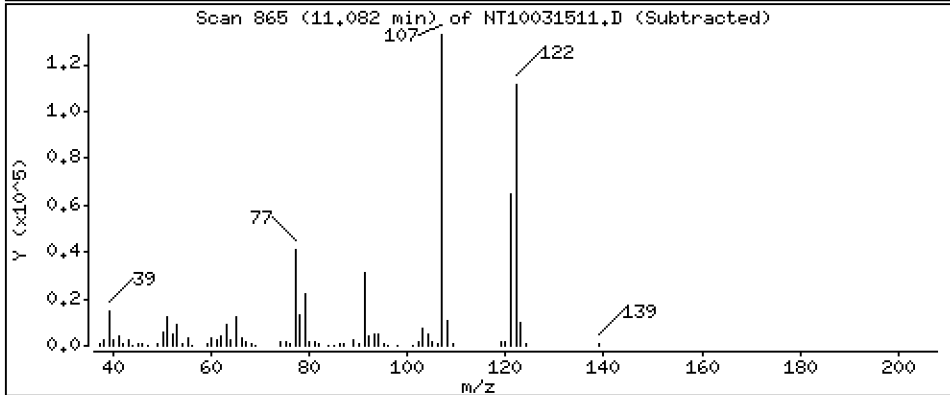
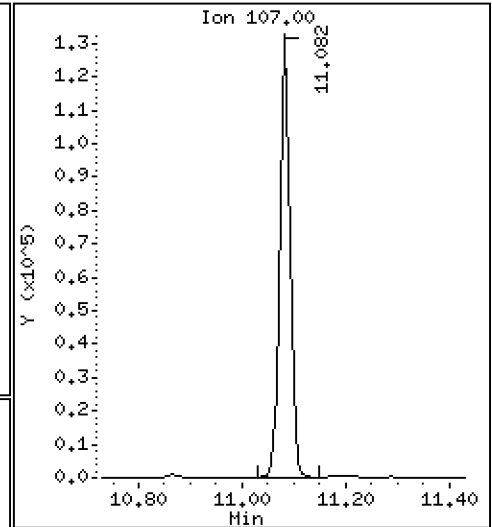
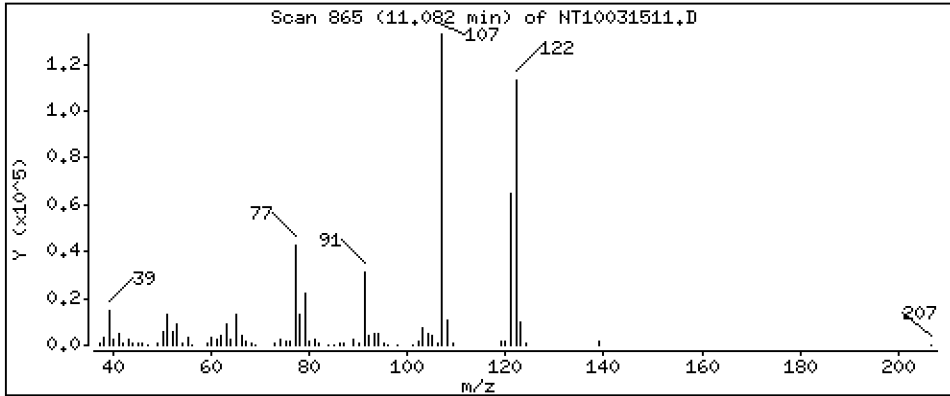
Operator: VTS

Column phase: ZB-5msi

Column diameter: 0,25

22 2,4-Dimethylphenol

Concentration: 3,632 ug/mL



Date : 16-MAR-2023 02:16

Client ID:

Instrument: nt10.i

Sample Info: SLC0228-SCV1

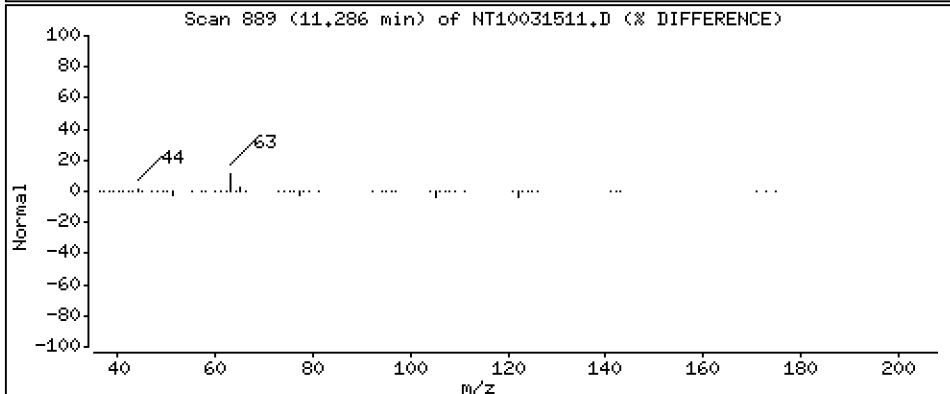
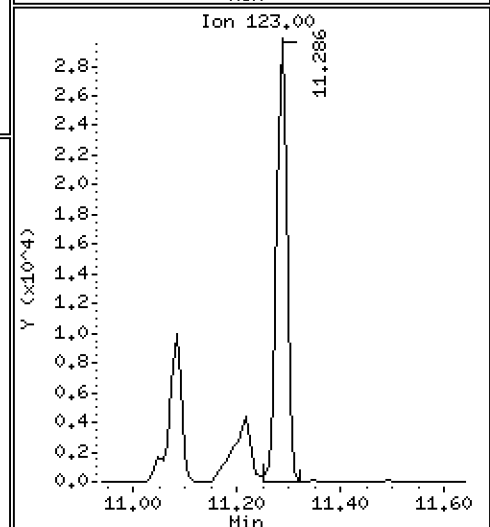
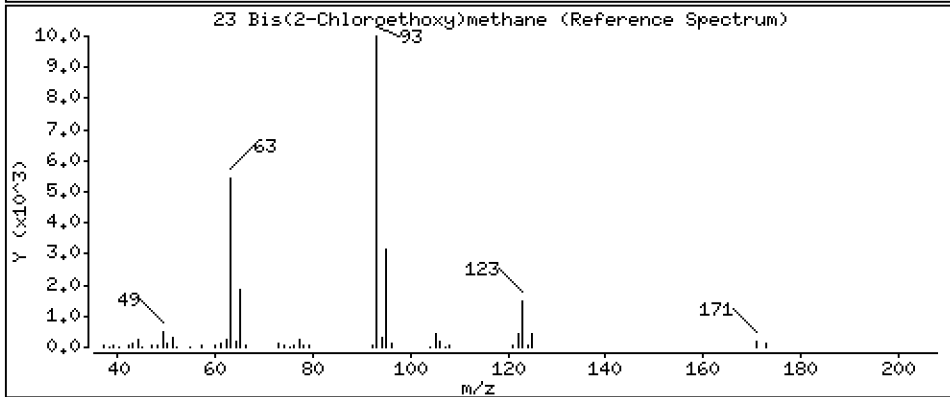
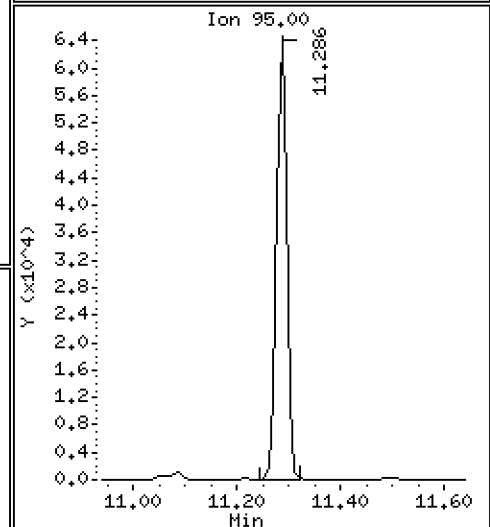
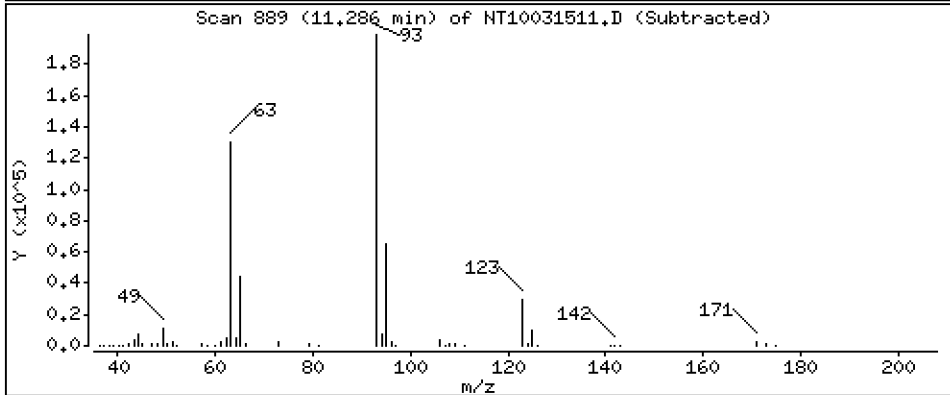
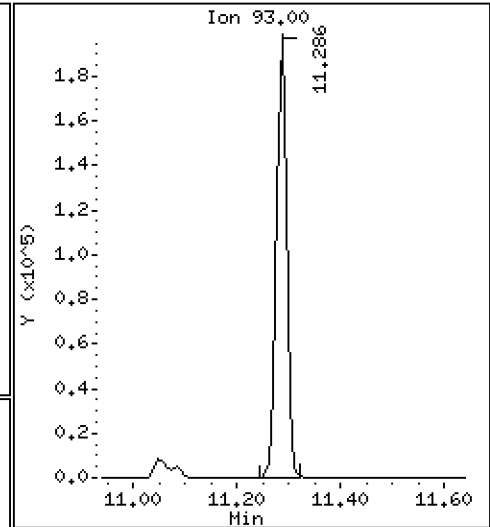
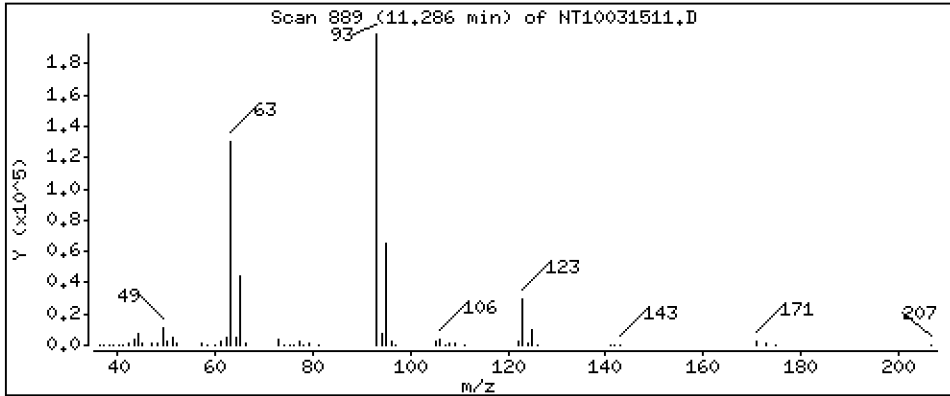
Operator: VTS

Column phase: ZB-5msi

Column diameter: 0,25

23 Bis(2-Chloroethoxy)methane

Concentration: 5,654 ug/mL



Date : 16-MAR-2023 02:16

Client ID:

Instrument: nt10.i

Sample Info: SLC0228-SCV1

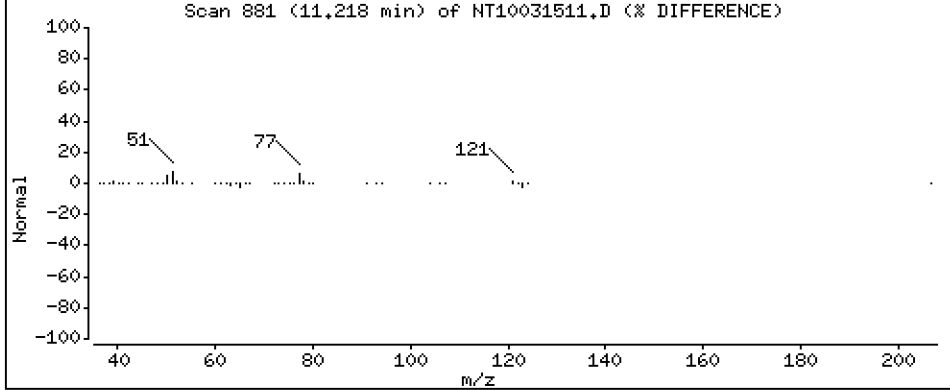
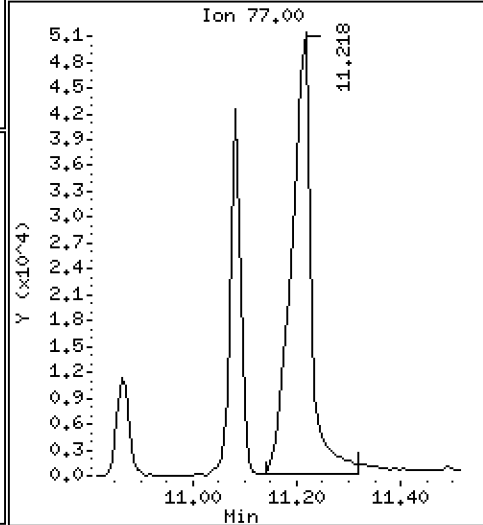
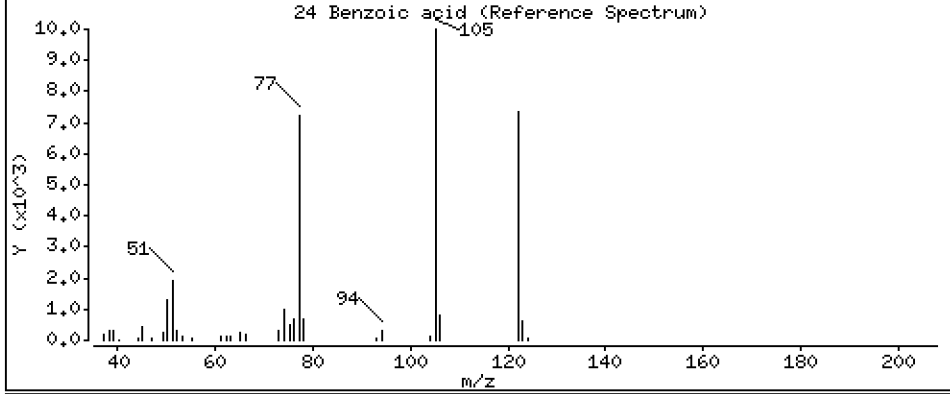
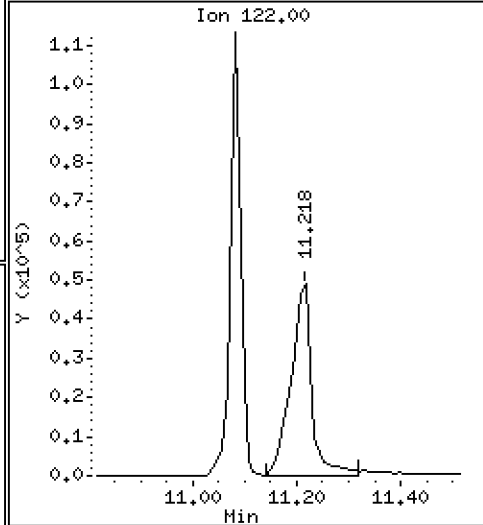
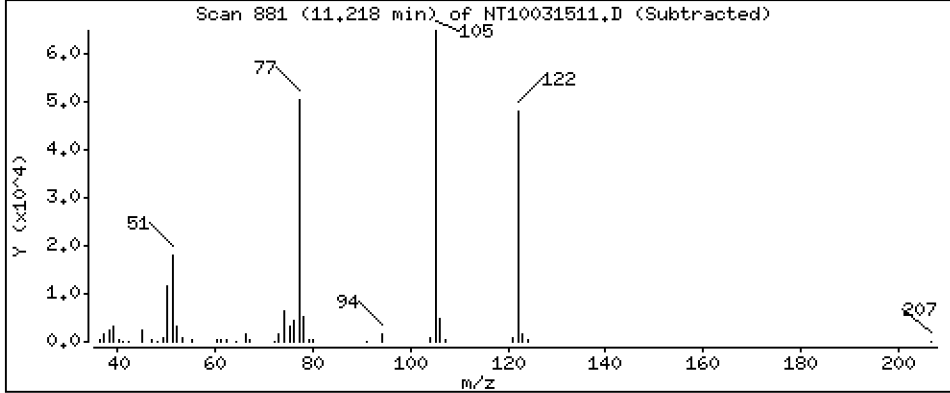
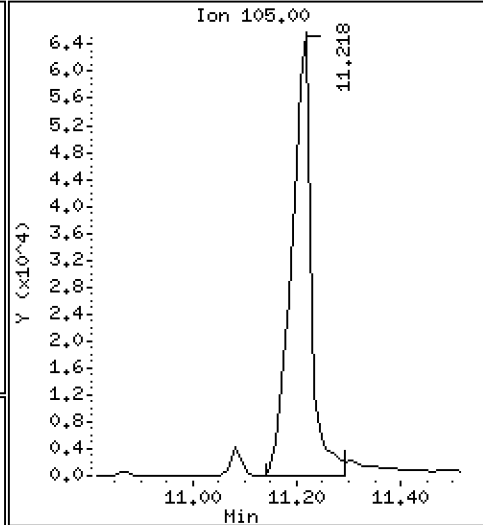
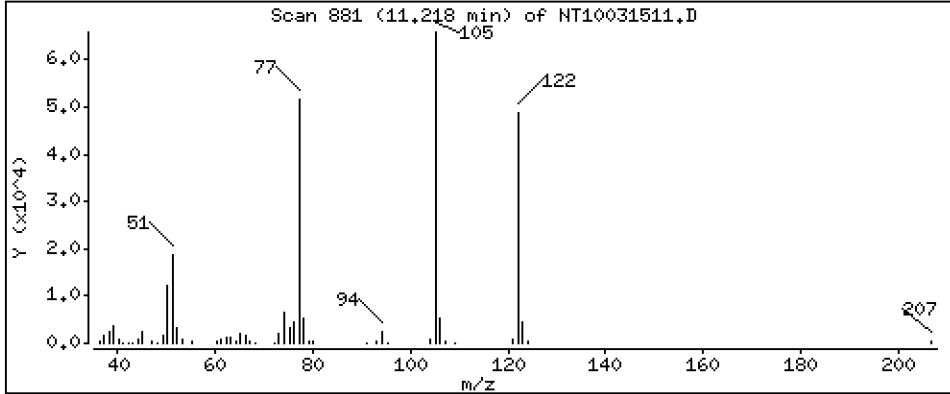
Operator: VTS

Column phase: ZB-5msi

Column diameter: 0,25

24 Benzoic acid

Concentration: 5,952 ug/mL



Date : 16-MAR-2023 02:16

Client ID:

Instrument: nt10.i

Sample Info: SLC0228-SCV1

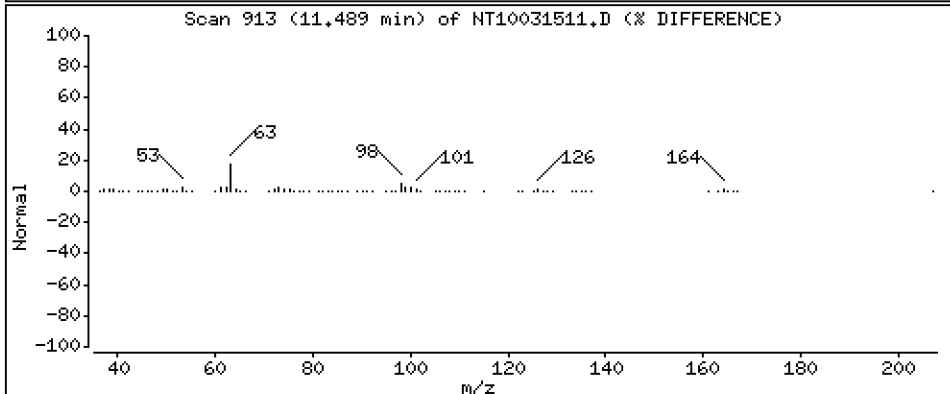
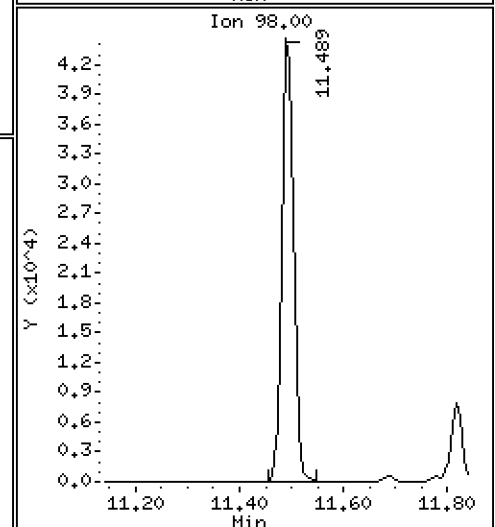
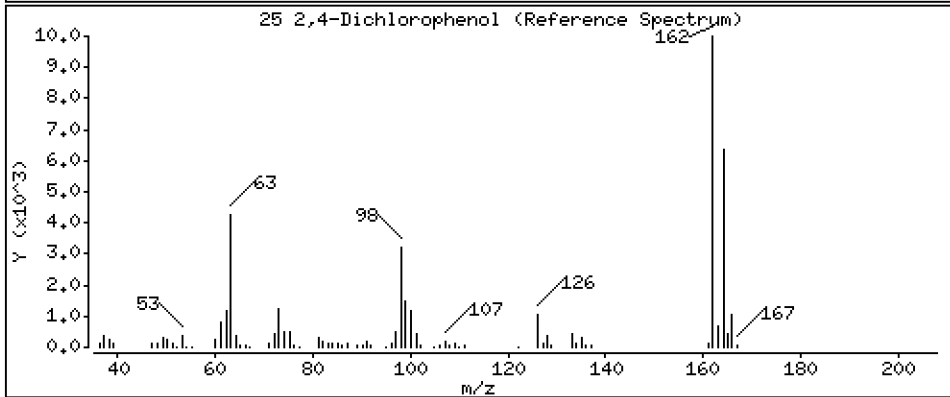
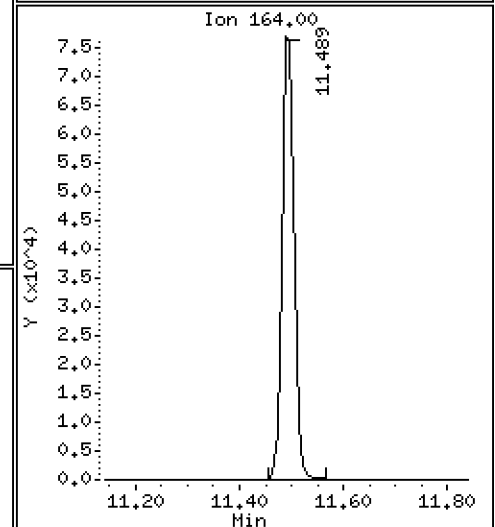
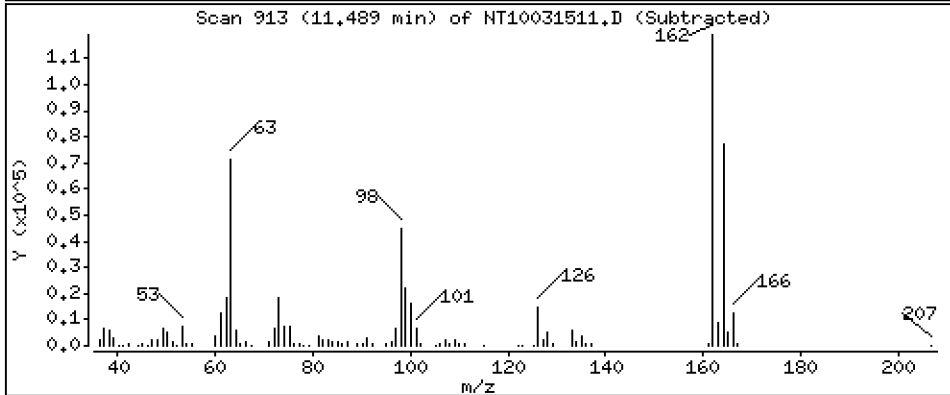
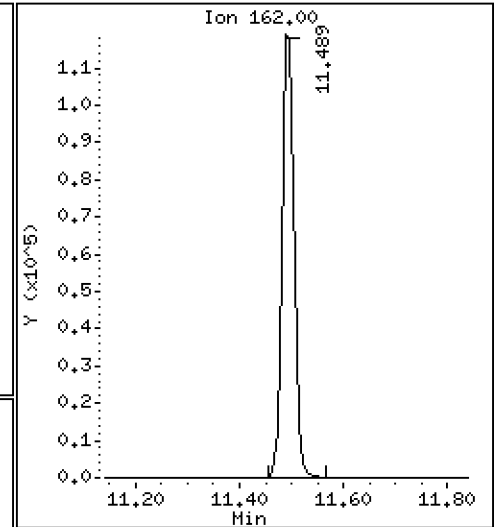
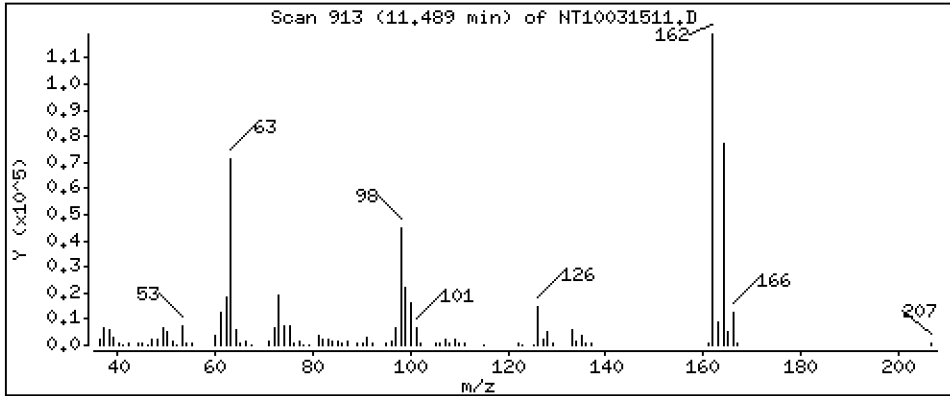
Operator: VTS

Column phase: ZB-5msi

Column diameter: 0,25

25 2,4-Dichlorophenol

Concentration: 4,703 ug/mL



Date : 16-MAR-2023 02:16

Client ID:

Instrument: nt10.i

Sample Info: SLC0228-SCV1

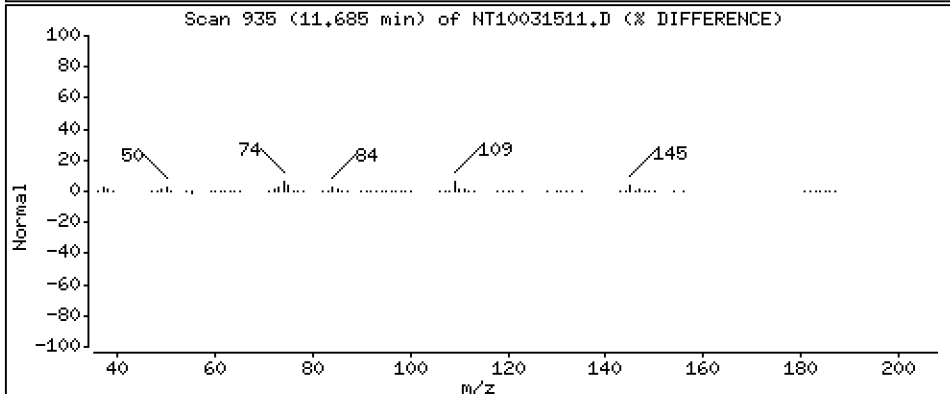
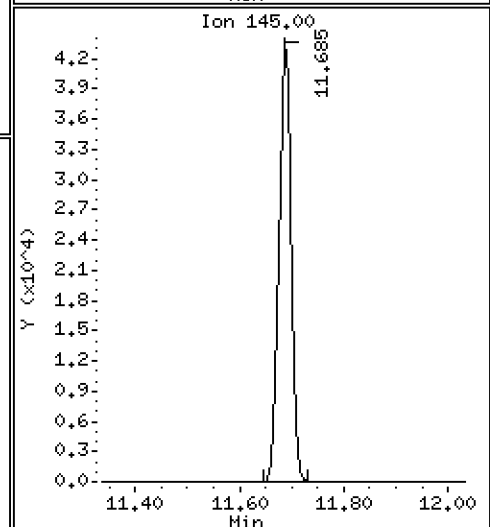
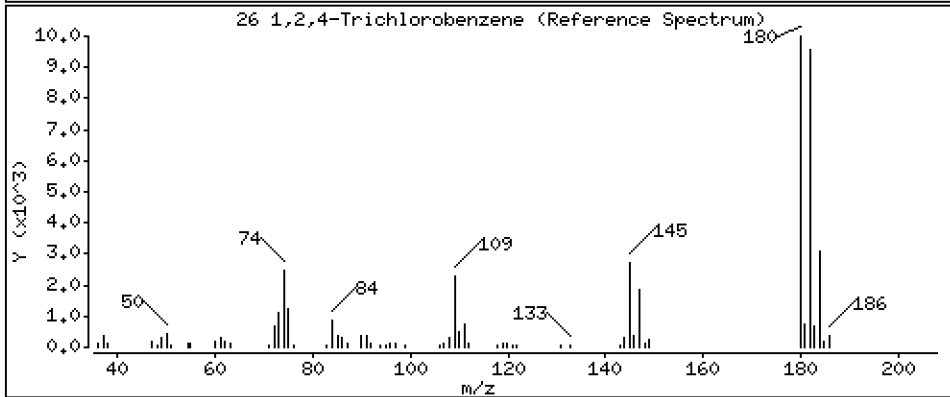
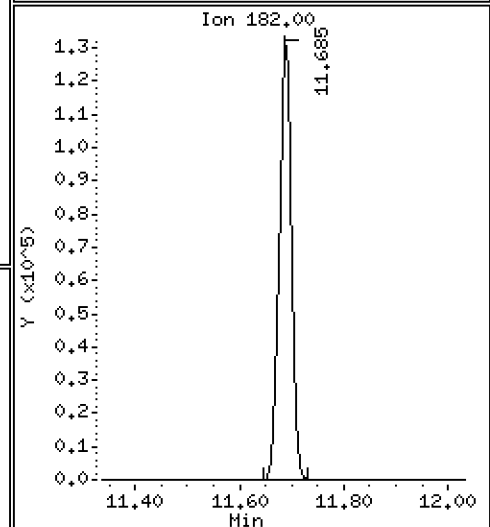
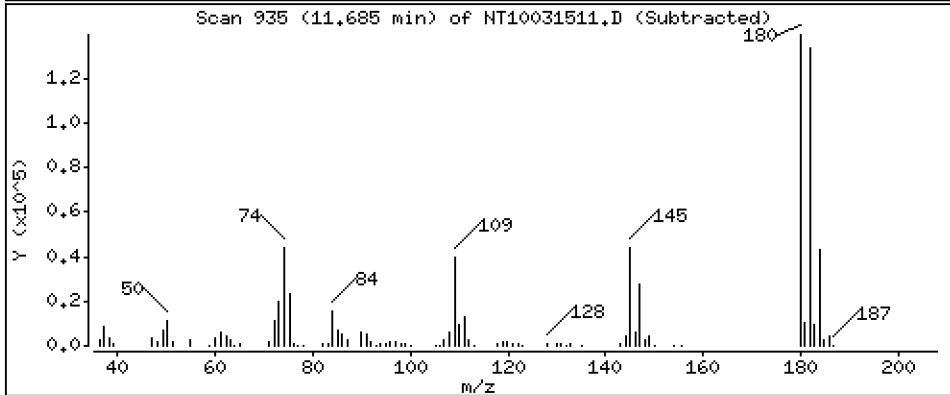
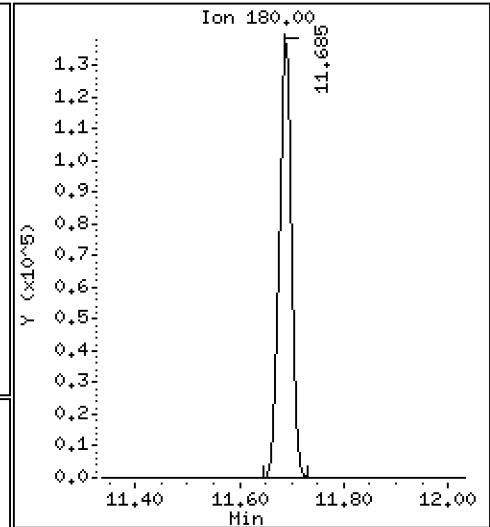
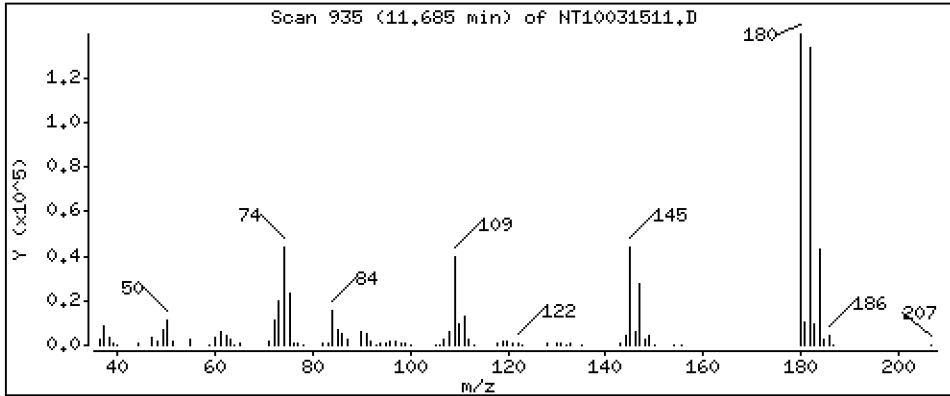
Operator: VTS

Column phase: ZB-5msi

Column diameter: 0,25

26 1,2,4-Trichlorobenzene

Concentration: 4,554 ug/mL



Date : 16-MAR-2023 02:16

Client ID:

Instrument: nt10.i

Sample Info: SLC0228-SCV1

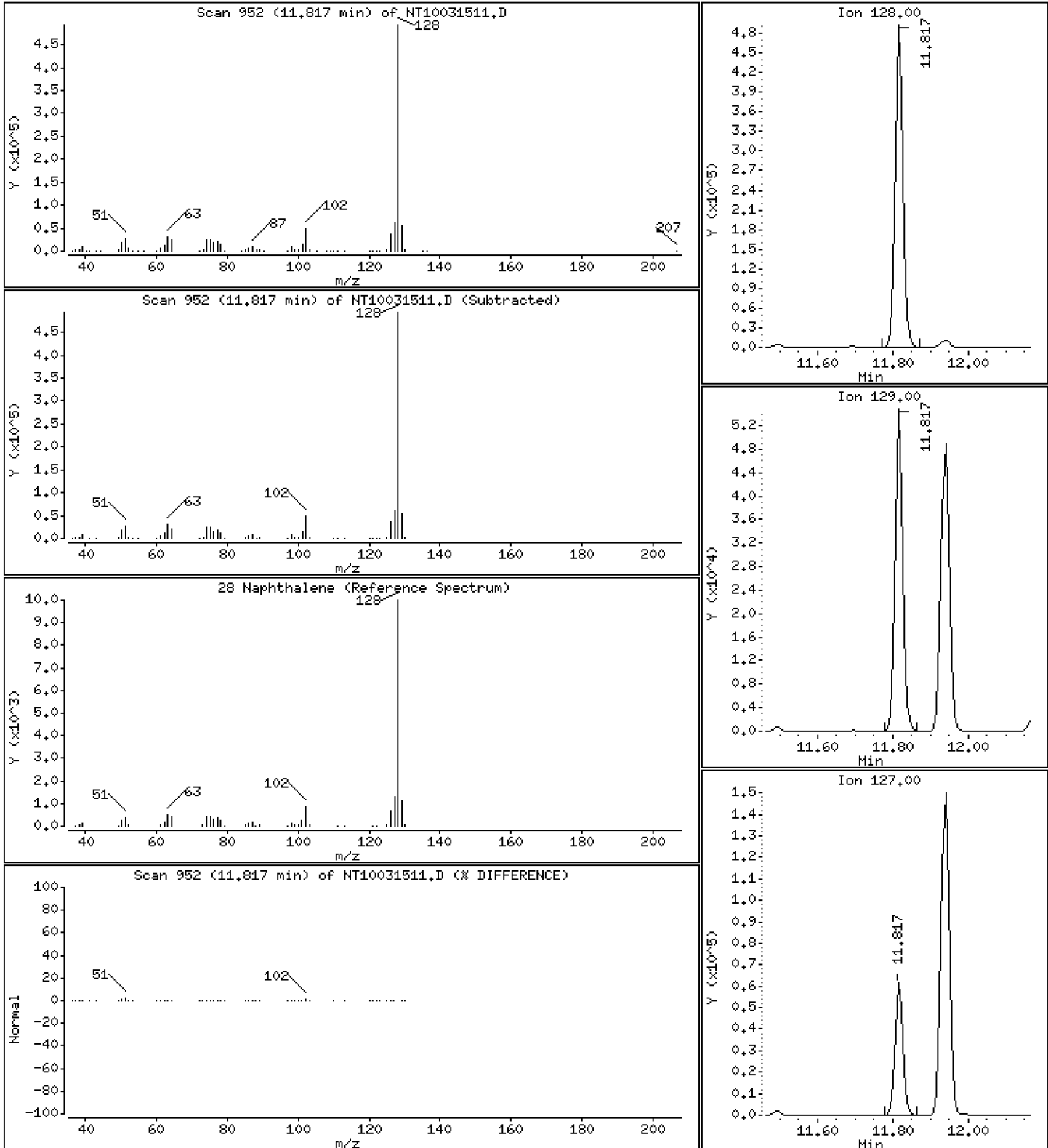
Operator: VTS

Column phase: ZB-5msi

Column diameter: 0,25

28 Naphthalene

Concentration: 4,717 ug/mL



Date : 16-MAR-2023 02:16

Client ID:

Instrument: nt10.i

Sample Info: SLC0228-SCV1

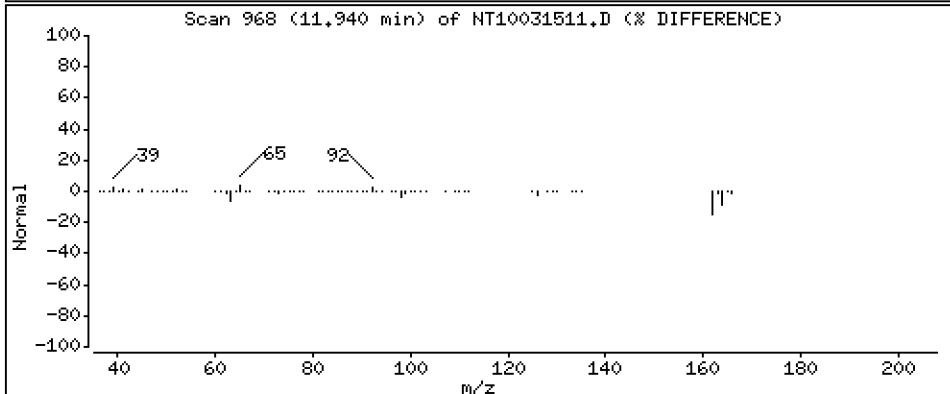
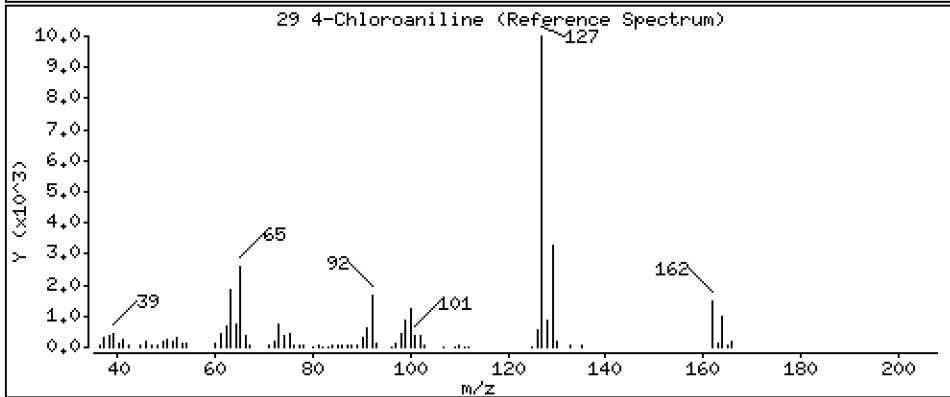
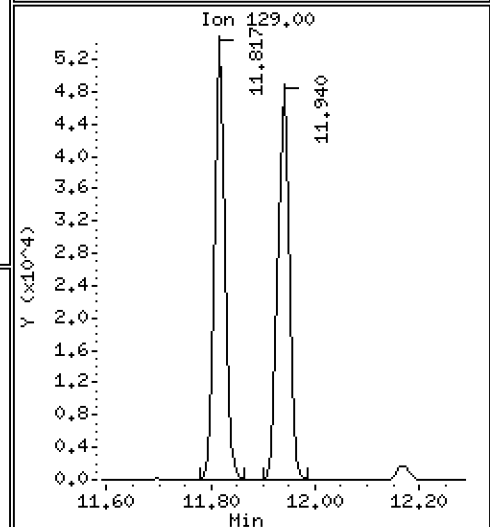
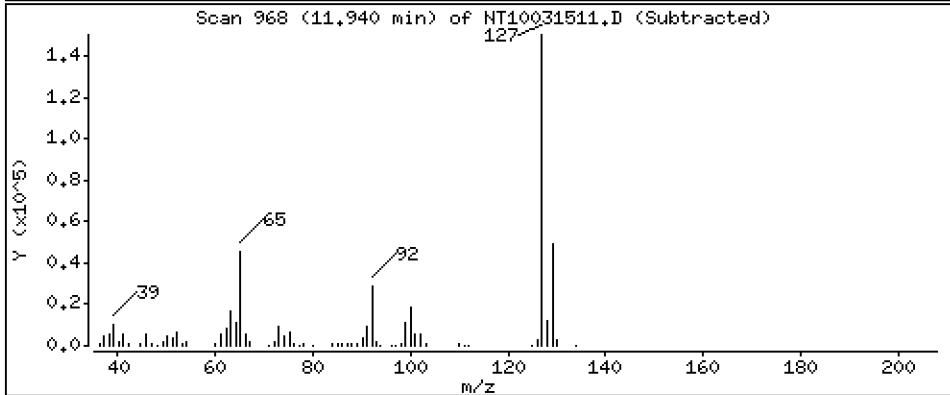
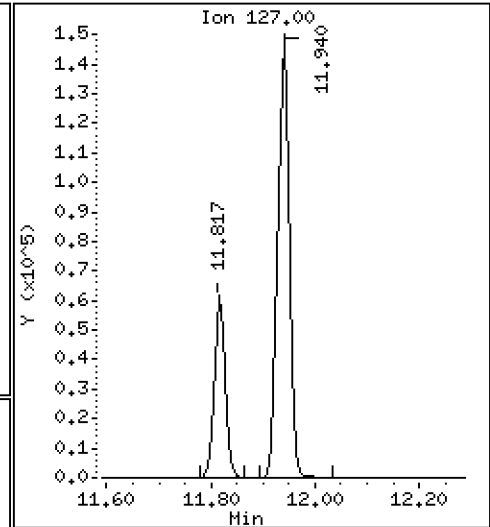
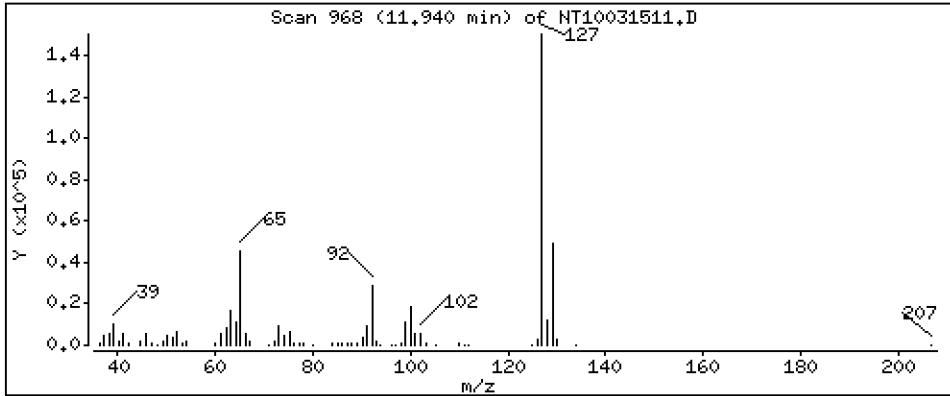
Operator: VTS

Column phase: ZB-5msi

Column diameter: 0,25

29 4-Chloroaniline

Concentration: 3,787 ug/mL



Date : 16-MAR-2023 02:16

Client ID:

Instrument: nt10.i

Sample Info: SLC0228-SCV1

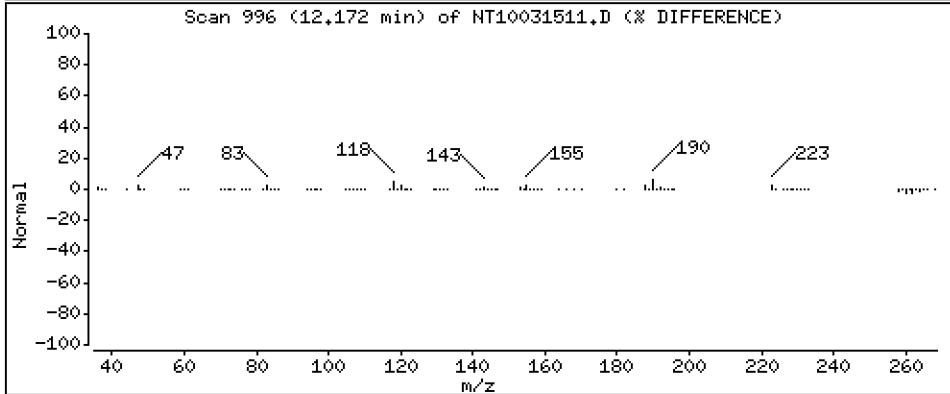
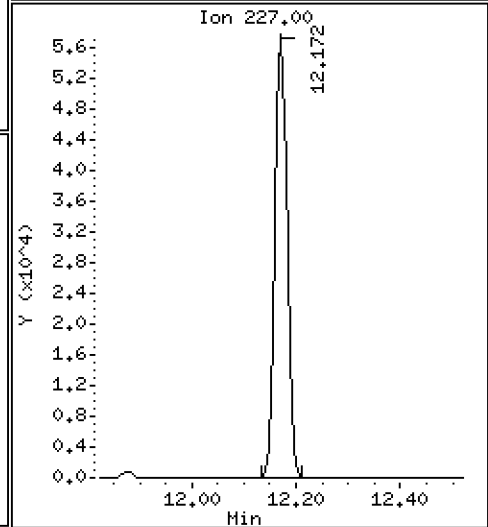
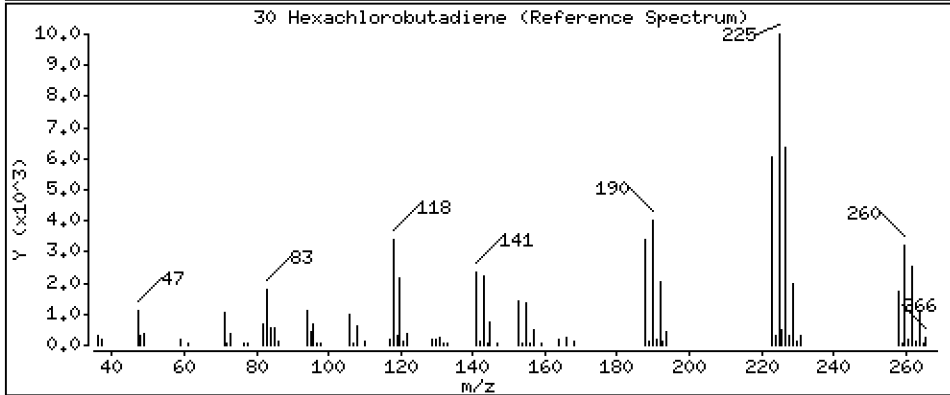
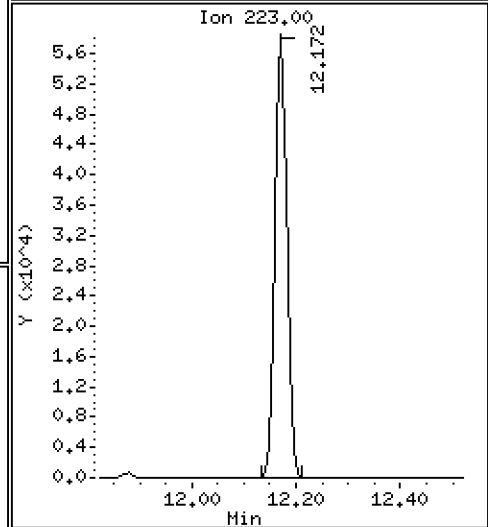
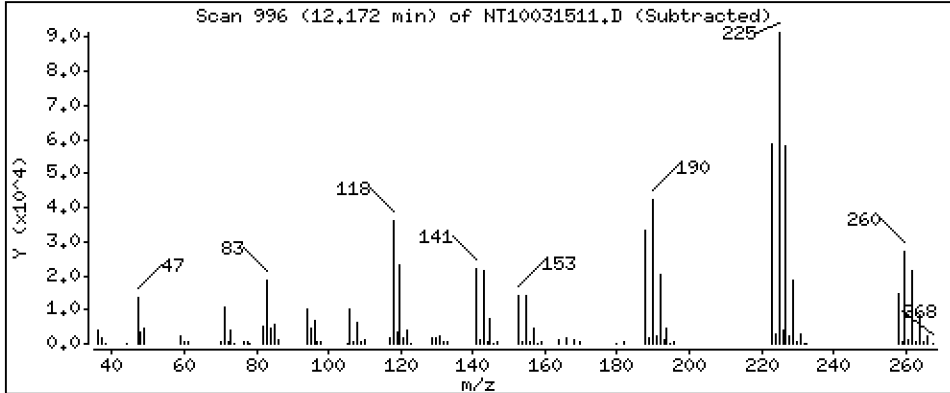
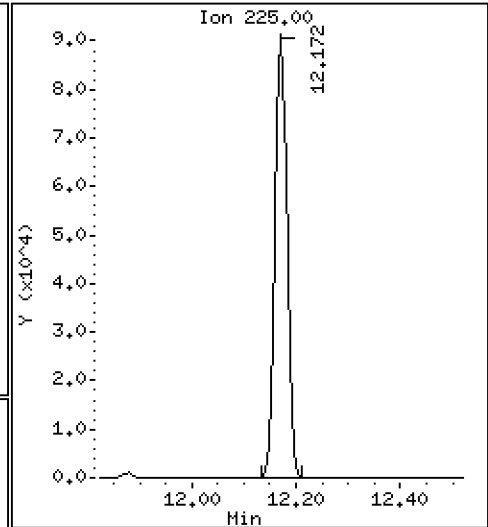
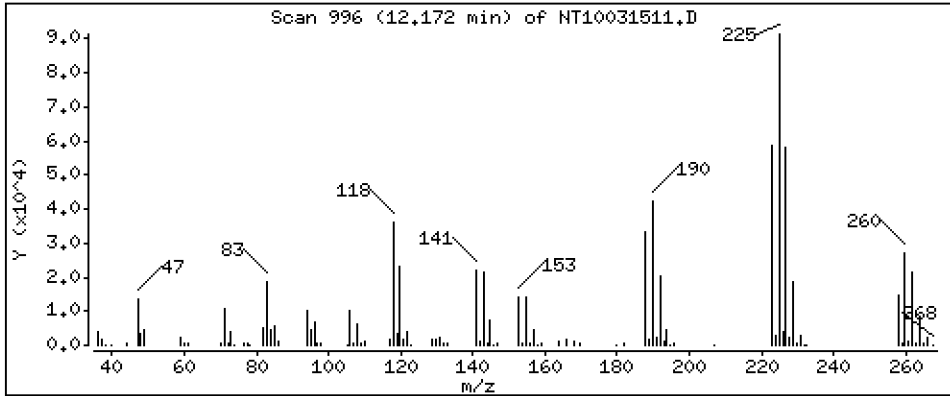
Operator: VTS

Column phase: ZB-5msi

Column diameter: 0,25

30 Hexachlorobutadiene

Concentration: 4,834 ug/mL



Date : 16-MAR-2023 02:16

Client ID:

Instrument: nt10.i

Sample Info: SLC0228-SCV1

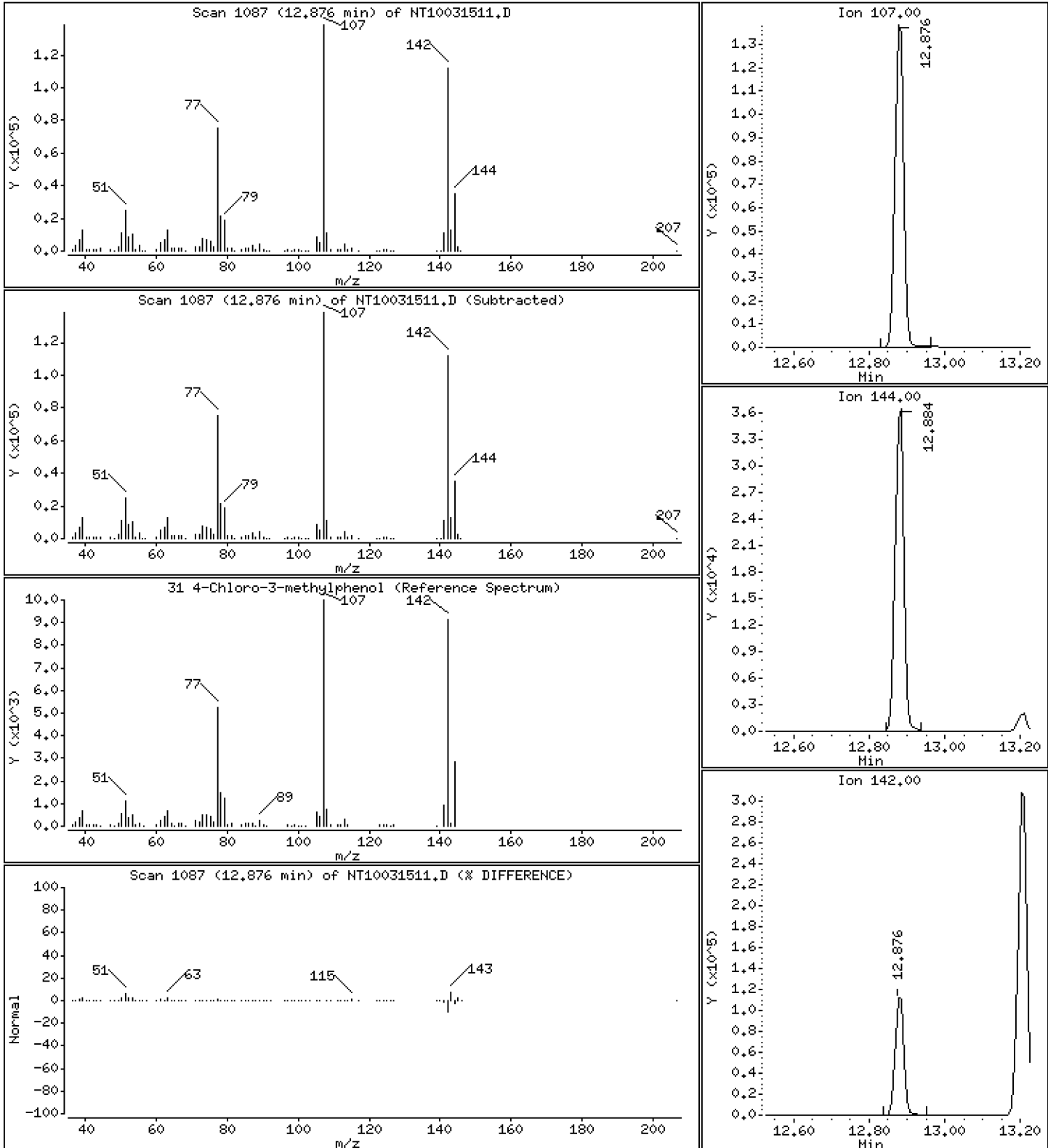
Operator: VTS

Column phase: ZB-5msi

Column diameter: 0,25

31 4-Chloro-3-methylphenol

Concentration: 4,640 ug/mL



Date : 16-MAR-2023 02:16

Client ID:

Instrument: nt10.i

Sample Info: SLC0228-SCV1

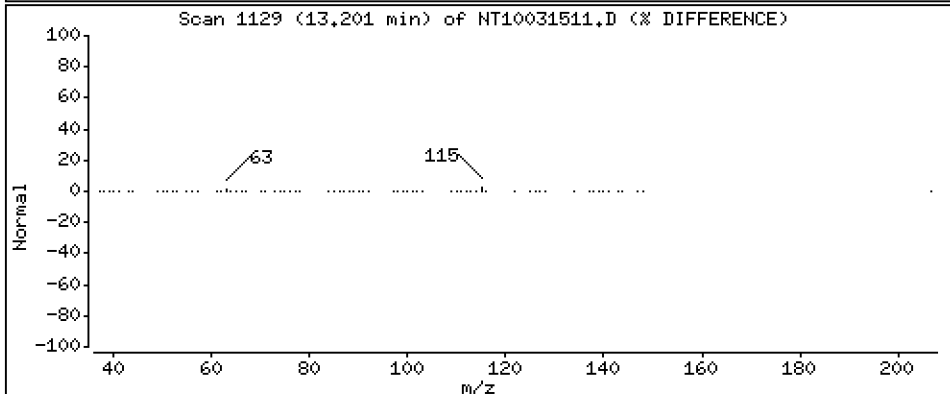
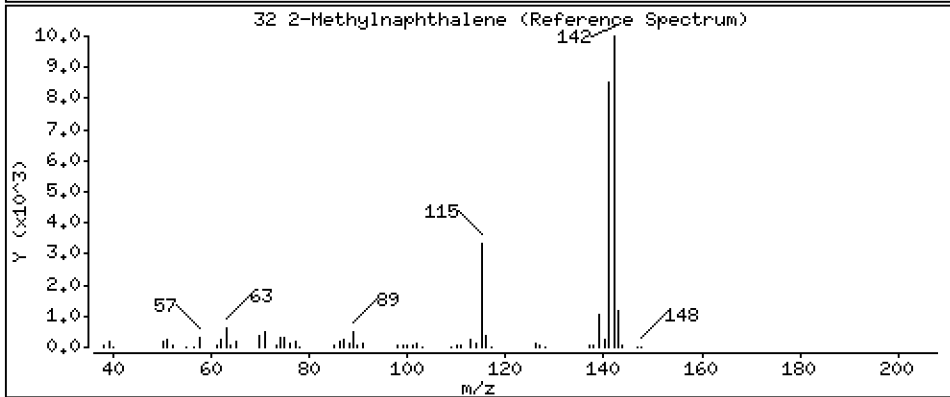
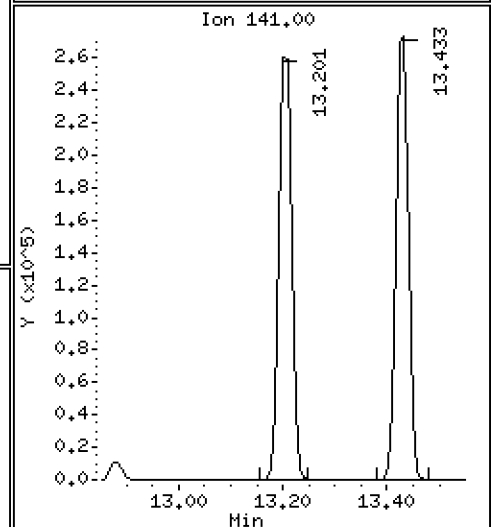
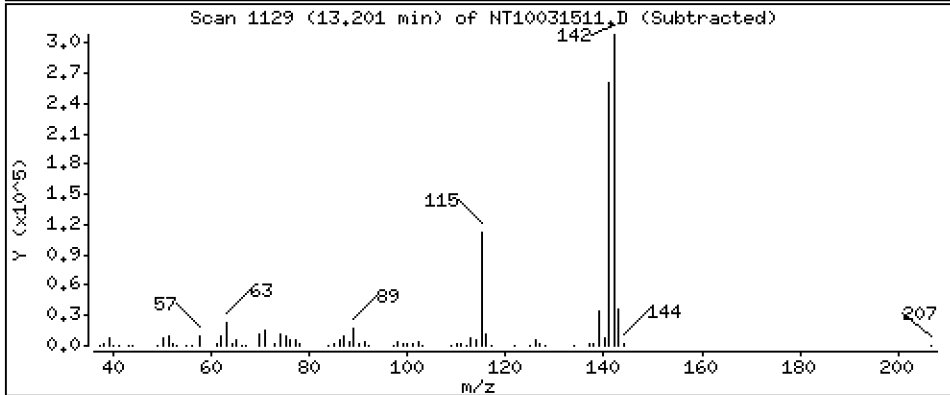
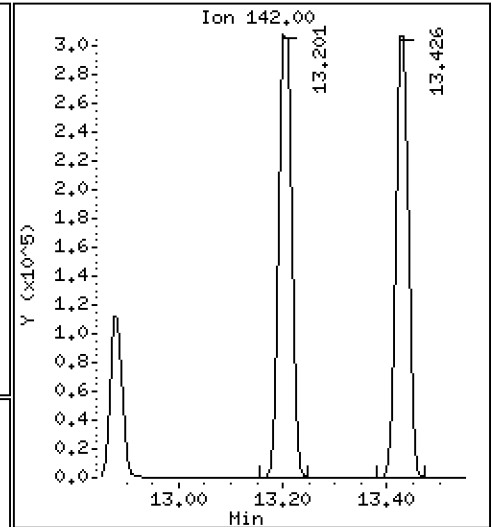
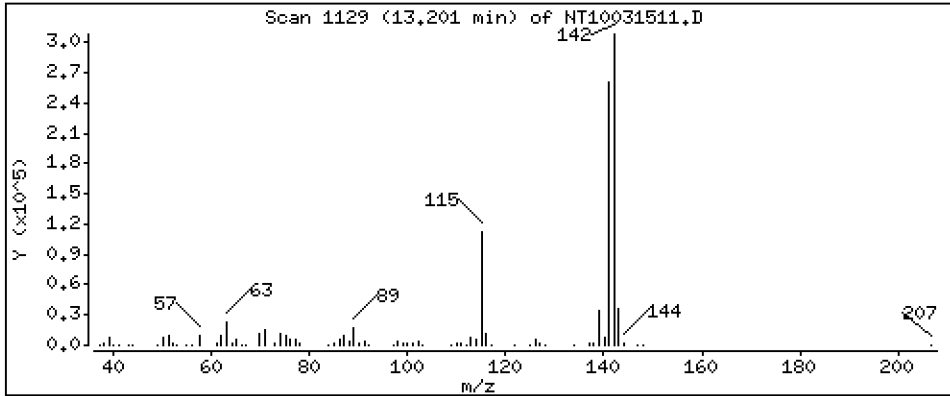
Operator: VTS

Column phase: ZB-5msi

Column diameter: 0,25

32 2-Methylnaphthalene

Concentration: 4,596 ug/mL



Date : 16-MAR-2023 02:16

Client ID:

Instrument: nt10.i

Sample Info: SLC0228-SCV1

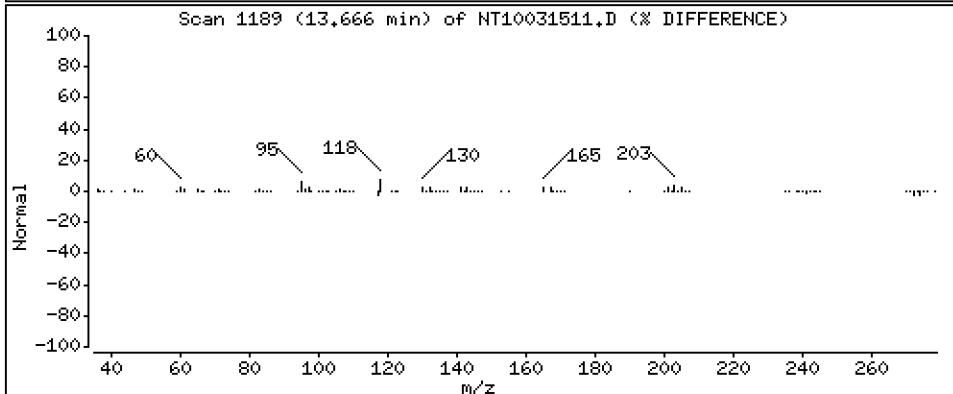
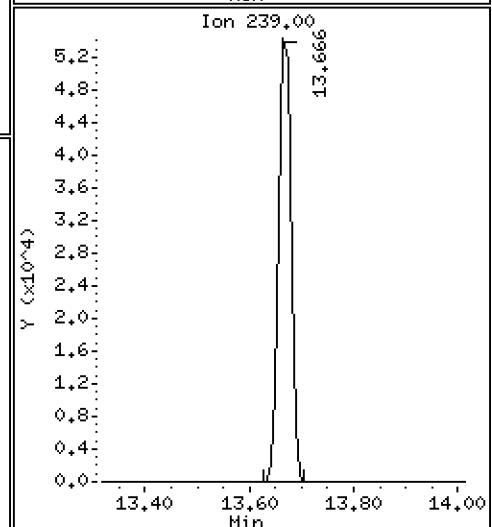
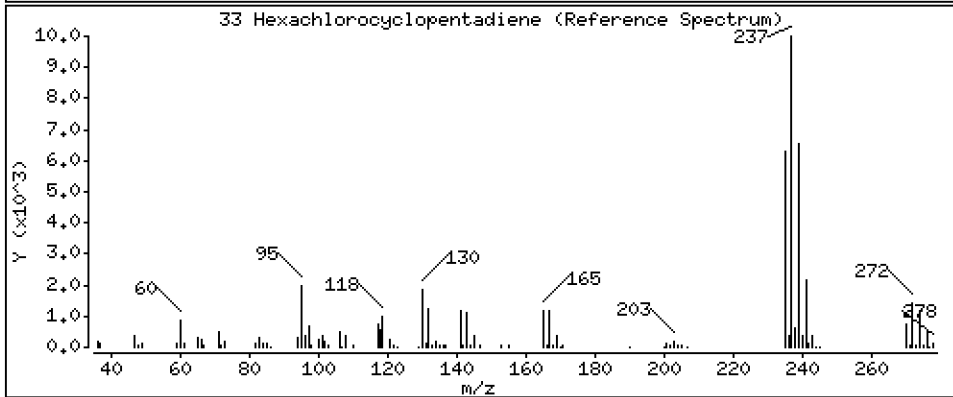
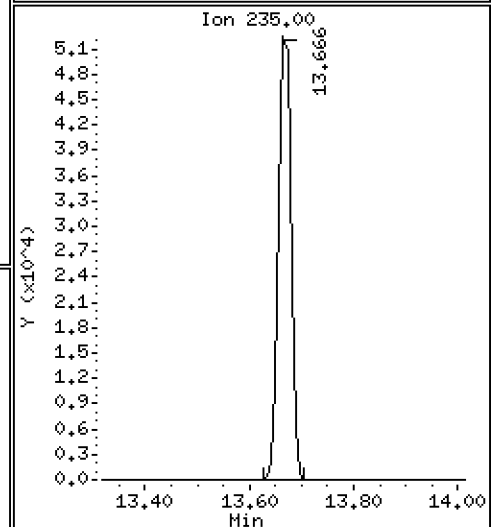
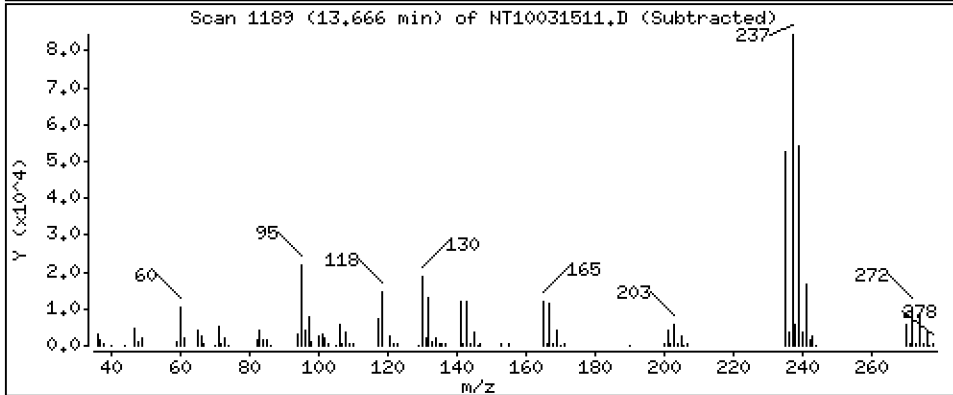
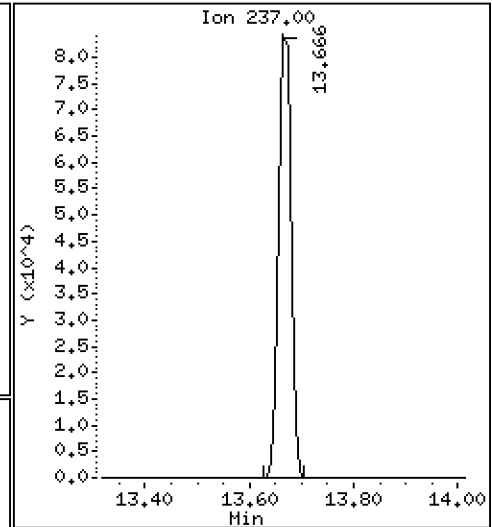
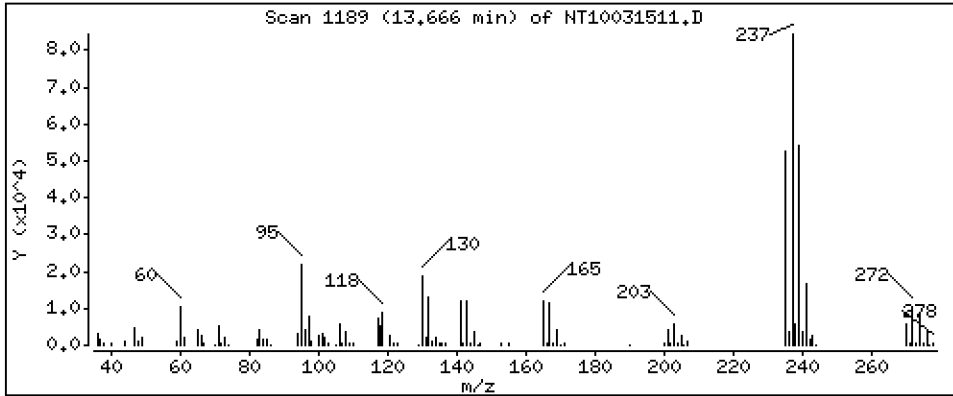
Operator: VTS

Column phase: ZB-5msi

Column diameter: 0.25

33 Hexachlorocyclopentadiene

Concentration: 4.729 ug/mL



Date : 16-MAR-2023 02:16

Client ID:

Instrument: nt10.i

Sample Info: SLC0228-SCV1

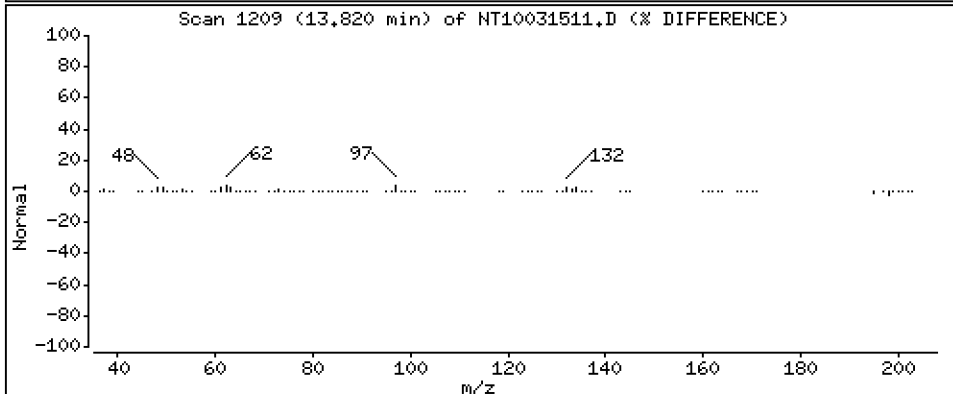
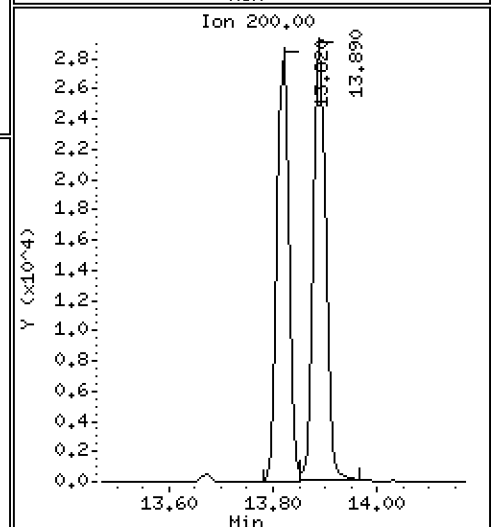
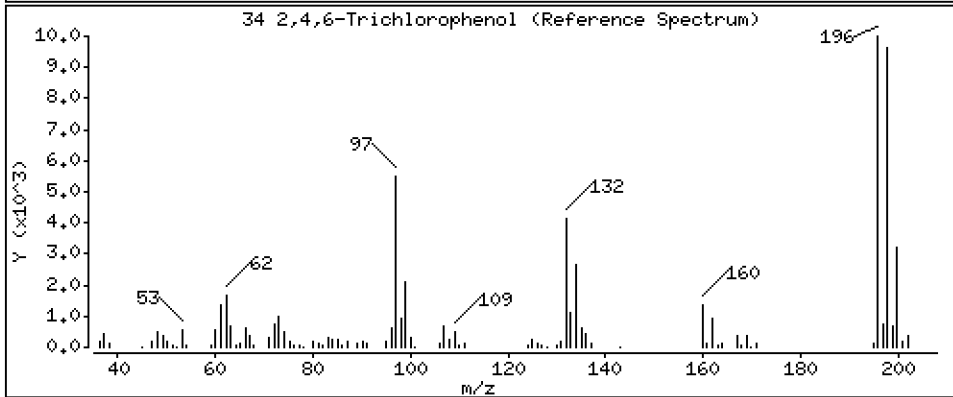
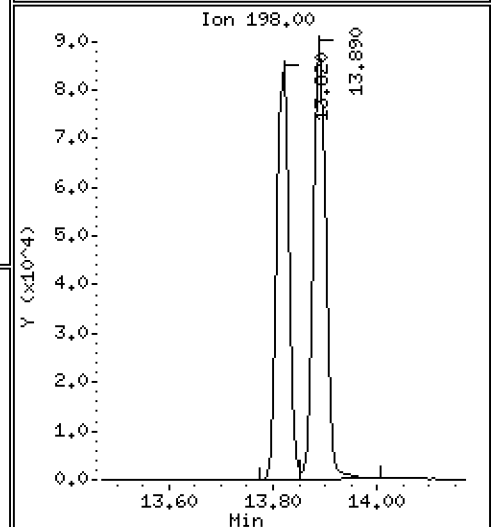
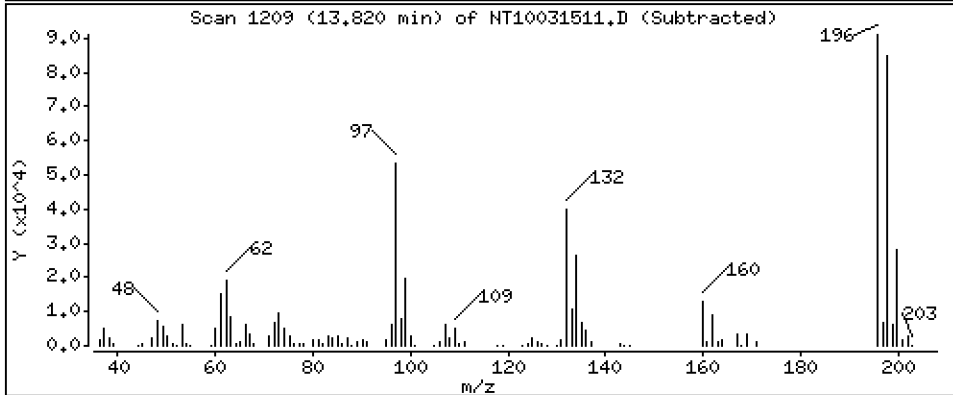
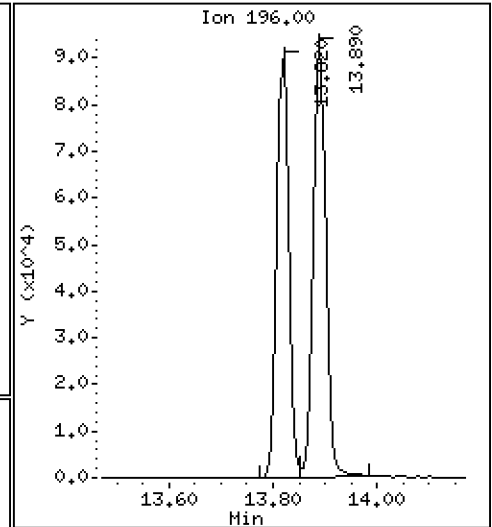
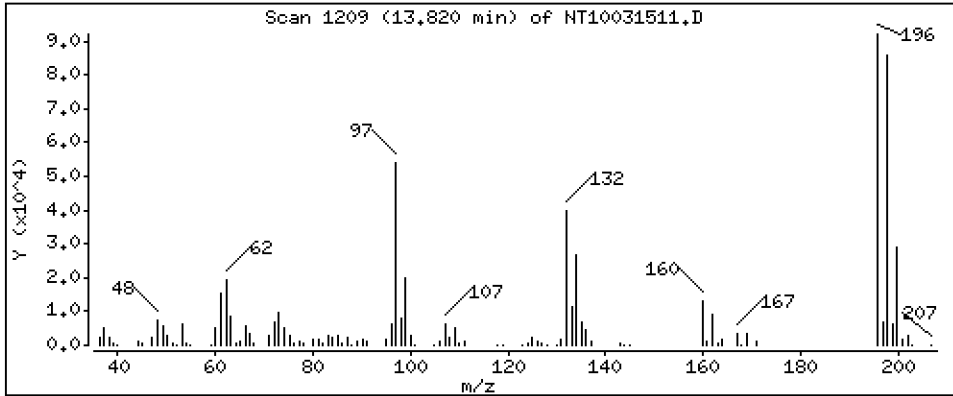
Operator: VTS

Column phase: ZB-5msi

Column diameter: 0,25

34 2,4,6-Trichlorophenol

Concentration: 4,596 ug/mL



Date : 16-MAR-2023 02:16

Client ID:

Instrument: nt10.i

Sample Info: SLC0228-SCV1

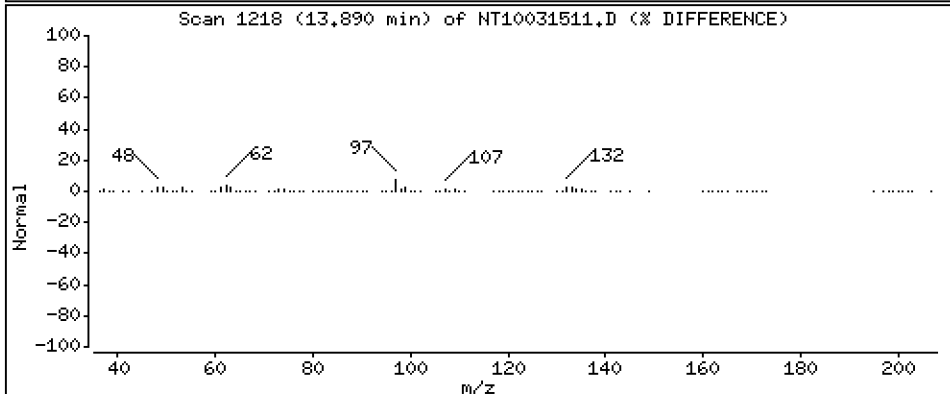
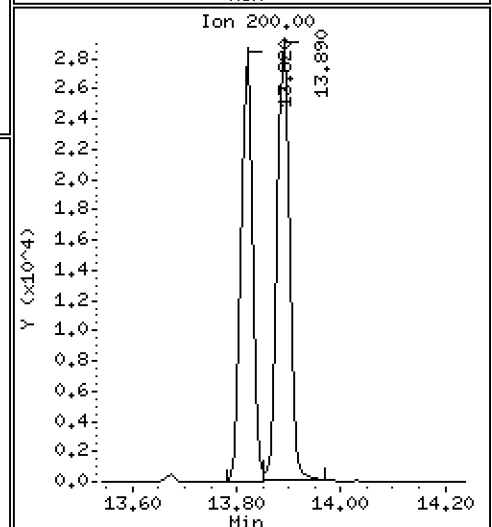
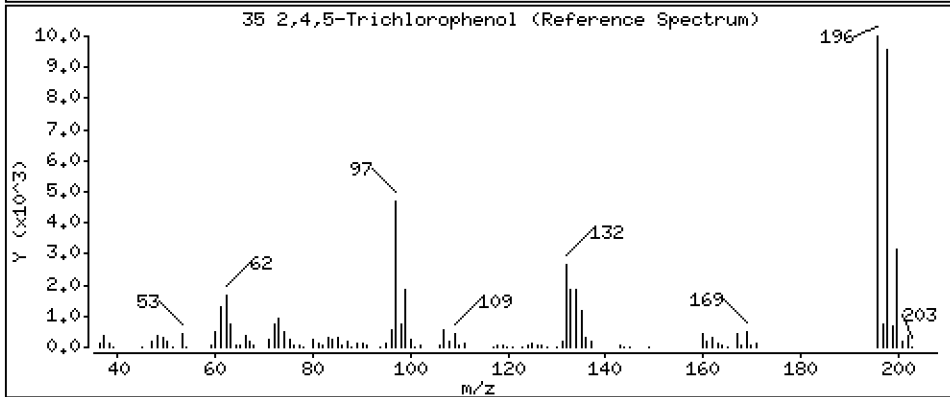
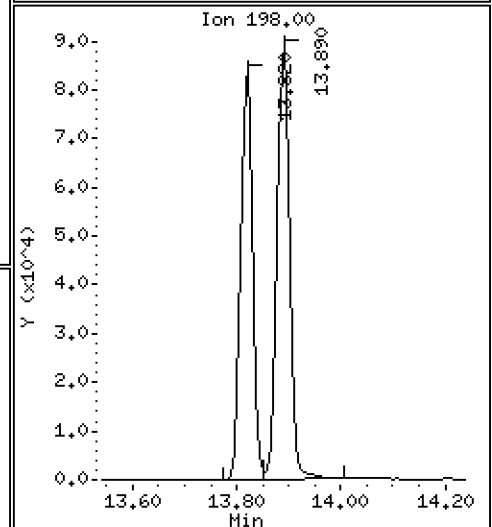
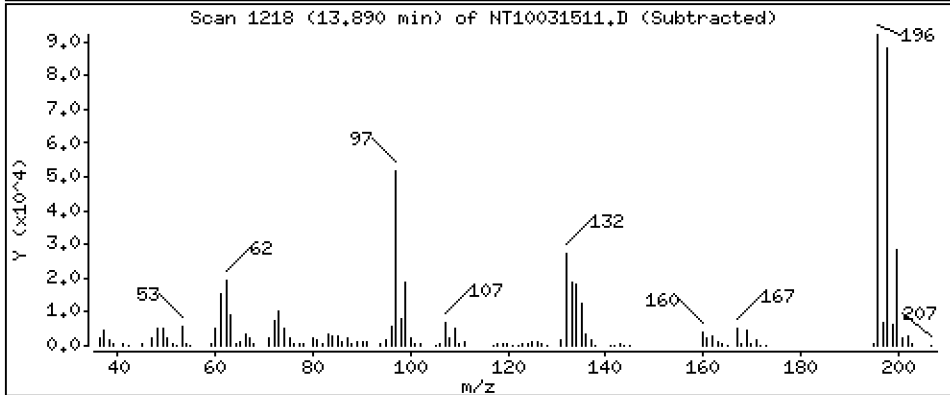
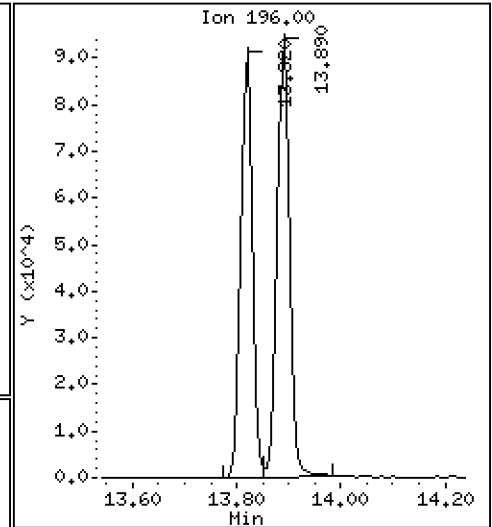
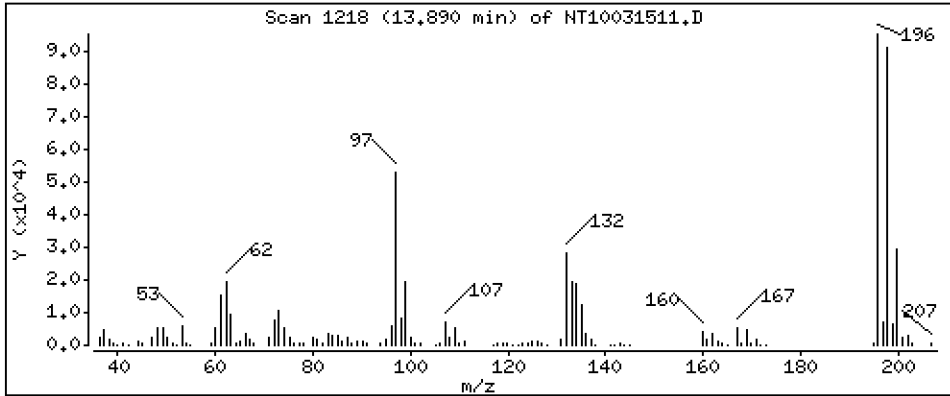
Operator: VTS

Column phase: ZB-5msi

Column diameter: 0,25

35 2,4,5-Trichlorophenol

Concentration: 4,409 ug/mL



Date : 16-MAR-2023 02:16

Client ID:

Instrument: nt10.i

Sample Info: SLC0228-SCV1

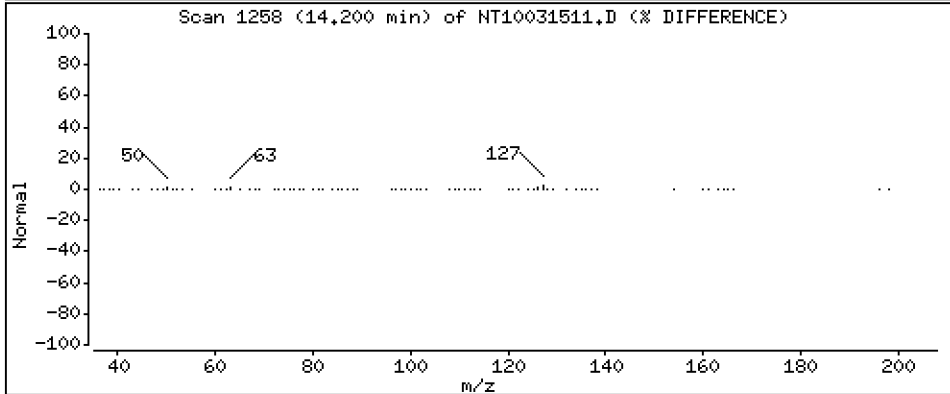
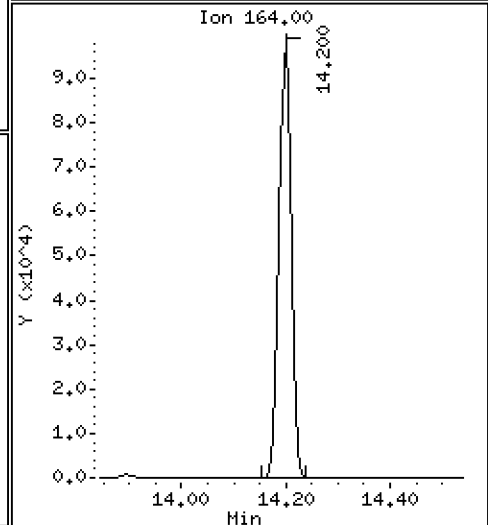
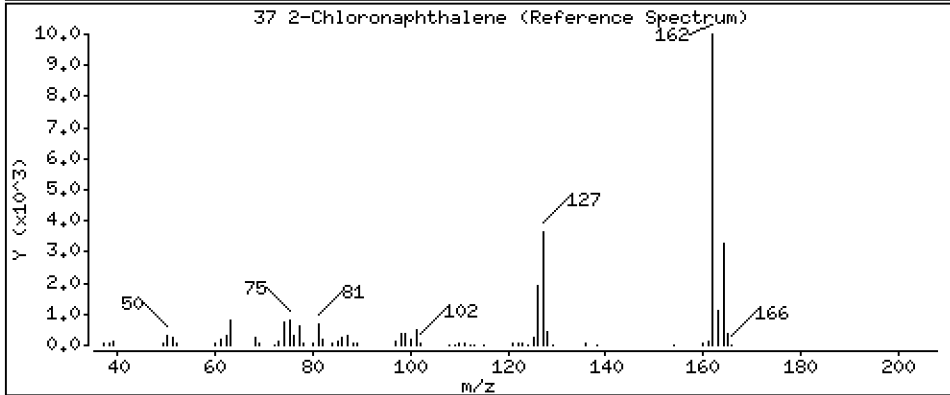
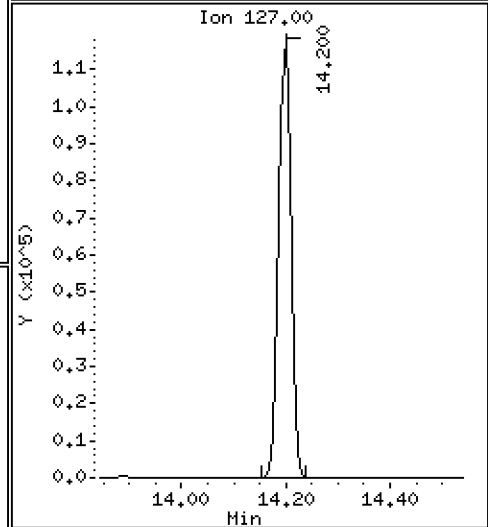
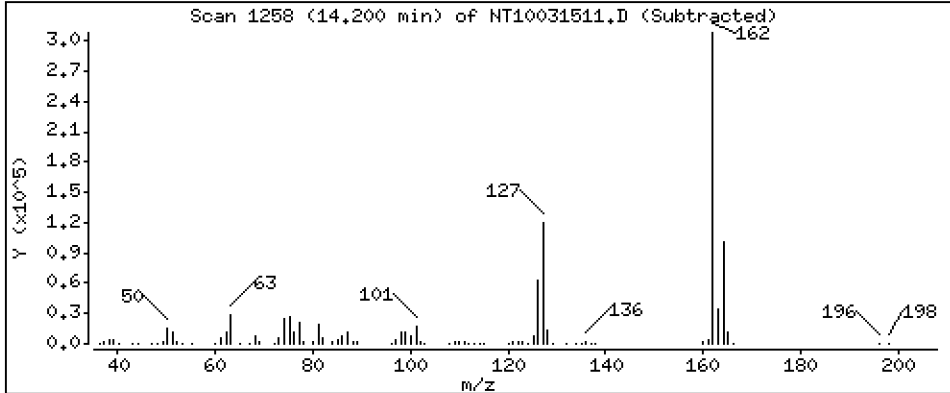
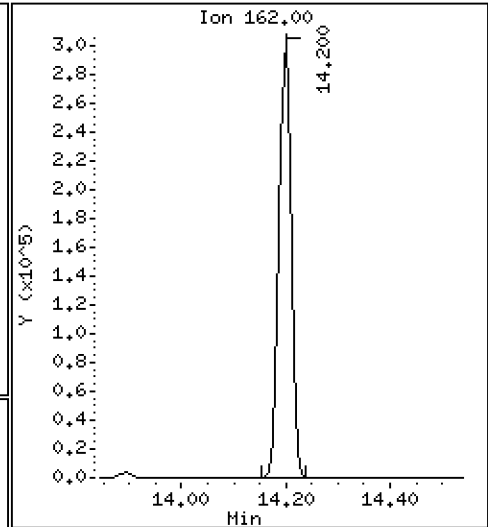
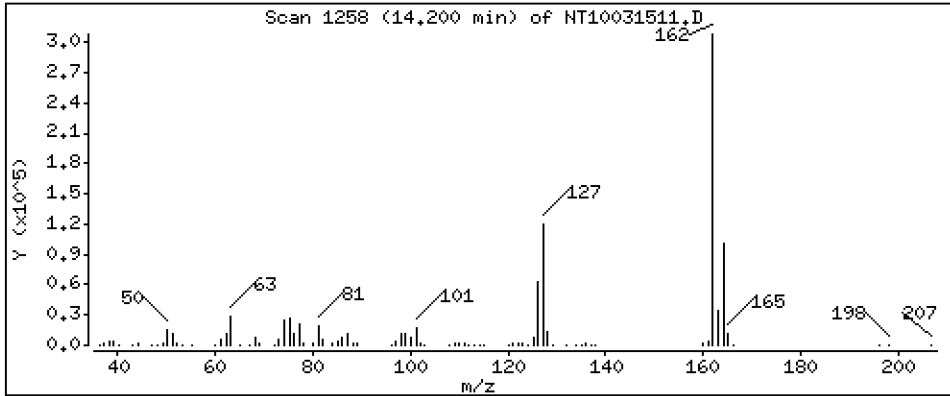
Operator: VTS

Column phase: ZB-5msi

Column diameter: 0,25

37 2-Chloronaphthalene

Concentration: 4,796 ug/mL



Date : 16-MAR-2023 02:16

Client ID:

Instrument: nt10.i

Sample Info: SLC0228-SCV1

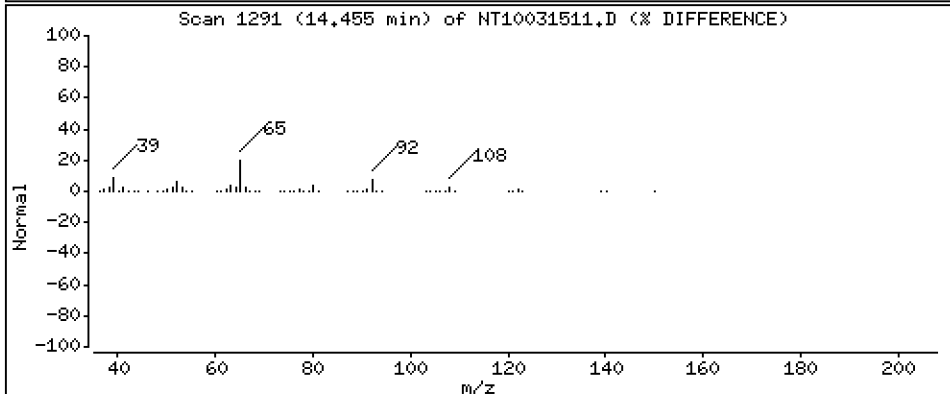
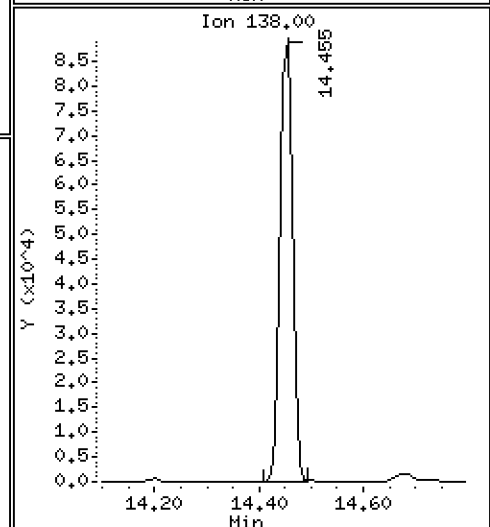
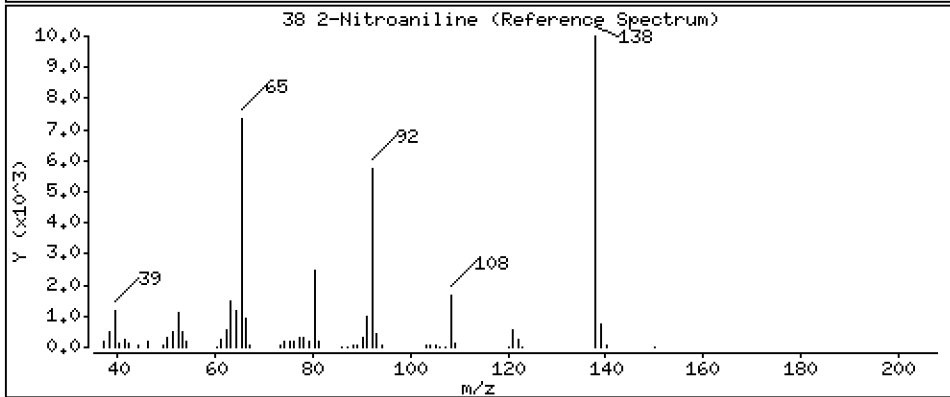
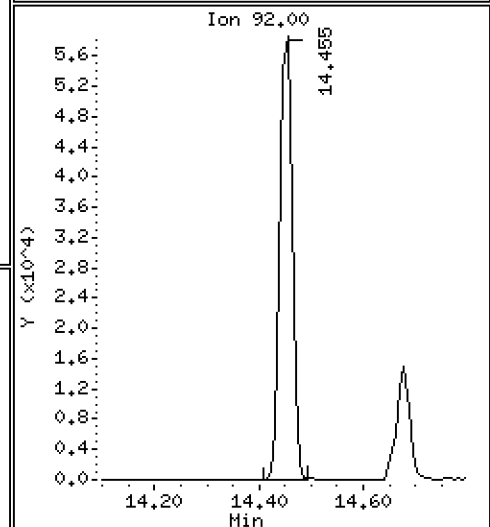
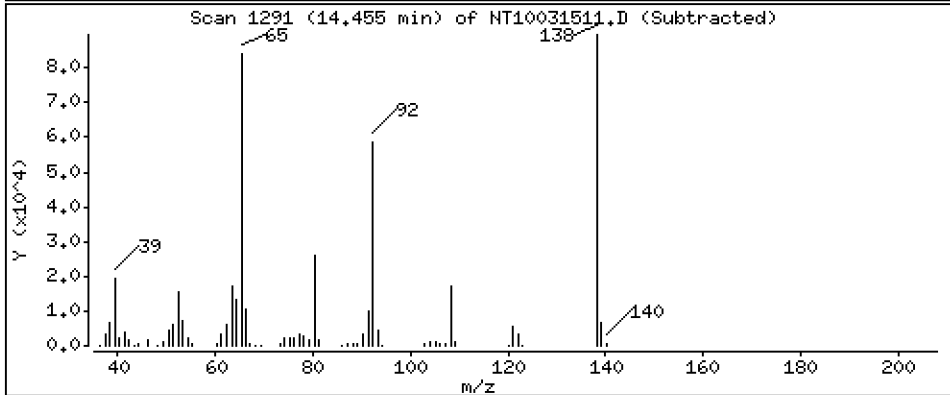
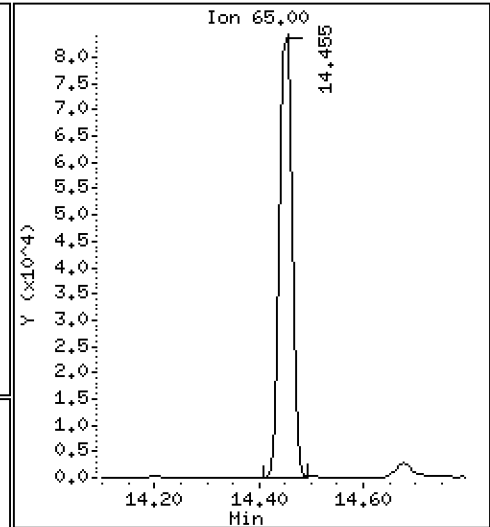
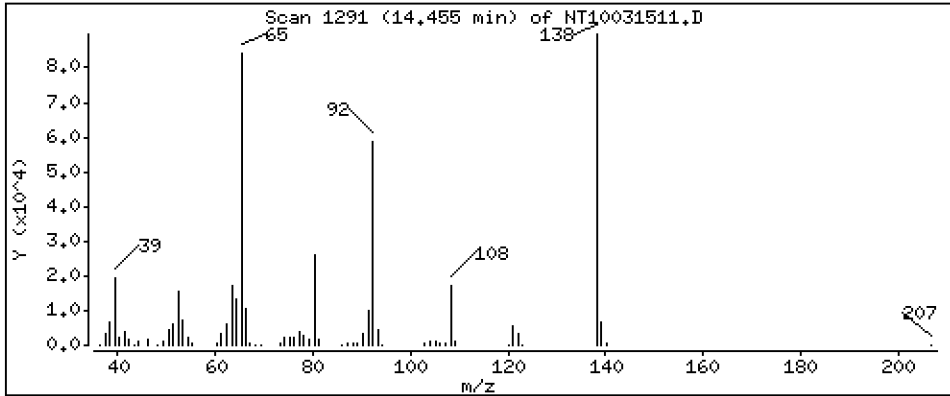
Operator: VTS

Column phase: ZB-5msi

Column diameter: 0,25

38 2-Nitroaniline

Concentration: 4,911 ug/mL



Date : 16-MAR-2023 02:16

Client ID:

Instrument: nt10.i

Sample Info: SLC0228-SCV1

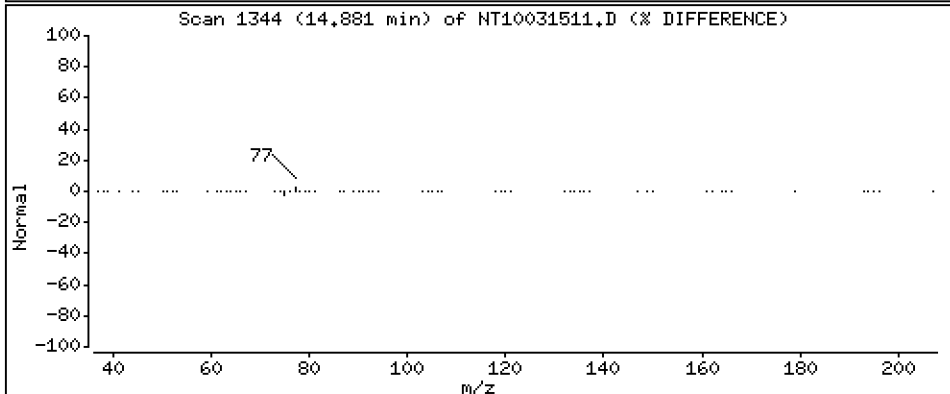
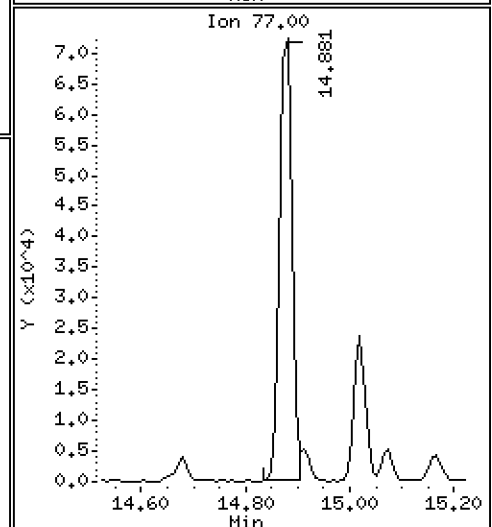
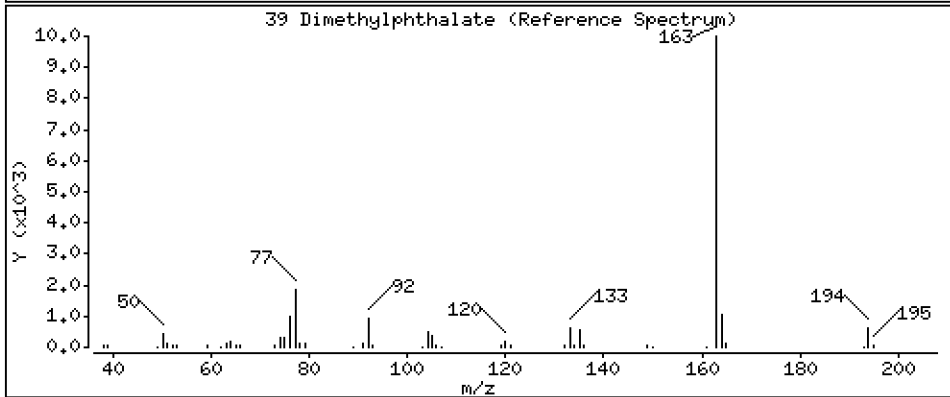
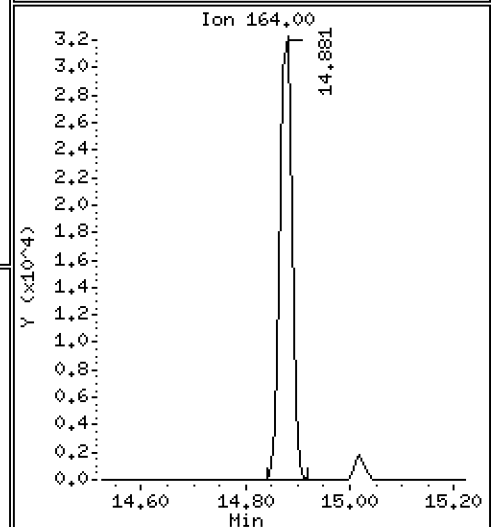
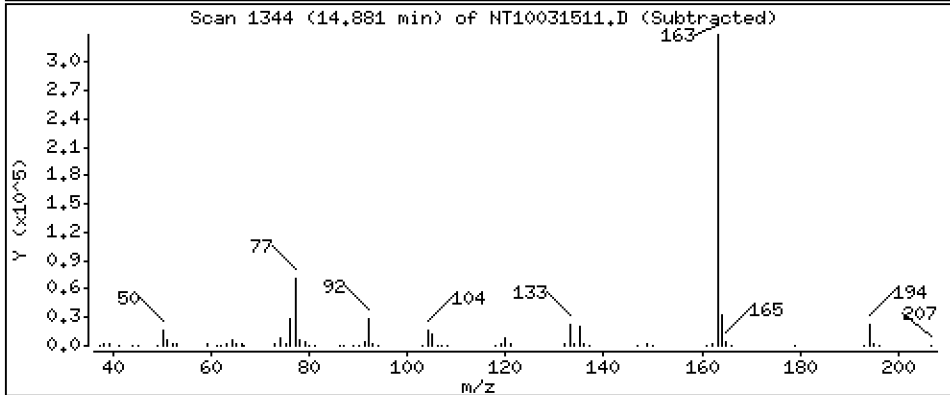
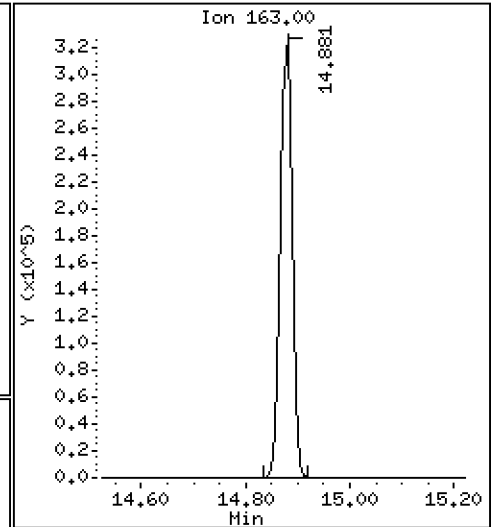
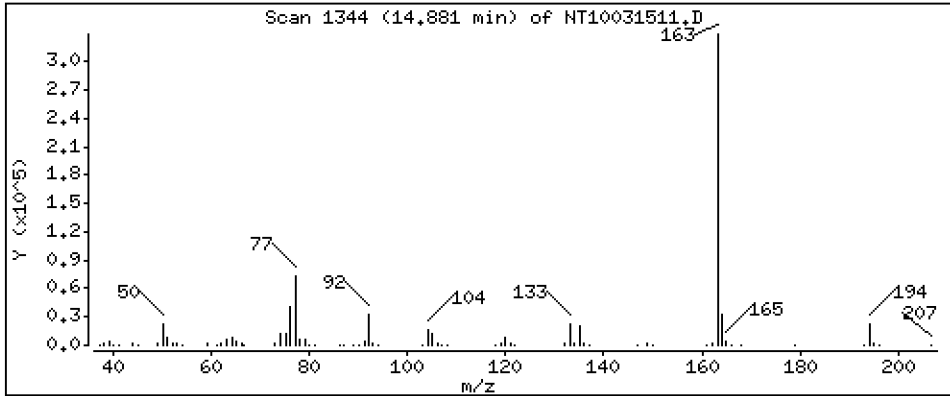
Operator: VTS

Column phase: ZB-5msi

Column diameter: 0,25

39 Dimethylphthalate

Concentration: 4,937 ug/mL



Date : 16-MAR-2023 02:16

Client ID:

Instrument: nt10.i

Sample Info: SLC0228-SCV1

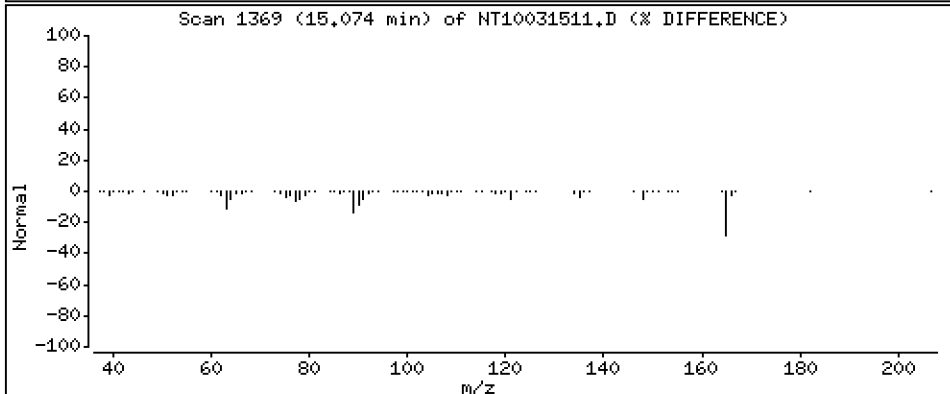
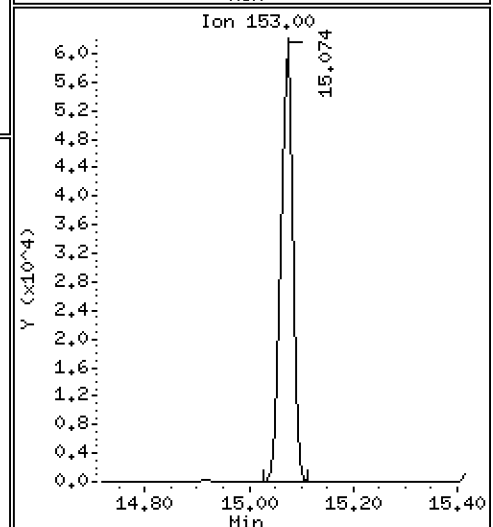
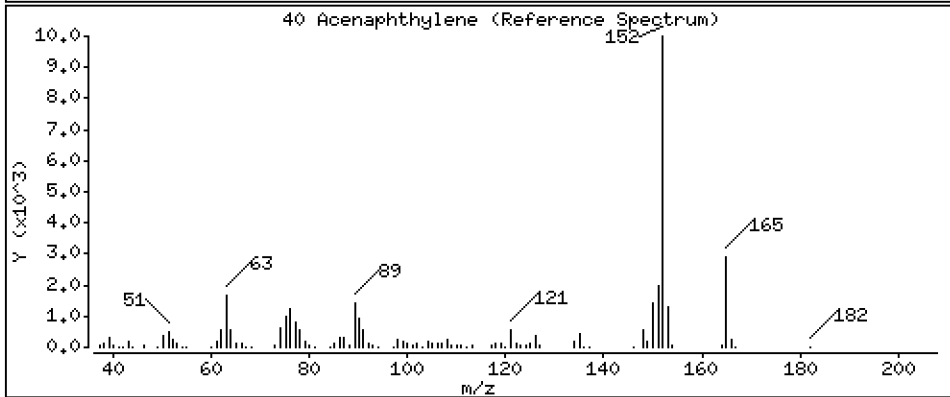
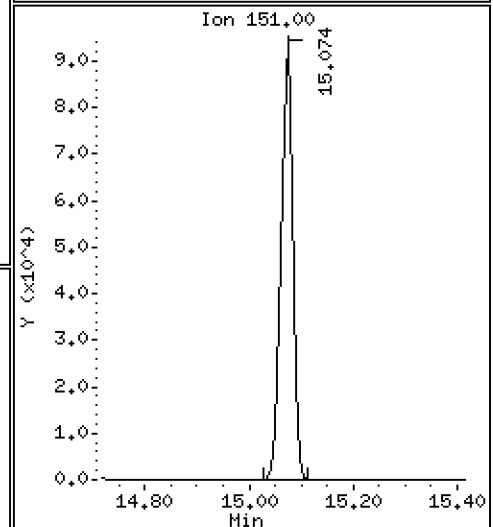
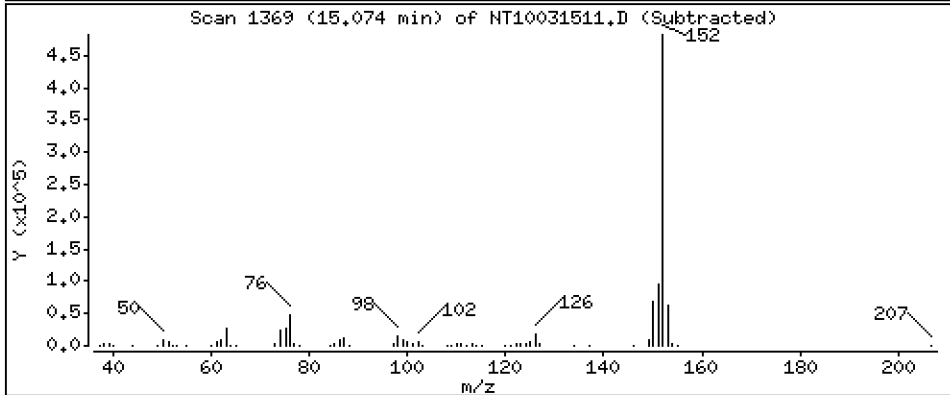
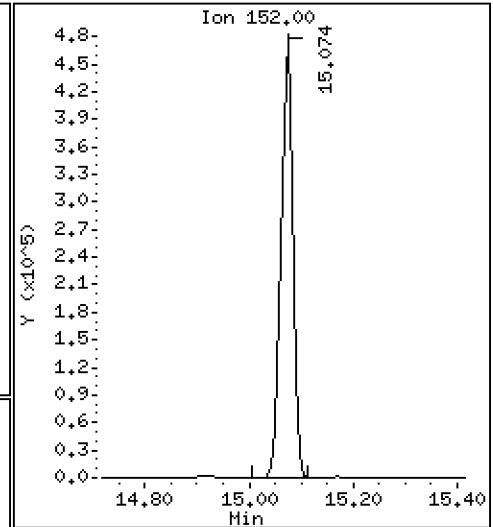
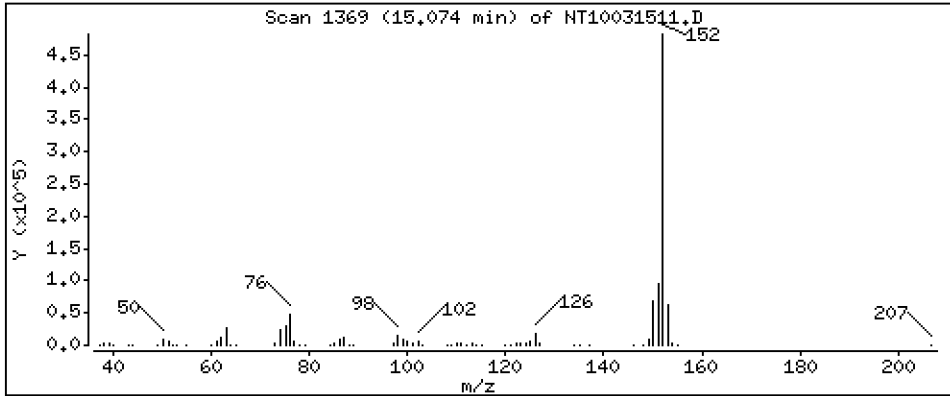
Operator: VTS

Column phase: ZB-5msi

Column diameter: 0,25

40 Acenaphthylene

Concentration: 4,805 ug/mL



Date : 16-MAR-2023 02:16

Client ID:

Instrument: nt10.i

Sample Info: SLC0228-SCV1

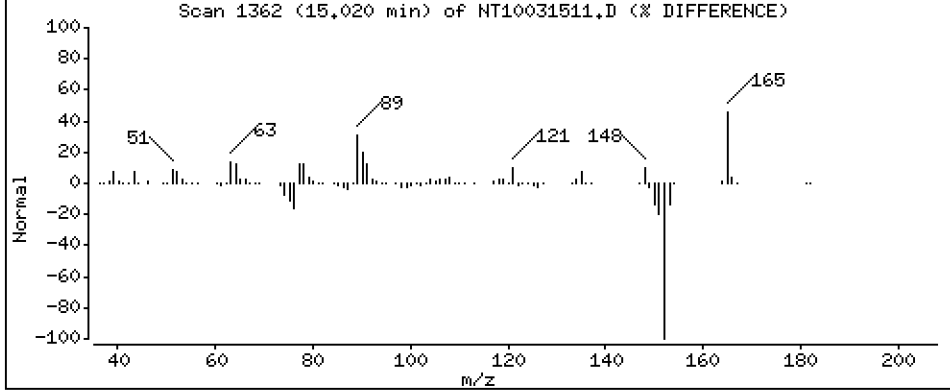
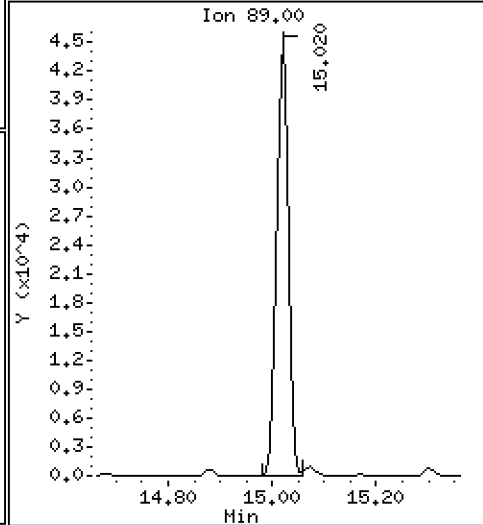
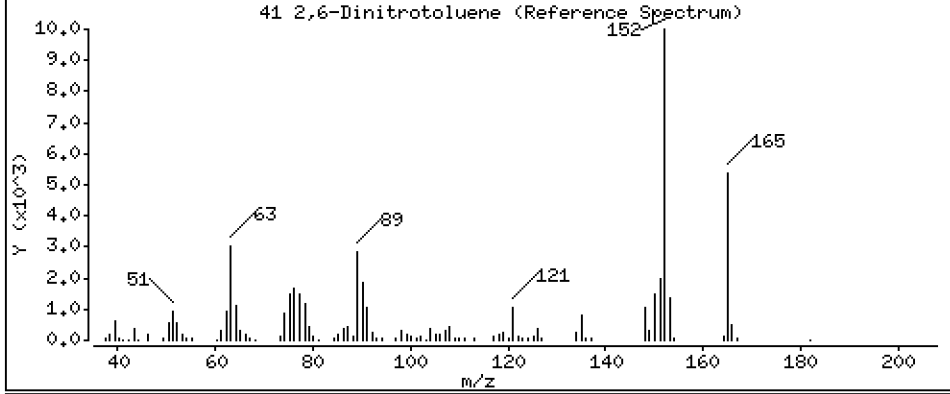
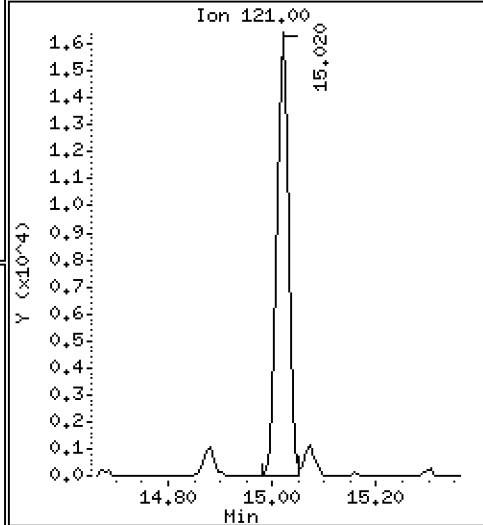
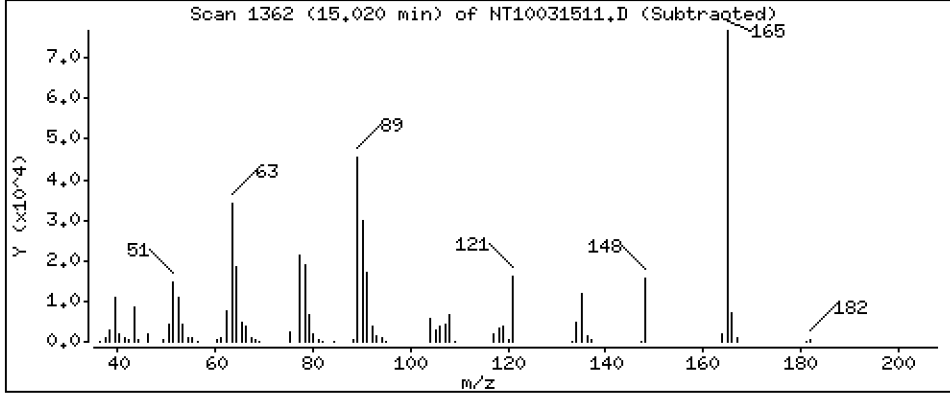
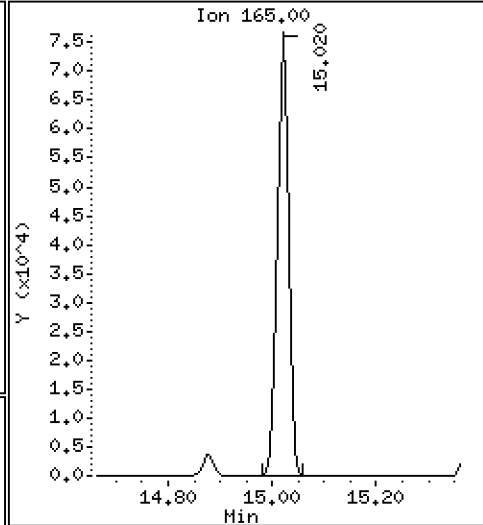
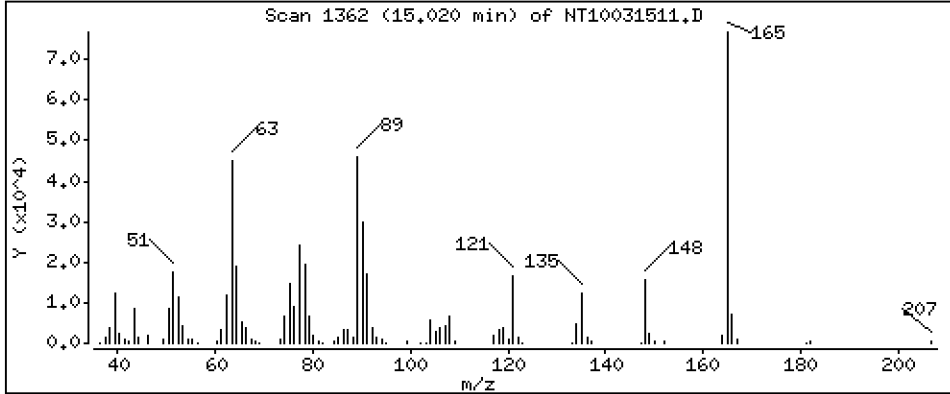
Operator: VTS

Column phase: ZB-5msi

Column diameter: 0,25

41 2,6-Dinitrotoluene

Concentration: 5,298 ug/mL



Date : 16-MAR-2023 02:16

Client ID:

Instrument: nt10.i

Sample Info: SLC0228-SCV1

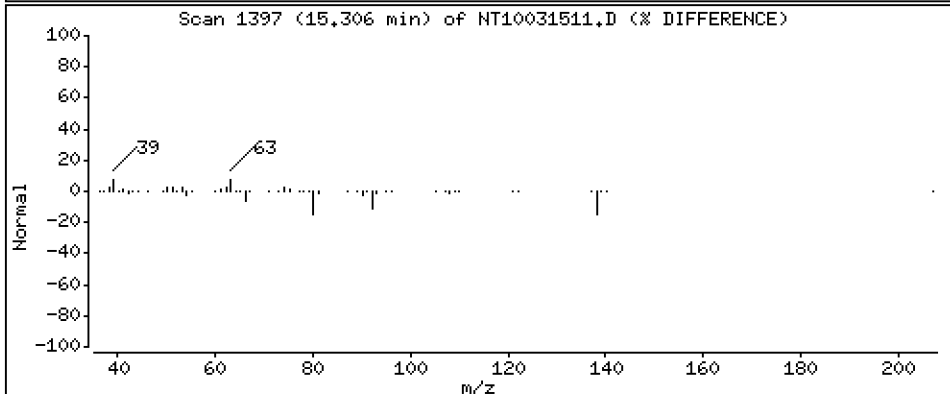
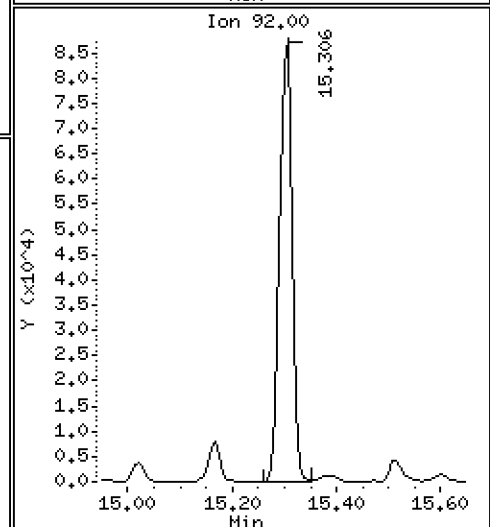
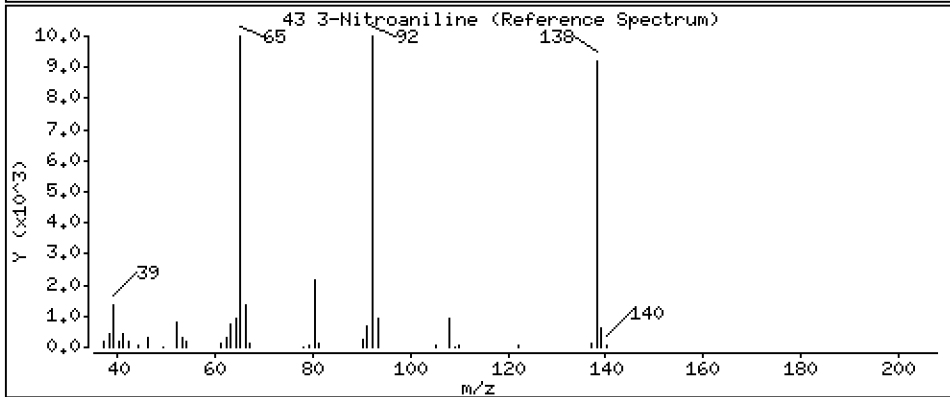
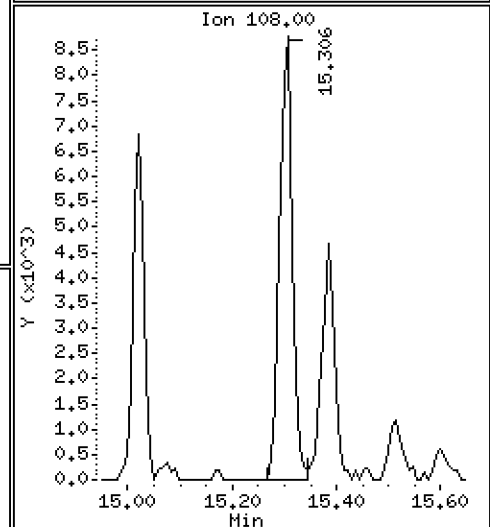
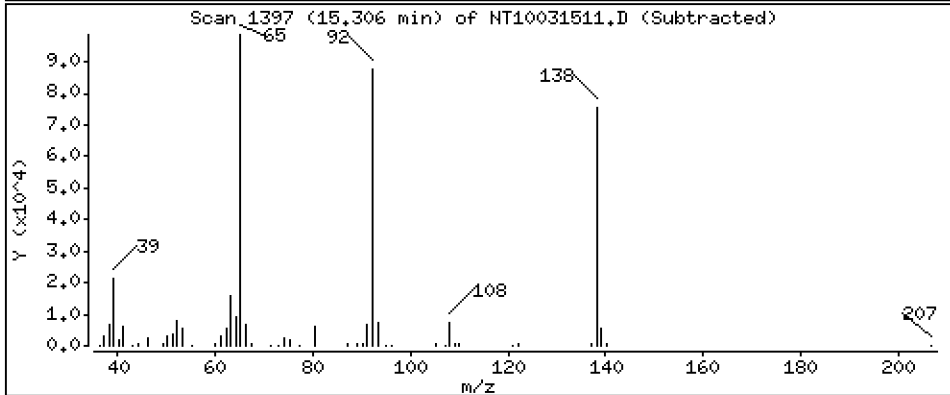
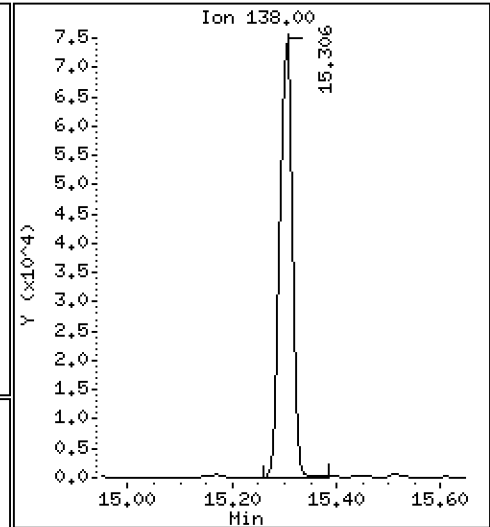
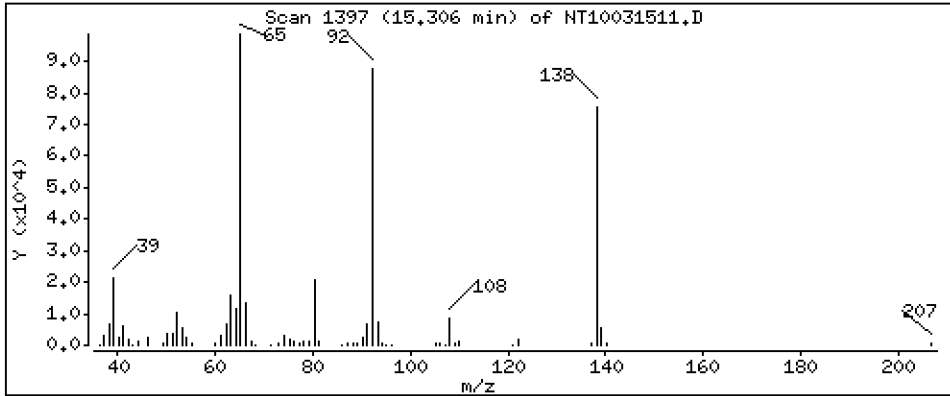
Operator: VTS

Column phase: ZB-5msi

Column diameter: 0,25

43 3-Nitroaniline

Concentration: 5,014 ug/mL



Date : 16-MAR-2023 02:16

Client ID:

Instrument: nt10.i

Sample Info: SLC0228-SCV1

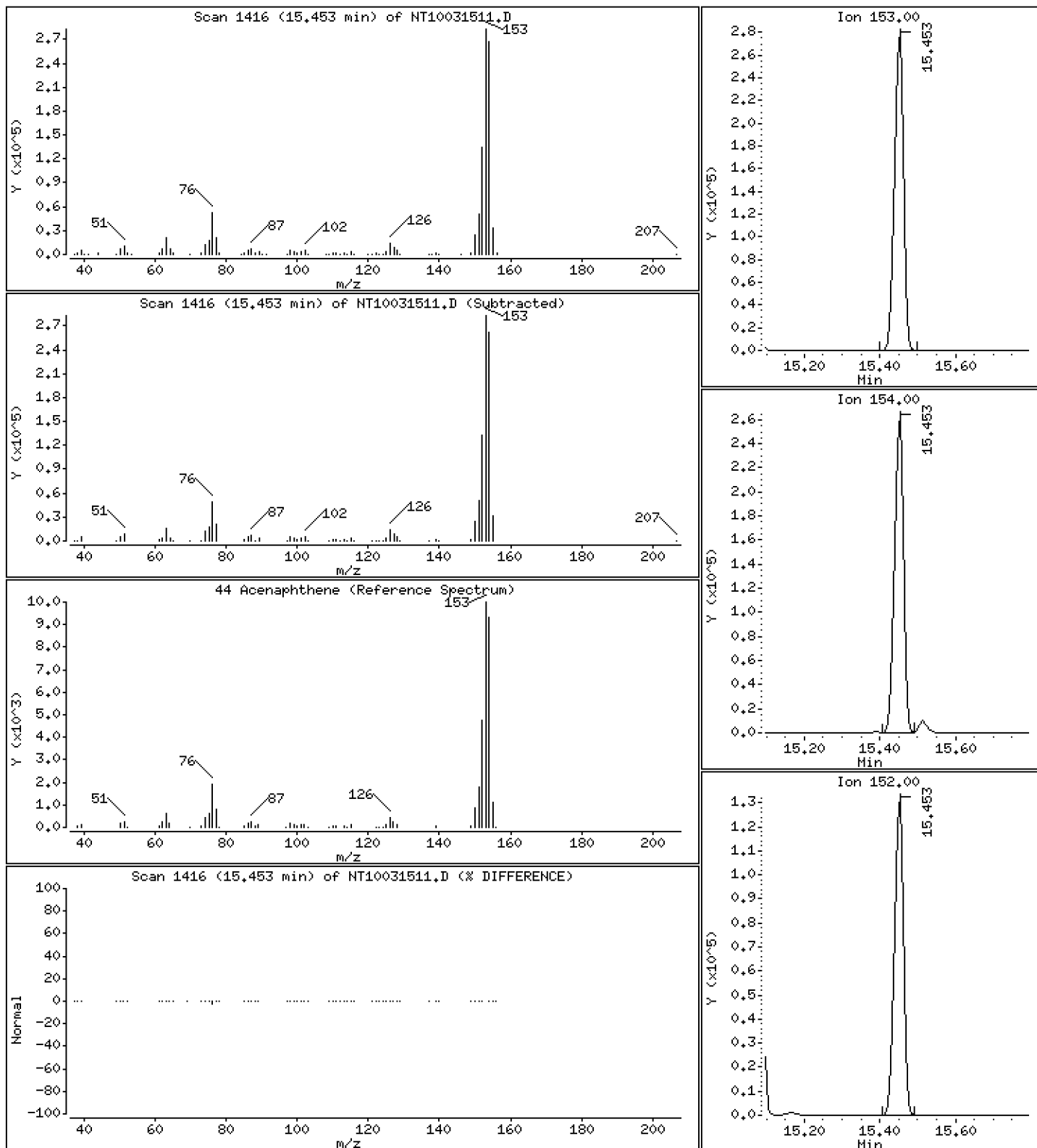
Operator: VTS

Column phase: ZB-5msi

Column diameter: 0,25

44 Acenaphthene

Concentration: 4,776 ug/mL



Date : 16-MAR-2023 02:16

Client ID:

Instrument: nt10.i

Sample Info: SLC0228-SCV1

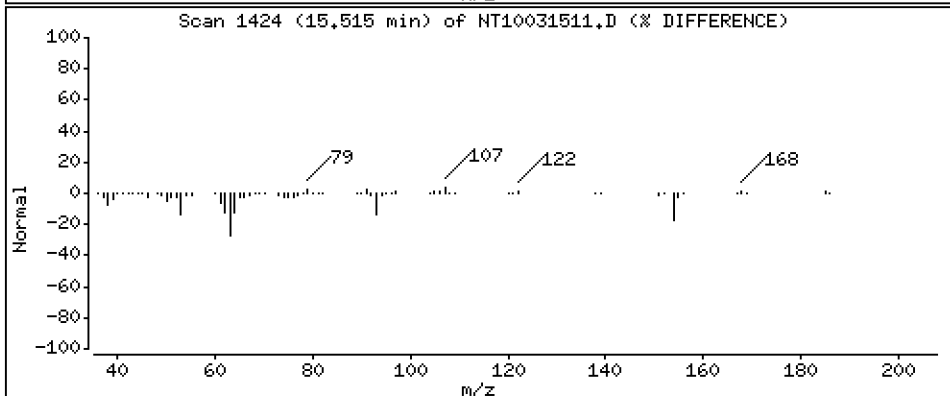
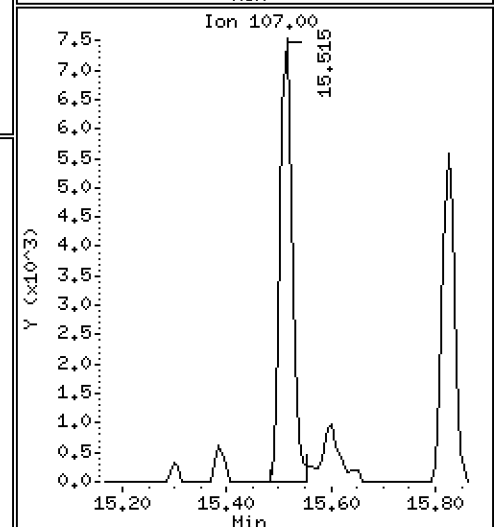
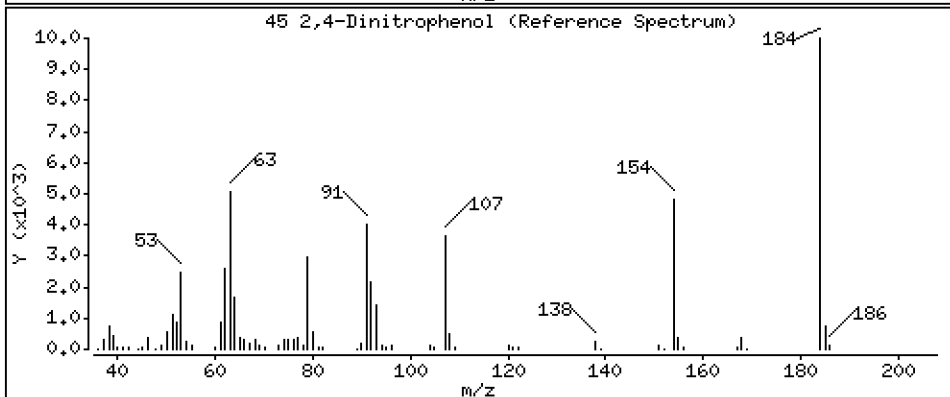
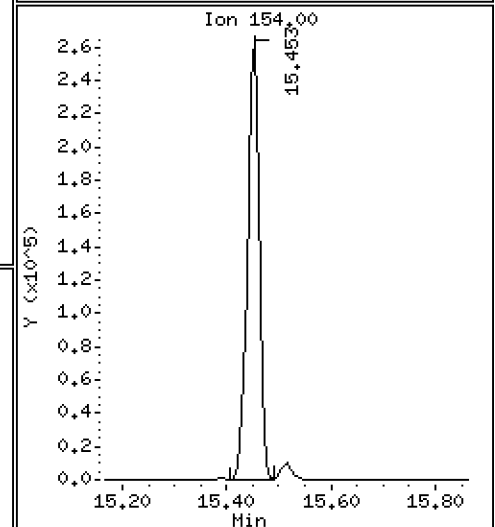
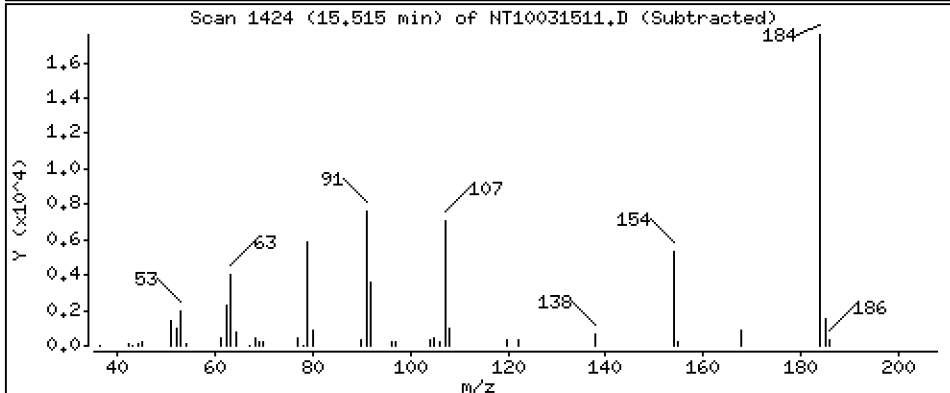
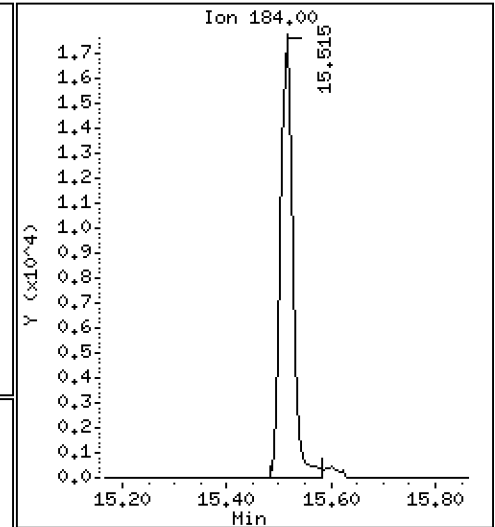
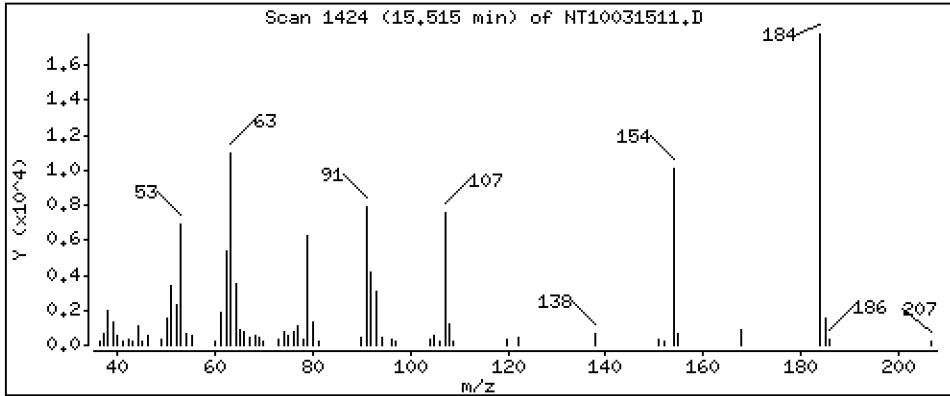
Operator: VTS

Column phase: ZB-5msi

Column diameter: 0,25

45 2,4-Dinitrophenol

Concentration: 2,124 ug/mL



Date : 16-MAR-2023 02:16

Client ID:

Instrument: nt10.i

Sample Info: SLC0228-SCV1

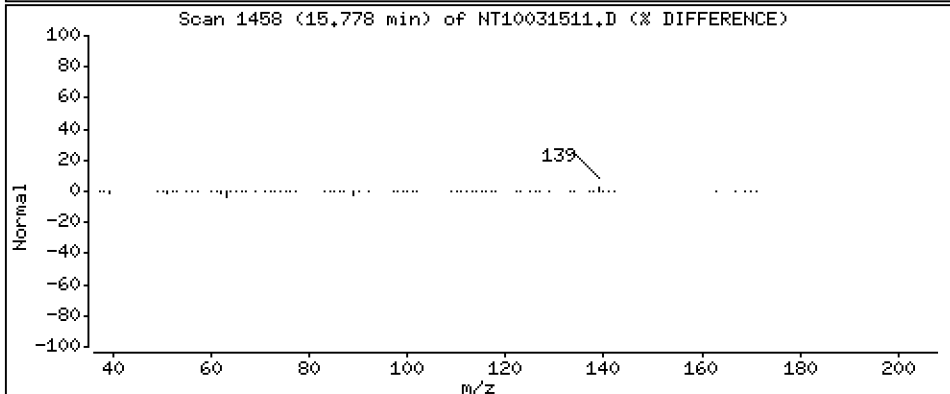
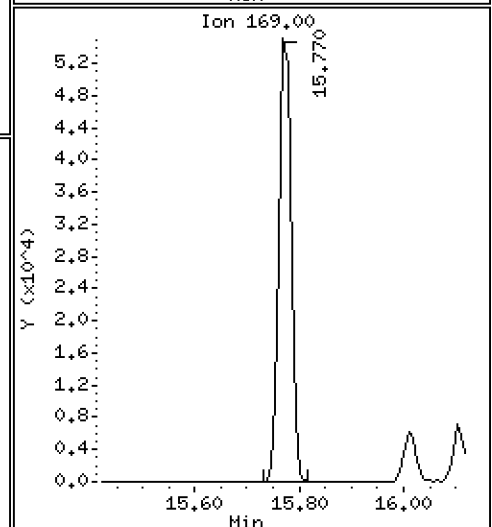
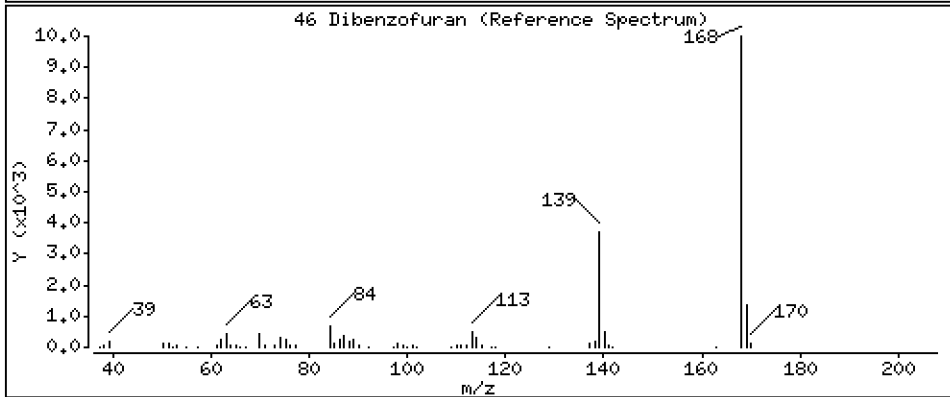
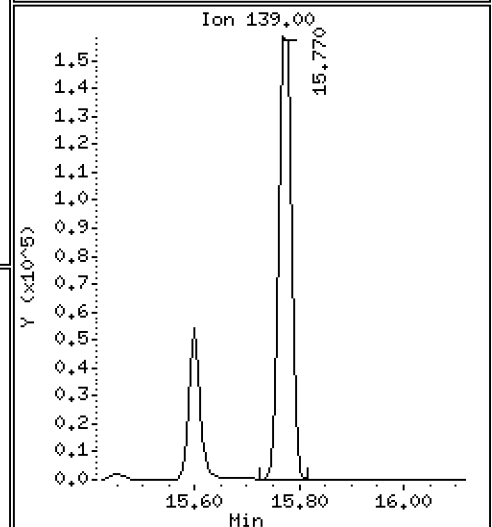
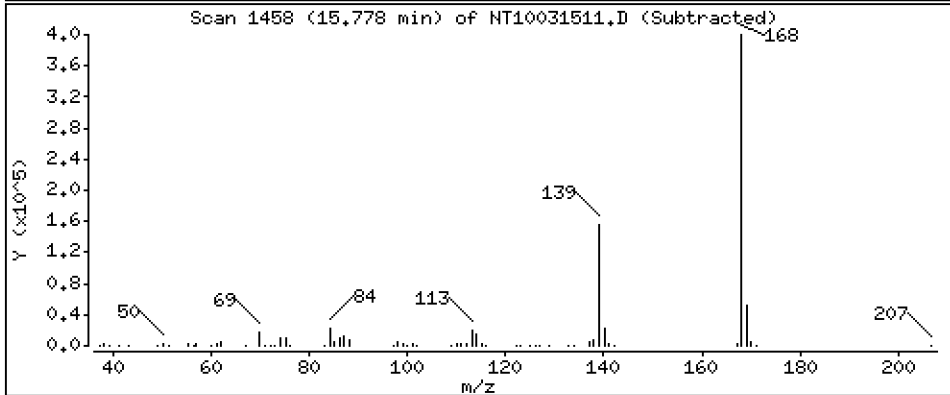
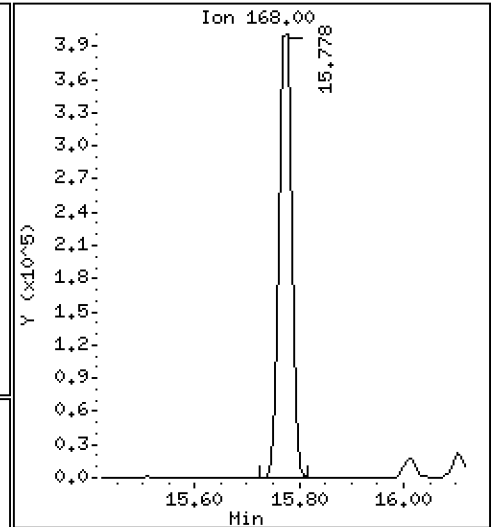
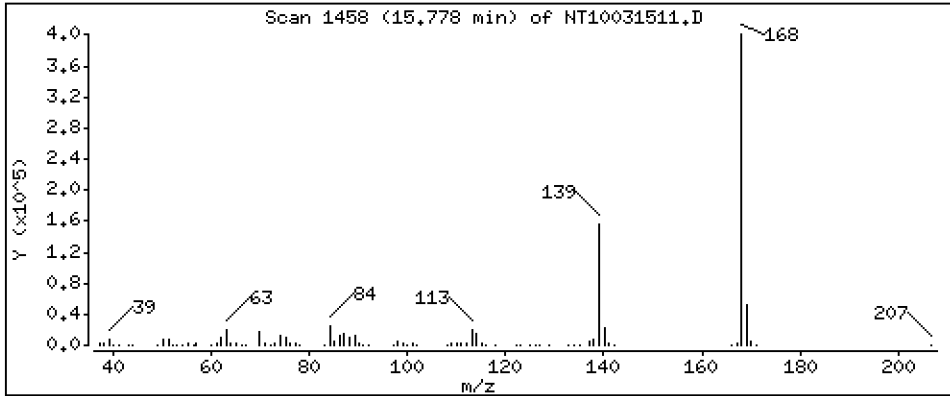
Operator: VTS

Column phase: ZB-5msi

Column diameter: 0,25

46 Dibenzofuran

Concentration: 4,648 ug/mL



Date : 16-MAR-2023 02:16

Client ID:

Instrument: nt10.i

Sample Info: SLC0228-SCV1

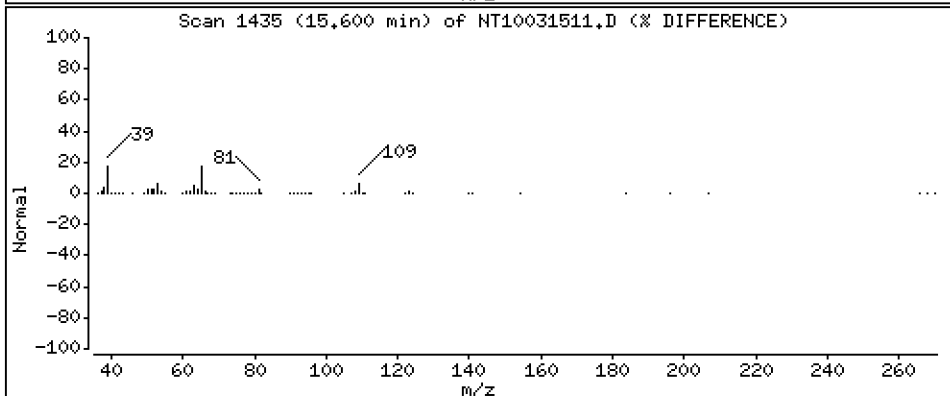
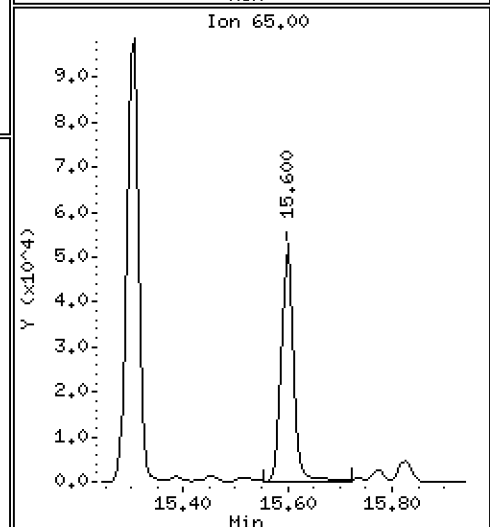
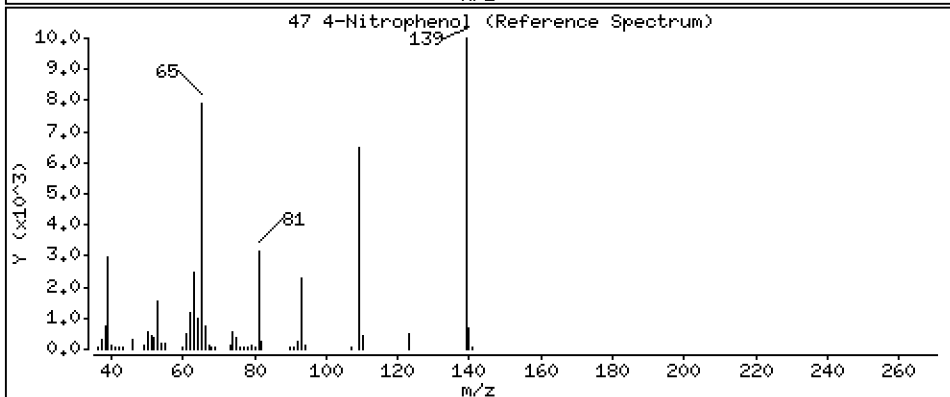
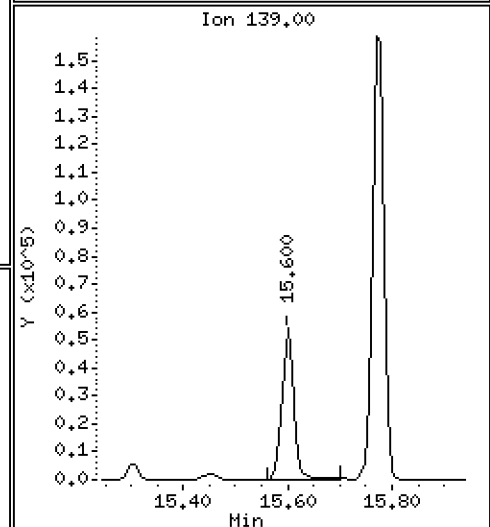
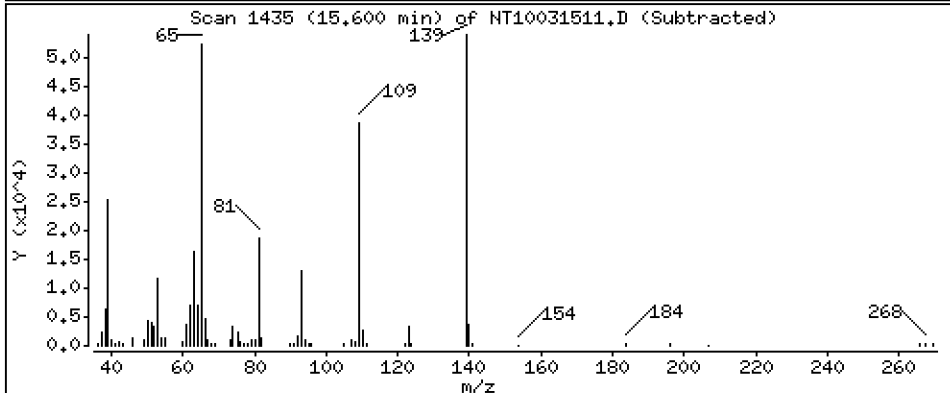
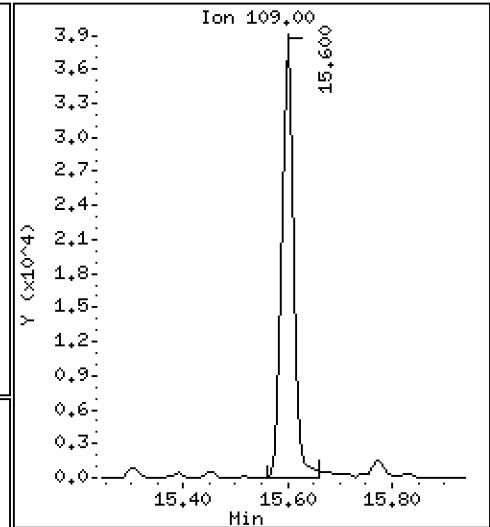
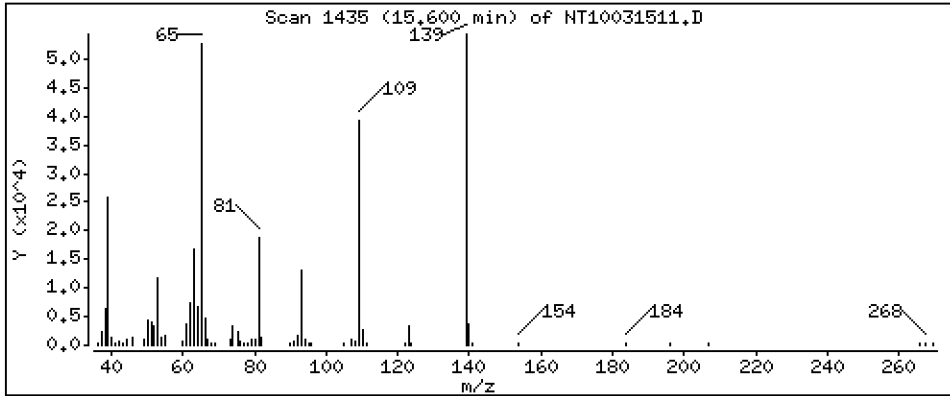
Operator: VTS

Column phase: ZB-5msi

Column diameter: 0,25

47 4-Nitrophenol

Concentration: 3,966 ug/mL



Date : 16-MAR-2023 02:16

Client ID:

Instrument: nt10.i

Sample Info: SLC0228-SCV1

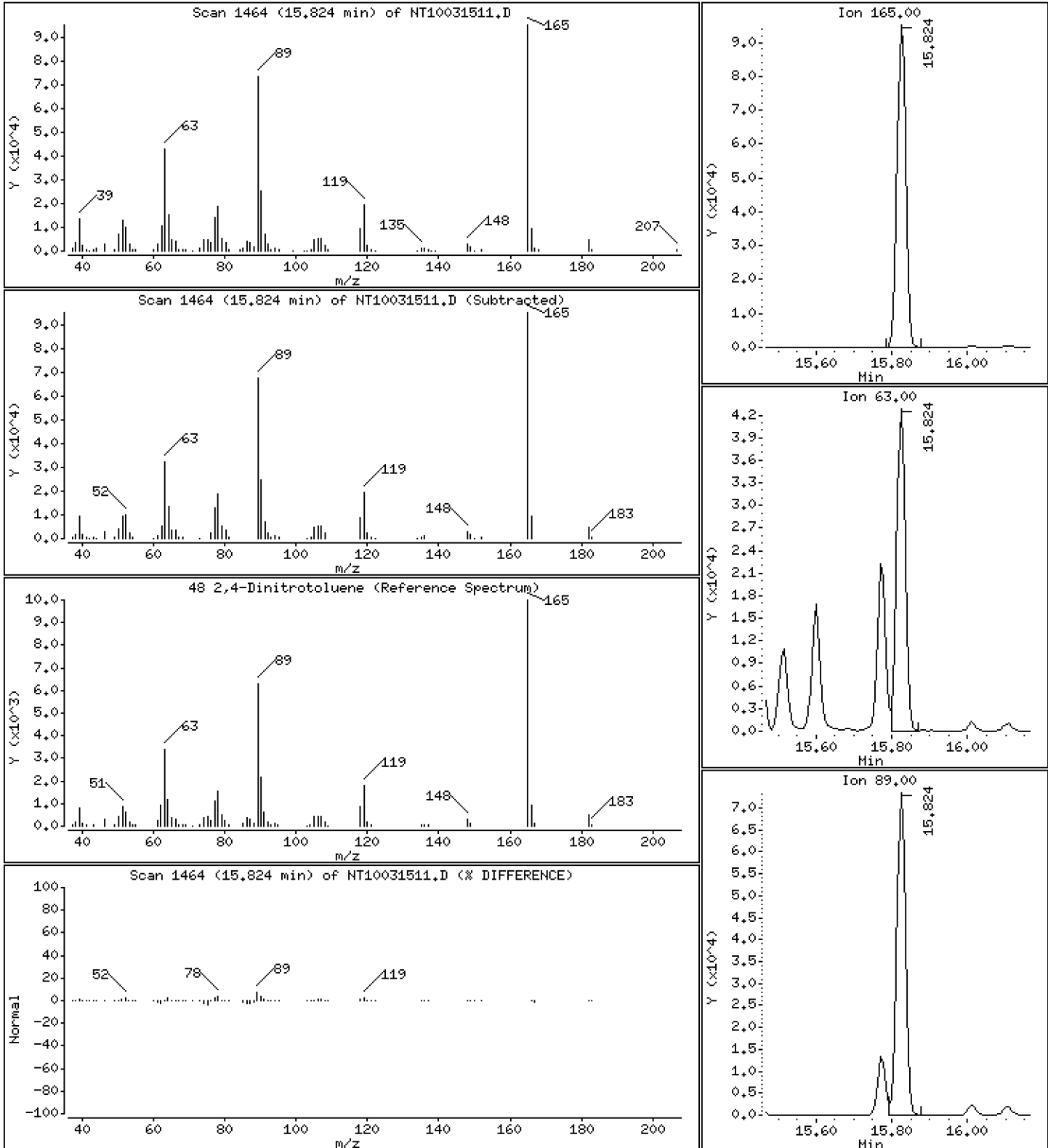
Operator: VTS

Column phase: ZB-5msi

Column diameter: 0,25

48 2,4-Dinitrotoluene

Concentration: 4,510 ug/mL



Date : 16-MAR-2023 02:16

Client ID:

Instrument: nt10.i

Sample Info: SLC0228-SCV1

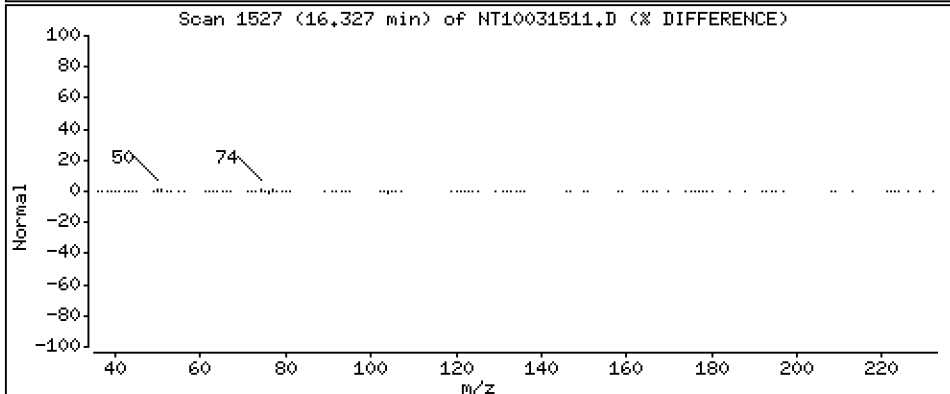
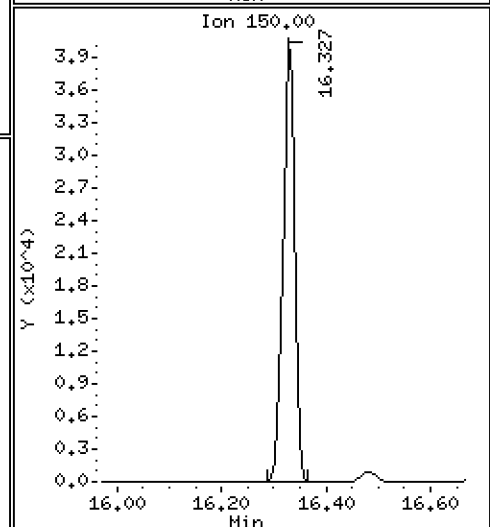
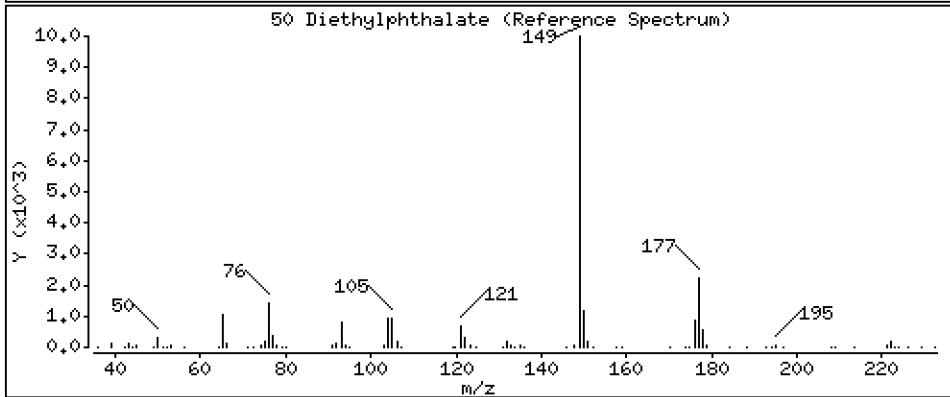
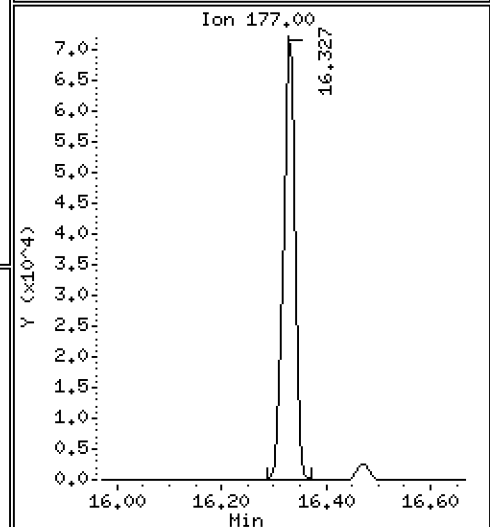
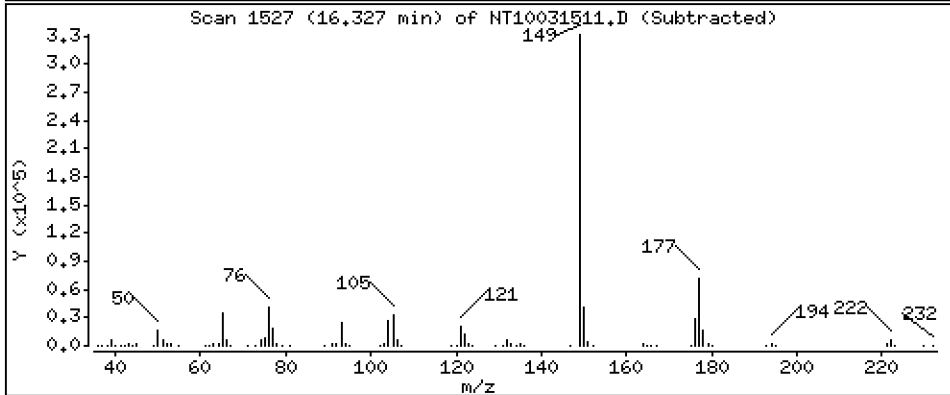
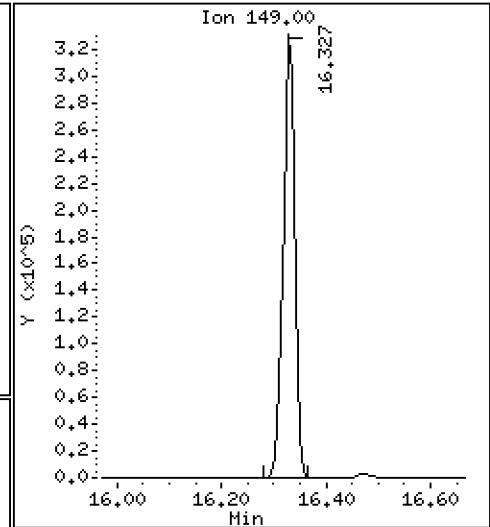
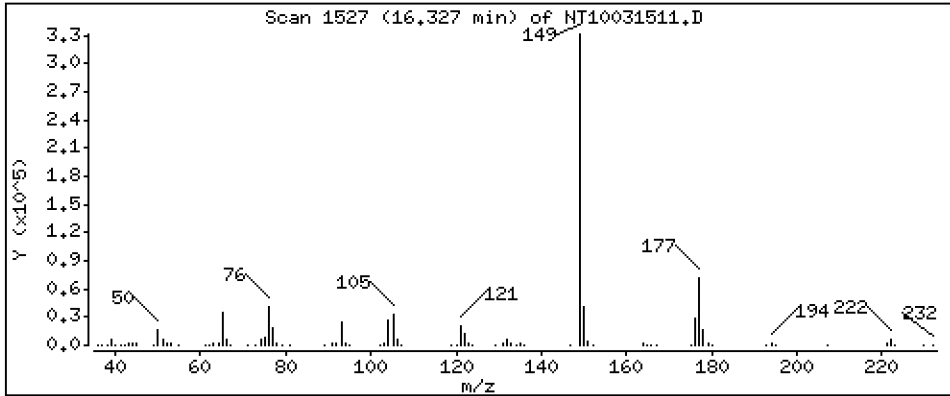
Operator: VTS

Column phase: ZB-5msi

Column diameter: 0,25

50 Diethylphthalate

Concentration: 5,209 ug/mL



Date : 16-MAR-2023 02:16

Client ID:

Instrument: nt10.i

Sample Info: SLC0228-SCV1

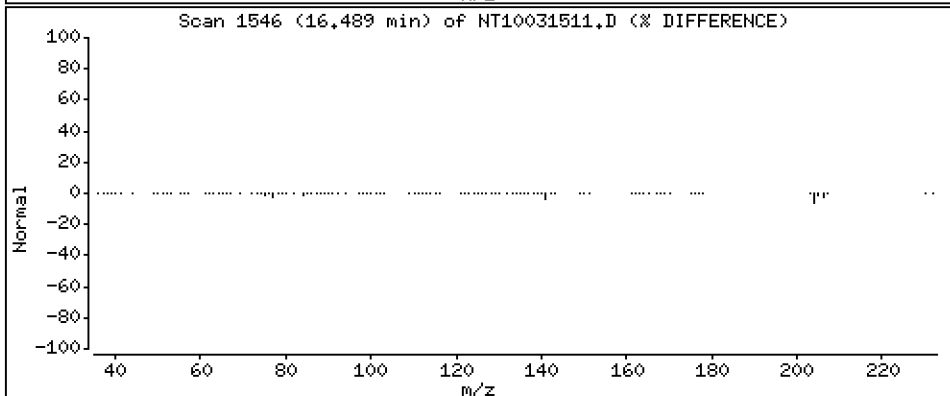
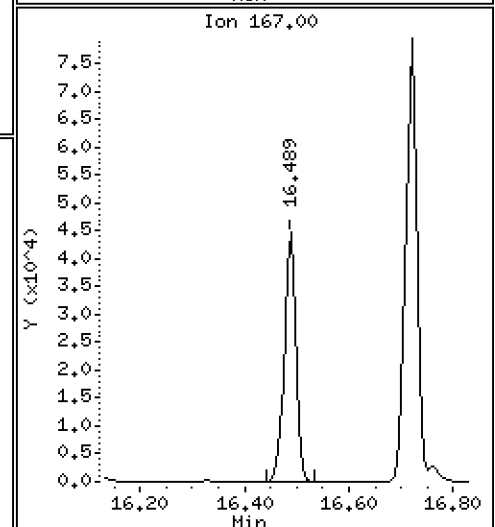
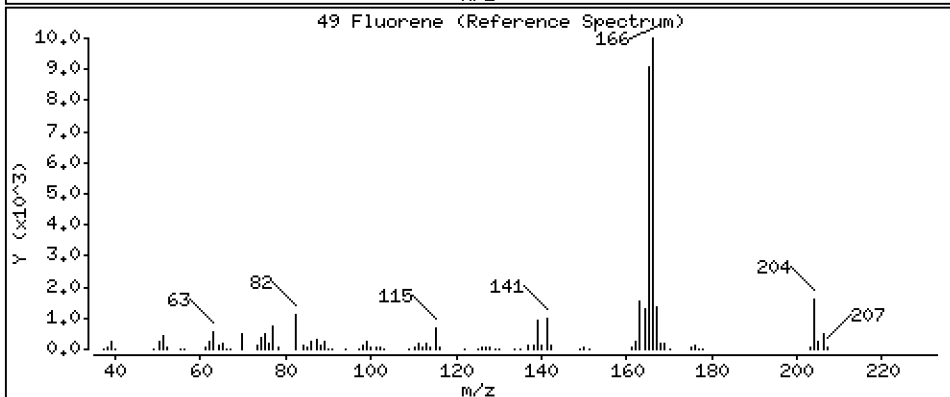
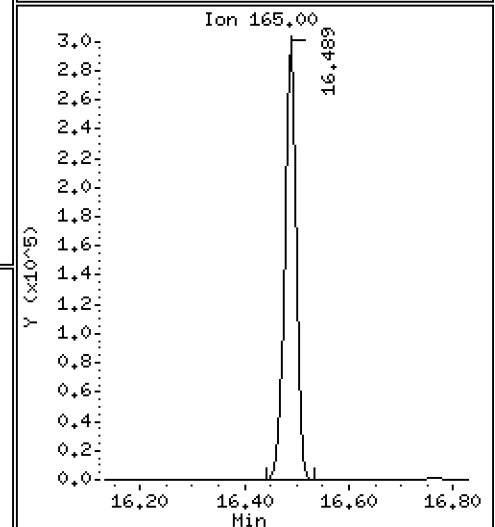
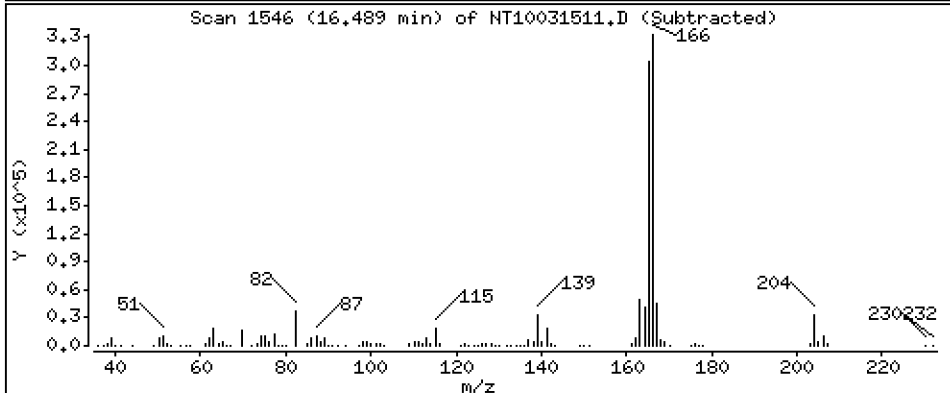
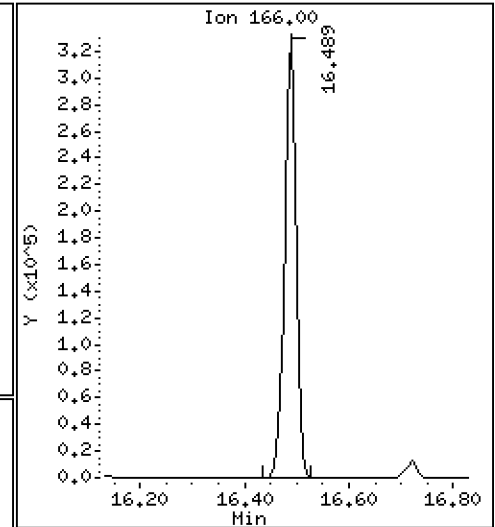
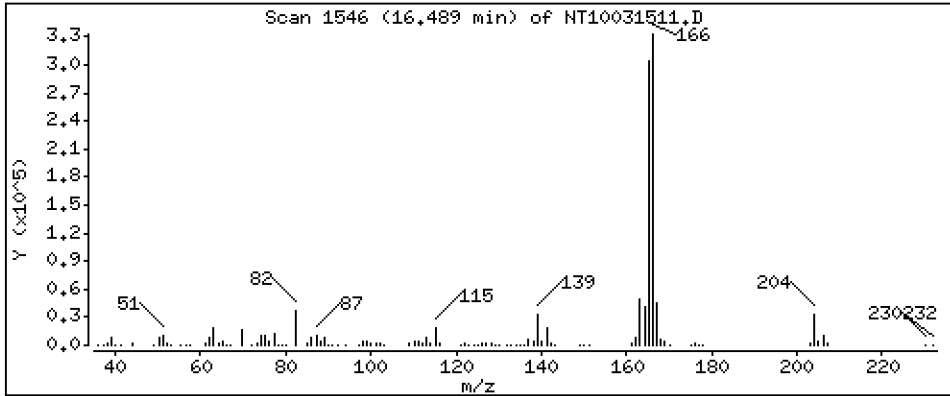
Operator: VTS

Column phase: ZB-5msi

Column diameter: 0,25

49 Fluorene

Concentration: 4,708 ug/mL



Date : 16-MAR-2023 02:16

Client ID:

Instrument: nt10.i

Sample Info: SLC0228-SCV1

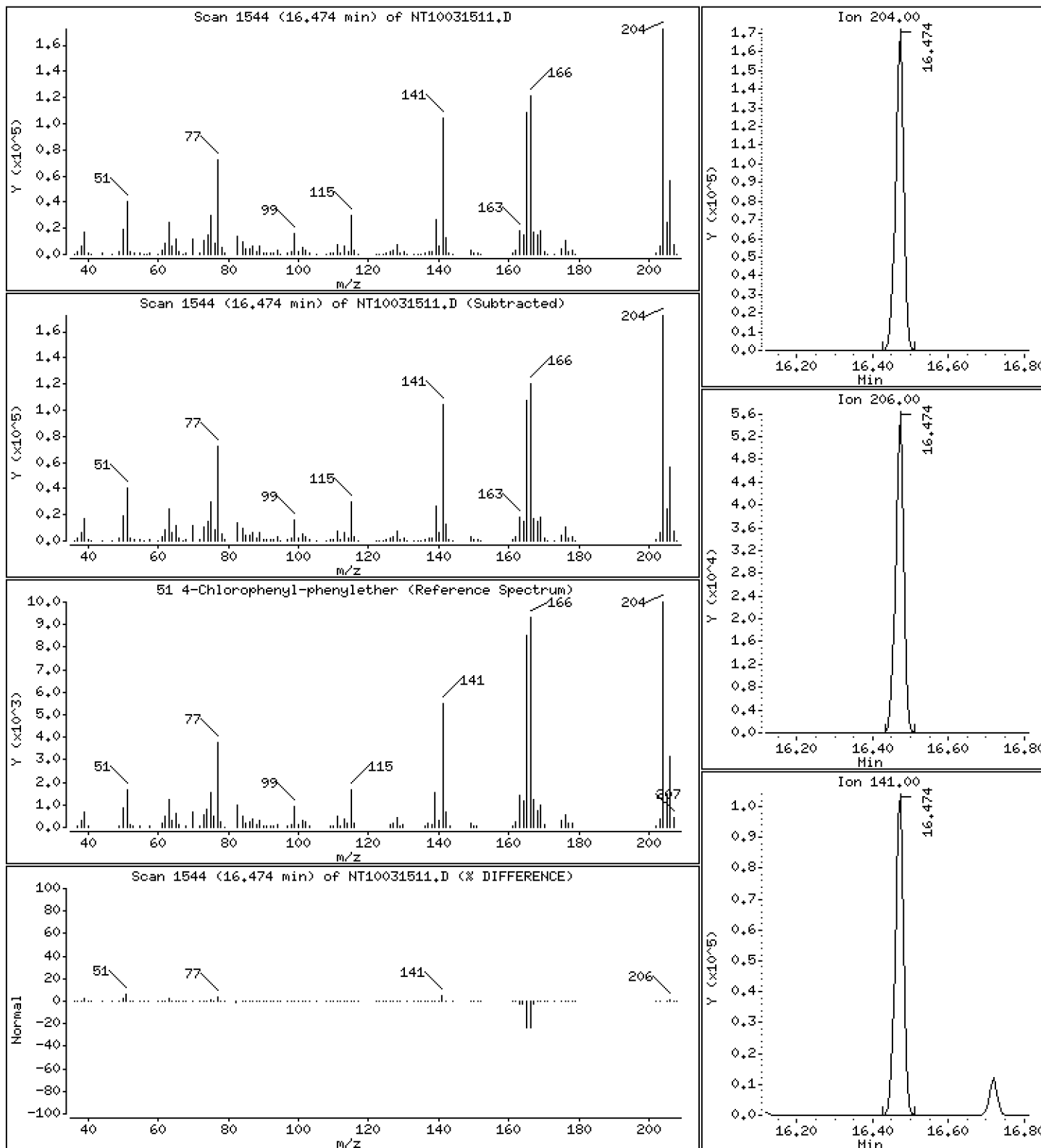
Operator: VTS

Column phase: ZB-5msi

Column diameter: 0,25

51 4-Chlorophenyl-phenylether

Concentration: 4,993 ug/mL



Date : 16-MAR-2023 02:16

Client ID:

Instrument: nt10.i

Sample Info: SLC0228-SCV1

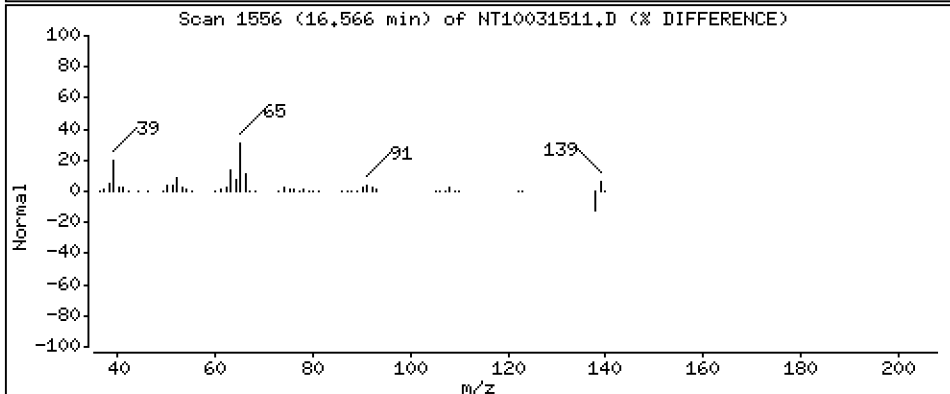
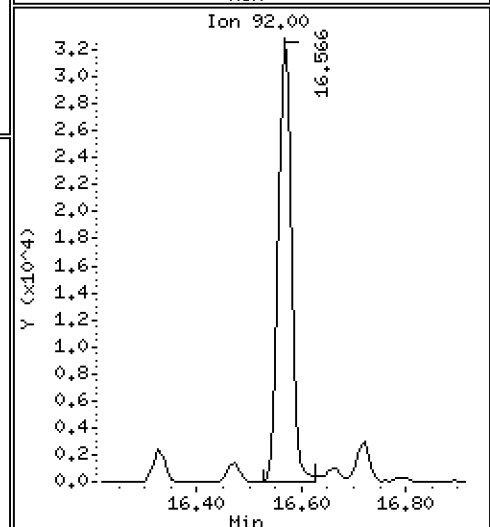
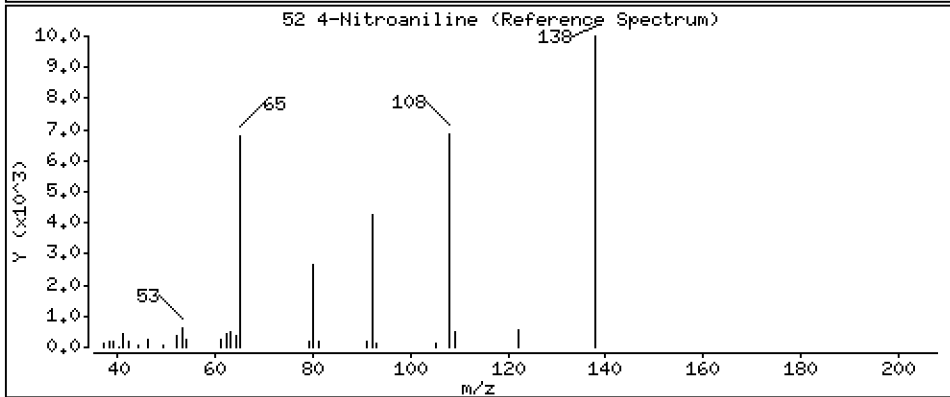
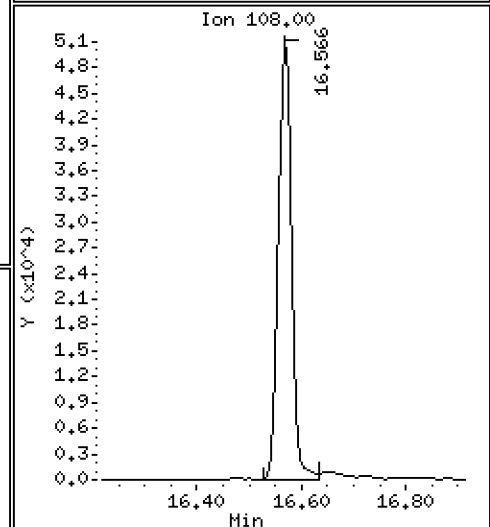
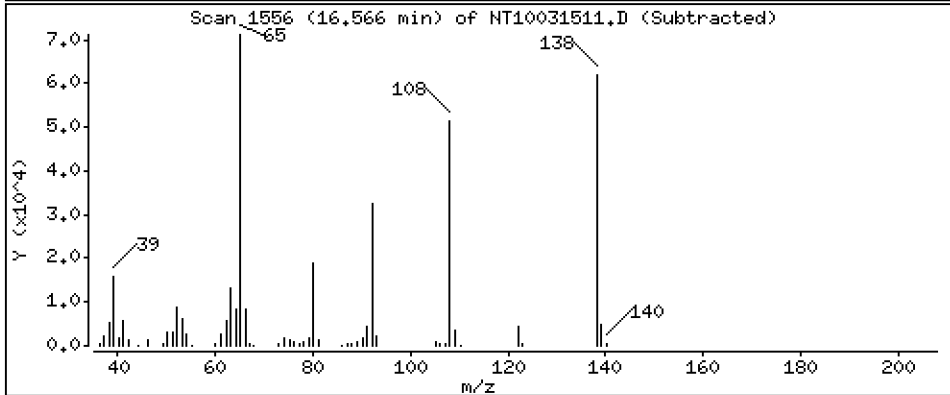
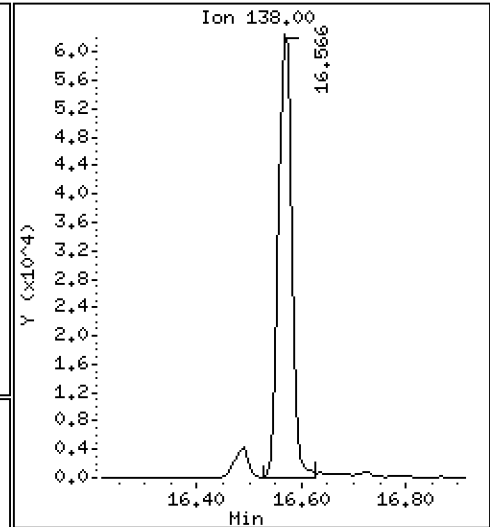
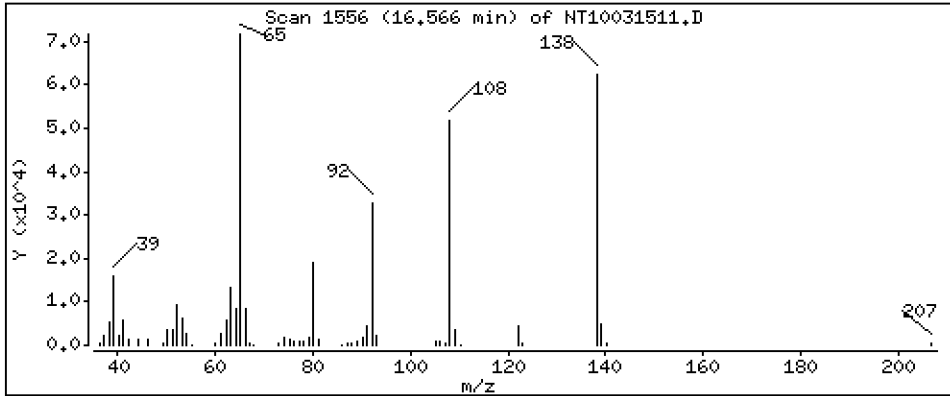
Operator: VTS

Column phase: ZB-5msi

Column diameter: 0,25

52 4-Nitroaniline

Concentration: 4,925 ug/mL



Date : 16-MAR-2023 02:16

Client ID:

Instrument: nt10.i

Sample Info: SLC0228-SCV1

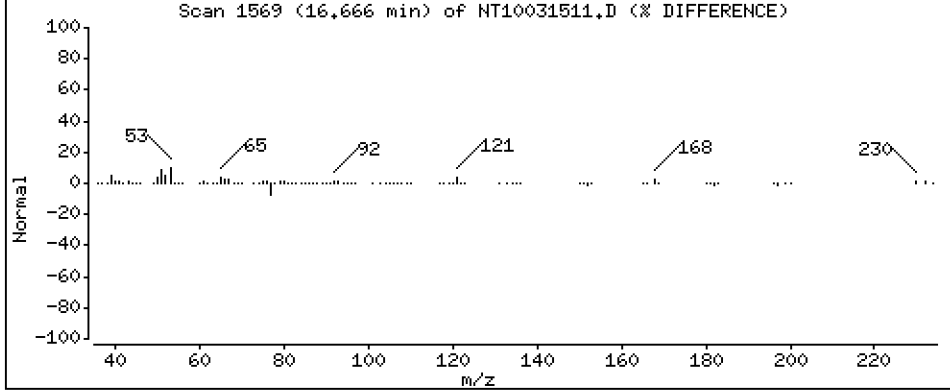
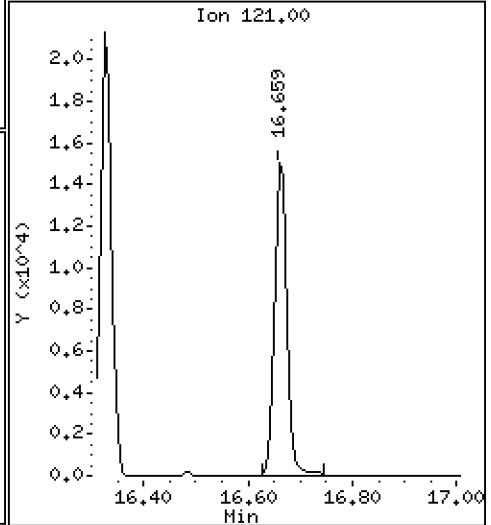
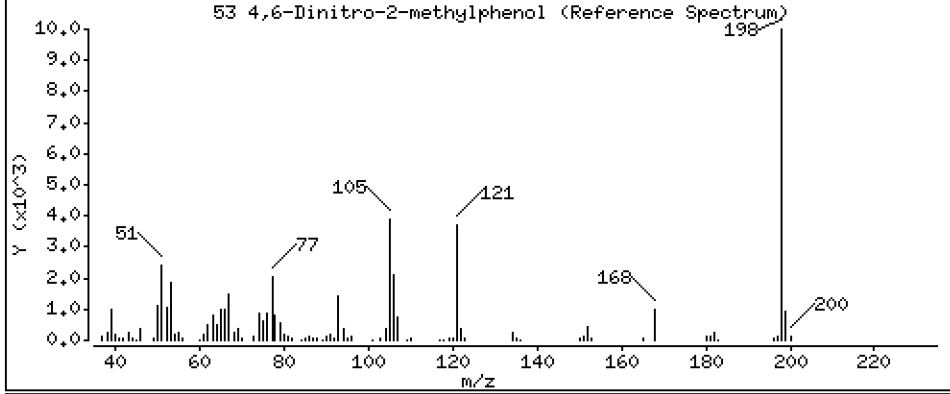
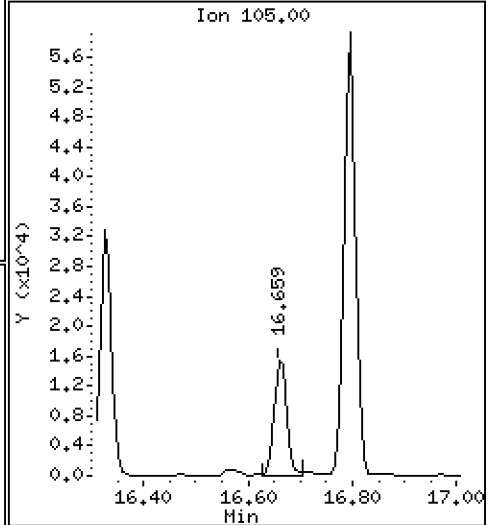
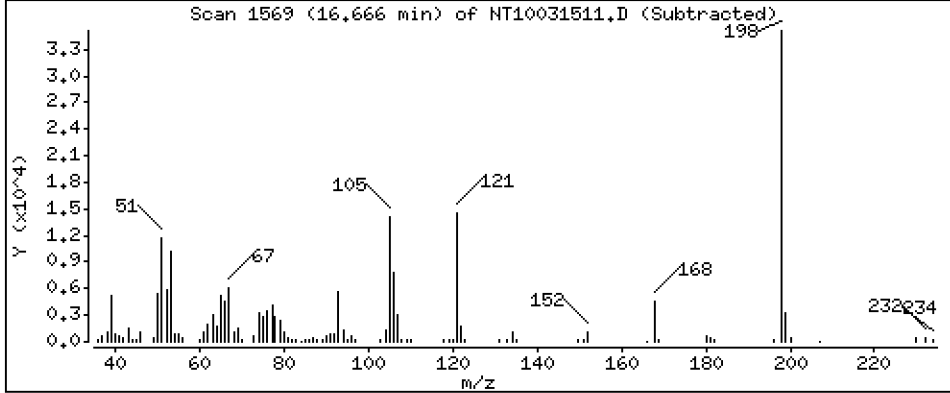
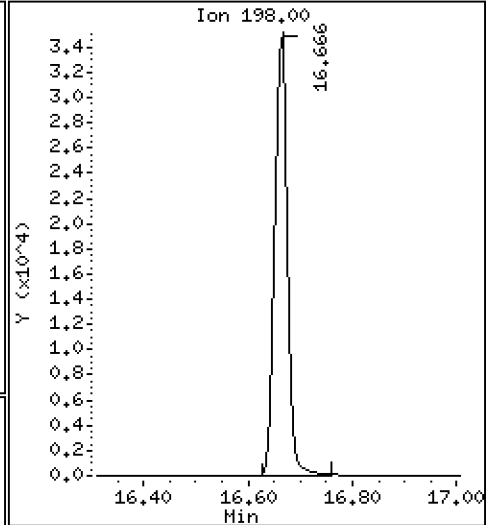
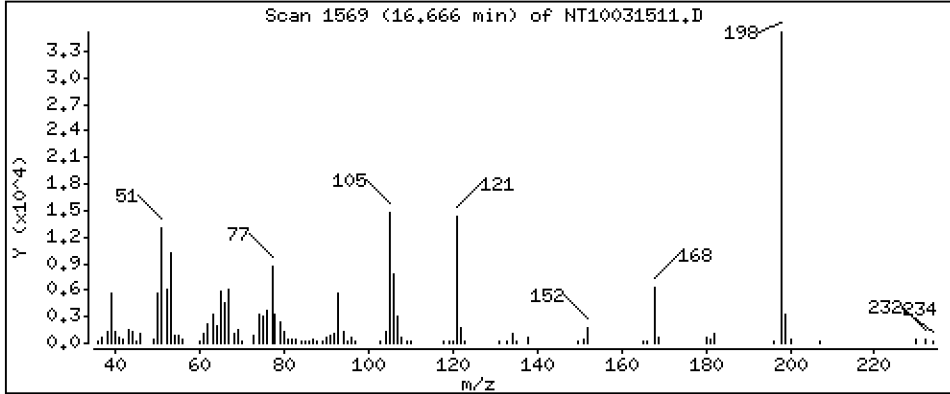
Operator: VTS

Column phase: ZB-5msi

Column diameter: 0.25

53 4,6-Dinitro-2-methylphenol

Concentration: 3.515 ug/mL



Date : 16-MAR-2023 02:16

Client ID:

Instrument: nt10.i

Sample Info: SLC0228-SCV1

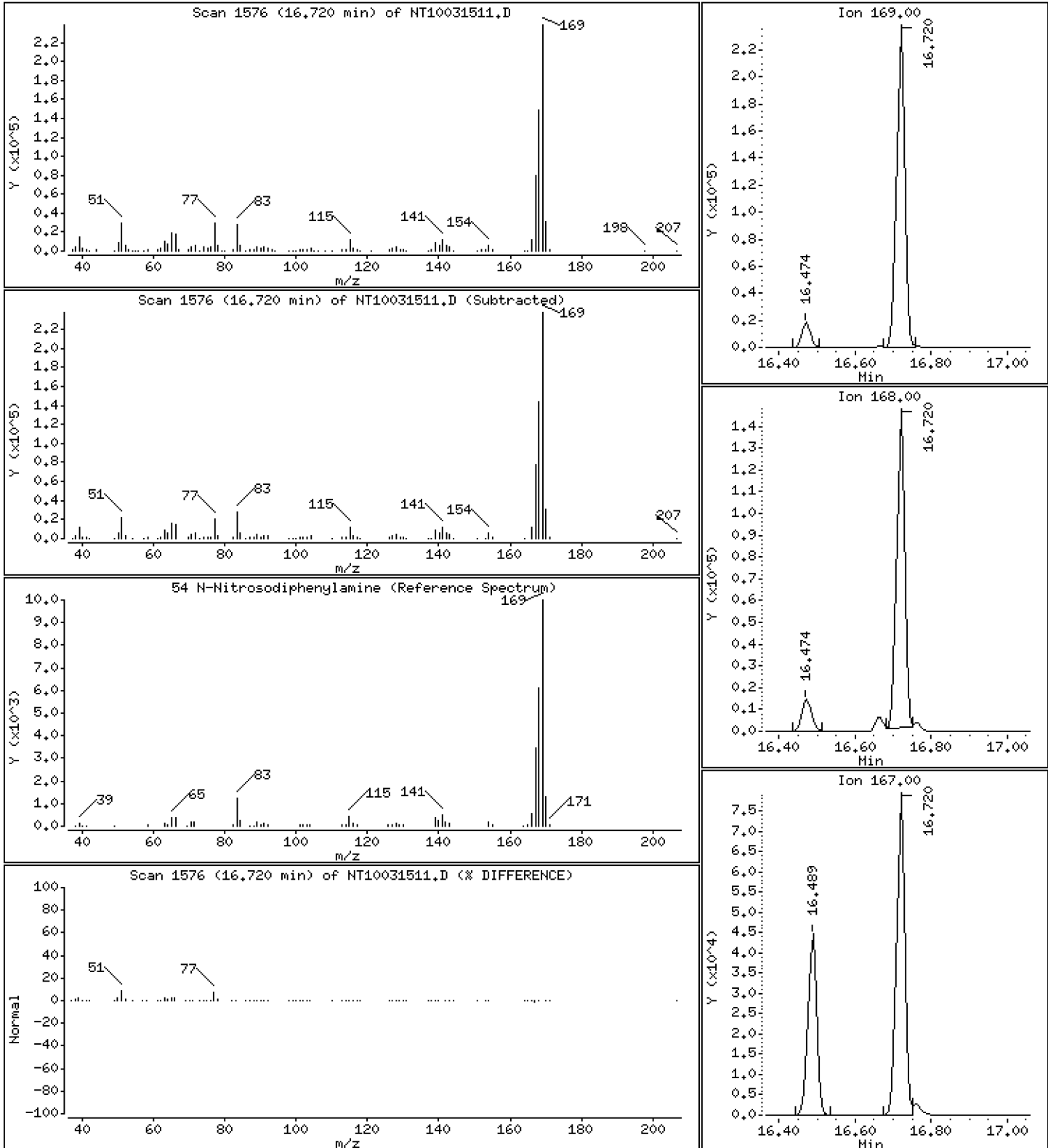
Operator: VTS

Column phase: ZB-5msi

Column diameter: 0,25

54 N-Nitrosodiphenylamine

Concentration: 4,802 ug/mL



Date : 16-MAR-2023 02:16

Client ID:

Instrument: nt10.i

Sample Info: SLC0228-SCV1

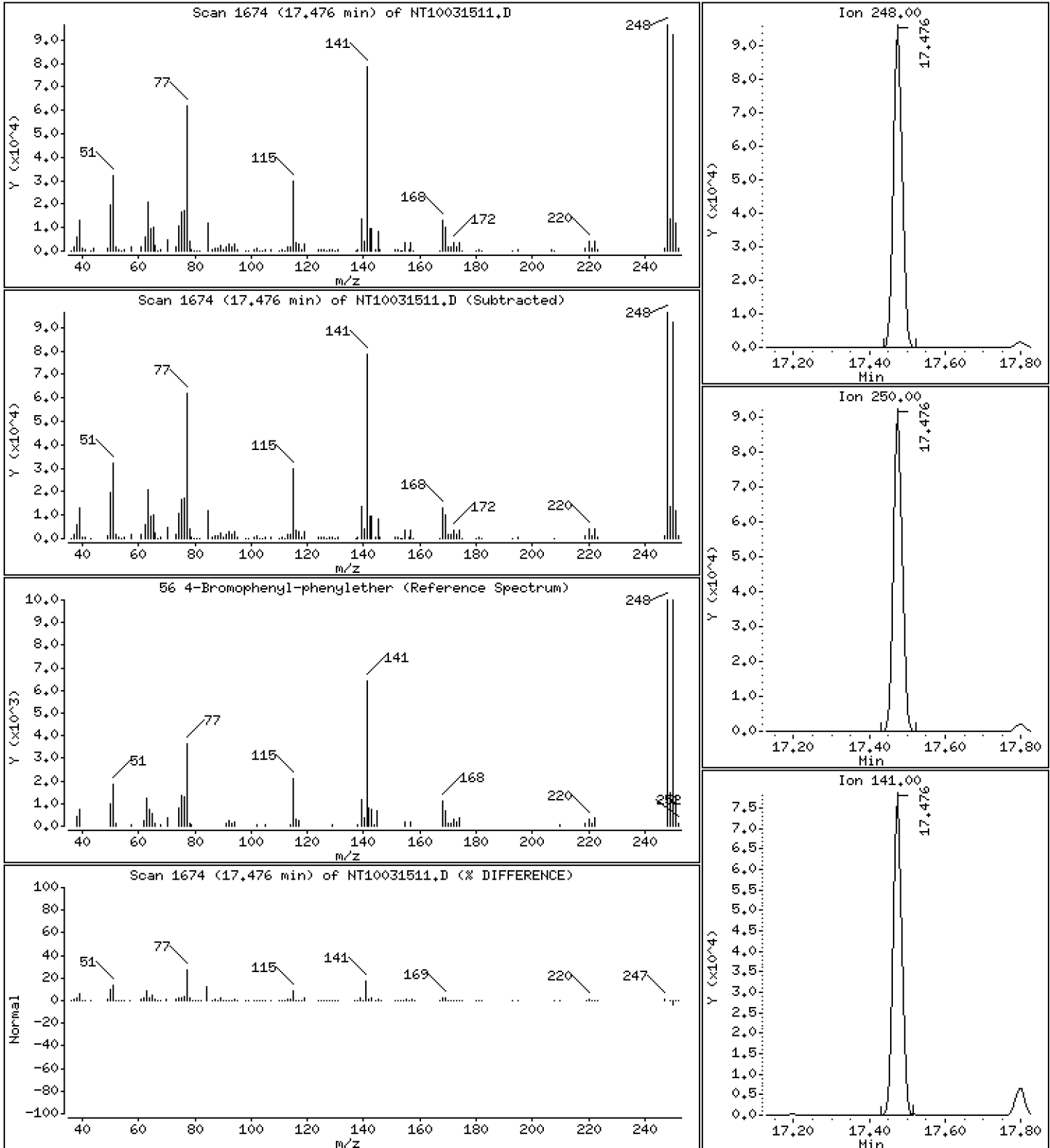
Operator: VTS

Column phase: ZB-5msi

Column diameter: 0,25

56 4-Bromophenyl-phenylether

Concentration: 5,060 ug/mL



Date : 16-MAR-2023 02:16

Client ID:

Instrument: nt10.i

Sample Info: SLC0228-SCV1

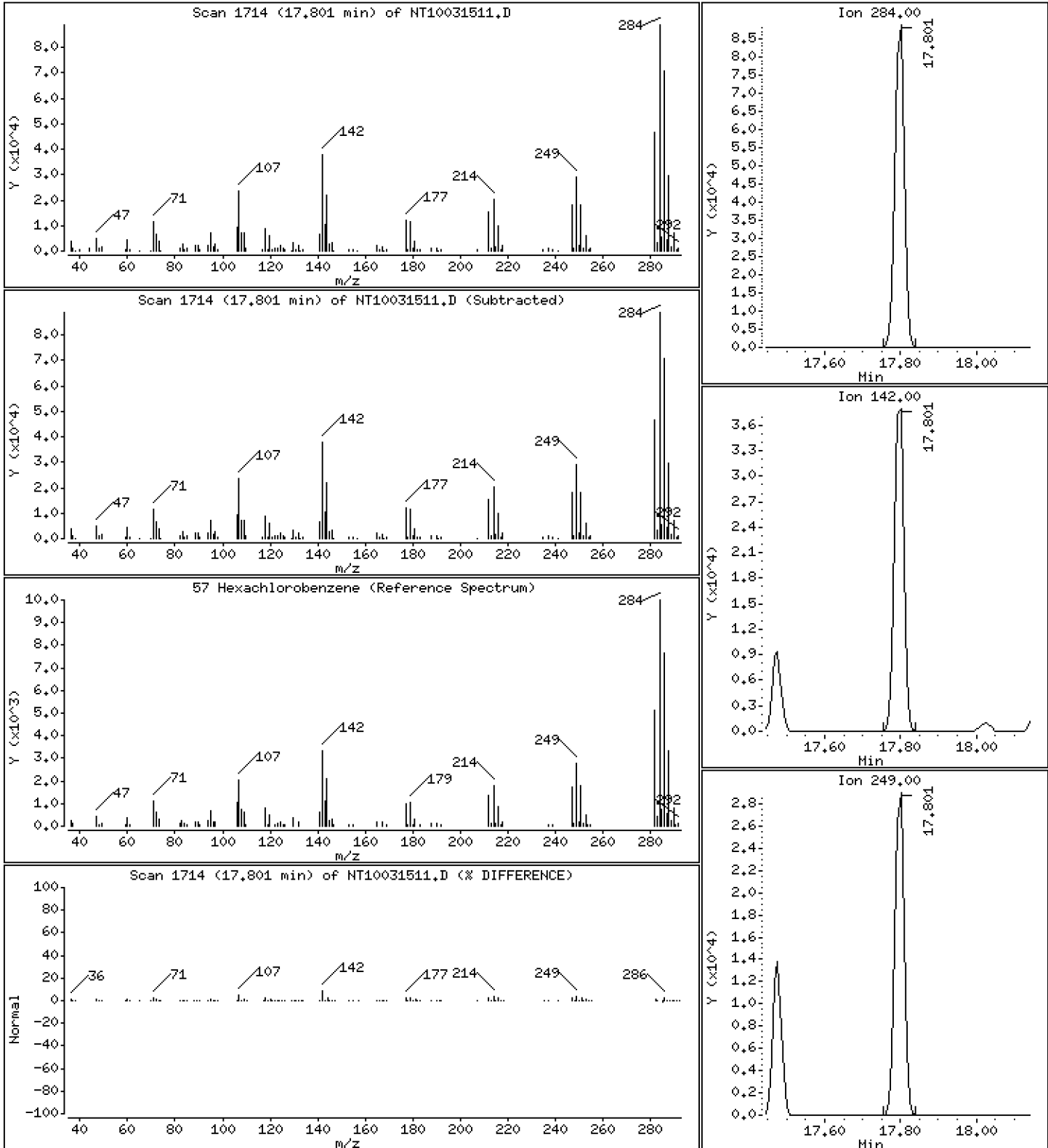
Operator: VTS

Column phase: ZB-5msi

Column diameter: 0,25

57 Hexachlorobenzene

Concentration: 4,596 ug/mL



Date : 16-MAR-2023 02:16

Client ID:

Instrument: nt10.i

Sample Info: SLC0228-SCV1

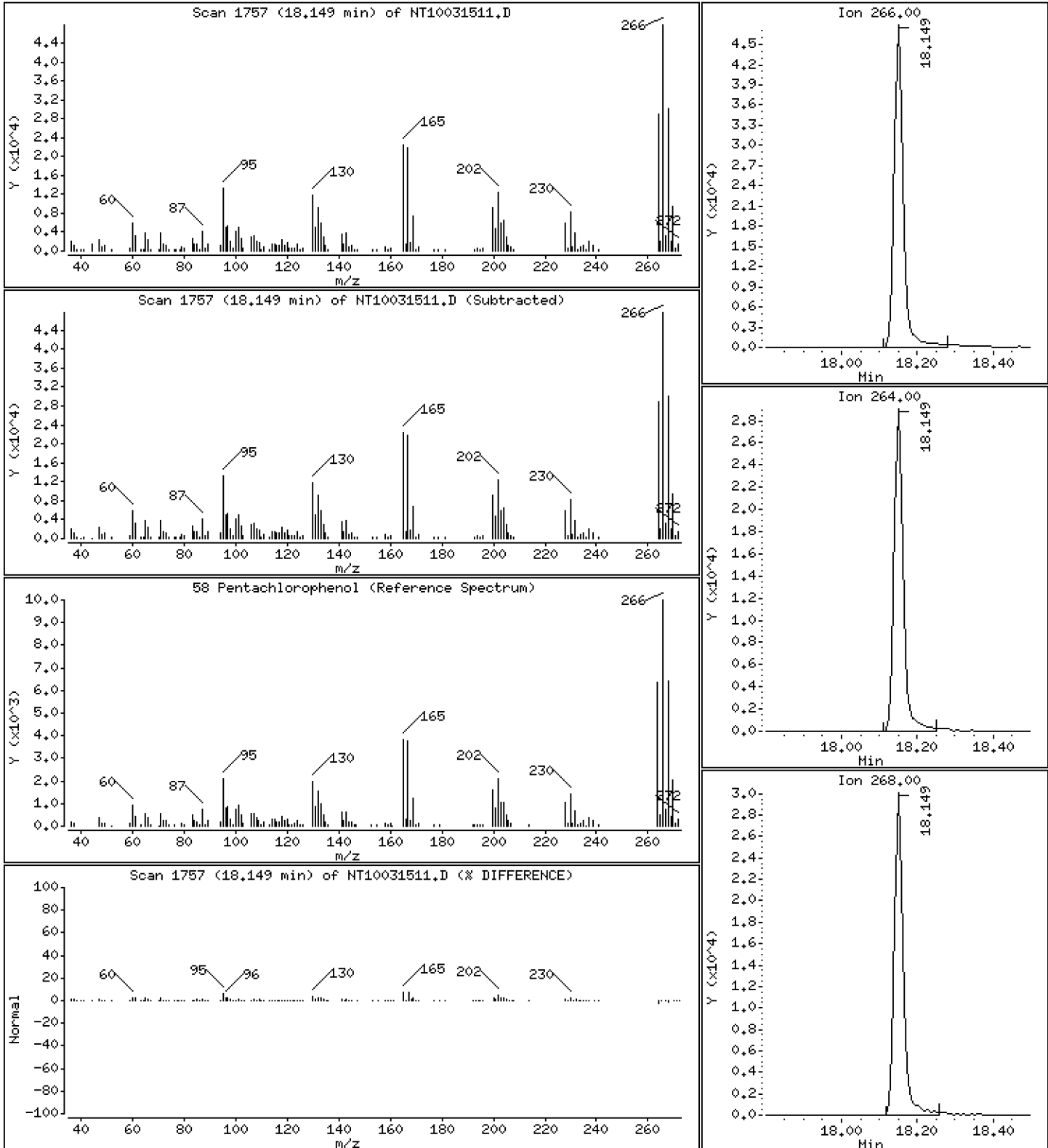
Operator: VTS

Column phase: ZB-5msi

Column diameter: 0,25

58 Pentachlorophenol

Concentration: 4,057 ug/mL



Date : 16-MAR-2023 02:16

Client ID:

Instrument: nt10.i

Sample Info: SLC0228-SCV1

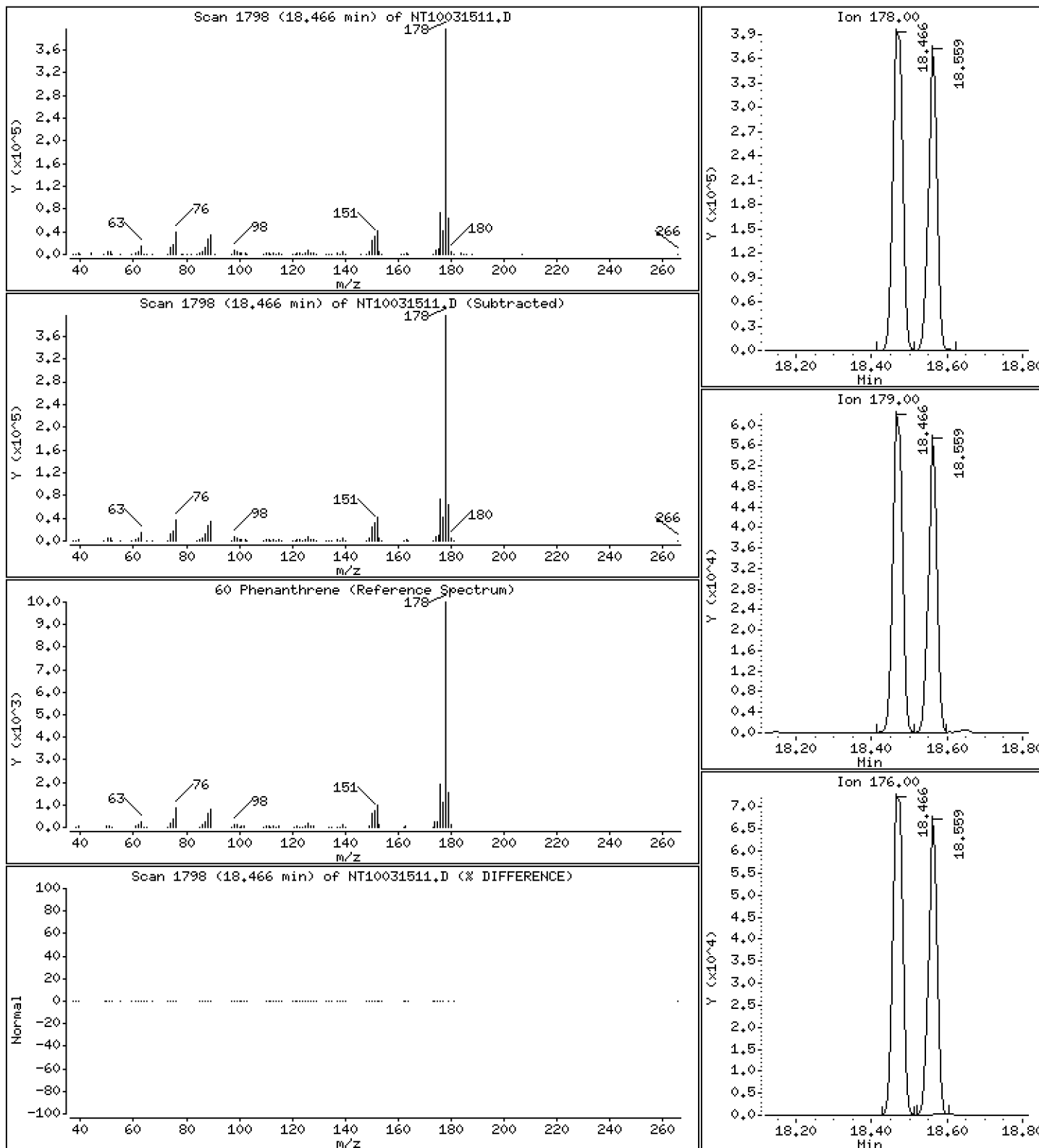
Operator: VTS

Column phase: ZB-5msi

Column diameter: 0,25

60 Phenanthrene

Concentration: 4,602 ug/mL



Date : 16-MAR-2023 02:16

Client ID:

Instrument: nt10.i

Sample Info: SLC0228-SCV1

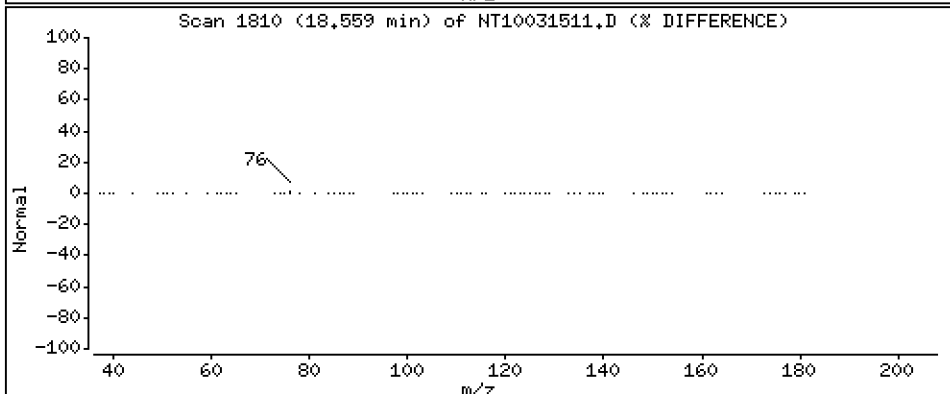
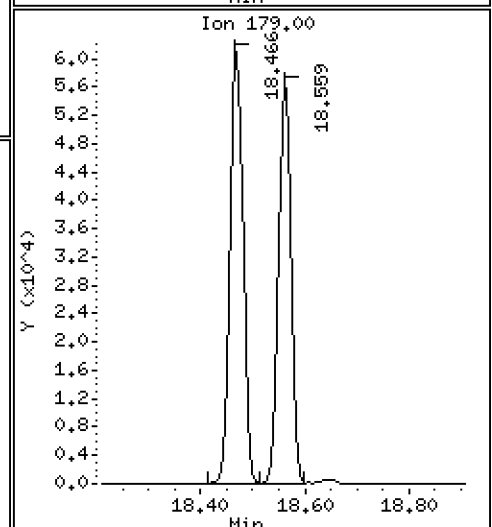
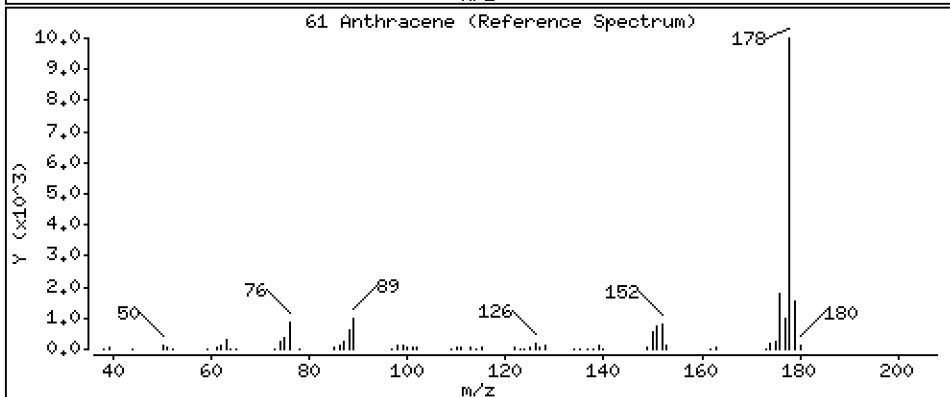
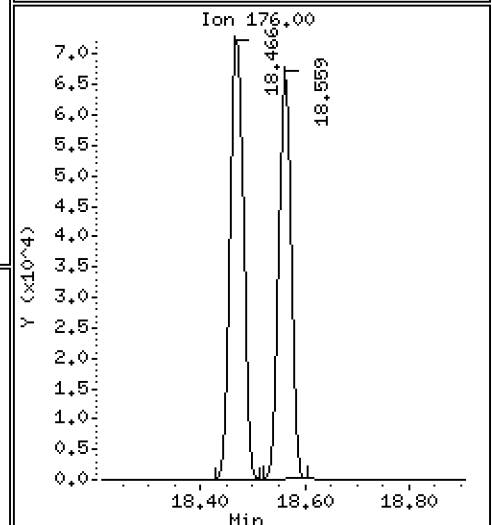
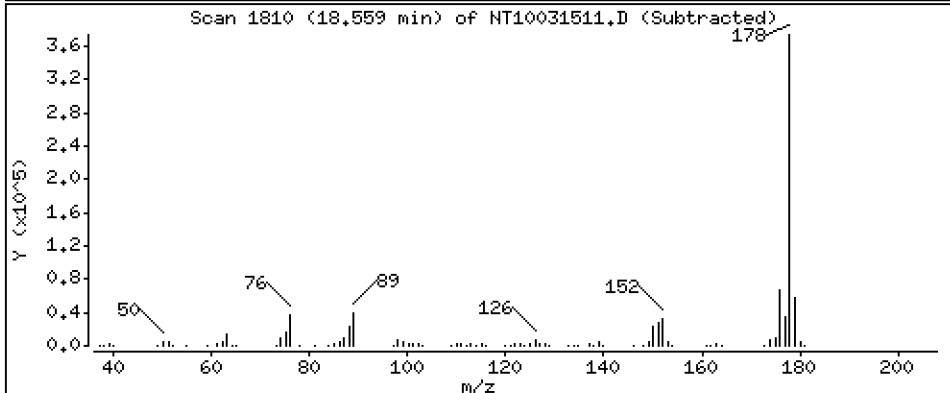
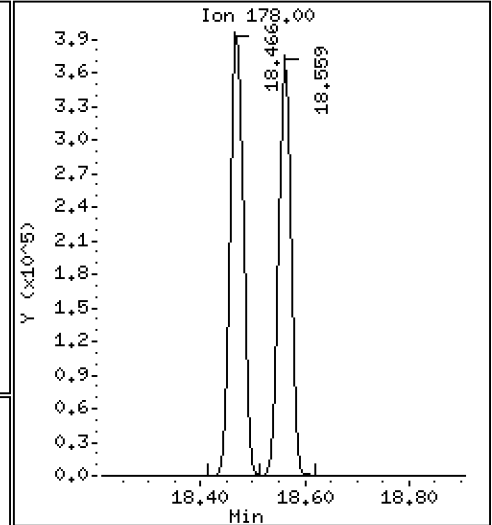
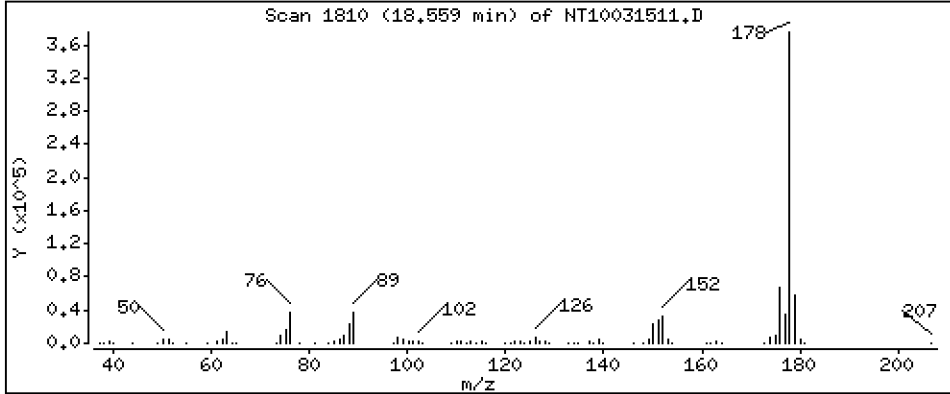
Operator: VTS

Column phase: ZB-5msi

Column diameter: 0,25

61 Anthracene

Concentration: 4,167 ug/mL



Date : 16-MAR-2023 02:16

Client ID:

Instrument: nt10.i

Sample Info: SLC0228-SCV1


Operator: VTS

Column phase: ZB-5msi

Column diameter: 0,25

62 Carbazole

Concentration: 4,730 ug/mL



Date : 16-MAR-2023 02:16

Client ID:

Instrument: nt10.i

Sample Info: SLC0228-SCV1

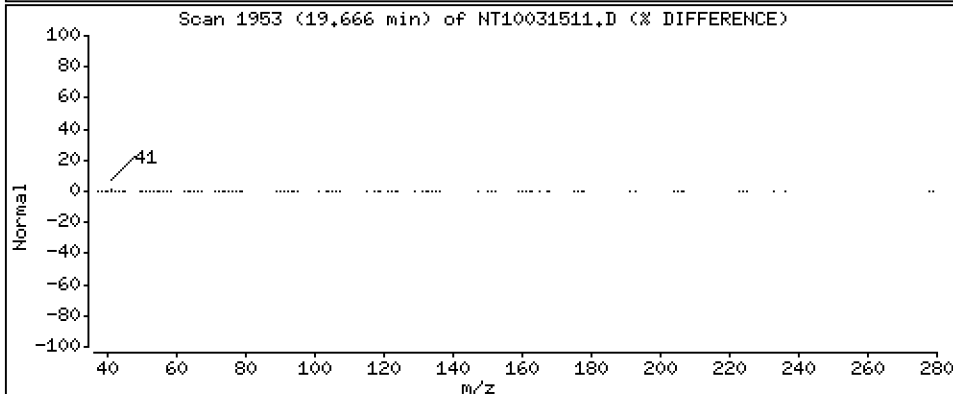
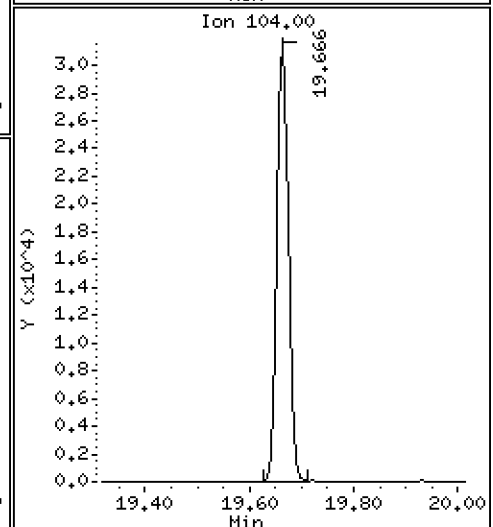
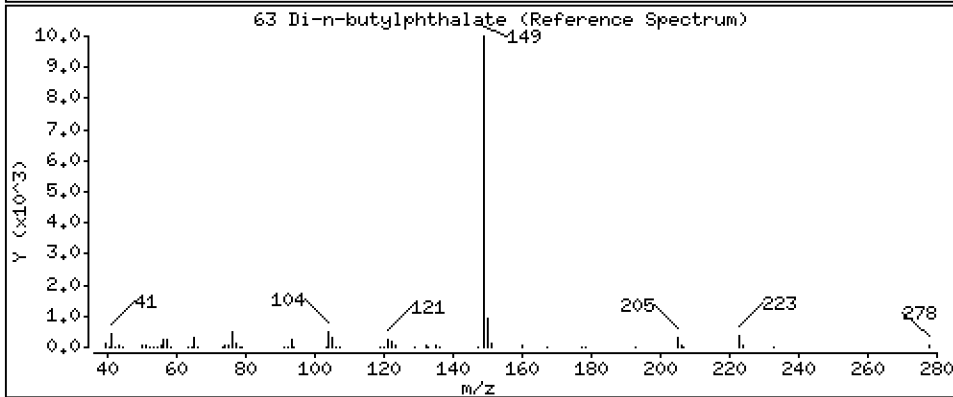
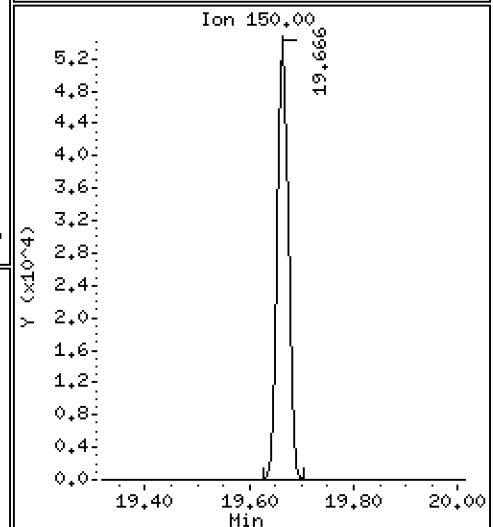
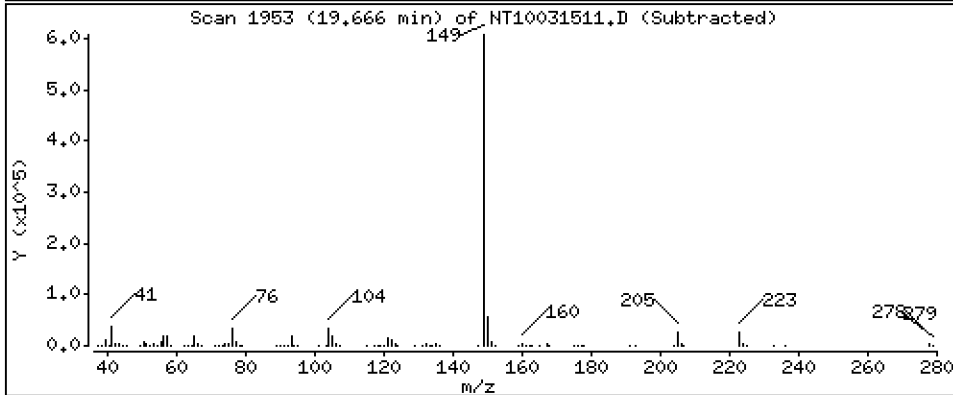
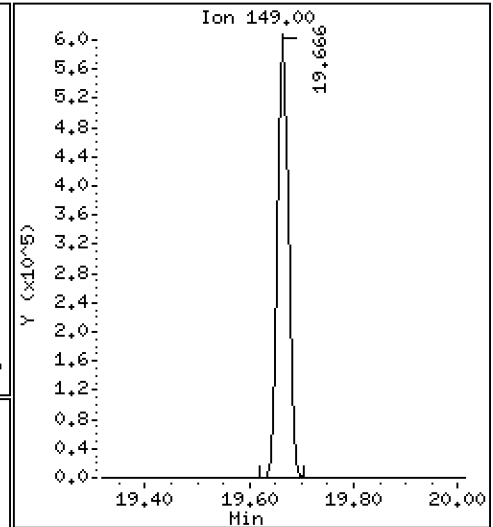
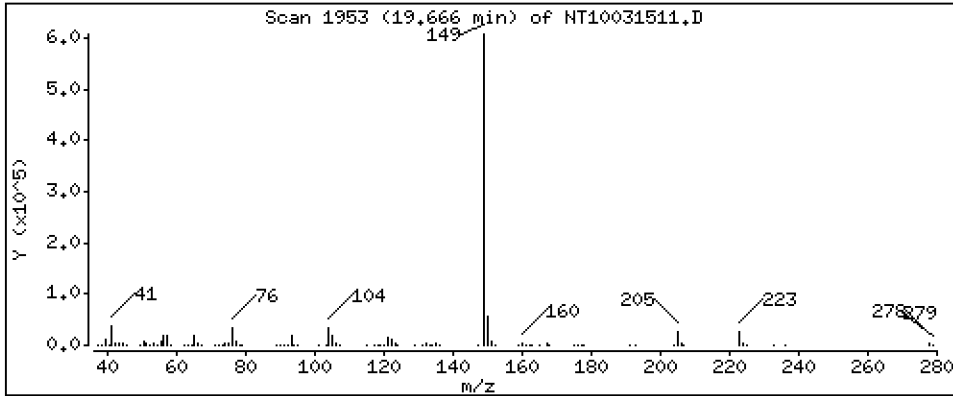
Operator: VTS

Column phase: ZB-5msi

Column diameter: 0,25

63 Di-n-butylphthalate

Concentration: 4,967 ug/mL



Date : 16-MAR-2023 02:16

Client ID:

Instrument: nt10.i

Sample Info: SLC0228-SCV1

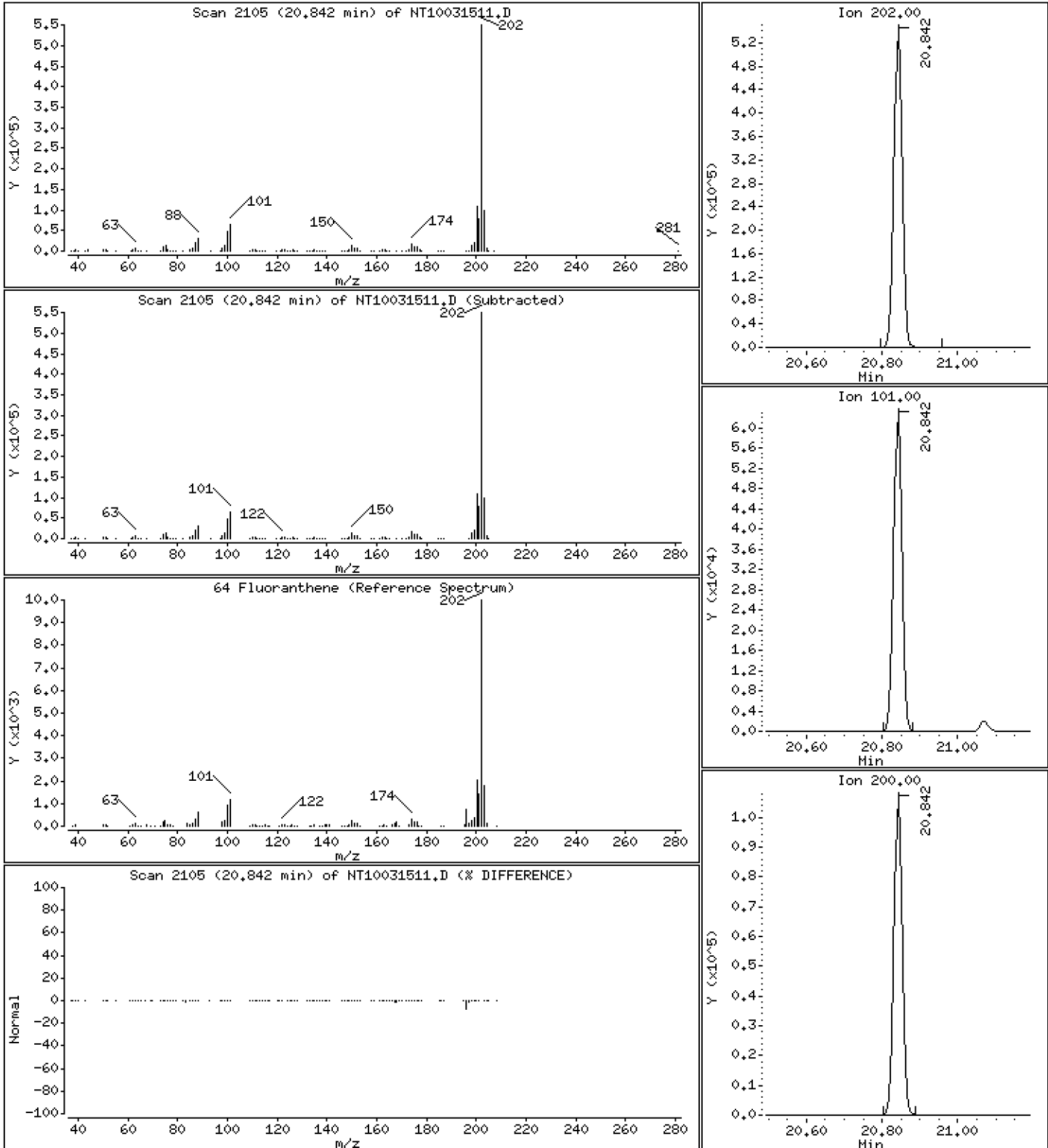
Operator: VTS

Column phase: ZB-5msi

Column diameter: 0,25

64 Fluoranthene

Concentration: 4,472 ug/mL



Date : 16-MAR-2023 02:16

Client ID:

Instrument: nt10.i

Sample Info: SLC0228-SCV1

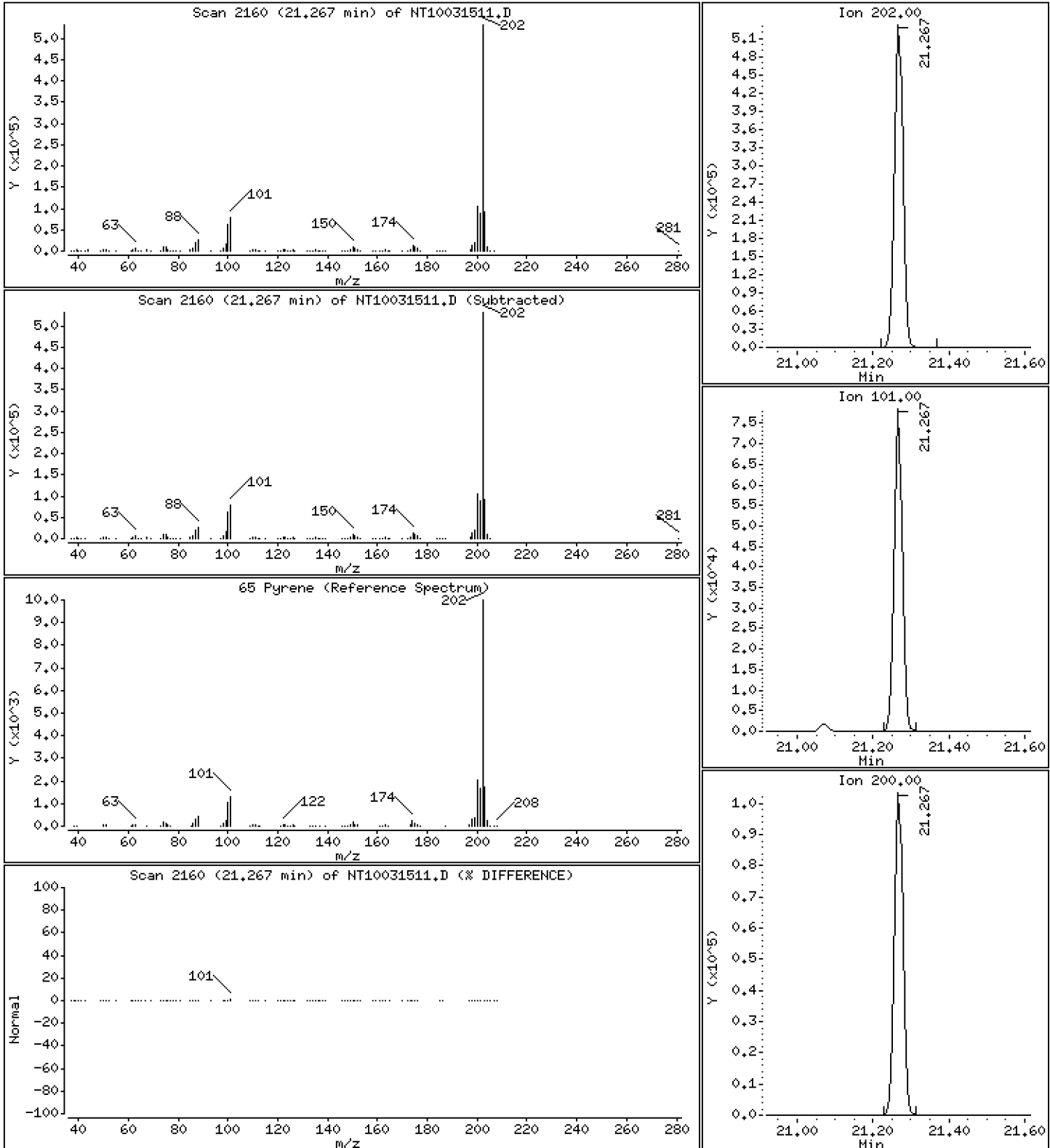
Operator: VTS

Column phase: ZB-5msi

Column diameter: 0,25

65 Pyrene

Concentration: 4,339 ug/mL



Date : 16-MAR-2023 02:16

Client ID:

Instrument: nt10.i

Sample Info: SLC0228-SCV1

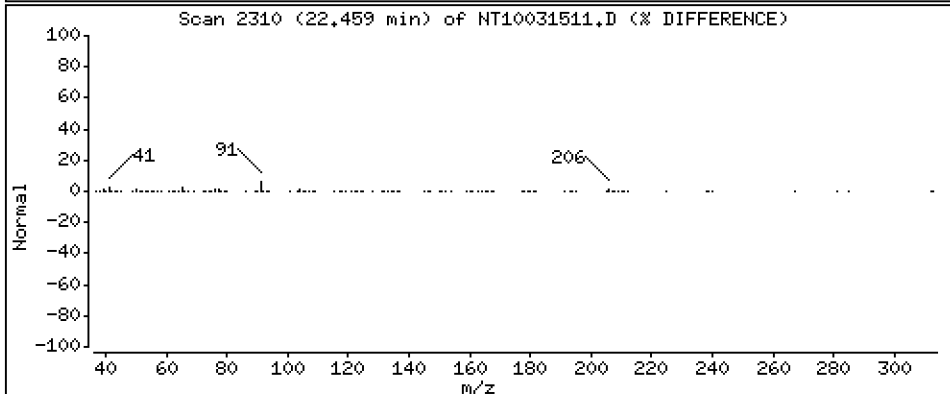
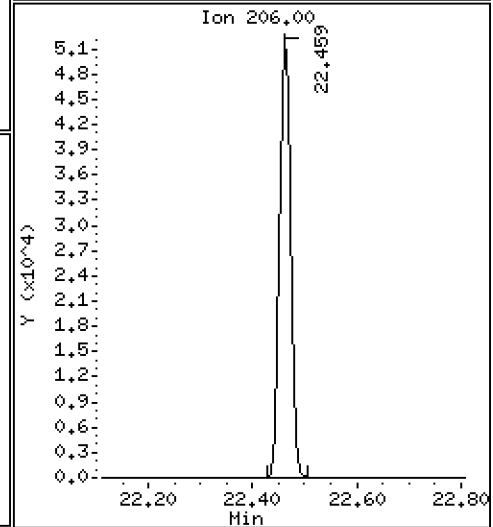
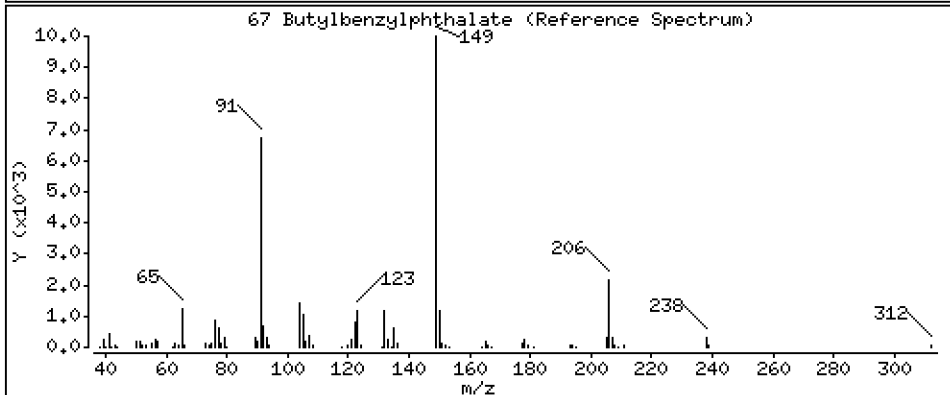
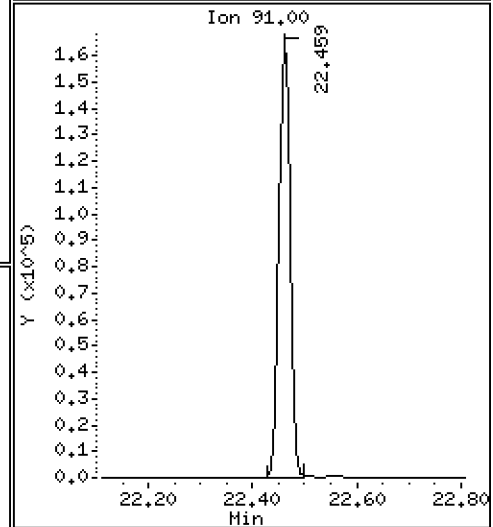
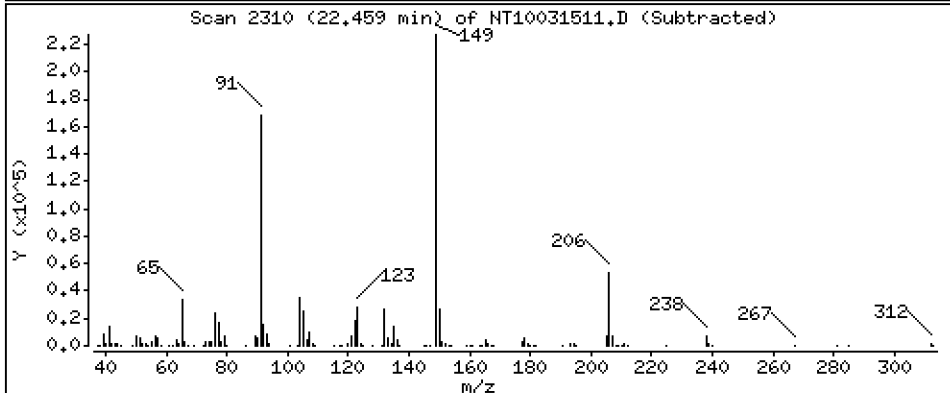
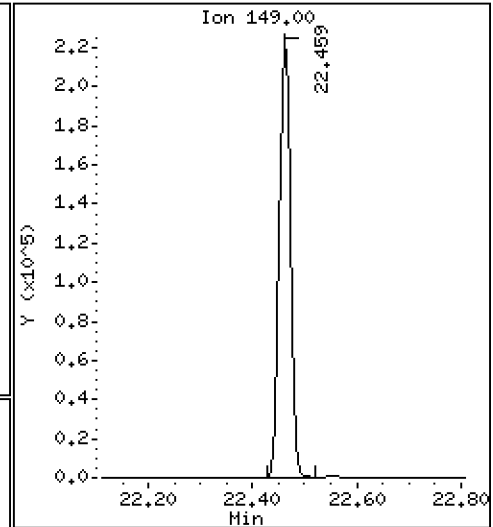
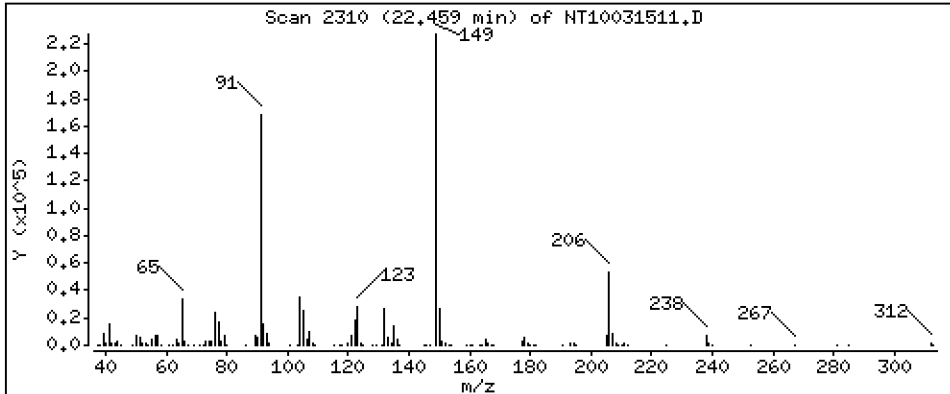
Operator: VTS

Column phase: ZB-5msi

Column diameter: 0,25

67 Butylbenzylphthalate

Concentration: 4,834 ug/mL



Date : 16-MAR-2023 02:16

Client ID:

Instrument: nt10.i

Sample Info: SLC0228-SCV1

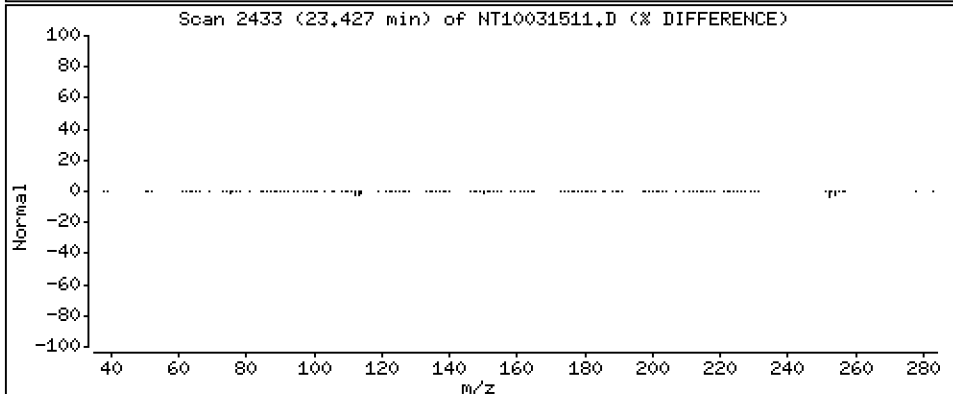
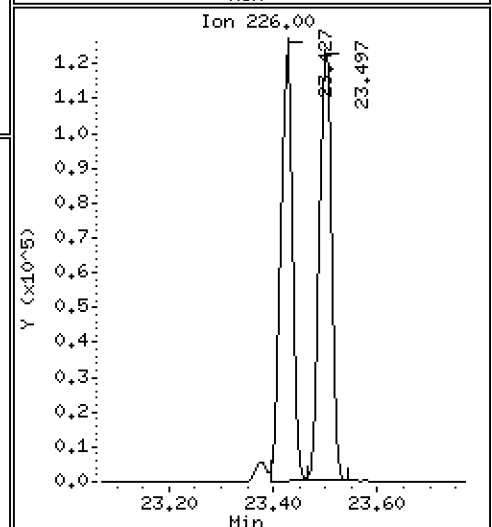
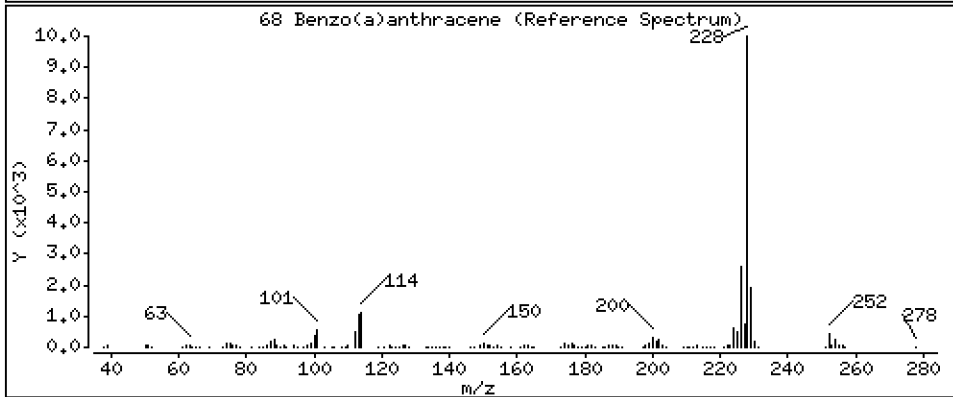
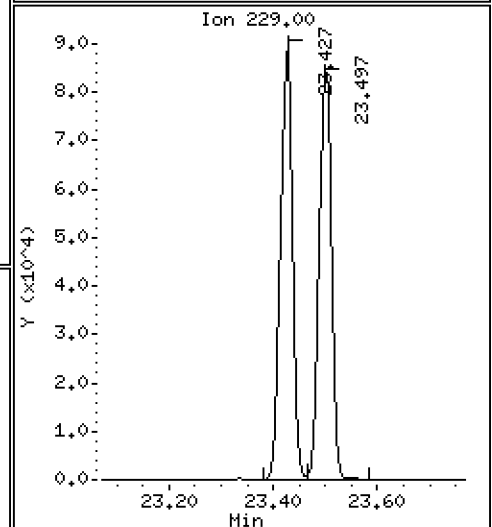
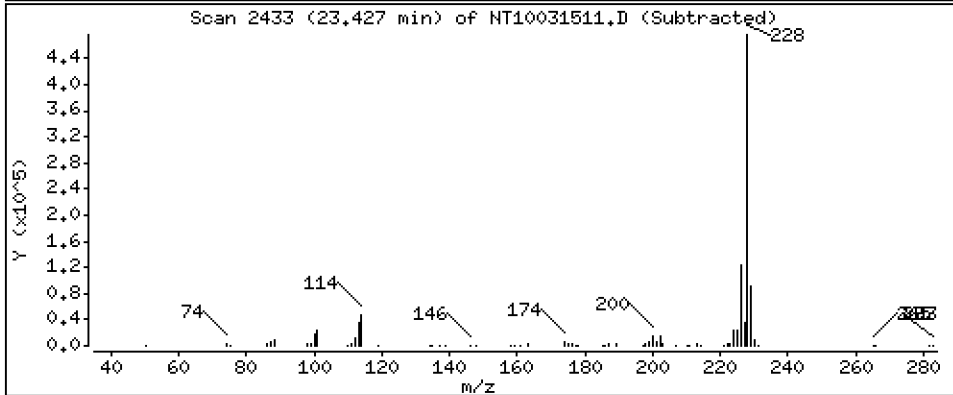
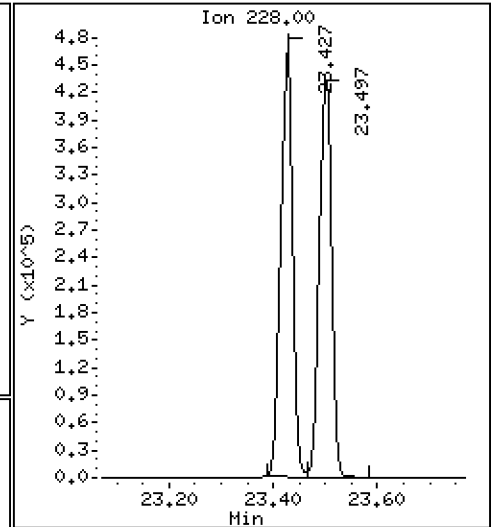
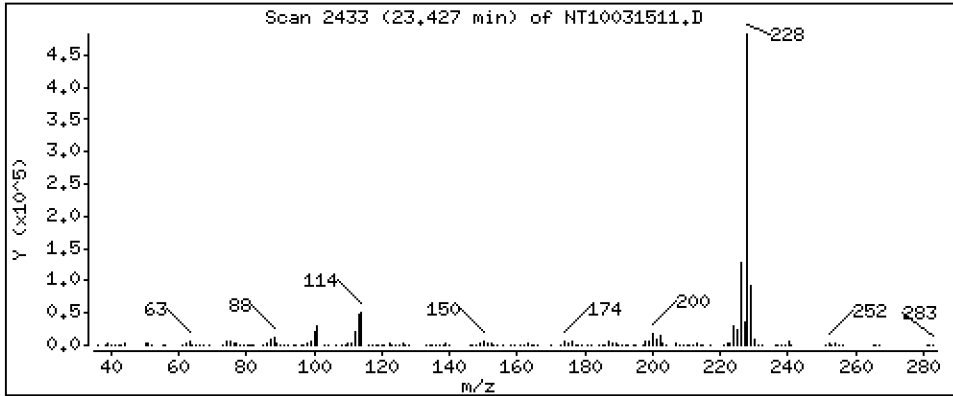
Operator: VTS

Column phase: ZB-5msi

Column diameter: 0,25

68 Benzo(a)anthracene

Concentration: 4,647 ug/mL



Date : 16-MAR-2023 02:16

Client ID:

Instrument: nt10.i

Sample Info: SLC0228-SCV1

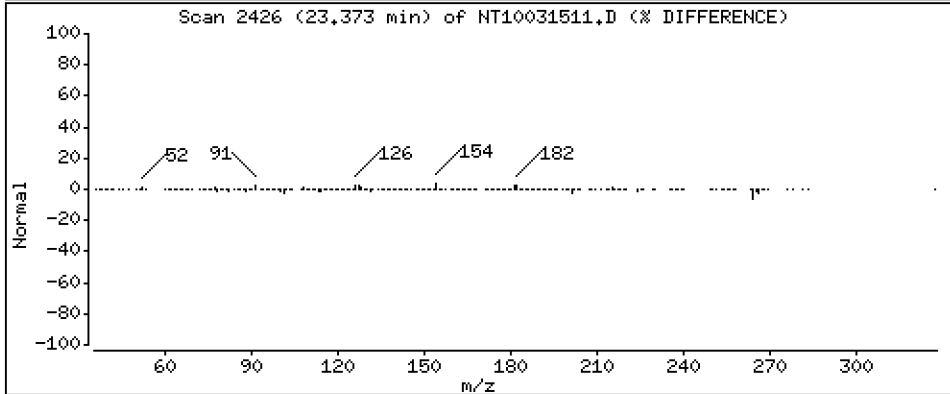
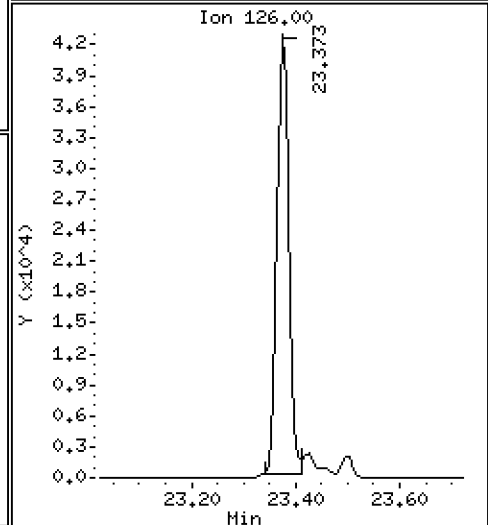
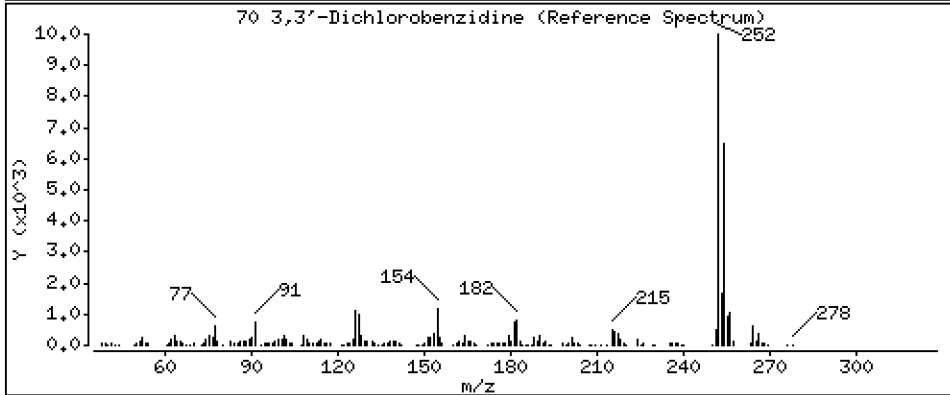
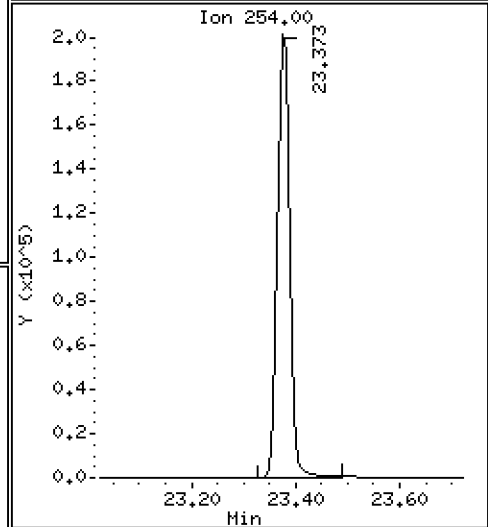
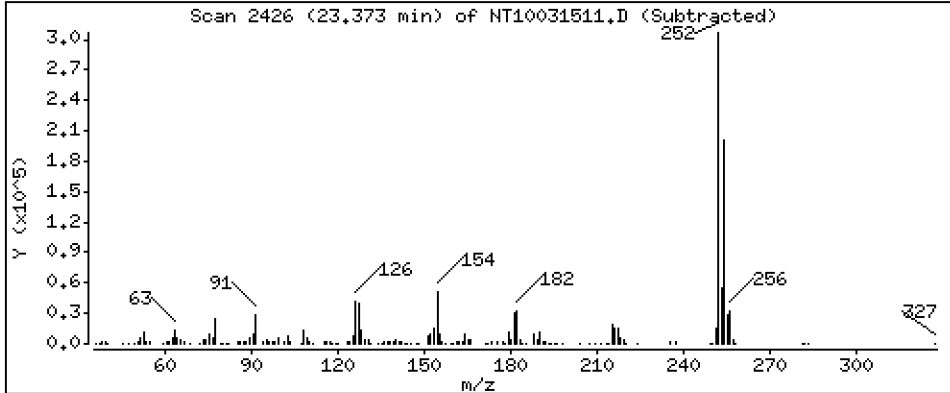
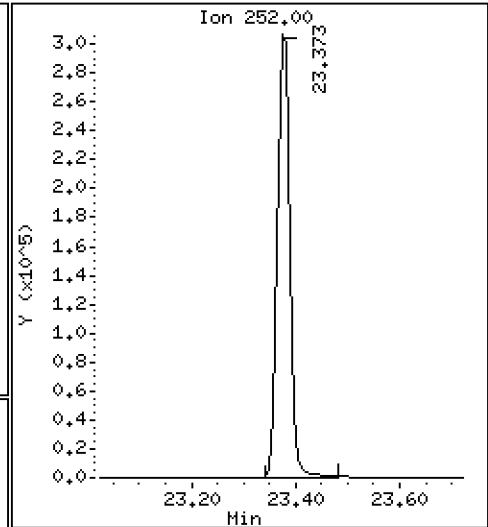
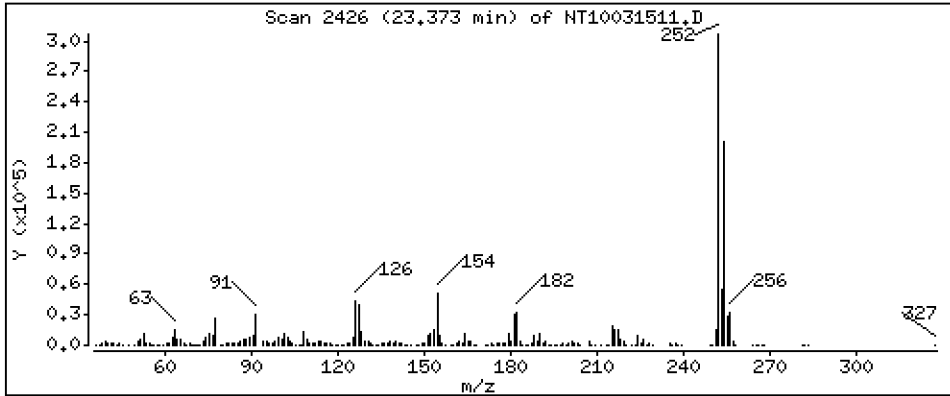
Operator: VTS

Column phase: ZB-5msi

Column diameter: 0,25

70 3,3'-Dichlorobenzidine

Concentration: 9,817 ug/mL



Date : 16-MAR-2023 02:16

Client ID:

Instrument: nt10.i

Sample Info: SLC0228-SCV1

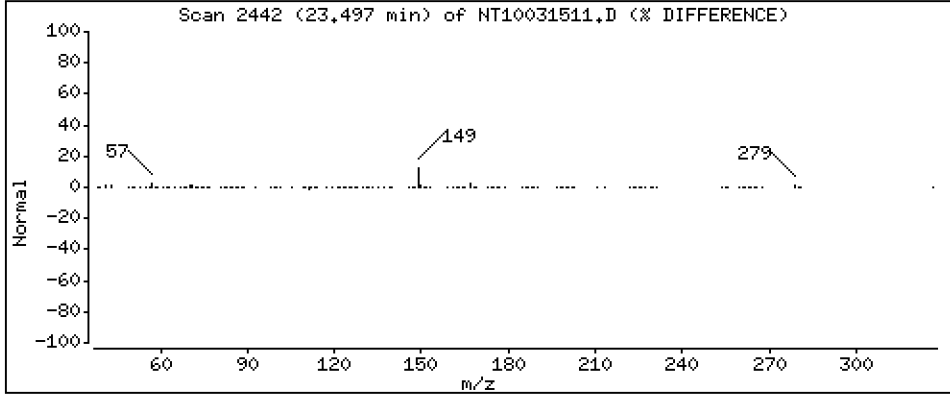
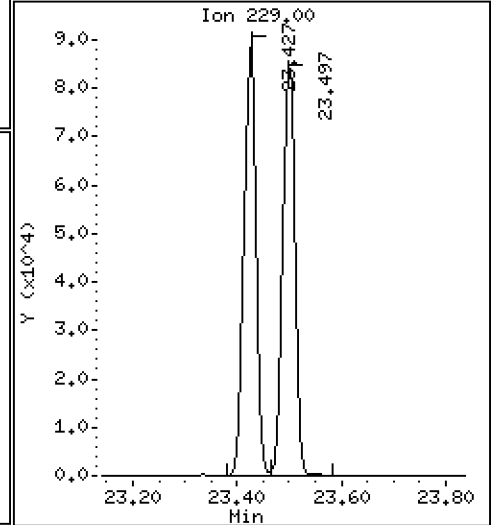
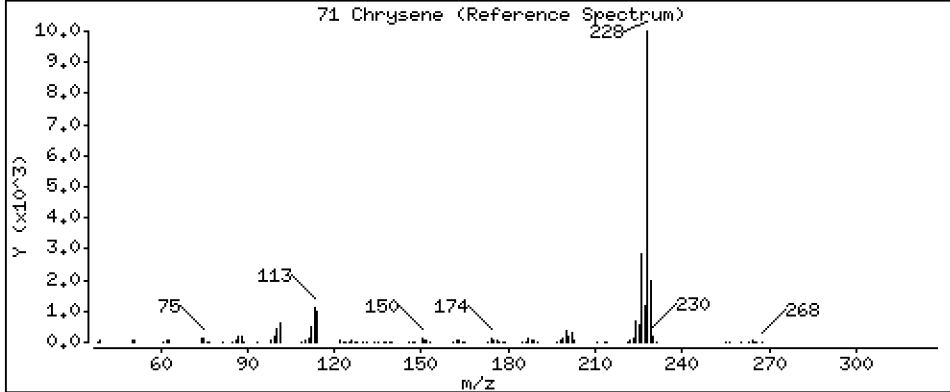
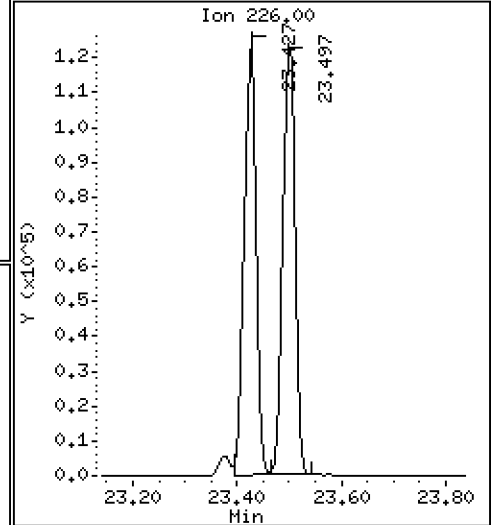
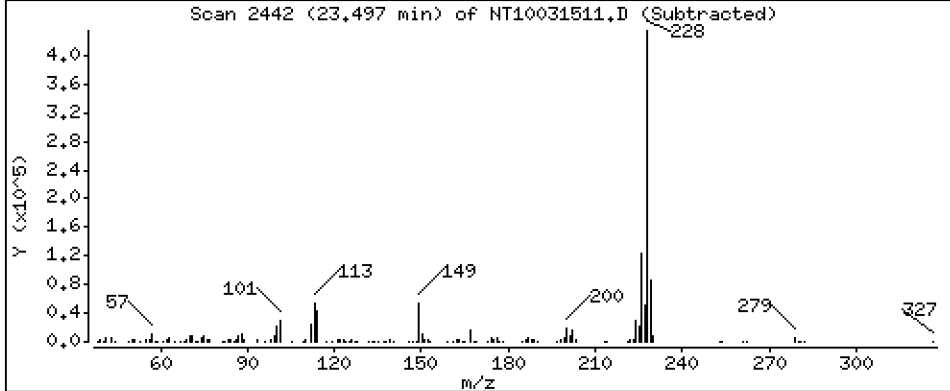
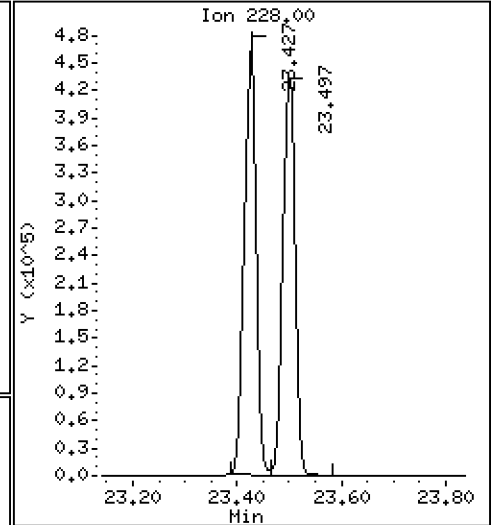
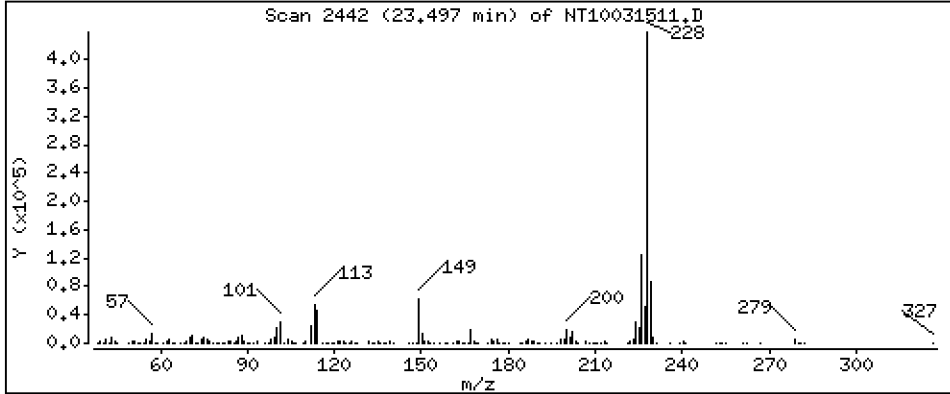
Operator: VTS

Column phase: ZB-5msi

Column diameter: 0,25

71 Chrysene

Concentration: 4,510 ug/mL



Date : 16-MAR-2023 02:16

Client ID:

Instrument: nt10.i

Sample Info: SLC0228-SCV1

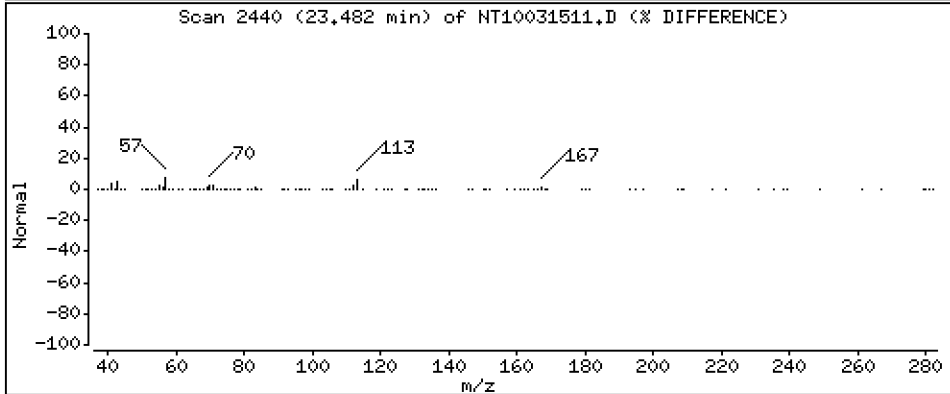
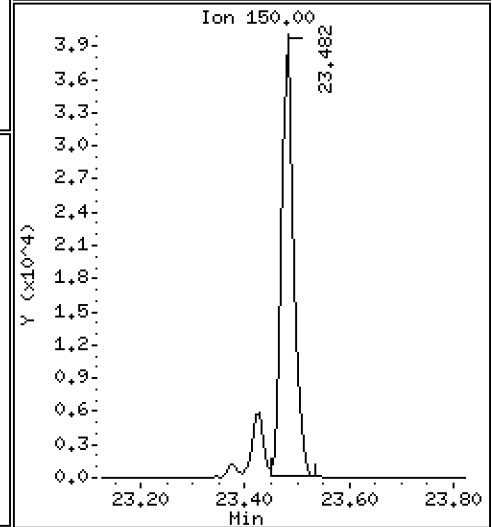
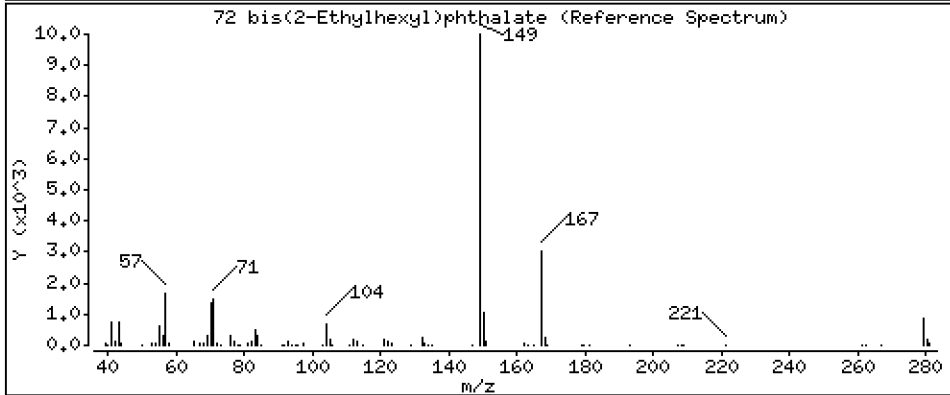
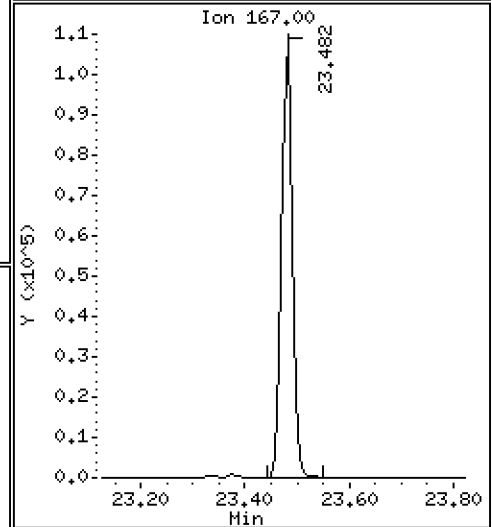
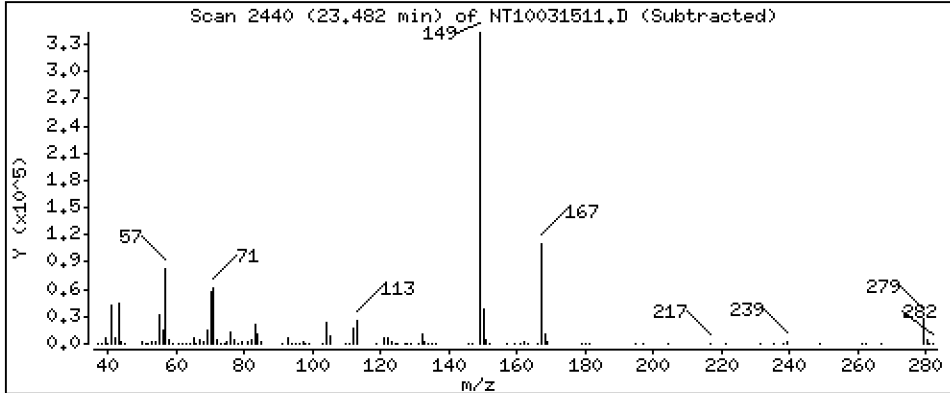
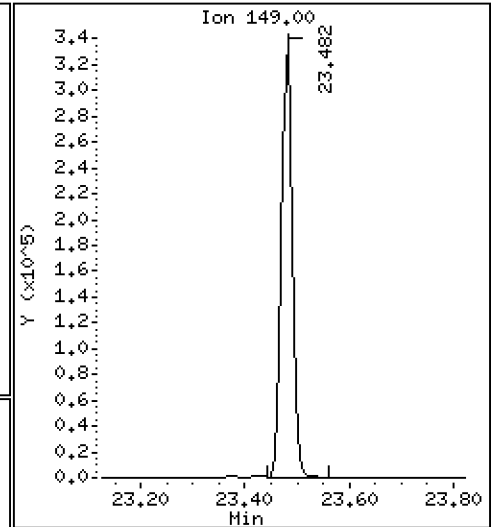
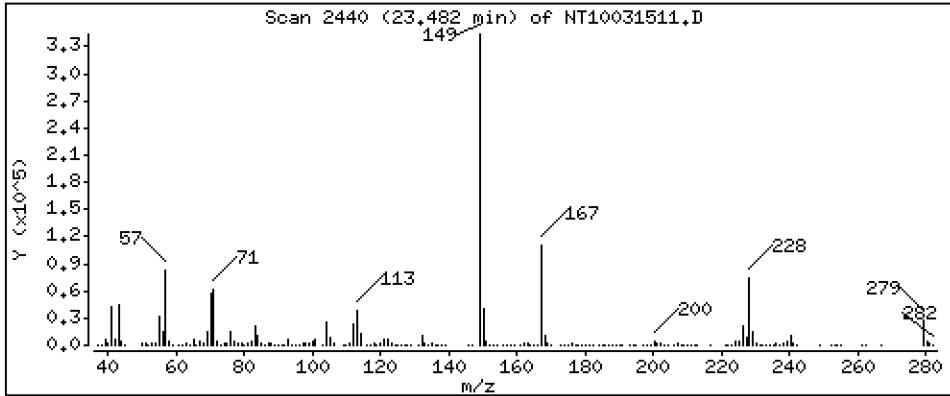
Operator: VTS

Column phase: ZB-5msi

Column diameter: 0,25

72 bis(2-Ethylhexyl)phthalate

Concentration: 4,680 ug/mL



Date : 16-MAR-2023 02:16

Client ID:

Instrument: nt10.i

Sample Info: SLC0228-SCV1

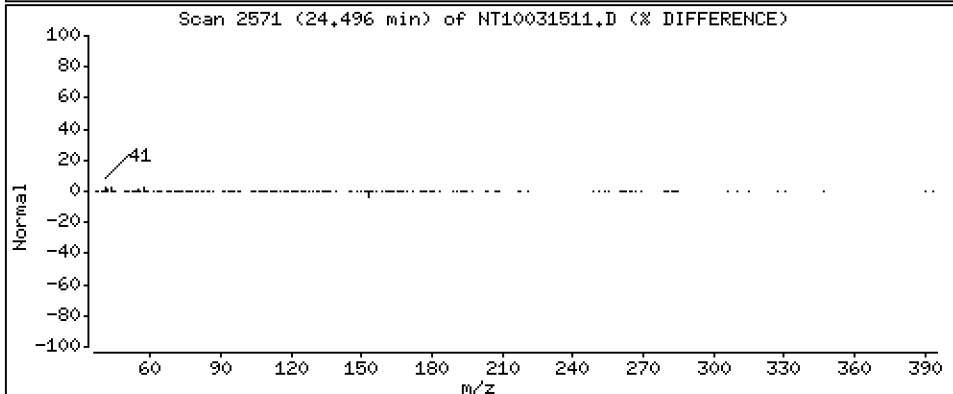
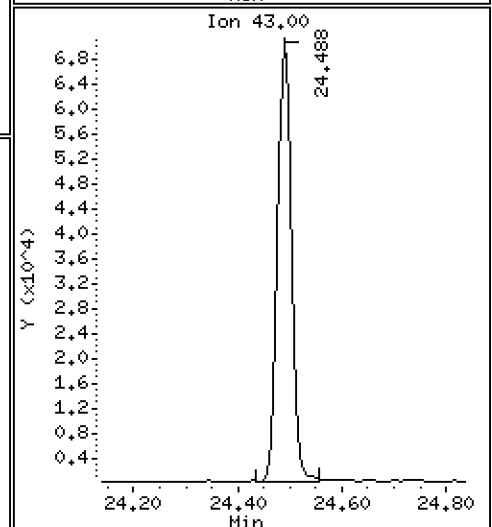
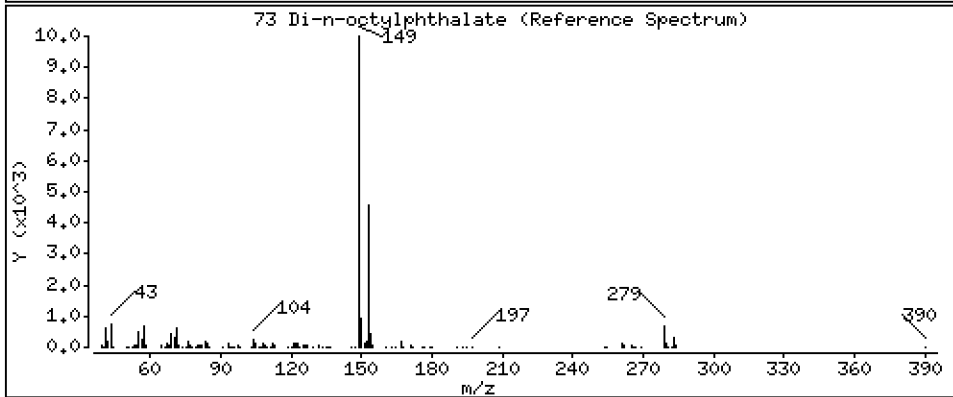
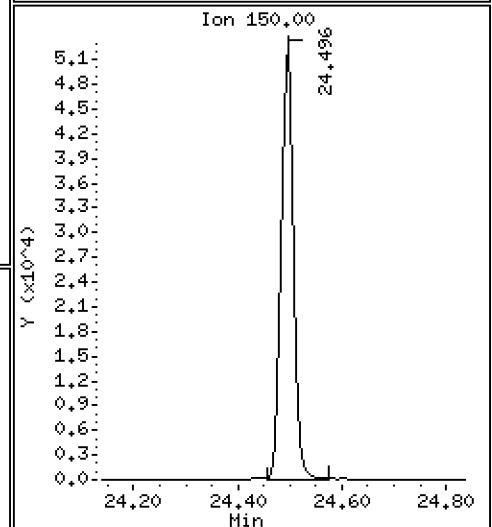
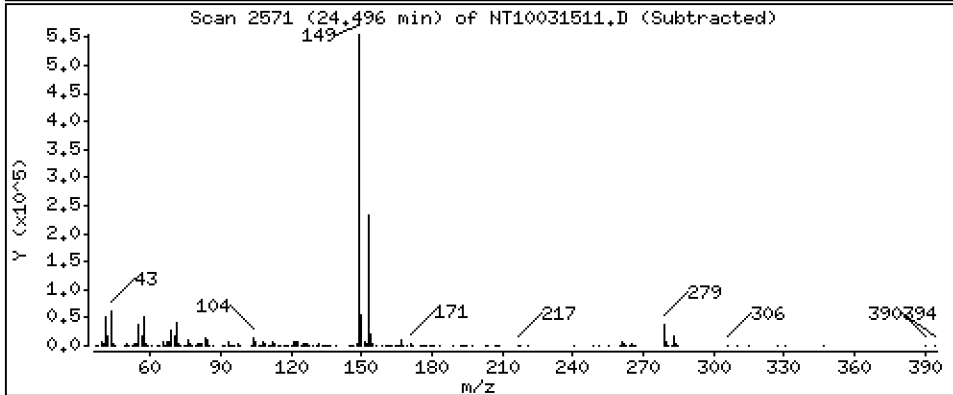
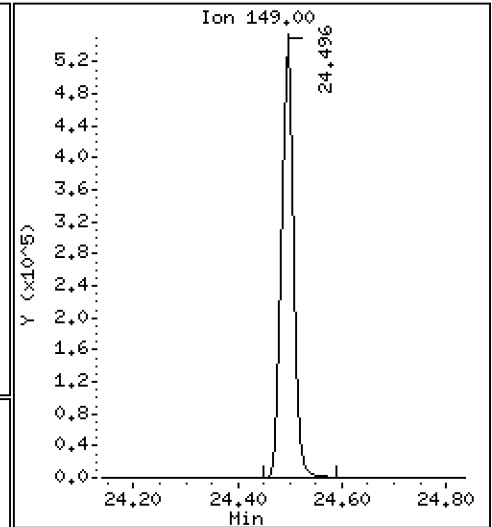
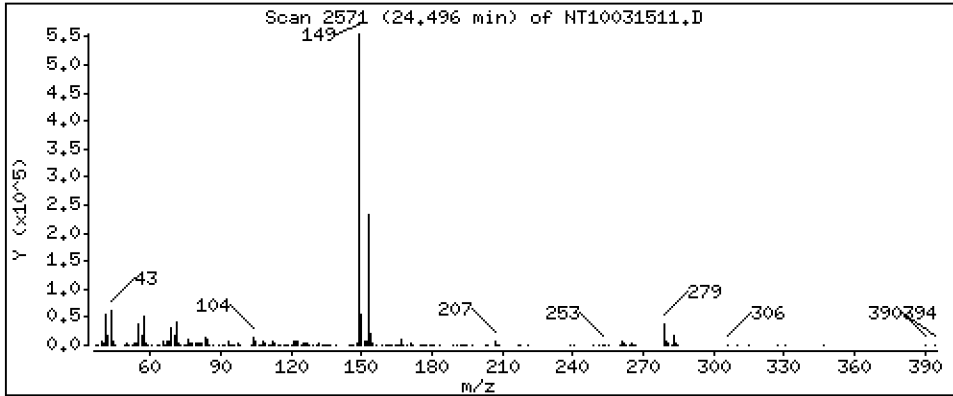
Operator: VTS

Column phase: ZB-5msi

Column diameter: 0,25

73 Di-n-octylphthalate

Concentration: 4,947 ug/mL



Date : 16-MAR-2023 02:16

Client ID:

Instrument: nt10.i

Sample Info: SLC0228-SCV1

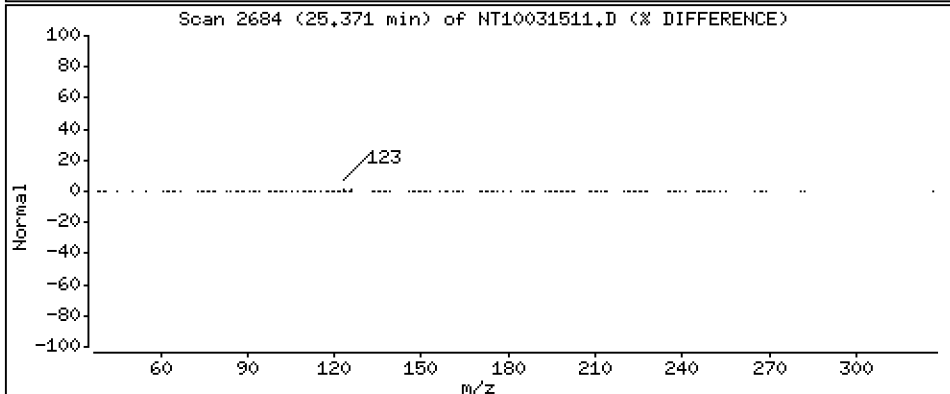
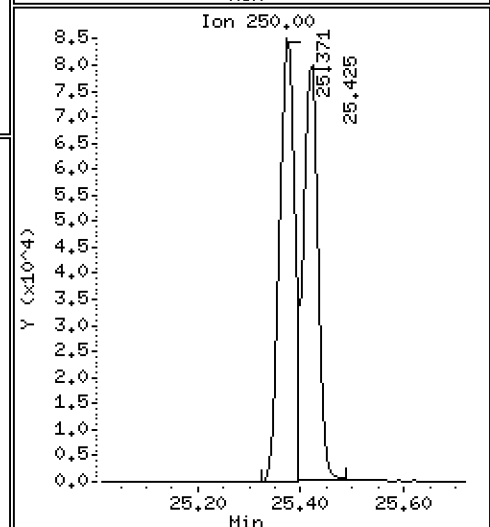
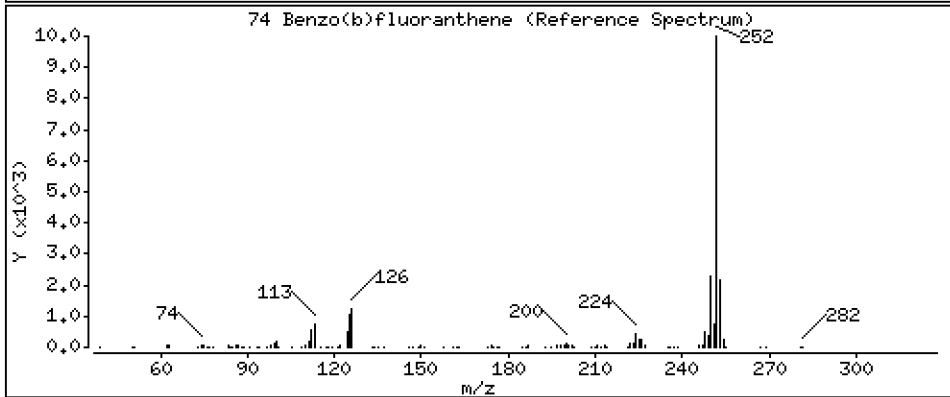
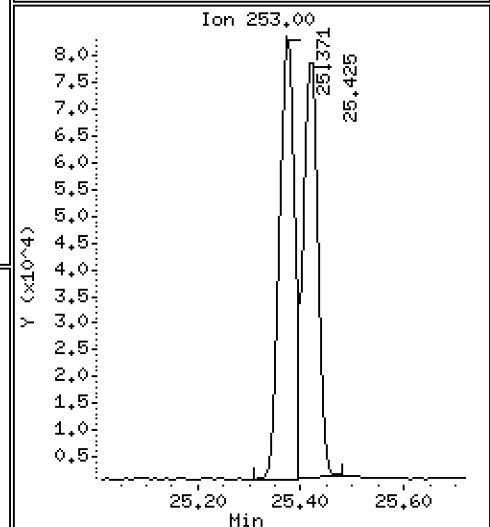
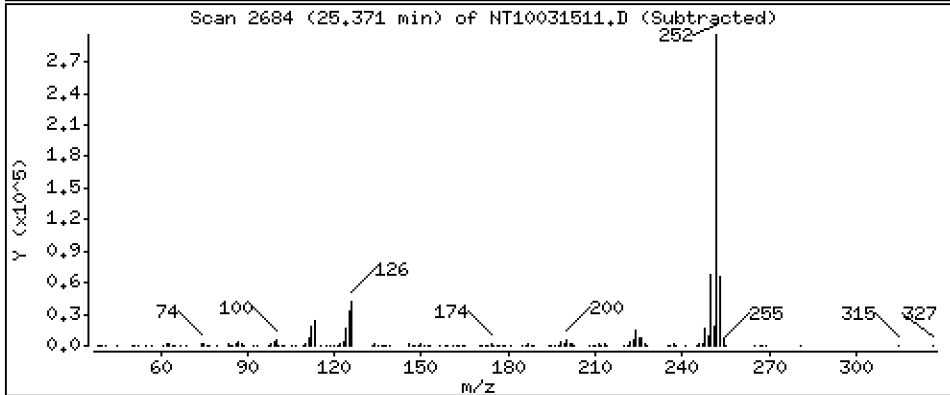
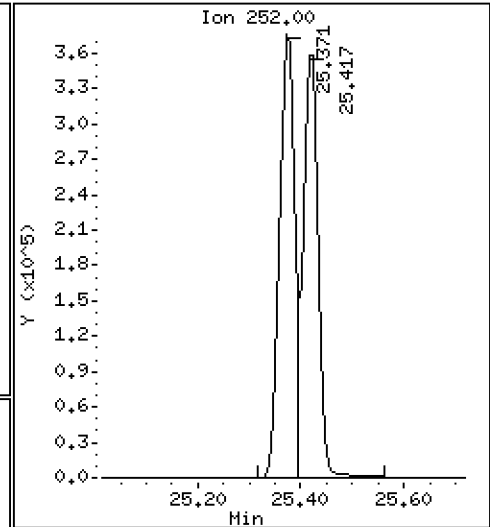
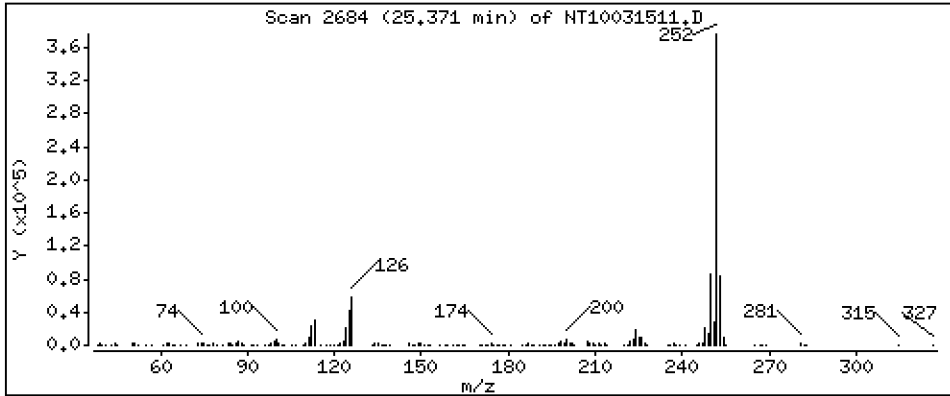
Operator: VTS

Column phase: ZB-5msi

Column diameter: 0,25

74 Benzo(b)fluoranthene

Concentration: 4,602 ug/mL



Date : 16-MAR-2023 02:16

Client ID:

Instrument: nt10.i

Sample Info: SLC0228-SCV1

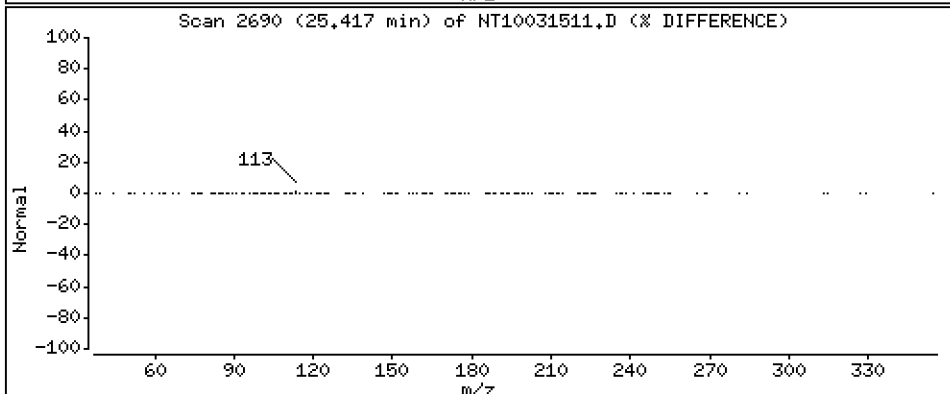
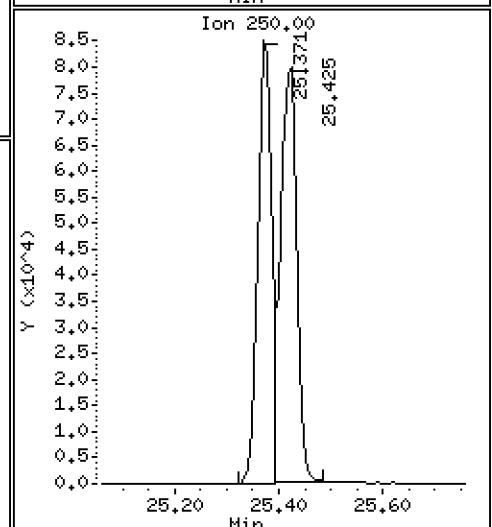
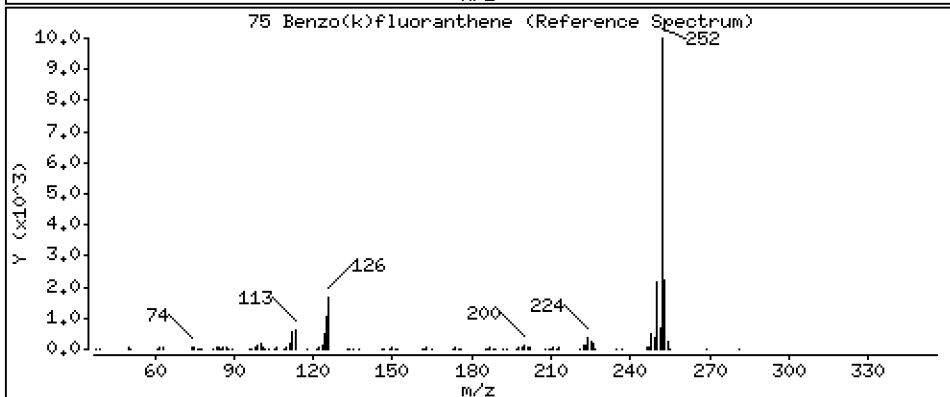
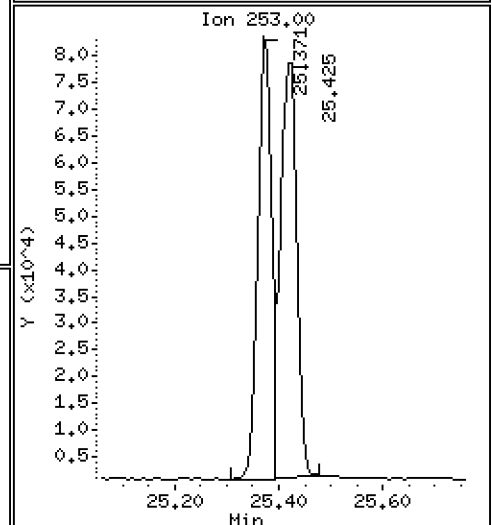
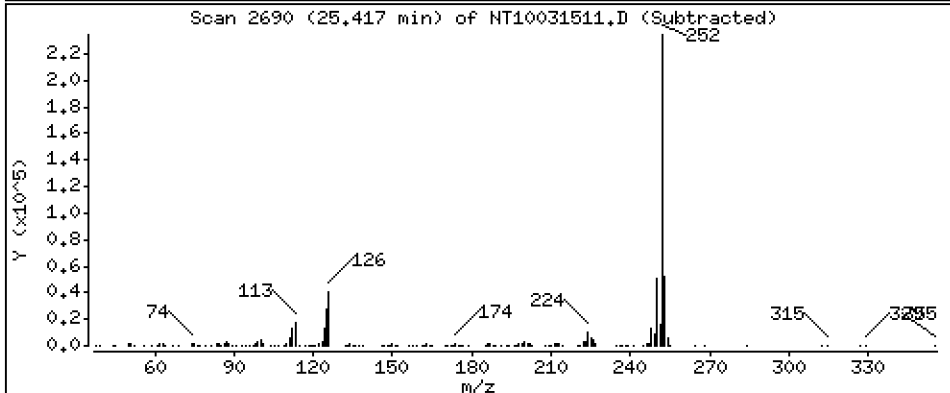
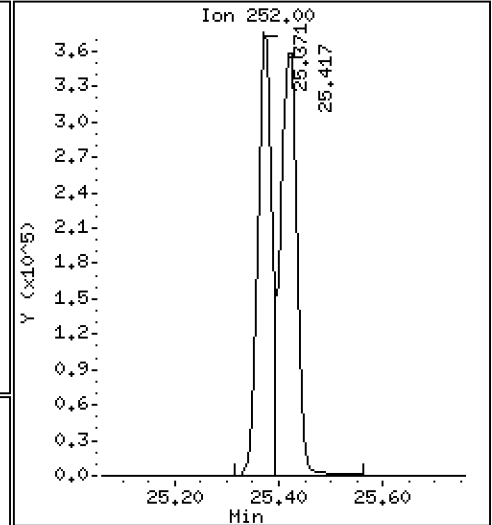
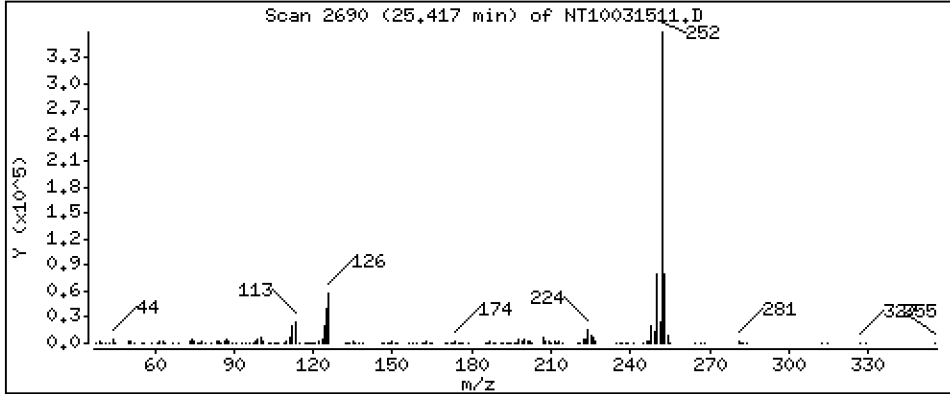
Operator: VTS

Column phase: ZB-5msi

Column diameter: 0,25

75 Benzo(k)fluoranthene

Concentration: 4,898 ug/mL



Date : 16-MAR-2023 02:16

Client ID:

Instrument: nt10.i

Sample Info: SLC0228-SCV1

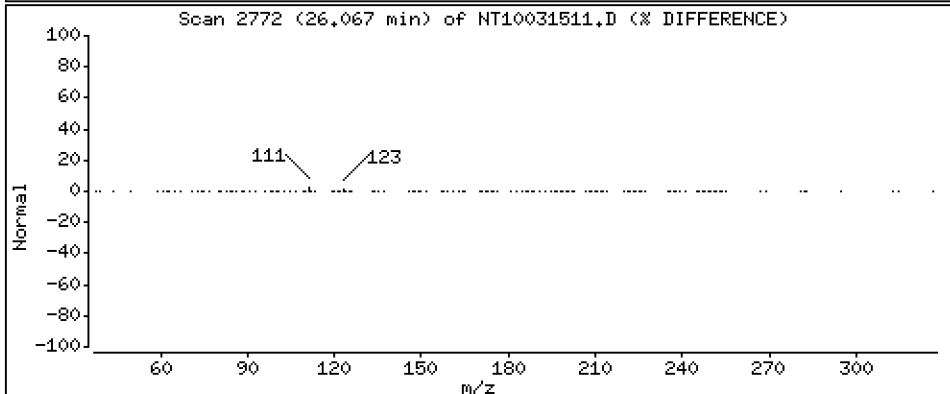
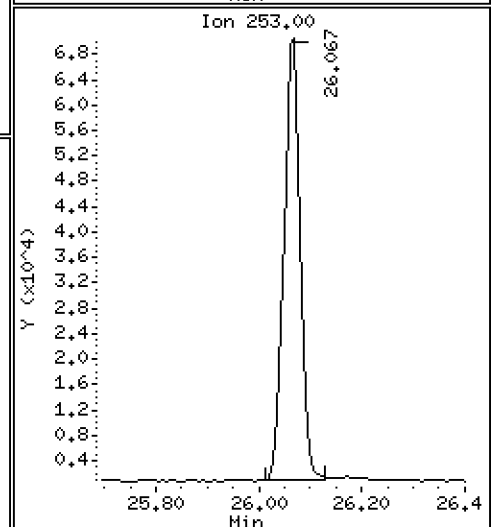
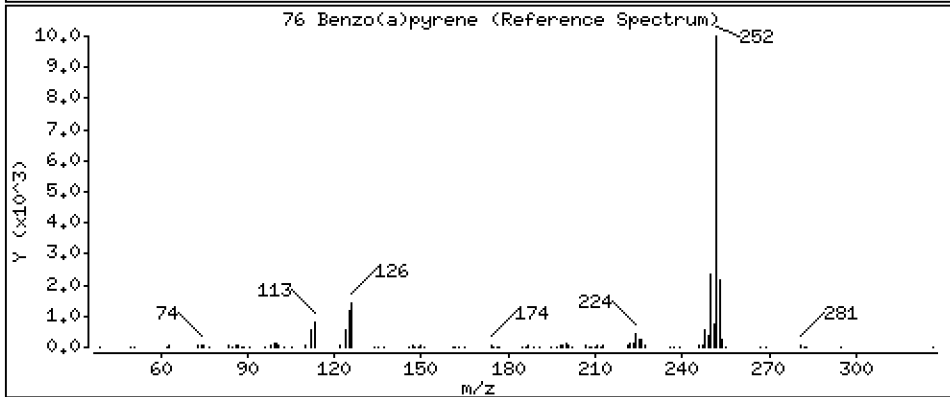
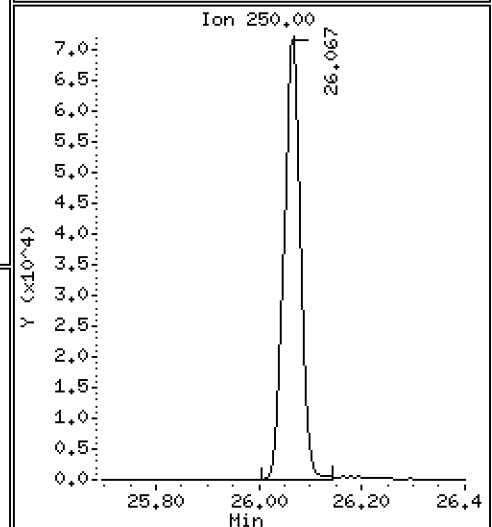
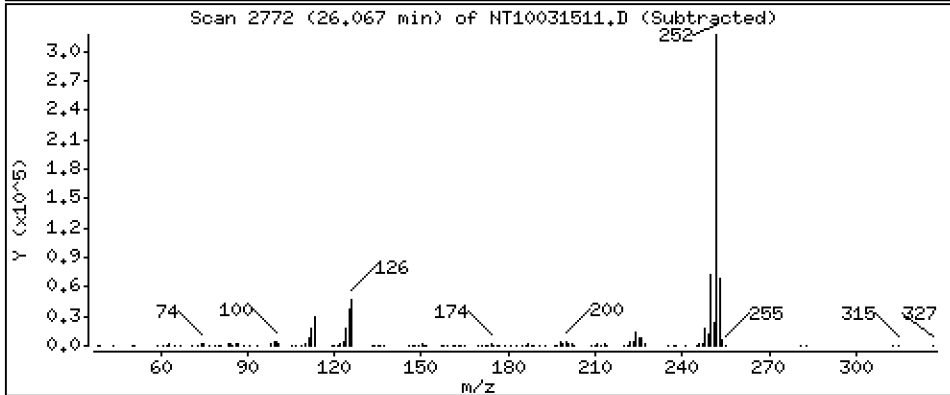
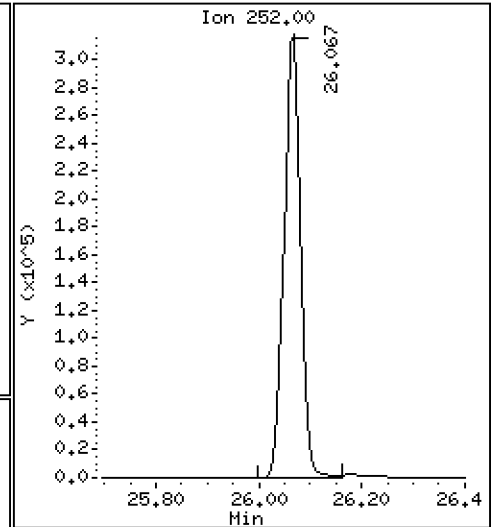
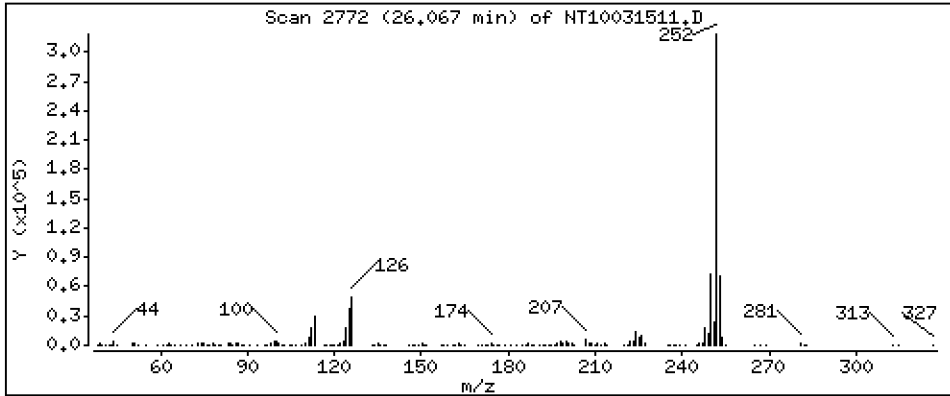
Operator: VTS

Column phase: ZB-5msi

Column diameter: 0,25

76 Benzo(a)pyrene

Concentration: 4,873 ug/mL



Date : 16-MAR-2023 02:16

Client ID:

Instrument: nt10.i

Sample Info: SLC0228-SCV1

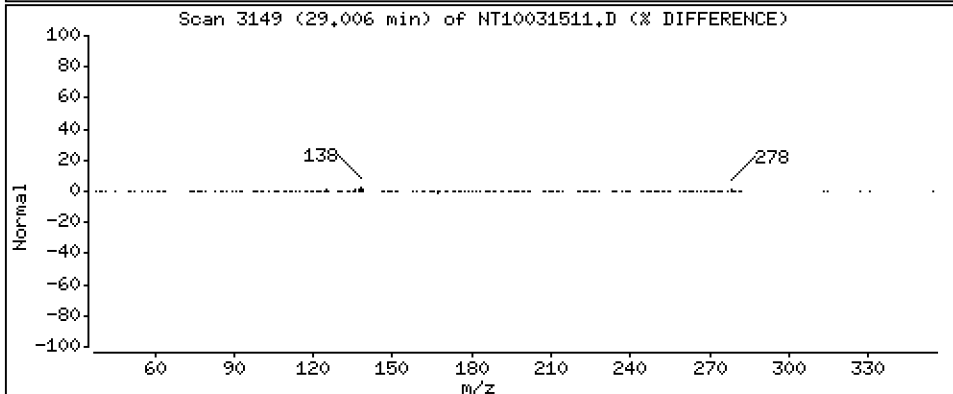
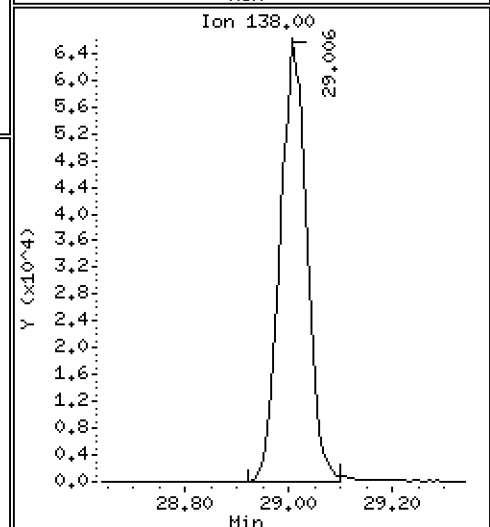
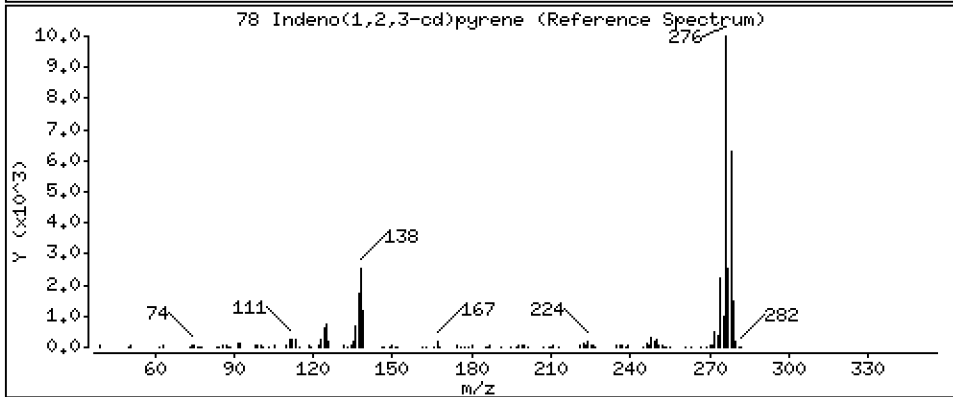
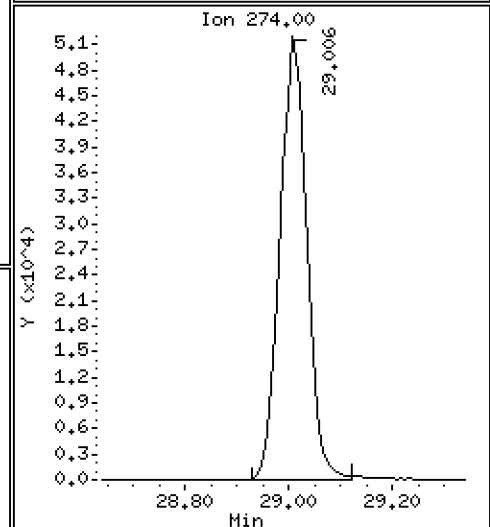
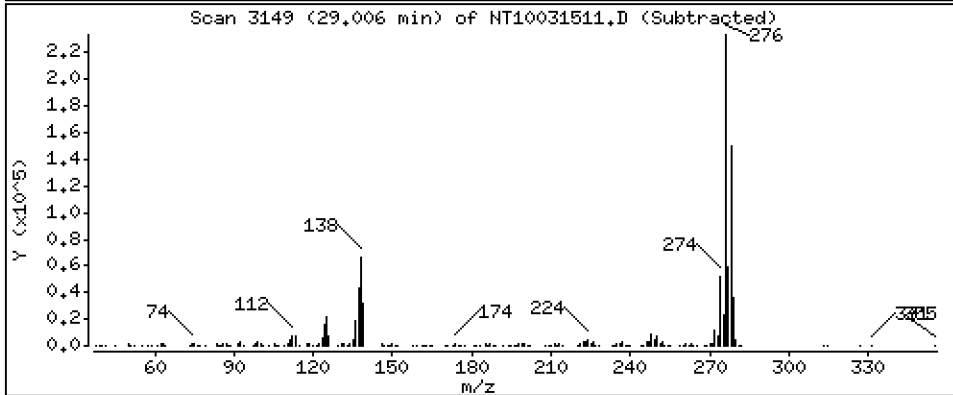
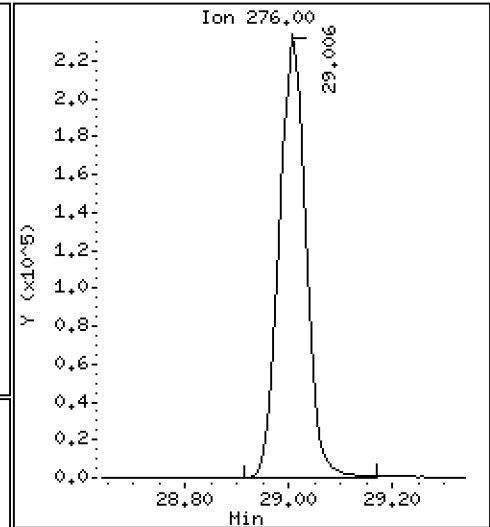
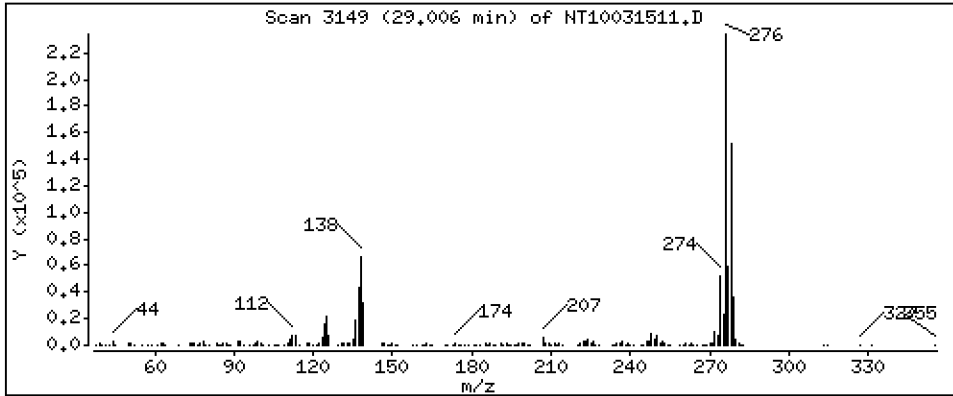
Operator: VTS

Column phase: ZB-5msi

Column diameter: 0,25

78 Indeno(1,2,3-cd)pyrene

Concentration: 4,577 ug/mL



Date : 16-MAR-2023 02:16

Client ID:

Instrument: nt10.i

Sample Info: SLC0228-SCV1

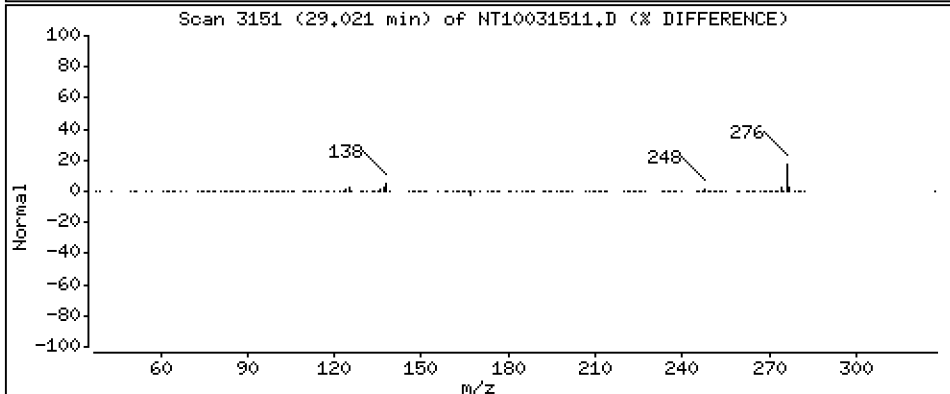
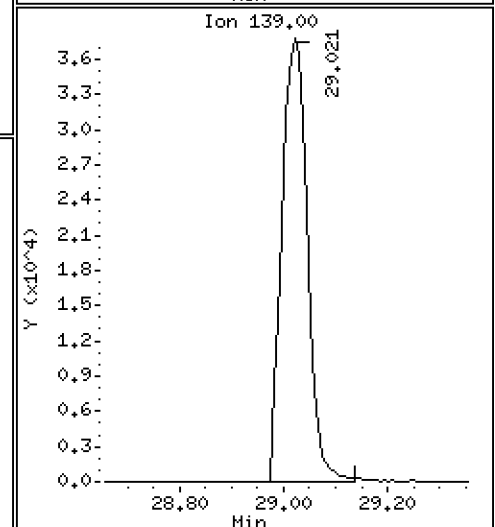
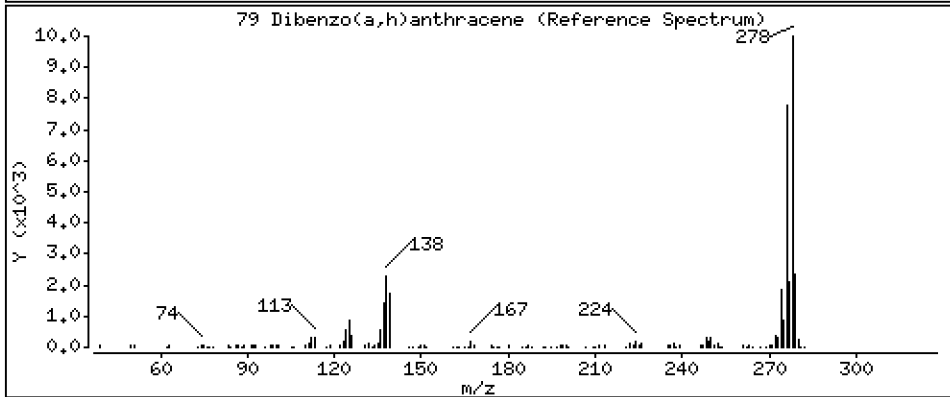
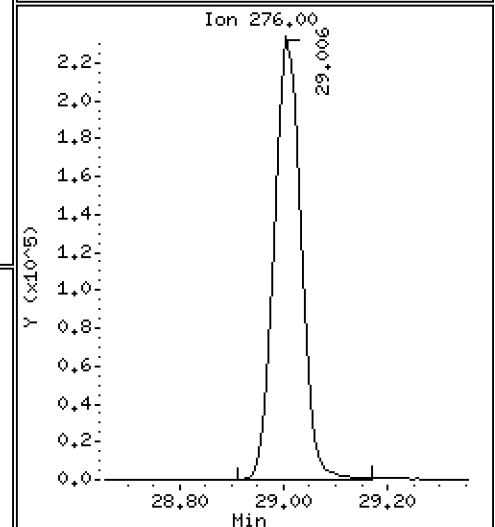
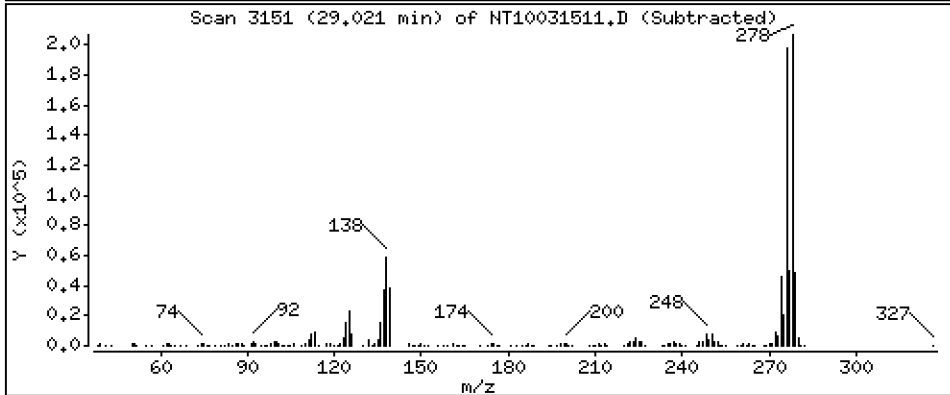
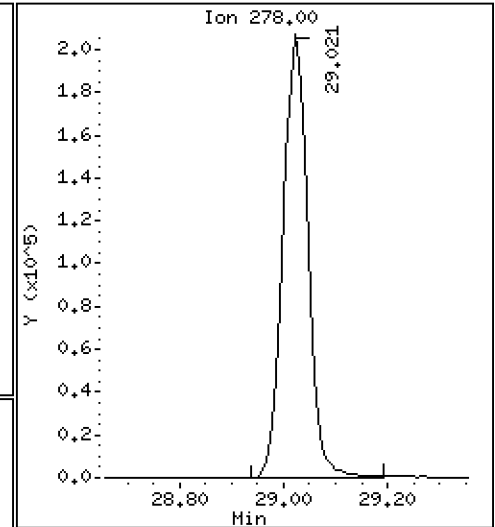
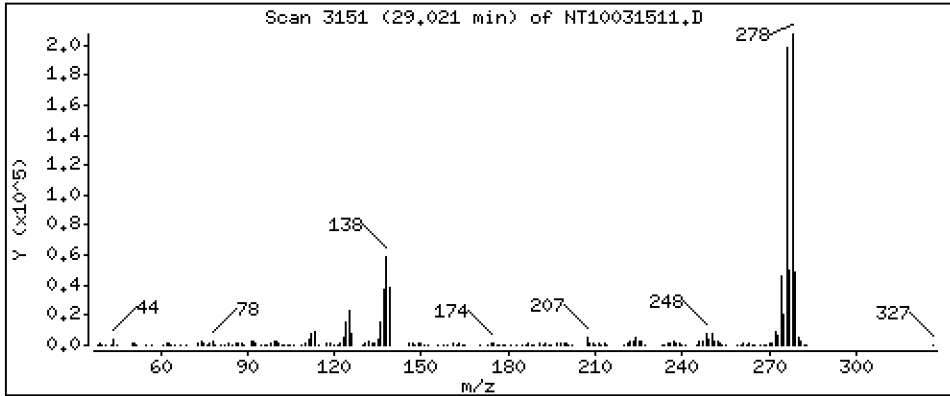
Operator: VTS

Column phase: ZB-5msi

Column diameter: 0,25

79 Dibenzo(a,h)anthracene

Concentration: 4,547 ug/mL



Date : 16-MAR-2023 02:16

Client ID:

Instrument: nt10.i

Sample Info: SLC0228-SCV1

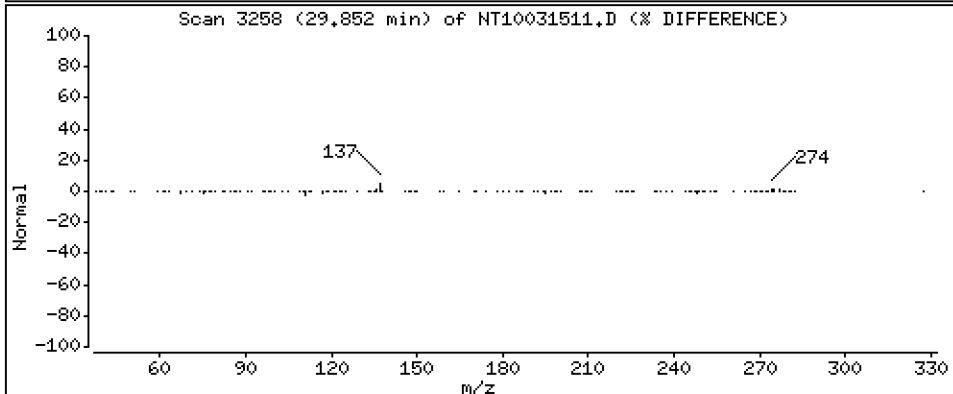
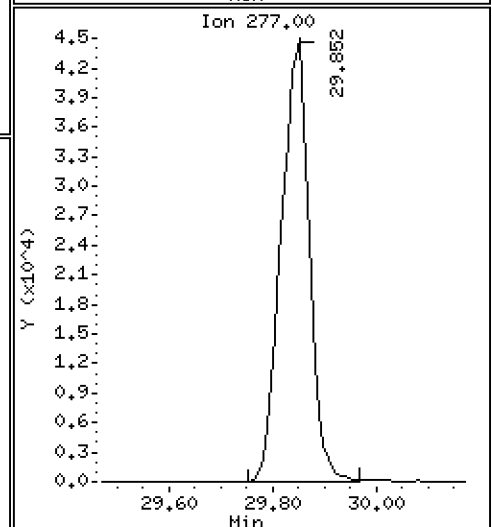
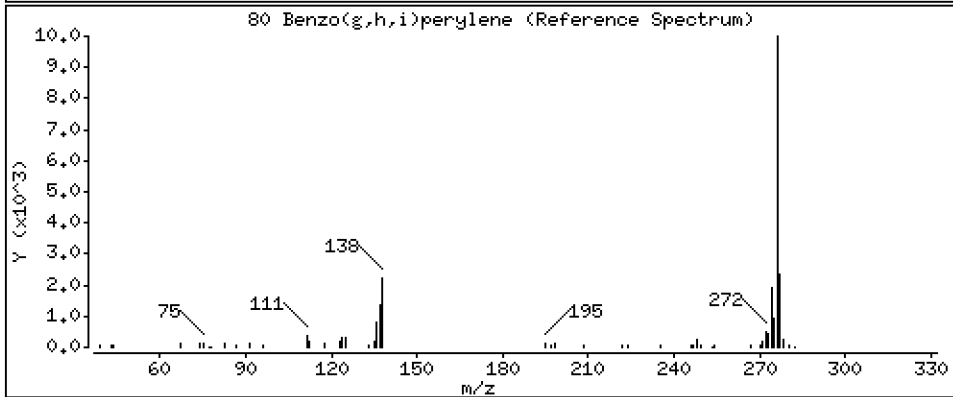
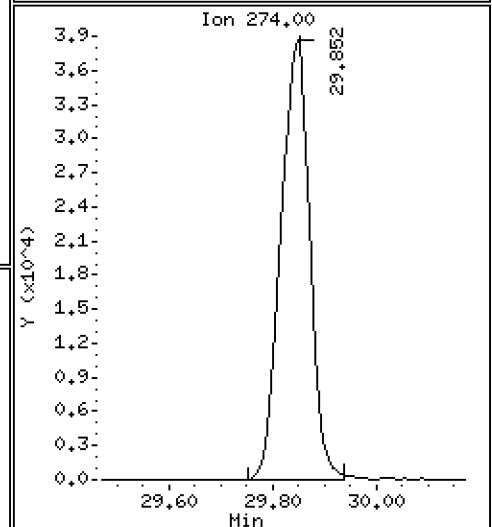
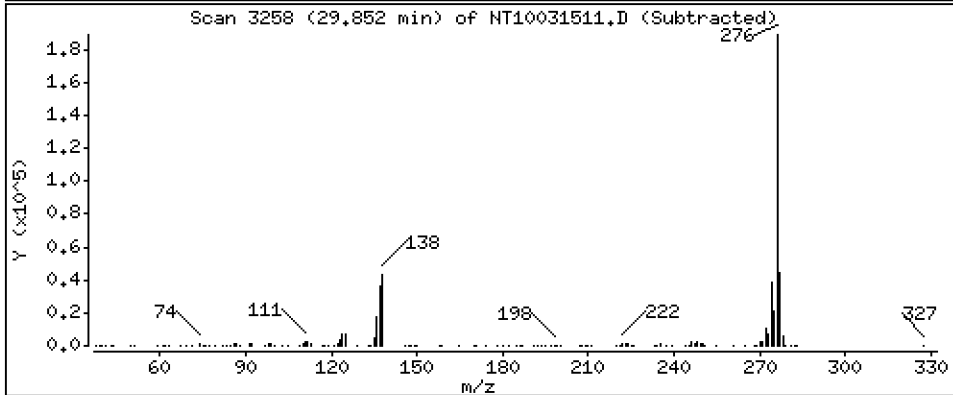
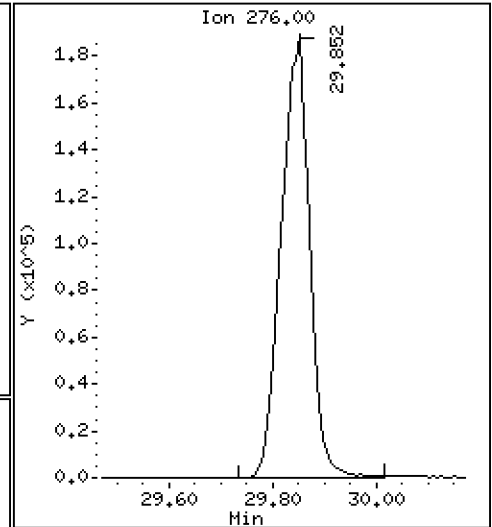
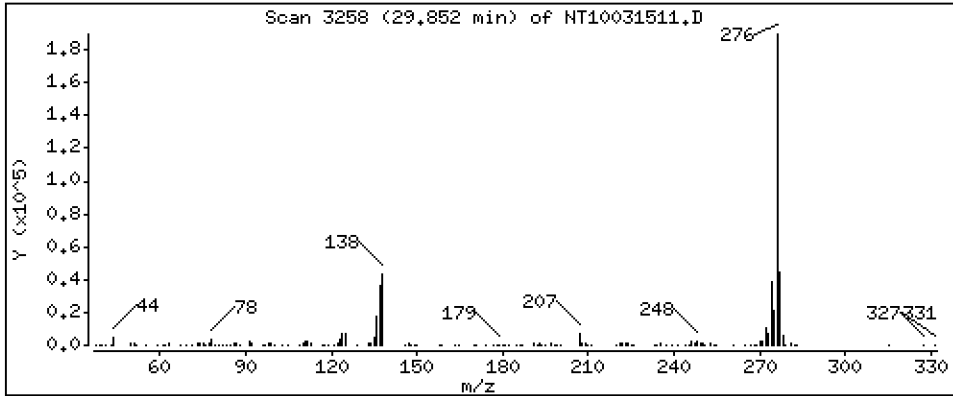
Operator: VTS

Column phase: ZB-5msi

Column diameter: 0,25

80 Benzo(g,h,i)perylene

Concentration: 4,590 ug/mL



Date : 16-MAR-2023 02:16

Client ID:

Instrument: nt10.i

Sample Info: SLC0228-SCV1

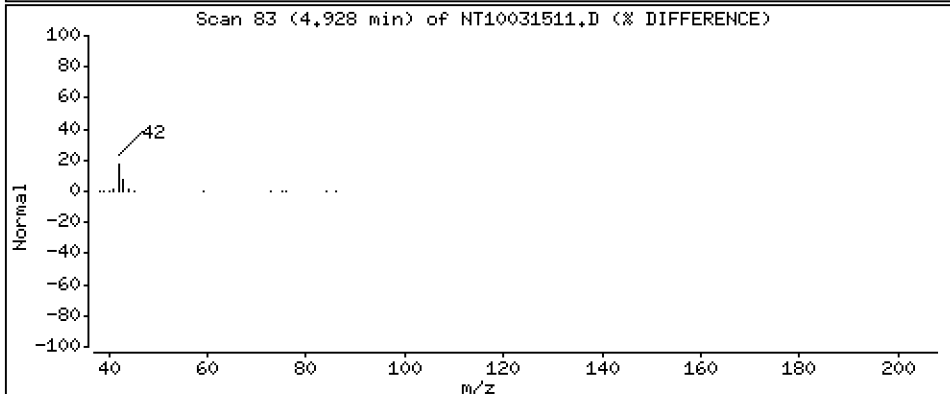
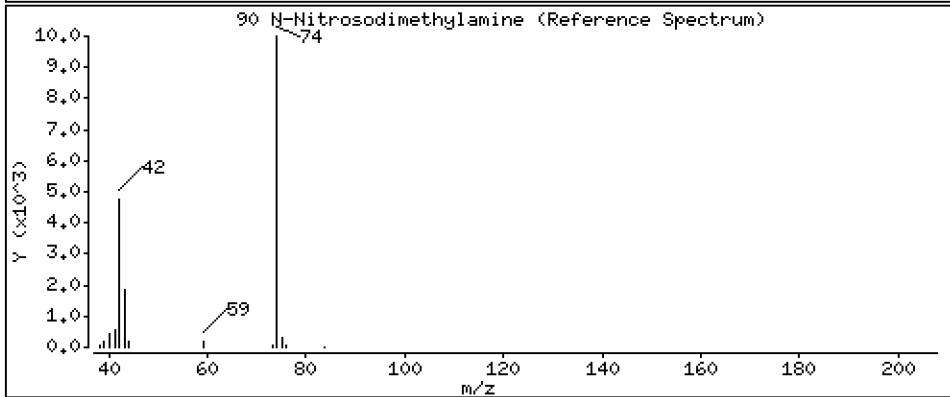
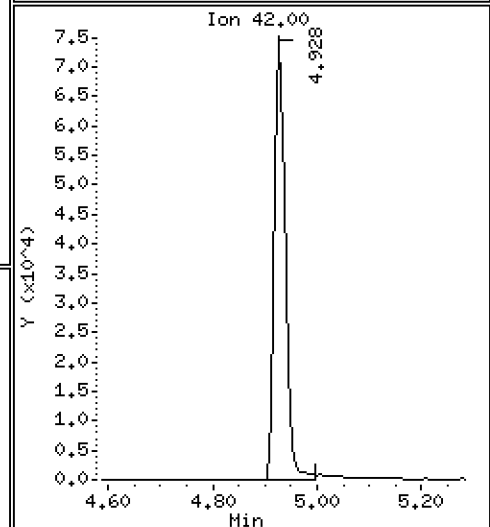
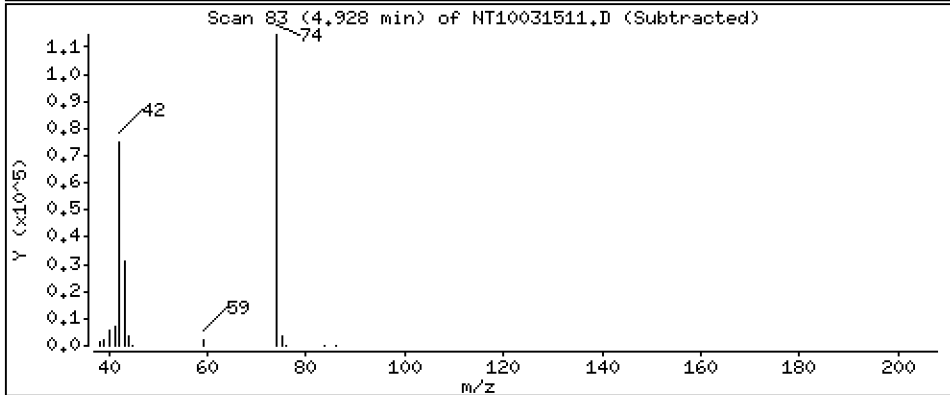
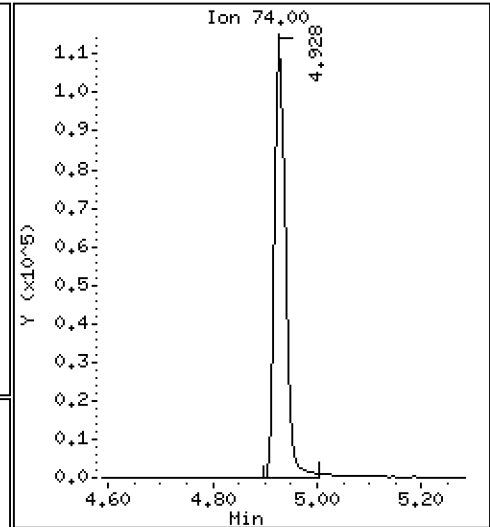
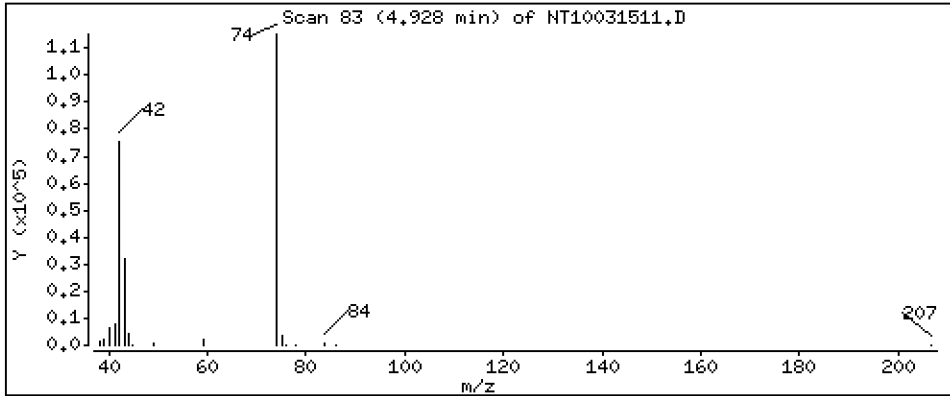
Operator: VTS

Column phase: ZB-5msi

Column diameter: 0.25

90 N-Nitrosodimethylamine

Concentration: 5.194 ug/mL



Date : 16-MAR-2023 02:16

Client ID:

Instrument: nt10.i

Sample Info: SLC0228-SCV1

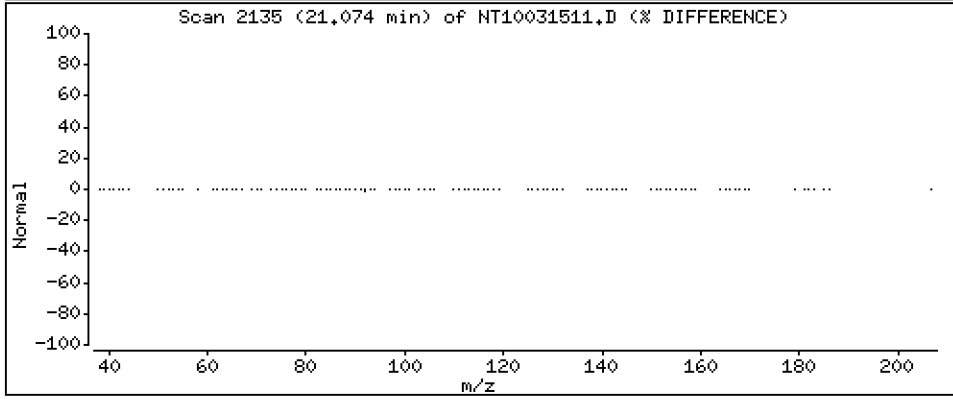
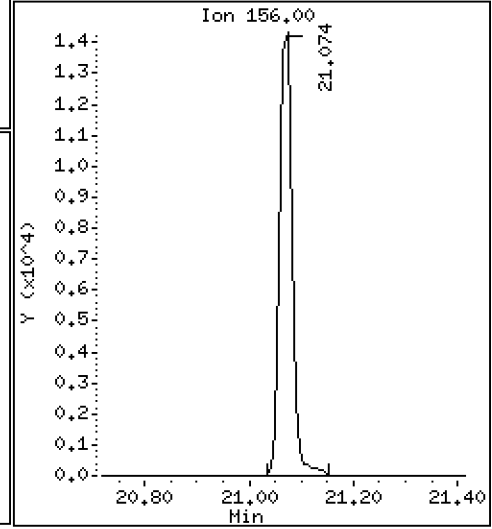
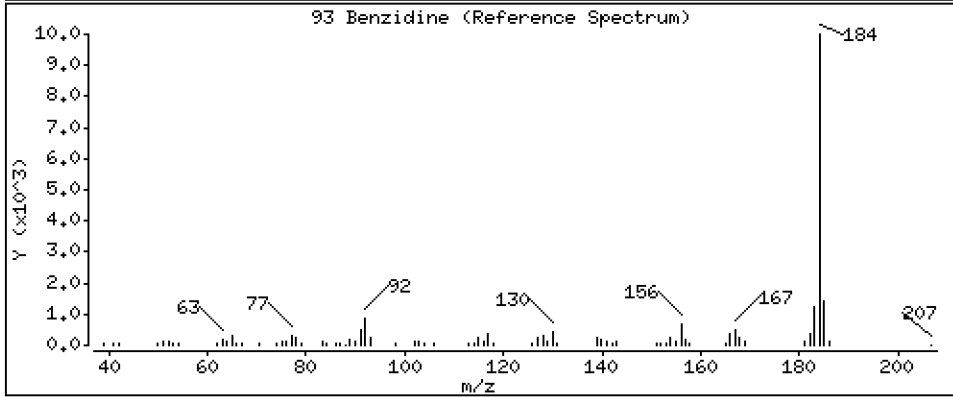
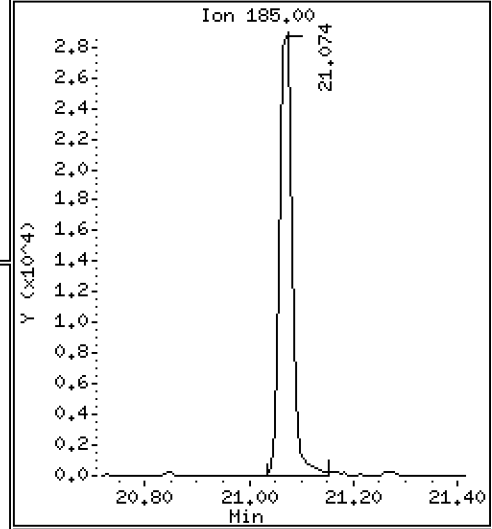
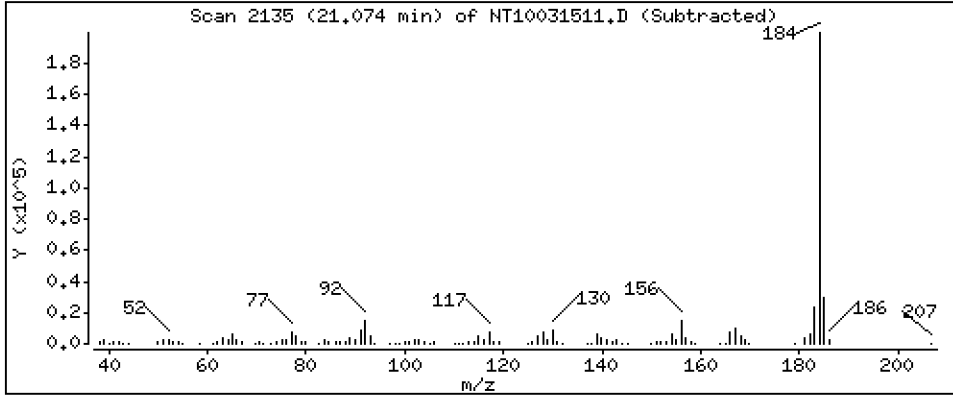
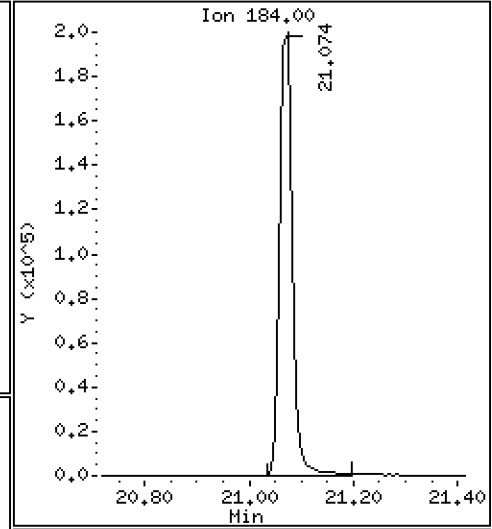
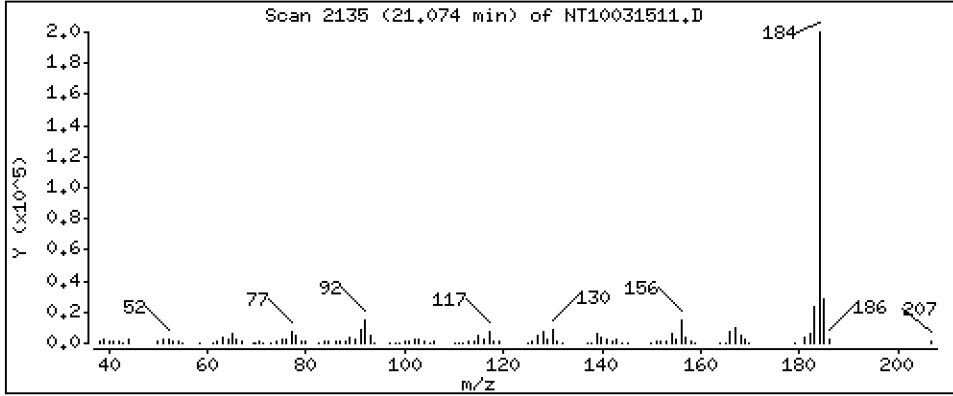
Operator: VTS

Column phase: ZB-5msi

Column diameter: 0,25

93 Benzidine

Concentration: 4,380 ug/mL



Date : 16-MAR-2023 02:16

Client ID:

Instrument: nt10.i

Sample Info: SLC0228-SCV1

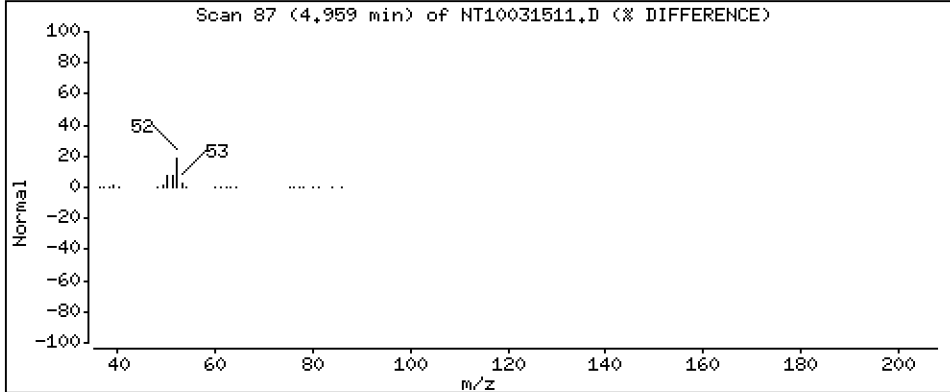
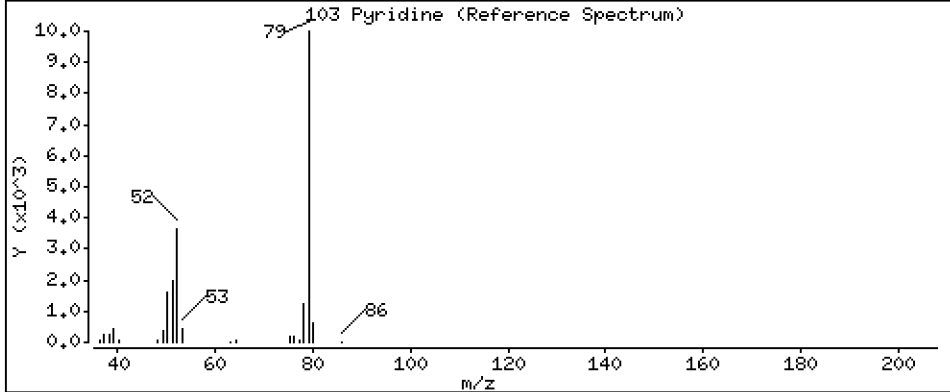
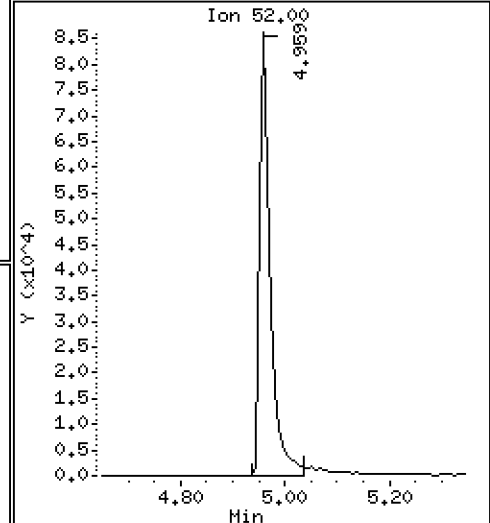
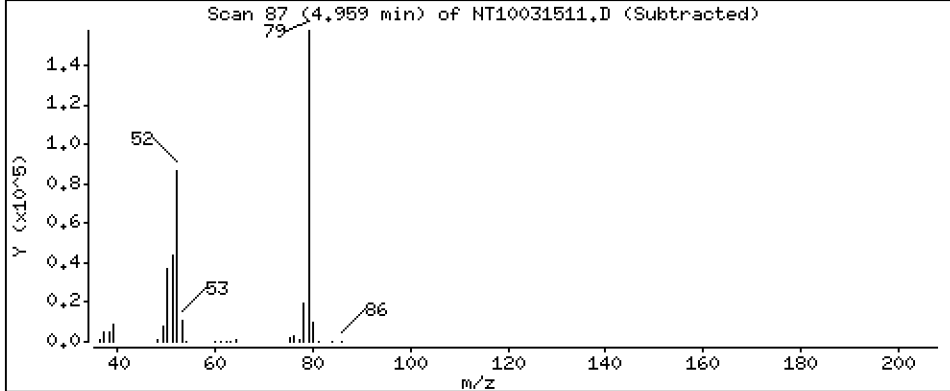
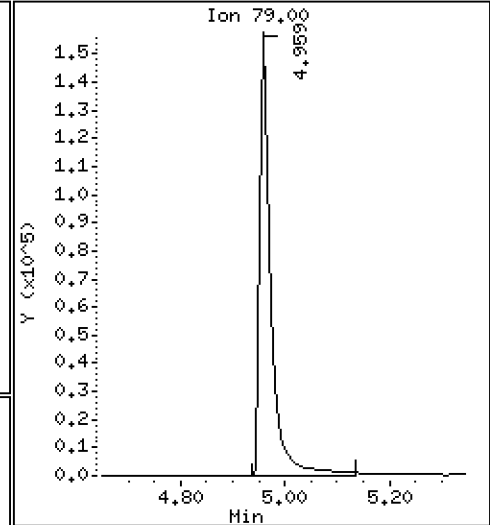
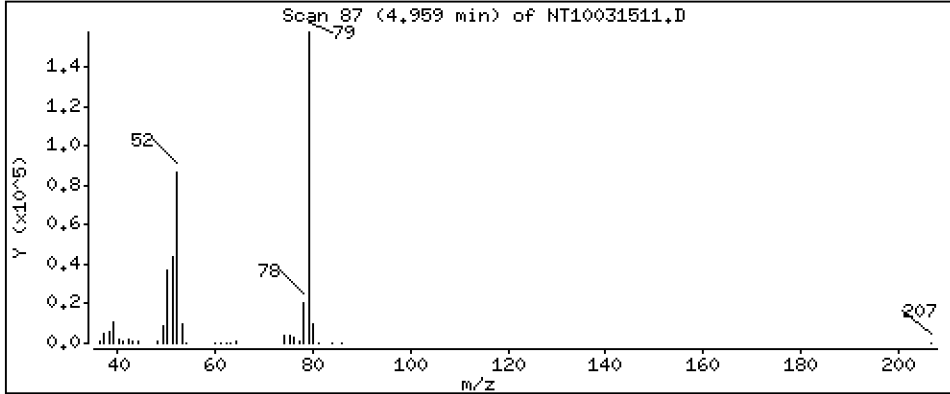
Operator: VTS

Column phase: ZB-5msi

Column diameter: 0.25

103 Pyridine

Concentration: 5.337 ug/mL



Date : 16-MAR-2023 02:16

Client ID:

Instrument: nt10.i

Sample Info: SLC0228-SCV1

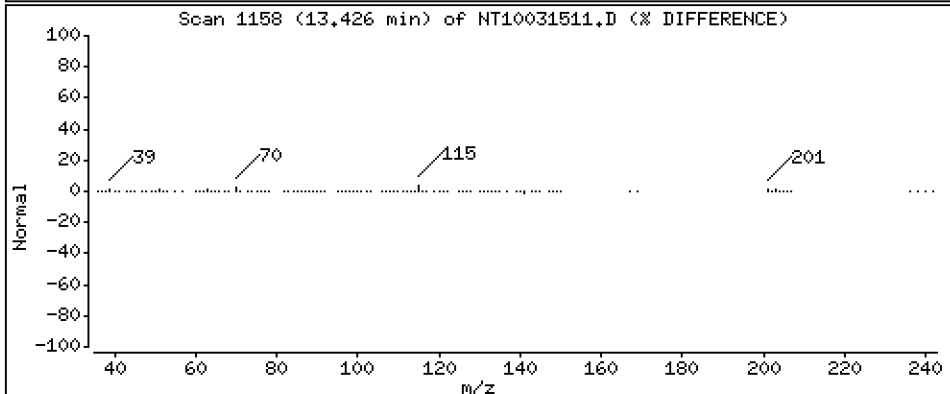
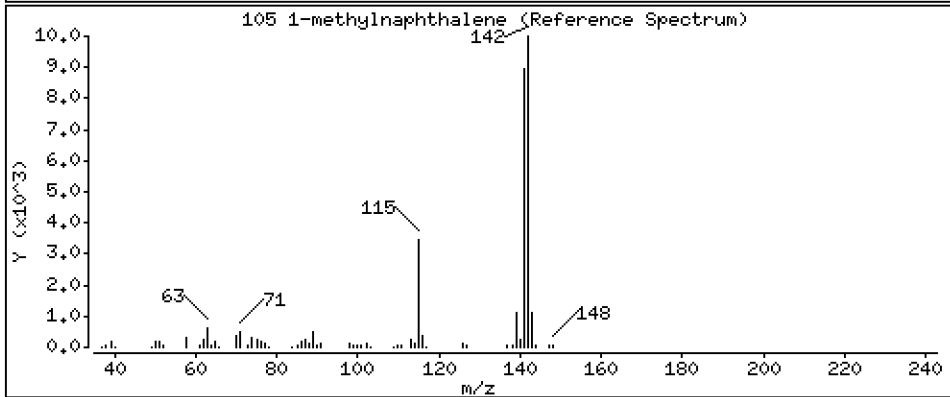
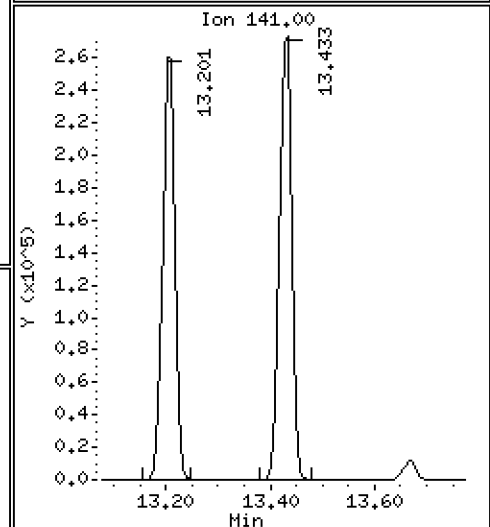
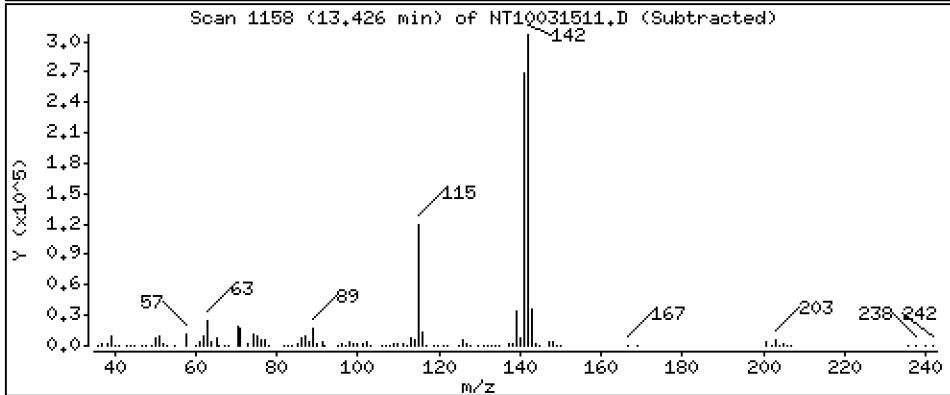
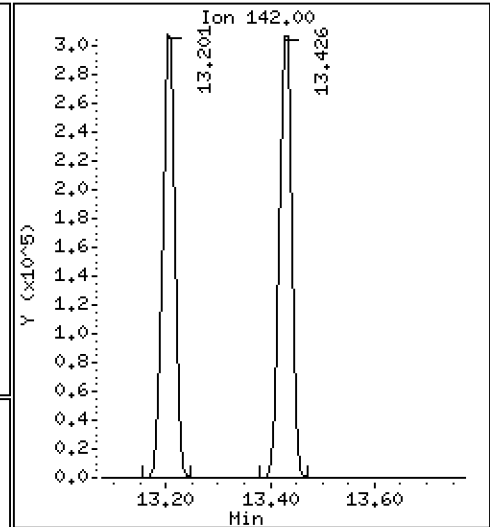
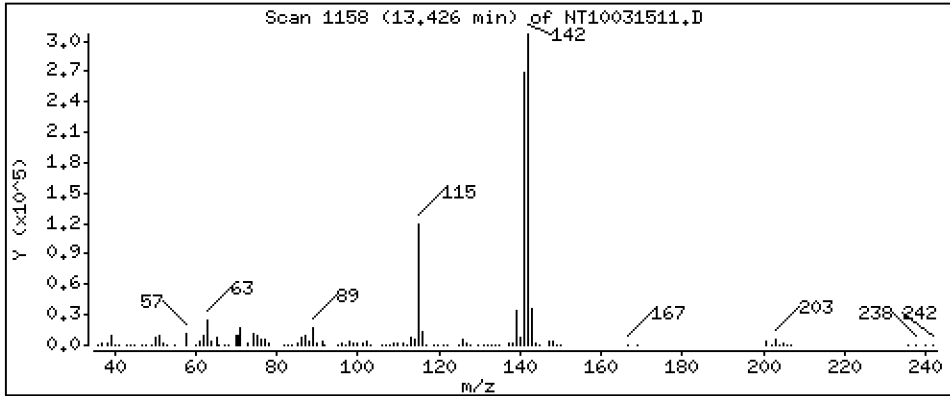
Operator: VTS

Column phase: ZB-5msi

Column diameter: 0,25

105 1-methylnaphthalene

Concentration: 4,875 ug/mL



Date : 16-MAR-2023 02:16

Client ID:

Instrument: nt10.i

Sample Info: SLC0228-SCV1

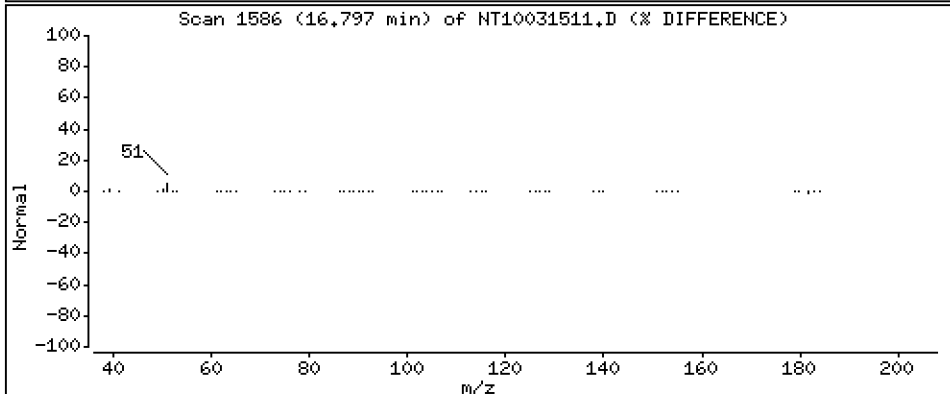
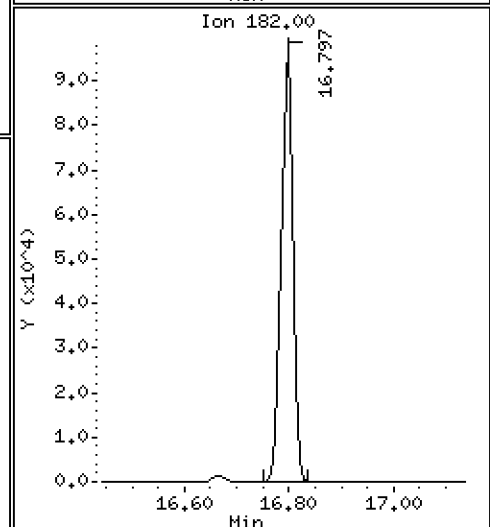
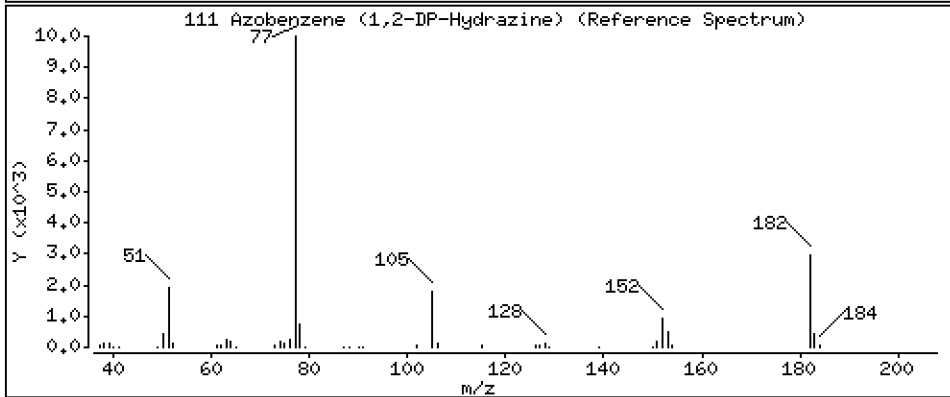
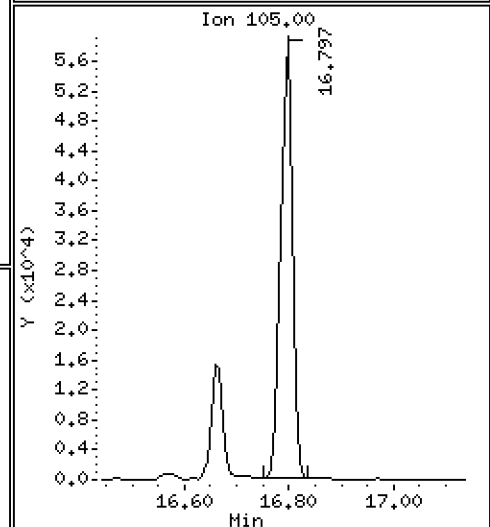
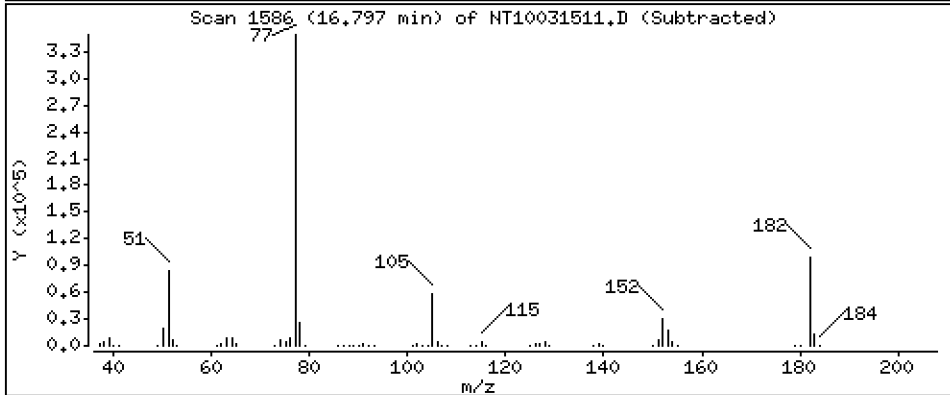
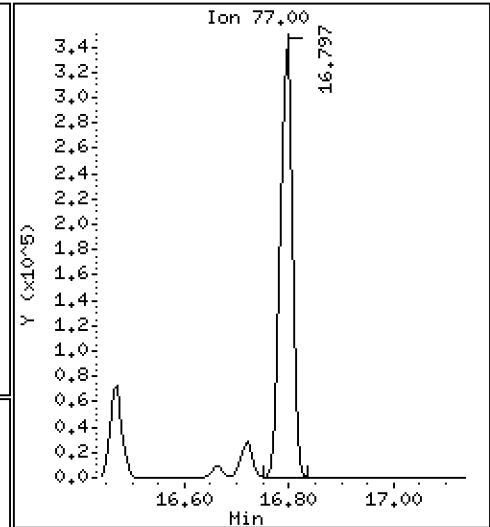
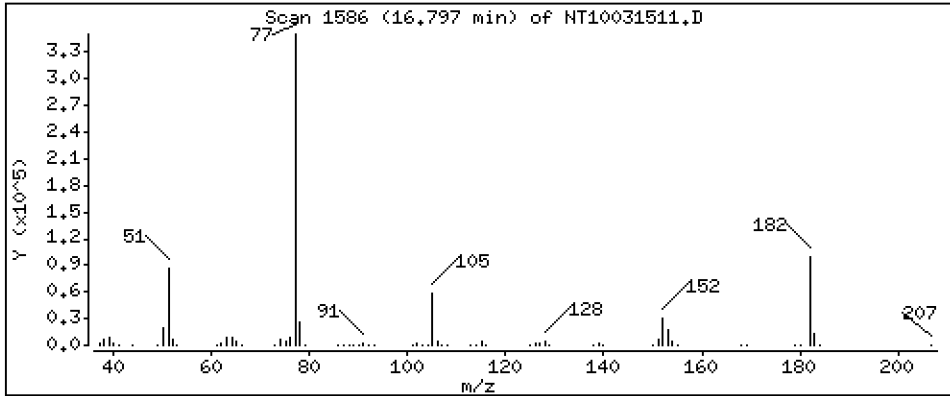
Operator: VTS

Column phase: ZB-5msi

Column diameter: 0.25

111 Azobenzene (1,2-DP-Hydrazine)

Concentration: 4.937 ug/mL



Date : 16-MAR-2023 02:16

Client ID:

Instrument: nt10.i

Sample Info: SLC0228-SCV1

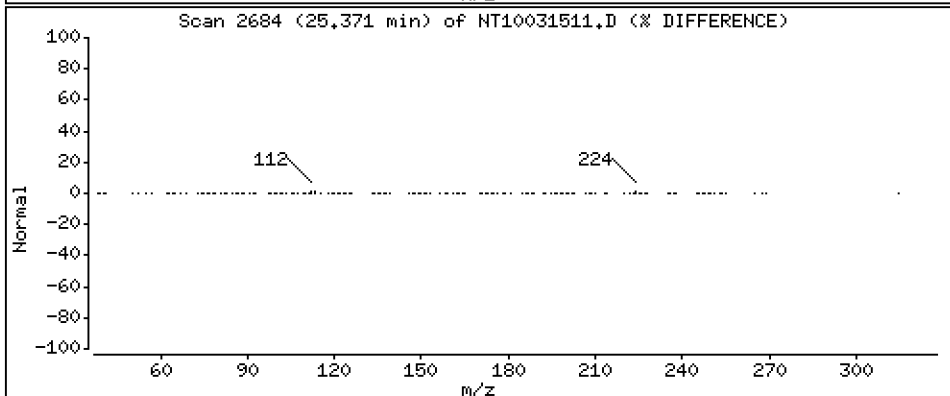
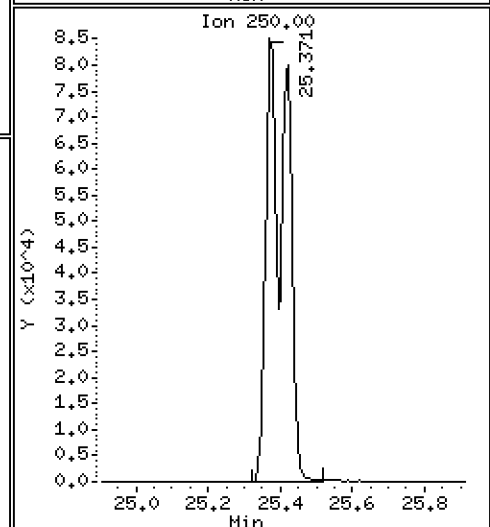
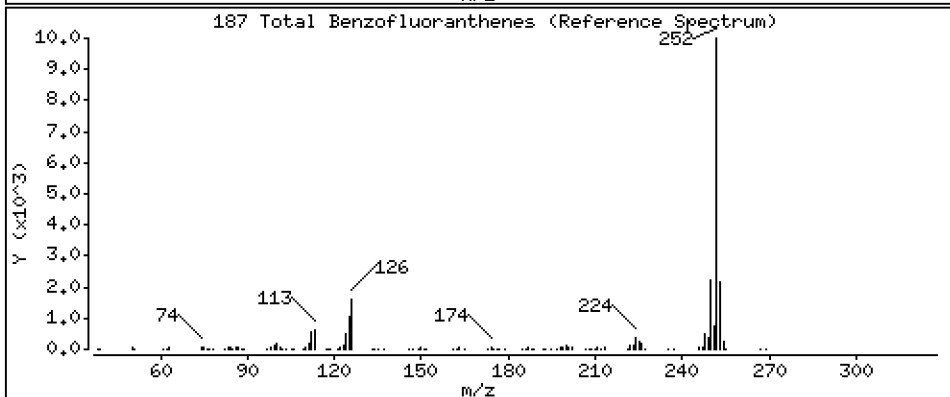
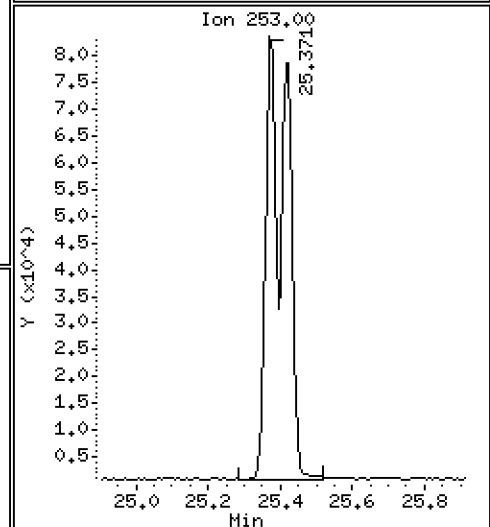
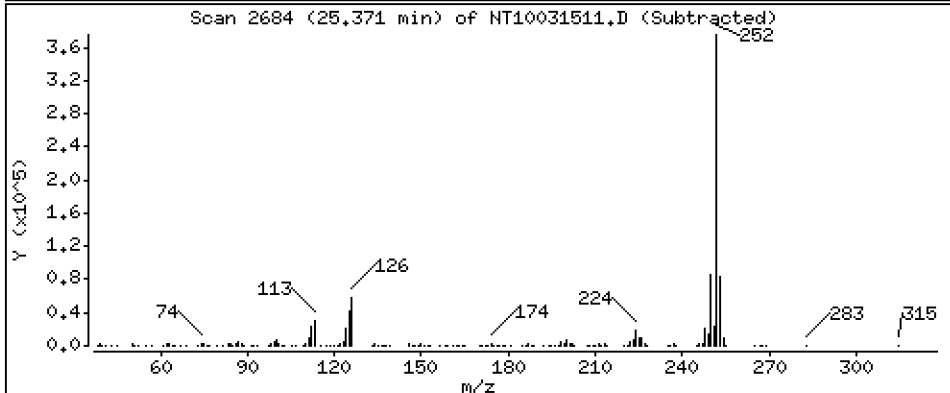
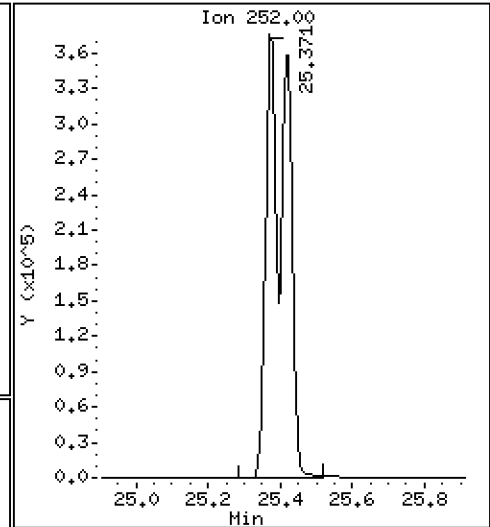
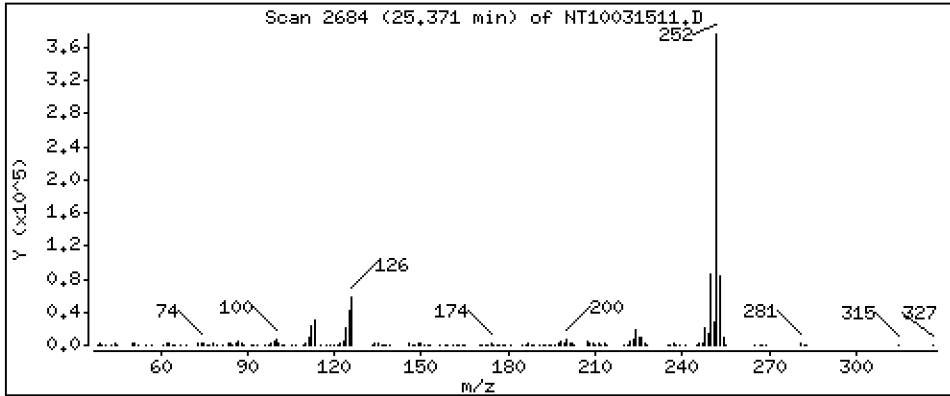
Operator: VTS

Column phase: ZB-5msi

Column diameter: 0,25

187 Total Benzofluoranthenes

Concentration: 9,483 ug/mL



Date : 16-MAR-2023 02:16

Client ID:

Instrument: nt10.i

Sample Info: SLC0228-SCV1

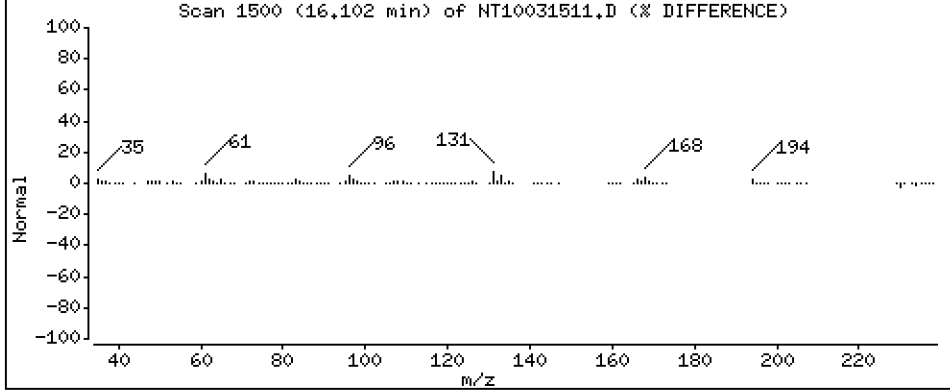
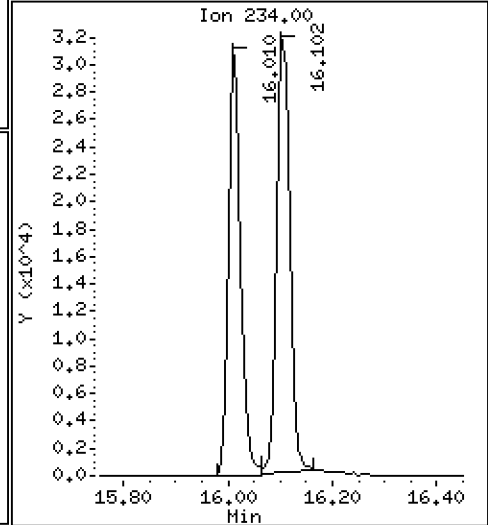
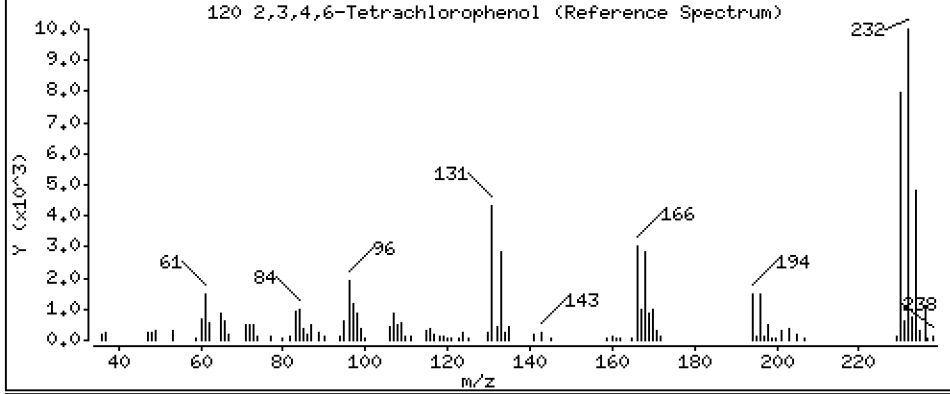
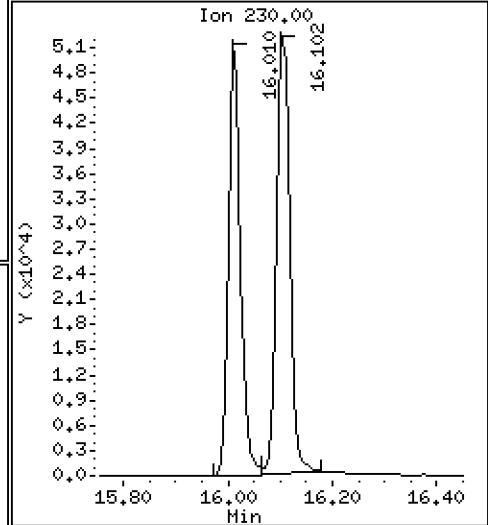
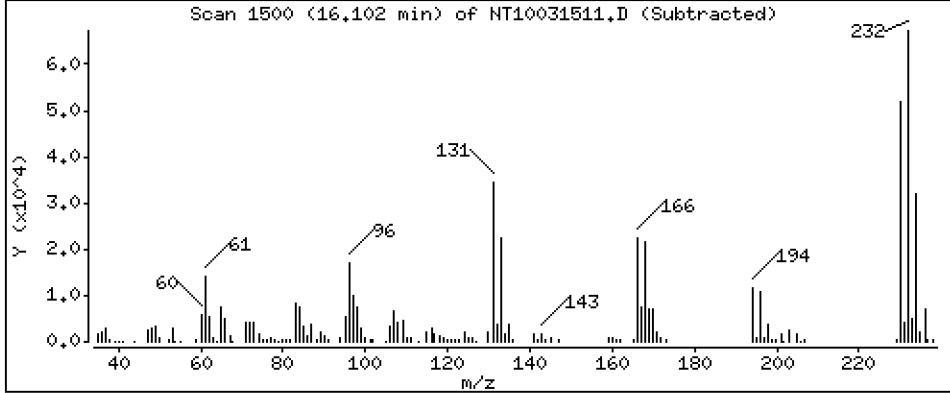
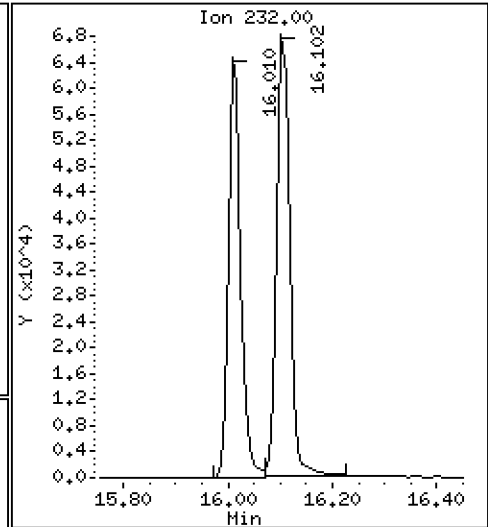
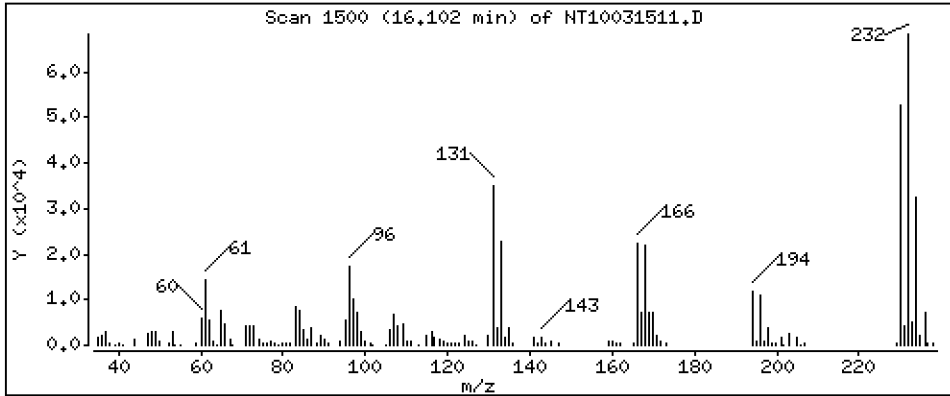
Operator: VTS

Column phase: ZB-5msi

Column diameter: 0,25

120 2,3,4,6-Tetrachlorophenol

Concentration: 3,980 ug/mL



ARI Labs, Inc.

Semivolatile Report SW846 Method 8270D

Data file : \\target\share\chem3\nt10.i\20230315.b\NT10031511.D
 Lab Smp Id: SLC0228-SCV1
 Inj Date : 16-MAR-2023 02:16
 Operator : VTS Inst ID: nt10.i
 Smp Info : SLC0228-SCV1
 Misc Info :
 Comment : 1ul Injection
 Method : \\target\share\chem3\nt10.i\20230315.b\ABN.m
 Meth Date : 16-Mar-2023 12:06 van Quant Type: ISTD
 Cal Date : 16-MAR-2023 00:22 Cal File: NT10031508.D
 Als bottle: 11
 Dil Factor: 1.00000
 Integrator: HP RTE Compound Sublist: ICAL.sub
 Target Version: 4.14
 Processing Host: VANS-201906

Compounds	QUANT	SIG	RT	EXP RT	REL RT	RESPONSE	CONCENTRATIONS	
							ON-COLUMN	FINAL
	MASS						(ug/mL)	(ug/mL)
=====	====		====	=====	=====	=====	=====	=====
\$ 1 2-Fluorophenol	112					Compound Not Detected.		
\$ 2 Phenol-d5	99					Compound Not Detected.		
3 Phenol	94		8.659	8.652	(0.931)	281600	4.41237	4.412
\$ 5 2-Chlorophenol-d4	132					Compound Not Detected.		
4 Bis(2-Chloroethyl)ether	93		8.837	8.837	(0.950)	248892	5.25818	5.258
6 2-Chlorophenol	128		8.960	8.961	(0.963)	233608	4.27685	4.277
7 1,3-Dichlorobenzene	146		9.239	9.231	(0.993)	275540	4.77157	4.772
* 8 1,4-Dichlorobenzene-d4	152		9.301	9.293	(1.000)	154809	4.00000	
9 1,4-Dichlorobenzene	146		9.332	9.325	(1.003)	274051	4.91272	4.913
\$ 10 1,2-Dichlorobenzene-d4	152					Compound Not Detected.		
12 1,2-Dichlorobenzene	146		9.689	9.682	(1.042)	268028	4.88215	4.882
11 Benzyl alcohol	108		9.557	9.557	(1.028)	147597	4.92722	4.927
14 2,2'-oxybis(1-Chloropropane)	121		9.860	9.860	(1.060)	100179	6.21363	6.214
13 2-Methylphenol	108		9.775	9.767	(1.051)	196115	4.21542	4.215
17 Hexachloroethane	117		10.279	10.271	(1.105)	114513	5.00332	5.003
16 N-Nitroso-di-n-propylamine	70		10.116	10.108	(1.088)	190250	5.17896	5.179
15 4-Methylphenol	108		10.046	10.031	(1.080)	213951	4.36462	4.365
\$ 18 Nitrobenzene-d5	82					Compound Not Detected.		
19 Nitrobenzene	77		10.426	10.419	(0.885)	274714	4.85798	4.858
20 Isophorone	82		10.861	10.861	(0.922)	556741	7.69604	7.696
21 2-Nitrophenol	139		11.047	11.048	(0.938)	110302	3.99452	3.995
22 2,4-Dimethylphenol	107		11.081	11.082	(0.941)	188638	3.63181	3.632
23 Bis(2-Chloroethoxy)methane	93		11.285	11.285	(0.958)	273219	5.65409	5.654
24 Benzoic acid	105		11.217	11.166	(0.952)	173961	5.95241	5.952
25 2,4-Dichlorophenol	162		11.489	11.489	(0.975)	195480	4.70301	4.703
26 1,2,4-Trichlorobenzene	180		11.685	11.685	(0.992)	222176	4.55366	4.554
* 27 Naphthalene-d8	136		11.777	11.770	(1.000)	570882	4.00000	
28 Naphthalene	128		11.816	11.816	(1.003)	713318	4.71662	4.717
29 4-Chloroaniline	127		11.940	11.940	(1.014)	223402	3.78650	3.787
30 Hexachlorobutadiene	225		12.171	12.172	(1.033)	138198	4.83404	4.834
31 4-Chloro-3-methylphenol	107		12.876	12.876	(1.093)	208794	4.64027	4.640
32 2-Methylnaphthalene	142		13.201	13.201	(1.121)	501627	4.59617	4.596
33 Hexachlorocyclopentadiene	237		13.665	13.665	(0.888)	132827	4.72902	4.729

Compounds	QUANT	SIG						CONCENTRATIONS	
			MASS	RT	EXP RT	REL RT	RESPONSE	ON-COLUMN (ug/mL)	FINAL (ug/mL)
34 2,4,6-Trichlorophenol	196		13.820	13.820	(0.898)	137849	4.59559	4.596	
35 2,4,5-Trichlorophenol	196		13.889	13.890	(0.903)	146935	4.40855	4.409	
§ 36 2-Fluorobiphenyl	172		Compound Not Detected.						
37 2-Chloronaphthalene	162		14.199	14.191	(0.923)	466196	4.79589	4.796	
38 2-Nitroaniline	65		14.454	14.447	(0.940)	134108	4.91137	4.911	
39 Dimethylphthalate	163		14.880	14.873	(0.967)	486790	4.93747	4.937	
40 Acenaphthylene	152		15.074	15.066	(0.980)	727839	4.80509	4.805	
41 2,6-Dinitrotoluene	165		15.020	15.012	(0.976)	112840	5.29815	5.298	
* 42 Acenaphthene-d10	164		15.383	15.383	(1.000)	303490	4.00000		
43 3-Nitroaniline	138		15.306	15.298	(0.995)	120530	5.01393	5.014	
44 Acenaphthene	153		15.453	15.445	(1.005)	446914	4.77589	4.776	
45 2,4-Dinitrophenol	184		15.515	15.515	(1.009)	27409	2.12395	2.124	
46 Dibenzofuran	168		15.777	15.770	(1.026)	641379	4.64790	4.648	
47 4-Nitrophenol	109		15.600	15.592	(1.014)	59816	3.96568	3.966	
48 2,4-Dinitrotoluene	165		15.824	15.817	(1.029)	144262	4.51019	4.510	
50 Diethylphthalate	149		16.326	16.319	(1.061)	503887	5.20905	5.209	
49 Fluorene	166		16.489	16.481	(1.072)	511113	4.70796	4.708	
51 4-Chlorophenyl-phenylether	204		16.473	16.466	(1.071)	257762	4.99294	4.993	
52 4-Nitroaniline	138		16.566	16.566	(1.077)	106701	4.92532	4.925	
53 4,6-Dinitro-2-methylphenol	198		16.666	16.658	(0.905)	56867	3.51509	3.515	
54 N-Nitrosodiphenylamine	169		16.720	16.712	(0.908)	342454	4.80180	4.802	
§ 55 2,4,6-Tribromophenol	330		Compound Not Detected.						
56 4-Bromophenyl-phenylether	248		17.475	17.476	(0.949)	150956	5.05964	5.060	
57 Hexachlorobenzene	284		17.800	17.793	(0.966)	143751	4.59553	4.596	
58 Pentachlorophenol	266		18.149	18.149	(0.985)	75635	4.05676	4.057	
* 59 Phenanthrene-d10	188		18.420	18.420	(1.000)	533431	4.00000		
60 Phenanthrene	178		18.466	18.466	(1.003)	669357	4.60181	4.602	
61 Anthracene	178		18.559	18.559	(1.008)	581438	4.16715	4.167	
62 Carbazole	167		18.884	18.884	(1.025)	591382	4.72989	4.730	
63 Di-n-butylphthalate	149		19.665	19.666	(1.068)	830680	4.96738	4.967	
64 Fluoranthene	202		20.841	20.841	(0.888)	782432	4.47248	4.472	
65 Pyrene	202		21.267	21.267	(0.907)	778668	4.33892	4.339	
§ 66 Terphenyl-d14	244		Compound Not Detected.						
67 Butylbenzylphthalate	149		22.459	22.460	(0.957)	314007	4.83397	4.834	
68 Benzo(a)anthracene	228		23.427	23.419	(0.999)	714166	4.64722	4.647	
* 69 Chrysene-d12	240		23.458	23.450	(1.000)	435381	4.00000		
70 3,3'-Dichlorobenzidine	252		23.373	23.373	(0.996)	483256	9.81738	9.817	
71 Chrysene	228		23.497	23.489	(1.002)	677151	4.51017	4.510	
72 bis(2-Ethylhexyl)phthalate	149		23.481	23.474	(0.959)	453669	4.67998	4.680	
* 134 Di-n-octylphthalate-d4	153		24.487	24.480	(1.000)	660827	4.00000		
73 Di-n-octylphthalate	149		24.495	24.488	(1.000)	855562	4.94734	4.947	
74 Benzo(b)fluoranthene	252		25.370	25.362	(0.969)	737887	4.60200	4.602 (H)	
75 Benzo(k)fluoranthene	252		25.416	25.409	(0.970)	797521	4.89839	4.898	
76 Benzo(a)pyrene	252		26.067	26.052	(0.995)	698616	4.87338	4.873	
* 77 Perylene-d12	264		26.191	26.183	(1.000)	494648	4.00000		
78 Indeno(1,2,3-cd)pyrene	276		29.005	28.990	(1.107)	834672	4.57655	4.577	
79 Dibenzo(a,h)anthracene	278		29.021	29.005	(1.108)	688433	4.54663	4.547	
80 Benzo(g,h,i)perylene	276		29.852	29.821	(1.140)	724463	4.59000	4.590	
90 N-Nitrosodimethylamine	74		4.928	4.936	(0.530)	155126	5.19378	5.194	
91 Aniline	93		Compound Not Detected.						
93 Benzidine	184		21.073	21.066	(0.898)	314737	4.37985	4.380	
103 Pyridine	79		4.959	4.997	(0.533)	244801	5.33678	5.337	
105 1-methylnaphthalene	142		13.425	13.425	(1.140)	487498	4.87520	4.875	
111 Azobenzene (1,2-DP-Hydrazine)	77		16.797	16.789	(1.092)	533524	4.93744	4.937	

Compounds	QUANT SIG							CONCENTRATIONS	
	MASS		RT	EXP RT	REL RT	RESPONSE	ON-COLUMN (ug/mL)	FINAL (ug/mL)	
=====	=====		=====	=====	=====	=====	=====	=====	
187 Total Benzofluoranthenes	252		25.370	25.409	(0.969)	1468165	9.48349	9.483	
120 2,3,4,6-Tetrachlorophenol	232		16.102	16.103	(1.047)	124685	3.97959	3.980	

QC Flag Legend

H - Operator selected an alternate compound hit.

ARI Labs, Inc.

INTERNAL STANDARD COMPOUNDS
 AREA AND RT SUMMARY

Instrument ID: nt10.i Calibration Date: 15-MAR-2023
 Lab File ID: NT10031511.D Calibration Time: 21:50
 Lab Smp Id: SLC0228-SCV1
 Analysis Type: SV Level:
 Quant Type: ISTD Sample Type:
 Operator: VTS
 Method File: \\target\share\chem3\nt10.i\20230315.b\ABN.m
 Misc Info:

Test Mode:
 Use Last Continuing Calibrator.

COMPOUND	STANDARD	AREA LIMIT		SAMPLE	%DIFF
		LOWER	UPPER		
8 1,4-Dichlorobenze	171542	85771	343084	154809	-9.75
27 Naphthalene-d8	624466	312233	1248932	570882	-8.58
42 Acenaphthene-d10	337226	168613	674452	303490	-10.00
59 Phenanthrene-d10	572849	286425	1145698	533431	-6.88
69 Chrysene-d12	347068	173534	694136	435381	25.45
134 Di-n-octylphthala	500317	250159	1000634	660827	32.08
77 Perylene-d12	421549	210775	843098	494648	17.34

COMPOUND	STANDARD	RT LIMIT		SAMPLE	%DIFF
		LOWER	UPPER		
8 1,4-Dichlorobenze	9.30	8.80	9.80	9.30	-0.00
27 Naphthalene-d8	11.78	11.28	12.28	11.78	0.01
42 Acenaphthene-d10	15.38	14.88	15.88	15.38	0.00
59 Phenanthrene-d10	18.42	17.92	18.92	18.42	0.00
69 Chrysene-d12	23.45	22.95	23.95	23.46	0.04
134 Di-n-octylphthala	24.48	23.98	24.98	24.49	0.03
77 Perylene-d12	26.18	25.68	26.68	26.19	0.03

AREA UPPER LIMIT = +100% of internal standard area.
 AREA LOWER LIMIT = - 50% of internal standard area.
 RT UPPER LIMIT = + 0.50 minutes of internal standard RT.
 RT LOWER LIMIT = - 0.50 minutes of internal standard RT.

REVIEW SUMMARY FOR FILE - NT10031511.D

Lab ID: SLC0228-SCV1
nt10.i, 20230315.b\ABN.m, 16-MAR-2023 02:16

RT CO-ELUTION COMPOUNDS

NO CO-ELUTIONS

** FIRST SURROGATE NOT FOUND. ICAL Check not performed **

RRT CHECK

RRT	CCV RRT	DELTA	COMPOUND
0.952	0.000	0.9524	Benzoic acid

RRT check based on Ccal File: NT10031508.D

On Column LOD for nt10.i, 20230315.b\ABN.m, ICAL.sub = 0.0000

* Only compounds listed in the work order have been verified by the analyst *

Data File: \\target\share\chem3\nt10.1\20230315.6\NT10031512.D

Date: 16-MAR-2023 02:54

Client ID:

Sample Info: SLC0228-ICB1

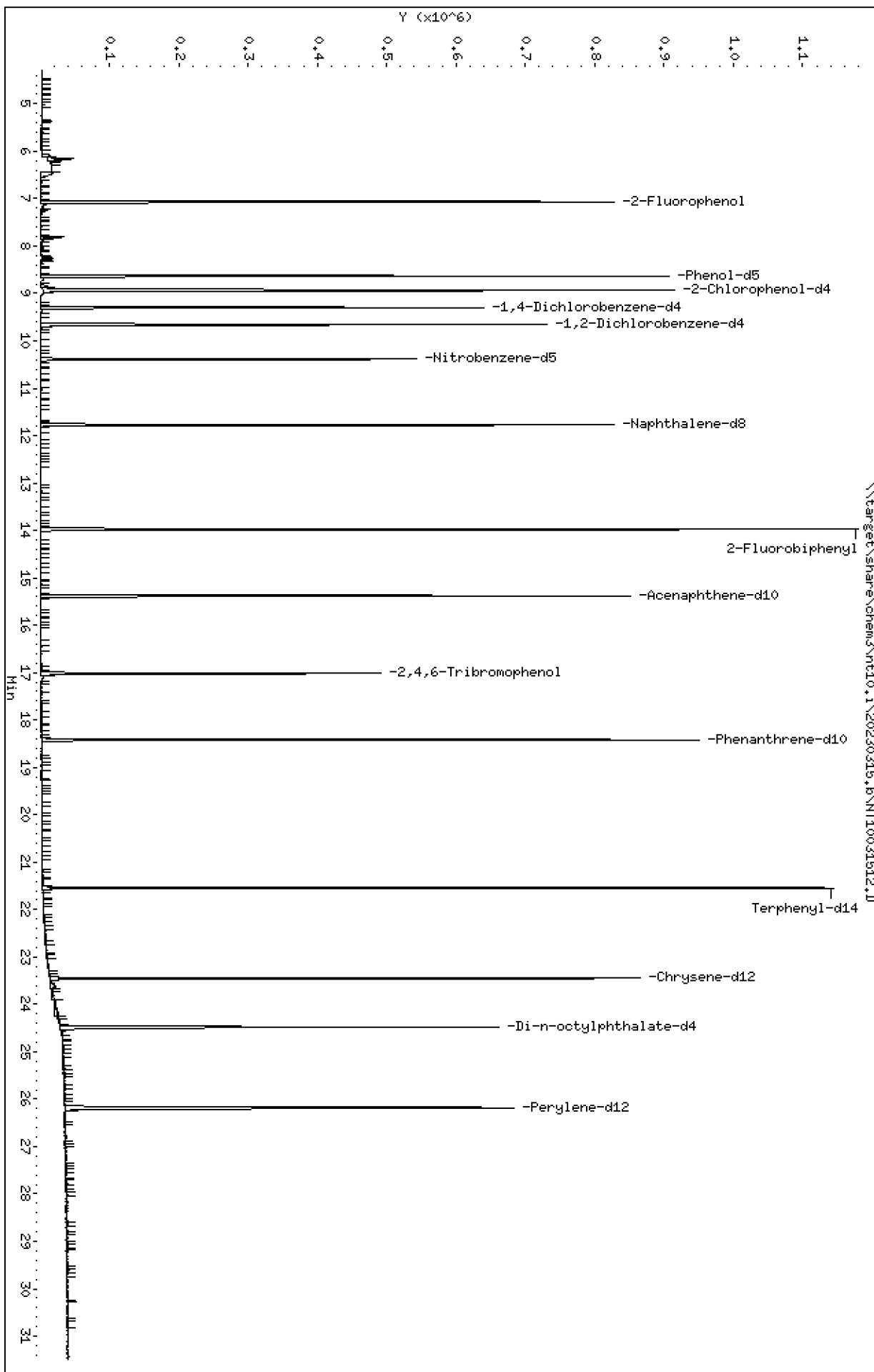
Column phase: ZB-5msi

Instrument: nt10.1

Operator: VTS

Column diameter: 0.25

Page 1



ARI Labs, Inc.

Semivolatile Report SW846 Method 8270D

Data file : \\target\share\chem3\nt10.i\20230315.b\NT10031512.D
 Lab Smp Id: SLC0228-ICB1
 Inj Date : 16-MAR-2023 02:54
 Operator : VTS Inst ID: nt10.i
 Smp Info : SLC0228-ICB1
 Misc Info :
 Comment : 1ul Injection
 Method : \\target\share\chem3\nt10.i\20230315.b\ABN.m
 Meth Date : 16-Mar-2023 12:06 van Quant Type: ISTD
 Cal Date : 16-MAR-2023 00:22 Cal File: NT10031508.D
 Als bottle: 12
 Dil Factor: 1.00000
 Integrator: HP RTE Compound Sublist: ICAL.sub
 Target Version: 4.14
 Processing Host: VANS-201906

Compounds	QUANT	SIG	RT	EXP RT	REL RT	RESPONSE	CONCENTRATIONS	
							ON-COLUMN	FINAL
	MASS						(ug/mL)	(ug/mL)
\$ 1 2-Fluorophenol	112		7.067	7.068	(0.760)	362536	6.92497	6.925
\$ 2 Phenol-d5	99		8.636	8.636	(0.928)	477145	6.94756	6.948
3 Phenol	94		Compound Not Detected.					
\$ 5 2-Chlorophenol-d4	132		8.929	8.930	(0.960)	416453	7.10111	7.101
4 Bis(2-Chloroethyl)ether	93		Compound Not Detected.					
6 2-Chlorophenol	128		Compound Not Detected.					
7 1,3-Dichlorobenzene	146		Compound Not Detected.					
* 8 1,4-Dichlorobenzene-d4	152		9.301	9.293	(1.000)	173115	4.00000	
9 1,4-Dichlorobenzene	146		Compound Not Detected.					
\$ 10 1,2-Dichlorobenzene-d4	152		9.658	9.658	(1.038)	194128	4.60926	4.609
12 1,2-Dichlorobenzene	146		Compound Not Detected.					
11 Benzyl alcohol	108		Compound Not Detected.					
14 2,2'-oxybis(1-Chloropropane)	121		Compound Not Detected.					
13 2-Methylphenol	108		Compound Not Detected.					
17 Hexachloroethane	117		Compound Not Detected.					
16 N-Nitroso-di-n-propylamine	70		Compound Not Detected.					
15 4-Methylphenol	108		Compound Not Detected.					
\$ 18 Nitrobenzene-d5	82		10.387	10.388	(0.882)	294159	4.65645	4.656
19 Nitrobenzene	77		Compound Not Detected.					
20 Isophorone	82		Compound Not Detected.					
21 2-Nitrophenol	139		Compound Not Detected.					
22 2,4-Dimethylphenol	107		Compound Not Detected.					
23 Bis(2-Chloroethoxy)methane	93		Compound Not Detected.					
24 Benzoic acid	105		Compound Not Detected.					
25 2,4-Dichlorophenol	162		Compound Not Detected.					
26 1,2,4-Trichlorobenzene	180		Compound Not Detected.					
* 27 Naphthalene-d8	136		11.776	11.770	(1.000)	625865	4.00000	
28 Naphthalene	128		Compound Not Detected.					
29 4-Chloroaniline	127		Compound Not Detected.					
30 Hexachlorobutadiene	225		Compound Not Detected.					
31 4-Chloro-3-methylphenol	107		Compound Not Detected.					
32 2-Methylnaphthalene	142		Compound Not Detected.					
33 Hexachlorocyclopentadiene	237		Compound Not Detected.					

Compounds	QUANT	SIG	RT	EXP RT	REL RT	RESPONSE	CONCENTRATIONS	
							ON-COLUMN (ug/mL)	FINAL (ug/mL)
34 2,4,6-Trichlorophenol	196							
35 2,4,5-Trichlorophenol	196							
\$ 36 2-Fluorobiphenyl	172		13.981	13.975	(0.909)	615156	4.73090	4.731
37 2-Chloronaphthalene	162							
38 2-Nitroaniline	65							
39 Dimethylphthalate	163							
40 Acenaphthylene	152							
41 2,6-Dinitrotoluene	165							
* 42 Acenaphthene-d10	164		15.382	15.383	(1.000)	328712	4.00000	
43 3-Nitroaniline	138							
44 Acenaphthene	153							
45 2,4-Dinitrophenol	184							
46 Dibenzofuran	168							
47 4-Nitrophenol	109							
48 2,4-Dinitrotoluene	165							
50 Diethylphthalate	149							
49 Fluorene	166							
51 4-Chlorophenyl-phenylether	204							
52 4-Nitroaniline	138							
53 4,6-Dinitro-2-methylphenol	198							
54 N-Nitrosodiphenylamine	169							
\$ 55 2,4,6-Tribromophenol	330		17.020	17.021	(1.106)	85879	5.59351	5.594
56 4-Bromophenyl-phenylether	248							
57 Hexachlorobenzene	284							
58 Pentachlorophenol	266							
* 59 Phenanthrene-d10	188		18.419	18.420	(1.000)	592693	4.00000	
60 Phenanthrene	178							
61 Anthracene	178							
62 Carbazole	167							
63 Di-n-butylphthalate	149							
64 Fluoranthene	202							
65 Pyrene	202							
\$ 66 Terphenyl-d14	244		21.544	21.538	(0.919)	627405	4.58345	4.583
67 Butylbenzylphthalate	149							
68 Benzo(a)anthracene	228							
* 69 Chrysene-d12	240		23.449	23.450	(1.000)	442208	4.00000	
70 3,3'-Dichlorobenzidine	252							
71 Chrysene	228							
72 bis(2-Ethylhexyl)phthalate	149							
* 134 Di-n-octylphthalate-d4	153		24.479	24.480	(1.000)	526309	4.00000	
73 Di-n-octylphthalate	149							
74 Benzo(b)fluoranthene	252							
75 Benzo(k)fluoranthene	252							
76 Benzo(a)pyrene	252							
* 77 Perylene-d12	264		26.182	26.183	(1.000)	499804	4.00000	
78 Indeno(1,2,3-cd)pyrene	276							
79 Dibenzo(a,h)anthracene	278							
80 Benzo(g,h,i)perylene	276							
90 N-Nitrosodimethylamine	74							
91 Aniline	93							
93 Benzidine	184							
103 Pyridine	79							
105 1-methylnaphthalene	142							
111 Azobenzene (1,2-DP-Hydrazine)	77							

Compounds	QUANT MASS	SIG					CONCENTRATIONS	
			RT	EXP RT	REL RT	RESPONSE	ON-COLUMN (ug/mL)	FINAL (ug/mL)
=====	=====	=====	=====	=====	=====	=====	=====	
187 Total Benzofluoranthenes	252				Compound Not Detected.			
120 2,3,4,6-Tetrachlorophenol	232				Compound Not Detected.			

ARI Labs, Inc.

INTERNAL STANDARD COMPOUNDS
 AREA AND RT SUMMARY

Instrument ID: nt10.i Calibration Date: 15-MAR-2023
 Lab File ID: NT10031512.D Calibration Time: 21:50
 Lab Smp Id: SLC0228-ICB1
 Analysis Type: SV Level:
 Quant Type: ISTD Sample Type:
 Operator: VTS
 Method File: \\target\share\chem3\nt10.i\20230315.b\ABN.m
 Misc Info:

Test Mode:
 Use Last Continuing Calibrator.

COMPOUND	STANDARD	AREA LIMIT		SAMPLE	%DIFF
		LOWER	UPPER		
8 1,4-Dichlorobenze	171542	85771	343084	173115	0.92
27 Naphthalene-d8	624466	312233	1248932	625865	0.22
42 Acenaphthene-d10	337226	168613	674452	328712	-2.52
59 Phenanthrene-d10	572849	286425	1145698	592693	3.46
69 Chrysene-d12	347068	173534	694136	442208	27.41
134 Di-n-octylphthala	500317	250159	1000634	526309	5.20
77 Perylene-d12	421549	210775	843098	499804	18.56

COMPOUND	STANDARD	RT LIMIT		SAMPLE	%DIFF
		LOWER	UPPER		
8 1,4-Dichlorobenze	9.30	8.80	9.80	9.30	-0.00
27 Naphthalene-d8	11.78	11.28	12.28	11.78	-0.00
42 Acenaphthene-d10	15.38	14.88	15.88	15.38	-0.00
59 Phenanthrene-d10	18.42	17.92	18.92	18.42	-0.00
69 Chrysene-d12	23.45	22.95	23.95	23.45	-0.00
134 Di-n-octylphthala	24.48	23.98	24.98	24.48	-0.00
77 Perylene-d12	26.18	25.68	26.68	26.18	-0.00

AREA UPPER LIMIT = +100% of internal standard area.
 AREA LOWER LIMIT = - 50% of internal standard area.
 RT UPPER LIMIT = + 0.50 minutes of internal standard RT.
 RT LOWER LIMIT = - 0.50 minutes of internal standard RT.

REVIEW SUMMARY FOR FILE - NT10031512.D

Lab ID: SLC0228-ICB1
nt10.i, 20230315.b\ABN.m, 16-MAR-2023 02:54

RT CO-ELUTION COMPOUNDS

NO CO-ELUTIONS

Quant Method: ICAL

RRT CHECK

RRT	CCV	RRT	DELTA	COMPOUND
-----	-----	-----	-------	----------

NONE

RRT check based on Ccal File: NT10031508.D

On Column LOD for nt10.i, 20230315.b\ABN.m, ICAL.sub = 0.0000

* Only compounds listed in the work order have been verified by the analyst *



SECOND-SOURCE CALIBRATION VERIFICATION
EPA 8270E

Laboratory: Analytical Resources, LLC

SDG: 23C0774

Client: Anchor QEA, LLC

Project: AOC5 MR Phase 1

Calibration: GC00046

Laboratory ID: SLC0228-SCV1

Sequence: SLC0228

Sequence Name: SCV 5.0

Standard ID: L002833

ANALYTE	EXPECTED (ug/mL)	FOUND (ug/mL)	% DRIFT	QC LIMIT
Phenol	5.0000	4.4	-11.8	20.00
4-Methylphenol	5.0000	4.4	-12.7	20.00
Naphthalene	5.0000	4.7	-5.7	20.00
2-Methylnaphthalene	5.0000	4.6	-8.1	20.00
Acenaphthylene	5.0000	4.8	-3.9	20.00
Dimethylphthalate	5.0000	4.9	-1.3	20.00
Acenaphthene	5.0000	4.8	-4.5	20.00
Dibenzofuran	5.0000	4.6	-7.0	20.00
Fluorene	5.0000	4.7	-5.8	20.00
Phenanthrene	5.0000	4.6	-8.0	20.00
Anthracene	5.0000	4.2	-16.7	20.00
Fluoranthene	5.0000	4.5	-10.6	20.00
Pyrene	5.0000	4.3	-13.2	20.00
Butylbenzylphthalate	5.0000	4.8	-3.3	20.00
Benzo(a)anthracene	5.0000	4.6	-7.1	20.00
Chrysene	5.0000	4.5	-9.8	20.00
bis(2-Ethylhexyl)phthalate	5.0000	4.7	-6.4	20.00
Benzofluoranthenes, Total	10.0000	9.5	-5.2	20.00
Benzo(a)pyrene	5.0000	4.9	-2.5	20.00
Indeno(1,2,3-cd)pyrene	5.0000	4.6	-8.5	20.00
Dibenzo(a,h)anthracene	5.0000	4.5	-9.1	20.00
Benzo(g,h,i)perylene	5.0000	4.6	-8.2	20.00

* Indicates values outside of QC limits

Data File: \\target\share\chem3\nt10.1\20230315.6\NT10031511.D

Date: 16-MAR-2023 02:16

Client ID:

Sample Info: SLC0228-SCV1

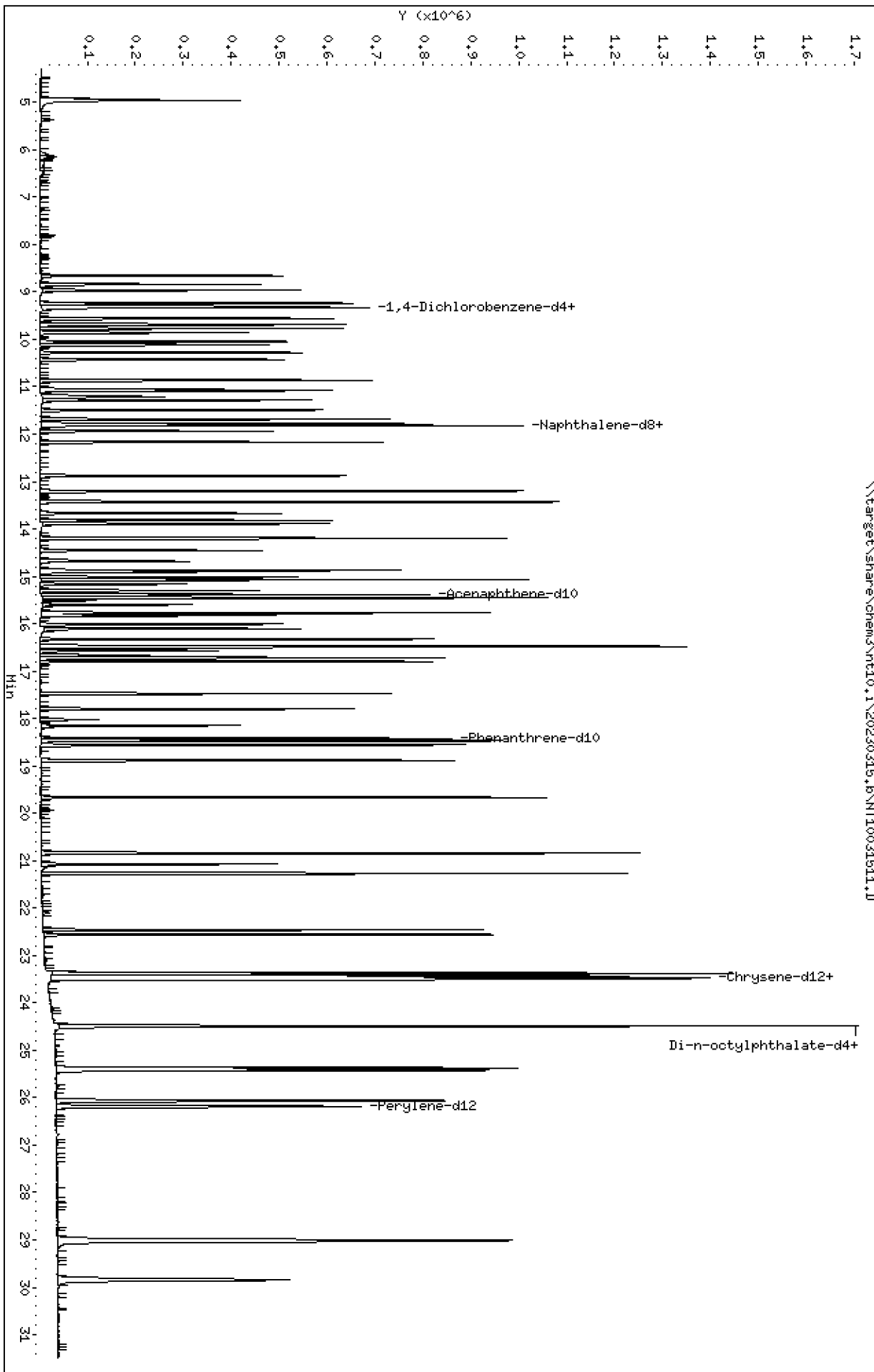
Column phase: ZB-5msi

Instrument: nt10.1

Operator: VTS

Column diameter: 0.25

\\target\share\chem3\nt10.1\20230315.6\NT10031511.D



Date : 16-MAR-2023 02:16

Client ID:

Instrument: nt10.i

Sample Info: SLC0228-SCV1

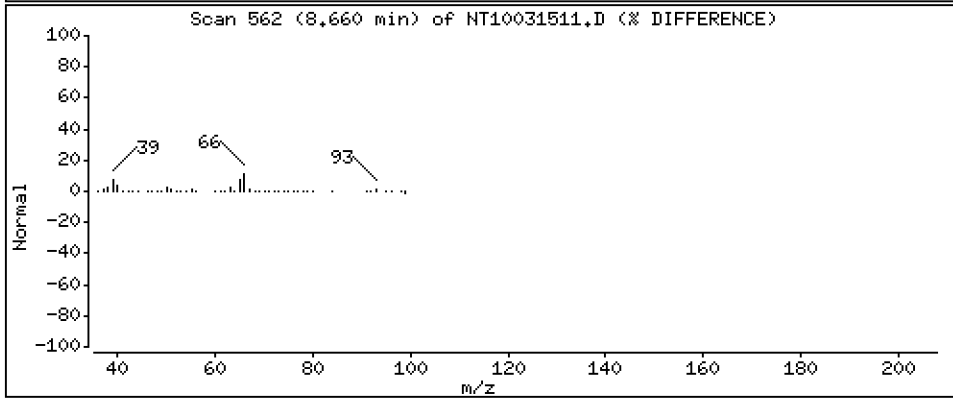
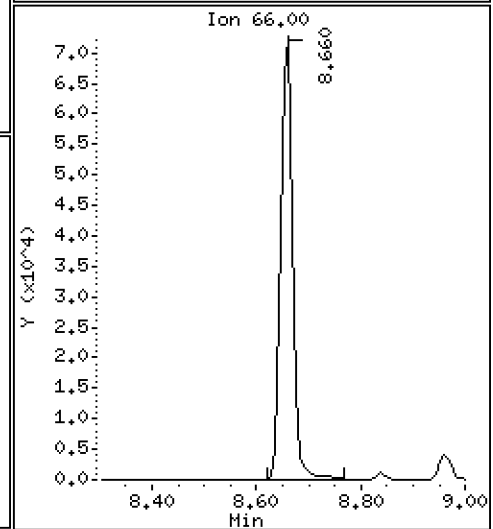
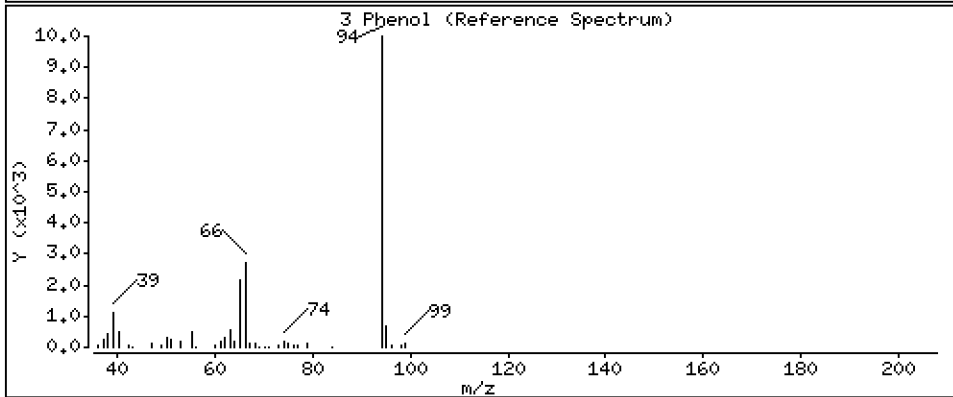
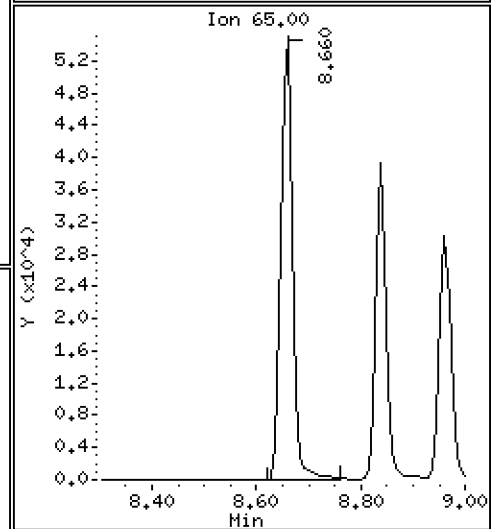
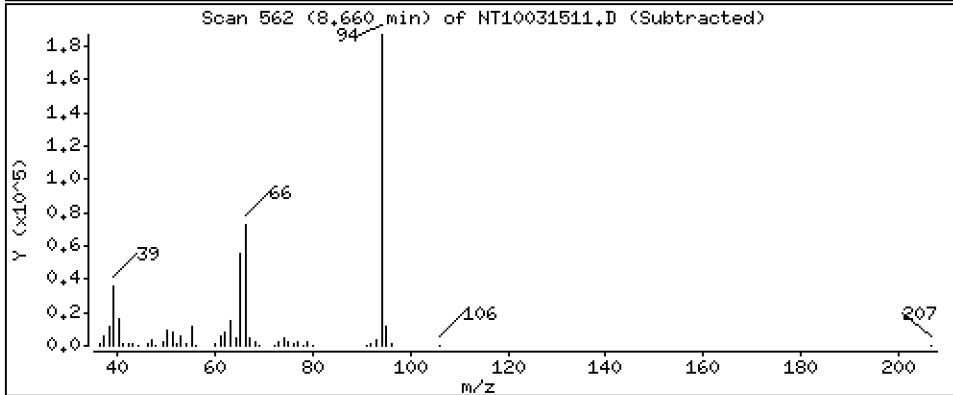
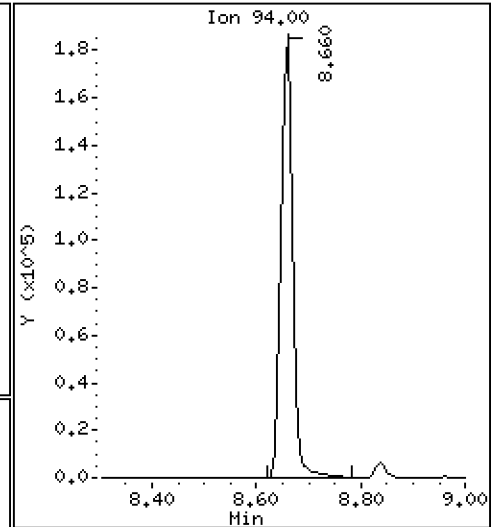
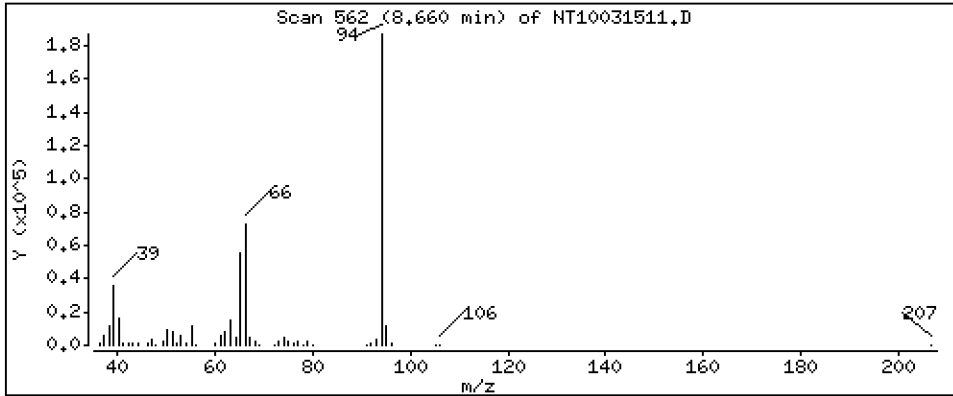
Operator: VTS

Column phase: ZB-5msi

Column diameter: 0,25

3 Phenol

Concentration: 4,412 ug/mL



Date : 16-MAR-2023 02:16

Client ID:

Instrument: nt10.i

Sample Info: SLC0228-SCV1

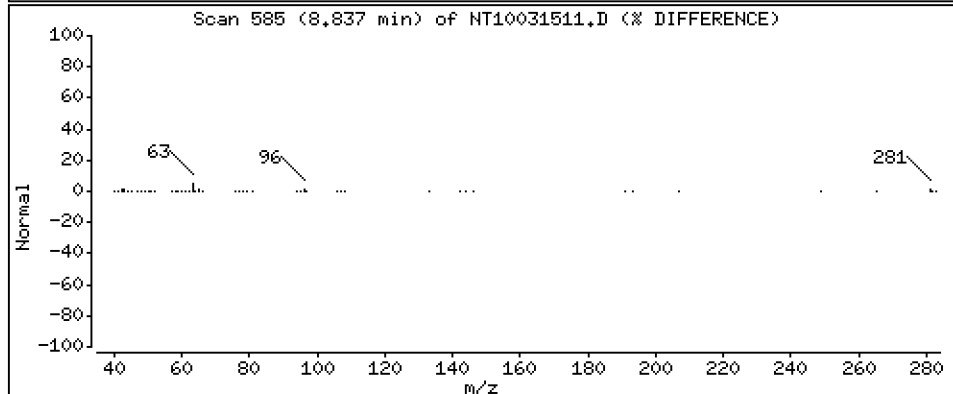
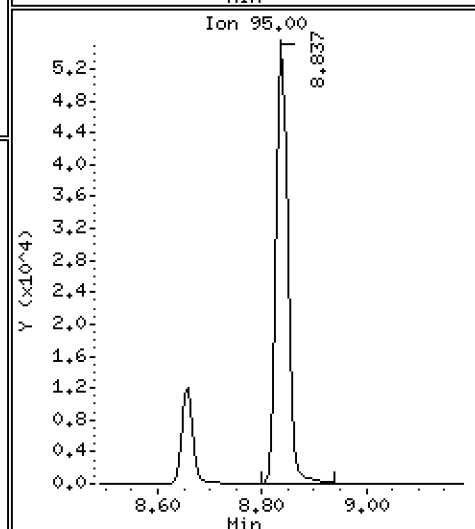
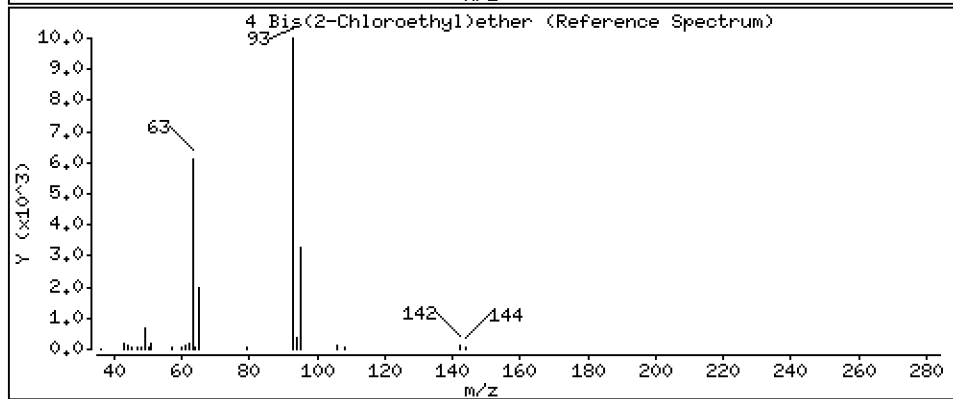
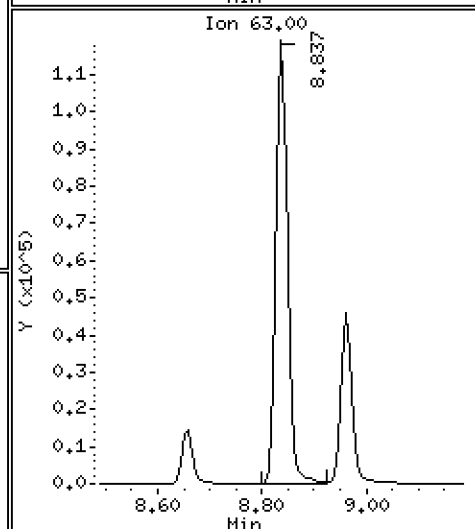
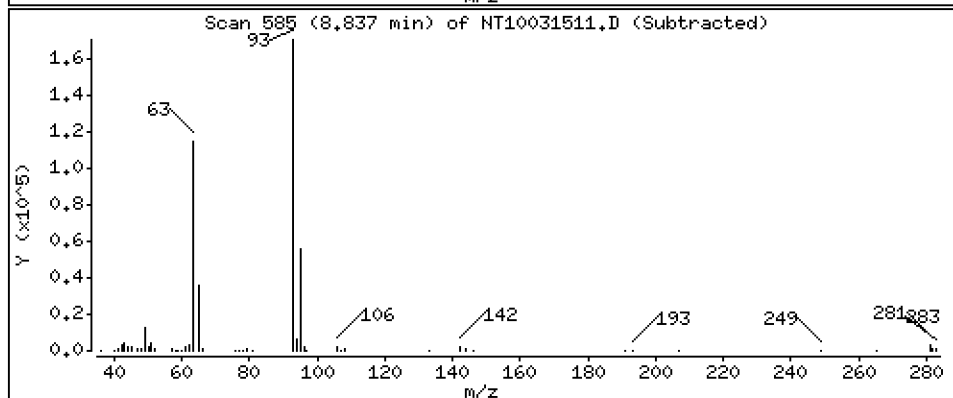
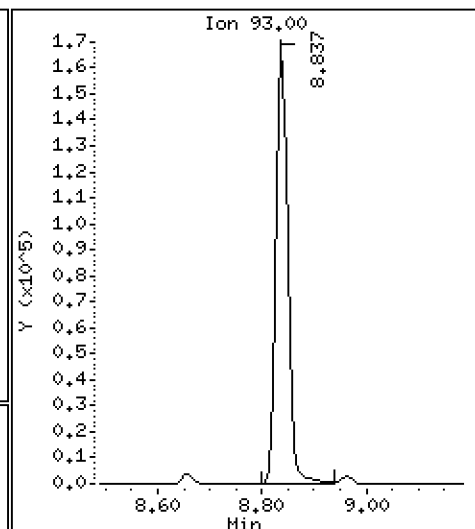
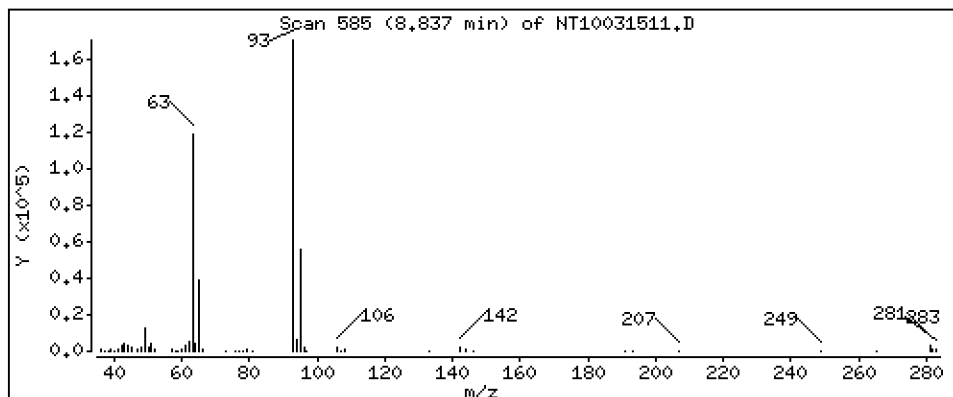
Operator: VTS

Column phase: ZB-5msi

Column diameter: 0,25

4 Bis(2-Chloroethyl)ether

Concentration: 5,258 ug/mL



Date : 16-MAR-2023 02:16

Client ID:

Instrument: nt10.i

Sample Info: SLC0228-SCV1

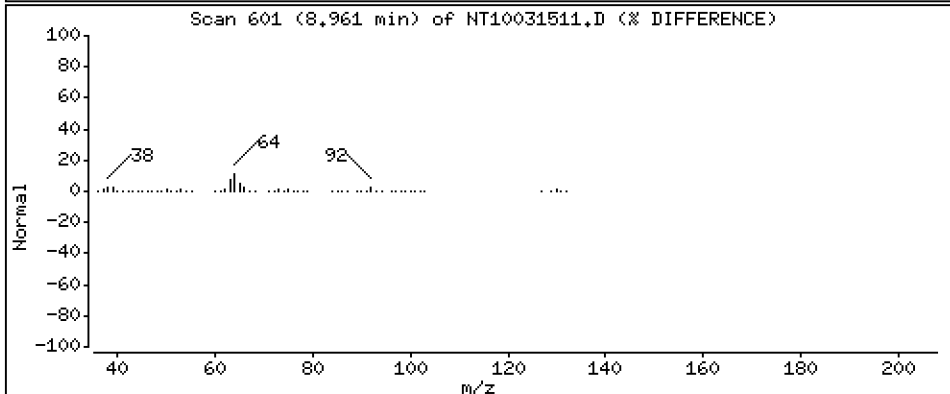
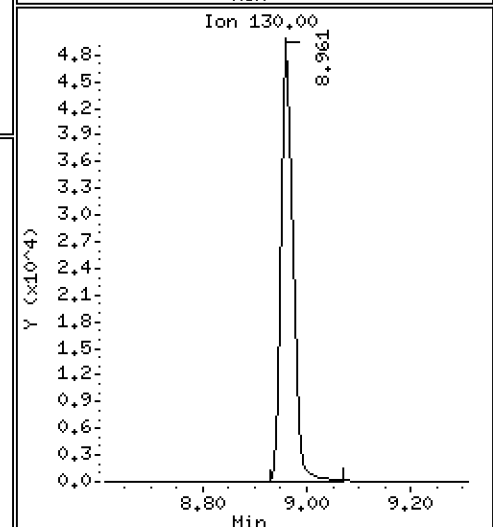
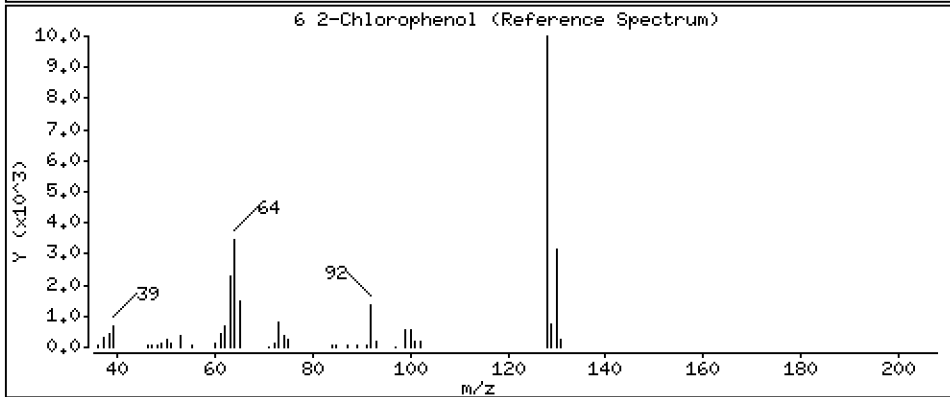
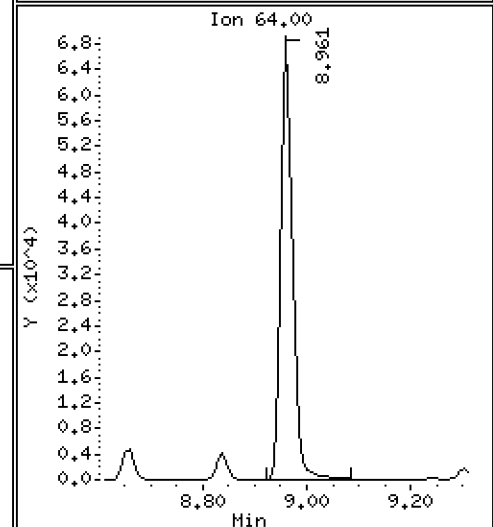
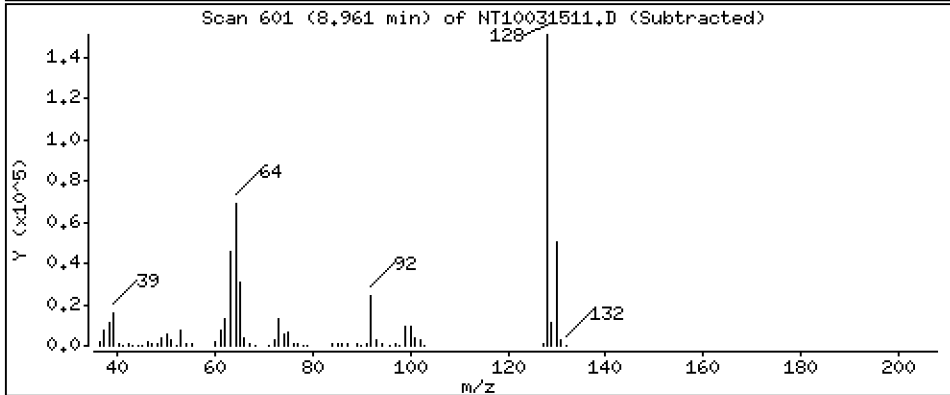
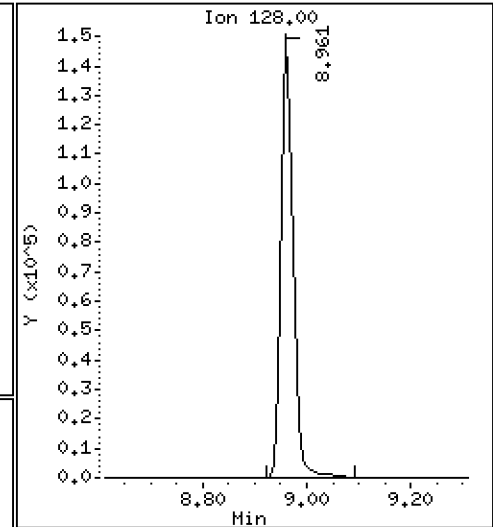
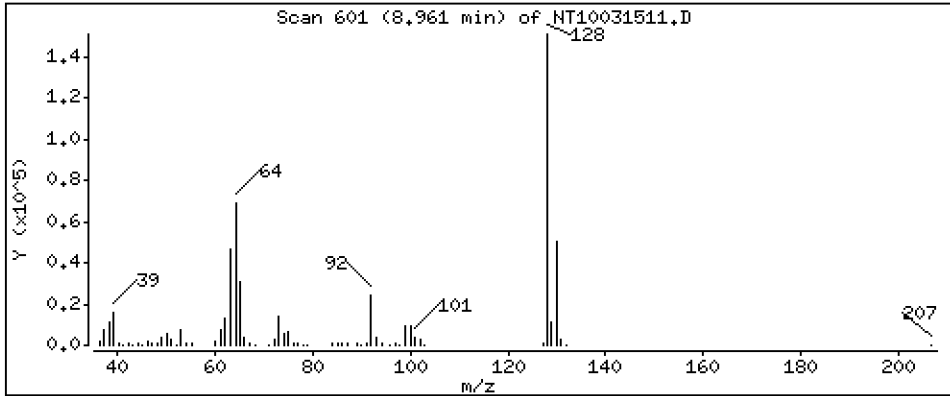
Operator: VTS

Column phase: ZB-5msi

Column diameter: 0,25

6 2-Chlorophenol

Concentration: 4,277 ug/mL



Date : 16-MAR-2023 02:16

Client ID:

Instrument: nt10.i

Sample Info: SLC0228-SCV1

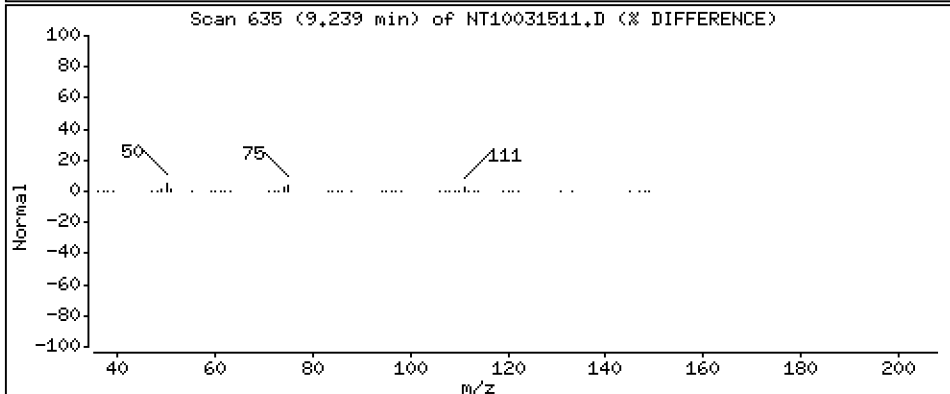
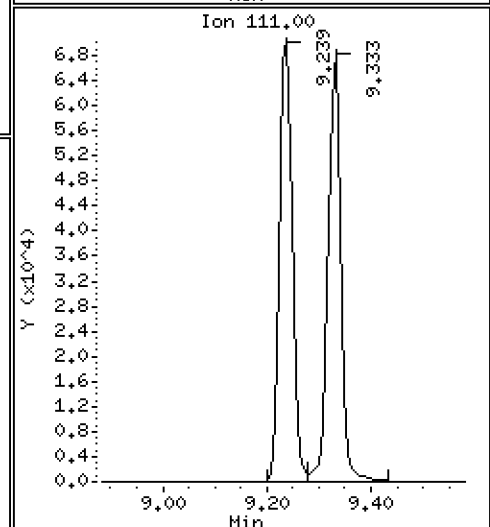
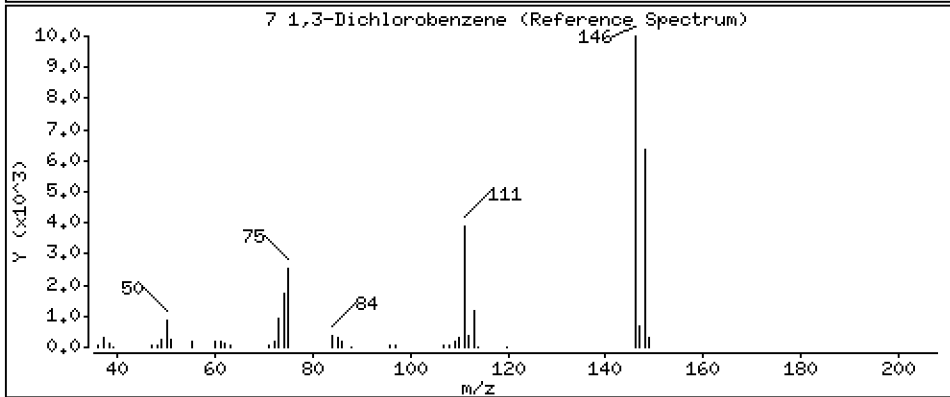
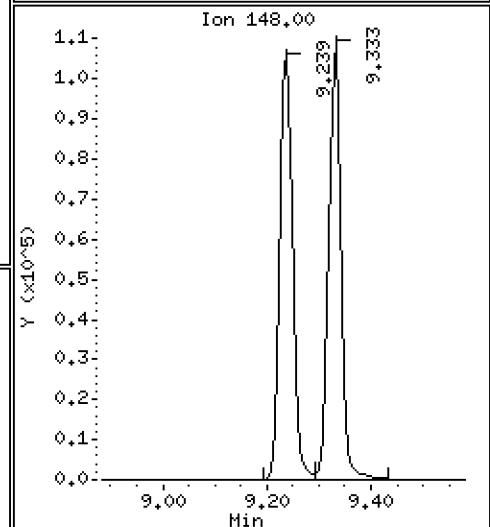
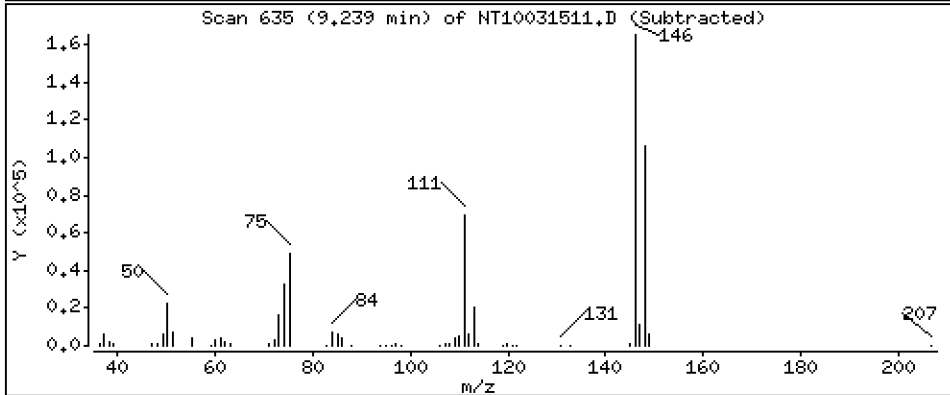
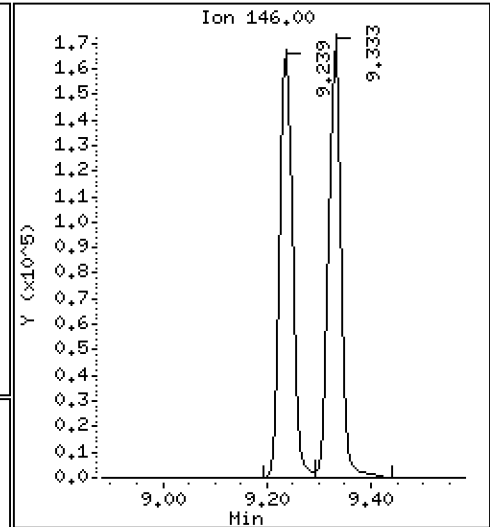
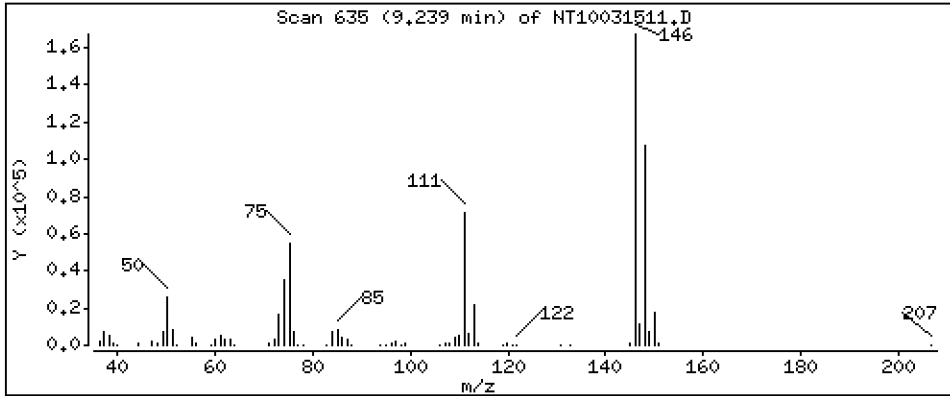
Operator: VTS

Column phase: ZB-5msi

Column diameter: 0.25

7 1,3-Dichlorobenzene

Concentration: 4.772 ug/mL



Date : 16-MAR-2023 02:16

Client ID:

Instrument: nt10.i

Sample Info: SLC0228-SCV1

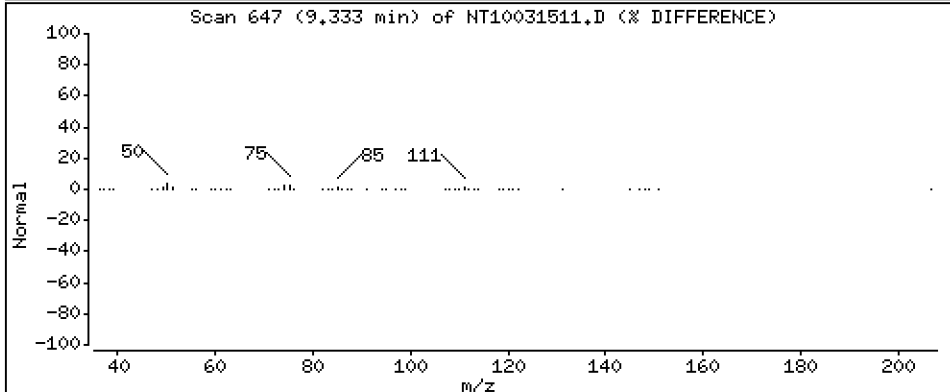
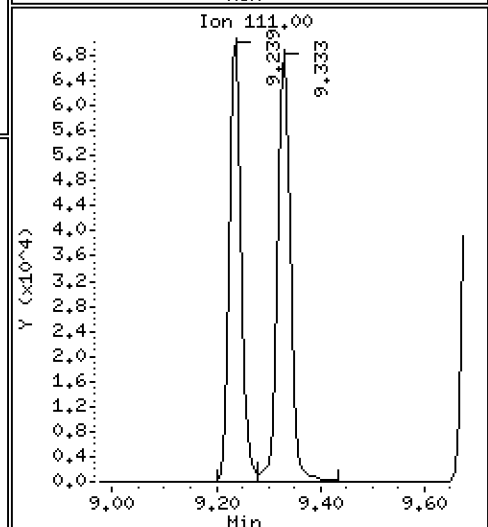
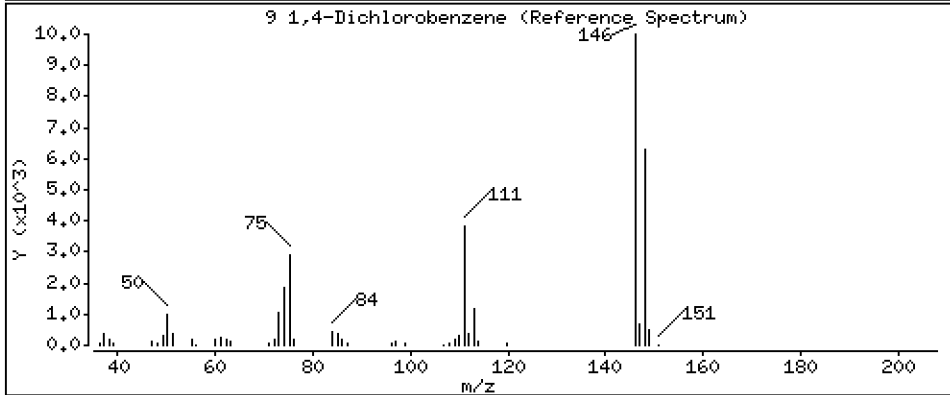
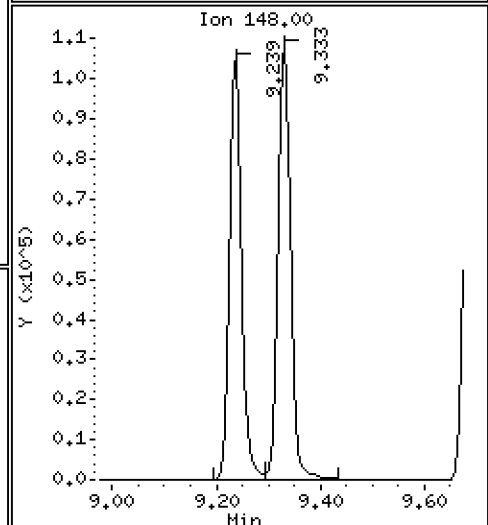
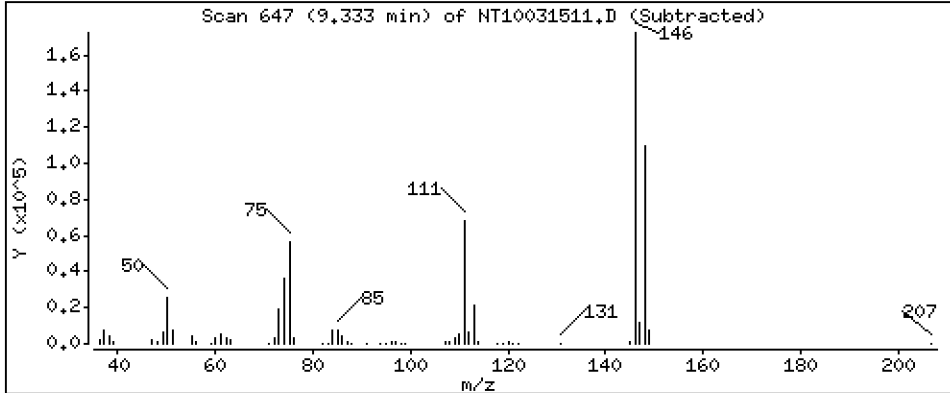
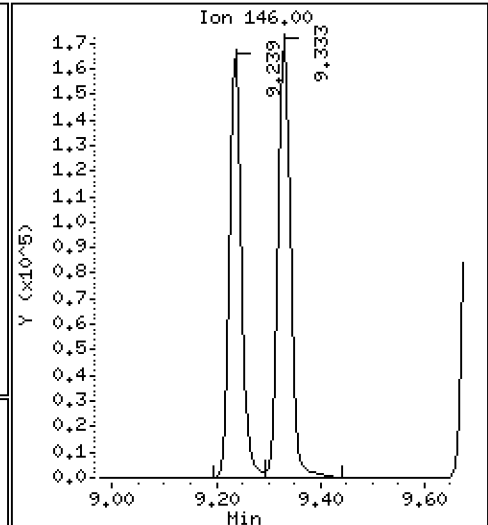
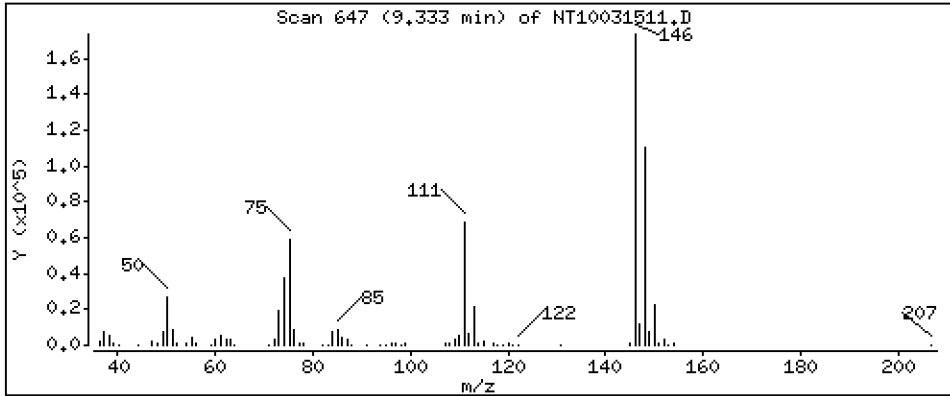
Operator: VTS

Column phase: ZB-5msi

Column diameter: 0,25

9 1,4-Dichlorobenzene

Concentration: 4,913 ug/mL



Date : 16-MAR-2023 02:16

Client ID:

Instrument: nt10.i

Sample Info: SLC0228-SCV1

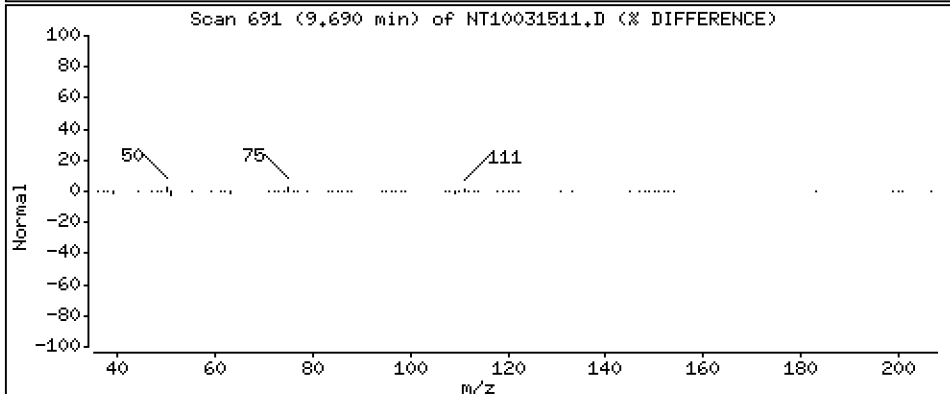
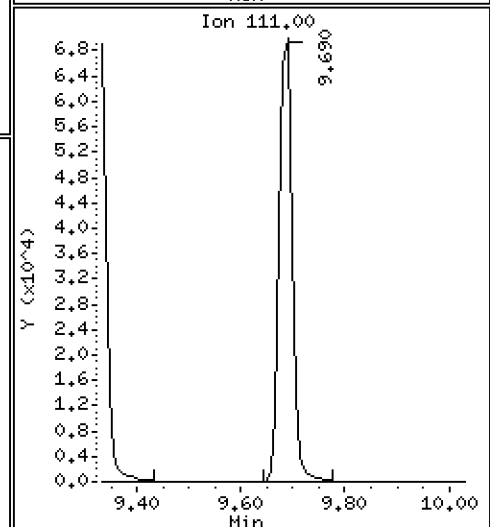
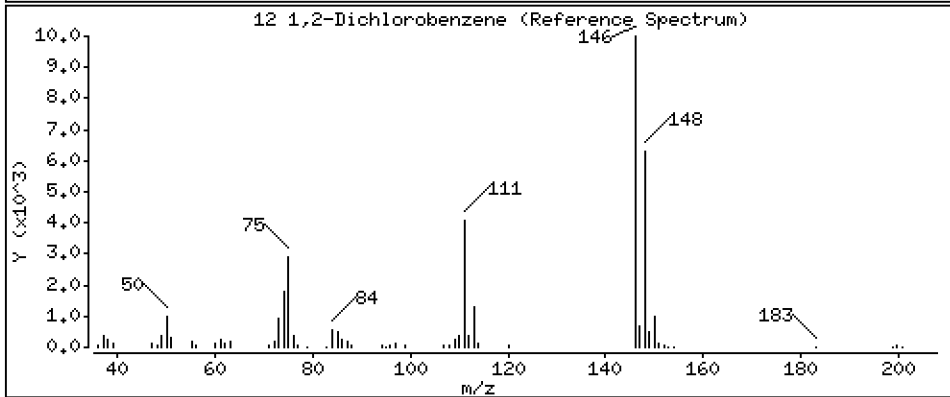
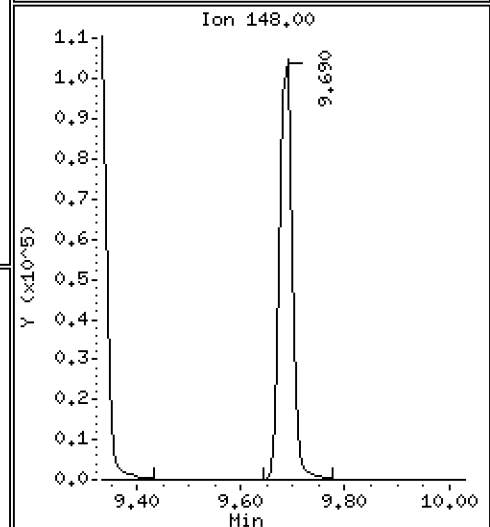
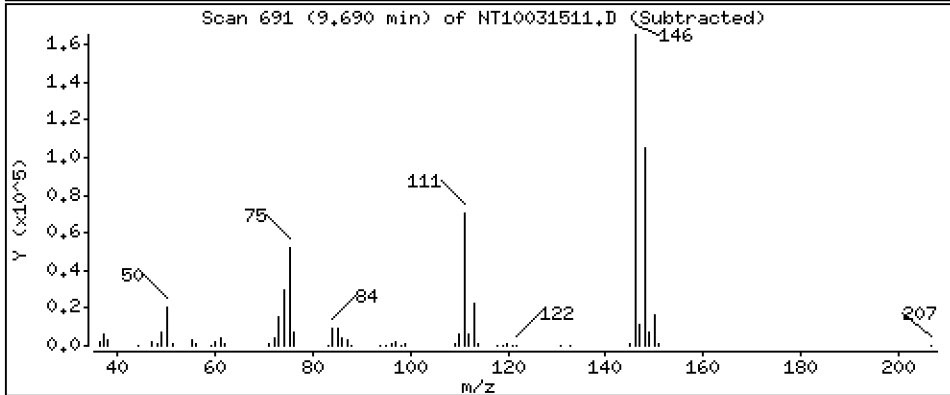
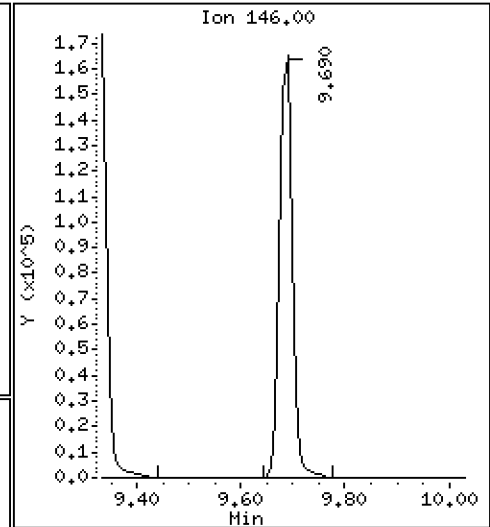
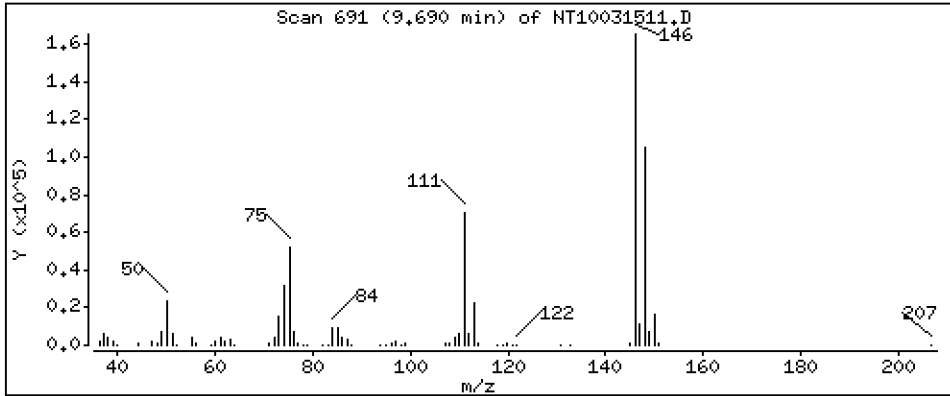
Operator: VTS

Column phase: ZB-5msi

Column diameter: 0,25

12 1,2-Dichlorobenzene

Concentration: 4,882 ug/mL



Date : 16-MAR-2023 02:16

Client ID:

Instrument: nt10.i

Sample Info: SLC0228-SCV1

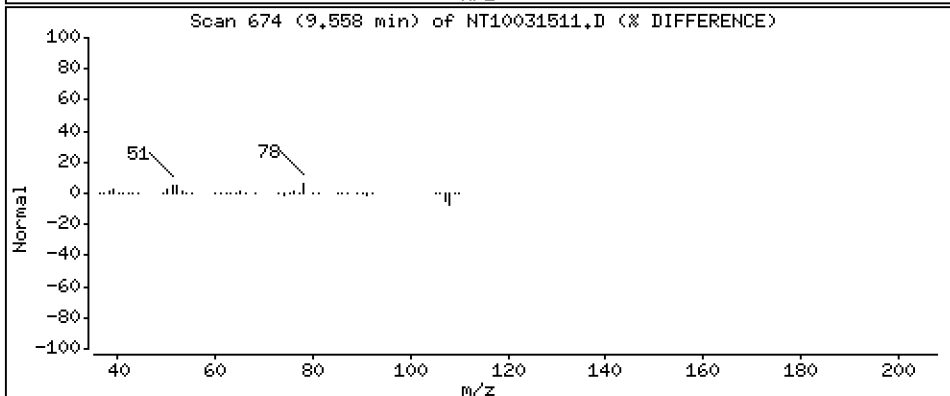
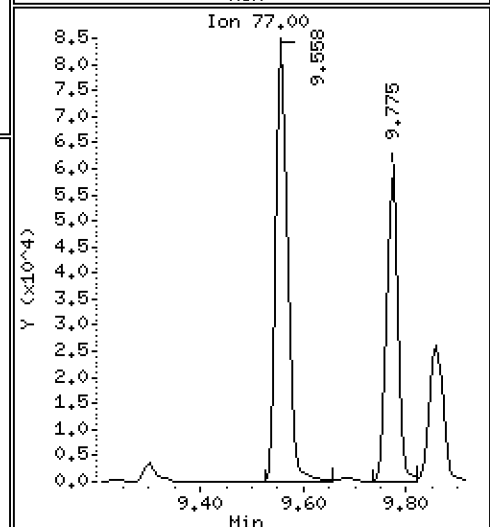
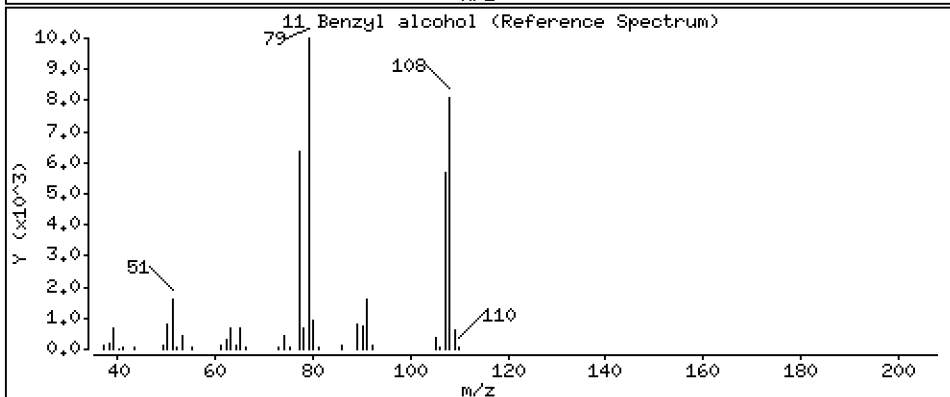
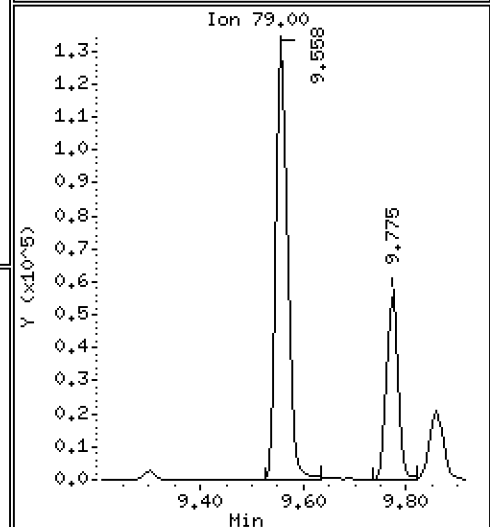
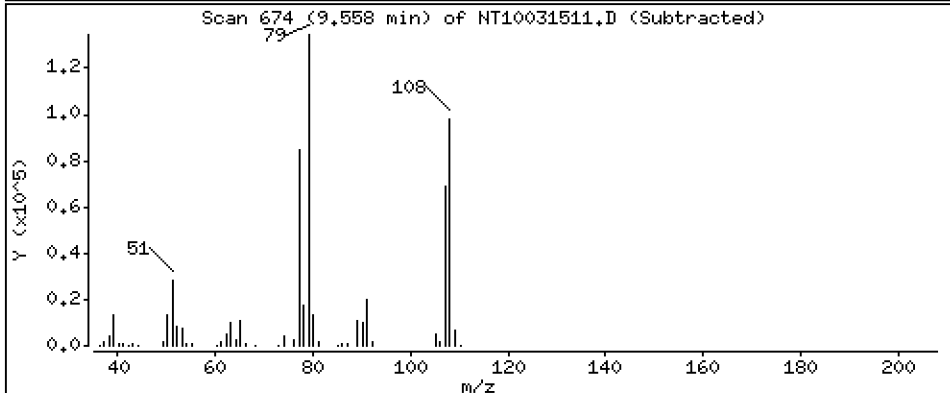
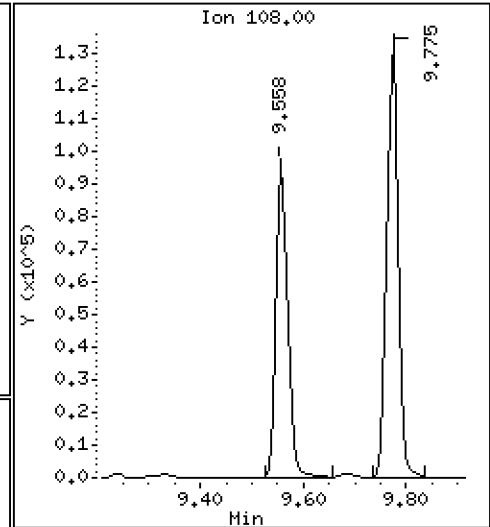
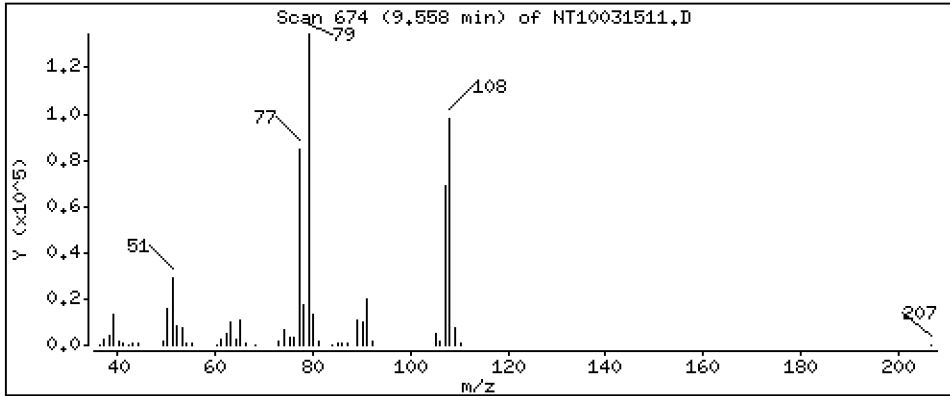
Operator: VTS

Column phase: ZB-5msi

Column diameter: 0.25

11 Benzyl alcohol

Concentration: 4.927 ug/mL



Date : 16-MAR-2023 02:16

Client ID:

Instrument: nt10.i

Sample Info: SLC0228-SCV1

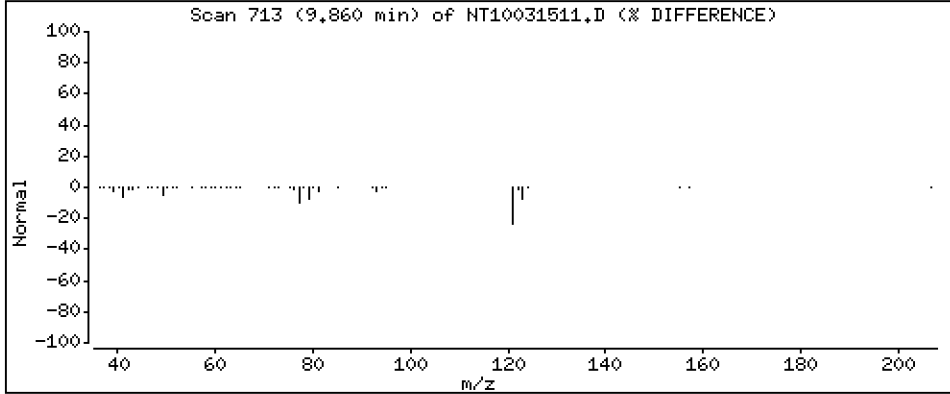
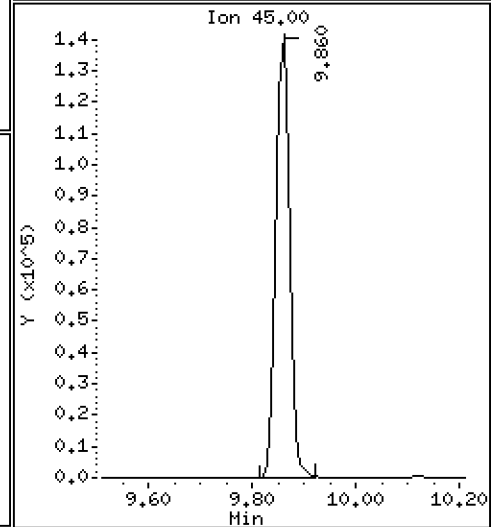
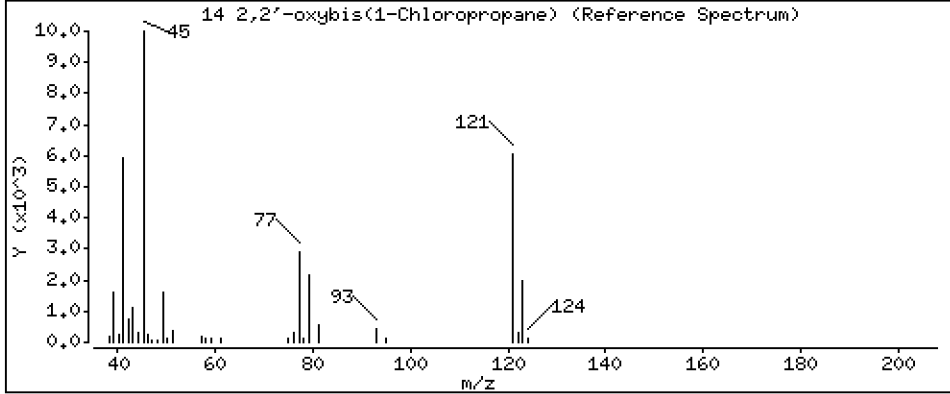
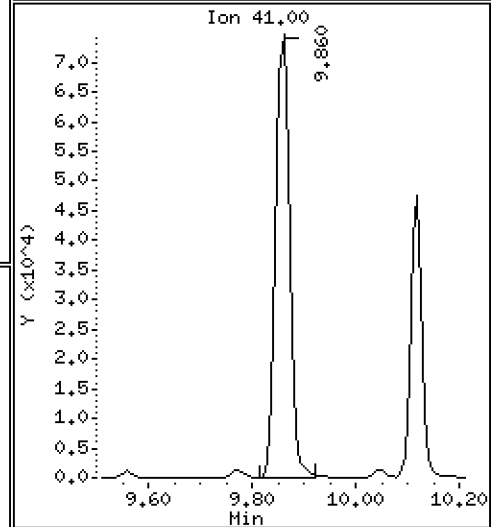
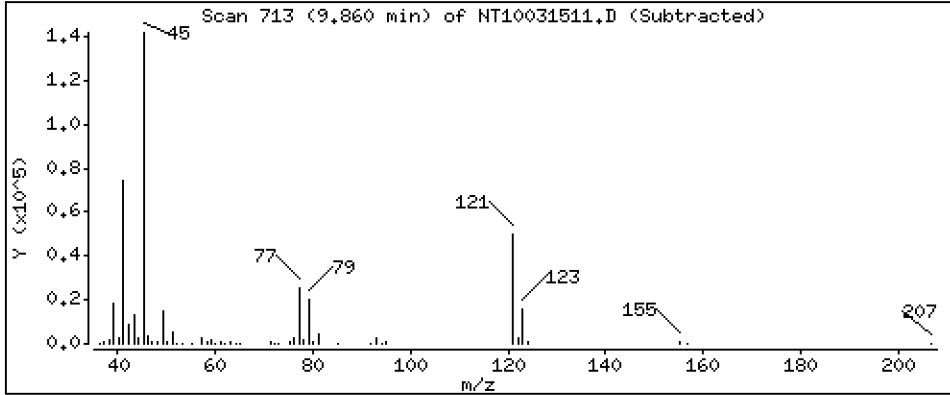
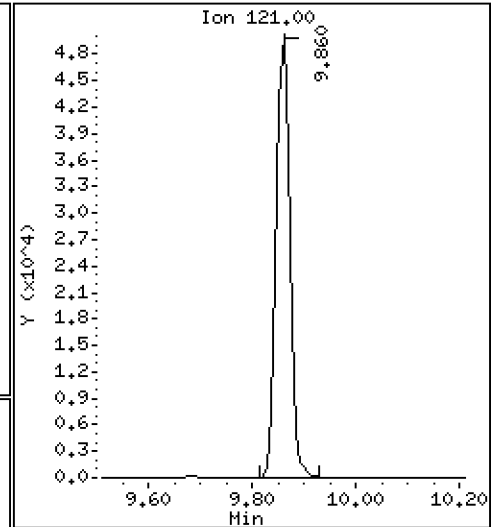
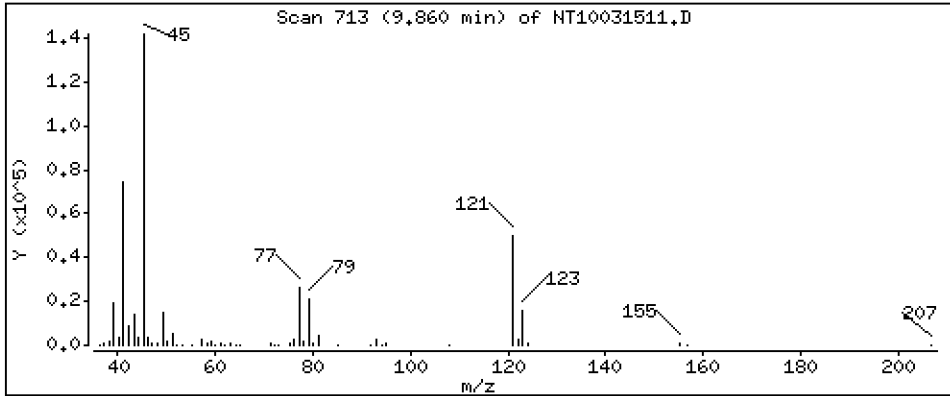
Operator: VTS

Column phase: ZB-5msi

Column diameter: 0,25

14 2,2'-oxybis(1-Chloropropane)

Concentration: 6,214 ug/mL



Date : 16-MAR-2023 02:16

Client ID:

Instrument: nt10.i

Sample Info: SLC0228-SCV1

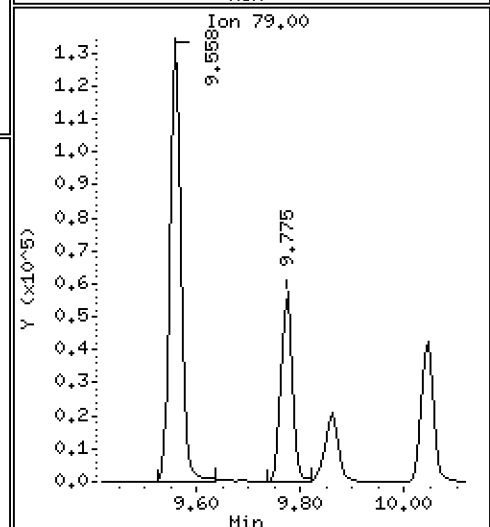
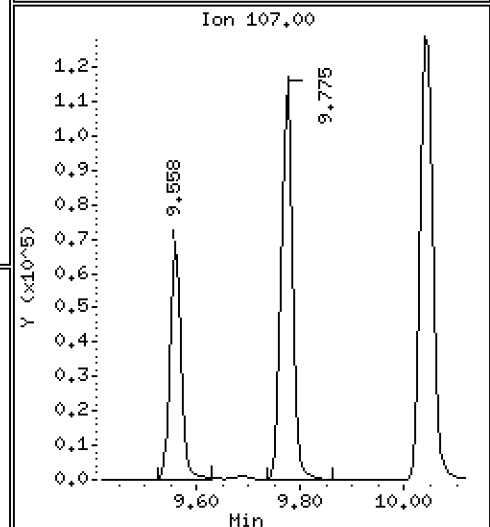
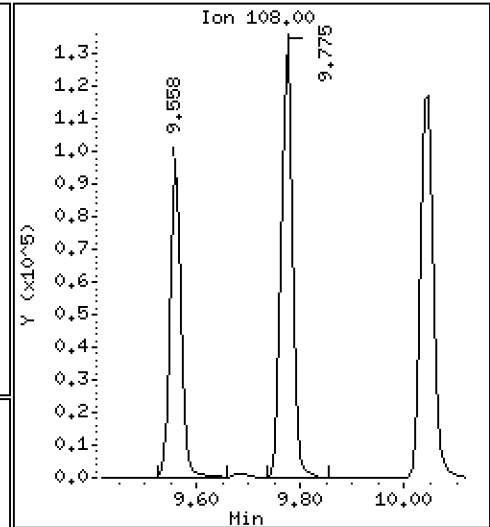
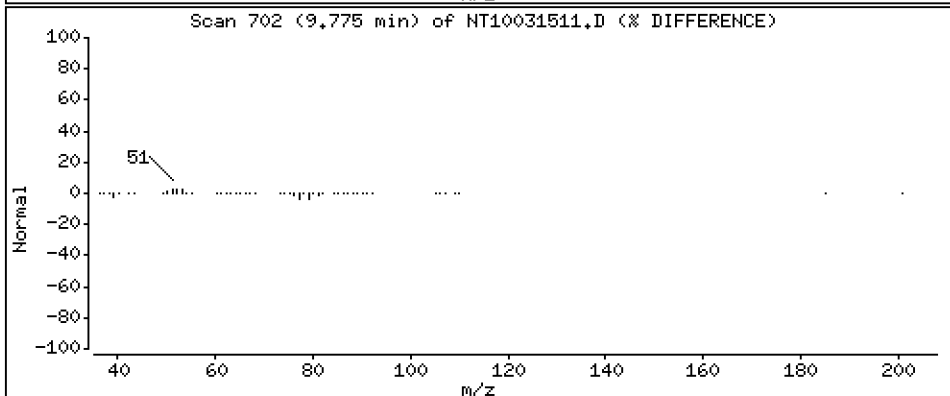
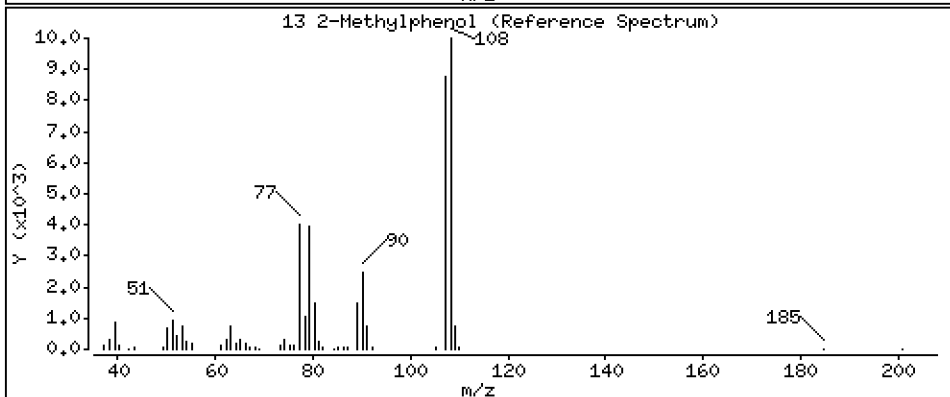
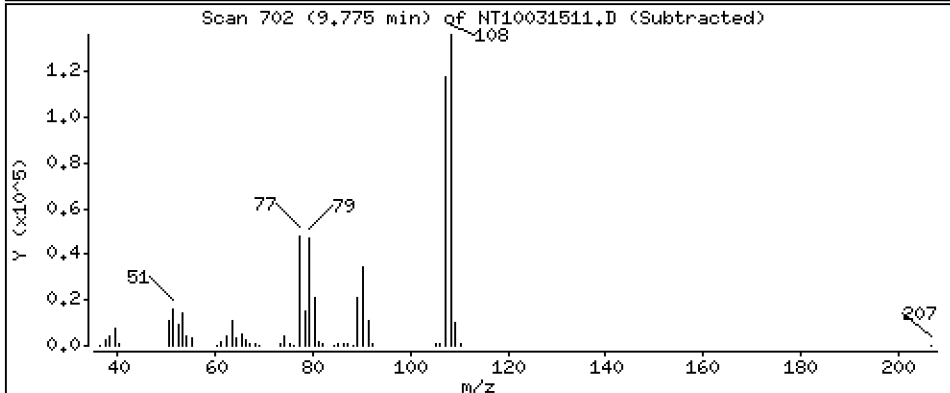
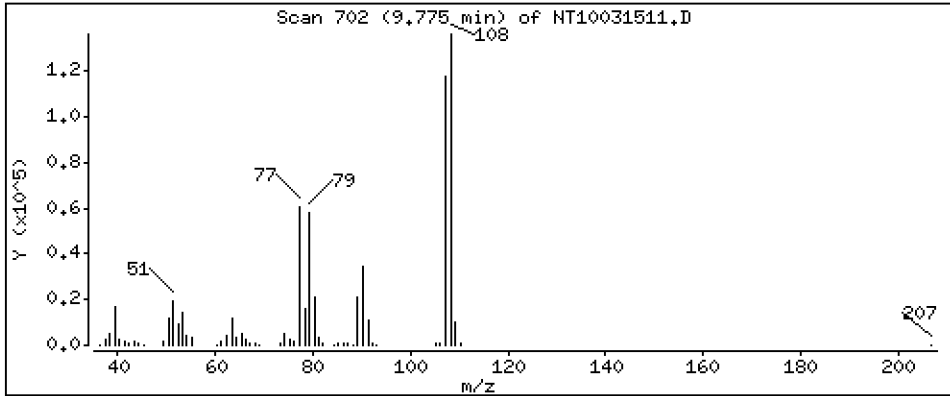
Operator: VTS

Column phase: ZB-5msi

Column diameter: 0.25

13 2-Methylphenol

Concentration: 4.215 ug/mL



Date : 16-MAR-2023 02:16

Client ID:

Instrument: nt10.i

Sample Info: SLC0228-SCV1

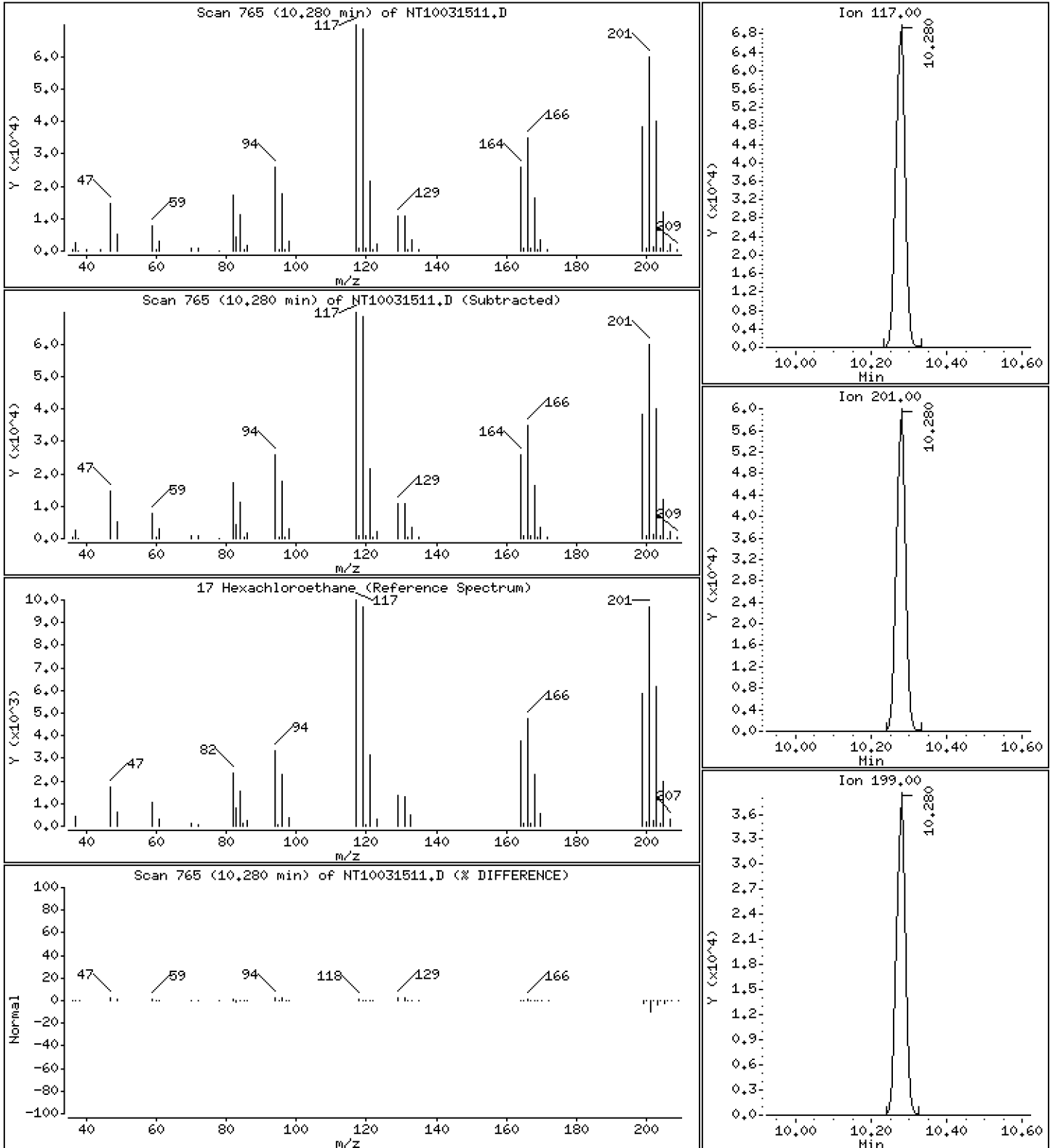
Operator: VTS

Column phase: ZB-5msi

Column diameter: 0,25

17 Hexachloroethane

Concentration: 5,003 ug/mL



Date : 16-MAR-2023 02:16

Client ID:

Instrument: nt10.i

Sample Info: SLC0228-SCV1

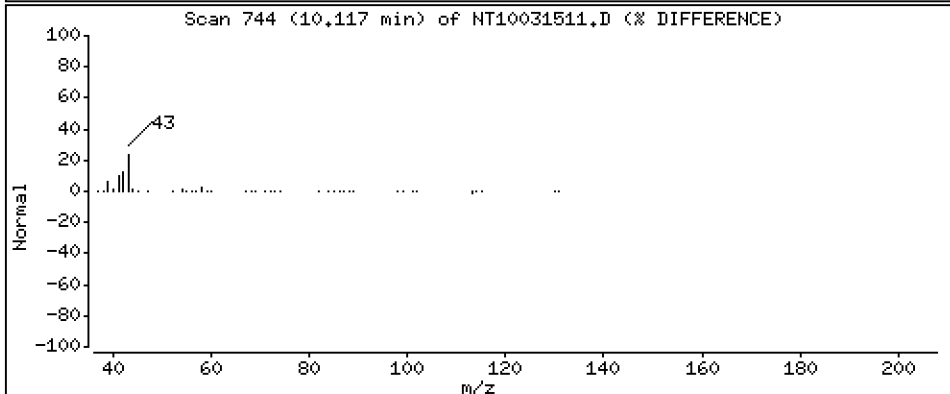
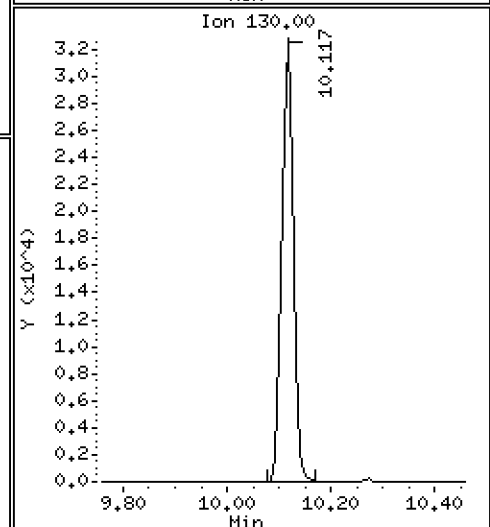
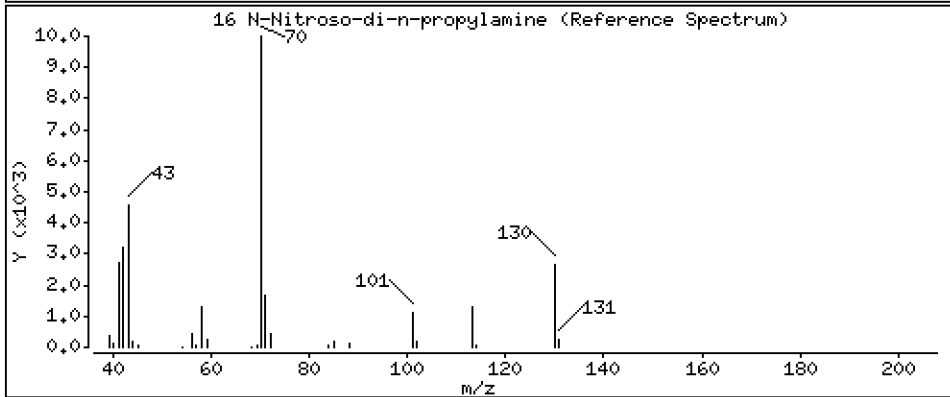
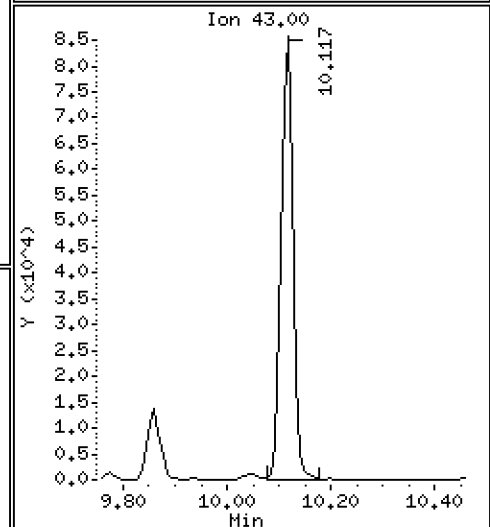
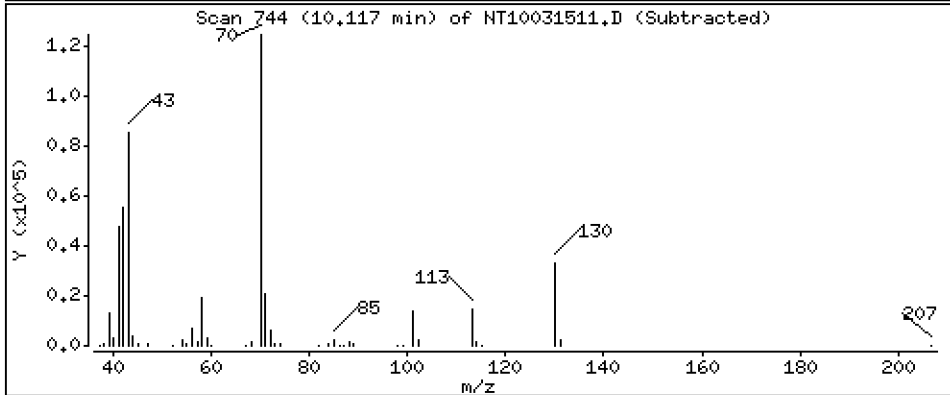
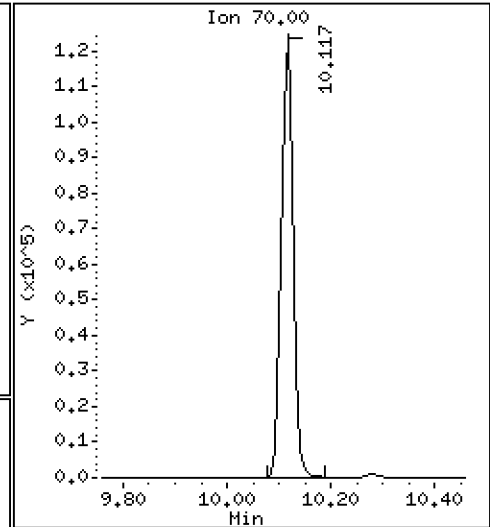
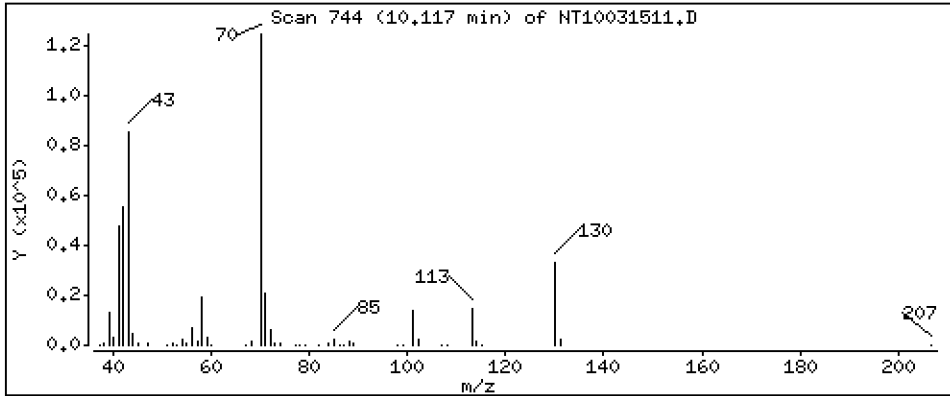
Operator: VTS

Column phase: ZB-5msi

Column diameter: 0,25

16 N-Nitroso-di-n-propylamine

Concentration: 5,179 ug/mL



Date : 16-MAR-2023 02:16

Client ID:

Instrument: nt10.i

Sample Info: SLC0228-SCV1

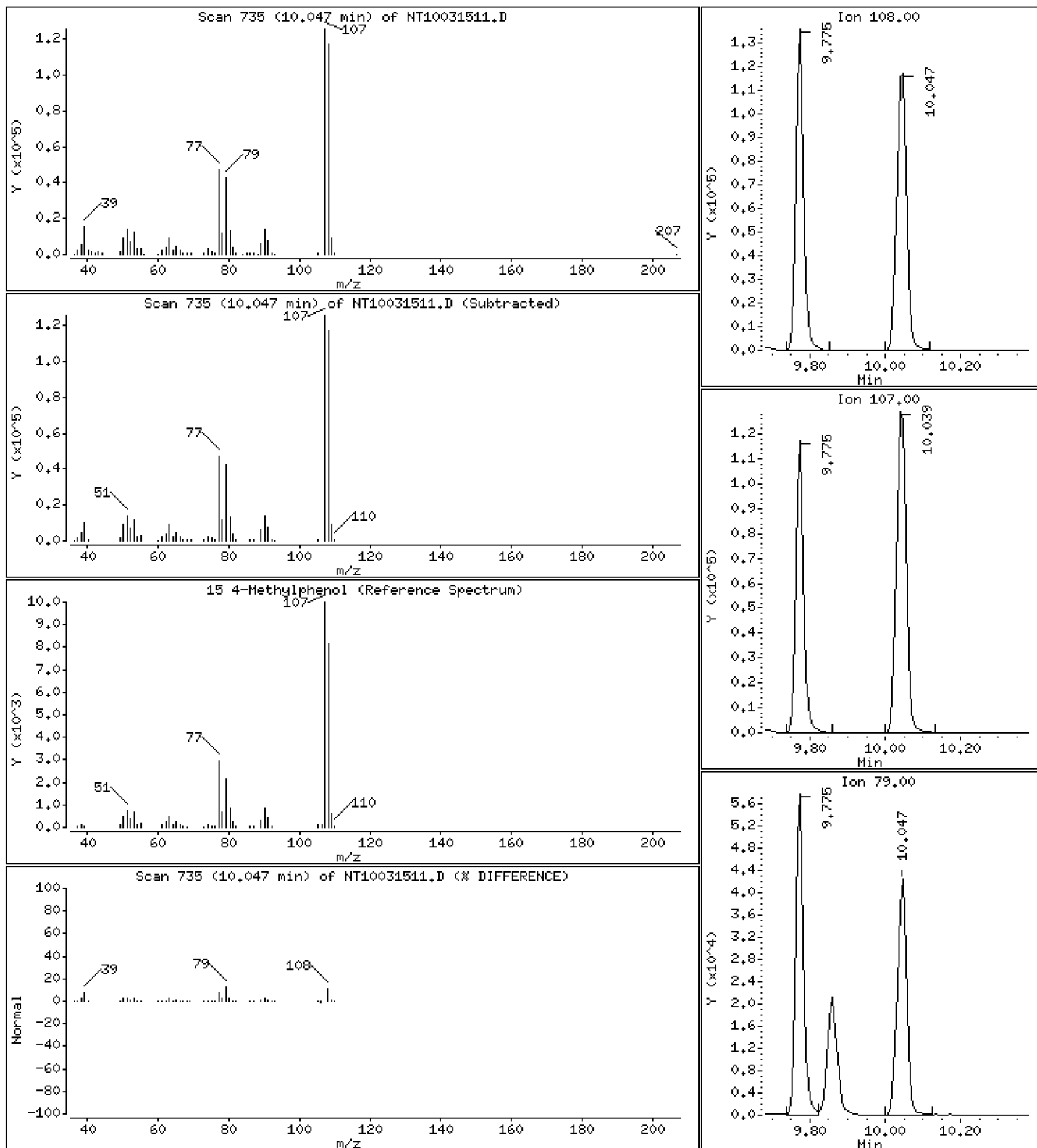
Operator: VTS

Column phase: ZB-5msi

Column diameter: 0,25

15 4-Methylphenol

Concentration: 4,365 ug/mL



Date : 16-MAR-2023 02:16

Client ID:

Instrument: nt10.i

Sample Info: SLC0228-SCV1

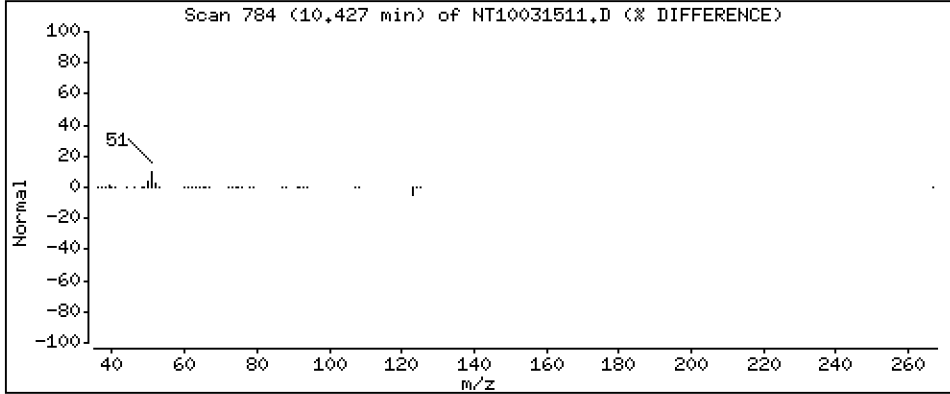
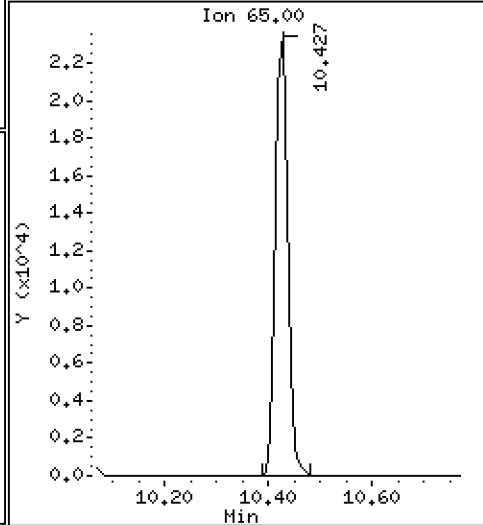
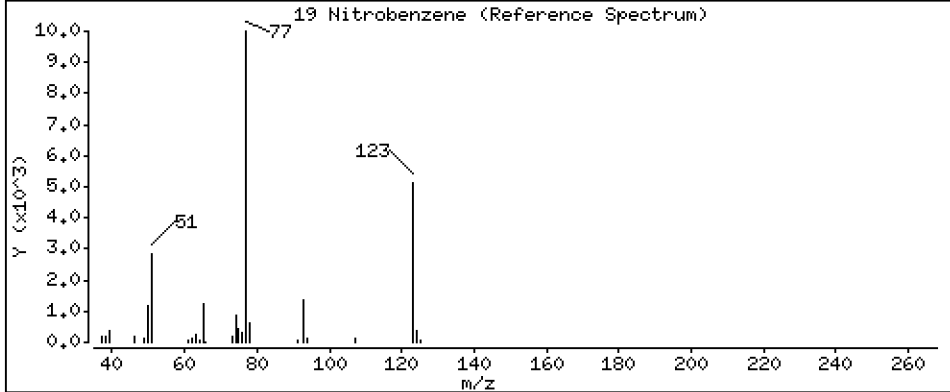
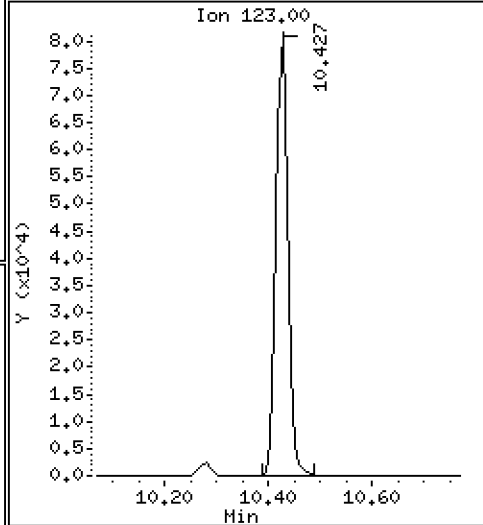
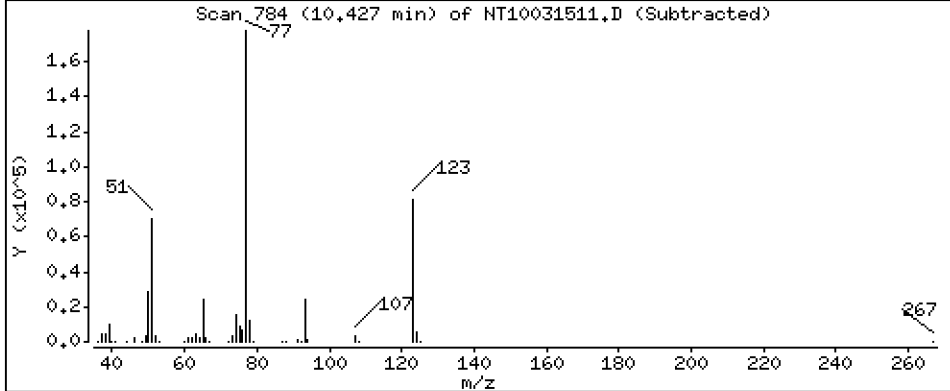
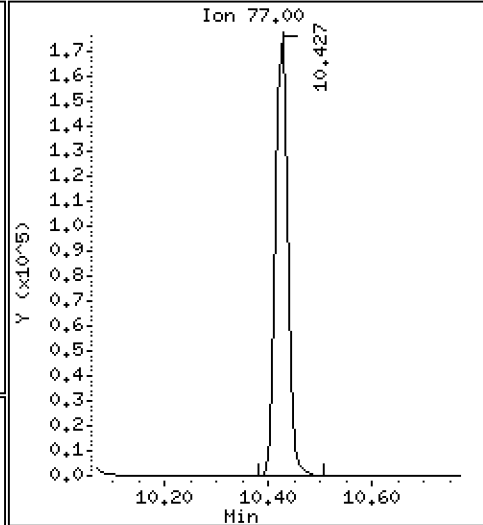
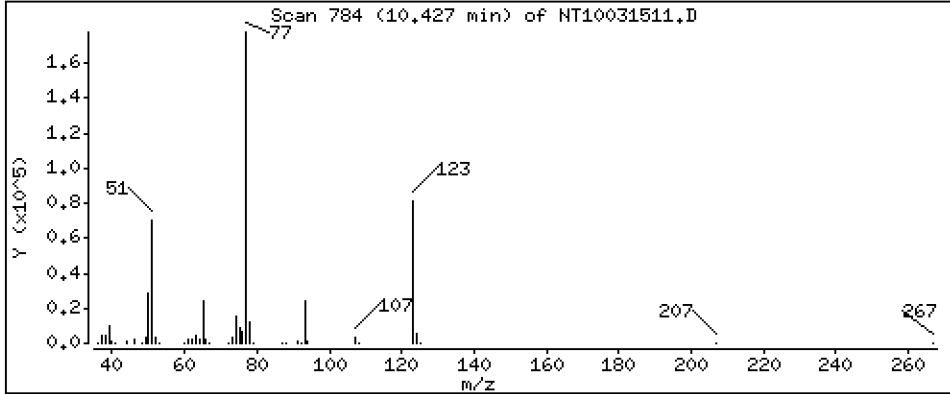
Operator: VTS

Column phase: ZB-5msi

Column diameter: 0,25

19 Nitrobenzene

Concentration: 4,858 ug/mL



Date : 16-MAR-2023 02:16

Client ID:

Instrument: nt10.i

Sample Info: SLC0228-SCV1

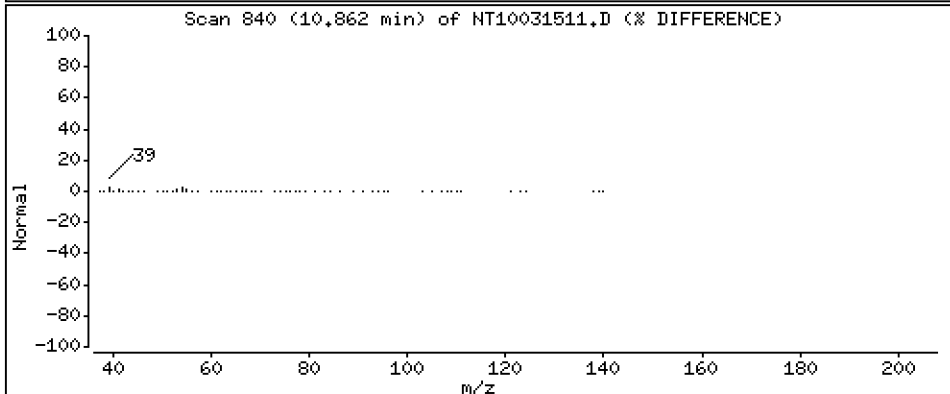
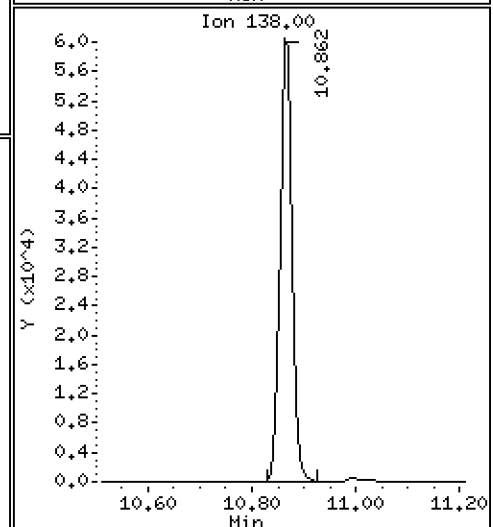
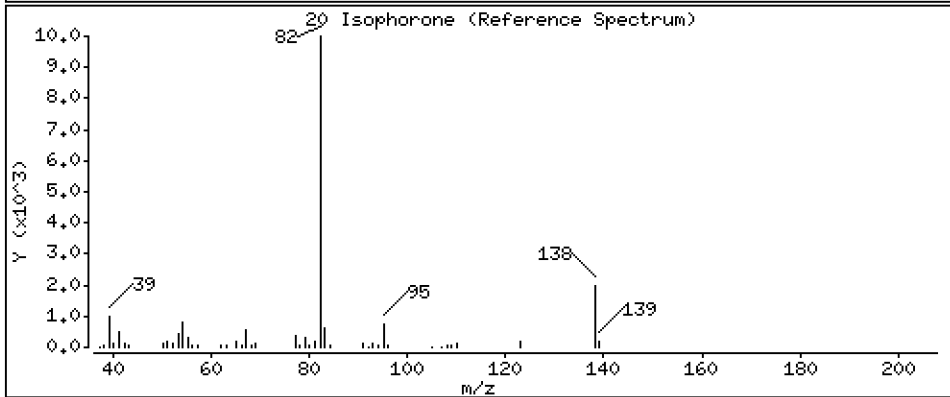
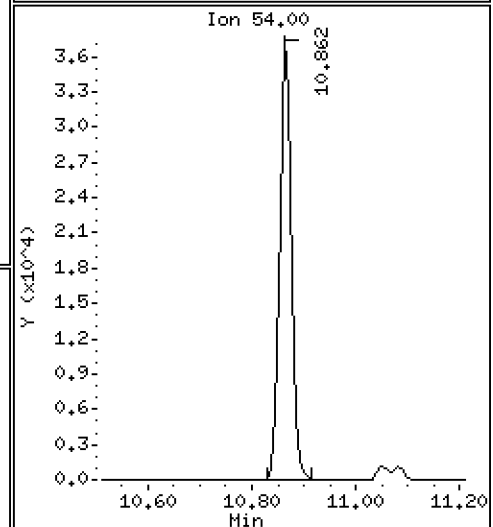
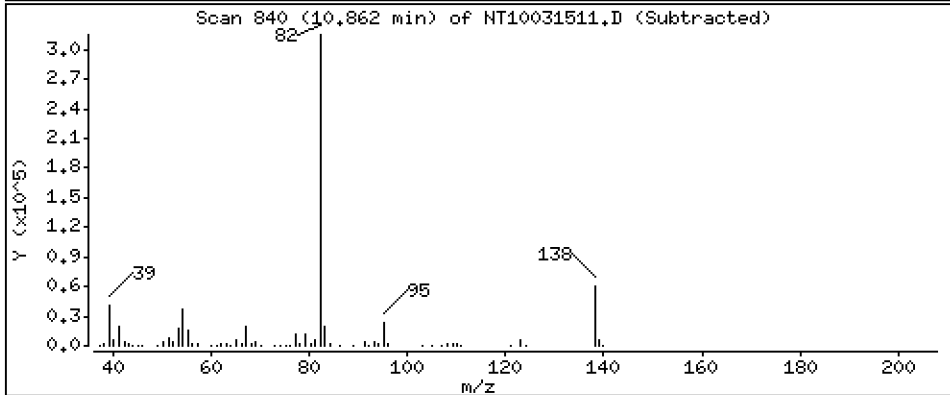
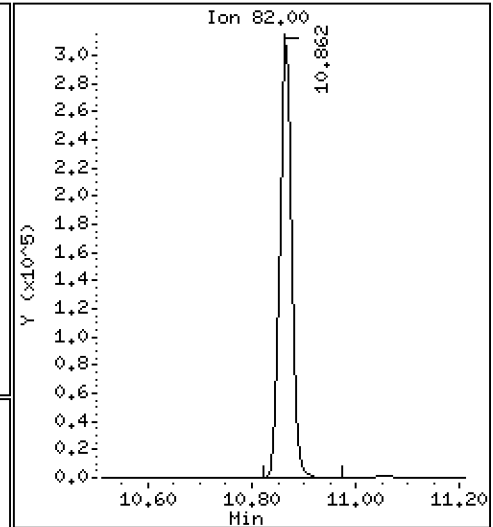
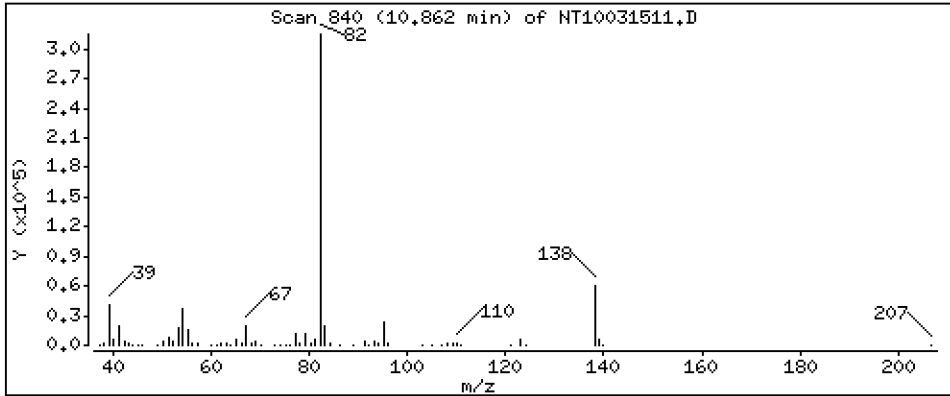
Operator: VTS

Column phase: ZB-5msi

Column diameter: 0,25

20 Isophorone

Concentration: 7,696 ug/mL



Date : 16-MAR-2023 02:16

Client ID:

Instrument: nt10.i

Sample Info: SLC0228-SCV1

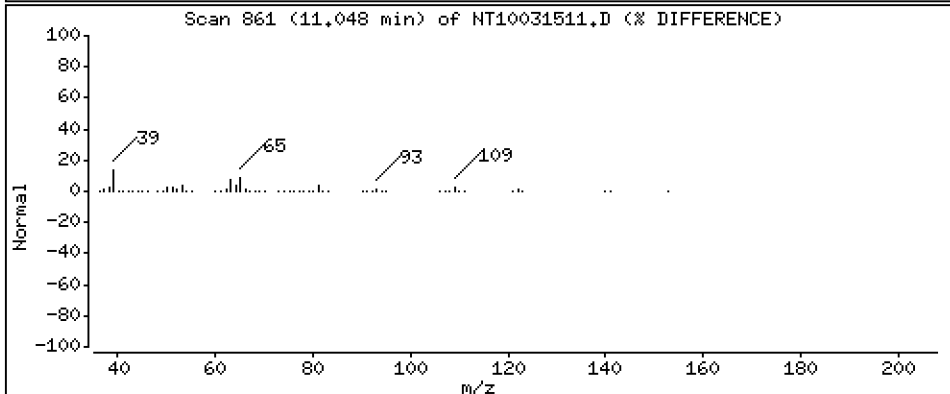
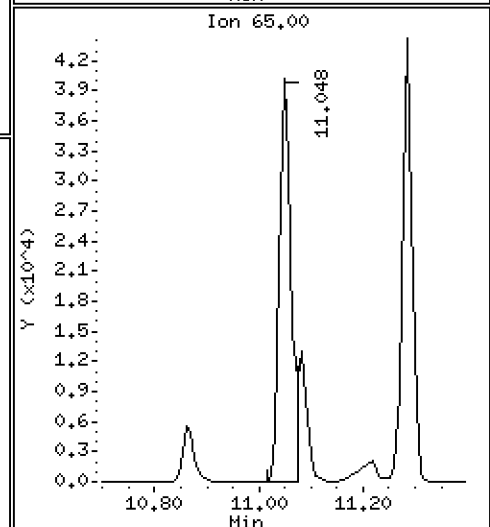
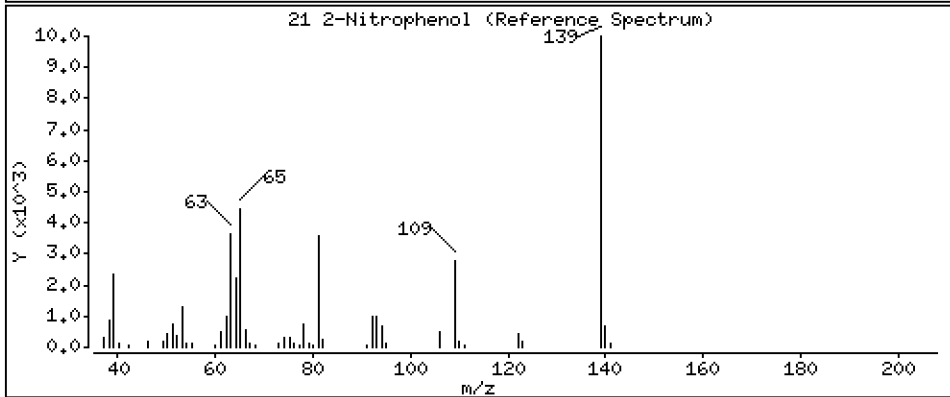
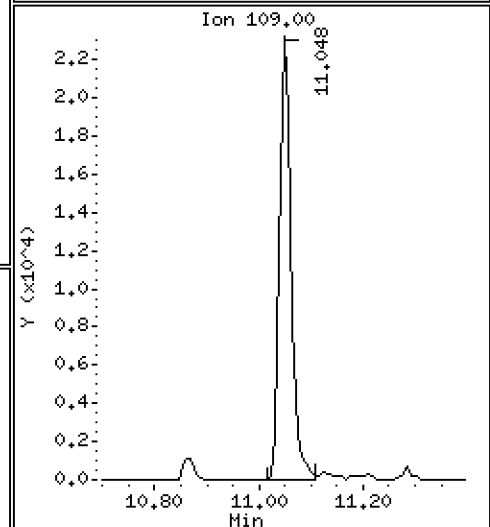
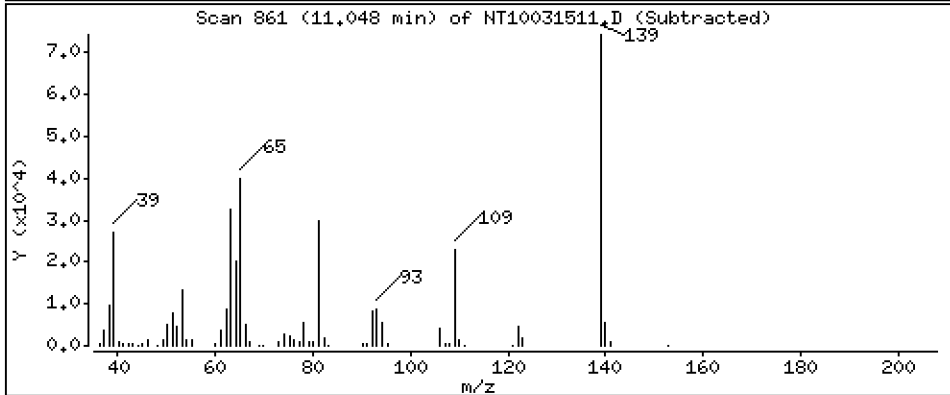
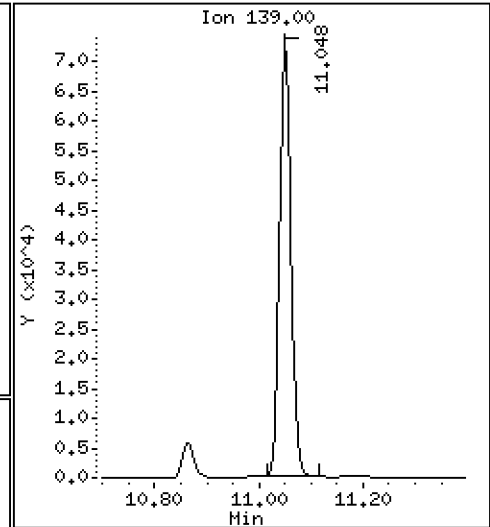
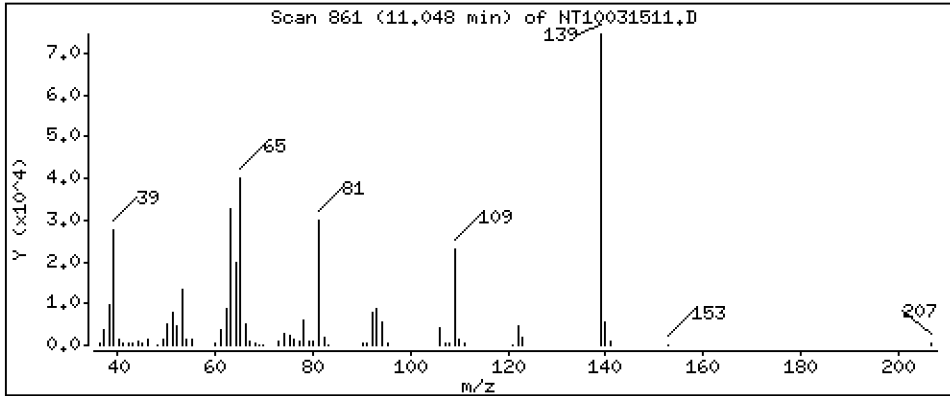
Operator: VTS

Column phase: ZB-5msi

Column diameter: 0,25

21 2-Nitrophenol

Concentration: 3,995 ug/mL



Date : 16-MAR-2023 02:16

Client ID:

Instrument: nt10.i

Sample Info: SLC0228-SCV1

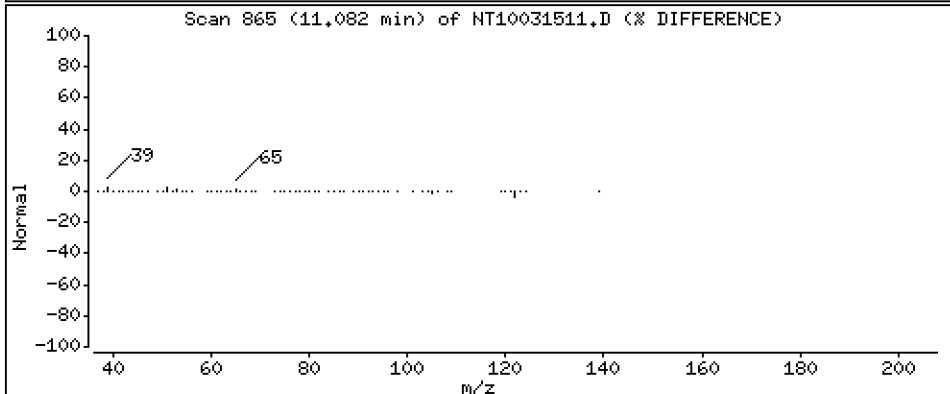
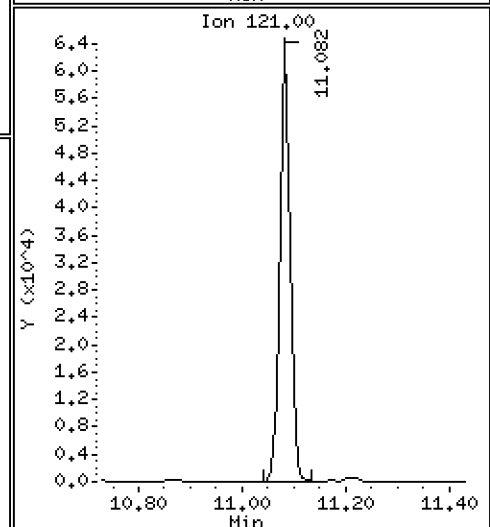
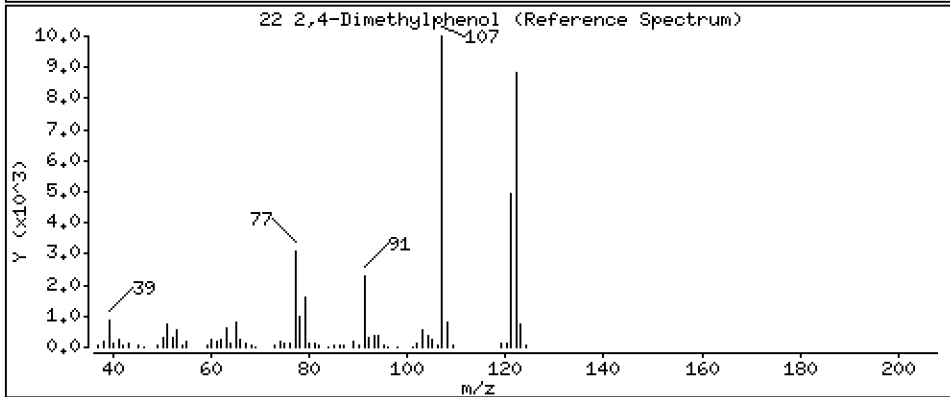
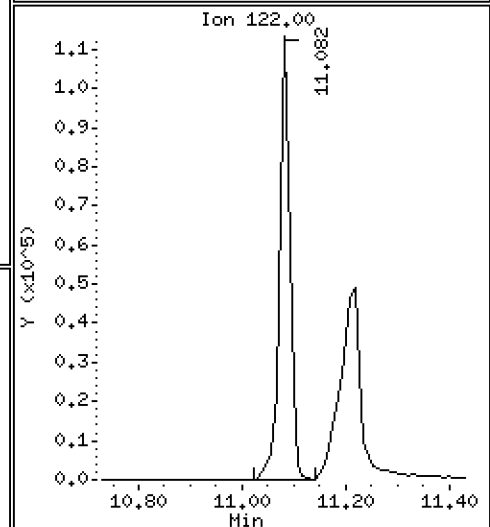
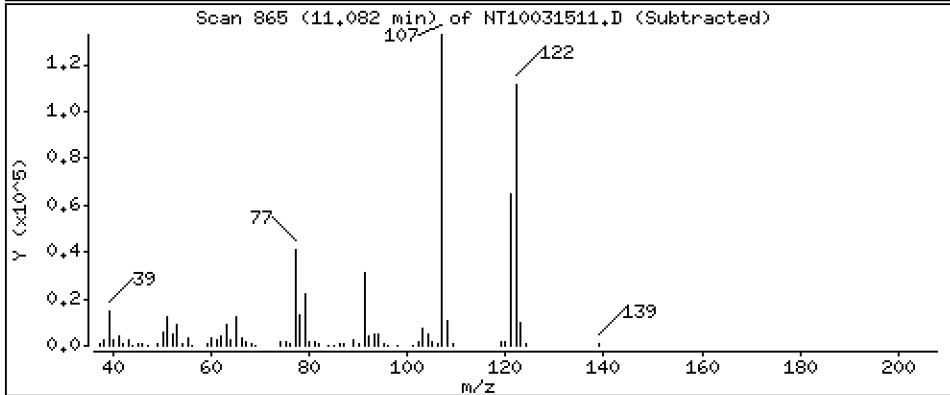
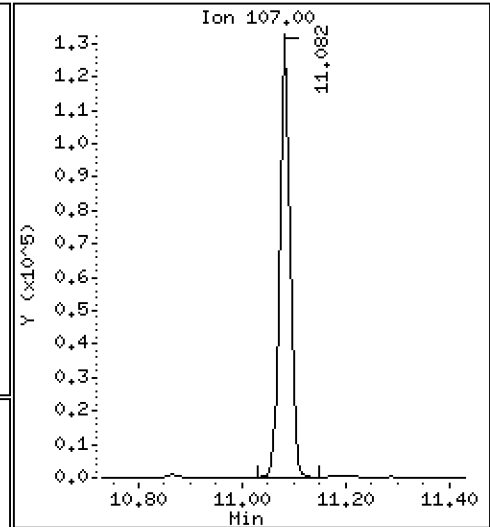
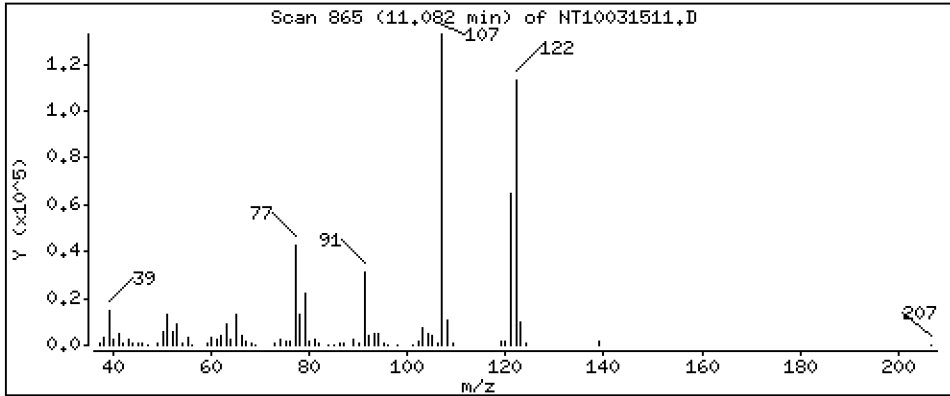
Operator: VTS

Column phase: ZB-5msi

Column diameter: 0,25

22 2,4-Dimethylphenol

Concentration: 3,632 ug/mL



Date : 16-MAR-2023 02:16

Client ID:

Instrument: nt10.i

Sample Info: SLC0228-SCV1

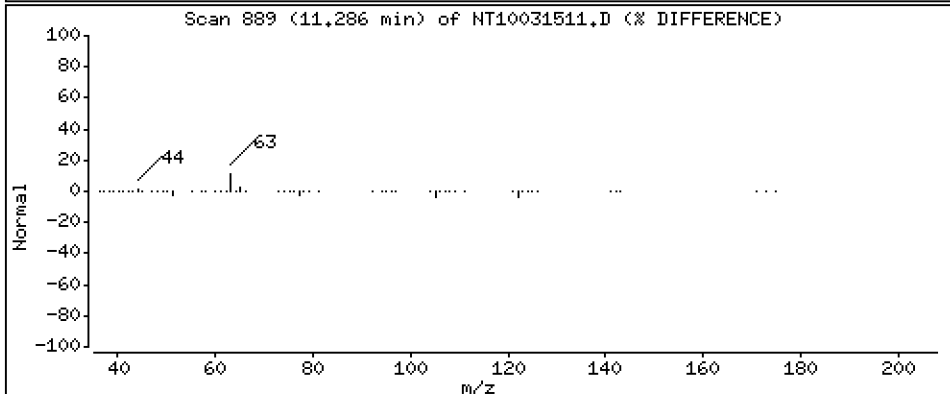
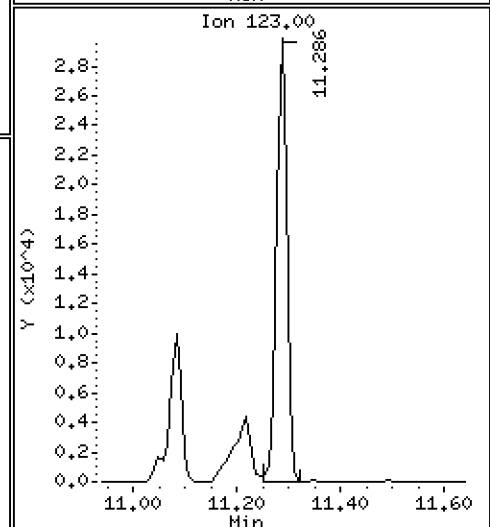
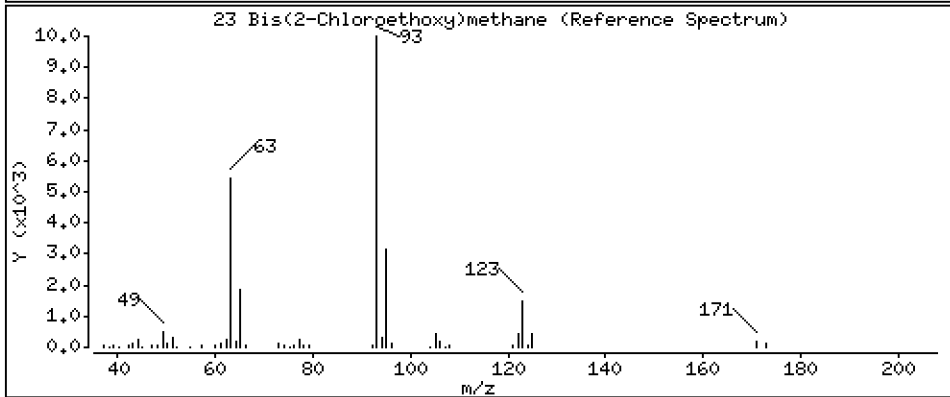
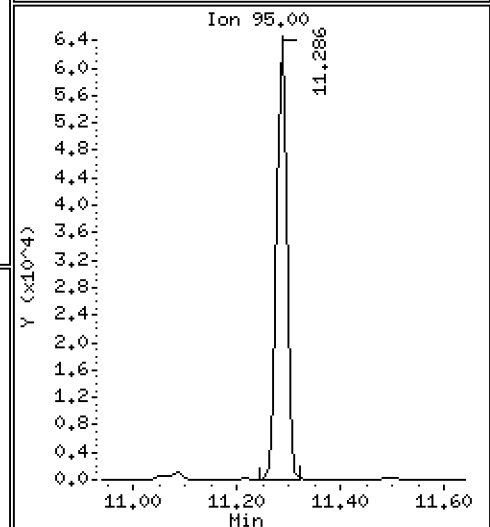
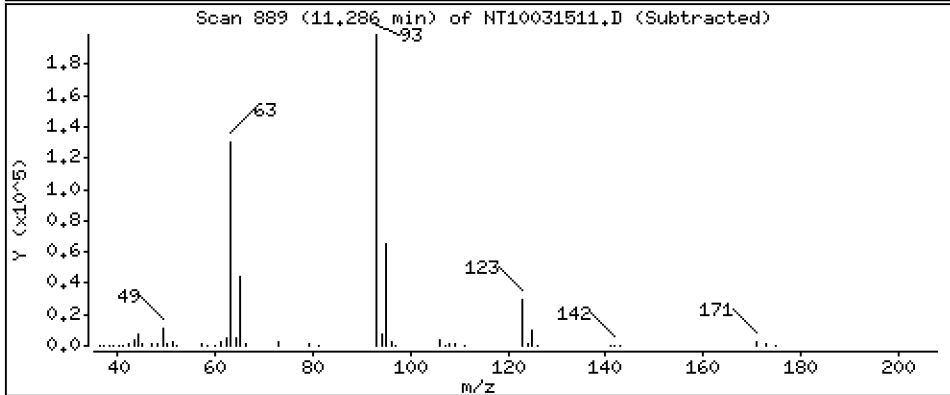
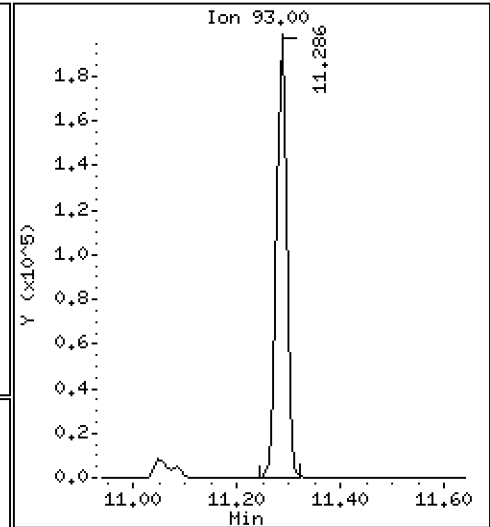
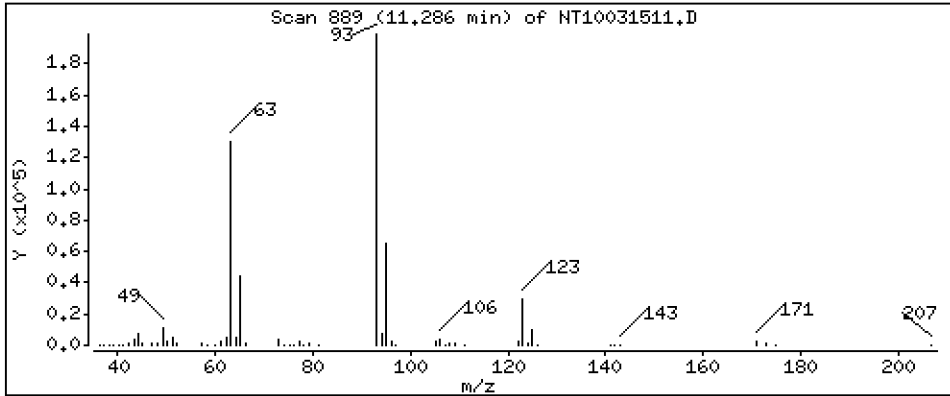
Operator: VTS

Column phase: ZB-5msi

Column diameter: 0,25

23 Bis(2-Chloroethoxy)methane

Concentration: 5,654 ug/mL



Date : 16-MAR-2023 02:16

Client ID:

Instrument: nt10.i

Sample Info: SLC0228-SCV1

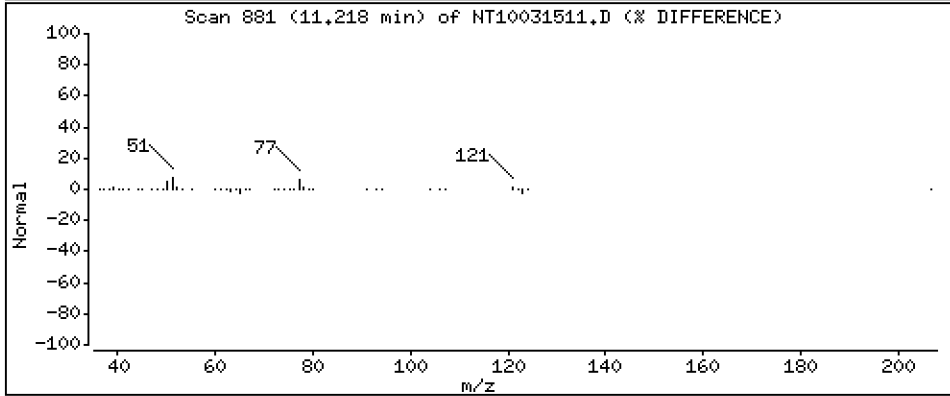
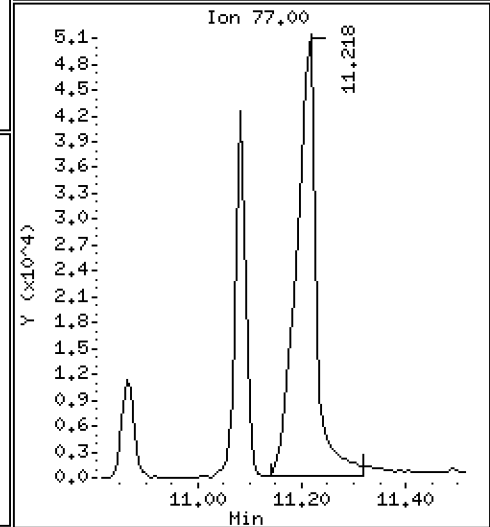
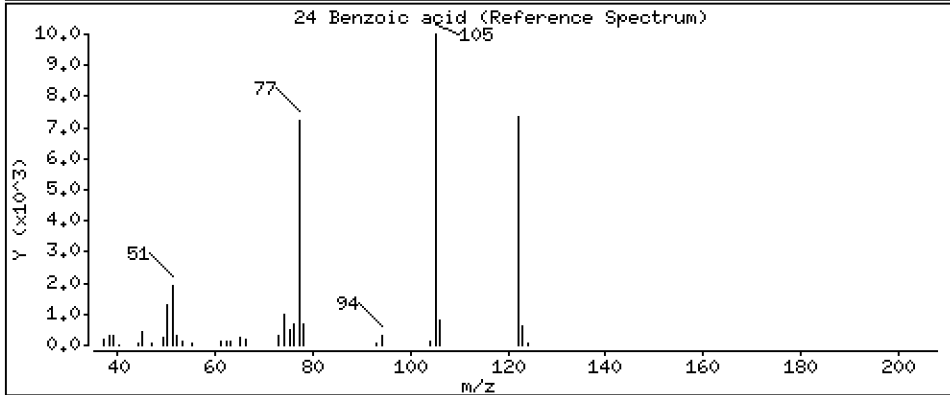
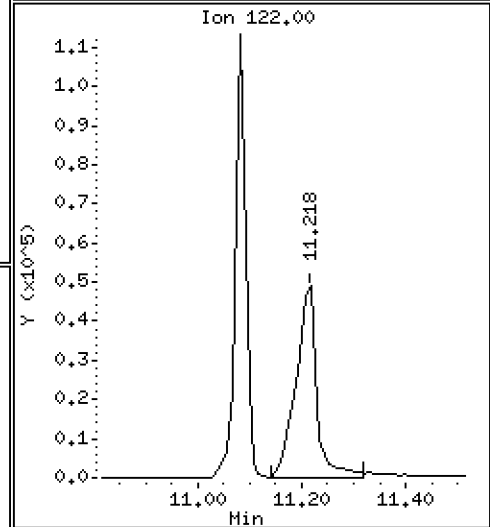
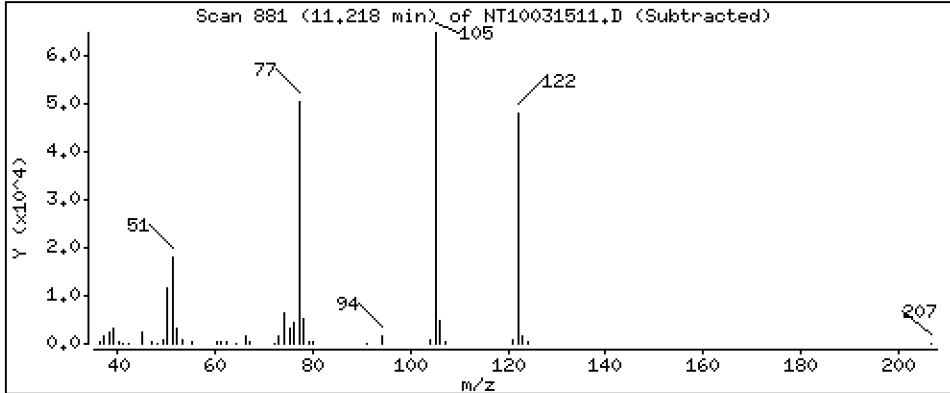
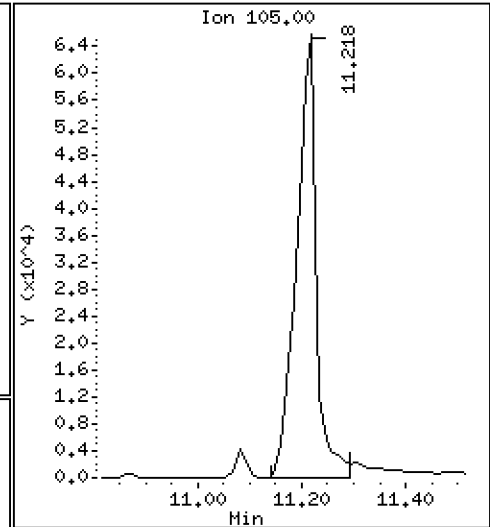
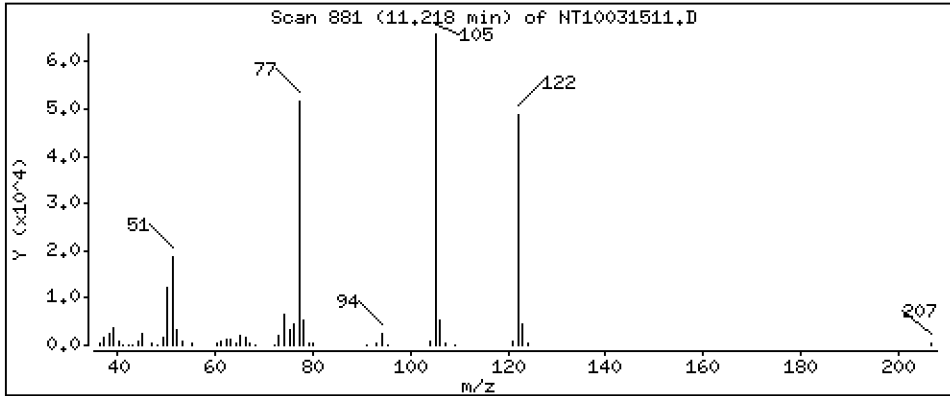
Operator: VTS

Column phase: ZB-5msi

Column diameter: 0,25

24 Benzoic acid

Concentration: 5,952 ug/mL



Date : 16-MAR-2023 02:16

Client ID:

Instrument: nt10.i

Sample Info: SLC0228-SCV1

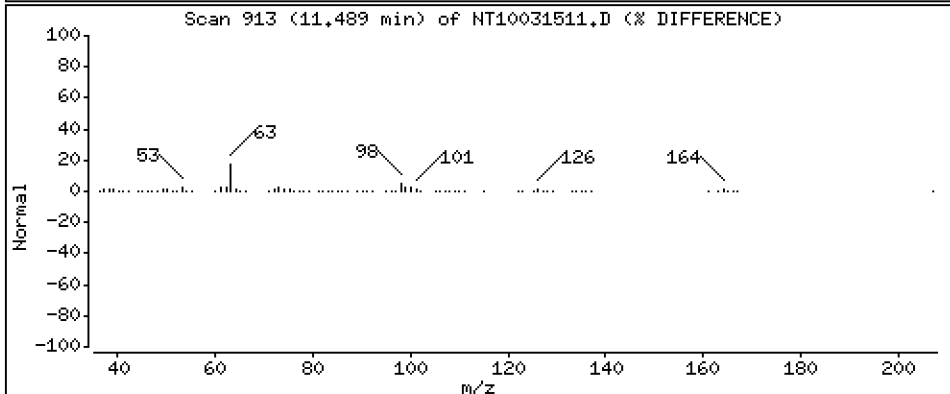
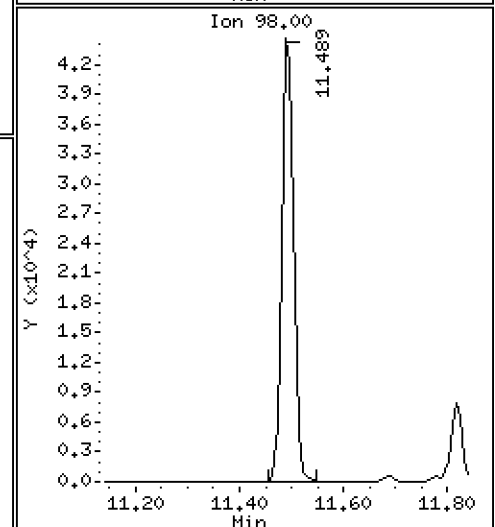
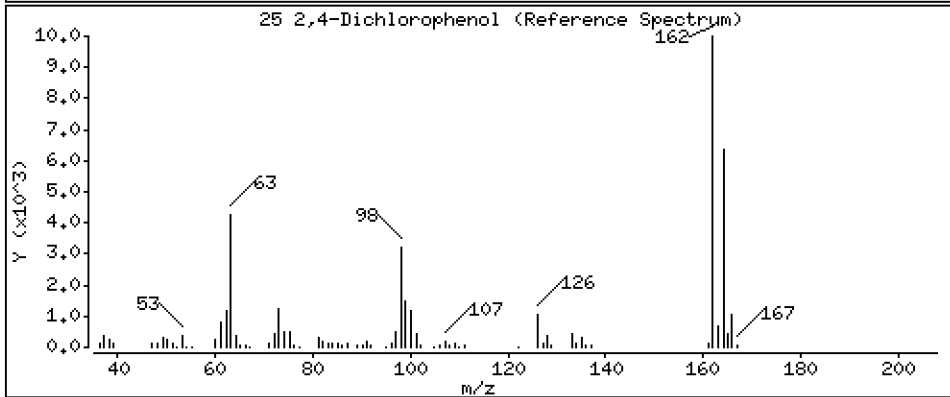
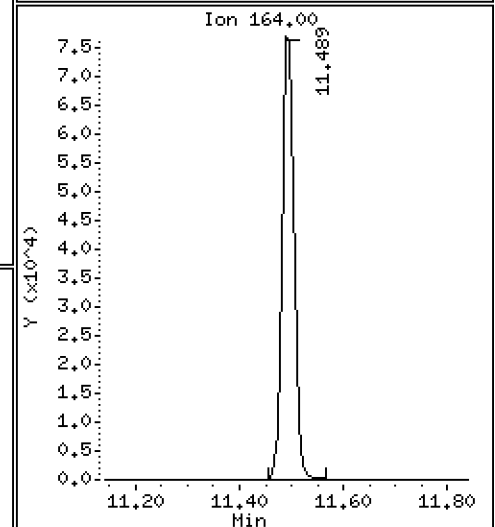
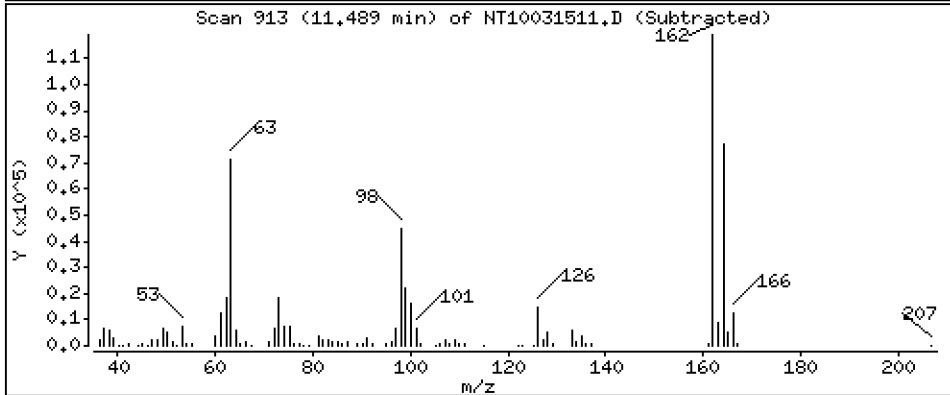
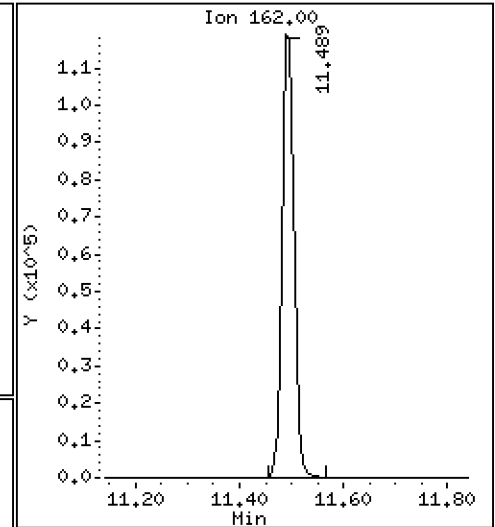
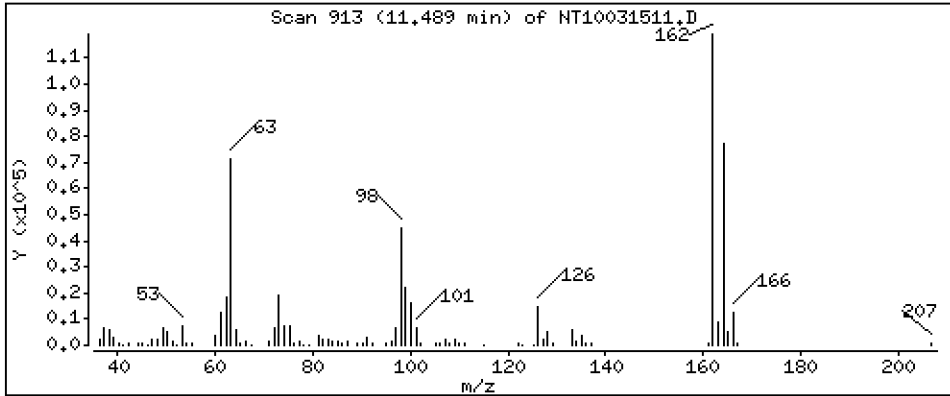
Operator: VTS

Column phase: ZB-5msi

Column diameter: 0,25

25 2,4-Dichlorophenol

Concentration: 4,703 ug/mL



Date : 16-MAR-2023 02:16

Client ID:

Instrument: nt10.i

Sample Info: SLC0228-SCV1

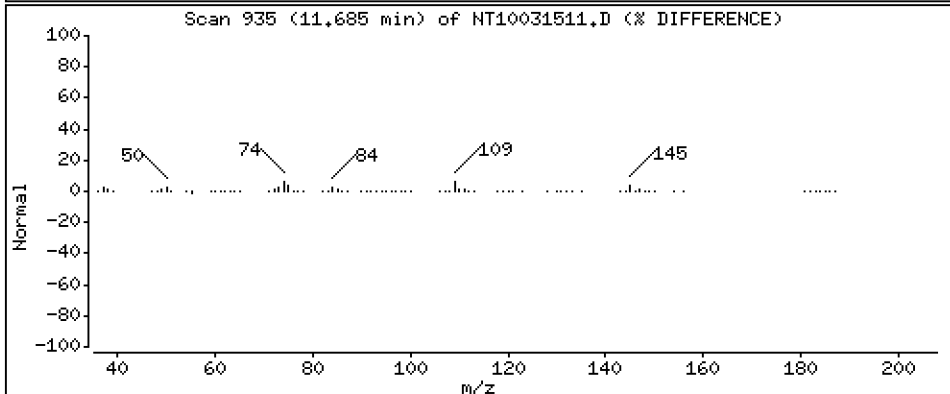
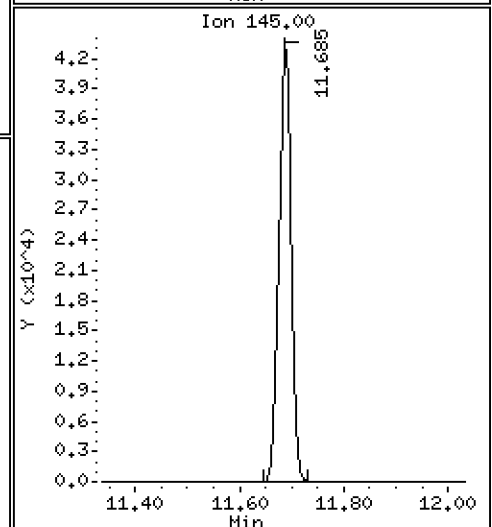
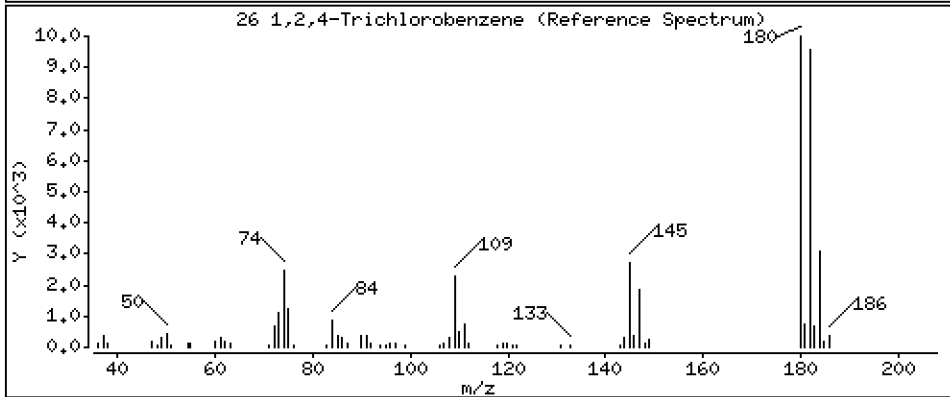
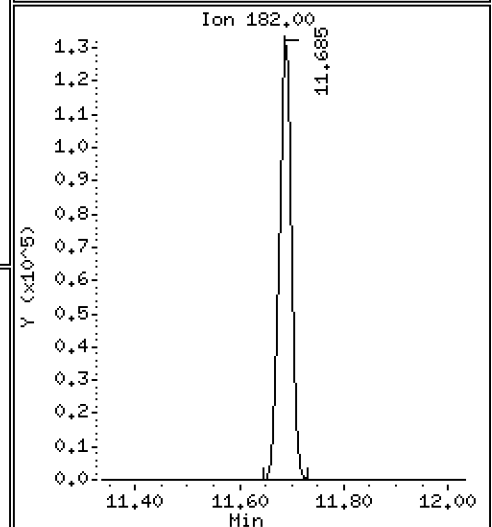
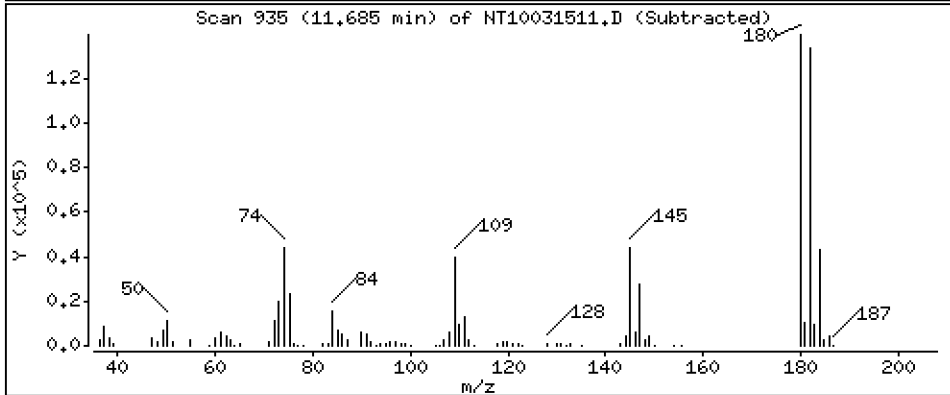
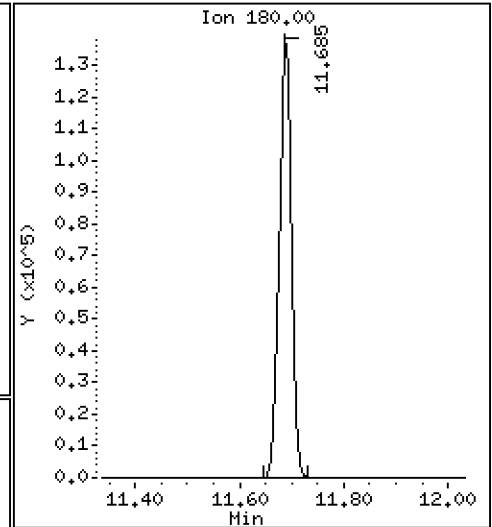
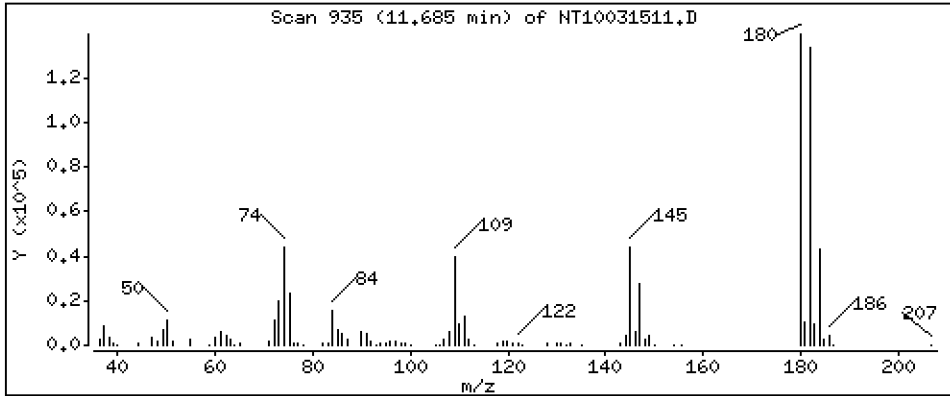
Operator: VTS

Column phase: ZB-5msi

Column diameter: 0,25

26 1,2,4-Trichlorobenzene

Concentration: 4,554 ug/mL



Date : 16-MAR-2023 02:16

Client ID:

Instrument: nt10.i

Sample Info: SLC0228-SCV1

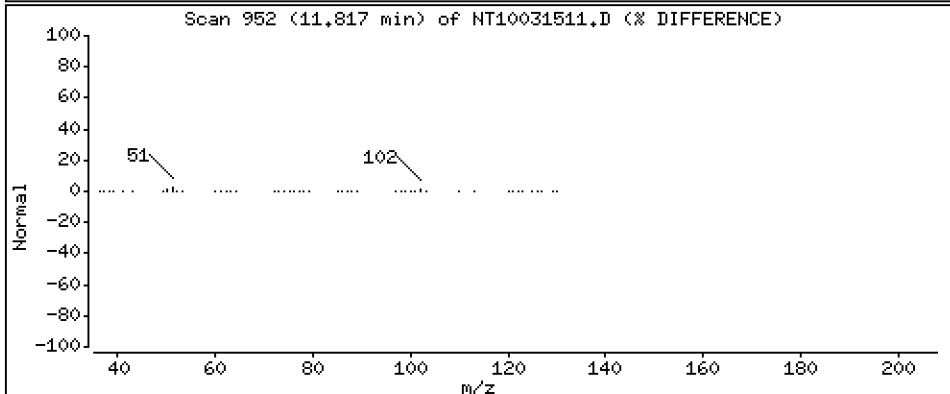
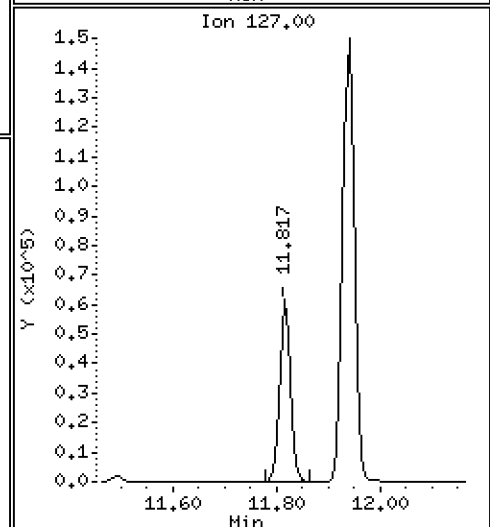
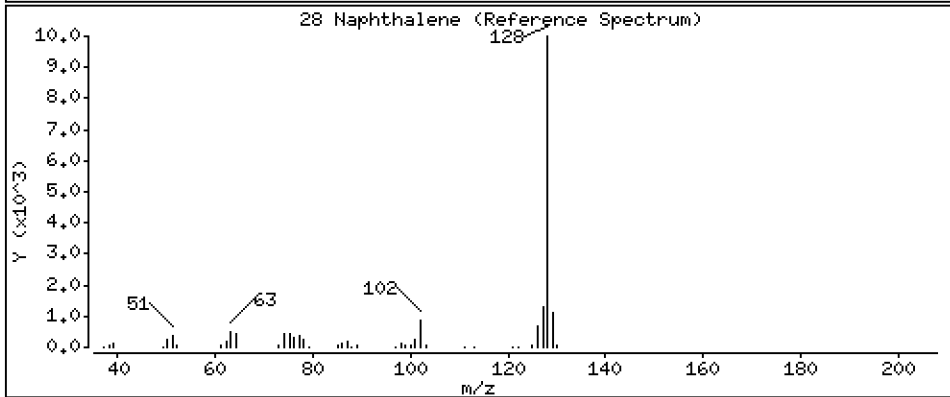
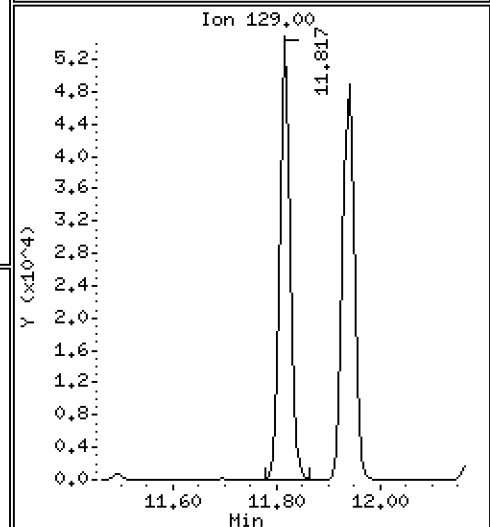
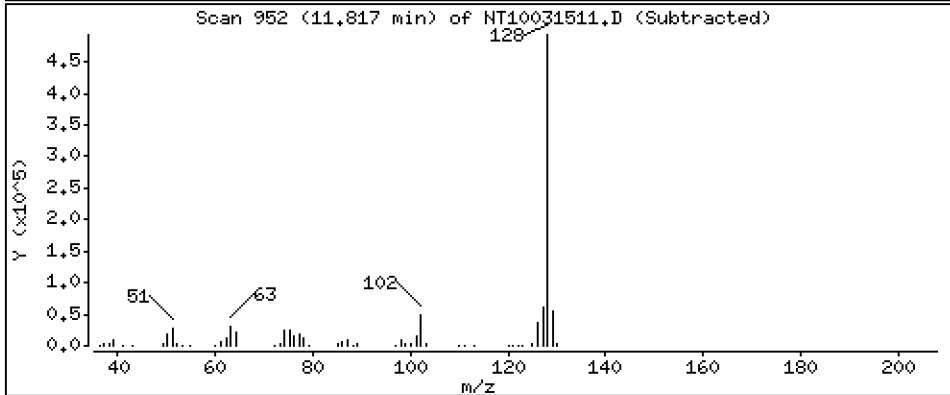
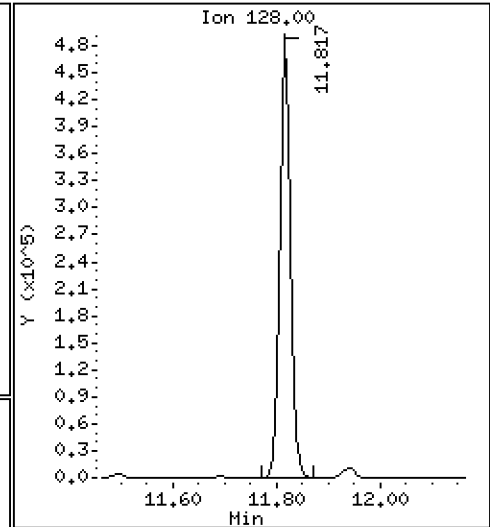
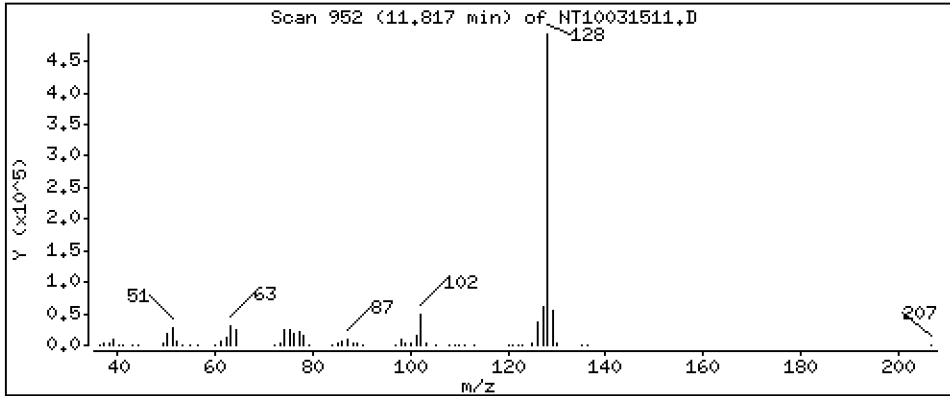
Operator: VTS

Column phase: ZB-5msi

Column diameter: 0,25

28 Naphthalene

Concentration: 4,717 ug/mL



Date : 16-MAR-2023 02:16

Client ID:

Instrument: nt10.i

Sample Info: SLC0228-SCV1

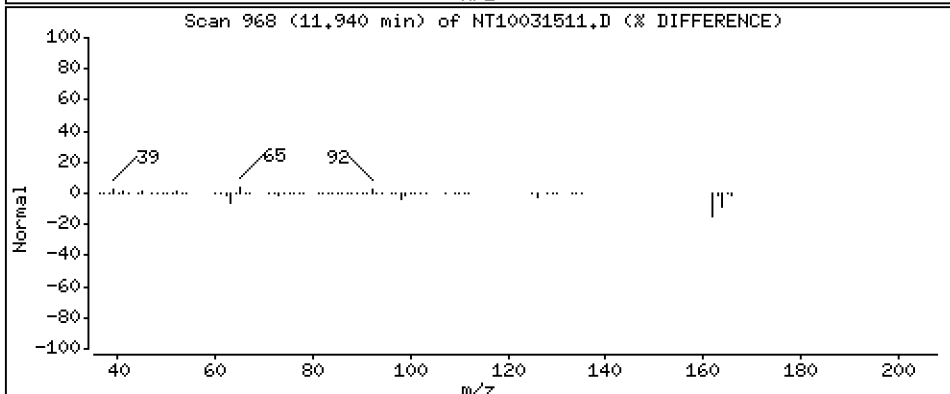
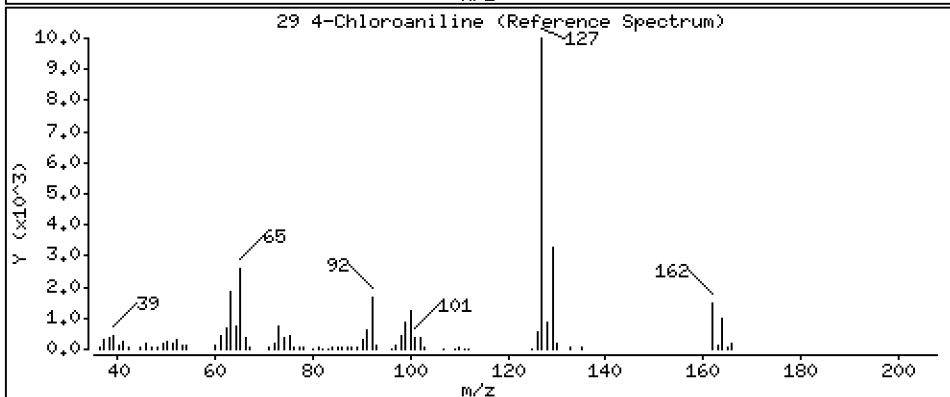
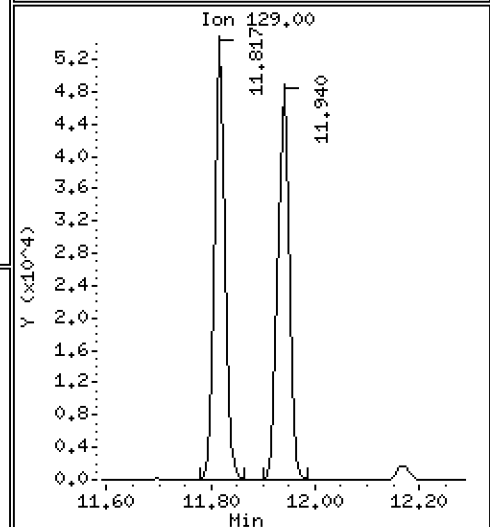
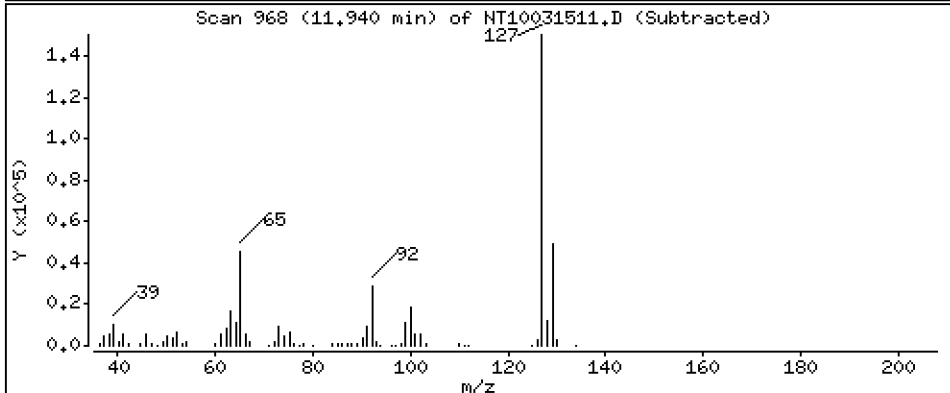
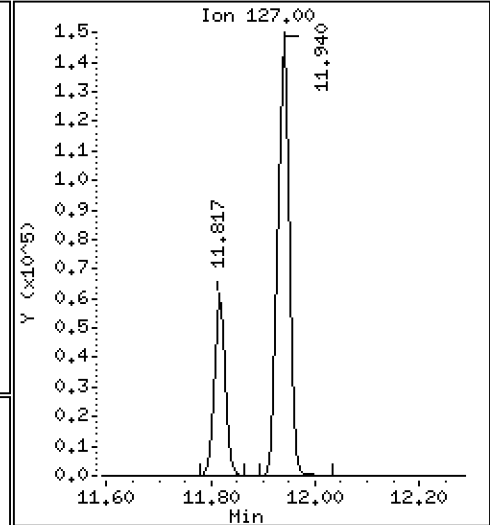
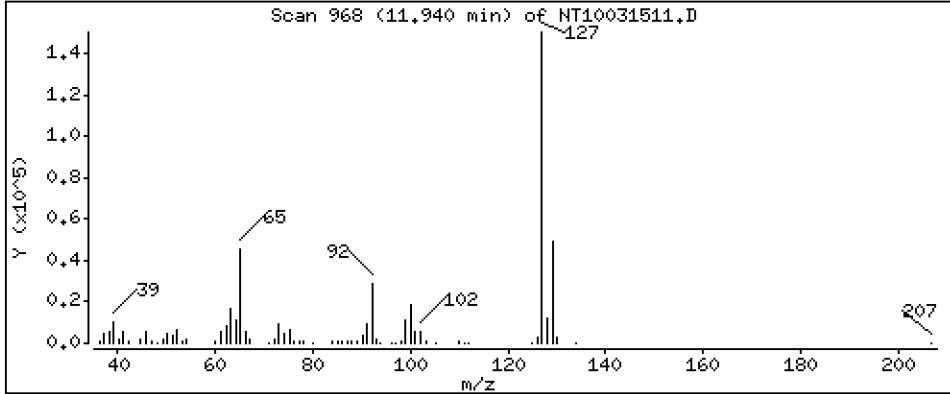
Operator: VTS

Column phase: ZB-5msi

Column diameter: 0,25

29 4-Chloroaniline

Concentration: 3,787 ug/mL



Date : 16-MAR-2023 02:16

Client ID:

Instrument: nt10.i

Sample Info: SLC0228-SCV1

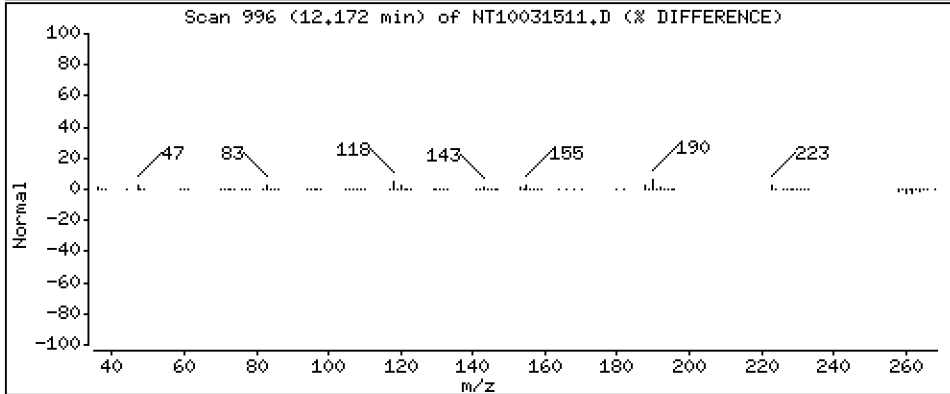
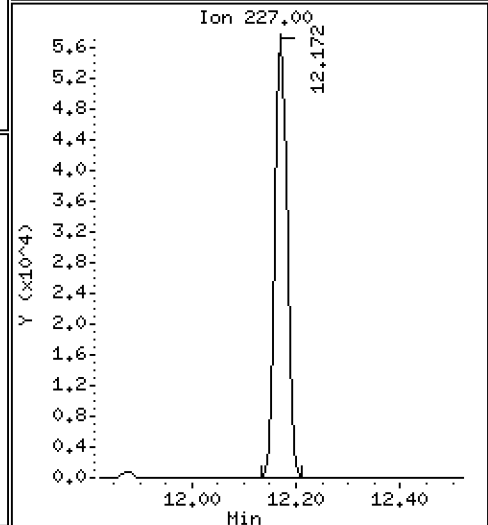
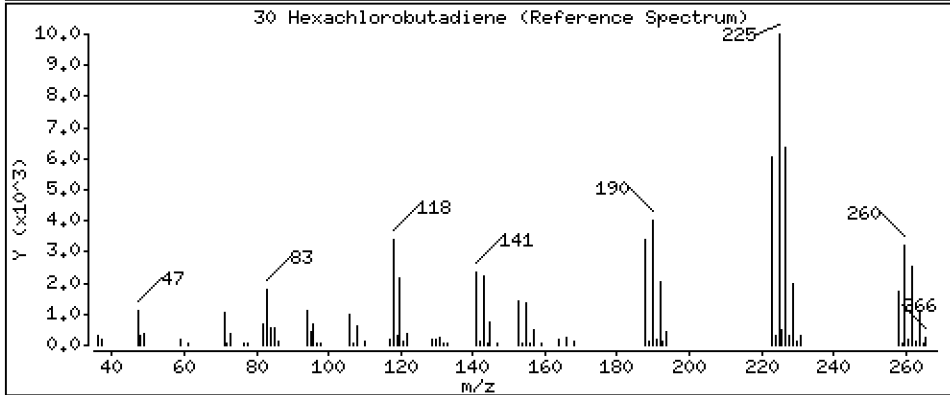
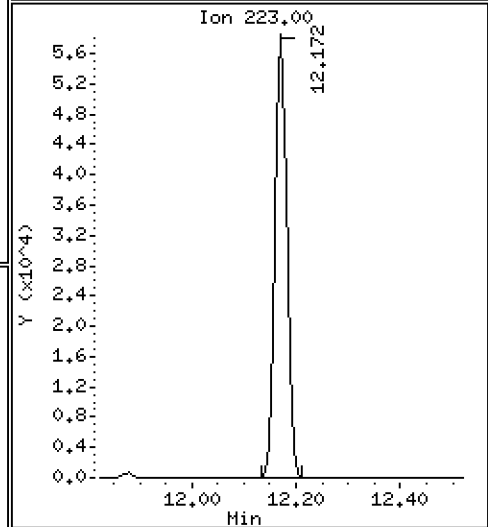
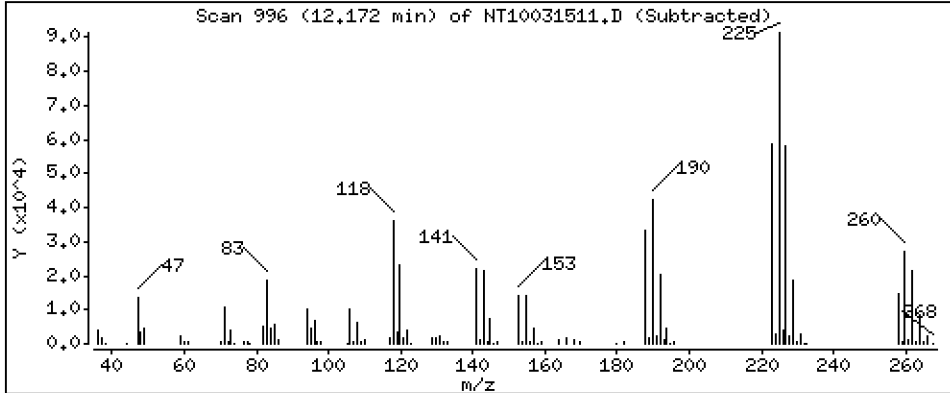
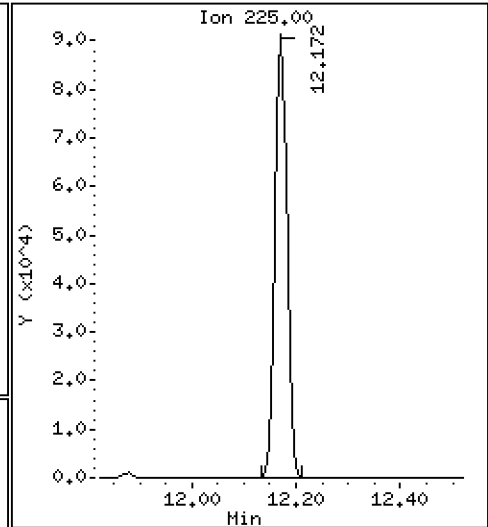
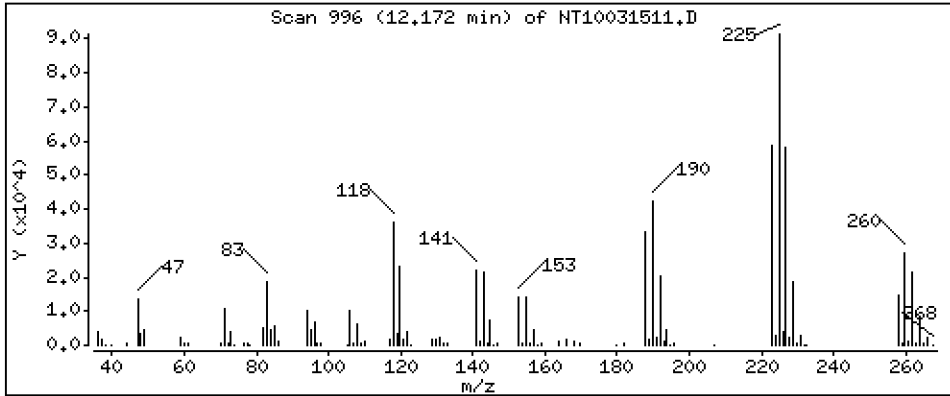
Operator: VTS

Column phase: ZB-5msi

Column diameter: 0,25

30 Hexachlorobutadiene

Concentration: 4,834 ug/mL



Date : 16-MAR-2023 02:16

Client ID:

Instrument: nt10.i

Sample Info: SLC0228-SCV1

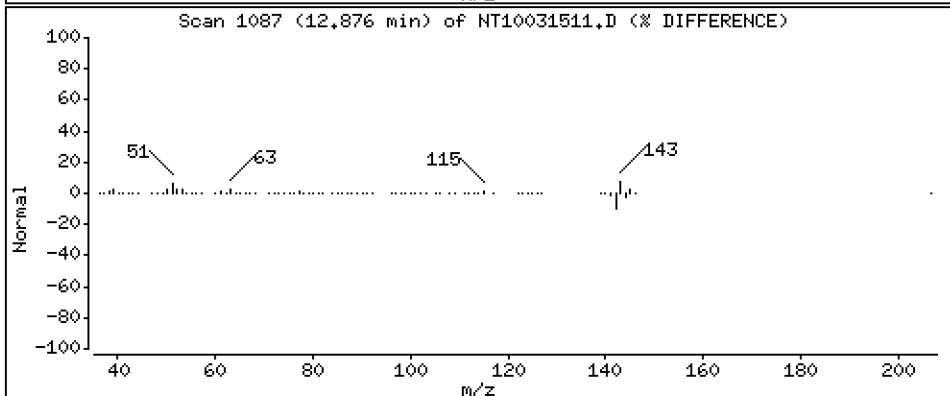
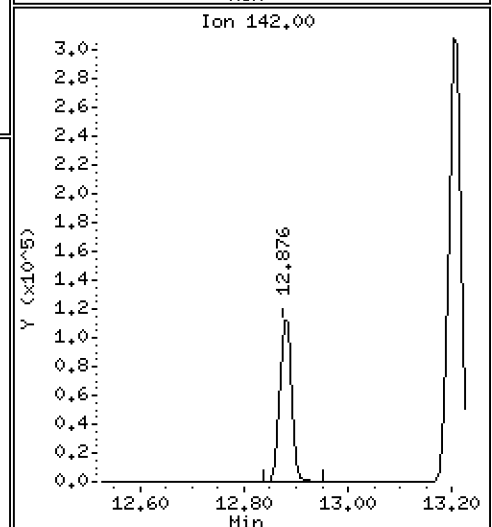
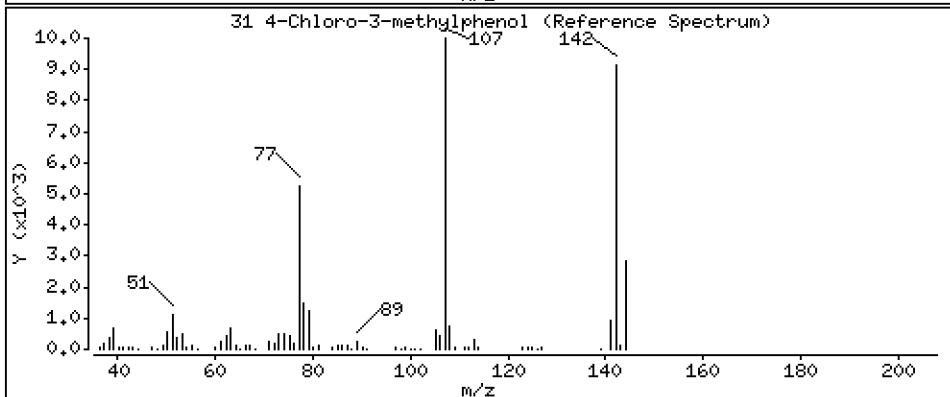
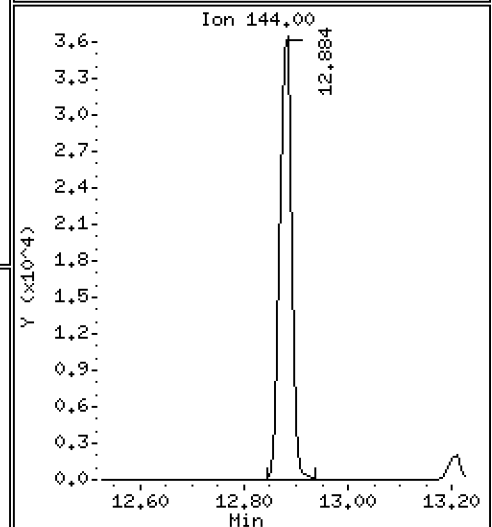
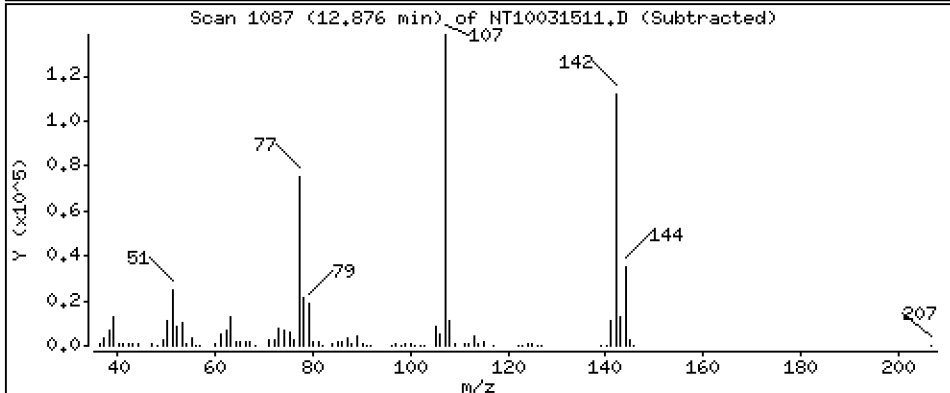
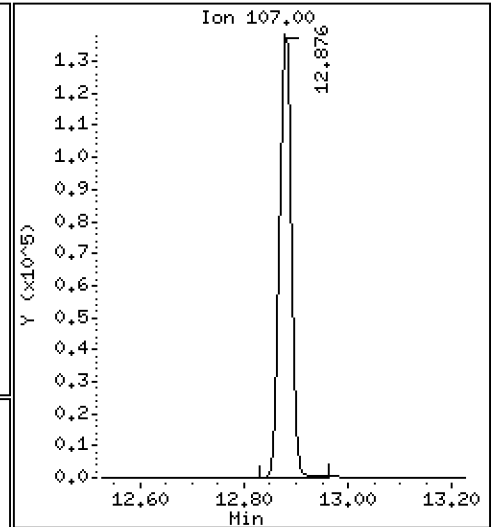
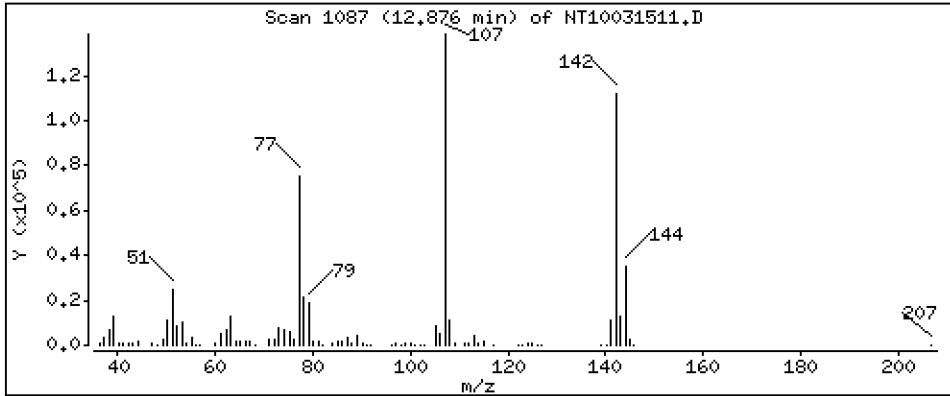
Operator: VTS

Column phase: ZB-5msi

Column diameter: 0,25

31 4-Chloro-3-methylphenol

Concentration: 4,640 ug/mL



Date : 16-MAR-2023 02:16

Client ID:

Instrument: nt10.i

Sample Info: SLC0228-SCV1

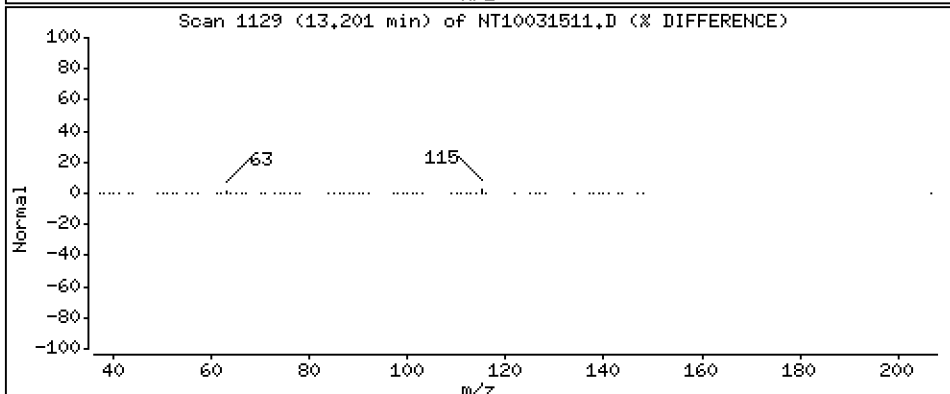
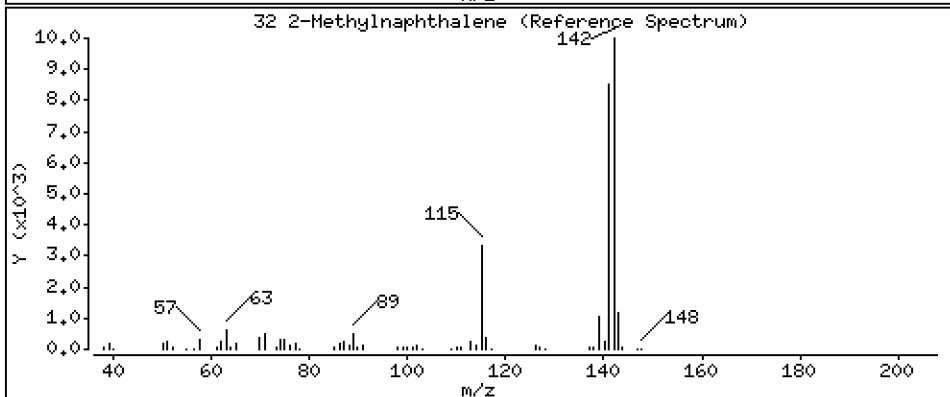
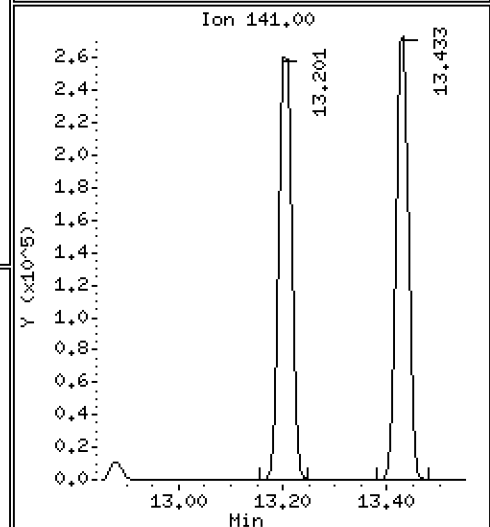
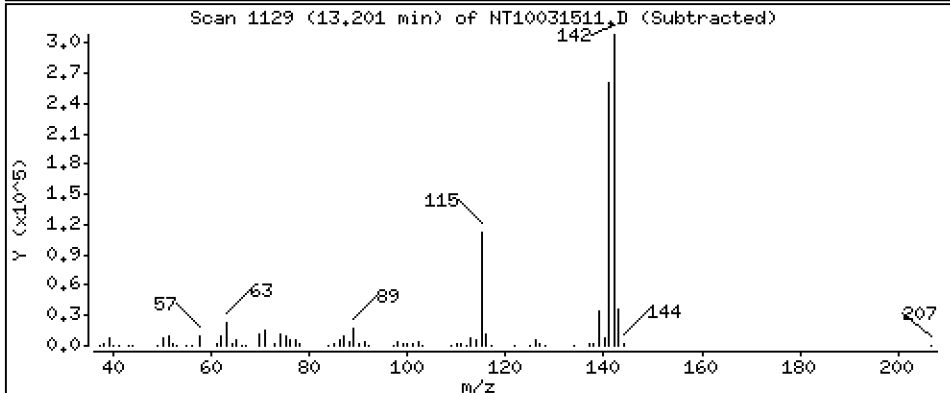
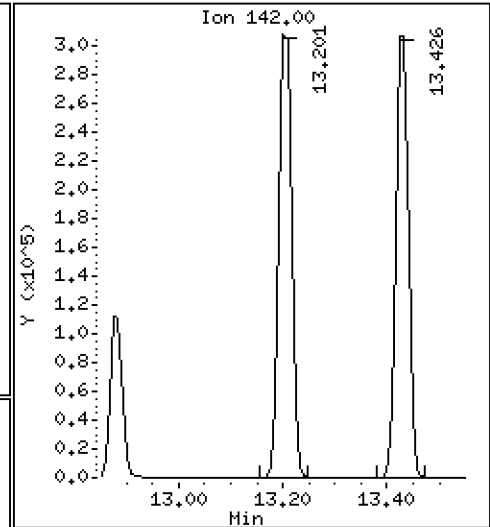
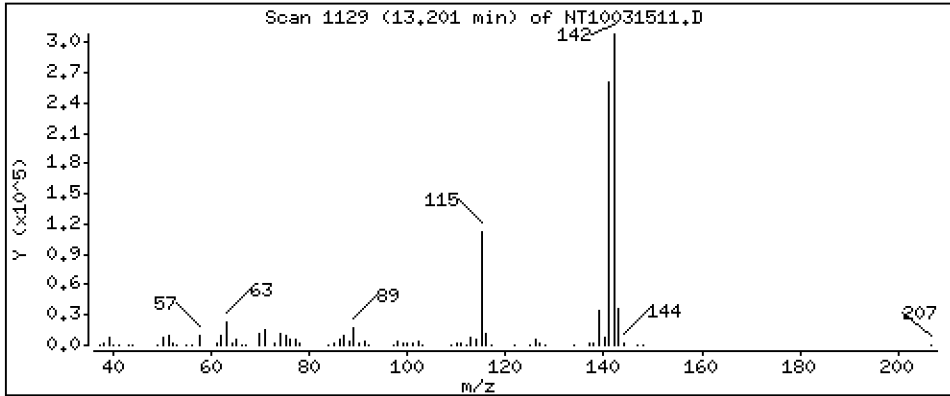
Operator: VTS

Column phase: ZB-5msi

Column diameter: 0,25

32 2-Methylnaphthalene

Concentration: 4,596 ug/mL



Date : 16-MAR-2023 02:16

Client ID:

Instrument: nt10.i

Sample Info: SLC0228-SCV1

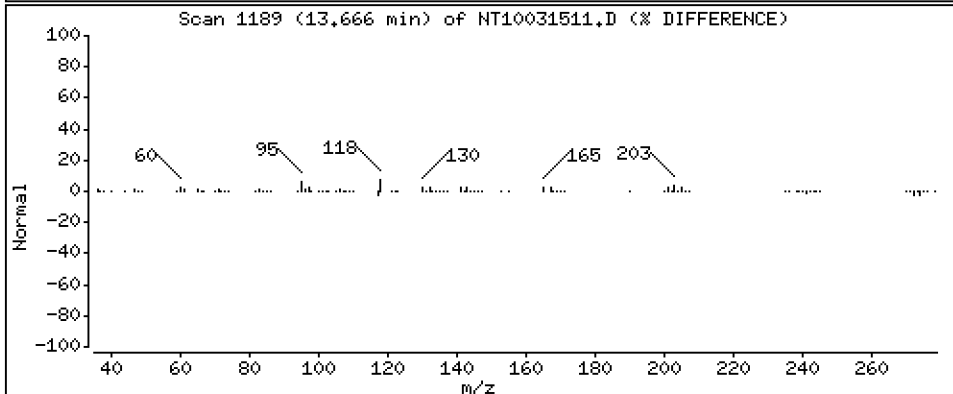
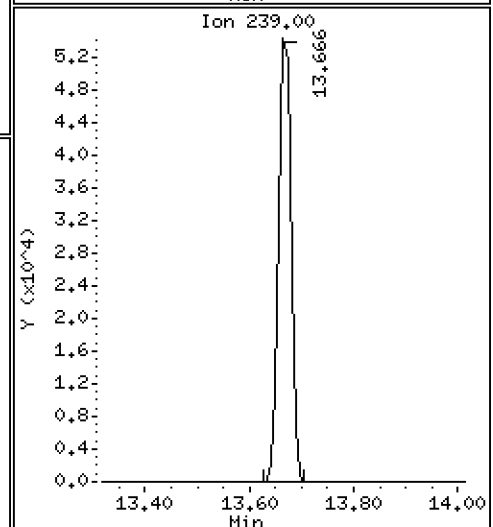
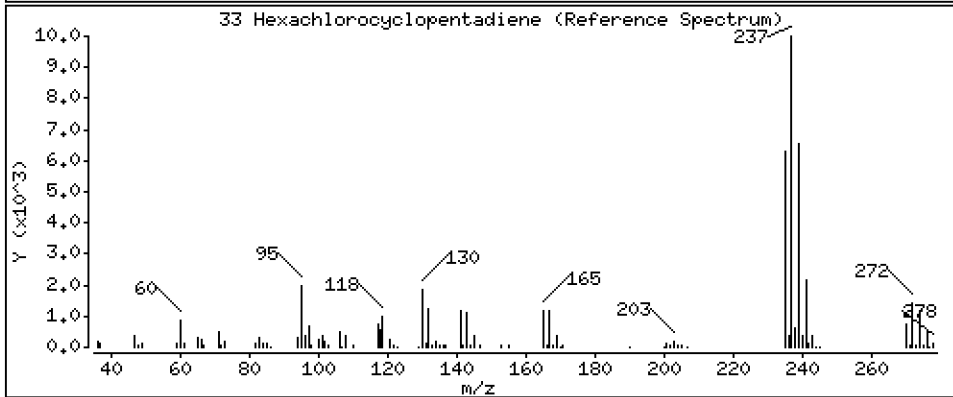
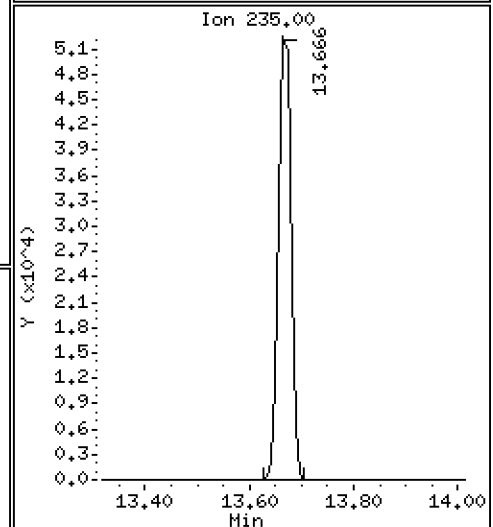
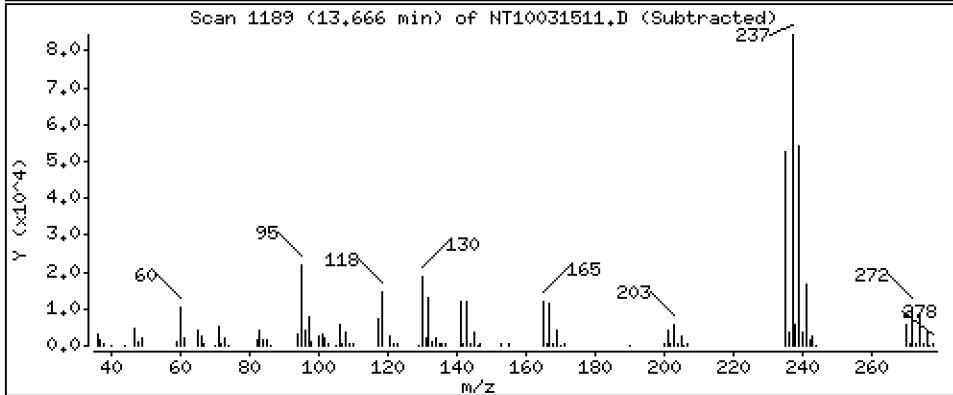
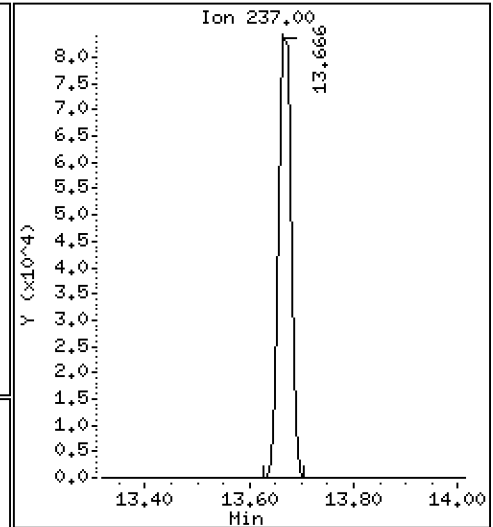
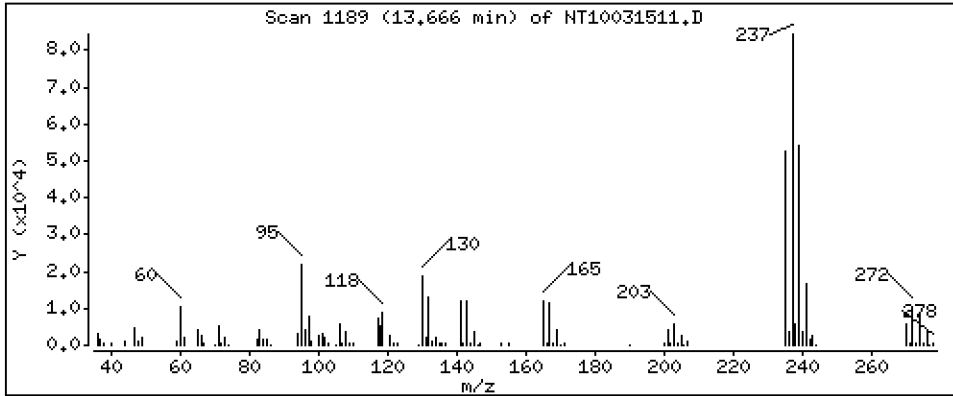
Operator: VTS

Column phase: ZB-5msi

Column diameter: 0.25

33 Hexachlorocyclopentadiene

Concentration: 4.729 ug/mL



Date : 16-MAR-2023 02:16

Client ID:

Instrument: nt10.i

Sample Info: SLC0228-SCV1

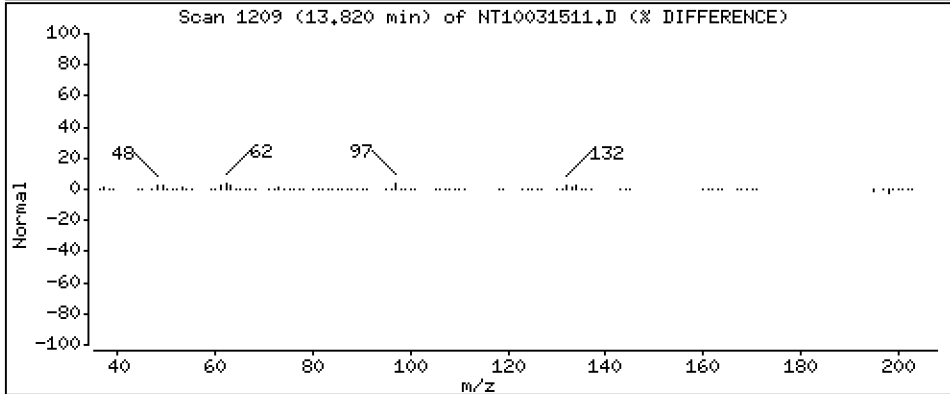
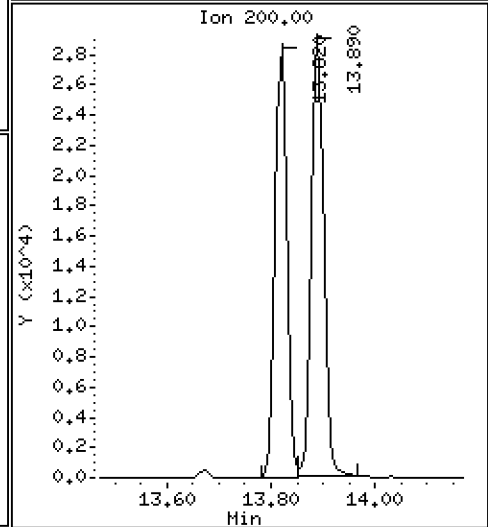
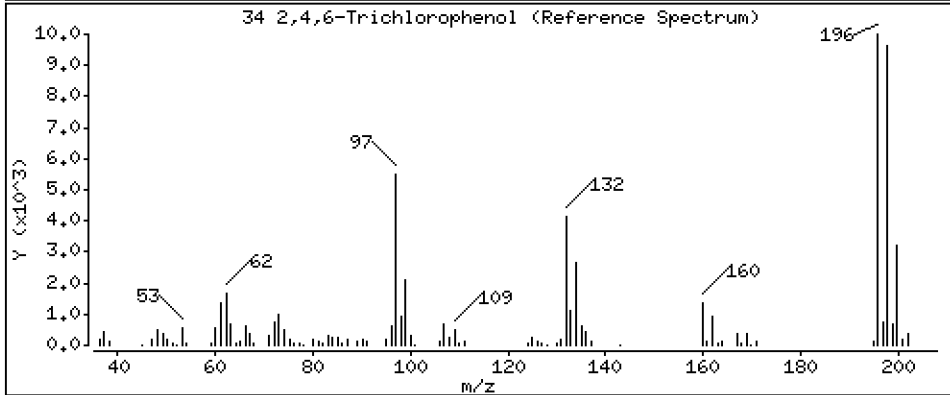
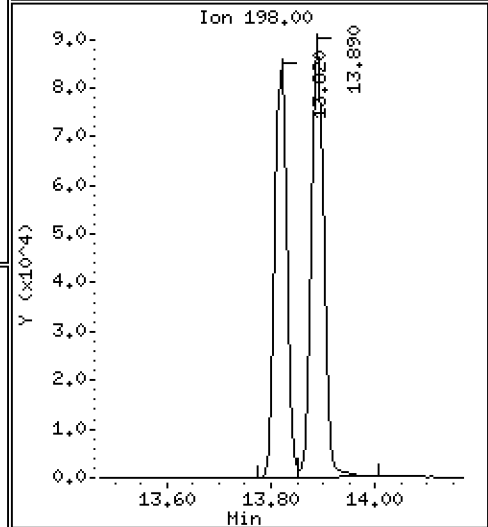
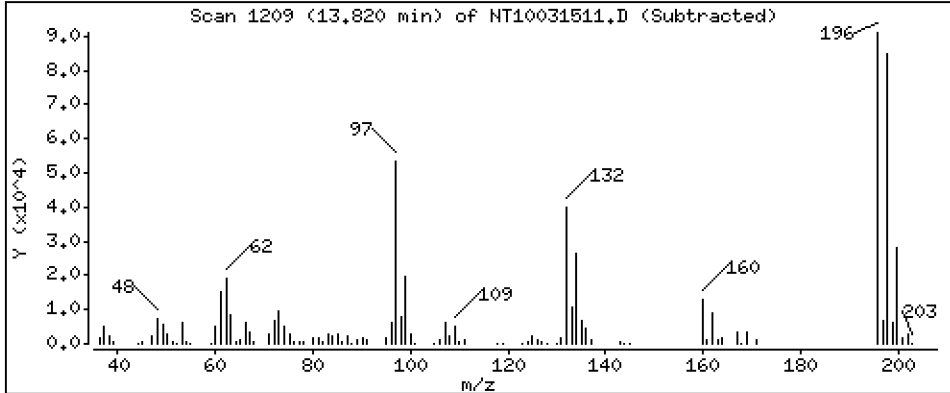
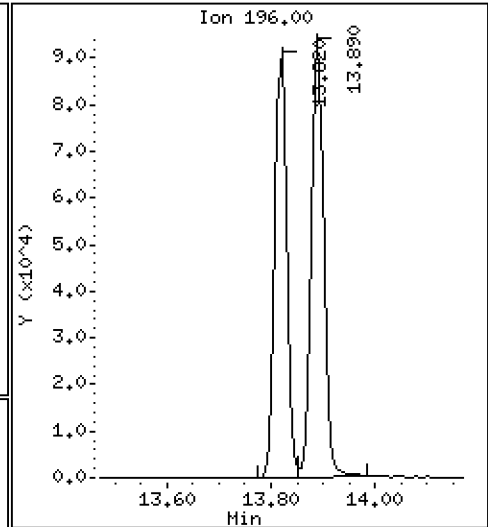
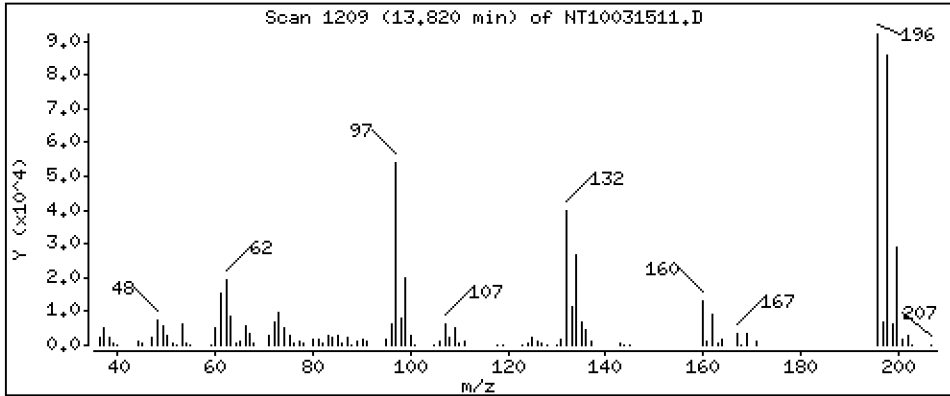
Operator: VTS

Column phase: ZB-5msi

Column diameter: 0,25

34 2,4,6-Trichlorophenol

Concentration: 4,596 ug/mL



Date : 16-MAR-2023 02:16

Client ID:

Instrument: nt10.i

Sample Info: SLC0228-SCV1

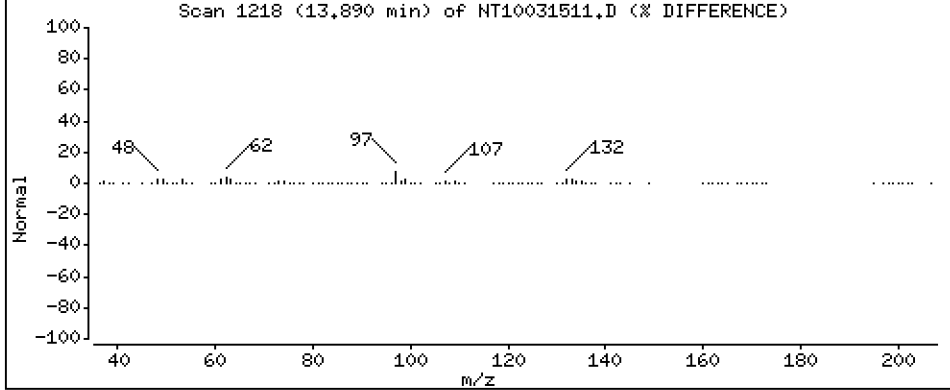
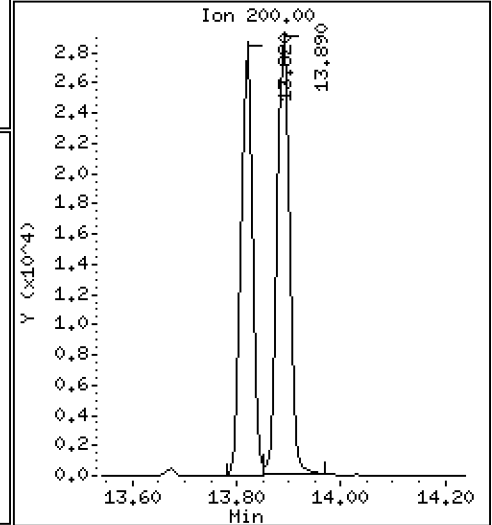
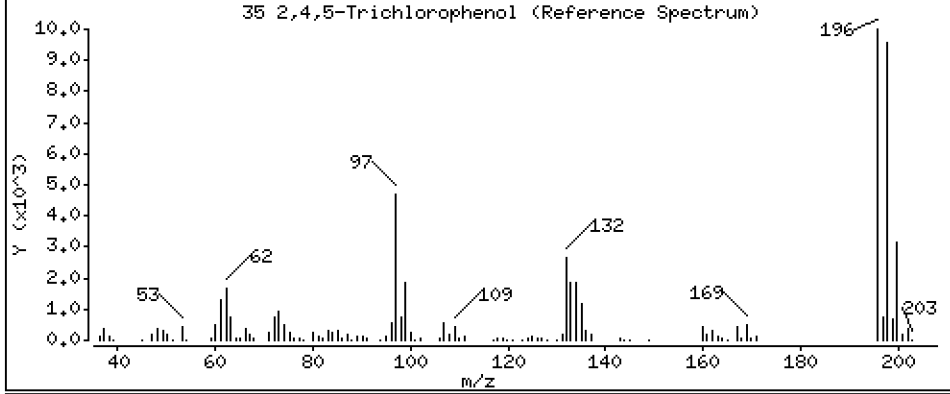
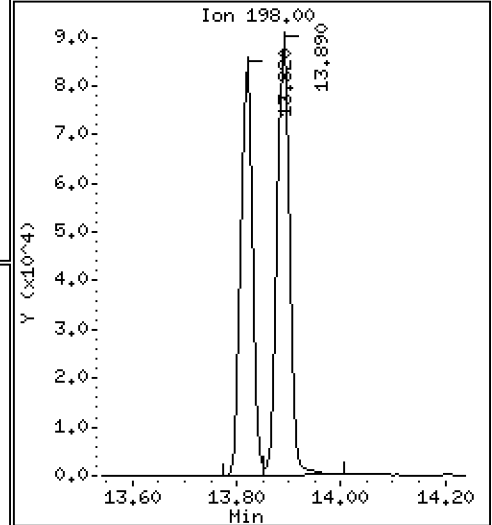
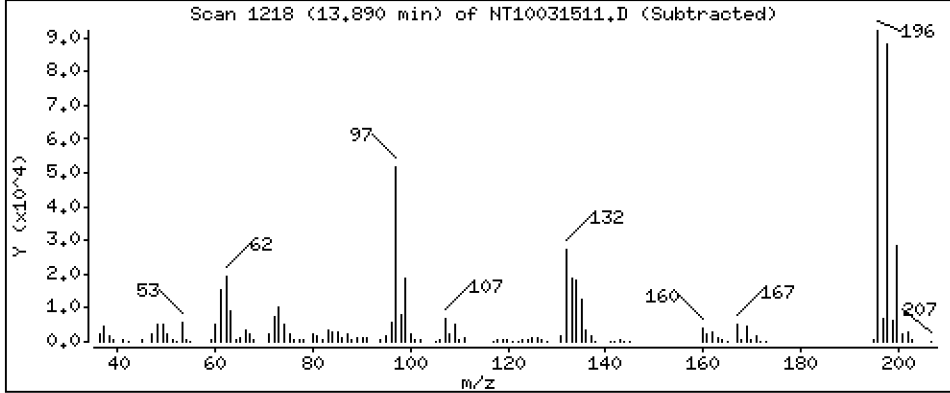
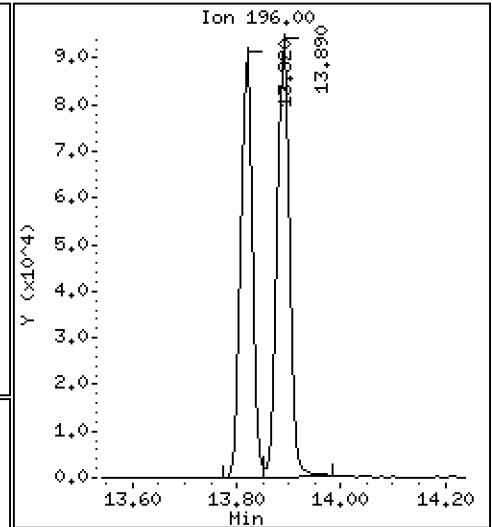
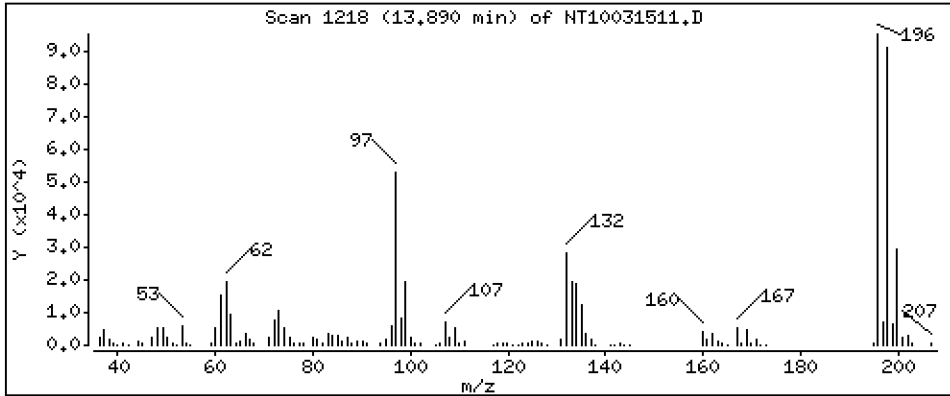
Operator: VTS

Column phase: ZB-5msi

Column diameter: 0,25

35 2,4,5-Trichlorophenol

Concentration: 4,409 ug/mL



Date : 16-MAR-2023 02:16

Client ID:

Instrument: nt10.i

Sample Info: SLC0228-SCV1

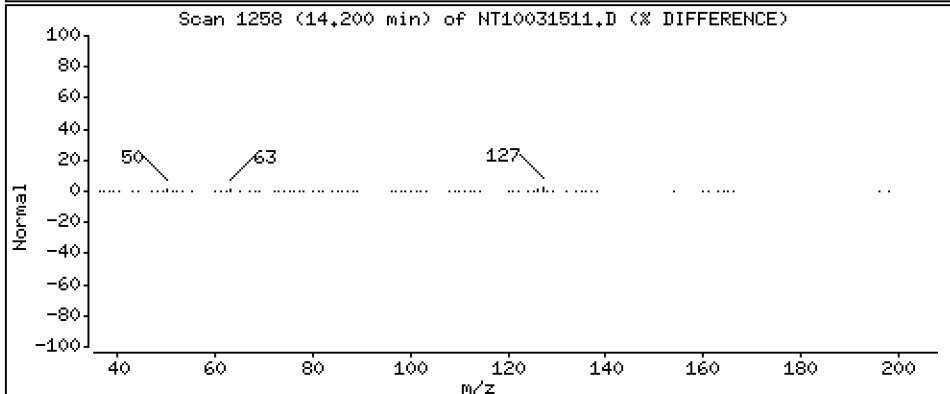
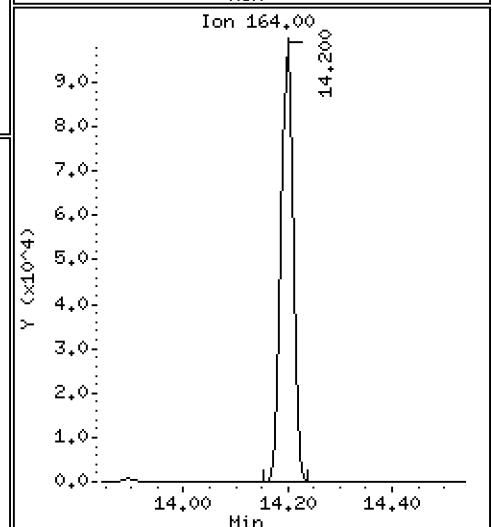
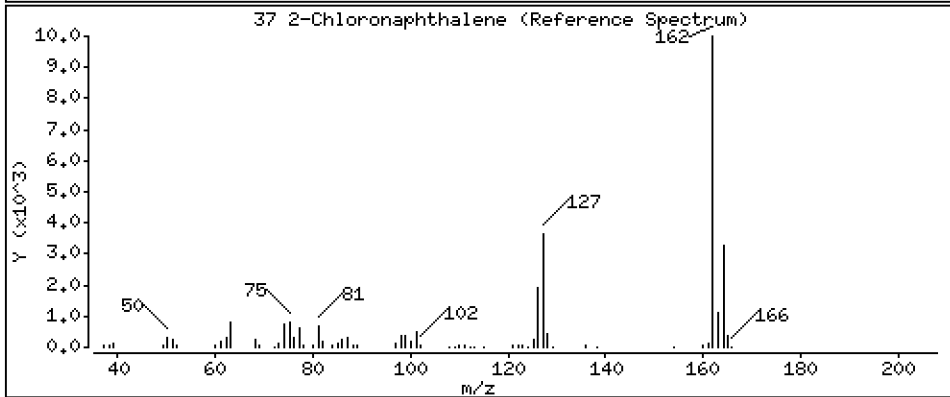
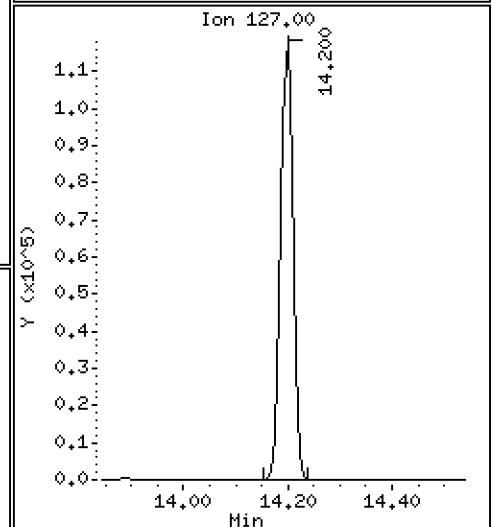
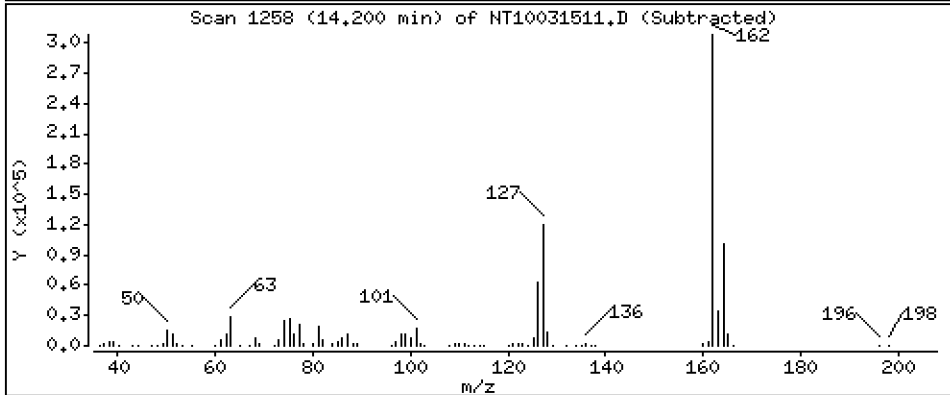
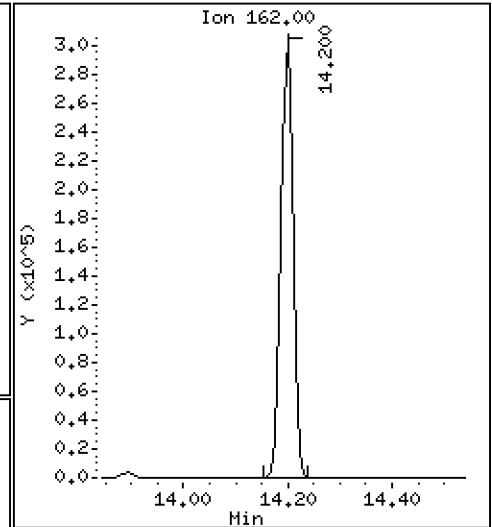
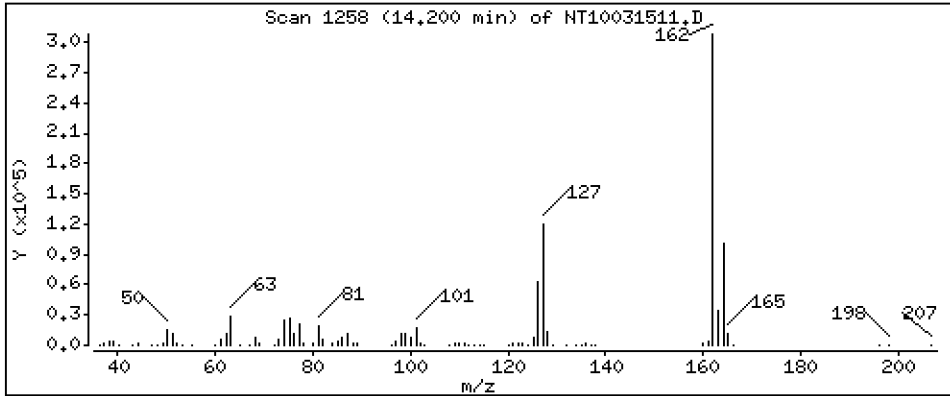
Operator: VTS

Column phase: ZB-5msi

Column diameter: 0,25

37 2-Chloronaphthalene

Concentration: 4,796 ug/mL



Date : 16-MAR-2023 02:16

Client ID:

Instrument: nt10.i

Sample Info: SLC0228-SCV1

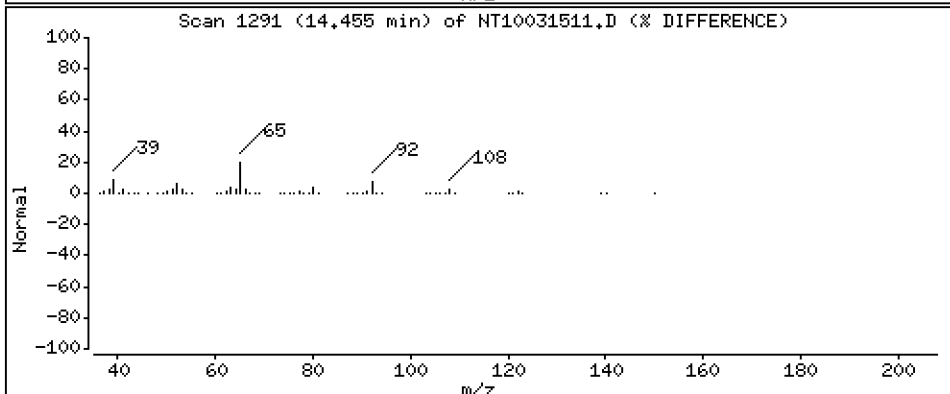
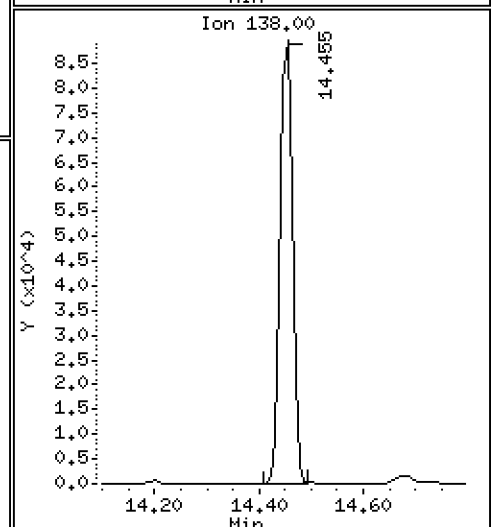
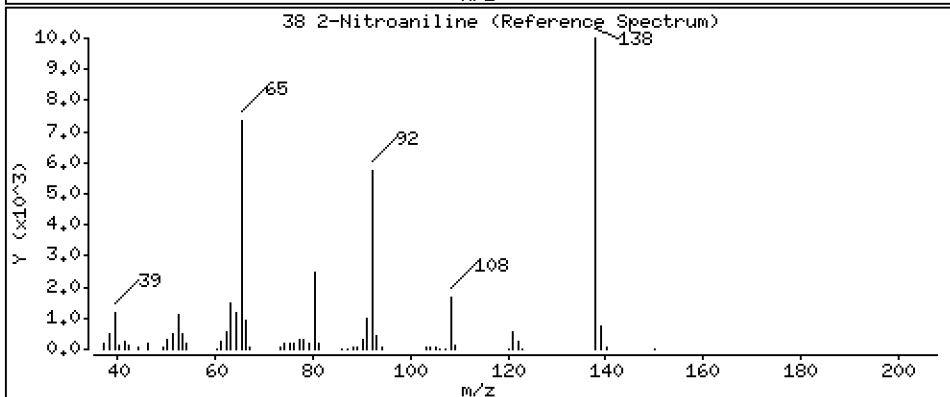
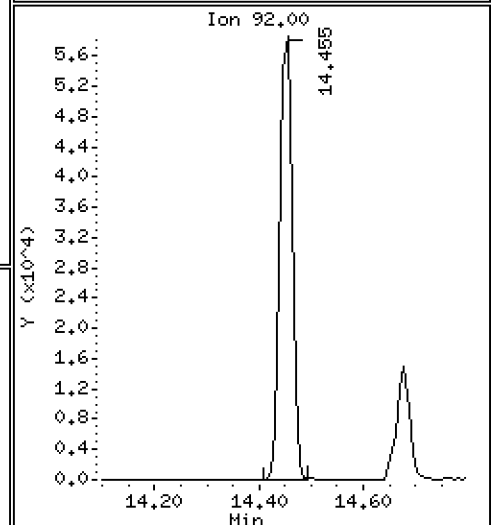
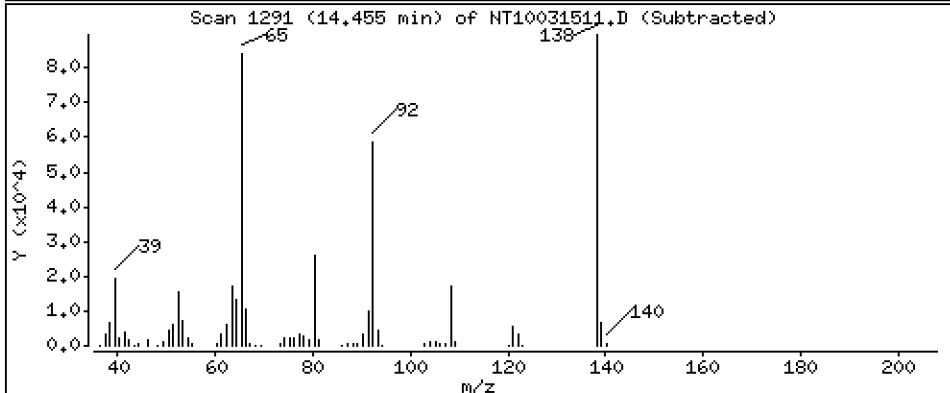
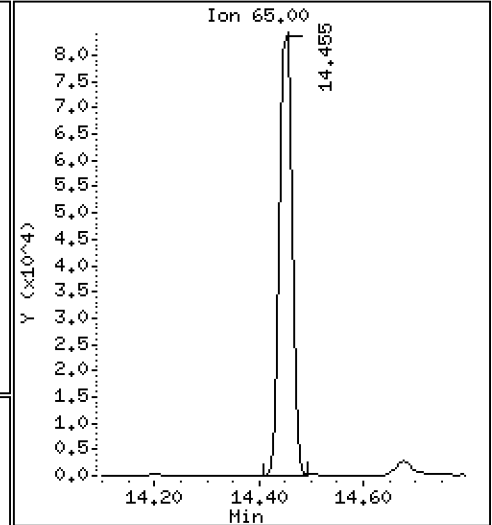
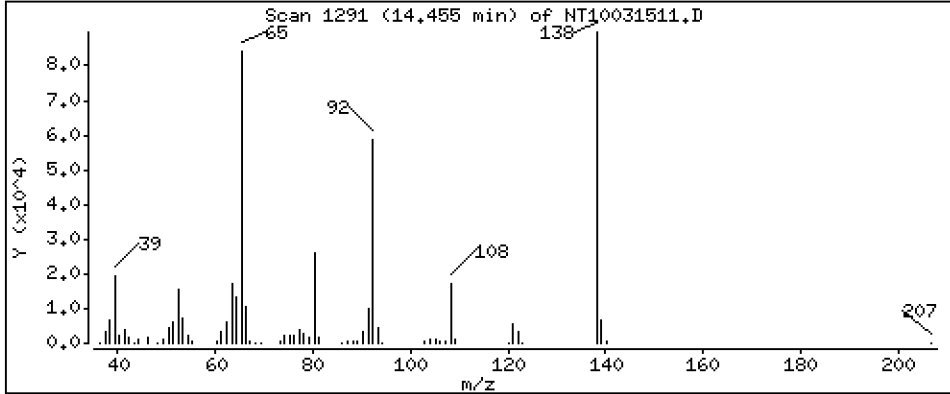
Operator: VTS

Column phase: ZB-5msi

Column diameter: 0,25

38 2-Nitroaniline

Concentration: 4,911 ug/mL



Date : 16-MAR-2023 02:16

Client ID:

Instrument: nt10.i

Sample Info: SLC0228-SCV1

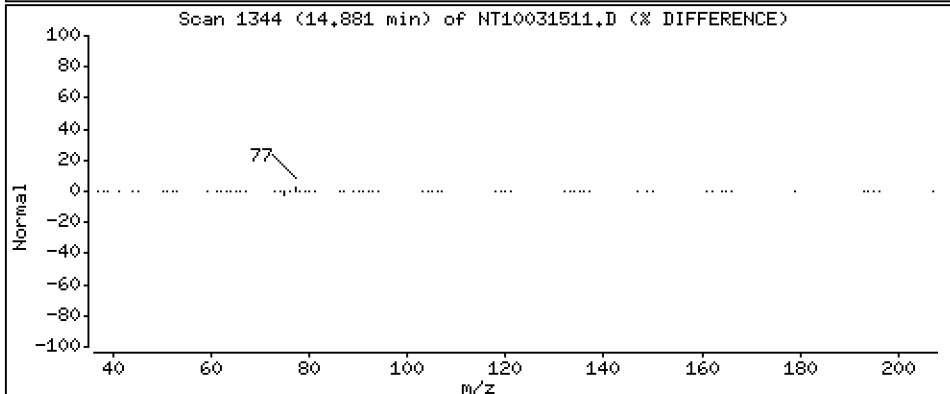
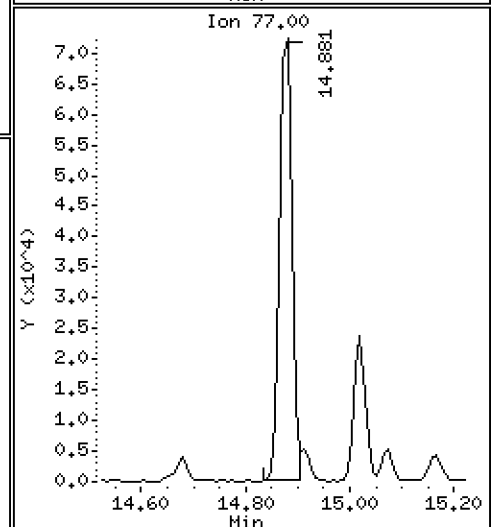
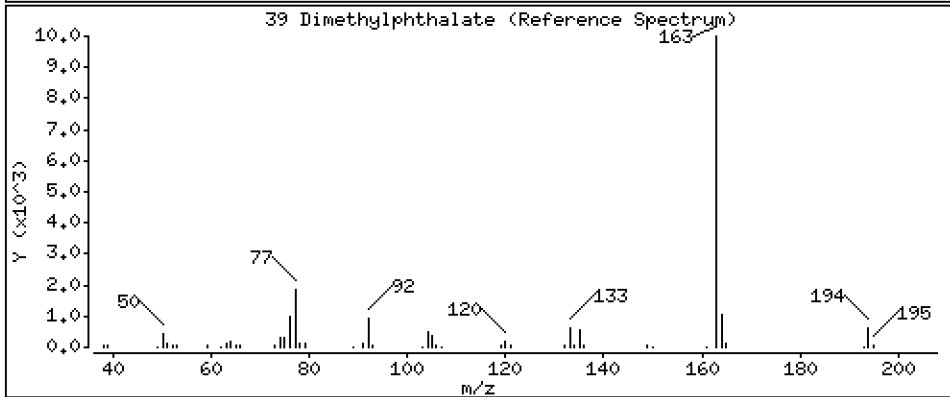
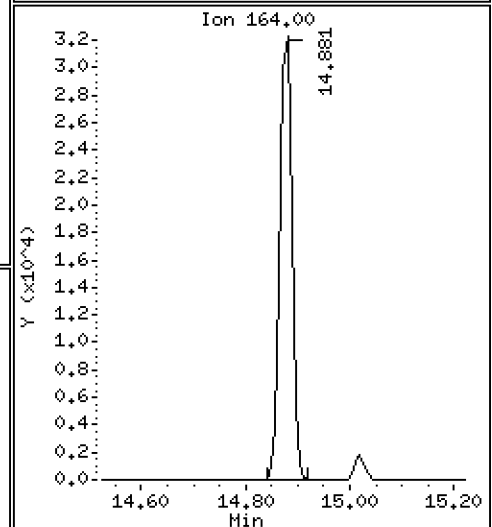
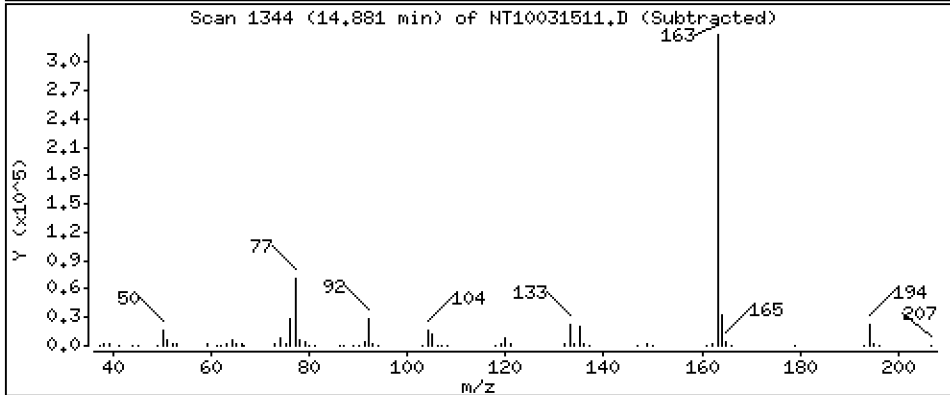
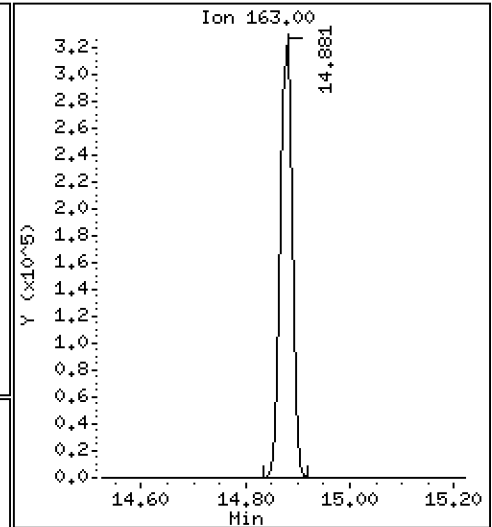
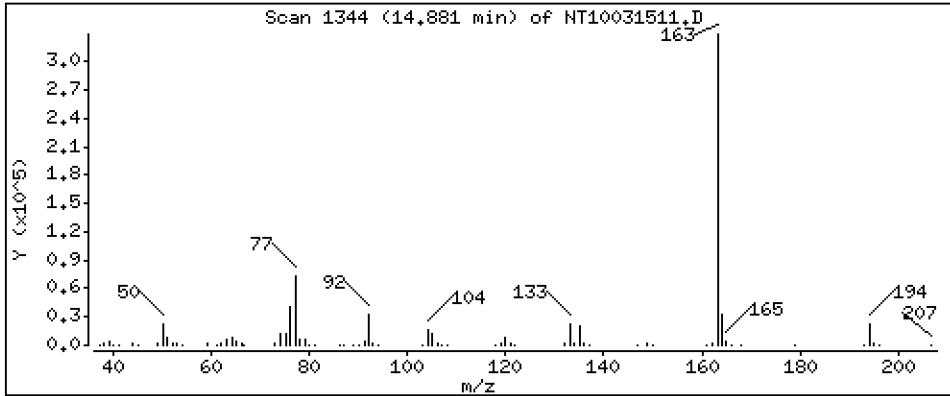
Operator: VTS

Column phase: ZB-5msi

Column diameter: 0,25

39 Dimethylphthalate

Concentration: 4,937 ug/mL



Date : 16-MAR-2023 02:16

Client ID:

Instrument: nt10.i

Sample Info: SLC0228-SCV1

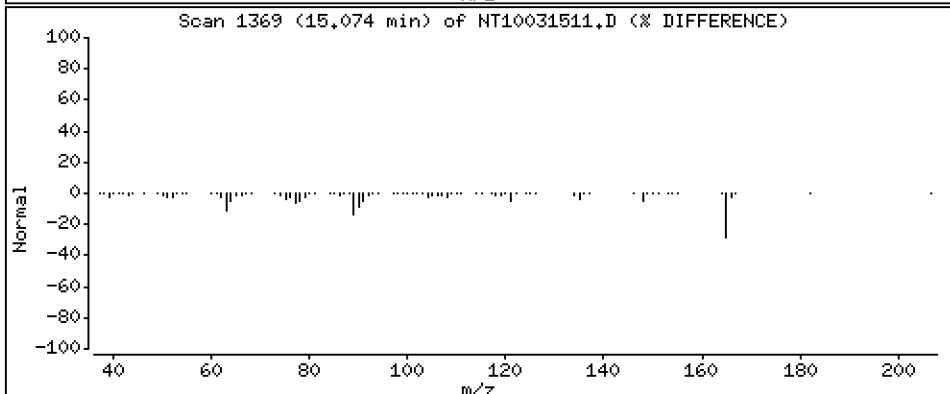
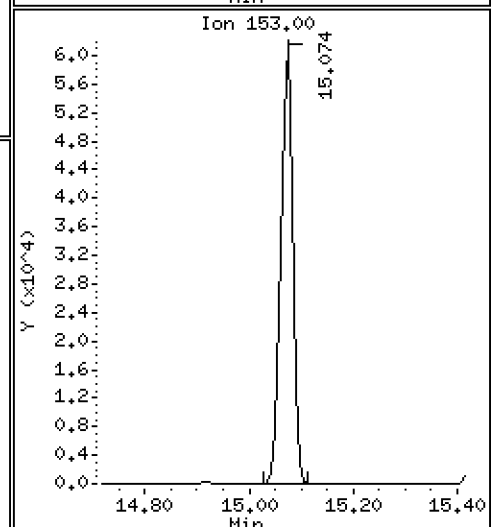
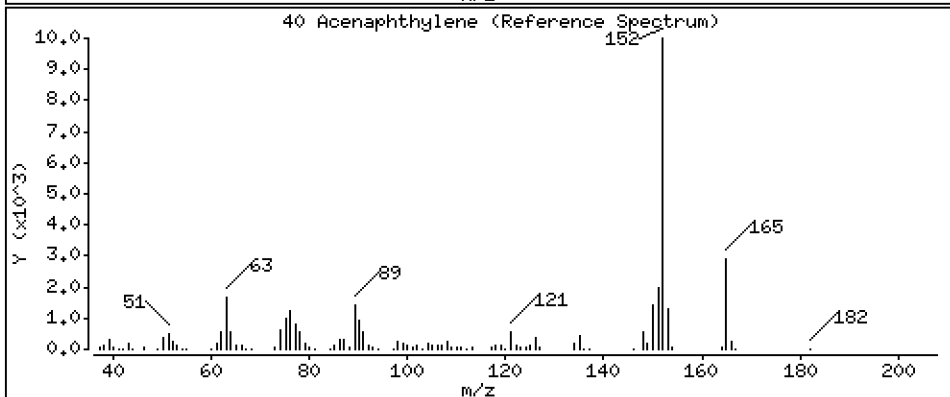
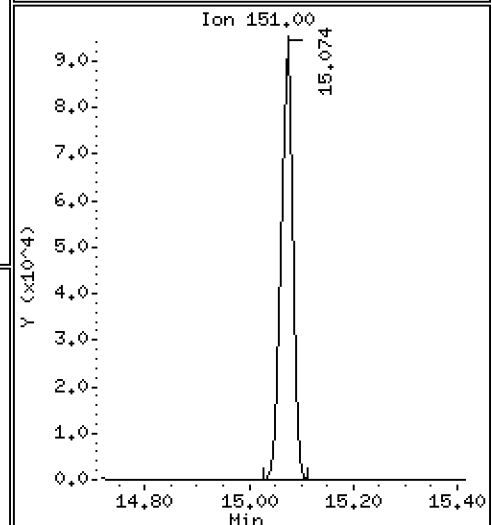
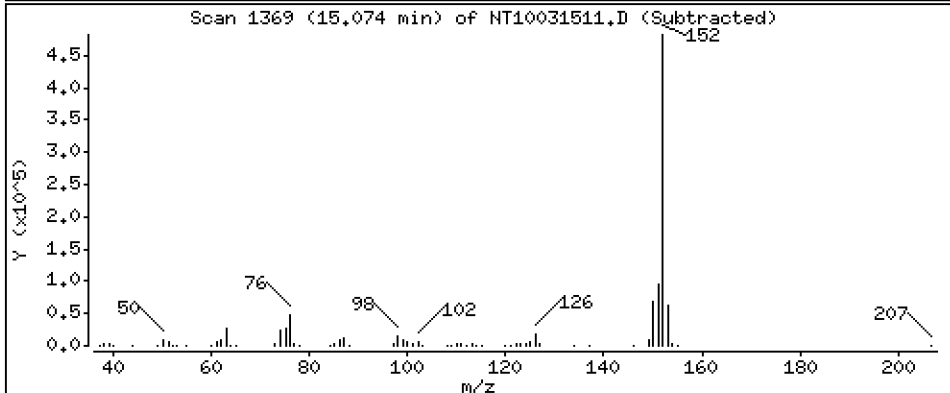
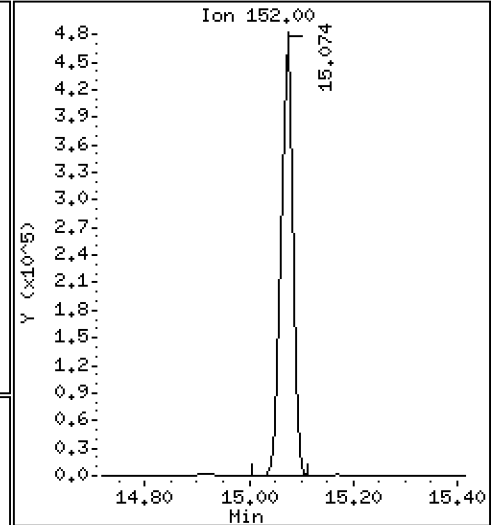
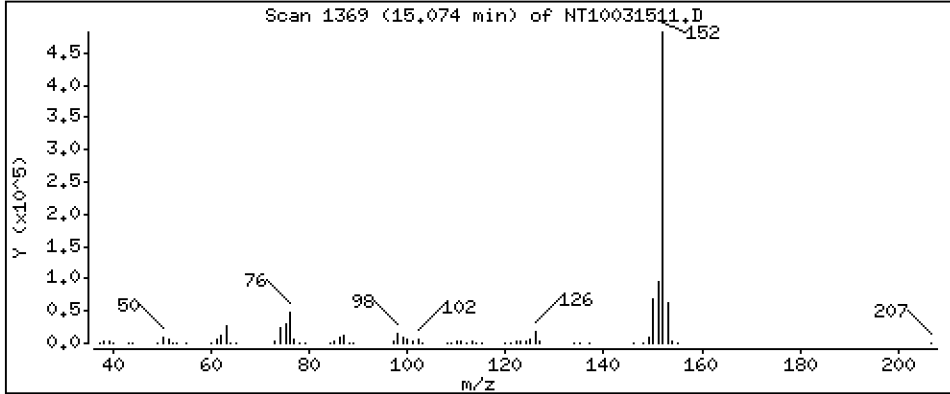
Operator: VTS

Column phase: ZB-5msi

Column diameter: 0,25

40 Acenaphthylene

Concentration: 4,805 ug/mL



Date : 16-MAR-2023 02:16

Client ID:

Instrument: nt10.i

Sample Info: SLC0228-SCV1

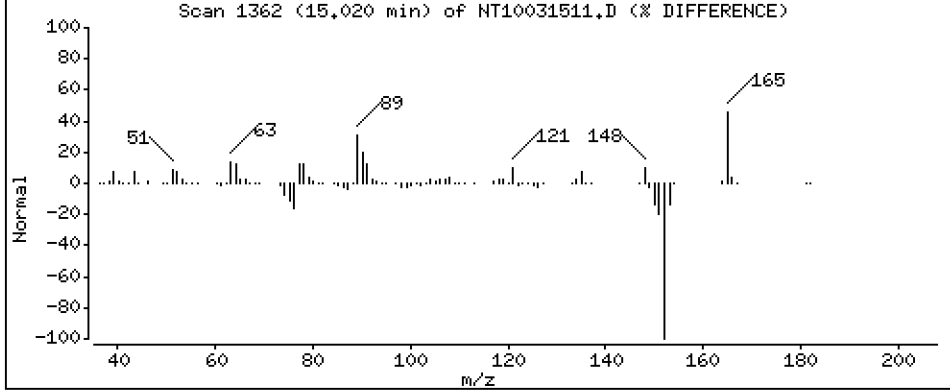
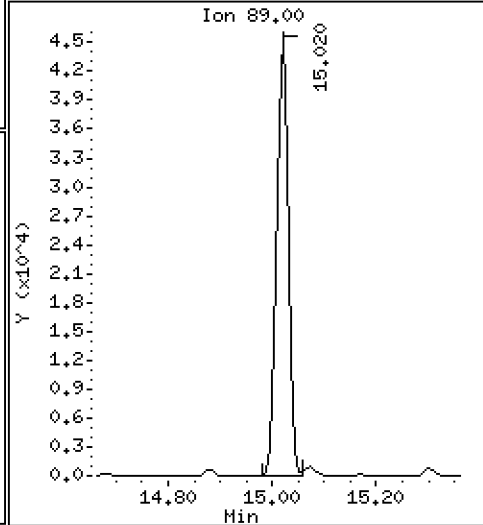
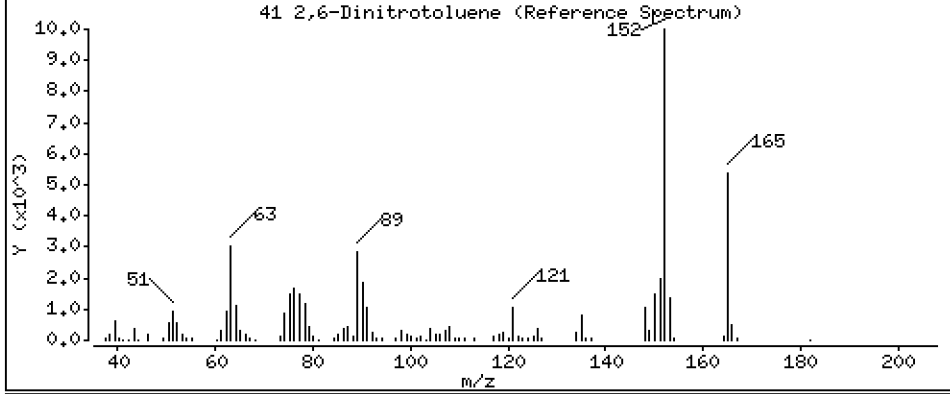
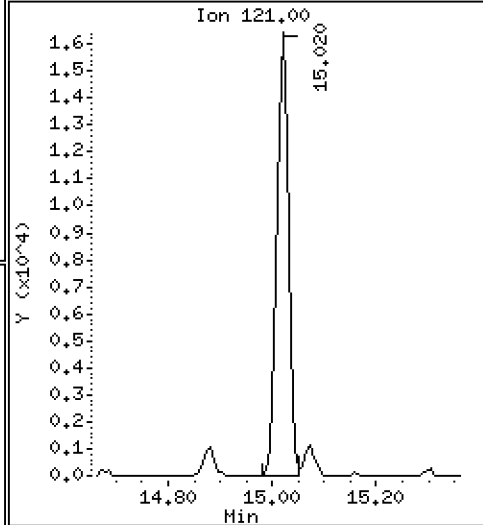
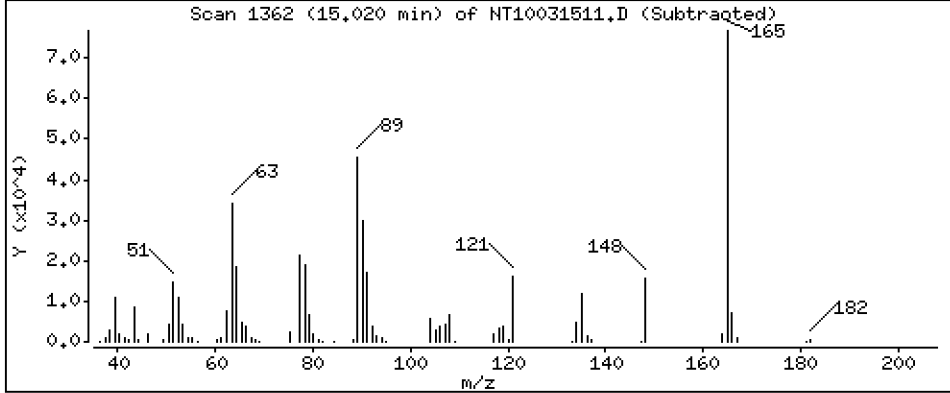
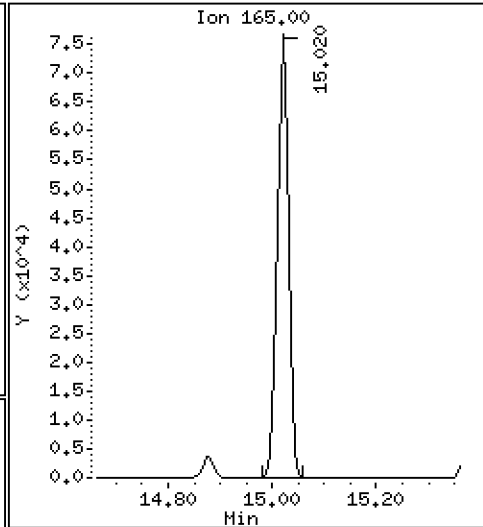
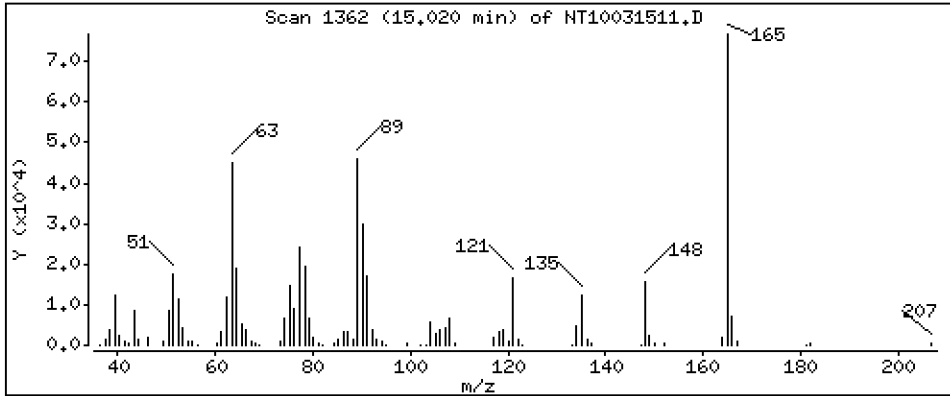
Operator: VTS

Column phase: ZB-5msi

Column diameter: 0,25

41 2,6-Dinitrotoluene

Concentration: 5,298 ug/mL



Date : 16-MAR-2023 02:16

Client ID:

Instrument: nt10.i

Sample Info: SLC0228-SCV1

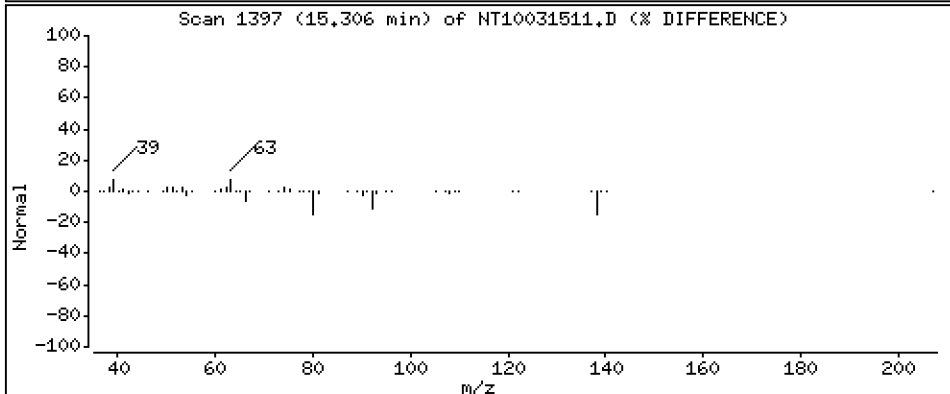
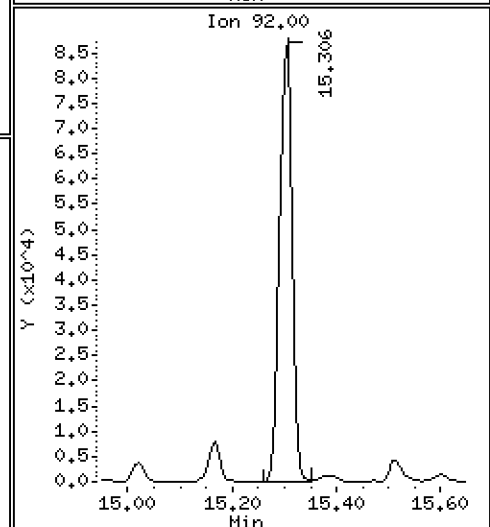
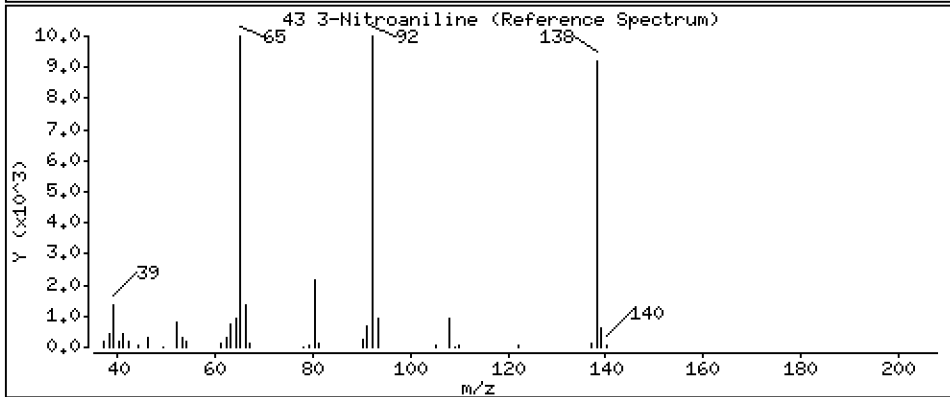
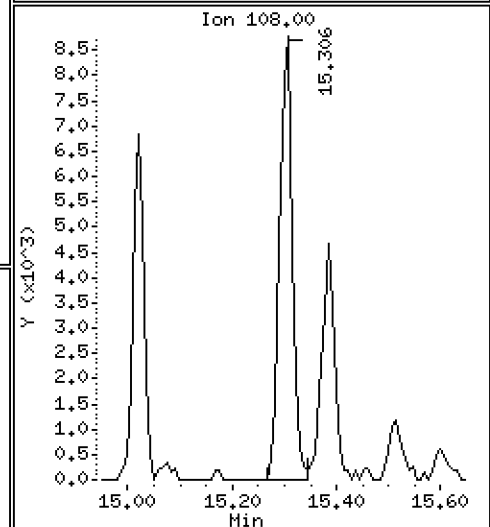
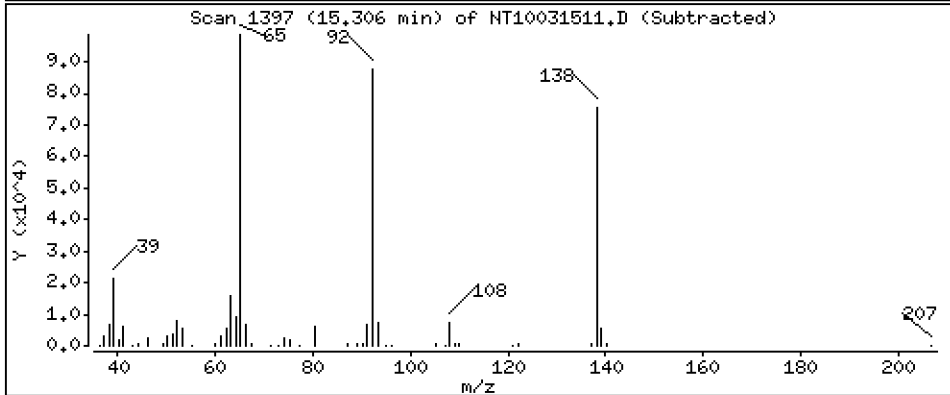
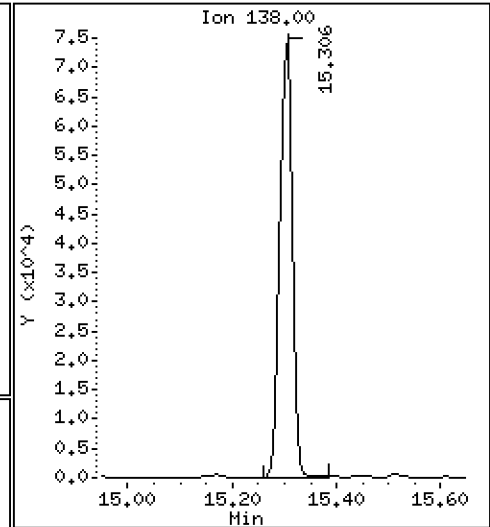
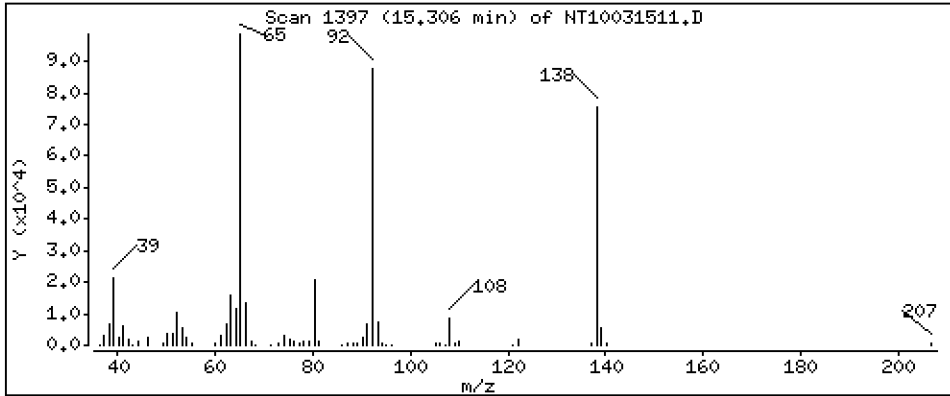
Operator: VTS

Column phase: ZB-5msi

Column diameter: 0,25

43 3-Nitroaniline

Concentration: 5,014 ug/mL



Date : 16-MAR-2023 02:16

Client ID:

Instrument: nt10.i

Sample Info: SLC0228-SCV1

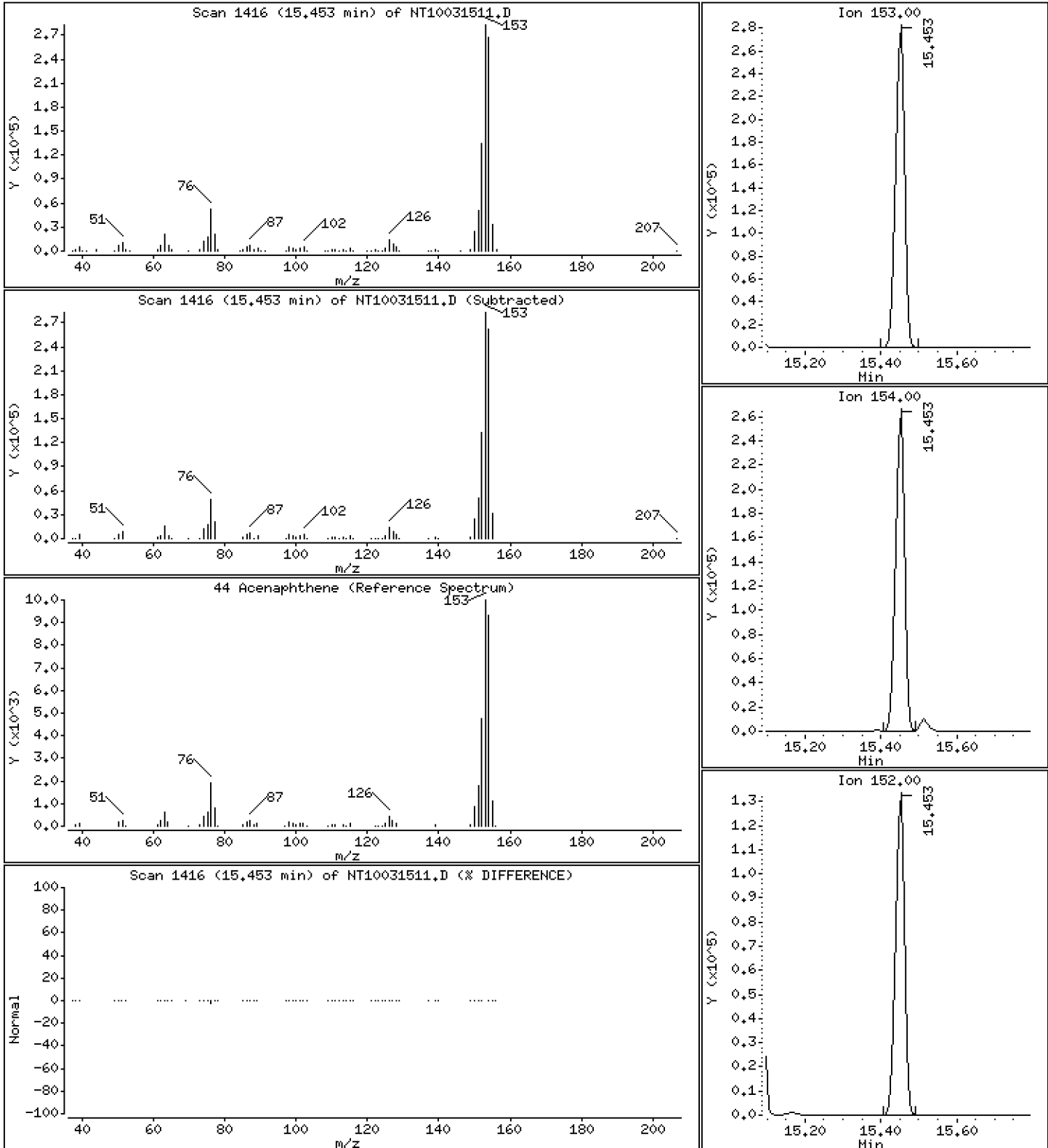
Operator: VTS

Column phase: ZB-5msi

Column diameter: 0,25

44 Acenaphthene

Concentration: 4,776 ug/mL



Date : 16-MAR-2023 02:16

Client ID:

Instrument: nt10.i

Sample Info: SLC0228-SCV1

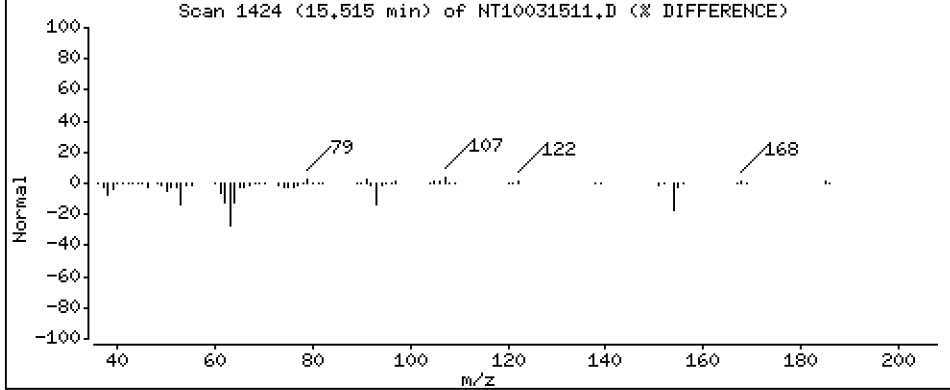
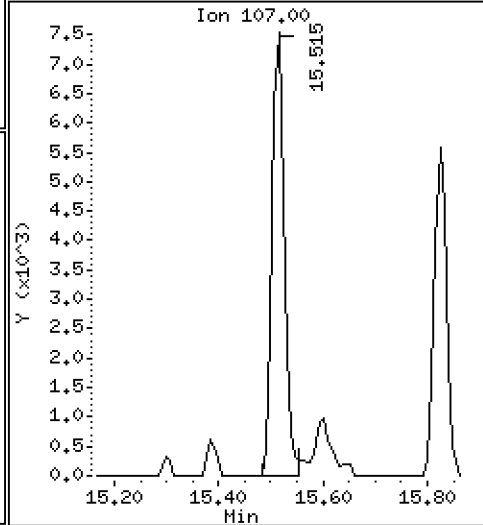
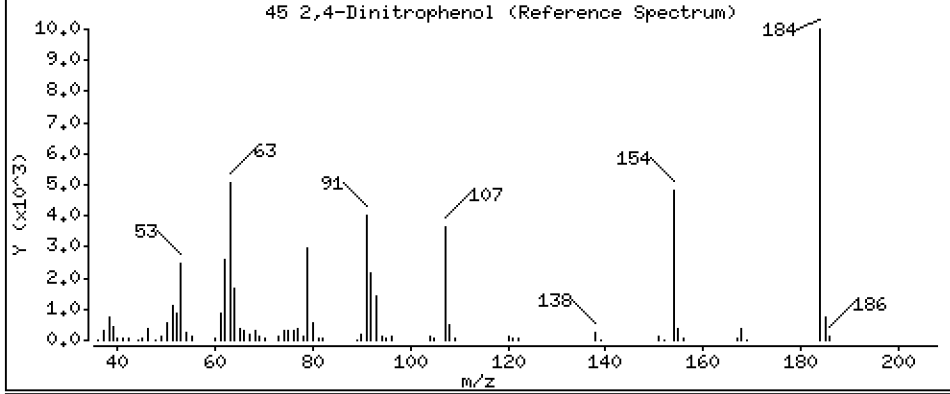
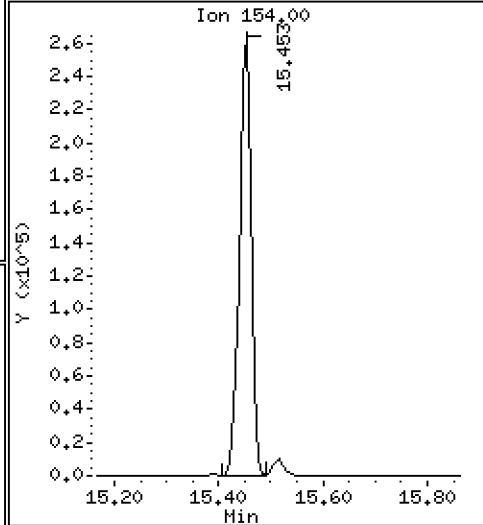
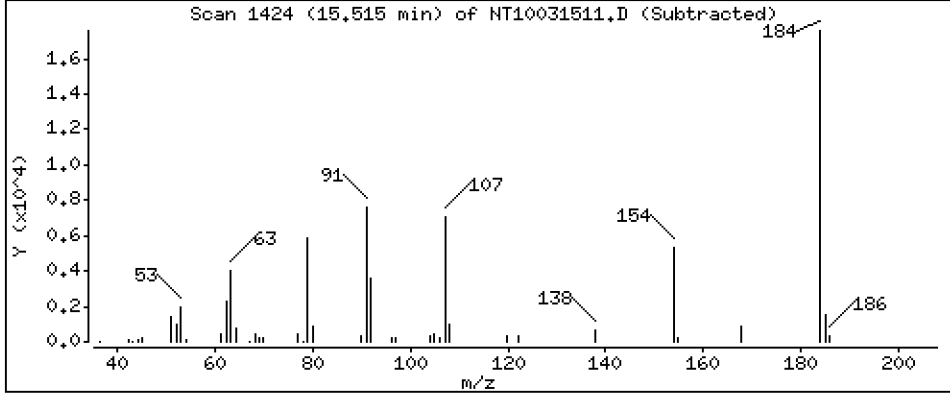
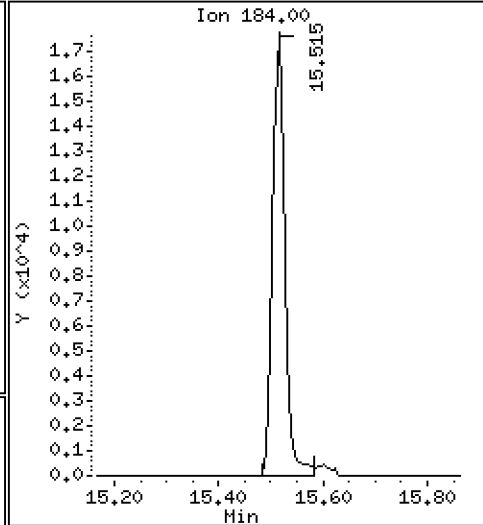
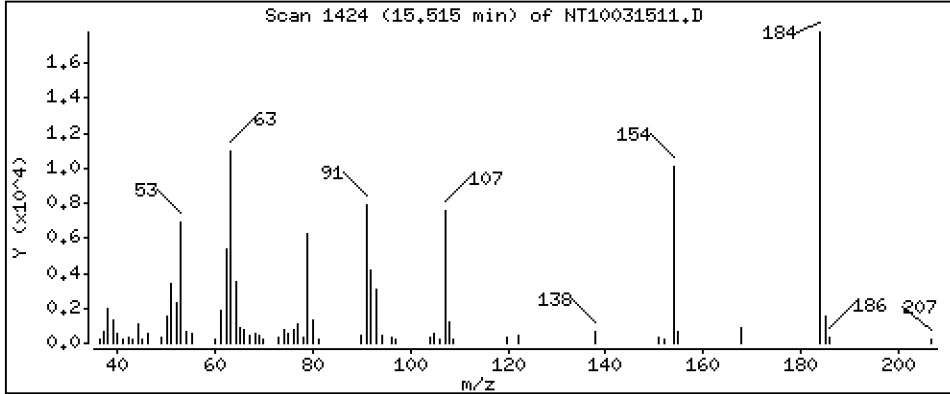
Operator: VTS

Column phase: ZB-5msi

Column diameter: 0,25

45 2,4-Dinitrophenol

Concentration: 2,124 ug/mL



Date : 16-MAR-2023 02:16

Client ID:

Instrument: nt10.i

Sample Info: SLC0228-SCV1

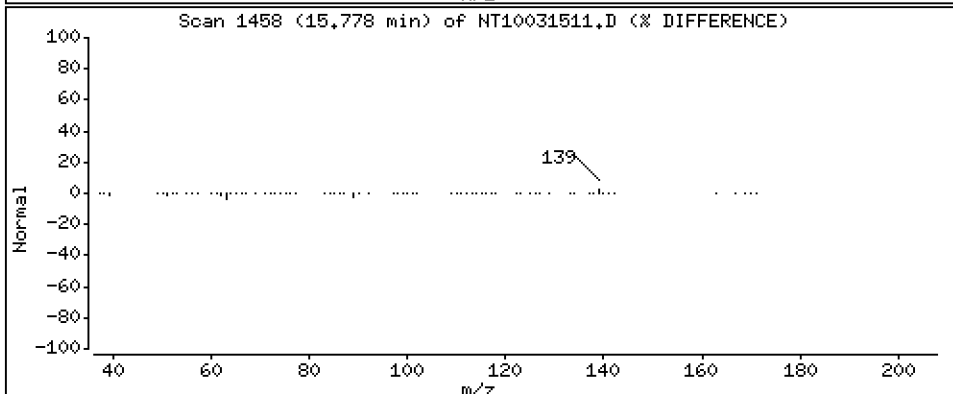
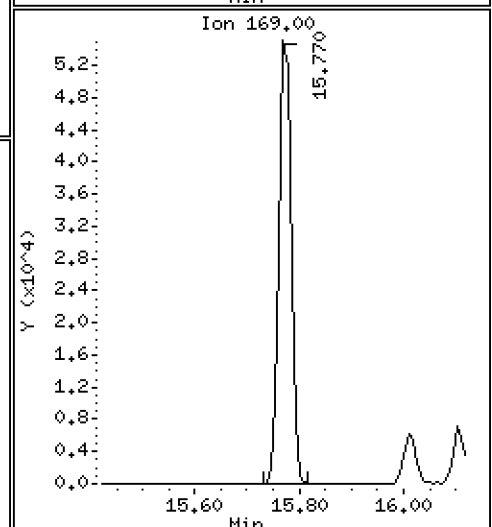
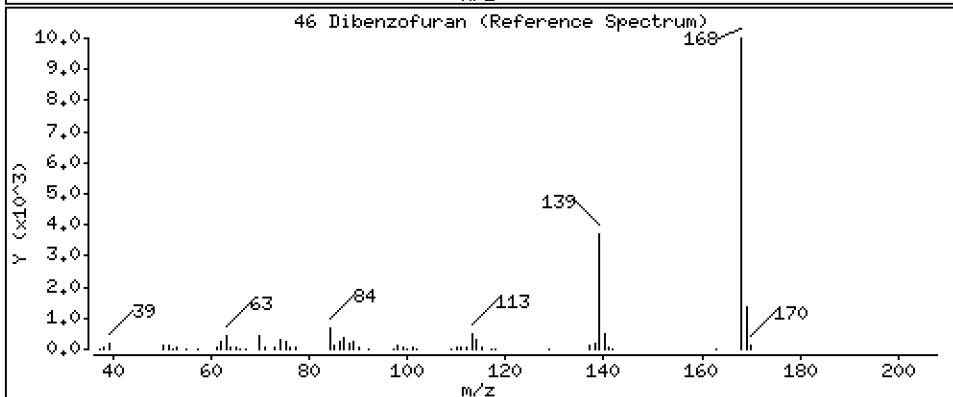
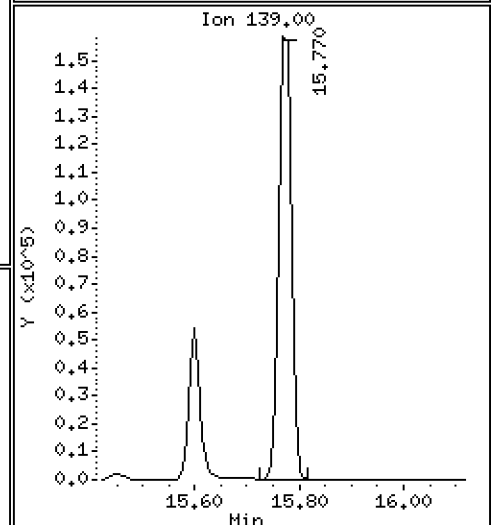
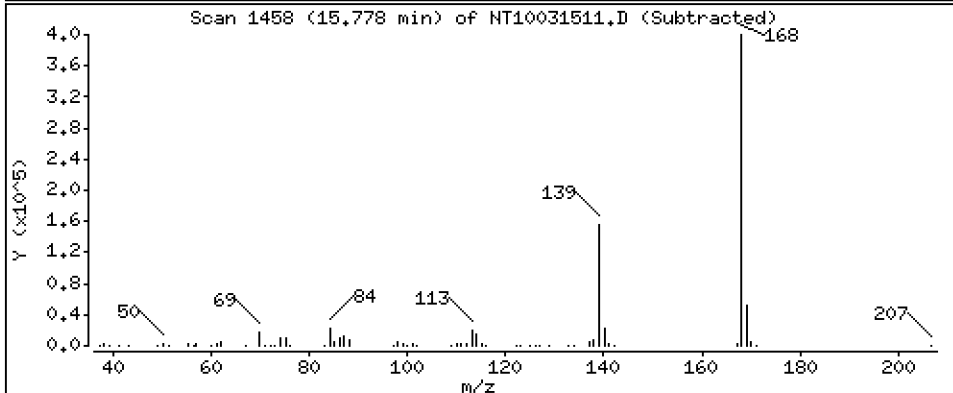
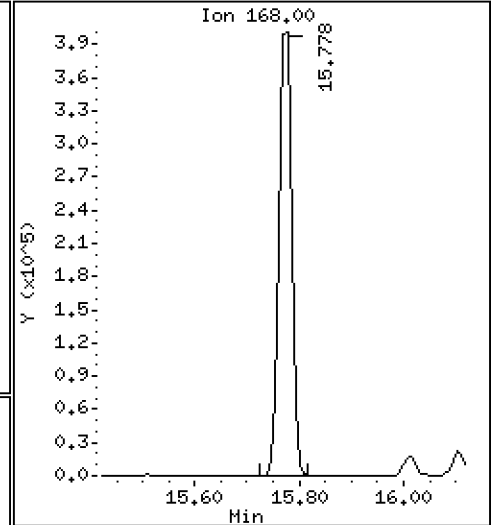
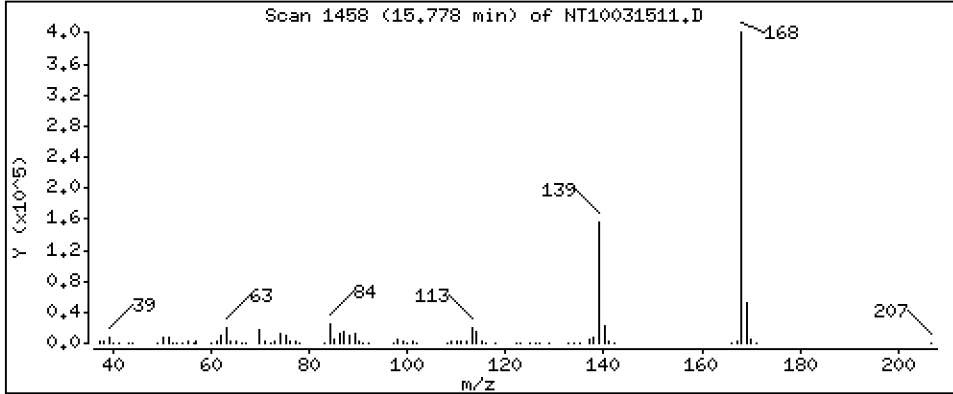
Operator: VTS

Column phase: ZB-5msi

Column diameter: 0,25

46 Dibenzofuran

Concentration: 4,648 ug/mL



Date : 16-MAR-2023 02:16

Client ID:

Instrument: nt10.i

Sample Info: SLC0228-SCV1

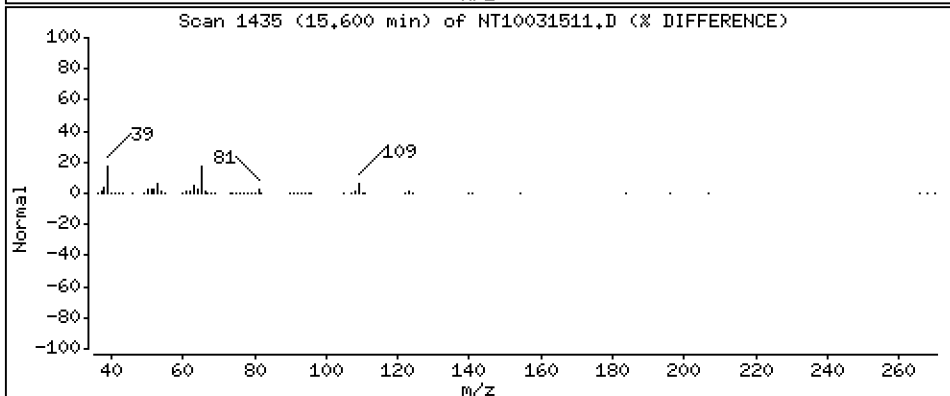
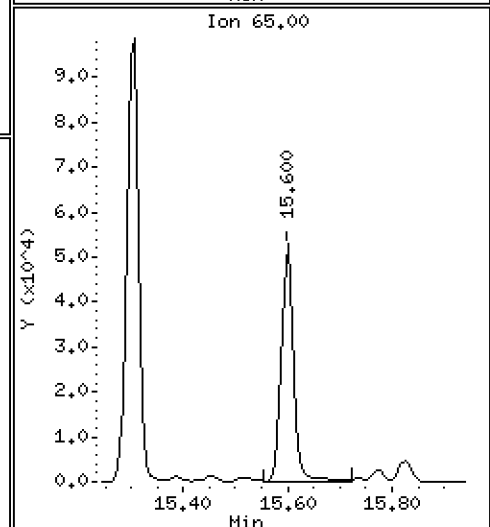
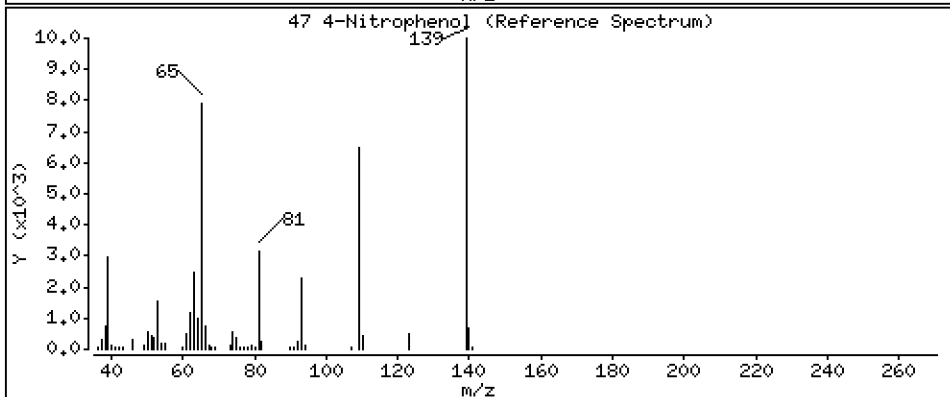
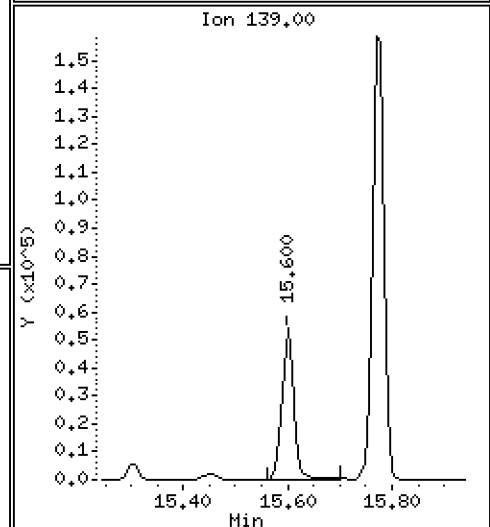
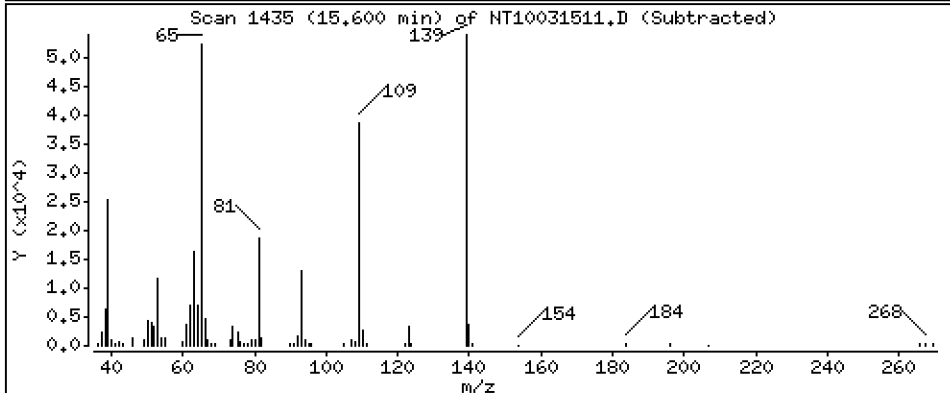
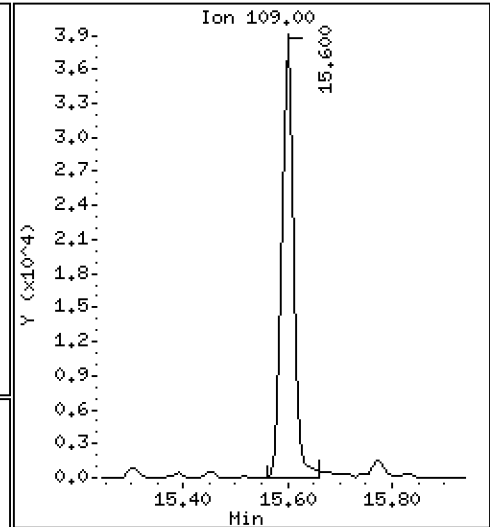
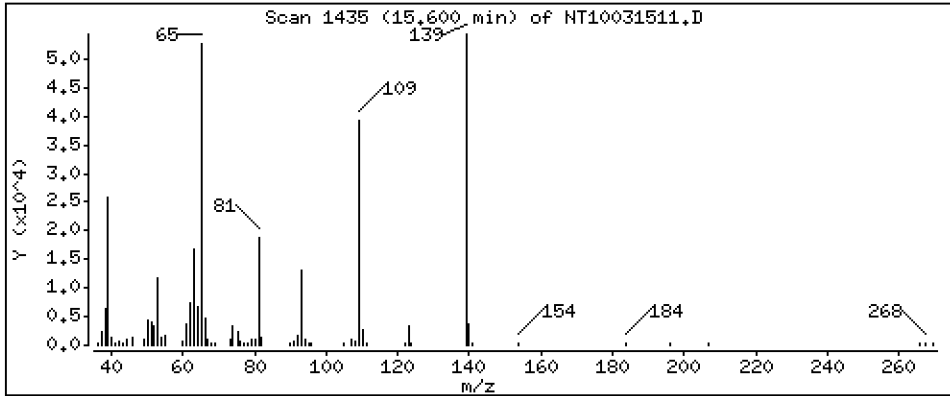
Operator: VTS

Column phase: ZB-5msi

Column diameter: 0,25

47 4-Nitrophenol

Concentration: 3,966 ug/mL



Date : 16-MAR-2023 02:16

Client ID:

Instrument: nt10.i

Sample Info: SLC0228-SCV1

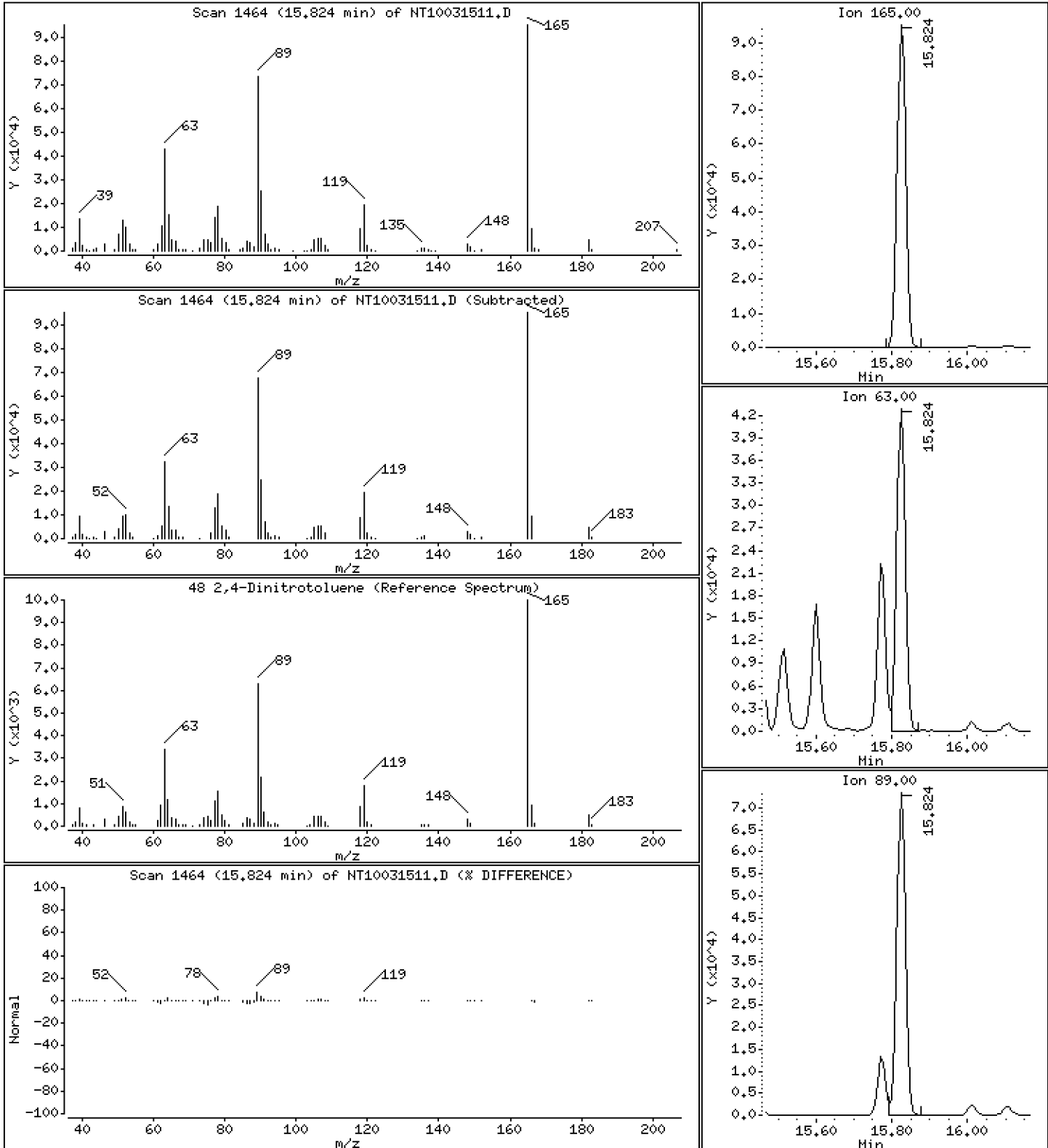
Operator: VTS

Column phase: ZB-5msi

Column diameter: 0,25

48 2,4-Dinitrotoluene

Concentration: 4,510 ug/mL



Date : 16-MAR-2023 02:16

Client ID:

Instrument: nt10.i

Sample Info: SLC0228-SCV1

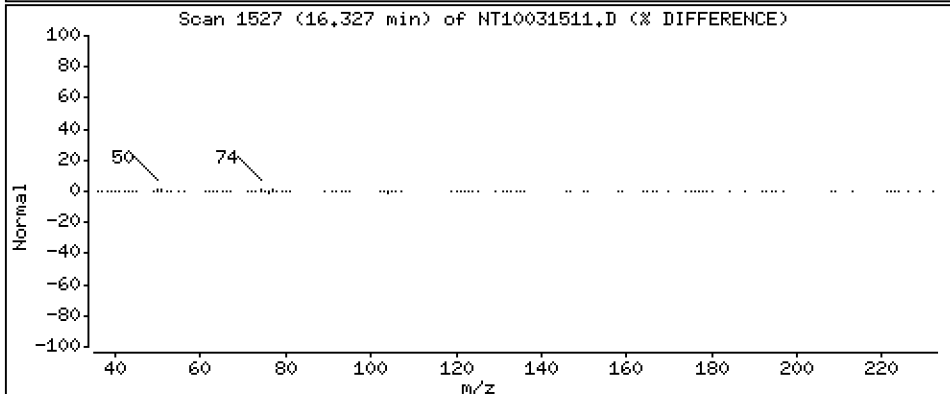
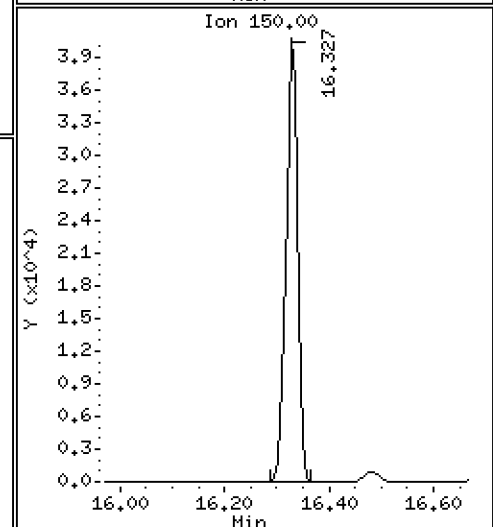
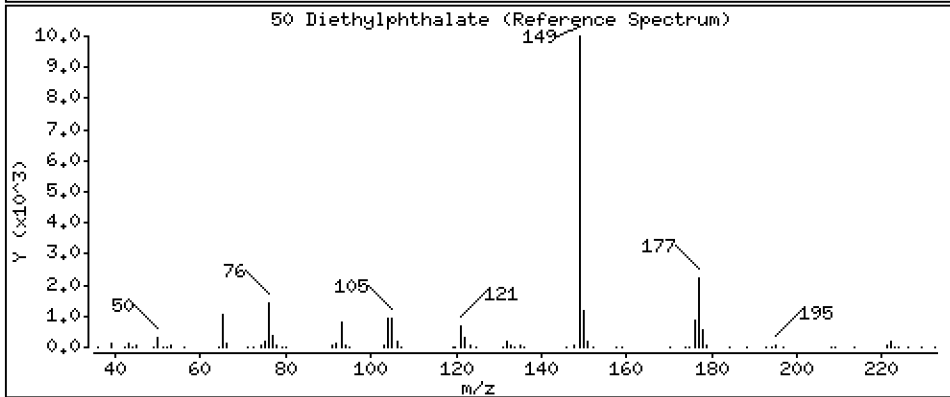
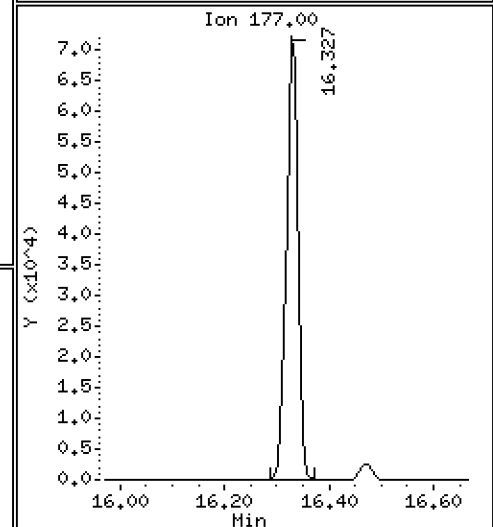
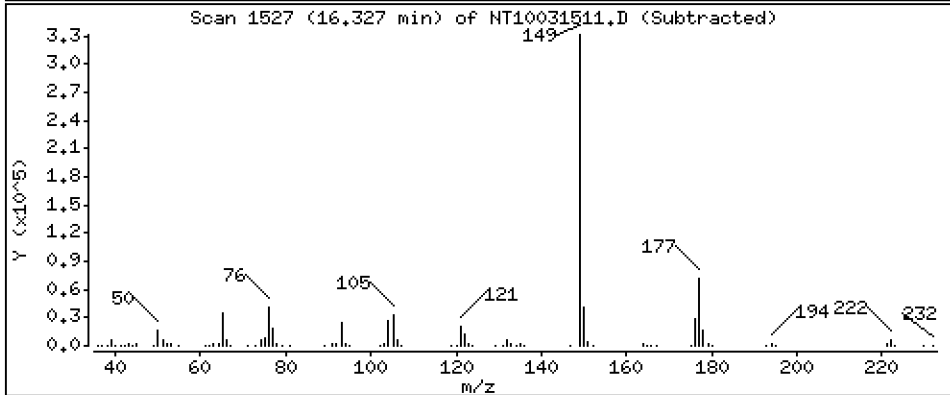
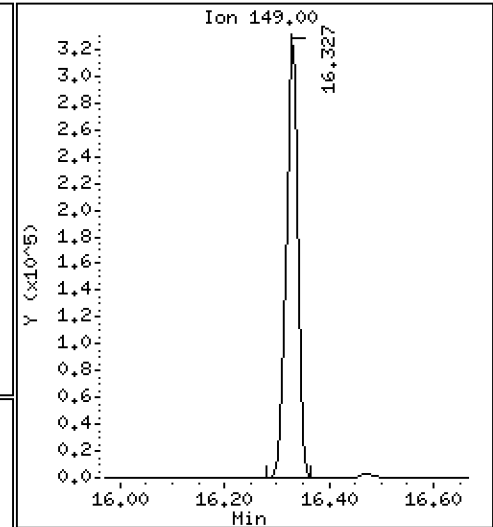
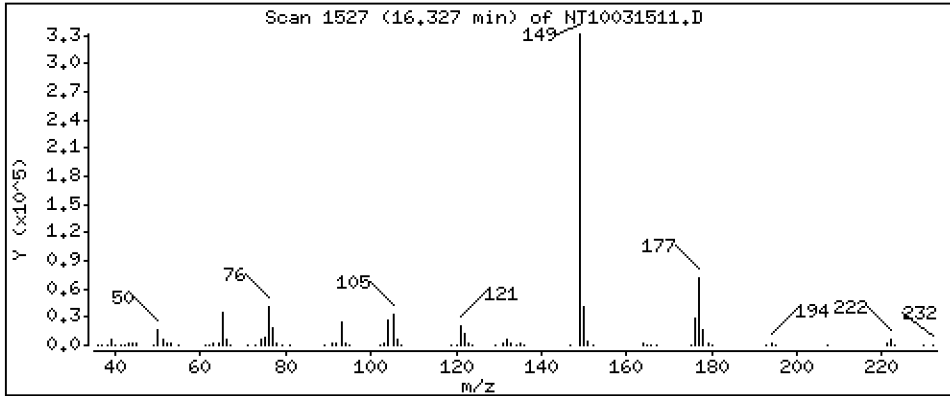
Operator: VTS

Column phase: ZB-5msi

Column diameter: 0,25

50 Diethylphthalate

Concentration: 5,209 ug/mL



Date : 16-MAR-2023 02:16

Client ID:

Instrument: nt10.i

Sample Info: SLC0228-SCV1

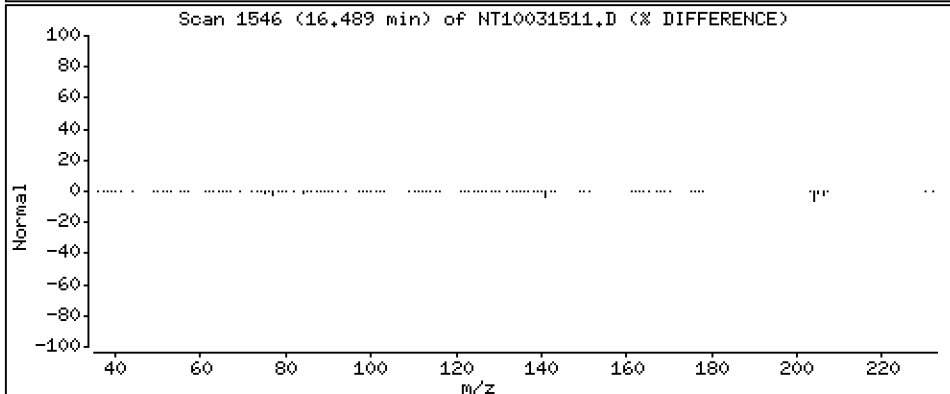
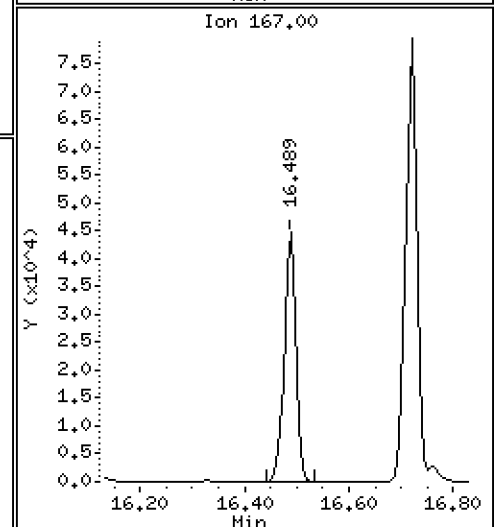
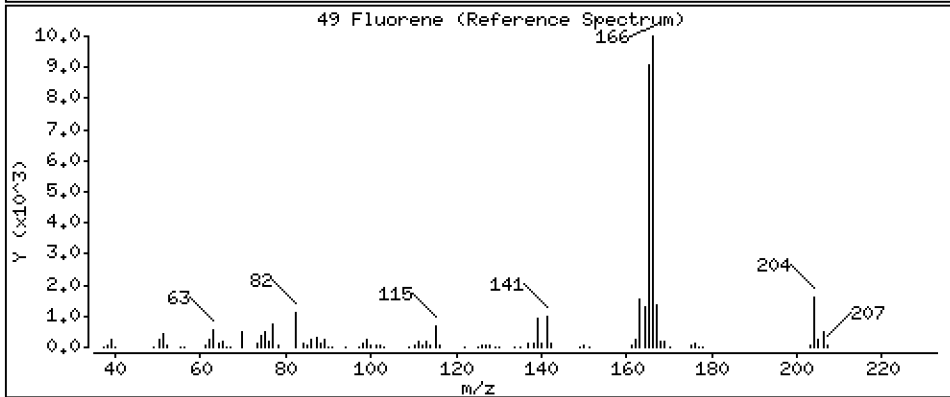
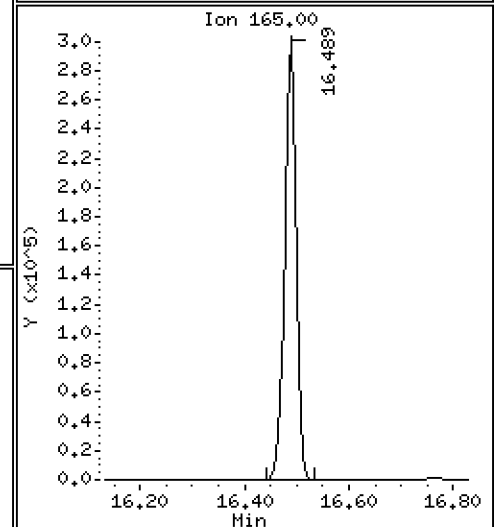
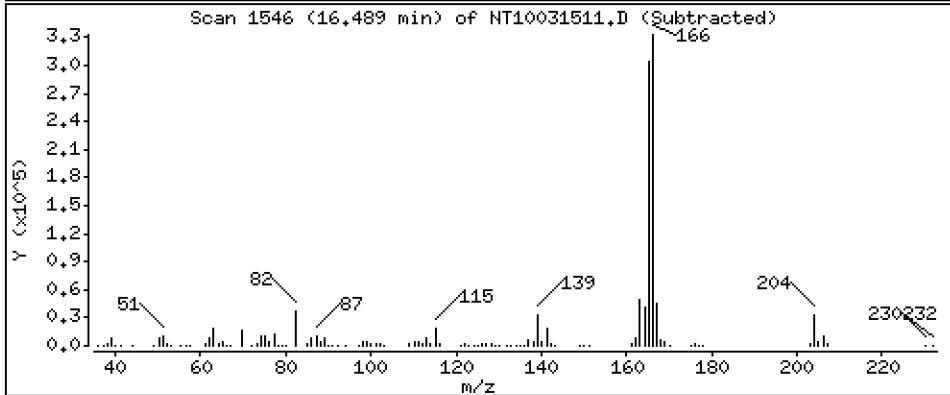
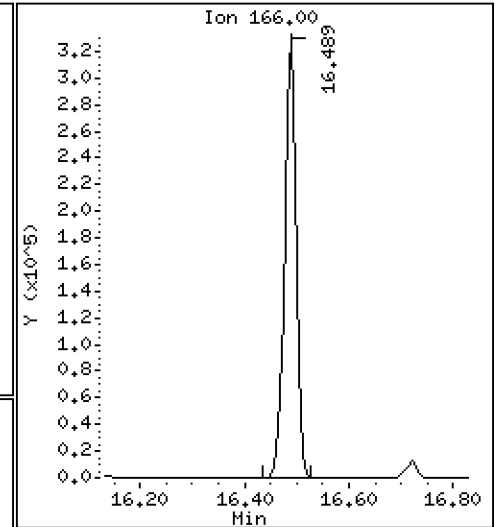
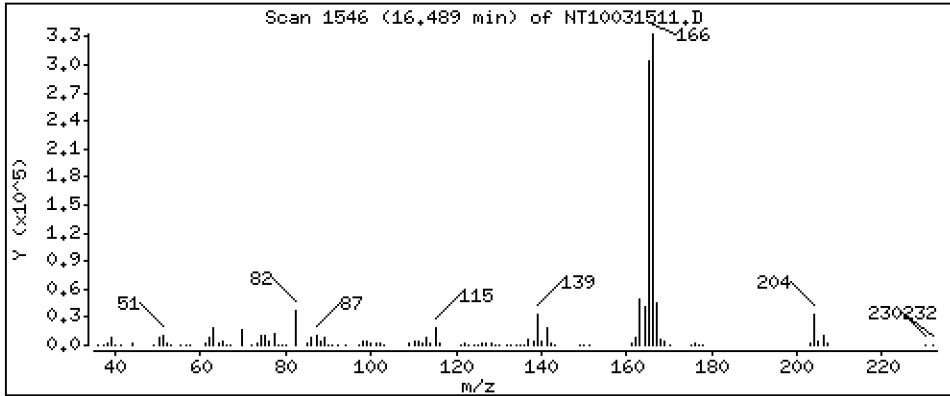
Operator: VTS

Column phase: ZB-5msi

Column diameter: 0,25

49 Fluorene

Concentration: 4,708 ug/mL



Date : 16-MAR-2023 02:16

Client ID:

Instrument: nt10.i

Sample Info: SLC0228-SCV1

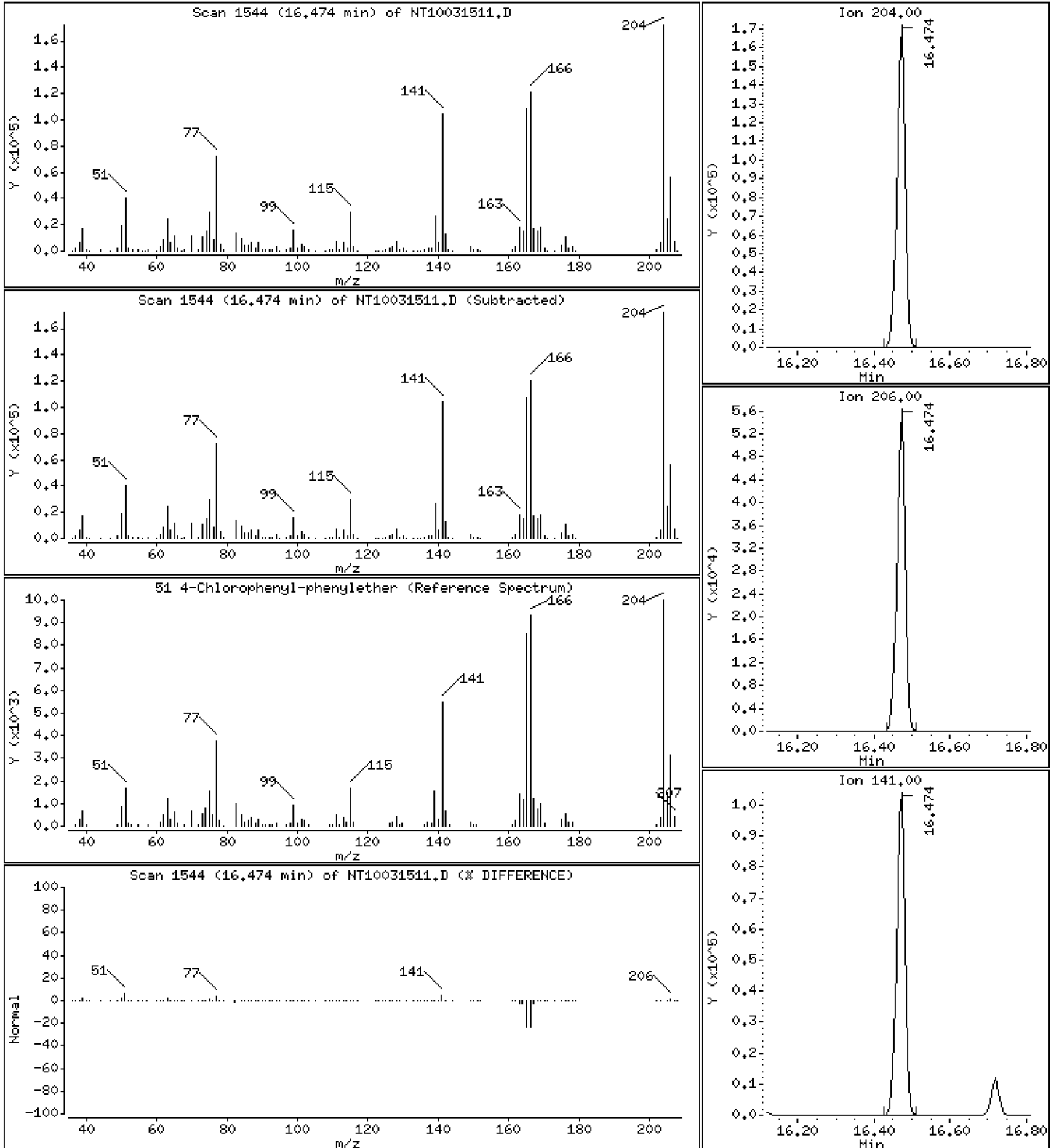
Operator: VTS

Column phase: ZB-5msi

Column diameter: 0,25

51 4-Chlorophenyl-phenylether

Concentration: 4,993 ug/mL



Date : 16-MAR-2023 02:16

Client ID:

Instrument: nt10.i

Sample Info: SLC0228-SCV1

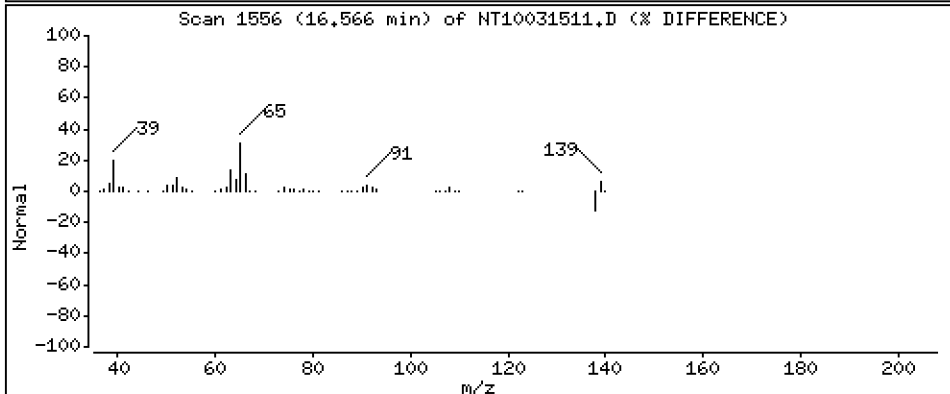
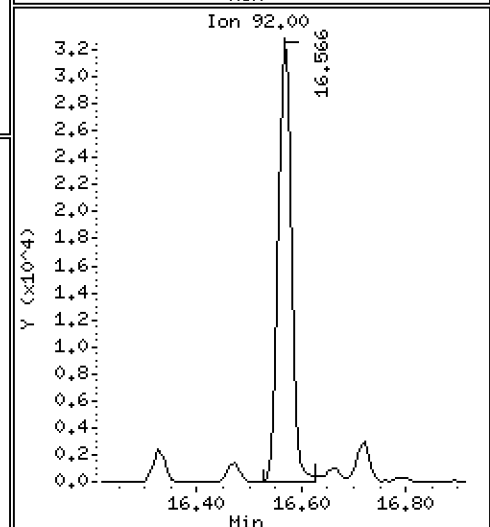
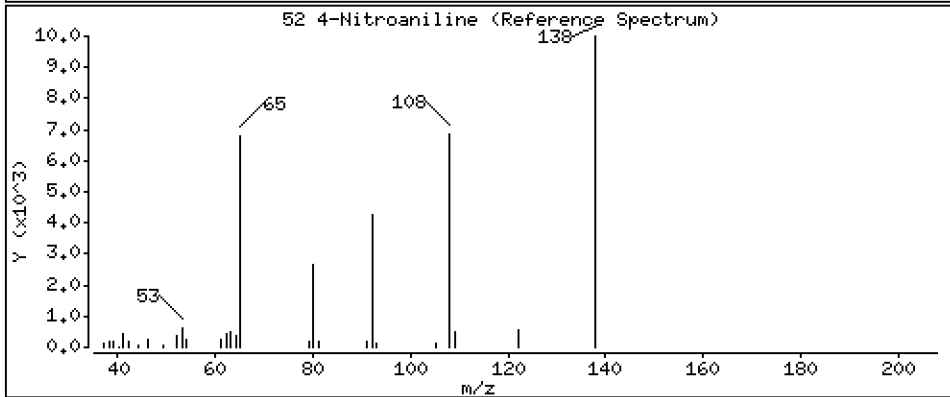
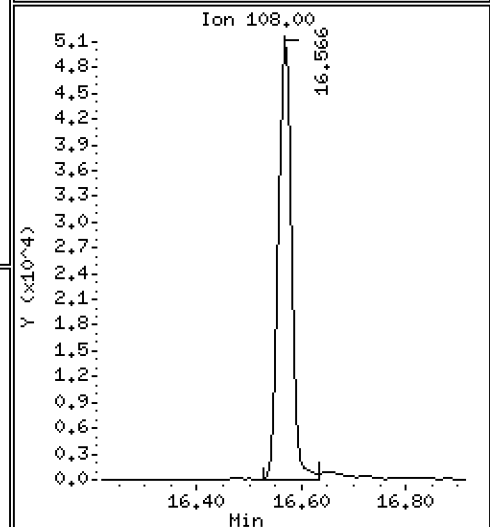
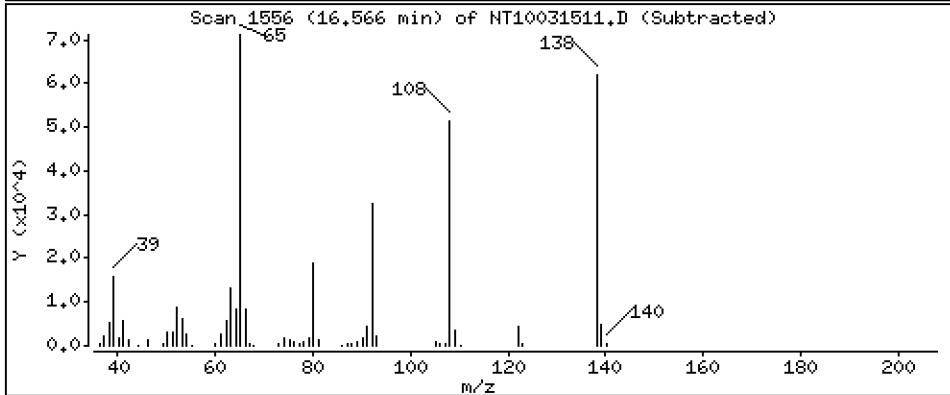
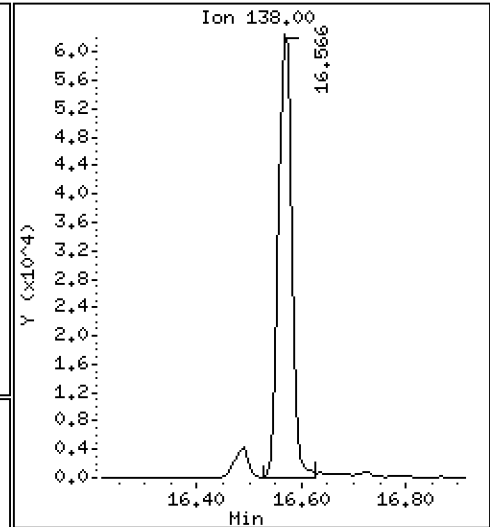
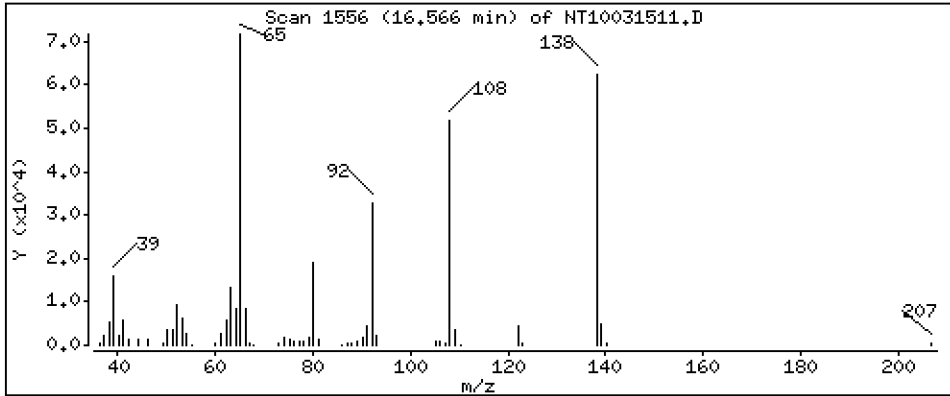
Operator: VTS

Column phase: ZB-5msi

Column diameter: 0,25

52 4-Nitroaniline

Concentration: 4,925 ug/mL



Date : 16-MAR-2023 02:16

Client ID:

Instrument: nt10.i

Sample Info: SLC0228-SCV1

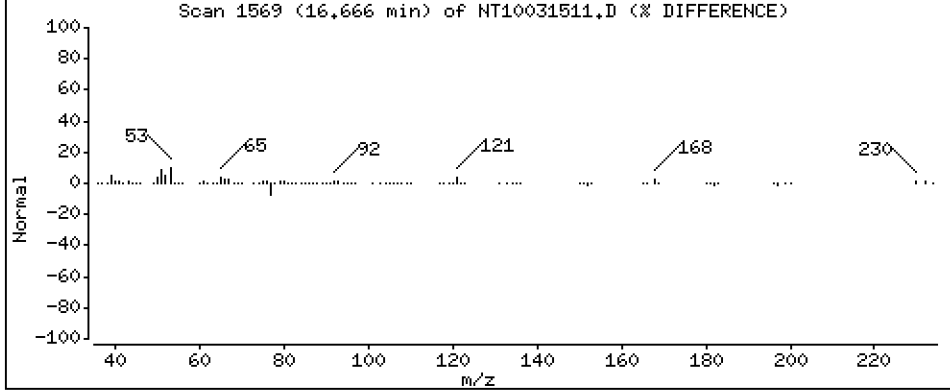
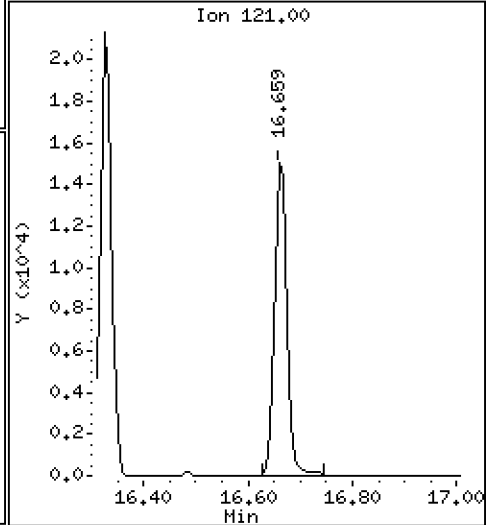
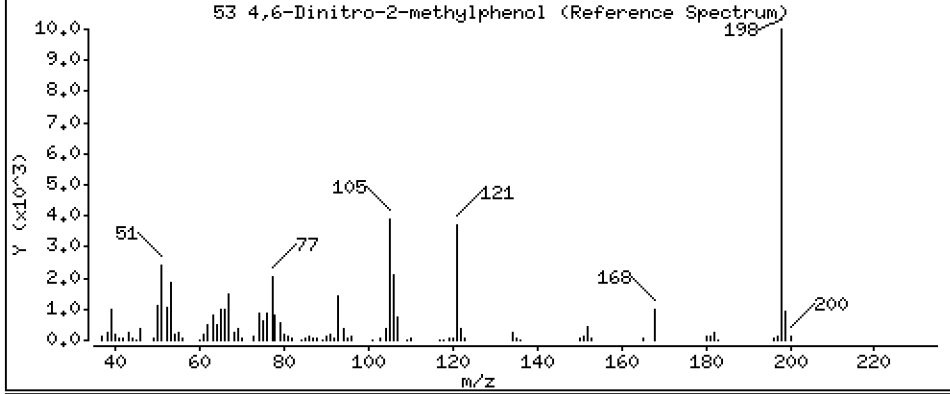
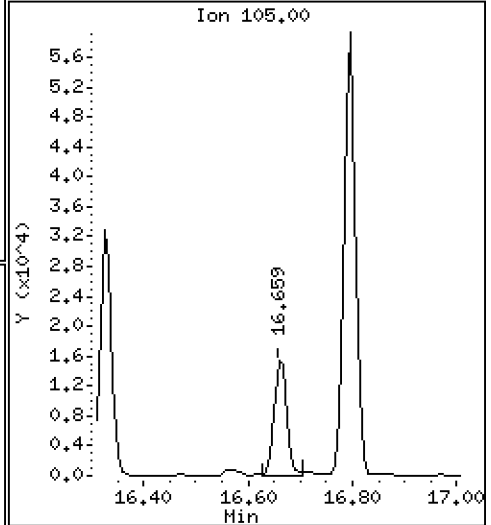
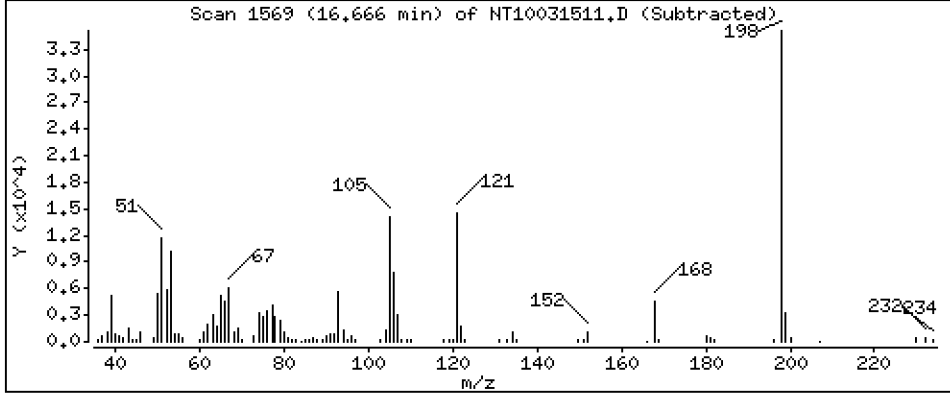
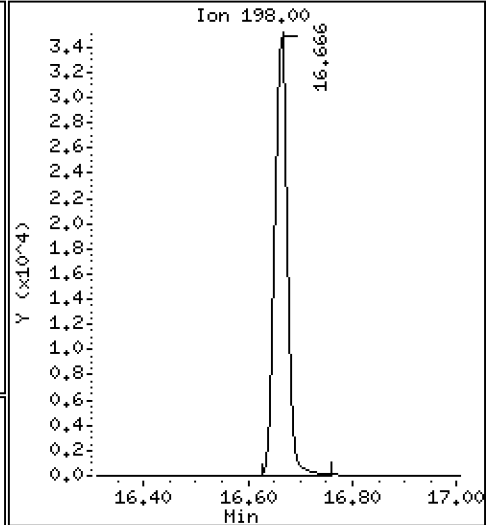
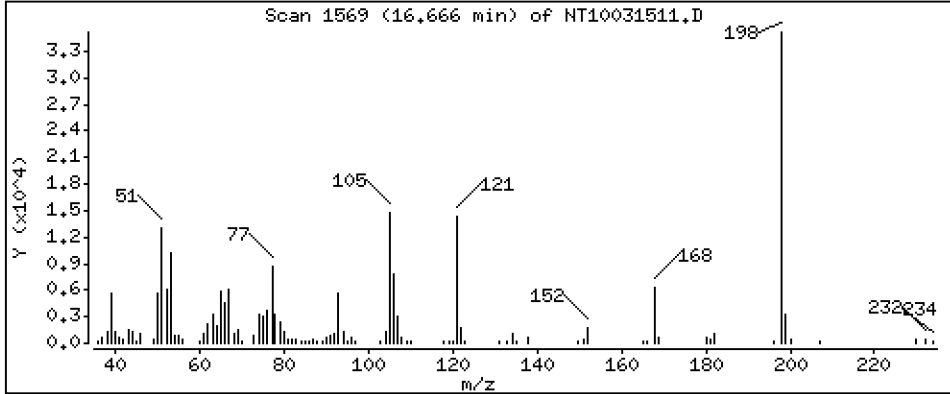
Operator: VTS

Column phase: ZB-5msi

Column diameter: 0.25

53 4,6-Dinitro-2-methylphenol

Concentration: 3.515 ug/mL



Date : 16-MAR-2023 02:16

Client ID:

Instrument: nt10.i

Sample Info: SLC0228-SCV1

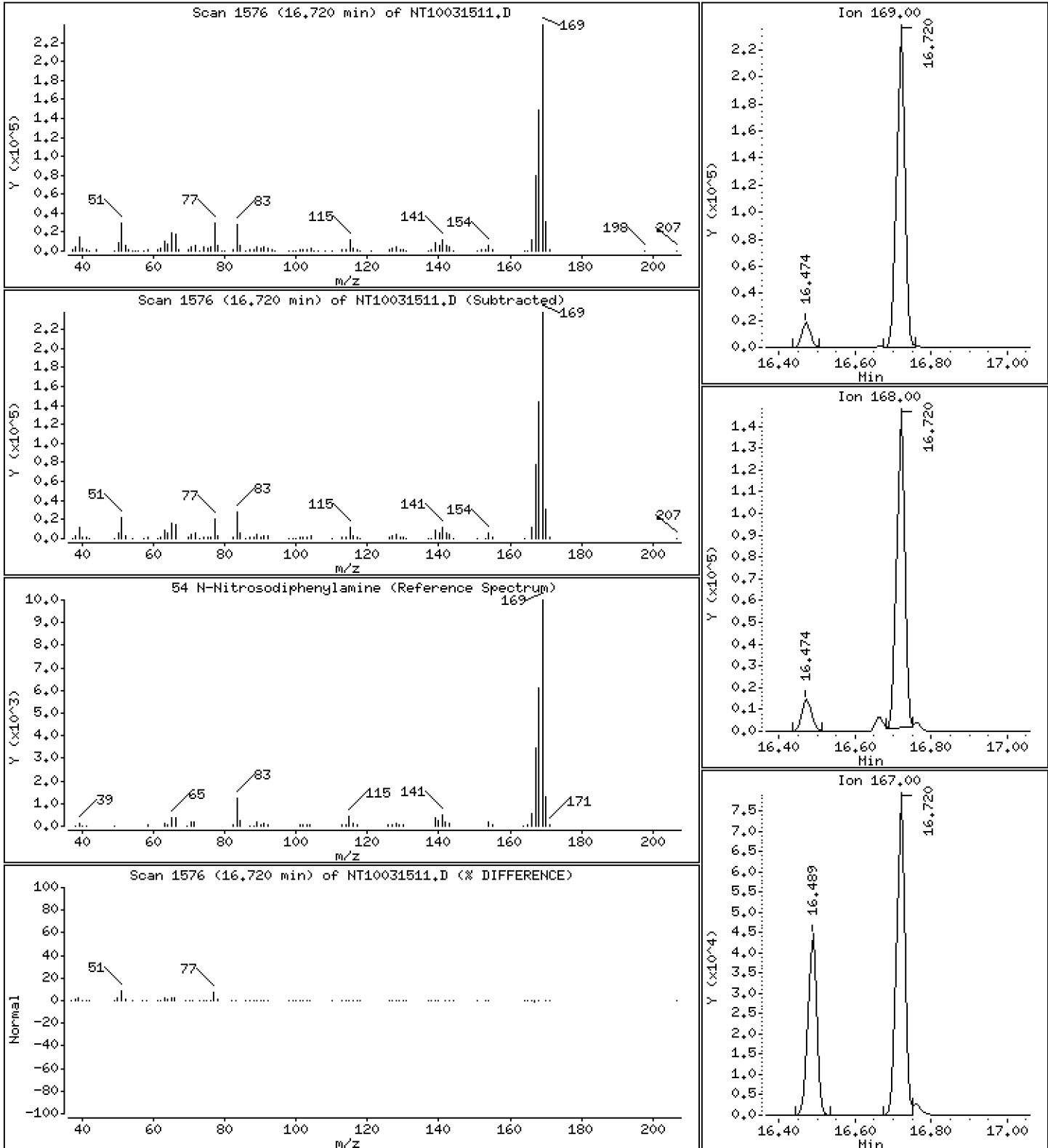
Operator: VTS

Column phase: ZB-5msi

Column diameter: 0,25

54 N-Nitrosodiphenylamine

Concentration: 4,802 ug/mL



Date : 16-MAR-2023 02:16

Client ID:

Instrument: nt10.i

Sample Info: SLC0228-SCV1

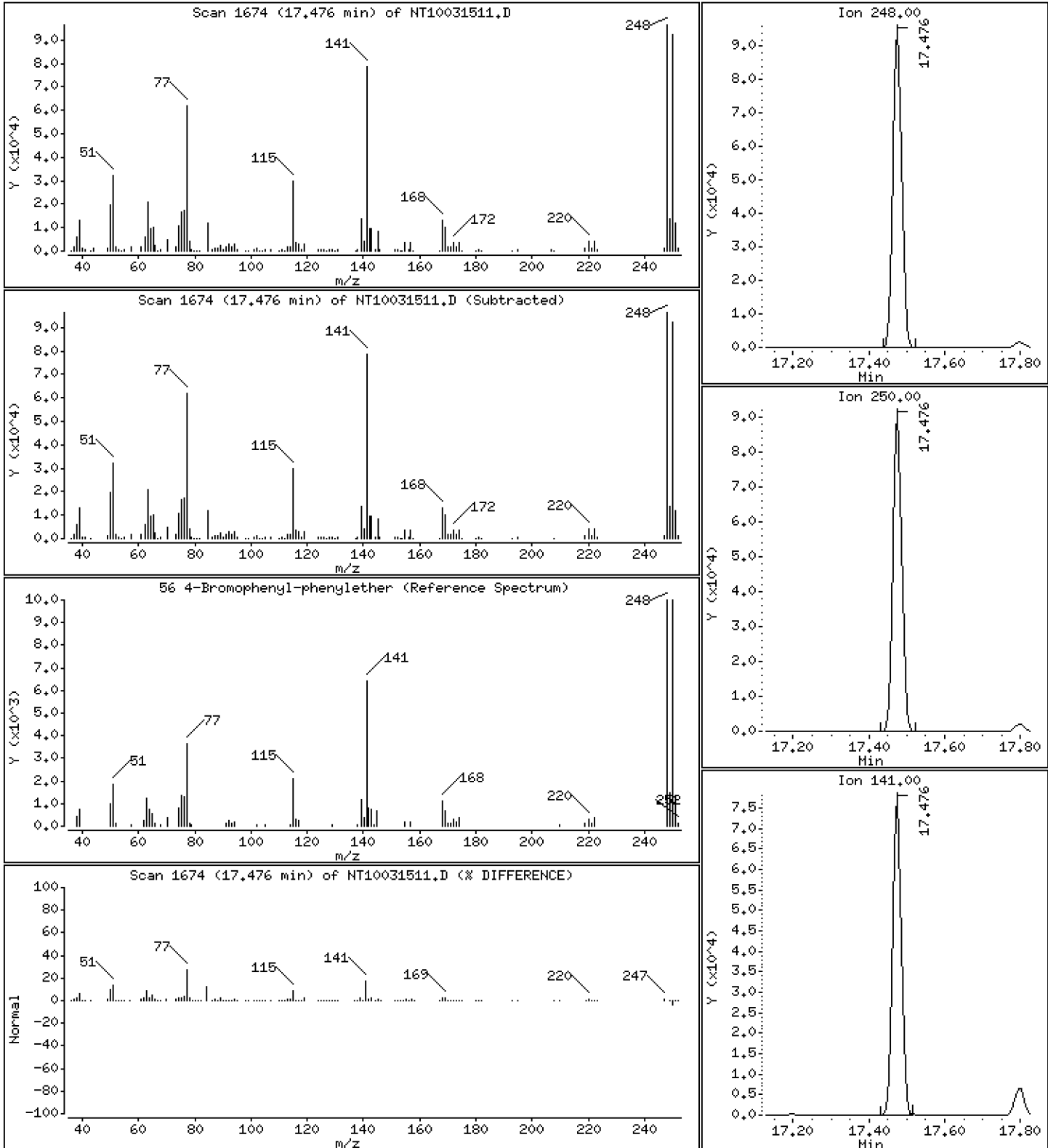
Operator: VTS

Column phase: ZB-5msi

Column diameter: 0,25

56 4-Bromophenyl-phenylether

Concentration: 5,060 ug/mL



Date : 16-MAR-2023 02:16

Client ID:

Instrument: nt10.i

Sample Info: SLC0228-SCV1

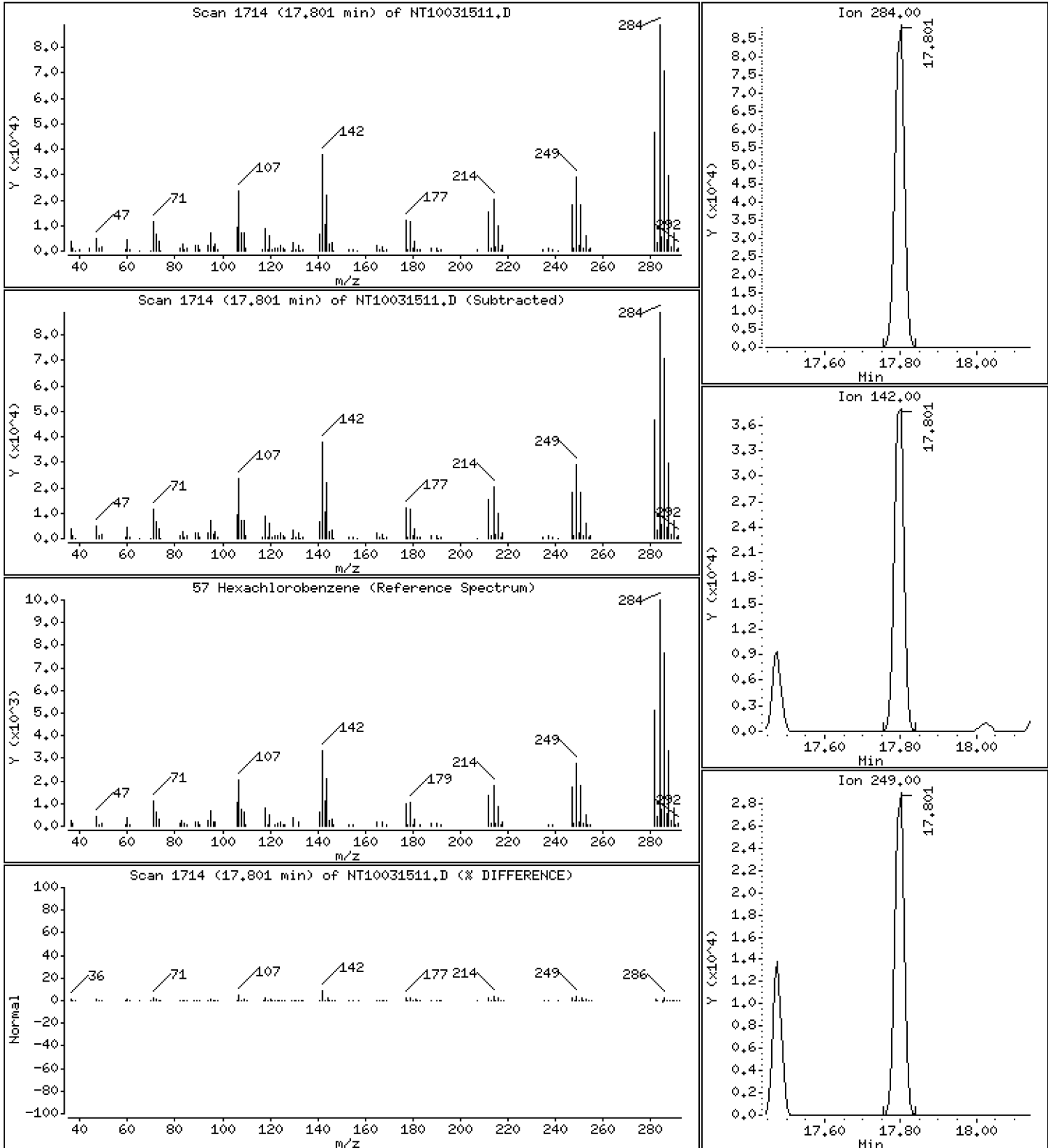
Operator: VTS

Column phase: ZB-5msi

Column diameter: 0,25

57 Hexachlorobenzene

Concentration: 4,596 ug/mL



Date : 16-MAR-2023 02:16

Client ID:

Instrument: nt10.i

Sample Info: SLC0228-SCV1

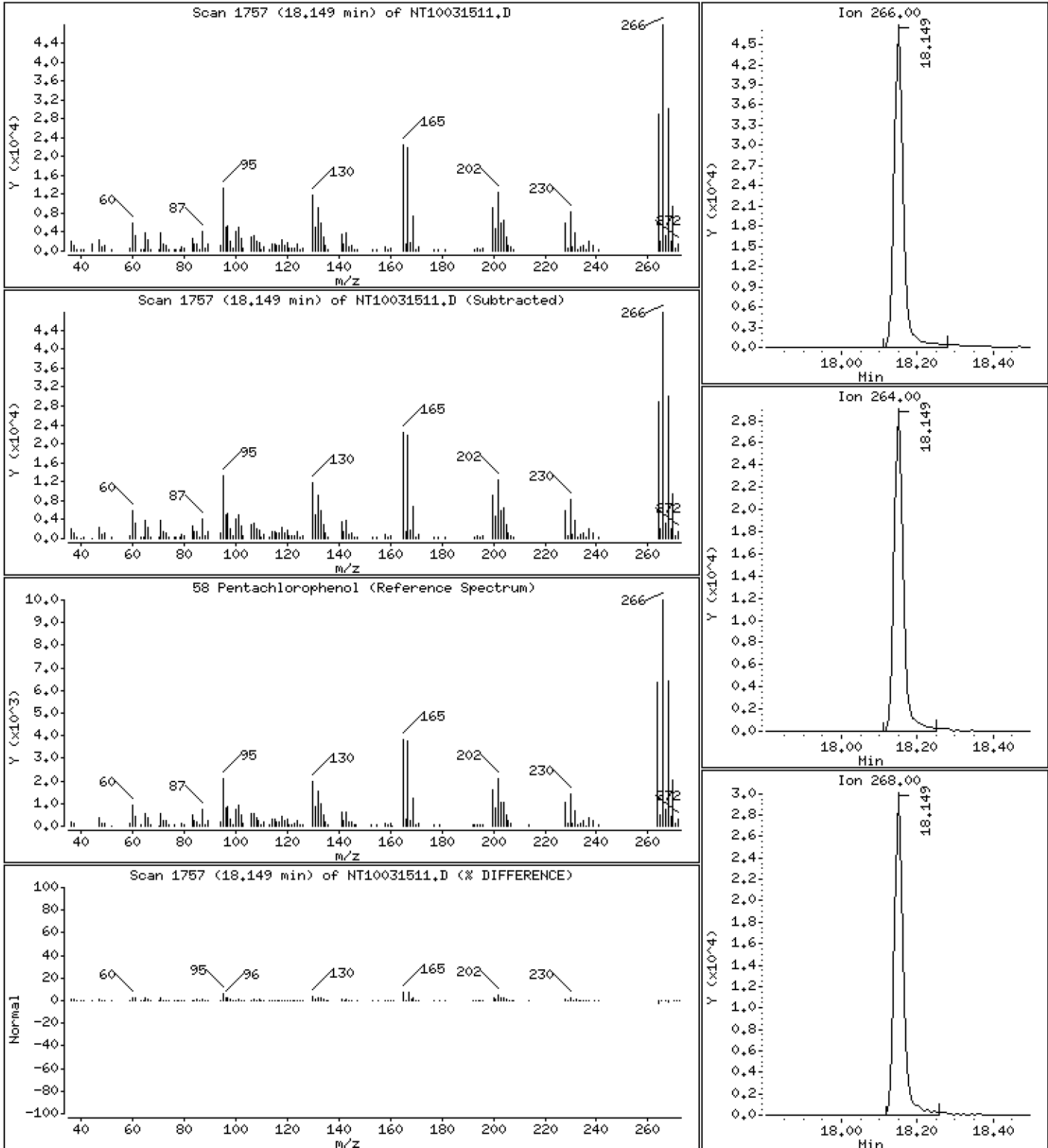
Operator: VTS

Column phase: ZB-5msi

Column diameter: 0,25

58 Pentachlorophenol

Concentration: 4,057 ug/mL



Date : 16-MAR-2023 02:16

Client ID:

Instrument: nt10.i

Sample Info: SLC0228-SCV1

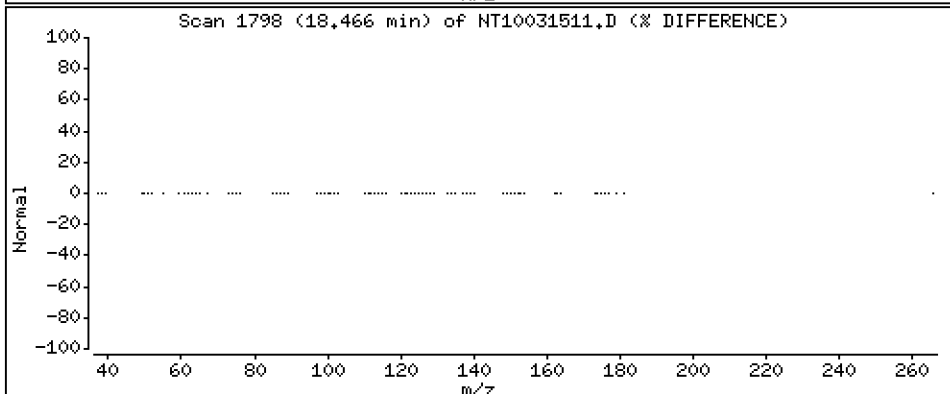
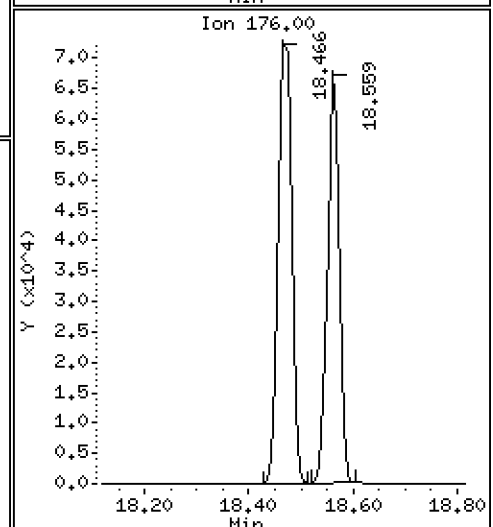
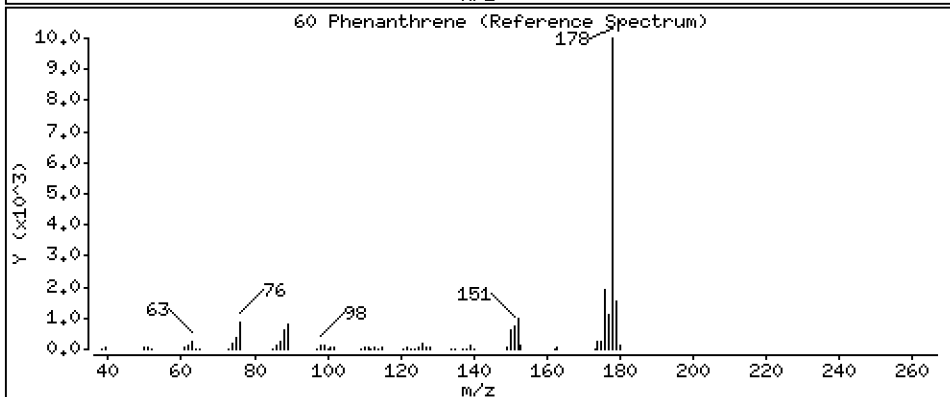
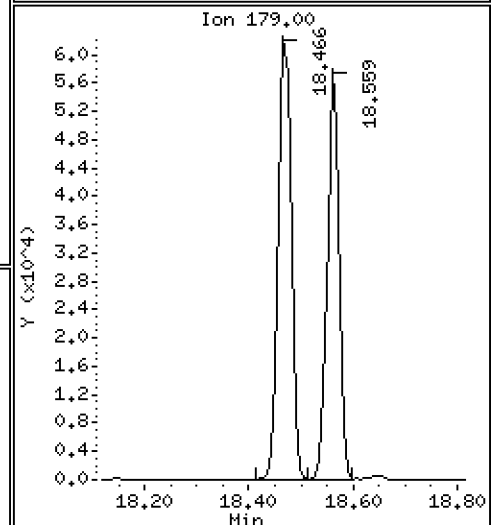
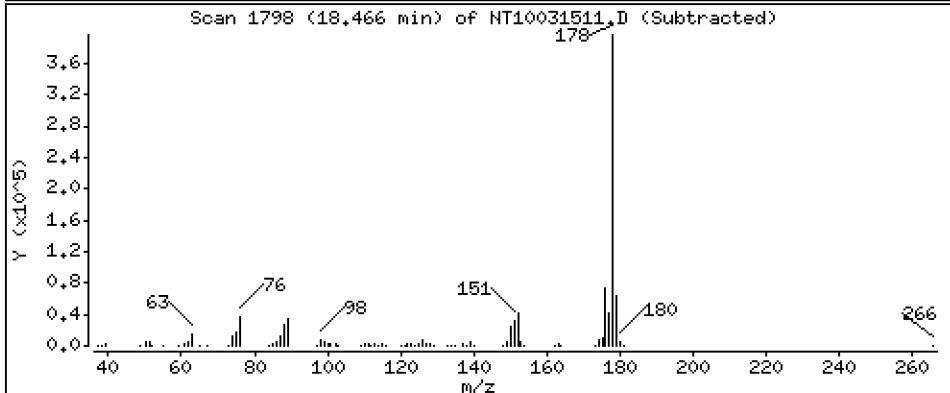
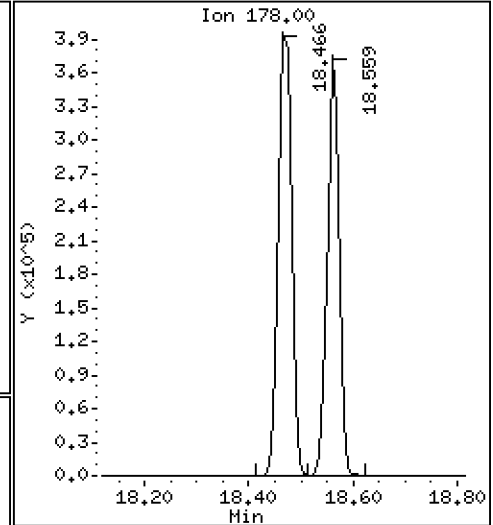
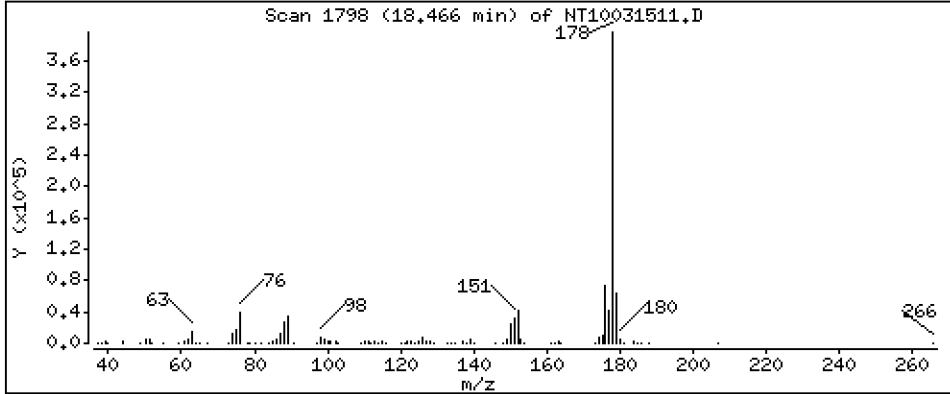
Operator: VTS

Column phase: ZB-5msi

Column diameter: 0,25

60 Phenanthrene

Concentration: 4,602 ug/mL



Date : 16-MAR-2023 02:16

Client ID:

Instrument: nt10.i

Sample Info: SLC0228-SCV1

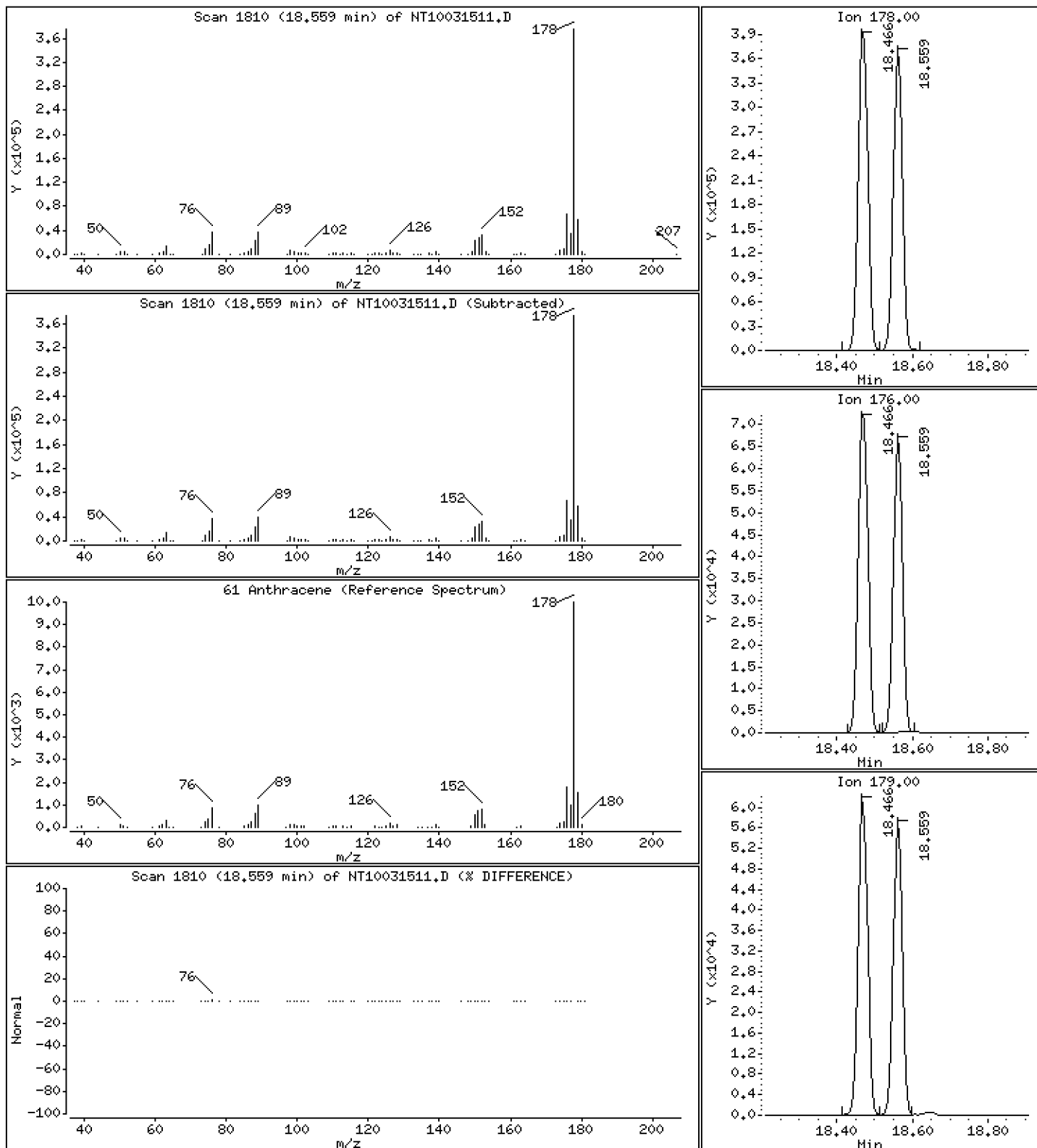
Operator: VTS

Column phase: ZB-5msi

Column diameter: 0,25

61 Anthracene

Concentration: 4,167 ug/mL



Date : 16-MAR-2023 02:16

Client ID:

Instrument: nt10.i

Sample Info: SLC0228-SCV1


Operator: VTS

Column phase: ZB-5msi

Column diameter: 0,25

62 Carbazole

Concentration: 4,730 ug/mL



Date : 16-MAR-2023 02:16

Client ID:

Instrument: nt10.i

Sample Info: SLC0228-SCV1

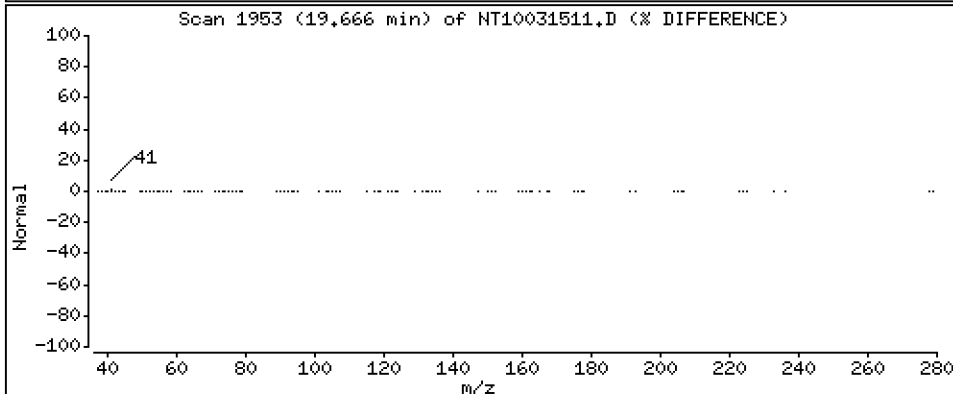
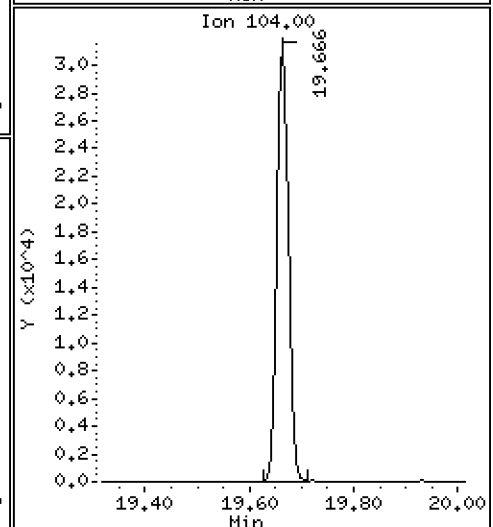
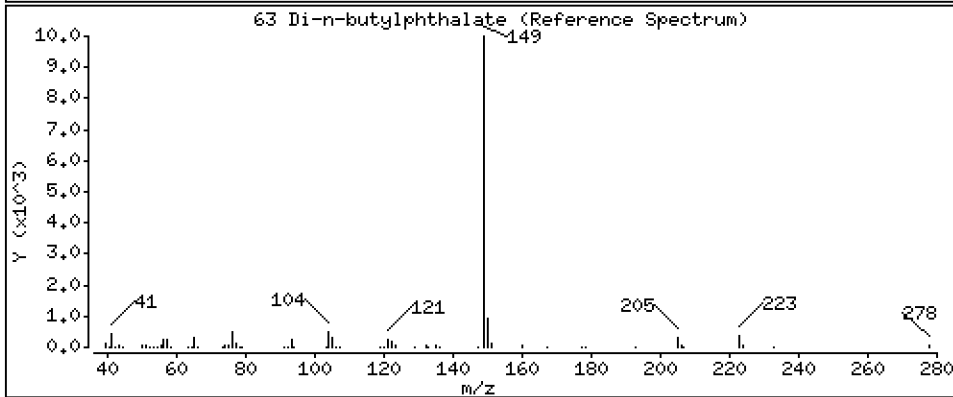
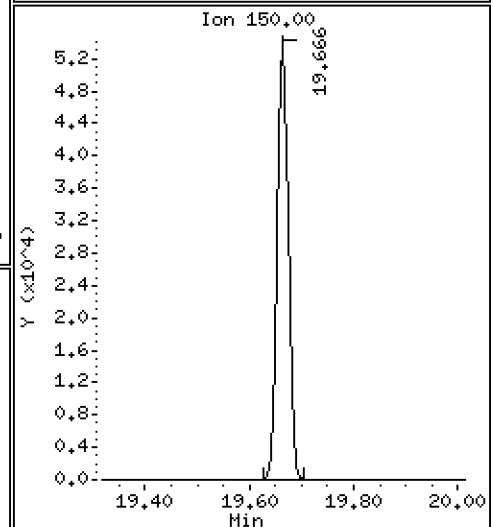
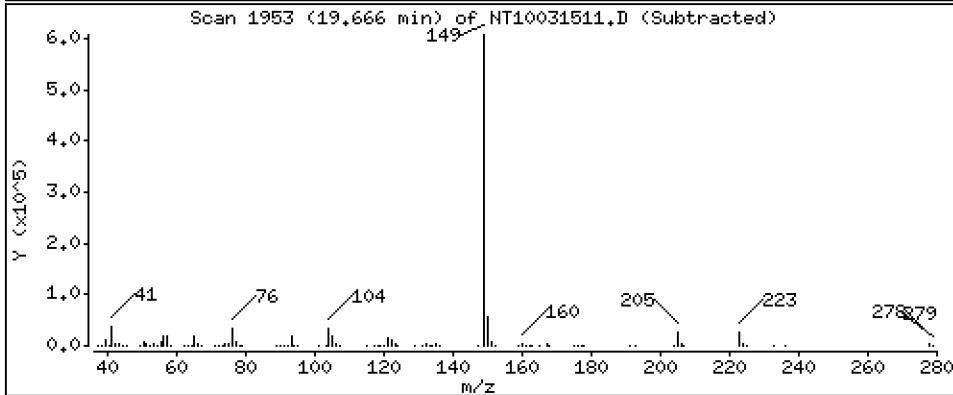
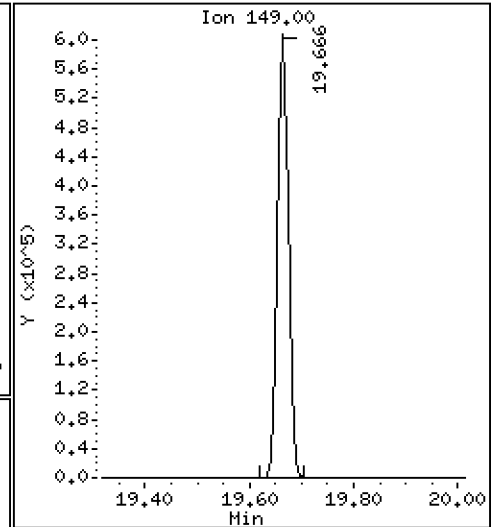
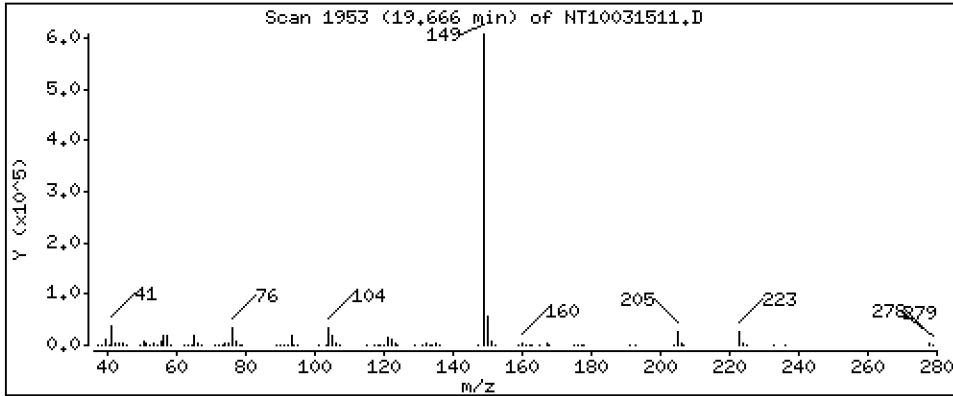
Operator: VTS

Column phase: ZB-5msi

Column diameter: 0,25

63 Di-n-butylphthalate

Concentration: 4,967 ug/mL



Date : 16-MAR-2023 02:16

Client ID:

Instrument: nt10.i

Sample Info: SLC0228-SCV1


Operator: VTS

Column phase: ZB-5msi

Column diameter: 0,25

64 Fluoranthene

Concentration: 4,472 ug/mL



Date : 16-MAR-2023 02:16

Client ID:

Instrument: nt10.i

Sample Info: SLC0228-SCV1

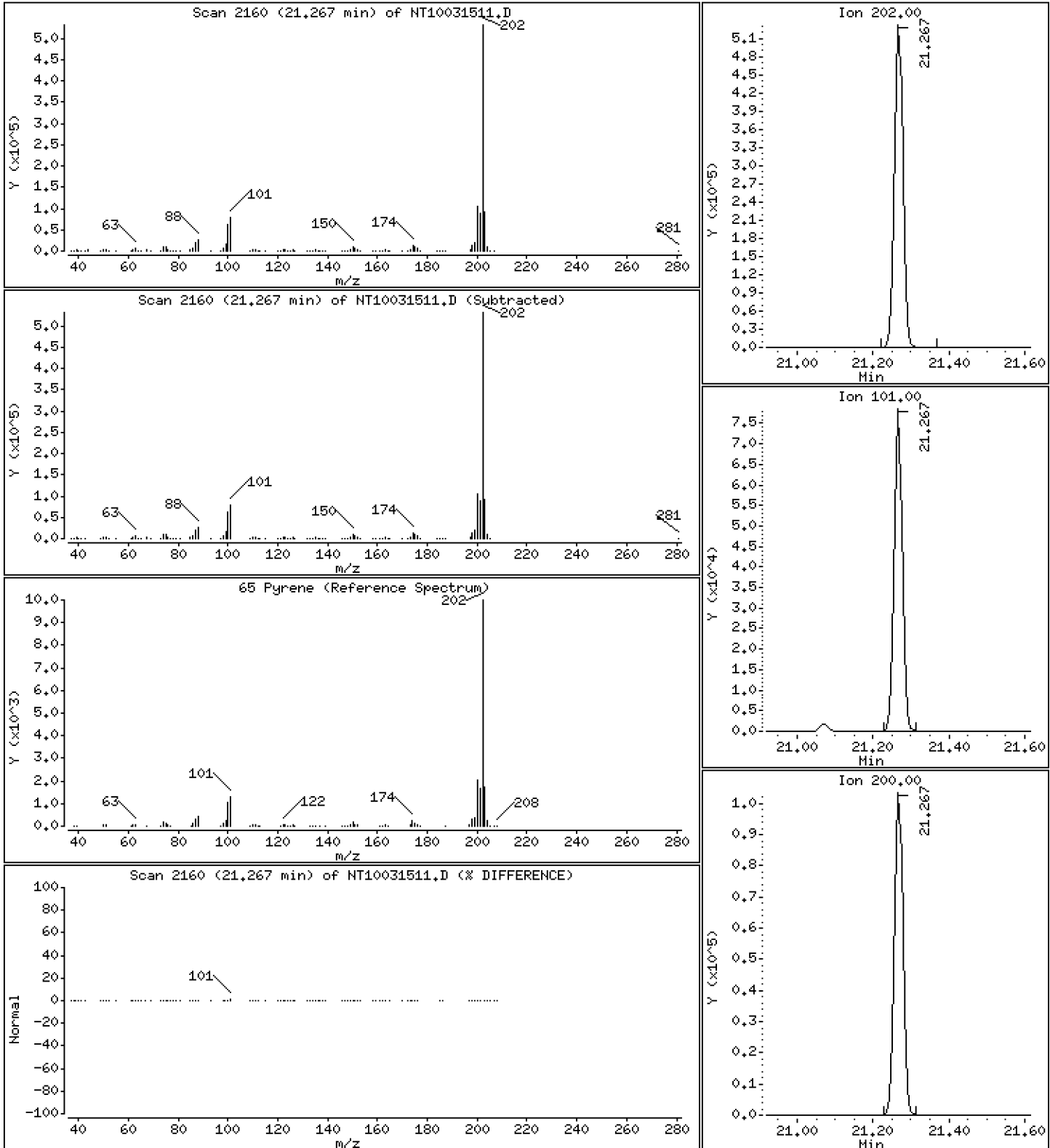
Operator: VTS

Column phase: ZB-5msi

Column diameter: 0,25

65 Pyrene

Concentration: 4,339 ug/mL



Date : 16-MAR-2023 02:16

Client ID:

Instrument: nt10.i

Sample Info: SLC0228-SCV1

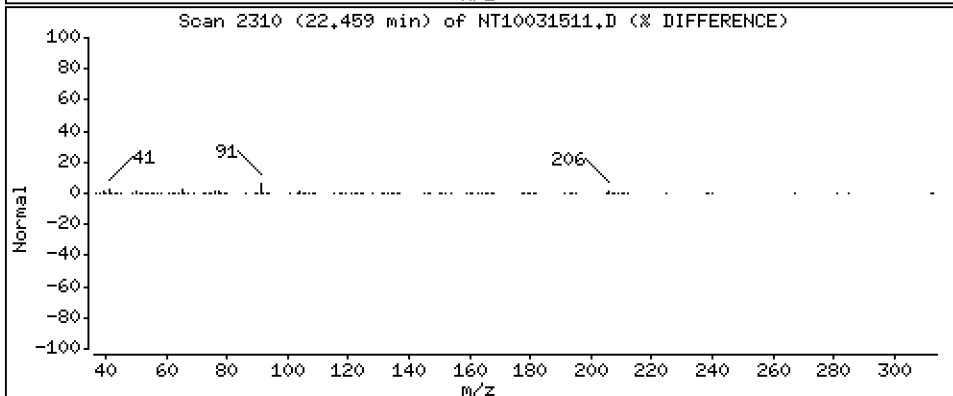
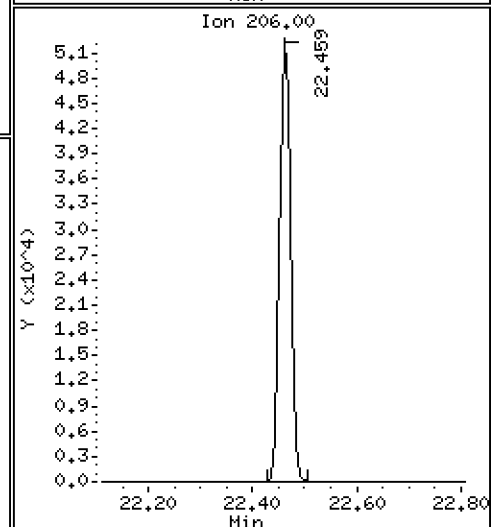
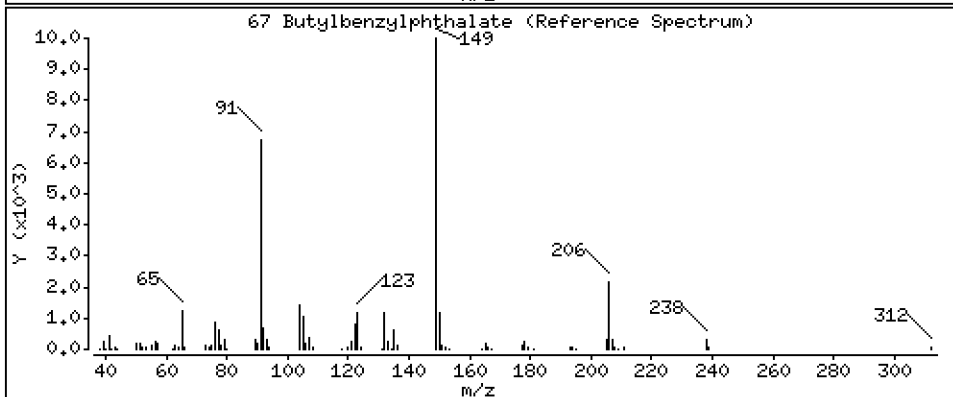
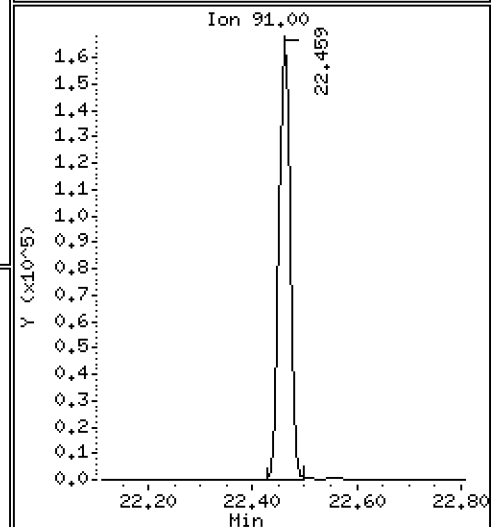
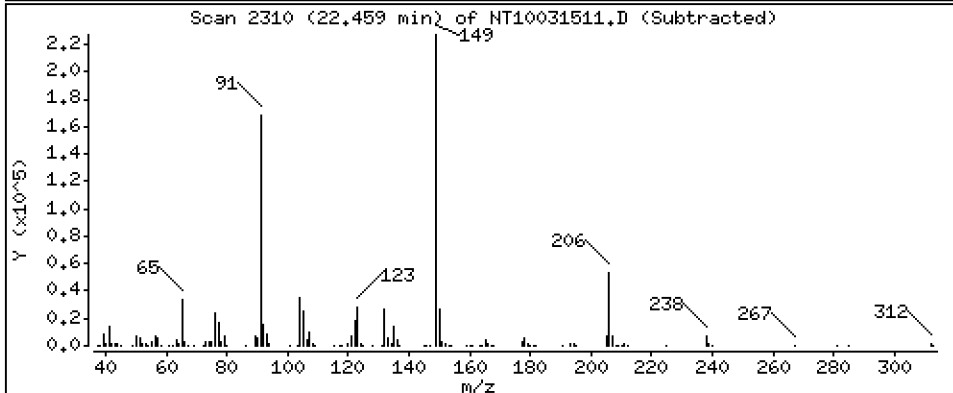
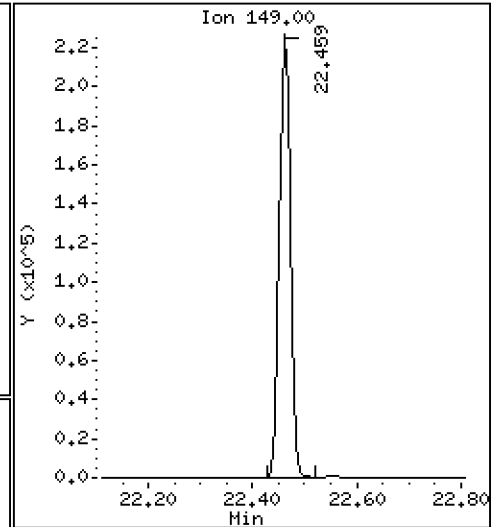
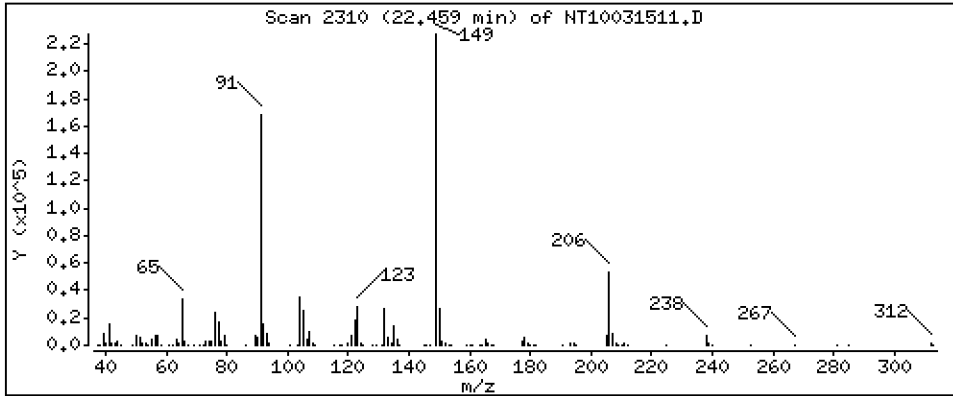
Operator: VTS

Column phase: ZB-5msi

Column diameter: 0,25

67 Butylbenzylphthalate

Concentration: 4,834 ug/mL



Date : 16-MAR-2023 02:16

Client ID:

Instrument: nt10.i

Sample Info: SLC0228-SCV1

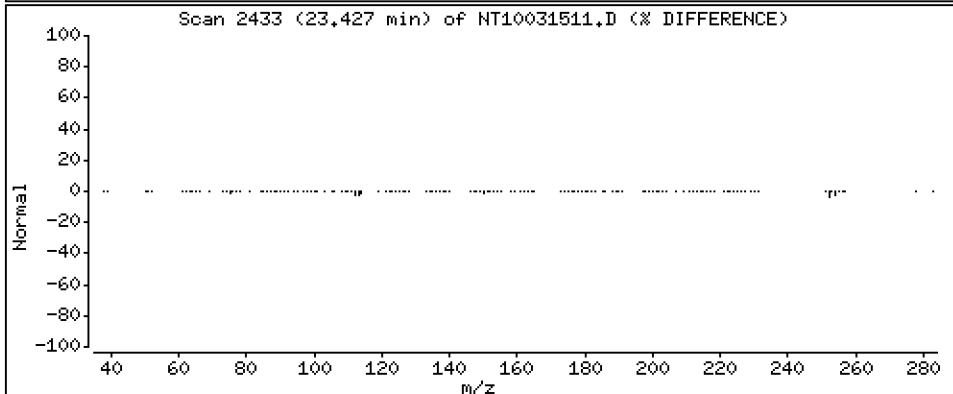
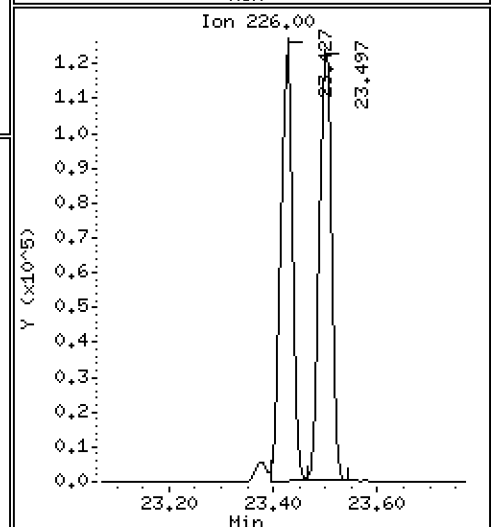
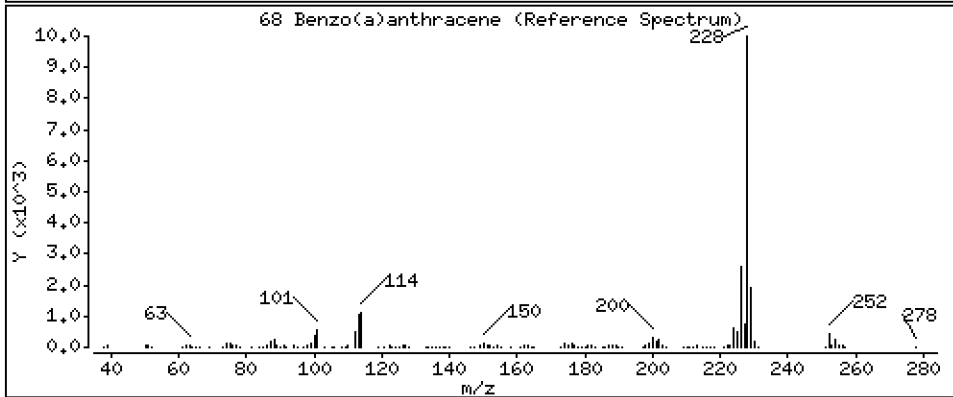
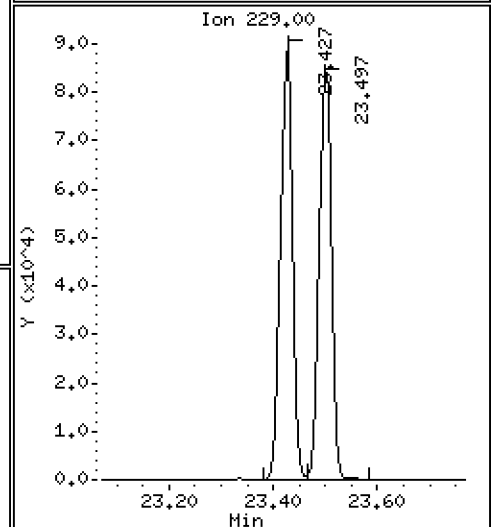
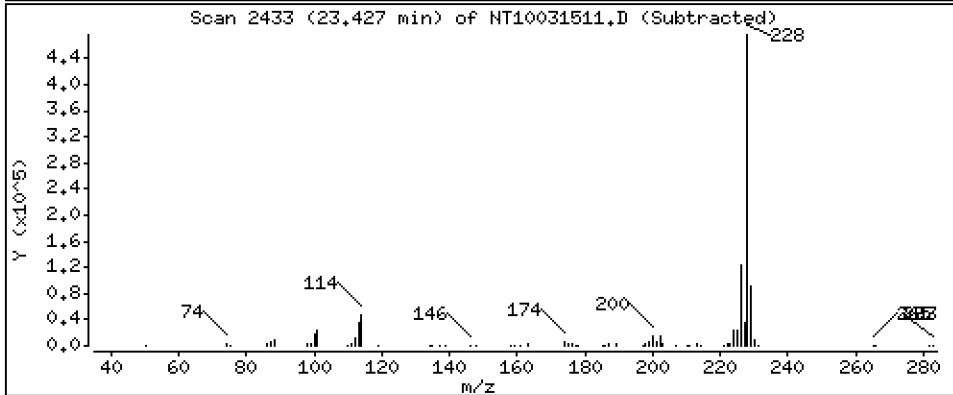
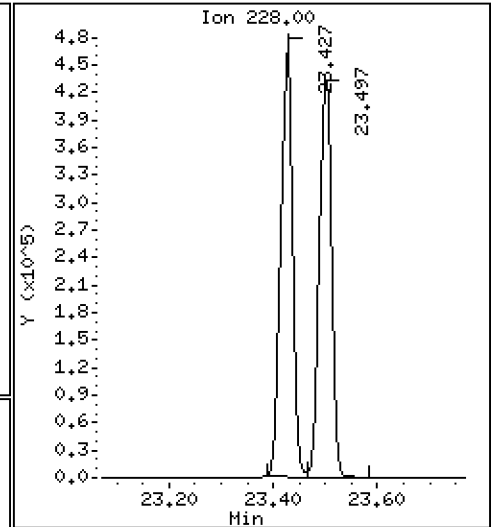
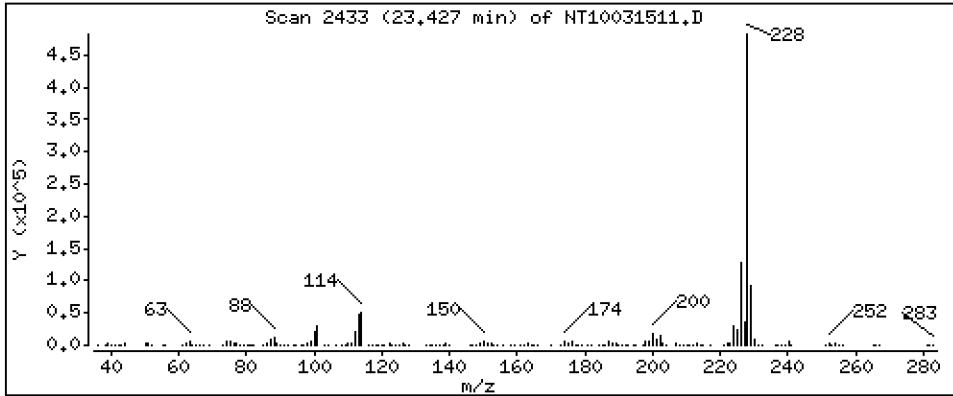
Operator: VTS

Column phase: ZB-5msi

Column diameter: 0,25

68 Benzo(a)anthracene

Concentration: 4,647 ug/mL



Date : 16-MAR-2023 02:16

Client ID:

Instrument: nt10.i

Sample Info: SLC0228-SCV1

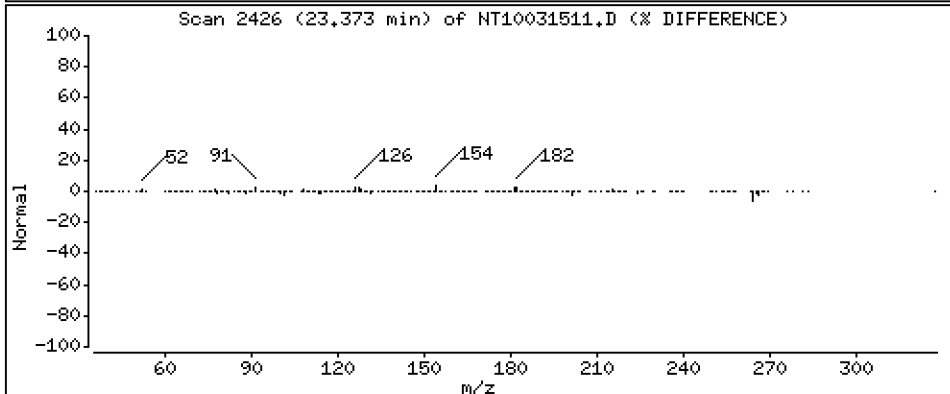
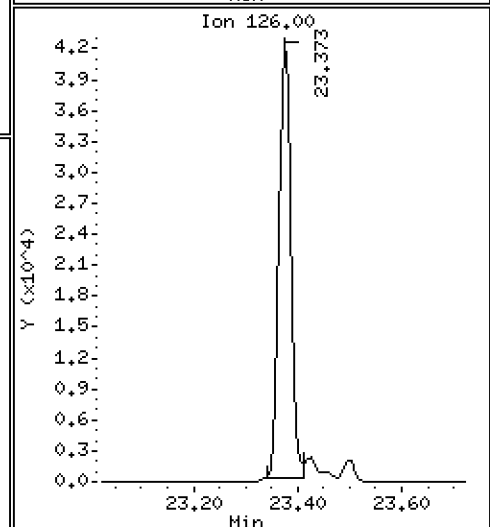
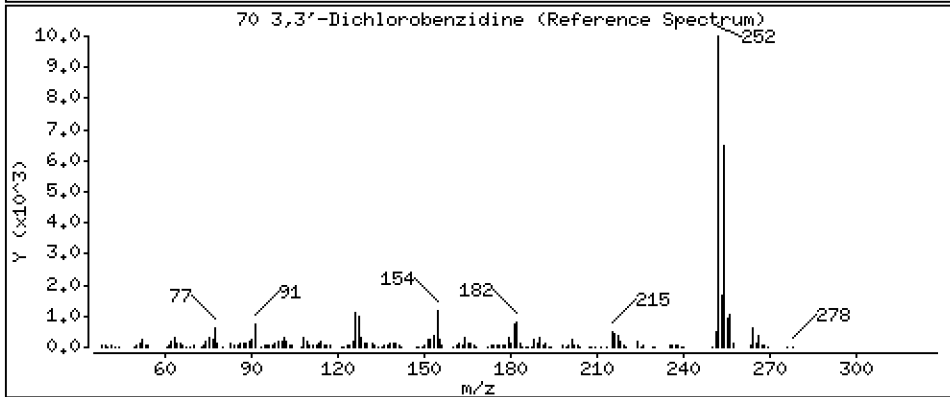
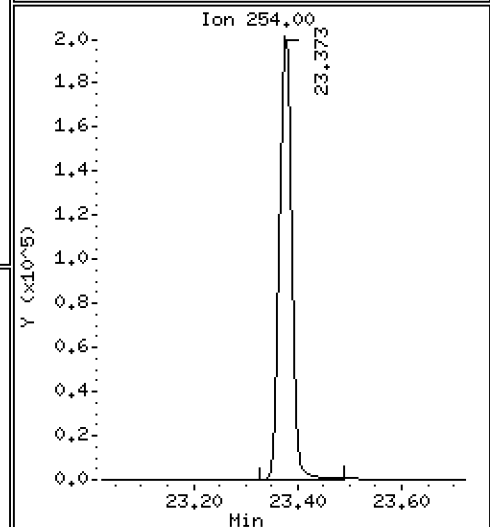
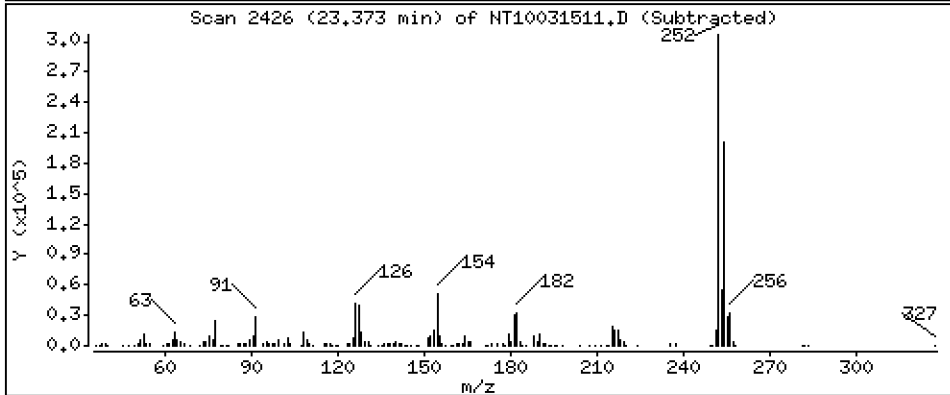
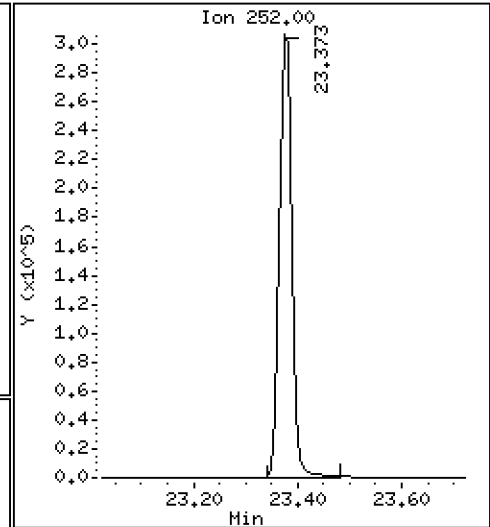
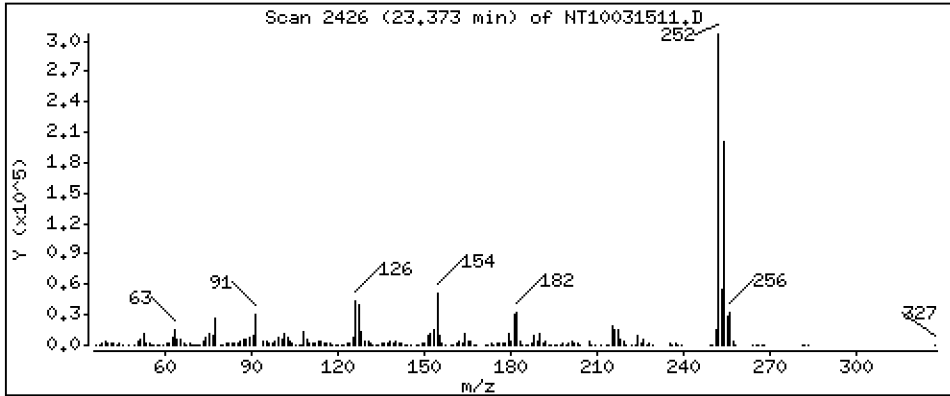
Operator: VTS

Column phase: ZB-5msi

Column diameter: 0,25

70 3,3'-Dichlorobenzidine

Concentration: 9,817 ug/mL



Date : 16-MAR-2023 02:16

Client ID:

Instrument: nt10.i

Sample Info: SLC0228-SCV1

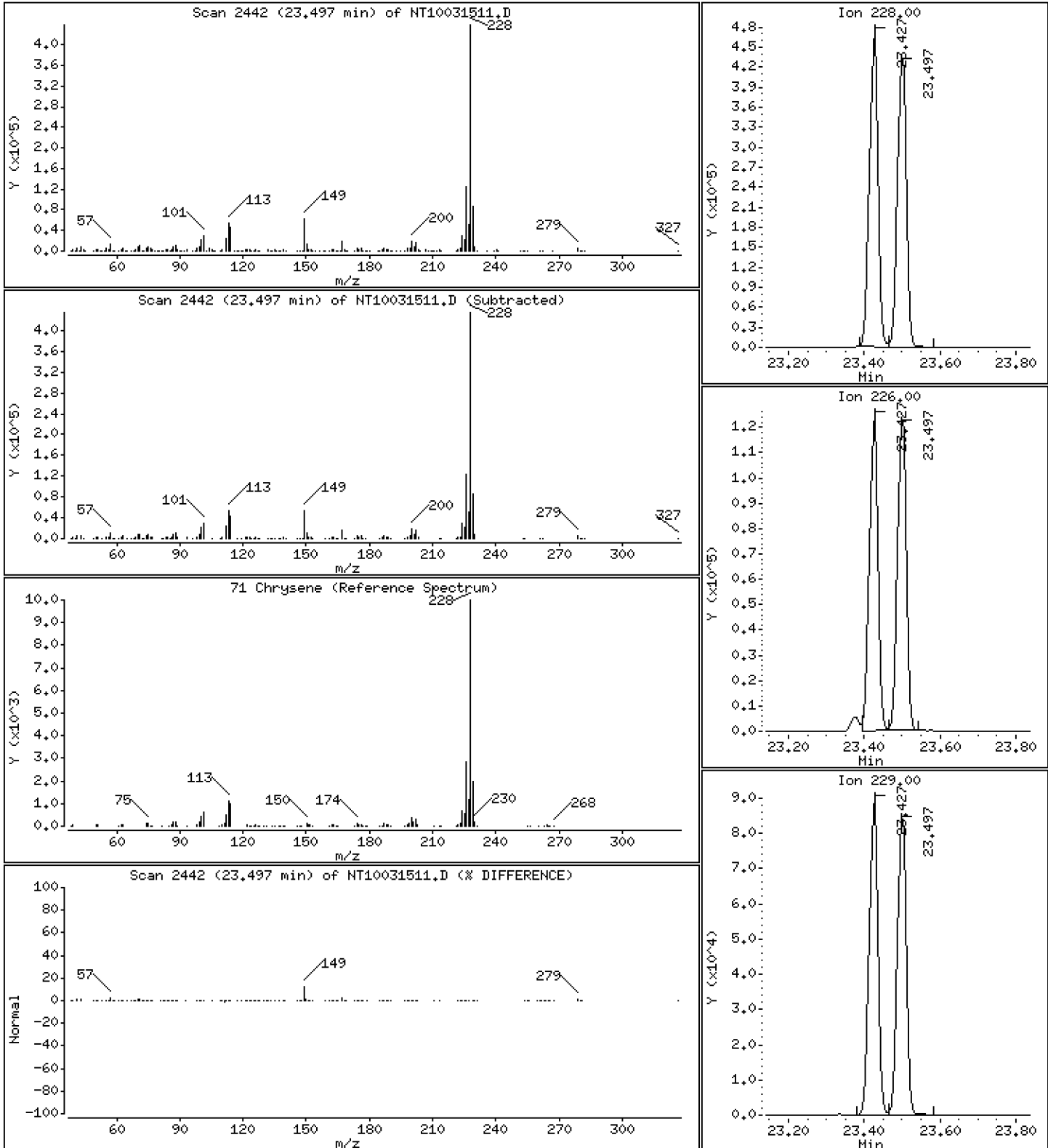
Operator: VTS

Column phase: ZB-5msi

Column diameter: 0,25

71 Chrysene

Concentration: 4,510 ug/mL



Date : 16-MAR-2023 02:16

Client ID:

Instrument: nt10.i

Sample Info: SLC0228-SCV1

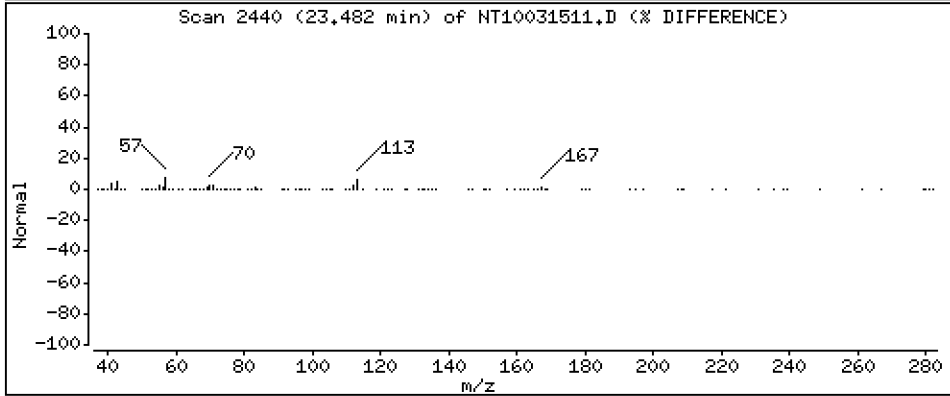
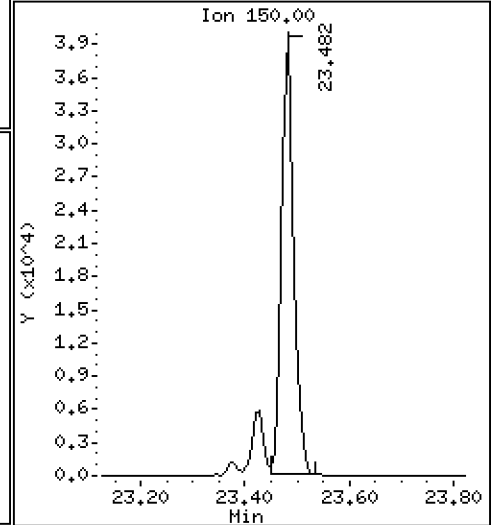
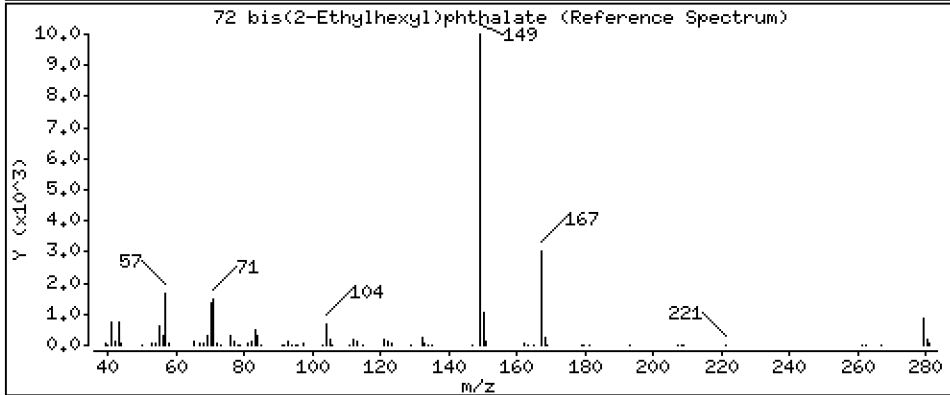
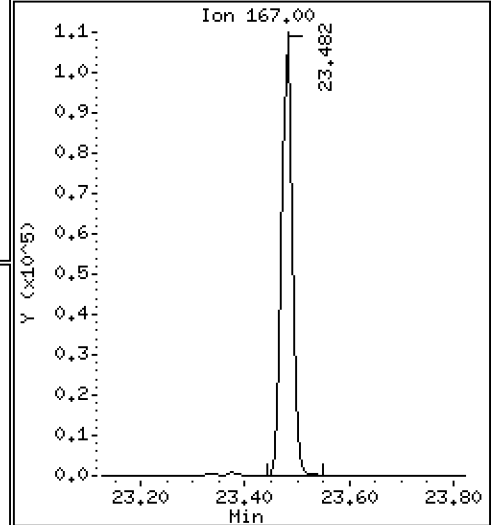
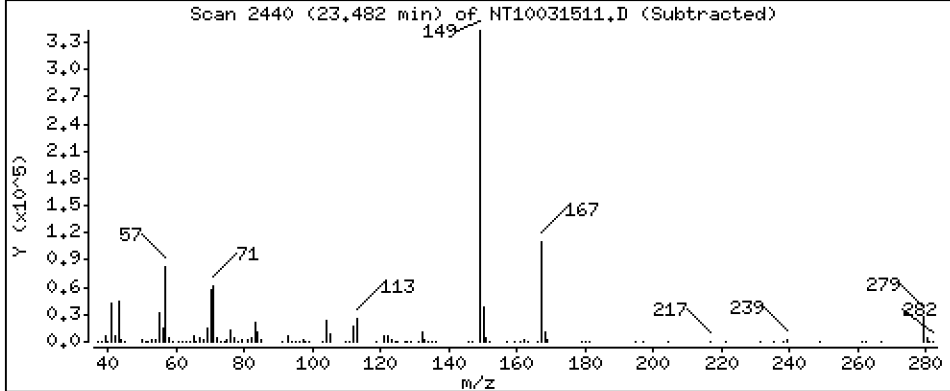
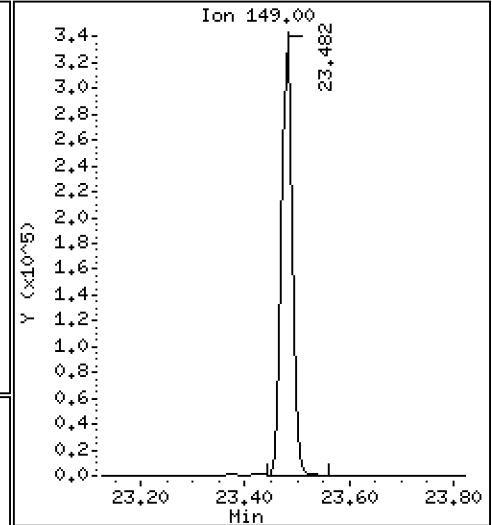
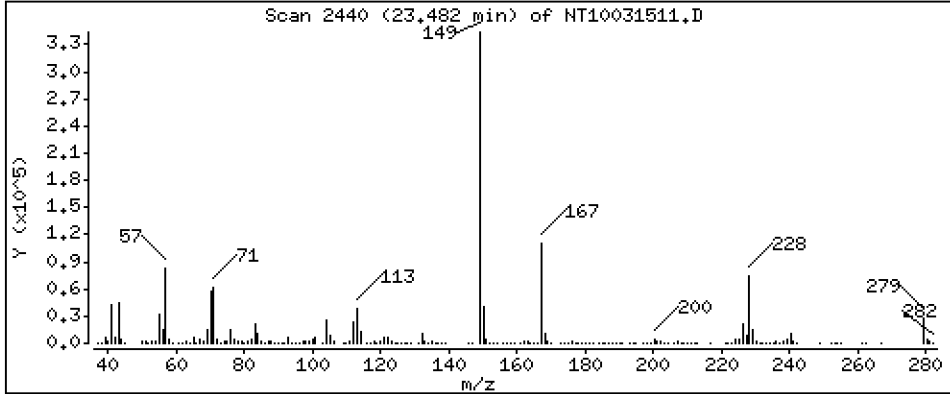
Operator: VTS

Column phase: ZB-5msi

Column diameter: 0,25

72 bis(2-Ethylhexyl)phthalate

Concentration: 4,680 ug/mL



Date : 16-MAR-2023 02:16

Client ID:

Instrument: nt10.i

Sample Info: SLC0228-SCV1

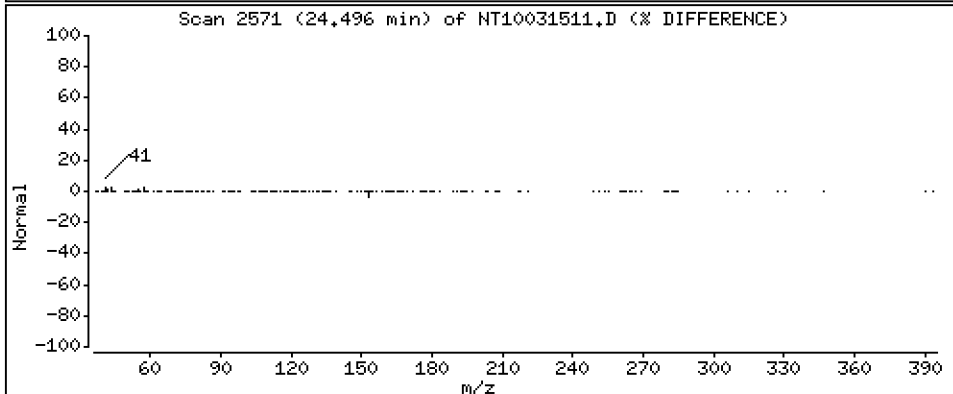
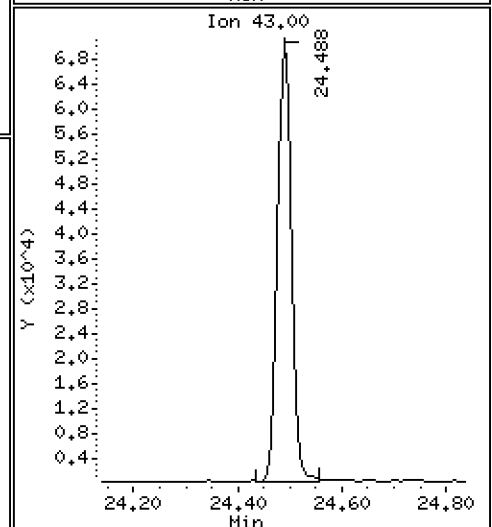
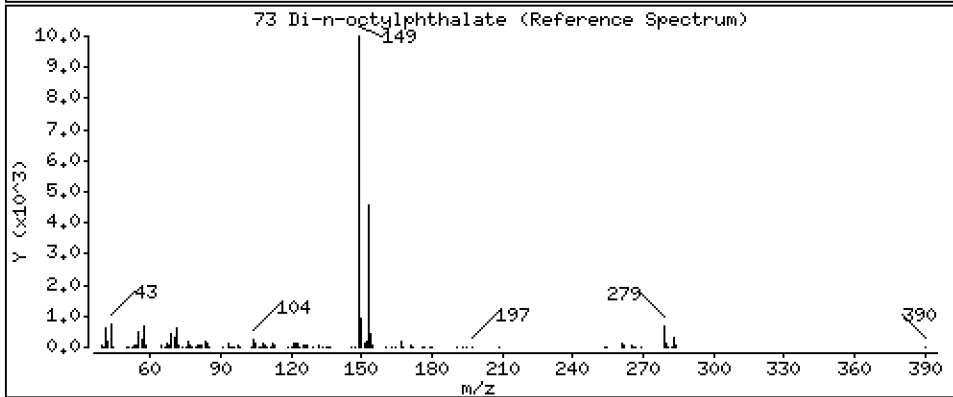
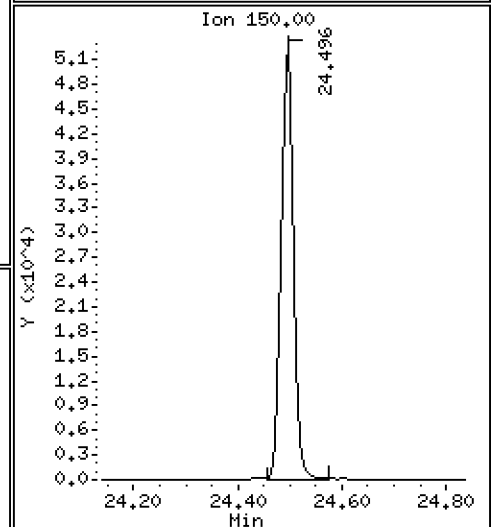
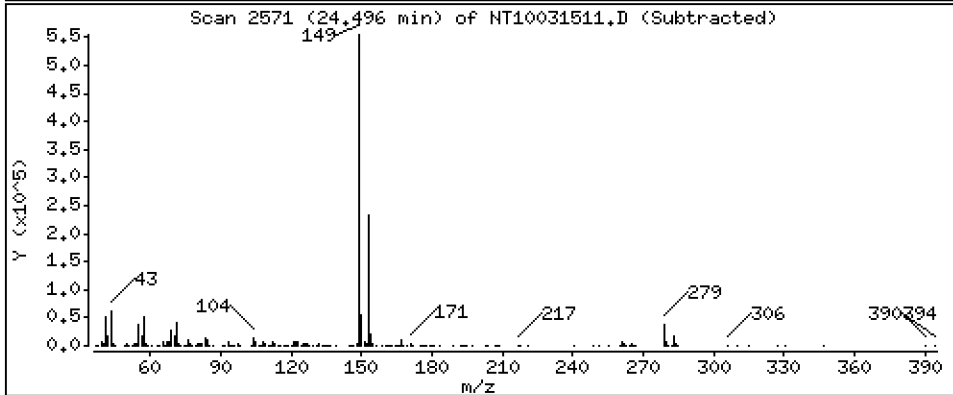
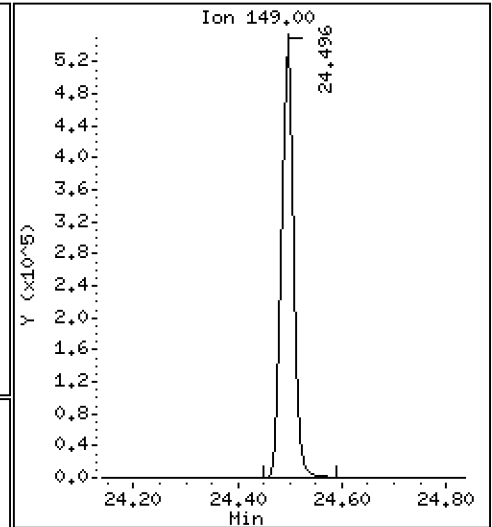
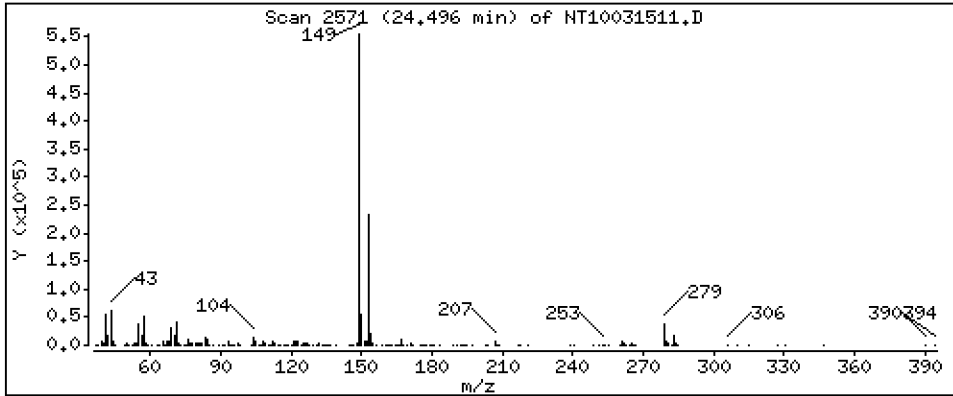
Operator: VTS

Column phase: ZB-5msi

Column diameter: 0,25

73 Di-n-octylphthalate

Concentration: 4,947 ug/mL



Date : 16-MAR-2023 02:16

Client ID:

Instrument: nt10.i

Sample Info: SLC0228-SCV1

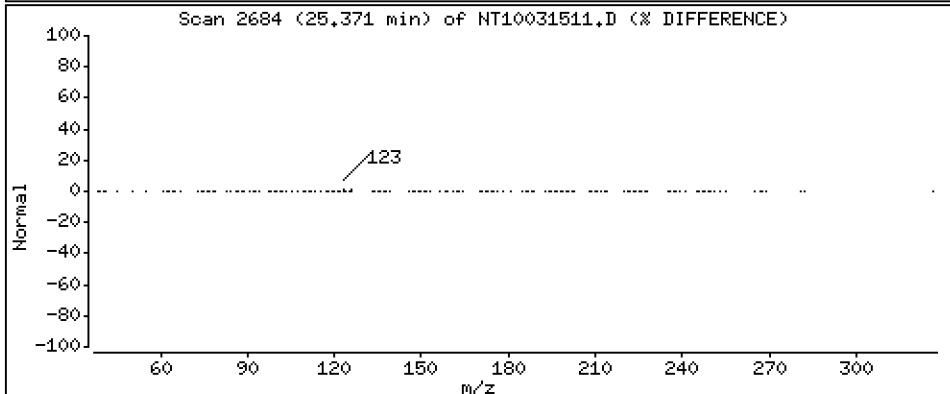
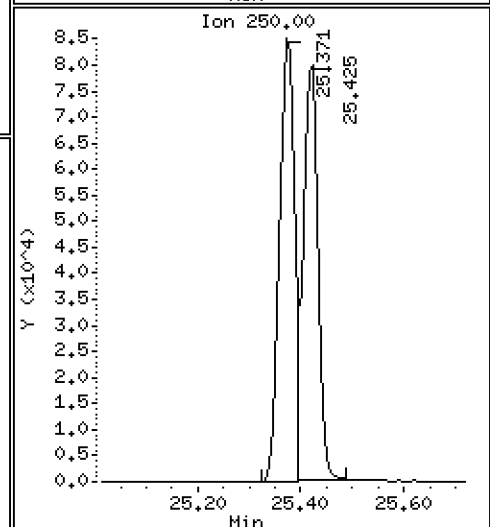
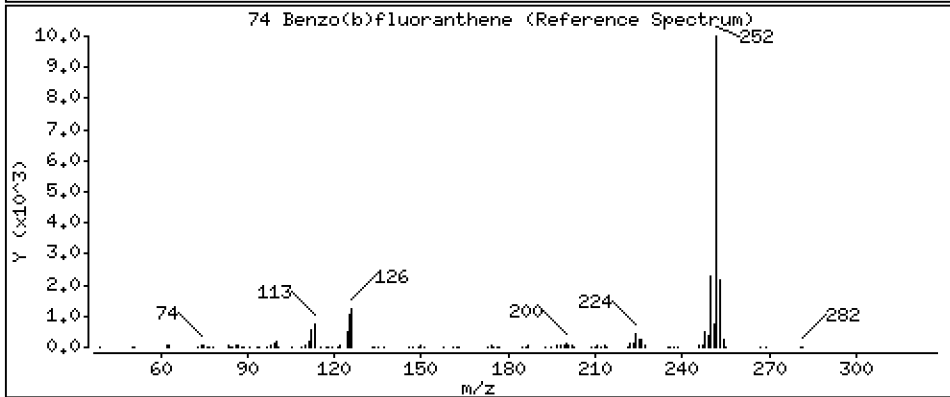
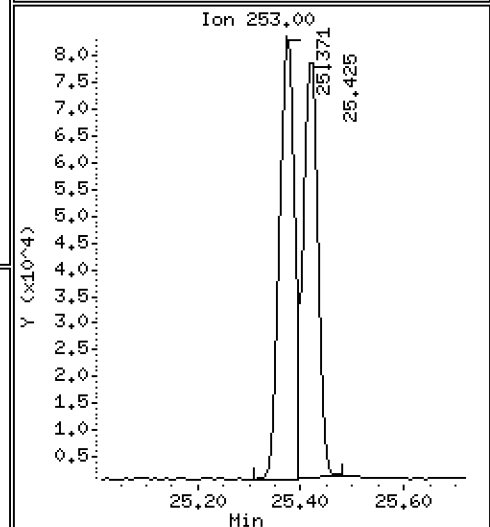
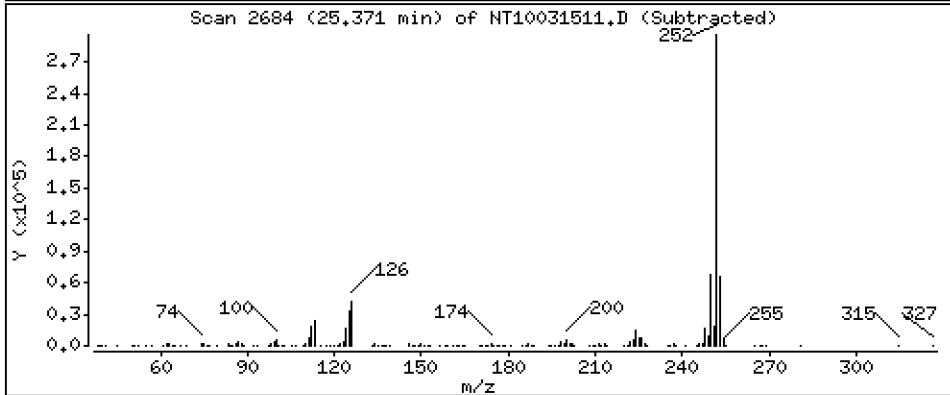
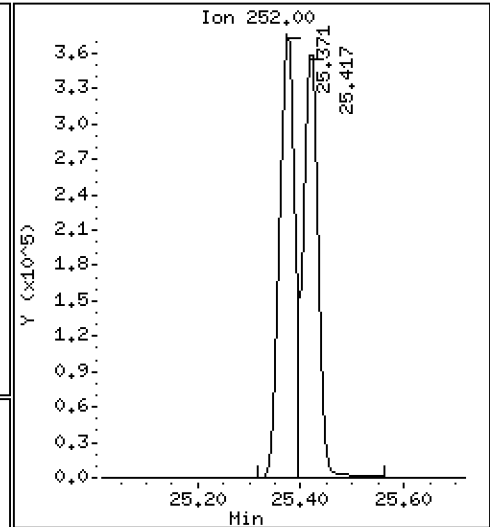
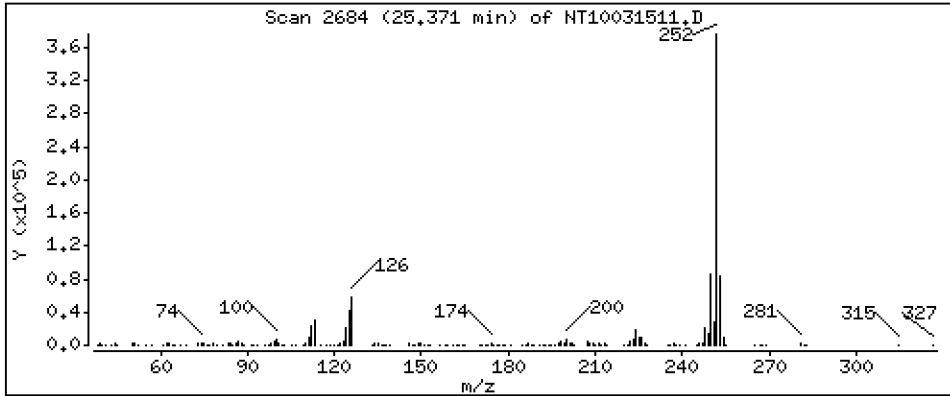
Operator: VTS

Column phase: ZB-5msi

Column diameter: 0,25

74 Benzo(b)fluoranthene

Concentration: 4,602 ug/mL



Date : 16-MAR-2023 02:16

Client ID:

Instrument: nt10.i

Sample Info: SLC0228-SCV1

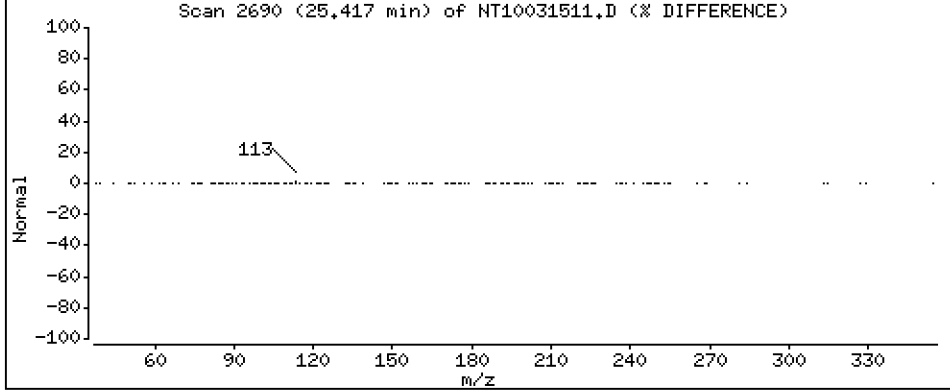
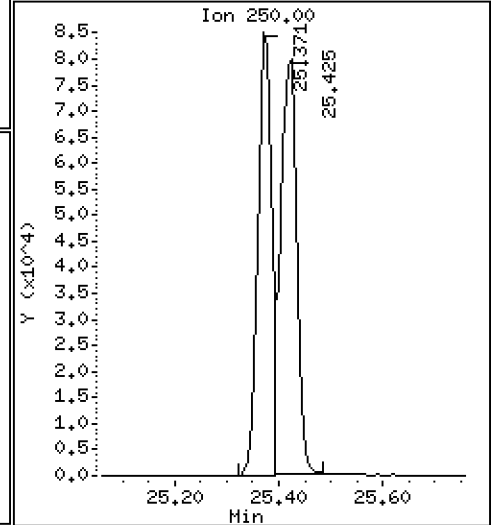
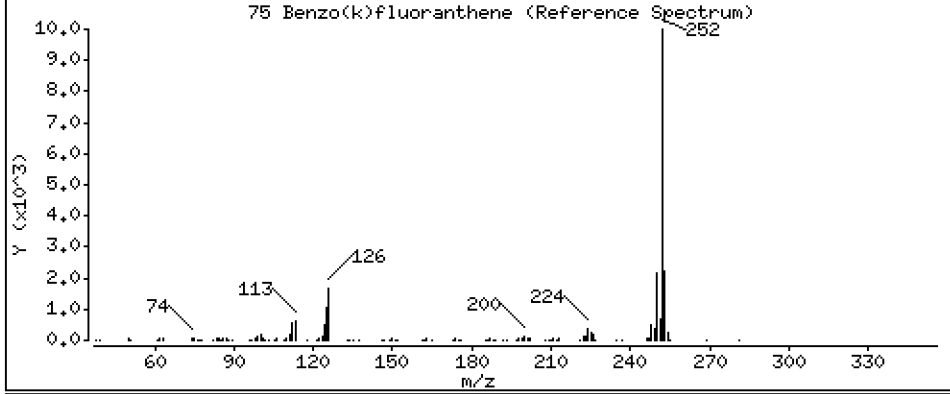
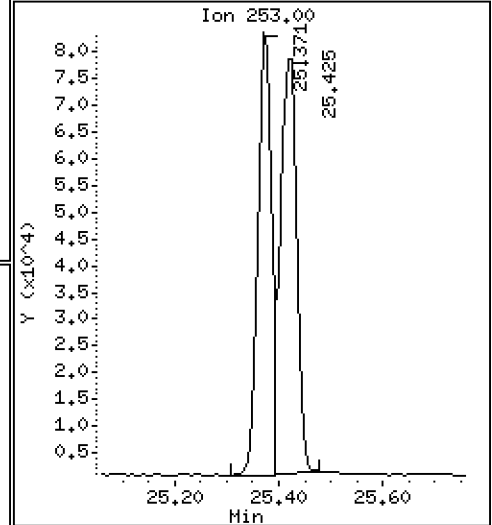
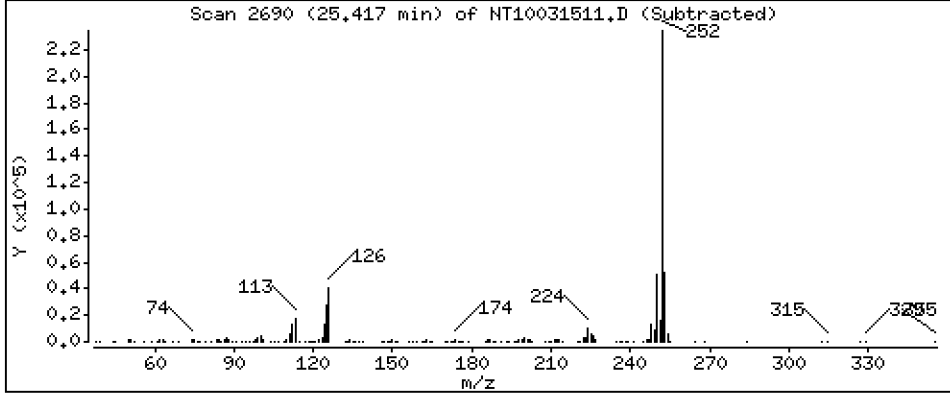
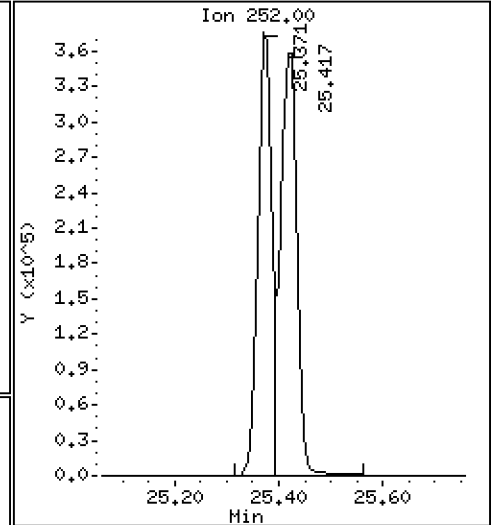
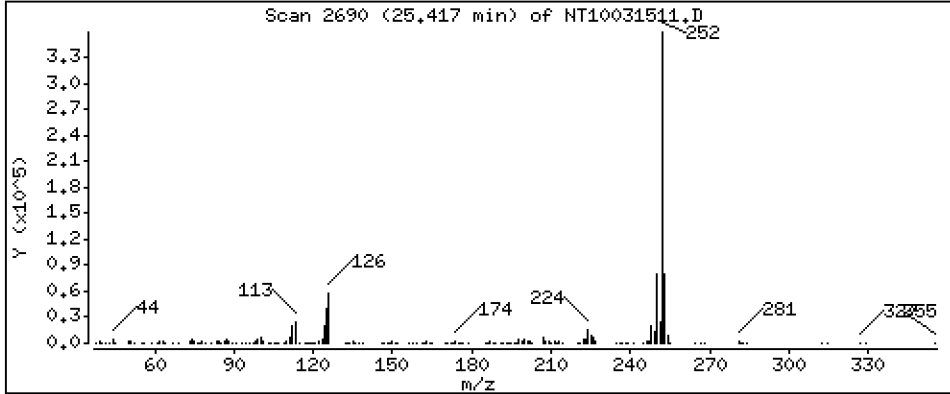
Operator: VTS

Column phase: ZB-5msi

Column diameter: 0,25

75 Benzo(k)fluoranthene

Concentration: 4,898 ug/mL



Date : 16-MAR-2023 02:16

Client ID:

Instrument: nt10.i

Sample Info: SLC0228-SCV1

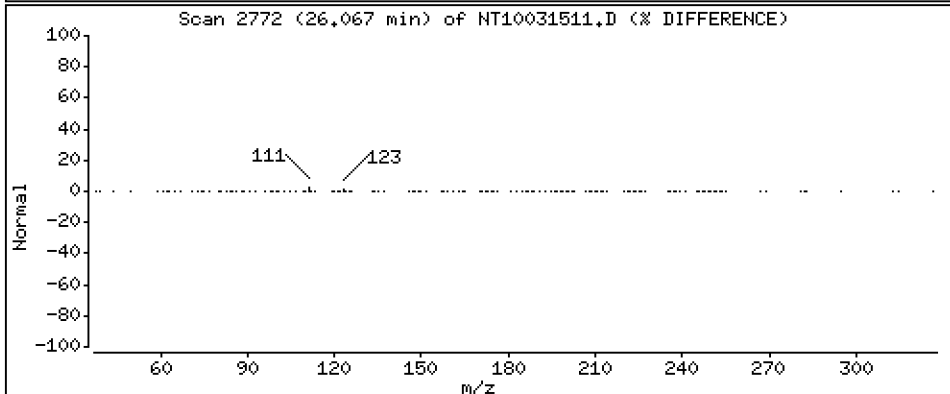
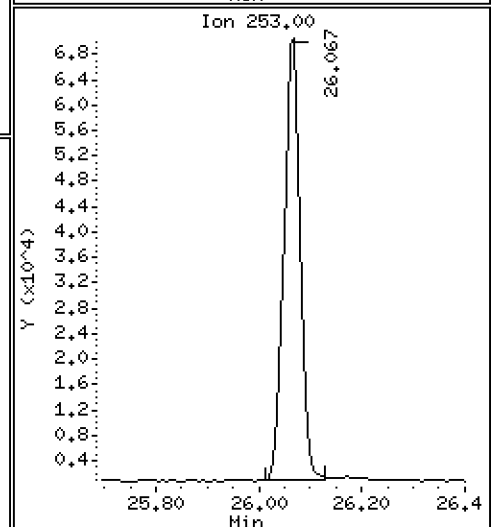
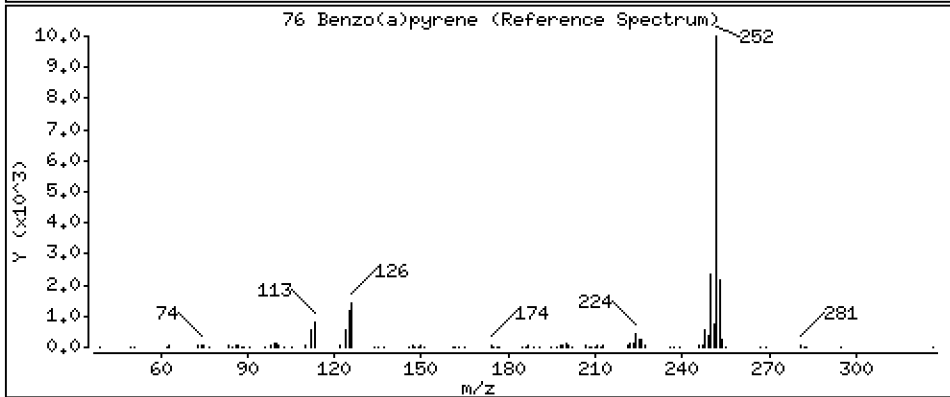
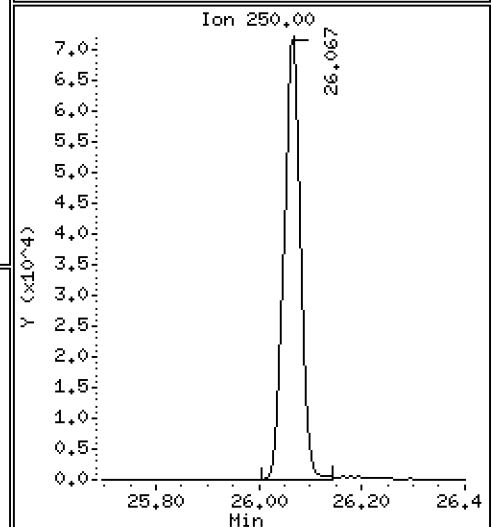
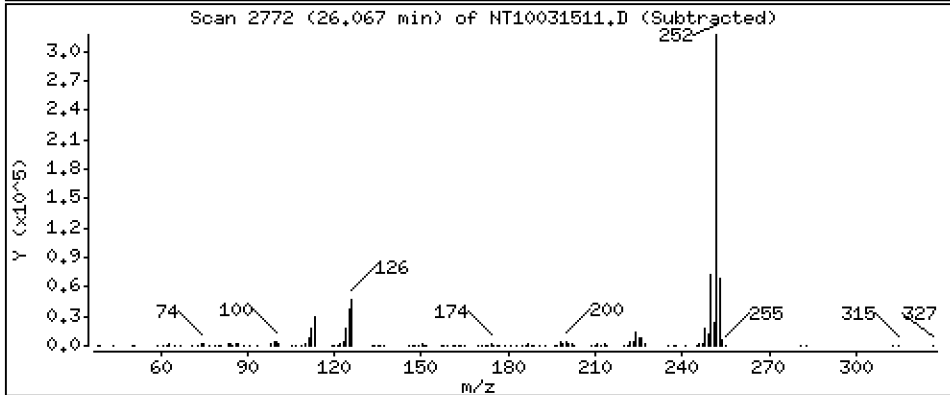
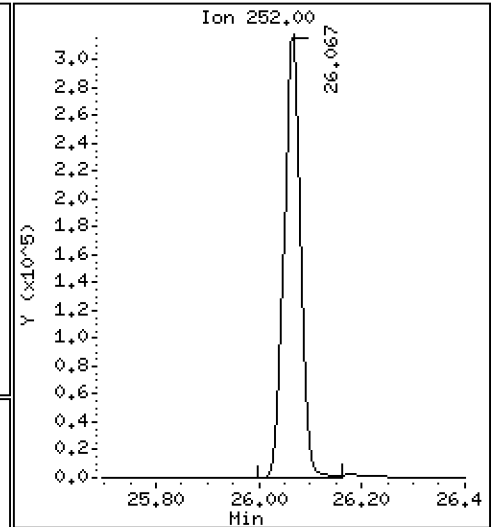
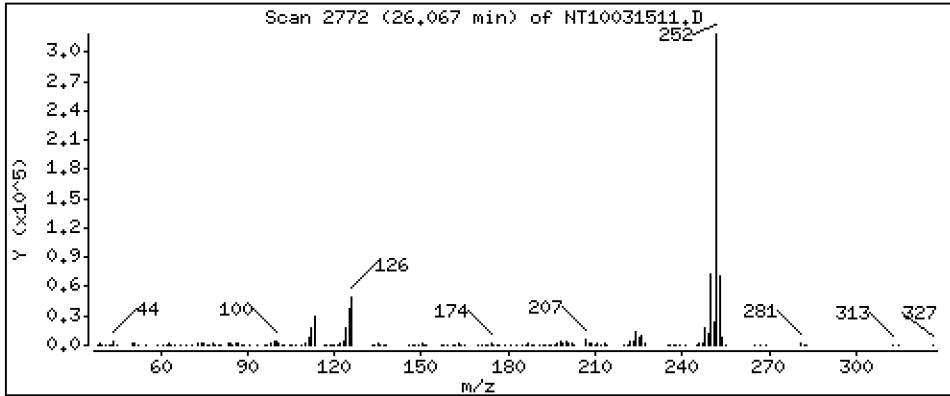
Operator: VTS

Column phase: ZB-5msi

Column diameter: 0,25

76 Benzo(a)pyrene

Concentration: 4,873 ug/mL



Date : 16-MAR-2023 02:16

Client ID:

Instrument: nt10.i

Sample Info: SLC0228-SCV1

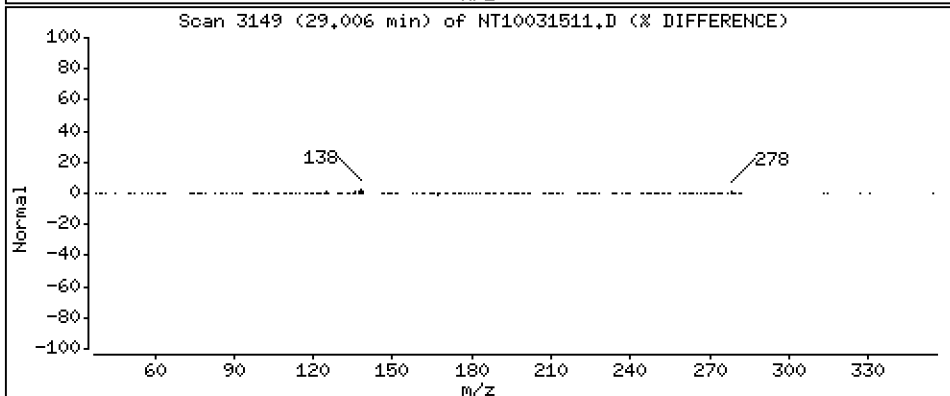
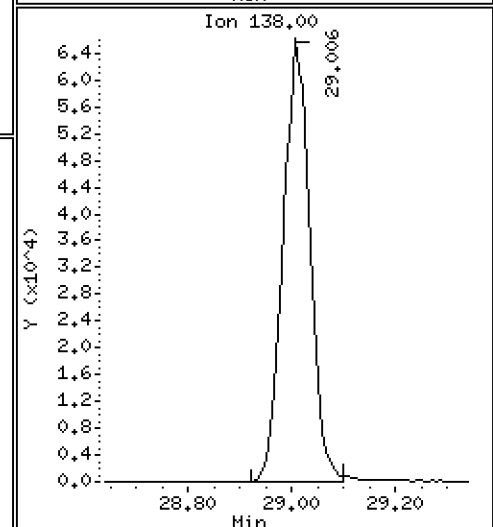
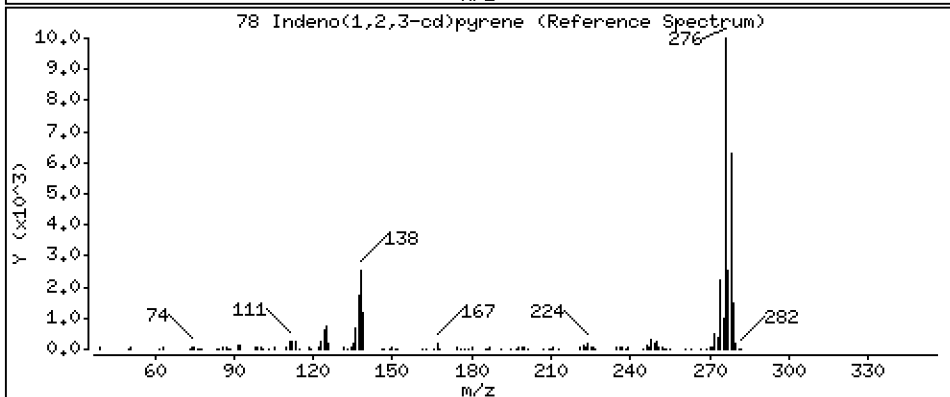
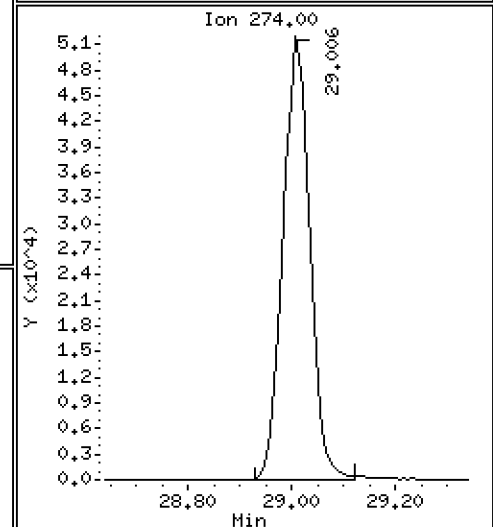
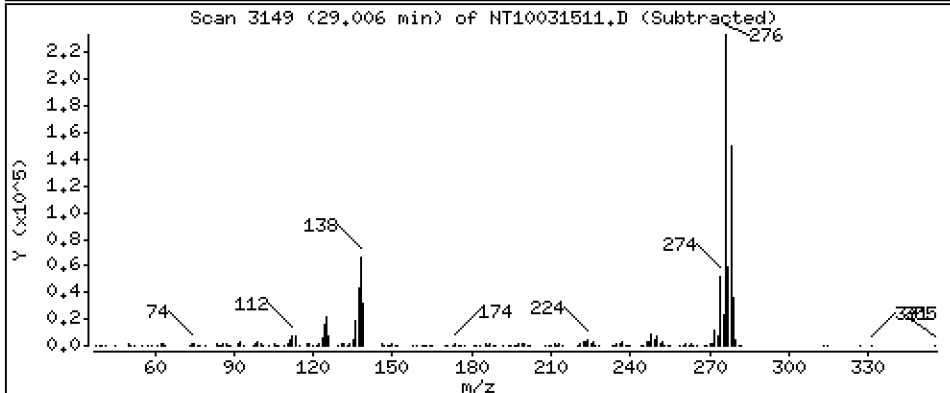
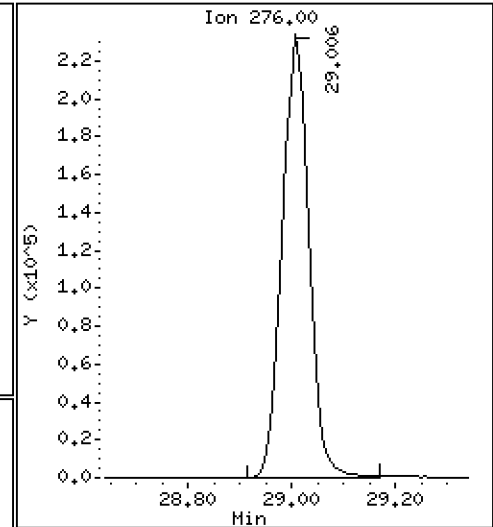
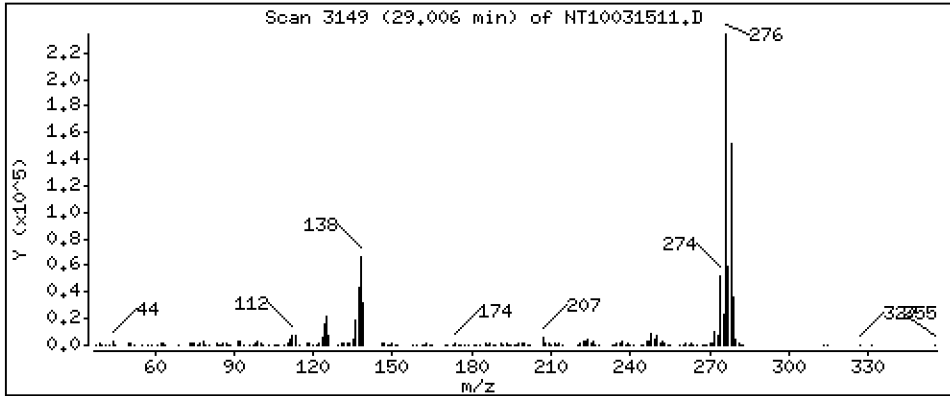
Operator: VTS

Column phase: ZB-5msi

Column diameter: 0,25

78 Indeno(1,2,3-cd)pyrene

Concentration: 4,577 ug/mL



Date : 16-MAR-2023 02:16

Client ID:

Instrument: nt10.i

Sample Info: SLC0228-SCV1

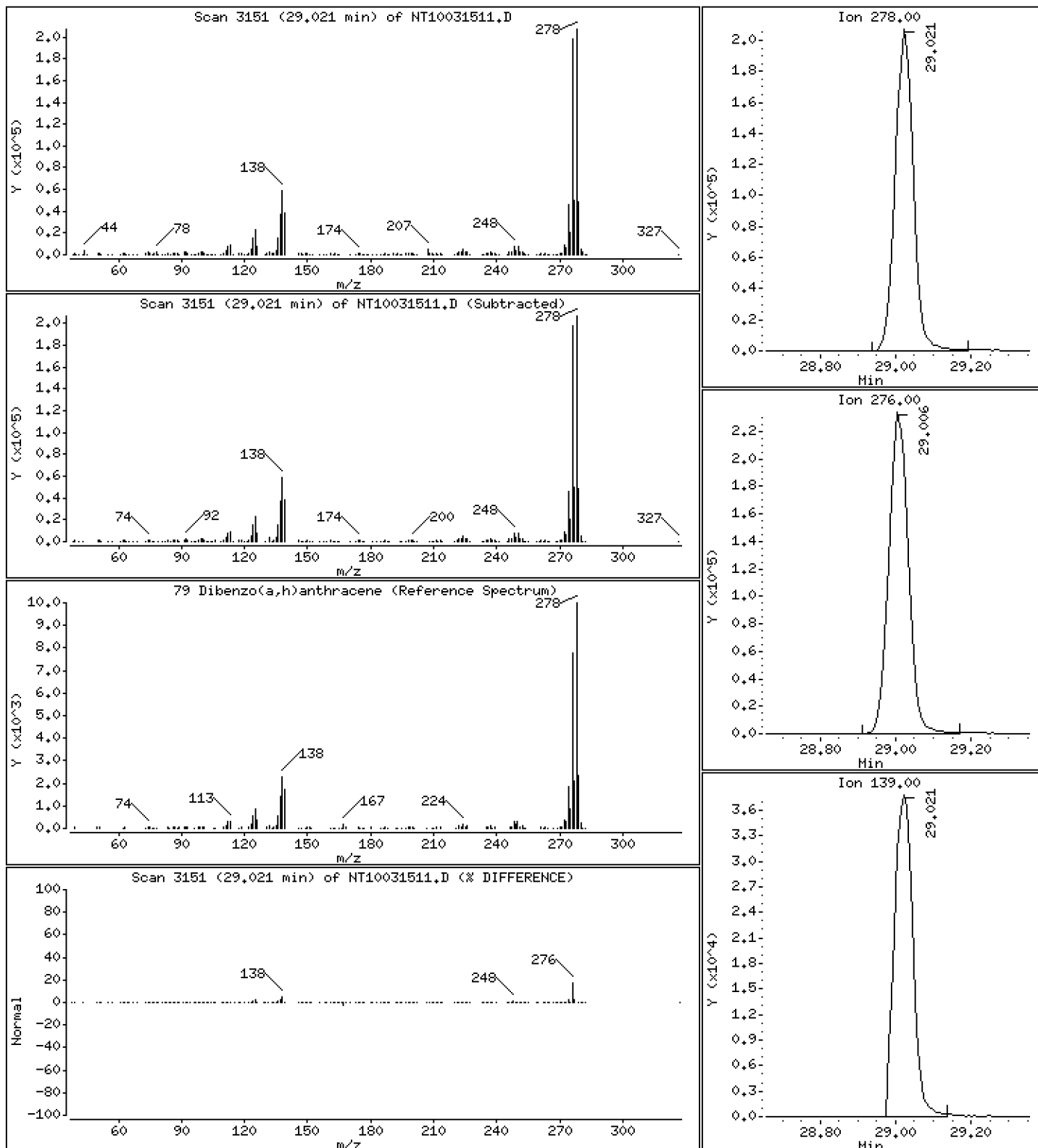
Operator: VTS

Column phase: ZB-5msi

Column diameter: 0,25

79 Dibenzo(a,h)anthracene

Concentration: 4,547 ug/mL



Date : 16-MAR-2023 02:16

Client ID:

Instrument: nt10.i

Sample Info: SLC0228-SCV1

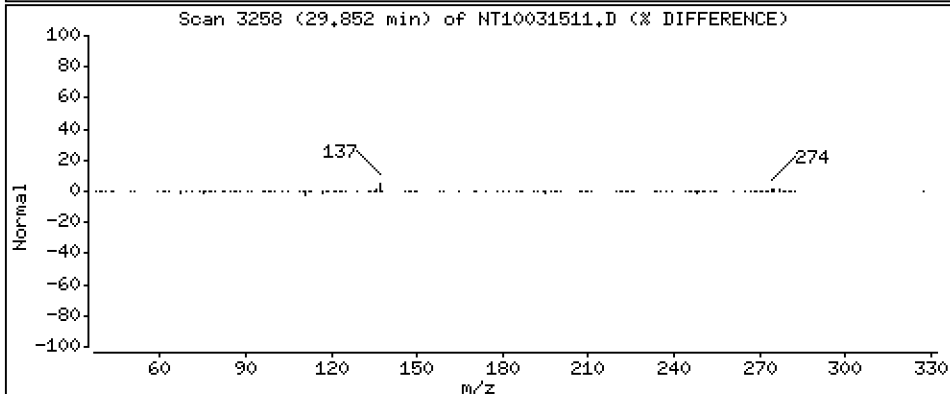
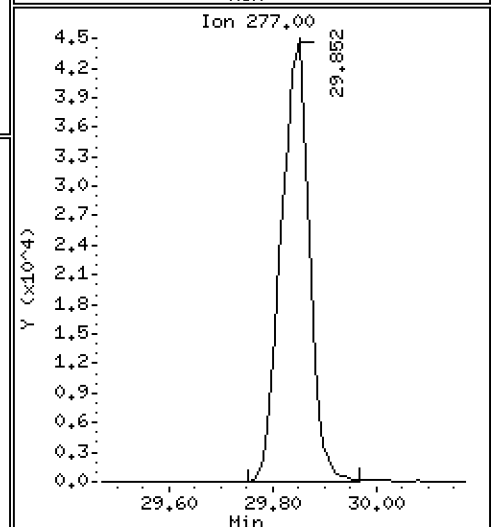
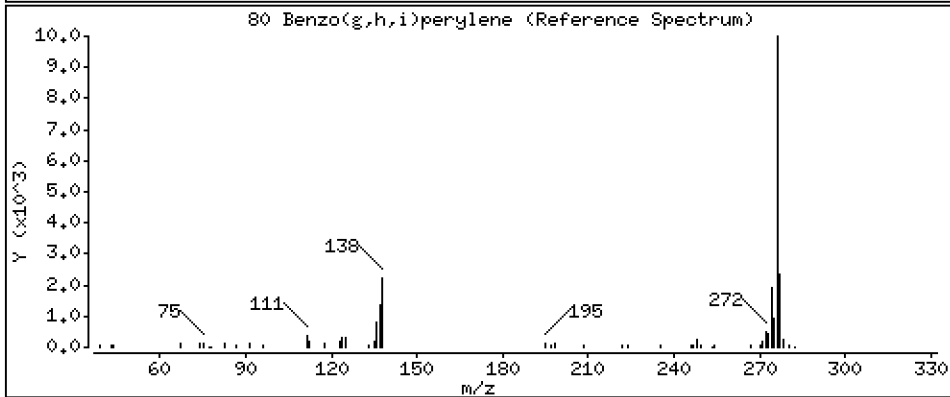
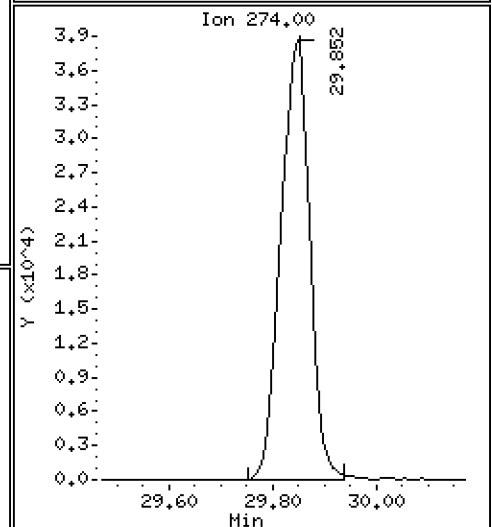
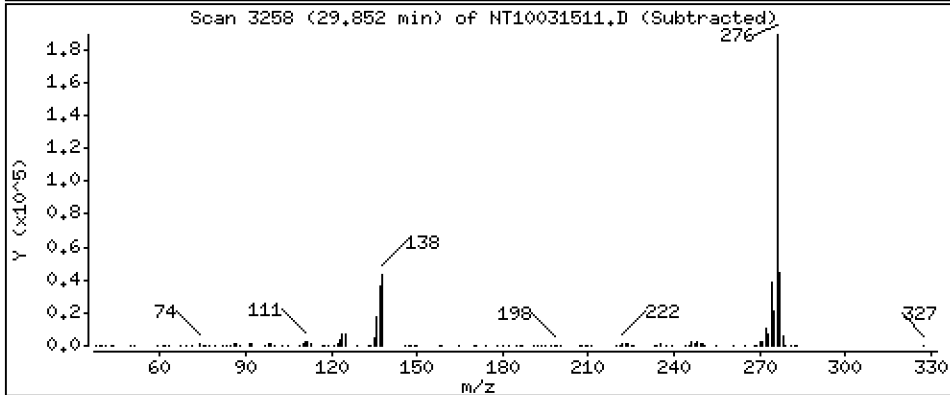
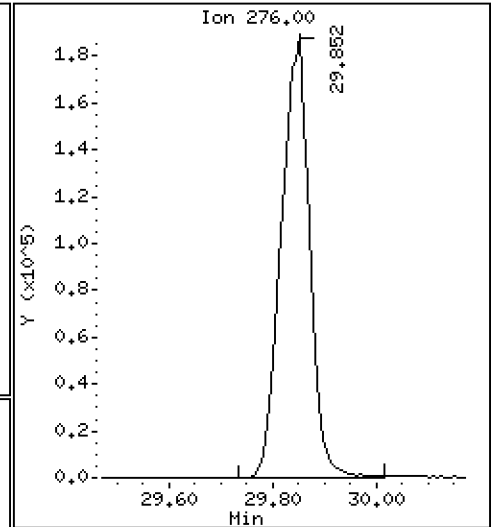
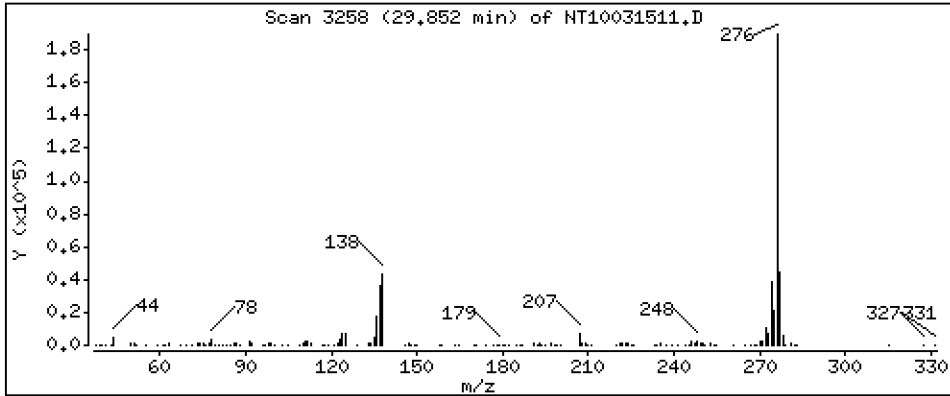
Operator: VTS

Column phase: ZB-5msi

Column diameter: 0,25

80 Benzo(g,h,i)perylene

Concentration: 4,590 ug/mL



Date : 16-MAR-2023 02:16

Client ID:

Instrument: nt10.i

Sample Info: SLC0228-SCV1

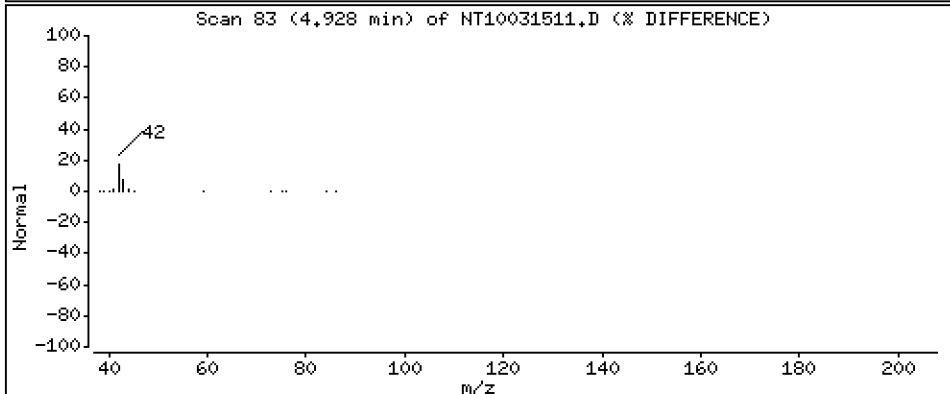
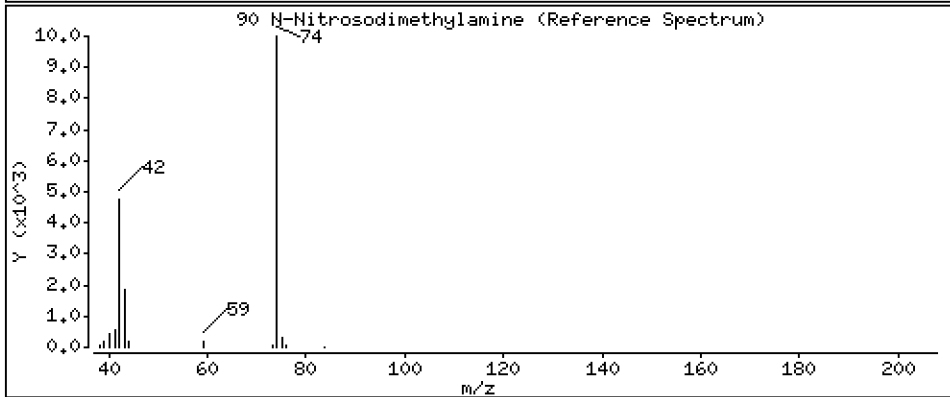
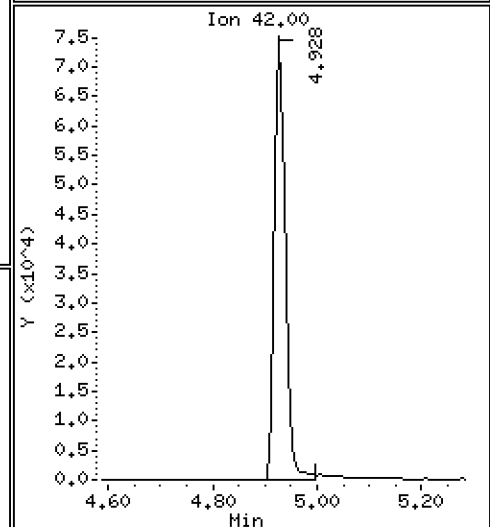
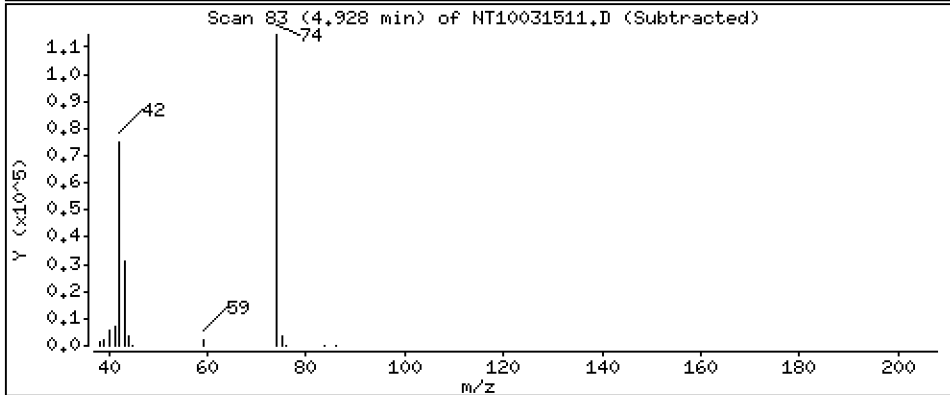
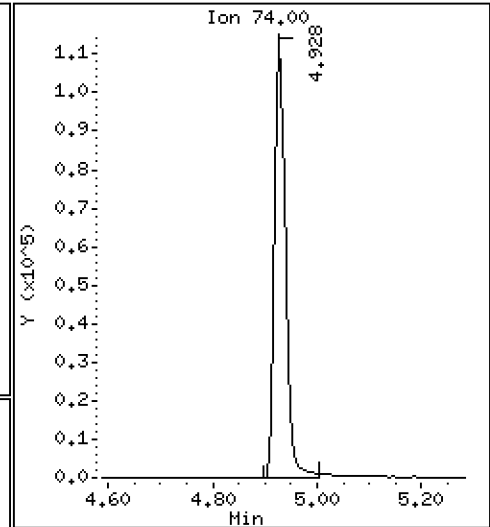
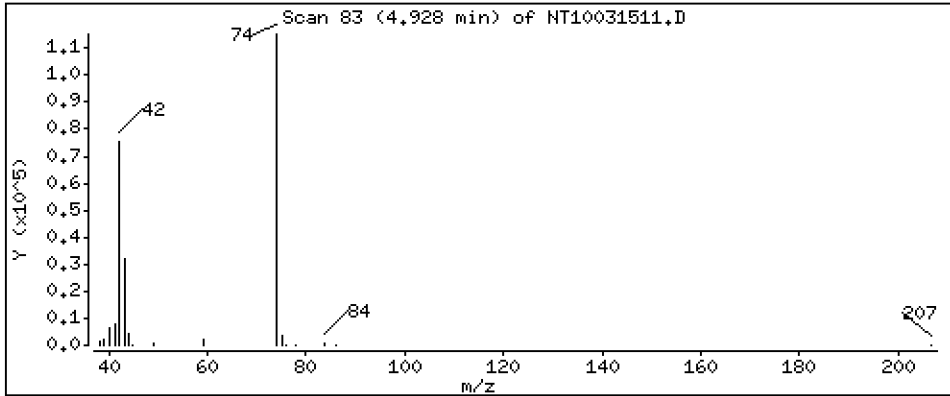
Operator: VTS

Column phase: ZB-5msi

Column diameter: 0.25

90 N-Nitrosodimethylamine

Concentration: 5.194 ug/mL



Date : 16-MAR-2023 02:16

Client ID:

Instrument: nt10.i

Sample Info: SLC0228-SCV1

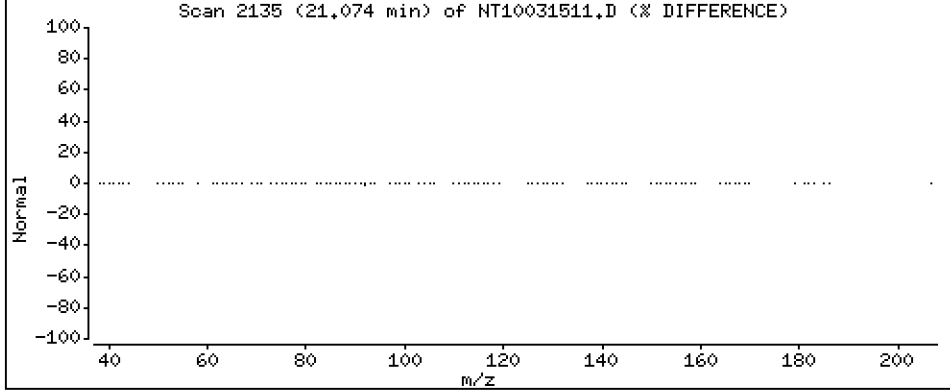
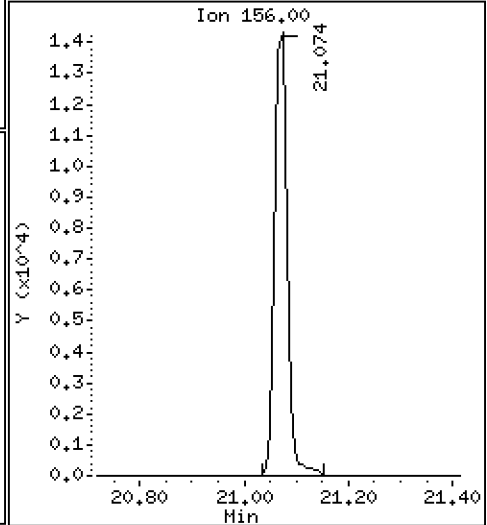
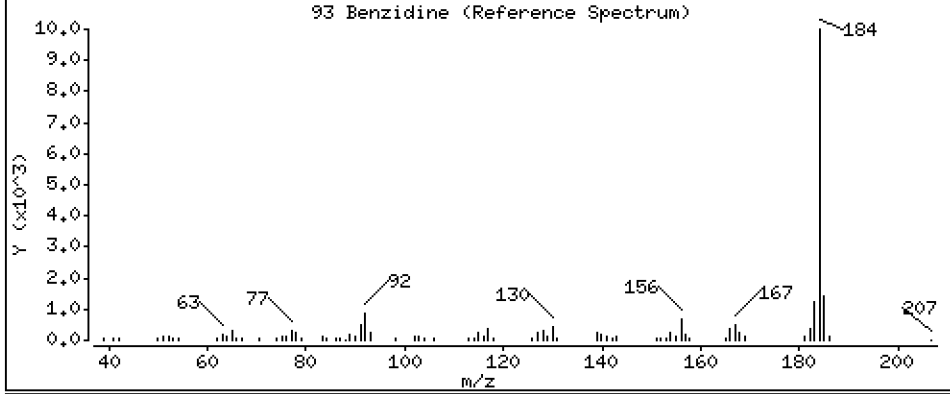
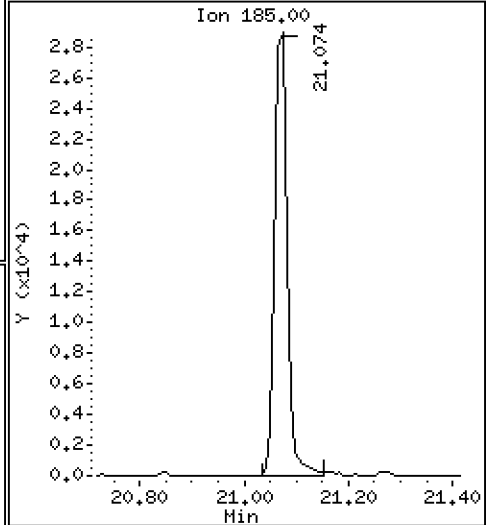
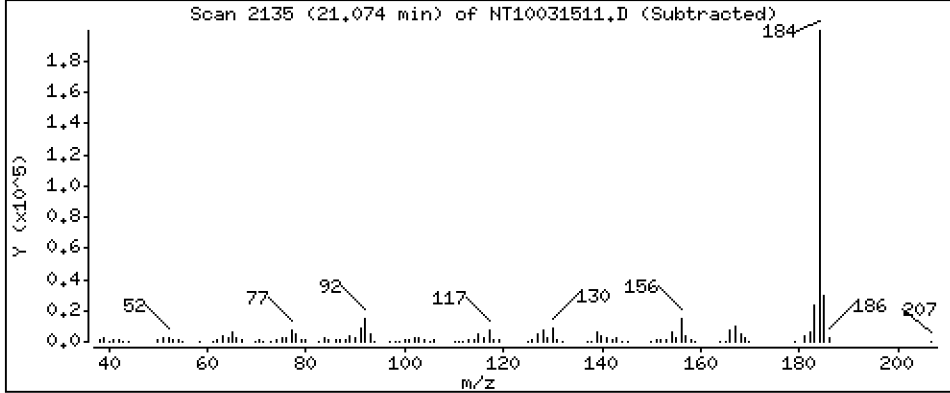
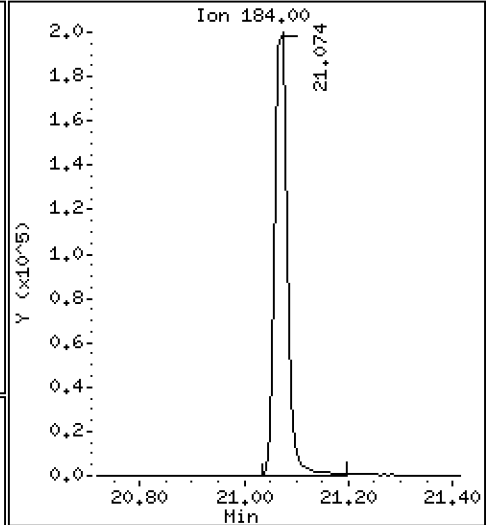
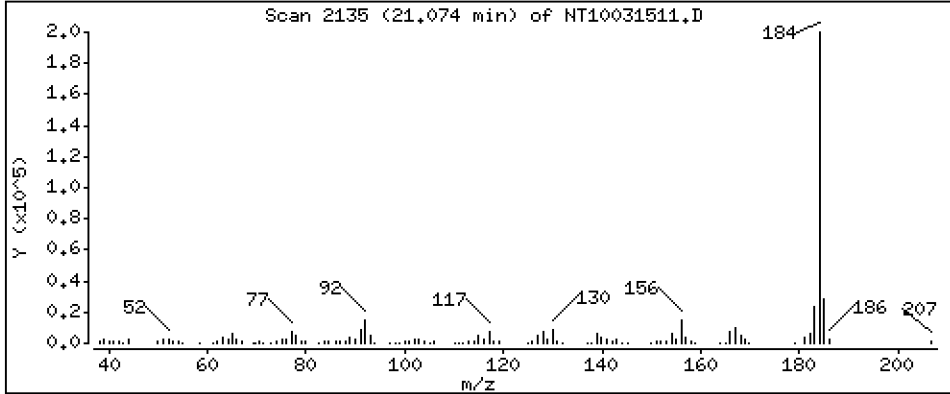
Operator: VTS

Column phase: ZB-5msi

Column diameter: 0,25

93 Benzidine

Concentration: 4,380 ug/mL



Date : 16-MAR-2023 02:16

Client ID:

Instrument: nt10.i

Sample Info: SLC0228-SCV1

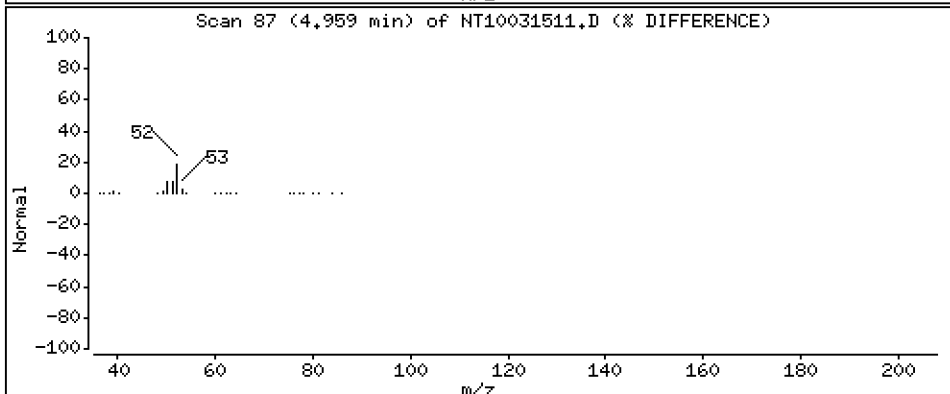
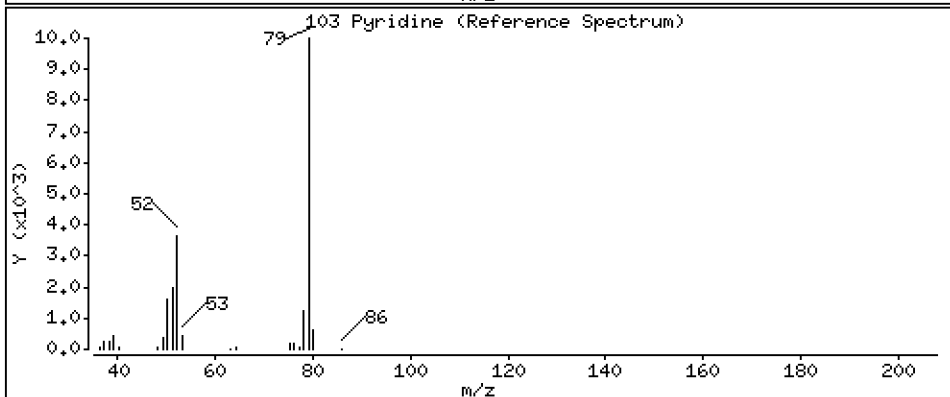
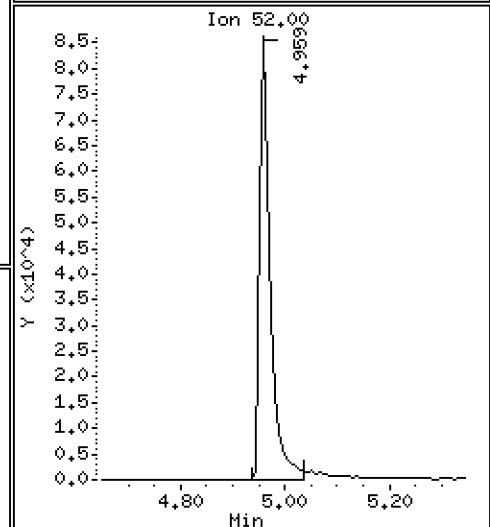
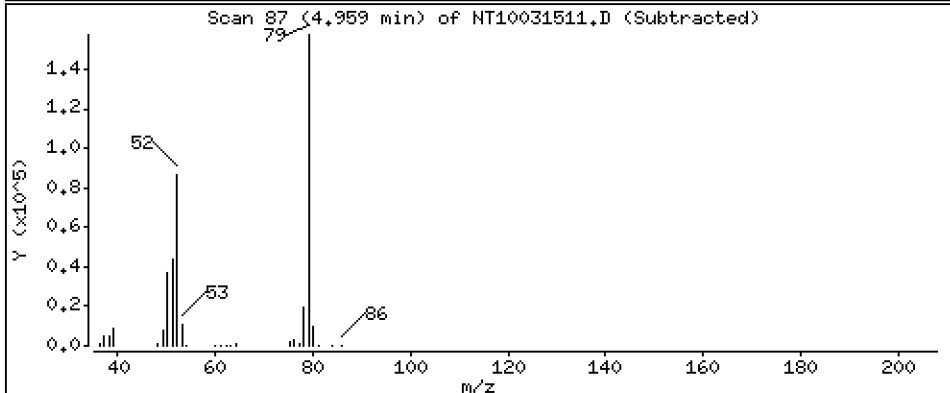
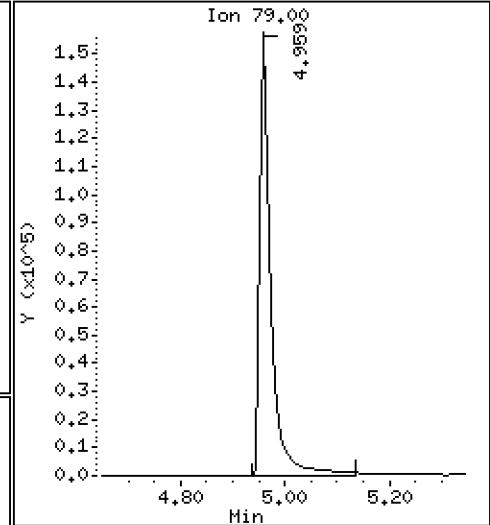
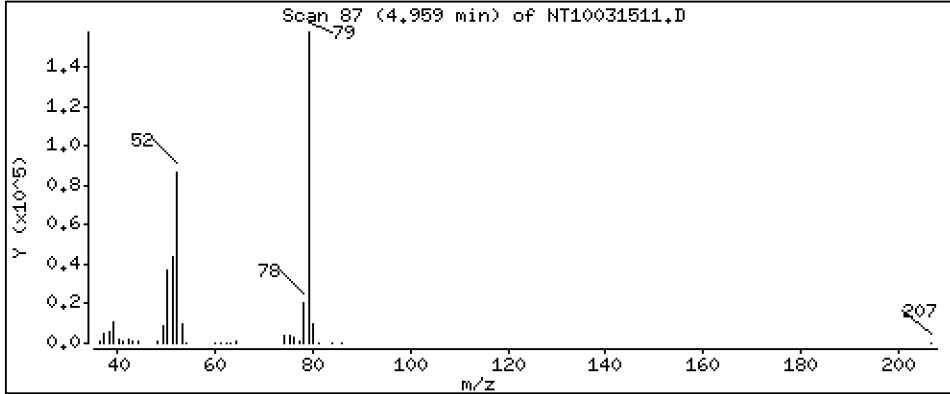
Operator: VTS

Column phase: ZB-5msi

Column diameter: 0.25

103 Pyridine

Concentration: 5.337 ug/mL



Date : 16-MAR-2023 02:16

Client ID:

Instrument: nt10.i

Sample Info: SLC0228-SCV1

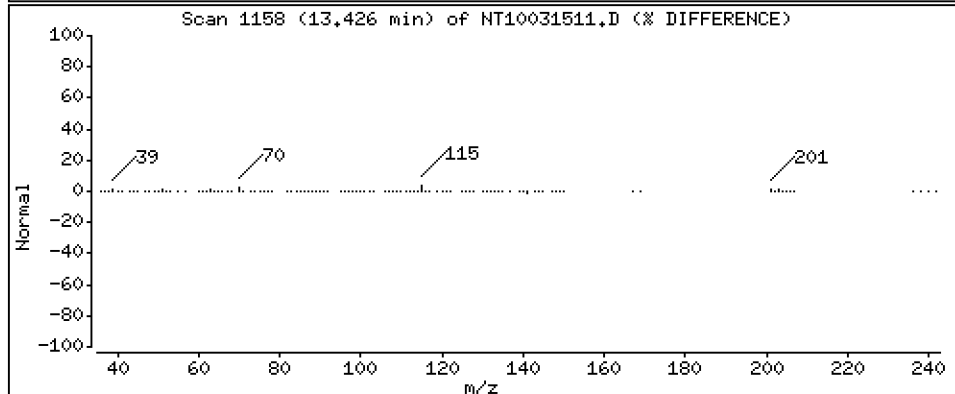
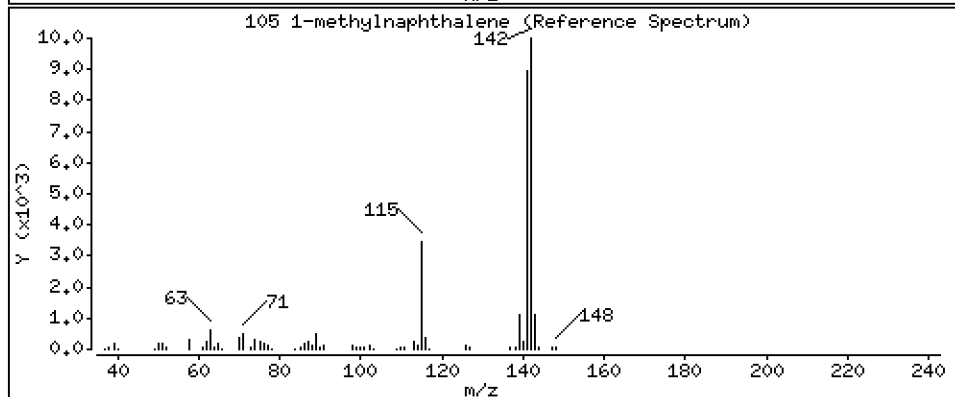
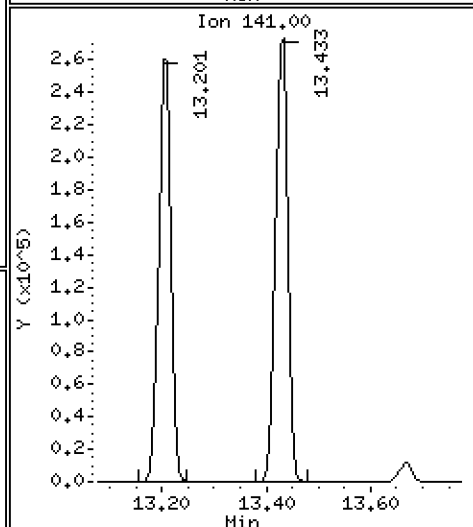
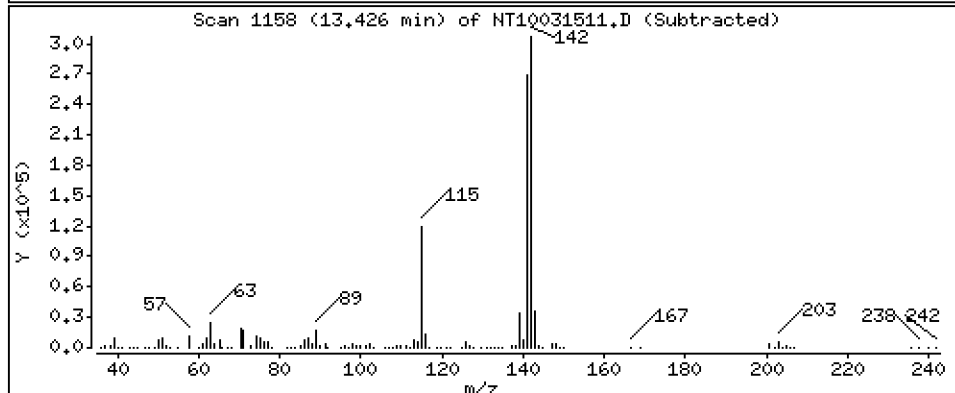
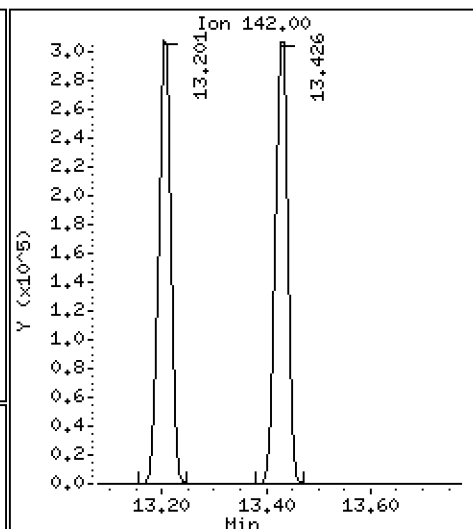
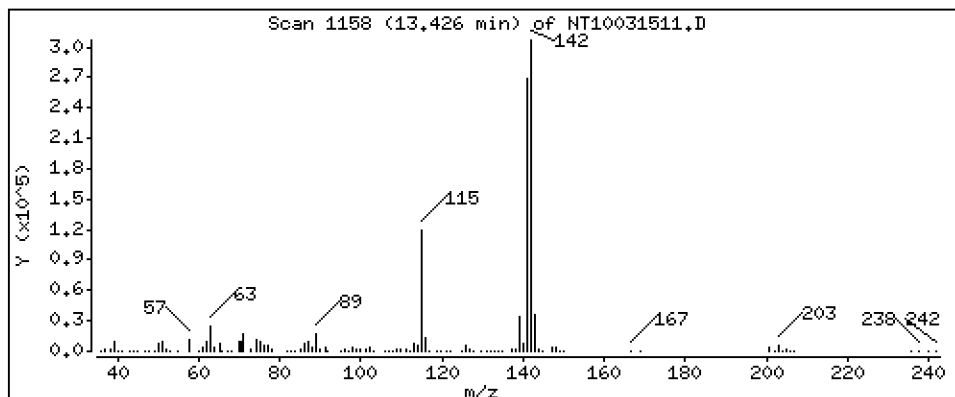
Operator: VTS

Column phase: ZB-5msi

Column diameter: 0,25

105 1-methylnaphthalene

Concentration: 4,875 ug/mL



Date : 16-MAR-2023 02:16

Client ID:

Instrument: nt10.i

Sample Info: SLC0228-SCV1

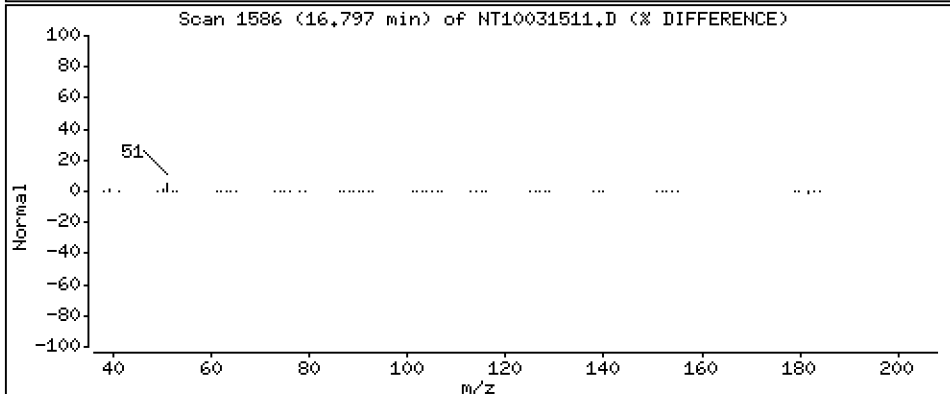
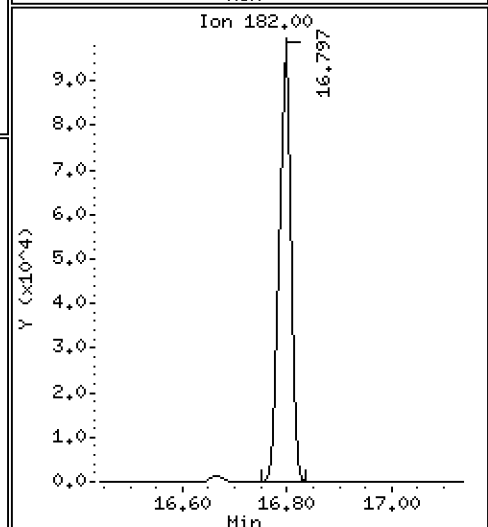
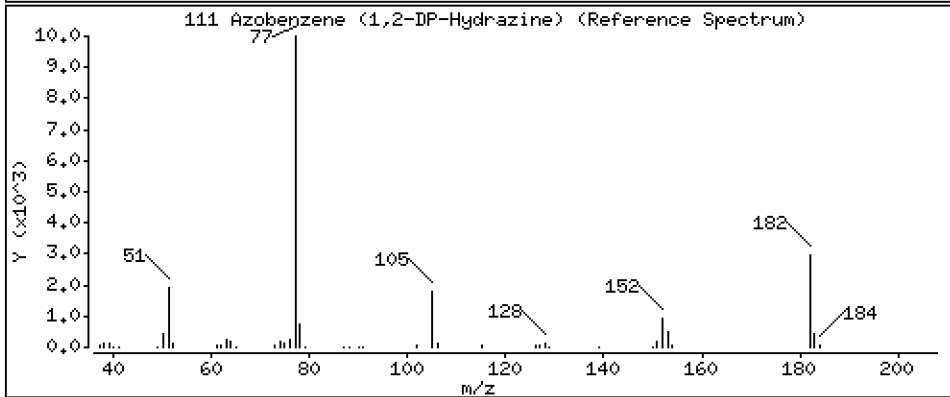
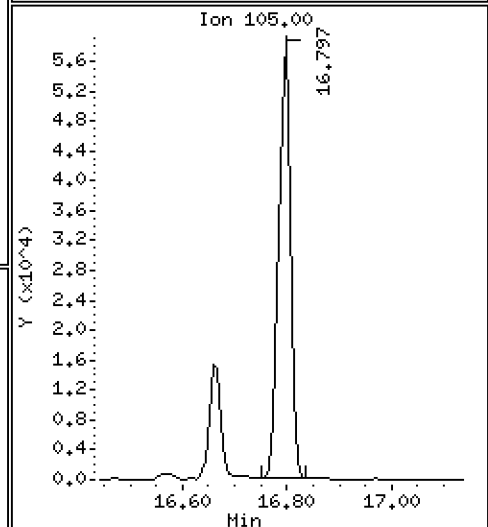
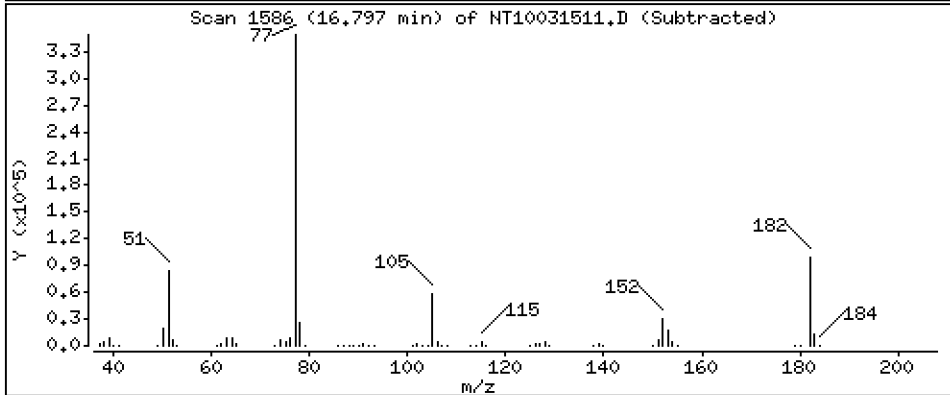
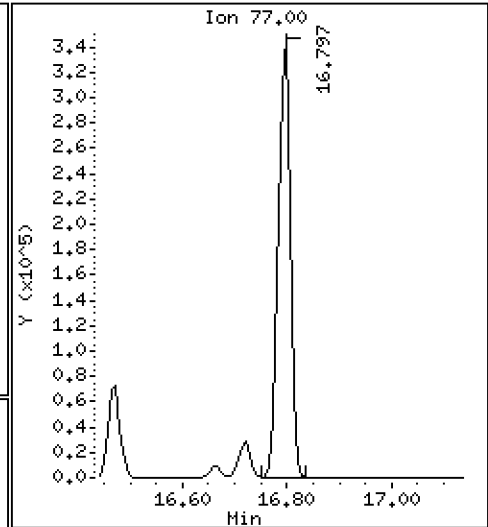
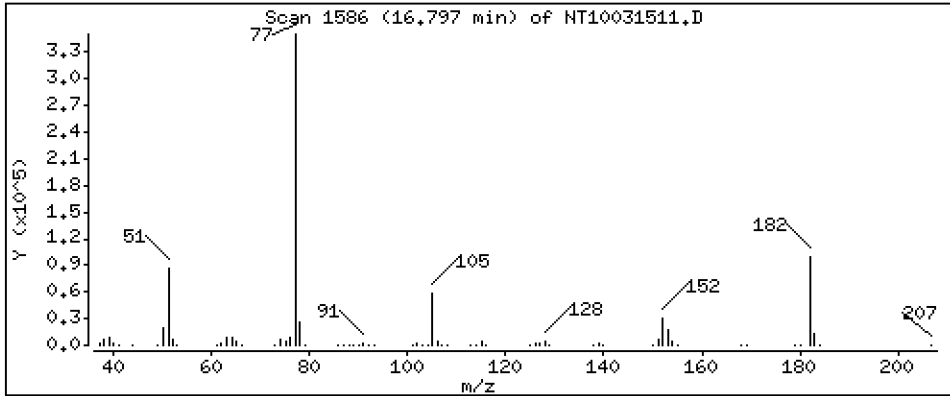
Operator: VTS

Column phase: ZB-5msi

Column diameter: 0.25

111 Azobenzene (1,2-DP-Hydrazine)

Concentration: 4.937 ug/mL



Date : 16-MAR-2023 02:16

Client ID:

Instrument: nt10.i

Sample Info: SLC0228-SCV1

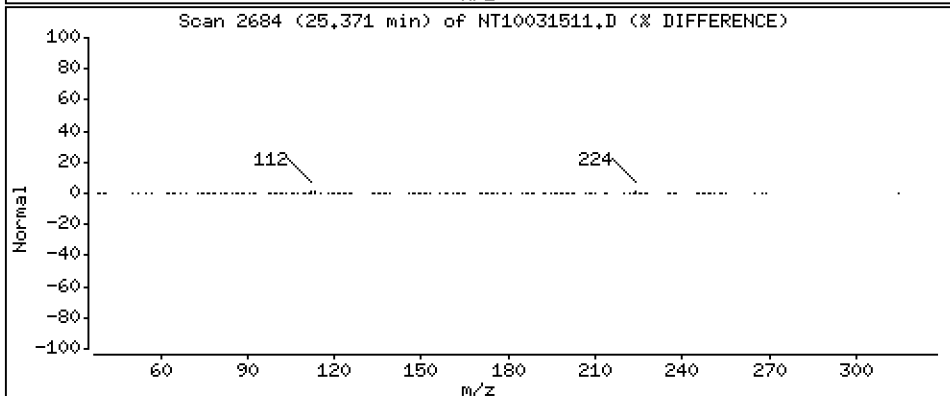
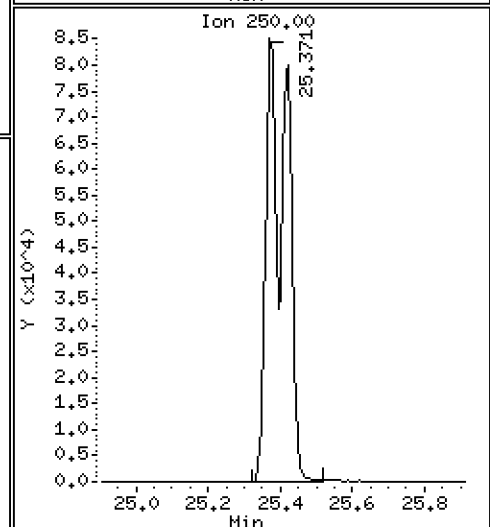
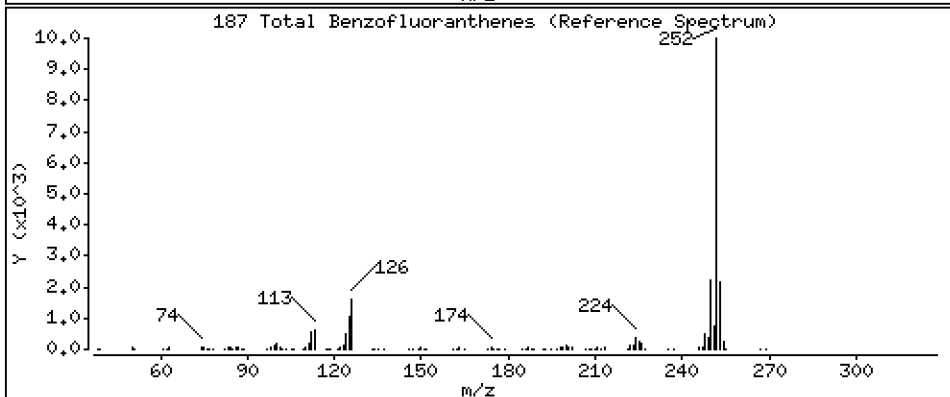
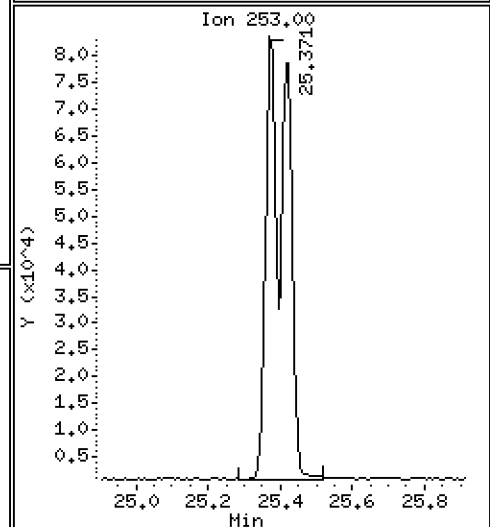
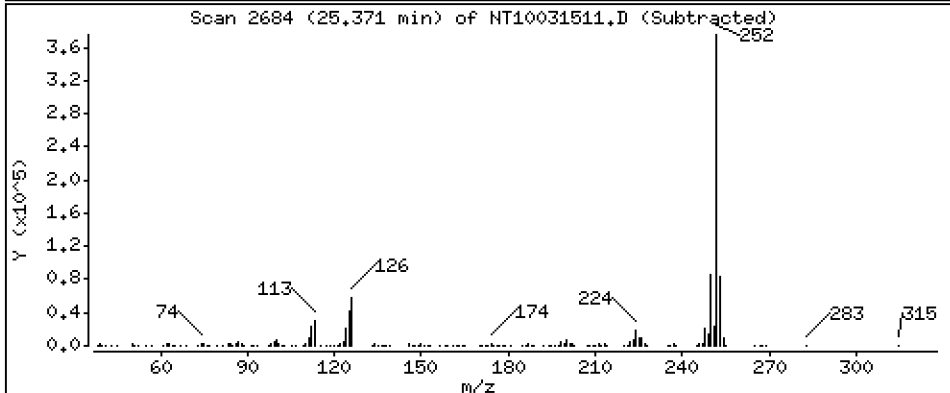
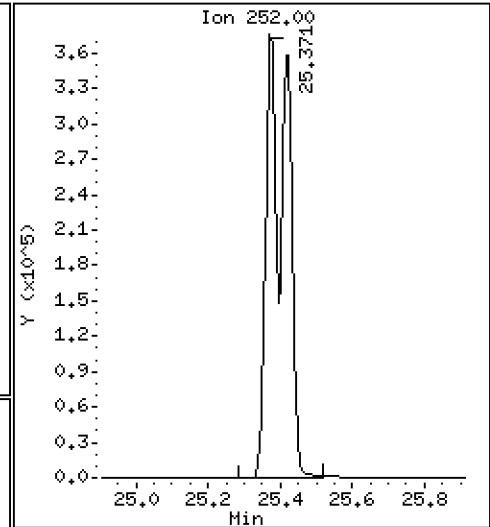
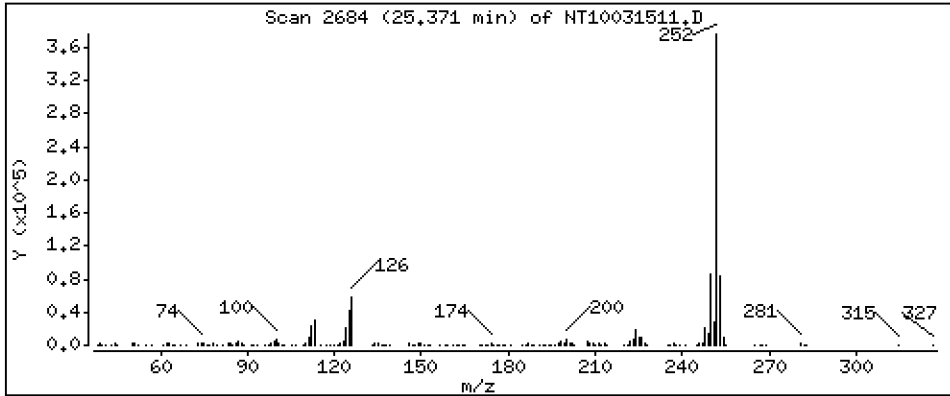
Operator: VTS

Column phase: ZB-5msi

Column diameter: 0,25

187 Total Benzofluoranthenes

Concentration: 9,483 ug/mL



Date : 16-MAR-2023 02:16

Client ID:

Instrument: nt10.i

Sample Info: SLC0228-SCV1

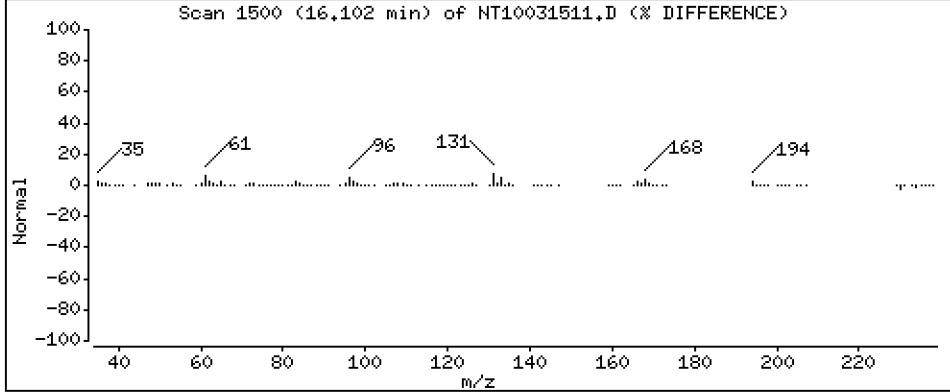
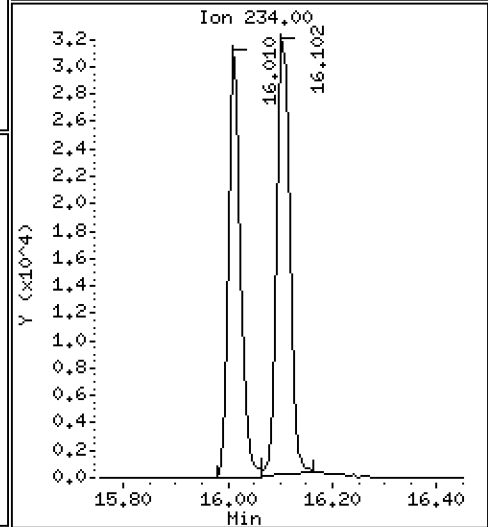
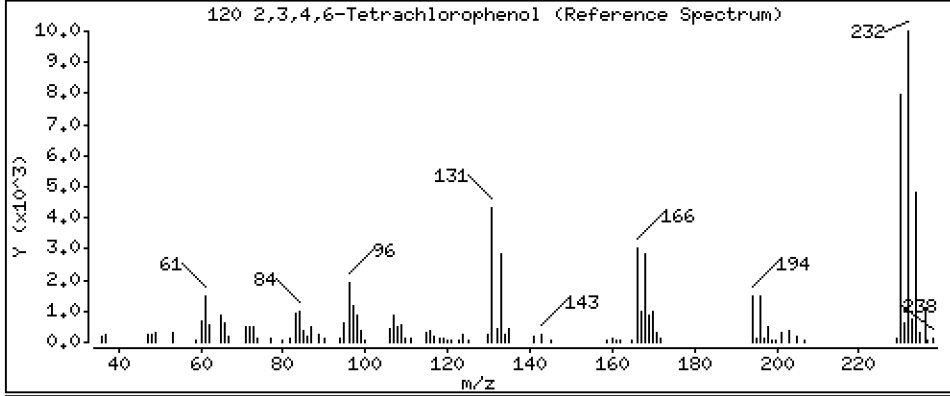
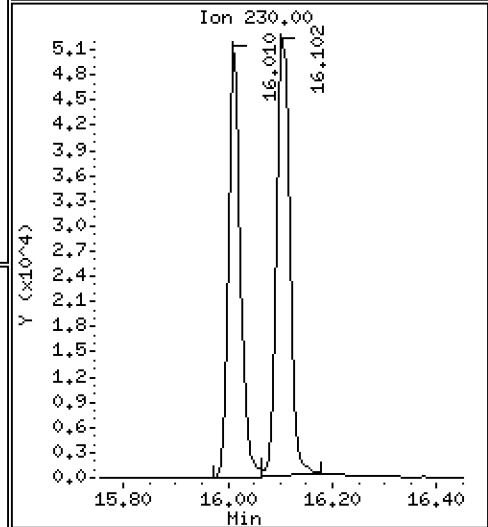
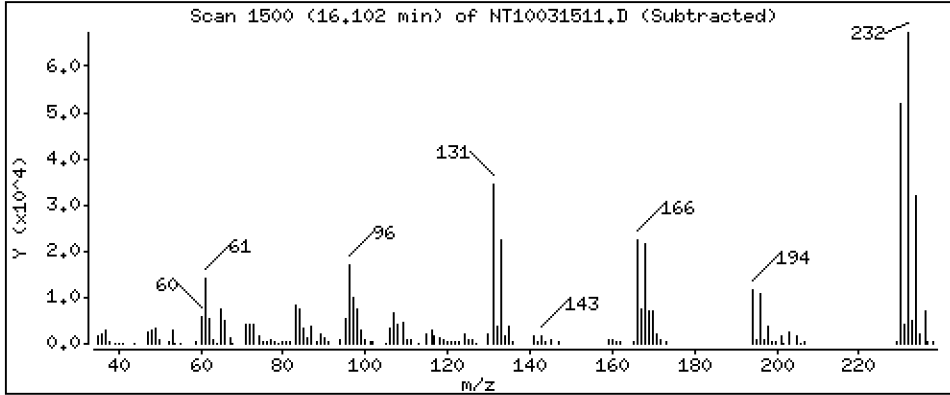
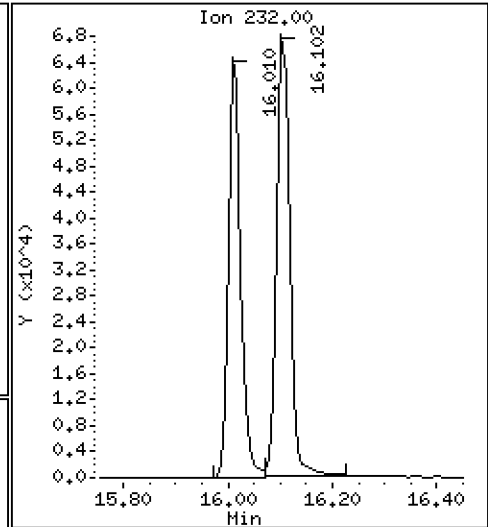
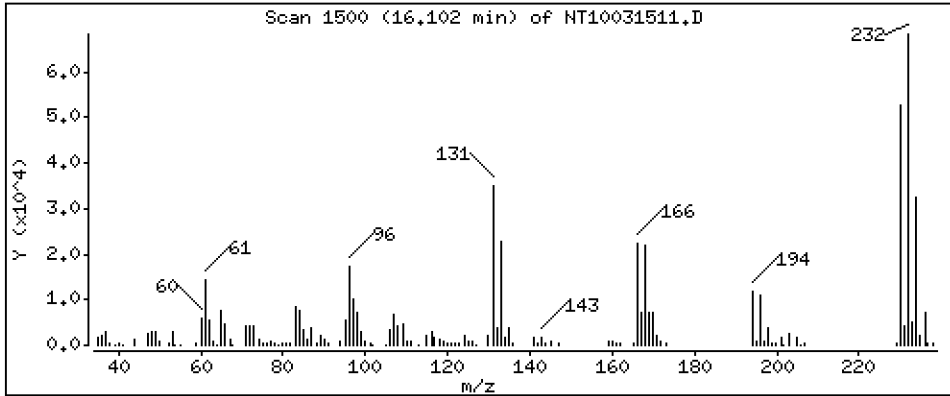
Operator: VTS

Column phase: ZB-5msi

Column diameter: 0,25

120 2,3,4,6-Tetrachlorophenol

Concentration: 3,980 ug/mL



ARI Labs, Inc.

Semivolatile Report SW846 Method 8270D

Data file : \\target\share\chem3\nt10.i\20230315.b\NT10031511.D
 Lab Smp Id: SLC0228-SCV1
 Inj Date : 16-MAR-2023 02:16
 Operator : VTS Inst ID: nt10.i
 Smp Info : SLC0228-SCV1
 Misc Info :
 Comment : 1ul Injection
 Method : \\target\share\chem3\nt10.i\20230315.b\ABN.m
 Meth Date : 16-Mar-2023 12:06 van Quant Type: ISTD
 Cal Date : 16-MAR-2023 00:22 Cal File: NT10031508.D
 Als bottle: 11
 Dil Factor: 1.00000
 Integrator: HP RTE Compound Sublist: ICAL.sub
 Target Version: 4.14
 Processing Host: VANS-201906

Compounds	QUANT	SIG	RT	EXP RT	REL RT	RESPONSE	CONCENTRATIONS	
							ON-COLUMN	FINAL
	MASS						(ug/mL)	(ug/mL)
=====	====		====	=====	=====	=====	=====	=====
\$ 1 2-Fluorophenol	112					Compound Not Detected.		
\$ 2 Phenol-d5	99					Compound Not Detected.		
3 Phenol	94		8.659	8.652	(0.931)	281600	4.41237	4.412
\$ 5 2-Chlorophenol-d4	132					Compound Not Detected.		
4 Bis(2-Chloroethyl)ether	93		8.837	8.837	(0.950)	248892	5.25818	5.258
6 2-Chlorophenol	128		8.960	8.961	(0.963)	233608	4.27685	4.277
7 1,3-Dichlorobenzene	146		9.239	9.231	(0.993)	275540	4.77157	4.772
* 8 1,4-Dichlorobenzene-d4	152		9.301	9.293	(1.000)	154809	4.00000	
9 1,4-Dichlorobenzene	146		9.332	9.325	(1.003)	274051	4.91272	4.913
\$ 10 1,2-Dichlorobenzene-d4	152					Compound Not Detected.		
12 1,2-Dichlorobenzene	146		9.689	9.682	(1.042)	268028	4.88215	4.882
11 Benzyl alcohol	108		9.557	9.557	(1.028)	147597	4.92722	4.927
14 2,2'-oxybis(1-Chloropropane)	121		9.860	9.860	(1.060)	100179	6.21363	6.214
13 2-Methylphenol	108		9.775	9.767	(1.051)	196115	4.21542	4.215
17 Hexachloroethane	117		10.279	10.271	(1.105)	114513	5.00332	5.003
16 N-Nitroso-di-n-propylamine	70		10.116	10.108	(1.088)	190250	5.17896	5.179
15 4-Methylphenol	108		10.046	10.031	(1.080)	213951	4.36462	4.365
\$ 18 Nitrobenzene-d5	82					Compound Not Detected.		
19 Nitrobenzene	77		10.426	10.419	(0.885)	274714	4.85798	4.858
20 Isophorone	82		10.861	10.861	(0.922)	556741	7.69604	7.696
21 2-Nitrophenol	139		11.047	11.048	(0.938)	110302	3.99452	3.995
22 2,4-Dimethylphenol	107		11.081	11.082	(0.941)	188638	3.63181	3.632
23 Bis(2-Chloroethoxy)methane	93		11.285	11.285	(0.958)	273219	5.65409	5.654
24 Benzoic acid	105		11.217	11.166	(0.952)	173961	5.95241	5.952
25 2,4-Dichlorophenol	162		11.489	11.489	(0.975)	195480	4.70301	4.703
26 1,2,4-Trichlorobenzene	180		11.685	11.685	(0.992)	222176	4.55366	4.554
* 27 Naphthalene-d8	136		11.777	11.770	(1.000)	570882	4.00000	
28 Naphthalene	128		11.816	11.816	(1.003)	713318	4.71662	4.717
29 4-Chloroaniline	127		11.940	11.940	(1.014)	223402	3.78650	3.787
30 Hexachlorobutadiene	225		12.171	12.172	(1.033)	138198	4.83404	4.834
31 4-Chloro-3-methylphenol	107		12.876	12.876	(1.093)	208794	4.64027	4.640
32 2-Methylnaphthalene	142		13.201	13.201	(1.121)	501627	4.59617	4.596
33 Hexachlorocyclopentadiene	237		13.665	13.665	(0.888)	132827	4.72902	4.729

Compounds	QUANT	SIG						CONCENTRATIONS	
			MASS	RT	EXP RT	REL RT	RESPONSE	ON-COLUMN (ug/mL)	FINAL (ug/mL)
34 2,4,6-Trichlorophenol	196		13.820	13.820	(0.898)	137849	4.59559	4.596	
35 2,4,5-Trichlorophenol	196		13.889	13.890	(0.903)	146935	4.40855	4.409	
§ 36 2-Fluorobiphenyl	172		Compound Not Detected.						
37 2-Chloronaphthalene	162		14.199	14.191	(0.923)	466196	4.79589	4.796	
38 2-Nitroaniline	65		14.454	14.447	(0.940)	134108	4.91137	4.911	
39 Dimethylphthalate	163		14.880	14.873	(0.967)	486790	4.93747	4.937	
40 Acenaphthylene	152		15.074	15.066	(0.980)	727839	4.80509	4.805	
41 2,6-Dinitrotoluene	165		15.020	15.012	(0.976)	112840	5.29815	5.298	
* 42 Acenaphthene-d10	164		15.383	15.383	(1.000)	303490	4.00000		
43 3-Nitroaniline	138		15.306	15.298	(0.995)	120530	5.01393	5.014	
44 Acenaphthene	153		15.453	15.445	(1.005)	446914	4.77589	4.776	
45 2,4-Dinitrophenol	184		15.515	15.515	(1.009)	27409	2.12395	2.124	
46 Dibenzofuran	168		15.777	15.770	(1.026)	641379	4.64790	4.648	
47 4-Nitrophenol	109		15.600	15.592	(1.014)	59816	3.96568	3.966	
48 2,4-Dinitrotoluene	165		15.824	15.817	(1.029)	144262	4.51019	4.510	
50 Diethylphthalate	149		16.326	16.319	(1.061)	503887	5.20905	5.209	
49 Fluorene	166		16.489	16.481	(1.072)	511113	4.70796	4.708	
51 4-Chlorophenyl-phenylether	204		16.473	16.466	(1.071)	257762	4.99294	4.993	
52 4-Nitroaniline	138		16.566	16.566	(1.077)	106701	4.92532	4.925	
53 4,6-Dinitro-2-methylphenol	198		16.666	16.658	(0.905)	56867	3.51509	3.515	
54 N-Nitrosodiphenylamine	169		16.720	16.712	(0.908)	342454	4.80180	4.802	
§ 55 2,4,6-Tribromophenol	330		Compound Not Detected.						
56 4-Bromophenyl-phenylether	248		17.475	17.476	(0.949)	150956	5.05964	5.060	
57 Hexachlorobenzene	284		17.800	17.793	(0.966)	143751	4.59553	4.596	
58 Pentachlorophenol	266		18.149	18.149	(0.985)	75635	4.05676	4.057	
* 59 Phenanthrene-d10	188		18.420	18.420	(1.000)	533431	4.00000		
60 Phenanthrene	178		18.466	18.466	(1.003)	669357	4.60181	4.602	
61 Anthracene	178		18.559	18.559	(1.008)	581438	4.16715	4.167	
62 Carbazole	167		18.884	18.884	(1.025)	591382	4.72989	4.730	
63 Di-n-butylphthalate	149		19.665	19.666	(1.068)	830680	4.96738	4.967	
64 Fluoranthene	202		20.841	20.841	(0.888)	782432	4.47248	4.472	
65 Pyrene	202		21.267	21.267	(0.907)	778668	4.33892	4.339	
§ 66 Terphenyl-d14	244		Compound Not Detected.						
67 Butylbenzylphthalate	149		22.459	22.460	(0.957)	314007	4.83397	4.834	
68 Benzo(a)anthracene	228		23.427	23.419	(0.999)	714166	4.64722	4.647	
* 69 Chrysene-d12	240		23.458	23.450	(1.000)	435381	4.00000		
70 3,3'-Dichlorobenzidine	252		23.373	23.373	(0.996)	483256	9.81738	9.817	
71 Chrysene	228		23.497	23.489	(1.002)	677151	4.51017	4.510	
72 bis(2-Ethylhexyl)phthalate	149		23.481	23.474	(0.959)	453669	4.67998	4.680	
* 134 Di-n-octylphthalate-d4	153		24.487	24.480	(1.000)	660827	4.00000		
73 Di-n-octylphthalate	149		24.495	24.488	(1.000)	855562	4.94734	4.947	
74 Benzo(b)fluoranthene	252		25.370	25.362	(0.969)	737887	4.60200	4.602 (H)	
75 Benzo(k)fluoranthene	252		25.416	25.409	(0.970)	797521	4.89839	4.898	
76 Benzo(a)pyrene	252		26.067	26.052	(0.995)	698616	4.87338	4.873	
* 77 Perylene-d12	264		26.191	26.183	(1.000)	494648	4.00000		
78 Indeno(1,2,3-cd)pyrene	276		29.005	28.990	(1.107)	834672	4.57655	4.577	
79 Dibenzo(a,h)anthracene	278		29.021	29.005	(1.108)	688433	4.54663	4.547	
80 Benzo(g,h,i)perylene	276		29.852	29.821	(1.140)	724463	4.59000	4.590	
90 N-Nitrosodimethylamine	74		4.928	4.936	(0.530)	155126	5.19378	5.194	
91 Aniline	93		Compound Not Detected.						
93 Benzidine	184		21.073	21.066	(0.898)	314737	4.37985	4.380	
103 Pyridine	79		4.959	4.997	(0.533)	244801	5.33678	5.337	
105 1-methylnaphthalene	142		13.425	13.425	(1.140)	487498	4.87520	4.875	
111 Azobenzene (1,2-DP-Hydrazine)	77		16.797	16.789	(1.092)	533524	4.93744	4.937	

Compounds	QUANT SIG		CONCENTRATIONS					
	MASS		RT	EXP RT	REL RT	RESPONSE	ON-COLUMN (ug/mL)	FINAL (ug/mL)
=====	=====		=====	=====	=====	=====	=====	=====
187 Total Benzofluoranthenes	252		25.370	25.409	(0.969)	1468165	9.48349	9.483
120 2,3,4,6-Tetrachlorophenol	232		16.102	16.103	(1.047)	124685	3.97959	3.980

QC Flag Legend

H - Operator selected an alternate compound hit.

ARI Labs, Inc.

INTERNAL STANDARD COMPOUNDS
 AREA AND RT SUMMARY

Instrument ID: nt10.i Calibration Date: 15-MAR-2023
 Lab File ID: NT10031511.D Calibration Time: 21:50
 Lab Smp Id: SLC0228-SCV1
 Analysis Type: SV Level:
 Quant Type: ISTD Sample Type:
 Operator: VTS
 Method File: \\target\share\chem3\nt10.i\20230315.b\ABN.m
 Misc Info:

Test Mode:
 Use Last Continuing Calibrator.

COMPOUND	STANDARD	AREA LIMIT		SAMPLE	%DIFF
		LOWER	UPPER		
8 1,4-Dichlorobenze	171542	85771	343084	154809	-9.75
27 Naphthalene-d8	624466	312233	1248932	570882	-8.58
42 Acenaphthene-d10	337226	168613	674452	303490	-10.00
59 Phenanthrene-d10	572849	286425	1145698	533431	-6.88
69 Chrysene-d12	347068	173534	694136	435381	25.45
134 Di-n-octylphthala	500317	250159	1000634	660827	32.08
77 Perylene-d12	421549	210775	843098	494648	17.34

COMPOUND	STANDARD	RT LIMIT		SAMPLE	%DIFF
		LOWER	UPPER		
8 1,4-Dichlorobenze	9.30	8.80	9.80	9.30	-0.00
27 Naphthalene-d8	11.78	11.28	12.28	11.78	0.01
42 Acenaphthene-d10	15.38	14.88	15.88	15.38	0.00
59 Phenanthrene-d10	18.42	17.92	18.92	18.42	0.00
69 Chrysene-d12	23.45	22.95	23.95	23.46	0.04
134 Di-n-octylphthala	24.48	23.98	24.98	24.49	0.03
77 Perylene-d12	26.18	25.68	26.68	26.19	0.03

AREA UPPER LIMIT = +100% of internal standard area.
 AREA LOWER LIMIT = - 50% of internal standard area.
 RT UPPER LIMIT = + 0.50 minutes of internal standard RT.
 RT LOWER LIMIT = - 0.50 minutes of internal standard RT.

REVIEW SUMMARY FOR FILE - NT10031511.D

Lab ID: SLC0228-SCV1
nt10.i, 20230315.b\ABN.m, 16-MAR-2023 02:16

RT CO-ELUTION COMPOUNDS

NO CO-ELUTIONS

** FIRST SURROGATE NOT FOUND. ICAL Check not performed **

RRT CHECK

RRT	CCV RRT	DELTA	COMPOUND
0.952	0.000	0.9524	Benzoic acid

RRT check based on Ccal File: NT10031508.D

On Column LOD for nt10.i, 20230315.b\ABN.m, ICAL.sub = 0.0000

* Only compounds listed in the work order have been verified by the analyst *



**SECOND-SOURCE
CALIBRATION VERIFICATION**

EPA 8270E

Laboratory: Analytical Resources, LLC

SDG: 23C0774

Client: Anchor QEA, LLC

Project: AOC5 MR Phase 1

Calibration: GC00046

Laboratory ID: SLC0228-SCV1

Sequence: SLC0228

Standard ID: L002833

ANALYTE	EXPECTED (ug/mL)	FOUND (ug/mL)	% DRIFT	QC LIMIT
Phenol	5.0000	4.4	-11.8	20.00
4-Methylphenol	5.0000	4.4	-12.7	20.00
Naphthalene	5.0000	4.7	-5.7	20.00
2-Methylnaphthalene	5.0000	4.6	-8.1	20.00
Acenaphthylene	5.0000	4.8	-3.9	20.00
Dimethylphthalate	5.0000	4.9	-1.3	20.00
Acenaphthene	5.0000	4.8	-4.5	20.00
Dibenzofuran	5.0000	4.6	-7.0	20.00
Fluorene	5.0000	4.7	-5.8	20.00
Phenanthrene	5.0000	4.6	-8.0	20.00
Anthracene	5.0000	4.2	-16.7	20.00
Fluoranthene	5.0000	4.5	-10.6	20.00
Pyrene	5.0000	4.3	-13.2	20.00
Butylbenzylphthalate	5.0000	4.8	-3.3	20.00
Benzo(a)anthracene	5.0000	4.6	-7.1	20.00
Chrysene	5.0000	4.5	-9.8	20.00
bis(2-Ethylhexyl)phthalate	5.0000	4.7	-6.4	20.00
Benzofluoranthenes, Total	10.000	9.5	-5.2	20.00
Benzo(a)pyrene	5.0000	4.9	-2.5	20.00
Indeno(1,2,3-cd)pyrene	5.0000	4.6	-8.5	20.00
Dibenzo(a,h)anthracene	5.0000	4.5	-9.1	20.00
Benzo(g,h,i)perylene	5.0000	4.6	-8.2	20.00

* Values outside of QC limits

Data File: \\target\share\chem3\nt10.1\20230315.6\NT10031511.D

Date: 16-MAR-2023 02:16

Client ID:

Sample Info: SLC0228-SCV1

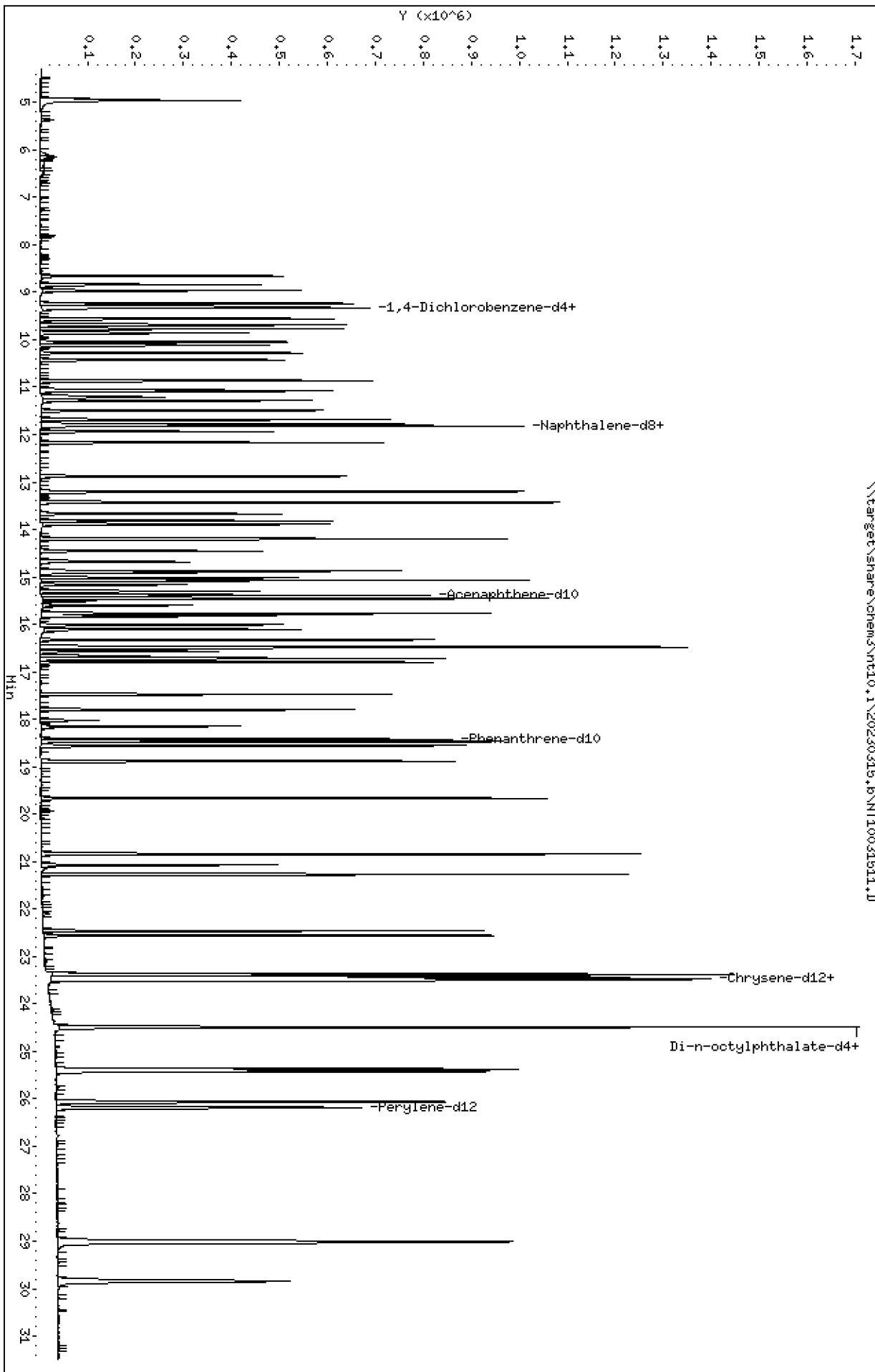
Column phase: ZB-5msi

Instrument: nt10.1

Operator: VTS

Column diameter: 0.25

\\target\share\chem3\nt10.1\20230315.6\NT10031511.D



Date : 16-MAR-2023 02:16

Client ID:

Instrument: nt10.i

Sample Info: SLC0228-SCV1

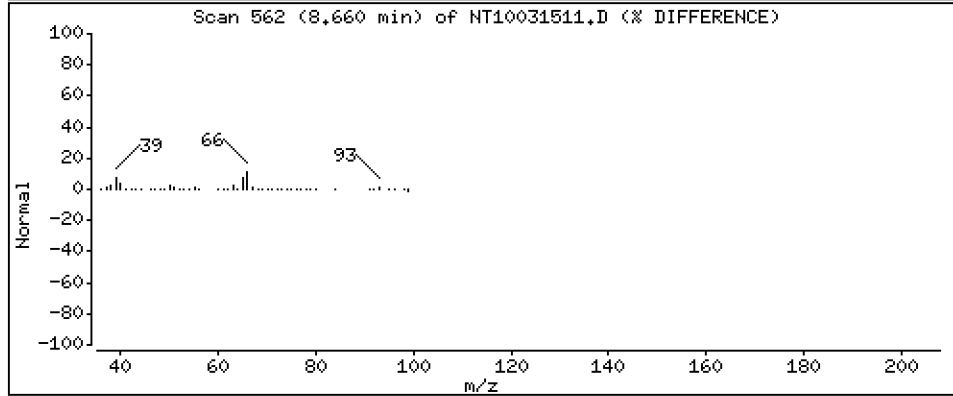
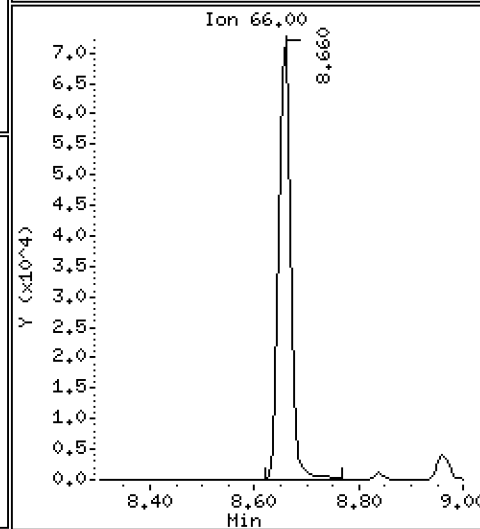
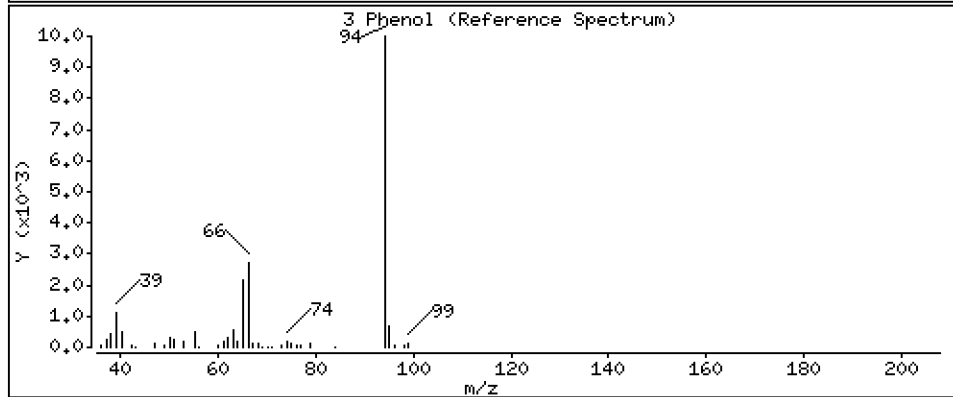
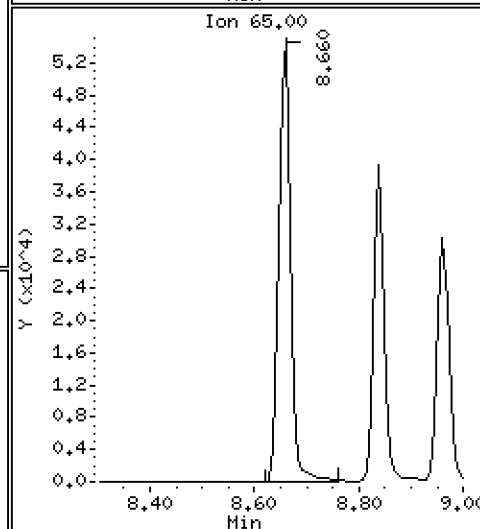
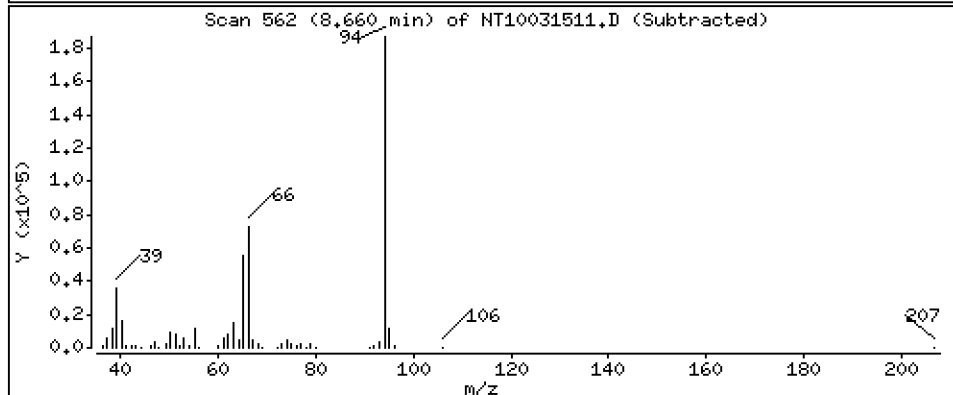
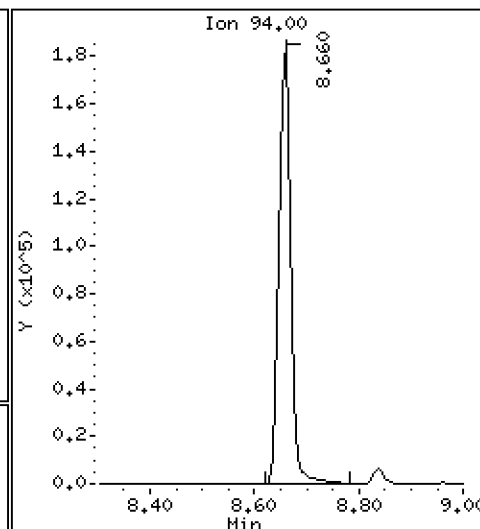
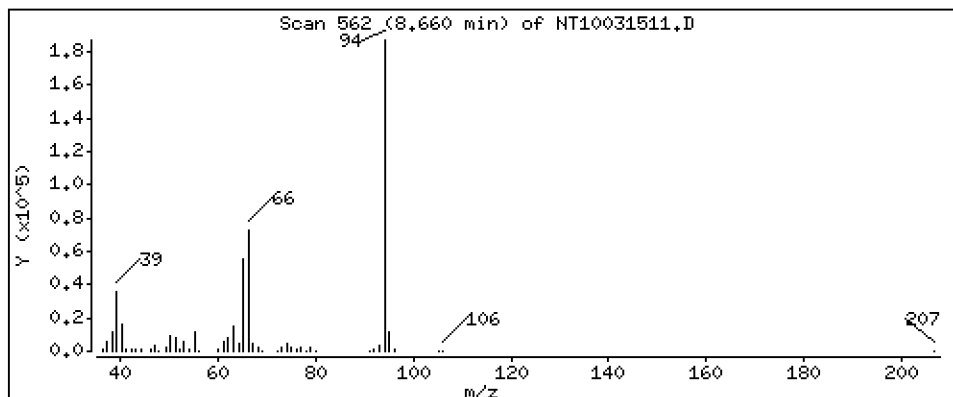
Operator: VTS

Column phase: ZB-5msi

Column diameter: 0,25

3 Phenol

Concentration: 4,412 ug/mL



Date : 16-MAR-2023 02:16

Client ID:

Instrument: nt10.i

Sample Info: SLC0228-SCV1

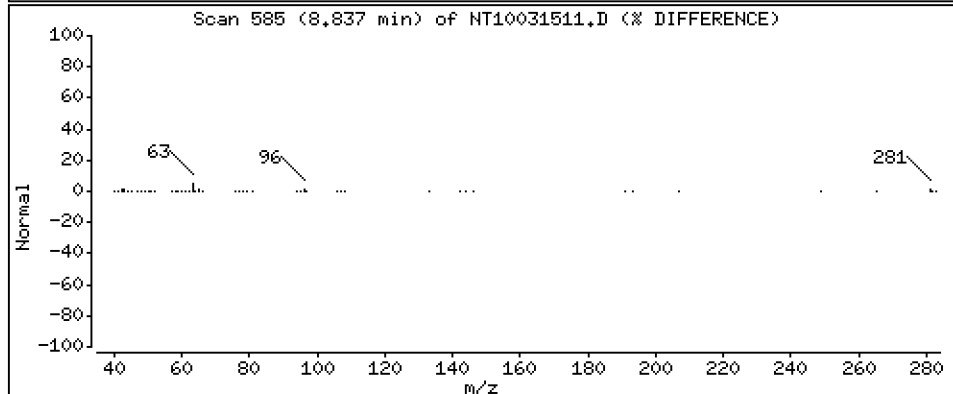
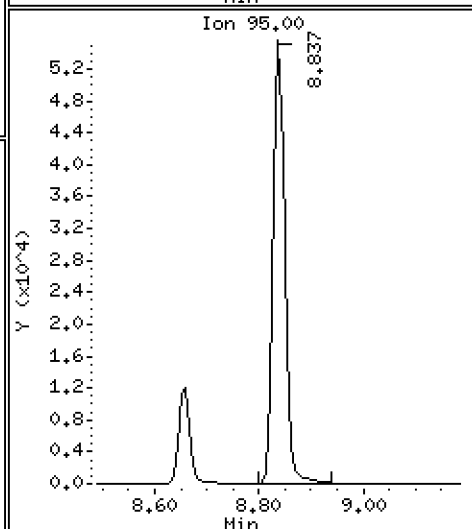
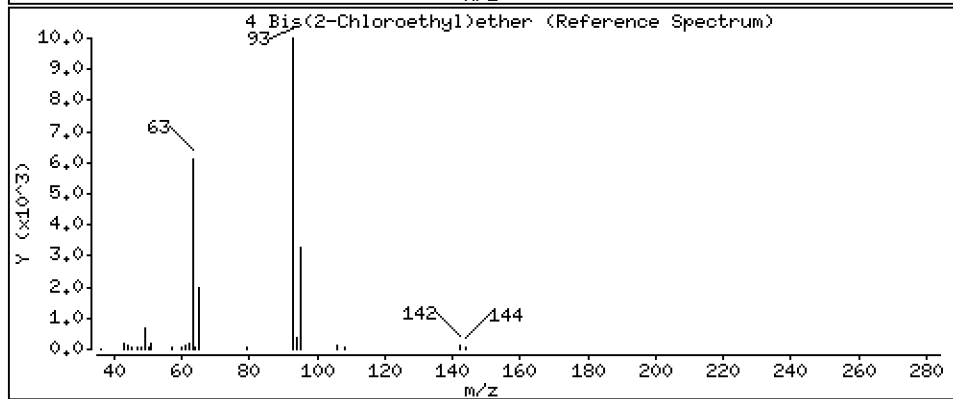
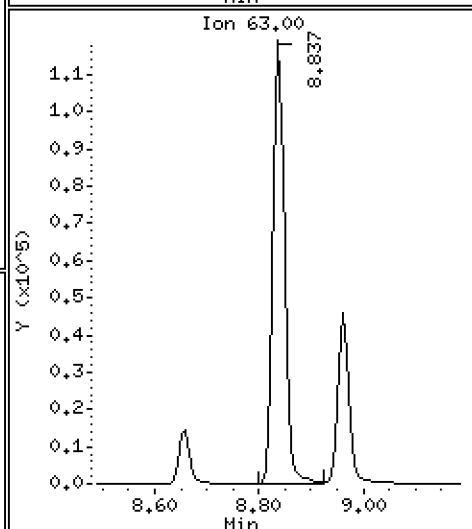
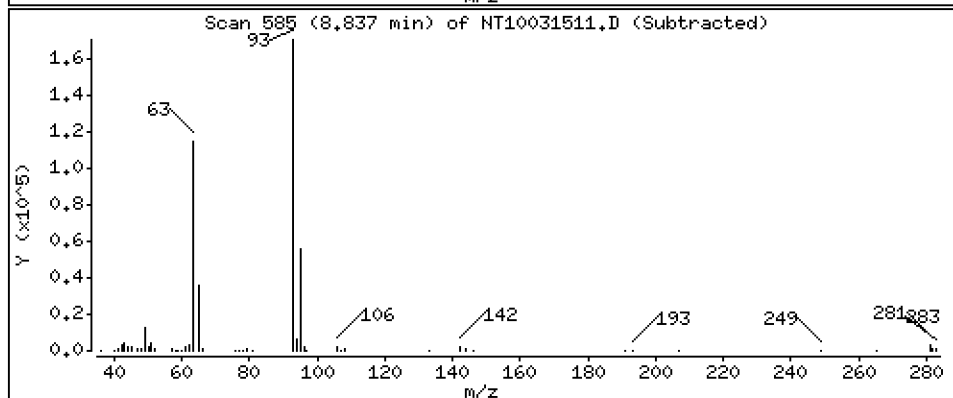
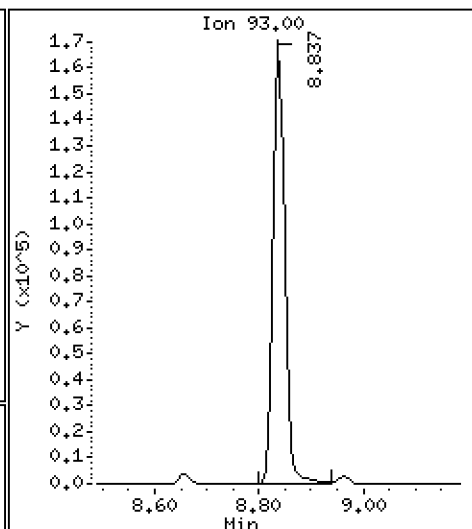
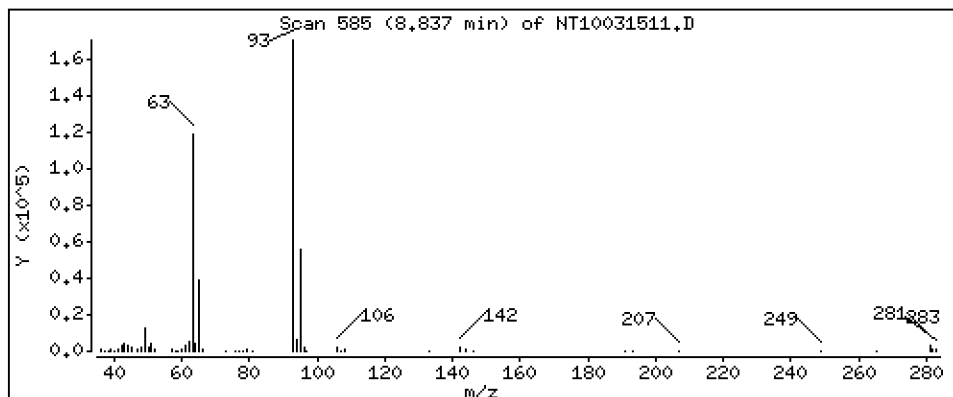
Operator: VTS

Column phase: ZB-5msi

Column diameter: 0,25

4 Bis(2-Chloroethyl)ether

Concentration: 5,258 ug/mL



Date : 16-MAR-2023 02:16

Client ID:

Instrument: nt10.i

Sample Info: SLC0228-SCV1

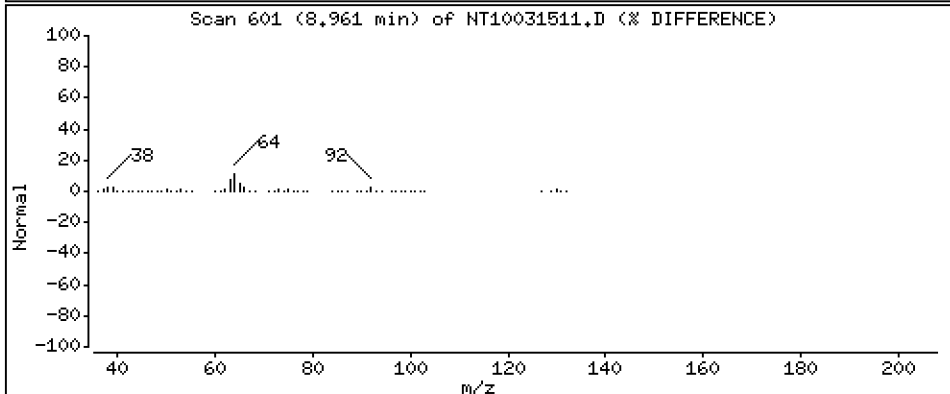
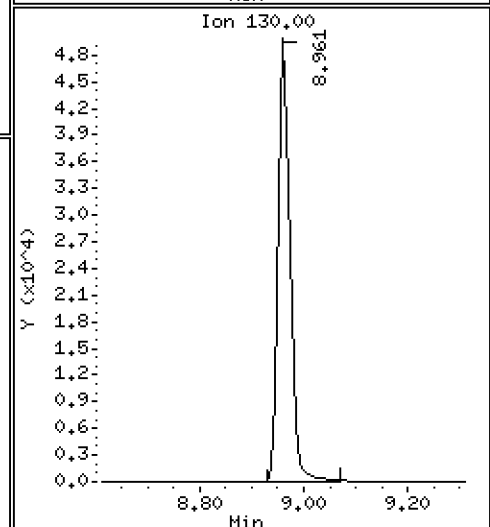
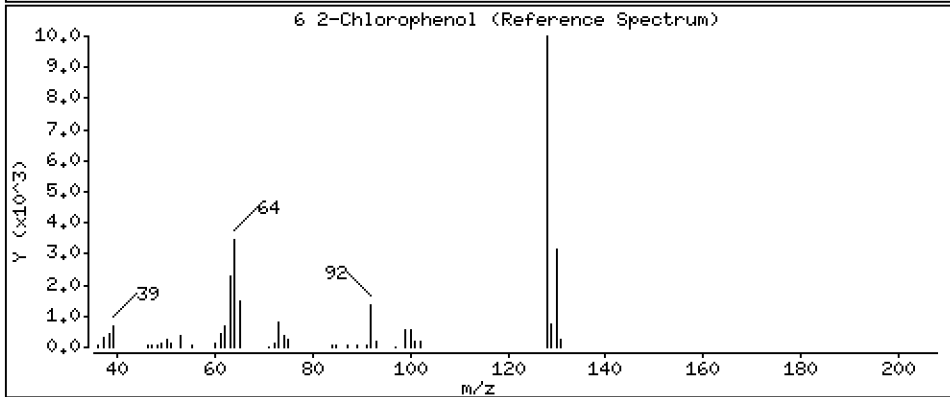
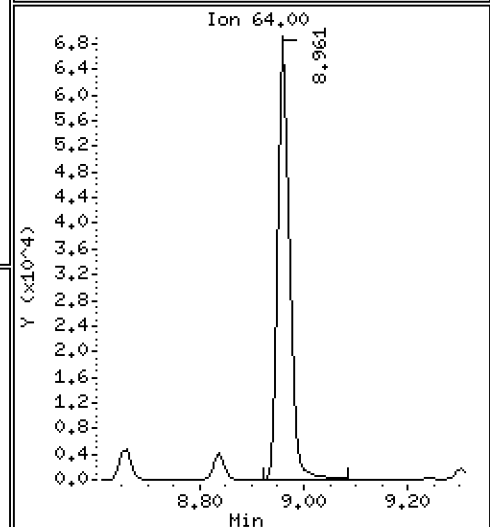
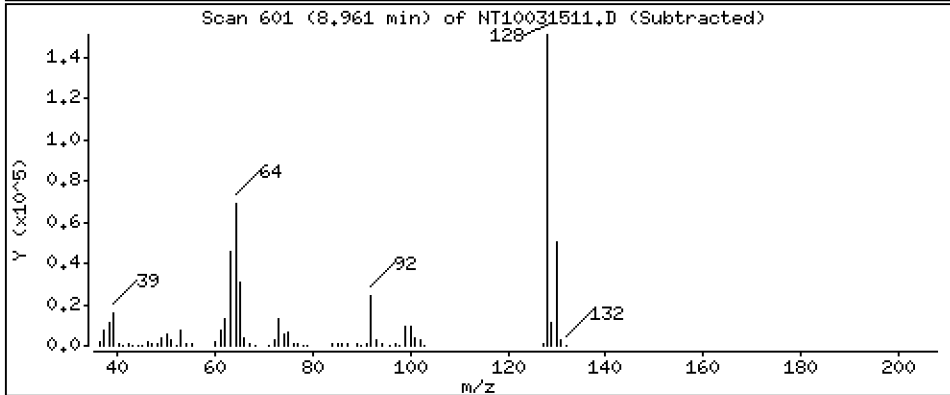
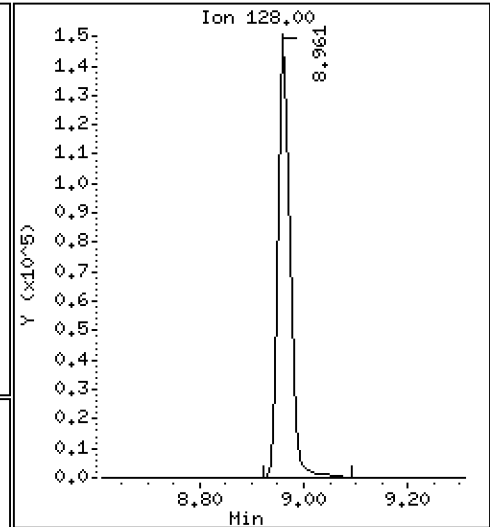
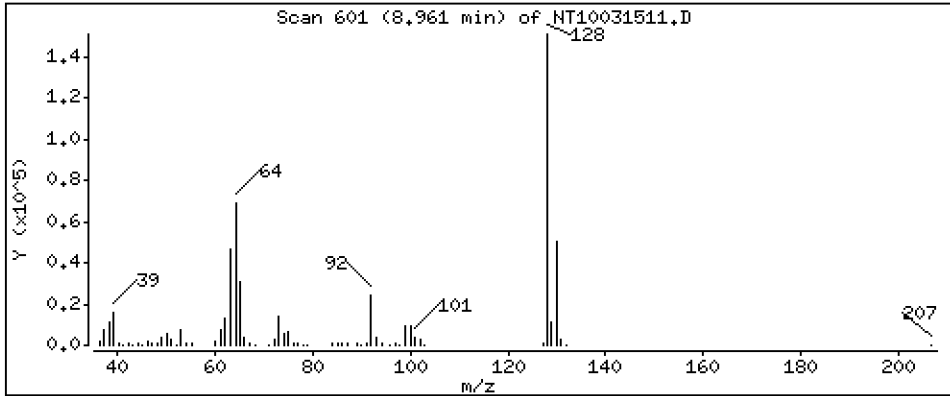
Operator: VTS

Column phase: ZB-5msi

Column diameter: 0,25

6 2-Chlorophenol

Concentration: 4,277 ug/mL



Date : 16-MAR-2023 02:16

Client ID:

Instrument: nt10.i

Sample Info: SLC0228-SCV1

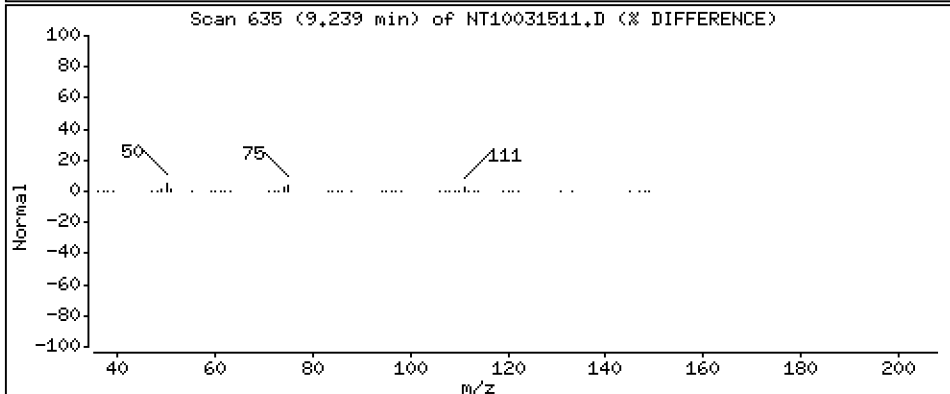
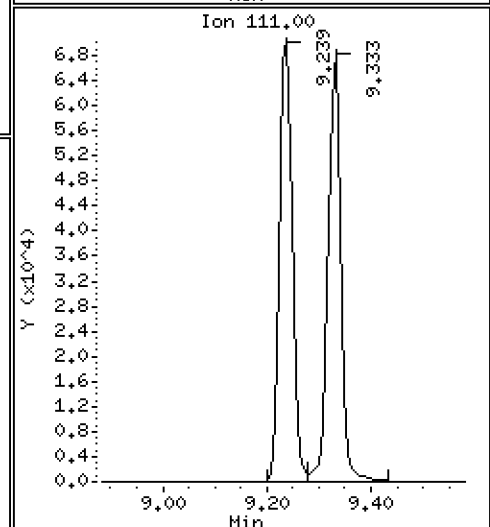
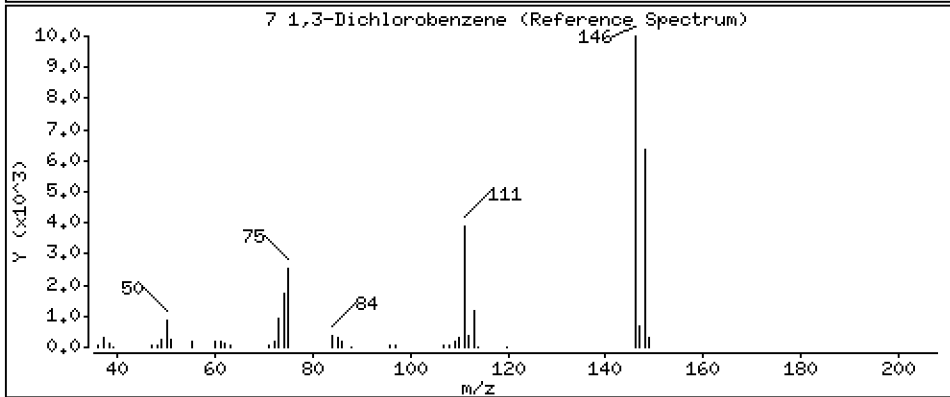
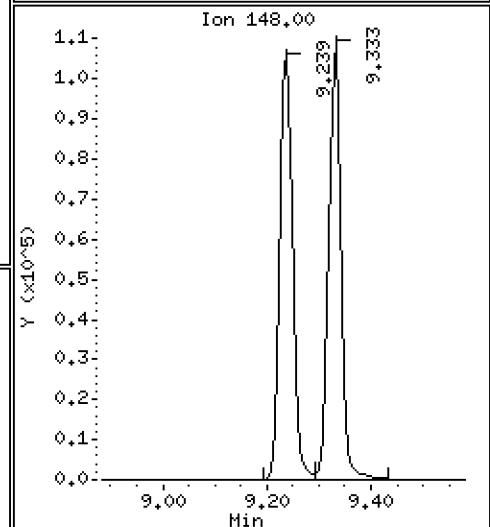
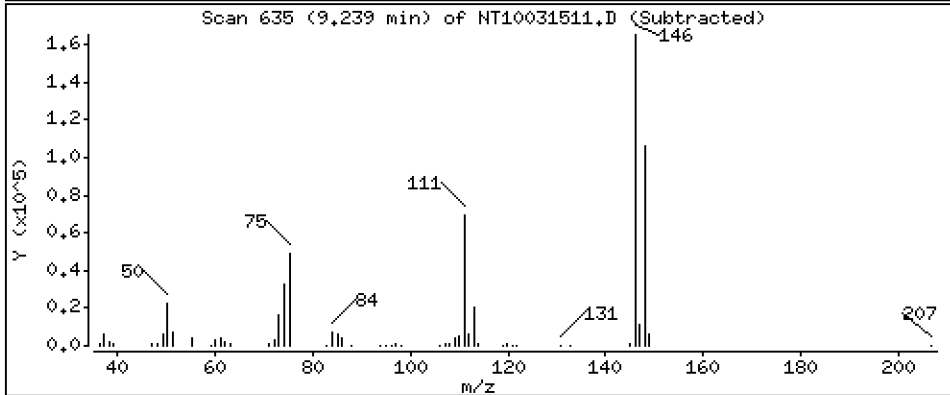
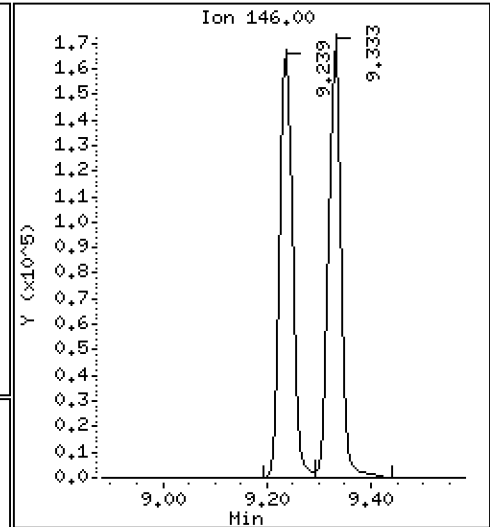
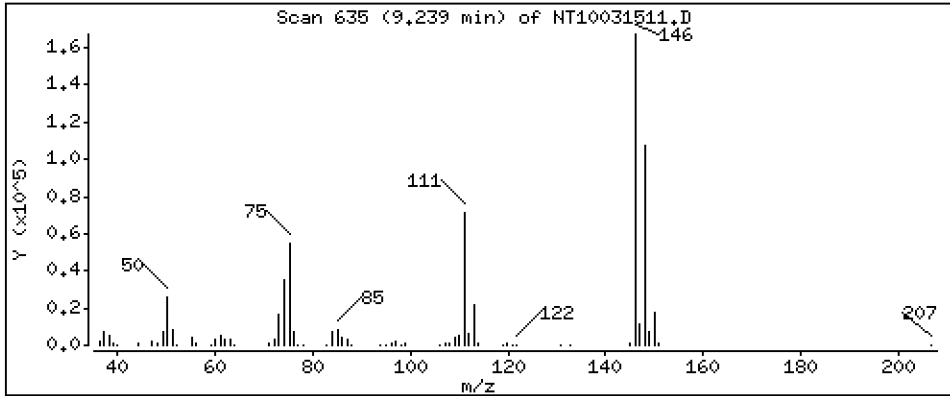
Operator: VTS

Column phase: ZB-5msi

Column diameter: 0,25

7 1,3-Dichlorobenzene

Concentration: 4,772 ug/mL



Date : 16-MAR-2023 02:16

Client ID:

Instrument: nt10.i

Sample Info: SLC0228-SCV1

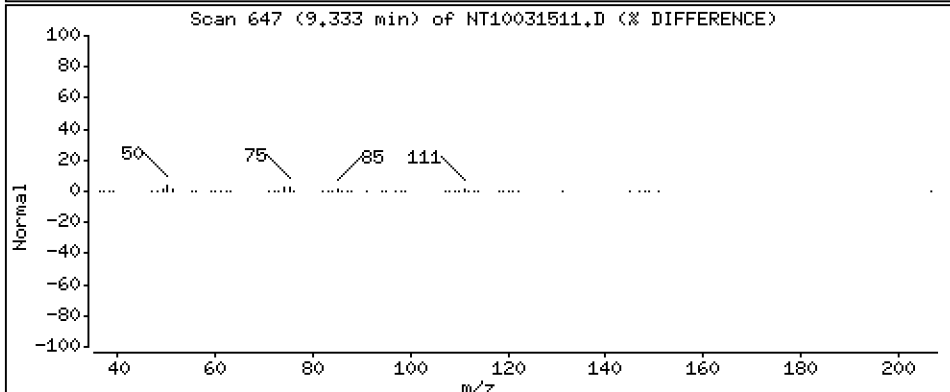
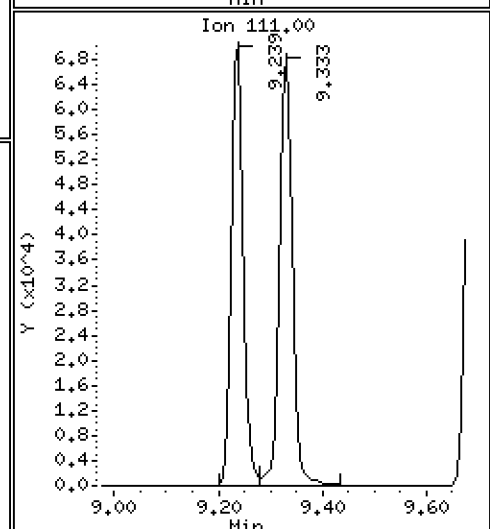
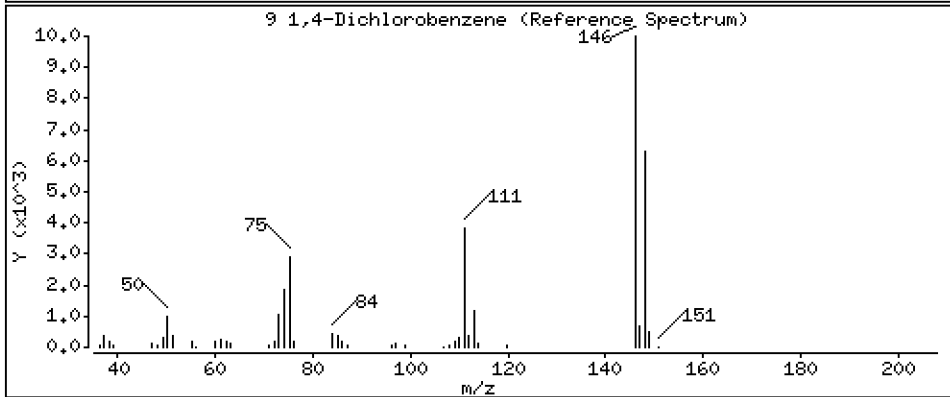
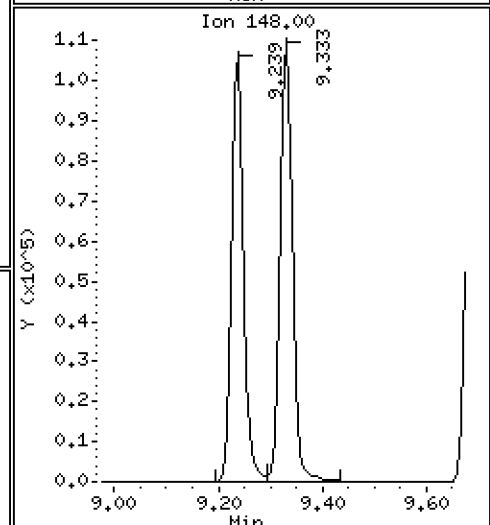
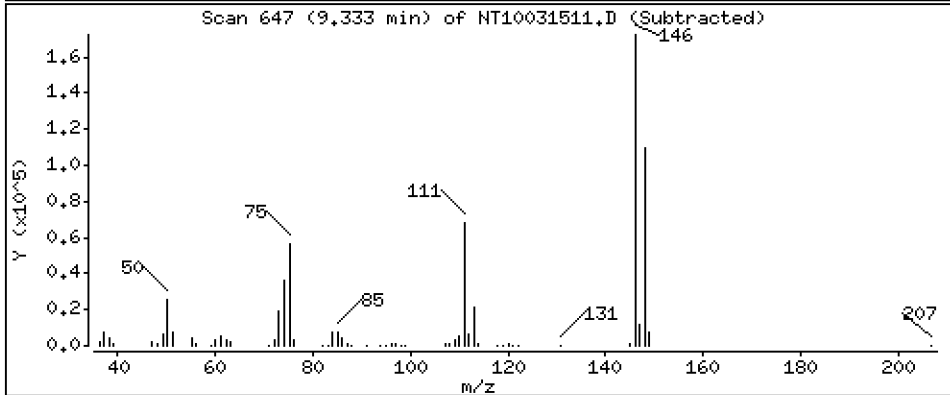
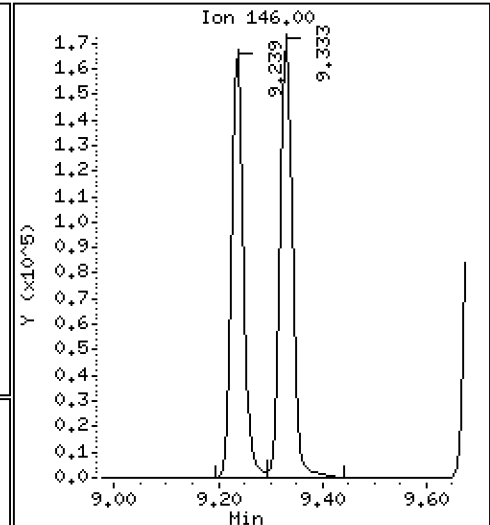
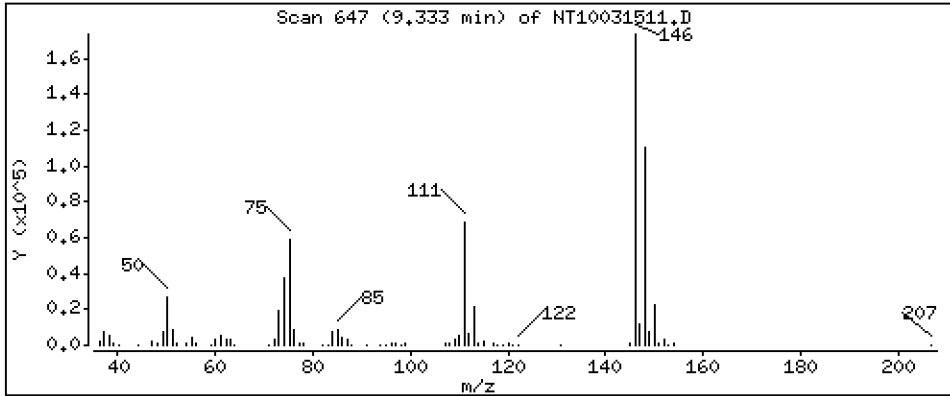
Operator: VTS

Column phase: ZB-5msi

Column diameter: 0,25

9 1,4-Dichlorobenzene

Concentration: 4,913 ug/mL



Date : 16-MAR-2023 02:16

Client ID:

Instrument: nt10.i

Sample Info: SLC0228-SCV1

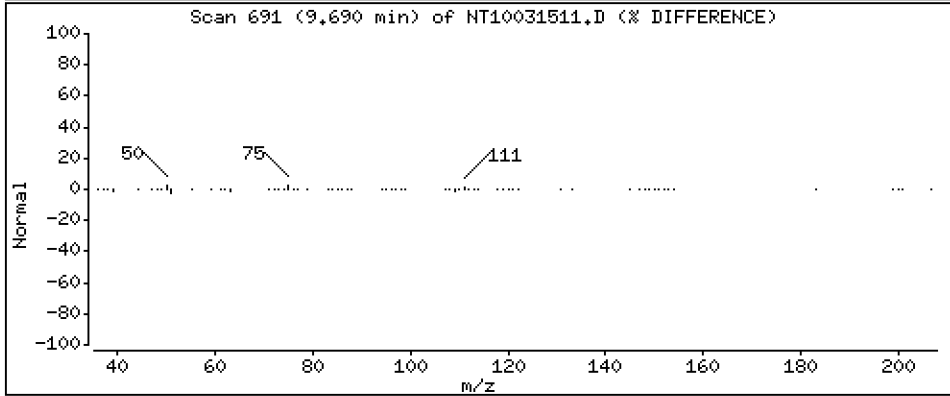
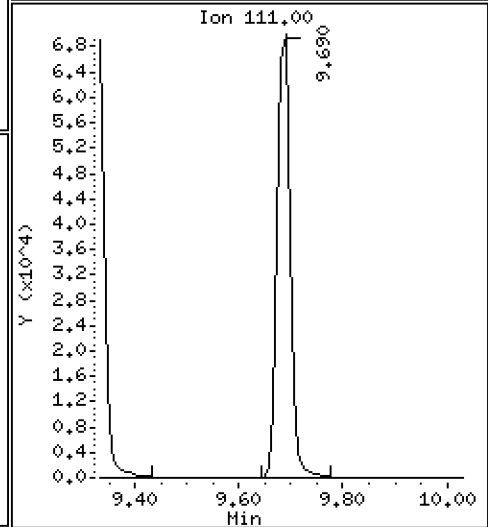
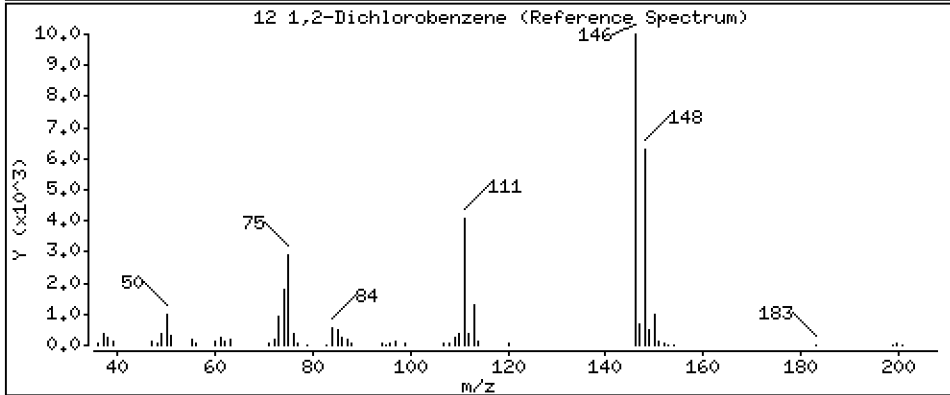
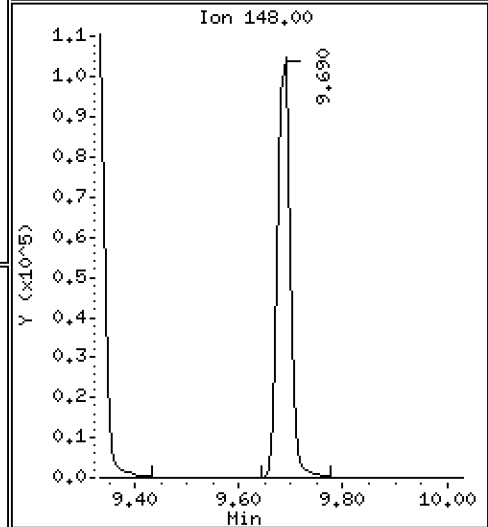
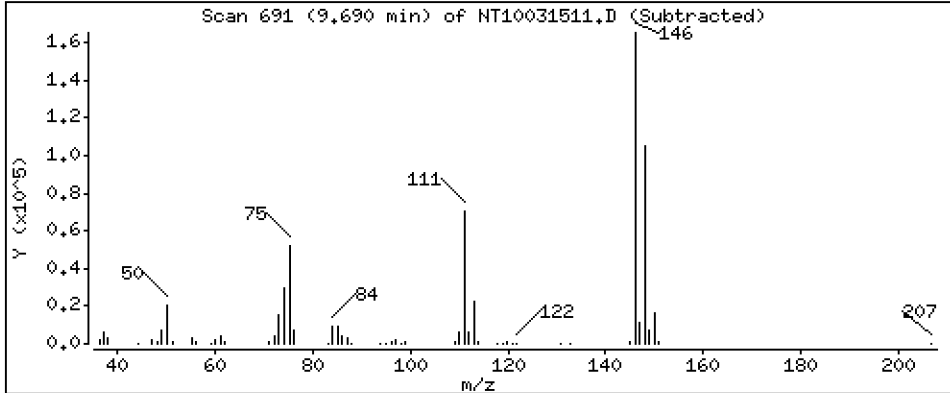
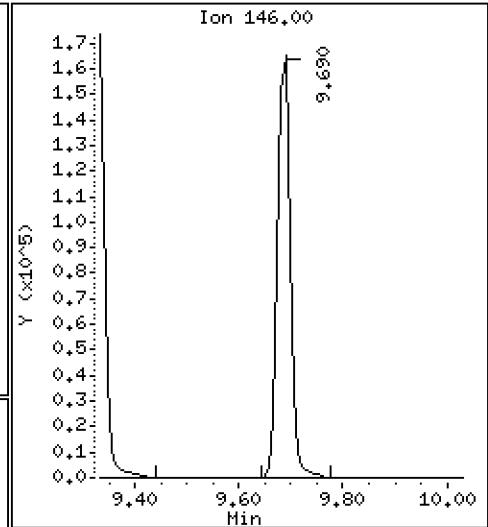
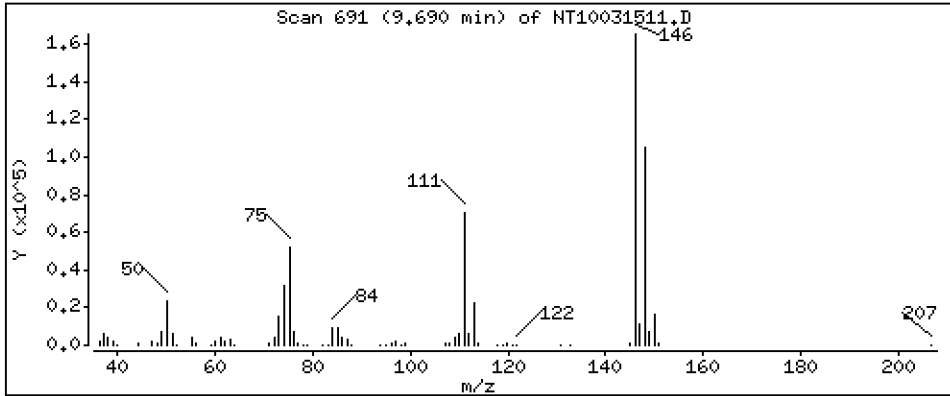
Operator: VTS

Column phase: ZB-5msi

Column diameter: 0,25

12 1,2-Dichlorobenzene

Concentration: 4,882 ug/mL



Date : 16-MAR-2023 02:16

Client ID:

Instrument: nt10.i

Sample Info: SLC0228-SCV1

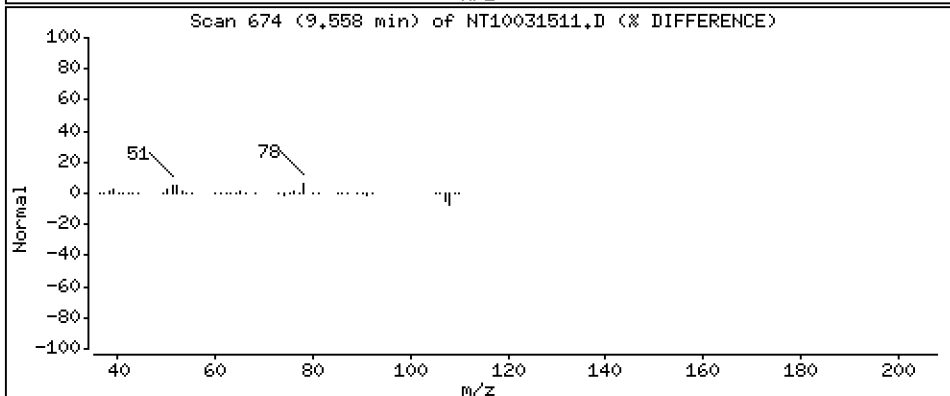
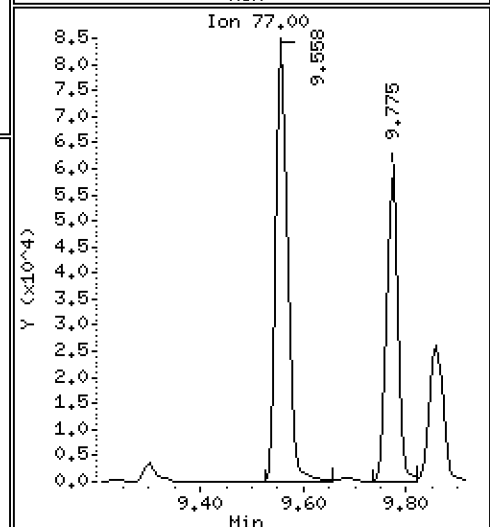
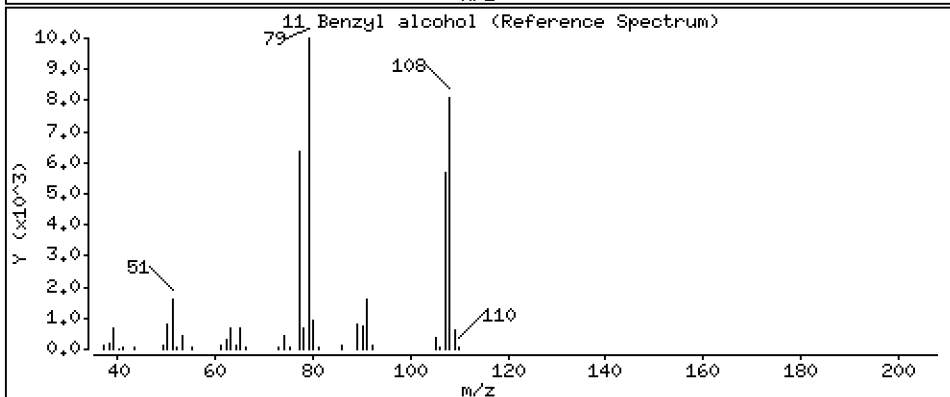
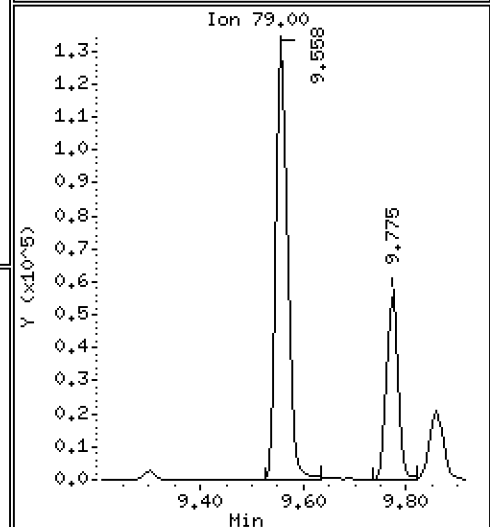
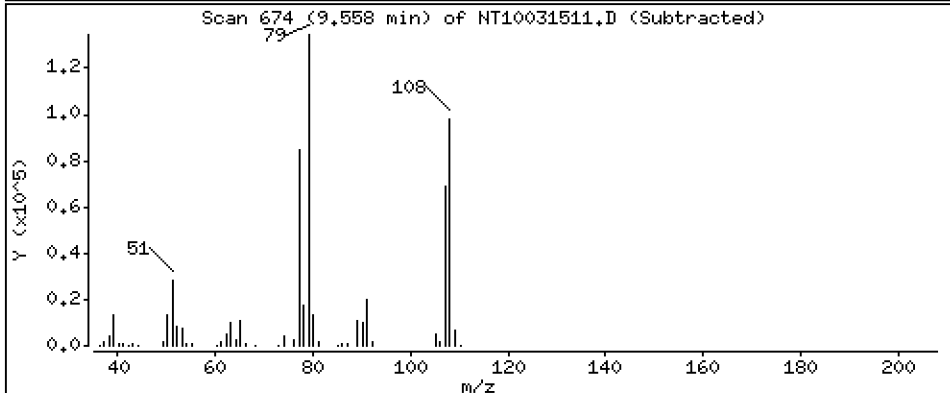
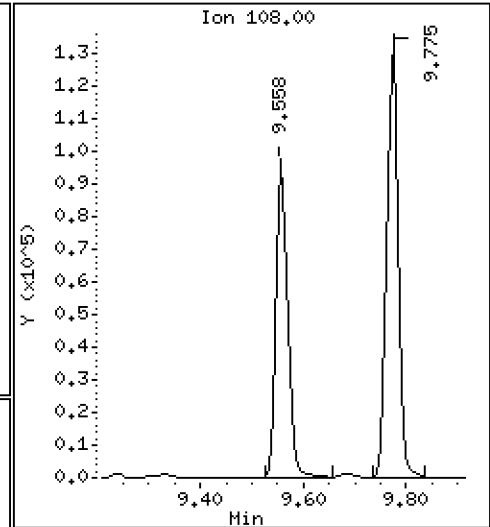
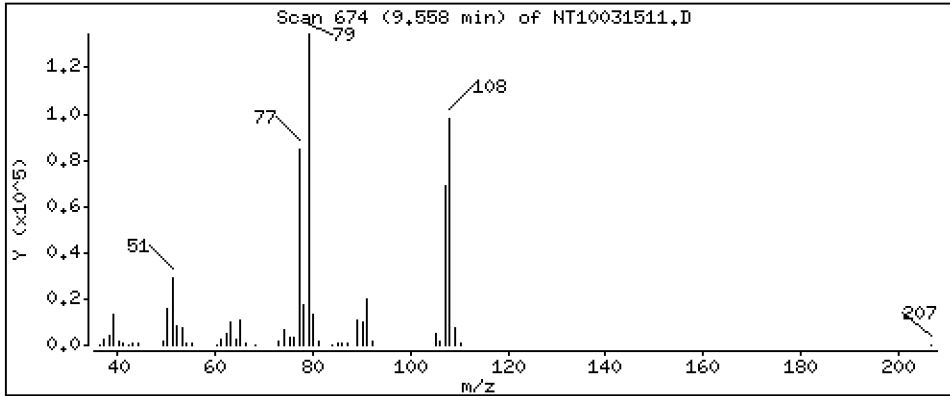
Operator: VTS

Column phase: ZB-5msi

Column diameter: 0.25

11 Benzyl alcohol

Concentration: 4.927 ug/mL



Date : 16-MAR-2023 02:16

Client ID:

Instrument: nt10.i

Sample Info: SLC0228-SCV1

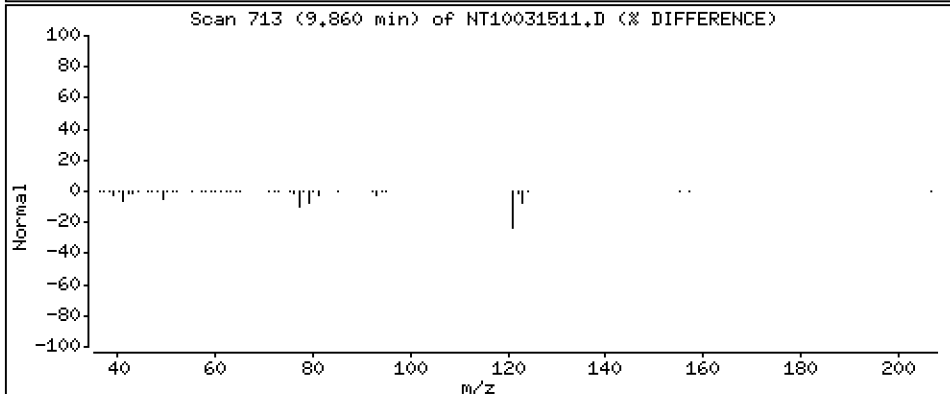
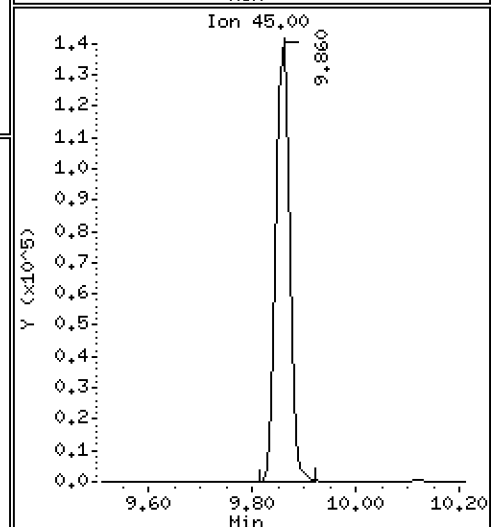
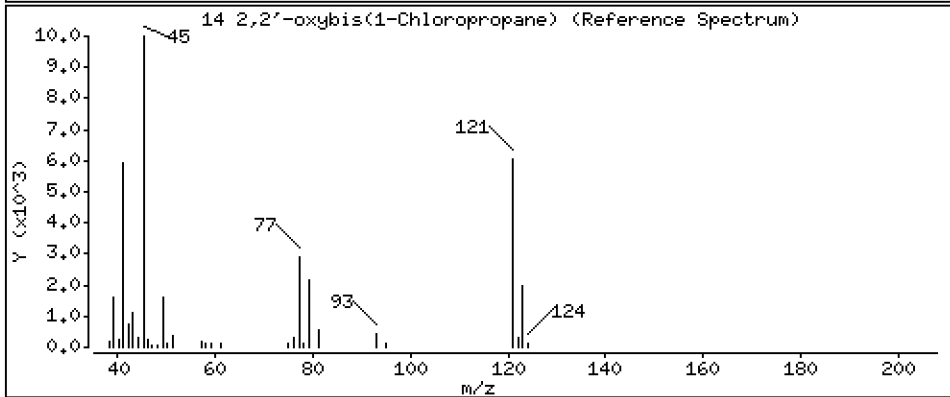
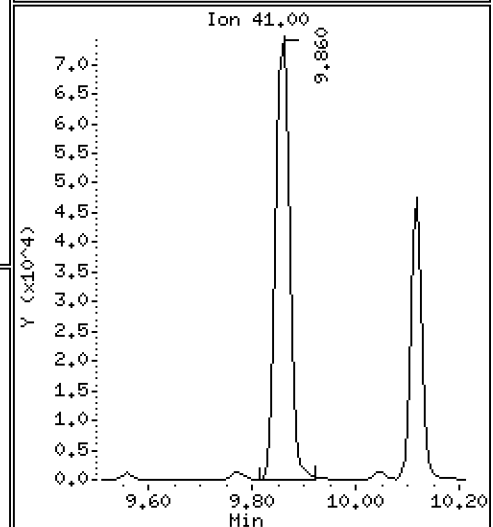
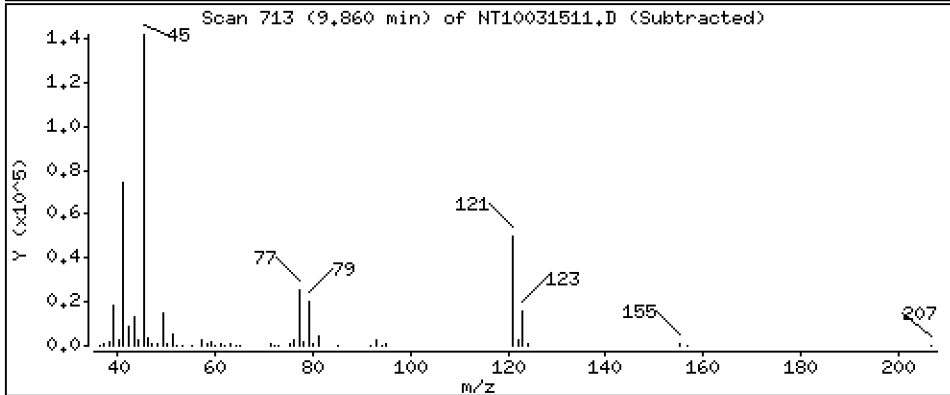
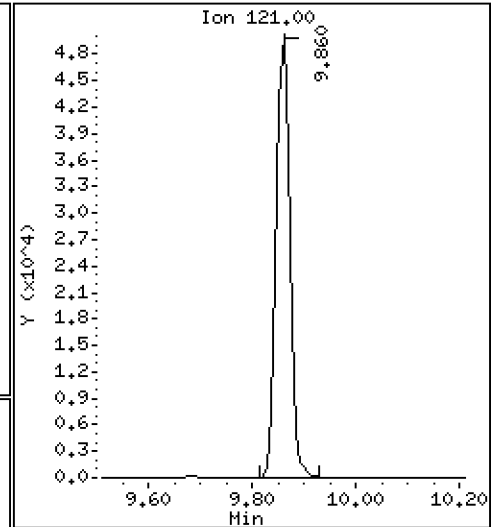
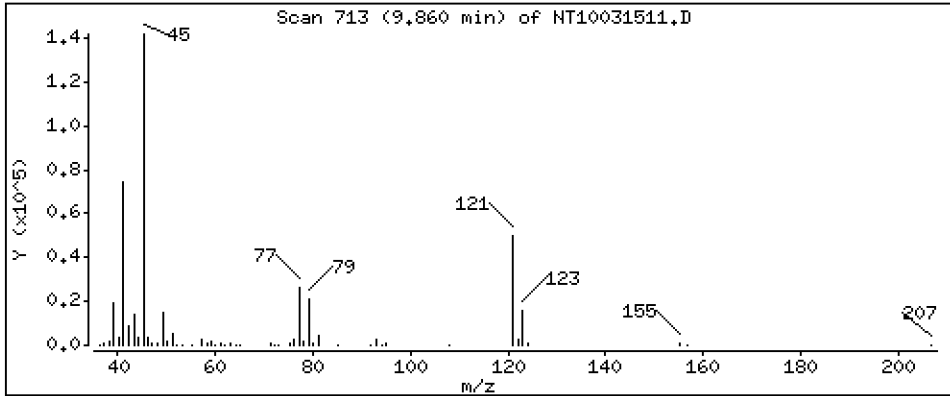
Operator: VTS

Column phase: ZB-5msi

Column diameter: 0,25

14 2,2'-oxybis(1-Chloropropane)

Concentration: 6,214 ug/mL



Date : 16-MAR-2023 02:16

Client ID:

Instrument: nt10.i

Sample Info: SLC0228-SCV1

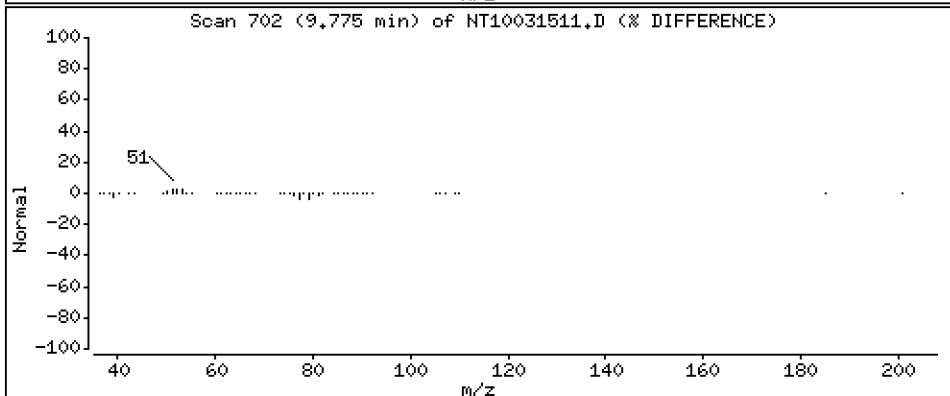
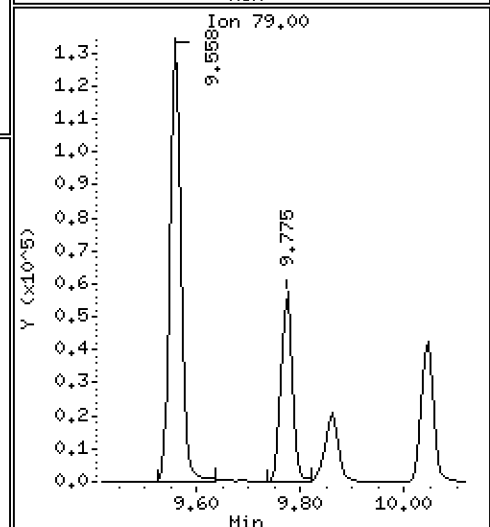
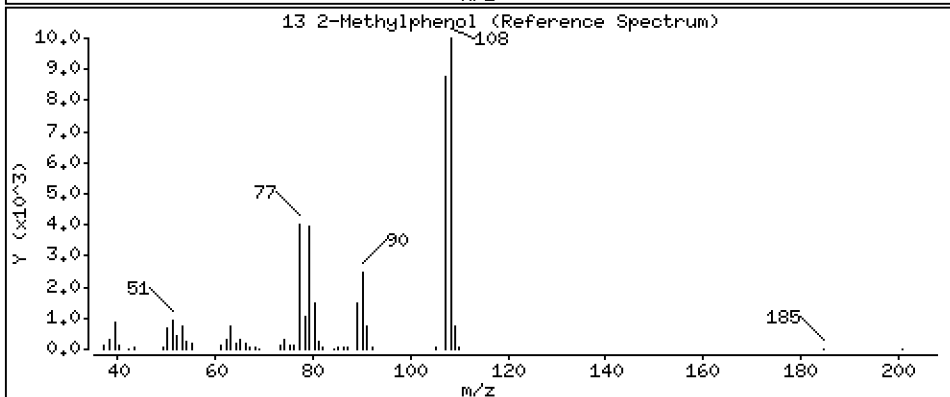
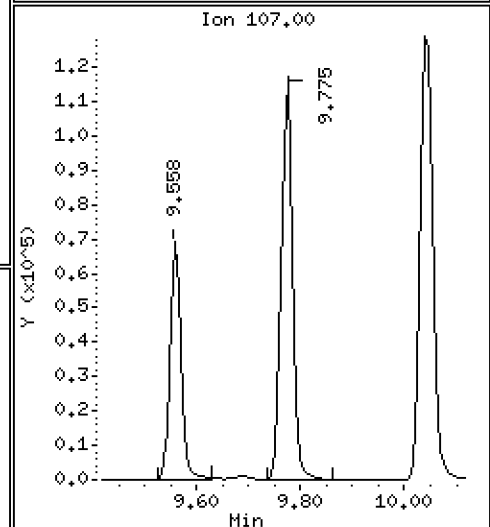
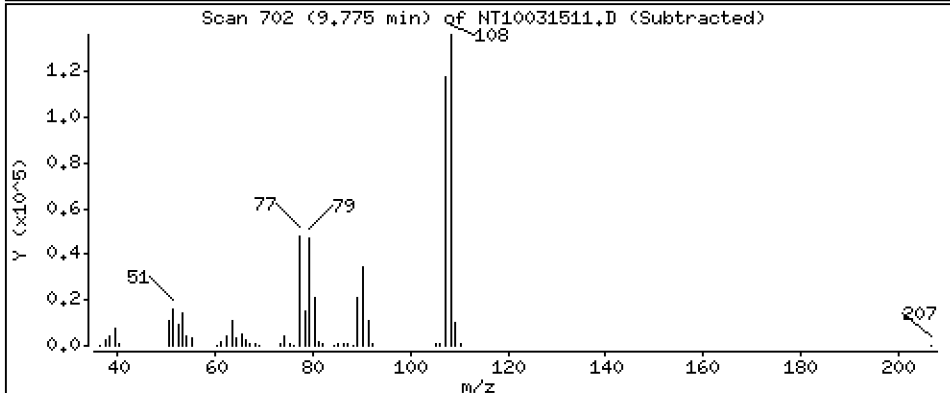
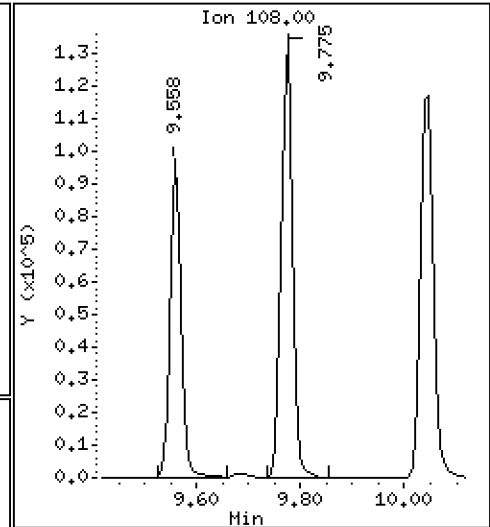
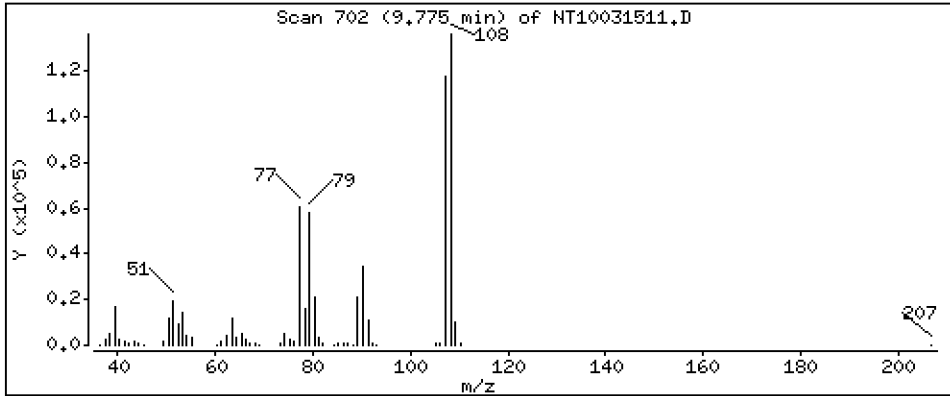
Operator: VTS

Column phase: ZB-5msi

Column diameter: 0.25

13 2-Methylphenol

Concentration: 4.215 ug/mL



Date : 16-MAR-2023 02:16

Client ID:

Instrument: nt10.i

Sample Info: SLC0228-SCV1

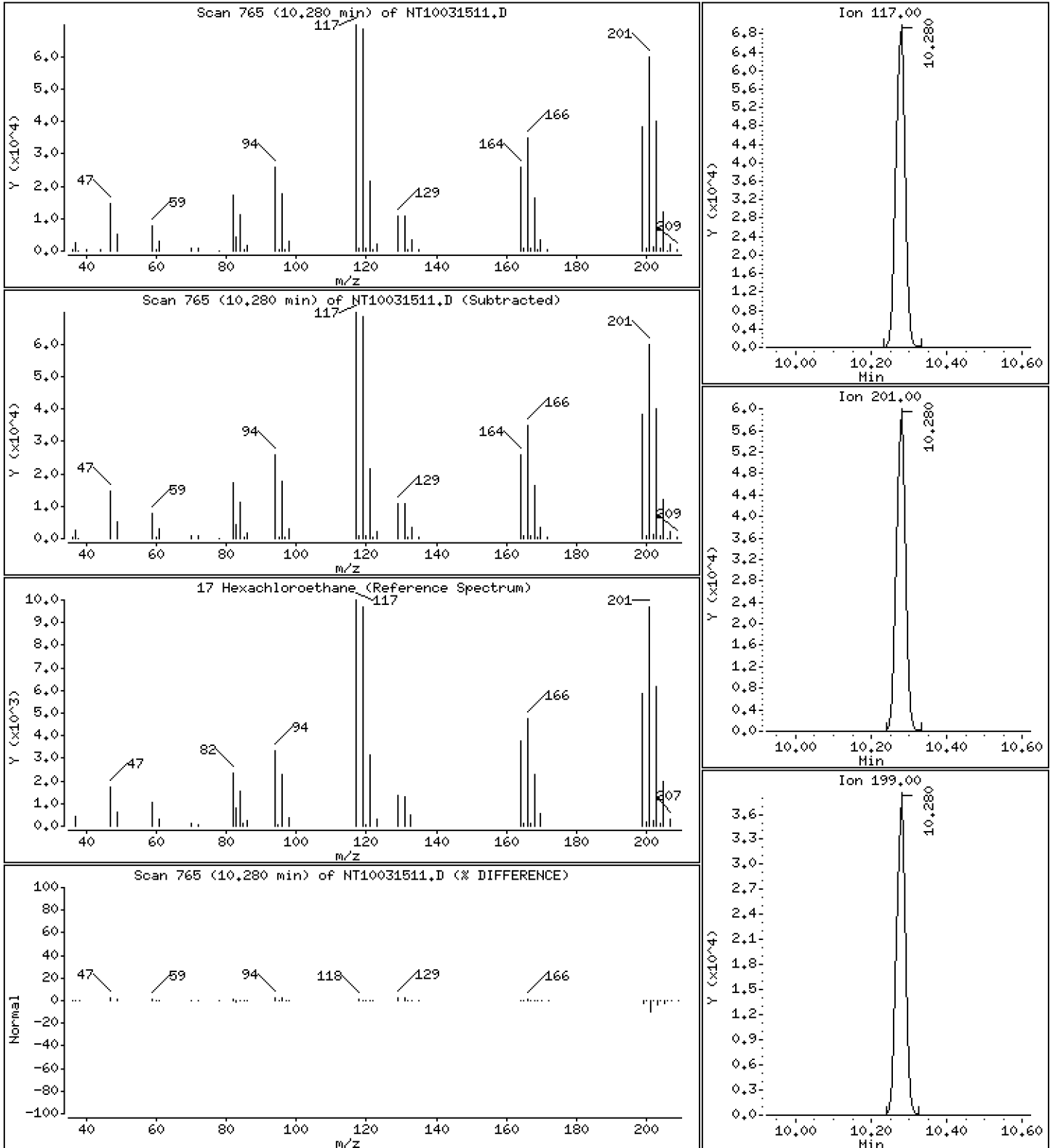
Operator: VTS

Column phase: ZB-5msi

Column diameter: 0,25

17 Hexachloroethane

Concentration: 5,003 ug/mL



Date : 16-MAR-2023 02:16

Client ID:

Instrument: nt10.i

Sample Info: SLC0228-SCV1

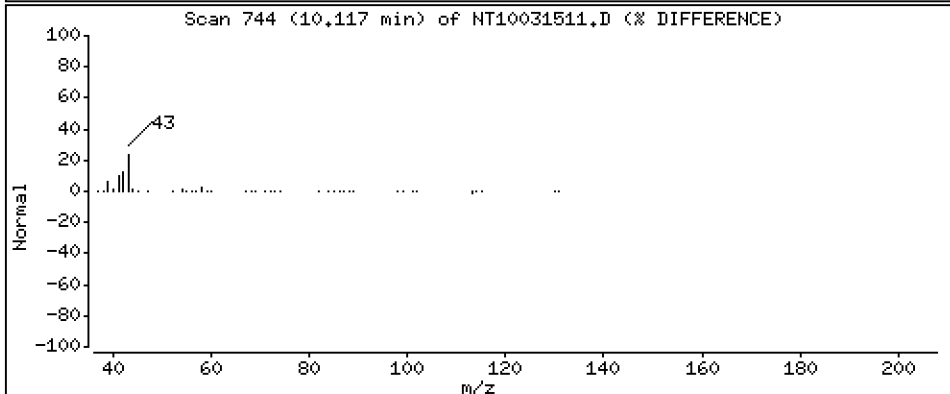
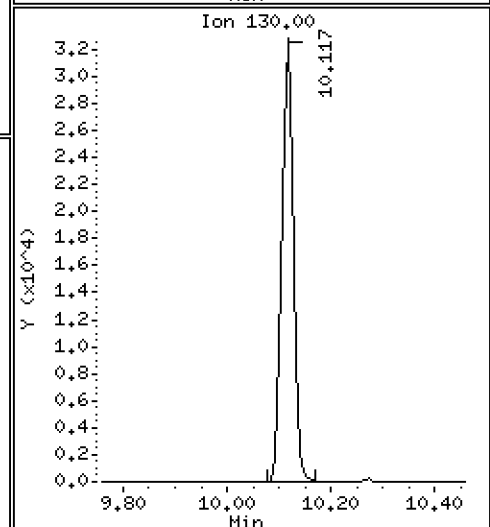
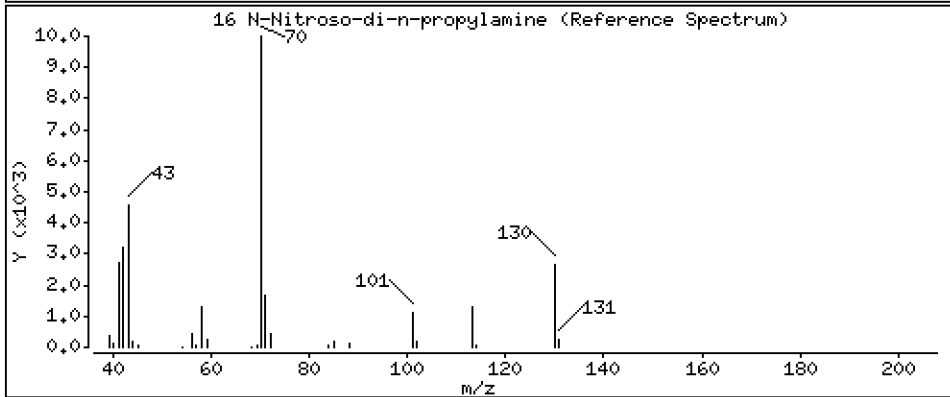
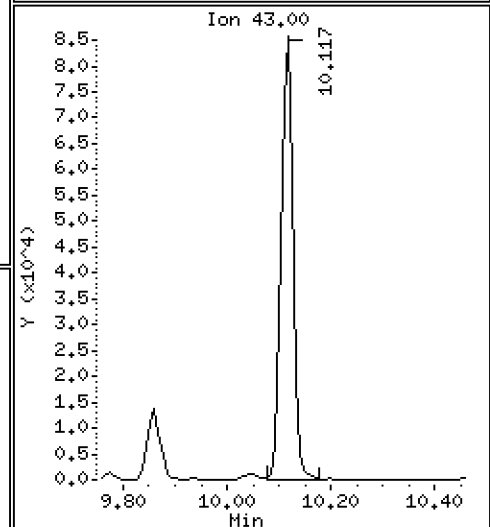
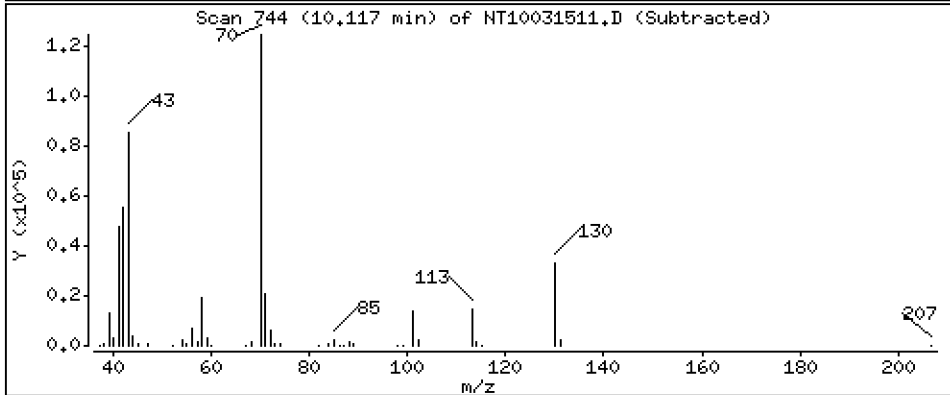
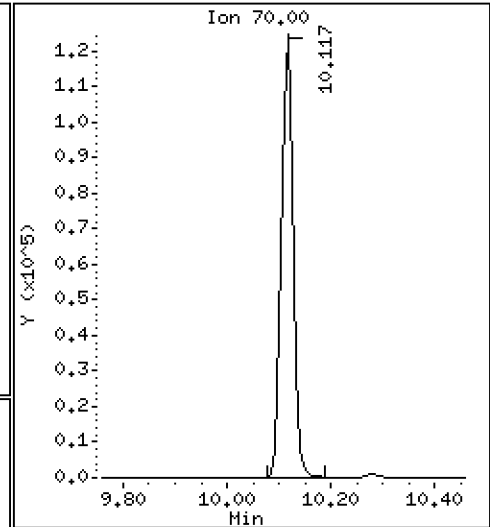
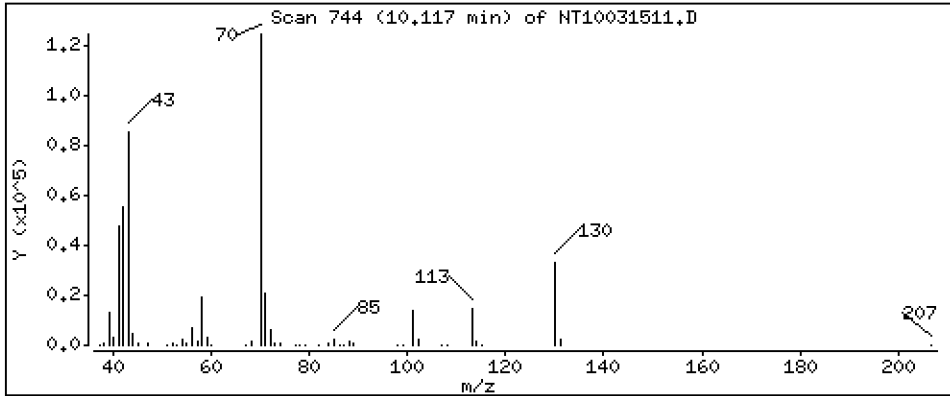
Operator: VTS

Column phase: ZB-5msi

Column diameter: 0,25

16 N-Nitroso-di-n-propylamine

Concentration: 5,179 ug/mL



Date : 16-MAR-2023 02:16

Client ID:

Instrument: nt10.i

Sample Info: SLC0228-SCV1

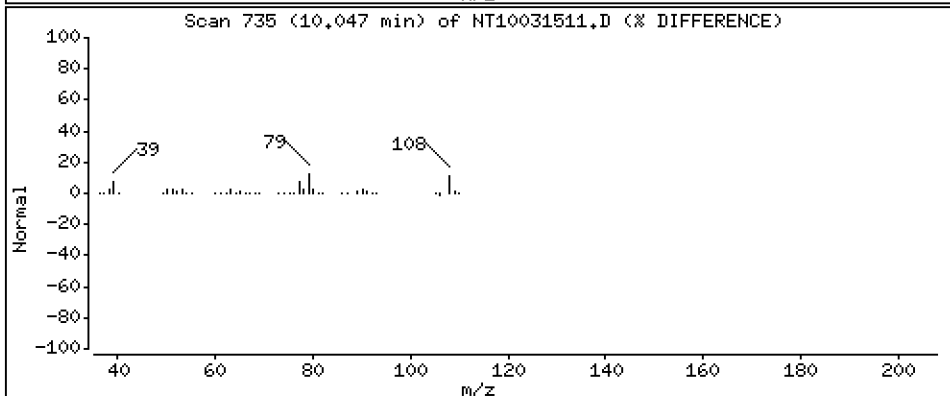
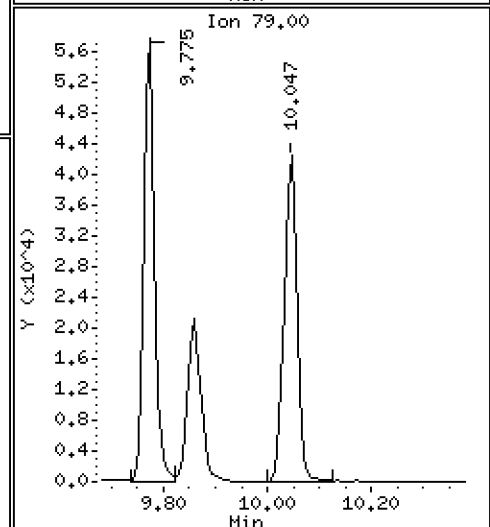
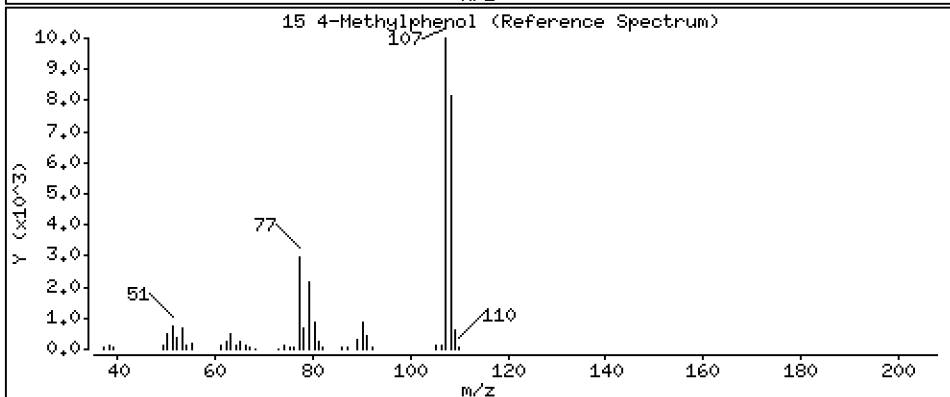
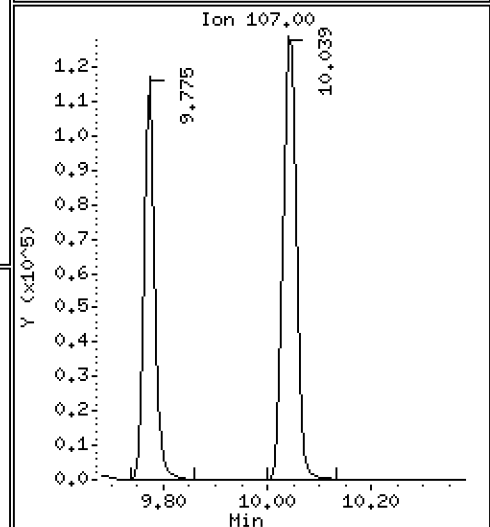
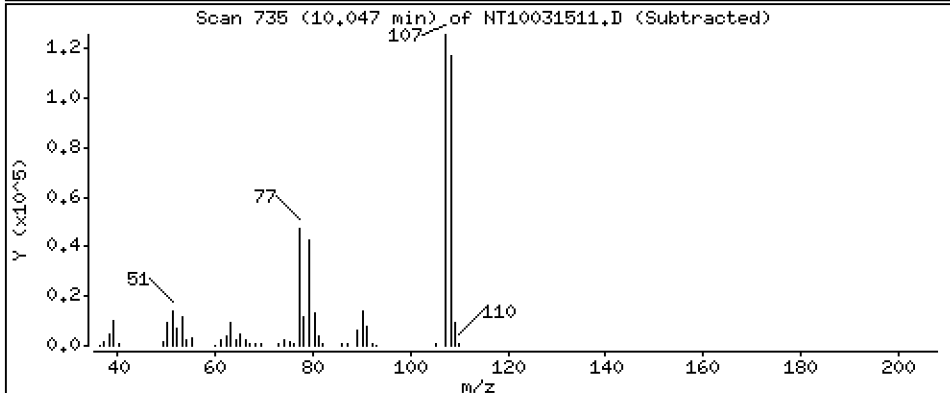
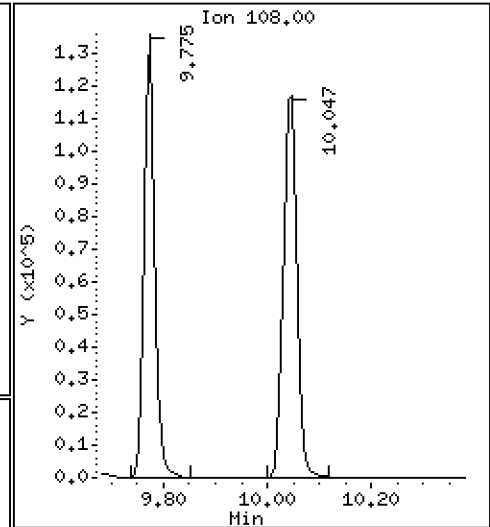
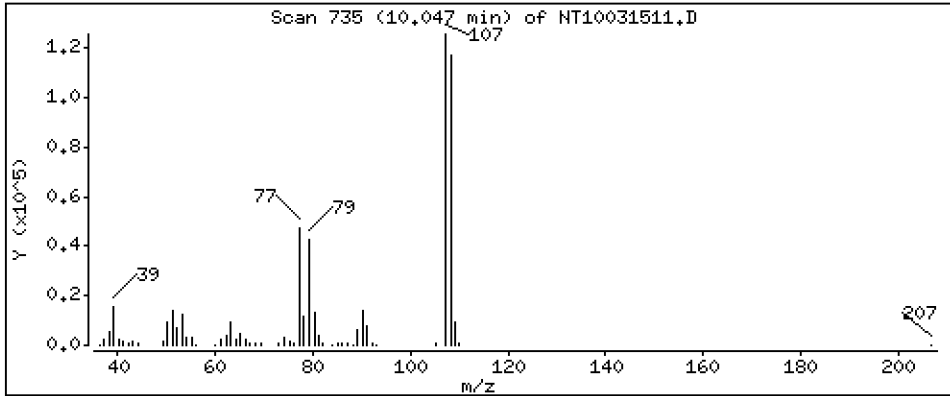
Operator: VTS

Column phase: ZB-5msi

Column diameter: 0,25

15 4-Methylphenol

Concentration: 4,365 ug/mL



Date : 16-MAR-2023 02:16

Client ID:

Instrument: nt10.i

Sample Info: SLC0228-SCV1

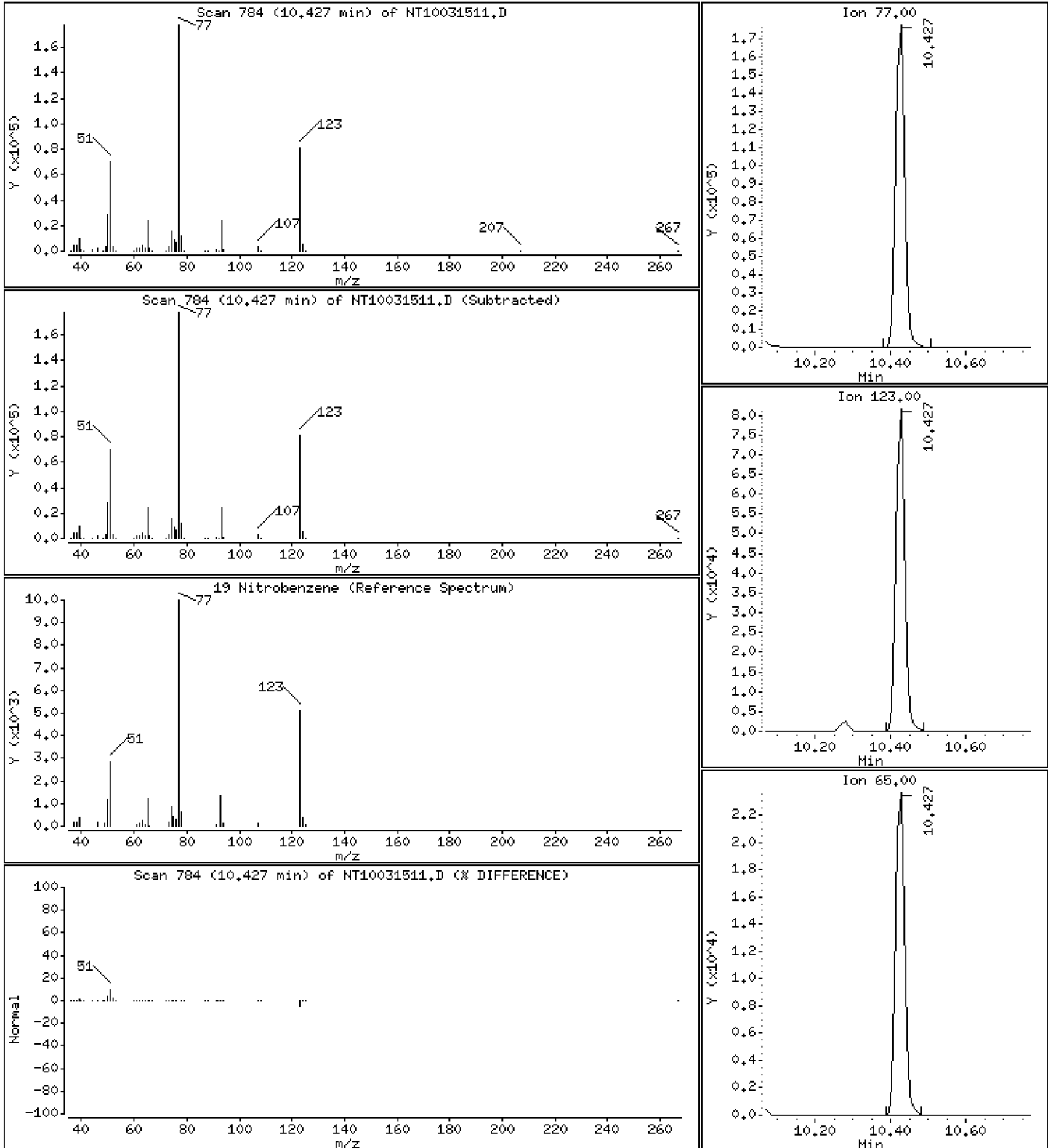
Operator: VTS

Column phase: ZB-5msi

Column diameter: 0,25

19 Nitrobenzene

Concentration: 4,858 ug/mL



Date : 16-MAR-2023 02:16

Client ID:

Instrument: nt10.i

Sample Info: SLC0228-SCV1

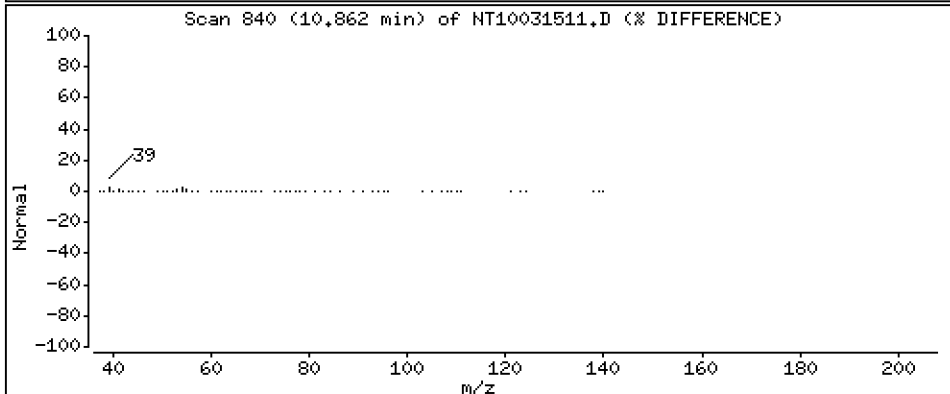
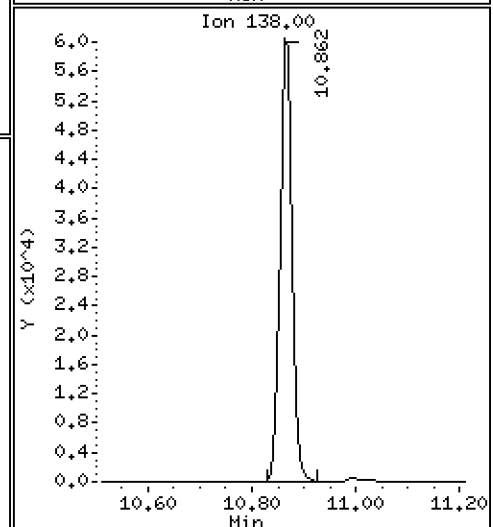
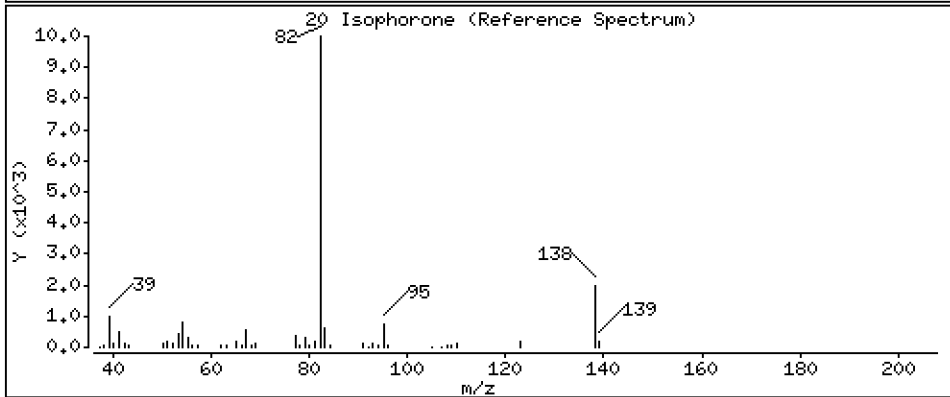
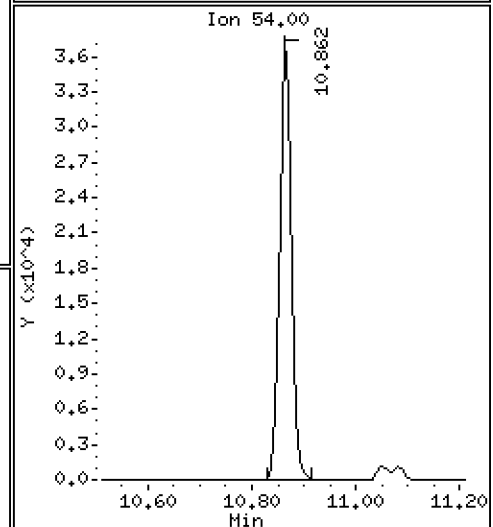
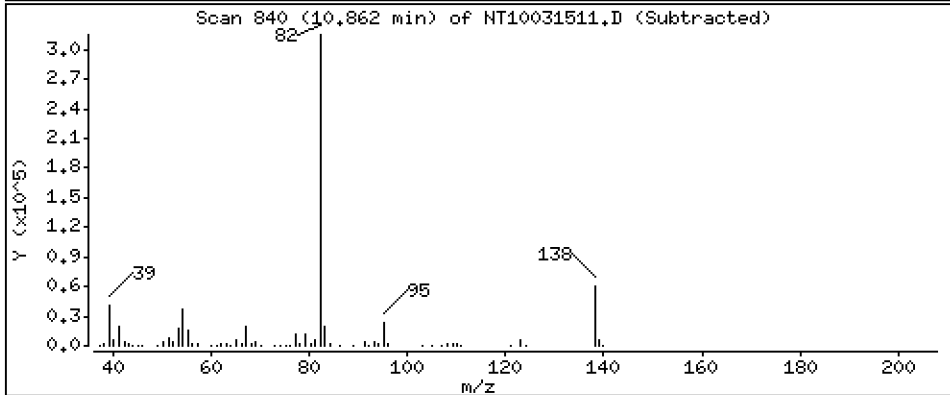
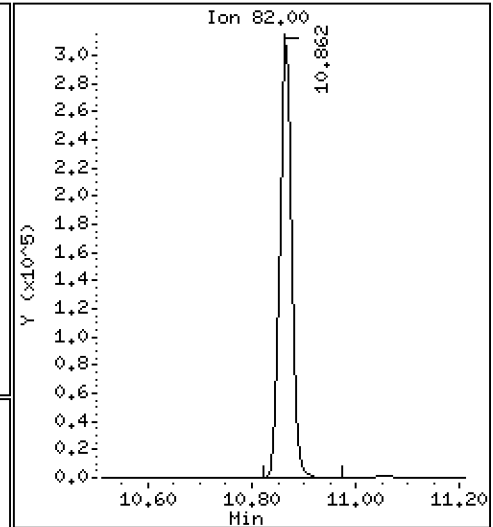
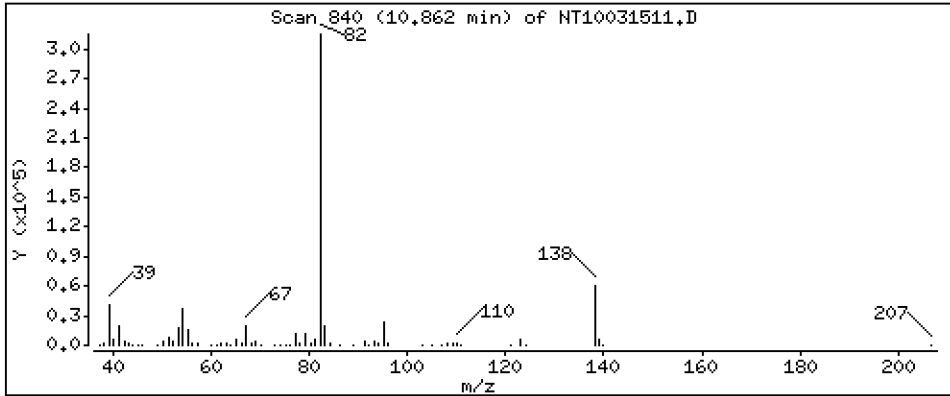
Operator: VTS

Column phase: ZB-5msi

Column diameter: 0,25

20 Isophorone

Concentration: 7,696 ug/mL



Date : 16-MAR-2023 02:16

Client ID:

Instrument: nt10.i

Sample Info: SLC0228-SCV1

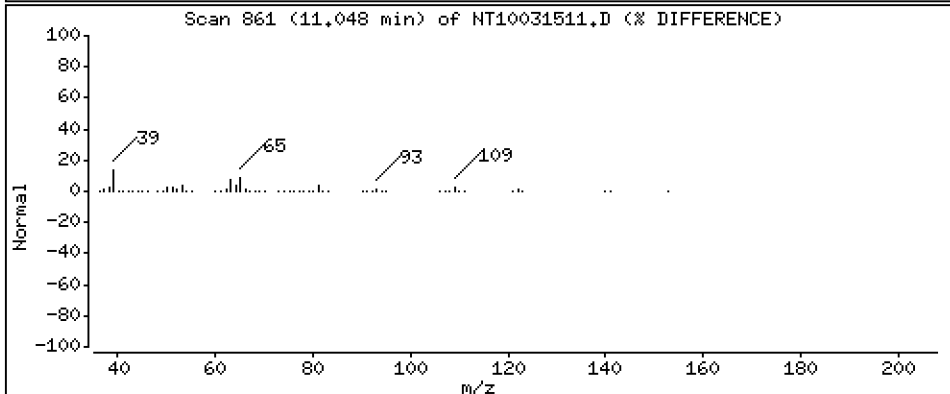
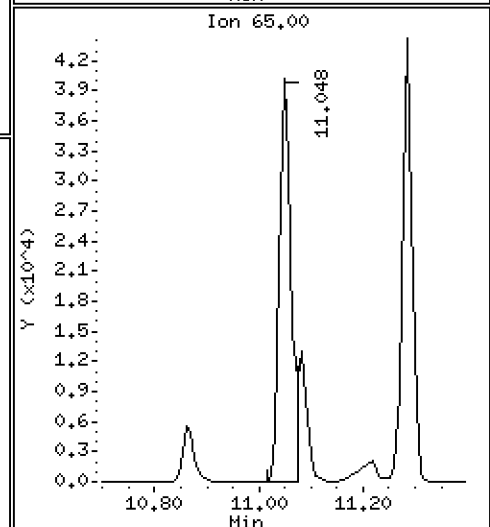
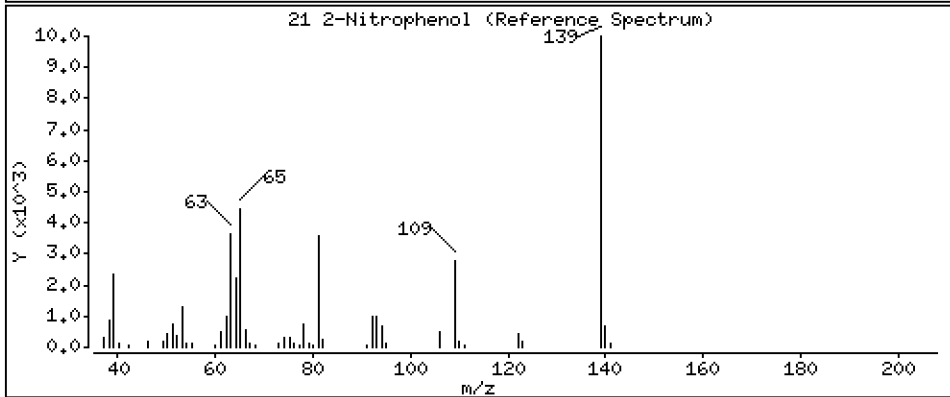
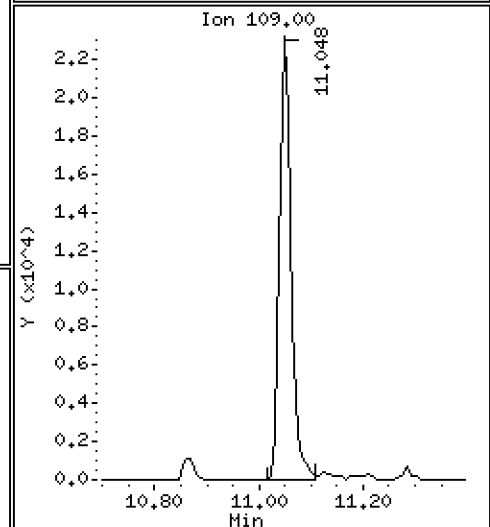
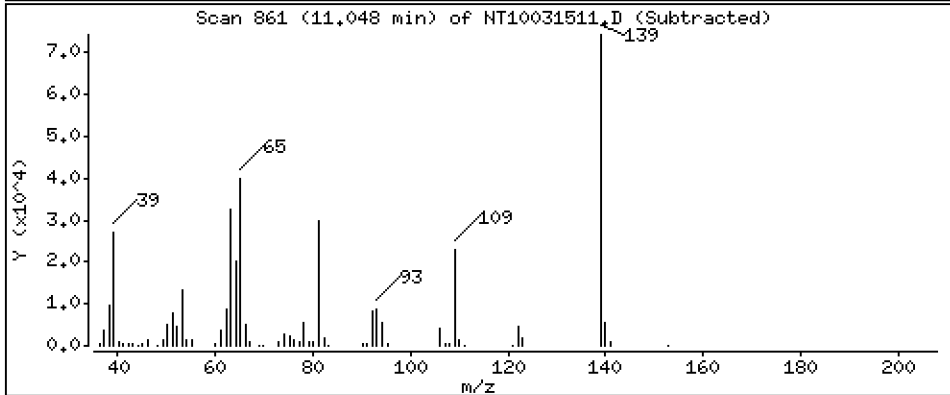
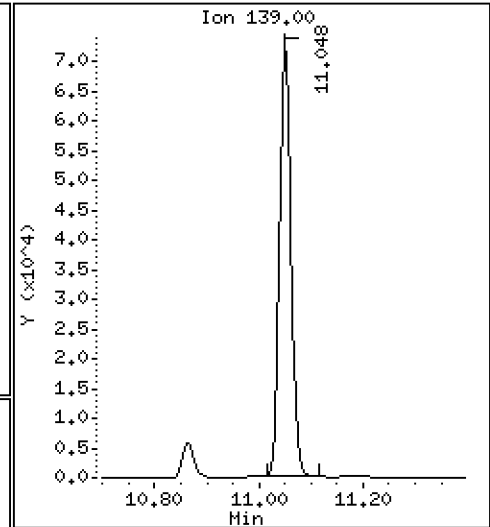
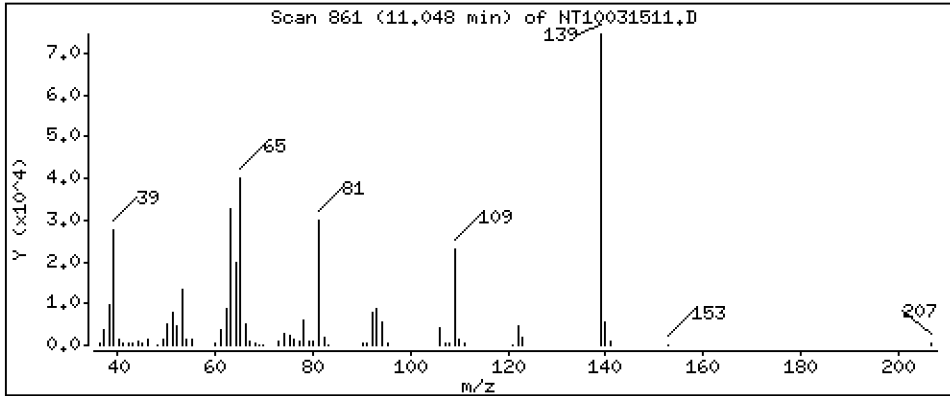
Operator: VTS

Column phase: ZB-5msi

Column diameter: 0,25

21 2-Nitrophenol

Concentration: 3,995 ug/mL



Date : 16-MAR-2023 02:16

Client ID:

Instrument: nt10.i

Sample Info: SLC0228-SCV1

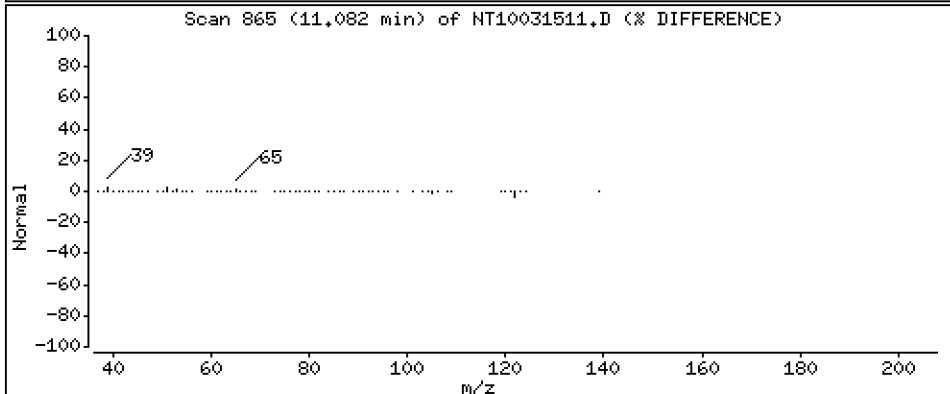
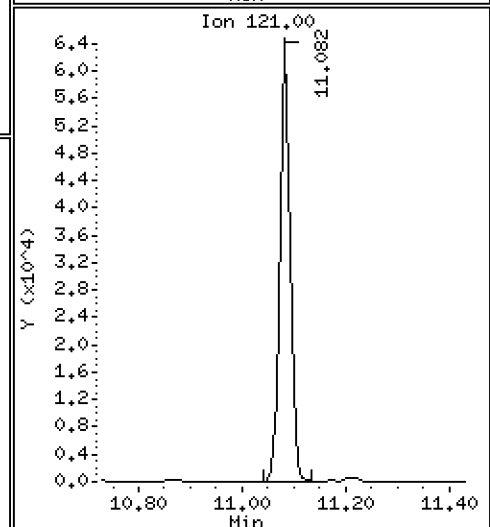
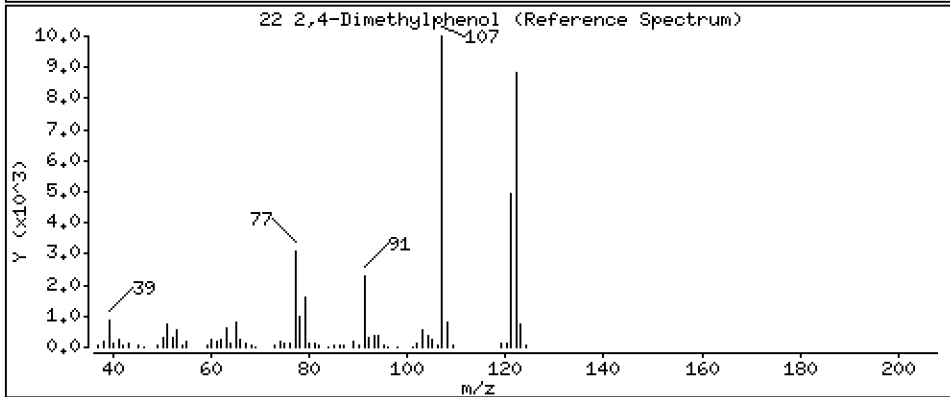
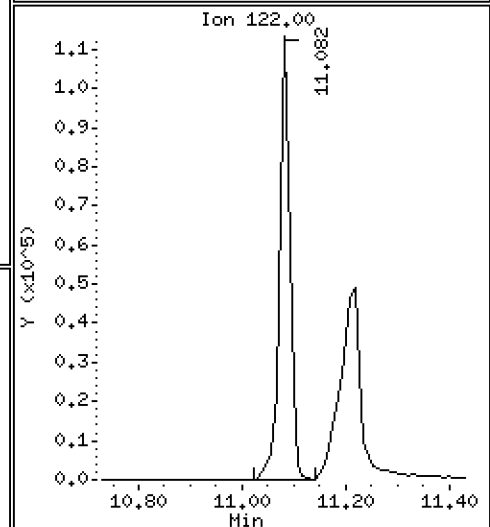
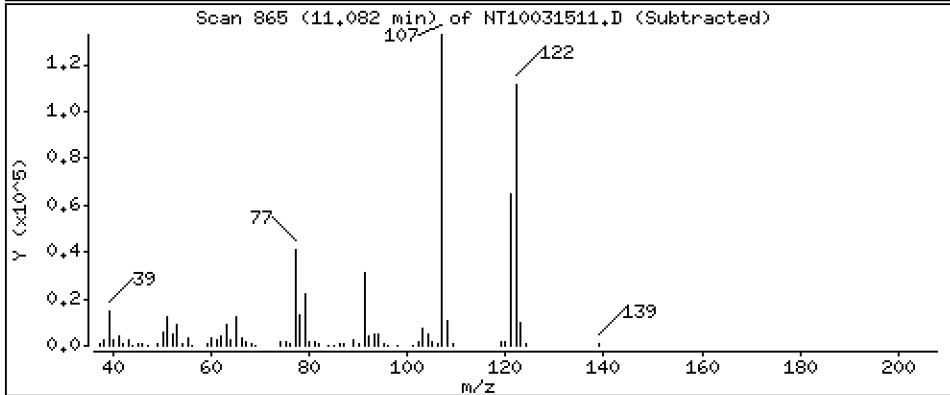
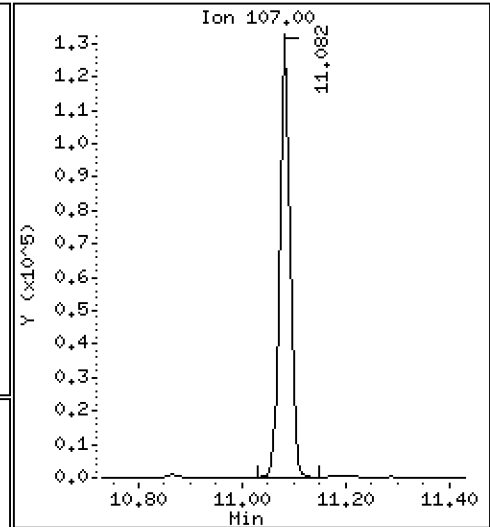
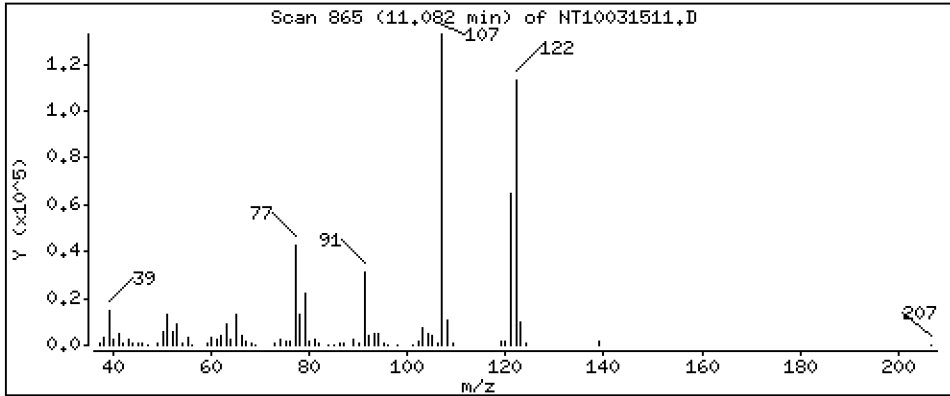
Operator: VTS

Column phase: ZB-5msi

Column diameter: 0,25

22 2,4-Dimethylphenol

Concentration: 3,632 ug/mL



Date : 16-MAR-2023 02:16

Client ID:

Instrument: nt10.i

Sample Info: SLC0228-SCV1

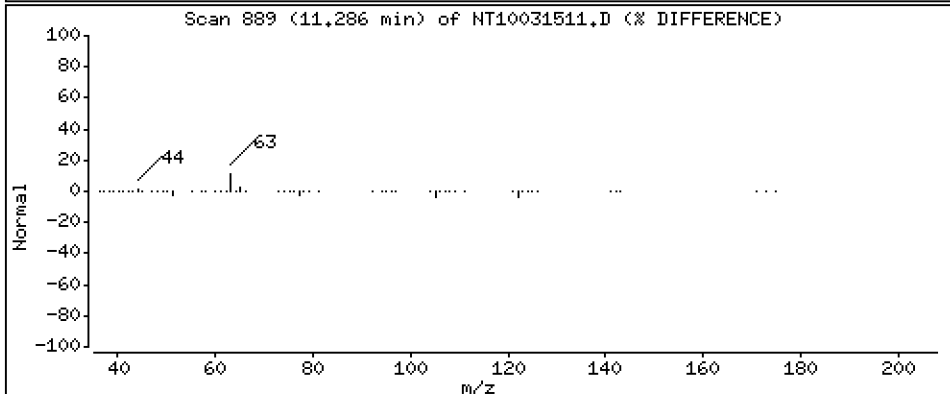
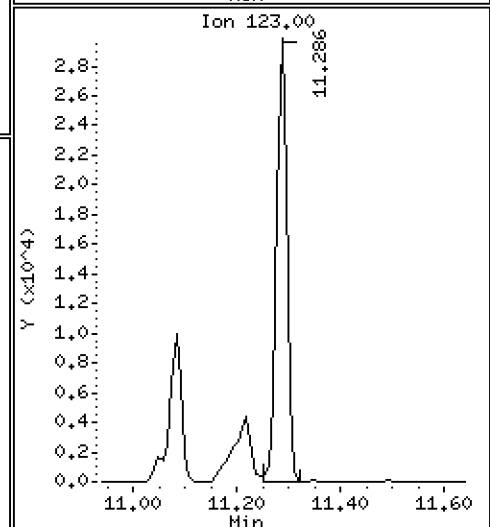
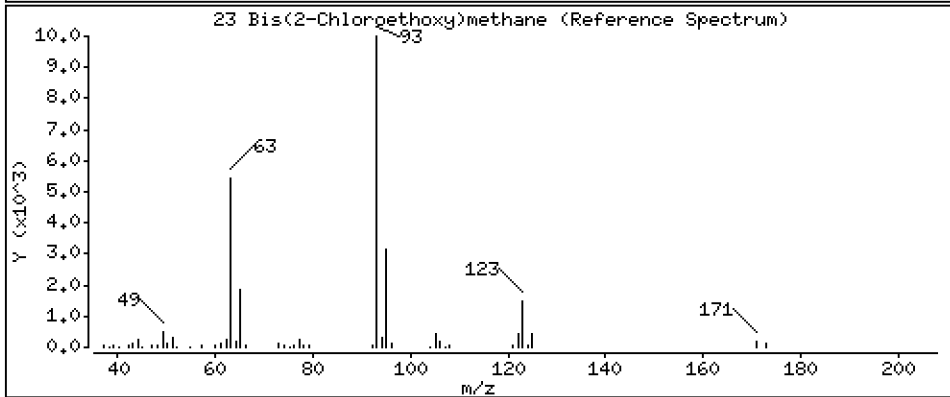
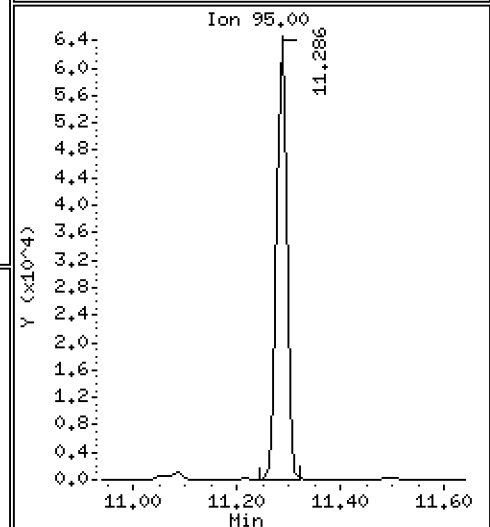
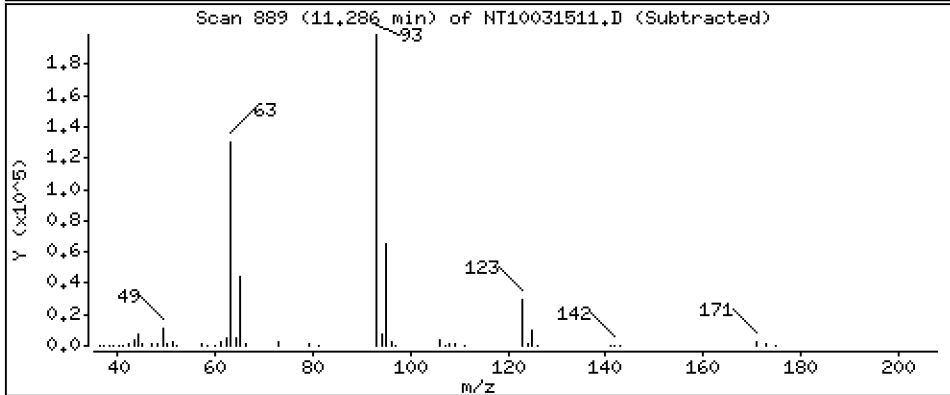
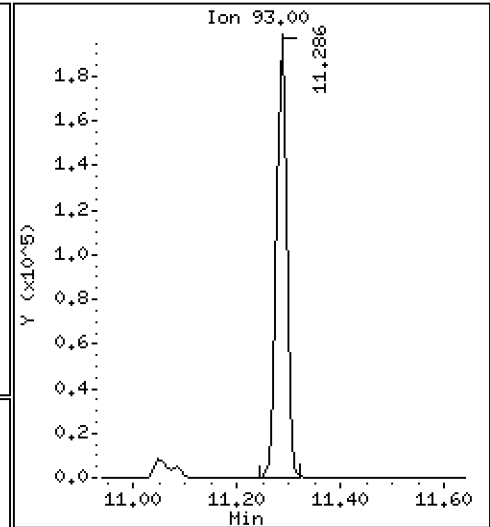
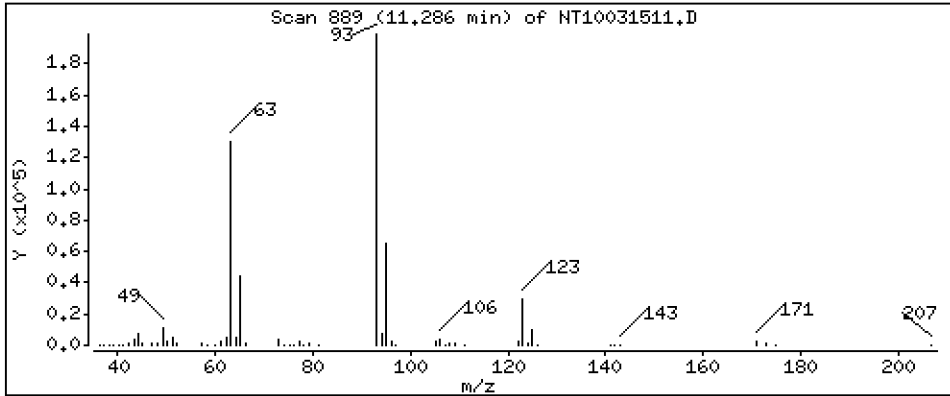
Operator: VTS

Column phase: ZB-5msi

Column diameter: 0,25

23 Bis(2-Chloroethoxy)methane

Concentration: 5,654 ug/mL



Date : 16-MAR-2023 02:16

Client ID:

Instrument: nt10.i

Sample Info: SLC0228-SCV1

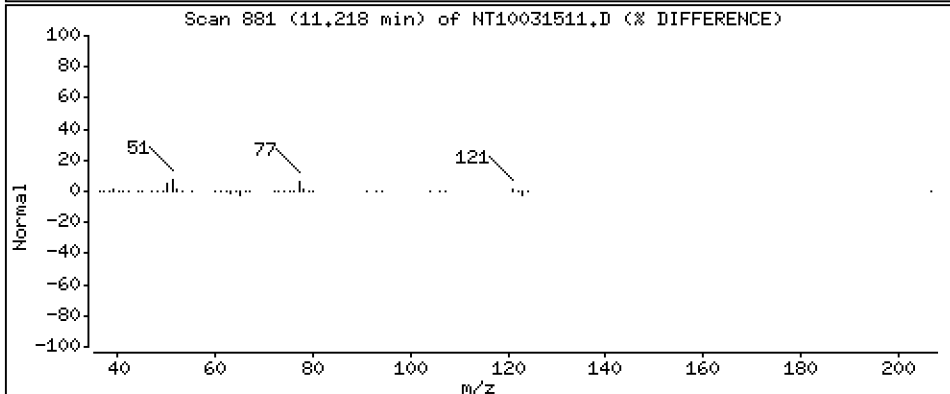
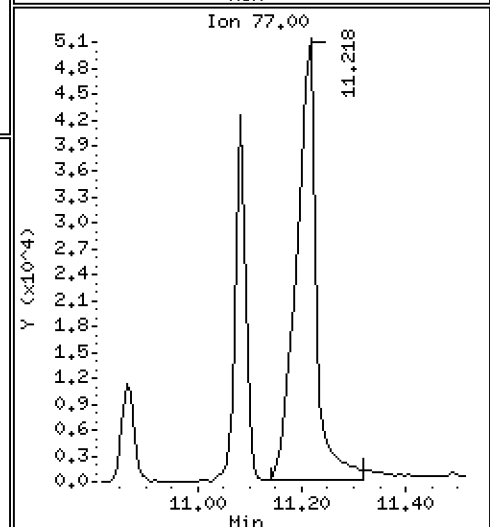
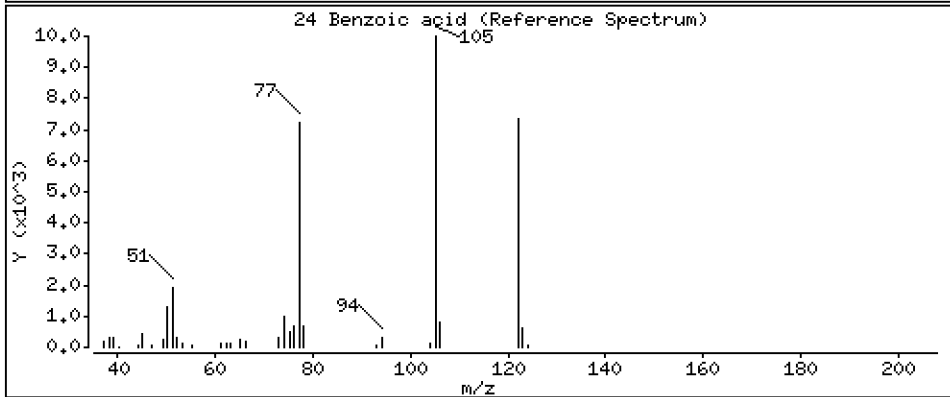
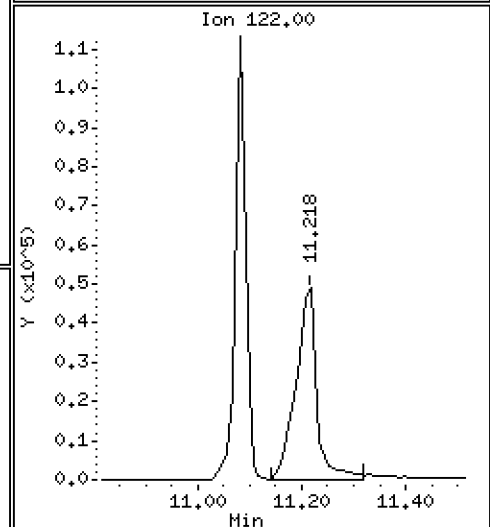
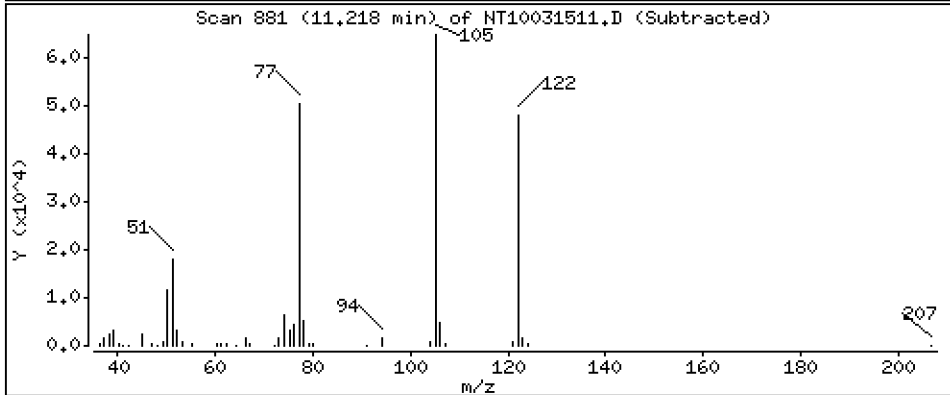
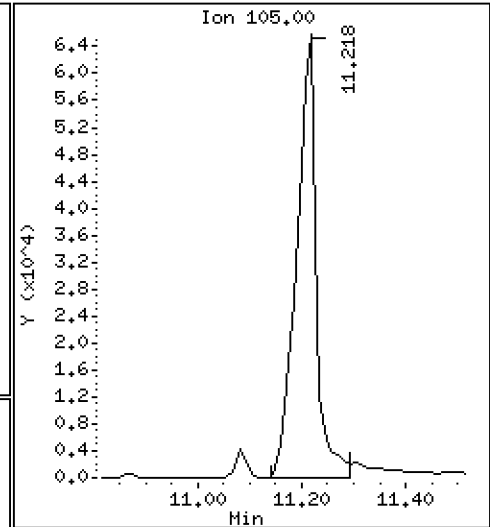
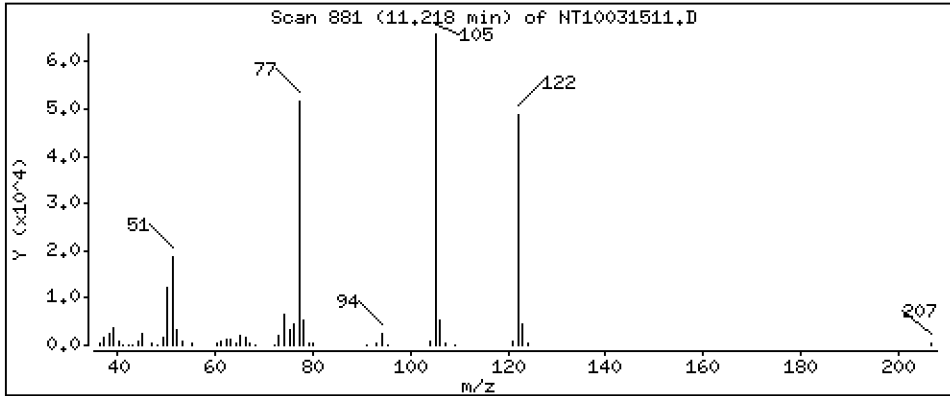
Operator: VTS

Column phase: ZB-5msi

Column diameter: 0,25

24 Benzoic acid

Concentration: 5,952 ug/mL



Date : 16-MAR-2023 02:16

Client ID:

Instrument: nt10.i

Sample Info: SLC0228-SCV1

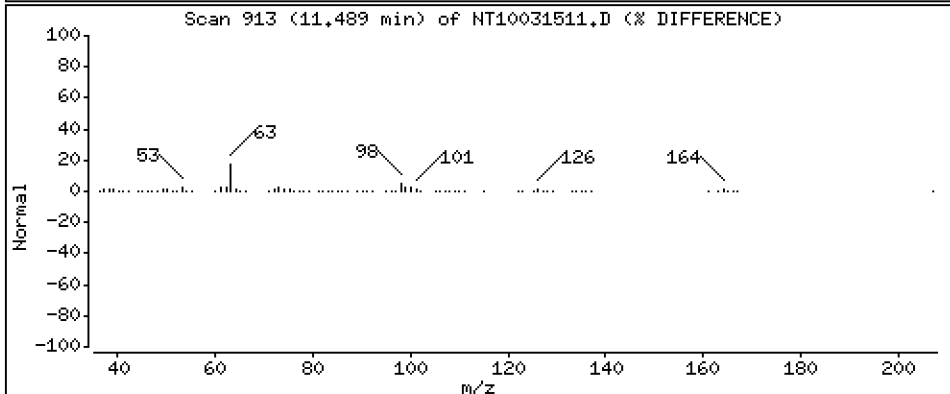
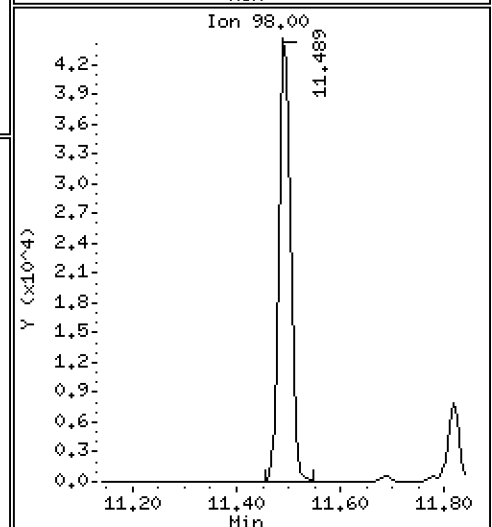
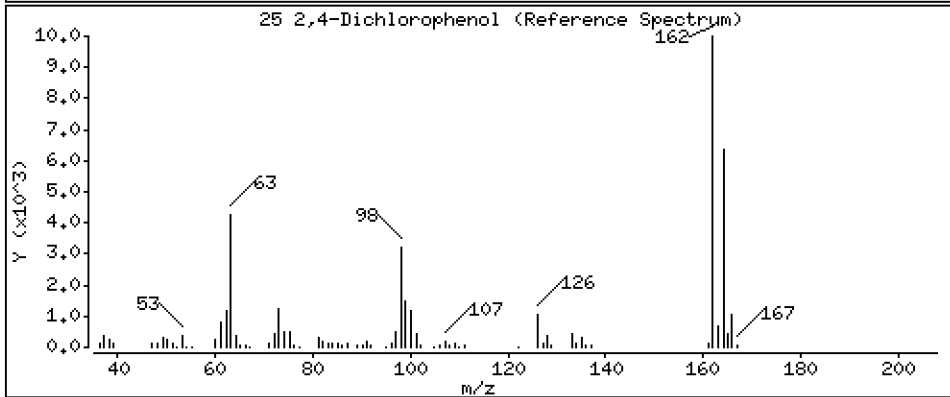
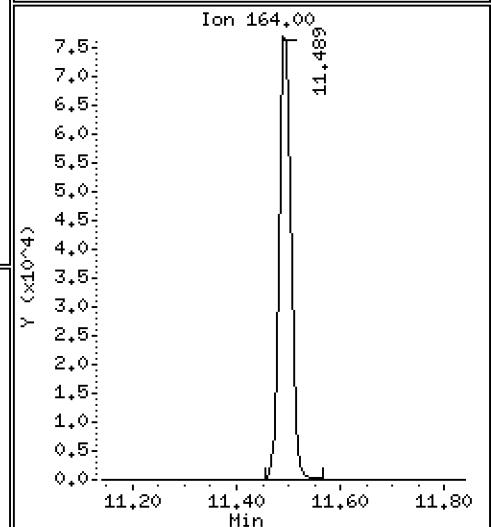
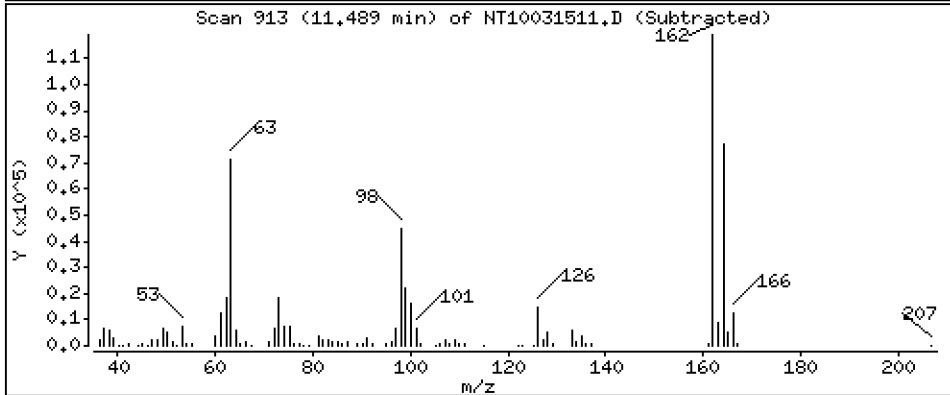
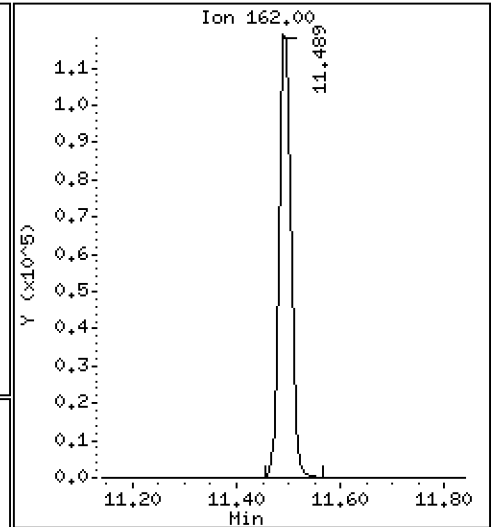
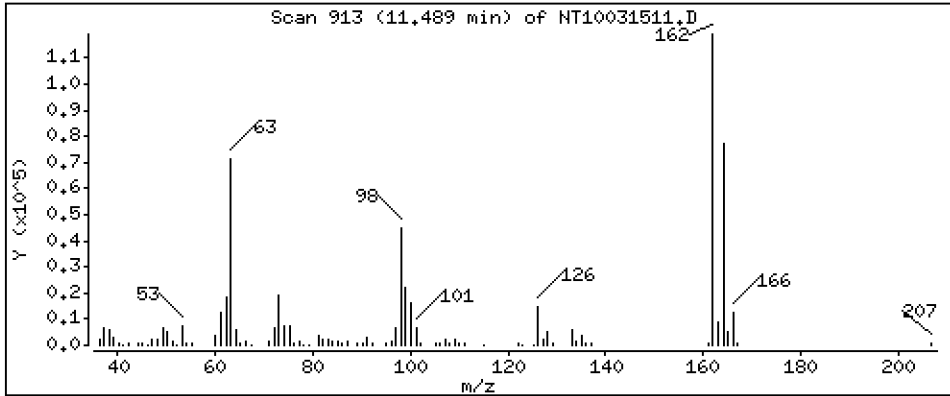
Operator: VTS

Column phase: ZB-5msi

Column diameter: 0,25

25 2,4-Dichlorophenol

Concentration: 4,703 ug/mL



Date : 16-MAR-2023 02:16

Client ID:

Instrument: nt10.i

Sample Info: SLC0228-SCV1

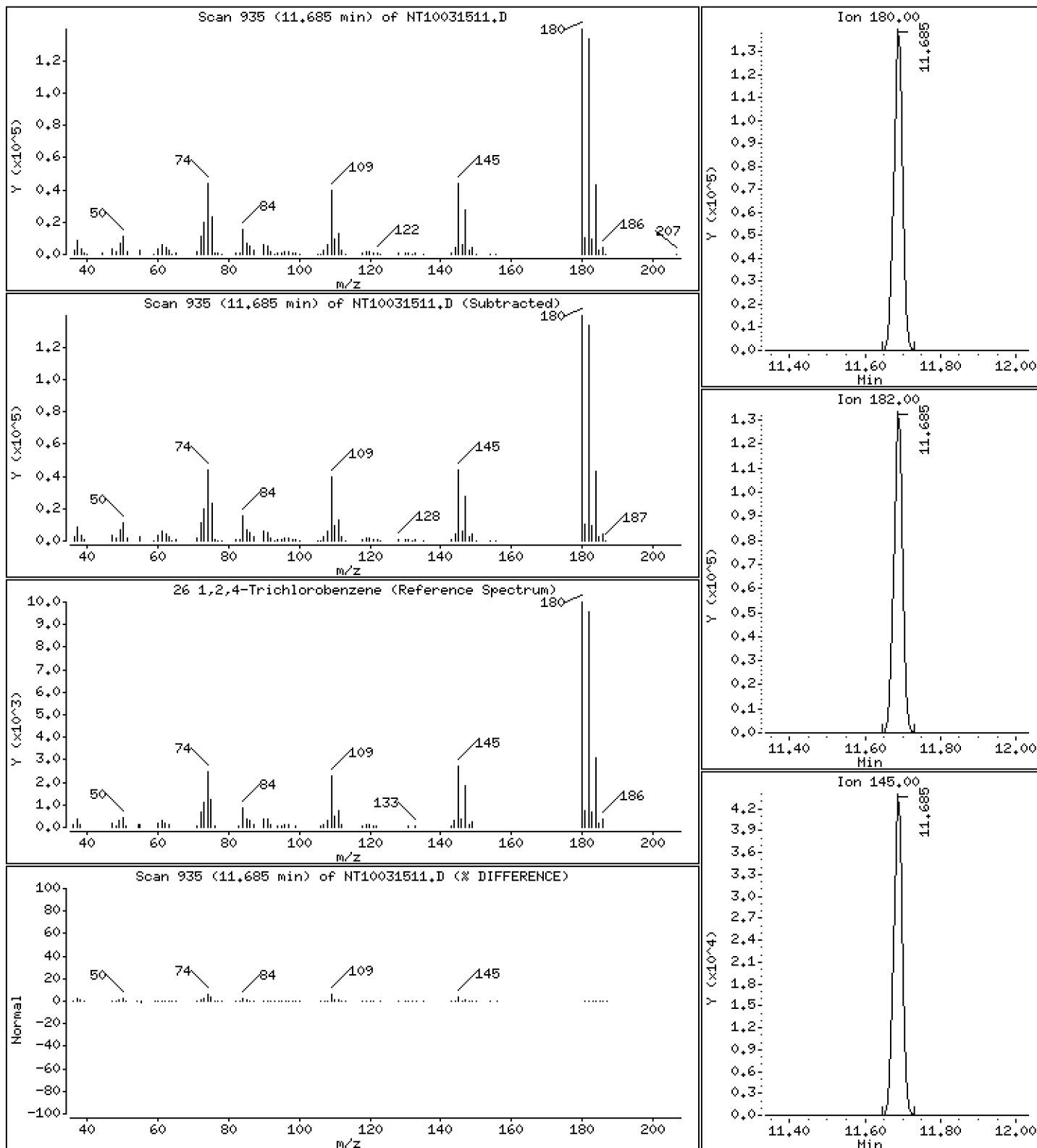
Operator: VTS

Column phase: ZB-5msi

Column diameter: 0,25

26 1,2,4-Trichlorobenzene

Concentration: 4,554 ug/mL



Date : 16-MAR-2023 02:16

Client ID:

Instrument: nt10.i

Sample Info: SLC0228-SCV1

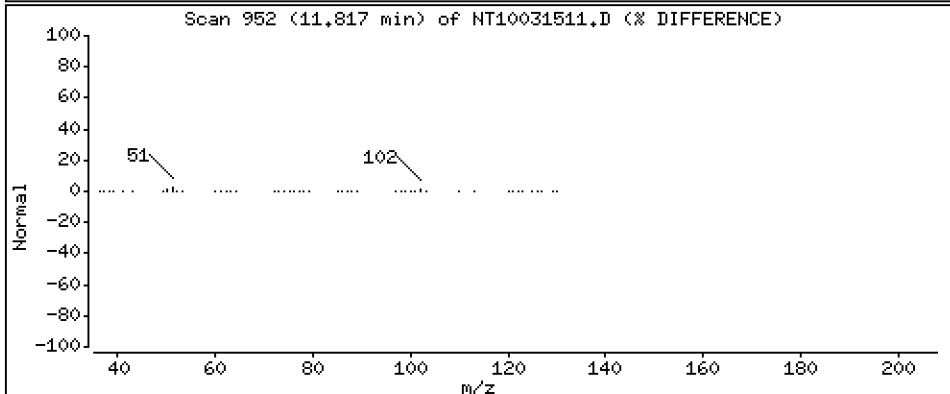
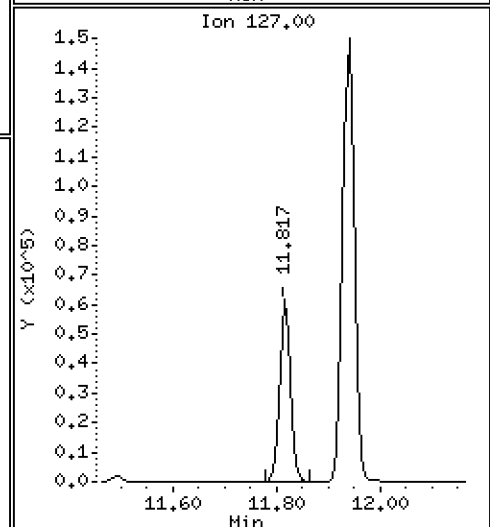
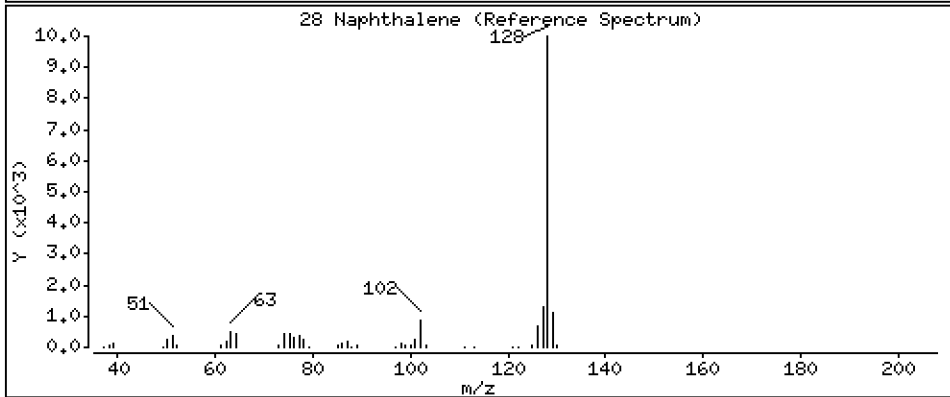
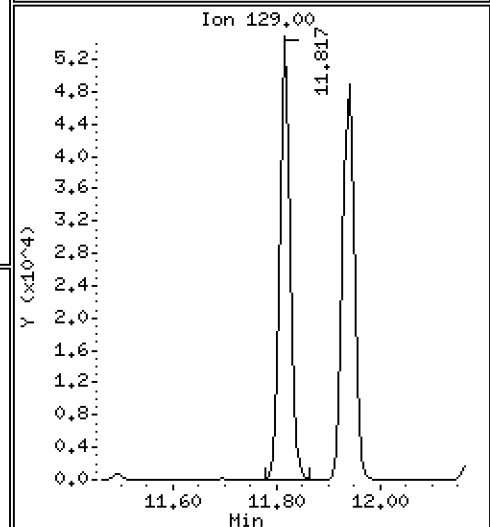
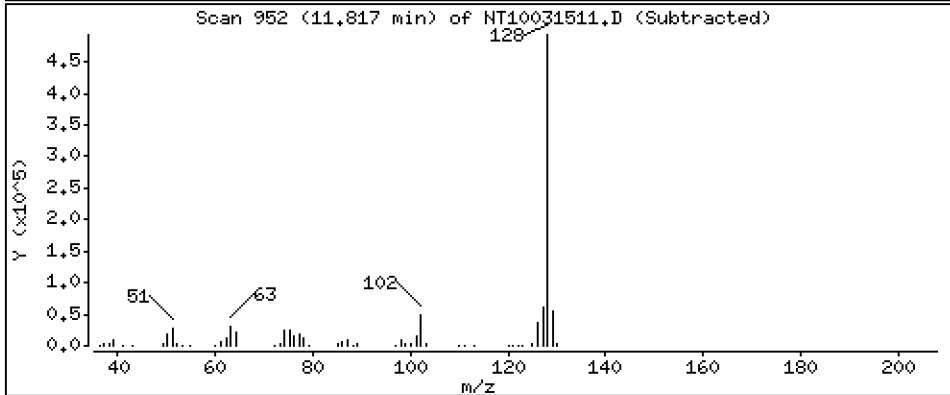
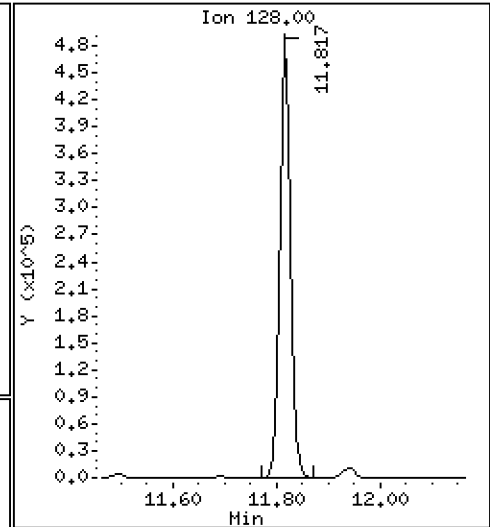
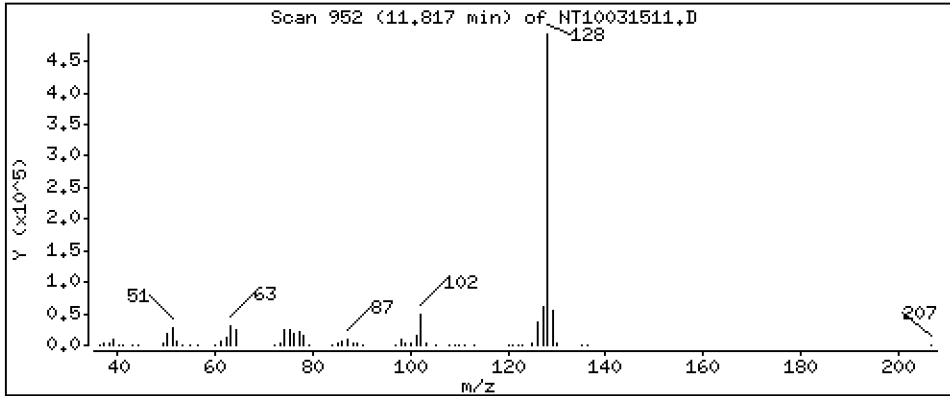
Operator: VTS

Column phase: ZB-5msi

Column diameter: 0,25

28 Naphthalene

Concentration: 4,717 ug/mL



Date : 16-MAR-2023 02:16

Client ID:

Instrument: nt10.i

Sample Info: SLC0228-SCV1

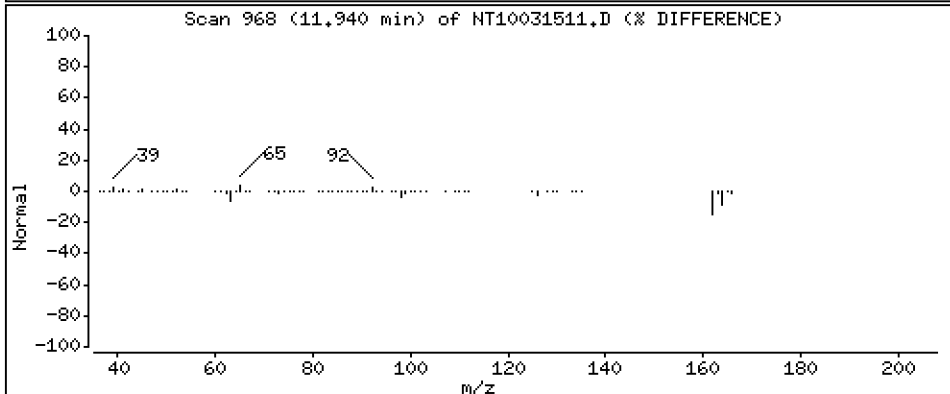
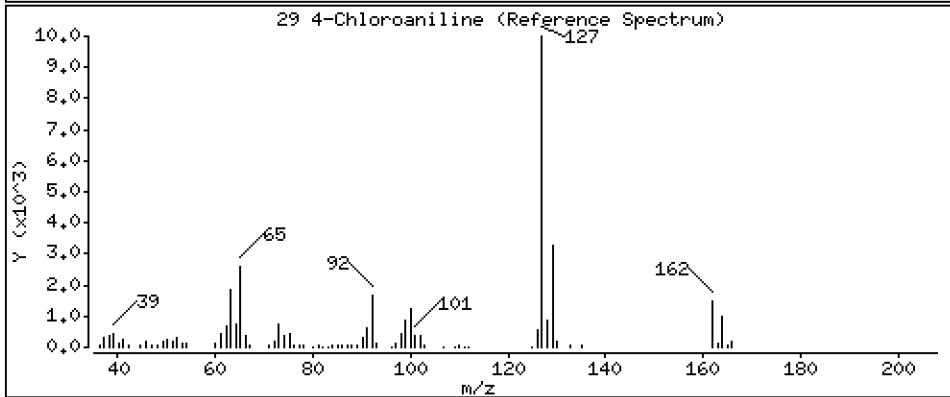
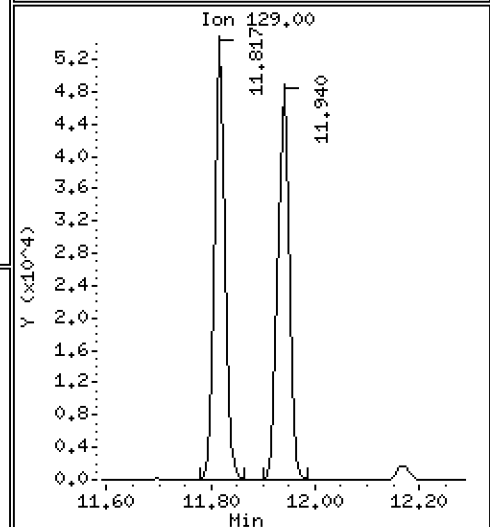
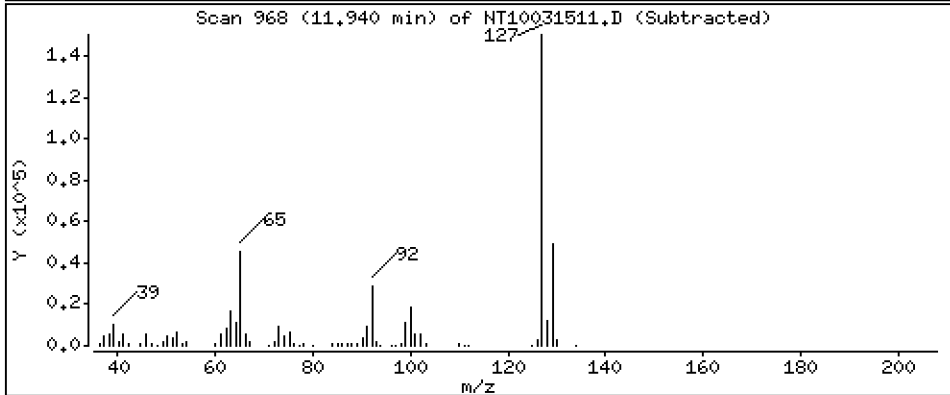
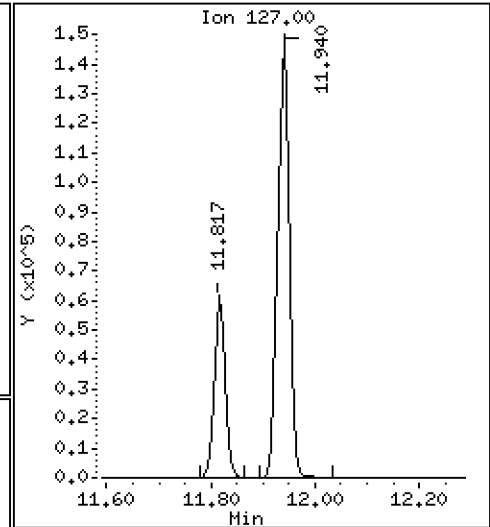
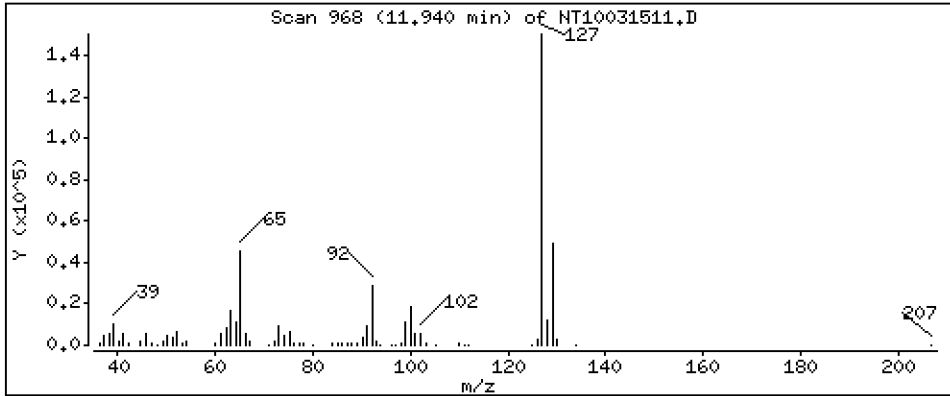
Operator: VTS

Column phase: ZB-5msi

Column diameter: 0,25

29 4-Chloroaniline

Concentration: 3,787 ug/mL



Date : 16-MAR-2023 02:16

Client ID:

Instrument: nt10.i

Sample Info: SLC0228-SCV1

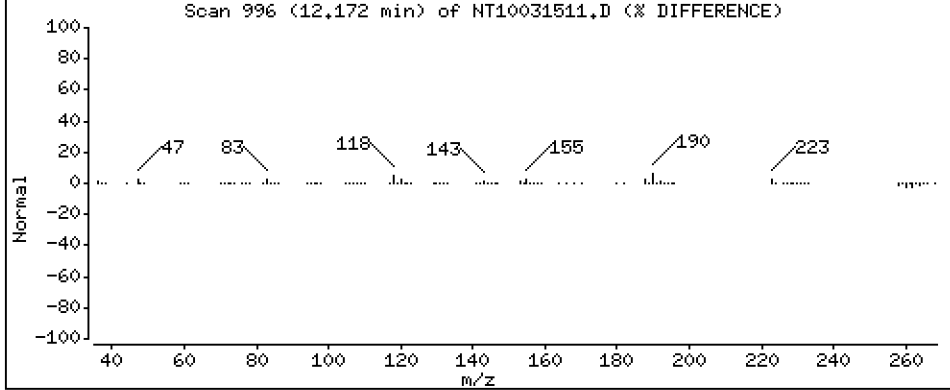
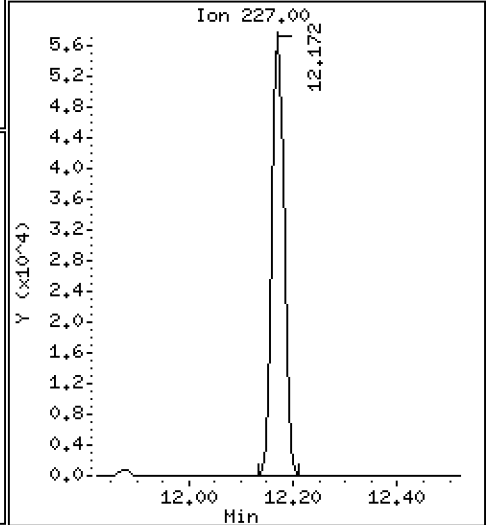
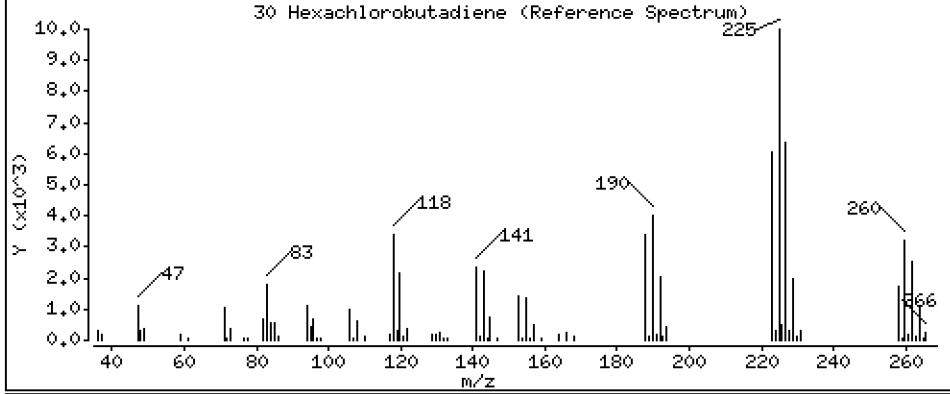
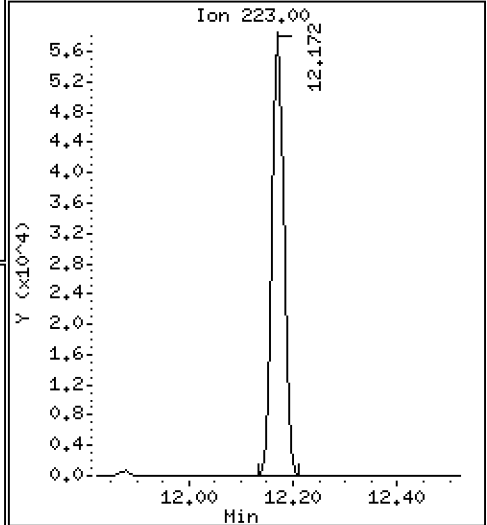
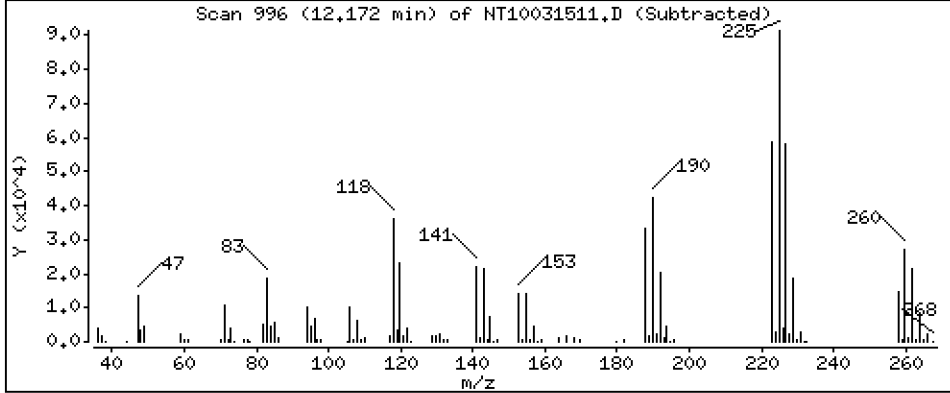
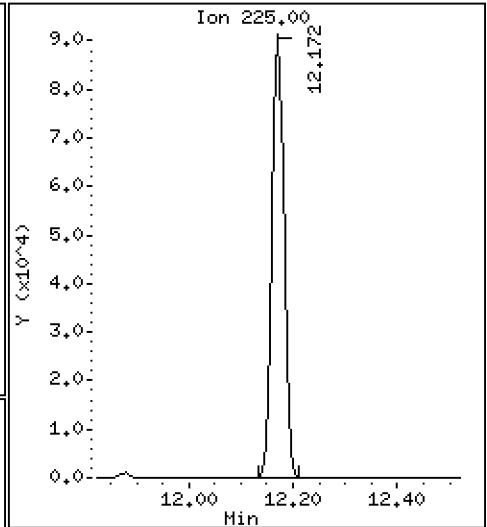
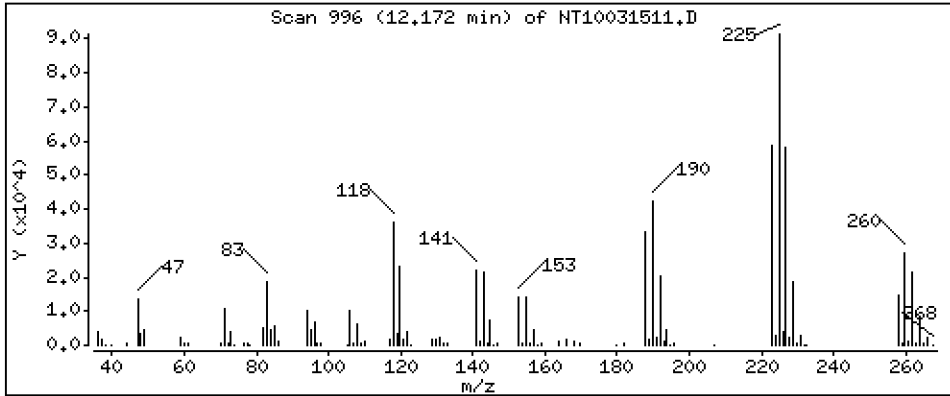
Operator: VTS

Column phase: ZB-5msi

Column diameter: 0,25

30 Hexachlorobutadiene

Concentration: 4,834 ug/mL



Date : 16-MAR-2023 02:16

Client ID:

Instrument: nt10.i

Sample Info: SLC0228-SCV1

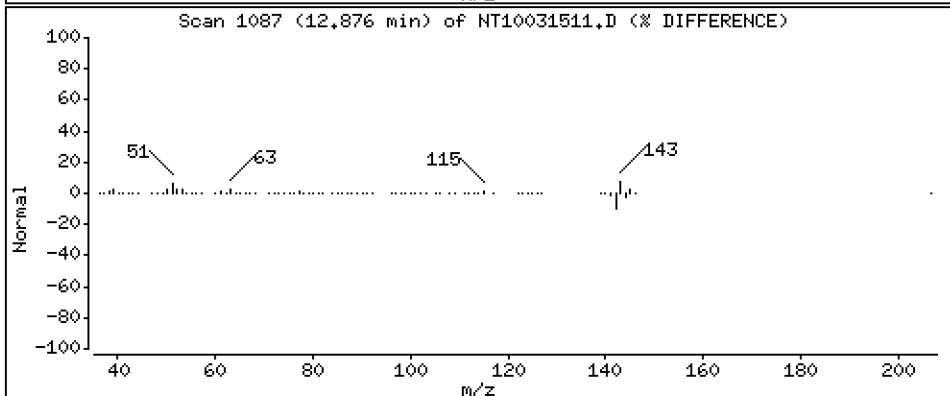
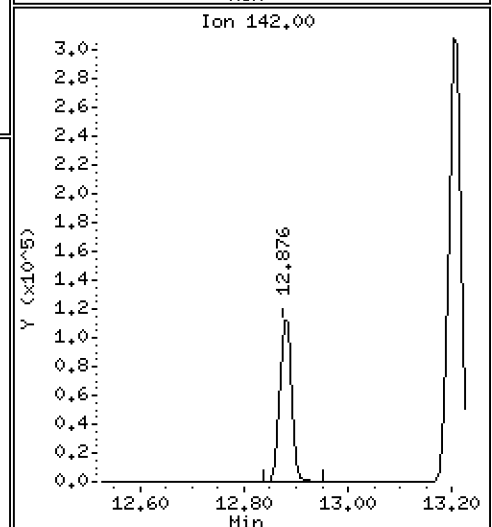
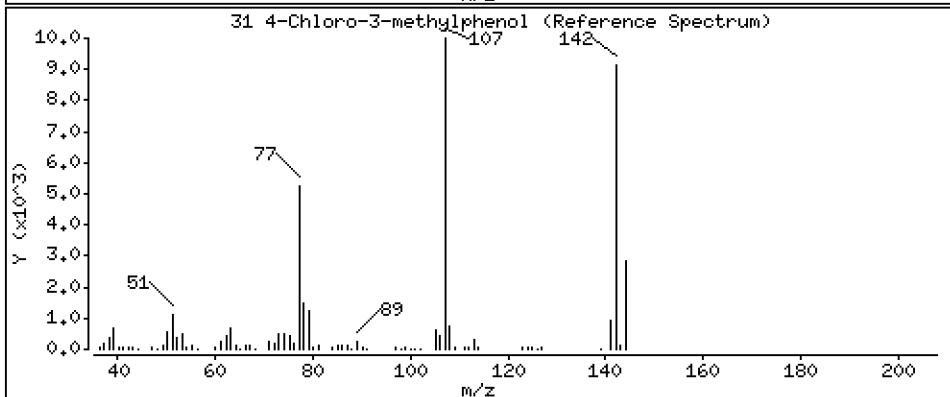
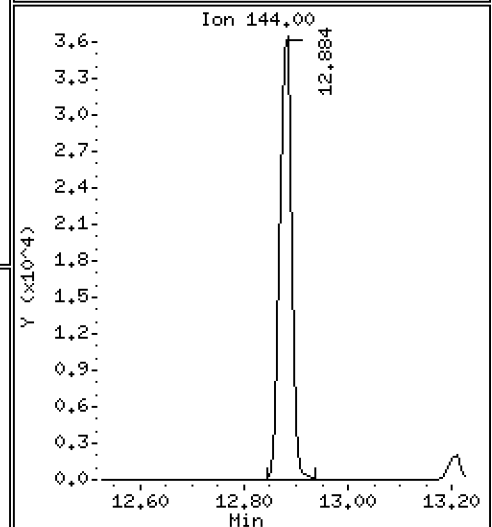
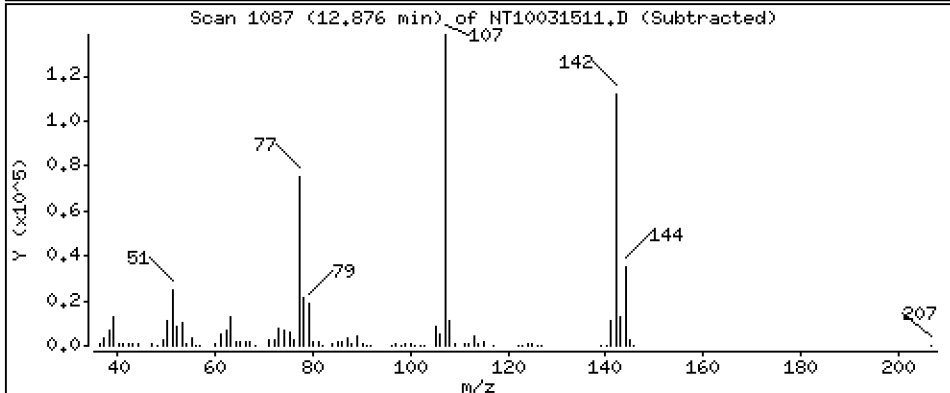
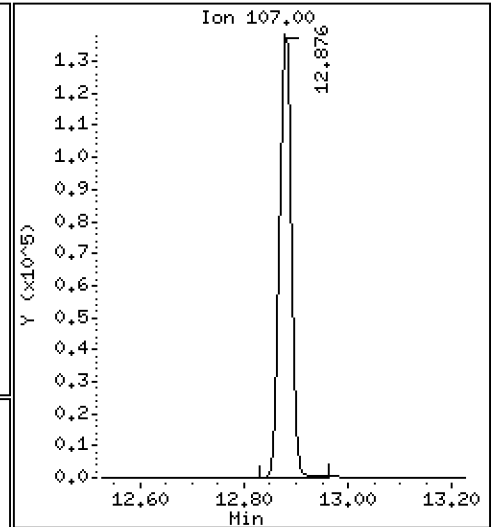
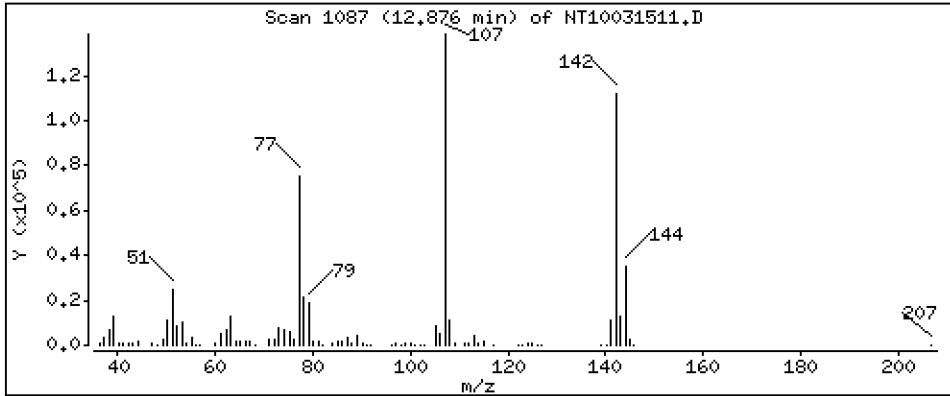
Operator: VTS

Column phase: ZB-5msi

Column diameter: 0,25

31 4-Chloro-3-methylphenol

Concentration: 4,640 ug/mL



Date : 16-MAR-2023 02:16

Client ID:

Instrument: nt10.i

Sample Info: SLC0228-SCV1

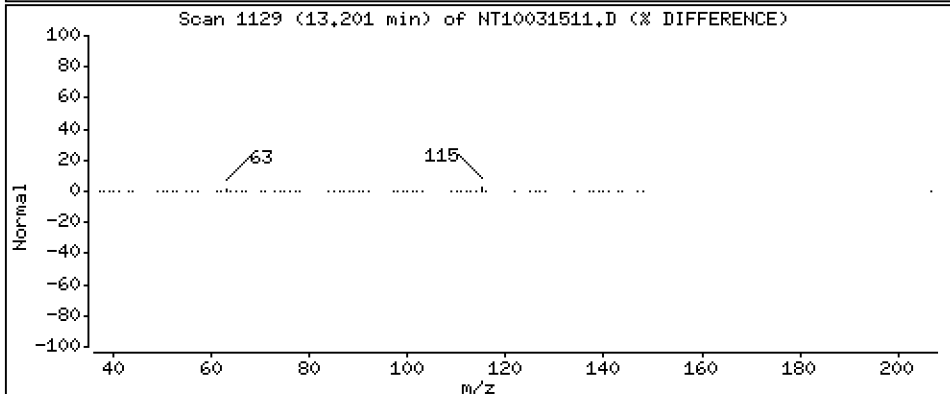
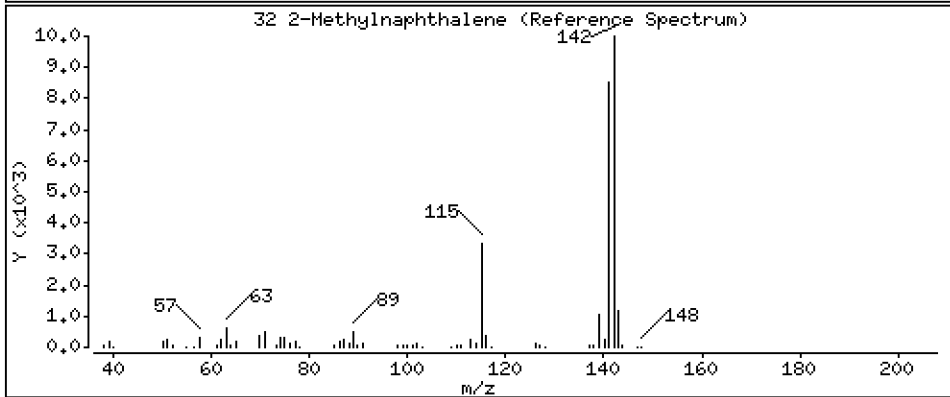
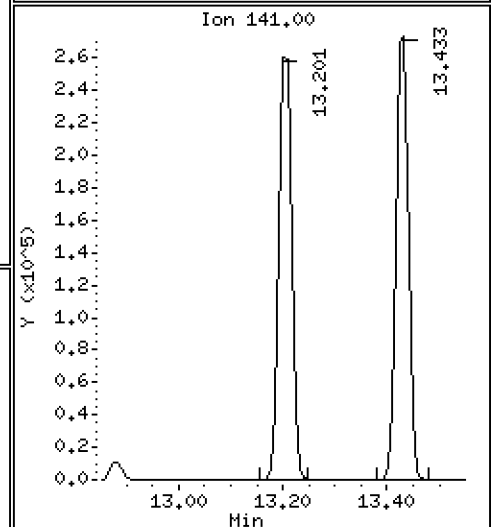
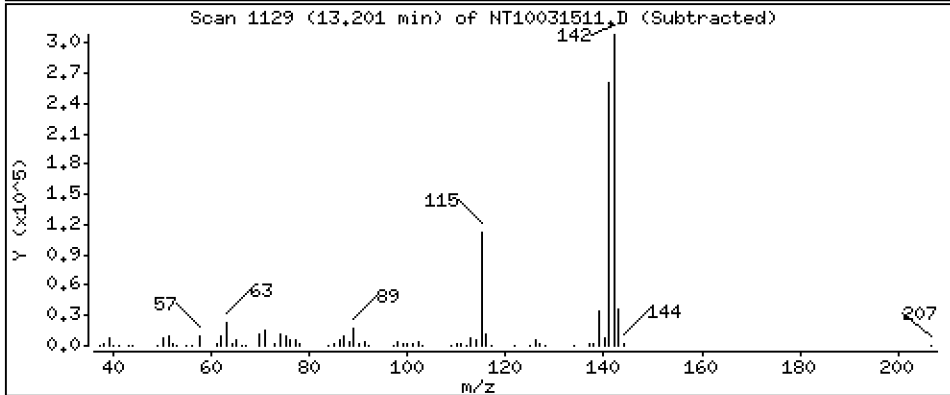
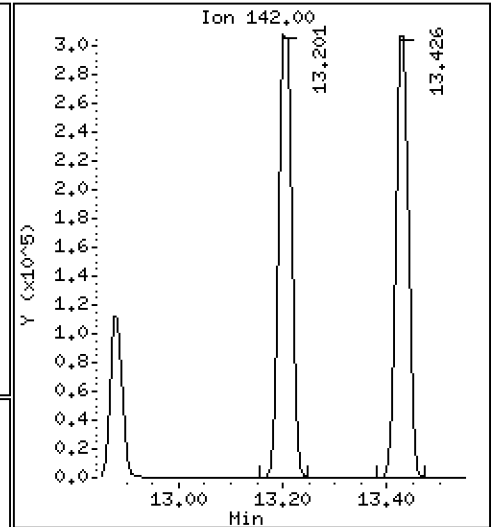
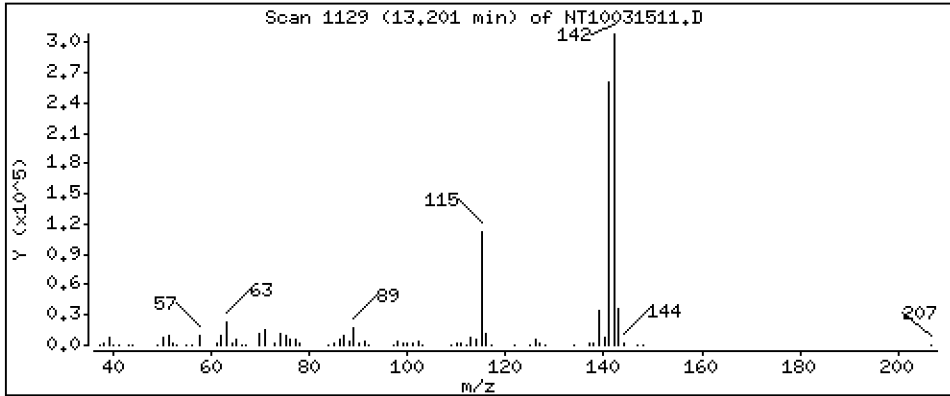
Operator: VTS

Column phase: ZB-5msi

Column diameter: 0,25

32 2-Methylnaphthalene

Concentration: 4,596 ug/mL



Date : 16-MAR-2023 02:16

Client ID:

Instrument: nt10.i

Sample Info: SLC0228-SCV1

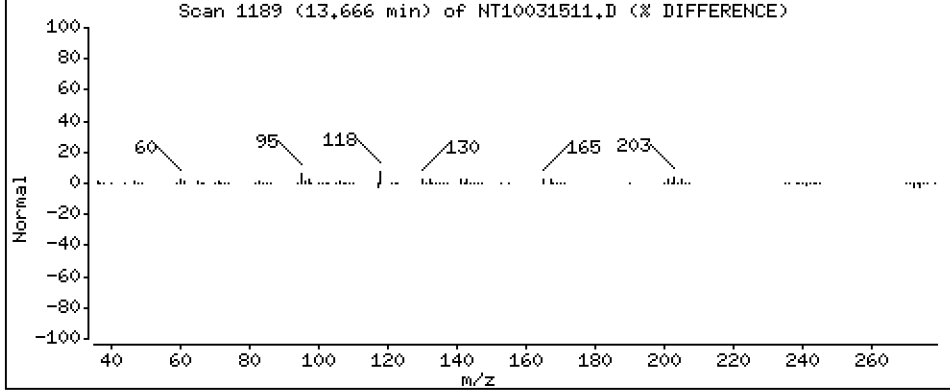
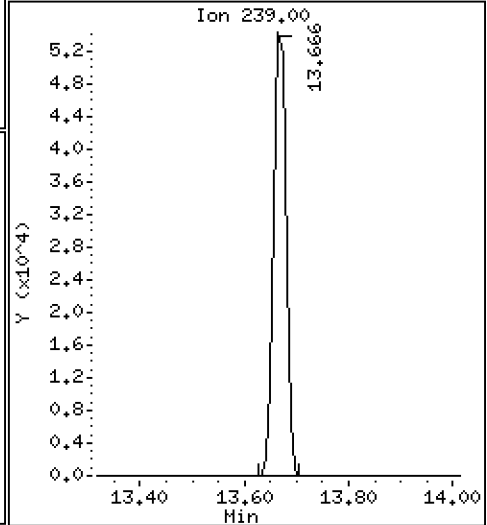
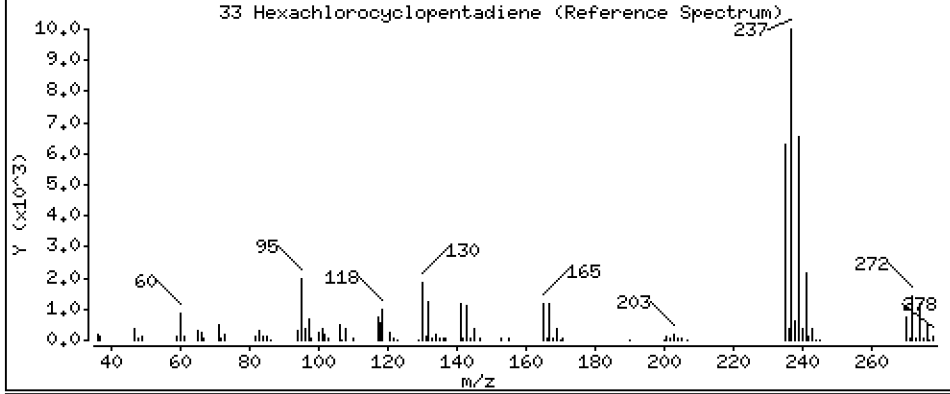
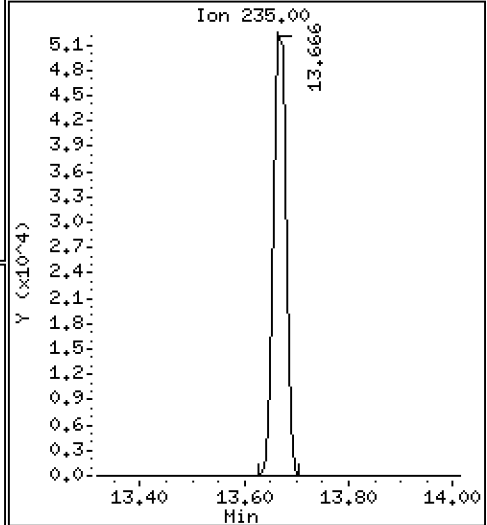
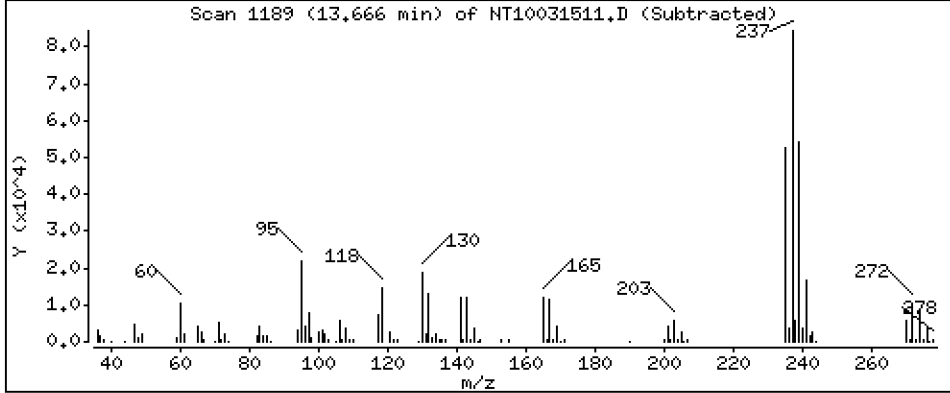
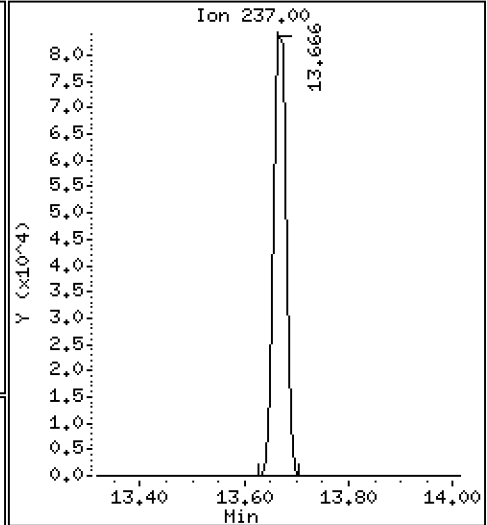
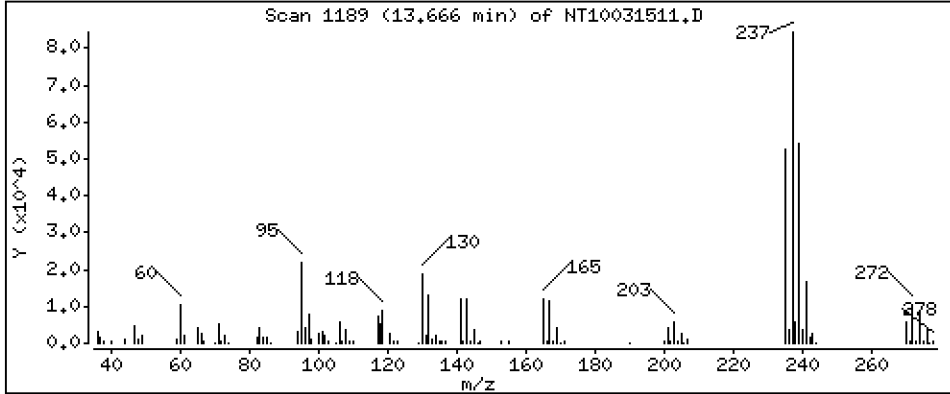
Operator: VTS

Column phase: ZB-5msi

Column diameter: 0.25

33 Hexachlorocyclopentadiene

Concentration: 4.729 ug/mL



Date : 16-MAR-2023 02:16

Client ID:

Instrument: nt10.i

Sample Info: SLC0228-SCV1

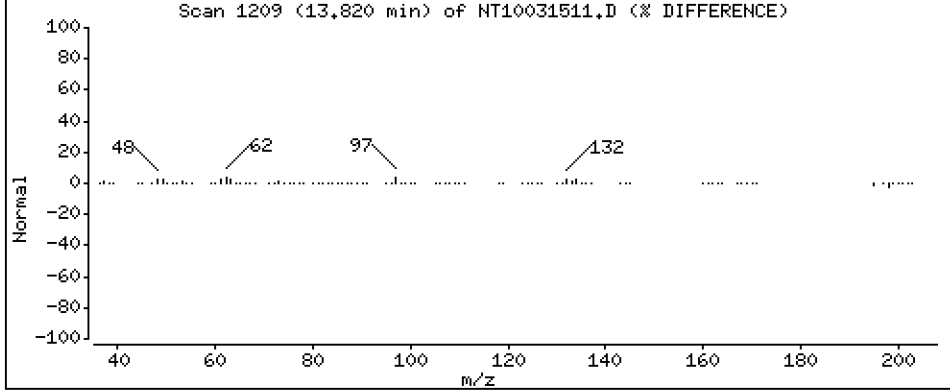
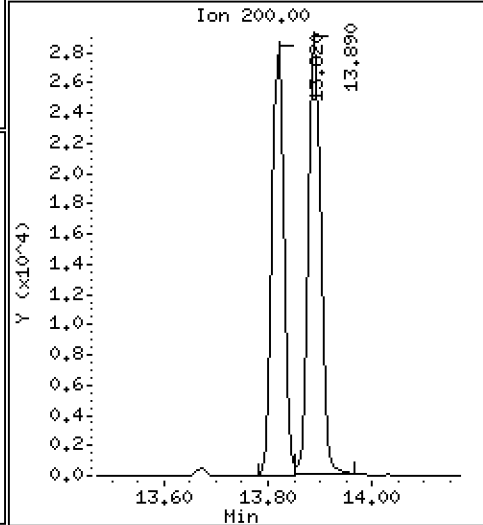
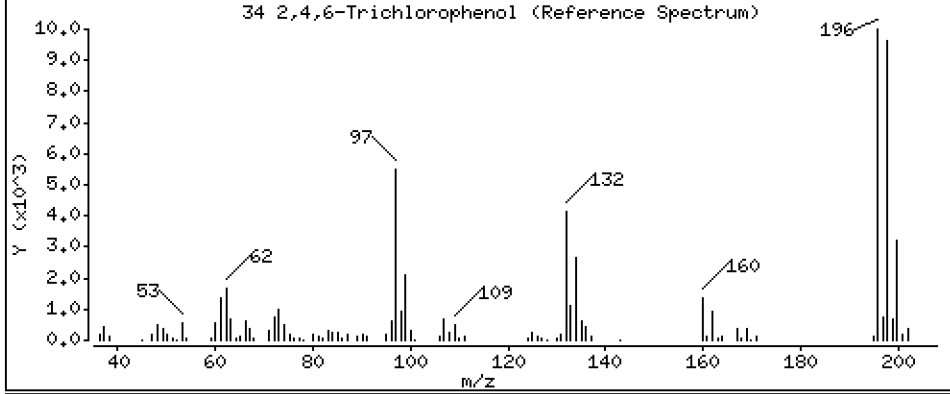
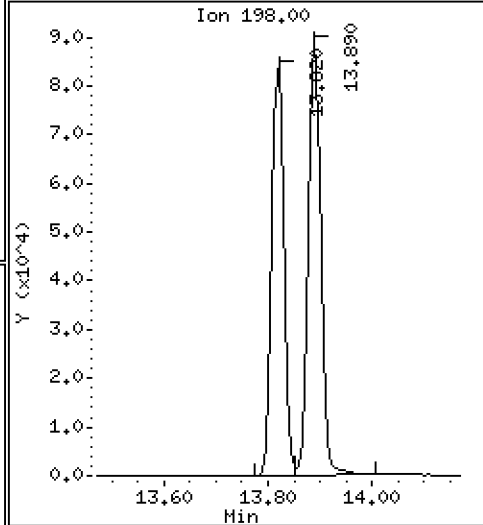
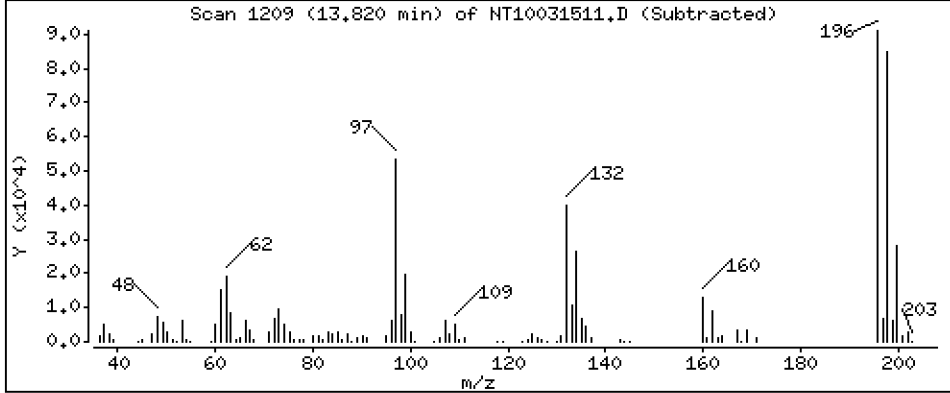
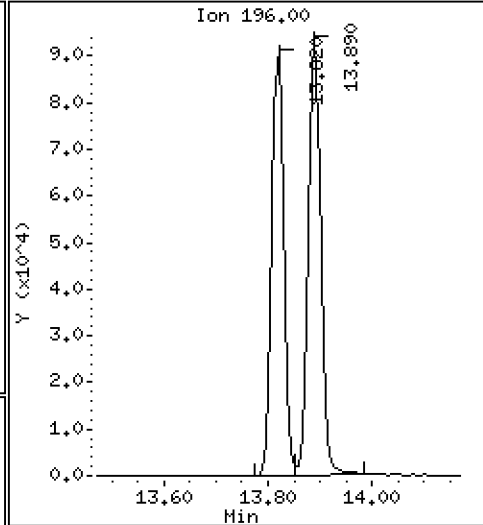
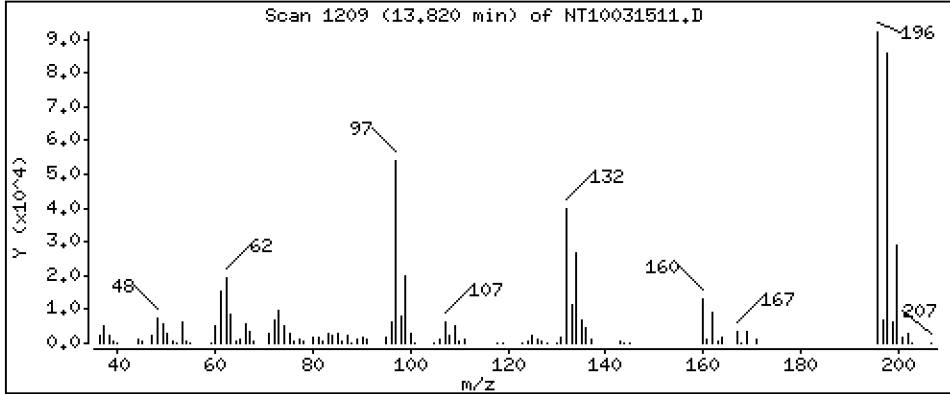
Operator: VTS

Column phase: ZB-5msi

Column diameter: 0,25

34 2,4,6-Trichlorophenol

Concentration: 4,596 ug/mL



Date : 16-MAR-2023 02:16

Client ID:

Instrument: nt10.i

Sample Info: SLC0228-SCV1

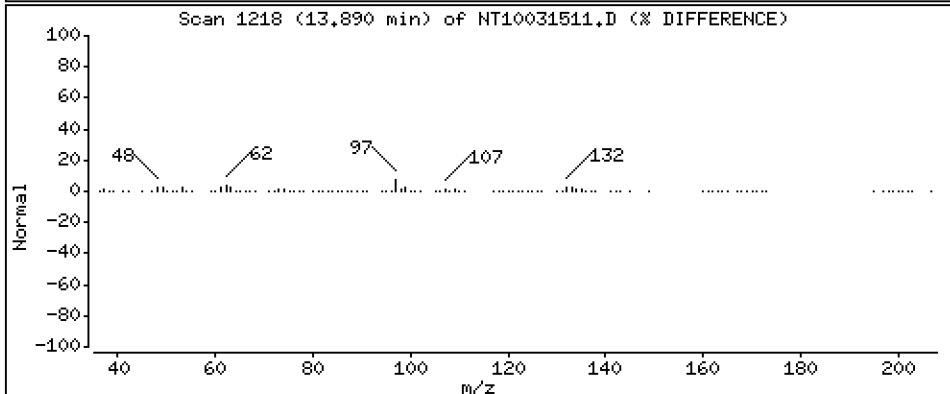
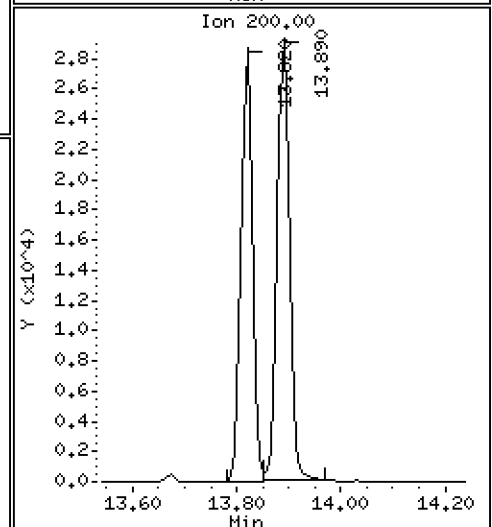
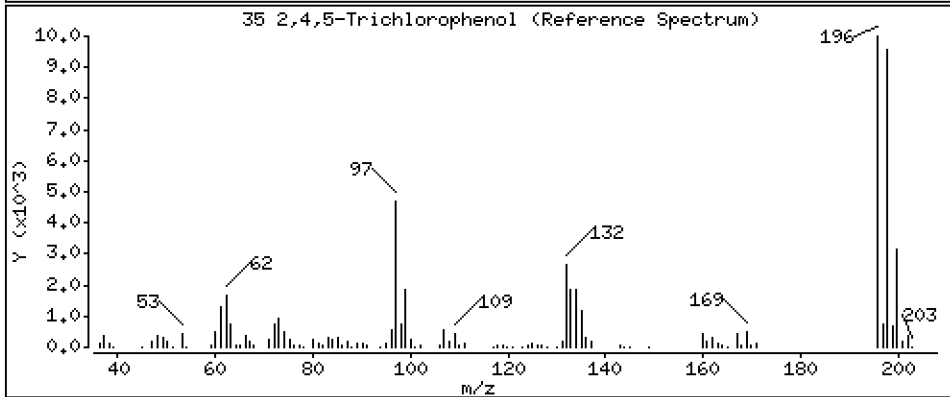
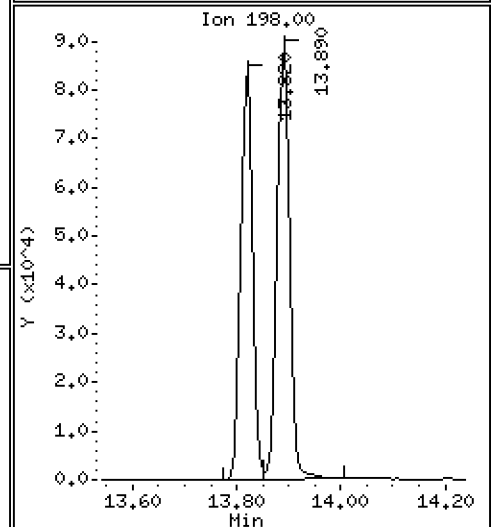
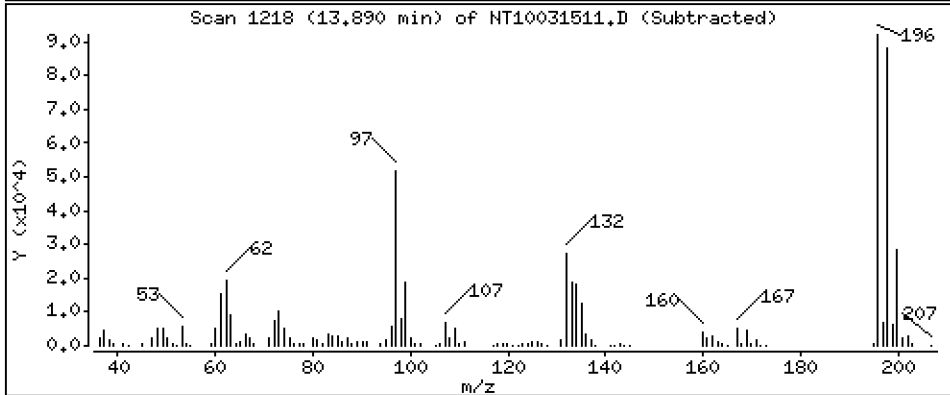
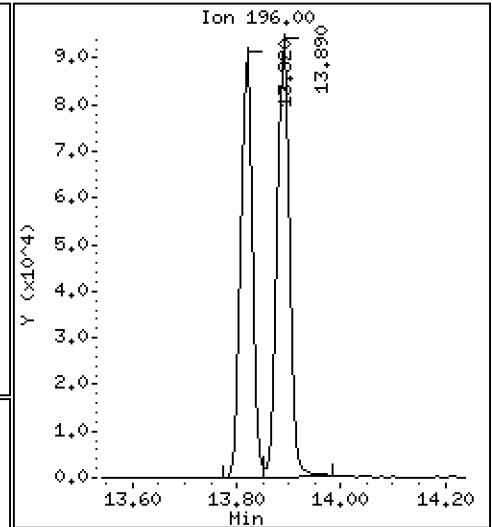
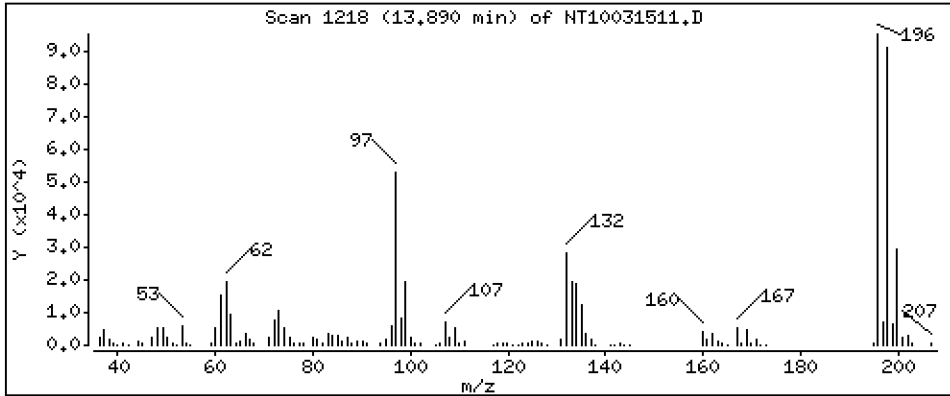
Operator: VTS

Column phase: ZB-5msi

Column diameter: 0,25

35 2,4,5-Trichlorophenol

Concentration: 4,409 ug/mL



Date : 16-MAR-2023 02:16

Client ID:

Instrument: nt10.i

Sample Info: SLC0228-SCV1

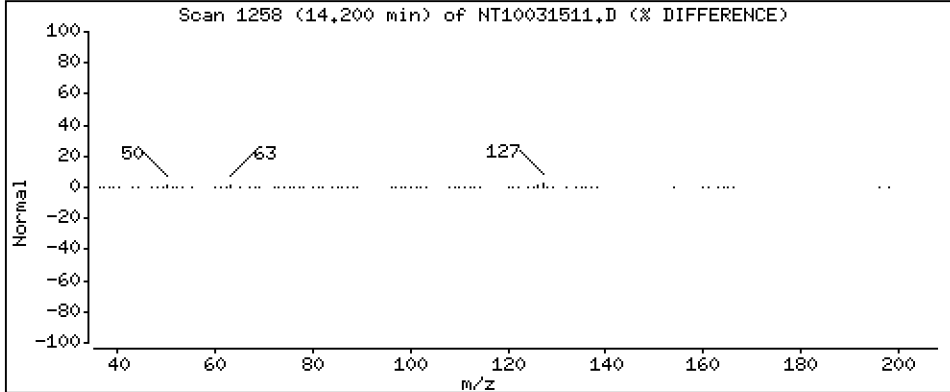
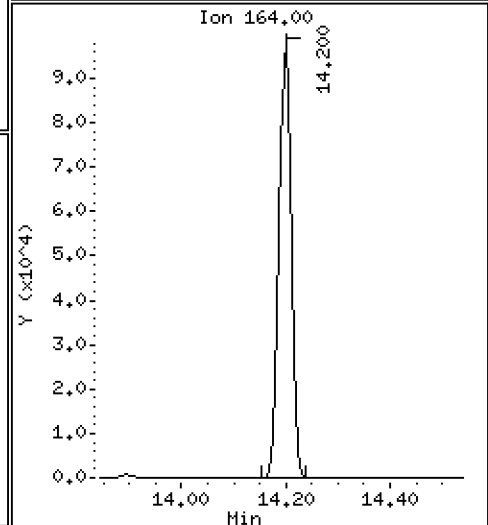
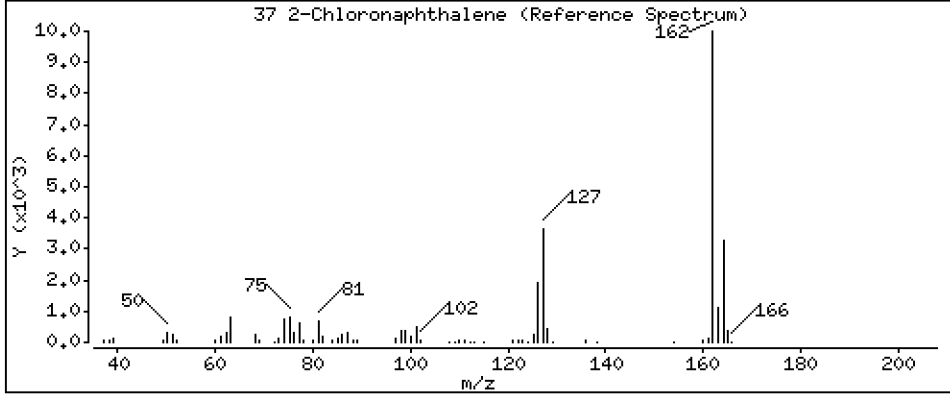
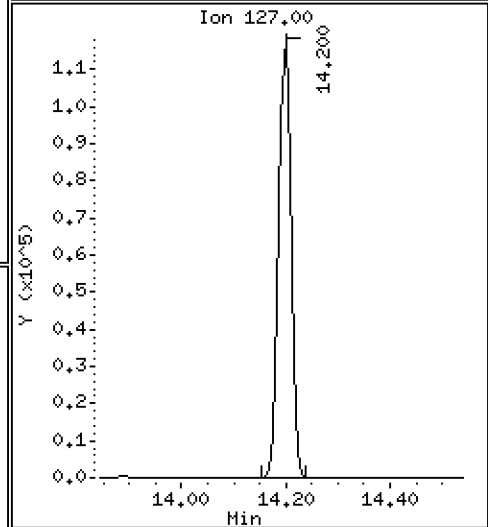
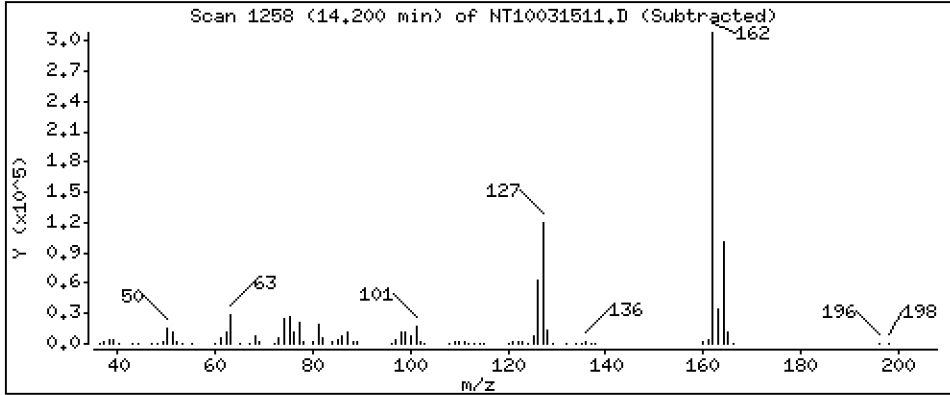
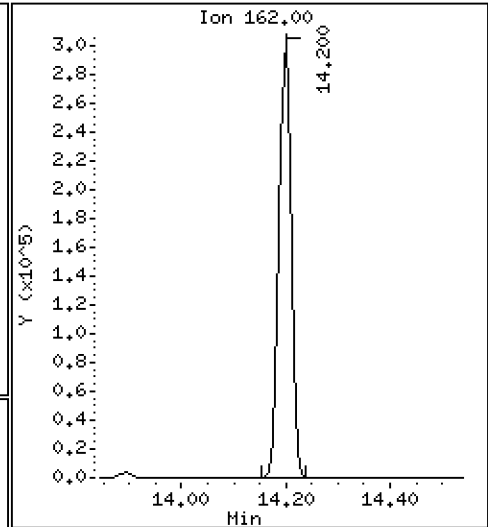
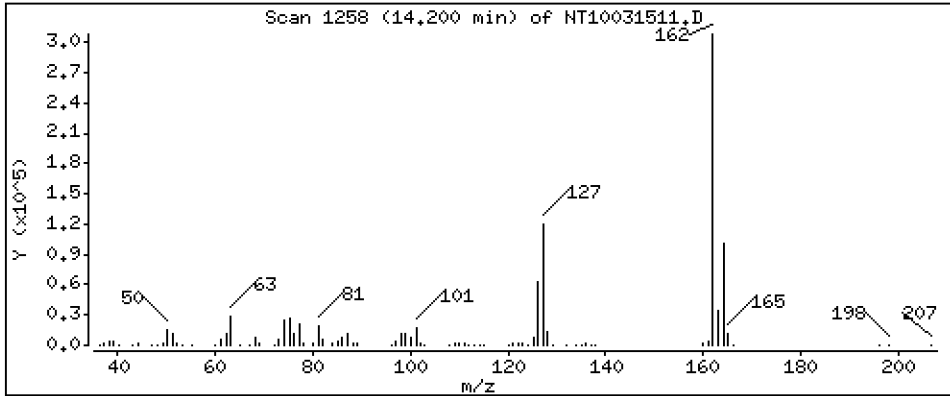
Operator: VTS

Column phase: ZB-5msi

Column diameter: 0,25

37 2-Chloronaphthalene

Concentration: 4,796 ug/mL



Date : 16-MAR-2023 02:16

Client ID:

Instrument: nt10.i

Sample Info: SLC0228-SCV1

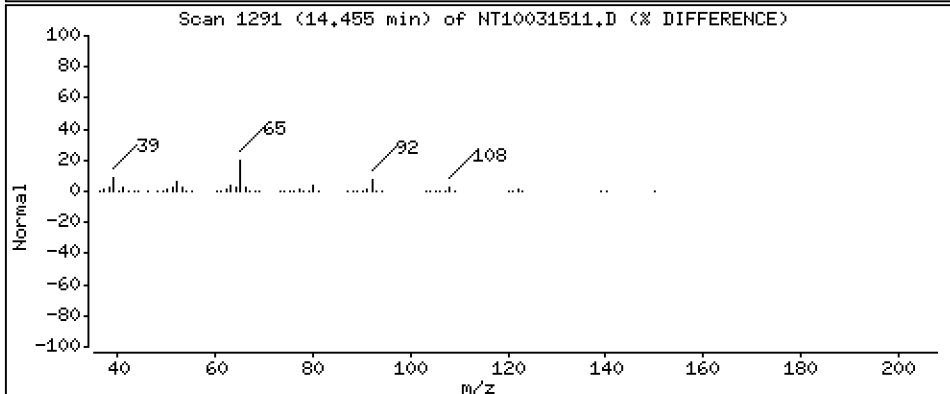
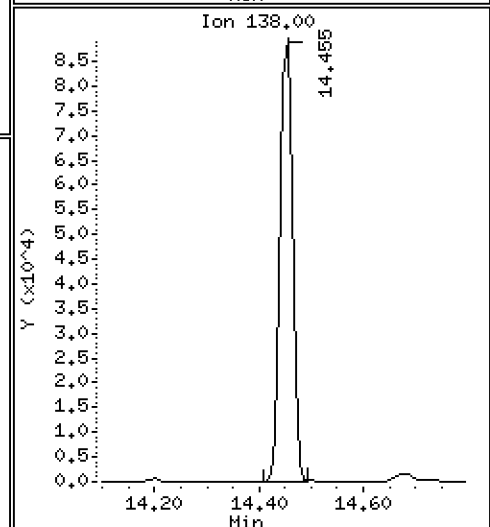
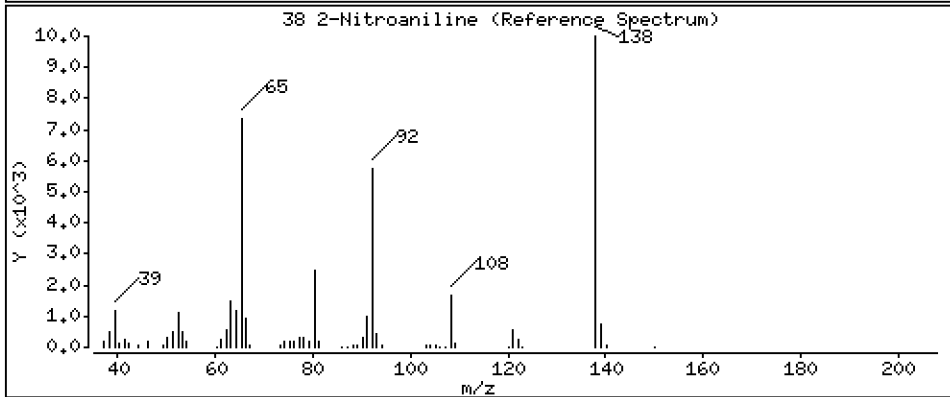
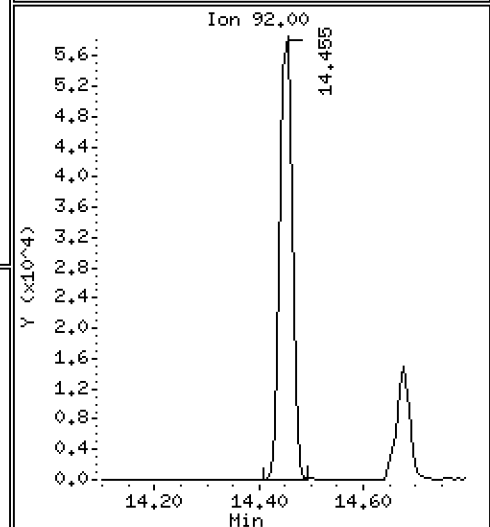
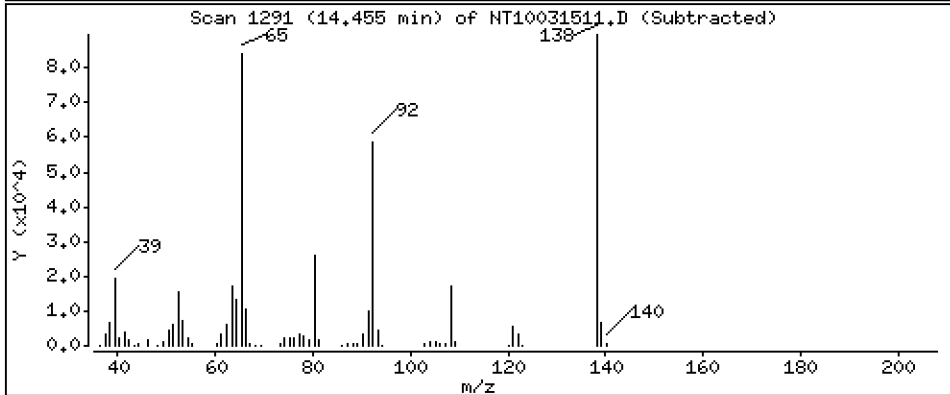
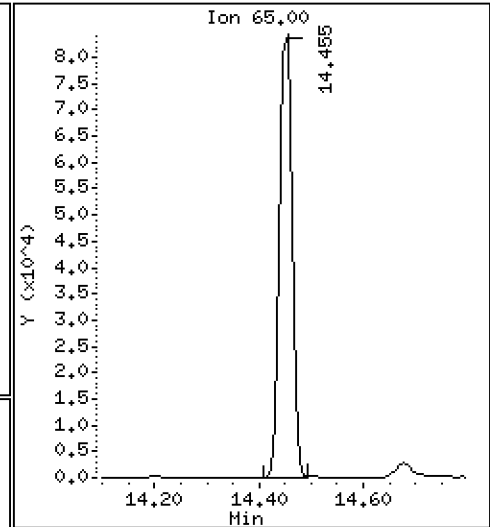
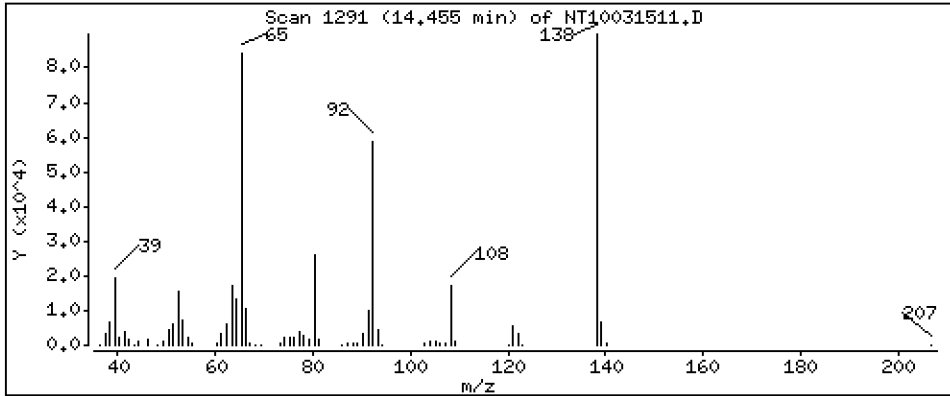
Operator: VTS

Column phase: ZB-5msi

Column diameter: 0.25

38 2-Nitroaniline

Concentration: 4.911 ug/mL



Date : 16-MAR-2023 02:16

Client ID:

Instrument: nt10.i

Sample Info: SLC0228-SCV1

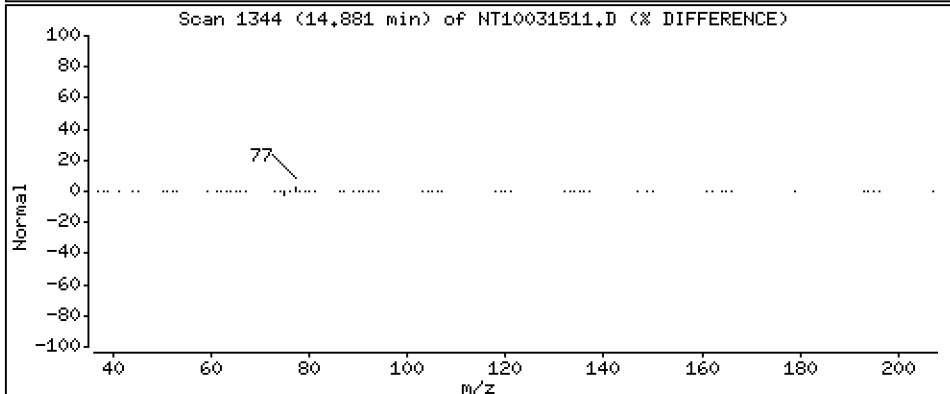
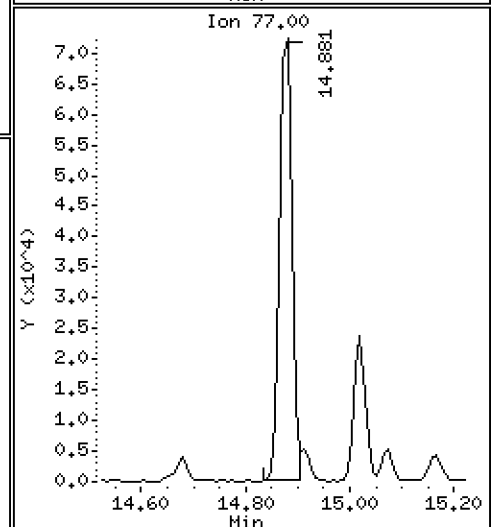
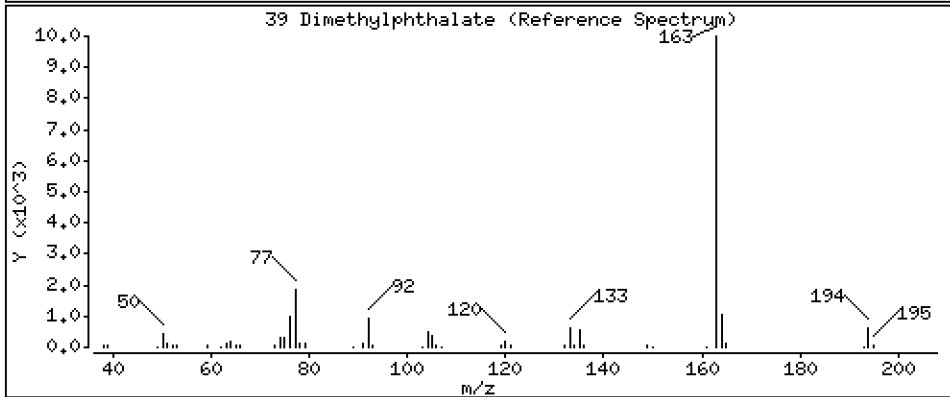
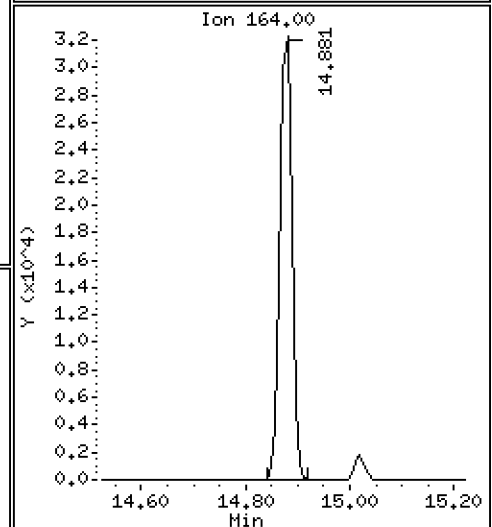
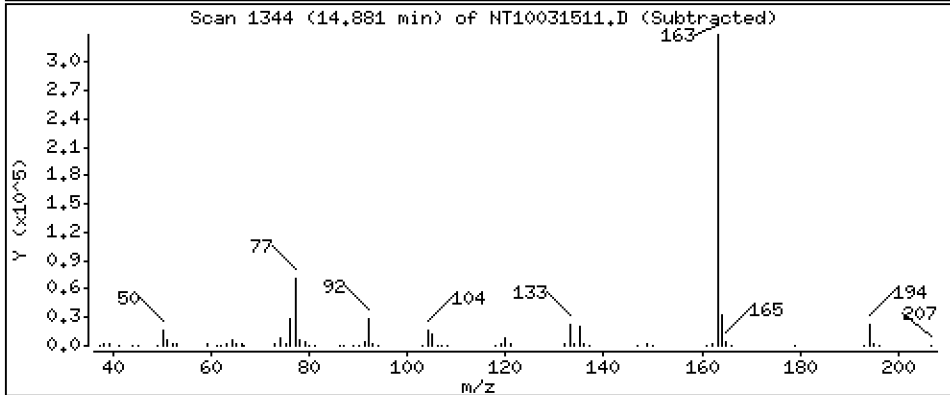
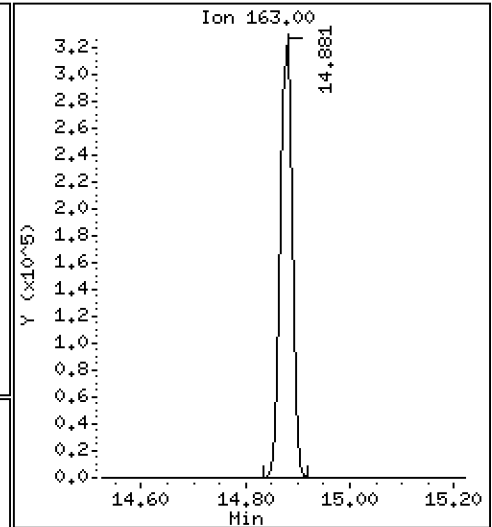
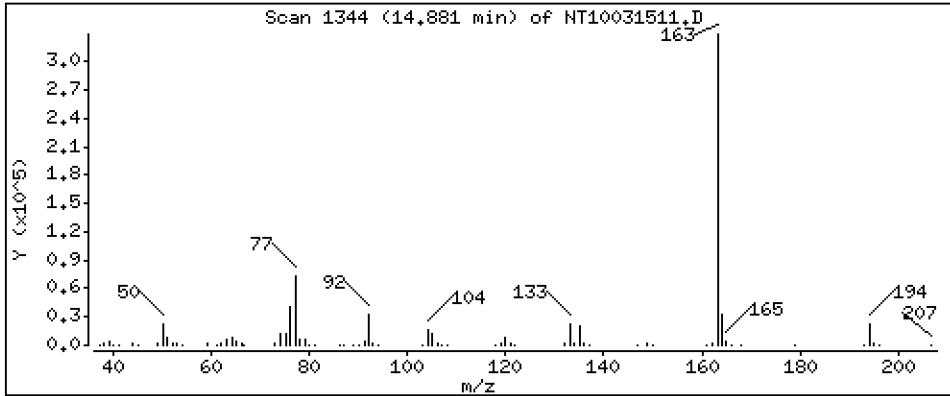
Operator: VTS

Column phase: ZB-5msi

Column diameter: 0.25

39 Dimethylphthalate

Concentration: 4.937 ug/mL



Date : 16-MAR-2023 02:16

Client ID:

Instrument: nt10.i

Sample Info: SLC0228-SCV1

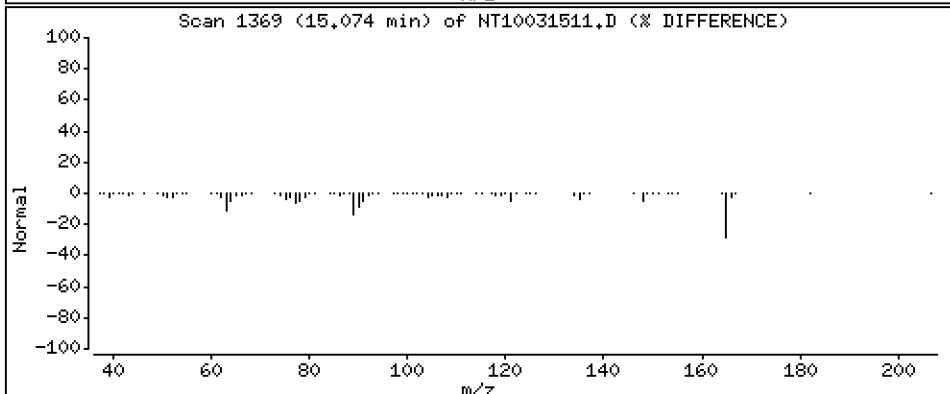
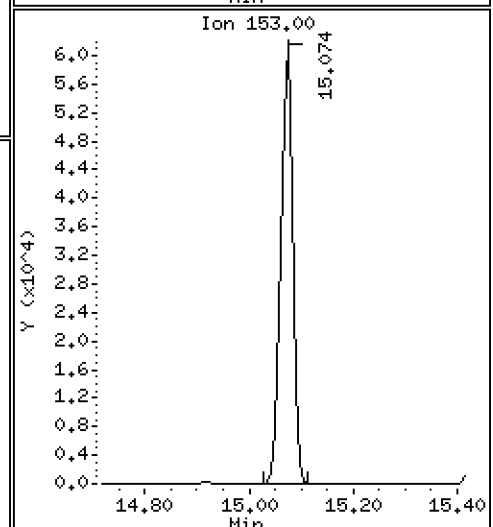
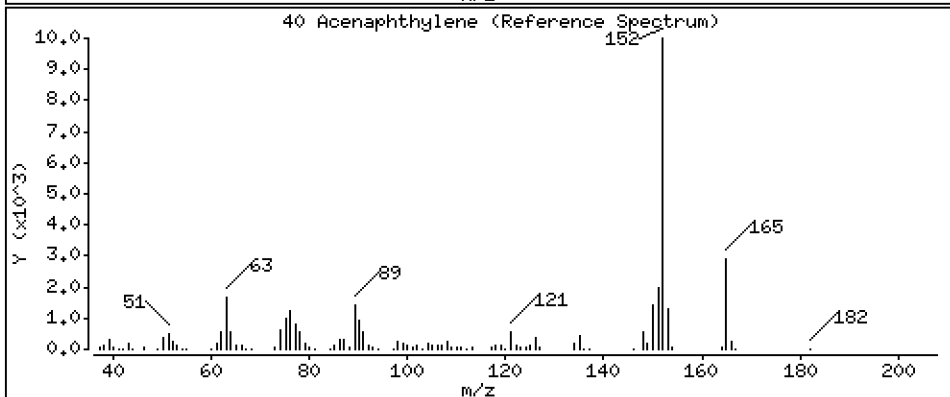
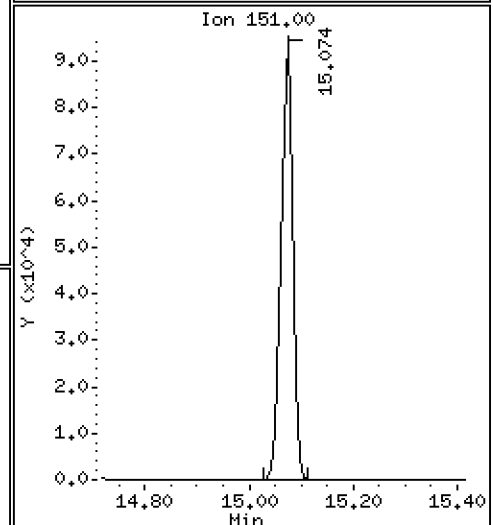
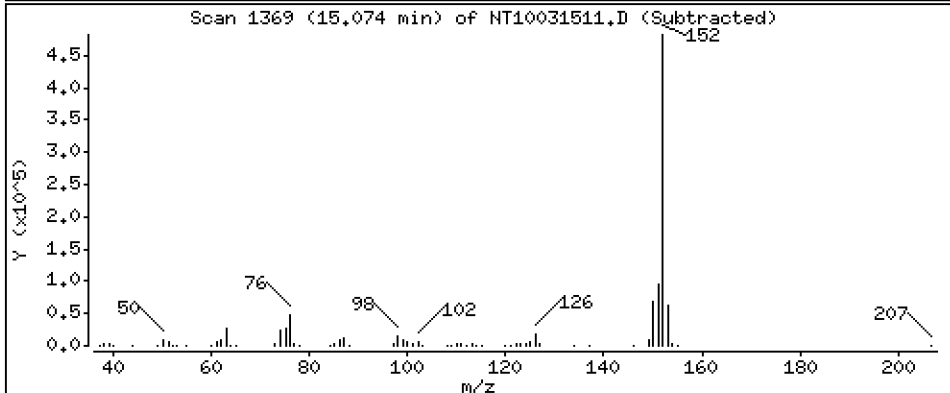
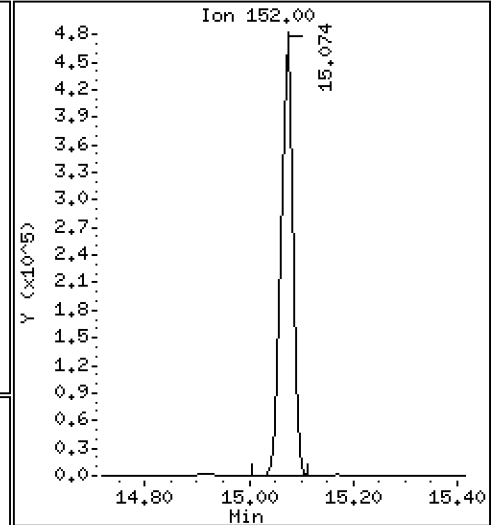
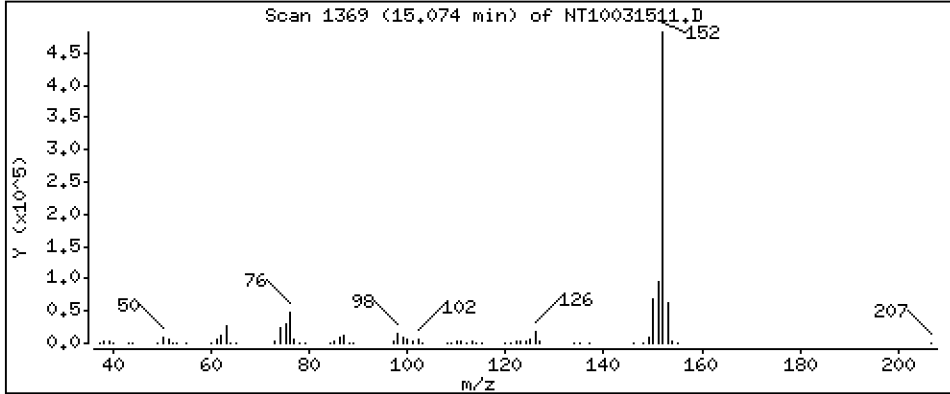
Operator: VTS

Column phase: ZB-5msi

Column diameter: 0,25

40 Acenaphthylene

Concentration: 4,805 ug/mL



Date : 16-MAR-2023 02:16

Client ID:

Instrument: nt10.i

Sample Info: SLC0228-SCV1

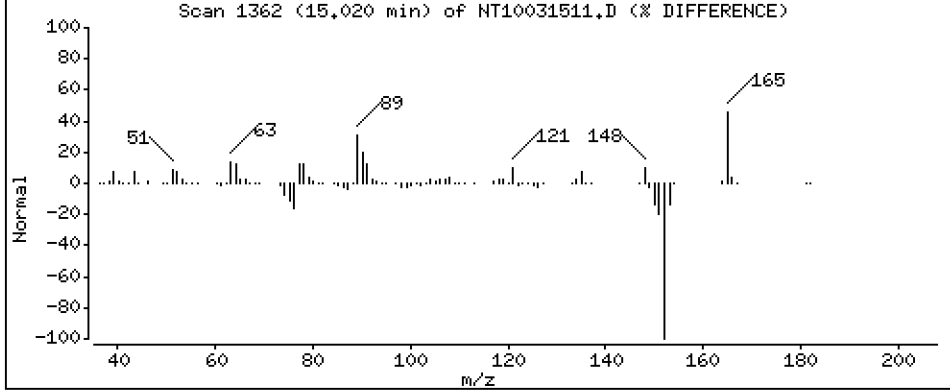
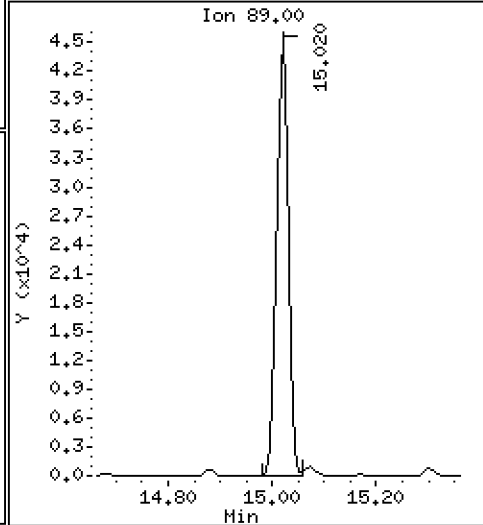
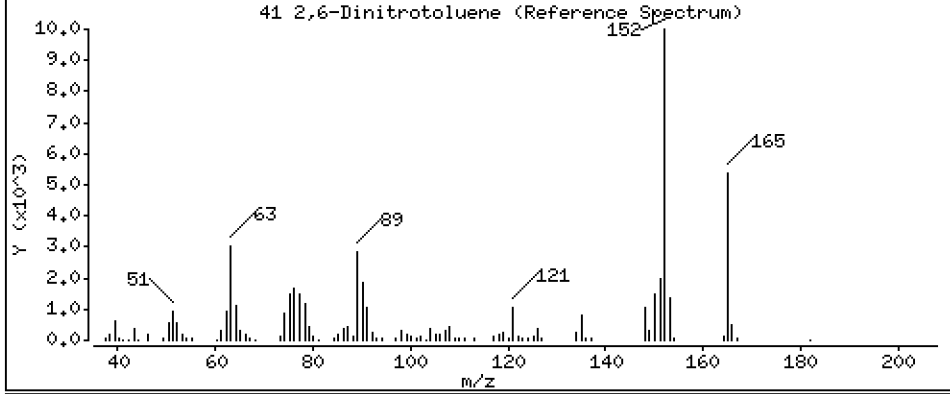
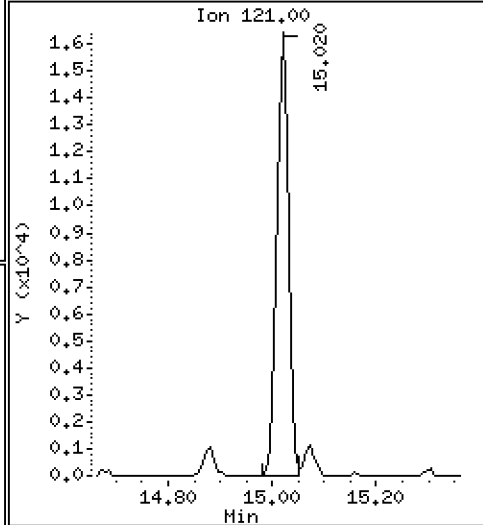
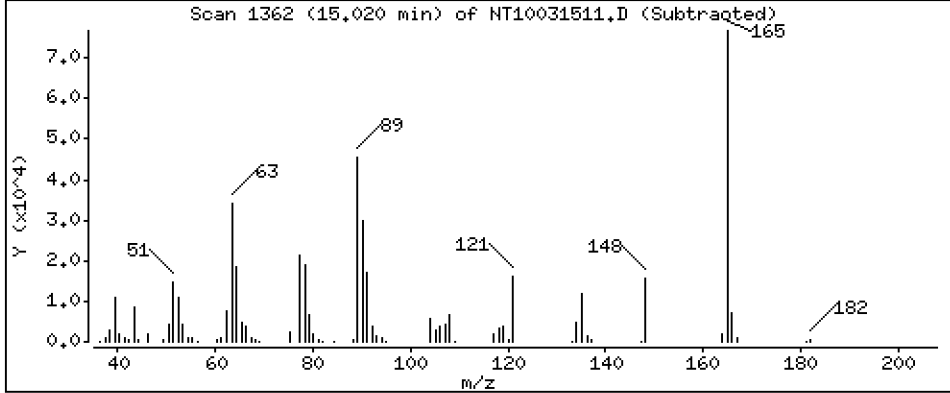
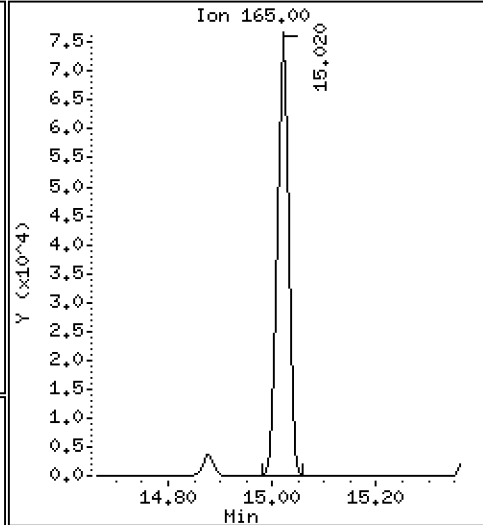
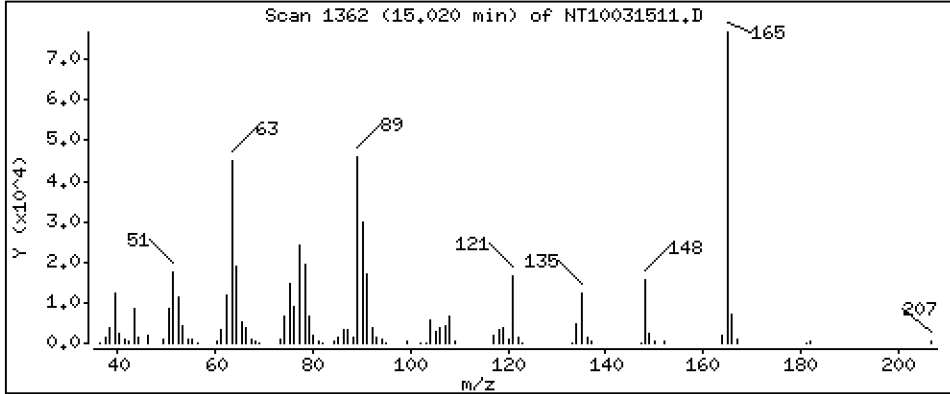
Operator: VTS

Column phase: ZB-5msi

Column diameter: 0,25

41 2,6-Dinitrotoluene

Concentration: 5,298 ug/mL



Date : 16-MAR-2023 02:16

Client ID:

Instrument: nt10.i

Sample Info: SLC0228-SCV1

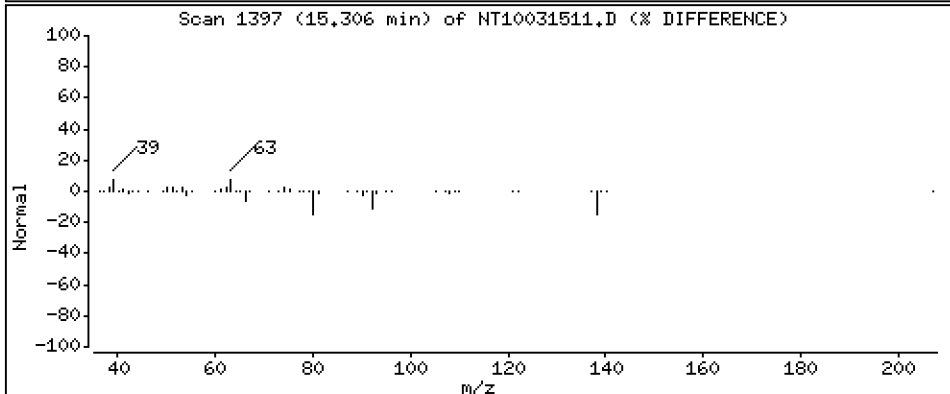
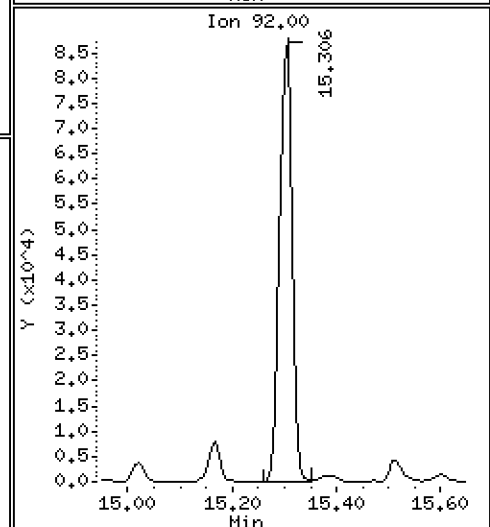
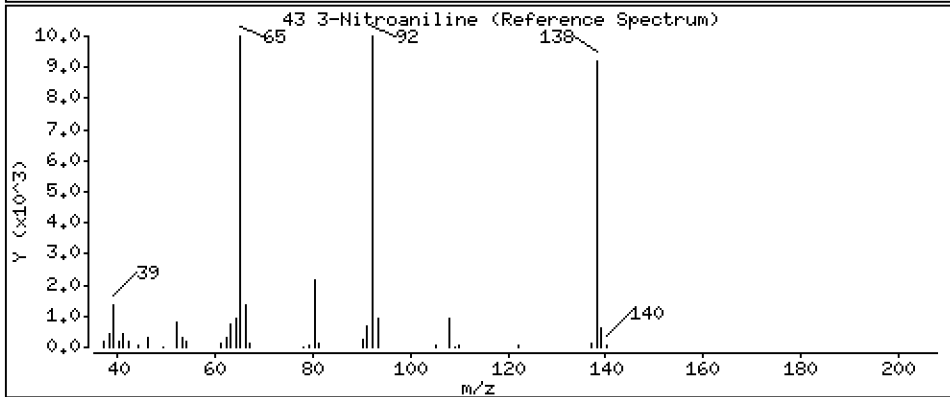
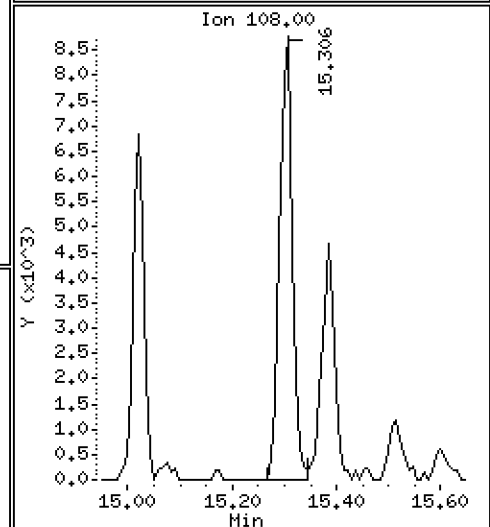
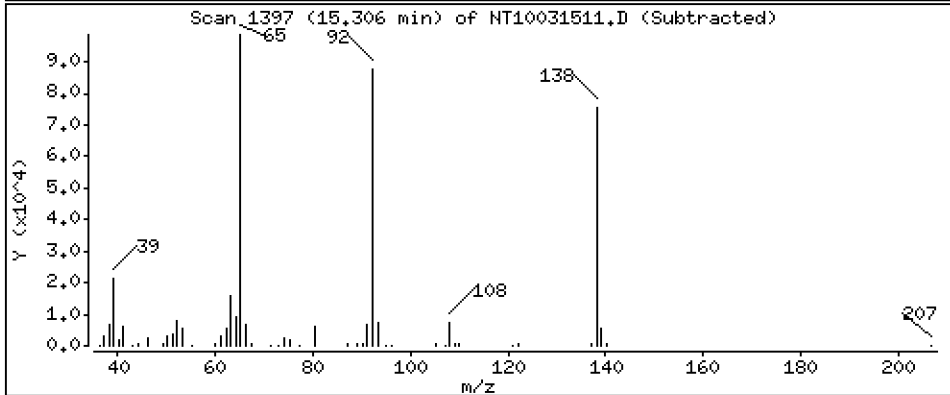
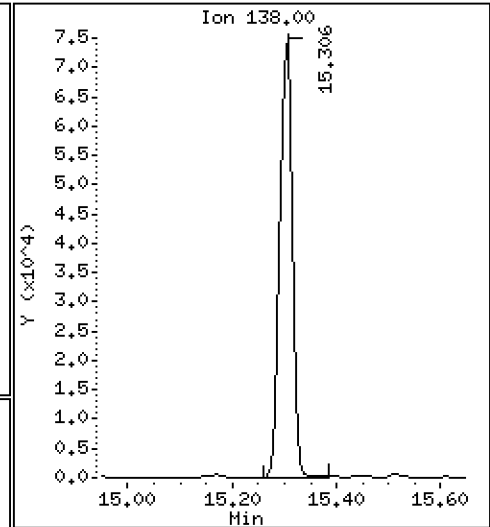
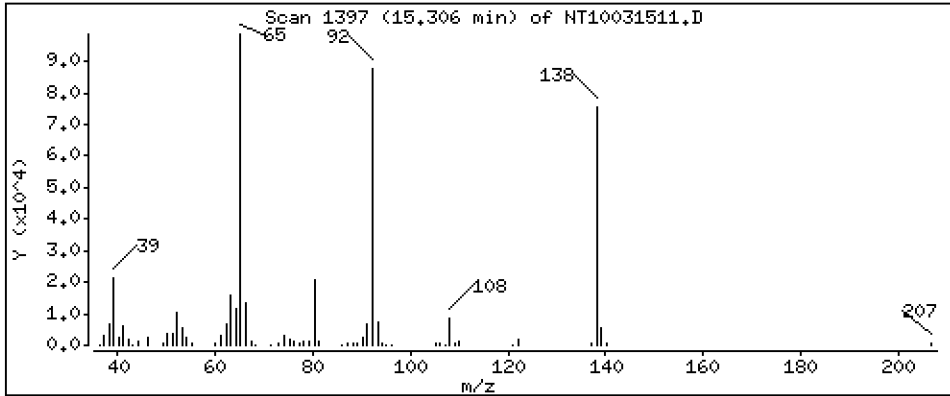
Operator: VTS

Column phase: ZB-5msi

Column diameter: 0,25

43 3-Nitroaniline

Concentration: 5,014 ug/mL



Date : 16-MAR-2023 02:16

Client ID:

Instrument: nt10.i

Sample Info: SLC0228-SCV1

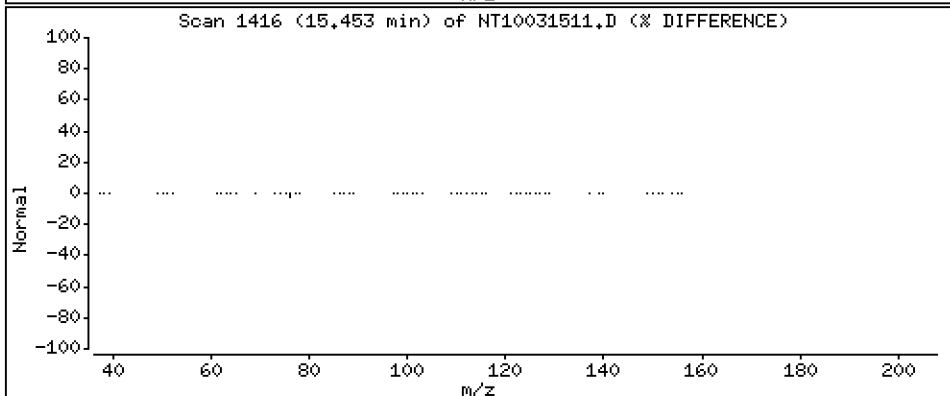
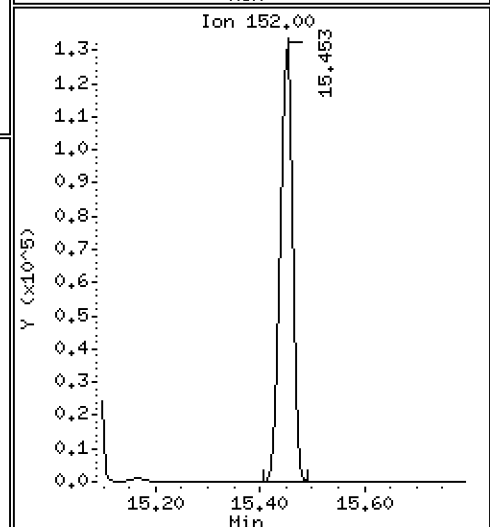
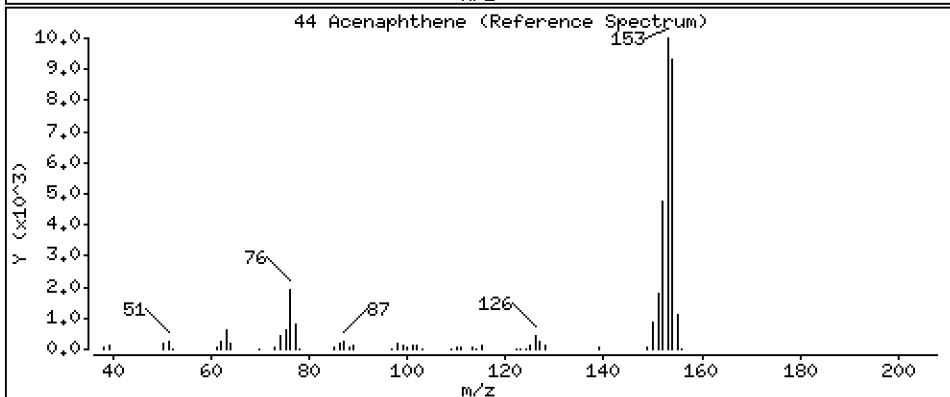
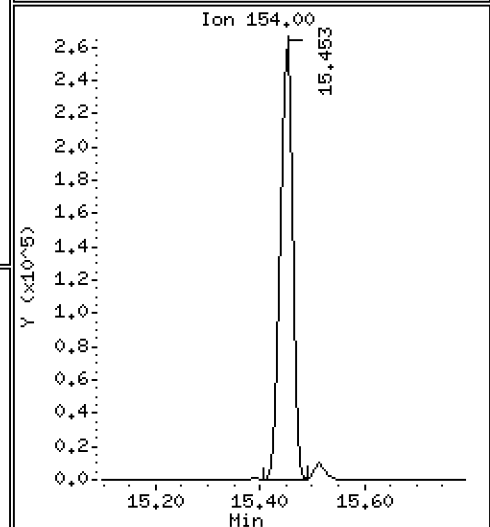
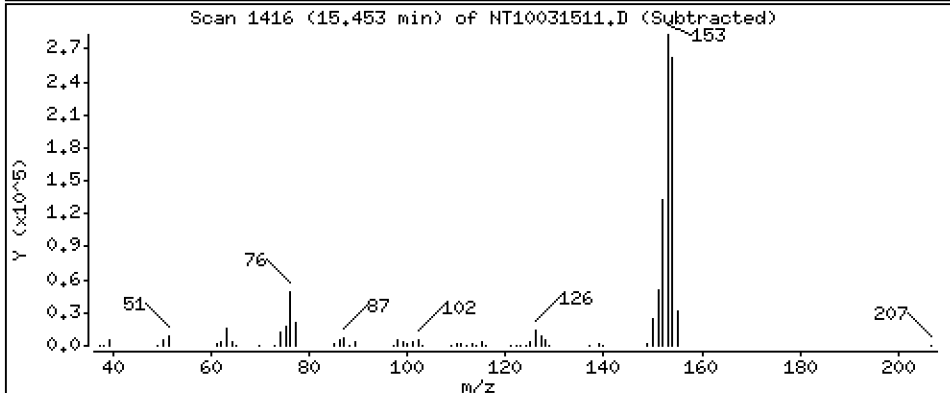
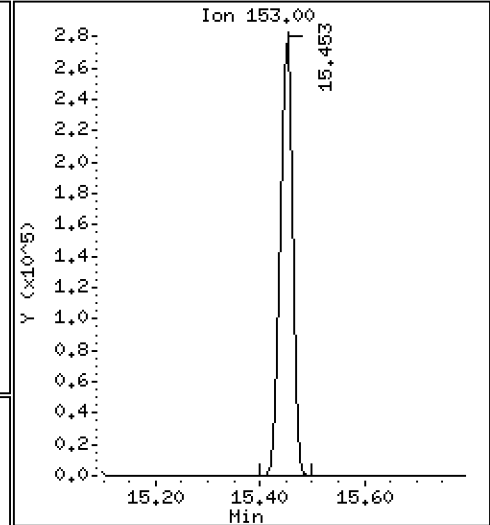
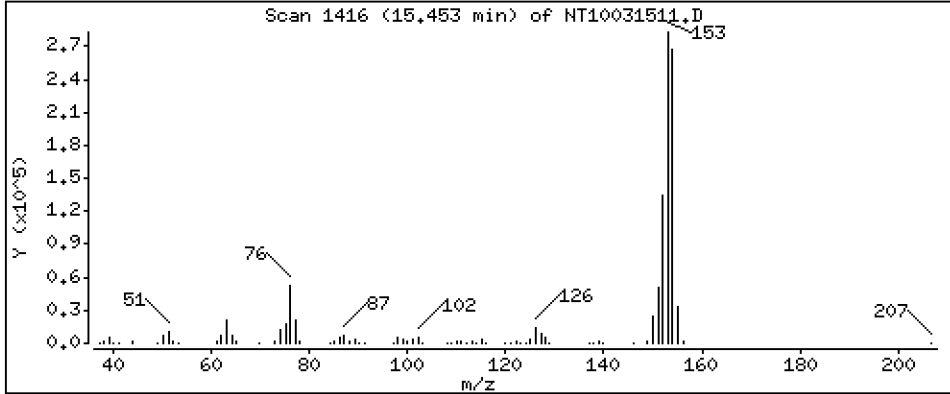
Operator: VTS

Column phase: ZB-5msi

Column diameter: 0,25

44 Acenaphthene

Concentration: 4,776 ug/mL



Date : 16-MAR-2023 02:16

Client ID:

Instrument: nt10.i

Sample Info: SLC0228-SCV1

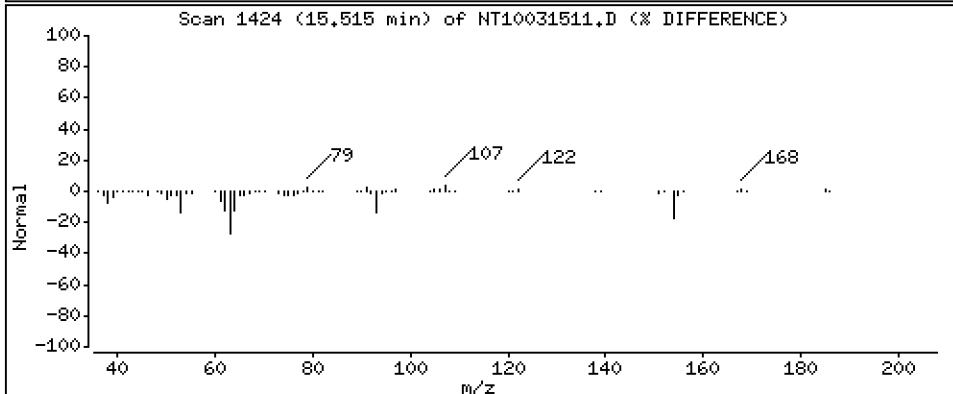
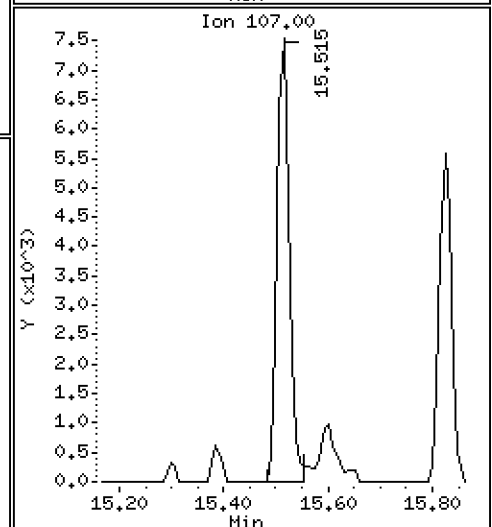
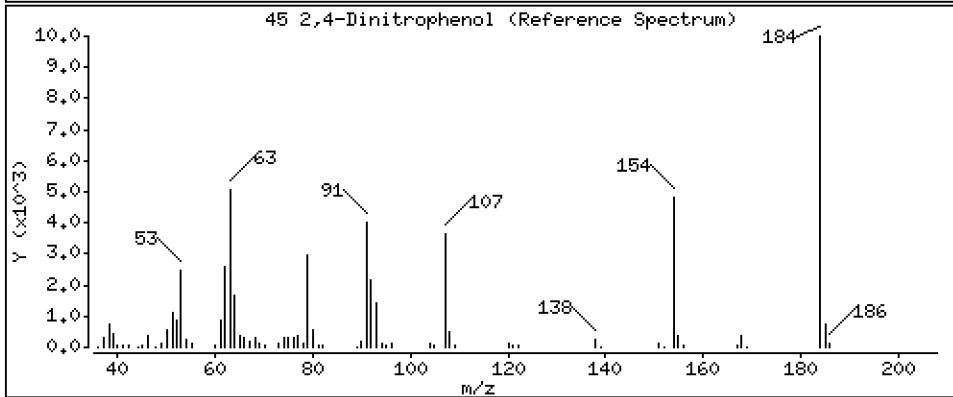
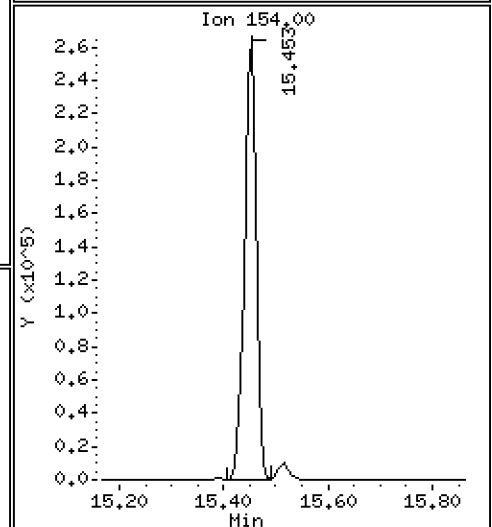
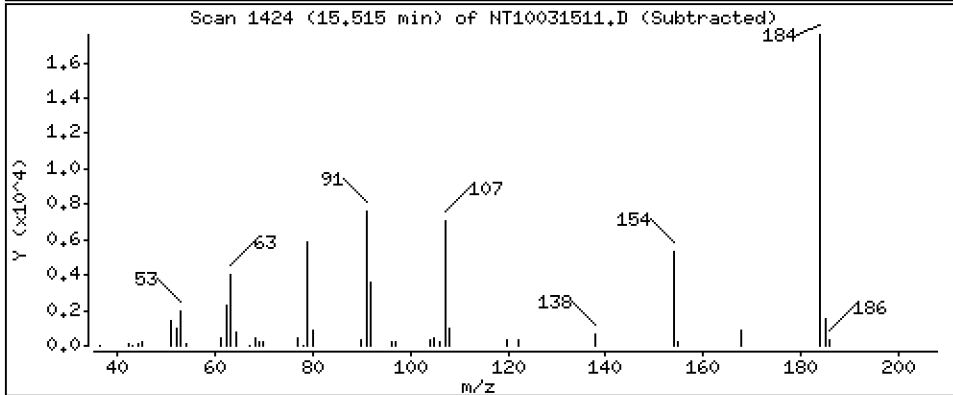
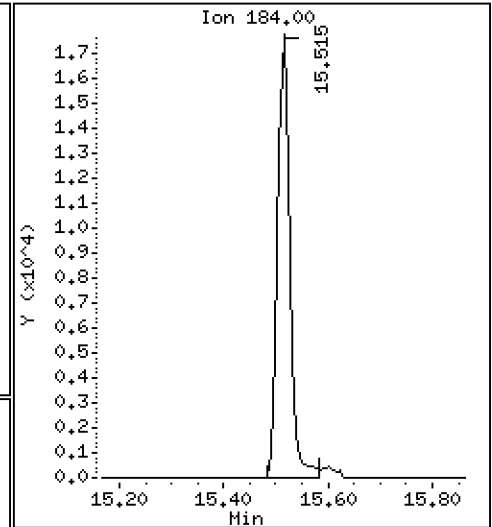
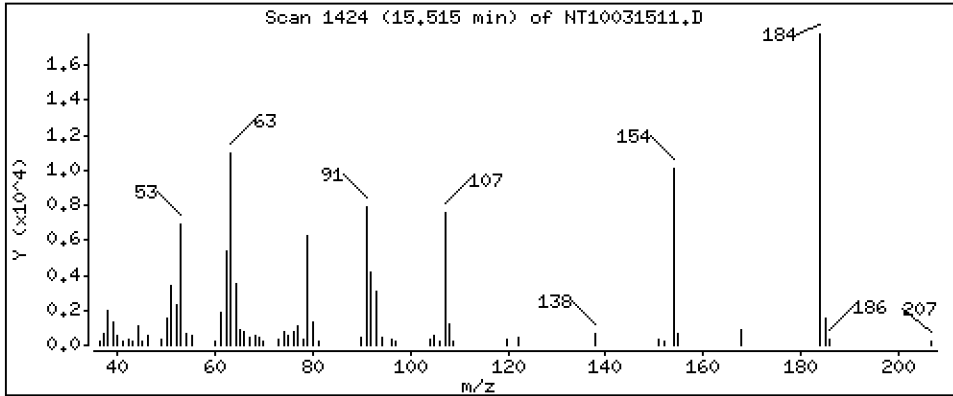
Operator: VTS

Column phase: ZB-5msi

Column diameter: 0,25

45 2,4-Dinitrophenol

Concentration: 2,124 ug/mL



Date : 16-MAR-2023 02:16

Client ID:

Instrument: nt10.i

Sample Info: SLC0228-SCV1

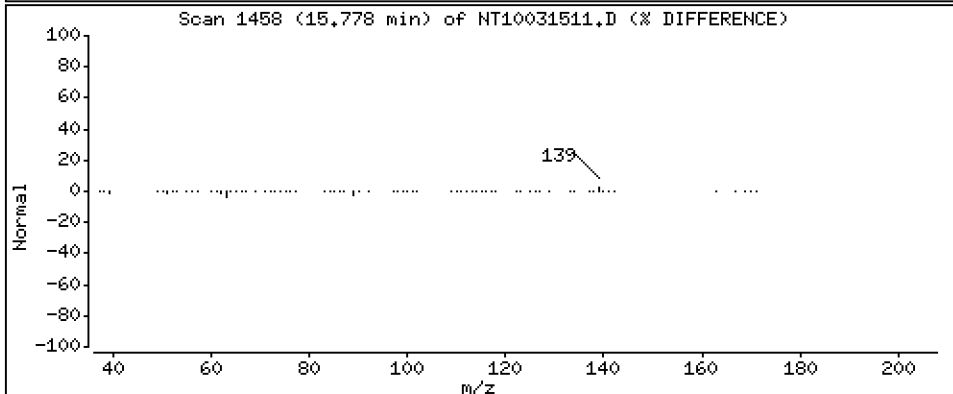
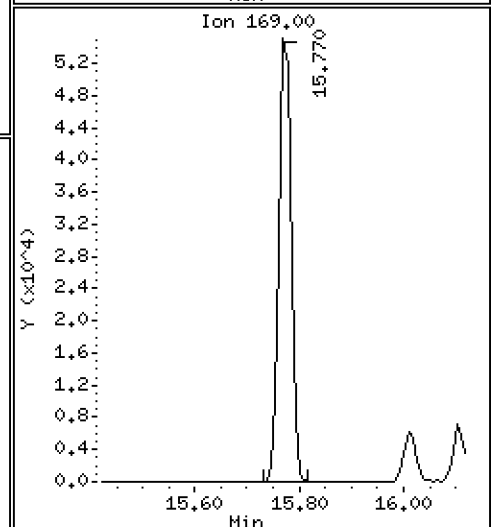
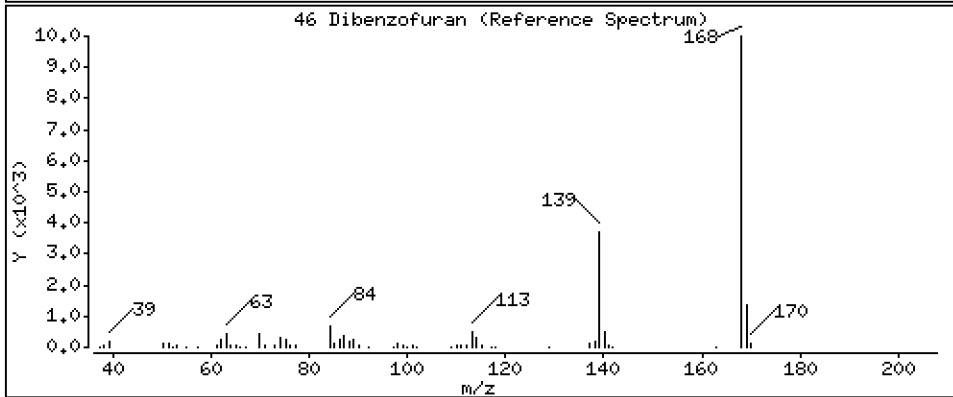
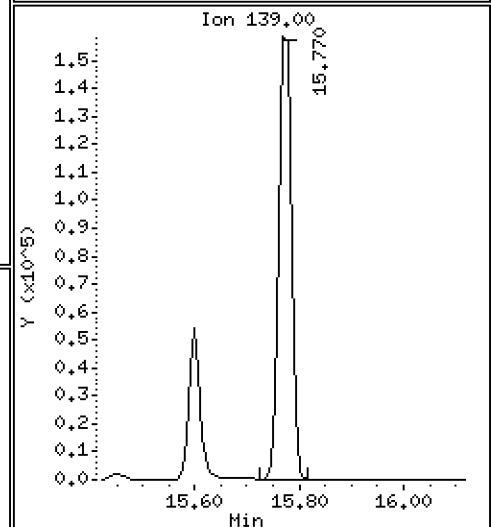
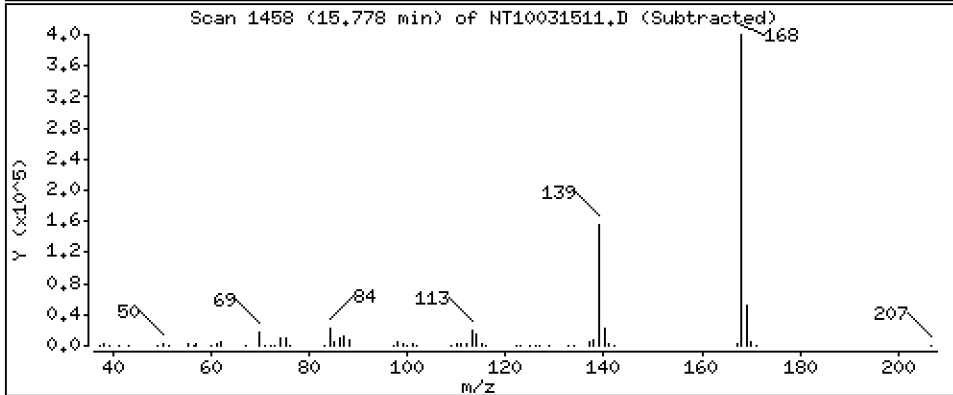
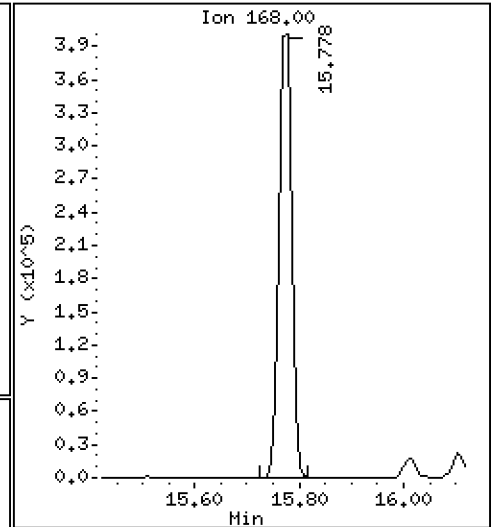
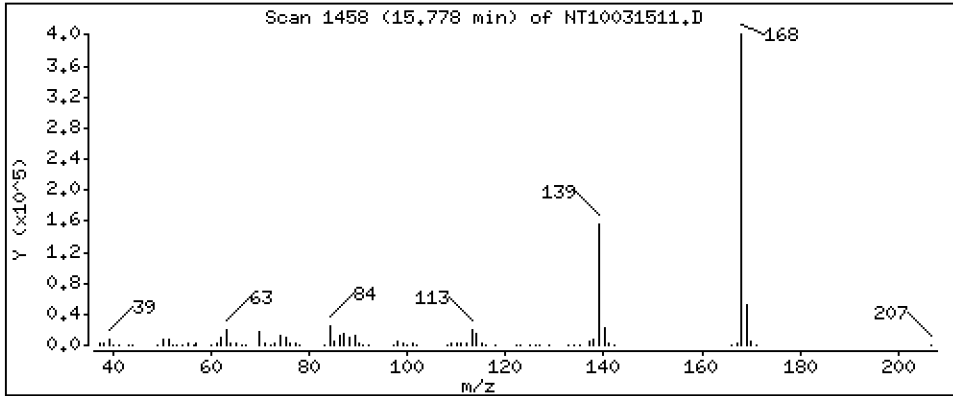
Operator: VTS

Column phase: ZB-5msi

Column diameter: 0,25

46 Dibenzofuran

Concentration: 4,648 ug/mL



Date : 16-MAR-2023 02:16

Client ID:

Instrument: nt10.i

Sample Info: SLC0228-SCV1

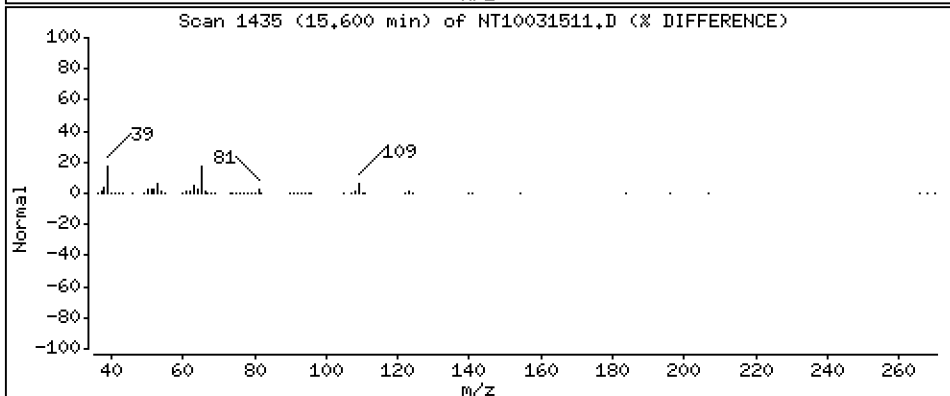
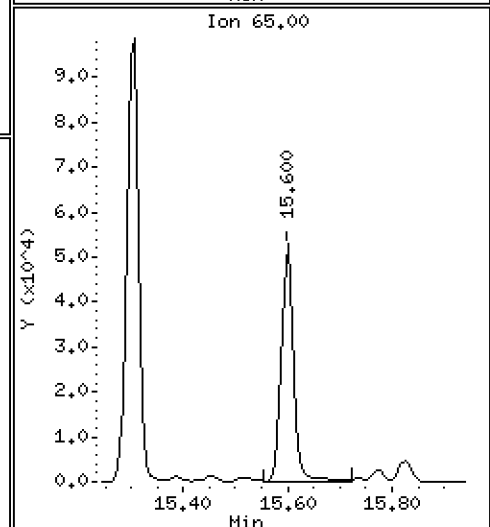
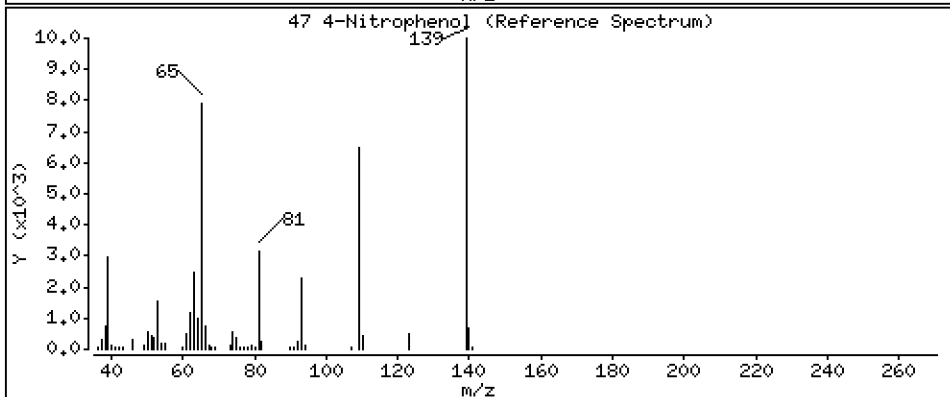
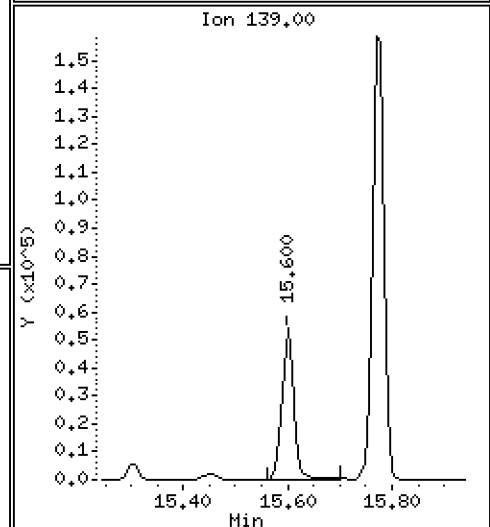
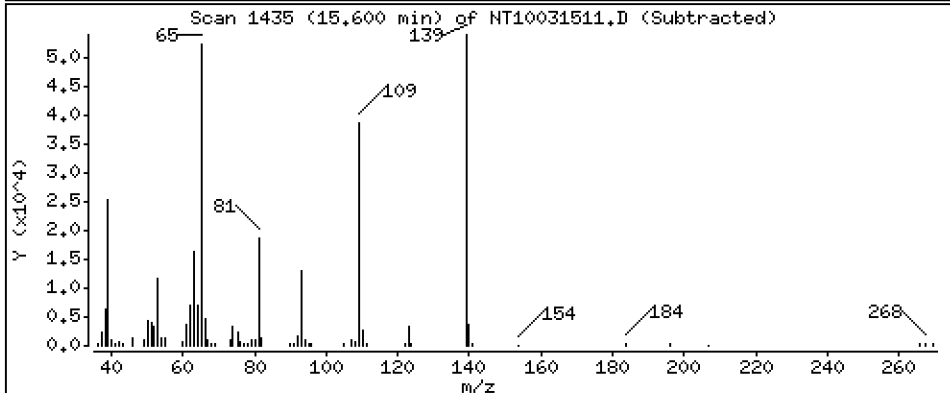
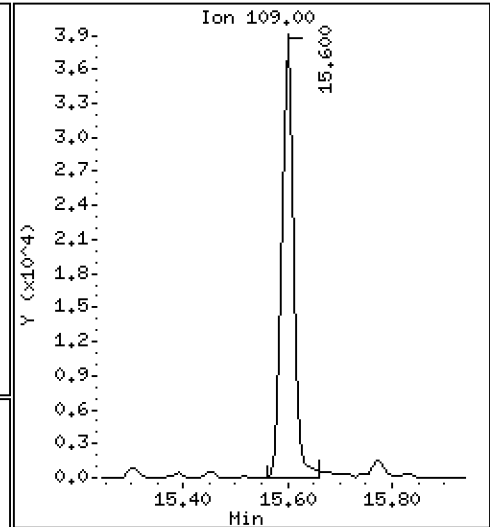
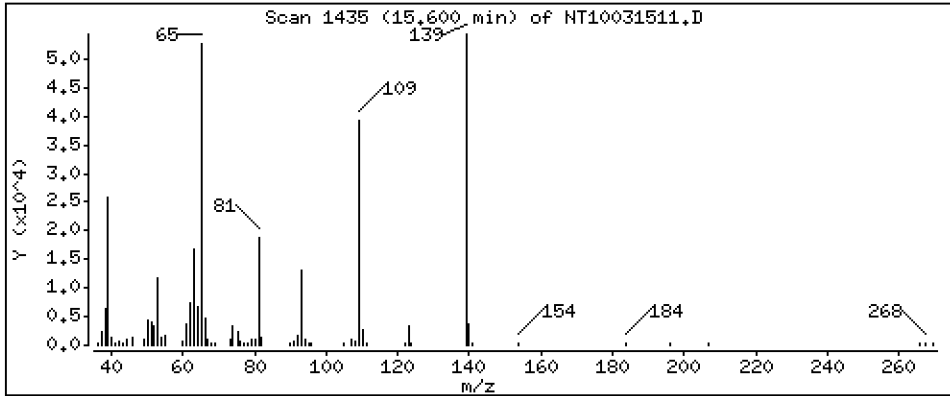
Operator: VTS

Column phase: ZB-5msi

Column diameter: 0,25

47 4-Nitrophenol

Concentration: 3,966 ug/mL



Date : 16-MAR-2023 02:16

Client ID:

Instrument: nt10.i

Sample Info: SLC0228-SCV1

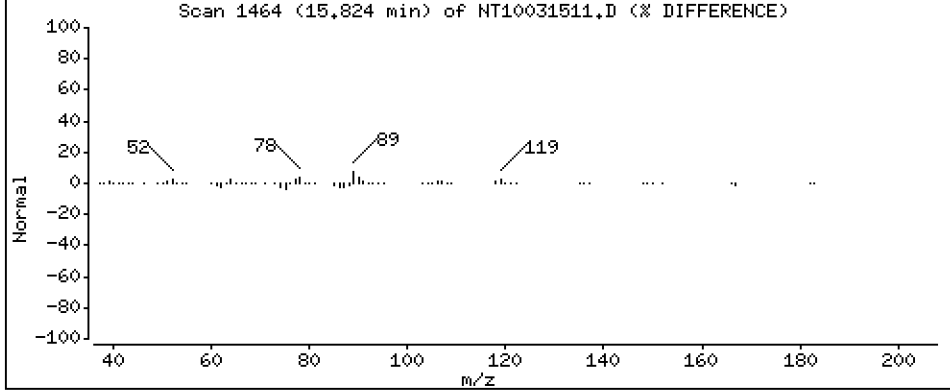
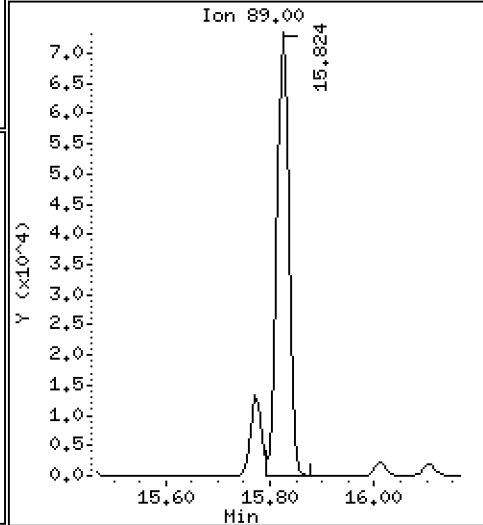
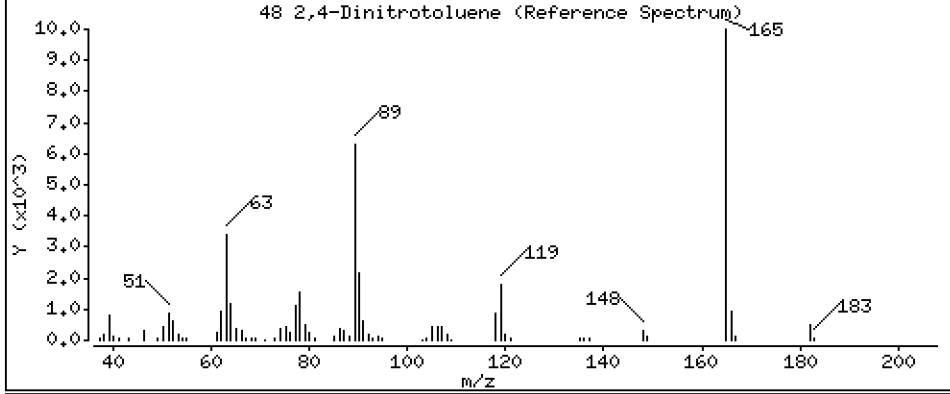
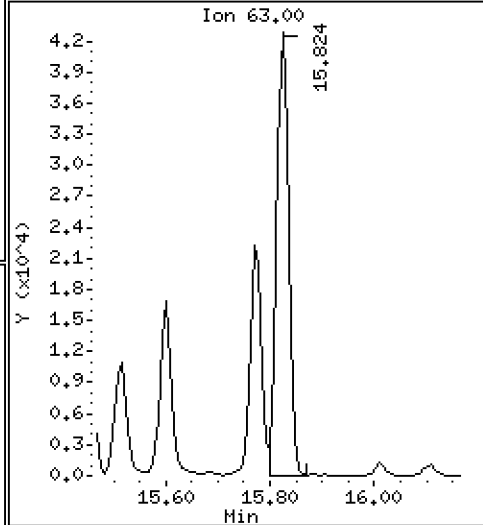
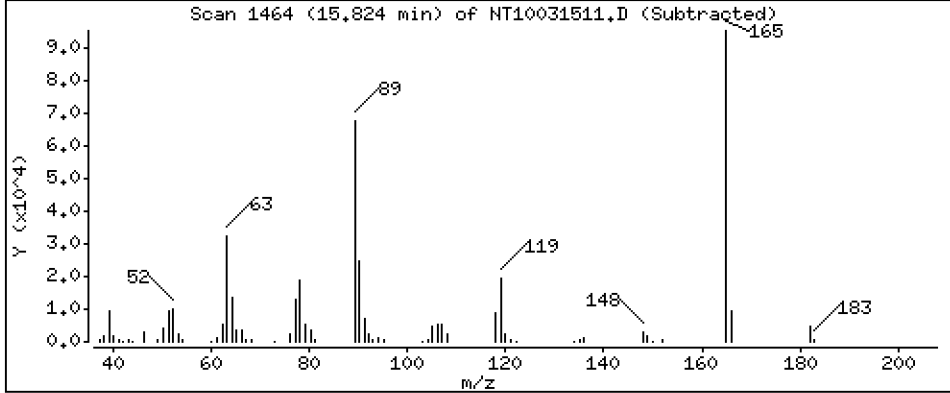
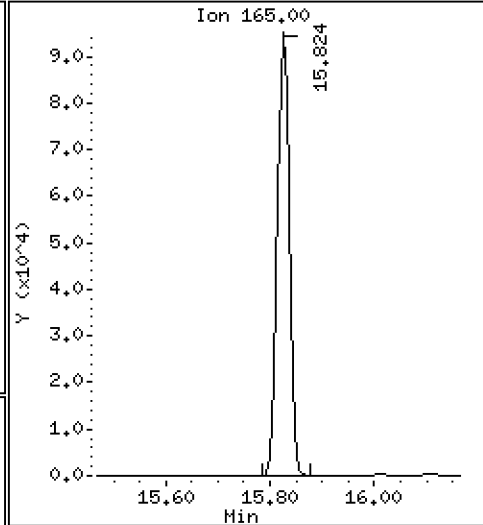
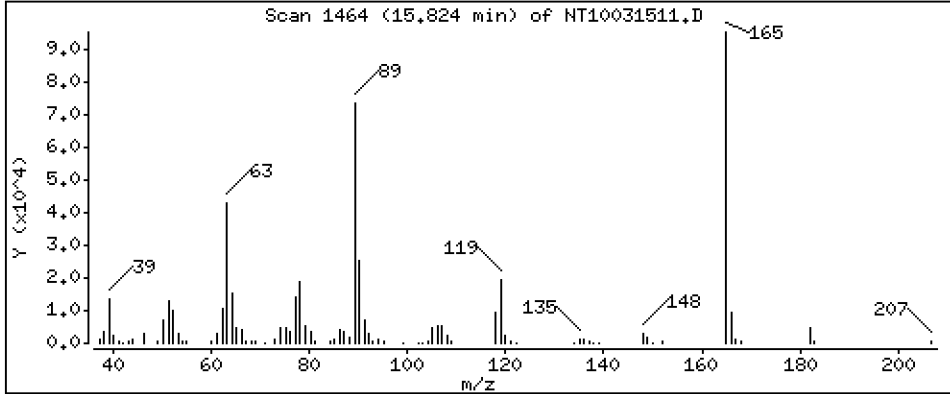
Operator: VTS

Column phase: ZB-5msi

Column diameter: 0,25

48 2,4-Dinitrotoluene

Concentration: 4,510 ug/mL



Date : 16-MAR-2023 02:16

Client ID:

Instrument: nt10.i

Sample Info: SLC0228-SCV1

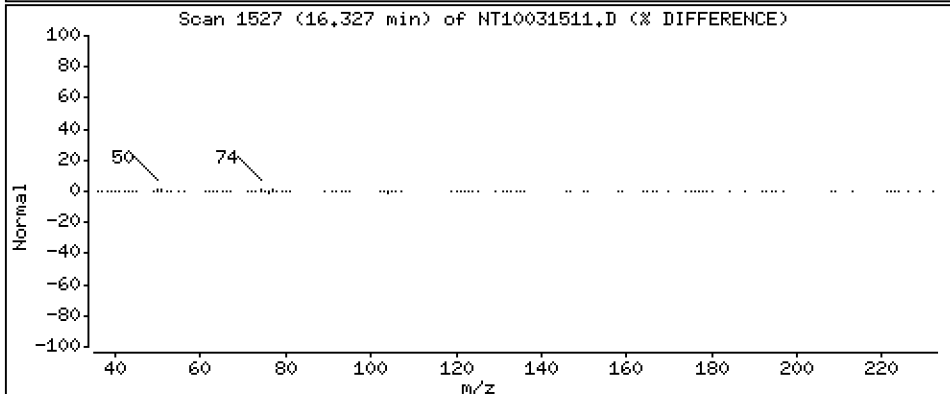
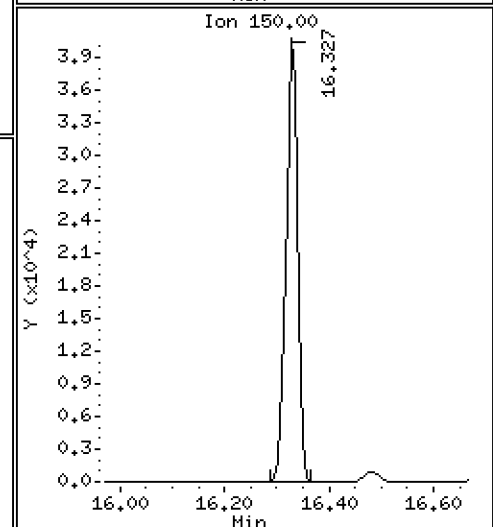
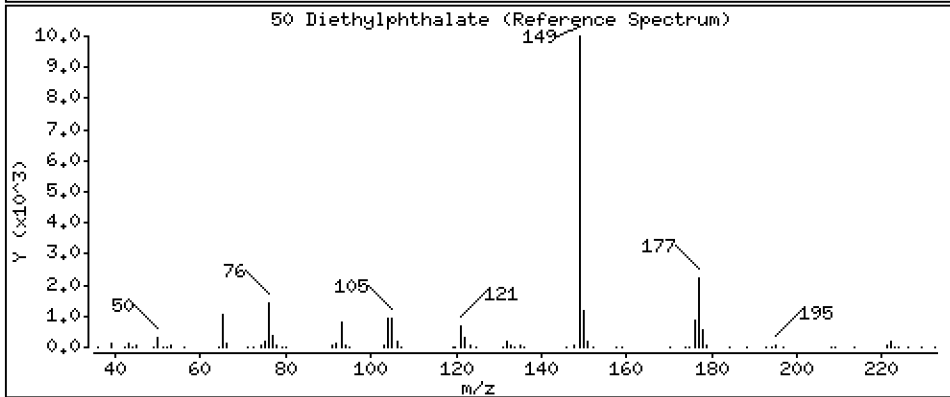
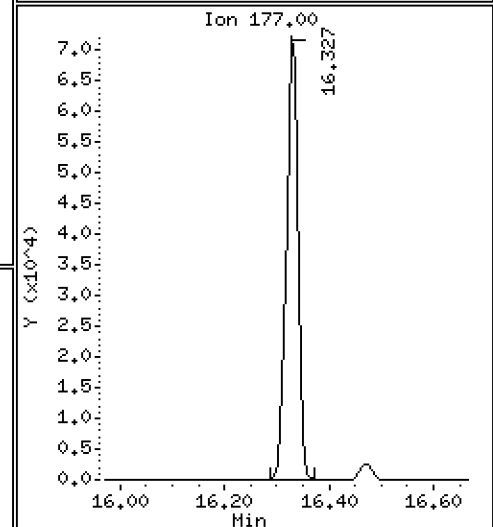
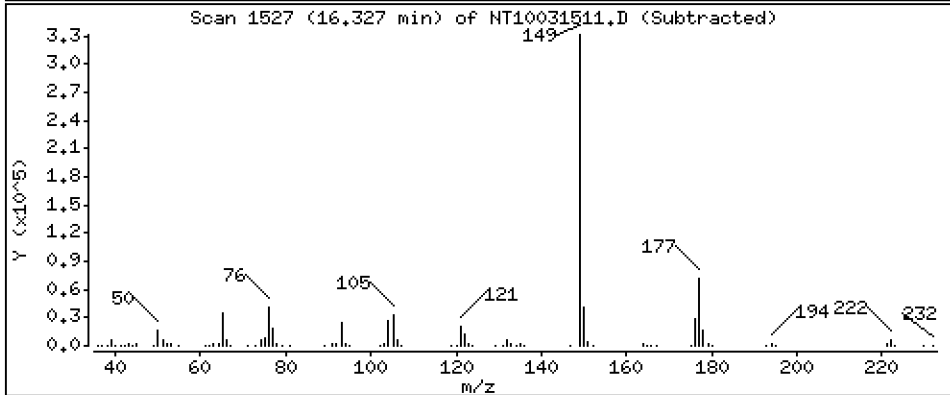
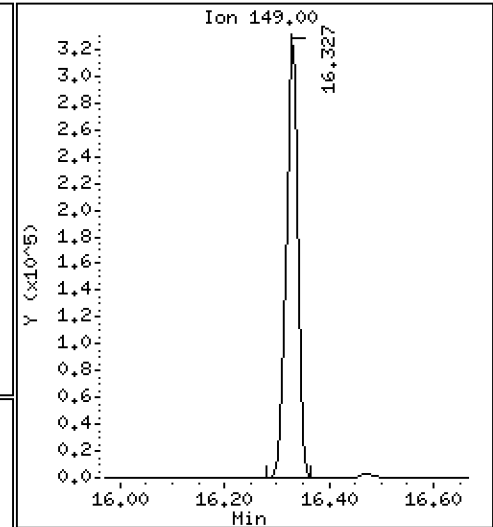
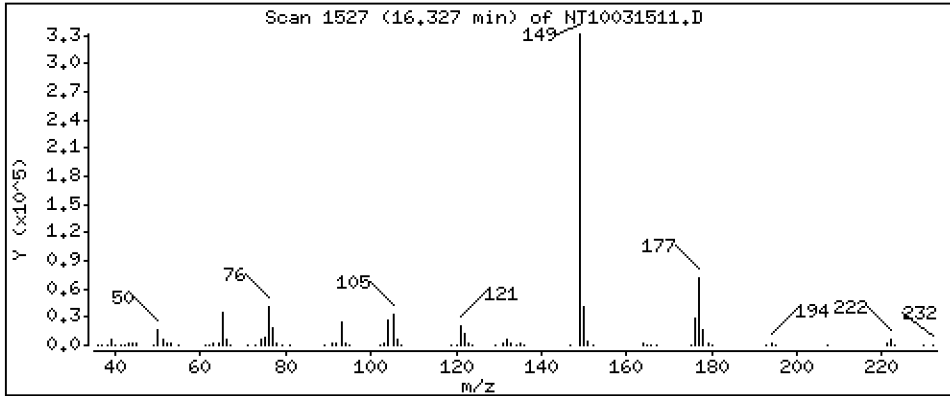
Operator: VTS

Column phase: ZB-5msi

Column diameter: 0,25

50 Diethylphthalate

Concentration: 5,209 ug/mL



Date : 16-MAR-2023 02:16

Client ID:

Instrument: nt10.i

Sample Info: SLC0228-SCV1

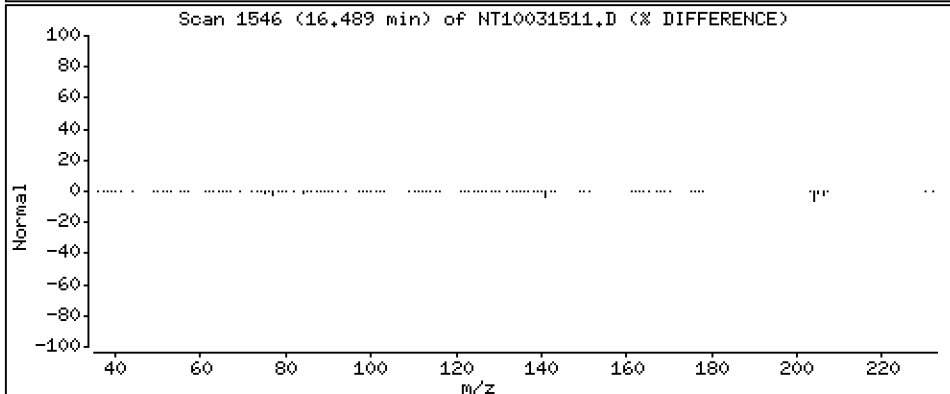
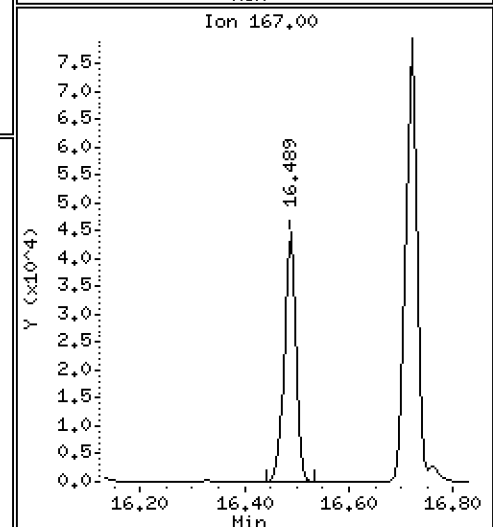
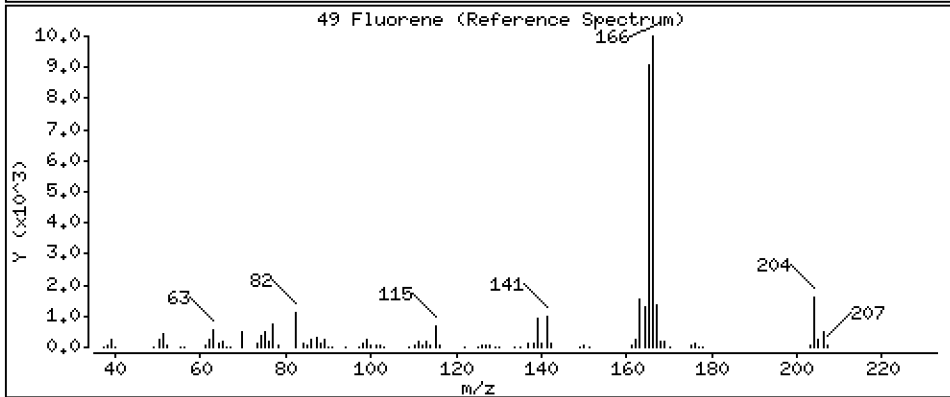
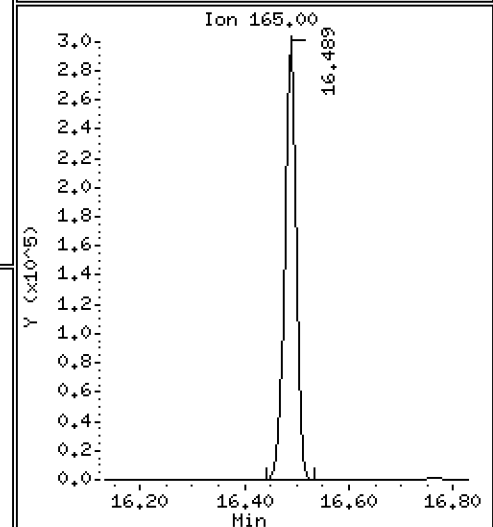
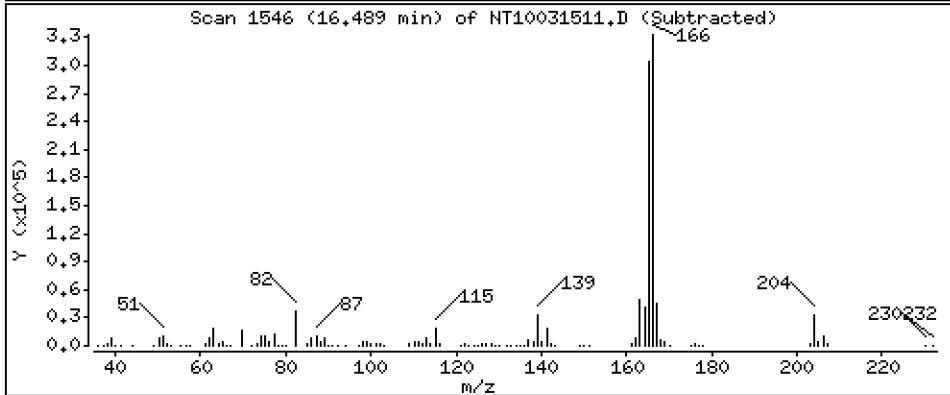
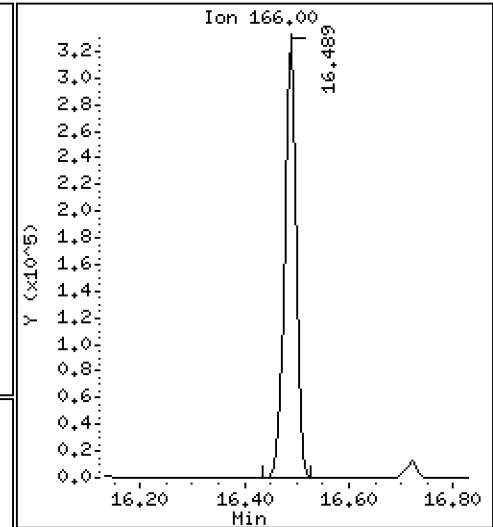
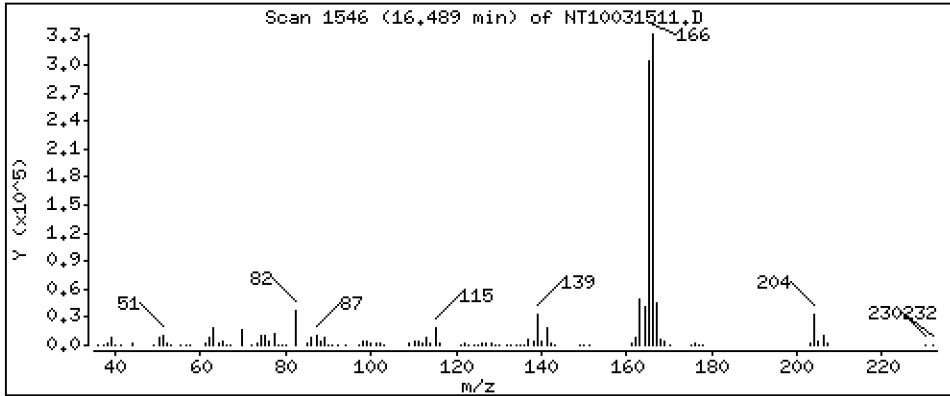
Operator: VTS

Column phase: ZB-5msi

Column diameter: 0,25

49 Fluorene

Concentration: 4,708 ug/mL



Date : 16-MAR-2023 02:16

Client ID:

Instrument: nt10.i

Sample Info: SLC0228-SCV1

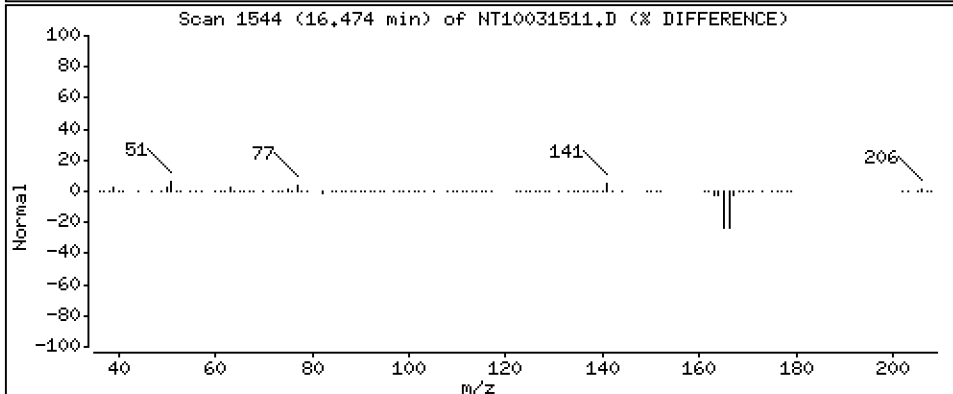
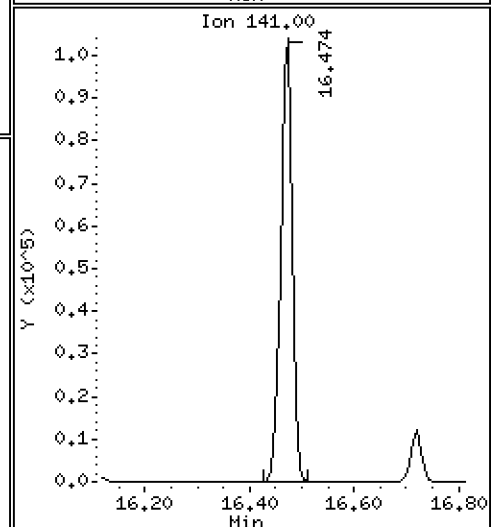
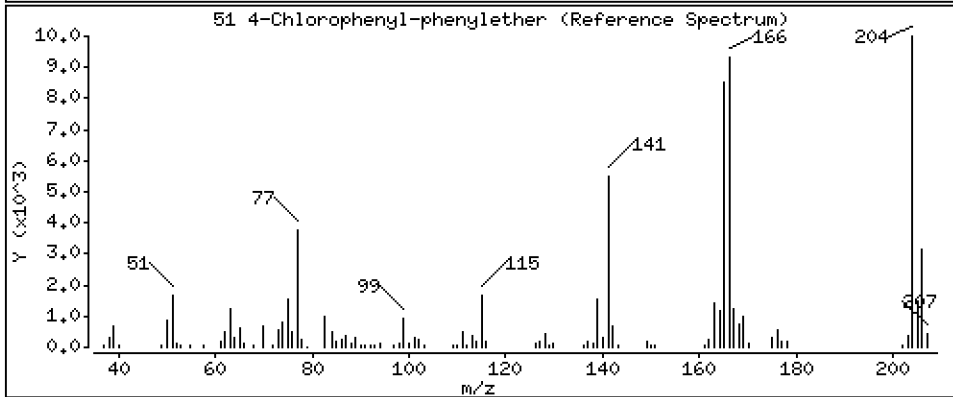
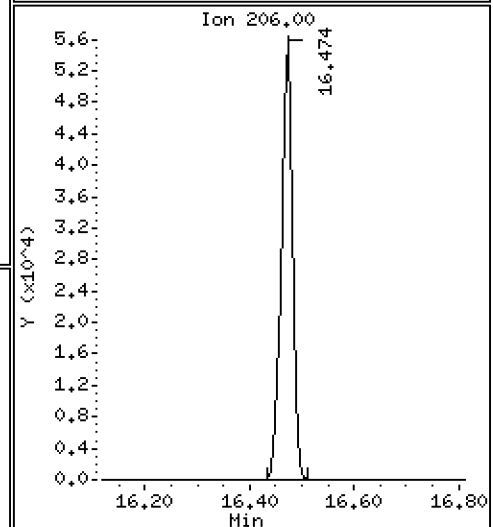
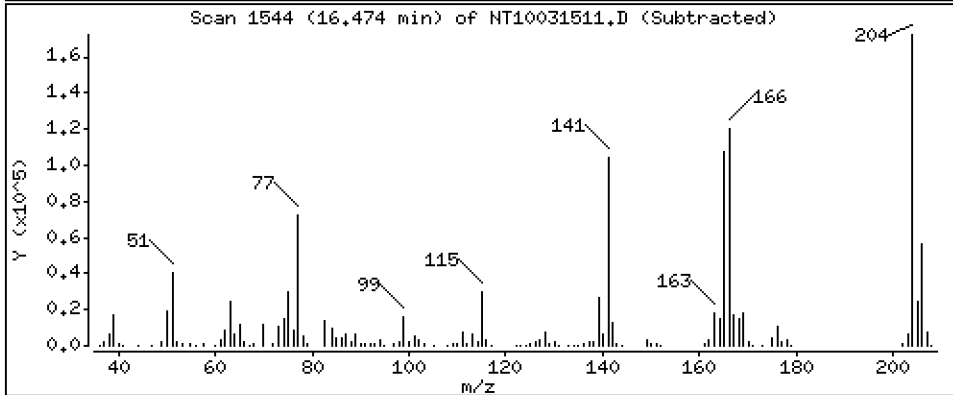
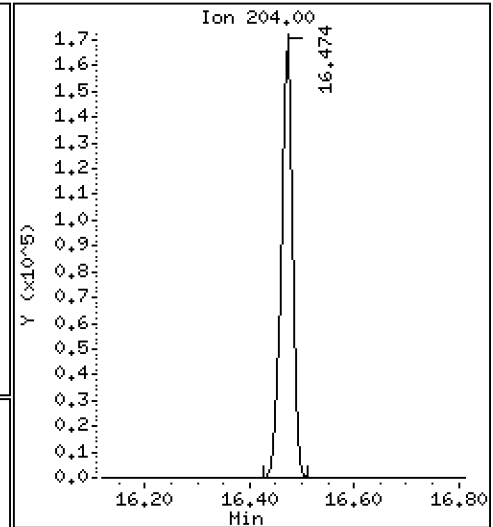
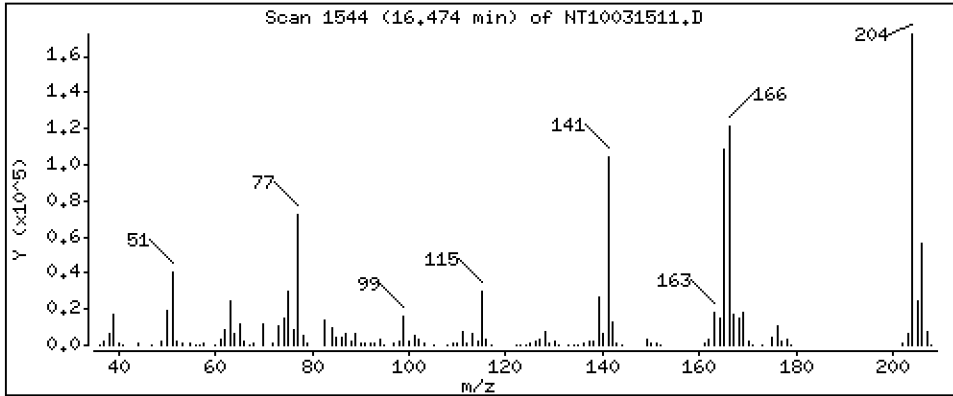
Operator: VTS

Column phase: ZB-5msi

Column diameter: 0,25

51 4-Chlorophenyl-phenylether

Concentration: 4,993 ug/mL



Date : 16-MAR-2023 02:16

Client ID:

Instrument: nt10.i

Sample Info: SLC0228-SCV1

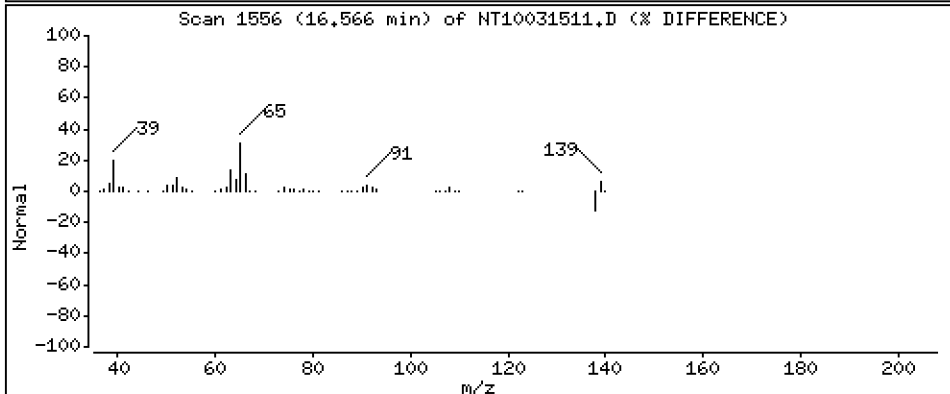
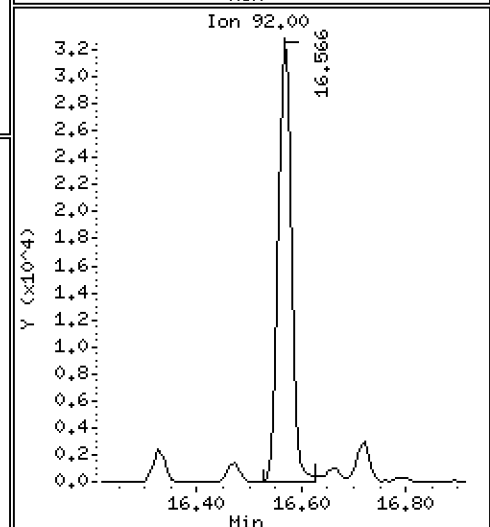
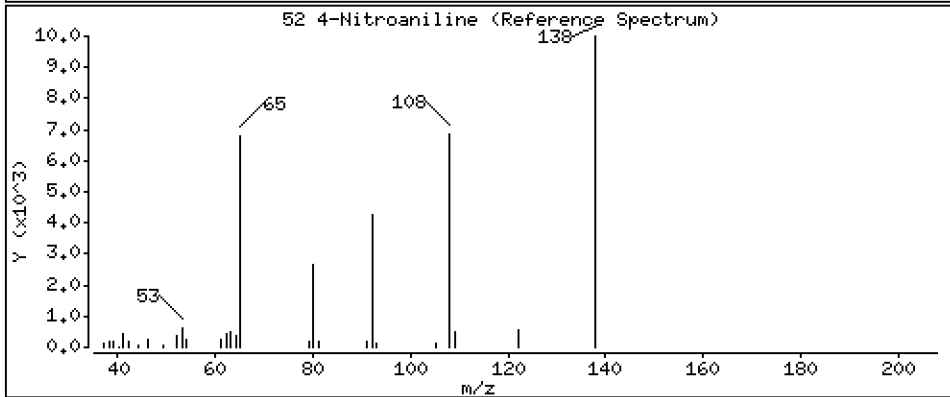
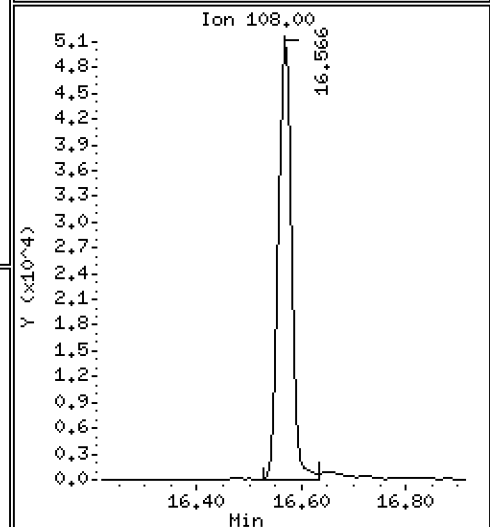
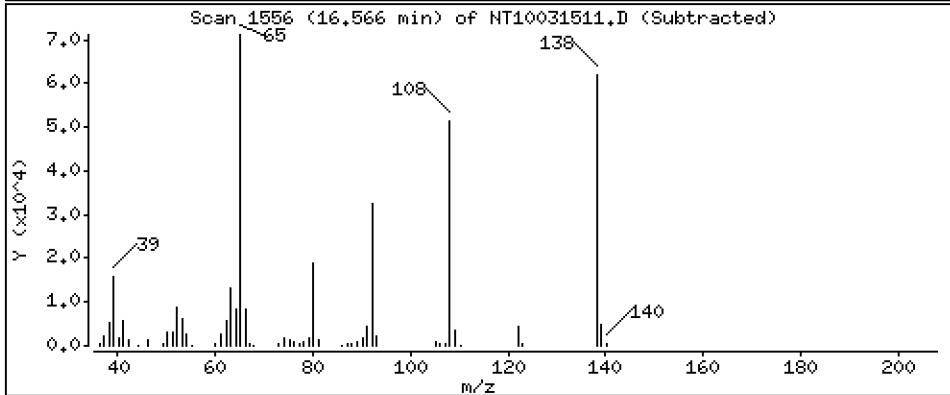
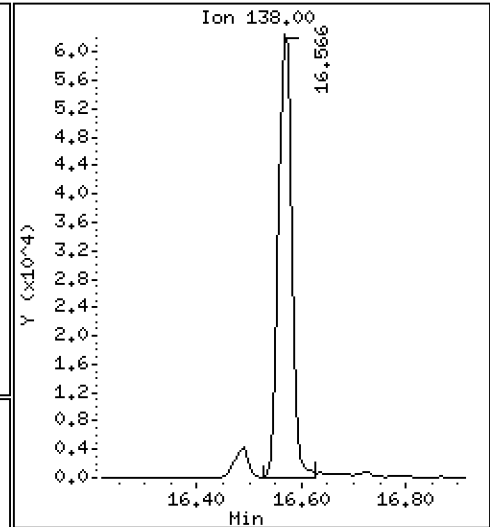
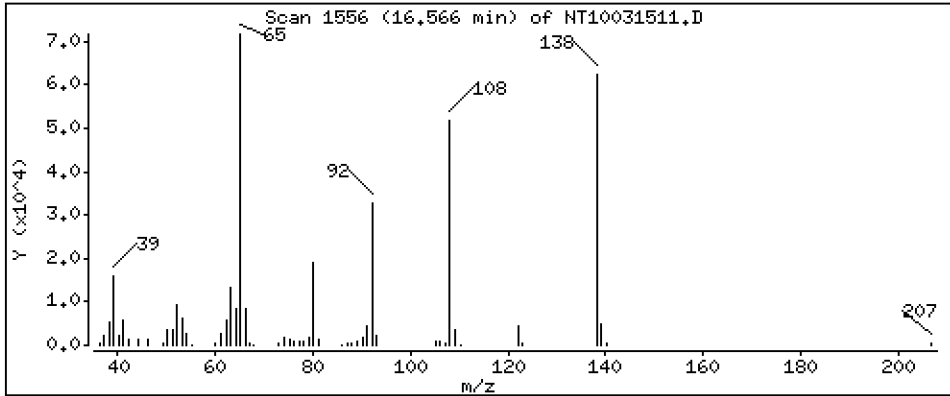
Operator: VTS

Column phase: ZB-5msi

Column diameter: 0,25

52 4-Nitroaniline

Concentration: 4,925 ug/mL



Date : 16-MAR-2023 02:16

Client ID:

Instrument: nt10.i

Sample Info: SLC0228-SCV1

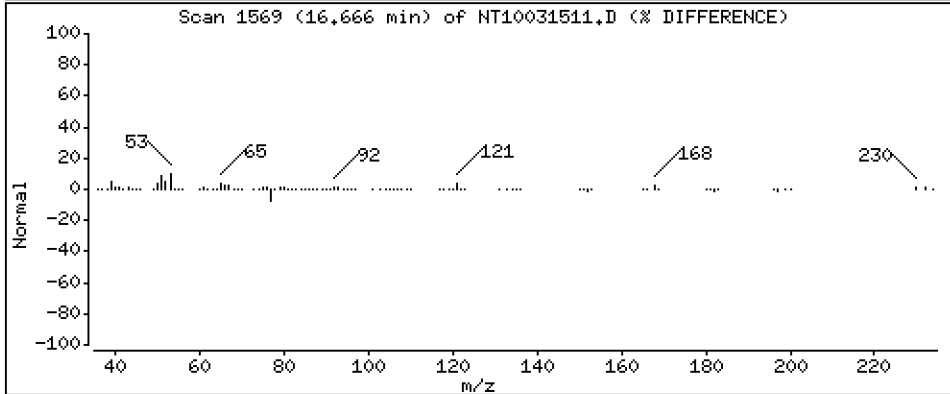
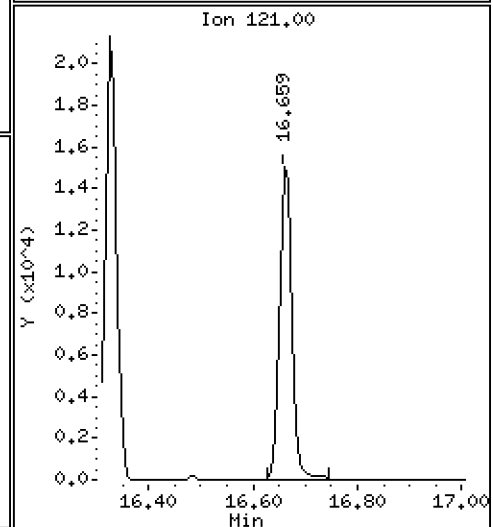
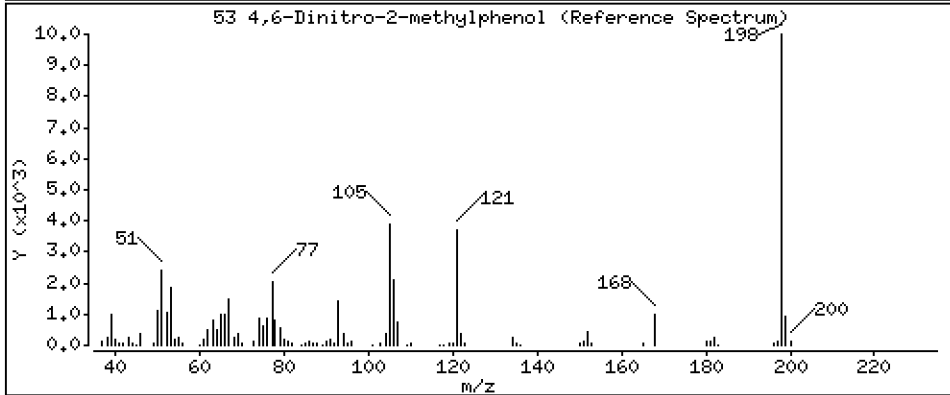
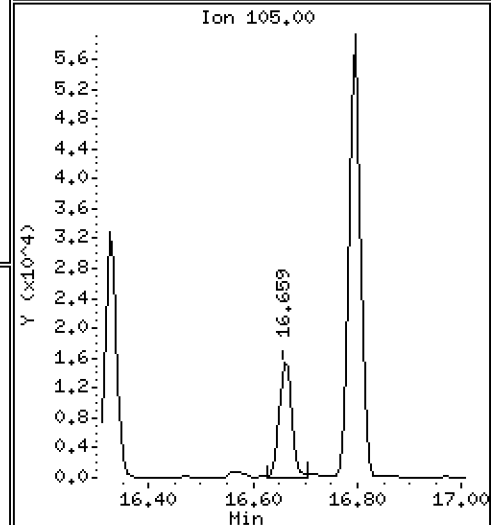
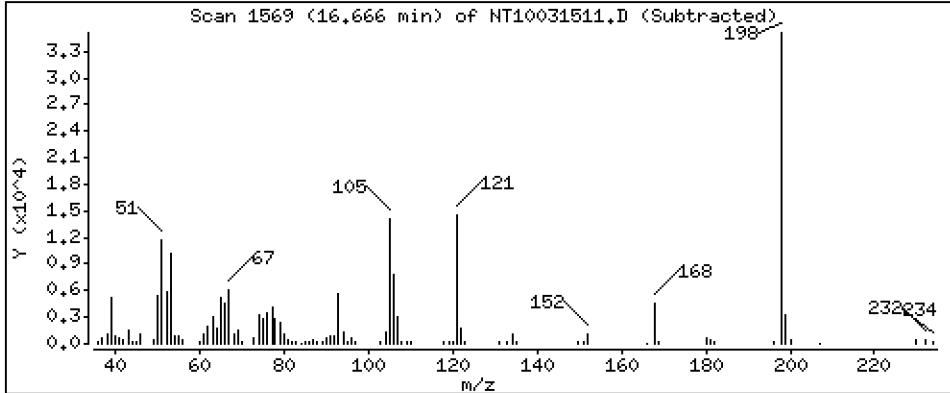
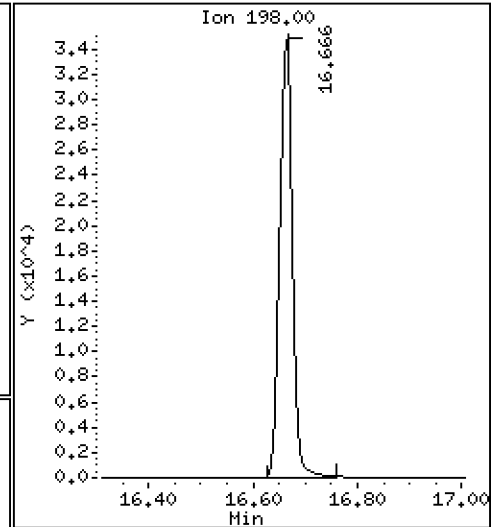
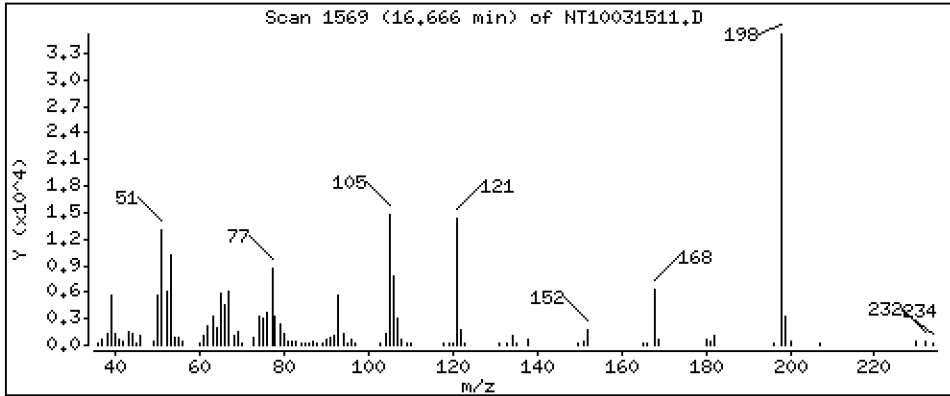
Operator: VTS

Column phase: ZB-5msi

Column diameter: 0.25

53 4,6-Dinitro-2-methylphenol

Concentration: 3.515 ug/mL



Date : 16-MAR-2023 02:16

Client ID:

Instrument: nt10.i

Sample Info: SLC0228-SCV1

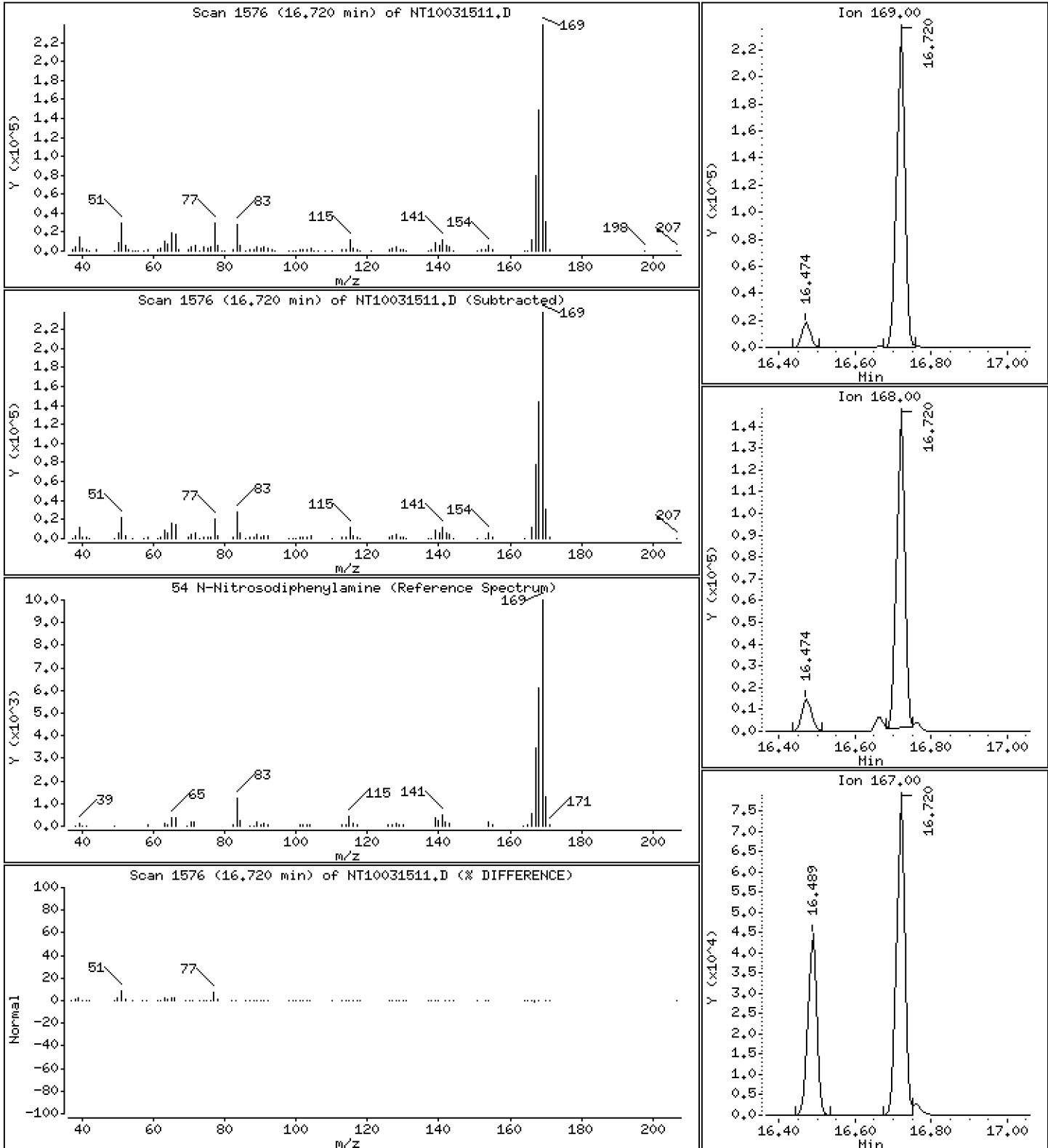
Operator: VTS

Column phase: ZB-5msi

Column diameter: 0,25

54 N-Nitrosodiphenylamine

Concentration: 4,802 ug/mL



Date : 16-MAR-2023 02:16

Client ID:

Instrument: nt10.i

Sample Info: SLC0228-SCV1

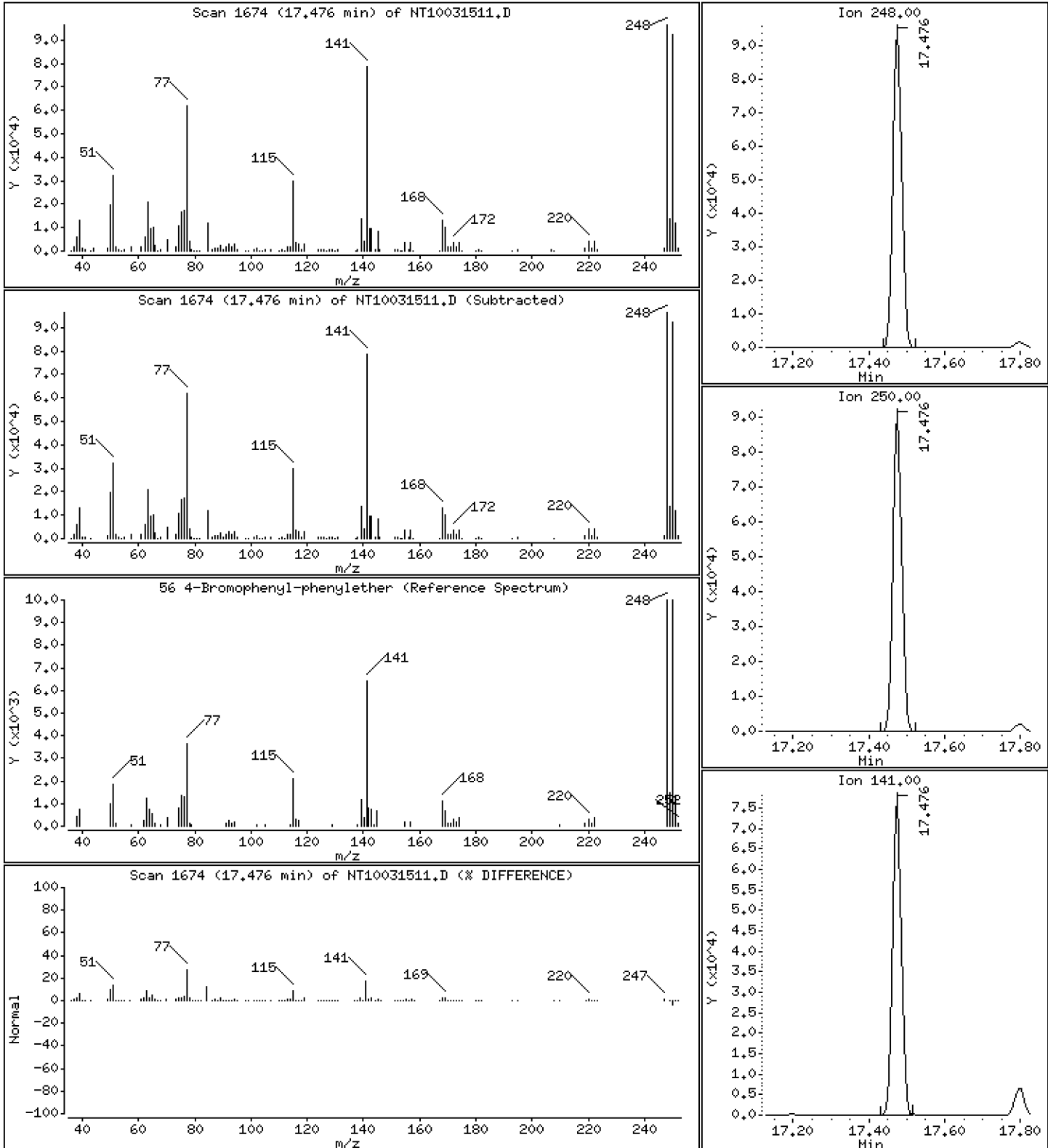
Operator: VTS

Column phase: ZB-5msi

Column diameter: 0,25

56 4-Bromophenyl-phenylether

Concentration: 5,060 ug/mL



Date : 16-MAR-2023 02:16

Client ID:

Instrument: nt10.i

Sample Info: SLC0228-SCV1

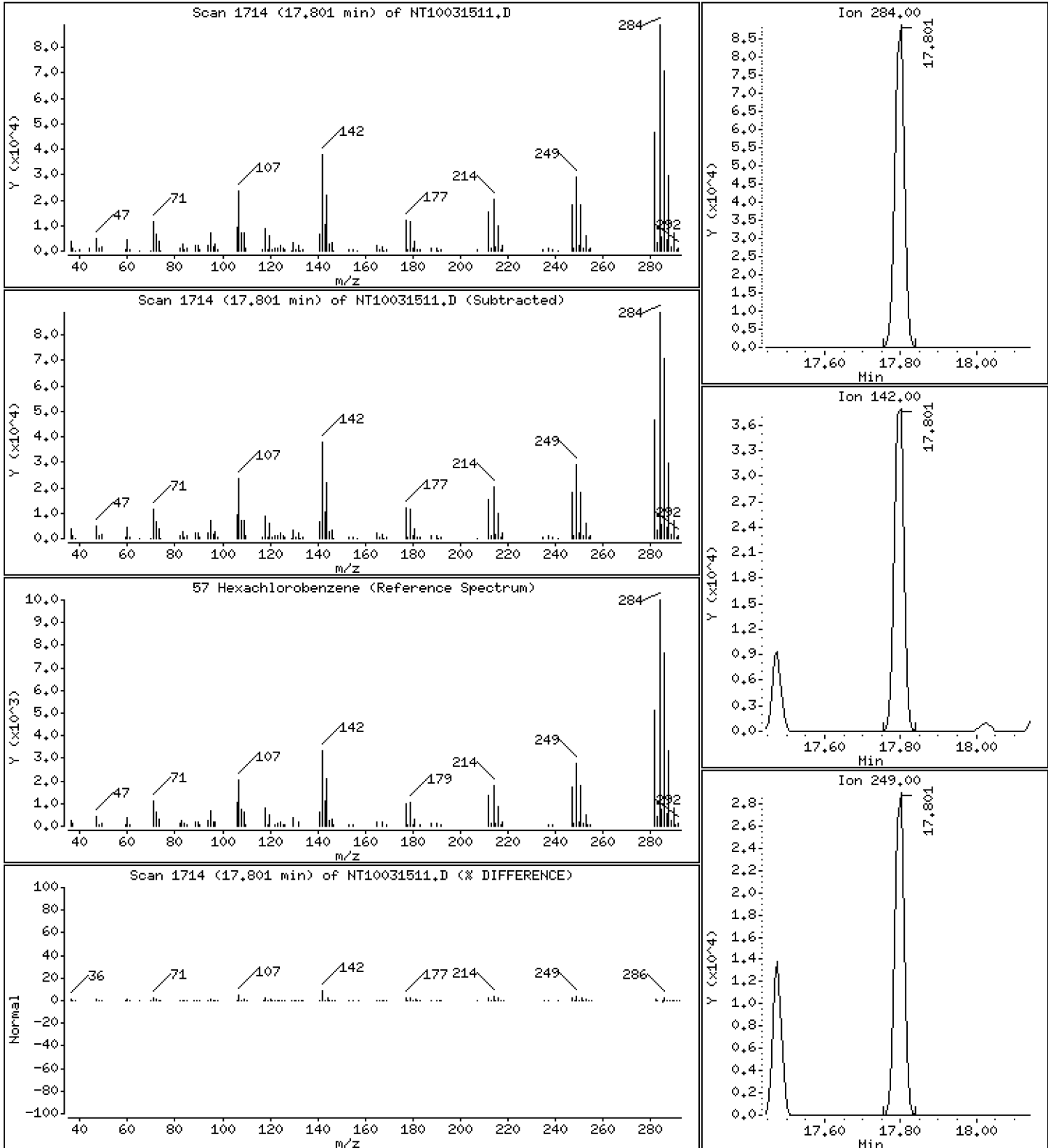
Operator: VTS

Column phase: ZB-5msi

Column diameter: 0,25

57 Hexachlorobenzene

Concentration: 4,596 ug/mL



Date : 16-MAR-2023 02:16

Client ID:

Instrument: nt10.i

Sample Info: SLC0228-SCV1

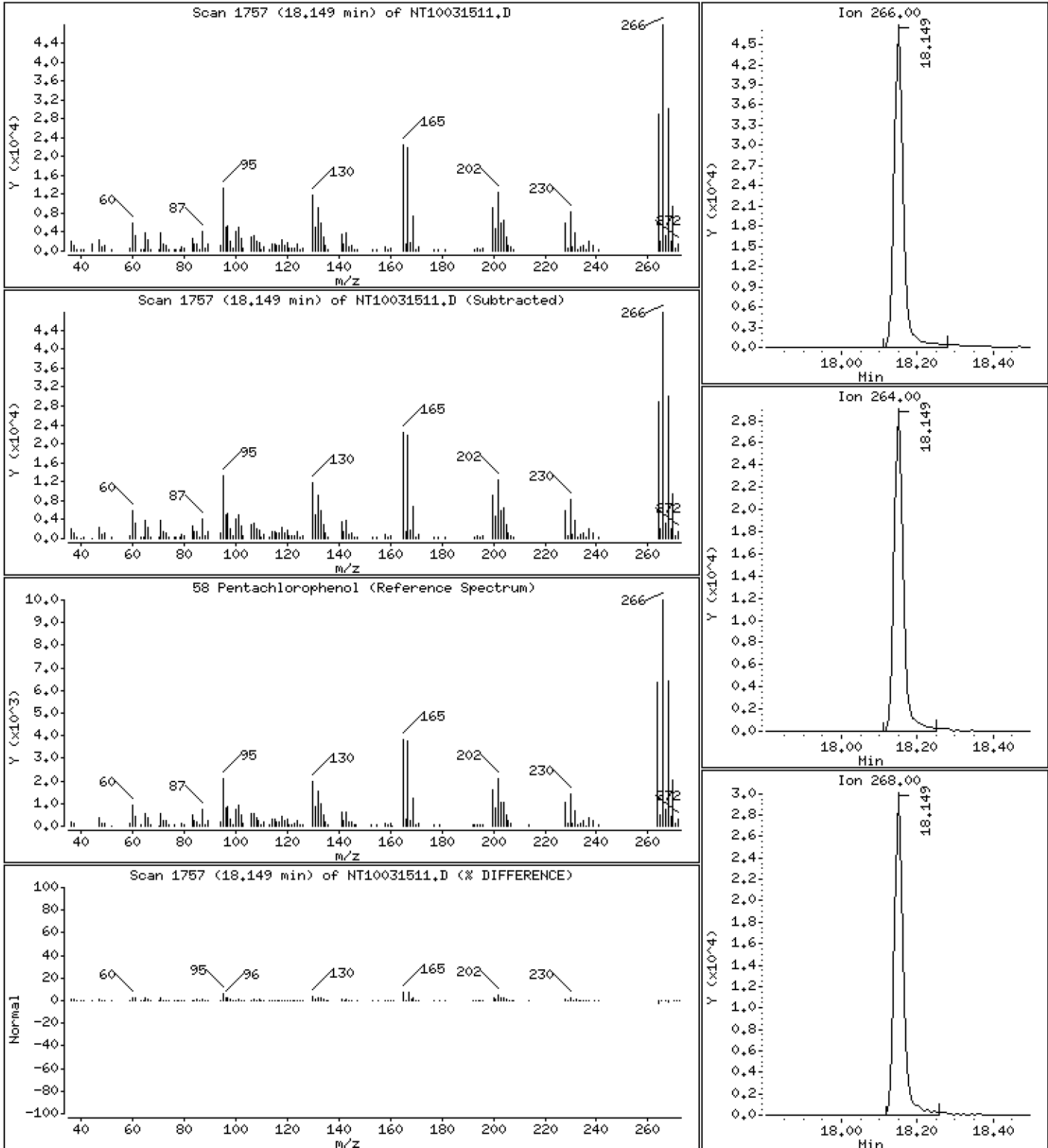
Operator: VTS

Column phase: ZB-5msi

Column diameter: 0,25

58 Pentachlorophenol

Concentration: 4,057 ug/mL



Date : 16-MAR-2023 02:16

Client ID:

Instrument: nt10.i

Sample Info: SLC0228-SCV1

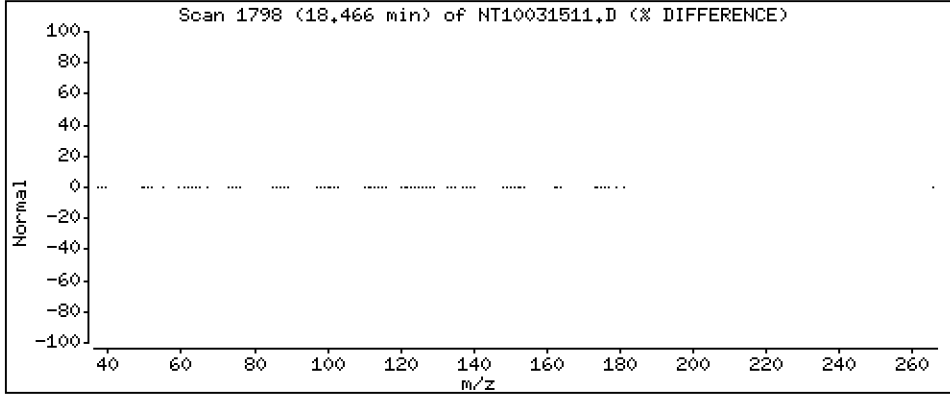
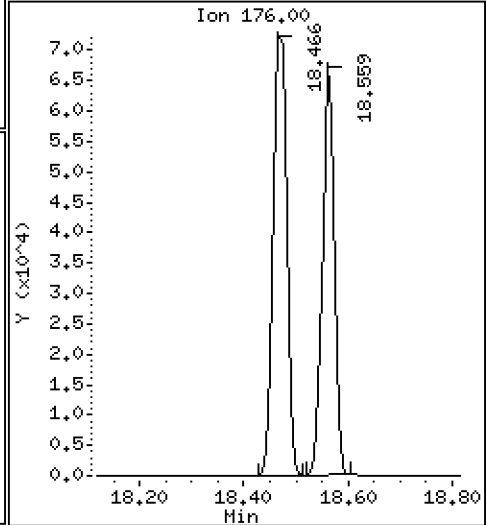
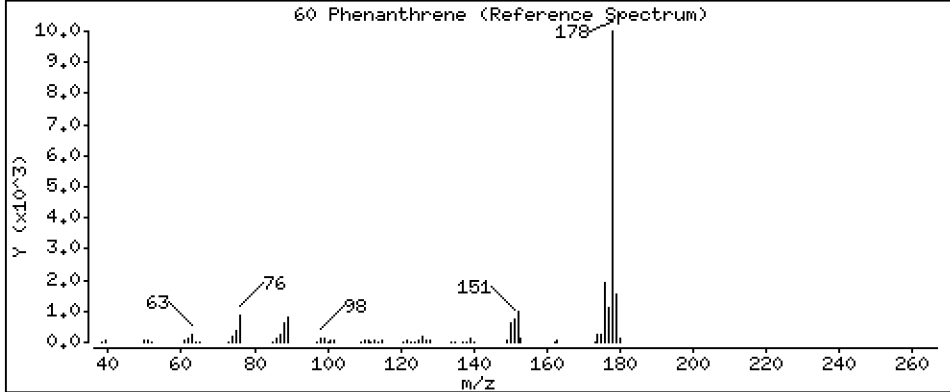
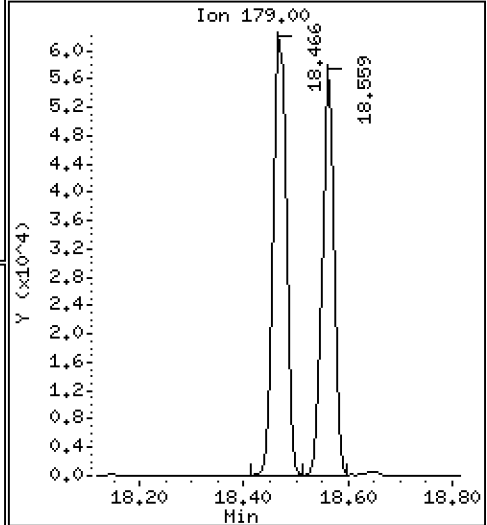
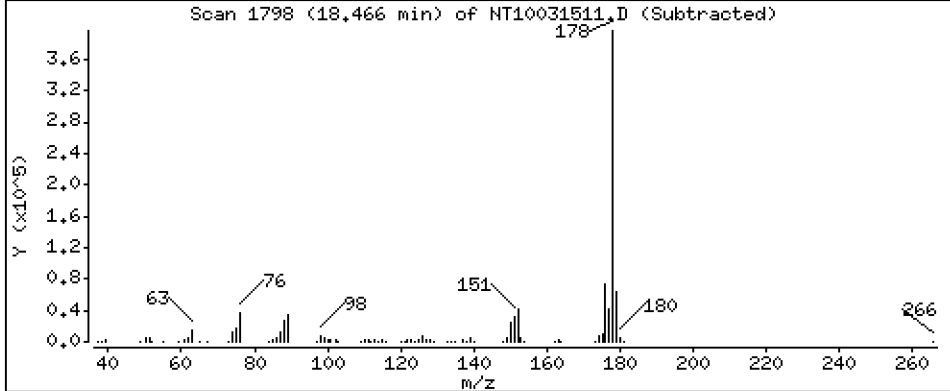
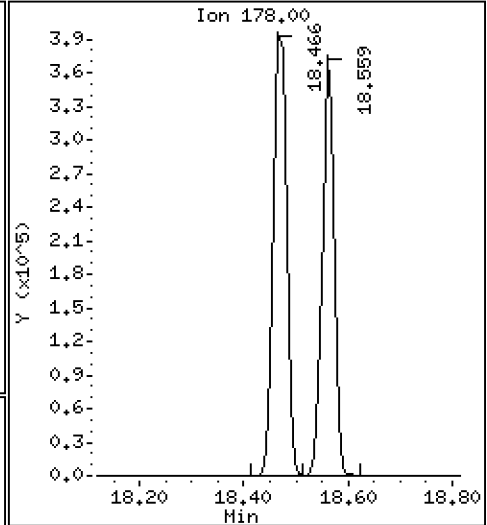
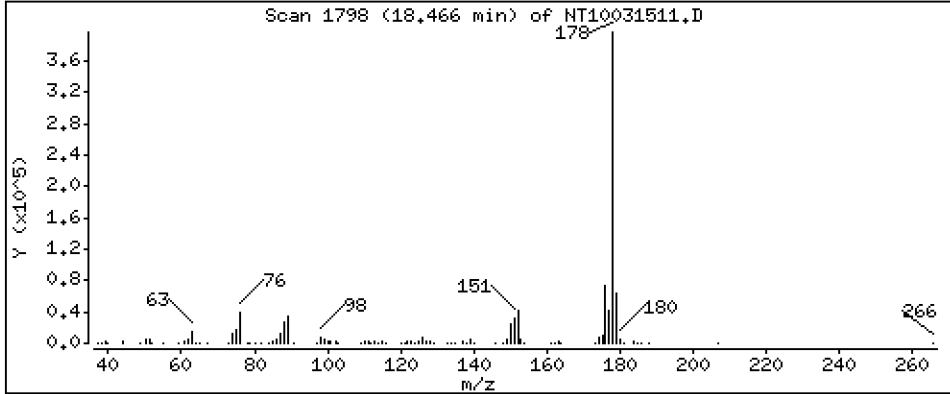
Operator: VTS

Column phase: ZB-5msi

Column diameter: 0,25

60 Phenanthrene

Concentration: 4,602 ug/mL



Date : 16-MAR-2023 02:16

Client ID:

Instrument: nt10.i

Sample Info: SLC0228-SCV1

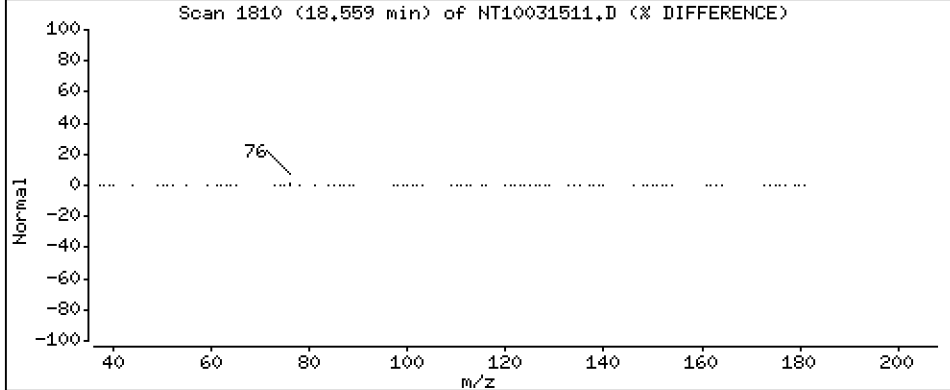
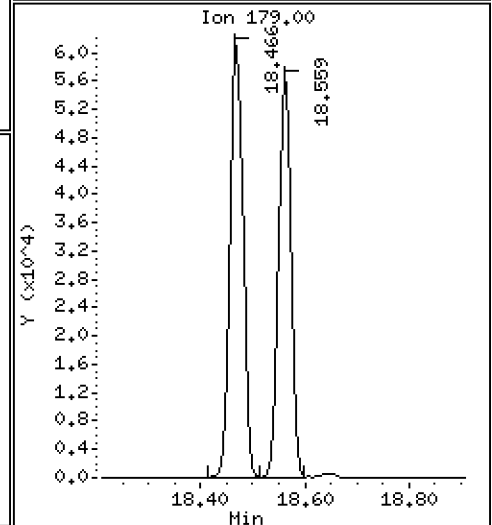
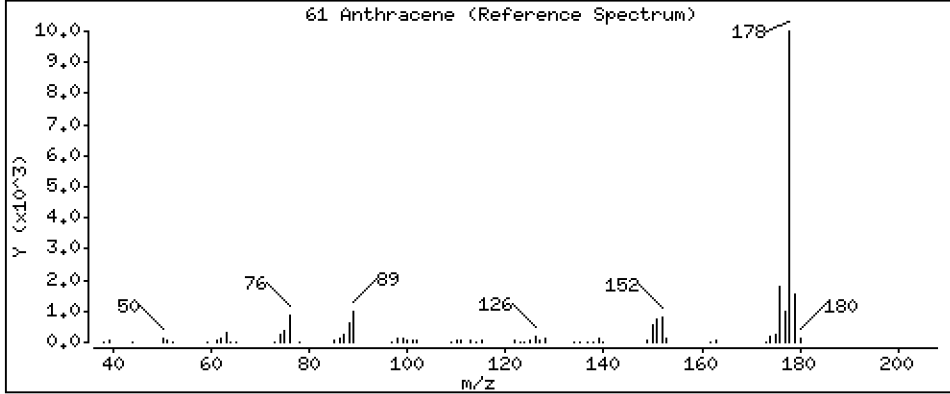
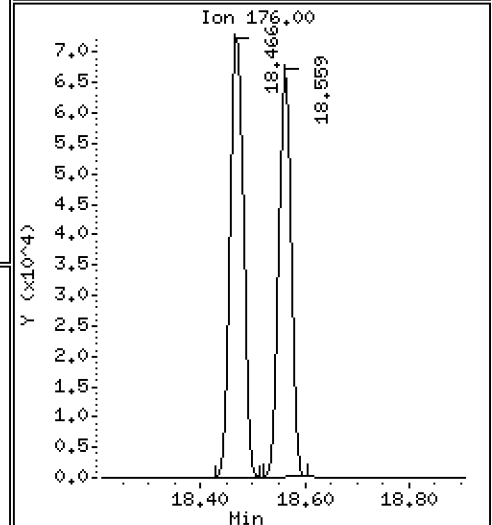
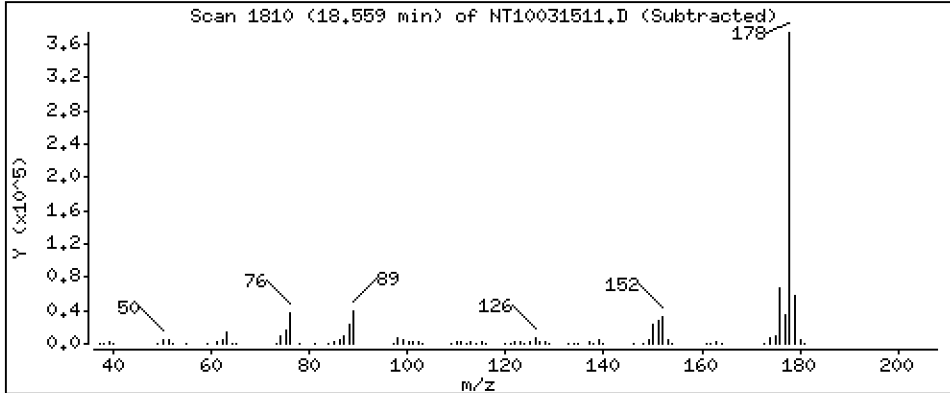
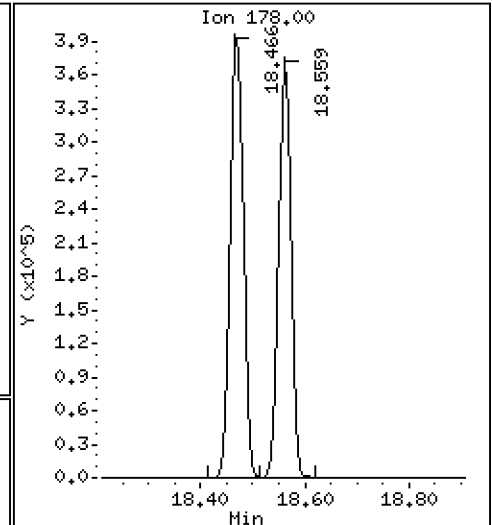
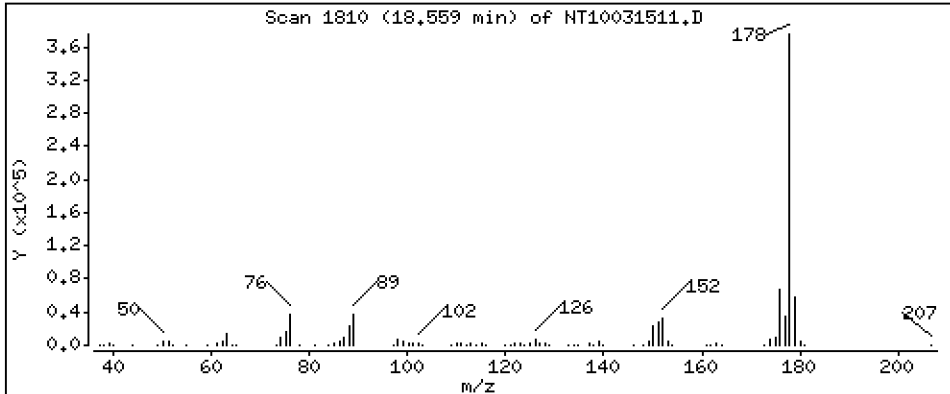
Operator: VTS

Column phase: ZB-5msi

Column diameter: 0,25

61 Anthracene

Concentration: 4,167 ug/mL



Date : 16-MAR-2023 02:16

Client ID:

Instrument: nt10.i

Sample Info: SLC0228-SCV1

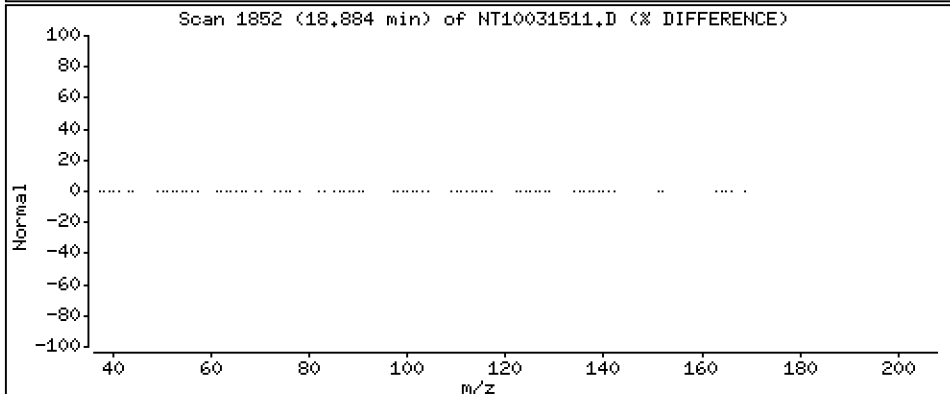
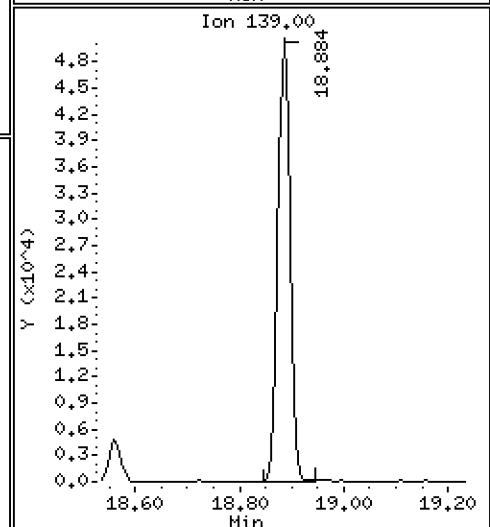
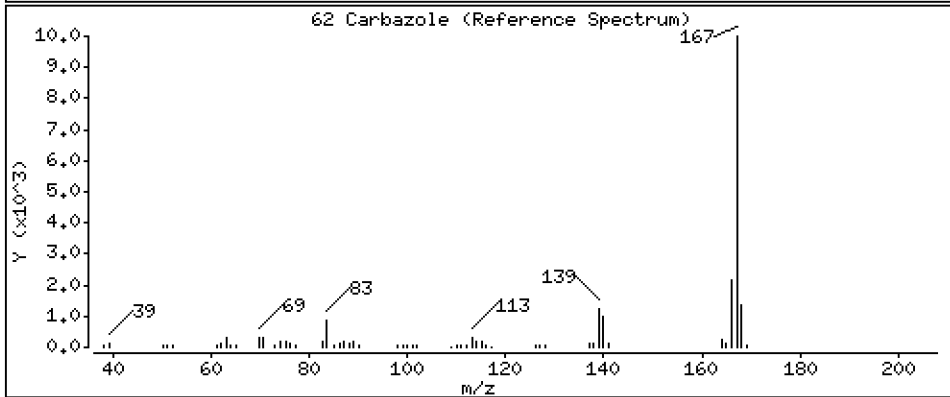
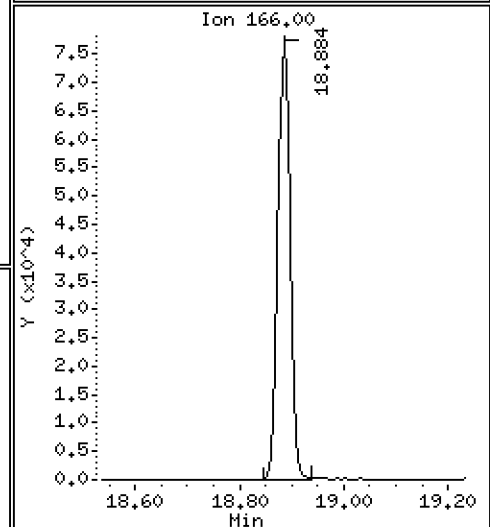
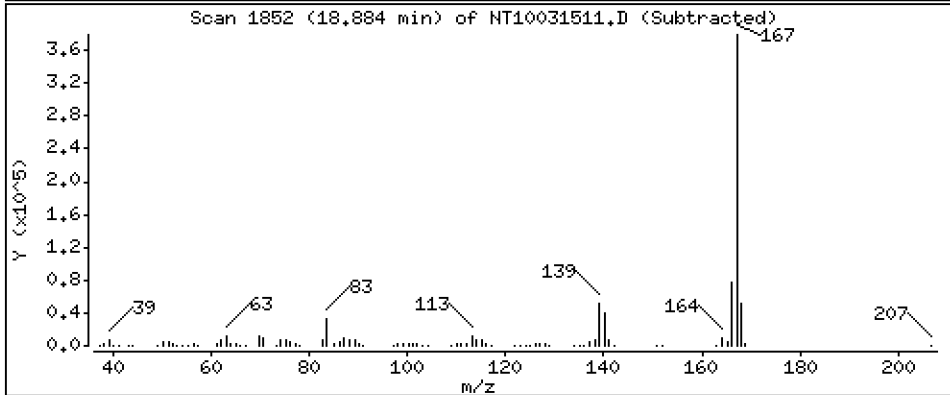
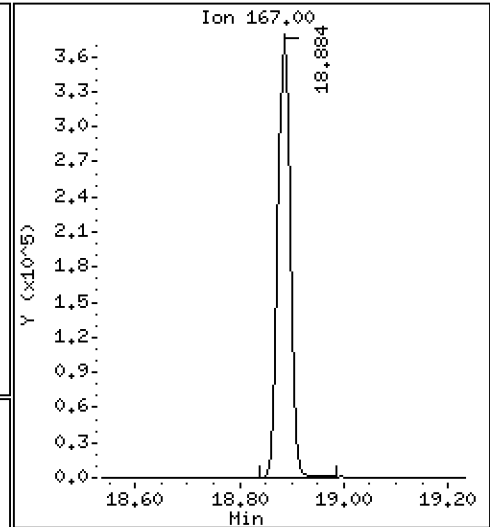
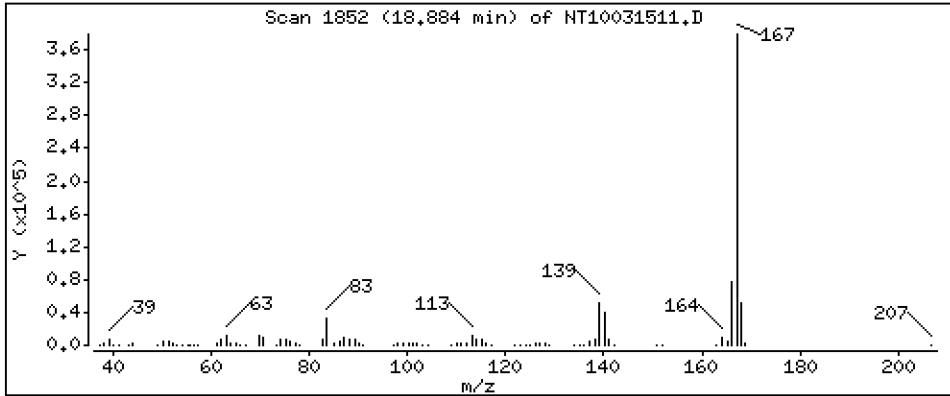
Operator: VTS

Column phase: ZB-5msi

Column diameter: 0,25

62 Carbazole

Concentration: 4,730 ug/mL



Date : 16-MAR-2023 02:16

Client ID:

Instrument: nt10.i

Sample Info: SLC0228-SCV1

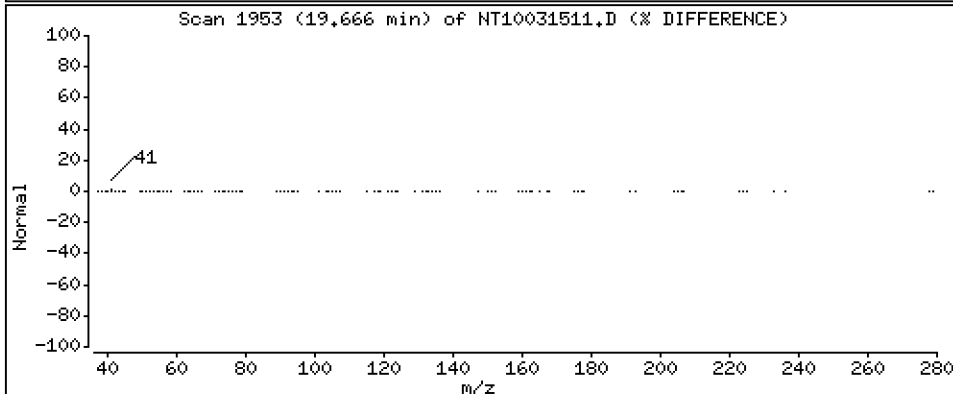
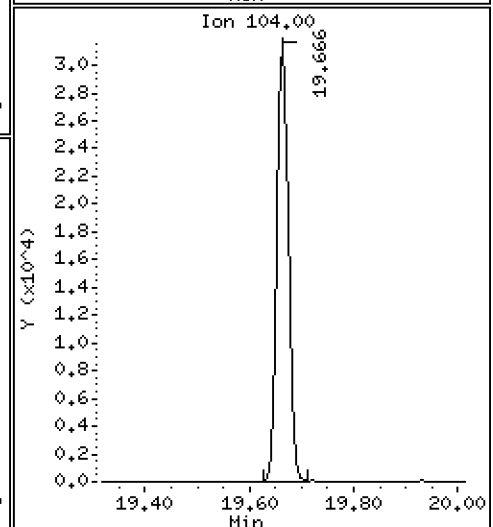
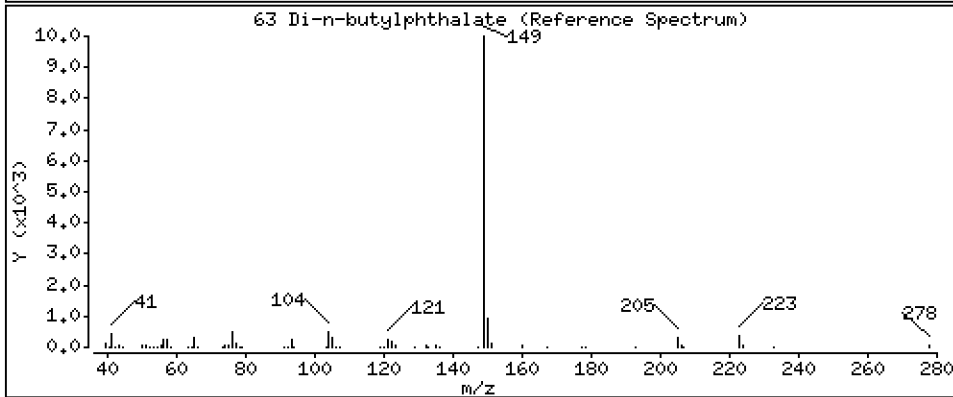
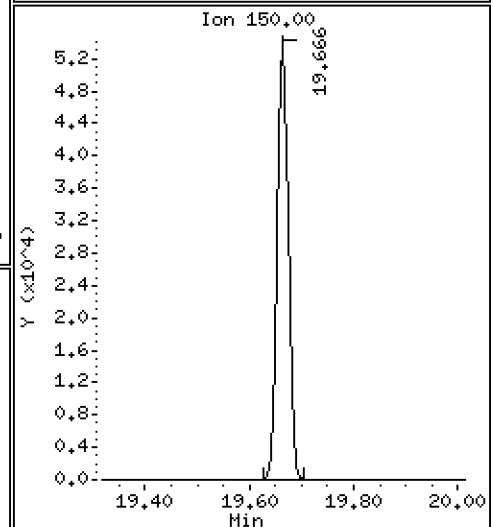
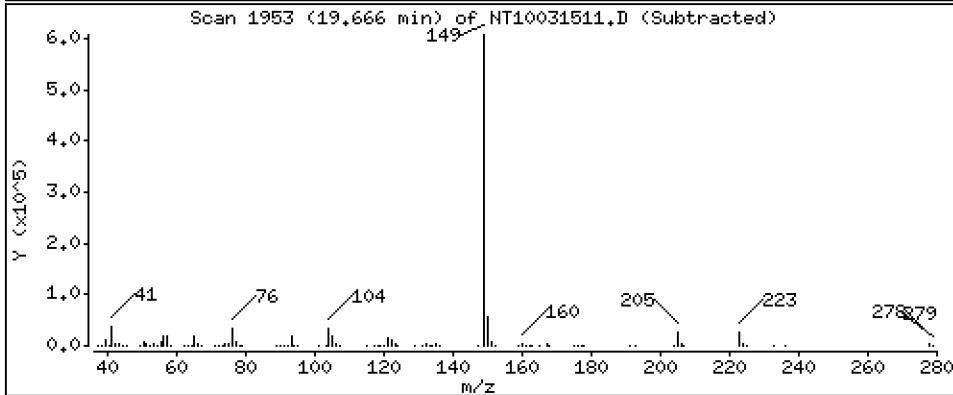
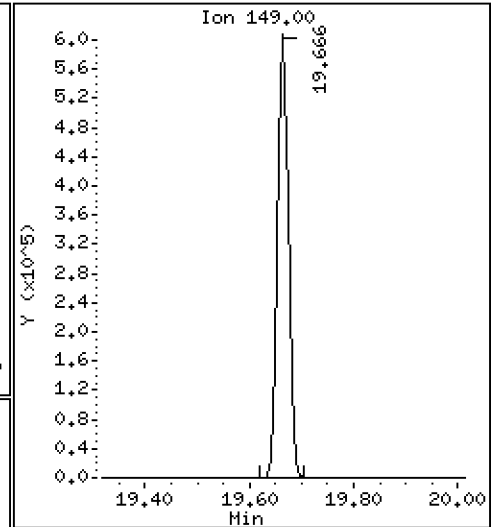
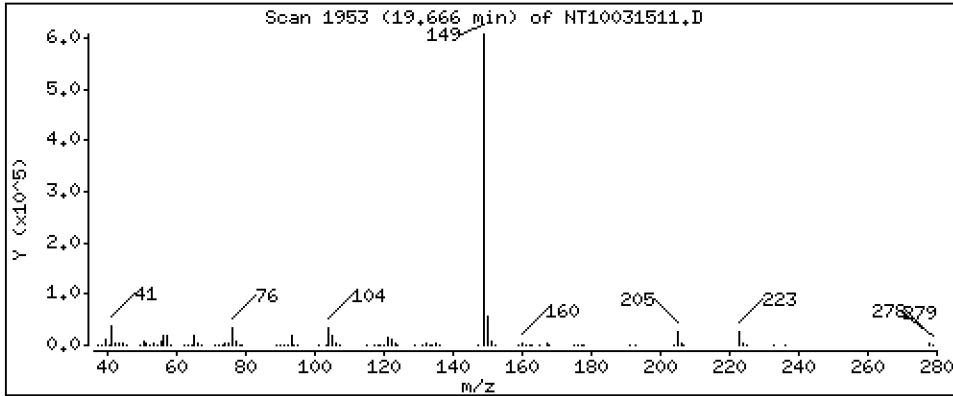
Operator: VTS

Column phase: ZB-5msi

Column diameter: 0,25

63 Di-n-butylphthalate

Concentration: 4,967 ug/mL



Date : 16-MAR-2023 02:16

Client ID:

Instrument: nt10.i

Sample Info: SLC0228-SCV1

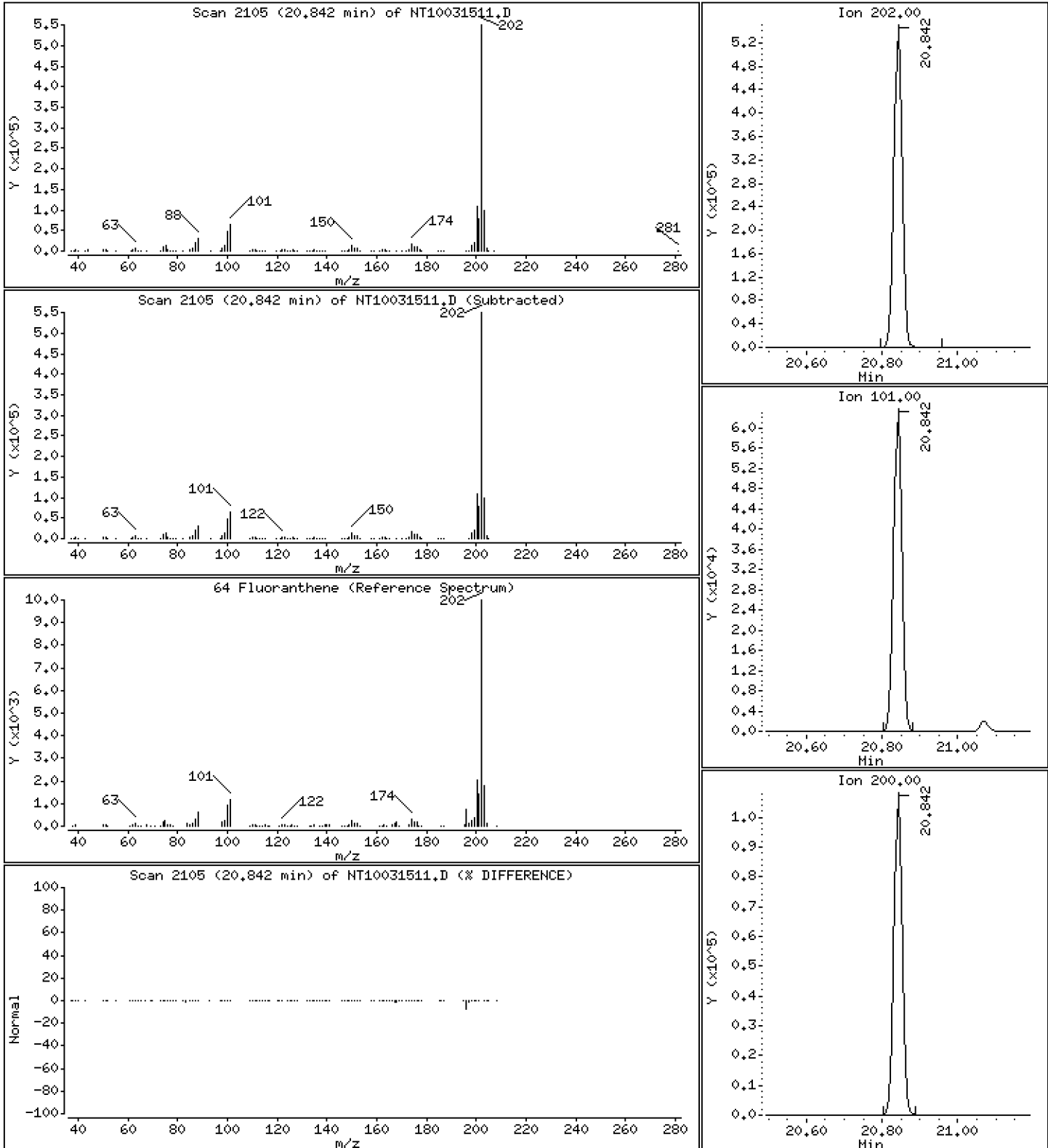
Operator: VTS

Column phase: ZB-5msi

Column diameter: 0,25

64 Fluoranthene

Concentration: 4,472 ug/mL



Date : 16-MAR-2023 02:16

Client ID:

Instrument: nt10.i

Sample Info: SLC0228-SCV1

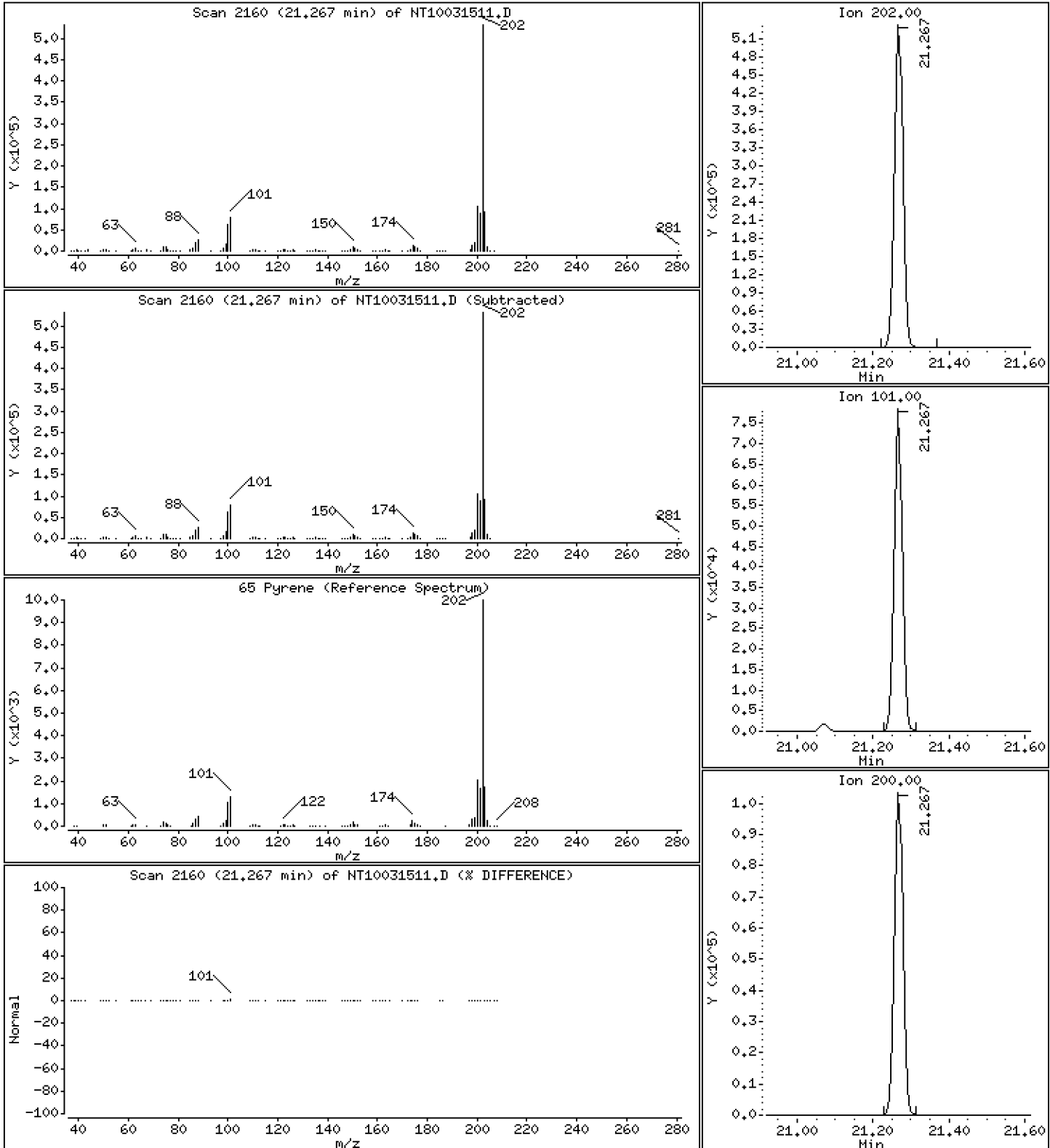
Operator: VTS

Column phase: ZB-5msi

Column diameter: 0,25

65 Pyrene

Concentration: 4,339 ug/mL



Date : 16-MAR-2023 02:16

Client ID:

Instrument: nt10.i

Sample Info: SLC0228-SCV1

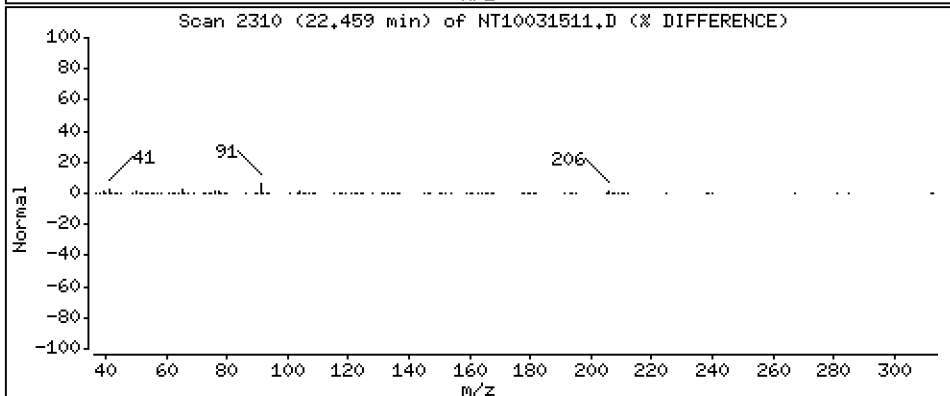
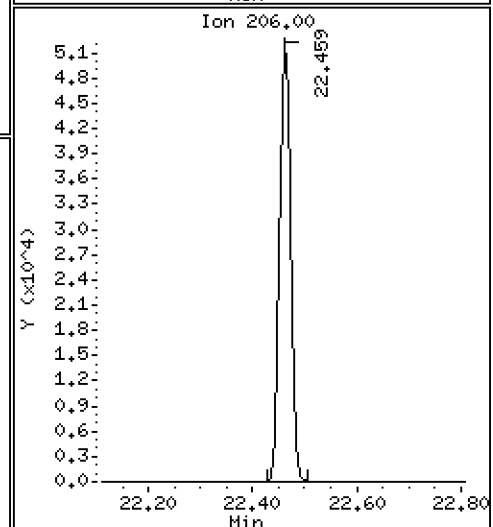
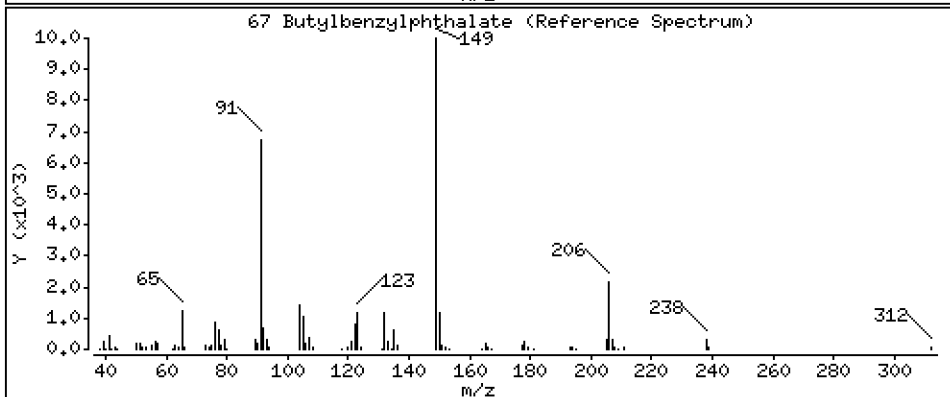
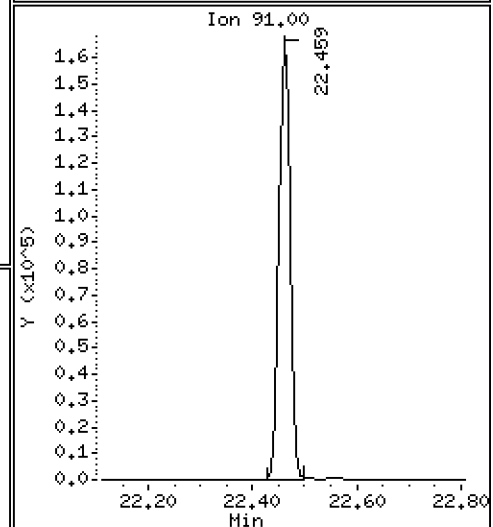
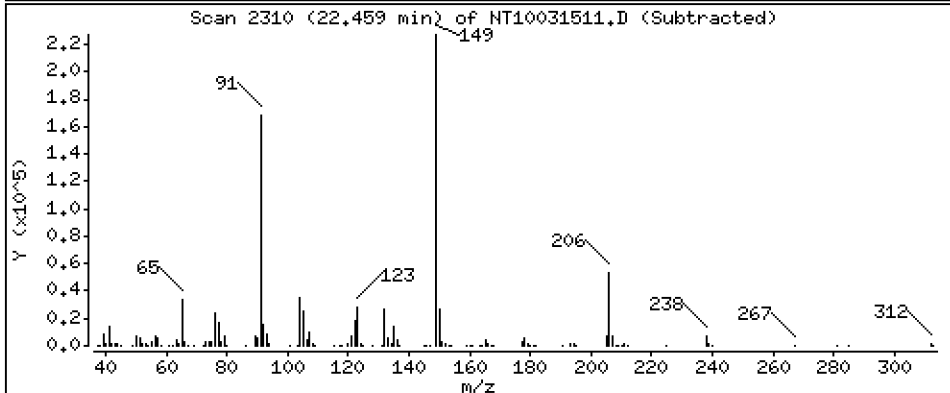
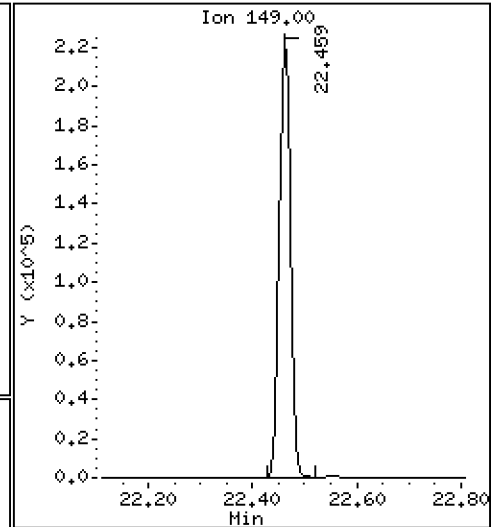
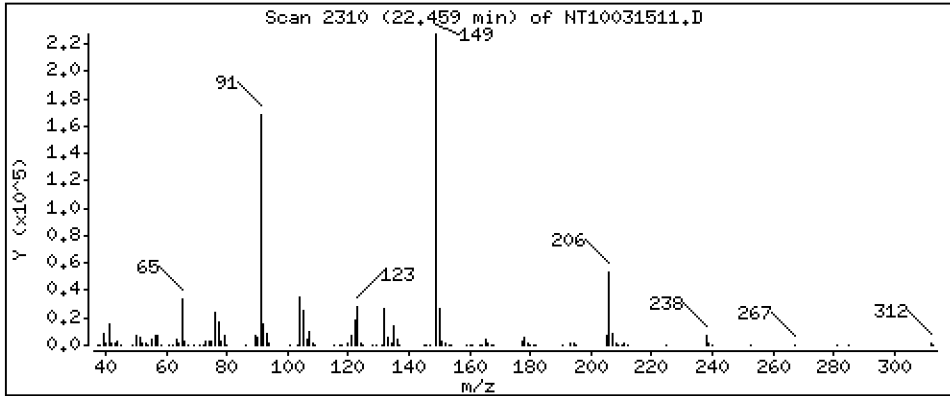
Operator: VTS

Column phase: ZB-5msi

Column diameter: 0,25

67 Butylbenzylphthalate

Concentration: 4,834 ug/mL



Date : 16-MAR-2023 02:16

Client ID:

Instrument: nt10.i

Sample Info: SLC0228-SCV1

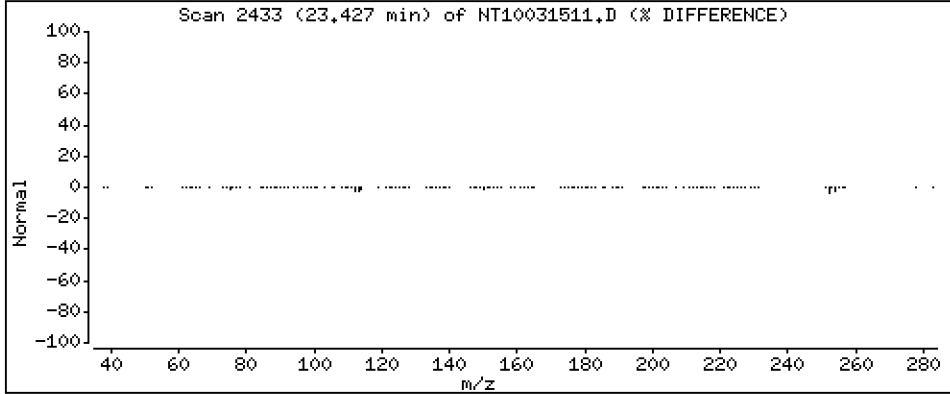
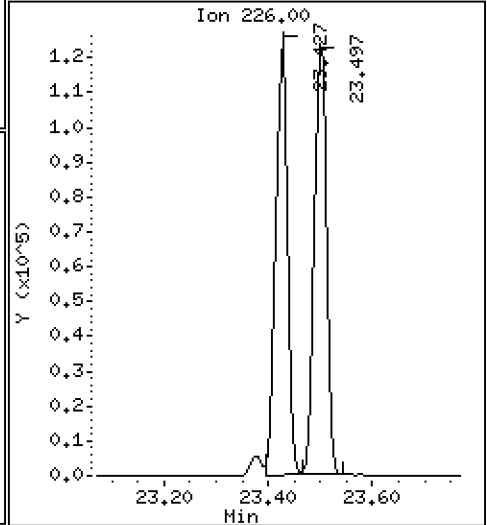
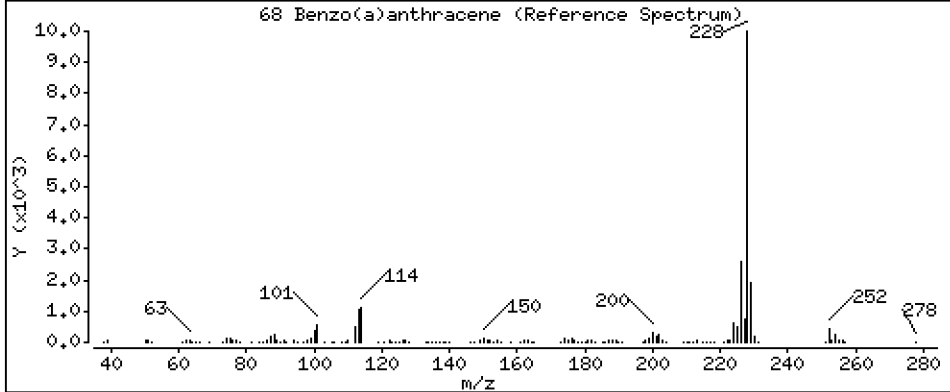
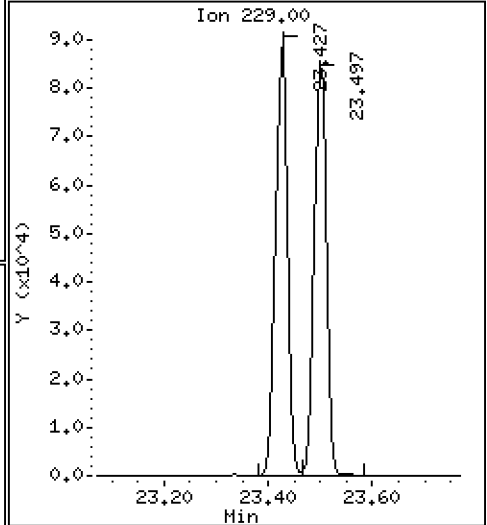
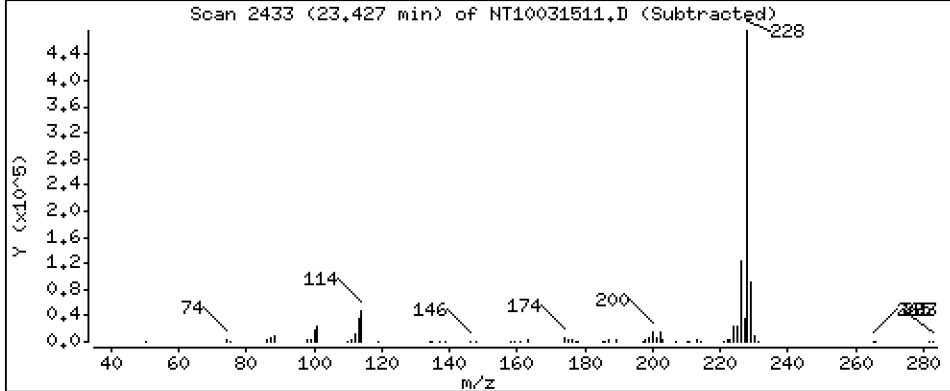
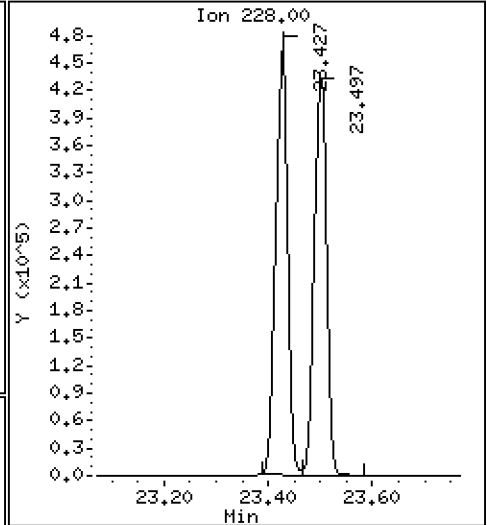
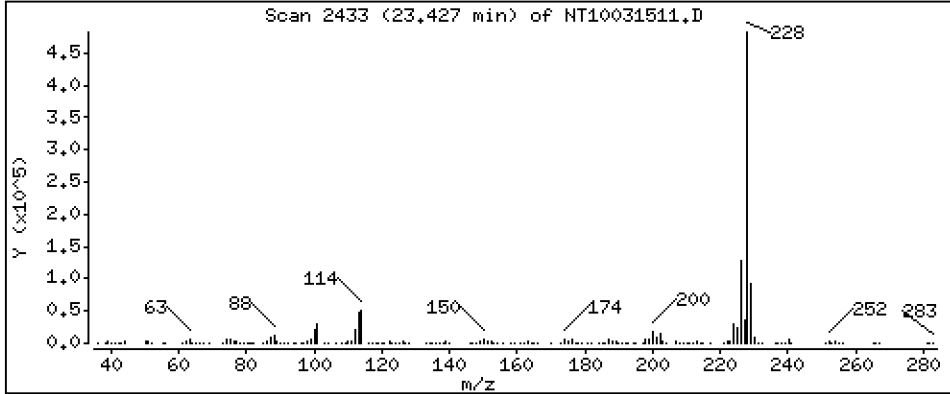
Operator: VTS

Column phase: ZB-5msi

Column diameter: 0,25

68 Benzo(a)anthracene

Concentration: 4,647 ug/mL



Date : 16-MAR-2023 02:16

Client ID:

Instrument: nt10.i

Sample Info: SLC0228-SCV1

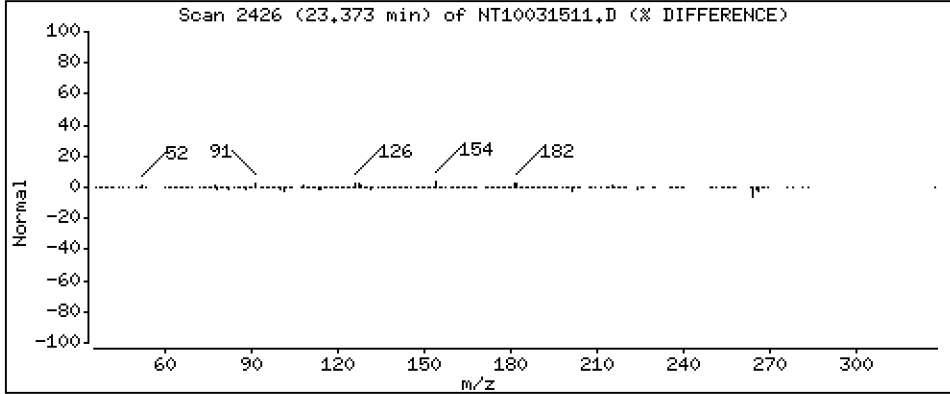
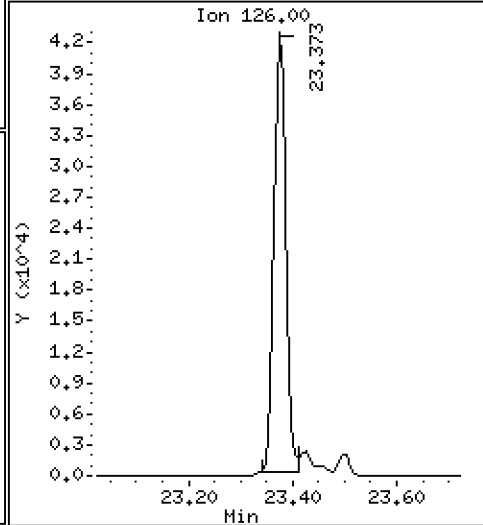
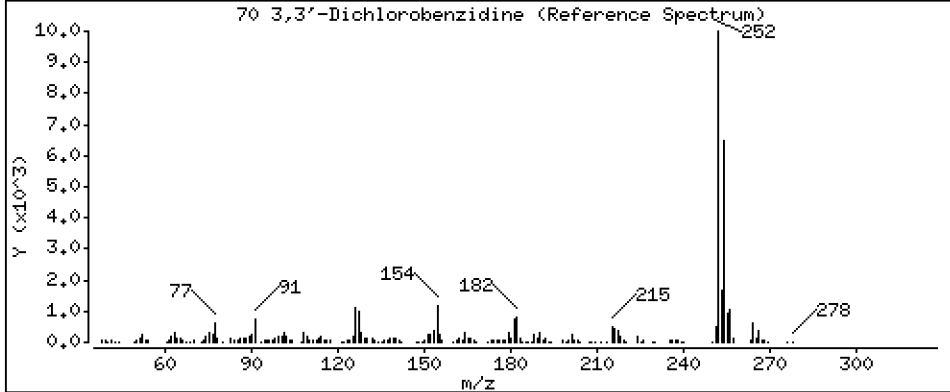
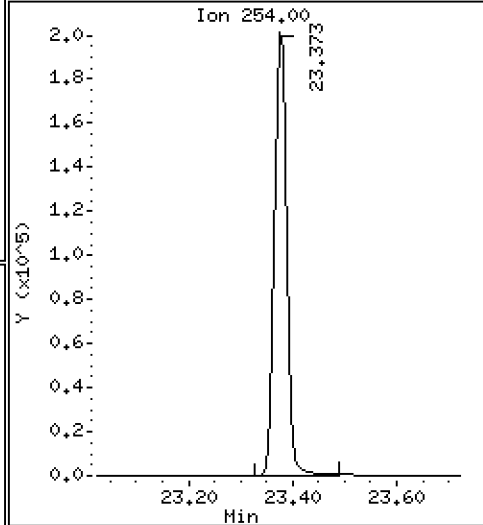
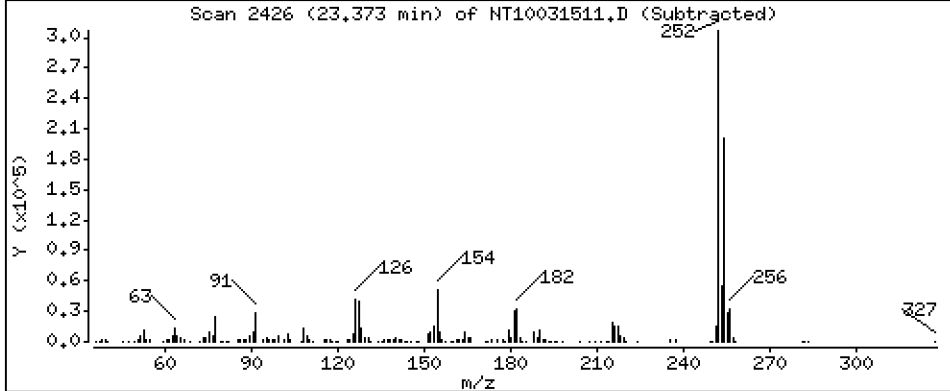
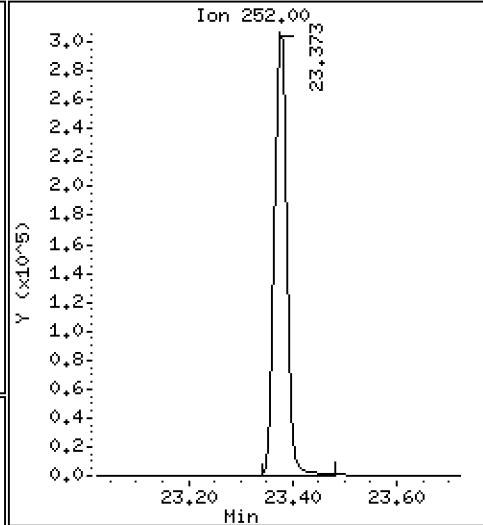
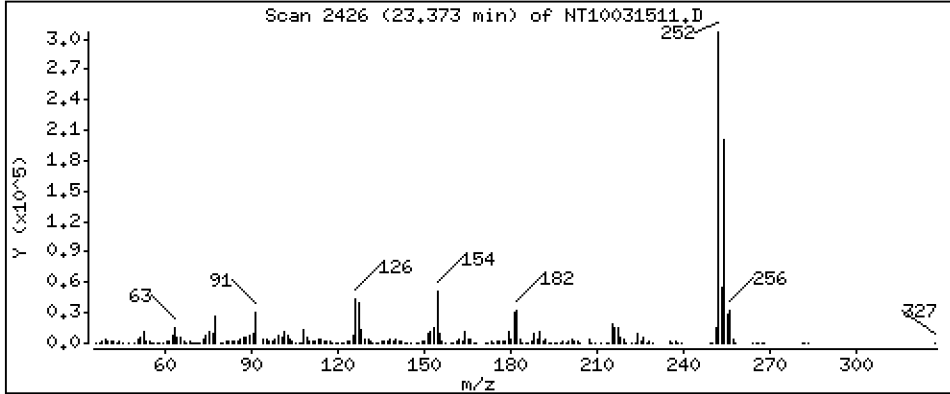
Operator: VTS

Column phase: ZB-5msi

Column diameter: 0,25

70 3,3'-Dichlorobenzidine

Concentration: 9,817 ug/mL



Date : 16-MAR-2023 02:16

Client ID:

Instrument: nt10.i

Sample Info: SLC0228-SCV1

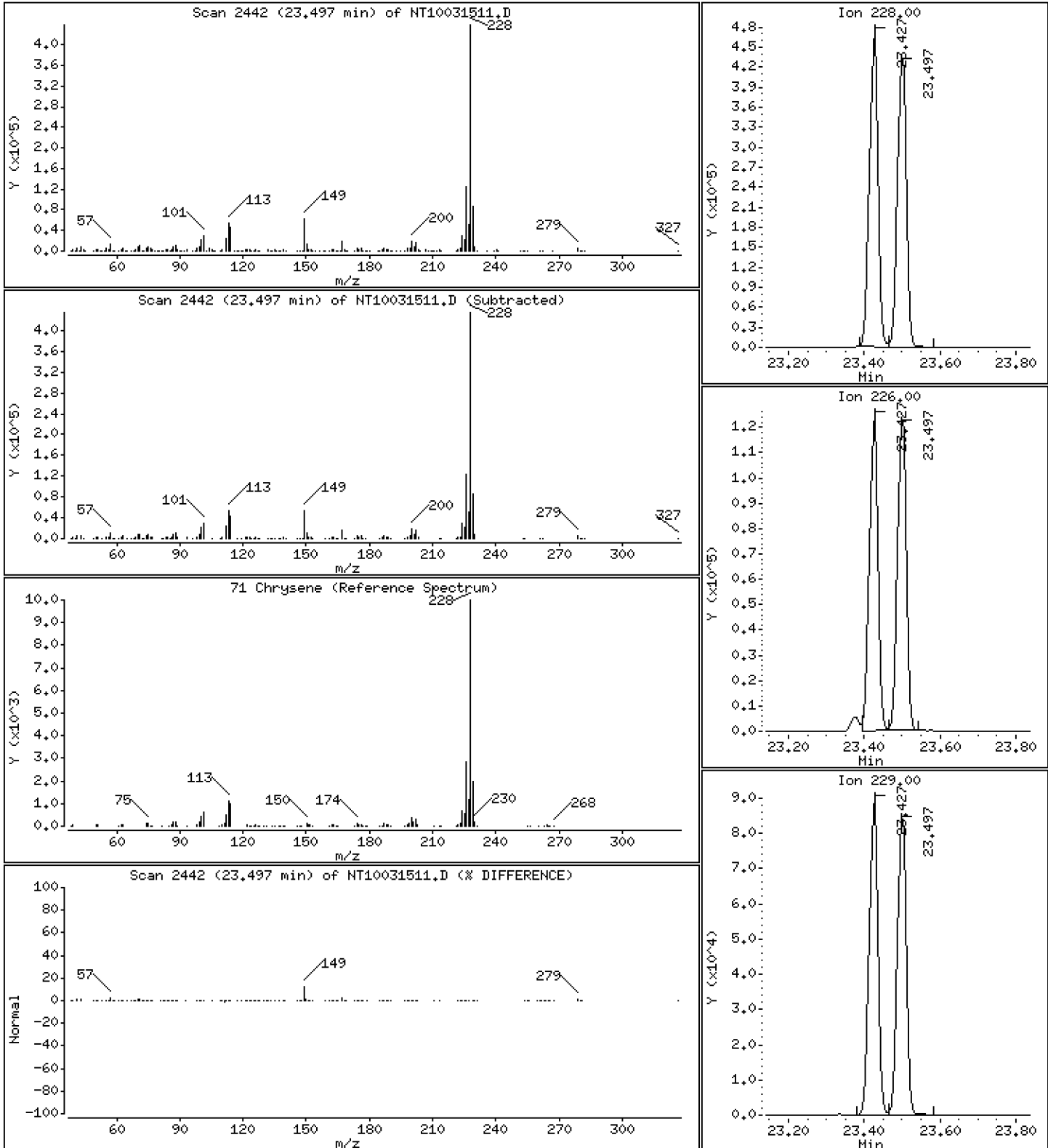
Operator: VTS

Column phase: ZB-5msi

Column diameter: 0,25

71 Chrysene

Concentration: 4,510 ug/mL



Date : 16-MAR-2023 02:16

Client ID:

Instrument: nt10.i

Sample Info: SLC0228-SCV1

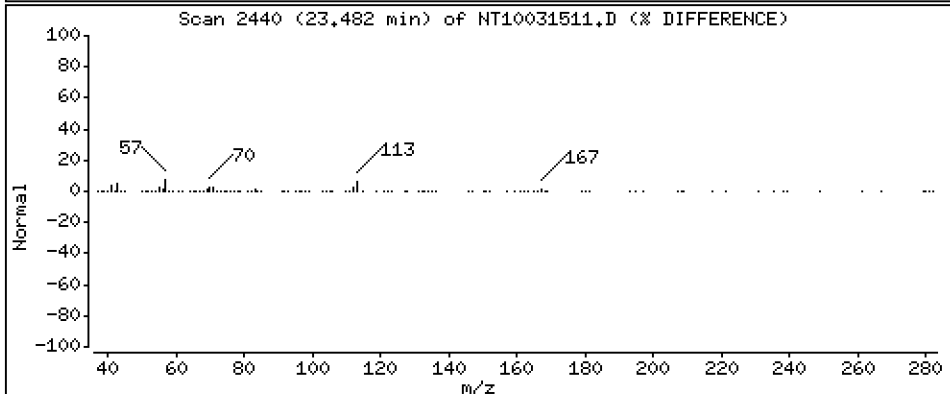
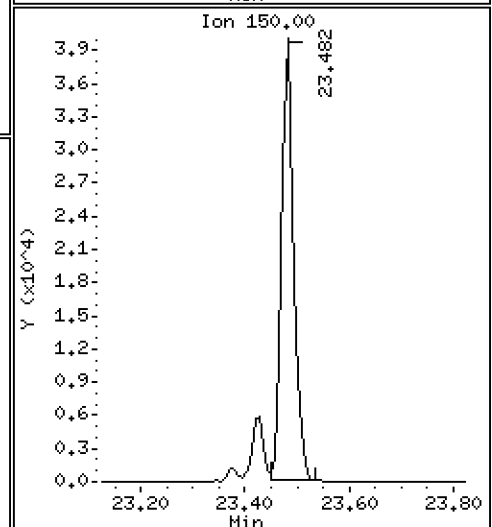
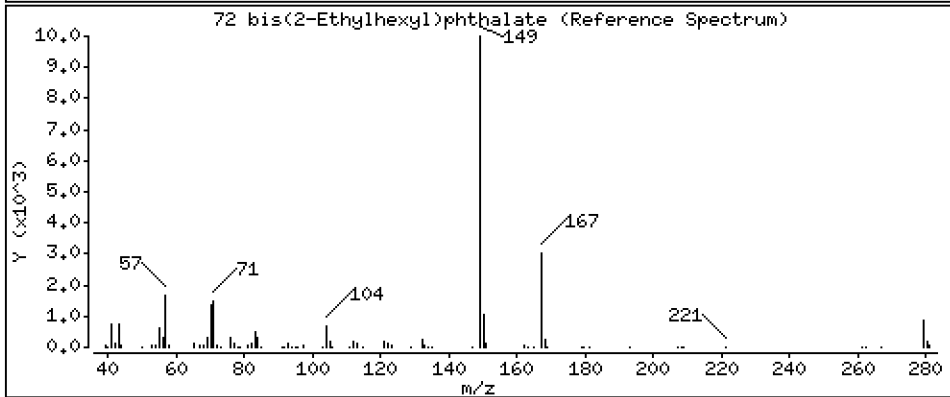
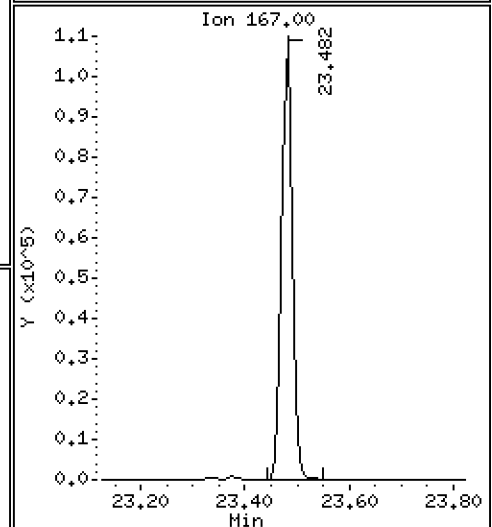
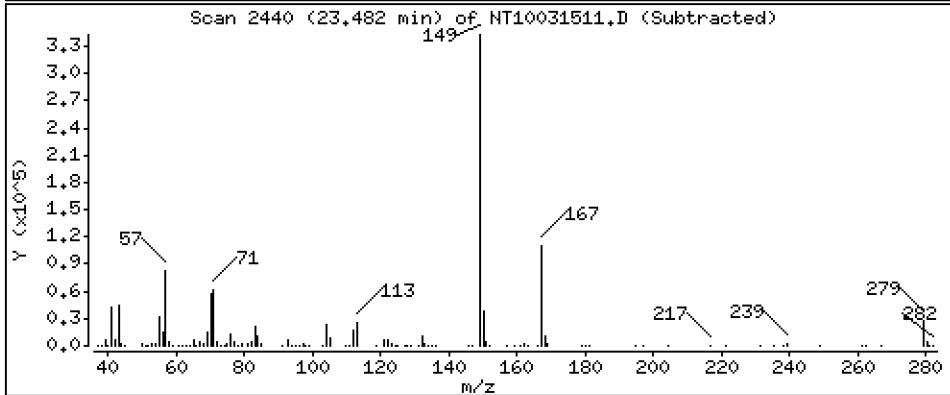
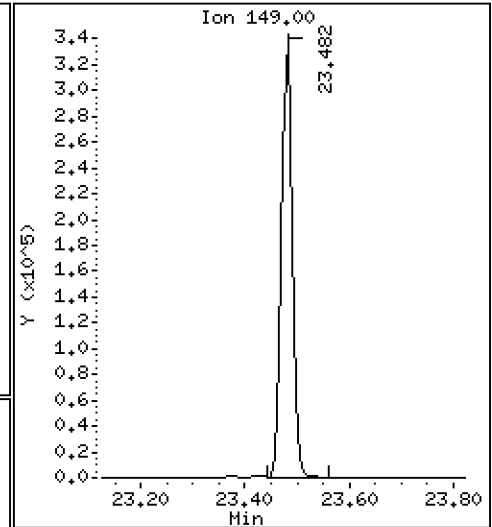
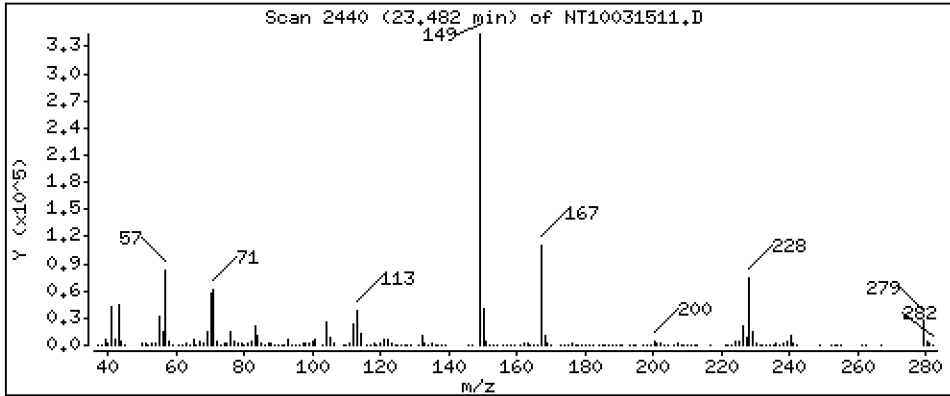
Operator: VTS

Column phase: ZB-5msi

Column diameter: 0,25

72 bis(2-Ethylhexyl)phthalate

Concentration: 4,680 ug/mL



Date : 16-MAR-2023 02:16

Client ID:

Instrument: nt10.i

Sample Info: SLC0228-SCV1

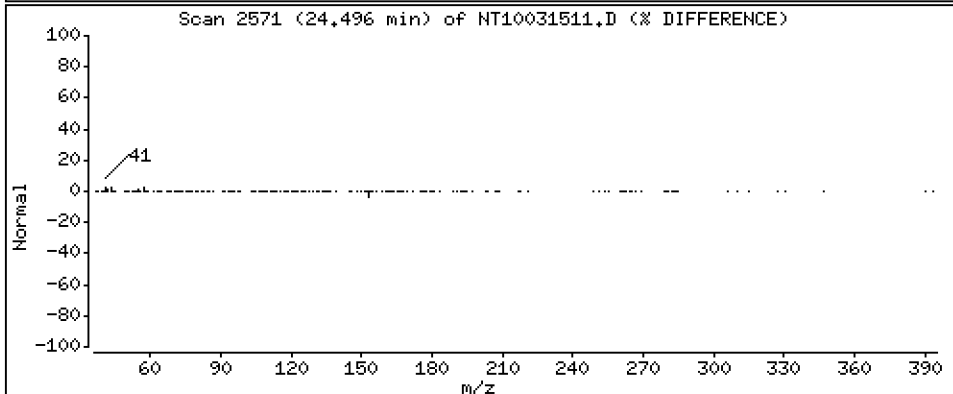
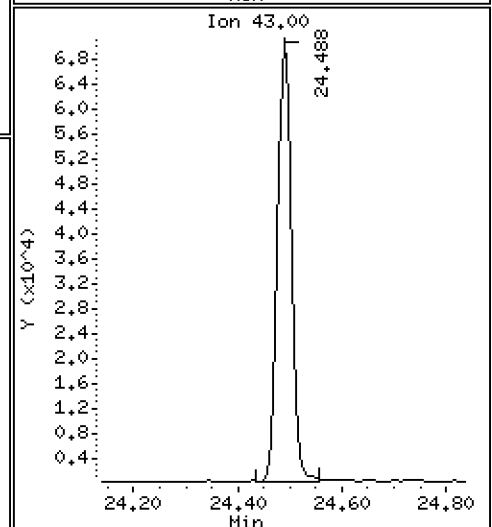
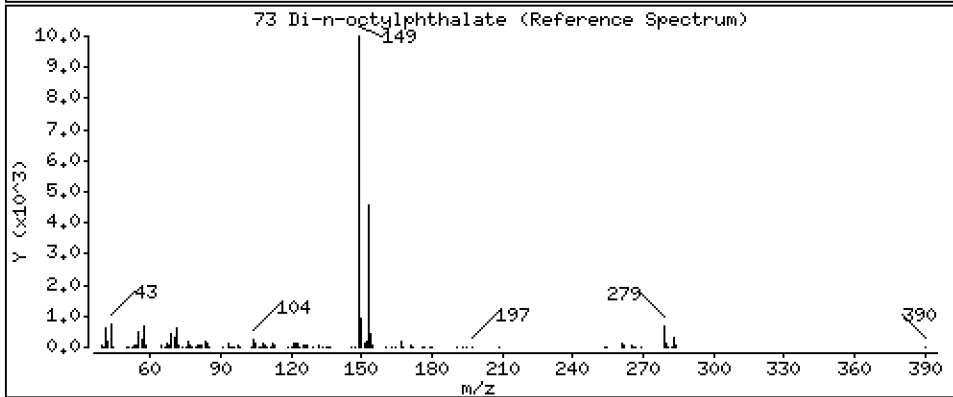
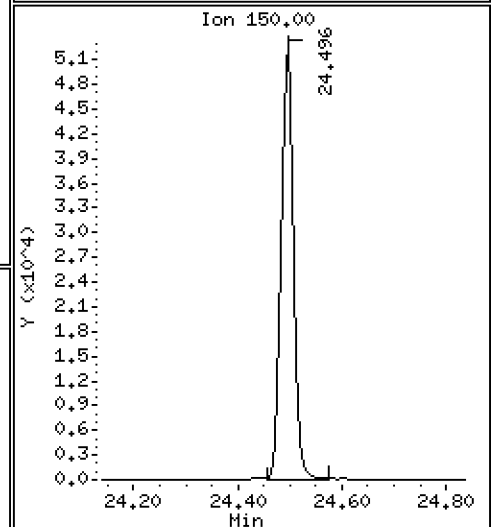
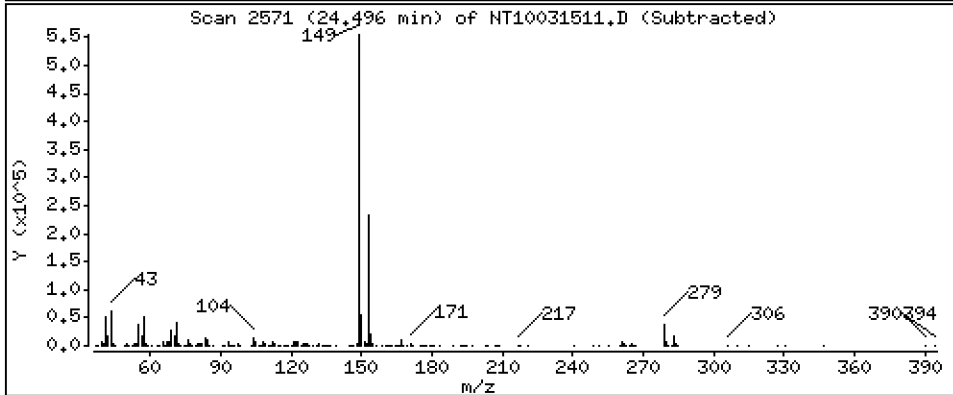
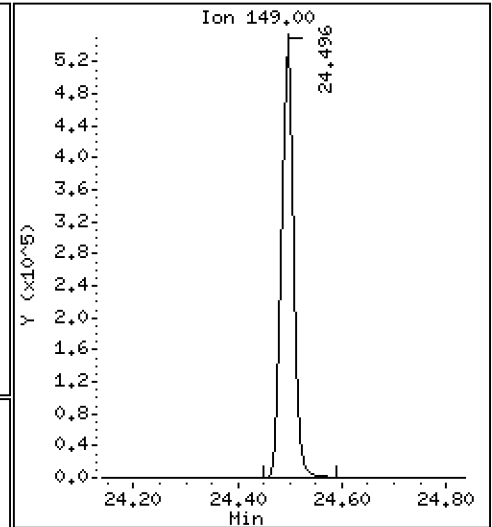
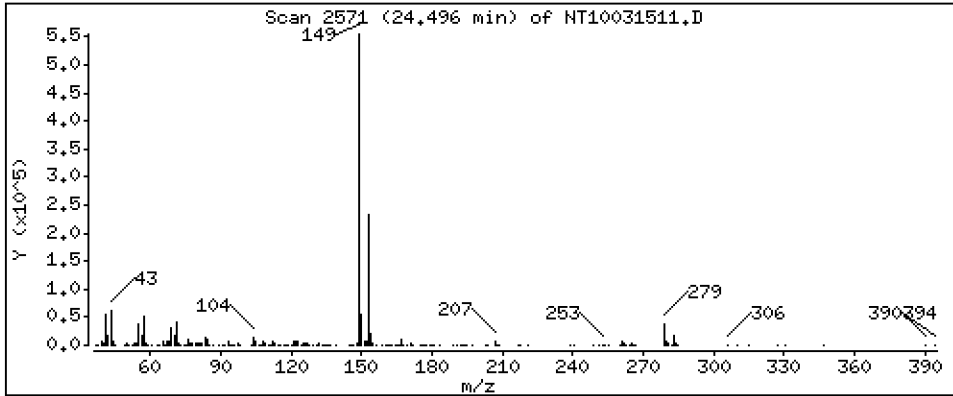
Operator: VTS

Column phase: ZB-5msi

Column diameter: 0,25

73 Di-n-octylphthalate

Concentration: 4,947 ug/mL



Date : 16-MAR-2023 02:16

Client ID:

Instrument: nt10.i

Sample Info: SLC0228-SCV1

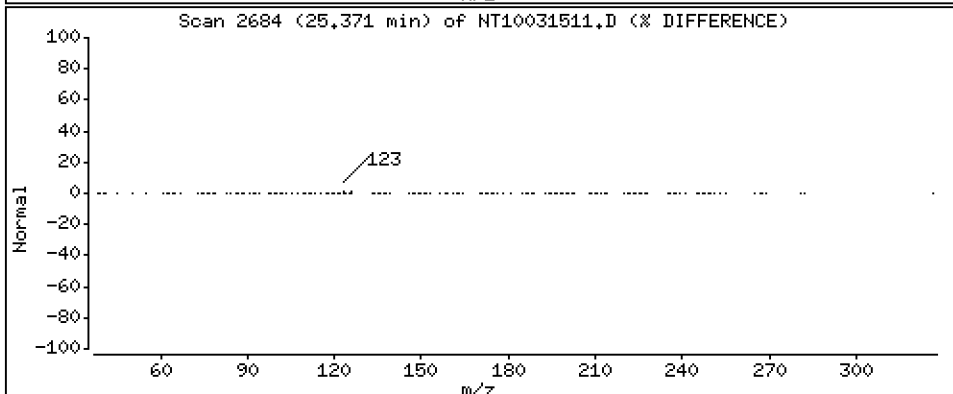
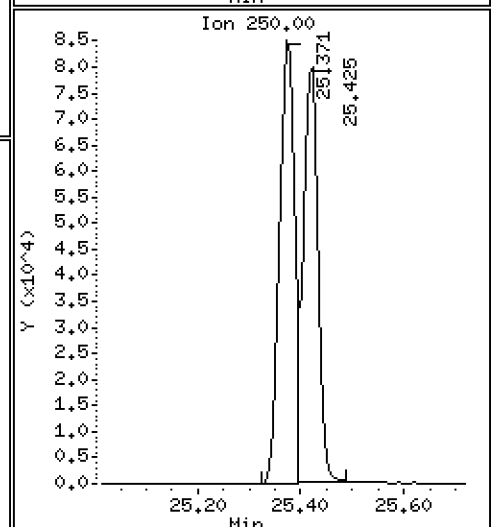
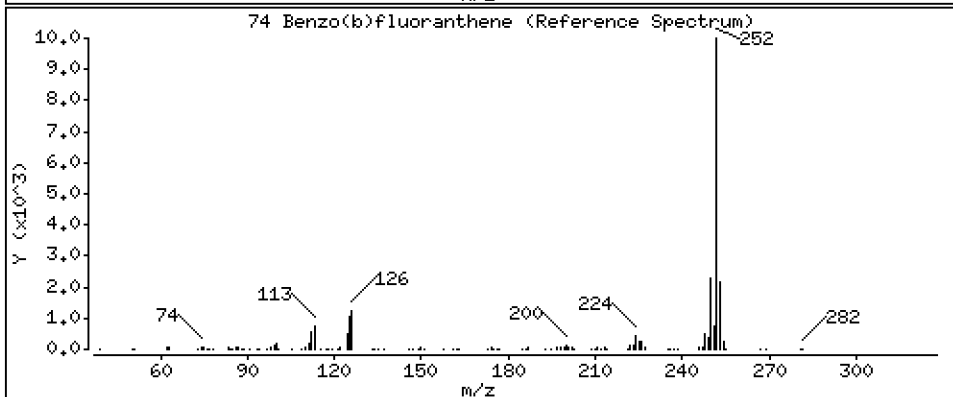
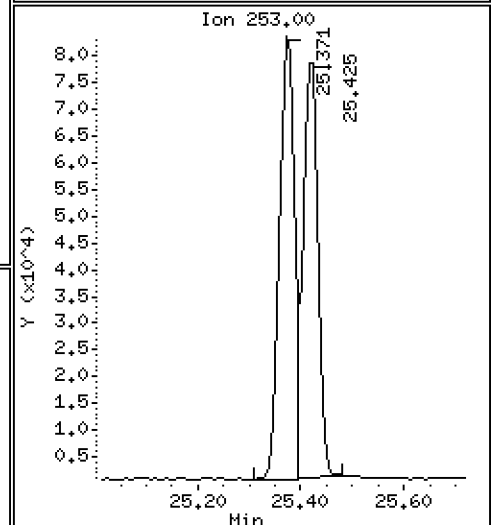
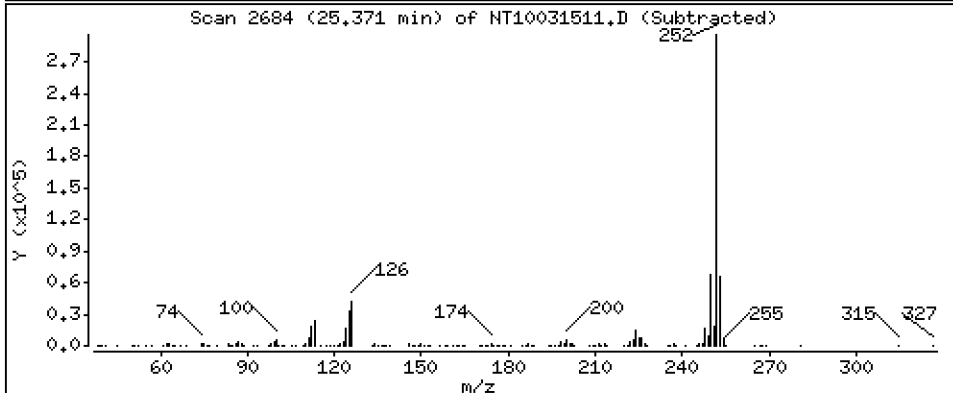
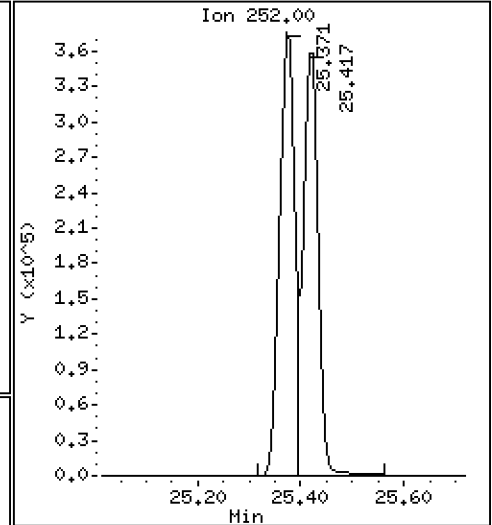
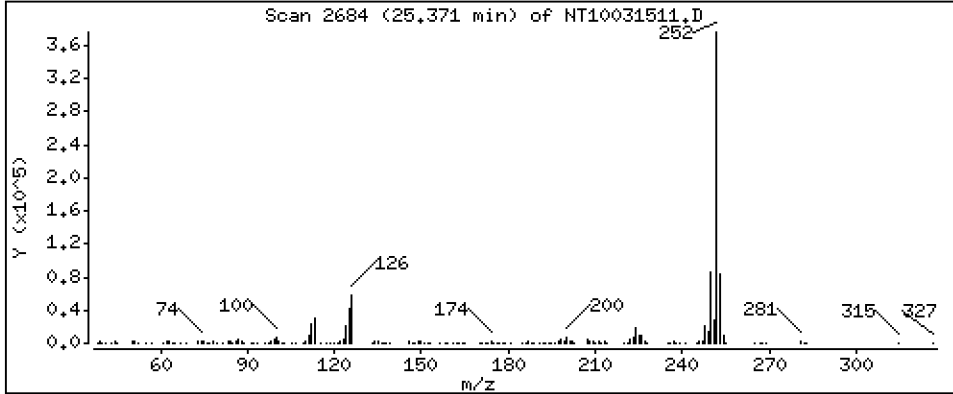
Operator: VTS

Column phase: ZB-5msi

Column diameter: 0,25

74 Benzo(b)fluoranthene

Concentration: 4,602 ug/mL



Date : 16-MAR-2023 02:16

Client ID:

Instrument: nt10.i

Sample Info: SLC0228-SCV1

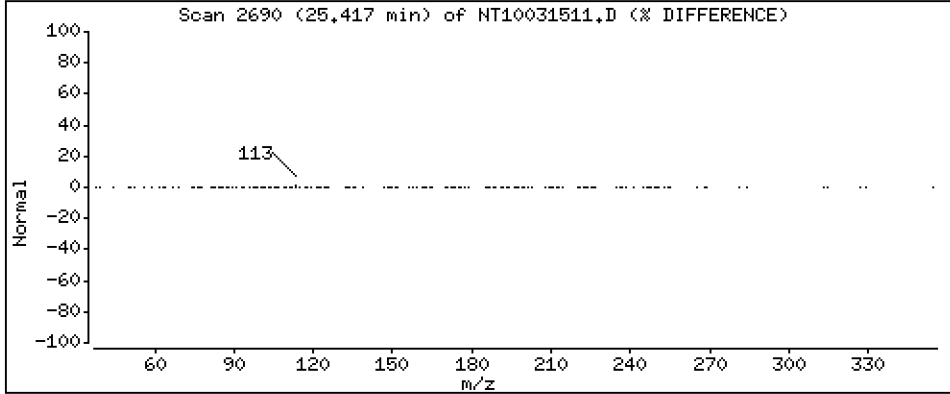
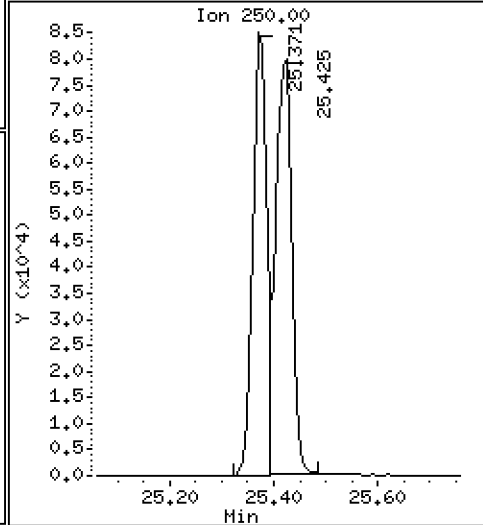
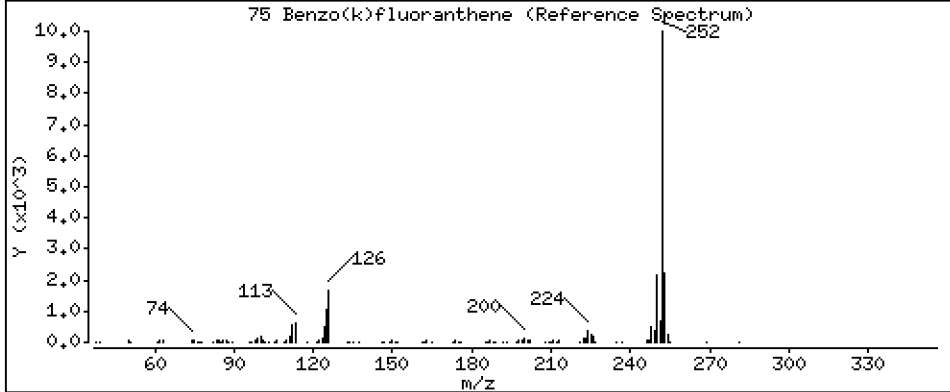
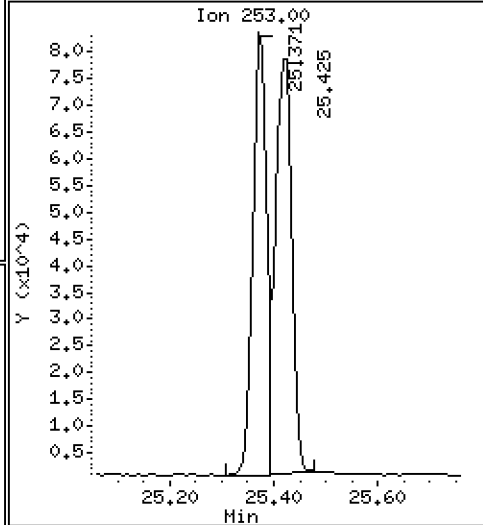
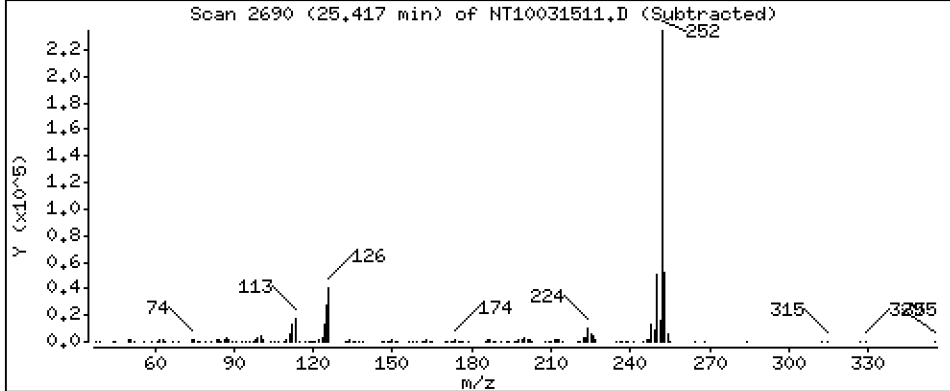
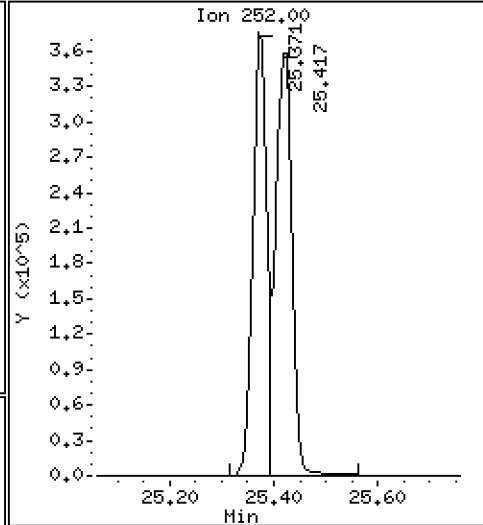
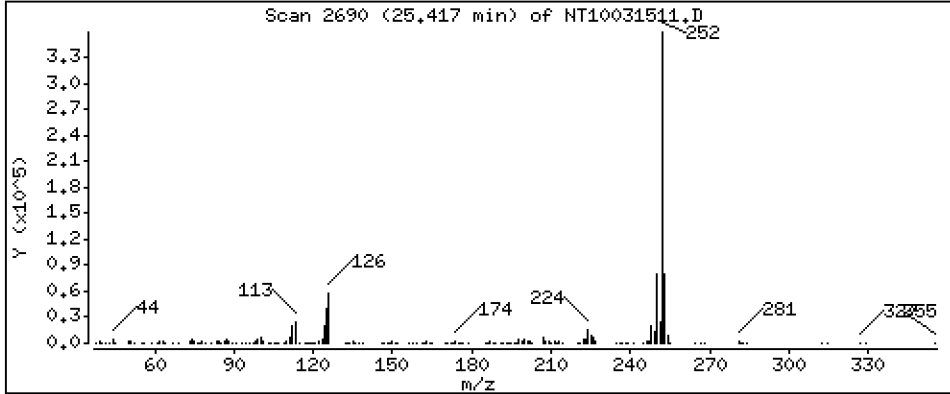
Operator: VTS

Column phase: ZB-5msi

Column diameter: 0,25

75 Benzo(k)fluoranthene

Concentration: 4,898 ug/mL



Date : 16-MAR-2023 02:16

Client ID:

Instrument: nt10.i

Sample Info: SLC0228-SCV1

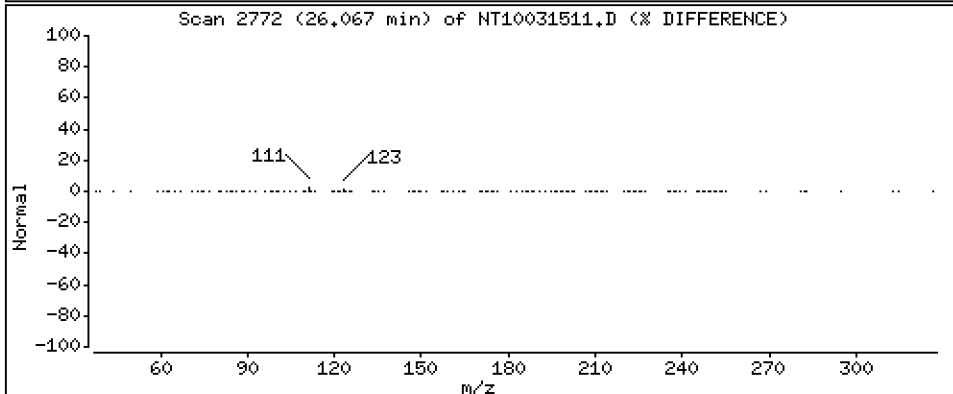
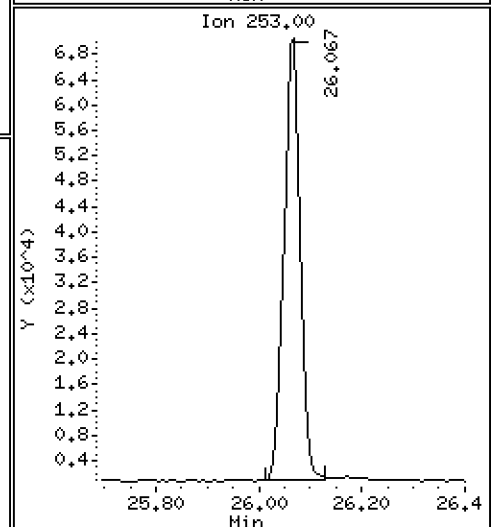
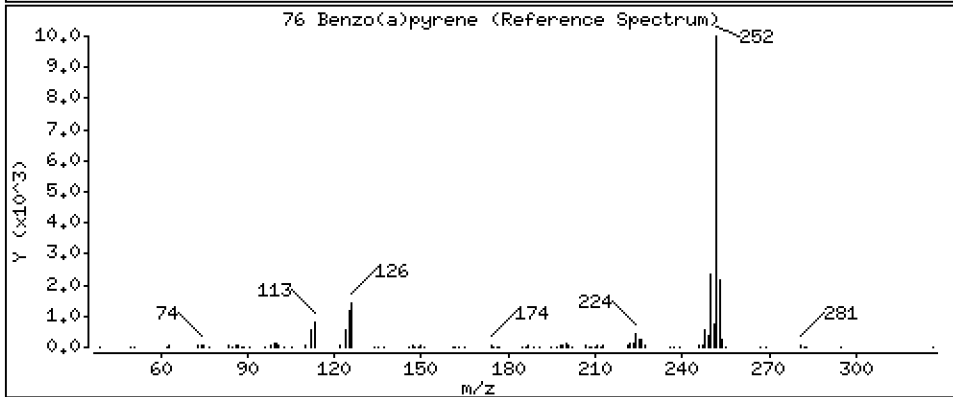
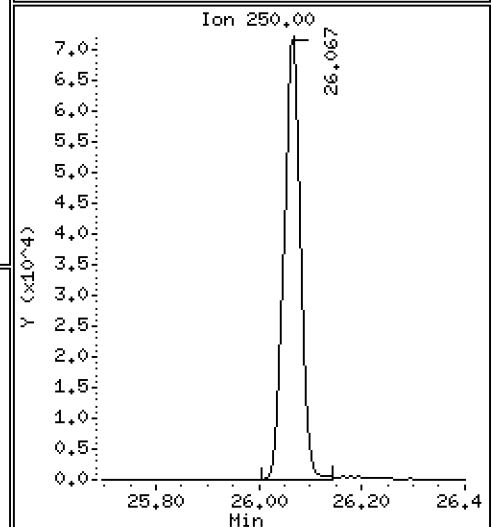
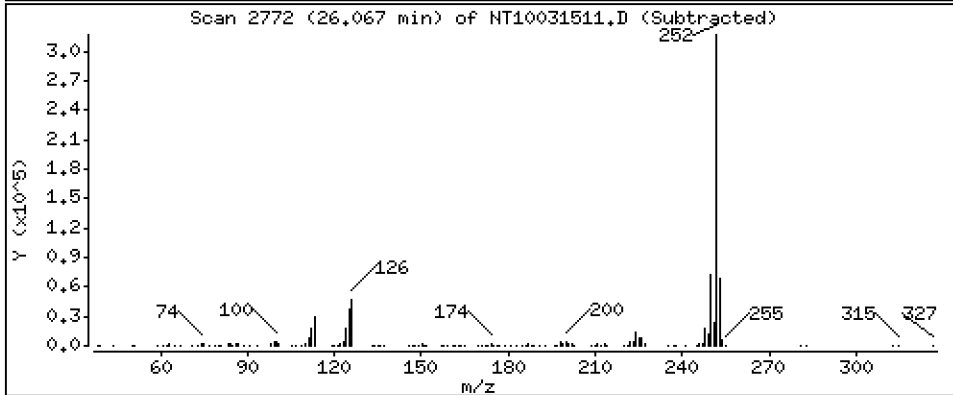
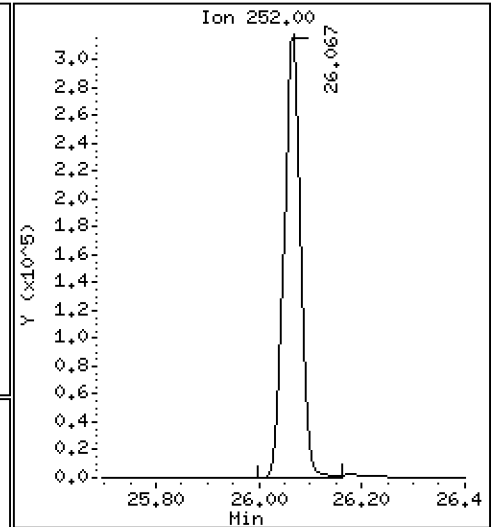
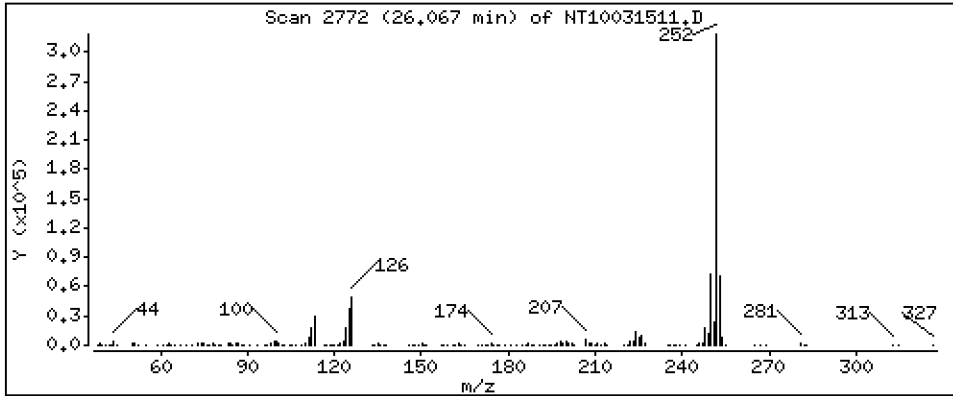
Operator: VTS

Column phase: ZB-5msi

Column diameter: 0,25

76 Benzo(a)pyrene

Concentration: 4,873 ug/mL



Date : 16-MAR-2023 02:16

Client ID:

Instrument: nt10.i

Sample Info: SLC0228-SCV1

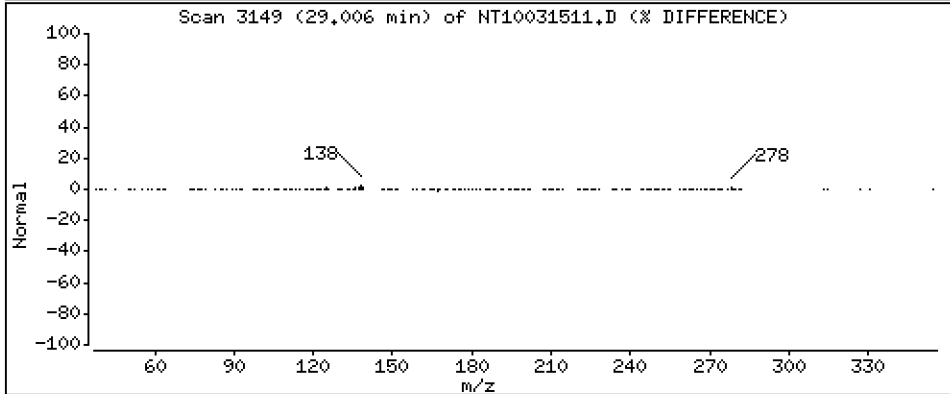
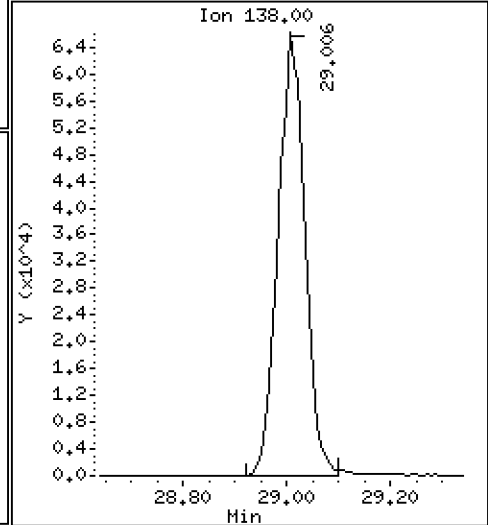
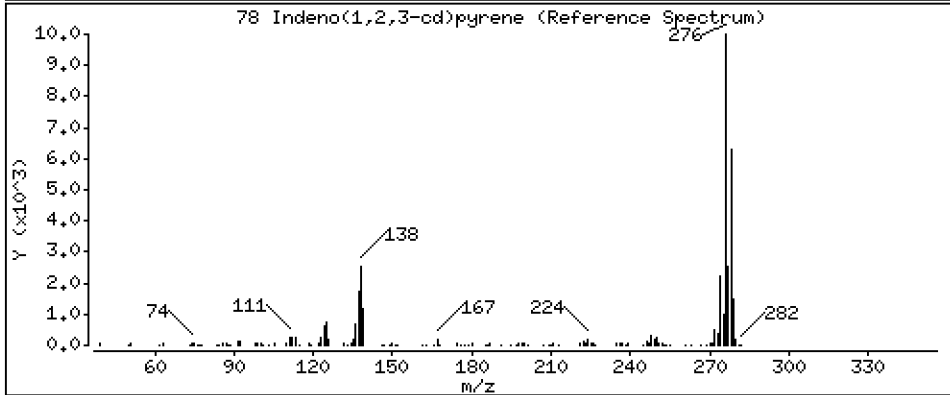
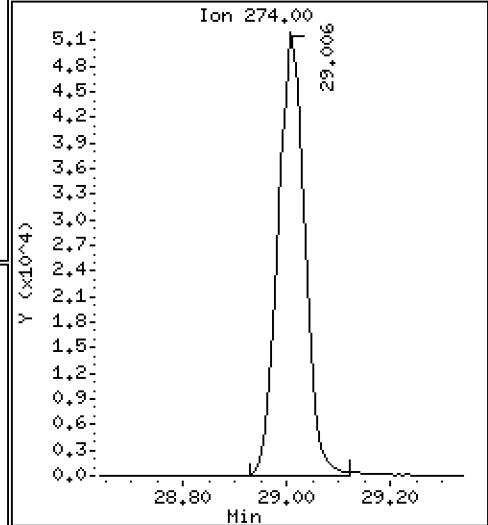
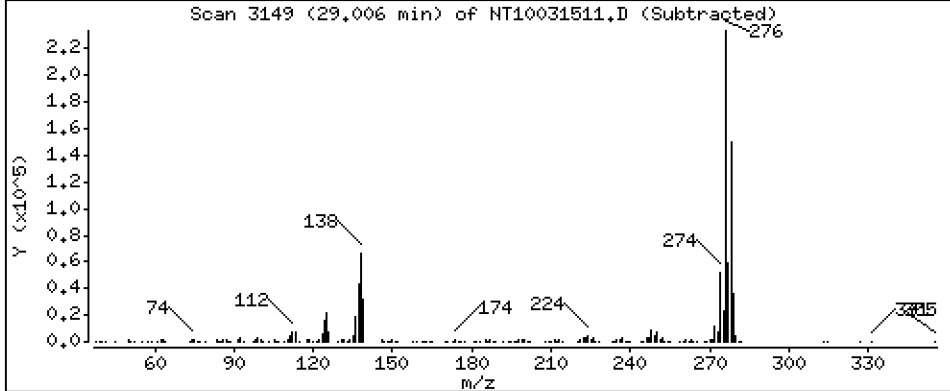
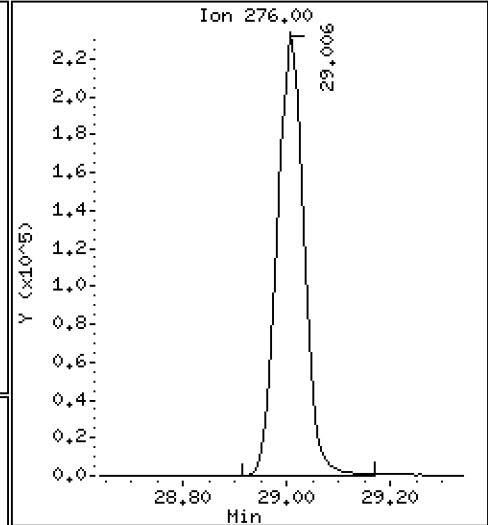
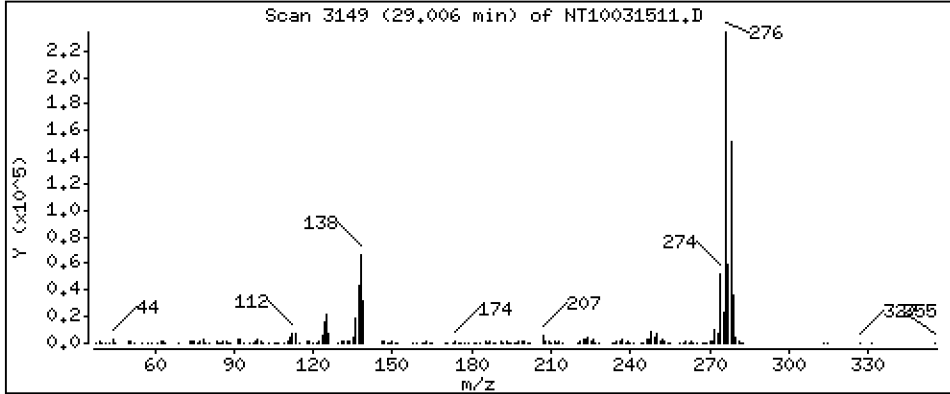
Operator: VTS

Column phase: ZB-5msi

Column diameter: 0,25

78 Indeno(1,2,3-cd)pyrene

Concentration: 4,577 ug/mL



Date : 16-MAR-2023 02:16

Client ID:

Instrument: nt10.i

Sample Info: SLC0228-SCV1

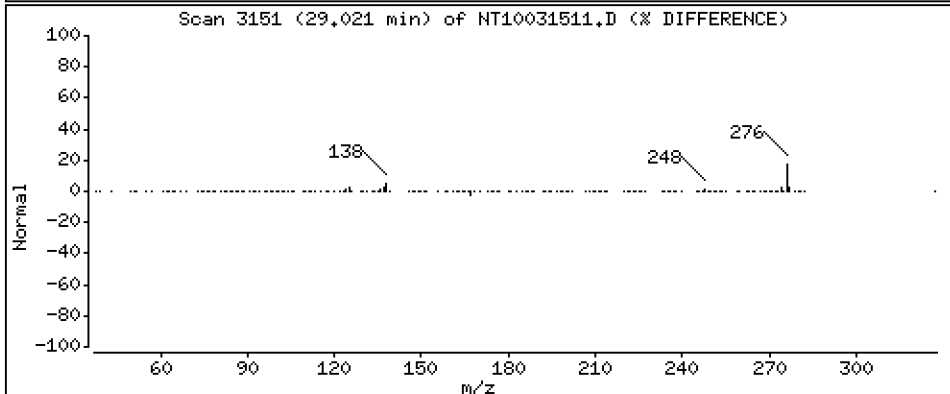
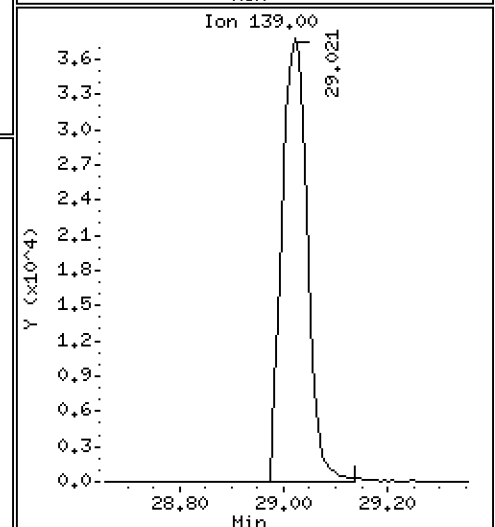
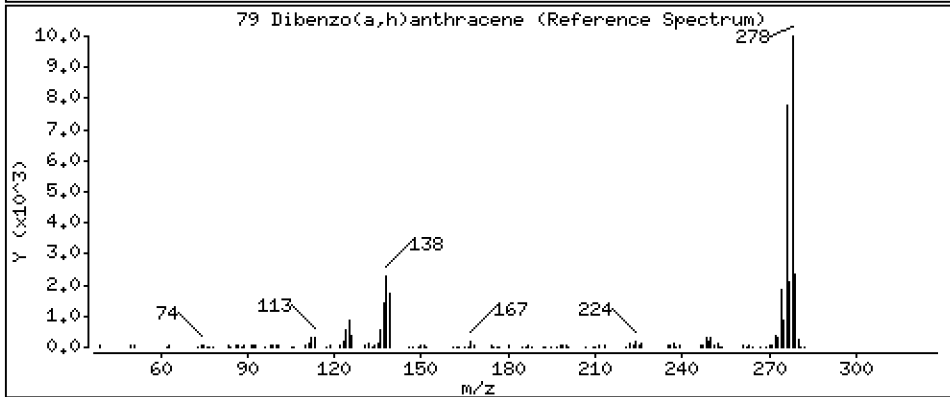
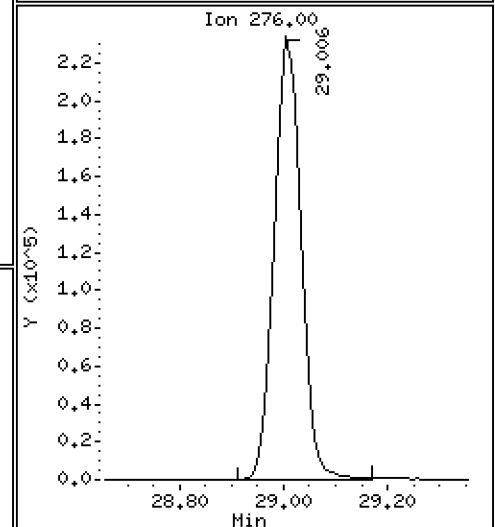
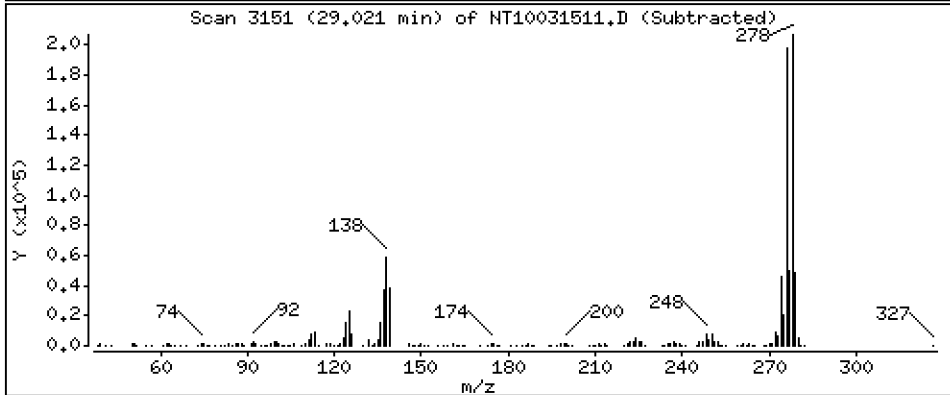
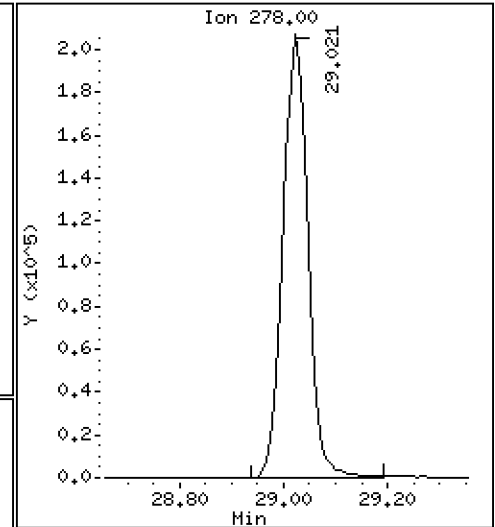
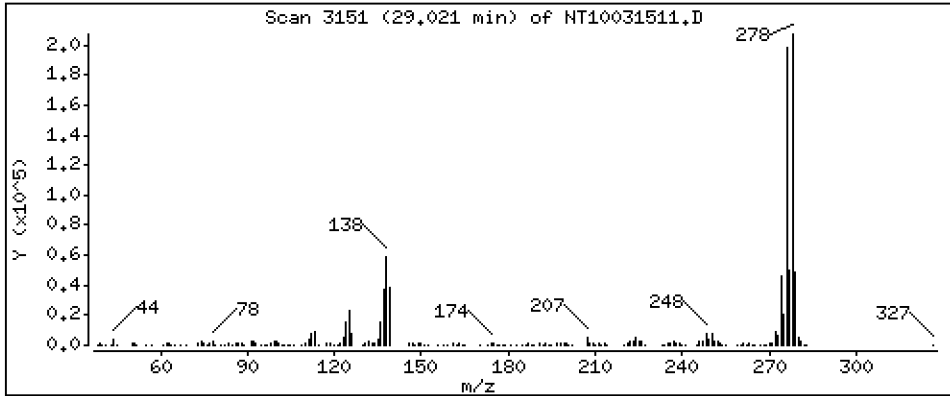
Operator: VTS

Column phase: ZB-5msi

Column diameter: 0,25

79 Dibenzo(a,h)anthracene

Concentration: 4,547 ug/mL



Date : 16-MAR-2023 02:16

Client ID:

Instrument: nt10.i

Sample Info: SLC0228-SCV1

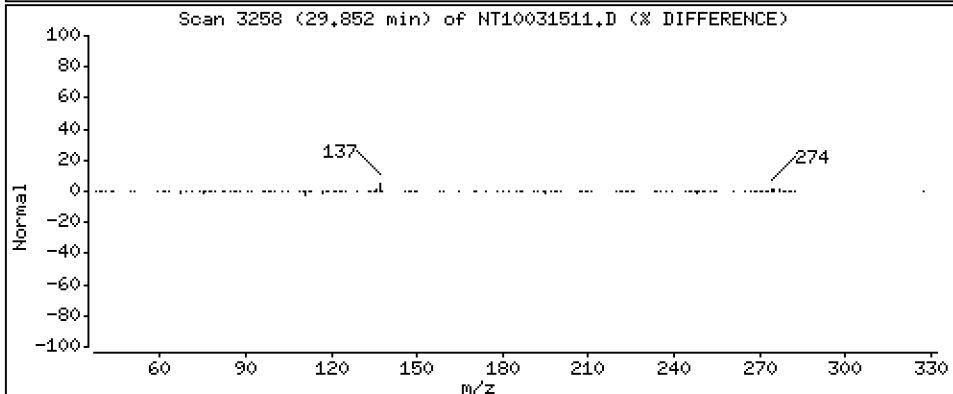
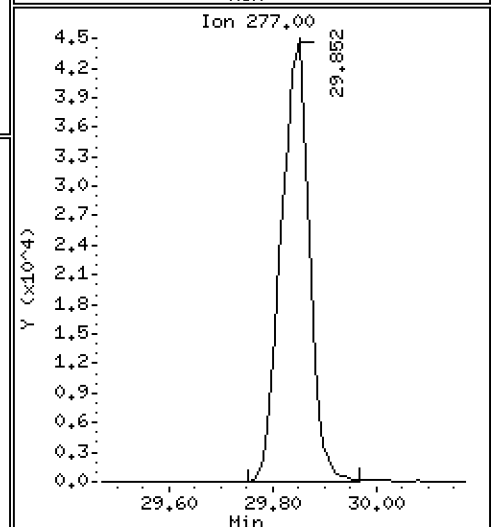
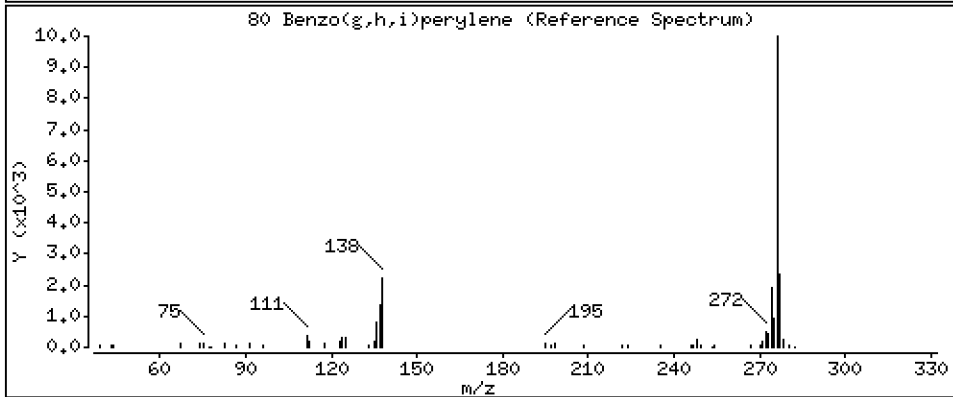
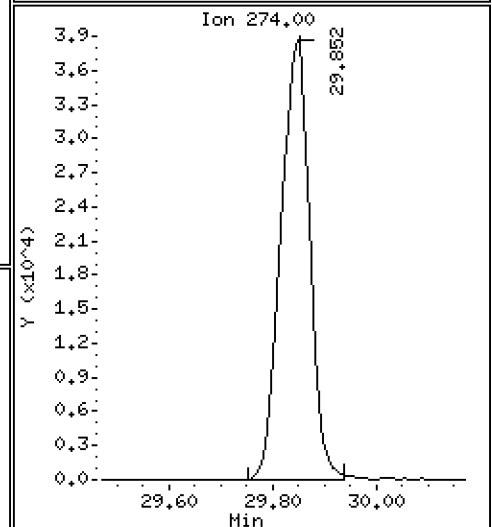
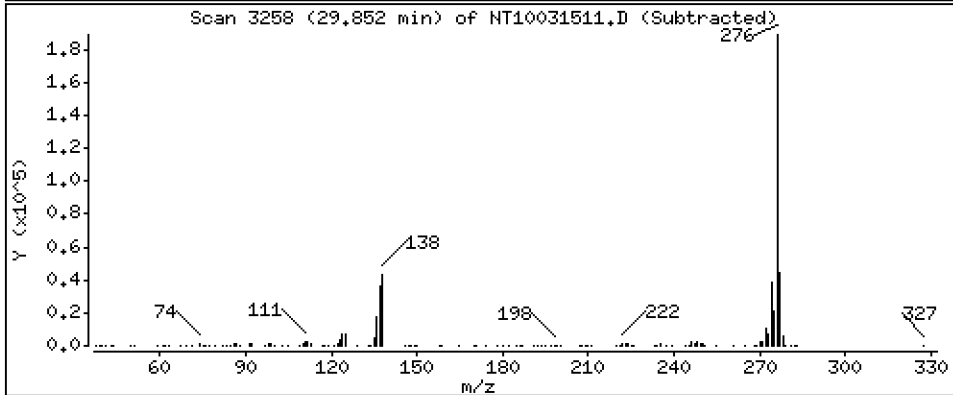
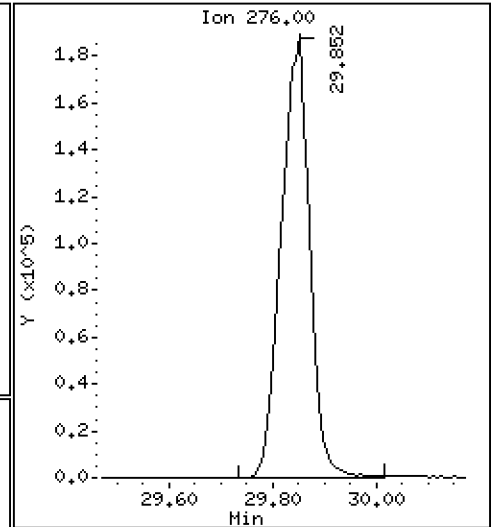
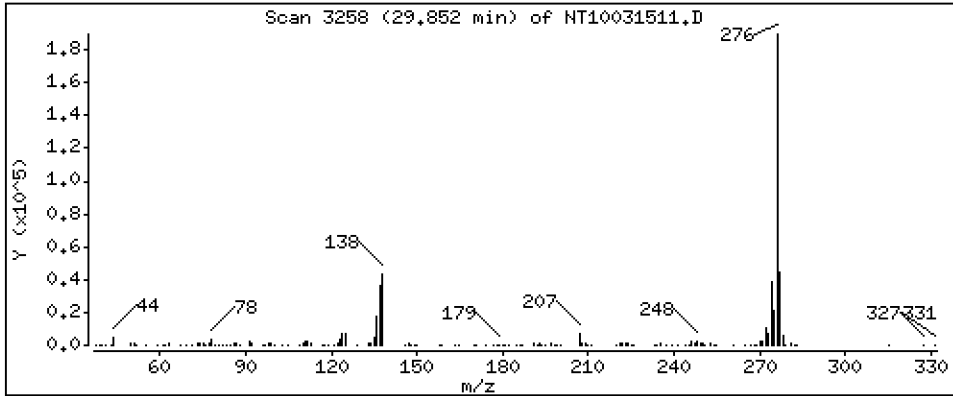
Operator: VTS

Column phase: ZB-5msi

Column diameter: 0,25

80 Benzo(g,h,i)perylene

Concentration: 4,590 ug/mL



Date : 16-MAR-2023 02:16

Client ID:

Instrument: nt10.i

Sample Info: SLC0228-SCV1

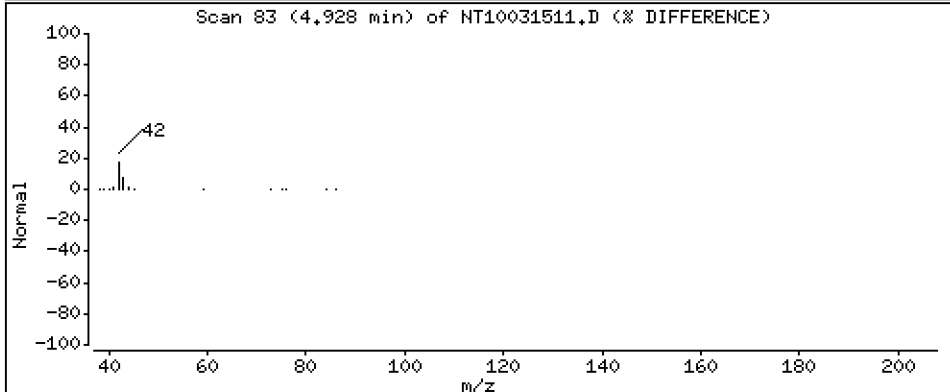
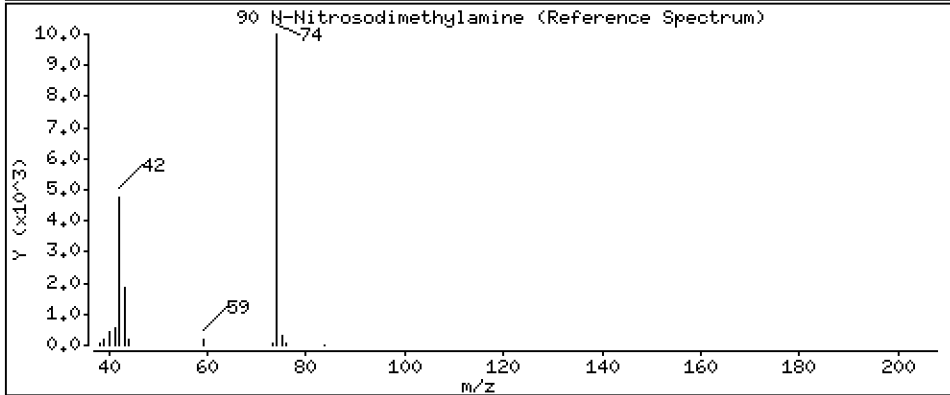
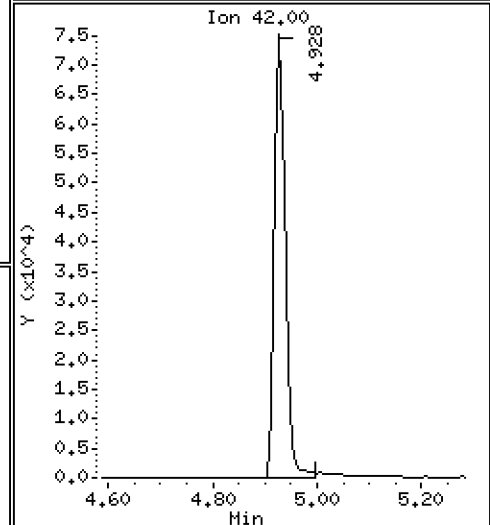
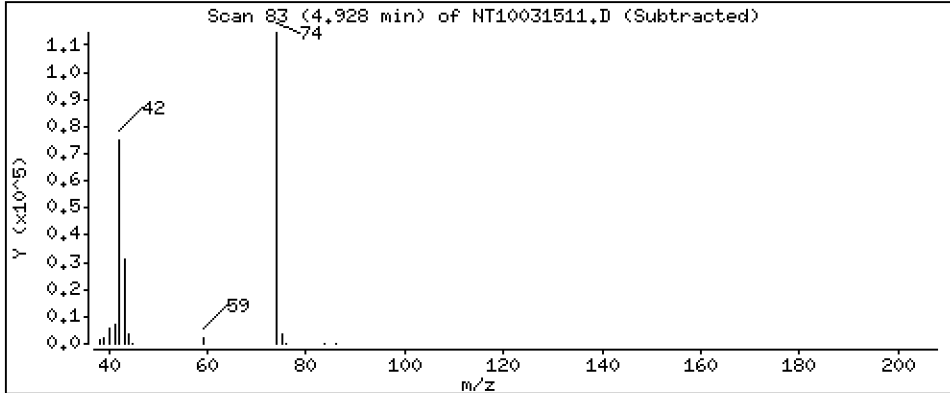
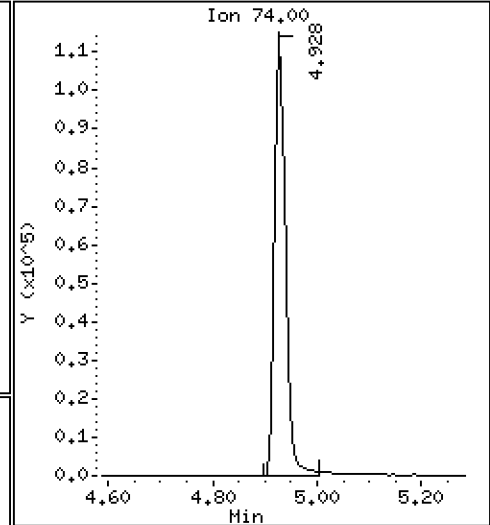
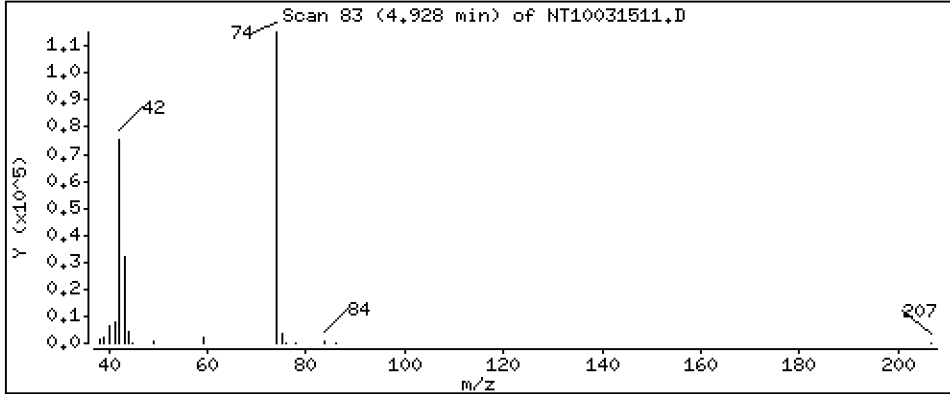
Operator: VTS

Column phase: ZB-5msi

Column diameter: 0.25

90 N-Nitrosodimethylamine

Concentration: 5.194 ug/mL



Date : 16-MAR-2023 02:16

Client ID:

Instrument: nt10.i

Sample Info: SLC0228-SCV1

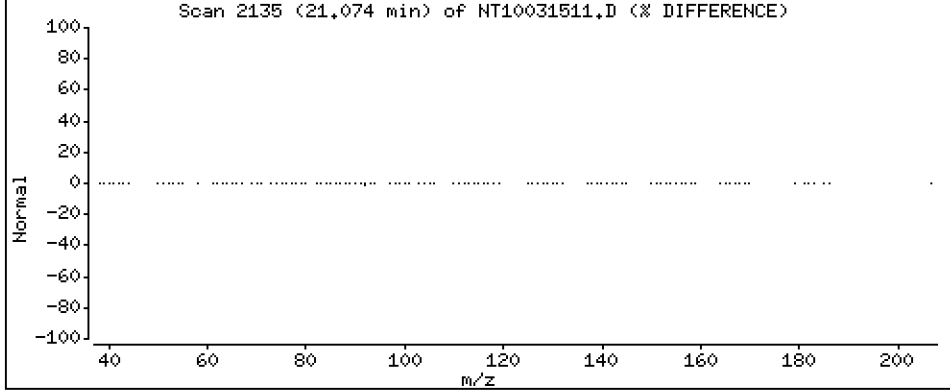
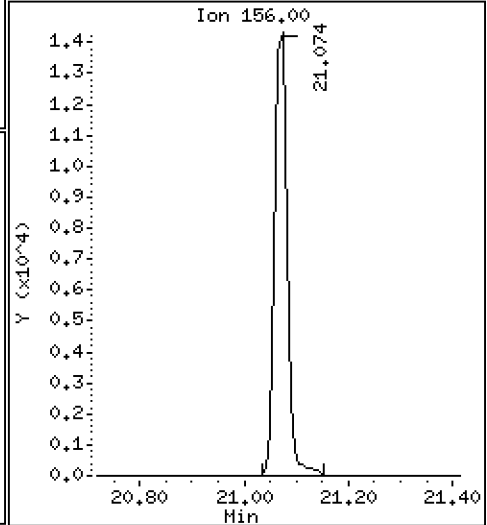
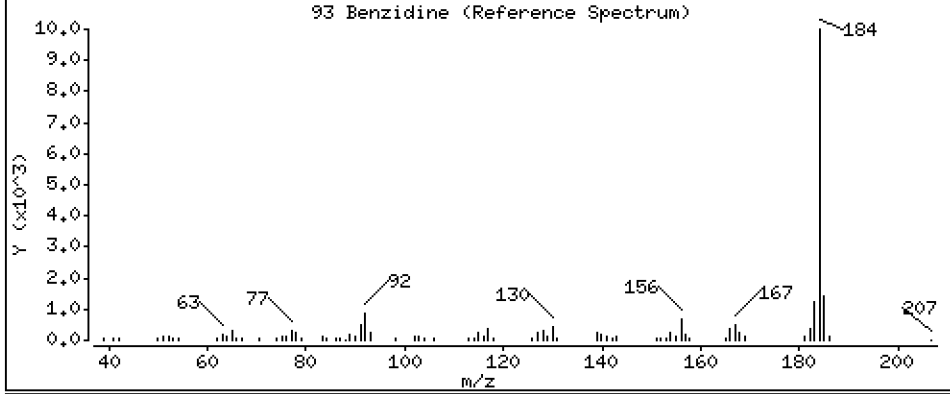
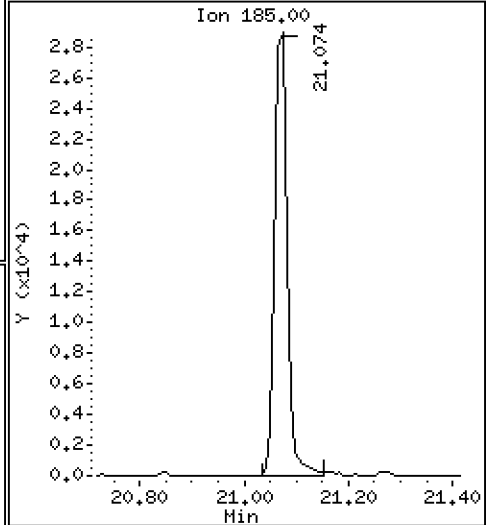
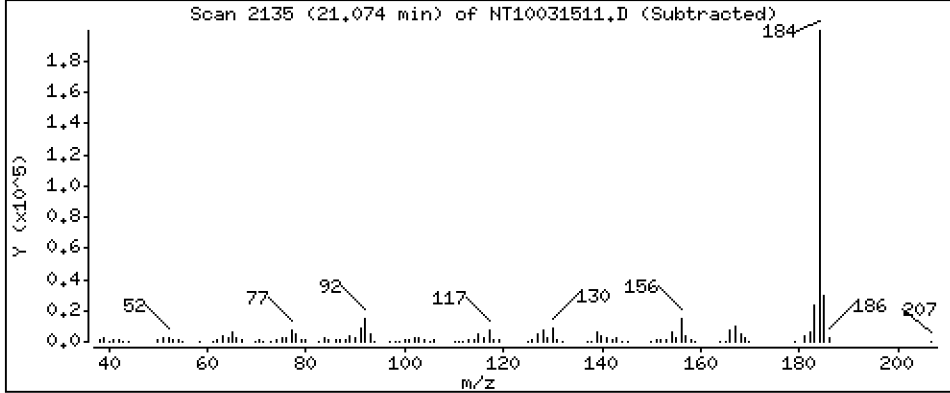
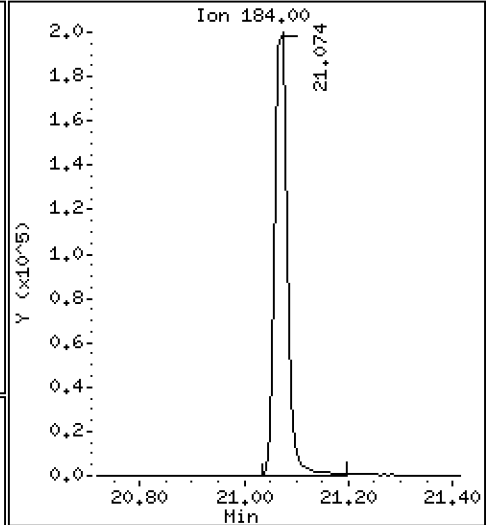
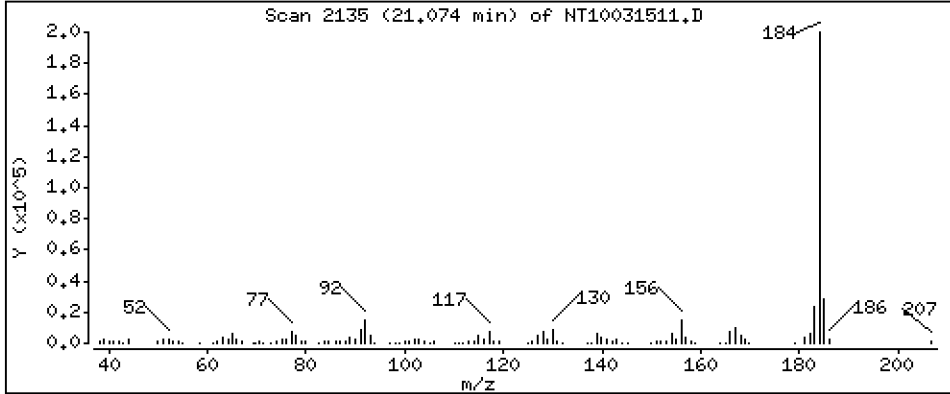
Operator: VTS

Column phase: ZB-5msi

Column diameter: 0,25

93 Benzidine

Concentration: 4,380 ug/mL



Date : 16-MAR-2023 02:16

Client ID:

Instrument: nt10.i

Sample Info: SLC0228-SCV1

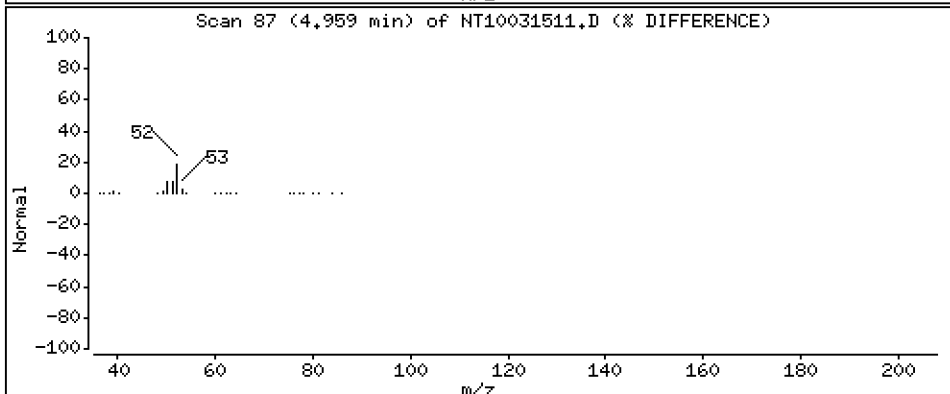
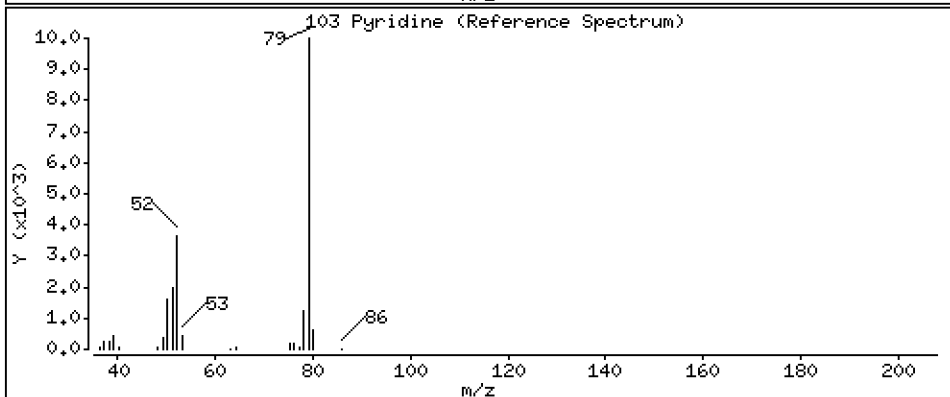
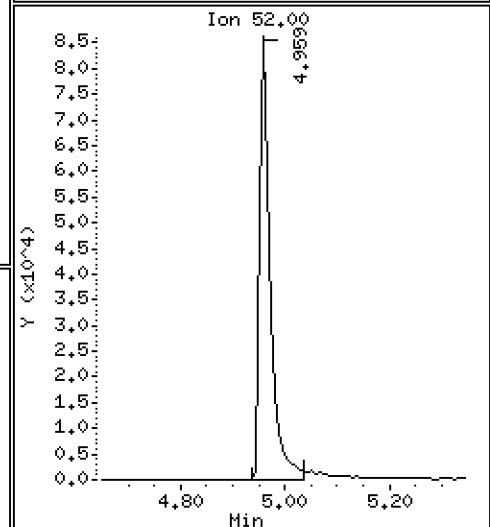
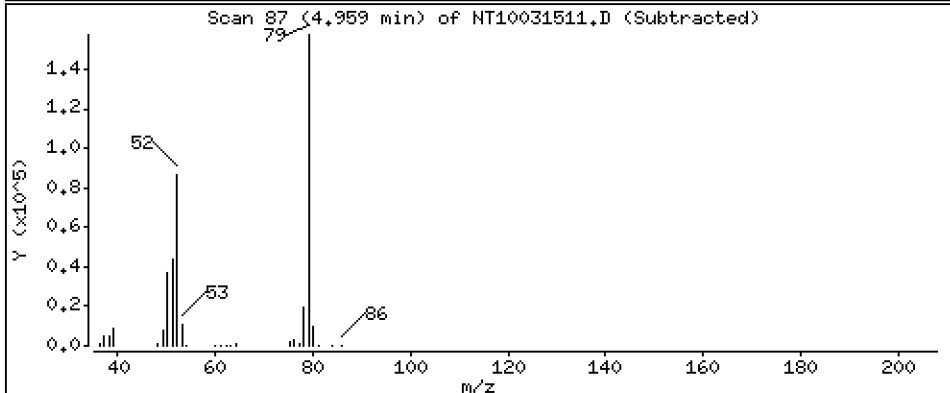
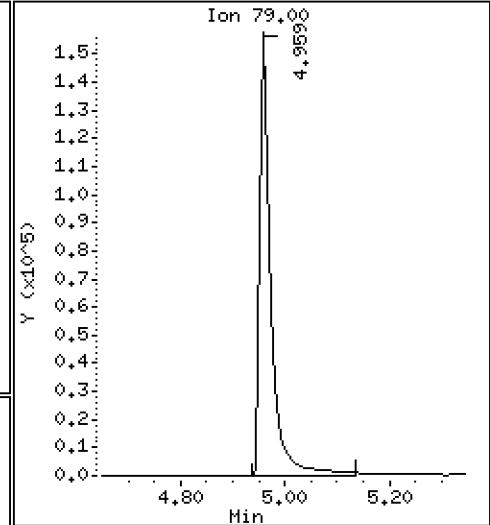
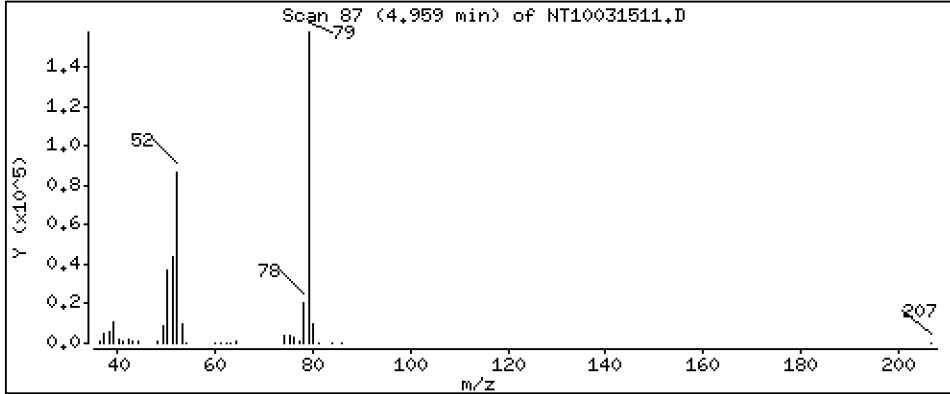
Operator: VTS

Column phase: ZB-5msi

Column diameter: 0.25

103 Pyridine

Concentration: 5.337 ug/mL



Date : 16-MAR-2023 02:16

Client ID:

Instrument: nt10.i

Sample Info: SLC0228-SCV1

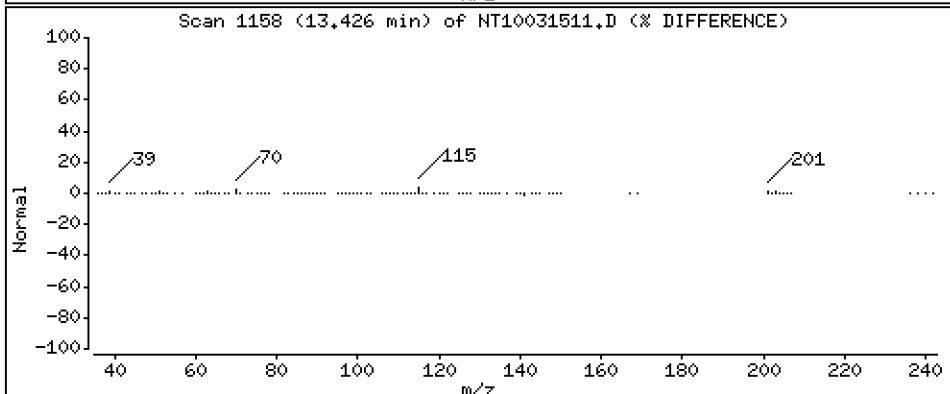
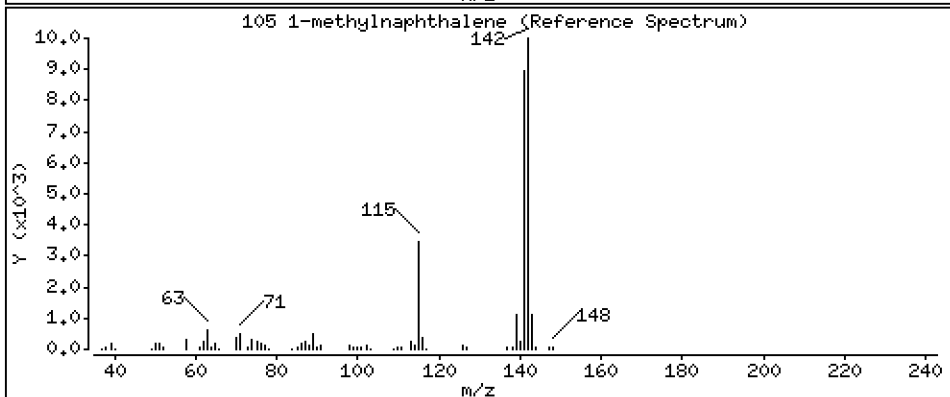
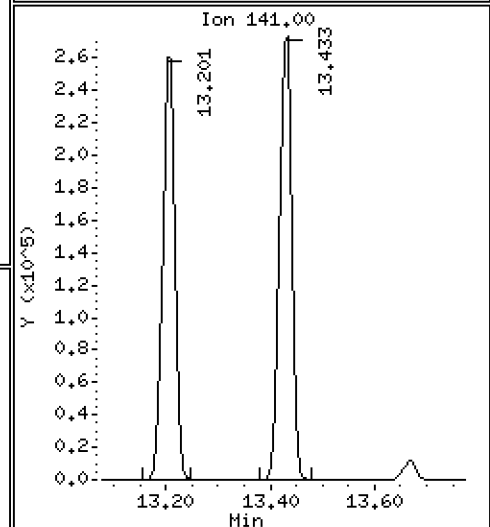
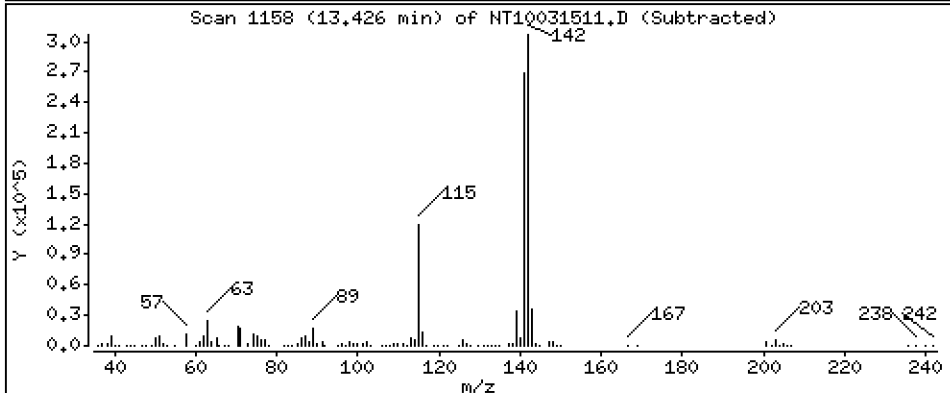
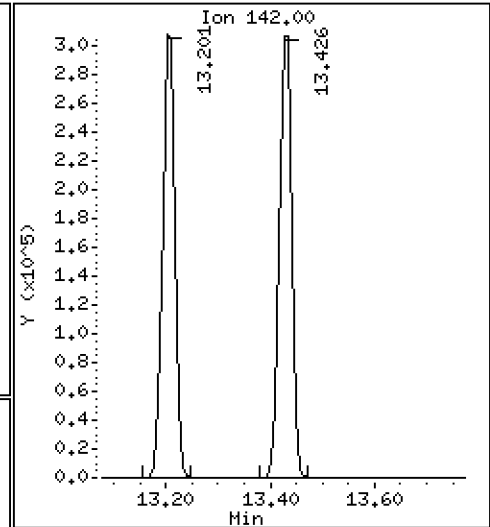
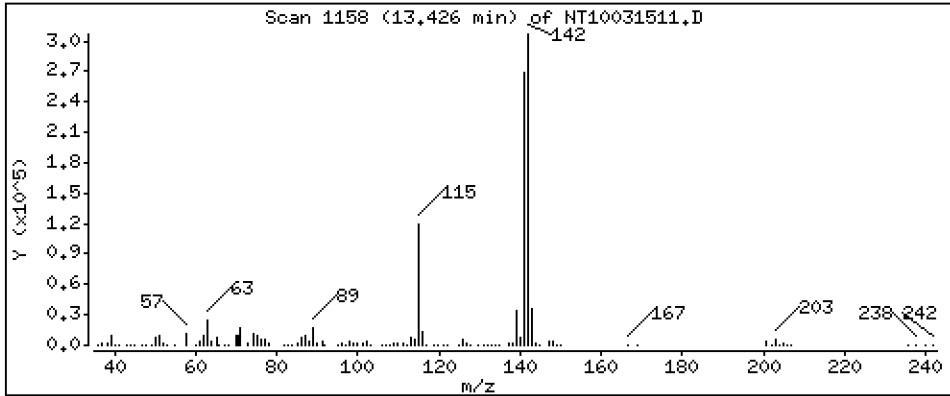
Operator: VTS

Column phase: ZB-5msi

Column diameter: 0,25

105 1-methylnaphthalene

Concentration: 4,875 ug/mL



Date : 16-MAR-2023 02:16

Client ID:

Instrument: nt10.i

Sample Info: SLC0228-SCV1

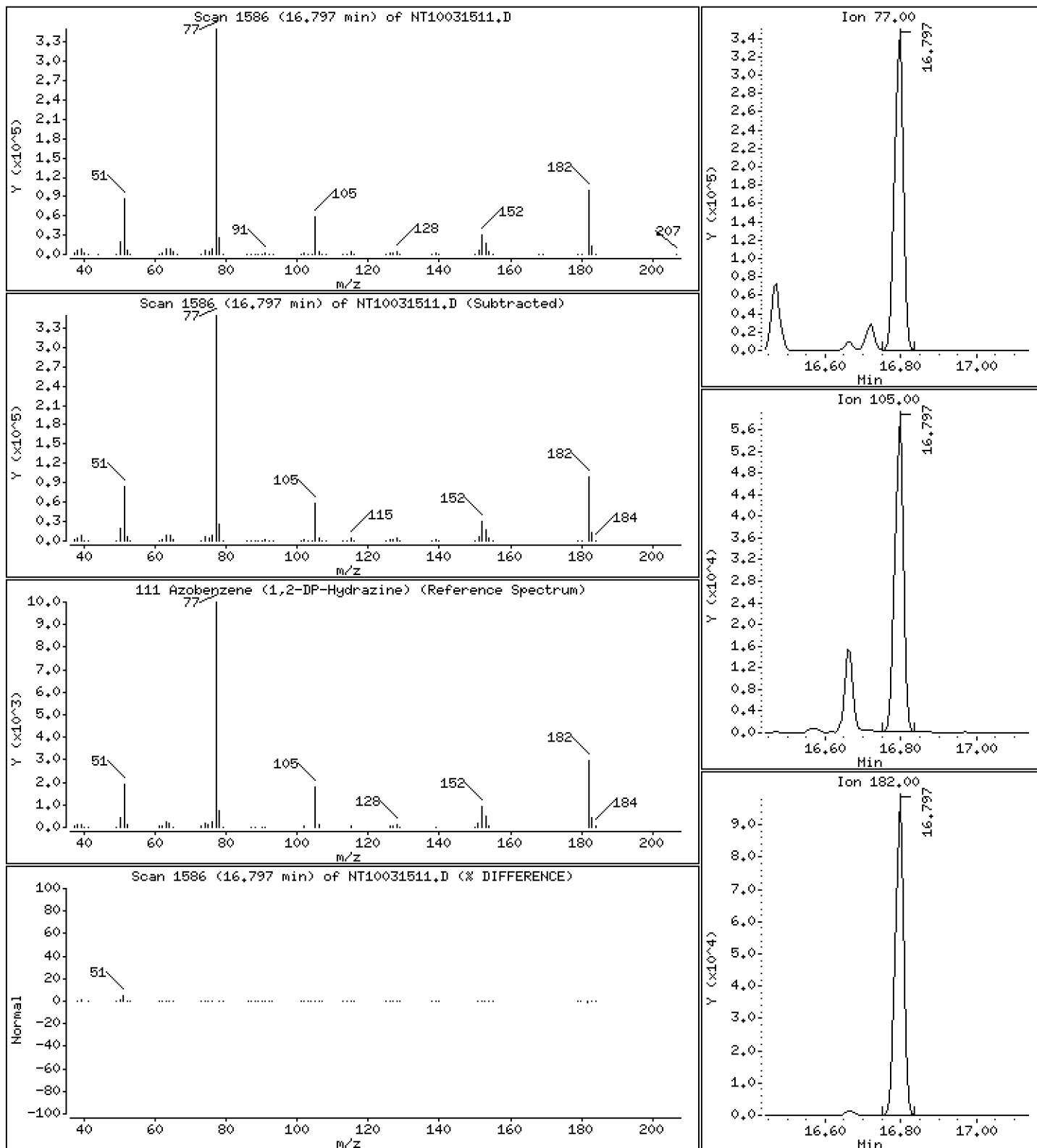
Operator: VTS

Column phase: ZB-5msi

Column diameter: 0.25

111 Azobenzene (1,2-DP-Hydrazine)

Concentration: 4.937 ug/mL



Date : 16-MAR-2023 02:16

Client ID:

Instrument: nt10.i

Sample Info: SLC0228-SCV1

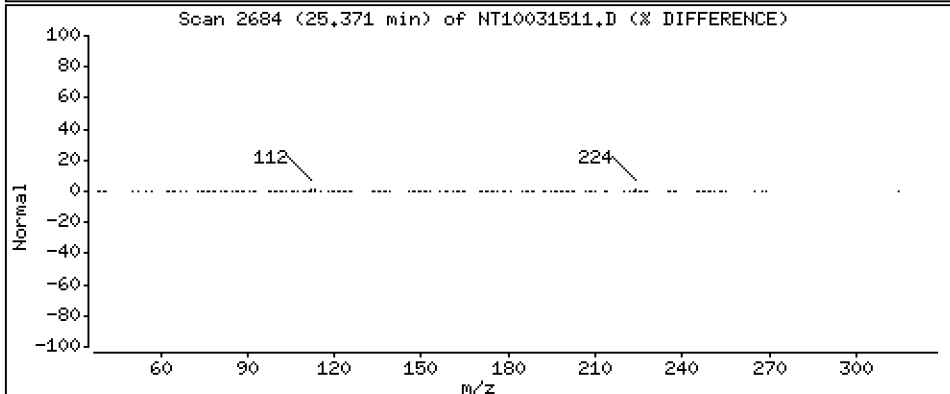
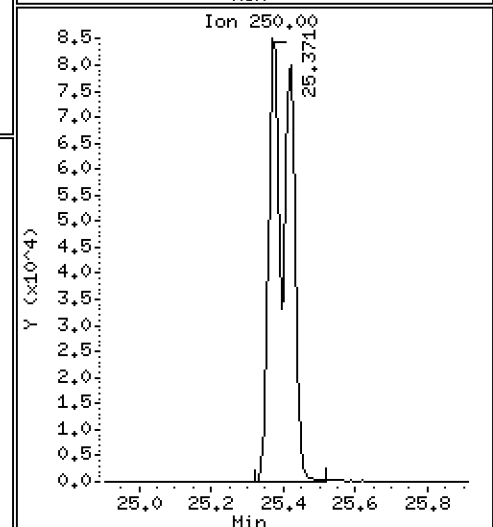
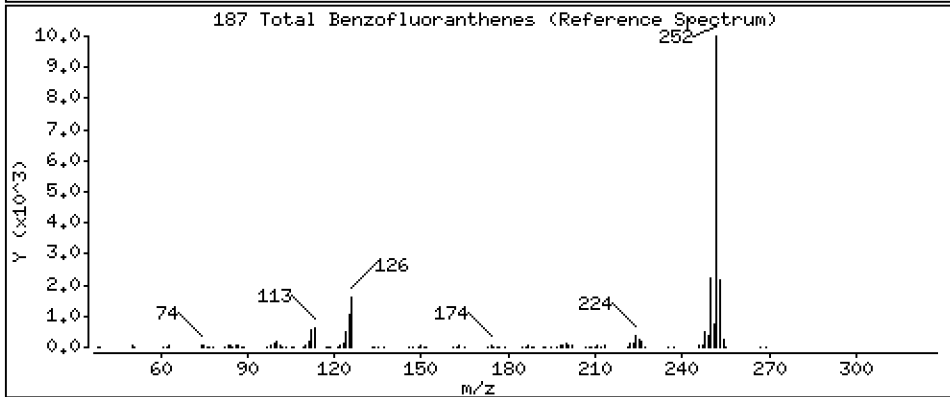
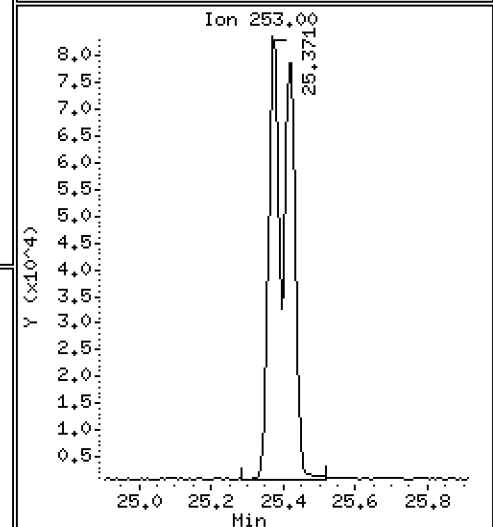
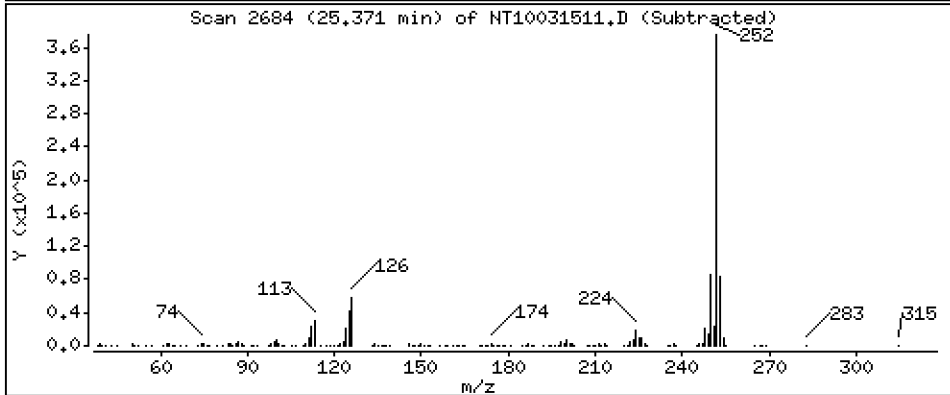
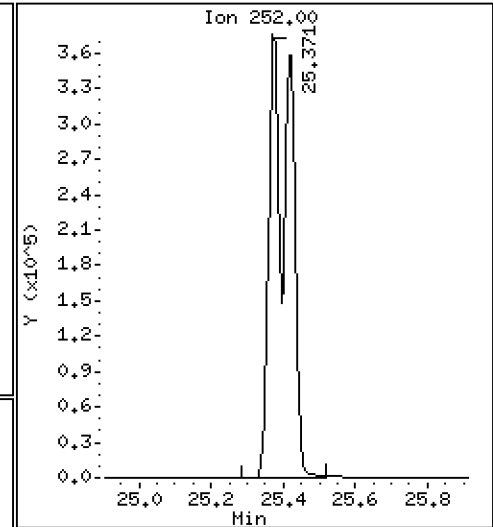
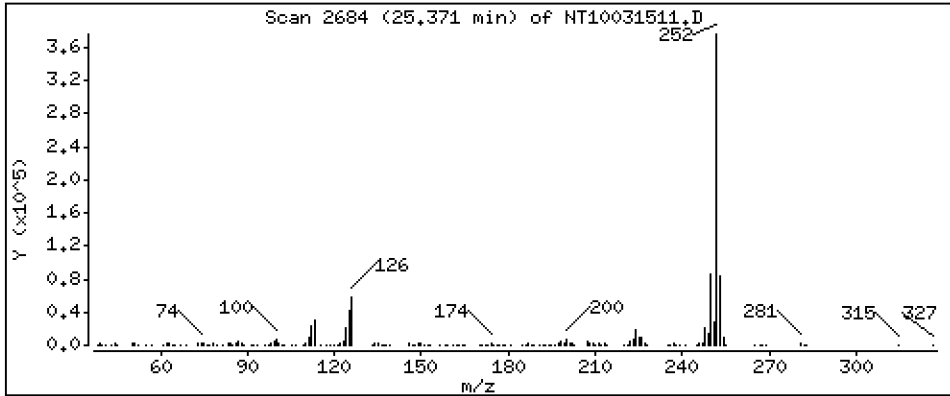
Operator: VTS

Column phase: ZB-5msi

Column diameter: 0,25

187 Total Benzofluoranthenes

Concentration: 9,483 ug/mL



Date : 16-MAR-2023 02:16

Client ID:

Instrument: nt10.i

Sample Info: SLC0228-SCV1

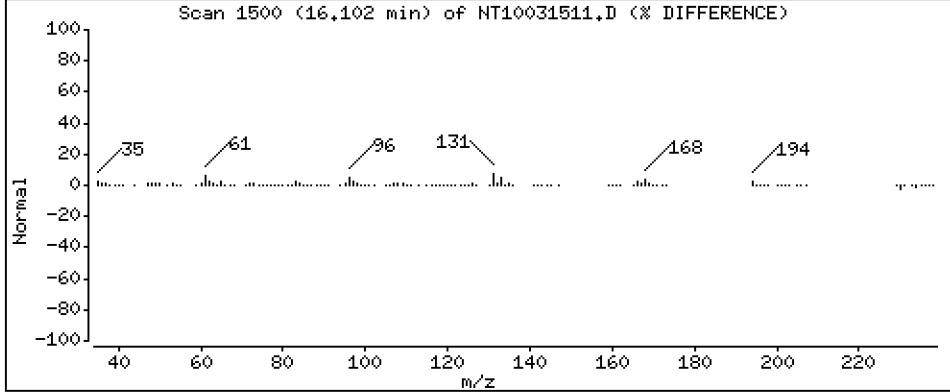
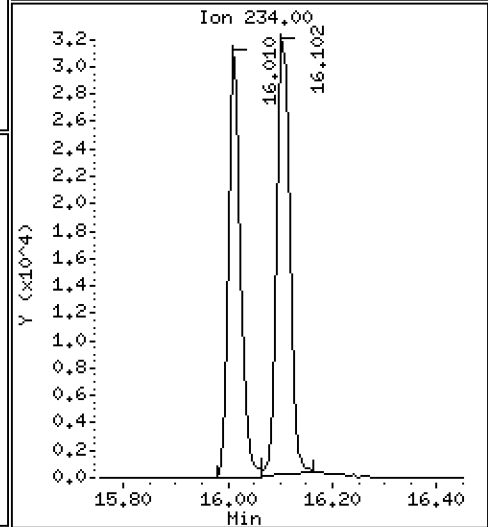
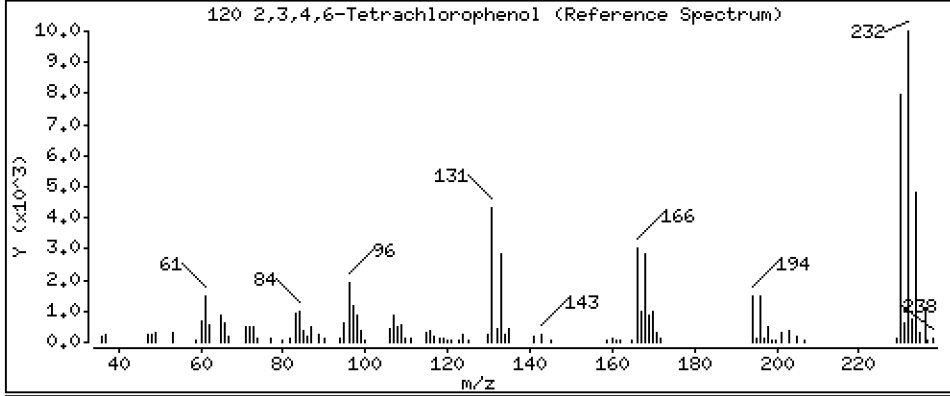
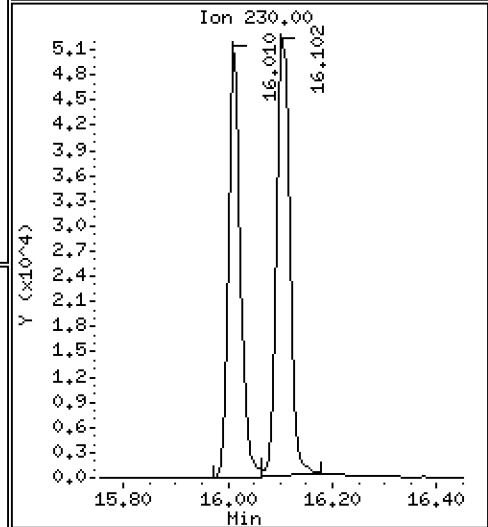
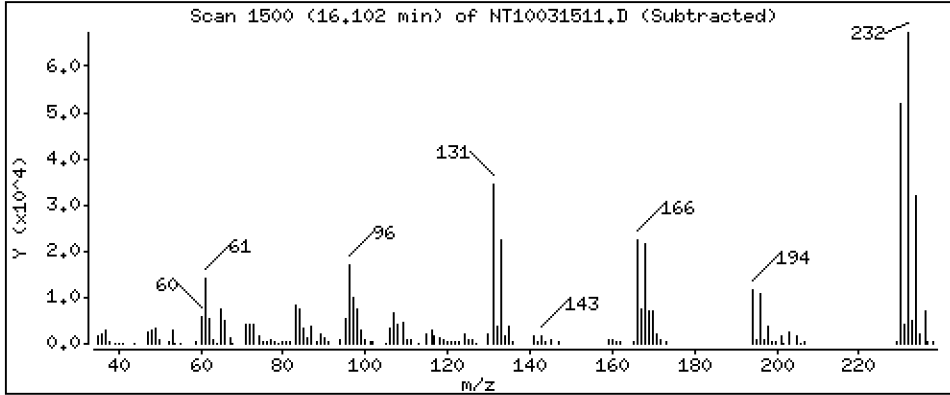
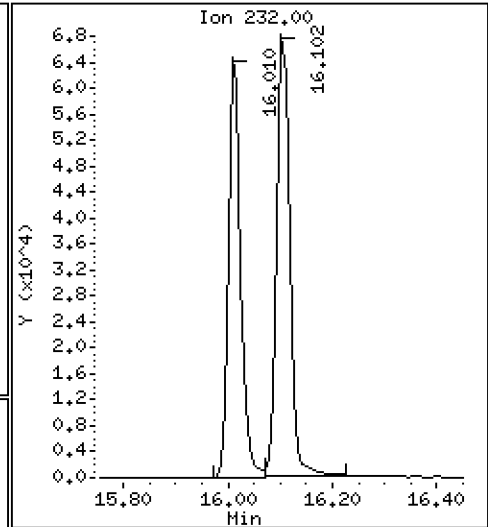
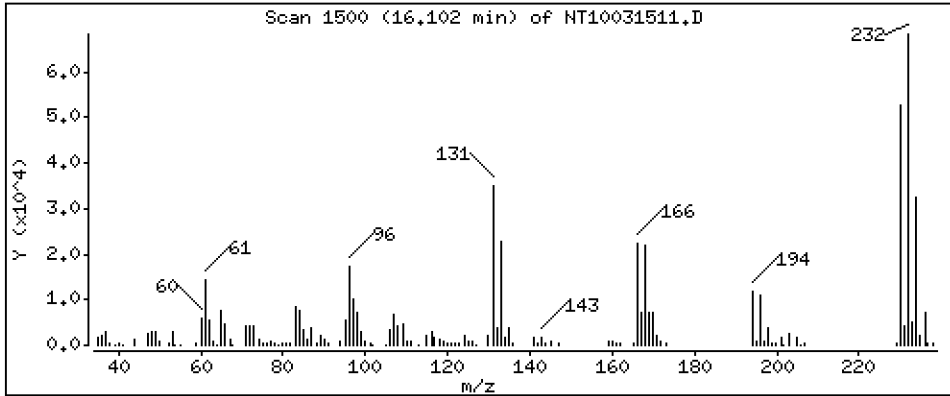
Operator: VTS

Column phase: ZB-5msi

Column diameter: 0.25

120 2,3,4,6-Tetrachlorophenol

Concentration: 3,980 ug/mL



ARI Labs, Inc.

Semivolatile Report SW846 Method 8270D

Data file : \\target\share\chem3\nt10.i\20230315.b\NT10031511.D
 Lab Smp Id: SLC0228-SCV1
 Inj Date : 16-MAR-2023 02:16
 Operator : VTS Inst ID: nt10.i
 Smp Info : SLC0228-SCV1
 Misc Info :
 Comment : 1ul Injection
 Method : \\target\share\chem3\nt10.i\20230315.b\ABN.m
 Meth Date : 16-Mar-2023 12:06 van Quant Type: ISTD
 Cal Date : 16-MAR-2023 00:22 Cal File: NT10031508.D
 Als bottle: 11
 Dil Factor: 1.00000
 Integrator: HP RTE Compound Sublist: ICAL.sub
 Target Version: 4.14
 Processing Host: VANS-201906

Compounds	QUANT	SIG	RT	EXP RT	REL RT	RESPONSE	CONCENTRATIONS	
							ON-COLUMN	FINAL
	MASS						(ug/mL)	(ug/mL)
=====	====		====	=====	=====	=====	=====	=====
\$ 1 2-Fluorophenol	112					Compound Not Detected.		
\$ 2 Phenol-d5	99					Compound Not Detected.		
3 Phenol	94		8.659	8.652	(0.931)	281600	4.41237	4.412
\$ 5 2-Chlorophenol-d4	132					Compound Not Detected.		
4 Bis(2-Chloroethyl)ether	93		8.837	8.837	(0.950)	248892	5.25818	5.258
6 2-Chlorophenol	128		8.960	8.961	(0.963)	233608	4.27685	4.277
7 1,3-Dichlorobenzene	146		9.239	9.231	(0.993)	275540	4.77157	4.772
* 8 1,4-Dichlorobenzene-d4	152		9.301	9.293	(1.000)	154809	4.00000	
9 1,4-Dichlorobenzene	146		9.332	9.325	(1.003)	274051	4.91272	4.913
\$ 10 1,2-Dichlorobenzene-d4	152					Compound Not Detected.		
12 1,2-Dichlorobenzene	146		9.689	9.682	(1.042)	268028	4.88215	4.882
11 Benzyl alcohol	108		9.557	9.557	(1.028)	147597	4.92722	4.927
14 2,2'-oxybis(1-Chloropropane)	121		9.860	9.860	(1.060)	100179	6.21363	6.214
13 2-Methylphenol	108		9.775	9.767	(1.051)	196115	4.21542	4.215
17 Hexachloroethane	117		10.279	10.271	(1.105)	114513	5.00332	5.003
16 N-Nitroso-di-n-propylamine	70		10.116	10.108	(1.088)	190250	5.17896	5.179
15 4-Methylphenol	108		10.046	10.031	(1.080)	213951	4.36462	4.365
\$ 18 Nitrobenzene-d5	82					Compound Not Detected.		
19 Nitrobenzene	77		10.426	10.419	(0.885)	274714	4.85798	4.858
20 Isophorone	82		10.861	10.861	(0.922)	556741	7.69604	7.696
21 2-Nitrophenol	139		11.047	11.048	(0.938)	110302	3.99452	3.995
22 2,4-Dimethylphenol	107		11.081	11.082	(0.941)	188638	3.63181	3.632
23 Bis(2-Chloroethoxy)methane	93		11.285	11.285	(0.958)	273219	5.65409	5.654
24 Benzoic acid	105		11.217	11.166	(0.952)	173961	5.95241	5.952
25 2,4-Dichlorophenol	162		11.489	11.489	(0.975)	195480	4.70301	4.703
26 1,2,4-Trichlorobenzene	180		11.685	11.685	(0.992)	222176	4.55366	4.554
* 27 Naphthalene-d8	136		11.777	11.770	(1.000)	570882	4.00000	
28 Naphthalene	128		11.816	11.816	(1.003)	713318	4.71662	4.717
29 4-Chloroaniline	127		11.940	11.940	(1.014)	223402	3.78650	3.787
30 Hexachlorobutadiene	225		12.171	12.172	(1.033)	138198	4.83404	4.834
31 4-Chloro-3-methylphenol	107		12.876	12.876	(1.093)	208794	4.64027	4.640
32 2-Methylnaphthalene	142		13.201	13.201	(1.121)	501627	4.59617	4.596
33 Hexachlorocyclopentadiene	237		13.665	13.665	(0.888)	132827	4.72902	4.729

Compounds	QUANT SIG	CONCENTRATIONS					
		MASS	RT	EXP RT	REL RT	RESPONSE	ON-COLUMN (ug/mL)
34 2,4,6-Trichlorophenol	196	13.820	13.820	(0.898)	137849	4.59559	4.596
35 2,4,5-Trichlorophenol	196	13.889	13.890	(0.903)	146935	4.40855	4.409
§ 36 2-Fluorobiphenyl	172	Compound Not Detected.					
37 2-Chloronaphthalene	162	14.199	14.191	(0.923)	466196	4.79589	4.796
38 2-Nitroaniline	65	14.454	14.447	(0.940)	134108	4.91137	4.911
39 Dimethylphthalate	163	14.880	14.873	(0.967)	486790	4.93747	4.937
40 Acenaphthylene	152	15.074	15.066	(0.980)	727839	4.80509	4.805
41 2,6-Dinitrotoluene	165	15.020	15.012	(0.976)	112840	5.29815	5.298
* 42 Acenaphthene-d10	164	15.383	15.383	(1.000)	303490	4.00000	
43 3-Nitroaniline	138	15.306	15.298	(0.995)	120530	5.01393	5.014
44 Acenaphthene	153	15.453	15.445	(1.005)	446914	4.77589	4.776
45 2,4-Dinitrophenol	184	15.515	15.515	(1.009)	27409	2.12395	2.124
46 Dibenzofuran	168	15.777	15.770	(1.026)	641379	4.64790	4.648
47 4-Nitrophenol	109	15.600	15.592	(1.014)	59816	3.96568	3.966
48 2,4-Dinitrotoluene	165	15.824	15.817	(1.029)	144262	4.51019	4.510
50 Diethylphthalate	149	16.326	16.319	(1.061)	503887	5.20905	5.209
49 Fluorene	166	16.489	16.481	(1.072)	511113	4.70796	4.708
51 4-Chlorophenyl-phenylether	204	16.473	16.466	(1.071)	257762	4.99294	4.993
52 4-Nitroaniline	138	16.566	16.566	(1.077)	106701	4.92532	4.925
53 4,6-Dinitro-2-methylphenol	198	16.666	16.658	(0.905)	56867	3.51509	3.515
54 N-Nitrosodiphenylamine	169	16.720	16.712	(0.908)	342454	4.80180	4.802
§ 55 2,4,6-Tribromophenol	330	Compound Not Detected.					
56 4-Bromophenyl-phenylether	248	17.475	17.476	(0.949)	150956	5.05964	5.060
57 Hexachlorobenzene	284	17.800	17.793	(0.966)	143751	4.59553	4.596
58 Pentachlorophenol	266	18.149	18.149	(0.985)	75635	4.05676	4.057
* 59 Phenanthrene-d10	188	18.420	18.420	(1.000)	533431	4.00000	
60 Phenanthrene	178	18.466	18.466	(1.003)	669357	4.60181	4.602
61 Anthracene	178	18.559	18.559	(1.008)	581438	4.16715	4.167
62 Carbazole	167	18.884	18.884	(1.025)	591382	4.72989	4.730
63 Di-n-butylphthalate	149	19.665	19.666	(1.068)	830680	4.96738	4.967
64 Fluoranthene	202	20.841	20.841	(0.888)	782432	4.47248	4.472
65 Pyrene	202	21.267	21.267	(0.907)	778668	4.33892	4.339
§ 66 Terphenyl-d14	244	Compound Not Detected.					
67 Butylbenzylphthalate	149	22.459	22.460	(0.957)	314007	4.83397	4.834
68 Benzo(a)anthracene	228	23.427	23.419	(0.999)	714166	4.64722	4.647
* 69 Chrysene-d12	240	23.458	23.450	(1.000)	435381	4.00000	
70 3,3'-Dichlorobenzidine	252	23.373	23.373	(0.996)	483256	9.81738	9.817
71 Chrysene	228	23.497	23.489	(1.002)	677151	4.51017	4.510
72 bis(2-Ethylhexyl)phthalate	149	23.481	23.474	(0.959)	453669	4.67998	4.680
* 134 Di-n-octylphthalate-d4	153	24.487	24.480	(1.000)	660827	4.00000	
73 Di-n-octylphthalate	149	24.495	24.488	(1.000)	855562	4.94734	4.947
74 Benzo(b)fluoranthene	252	25.370	25.362	(0.969)	737887	4.60200	4.602 (H)
75 Benzo(k)fluoranthene	252	25.416	25.409	(0.970)	797521	4.89839	4.898
76 Benzo(a)pyrene	252	26.067	26.052	(0.995)	698616	4.87338	4.873
* 77 Perylene-d12	264	26.191	26.183	(1.000)	494648	4.00000	
78 Indeno(1,2,3-cd)pyrene	276	29.005	28.990	(1.107)	834672	4.57655	4.577
79 Dibenzo(a,h)anthracene	278	29.021	29.005	(1.108)	688433	4.54663	4.547
80 Benzo(g,h,i)perylene	276	29.852	29.821	(1.140)	724463	4.59000	4.590
90 N-Nitrosodimethylamine	74	4.928	4.936	(0.530)	155126	5.19378	5.194
91 Aniline	93	Compound Not Detected.					
93 Benzidine	184	21.073	21.066	(0.898)	314737	4.37985	4.380
103 Pyridine	79	4.959	4.997	(0.533)	244801	5.33678	5.337
105 1-methylnaphthalene	142	13.425	13.425	(1.140)	487498	4.87520	4.875
111 Azobenzene (1,2-DP-Hydrazine)	77	16.797	16.789	(1.092)	533524	4.93744	4.937

Compounds	QUANT SIG		CONCENTRATIONS					
	MASS		RT	EXP RT	REL RT	RESPONSE	ON-COLUMN (ug/mL)	FINAL (ug/mL)
=====	=====		=====	=====	=====	=====	=====	=====
187 Total Benzofluoranthenes	252		25.370	25.409	(0.969)	1468165	9.48349	9.483
120 2,3,4,6-Tetrachlorophenol	232		16.102	16.103	(1.047)	124685	3.97959	3.980

QC Flag Legend

H - Operator selected an alternate compound hit.

ARI Labs, Inc.

INTERNAL STANDARD COMPOUNDS
 AREA AND RT SUMMARY

Instrument ID: nt10.i Calibration Date: 15-MAR-2023
 Lab File ID: NT10031511.D Calibration Time: 21:50
 Lab Smp Id: SLC0228-SCV1
 Analysis Type: SV Level:
 Quant Type: ISTD Sample Type:
 Operator: VTS
 Method File: \\target\share\chem3\nt10.i\20230315.b\ABN.m
 Misc Info:

Test Mode:
 Use Last Continuing Calibrator.

COMPOUND	STANDARD	AREA LIMIT		SAMPLE	%DIFF
		LOWER	UPPER		
8 1,4-Dichlorobenze	171542	85771	343084	154809	-9.75
27 Naphthalene-d8	624466	312233	1248932	570882	-8.58
42 Acenaphthene-d10	337226	168613	674452	303490	-10.00
59 Phenanthrene-d10	572849	286425	1145698	533431	-6.88
69 Chrysene-d12	347068	173534	694136	435381	25.45
134 Di-n-octylphthala	500317	250159	1000634	660827	32.08
77 Perylene-d12	421549	210775	843098	494648	17.34

COMPOUND	STANDARD	RT LIMIT		SAMPLE	%DIFF
		LOWER	UPPER		
8 1,4-Dichlorobenze	9.30	8.80	9.80	9.30	-0.00
27 Naphthalene-d8	11.78	11.28	12.28	11.78	0.01
42 Acenaphthene-d10	15.38	14.88	15.88	15.38	0.00
59 Phenanthrene-d10	18.42	17.92	18.92	18.42	0.00
69 Chrysene-d12	23.45	22.95	23.95	23.46	0.04
134 Di-n-octylphthala	24.48	23.98	24.98	24.49	0.03
77 Perylene-d12	26.18	25.68	26.68	26.19	0.03

AREA UPPER LIMIT = +100% of internal standard area.
 AREA LOWER LIMIT = - 50% of internal standard area.
 RT UPPER LIMIT = + 0.50 minutes of internal standard RT.
 RT LOWER LIMIT = - 0.50 minutes of internal standard RT.

REVIEW SUMMARY FOR FILE - NT10031511.D

Lab ID: SLC0228-SCV1
nt10.i, 20230315.b\ABN.m, 16-MAR-2023 02:16

RT CO-ELUTION COMPOUNDS

NO CO-ELUTIONS

** FIRST SURROGATE NOT FOUND. ICAL Check not performed **

RRT CHECK

RRT	CCV RRT	DELTA	COMPOUND
0.952	0.000	0.9524	Benzoic acid

RRT check based on Ccal File: NT10031508.D

On Column LOD for nt10.i, 20230315.b\ABN.m, ICAL.sub = 0.0000

* Only compounds listed in the work order have been verified by the analyst *



**LOW-CONCENTRATION
CALIBRATION VERIFICATION
EPA 8270E**

Laboratory: Analytical Resources, LLC

SDG: 23C0774

Client: Anchor QEA, LLC

Project: AOC5 MR Phase 1

Calibration: GC00046

Laboratory ID: SLD0254-LCV1

Sequence: SLD0254

Standard ID: K011106

ANALYTE	EXPECTED (ug/mL)	FOUND (ug/mL)	% DRIFT	QC LIMIT
Phenol	0.50000	0.4	-21.7	50.00
bis(2-chloroethyl) ether	0.50000	0.4	-18.5	50.00
2-Chlorophenol	0.50000	0.4	-20.7	50.00
1,3-Dichlorobenzene	0.50000	0.4	-12.2	50.00
1,4-Dichlorobenzene	0.50000	0.6	10.4	50.00
1,2-Dichlorobenzene	0.50000	0.5	3.3	50.00
Benzyl Alcohol	0.50000	0.4	-18.4	50.00
2,2'-Oxybis(1-chloropropane)	0.50000	0.4	-22.2	50.00
2-Methylphenol	0.50000	0.4	-18.3	50.00
Hexachloroethane	0.50000	0.3	-50.0	50.00
N-Nitroso-di-n-Propylamine	0.50000	0.4	-23.5	50.00
4-Methylphenol	0.50000	0.4	-21.1	50.00
Nitrobenzene	0.50000	0.4	-15.4	50.00
Isophorone	0.50000	0.4	-19.1	50.00
2-Nitrophenol	0.50000	0.4	-15.6	50.00
2,4-Dimethylphenol	1.0000	0.9	-6.1	50.00
Bis(2-Chloroethoxy)methane	0.50000	0.5	5.2	50.00
2,4-Dichlorophenol	1.0000	0.9	-9.9	50.00
1,2,4-Trichlorobenzene	0.50000	0.5	2.6	50.00
Naphthalene	0.50000	0.6	12.7	50.00
Benzoic acid	2.0000	0.3	-83.3 *	50.00
4-Chloroaniline	1.0000	0.9	-12.9	50.00
Hexachlorobutadiene	0.50000	0.5	9.1	50.00
4-Chloro-3-Methylphenol	1.0000	0.8	-23.8	50.00
2-Methylnaphthalene	0.50000	0.5	1.7	50.00
Hexachlorocyclopentadiene	1.0000	0.3	-67.7 *	50.00
2,4,6-Trichlorophenol	1.0000	0.7	-27.3	50.00
2,4,5-Trichlorophenol	1.0000	0.6	-40.1	50.00
2-Chloronaphthalene	0.50000	0.4	-18.8	50.00



**LOW-CONCENTRATION
CALIBRATION VERIFICATION
EPA 8270E**

Laboratory: Analytical Resources, LLC

SDG: 23C0774

Client: Anchor QEA, LLC

Project: AOC5 MR Phase 1

Calibration: GC00046

Laboratory ID: SLD0254-LCV1

Sequence: SLD0254

Standard ID: K011106

2-Nitroaniline	1.0000	0.6	-39.6	50.00
Acenaphthylene	0.50000	0.4	-22.0	50.00
Dimethylphthalate	0.50000	0.5	-0.5	50.00
2,6-Dinitrotoluene	1.0000	0.7	-26.9	50.00
Acenaphthene	0.50000	0.5	-4.0	50.00
3-Nitroaniline	1.0000	0.6	-37.1	50.00
2,4-Dinitrophenol	2.0000	0.0	*	50.00
Dibenzofuran	0.50000	0.4	-15.5	50.00
4-Nitrophenol	1.0000	0.2	-76.1 *	50.00
2,4-Dinitrotoluene	1.0000	0.6	-40.3	50.00
Fluorene	0.50000	0.3	-37.9	50.00
4-Chlorophenylphenyl ether	0.50000	0.4	-15.3	50.00
Diethyl phthalate	0.50000	0.4	-17.5	50.00
4-Nitroaniline	1.0000	0.8	-24.9	50.00
4,6-Dinitro-2-methylphenol	2.0000	0.3	-83.0 *	50.00
N-Nitrosodiphenylamine	0.50000	0.5	-4.6	50.00
4-Bromophenyl phenyl ether	0.50000	0.6	15.0	50.00
Hexachlorobenzene	0.50000	0.6	24.1	50.00
Pentachlorophenol	1.0000	0.5	-52.8 *	50.00
Phenanthrene	0.50000	0.5	-8.1	50.00
Anthracene	0.50000	0.4	-14.5	50.00
Carbazole	0.50000	0.5	-7.8	50.00
Di-n-Butylphthalate	0.50000	0.4	-11.4	50.00
Fluoranthene	0.50000	0.4	-19.7	50.00
Pyrene	0.50000	0.4	-18.9	50.00
Butylbenzylphthalate	0.50000	0.5	-4.4	50.00
Benzo(a)anthracene	0.50000	0.4	-11.8	50.00
3,3'-Dichlorobenzidine	1.5000	1.6	6.1	50.00
Chrysene	0.50000	0.4	-14.5	50.00
bis(2-Ethylhexyl)phthalate	0.50000	0.4	-17.0	50.00
Di-n-Octylphthalate	0.50000	0.5	-4.6	50.00



**LOW-CONCENTRATION
CALIBRATION VERIFICATION
EPA 8270E**

Laboratory: Analytical Resources, LLC

SDG: 23C0774

Client: Anchor QEA, LLC

Project: AOC5 MR Phase 1

Calibration: GC00046

Laboratory ID: SLD0254-LCV1

Sequence: SLD0254

Standard ID: K011106

Benzofluoranthenes, Total	1.0000	0.9	-8.5	50.00
Benzo(a)pyrene	0.50000	0.5	-4.4	50.00
Indeno(1,2,3-cd)pyrene	0.50000	0.4	-10.9	50.00
Dibenzo(a,h)anthracene	0.50000	0.5	-9.1	50.00
Benzo(g,h,i)perylene	0.50000	0.4	-12.6	50.00
1-Methylnaphthalene	0.50000	0.5	6.9	50.00
2-Fluorophenol	0.75000	0.562	-25.1	50.00
Phenol-d5	0.75000	0.503	-32.9	50.00
2-Chlorophenol-d4	0.75000	0.584	-22.1	50.00
1,2-Dichlorobenzene-d4	0.50000	0.408	-18.5	50.00
Nitrobenzene-d5	0.50000	0.403	-19.5	50.00
2-Fluorobiphenyl	0.50000	0.372	-25.7	50.00
2,4,6-Tribromophenol	0.75000	0.537	-28.5	50.00
p-Terphenyl-d14	0.50000	0.427	-14.7	50.00

* Values outside of QC limits

Data File: \\target\share\chem3\nt10.1\20230419.1\NT1004192303.D

Date: 19-APR-2023 11:47

Client ID:

Sample Info: SLD0254-LCW1

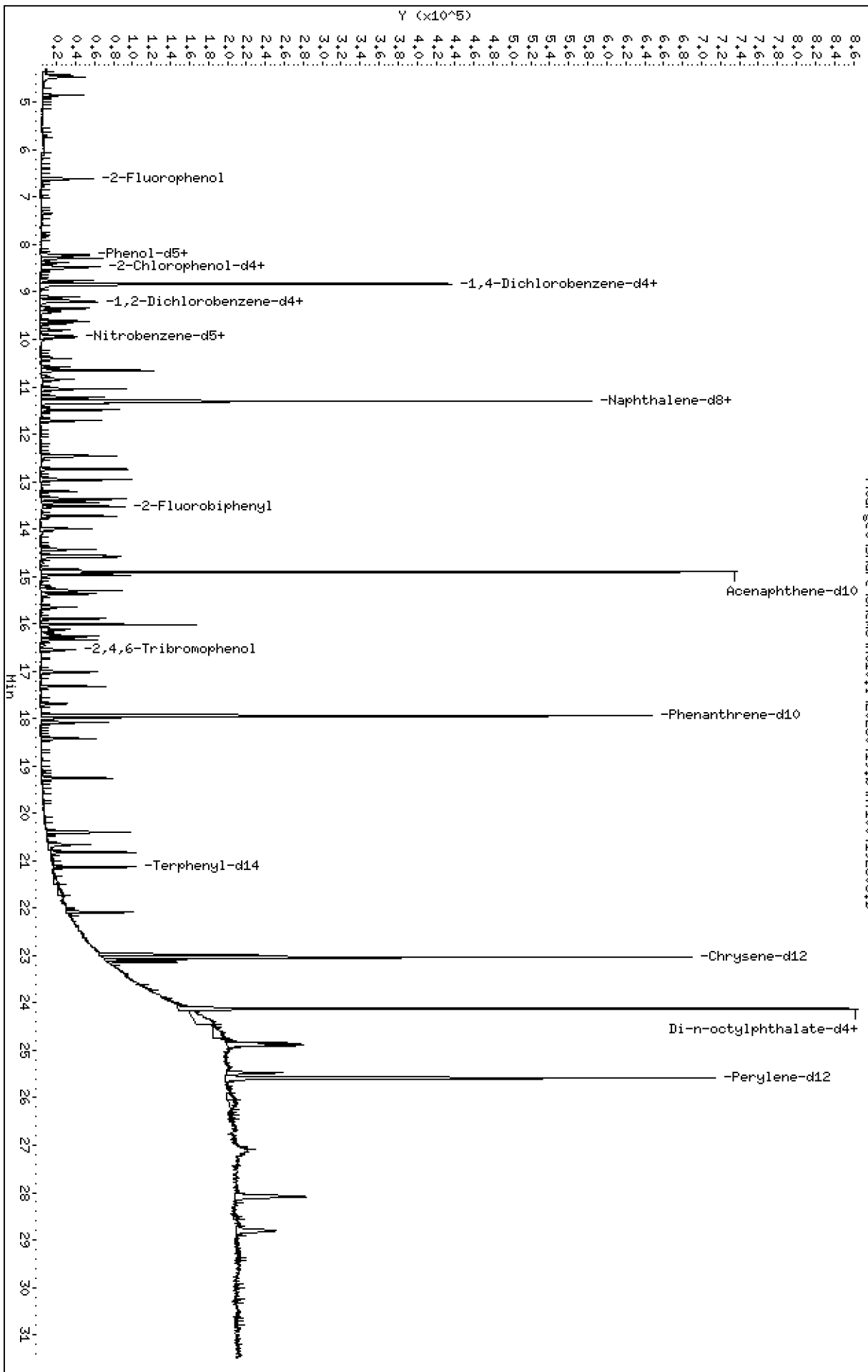
Column phase: ZB-5msi

Instrument: nt10.1

Operator: VTS

Column diameter: 0.25

\\target\share\chem3\nt10.1\20230419.1\NT1004192303.D



Date : 19-APR-2023 11:47

Client ID:

Instrument: nt10.i

Sample Info: SLD0254-LCV1

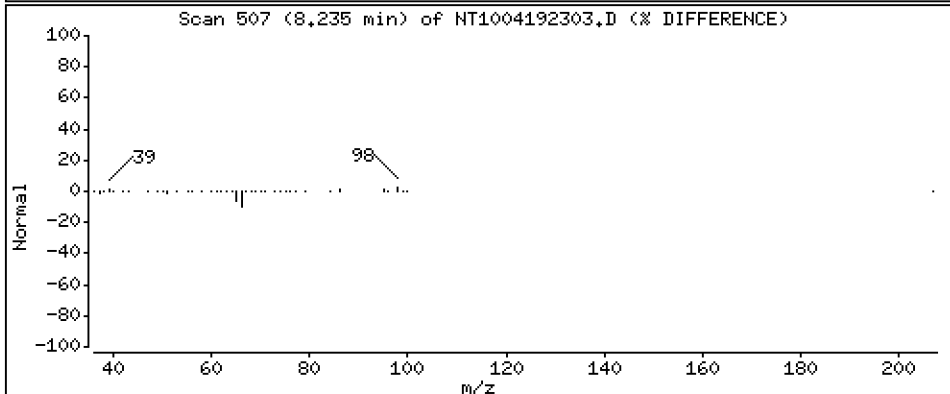
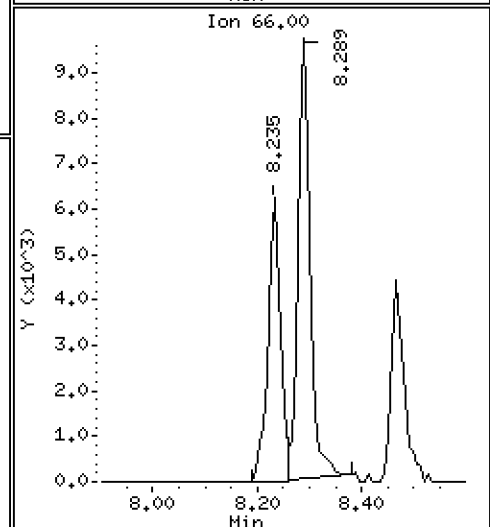
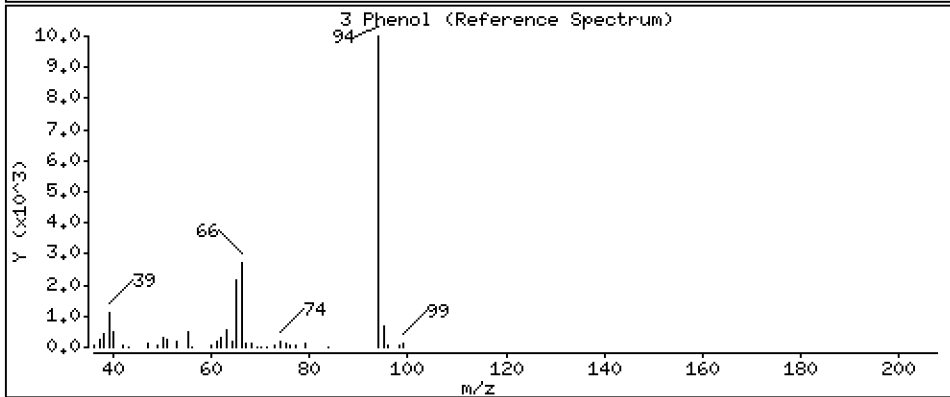
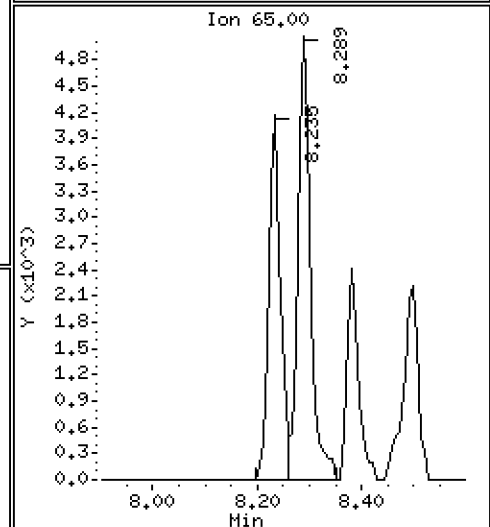
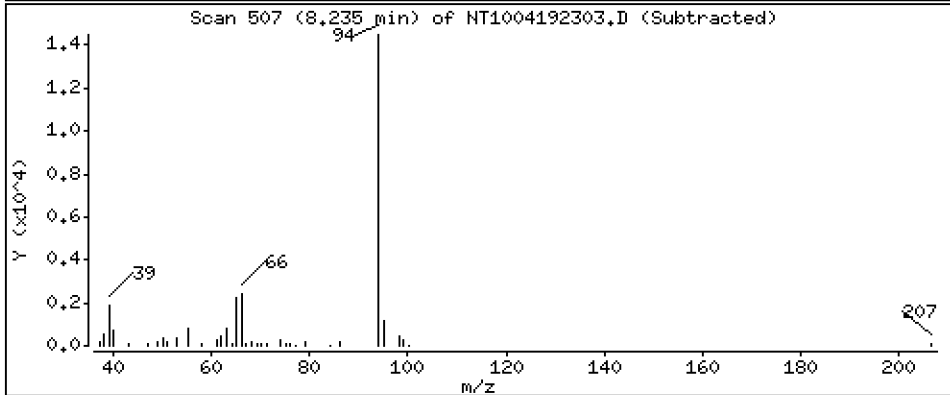
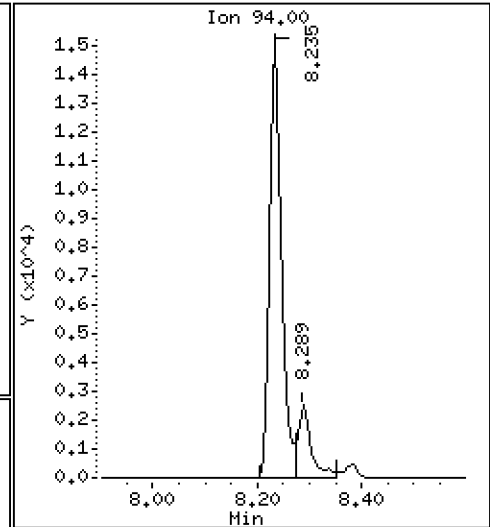
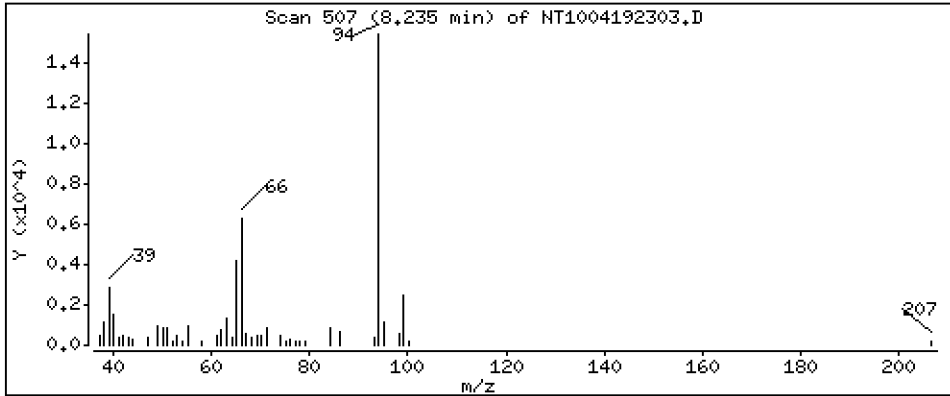
Operator: VTS

Column phase: ZB-5msi

Column diameter: 0,25

3 Phenol

Concentration: 0,3916 ug/mL



Date : 19-APR-2023 11:47

Client ID:

Instrument: nt10.i

Sample Info: SLD0254-LCV1

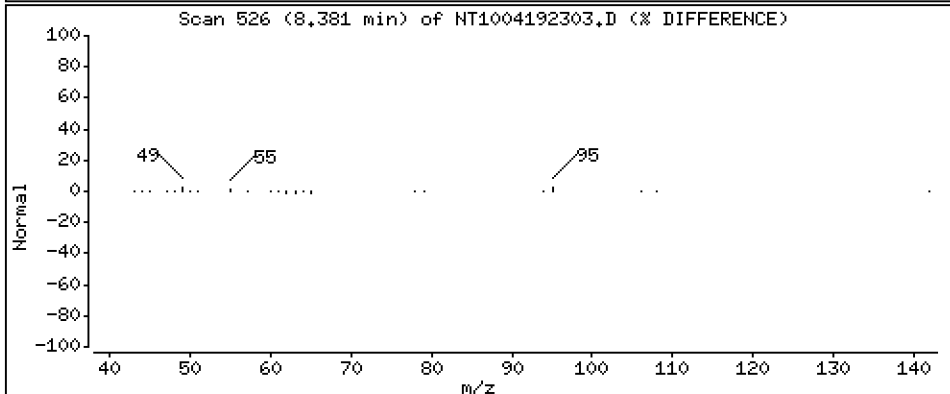
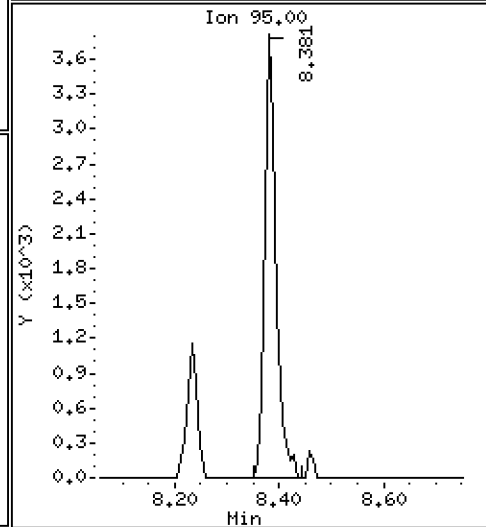
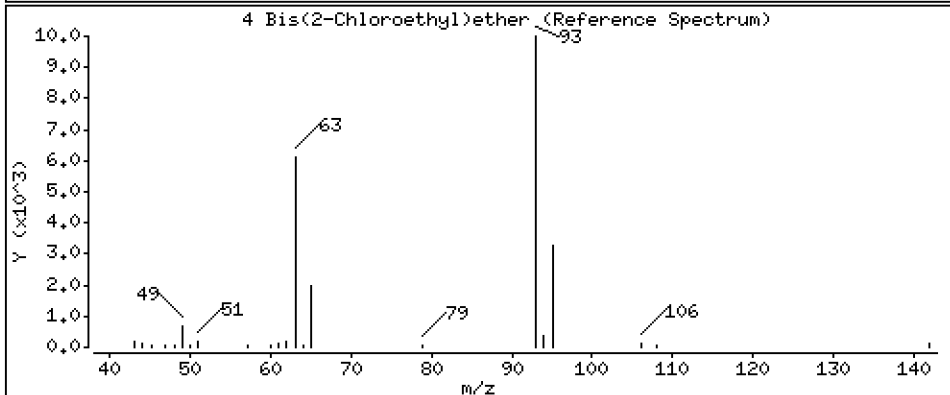
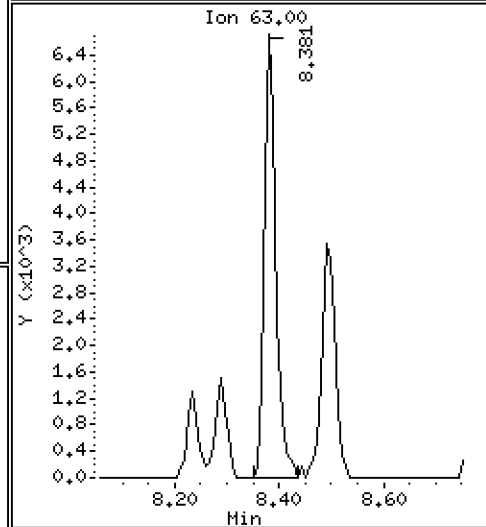
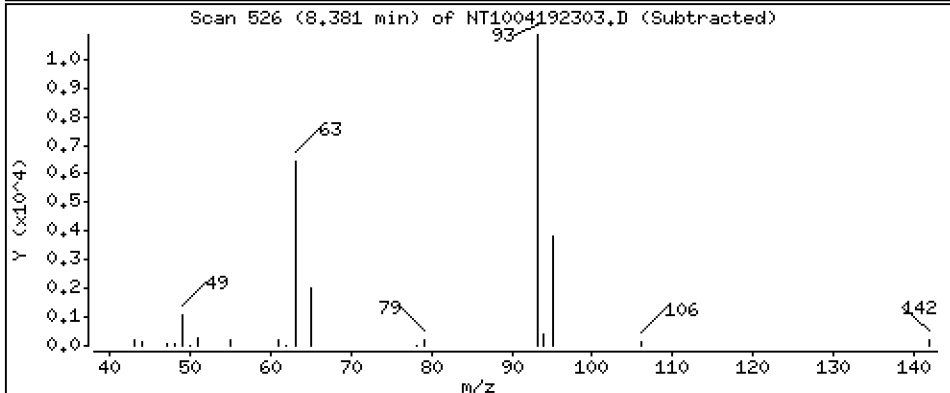
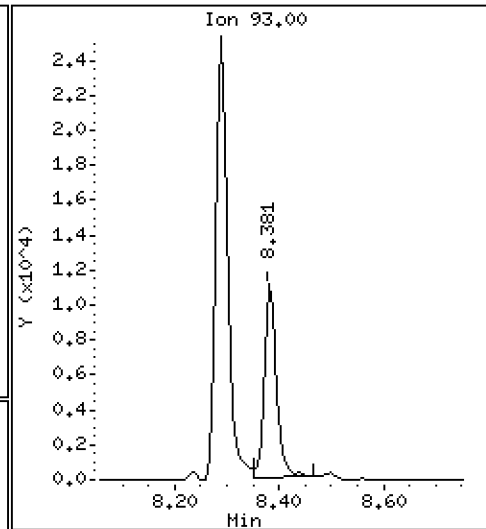
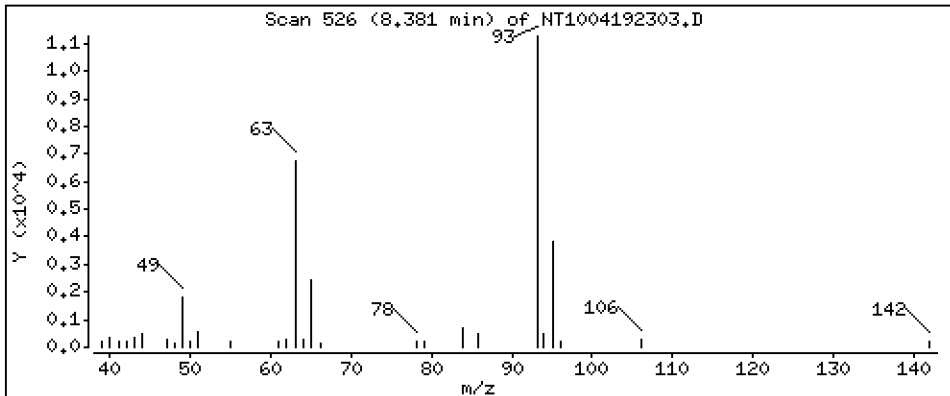
Operator: VTS

Column phase: ZB-5msi

Column diameter: 0,25

4 Bis(2-Chloroethyl)ether

Concentration: 0,4077 ug/mL



Date : 19-APR-2023 11:47

Client ID:

Instrument: nt10.i

Sample Info: SLD0254-LCV1

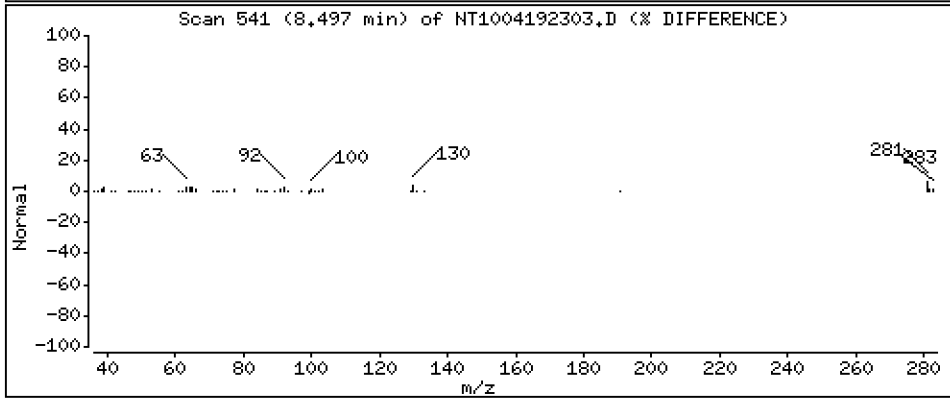
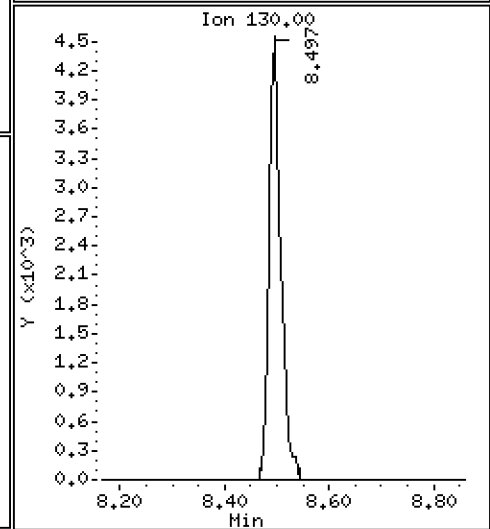
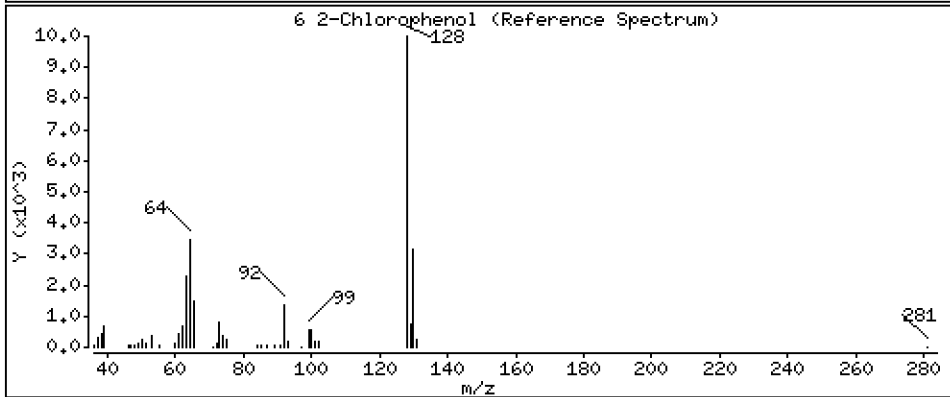
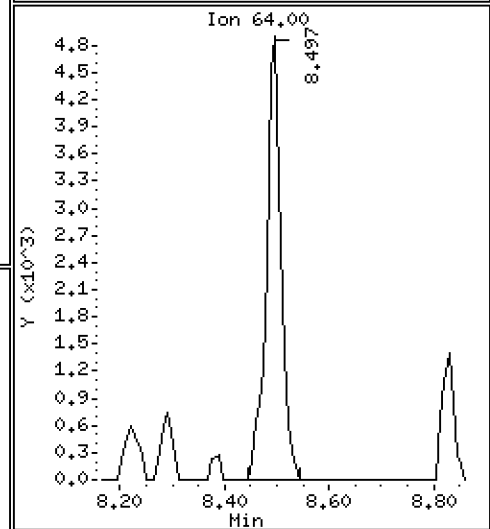
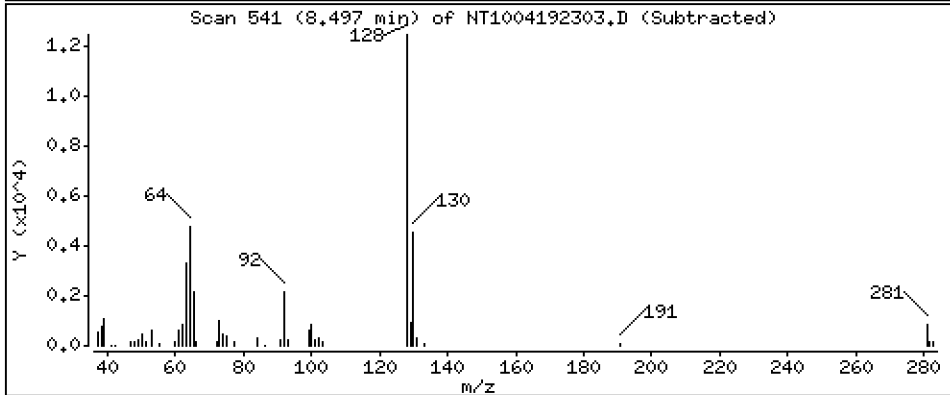
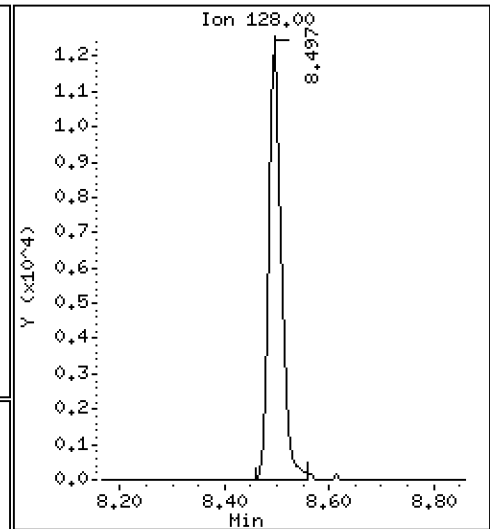
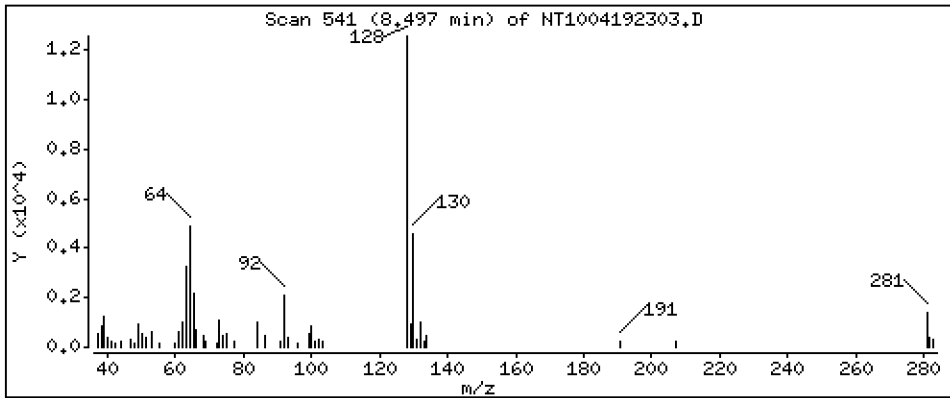
Operator: VTS

Column phase: ZB-5msi

Column diameter: 0,25

6 2-Chlorophenol

Concentration: 0,3967 ug/mL



Date : 19-APR-2023 11:47

Client ID:

Instrument: nt10.i

Sample Info: SLD0254-LCV1

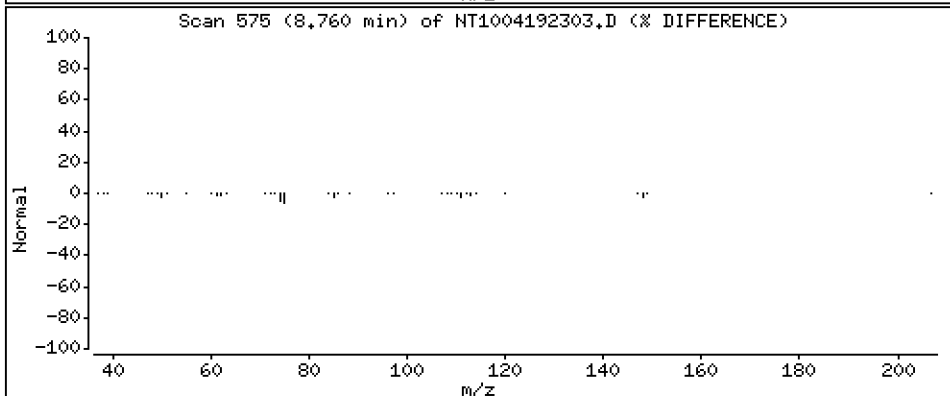
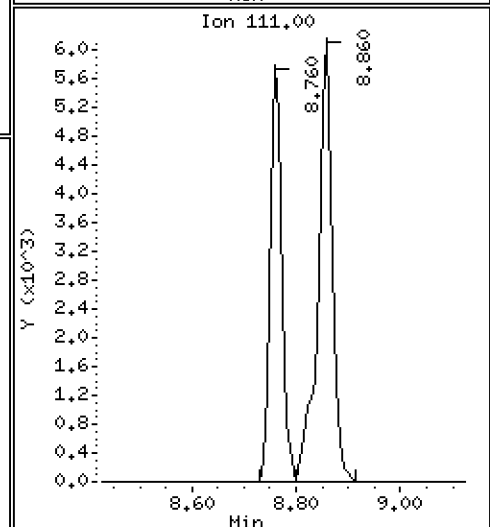
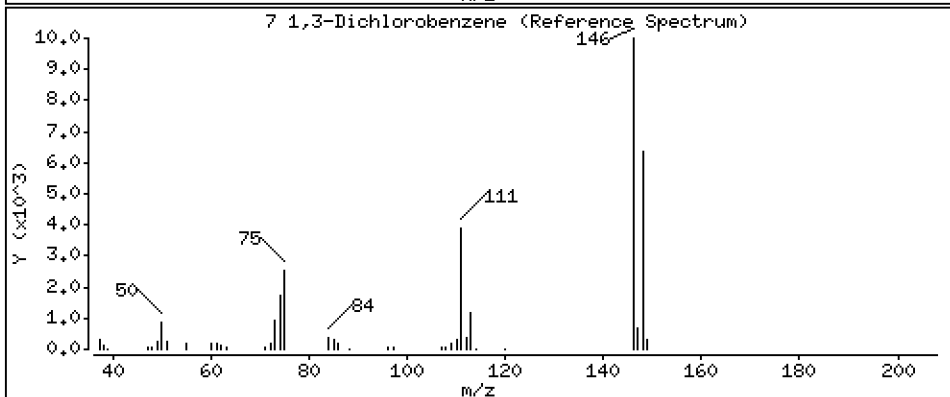
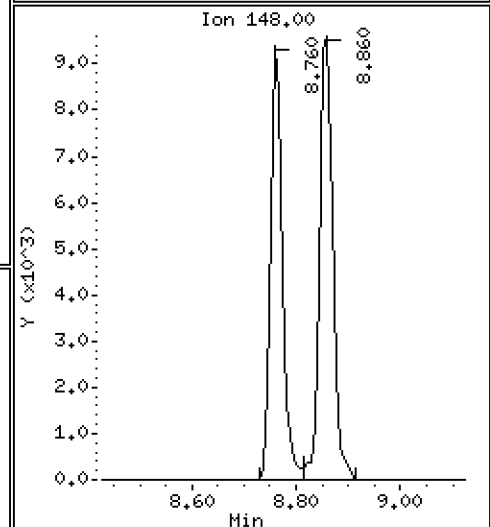
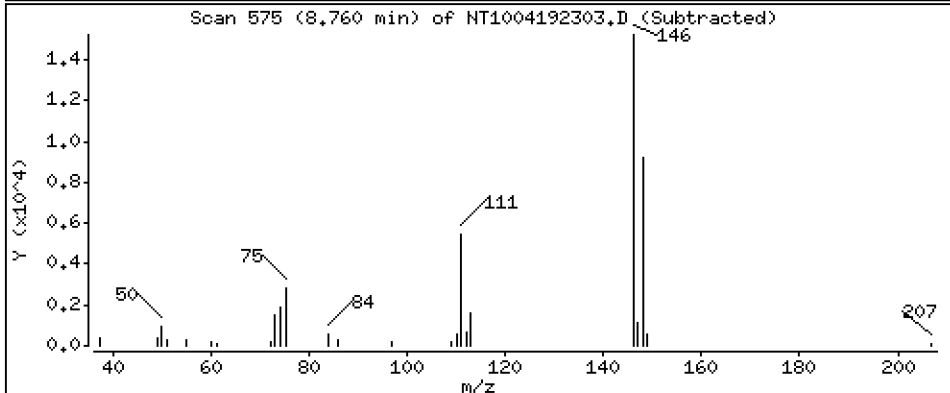
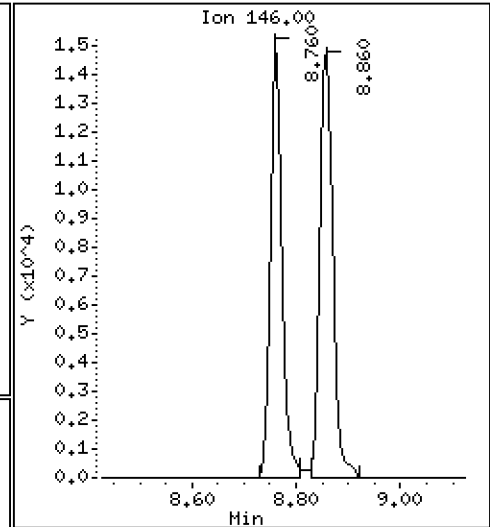
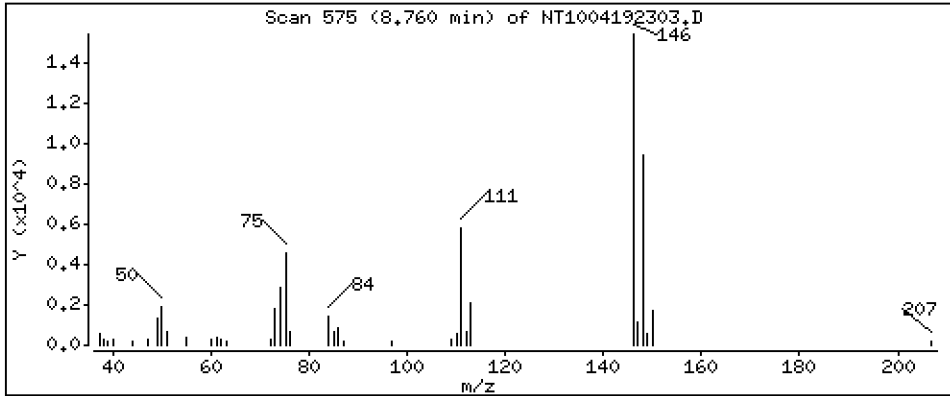
Operator: VTS

Column phase: ZB-5msi

Column diameter: 0,25

7 1,3-Dichlorobenzene

Concentration: 0,4389 ug/mL



Date : 19-APR-2023 11:47

Client ID:

Instrument: nt10.i

Sample Info: SLD0254-LCV1

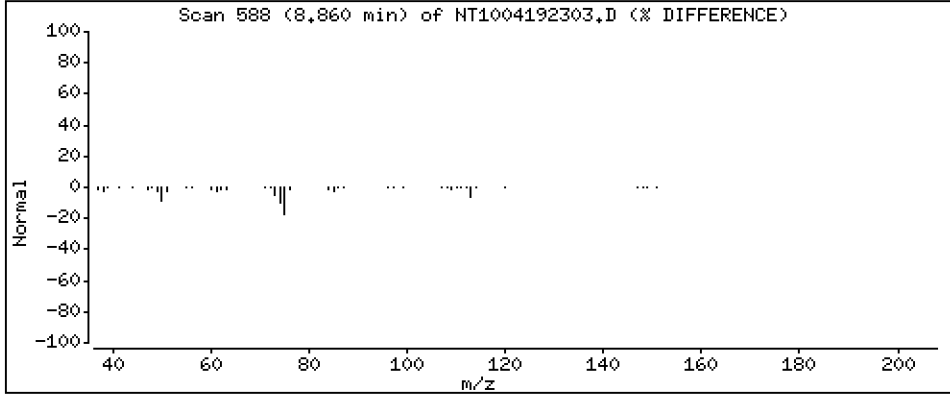
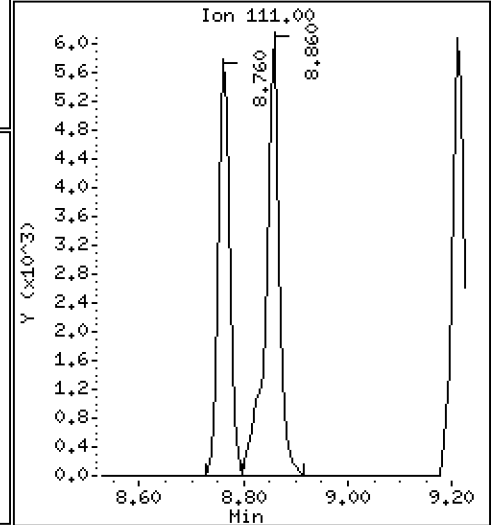
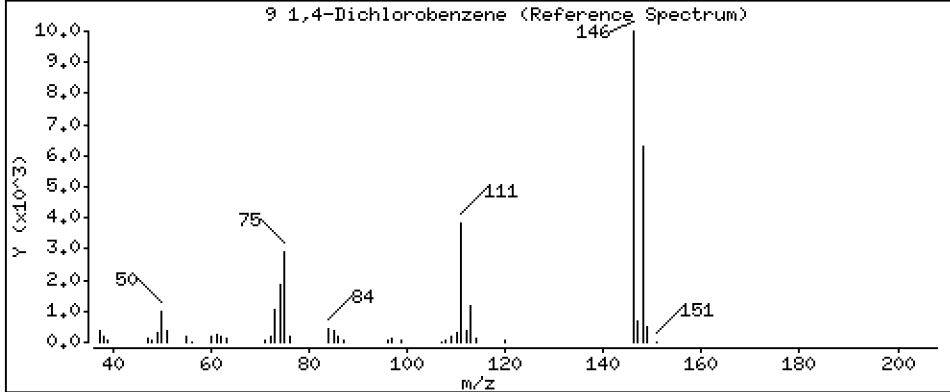
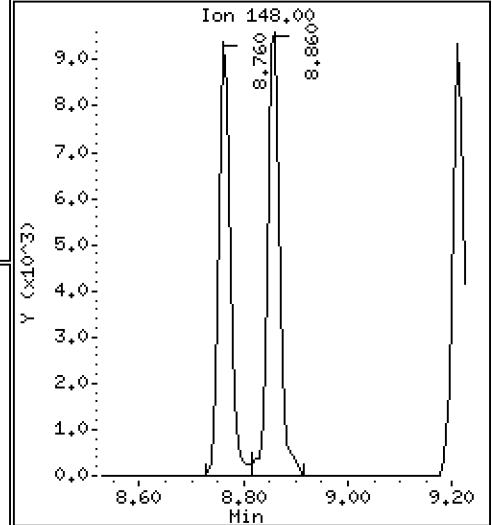
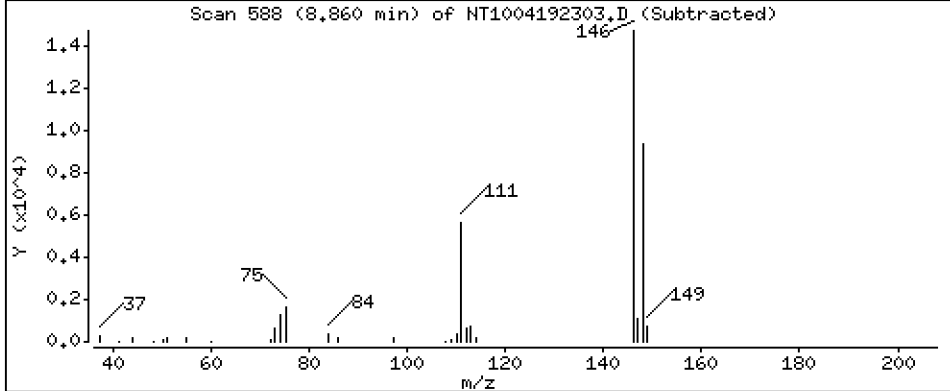
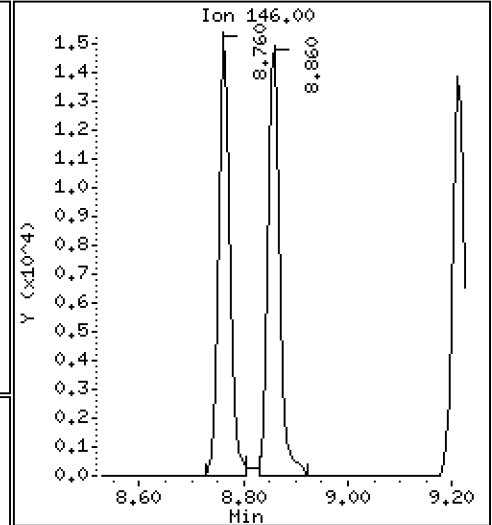
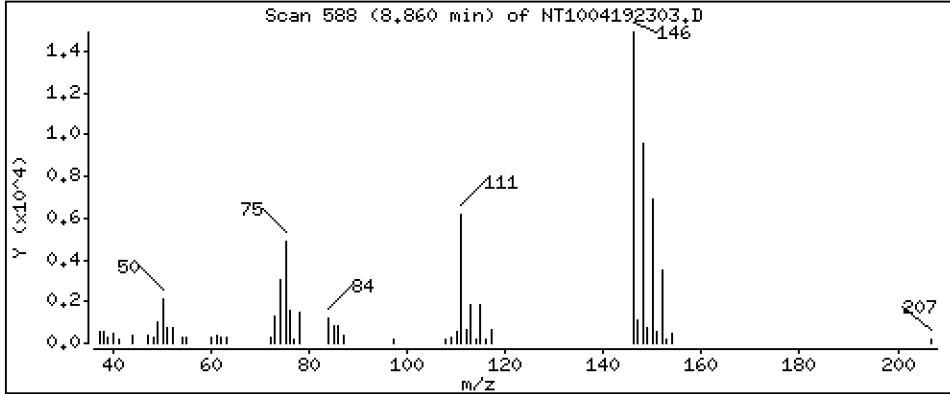
Operator: VTS

Column phase: ZB-5msi

Column diameter: 0.25

9 1,4-Dichlorobenzene

Concentration: 0.5521 ug/mL



Date : 19-APR-2023 11:47

Client ID:

Instrument: nt10.i

Sample Info: SLD0254-LCV1

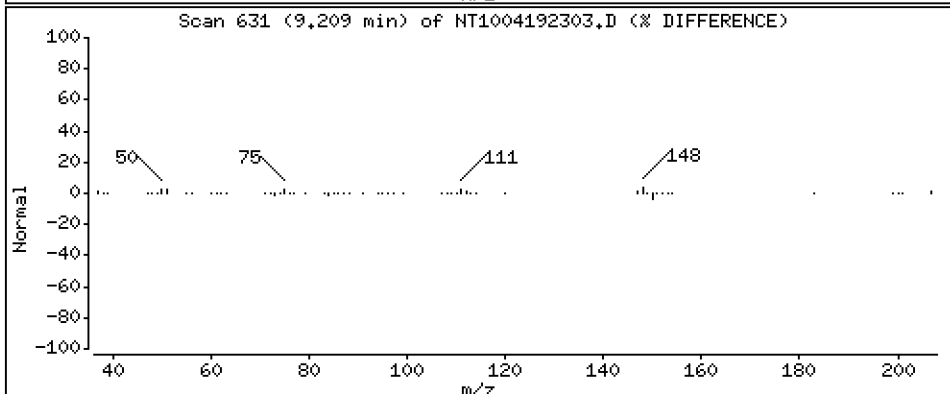
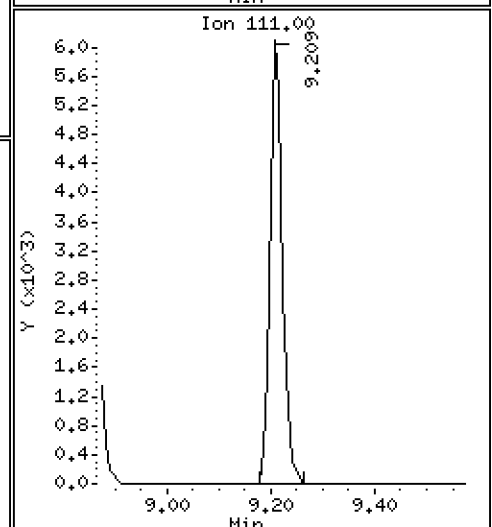
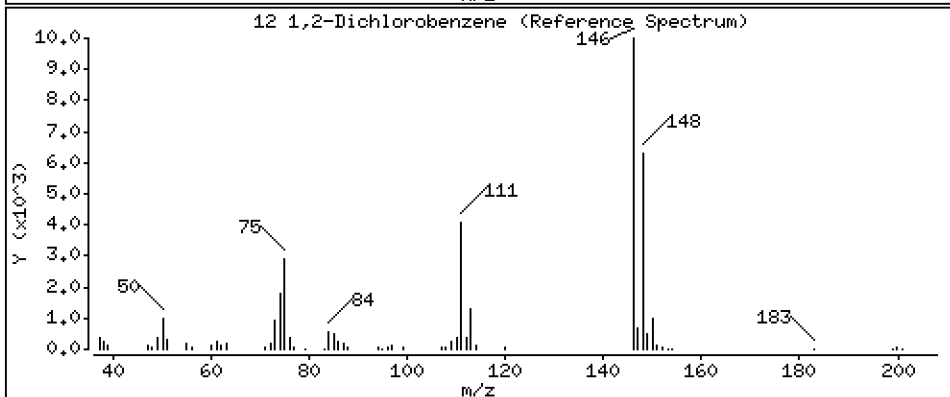
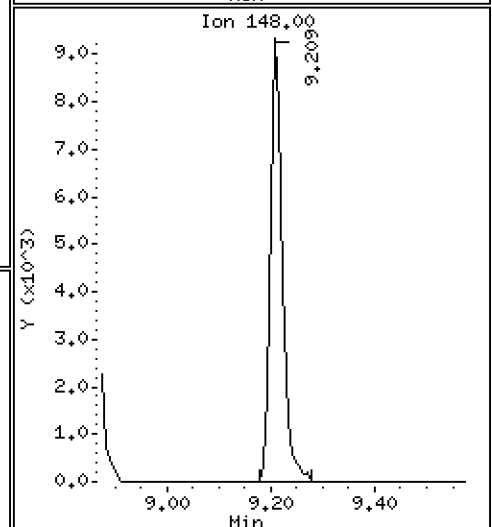
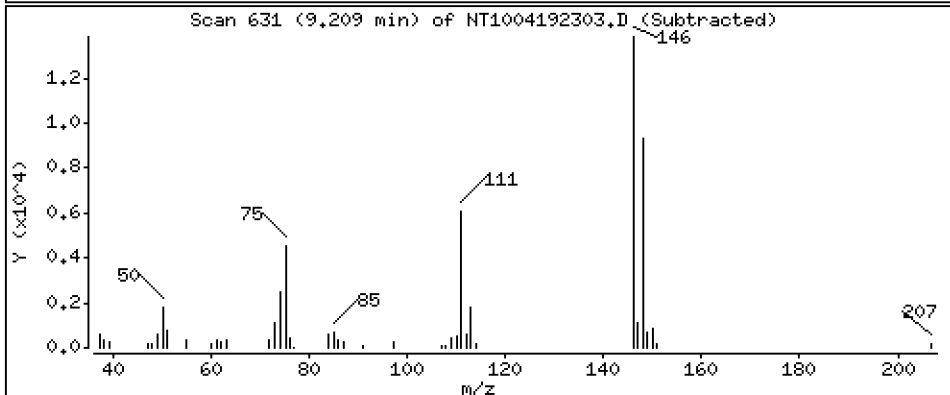
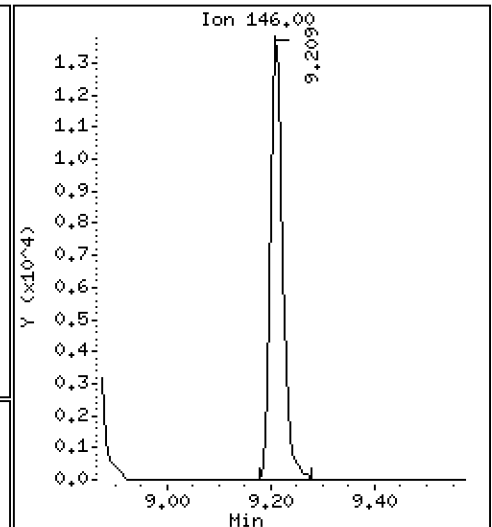
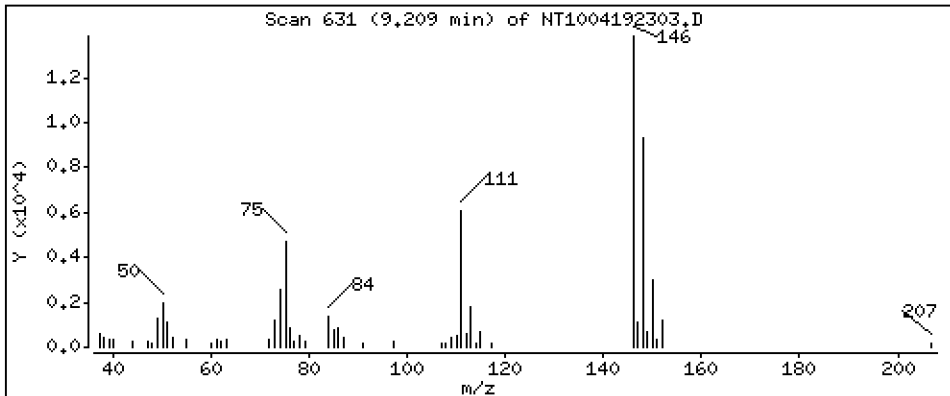
Operator: VTS

Column phase: ZB-5msi

Column diameter: 0,25

12 1,2-Dichlorobenzene

Concentration: 0,5164 ug/mL



Date : 19-APR-2023 11:47

Client ID:

Instrument: nt10.i

Sample Info: SLD0254-LCV1

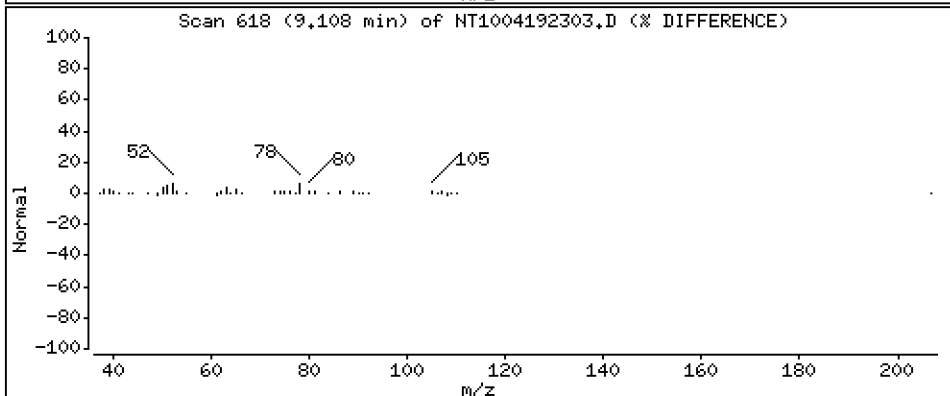
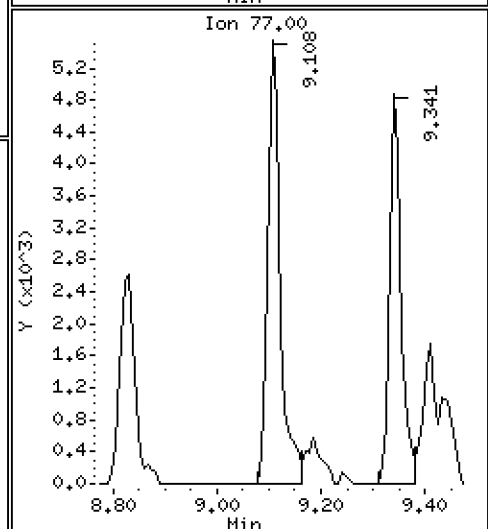
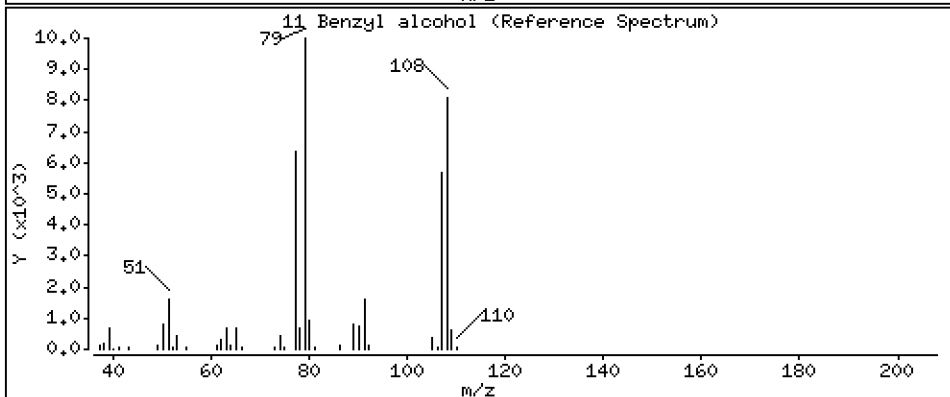
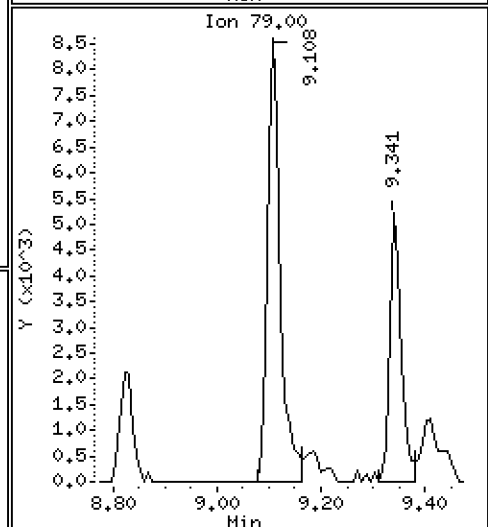
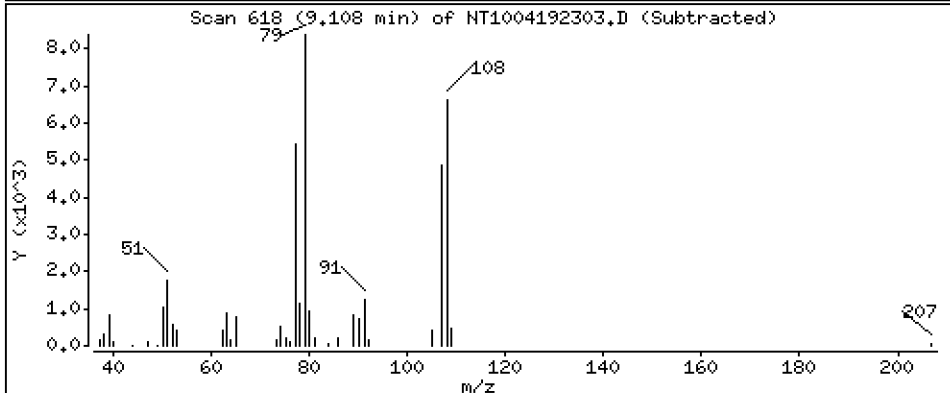
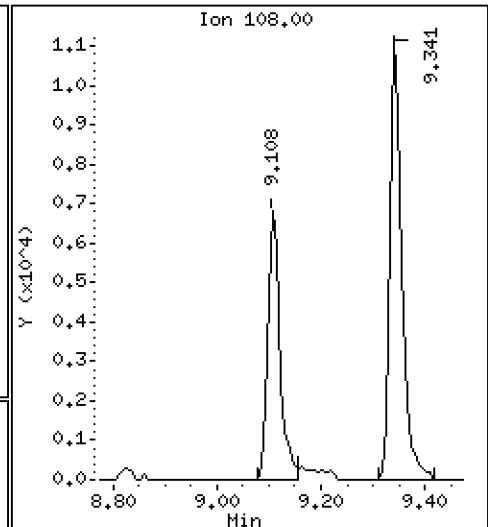
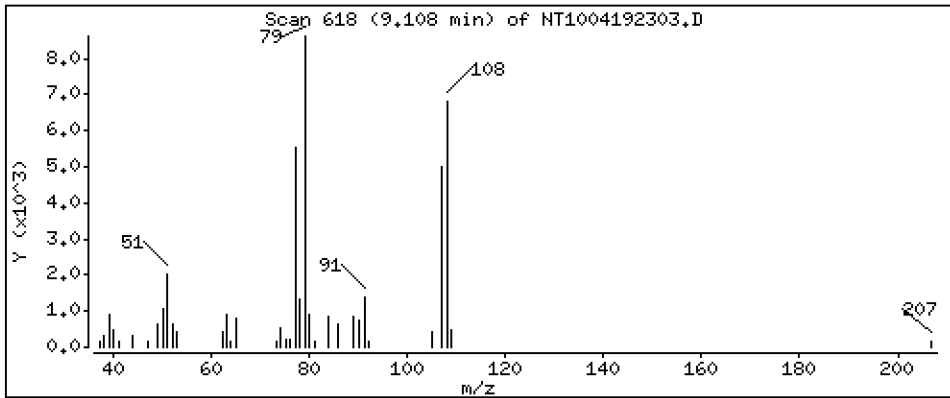
Operator: VTS

Column phase: ZB-5msi

Column diameter: 0.25

11 Benzyl alcohol

Concentration: 0.4082 ug/mL



Date : 19-APR-2023 11:47

Client ID:

Instrument: nt10.i

Sample Info: SLD0254-LCV1

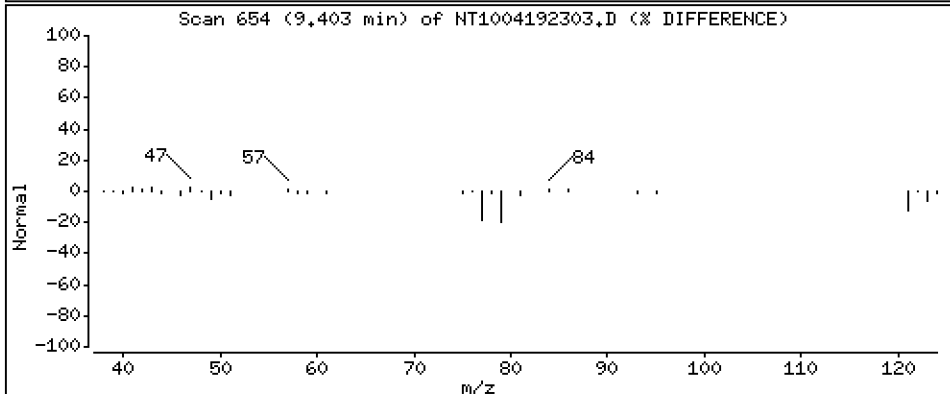
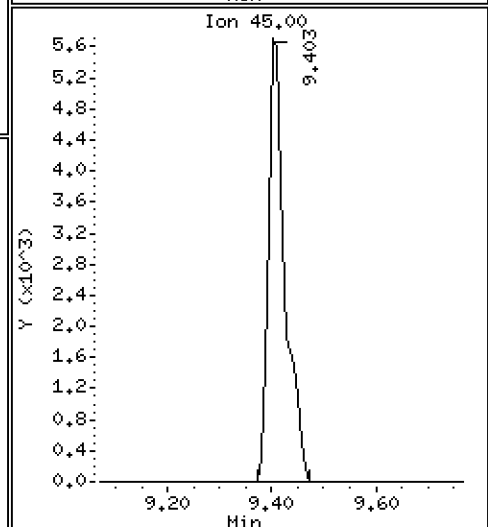
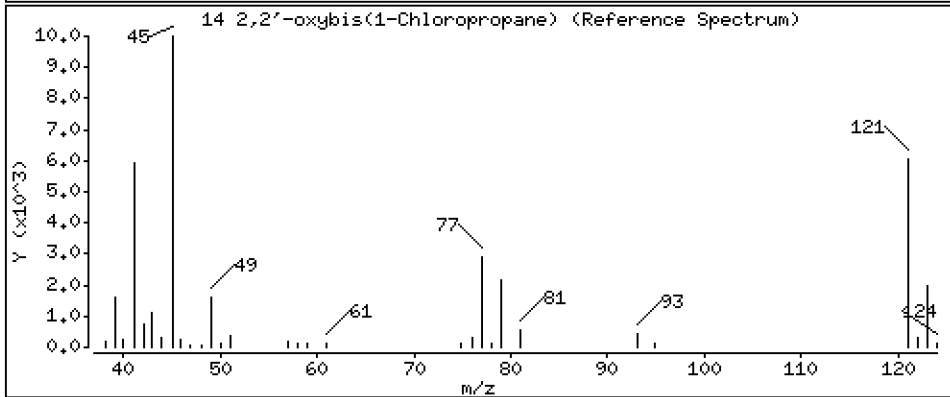
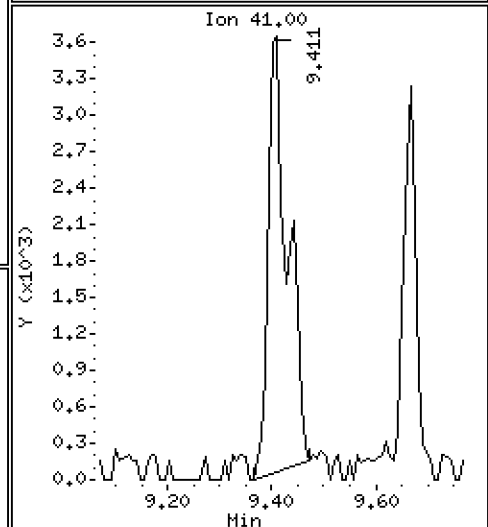
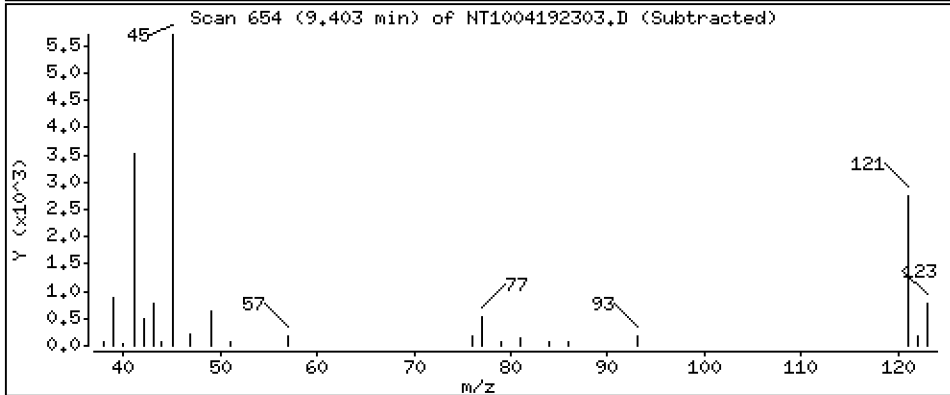
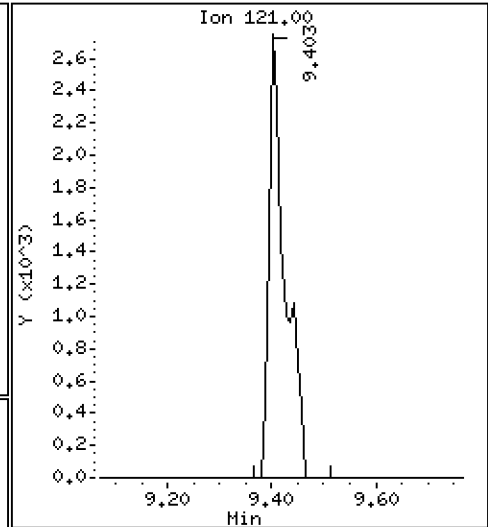
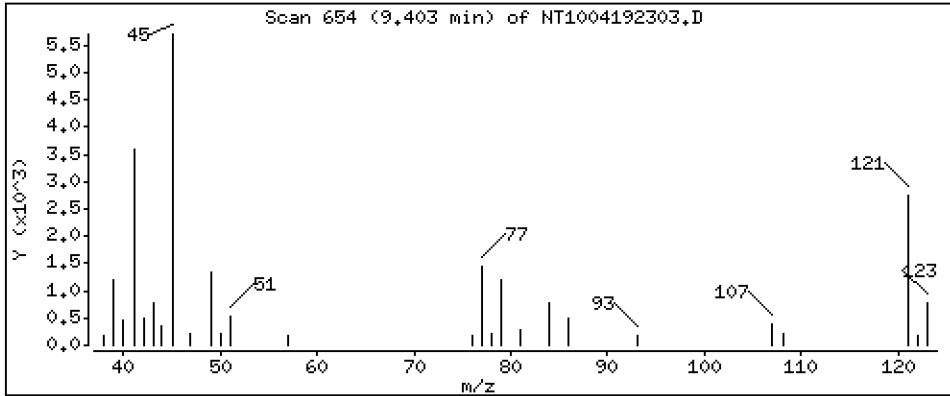
Operator: VTS

Column phase: ZB-5msi

Column diameter: 0,25

14 2,2'-oxybis(1-Chloropropane)

Concentration: 0,3892 ug/mL



Date : 19-APR-2023 11:47

Client ID:

Instrument: nt10.i

Sample Info: SLD0254-LCV1

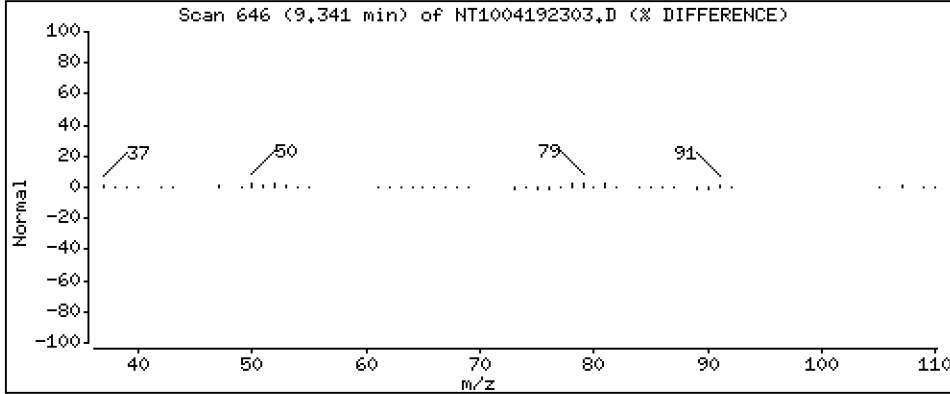
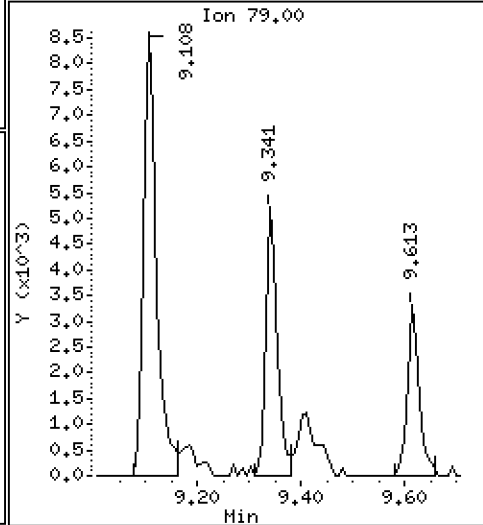
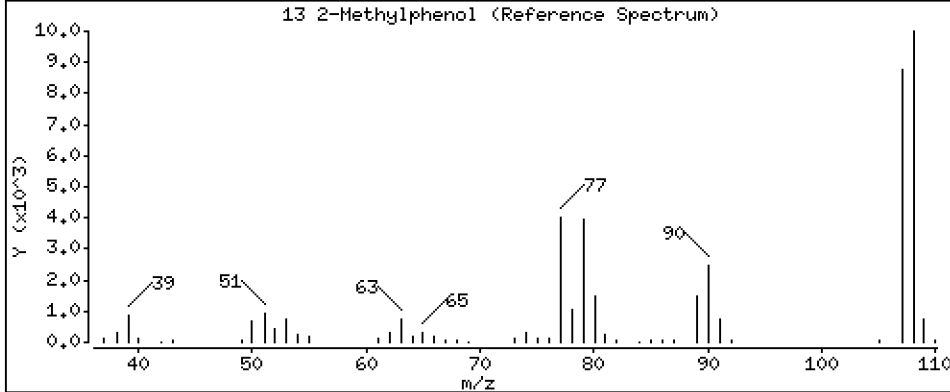
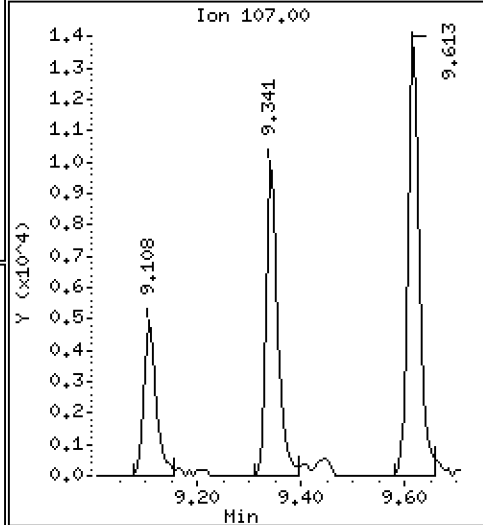
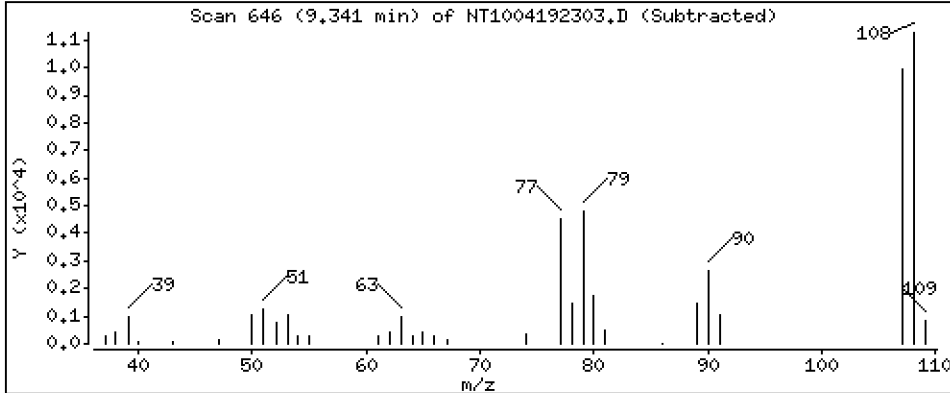
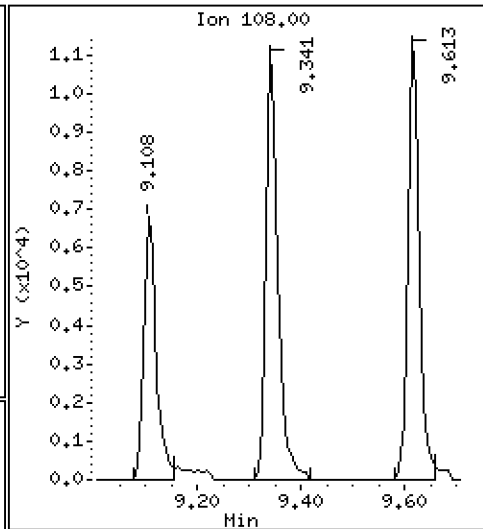
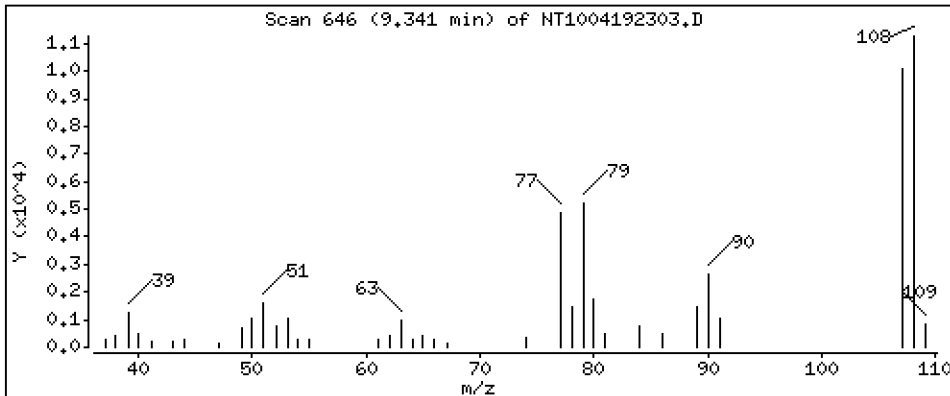
Operator: VTS

Column phase: ZB-5msi

Column diameter: 0.25

13 2-Methylphenol

Concentration: 0.4086 ug/mL



Date : 19-APR-2023 11:47

Client ID:

Instrument: nt10.i

Sample Info: SLD0254-LCV1

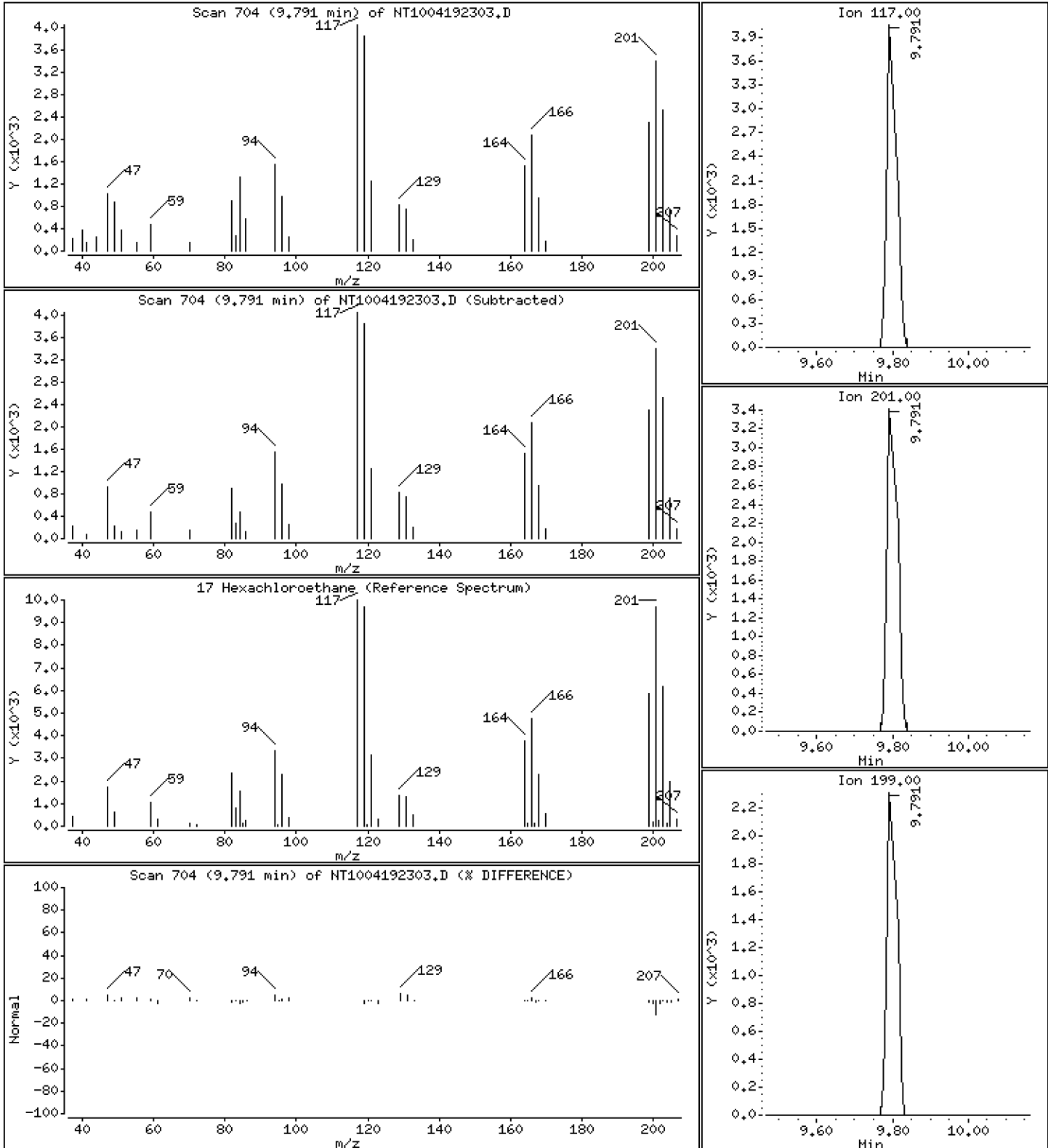
Operator: VTS

Column phase: ZB-5msi

Column diameter: 0,25

17 Hexachloroethane

Concentration: 0,2502 ug/mL



Date : 19-APR-2023 11:47

Client ID:

Instrument: nt10.i

Sample Info: SLD0254-LCV1

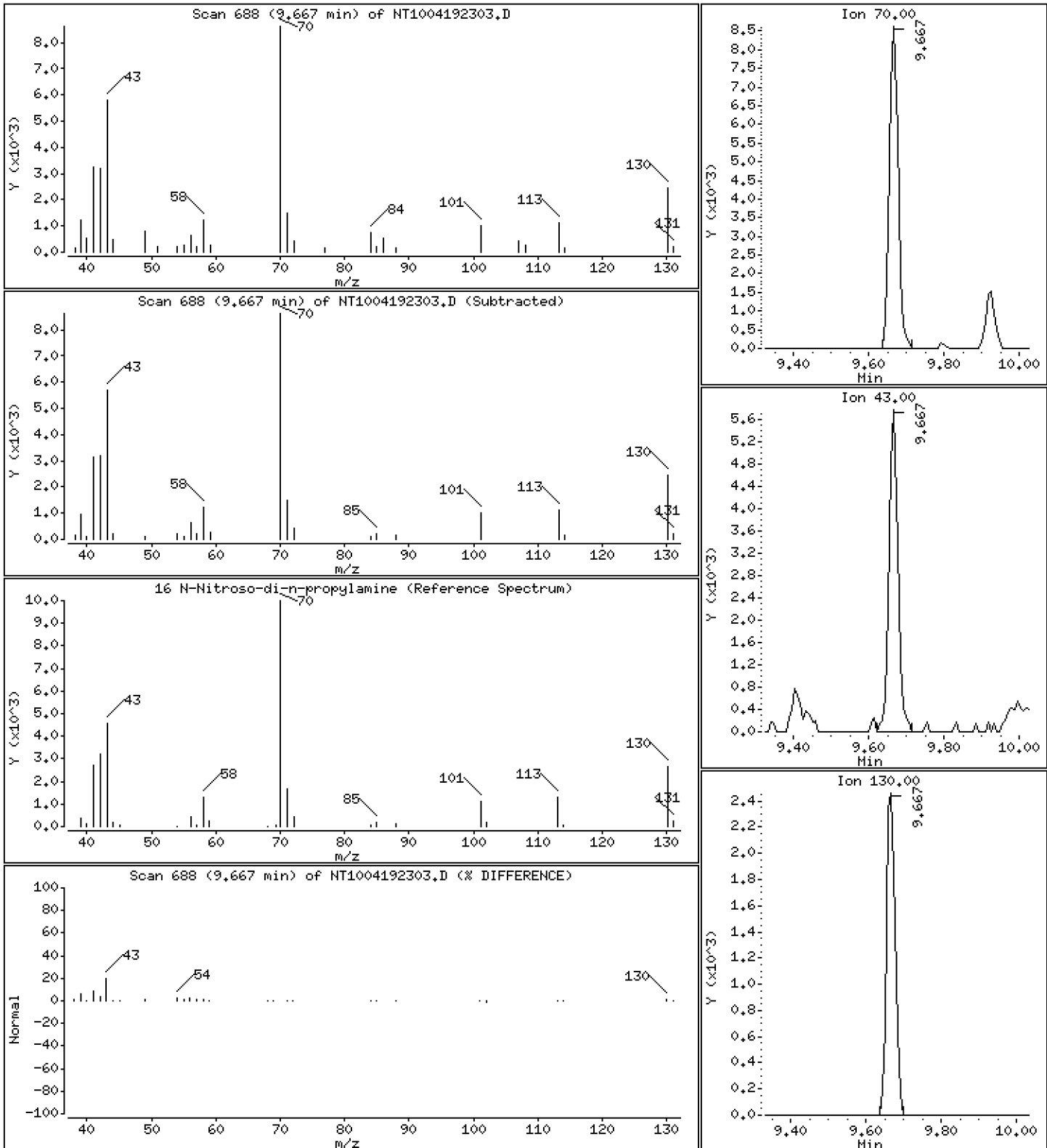
Operator: VTS

Column phase: ZB-5msi

Column diameter: 0.25

16 N-Nitroso-di-n-propylamine

Concentration: 0.3826 ug/mL



Date : 19-APR-2023 11:47

Client ID:

Instrument: nt10.i

Sample Info: SLD0254-LCV1

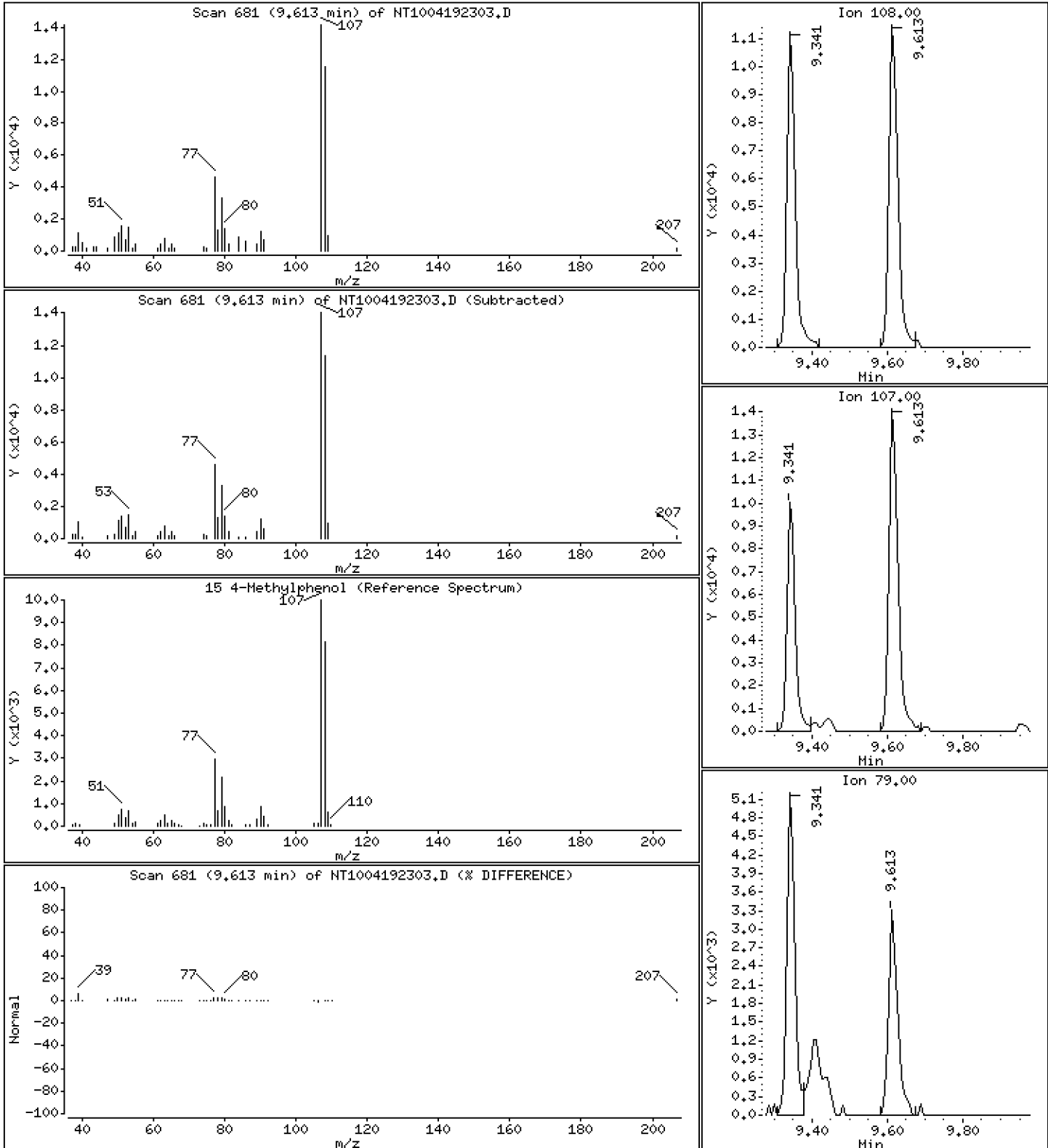
Operator: VTS

Column phase: ZB-5msi

Column diameter: 0.25

15 4-Methylphenol

Concentration: 0.3947 ug/mL



Date : 19-APR-2023 11:47

Client ID:

Instrument: nt10.i

Sample Info: SLD0254-LCV1

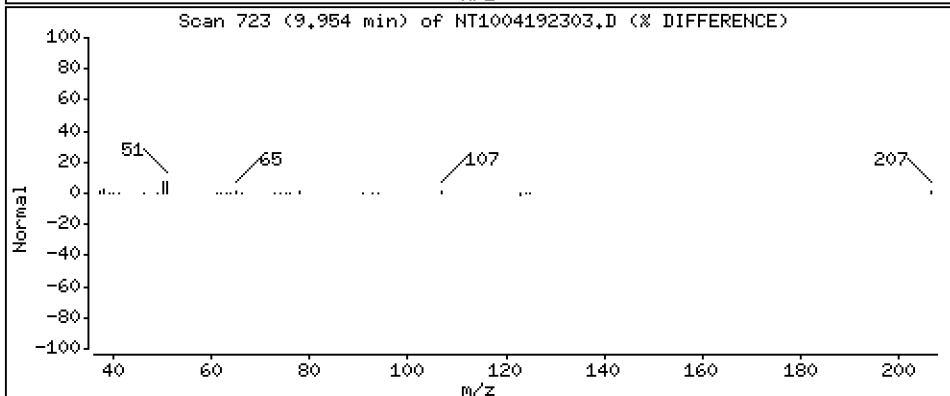
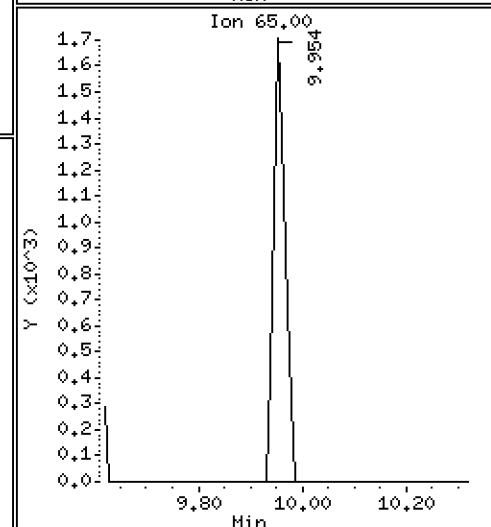
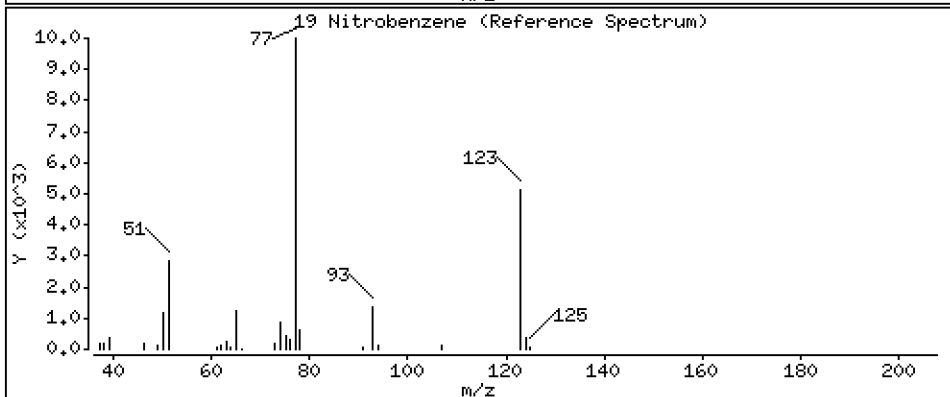
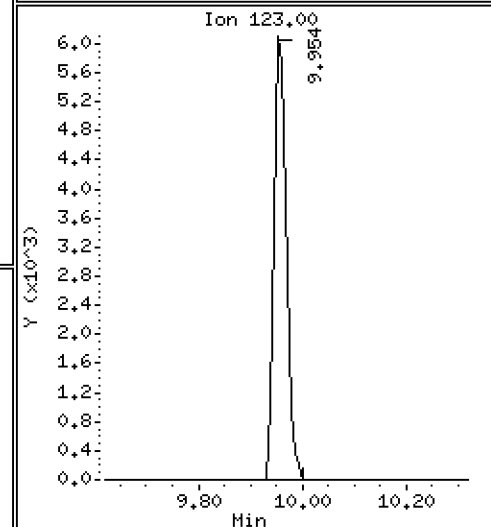
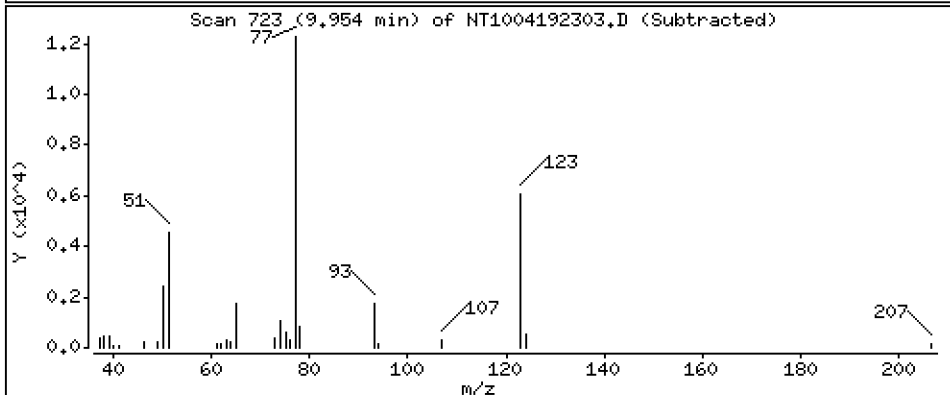
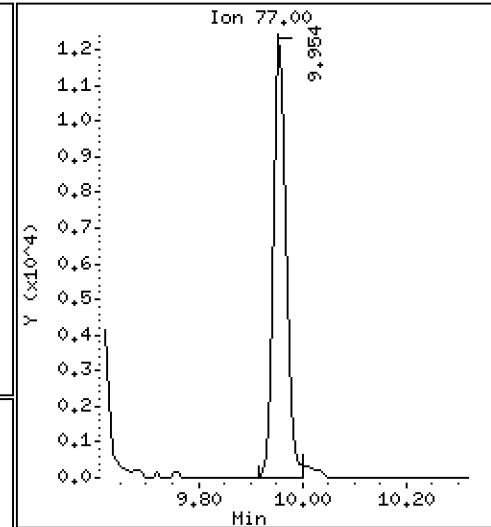
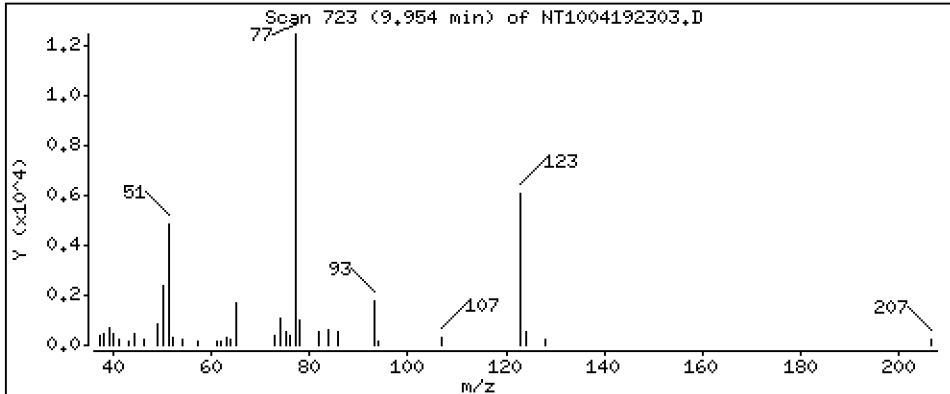
Operator: VTS

Column phase: ZB-5msi

Column diameter: 0,25

19 Nitrobenzene

Concentration: 0,4228 ug/mL



Date : 19-APR-2023 11:47

Client ID:

Instrument: nt10.i

Sample Info: SLD0254-LCV1

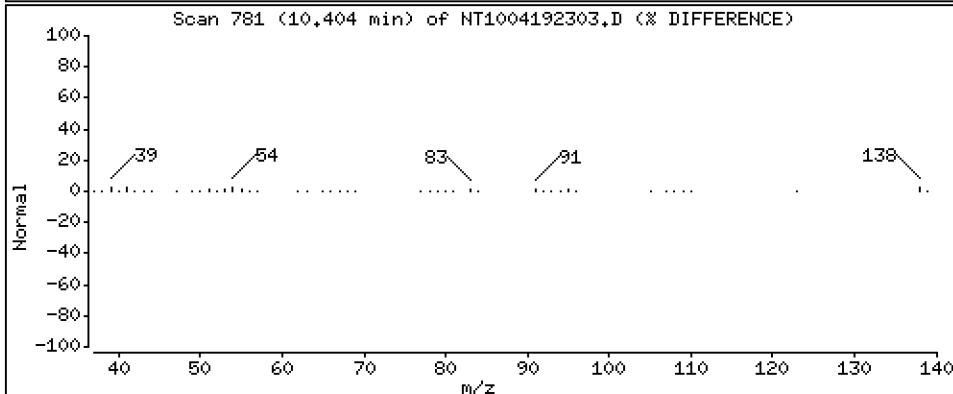
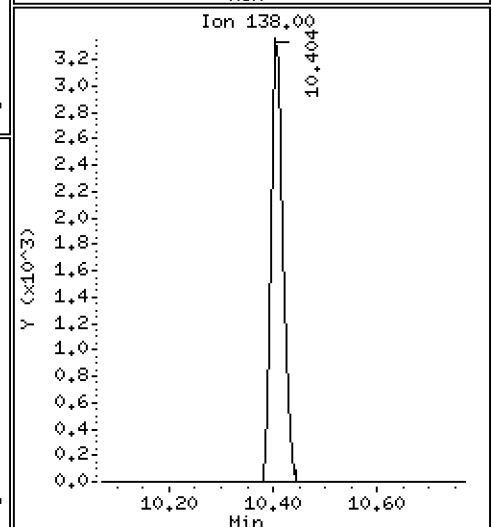
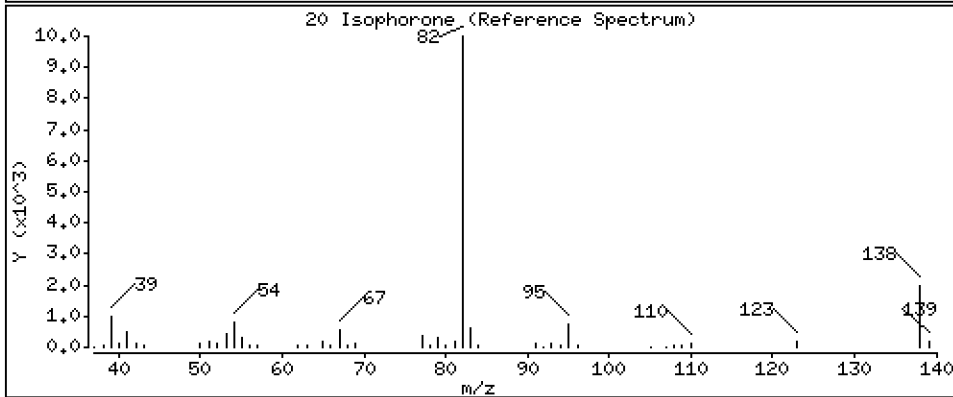
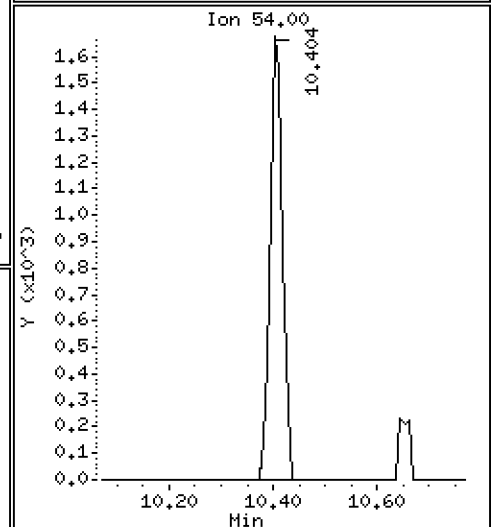
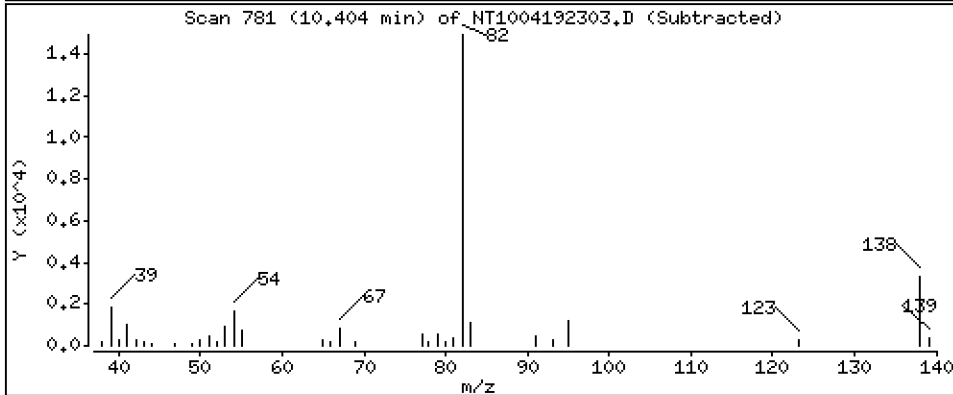
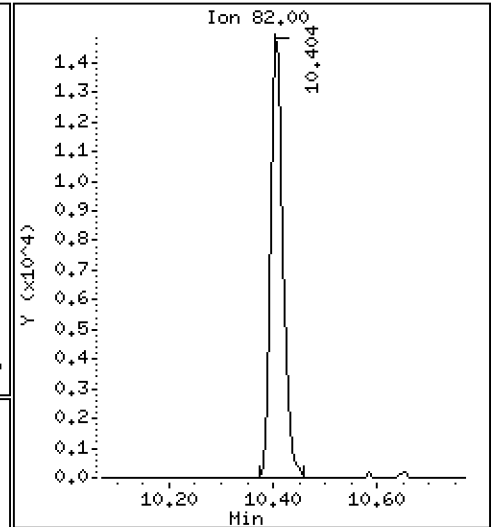
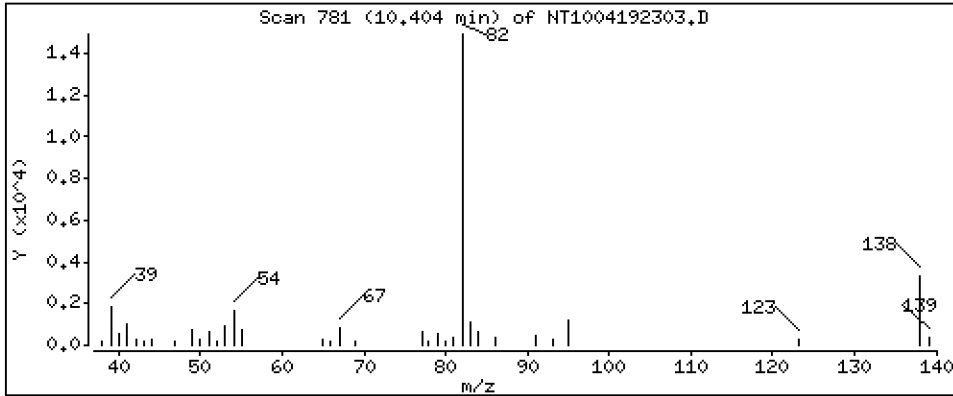
Operator: VTS

Column phase: ZB-5msi

Column diameter: 0,25

20 Isophorone

Concentration: 0,4044 ug/mL



Date : 19-APR-2023 11:47

Client ID:

Instrument: nt10.i

Sample Info: SLD0254-LCV1

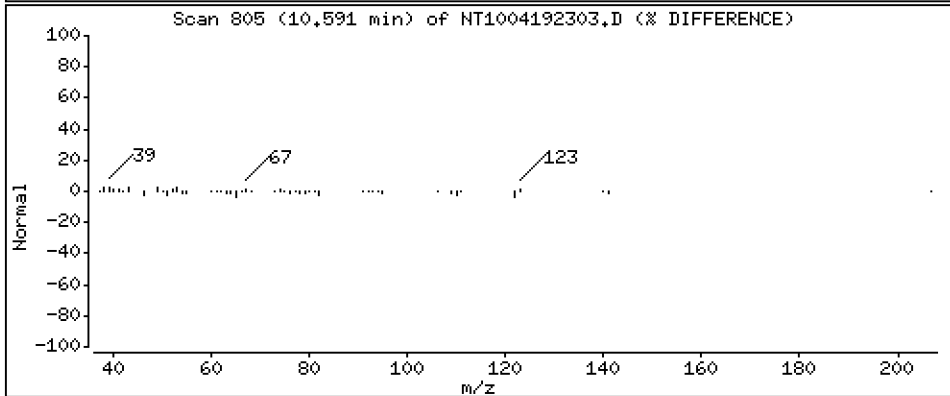
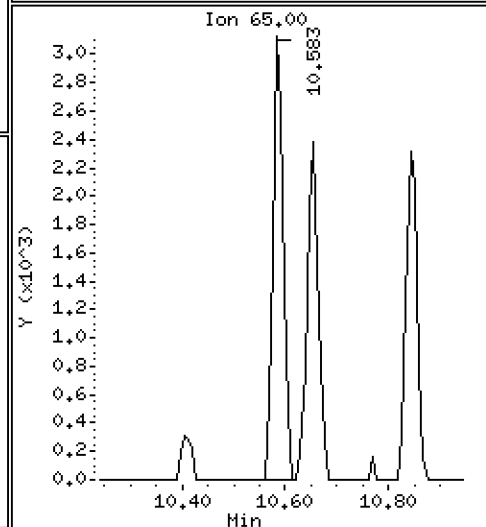
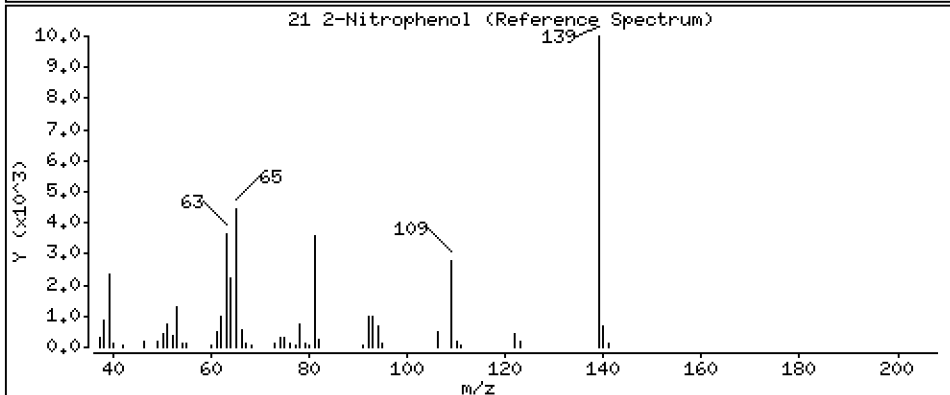
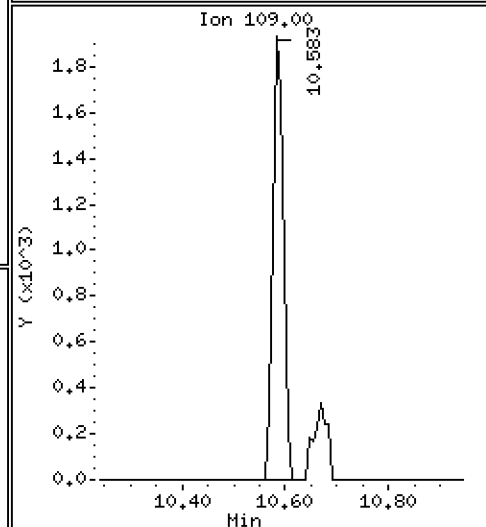
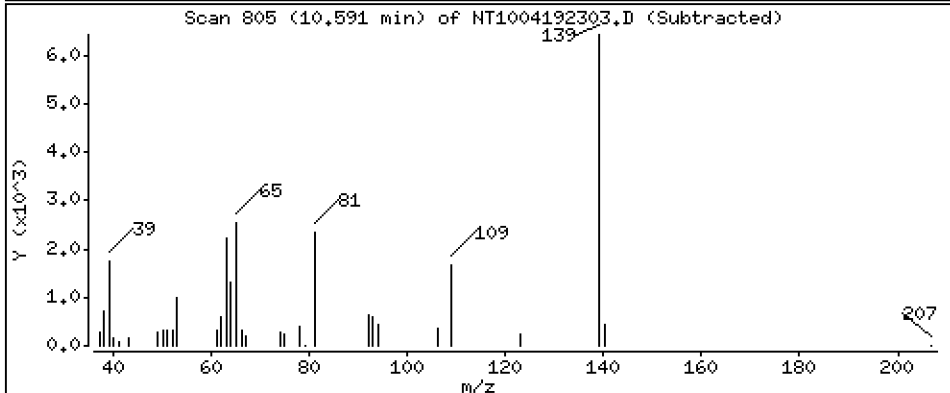
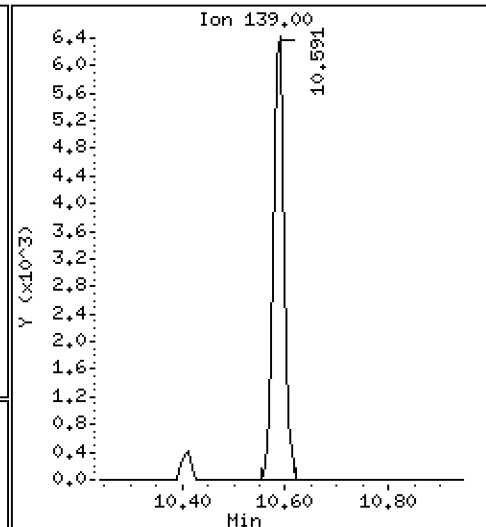
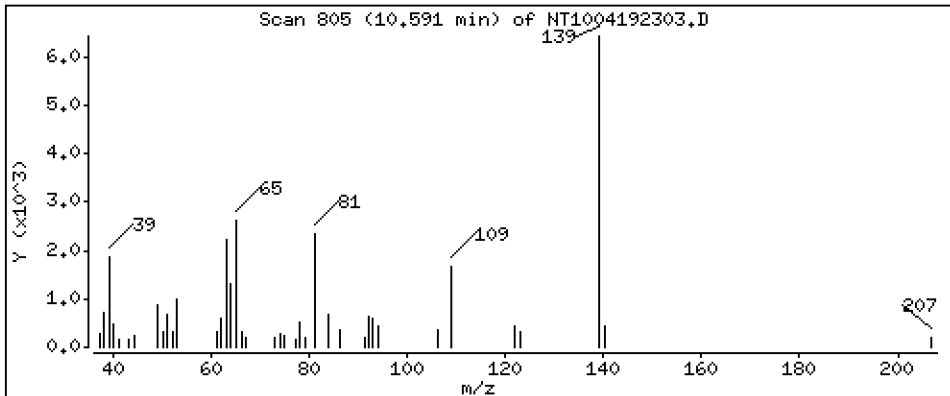
Operator: VTS

Column phase: ZB-5msi

Column diameter: 0,25

21 2-Nitrophenol

Concentration: 0,4218 ug/mL



Date : 19-APR-2023 11:47

Client ID:

Instrument: nt10.i

Sample Info: SLD0254-LCV1

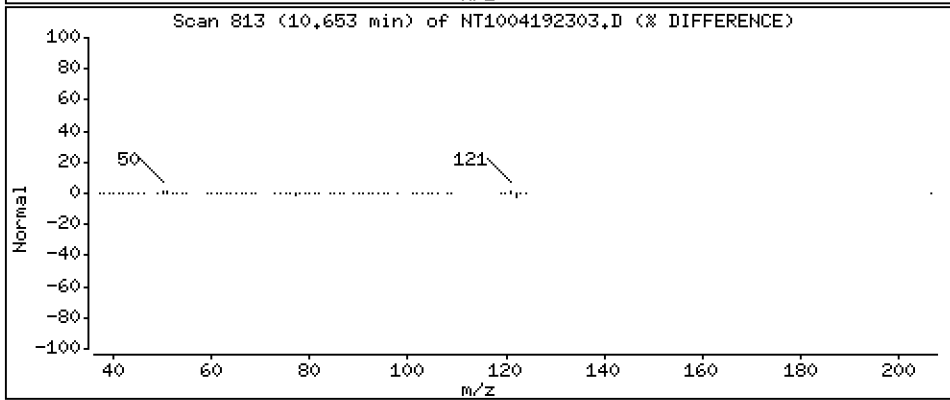
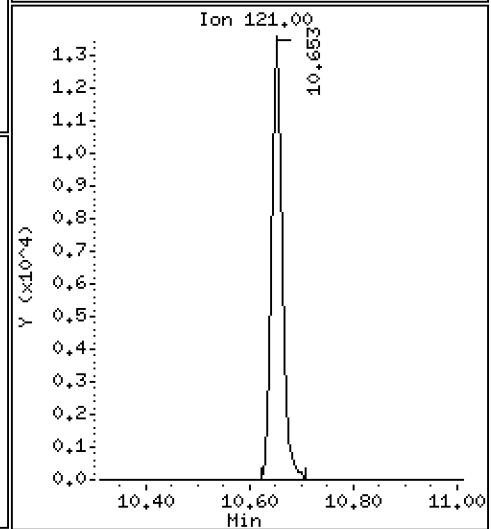
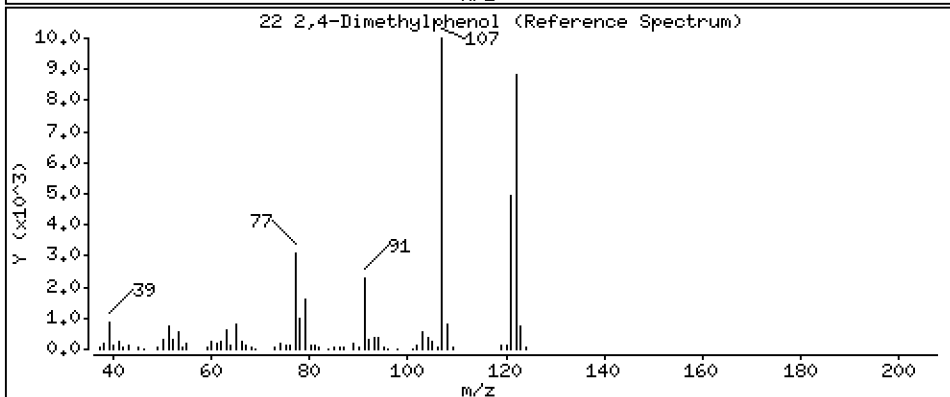
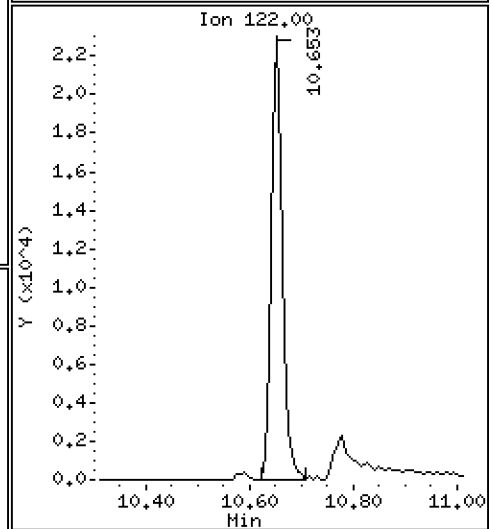
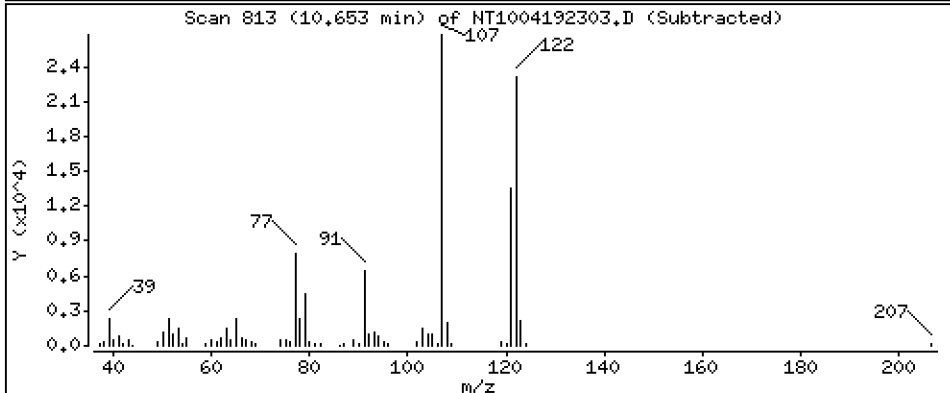
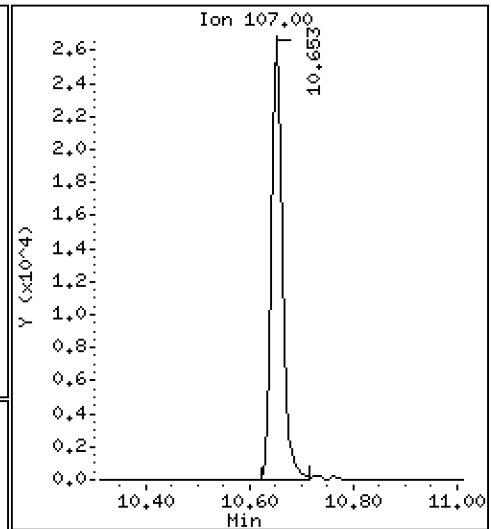
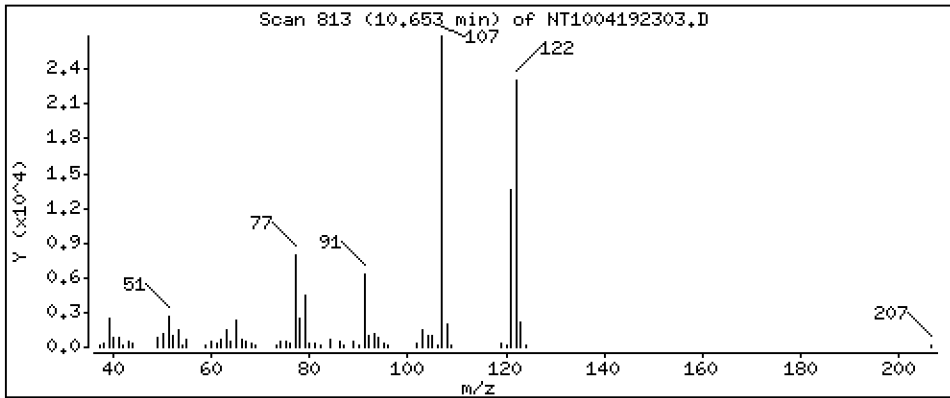
Operator: VTS

Column phase: ZB-5msi

Column diameter: 0,25

22 2,4-Dimethylphenol

Concentration: 0,9387 ug/mL



Date : 19-APR-2023 11:47

Client ID:

Instrument: nt10.i

Sample Info: SLD0254-LCV1

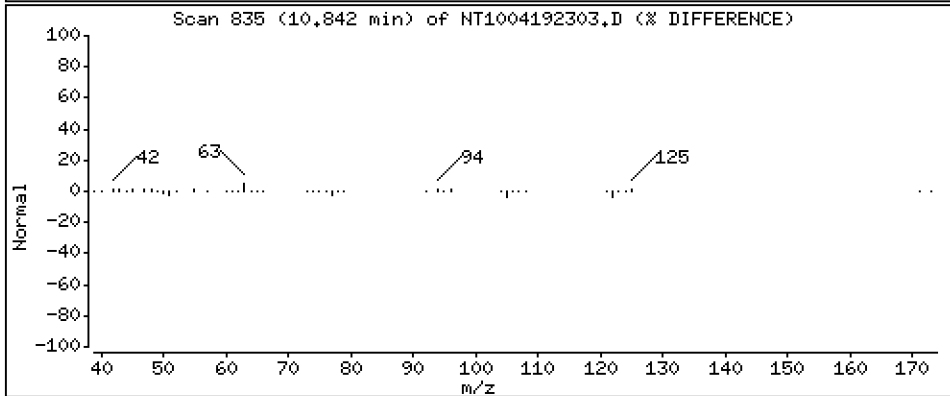
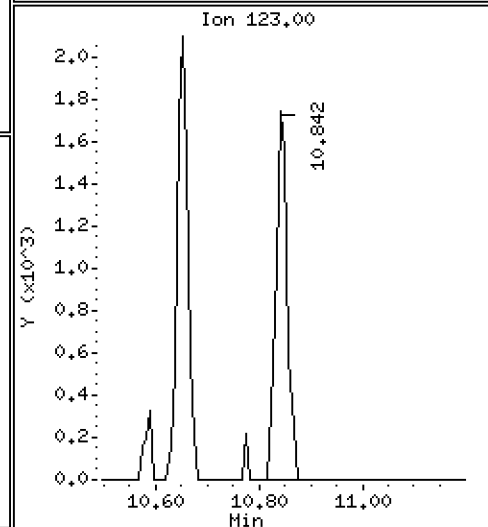
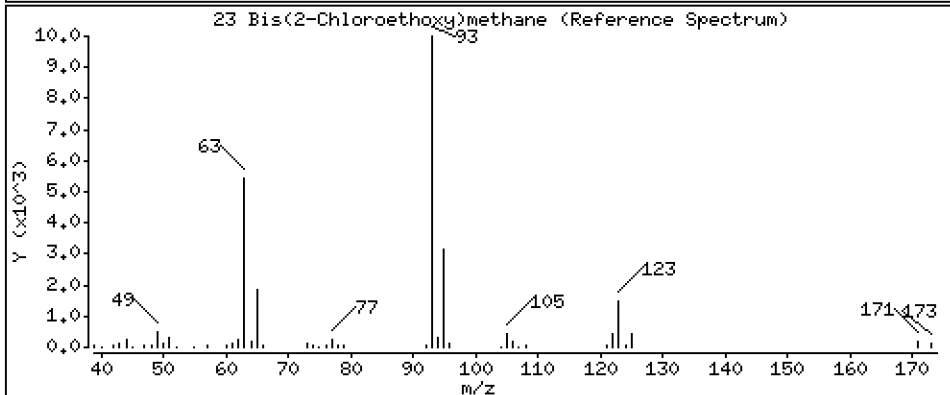
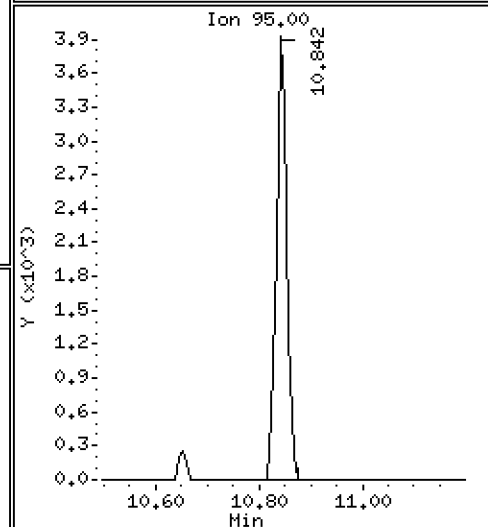
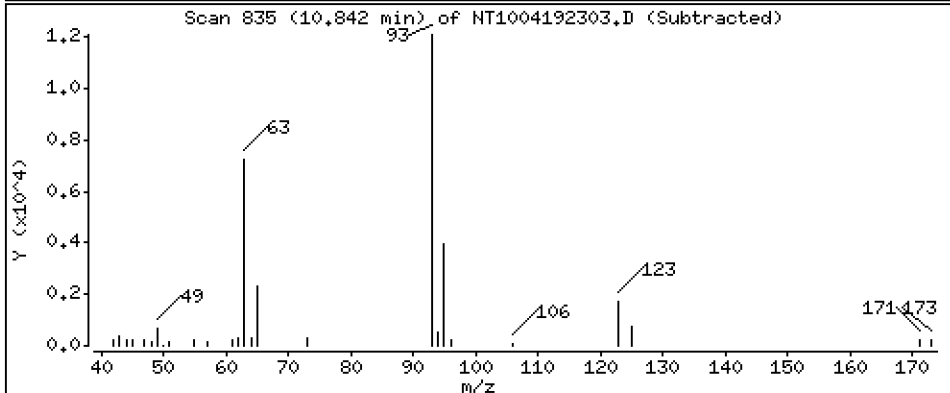
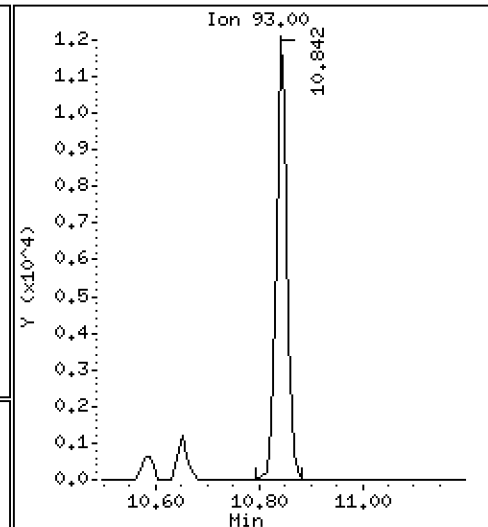
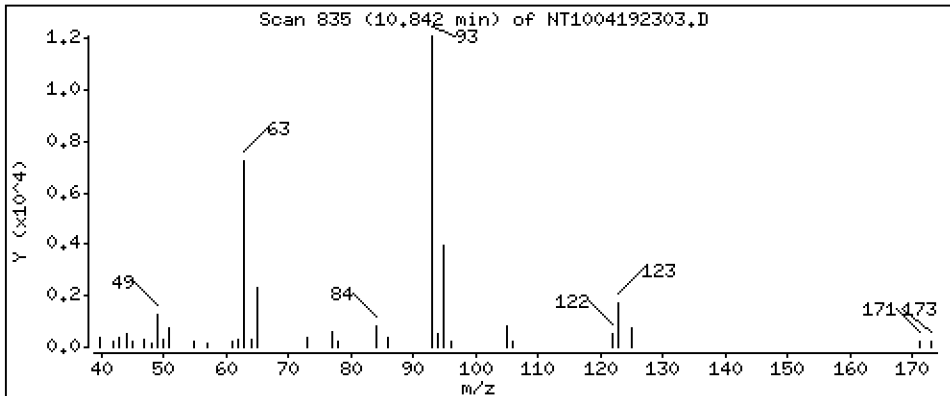
Operator: VTS

Column phase: ZB-5msi

Column diameter: 0,25

23 Bis(2-Chloroethoxy)methane

Concentration: 0,5259 ug/mL



Date : 19-APR-2023 11:47

Client ID:

Instrument: nt10.i

Sample Info: SLD0254-LCV1

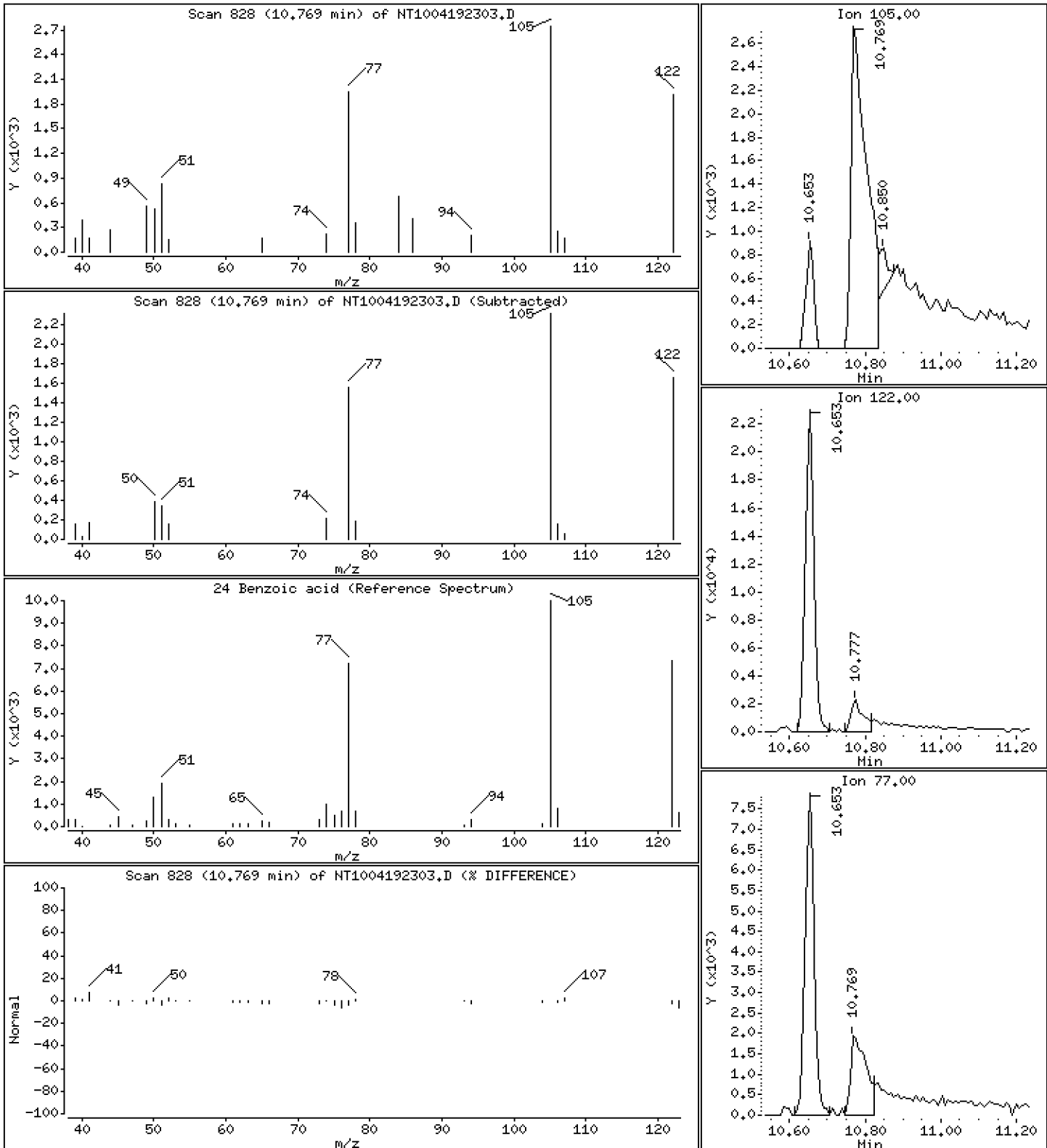
Operator: VTS

Column phase: ZB-5msi

Column diameter: 0.25

24 Benzoic acid

Concentration: 0.3345 ug/mL



Date : 19-APR-2023 11:47

Client ID:

Instrument: nt10.i

Sample Info: SLD0254-LCV1

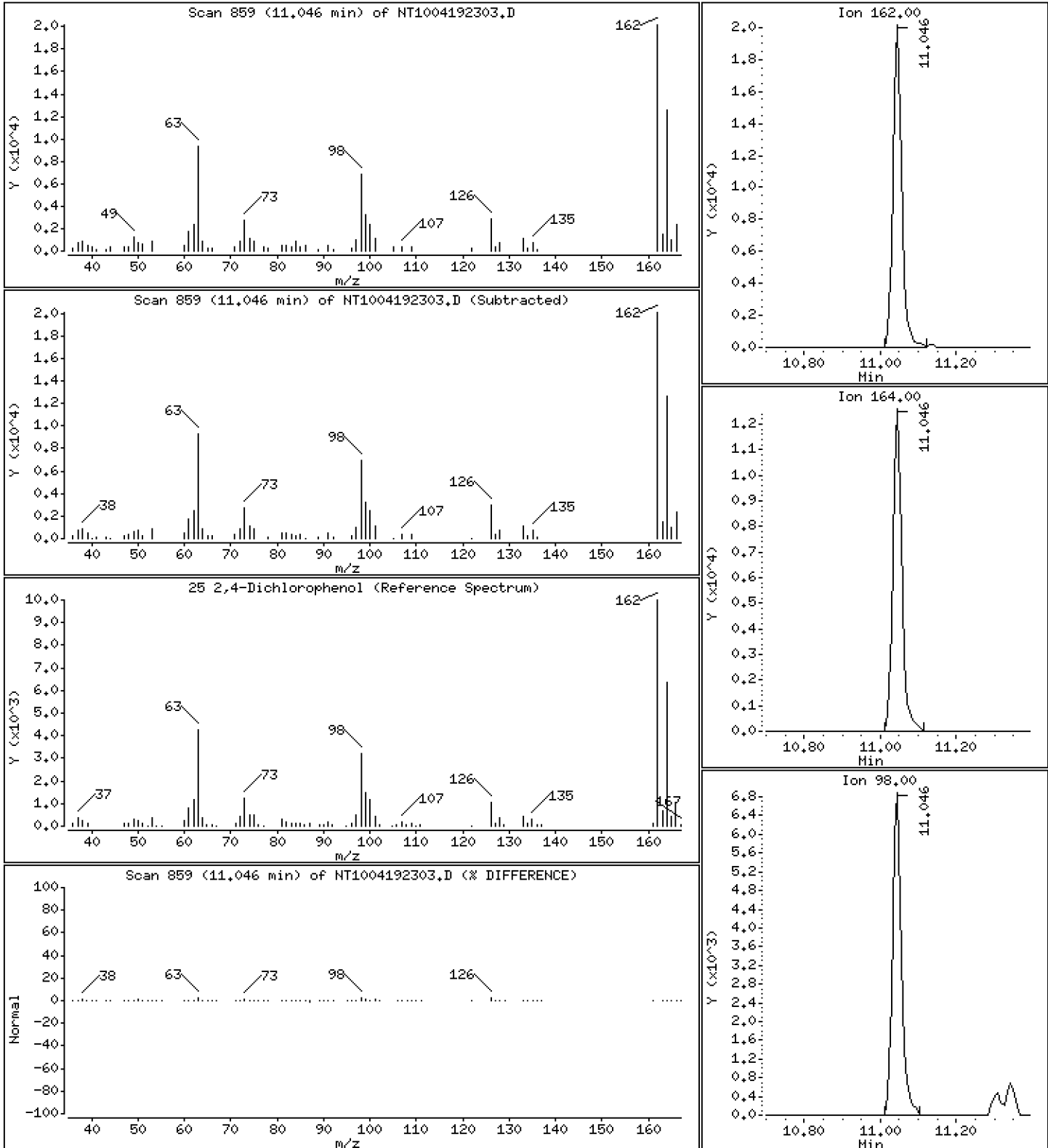
Operator: VTS

Column phase: ZB-5msi

Column diameter: 0,25

25 2,4-Dichlorophenol

Concentration: 0,9015 ug/mL



Date : 19-APR-2023 11:47

Client ID:

Instrument: nt10.i

Sample Info: SLD0254-LCV1

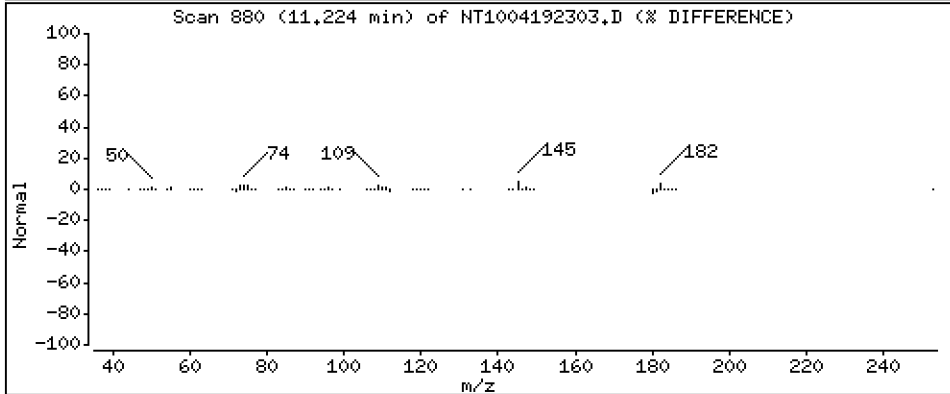
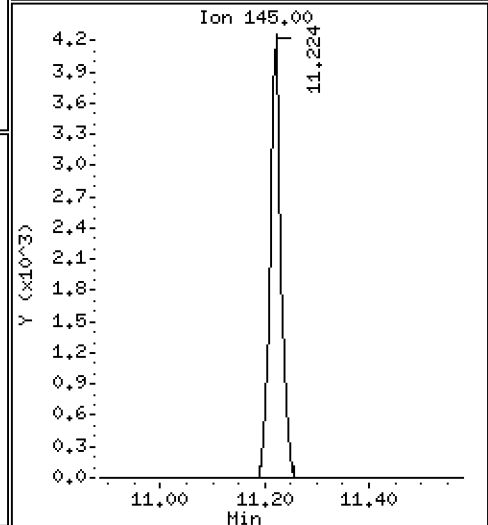
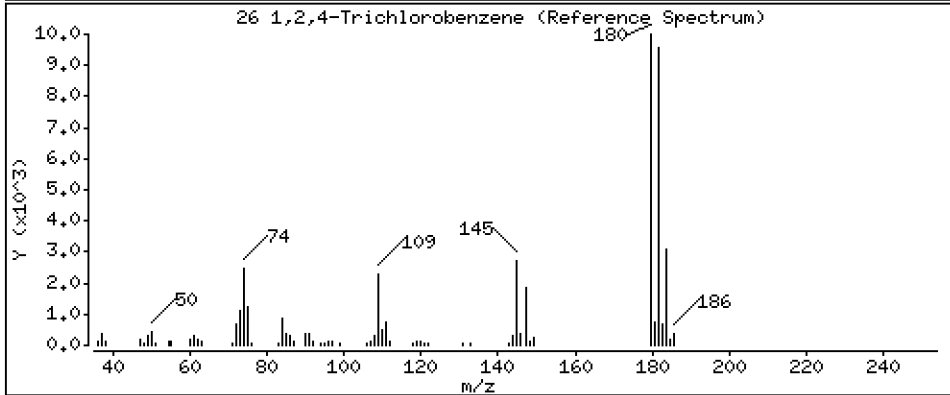
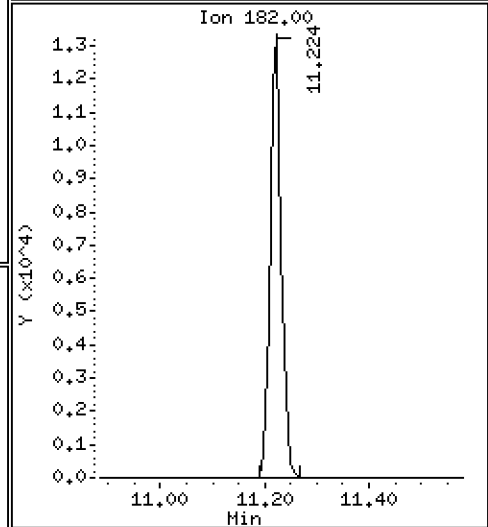
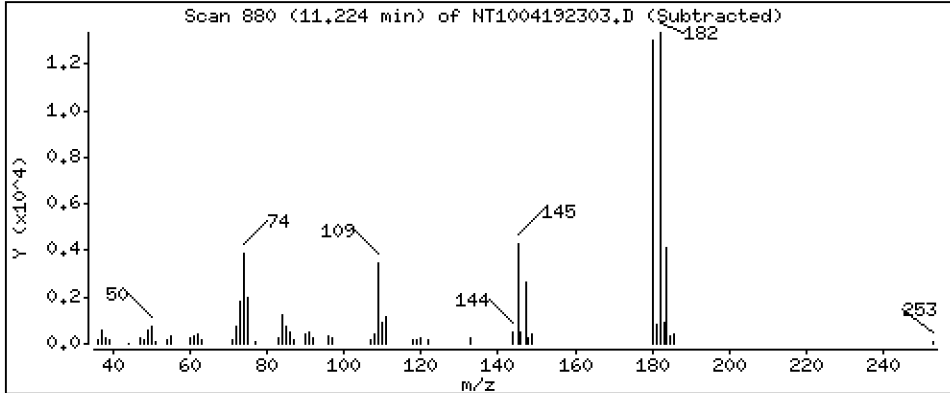
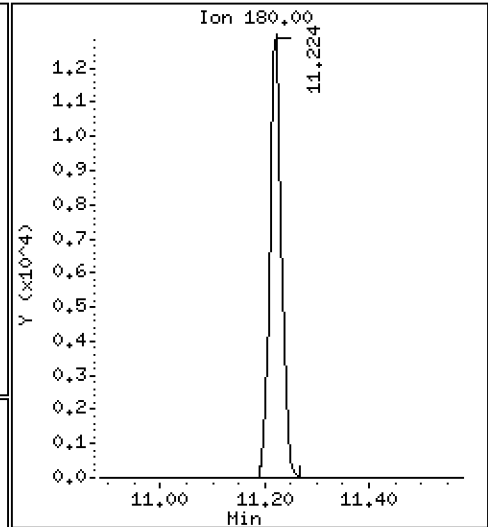
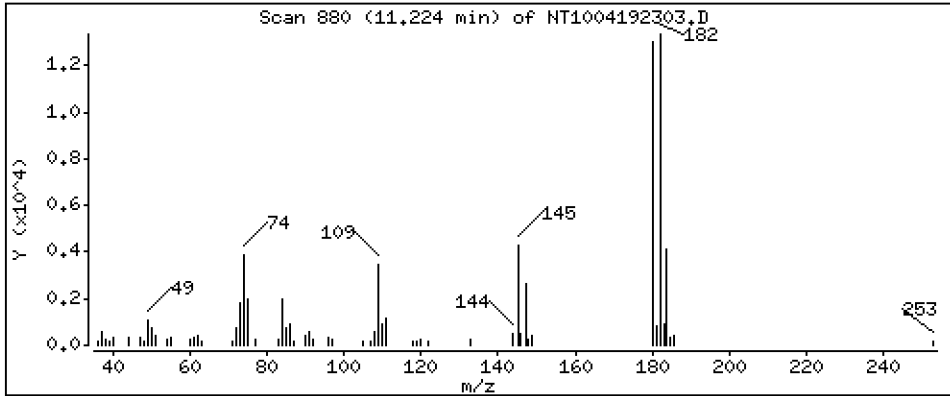
Operator: VTS

Column phase: ZB-5msi

Column diameter: 0,25

26 1,2,4-Trichlorobenzene

Concentration: 0,5128 ug/mL



Date : 19-APR-2023 11:47

Client ID:

Instrument: nt10.i

Sample Info: SLD0254-LCV1

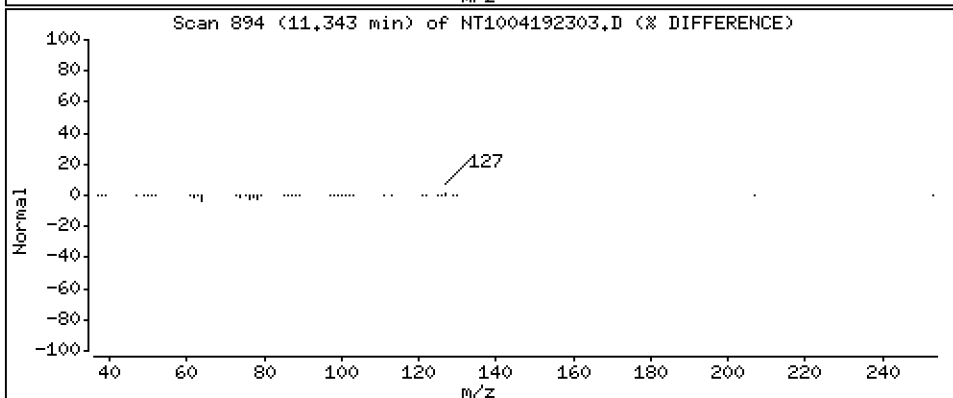
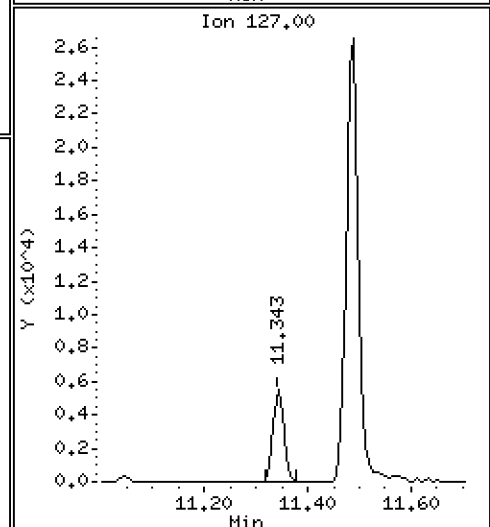
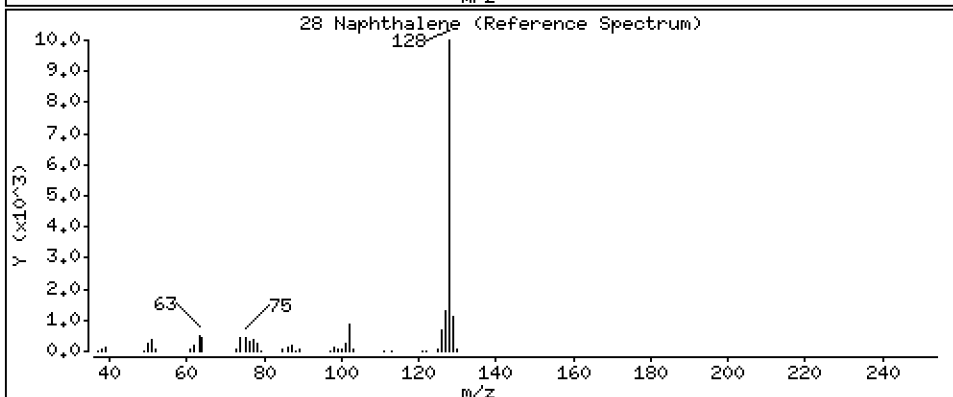
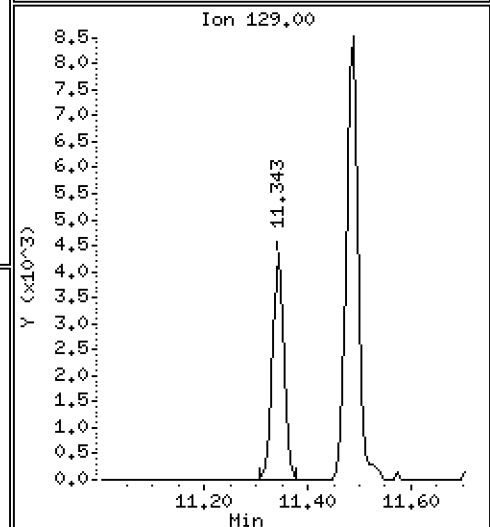
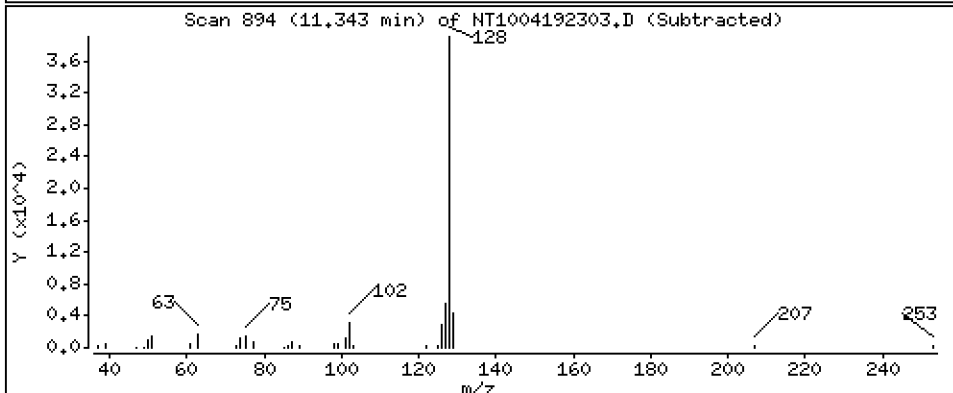
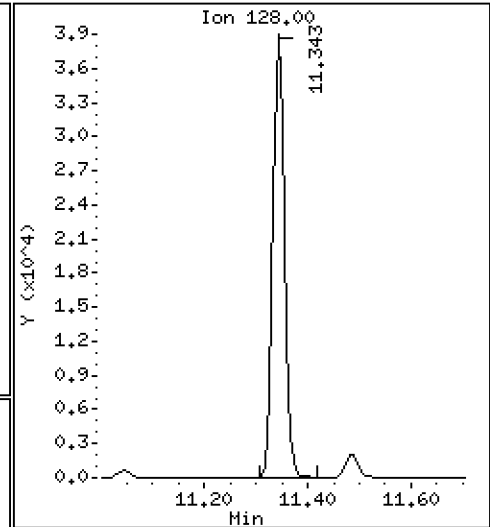
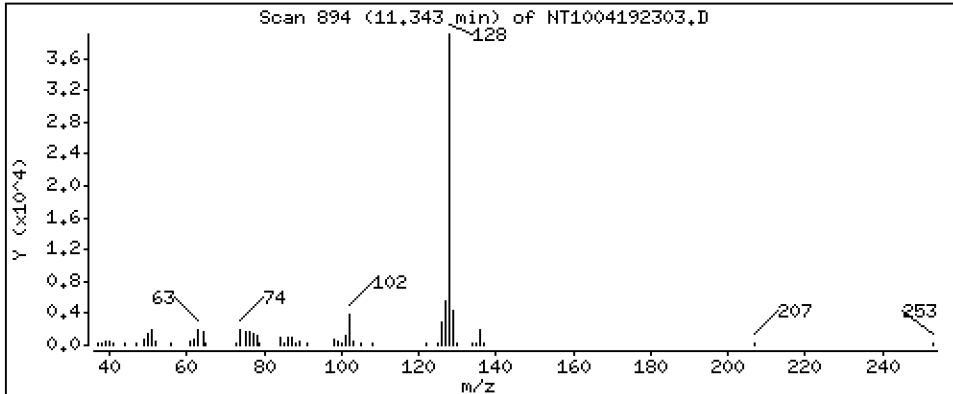
Operator: VTS

Column phase: ZB-5msi

Column diameter: 0,25

28 Naphthalene

Concentration: 0,5634 ug/mL



Date : 19-APR-2023 11:47

Client ID:

Instrument: nt10.i

Sample Info: SLD0254-LCV1

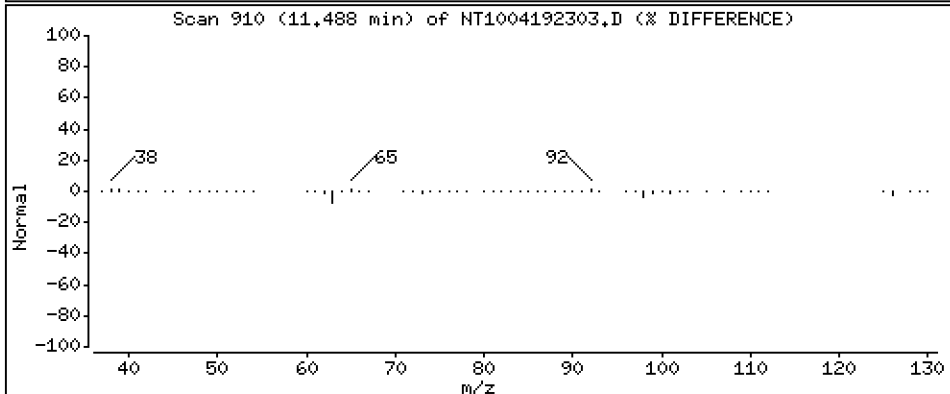
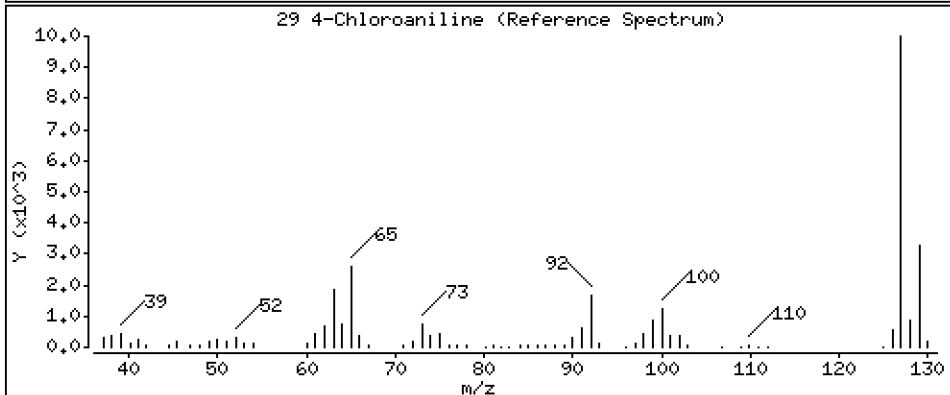
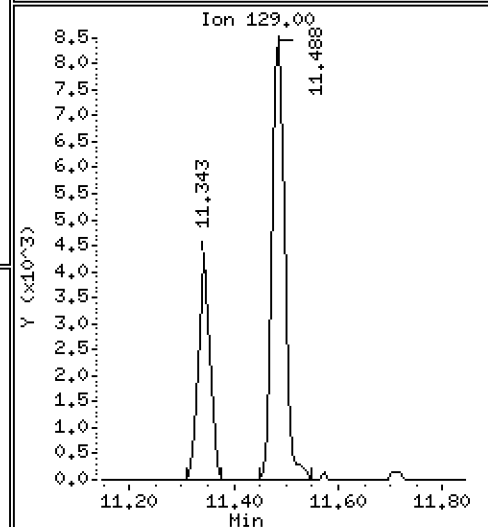
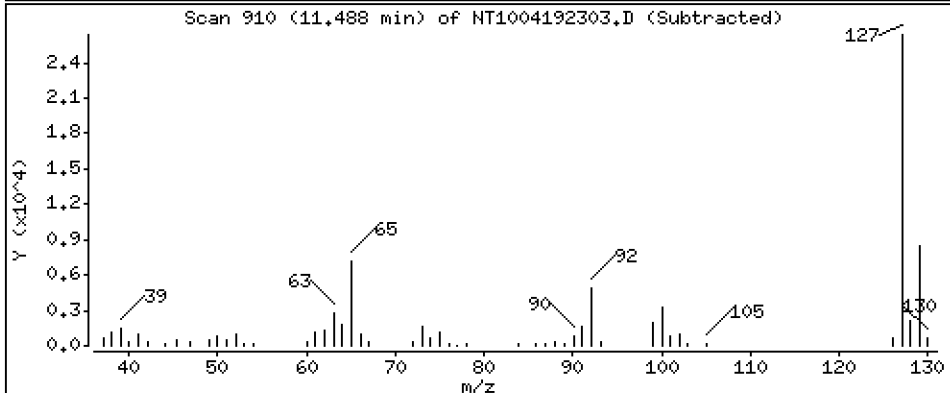
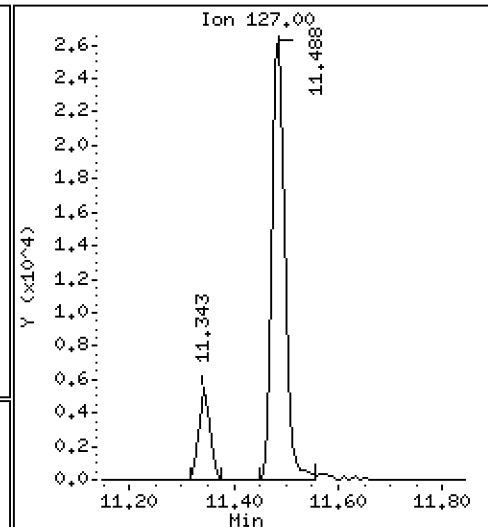
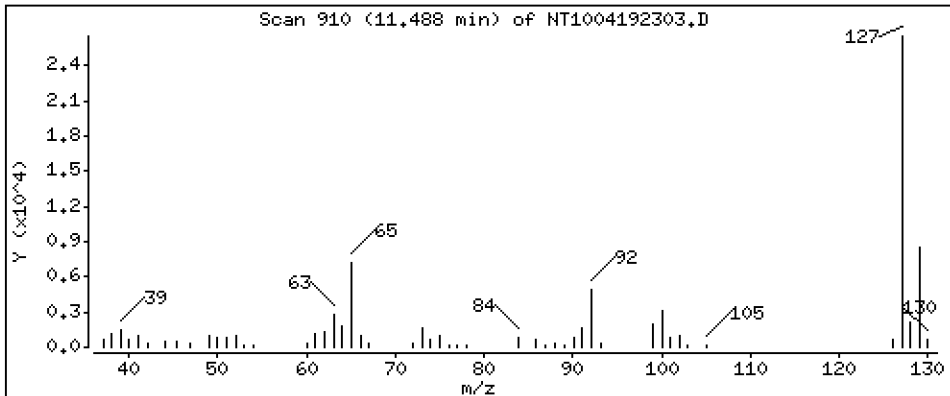
Operator: VTS

Column phase: ZB-5msi

Column diameter: 0,25

29 4-Chloroaniline

Concentration: 0,8706 ug/mL



Date : 19-APR-2023 11:47

Client ID:

Instrument: nt10.i

Sample Info: SLD0254-LCV1

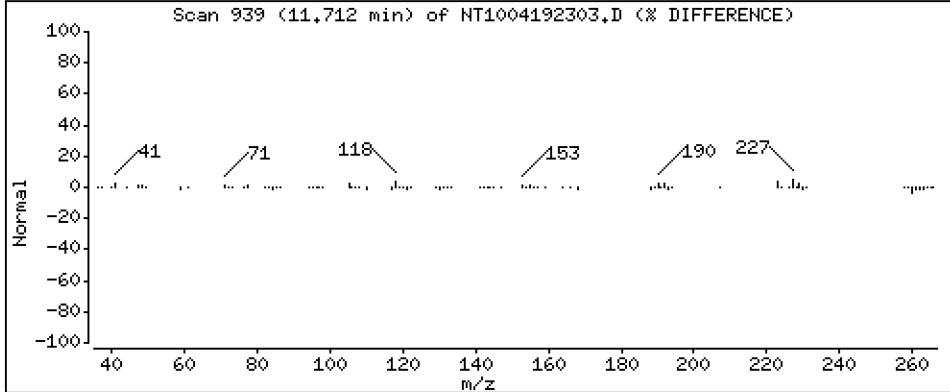
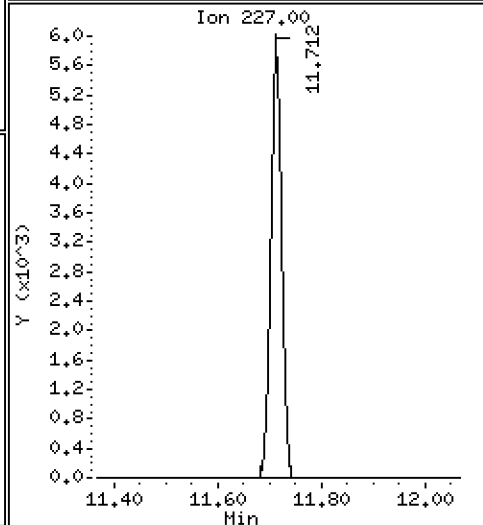
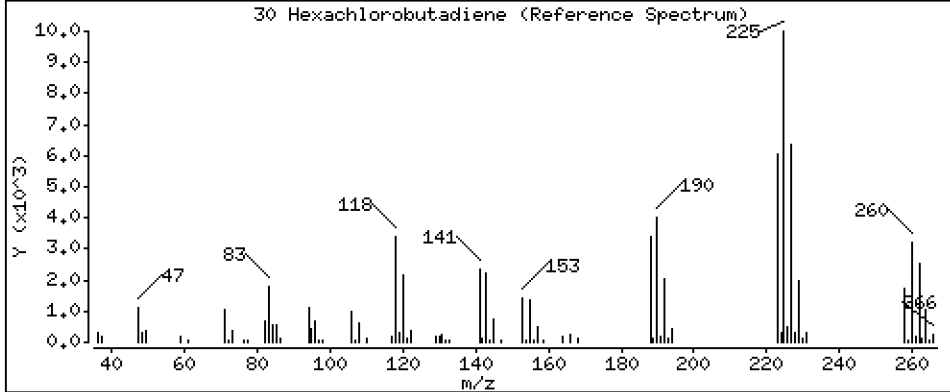
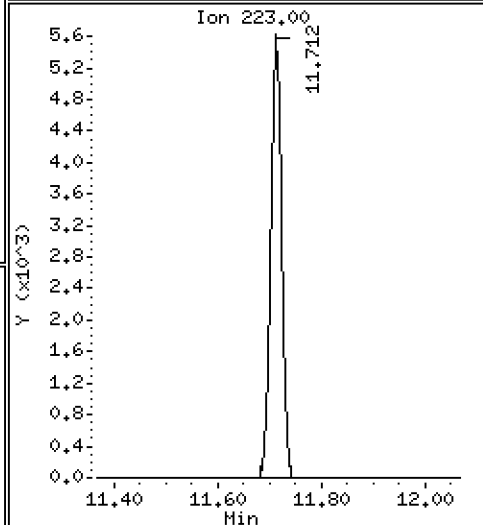
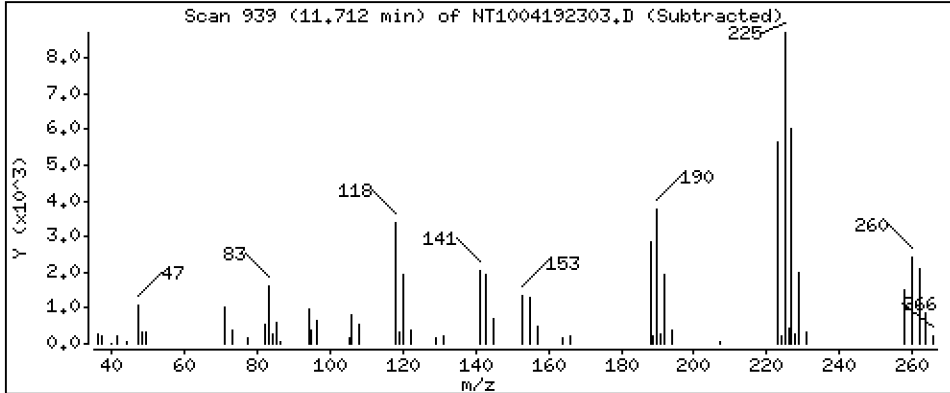
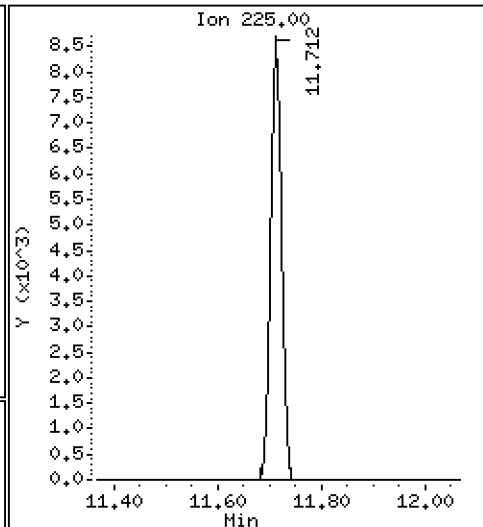
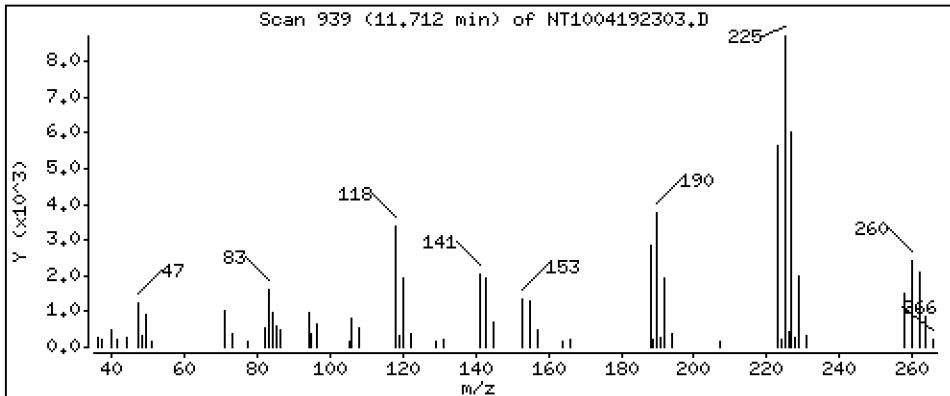
Operator: VTS

Column phase: ZB-5msi

Column diameter: 0,25

30 Hexachlorobutadiene

Concentration: 0,5455 ug/mL



Date : 19-APR-2023 11:47

Client ID:

Instrument: nt10.i

Sample Info: SLD0254-LCV1

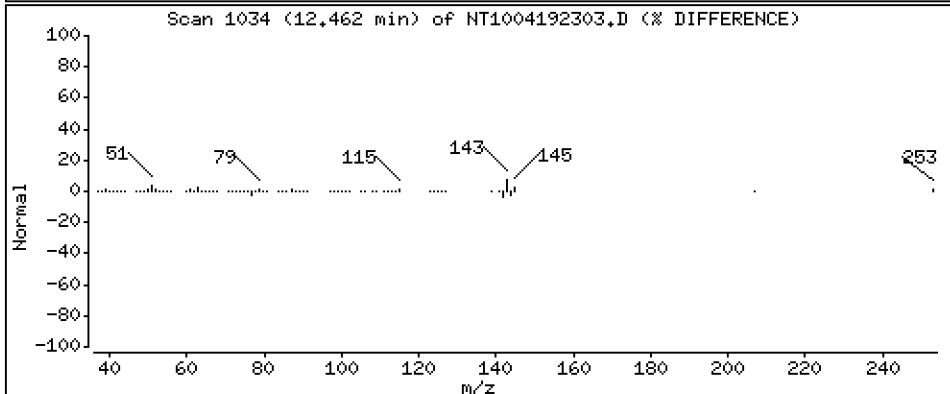
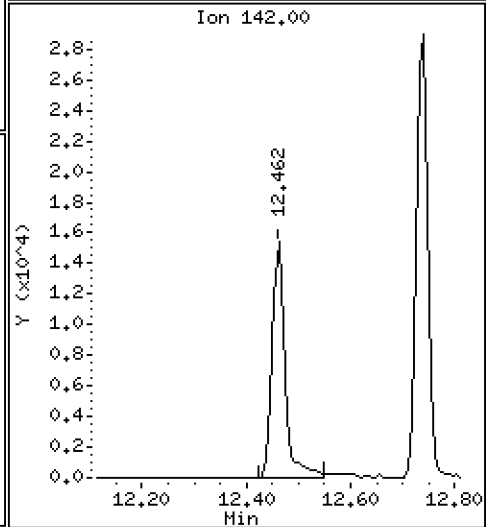
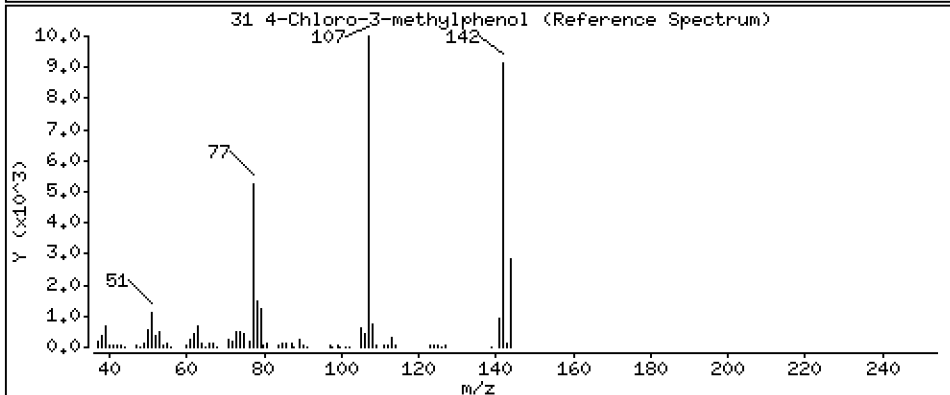
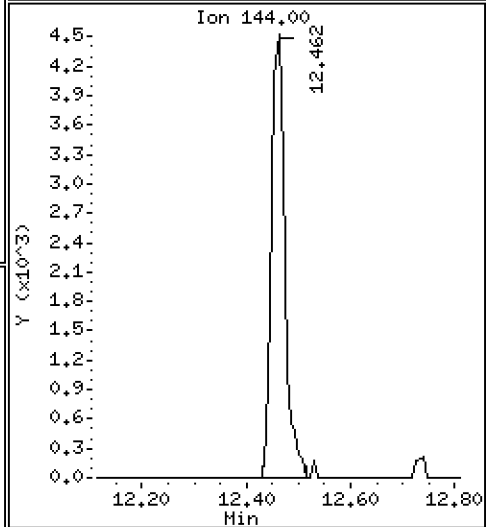
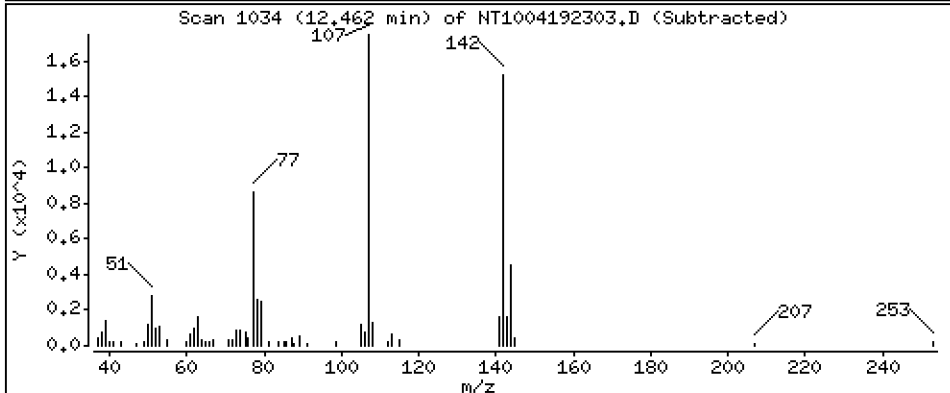
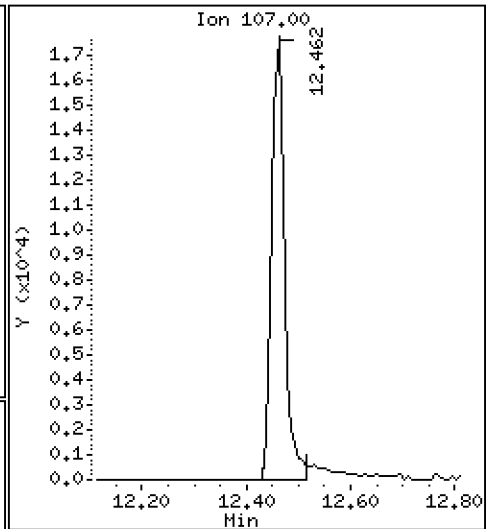
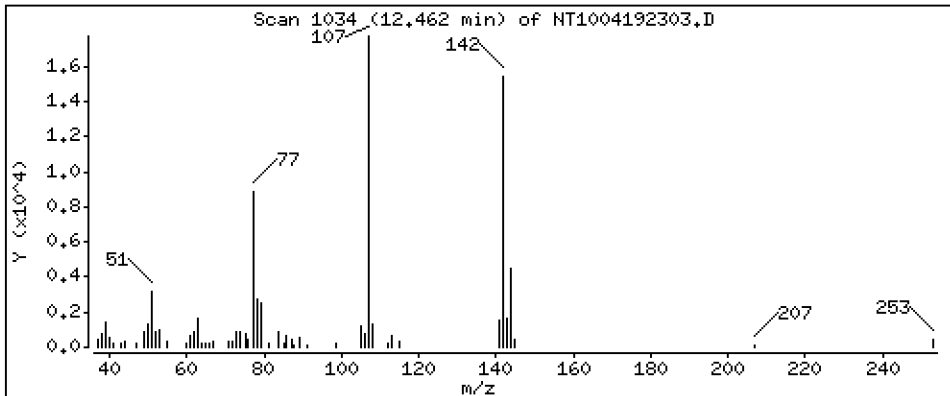
Operator: VTS

Column phase: ZB-5msi

Column diameter: 0,25

31 4-Chloro-3-methylphenol

Concentration: 0,7621 ug/mL



Date : 19-APR-2023 11:47

Client ID:

Instrument: nt10.i

Sample Info: SLD0254-LCV1

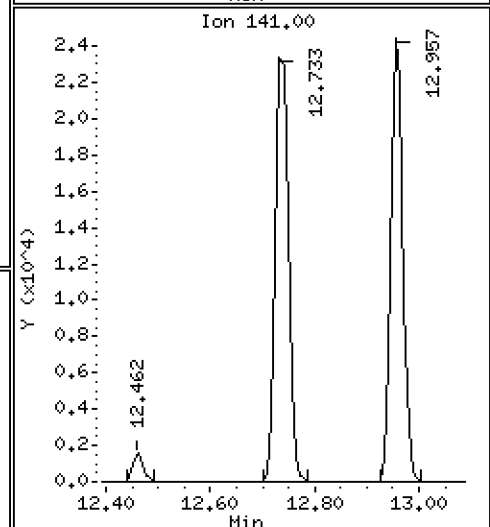
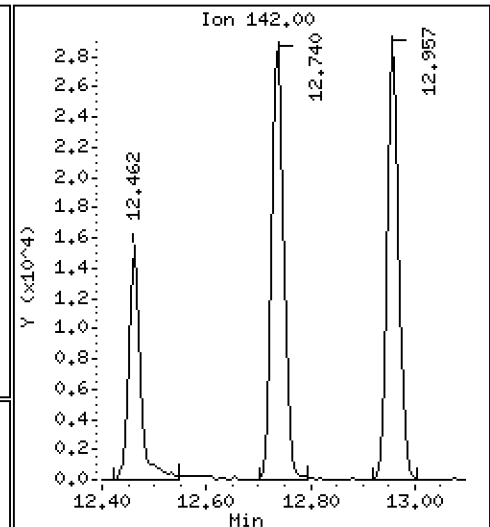
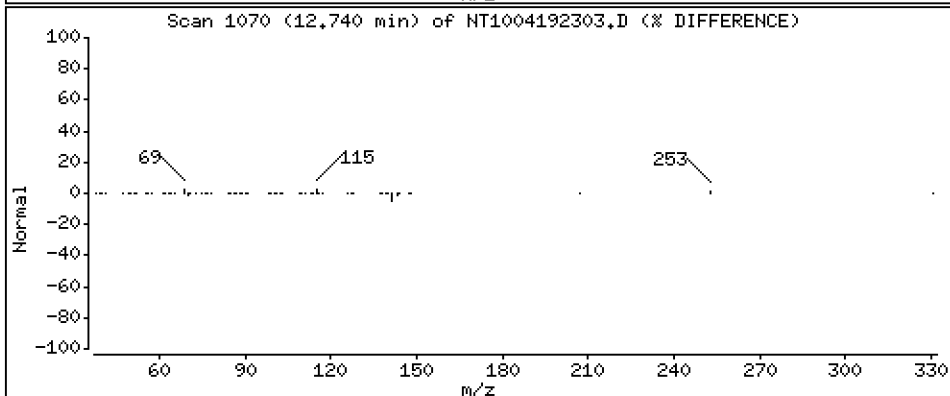
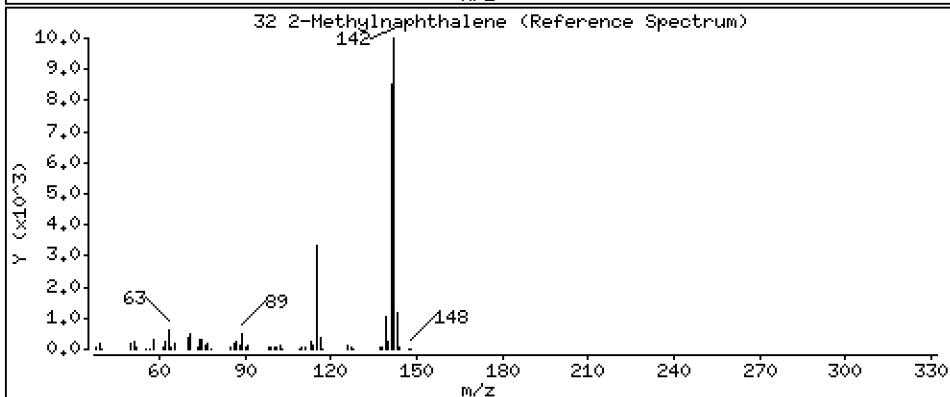
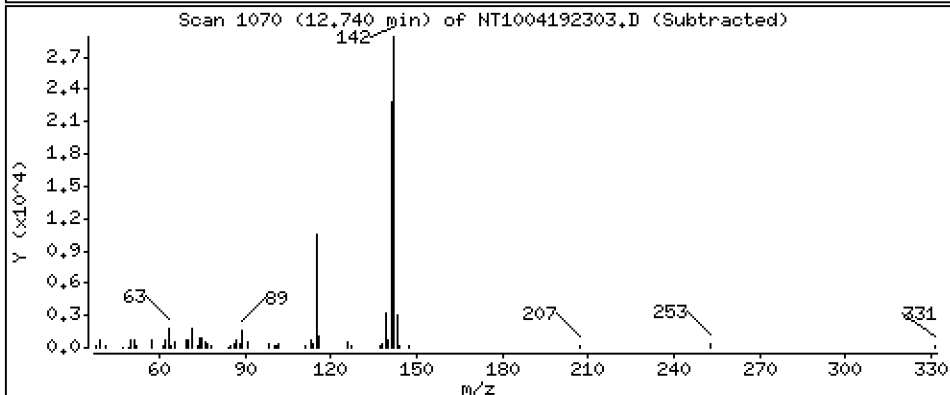
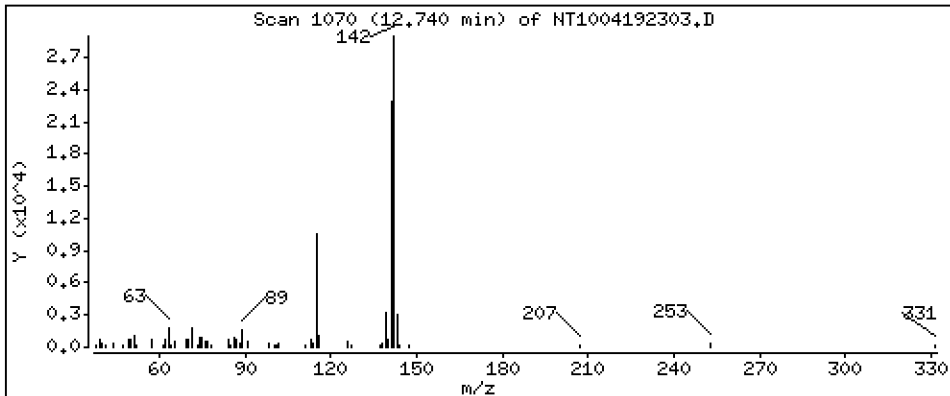
Operator: VTS

Column phase: ZB-5msi

Column diameter: 0,25

32 2-Methylnaphthalene

Concentration: 0,5087 ug/mL



Date : 19-APR-2023 11:47

Client ID:

Instrument: nt10.i

Sample Info: SLD0254-LCV1

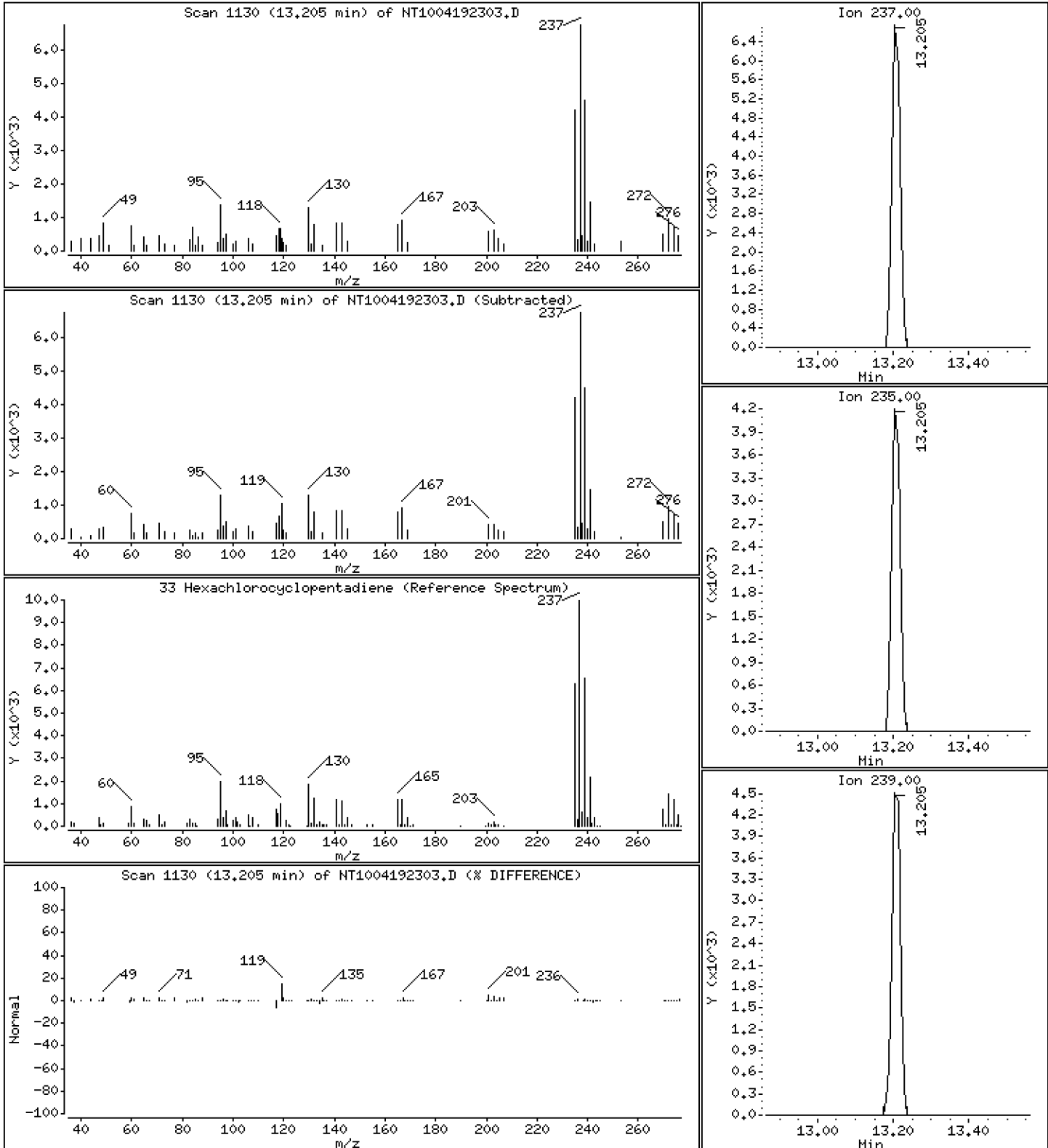
Operator: VTS

Column phase: ZB-5msi

Column diameter: 0,25

33 Hexachlorocyclopentadiene

Concentration: 0,3232 ug/mL



Date : 19-APR-2023 11:47

Client ID:

Instrument: nt10.i

Sample Info: SLD0254-LCV1

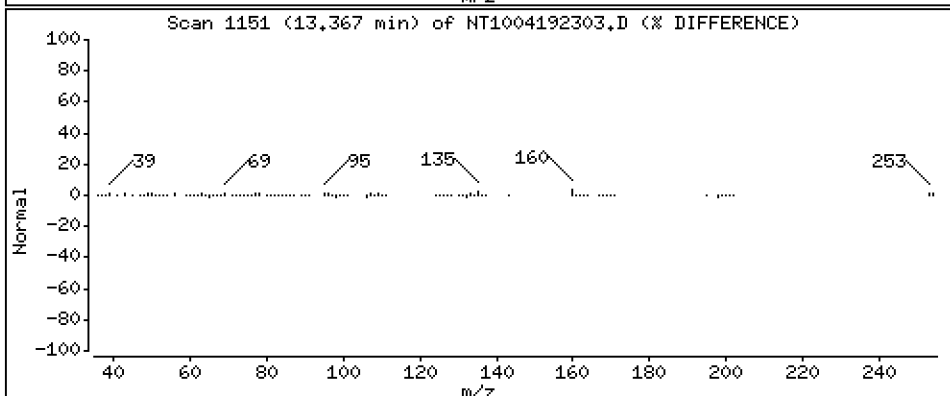
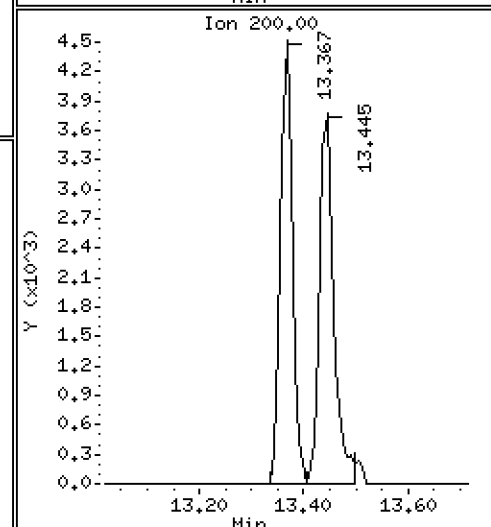
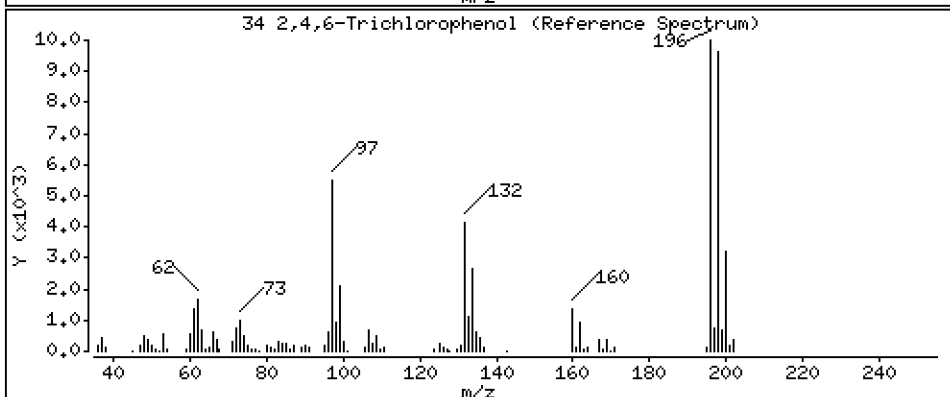
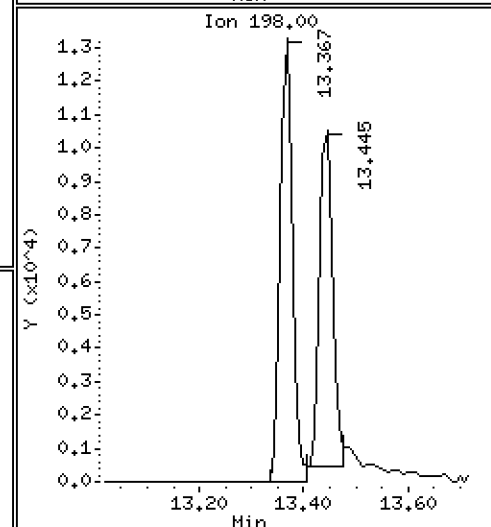
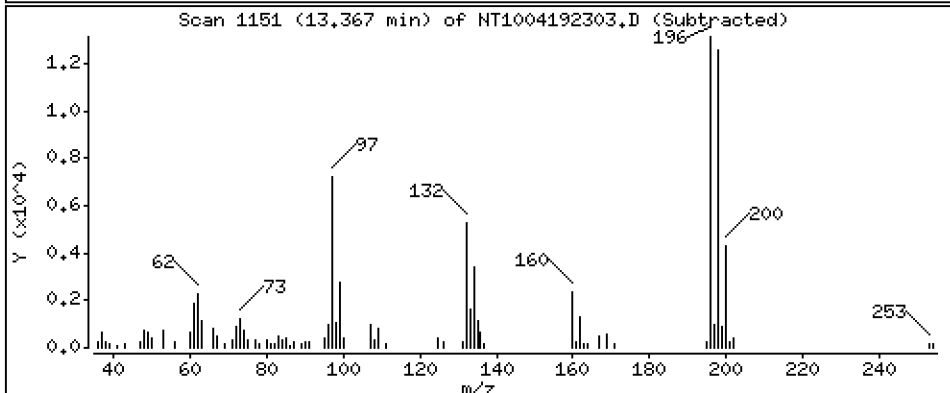
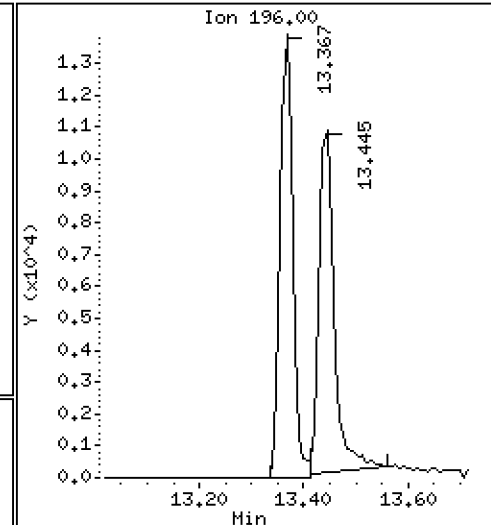
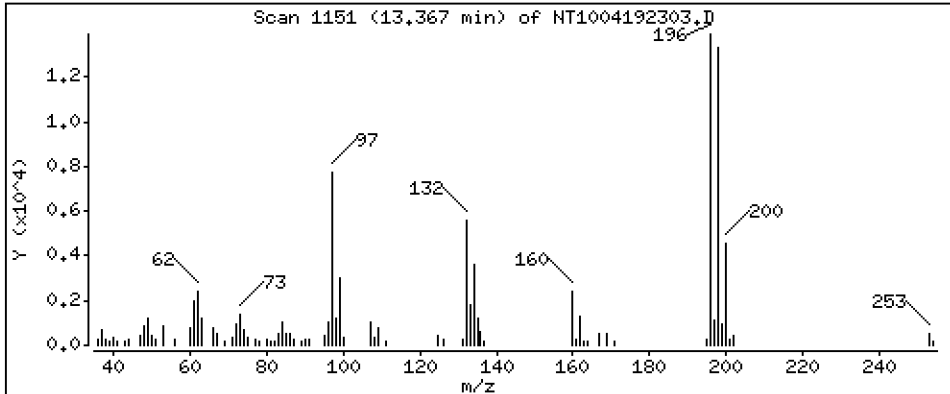
Operator: VTS

Column phase: ZB-5msi

Column diameter: 0,25

34 2,4,6-Trichlorophenol

Concentration: 0,7267 ug/mL



Date : 19-APR-2023 11:47

Client ID:

Instrument: nt10.i

Sample Info: SLD0254-LCV1

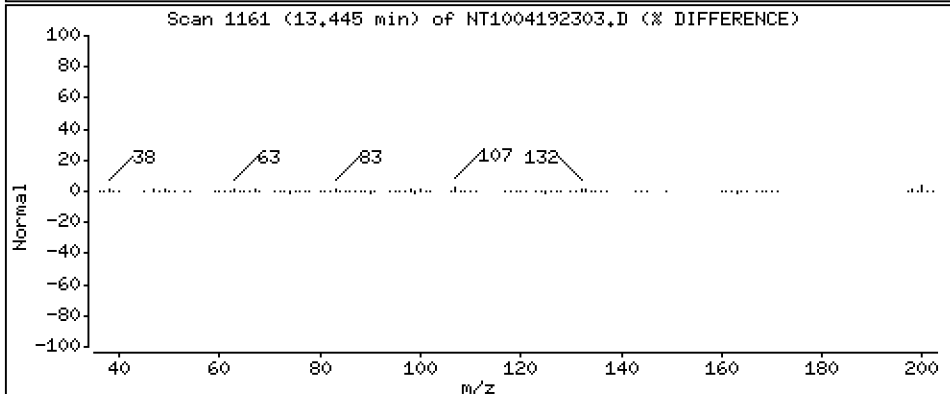
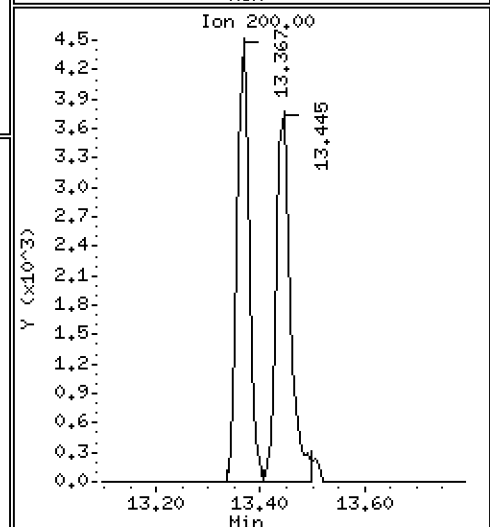
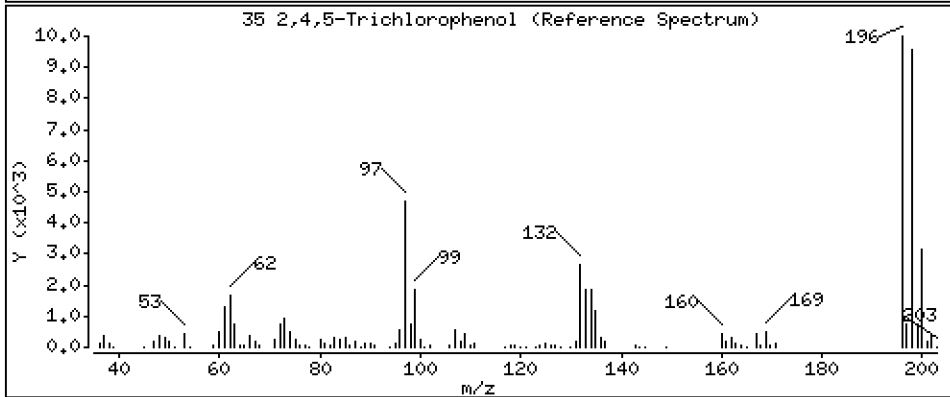
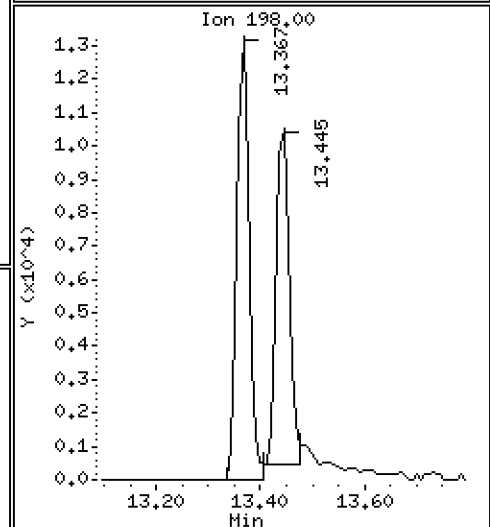
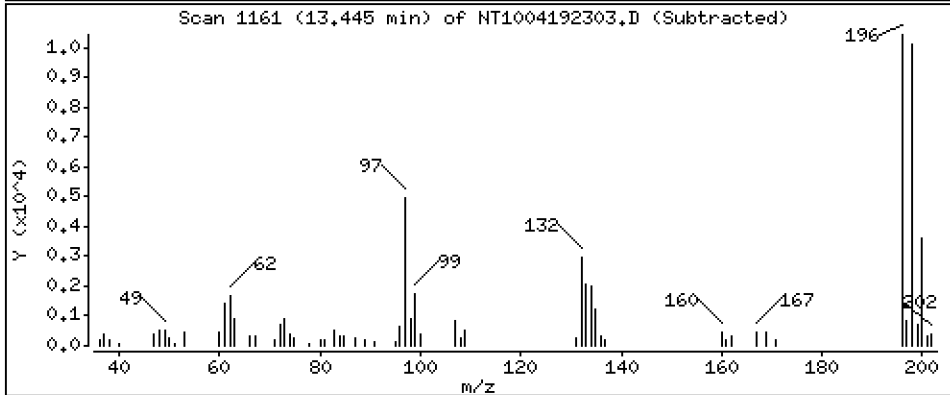
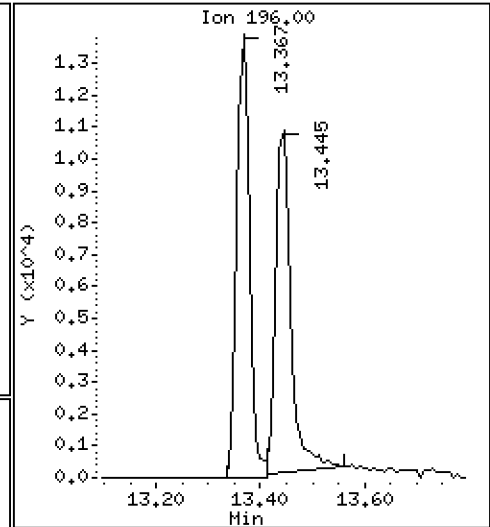
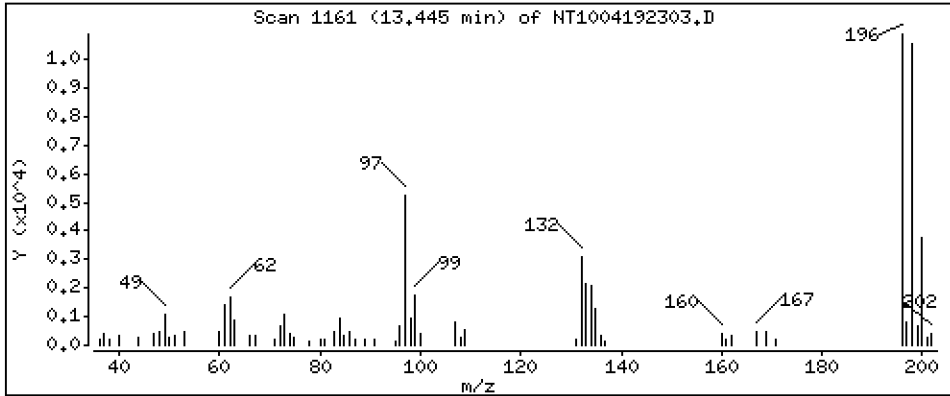
Operator: VTS

Column phase: ZB-5msi

Column diameter: 0,25

35 2,4,5-Trichlorophenol

Concentration: 0,5994 ug/mL



Date : 19-APR-2023 11:47

Client ID:

Instrument: nt10.i

Sample Info: SLD0254-LCV1

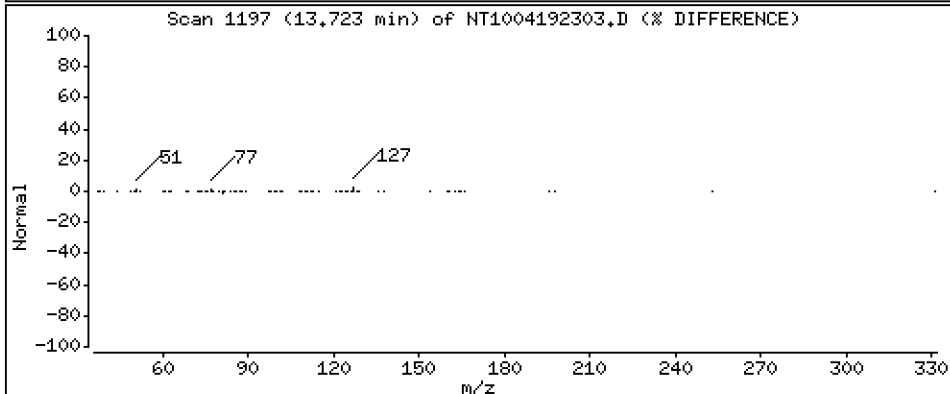
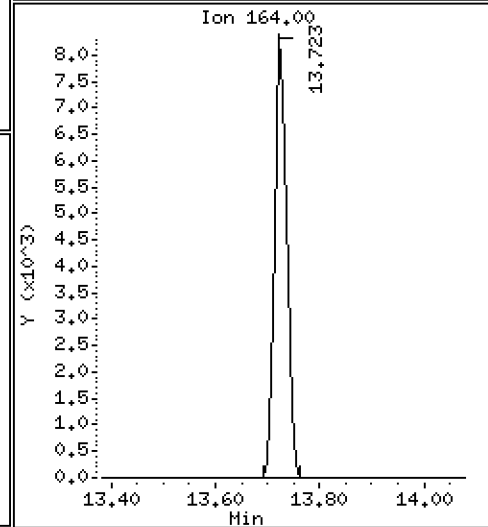
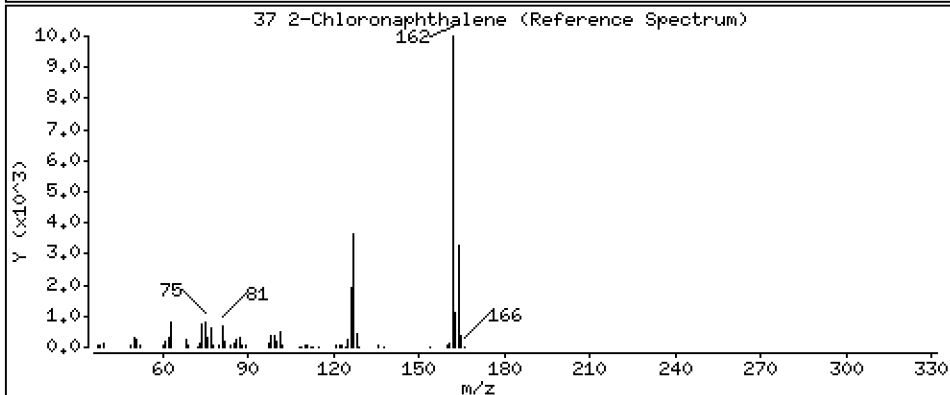
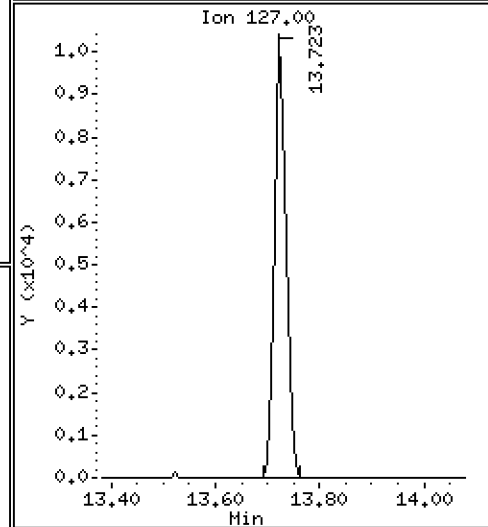
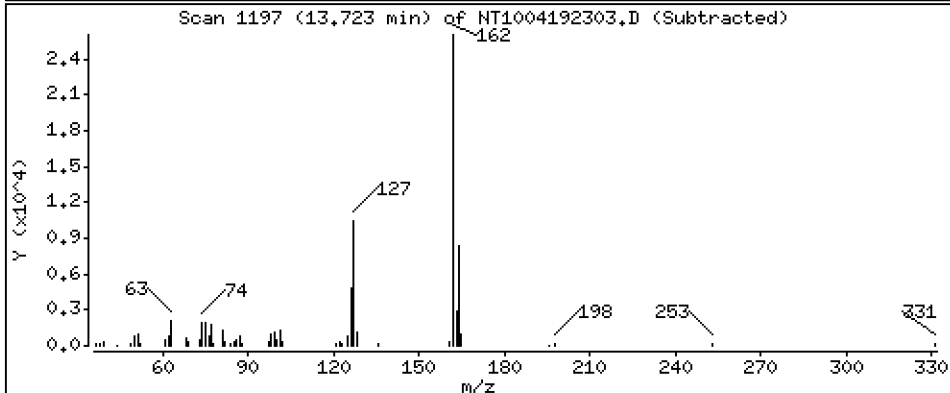
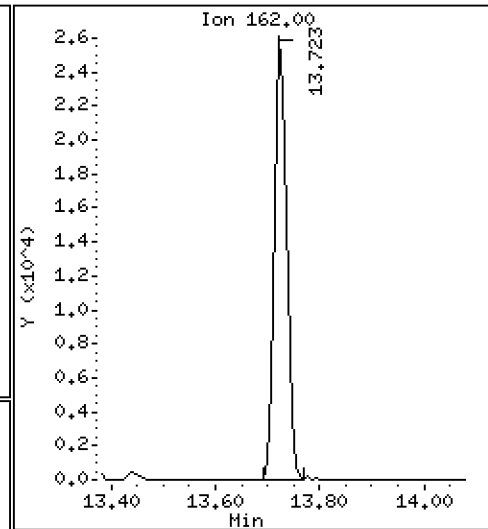
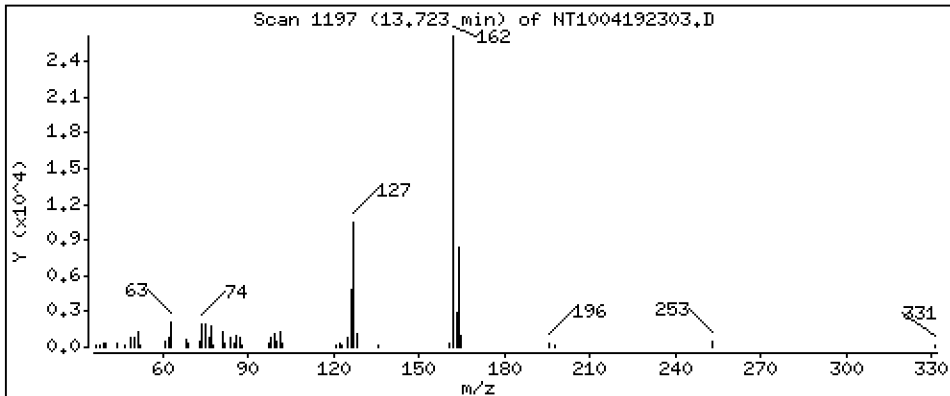
Operator: VTS

Column phase: ZB-5msi

Column diameter: 0,25

37 2-Chloronaphthalene

Concentration: 0,4060 ug/mL



Date : 19-APR-2023 11:47

Client ID:

Instrument: nt10.i

Sample Info: SLD0254-LCV1

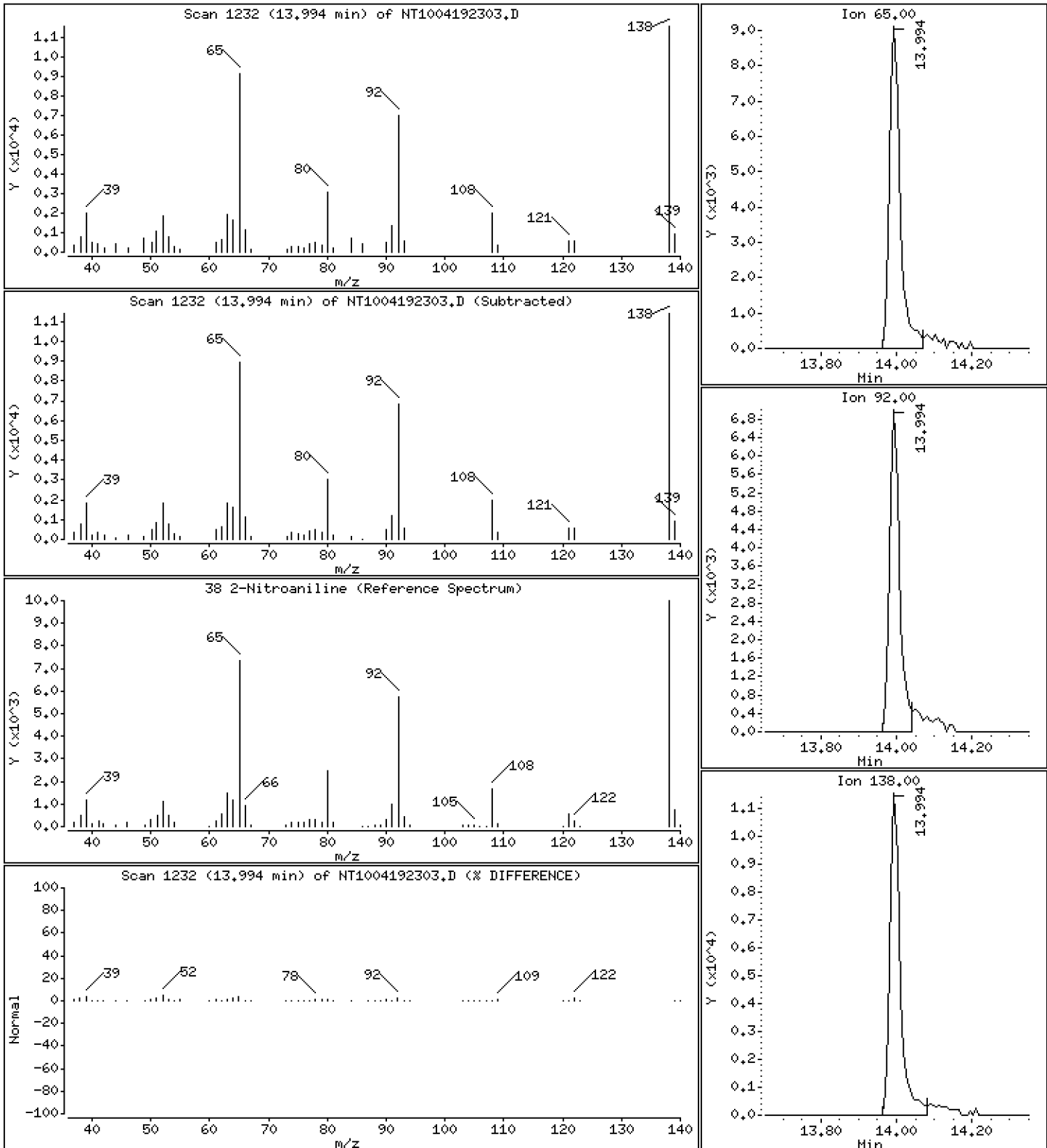
Operator: VTS

Column phase: ZB-5msi

Column diameter: 0,25

38 2-Nitroaniline

Concentration: 0,6043 ug/mL



Date : 19-APR-2023 11:47

Client ID:

Instrument: nt10.i

Sample Info: SLD0254-LCV1

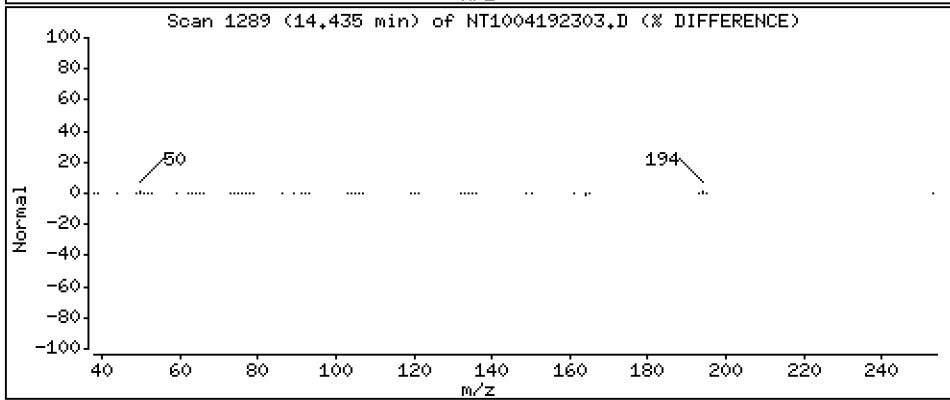
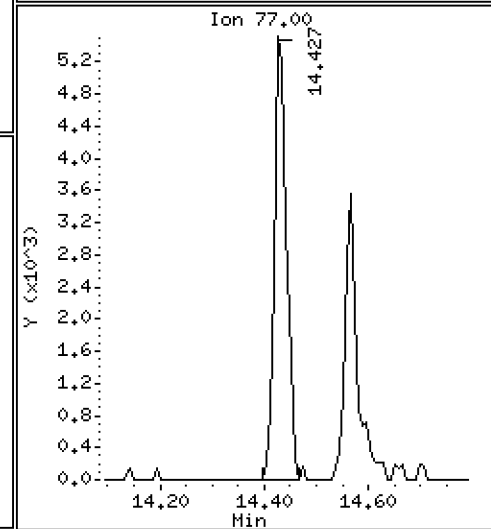
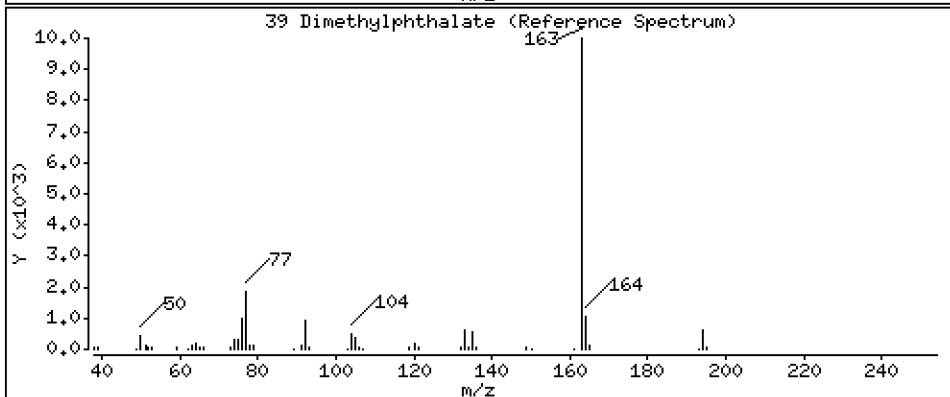
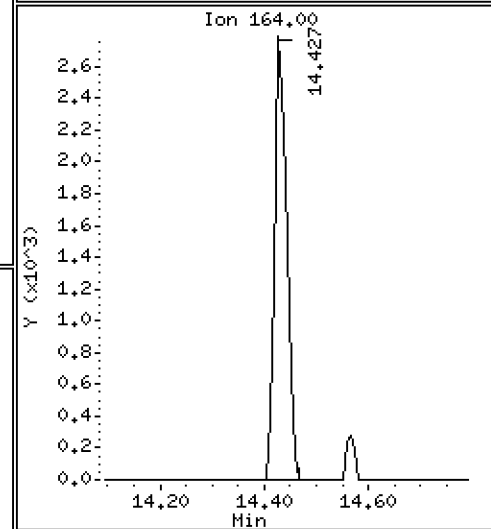
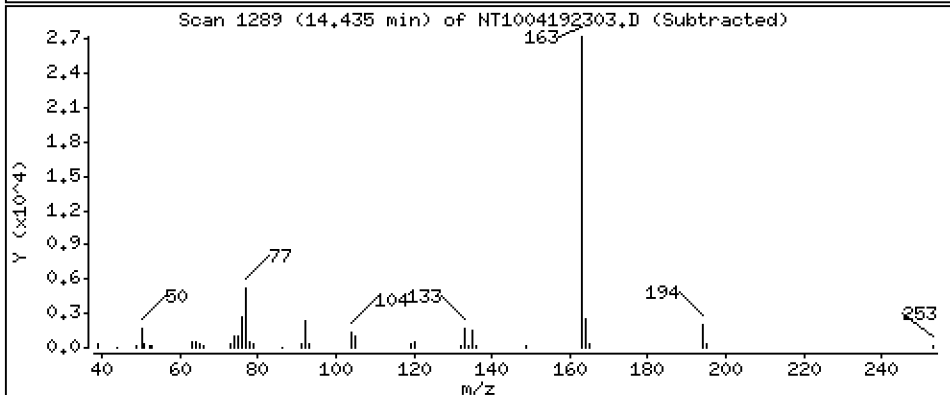
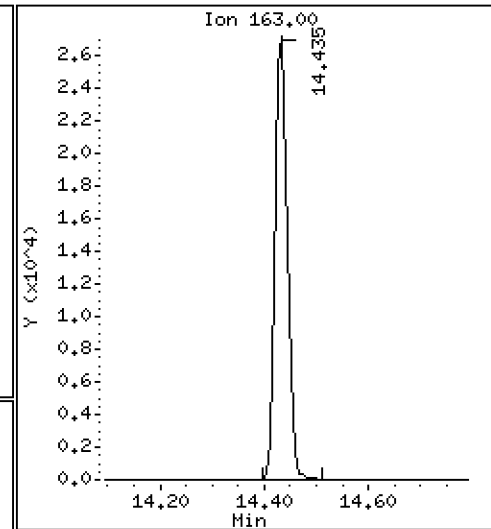
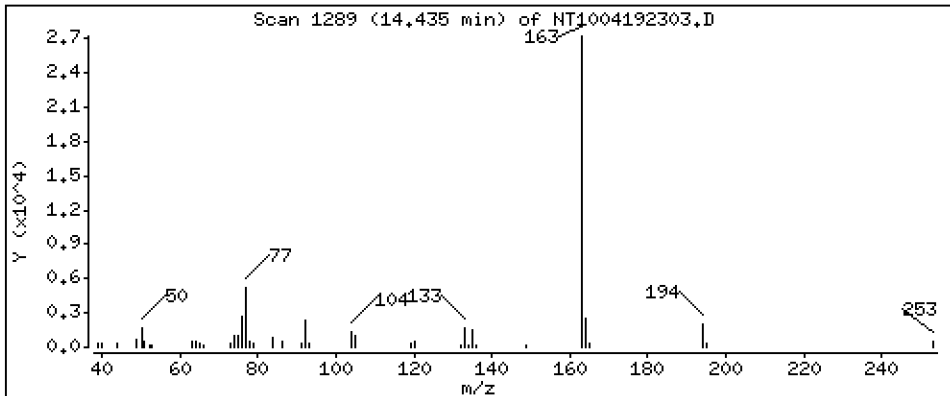
Operator: VTS

Column phase: ZB-5msi

Column diameter: 0.25

39 Dimethylphthalate

Concentration: 0.4973 ug/mL



Date : 19-APR-2023 11:47

Client ID:

Instrument: nt10.i

Sample Info: SLD0254-LCV1

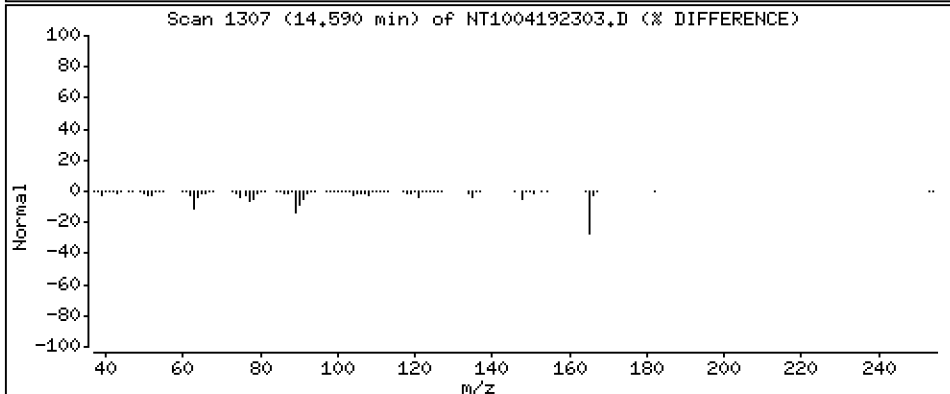
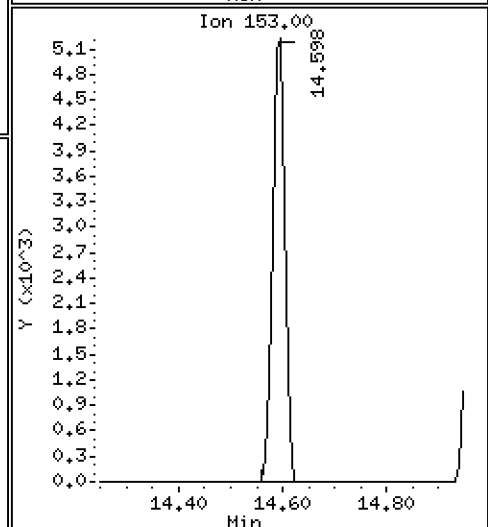
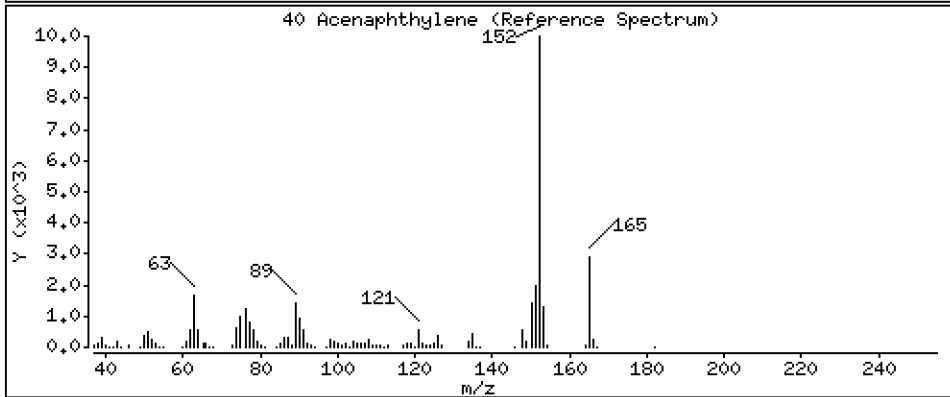
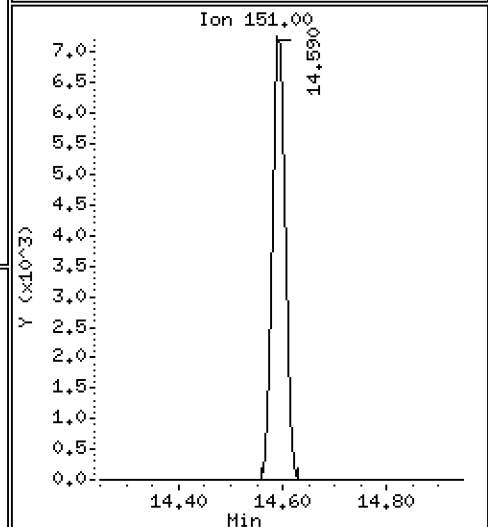
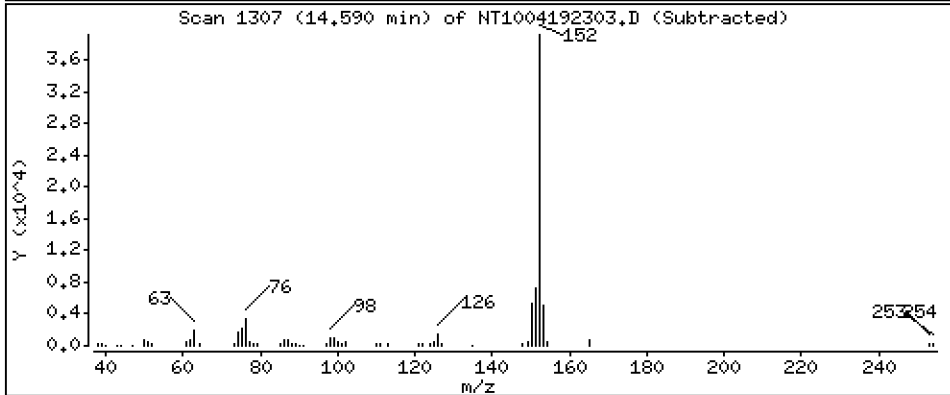
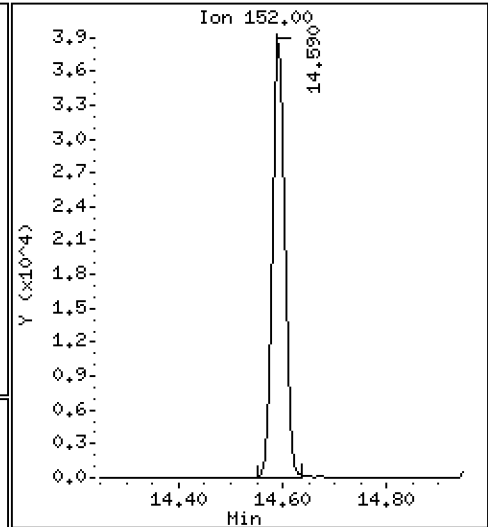
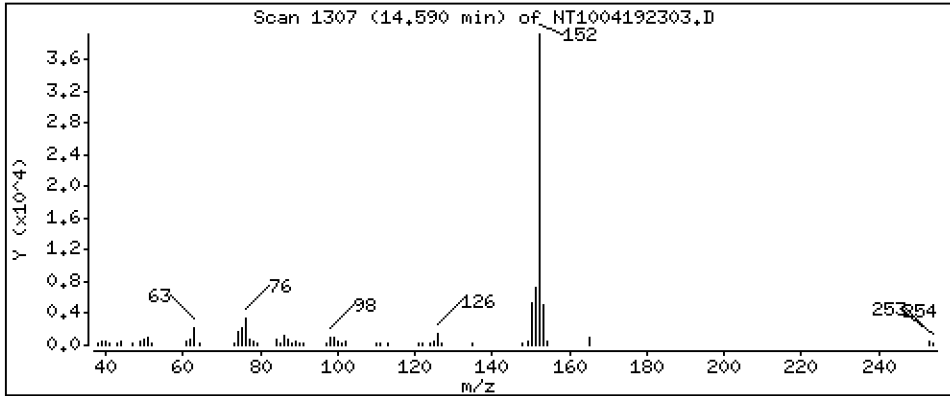
Operator: VTS

Column phase: ZB-5msi

Column diameter: 0,25

40 Acenaphthylene

Concentration: 0,3899 ug/mL



Date : 19-APR-2023 11:47

Client ID:

Instrument: nt10.i

Sample Info: SLD0254-LCV1

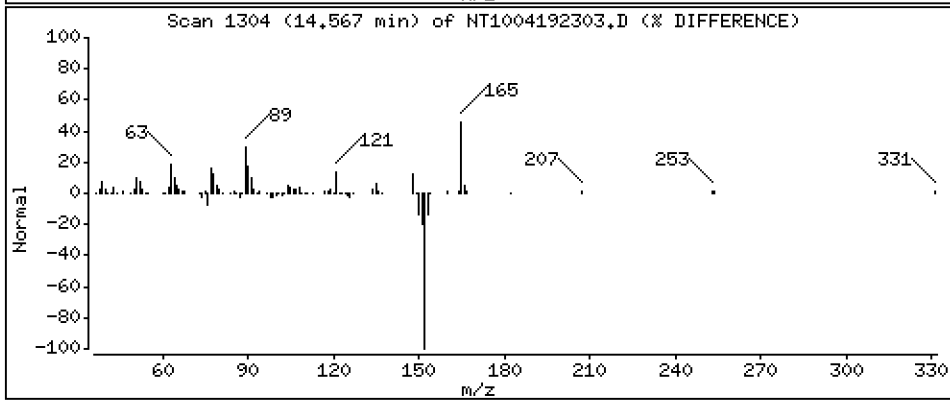
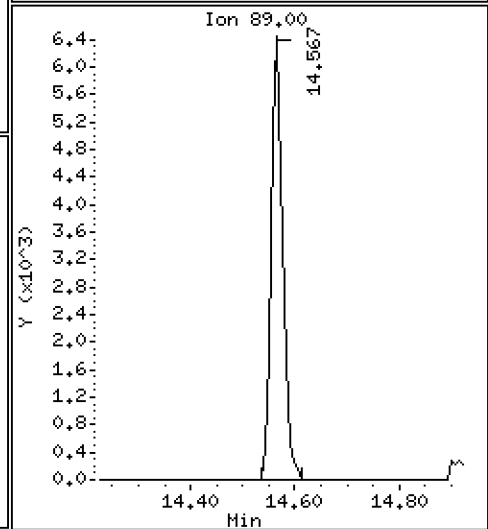
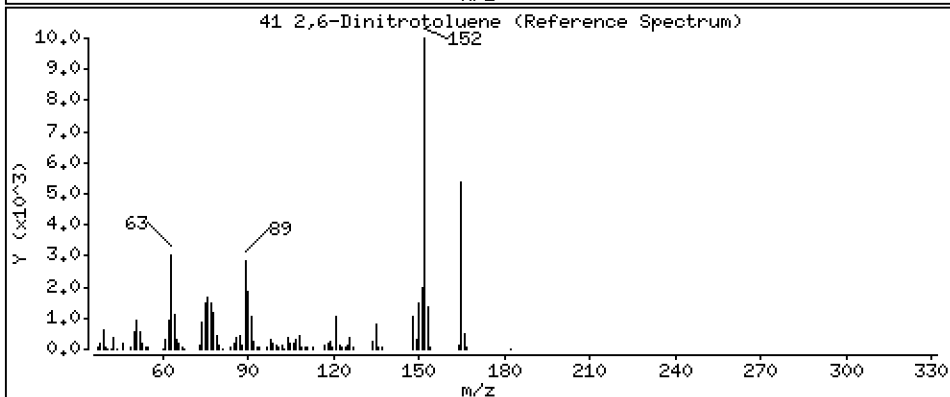
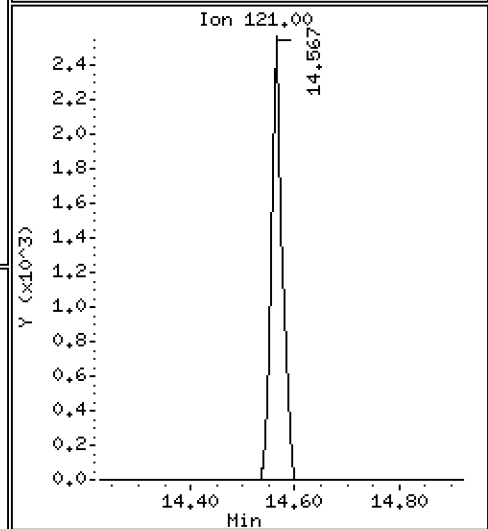
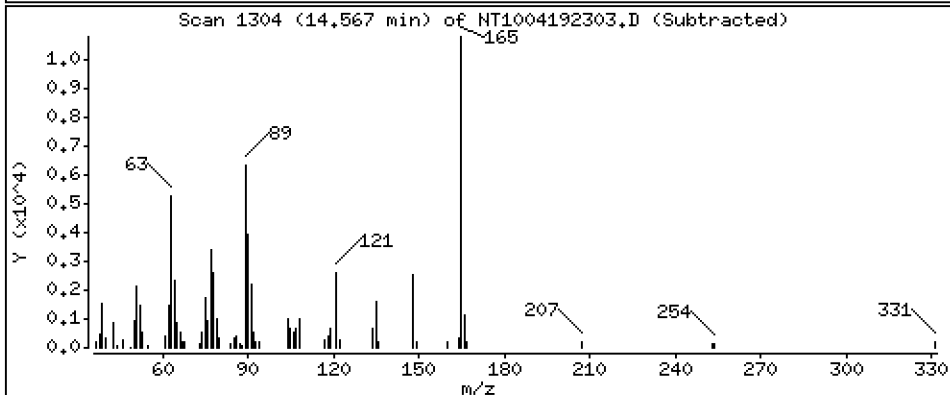
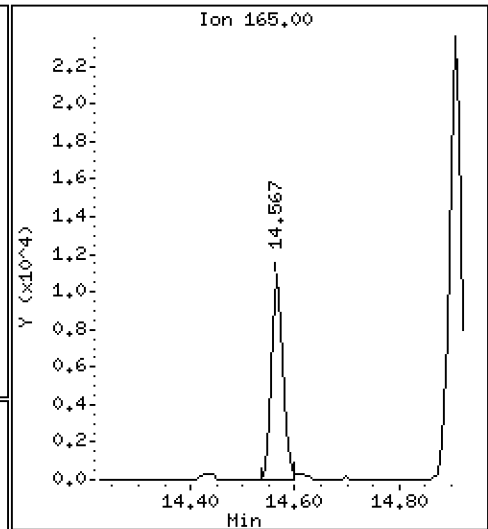
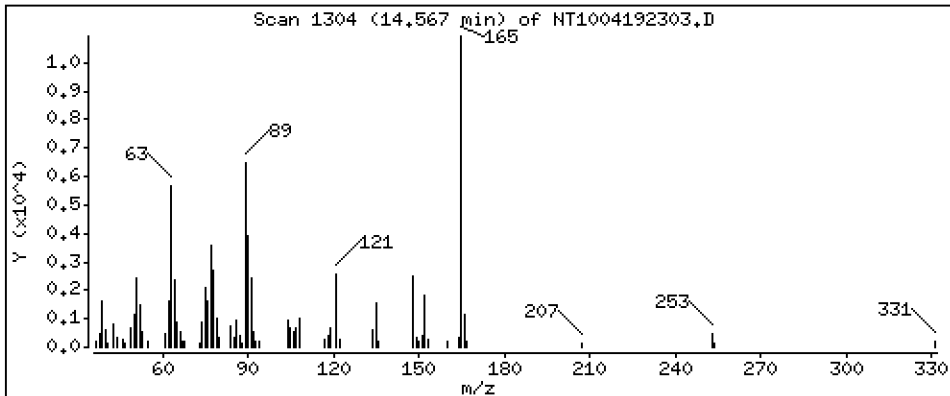
Operator: VTS

Column phase: ZB-5msi

Column diameter: 0.25

41 2,6-Dinitrotoluene

Concentration: 0.7312 ug/mL



Date : 19-APR-2023 11:47

Client ID:

Instrument: nt10.i

Sample Info: SLD0254-LCV1

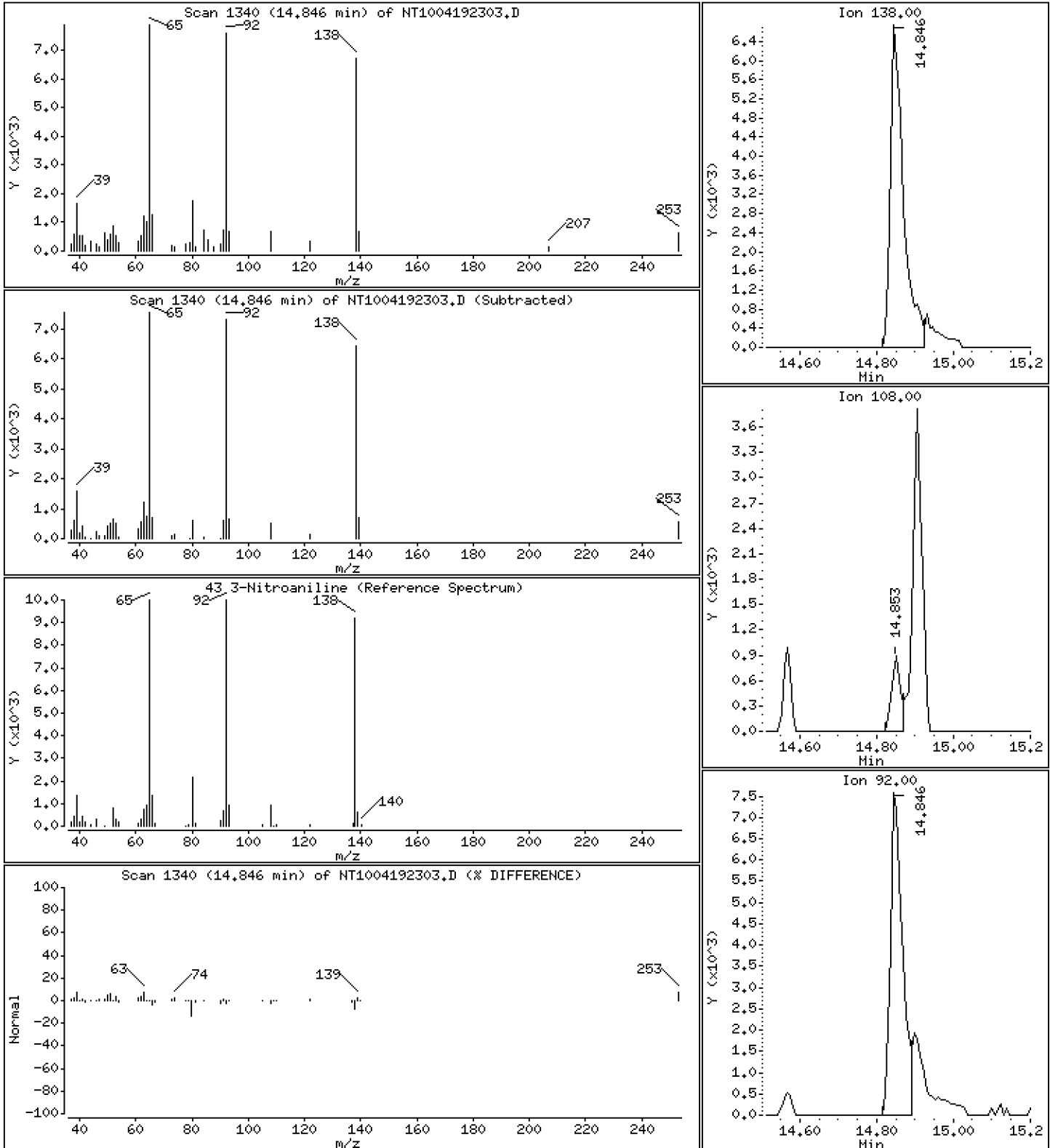
Operator: VTS

Column phase: ZB-5msi

Column diameter: 0,25

43 3-Nitroaniline

Concentration: 0,6290 ug/mL



Date : 19-APR-2023 11:47

Client ID:

Instrument: nt10.i

Sample Info: SLD0254-LCV1

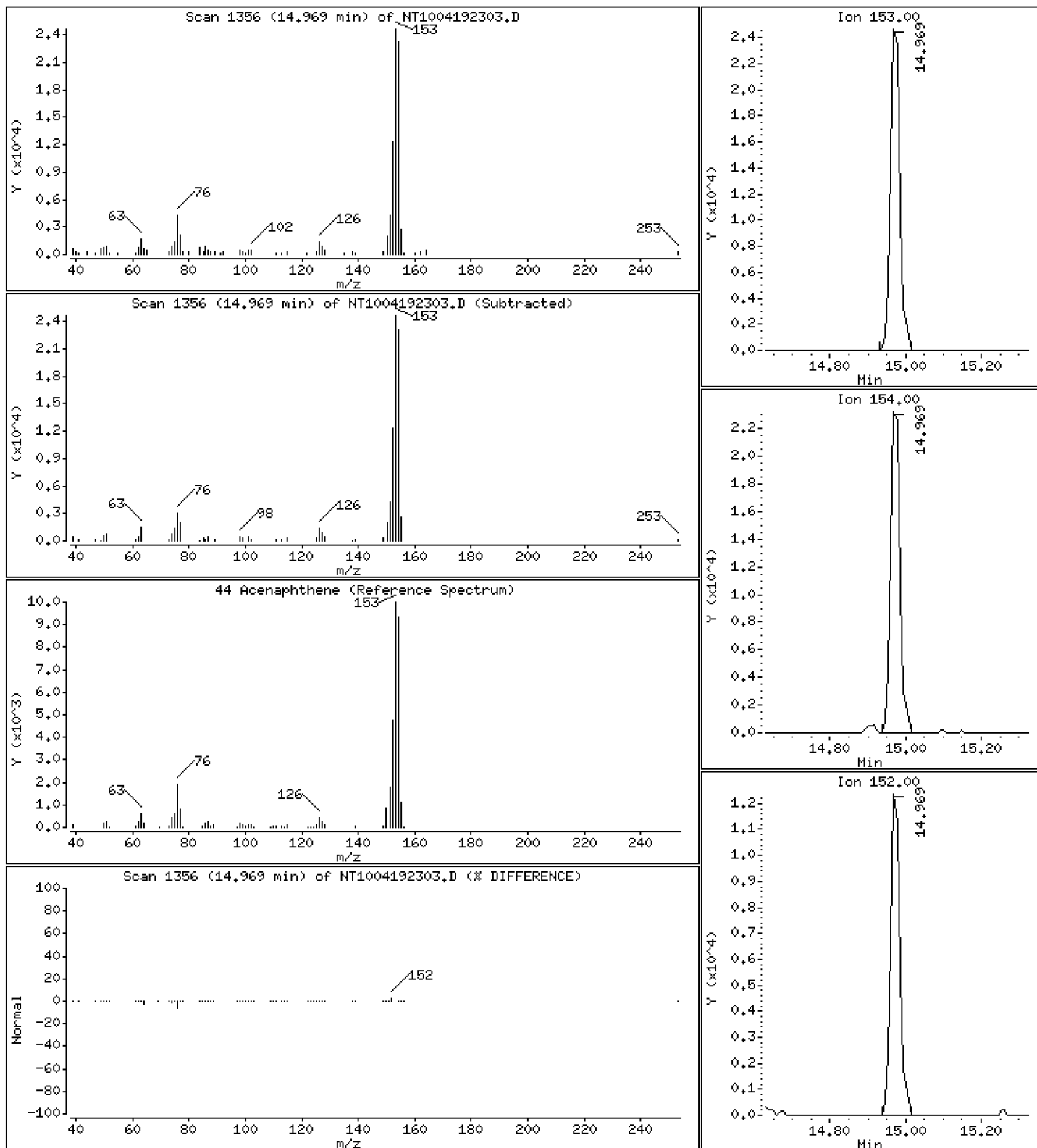
Operator: VTS

Column phase: ZB-5msi

Column diameter: 0,25

44 Acenaphthene

Concentration: 0,4802 ug/mL



Date : 19-APR-2023 11:47

Client ID:

Instrument: nt10.i

Sample Info: SLD0254-LCV1

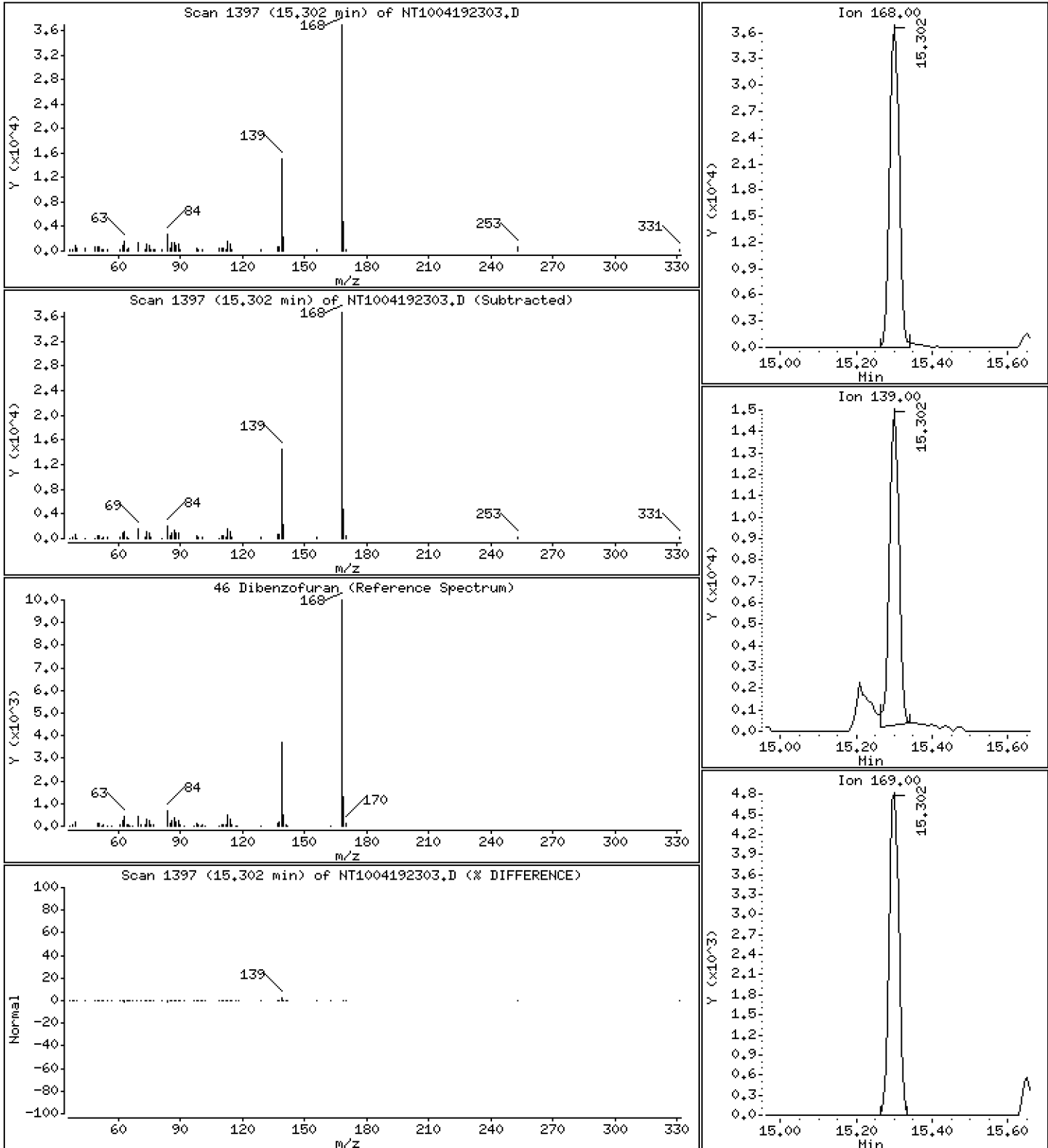
Operator: VTS

Column phase: ZB-5msi

Column diameter: 0,25

46 Dibenzofuran

Concentration: 0,4223 ug/mL



Date : 19-APR-2023 11:47

Client ID:

Instrument: nt10.i

Sample Info: SLD0254-LCV1

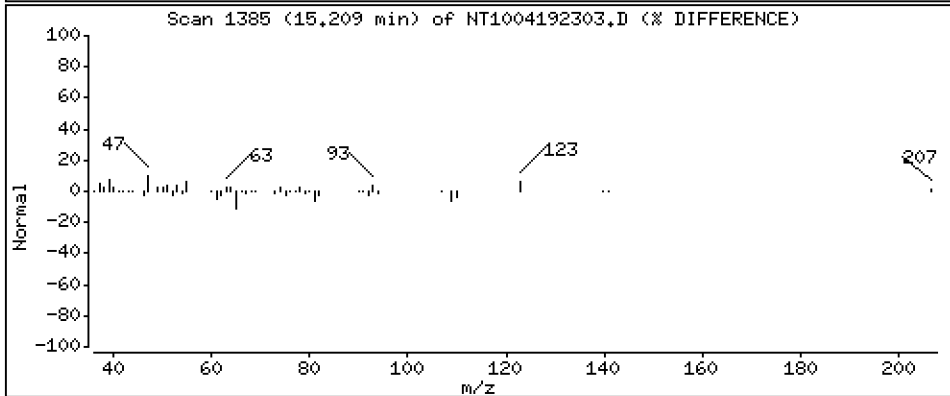
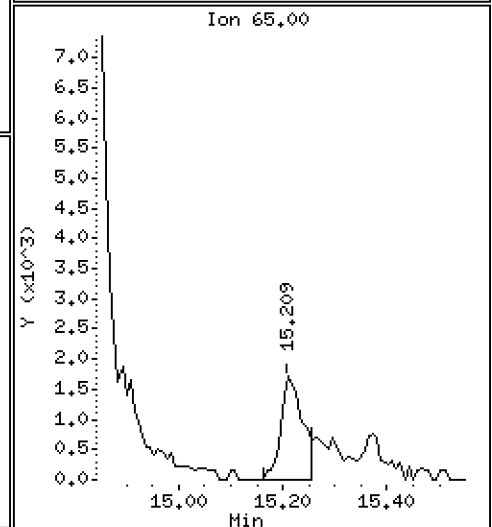
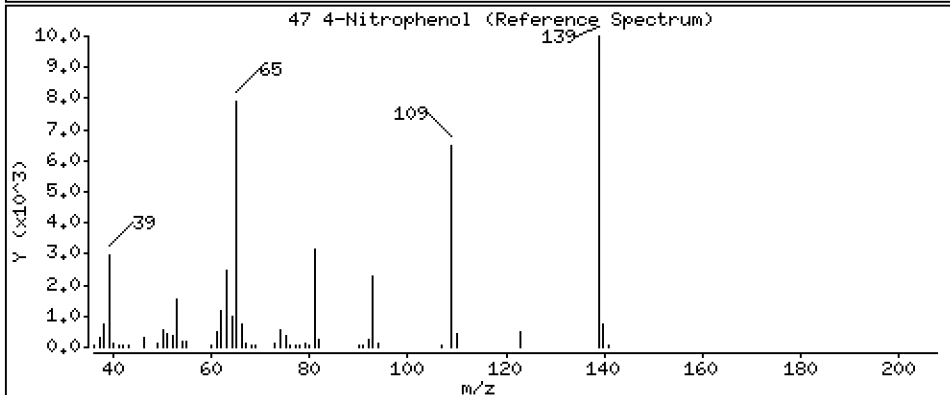
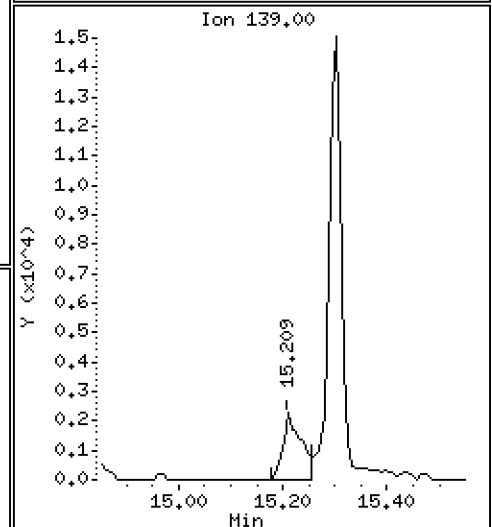
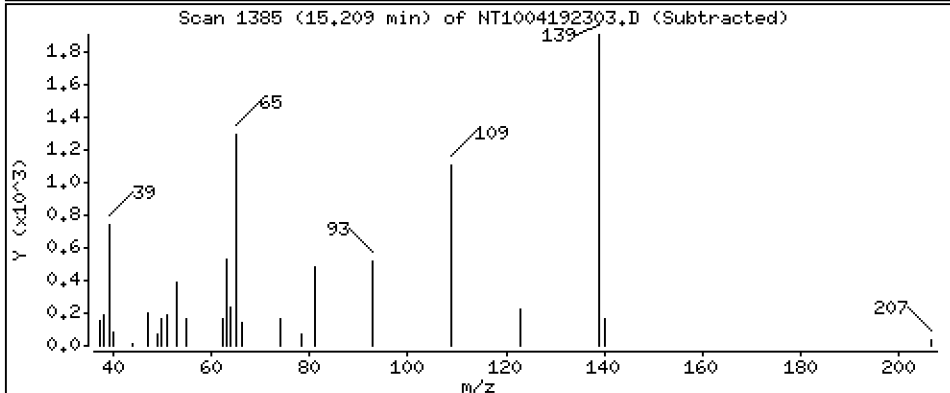
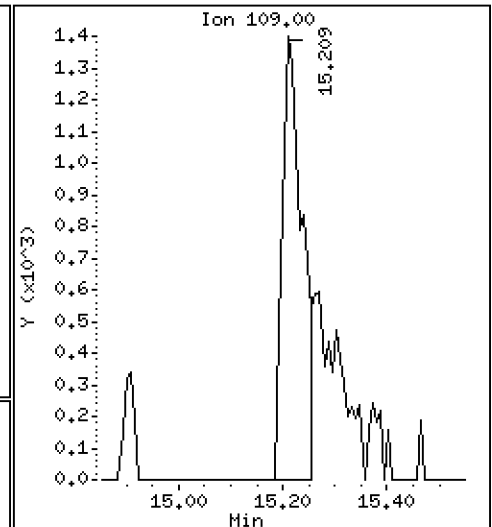
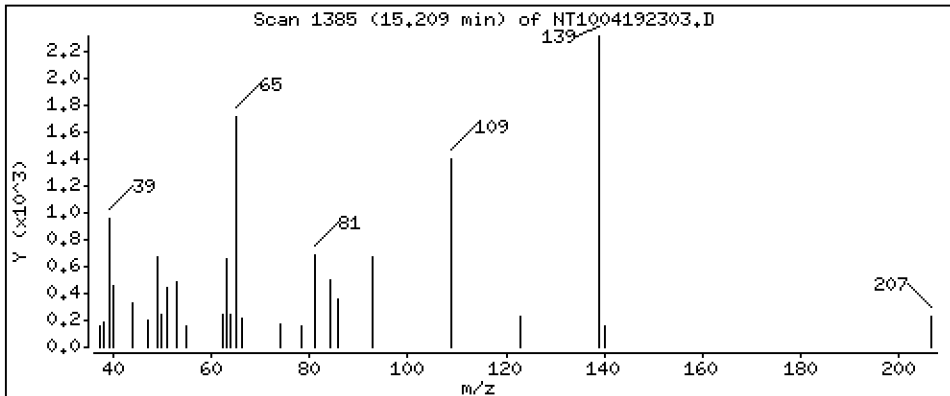
Operator: VTS

Column phase: ZB-5msi

Column diameter: 0,25

47 4-Nitrophenol

Concentration: 0,2393 ug/mL



Date : 19-APR-2023 11:47

Client ID:

Instrument: nt10.i

Sample Info: SLD0254-LCV1

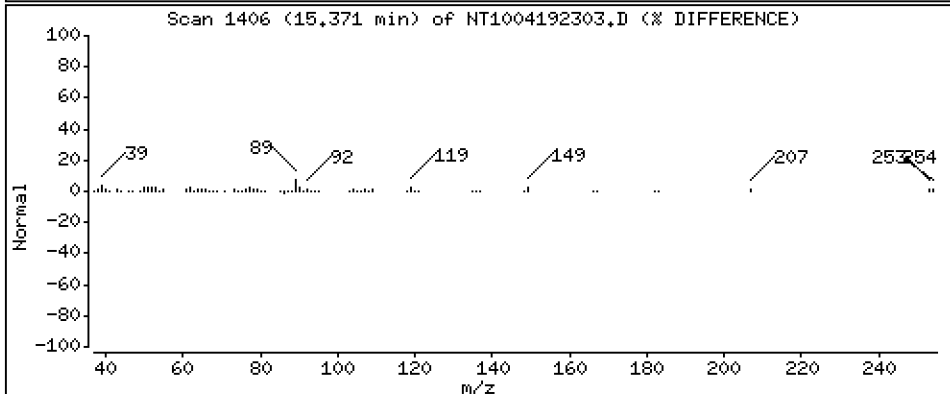
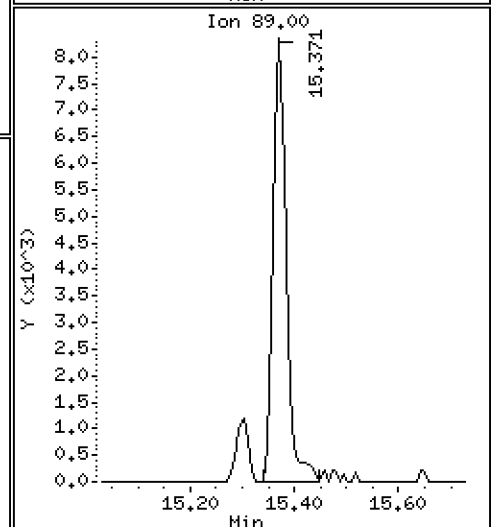
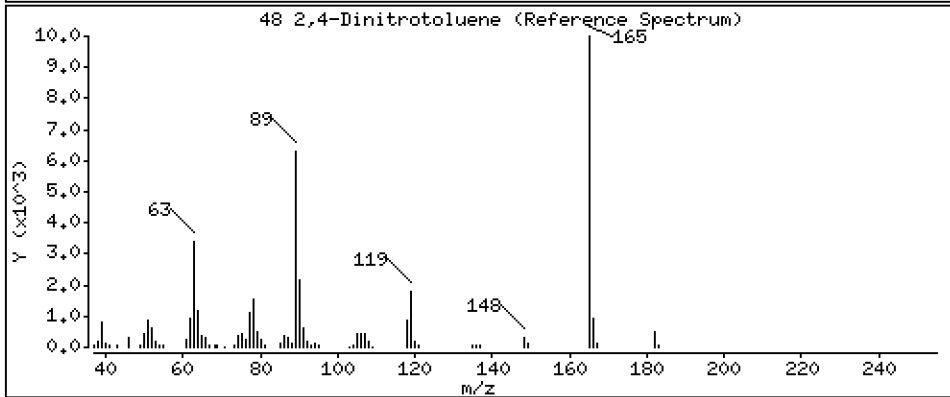
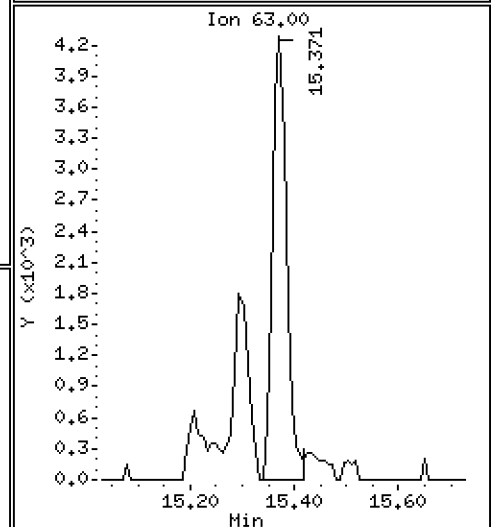
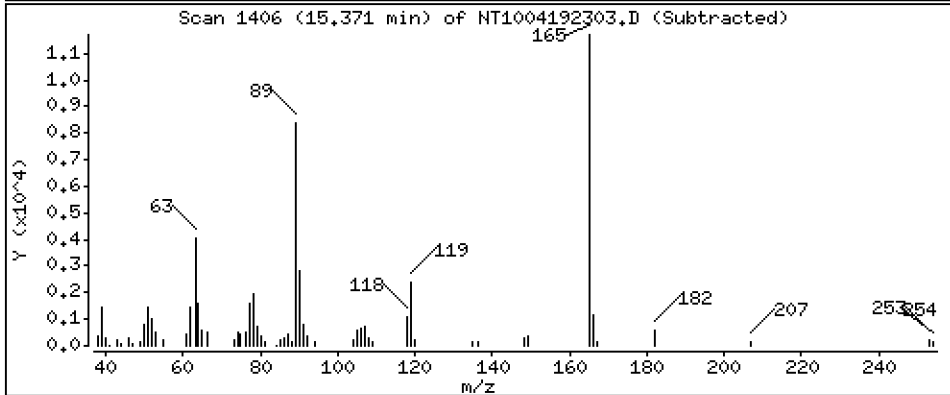
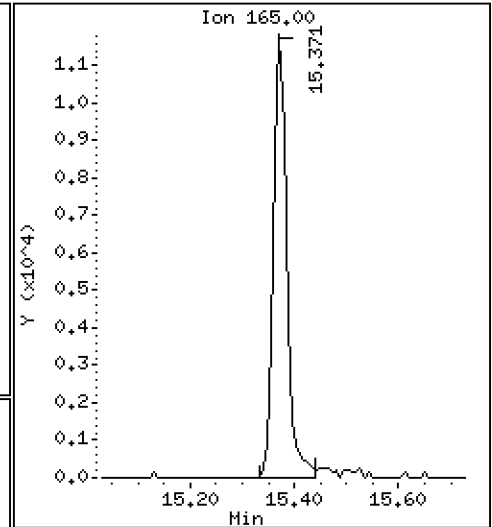
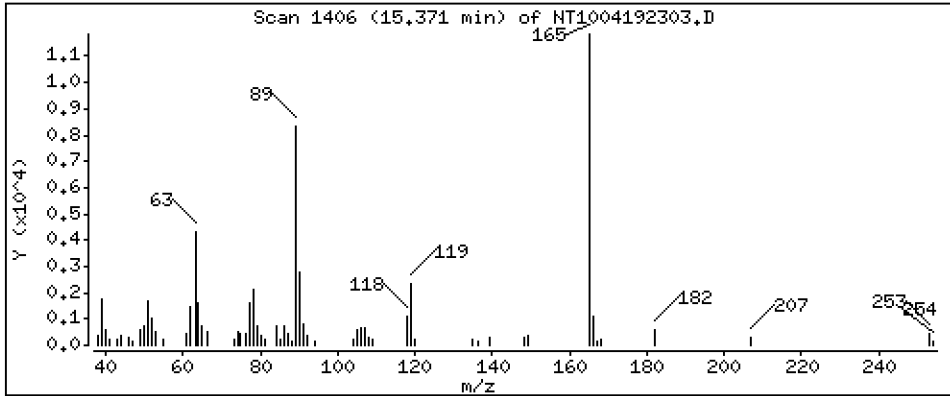
Operator: VTS

Column phase: ZB-5msi

Column diameter: 0,25

48 2,4-Dinitrotoluene

Concentration: 0,5975 ug/mL



Date : 19-APR-2023 11:47

Client ID:

Instrument: nt10.i

Sample Info: SLD0254-LCV1

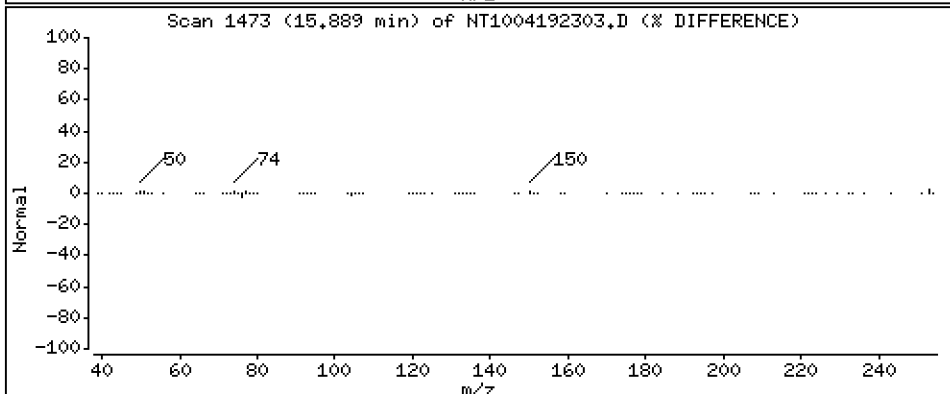
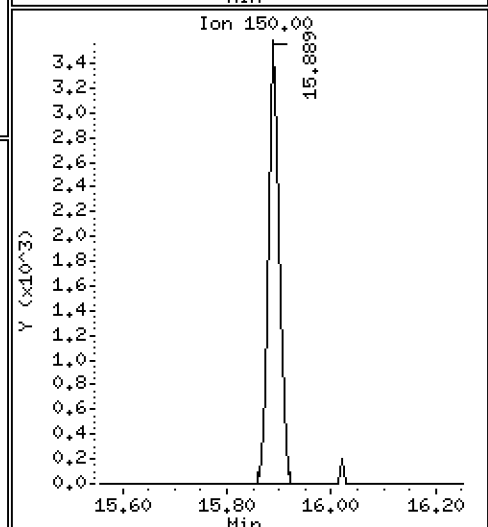
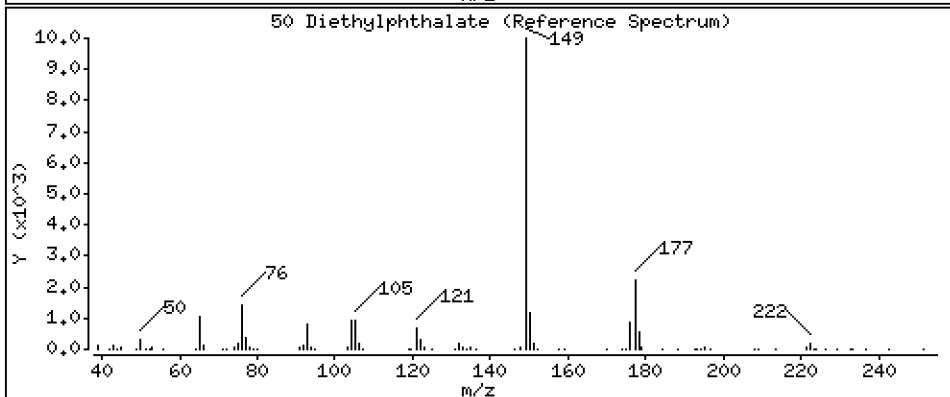
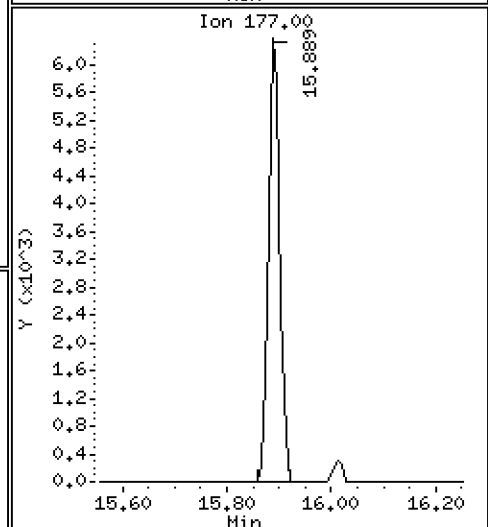
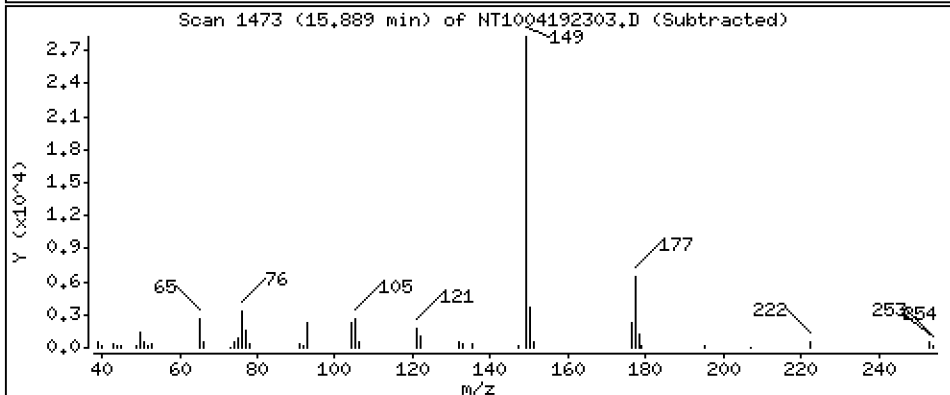
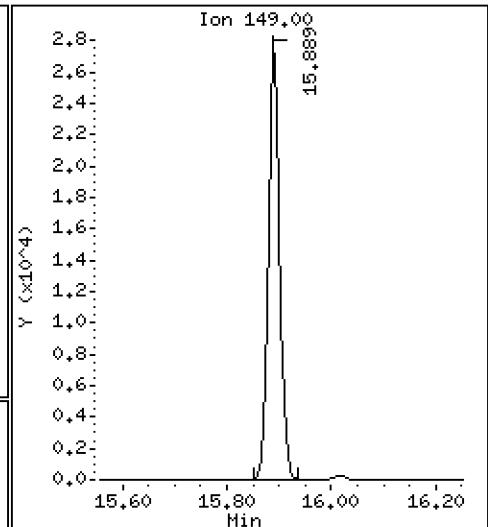
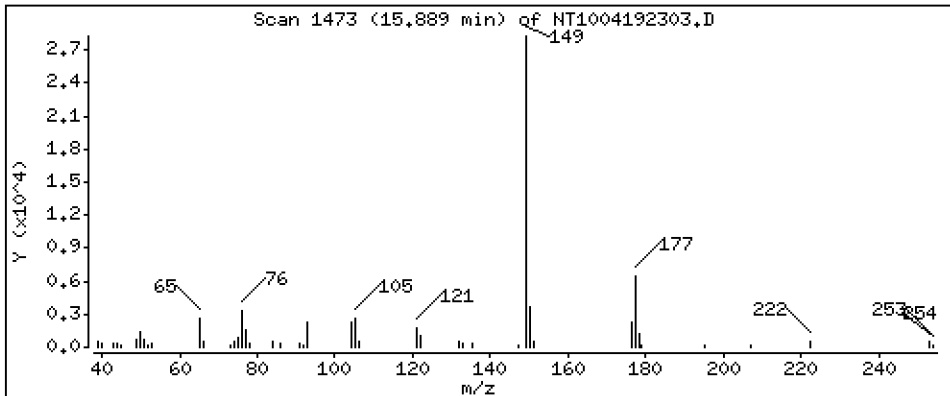
Operator: VTS

Column phase: ZB-5msi

Column diameter: 0.25

50 Diethylphthalate

Concentration: 0.4127 ug/mL



Date : 19-APR-2023 11:47

Client ID:

Instrument: nt10.i

Sample Info: SLD0254-LCV1

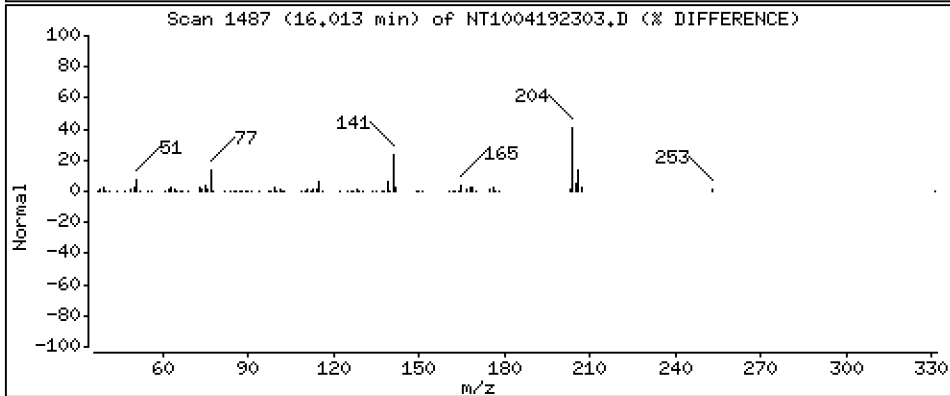
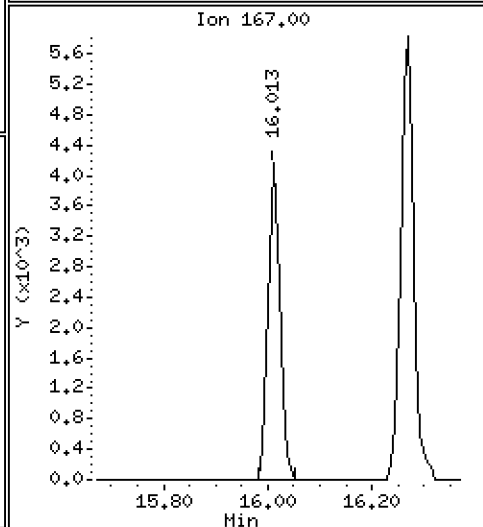
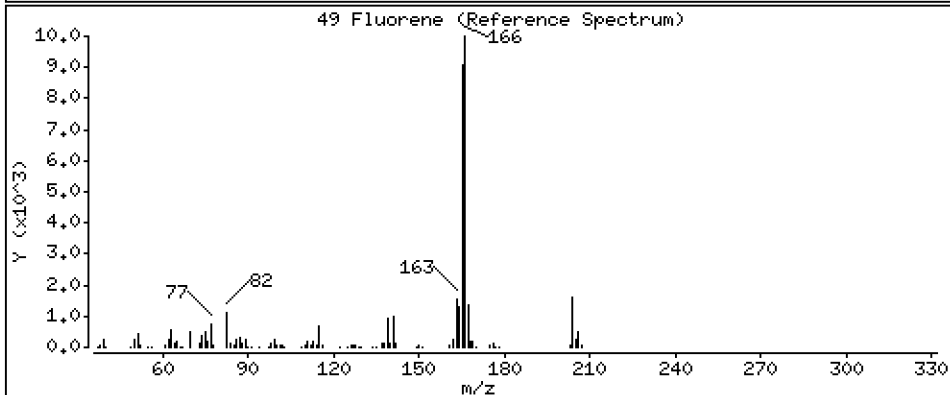
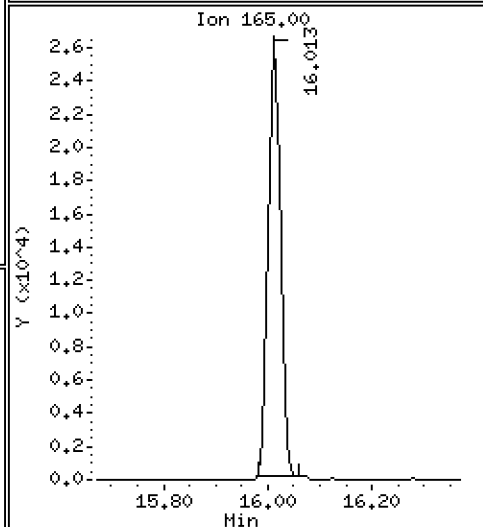
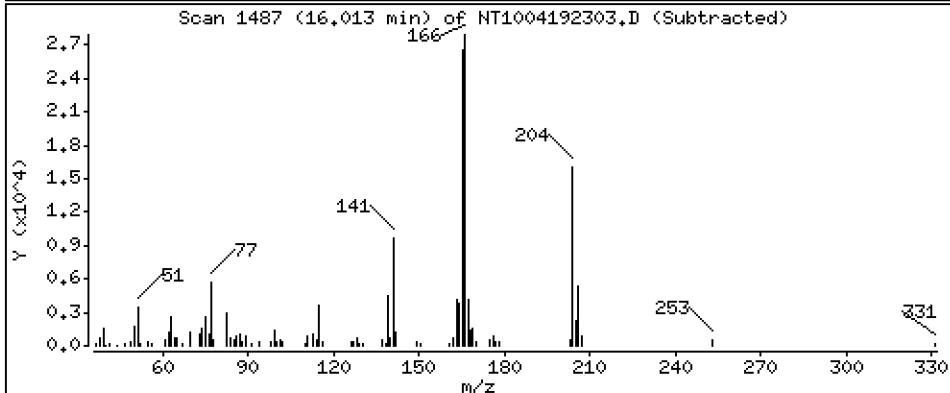
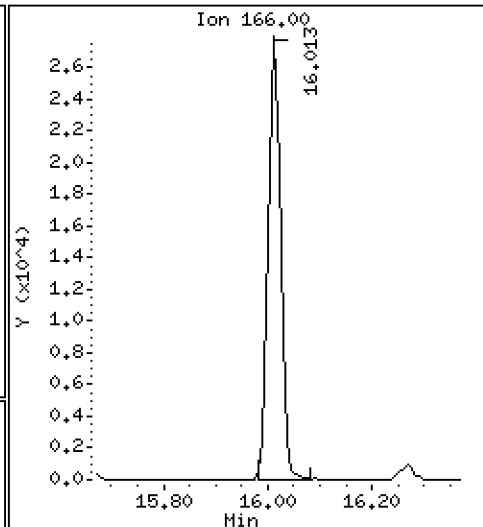
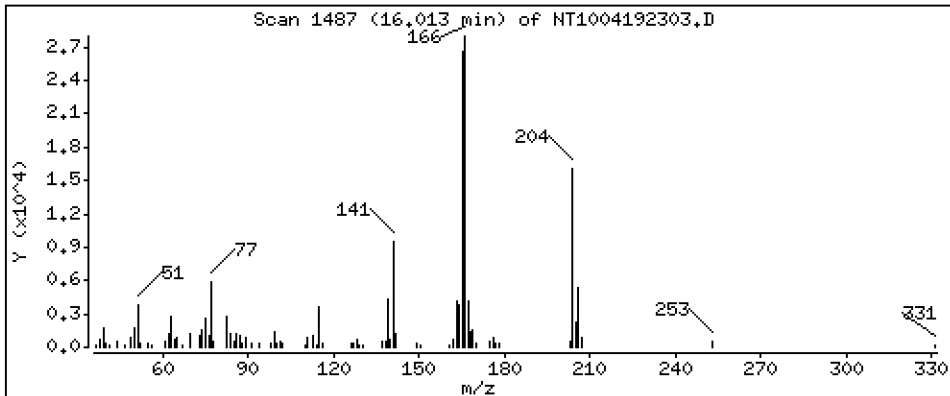
Operator: VTS

Column phase: ZB-5msi

Column diameter: 0,25

49 Fluorene

Concentration: 0,3106 ug/mL



Date : 19-APR-2023 11:47

Client ID:

Instrument: nt10.i

Sample Info: SLD0254-LCV1

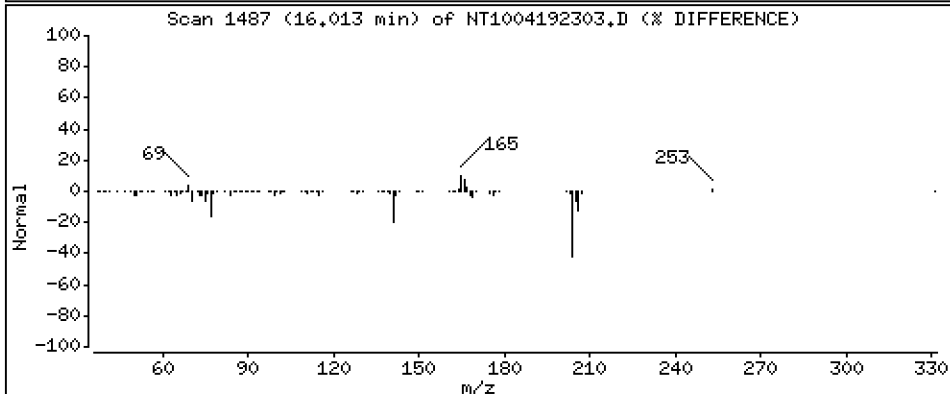
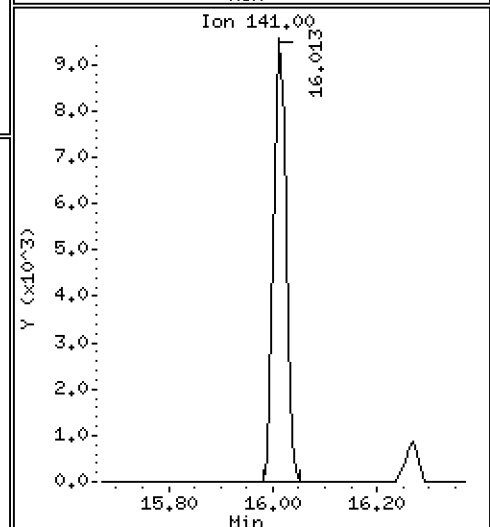
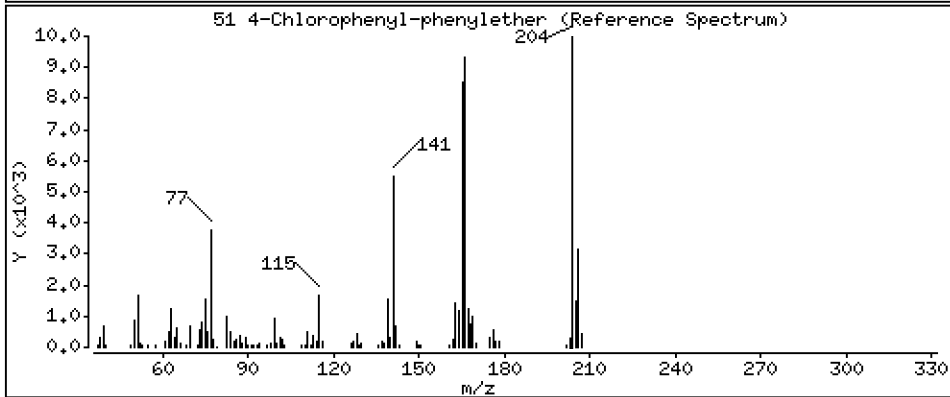
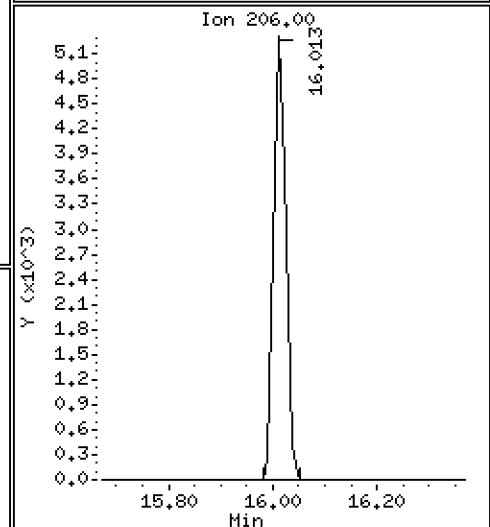
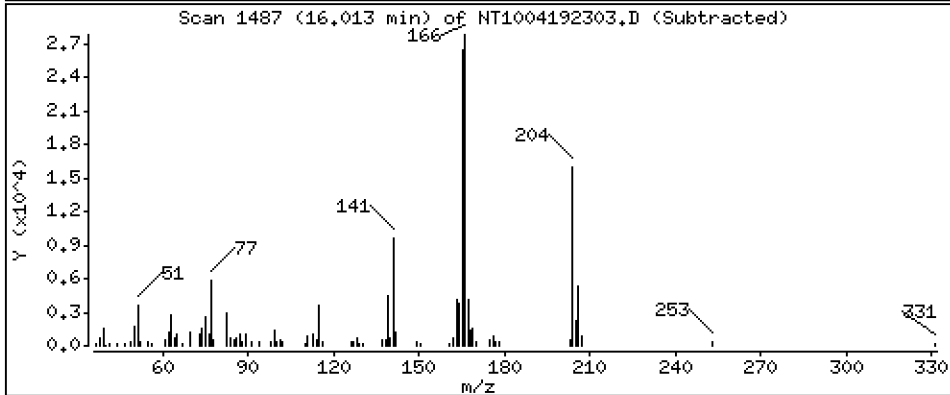
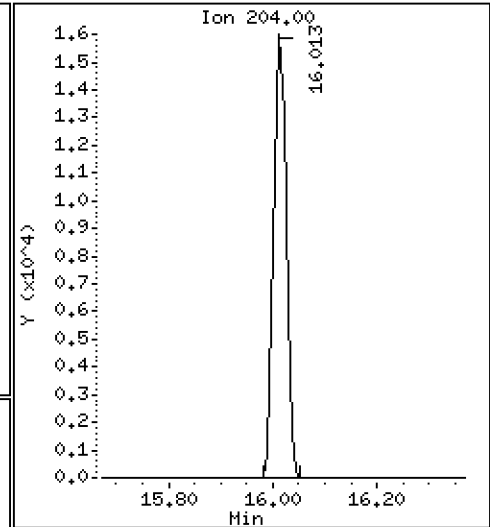
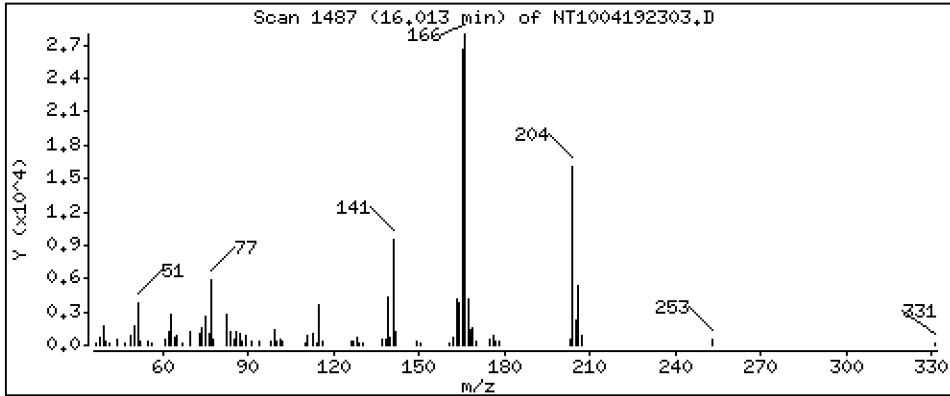
Operator: VTS

Column phase: ZB-5msi

Column diameter: 0,25

51 4-Chlorophenyl-phenylether

Concentration: 0,4234 ug/mL



Date : 19-APR-2023 11:47

Client ID:

Instrument: nt10.i

Sample Info: SLD0254-LCV1

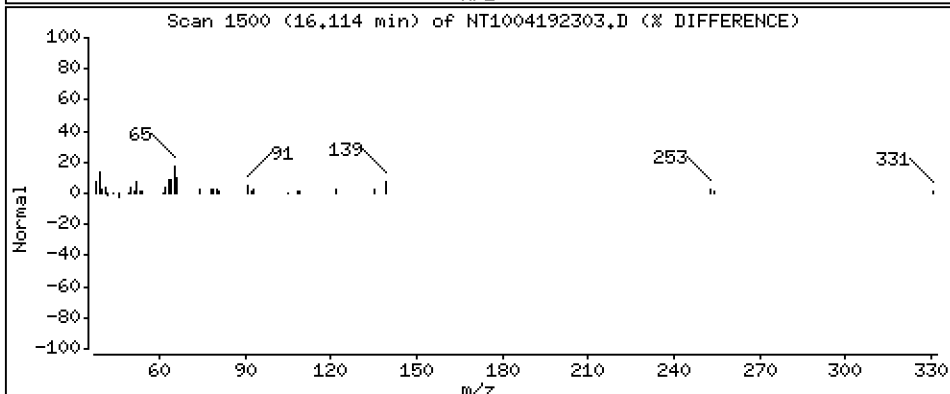
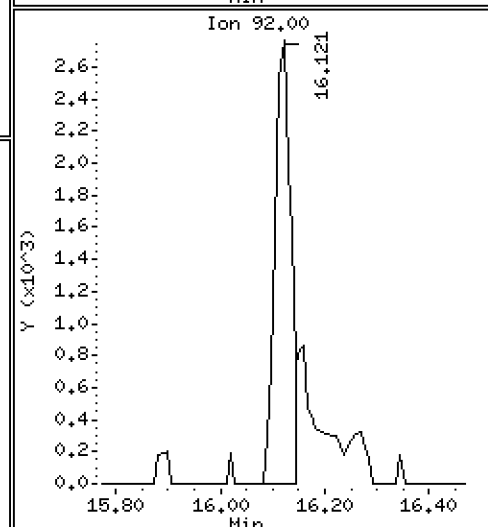
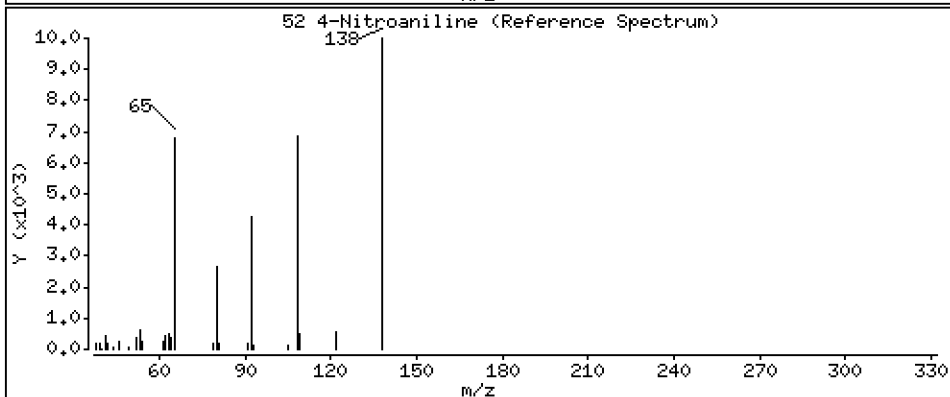
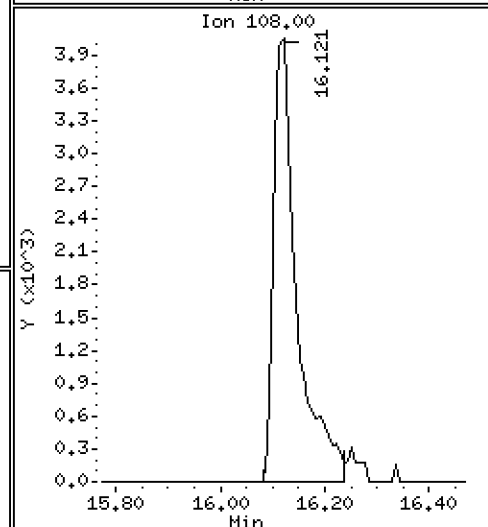
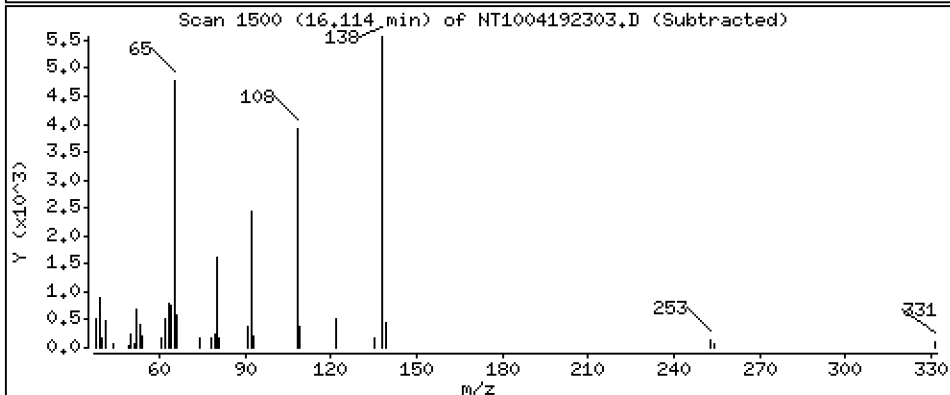
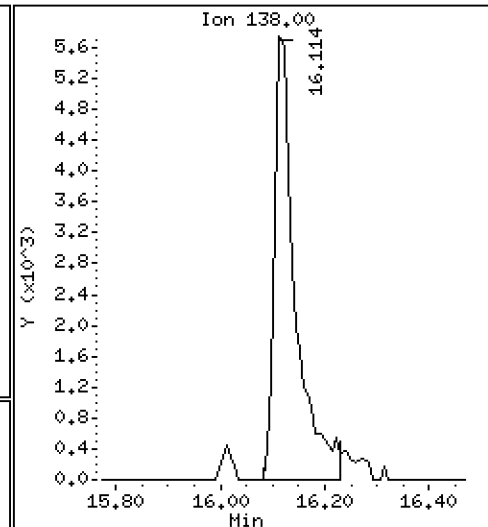
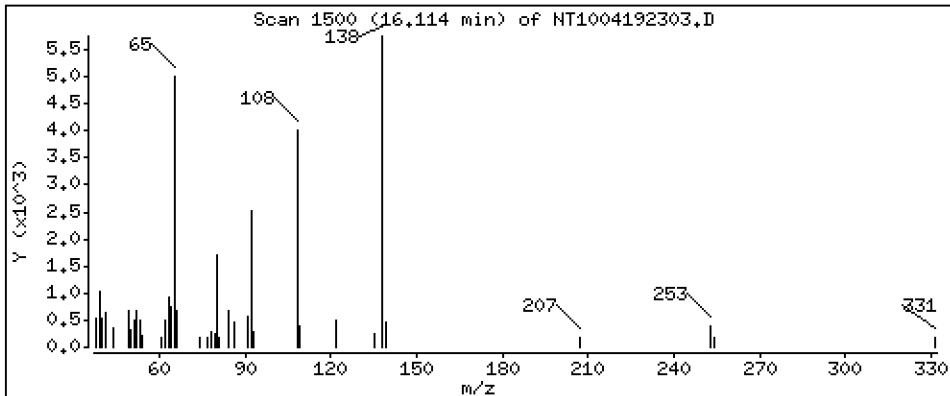
Operator: VTS

Column phase: ZB-5msi

Column diameter: 0,25

52 4-Nitroaniline

Concentration: 0,7512 ug/mL



Date : 19-APR-2023 11:47

Client ID:

Instrument: nt10.i

Sample Info: SLD0254-LCV1

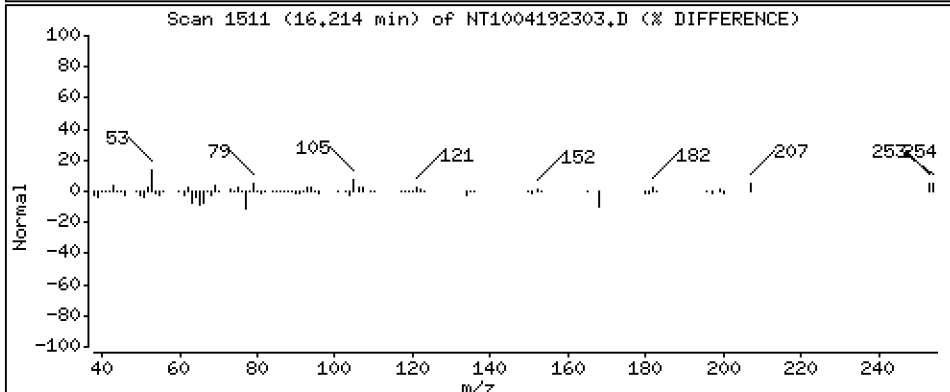
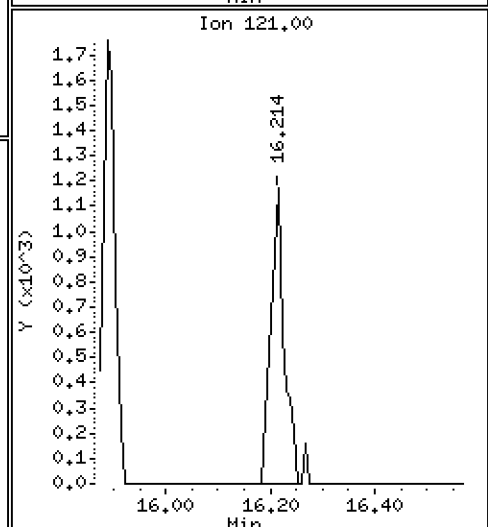
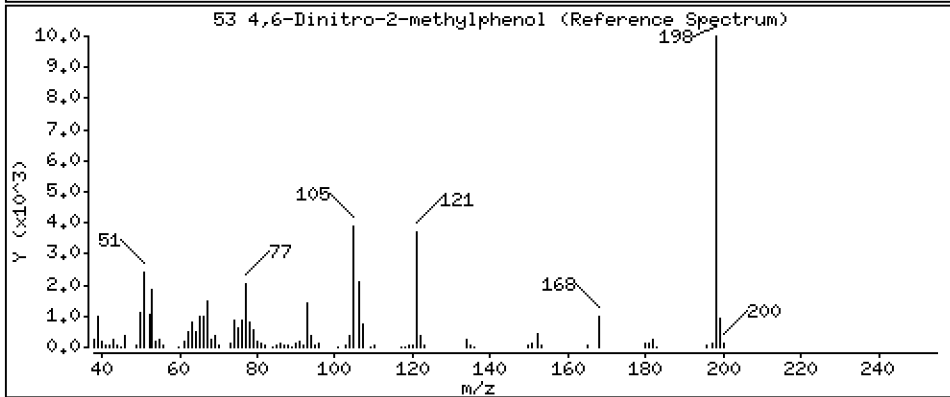
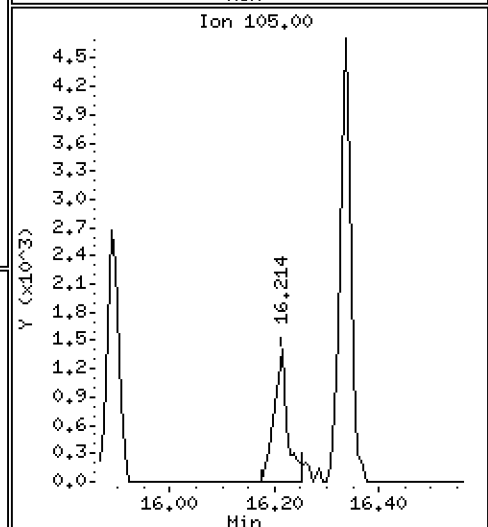
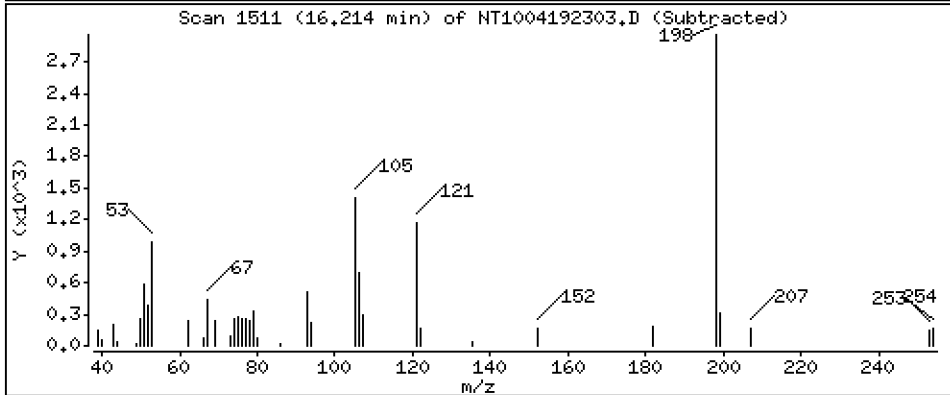
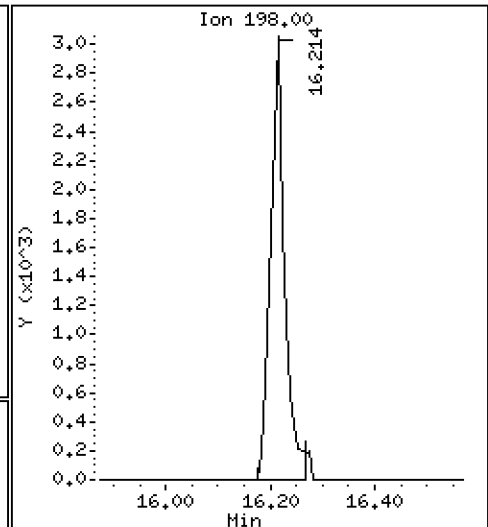
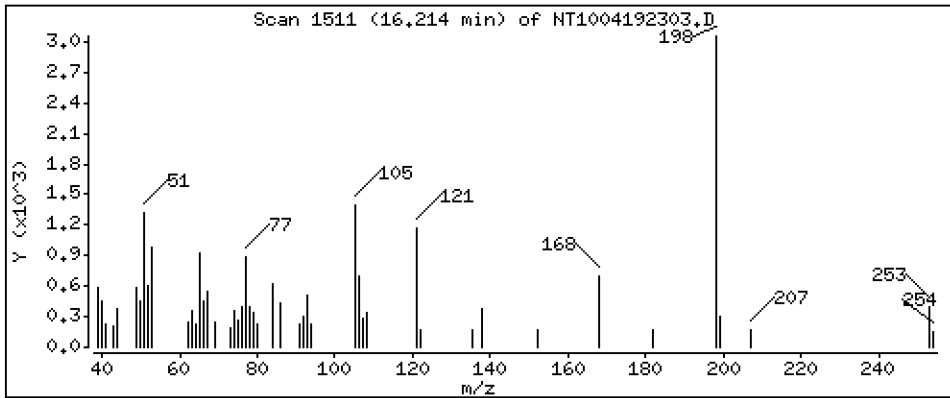
Operator: VTS

Column phase: ZB-5msi

Column diameter: 0.25

53 4,6-Dinitro-2-methylphenol

Concentration: 0.3397 ug/mL



Date : 19-APR-2023 11:47

Client ID:

Instrument: nt10.i

Sample Info: SLD0254-LCV1

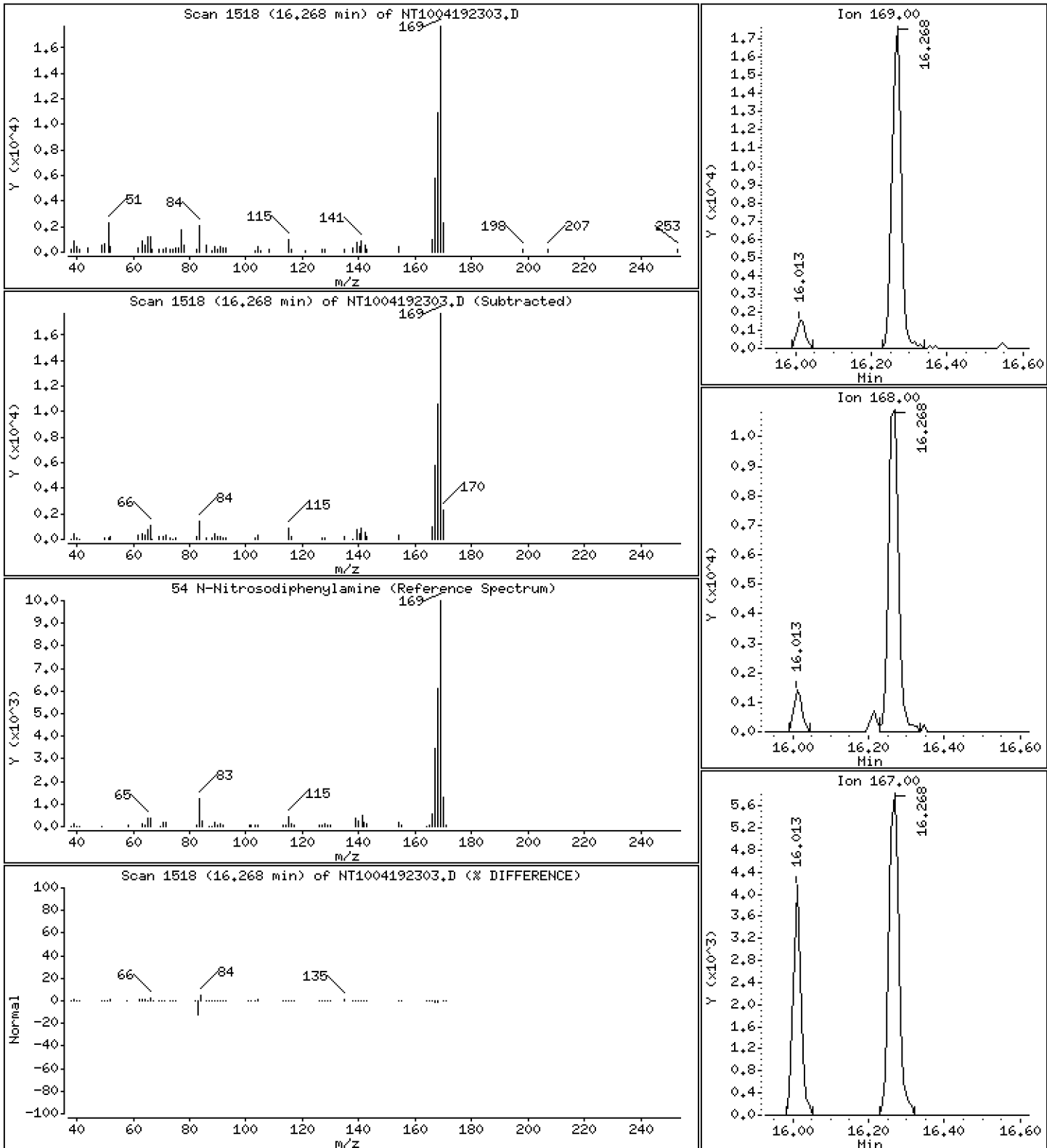
Operator: VTS

Column phase: ZB-5msi

Column diameter: 0.25

54 N-Nitrosodiphenylamine

Concentration: 0.4772 ug/mL



Date : 19-APR-2023 11:47

Client ID:

Instrument: nt10.i

Sample Info: SLD0254-LCV1

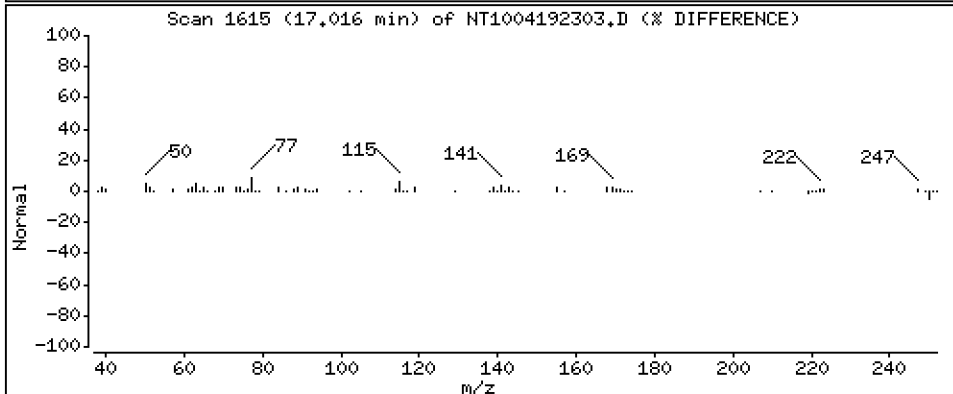
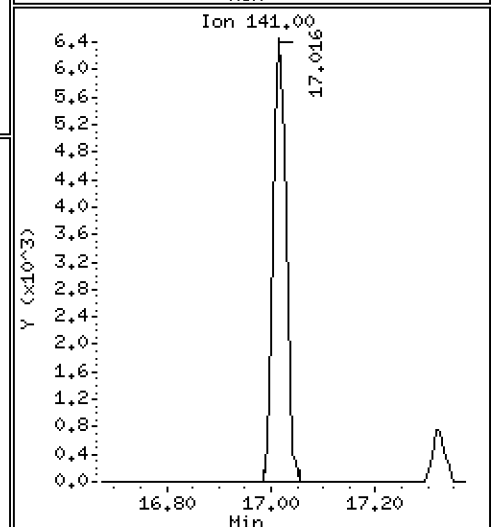
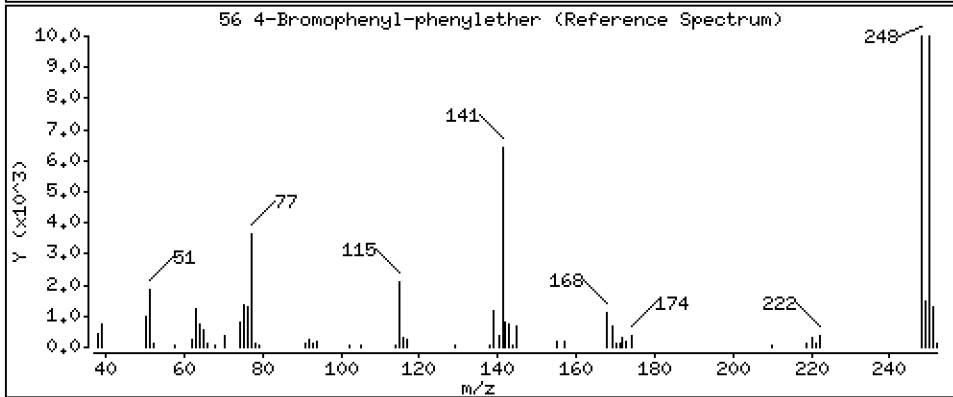
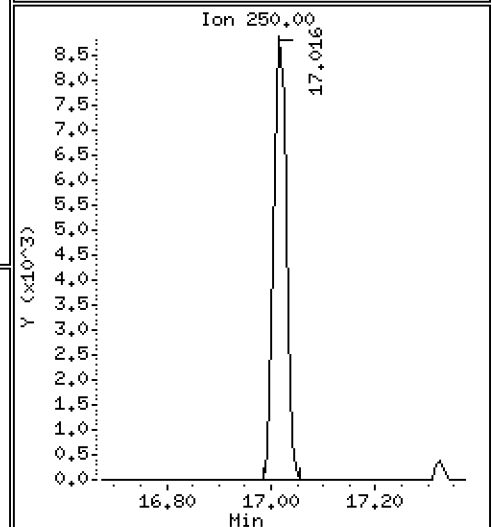
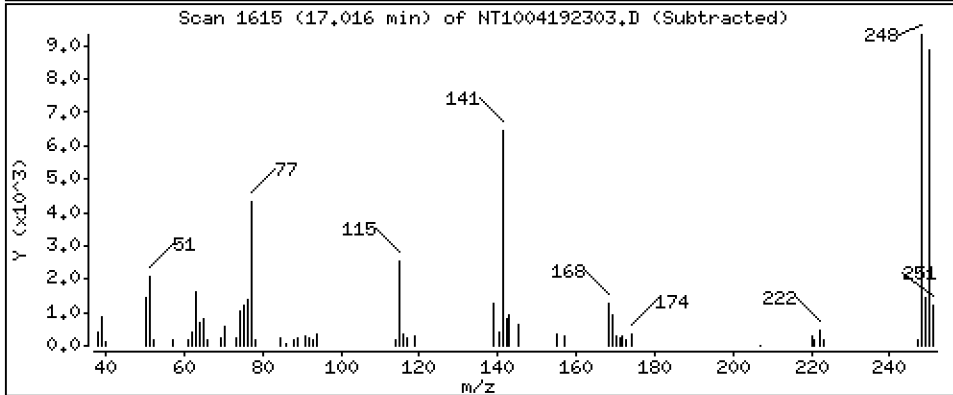
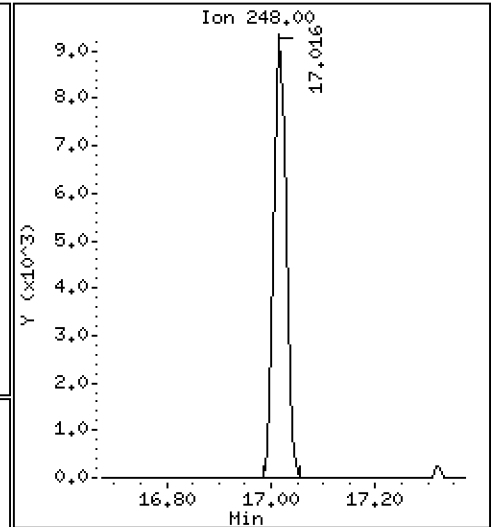
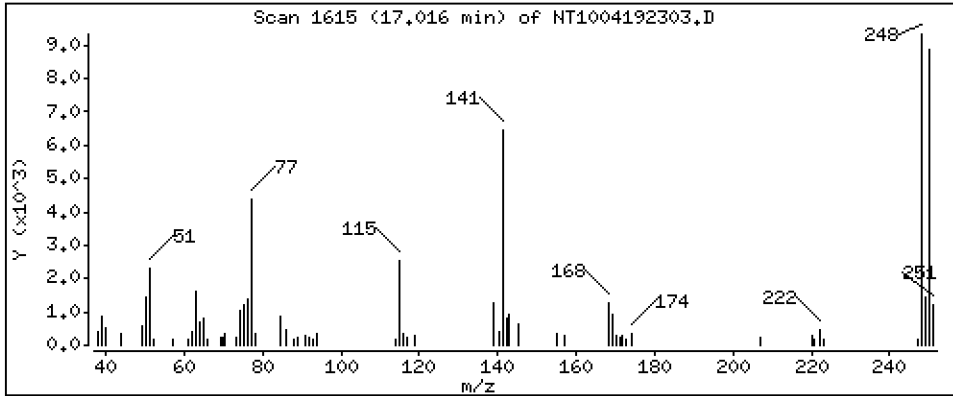
Operator: VTS

Column phase: ZB-5msi

Column diameter: 0,25

56 4-Bromophenyl-phenylether

Concentration: 0,5748 ug/mL



Date : 19-APR-2023 11:47

Client ID:

Instrument: nt10.i

Sample Info: SLD0254-LCV1

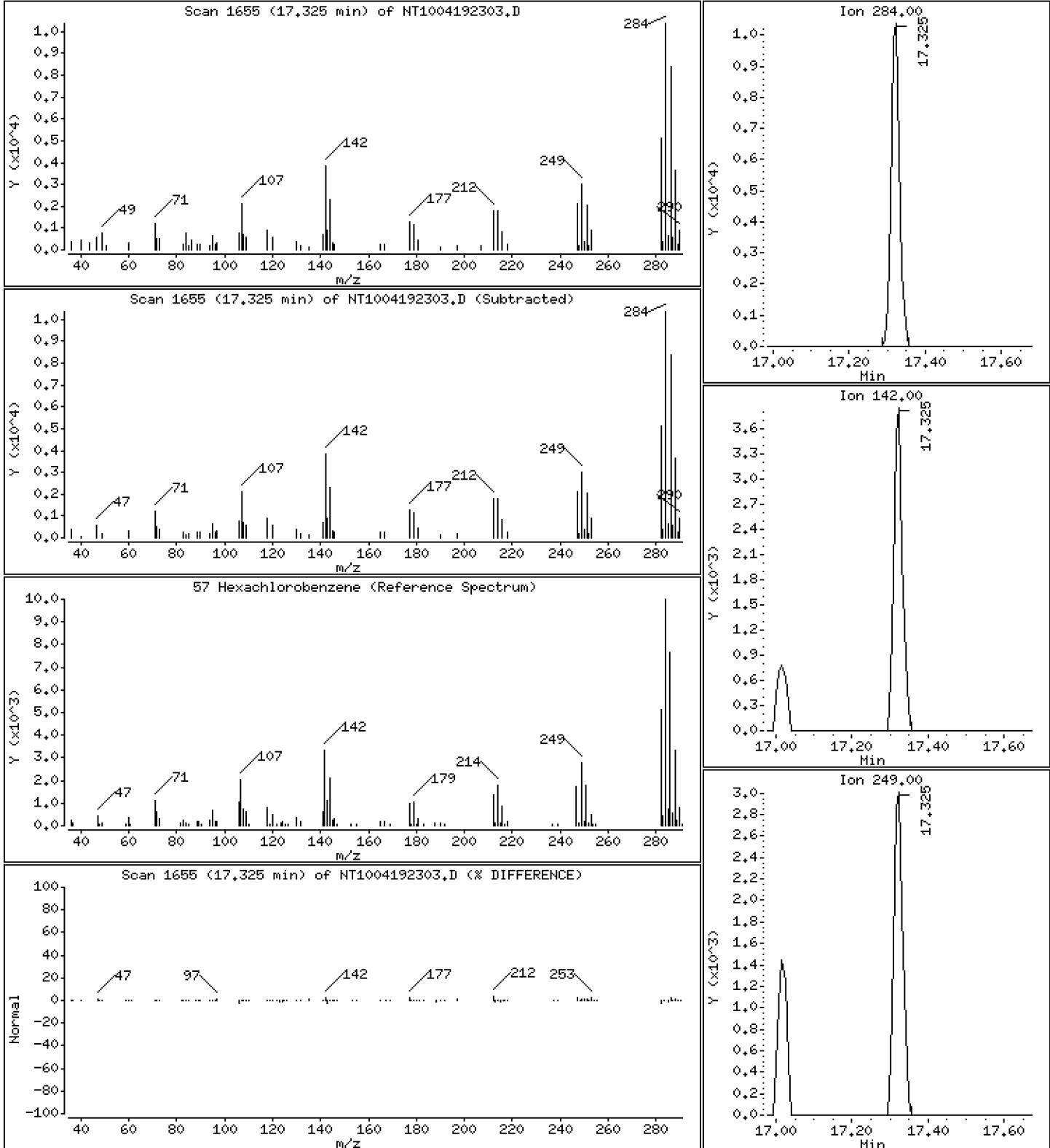
Operator: VTS

Column phase: ZB-5msi

Column diameter: 0.25

57 Hexachlorobenzene

Concentration: 0.6204 ug/mL



Date : 19-APR-2023 11:47

Client ID:

Instrument: nt10.i

Sample Info: SLD0254-LCV1

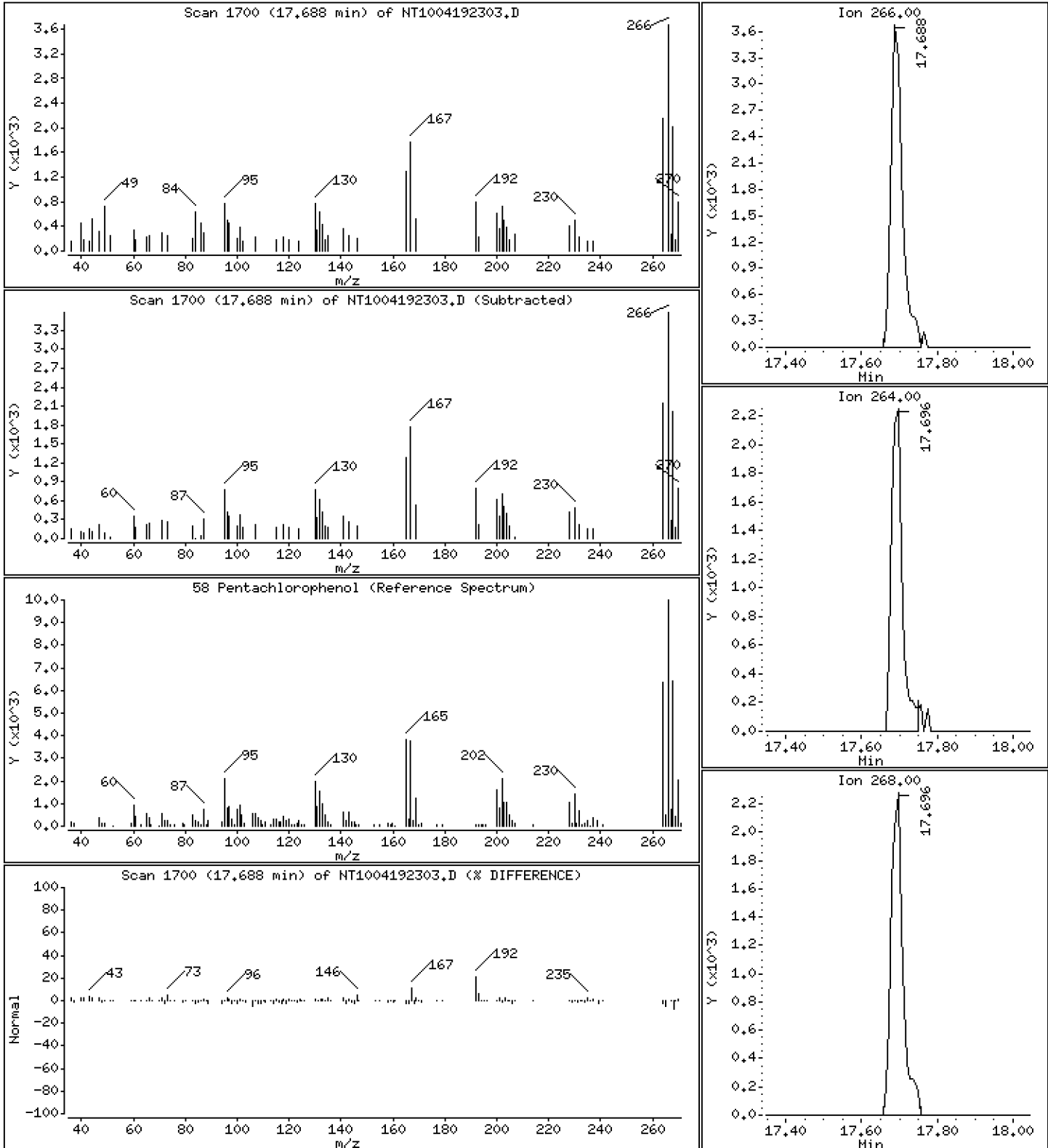
Operator: VTS

Column phase: ZB-5msi

Column diameter: 0.25

58 Pentachlorophenol

Concentration: 0.4716 ug/mL



Date : 19-APR-2023 11:47

Client ID:

Instrument: nt10.i

Sample Info: SLD0254-LCV1

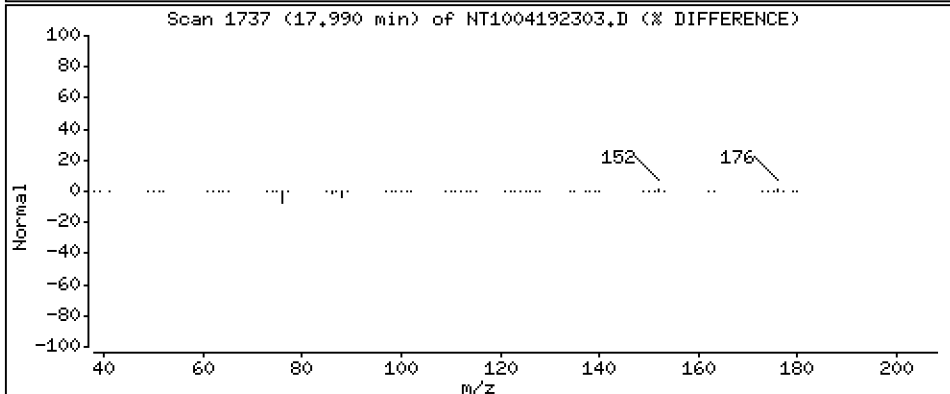
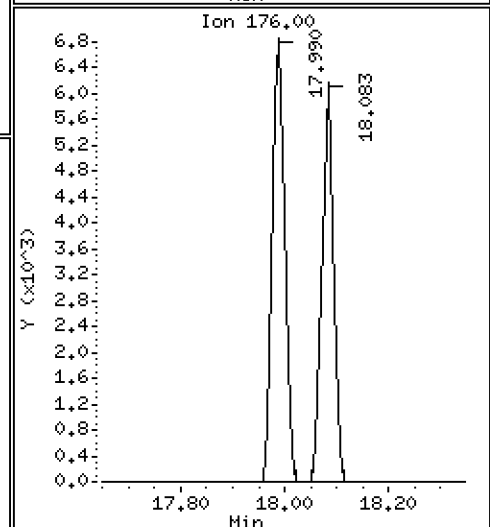
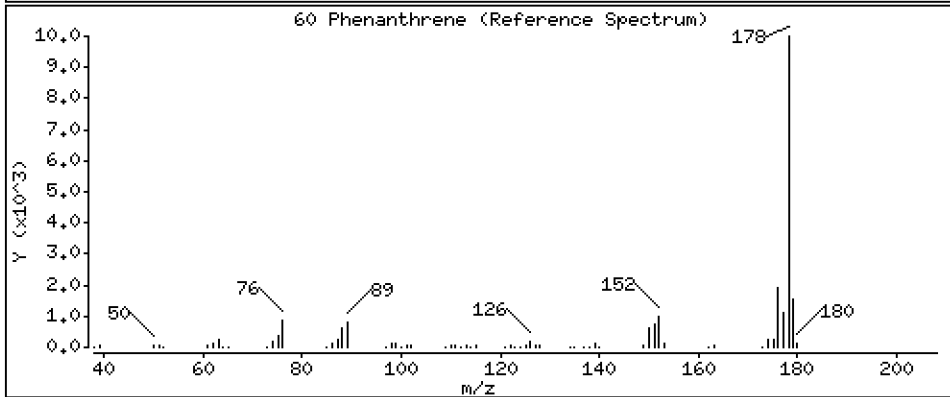
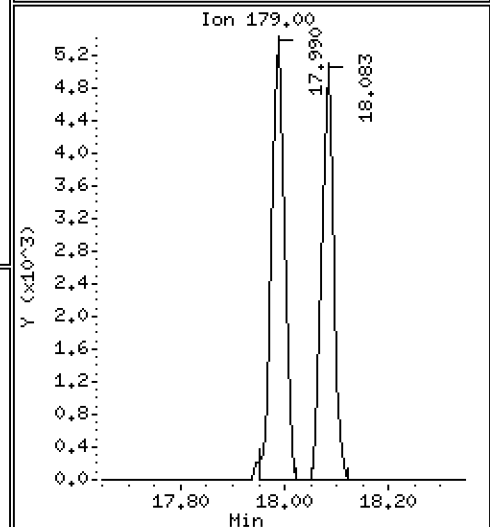
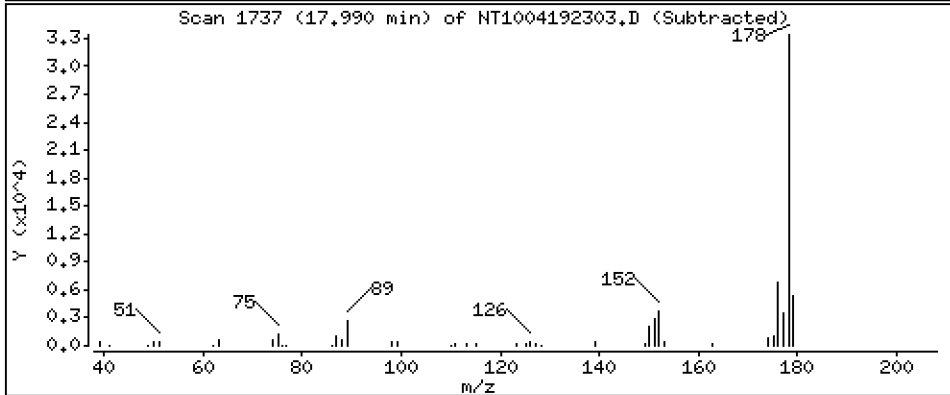
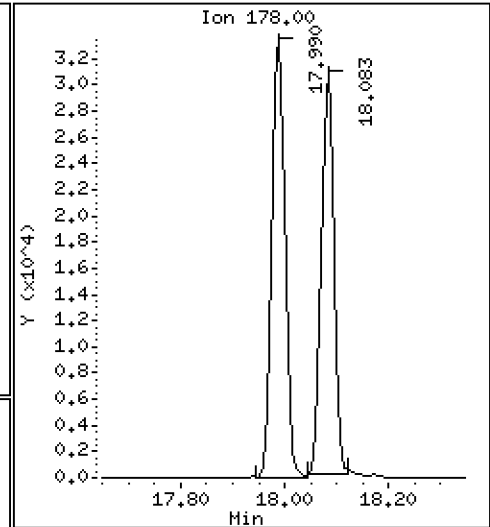
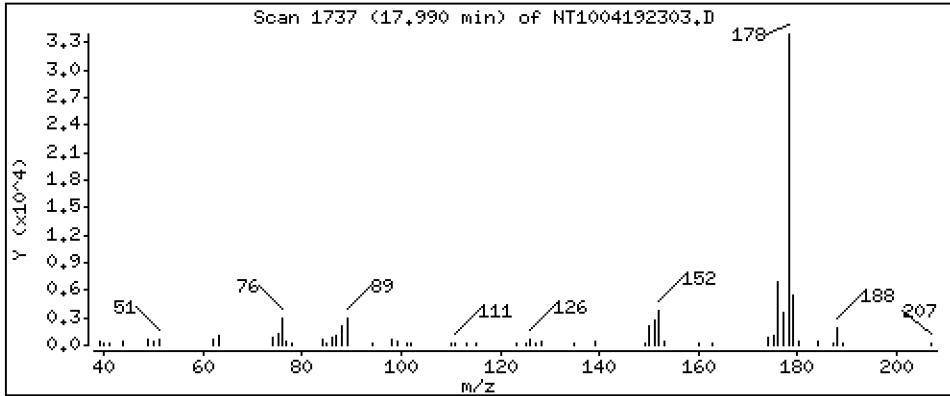
Operator: VTS

Column phase: ZB-5msi

Column diameter: 0,25

60 Phenanthrene

Concentration: 0,4593 ug/mL



Date : 19-APR-2023 11:47

Client ID:

Instrument: nt10.i

Sample Info: SLD0254-LCV1

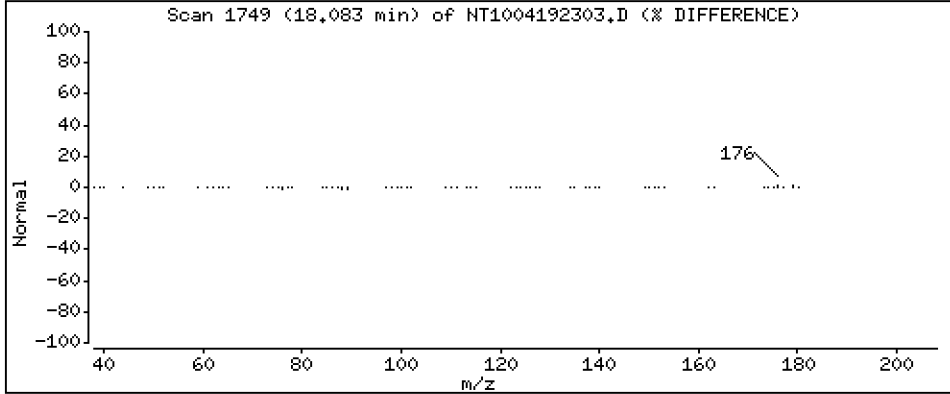
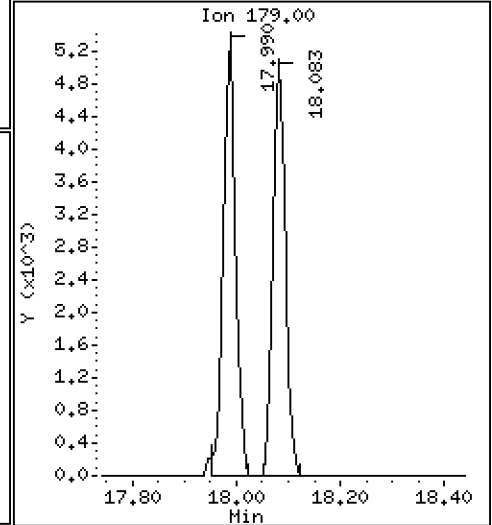
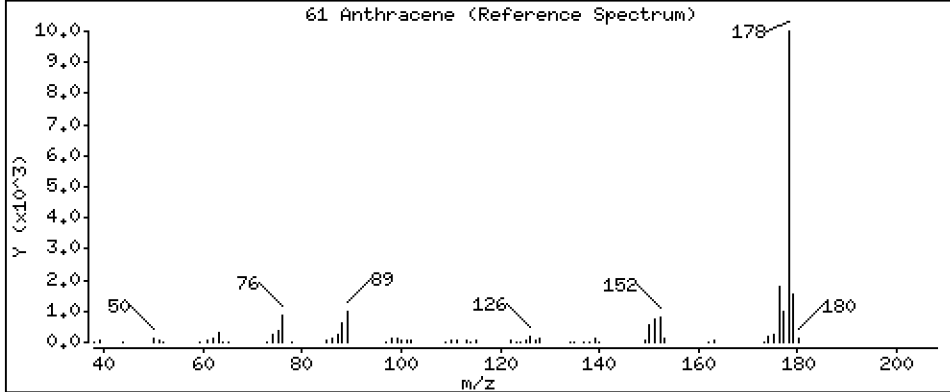
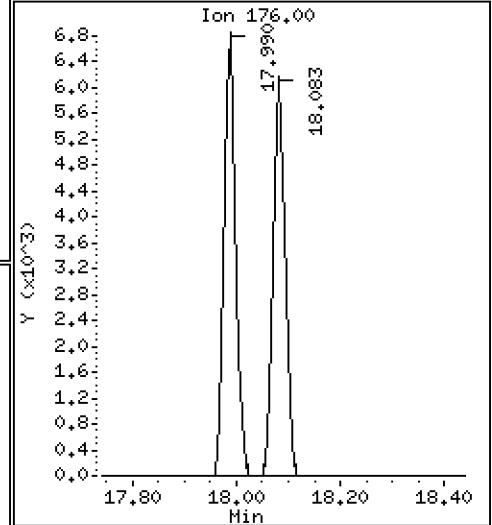
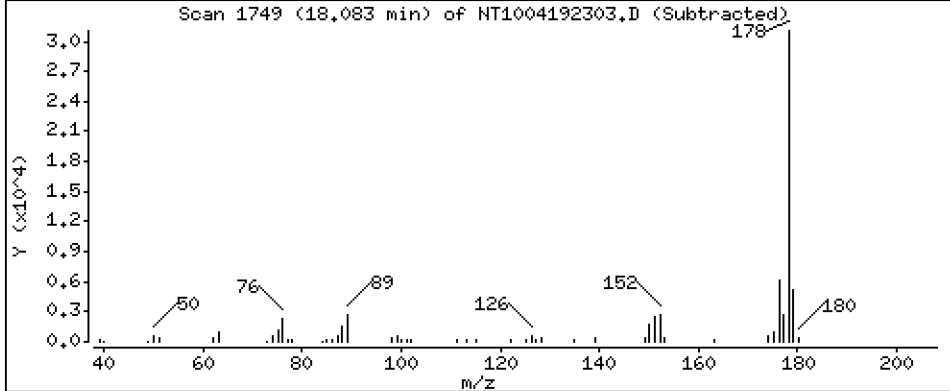
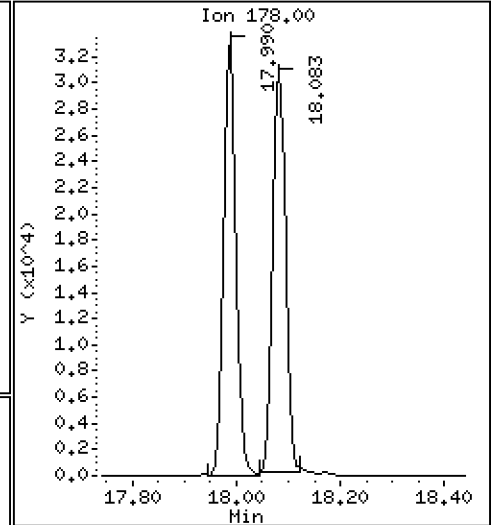
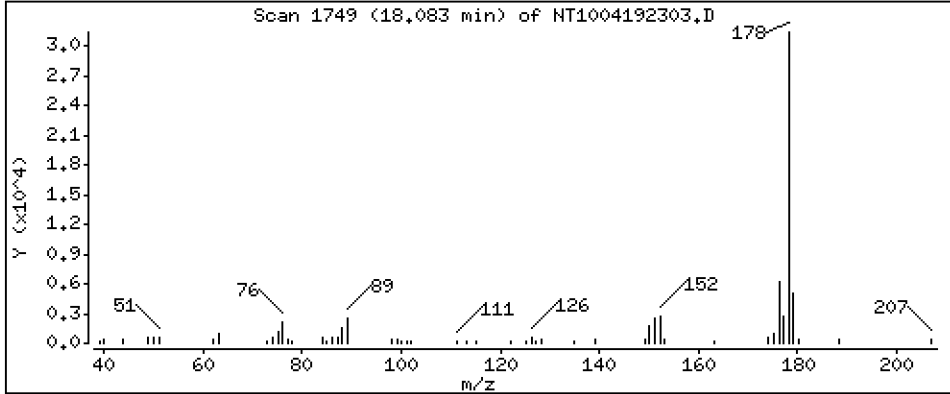
Operator: VTS

Column phase: ZB-5msi

Column diameter: 0,25

61 Anthracene

Concentration: 0,4275 ug/mL



Date : 19-APR-2023 11:47

Client ID:

Instrument: nt10.i

Sample Info: SLD0254-LCV1

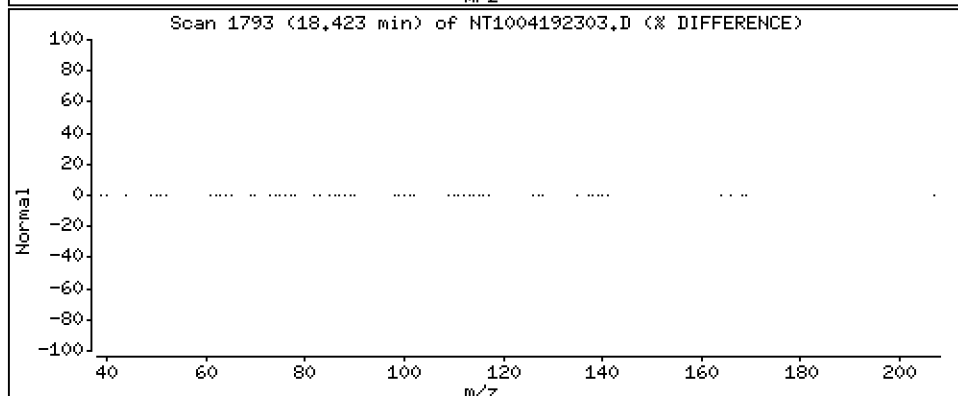
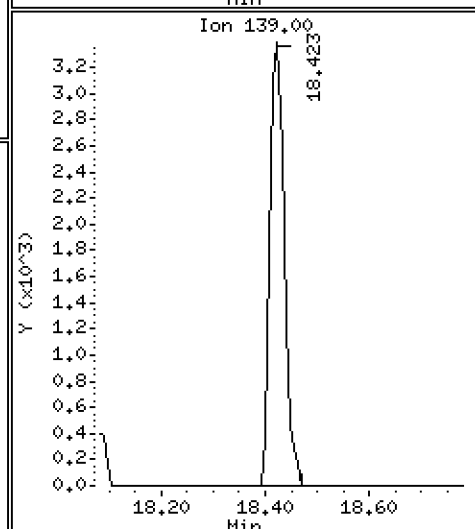
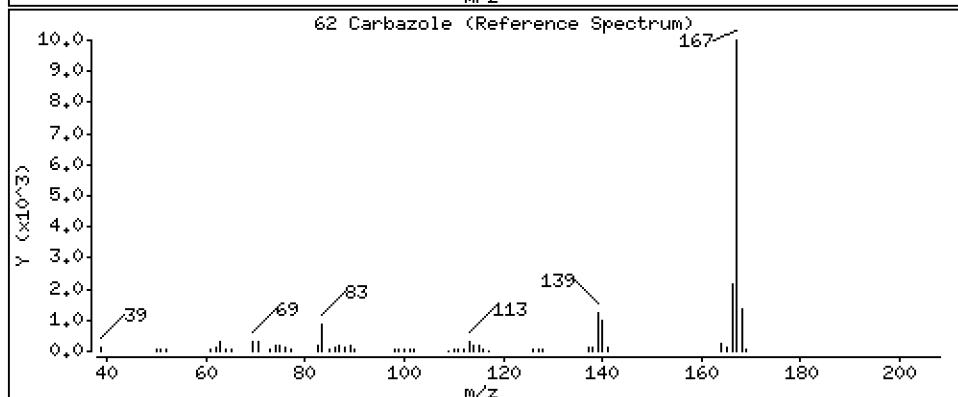
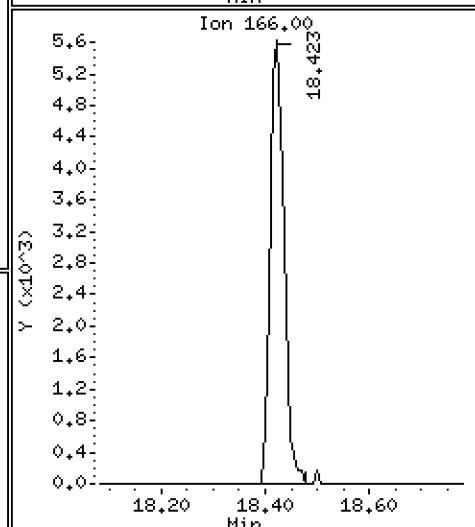
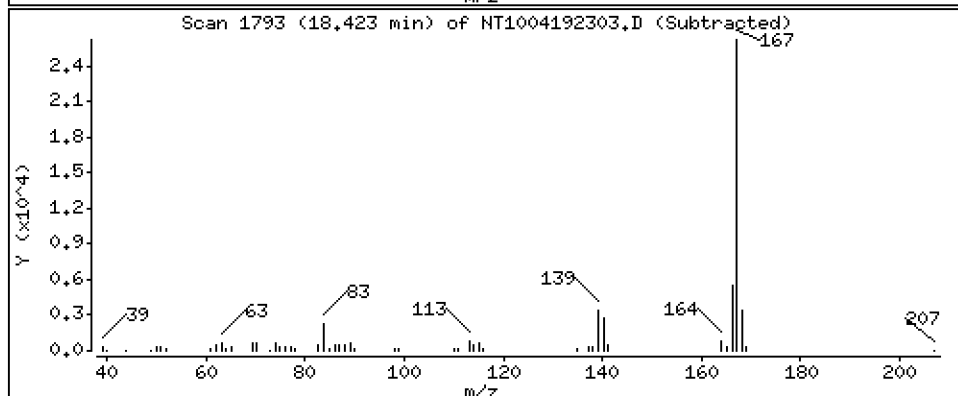
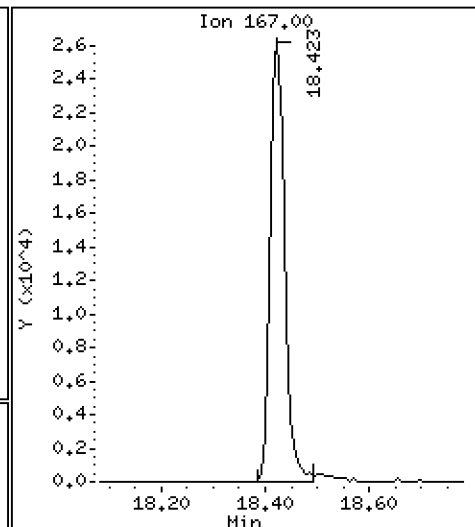
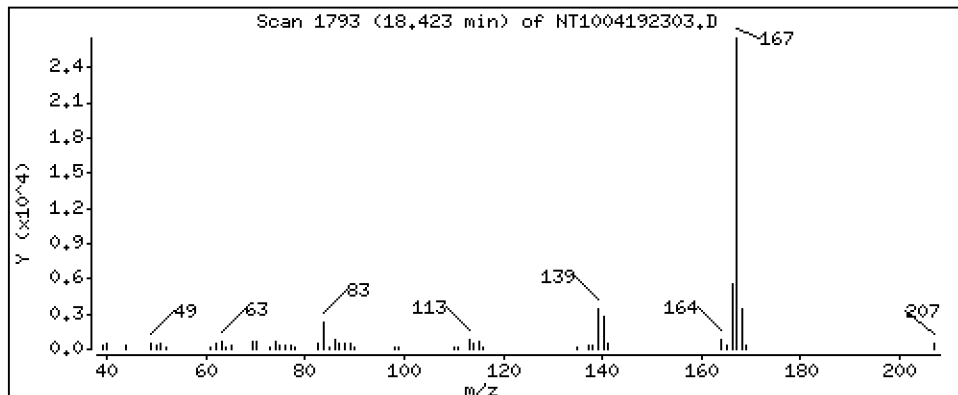
Operator: VTS

Column phase: ZB-5msi

Column diameter: 0,25

62 Carbazole

Concentration: 0,4611 ug/mL



Date : 19-APR-2023 11:47

Client ID:

Instrument: nt10.i

Sample Info: SLD0254-LCV1

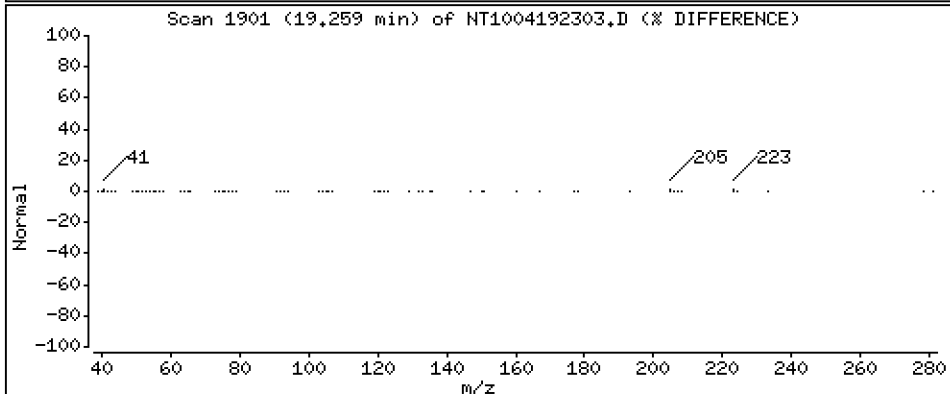
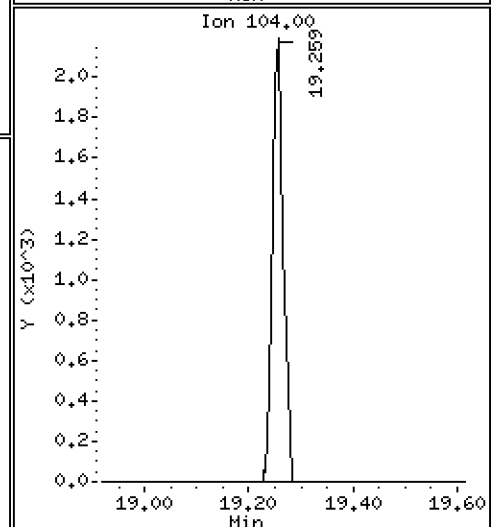
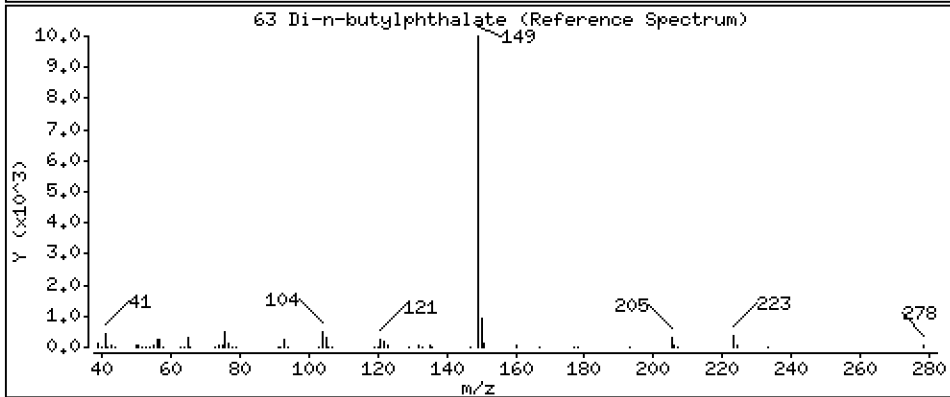
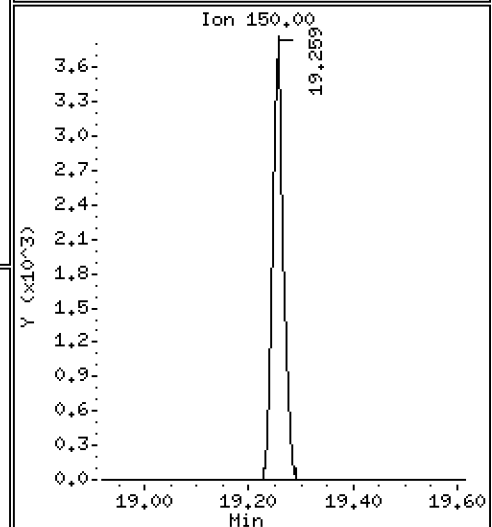
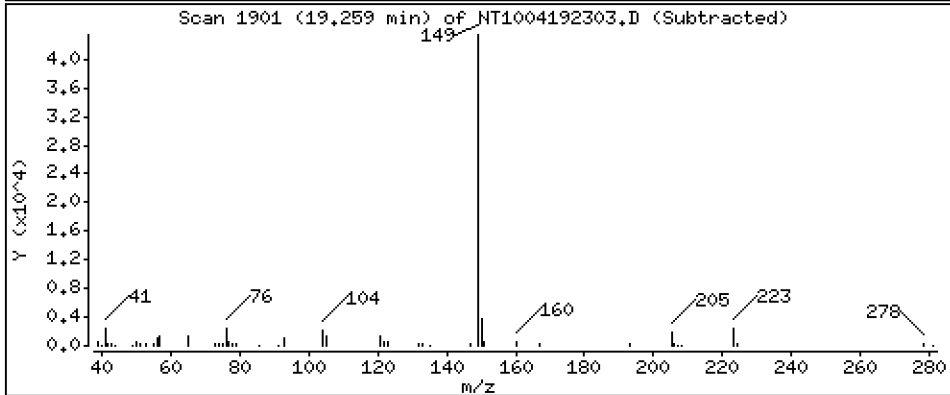
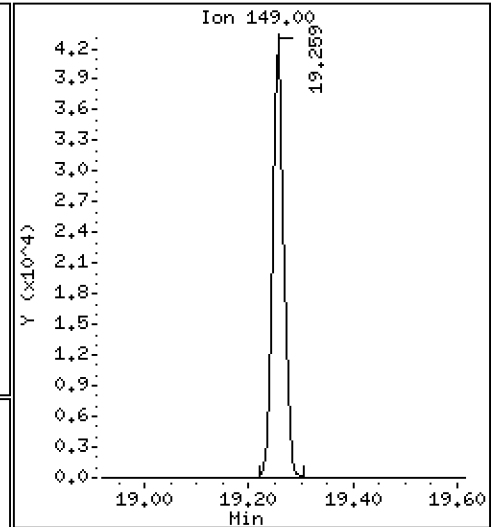
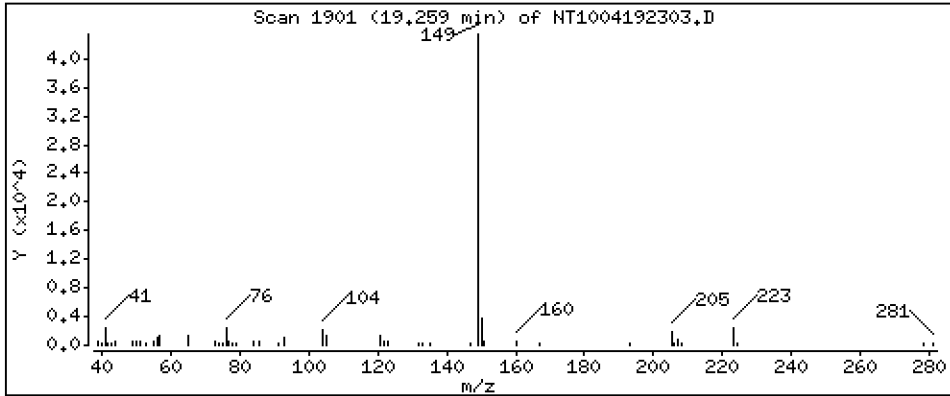
Operator: VTS

Column phase: ZB-5msi

Column diameter: 0,25

63 Di-n-butylphthalate

Concentration: 0,4429 ug/mL



Date : 19-APR-2023 11:47

Client ID:

Instrument: nt10.i

Sample Info: SLD0254-LCV1

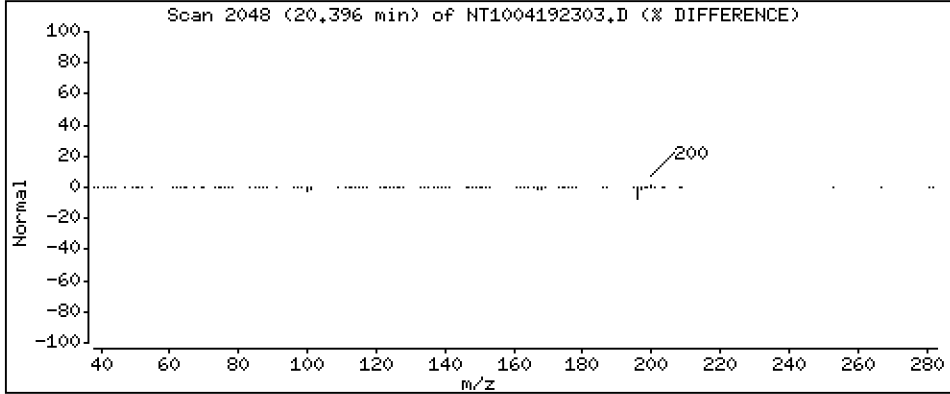
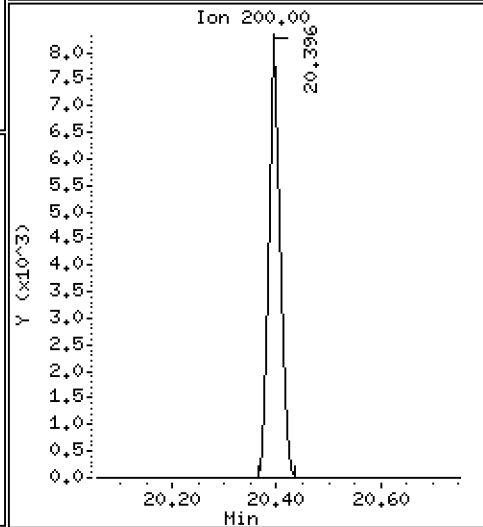
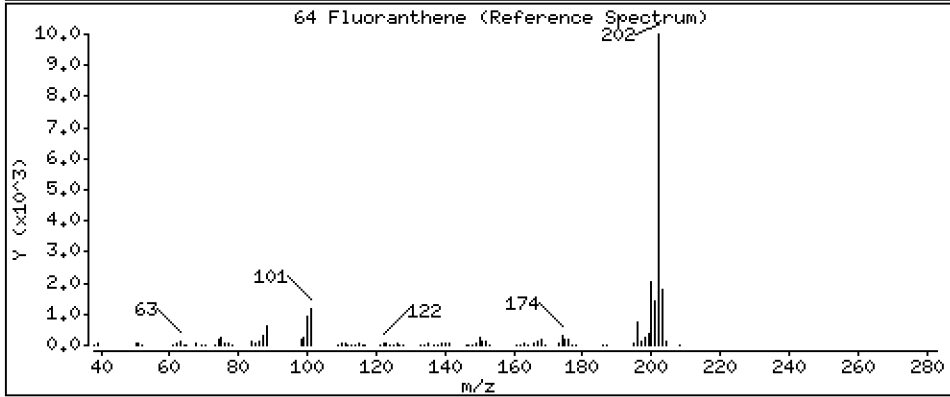
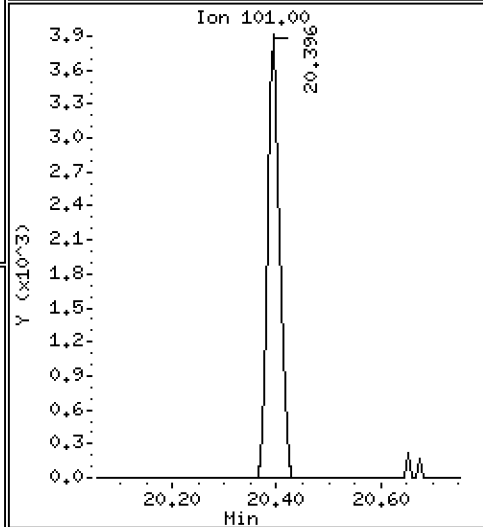
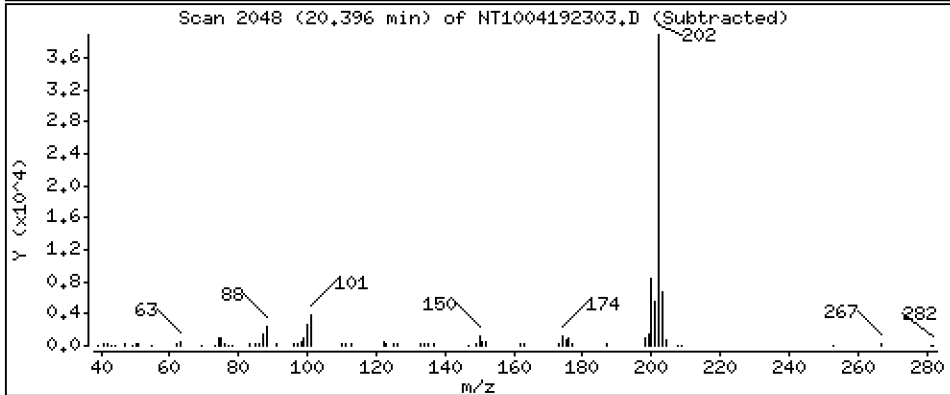
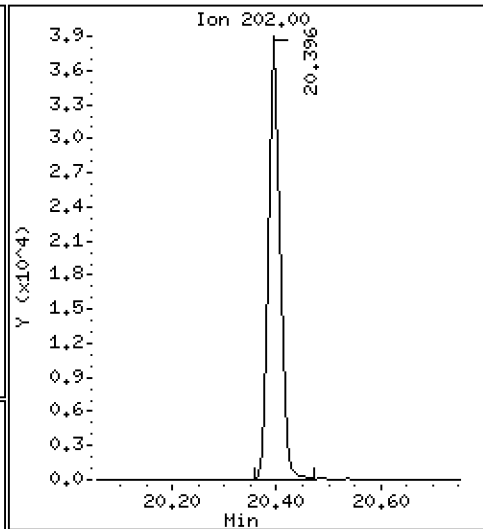
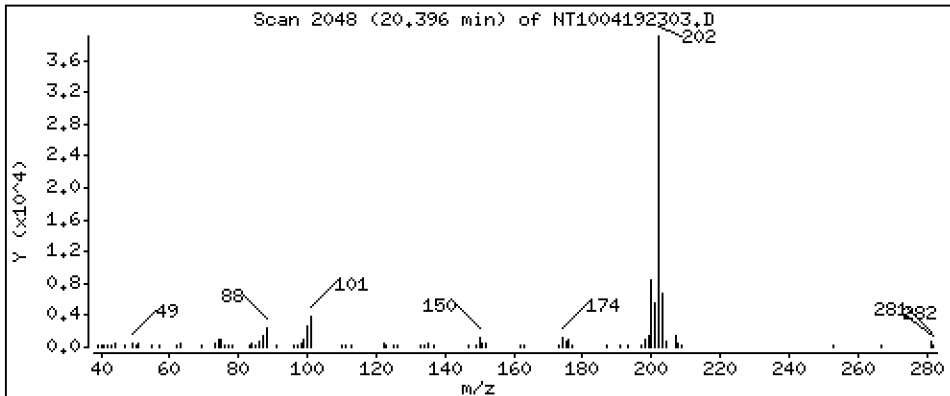
Operator: VTS

Column phase: ZB-5msi

Column diameter: 0,25

64 Fluoranthene

Concentration: 0,4014 ug/mL



Date : 19-APR-2023 11:47

Client ID:

Instrument: nt10.i

Sample Info: SLD0254-LCV1

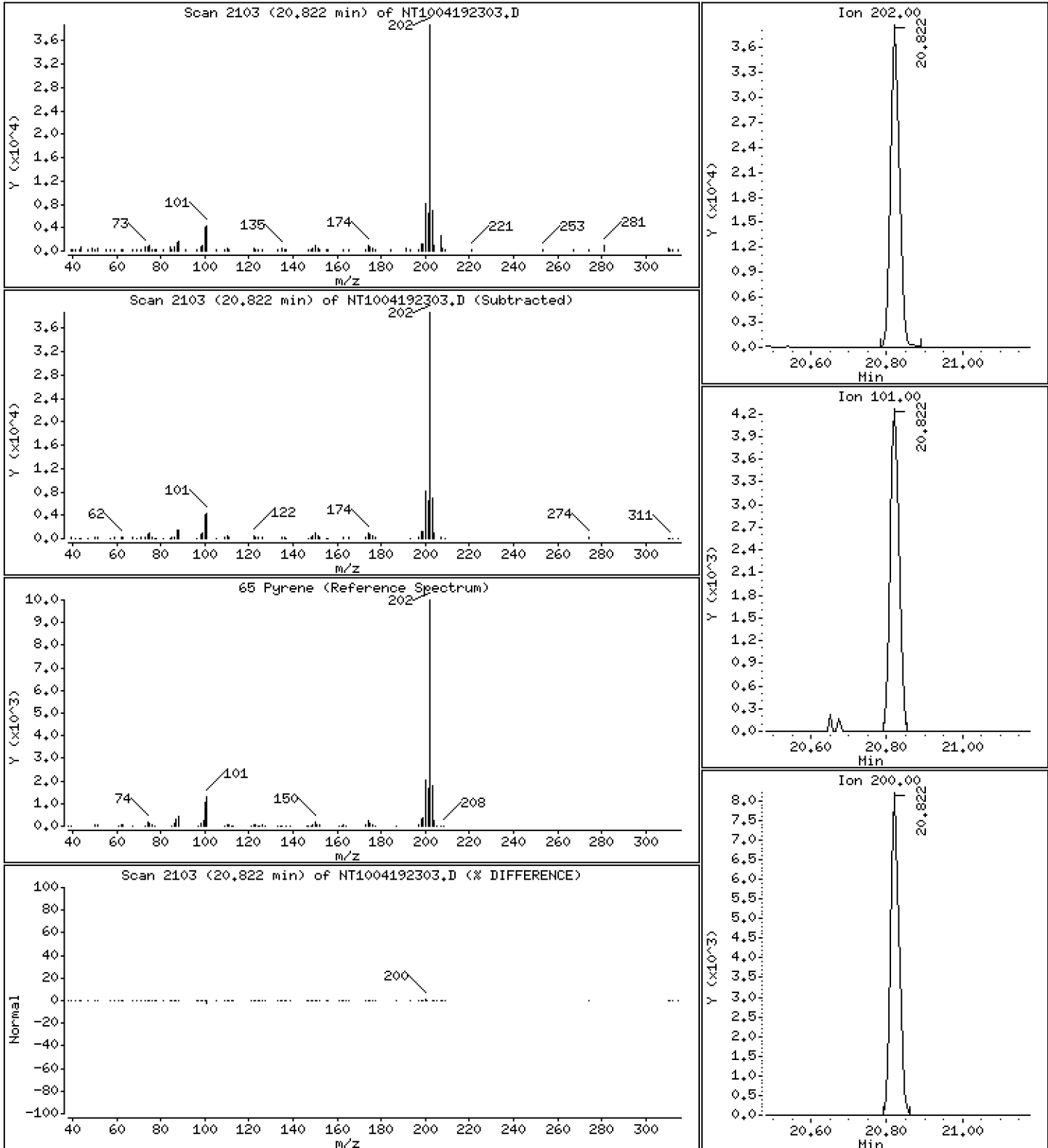
Operator: VTS

Column phase: ZB-5msi

Column diameter: 0,25

65 Pyrene

Concentration: 0,4053 ug/mL



Date : 19-APR-2023 11:47

Client ID:

Instrument: nt10.i

Sample Info: SLD0254-LCV1

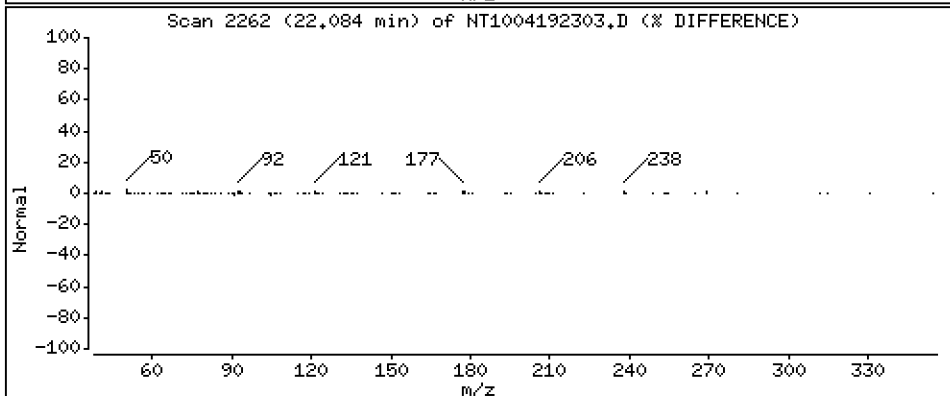
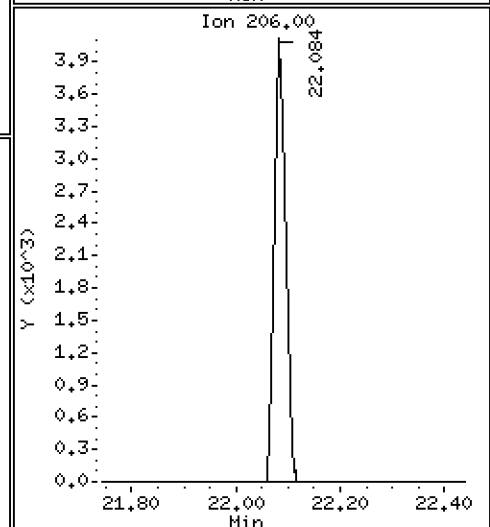
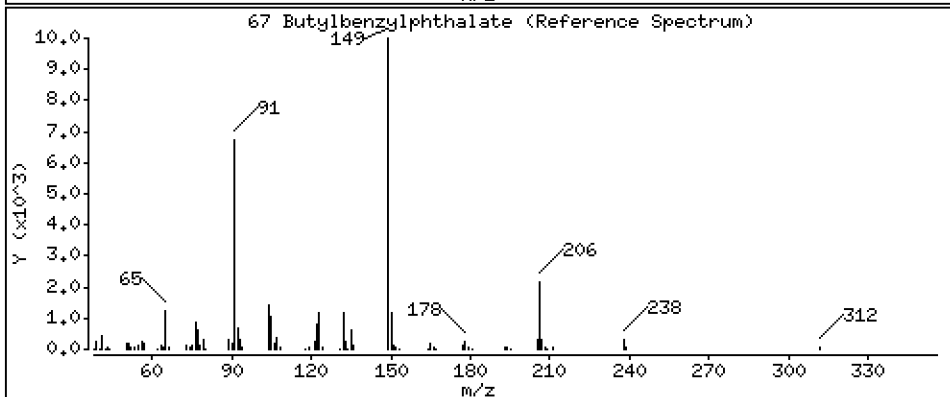
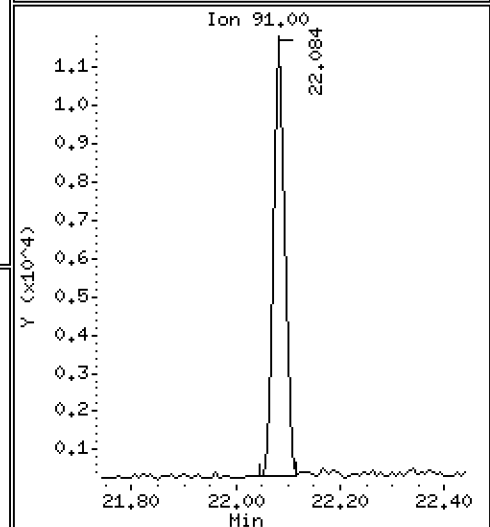
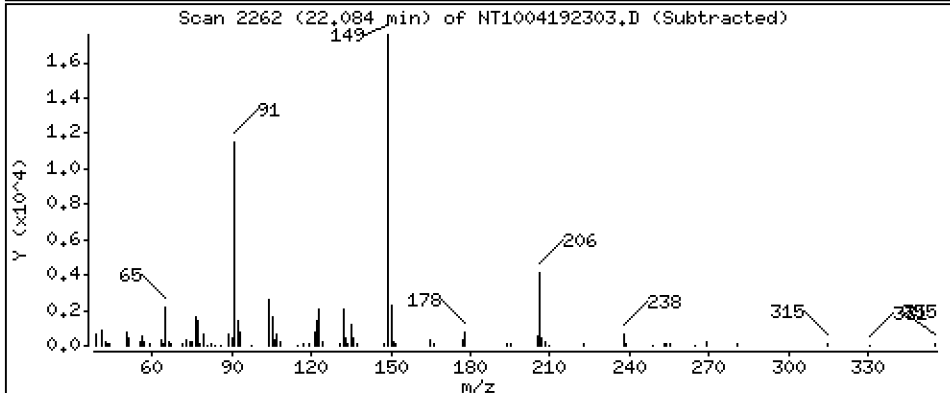
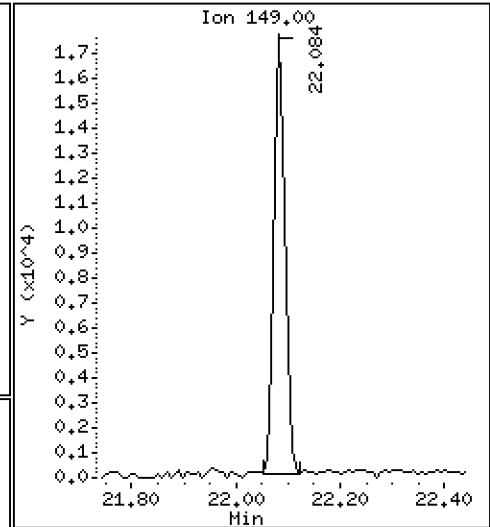
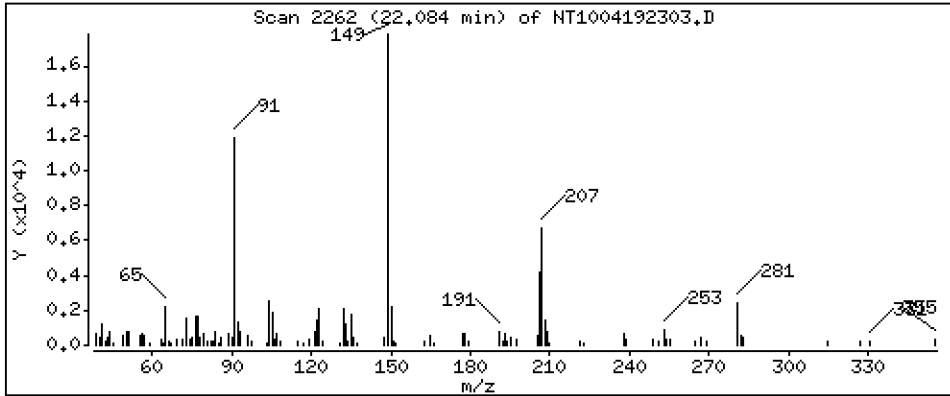
Operator: VTS

Column phase: ZB-5msi

Column diameter: 0.25

67 Butylbenzylphthalate

Concentration: 0.4779 ug/mL



Date : 19-APR-2023 11:47

Client ID:

Instrument: nt10.i

Sample Info: SLD0254-LCV1

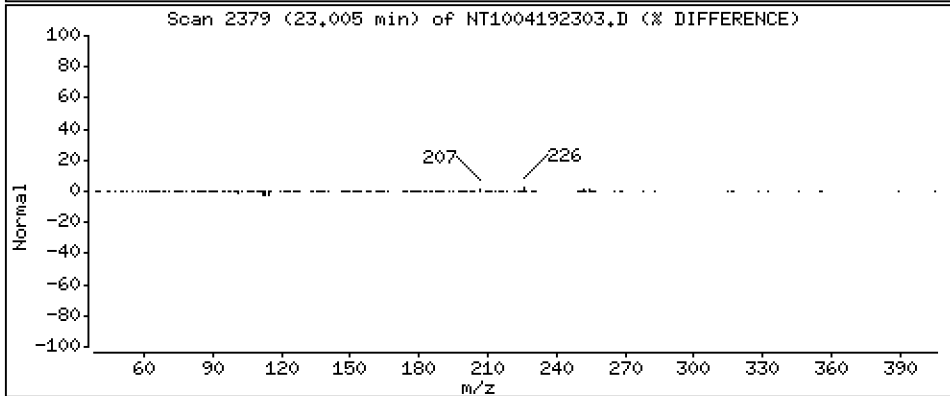
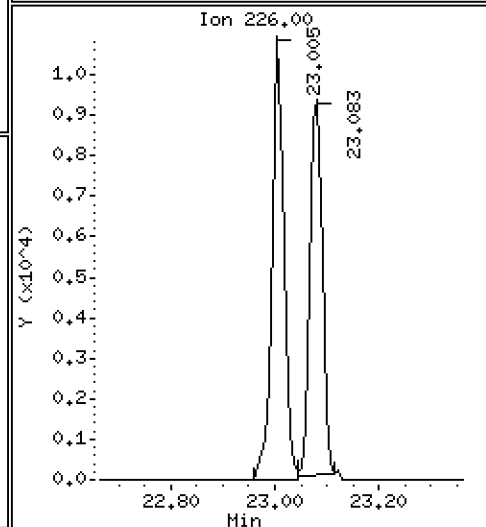
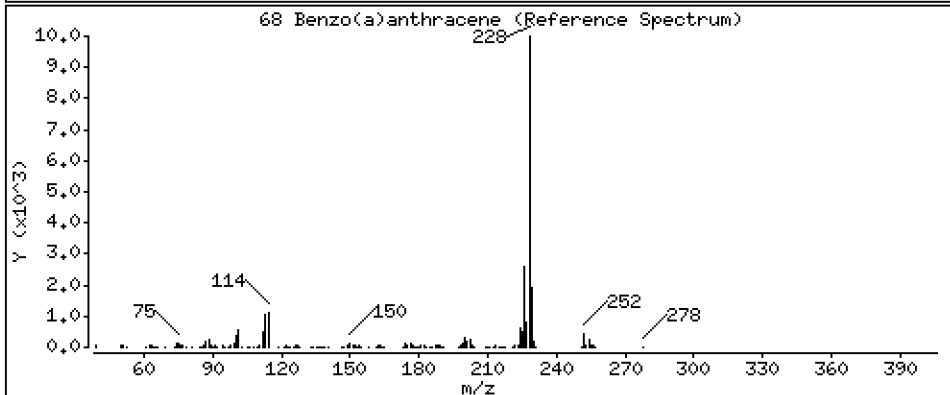
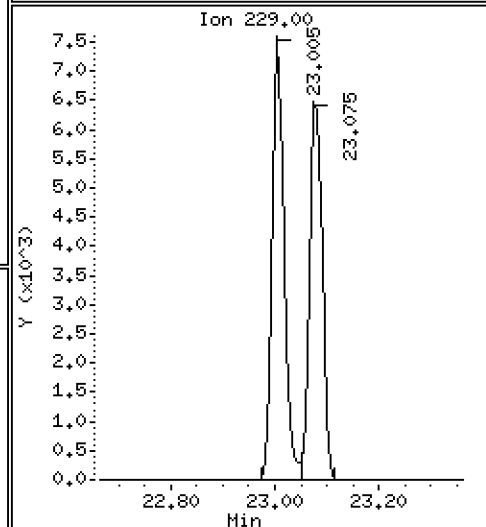
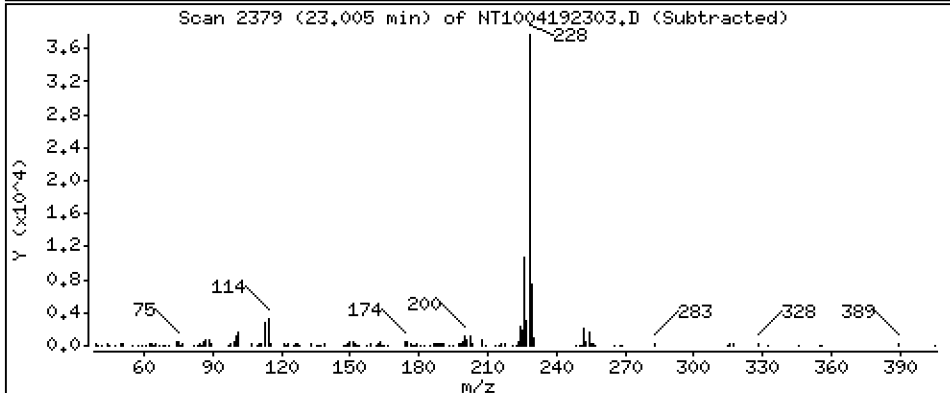
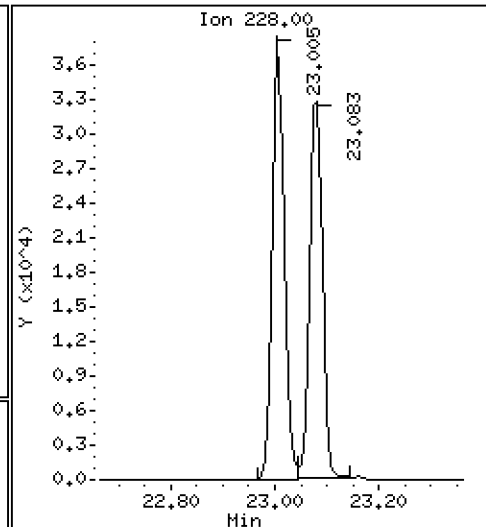
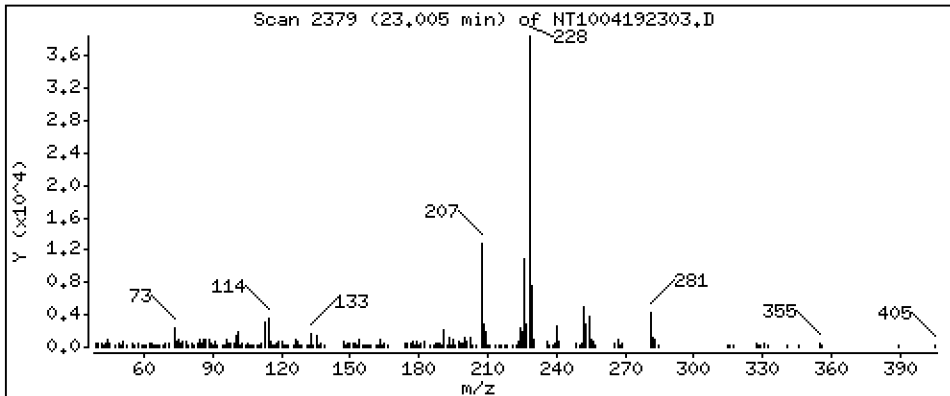
Operator: VTS

Column phase: ZB-5msi

Column diameter: 0,25

68 Benzo(a)anthracene

Concentration: 0,4409 ug/mL



Date : 19-APR-2023 11:47

Client ID:

Instrument: nt10.i

Sample Info: SLD0254-LCV1

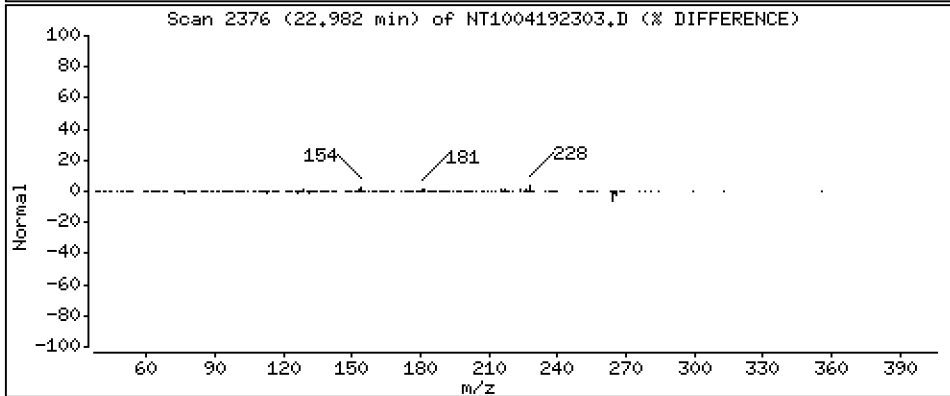
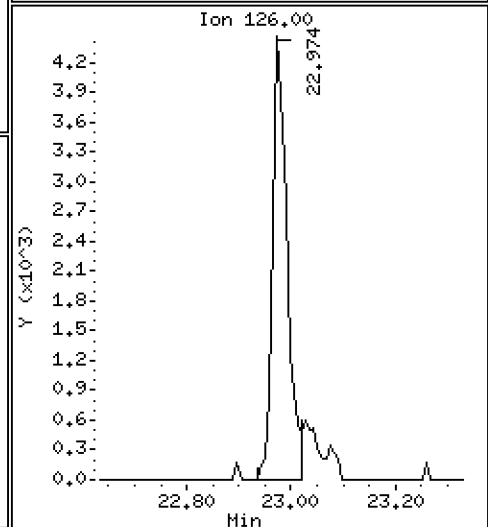
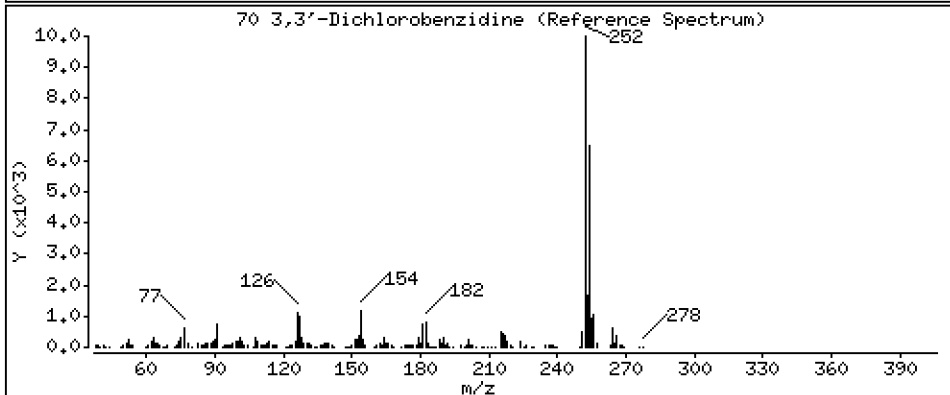
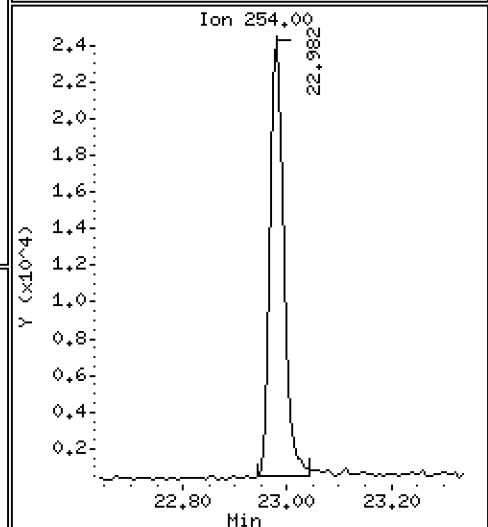
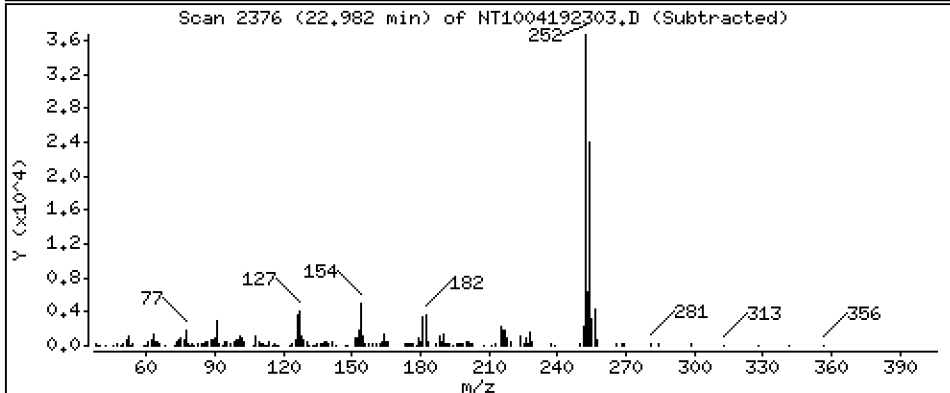
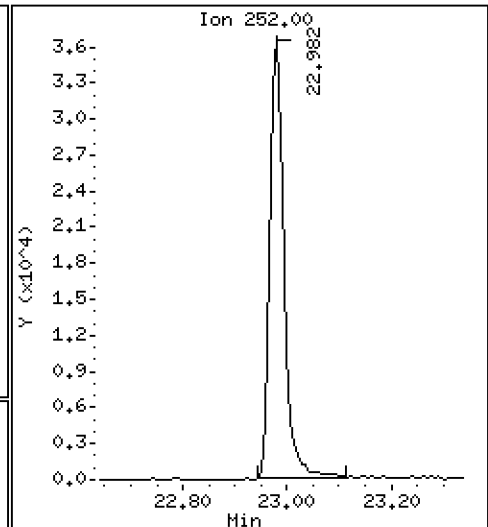
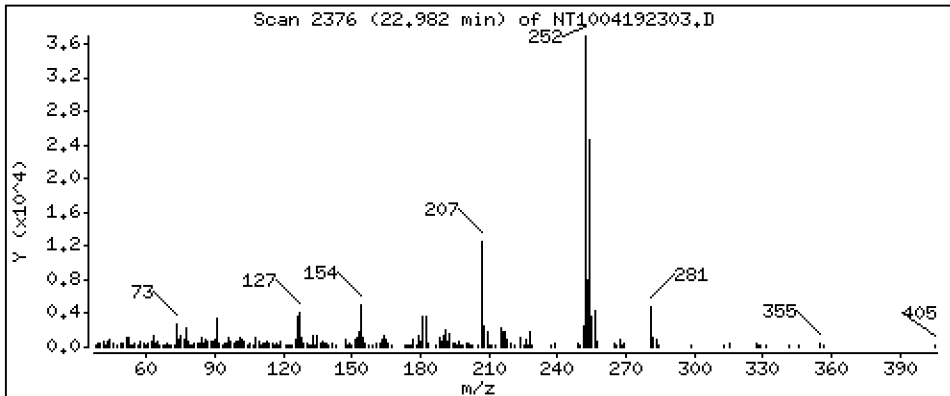
Operator: VTS

Column phase: ZB-5msi

Column diameter: 0,25

70 3,3'-Dichlorobenzidine

Concentration: 1,592 ug/mL



Date : 19-APR-2023 11:47

Client ID:

Instrument: nt10.i

Sample Info: SLD0254-LCV1

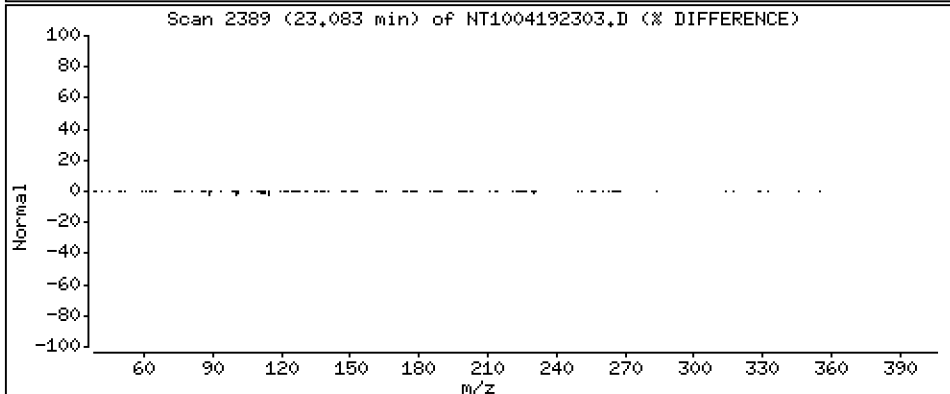
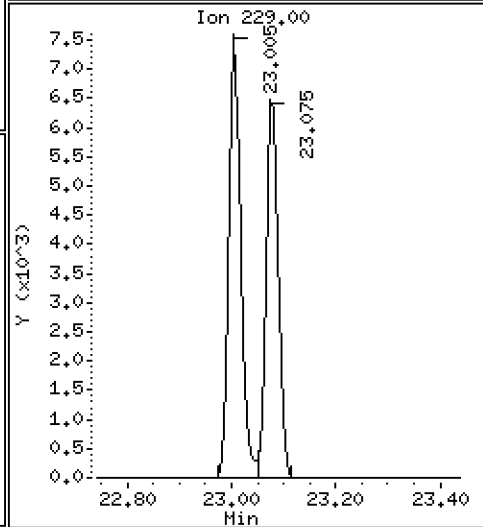
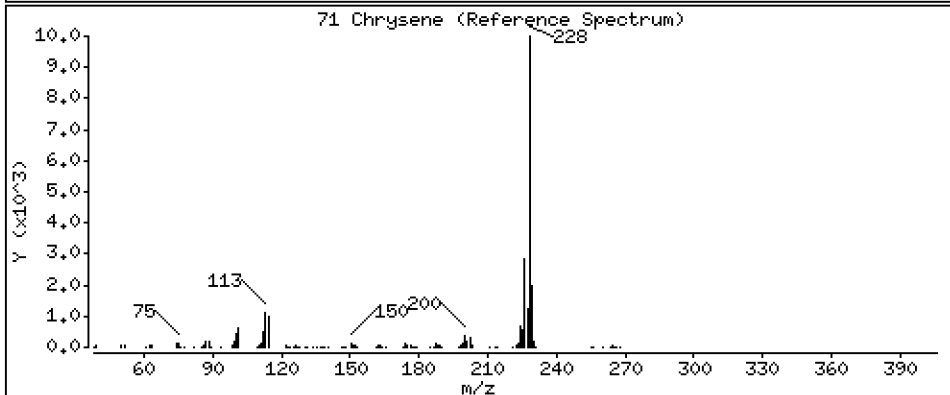
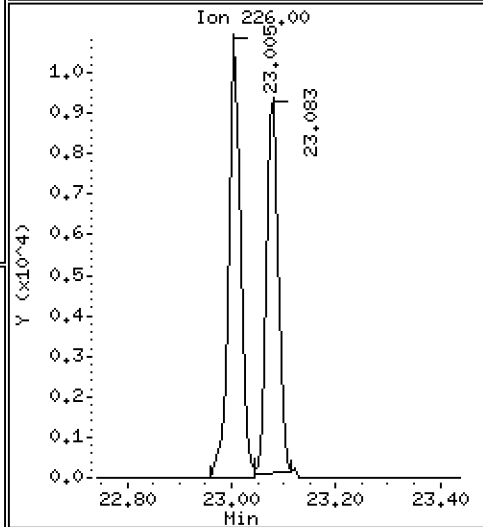
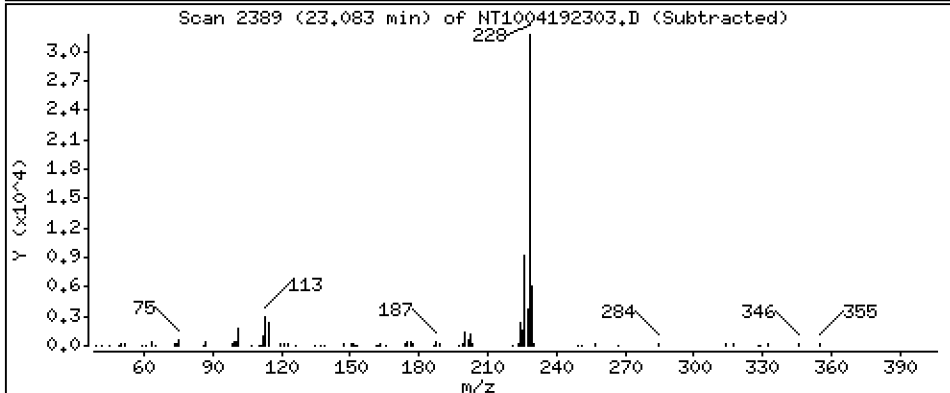
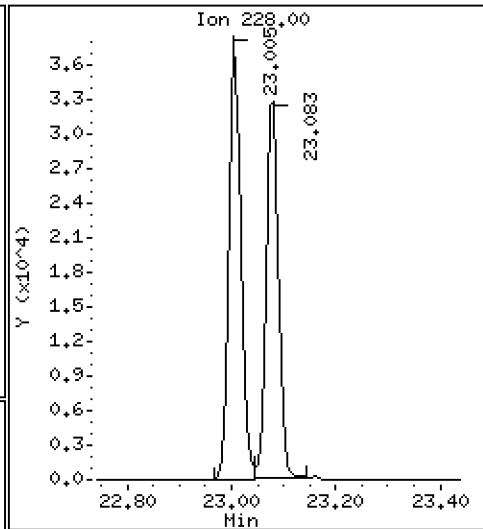
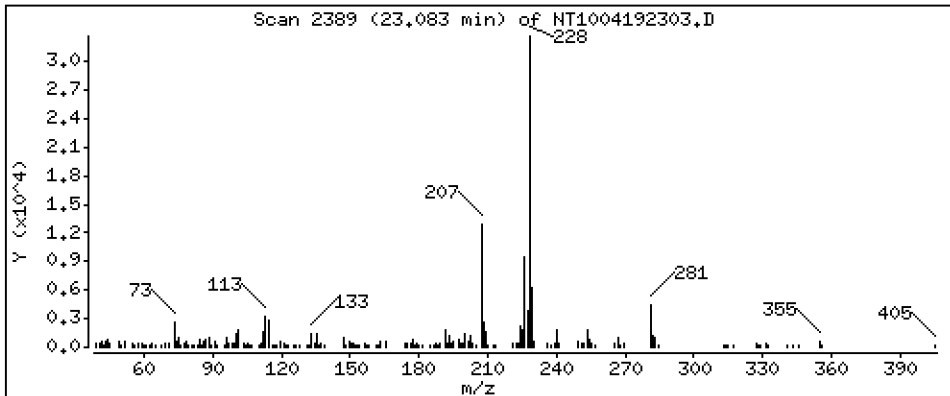
Operator: VTS

Column phase: ZB-5msi

Column diameter: 0,25

71 Chrysene

Concentration: 0,4276 ug/mL



Date : 19-APR-2023 11:47

Client ID:

Instrument: nt10.i

Sample Info: SLD0254-LCV1

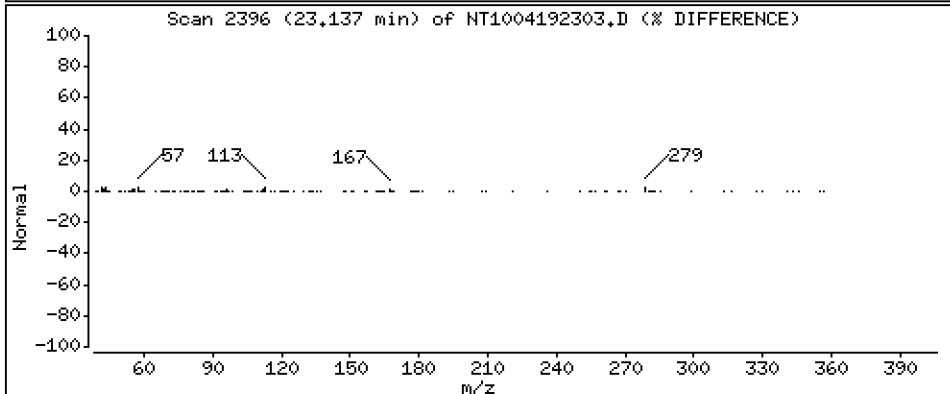
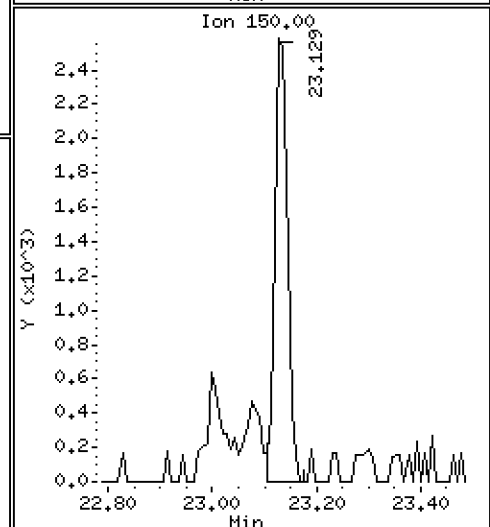
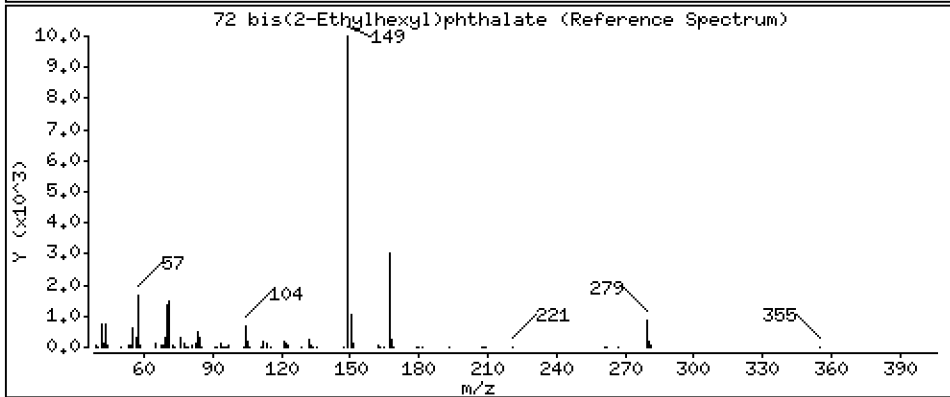
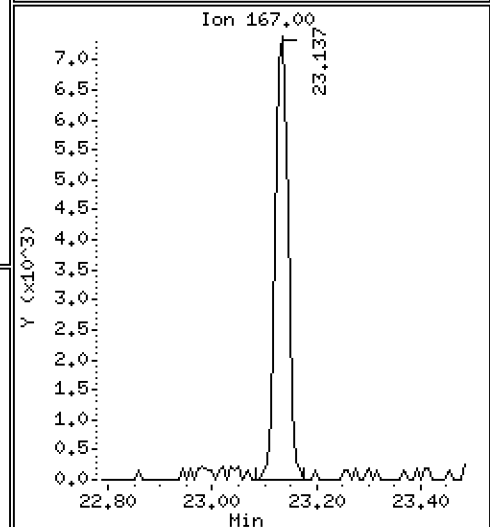
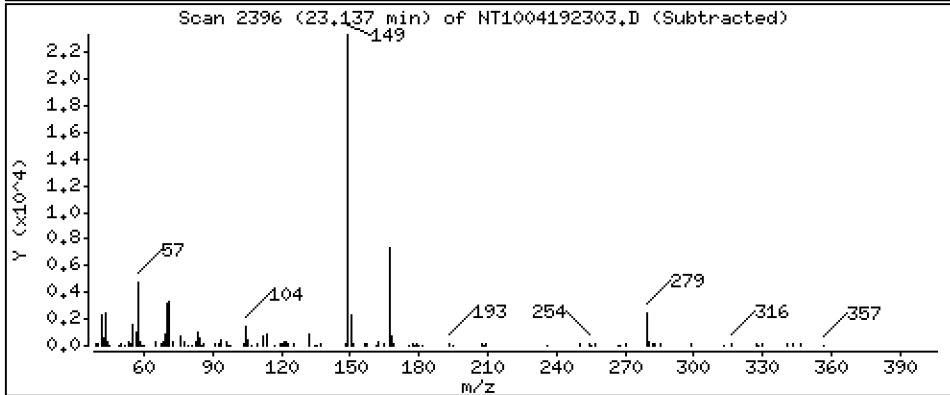
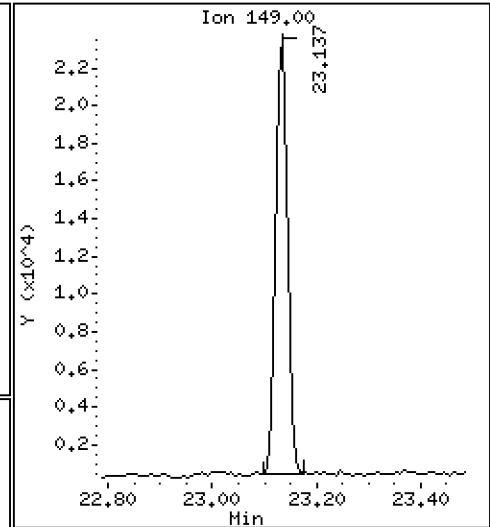
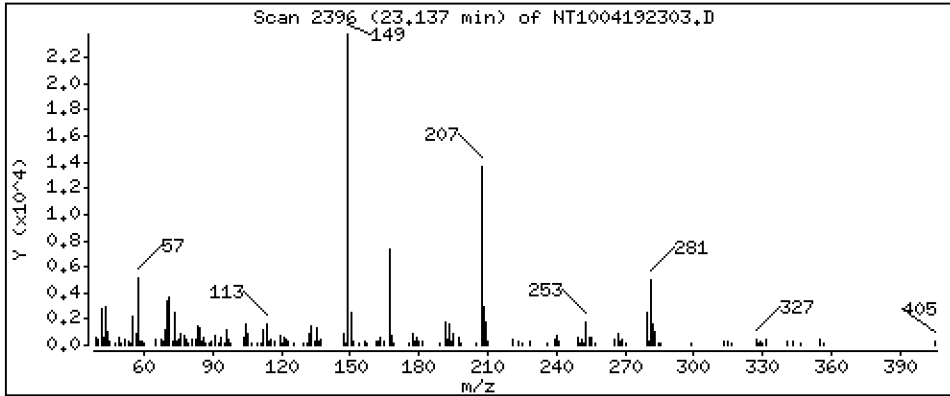
Operator: VTS

Column phase: ZB-5msi

Column diameter: 0,25

72 bis(2-Ethylhexyl)phthalate

Concentration: 0,4148 ug/mL



Date : 19-APR-2023 11:47

Client ID:

Instrument: nt10.i

Sample Info: SLD0254-LCV1

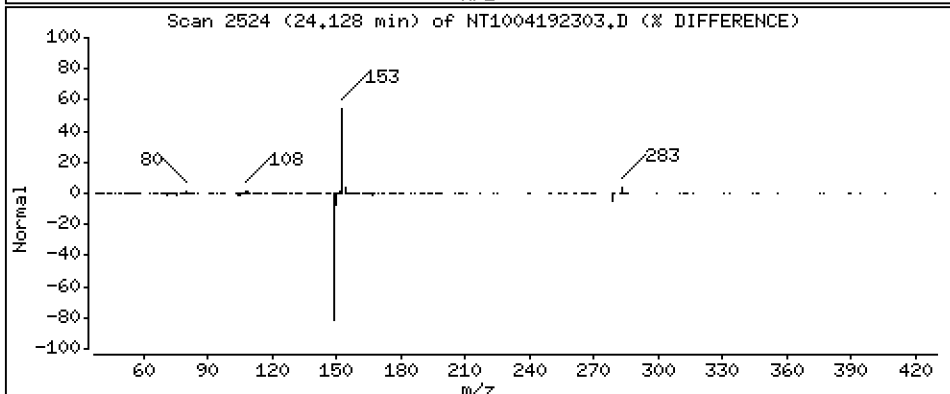
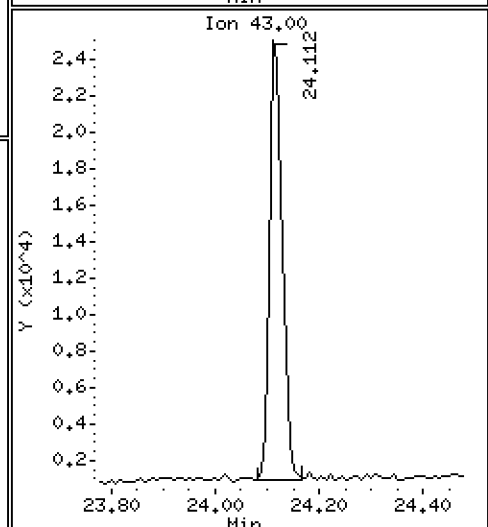
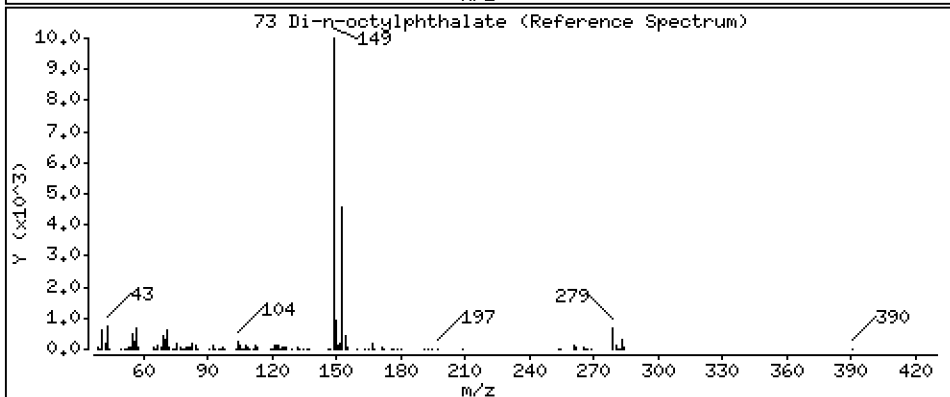
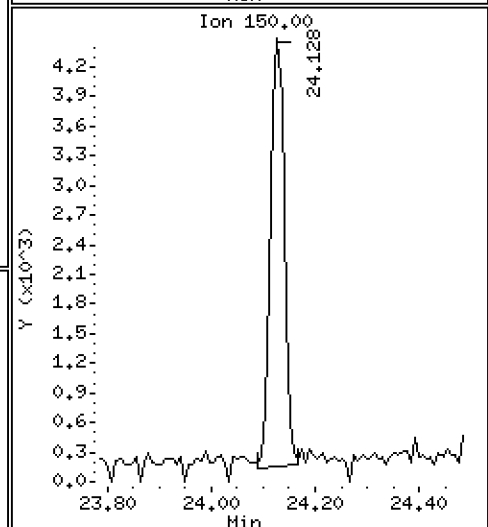
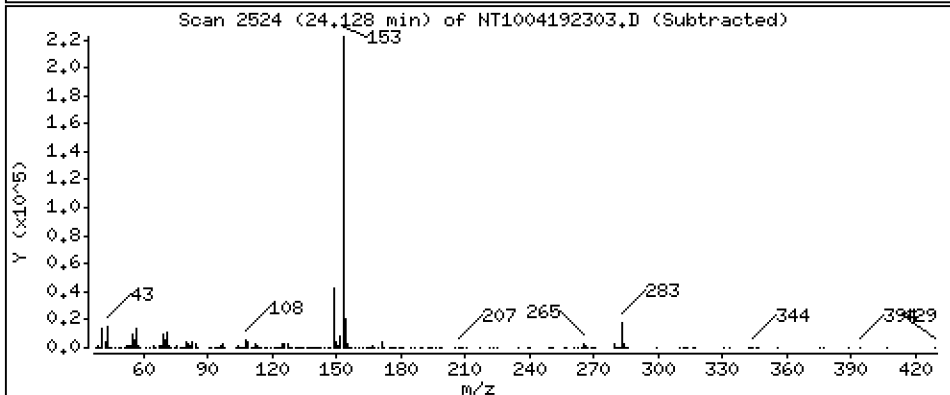
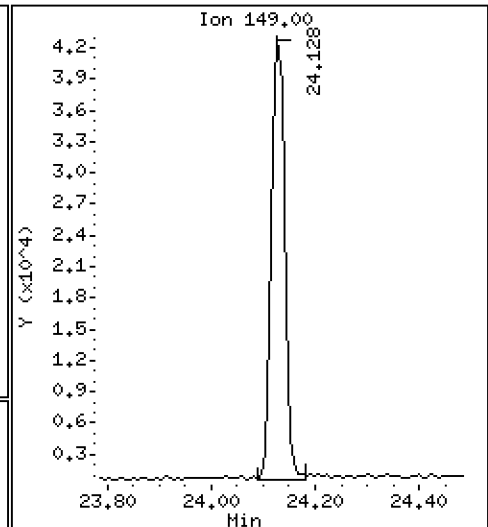
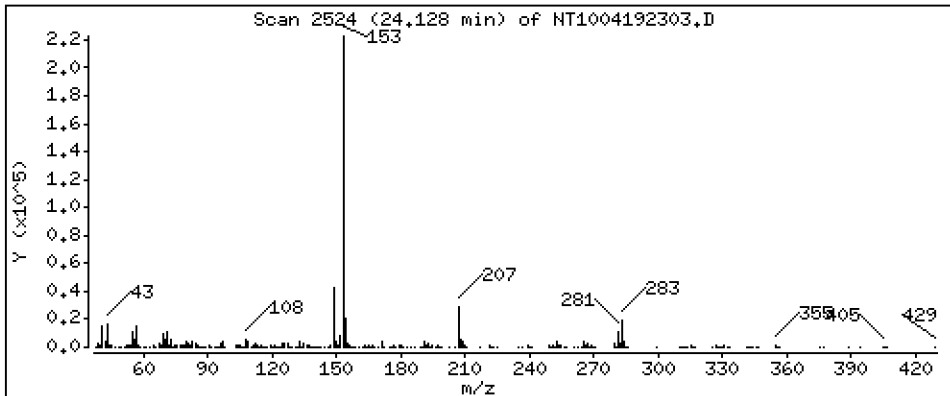
Operator: VTS

Column phase: ZB-5msi

Column diameter: 0,25

73 Di-n-octylphthalate

Concentration: 0,4769 ug/mL



Date : 19-APR-2023 11:47

Client ID:

Instrument: nt10.i

Sample Info: SLD0254-LCV1

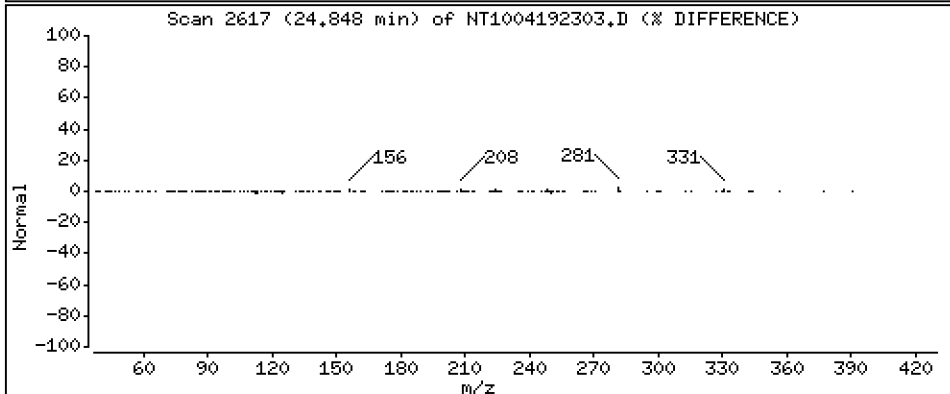
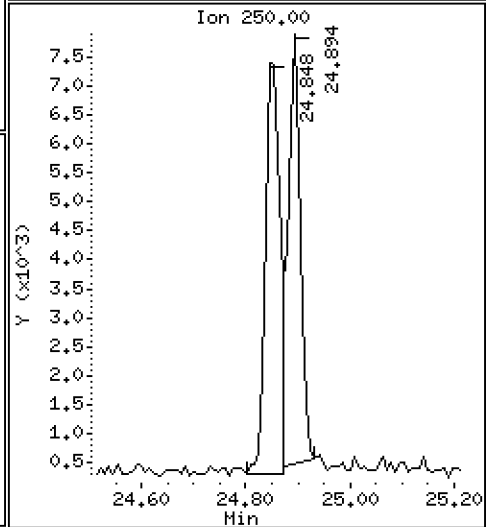
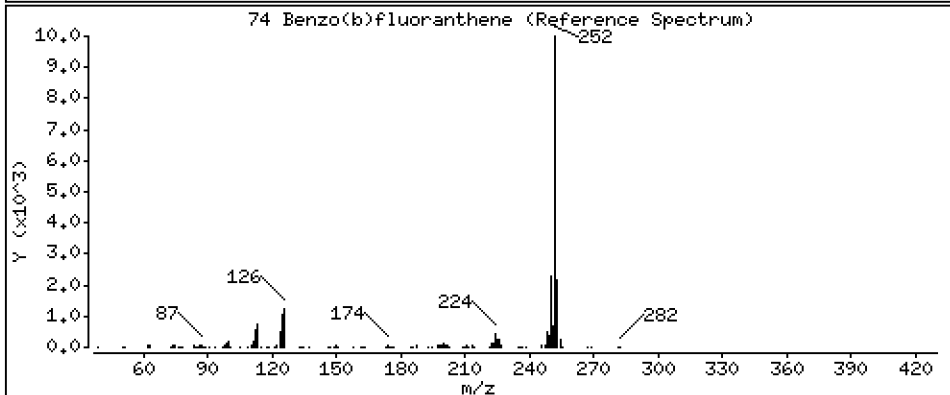
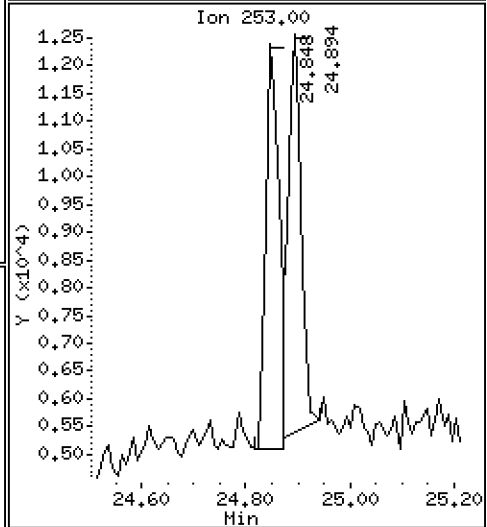
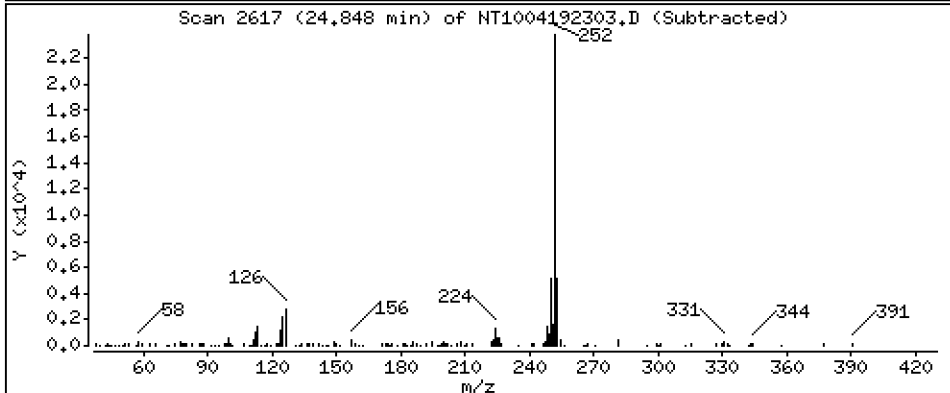
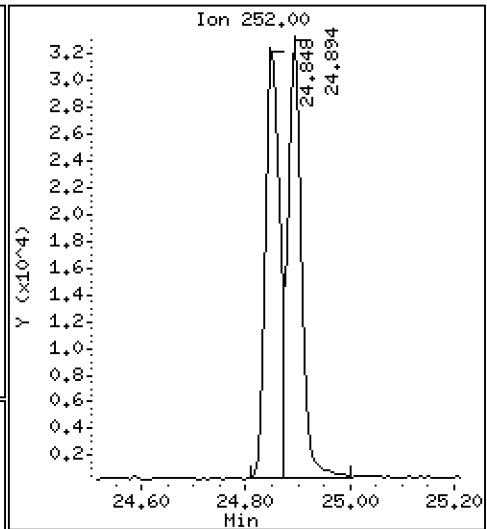
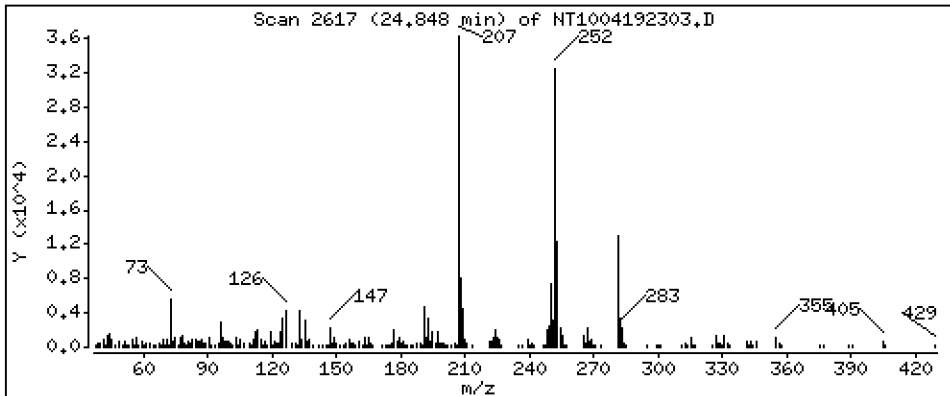
Operator: VTS

Column phase: ZB-5msi

Column diameter: 0.25

74 Benzo(b)fluoranthene

Concentration: 0.4376 ug/mL



Date : 19-APR-2023 11:47

Client ID:

Instrument: nt10.i

Sample Info: SLD0254-LCV1

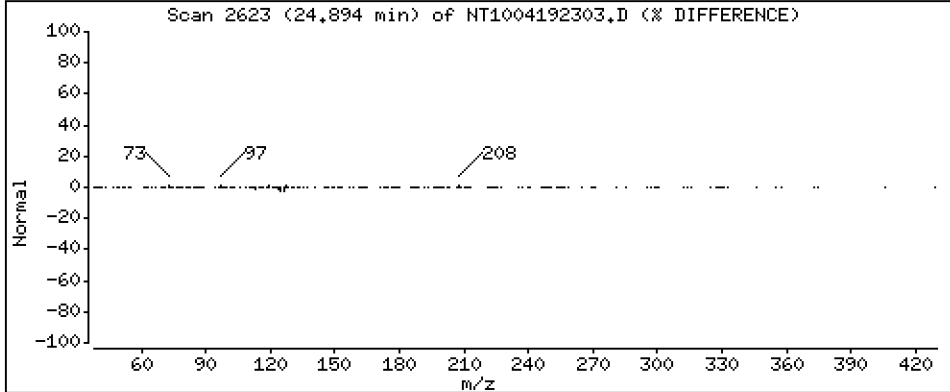
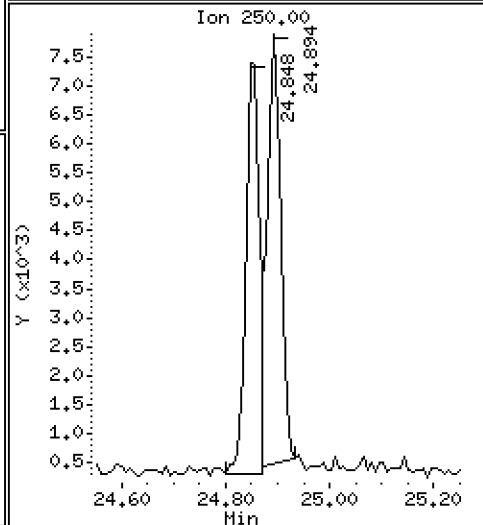
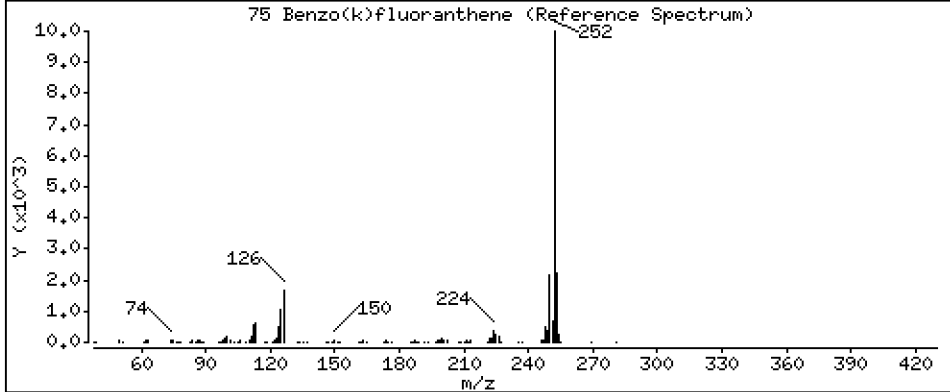
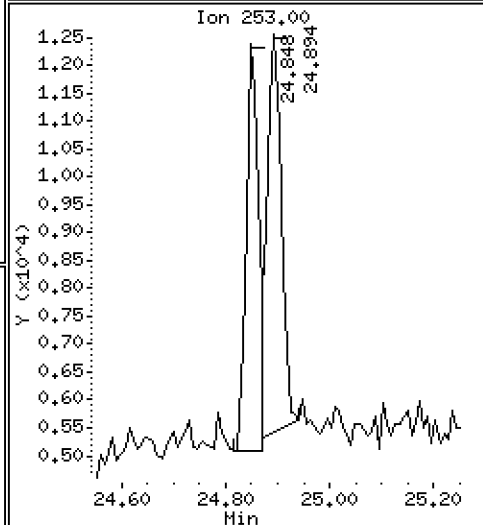
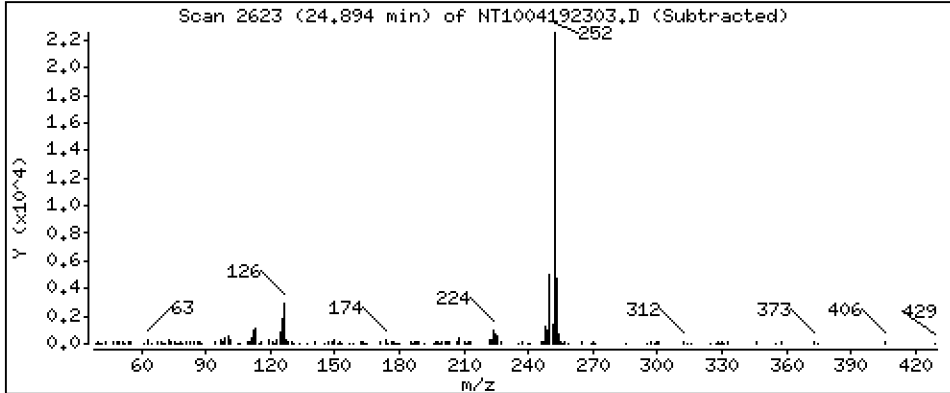
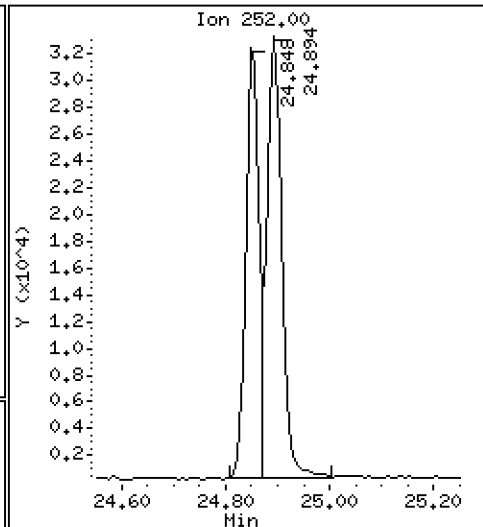
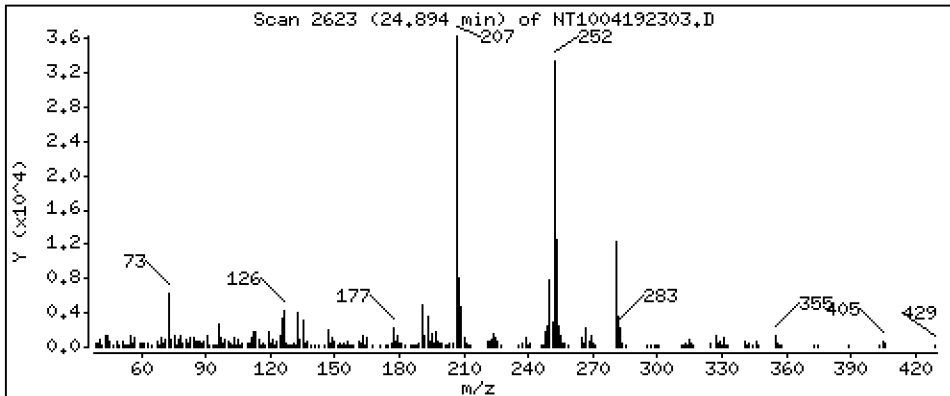
Operator: VTS

Column phase: ZB-5msi

Column diameter: 0.25

75 Benzo(k)fluoranthene

Concentration: 0.4818 ug/mL



Date : 19-APR-2023 11:47

Client ID:

Instrument: nt10.i

Sample Info: SLD0254-LCV1

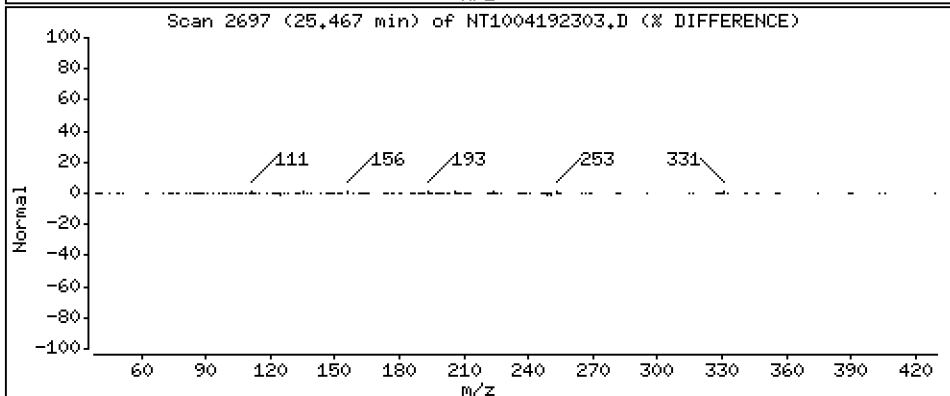
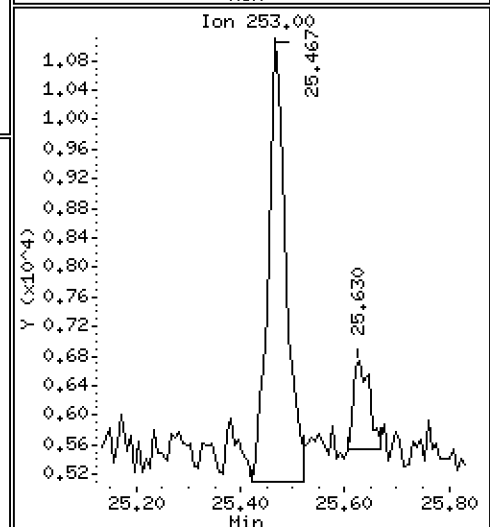
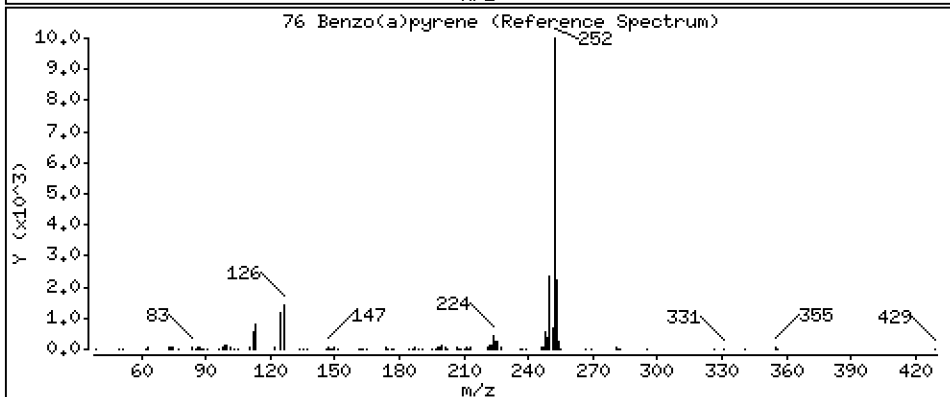
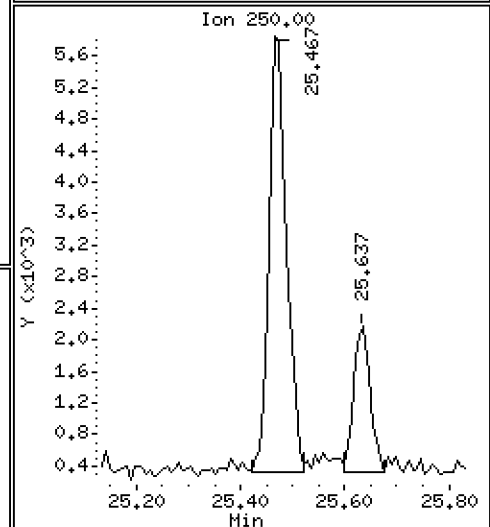
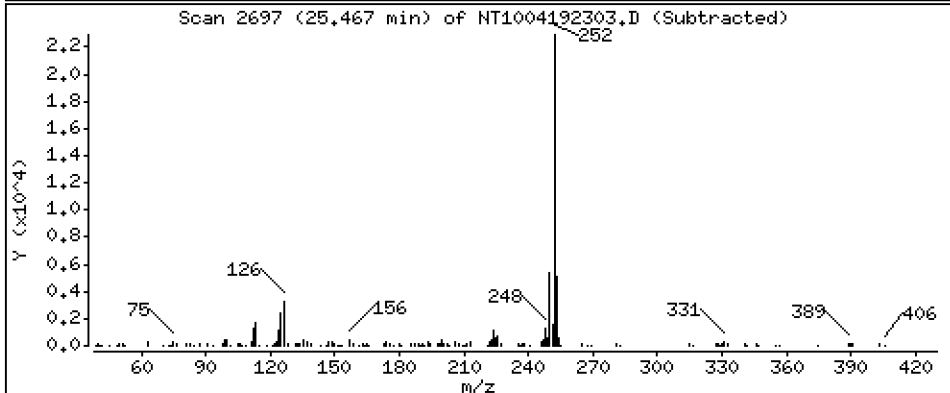
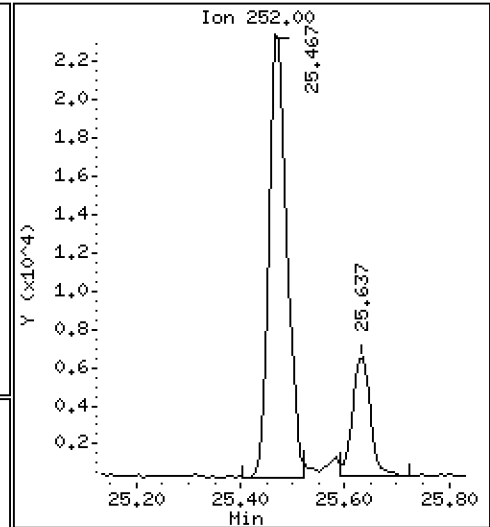
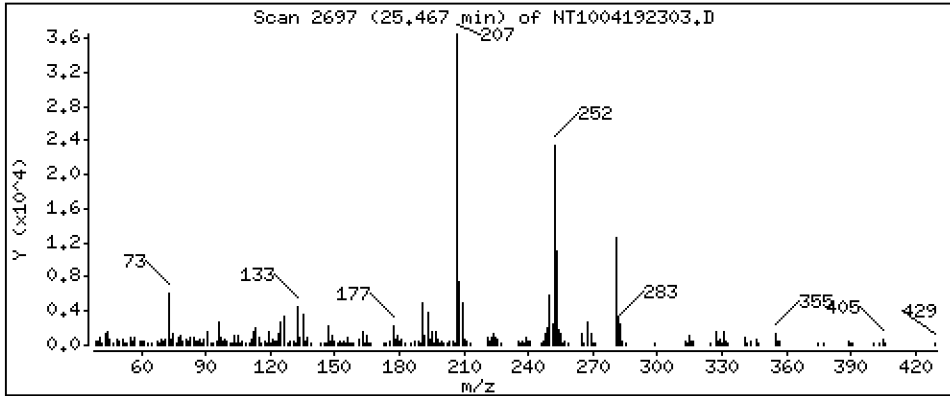
Operator: VTS

Column phase: ZB-5msi

Column diameter: 0,25

76 Benzo(a)pyrene

Concentration: 0,4780 ug/mL



Date : 19-APR-2023 11:47

Client ID:

Instrument: nt10.i

Sample Info: SLD0254-LCV1

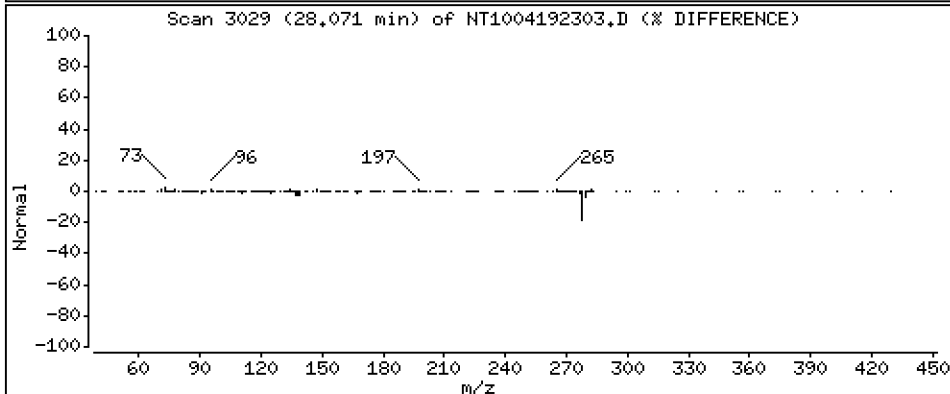
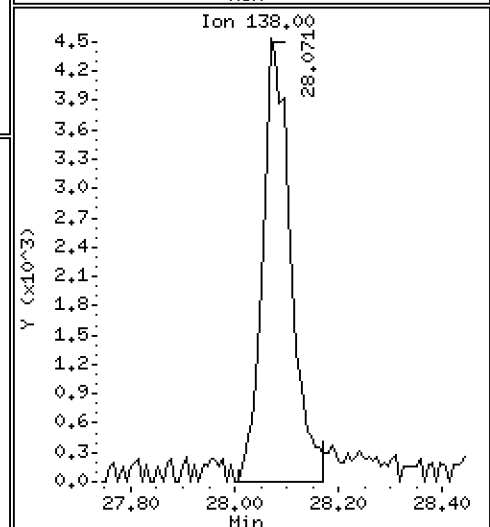
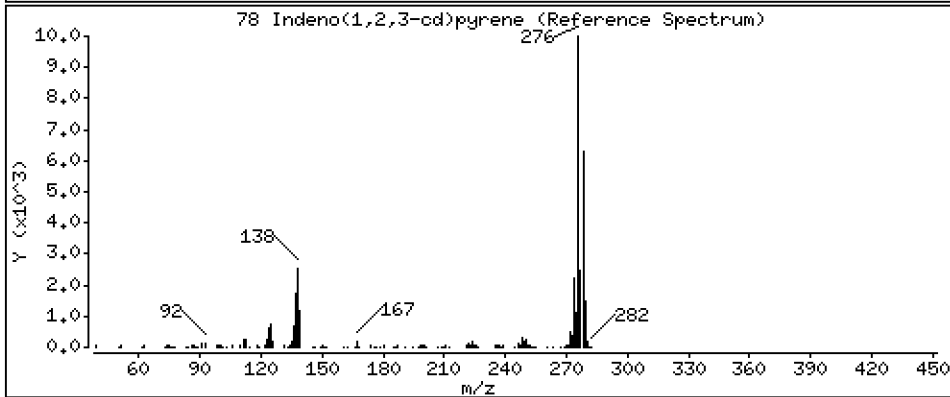
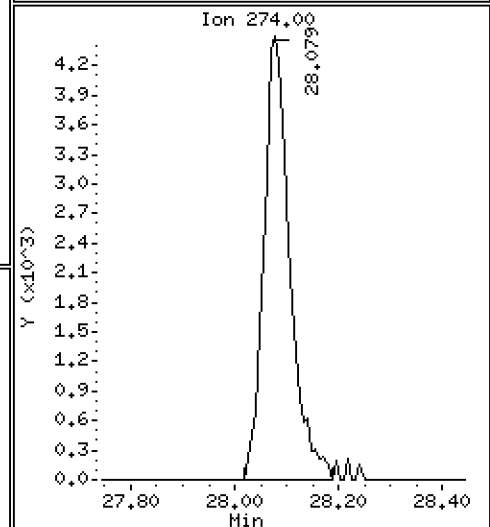
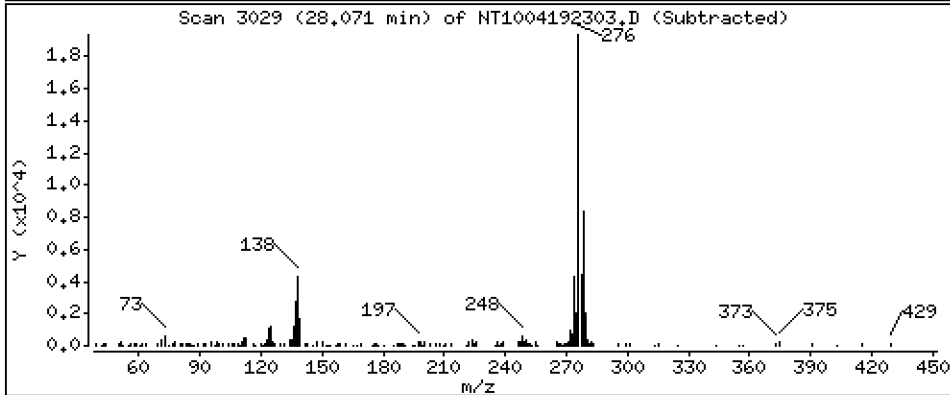
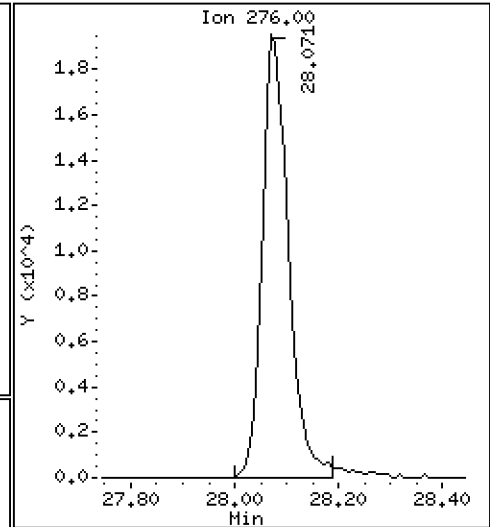
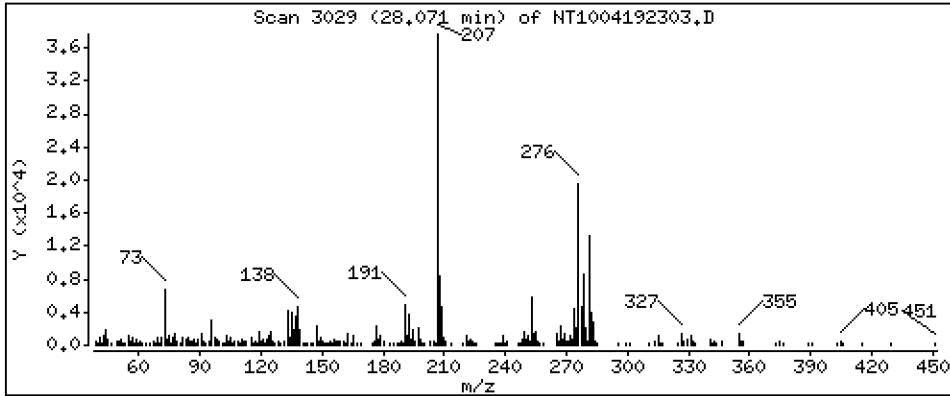
Operator: VTS

Column phase: ZB-5msi

Column diameter: 0,25

78 Indeno(1,2,3-cd)pyrene

Concentration: 0,4455 ug/mL



Date : 19-APR-2023 11:47

Client ID:

Instrument: nt10.i

Sample Info: SLD0254-LCV1

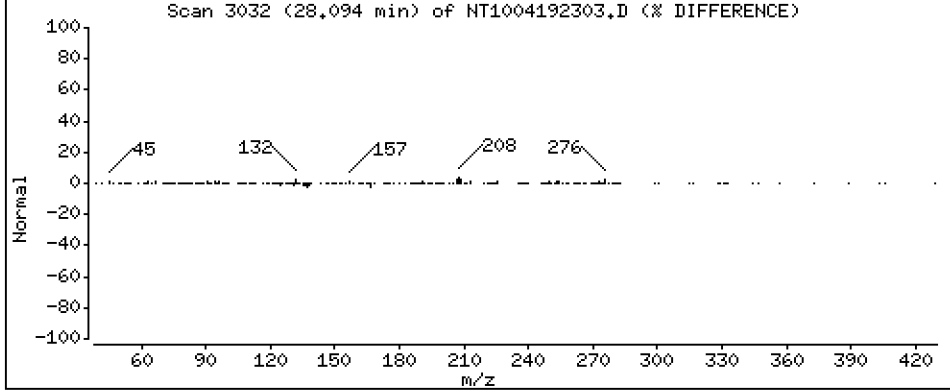
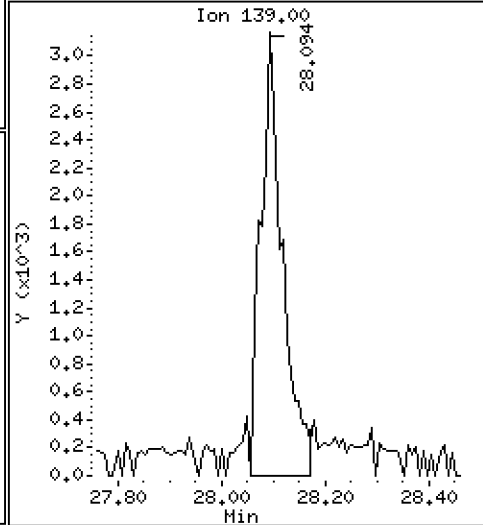
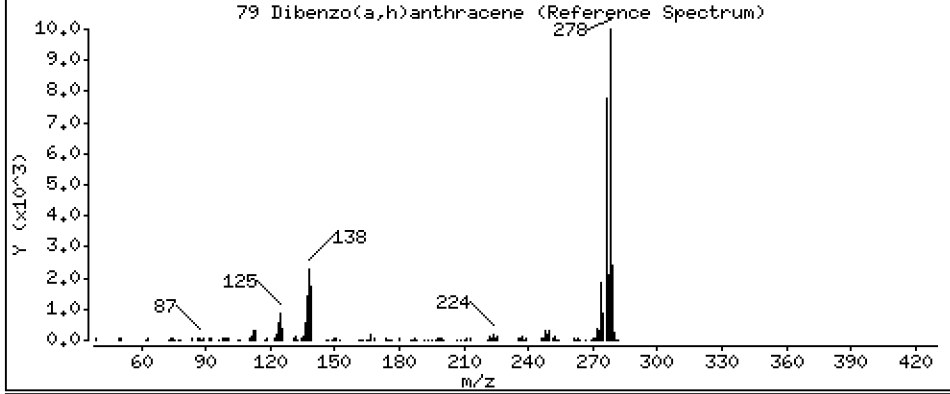
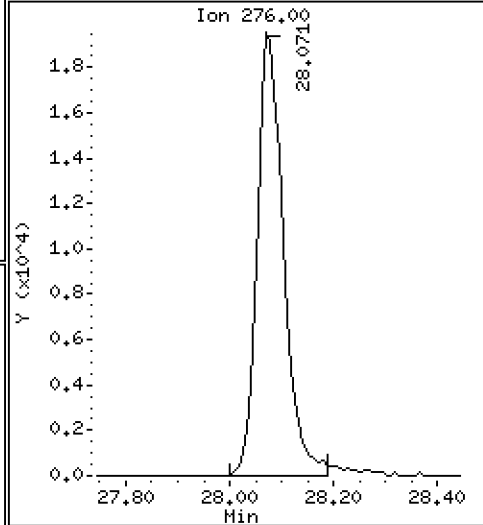
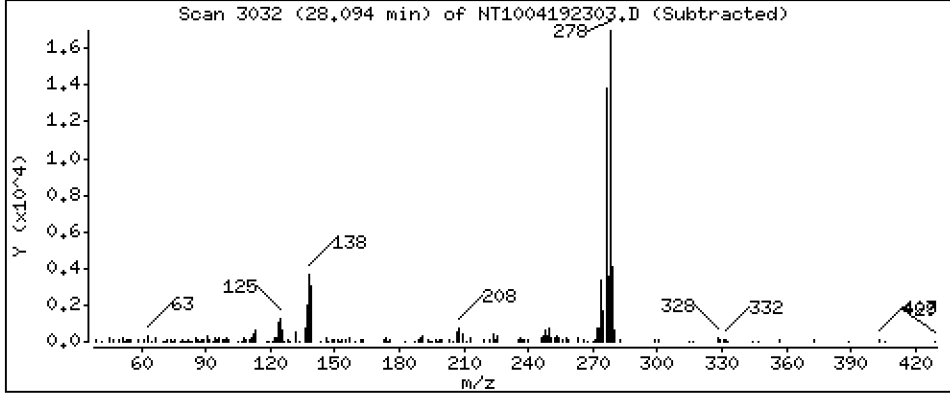
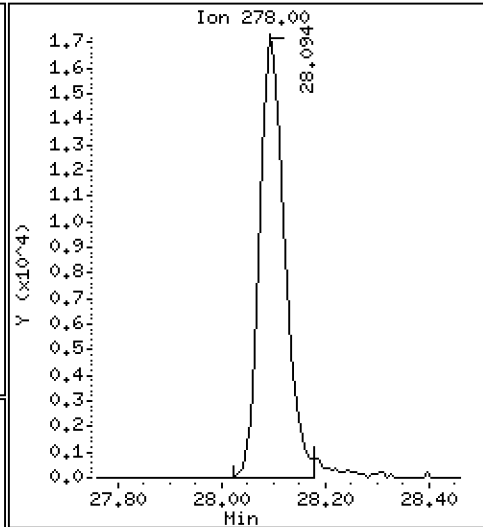
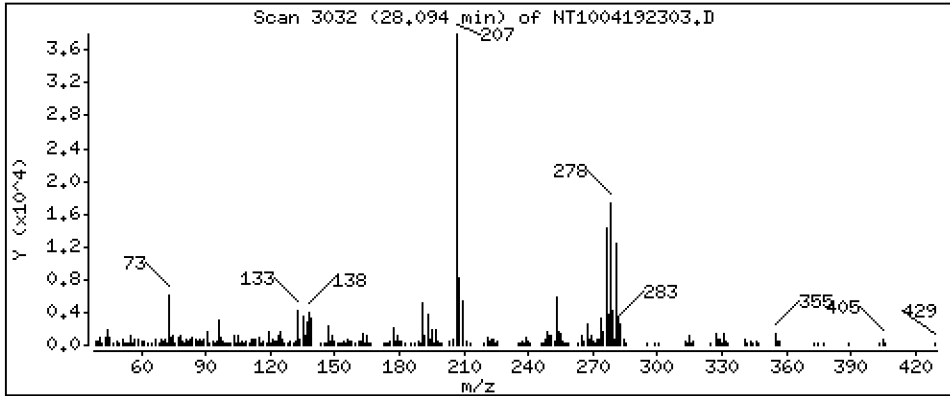
Operator: VTS

Column phase: ZB-5msi

Column diameter: 0.25

79 Dibenzo(a,h)anthracene

Concentration: 0.4543 ug/mL



Date : 19-APR-2023 11:47

Client ID:

Instrument: nt10.i

Sample Info: SLD0254-LCV1

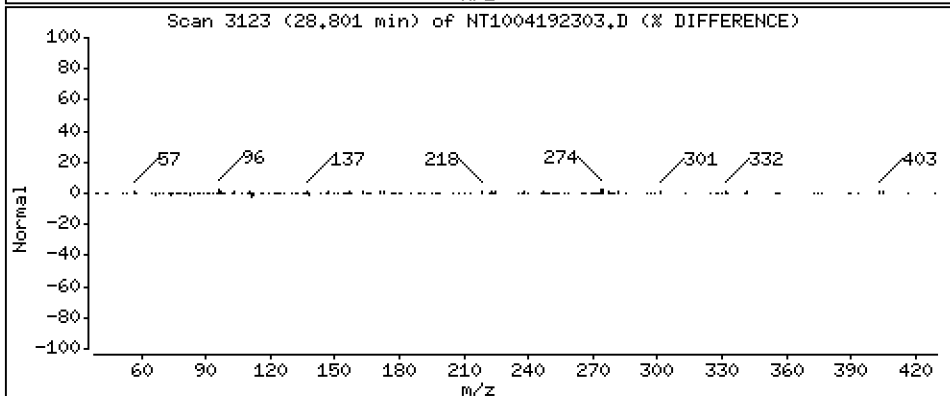
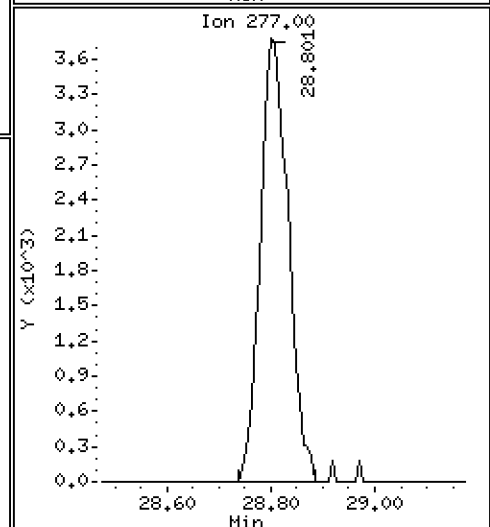
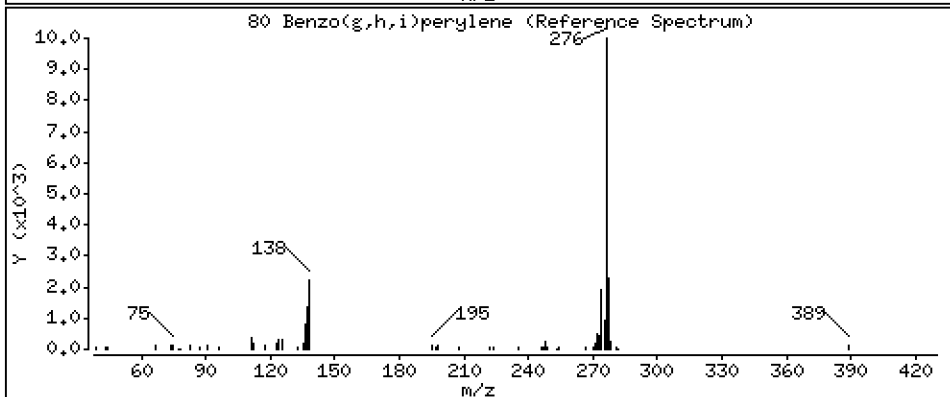
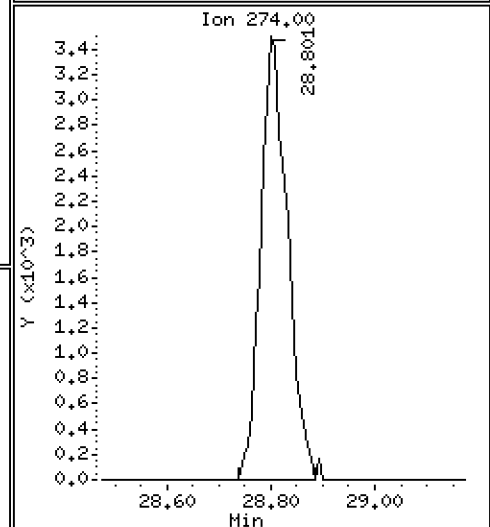
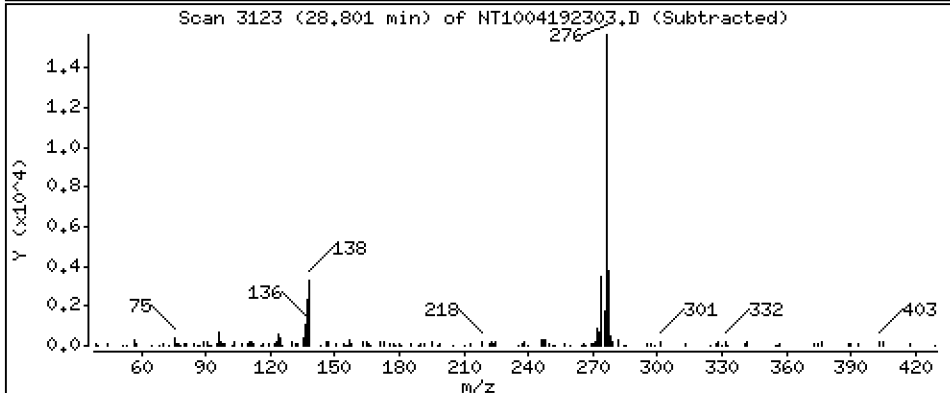
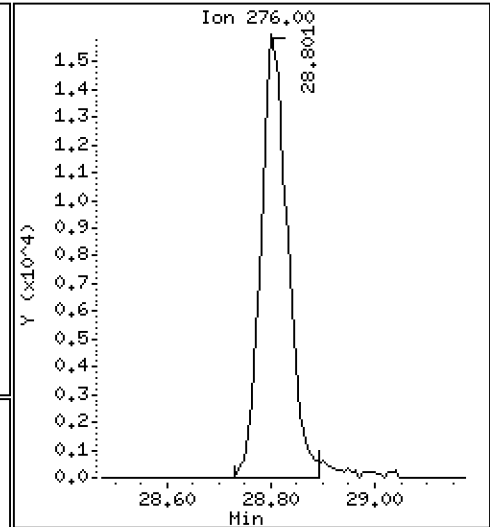
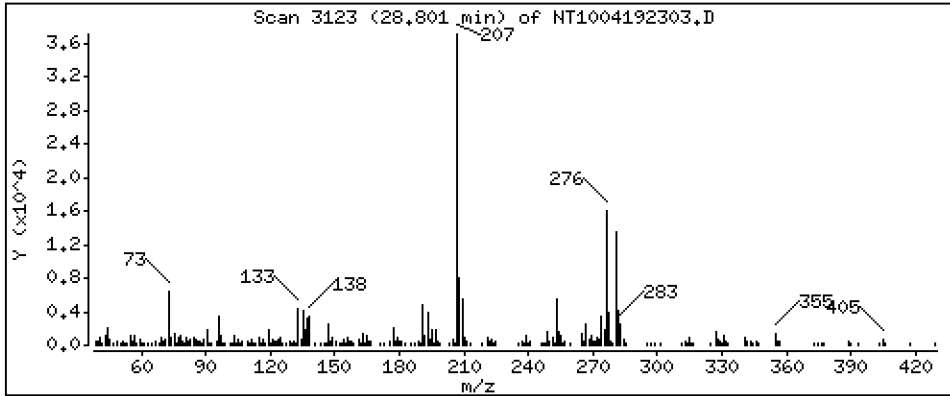
Operator: VTS

Column phase: ZB-5msi

Column diameter: 0,25

80 Benzo(g,h,i)perylene

Concentration: 0,4368 ug/mL



Date : 19-APR-2023 11:47

Client ID:

Instrument: nt10.i

Sample Info: SLD0254-LCV1

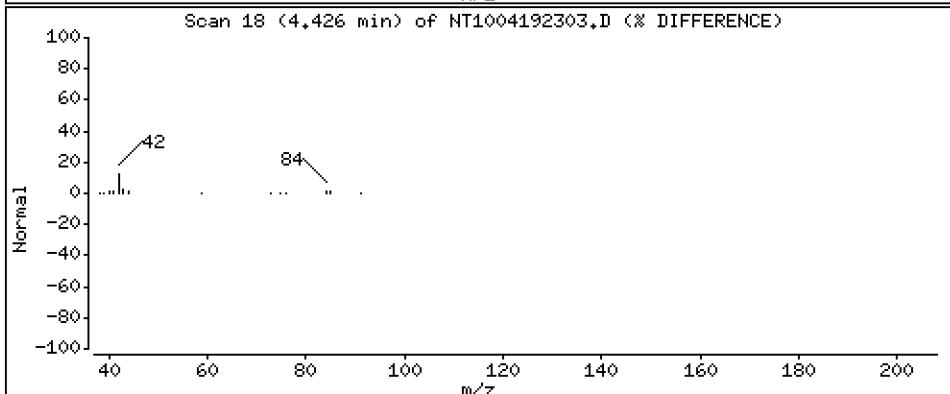
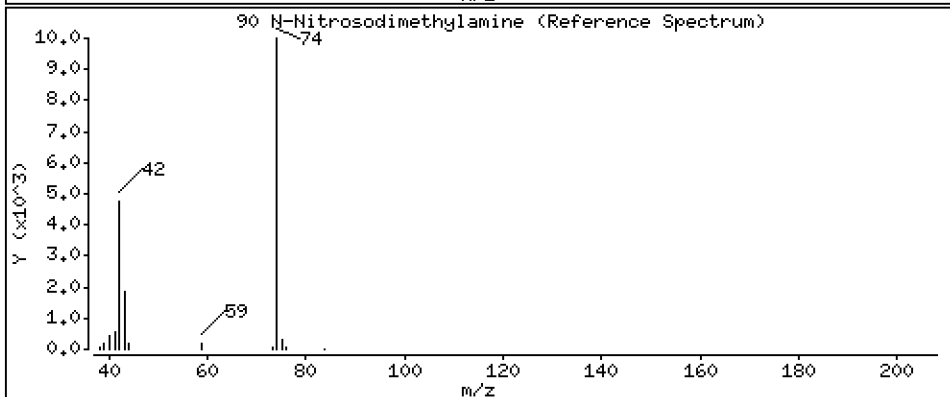
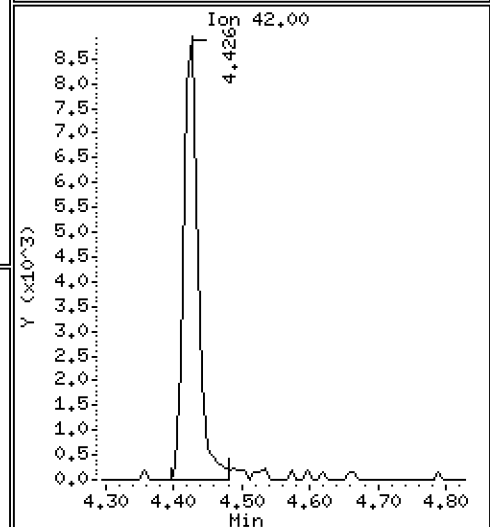
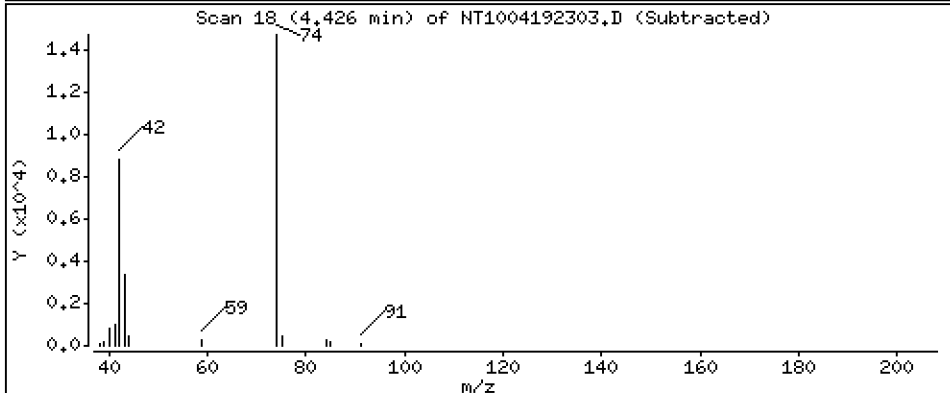
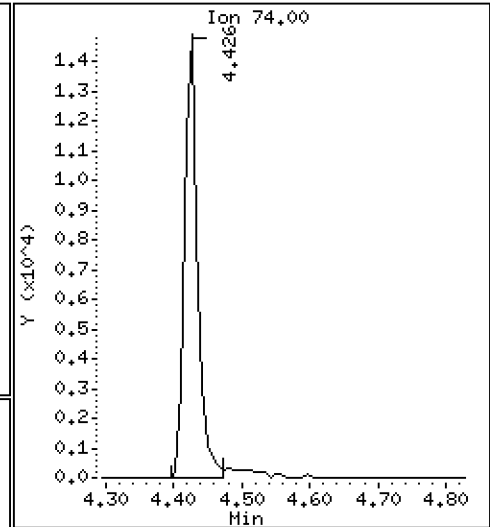
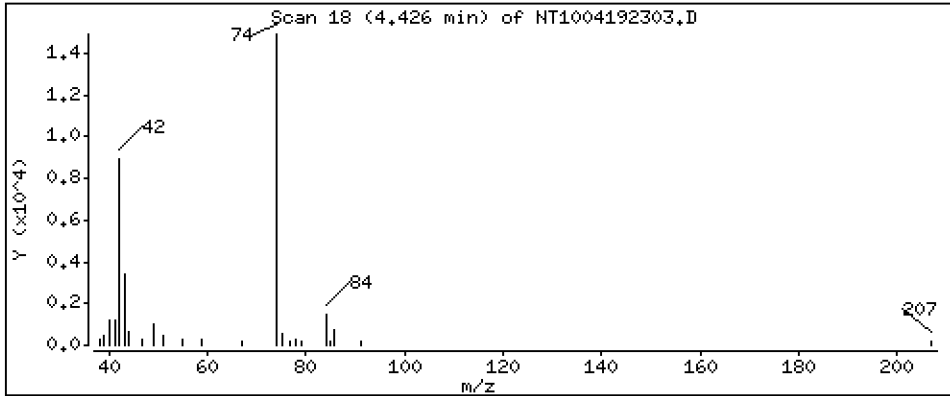
Operator: VTS

Column phase: ZB-5msi

Column diameter: 0,25

90 N-Nitrosodimethylamine

Concentration: 0,7118 ug/mL



Date : 19-APR-2023 11:47

Client ID:

Instrument: nt10.i

Sample Info: SLD0254-LCV1

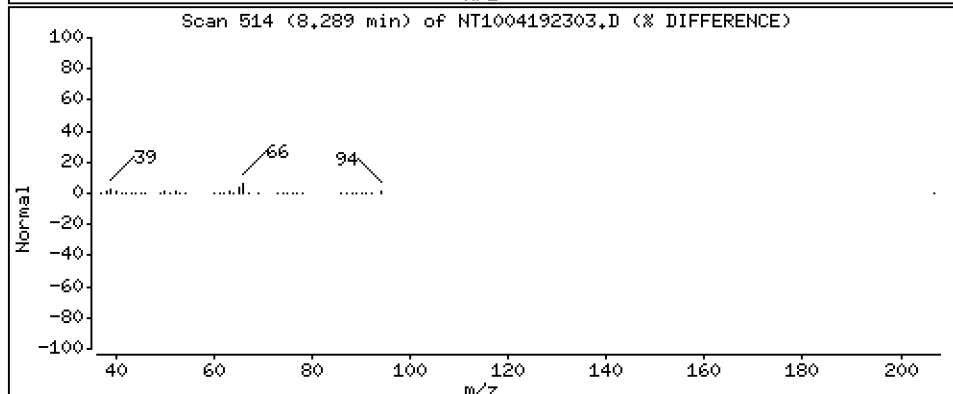
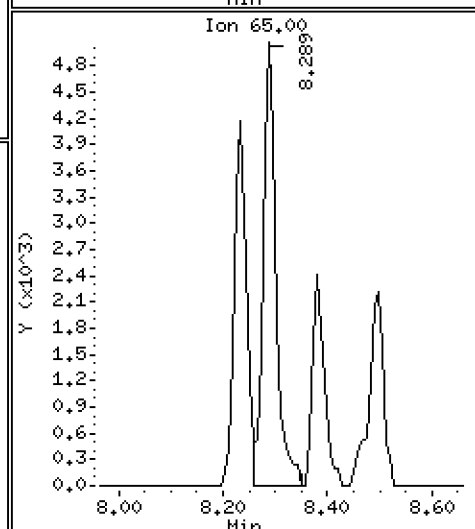
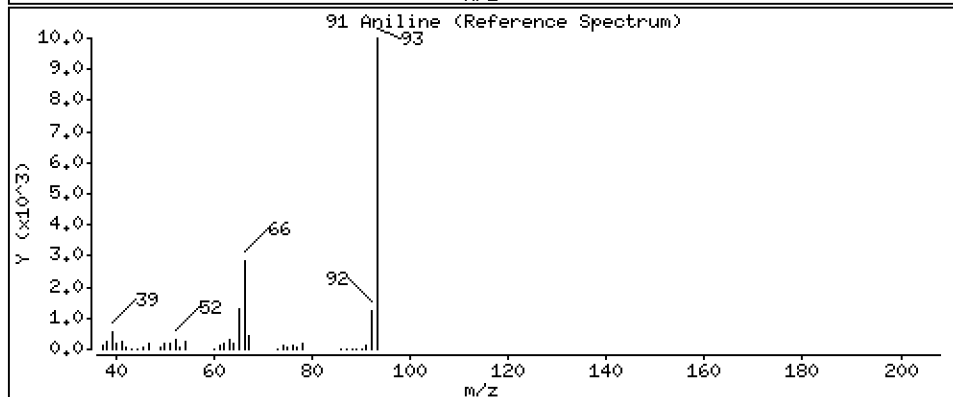
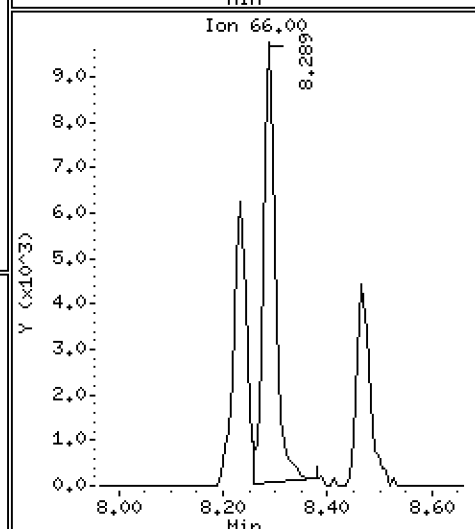
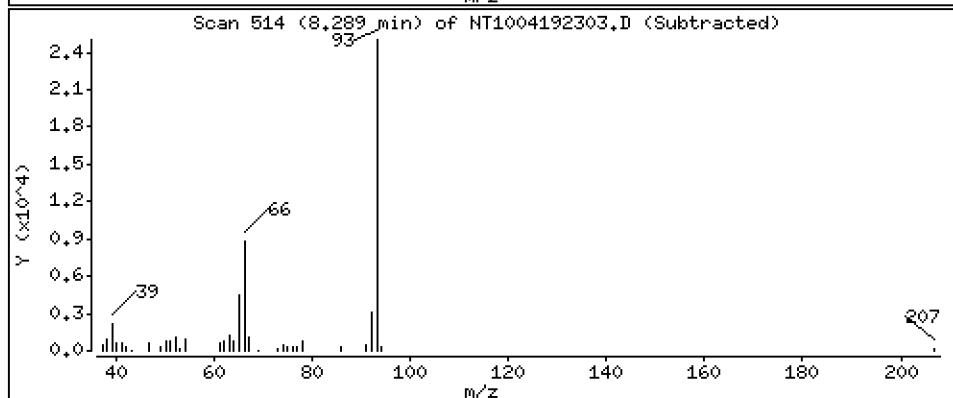
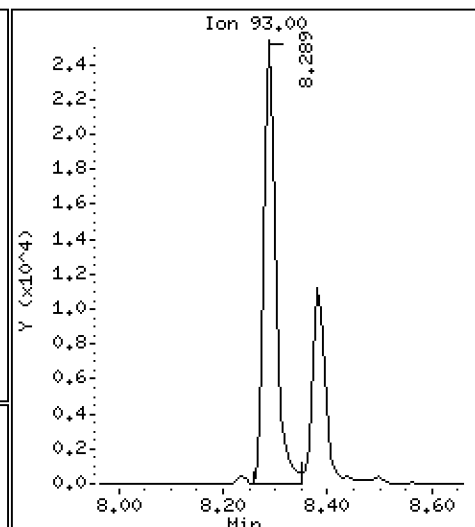
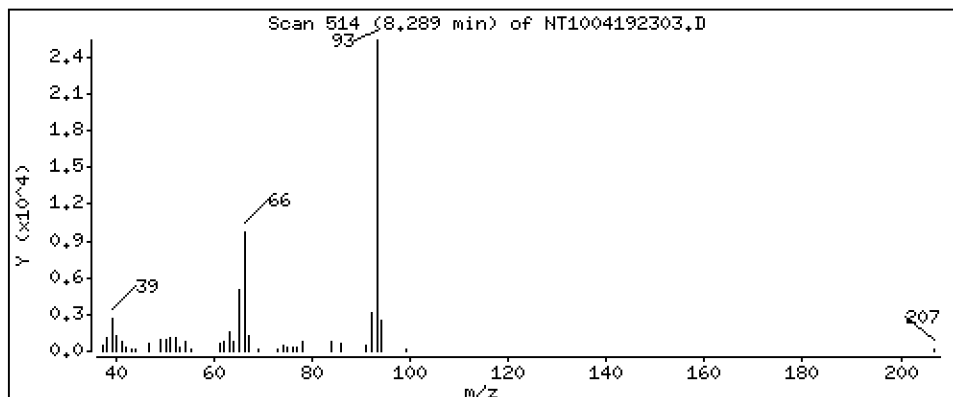
Operator: VTS

Column phase: ZB-5msi

Column diameter: 0.25

91 Aniline

Concentration: 0.6900 ug/mL



Date : 19-APR-2023 11:47

Client ID:

Instrument: nt10.i

Sample Info: SLD0254-LCV1

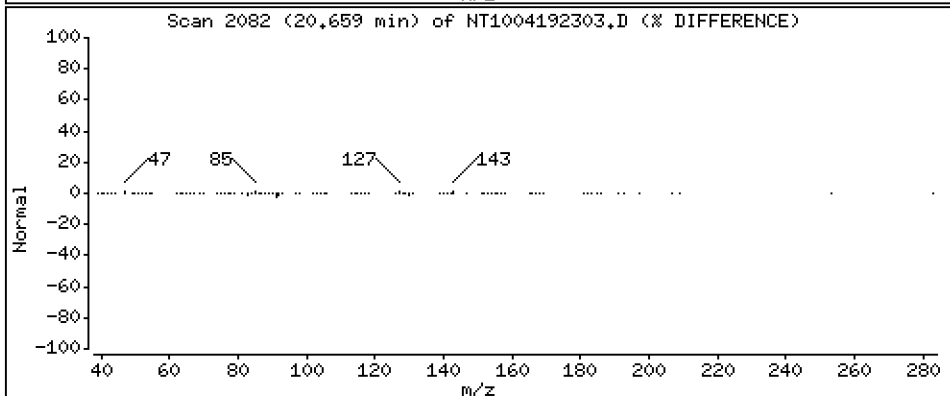
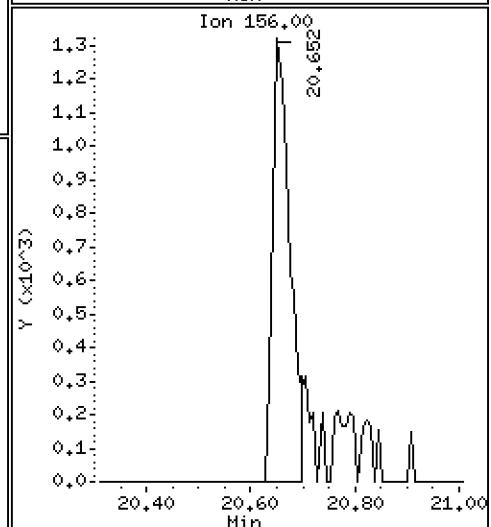
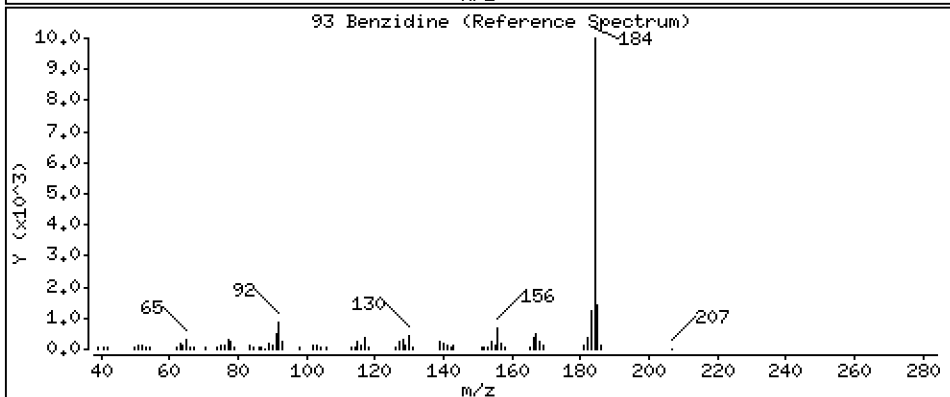
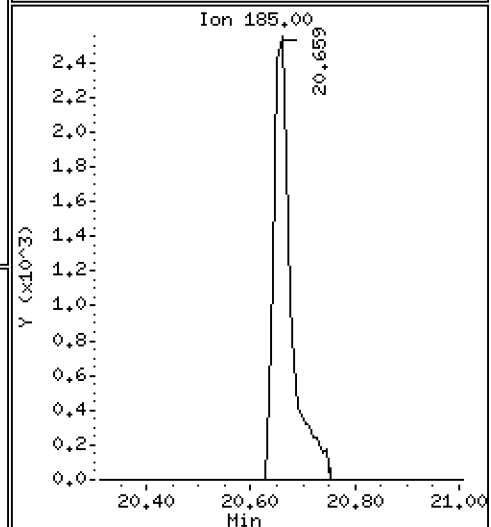
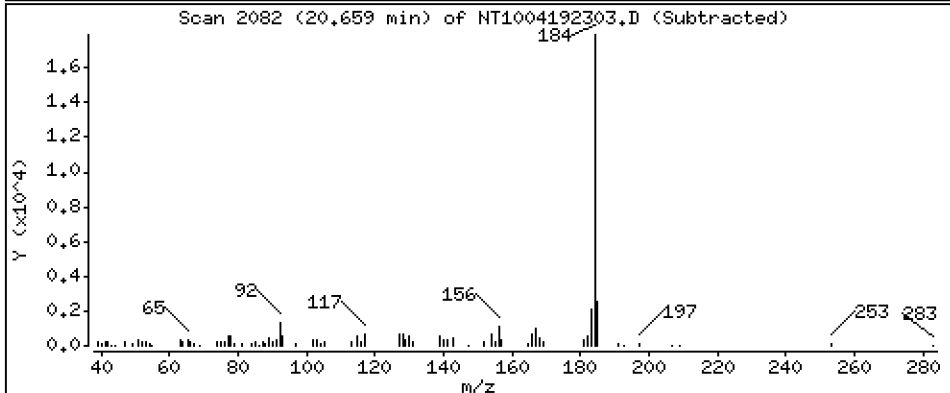
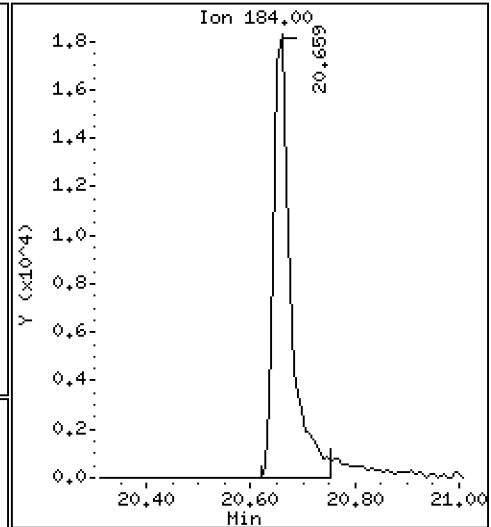
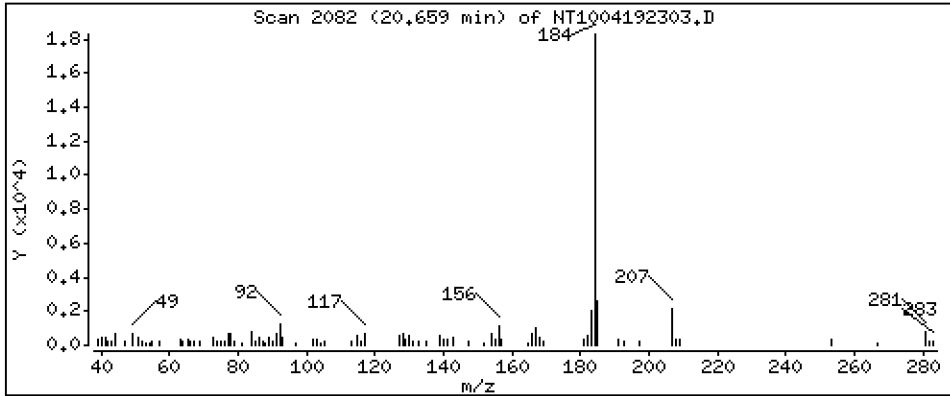
Operator: VTS

Column phase: ZB-5msi

Column diameter: 0,25

93 Benzidine

Concentration: 0,6799 ug/mL



Date : 19-APR-2023 11:47

Client ID:

Instrument: nt10.i

Sample Info: SLD0254-LCV1

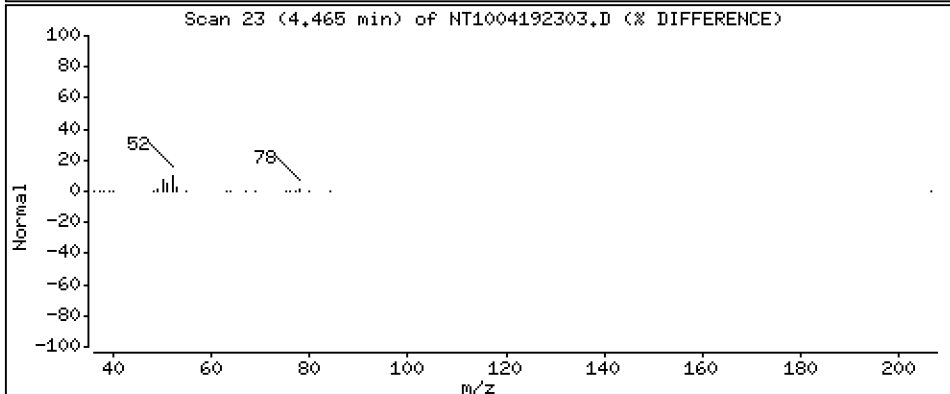
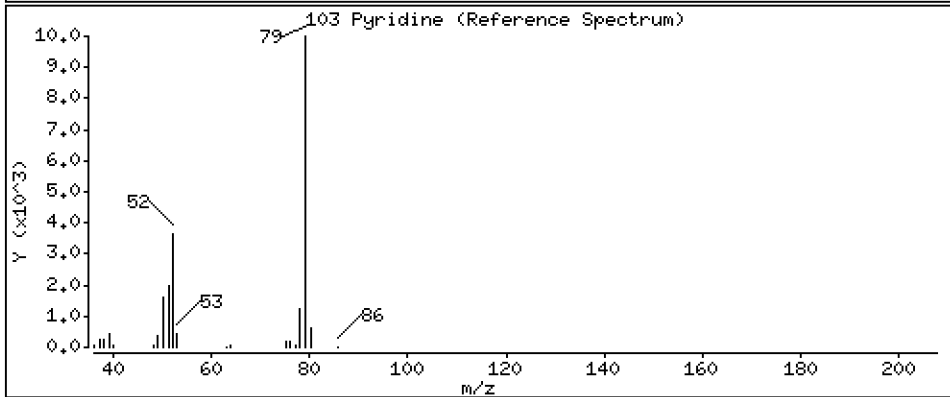
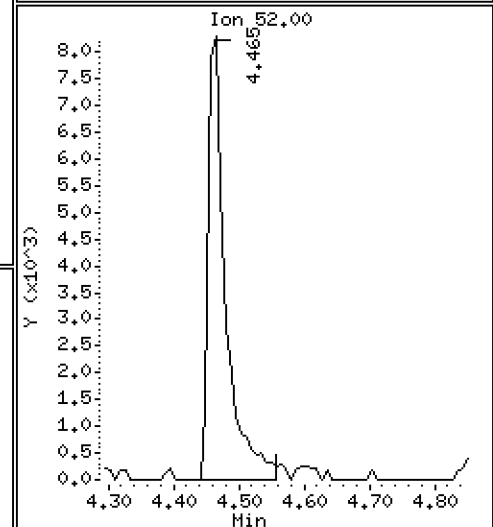
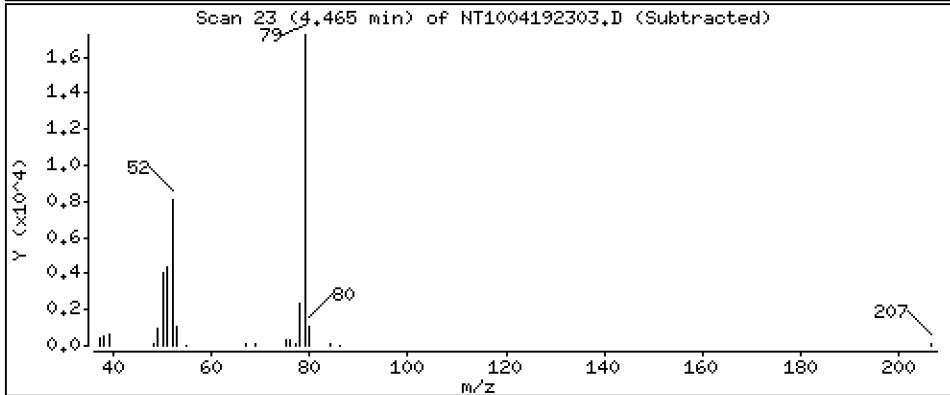
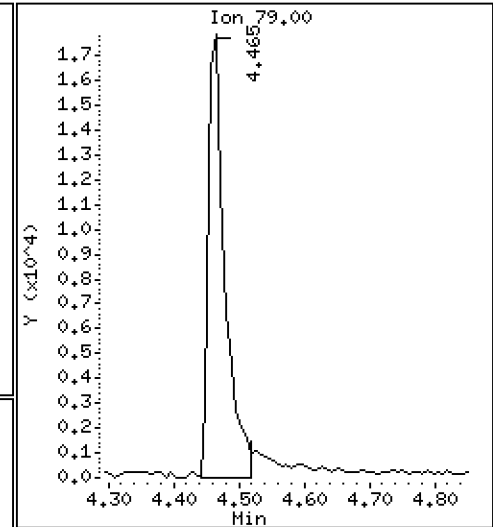
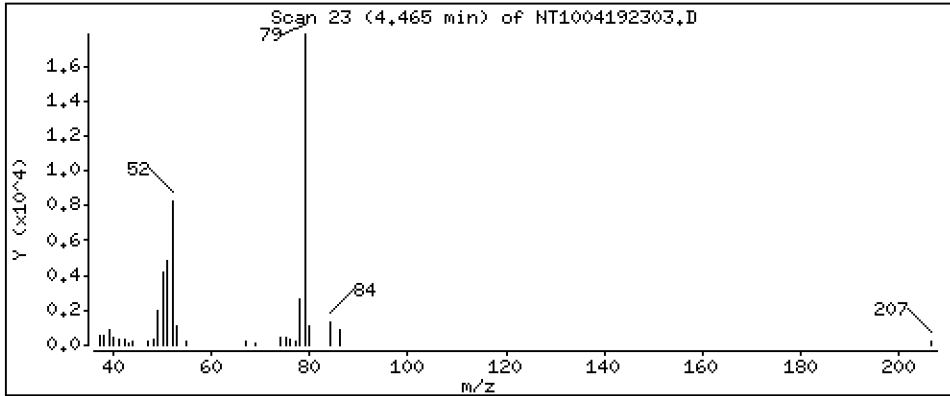
Operator: VTS

Column phase: ZB-5msi

Column diameter: 0,25

103 Pyridine

Concentration: 0,7232 ug/mL



Date : 19-APR-2023 11:47

Client ID:

Instrument: nt10.i

Sample Info: SLD0254-LCV1

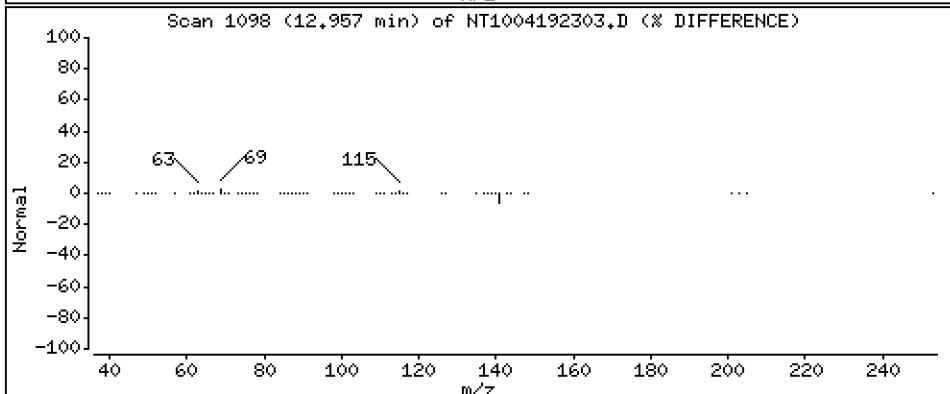
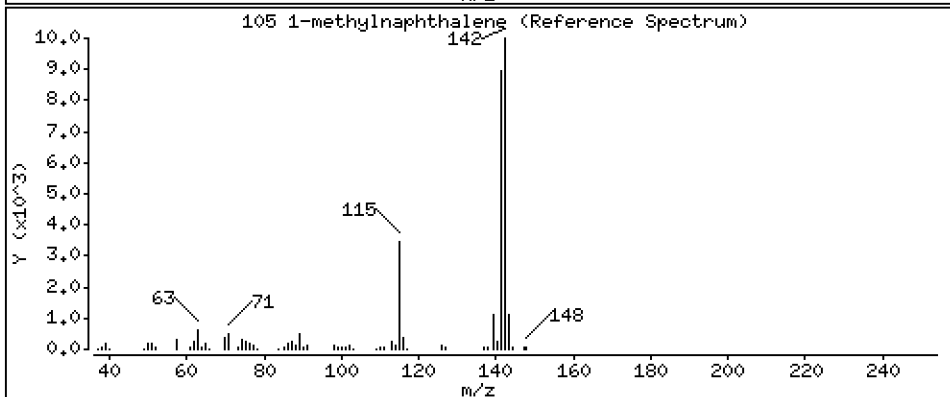
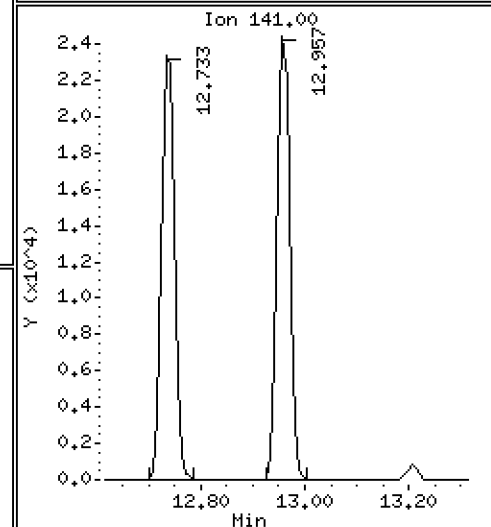
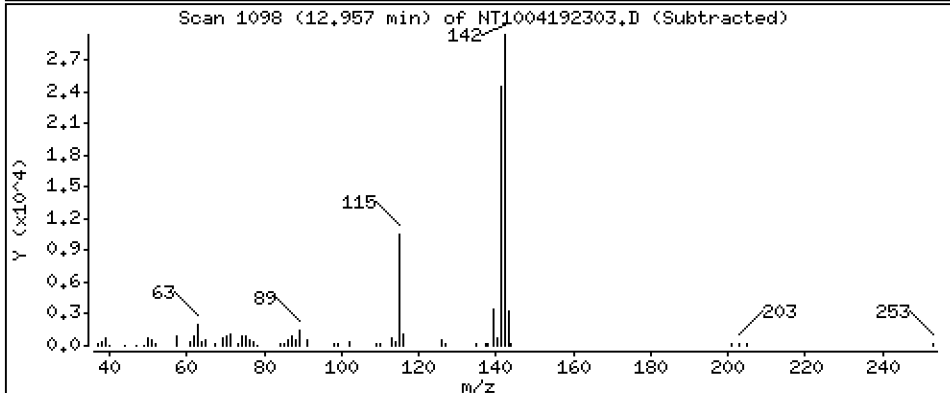
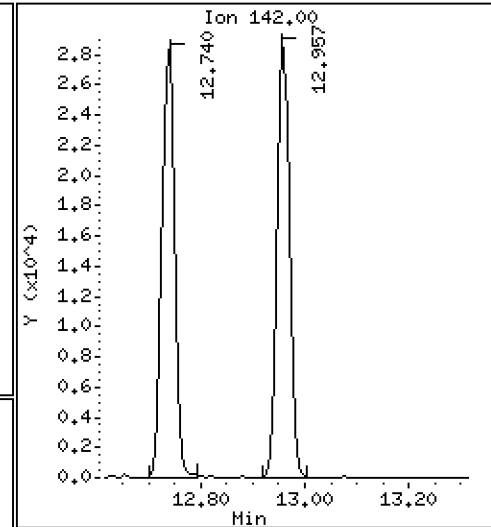
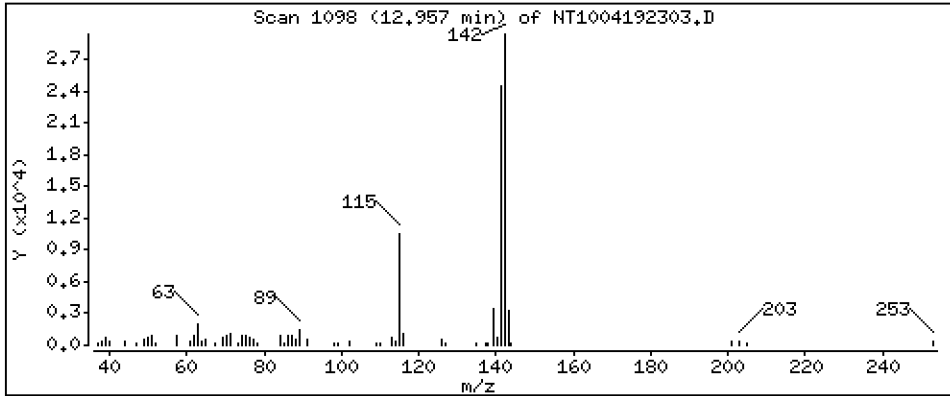
Operator: VTS

Column phase: ZB-5msi

Column diameter: 0,25

105 1-methylnaphthalene

Concentration: 0,5347 ug/mL



Date : 19-APR-2023 11:47

Client ID:

Instrument: nt10.i

Sample Info: SLD0254-LCV1

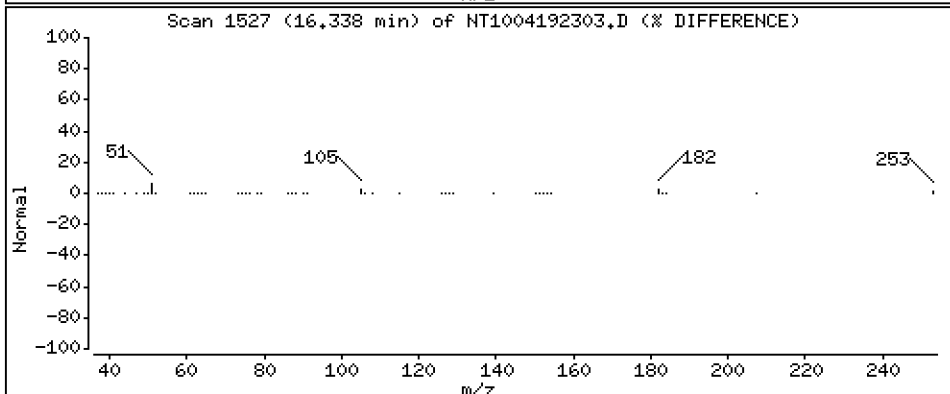
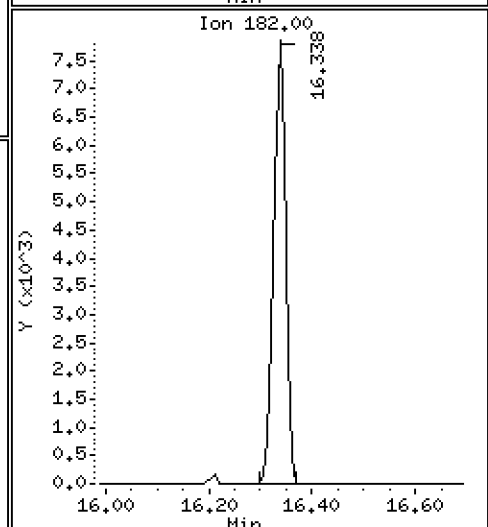
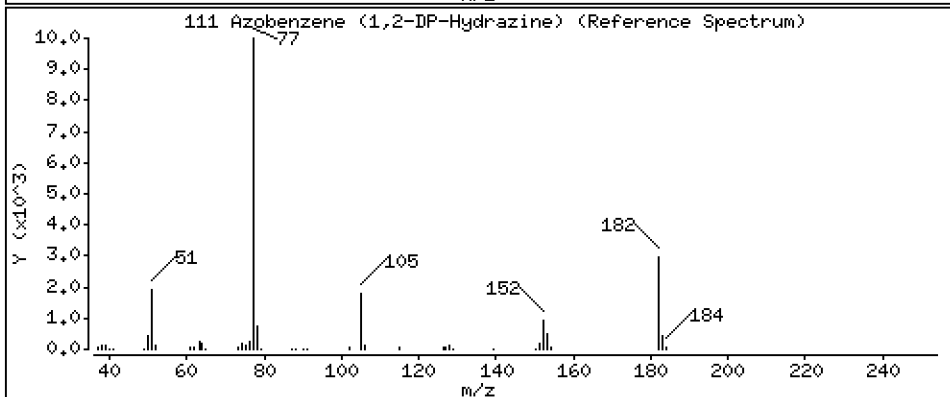
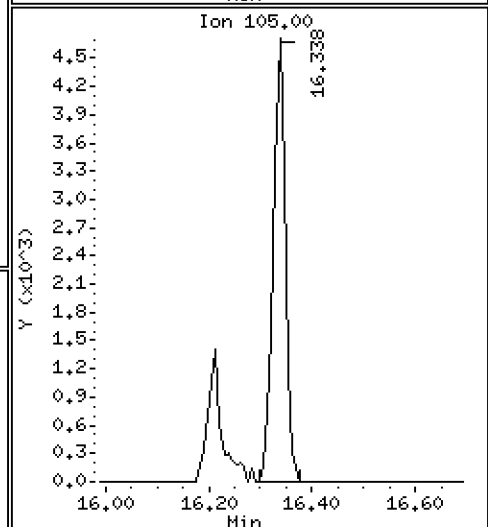
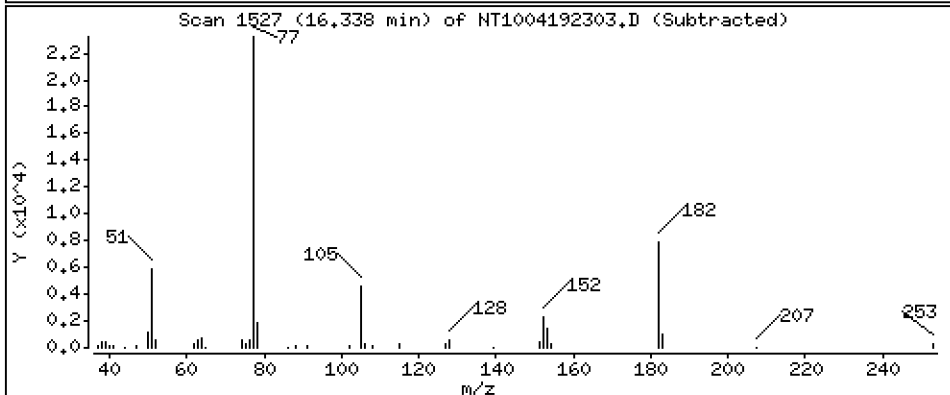
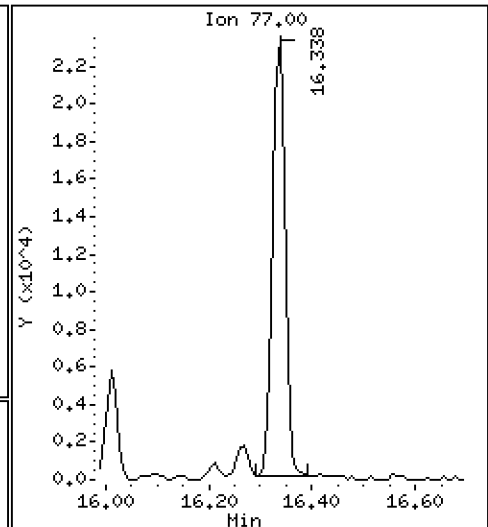
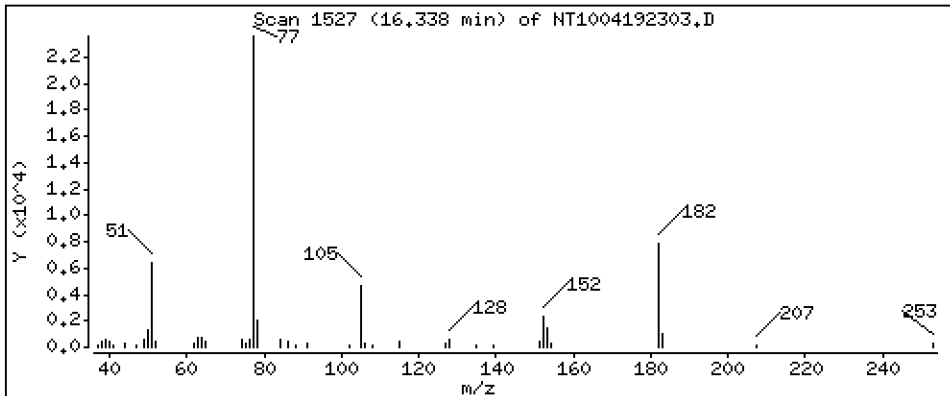
Operator: VTS

Column phase: ZB-5msi

Column diameter: 0,25

111 Azobenzene (1,2-DP-Hydrazine)

Concentration: 0,3265 ug/mL



Date : 19-APR-2023 11:47

Client ID:

Instrument: nt10.i

Sample Info: SLD0254-LCV1

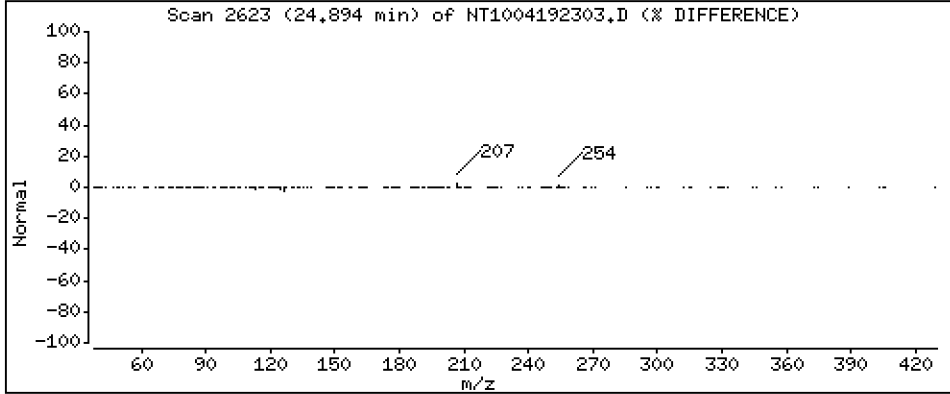
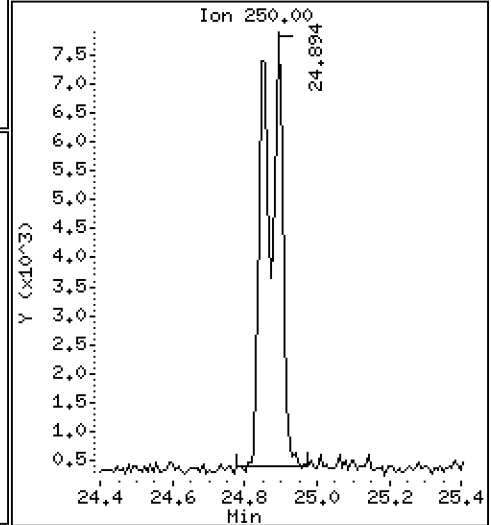
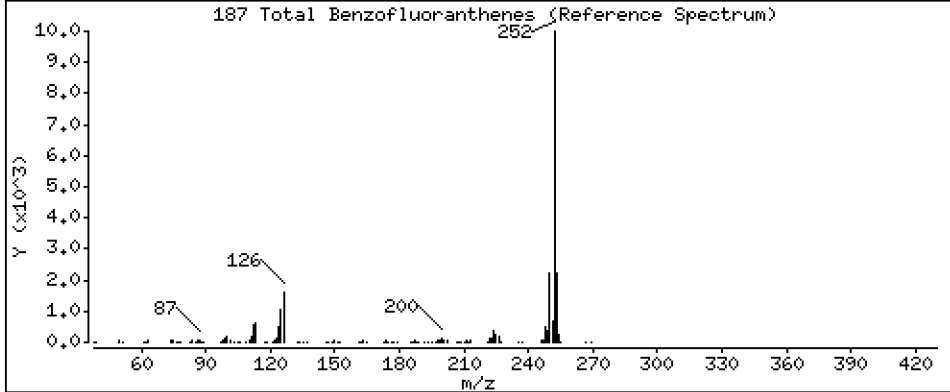
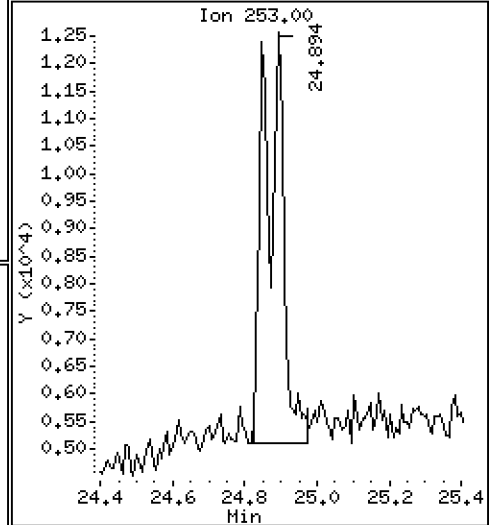
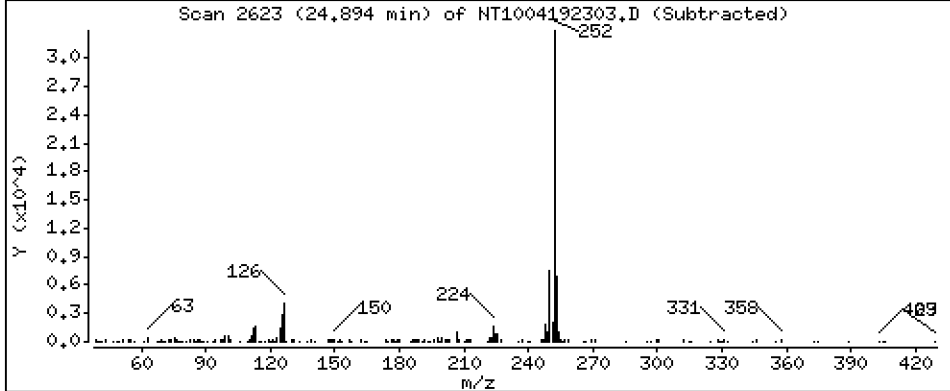
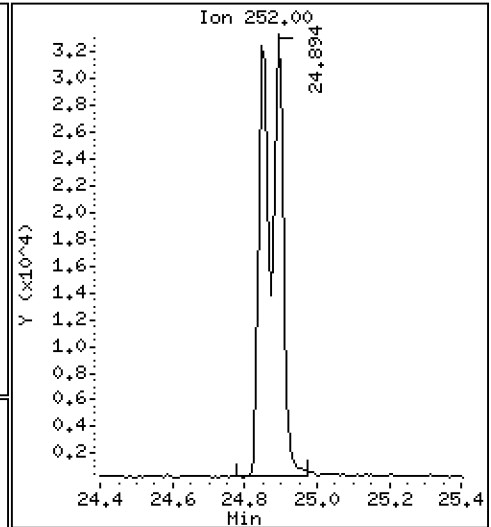
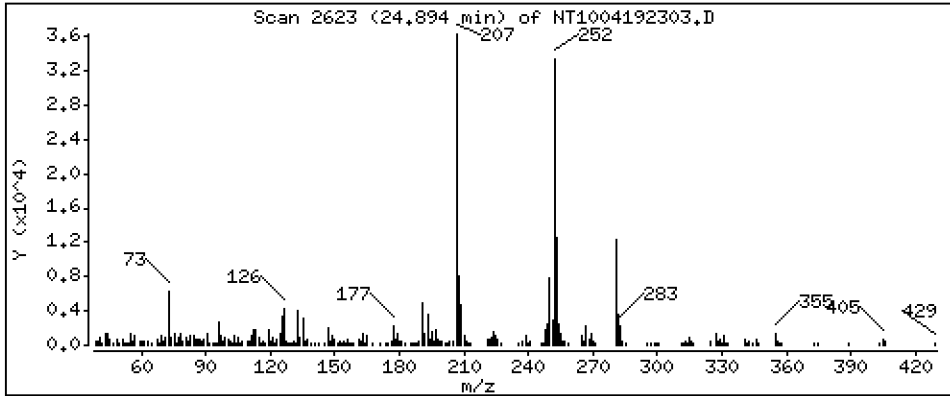
Operator: VTS

Column phase: ZB-5msi

Column diameter: 0.25

187 Total Benzofluoranthenes

Concentration: 0.9149 ug/mL



Date : 19-APR-2023 11:47

Client ID:

Instrument: nt10.i

Sample Info: SLD0254-LCV1

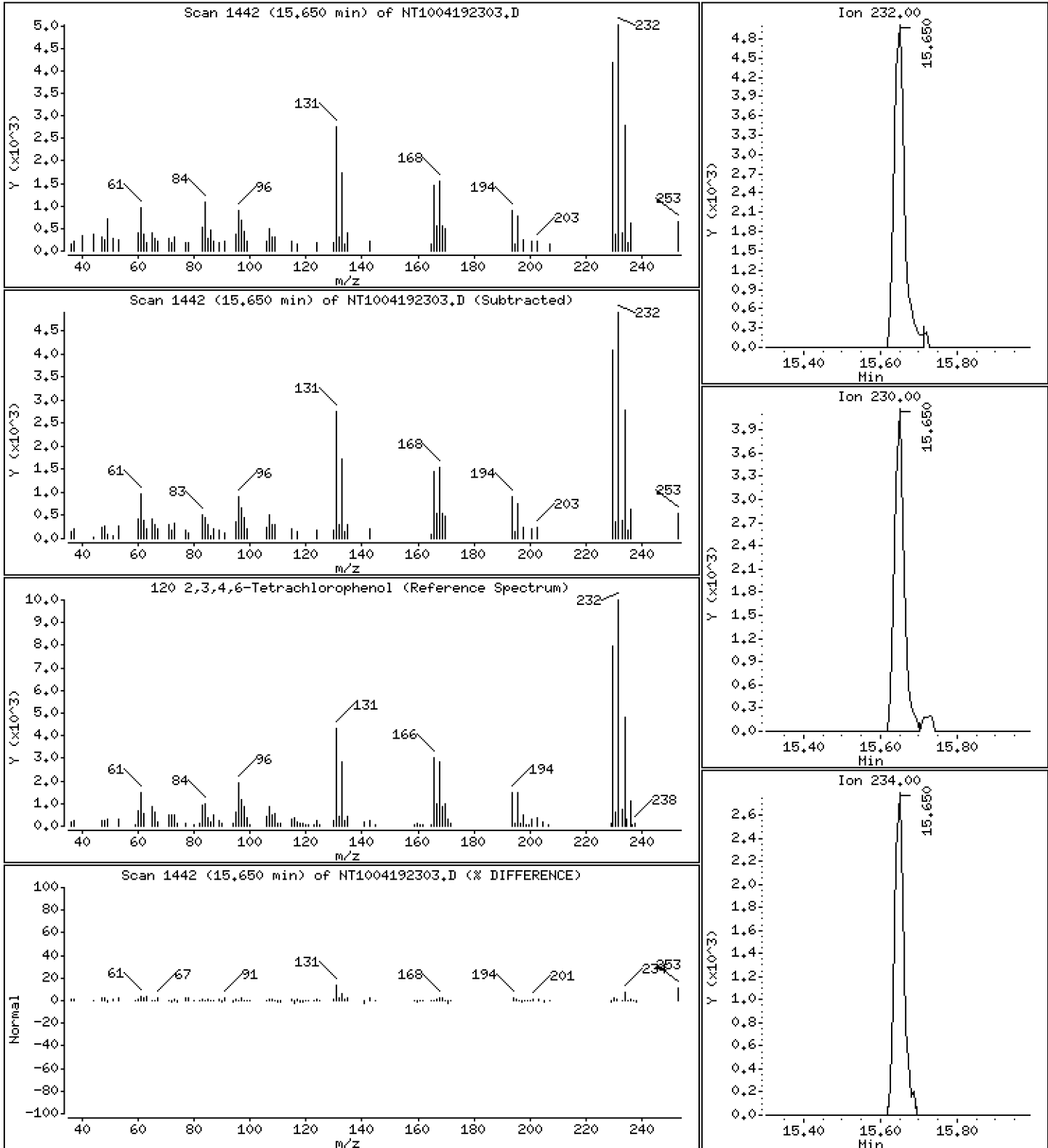
Operator: VTS

Column phase: ZB-5msi

Column diameter: 0,25

120 2,3,4,6-Tetrachlorophenol

Concentration: 0,2890 ug/mL



ARI Labs, Inc.

Semivolatile Report SW846 Method 8270D

Data file : \\target\share\chem3\nt10.i\20230419.b\NT1004192303.D
 Lab Smp Id: SLD0254-LCV1
 Inj Date : 19-APR-2023 11:47
 Operator : VTS
 Smp Info : SLD0254-LCV1
 Misc Info :
 Comment : 1ul Injection
 Method : \\target\share\chem3\nt10.i\20230419.b\ABN.m
 Meth Date : 20-Apr-2023 10:45 deenayd Quant Type: ISTD
 Cal Date : 16-MAR-2023 00:22 Cal File: NT10031508.D
 Als bottle: 3
 Dil Factor: 1.00000
 Integrator: HP RTE
 Target Version: 4.14
 Processing Host: DEENAY-201905

Inst ID: nt10.i

Compound Sublist: ICAL.sub

Compounds	QUANT	SIG	RT	EXP RT	REL RT	RESPONSE	CONCENTRATIONS	
							ON-COLUMN	FINAL
	MASS						(ug/mL)	(ug/mL)
\$ 1 2-Fluorophenol	112		6.612	6.643	(0.749)	24801	0.56202	0.5620
\$ 2 Phenol-d5	99		8.211	8.227	(0.930)	29119	0.50301	0.5030
3 Phenol	94		8.234	8.250	(0.933)	23556	0.39158	0.3916
\$ 5 2-Chlorophenol-d4	132		8.466	8.489	(0.959)	28872	0.58405	0.5841
4 Bis(2-Chloroethyl)ether	93		8.381	8.404	(0.949)	18192	0.40774	0.4077
6 2-Chlorophenol	128		8.497	8.512	(0.962)	20423	0.39667	0.3967
7 1,3-Dichlorobenzene	146		8.759	8.775	(0.992)	23890	0.43890	0.4389
* 8 1,4-Dichlorobenzene-d4	152		8.829	8.844	(1.000)	145922	4.00000	
9 1,4-Dichlorobenzene	146		8.860	8.875	(1.003)	29030	0.55209	0.5521
\$ 10 1,2-Dichlorobenzene-d4	152		9.185	9.201	(1.040)	14475	0.40773	0.4077
12 1,2-Dichlorobenzene	146		9.209	9.224	(1.043)	26721	0.51637	0.5164
11 Benzyl alcohol	108		9.108	9.123	(1.032)	11525	0.40817	0.4082
14 2,2'-oxybis(1-Chloropropane)	121		9.403	9.418	(1.065)	5914	0.38916	0.3892 (M)
13 2-Methylphenol	108		9.341	9.356	(1.058)	17917	0.40857	0.4086
17 Hexachloroethane	117		9.791	9.814	(1.109)	5398	0.25021	0.2502
16 N-Nitroso-di-n-propylamine	70		9.667	9.675	(1.095)	13248	0.38260	0.3826
15 4-Methylphenol	108		9.612	9.628	(1.089)	18237	0.39469	0.3947
\$ 18 Nitrobenzene-d5	82		9.923	9.931	(0.878)	19625	0.40275	0.4028
19 Nitrobenzene	77		9.954	9.970	(0.881)	20220	0.42284	0.4228
20 Isophorone	82		10.404	10.420	(0.921)	24739	0.40441	0.4044
21 2-Nitrophenol	139		10.590	10.590	(0.937)	9810	0.42178	0.4218
22 2,4-Dimethylphenol	107		10.652	10.660	(0.943)	41228	0.93866	0.9387
23 Bis(2-Chloroethoxy)methane	93		10.841	10.850	(0.959)	21489	0.52588	0.5259
24 Benzoic acid	105		10.769	10.884	(0.953)	8163	0.33455	0.3345 (H)
25 2,4-Dichlorophenol	162		11.045	11.045	(0.977)	31685	0.90146	0.9015
26 1,2,4-Trichlorobenzene	180		11.223	11.232	(0.993)	21159	0.51284	0.5128
* 27 Naphthalene-d8	136		11.300	11.308	(1.000)	482753	4.00000	
28 Naphthalene	128		11.342	11.351	(1.004)	72049	0.56337	0.5634
29 4-Chloroaniline	127		11.487	11.495	(1.017)	43436	0.87061	0.8706
30 Hexachlorobutadiene	225		11.711	11.719	(1.036)	13187	0.54548	0.5455
31 4-Chloro-3-methylphenol	107		12.461	12.461	(1.103)	28996	0.76205	0.7621
32 2-Methylnaphthalene	142		12.740	12.748	(1.127)	46946	0.50867	0.5087
33 Hexachlorocyclopentadiene	237		13.204	13.212	(0.886)	9450	0.32317	0.3232

Compounds	QUANT	SIG						CONCENTRATIONS	
			MASS	RT	EXP RT	REL RT	RESPONSE	ON-COLUMN (ug/mL)	FINAL (ug/mL)
34 2,4,6-Trichlorophenol	196		13.367	13.367	(0.897)	22695	0.72674	0.7267	
35 2,4,5-Trichlorophenol	196		13.444	13.444	(0.902)	20799	0.59941	0.5994	
§ 36 2-Fluorobiphenyl	172		13.522	13.529	(0.907)	46453	0.37167	0.3717	
37 2-Chloronaphthalene	162		13.723	13.731	(0.921)	41089	0.40601	0.4060	
38 2-Nitroaniline	65		13.994	14.001	(0.939)	17180	0.60434	0.6043	
39 Dimethylphthalate	163		14.435	14.443	(0.968)	51046	0.49732	0.4973	
40 Acenaphthylene	152		14.590	14.597	(0.979)	61478	0.38985	0.3899	
41 2,6-Dinitrotoluene	165		14.566	14.574	(0.977)	16213	0.73120	0.7312	
* 42 Acenaphthene-d10	164		14.907	14.915	(1.000)	315960	4.00000		
43 3-Nitroaniline	138		14.845	14.853	(0.996)	15743	0.62905	0.6290	
44 Acenaphthene	153		14.969	14.977	(1.004)	46785	0.48023	0.4802	
45 2,4-Dinitrophenol	184		Compound Not Detected.						
46 Dibenzofuran	168		15.301	15.309	(1.026)	60671	0.42231	0.4223	
47 4-Nitrophenol	109		15.209	15.201	(1.020)	3766	0.23925	0.2393	
48 2,4-Dinitrotoluene	165		15.371	15.379	(1.031)	20029	0.59750	0.5975	
50 Diethylphthalate	149		15.889	15.904	(1.066)	41566	0.41274	0.4127	
49 Fluorene	166		16.013	16.020	(1.074)	35105	0.31060	0.3106	
51 4-Chlorophenyl-phenylether	204		16.013	16.020	(1.074)	22758	0.42343	0.4234	
52 4-Nitroaniline	138		16.113	16.121	(1.081)	16943	0.75122	0.7512	
53 4,6-Dinitro-2-methylphenol	198		16.214	16.222	(0.904)	4618	0.33974	0.3397	
54 N-Nitrosodiphenylamine	169		16.268	16.268	(0.907)	28690	0.47717	0.4772	
§ 55 2,4,6-Tribromophenol	330		16.545	16.553	(1.110)	7973	0.53655	0.5365	
56 4-Bromophenyl-phenylether	248		17.016	17.023	(0.948)	14459	0.57484	0.5748	
57 Hexachlorobenzene	284		17.324	17.332	(0.965)	16360	0.62037	0.6204	
58 Pentachlorophenol	266		17.688	17.696	(0.986)	7361	0.47156	0.4716	
* 59 Phenanthrene-d10	188		17.943	17.951	(1.000)	449713	4.00000		
60 Phenanthrene	178		17.990	17.998	(1.003)	56320	0.45928	0.4593	
61 Anthracene	178		18.083	18.090	(1.008)	50290	0.42752	0.4275	
62 Carbazole	167		18.423	18.431	(1.027)	48604	0.46110	0.4611	
63 Di-n-butylphthalate	149		19.259	19.266	(1.073)	62747	0.44287	0.4429	
64 Fluoranthene	202		20.396	20.404	(0.885)	58642	0.40139	0.4014	
65 Pyrene	202		20.821	20.829	(0.904)	60737	0.40526	0.4053	
§ 66 Terphenyl-d14	244		21.131	21.139	(0.917)	48031	0.42675	0.4268	
67 Butylbenzylphthalate	149		22.083	22.091	(0.959)	25195	0.47786	0.4779	
68 Benzo(a)anthracene	228		23.005	23.012	(0.999)	56588	0.44093	0.4409	
* 69 Chrysene-d12	240		23.036	23.043	(1.000)	363592	4.00000		
70 3,3'-Dichlorobenzidine	252		22.981	22.989	(0.998)	65451	1.59217	1.592	
71 Chrysene	228		23.082	23.090	(1.002)	53615	0.42761	0.4276	
72 bis(2-Ethylhexyl)phthalate	149		23.136	23.136	(0.960)	34582	0.41478	0.4148	
* 134 Di-n-octylphthalate-d4	153		24.112	24.127	(1.000)	569976	4.00000		
73 Di-n-octylphthalate	149		24.127	24.135	(1.001)	71130	0.47687	0.4769	
74 Benzo(b)fluoranthene	252		24.847	24.863	(0.971)	59186	0.43758	0.4376	
75 Benzo(k)fluoranthene	252		24.894	24.901	(0.973)	66170	0.48179	0.4818	
76 Benzo(a)pyrene	252		25.466	25.482	(0.995)	57799	0.47797	0.4780	
* 77 Perylene-d12	264		25.583	25.590	(1.000)	417265	4.00000		
78 Indeno(1,2,3-cd)pyrene	276		28.070	28.094	(1.097)	68532	0.44545	0.4455	
79 Dibenzo(a,h)anthracene	278		28.094	28.109	(1.098)	58029	0.45432	0.4543	
80 Benzo(g,h,i)perylene	276		28.801	28.824	(1.126)	58152	0.43676	0.4368	
90 N-Nitrosodimethylamine	74		4.426	4.480	(0.501)	20038	0.71175	0.7118	
91 Aniline	93		8.288	8.312	(0.939)	42534	0.69004	0.6900	
93 Benzidine	184		20.659	20.659	(0.897)	40803	0.67992	0.6799	
103 Pyridine	79		4.464	4.503	(0.506)	31270	0.72322	0.7232	
105 1-methylnaphthalene	142		12.957	12.964	(1.147)	45212	0.53468	0.5347	
111 Azobenzene (1,2-DP-Hydrazine)	77		16.337	16.345	(1.096)	36731	0.32651	0.3265	

Compounds	QUANT SIG							CONCENTRATIONS	
	MASS		RT	EXP RT	REL RT	RESPONSE	ON-COLUMN (ug/mL)	FINAL (ug/mL)	
187 Total Benzofluoranthenes	252		24.894	24.901	(0.973)	119475	0.91486	0.9149	
120 2,3,4,6-Tetrachlorophenol	232		15.649	15.649	(1.050)	9199	0.28896	0.2890	

QC Flag Legend

- M - Compound response manually integrated.
- H - Operator selected an alternate compound hit.

ARI Labs, Inc.

INTERNAL STANDARD COMPOUNDS
 AREA AND RT SUMMARY

Instrument ID: nt10.i Calibration Date: 19-APR-2023
 Lab File ID: NT1004192303.D Calibration Time: 11:08
 Lab Smp Id: SLD0254-LCV1
 Analysis Type: SV Level:
 Quant Type: ISTD Sample Type:
 Operator: VTS
 Method File: \\target\share\chem3\nt10.i\20230419.b\ABN.m
 Misc Info:

Test Mode:
 Use Last Continuing Calibrator.

COMPOUND	STANDARD	AREA LIMIT		SAMPLE	%DIFF
		LOWER	UPPER		
8 1,4-Dichlorobenze	140649	70325	281298	145922	3.75
27 Naphthalene-d8	483944	241972	967888	482753	-0.25
42 Acenaphthene-d10	298909	149455	597818	315960	5.70
59 Phenanthrene-d10	483004	241502	966008	449713	-6.89
69 Chrysene-d12	399309	199655	798618	363592	-8.94
134 Di-n-octylphthala	671711	335856	1343422	569976	-15.15
77 Perylene-d12	475411	237706	950822	417265	-12.23

COMPOUND	STANDARD	RT LIMIT		SAMPLE	%DIFF
		LOWER	UPPER		
8 1,4-Dichlorobenze	8.84	8.34	9.34	8.83	-0.18
27 Naphthalene-d8	11.31	10.81	11.81	11.30	-0.08
42 Acenaphthene-d10	14.92	14.42	15.42	14.91	-0.05
59 Phenanthrene-d10	17.95	17.45	18.45	17.94	-0.04
69 Chrysene-d12	23.04	22.54	23.54	23.04	-0.03
134 Di-n-octylphthala	24.13	23.63	24.63	24.11	-0.06
77 Perylene-d12	25.59	25.09	26.09	25.58	-0.03

AREA UPPER LIMIT = +100% of internal standard area.
 AREA LOWER LIMIT = - 50% of internal standard area.
 RT UPPER LIMIT = + 0.50 minutes of internal standard RT.
 RT LOWER LIMIT = - 0.50 minutes of internal standard RT.

REVIEW SUMMARY FOR FILE - NT1004192303.D

Lab ID: SLD0254-LCV1
nt10.i, 20230419.b\ABN.m, 19-APR-2023 11:47

RT CO-ELUTION COMPOUNDS

NO CO-ELUTIONS

Quant Method: ICAL

RRT CHECK

RRT	CCV RRT	DELTA	COMPOUND
0.953	0.962	-0.0095	Benzoic acid
0.501	0.507	-0.0052	N-Nitrosodimethylamine

RRT check based on Ccal File: NT1004192302.D

On Column LOD for nt10.i, 20230419.b\ABN.m, ICAL.sub = 0.0000

* Only compounds listed in the work order have been verified by the analyst *

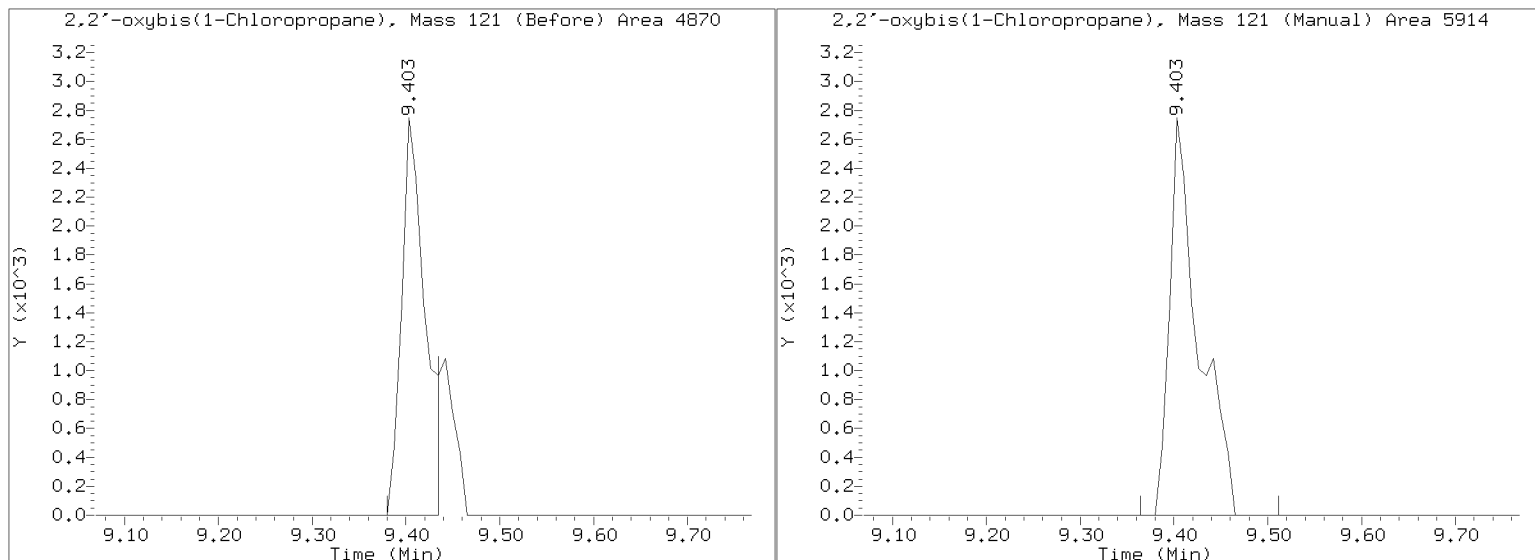
Quant Ion Manual Peak Adjustment Report

Datafile: //target/share/chem3/nt10.i/20230419.b/NT1004192303.D

Injection Date: 19-APR-2023 11:47

Lab ID:SLD0254-LCV1 Client ID:

Report Date: 04/20/2023 10:45



APPROVED

By Deenay Dunmore at 11:02 am, Apr 20, 2023



**LOW-CONCENTRATION
CALIBRATION VERIFICATION
EPA 8270E**

Laboratory: Analytical Resources, LLC

SDG: 23C0774

Client: Anchor QEA, LLC

Project: AOC5 MR Phase 1

Calibration: GC00046

Laboratory ID: SLD0281-LCV1

Sequence: SLD0281

Standard ID: K011106

ANALYTE	EXPECTED (ug/mL)	FOUND (ug/mL)	% DRIFT	QC LIMIT
Phenol	0.50000	0.4	-12.1	50.00
4-Methylphenol	0.50000	0.5	-9.5	50.00
Naphthalene	0.50000	0.5	-7.4	50.00
2-Methylnaphthalene	0.50000	0.5	3.9	50.00
Acenaphthylene	0.50000	0.5	-7.5	50.00
Dimethylphthalate	0.50000	0.5	5.5	50.00
Acenaphthene	0.50000	0.5	-7.2	50.00
Dibenzofuran	0.50000	0.5	1.3	50.00
Fluorene	0.50000	0.5	-8.3	50.00
Phenanthrene	0.50000	0.5	-8.5	50.00
Anthracene	0.50000	0.5	-9.0	50.00
Fluoranthene	0.50000	0.4	-18.3	50.00
Pyrene	0.50000	0.4	-18.3	50.00
Butylbenzylphthalate	0.50000	0.5	2.1	50.00
Benzo(a)anthracene	0.50000	0.5	-6.0	50.00
Chrysene	0.50000	0.4	-11.6	50.00
bis(2-Ethylhexyl)phthalate	0.50000	0.4	-11.0	50.00
Benzo(a)fluoranthene, Total	1.0000	0.9	-5.5	50.00
Benzo(a)pyrene	0.50000	0.5	-5.9	50.00
Indeno(1,2,3-cd)pyrene	0.50000	0.4	-12.9	50.00
Dibenzo(a,h)anthracene	0.50000	0.4	-11.0	50.00
Benzo(g,h,i)perylene	0.50000	0.4	-14.7	50.00
2-Fluorophenol	0.75000	0.673	-10.3	50.00
Phenol-d5	0.75000	0.616	-17.9	50.00
2-Chlorophenol-d4	0.75000	0.691	-7.9	50.00
1,2-Dichlorobenzene-d4	0.50000	0.461	-7.7	50.00
Nitrobenzene-d5	0.50000	0.435	-13.0	50.00
2-Fluorobiphenyl	0.50000	0.450	-10.1	50.00
2,4,6-Tribromophenol	0.75000	0.628	-16.3	50.00



**LOW-CONCENTRATION
CALIBRATION VERIFICATION
EPA 8270E**

Laboratory: Analytical Resources, LLC

SDG: 23C0774

Client: Anchor QEA, LLC

Project: AOC5 MR Phase 1

Calibration: GC00046

Laboratory ID: SLD0281-LCV1

Sequence: SLD0281

Standard ID: K011106

p-Terphenyl-d14	0.50000	0.421	-15.8	50.00
-----------------	---------	-------	-------	-------

* Values outside of QC limits

Data File: \\target\share\chem3\nt10.1\20230419R.B\NT1004192317.D

Date: 19-APR-2023 21:33

Client ID:

Sample Info: SLD0281-LCW1

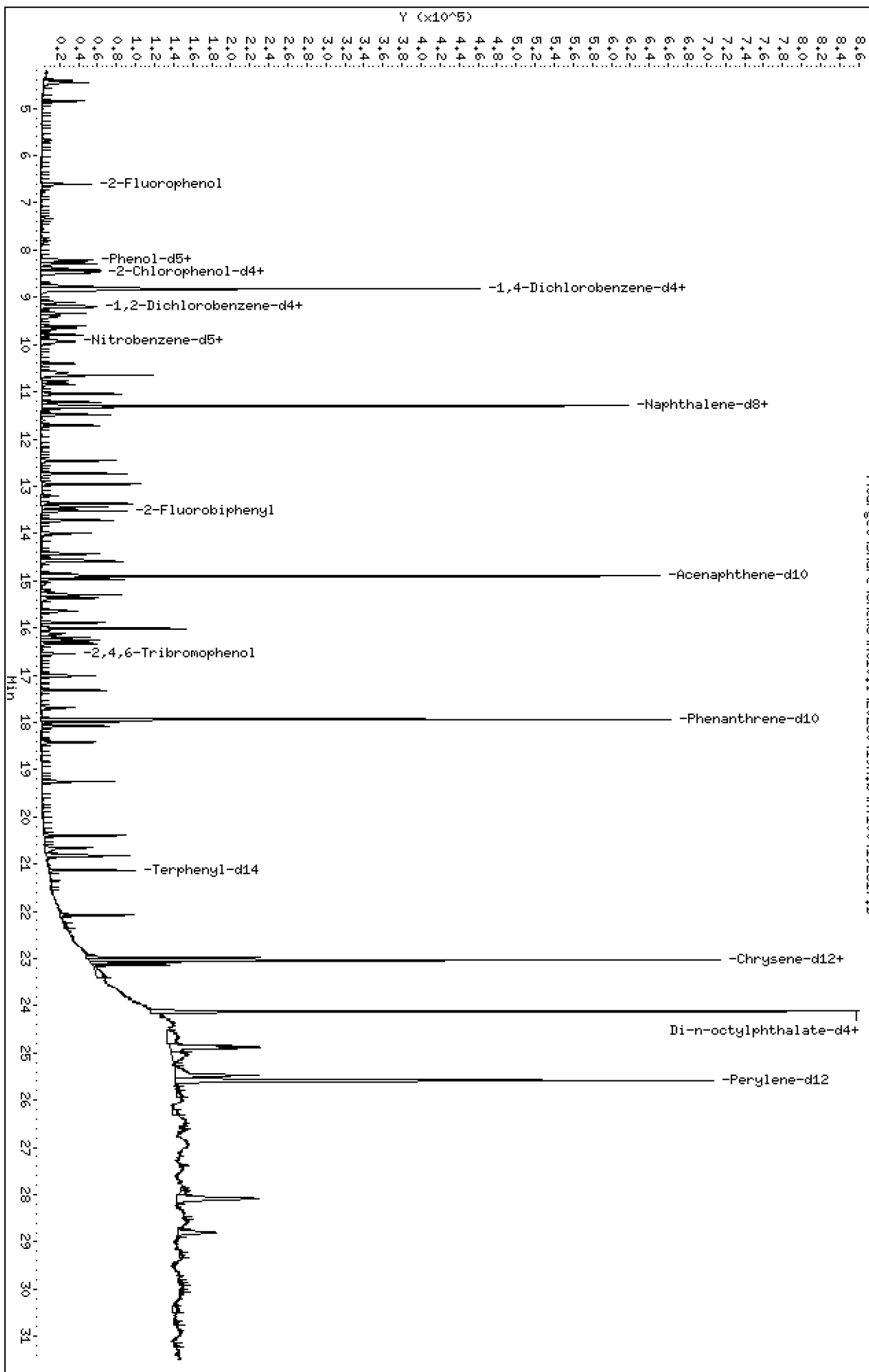
Column phase: ZB-5msi

Instrument: nt10.1

Operator: VTS

Column diameter: 0.25

\\target\share\chem3\nt10.1\20230419R.B\NT1004192317.D



Date : 19-APR-2023 21:33

Client ID:

Instrument: nt10.i

Sample Info: SLD0281-LCV1

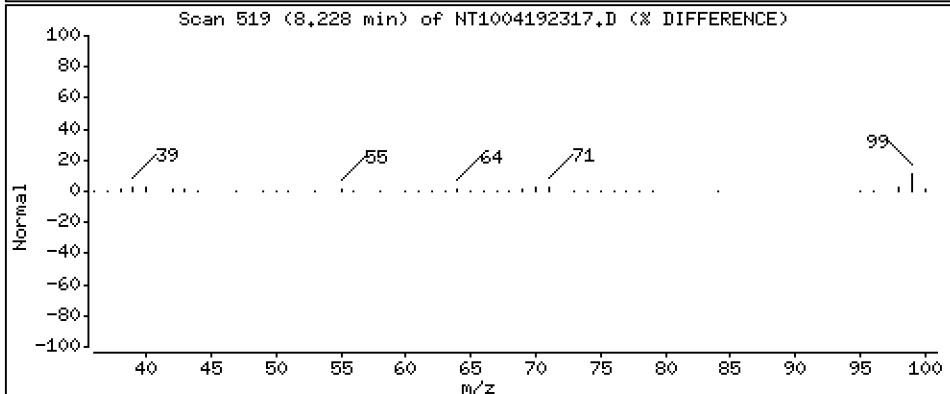
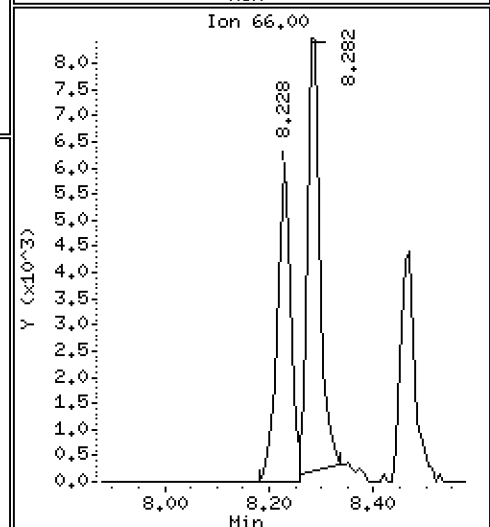
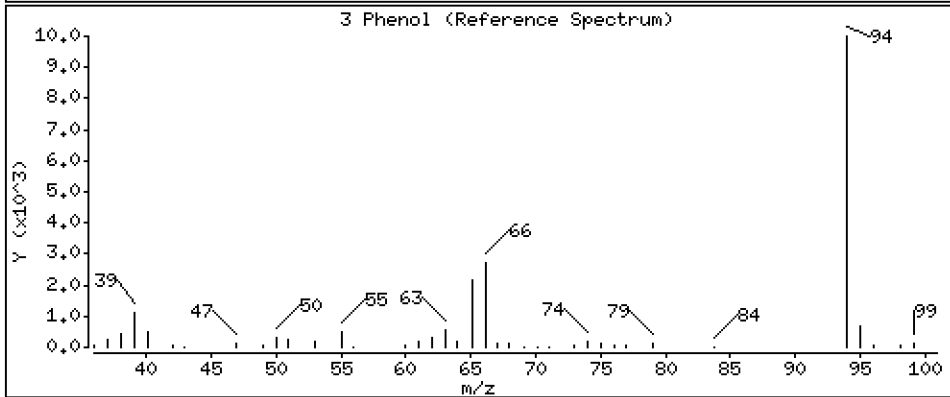
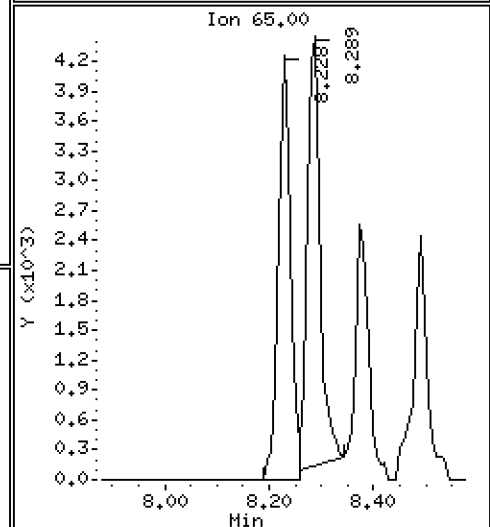
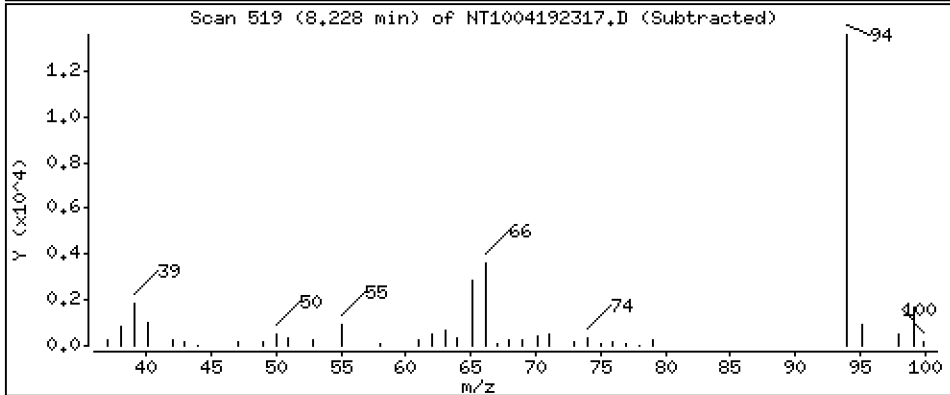
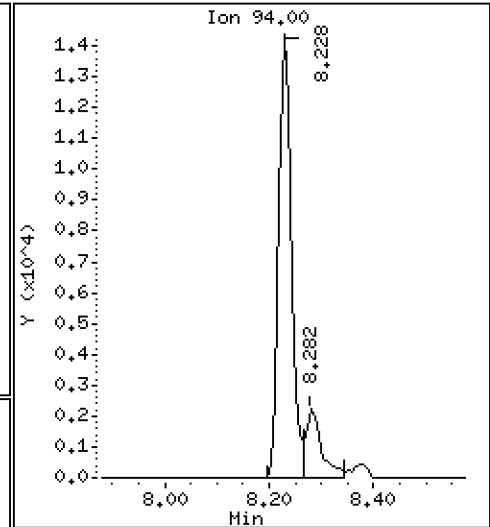
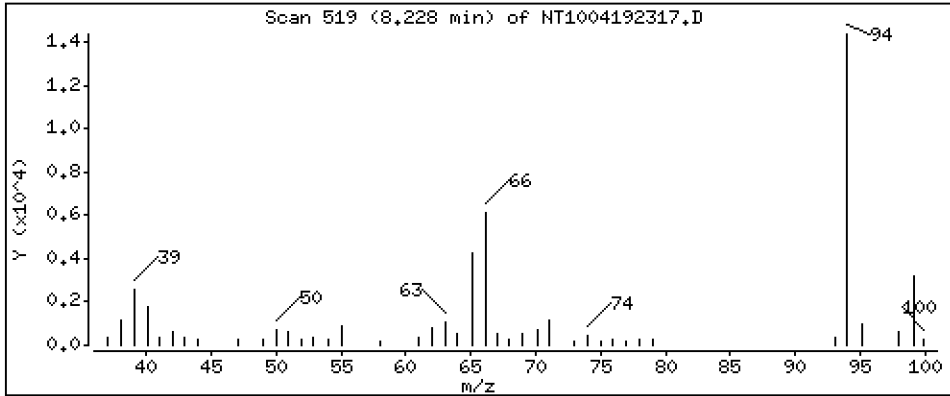
Operator: VTS

Column phase: ZB-5msi

Column diameter: 0.25

3 Phenol

Concentration: 0.4397 ug/mL



Date : 19-APR-2023 21:33

Client ID:

Instrument: nt10.i

Sample Info: SLD0281-LCV1

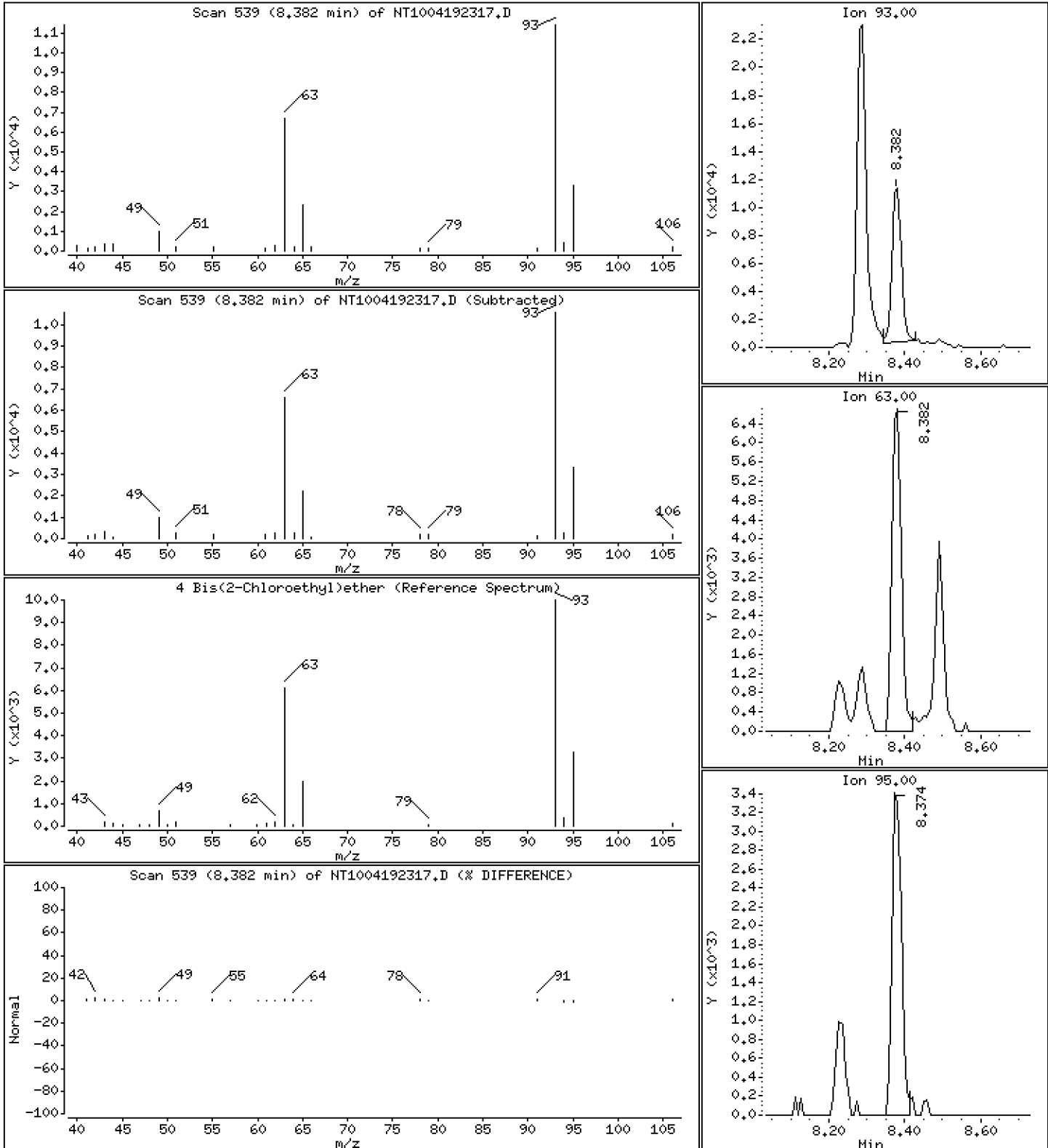
Operator: VTS

Column phase: ZB-5msi

Column diameter: 0,25

4 Bis(2-Chloroethyl)ether

Concentration: 0,4602 ug/mL



Date : 19-APR-2023 21:33

Client ID:

Instrument: nt10.i

Sample Info: SLD0281-LCV1

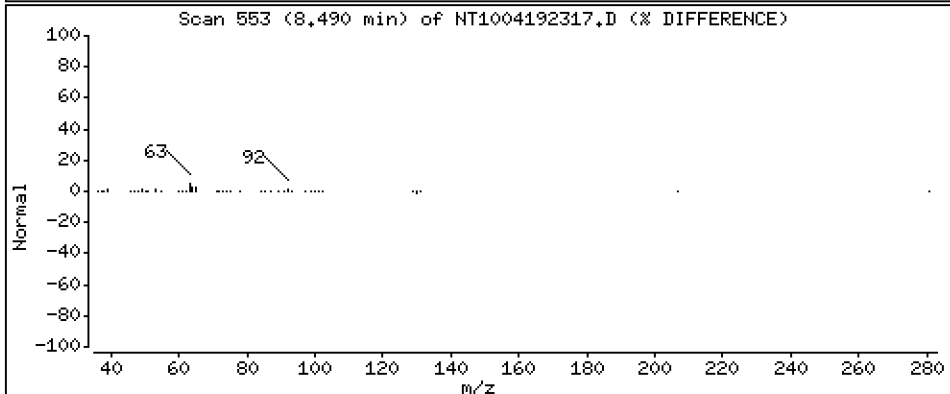
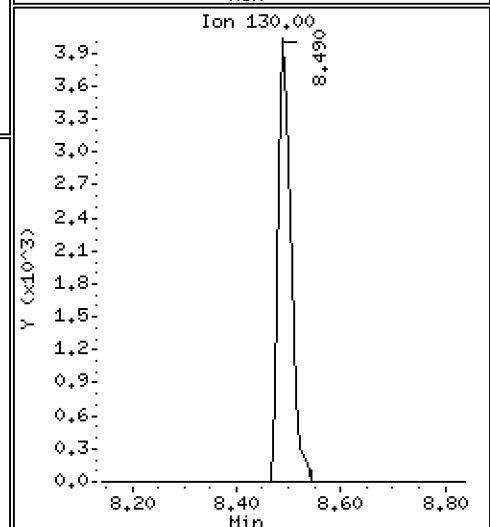
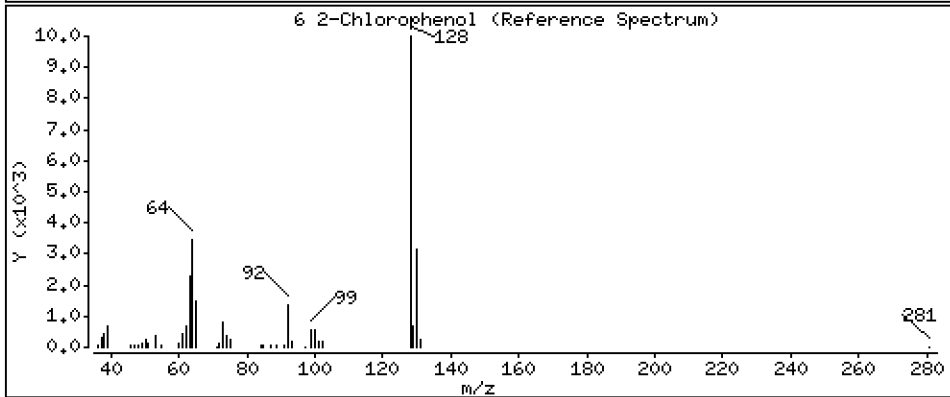
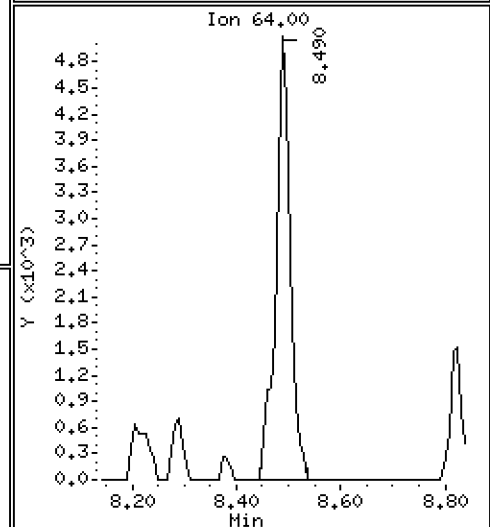
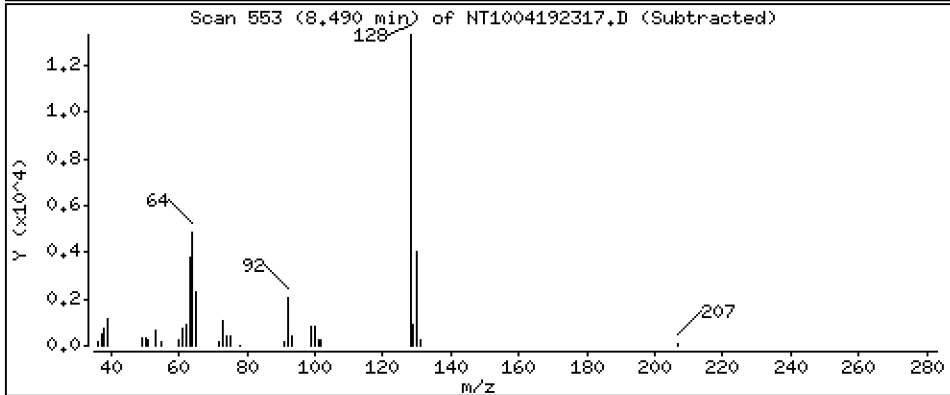
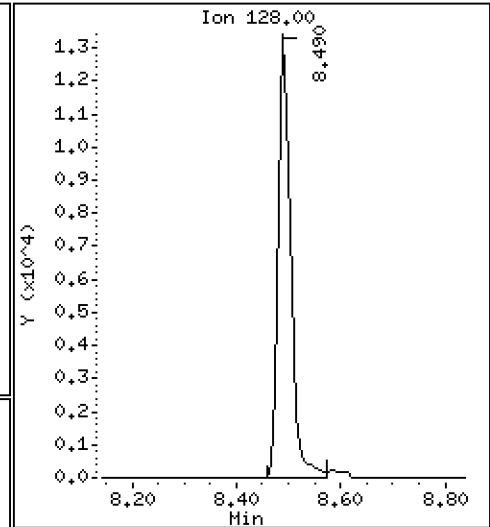
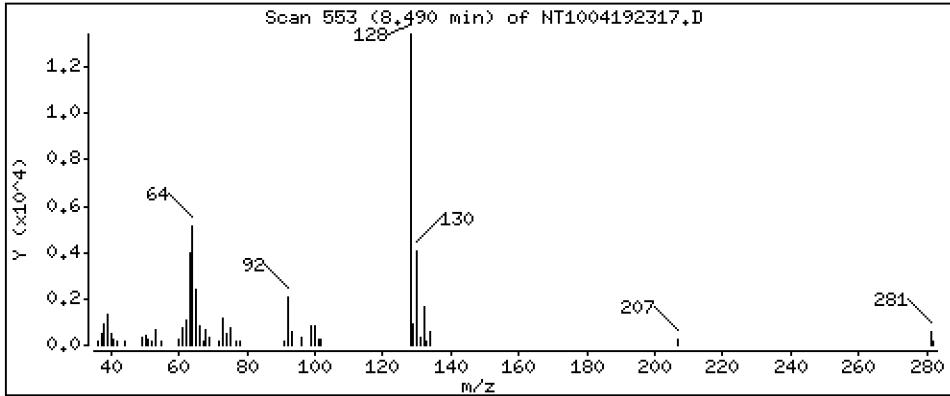
Operator: VTS

Column phase: ZB-5msi

Column diameter: 0.25

6 2-Chlorophenol

Concentration: 0.4798 ug/mL



Date : 19-APR-2023 21:33

Client ID:

Instrument: nt10.i

Sample Info: SLD0281-LCV1

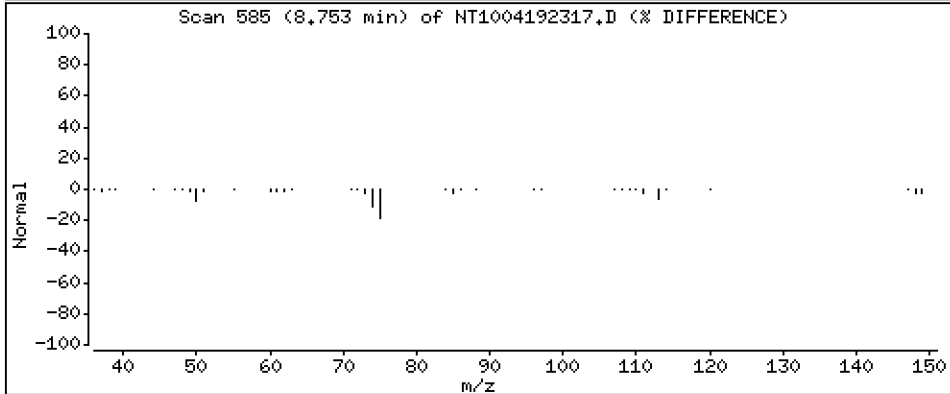
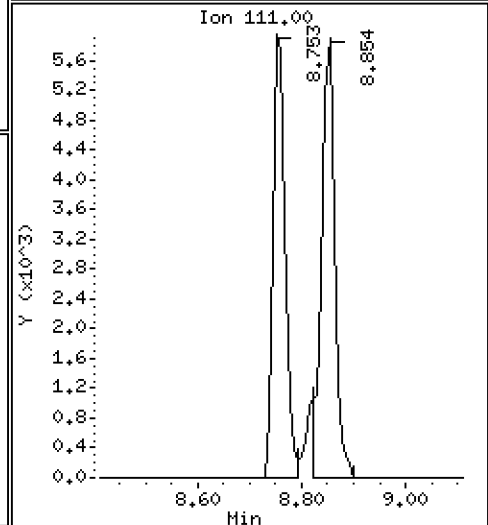
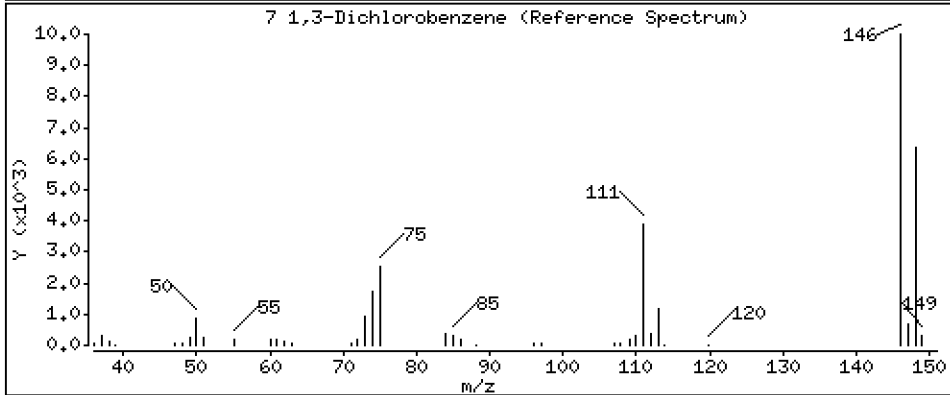
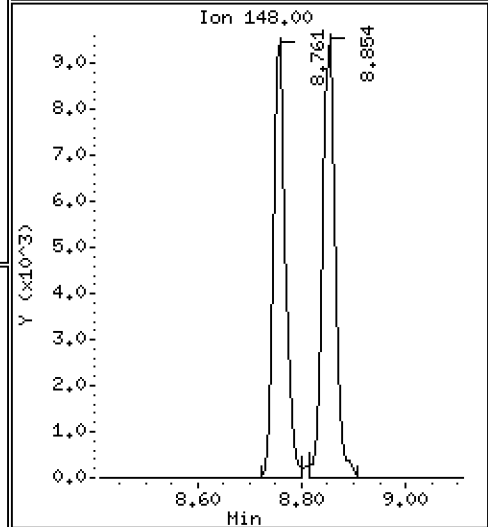
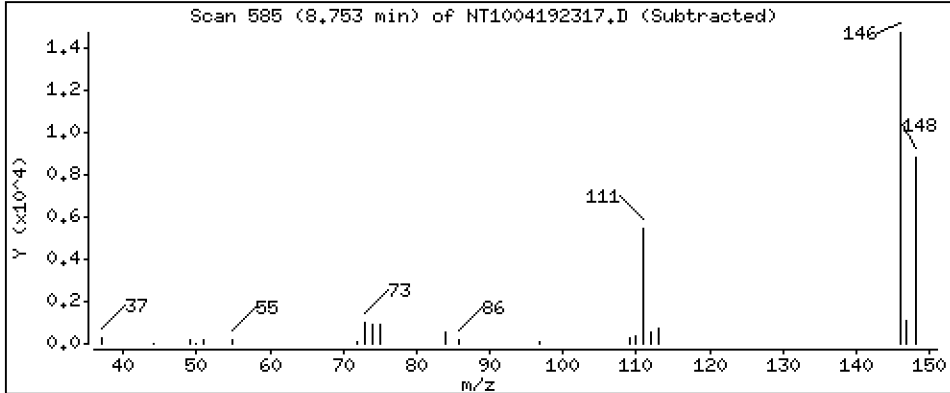
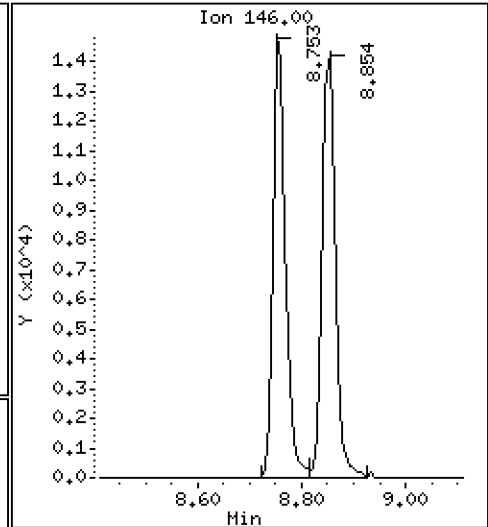
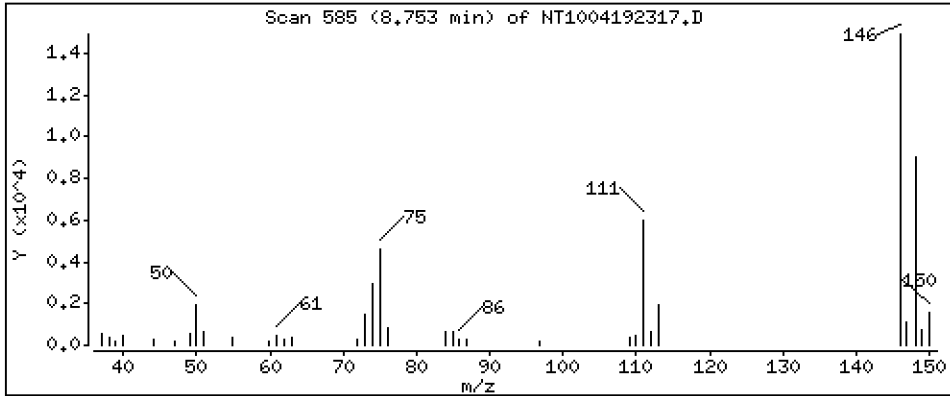
Operator: VTS

Column phase: ZB-5msi

Column diameter: 0,25

7 1,3-Dichlorobenzene

Concentration: 0,5122 ug/mL



Date : 19-APR-2023 21:33

Client ID:

Instrument: nt10.i

Sample Info: SLD0281-LCV1

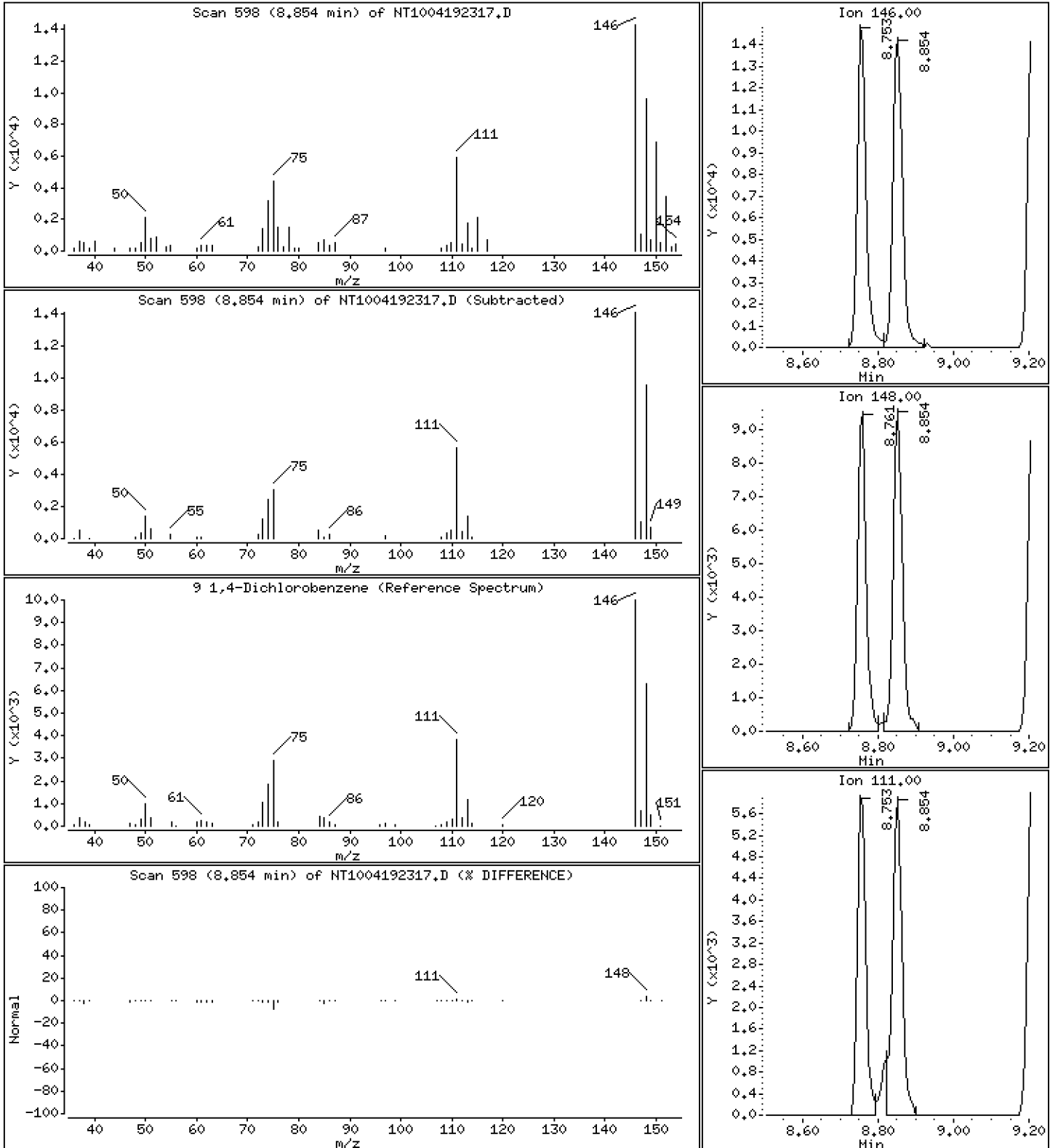
Operator: VTS

Column phase: ZB-5msi

Column diameter: 0,25

9 1,4-Dichlorobenzene

Concentration: 0,5171 ug/mL



Date : 19-APR-2023 21:33

Client ID:

Instrument: nt10.i

Sample Info: SLD0281-LCV1

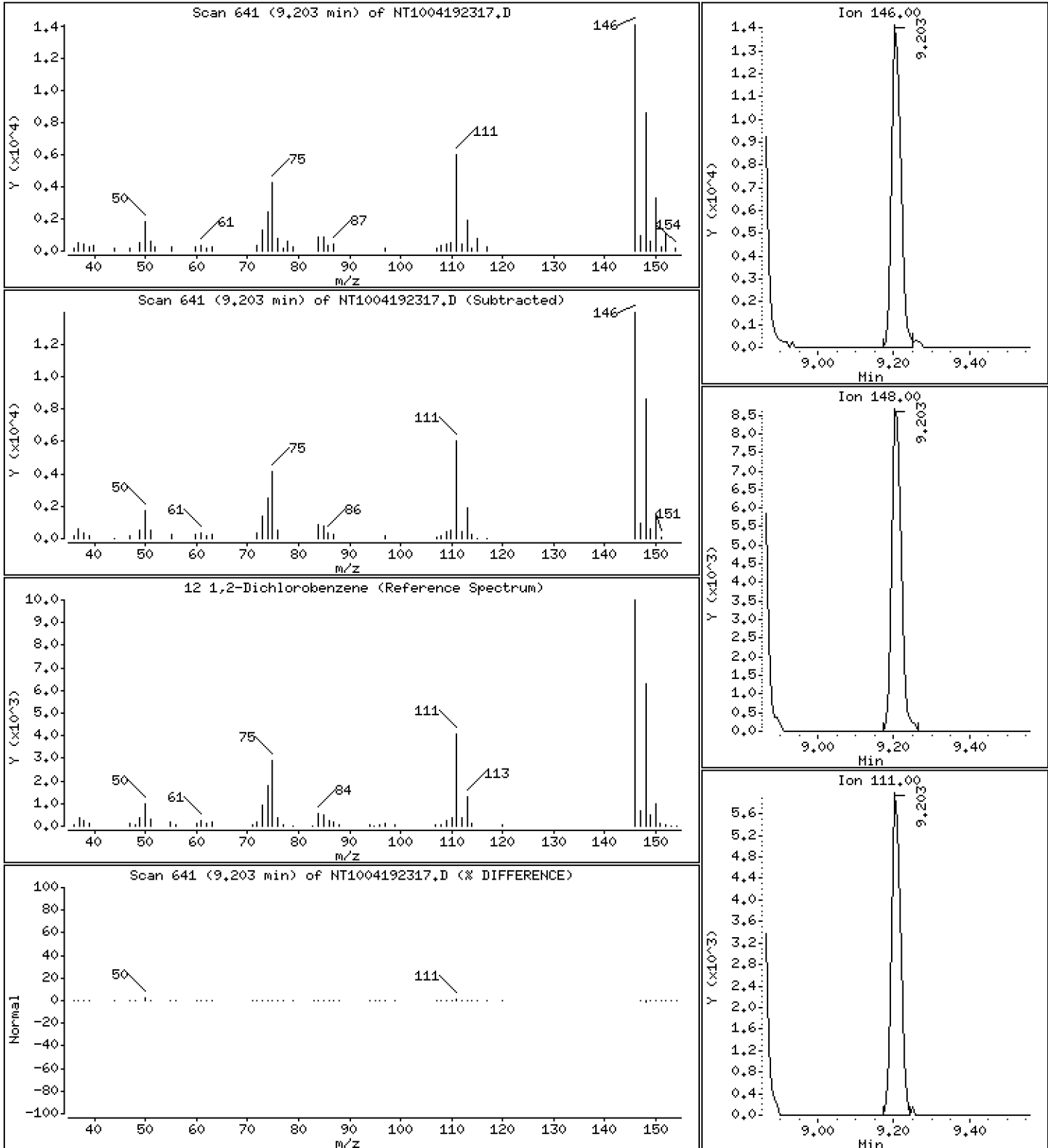
Operator: VTS

Column phase: ZB-5msi

Column diameter: 0,25

12 1,2-Dichlorobenzene

Concentration: 0,5070 ug/mL



Date : 19-APR-2023 21:33

Client ID:

Instrument: nt10.i

Sample Info: SLD0281-LCV1

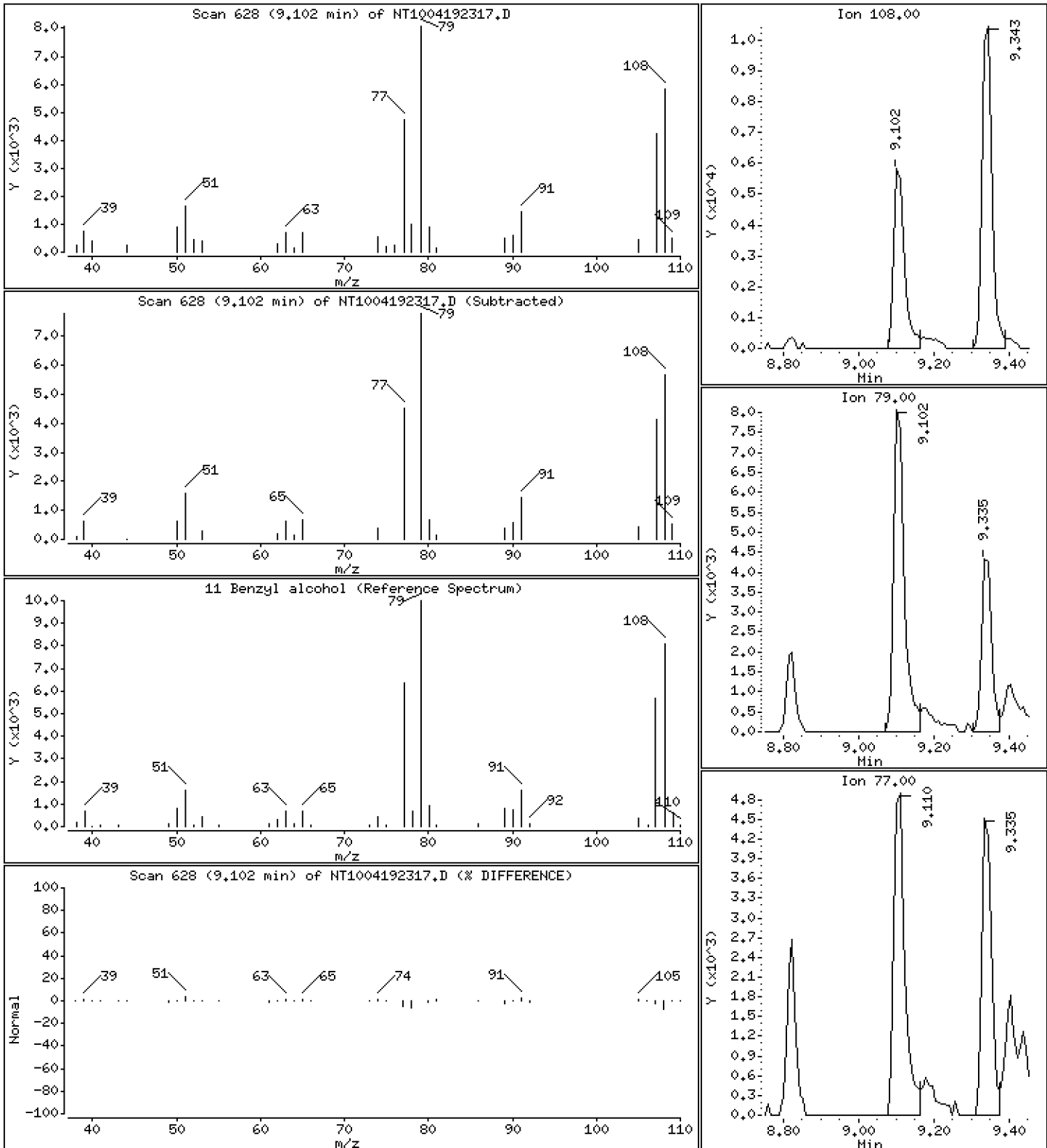
Operator: VTS

Column phase: ZB-5msi

Column diameter: 0.25

11 Benzyl alcohol

Concentration: 0.4442 ug/mL



Date : 19-APR-2023 21:33

Client ID:

Instrument: nt10.i

Sample Info: SLD0281-LCV1

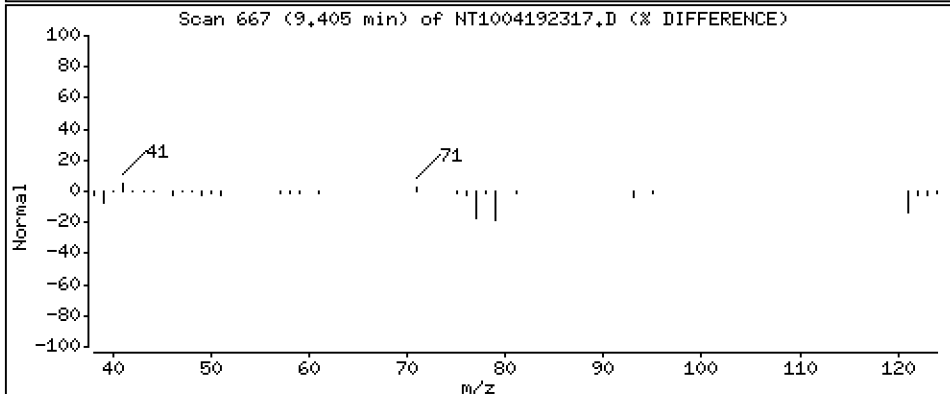
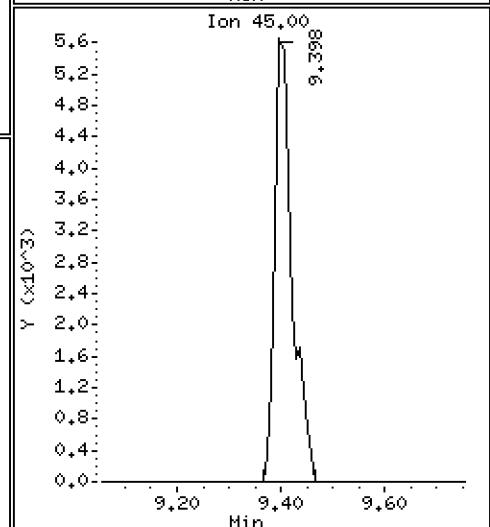
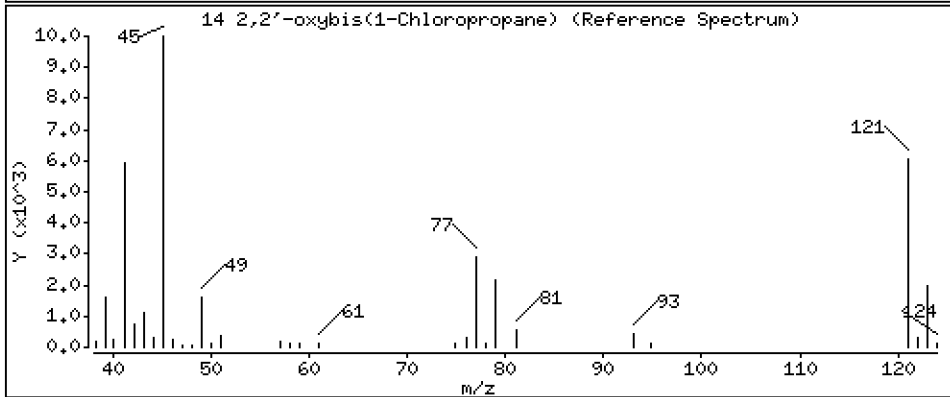
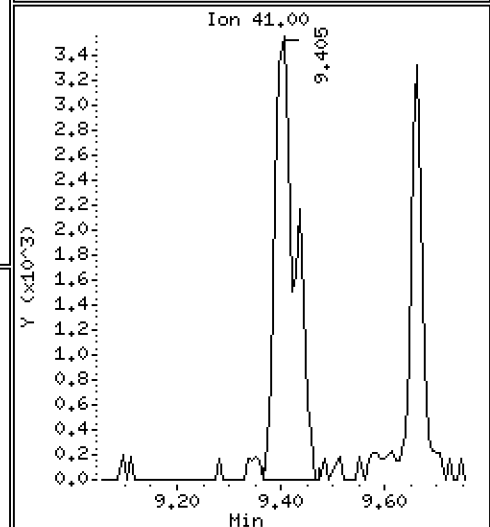
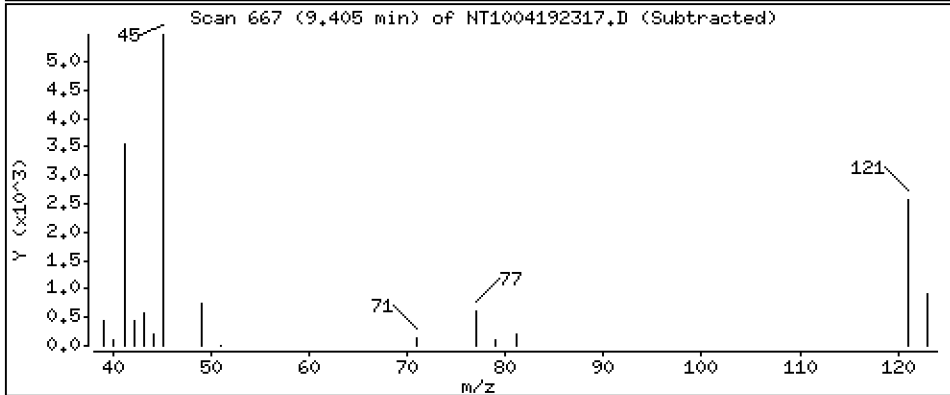
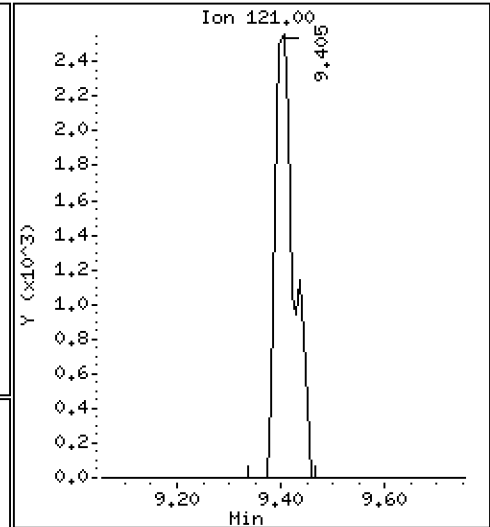
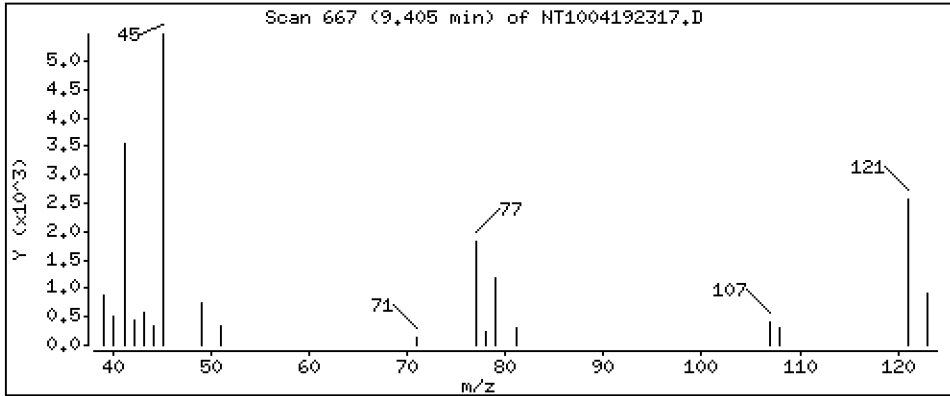
Operator: VTS

Column phase: ZB-5msi

Column diameter: 0,25

14 2,2'-oxybis(1-Chloropropane)

Concentration: 0,4722 ug/mL



Date : 19-APR-2023 21:33

Client ID:

Instrument: nt10.i

Sample Info: SLD0281-LCV1

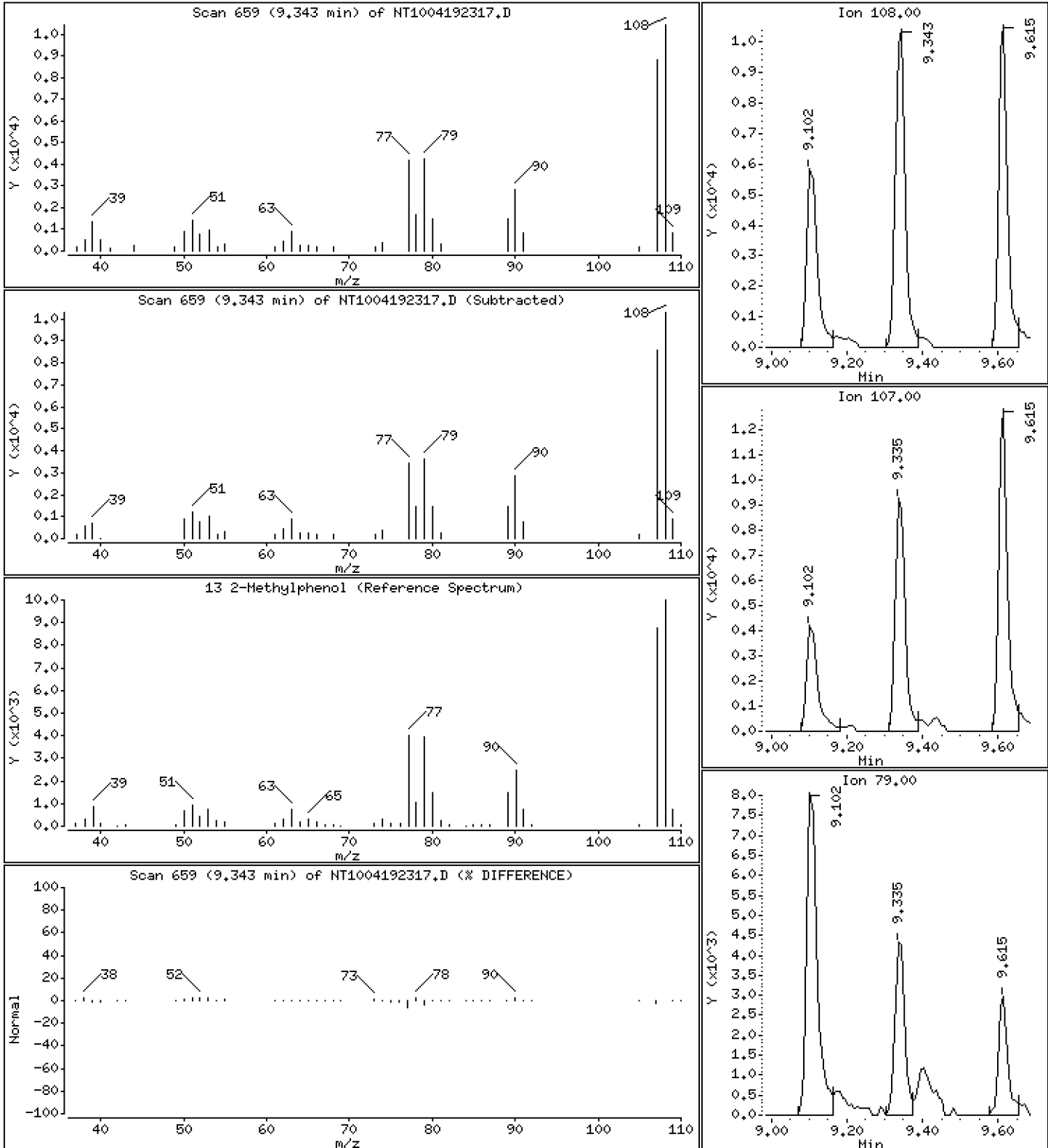
Operator: VTS

Column phase: ZB-5msi

Column diameter: 0.25

13 2-Methylphenol

Concentration: 0.4672 ug/mL



Date : 19-APR-2023 21:33

Client ID:

Instrument: nt10.i

Sample Info: SLD0281-LCV1

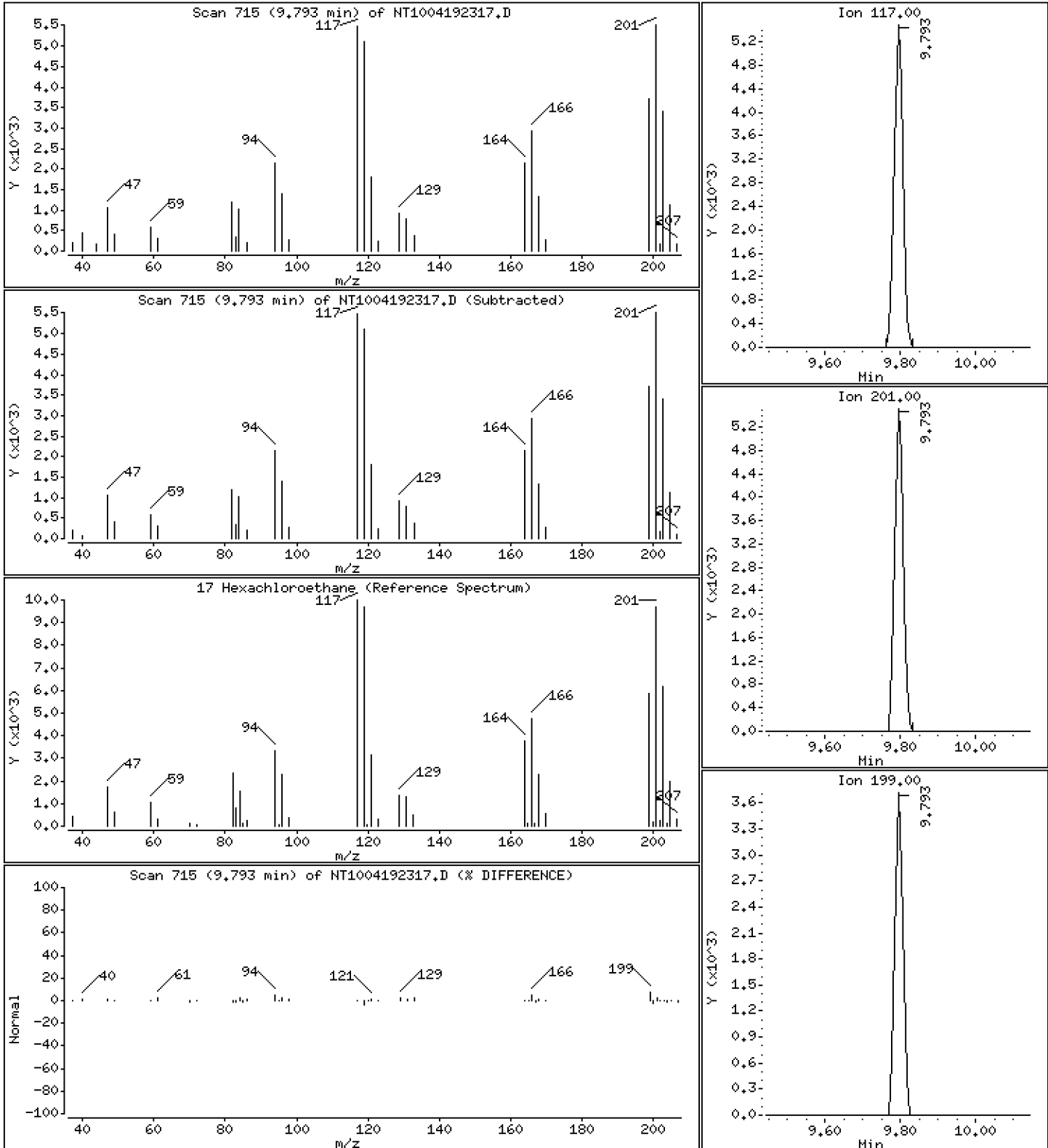
Operator: VTS

Column phase: ZB-5msi

Column diameter: 0.25

17 Hexachloroethane

Concentration: 0.4374 ug/mL



Date : 19-APR-2023 21:33

Client ID:

Instrument: nt10.i

Sample Info: SLD0281-LCV1

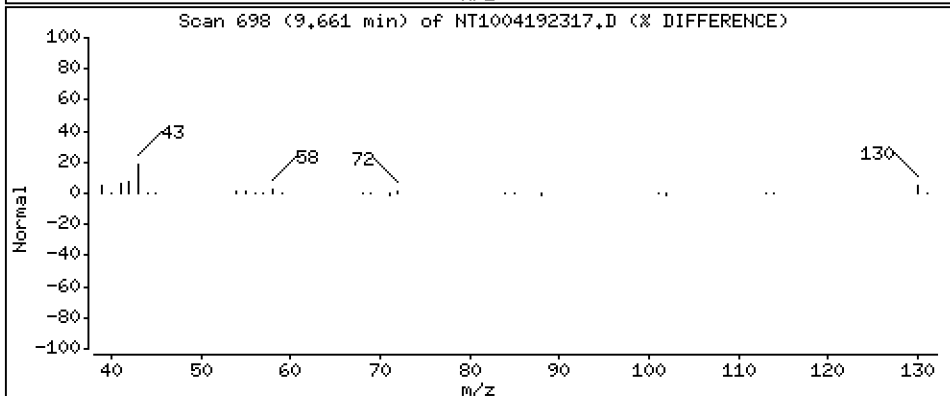
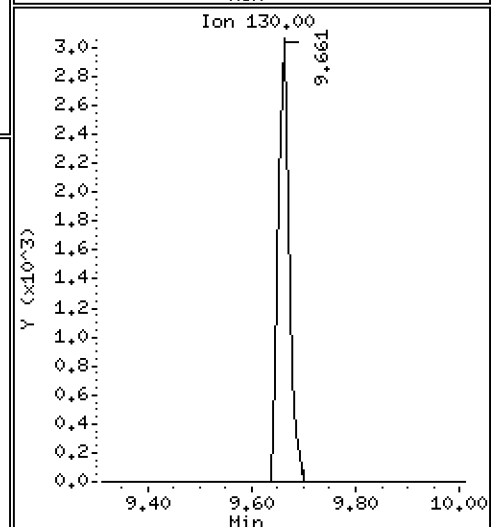
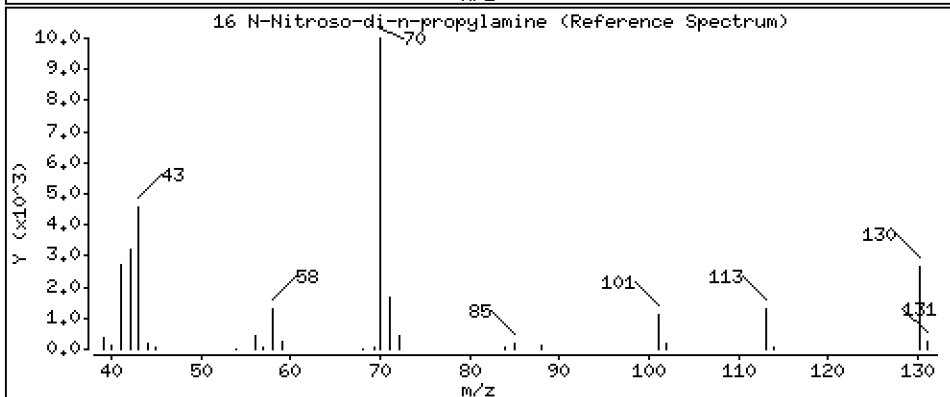
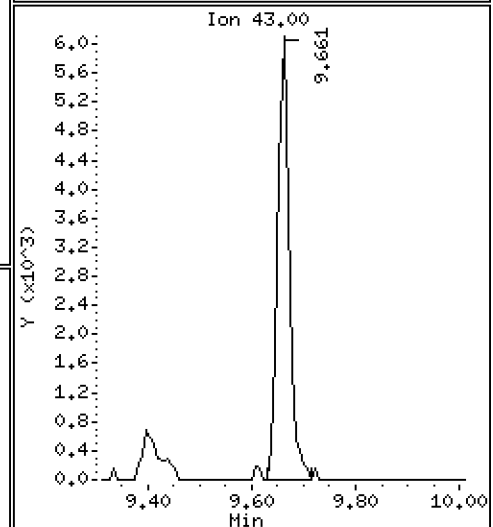
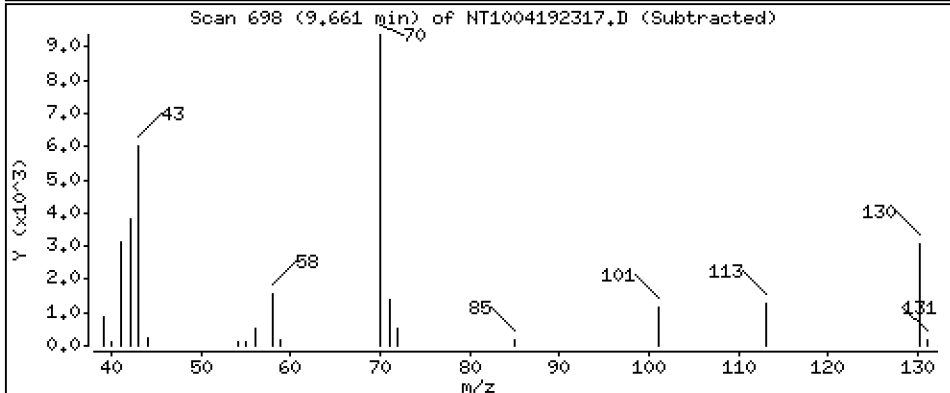
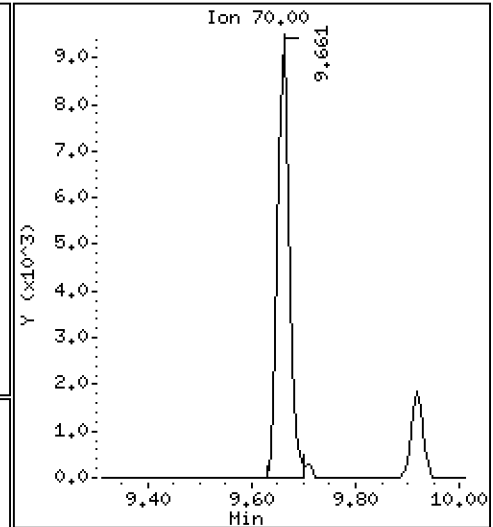
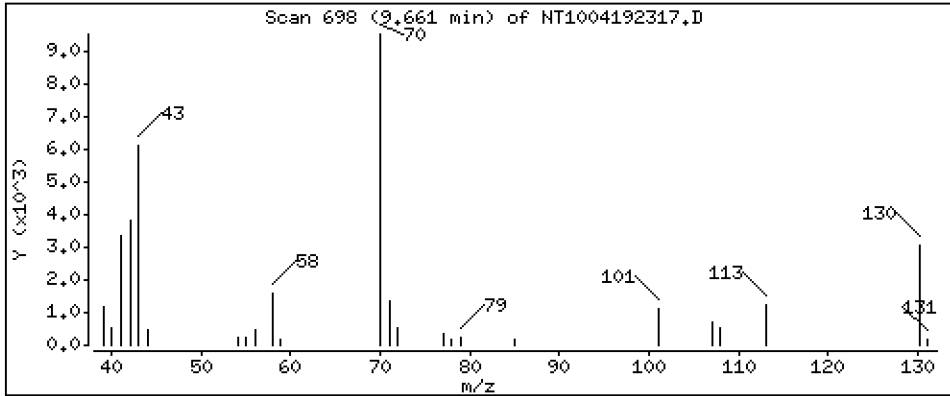
Operator: VTS

Column phase: ZB-5msi

Column diameter: 0.25

16 N-Nitroso-di-n-propylamine

Concentration: 0.4568 ug/mL



Date : 19-APR-2023 21:33

Client ID:

Instrument: nt10.i

Sample Info: SLD0281-LCV1

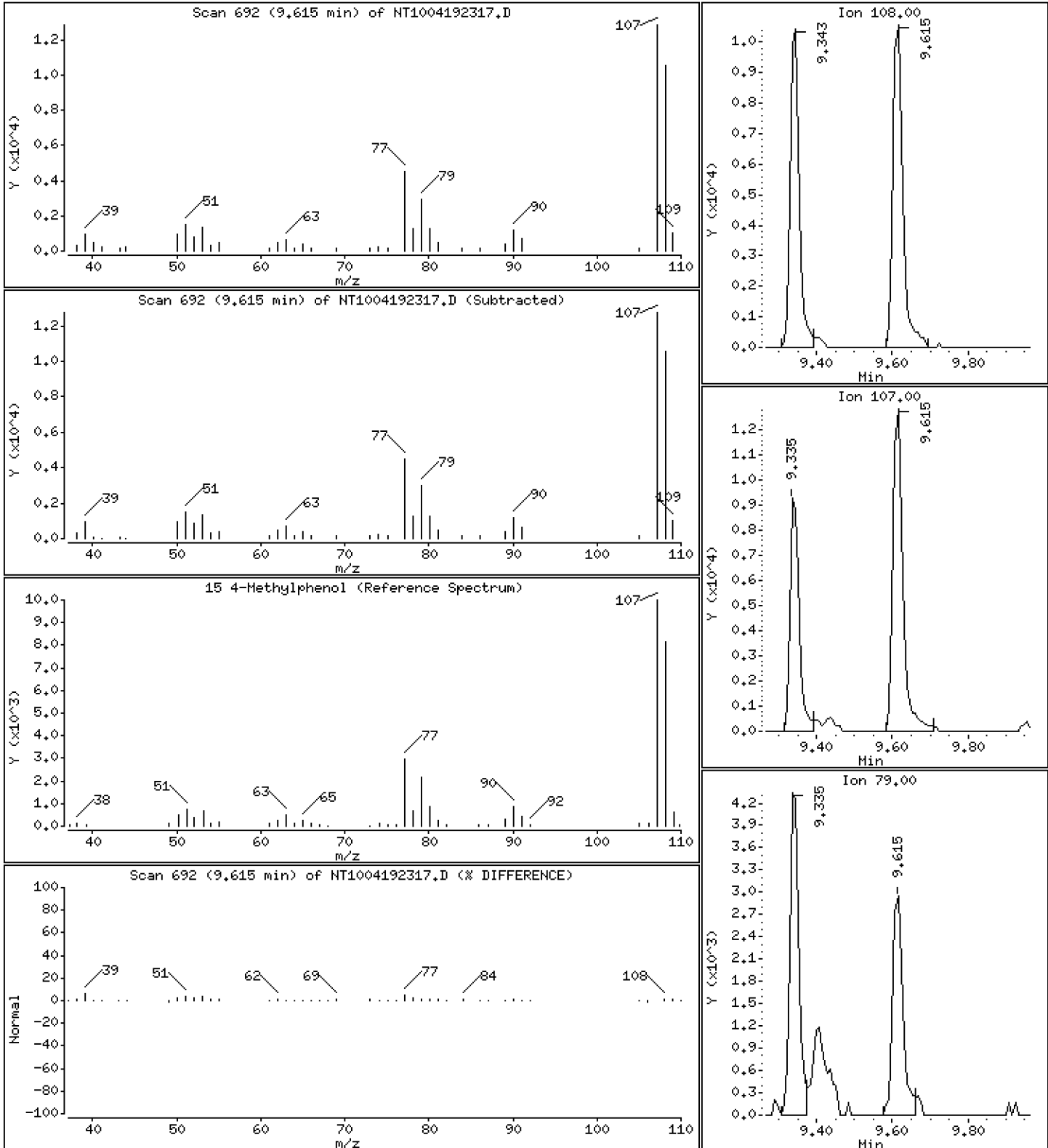
Operator: VTS

Column phase: ZB-5msi

Column diameter: 0.25

15 4-Methylphenol

Concentration: 0.4528 ug/mL



Date : 19-APR-2023 21:33

Client ID:

Instrument: nt10.i

Sample Info: SLD0281-LCV1

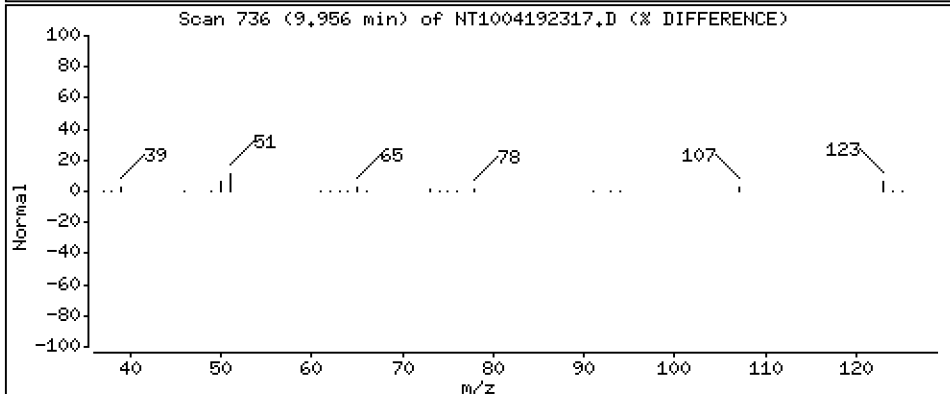
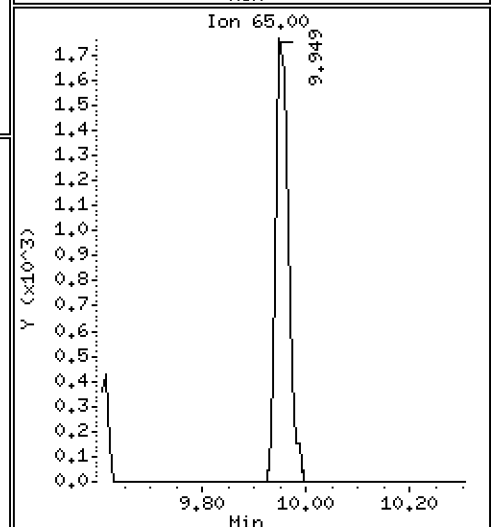
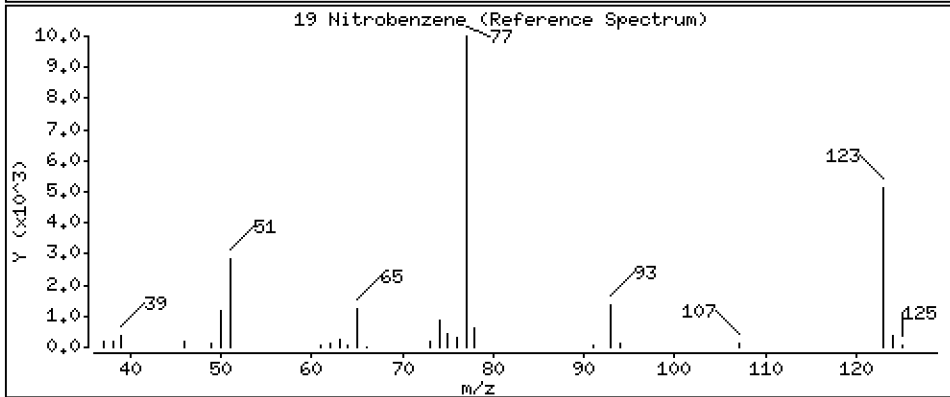
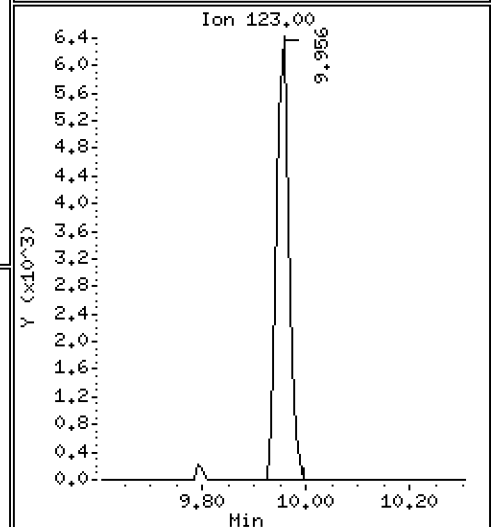
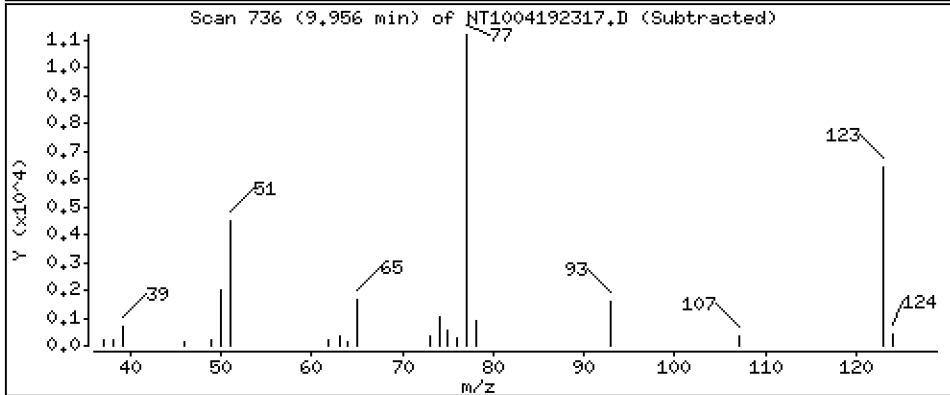
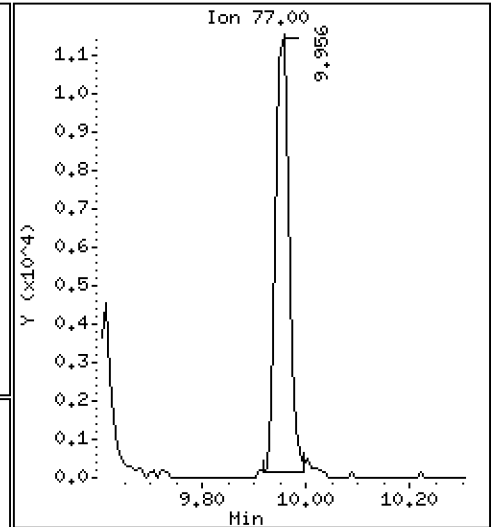
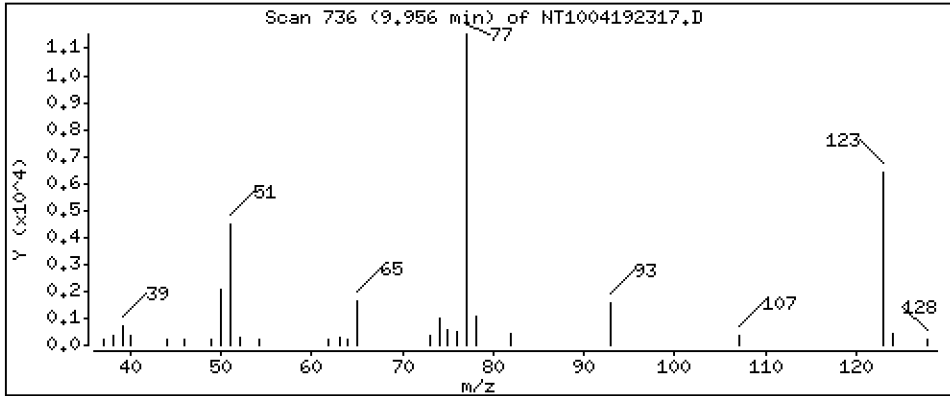
Operator: VTS

Column phase: ZB-5msi

Column diameter: 0.25

19 Nitrobenzene

Concentration: 0.4210 ug/mL



Date : 19-APR-2023 21:33

Client ID:

Instrument: nt10.i

Sample Info: SLD0281-LCV1

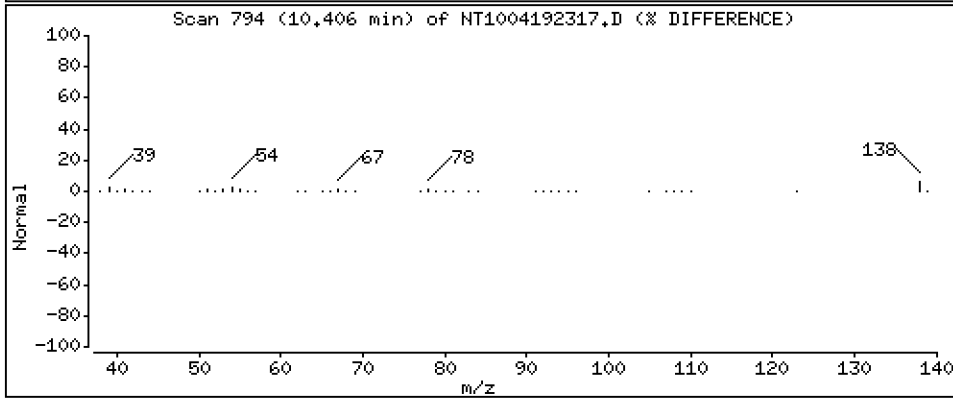
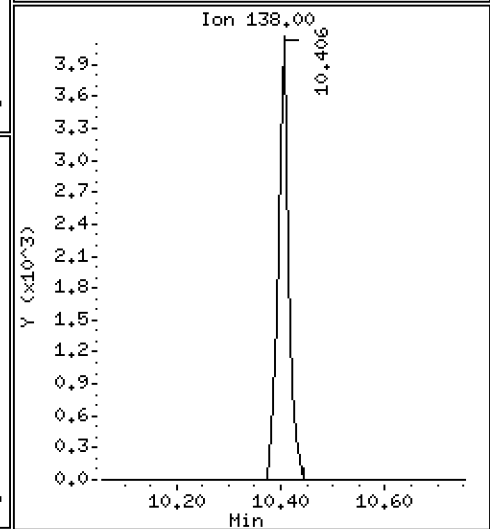
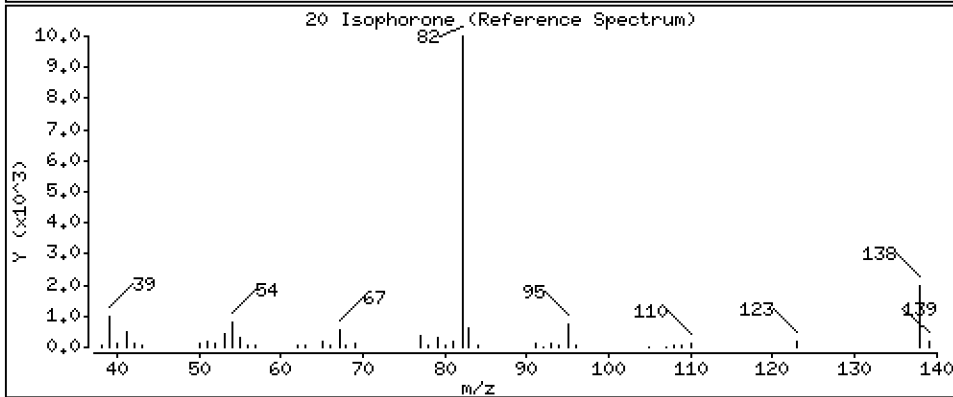
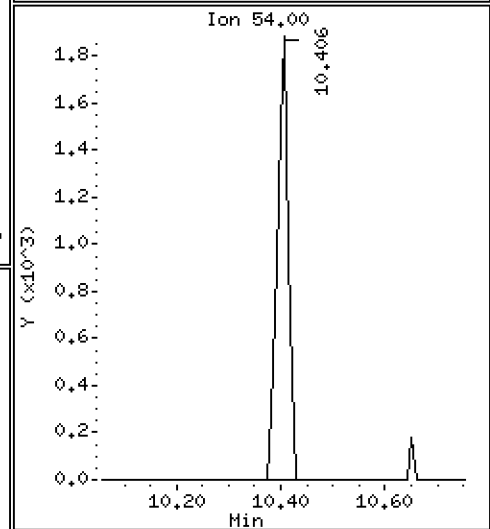
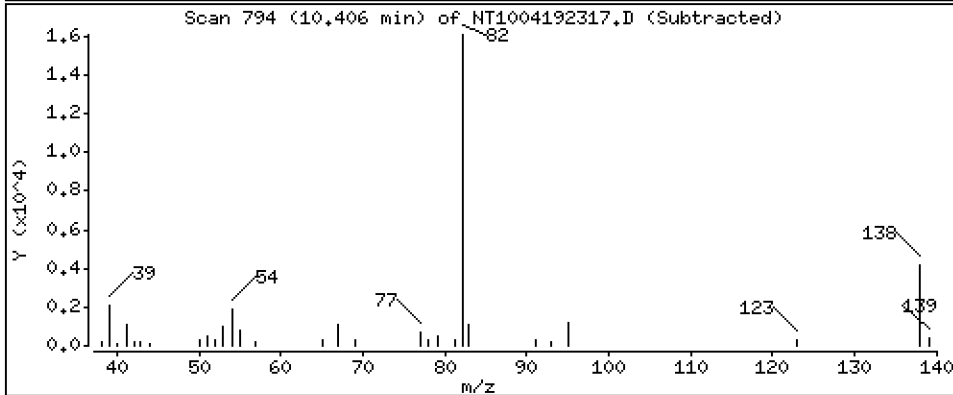
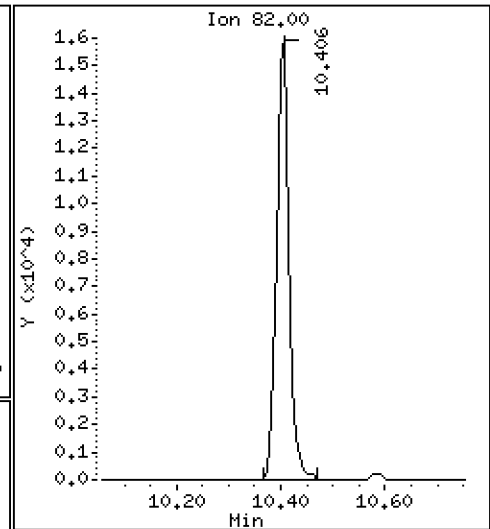
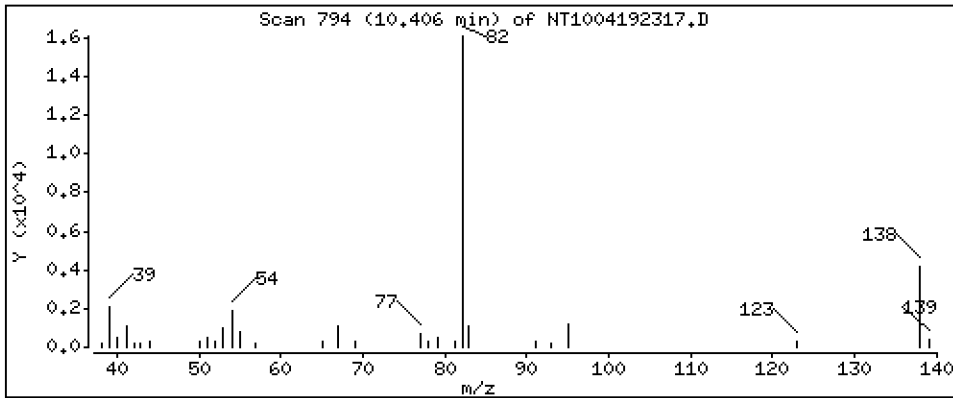
Operator: VTS

Column phase: ZB-5msi

Column diameter: 0,25

20 Isophorone

Concentration: 0,4500 ug/mL



Date : 19-APR-2023 21:33

Client ID:

Instrument: nt10.i

Sample Info: SLD0281-LCV1

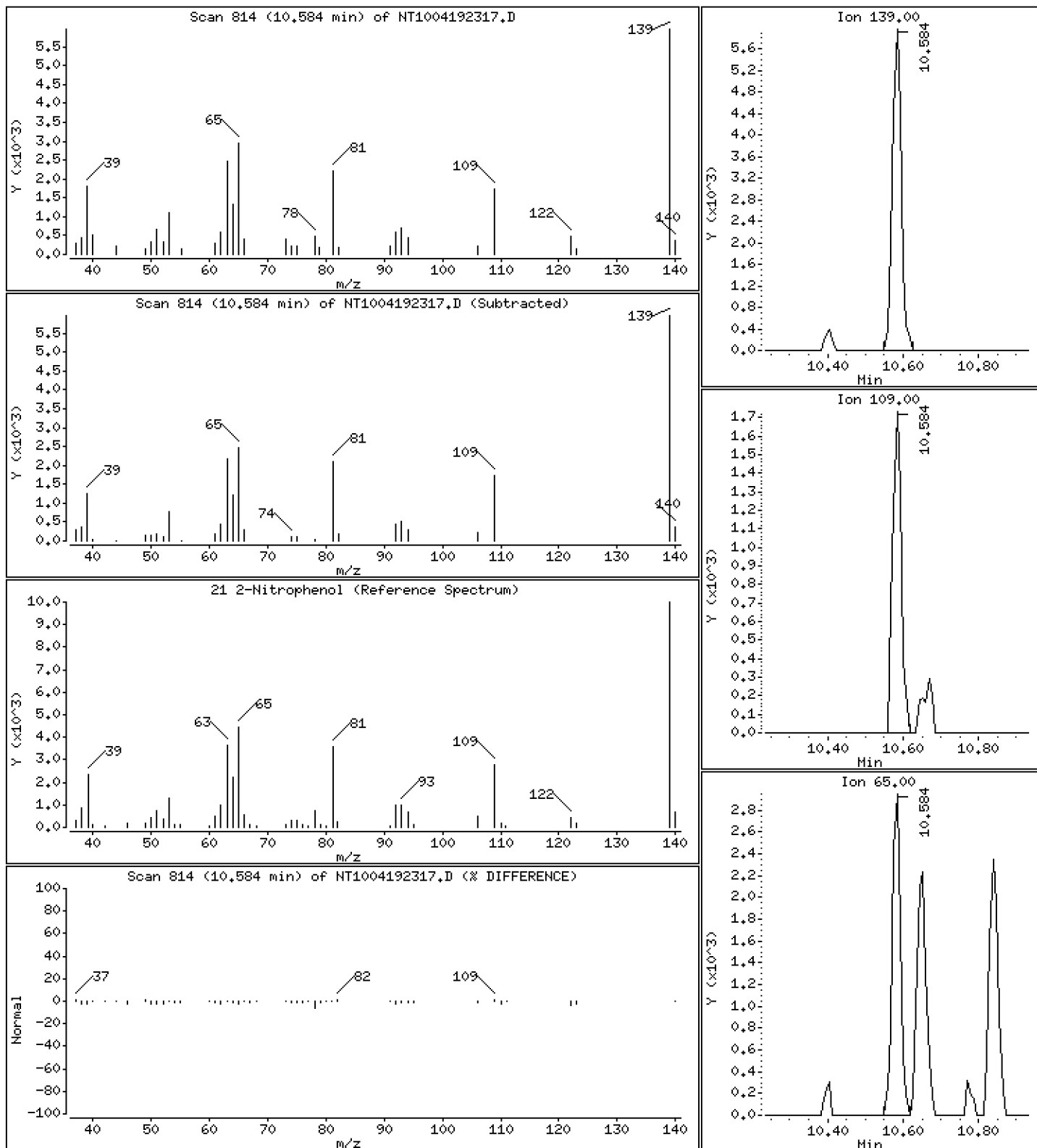
Operator: VTS

Column phase: ZB-5msi

Column diameter: 0,25

21 2-Nitrophenol

Concentration: 0,4410 ug/mL



Date : 19-APR-2023 21:33

Client ID:

Instrument: nt10.i

Sample Info: SLD0281-LCV1

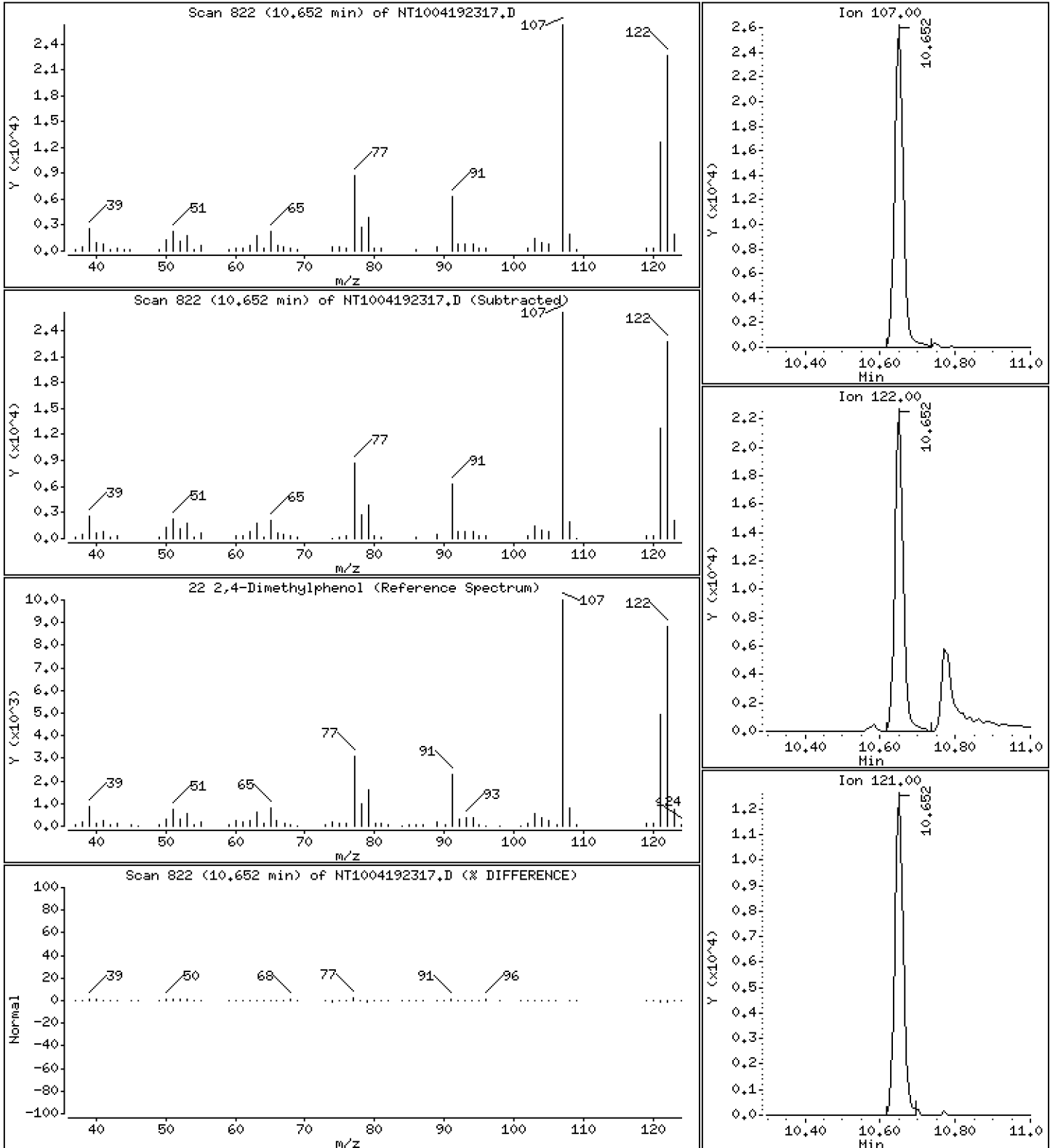
Operator: VTS

Column phase: ZB-5msi

Column diameter: 0.25

22 2,4-Dimethylphenol

Concentration: 0.9685 ug/mL



Date : 19-APR-2023 21:33

Client ID:

Instrument: nt10.i

Sample Info: SLD0281-LCV1

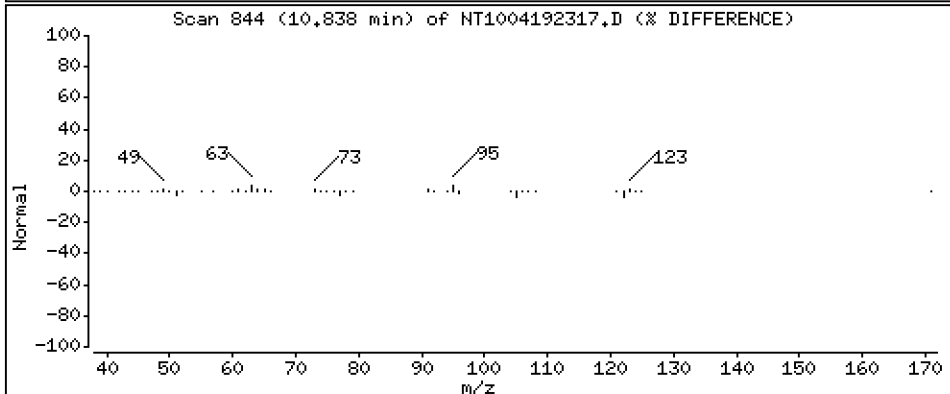
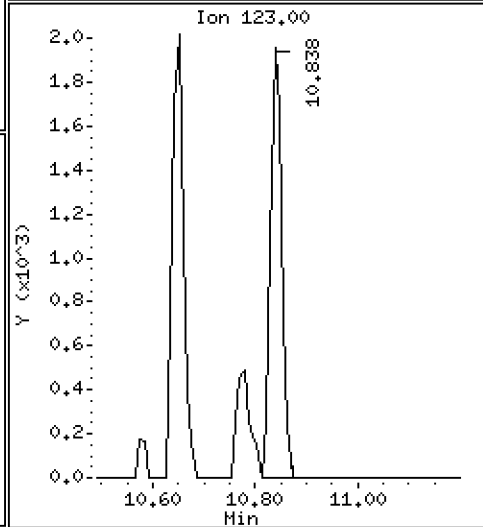
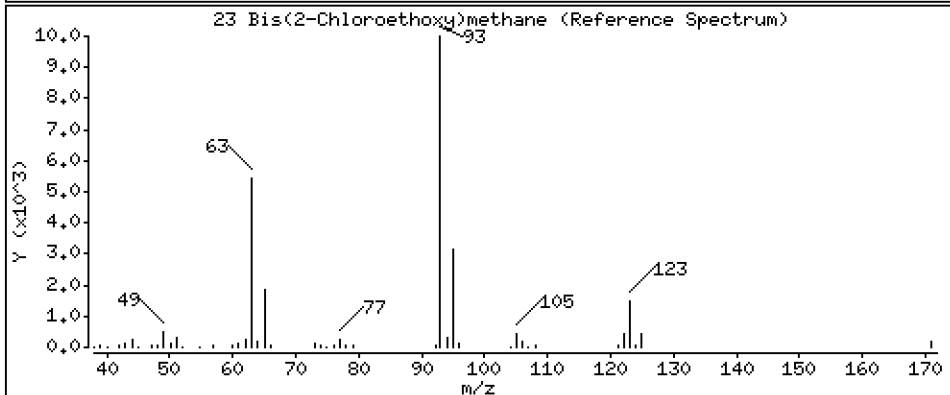
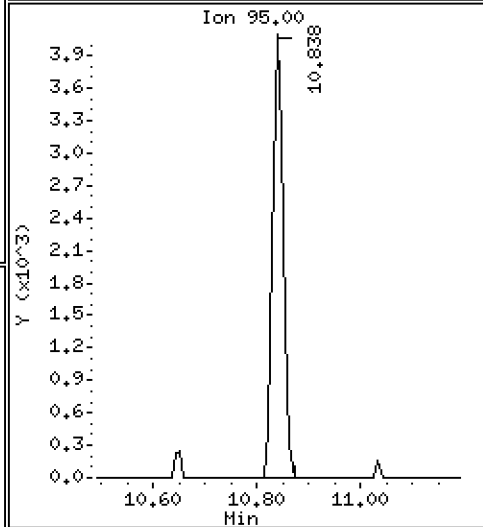
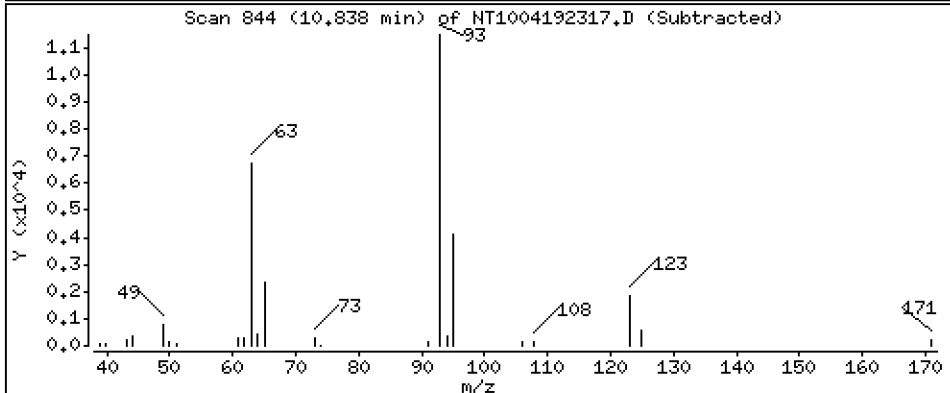
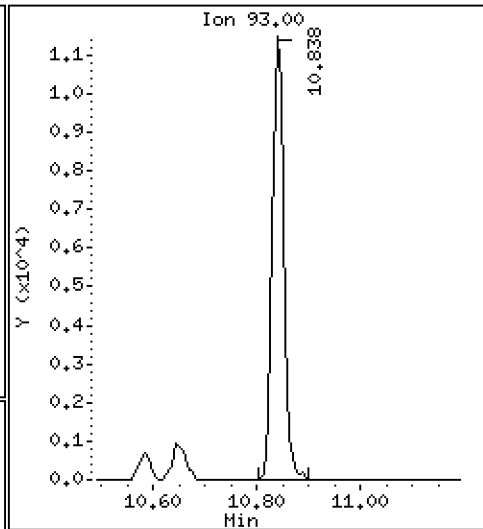
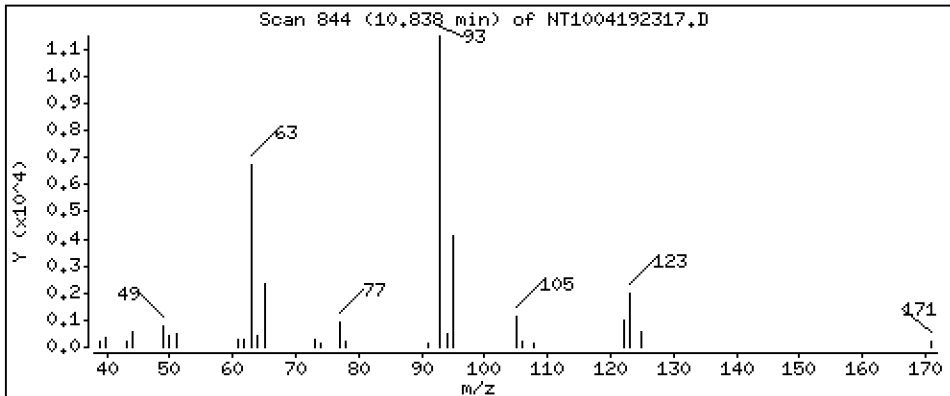
Operator: VTS

Column phase: ZB-5msi

Column diameter: 0,25

23 Bis(2-Chloroethoxy)methane

Concentration: 0,4610 ug/mL



Date : 19-APR-2023 21:33

Client ID:

Instrument: nt10.i

Sample Info: SLD0281-LCV1

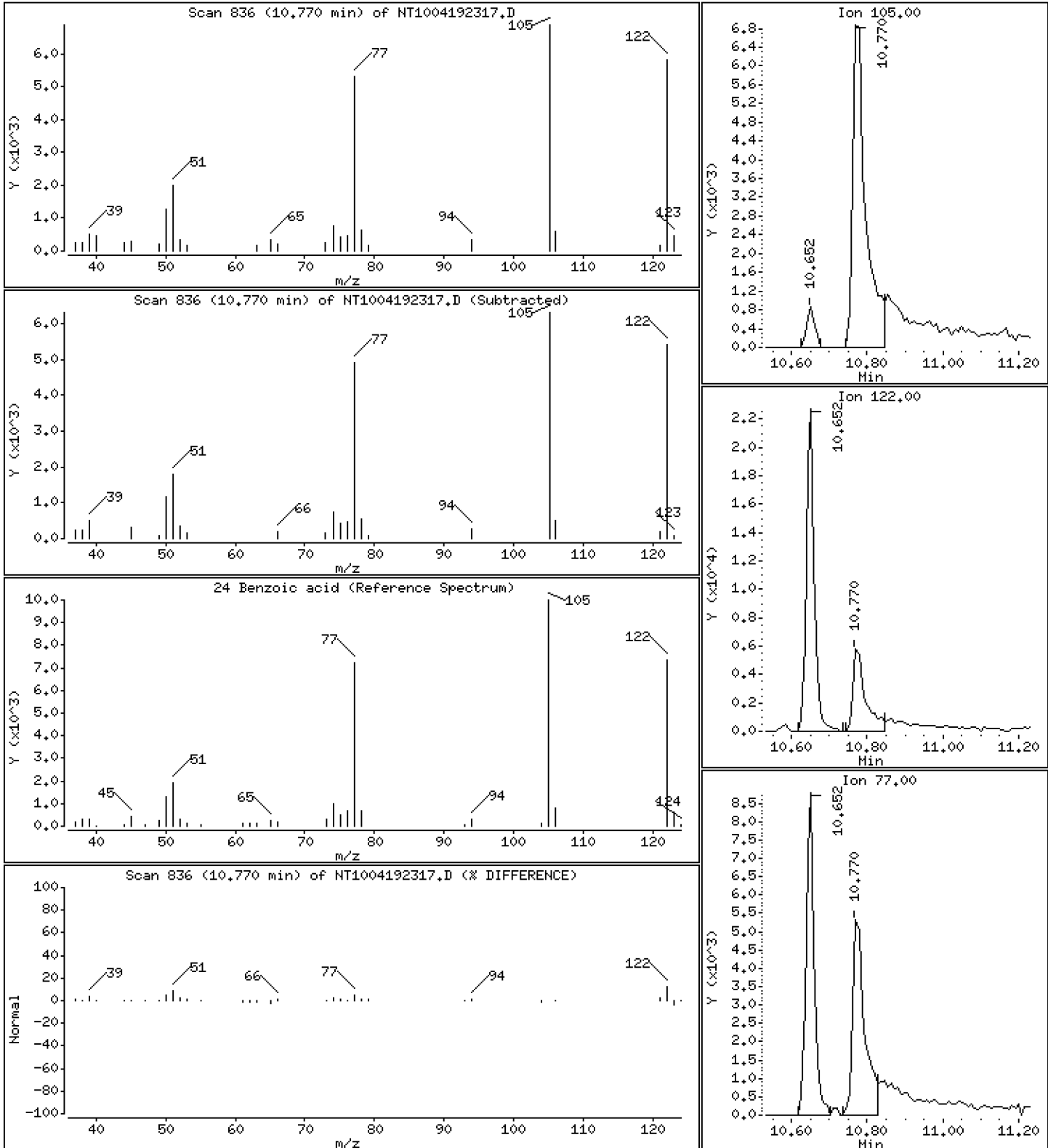
Operator: VTS

Column phase: ZB-5msi

Column diameter: 0,25

24 Benzoic acid

Concentration: 0,7099 ug/mL



Date : 19-APR-2023 21:33

Client ID:

Instrument: nt10.i

Sample Info: SLD0281-LCV1

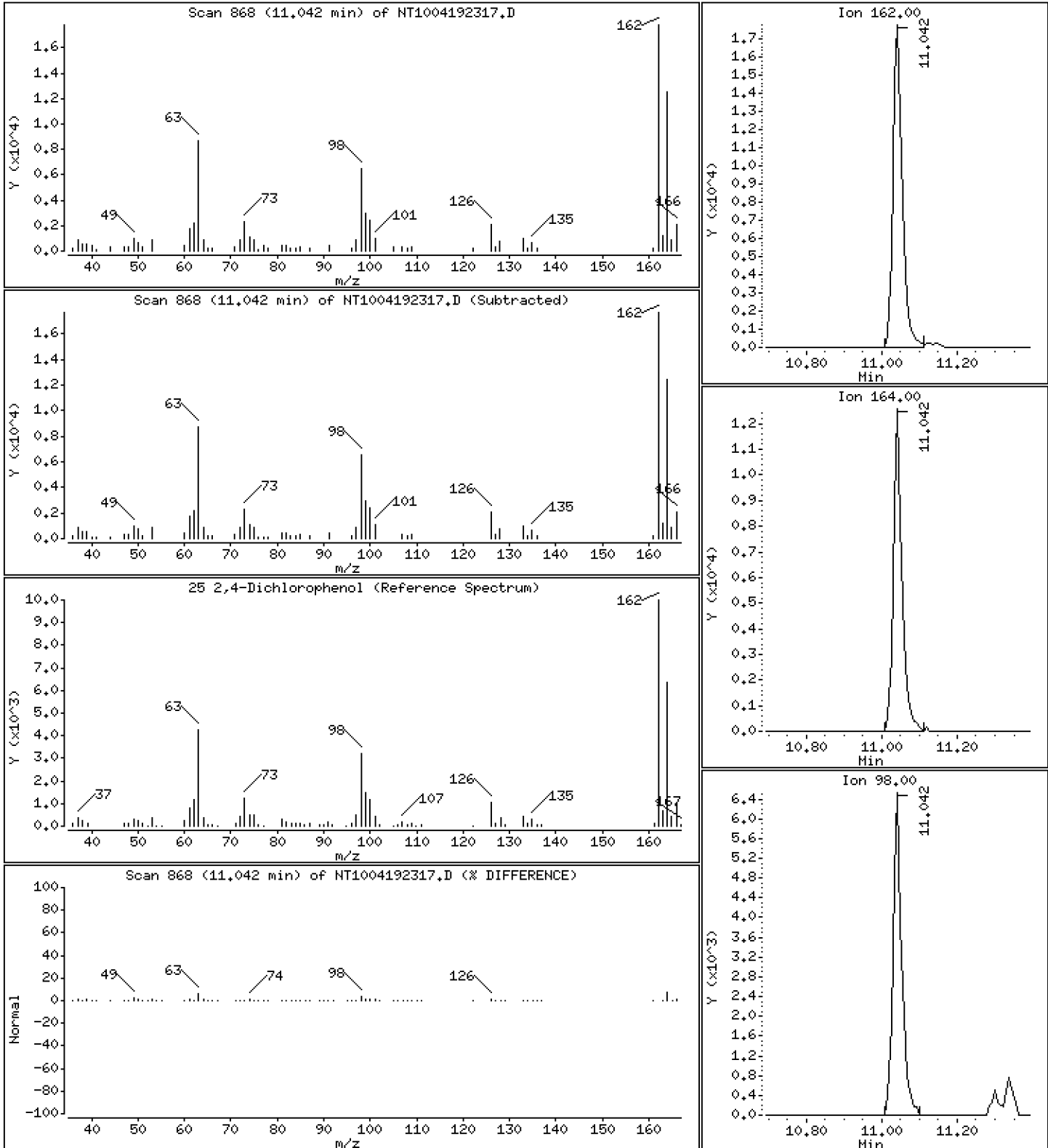
Operator: VTS

Column phase: ZB-5msi

Column diameter: 0.25

25 2,4-Dichlorophenol

Concentration: 0.9306 ug/mL



Date : 19-APR-2023 21:33

Client ID:

Instrument: nt10.i

Sample Info: SLD0281-LCV1

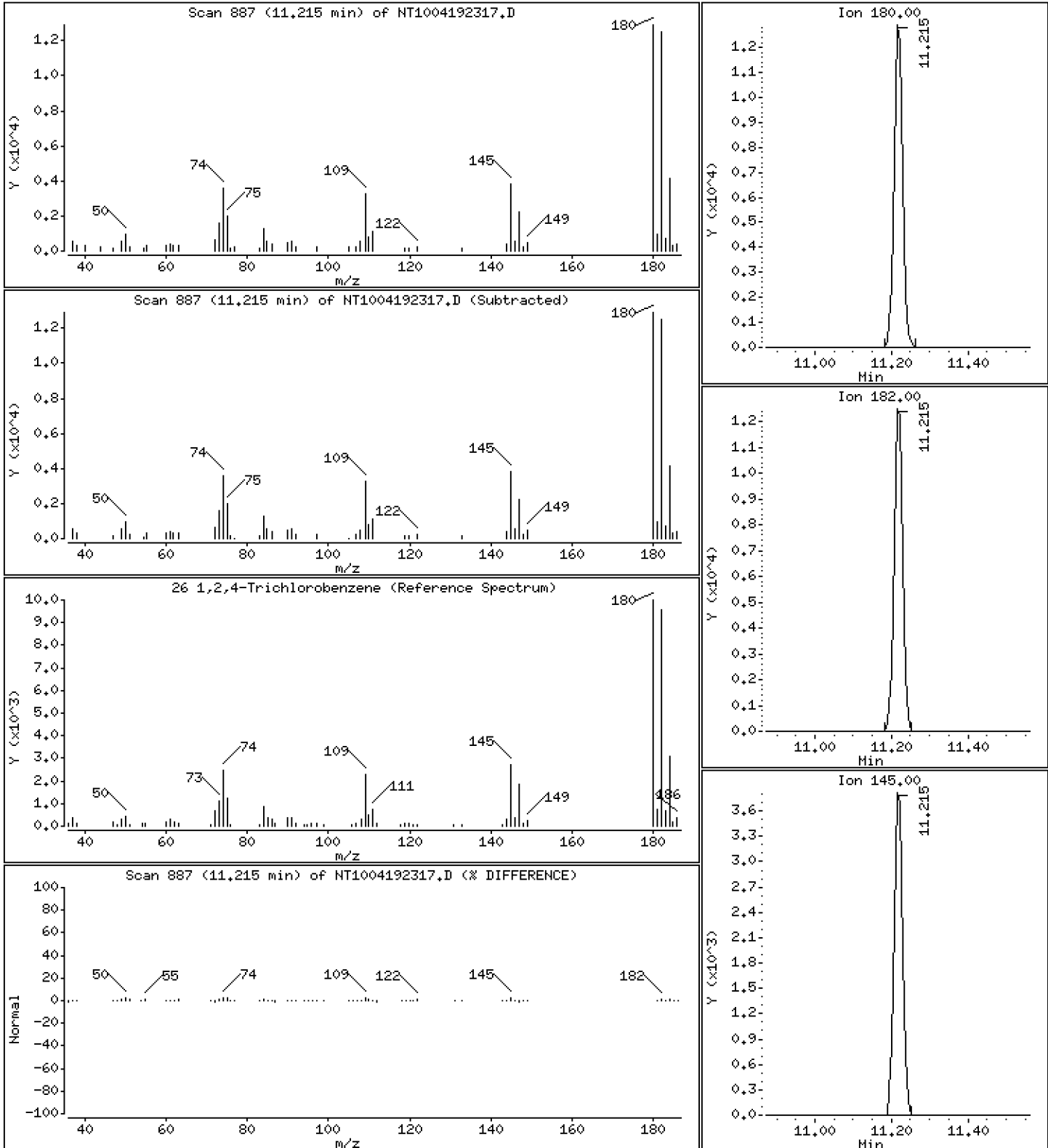
Operator: VTS

Column phase: ZB-5msi

Column diameter: 0,25

26 1,2,4-Trichlorobenzene

Concentration: 0,5245 ug/mL



Date : 19-APR-2023 21:33

Client ID:

Instrument: nt10.i

Sample Info: SLD0281-LCV1

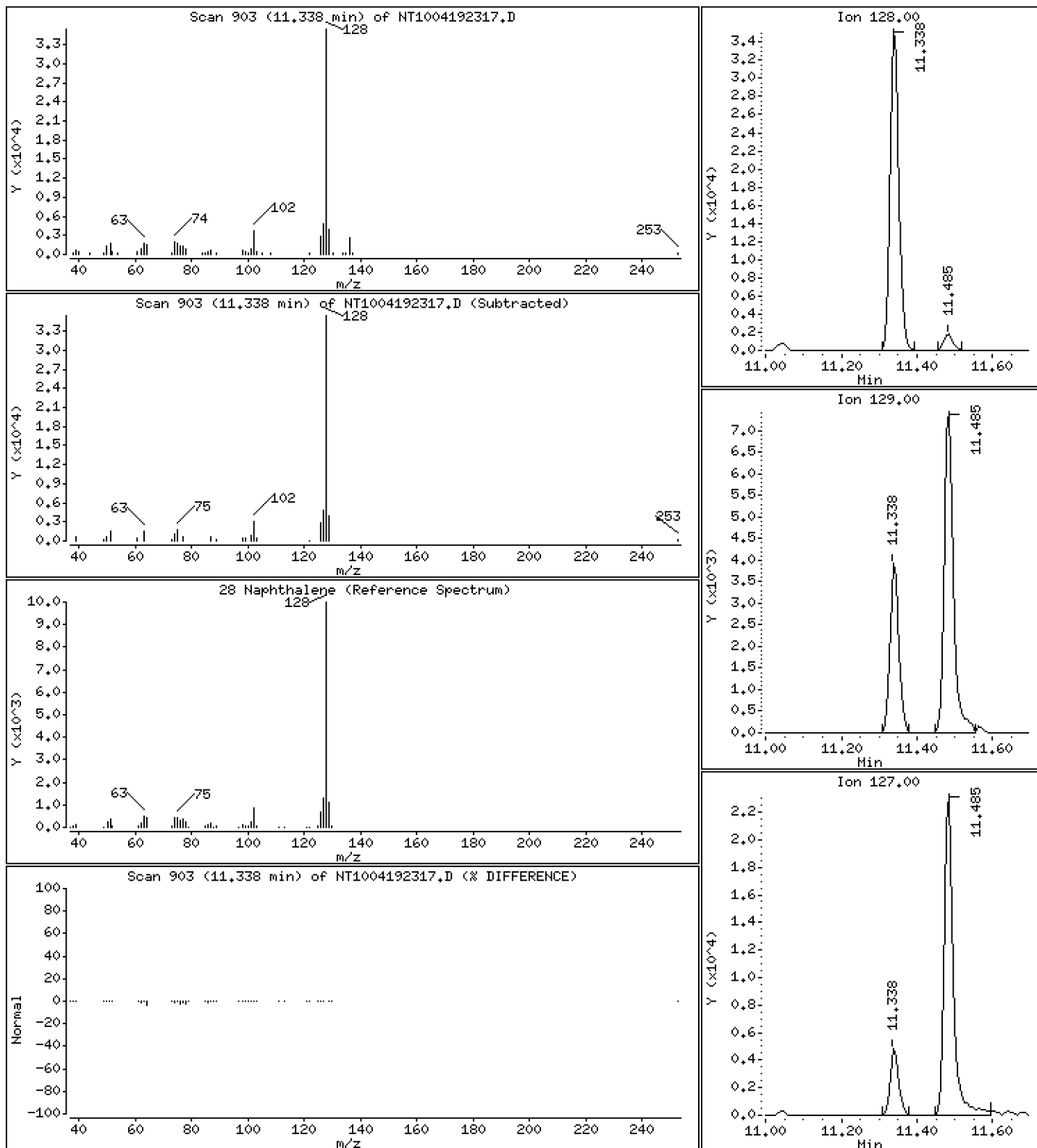
Operator: VTS

Column phase: ZB-5msi

Column diameter: 0.25

28 Naphthalene

Concentration: 0.4630 ug/mL



Date : 19-APR-2023 21:33

Client ID:

Instrument: nt10.i

Sample Info: SLD0281-LCV1

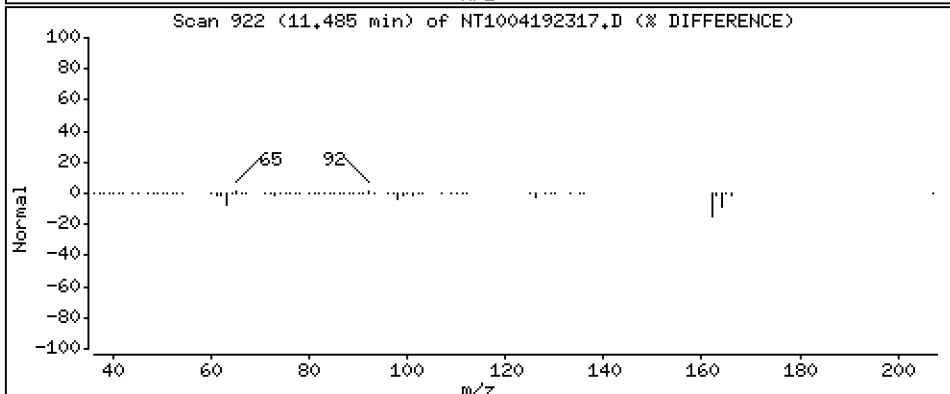
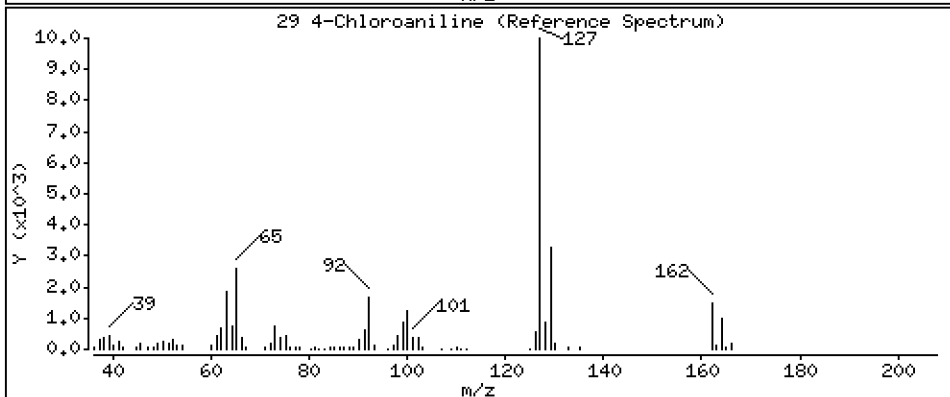
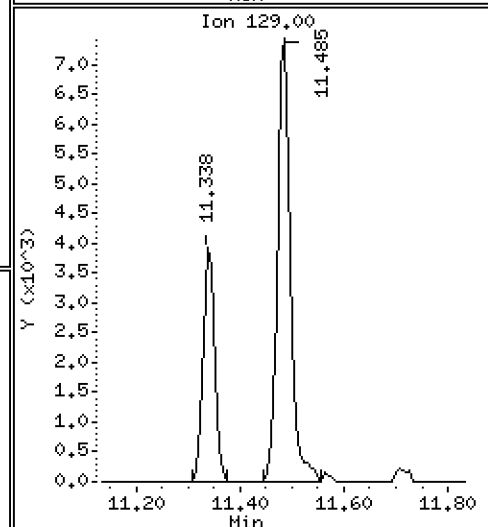
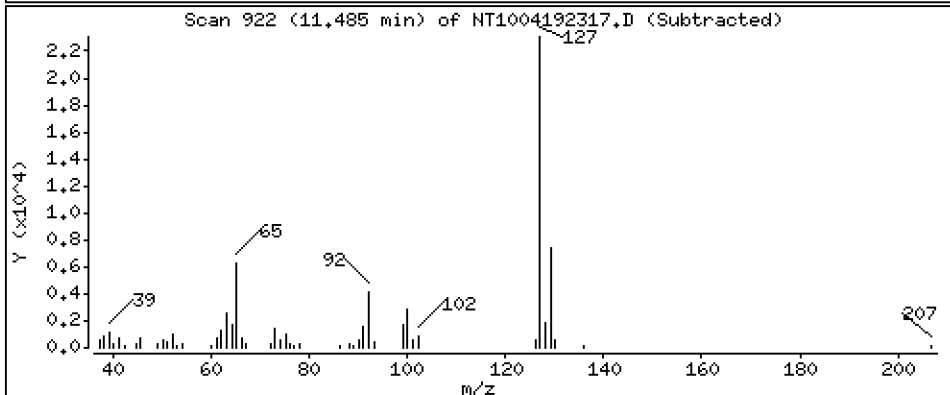
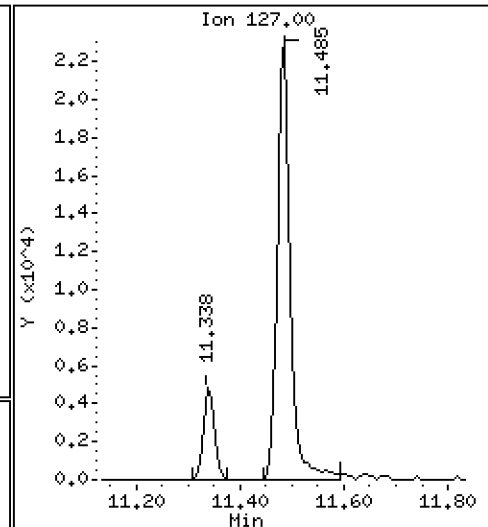
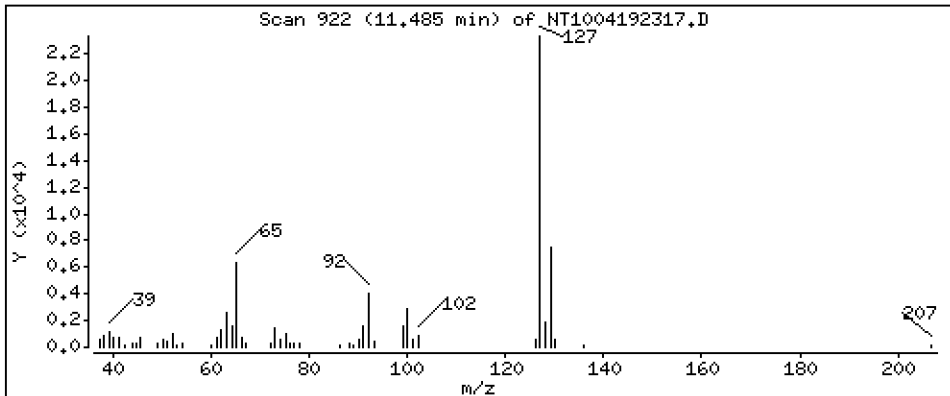
Operator: VTS

Column phase: ZB-5msi

Column diameter: 0,25

29 4-Chloroaniline

Concentration: 0,9274 ug/mL



Date : 19-APR-2023 21:33

Client ID:

Instrument: nt10.i

Sample Info: SLD0281-LCV1

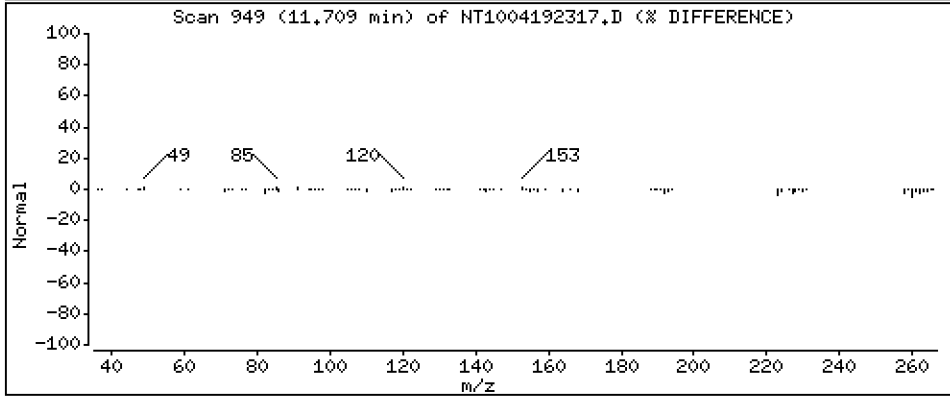
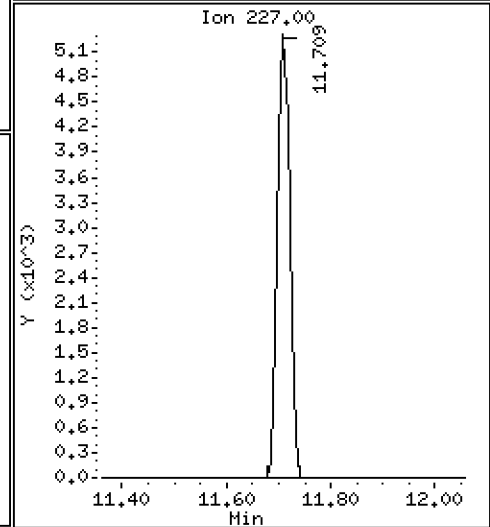
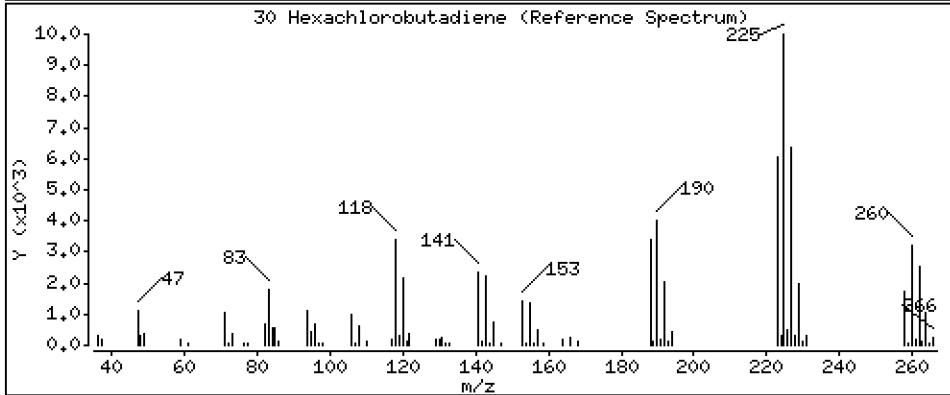
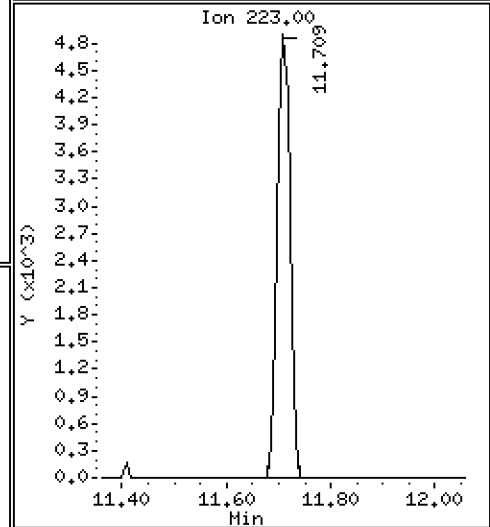
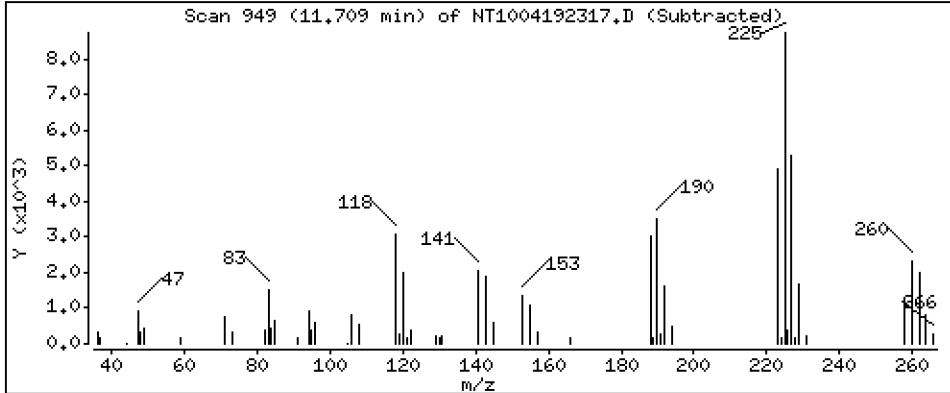
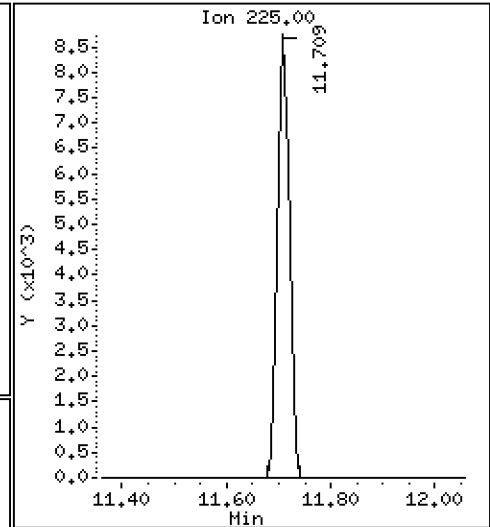
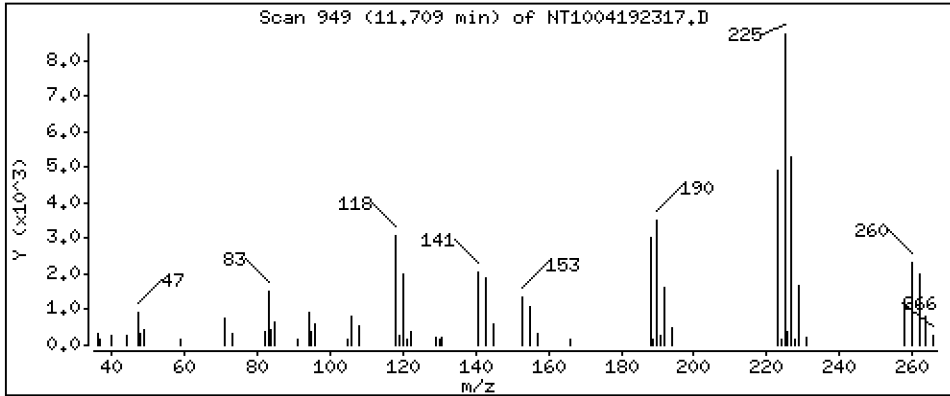
Operator: VTS

Column phase: ZB-5msi

Column diameter: 0.25

30 Hexachlorobutadiene

Concentration: 0.5617 ug/mL



Date : 19-APR-2023 21:33

Client ID:

Instrument: nt10.i

Sample Info: SLD0281-LCV1

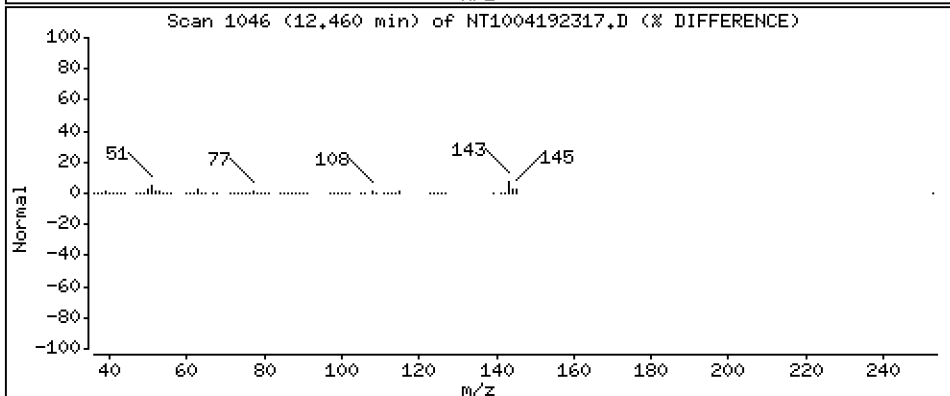
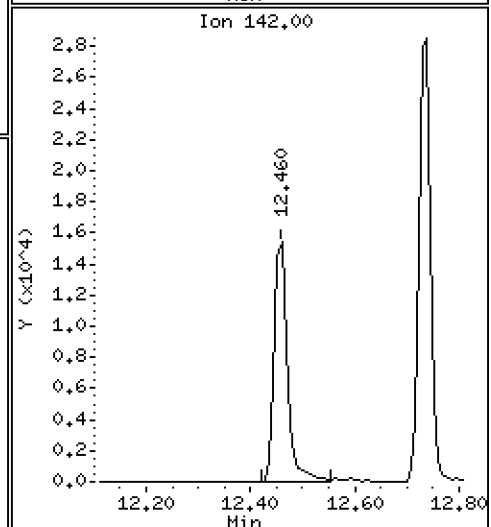
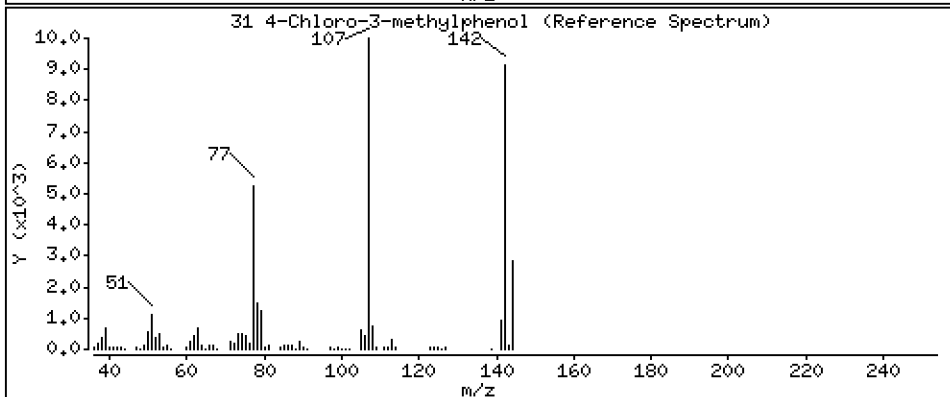
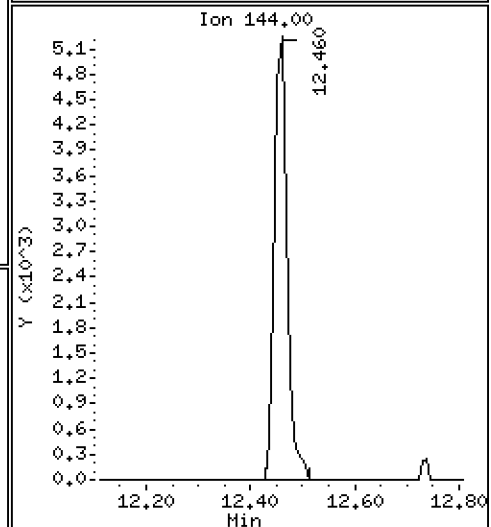
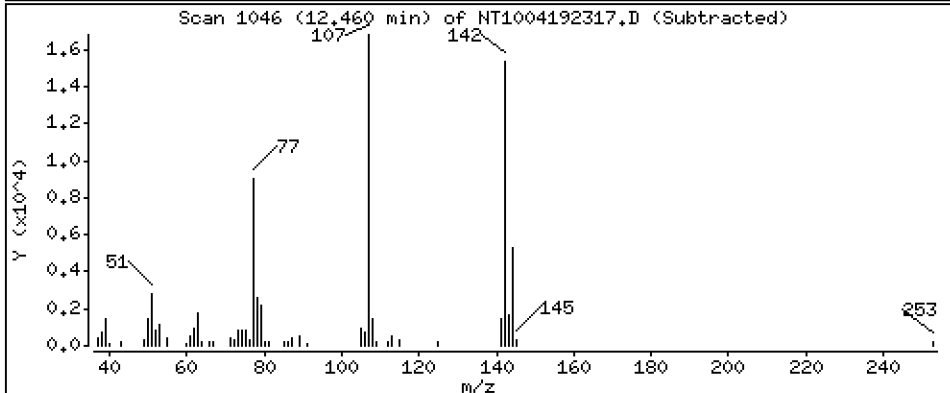
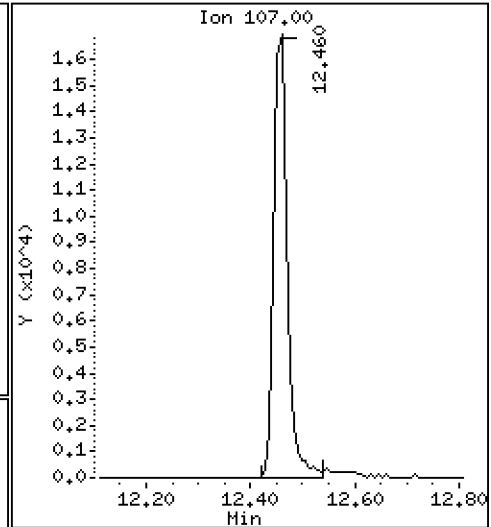
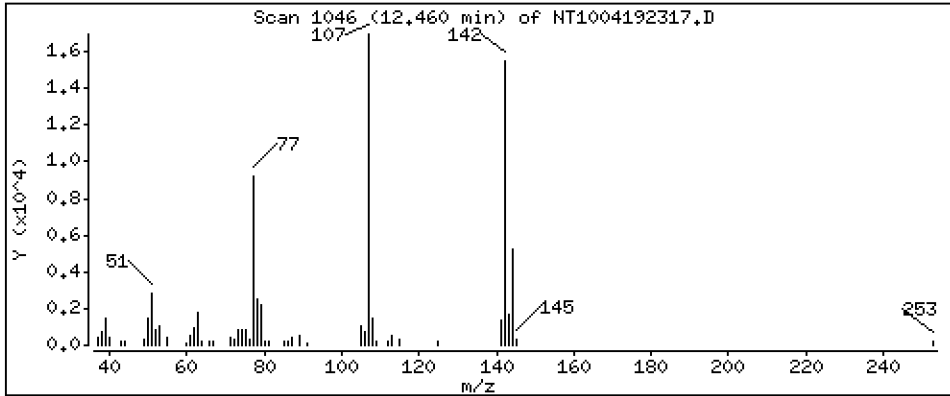
Operator: VTS

Column phase: ZB-5msi

Column diameter: 0,25

31 4-Chloro-3-methylphenol

Concentration: 0,7963 ug/mL



Date : 19-APR-2023 21:33

Client ID:

Instrument: nt10.i

Sample Info: SLD0281-LCV1

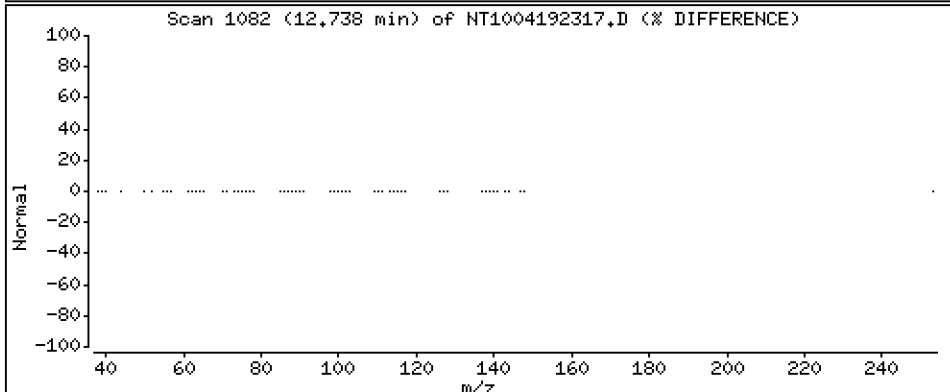
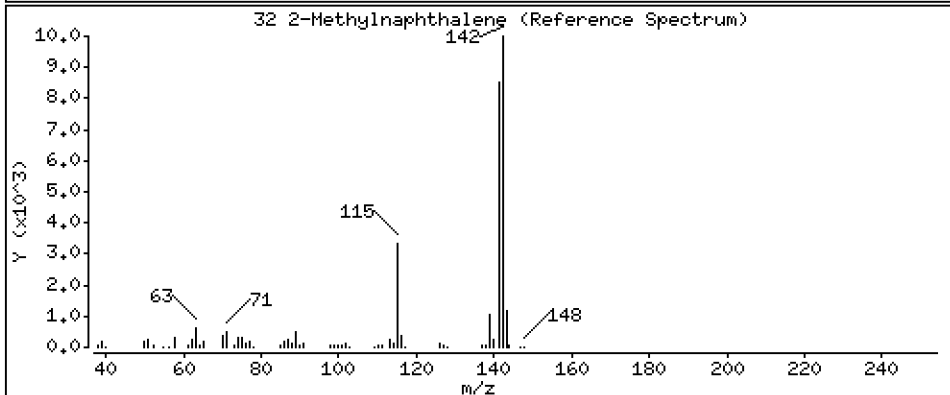
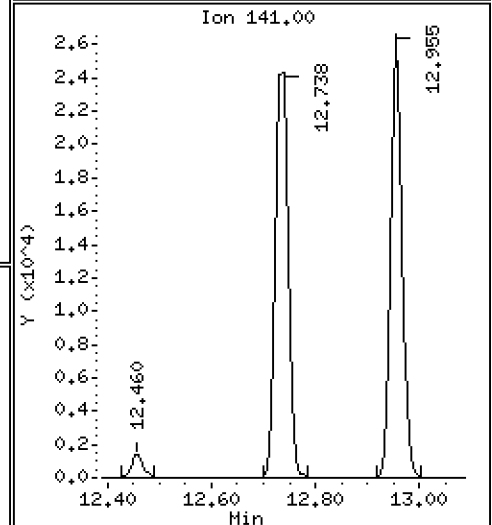
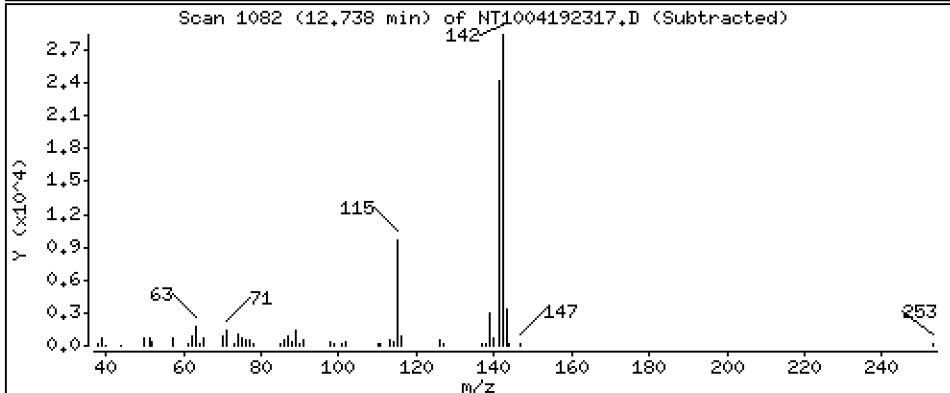
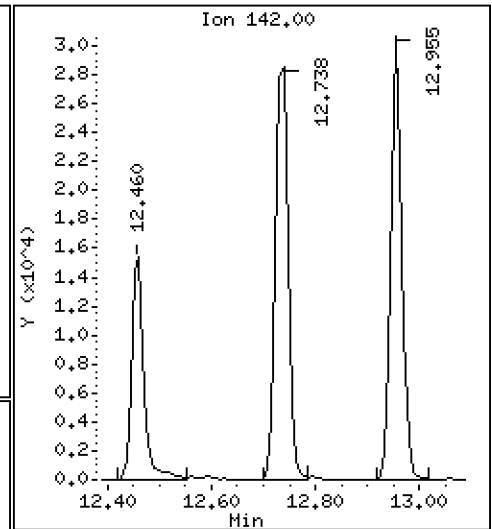
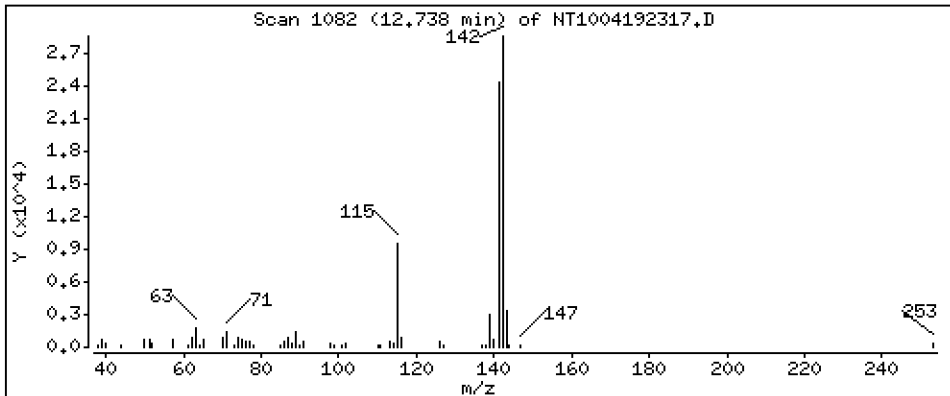
Operator: VTS

Column phase: ZB-5msi

Column diameter: 0,25

32 2-Methylnaphthalene

Concentration: 0,5194 ug/mL



Date : 19-APR-2023 21:33

Client ID:

Instrument: nt10.i

Sample Info: SLD0281-LCV1

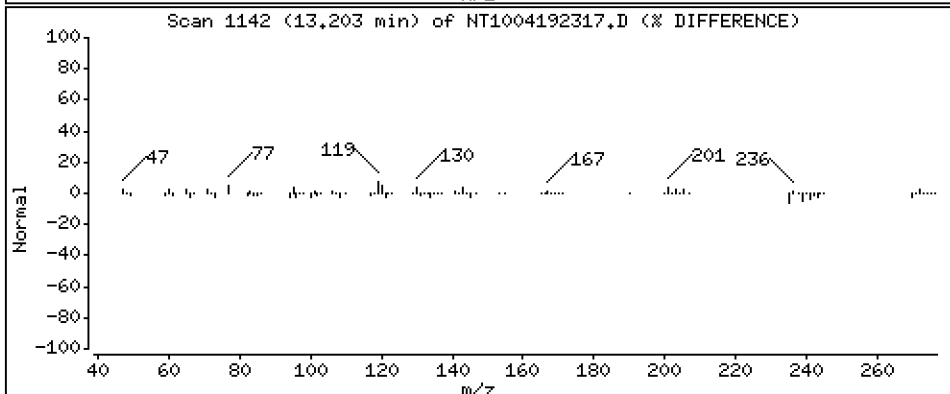
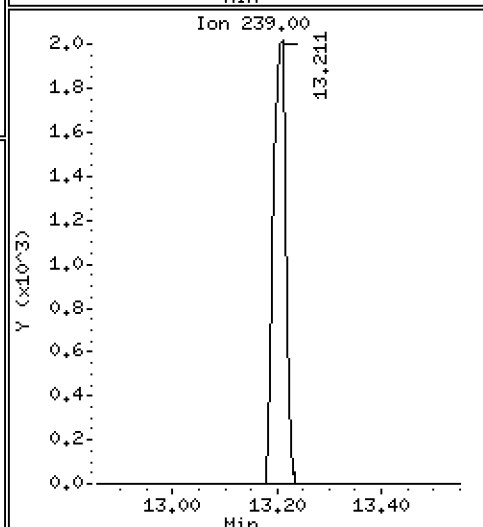
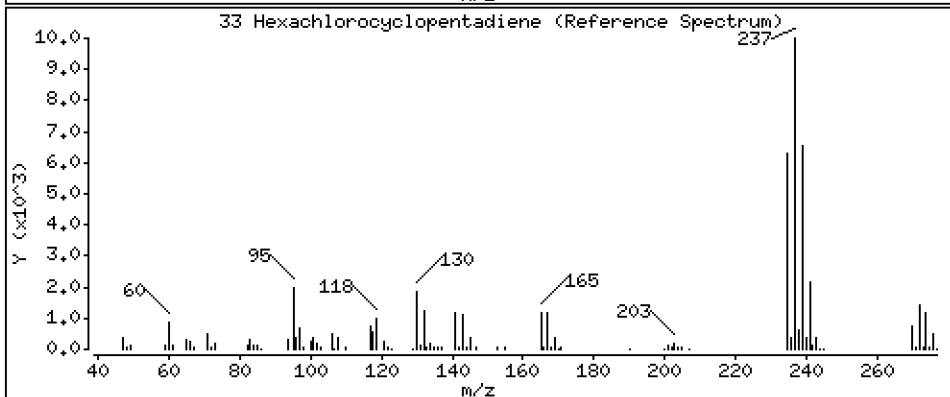
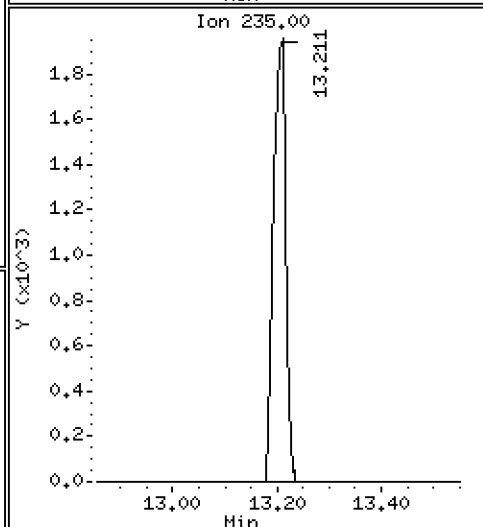
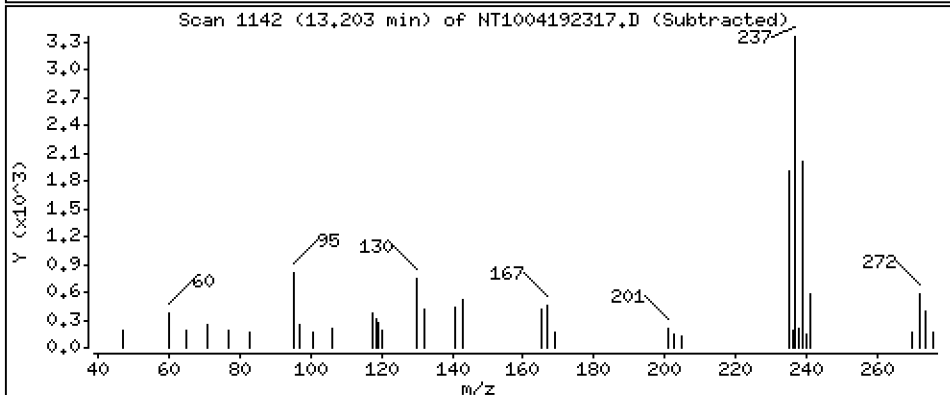
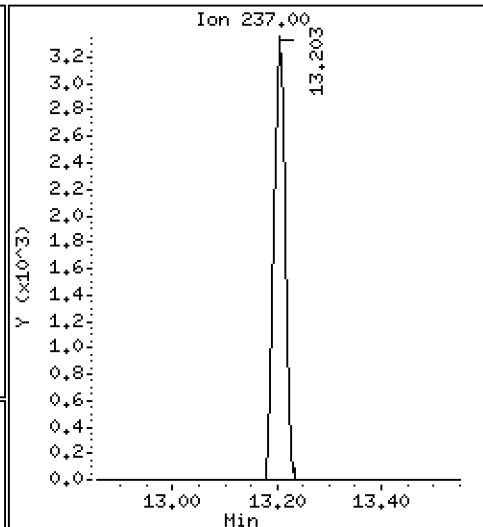
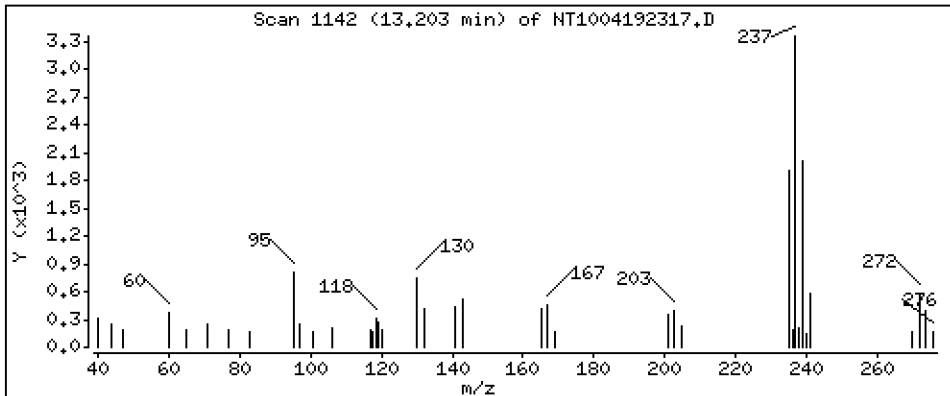
Operator: VTS

Column phase: ZB-5msi

Column diameter: 0,25

33 Hexachlorocyclopentadiene

Concentration: 0,1952 ug/mL



Date : 19-APR-2023 21:33

Client ID:

Instrument: nt10.i

Sample Info: SLD0281-LCV1

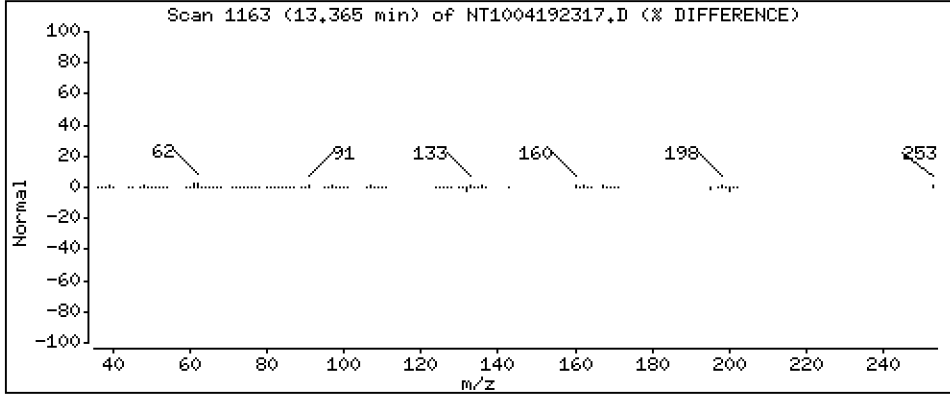
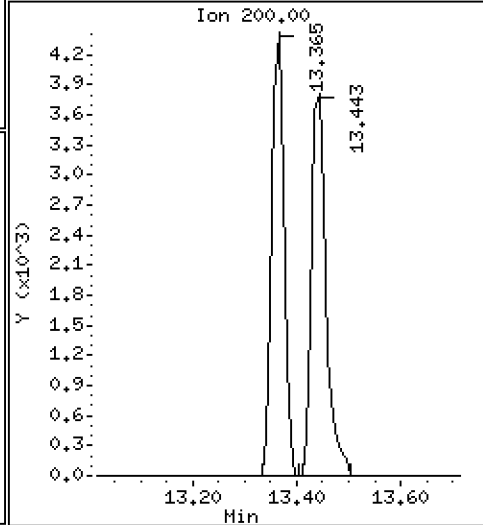
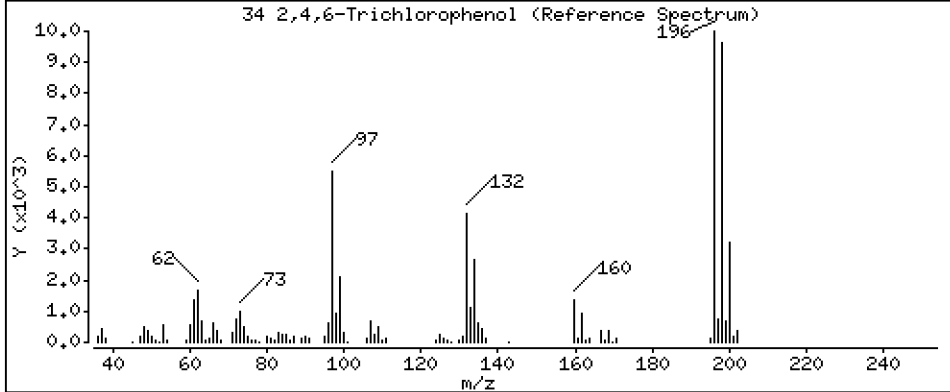
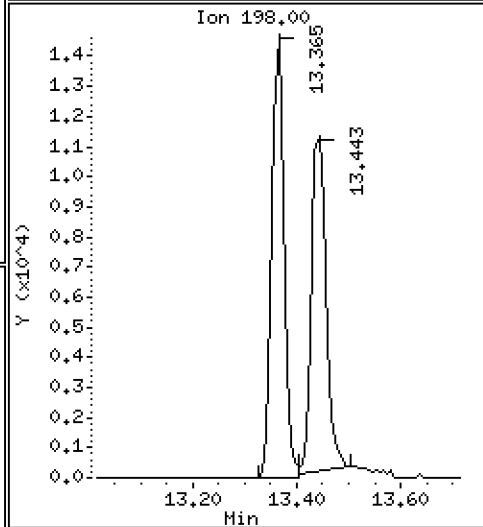
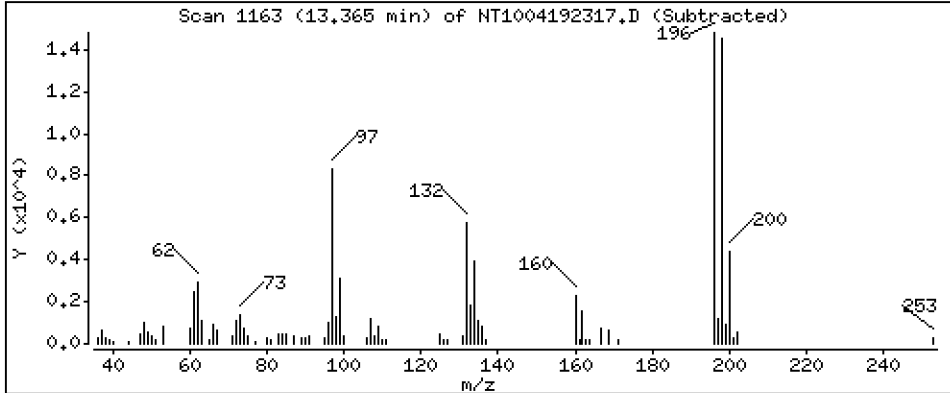
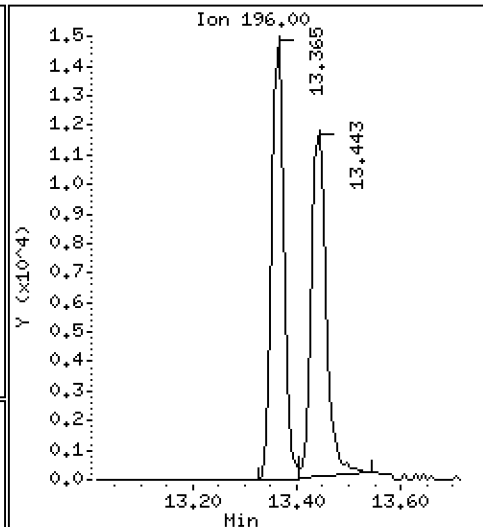
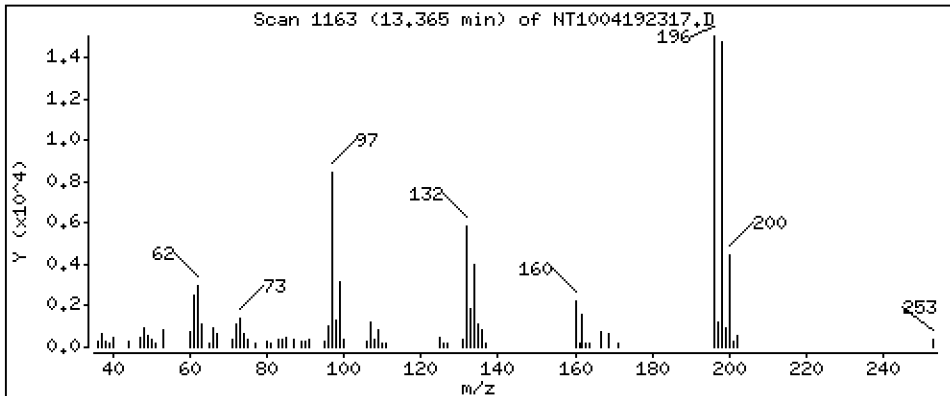
Operator: VTS

Column phase: ZB-5msi

Column diameter: 0,25

34 2,4,6-Trichlorophenol

Concentration: 0,8963 ug/mL



Date : 19-APR-2023 21:33

Client ID:

Instrument: nt10.i

Sample Info: SLD0281-LCV1

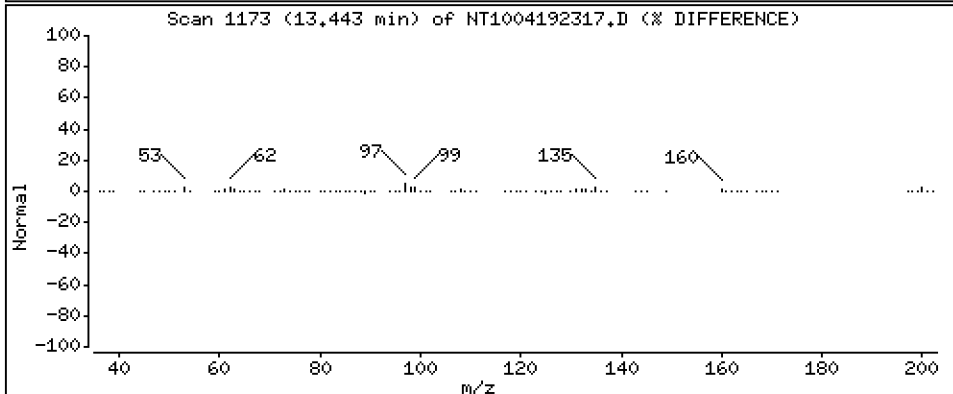
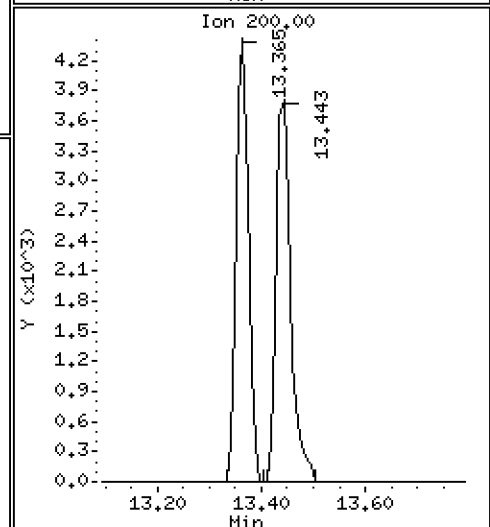
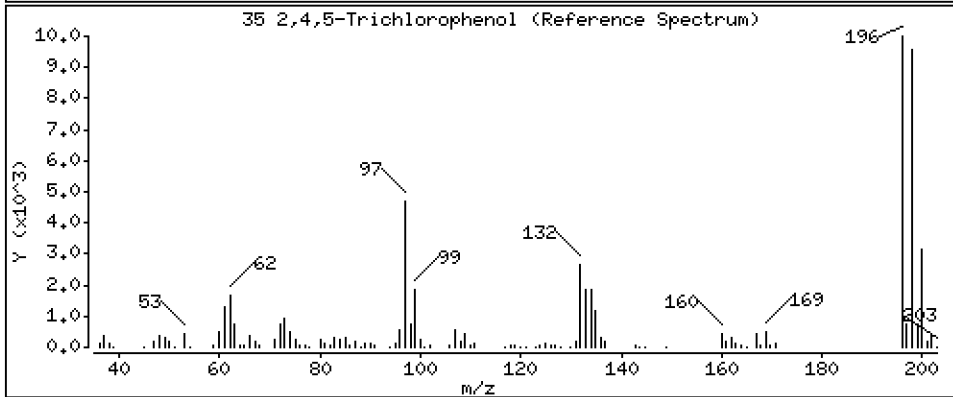
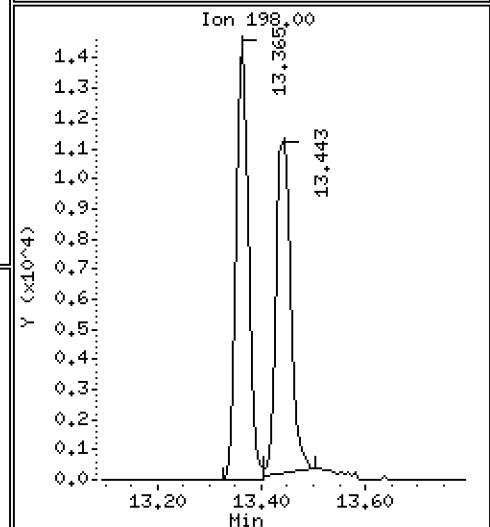
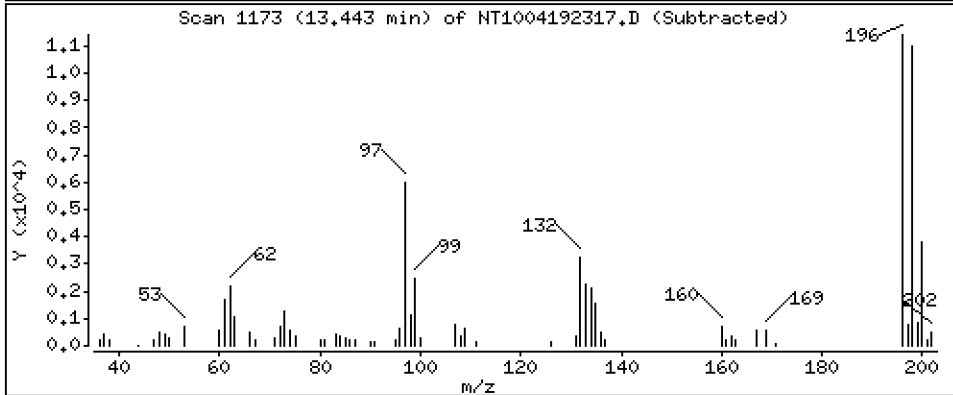
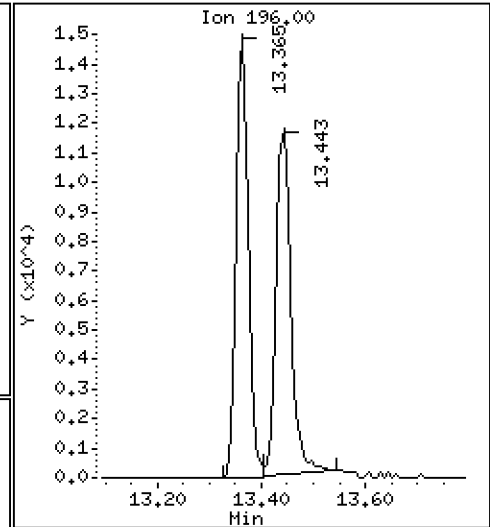
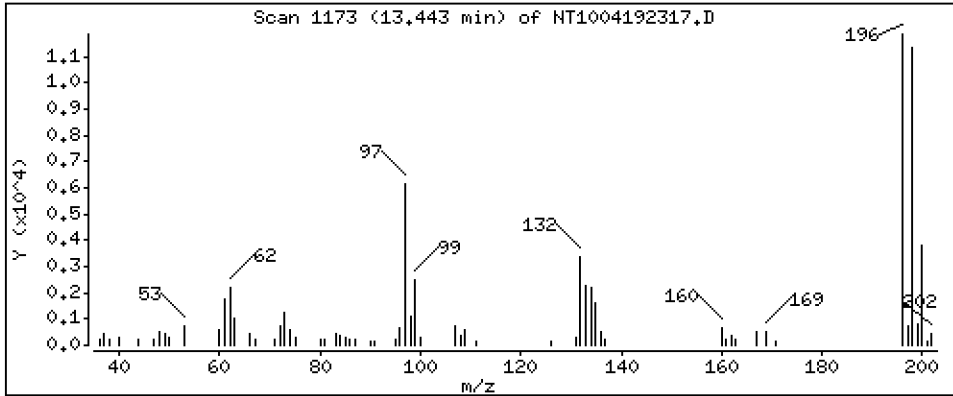
Operator: VTS

Column phase: ZB-5msi

Column diameter: 0.25

35 2,4,5-Trichlorophenol

Concentration: 0.7783 ug/mL



Date : 19-APR-2023 21:33

Client ID:

Instrument: nt10.i

Sample Info: SLD0281-LCV1

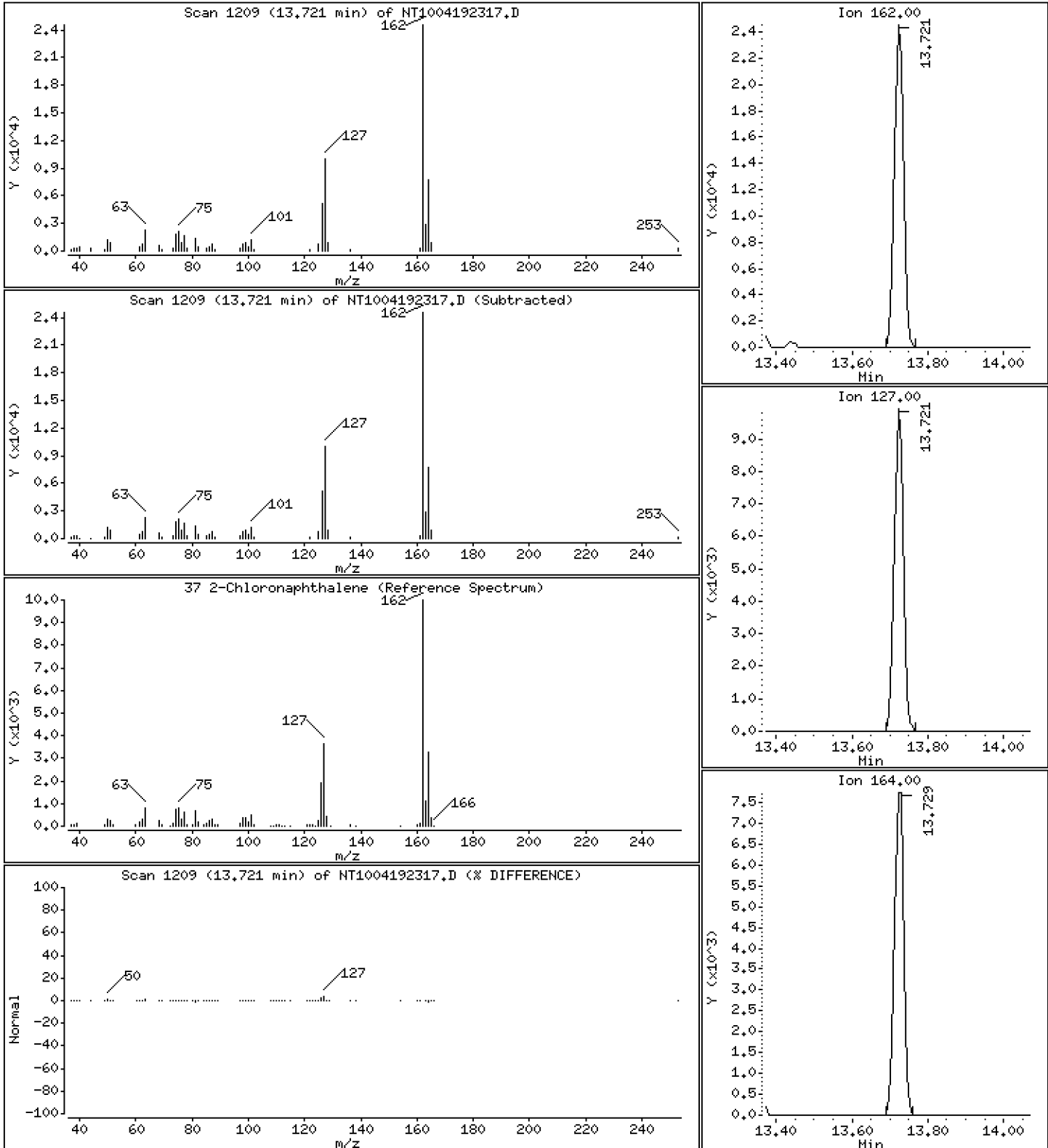
Operator: VTS

Column phase: ZB-5msi

Column diameter: 0,25

37 2-Chloronaphthalene

Concentration: 0,4710 ug/mL



Date : 19-APR-2023 21:33

Client ID:

Instrument: nt10.i

Sample Info: SLD0281-LCV1

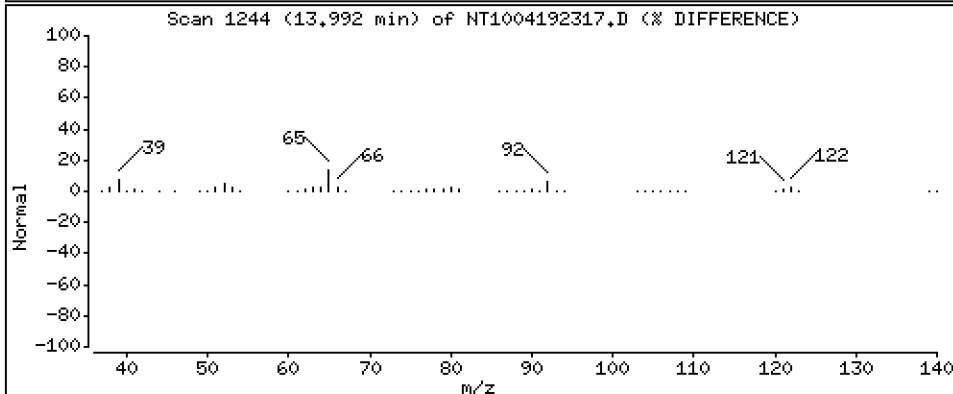
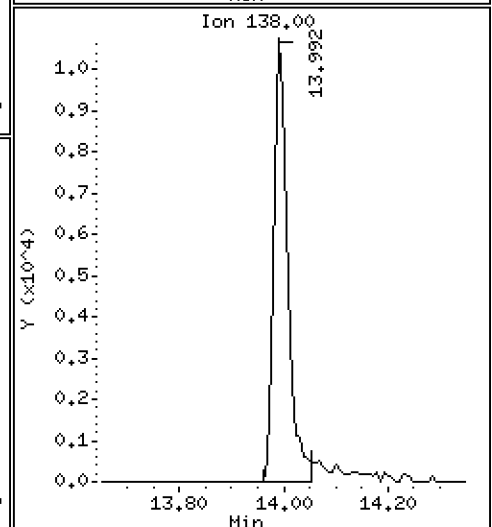
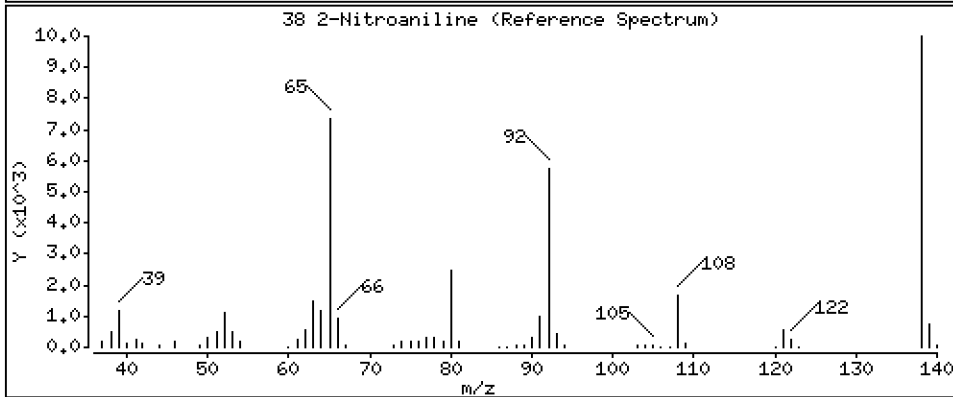
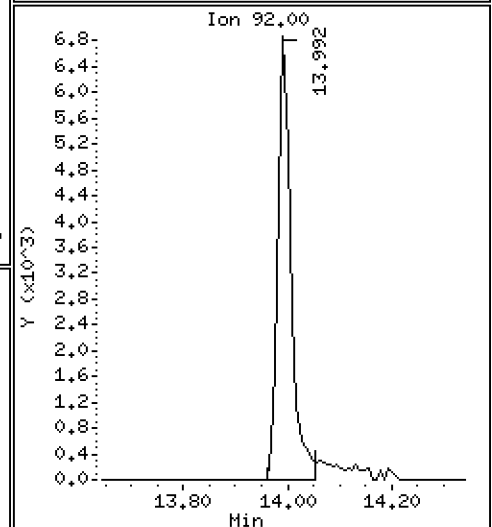
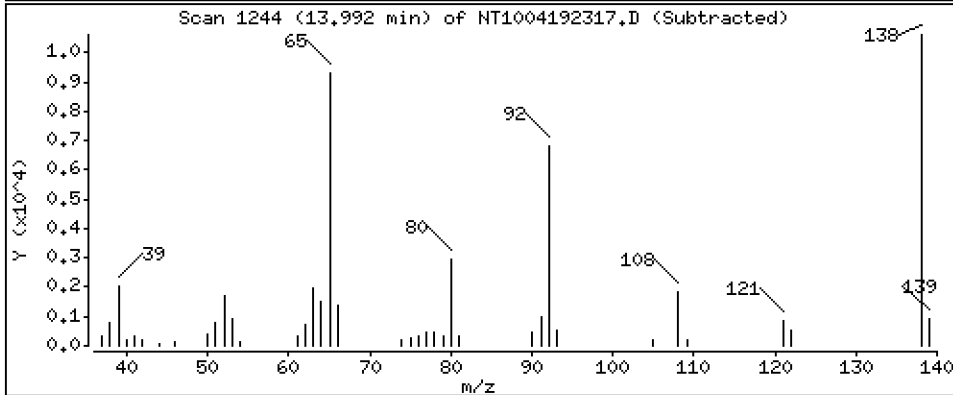
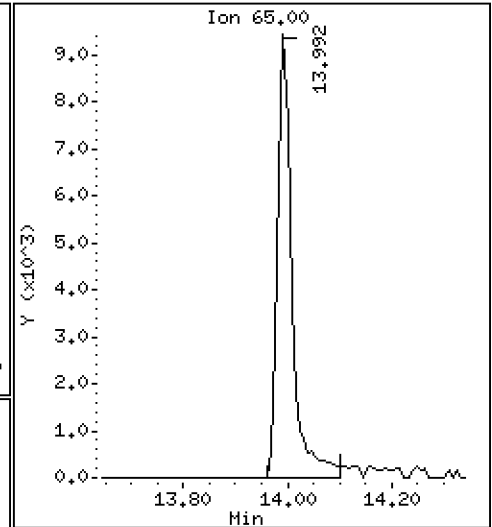
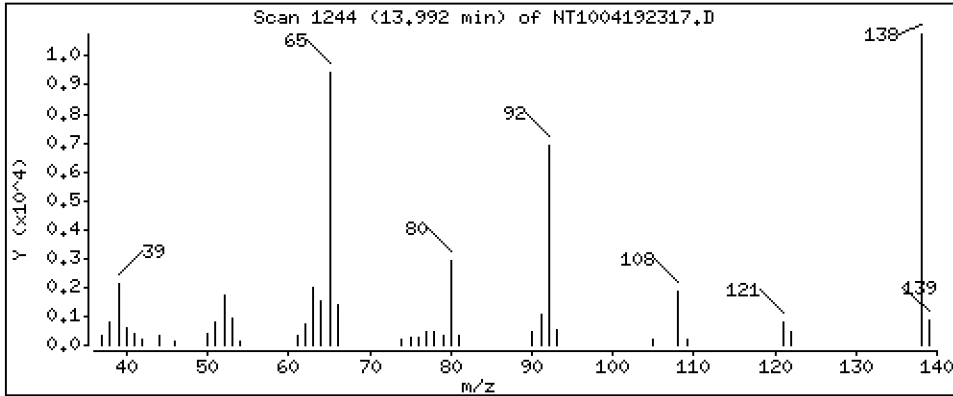
Operator: VTS

Column phase: ZB-5msi

Column diameter: 0,25

38 2-Nitroaniline

Concentration: 0,7468 ug/mL



Date : 19-APR-2023 21:33

Client ID:

Instrument: nt10.i

Sample Info: SLD0281-LCV1

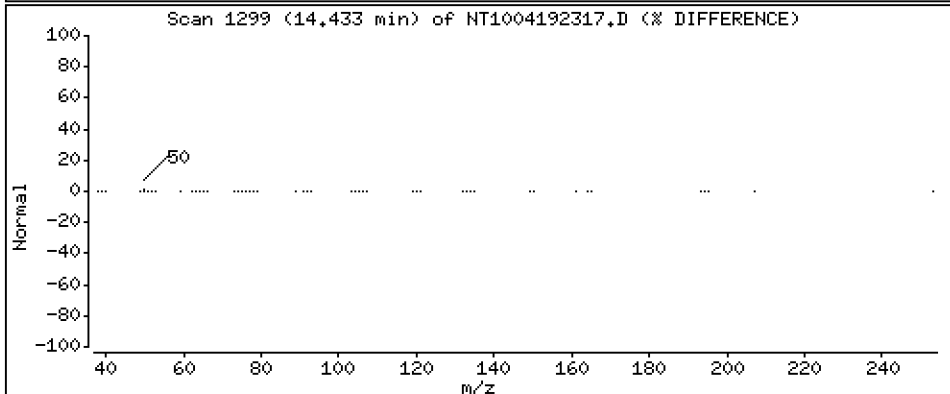
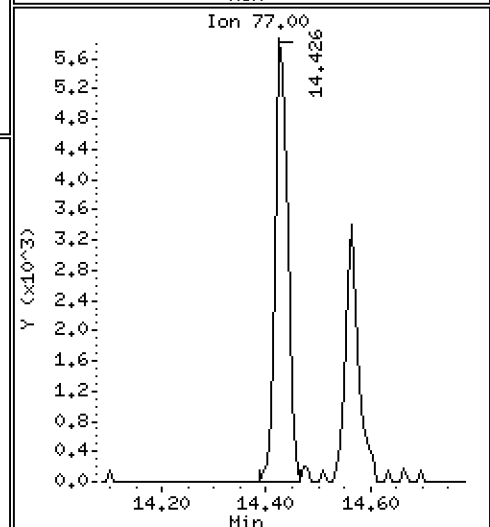
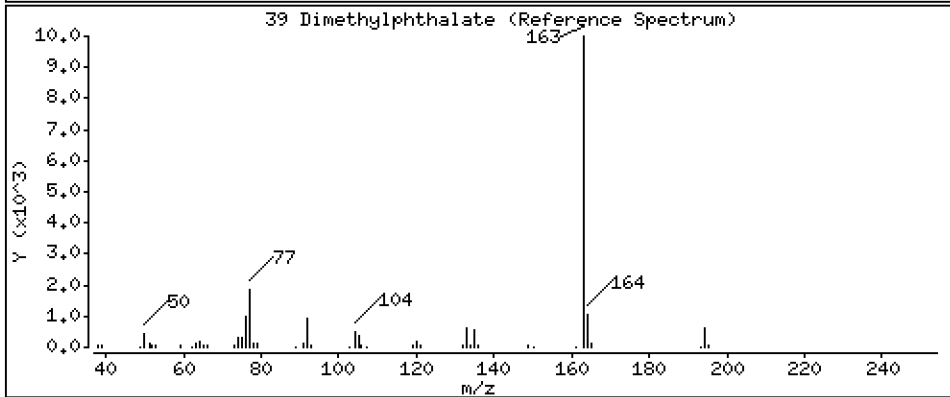
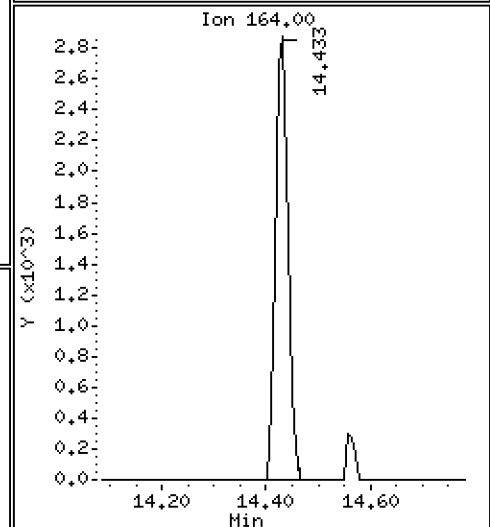
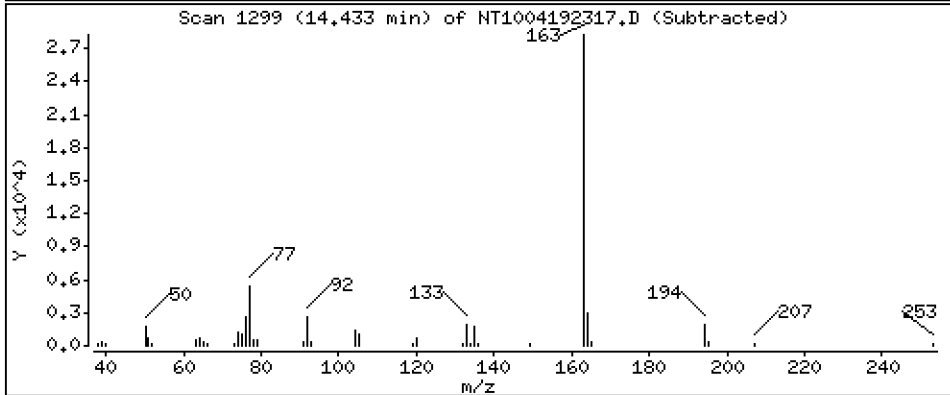
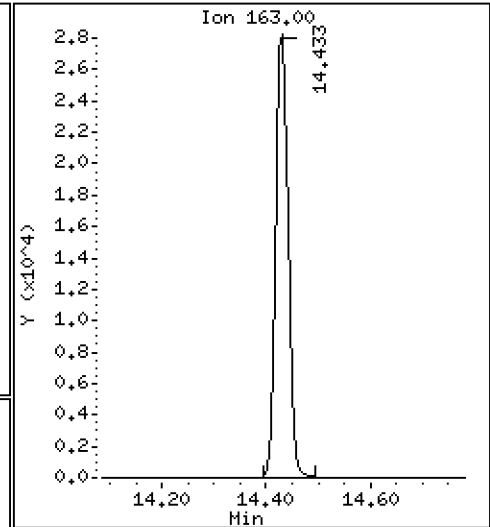
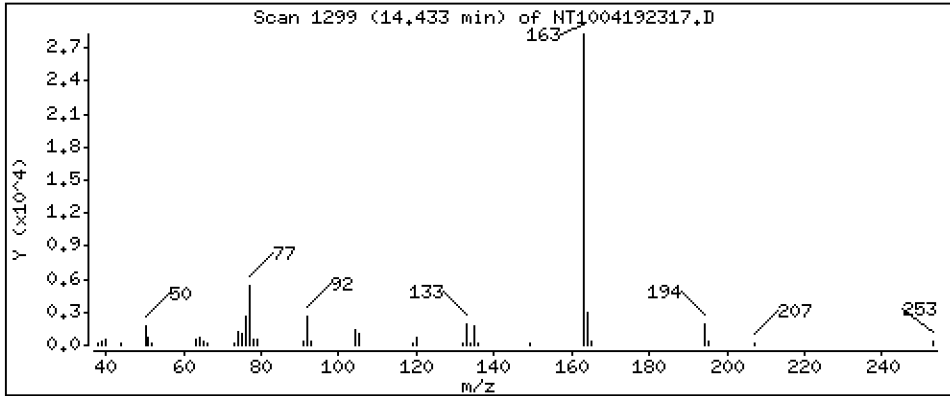
Operator: VTS

Column phase: ZB-5msi

Column diameter: 0,25

39 Dimethylphthalate

Concentration: 0,5277 ug/mL



Date : 19-APR-2023 21:33

Client ID:

Instrument: nt10.i

Sample Info: SLD0281-LCV1

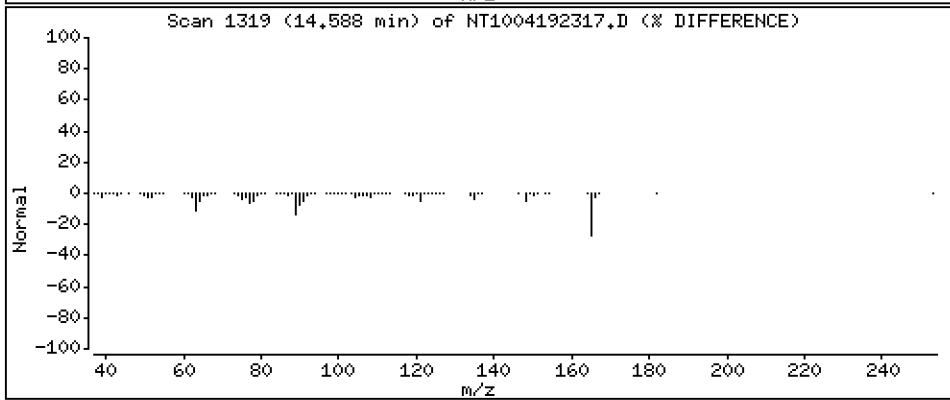
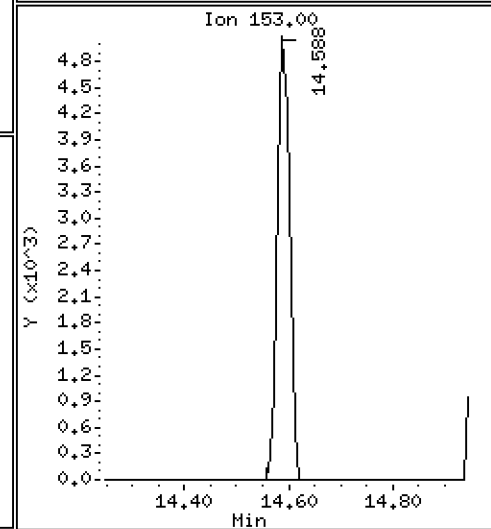
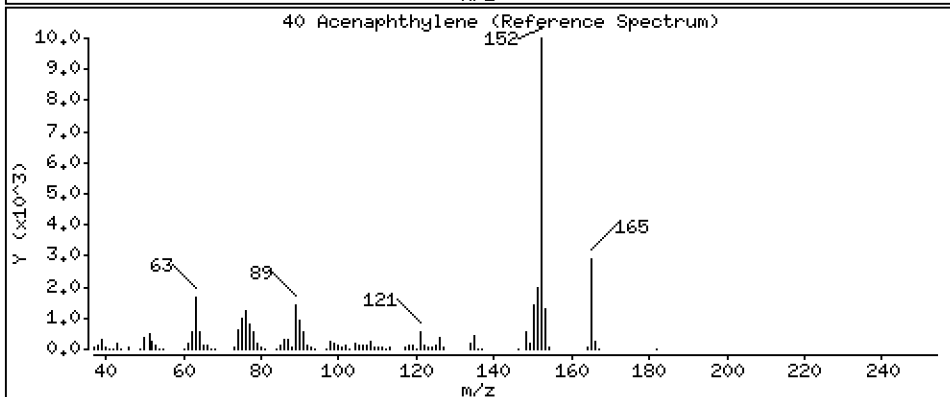
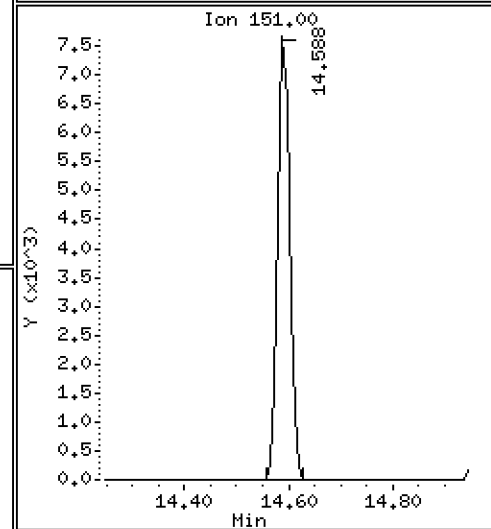
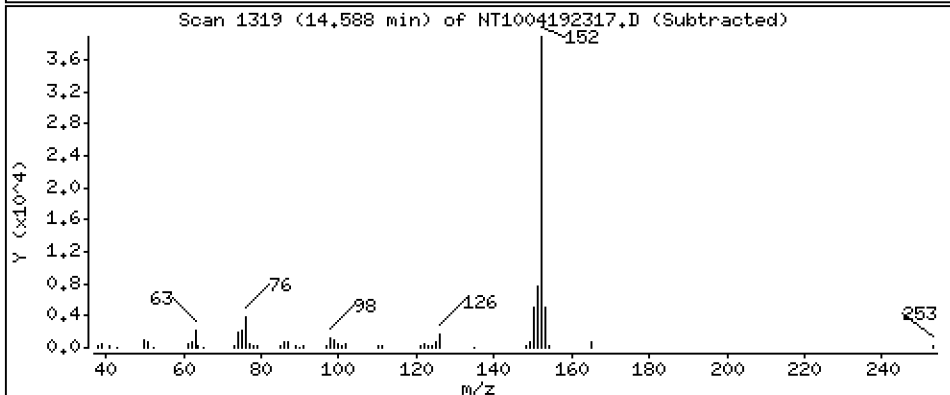
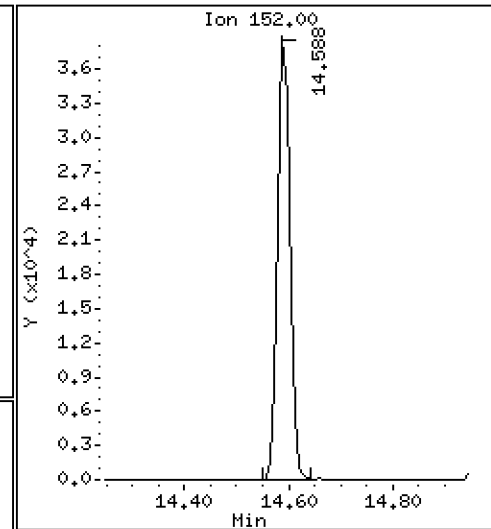
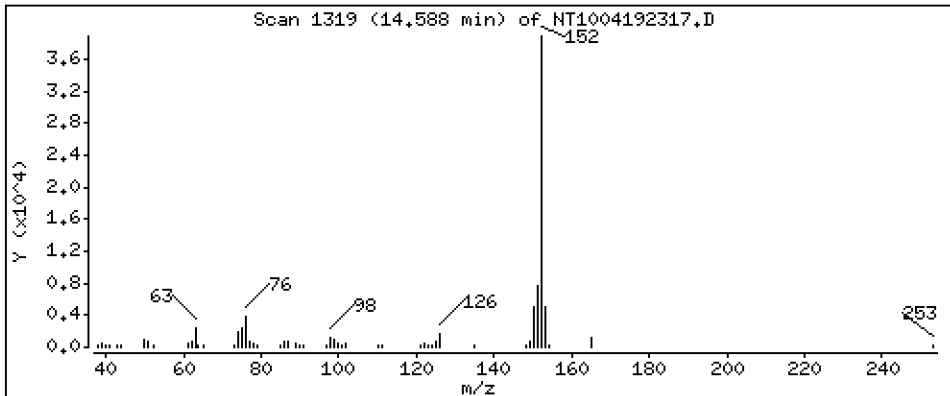
Operator: VTS

Column phase: ZB-5msi

Column diameter: 0,25

40 Acenaphthylene

Concentration: 0,4624 ug/mL



Date : 19-APR-2023 21:33

Client ID:

Instrument: nt10.i

Sample Info: SLD0281-LCV1

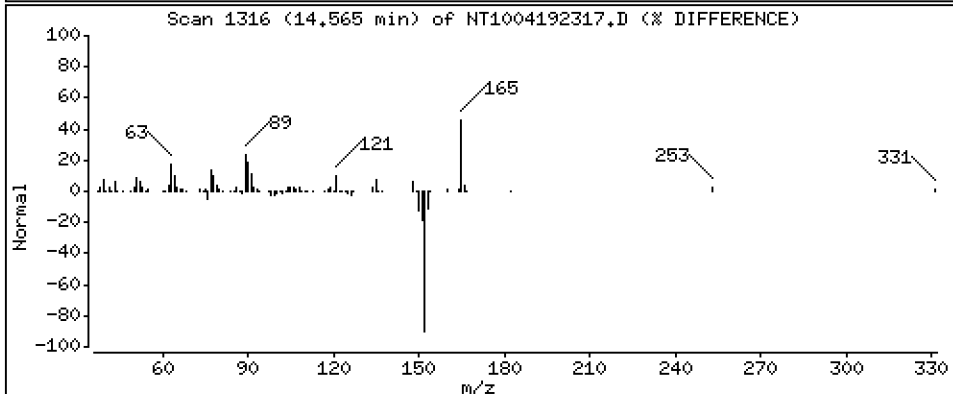
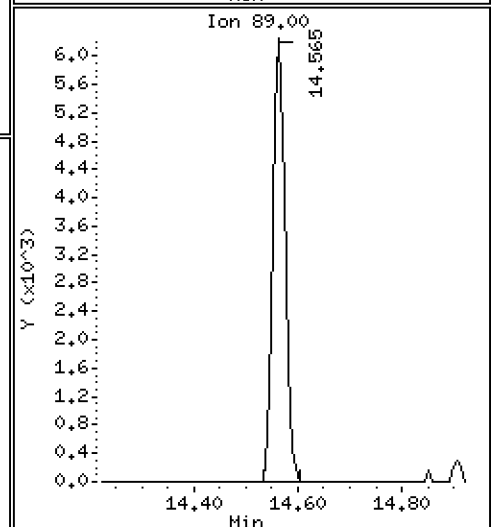
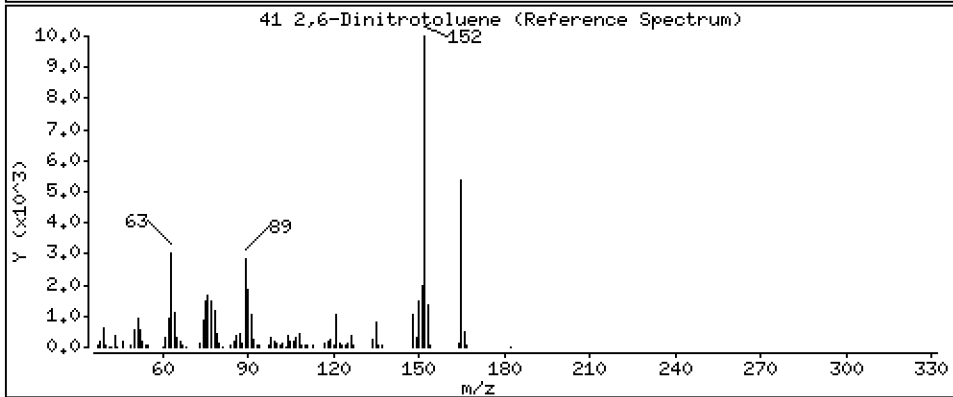
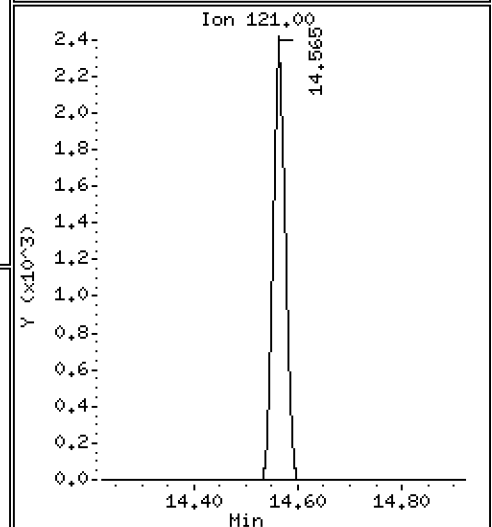
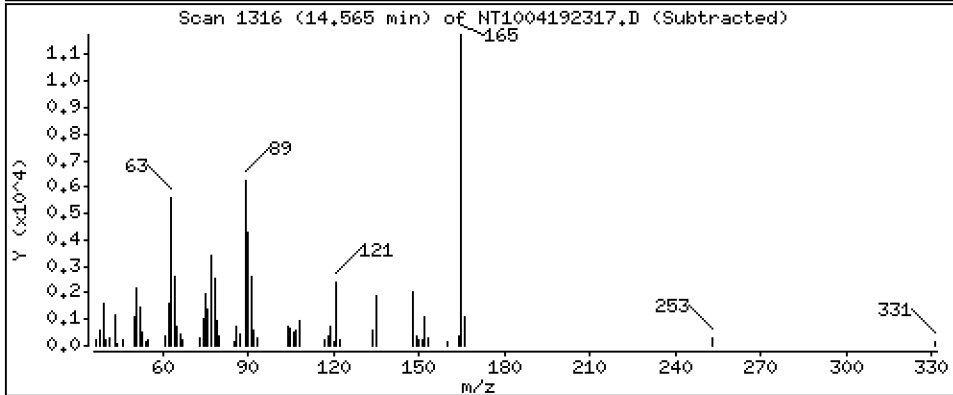
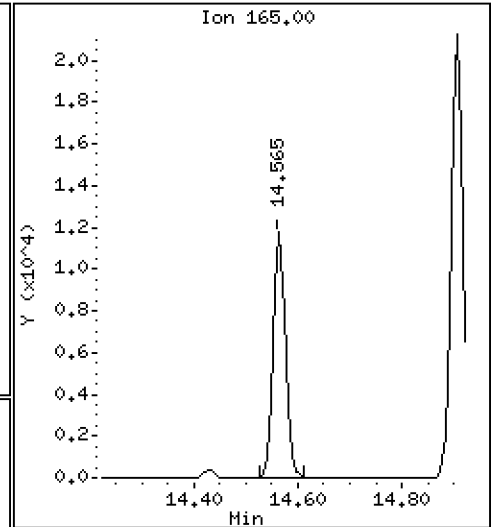
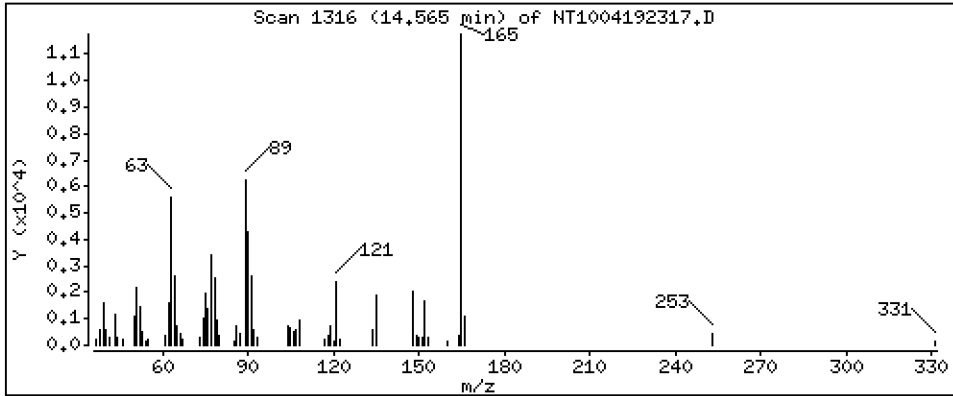
Operator: VTS

Column phase: ZB-5msi

Column diameter: 0.25

41 2,6-Dinitrotoluene

Concentration: 0.9820 ug/mL



Date : 19-APR-2023 21:33

Client ID:

Instrument: nt10.i

Sample Info: SLD0281-LCV1

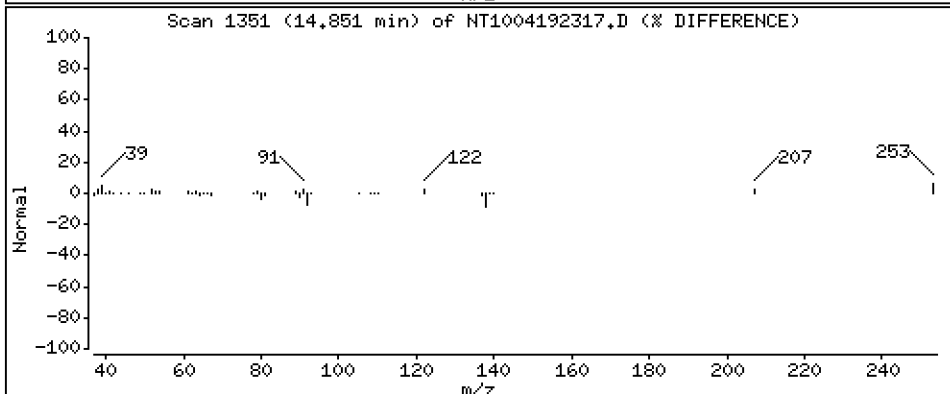
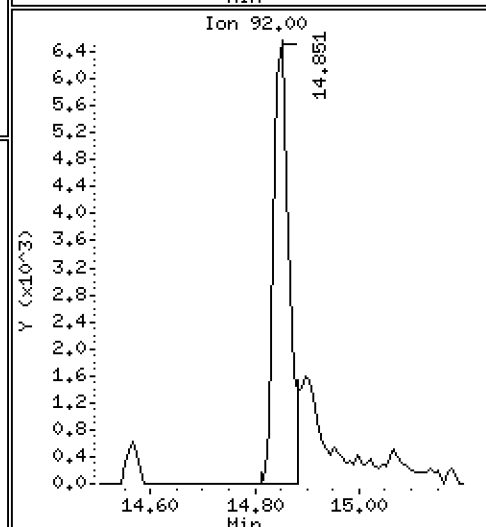
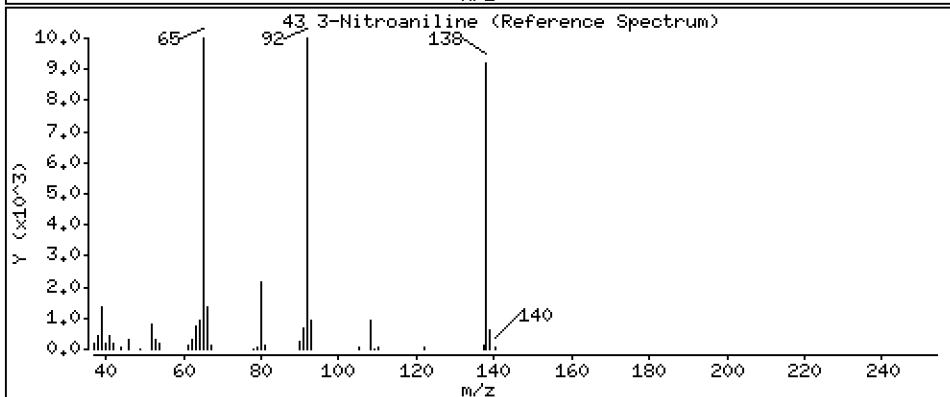
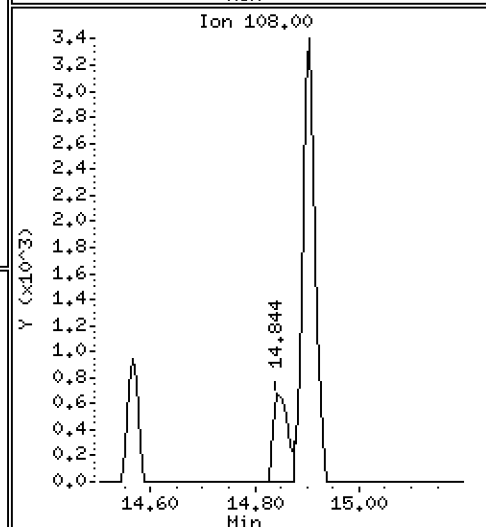
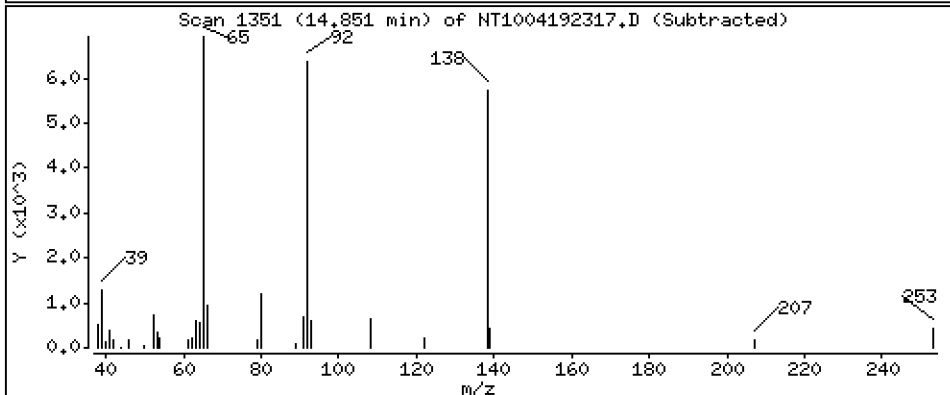
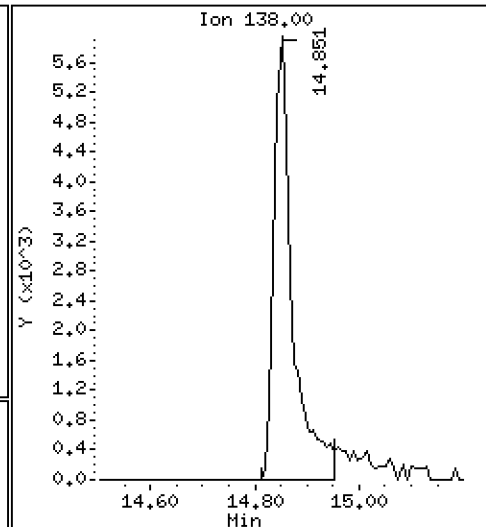
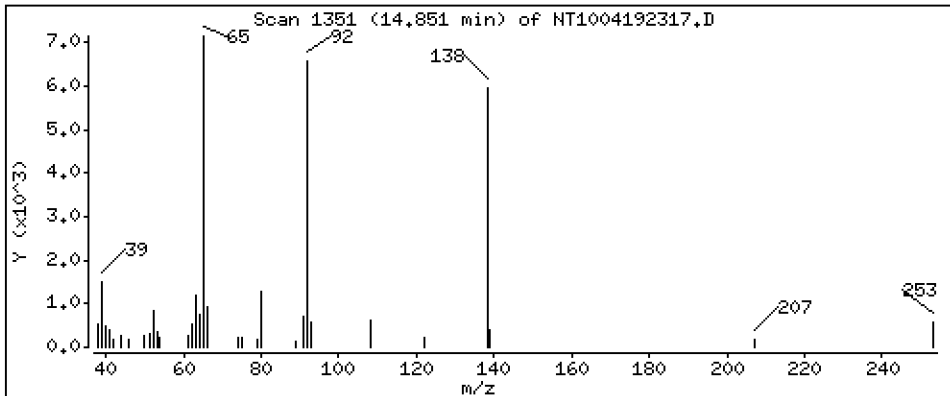
Operator: VTS

Column phase: ZB-5msi

Column diameter: 0,25

43 3-Nitroaniline

Concentration: 0,6975 ug/mL



Date : 19-APR-2023 21:33

Client ID:

Instrument: nt10.i

Sample Info: SLD0281-LCV1

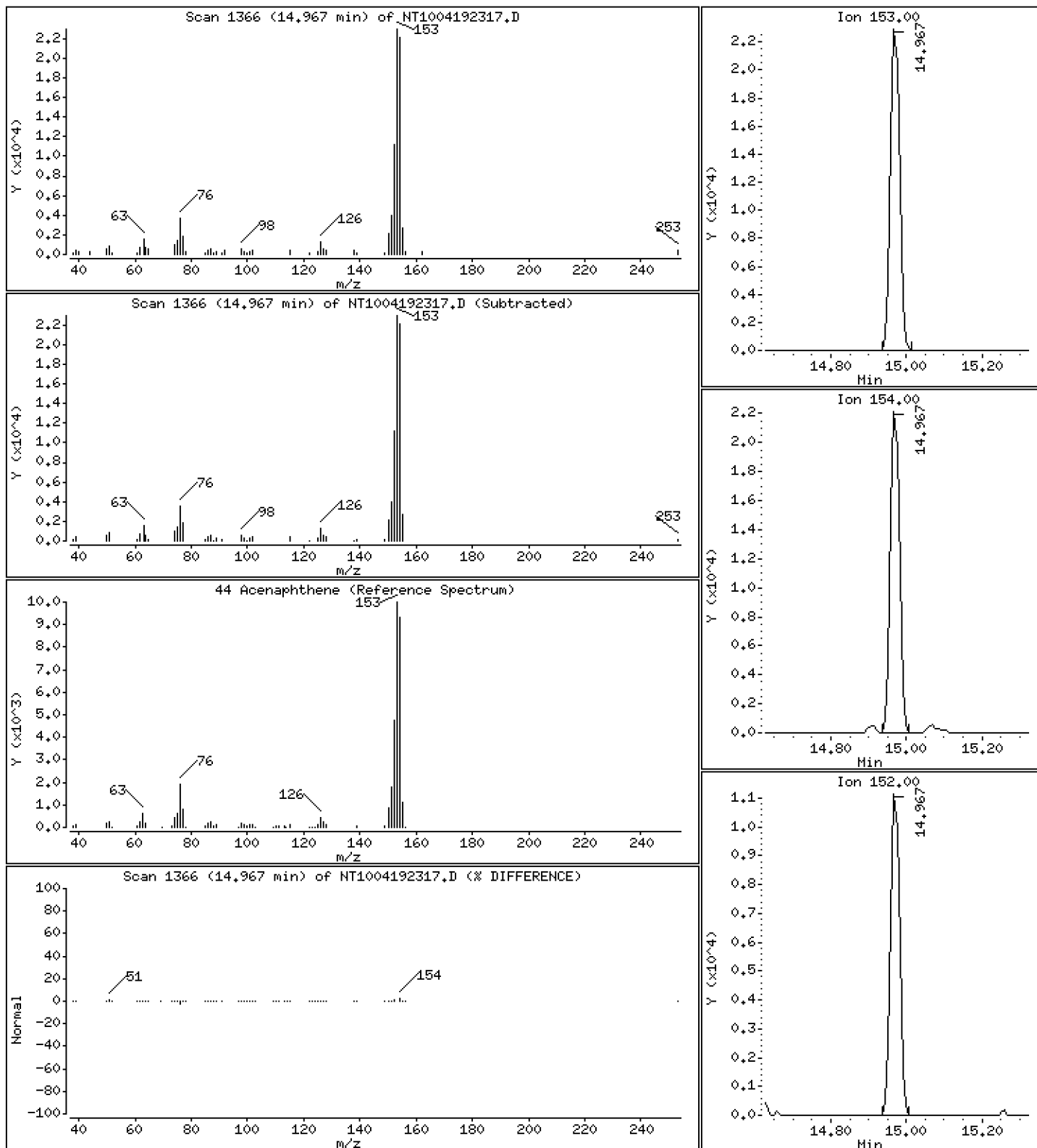
Operator: VTS

Column phase: ZB-5msi

Column diameter: 0,25

44 Acenaphthene

Concentration: 0,4641 ug/mL



Date : 19-APR-2023 21:33

Client ID:

Instrument: nt10.i

Sample Info: SLD0281-LCV1

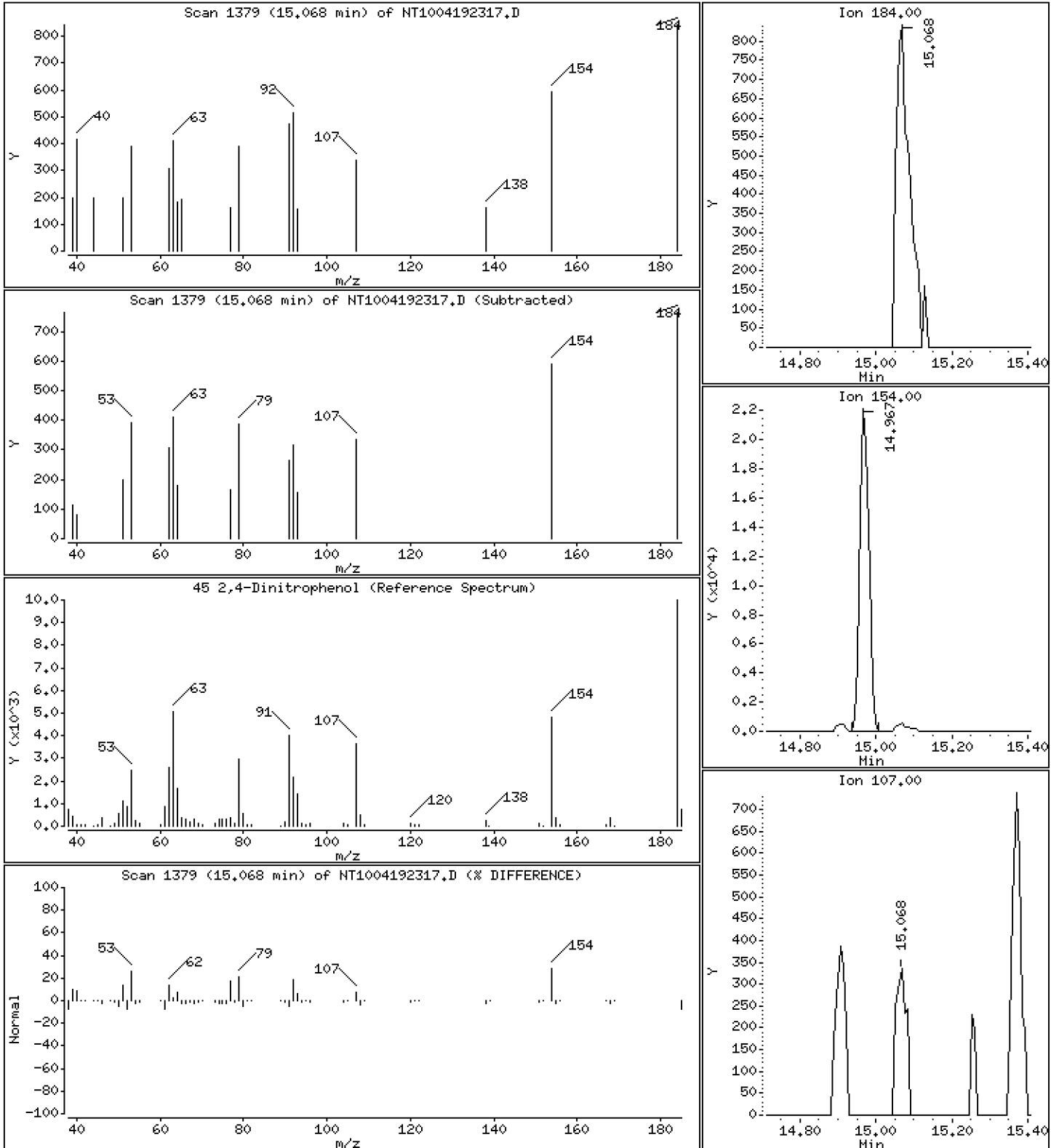
Operator: VTS

Column phase: ZB-5msi

Column diameter: 0,25

45 2,4-Dinitrophenol

Concentration: 0,1830 ug/mL



Date : 19-APR-2023 21:33

Client ID:

Instrument: nt10.i

Sample Info: SLD0281-LCV1

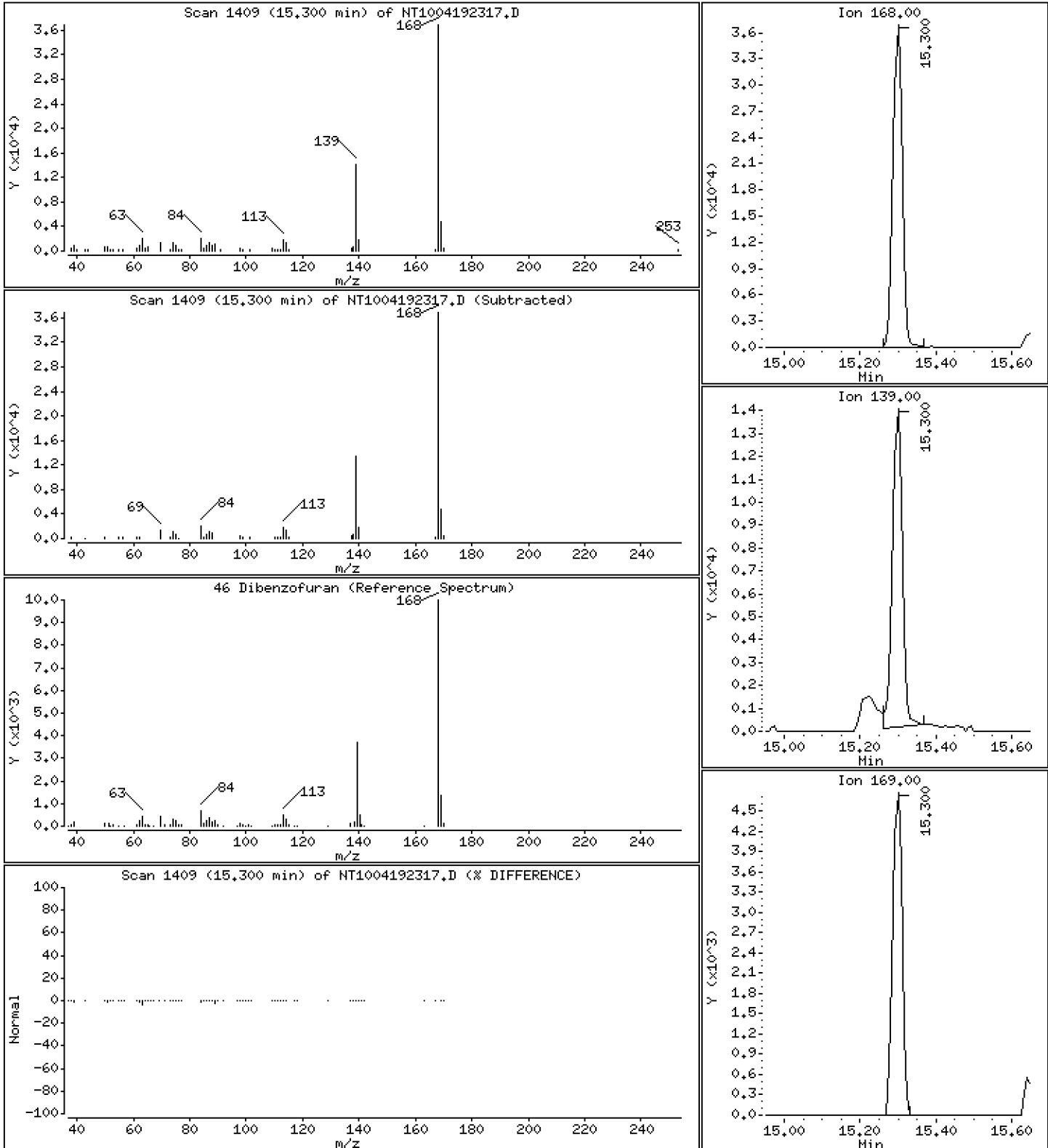
Operator: VTS

Column phase: ZB-5msi

Column diameter: 0,25

46 Dibenzofuran

Concentration: 0,5065 ug/mL



Date : 19-APR-2023 21:33

Client ID:

Instrument: nt10.i

Sample Info: SLD0281-LCV1

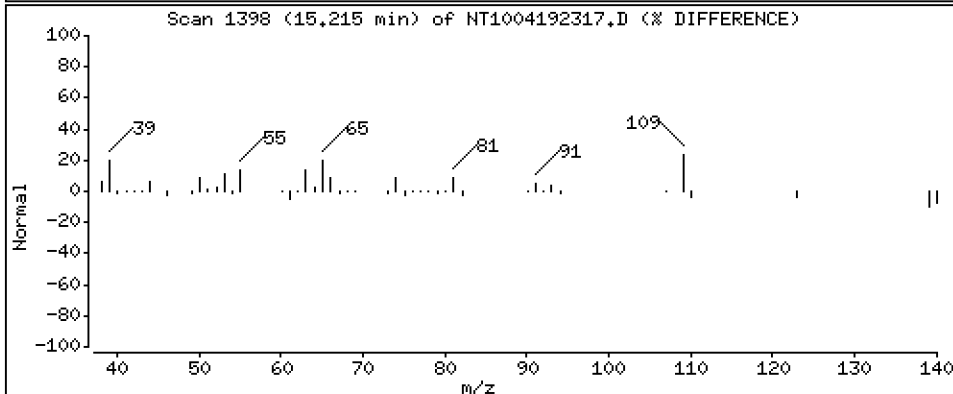
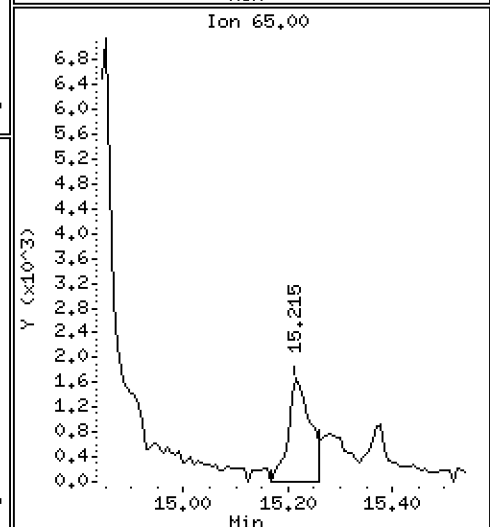
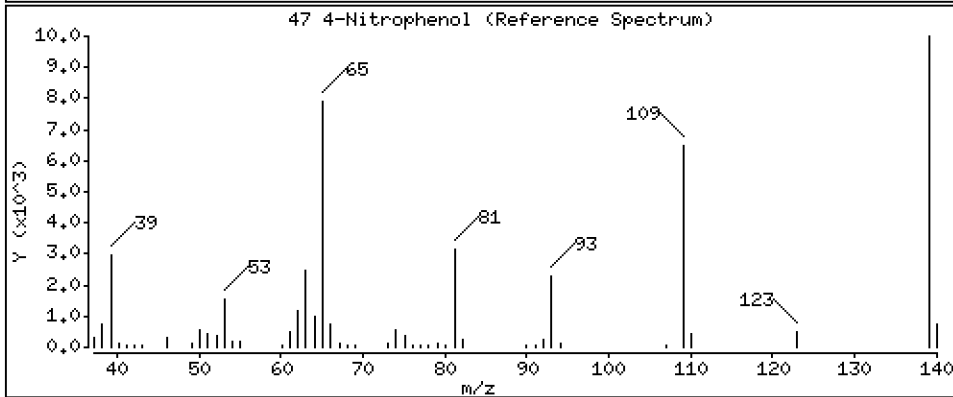
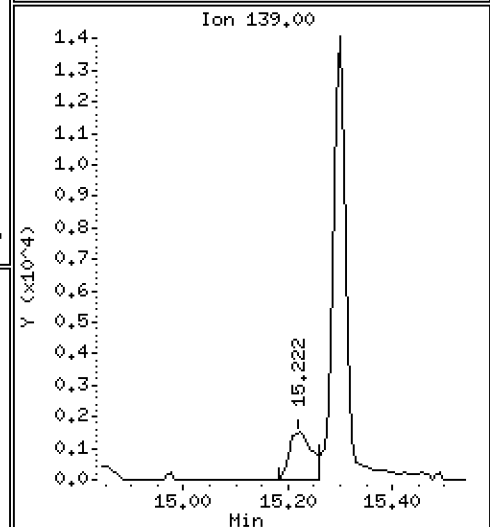
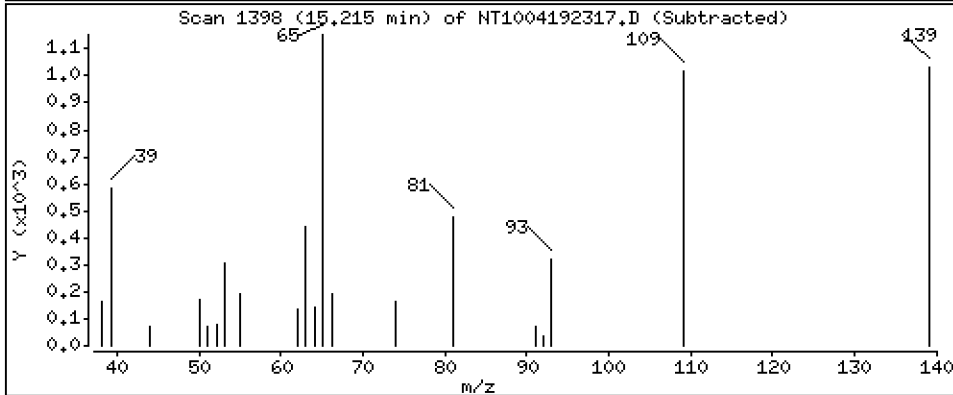
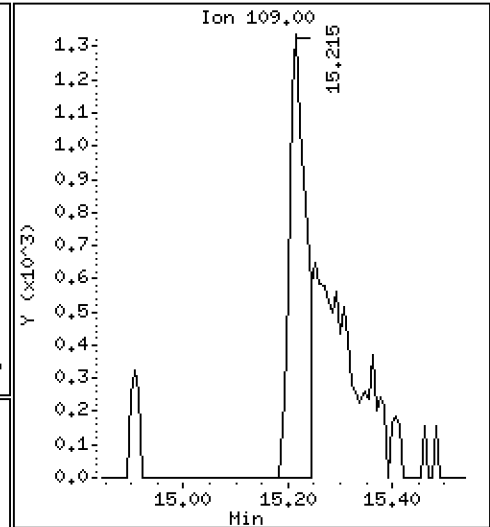
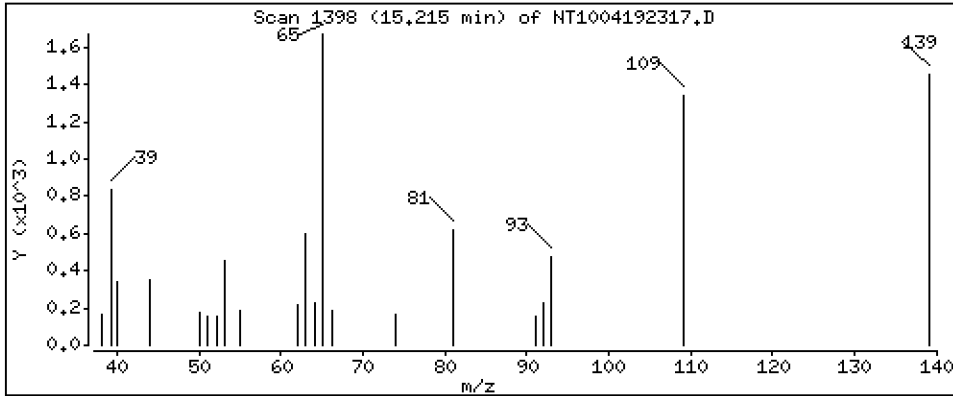
Operator: VTS

Column phase: ZB-5msi

Column diameter: 0.25

47 4-Nitrophenol

Concentration: 0.2361 ug/mL



Date : 19-APR-2023 21:33

Client ID:

Instrument: nt10.i

Sample Info: SLD0281-LCV1

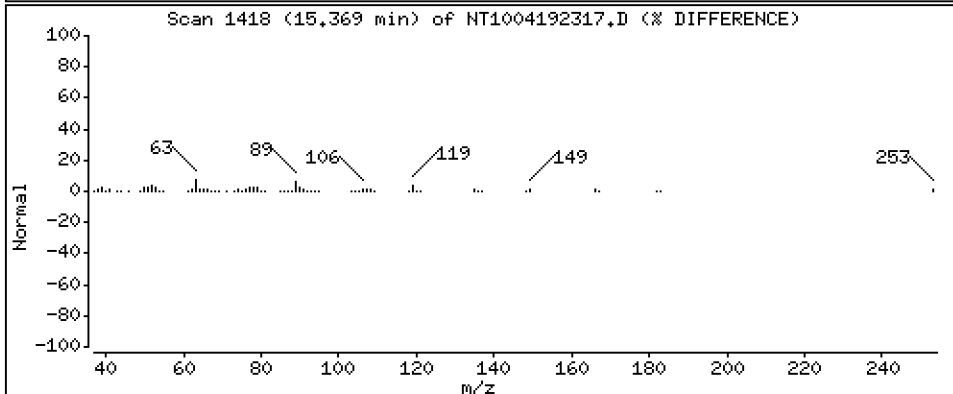
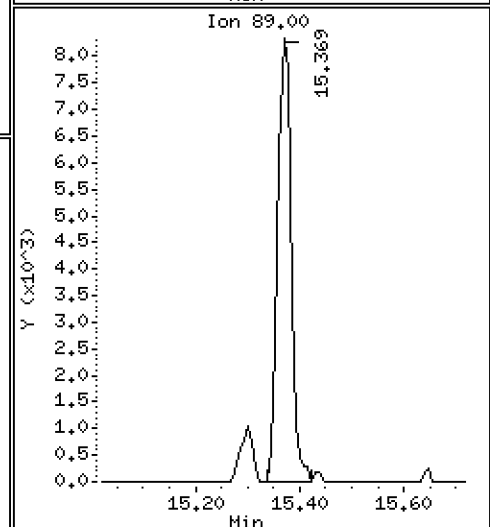
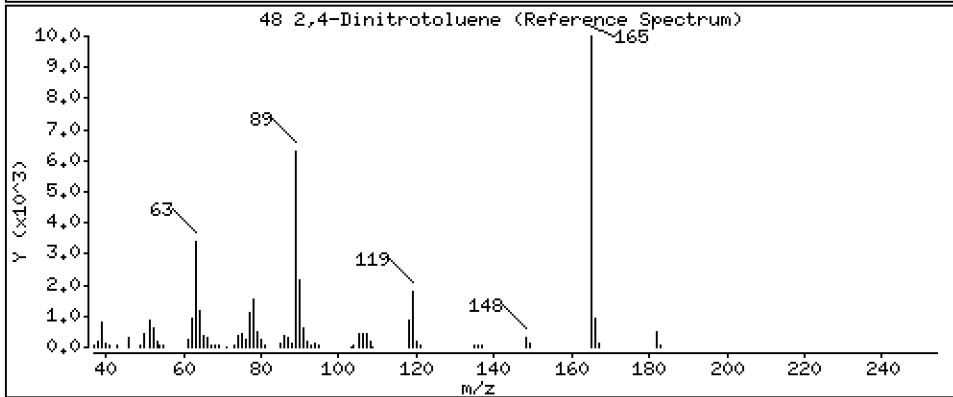
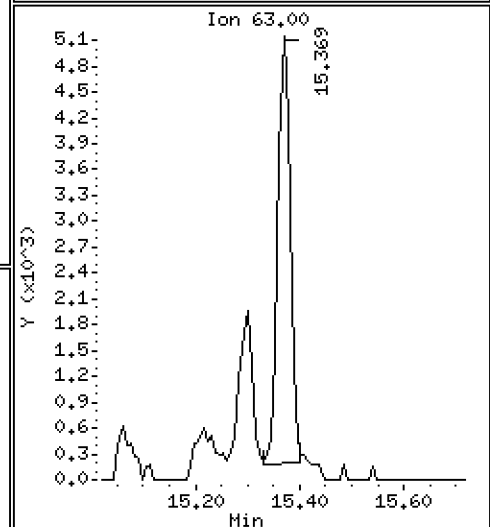
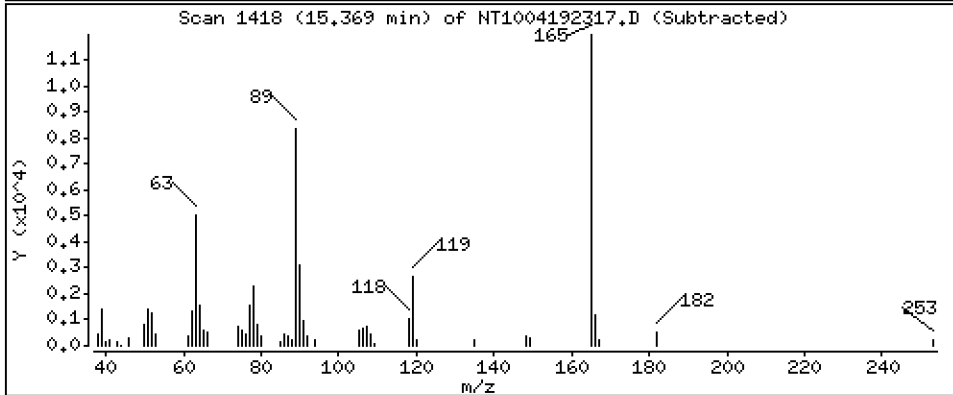
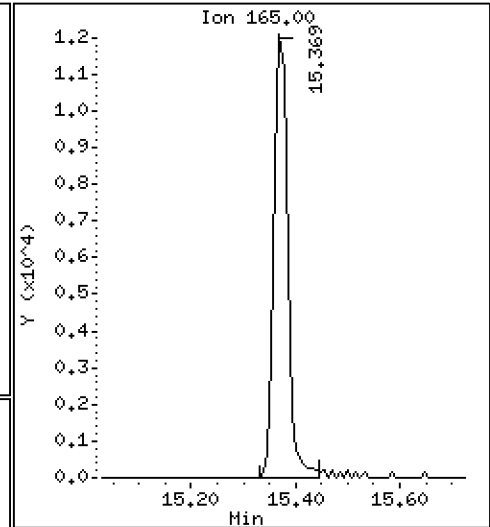
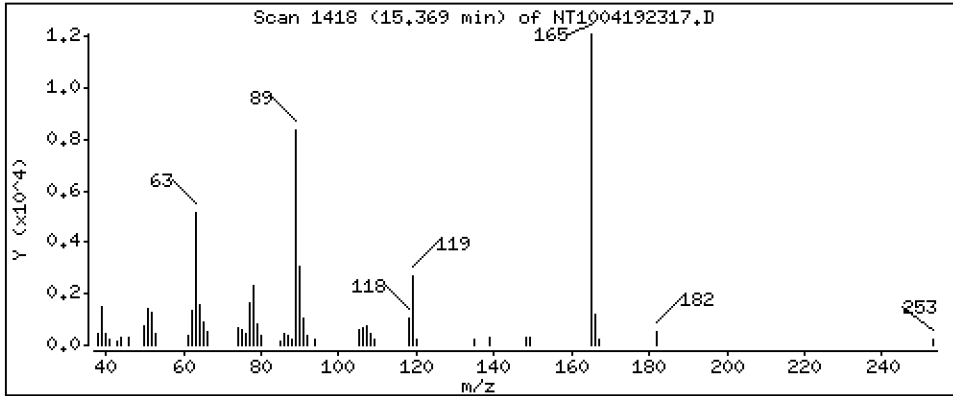
Operator: VTS

Column phase: ZB-5msi

Column diameter: 0,25

48 2,4-Dinitrotoluene

Concentration: 0,7750 ug/mL



Date : 19-APR-2023 21:33

Client ID:

Instrument: nt10.i

Sample Info: SLD0281-LCV1

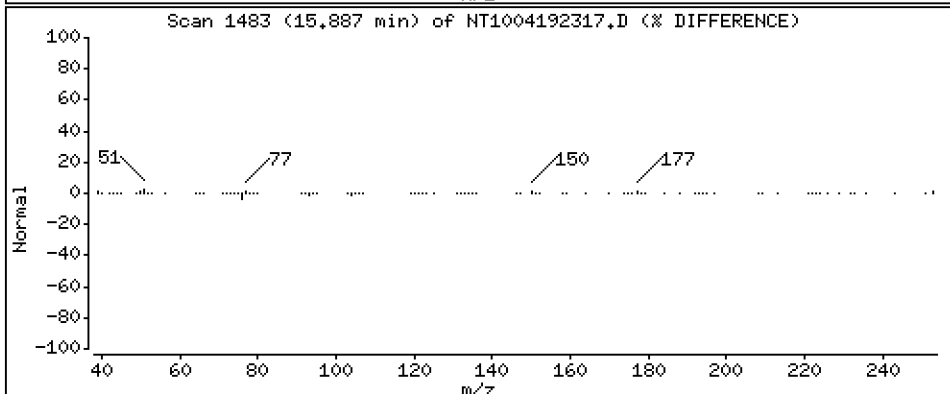
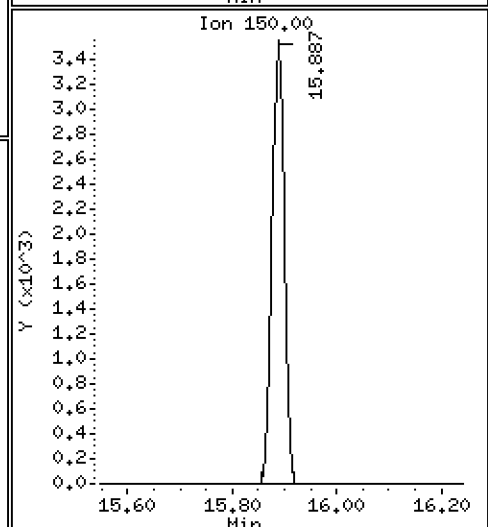
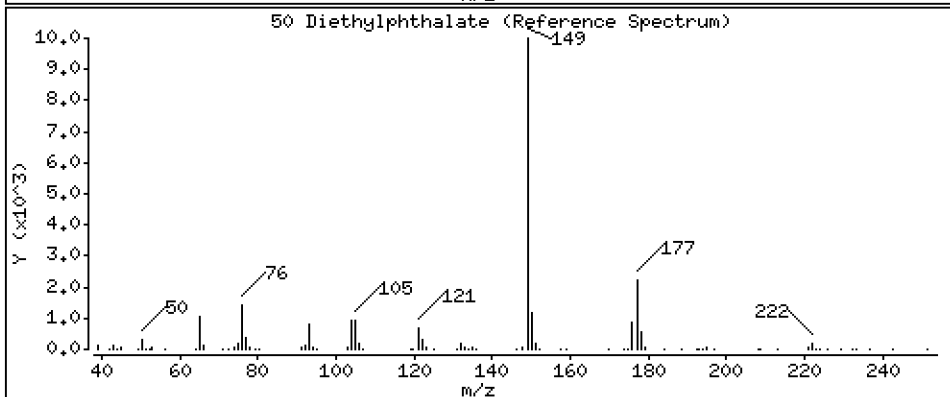
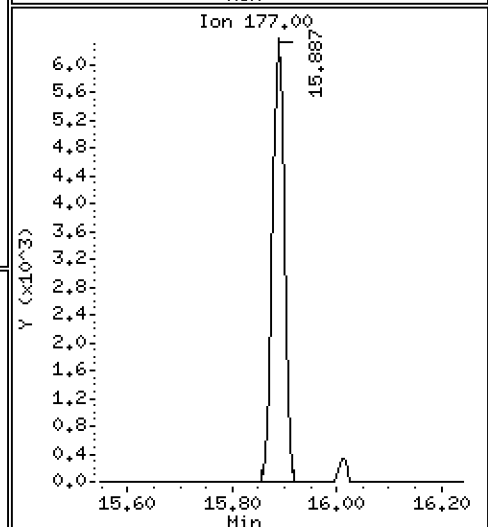
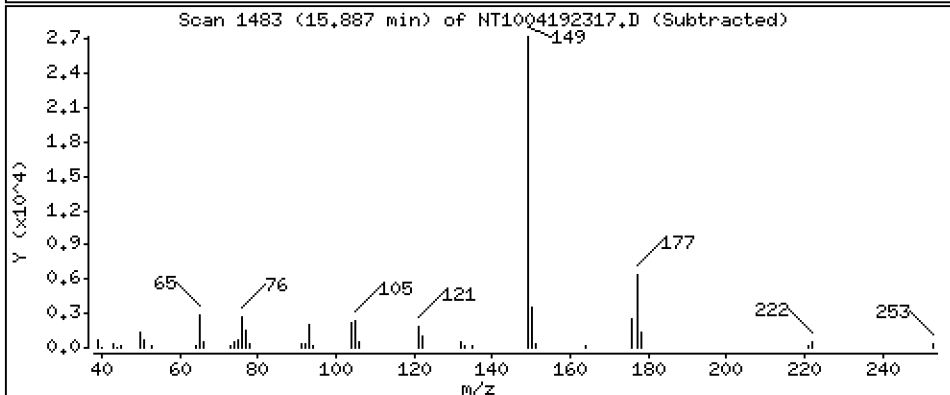
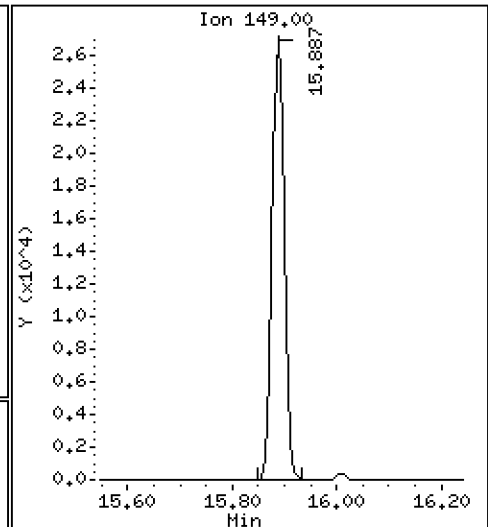
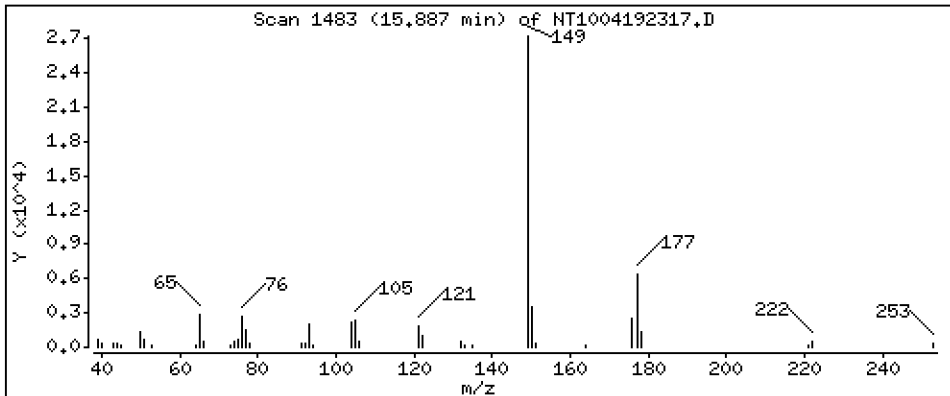
Operator: VTS

Column phase: ZB-5msi

Column diameter: 0.25

50 Diethylphthalate

Concentration: 0.5032 ug/mL



Date : 19-APR-2023 21:33

Client ID:

Instrument: nt10.i

Sample Info: SLD0281-LCV1

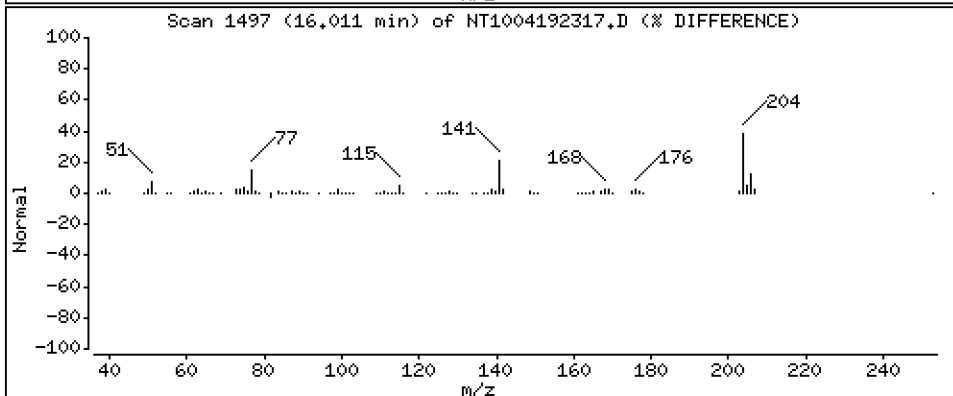
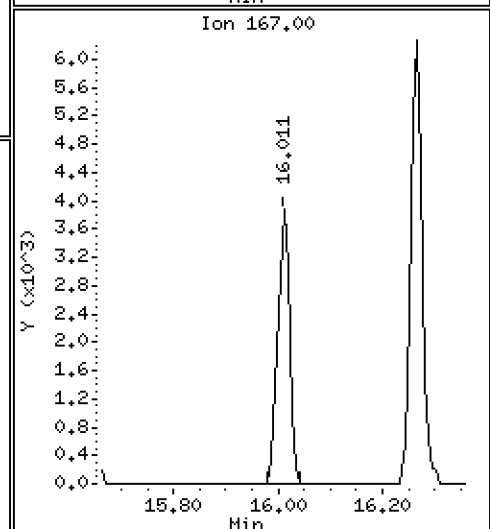
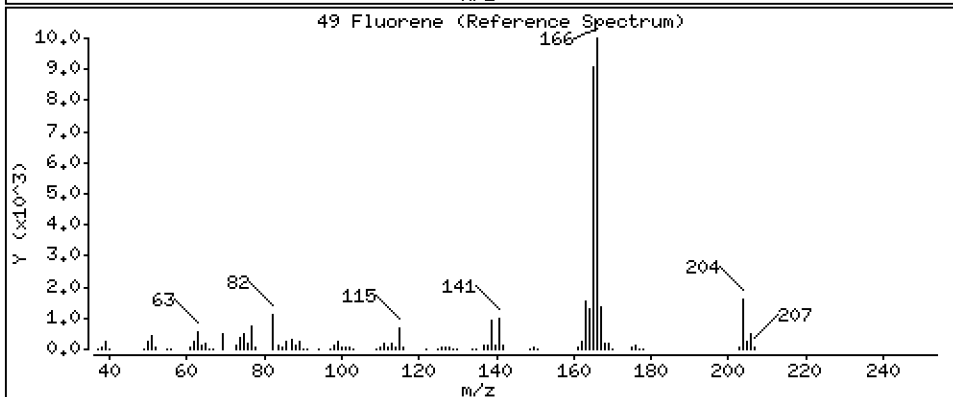
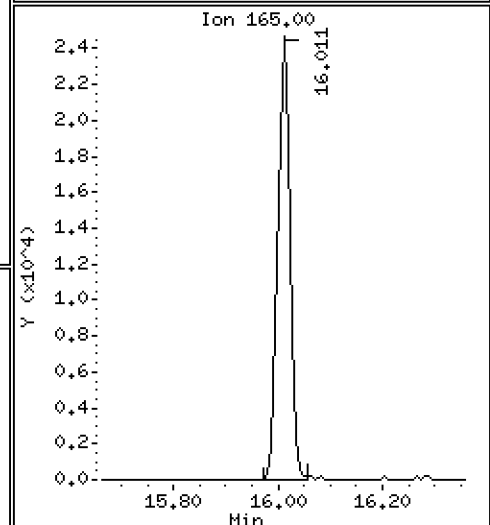
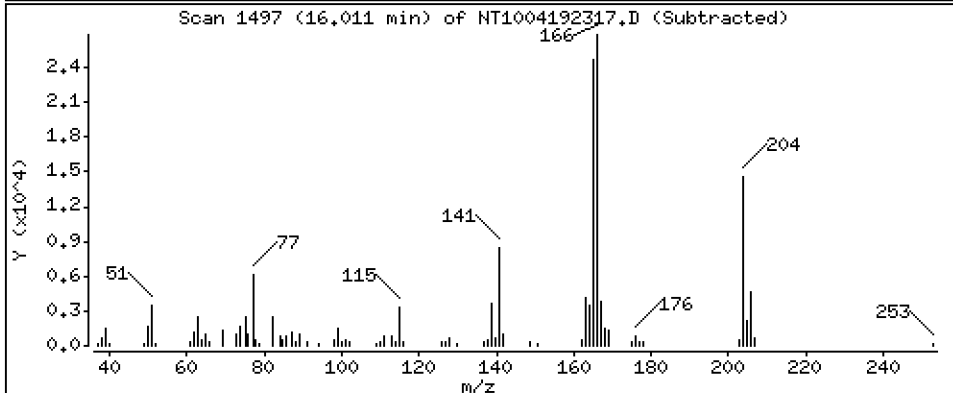
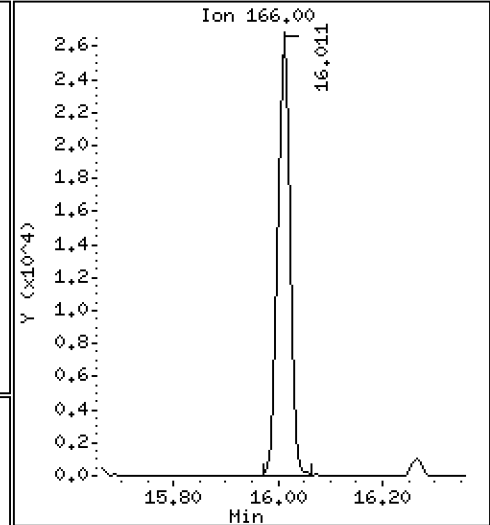
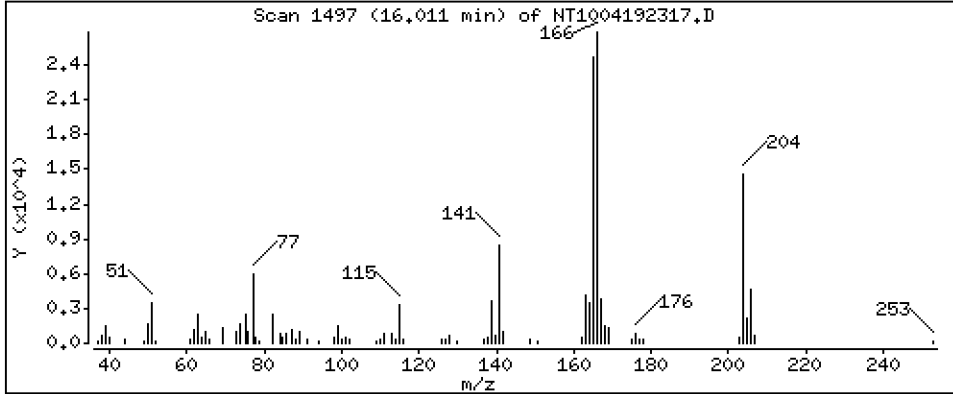
Operator: VTS

Column phase: ZB-5msi

Column diameter: 0,25

49 Fluorene

Concentration: 0,4585 ug/mL



Date : 19-APR-2023 21:33

Client ID:

Instrument: nt10.i

Sample Info: SLD0281-LCV1

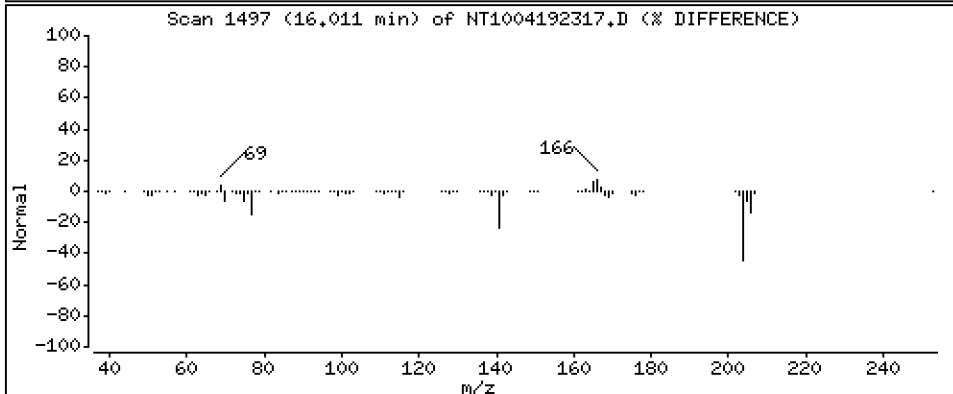
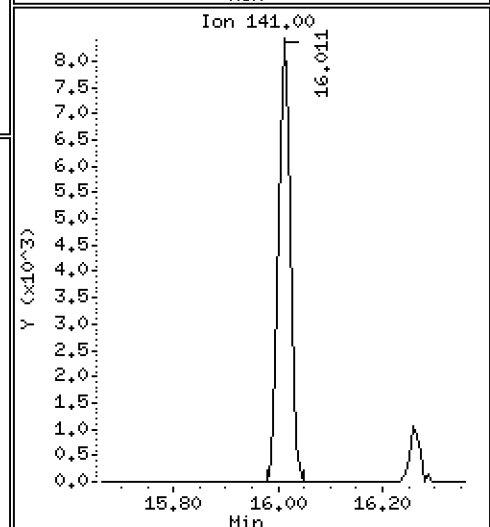
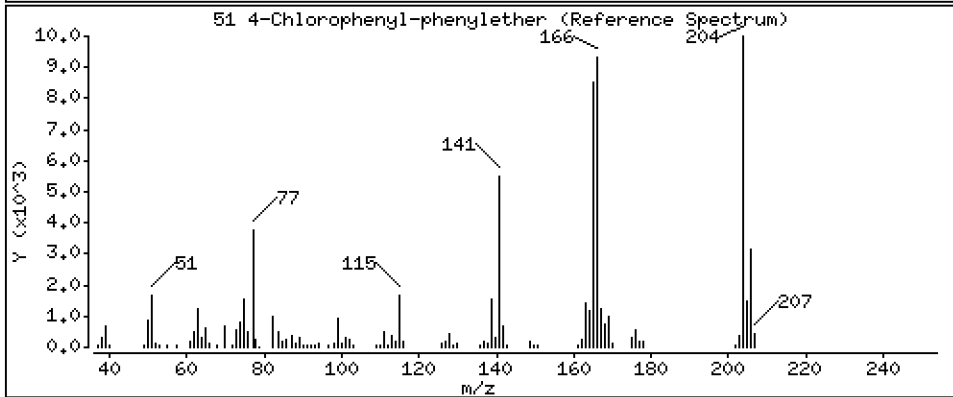
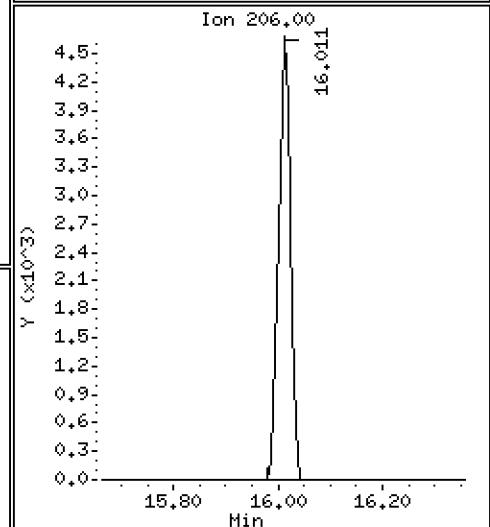
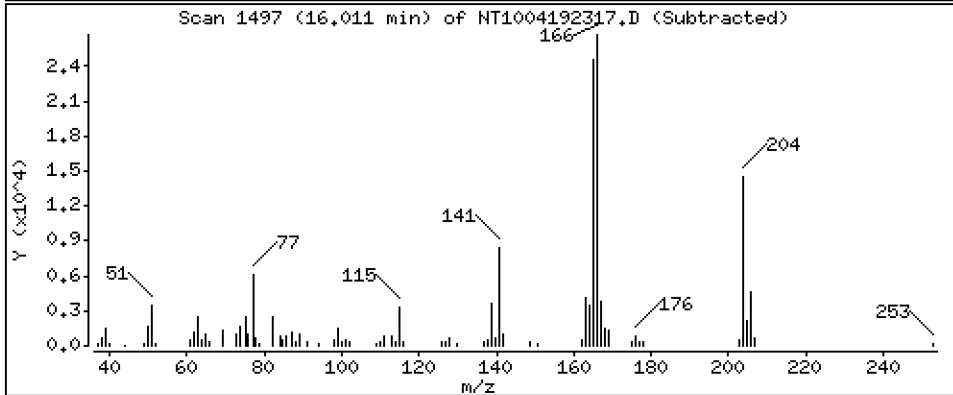
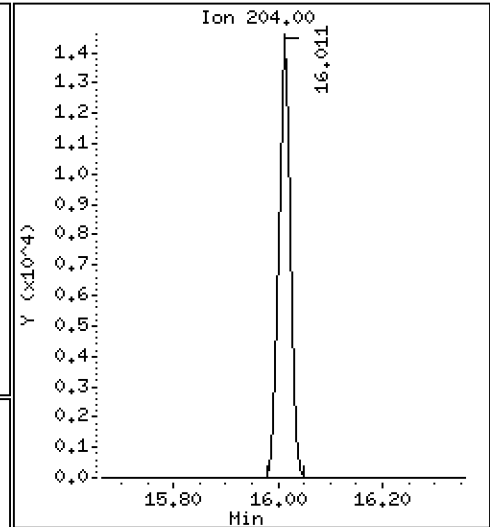
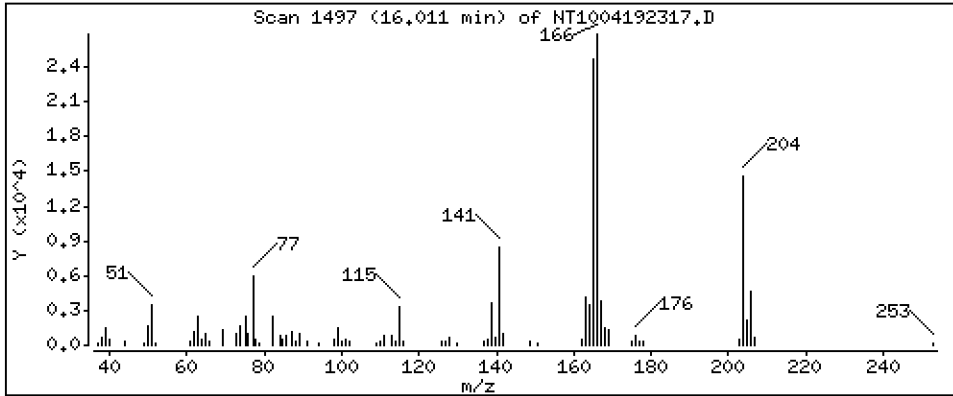
Operator: VTS

Column phase: ZB-5msi

Column diameter: 0,25

51 4-Chlorophenyl-phenylether

Concentration: 0,4929 ug/mL



Date : 19-APR-2023 21:33

Client ID:

Instrument: nt10.i

Sample Info: SLD0281-LCV1

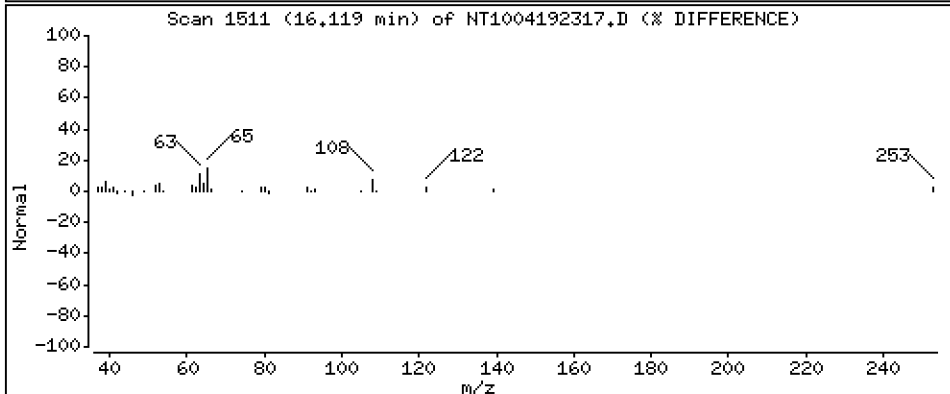
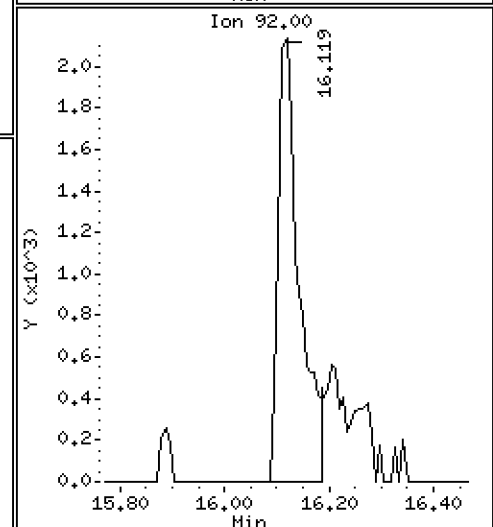
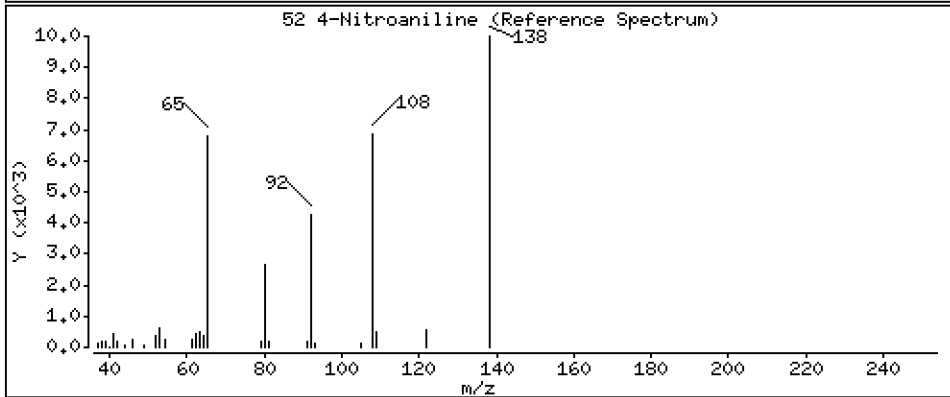
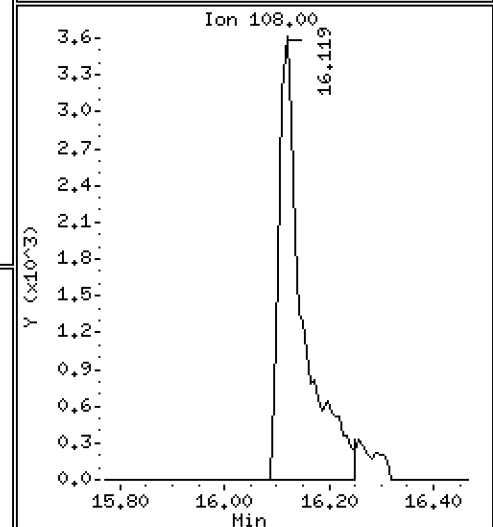
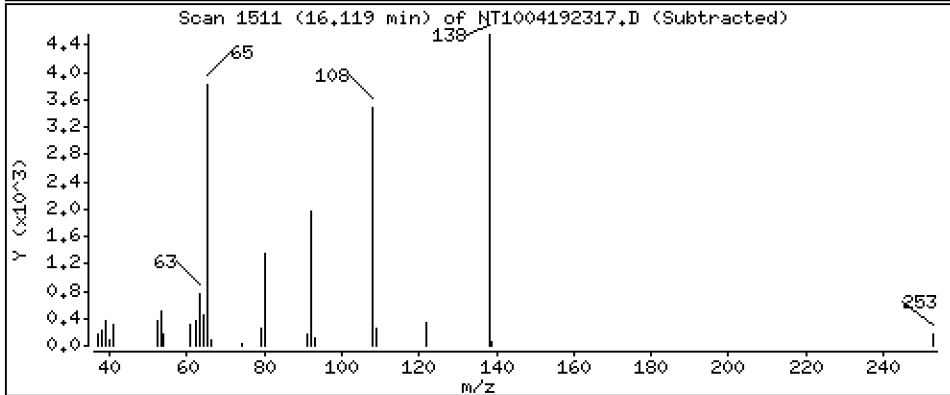
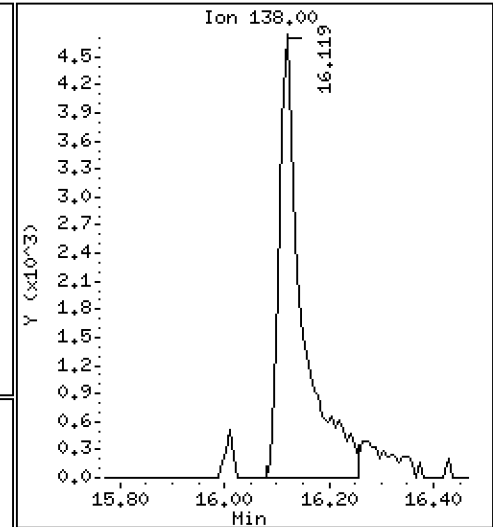
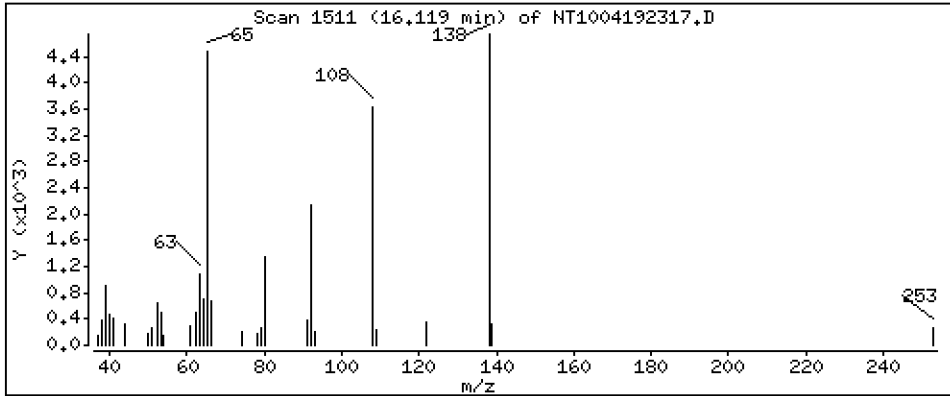
Operator: VTS

Column phase: ZB-5msi

Column diameter: 0,25

52 4-Nitroaniline

Concentration: 0,7615 ug/mL



Date : 19-APR-2023 21:33

Client ID:

Instrument: nt10.i

Sample Info: SLD0281-LCV1

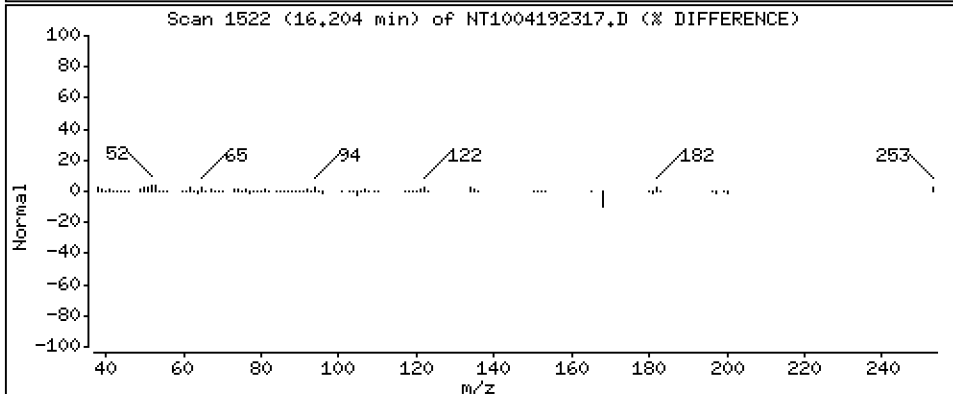
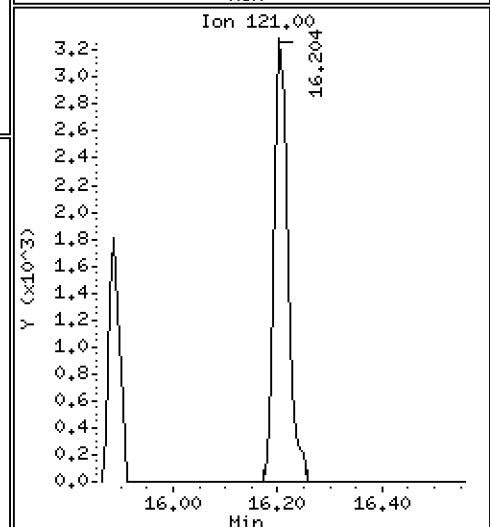
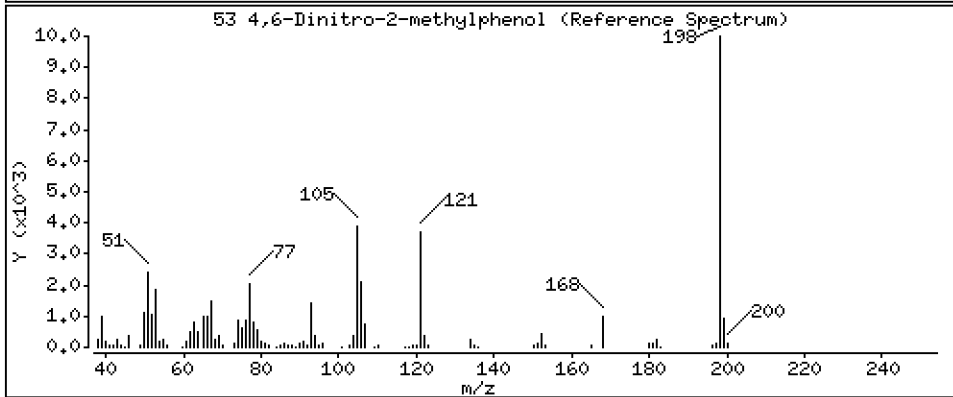
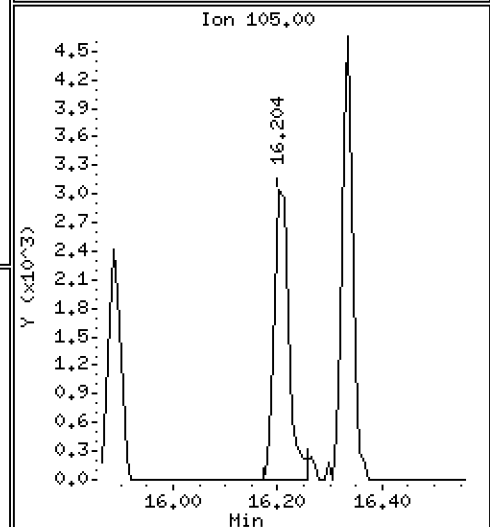
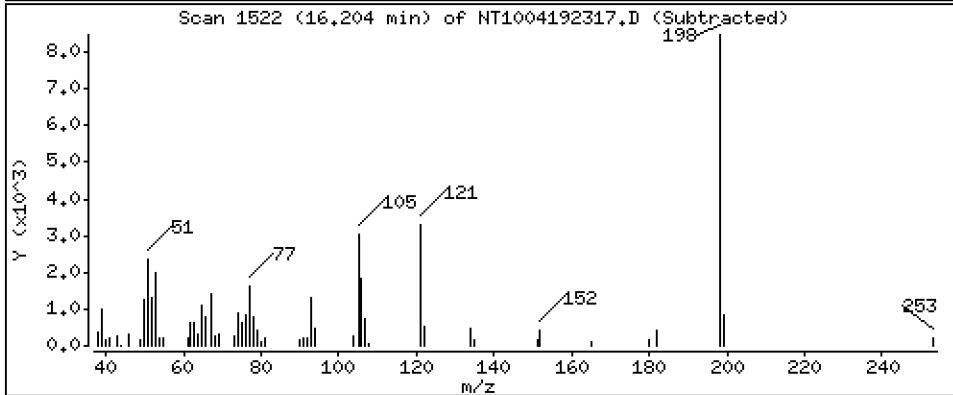
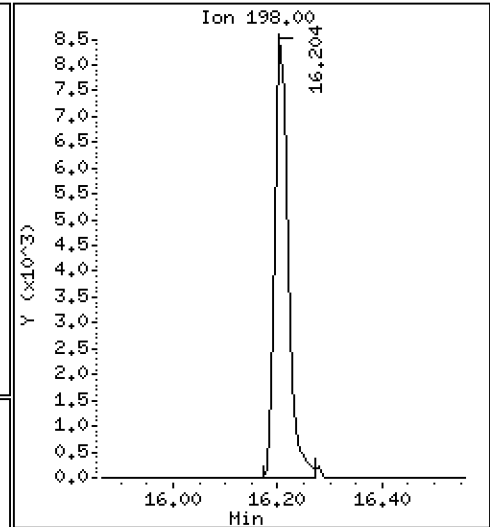
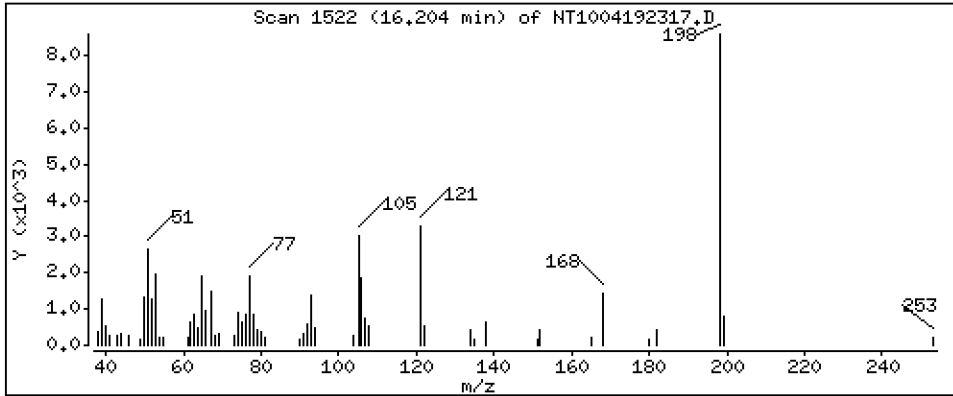
Operator: VTS

Column phase: ZB-5msi

Column diameter: 0,25

53 4,6-Dinitro-2-methylphenol

Concentration: 1,099 ug/mL



Date : 19-APR-2023 21:33

Client ID:

Instrument: nt10.i

Sample Info: SLD0281-LCV1

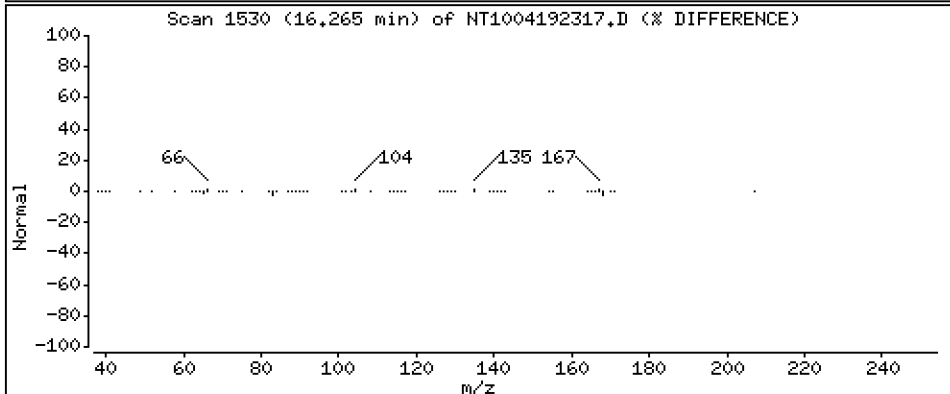
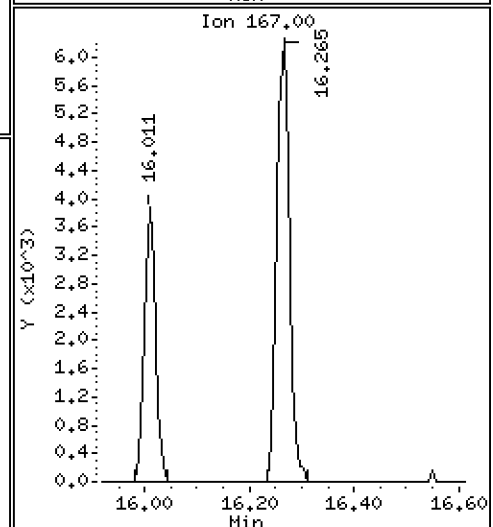
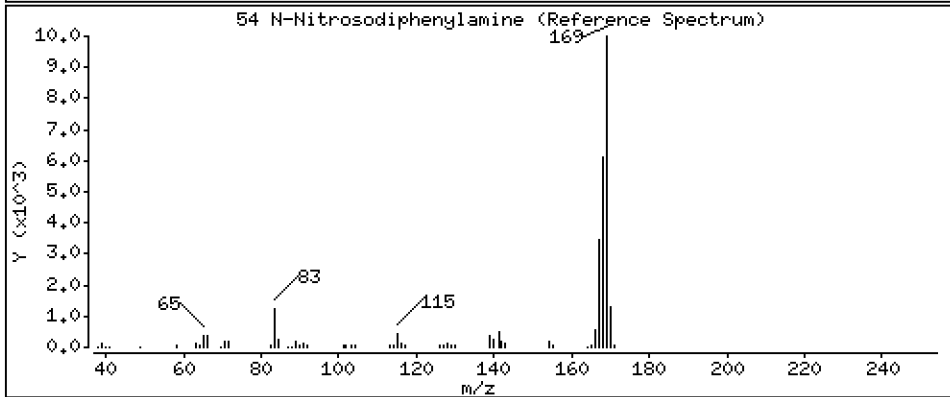
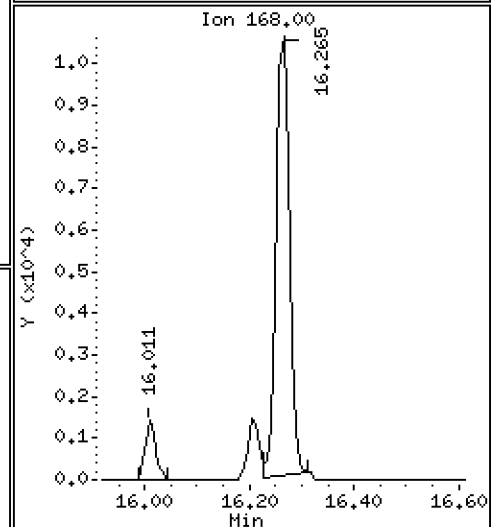
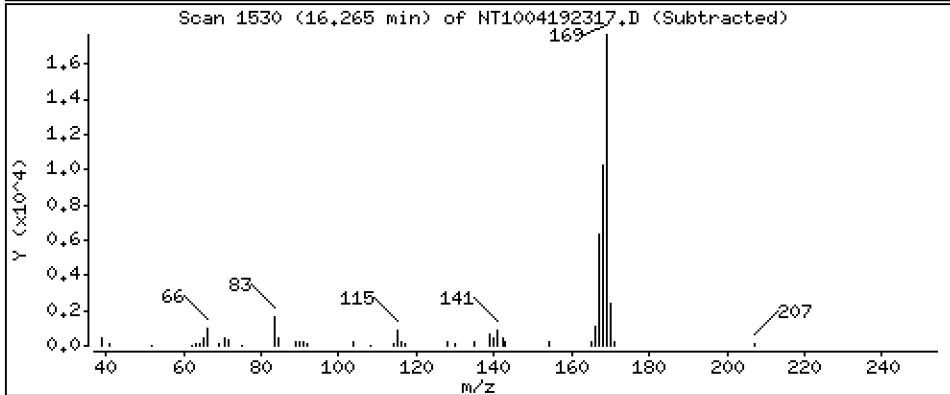
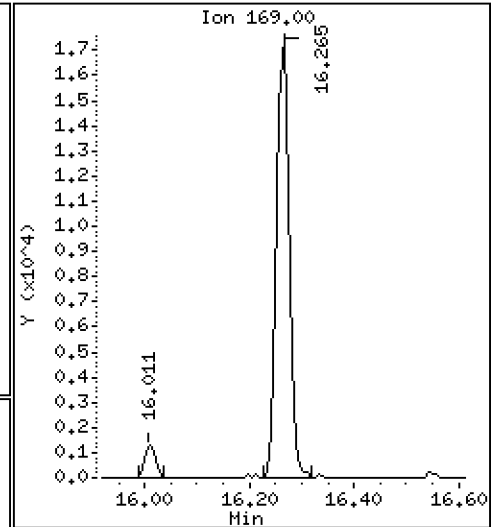
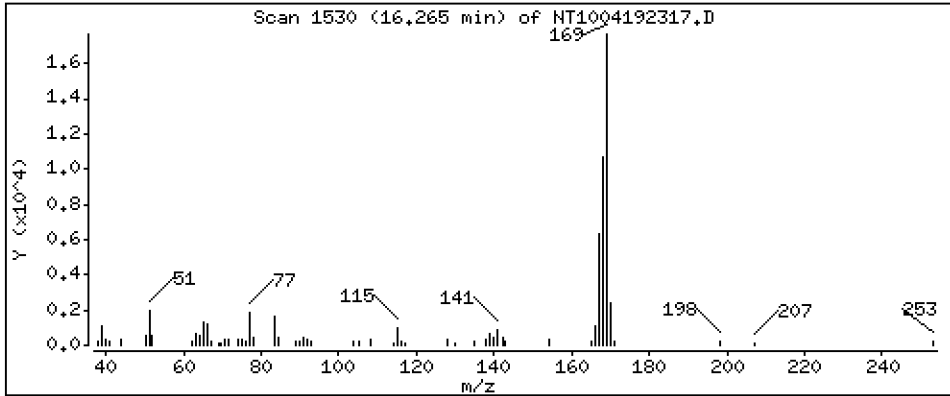
Operator: VTS

Column phase: ZB-5msi

Column diameter: 0.25

54 N-Nitrosodiphenylamine

Concentration: 0.4783 ug/mL



Date : 19-APR-2023 21:33

Client ID:

Instrument: nt10.i

Sample Info: SLD0281-LCV1

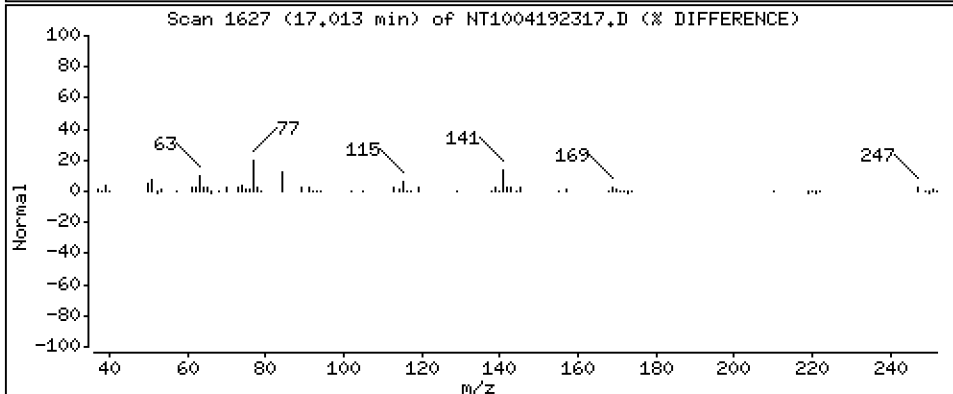
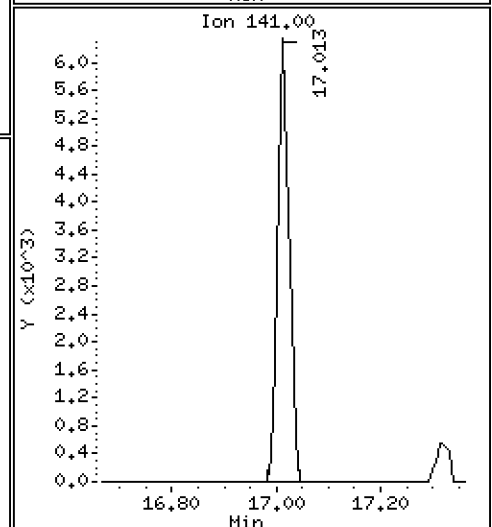
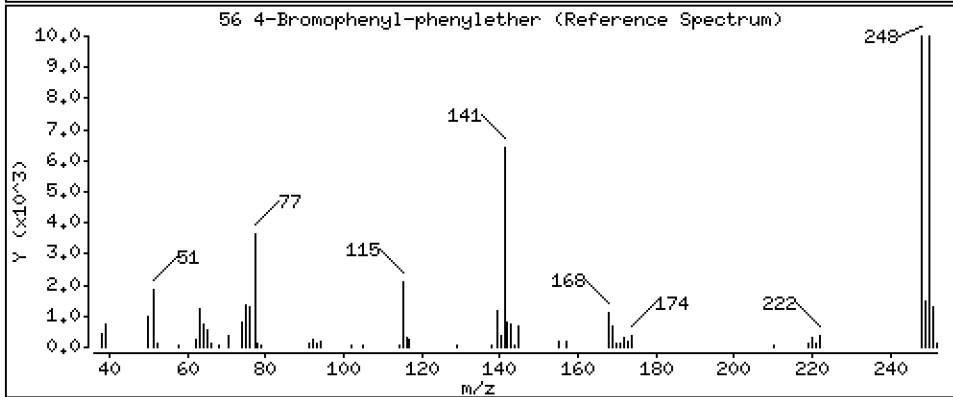
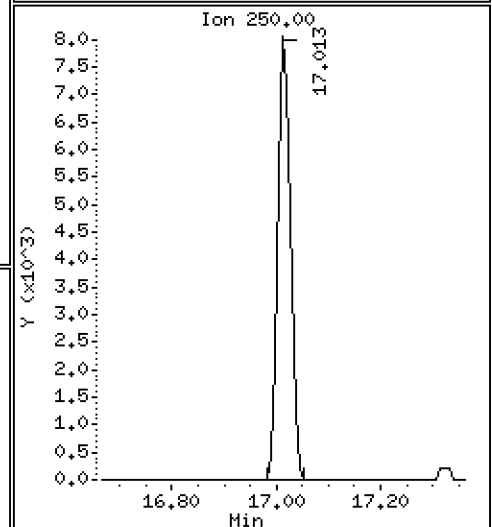
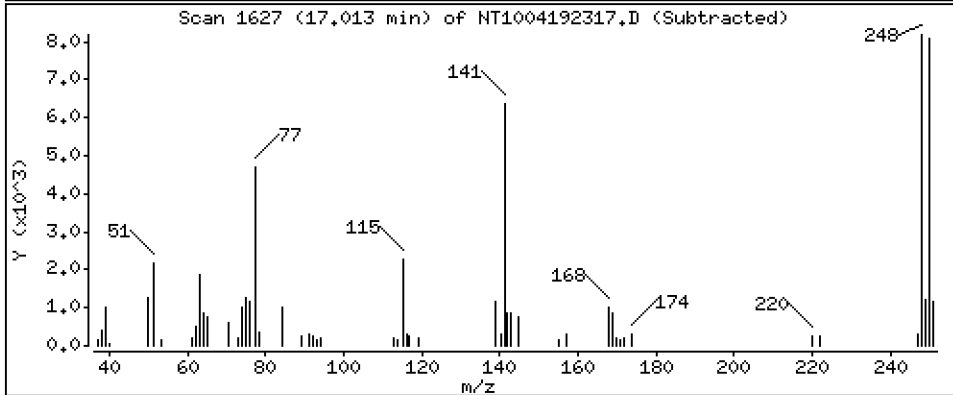
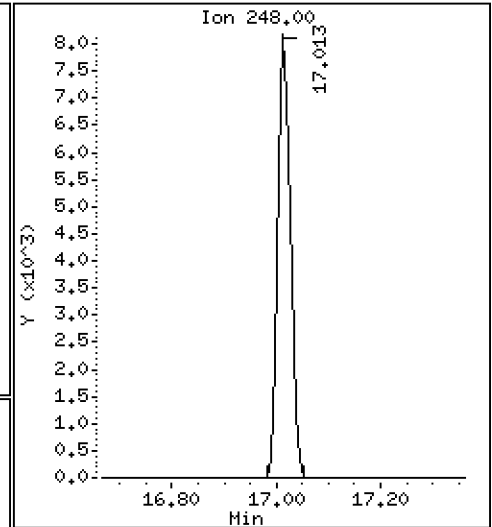
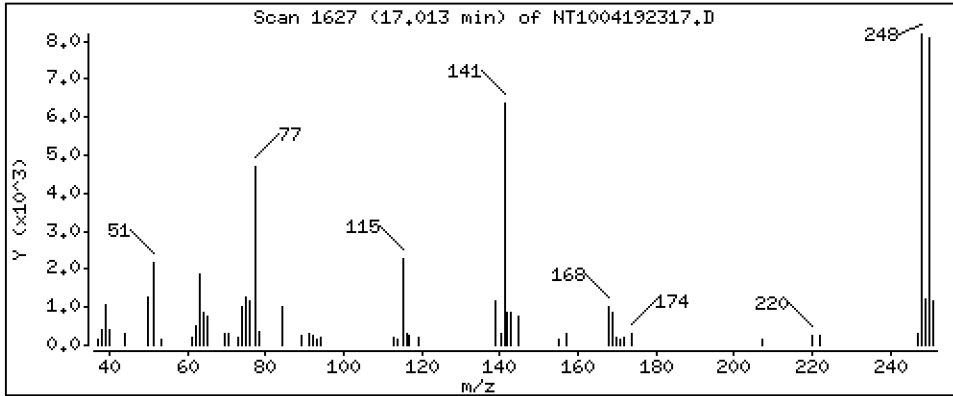
Operator: VTS

Column phase: ZB-5msi

Column diameter: 0,25

56 4-Bromophenyl-phenylether

Concentration: 0,5456 ug/mL



Date : 19-APR-2023 21:33

Client ID:

Instrument: nt10.i

Sample Info: SLD0281-LCV1

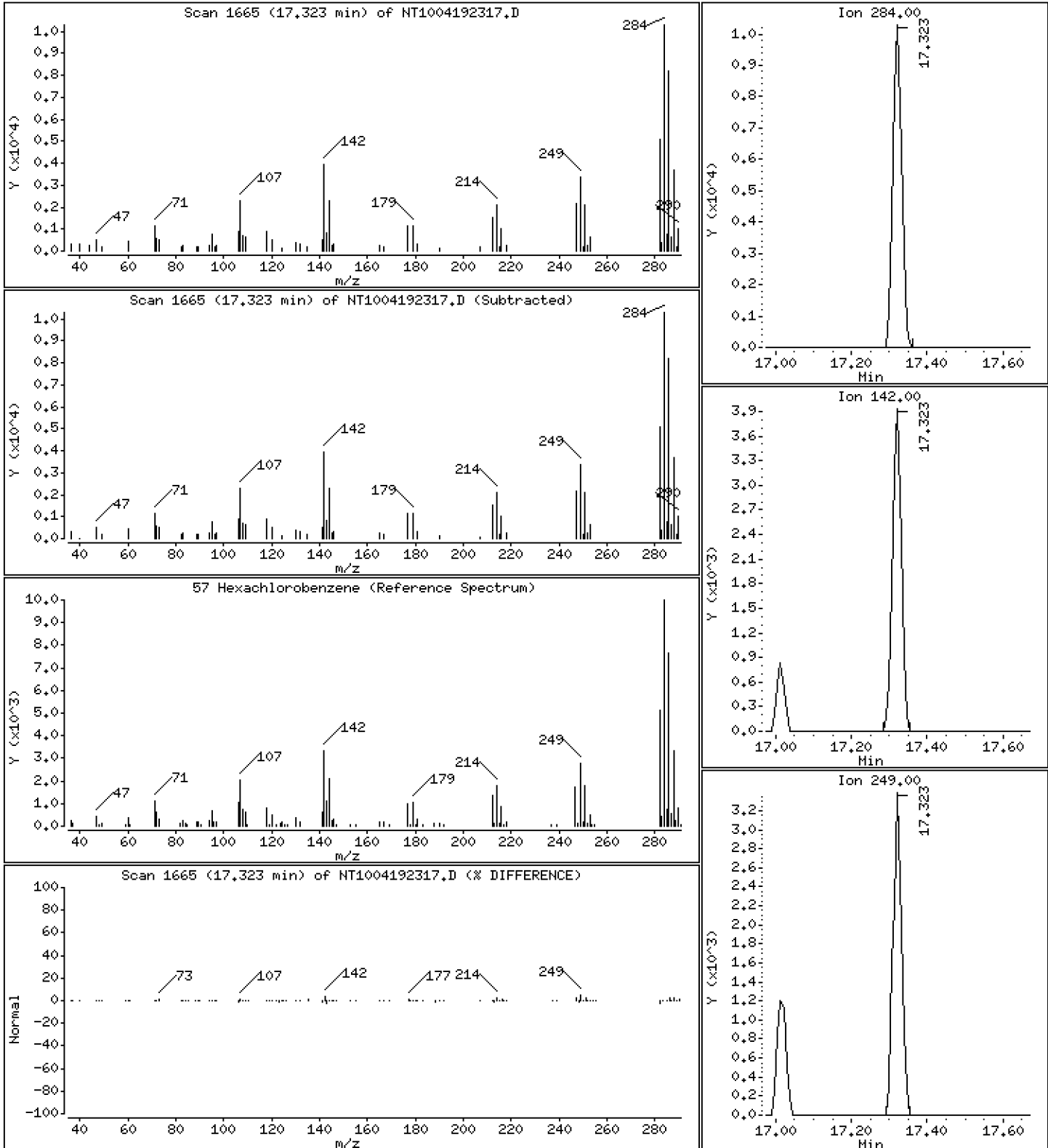
Operator: VTS

Column phase: ZB-5msi

Column diameter: 0.25

57 Hexachlorobenzene

Concentration: 0.6190 ug/mL



Date : 19-APR-2023 21:33

Client ID:

Instrument: nt10.i

Sample Info: SLD0281-LCV1

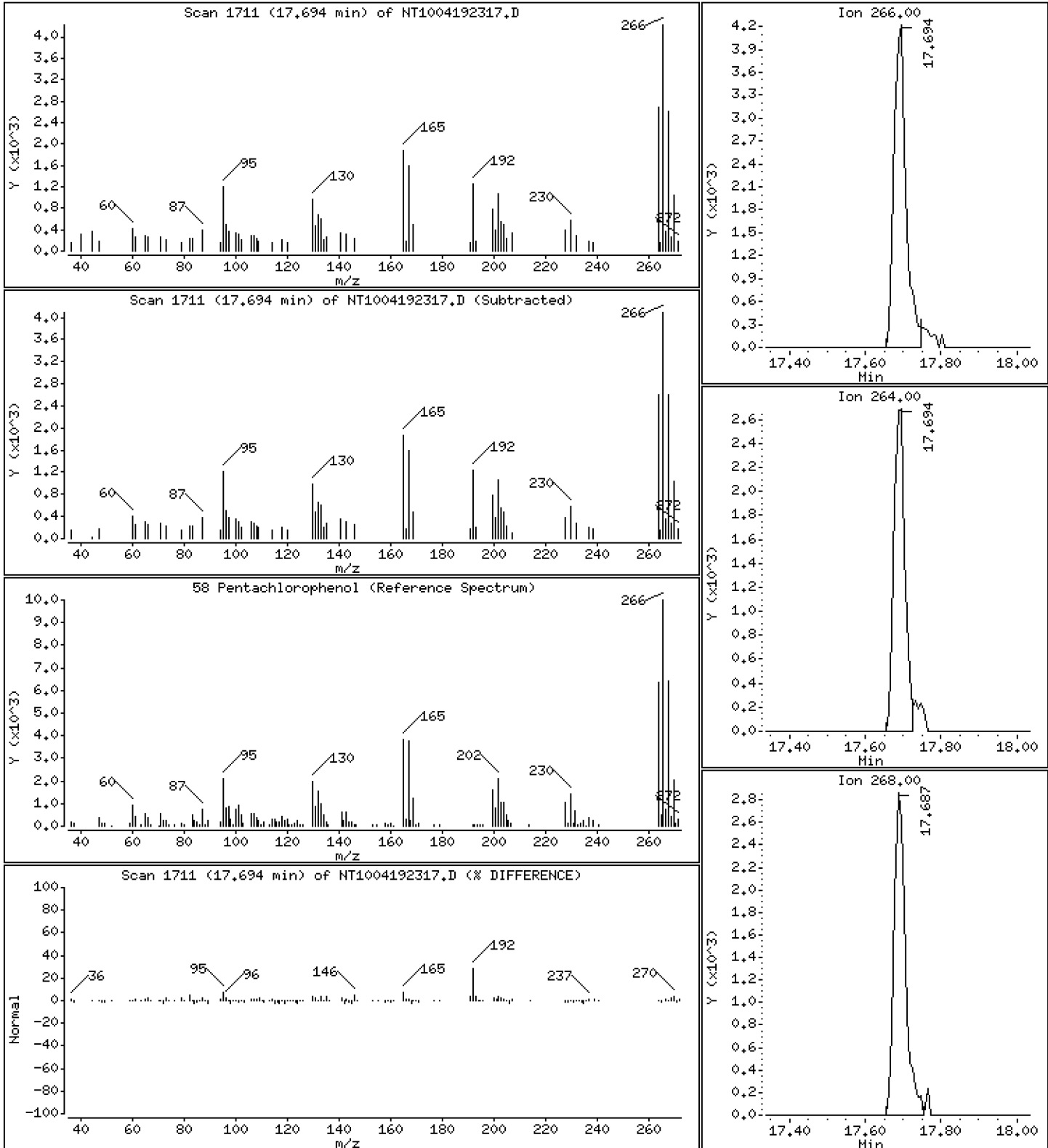
Operator: VTS

Column phase: ZB-5msi

Column diameter: 0,25

58 Pentachlorophenol

Concentration: 0,6000 ug/mL



Date : 19-APR-2023 21:33

Client ID:

Instrument: nt10.i

Sample Info: SLD0281-LCV1

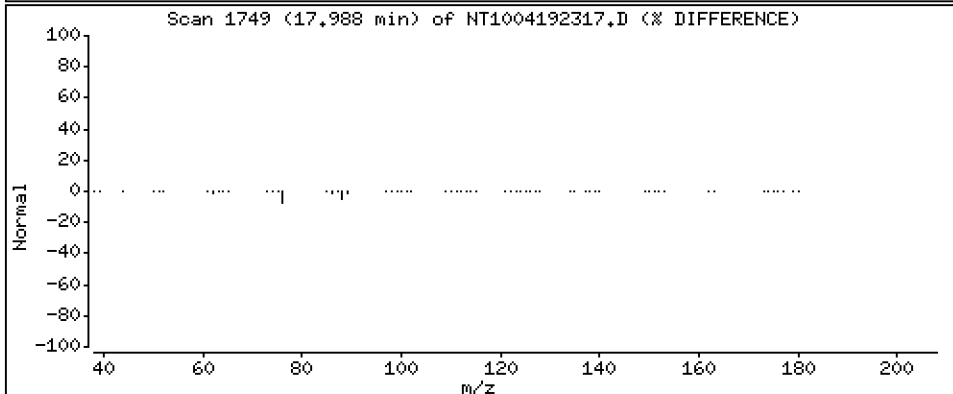
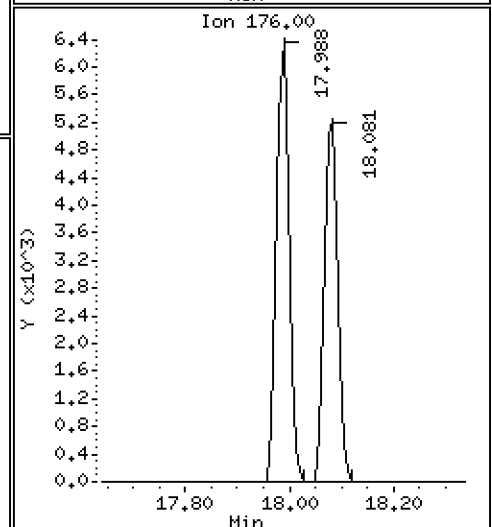
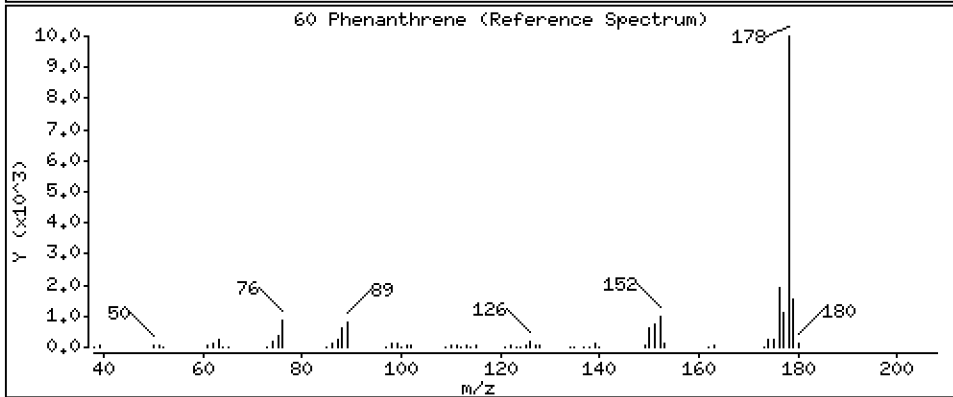
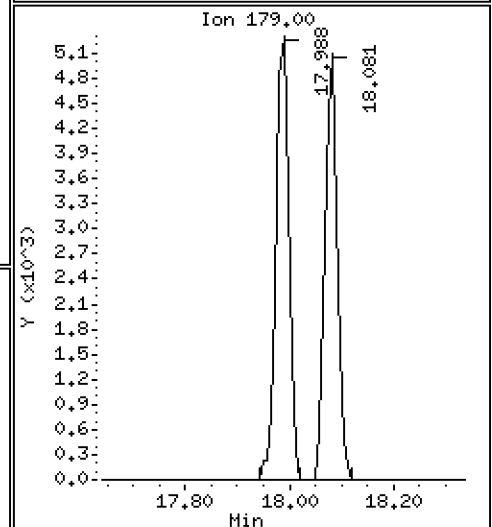
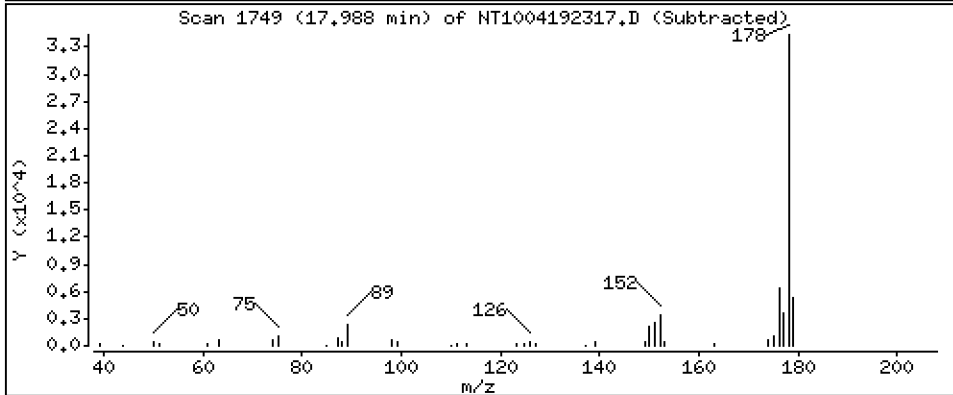
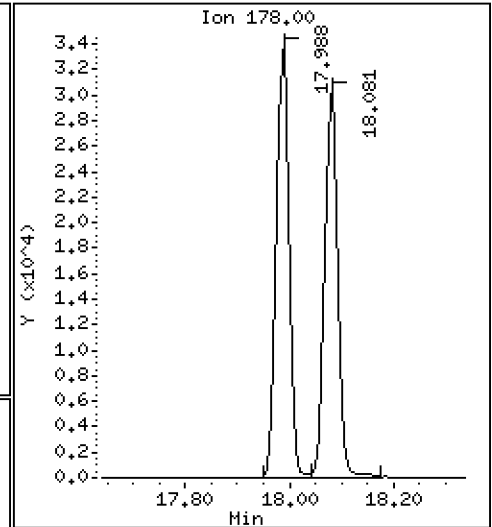
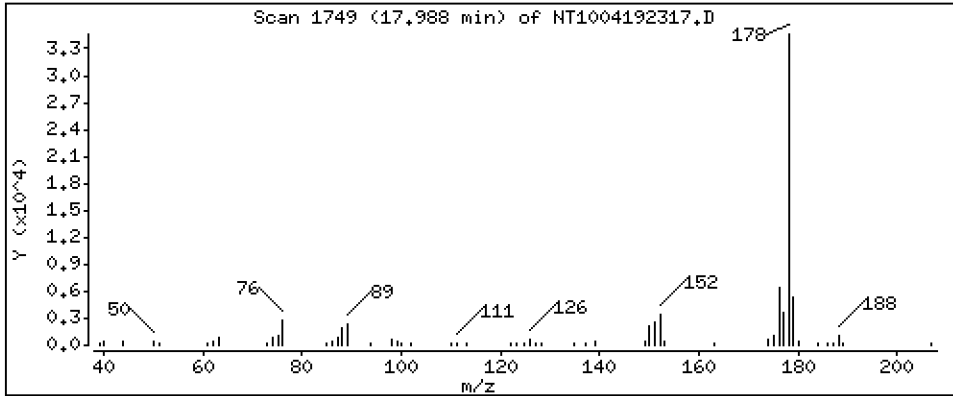
Operator: VTS

Column phase: ZB-5msi

Column diameter: 0.25

60 Phenanthrene

Concentration: 0.4576 ug/mL



Date : 19-APR-2023 21:33

Client ID:

Instrument: nt10.i

Sample Info: SLD0281-LCV1

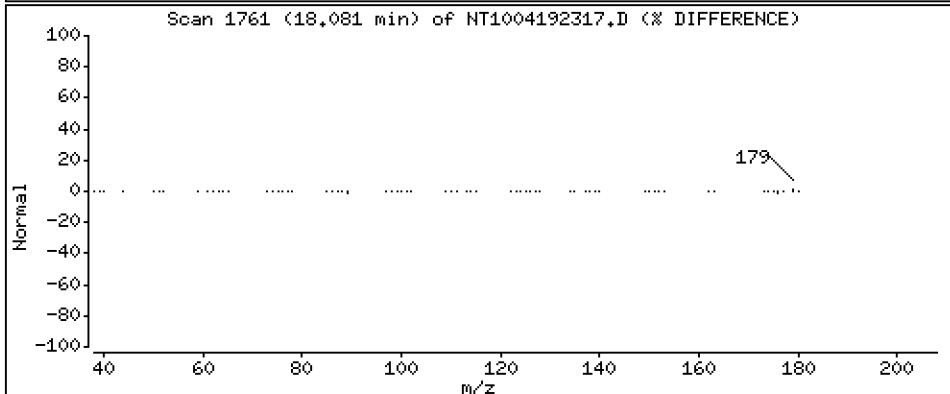
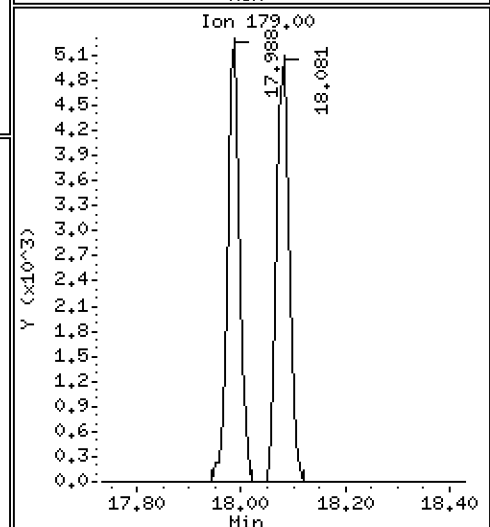
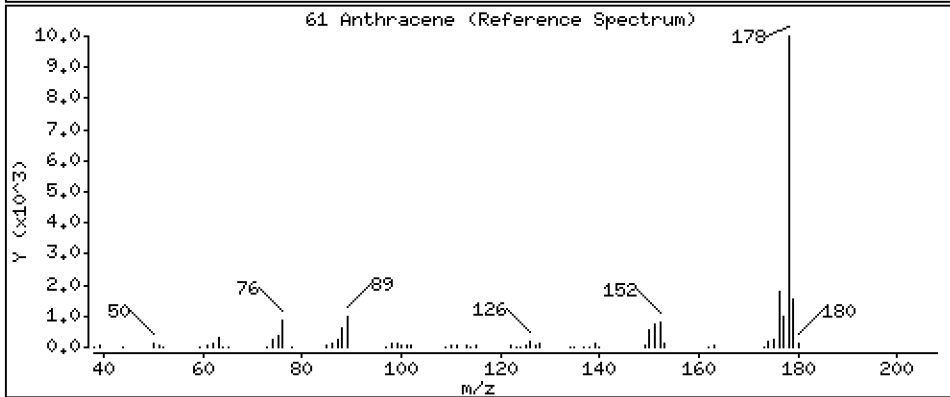
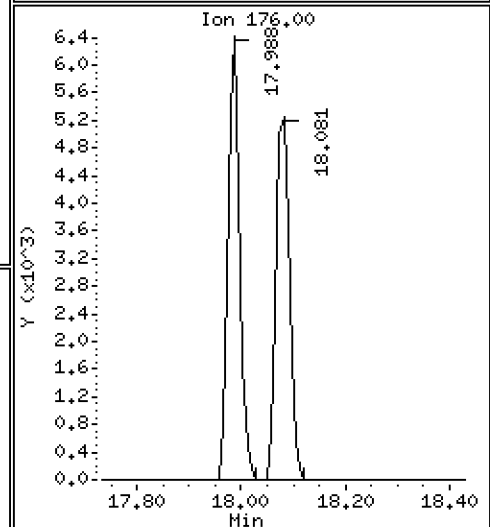
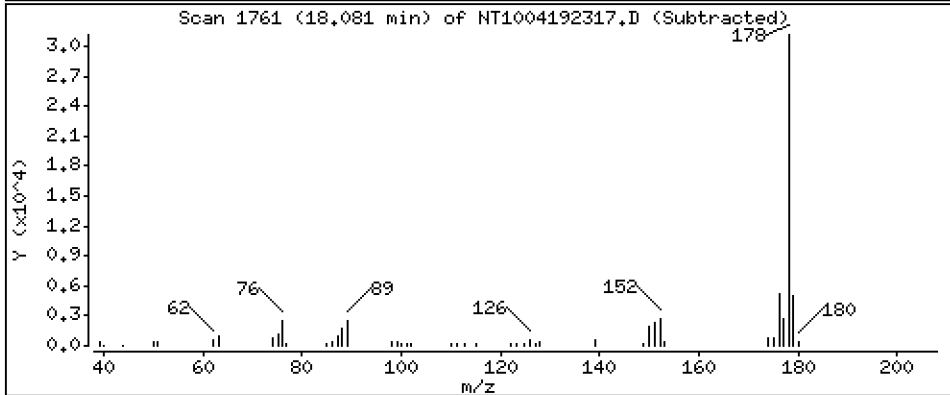
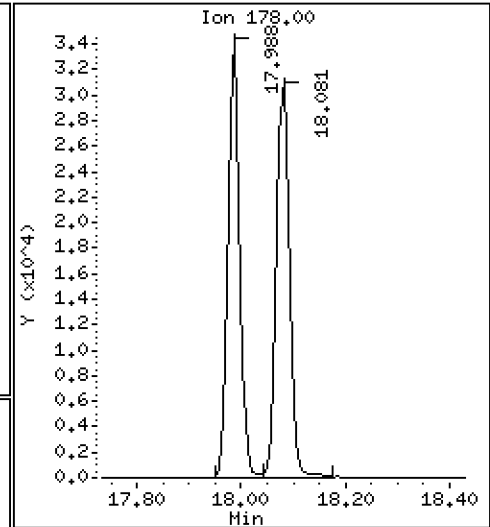
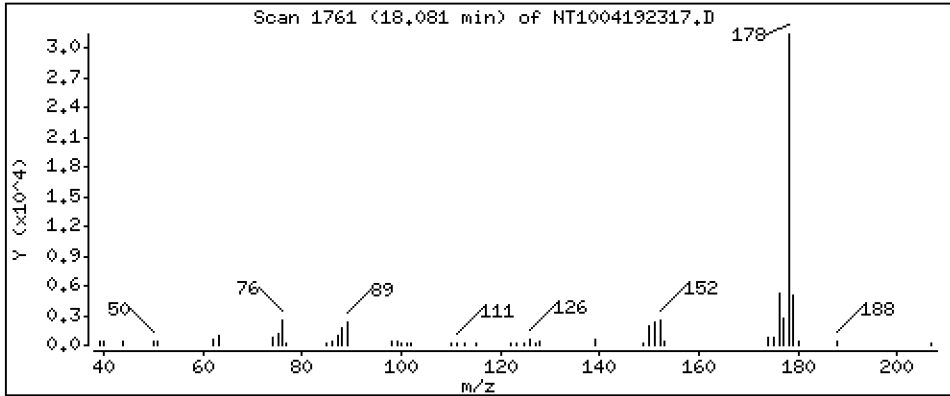
Operator: VTS

Column phase: ZB-5msi

Column diameter: 0.25

61 Anthracene

Concentration: 0.4549 ug/mL



Date : 19-APR-2023 21:33

Client ID:

Instrument: nt10.i

Sample Info: SLD0281-LCV1

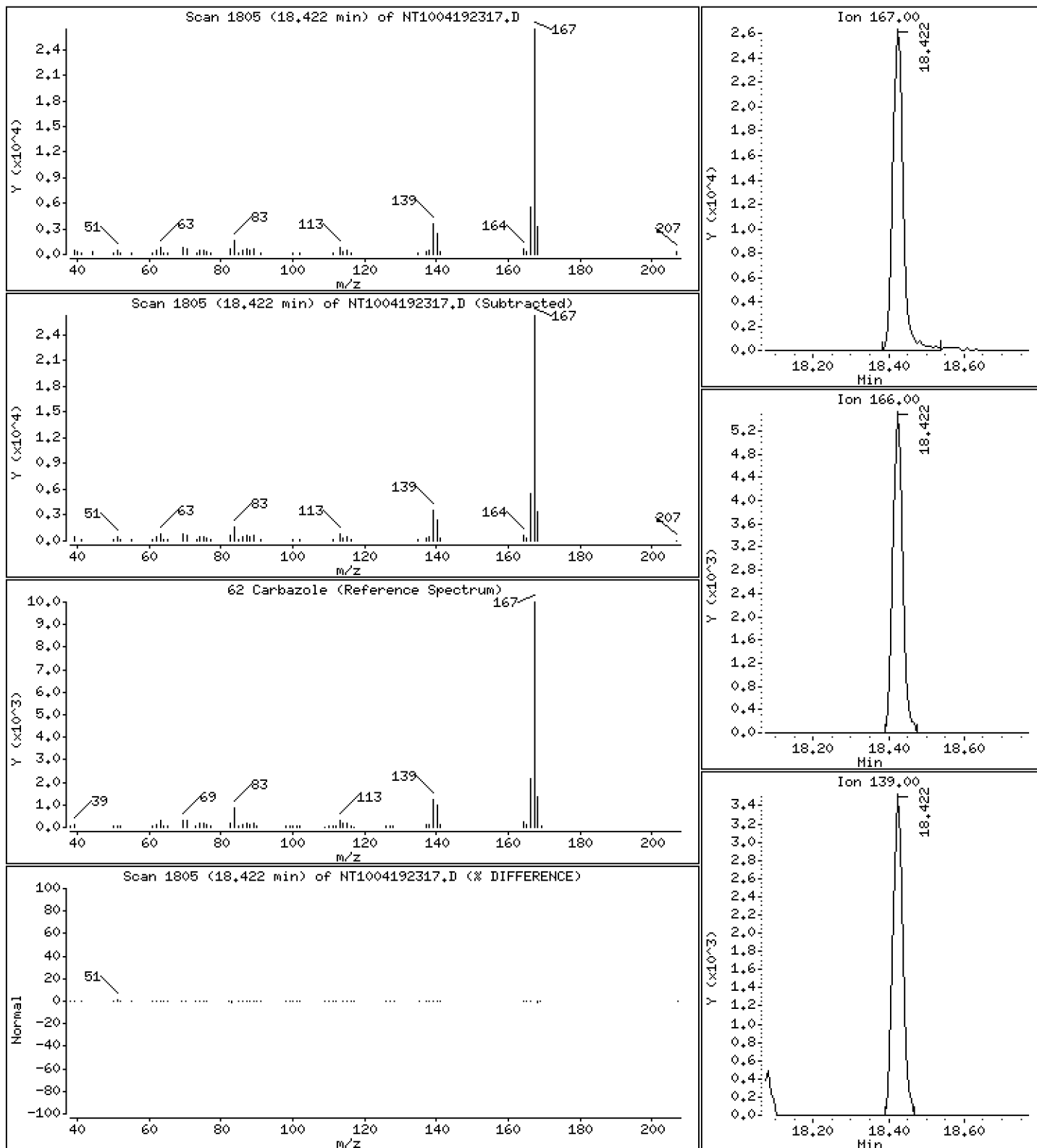
Operator: VTS

Column phase: ZB-5msi

Column diameter: 0,25

62 Carbazole

Concentration: 0,4735 ug/mL



Date : 19-APR-2023 21:33

Client ID:

Instrument: nt10.i

Sample Info: SLD0281-LCV1

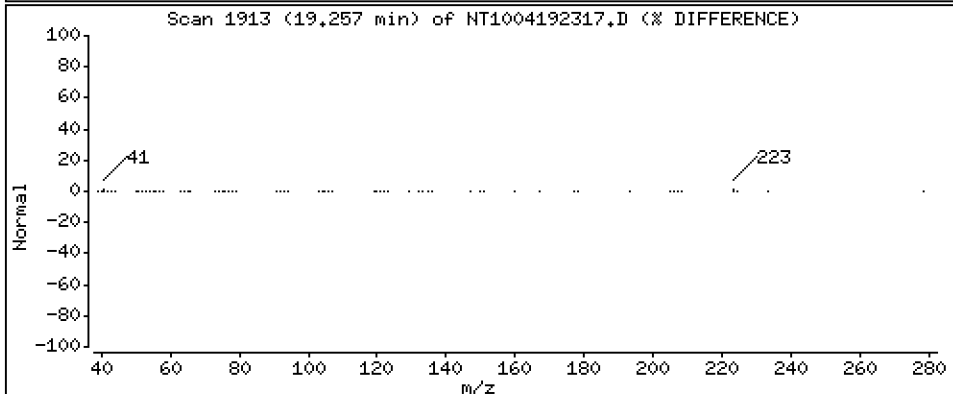
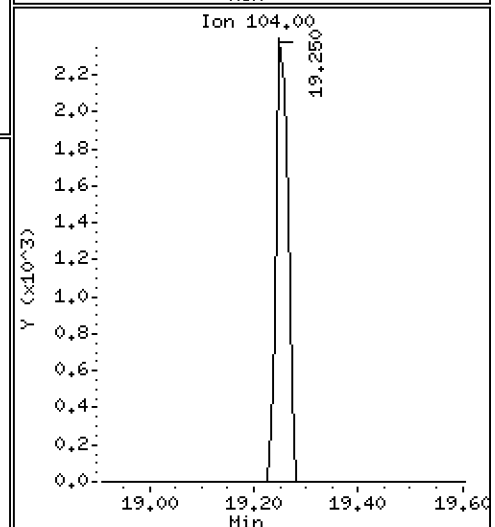
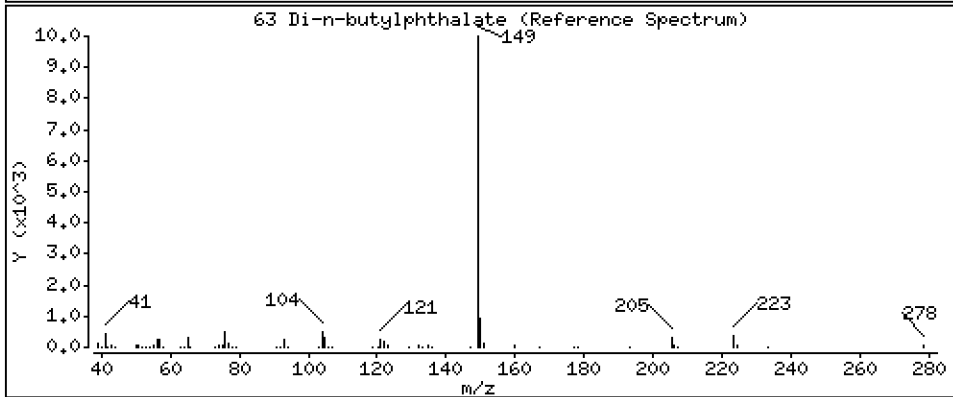
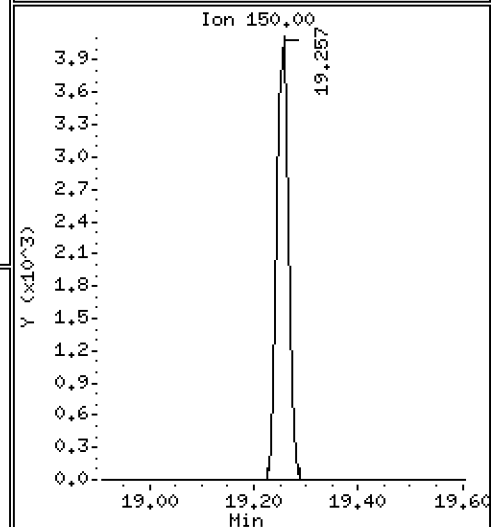
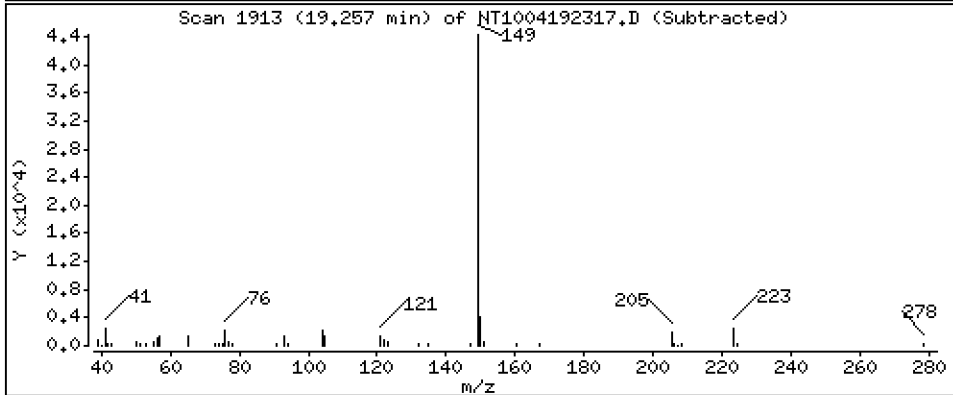
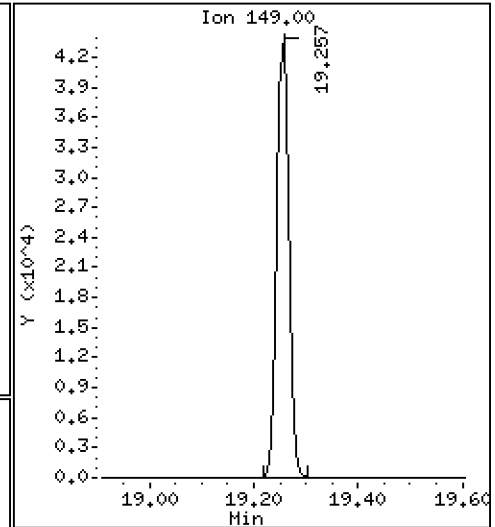
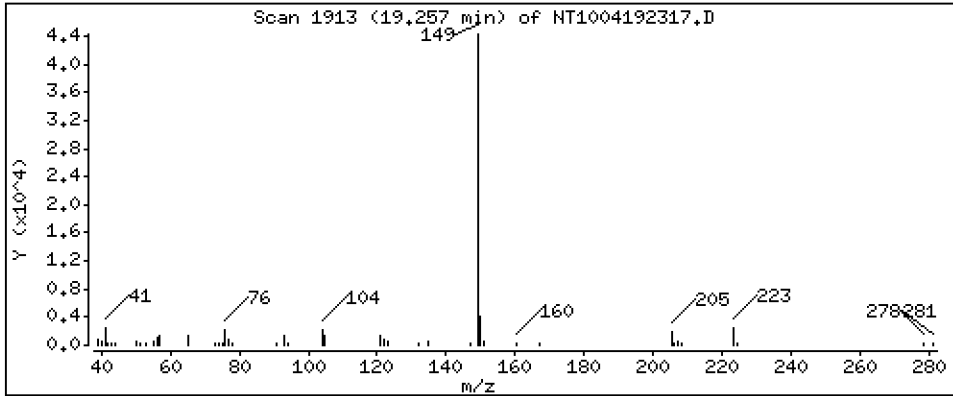
Operator: VTS

Column phase: ZB-5msi

Column diameter: 0,25

63 Di-n-butylphthalate

Concentration: 0,4837 ug/mL



Date : 19-APR-2023 21:33

Client ID:

Instrument: nt10.i

Sample Info: SLD0281-LCV1

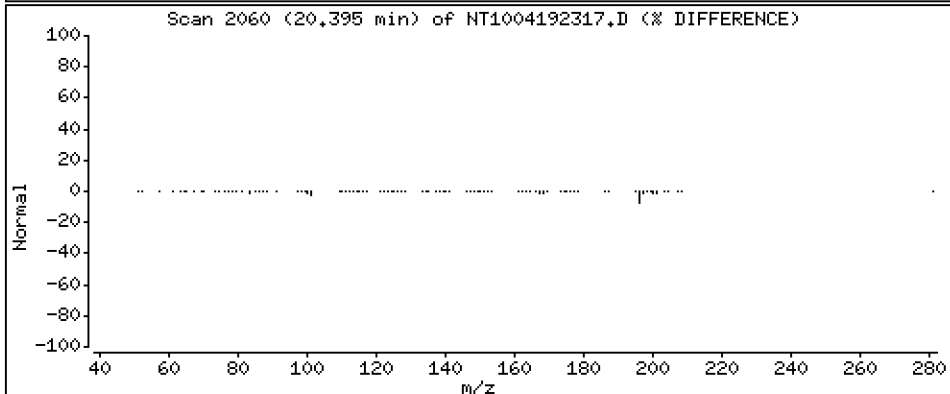
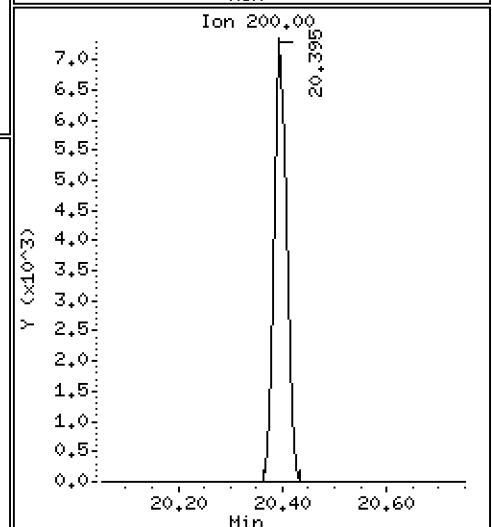
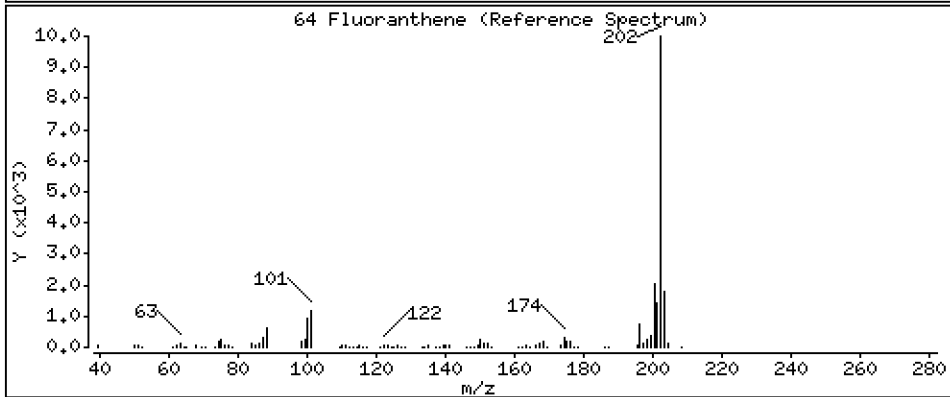
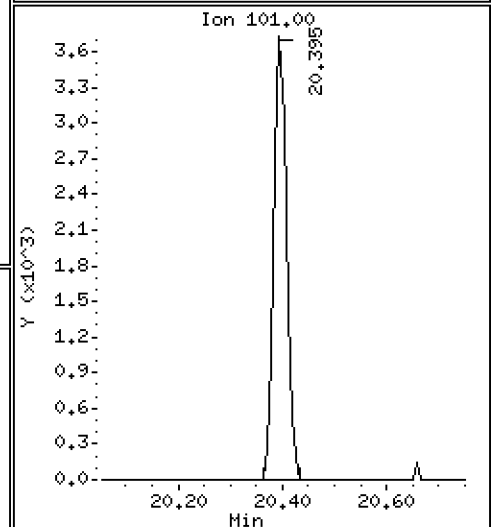
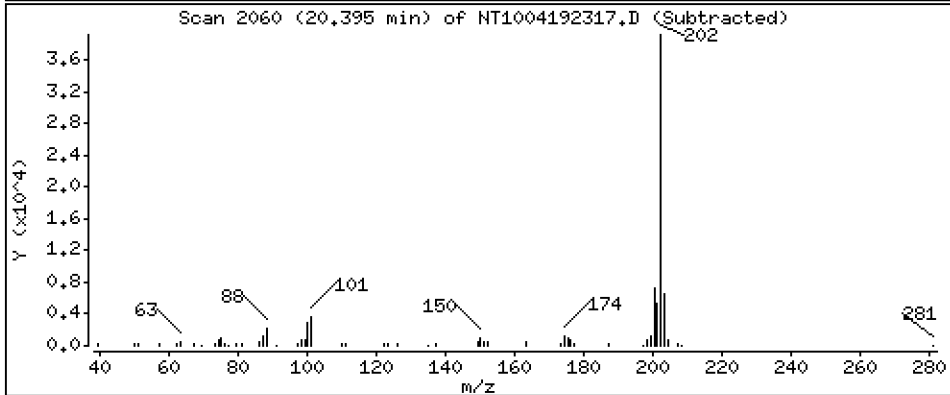
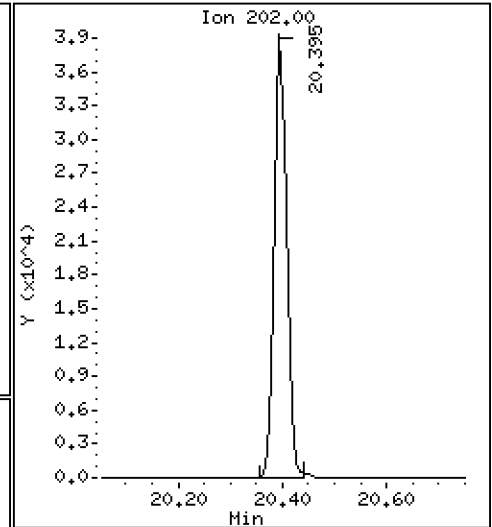
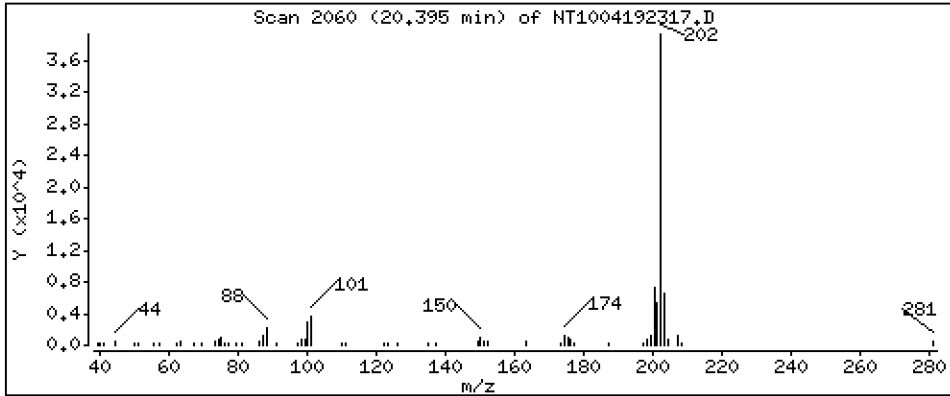
Operator: VTS

Column phase: ZB-5msi

Column diameter: 0,25

64 Fluoranthene

Concentration: 0,4083 ug/mL



Date : 19-APR-2023 21:33

Client ID:

Instrument: nt10.i

Sample Info: SLD0281-LCV1

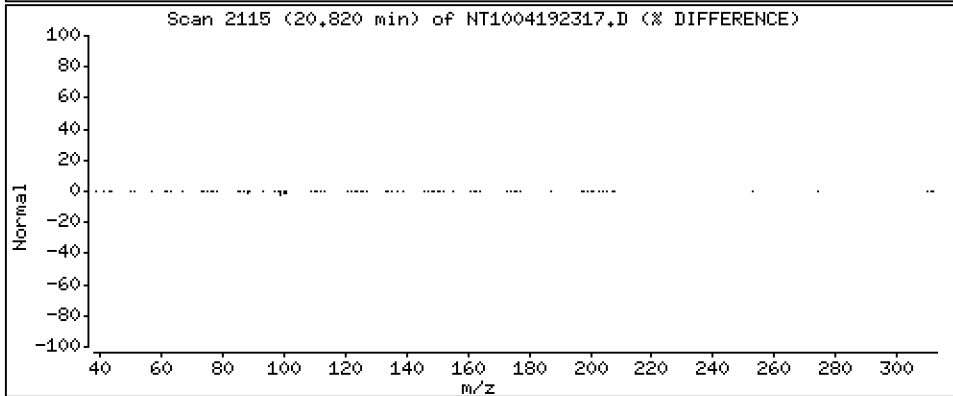
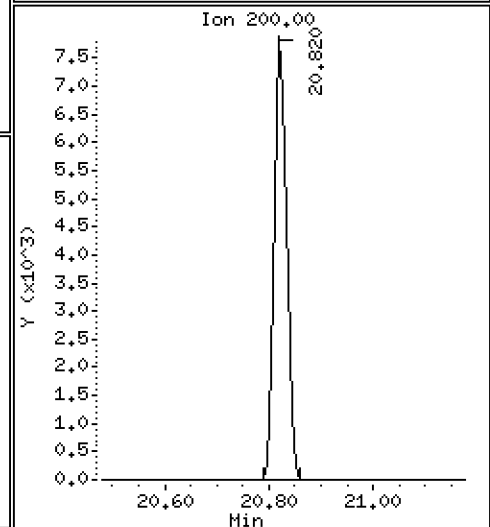
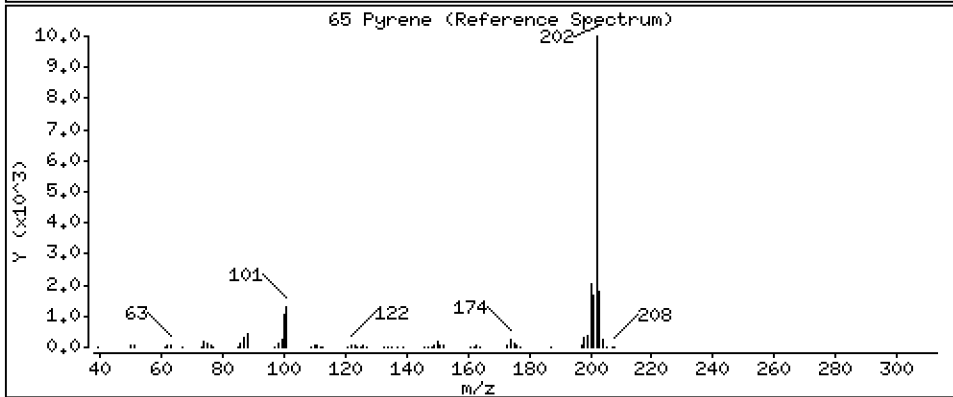
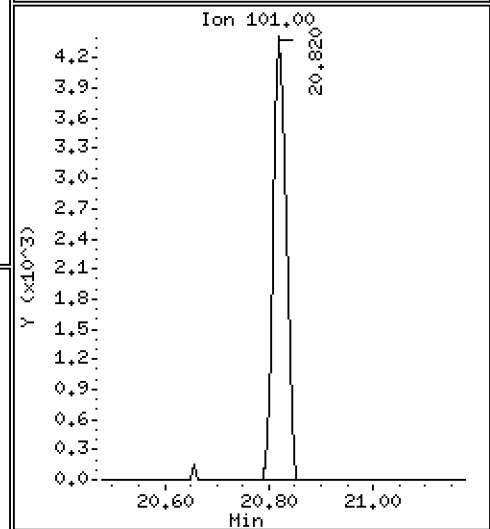
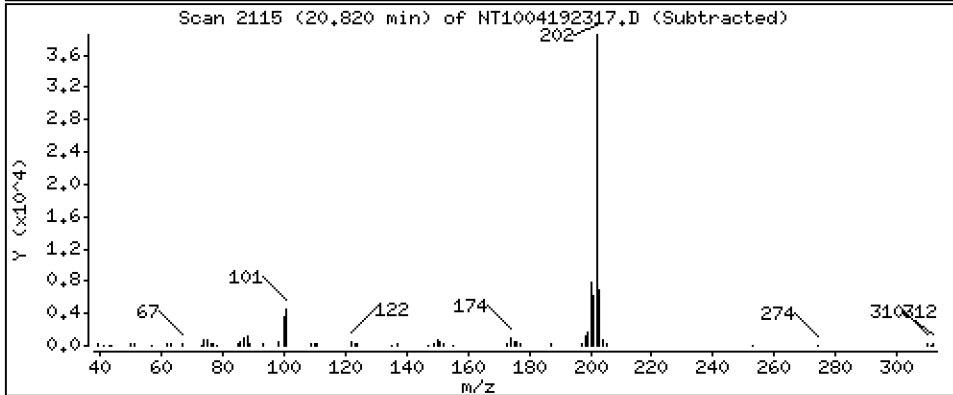
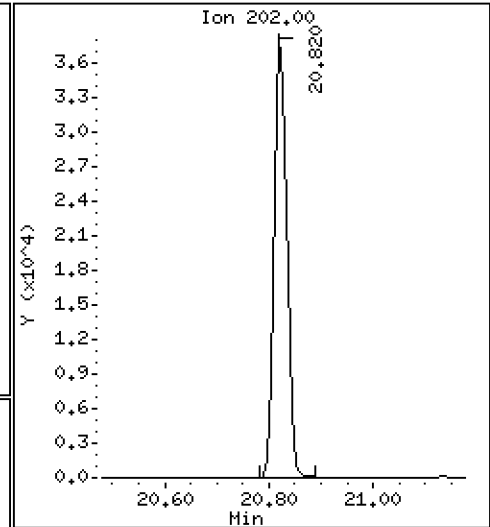
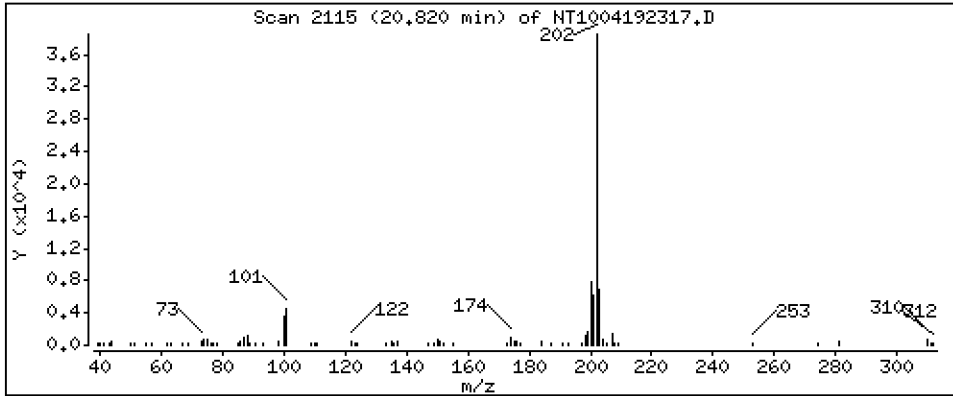
Operator: VTS

Column phase: ZB-5msi

Column diameter: 0,25

65 Pyrene

Concentration: 0,4087 ug/mL



Date : 19-APR-2023 21:33

Client ID:

Instrument: nt10.i

Sample Info: SLD0281-LCV1

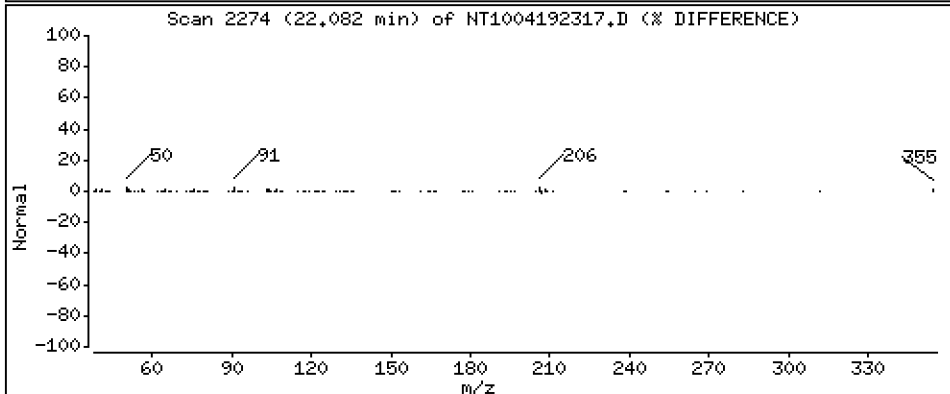
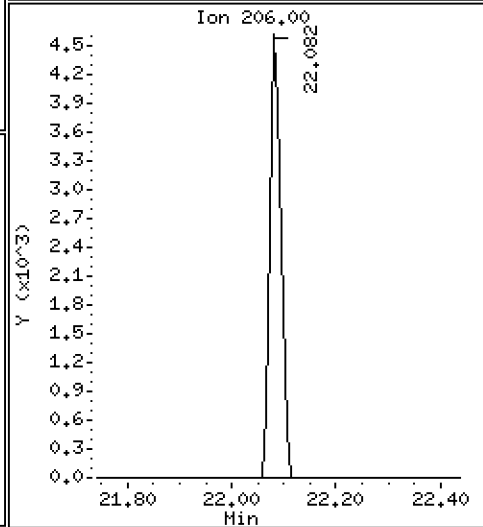
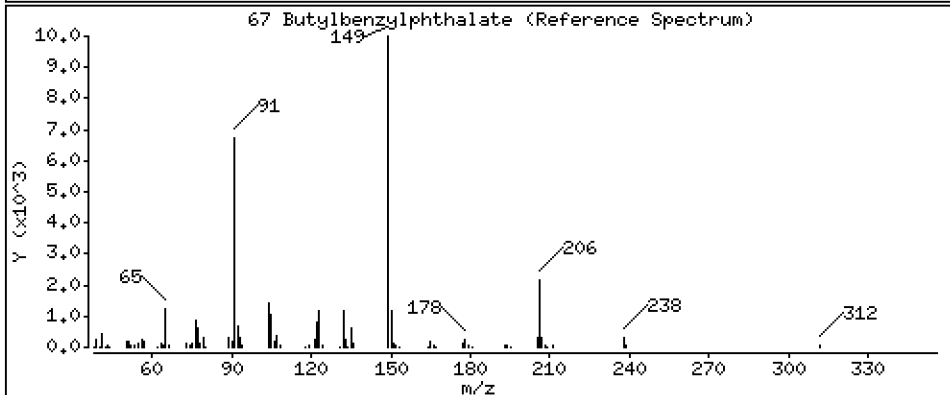
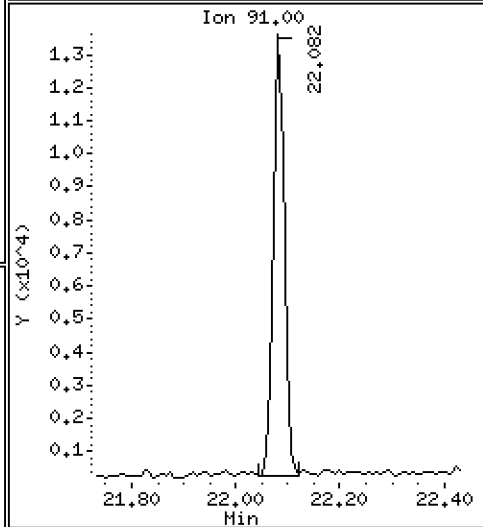
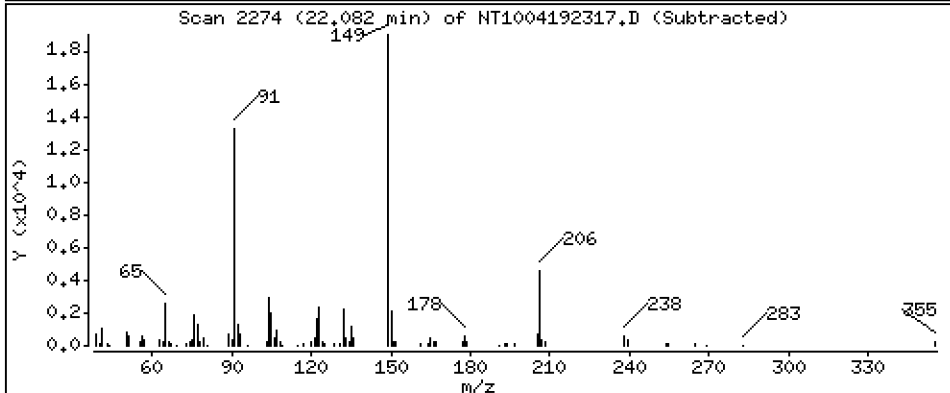
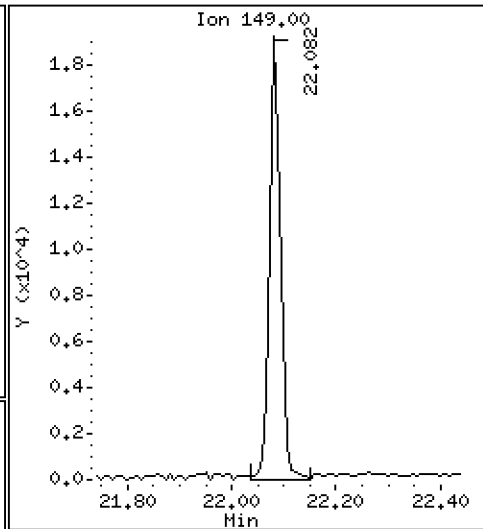
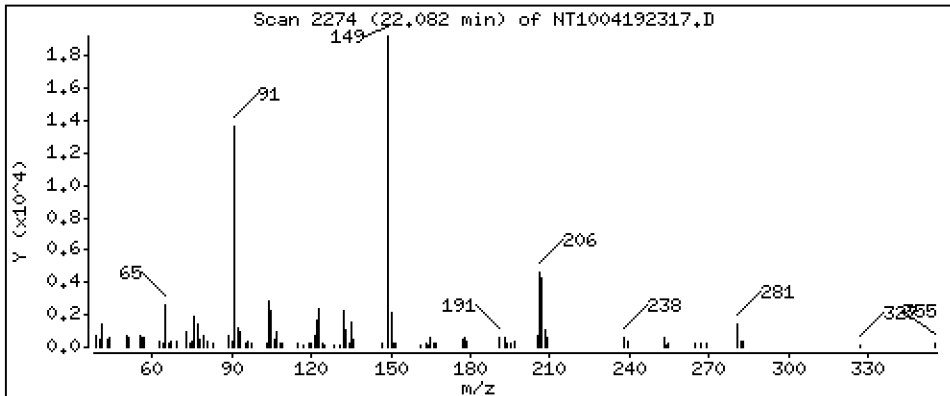
Operator: VTS

Column phase: ZB-5msi

Column diameter: 0.25

67 Butylbenzylphthalate

Concentration: 0.5107 ug/mL



Date : 19-APR-2023 21:33

Client ID:

Instrument: nt10.i

Sample Info: SLD0281-LCV1

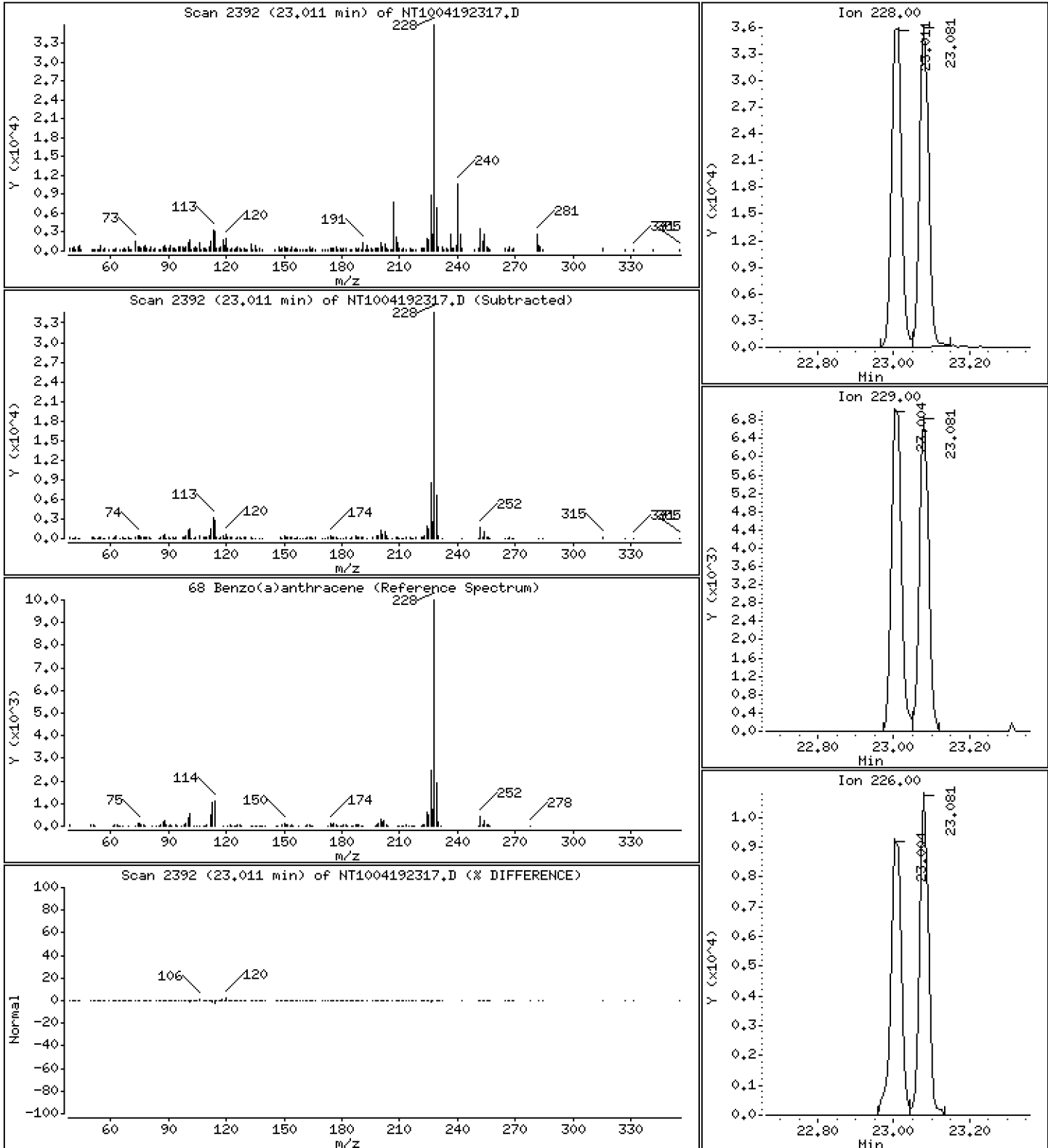
Operator: VTS

Column phase: ZB-5msi

Column diameter: 0,25

68 Benzo(a)anthracene

Concentration: 0,4700 ug/mL



Date : 19-APR-2023 21:33

Client ID:

Instrument: nt10.i

Sample Info: SLD0281-LCV1

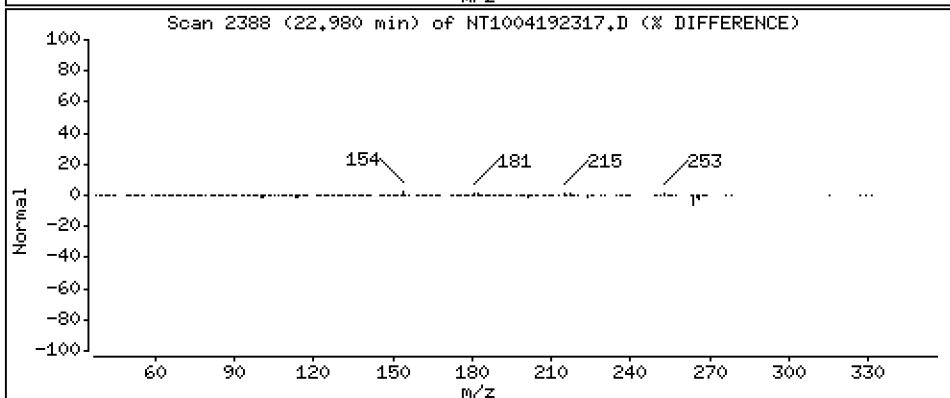
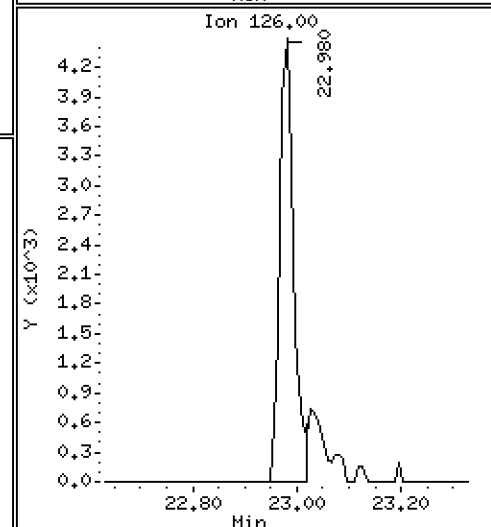
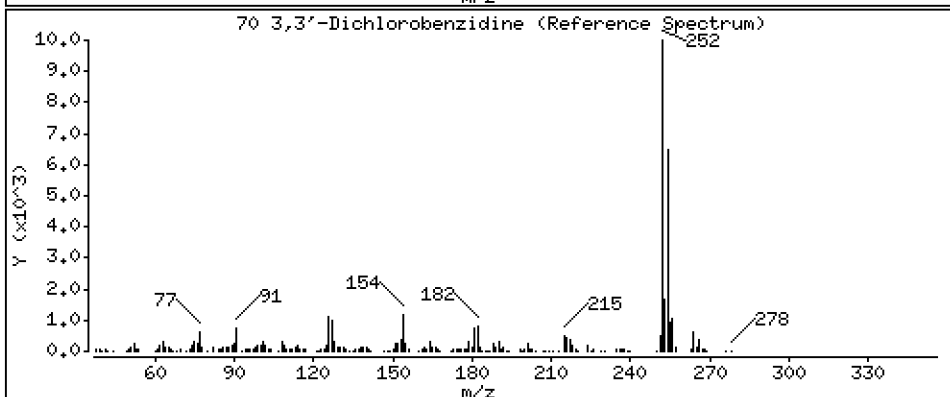
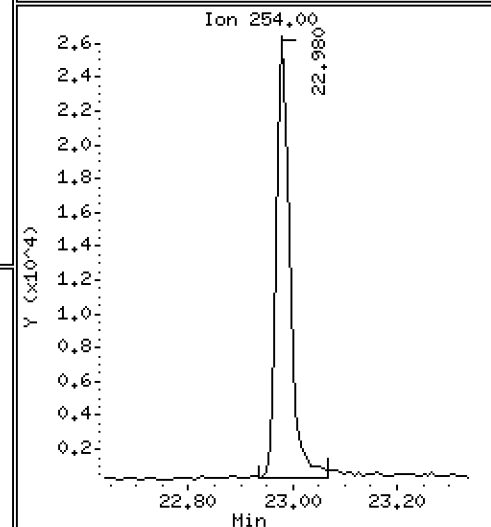
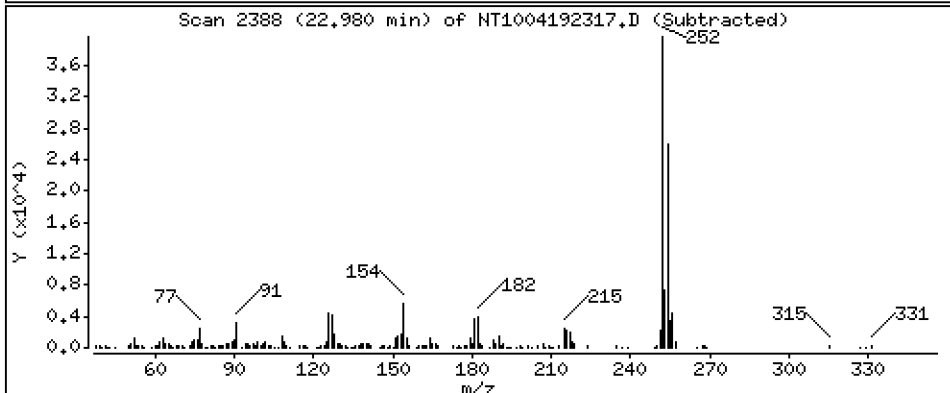
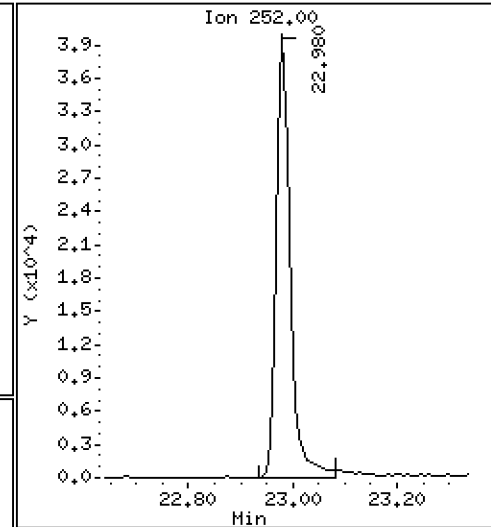
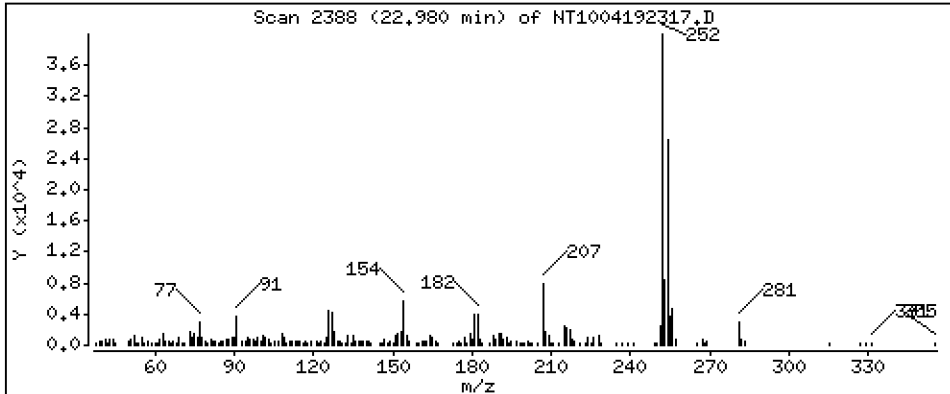
Operator: VTS

Column phase: ZB-5msi

Column diameter: 0,25

70 3,3'-Dichlorobenzidine

Concentration: 1,693 ug/mL



Date : 19-APR-2023 21:33

Client ID:

Instrument: nt10.i

Sample Info: SLD0281-LCV1

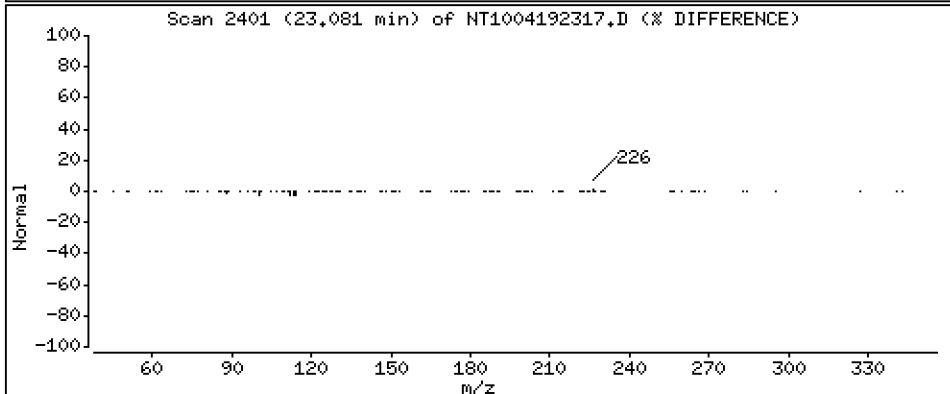
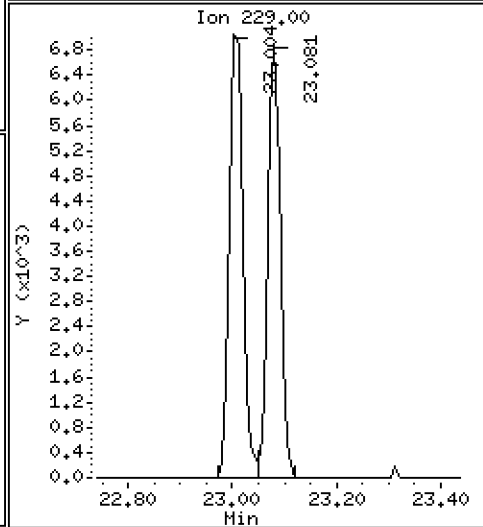
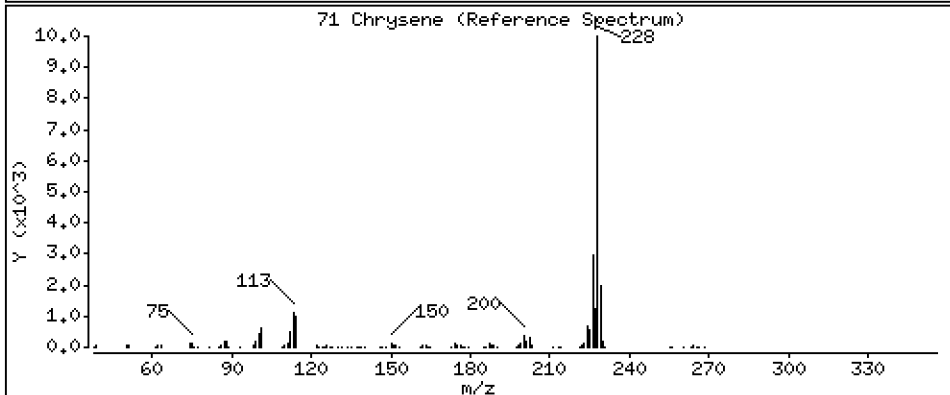
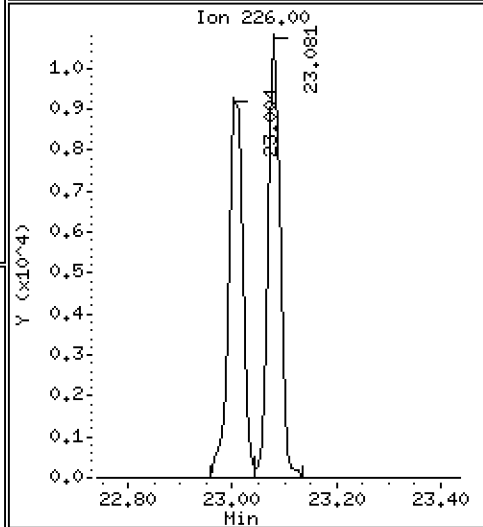
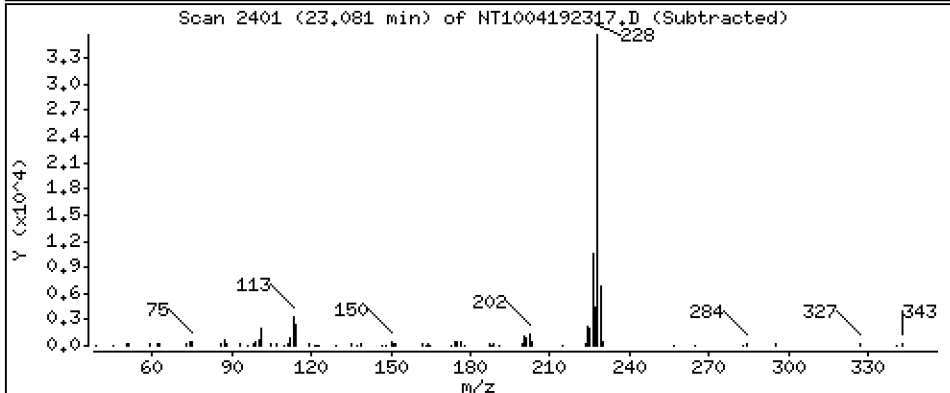
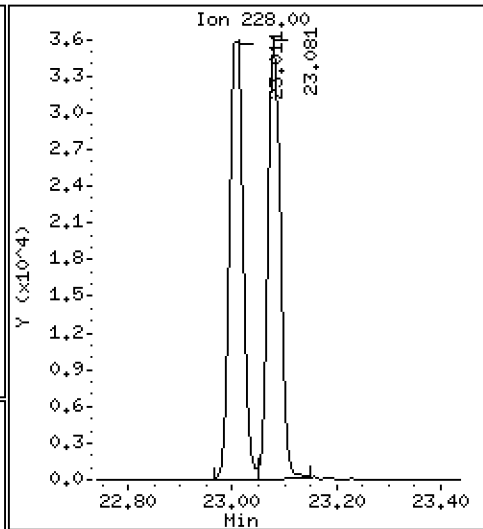
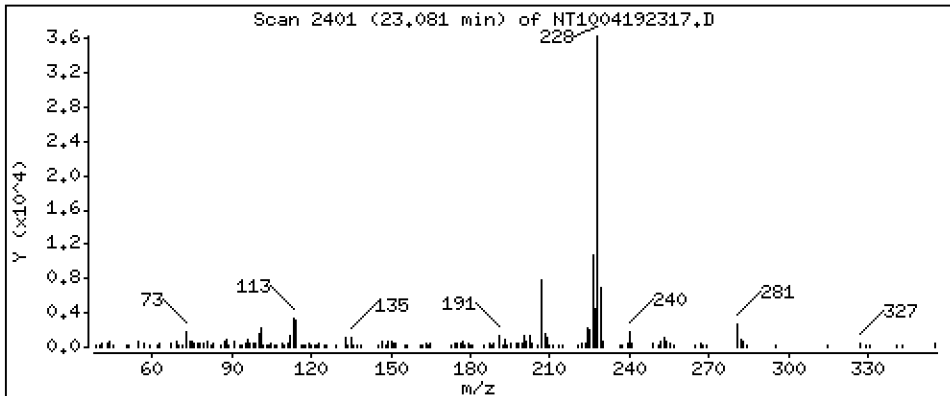
Operator: VTS

Column phase: ZB-5msi

Column diameter: 0,25

71 Chrysene

Concentration: 0,4422 ug/mL



Date : 19-APR-2023 21:33

Client ID:

Instrument: nt10.i

Sample Info: SLD0281-LCV1

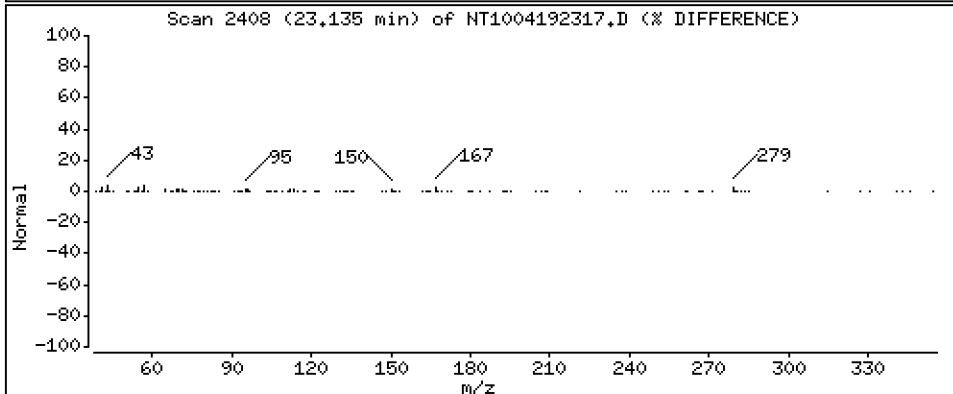
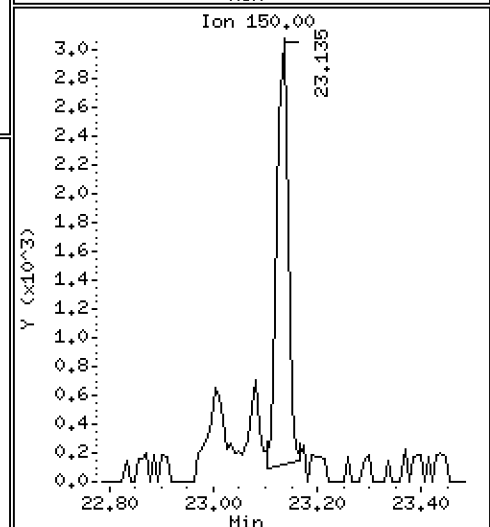
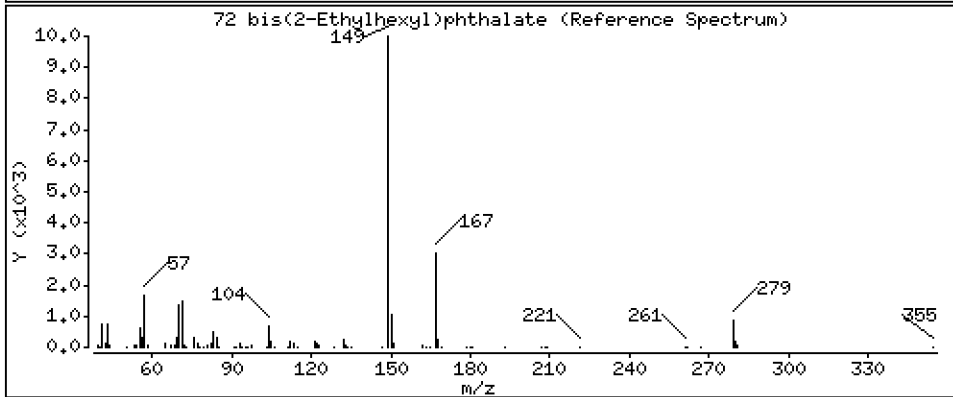
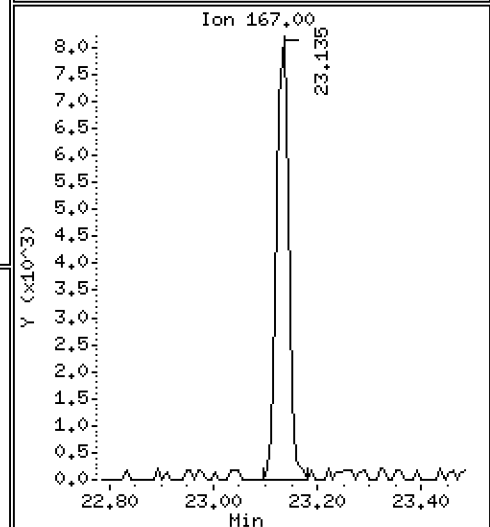
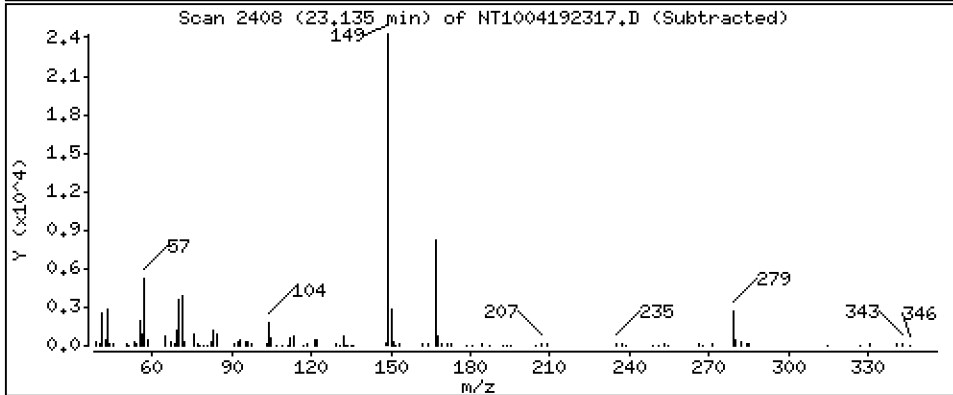
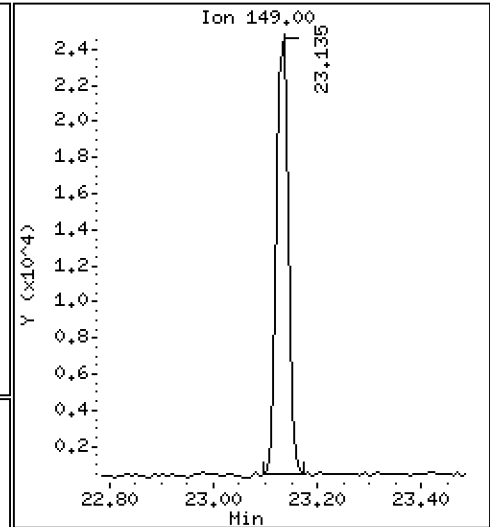
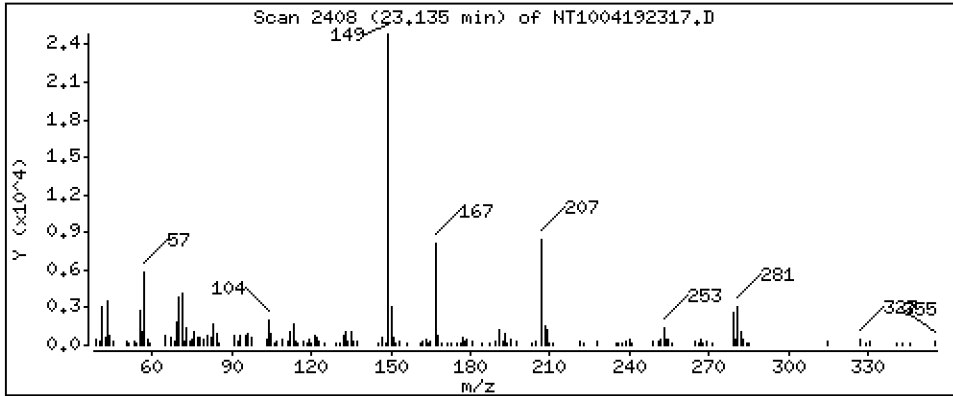
Operator: VTS

Column phase: ZB-5msi

Column diameter: 0,25

72 bis(2-Ethylhexyl)phthalate

Concentration: 0,4448 ug/mL



Date : 19-APR-2023 21:33

Client ID:

Instrument: nt10.i

Sample Info: SLD0281-LCV1

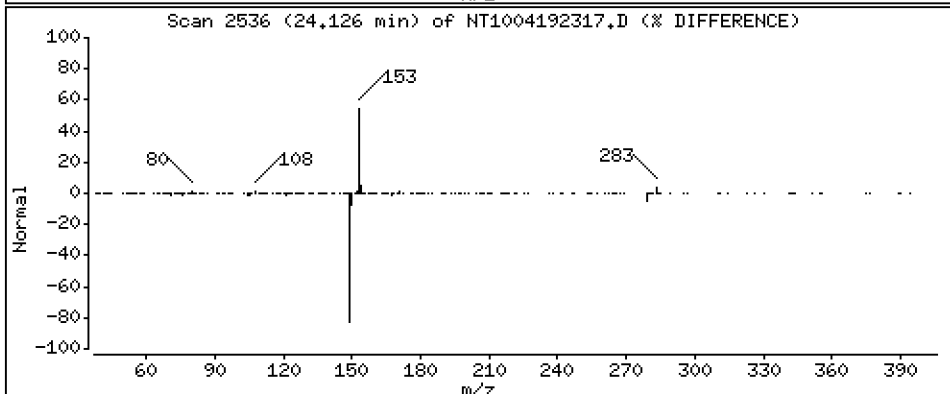
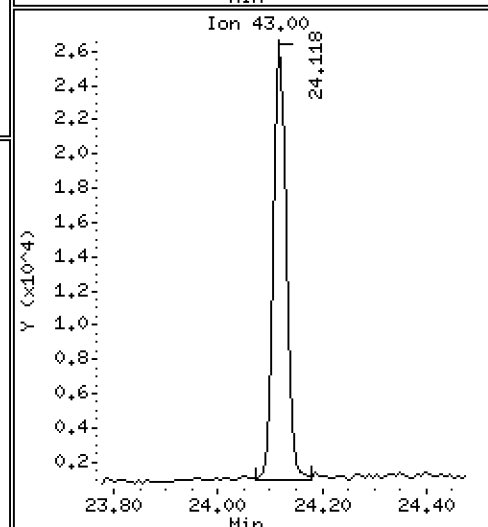
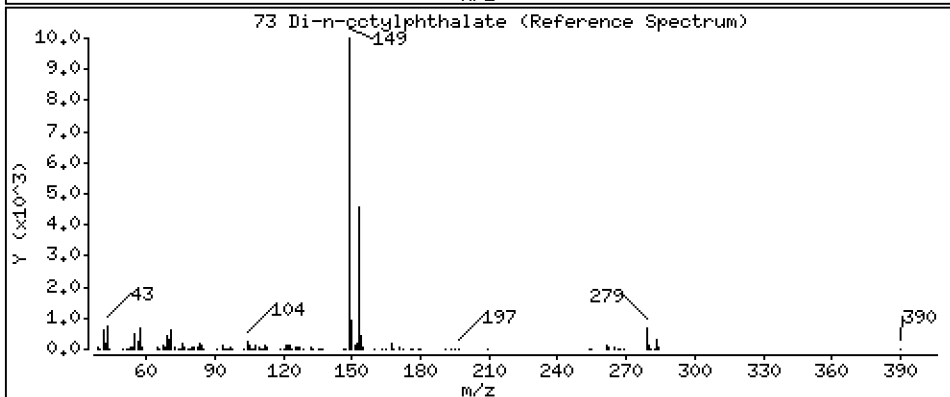
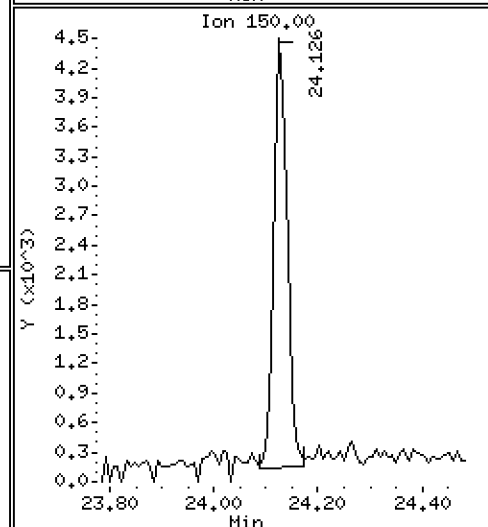
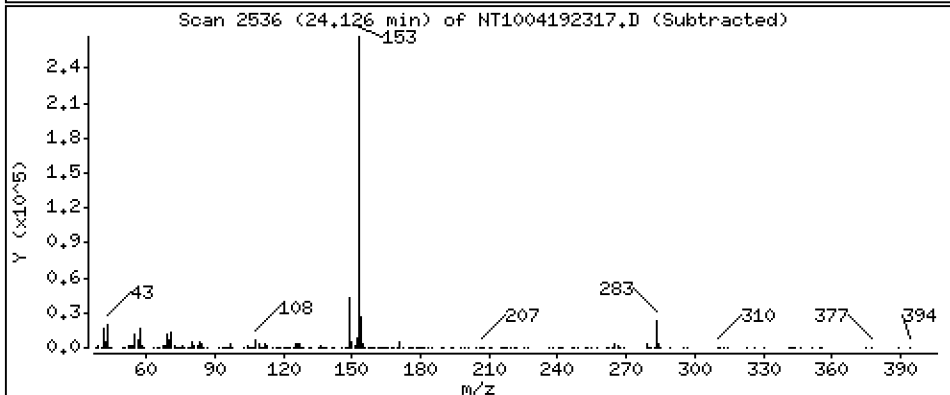
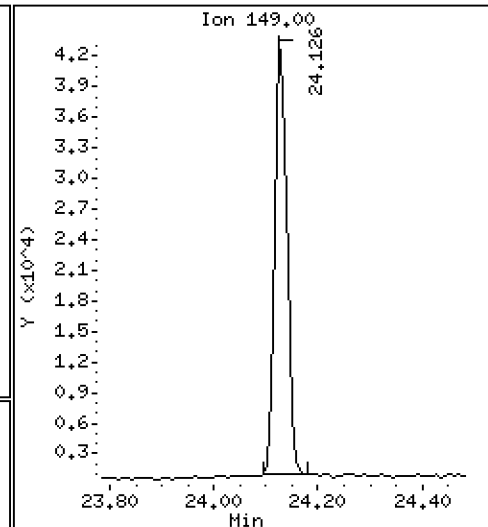
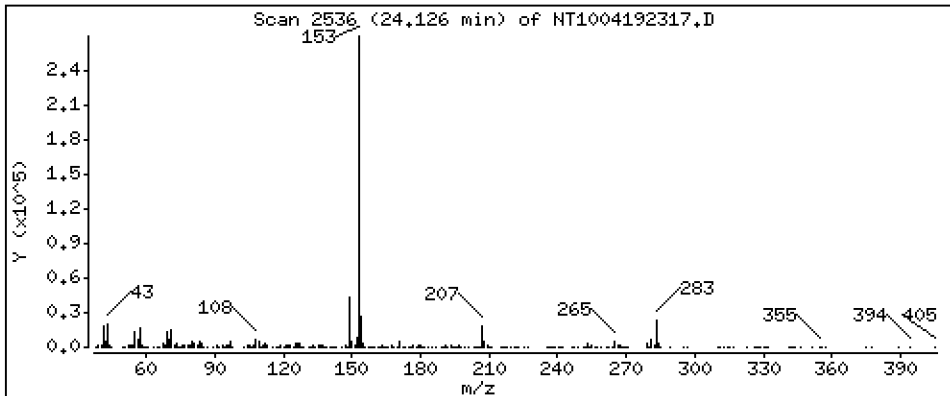
Operator: VTS

Column phase: ZB-5msi

Column diameter: 0,25

73 Di-n-octylphthalate

Concentration: 0,4589 ug/mL



Date : 19-APR-2023 21:33

Client ID:

Instrument: nt10.i

Sample Info: SLD0281-LCV1

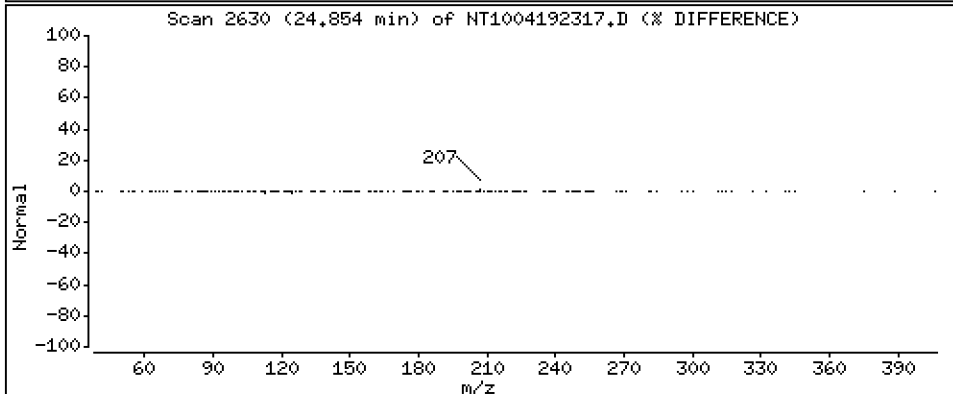
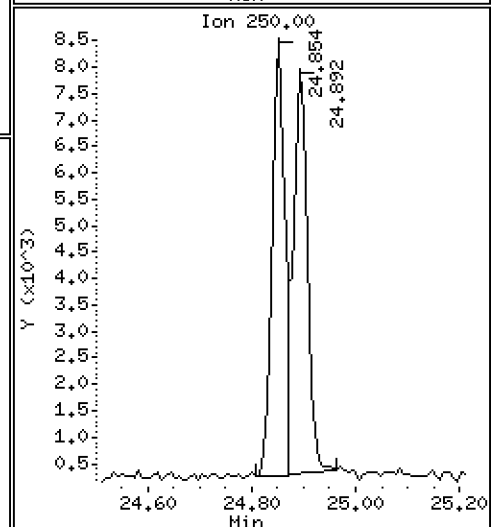
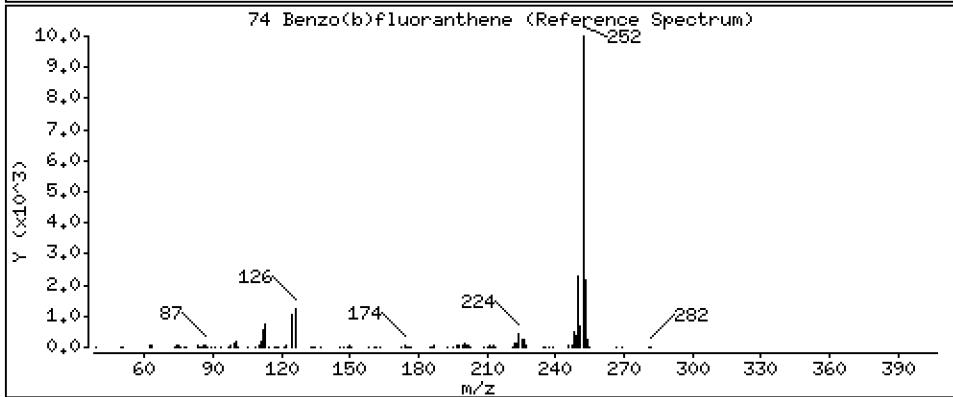
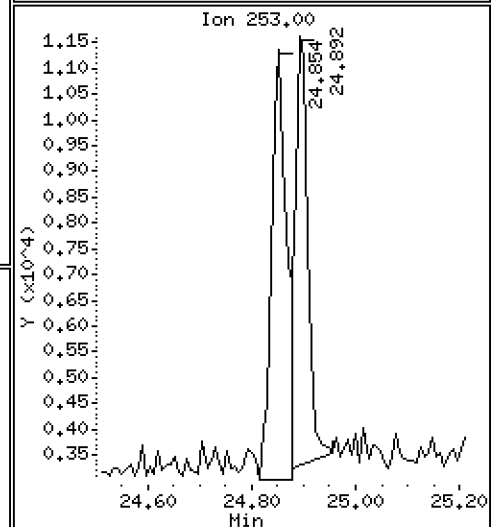
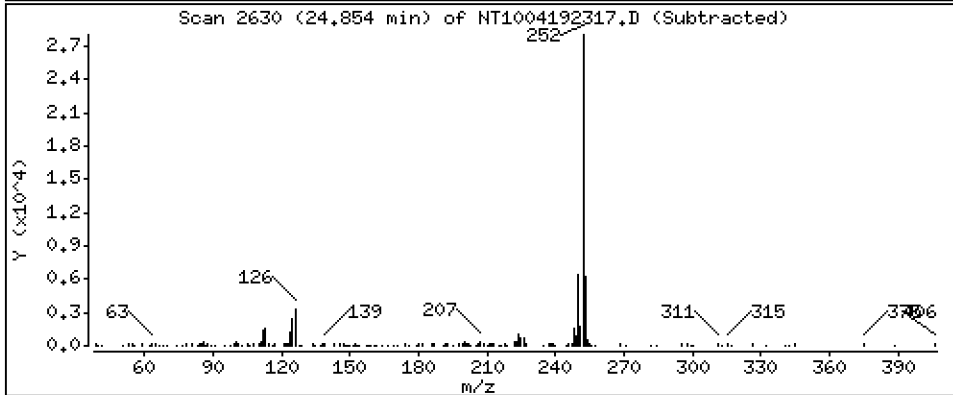
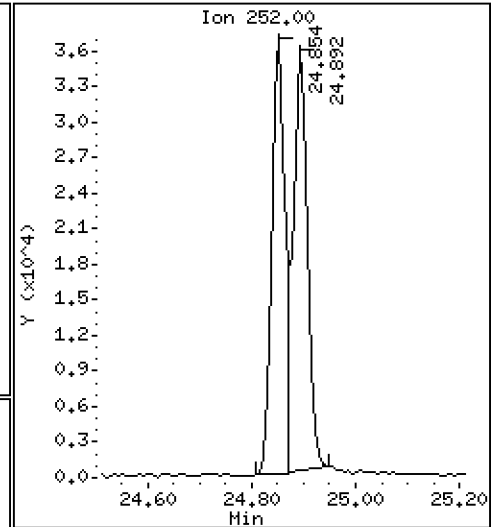
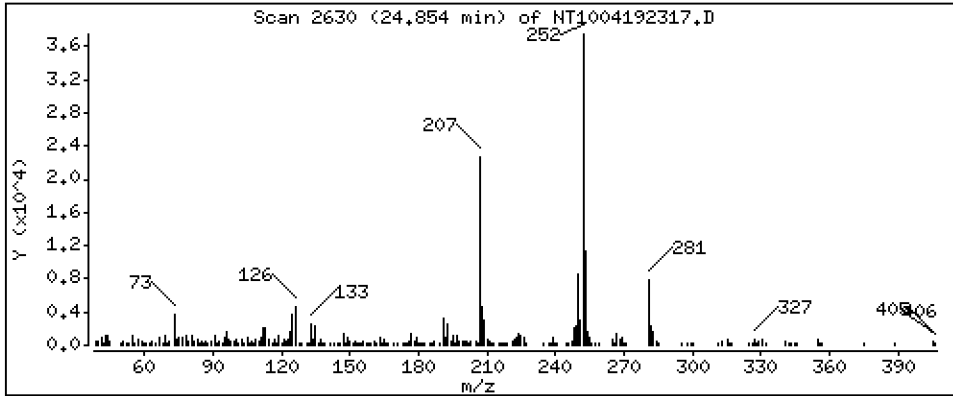
Operator: VTS

Column phase: ZB-5msi

Column diameter: 0,25

74 Benzo(b)fluoranthene

Concentration: 0,4371 ug/mL



Date : 19-APR-2023 21:33

Client ID:

Instrument: nt10.i

Sample Info: SLD0281-LCV1

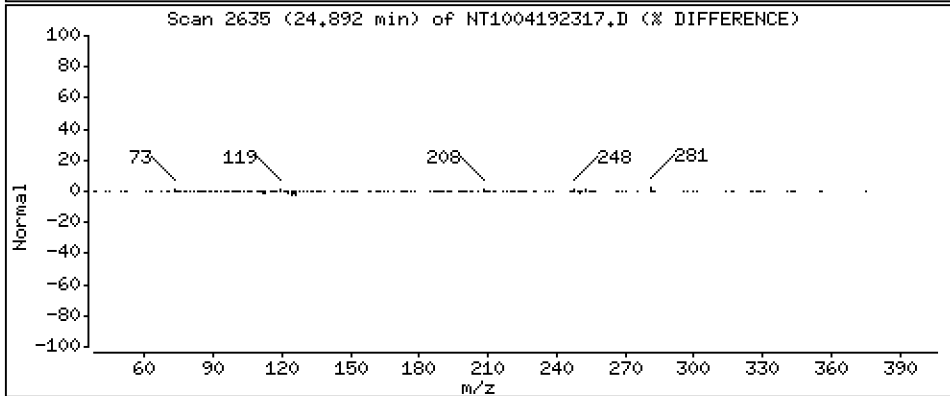
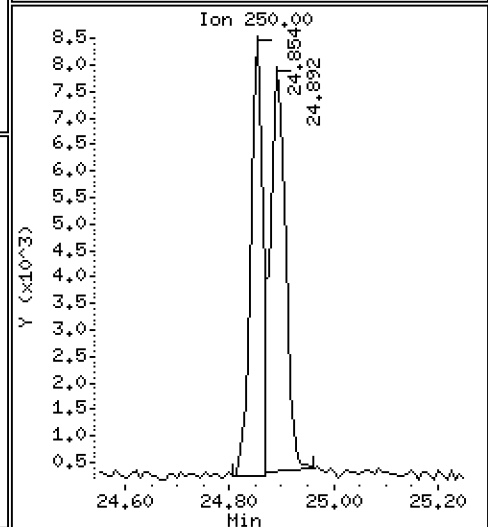
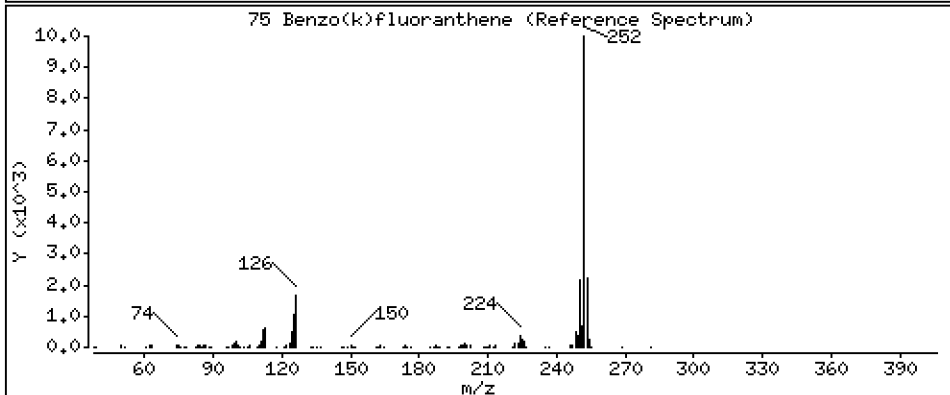
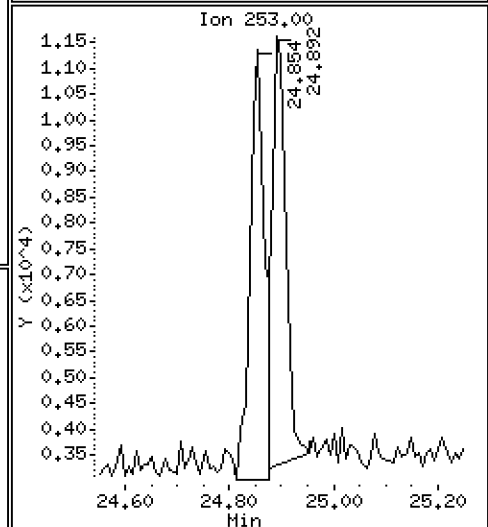
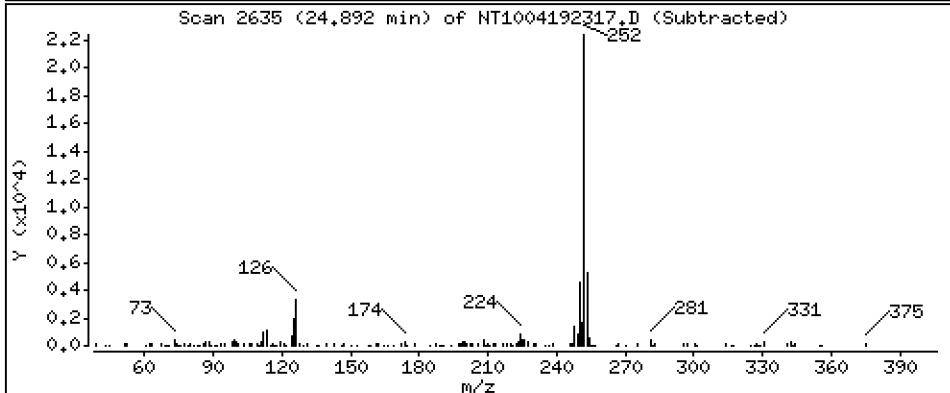
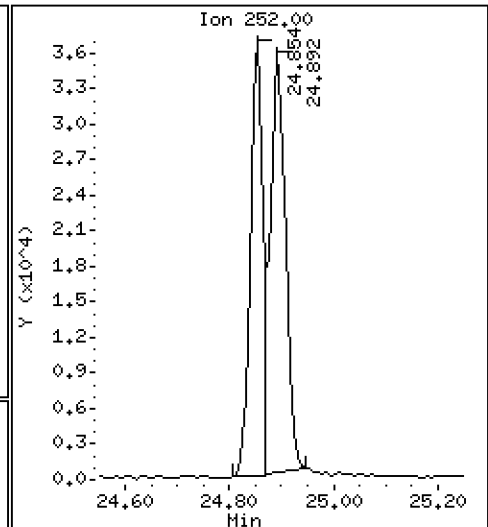
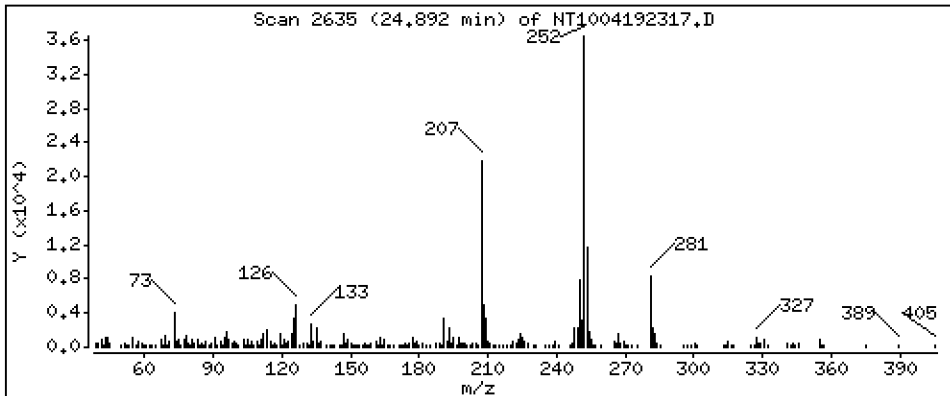
Operator: VTS

Column phase: ZB-5msi

Column diameter: 0.25

75 Benzo(k)fluoranthene

Concentration: 0.4991 ug/mL



Date : 19-APR-2023 21:33

Client ID:

Instrument: nt10.i

Sample Info: SLD0281-LCV1

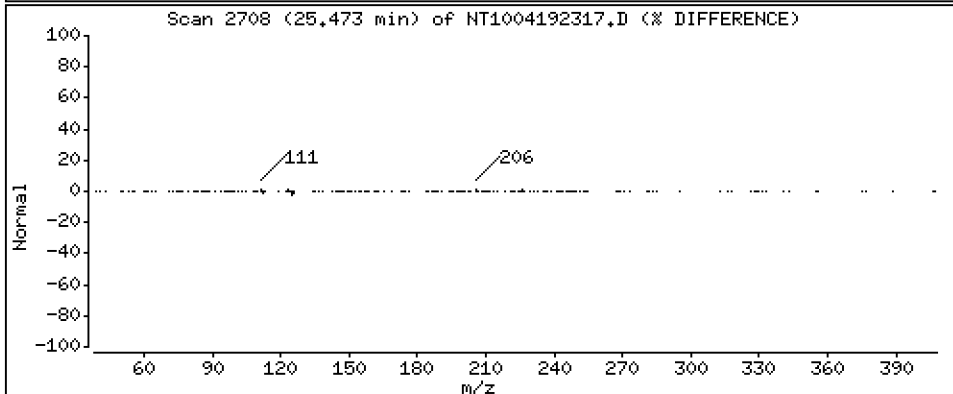
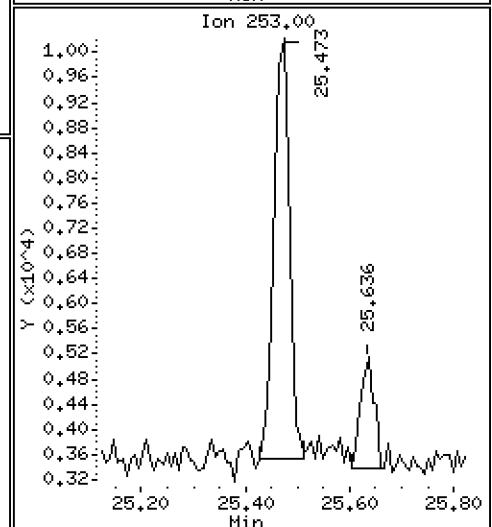
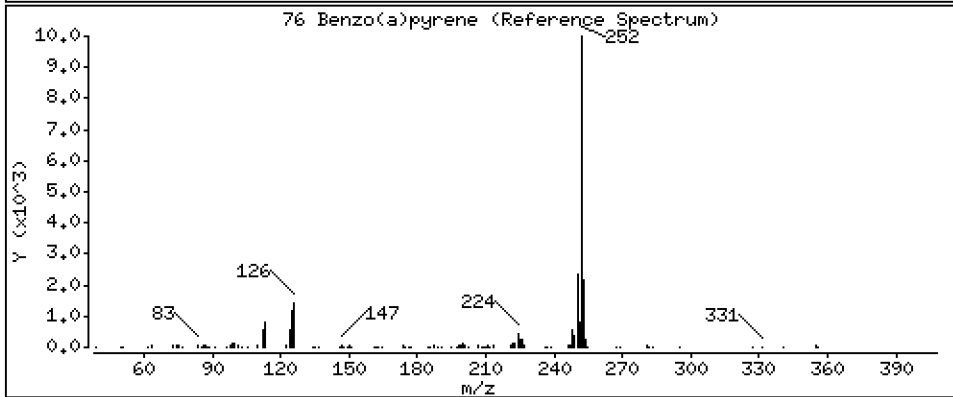
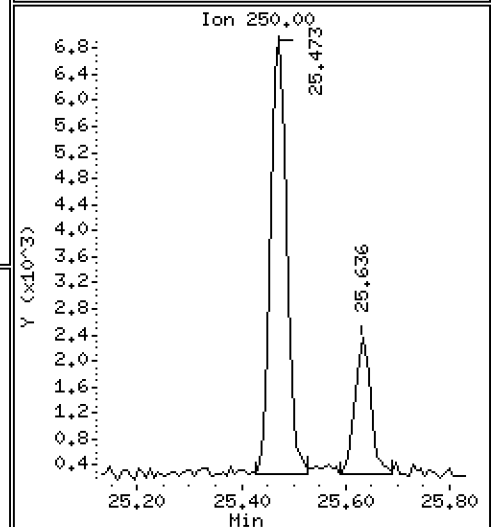
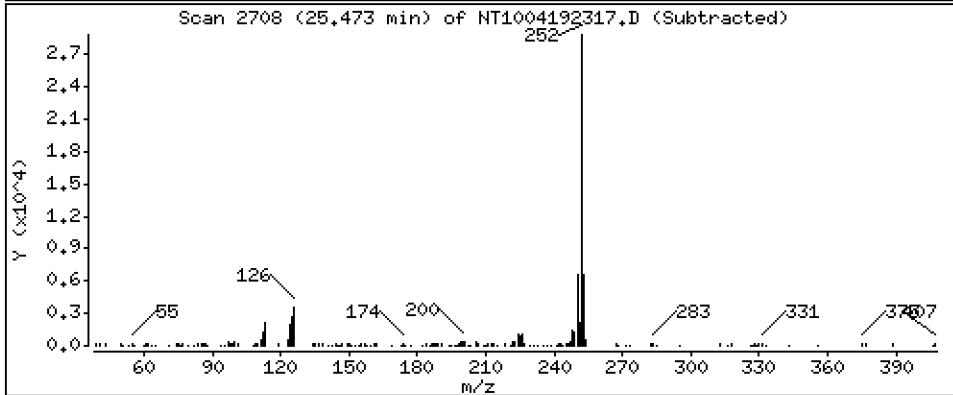
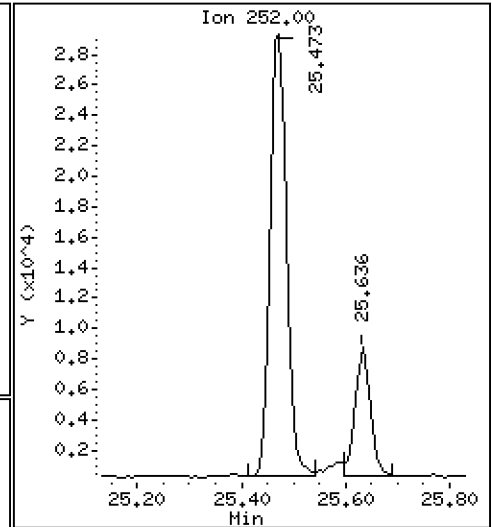
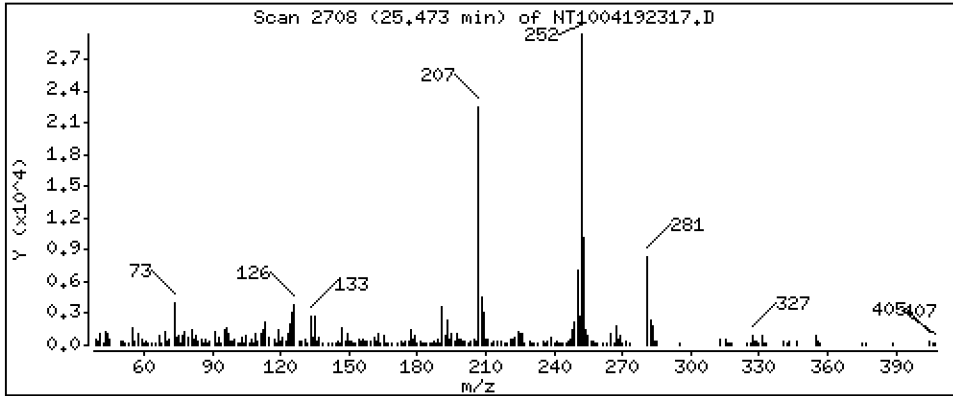
Operator: VTS

Column phase: ZB-5msi

Column diameter: 0,25

76 Benzo(a)pyrene

Concentration: 0,4703 ug/mL



Date : 19-APR-2023 21:33

Client ID:

Instrument: nt10.i

Sample Info: SLD0281-LCV1

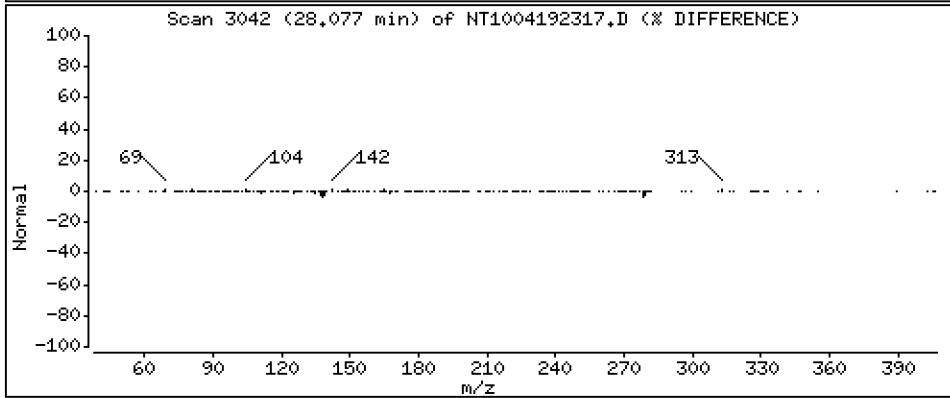
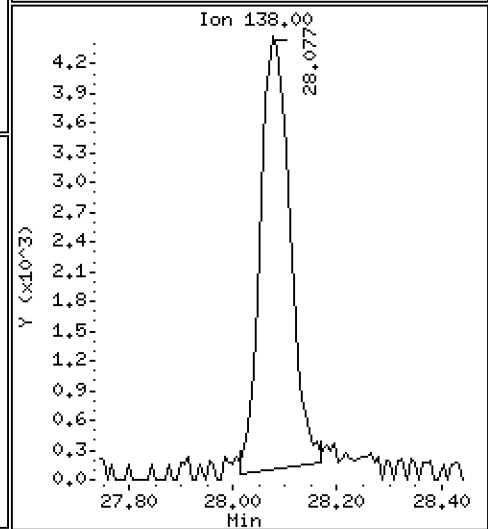
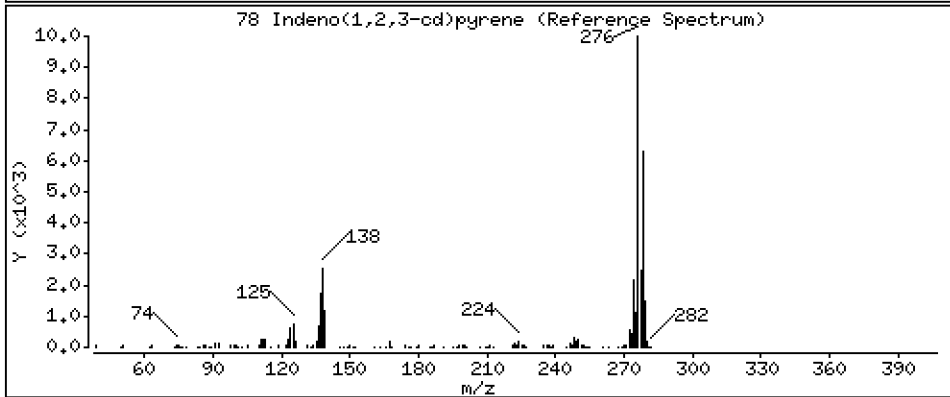
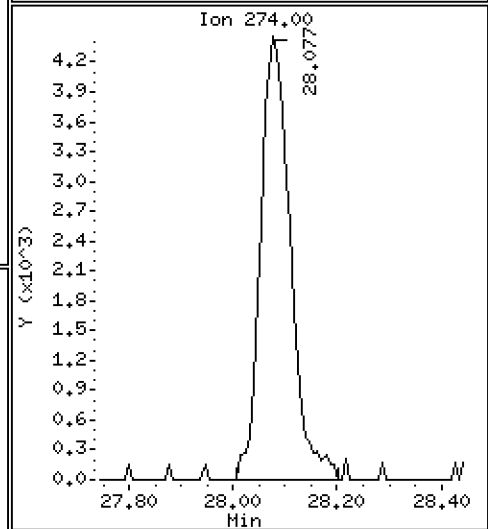
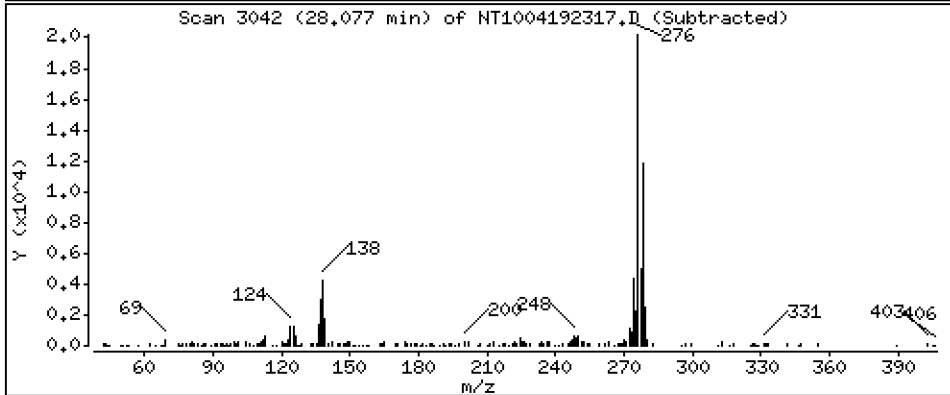
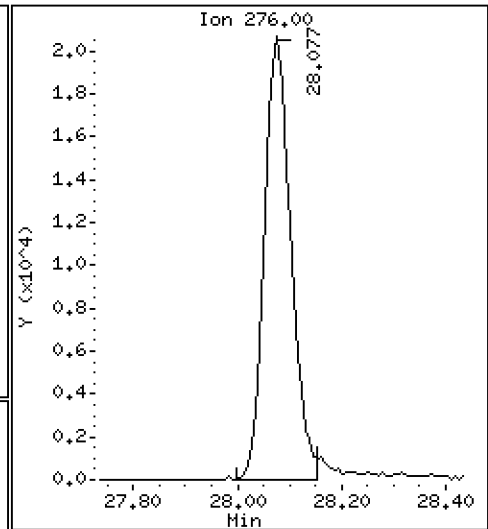
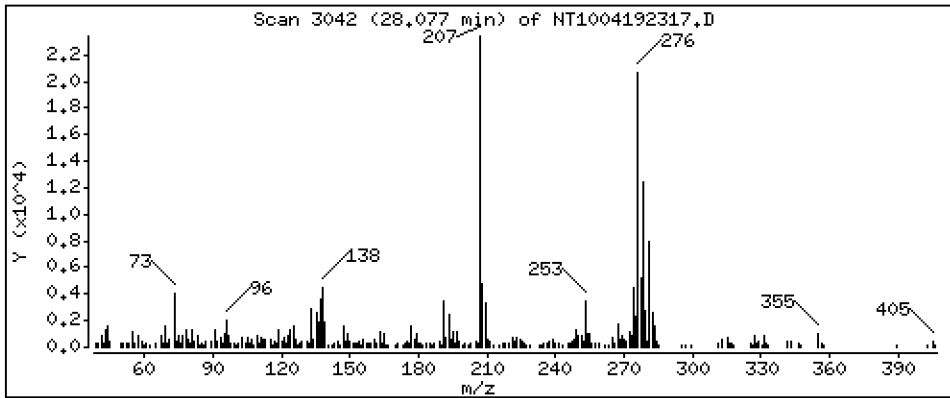
Operator: VTS

Column phase: ZB-5msi

Column diameter: 0,25

78 Indeno(1,2,3-cd)pyrene

Concentration: 0,4353 ug/mL



Date : 19-APR-2023 21:33

Client ID:

Instrument: nt10.i

Sample Info: SLD0281-LCV1

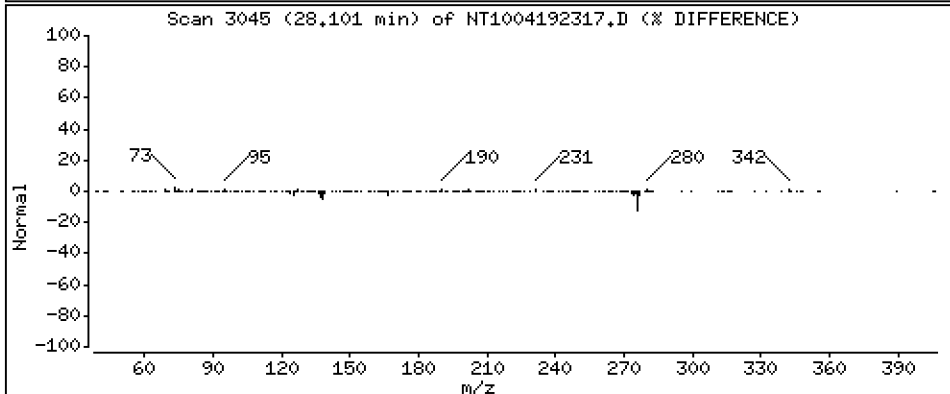
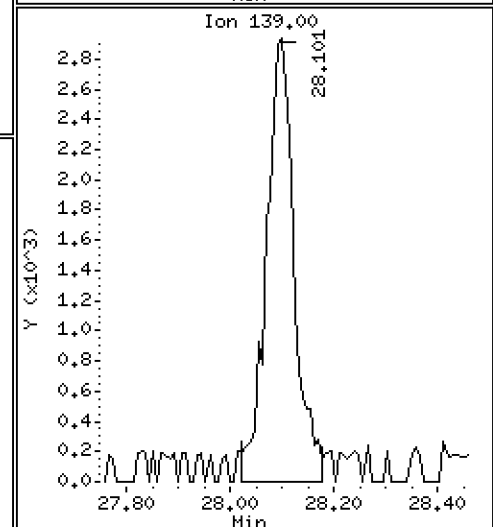
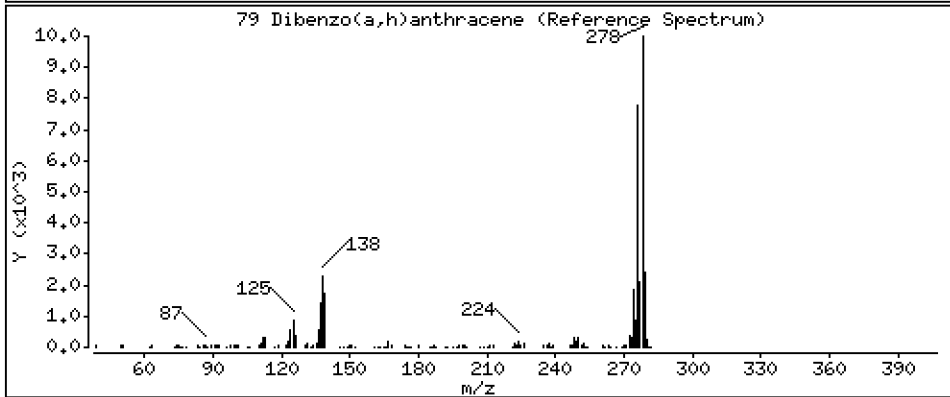
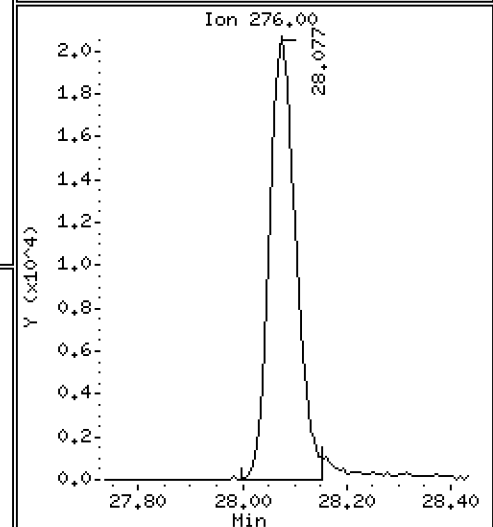
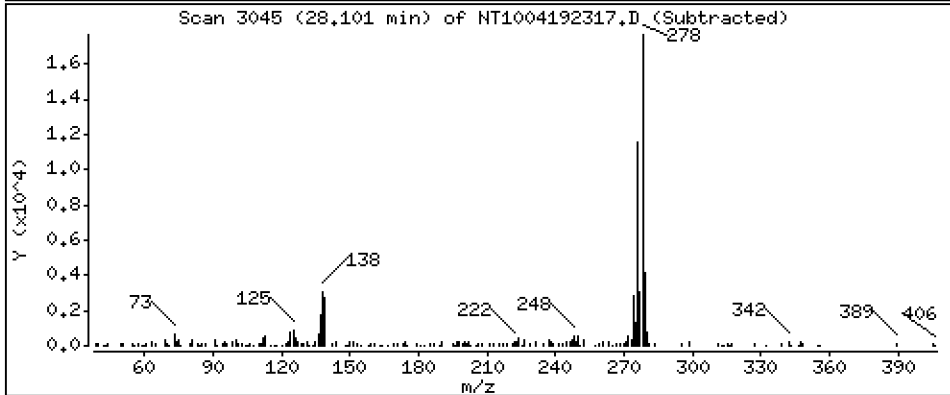
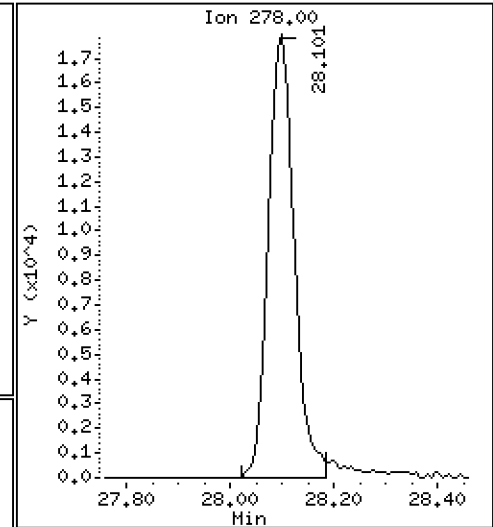
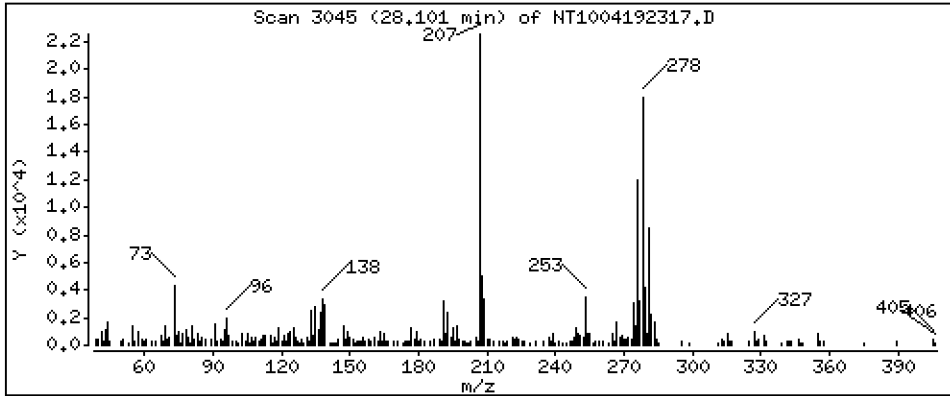
Operator: VTS

Column phase: ZB-5msi

Column diameter: 0,25

79 Dibenzo(a,h)anthracene

Concentration: 0,4448 ug/mL



Date : 19-APR-2023 21:33

Client ID:

Instrument: nt10.i

Sample Info: SLD0281-LCV1

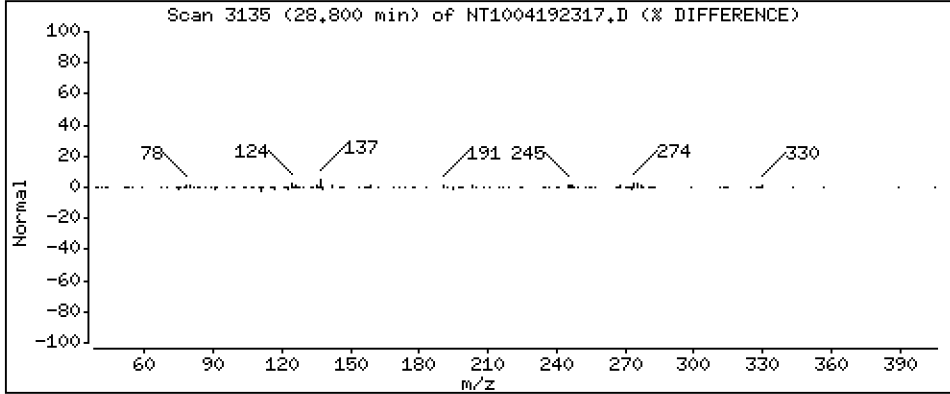
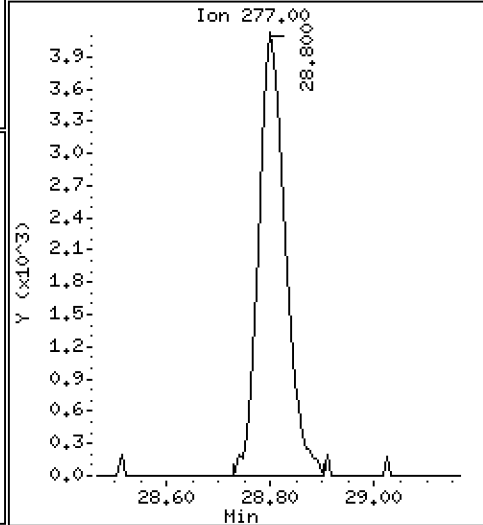
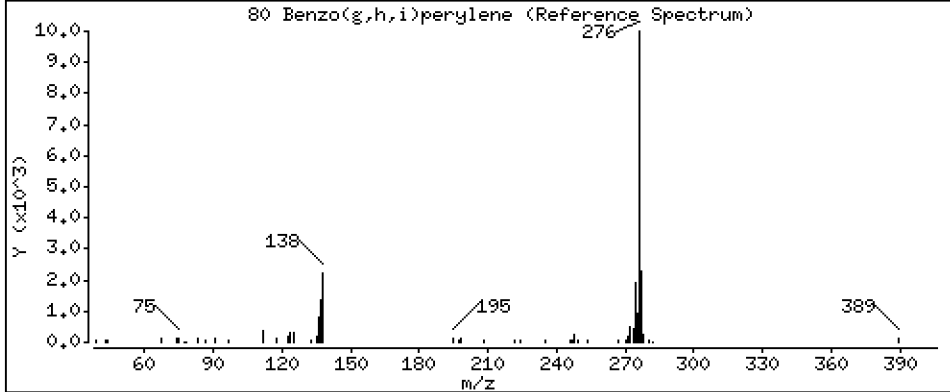
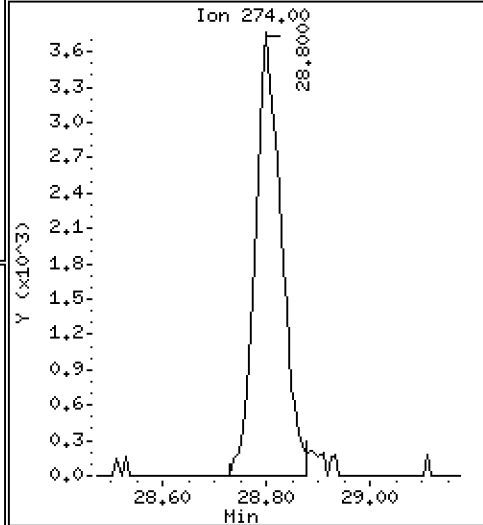
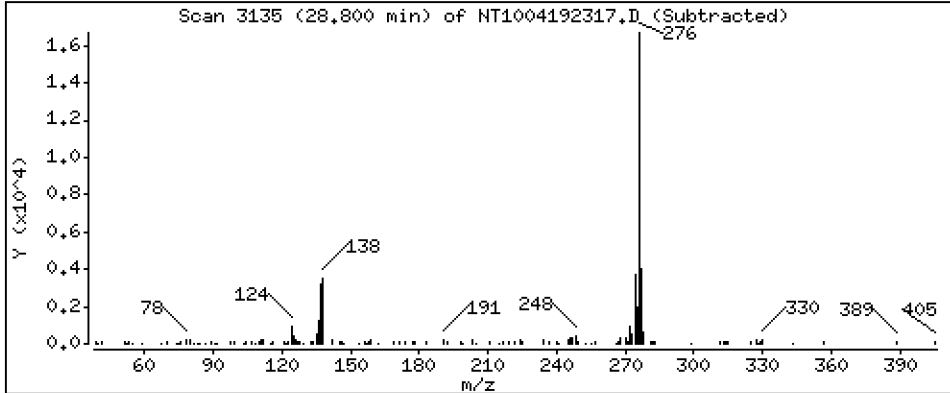
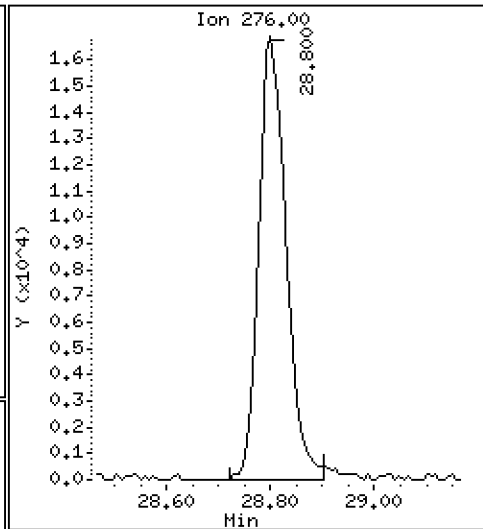
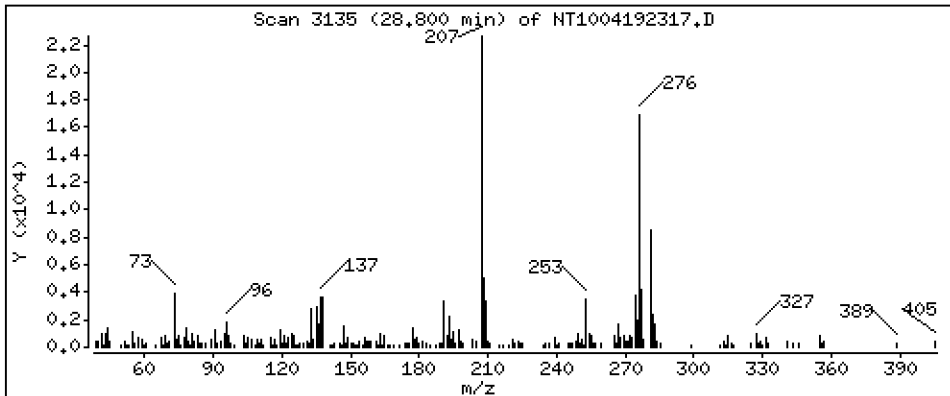
Operator: VTS

Column phase: ZB-5msi

Column diameter: 0,25

80 Benzo(g,h,i)perylene

Concentration: 0,4266 ug/mL



Date : 19-APR-2023 21:33

Client ID:

Instrument: nt10.i

Sample Info: SLD0281-LCV1

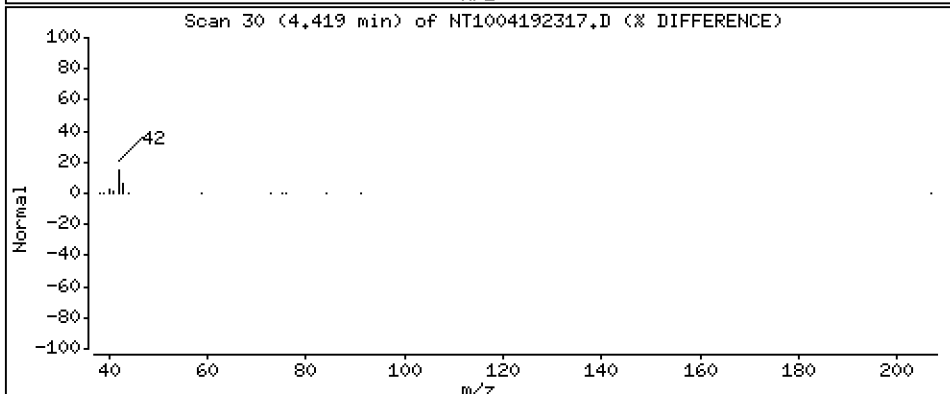
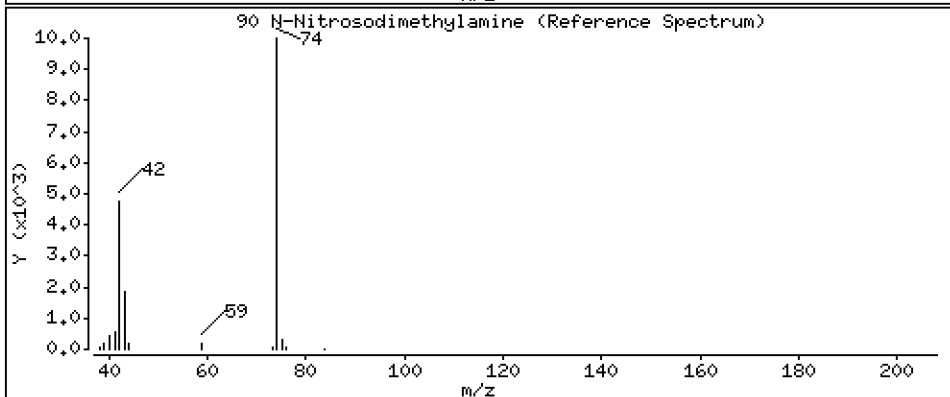
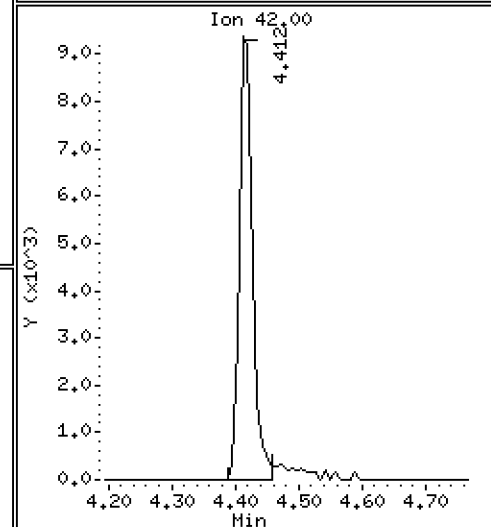
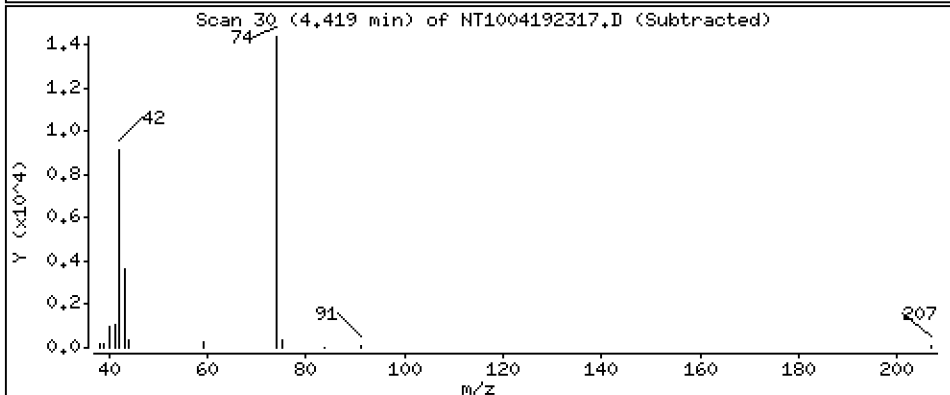
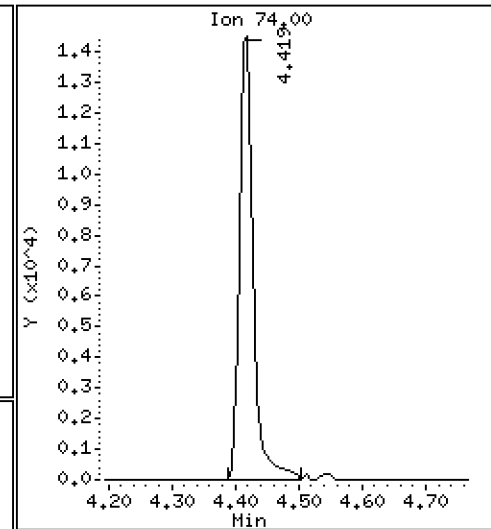
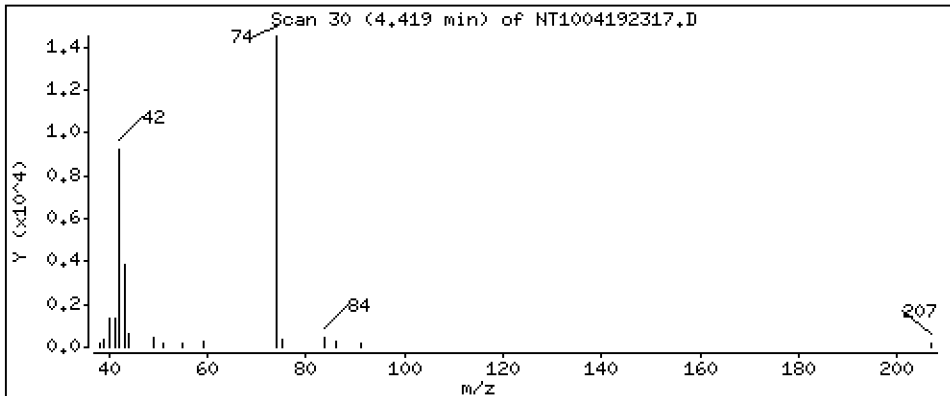
Operator: VTS

Column phase: ZB-5msi

Column diameter: 0,25

90 N-Nitrosodimethylamine

Concentration: 0,8916 ug/mL



Date : 19-APR-2023 21:33

Client ID:

Instrument: nt10.i

Sample Info: SLD0281-LCV1

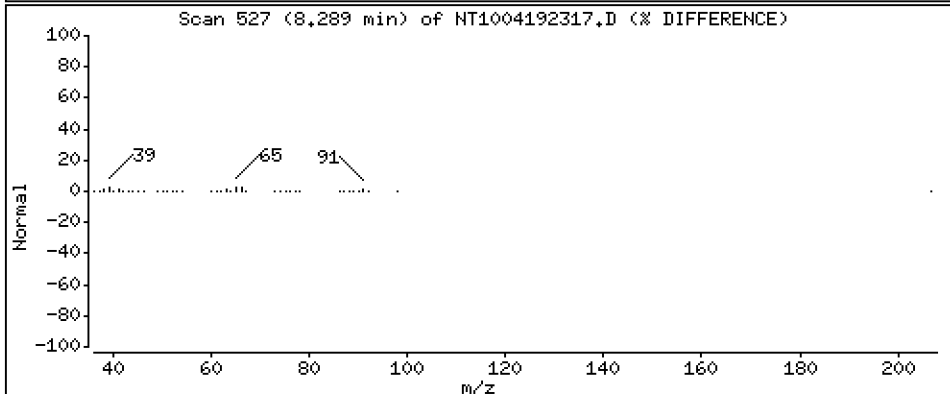
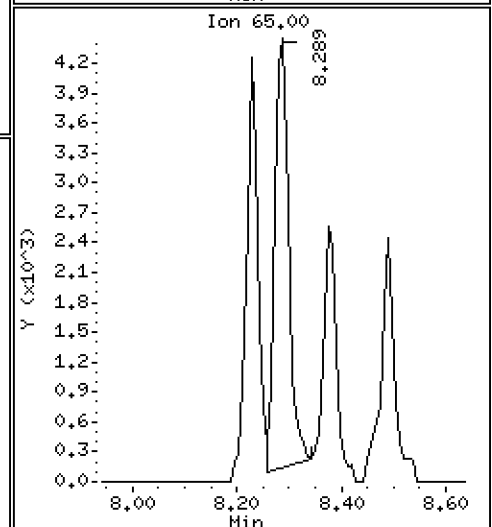
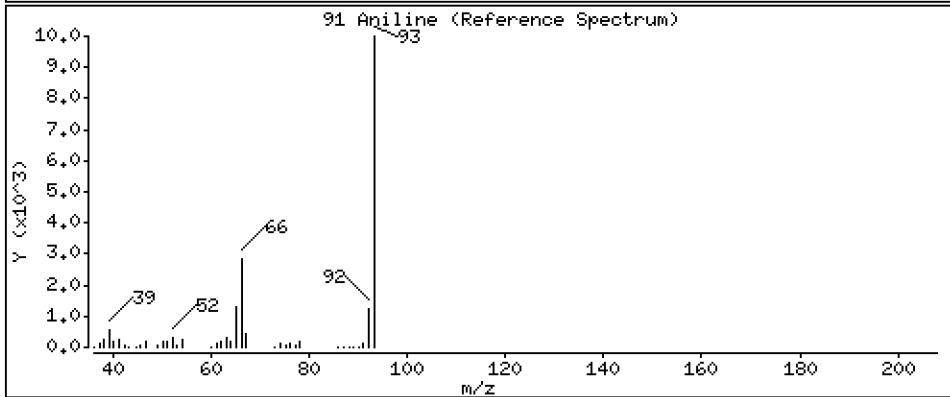
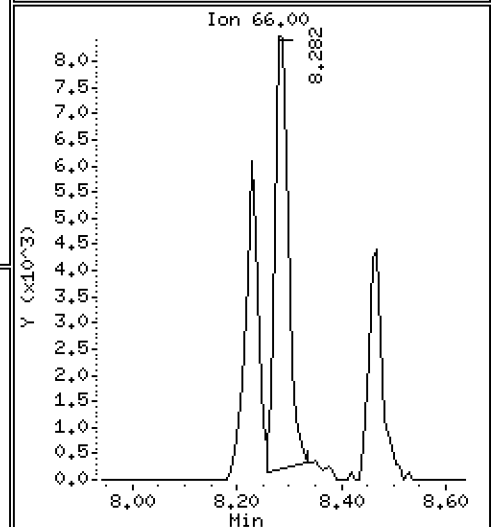
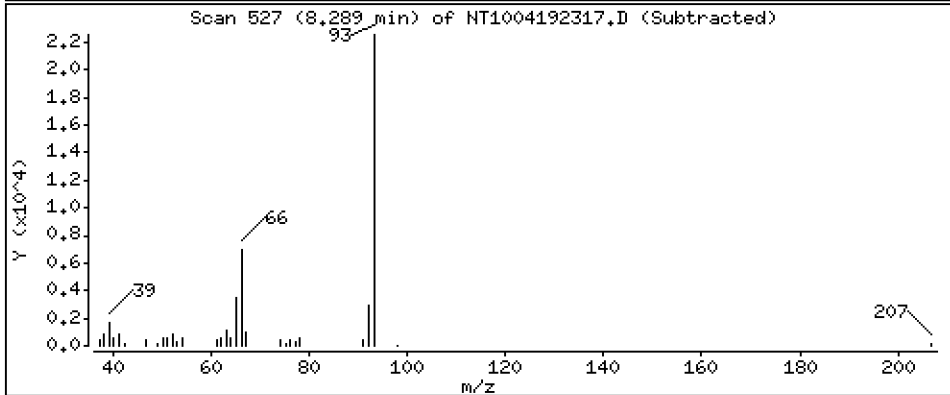
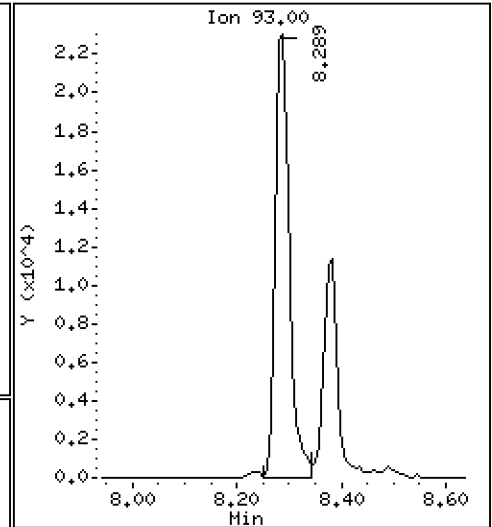
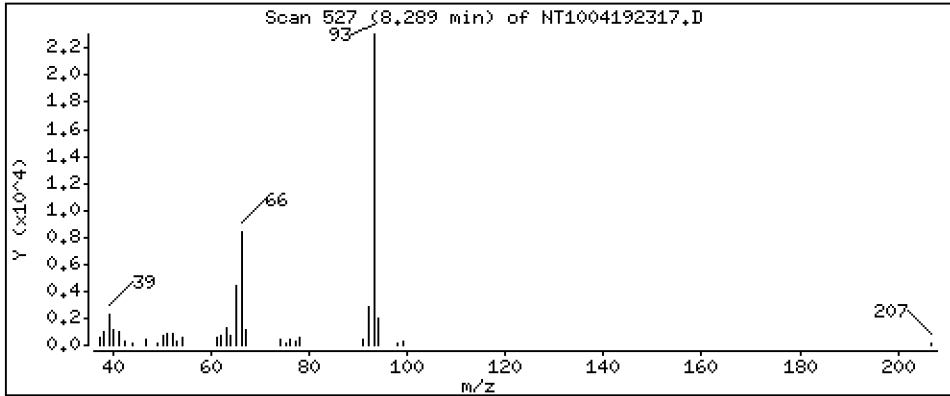
Operator: VTS

Column phase: ZB-5msi

Column diameter: 0.25

91 Aniline

Concentration: 0.7670 ug/mL



Date : 19-APR-2023 21:33

Client ID:

Instrument: nt10.i

Sample Info: SLD0281-LCV1

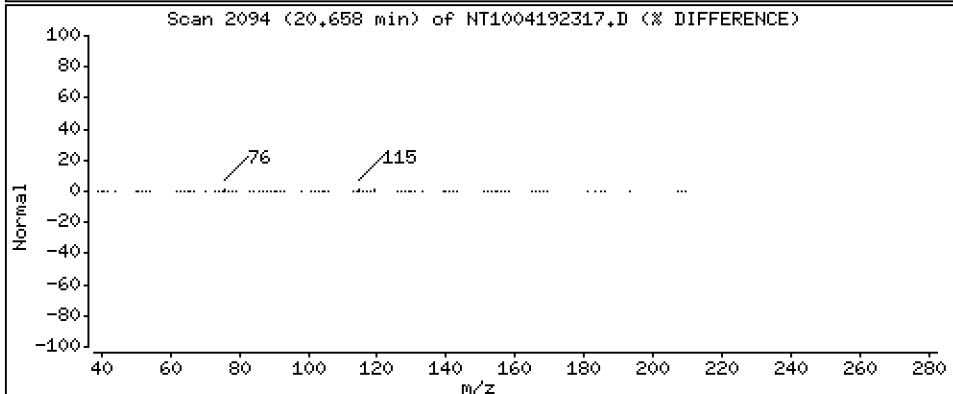
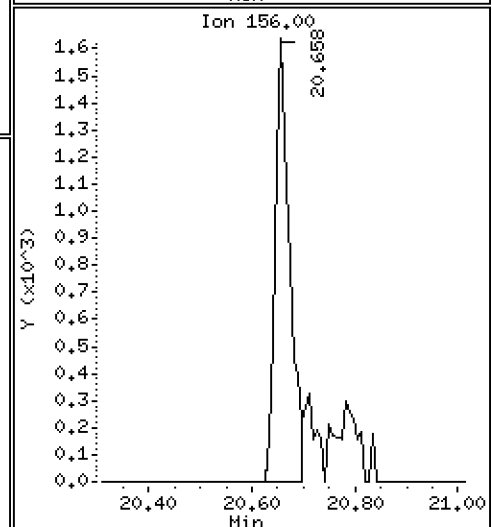
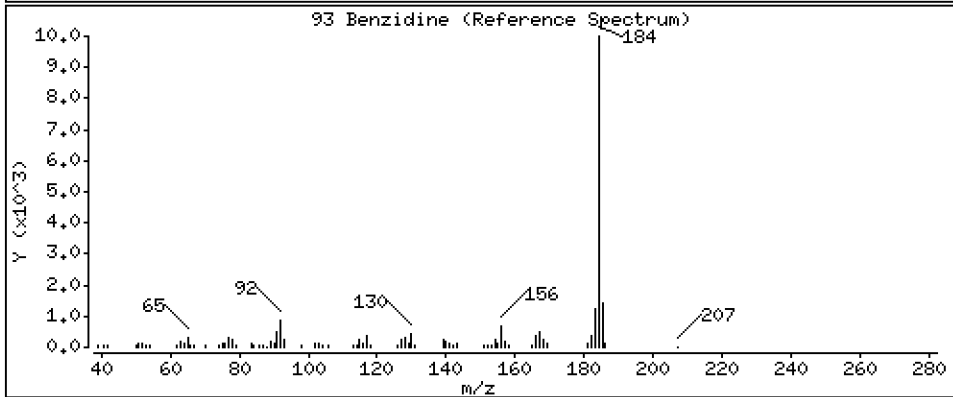
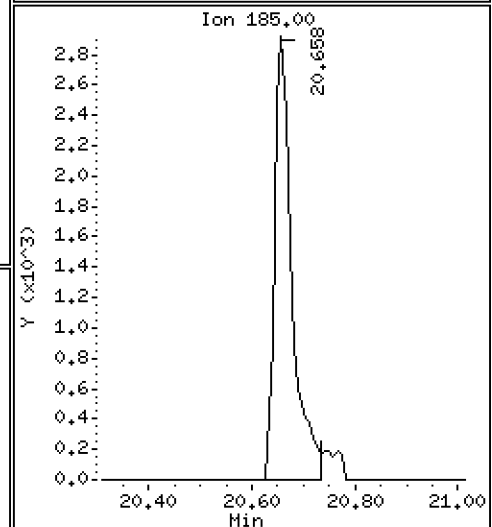
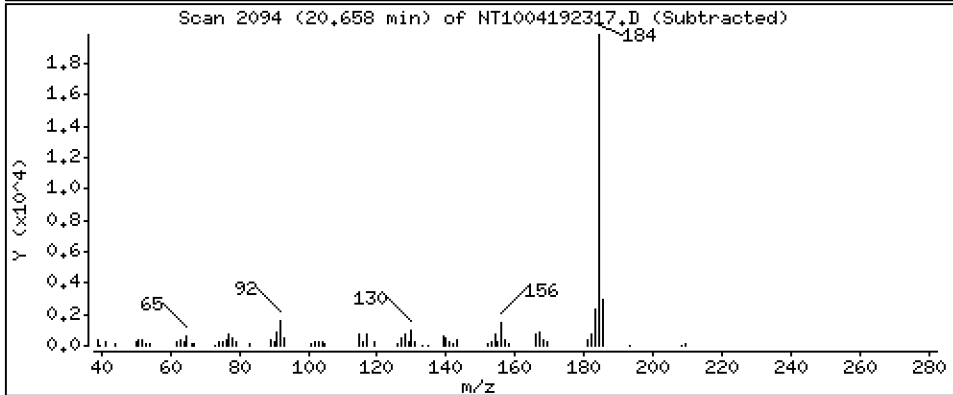
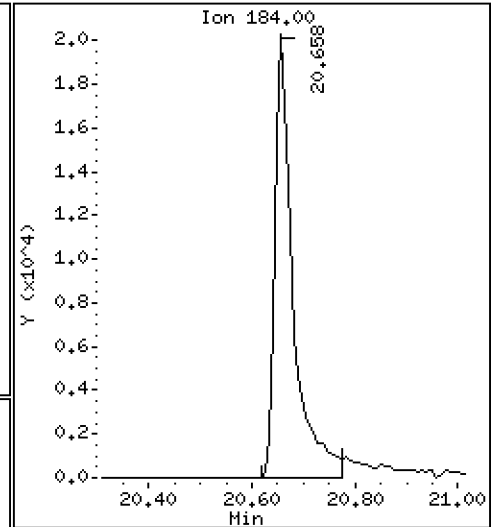
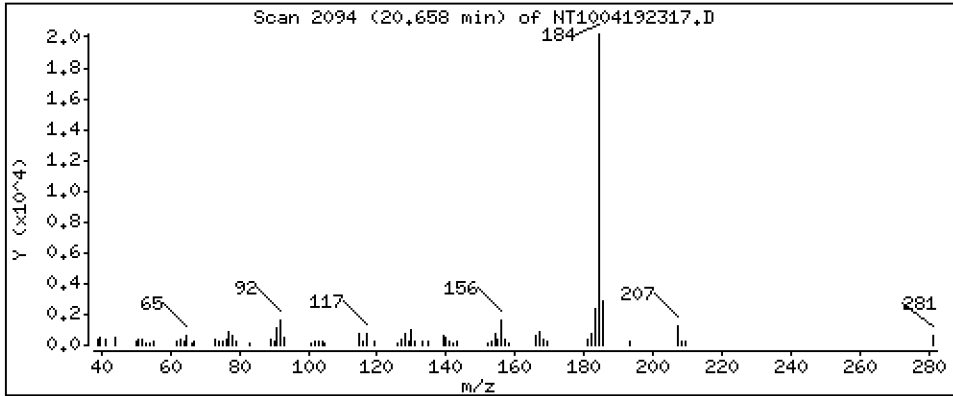
Operator: VTS

Column phase: ZB-5msi

Column diameter: 0,25

93 Benzidine

Concentration: 0,7826 ug/mL



Date : 19-APR-2023 21:33

Client ID:

Instrument: nt10.i

Sample Info: SLD0281-LCV1

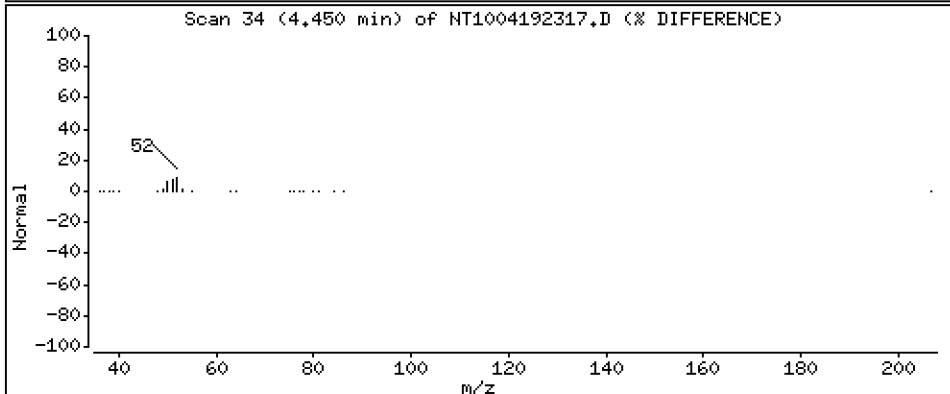
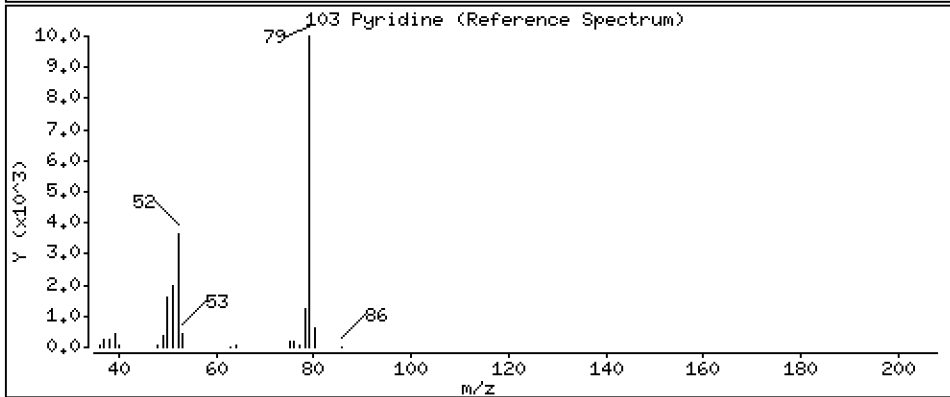
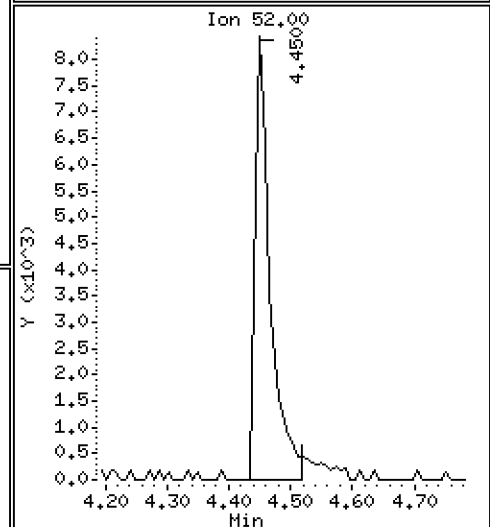
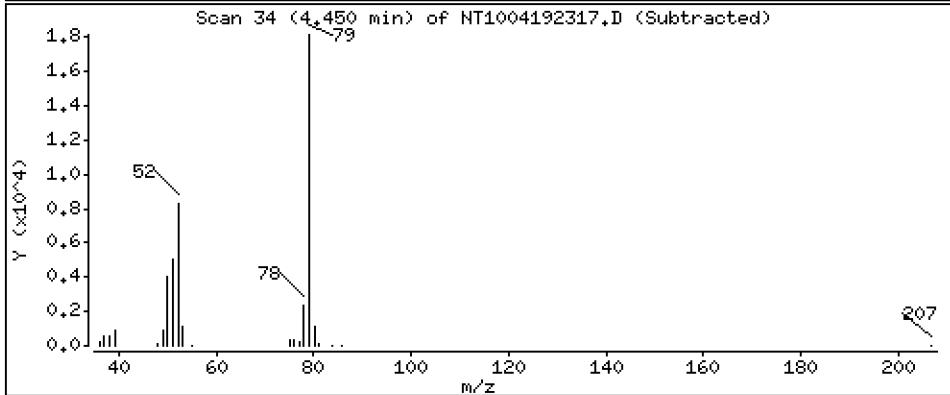
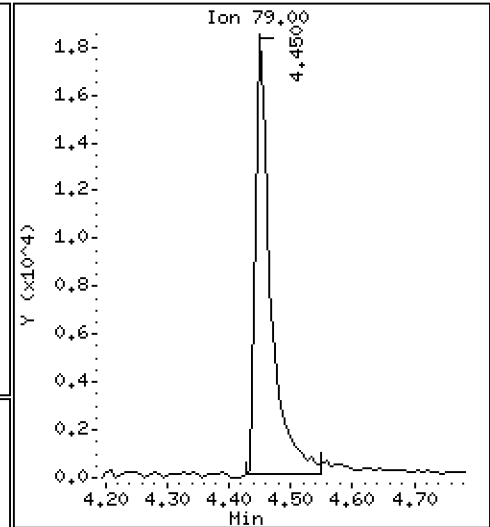
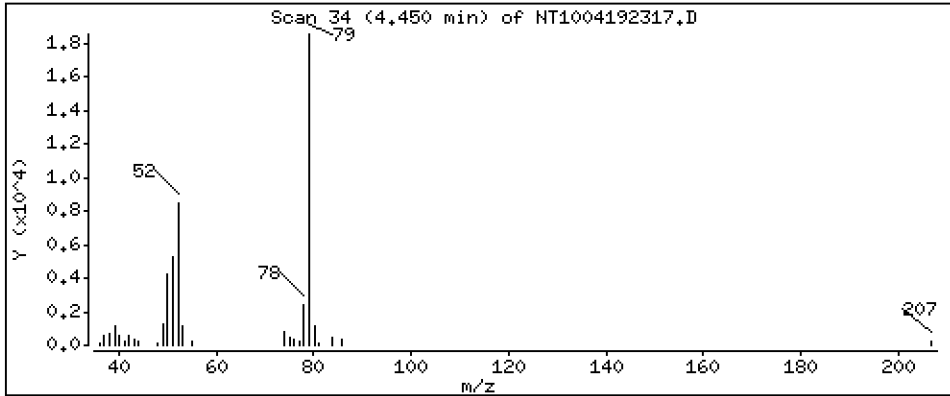
Operator: VTS

Column phase: ZB-5msi

Column diameter: 0,25

103 Pyridine

Concentration: 0,8329 ug/mL



Date : 19-APR-2023 21:33

Client ID:

Instrument: nt10.i

Sample Info: SLD0281-LCV1

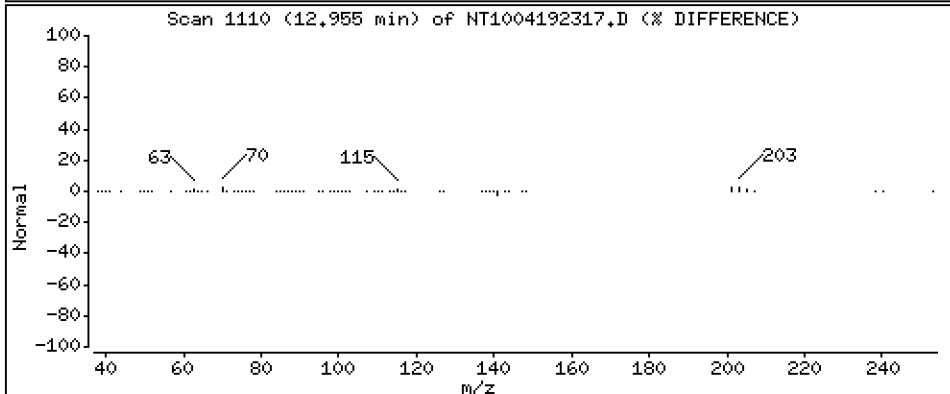
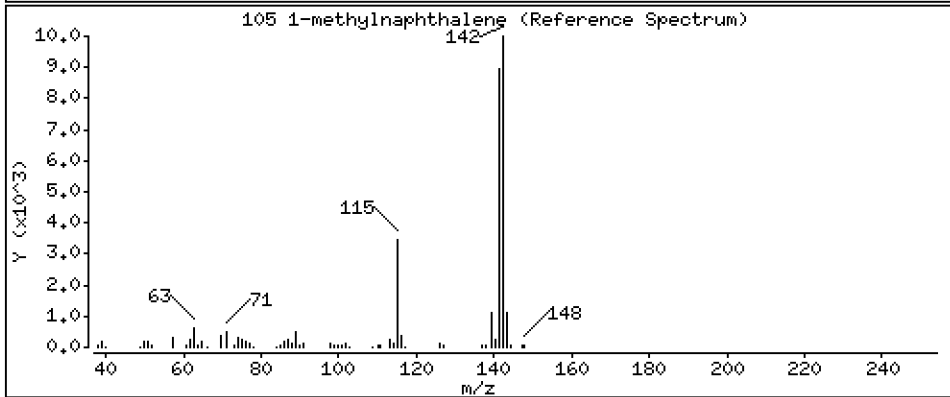
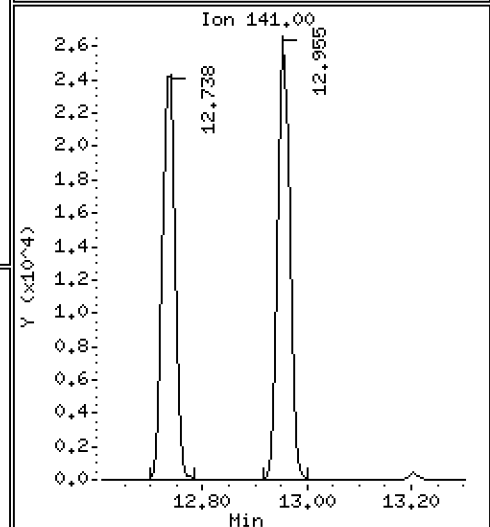
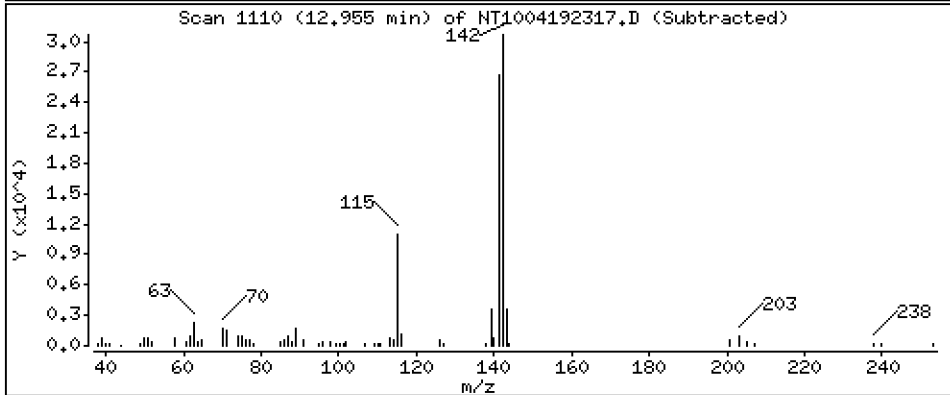
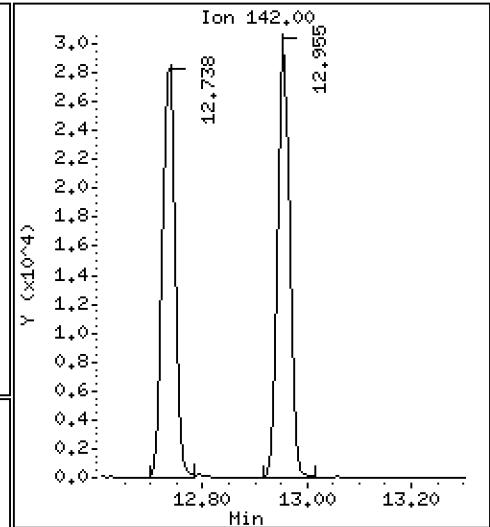
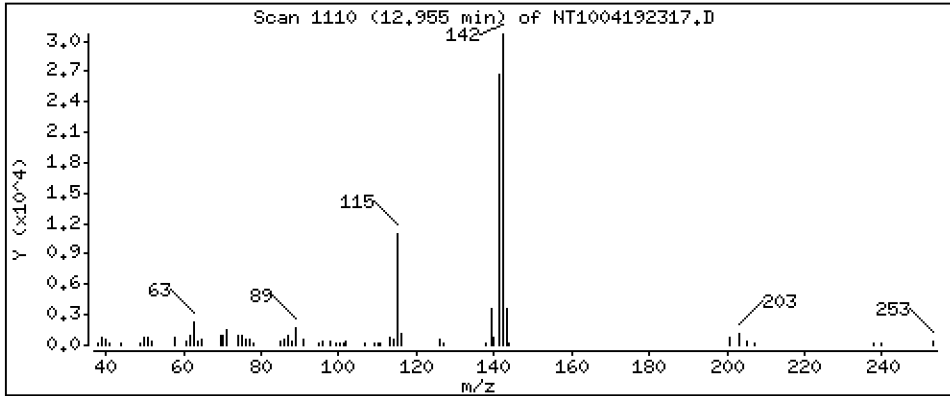
Operator: VTS

Column phase: ZB-5msi

Column diameter: 0,25

105 1-methylnaphthalene

Concentration: 0,5542 ug/mL



Date : 19-APR-2023 21:33

Client ID:

Instrument: nt10.i

Sample Info: SLD0281-LCV1

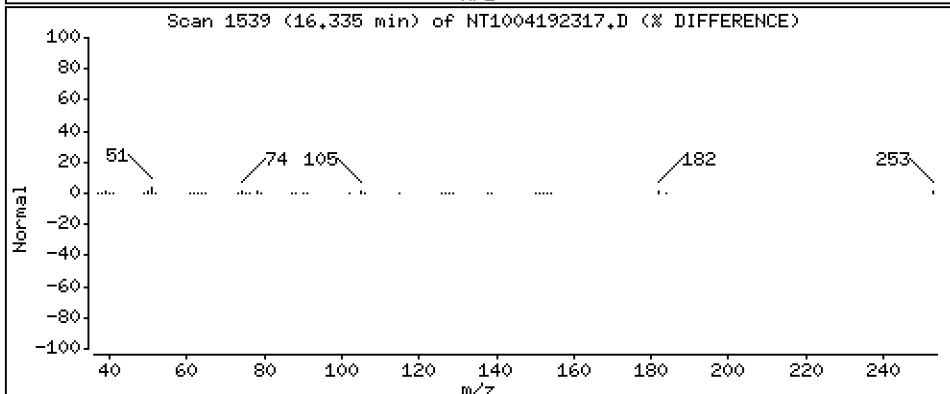
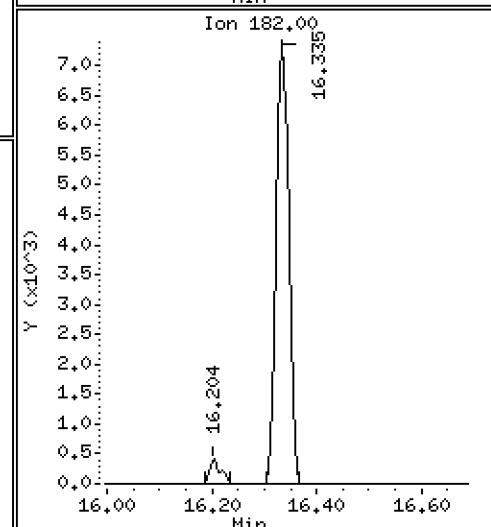
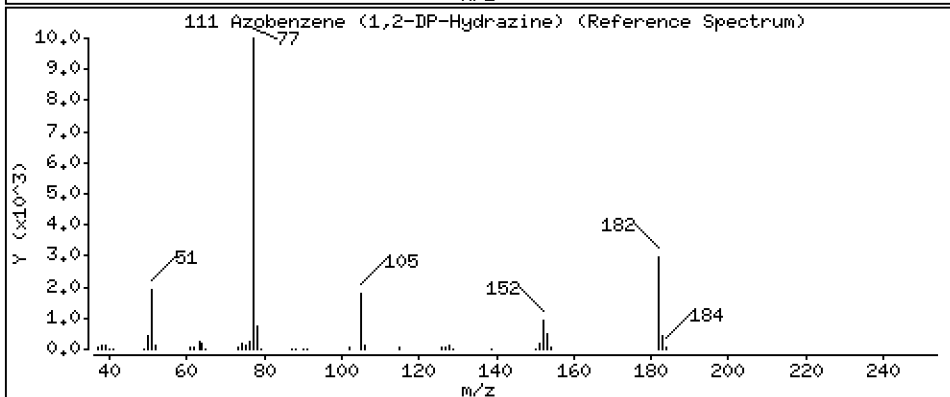
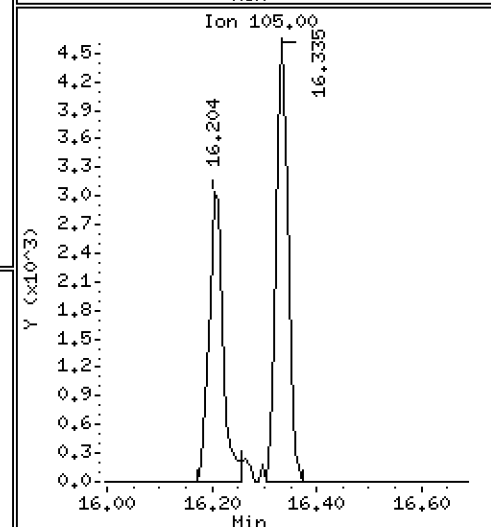
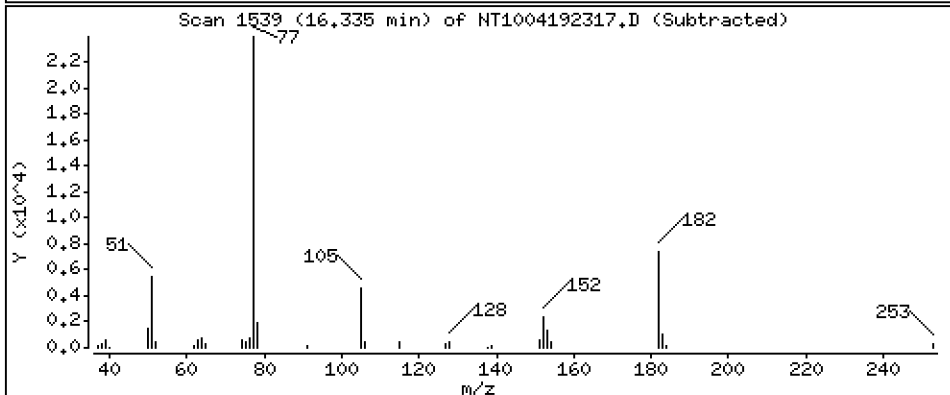
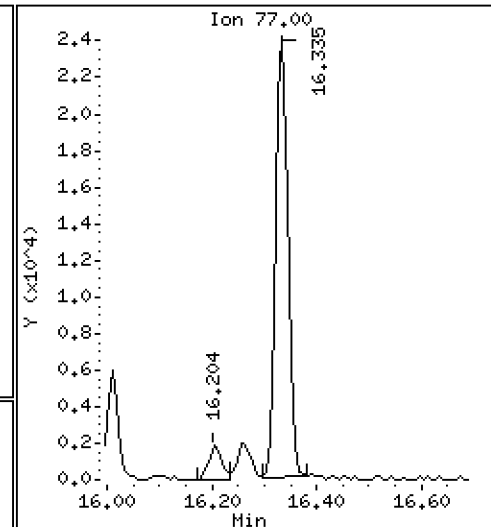
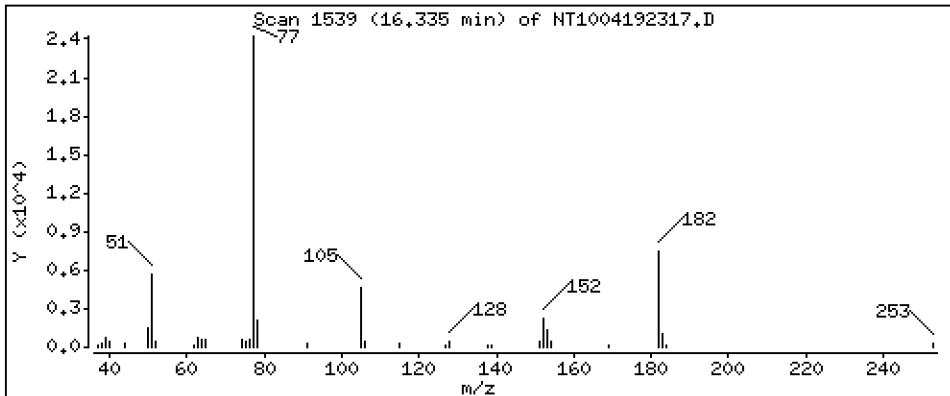
Operator: VTS

Column phase: ZB-5msi

Column diameter: 0,25

111 Azobenzene (1,2-DP-Hydrazine)

Concentration: 0,3977 ug/mL



Date : 19-APR-2023 21:33

Client ID:

Instrument: nt10.i

Sample Info: SLD0281-LCV1

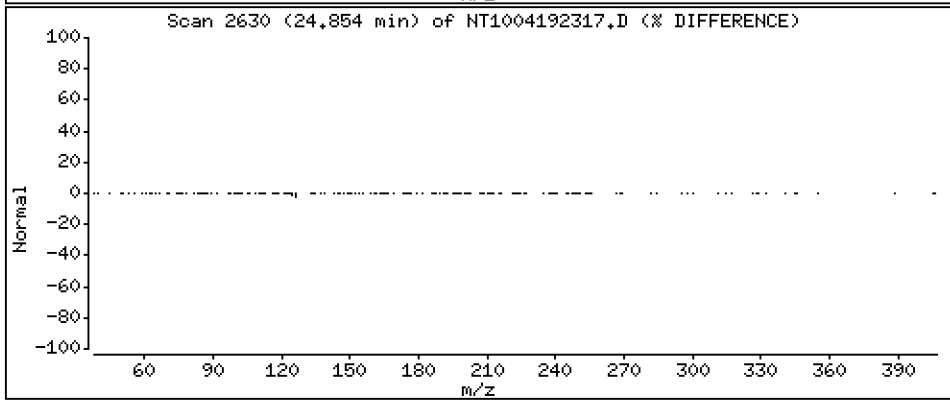
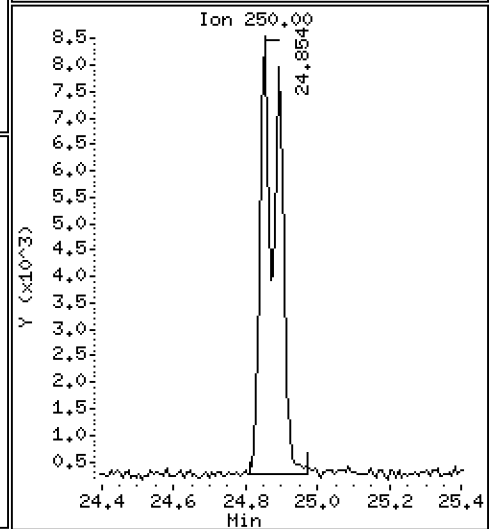
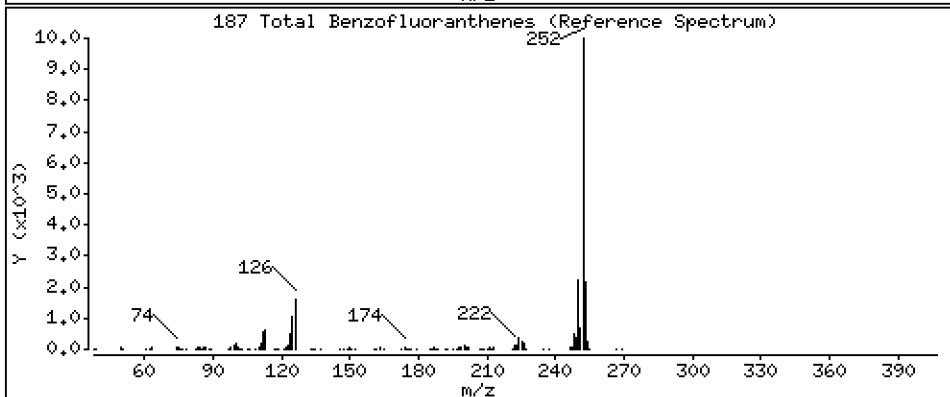
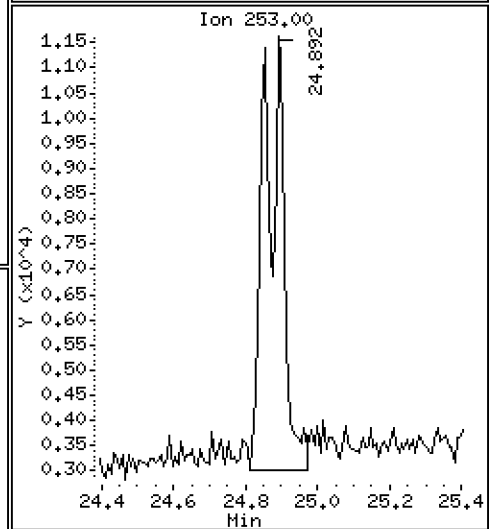
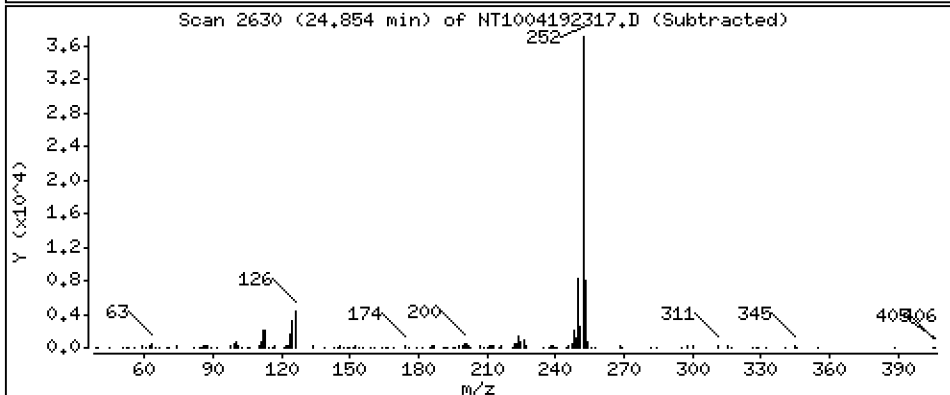
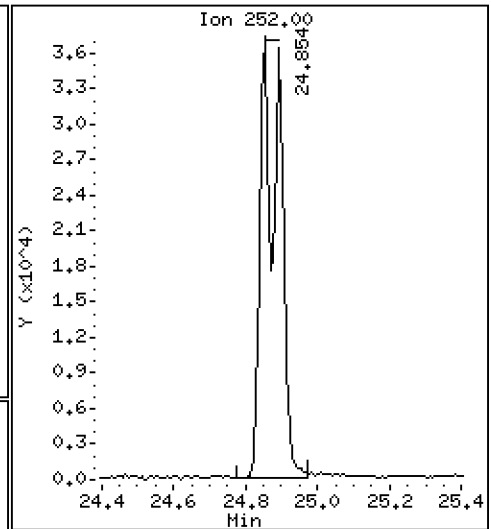
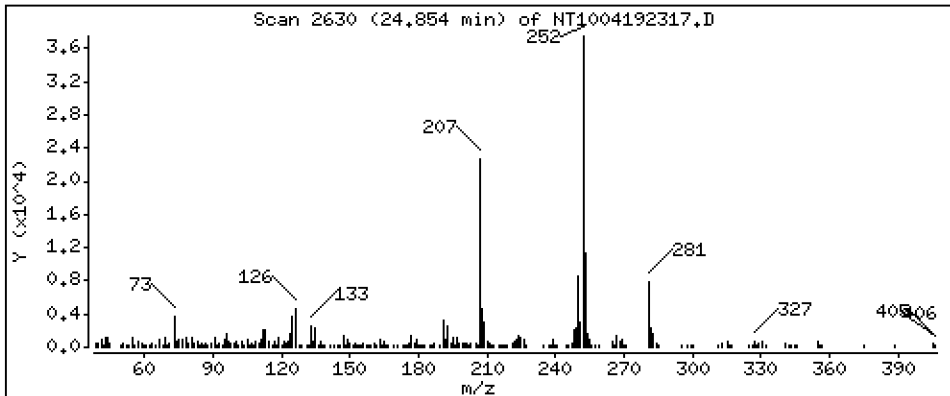
Operator: VTS

Column phase: ZB-5msi

Column diameter: 0,25

187 Total Benzofluoranthenes

Concentration: 0,9452 ug/mL



Date : 19-APR-2023 21:33

Client ID:

Instrument: nt10.i

Sample Info: SLD0281-LCV1

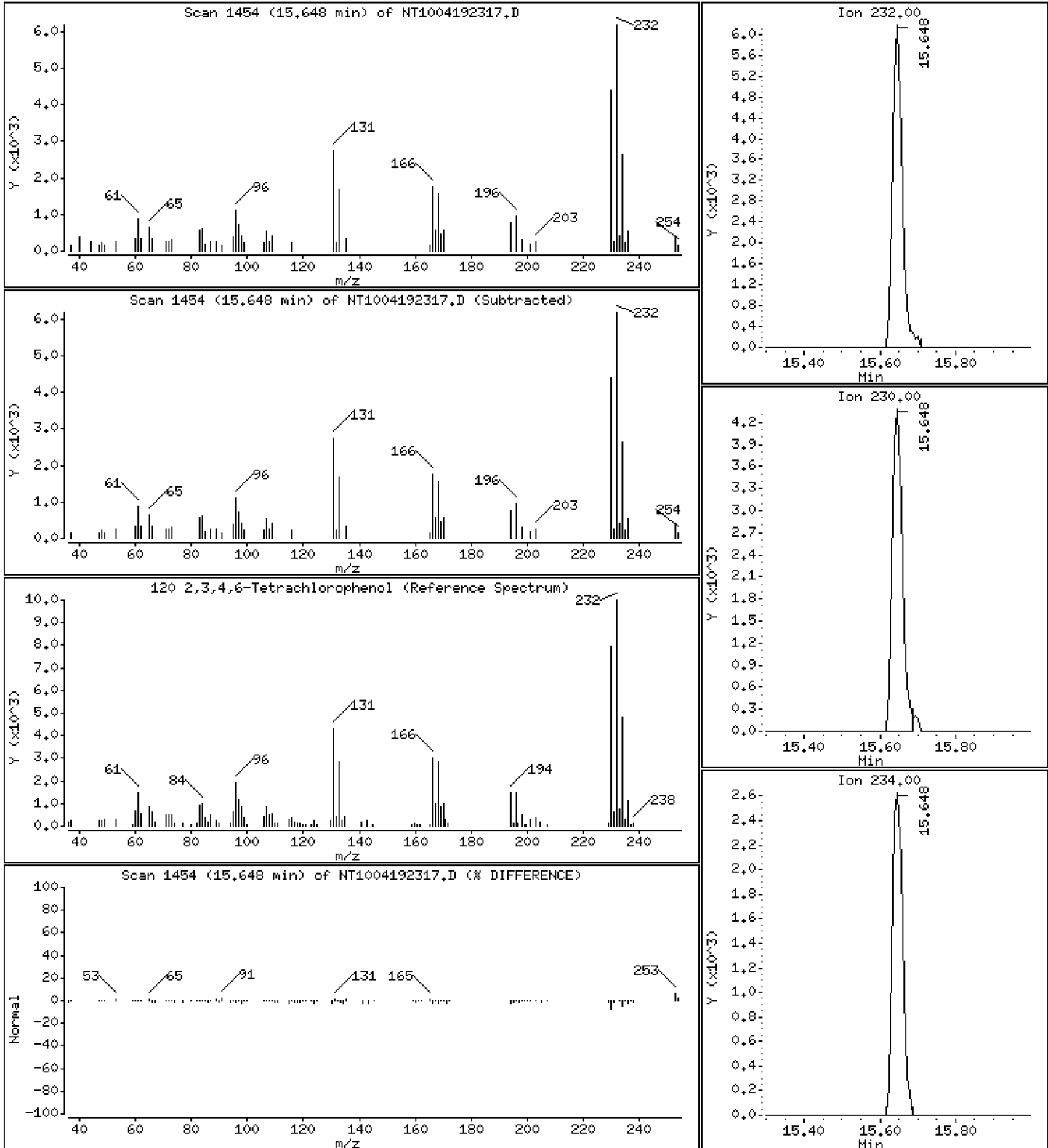
Operator: VTS

Column phase: ZB-5msi

Column diameter: 0,25

120 2,3,4,6-Tetrachlorophenol

Concentration: 0,3920 ug/mL



ARI Labs, Inc.

Semivolatile Report SW846 Method 8270D

Data file : \\target\share\chem3\nt10.i\20230419A.b\NT1004192317.D

Lab Smp Id: SLD0281-LCV1

Inj Date : 19-APR-2023 21:33

Operator : VTS

Inst ID: nt10.i

Smp Info : SLD0281-LCV1

Misc Info :

Comment : 1ul Injection

Method : \\target\share\chem3\nt10.i\20230419A.b\ABN.m

Meth Date : 20-Apr-2023 14:53 deenayd Quant Type: ISTD

Cal Date : 16-MAR-2023 00:22 Cal File: NT10031508.D

Als bottle: 3

Dil Factor: 1.00000

Integrator: HP RTE

Compound Sublist: ICAL.sub

Target Version: 4.14

Processing Host: DEENAY-201905

Compounds	QUANT	SIG	RT	EXP RT	REL RT	RESPONSE	CONCENTRATIONS	
							ON-COLUMN	FINAL
	MASS						(ug/mL)	(ug/mL)
\$ 1 2-Fluorophenol	112		6.604	6.604	(0.749)	26109	0.67257	0.6726
\$ 2 Phenol-d5	99		8.204	8.204	(0.930)	31365	0.61589	0.6159
3 Phenol	94		8.227	8.227	(0.932)	23271	0.43974	0.4397
\$ 5 2-Chlorophenol-d4	132		8.466	8.467	(0.960)	30048	0.69096	0.6910
4 Bis(2-Chloroethyl)ether	93		8.382	8.382	(0.950)	18061	0.46016	0.4602
6 2-Chlorophenol	128		8.490	8.490	(0.962)	21731	0.47979	0.4798
7 1,3-Dichlorobenzene	146		8.753	8.761	(0.992)	24526	0.51220	0.5122
* 8 1,4-Dichlorobenzene-d4	152		8.823	8.823	(1.000)	128368	4.00000	
9 1,4-Dichlorobenzene	146		8.854	8.854	(1.004)	23918	0.51708	0.5171
\$ 10 1,2-Dichlorobenzene-d4	152		9.180	9.180	(1.040)	14407	0.46131	0.4613
12 1,2-Dichlorobenzene	146		9.203	9.211	(1.043)	23078	0.50695	0.5070
11 Benzyl alcohol	108		9.102	9.102	(1.032)	11033	0.44418	0.4442
14 2,2'-oxybis(1-Chloropropane)	121		9.405	9.405	(1.066)	6313	0.47222	0.4722 (M)
13 2-Methylphenol	108		9.343	9.335	(1.059)	18025	0.46725	0.4672
17 Hexachloroethane	117		9.793	9.793	(1.110)	8301	0.43739	0.4374
16 N-Nitroso-di-n-propylamine	70		9.661	9.661	(1.095)	13914	0.45678	0.4568
15 4-Methylphenol	108		9.614	9.614	(1.090)	18403	0.45275	0.4528
\$ 18 Nitrobenzene-d5	82		9.917	9.917	(0.878)	20454	0.43522	0.4352
19 Nitrobenzene	77		9.956	9.956	(0.881)	19417	0.42100	0.4210
20 Isophorone	82		10.406	10.406	(0.921)	26549	0.44997	0.4500
21 2-Nitrophenol	139		10.583	10.583	(0.937)	9894	0.44104	0.4410
22 2,4-Dimethylphenol	107		10.651	10.651	(0.943)	41027	0.96846	0.9685
23 Bis(2-Chloroethoxy)methane	93		10.838	10.838	(0.959)	18167	0.46095	0.4610
24 Benzoic acid	105		10.770	10.880	(0.953)	16720	0.70987	0.7099
25 2,4-Dichlorophenol	162		11.041	11.041	(0.977)	31547	0.93058	0.9306
26 1,2,4-Trichlorobenzene	180		11.214	11.222	(0.992)	20872	0.52450	0.5245
* 27 Naphthalene-d8	136		11.299	11.299	(1.000)	465614	4.00000	
28 Naphthalene	128		11.338	11.346	(1.003)	57114	0.46303	0.4630
29 4-Chloroaniline	127		11.484	11.485	(1.016)	44625	0.92736	0.9274
30 Hexachlorobutadiene	225		11.709	11.709	(1.036)	13098	0.56174	0.5617
31 4-Chloro-3-methylphenol	107		12.459	12.459	(1.103)	29225	0.79634	0.7963
32 2-Methylnaphthalene	142		12.738	12.738	(1.127)	46235	0.51941	0.5194
33 Hexachlorocyclopentadiene	237		13.202	13.202	(0.886)	4692	0.19518	0.1952

Compounds	QUANT SIG					CONCENTRATIONS	
	MASS	RT	EXP RT	REL RT	RESPONSE	ON-COLUMN (ug/mL)	FINAL (ug/mL)
34 2,4,6-Trichlorophenol	196	13.365	13.365	(0.897)	23010	0.89628	0.8963
35 2,4,5-Trichlorophenol	196	13.442	13.442	(0.902)	22202	0.77830	0.7783
§ 36 2-Fluorobiphenyl	172	13.520	13.527	(0.907)	46207	0.44970	0.4497
37 2-Chloronaphthalene	162	13.721	13.721	(0.921)	39187	0.47101	0.4710
38 2-Nitroaniline	65	13.992	13.992	(0.939)	17452	0.74676	0.7468
39 Dimethylphthalate	163	14.433	14.433	(0.968)	44527	0.52768	0.5277
40 Acenaphthylene	152	14.588	14.596	(0.979)	59947	0.46240	0.4624
41 2,6-Dinitrotoluene	165	14.564	14.572	(0.977)	17901	0.98203	0.9820
* 42 Acenaphthene-d10	164	14.905	14.905	(1.000)	259751	4.00000	
43 3-Nitroaniline	138	14.851	14.851	(0.996)	14351	0.69751	0.6975
44 Acenaphthene	153	14.967	14.975	(1.004)	37170	0.46410	0.4641
45 2,4-Dinitrophenol	184	15.067	15.060	(1.011)	2014	0.18303	0.1830
46 Dibenzofuran	168	15.299	15.299	(1.026)	59826	0.50655	0.5065
47 4-Nitrophenol	109	15.214	15.191	(1.021)	3055	0.23608	0.2361
48 2,4-Dinitrotoluene	165	15.369	15.377	(1.031)	21350	0.77497	0.7750
50 Diethylphthalate	149	15.887	15.895	(1.066)	41661	0.50320	0.5032
49 Fluorene	166	16.010	16.010	(1.074)	42602	0.45849	0.4585
51 4-Chlorophenyl-phenylether	204	16.010	16.010	(1.074)	21780	0.49293	0.4929
52 4-Nitroaniline	138	16.118	16.118	(1.081)	14119	0.76148	0.7615
53 4,6-Dinitro-2-methylphenol	198	16.203	16.211	(0.903)	14467	1.09882	1.099
54 N-Nitrosodiphenylamine	169	16.265	16.265	(0.907)	27831	0.47828	0.4783
§ 55 2,4,6-Tribromophenol	330	16.550	16.550	(1.110)	7666	0.62760	0.6276
56 4-Bromophenyl-phenylether	248	17.013	17.013	(0.948)	13282	0.54562	0.5456
57 Hexachlorobenzene	284	17.322	17.322	(0.965)	15799	0.61903	0.6190
58 Pentachlorophenol	266	17.694	17.686	(0.986)	9066	0.59995	0.6000
* 59 Phenanthrene-d10	188	17.942	17.942	(1.000)	435234	4.00000	
60 Phenanthrene	178	17.988	17.988	(1.003)	54305	0.45758	0.4576
61 Anthracene	178	18.081	18.081	(1.008)	51787	0.45490	0.4549
62 Carbazole	167	18.421	18.421	(1.027)	48305	0.47351	0.4735
63 Di-n-butylphthalate	149	19.257	19.257	(1.073)	66323	0.48371	0.4837
64 Fluoranthene	202	20.394	20.402	(0.885)	60490	0.40833	0.4083
65 Pyrene	202	20.820	20.827	(0.904)	62110	0.40872	0.4087
§ 66 Terphenyl-d14	244	21.129	21.137	(0.917)	48060	0.42113	0.4211
67 Butylbenzylphthalate	149	22.082	22.089	(0.959)	27309	0.51071	0.5107
68 Benzo(a)anthracene	228	23.011	23.011	(0.999)	61161	0.47000	0.4700
* 69 Chrysene-d12	240	23.034	23.042	(1.000)	368672	4.00000	
70 3,3'-Dichlorobenzidine	252	22.980	22.988	(0.998)	70587	1.69345	1.693
71 Chrysene	228	23.080	23.088	(1.002)	56224	0.44224	0.4422
72 bis(2-Ethylhexyl)phthalate	149	23.135	23.135	(0.959)	35807	0.44476	0.4448
* 134 Di-n-octylphthalate-d4	153	24.118	24.126	(1.000)	550375	4.00000	
73 Di-n-octylphthalate	149	24.126	24.133	(1.000)	66091	0.45887	0.4589
74 Benzo(b)fluoranthene	252	24.853	24.861	(0.972)	64363	0.43713	0.4371
75 Benzo(k)fluoranthene	252	24.892	24.900	(0.973)	74620	0.49910	0.4991
76 Benzo(a)pyrene	252	25.473	25.481	(0.996)	61915	0.47033	0.4703
* 77 Perylene-d12	264	25.581	25.589	(1.000)	454232	4.00000	
78 Indeno(1,2,3-cd)pyrene	276	28.077	28.085	(1.098)	72897	0.43526	0.4353
79 Dibenzo(a,h)anthracene	278	28.100	28.108	(1.098)	61843	0.44477	0.4448
80 Benzo(g,h,i)perylene	276	28.799	28.815	(1.126)	61838	0.42665	0.4266
90 N-Nitrosodimethylamine	74	4.419	4.419	(0.501)	22082	0.89161	0.8916
91 Aniline	93	8.289	8.289	(0.939)	41593	0.76705	0.7670
93 Benzidine	184	20.657	20.657	(0.897)	47621	0.78260	0.7826
103 Pyridine	79	4.450	4.434	(0.504)	31680	0.83290	0.8329
105 1-methylnaphthalene	142	12.955	12.955	(1.147)	45198	0.55419	0.5542
111 Azobenzene (1,2-DP-Hydrazine)	77	16.334	16.342	(1.096)	36785	0.39775	0.3977

Compounds	QUANT SIG	RT	EXP RT	REL RT	RESPONSE	CONCENTRATIONS	
						ON-COLUMN (ug/mL)	FINAL (ug/mL)
187 Total Benzofluoranthenes	252	24.853	24.900	(0.972)	134373	0.94520	0.9452
120 2,3,4,6-Tetrachlorophenol	232	15.647	15.647	(1.050)	10265	0.39196	0.3920

QC Flag Legend

M - Compound response manually integrated.

ARI Labs, Inc.

INTERNAL STANDARD COMPOUNDS
 AREA AND RT SUMMARY

Instrument ID: nt10.i Calibration Date: 19-APR-2023
 Lab File ID: NT1004192317.D Calibration Time: 20:55
 Lab Smp Id: SLD0281-LCV1
 Analysis Type: SV Level:
 Quant Type: ISTD Sample Type:
 Operator: VTS
 Method File: \\target\share\chem3\nt10.i\20230419A.b\ABN.m
 Misc Info:

Test Mode:
 Use Last Continuing Calibrator.

COMPOUND	STANDARD	AREA LIMIT		SAMPLE	%DIFF
		LOWER	UPPER		
8 1,4-Dichlorobenze	142135	71068	284270	128368	-9.69
27 Naphthalene-d8	517513	258757	1035026	465614	-10.03
42 Acenaphthene-d10	306898	153449	613796	259751	-15.36
59 Phenanthrene-d10	508635	254318	1017270	435234	-14.43
69 Chrysene-d12	460743	230372	921486	368672	-19.98
134 Di-n-octylphthala	736003	368002	1472006	550375	-25.22
77 Perylene-d12	559318	279659	1118636	454232	-18.79

COMPOUND	STANDARD	RT LIMIT		SAMPLE	%DIFF
		LOWER	UPPER		
8 1,4-Dichlorobenze	8.82	8.32	9.32	8.82	-0.00
27 Naphthalene-d8	11.30	10.80	11.80	11.30	-0.00
42 Acenaphthene-d10	14.91	14.41	15.41	14.91	-0.00
59 Phenanthrene-d10	17.94	17.44	18.44	17.94	-0.00
69 Chrysene-d12	23.04	22.54	23.54	23.03	-0.03
134 Di-n-octylphthala	24.13	23.63	24.63	24.12	-0.03
77 Perylene-d12	25.59	25.09	26.09	25.58	-0.03

AREA UPPER LIMIT = +100% of internal standard area.
 AREA LOWER LIMIT = - 50% of internal standard area.
 RT UPPER LIMIT = + 0.50 minutes of internal standard RT.
 RT LOWER LIMIT = - 0.50 minutes of internal standard RT.

REVIEW SUMMARY FOR FILE - NT1004192317.D

Lab ID: SLD0281-LCV1
nt10.i, 20230419A.b\ABN.m, 19-APR-2023 21:33

RT CO-ELUTION COMPOUNDS

NO CO-ELUTIONS

Quant Method: ICAL

RRT CHECK

RRT	CCV RRT	DELTA	COMPOUND
0.953	0.963	-0.0098	Benzoic acid

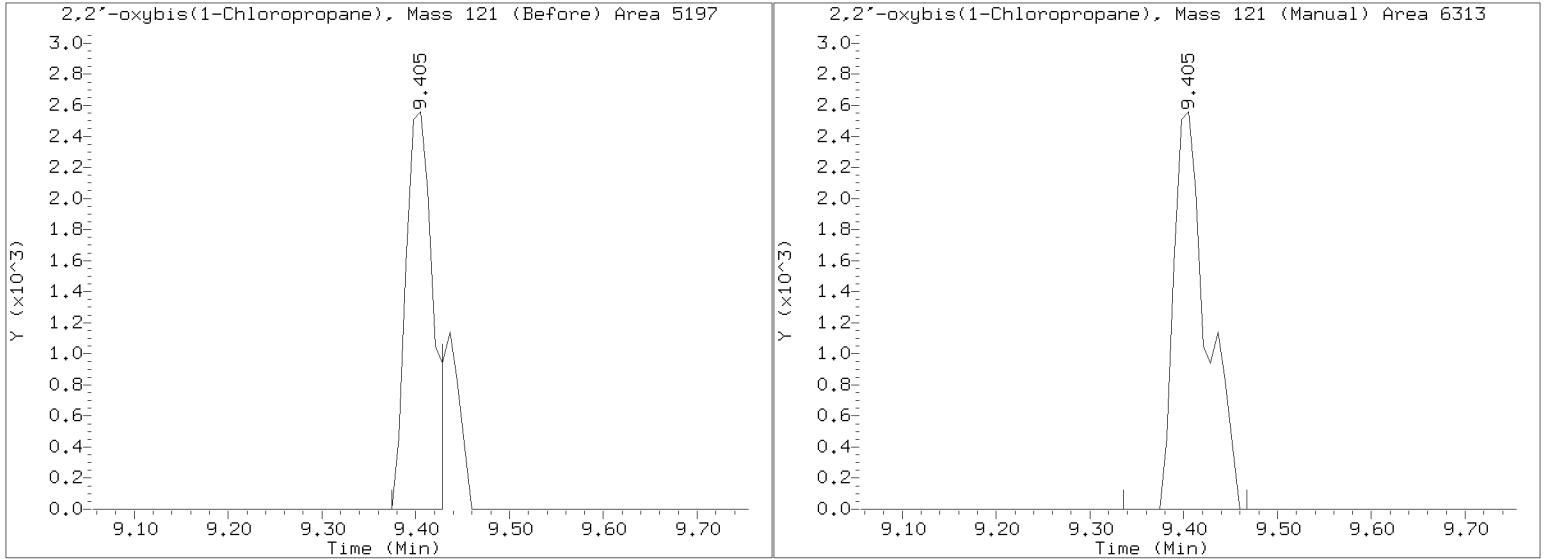
RRT check based on Ccal File: NT1004192316.D

On Column LOD for nt10.i, 20230419A.b\ABN.m, ICAL.sub = 0.0000

* Only compounds listed in the work order have been verified by the analyst *

Quant Ion Manual Peak Adjustment Report

Datafile: //target/share/chem3/nt10.i/20230419A.b/NT1004192317.D
Injection Date: 19-APR-2023 21:33
Lab ID:SLD0281-LCV1 Client ID:
Report Date: 04/20/2023 14:53



APPROVED
By Deenay Dunmore at 3:36 pm, Apr 20, 2023



INITIAL CALIBRATION CHECK
EPA 8270E

Laboratory: Analytical Resources, LLC

SDG: 23C0774

Client: Anchor OEA, LLC

Project: AOC5 MR Phase 1

Instrument ID: NT10

Calibration: GC00046

Lab File ID: NT1004192302.D

Calibration Date: 03/15/2023

Sequence: SLD0254

Injection Date: 04/19/23

Lab Sample ID: SLD0254-ICV1

Injection Time: 11:08

Sequence Name: Initial Cal Check

COMPOUND	TYPE	CONC. (ug/mL)		RESPONSE FACTOR			% DRIFT/DIFF	
		STD	ICV	ICAL	ICV	MIN	ICV	LIMIT
Phenol	A	5.0000	4.0	1.6490140	1.3109800		-20.5	+/-20 *
bis(2-chloroethyl) ether	A	5.0000	3.9	1.2230360	0.9550071		-21.9	+/-20 *
2-Chlorophenol	A	5.0000	4.1	1.4113260	1.1674400		-17.3	+/-20
1,3-Dichlorobenzene	A	5.0000	4.3	1.4920620	1.2831030		-14.0	+/-20
1,4-Dichlorobenzene	A	5.0000	5.1	1.4413620	1.4783240		2.6	+/-20
1,2-Dichlorobenzene	A	5.0000	4.9	1.4185110	1.3895640		-2.0	+/-20
Benzyl Alcohol	A	5.0000	4.9	0.7739975	0.7598660		-1.8	+/-20
2,2'-Oxybis(1-chloropropane)	A	5.0000	4.0	0.4165768	0.3366110		-19.2	+/-20
2-Methylphenol	A	5.0000	4.4	1.2020800	1.0530440		-12.4	+/-20
Hexachloroethane	A	5.0000	3.0	0.5913718	0.3516157		-40.5	+/-20 *
N-Nitroso-di-n-Propylamine	A	5.0000	4.0	0.9491743	0.7643709		-19.5	+/-20
4-Methylphenol	A	5.0000	4.4	1.2665770	1.1217260		-11.4	+/-20
Nitrobenzene	A	5.0000	4.3	0.3962224	0.3367679		-15.0	+/-20
Isophorone	A	5.0000	4.4	0.5068737	0.4475890		-11.7	+/-20
2-Nitrophenol	A	5.0000	5.0	0.1672434	0.1932653		-0.2	+/-20
2,4-Dimethylphenol	A	10.000	9.5	0.3639320	0.3463888		-4.8	+/-20
Bis(2-Chloroethoxy)methane	A	5.0000	4.8	0.3385804	0.3236325		-4.4	+/-20
2,4-Dichlorophenol	A	10.000	9.9	0.2912326	0.2888161		-0.8	+/-20
1,2,4-Trichlorobenzene	A	5.0000	5.0	0.3418616	0.3396327		-0.7	+/-20
Naphthalene	A	5.0000	5.3	1.0596590	1.1155650		5.3	+/-20
Benzoic acid	A	20.000	17.9	0.1757529	0.1888479		-10.4	+/-20
4-Chloroaniline	A	10.000	9.3	0.4133921	0.3834667		-7.2	+/-20
Hexachlorobutadiene	A	5.0000	5.4	0.2003113	0.2170780		8.4	+/-20
4-Chloro-3-Methylphenol	A	10.000	9.7	0.3152744	0.3055023		-3.1	+/-20
2-Methylnaphthalene	A	5.0000	5.0	0.7647129	0.7645380		-0.02	+/-20
Hexachlorocyclopentadiene	A	10.000	7.4	0.3701954	0.2733702		-26.2	+/-20 *
2,4,6-Trichlorophenol	A	10.000	9.4	0.3953462	0.3717586		-6.0	+/-20
2,4,5-Trichlorophenol	A	10.000	9.1	0.4392840	0.4014894		-8.6	+/-20
2-Chloronaphthalene	A	5.0000	4.2	1.2811940	1.0879730		-15.1	+/-20
2-Nitroaniline	A	10.000	8.3	0.3598886	0.2999495		-16.7	+/-20

* Values outside of QC limits



INITIAL CALIBRATION CHECK
EPA 8270E

Laboratory: Analytical Resources, LLC

SDG: 23C0774

Client: Anchor QEA, LLC

Project: AOC5 MR Phase 1

Instrument ID: NT10

Calibration: GC00046

Lab File ID: NT1004192302.D

Calibration Date: 03/15/2023

Sequence: SLD0254

Injection Date: 04/19/23

Lab Sample ID: SLD0254-ICV1

Injection Time: 11:08

Sequence Name: Initial Cal Check

COMPOUND	TYPE	CONC. (ug/mL)		RESPONSE FACTOR			% DRIFT/DIFF	
		STD	ICV	ICAL	ICV	MIN	ICV	LIMIT
Acenaphthylene	A	5.0000	4.2	1.9964080	1.6837820		-15.7	+/-20
Dimethylphthalate	A	5.0000	4.8	1.2994310	1.2587860		-3.1	+/-20
2,6-Dinitrotoluene	A	10.000	10.3	0.2807076	0.2881051		2.6	+/-20
Acenaphthene	A	5.0000	5.0	1.2333460	1.2284760		-0.4	+/-20
3-Nitroaniline	A	10.000	9.4	0.3168347	0.2986006		-5.8	+/-20
2,4-Dinitrophenol	A	20.000	13.4	0.1156892	0.1161183		-33.3	+/-20 *
Dibenzofuran	A	5.0000	4.6	1.8187540	1.6896570		-7.1	+/-20
4-Nitrophenol	A	10.000	7.7	0.1779241	0.1525708		-23.1	+/-20 *
2,4-Dinitrotoluene	A	10.000	9.1	0.3871136	0.3790585		-9.4	+/-20
Fluorene	A	5.0000	4.3	1.4308680	1.2441460		-13.0	+/-20
4-Chlorophenylphenyl ether	A	5.0000	5.1	0.6804218	0.6959523		2.3	+/-20
Diethyl phthalate	A	5.0000	4.8	1.2749410	1.2332420		-3.3	+/-20
4-Nitroaniline	A	10.000	11.0	0.2855285	0.3125968		9.5	+/-20
4,6-Dinitro-2-methylphenol	A	20.000	16.2	0.1036123	0.0995205		-19.1	+/-20
N-Nitrosodiphenylamine	A	5.0000	4.8	0.5347864	0.5118036		-4.3	+/-20
4-Bromophenyl phenyl ether	A	5.0000	5.5	0.2237238	0.2446373		9.3	+/-20
Hexachlorobenzene	A	5.0000	6.0	0.2345619	0.2803058		19.5	+/-20
Pentachlorophenol	A	10.000	12.1	0.1230284	0.1723994		21.3	+/-20 *
Phenanthrene	A	5.0000	4.5	1.0907130	0.9802950		-10.1	+/-20
Anthracene	A	5.0000	4.5	1.0462760	0.9371583		-10.4	+/-20
Carbazole	A	5.0000	4.9	0.9375595	0.9244942		-1.4	+/-20
Di-n-Butylphthalate	A	5.0000	5.1	1.0968340	1.2684860		1.2	+/-20
Fluoranthene	A	5.0000	4.0	1.6072690	1.2931860		-19.5	+/-20
Pyrene	A	5.0000	4.0	1.6487720	1.3084780		-20.6	+/-20 *
Butylbenzylphthalate	A	5.0000	5.0	0.5292894	0.5969653		-0.08	+/-20
Benzo(a)anthracene	A	5.0000	4.3	1.4118770	1.2082190		-14.4	+/-20
3,3'-Dichlorobenzidine	A	15.000	17.0	0.4522431	0.5135291		13.5	+/-20
Chrysene	A	5.0000	4.2	1.3793780	1.1660660		-15.5	+/-20
bis(2-Ethylhexyl)phthalate	A	5.0000	4.5	0.5248968	0.5223961		-11.0	+/-20
Di-n-Octylphthalate	A	5.0000	4.4	1.0467720	0.9139871		-12.7	+/-20

* Values outside of QC limits



INITIAL CALIBRATION CHECK
EPA 8270E

Laboratory: Analytical Resources, LLC

SDG: 23C0774

Client: Anchor QEA, LLC

Project: AOC5 MR Phase 1

Instrument ID: NT10

Calibration: GC00046

Lab File ID: NT1004192302.D

Calibration Date: 03/15/2023

Sequence: SLD0254

Injection Date: 04/19/23

Lab Sample ID: SLD0254-ICV1

Injection Time: 11:08

Sequence Name: Initial Cal Check

COMPOUND	TYPE	CONC. (ug/mL)		RESPONSE FACTOR			% DRIFT/DIFF	
		STD	ICV	ICAL	ICV	MIN	ICV	LIMIT
Benzofluoranthenes, Total	A	10.000	8.8	1.2519020	1.1030370		-11.9	+/-20
Benzo(a)pyrene	A	5.0000	4.5	1.1592370	1.0347340		-10.7	+/-20
Indeno(1,2,3-cd)pyrene	A	5.0000	4.4	1.4748270	1.2978950		-12.0	+/-20
Dibenzo(a,h)anthracene	A	5.0000	4.5	1.2244340	1.0967030		-10.4	+/-20
Benzo(g,h,i)perylene	A	5.0000	4.3	1.2763410	1.0971880		-14.0	+/-20
1-Methylnaphthalene	A	5.0000	5.3	0.7006385	0.7471145		6.6	+/-20
2-Fluorophenol	A	7.5000	5.93	1.2096460	0.9563741		-20.9	+/-20 *
Phenol-d5	A	7.5000	5.54	1.5868760	1.1728150		-26.1	+/-20 *
2-Chlorophenol-d4	A	7.5000	6.07	1.3550800	1.0958530		-19.1	+/-20
1,2-Dichlorobenzene-d4	A	5.0000	4.47	0.9731556	0.8690400		-10.7	+/-20
Nitrobenzene-d5	A	5.0000	4.15	0.4037447	0.3351776		-17.0	+/-20
2-Fluorobiphenyl	A	5.0000	3.98	1.5822890	1.2592170		-20.4	+/-20 *
2,4,6-Tribromophenol	A	7.5000	7.91	0.1585901	0.1964424		5.5	+/-20
p-Terphenyl-d14	A	5.0000	5.01	1.2381950	1.2401400		0.2	+/-20
1,4-Dichlorobenzene-d4	A	4.0000	4.0	42885.5000	1.0000			
Naphthalene-d8	A	4.0000	4.0	156116.5000	1.0000			
Acenaphthene-d10	A	4.0000	4.0	84306.5000	1.0000			
Phenanthrene-d10	A	4.0000	4.0	143212.3000	1.0000			
Chrysene-d12	A	4.0000	4.0	86767.0000	1.0000			
Di-n-Octylphthalate-d4	A	4.0000	4.0	125079.3000	1.0000			
Perylene-d12	A	4.0000	4.0	105387.3000	1.0000			

* Values outside of QC limits

Data File: \\target\share\chem3\nt10.1\20230419.1\NT1004192302.D

Date: 19-APR-2023 11:08

Client ID:

Sample Info: SLD0254-ICW1

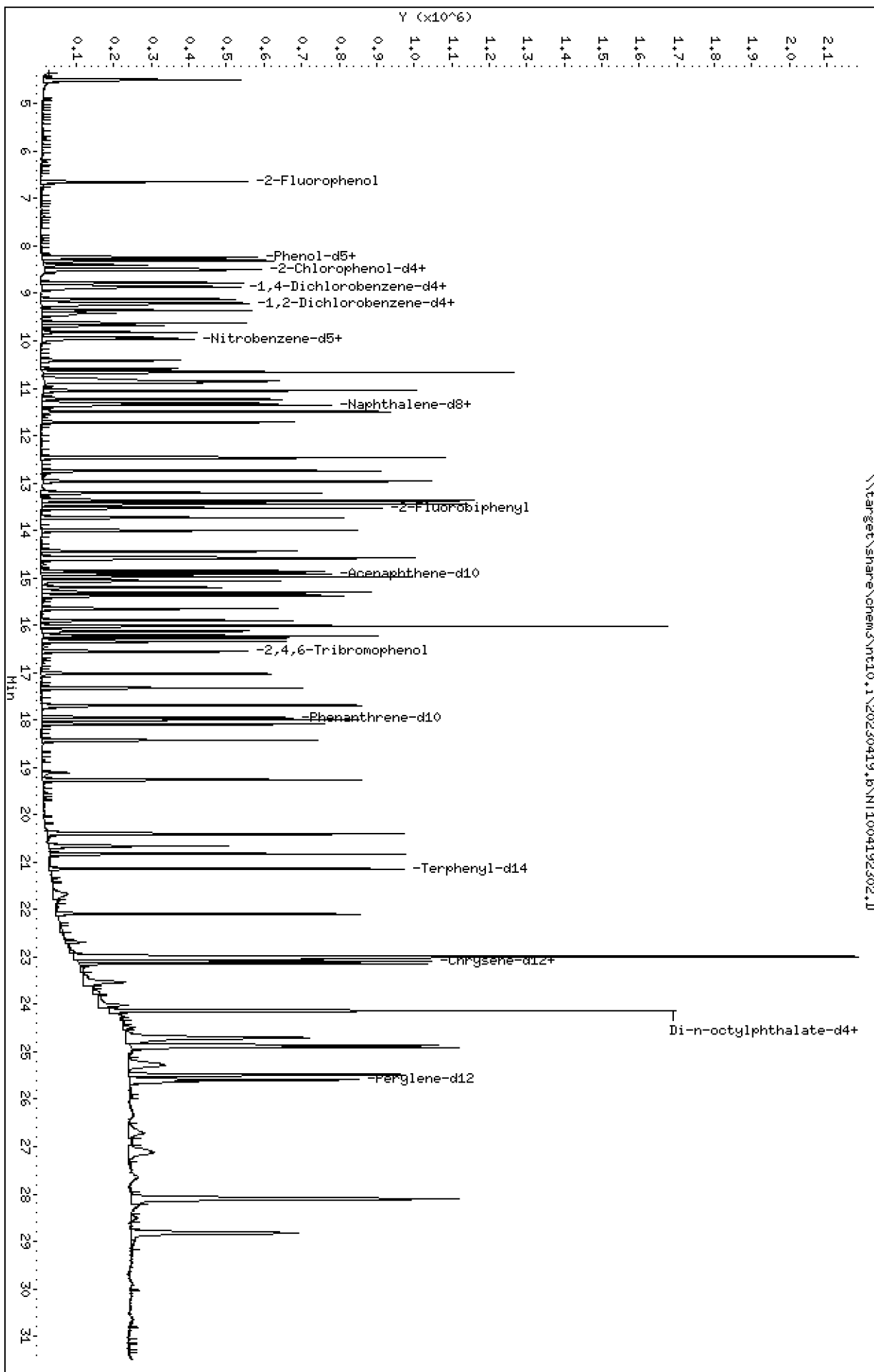
Column phase: ZB-5msi

Instrument: nt10.1

Operator: VTS

Column diameter: 0.25

Page 1



ARI Labs, Inc.

Semivolatile Report SW846 Method 8270D

Data file : \\target\share\chem3\nt10.i\20230419.b\NT1004192302.D
 Lab Smp Id: SLD0254-ICV1
 Inj Date : 19-APR-2023 11:08
 Operator : VTS
 Smp Info : SLD0254-ICV1
 Misc Info :
 Comment : 1ul Injection
 Method : \\target\share\chem3\nt10.i\20230419.b\ABN.m
 Meth Date : 20-Apr-2023 10:45 deenayd
 Cal Date : 16-MAR-2023 00:22
 Als bottle: 2
 Dil Factor: 1.00000
 Integrator: HP RTE
 Target Version: 4.14
 Processing Host: DEENAY-201905

Inst ID: nt10.i

Quant Type: ISTD

Cal File: NT10031508.D

Continuing Calibration Sample

Compound Sublist: ICAL.sub

Compounds	QUANT	SIG	RT	EXP RT	REL RT	RESPONSE	AMOUNTS	
							CAL-AMT	ON-COL
	MASS						(ug/mL)	(ug/mL)
\$ 1 2-Fluorophenol	112		6.643	6.643	(0.751)	252212	7.50000	5.930
\$ 2 Phenol-d5	99		8.227	8.227	(0.930)	309291	7.50000	5.543
3 Phenol	94		8.250	8.250	(0.933)	230485	5.00000	3.975
\$ 5 2-Chlorophenol-d4	132		8.489	8.489	(0.960)	288995	7.50000	6.065
4 Bis(2-Chloroethyl)ether	93		8.404	8.404	(0.950)	167901	5.00000	3.904
6 2-Chlorophenol	128		8.512	8.512	(0.962)	205249	5.00000	4.136
7 1,3-Dichlorobenzene	146		8.775	8.775	(0.992)	225584	5.00000	4.300
* 8 1,4-Dichlorobenzene-d4	152		8.844	8.844	(1.000)	140649	4.00000	
9 1,4-Dichlorobenzene	146		8.875	8.875	(1.003)	259906	5.00000	5.128
\$ 10 1,2-Dichlorobenzene-d4	152		9.201	9.201	(1.040)	152787	5.00000	4.465
12 1,2-Dichlorobenzene	146		9.224	9.224	(1.043)	244301	5.00000	4.898
11 Benzyl alcohol	108		9.123	9.123	(1.032)	133593	5.00000	4.909
14 2,2'-oxybis(1-Chloropropane)	121		9.418	9.418	(1.065)	59180	5.00000	4.040 (M)
13 2-Methylphenol	108		9.356	9.356	(1.058)	185137	5.00000	4.380
17 Hexachloroethane	117		9.814	9.814	(1.110)	61818	5.00000	2.973
16 N-Nitroso-di-n-propylamine	70		9.675	9.675	(1.094)	134385	5.00000	4.027
15 4-Methylphenol	108		9.628	9.628	(1.089)	197212	5.00000	4.428
\$ 18 Nitrobenzene-d5	82		9.931	9.931	(0.878)	202759	5.00000	4.151
19 Nitrobenzene	77		9.970	9.970	(0.882)	203721	5.00000	4.250
20 Isophorone	82		10.420	10.420	(0.921)	270760	5.00000	4.415
21 2-Nitrophenol	139		10.590	10.590	(0.937)	116912	5.00000	4.989
22 2,4-Dimethylphenol	107		10.660	10.660	(0.943)	419082	10.0000	9.518
23 Bis(2-Chloroethoxy)methane	93		10.850	10.850	(0.959)	195775	5.00000	4.779
24 Benzoic acid	105		10.884	10.884	(0.962)	456959	20.0000	17.92
25 2,4-Dichlorophenol	162		11.045	11.045	(0.977)	349427	10.0000	9.917
26 1,2,4-Trichlorobenzene	180		11.232	11.232	(0.993)	205454	5.00000	4.967
* 27 Naphthalene-d8	136		11.308	11.308	(1.000)	483944	4.00000	
28 Naphthalene	128		11.351	11.351	(1.004)	674839	5.00000	5.264
29 4-Chloroaniline	127		11.495	11.495	(1.017)	463941	10.0000	9.276
30 Hexachlorobutadiene	225		11.719	11.719	(1.036)	131317	5.00000	5.419
31 4-Chloro-3-methylphenol	107		12.461	12.461	(1.102)	369615	10.0000	9.690
32 2-Methylnaphthalene	142		12.748	12.748	(1.127)	462492	5.00000	4.999
33 Hexachlorocyclopentadiene	237		13.212	13.212	(0.886)	204282	10.0000	7.384

Compounds	QUANT SIG					AMOUNTS	
	MASS	RT	EXP RT	REL RT	RESPONSE	CAL-AMT (ug/mL)	ON-COL (ug/mL)
34 2,4,6-Trichlorophenol	196	13.367	13.367	(0.896)	277805	10.0000	9.403
35 2,4,5-Trichlorophenol	196	13.444	13.444	(0.901)	300022	10.0000	9.140
§ 36 2-Fluorobiphenyl	172	13.529	13.529	(0.907)	470489	5.00000	3.979
37 2-Chloronaphthalene	162	13.731	13.731	(0.921)	406506	5.00000	4.246
38 2-Nitroaniline	65	14.001	14.001	(0.939)	224144	10.0000	8.335
39 Dimethylphthalate	163	14.443	14.443	(0.968)	470328	5.00000	4.844
40 Acenaphthylene	152	14.597	14.597	(0.979)	629122	5.00000	4.217
41 2,6-Dinitrotoluene	165	14.574	14.574	(0.977)	215293	10.0000	10.26
* 42 Acenaphthene-d10	164	14.915	14.915	(1.000)	298909	4.00000	
43 3-Nitroaniline	138	14.853	14.853	(0.996)	223136	10.0000	9.424
44 Acenaphthene	153	14.977	14.977	(1.004)	459003	5.00000	4.980
45 2,4-Dinitrophenol	184	15.062	15.062	(1.010)	173544	20.0000	13.35
46 Dibenzofuran	168	15.309	15.309	(1.026)	631317	5.00000	4.645
47 4-Nitrophenol	109	15.201	15.201	(1.019)	114012	10.0000	7.693
48 2,4-Dinitrotoluene	165	15.379	15.379	(1.031)	283260	10.0000	9.060
50 Diethylphthalate	149	15.904	15.904	(1.066)	460784	5.00000	4.836
49 Fluorene	166	16.020	16.020	(1.074)	464858	5.00000	4.348
51 4-Chlorophenyl-phenylether	204	16.020	16.020	(1.074)	260033	5.00000	5.114
52 4-Nitroaniline	138	16.121	16.121	(1.081)	233595	10.0000	10.95
53 4,6-Dinitro-2-methylphenol	198	16.222	16.222	(0.904)	240344	20.0000	16.18
54 N-Nitrosodiphenylamine	169	16.268	16.268	(0.906)	309004	5.00000	4.785
§ 55 2,4,6-Tribromophenol	330	16.553	16.553	(1.110)	110097	7.50000	7.910
56 4-Bromophenyl-phenylether	248	17.023	17.023	(0.948)	147701	5.00000	5.467
57 Hexachlorobenzene	284	17.332	17.332	(0.966)	169236	5.00000	5.975
58 Pentachlorophenol	266	17.696	17.696	(0.986)	208174	10.0000	12.13
* 59 Phenanthrene-d10	188	17.951	17.951	(1.000)	483004	4.00000	
60 Phenanthrene	178	17.998	17.998	(1.003)	591858	5.00000	4.494
61 Anthracene	178	18.090	18.090	(1.008)	565814	5.00000	4.479
62 Carbazole	167	18.431	18.431	(1.027)	558168	5.00000	4.930
63 Di-n-butylphthalate	149	19.266	19.266	(1.073)	765855	5.00000	5.058
64 Fluoranthene	202	20.404	20.404	(0.885)	645476	5.00000	4.023
65 Pyrene	202	20.829	20.829	(0.904)	653109	5.00000	3.968
§ 66 Terphenyl-d14	244	21.139	21.139	(0.917)	618999	5.00000	5.008
67 Butylbenzylphthalate	149	22.091	22.091	(0.959)	297967	5.00000	4.996
68 Benzo(a)anthracene	228	23.012	23.012	(0.999)	603066	5.00000	4.279
* 69 Chrysene-d12	240	23.043	23.043	(1.000)	399309	4.00000	
70 3,3'-Dichlorobenzidine	252	22.989	22.989	(0.998)	768963	15.0000	17.03
71 Chrysene	228	23.090	23.090	(1.002)	582026	5.00000	4.227
72 bis(2-Ethylhexyl)phthalate	149	23.136	23.136	(0.959)	438624	5.00000	4.452
* 134 Di-n-octylphthalate-d4	153	24.127	24.127	(1.000)	671711	4.00000	
73 Di-n-octylphthalate	149	24.135	24.135	(1.000)	767419	5.00000	4.366
74 Benzo(b)fluoranthene	252	24.863	24.863	(0.972)	711221	5.00000	4.615
75 Benzo(k)fluoranthene	252	24.901	24.901	(0.973)	666968	5.00000	4.262
76 Benzo(a)pyrene	252	25.482	25.482	(0.996)	614905	5.00000	4.463
* 77 Perylene-d12	264	25.590	25.590	(1.000)	475411	4.00000	
78 Indeno(1,2,3-cd)pyrene	276	28.094	28.094	(1.098)	771292	5.00000	4.400
79 Dibenzo(a,h)anthracene	278	28.109	28.109	(1.098)	651731	5.00000	4.478
80 Benzo(g,h,i)perylene	276	28.824	28.824	(1.126)	652019	5.00000	4.298
90 N-Nitrosodimethylamine	74	4.480	4.480	(0.507)	190174	10.0000	7.008
91 Aniline	93	8.312	8.312	(0.940)	400023	10.0000	6.733
93 Benzidine	184	20.659	20.659	(0.897)	330535	10.0000	5.015
103 Pyridine	79	4.503	4.503	(0.509)	310783	10.0000	7.457
105 1-methylnaphthalene	142	12.964	12.964	(1.146)	451952	5.00000	5.332
111 Azobenzene (1,2-DP-Hydrazine)	77	16.345	16.345	(1.096)	414917	5.00000	3.899

Compounds	QUANT SIG						AMOUNTS	
	MASS		RT	EXP RT	REL RT	RESPONSE	CAL-AMT (ug/mL)	ON-COL (ug/mL)
187 Total Benzofluoranthenes	252		24.901	24.901	(0.973)	1310990	10.0000	8.811
120 2,3,4,6-Tetrachlorophenol	232		15.649	15.649	(1.049)	144581	5.00000	4.663

QC Flag Legend

M - Compound response manually integrated.

ARI Labs, Inc.

INTERNAL STANDARD COMPOUNDS
 AREA AND RT SUMMARY

Instrument ID: nt10.i Calibration Date: 12-APR-2023
 Lab File ID: NT1004192302.D Calibration Time: 13:45
 Lab Smp Id: SLD0254-ICV1
 Analysis Type: SV Level:
 Quant Type: ISTD Sample Type:
 Operator: VTS
 Method File: \\target\share\chem3\nt10.i\20230419.b\ABN.m
 Misc Info:

Test Mode:
 Use Last Continuing Calibrator.

COMPOUND	STANDARD	AREA LIMIT		SAMPLE	%DIFF
		LOWER	UPPER		
8 1,4-Dichlorobenze	140649	70325	281298	140649	0.00
27 Naphthalene-d8	483944	241972	967888	483944	0.00
42 Acenaphthene-d10	298909	149455	597818	298909	0.00
59 Phenanthrene-d10	483004	241502	966008	483004	0.00
69 Chrysene-d12	399309	199655	798618	399309	0.00
134 Di-n-octylphthala	671711	335856	1343422	671711	0.00
77 Perylene-d12	475411	237706	950822	475411	0.00

COMPOUND	STANDARD	RT LIMIT		SAMPLE	%DIFF
		LOWER	UPPER		
8 1,4-Dichlorobenze	8.84	8.34	9.34	8.84	0.00
27 Naphthalene-d8	11.31	10.81	11.81	11.31	0.00
42 Acenaphthene-d10	14.92	14.42	15.42	14.92	0.00
59 Phenanthrene-d10	17.95	17.45	18.45	17.95	0.00
69 Chrysene-d12	23.04	22.54	23.54	23.04	0.00
134 Di-n-octylphthala	24.13	23.63	24.63	24.13	0.00
77 Perylene-d12	25.59	25.09	26.09	25.59	0.00

AREA UPPER LIMIT = +100% of internal standard area.
 AREA LOWER LIMIT = - 50% of internal standard area.
 RT UPPER LIMIT = + 0.50 minutes of internal standard RT.
 RT LOWER LIMIT = - 0.50 minutes of internal standard RT.

REVIEW SUMMARY FOR FILE - NT1004192302.D

Lab ID: SLD0254-ICV1
nt10.i, 20230419.b\ABN.m, 19-APR-2023 11:08

RT CO-ELUTION COMPOUNDS

NO CO-ELUTIONS

Quant Method: ICAL

RRT CHECK

RRT	CCV	RRT	DELTA	COMPOUND
-----	-----	-----	-------	----------

NONE

No RRT check. Ccal file.

On Column LOD for nt10.i, 20230419.b\ABN.m, ICAL.sub = 0.0000

* Only compounds listed in the work order have been verified by the analyst *

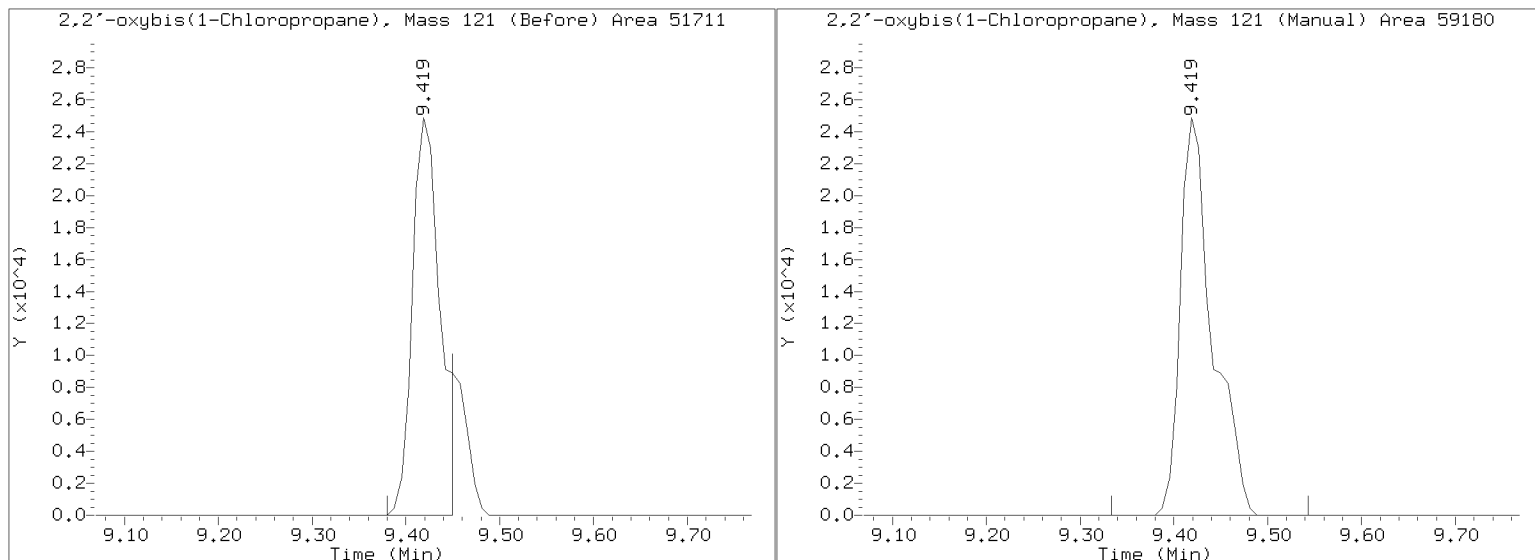
Quant Ion Manual Peak Adjustment Report

Datafile: //target/share/chem3/nt10.i/20230419.b/NT1004192302.D

Injection Date: 19-APR-2023 11:08

Lab ID:SLD0254-ICV1 Client ID:

Report Date: 04/20/2023 10:45



APPROVED

By Deenay Dunmore at 11:02 am, Apr 20, 2023

Instrument: nt10.i Date: 19-APR-2023 Method: 20230419.b\ABN.m

INITIAL CAL: 15-MAR-2023

Compound	%RSD or R ²

NO Q-FLAGS	

ICV CAL: NT1004192302.D 19-APR-2023 11:08

Compound	%D

Phenol	-20.5
Bis(2-Chloroethyl)ether	-21.9
Hexachloroethane	-40.5
Hexachlorocyclopentadiene	-26.2
2,4-Dinitrophenol	-33.3
4-Nitrophenol	-23.1
Pentachlorophenol	21.3
Pyrene	-20.6
N-Nitrosodimethylamine	-29.9
Aniline	-32.7
Benzidine	-49.8
Pyridine	-25.4
Azobenzene (1,2-DP-Hydrazine)	-22.0
2-Fluorophenol	-20.9
Phenol-d5	-26.1
2-Fluorobiphenyl	-20.4



INITIAL CALIBRATION CHECK
EPA 8270E

Laboratory: Analytical Resources, LLC

SDG: 23C0774

Client: Anchor OEA, LLC

Project: AOC5 MR Phase 1

Instrument ID: NT10

Calibration: GC00046

Lab File ID: NT1004192316A.D

Calibration Date: 03/15/2023

Sequence: SLD0281

Injection Date: 04/19/23

Lab Sample ID: SLD0281-ICV1

Injection Time: 20:55

Sequence Name: Initial Cal Check

COMPOUND	TYPE	CONC. (ug/mL)		RESPONSE FACTOR			% DRIFT/DIFF	
		STD	ICV	ICAL	ICV	MIN	ICV	LIMIT
Phenol	A	5.0000	4.5	1.6490140	1.4757460		-10.5	+/-20
4-Methylphenol	A	5.0000	4.9	1.2665770	1.2403140		-2.1	+/-20
Naphthalene	A	5.0000	4.6	1.0596590	0.9692186		-8.5	+/-20
2-Methylnaphthalene	A	5.0000	5.4	0.7647129	0.8193031		7.1	+/-20
Acenaphthylene	A	5.0000	4.4	1.9964080	1.7424080		-12.7	+/-20
Dimethylphthalate	A	5.0000	4.8	1.2994310	1.2598350		-3.0	+/-20
Acenaphthene	A	5.0000	4.4	1.2333460	1.0972010		-11.0	+/-20
Dibenzofuran	A	5.0000	4.9	1.8187540	1.7795070		-2.2	+/-20
Fluorene	A	5.0000	4.5	1.4308680	1.2938110		-9.6	+/-20
Phenanthrene	A	5.0000	4.7	1.0907130	1.0244780		-6.1	+/-20
Anthracene	A	5.0000	4.9	1.0462760	1.0181860		-2.7	+/-20
Fluoranthene	A	5.0000	4.0	1.6072690	1.2846190		-20.1	+/-20 *
Pyrene	A	5.0000	4.0	1.6487720	1.3183160		-20.0	+/-20
Butylbenzylphthalate	A	5.0000	4.9	0.5292894	0.5797783		-2.9	+/-20
Benzo(a)anthracene	A	5.0000	4.5	1.4118770	1.2668460		-10.3	+/-20
Chrysene	A	5.0000	4.2	1.3793780	1.1689360		-15.3	+/-20
bis(2-Ethylhexyl)phthalate	A	5.0000	4.5	0.5248968	0.5307174		-9.5	+/-20
Benzo(a)fluoranthene, Total	A	10.0000	9.1	1.2519020	1.1400340		-8.9	+/-20
Benzo(a)pyrene	A	5.0000	4.6	1.1592370	1.0604090		-8.5	+/-20
Indeno(1,2,3-cd)pyrene	A	5.0000	4.3	1.4748270	1.2772280		-13.4	+/-20
Dibenzo(a,h)anthracene	A	5.0000	4.3	1.2244340	1.0633120		-13.2	+/-20
Benzo(g,h,i)perylene	A	5.0000	4.1	1.2763410	1.0462930		-18.0	+/-20
2-Fluorophenol	A	7.5000	6.97	1.2096460	1.1239010		-7.1	+/-20
Phenol-d5	A	7.5000	6.59	1.5868760	1.3945200		-12.1	+/-20
2-Chlorophenol-d4	A	7.5000	7.72	1.3550800	1.3944530		2.9	+/-20
1,2-Dichlorobenzene-d4	A	5.0000	4.65	0.9731556	0.9040419		-7.1	+/-20
Nitrobenzene-d5	A	5.0000	4.36	0.4037447	0.3517902		-12.9	+/-20
2-Fluorobiphenyl	A	5.0000	4.37	1.5822890	1.3818300		-12.7	+/-20
2,4,6-Tribromophenol	A	7.5000	7.60	0.1585901	0.1888923		1.4	+/-20
p-Terphenyl-d14	A	5.0000	4.13	1.2381950	1.0237670		-17.3	+/-20

* Values outside of QC limits



INITIAL CALIBRATION CHECK
EPA 8270E

Laboratory:	<u>Analytical Resources, LLC</u>	SDG:	<u>23C0774</u>
Client:	<u>Anchor QEA, LLC</u>	Project:	<u>AOC5 MR Phase 1</u>
Instrument ID:	<u>NT10</u>	Calibration:	<u>GC00046</u>
Lab File ID:	<u>NT1004192316A.D</u>	Calibration Date:	<u>03/15/2023</u>
Sequence:	<u>SLD0281</u>	Injection Date:	<u>04/19/23</u>
Lab Sample ID:	<u>SLD0281-ICV1</u>	Injection Time:	<u>20:55</u>
Sequence Name:	<u>Initial Cal Check</u>		

COMPOUND	TYPE	CONC. (ug/mL)		RESPONSE FACTOR			% DRIFT/DIFF	
		STD	ICV	ICAL	ICV	MIN	ICV	LIMIT
1,4-Dichlorobenzene-d4	A	4.0000	4.0	42885.5000	1.0000			
Naphthalene-d8	A	4.0000	4.0	156116.5000	1.0000			
Acenaphthene-d10	A	4.0000	4.0	84306.5000	1.0000			
Phenanthrene-d10	A	4.0000	4.0	143212.3000	1.0000			
Chrysene-d12	A	4.0000	4.0	86767.0000	1.0000			
Di-n-Octylphthalate-d4	A	4.0000	4.0	125079.3000	1.0000			
Perylene-d12	A	4.0000	4.0	105387.3000	1.0000			

* Values outside of QC limits

Data File: \\target\share\chem3\nt10.1\20230419A.B\NT1004192316.D

Date: 19-APR-2023 20:55

Client ID:

Sample Info: SLD0281-ICW1

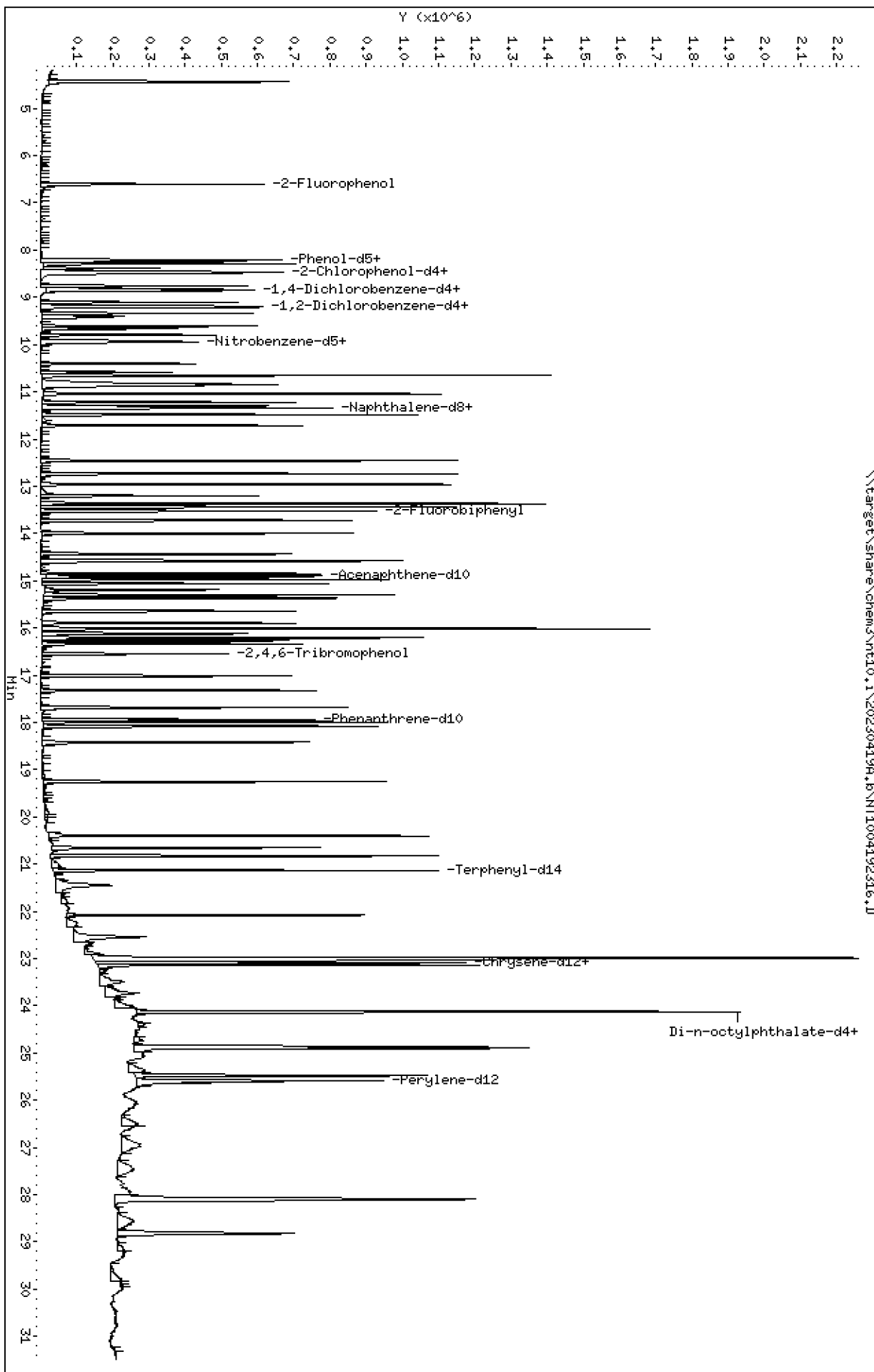
Column phase: ZB-5msi

Instrument: nt10.1

Operator: VTS

Column diameter: 0.25

\\target\share\chem3\nt10.1\20230419A.B\NT1004192316.D



ARI Labs, Inc.

Semivolatile Report SW846 Method 8270D

Data file : \\target\share\chem3\nt10.i\20230419A.b\NT1004192316.D
 Lab Smp Id: SLD0281-ICV1
 Inj Date : 19-APR-2023 20:55
 Operator : VTS
 Smp Info : SLD0281-ICV1
 Misc Info :
 Comment : 1ul Injection
 Method : \\target\share\chem3\nt10.i\20230419A.b\ABN.m
 Meth Date : 20-Apr-2023 14:53 deenayd
 Cal Date : 16-MAR-2023 00:22
 Als bottle: 2
 Dil Factor: 1.00000
 Integrator: HP RTE
 Target Version: 4.14
 Processing Host: DEENAY-201905

Inst ID: nt10.i
 Quant Type: ISTD
 Cal File: NT10031508.D
 Continuing Calibration Sample
 Compound Sublist: ICAL.sub

Compounds	QUANT	SIG	RT	EXP RT	REL RT	RESPONSE	AMOUNTS	
							CAL-AMT (ug/mL)	ON-COL (ug/mL)
\$ 1 2-Fluorophenol	112		6.604	6.604	(0.749)	299523	7.50000	6.968
\$ 2 Phenol-d5	99		8.204	8.204	(0.930)	371644	7.50000	6.591
3 Phenol	94		8.227	8.227	(0.932)	262194	5.00000	4.475
\$ 5 2-Chlorophenol-d4	132		8.467	8.467	(0.960)	371626	7.50000	7.718
4 Bis(2-Chloroethyl)ether	93		8.382	8.382	(0.950)	193276	5.00000	4.447
6 2-Chlorophenol	128		8.490	8.490	(0.962)	266635	5.00000	5.317
7 1,3-Dichlorobenzene	146		8.761	8.761	(0.993)	258645	5.00000	4.878
* 8 1,4-Dichlorobenzene-d4	152		8.823	8.823	(1.000)	142135	4.00000	
9 1,4-Dichlorobenzene	146		8.854	8.854	(1.004)	254365	5.00000	4.966
\$ 10 1,2-Dichlorobenzene-d4	152		9.180	9.180	(1.040)	160620	5.00000	4.645
12 1,2-Dichlorobenzene	146		9.211	9.211	(1.044)	245893	5.00000	4.878
11 Benzyl alcohol	108		9.102	9.102	(1.032)	143446	5.00000	5.216
14 2,2'-oxybis(1-Chloropropane)	121		9.405	9.405	(1.066)	68618	5.00000	4.636
13 2-Methylphenol	108		9.335	9.335	(1.058)	207542	5.00000	4.859
17 Hexachloroethane	117		9.793	9.793	(1.110)	97653	5.00000	4.647
16 N-Nitroso-di-n-propylamine	70		9.661	9.661	(1.095)	149526	5.00000	4.433
15 4-Methylphenol	108		9.614	9.614	(1.090)	220365	5.00000	4.896
\$ 18 Nitrobenzene-d5	82		9.917	9.917	(0.878)	227570	5.00000	4.357
19 Nitrobenzene	77		9.956	9.956	(0.881)	226771	5.00000	4.424
20 Isophorone	82		10.406	10.406	(0.921)	342935	5.00000	5.229
21 2-Nitrophenol	139		10.583	10.583	(0.937)	124175	5.00000	4.955
22 2,4-Dimethylphenol	107		10.651	10.651	(0.943)	457271	10.0000	9.712
23 Bis(2-Chloroethoxy)methane	93		10.838	10.838	(0.959)	192303	5.00000	4.390
24 Benzoic acid	105		10.880	10.880	(0.963)	527152	20.0000	19.26
25 2,4-Dichlorophenol	162		11.041	11.041	(0.977)	433565	10.0000	11.51
26 1,2,4-Trichlorobenzene	180		11.222	11.222	(0.993)	225324	5.00000	5.094
* 27 Naphthalene-d8	136		11.299	11.299	(1.000)	517513	4.00000	
28 Naphthalene	128		11.346	11.346	(1.004)	626979	5.00000	4.573
29 4-Chloroaniline	127		11.485	11.485	(1.016)	561578	10.0000	10.50
30 Hexachlorobutadiene	225		11.709	11.709	(1.036)	141966	5.00000	5.478
31 4-Chloro-3-methylphenol	107		12.459	12.459	(1.103)	395480	10.0000	9.696
32 2-Methylnaphthalene	142		12.738	12.738	(1.127)	530000	5.00000	5.357
33 Hexachlorocyclopentadiene	237		13.202	13.202	(0.886)	166040	10.0000	5.846

Compounds	QUANT SIG					AMOUNTS	
	MASS	RT	EXP RT	REL RT	RESPONSE	CAL-AMT (ug/mL)	ON-COL (ug/mL)
34 2,4,6-Trichlorophenol	196	13.365	13.365	(0.897)	314996	10.0000	10.38
35 2,4,5-Trichlorophenol	196	13.442	13.442	(0.902)	332499	10.0000	9.865
§ 36 2-Fluorobiphenyl	172	13.527	13.527	(0.908)	530101	5.00000	4.367
37 2-Chloronaphthalene	162	13.721	13.721	(0.921)	462763	5.00000	4.708
38 2-Nitroaniline	65	13.992	13.992	(0.939)	237983	10.0000	8.619
39 Dimethylphthalate	163	14.433	14.433	(0.968)	483301	5.00000	4.848
40 Acenaphthylene	152	14.596	14.596	(0.979)	668427	5.00000	4.364
41 2,6-Dinitrotoluene	165	14.572	14.572	(0.978)	224776	10.0000	10.44
* 42 Acenaphthene-d10	164	14.905	14.905	(1.000)	306898	4.00000	
43 3-Nitroaniline	138	14.851	14.851	(0.996)	253584	10.0000	10.43
44 Acenaphthene	153	14.975	14.975	(1.005)	420911	5.00000	4.448
45 2,4-Dinitrophenol	184	15.060	15.060	(1.010)	217095	20.0000	16.17
46 Dibenzofuran	168	15.299	15.299	(1.026)	682659	5.00000	4.892
47 4-Nitrophenol	109	15.191	15.191	(1.019)	111433	10.0000	7.321
48 2,4-Dinitrotoluene	165	15.377	15.377	(1.032)	297963	10.0000	9.285
50 Diethylphthalate	149	15.895	15.895	(1.066)	474772	5.00000	4.854
49 Fluorene	166	16.010	16.010	(1.074)	496335	5.00000	4.521
51 4-Chlorophenyl-phenylether	204	16.010	16.010	(1.074)	252903	5.00000	4.844
52 4-Nitroaniline	138	16.118	16.118	(1.081)	214661	10.0000	9.799
53 4,6-Dinitro-2-methylphenol	198	16.211	16.211	(0.904)	315132	20.0000	20.06
54 N-Nitrosodiphenylamine	169	16.265	16.265	(0.907)	319406	5.00000	4.697
§ 55 2,4,6-Tribromophenol	330	16.550	16.550	(1.110)	108695	7.50000	7.603
56 4-Bromophenyl-phenylether	248	17.013	17.013	(0.948)	163506	5.00000	5.747
57 Hexachlorobenzene	284	17.322	17.322	(0.965)	172874	5.00000	5.796
58 Pentachlorophenol	266	17.686	17.686	(0.986)	183976	10.0000	10.22
* 59 Phenanthrene-d10	188	17.942	17.942	(1.000)	508635	4.00000	
60 Phenanthrene	178	17.988	17.988	(1.003)	651357	5.00000	4.696
61 Anthracene	178	18.081	18.081	(1.008)	647356	5.00000	4.866
62 Carbazole	167	18.421	18.421	(1.027)	585904	5.00000	4.915
63 Di-n-butylphthalate	149	19.257	19.257	(1.073)	846947	5.00000	5.314
64 Fluoranthene	202	20.402	20.402	(0.885)	739849	5.00000	3.996
65 Pyrene	202	20.827	20.827	(0.904)	759256	5.00000	3.998
§ 66 Terphenyl-d14	244	21.137	21.137	(0.917)	589617	5.00000	4.134
67 Butylbenzylphthalate	149	22.089	22.089	(0.959)	333911	5.00000	4.857
68 Benzo(a)anthracene	228	23.011	23.011	(0.999)	729613	5.00000	4.486
* 69 Chrysene-d12	240	23.042	23.042	(1.000)	460743	4.00000	
70 3,3'-Dichlorobenzidine	252	22.988	22.988	(0.998)	852687	15.0000	16.37
71 Chrysene	228	23.088	23.088	(1.002)	673224	5.00000	4.237
72 bis(2-Ethylhexyl)phthalate	149	23.135	23.135	(0.959)	488262	5.00000	4.523
* 134 Di-n-octylphthalate-d4	153	24.126	24.126	(1.000)	736003	4.00000	
73 Di-n-octylphthalate	149	24.133	24.133	(1.000)	867780	5.00000	4.505
74 Benzo(b)fluoranthene	252	24.861	24.861	(0.972)	790077	5.00000	4.358
75 Benzo(k)fluoranthene	252	24.900	24.900	(0.973)	897704	5.00000	4.876
76 Benzo(a)pyrene	252	25.481	25.481	(0.996)	741382	5.00000	4.574
* 77 Perylene-d12	264	25.589	25.589	(1.000)	559318	4.00000	
78 Indeno(1,2,3-cd)pyrene	276	28.085	28.085	(1.098)	892971	5.00000	4.330
79 Dibenzo(a,h)anthracene	278	28.108	28.108	(1.098)	743412	5.00000	4.342
80 Benzo(g,h,i)perylene	276	28.815	28.815	(1.126)	731513	5.00000	4.099
90 N-Nitrosodimethylamine	74	4.419	4.419	(0.501)	229459	10.0000	8.368
91 Aniline	93	8.289	8.289	(0.939)	471779	10.0000	7.858
93 Benzidine	184	20.657	20.657	(0.897)	542505	10.0000	7.134
103 Pyridine	79	4.434	4.434	(0.503)	366970	10.0000	8.713
105 1-methylnaphthalene	142	12.955	12.955	(1.147)	509448	5.00000	5.620
111 Azobenzene (1,2-DP-Hydrazine)	77	16.342	16.342	(1.096)	442701	5.00000	4.051

Compounds	QUANT SIG		AMOUNTS					
	MASS		RT	EXP RT	REL RT	RESPONSE	CAL-AMT (ug/mL)	ON-COL (ug/mL)
=====	=====		=====	=====	=====	=====	=====	=====
187 Total Benzofluoranthenes	252		24.900	24.900	(0.973)	1594104	10.0000	9.106
120 2,3,4,6-Tetrachlorophenol	232		15.647	15.647	(1.050)	175976	5.00000	5.496

ARI Labs, Inc.

INTERNAL STANDARD COMPOUNDS
 AREA AND RT SUMMARY

Instrument ID: nt10.i Calibration Date: 19-APR-2023
 Lab File ID: NT1004192316.D Calibration Time: 11:08
 Lab Smp Id: SLD0281-ICV1
 Analysis Type: SV Level:
 Quant Type: ISTD Sample Type:
 Operator: VTS
 Method File: \\target\share\chem3\nt10.i\20230419A.b\ABN.m
 Misc Info:

Test Mode:
 Use Last Continuing Calibrator.

COMPOUND	STANDARD	AREA LIMIT		SAMPLE	%DIFF
		LOWER	UPPER		
8 1,4-Dichlorobenze	142135	71068	284270	142135	0.00
27 Naphthalene-d8	517513	258757	1035026	517513	0.00
42 Acenaphthene-d10	306898	153449	613796	306898	0.00
59 Phenanthrene-d10	508635	254318	1017270	508635	0.00
69 Chrysene-d12	460743	230372	921486	460743	0.00
134 Di-n-octylphthala	736003	368002	1472006	736003	0.00
77 Perylene-d12	559318	279659	1118636	559318	0.00

COMPOUND	STANDARD	RT LIMIT		SAMPLE	%DIFF
		LOWER	UPPER		
8 1,4-Dichlorobenze	8.82	8.32	9.32	8.82	0.00
27 Naphthalene-d8	11.30	10.80	11.80	11.30	0.00
42 Acenaphthene-d10	14.91	14.41	15.41	14.91	0.00
59 Phenanthrene-d10	17.94	17.44	18.44	17.94	0.00
69 Chrysene-d12	23.04	22.54	23.54	23.04	0.00
134 Di-n-octylphthala	24.13	23.63	24.63	24.13	0.00
77 Perylene-d12	25.59	25.09	26.09	25.59	0.00

AREA UPPER LIMIT = +100% of internal standard area.
 AREA LOWER LIMIT = - 50% of internal standard area.
 RT UPPER LIMIT = + 0.50 minutes of internal standard RT.
 RT LOWER LIMIT = - 0.50 minutes of internal standard RT.

REVIEW SUMMARY FOR FILE - NT1004192316.D

Lab ID: SLD0281-ICV1
nt10.i, 20230419A.b\ABN.m, 19-APR-2023 20:55

RT CO-ELUTION COMPOUNDS

NO CO-ELUTIONS

Quant Method: ICAL

RRT CHECK

RRT	CCV	RRT	DELTA	COMPOUND
-----	-----	-----	-------	----------

NONE

No RRT check. Ccal file.

On Column LOD for nt10.i, 20230419A.b\ABN.m, ICAL.sub = 0.0000

* Only compounds listed in the work order have been verified by the analyst *

Q-FLAG SUMMARY FOR DATABATCH - \\target\share\chem3\nt10.i\20230419A.b

Instrument: nt10.i Date: 19-APR-2023 Method: 20230419A.b\ABN.m

INITIAL CAL: 15-MAR-2023

Compound	%RSD or R ²

NO Q-FLAGS	

ICV CAL: NT1004192316.D 19-APR-2023 20:55

Compound	%D

Hexachlorocyclopentadiene	-41.5
4-Nitrophenol	-26.8
Fluoranthene	-20.1
Pyrene	-20.0
Aniline	-21.4
Benzidine	-28.7



SECOND-SOURCE
CONTINUING CALIBRATION CHECK
EPA 8270E

Laboratory: Analytical Resources, LLC

SDG: 23C0774

Client: Anchor QEA, LLC

Project: AOC5 MR Phase 1

Instrument ID: NT10

Calibration: GC00046

Lab File ID: NT10031511.D

Calibration Date: 03/15/2023

Sequence: SLC0228

Injection Date: 03/16/23

Lab Sample ID: SLC0228-SCV1

Injection Time: 02:16

Sequence Name: SCV 5.0

COMPOUND	TYPE	CONC. (ug/mL)		RESPONSE FACTOR (RRF)			% DRIFT/DIFF	
		STD	CCV	ICAL	CCV	MIN	CCV	LIMIT
Phenol	A	5.0000	4.4	1.6490140	1.4552130		-11.8	+/-20
4-Methylphenol	A	5.0000	4.4	1.2665770	1.1056260		-12.7	+/-20
Naphthalene	A	5.0000	4.7	1.0596590	0.9996013		-5.7	+/-20
2-Methylnaphthalene	A	5.0000	4.6	0.7647129	0.7029502		-8.1	+/-20
Acenaphthylene	A	5.0000	4.8	1.9964080	1.9185840		-3.9	+/-20
Dimethylphthalate	A	5.0000	4.9	1.2994310	1.2831790		-1.3	+/-20
Acenaphthene	A	5.0000	4.8	1.2333460	1.1780660		-4.5	+/-20
Dibenzofuran	A	5.0000	4.6	1.8187540	1.6906760		-7.0	+/-20
Fluorene	A	5.0000	4.7	1.4308680	1.3472940		-5.8	+/-20
Phenanthrene	A	5.0000	4.6	1.0907130	1.0038520		-8.0	+/-20
Anthracene	A	5.0000	4.2	1.0462760	0.8719973		-16.7	+/-20
Fluoranthene	A	5.0000	4.5	1.6072690	1.4376960		-10.6	+/-20
Pyrene	A	5.0000	4.3	1.6487720	1.4307800		-13.2	+/-20
Butylbenzylphthalate	A	5.0000	4.8	0.5292894	0.5769788		-3.3	+/-20
Benzo(a)anthracene	A	5.0000	4.6	1.4118770	1.3122590		-7.1	+/-20
Chrysene	A	5.0000	4.5	1.3793780	1.2442450		-9.8	+/-20
bis(2-Ethylhexyl)phthalate	A	5.0000	4.7	0.5248968	0.5492136		-6.4	+/-20
Benzo(a)fluoranthene, Total	A	10.0000	9.5	1.2519020	1.1872400		-5.2	+/-20
Benzo(a)pyrene	A	5.0000	4.9	1.1592370	1.1298800		-2.5	+/-20
Indeno(1,2,3-cd)pyrene	A	5.0000	4.6	1.4748270	1.3499250		-8.5	+/-20
Dibenzo(a,h)anthracene	A	5.0000	4.5	1.2244340	1.1134110		-9.1	+/-20
Benzo(g,h,i)perylene	A	5.0000	4.6	1.2763410	1.1716820		-8.2	+/-20
2-Fluorophenol	A		0.00	1.2096460				+/-20
Phenol-d5	A		0.00	1.5868760				+/-20
2-Chlorophenol-d4	A		0.00	1.3550800				+/-20
1,2-Dichlorobenzene-d4	A		0.00	0.9731556				+/-20
Nitrobenzene-d5	A		0.00	0.4037447				+/-20
2-Fluorobiphenyl	A		0.00	1.5822890				+/-20
2,4,6-Tribromophenol	A		0.00	0.1585901				+/-20
p-Terphenyl-d14	A		0.00	1.2381950				+/-20

* Values outside of QC limits

Data File: \\target\share\chem3\nt10.1\20230315.6\NT10031511.D

Date: 16-MAR-2023 02:16

Client ID:

Sample Info: SLC0228-SCV1

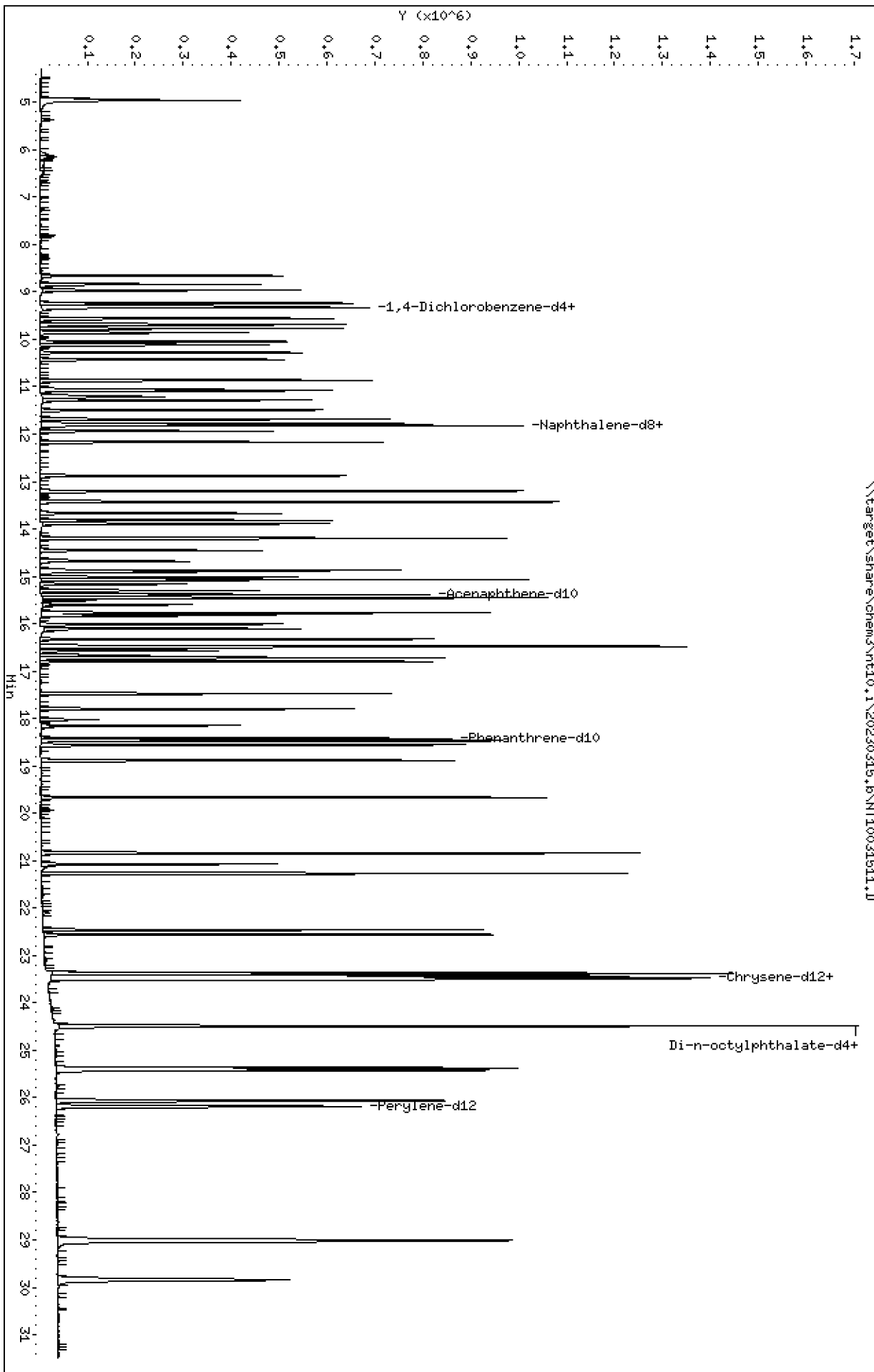
Column phase: ZB-5msi

Instrument: nt10.1

Operator: VTS

Column diameter: 0.25

\\target\share\chem3\nt10.1\20230315.6\NT10031511.D



Date : 16-MAR-2023 02:16

Client ID:

Instrument: nt10.i

Sample Info: SLC0228-SCV1

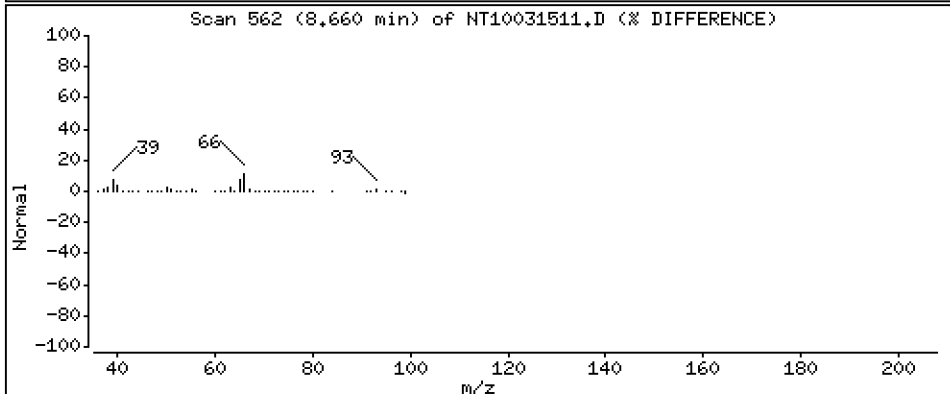
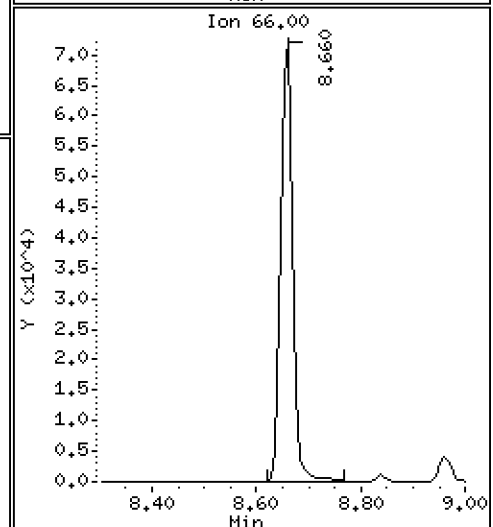
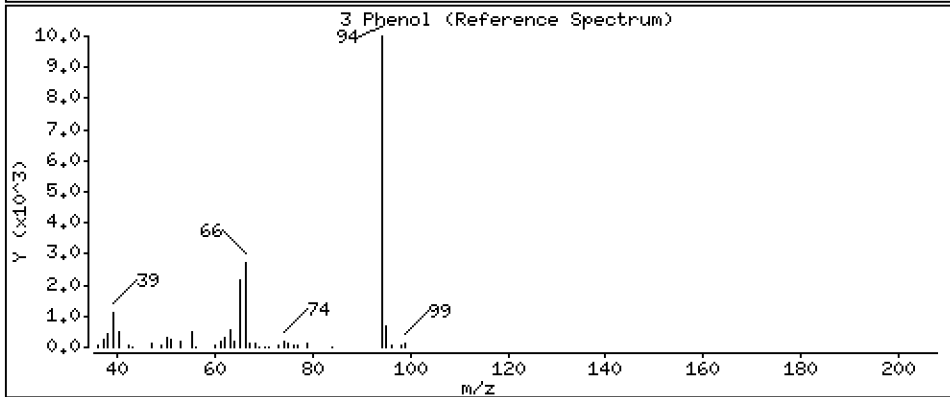
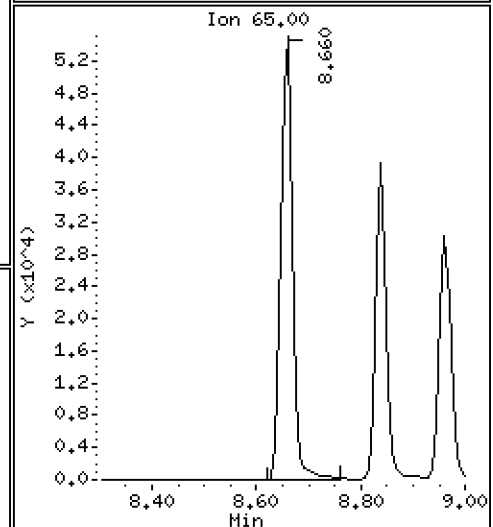
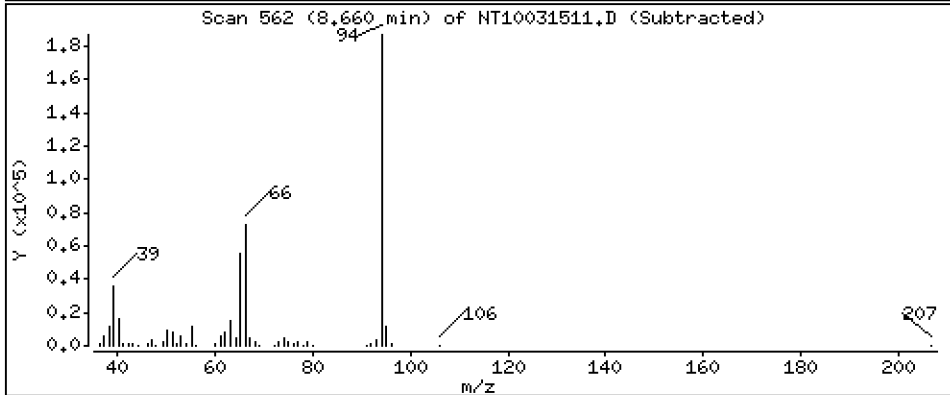
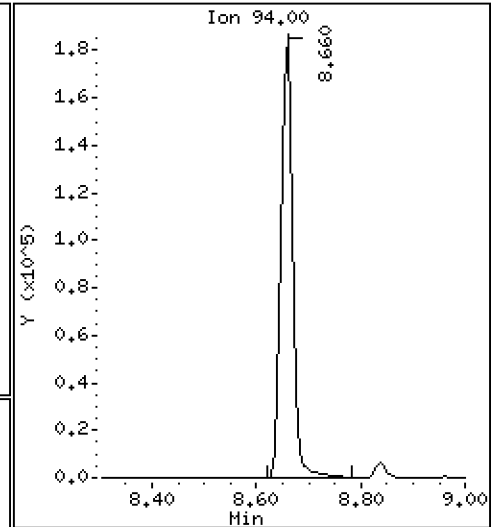
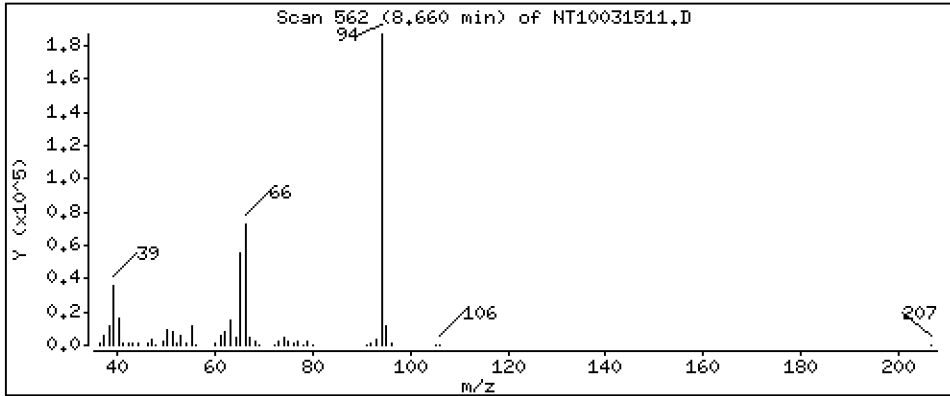
Operator: VTS

Column phase: ZB-5msi

Column diameter: 0,25

3 Phenol

Concentration: 4,412 ug/mL



Date : 16-MAR-2023 02:16

Client ID:

Instrument: nt10.i

Sample Info: SLC0228-SCV1

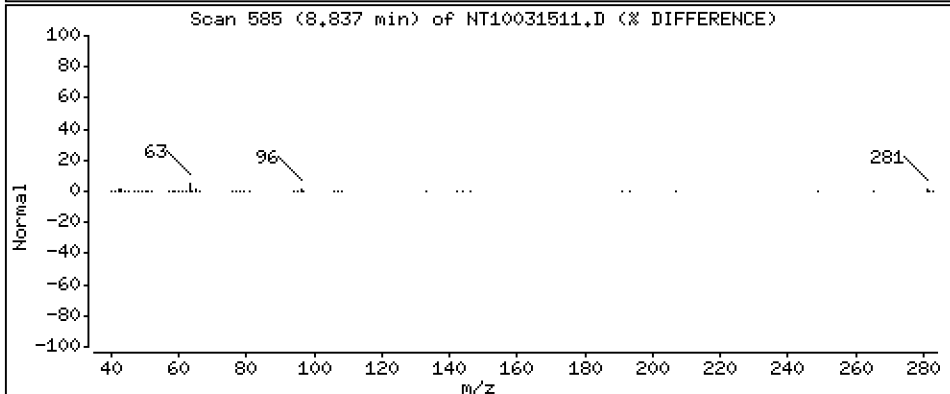
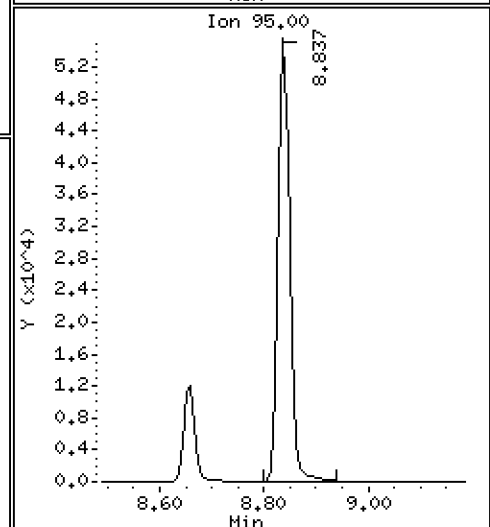
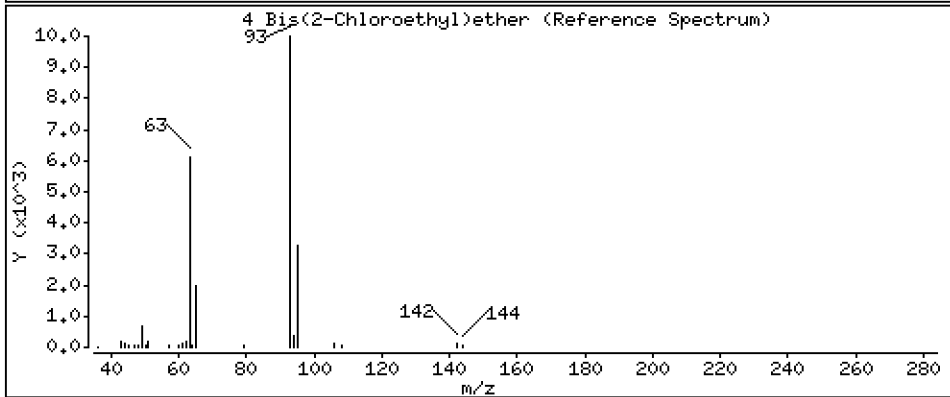
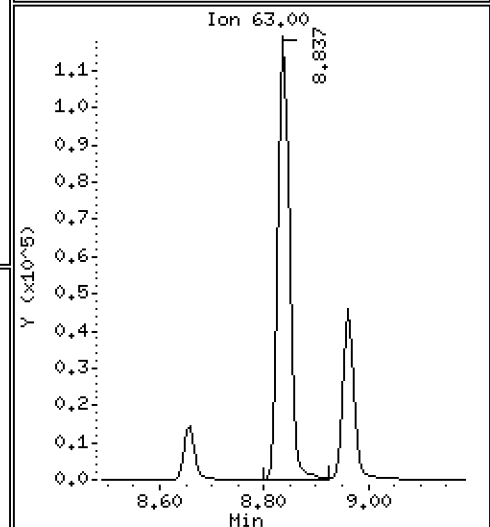
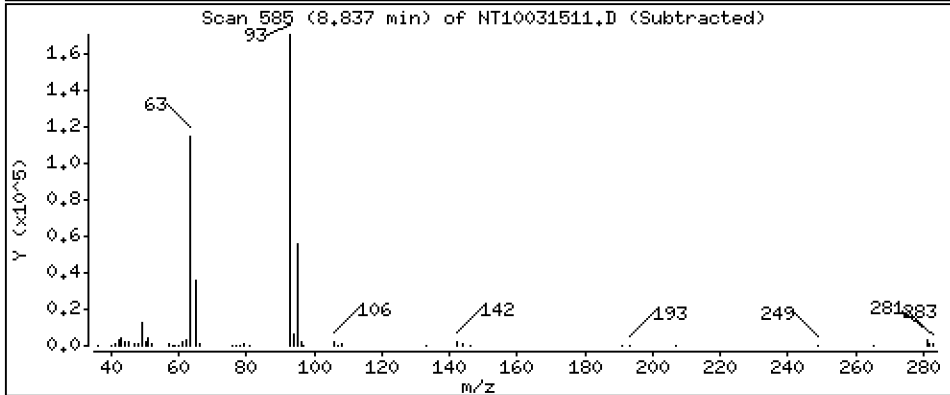
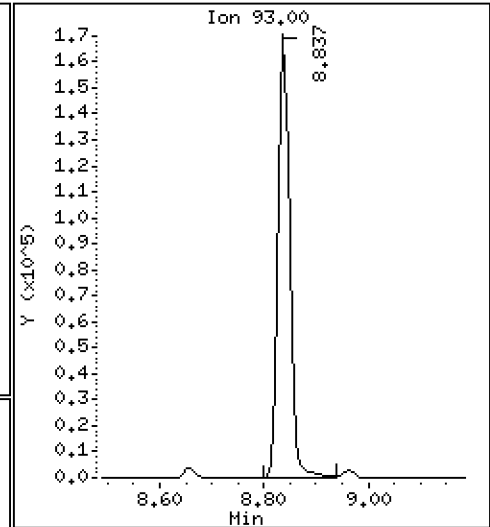
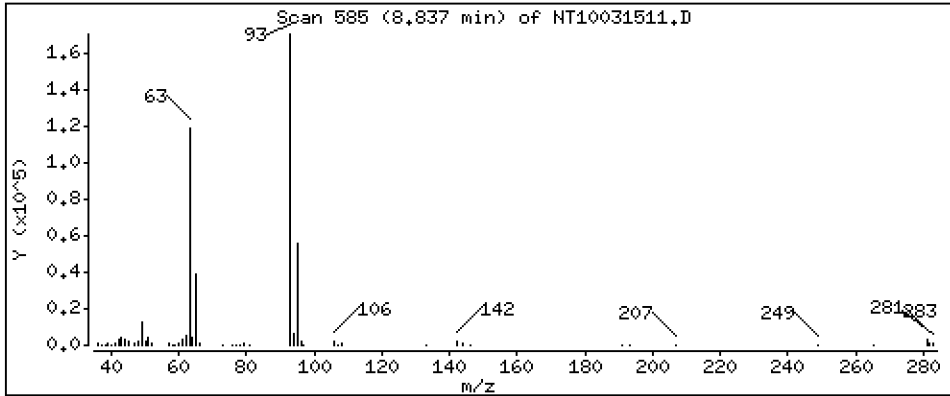
Operator: VTS

Column phase: ZB-5msi

Column diameter: 0,25

4 Bis(2-Chloroethyl)ether

Concentration: 5,258 ug/mL



Date : 16-MAR-2023 02:16

Client ID:

Instrument: nt10.i

Sample Info: SLC0228-SCV1

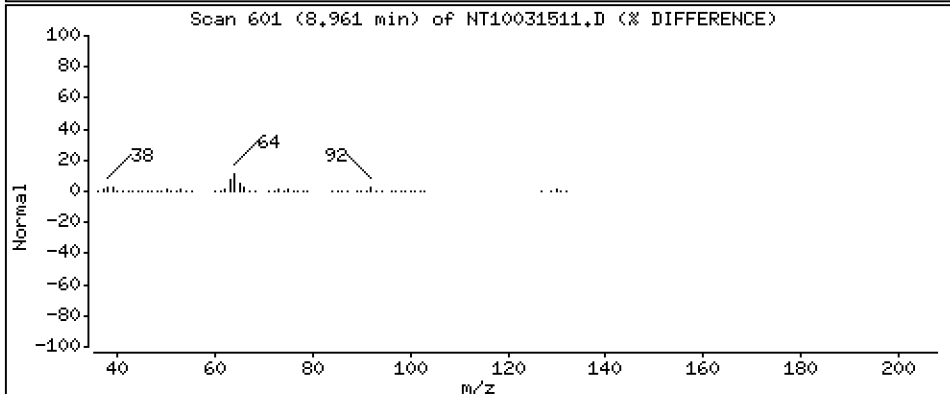
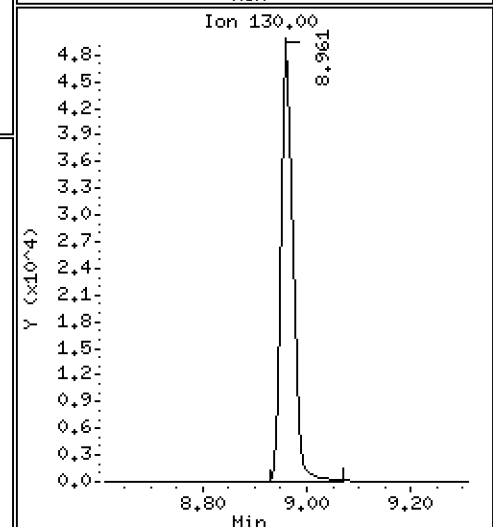
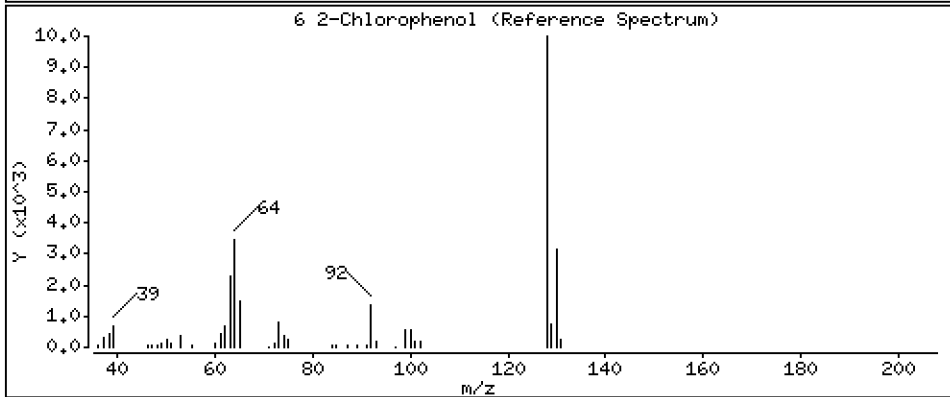
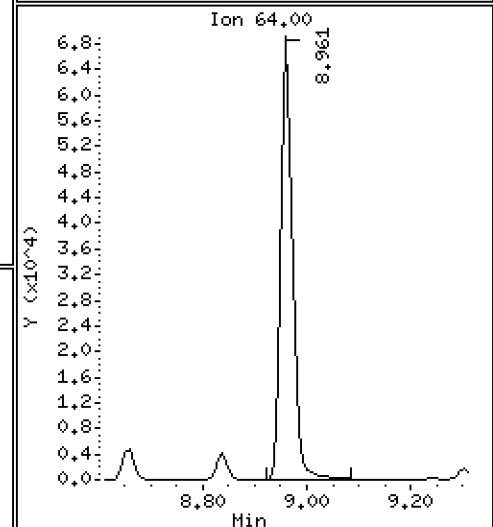
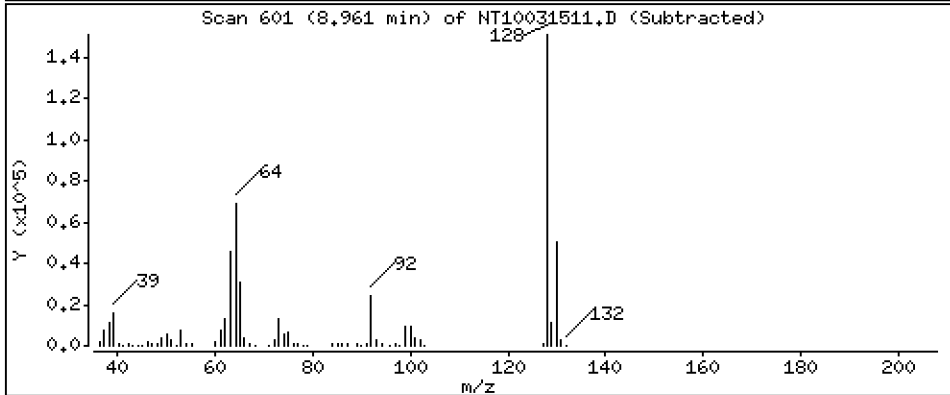
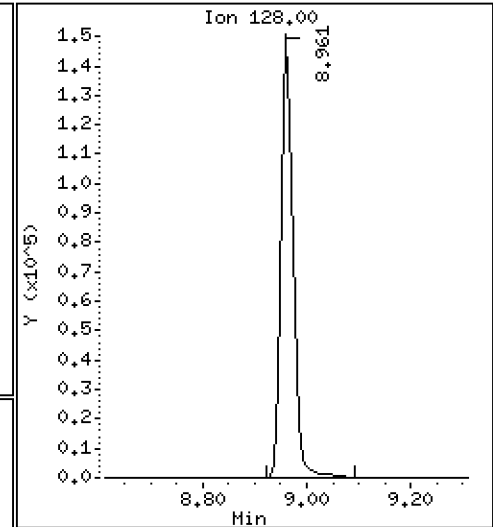
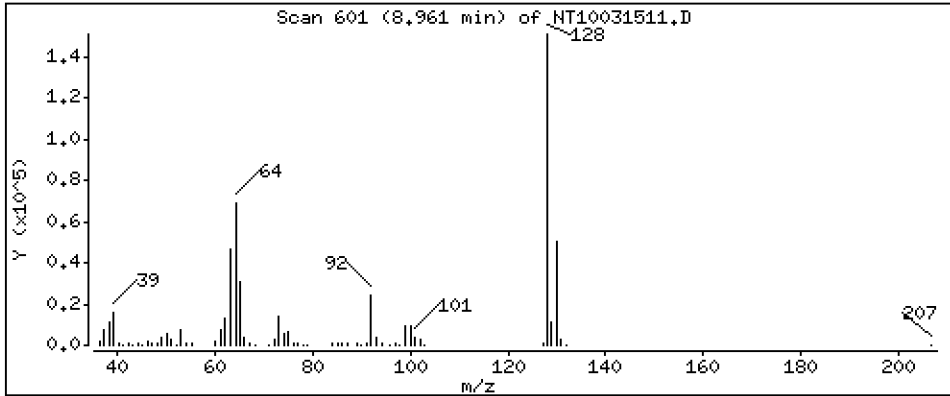
Operator: VTS

Column phase: ZB-5msi

Column diameter: 0,25

6 2-Chlorophenol

Concentration: 4,277 ug/mL



Date : 16-MAR-2023 02:16

Client ID:

Instrument: nt10.i

Sample Info: SLC0228-SCV1

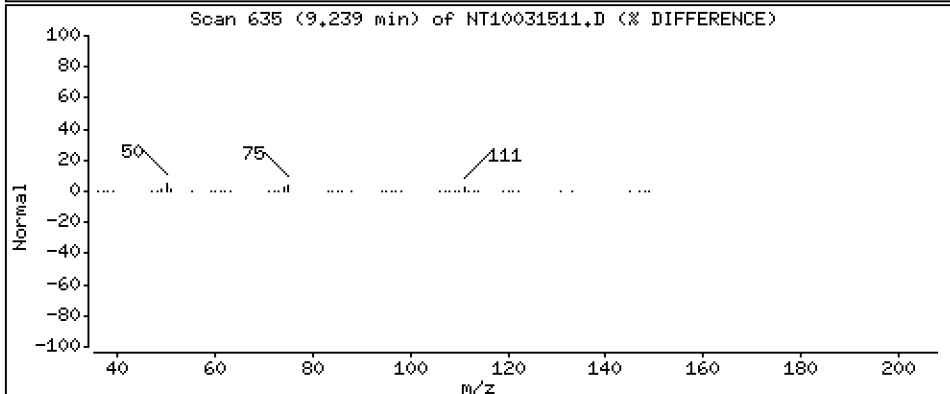
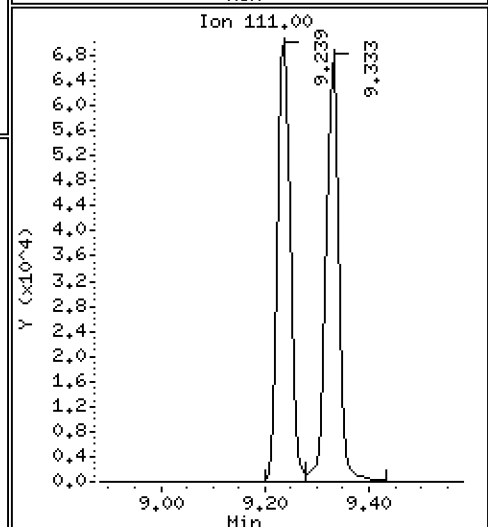
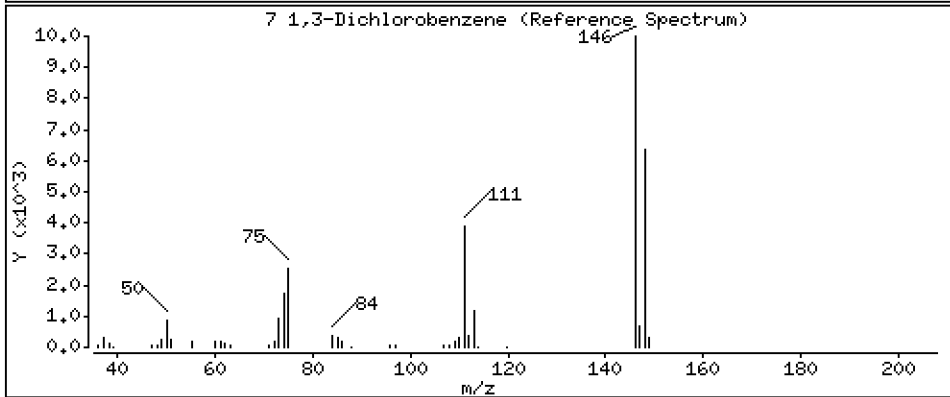
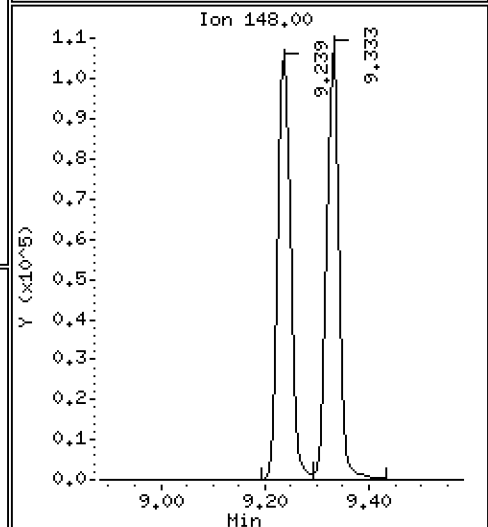
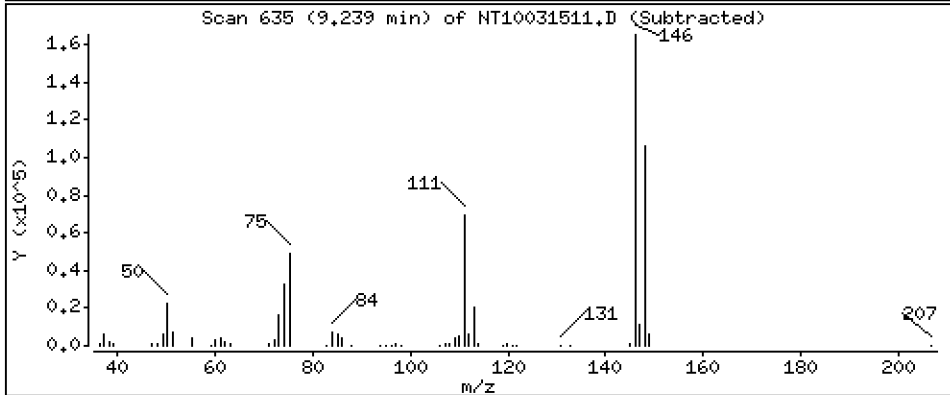
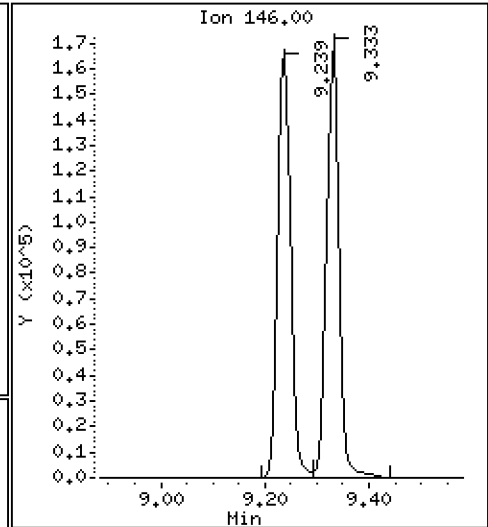
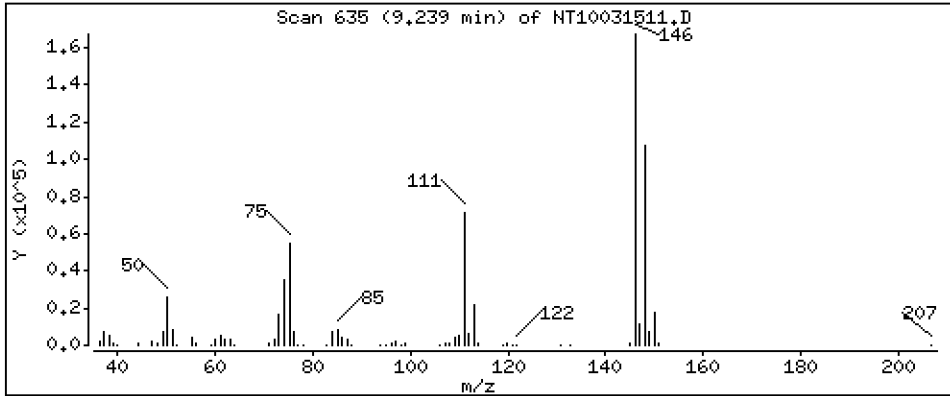
Operator: VTS

Column phase: ZB-5msi

Column diameter: 0,25

7 1,3-Dichlorobenzene

Concentration: 4,772 ug/mL



Date : 16-MAR-2023 02:16

Client ID:

Instrument: nt10.i

Sample Info: SLC0228-SCV1

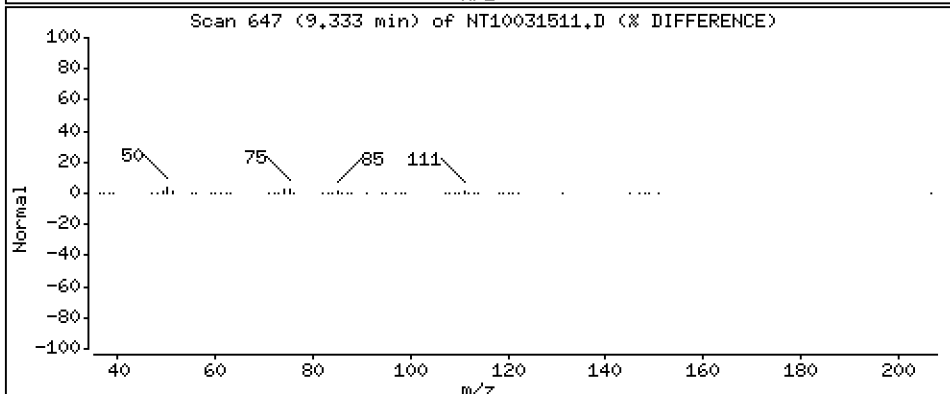
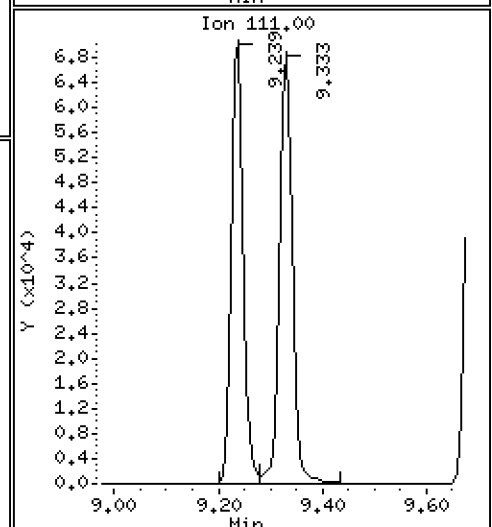
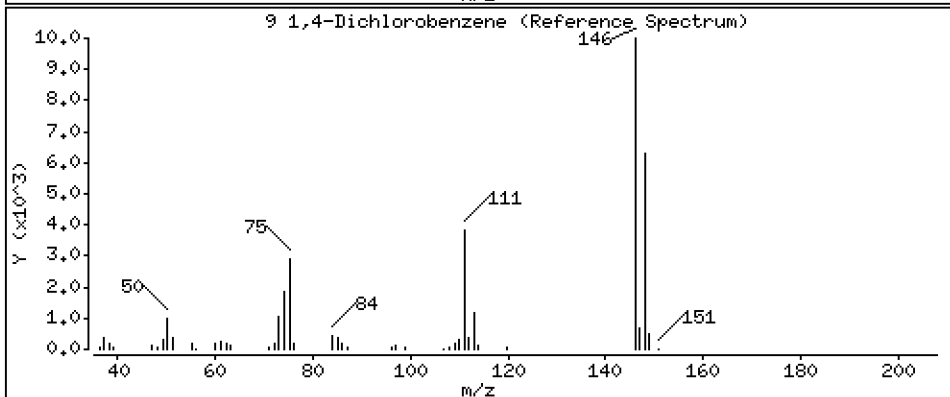
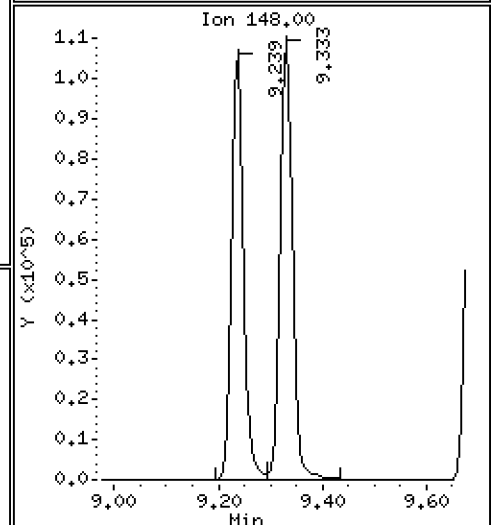
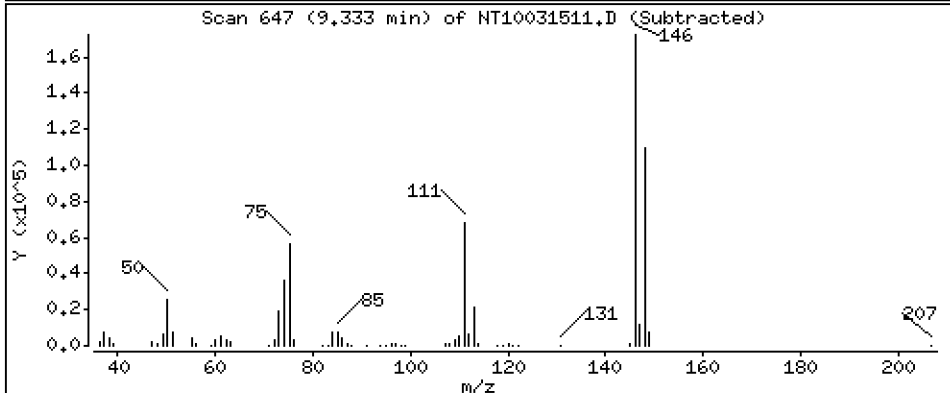
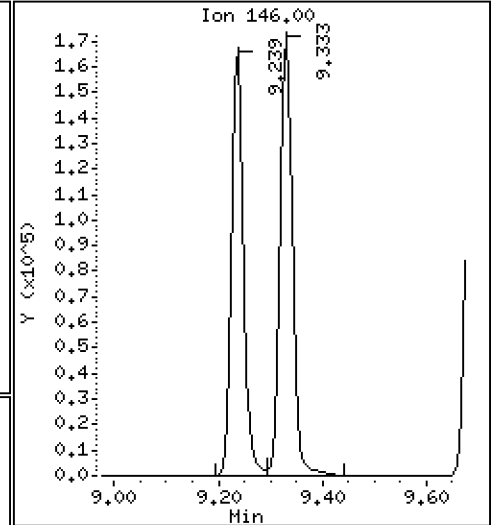
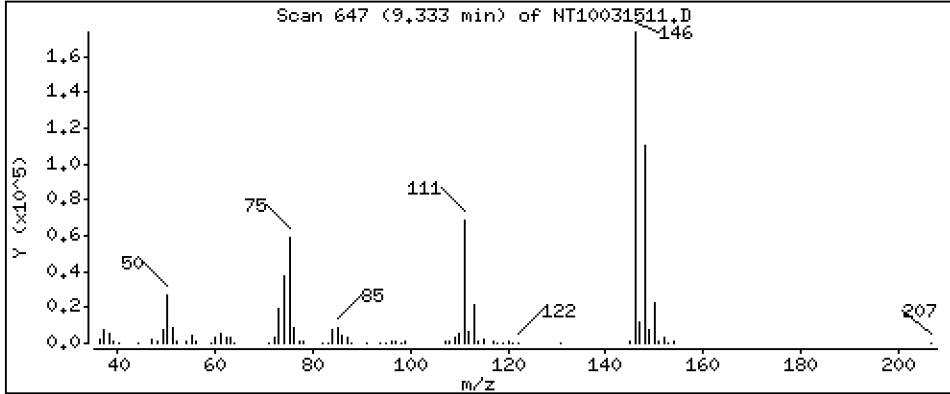
Operator: VTS

Column phase: ZB-5msi

Column diameter: 0,25

9 1,4-Dichlorobenzene

Concentration: 4,913 ug/mL



Date : 16-MAR-2023 02:16

Client ID:

Instrument: nt10.i

Sample Info: SLC0228-SCV1

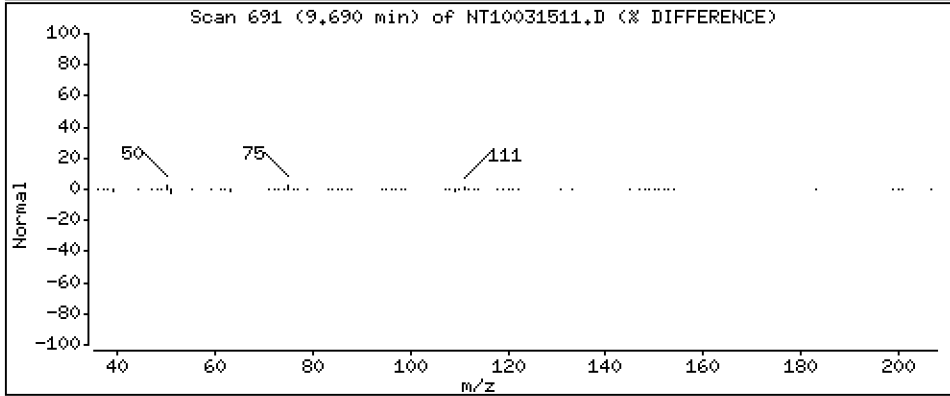
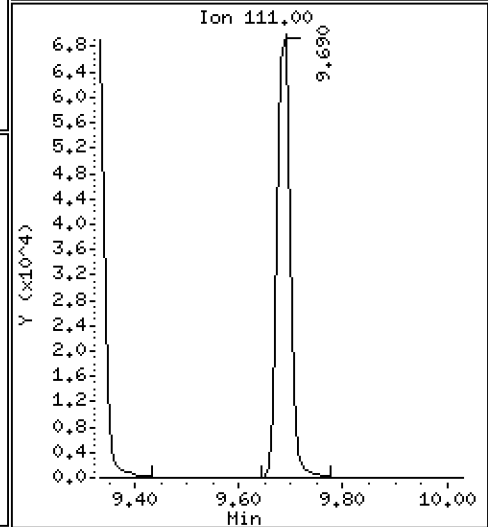
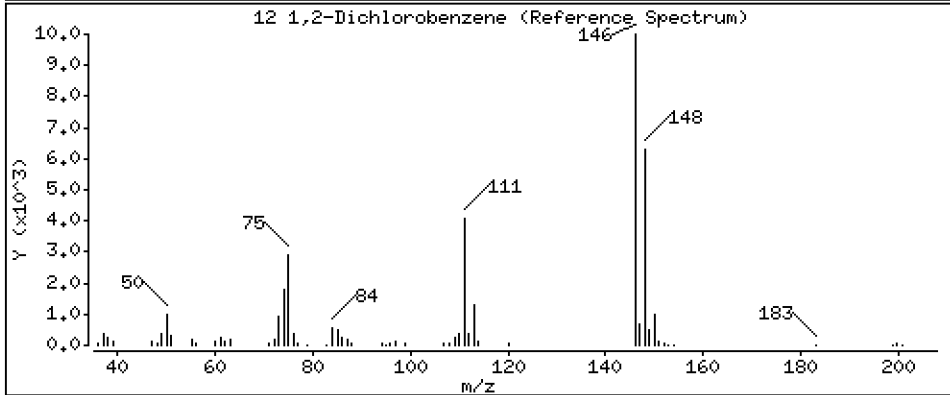
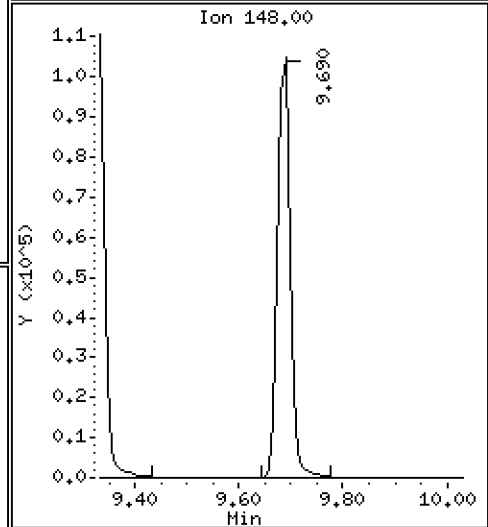
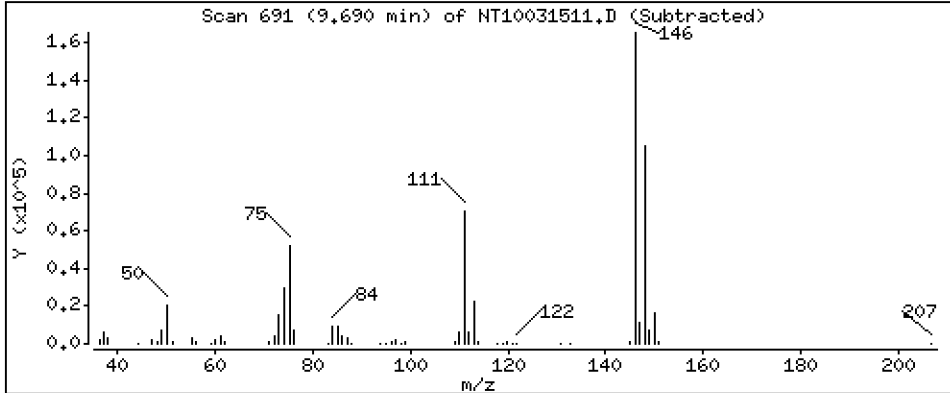
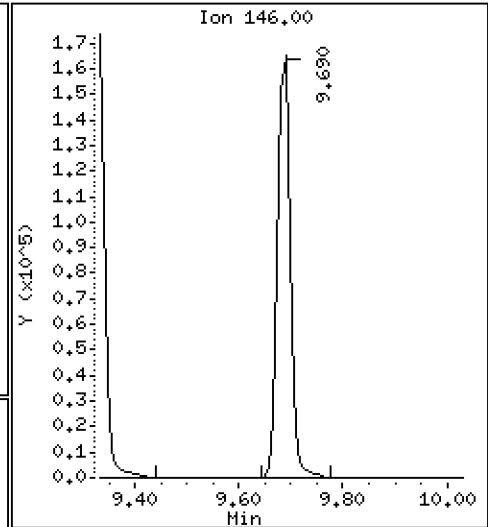
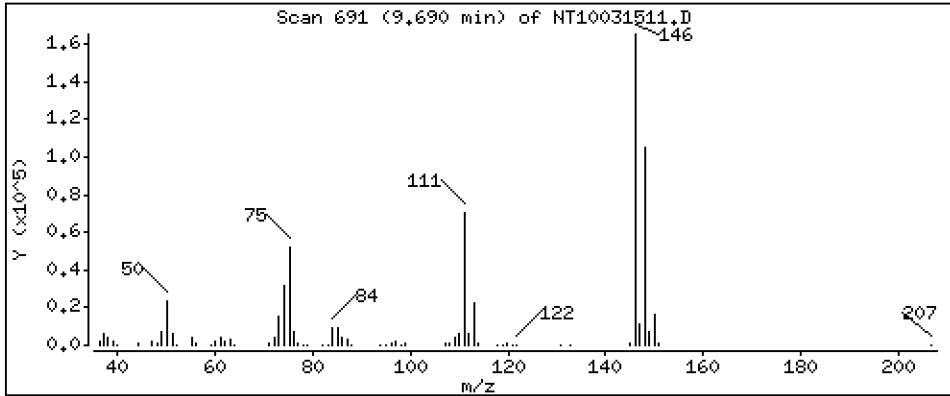
Operator: VTS

Column phase: ZB-5msi

Column diameter: 0,25

12 1,2-Dichlorobenzene

Concentration: 4,882 ug/mL



Date : 16-MAR-2023 02:16

Client ID:

Instrument: nt10.i

Sample Info: SLC0228-SCV1

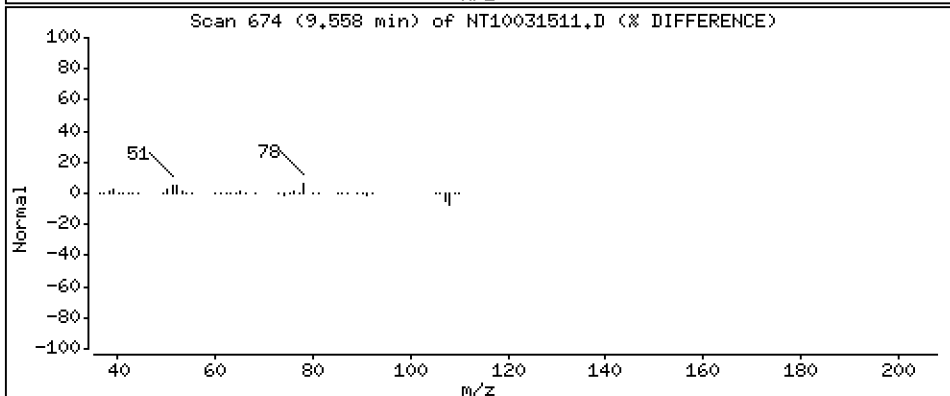
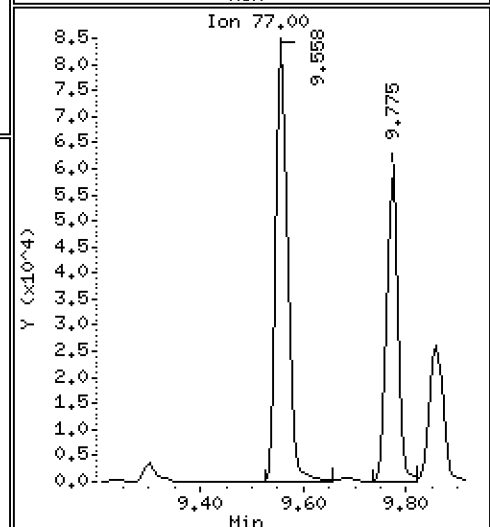
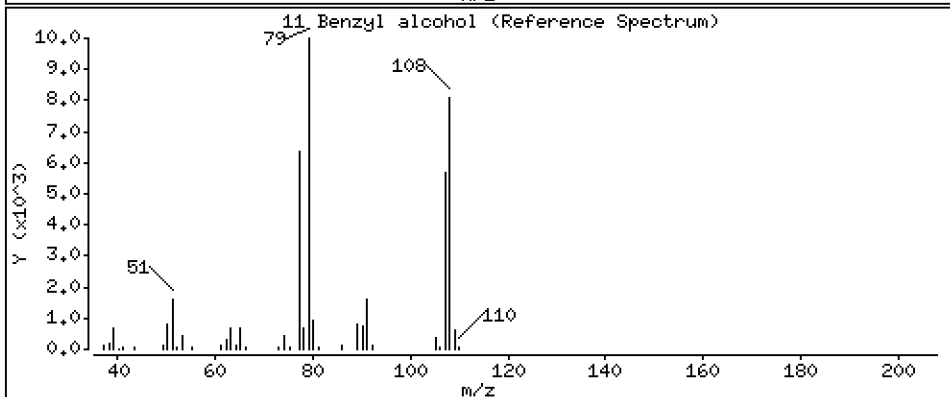
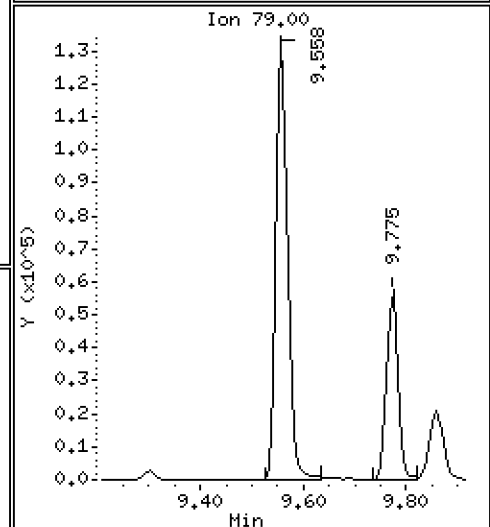
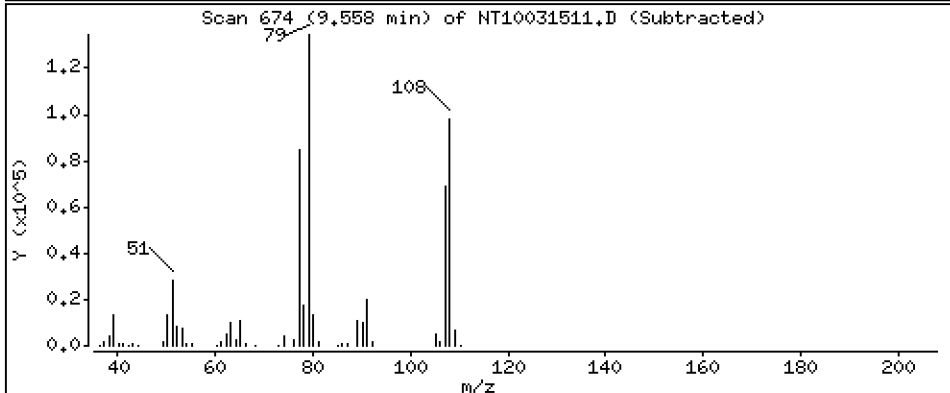
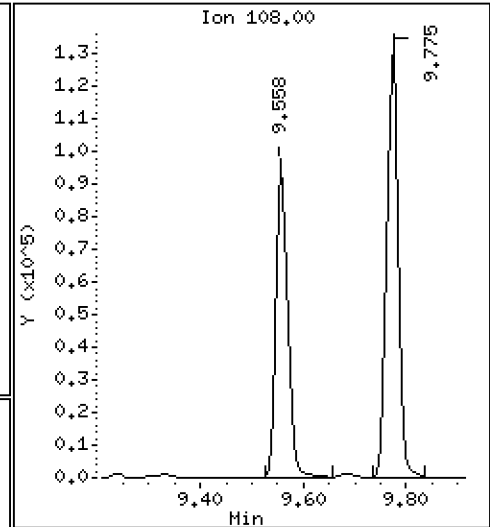
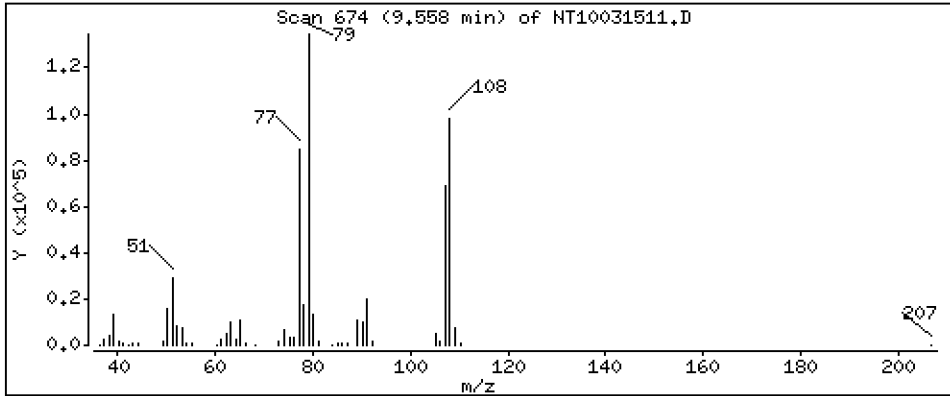
Operator: VTS

Column phase: ZB-5msi

Column diameter: 0.25

11 Benzyl alcohol

Concentration: 4.927 ug/mL



Date : 16-MAR-2023 02:16

Client ID:

Instrument: nt10.i

Sample Info: SLC0228-SCV1

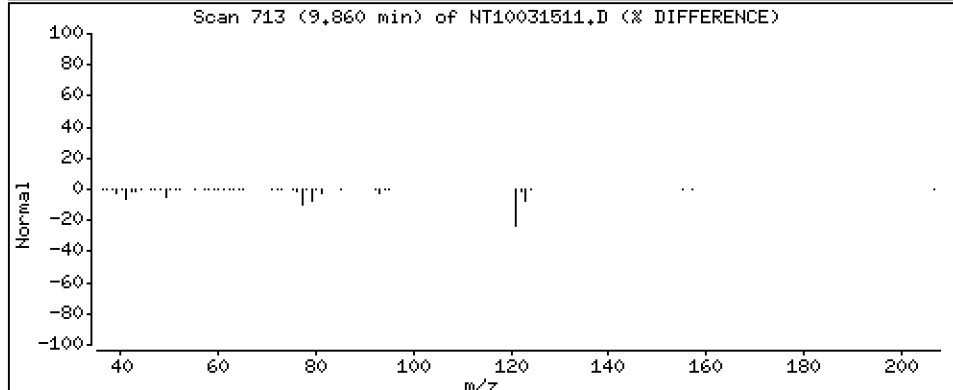
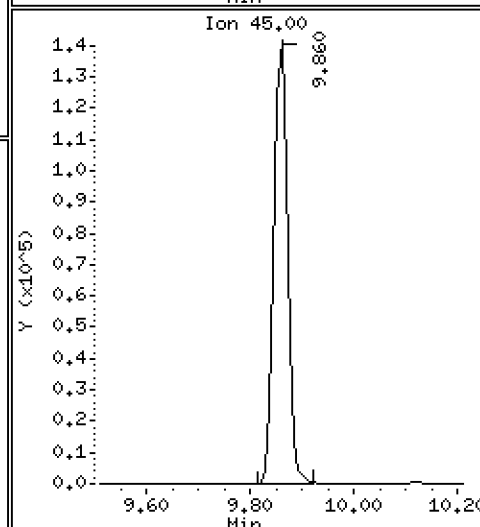
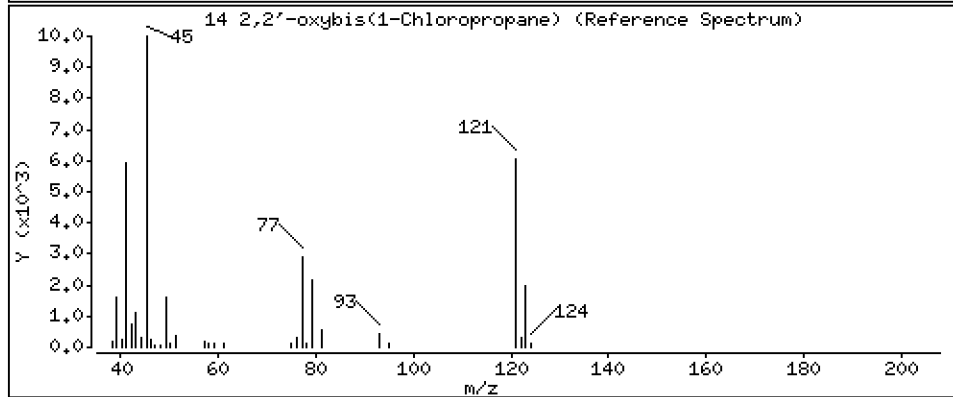
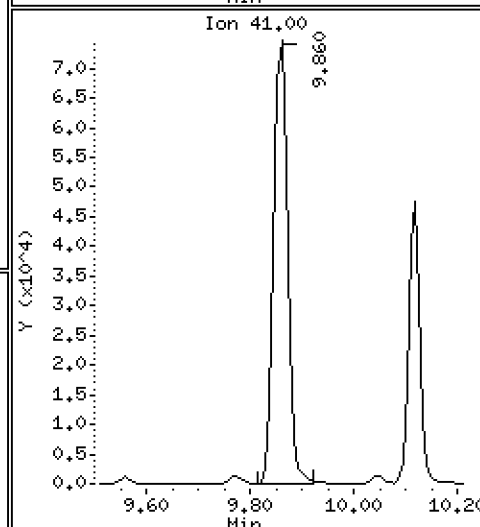
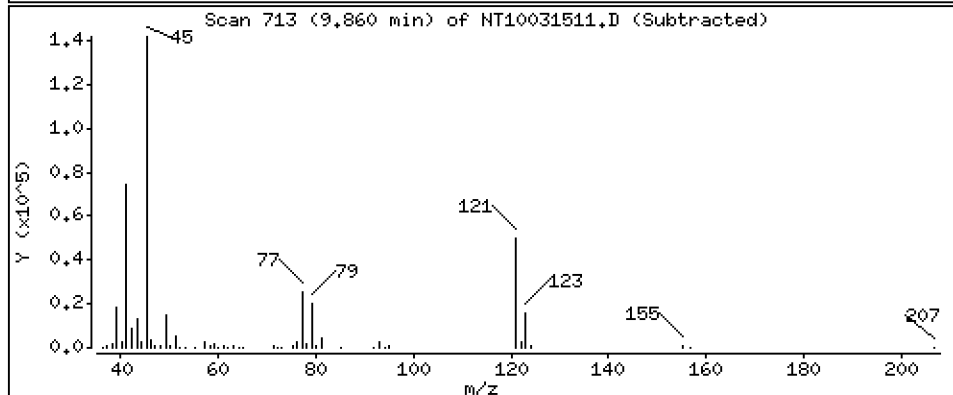
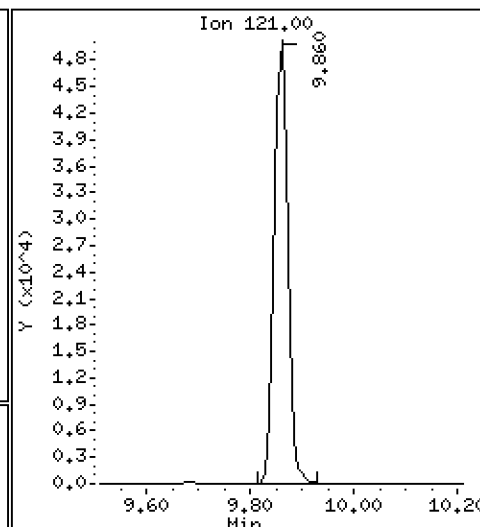
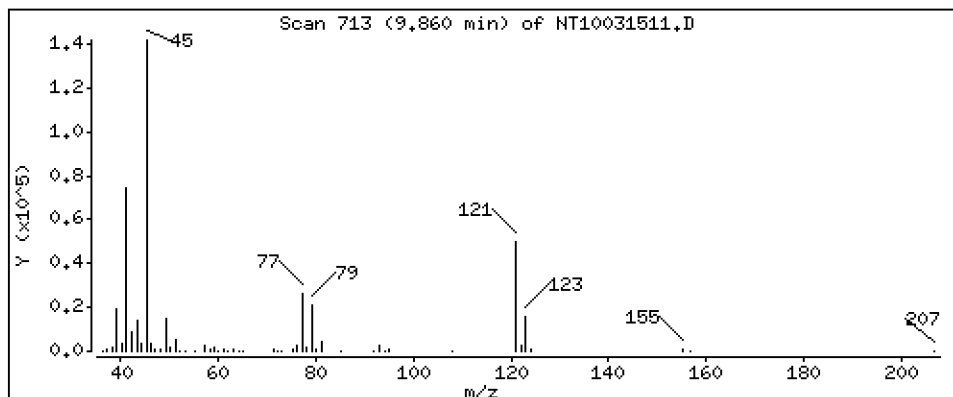
Operator: VTS

Column phase: ZB-5msi

Column diameter: 0,25

14 2,2'-oxybis(1-Chloropropane)

Concentration: 6,214 ug/mL



Date : 16-MAR-2023 02:16

Client ID:

Instrument: nt10.i

Sample Info: SLC0228-SCV1

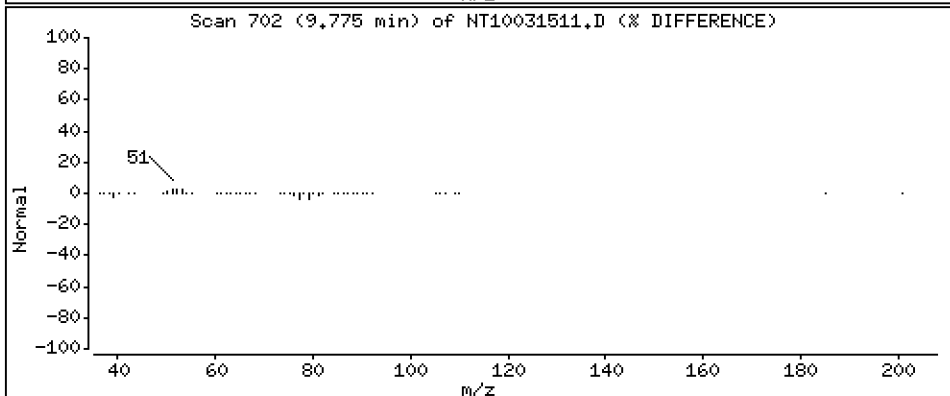
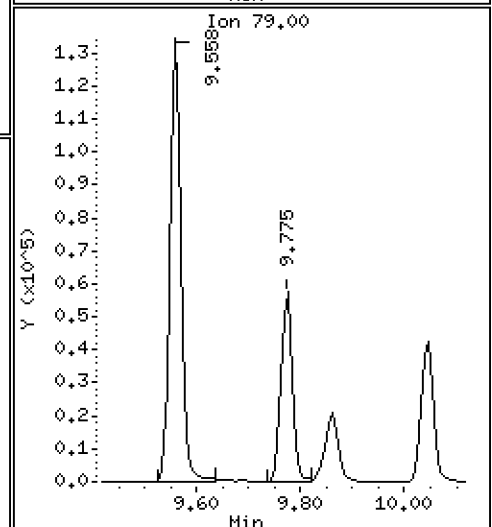
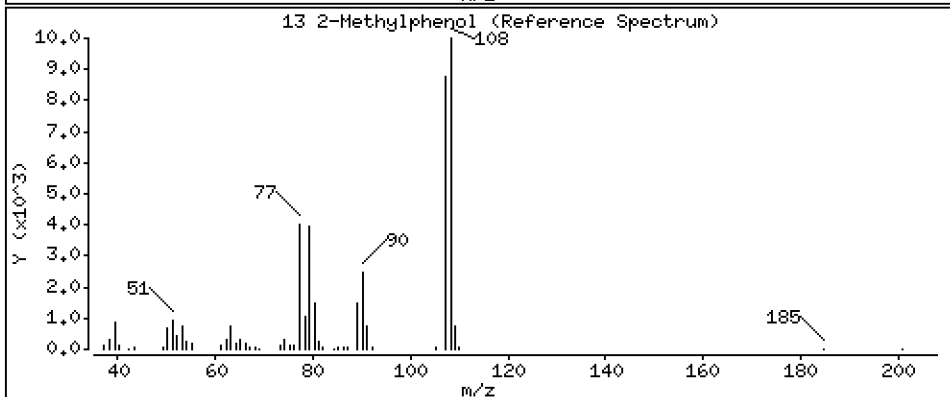
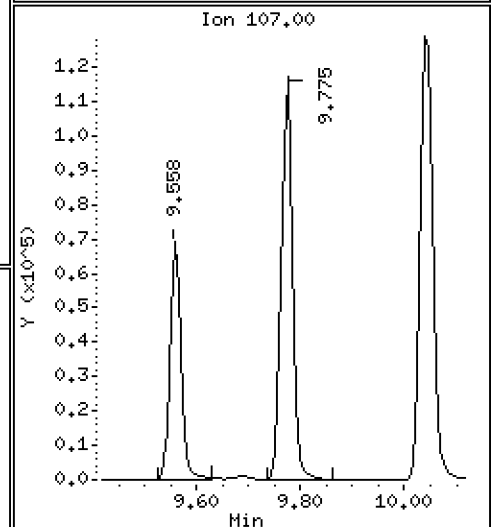
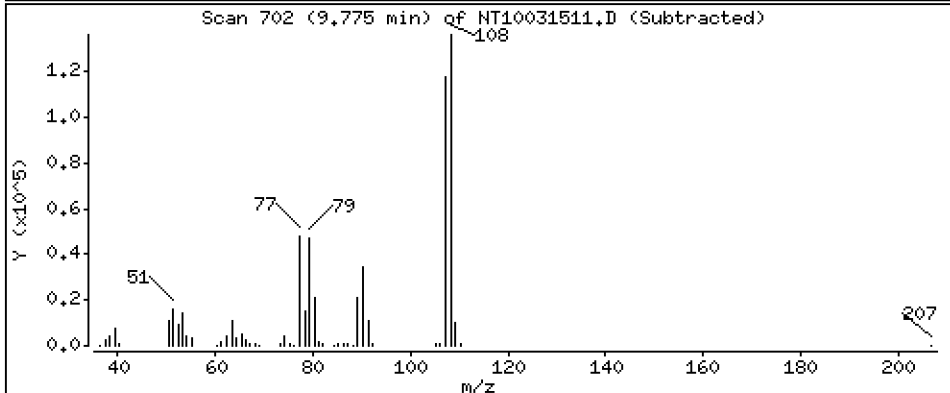
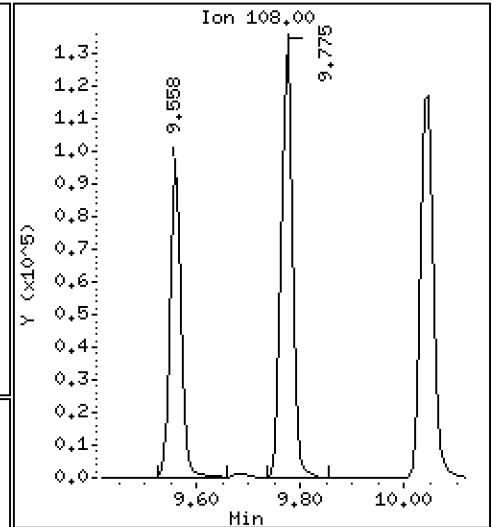
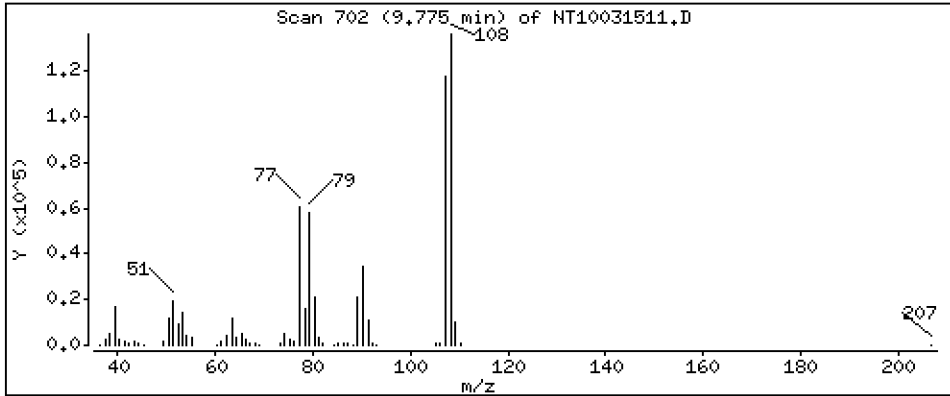
Operator: VTS

Column phase: ZB-5msi

Column diameter: 0,25

13 2-Methylphenol

Concentration: 4,215 ug/mL



Date : 16-MAR-2023 02:16

Client ID:

Instrument: nt10.i

Sample Info: SLC0228-SCV1

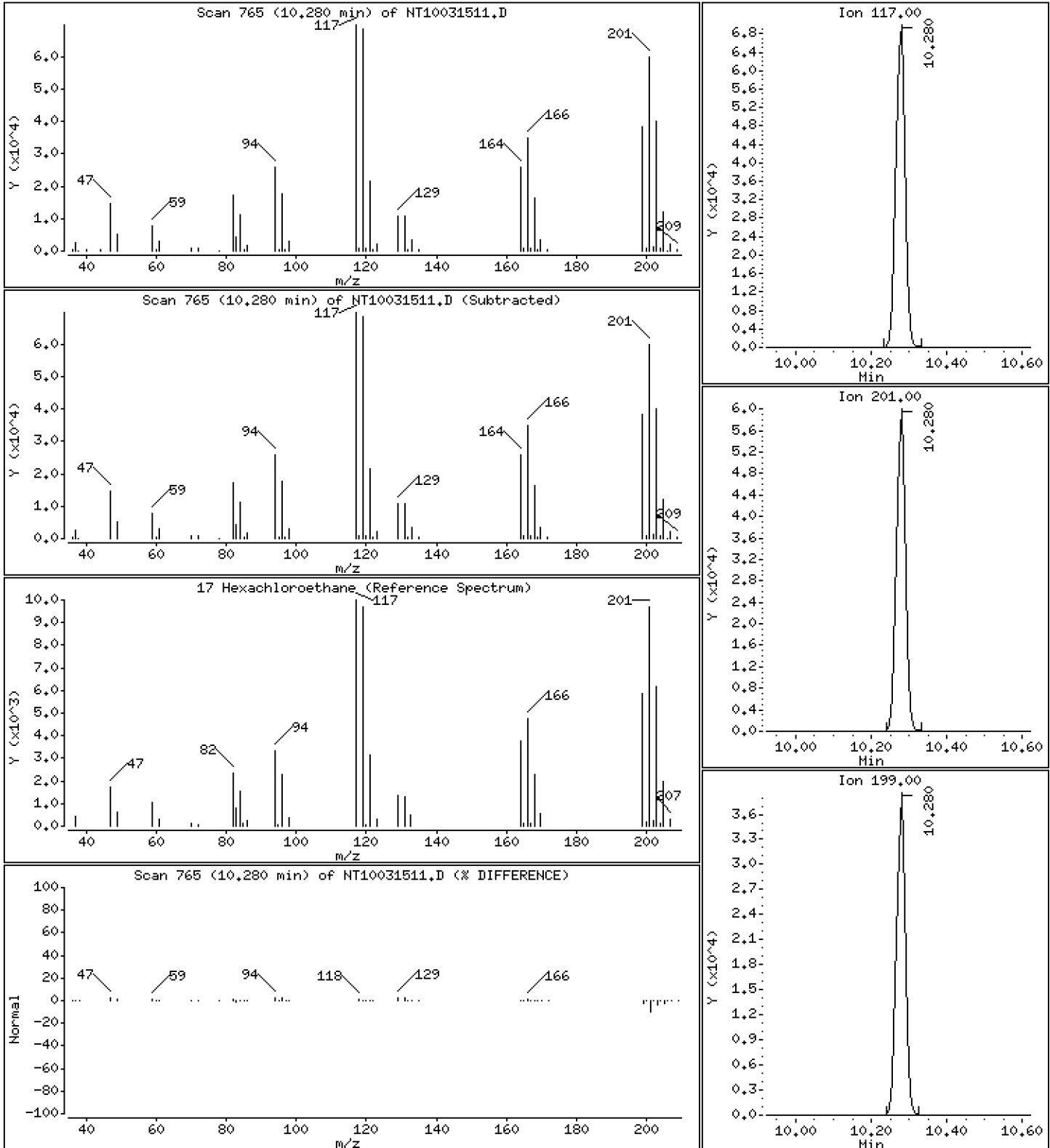
Operator: VTS

Column phase: ZB-5msi

Column diameter: 0,25

17 Hexachloroethane

Concentration: 5,003 ug/mL



Date : 16-MAR-2023 02:16

Client ID:

Instrument: nt10.i

Sample Info: SLC0228-SCV1

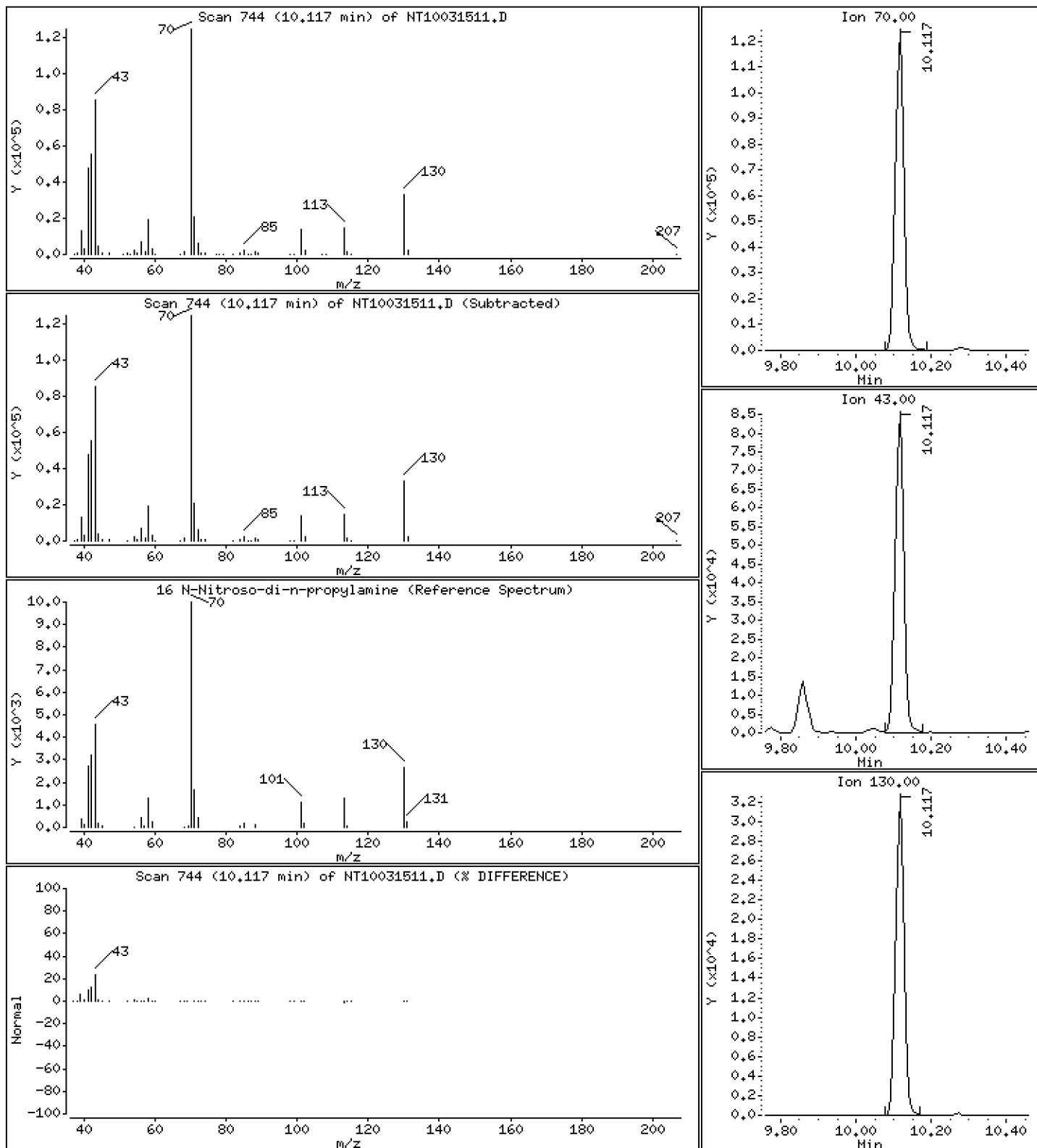
Operator: VTS

Column phase: ZB-5msi

Column diameter: 0,25

16 N-Nitroso-di-n-propylamine

Concentration: 5,179 ug/mL



Date : 16-MAR-2023 02:16

Client ID:

Instrument: nt10.i

Sample Info: SLC0228-SCV1

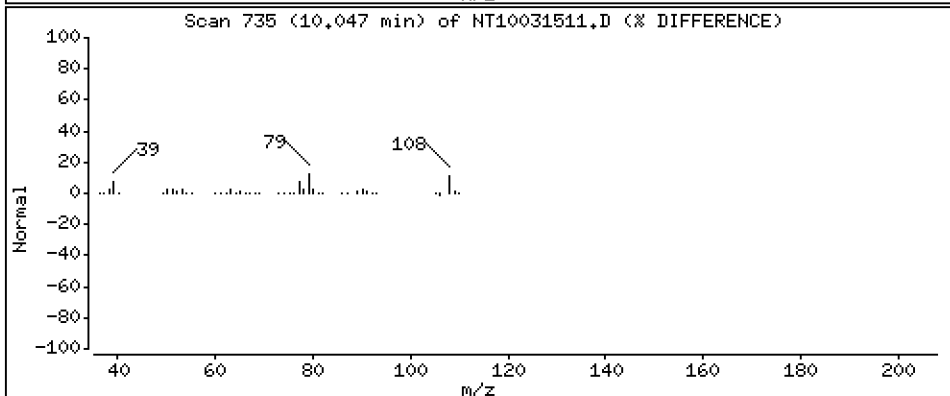
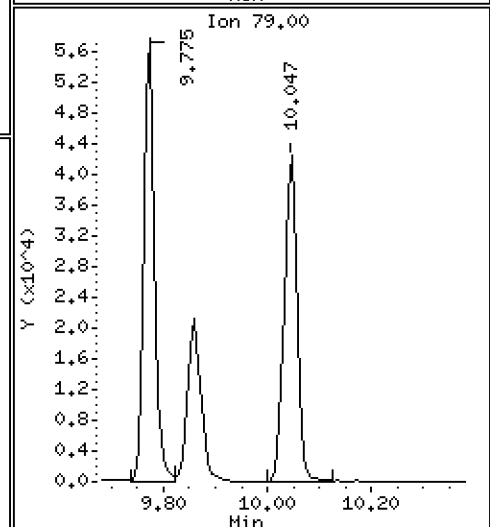
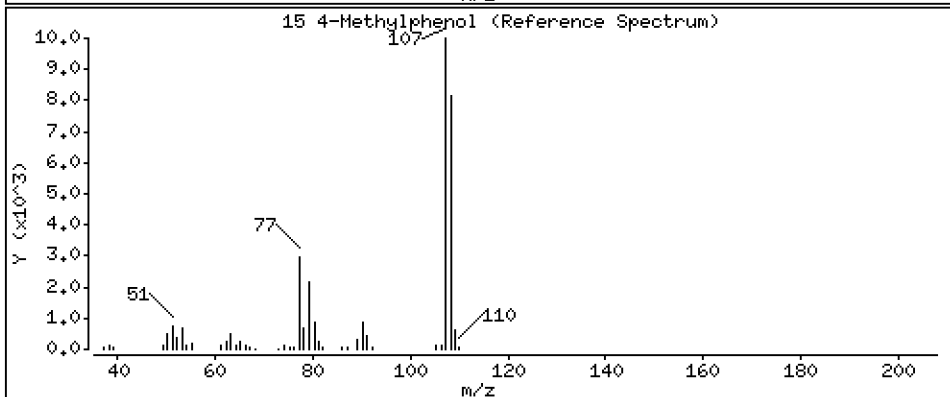
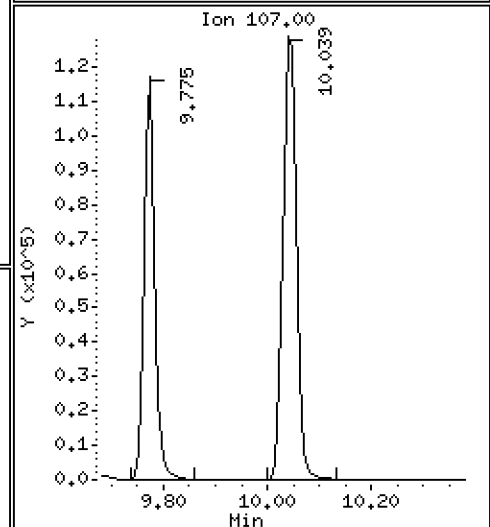
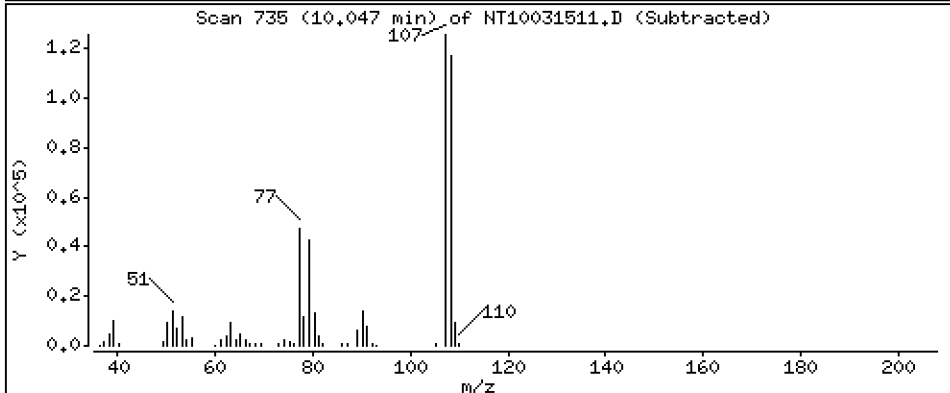
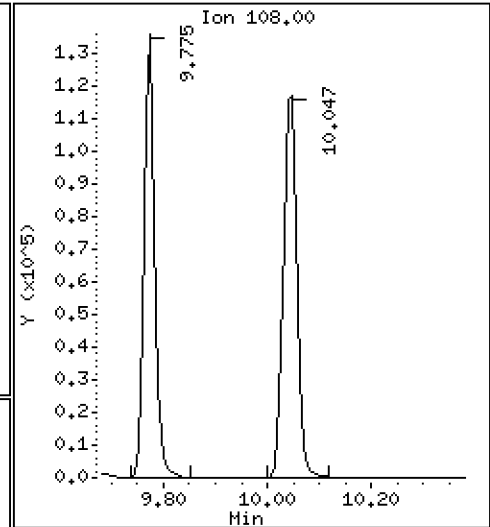
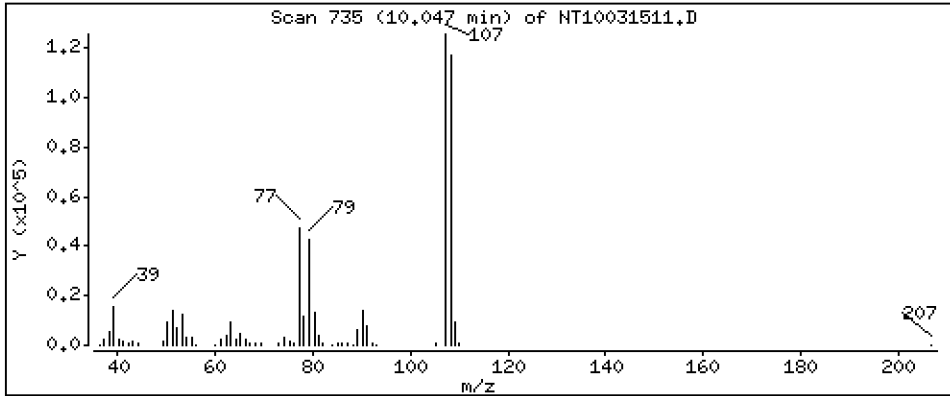
Operator: VTS

Column phase: ZB-5msi

Column diameter: 0,25

15 4-Methylphenol

Concentration: 4,365 ug/mL



Date : 16-MAR-2023 02:16

Client ID:

Instrument: nt10.i

Sample Info: SLC0228-SCV1

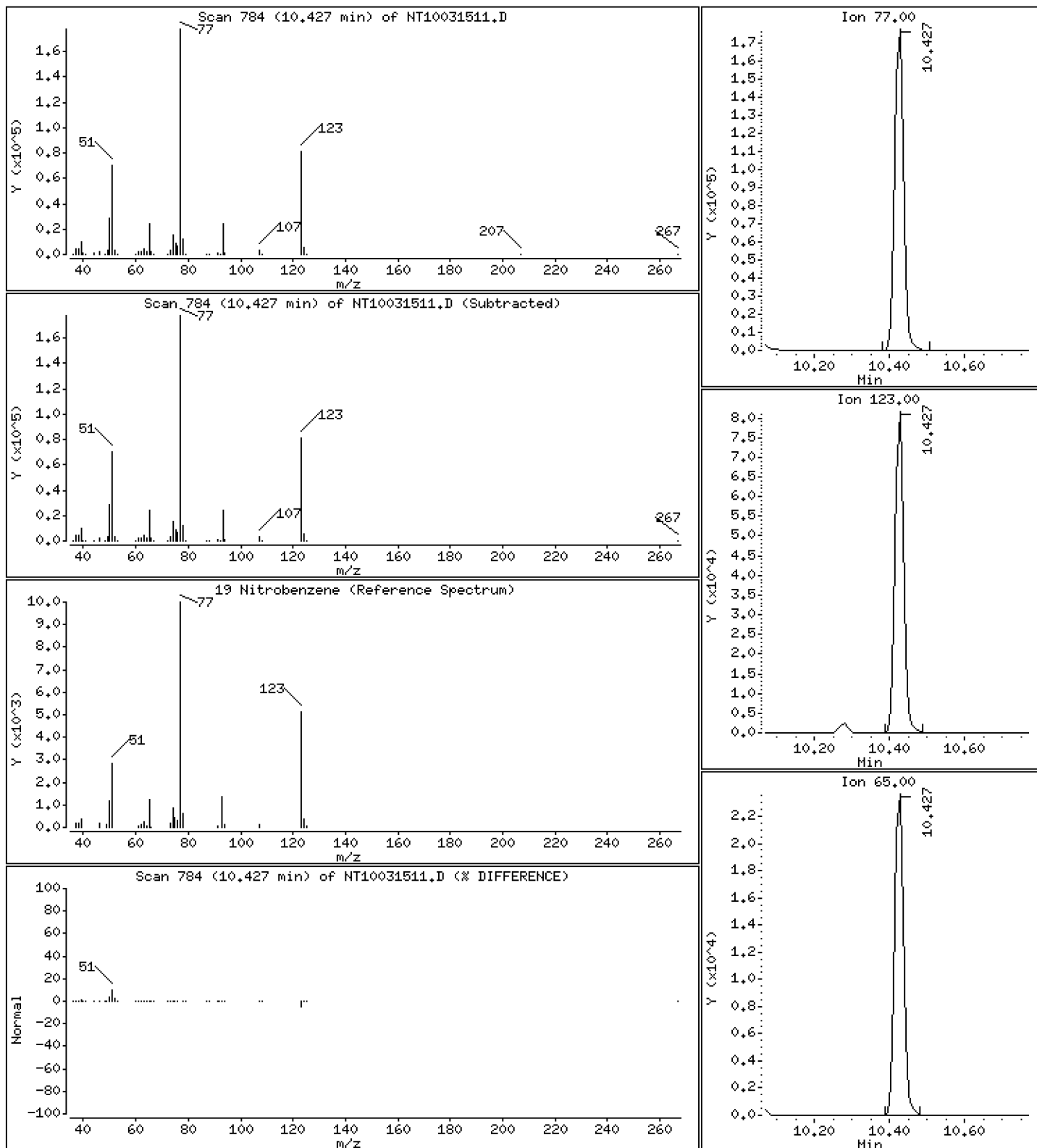
Operator: VTS

Column phase: ZB-5msi

Column diameter: 0,25

19 Nitrobenzene

Concentration: 4,858 ug/mL



Date : 16-MAR-2023 02:16

Client ID:

Instrument: nt10.i

Sample Info: SLC0228-SCV1

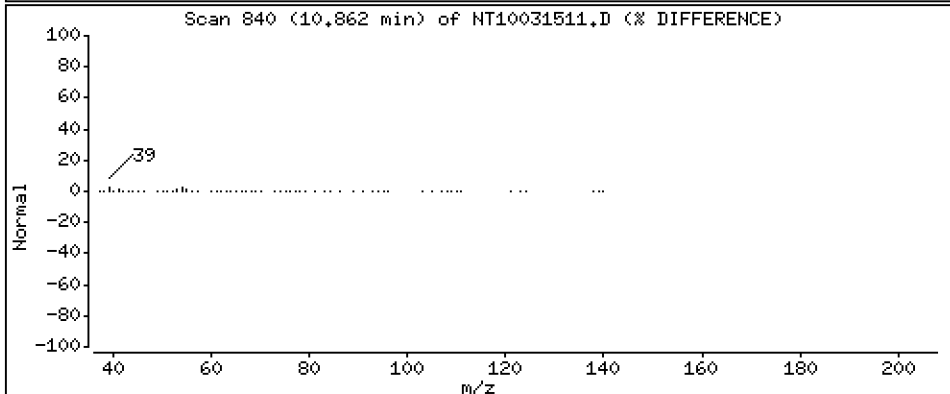
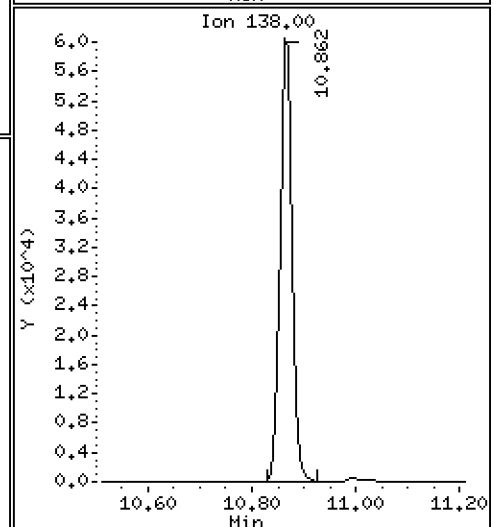
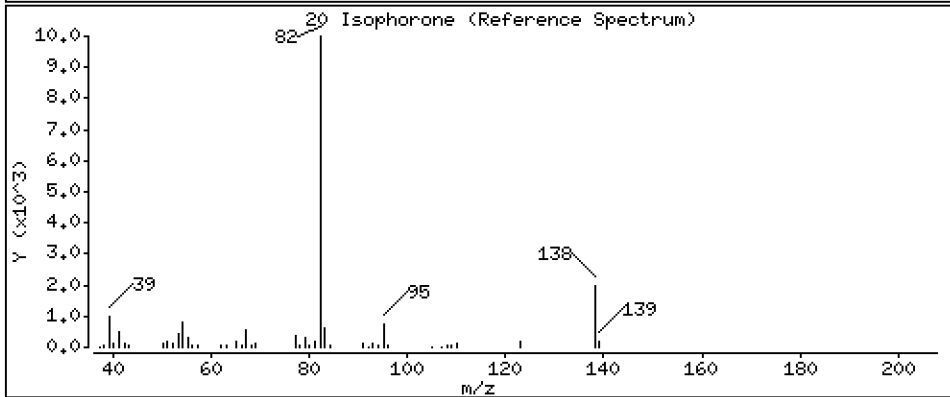
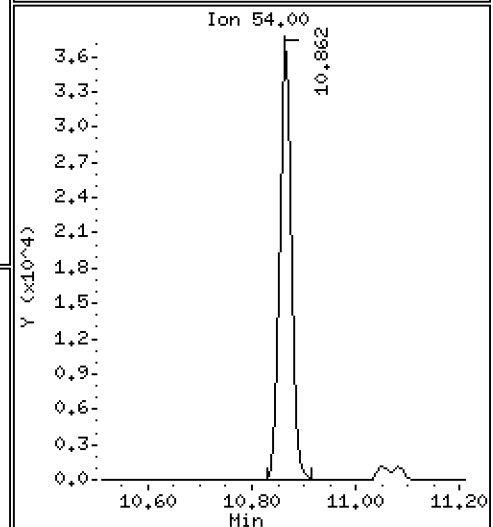
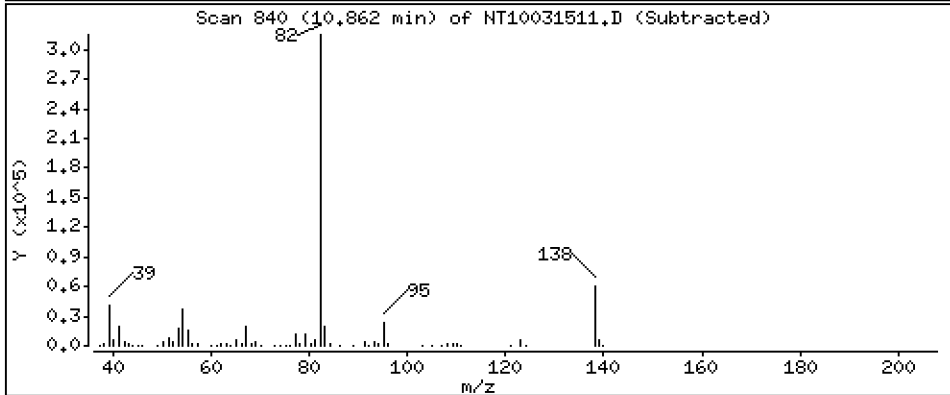
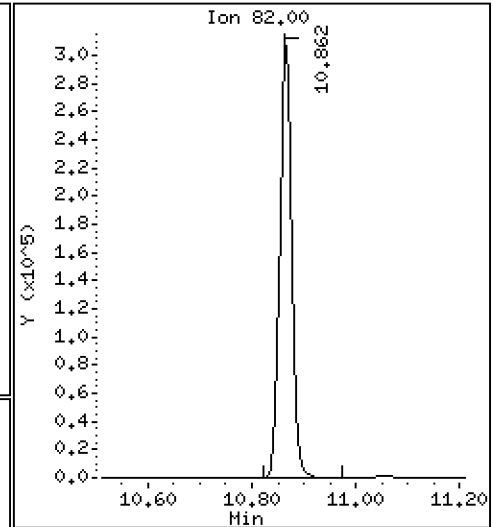
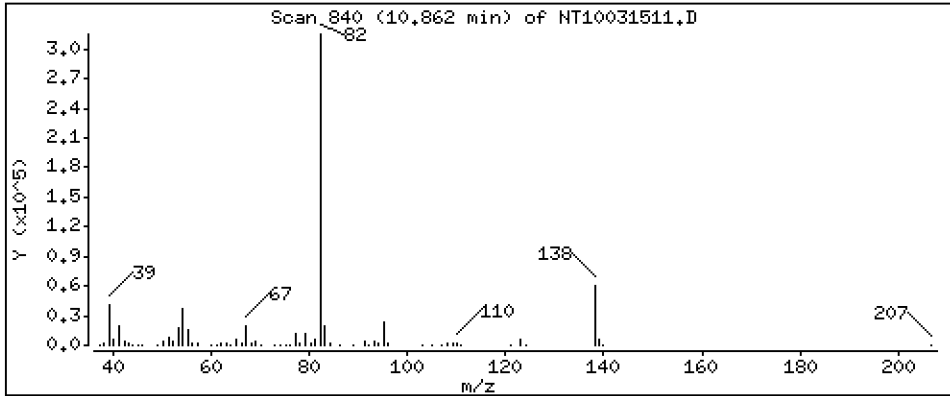
Operator: VTS

Column phase: ZB-5msi

Column diameter: 0,25

20 Isophorone

Concentration: 7,696 ug/mL



Date : 16-MAR-2023 02:16

Client ID:

Instrument: nt10.i

Sample Info: SLC0228-SCV1

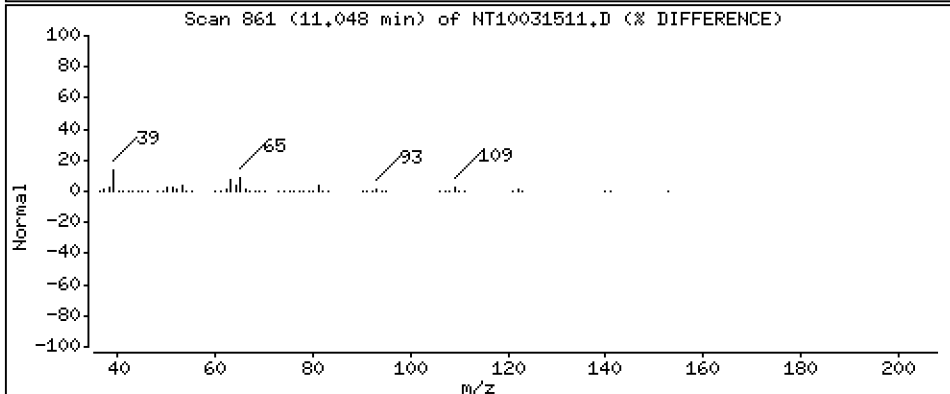
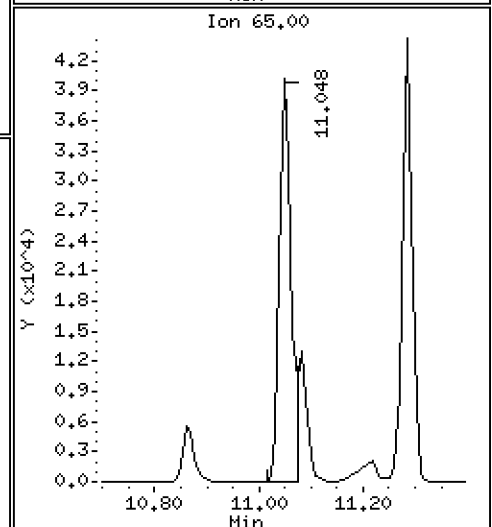
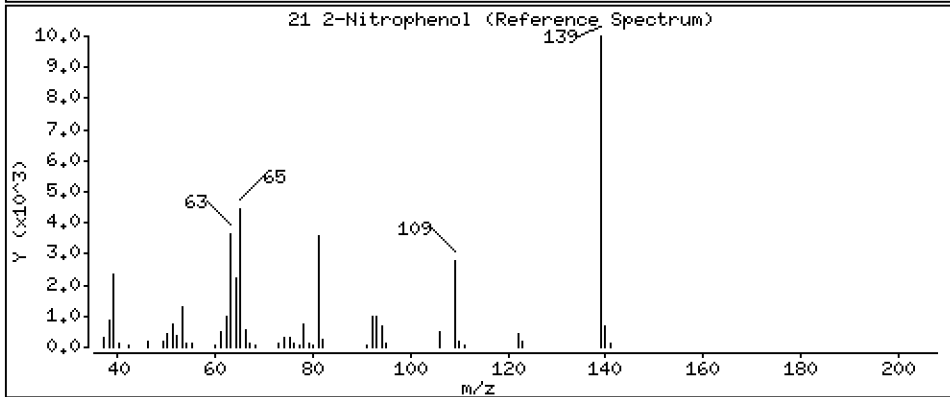
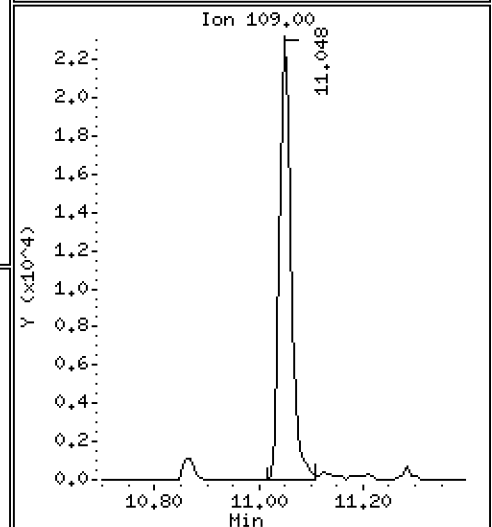
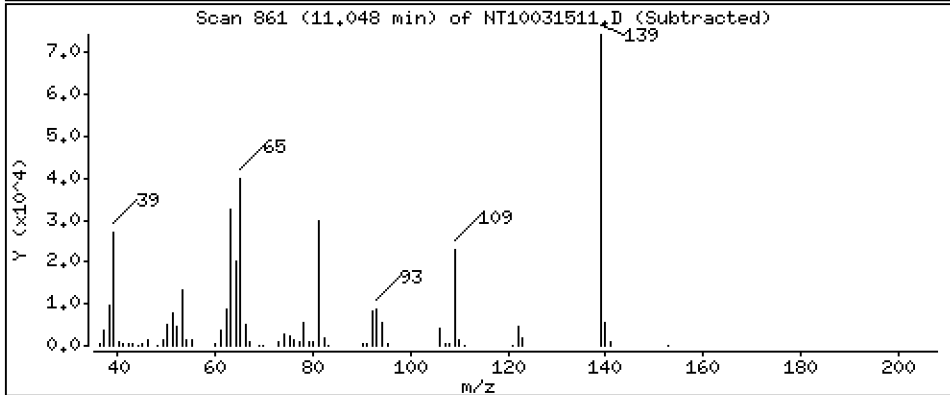
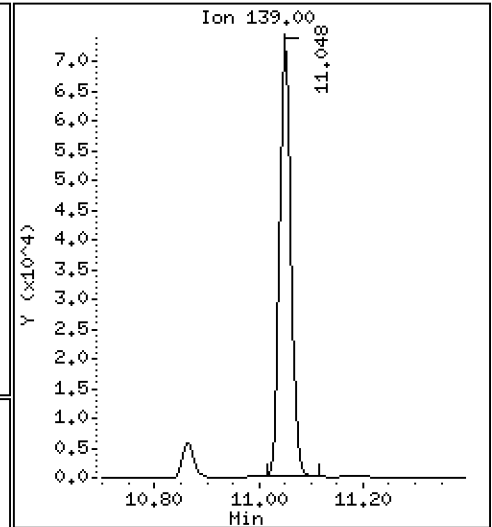
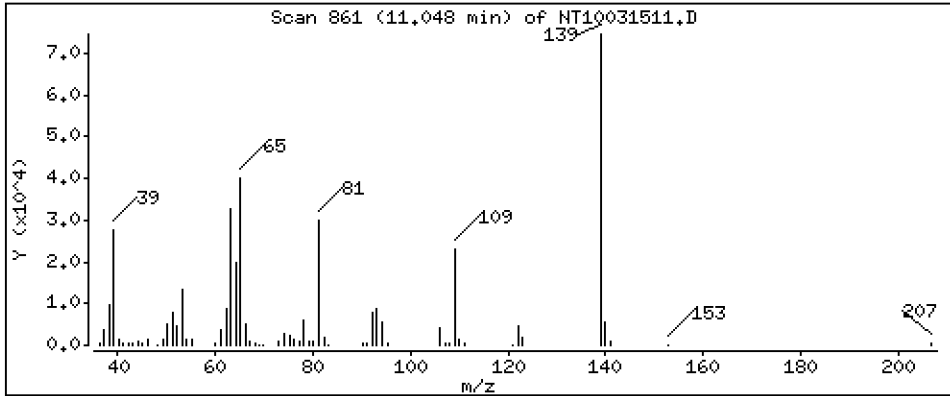
Operator: VTS

Column phase: ZB-5msi

Column diameter: 0,25

21 2-Nitrophenol

Concentration: 3,995 ug/mL



Date : 16-MAR-2023 02:16

Client ID:

Instrument: nt10.i

Sample Info: SLC0228-SCV1

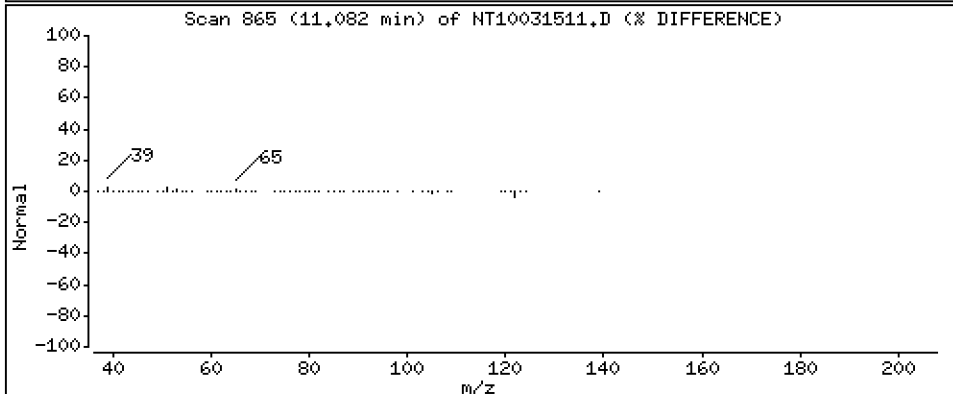
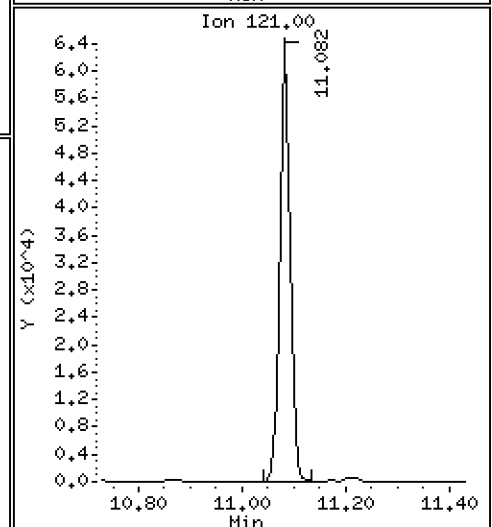
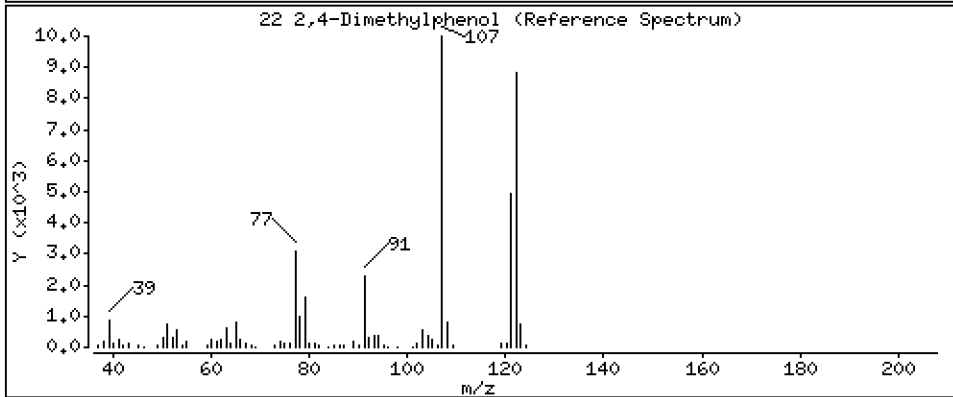
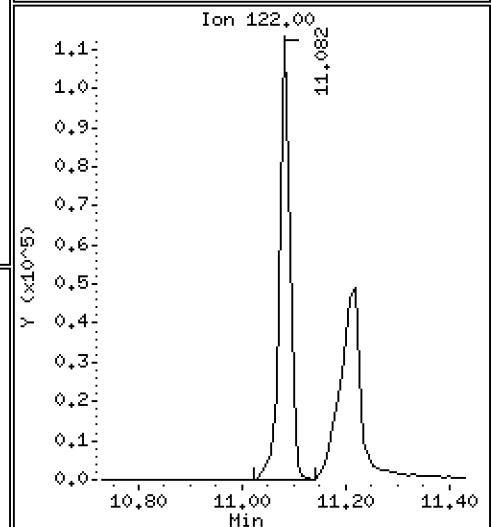
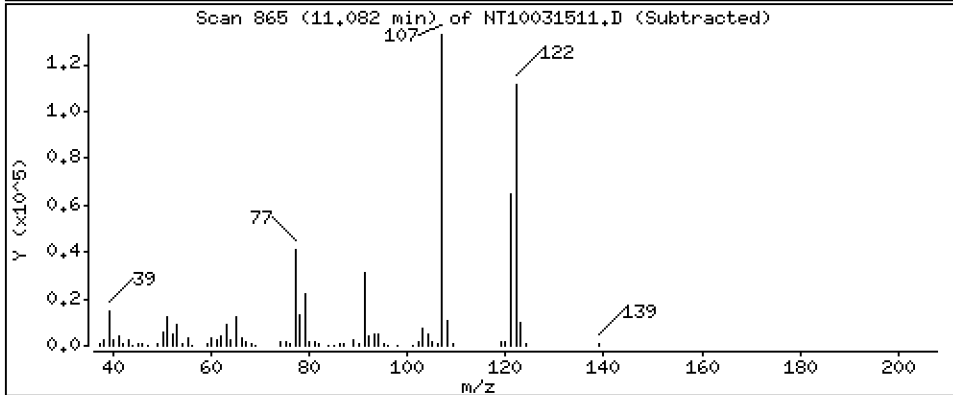
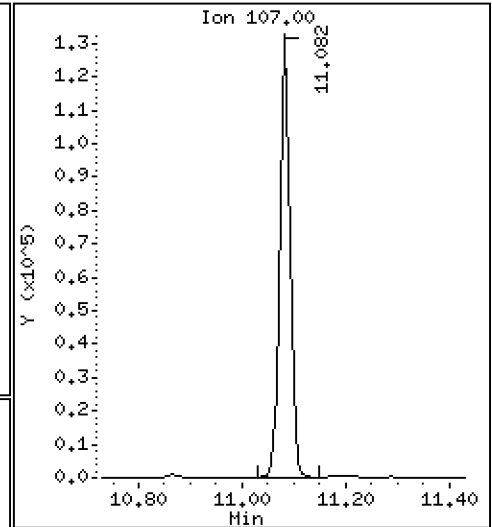
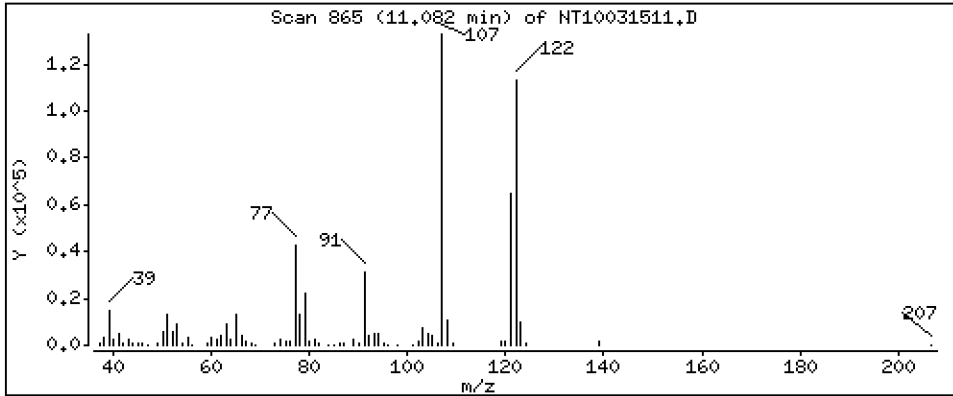
Operator: VTS

Column phase: ZB-5msi

Column diameter: 0,25

22 2,4-Dimethylphenol

Concentration: 3,632 ug/mL



Date : 16-MAR-2023 02:16

Client ID:

Instrument: nt10.i

Sample Info: SLC0228-SCV1

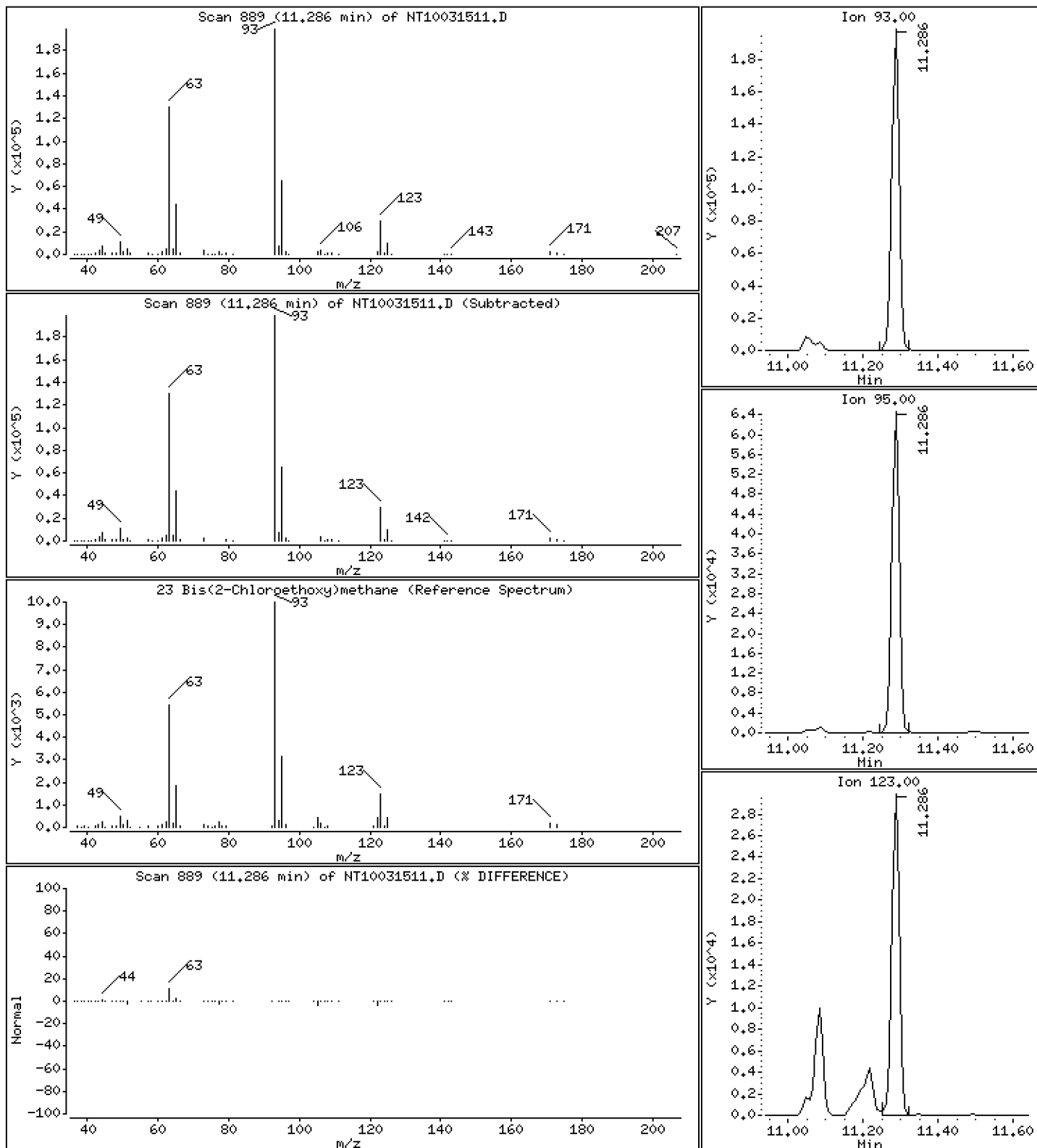
Operator: VTS

Column phase: ZB-5msi

Column diameter: 0,25

23 Bis(2-Chloroethoxy)methane

Concentration: 5,654 ug/mL



Date : 16-MAR-2023 02:16

Client ID:

Instrument: nt10.i

Sample Info: SLC0228-SCV1

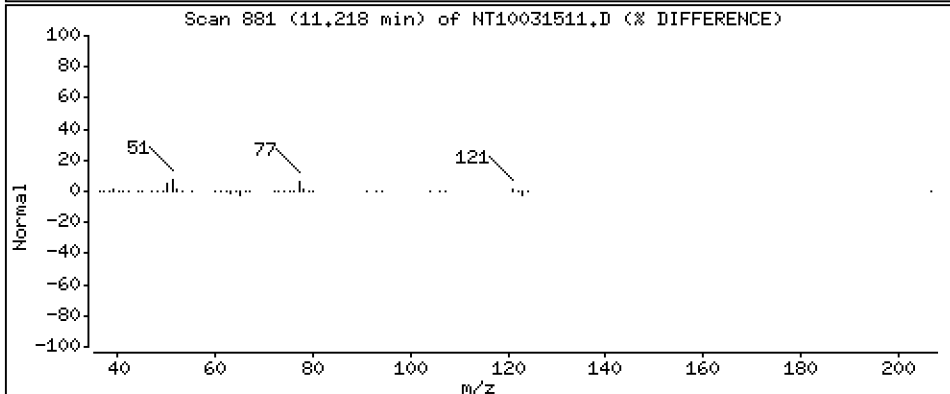
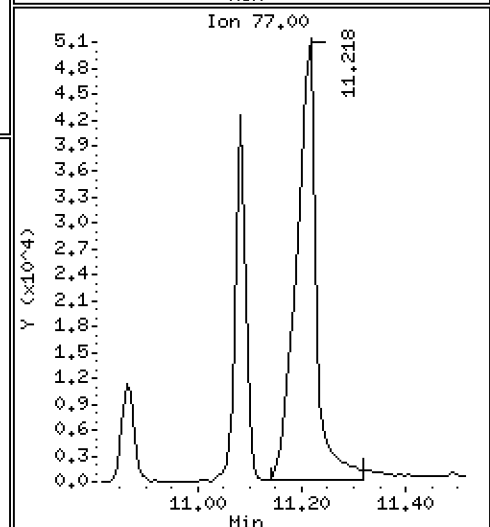
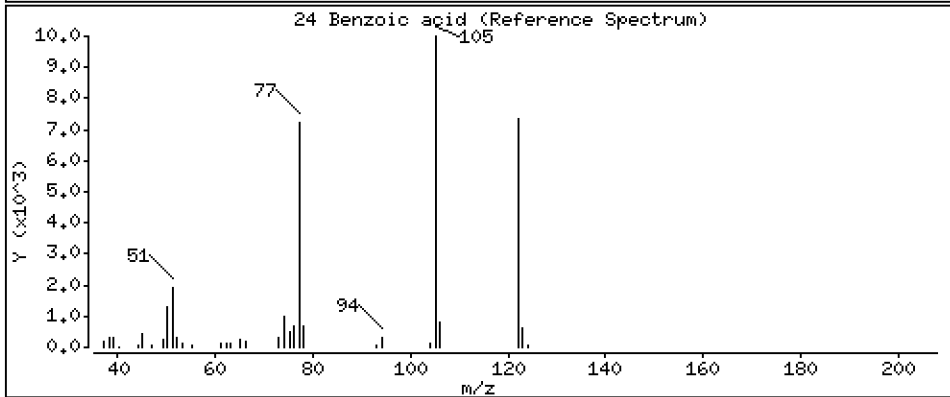
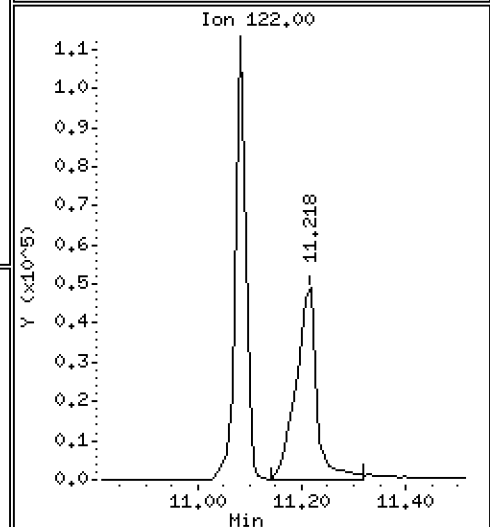
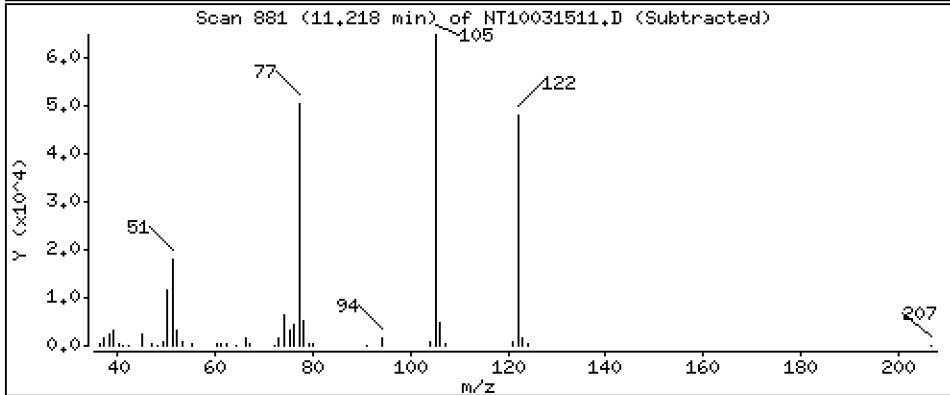
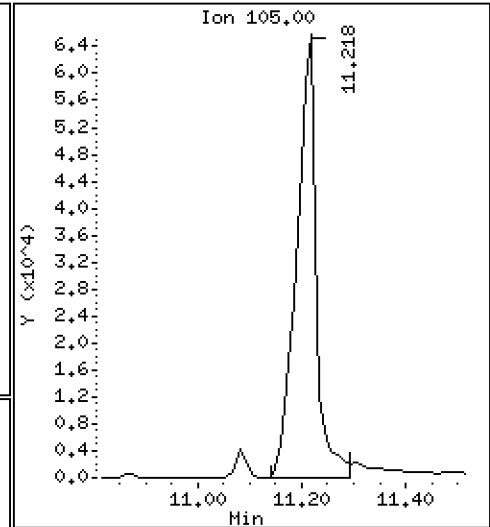
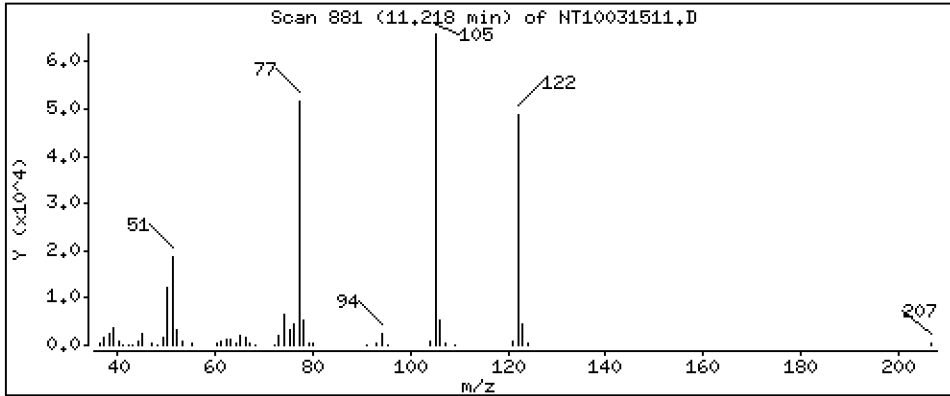
Operator: VTS

Column phase: ZB-5msi

Column diameter: 0,25

24 Benzoic acid

Concentration: 5,952 ug/mL



Date : 16-MAR-2023 02:16

Client ID:

Instrument: nt10.i

Sample Info: SLC0228-SCV1

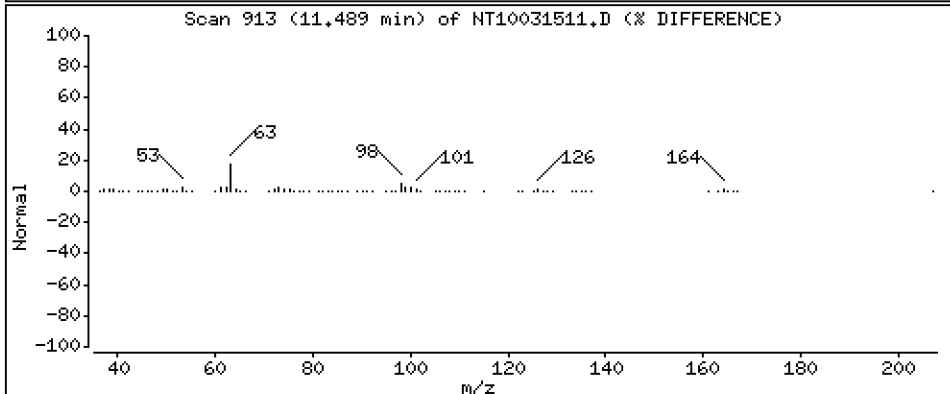
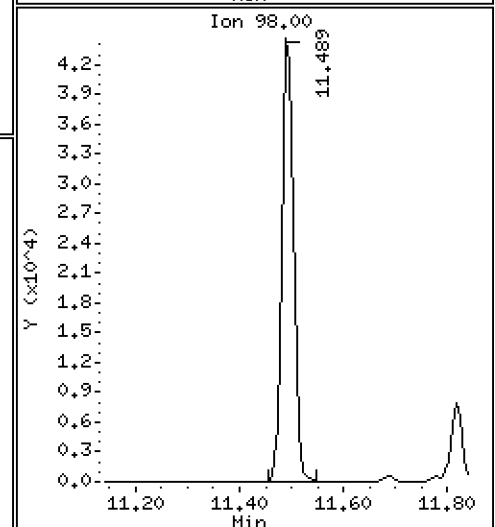
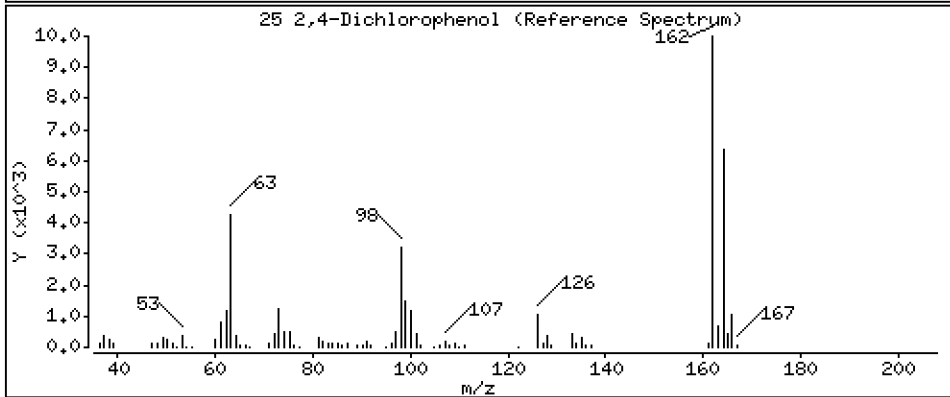
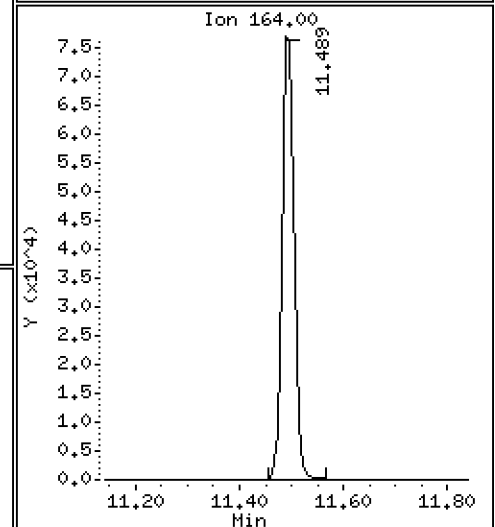
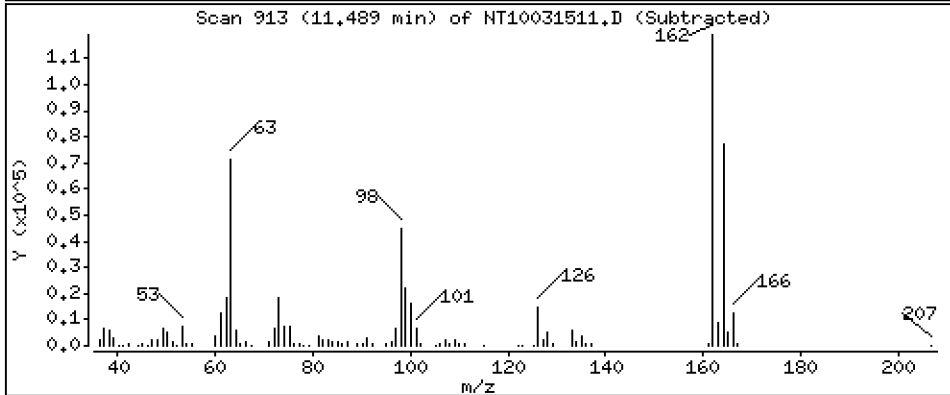
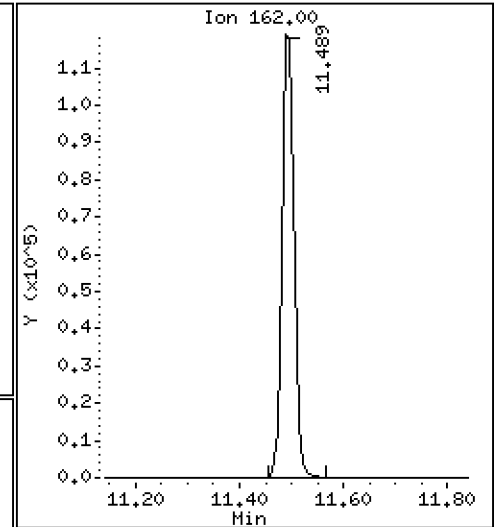
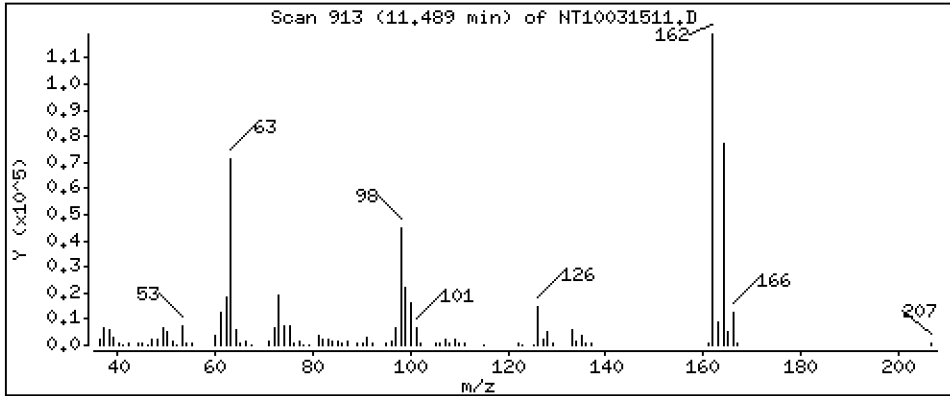
Operator: VTS

Column phase: ZB-5msi

Column diameter: 0,25

25 2,4-Dichlorophenol

Concentration: 4,703 ug/mL



Date : 16-MAR-2023 02:16

Client ID:

Instrument: nt10.i

Sample Info: SLC0228-SCV1

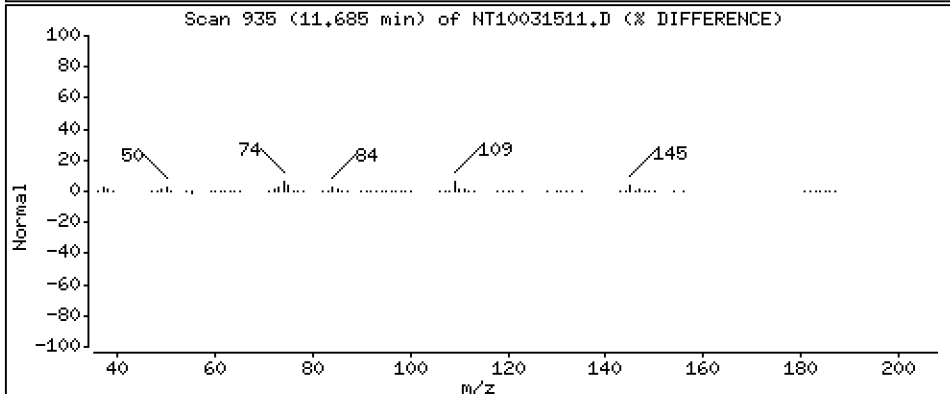
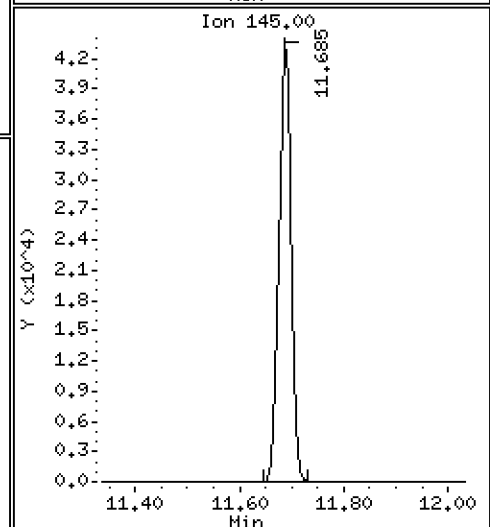
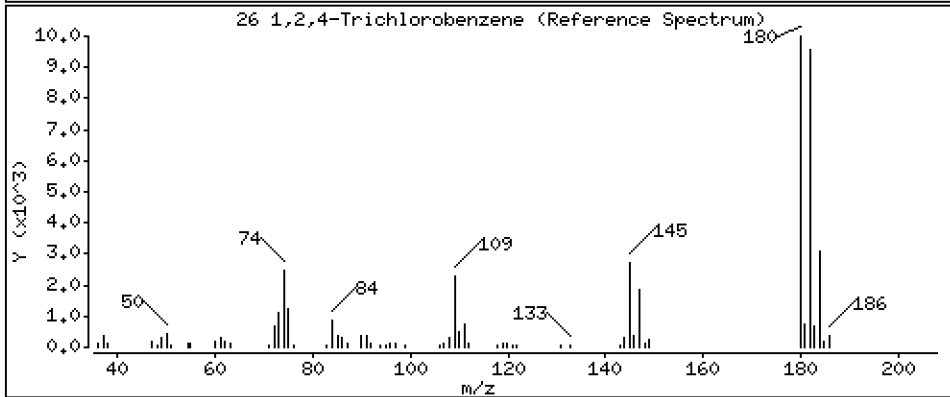
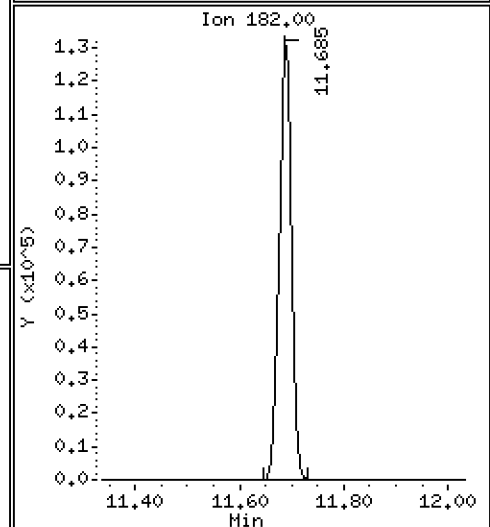
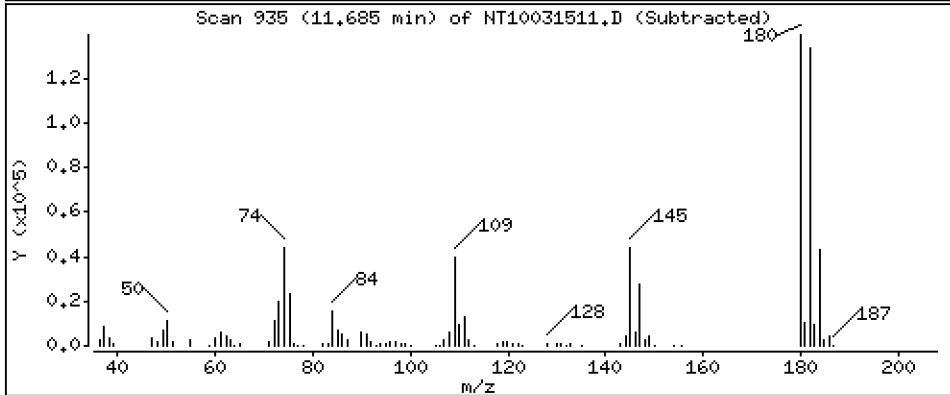
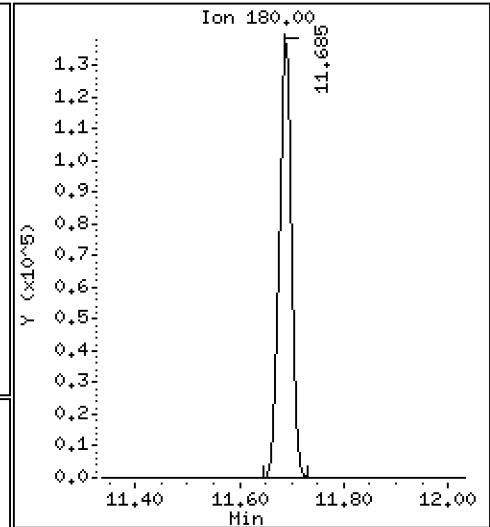
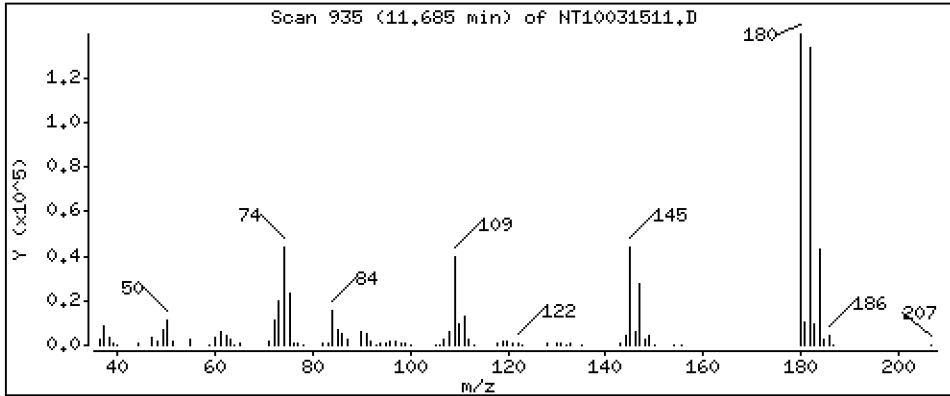
Operator: VTS

Column phase: ZB-5msi

Column diameter: 0,25

26 1,2,4-Trichlorobenzene

Concentration: 4,554 ug/mL



Date : 16-MAR-2023 02:16

Client ID:

Instrument: nt10.i

Sample Info: SLC0228-SCV1

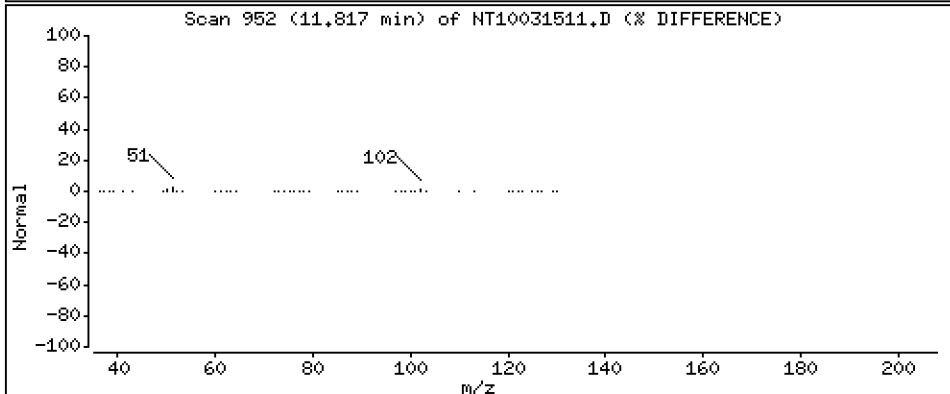
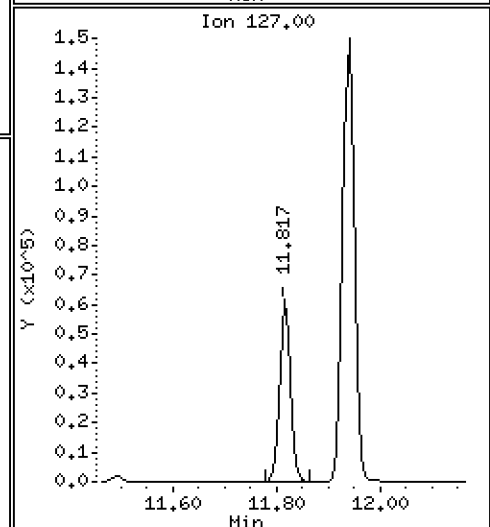
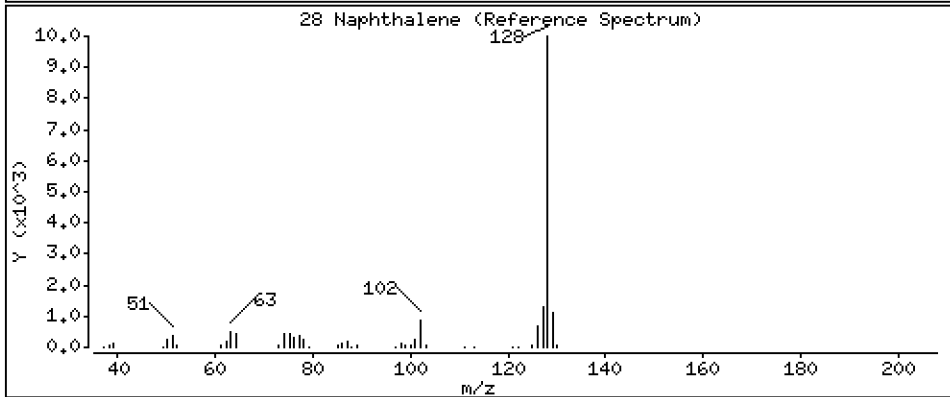
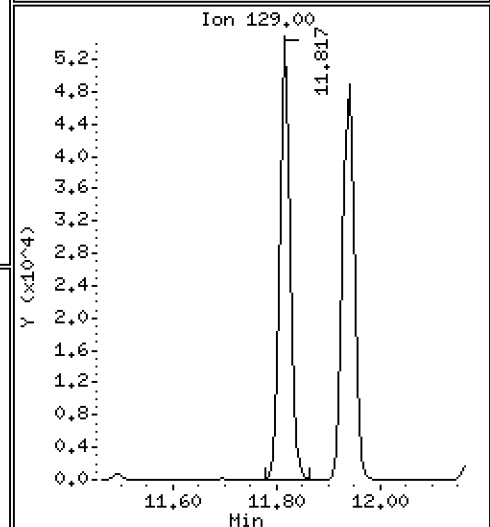
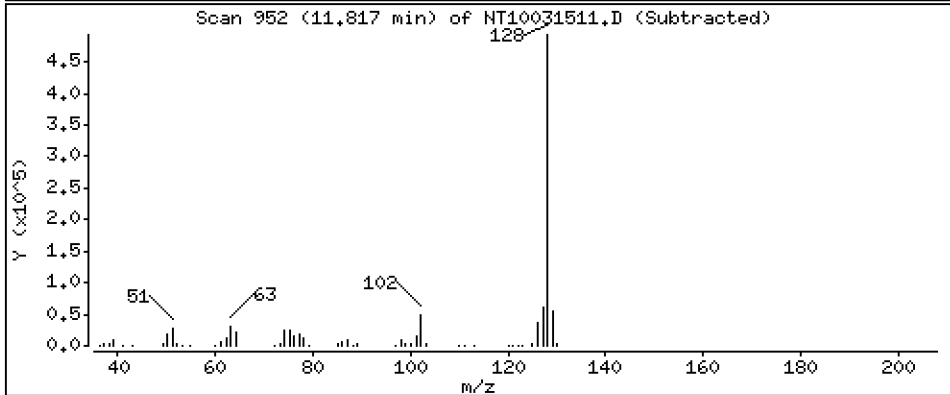
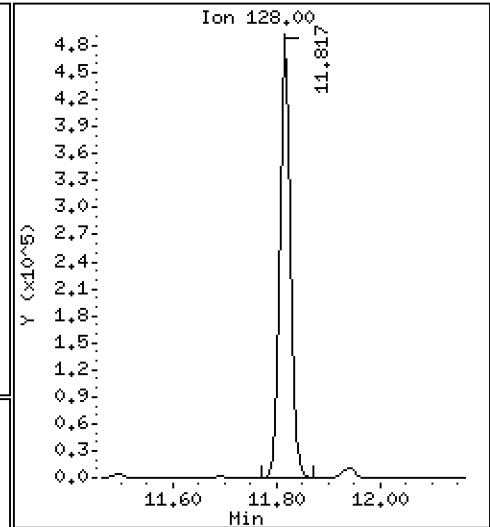
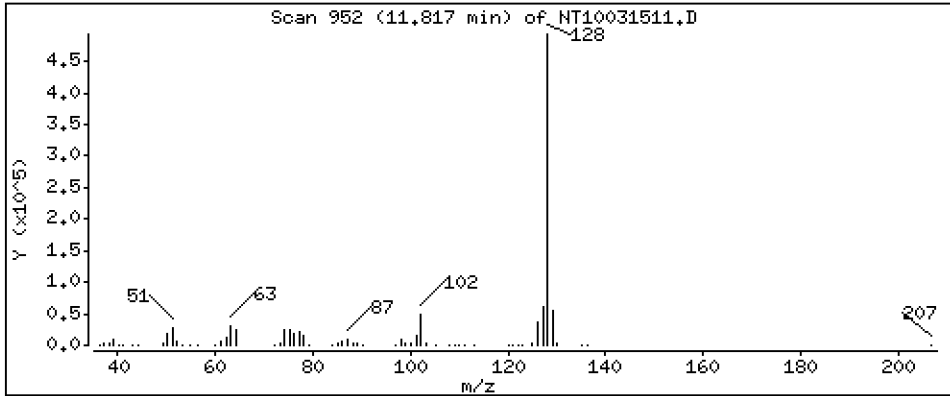
Operator: VTS

Column phase: ZB-5msi

Column diameter: 0,25

28 Naphthalene

Concentration: 4,717 ug/mL



Date : 16-MAR-2023 02:16

Client ID:

Instrument: nt10.i

Sample Info: SLC0228-SCV1

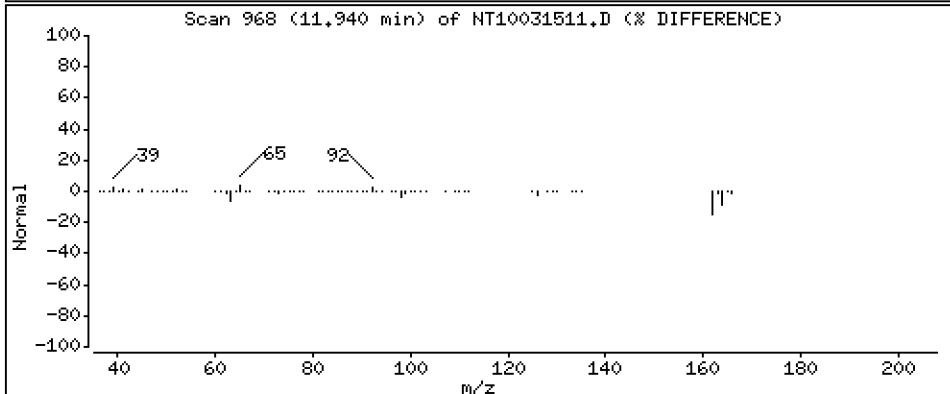
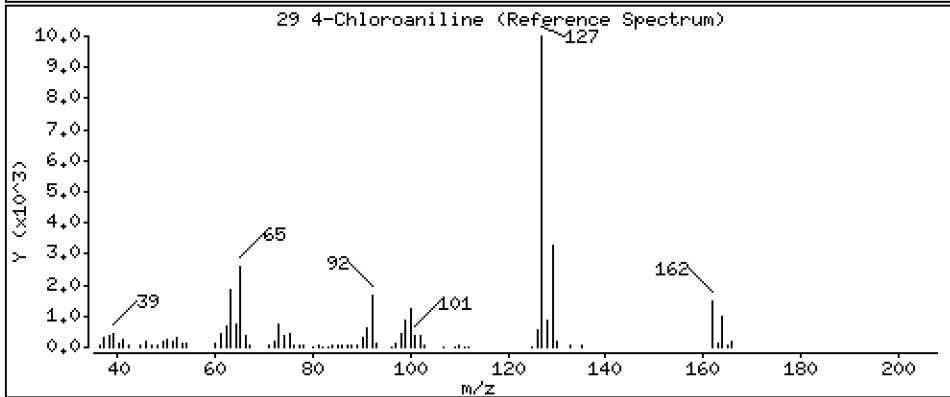
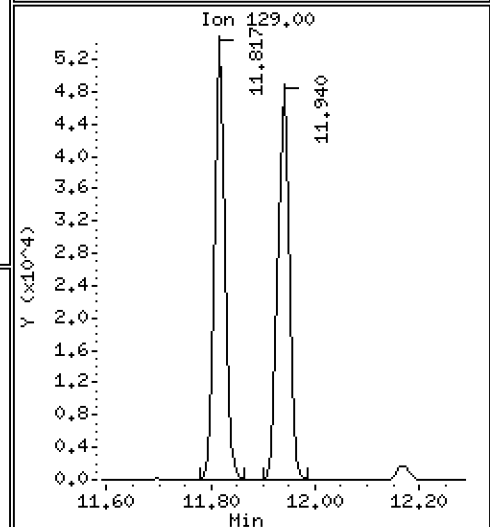
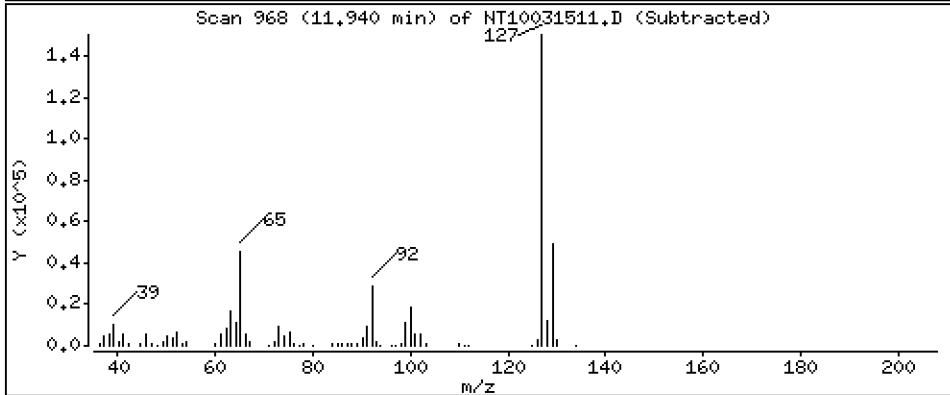
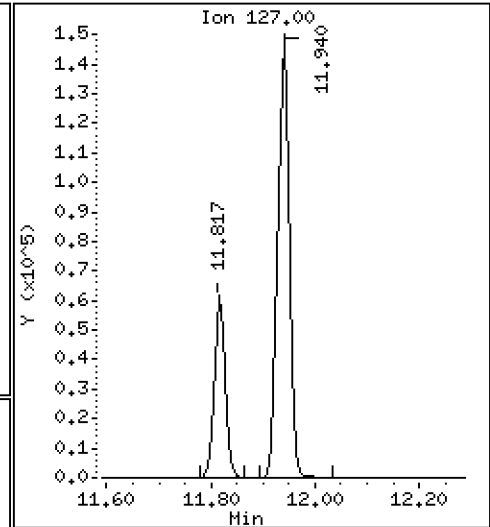
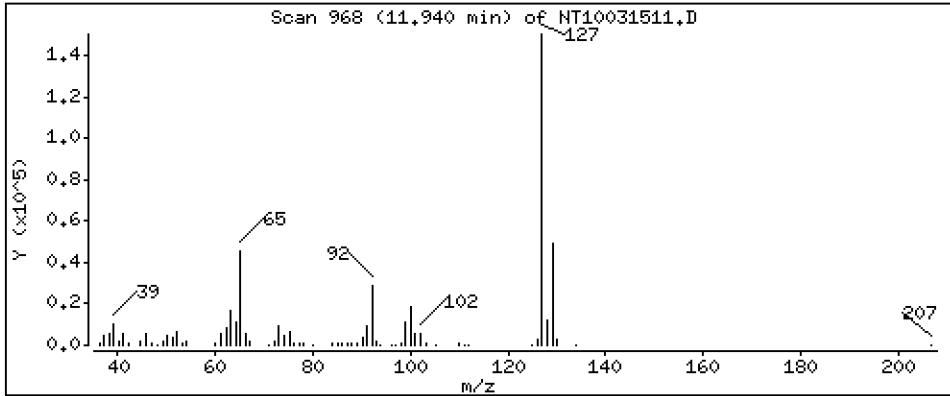
Operator: VTS

Column phase: ZB-5msi

Column diameter: 0,25

29 4-Chloroaniline

Concentration: 3,787 ug/mL



Date : 16-MAR-2023 02:16

Client ID:

Instrument: nt10.i

Sample Info: SLC0228-SCV1

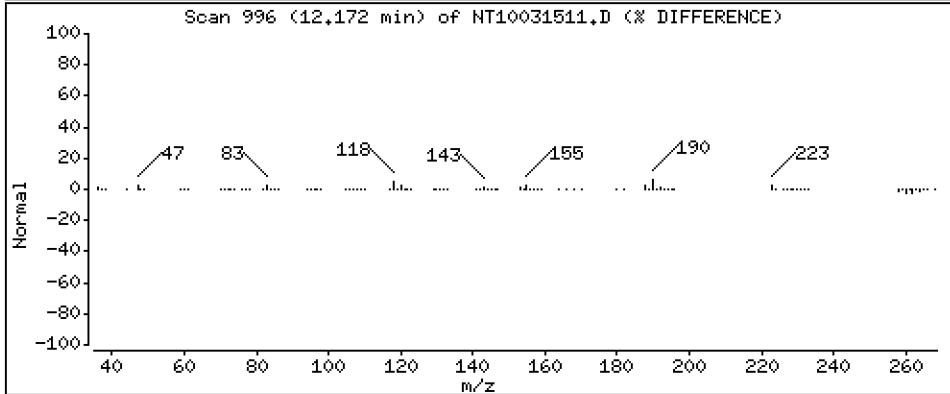
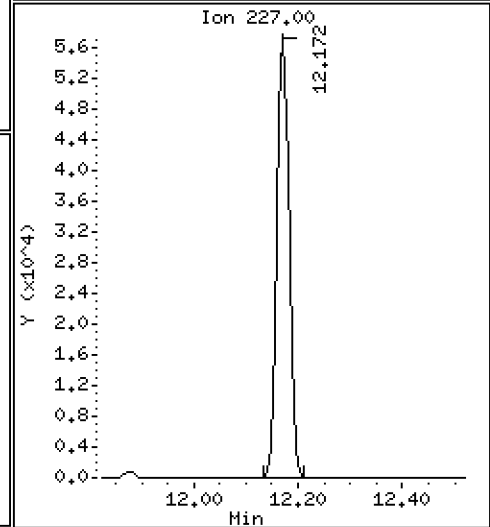
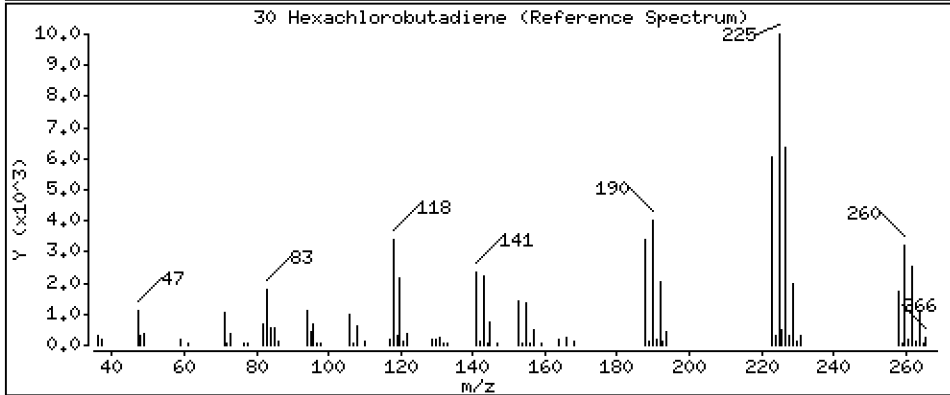
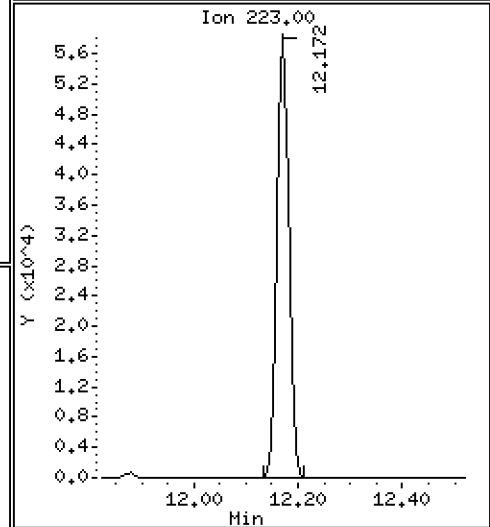
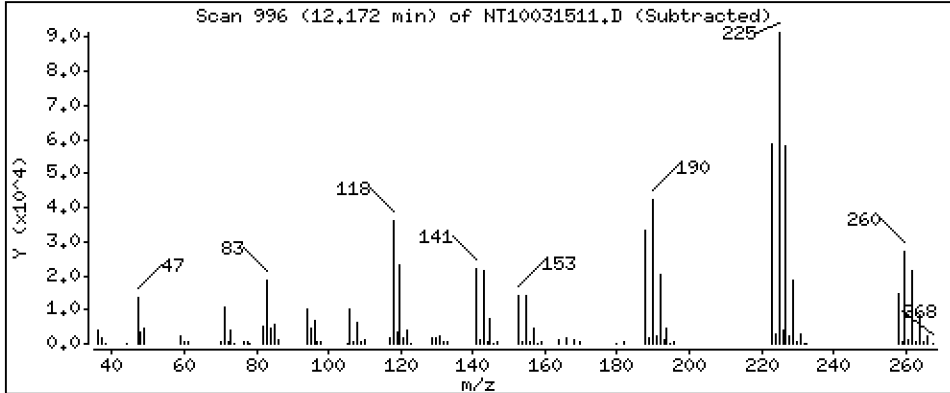
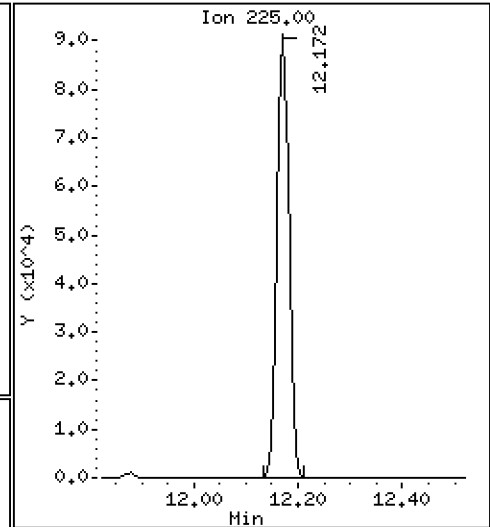
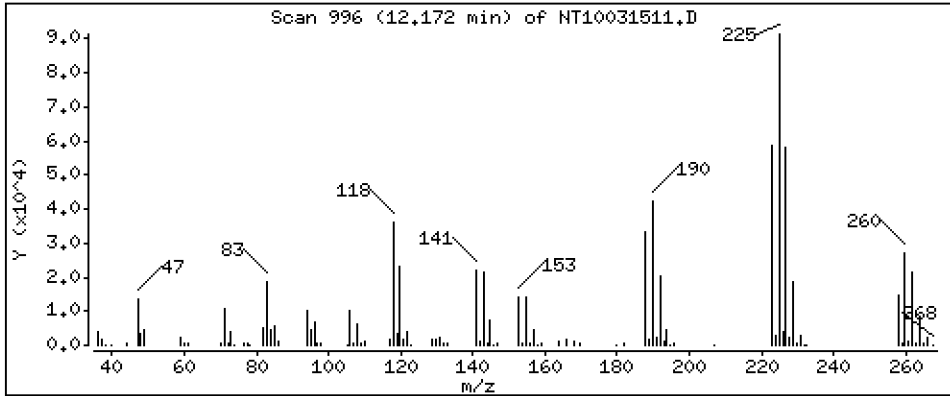
Operator: VTS

Column phase: ZB-5msi

Column diameter: 0,25

30 Hexachlorobutadiene

Concentration: 4,834 ug/mL



Date : 16-MAR-2023 02:16

Client ID:

Instrument: nt10.i

Sample Info: SLC0228-SCV1

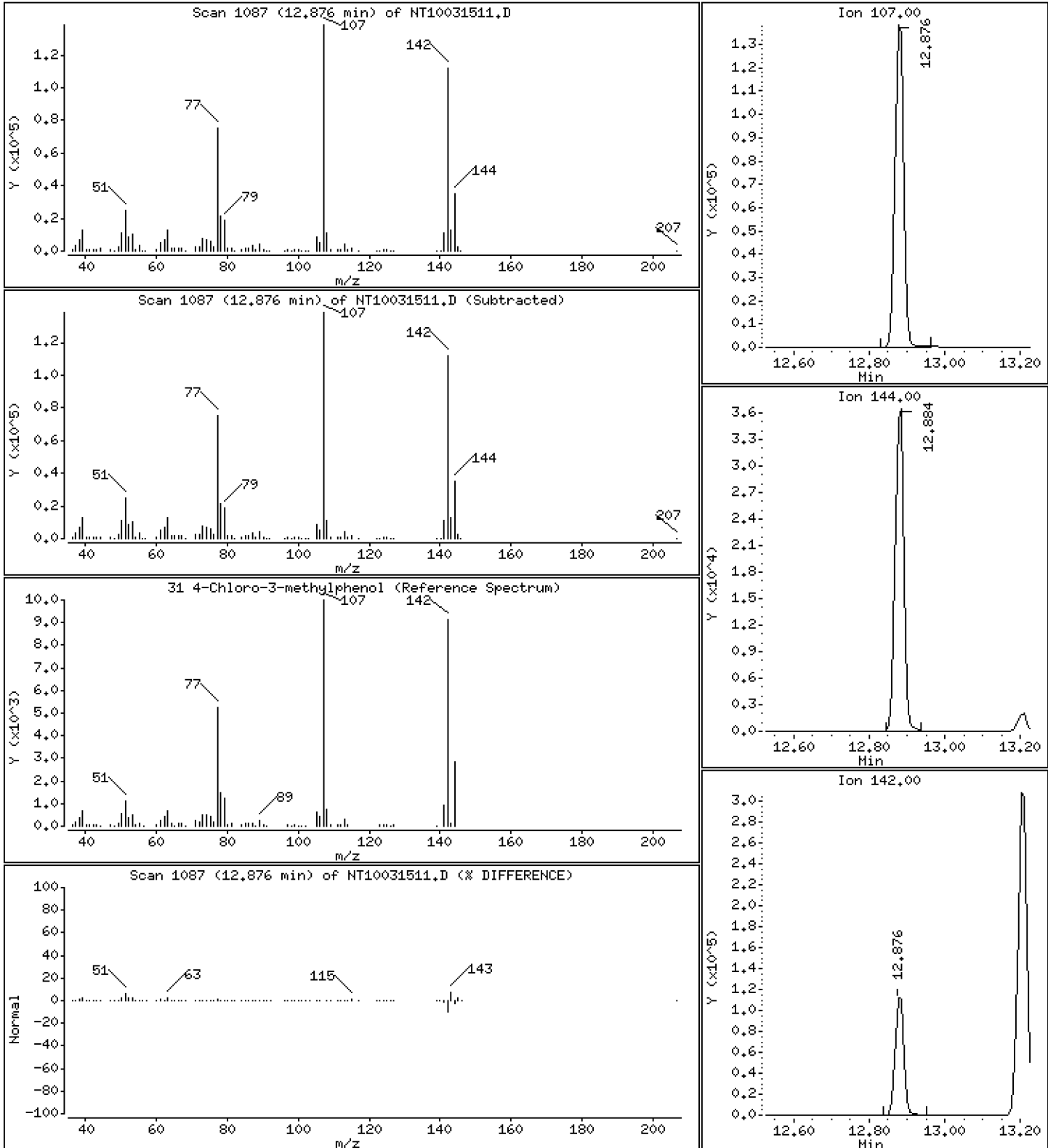
Operator: VTS

Column phase: ZB-5msi

Column diameter: 0,25

31 4-Chloro-3-methylphenol

Concentration: 4,640 ug/mL



Date : 16-MAR-2023 02:16

Client ID:

Instrument: nt10.i

Sample Info: SLC0228-SCV1

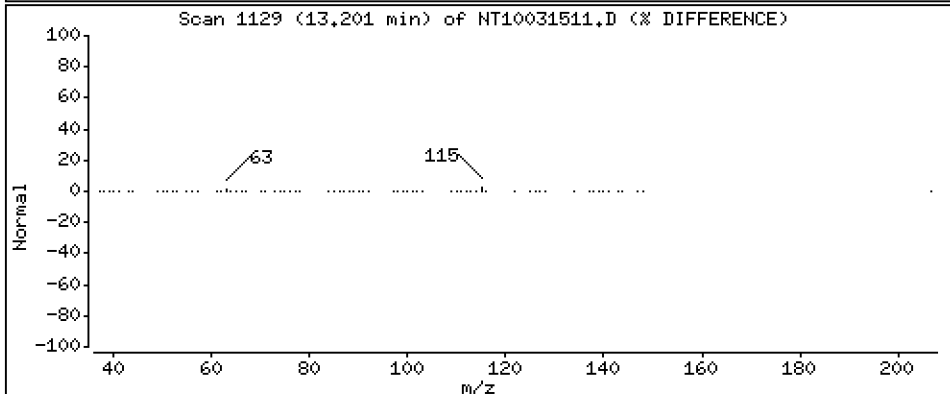
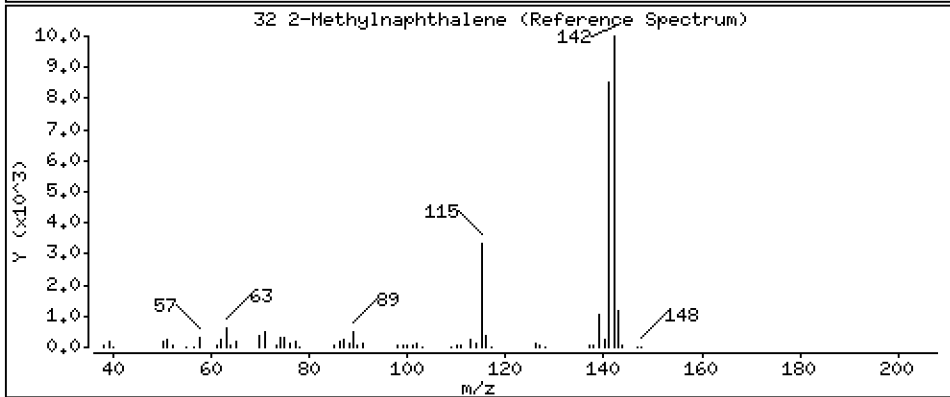
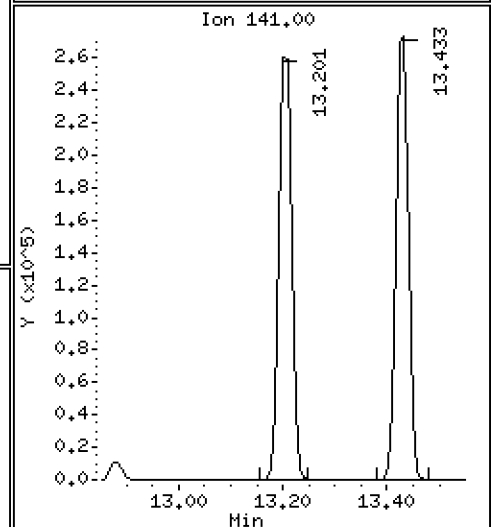
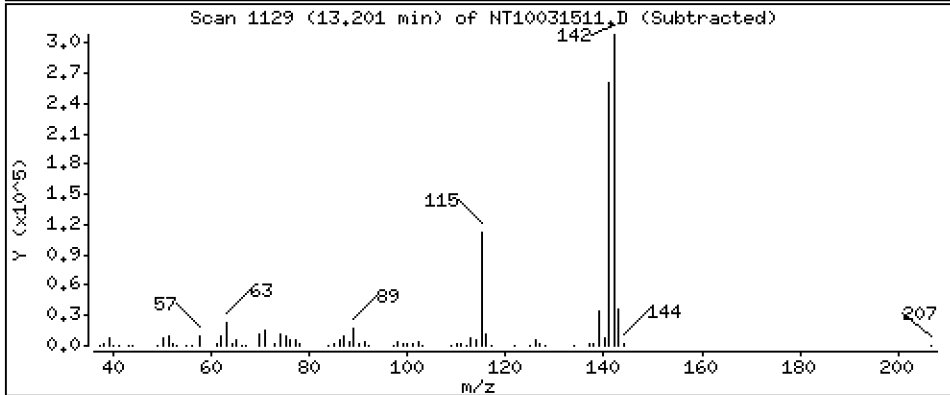
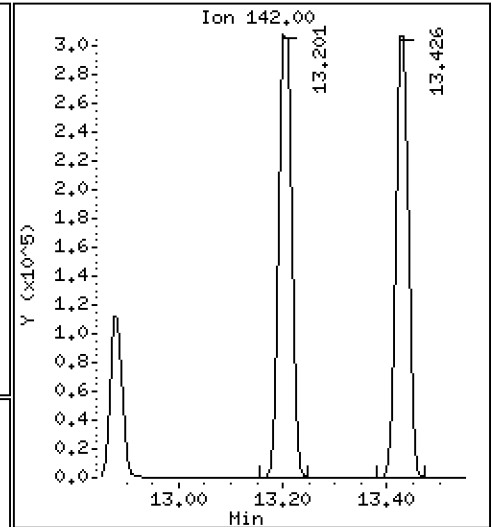
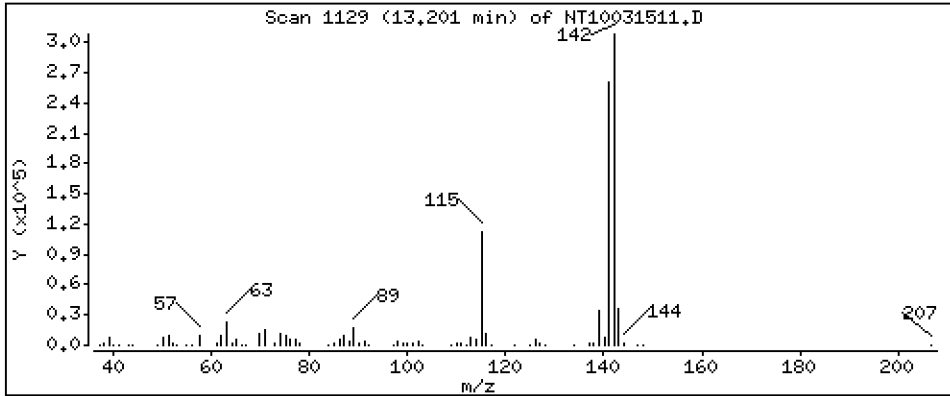
Operator: VTS

Column phase: ZB-5msi

Column diameter: 0,25

32 2-Methylnaphthalene

Concentration: 4,596 ug/mL



Date : 16-MAR-2023 02:16

Client ID:

Instrument: nt10.i

Sample Info: SLC0228-SCV1

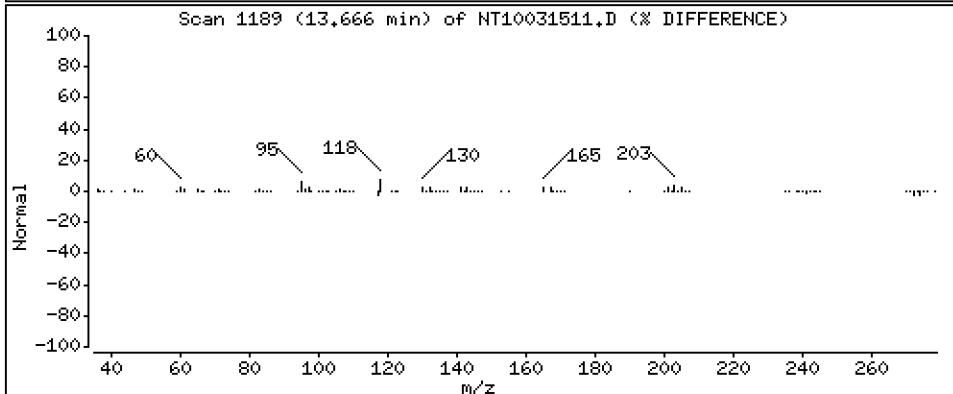
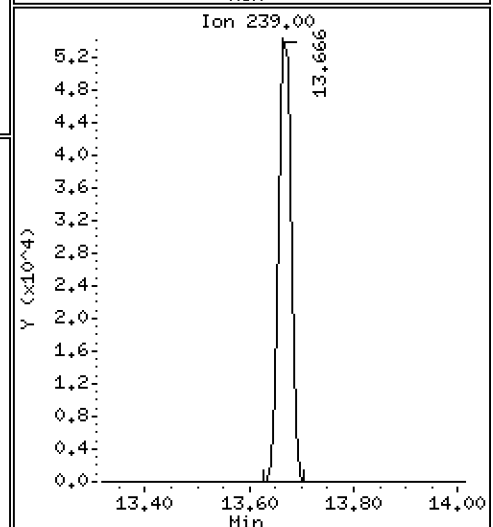
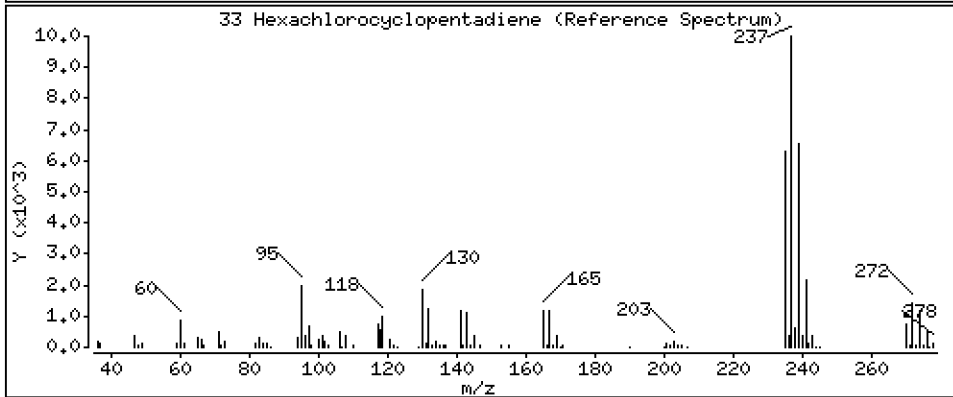
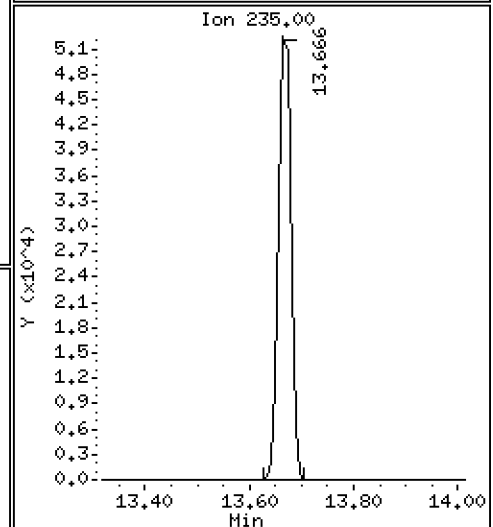
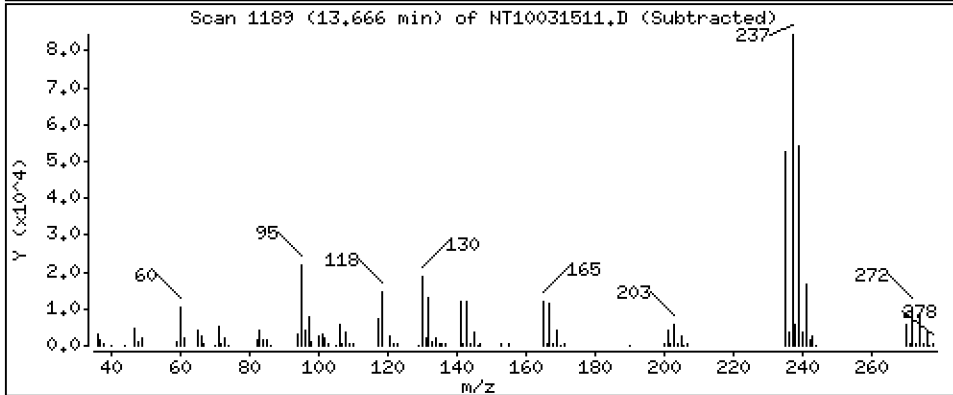
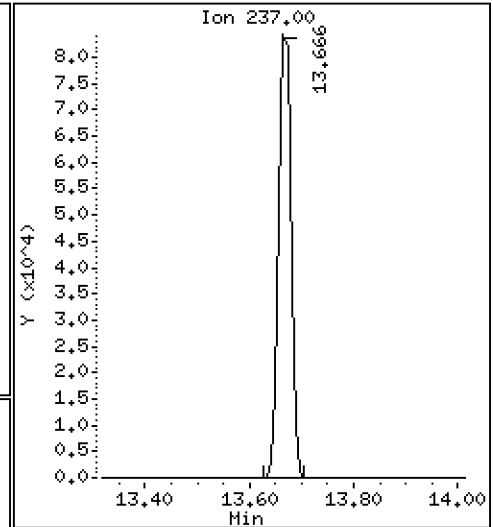
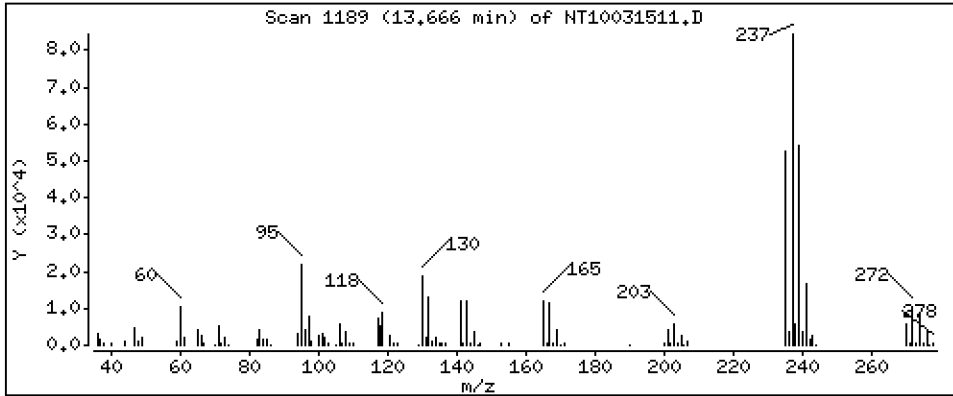
Operator: VTS

Column phase: ZB-5msi

Column diameter: 0.25

33 Hexachlorocyclopentadiene

Concentration: 4.729 ug/mL



Date : 16-MAR-2023 02:16

Client ID:

Instrument: nt10.i

Sample Info: SLC0228-SCV1

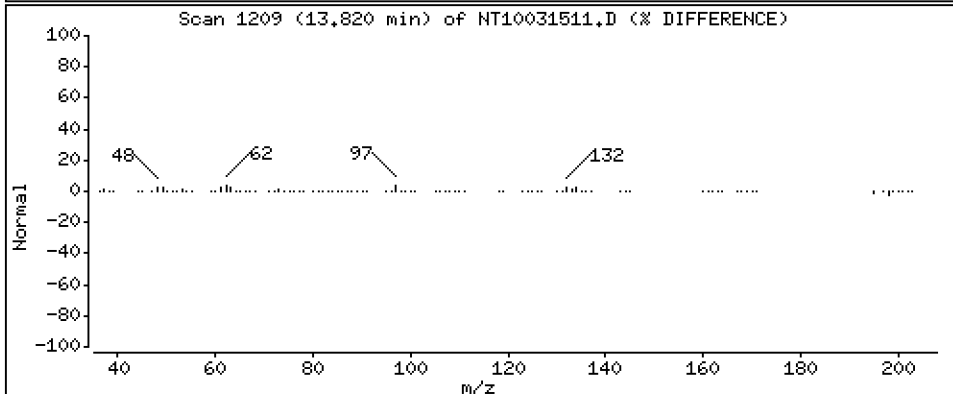
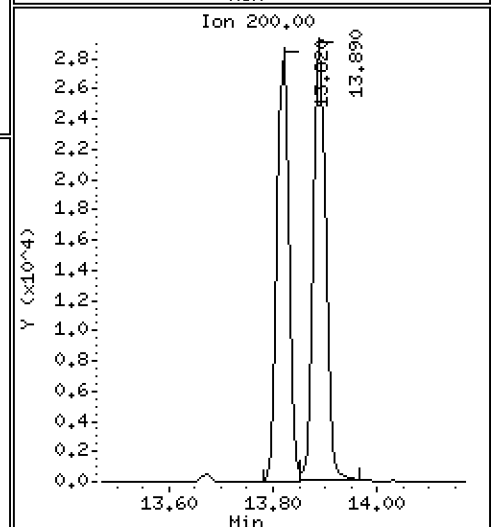
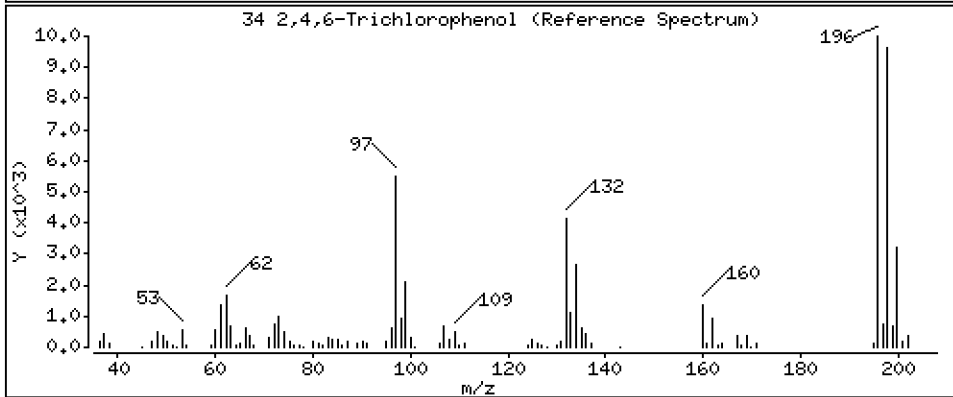
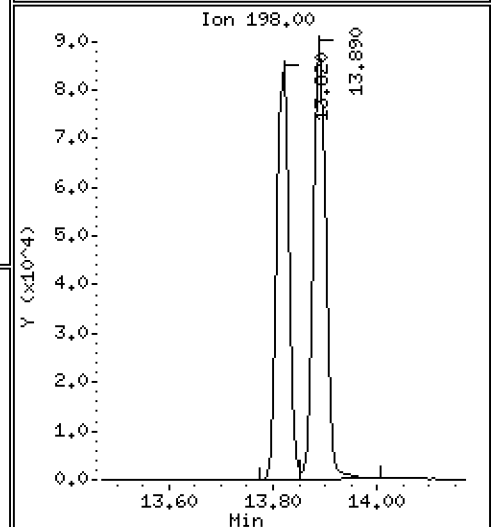
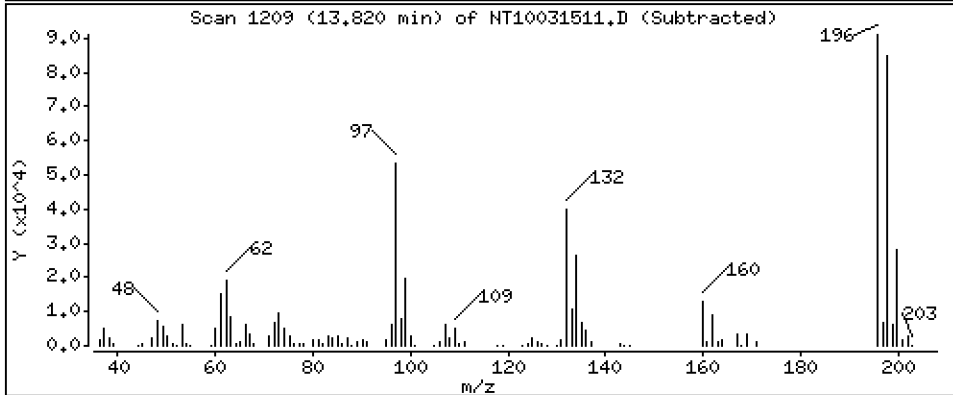
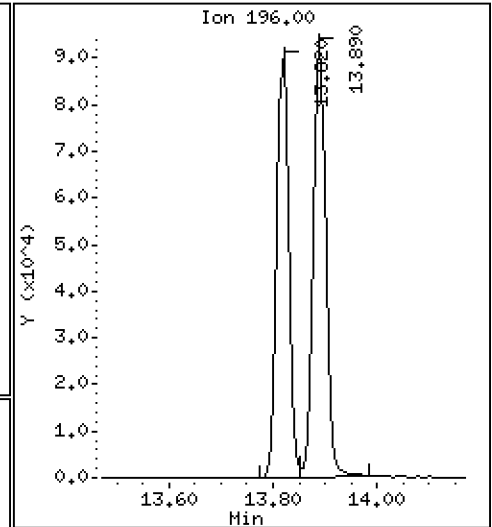
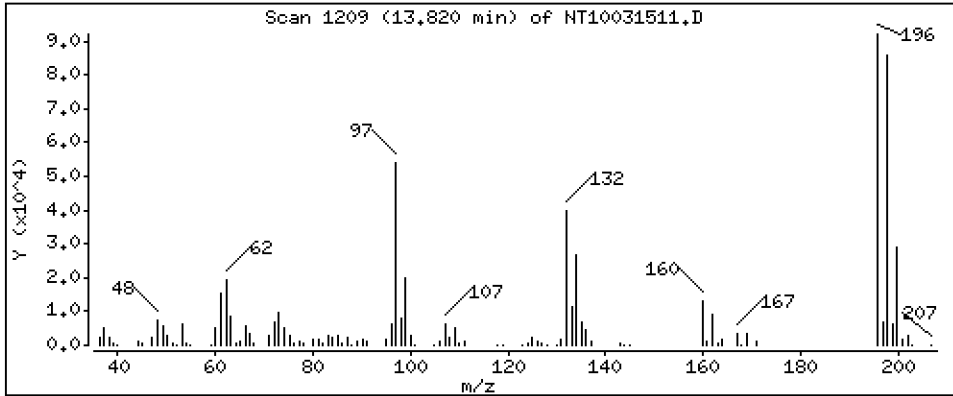
Operator: VTS

Column phase: ZB-5msi

Column diameter: 0,25

34 2,4,6-Trichlorophenol

Concentration: 4,596 ug/mL



Date : 16-MAR-2023 02:16

Client ID:

Instrument: nt10.i

Sample Info: SLC0228-SCV1

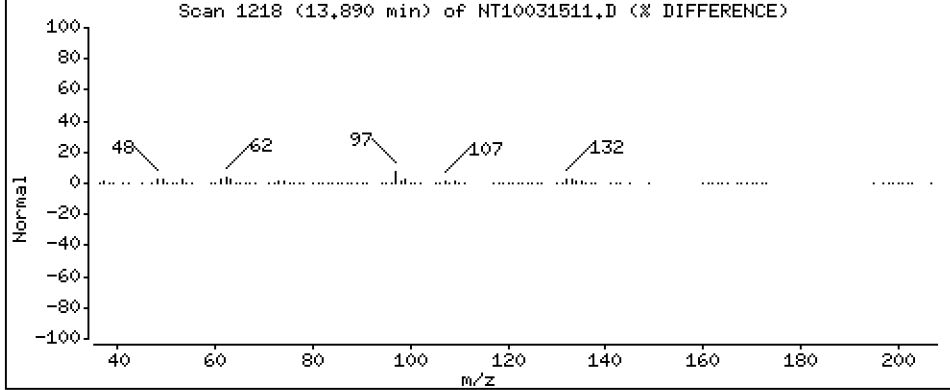
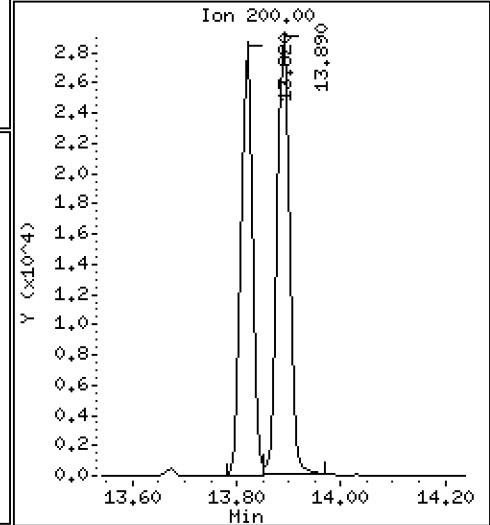
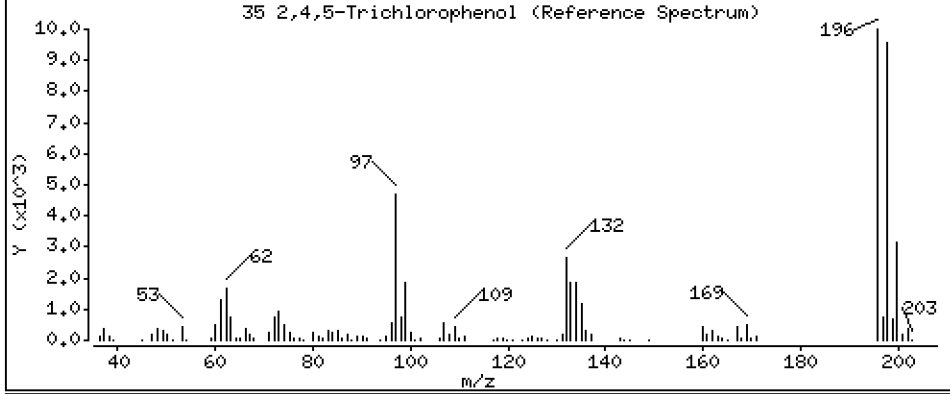
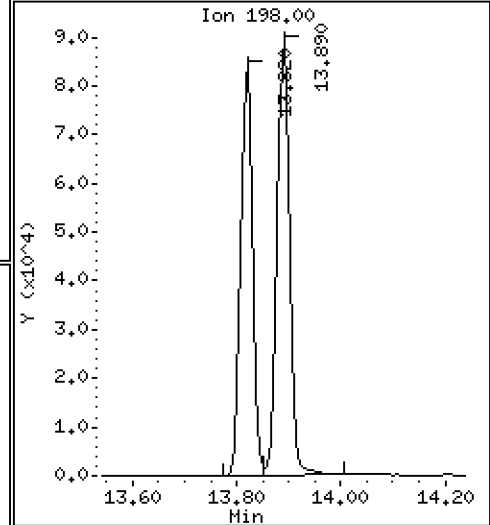
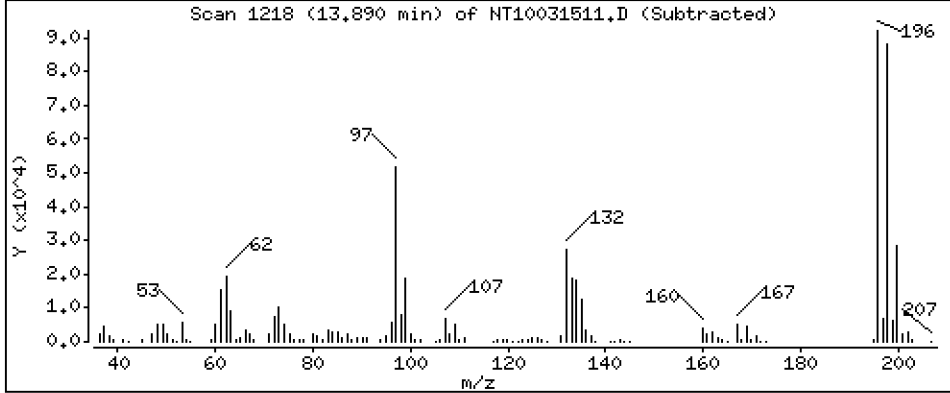
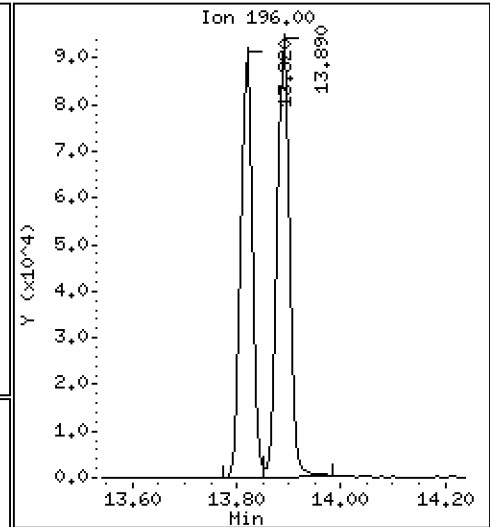
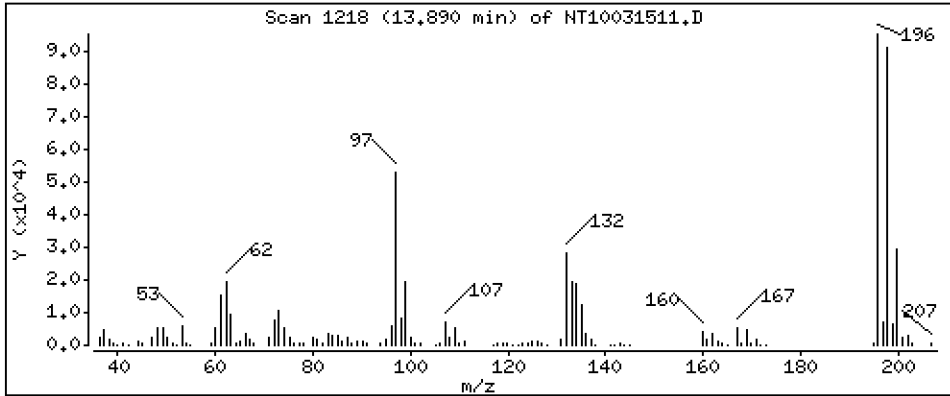
Operator: VTS

Column phase: ZB-5msi

Column diameter: 0,25

35 2,4,5-Trichlorophenol

Concentration: 4,409 ug/mL



Date : 16-MAR-2023 02:16

Client ID:

Instrument: nt10.i

Sample Info: SLC0228-SCV1

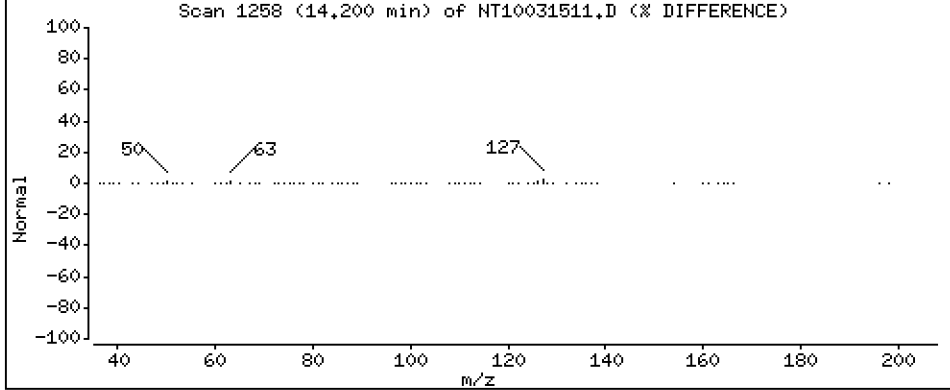
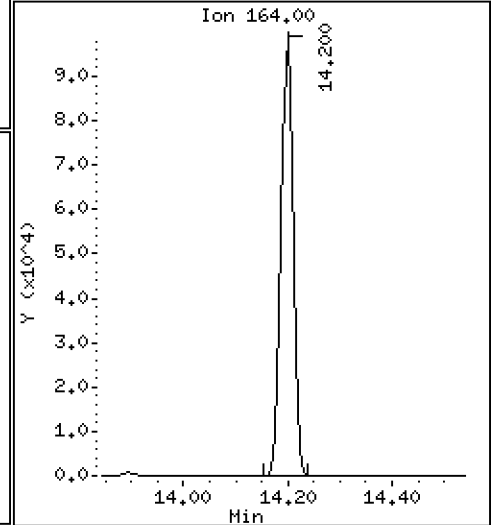
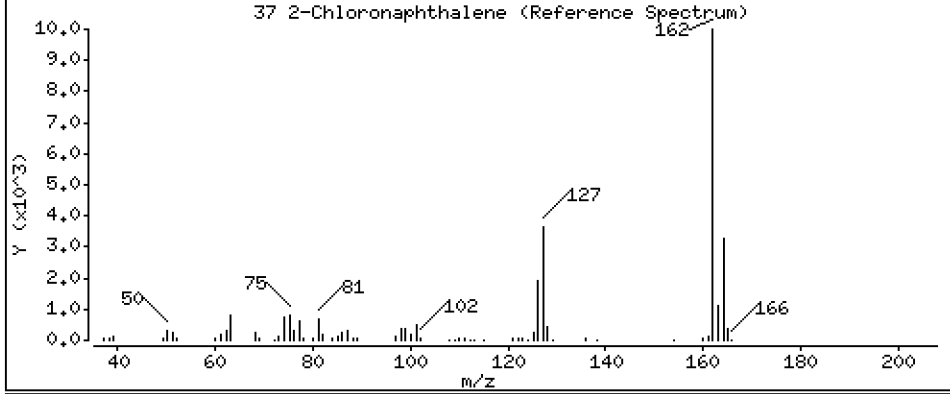
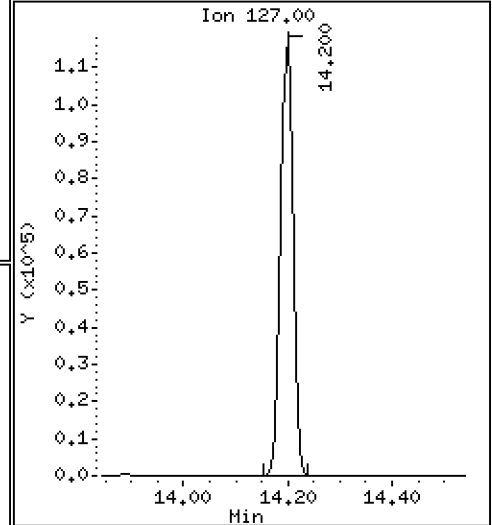
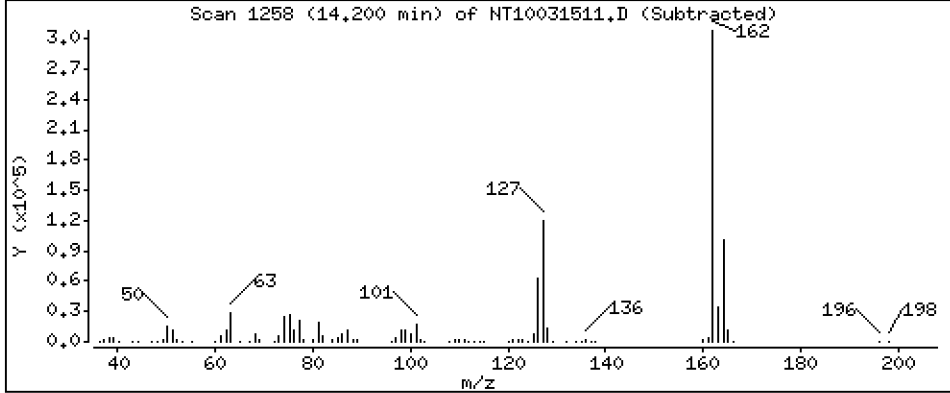
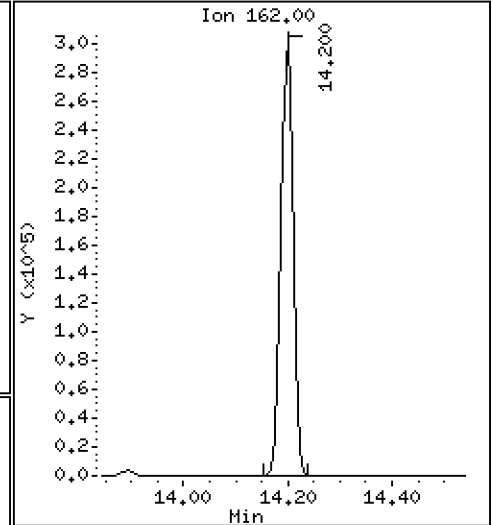
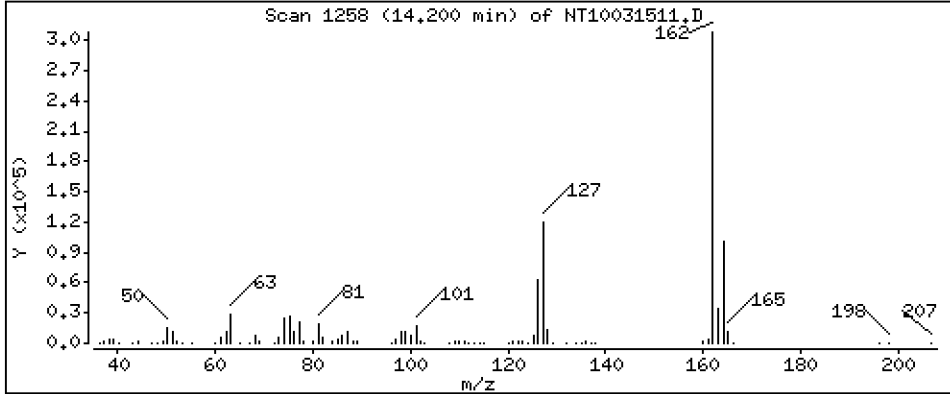
Operator: VTS

Column phase: ZB-5msi

Column diameter: 0,25

37 2-Chloronaphthalene

Concentration: 4,796 ug/mL



Date : 16-MAR-2023 02:16

Client ID:

Instrument: nt10.i

Sample Info: SLC0228-SCV1

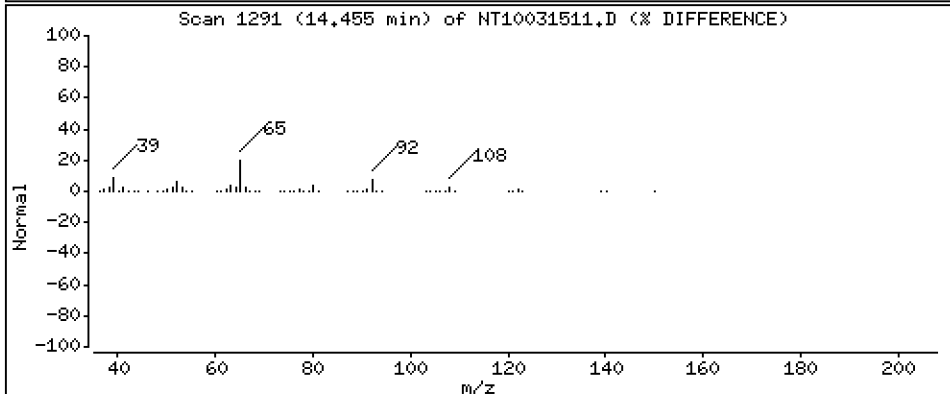
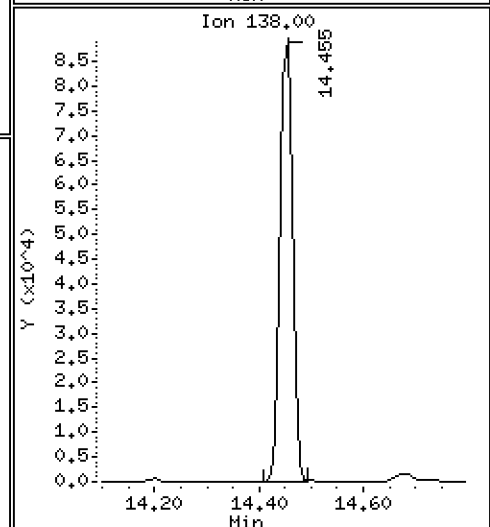
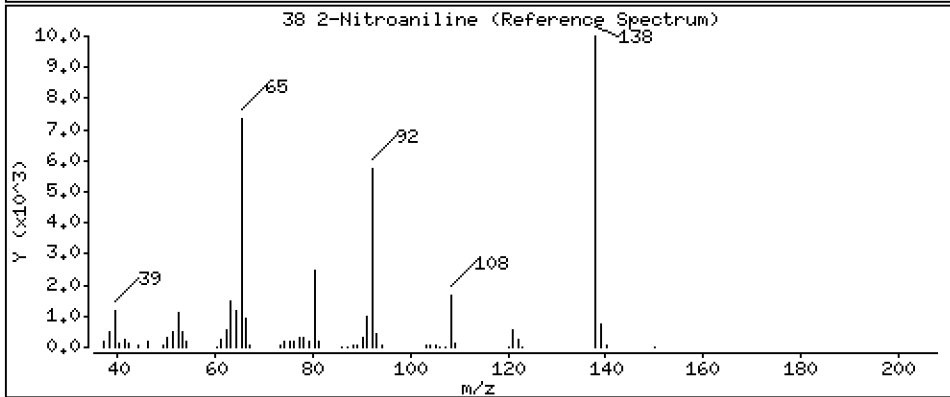
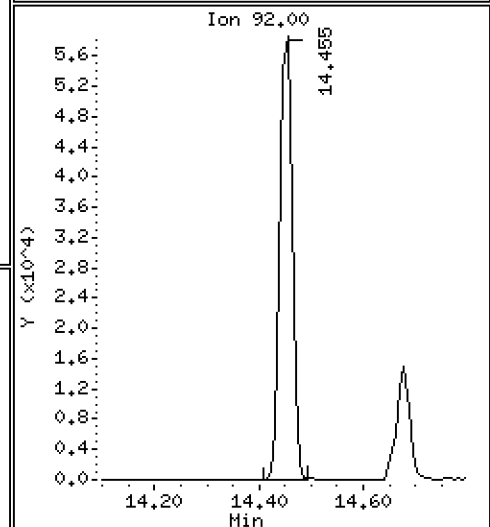
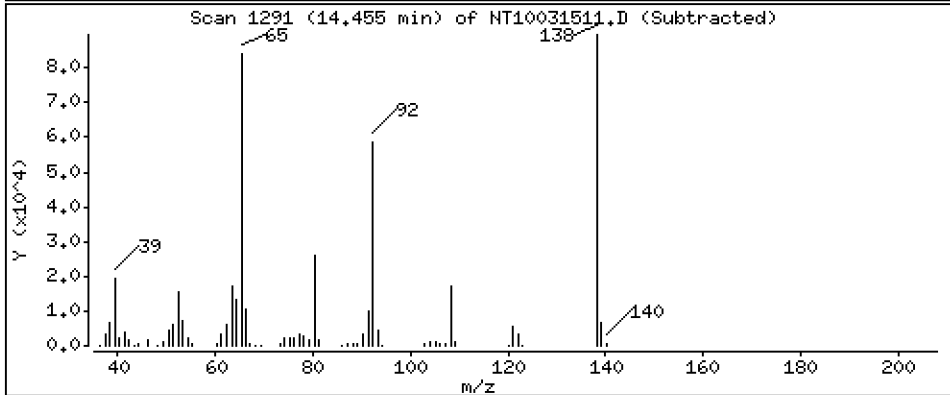
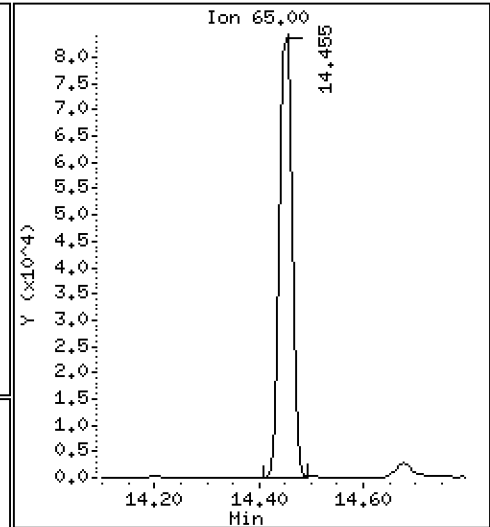
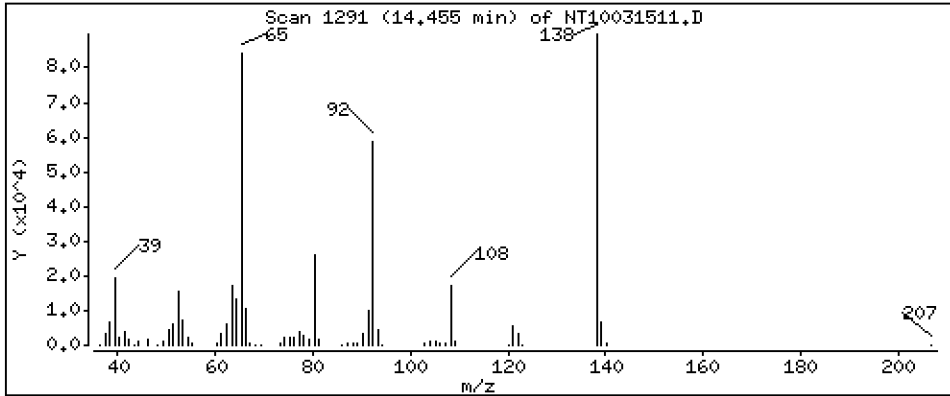
Operator: VTS

Column phase: ZB-5msi

Column diameter: 0,25

38 2-Nitroaniline

Concentration: 4,911 ug/mL



Date : 16-MAR-2023 02:16

Client ID:

Instrument: nt10.i

Sample Info: SLC0228-SCV1

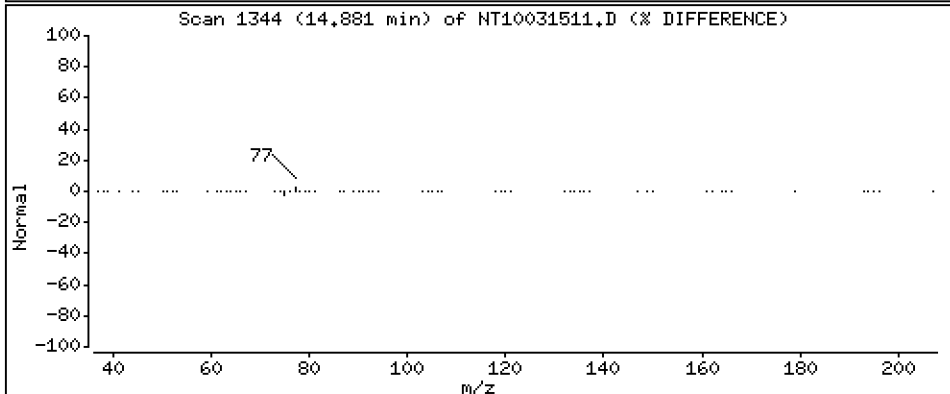
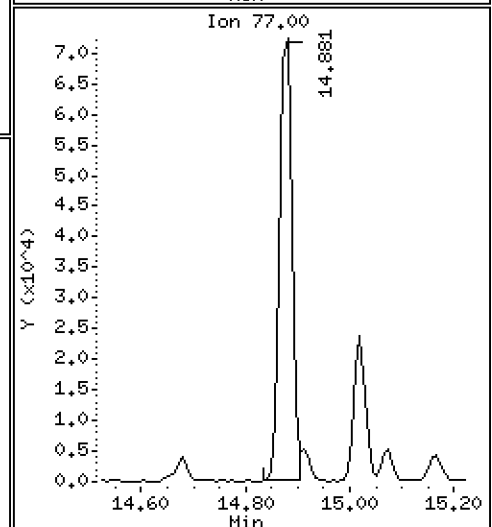
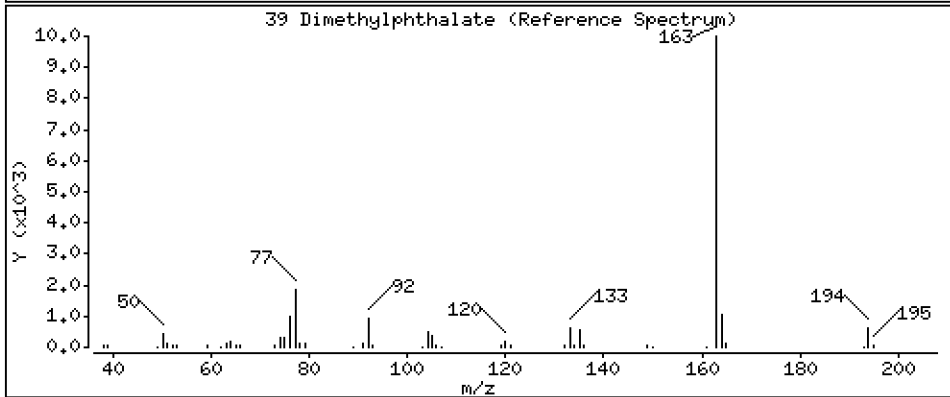
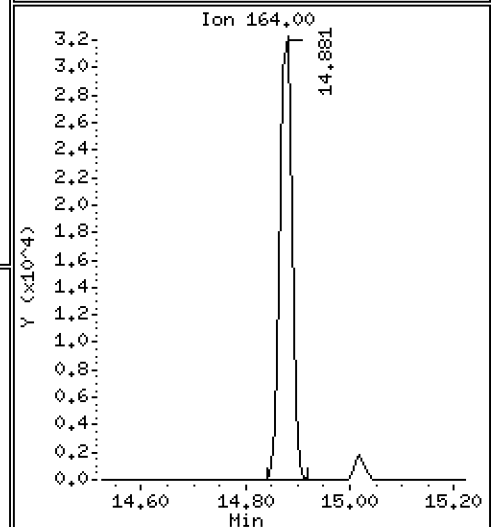
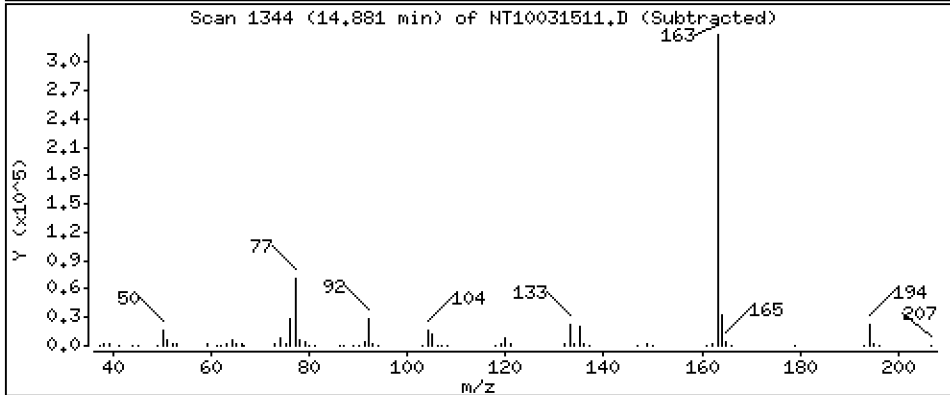
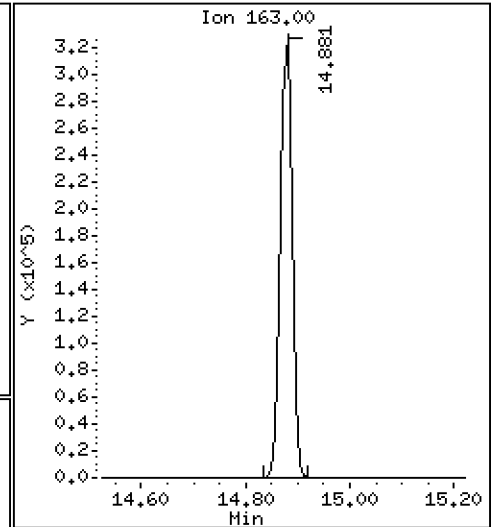
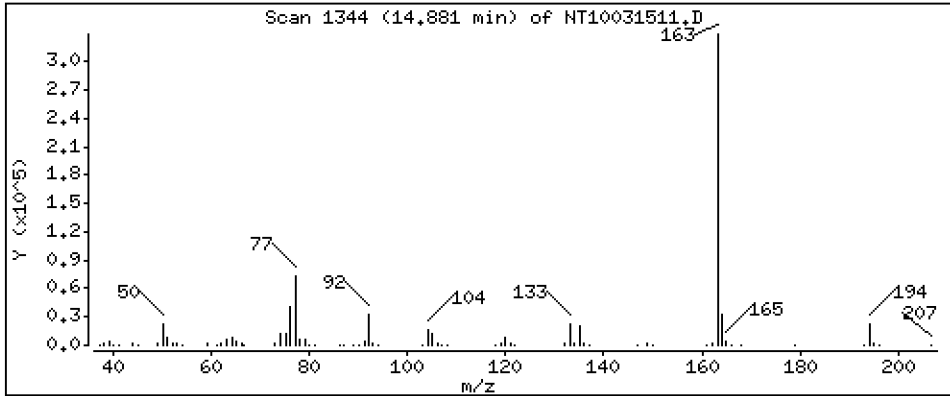
Operator: VTS

Column phase: ZB-5msi

Column diameter: 0.25

39 Dimethylphthalate

Concentration: 4.937 ug/mL



Date : 16-MAR-2023 02:16

Client ID:

Instrument: nt10.i

Sample Info: SLC0228-SCV1

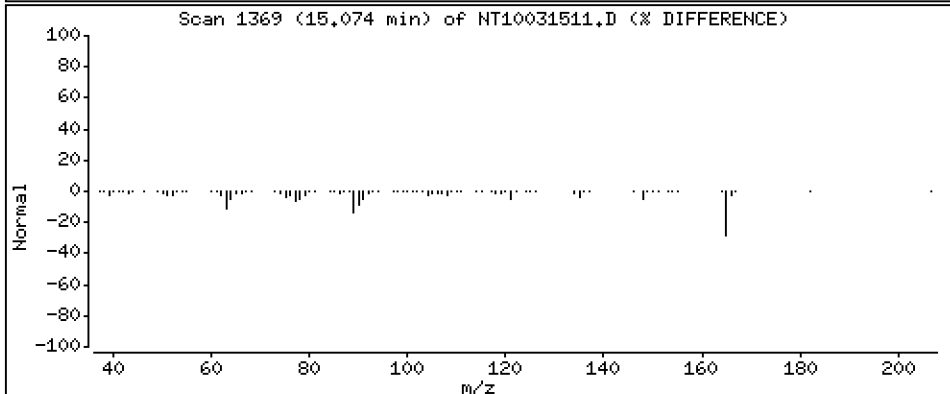
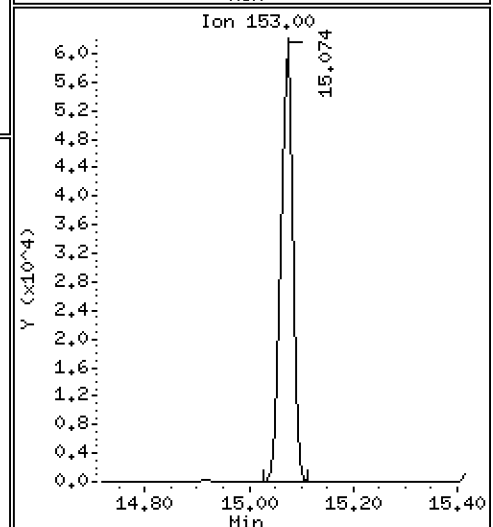
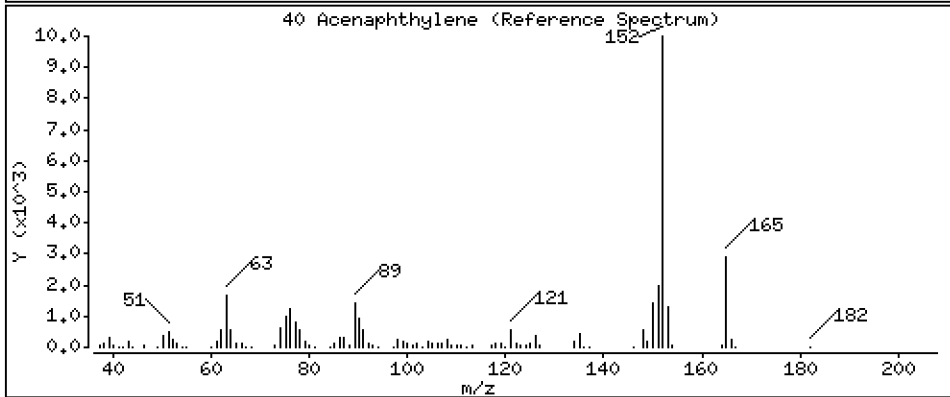
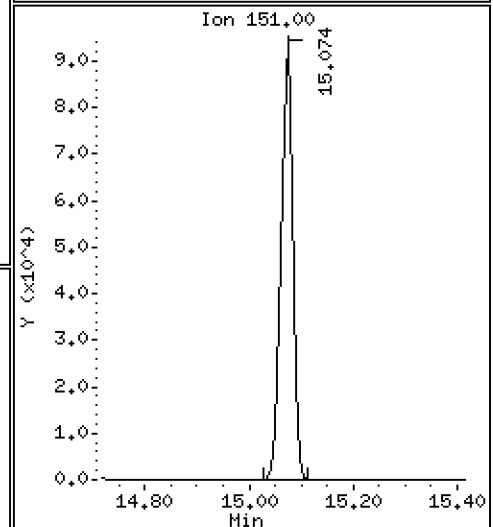
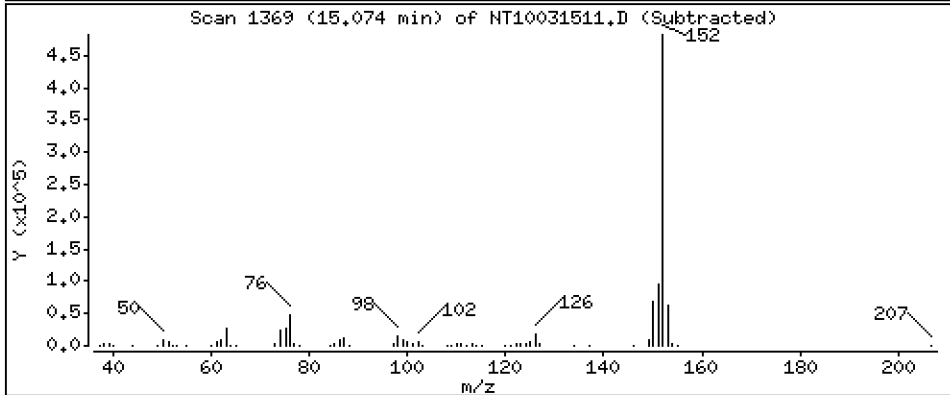
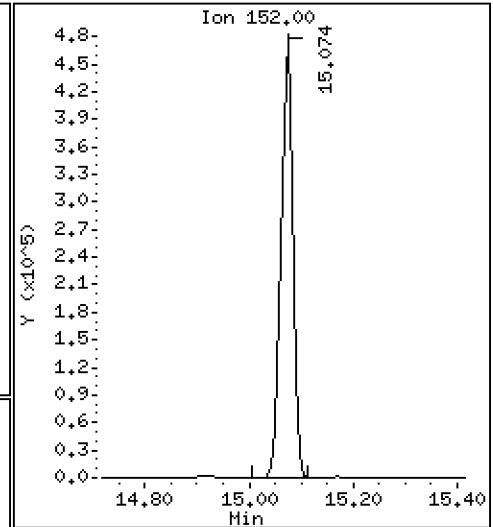
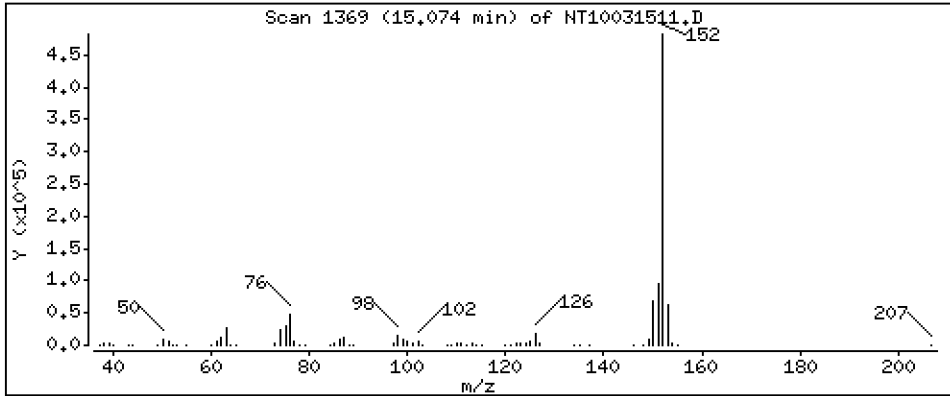
Operator: VTS

Column phase: ZB-5msi

Column diameter: 0,25

40 Acenaphthylene

Concentration: 4,805 ug/mL



Date : 16-MAR-2023 02:16

Client ID:

Instrument: nt10.i

Sample Info: SLC0228-SCV1

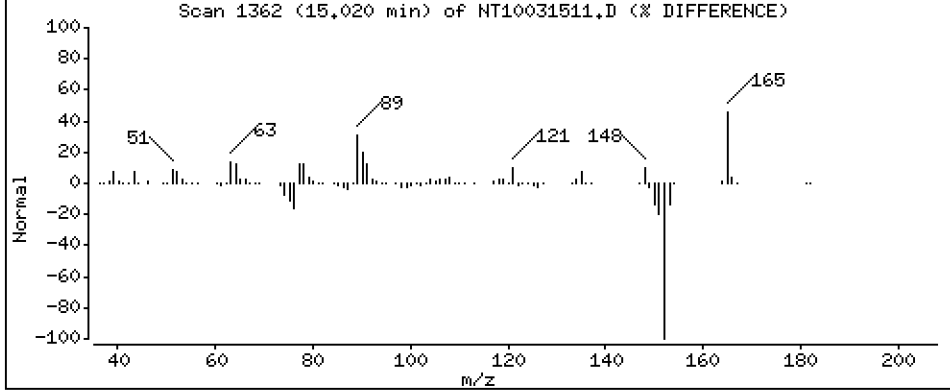
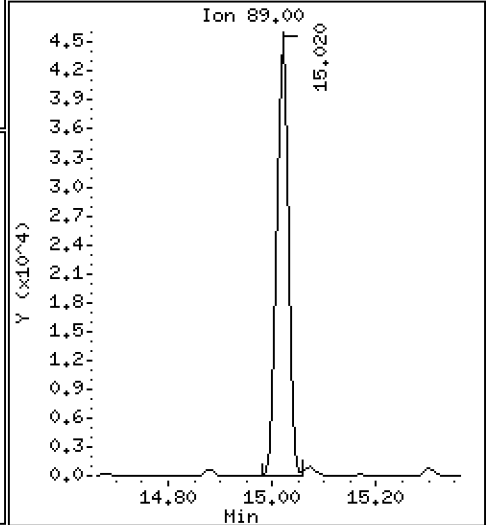
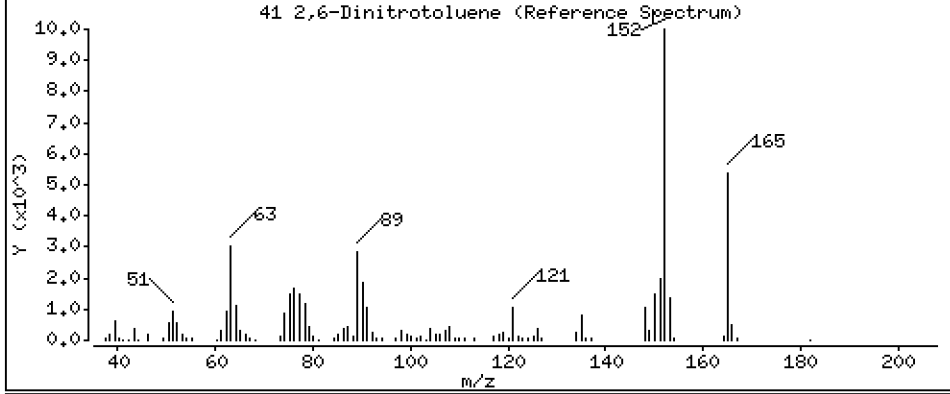
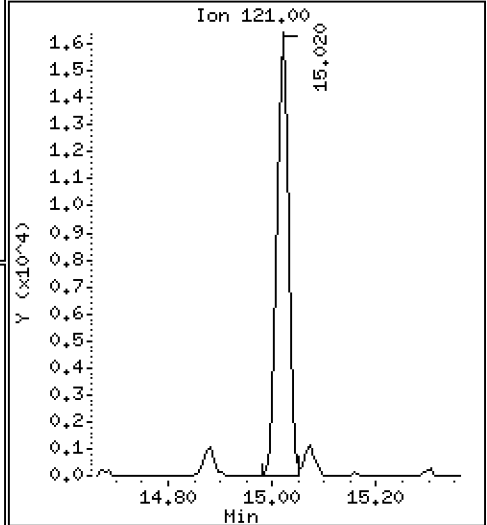
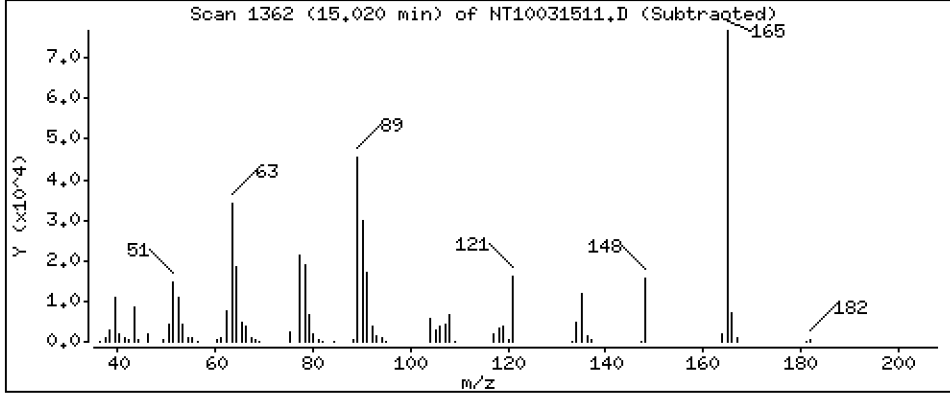
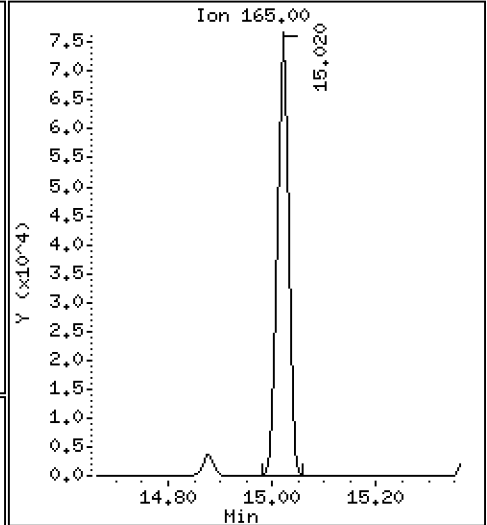
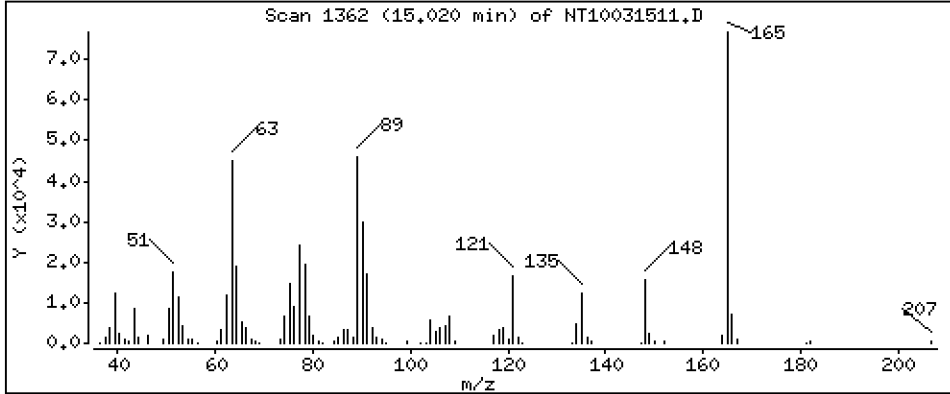
Operator: VTS

Column phase: ZB-5msi

Column diameter: 0,25

41 2,6-Dinitrotoluene

Concentration: 5,298 ug/mL



Date : 16-MAR-2023 02:16

Client ID:

Instrument: nt10.i

Sample Info: SLC0228-SCV1

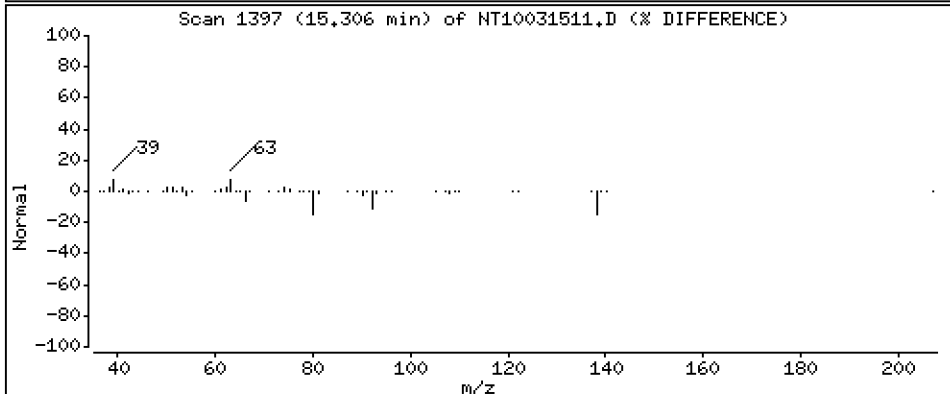
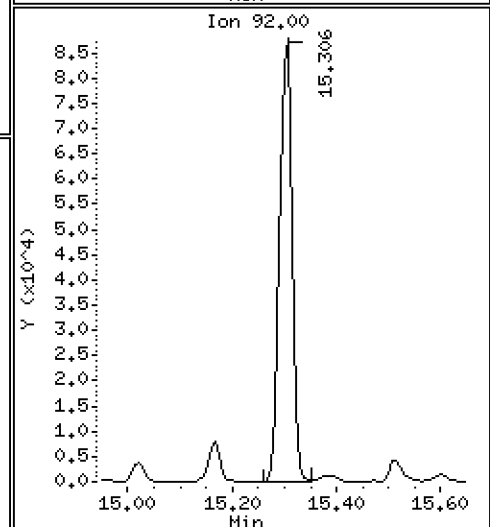
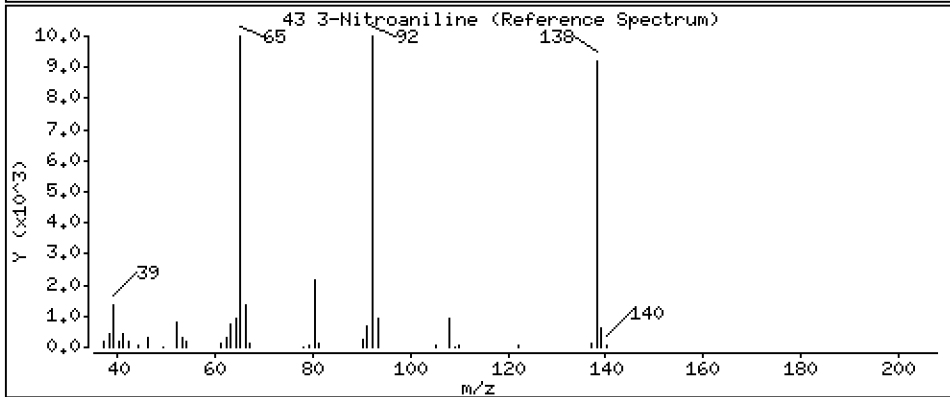
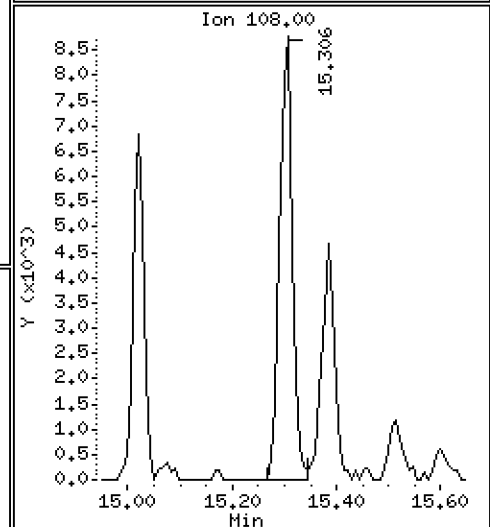
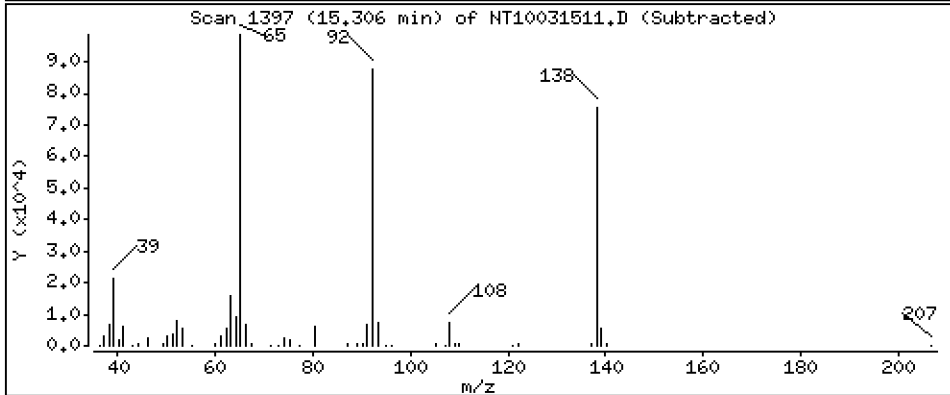
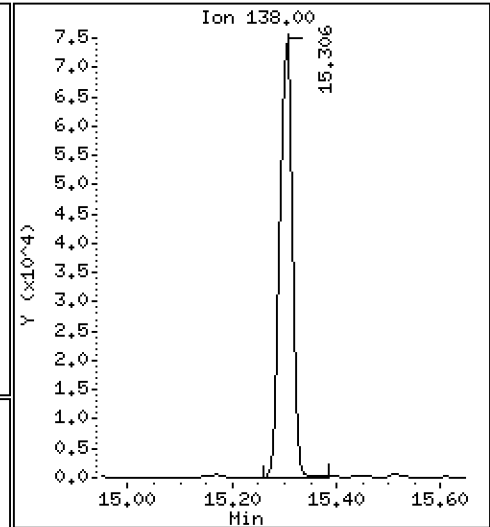
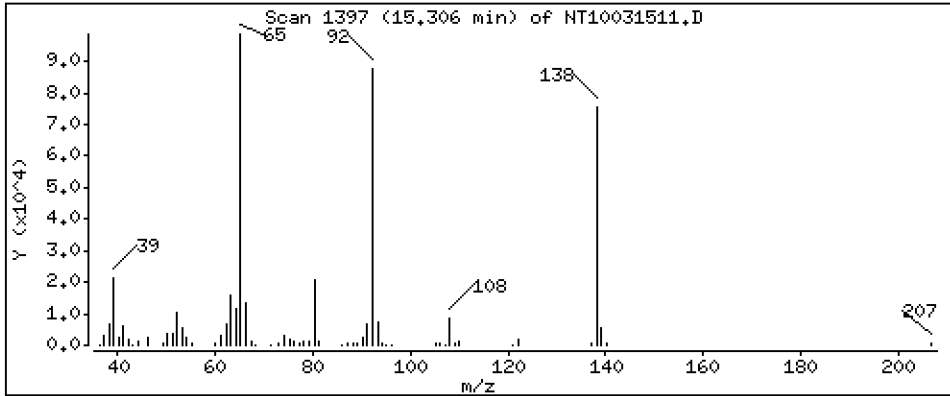
Operator: VTS

Column phase: ZB-5msi

Column diameter: 0,25

43 3-Nitroaniline

Concentration: 5,014 ug/mL



Date : 16-MAR-2023 02:16

Client ID:

Instrument: nt10.i

Sample Info: SLC0228-SCV1

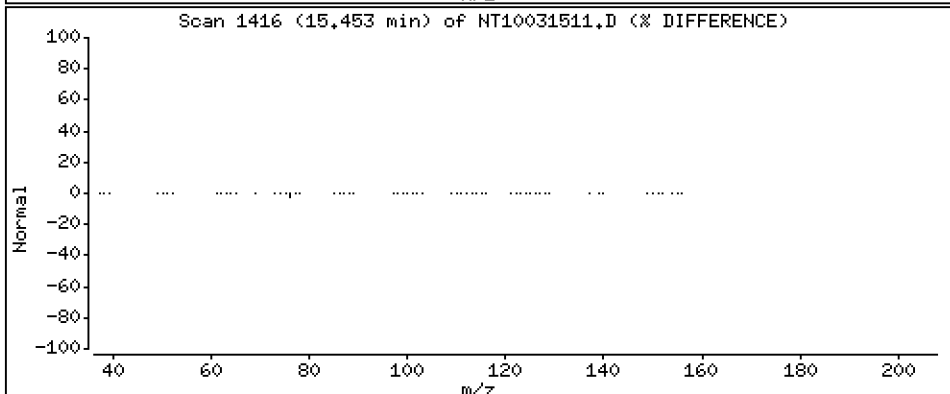
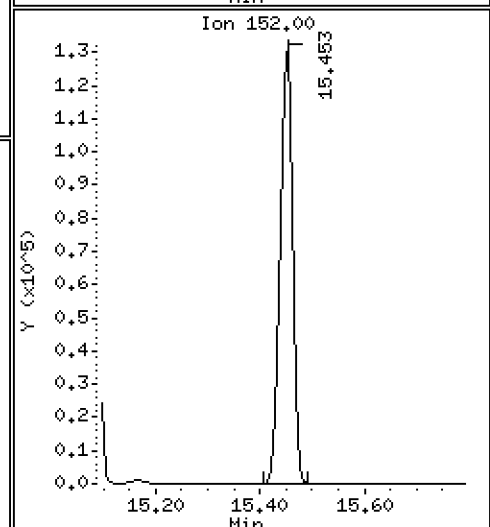
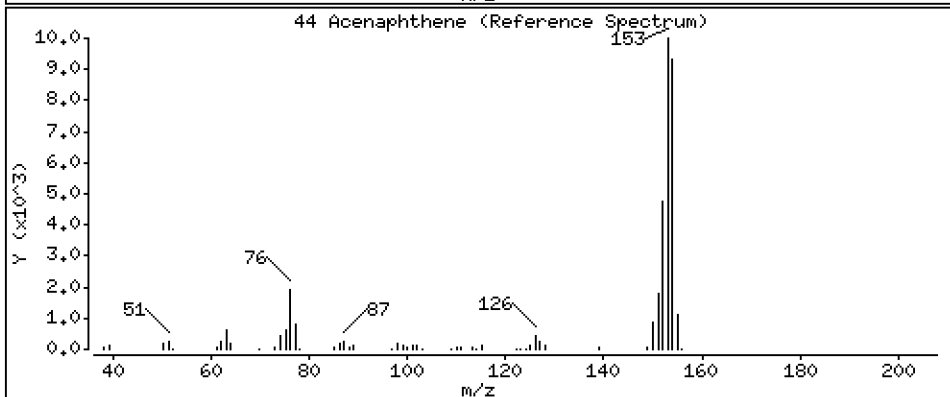
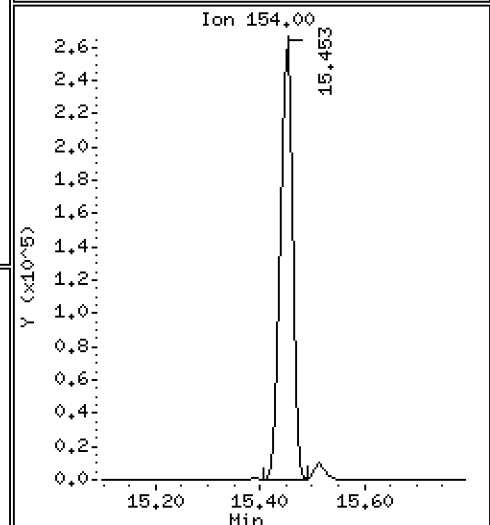
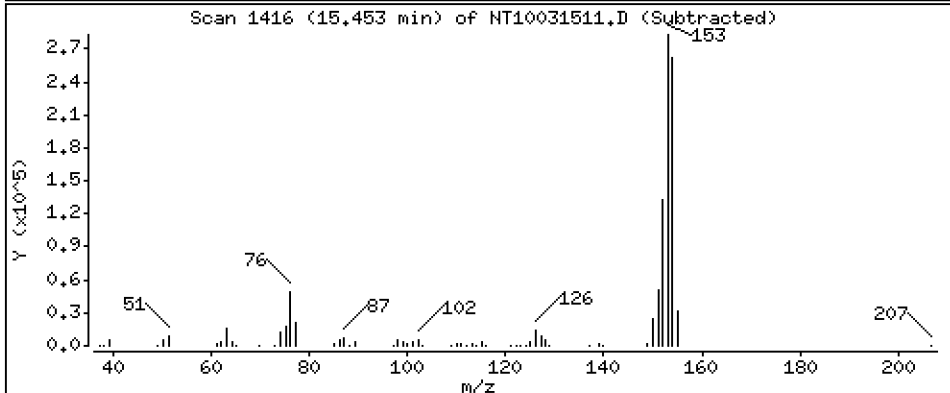
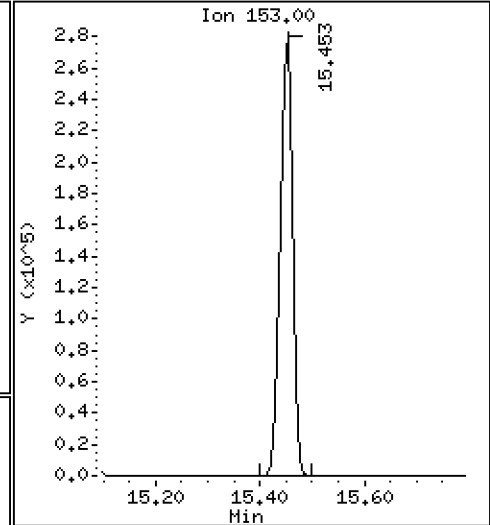
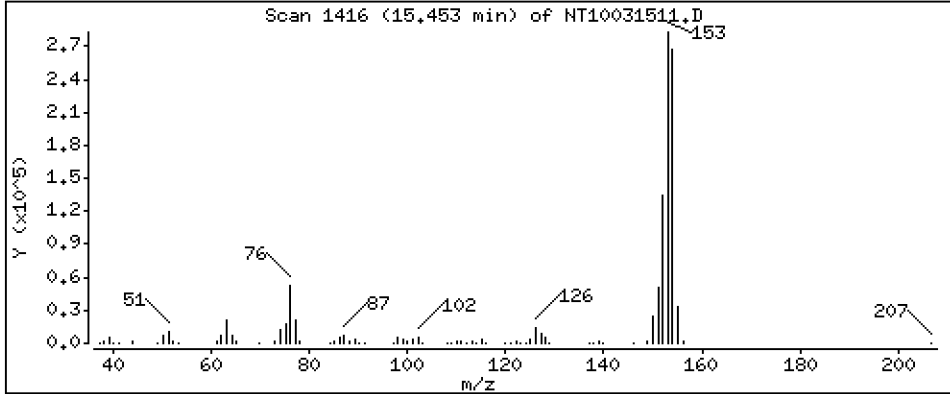
Operator: VTS

Column phase: ZB-5msi

Column diameter: 0,25

44 Acenaphthene

Concentration: 4,776 ug/mL



Date : 16-MAR-2023 02:16

Client ID:

Instrument: nt10.i

Sample Info: SLC0228-SCV1

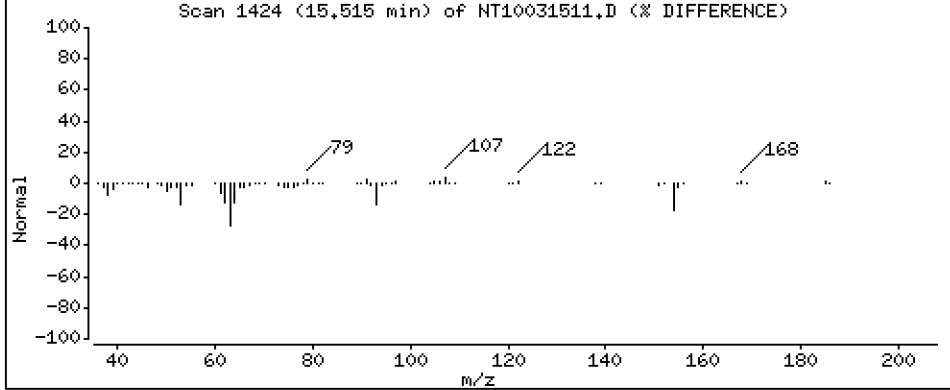
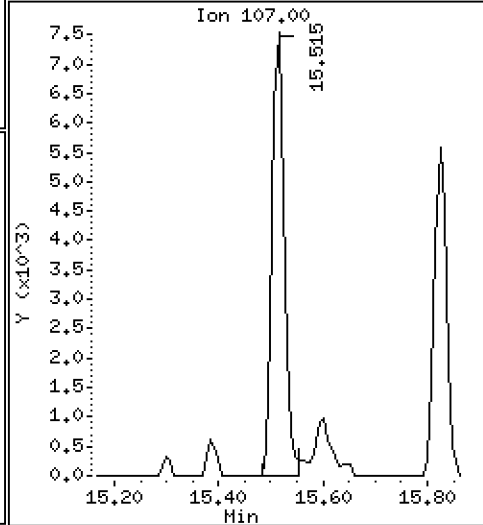
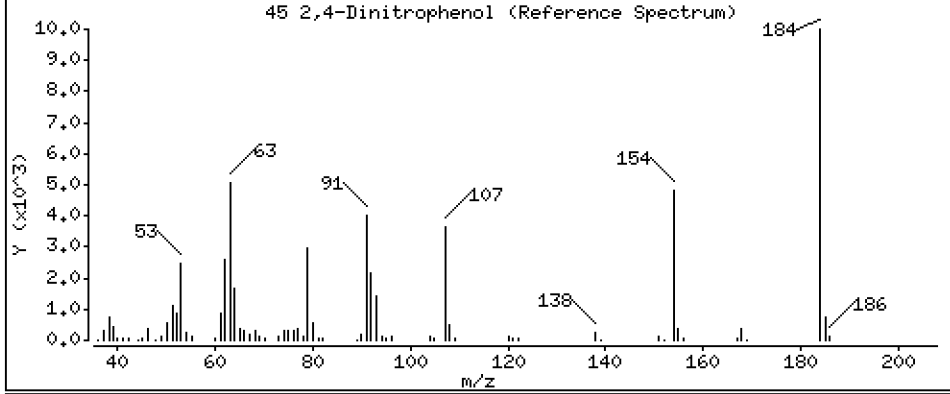
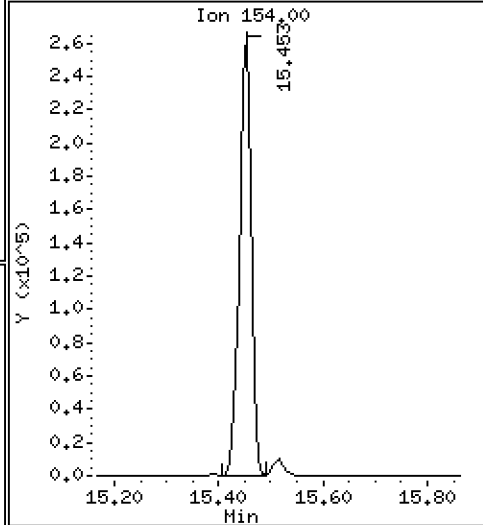
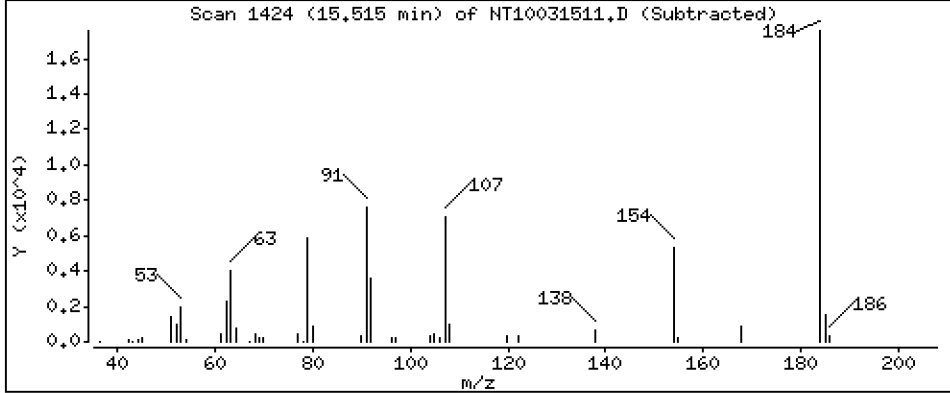
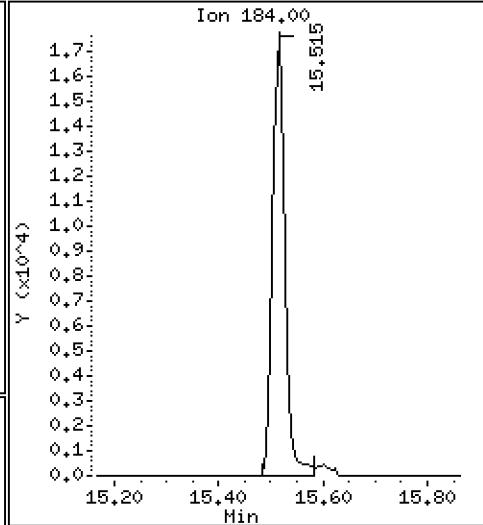
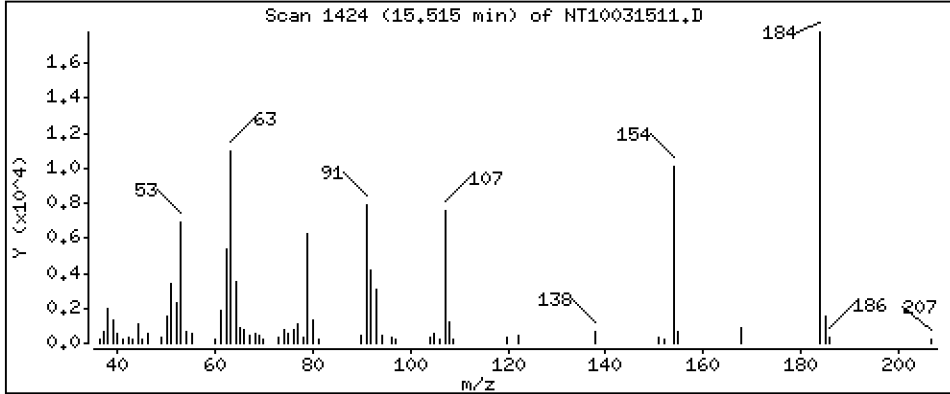
Operator: VTS

Column phase: ZB-5msi

Column diameter: 0,25

45 2,4-Dinitrophenol

Concentration: 2,124 ug/mL



Date : 16-MAR-2023 02:16

Client ID:

Instrument: nt10.i

Sample Info: SLC0228-SCV1

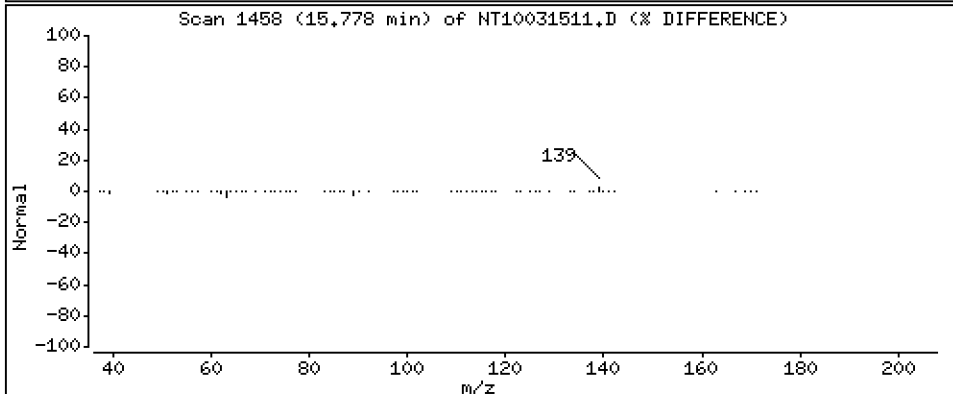
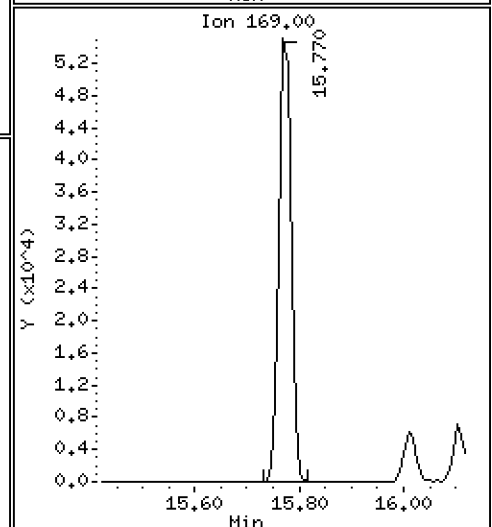
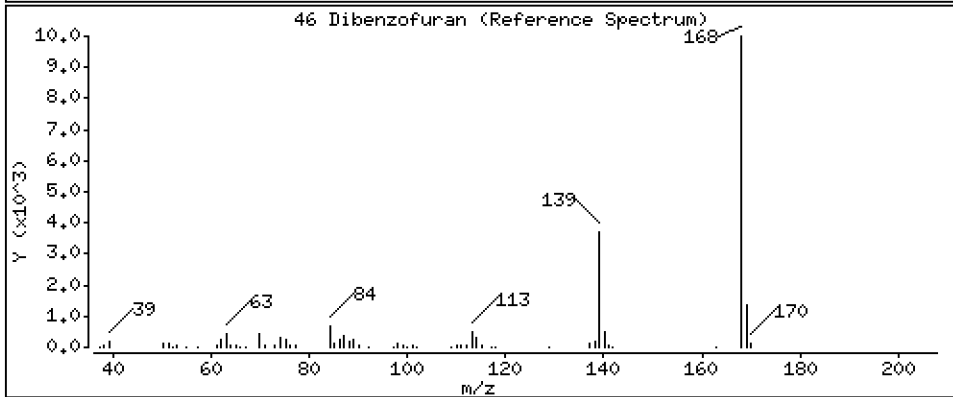
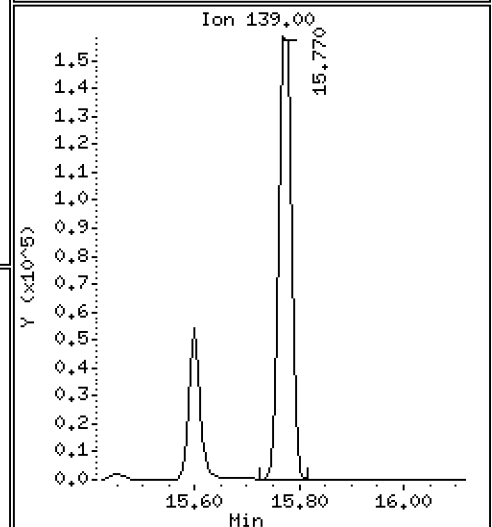
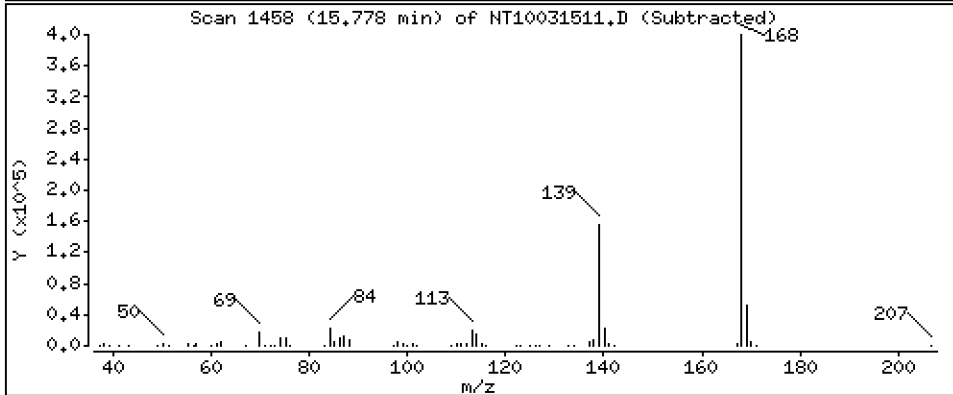
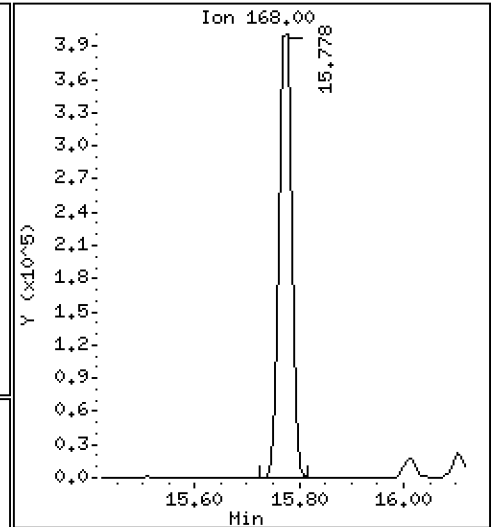
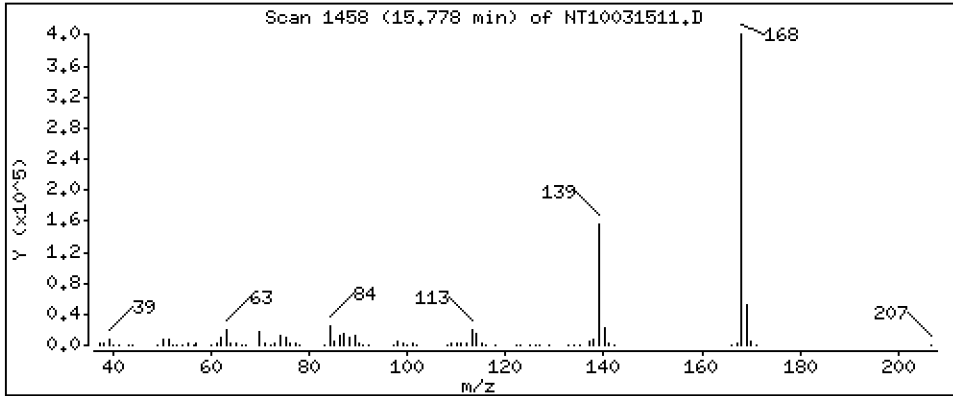
Operator: VTS

Column phase: ZB-5msi

Column diameter: 0,25

46 Dibenzofuran

Concentration: 4,648 ug/mL



Date : 16-MAR-2023 02:16

Client ID:

Instrument: nt10.i

Sample Info: SLC0228-SCV1

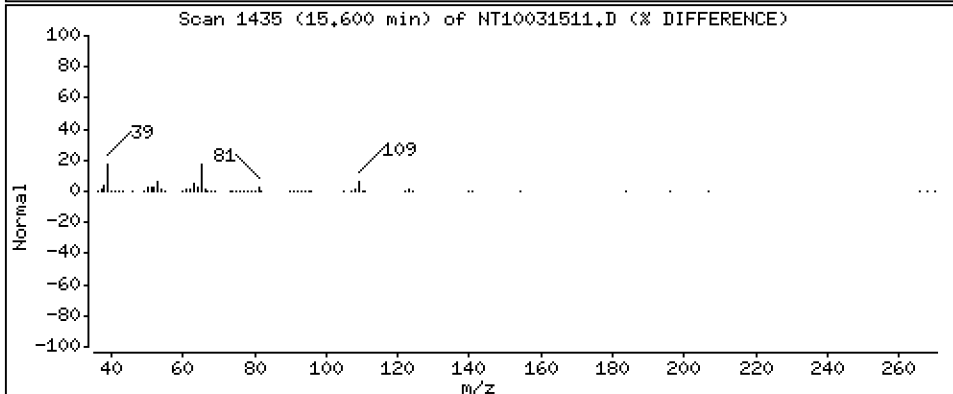
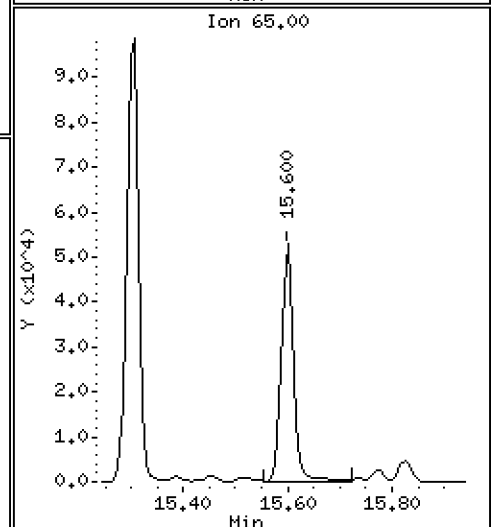
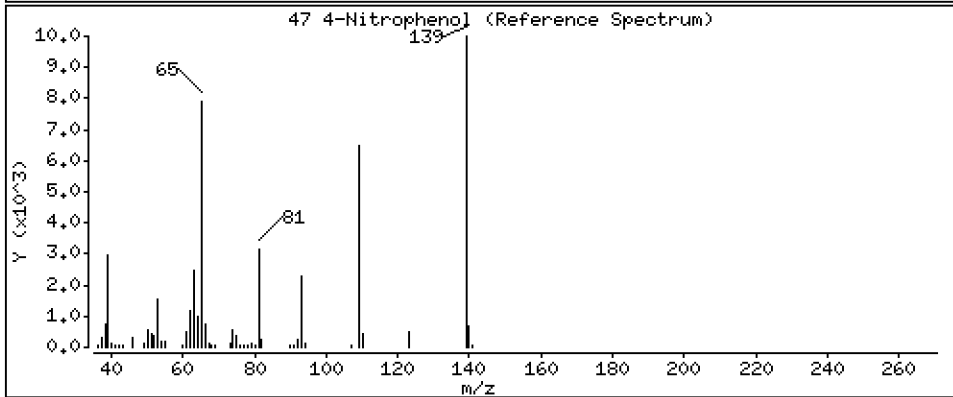
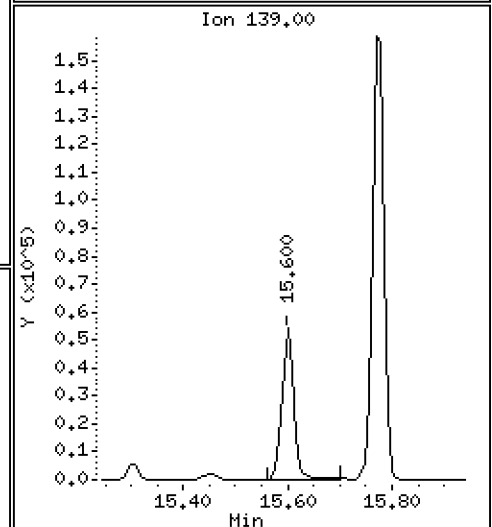
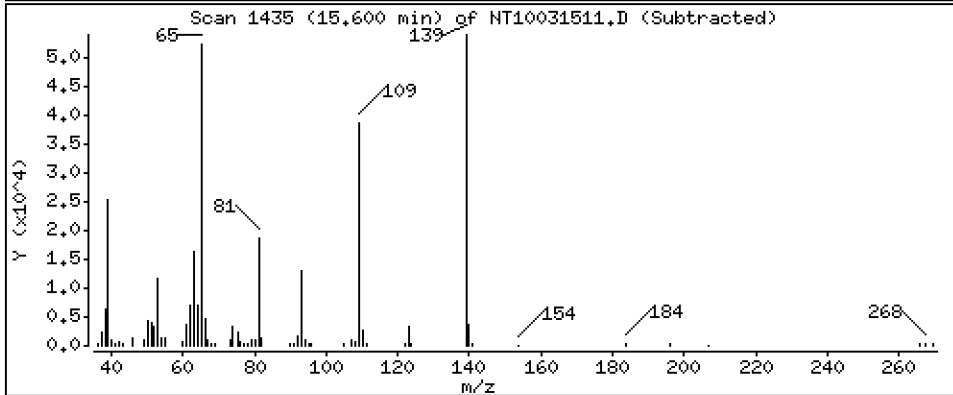
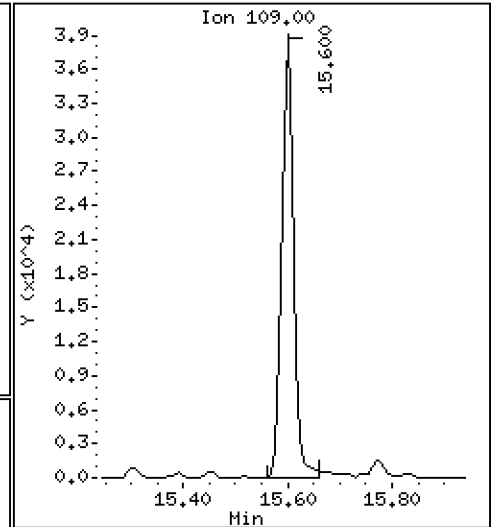
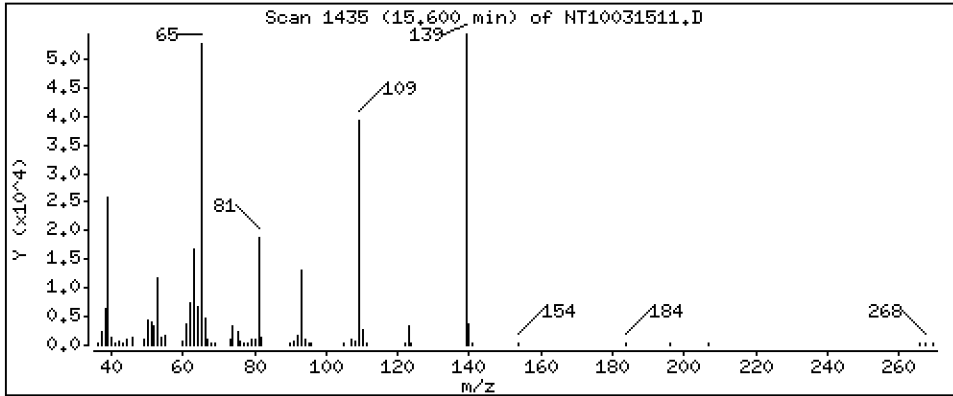
Operator: VTS

Column phase: ZB-5msi

Column diameter: 0,25

47 4-Nitrophenol

Concentration: 3,966 ug/mL



Date : 16-MAR-2023 02:16

Client ID:

Instrument: nt10.i

Sample Info: SLC0228-SCV1

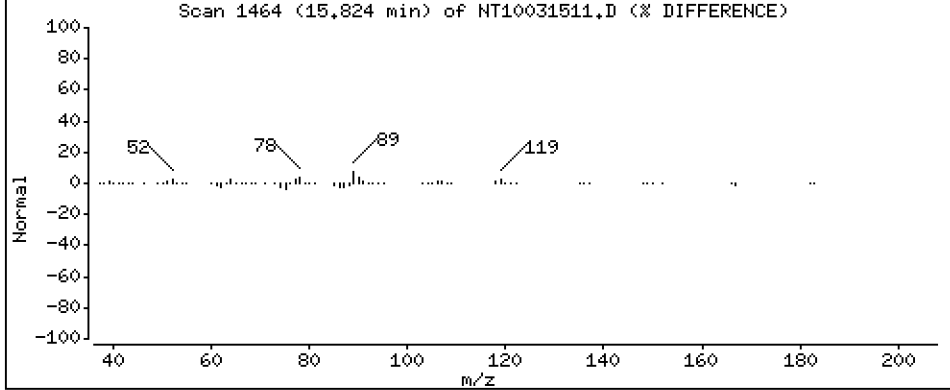
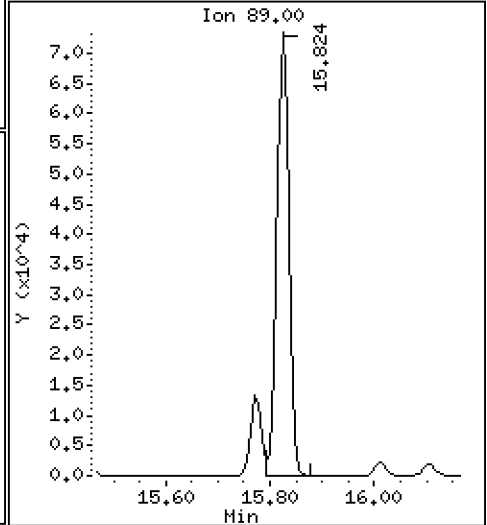
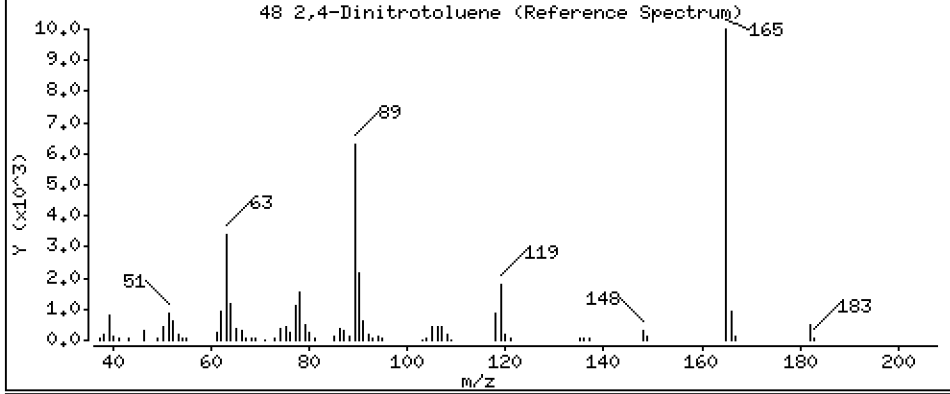
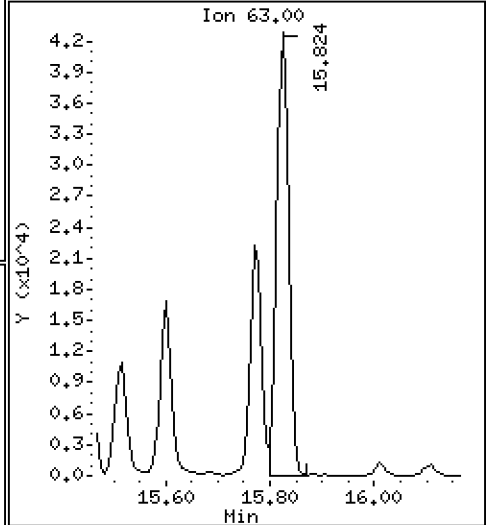
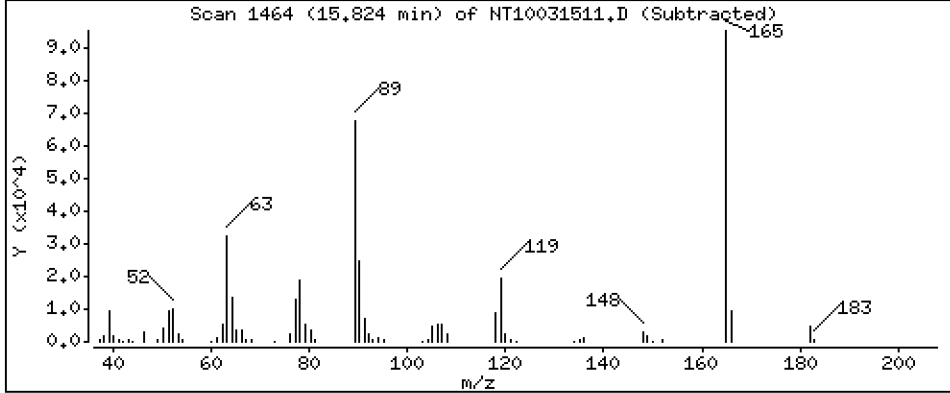
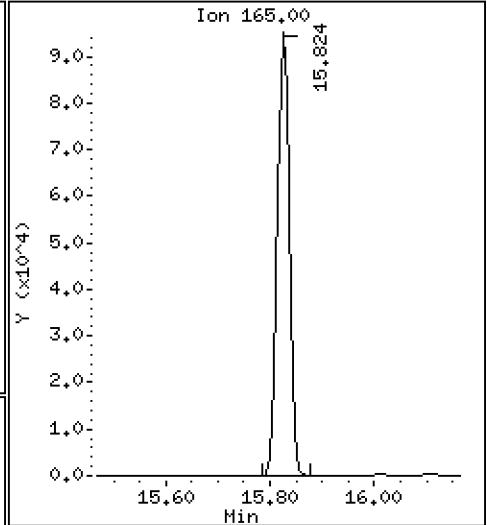
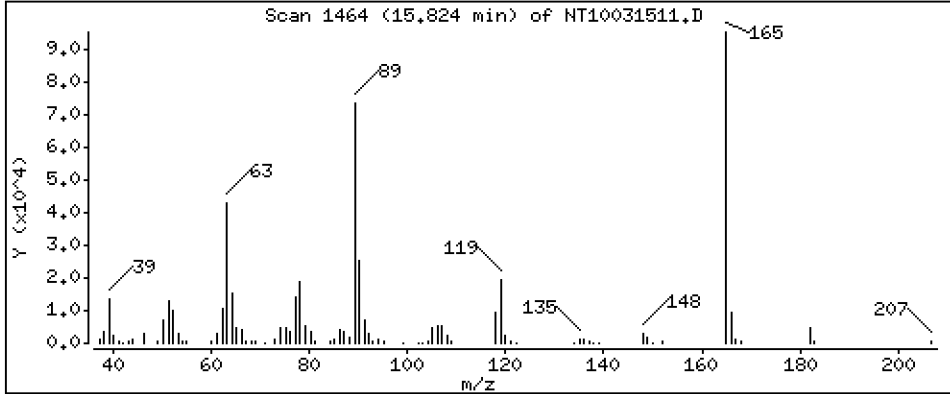
Operator: VTS

Column phase: ZB-5msi

Column diameter: 0,25

48 2,4-Dinitrotoluene

Concentration: 4,510 ug/mL



Date : 16-MAR-2023 02:16

Client ID:

Instrument: nt10.i

Sample Info: SLC0228-SCV1

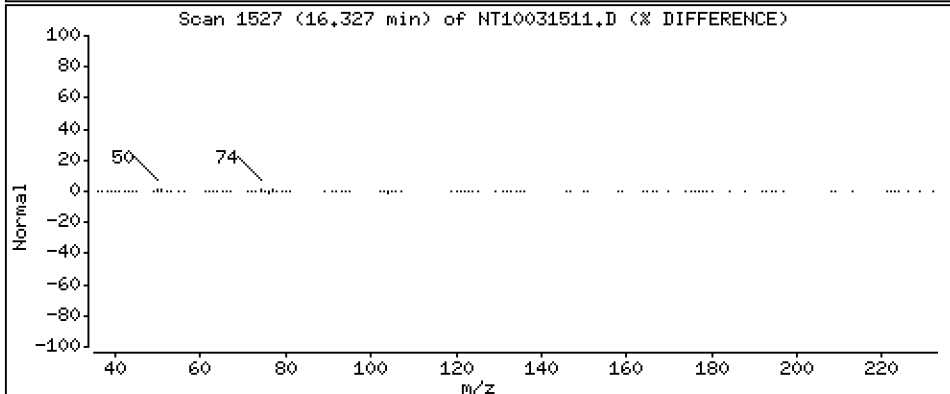
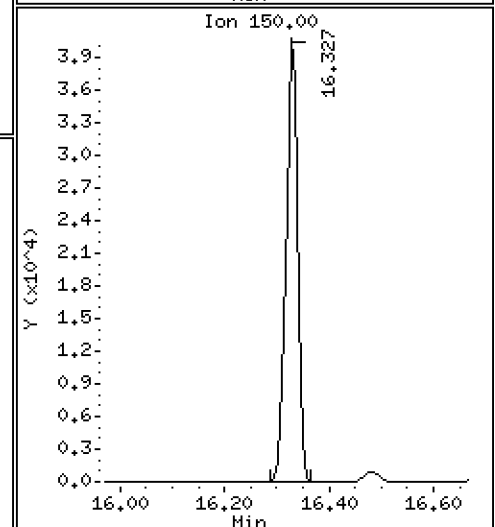
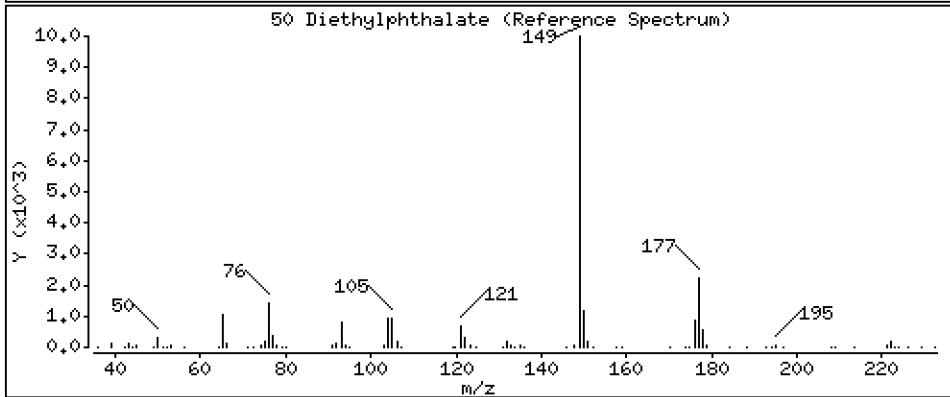
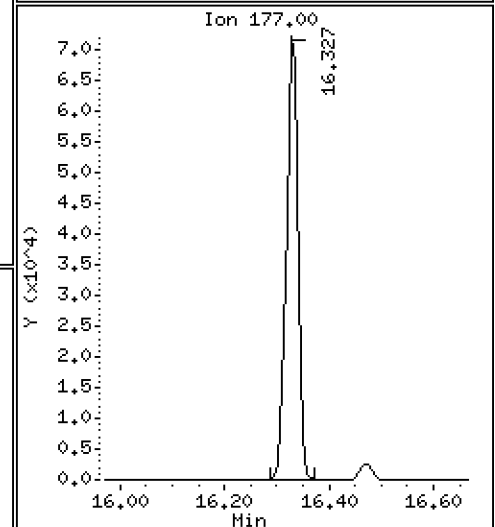
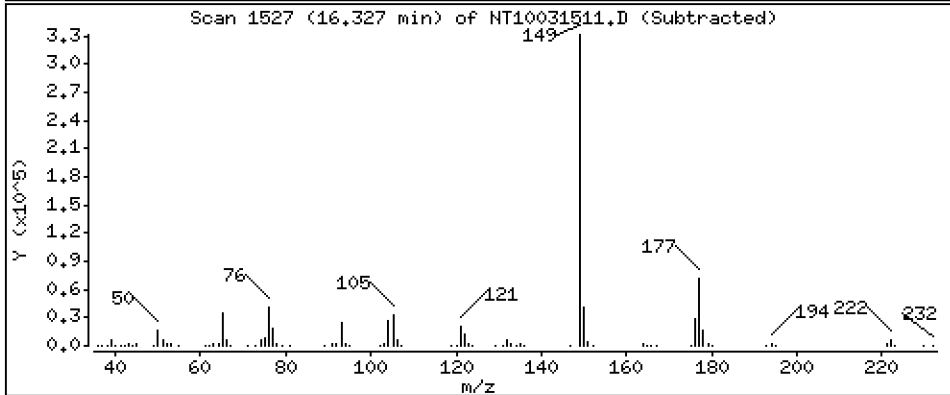
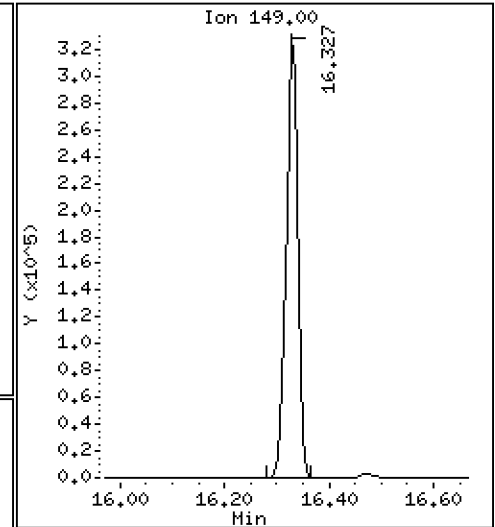
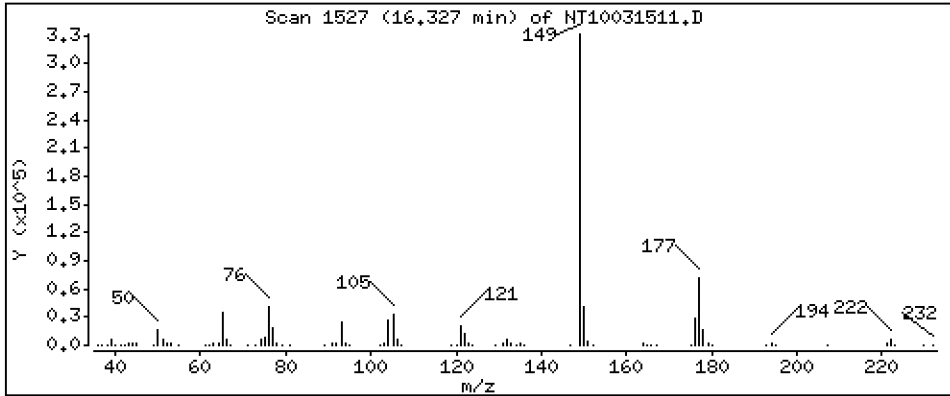
Operator: VTS

Column phase: ZB-5msi

Column diameter: 0,25

50 Diethylphthalate

Concentration: 5,209 ug/mL



Date : 16-MAR-2023 02:16

Client ID:

Instrument: nt10.i

Sample Info: SLC0228-SCV1

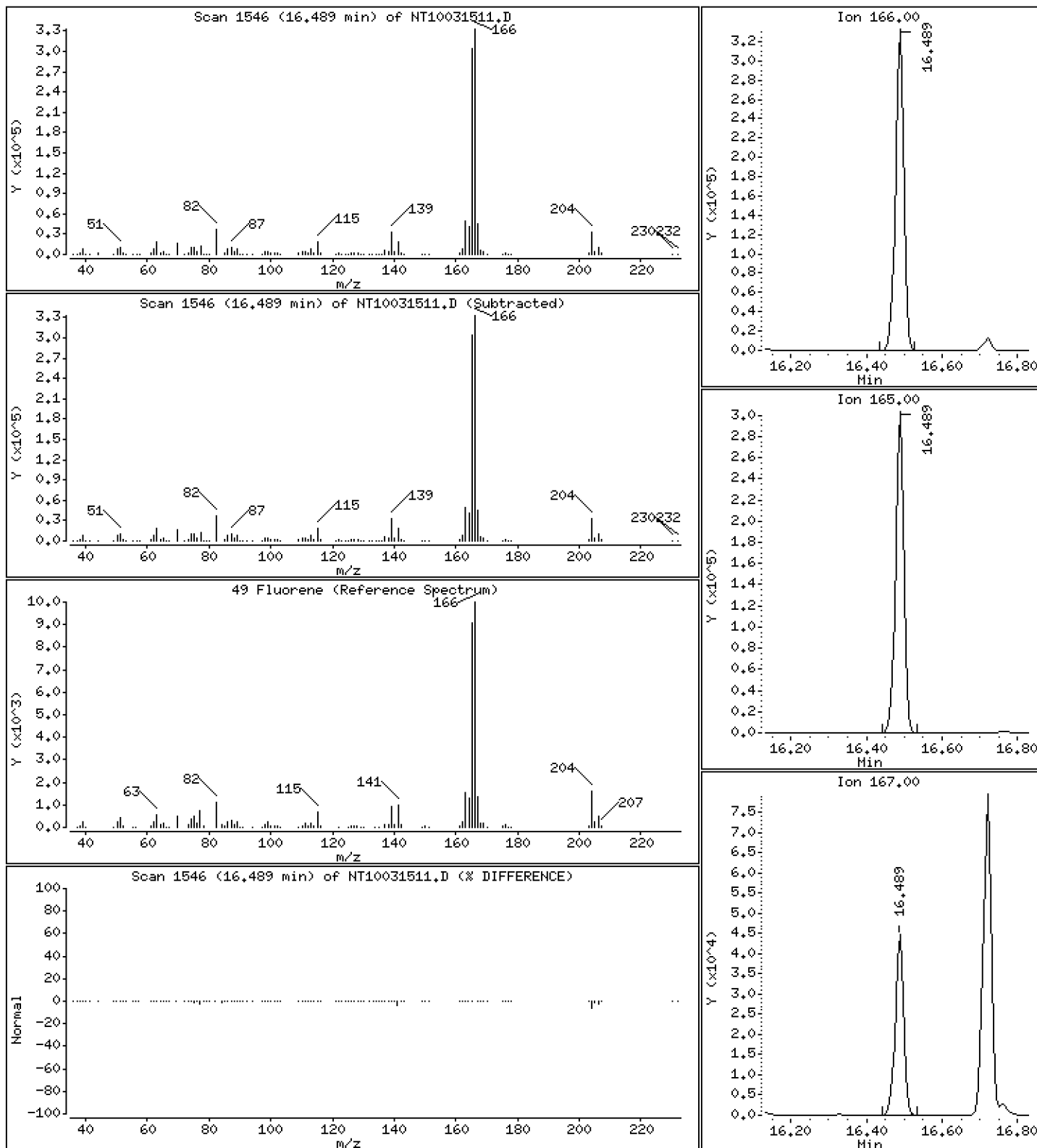
Operator: VTS

Column phase: ZB-5msi

Column diameter: 0,25

49 Fluorene

Concentration: 4,708 ug/mL



Date : 16-MAR-2023 02:16

Client ID:

Instrument: nt10.i

Sample Info: SLC0228-SCV1

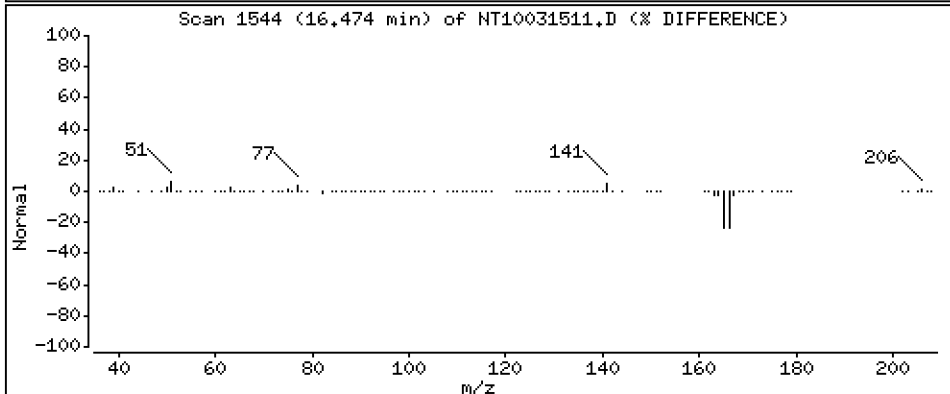
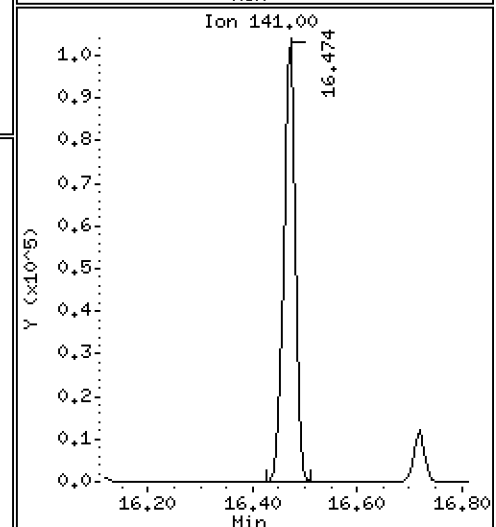
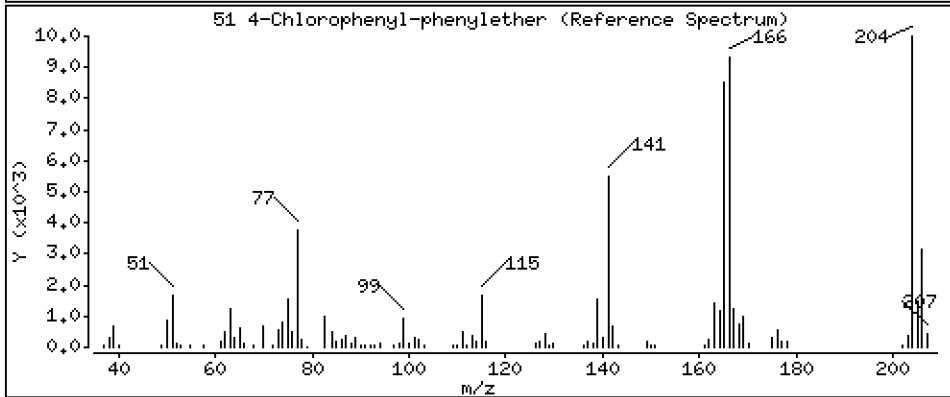
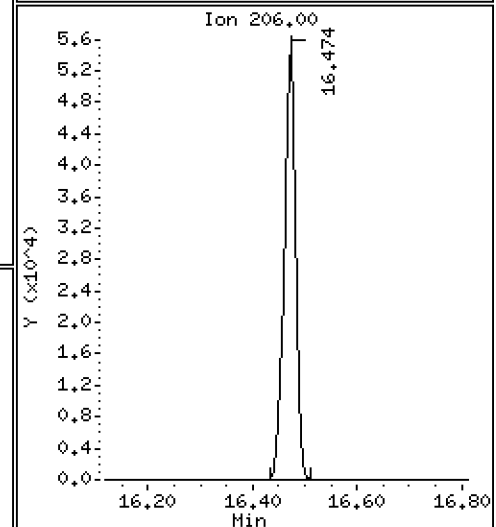
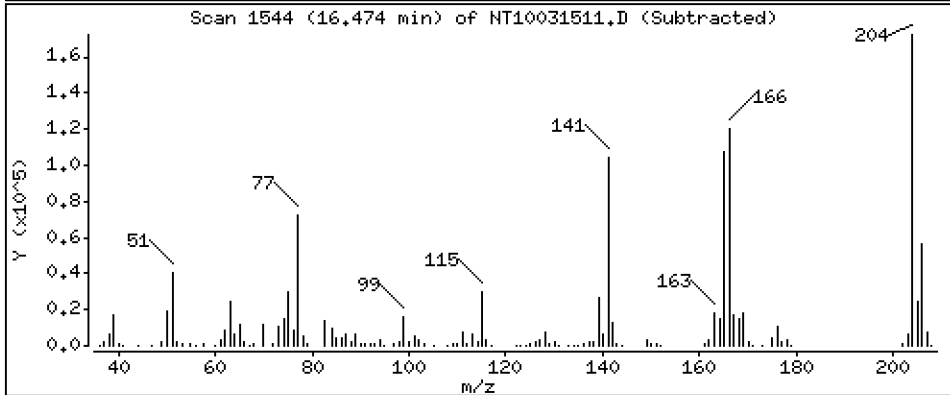
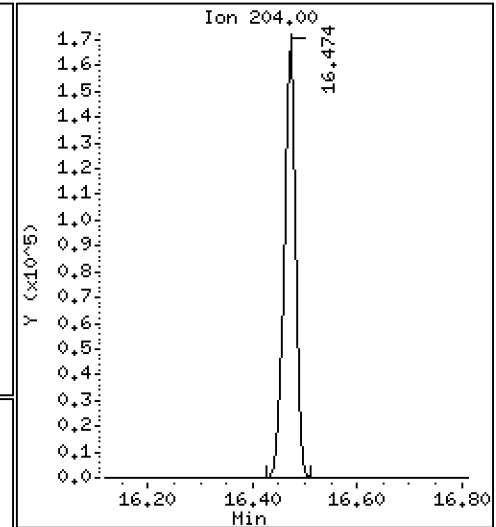
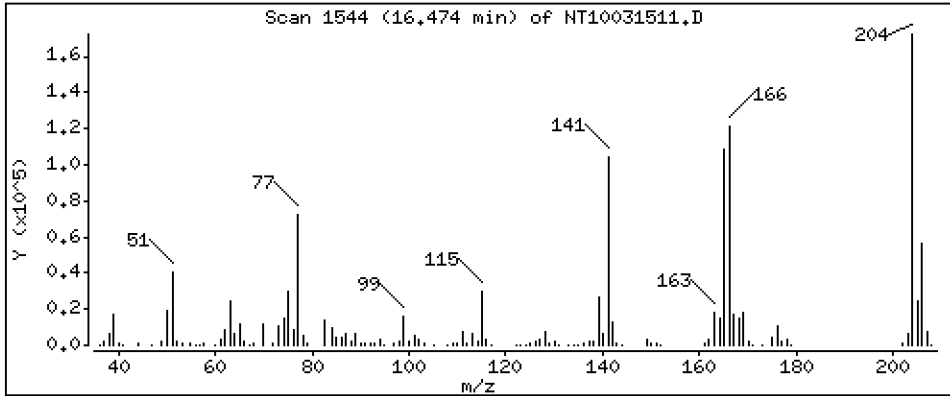
Operator: VTS

Column phase: ZB-5msi

Column diameter: 0,25

51 4-Chlorophenyl-phenylether

Concentration: 4,993 ug/mL



Date : 16-MAR-2023 02:16

Client ID:

Instrument: nt10.i

Sample Info: SLC0228-SCV1

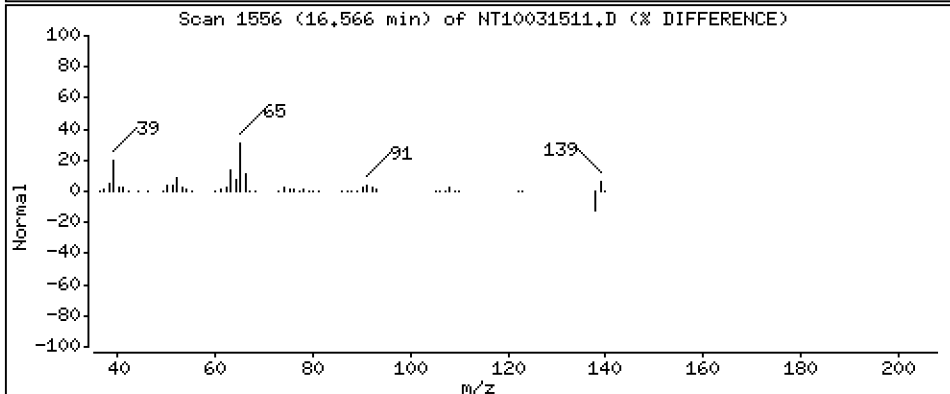
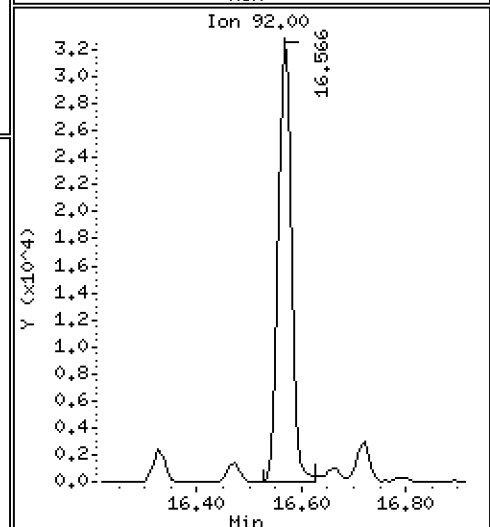
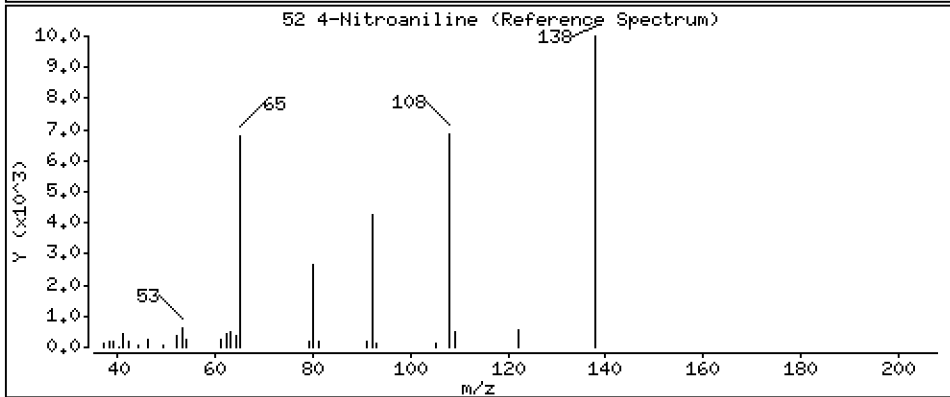
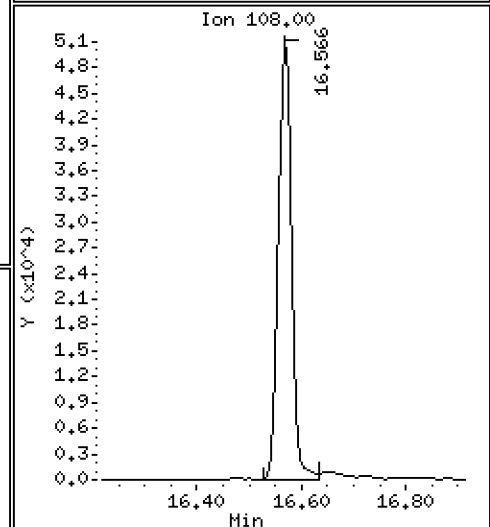
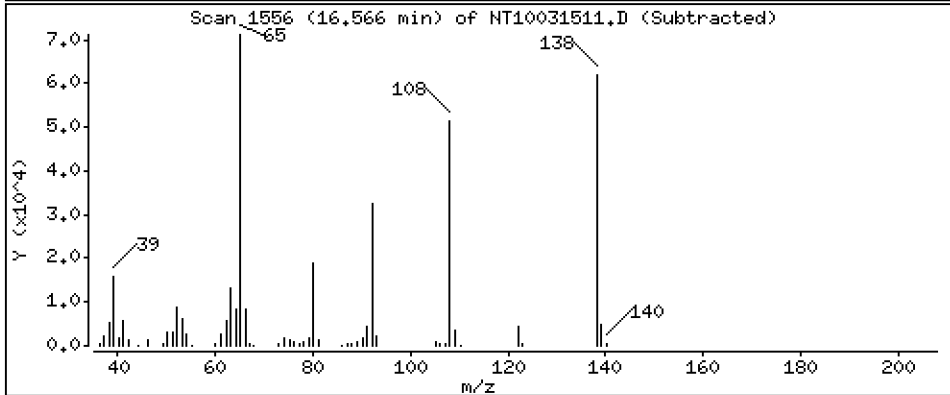
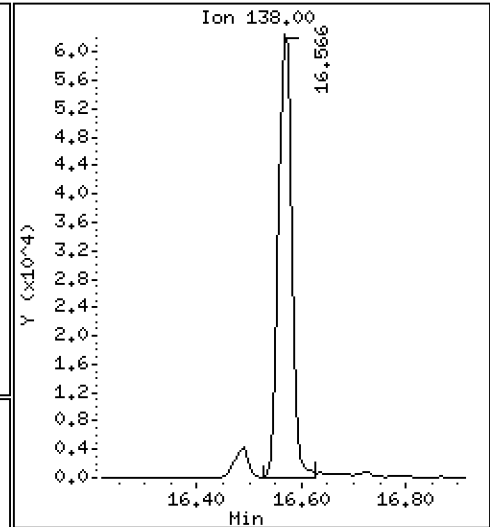
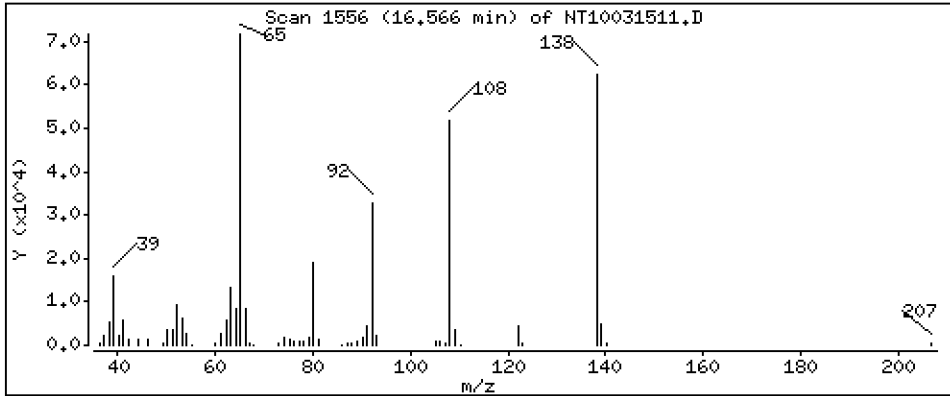
Operator: VTS

Column phase: ZB-5msi

Column diameter: 0,25

52 4-Nitroaniline

Concentration: 4,925 ug/mL



Date : 16-MAR-2023 02:16

Client ID:

Instrument: nt10.i

Sample Info: SLC0228-SCV1

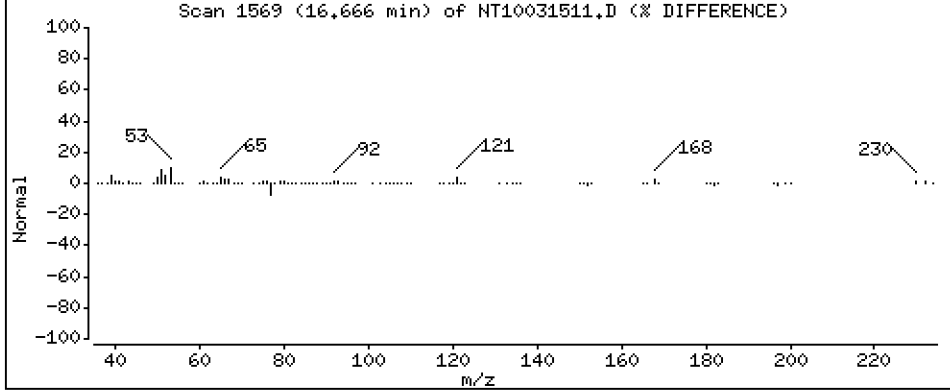
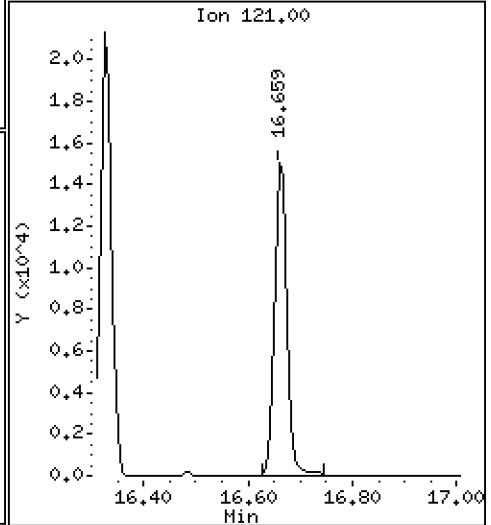
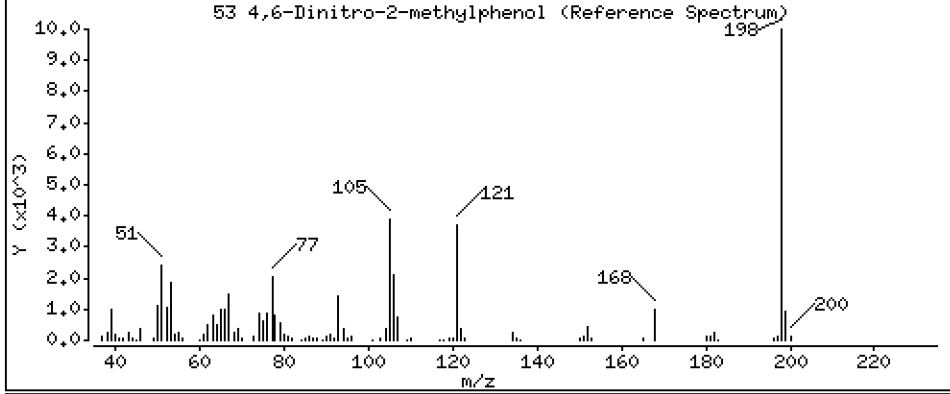
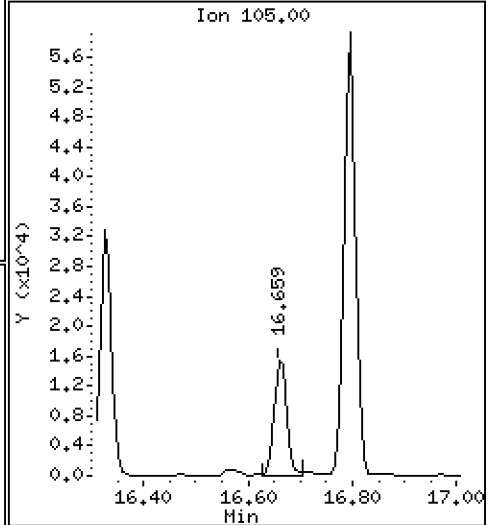
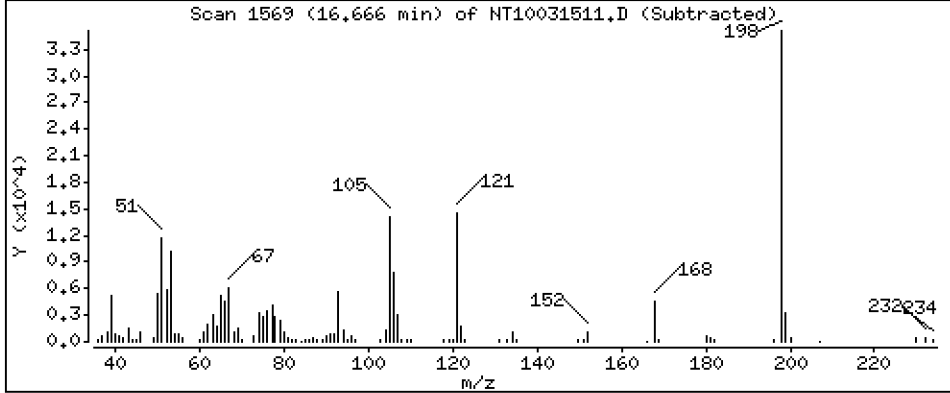
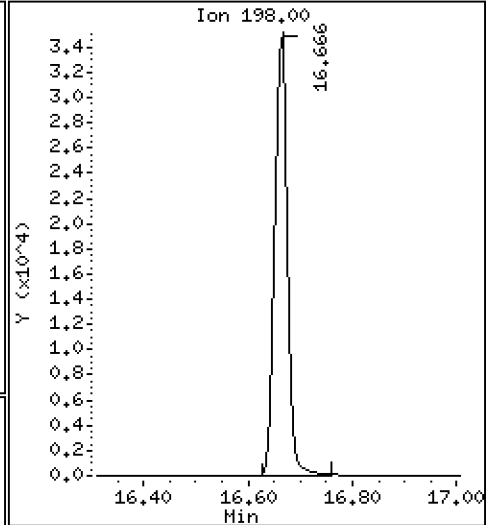
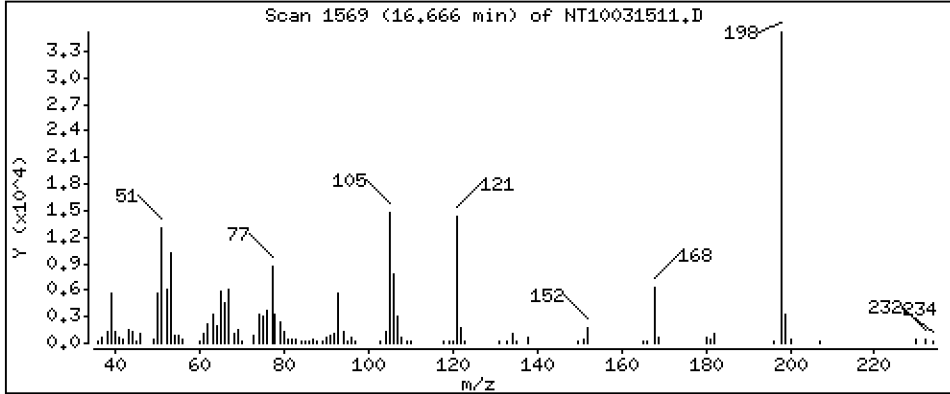
Operator: VTS

Column phase: ZB-5msi

Column diameter: 0.25

53 4,6-Dinitro-2-methylphenol

Concentration: 3,515 ug/mL



Date : 16-MAR-2023 02:16

Client ID:

Instrument: nt10.i

Sample Info: SLC0228-SCV1

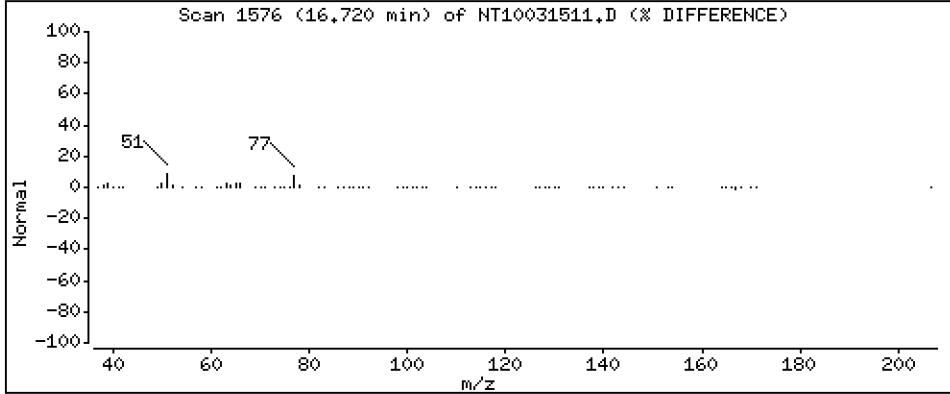
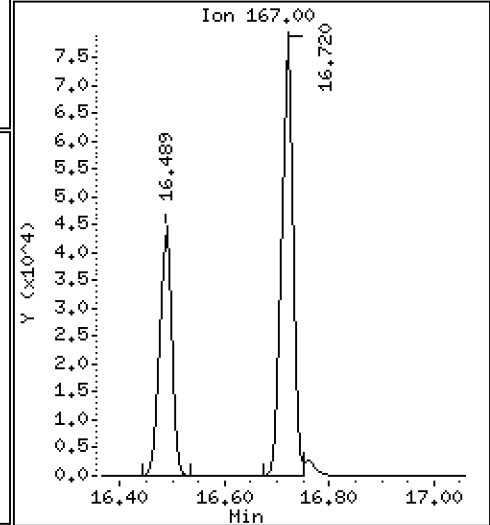
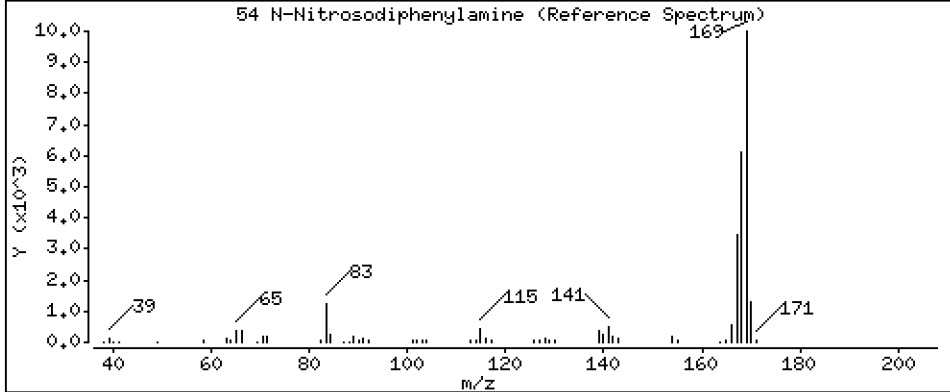
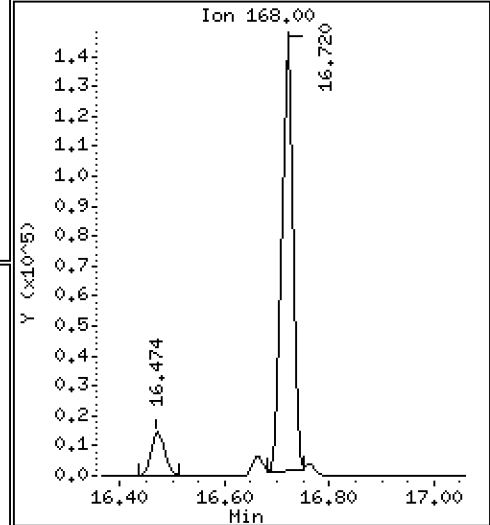
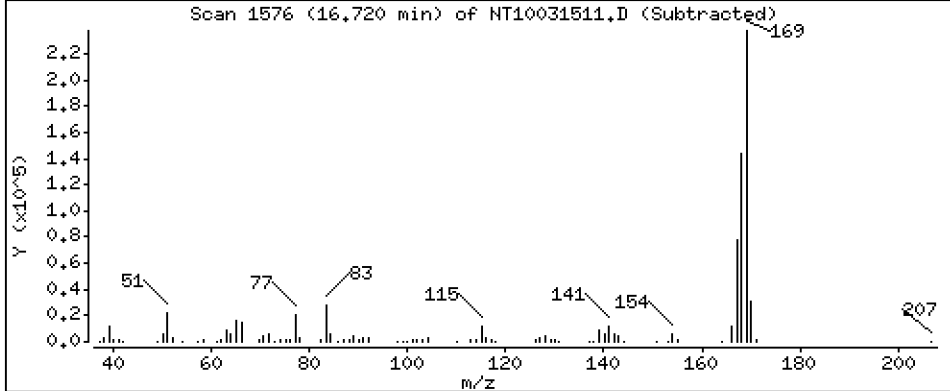
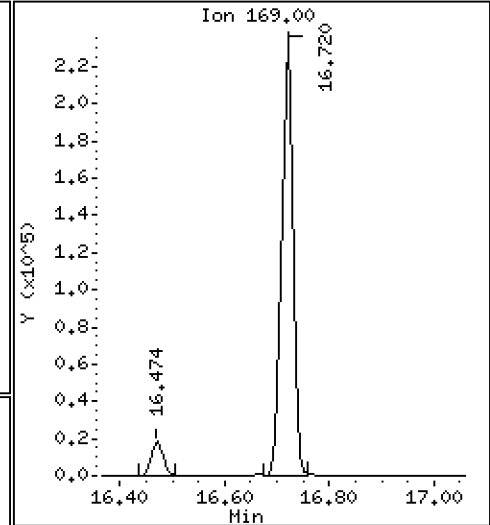
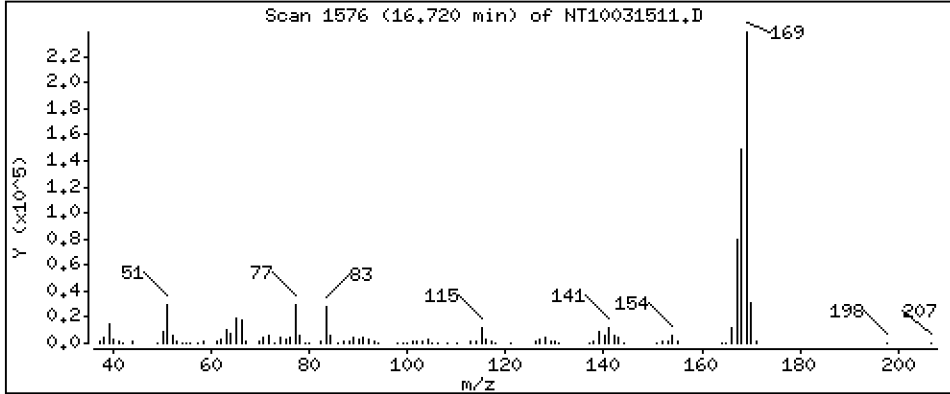
Operator: VTS

Column phase: ZB-5msi

Column diameter: 0,25

54 N-Nitrosodiphenylamine

Concentration: 4,802 ug/mL



Date : 16-MAR-2023 02:16

Client ID:

Instrument: nt10.i

Sample Info: SLC0228-SCV1

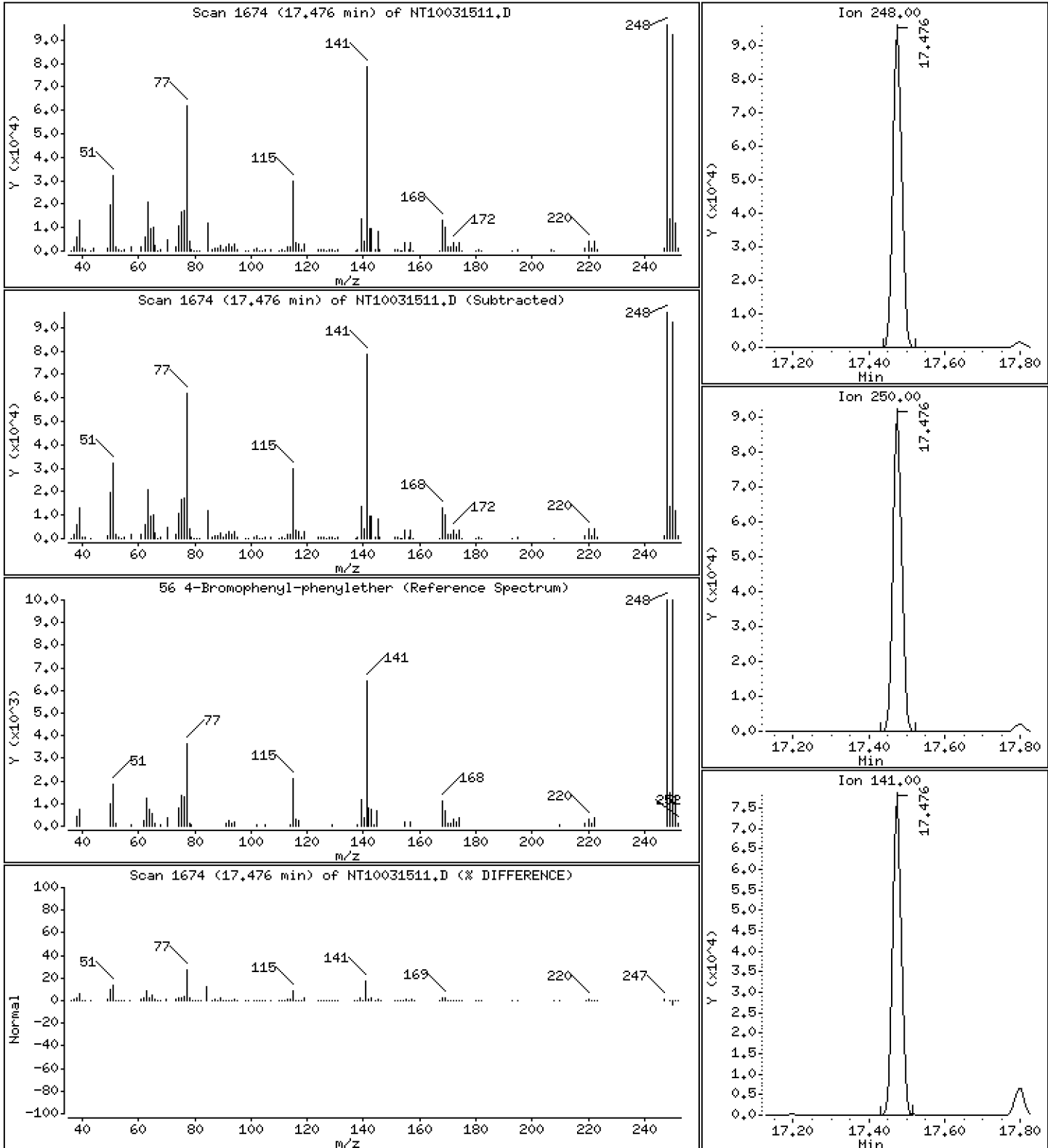
Operator: VTS

Column phase: ZB-5msi

Column diameter: 0,25

56 4-Bromophenyl-phenylether

Concentration: 5,060 ug/mL



Date : 16-MAR-2023 02:16

Client ID:

Instrument: nt10.i

Sample Info: SLC0228-SCV1

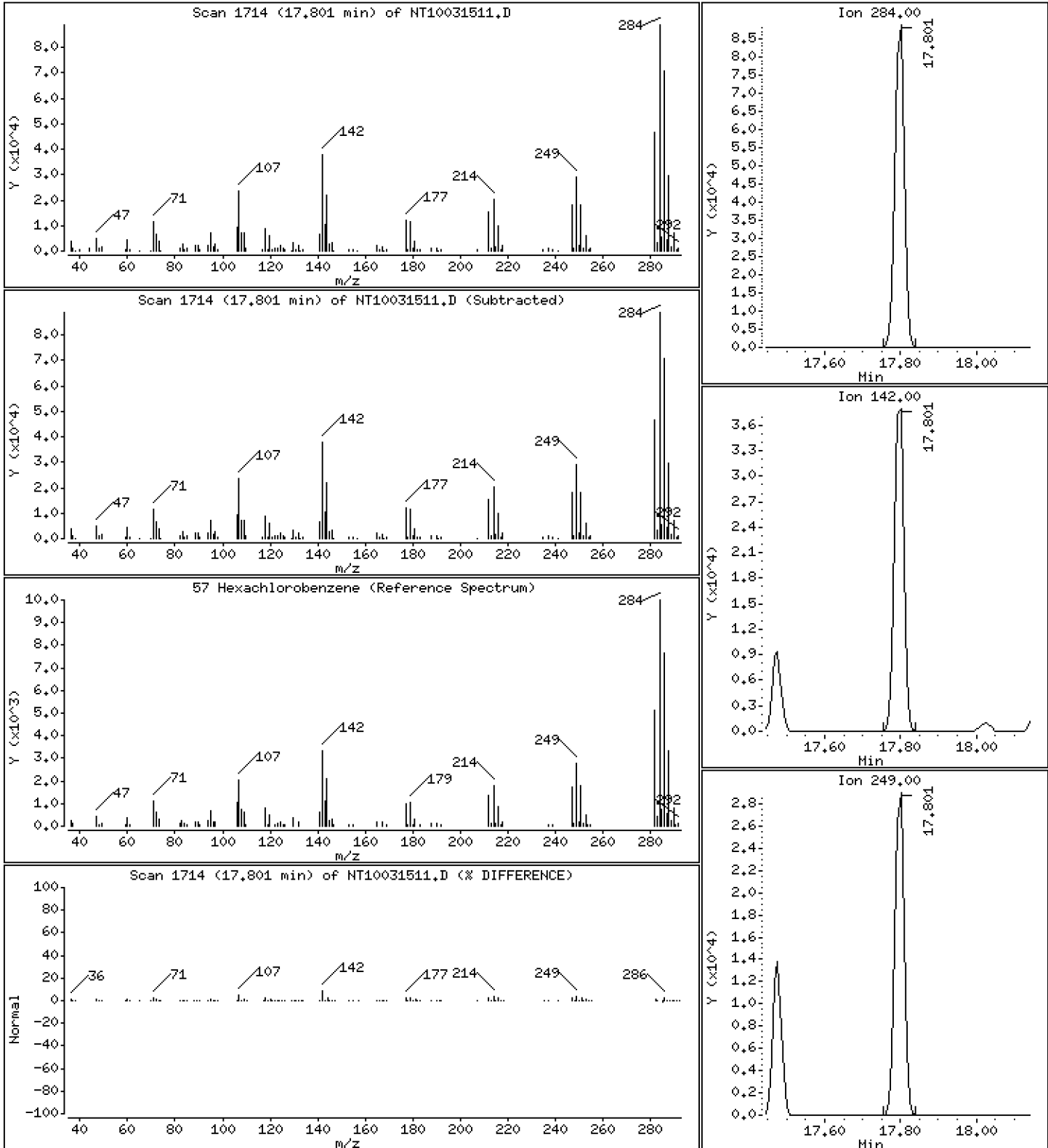
Operator: VTS

Column phase: ZB-5msi

Column diameter: 0,25

57 Hexachlorobenzene

Concentration: 4,596 ug/mL



Date : 16-MAR-2023 02:16

Client ID:

Instrument: nt10.i

Sample Info: SLC0228-SCV1

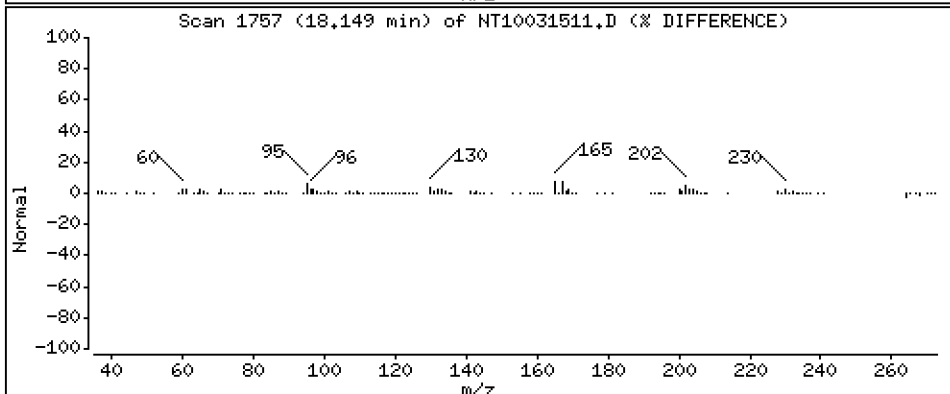
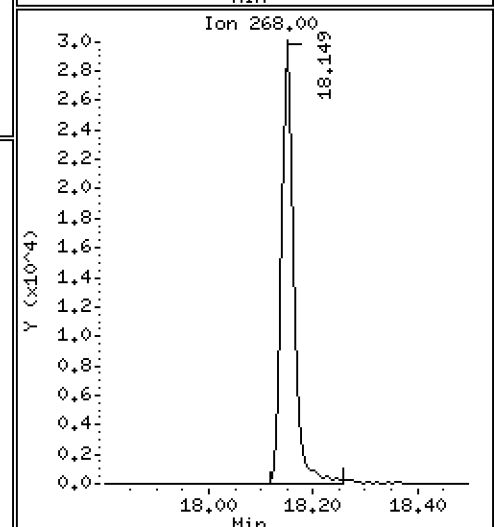
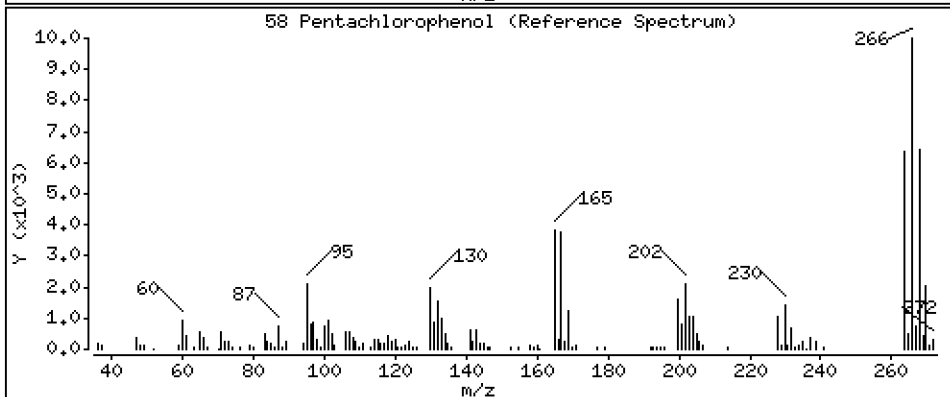
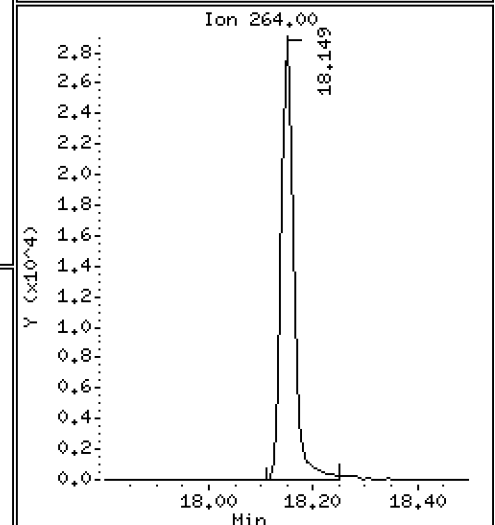
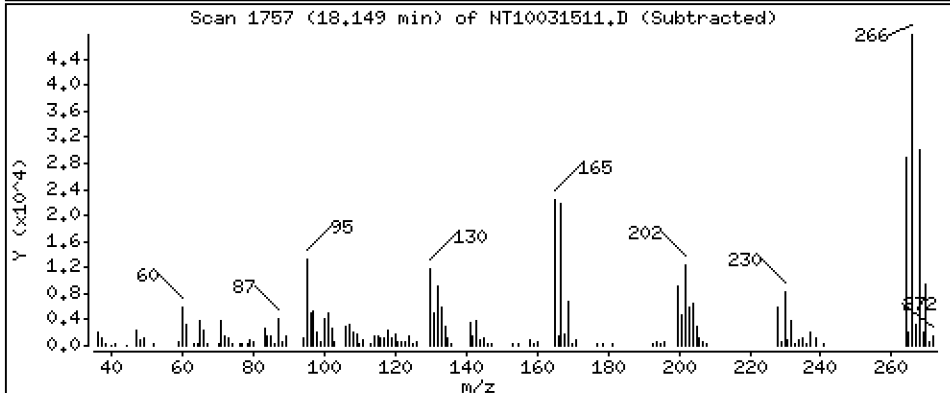
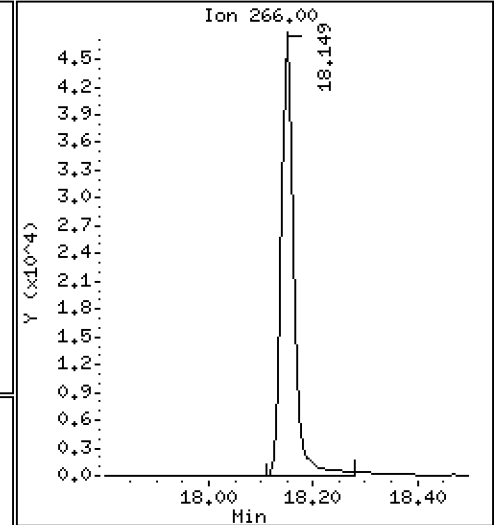
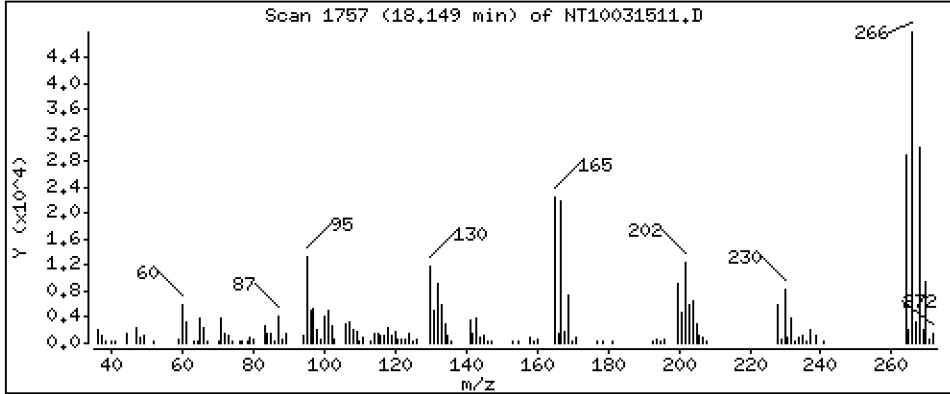
Operator: VTS

Column phase: ZB-5msi

Column diameter: 0,25

58 Pentachlorophenol

Concentration: 4,057 ug/mL



Date : 16-MAR-2023 02:16

Client ID:

Instrument: nt10.i

Sample Info: SLC0228-SCV1

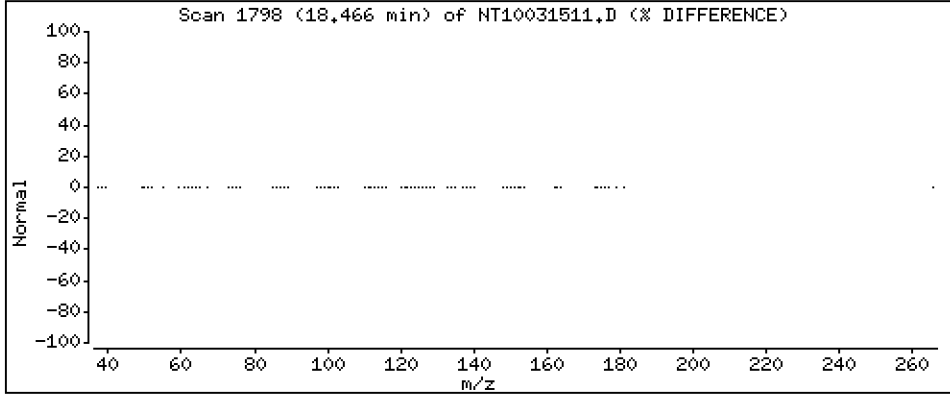
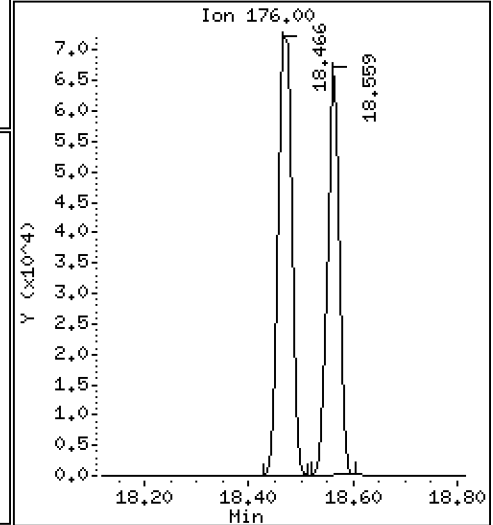
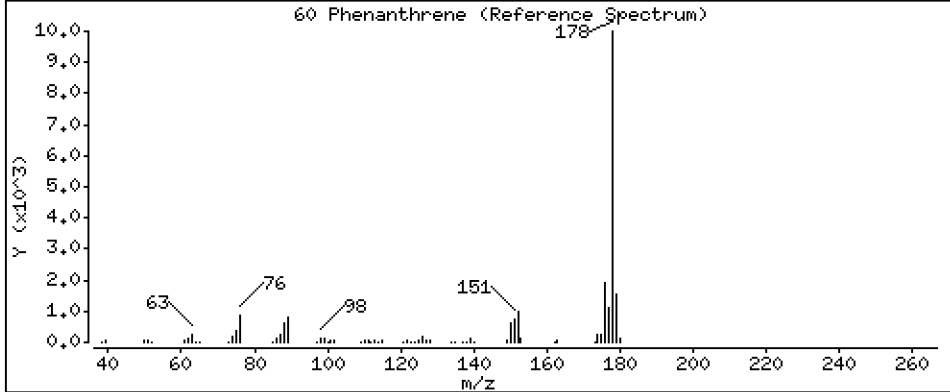
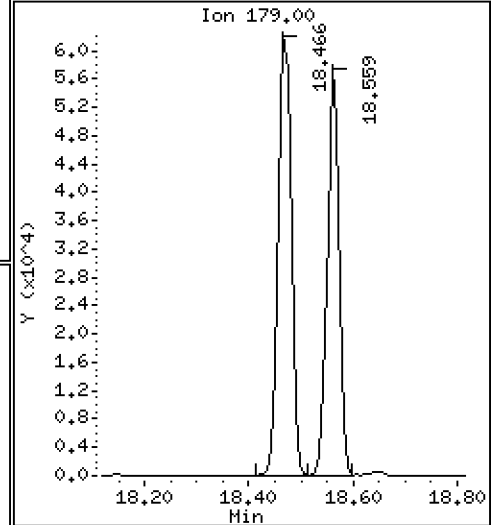
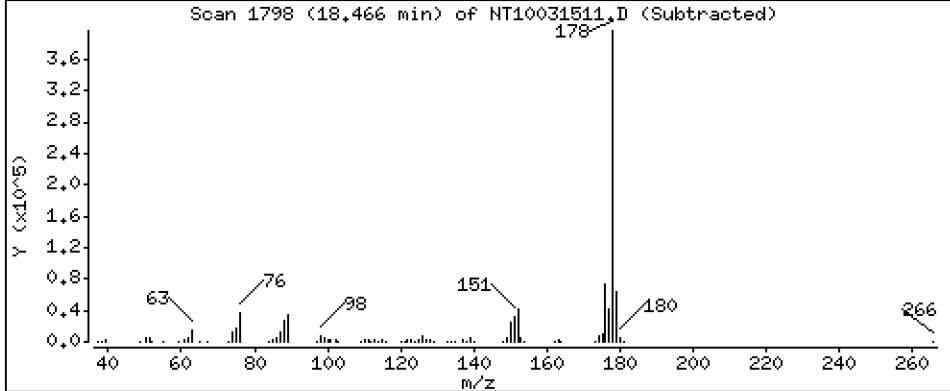
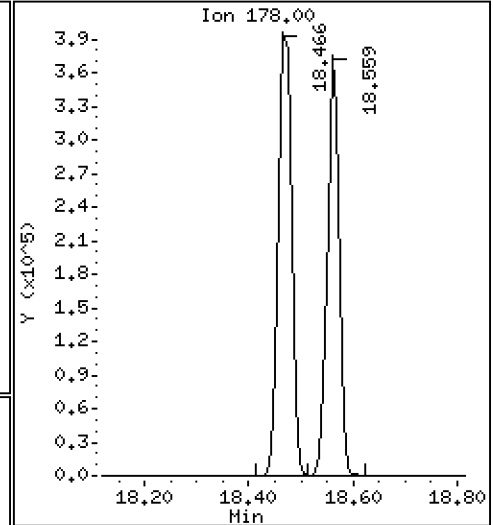
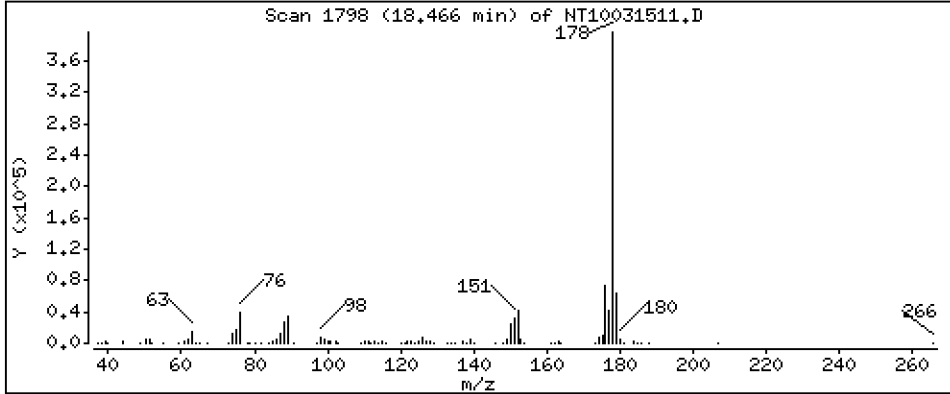
Operator: VTS

Column phase: ZB-5msi

Column diameter: 0,25

60 Phenanthrene

Concentration: 4,602 ug/mL



Date : 16-MAR-2023 02:16

Client ID:

Instrument: nt10.i

Sample Info: SLC0228-SCV1

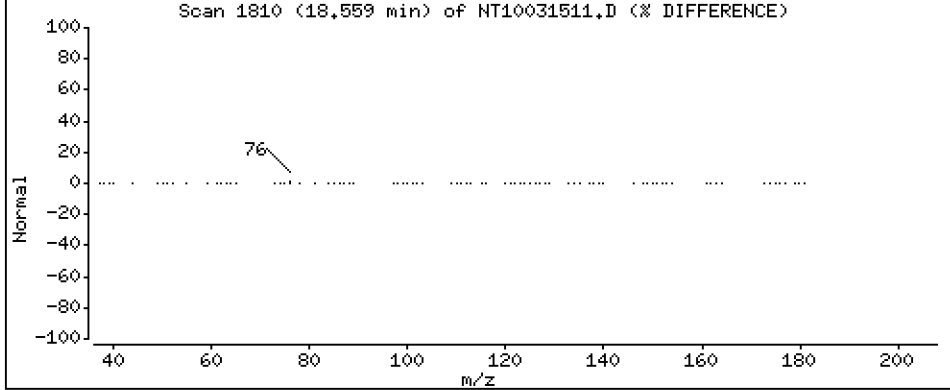
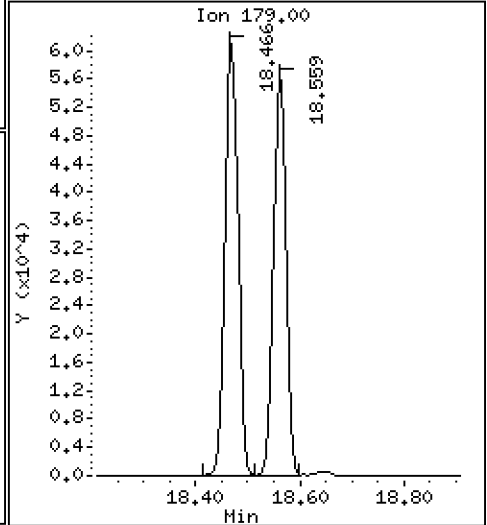
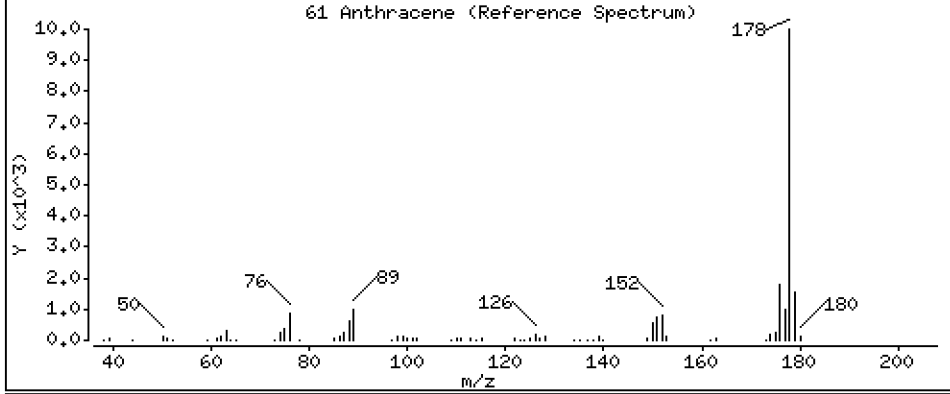
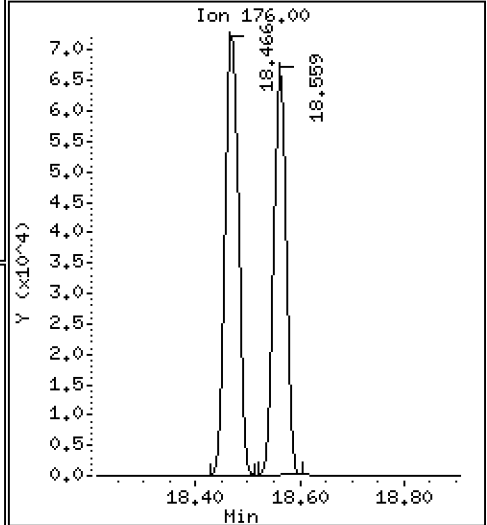
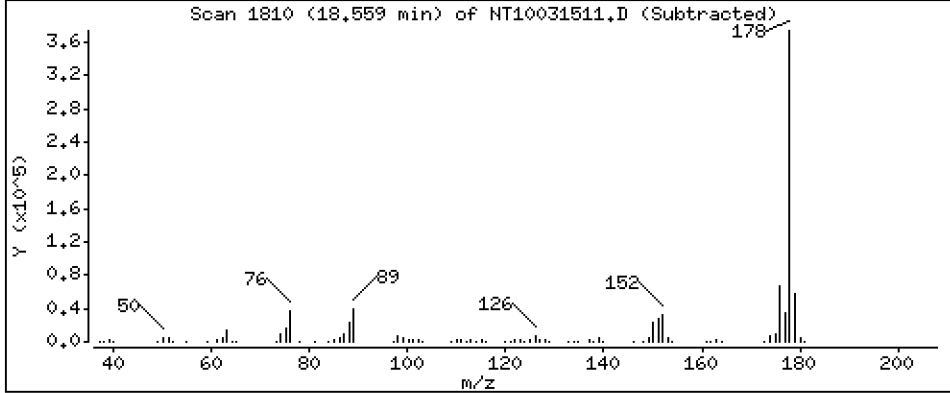
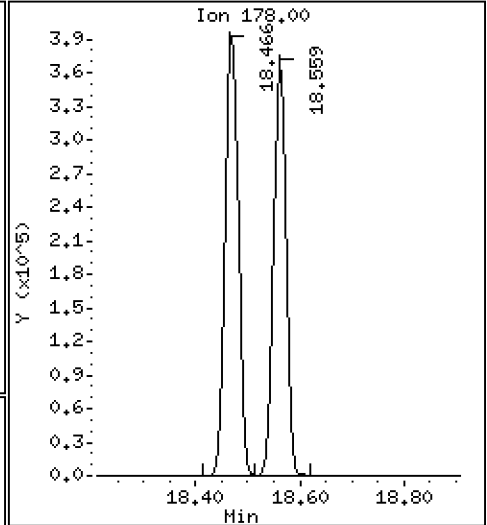
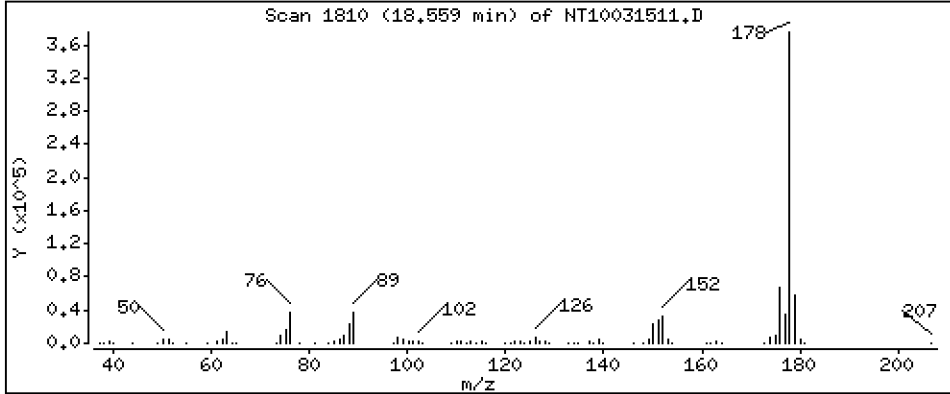
Operator: VTS

Column phase: ZB-5msi

Column diameter: 0,25

61 Anthracene

Concentration: 4,167 ug/mL



Date : 16-MAR-2023 02:16

Client ID:

Instrument: nt10.i

Sample Info: SLC0228-SCV1


Operator: VTS

Column phase: ZB-5msi

Column diameter: 0,25

62 Carbazole

Concentration: 4,730 ug/mL



Date : 16-MAR-2023 02:16

Client ID:

Instrument: nt10.i

Sample Info: SLC0228-SCV1

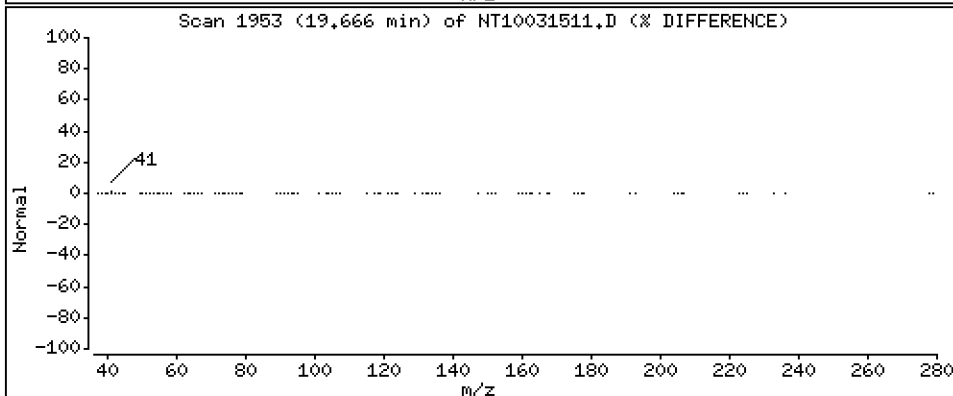
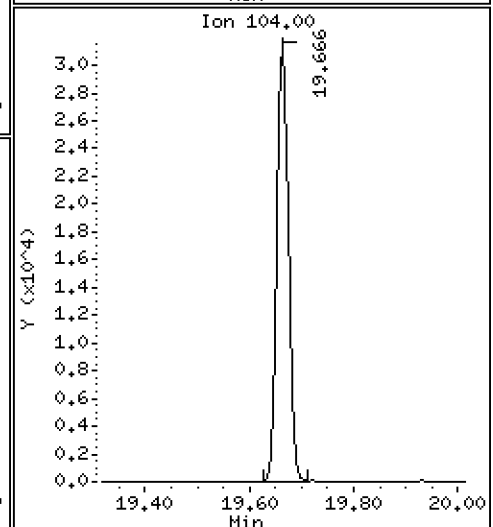
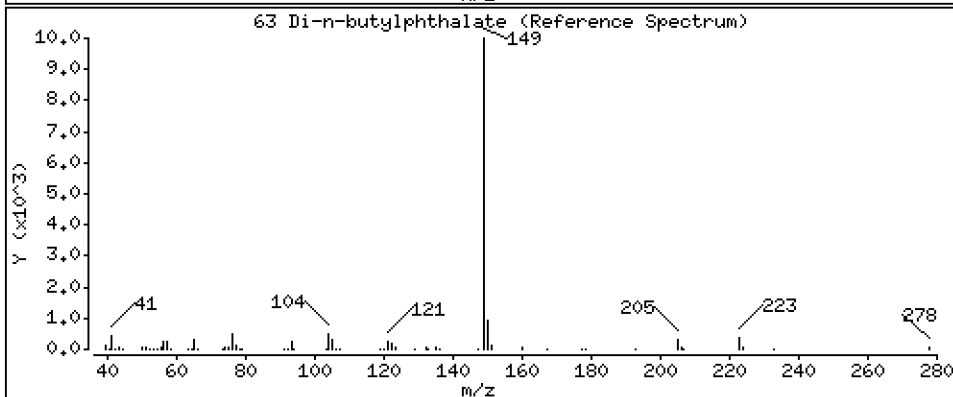
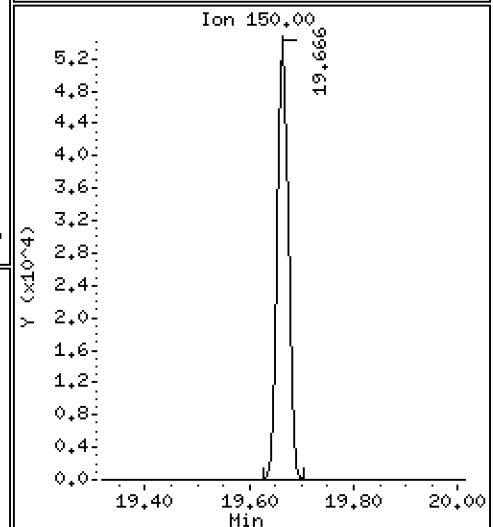
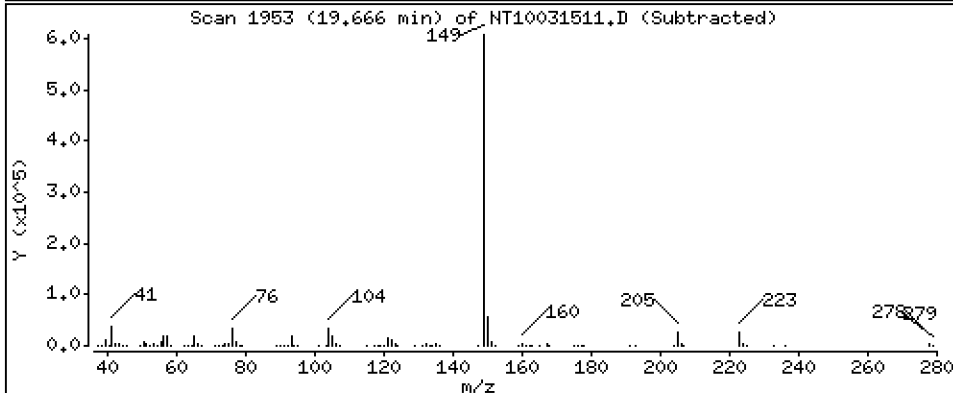
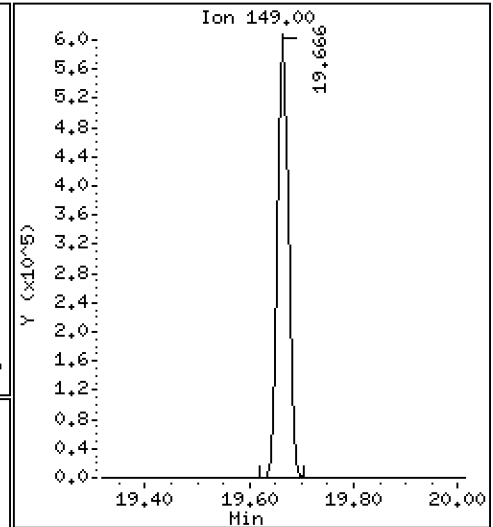
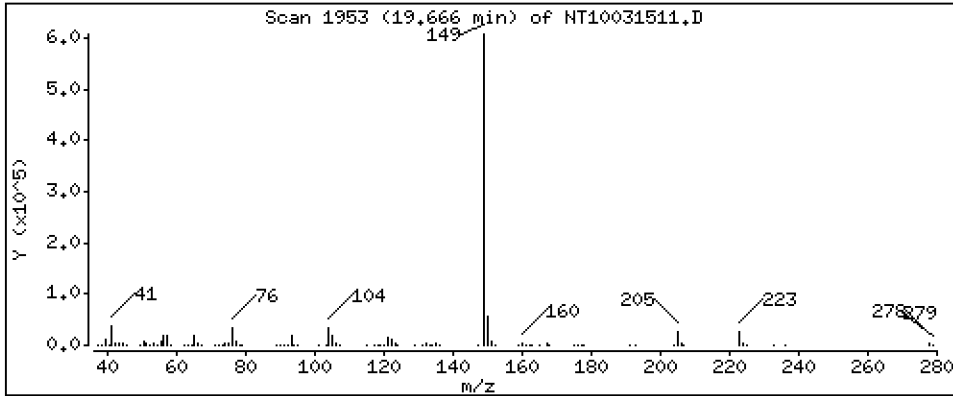
Operator: VTS

Column phase: ZB-5msi

Column diameter: 0,25

63 Di-n-butylphthalate

Concentration: 4,967 ug/mL



Date : 16-MAR-2023 02:16

Client ID:

Instrument: nt10.i

Sample Info: SLC0228-SCV1


Operator: VTS

Column phase: ZB-5msi

Column diameter: 0,25

64 Fluoranthene

Concentration: 4,472 ug/mL



Date : 16-MAR-2023 02:16

Client ID:

Instrument: nt10.i

Sample Info: SLC0228-SCV1

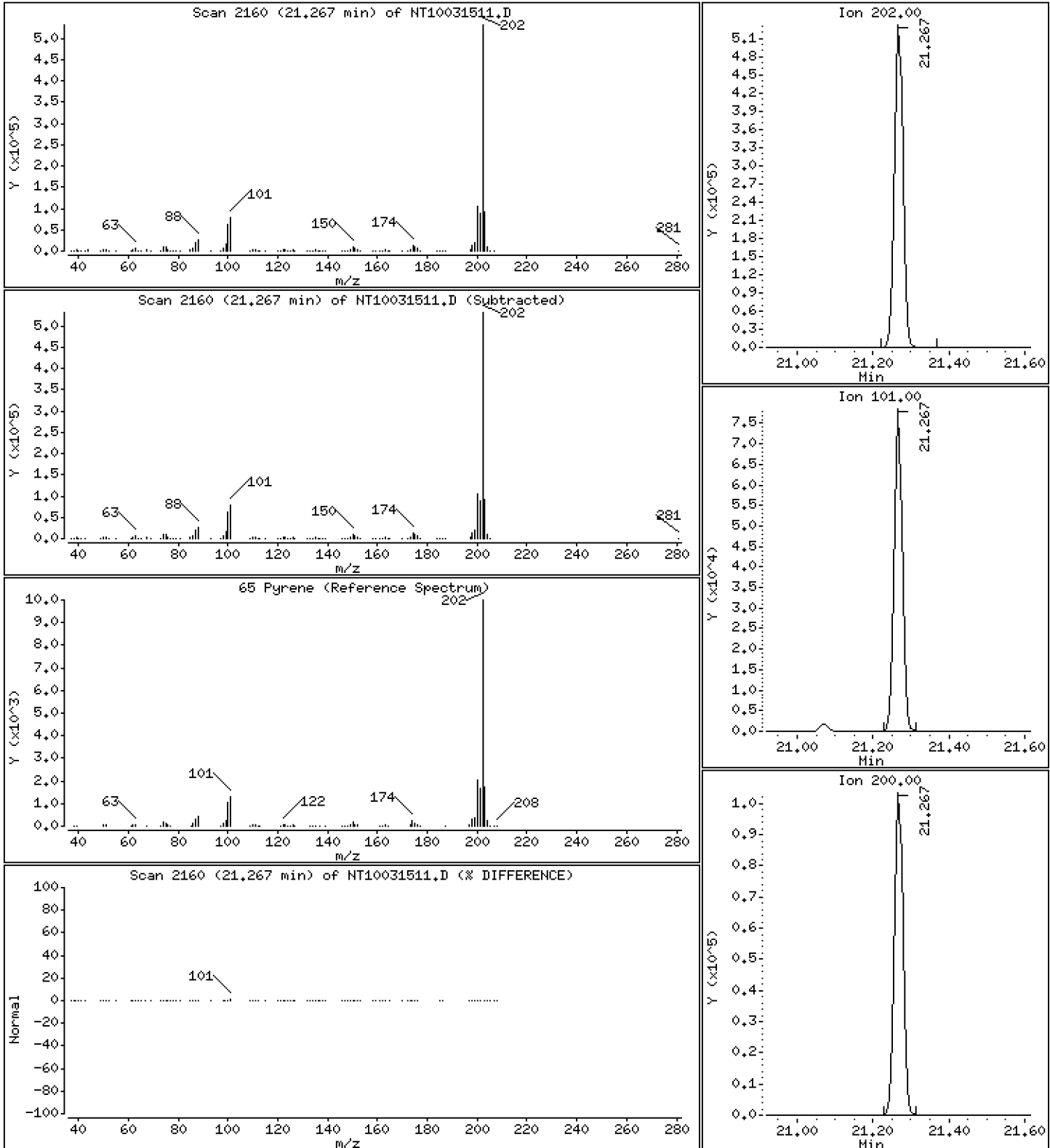
Operator: VTS

Column phase: ZB-5msi

Column diameter: 0,25

65 Pyrene

Concentration: 4,339 ug/mL



Date : 16-MAR-2023 02:16

Client ID:

Instrument: nt10.i

Sample Info: SLC0228-SCV1

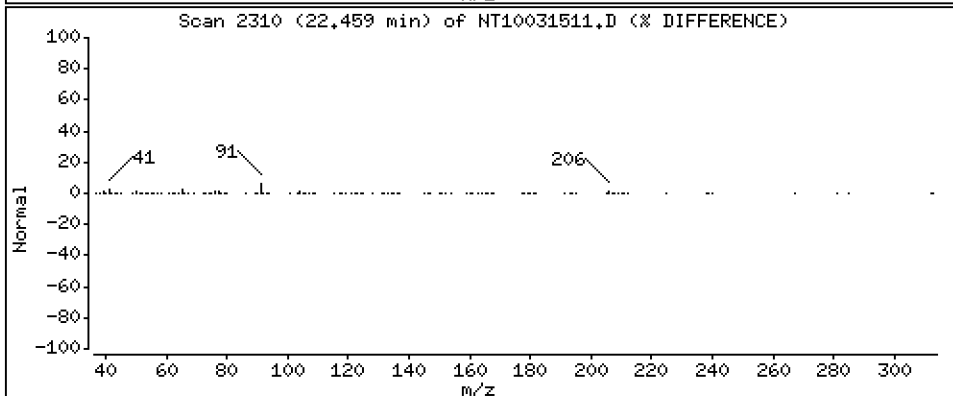
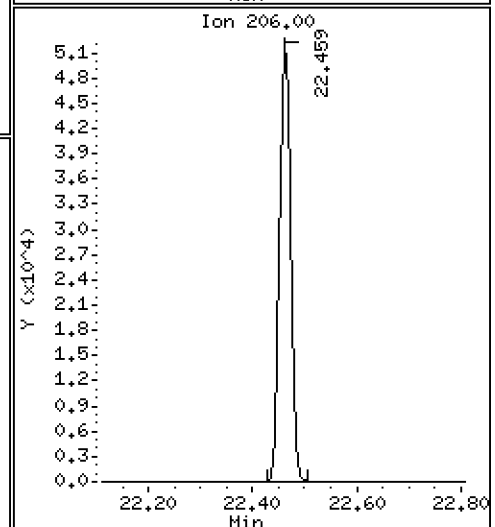
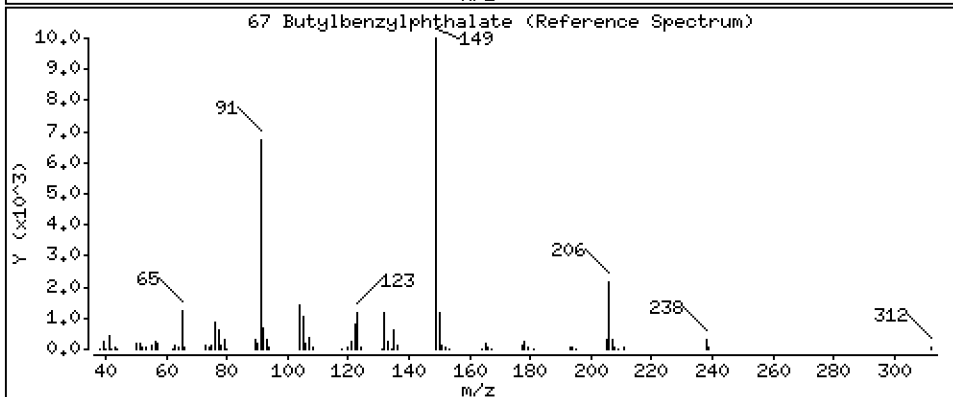
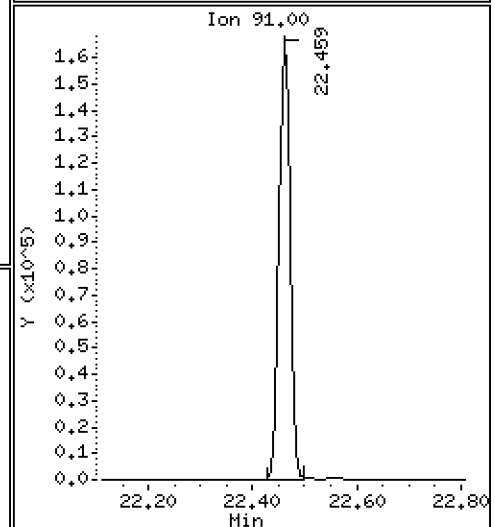
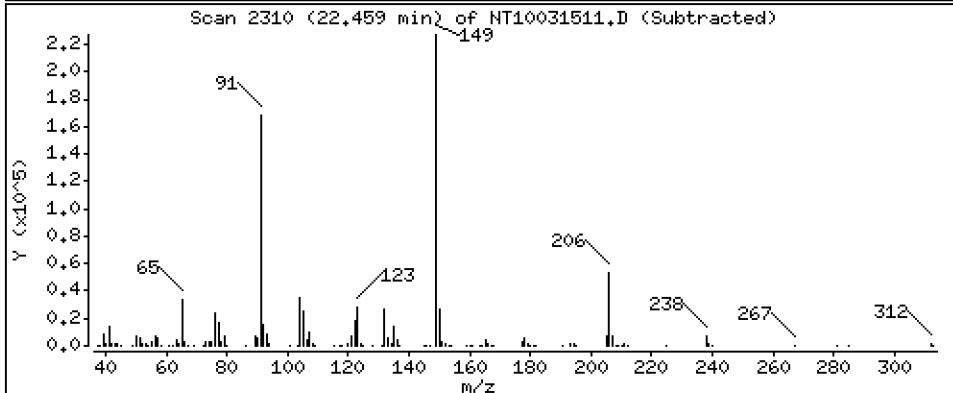
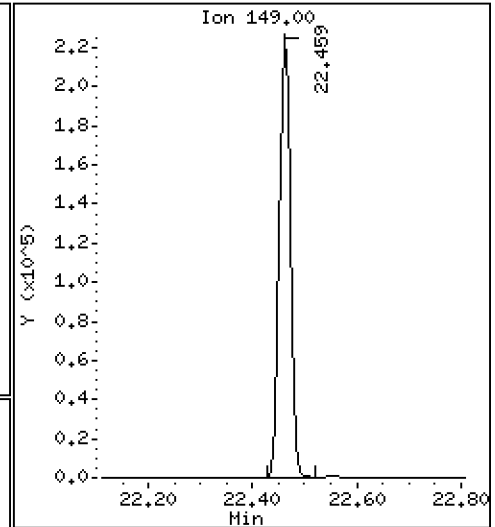
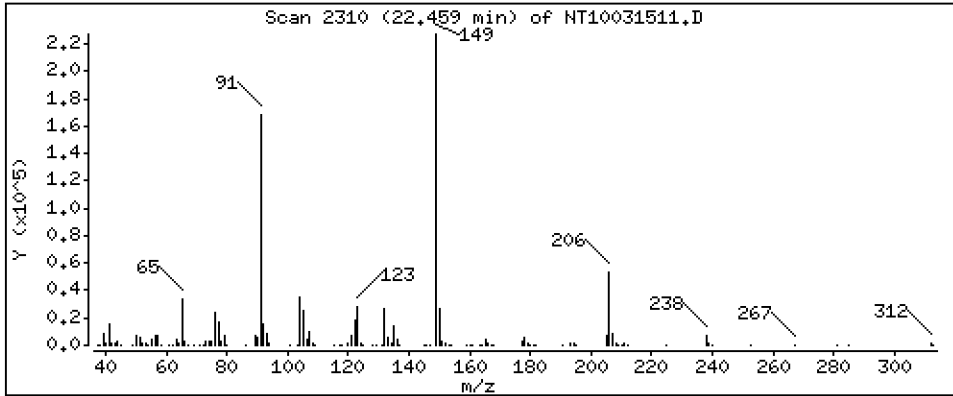
Operator: VTS

Column phase: ZB-5msi

Column diameter: 0,25

67 Butylbenzylphthalate

Concentration: 4,834 ug/mL



Date : 16-MAR-2023 02:16

Client ID:

Instrument: nt10.i

Sample Info: SLC0228-SCV1

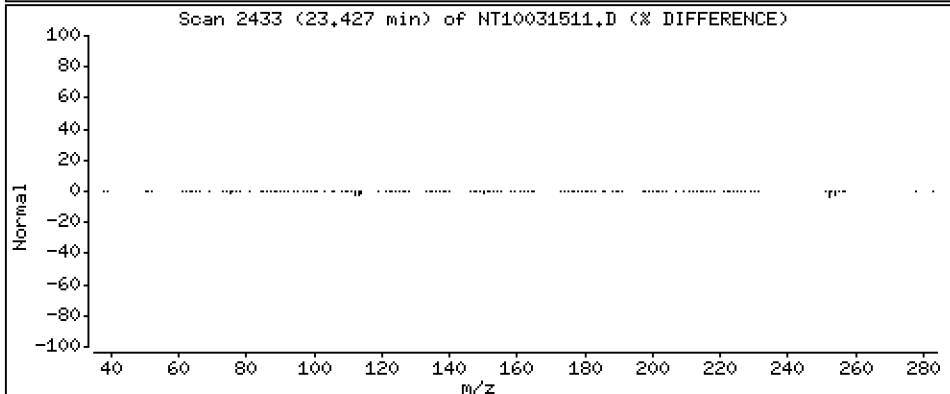
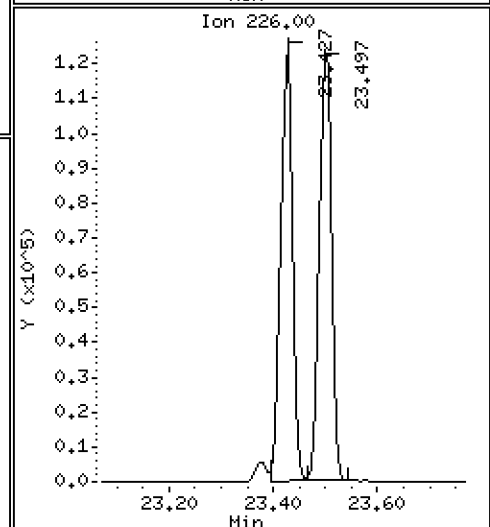
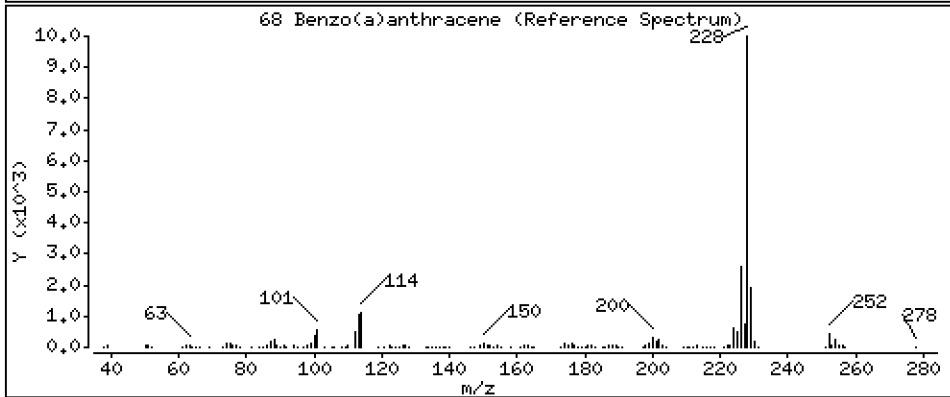
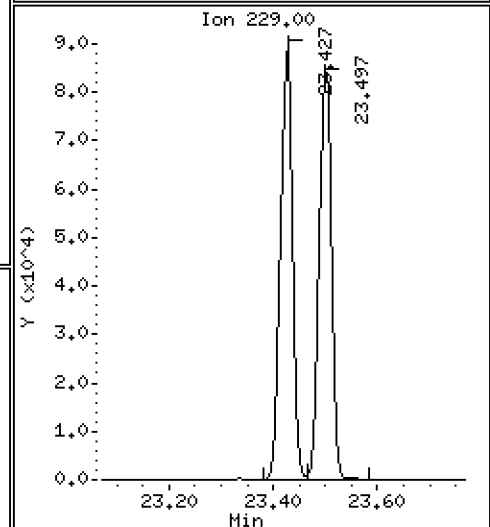
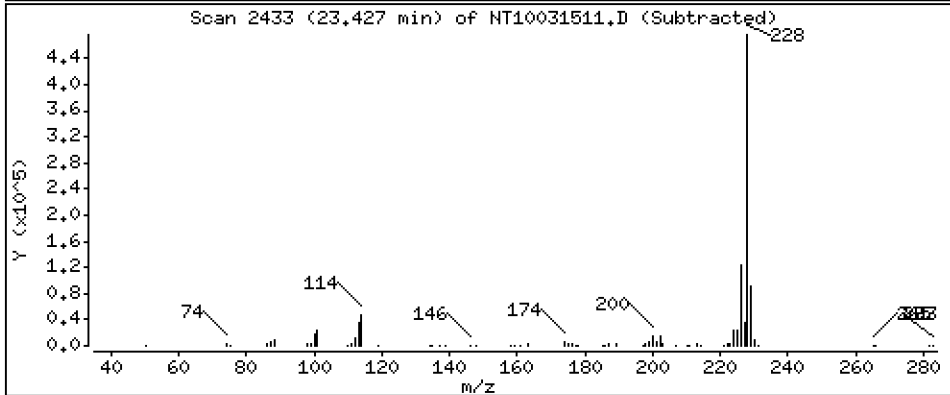
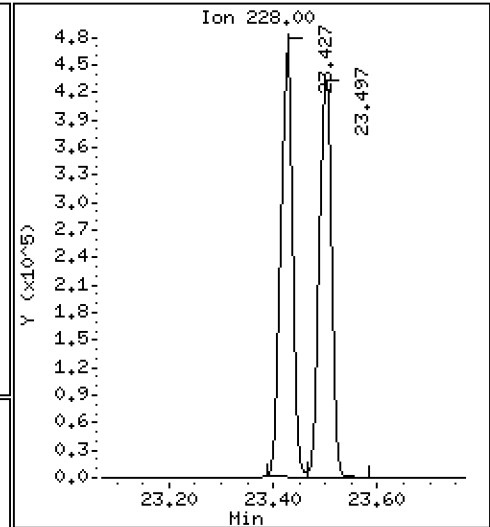
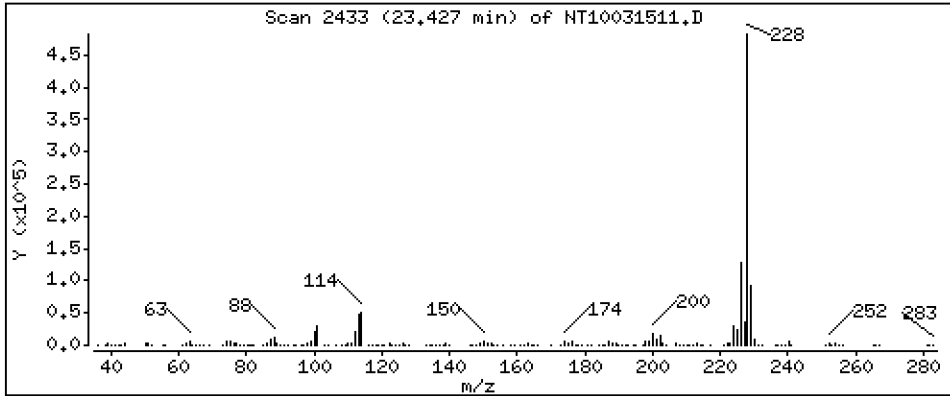
Operator: VTS

Column phase: ZB-5msi

Column diameter: 0,25

68 Benzo(a)anthracene

Concentration: 4,647 ug/mL



Date : 16-MAR-2023 02:16

Client ID:

Instrument: nt10.i

Sample Info: SLC0228-SCV1

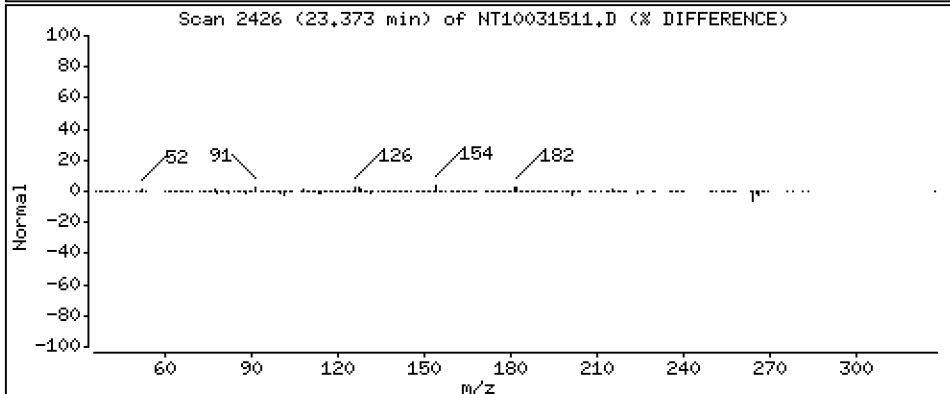
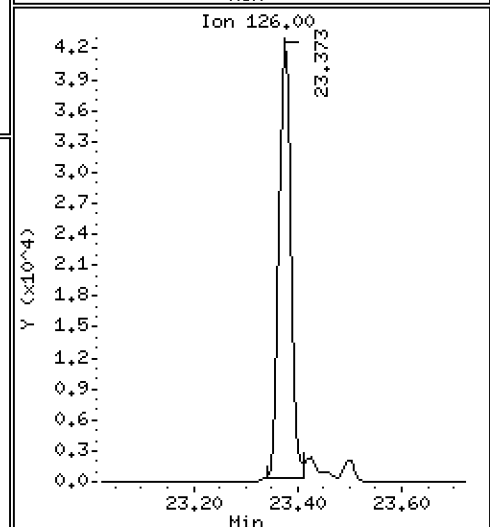
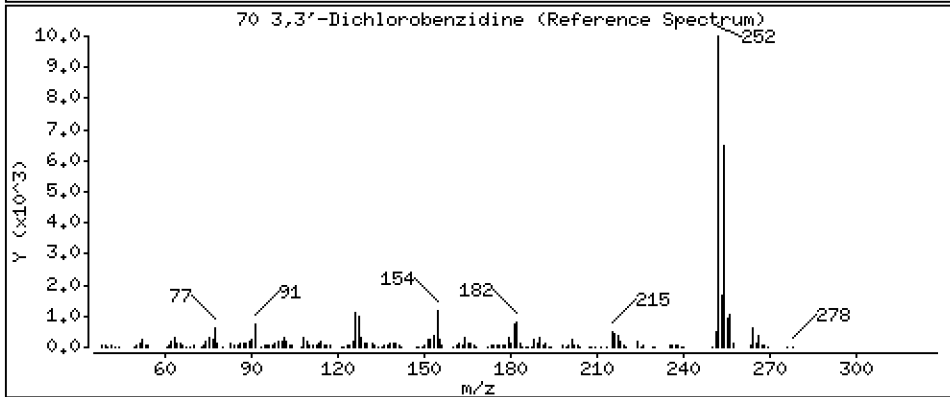
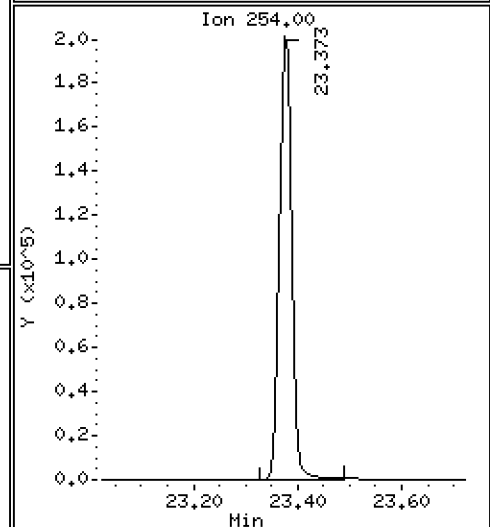
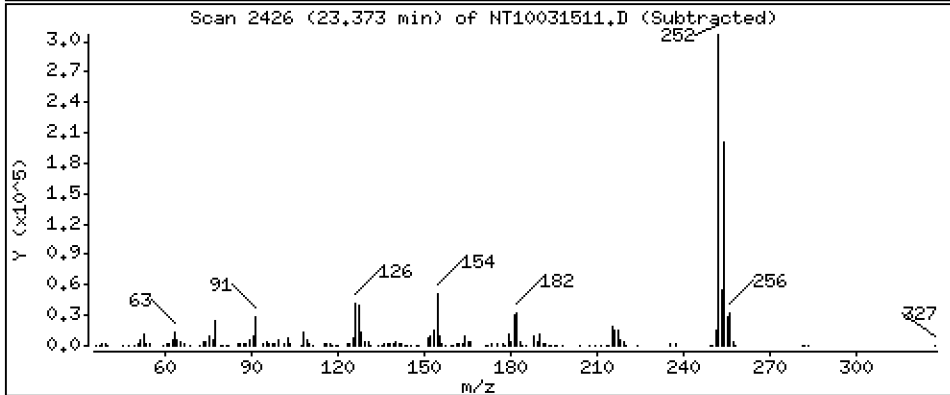
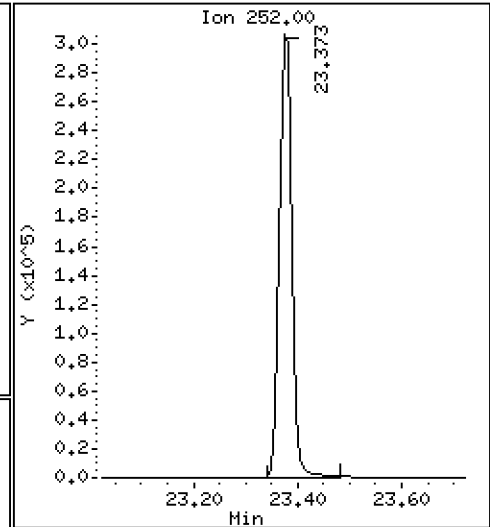
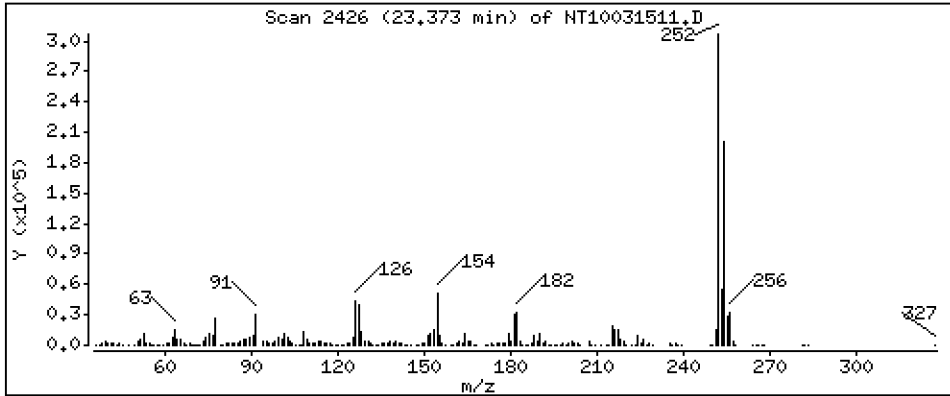
Operator: VTS

Column phase: ZB-5msi

Column diameter: 0,25

70 3,3'-Dichlorobenzidine

Concentration: 9,817 ug/mL



Date : 16-MAR-2023 02:16

Client ID:

Instrument: nt10.i

Sample Info: SLC0228-SCV1

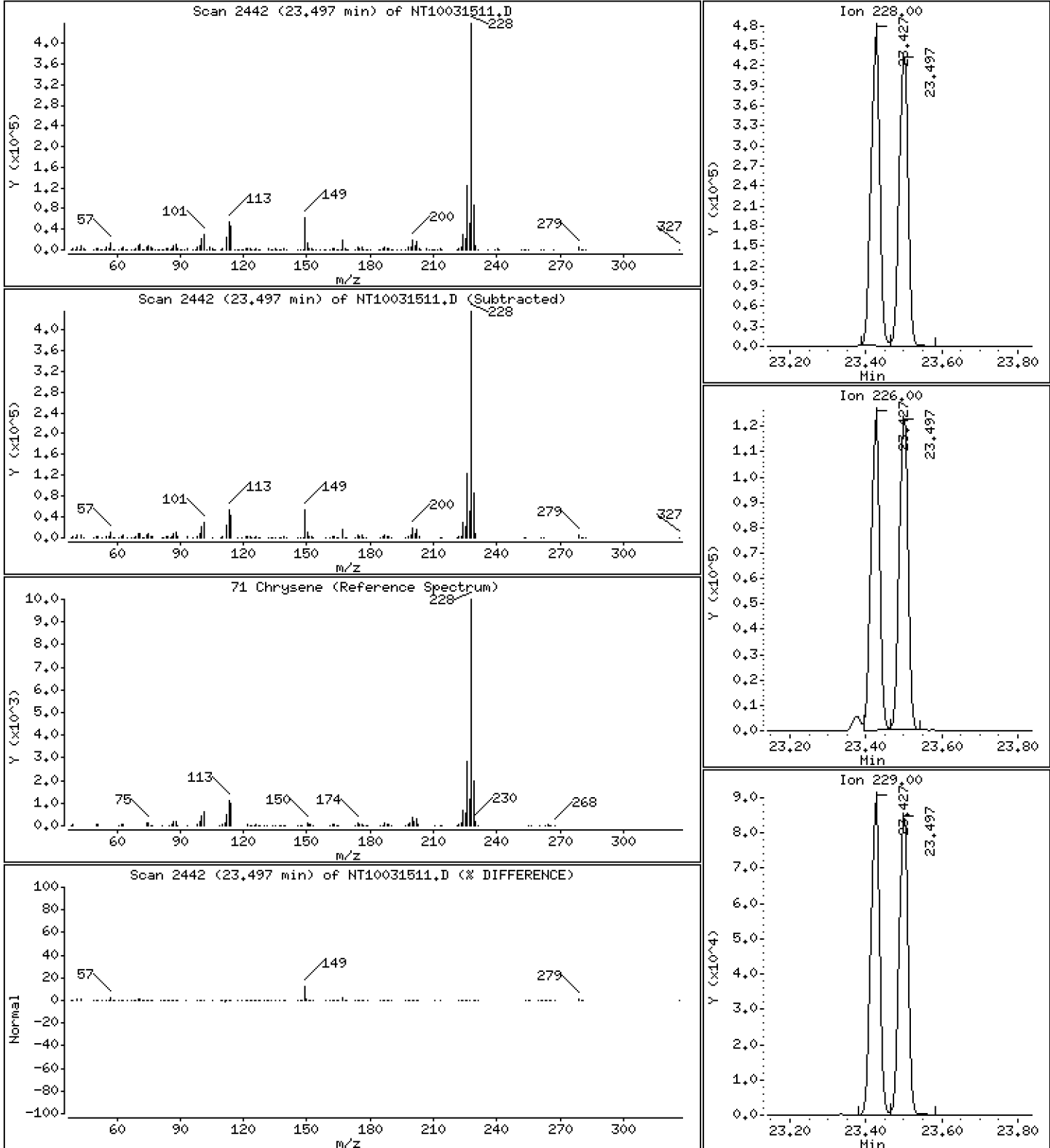
Operator: VTS

Column phase: ZB-5msi

Column diameter: 0,25

71 Chrysene

Concentration: 4,510 ug/mL



Date : 16-MAR-2023 02:16

Client ID:

Instrument: nt10.i

Sample Info: SLC0228-SCV1

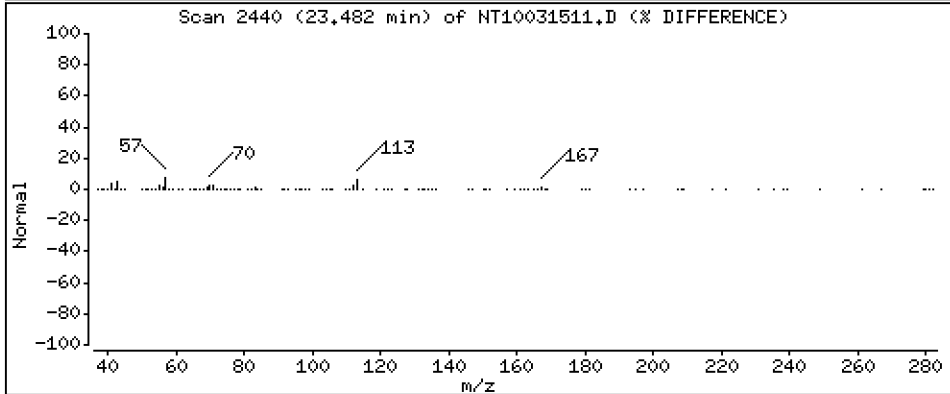
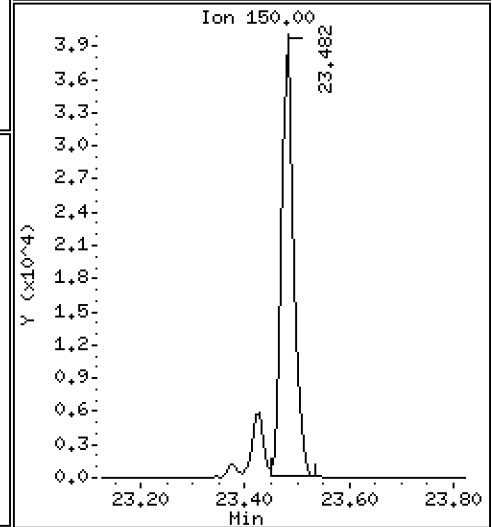
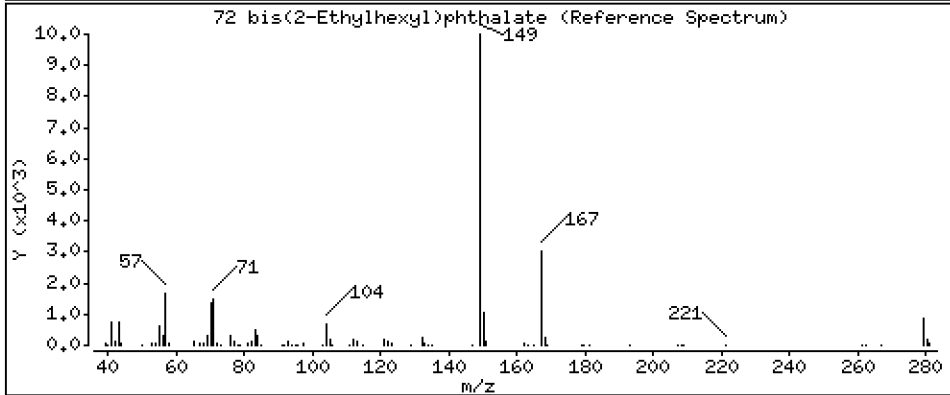
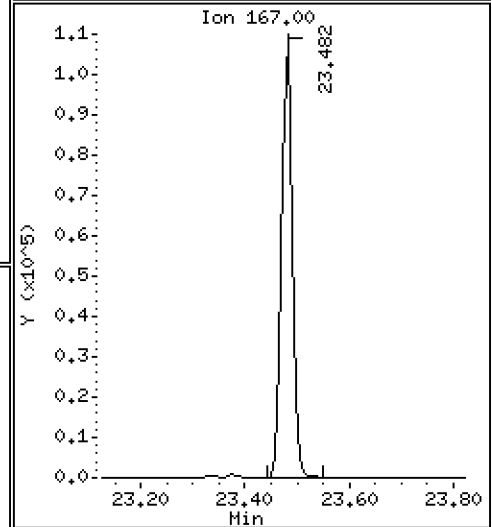
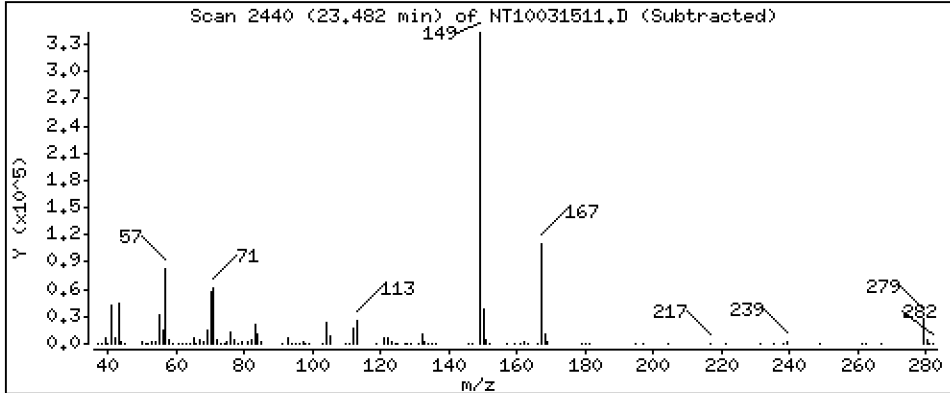
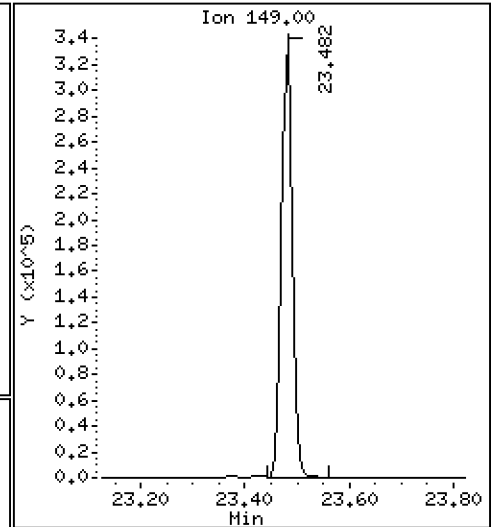
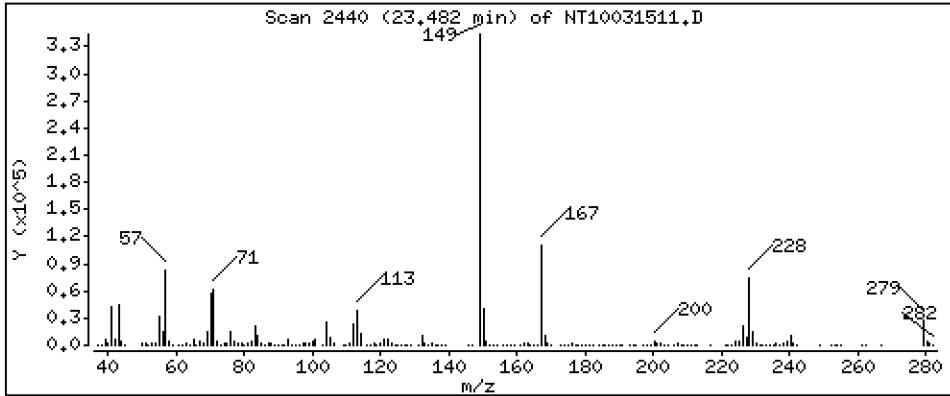
Operator: VTS

Column phase: ZB-5msi

Column diameter: 0,25

72 bis(2-Ethylhexyl)phthalate

Concentration: 4,680 ug/mL



Date : 16-MAR-2023 02:16

Client ID:

Instrument: nt10.i

Sample Info: SLC0228-SCV1

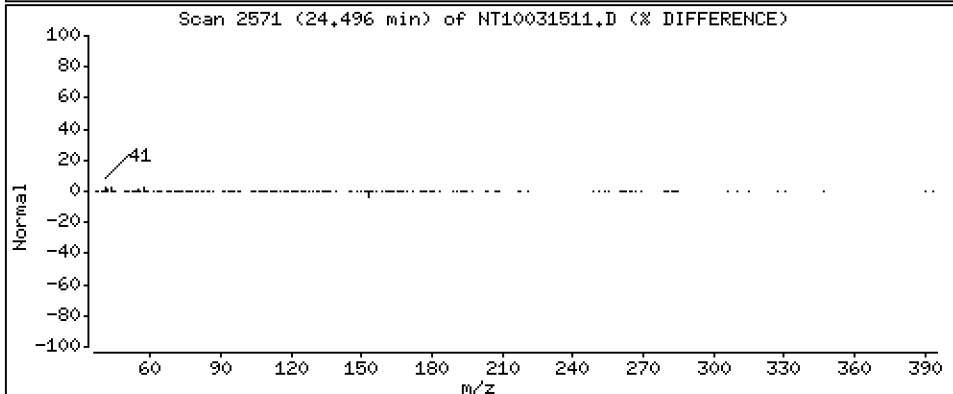
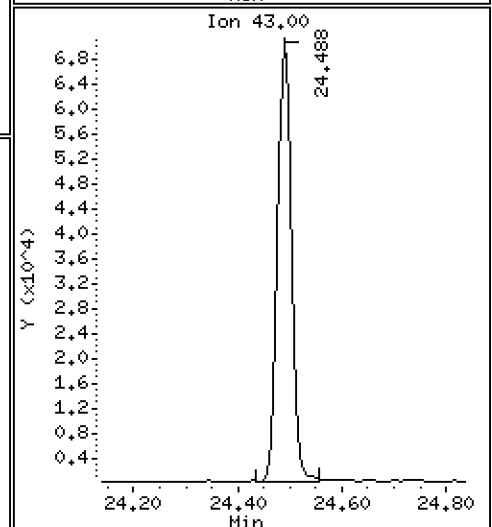
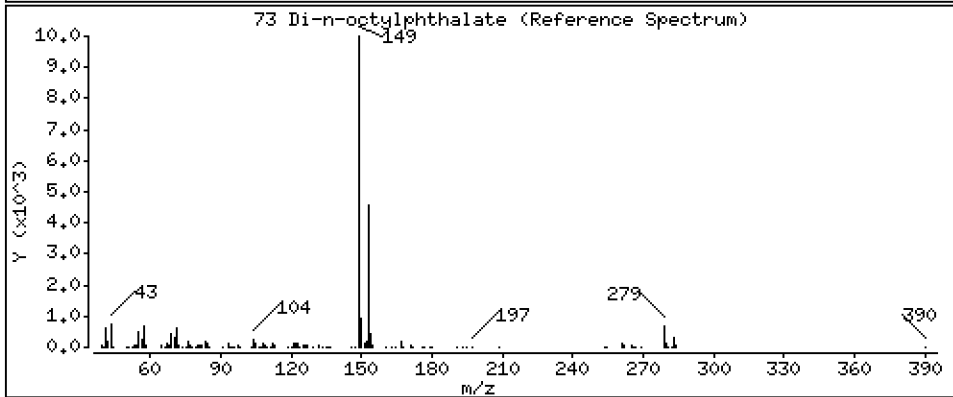
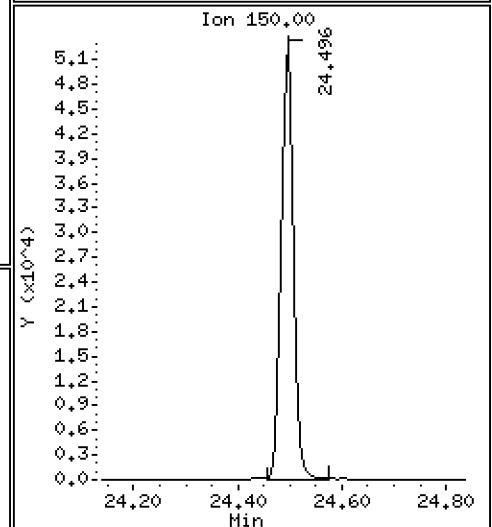
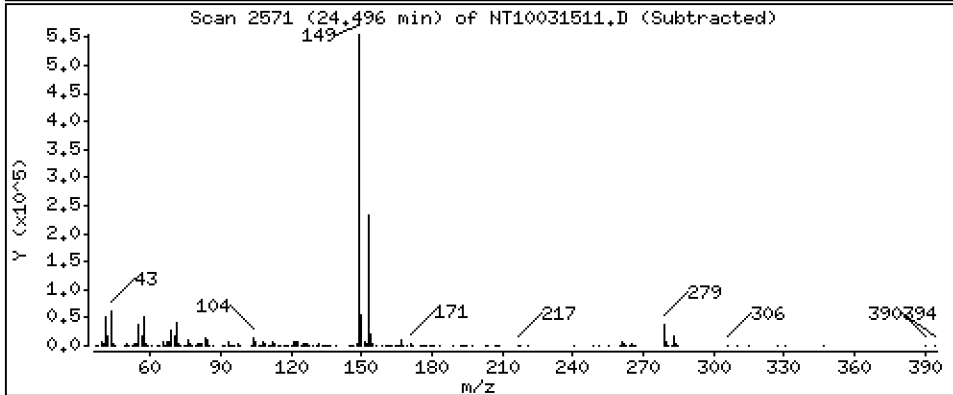
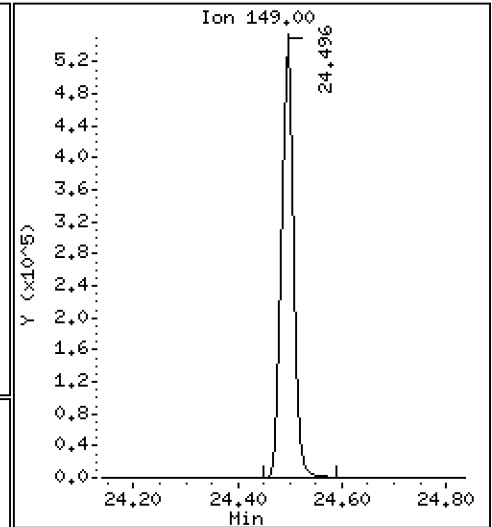
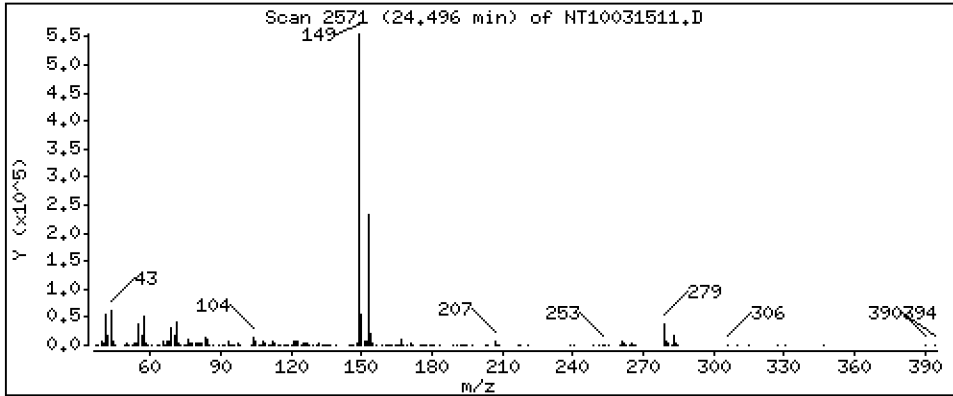
Operator: VTS

Column phase: ZB-5msi

Column diameter: 0,25

73 Di-n-octylphthalate

Concentration: 4,947 ug/mL



Date : 16-MAR-2023 02:16

Client ID:

Instrument: nt10.i

Sample Info: SLC0228-SCV1

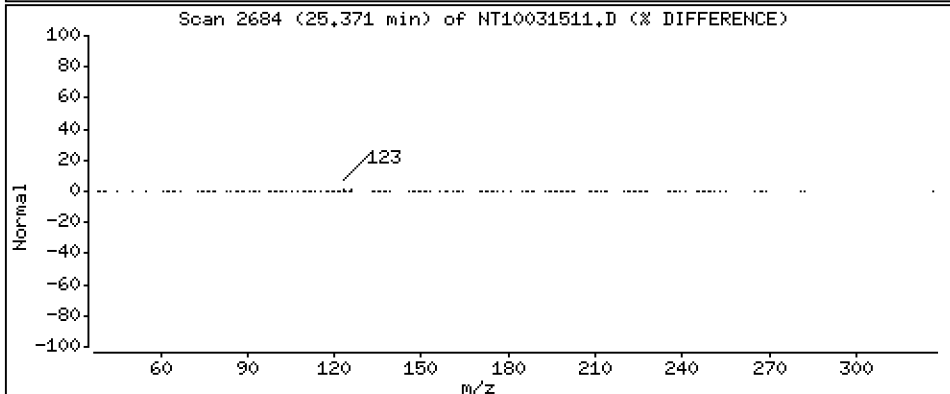
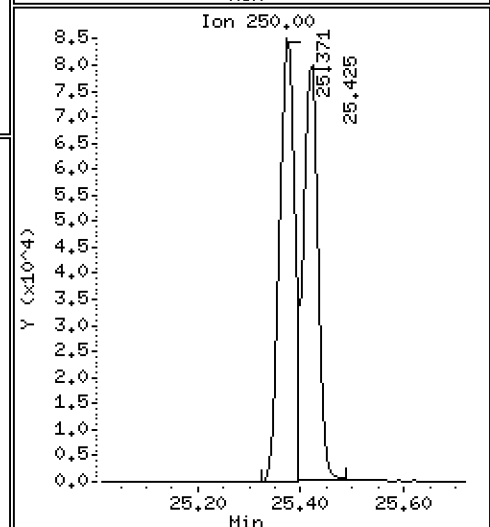
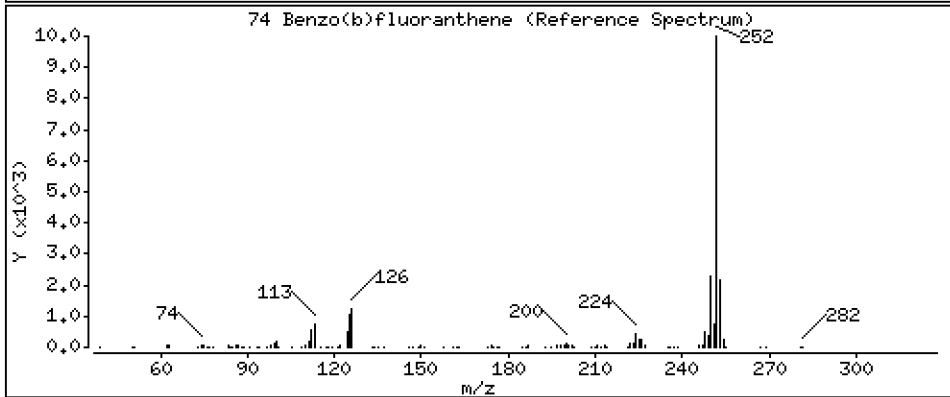
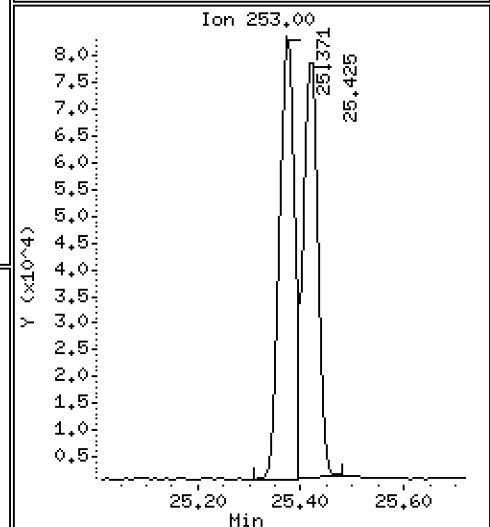
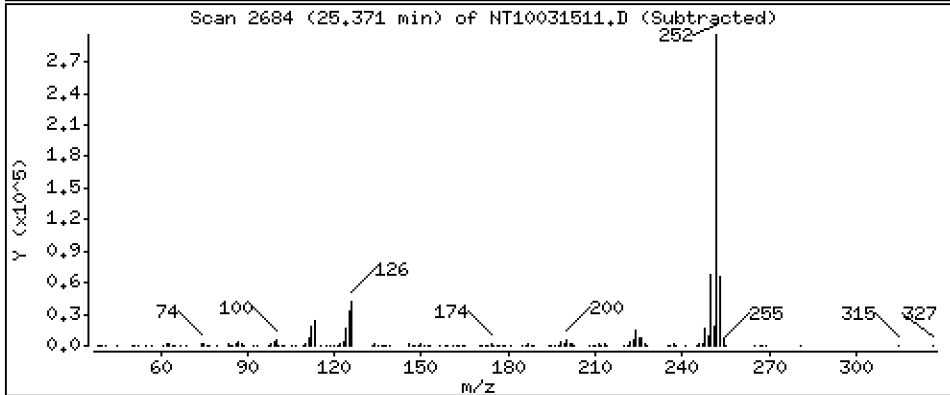
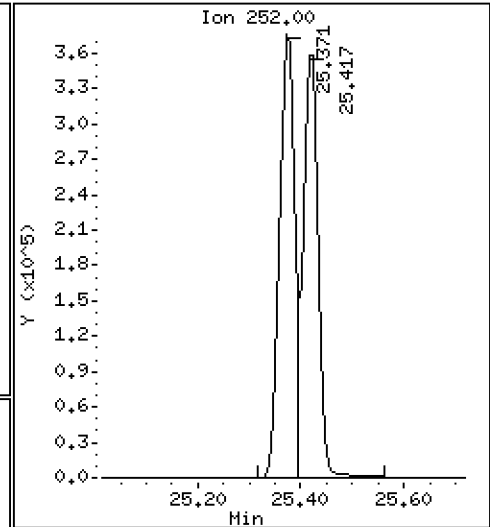
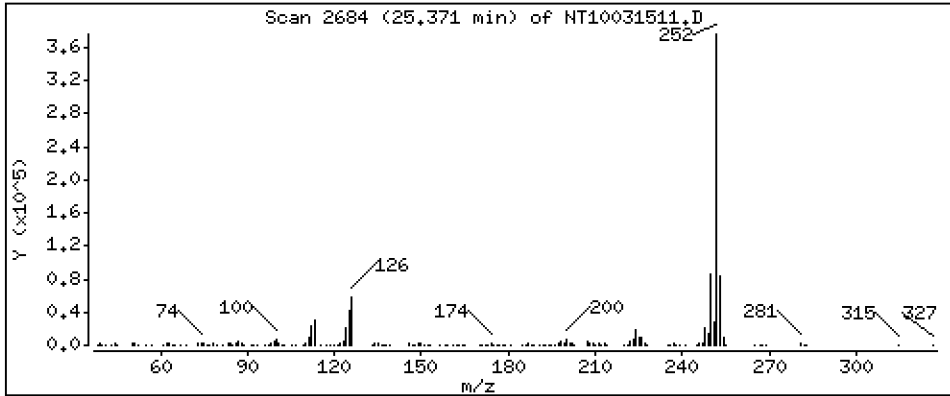
Operator: VTS

Column phase: ZB-5msi

Column diameter: 0,25

74 Benzo(b)fluoranthene

Concentration: 4,602 ug/mL



Date : 16-MAR-2023 02:16

Client ID:

Instrument: nt10.i

Sample Info: SLC0228-SCV1

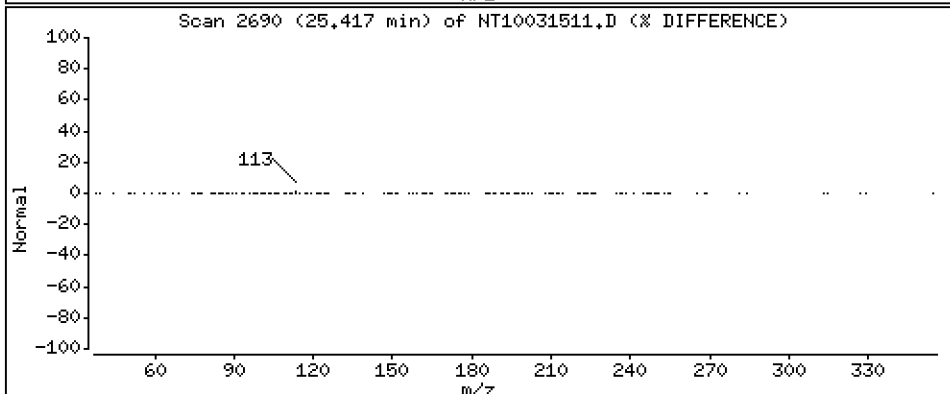
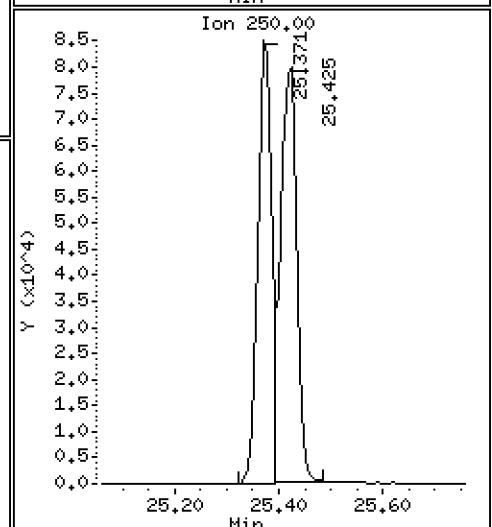
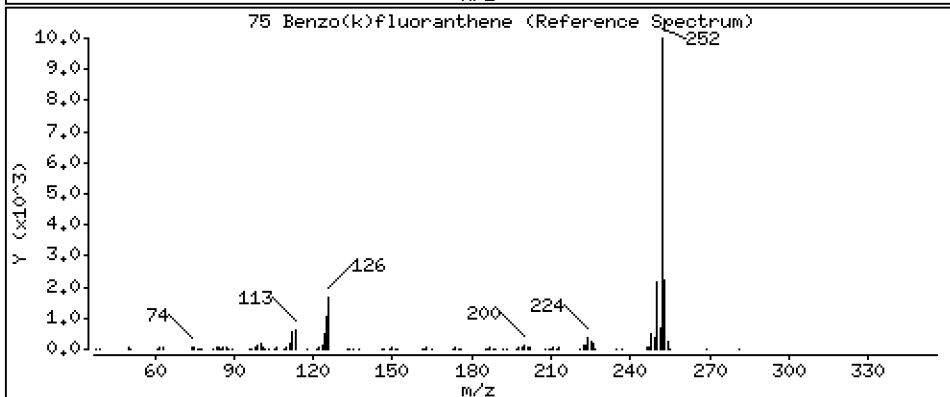
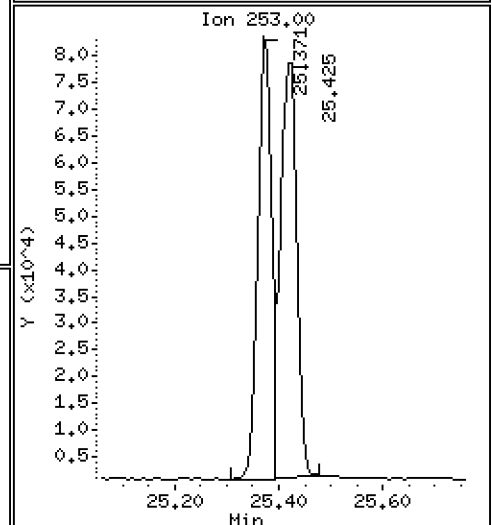
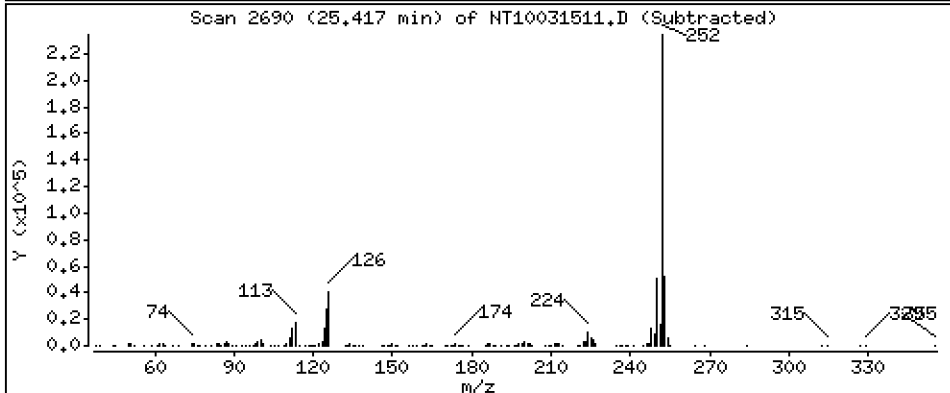
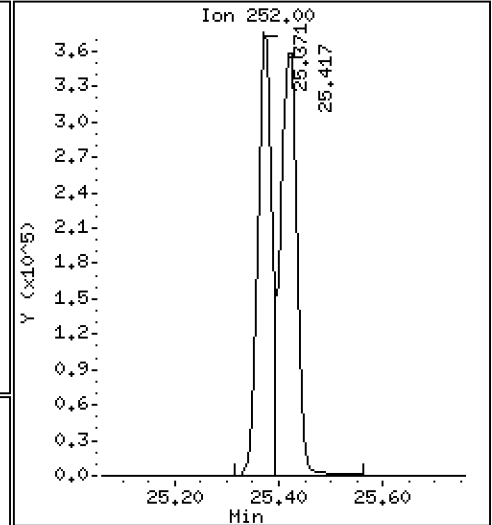
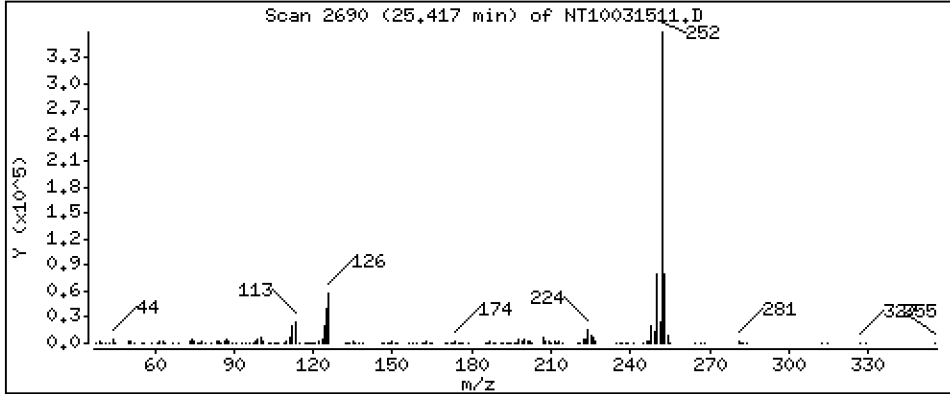
Operator: VTS

Column phase: ZB-5msi

Column diameter: 0,25

75 Benzo(k)fluoranthene

Concentration: 4,898 ug/mL



Date : 16-MAR-2023 02:16

Client ID:

Instrument: nt10.i

Sample Info: SLC0228-SCV1

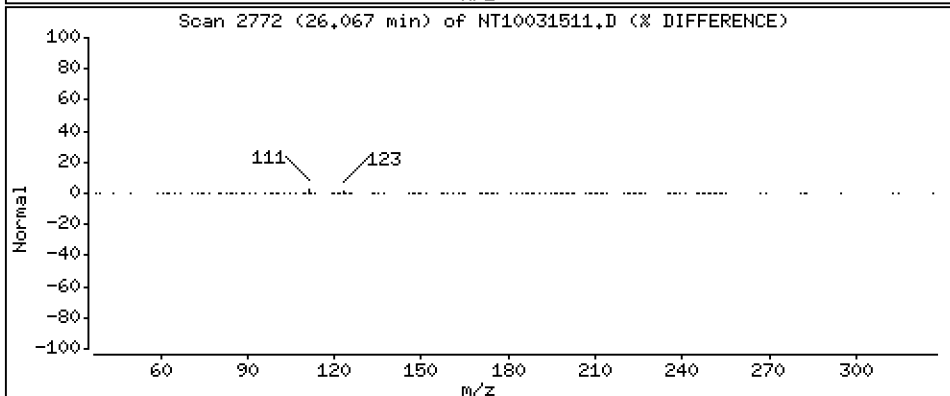
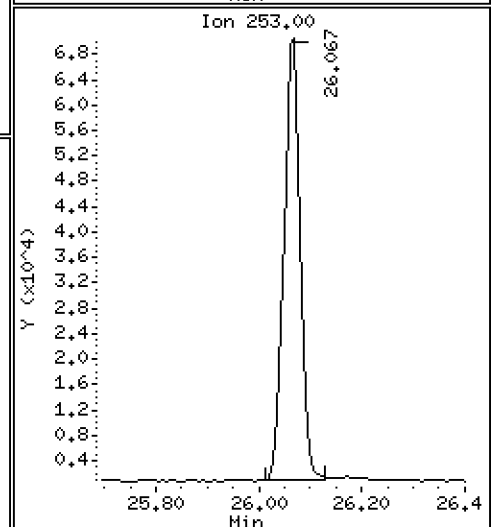
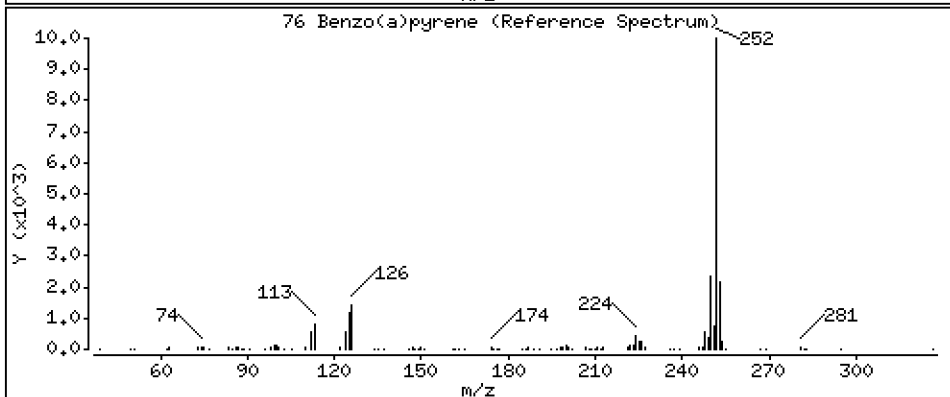
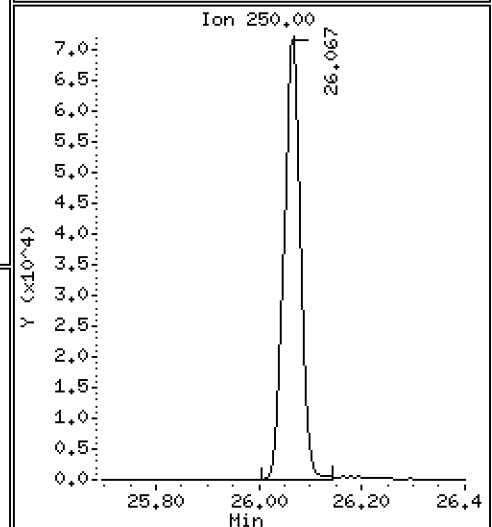
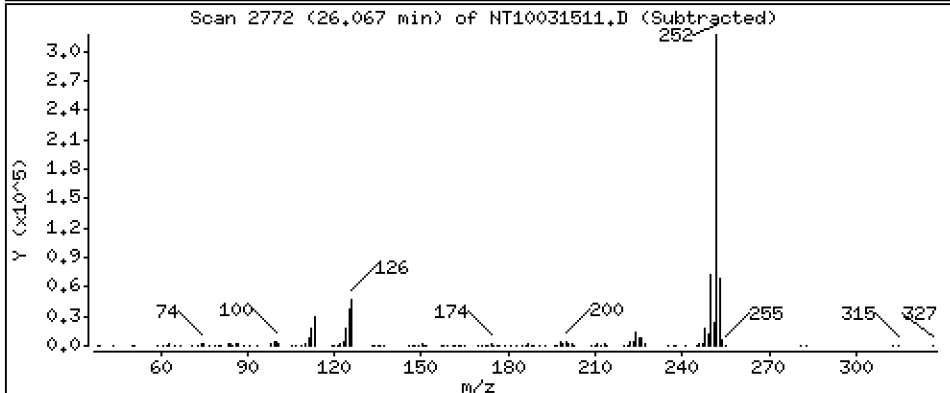
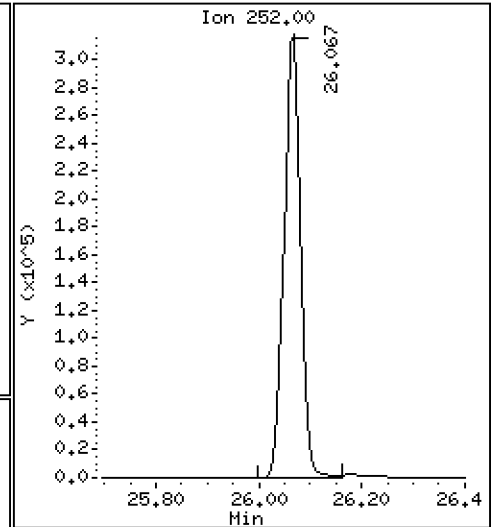
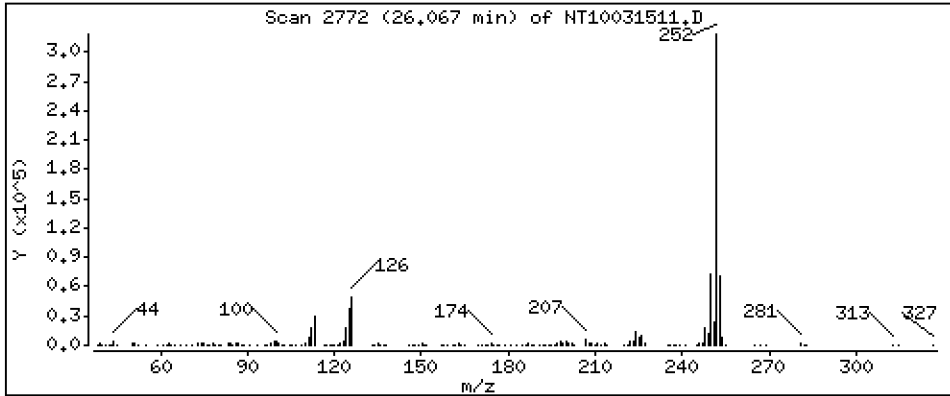
Operator: VTS

Column phase: ZB-5msi

Column diameter: 0,25

76 Benzo(a)pyrene

Concentration: 4,873 ug/mL



Date : 16-MAR-2023 02:16

Client ID:

Instrument: nt10.i

Sample Info: SLC0228-SCV1

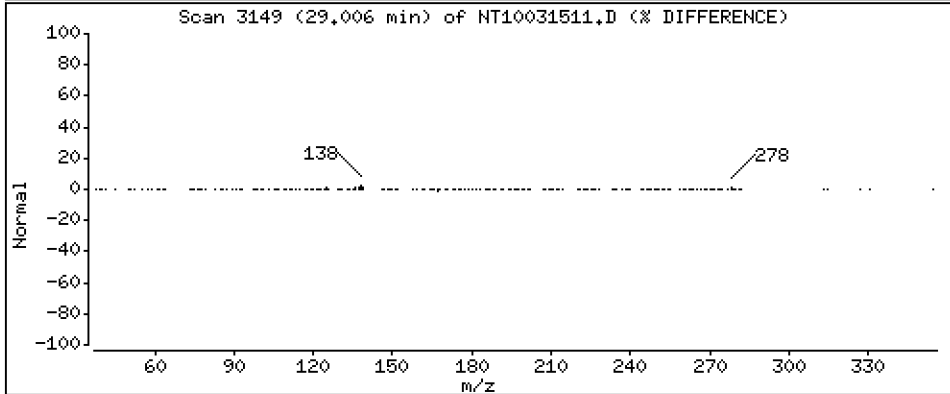
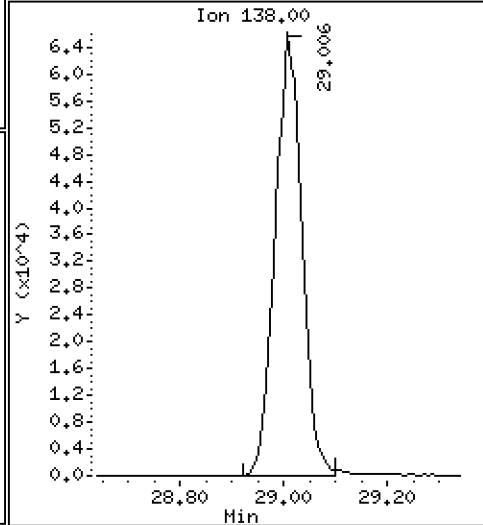
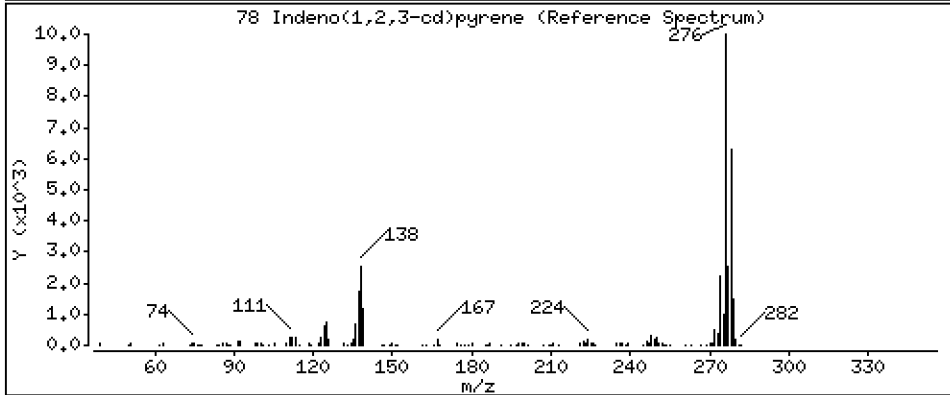
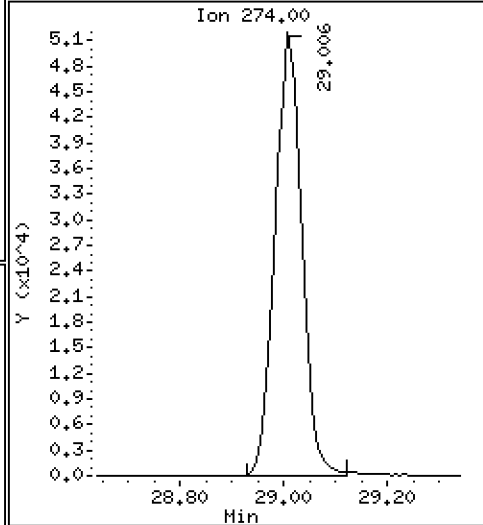
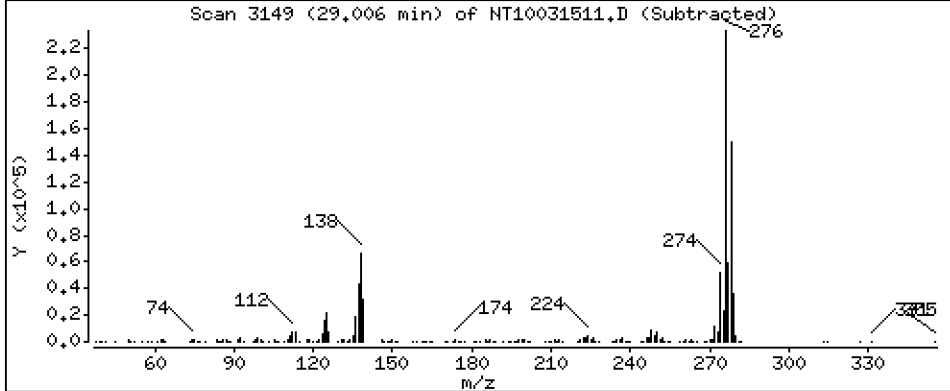
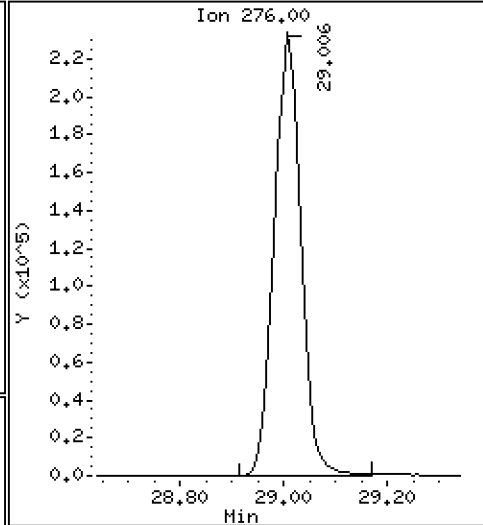
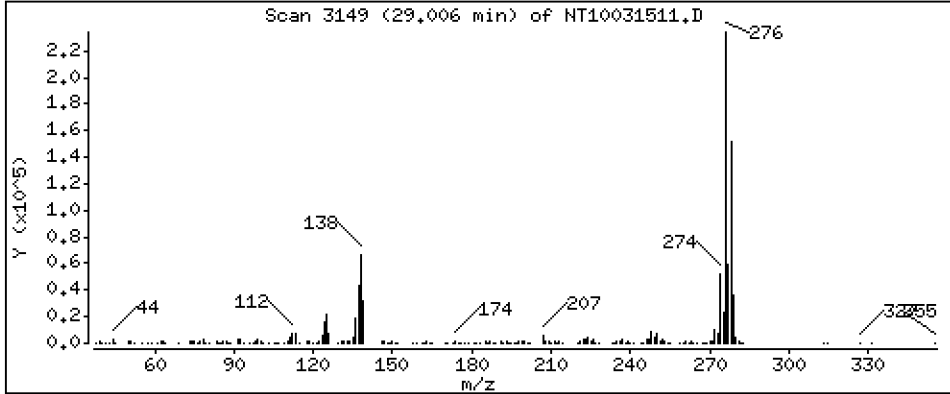
Operator: VTS

Column phase: ZB-5msi

Column diameter: 0,25

78 Indeno(1,2,3-cd)pyrene

Concentration: 4,577 ug/mL



Date : 16-MAR-2023 02:16

Client ID:

Instrument: nt10.i

Sample Info: SLC0228-SCV1

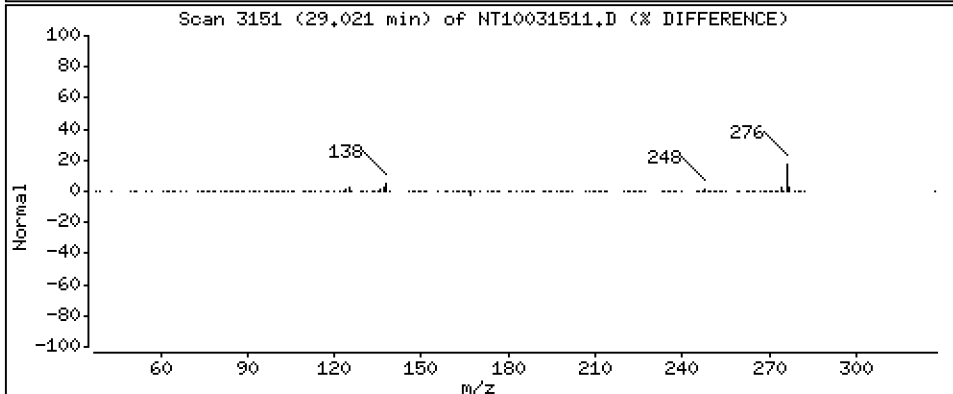
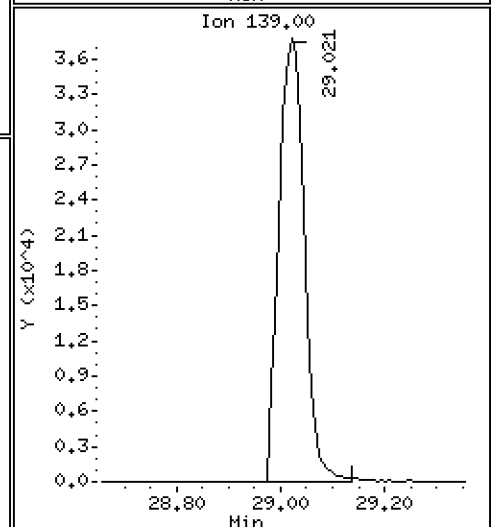
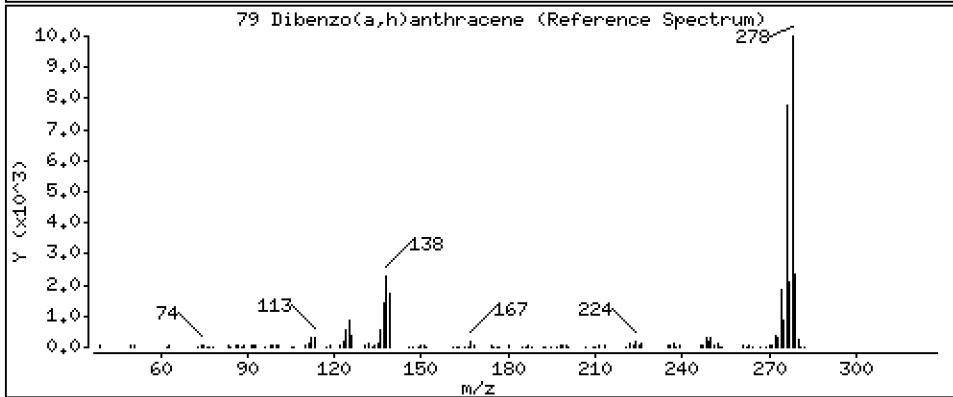
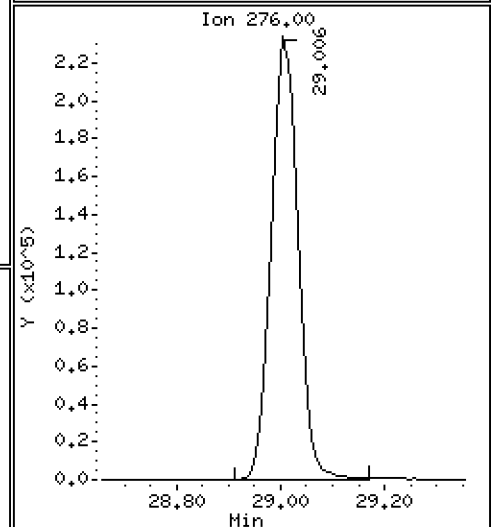
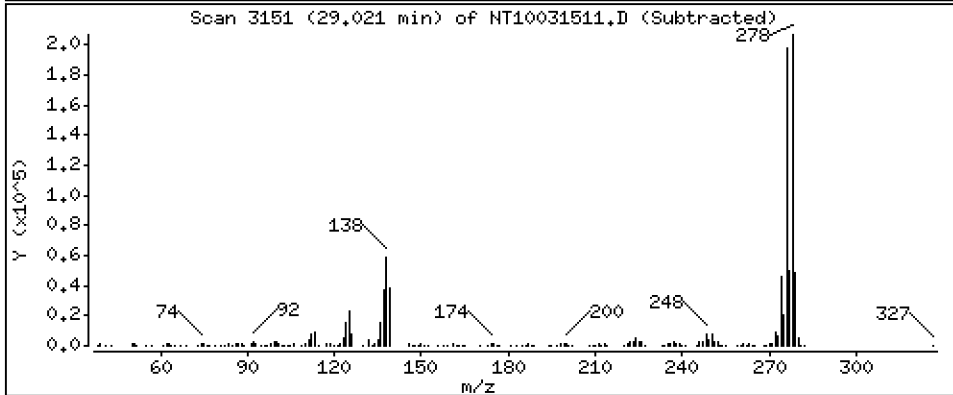
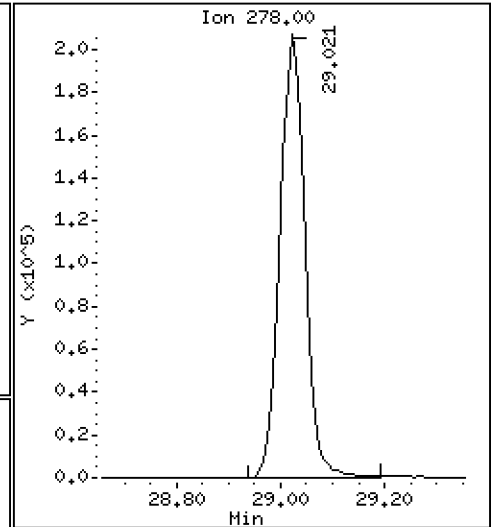
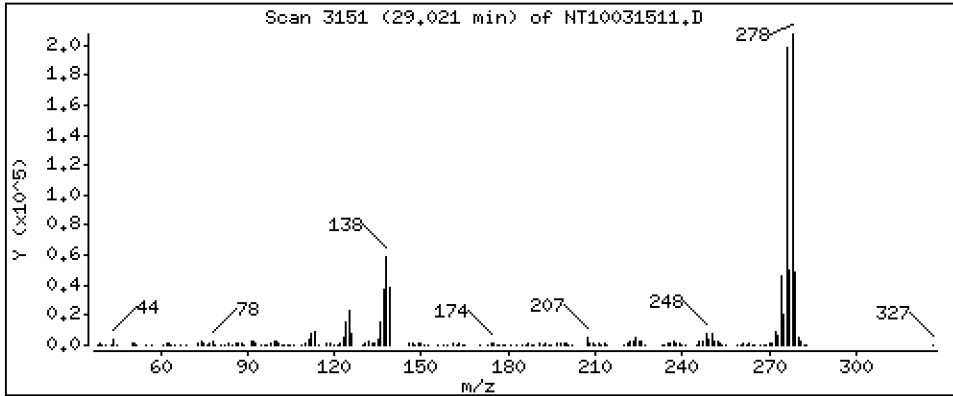
Operator: VTS

Column phase: ZB-5msi

Column diameter: 0,25

79 Dibenzo(a,h)anthracene

Concentration: 4,547 ug/mL



Date : 16-MAR-2023 02:16

Client ID:

Instrument: nt10.i

Sample Info: SLC0228-SCV1

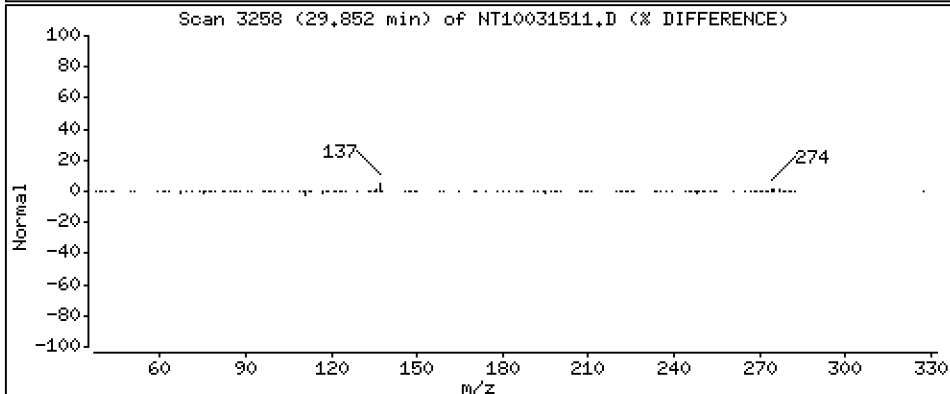
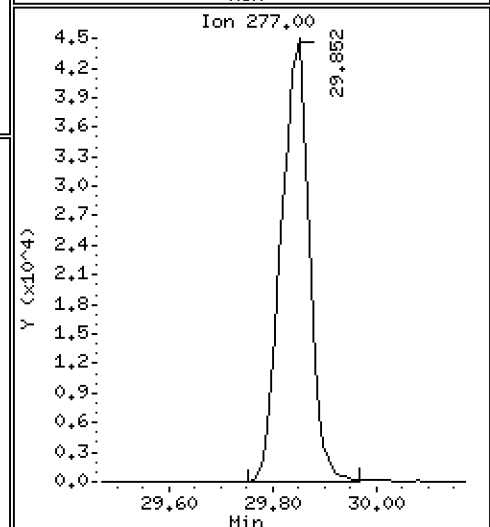
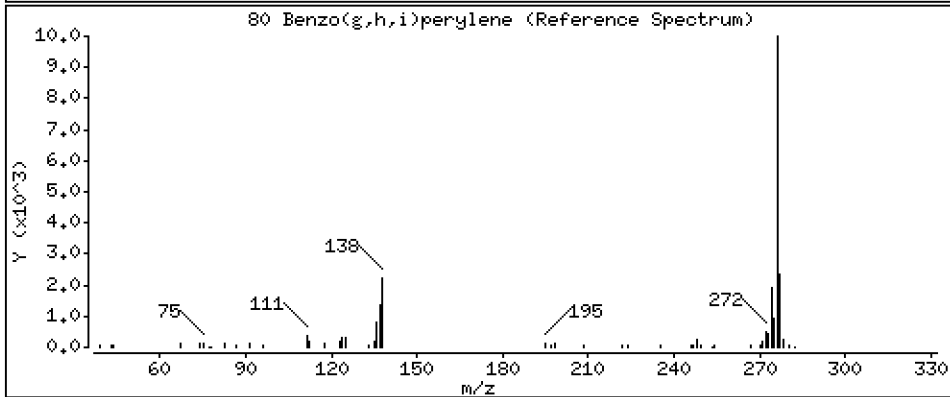
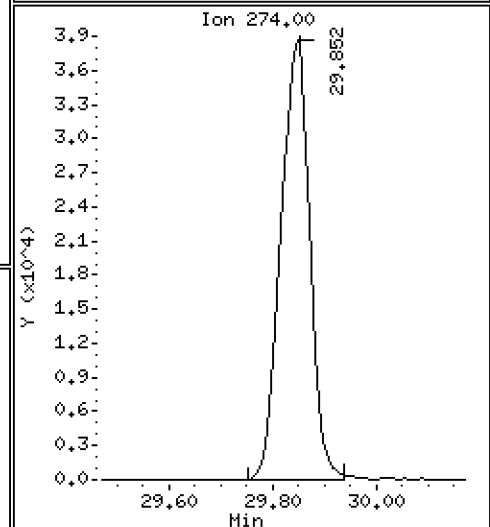
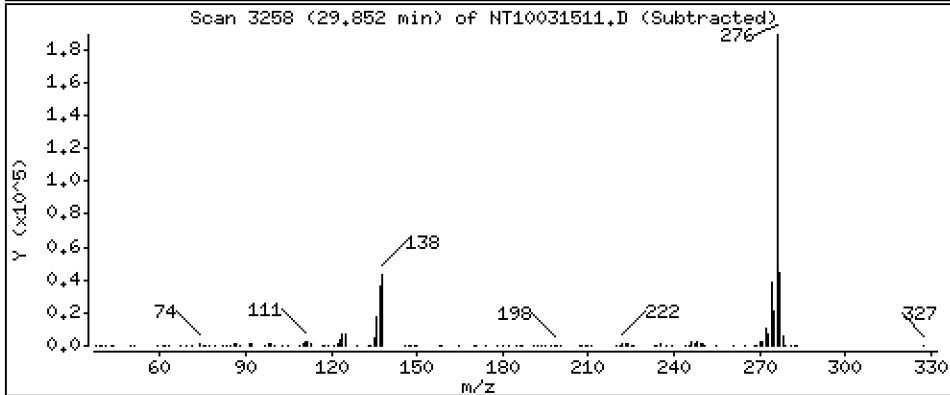
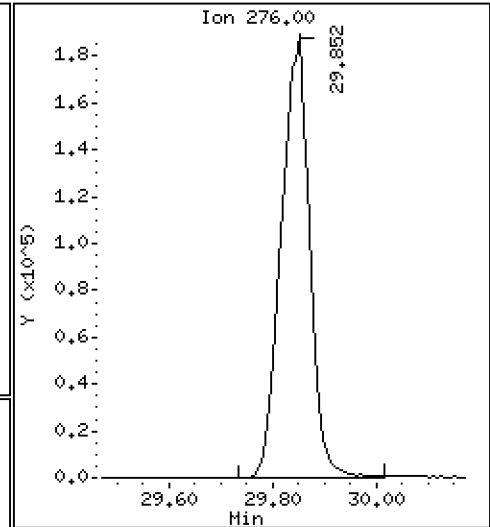
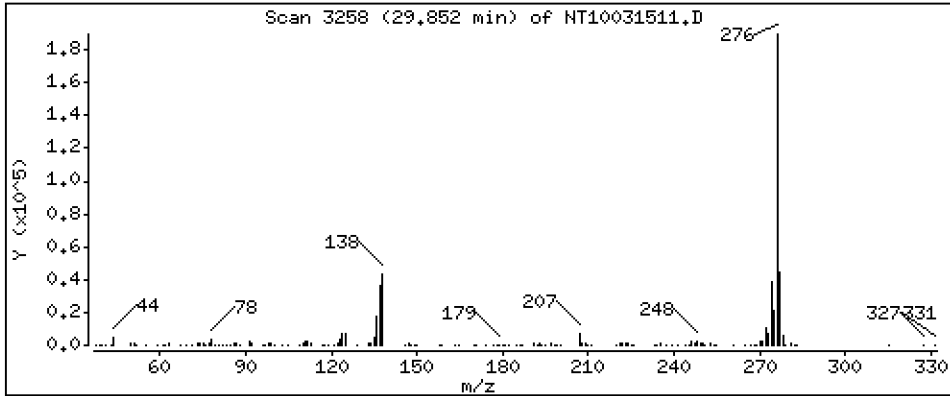
Operator: VTS

Column phase: ZB-5msi

Column diameter: 0,25

80 Benzo(g,h,i)perylene

Concentration: 4,590 ug/mL



Date : 16-MAR-2023 02:16

Client ID:

Instrument: nt10.i

Sample Info: SLC0228-SCV1

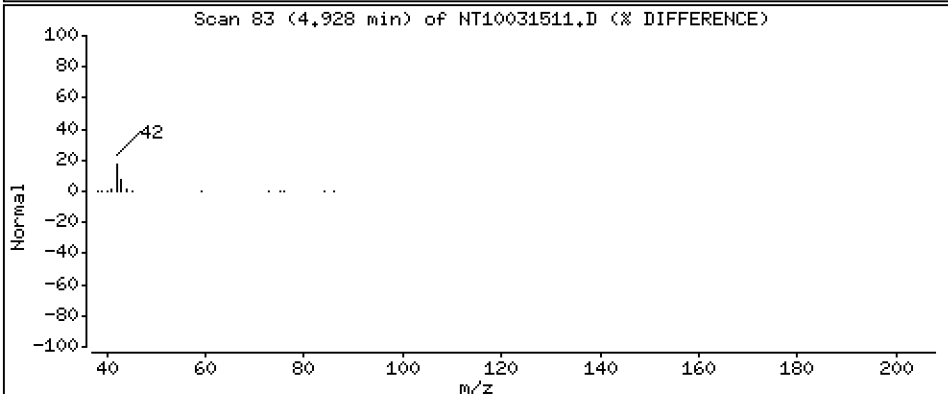
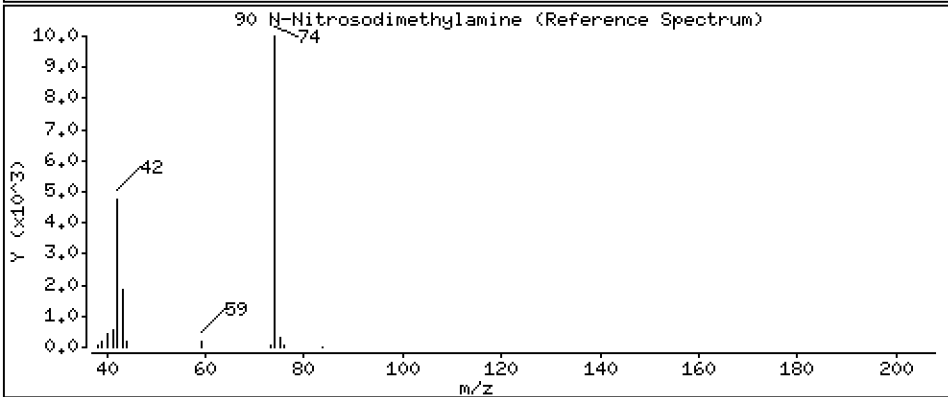
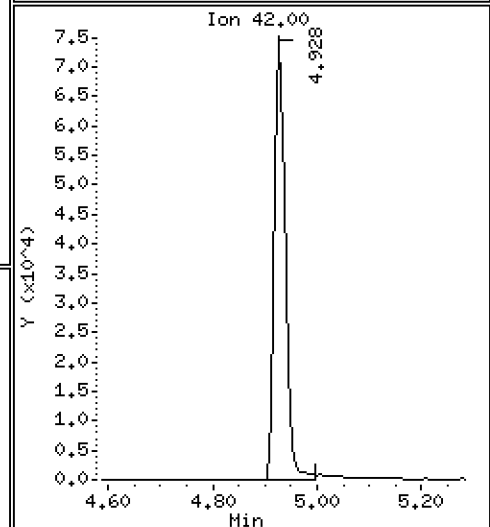
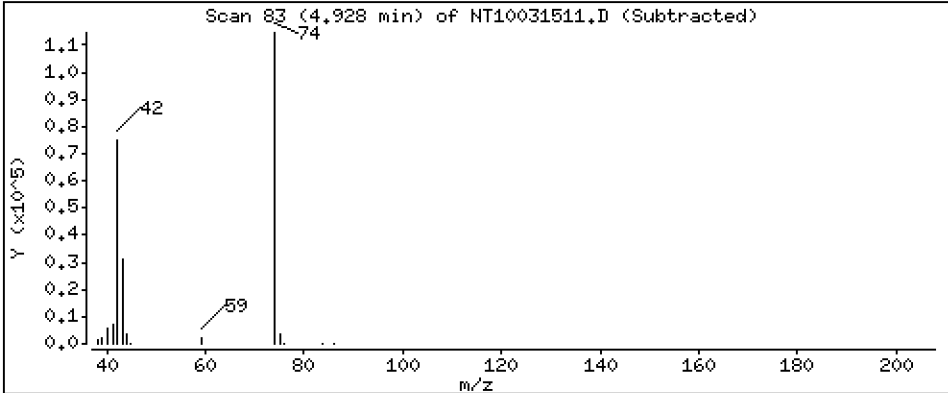
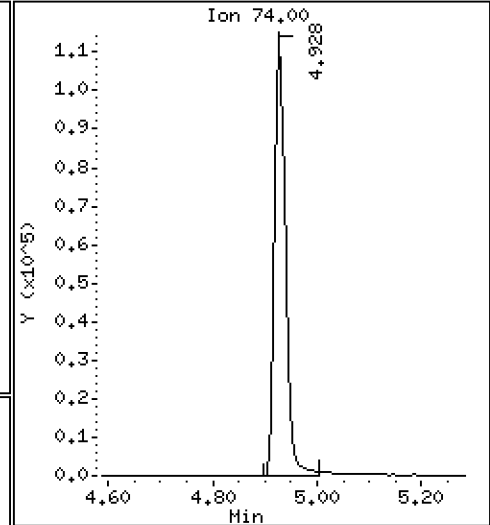
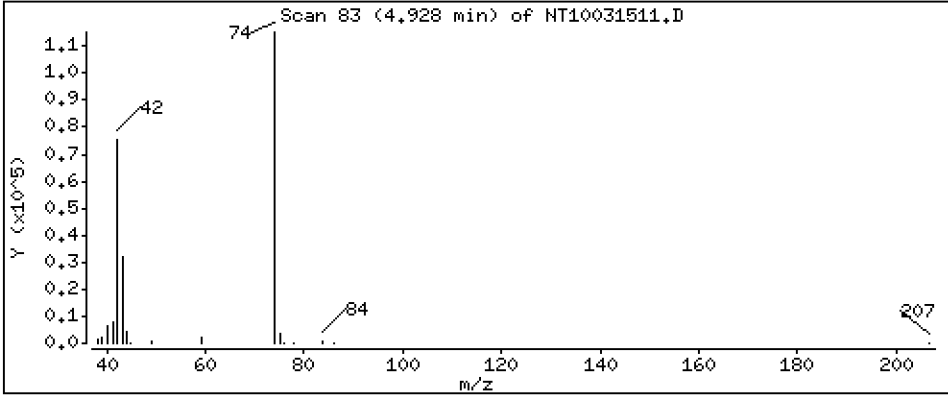
Operator: VTS

Column phase: ZB-5msi

Column diameter: 0.25

90 N-Nitrosodimethylamine

Concentration: 5.194 ug/mL



Date : 16-MAR-2023 02:16

Client ID:

Instrument: nt10.i

Sample Info: SLC0228-SCV1

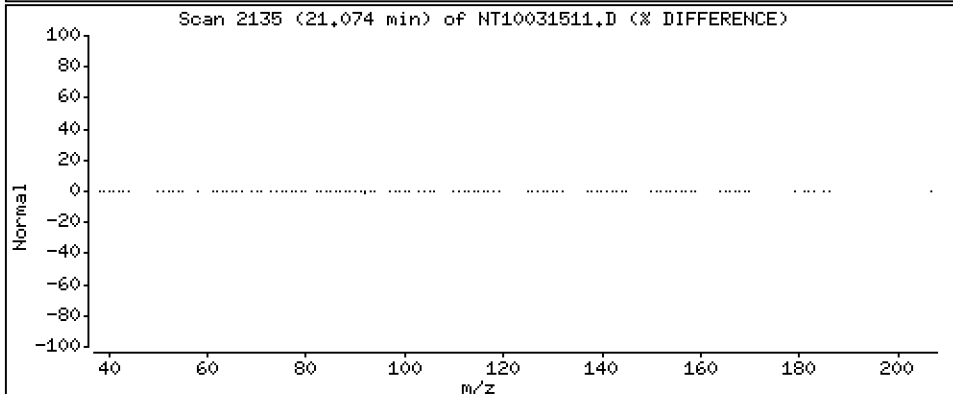
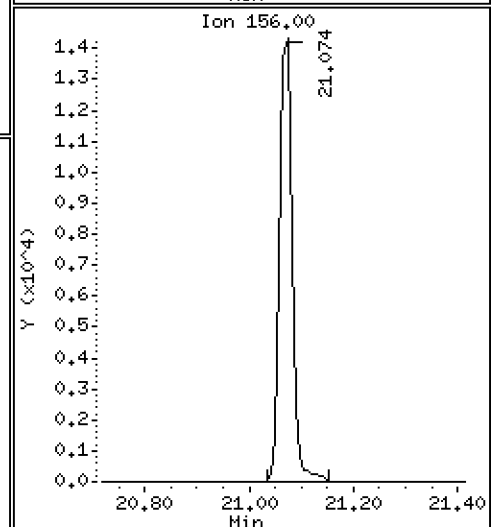
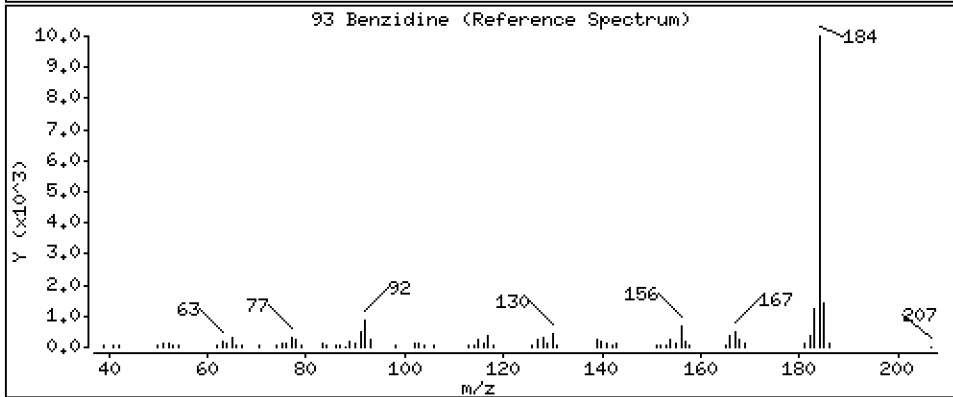
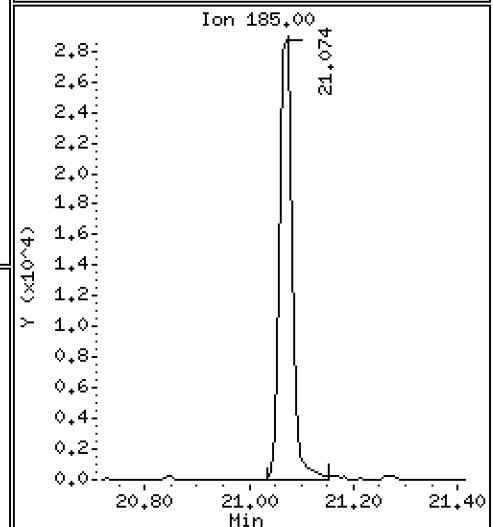
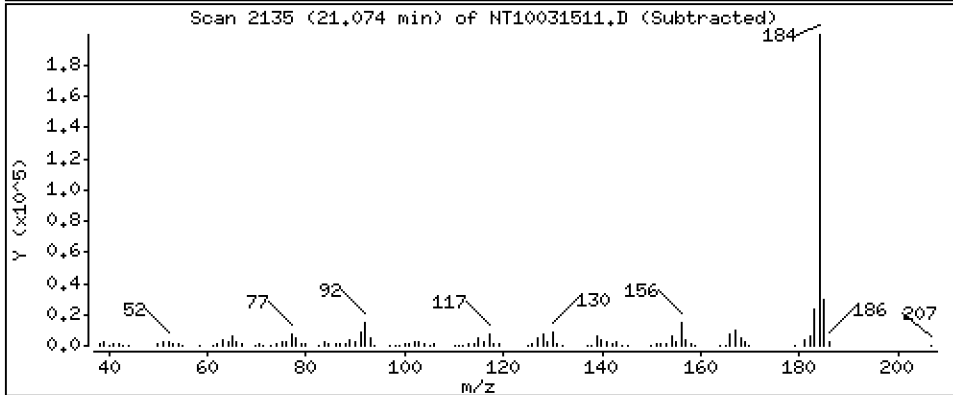
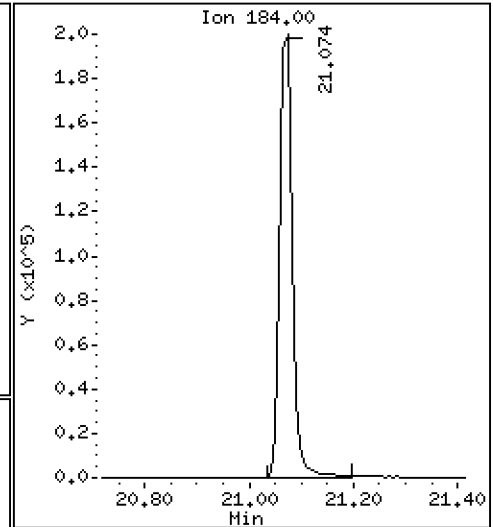
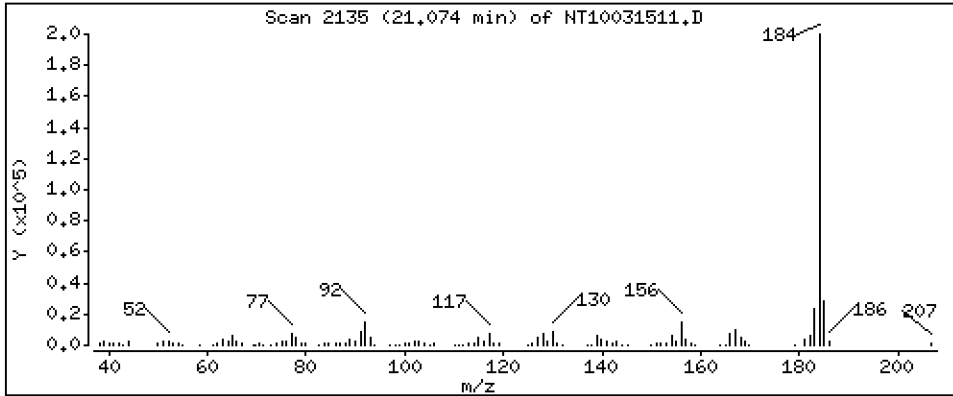
Operator: VTS

Column phase: ZB-5msi

Column diameter: 0,25

93 Benzidine

Concentration: 4,380 ug/mL



Date : 16-MAR-2023 02:16

Client ID:

Instrument: nt10.i

Sample Info: SLC0228-SCV1

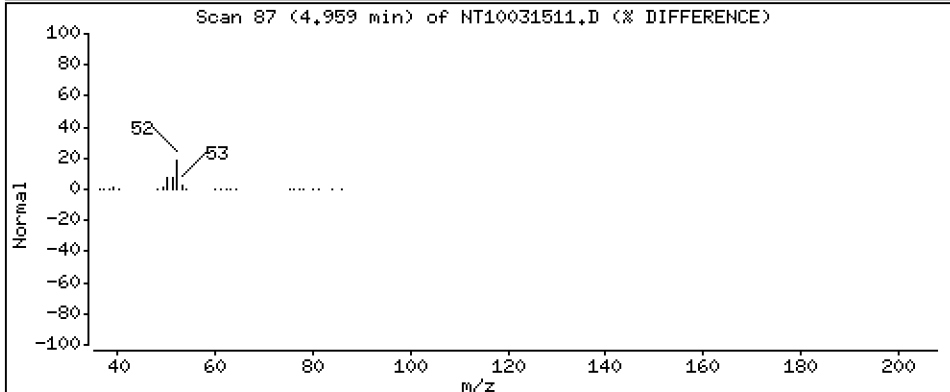
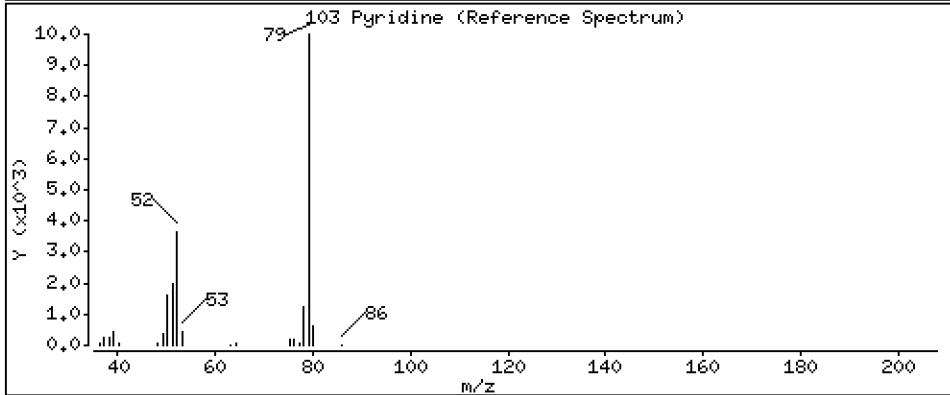
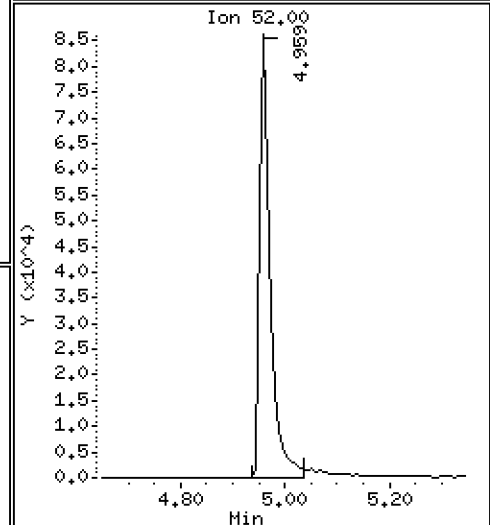
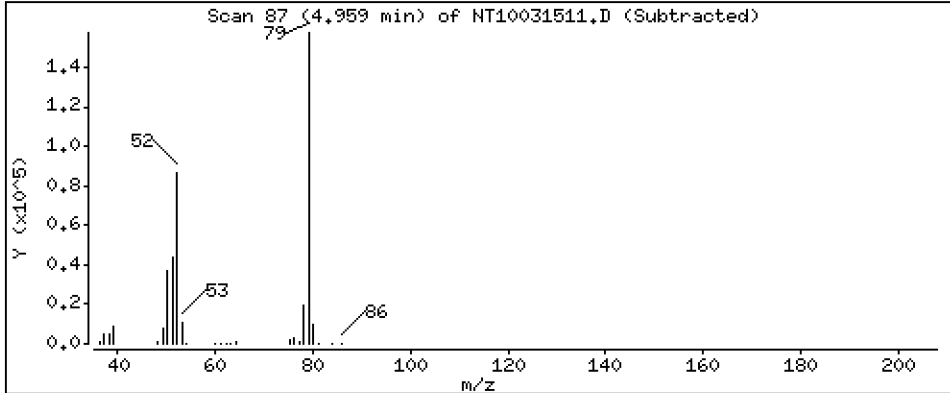
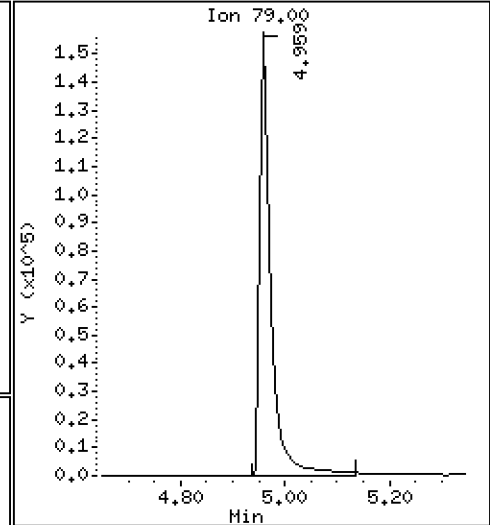
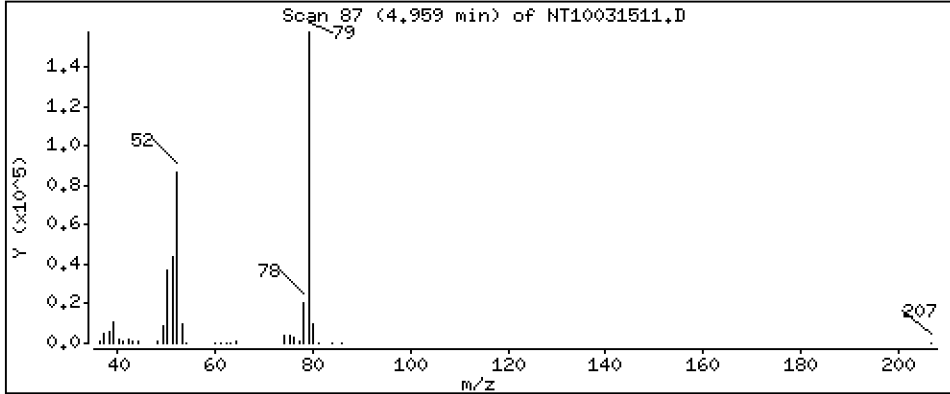
Operator: VTS

Column phase: ZB-5msi

Column diameter: 0.25

103 Pyridine

Concentration: 5.337 ug/mL



Date : 16-MAR-2023 02:16

Client ID:

Instrument: nt10.i

Sample Info: SLC0228-SCV1

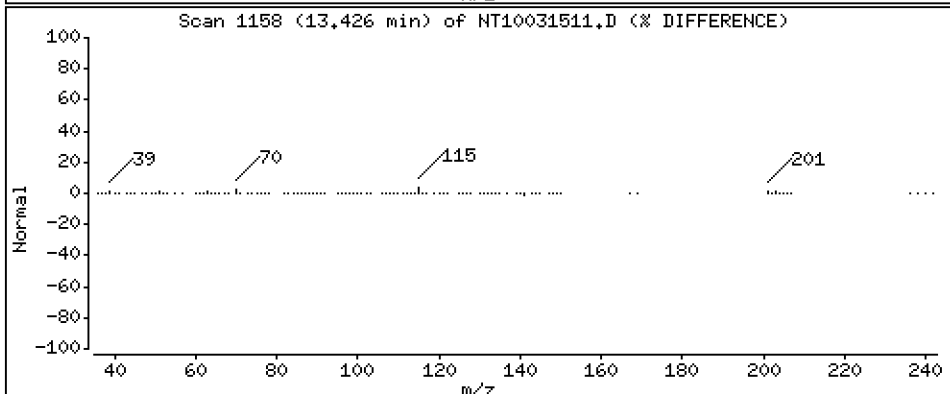
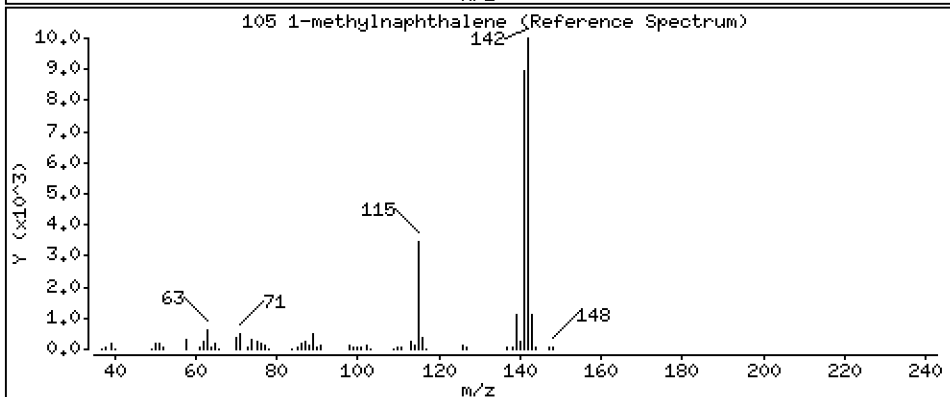
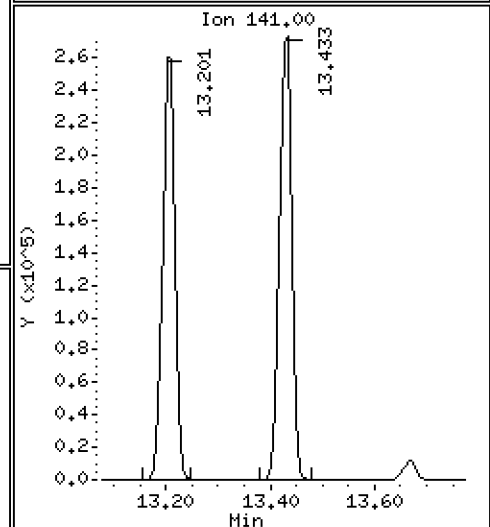
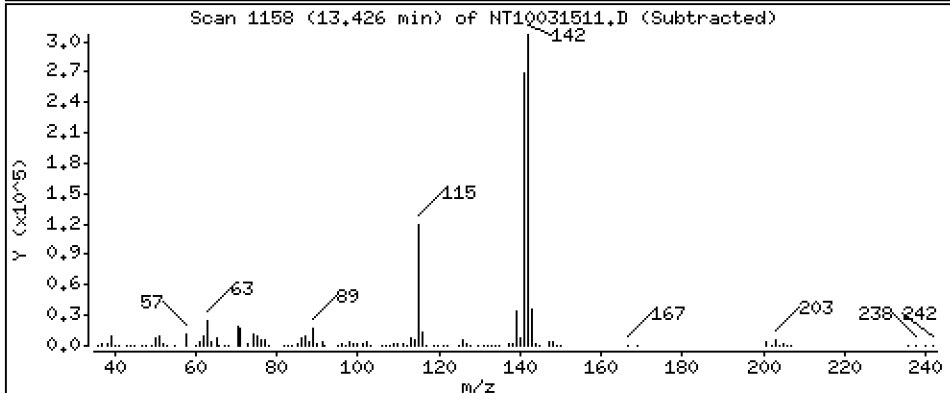
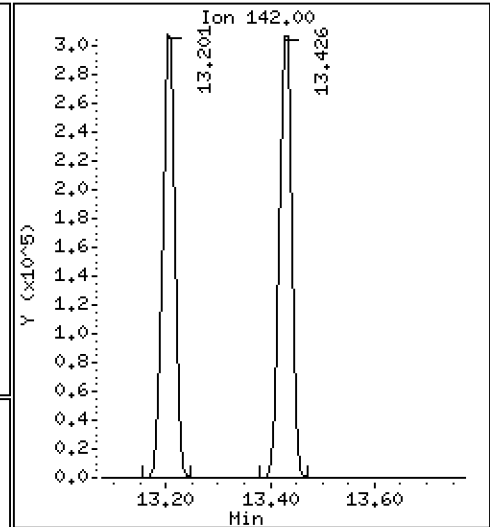
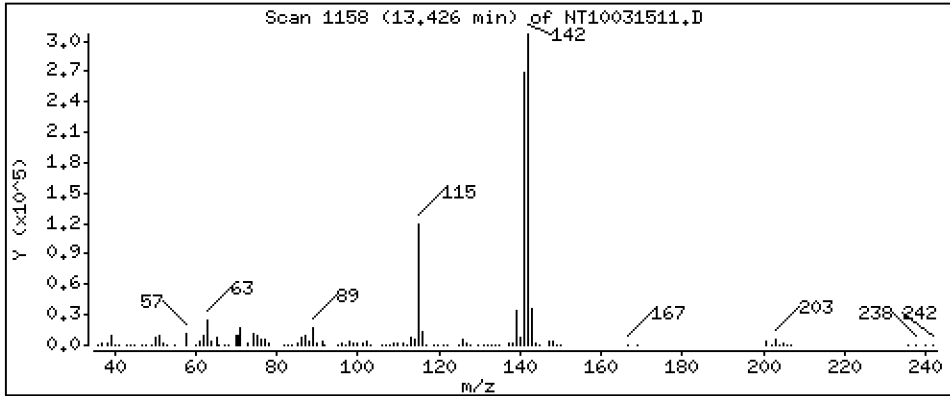
Operator: VTS

Column phase: ZB-5msi

Column diameter: 0,25

105 1-methylnaphthalene

Concentration: 4,875 ug/mL



Date : 16-MAR-2023 02:16

Client ID:

Instrument: nt10.i

Sample Info: SLC0228-SCV1

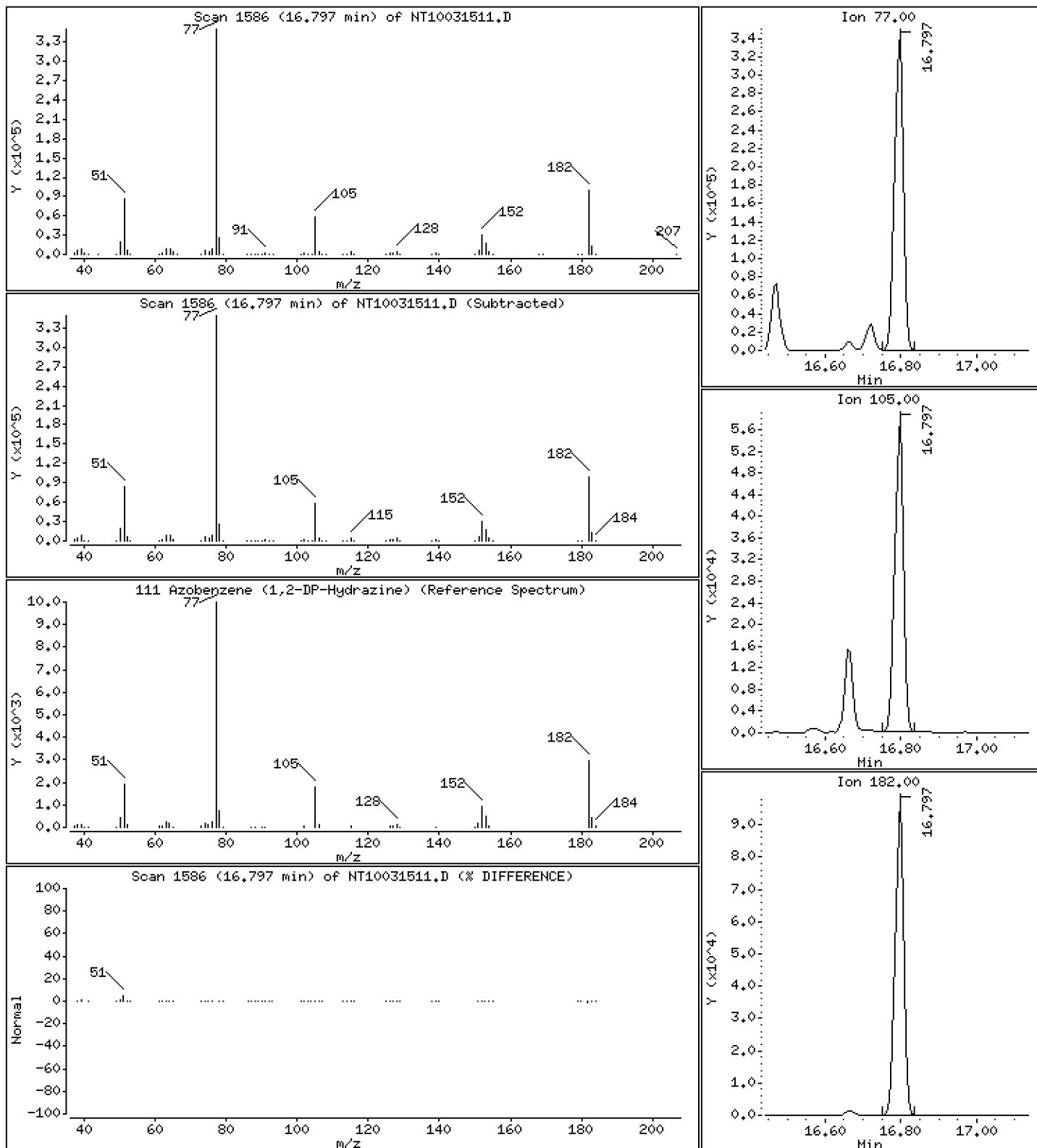
Operator: VTS

Column phase: ZB-5msi

Column diameter: 0.25

111 Azobenzene (1,2-DP-Hydrazine)

Concentration: 4.937 ug/mL



Date : 16-MAR-2023 02:16

Client ID:

Instrument: nt10.i

Sample Info: SLC0228-SCV1

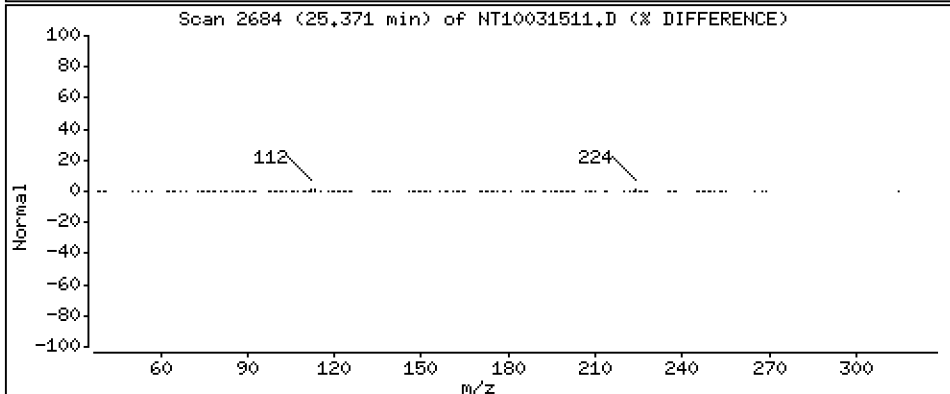
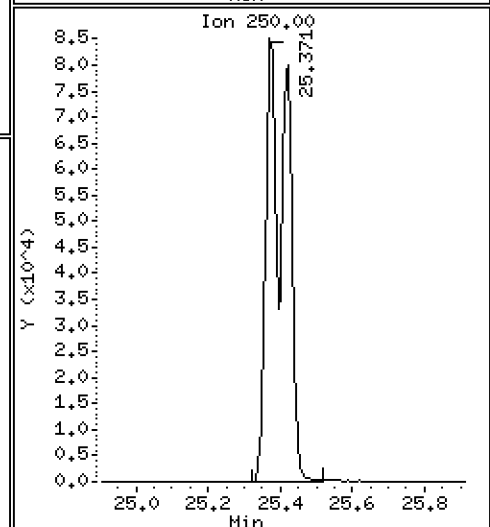
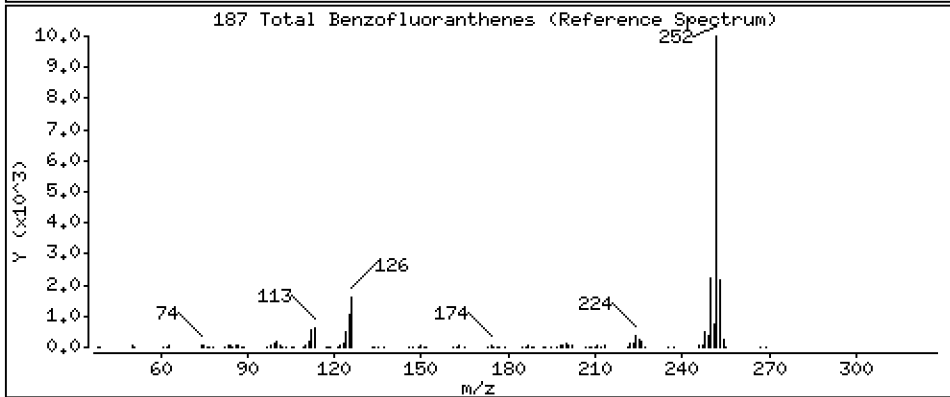
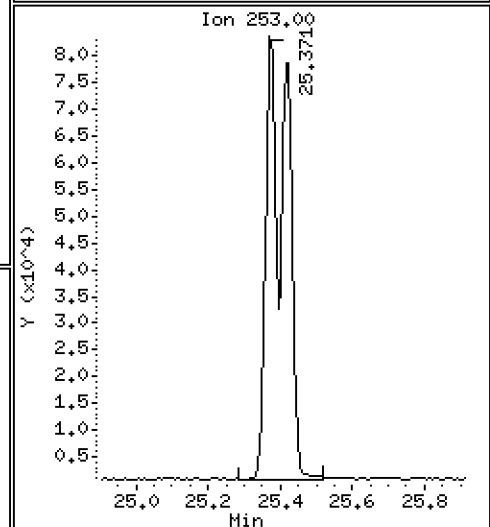
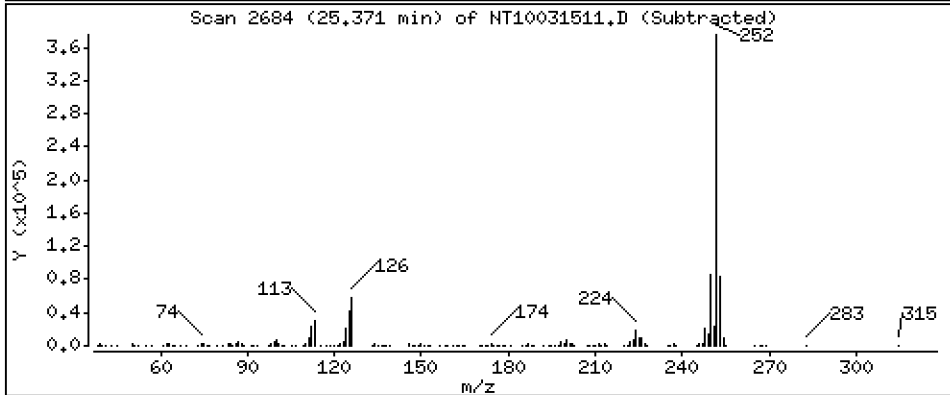
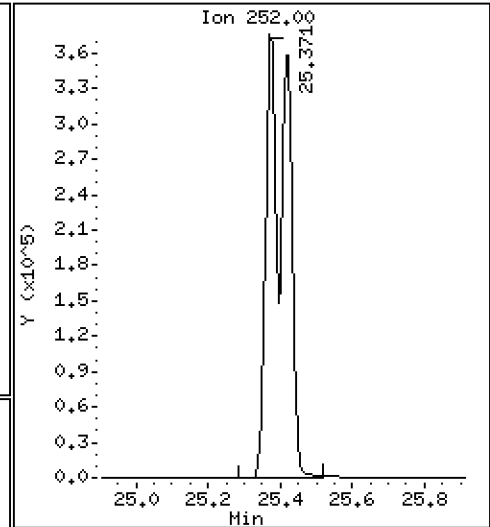
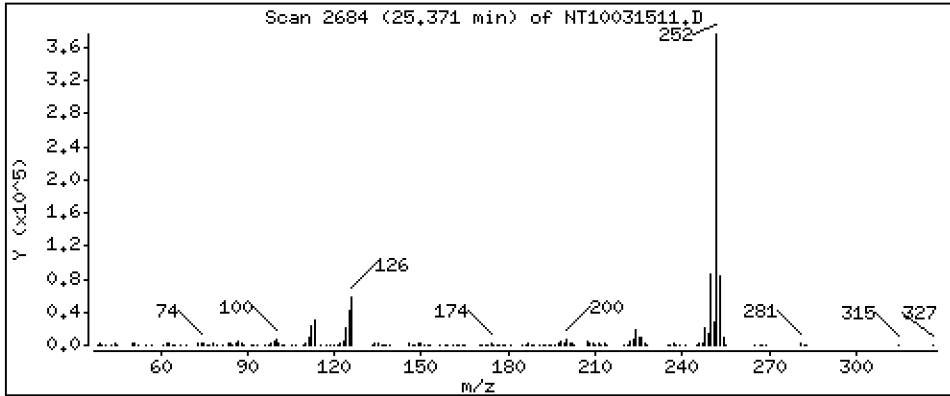
Operator: VTS

Column phase: ZB-5msi

Column diameter: 0,25

187 Total Benzofluoranthenes

Concentration: 9,483 ug/mL



Date : 16-MAR-2023 02:16

Client ID:

Instrument: nt10.i

Sample Info: SLC0228-SCV1

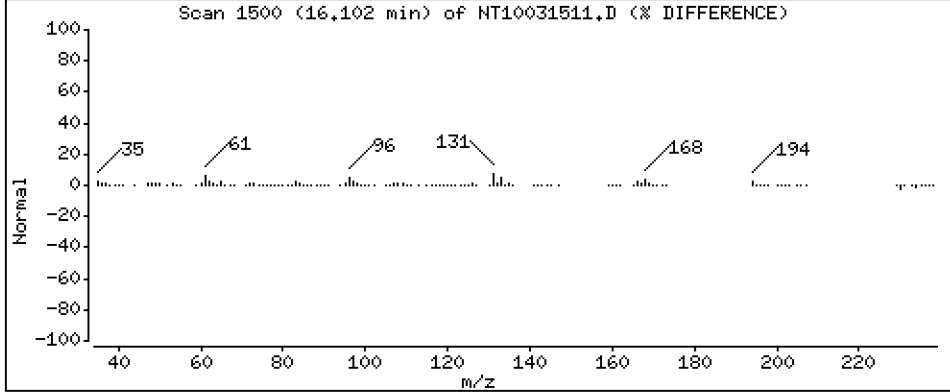
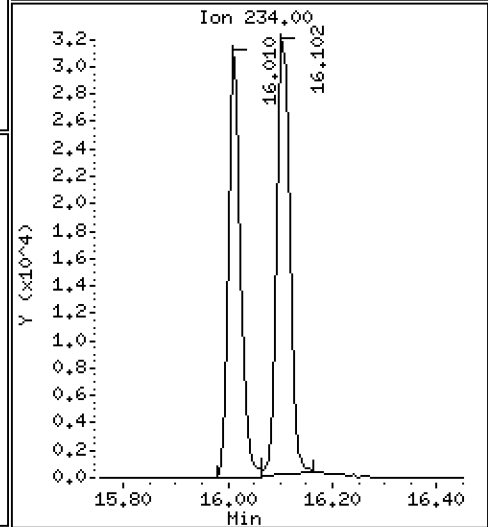
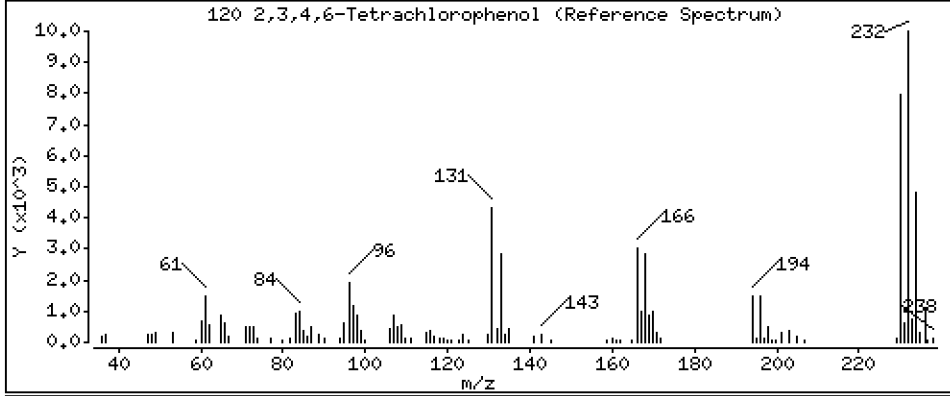
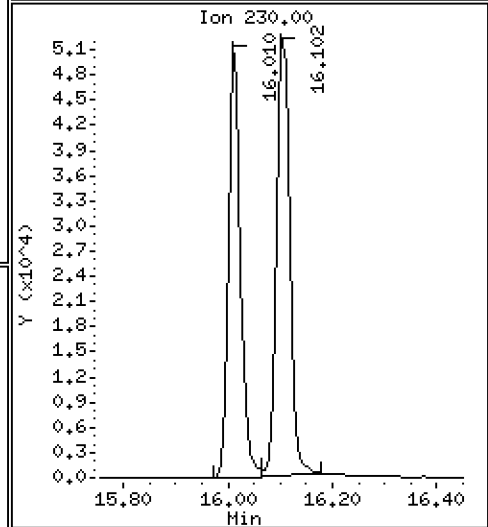
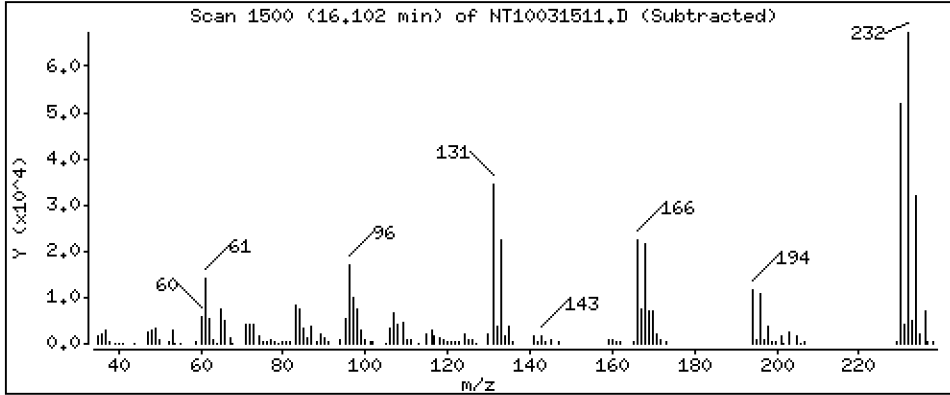
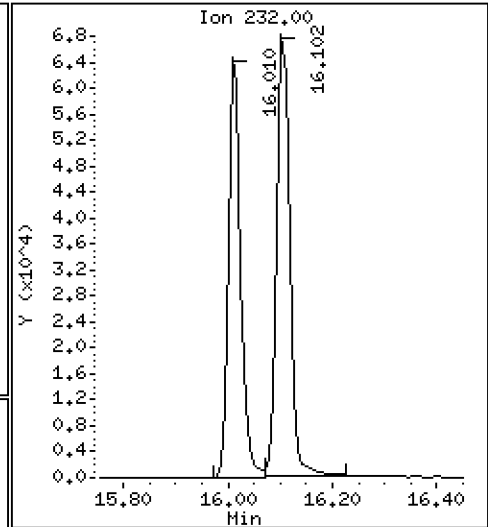
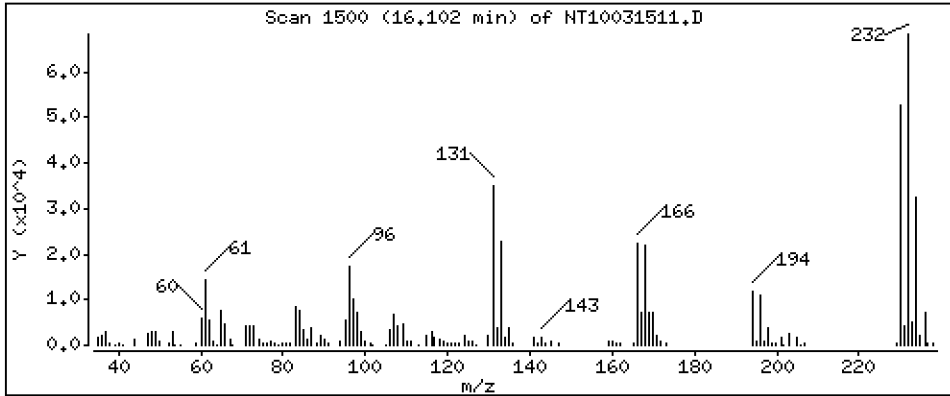
Operator: VTS

Column phase: ZB-5msi

Column diameter: 0.25

120 2,3,4,6-Tetrachlorophenol

Concentration: 3,980 ug/mL



ARI Labs, Inc.

Semivolatile Report SW846 Method 8270D

Data file : \\target\share\chem3\nt10.i\20230315.b\NT10031511.D
 Lab Smp Id: SLC0228-SCV1
 Inj Date : 16-MAR-2023 02:16
 Operator : VTS Inst ID: nt10.i
 Smp Info : SLC0228-SCV1
 Misc Info :
 Comment : 1ul Injection
 Method : \\target\share\chem3\nt10.i\20230315.b\ABN.m
 Meth Date : 16-Mar-2023 12:06 van Quant Type: ISTD
 Cal Date : 16-MAR-2023 00:22 Cal File: NT10031508.D
 Als bottle: 11
 Dil Factor: 1.00000
 Integrator: HP RTE Compound Sublist: ICAL.sub
 Target Version: 4.14
 Processing Host: VANS-201906

Compounds	QUANT	SIG	RT	EXP RT	REL RT	RESPONSE	CONCENTRATIONS	
							ON-COLUMN	FINAL
	MASS						(ug/mL)	(ug/mL)
=====	====		====	=====	=====	=====	=====	=====
\$ 1 2-Fluorophenol	112					Compound Not Detected.		
\$ 2 Phenol-d5	99					Compound Not Detected.		
3 Phenol	94		8.659	8.652	(0.931)	281600	4.41237	4.412
\$ 5 2-Chlorophenol-d4	132					Compound Not Detected.		
4 Bis(2-Chloroethyl)ether	93		8.837	8.837	(0.950)	248892	5.25818	5.258
6 2-Chlorophenol	128		8.960	8.961	(0.963)	233608	4.27685	4.277
7 1,3-Dichlorobenzene	146		9.239	9.231	(0.993)	275540	4.77157	4.772
* 8 1,4-Dichlorobenzene-d4	152		9.301	9.293	(1.000)	154809	4.00000	
9 1,4-Dichlorobenzene	146		9.332	9.325	(1.003)	274051	4.91272	4.913
\$ 10 1,2-Dichlorobenzene-d4	152					Compound Not Detected.		
12 1,2-Dichlorobenzene	146		9.689	9.682	(1.042)	268028	4.88215	4.882
11 Benzyl alcohol	108		9.557	9.557	(1.028)	147597	4.92722	4.927
14 2,2'-oxybis(1-Chloropropane)	121		9.860	9.860	(1.060)	100179	6.21363	6.214
13 2-Methylphenol	108		9.775	9.767	(1.051)	196115	4.21542	4.215
17 Hexachloroethane	117		10.279	10.271	(1.105)	114513	5.00332	5.003
16 N-Nitroso-di-n-propylamine	70		10.116	10.108	(1.088)	190250	5.17896	5.179
15 4-Methylphenol	108		10.046	10.031	(1.080)	213951	4.36462	4.365
\$ 18 Nitrobenzene-d5	82					Compound Not Detected.		
19 Nitrobenzene	77		10.426	10.419	(0.885)	274714	4.85798	4.858
20 Isophorone	82		10.861	10.861	(0.922)	556741	7.69604	7.696
21 2-Nitrophenol	139		11.047	11.048	(0.938)	110302	3.99452	3.995
22 2,4-Dimethylphenol	107		11.081	11.082	(0.941)	188638	3.63181	3.632
23 Bis(2-Chloroethoxy)methane	93		11.285	11.285	(0.958)	273219	5.65409	5.654
24 Benzoic acid	105		11.217	11.166	(0.952)	173961	5.95241	5.952
25 2,4-Dichlorophenol	162		11.489	11.489	(0.975)	195480	4.70301	4.703
26 1,2,4-Trichlorobenzene	180		11.685	11.685	(0.992)	222176	4.55366	4.554
* 27 Naphthalene-d8	136		11.777	11.770	(1.000)	570882	4.00000	
28 Naphthalene	128		11.816	11.816	(1.003)	713318	4.71662	4.717
29 4-Chloroaniline	127		11.940	11.940	(1.014)	223402	3.78650	3.787
30 Hexachlorobutadiene	225		12.171	12.172	(1.033)	138198	4.83404	4.834
31 4-Chloro-3-methylphenol	107		12.876	12.876	(1.093)	208794	4.64027	4.640
32 2-Methylnaphthalene	142		13.201	13.201	(1.121)	501627	4.59617	4.596
33 Hexachlorocyclopentadiene	237		13.665	13.665	(0.888)	132827	4.72902	4.729

Compounds	QUANT	SIG						CONCENTRATIONS	
			MASS	RT	EXP RT	REL RT	RESPONSE	ON-COLUMN (ug/mL)	FINAL (ug/mL)
34 2,4,6-Trichlorophenol	196		13.820	13.820	(0.898)	137849	4.59559	4.596	
35 2,4,5-Trichlorophenol	196		13.889	13.890	(0.903)	146935	4.40855	4.409	
§ 36 2-Fluorobiphenyl	172		Compound Not Detected.						
37 2-Chloronaphthalene	162		14.199	14.191	(0.923)	466196	4.79589	4.796	
38 2-Nitroaniline	65		14.454	14.447	(0.940)	134108	4.91137	4.911	
39 Dimethylphthalate	163		14.880	14.873	(0.967)	486790	4.93747	4.937	
40 Acenaphthylene	152		15.074	15.066	(0.980)	727839	4.80509	4.805	
41 2,6-Dinitrotoluene	165		15.020	15.012	(0.976)	112840	5.29815	5.298	
* 42 Acenaphthene-d10	164		15.383	15.383	(1.000)	303490	4.00000		
43 3-Nitroaniline	138		15.306	15.298	(0.995)	120530	5.01393	5.014	
44 Acenaphthene	153		15.453	15.445	(1.005)	446914	4.77589	4.776	
45 2,4-Dinitrophenol	184		15.515	15.515	(1.009)	27409	2.12395	2.124	
46 Dibenzofuran	168		15.777	15.770	(1.026)	641379	4.64790	4.648	
47 4-Nitrophenol	109		15.600	15.592	(1.014)	59816	3.96568	3.966	
48 2,4-Dinitrotoluene	165		15.824	15.817	(1.029)	144262	4.51019	4.510	
50 Diethylphthalate	149		16.326	16.319	(1.061)	503887	5.20905	5.209	
49 Fluorene	166		16.489	16.481	(1.072)	511113	4.70796	4.708	
51 4-Chlorophenyl-phenylether	204		16.473	16.466	(1.071)	257762	4.99294	4.993	
52 4-Nitroaniline	138		16.566	16.566	(1.077)	106701	4.92532	4.925	
53 4,6-Dinitro-2-methylphenol	198		16.666	16.658	(0.905)	56867	3.51509	3.515	
54 N-Nitrosodiphenylamine	169		16.720	16.712	(0.908)	342454	4.80180	4.802	
§ 55 2,4,6-Tribromophenol	330		Compound Not Detected.						
56 4-Bromophenyl-phenylether	248		17.475	17.476	(0.949)	150956	5.05964	5.060	
57 Hexachlorobenzene	284		17.800	17.793	(0.966)	143751	4.59553	4.596	
58 Pentachlorophenol	266		18.149	18.149	(0.985)	75635	4.05676	4.057	
* 59 Phenanthrene-d10	188		18.420	18.420	(1.000)	533431	4.00000		
60 Phenanthrene	178		18.466	18.466	(1.003)	669357	4.60181	4.602	
61 Anthracene	178		18.559	18.559	(1.008)	581438	4.16715	4.167	
62 Carbazole	167		18.884	18.884	(1.025)	591382	4.72989	4.730	
63 Di-n-butylphthalate	149		19.665	19.666	(1.068)	830680	4.96738	4.967	
64 Fluoranthene	202		20.841	20.841	(0.888)	782432	4.47248	4.472	
65 Pyrene	202		21.267	21.267	(0.907)	778668	4.33892	4.339	
§ 66 Terphenyl-d14	244		Compound Not Detected.						
67 Butylbenzylphthalate	149		22.459	22.460	(0.957)	314007	4.83397	4.834	
68 Benzo(a)anthracene	228		23.427	23.419	(0.999)	714166	4.64722	4.647	
* 69 Chrysene-d12	240		23.458	23.450	(1.000)	435381	4.00000		
70 3,3'-Dichlorobenzidine	252		23.373	23.373	(0.996)	483256	9.81738	9.817	
71 Chrysene	228		23.497	23.489	(1.002)	677151	4.51017	4.510	
72 bis(2-Ethylhexyl)phthalate	149		23.481	23.474	(0.959)	453669	4.67998	4.680	
* 134 Di-n-octylphthalate-d4	153		24.487	24.480	(1.000)	660827	4.00000		
73 Di-n-octylphthalate	149		24.495	24.488	(1.000)	855562	4.94734	4.947	
74 Benzo(b)fluoranthene	252		25.370	25.362	(0.969)	737887	4.60200	4.602 (H)	
75 Benzo(k)fluoranthene	252		25.416	25.409	(0.970)	797521	4.89839	4.898	
76 Benzo(a)pyrene	252		26.067	26.052	(0.995)	698616	4.87338	4.873	
* 77 Perylene-d12	264		26.191	26.183	(1.000)	494648	4.00000		
78 Indeno(1,2,3-cd)pyrene	276		29.005	28.990	(1.107)	834672	4.57655	4.577	
79 Dibenzo(a,h)anthracene	278		29.021	29.005	(1.108)	688433	4.54663	4.547	
80 Benzo(g,h,i)perylene	276		29.852	29.821	(1.140)	724463	4.59000	4.590	
90 N-Nitrosodimethylamine	74		4.928	4.936	(0.530)	155126	5.19378	5.194	
91 Aniline	93		Compound Not Detected.						
93 Benzidine	184		21.073	21.066	(0.898)	314737	4.37985	4.380	
103 Pyridine	79		4.959	4.997	(0.533)	244801	5.33678	5.337	
105 1-methylnaphthalene	142		13.425	13.425	(1.140)	487498	4.87520	4.875	
111 Azobenzene (1,2-DP-Hydrazine)	77		16.797	16.789	(1.092)	533524	4.93744	4.937	

Compounds	QUANT SIG		CONCENTRATIONS					
	MASS		RT	EXP RT	REL RT	RESPONSE	ON-COLUMN (ug/mL)	FINAL (ug/mL)
=====	=====		=====	=====	=====	=====	=====	=====
187 Total Benzofluoranthenes	252		25.370	25.409	(0.969)	1468165	9.48349	9.483
120 2,3,4,6-Tetrachlorophenol	232		16.102	16.103	(1.047)	124685	3.97959	3.980

QC Flag Legend

H - Operator selected an alternate compound hit.

ARI Labs, Inc.

INTERNAL STANDARD COMPOUNDS
 AREA AND RT SUMMARY

Instrument ID: nt10.i Calibration Date: 15-MAR-2023
 Lab File ID: NT10031511.D Calibration Time: 21:50
 Lab Smp Id: SLC0228-SCV1
 Analysis Type: SV Level:
 Quant Type: ISTD Sample Type:
 Operator: VTS
 Method File: \\target\share\chem3\nt10.i\20230315.b\ABN.m
 Misc Info:

Test Mode:
 Use Last Continuing Calibrator.

COMPOUND	STANDARD	AREA LIMIT		SAMPLE	%DIFF
		LOWER	UPPER		
8 1,4-Dichlorobenze	171542	85771	343084	154809	-9.75
27 Naphthalene-d8	624466	312233	1248932	570882	-8.58
42 Acenaphthene-d10	337226	168613	674452	303490	-10.00
59 Phenanthrene-d10	572849	286425	1145698	533431	-6.88
69 Chrysene-d12	347068	173534	694136	435381	25.45
134 Di-n-octylphthala	500317	250159	1000634	660827	32.08
77 Perylene-d12	421549	210775	843098	494648	17.34

COMPOUND	STANDARD	RT LIMIT		SAMPLE	%DIFF
		LOWER	UPPER		
8 1,4-Dichlorobenze	9.30	8.80	9.80	9.30	-0.00
27 Naphthalene-d8	11.78	11.28	12.28	11.78	0.01
42 Acenaphthene-d10	15.38	14.88	15.88	15.38	0.00
59 Phenanthrene-d10	18.42	17.92	18.92	18.42	0.00
69 Chrysene-d12	23.45	22.95	23.95	23.46	0.04
134 Di-n-octylphthala	24.48	23.98	24.98	24.49	0.03
77 Perylene-d12	26.18	25.68	26.68	26.19	0.03

AREA UPPER LIMIT = +100% of internal standard area.
 AREA LOWER LIMIT = - 50% of internal standard area.
 RT UPPER LIMIT = + 0.50 minutes of internal standard RT.
 RT LOWER LIMIT = - 0.50 minutes of internal standard RT.

REVIEW SUMMARY FOR FILE - NT10031511.D

Lab ID: SLC0228-SCV1
nt10.i, 20230315.b\ABN.m, 16-MAR-2023 02:16

RT CO-ELUTION COMPOUNDS

NO CO-ELUTIONS

** FIRST SURROGATE NOT FOUND. ICAL Check not performed **

RRT CHECK

RRT	CCV RRT	DELTA	COMPOUND
0.952	0.000	0.9524	Benzoic acid

RRT check based on Ccal File: NT10031508.D

On Column LOD for nt10.i, 20230315.b\ABN.m, ICAL.sub = 0.0000

* Only compounds listed in the work order have been verified by the analyst *



CONTINUING CALIBRATION CHECK
EPA 8270E

Laboratory: Analytical Resources, LLC

SDG: 23C0774

Client: Anchor QEA, LLC

Project: AOC5 MR Phase 1

Instrument ID: NT10

Calibration: GC00046

Lab File ID: NT1004192316.D

Calibration Date: 03/15/2023

Sequence: SLD0254

Injection Date: 04/19/23

Lab Sample ID: SLD0254-CCV1

Injection Time: 20:55

Sequence Name: Calibration Check

COMPOUND	TYPE	CONC. (ug/mL)		RESPONSE FACTOR (RRF)			% DRIFT/DIFF	
		STD	CCV	ICAL	CCV	MIN	CCV	LIMIT
Phenol	A	5.0000	4.5	1.6490140	1.4757460		-10.5	+/-50
bis(2-chloroethyl) ether	A	5.0000	4.4	1.2230360	1.0878450		-11.1	+/-50
2-Chlorophenol	A	5.0000	5.3	1.4113260	1.5007420		6.3	+/-50
1,3-Dichlorobenzene	A	5.0000	4.9	1.4920620	1.4557710		-2.4	+/-50
1,4-Dichlorobenzene	A	5.0000	5.0	1.4413620	1.4316810		-0.7	+/-50
1,2-Dichlorobenzene	A	5.0000	4.9	1.4185110	1.3839970		-2.4	+/-50
Benzyl Alcohol	A	5.0000	5.2	0.7739975	0.8073789		4.3	+/-50
2,2'-Oxybis(1-chloropropane)	A	5.0000	4.6	0.4165768	0.3862131		-7.3	+/-50
2-Methylphenol	A	5.0000	4.9	1.2020800	1.1681400		-2.8	+/-50
Hexachloroethane	A	5.0000	4.6	0.5913718	0.5496352		-7.1	+/-50
N-Nitroso-di-n-Propylamine	A	5.0000	4.4	0.9491743	0.8415999		-11.3	+/-50
4-Methylphenol	A	5.0000	4.9	1.2665770	1.2403140		-2.1	+/-50
Nitrobenzene	A	5.0000	4.4	0.3962224	0.3505551		-11.5	+/-50
Isophorone	A	5.0000	5.2	0.5068737	0.5301277		4.6	+/-50
2-Nitrophenol	A	5.0000	5.0	0.1672434	0.1919565		-0.9	+/-50
2,4-Dimethylphenol	A	10.000	9.7	0.3639320	0.3534373		-2.9	+/-50
Bis(2-Chloroethoxy)methane	A	5.0000	4.4	0.3385804	0.2972725		-12.2	+/-50
2,4-Dichlorophenol	A	10.000	11.5	0.2912326	0.3351143		15.1	+/-50
1,2,4-Trichlorobenzene	A	5.0000	5.1	0.3418616	0.3483182		1.9	+/-50
Naphthalene	A	5.0000	4.6	1.0596590	0.9692186		-8.5	+/-50
Benzoic acid	A	20.000	19.3	0.1757529	0.2037251		-3.7	+/-50
4-Chloroaniline	A	10.000	10.5	0.4133921	0.4340590		5.0	+/-50
Hexachlorobutadiene	A	5.0000	5.5	0.2003113	0.2194588		9.6	+/-50
4-Chloro-3-Methylphenol	A	10.000	9.7	0.3152744	0.3056773		-3.0	+/-50
2-Methylnaphthalene	A	5.0000	5.4	0.7647129	0.8193031		7.1	+/-50
Hexachlorocyclopentadiene	A	10.000	5.8	0.3701954	0.2164107		-41.5	+/-50
2,4,6-Trichlorophenol	A	10.000	10.4	0.3953462	0.4105546		3.8	+/-50
2,4,5-Trichlorophenol	A	10.000	9.9	0.4392840	0.4333674		-1.3	+/-50
2-Chloronaphthalene	A	5.0000	4.7	1.2811940	1.2062980		-5.8	+/-50
2-Nitroaniline	A	10.000	8.6	0.3598886	0.3101786		-13.8	+/-50
Acenaphthylene	A	5.0000	4.4	1.9964080	1.7424080		-12.7	+/-50
Dimethylphthalate	A	5.0000	4.8	1.2994310	1.2598350		-3.0	+/-50
2,6-Dinitrotoluene	A	10.000	10.4	0.2807076	0.2929651		4.4	+/-50

* Values outside of QC limits



CONTINUING CALIBRATION CHECK EPA 8270E

Laboratory:	<u>Analytical Resources, LLC</u>	SDG:	<u>23C0774</u>
Client:	<u>Anchor QEA, LLC</u>	Project:	<u>AOC5 MR Phase 1</u>
Instrument ID:	<u>NT10</u>	Calibration:	<u>GC00046</u>
Lab File ID:	<u>NT1004192316.D</u>	Calibration Date:	<u>03/15/2023</u>
Sequence:	<u>SLD0254</u>	Injection Date:	<u>04/19/23</u>
Lab Sample ID:	<u>SLD0254-CCV1</u>	Injection Time:	<u>20:55</u>
Sequence Name:	<u>Calibration Check</u>		

COMPOUND	TYPE	CONC. (ug/mL)		RESPONSE FACTOR (RRF)			% DRIFT/DIFF	
		STD	CCV	ICAL	CCV	MIN	CCV	LIMIT
Acenaphthene	A	5.0000	4.4	1.2333460	1.0972010		-11.0	+/-50
3-Nitroaniline	A	10.000	10.4	0.3168347	0.3305124		4.3	+/-50
2,4-Dinitrophenol	A	20.000	16.2	0.1156892	0.1414770		-19.2	+/-50
Dibenzofuran	A	5.0000	4.9	1.8187540	1.7795070		-2.2	+/-50
4-Nitrophenol	A	10.000	7.3	0.1779241	0.1452378		-26.8	+/-50
2,4-Dinitrotoluene	A	10.000	9.3	0.3871136	0.3883544		-7.1	+/-50
Fluorene	A	5.0000	4.5	1.4308680	1.2938110		-9.6	+/-50
4-Chlorophenylphenyl ether	A	5.0000	4.8	0.6804218	0.6592497		-3.1	+/-50
Diethyl phthalate	A	5.0000	4.9	1.2749410	1.2376020		-2.9	+/-50
4-Nitroaniline	A	10.000	9.8	0.2855285	0.2797816		-2.0	+/-50
4,6-Dinitro-2-methylphenol	A	20.000	20.1	0.1036123	0.1239128		0.3	+/-50
N-Nitrosodiphenylamine	A	5.0000	4.7	0.5347864	0.5023736		-6.1	+/-50
4-Bromophenyl phenyl ether	A	5.0000	5.7	0.2237238	0.2571683		14.9	+/-50
Hexachlorobenzene	A	5.0000	5.8	0.2345619	0.2719026		15.9	+/-50
Pentachlorophenol	A	10.000	10.2	0.1230284	0.1446821		2.2	+/-50
Phenanthrene	A	5.0000	4.7	1.0907130	1.0244780		-6.1	+/-50
Anthracene	A	5.0000	4.9	1.0462760	1.0181860		-2.7	+/-50
Carbazole	A	5.0000	4.9	0.9375595	0.9215316		-1.7	+/-50
Di-n-Butylphthalate	A	5.0000	5.3	1.0968340	1.3321100		6.3	+/-50
Fluoranthene	A	5.0000	4.0	1.6072690	1.2846190		-20.1	+/-50
Pyrene	A	5.0000	4.0	1.6487720	1.3183160		-20.0	+/-50
Butylbenzylphthalate	A	5.0000	4.9	0.5292894	0.5797783		-2.9	+/-50
Benzo(a)anthracene	A	5.0000	4.5	1.4118770	1.2668460		-10.3	+/-50
3,3'-Dichlorobenzidine	A	15.000	16.4	0.4522431	0.4935142		9.1	+/-50
Chrysene	A	5.0000	4.2	1.3793780	1.1689360		-15.3	+/-50
bis(2-Ethylhexyl)phthalate	A	5.0000	4.5	0.5248968	0.5307174		-9.5	+/-50
Di-n-Octylphthalate	A	5.0000	4.5	1.0467720	0.9432353		-9.9	+/-50
Benzo(a)fluoranthene, Total	A	10.000	9.1	1.2519020	1.1400340		-8.9	+/-50
Benzo(a)pyrene	A	5.0000	4.6	1.1592370	1.0604090		-8.5	+/-50
Indeno(1,2,3-cd)pyrene	A	5.0000	4.3	1.4748270	1.2772280		-13.4	+/-50
Dibenzo(a,h)anthracene	A	5.0000	4.3	1.2244340	1.0633120		-13.2	+/-50
Benzo(g,h,i)perylene	A	5.0000	4.1	1.2763410	1.0462930		-18.0	+/-50
1-Methylnaphthalene	A	5.0000	5.6	0.7006385	0.7875327		12.4	+/-50
2-Fluorophenol	A	7.5000	6.97	1.2096460	1.1239010		-7.1	+/-50

* Values outside of QC limits



CONTINUING CALIBRATION CHECK
EPA 8270E

Laboratory:	<u>Analytical Resources, LLC</u>	SDG:	<u>23C0774</u>
Client:	<u>Anchor QEA, LLC</u>	Project:	<u>AOC5 MR Phase 1</u>
Instrument ID:	<u>NT10</u>	Calibration:	<u>GC00046</u>
Lab File ID:	<u>NT1004192316.D</u>	Calibration Date:	<u>03/15/2023</u>
Sequence:	<u>SLD0254</u>	Injection Date:	<u>04/19/23</u>
Lab Sample ID:	<u>SLD0254-CCV1</u>	Injection Time:	<u>20:55</u>
Sequence Name:	<u>Calibration Check</u>		

COMPOUND	TYPE	CONC. (ug/mL)		RESPONSE FACTOR (RRF)			% DRIFT/DIFF	
		STD	CCV	ICAL	CCV	MIN	CCV	LIMIT
Phenol-d5	A	7.5000	6.59	1.5868760	1.3945200		-12.1	+/-50
2-Chlorophenol-d4	A	7.5000	7.72	1.3550800	1.3944530		2.9	+/-50
1,2-Dichlorobenzene-d4	A	5.0000	4.64	0.9731556	0.9040419		-7.1	+/-50
Nitrobenzene-d5	A	5.0000	4.36	0.4037447	0.3517902		-12.9	+/-50
2-Fluorobiphenyl	A	5.0000	4.37	1.5822890	1.3818300		-12.7	+/-50
2,4,6-Tribromophenol	A	7.5000	7.60	0.1585901	0.1888923		1.4	+/-50
p-Terphenyl-d14	A	5.0000	4.13	1.2381950	1.0237670		-17.3	+/-50

* Values outside of QC limits

* Values outside of QC limits

Data File: \\target\share\chem3\nt10.1\20230419.1\NT1004192316.D

Date: 19-APR-2023 20:55

Client ID:

Sample Info: SLD0254-CCW1

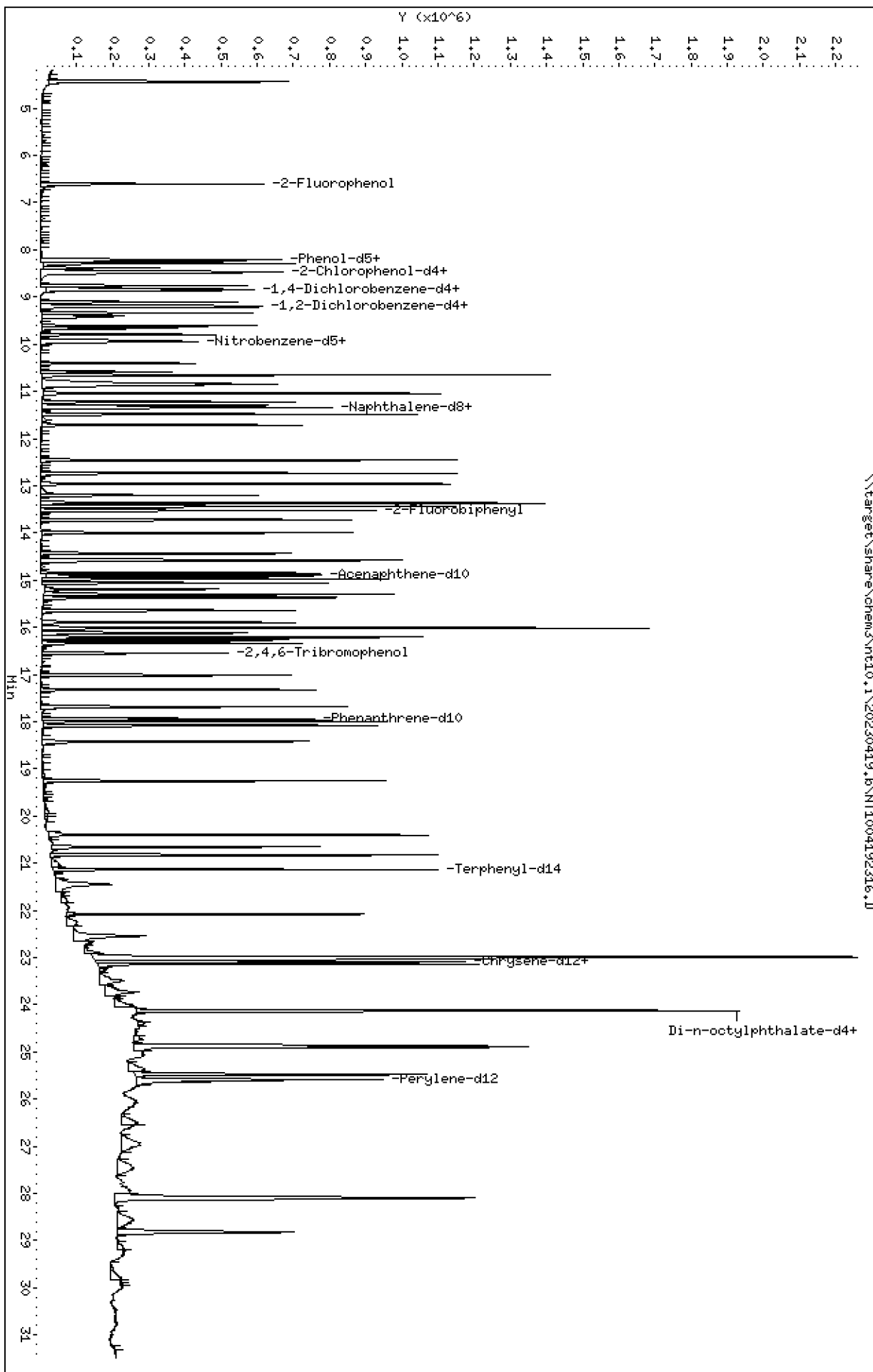
Column phase: ZB-5msi

Instrument: nt10.1

Operator: VTS

Column diameter: 0.25

Page 1



Date : 19-APR-2023 20:55

Client ID:

Instrument: nt10.i

Sample Info: SLD0254-CCV1

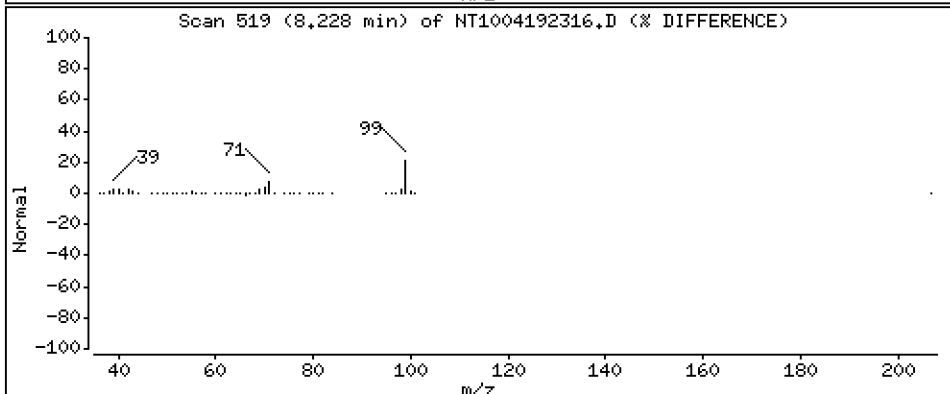
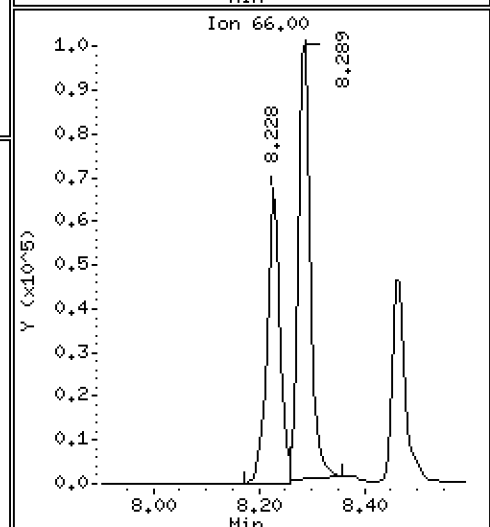
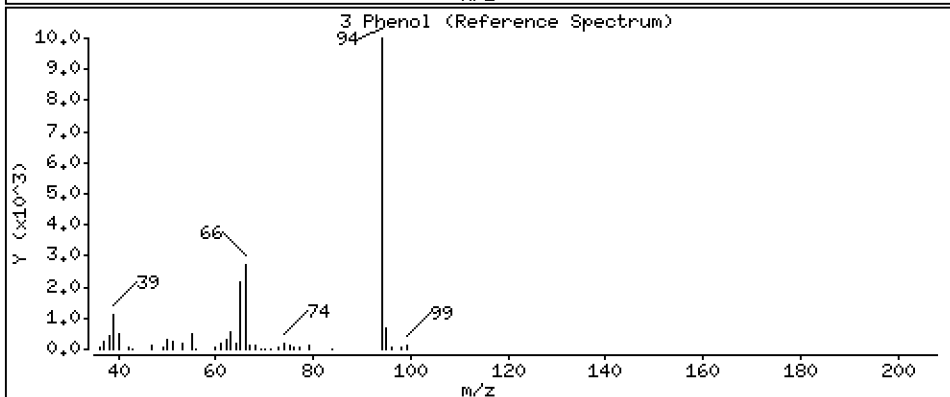
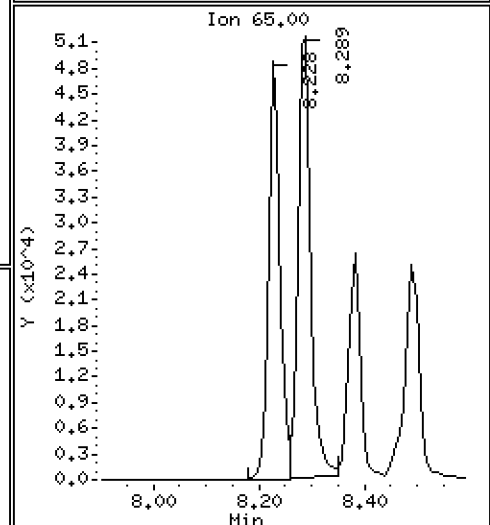
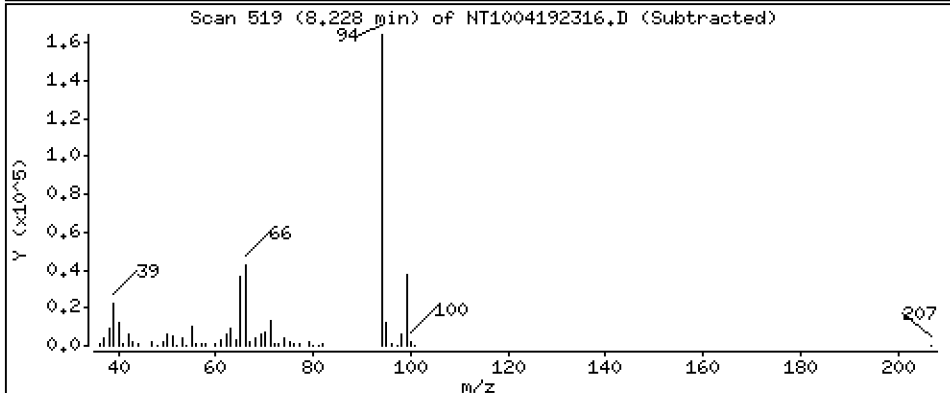
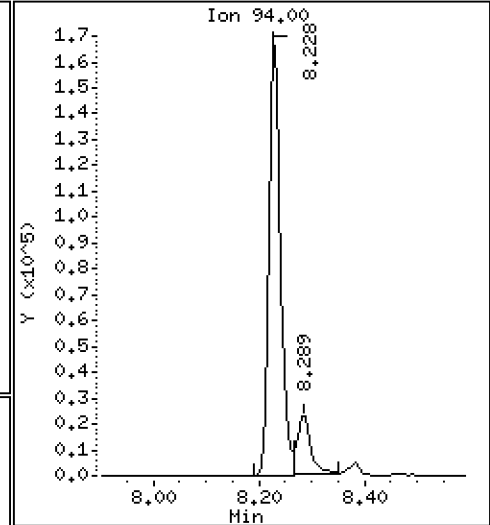
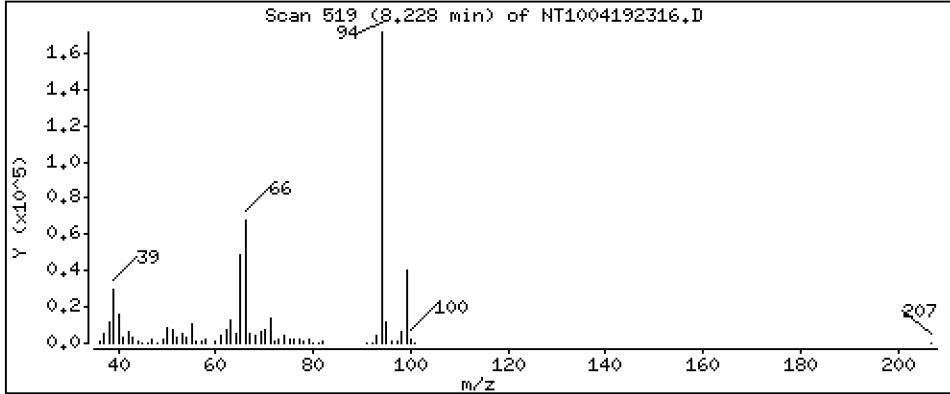
Operator: VTS

Column phase: ZB-5msi

Column diameter: 0,25

3 Phenol

Concentration: 4,475 ug/mL



Date : 19-APR-2023 20:55

Client ID:

Instrument: nt10.i

Sample Info: SLD0254-CCV1

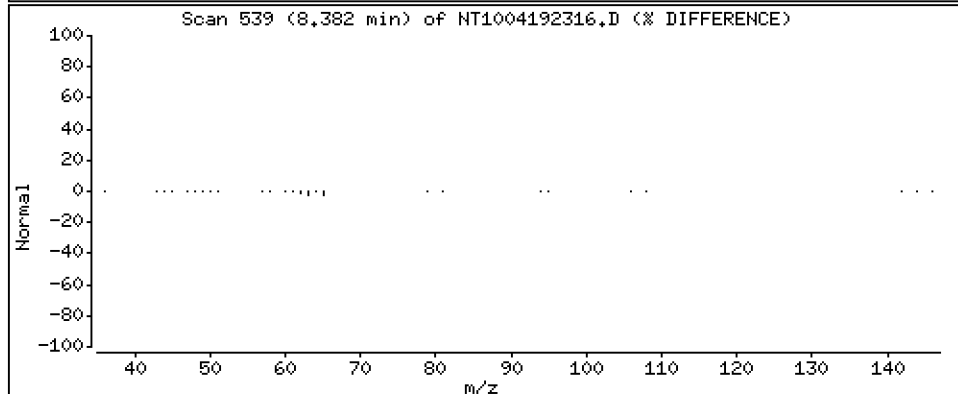
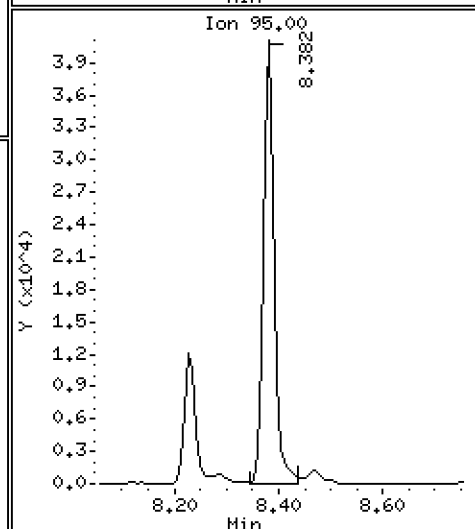
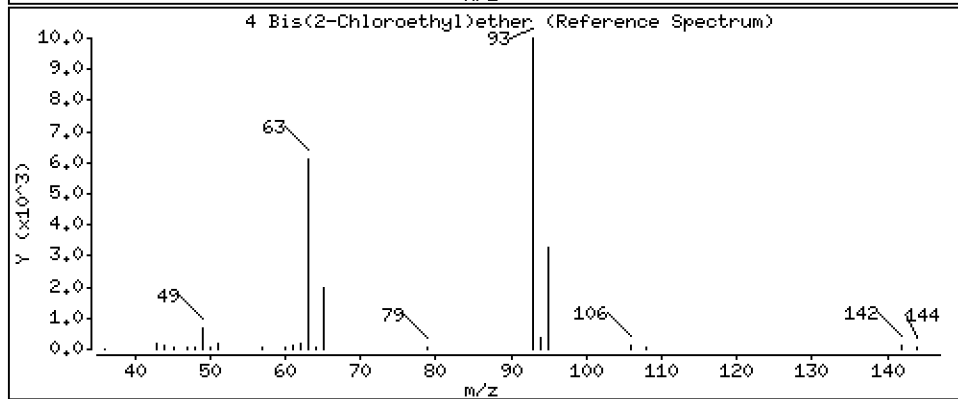
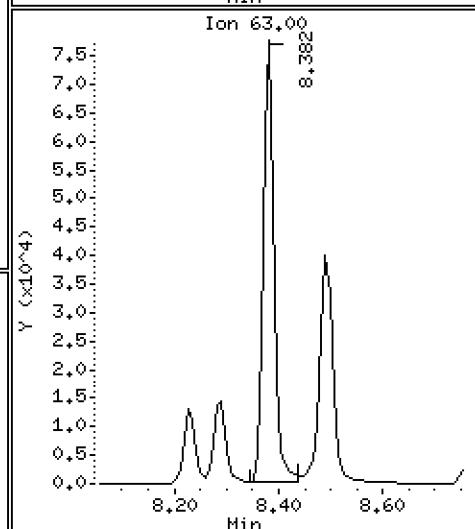
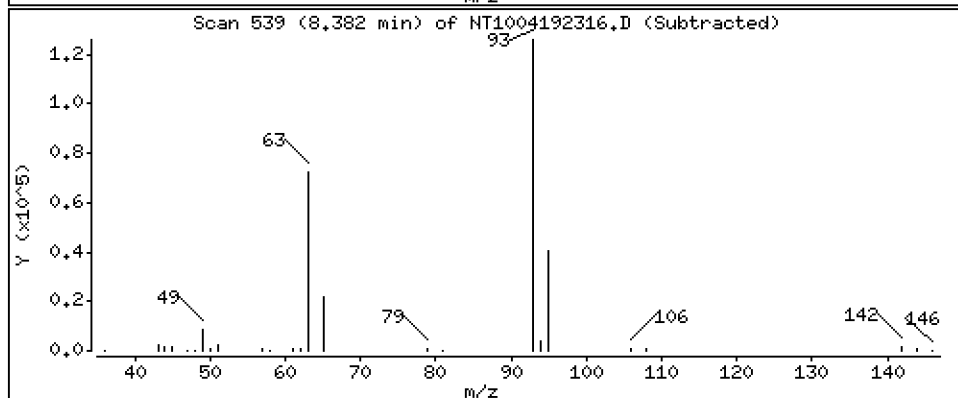
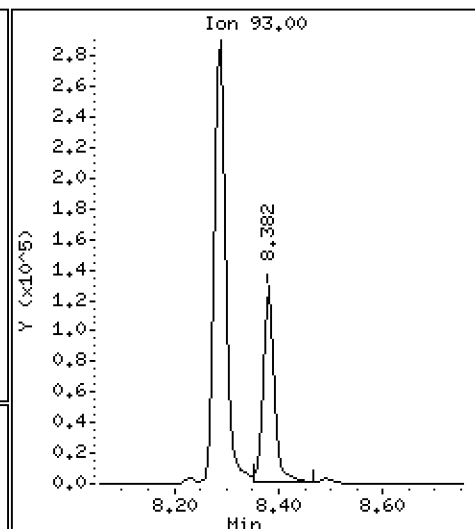
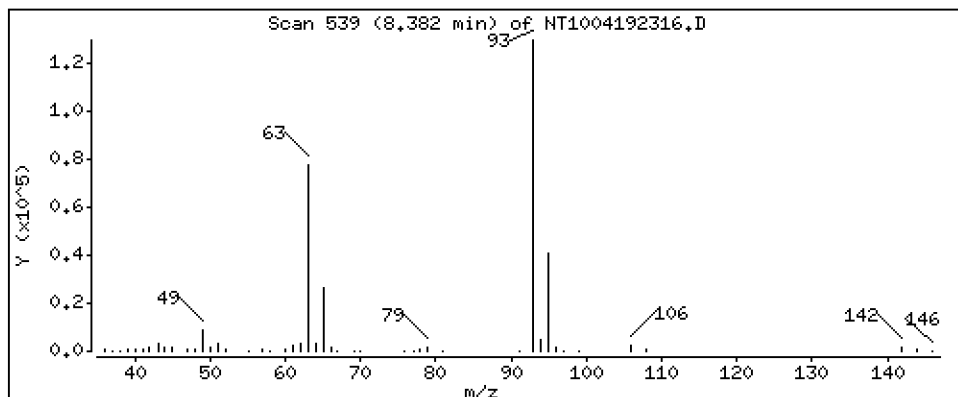
Operator: VTS

Column phase: ZB-5msi

Column diameter: 0,25

4 Bis(2-Chloroethyl)ether

Concentration: 4,447 ug/mL



Date : 19-APR-2023 20:55

Client ID:

Instrument: nt10.i

Sample Info: SLD0254-CCV1

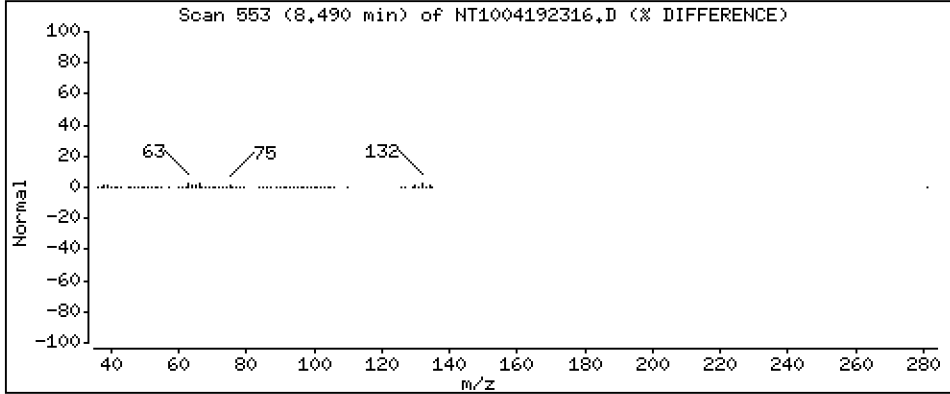
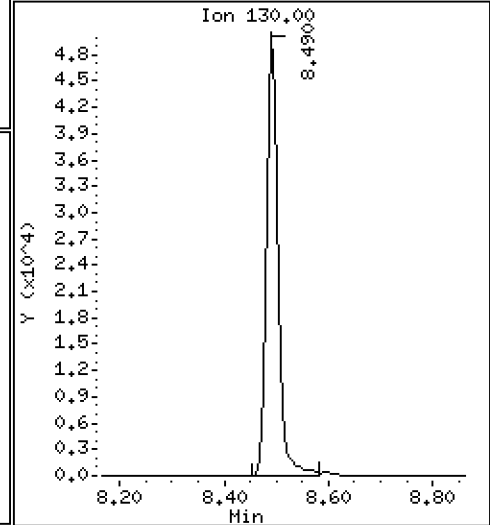
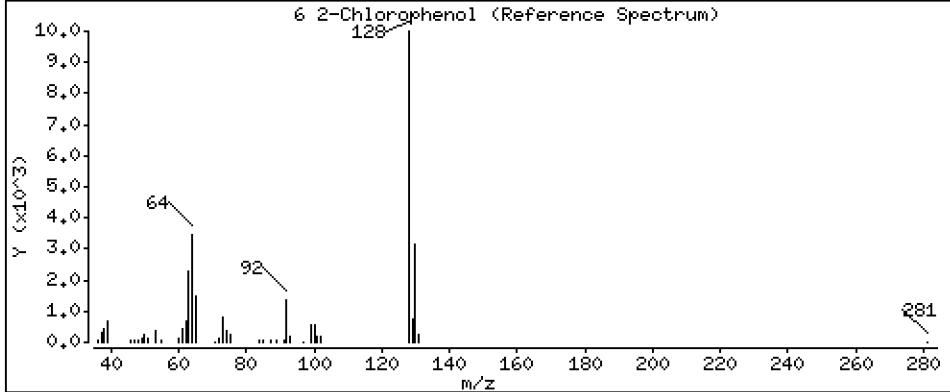
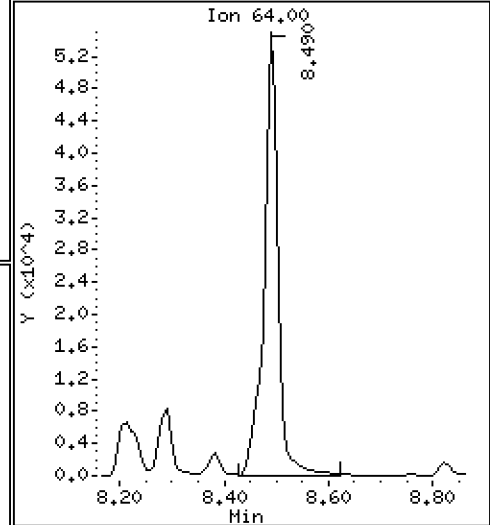
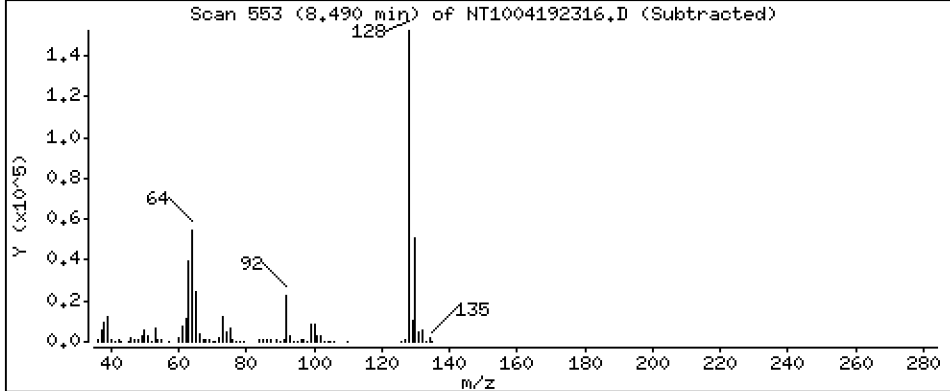
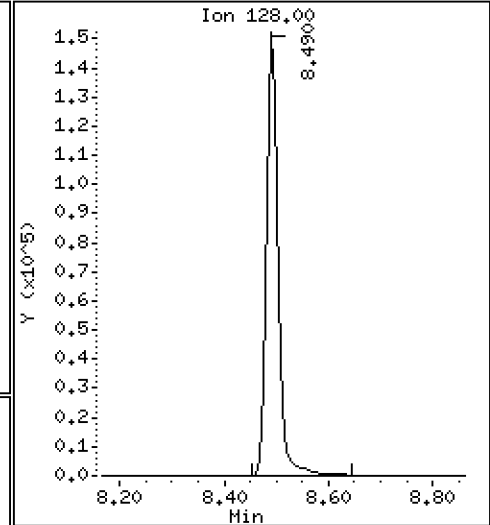
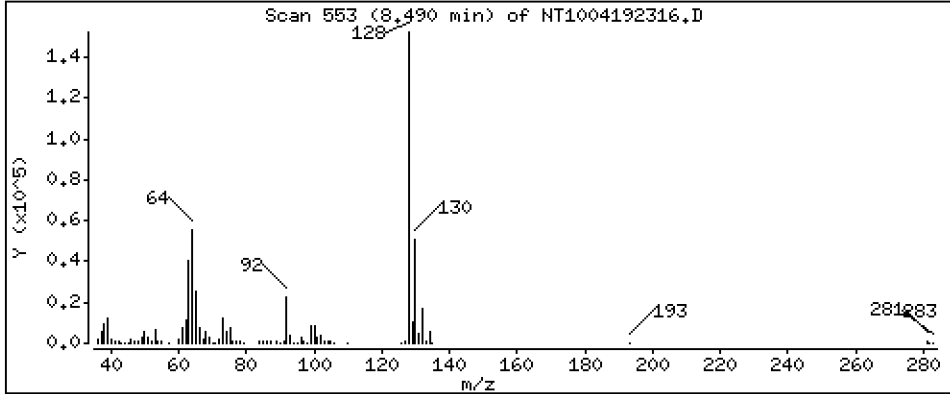
Operator: VTS

Column phase: ZB-5msi

Column diameter: 0,25

6 2-Chlorophenol

Concentration: 5,317 ug/mL



Date : 19-APR-2023 20:55

Client ID:

Instrument: nt10.i

Sample Info: SLD0254-CCV1

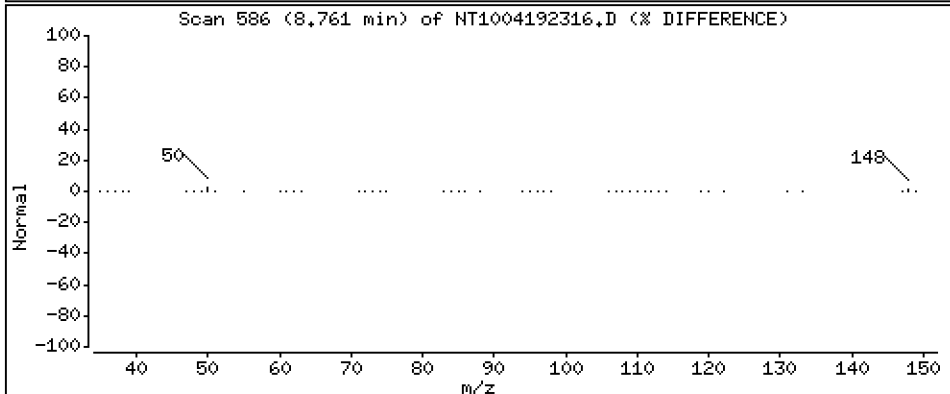
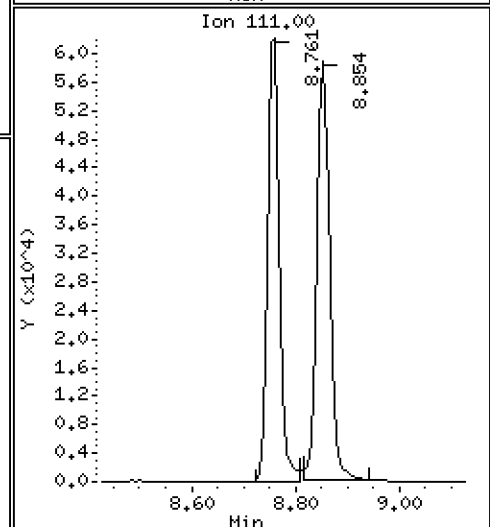
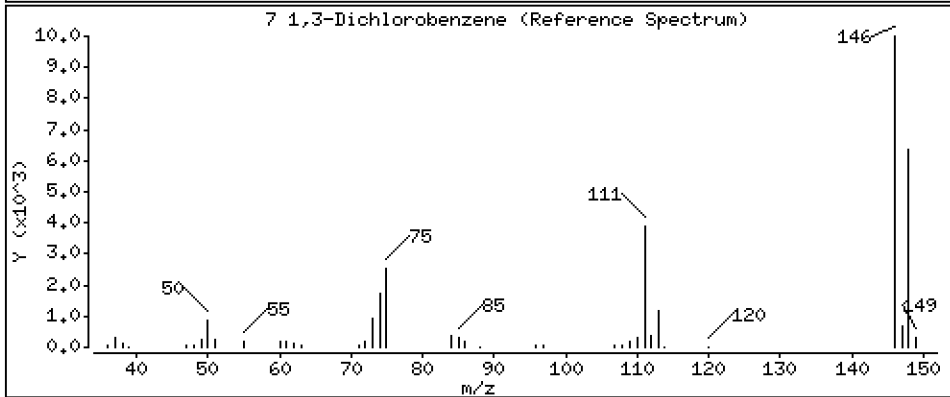
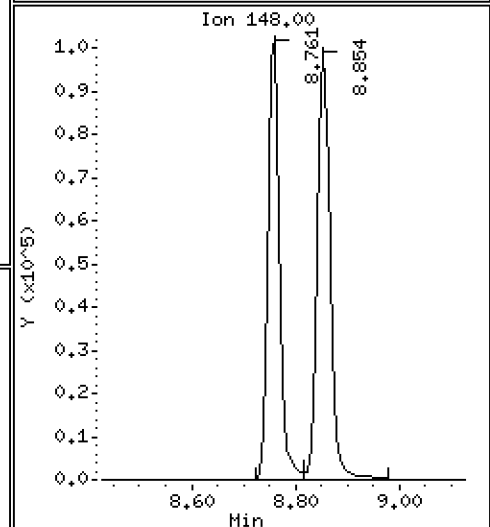
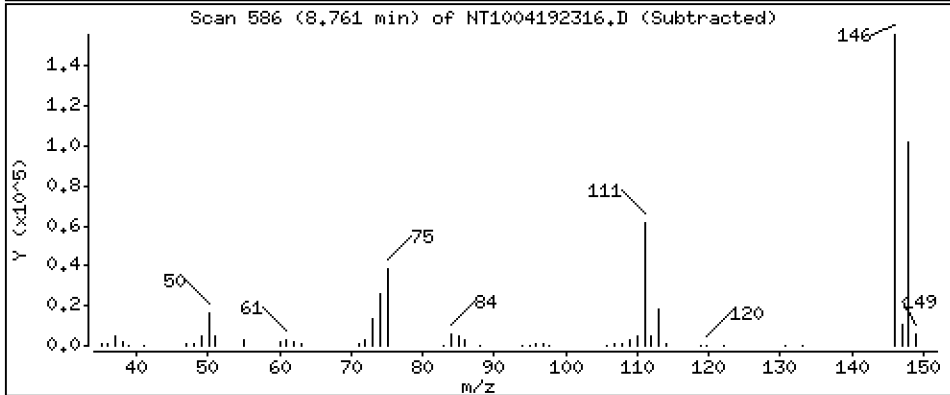
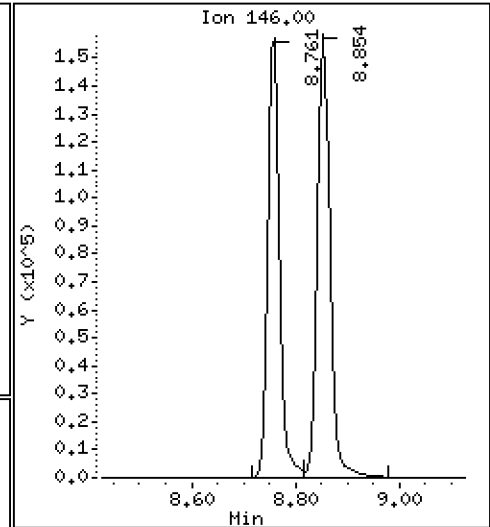
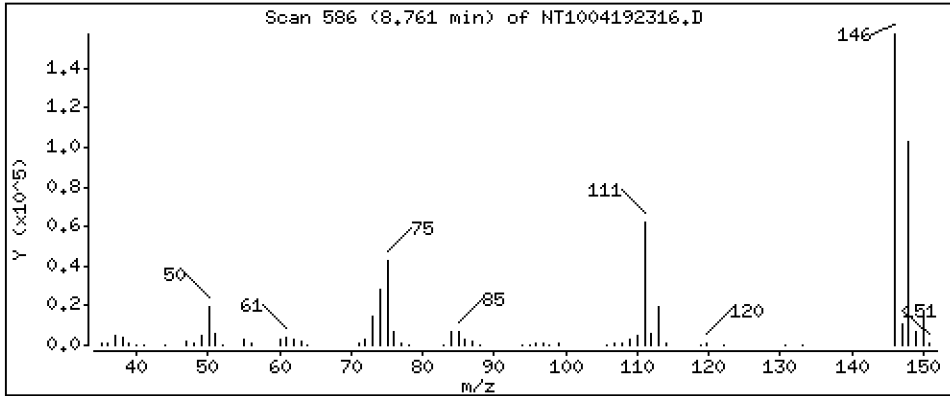
Operator: VTS

Column phase: ZB-5msi

Column diameter: 0,25

7 1,3-Dichlorobenzene

Concentration: 4,878 ug/mL



Date : 19-APR-2023 20:55

Client ID:

Instrument: nt10.i

Sample Info: SLD0254-CCV1

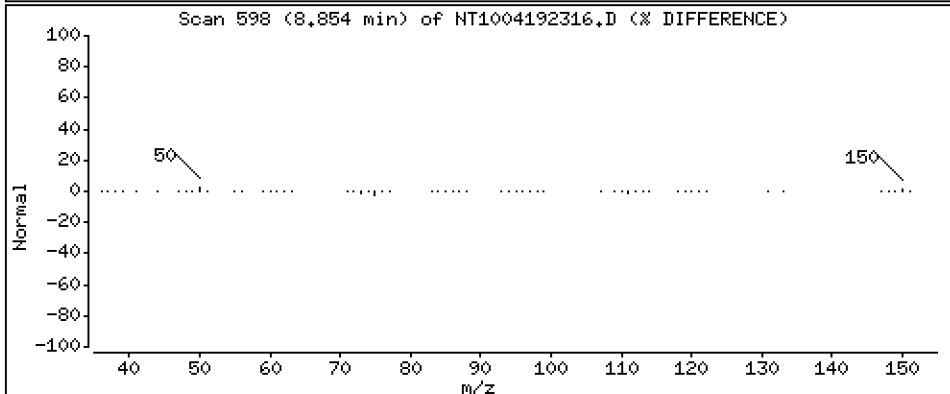
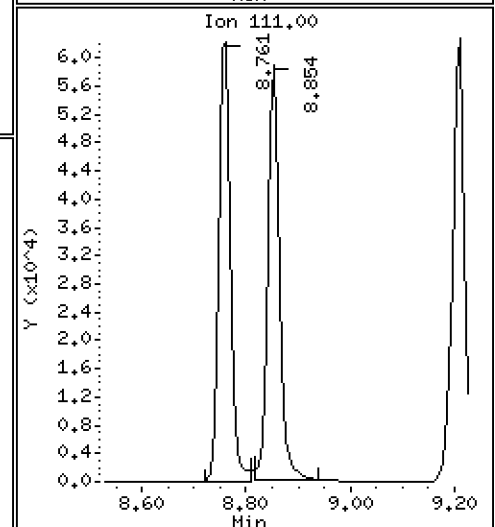
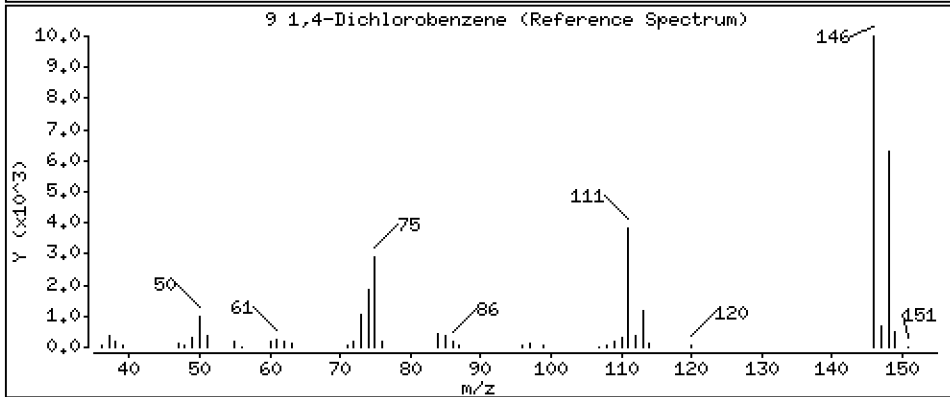
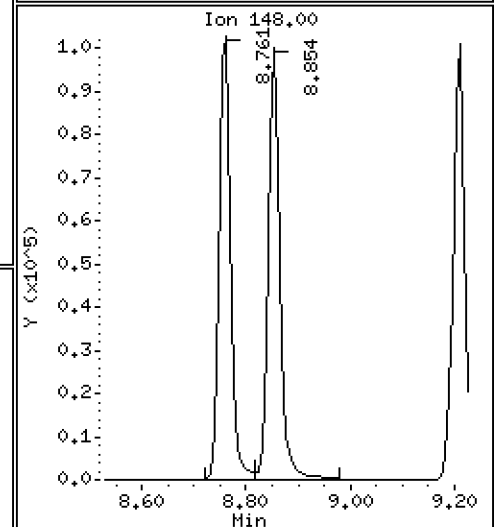
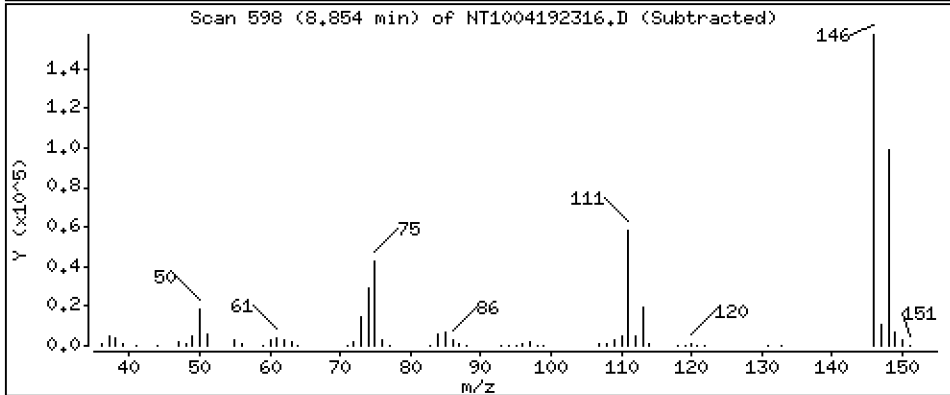
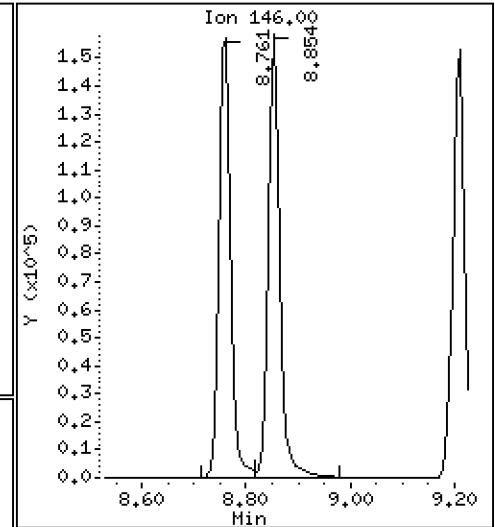
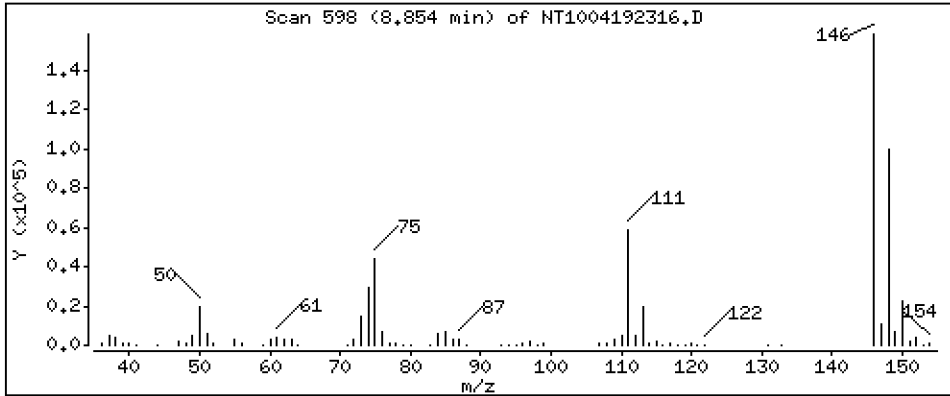
Operator: VTS

Column phase: ZB-5msi

Column diameter: 0,25

9 1,4-Dichlorobenzene

Concentration: 4,966 ug/mL



Date : 19-APR-2023 20:55

Client ID:

Instrument: nt10.i

Sample Info: SLD0254-CCV1

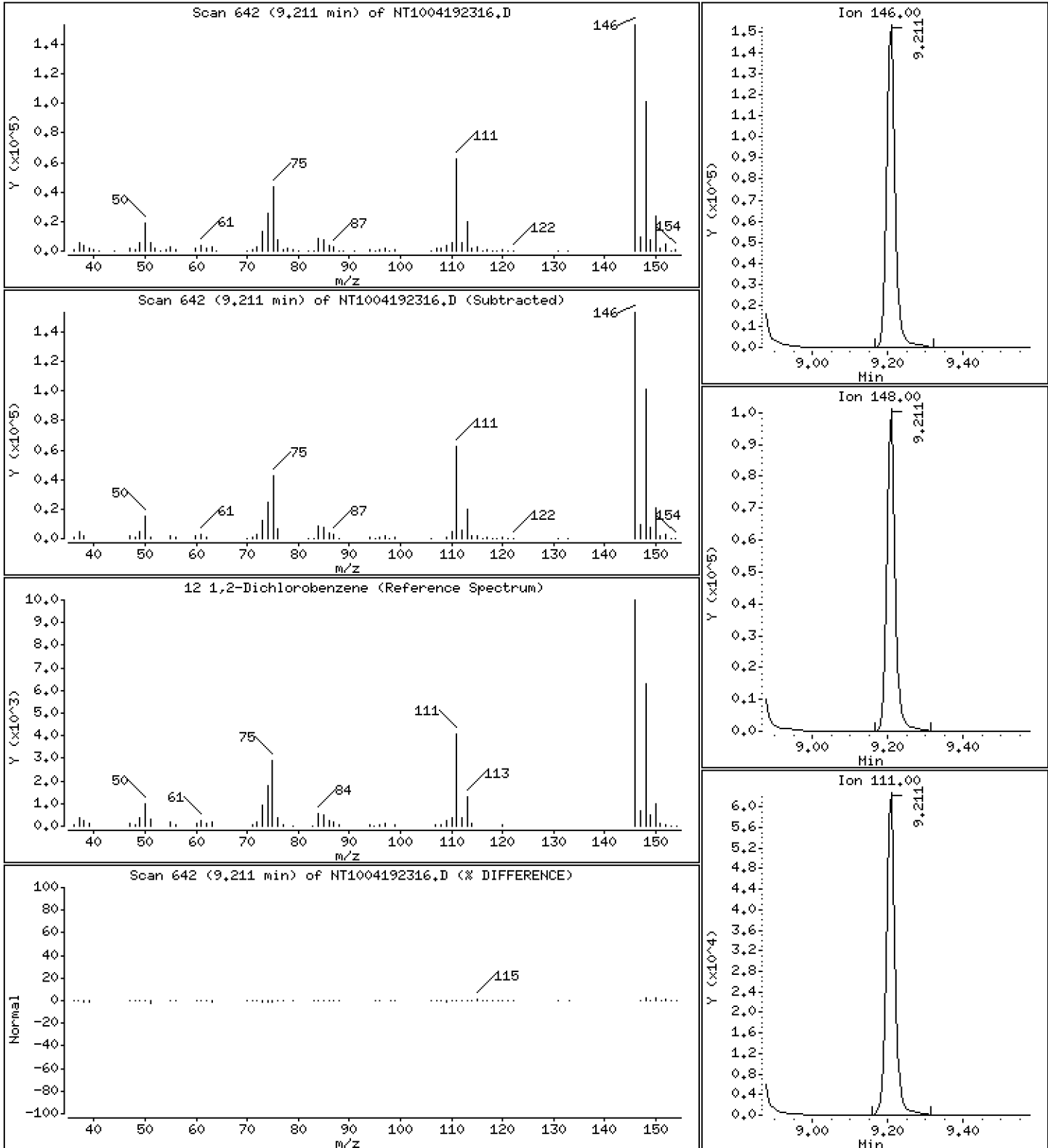
Operator: VTS

Column phase: ZB-5msi

Column diameter: 0,25

12 1,2-Dichlorobenzene

Concentration: 4,878 ug/mL



Date : 19-APR-2023 20:55

Client ID:

Instrument: nt10.i

Sample Info: SLD0254-CCV1

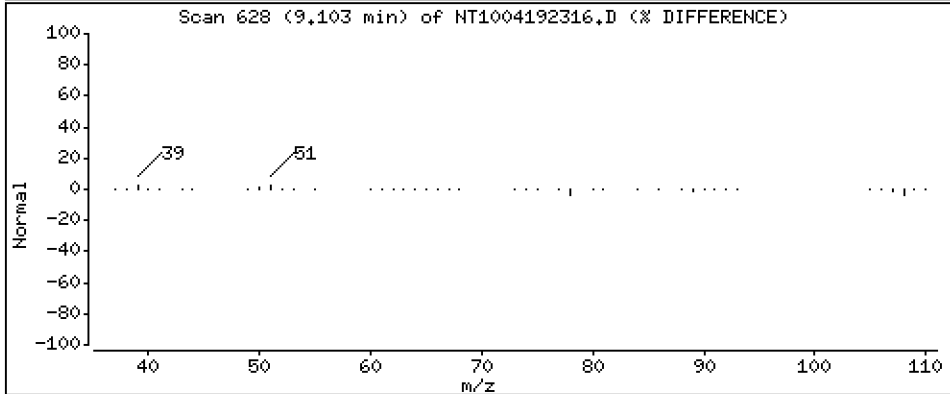
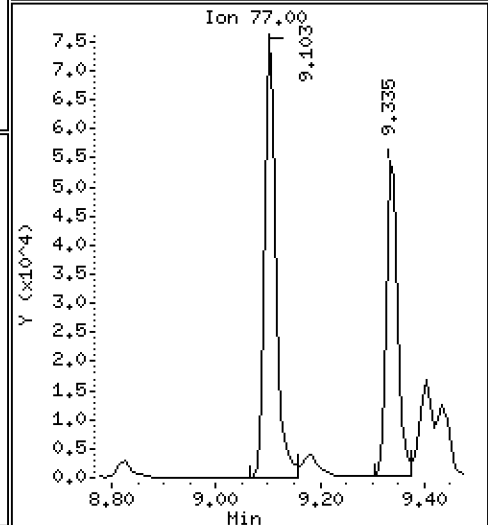
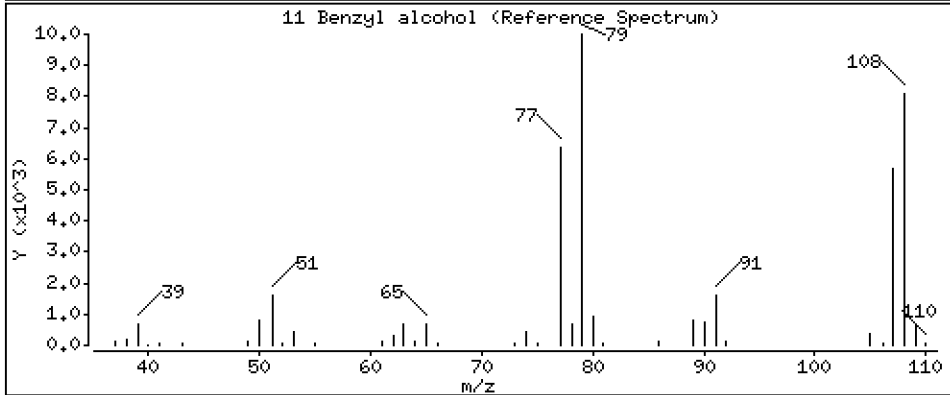
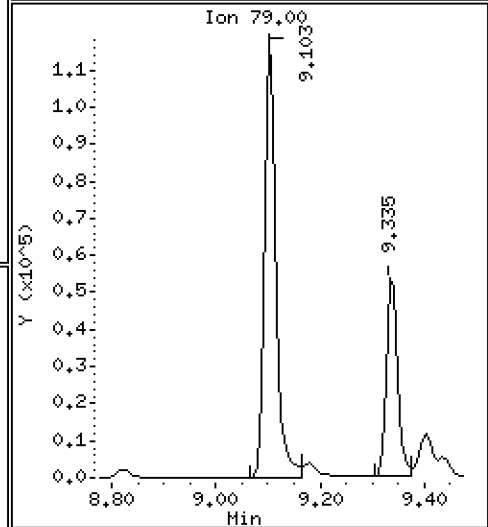
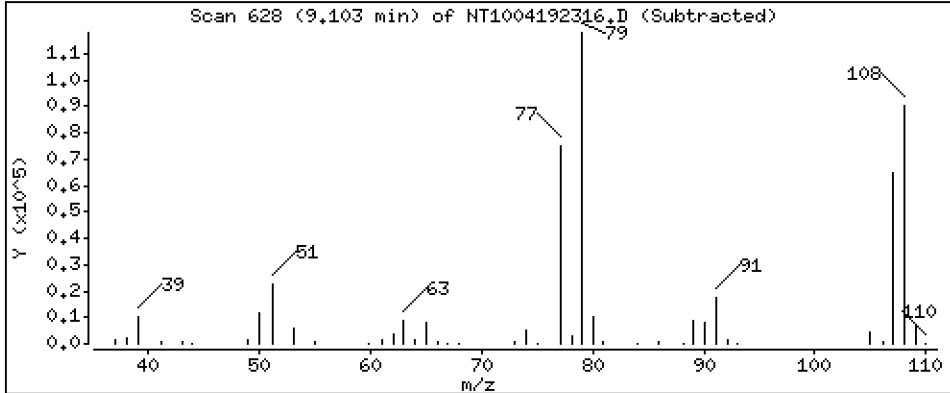
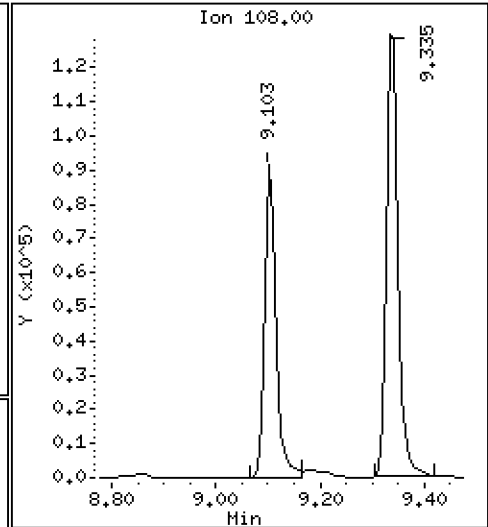
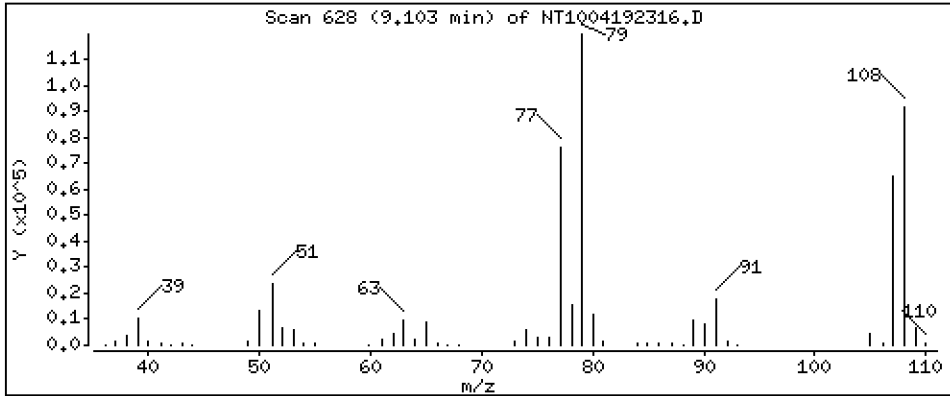
Operator: VTS

Column phase: ZB-5msi

Column diameter: 0,25

11 Benzyl alcohol

Concentration: 5,216 ug/mL



Date : 19-APR-2023 20:55

Client ID:

Instrument: nt10.i

Sample Info: SLD0254-CCV1

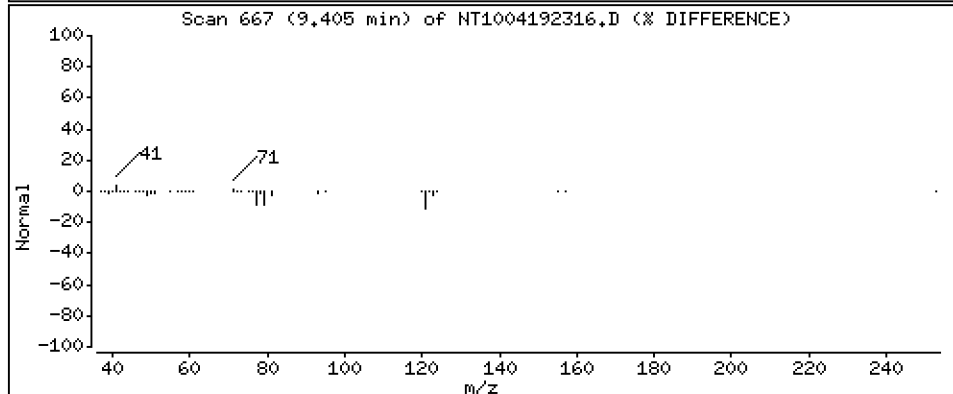
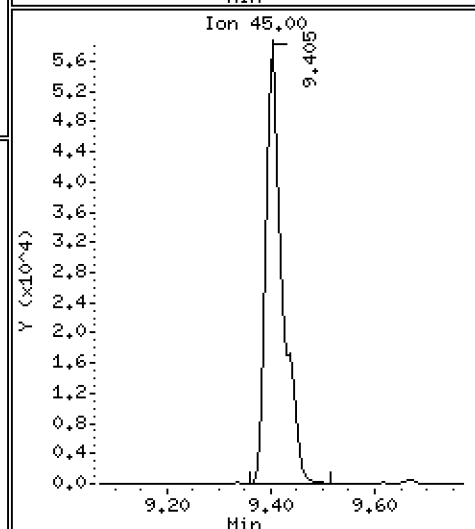
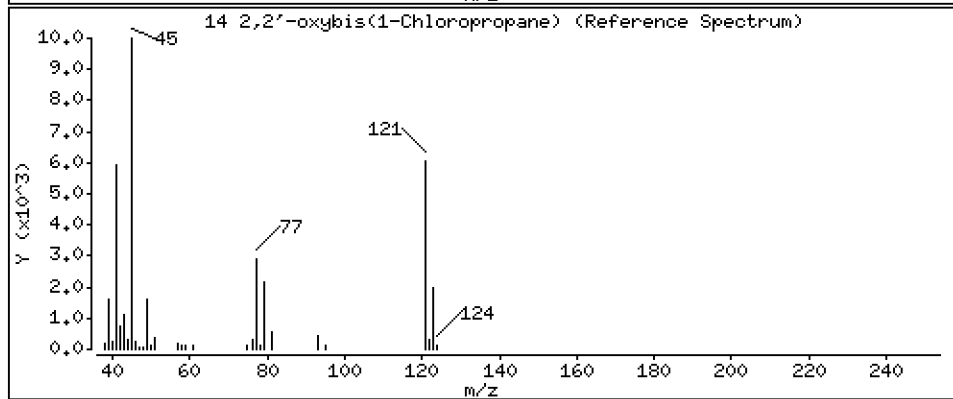
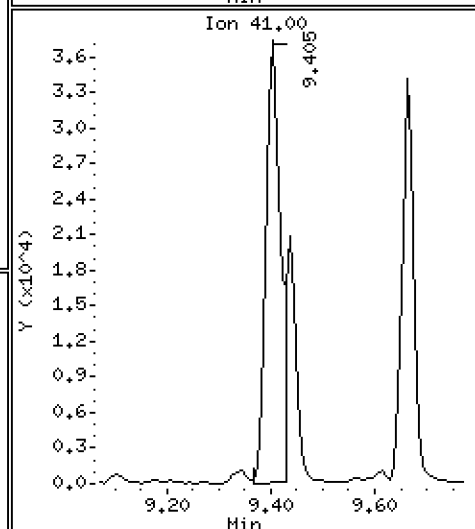
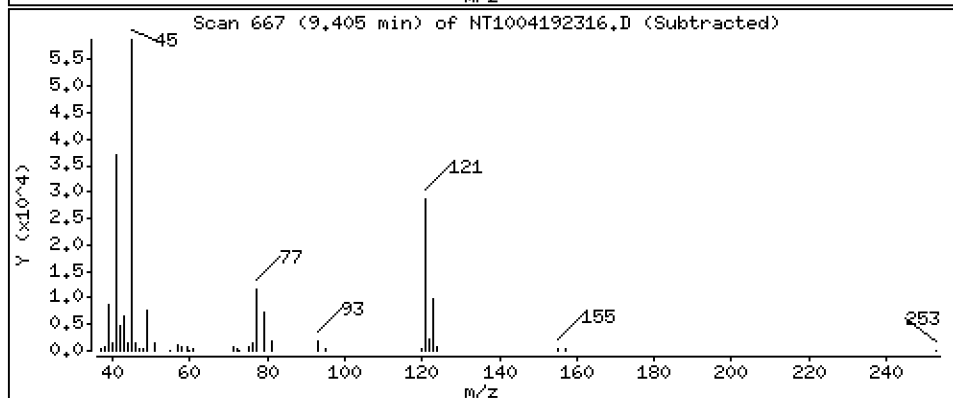
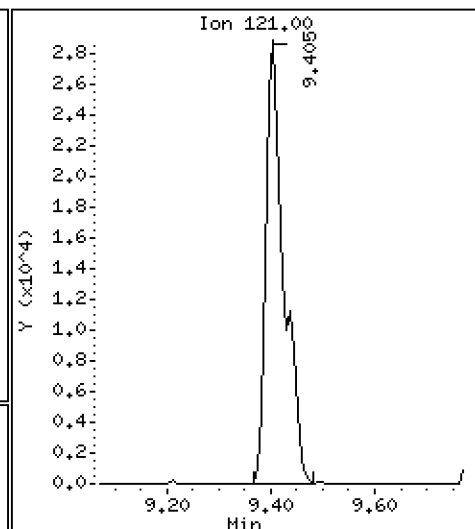
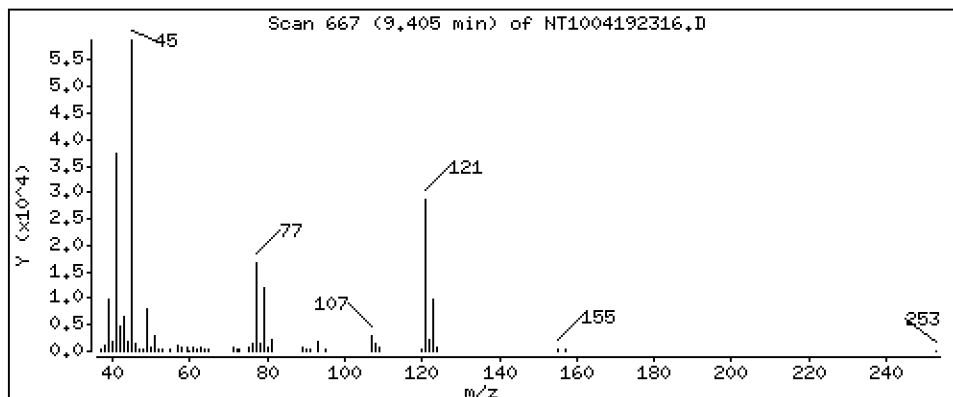
Operator: VTS

Column phase: ZB-5msi

Column diameter: 0,25

14 2,2'-oxybis(1-Chloropropane)

Concentration: 4,636 ug/mL



Date : 19-APR-2023 20:55

Client ID:

Instrument: nt10.i

Sample Info: SLD0254-CCV1

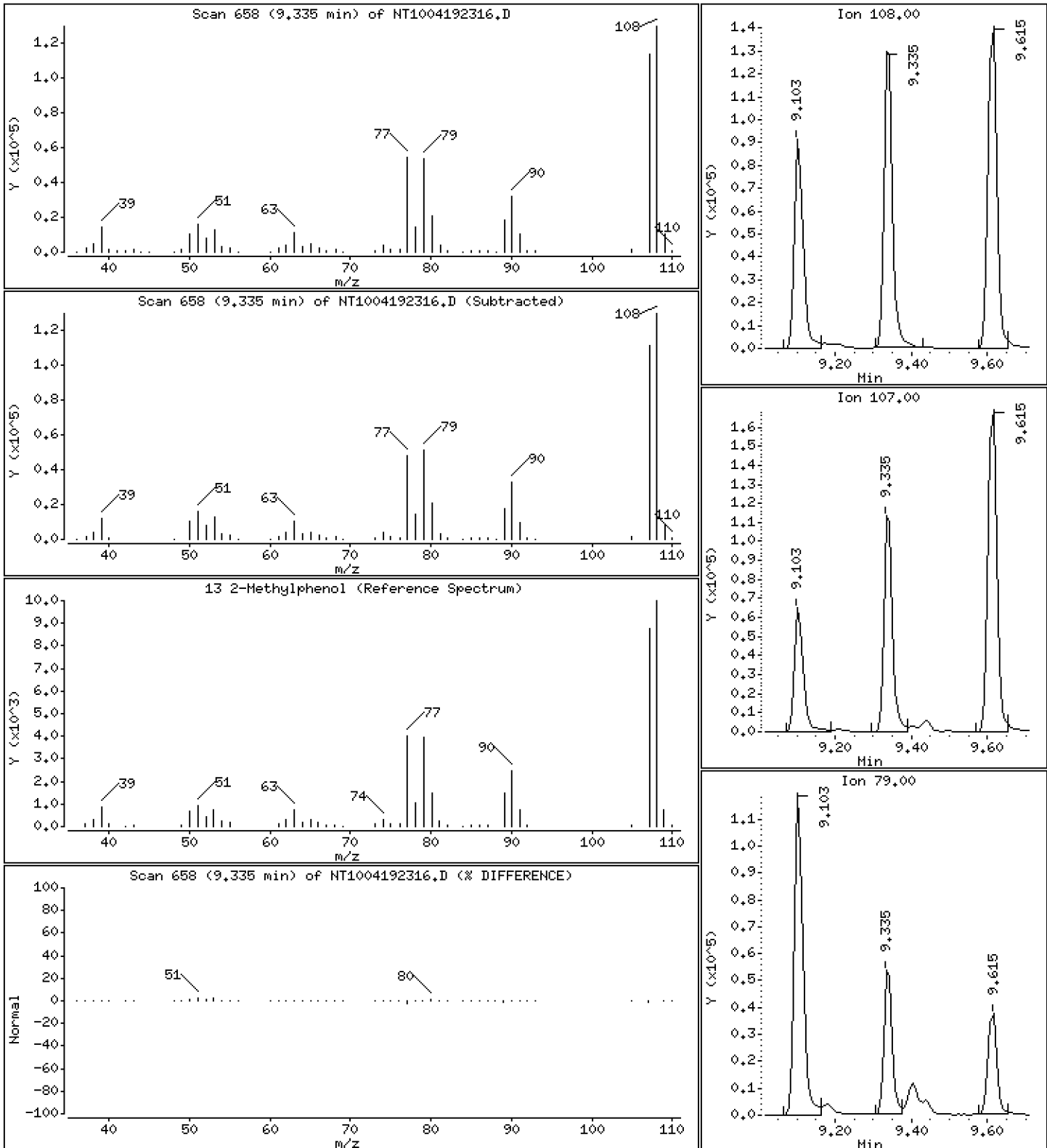
Operator: VTS

Column phase: ZB-5msi

Column diameter: 0.25

13 2-Methylphenol

Concentration: 4.859 ug/mL



Date : 19-APR-2023 20:55

Client ID:

Instrument: nt10.i

Sample Info: SLD0254-CCV1

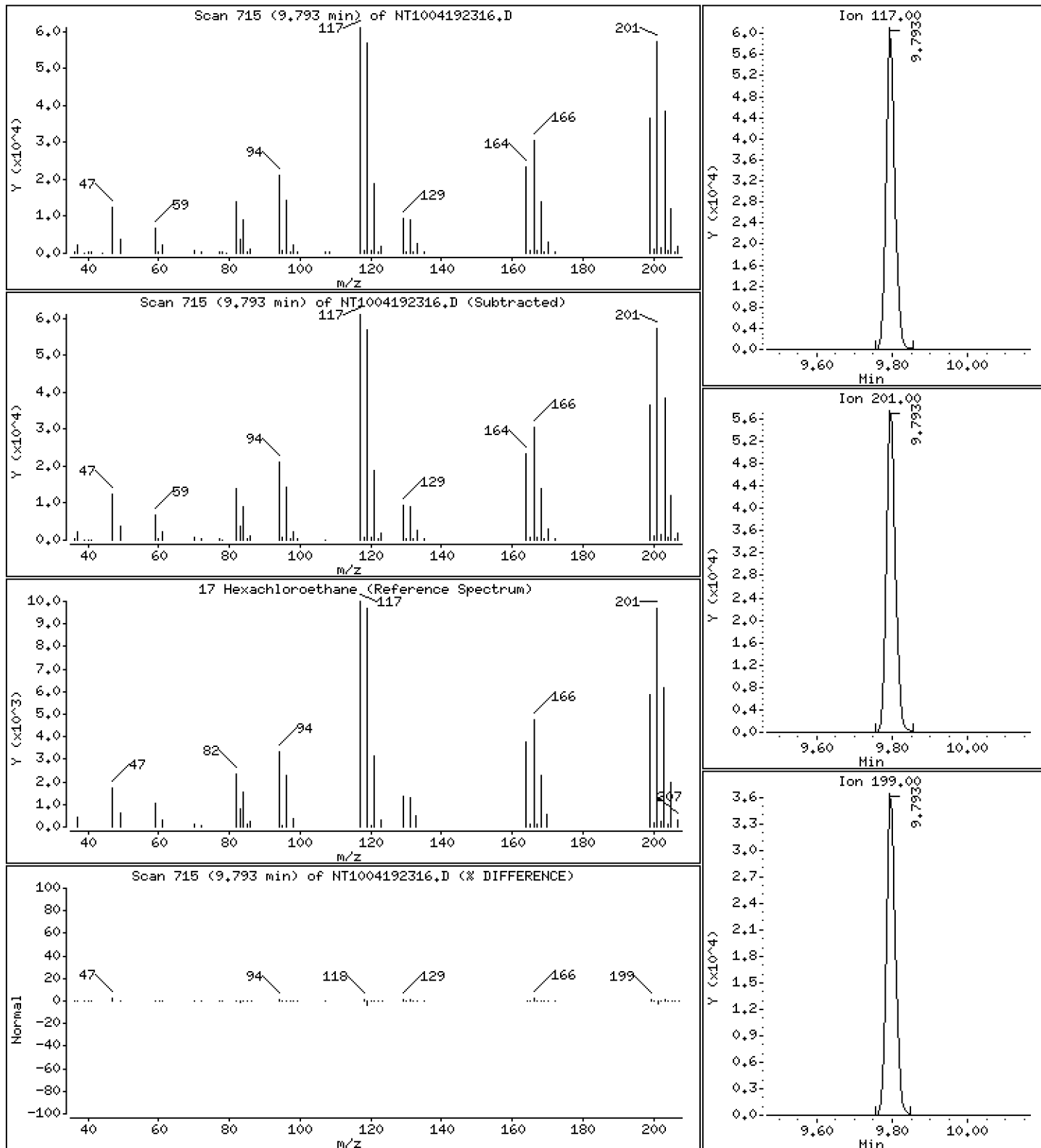
Operator: VTS

Column phase: ZB-5msi

Column diameter: 0,25

17 Hexachloroethane

Concentration: 4,647 ug/mL



Date : 19-APR-2023 20:55

Client ID:

Instrument: nt10.i

Sample Info: SLD0254-CCV1

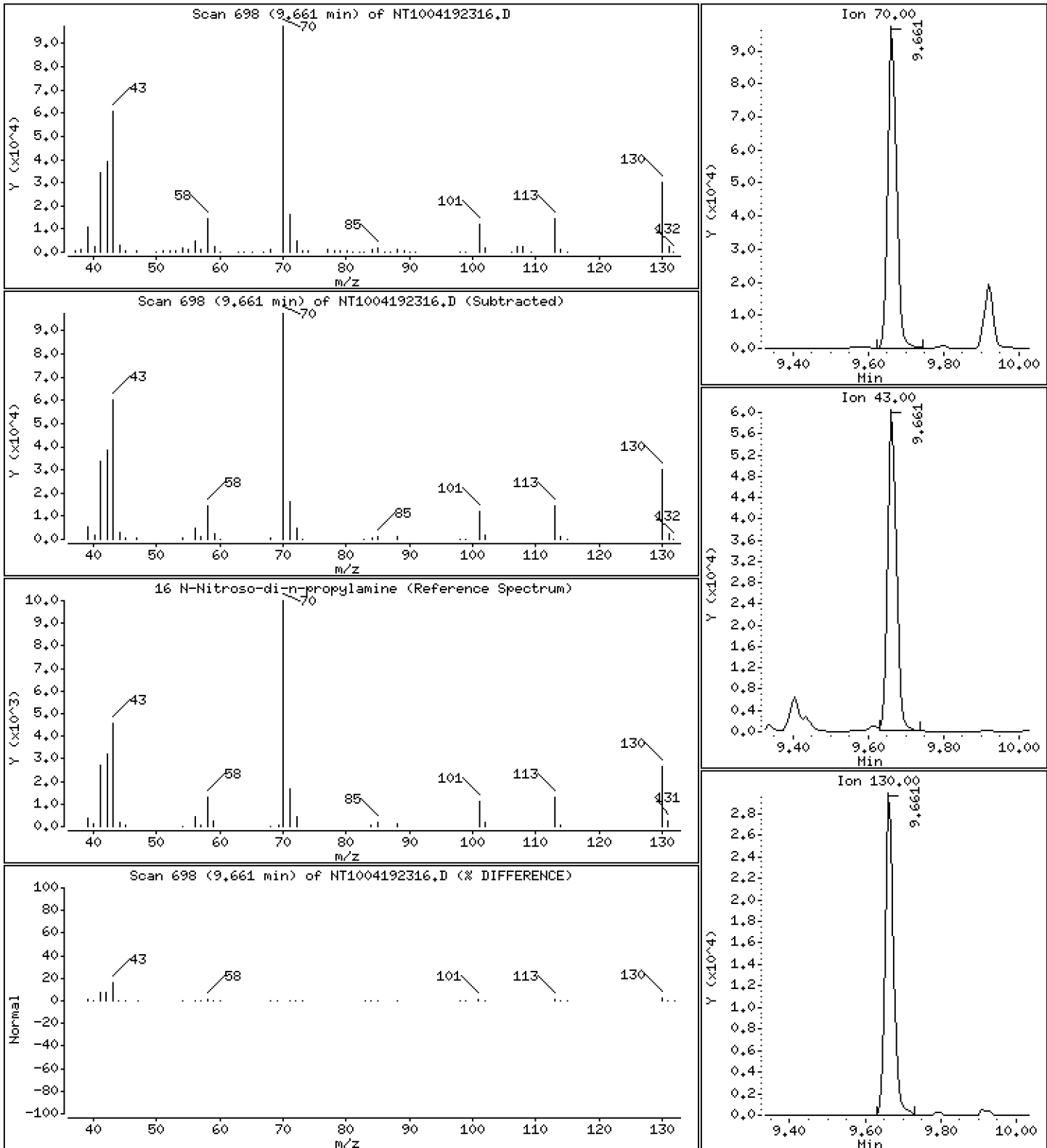
Operator: VTS

Column phase: ZB-5msi

Column diameter: 0.25

16 N-Nitroso-di-n-propylamine

Concentration: 4.433 ug/mL



Date : 19-APR-2023 20:55

Client ID:

Instrument: nt10.i

Sample Info: SLD0254-CCV1

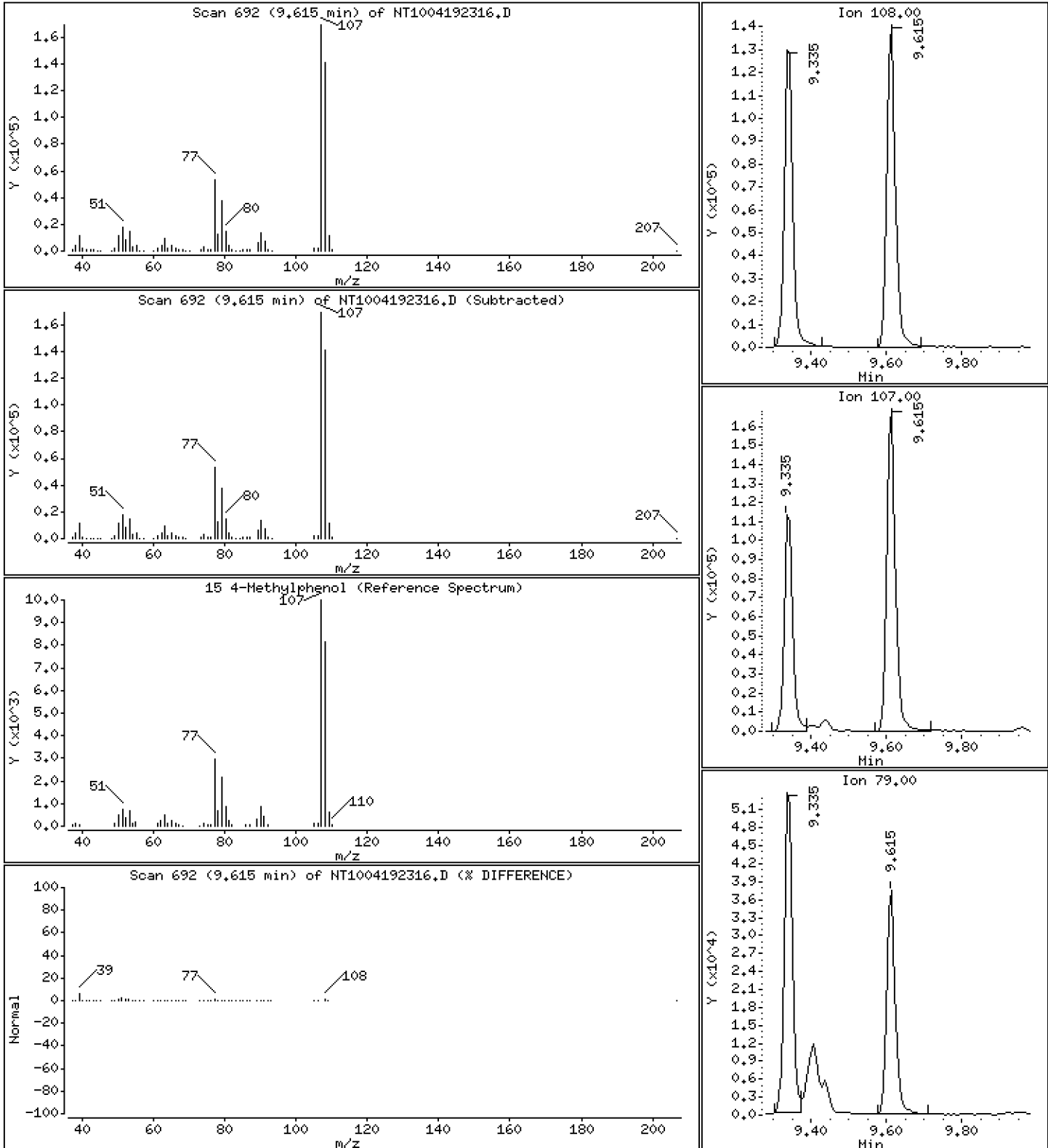
Operator: VTS

Column phase: ZB-5msi

Column diameter: 0.25

15 4-Methylphenol

Concentration: 4.896 ug/mL



Date : 19-APR-2023 20:55

Client ID:

Instrument: nt10.i

Sample Info: SLD0254-CCV1

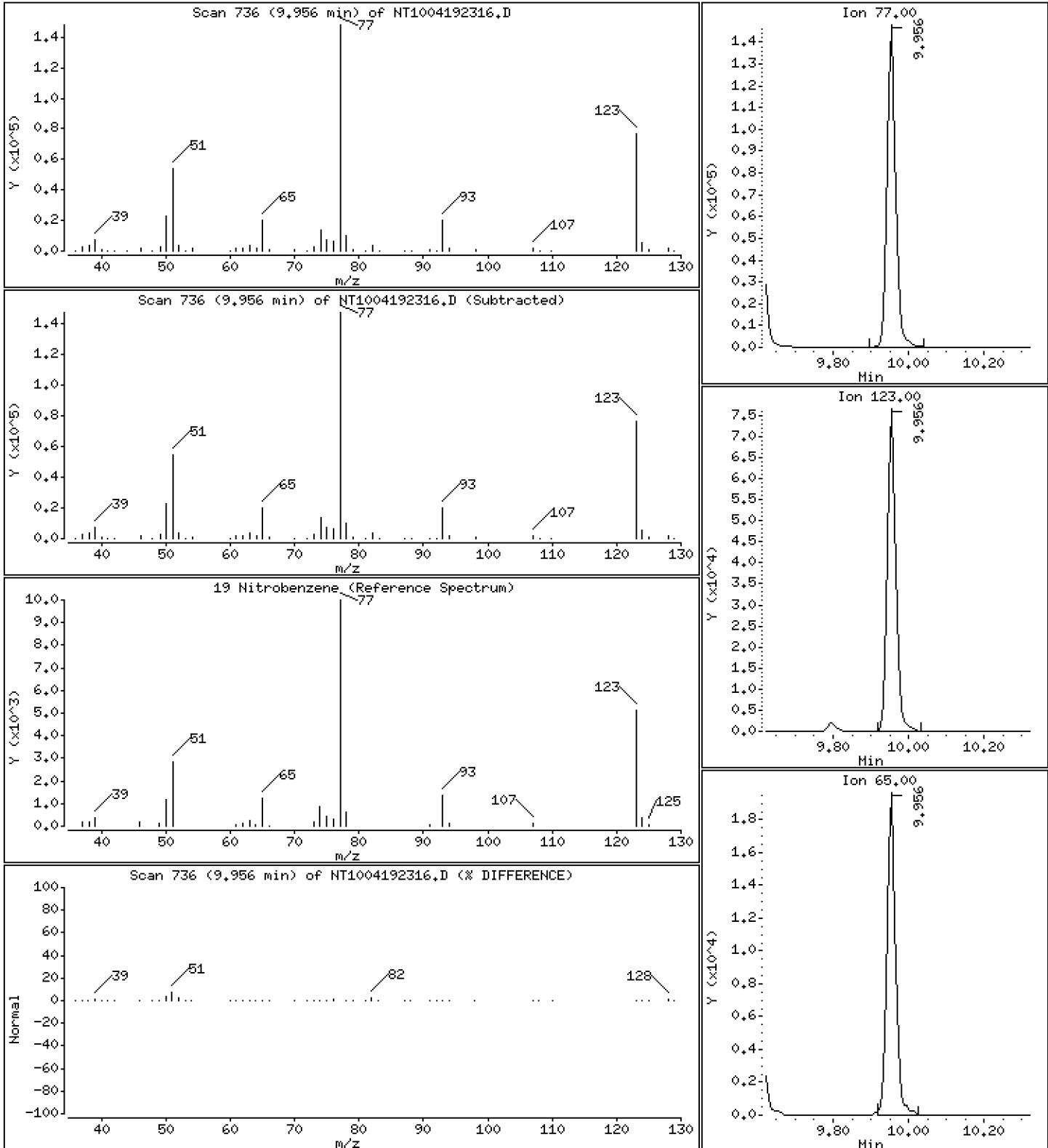
Operator: VTS

Column phase: ZB-5msi

Column diameter: 0.25

19 Nitrobenzene

Concentration: 4.424 ug/mL



Date : 19-APR-2023 20:55

Client ID:

Instrument: nt10.i

Sample Info: SLD0254-CCV1

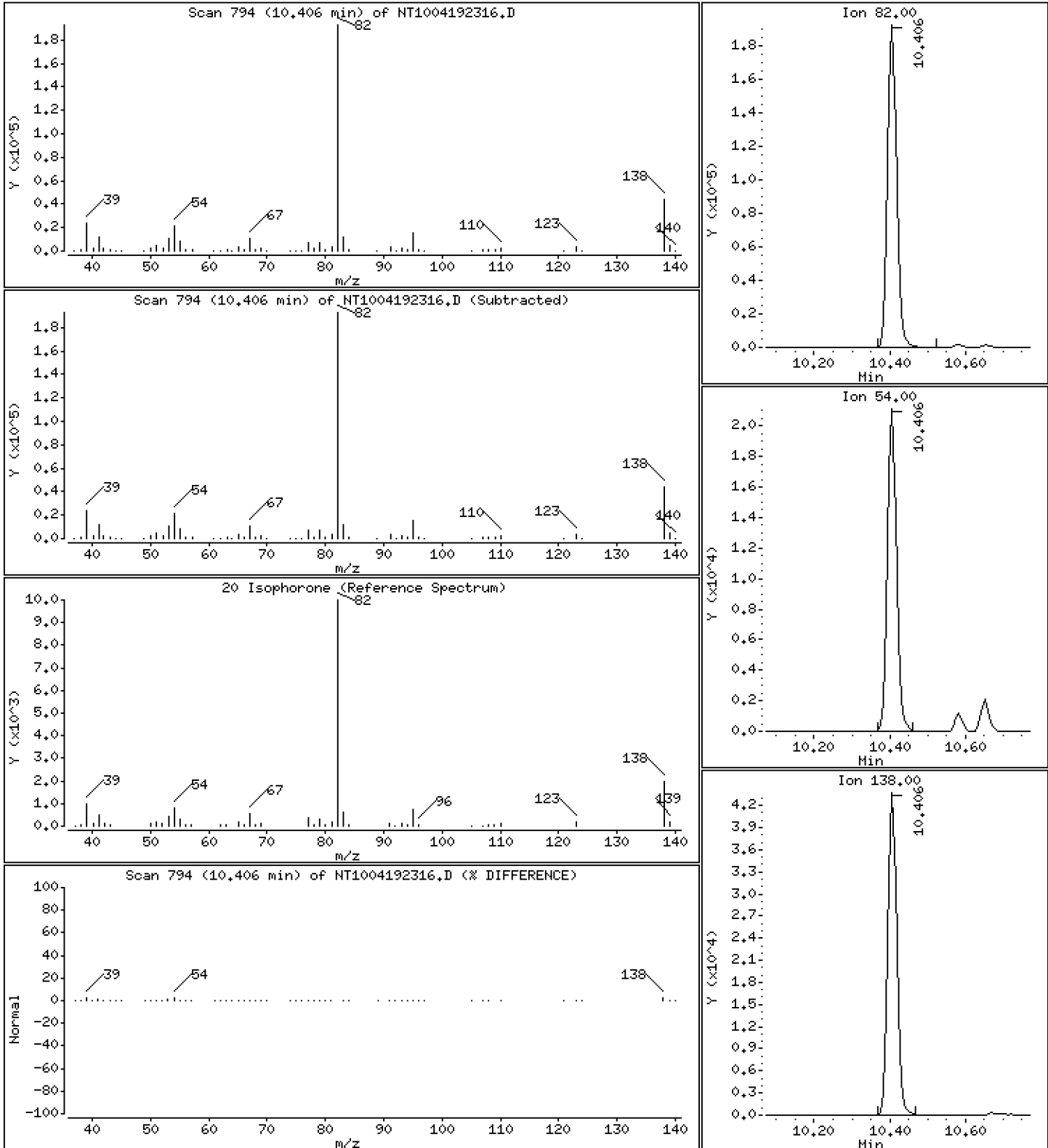
Operator: VTS

Column phase: ZB-5msi

Column diameter: 0,25

20 Isophorone

Concentration: 5,229 ug/mL



Date : 19-APR-2023 20:55

Client ID:

Instrument: nt10.i

Sample Info: SLD0254-CCV1

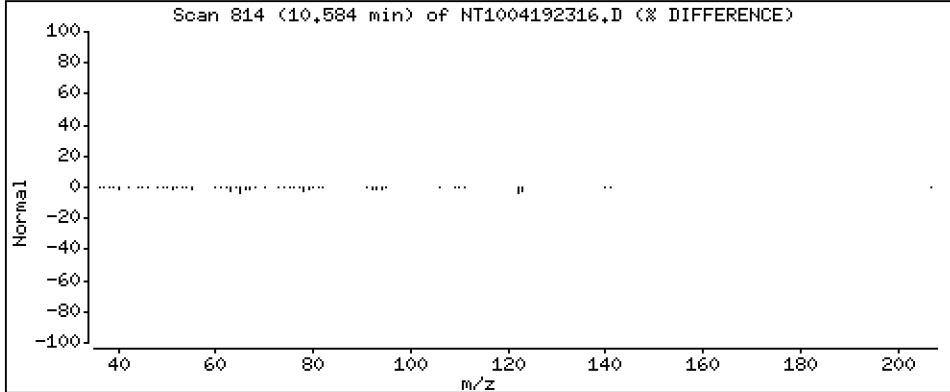
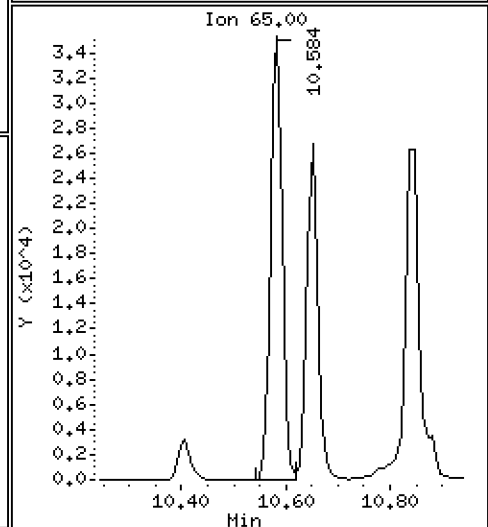
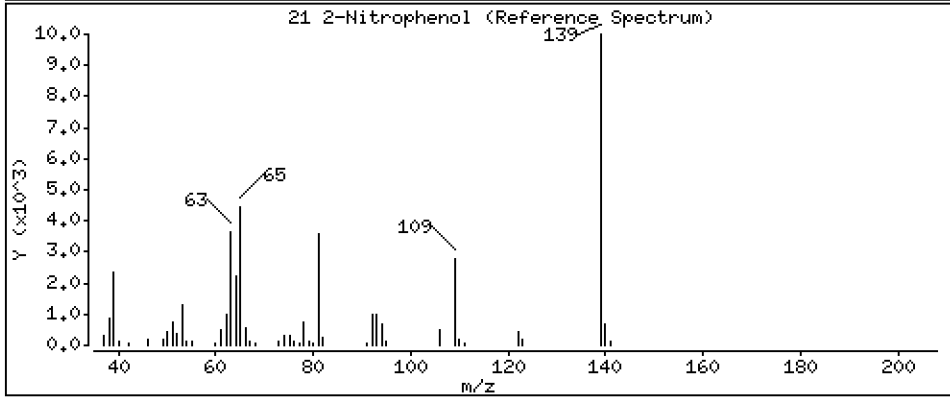
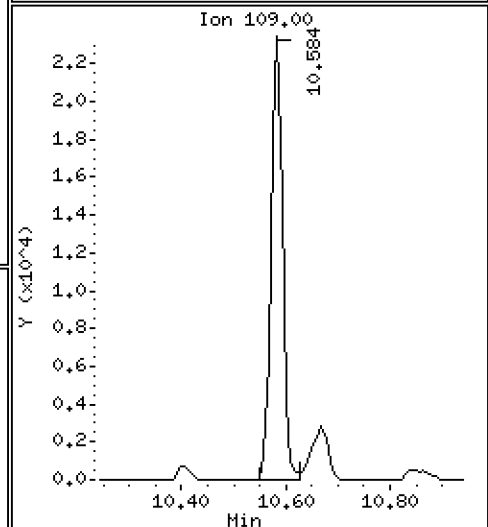
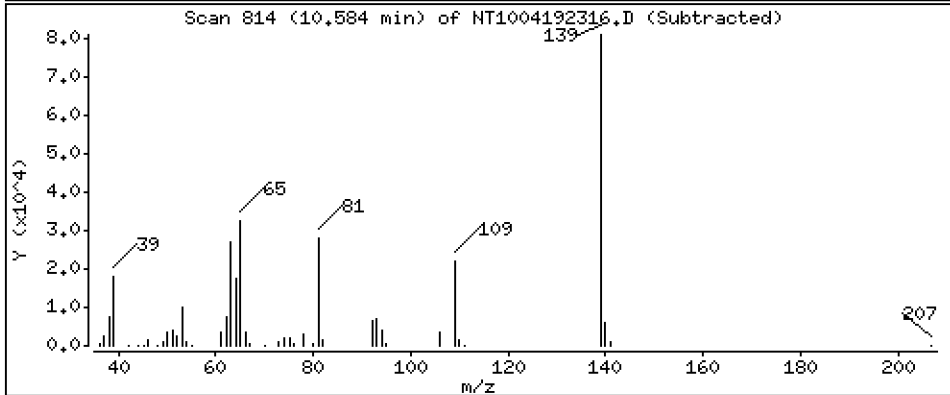
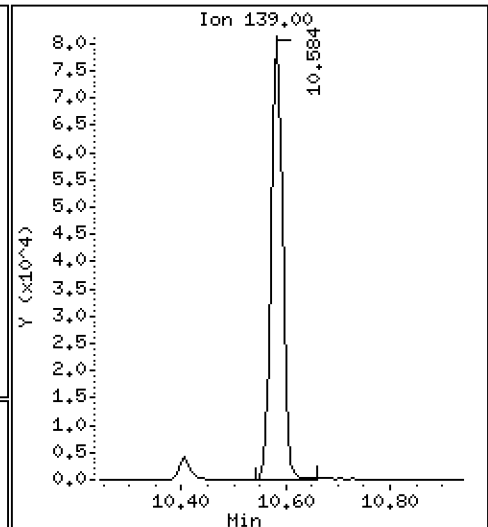
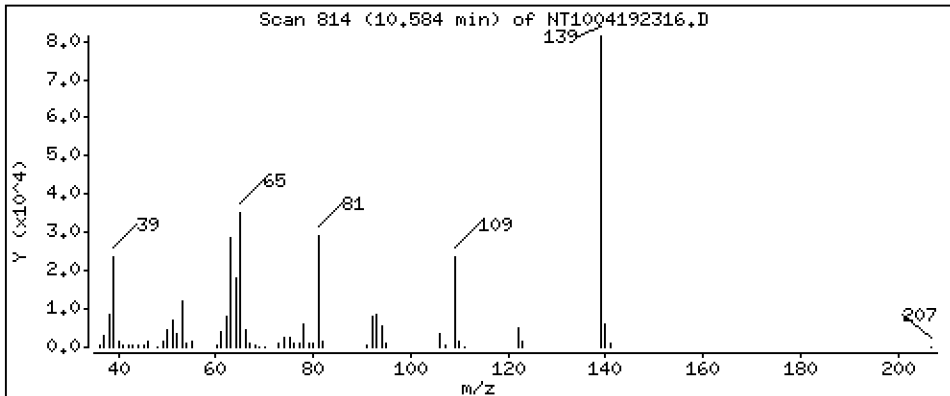
Operator: VTS

Column phase: ZB-5msi

Column diameter: 0,25

21 2-Nitrophenol

Concentration: 4,955 ug/mL



Date : 19-APR-2023 20:55

Client ID:

Instrument: nt10.i

Sample Info: SLD0254-CCV1

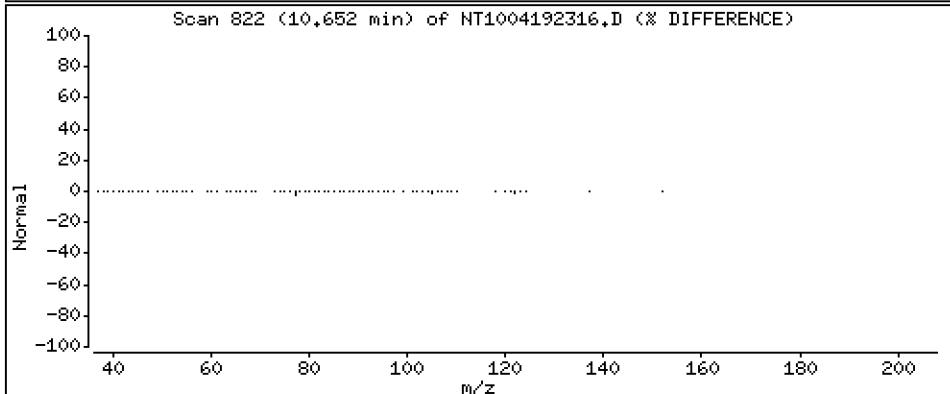
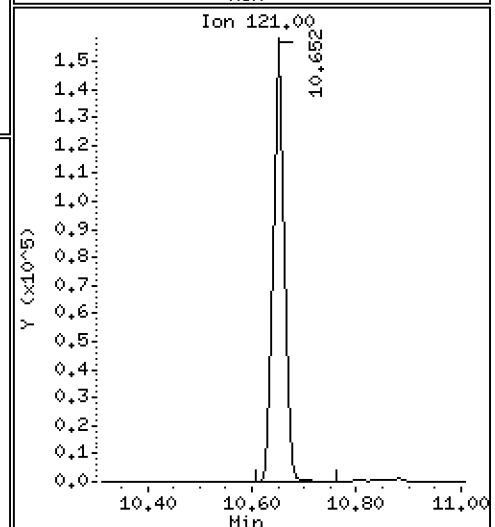
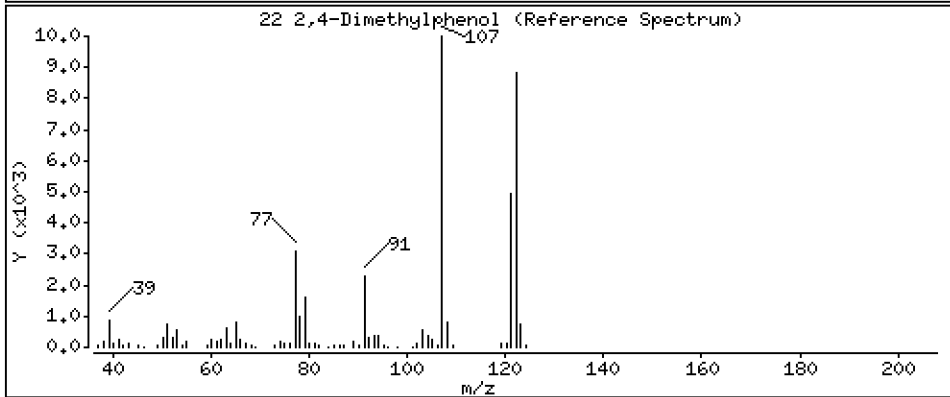
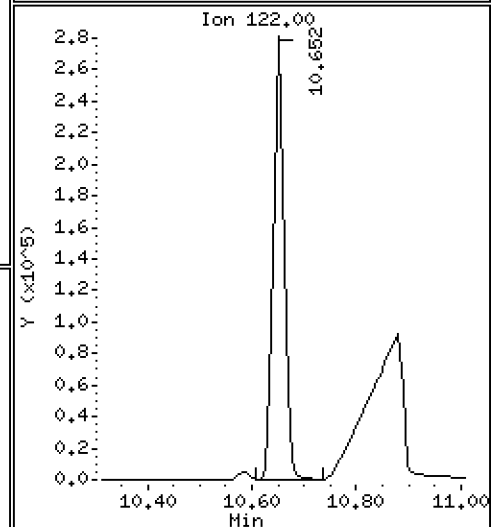
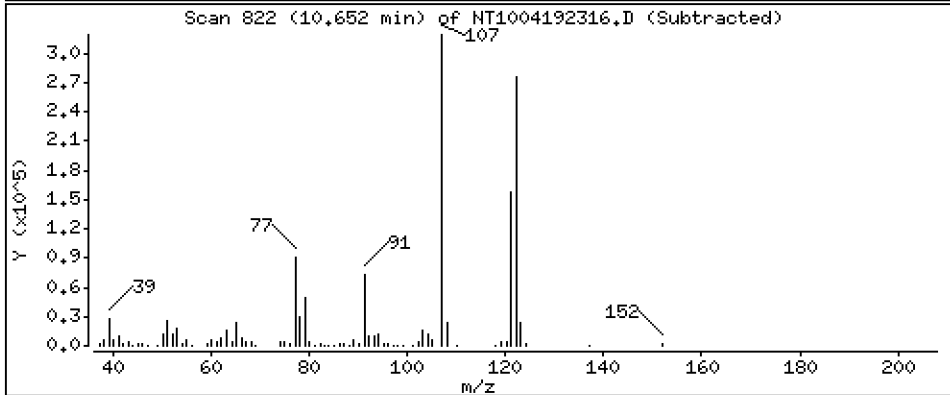
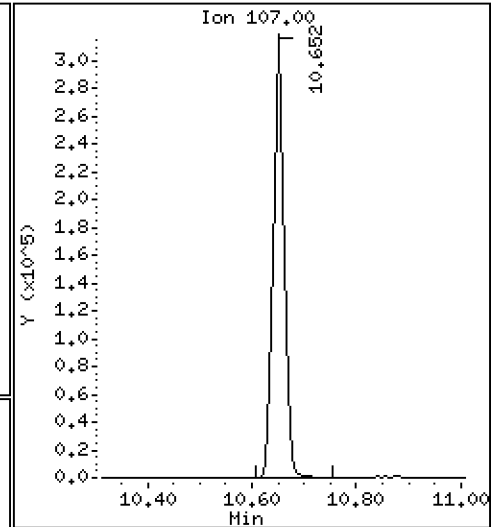
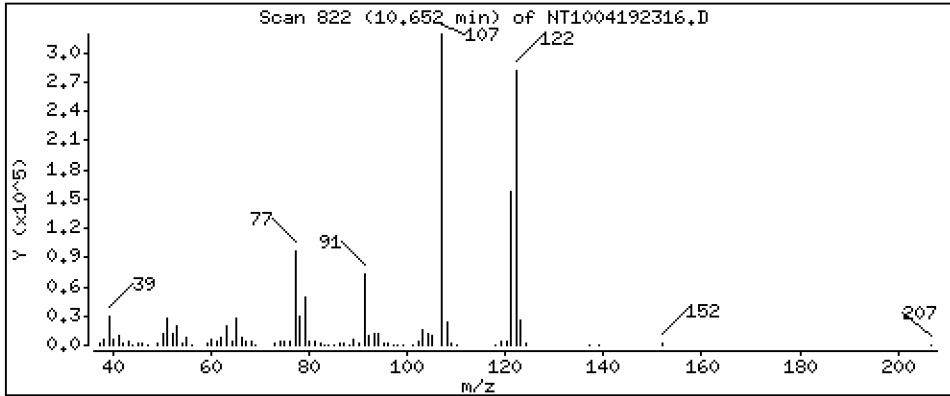
Operator: VTS

Column phase: ZB-5msi

Column diameter: 0,25

22 2,4-Dimethylphenol

Concentration: 9,712 ug/mL



Date : 19-APR-2023 20:55

Client ID:

Instrument: nt10.i

Sample Info: SLD0254-CCV1

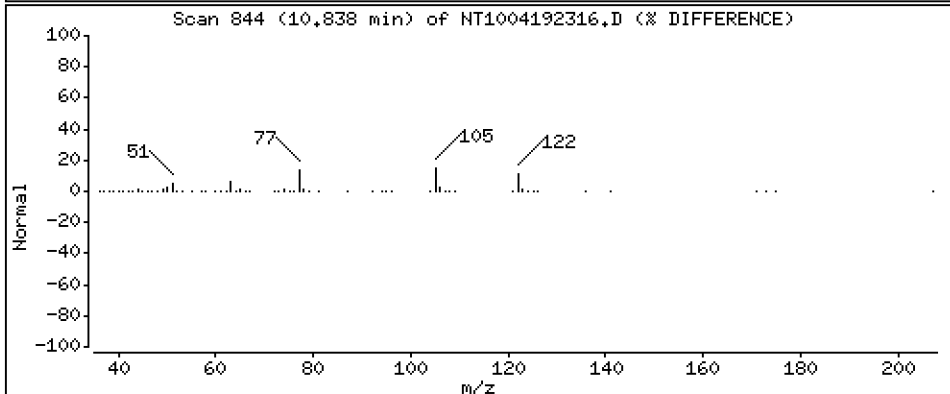
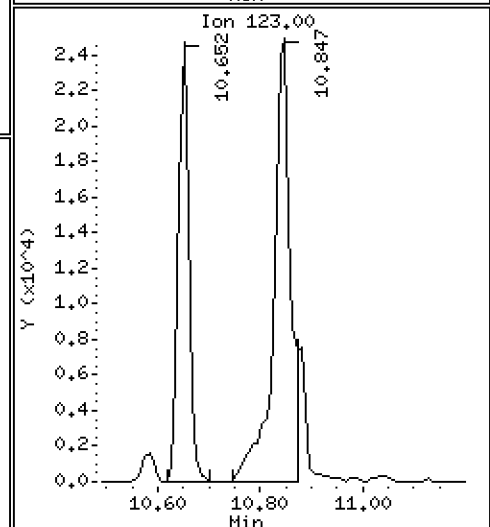
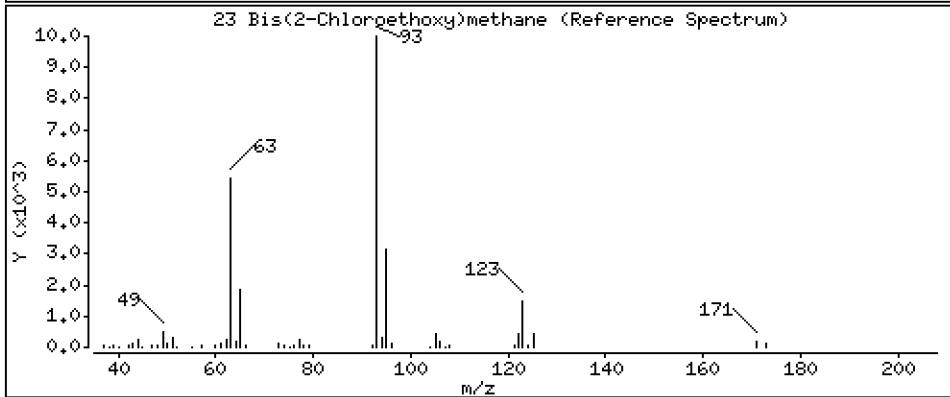
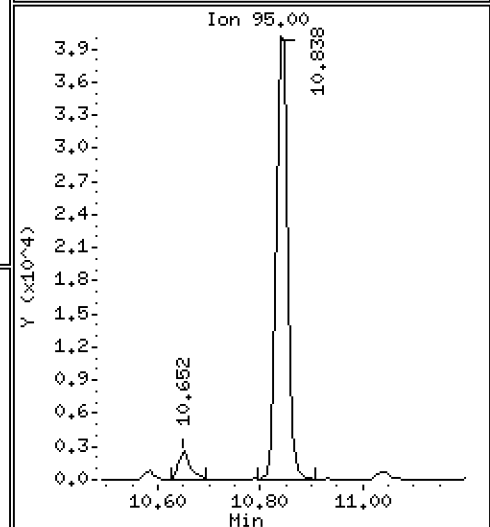
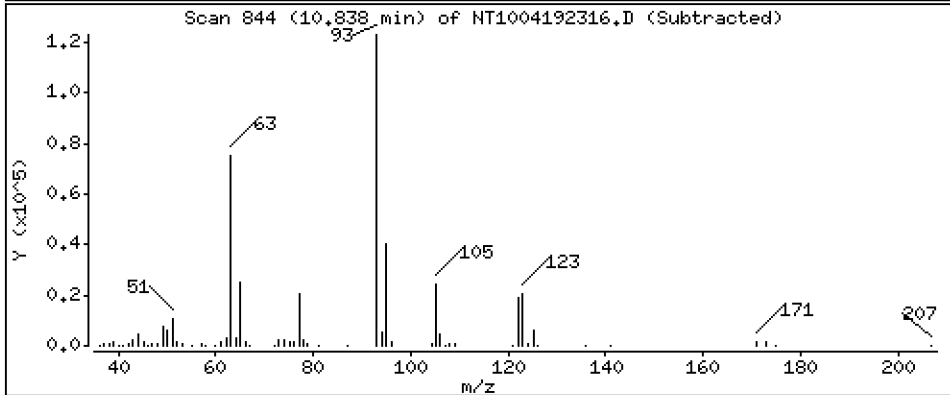
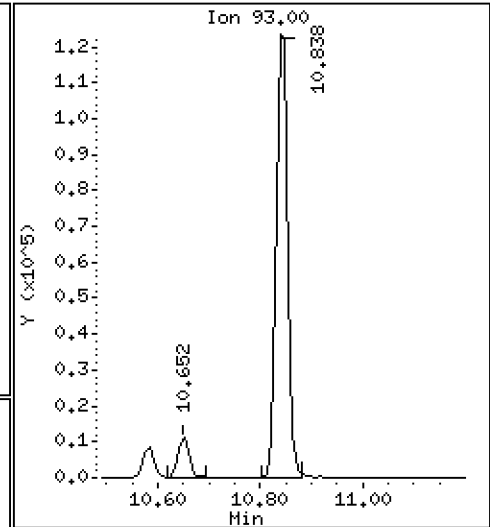
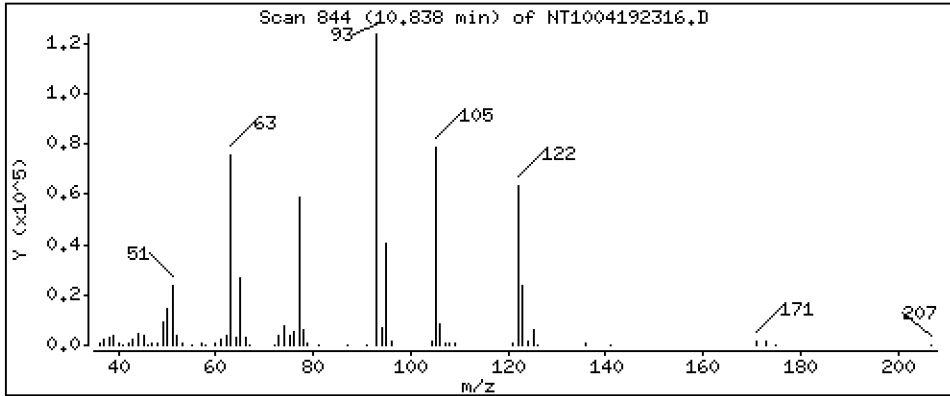
Operator: VTS

Column phase: ZB-5msi

Column diameter: 0,25

23 Bis(2-Chloroethoxy)methane

Concentration: 4,390 ug/mL



Date : 19-APR-2023 20:55

Client ID:

Instrument: nt10.i

Sample Info: SLD0254-CCV1

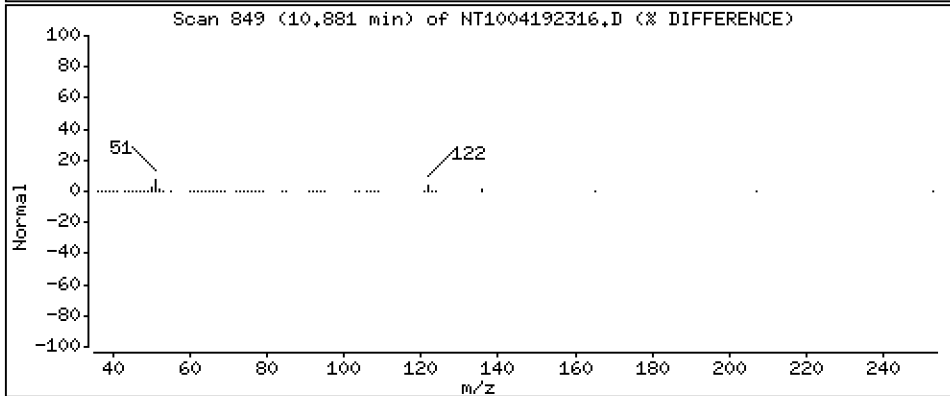
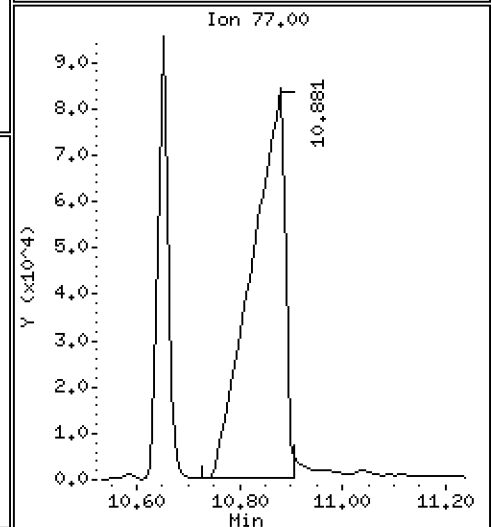
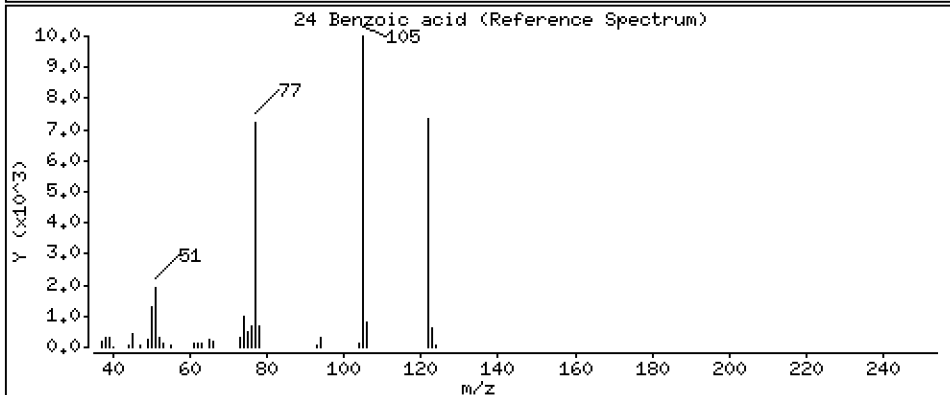
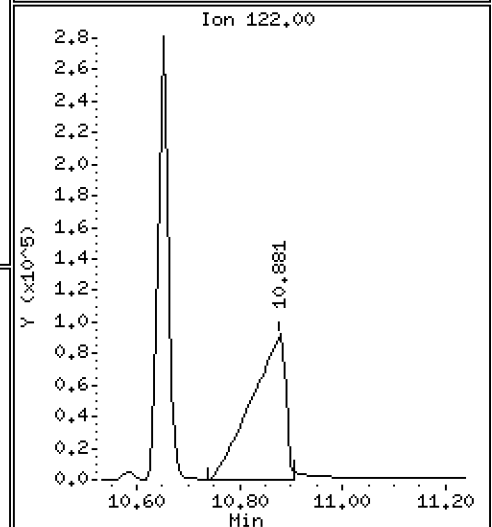
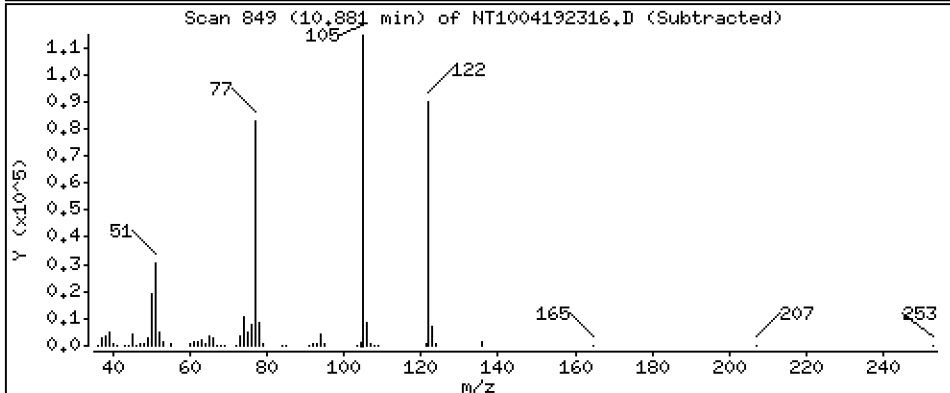
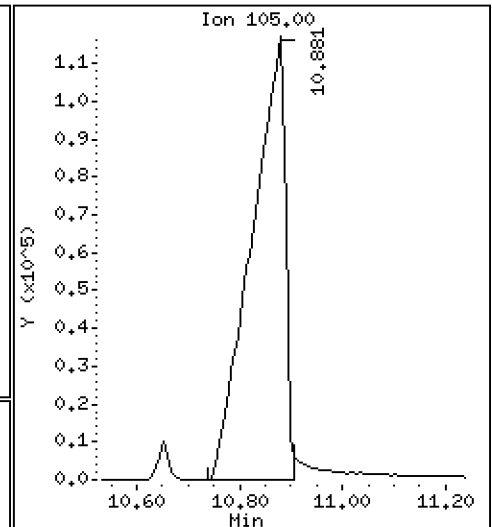
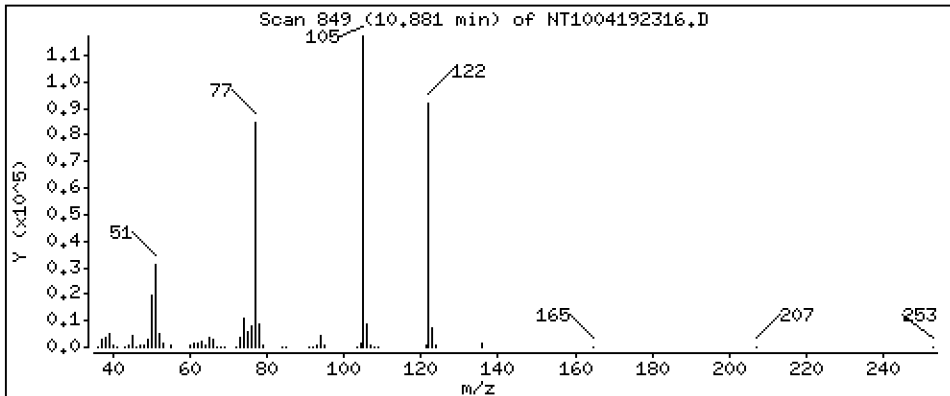
Operator: VTS

Column phase: ZB-5msi

Column diameter: 0,25

24 Benzoic acid

Concentration: 19,26 ug/mL



Date : 19-APR-2023 20:55

Client ID:

Instrument: nt10.i

Sample Info: SLD0254-CCV1

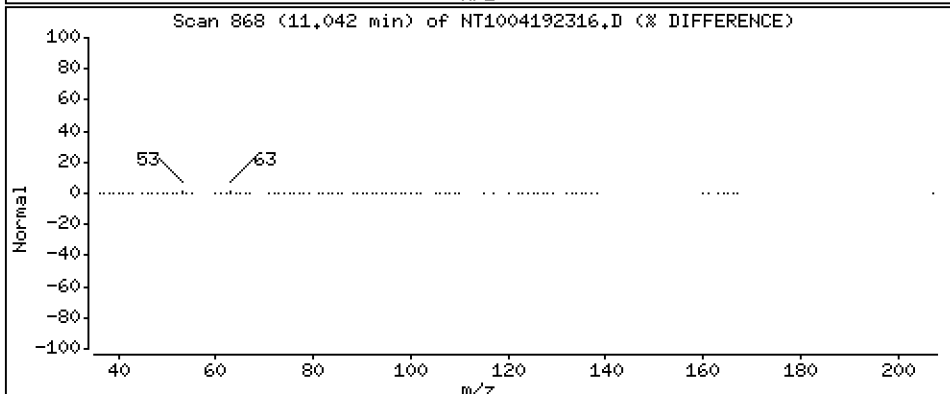
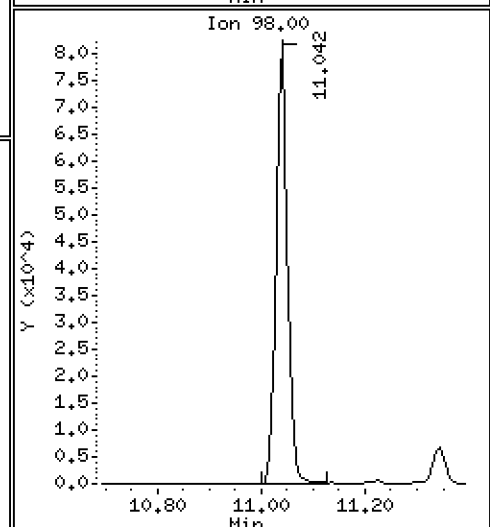
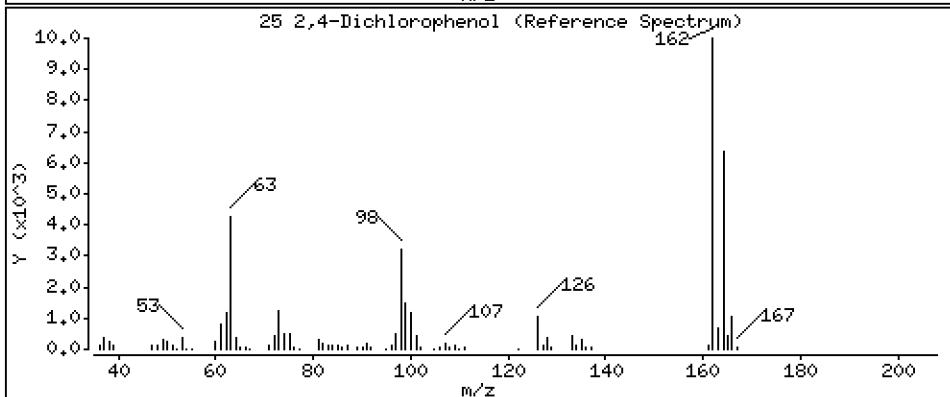
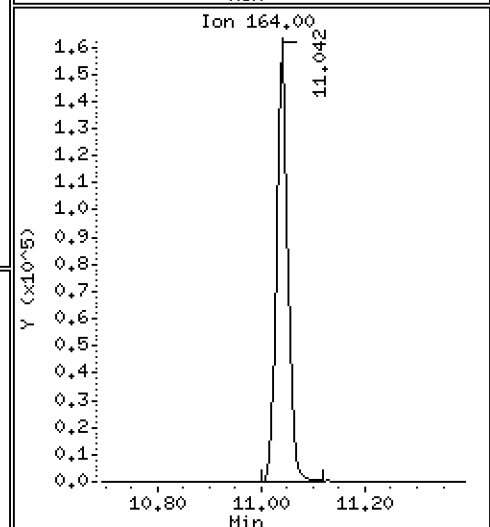
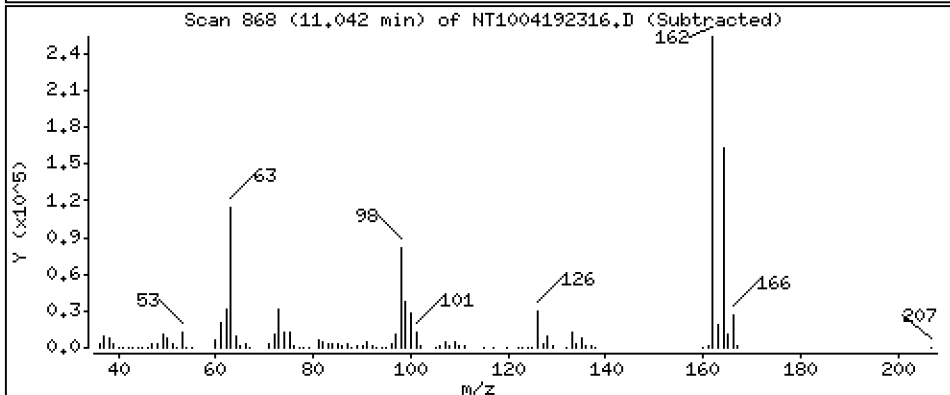
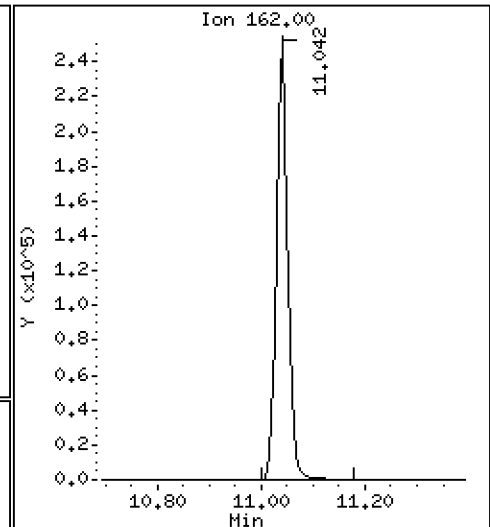
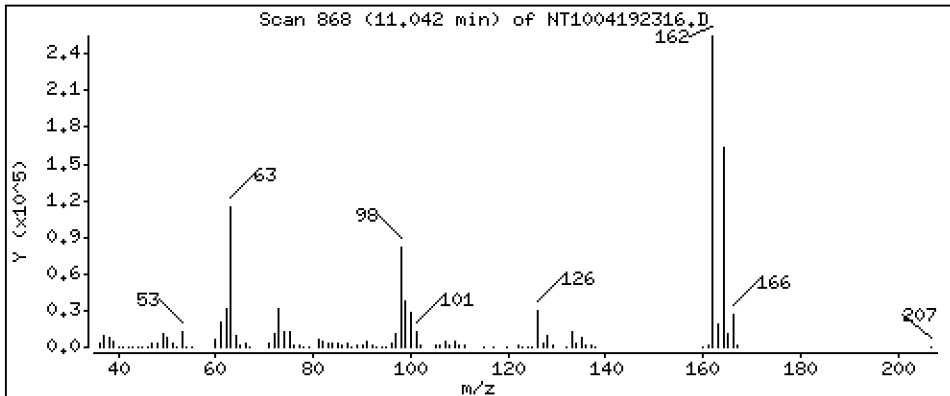
Operator: VTS

Column phase: ZB-5msi

Column diameter: 0,25

25 2,4-Dichlorophenol

Concentration: 11,51 ug/mL



Date : 19-APR-2023 20:55

Client ID:

Instrument: nt10.i

Sample Info: SLD0254-CCV1

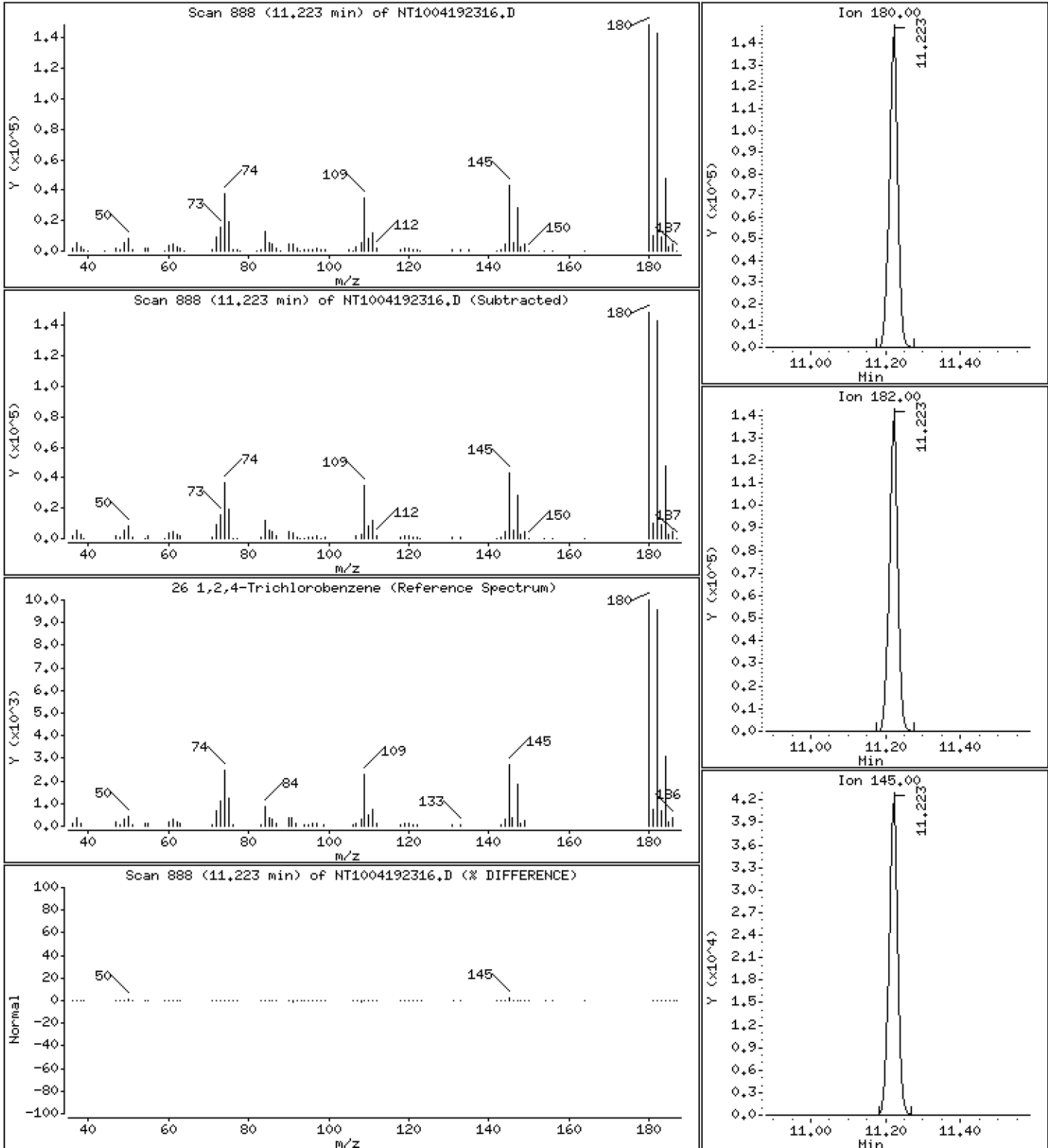
Operator: VTS

Column phase: ZB-5msi

Column diameter: 0,25

26 1,2,4-Trichlorobenzene

Concentration: 5,094 ug/mL



Date : 19-APR-2023 20:55

Client ID:

Instrument: nt10.i

Sample Info: SLD0254-CCV1

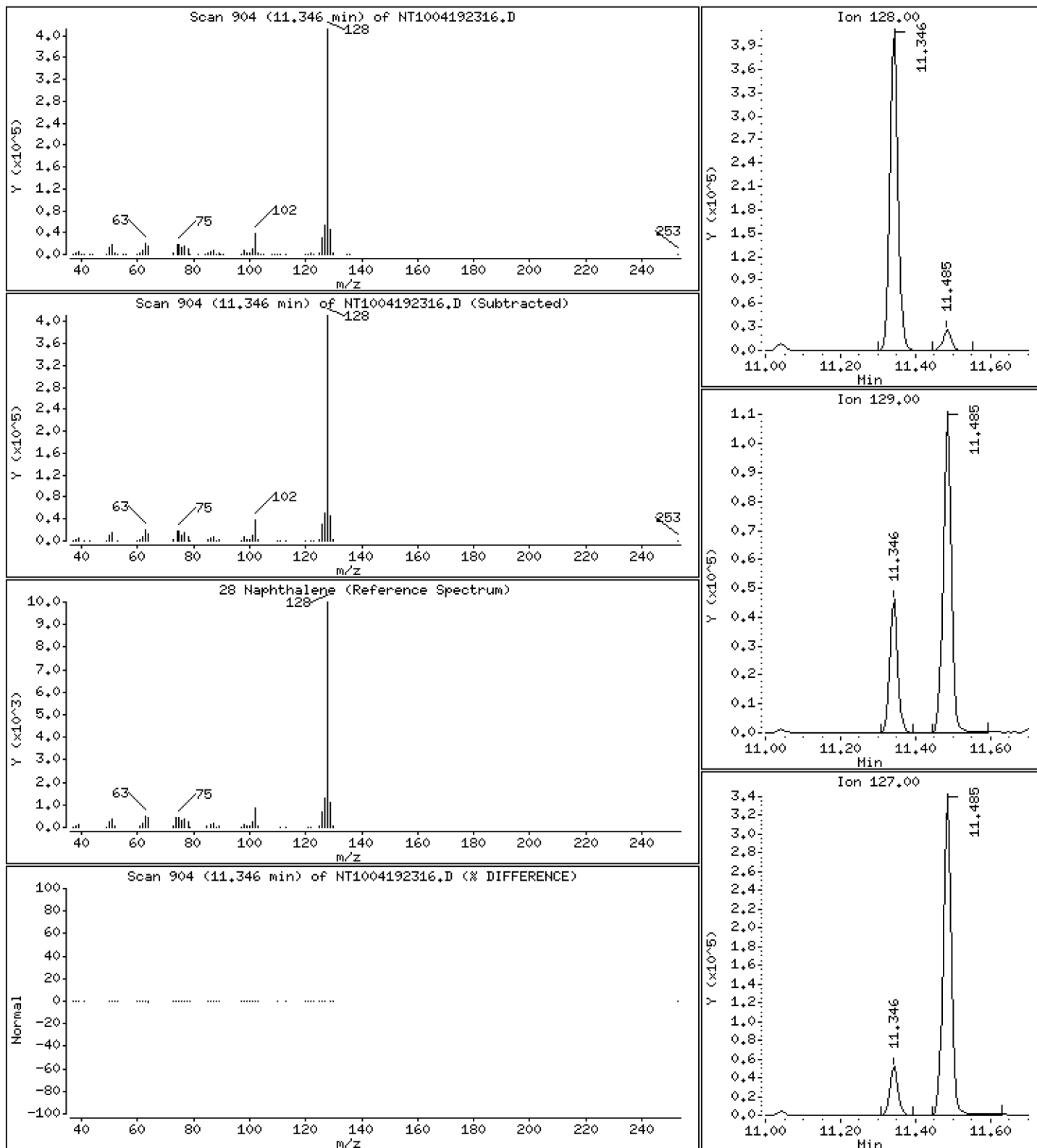
Operator: VTS

Column phase: ZB-5msi

Column diameter: 0,25

28 Naphthalene

Concentration: 4,573 ug/mL



Date : 19-APR-2023 20:55

Client ID:

Instrument: nt10.i

Sample Info: SLD0254-CCV1

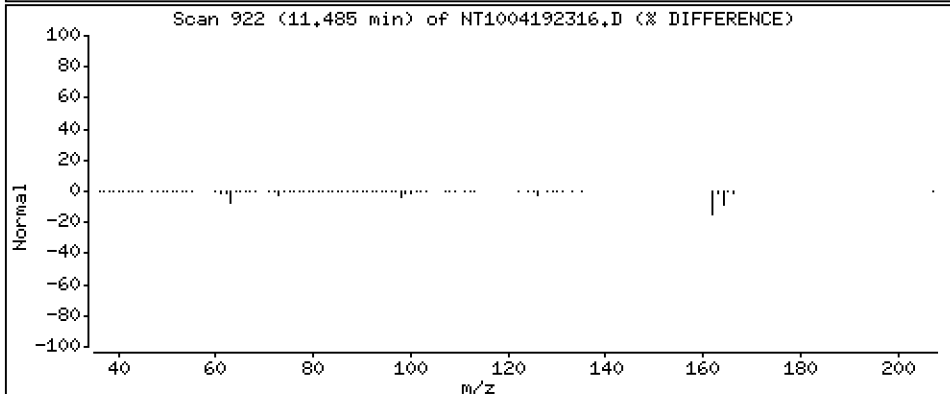
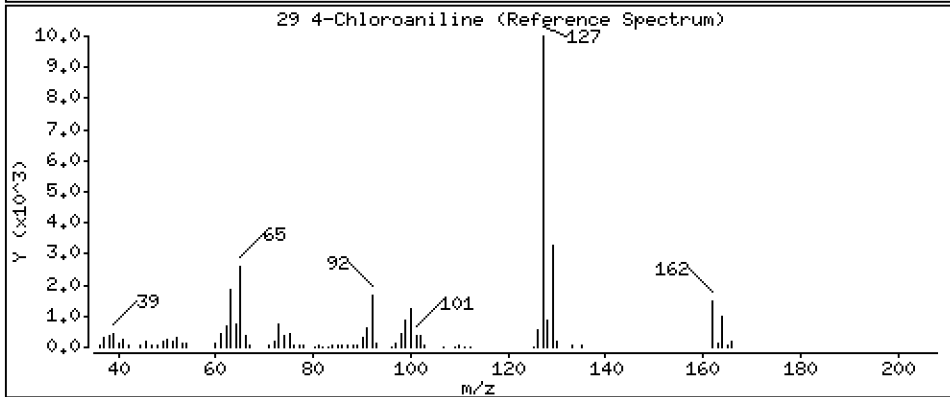
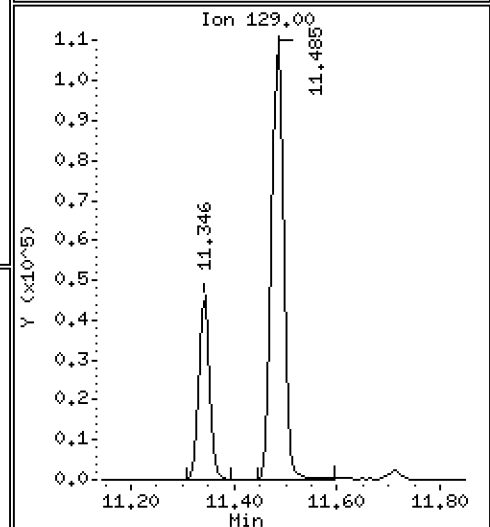
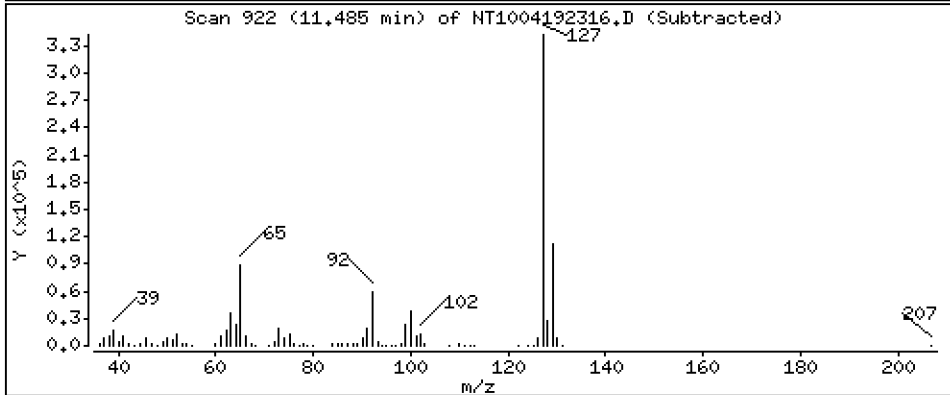
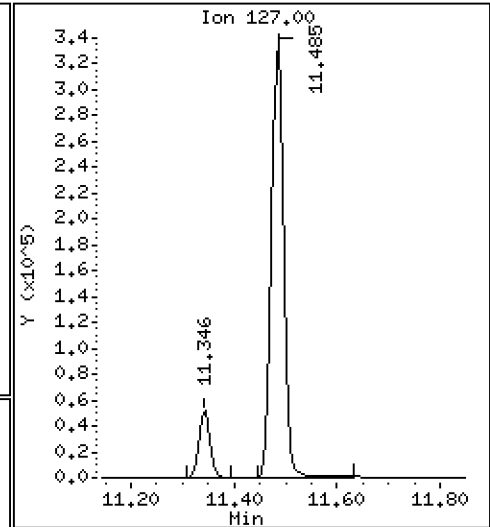
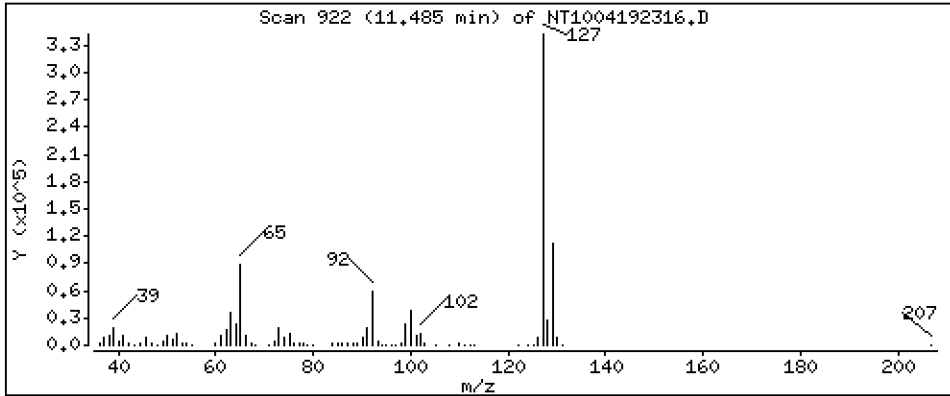
Operator: VTS

Column phase: ZB-5msi

Column diameter: 0,25

29 4-Chloroaniline

Concentration: 10,50 ug/mL



Date : 19-APR-2023 20:55

Client ID:

Instrument: nt10.i

Sample Info: SLD0254-CCV1

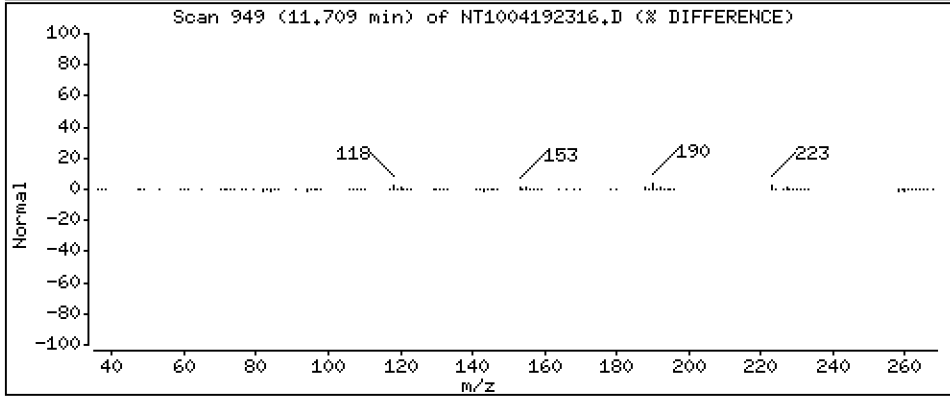
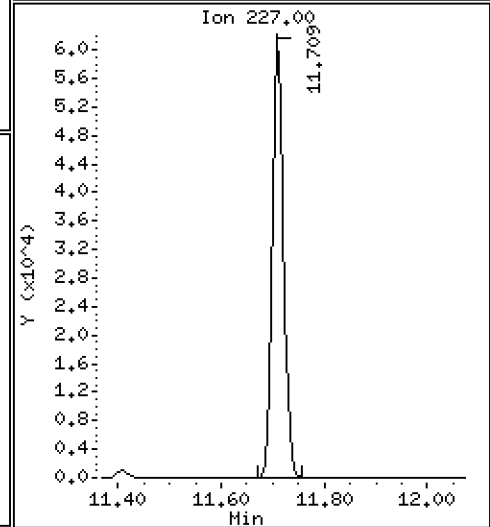
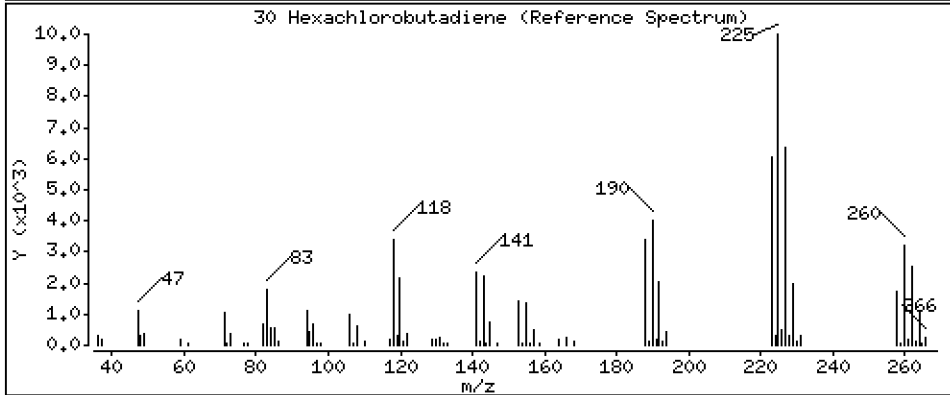
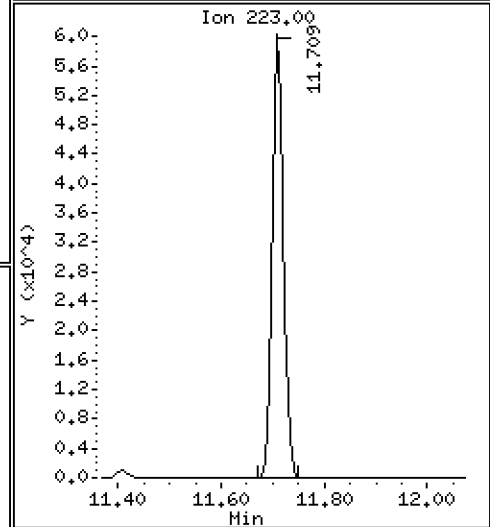
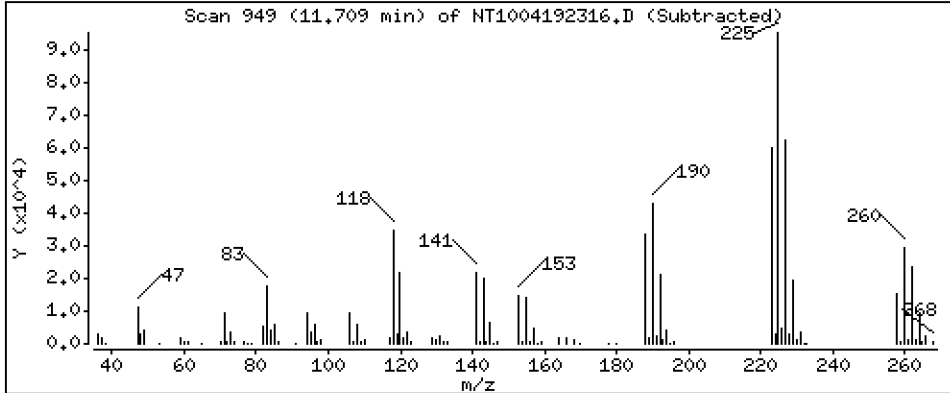
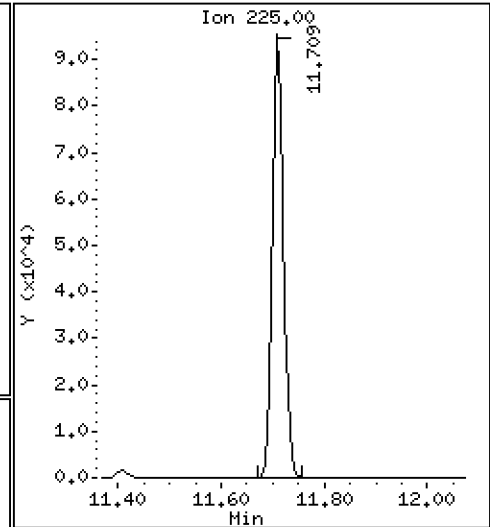
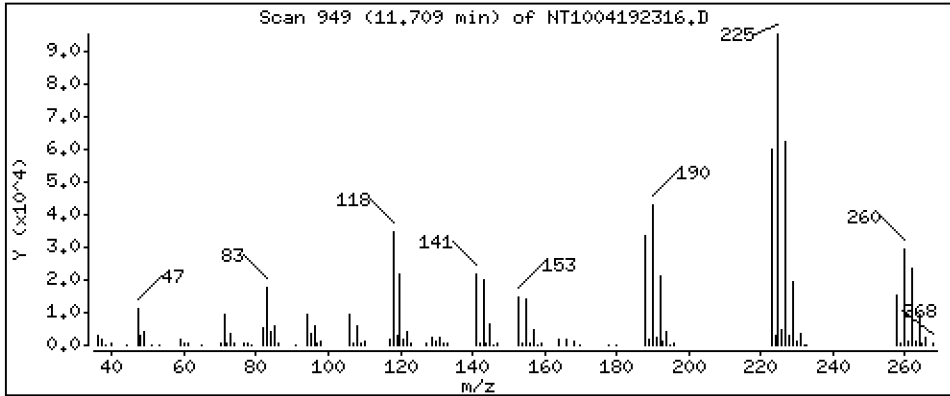
Operator: VTS

Column phase: ZB-5msi

Column diameter: 0,25

30 Hexachlorobutadiene

Concentration: 5,478 ug/mL



Date : 19-APR-2023 20:55

Client ID:

Instrument: nt10.i

Sample Info: SLD0254-CCV1

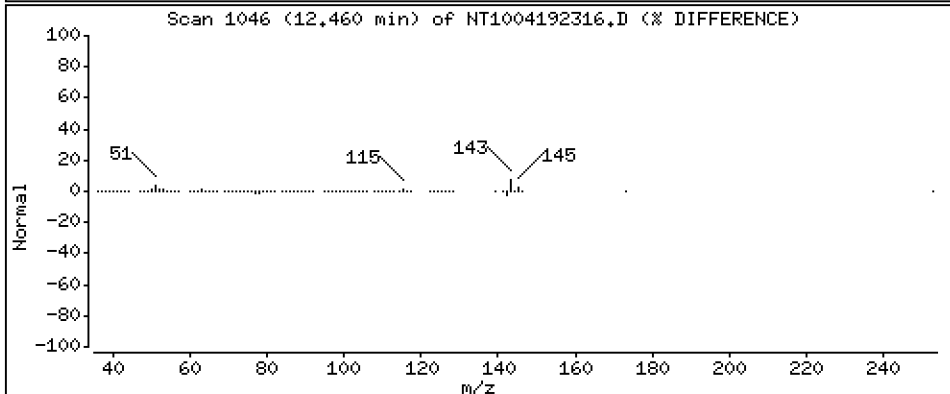
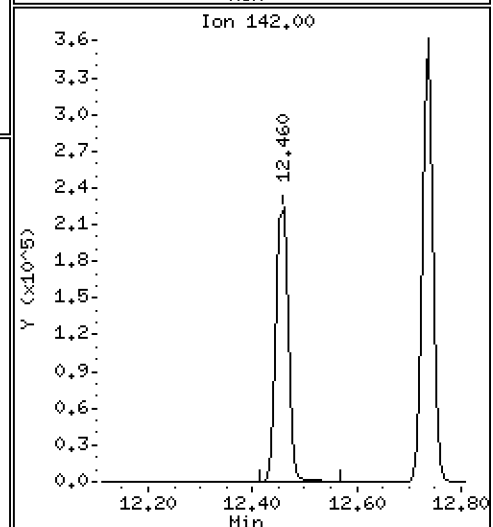
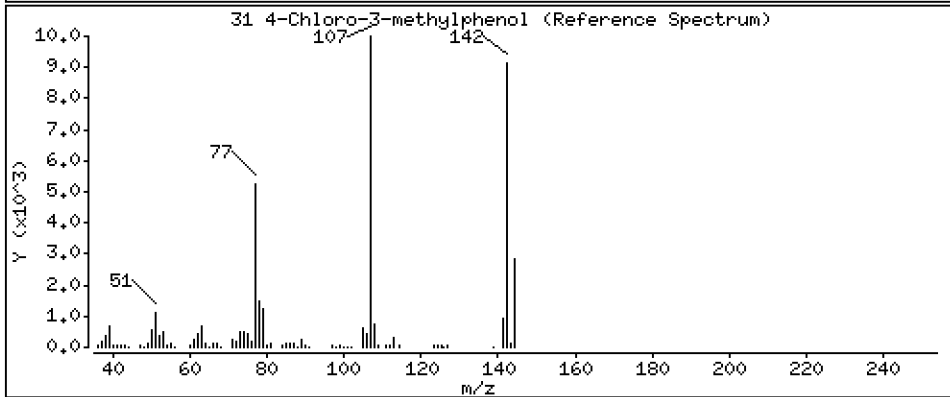
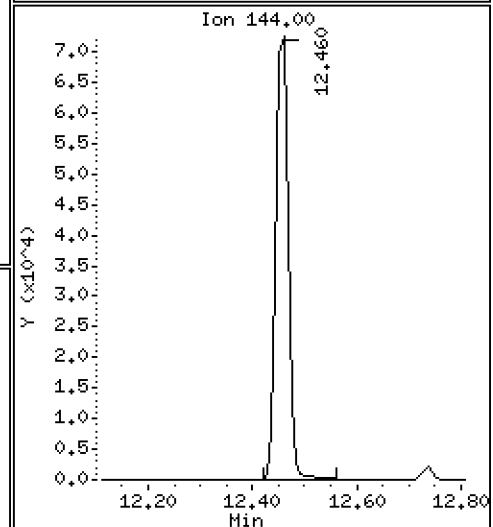
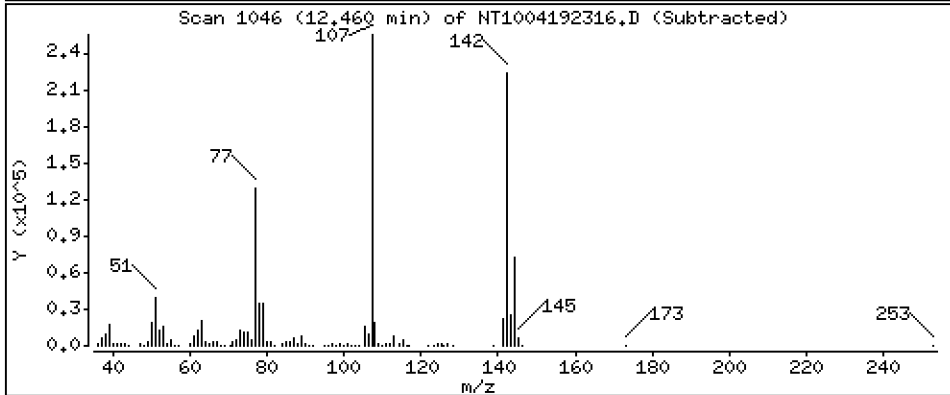
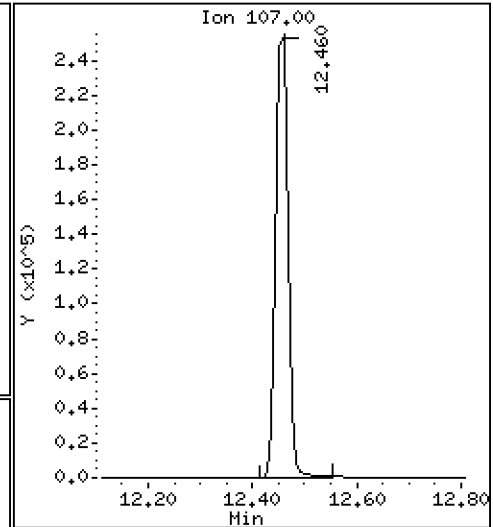
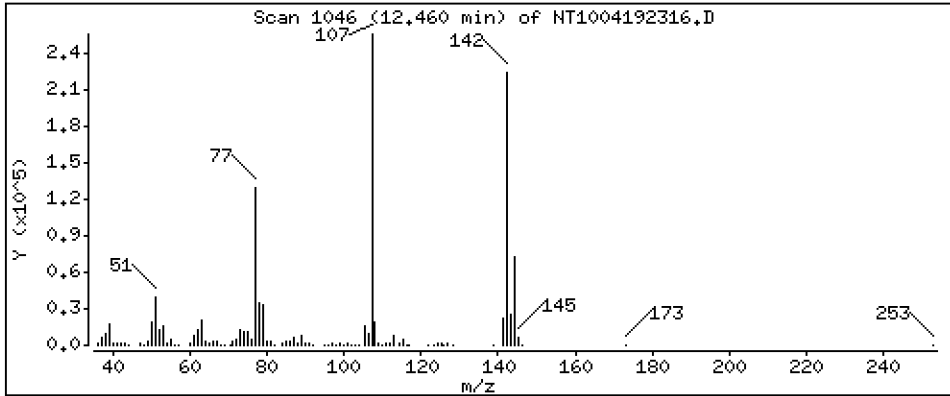
Operator: VTS

Column phase: ZB-5msi

Column diameter: 0,25

31 4-Chloro-3-methylphenol

Concentration: 9,696 ug/mL



Date : 19-APR-2023 20:55

Client ID:

Instrument: nt10.i

Sample Info: SLD0254-CCV1

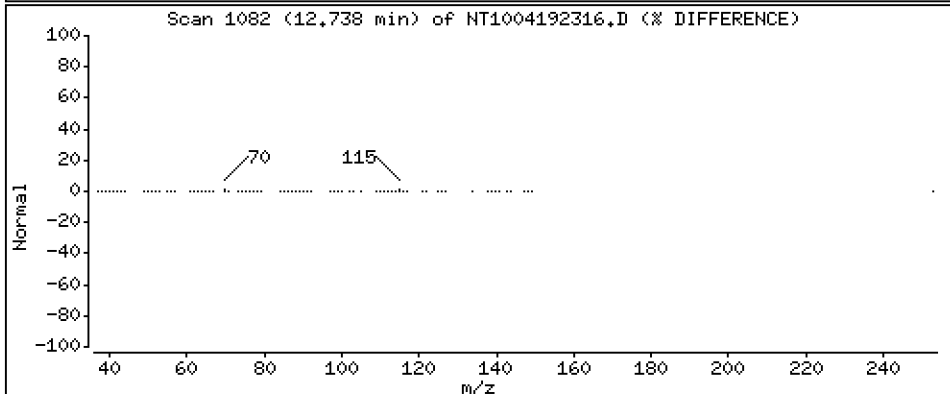
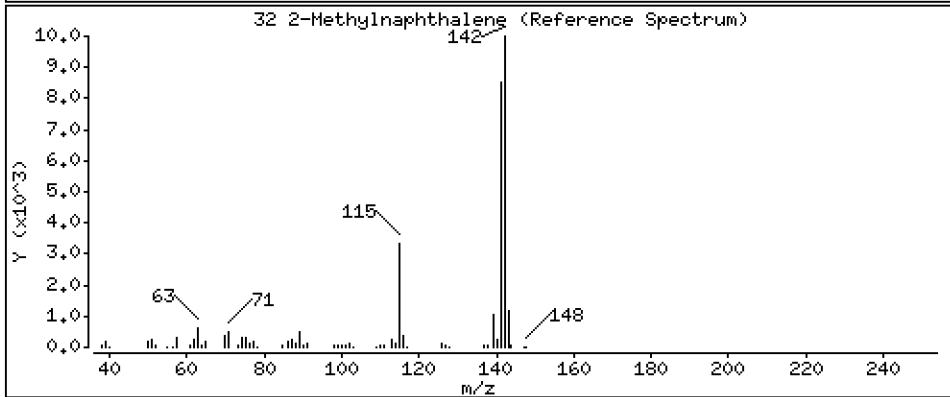
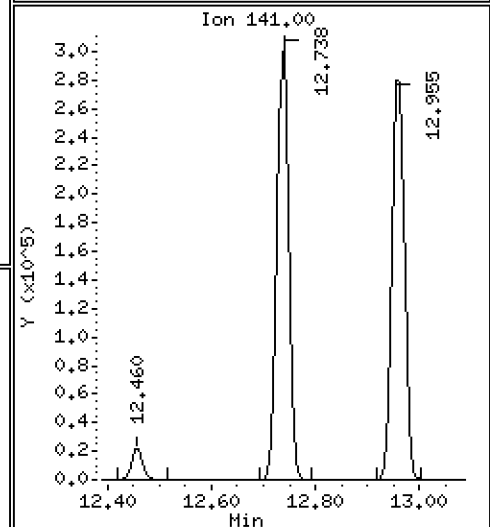
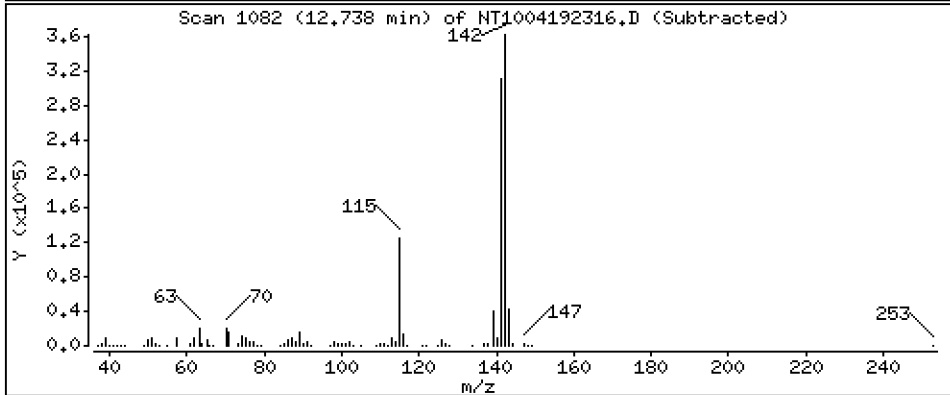
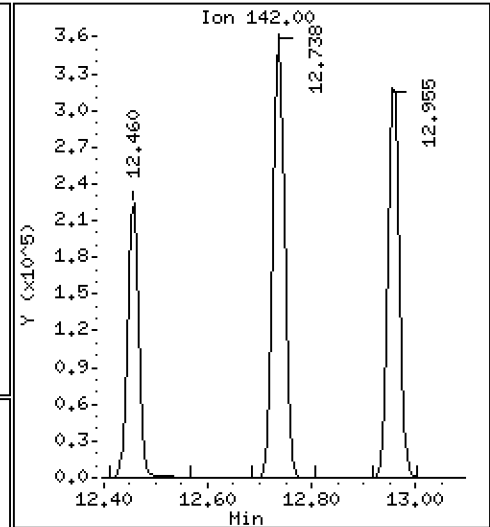
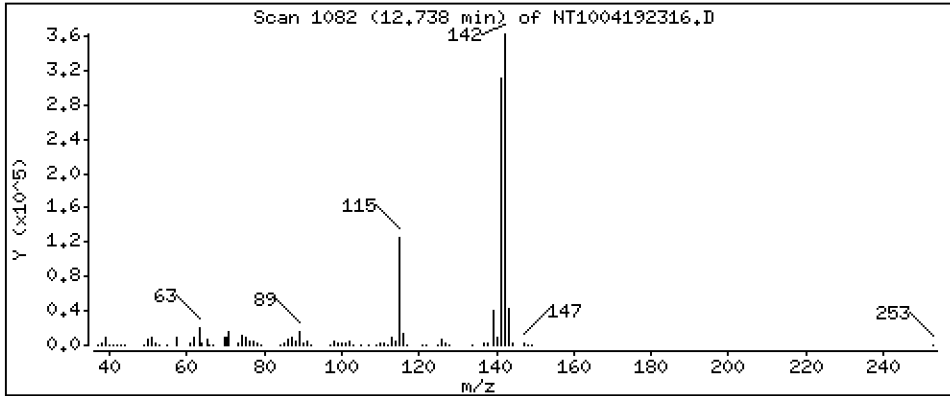
Operator: VTS

Column phase: ZB-5msi

Column diameter: 0,25

32 2-Methylnaphthalene

Concentration: 5,357 ug/mL



Date : 19-APR-2023 20:55

Client ID:

Instrument: nt10.i

Sample Info: SLD0254-CCV1

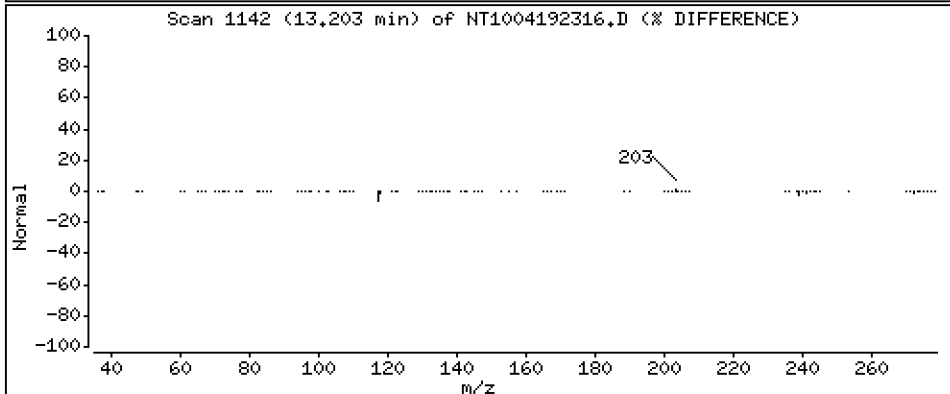
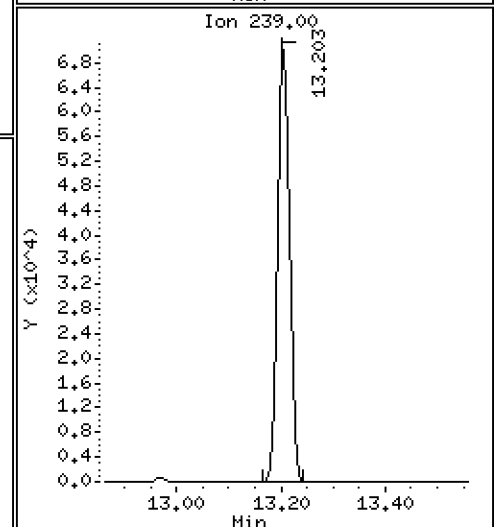
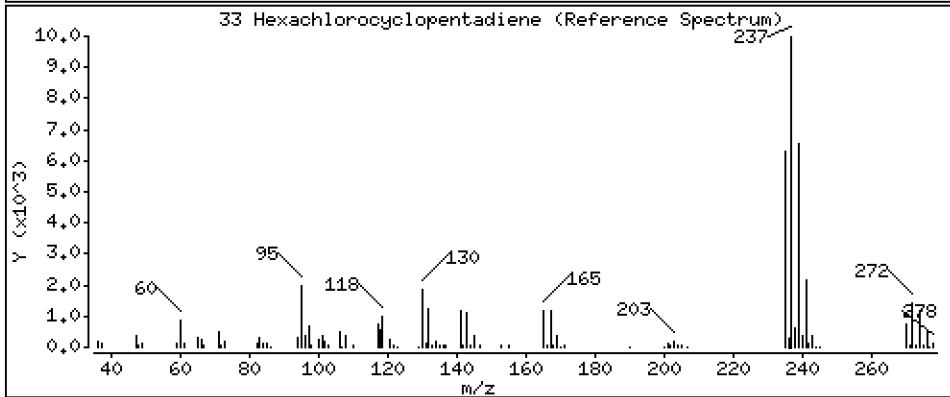
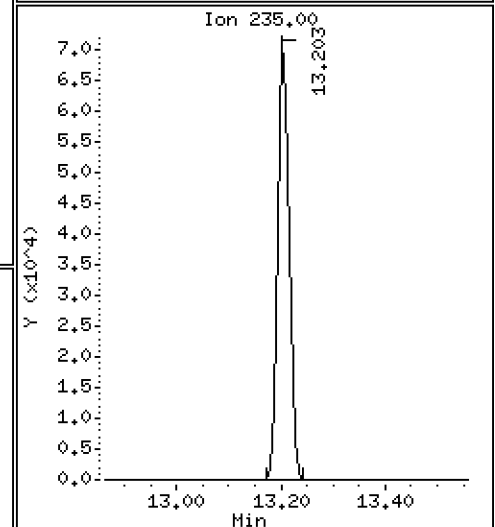
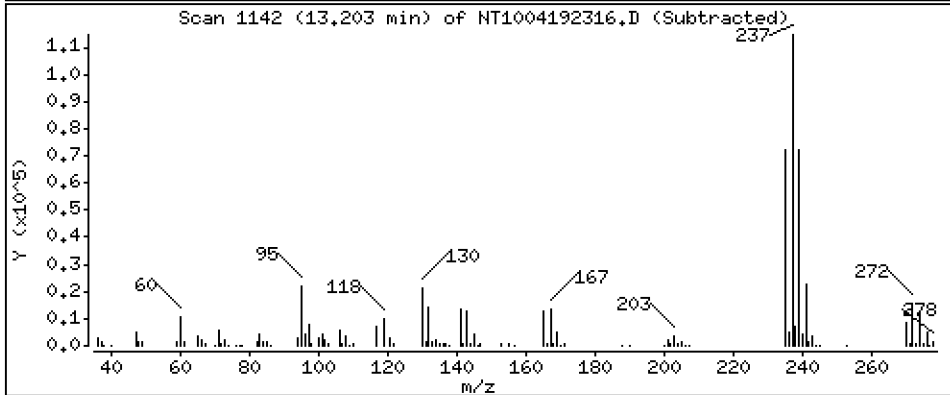
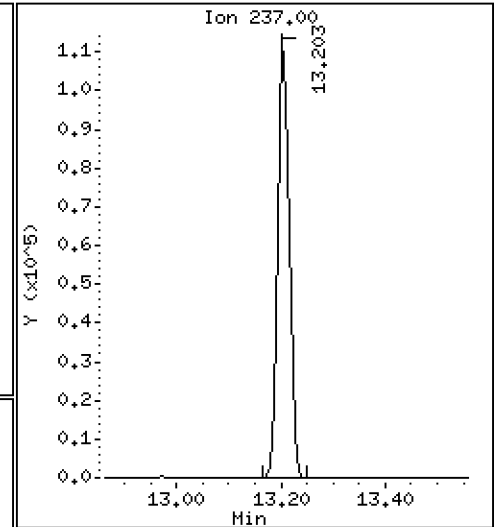
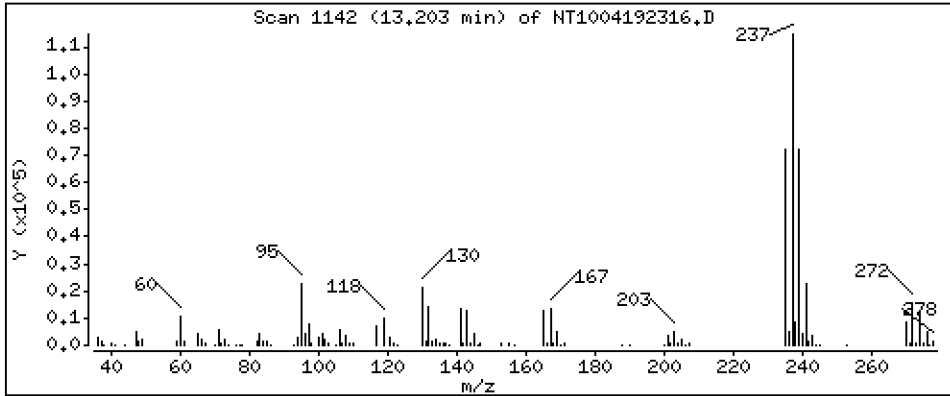
Operator: VTS

Column phase: ZB-5msi

Column diameter: 0.25

33 Hexachlorocyclopentadiene

Concentration: 5.846 ug/mL



Date : 19-APR-2023 20:55

Client ID:

Instrument: nt10.i

Sample Info: SLD0254-CCV1

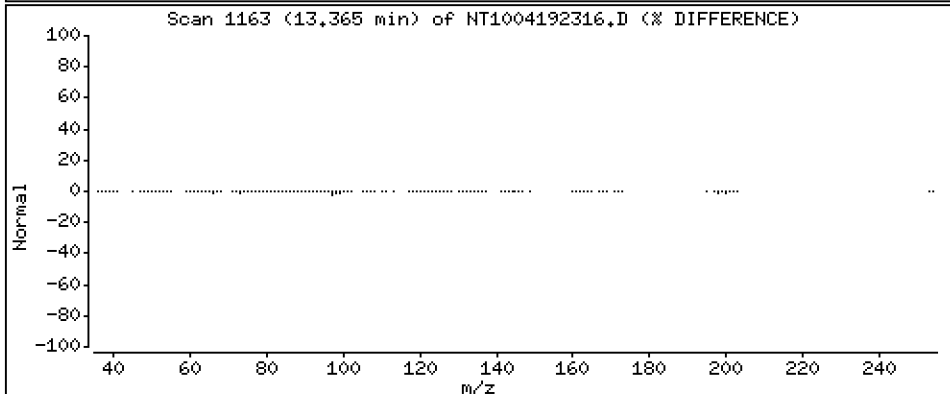
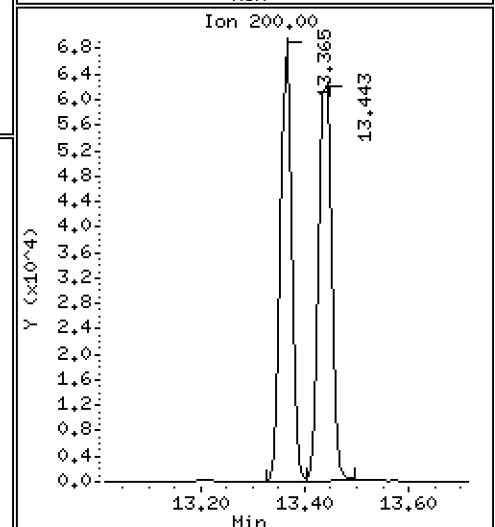
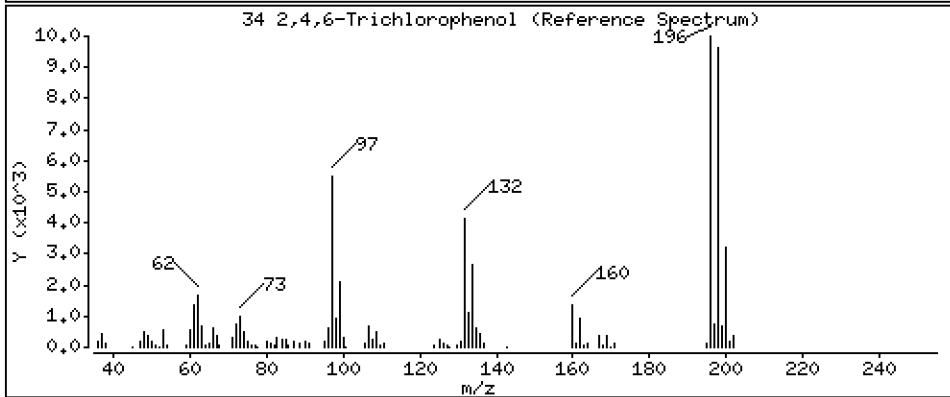
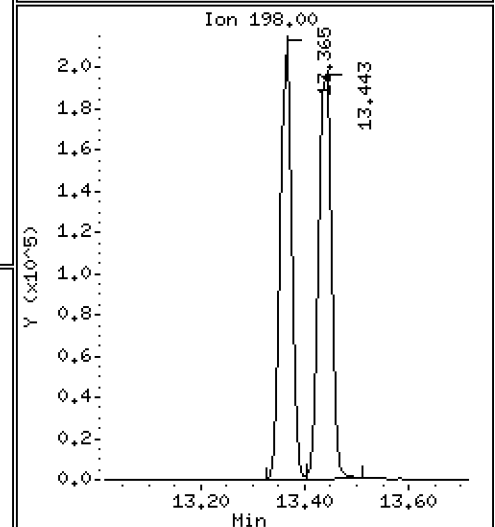
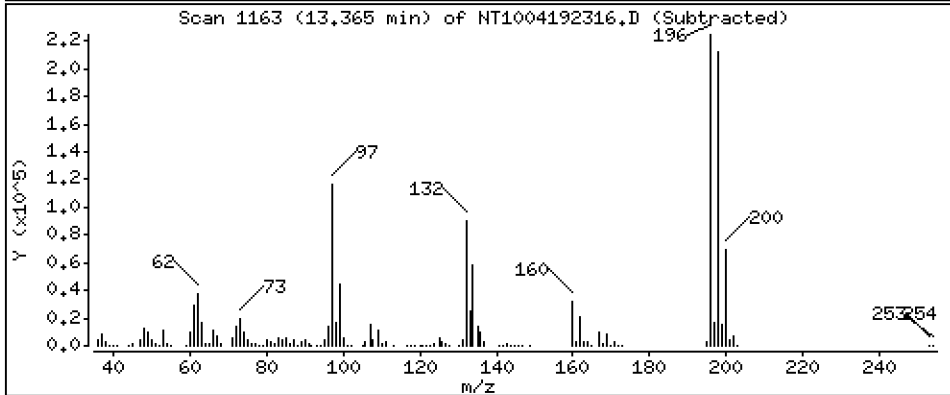
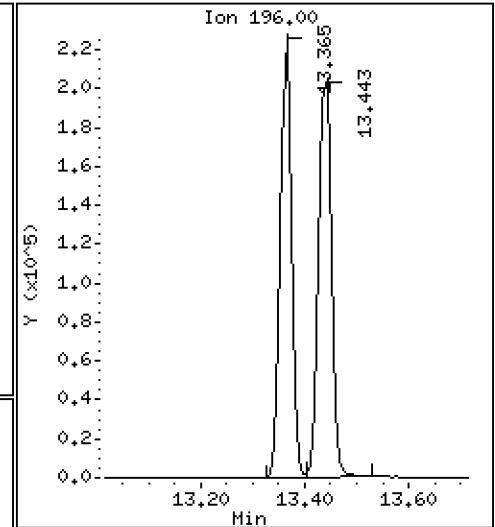
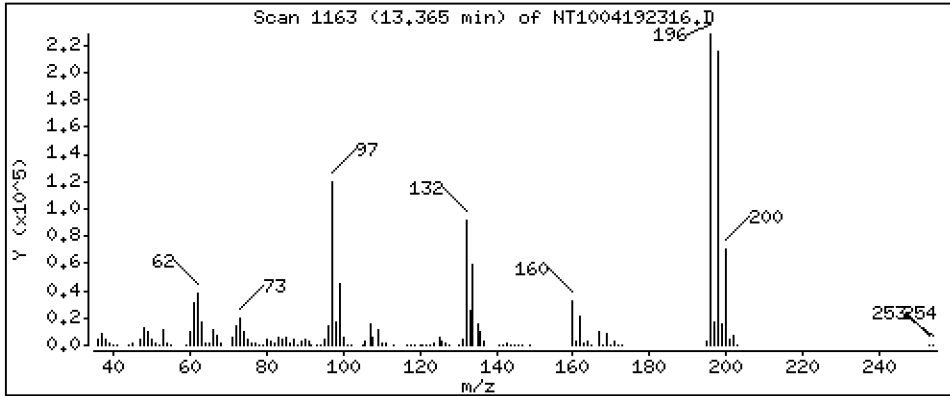
Operator: VTS

Column phase: ZB-5msi

Column diameter: 0,25

34 2,4,6-Trichlorophenol

Concentration: 10,38 ug/mL



Date : 19-APR-2023 20:55

Client ID:

Instrument: nt10.i

Sample Info: SLD0254-CCV1

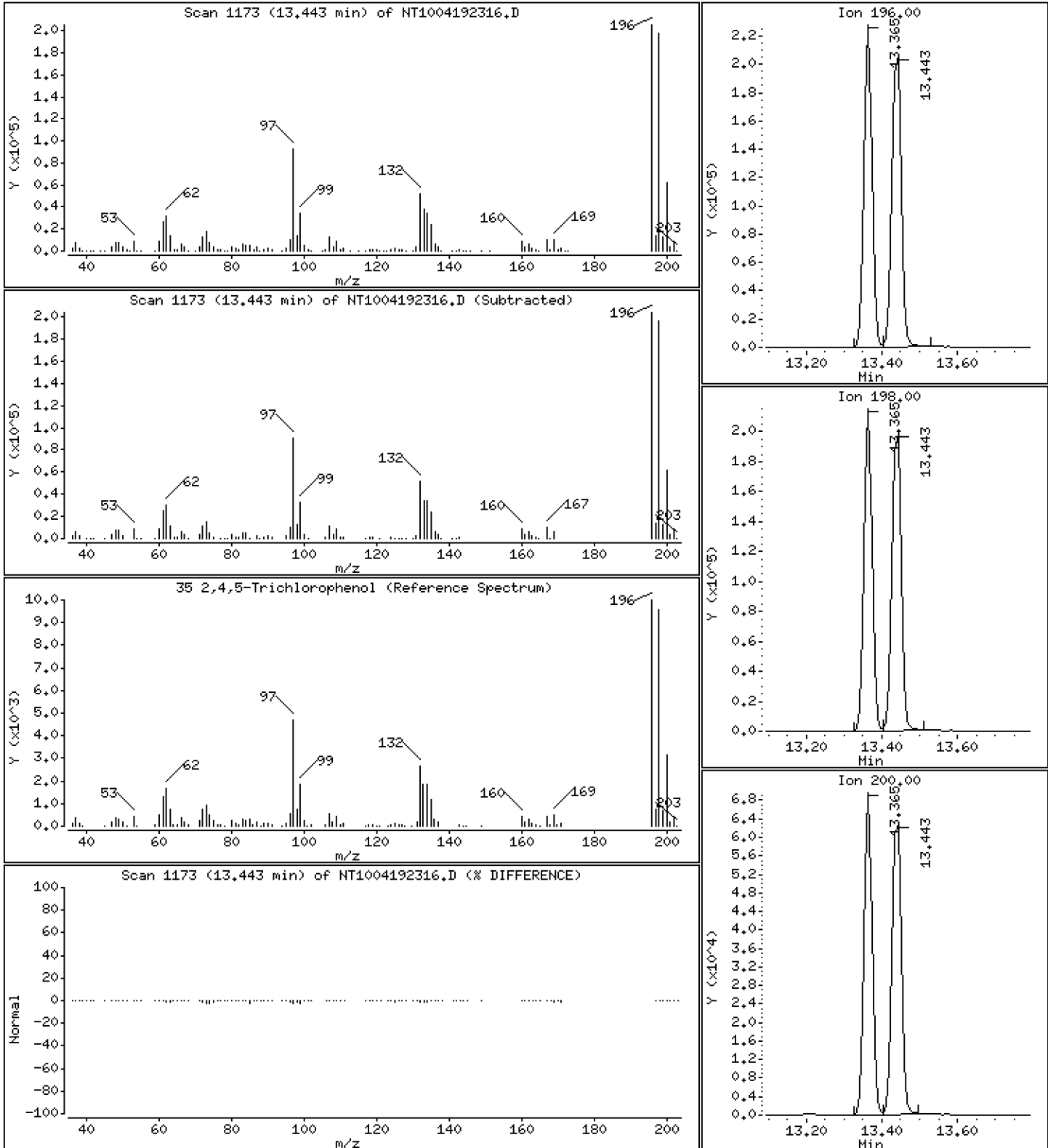
Operator: VTS

Column phase: ZB-5msi

Column diameter: 0,25

35 2,4,5-Trichlorophenol

Concentration: 9,865 ug/mL



Date : 19-APR-2023 20:55

Client ID:

Instrument: nt10.i

Sample Info: SLD0254-CCV1

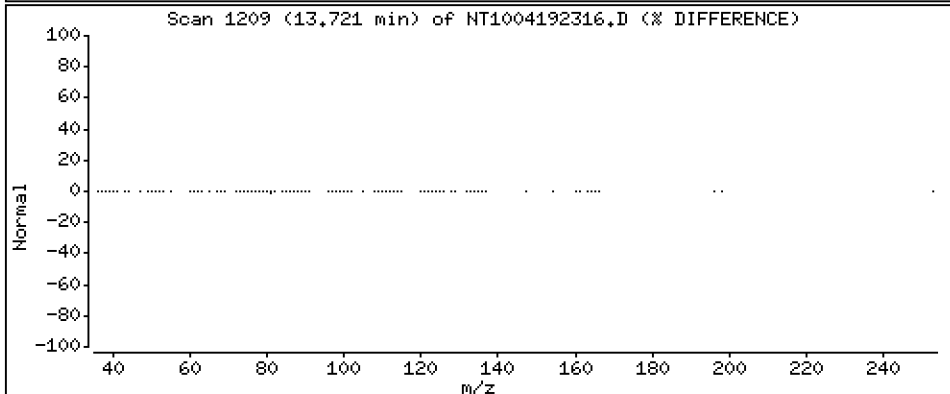
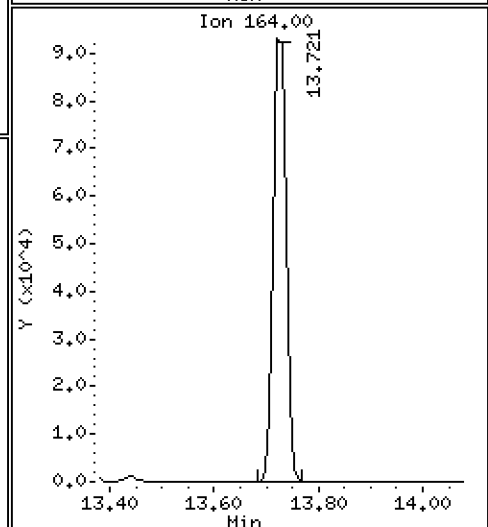
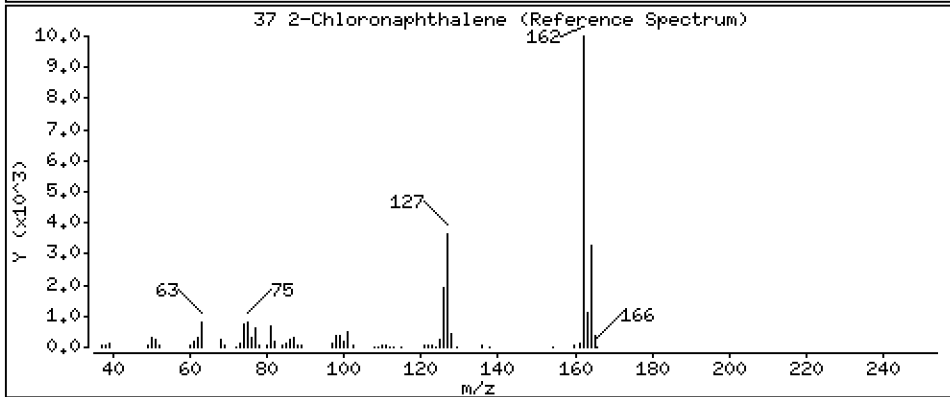
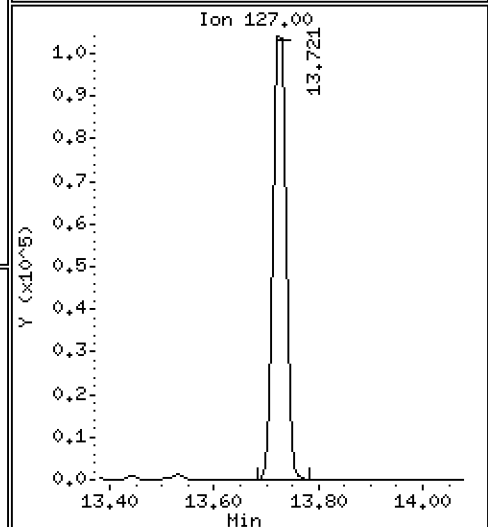
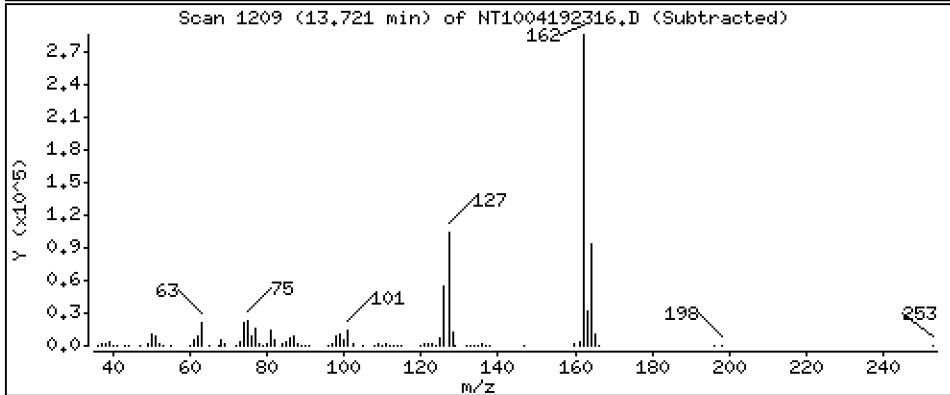
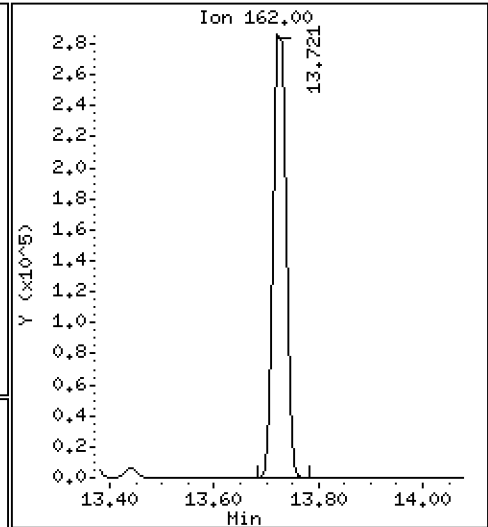
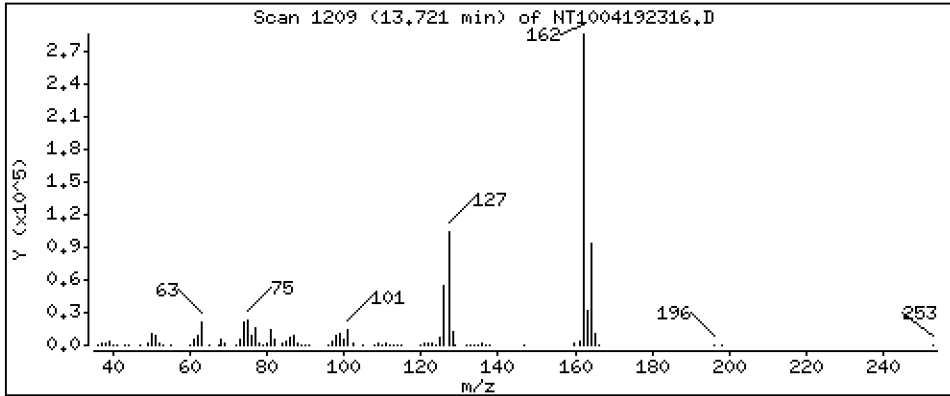
Operator: VTS

Column phase: ZB-5msi

Column diameter: 0,25

37 2-Chloronaphthalene

Concentration: 4,708 ug/mL



Date : 19-APR-2023 20:55

Client ID:

Instrument: nt10.i

Sample Info: SLD0254-CCV1

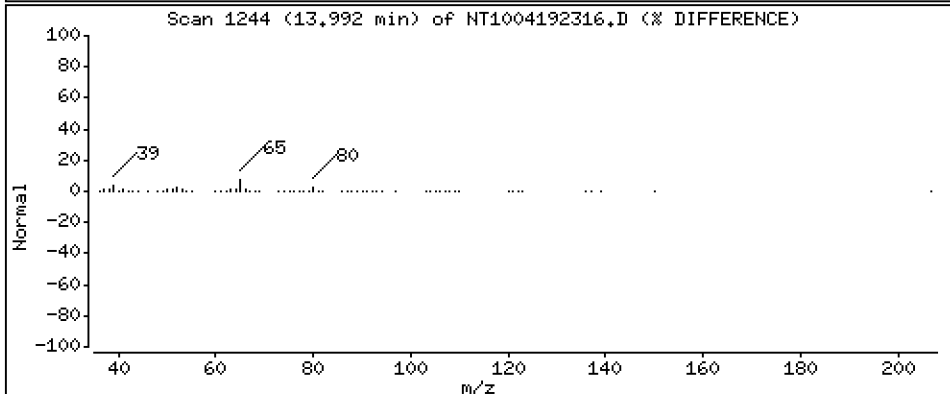
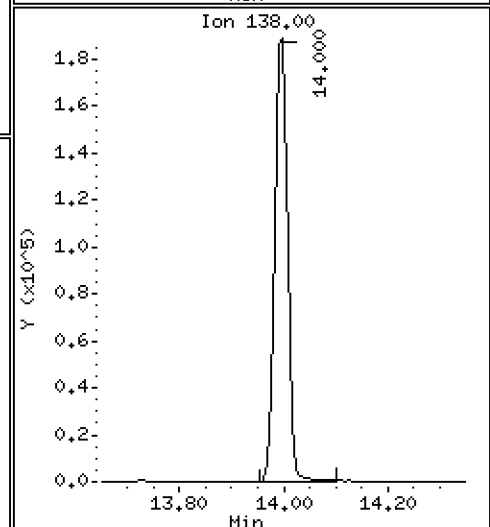
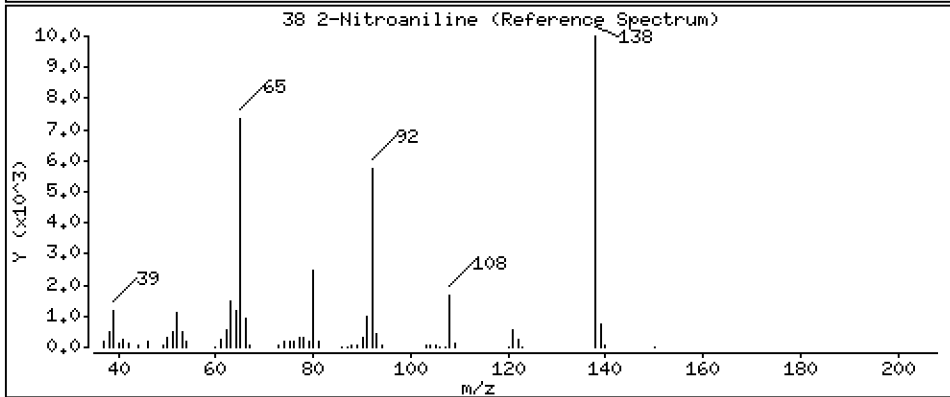
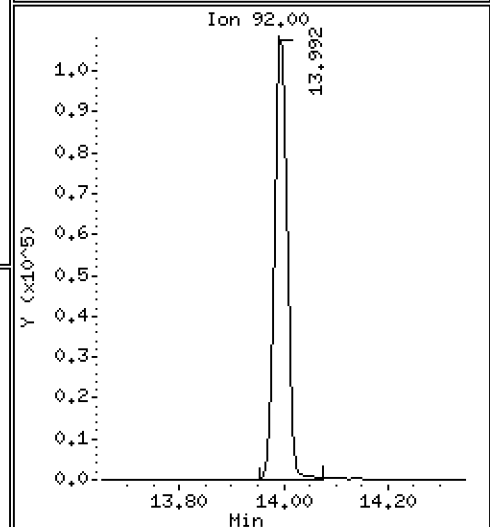
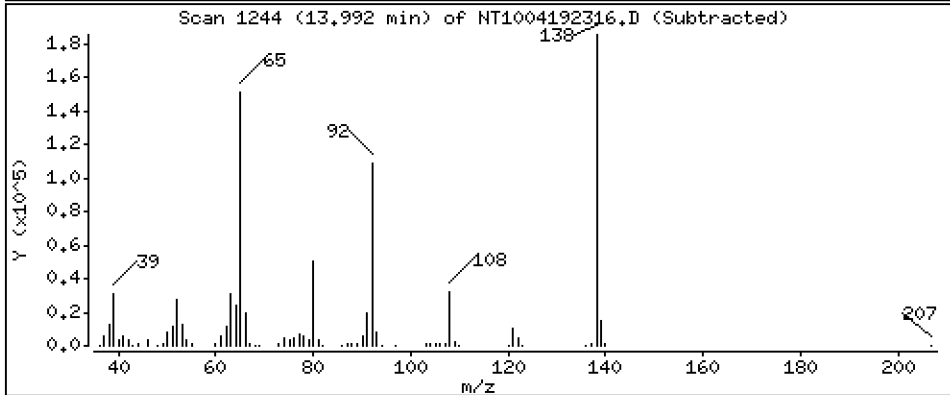
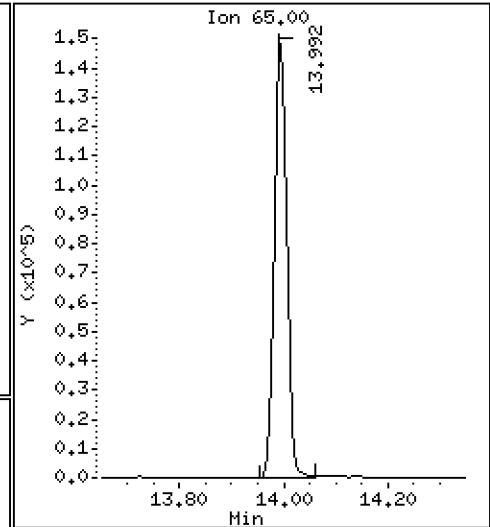
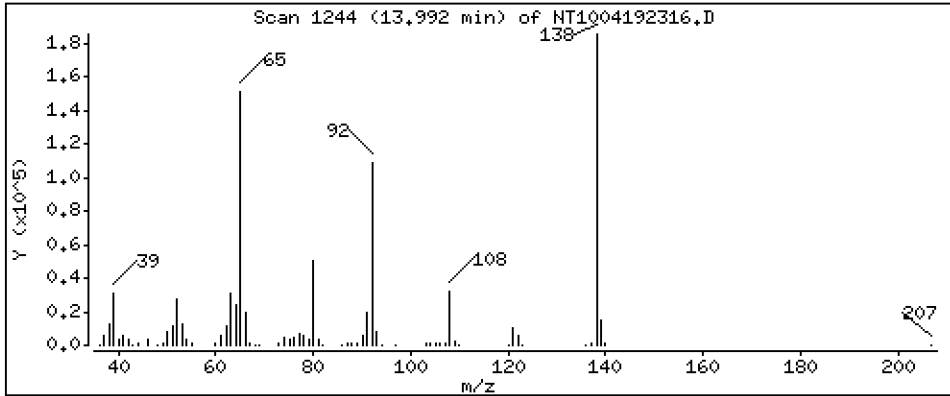
Operator: VTS

Column phase: ZB-5msi

Column diameter: 0,25

38 2-Nitroaniline

Concentration: 8,619 ug/mL



Date : 19-APR-2023 20:55

Client ID:

Instrument: nt10.i

Sample Info: SLD0254-CCV1

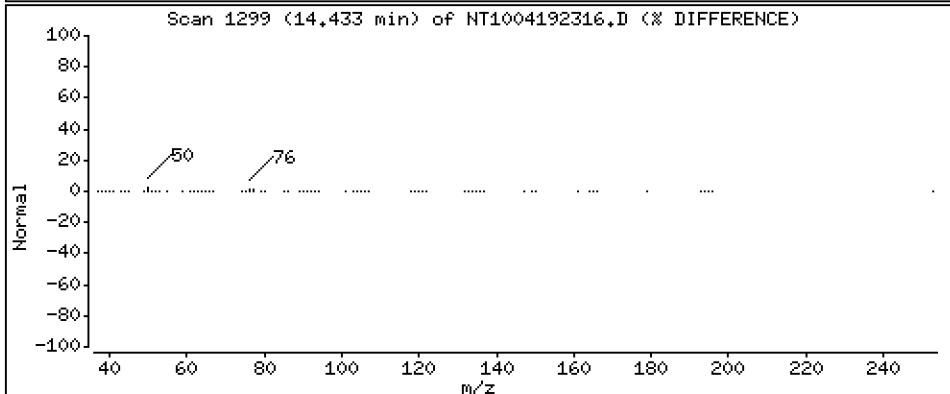
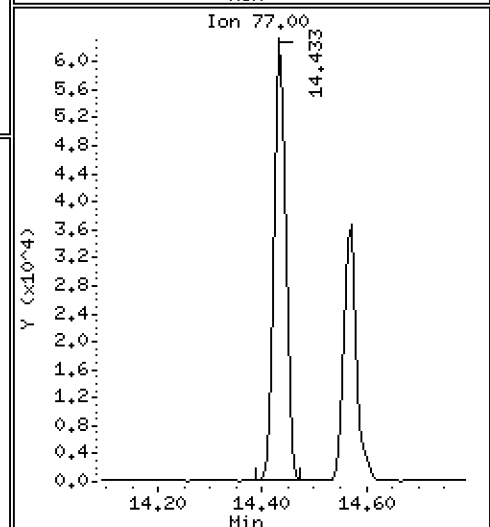
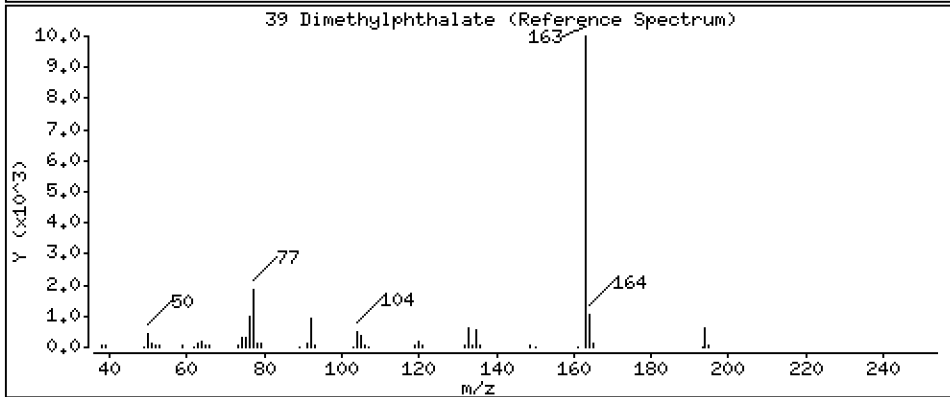
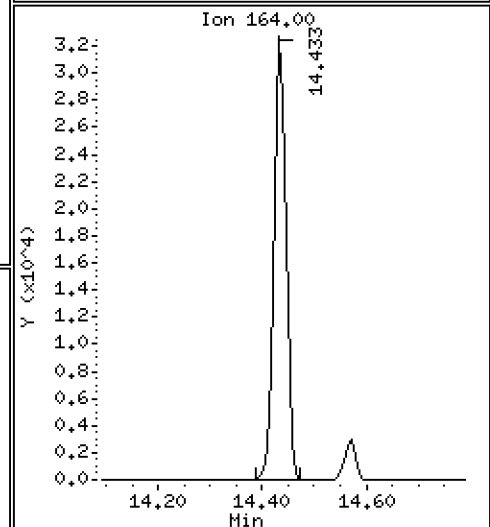
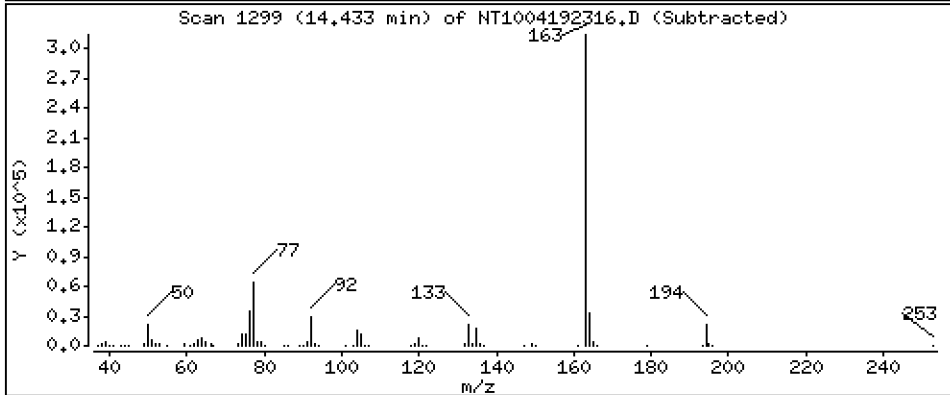
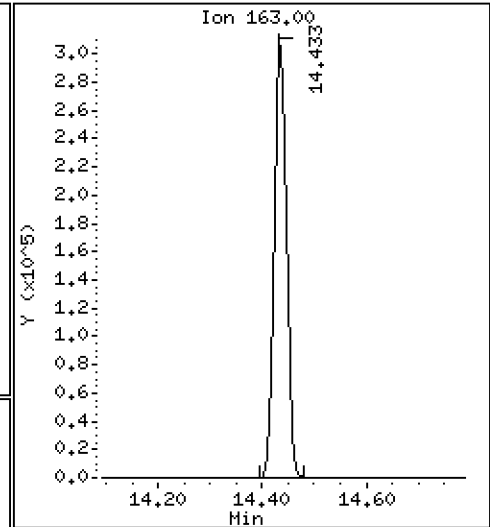
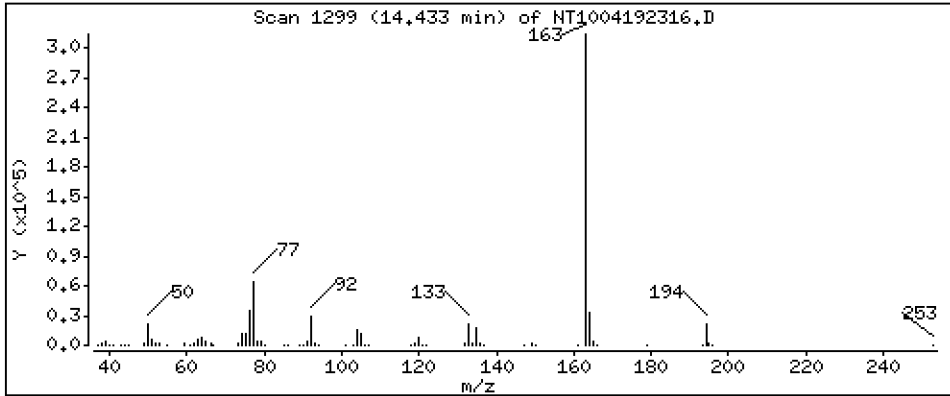
Operator: VTS

Column phase: ZB-5msi

Column diameter: 0.25

39 Dimethylphthalate

Concentration: 4.848 ug/mL



Date : 19-APR-2023 20:55

Client ID:

Instrument: nt10.i

Sample Info: SLD0254-CCV1

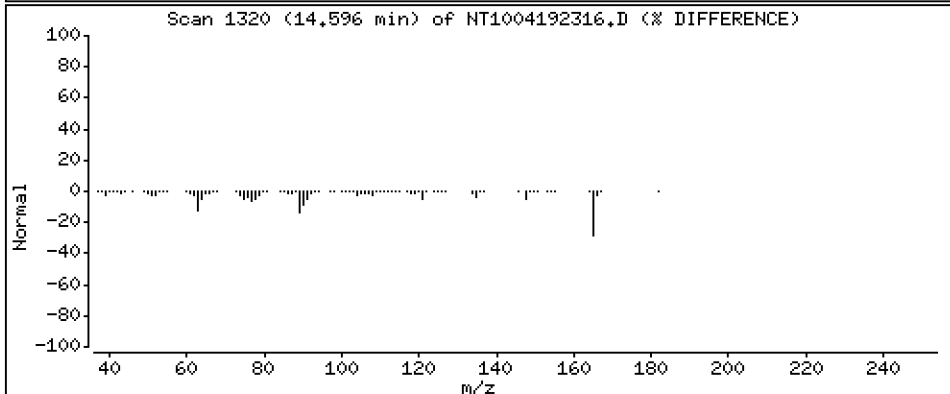
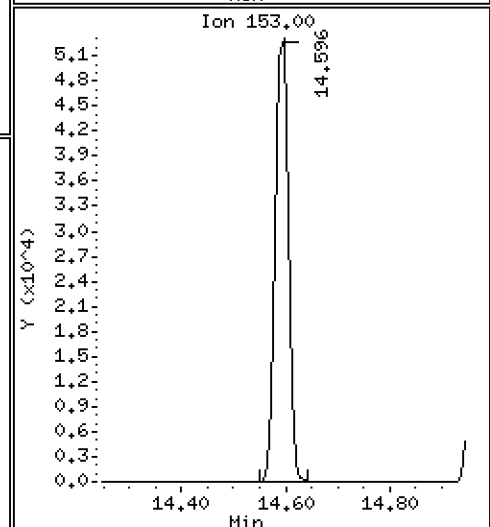
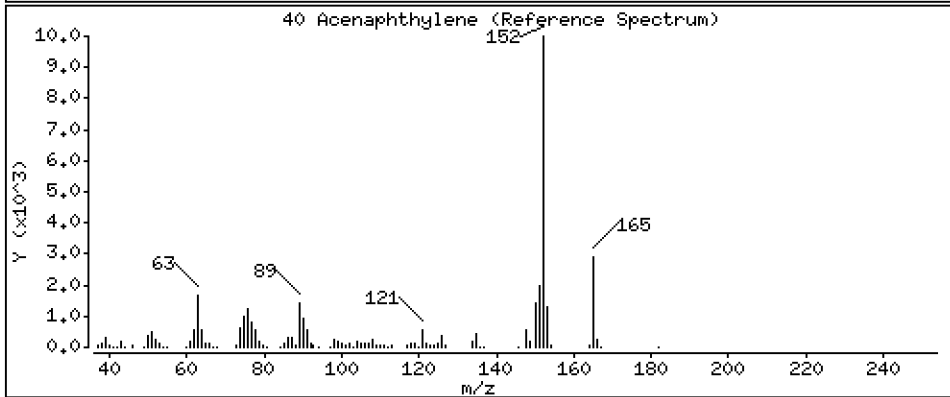
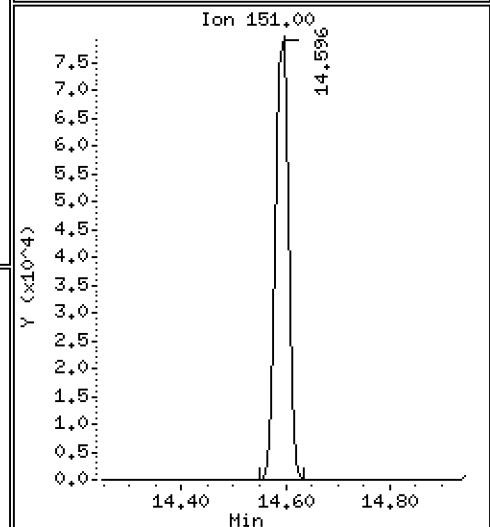
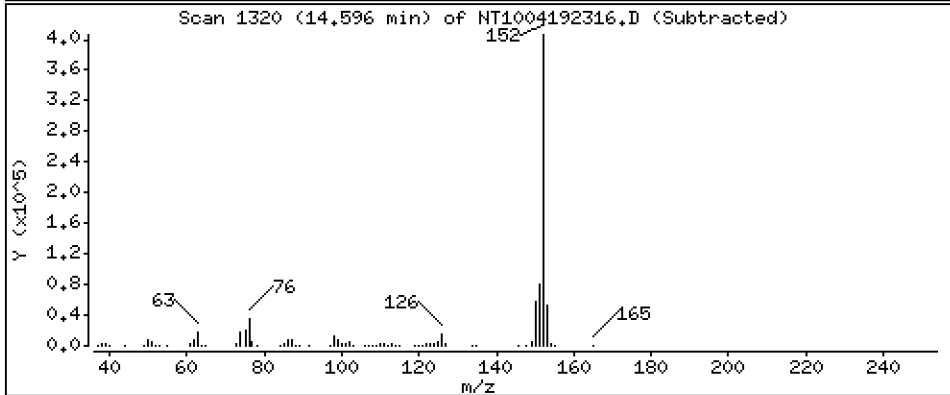
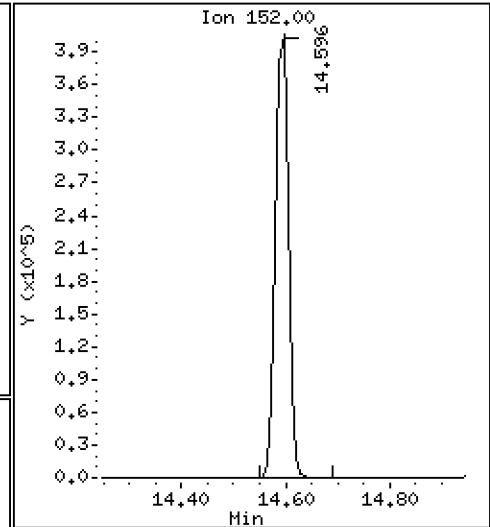
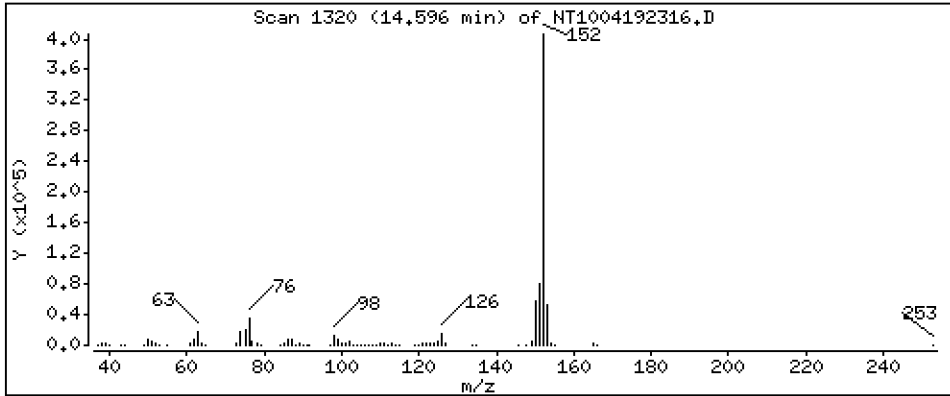
Operator: VTS

Column phase: ZB-5msi

Column diameter: 0,25

40 Acenaphthylene

Concentration: 4,364 ug/mL



Date : 19-APR-2023 20:55

Client ID:

Instrument: nt10.i

Sample Info: SLD0254-CCV1

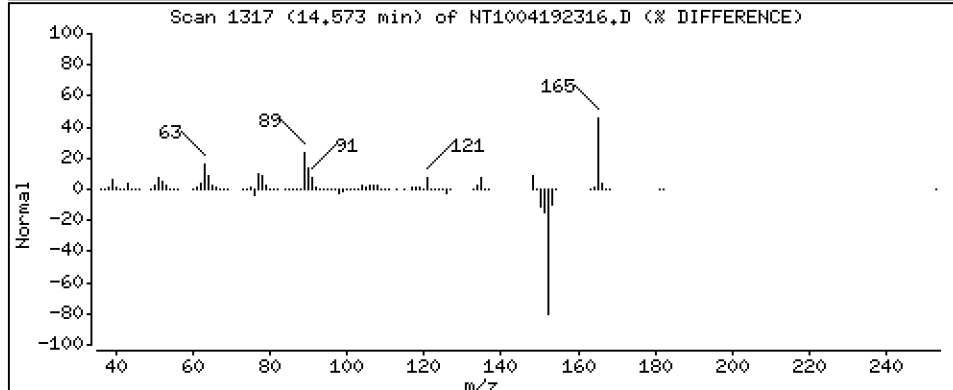
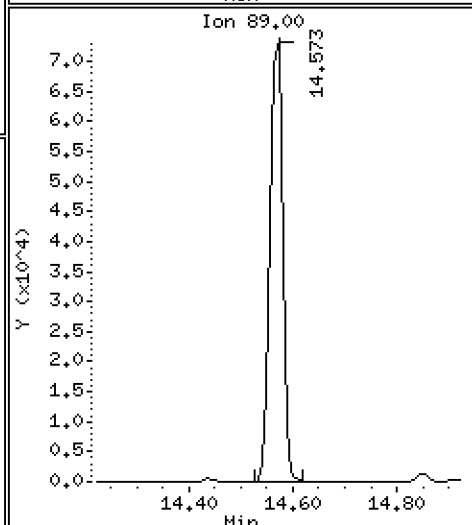
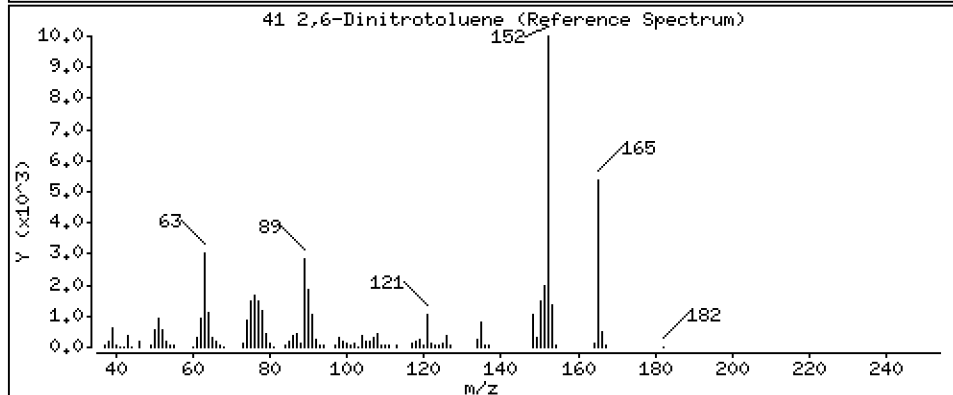
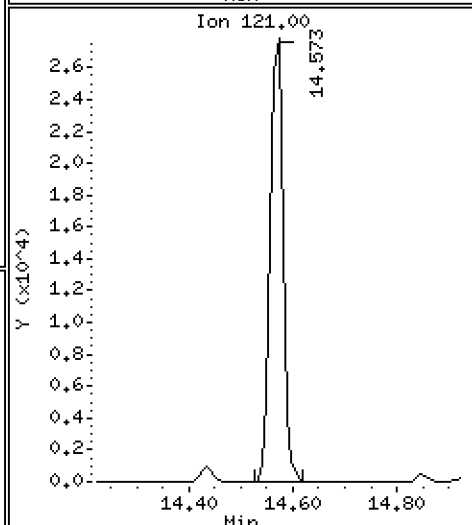
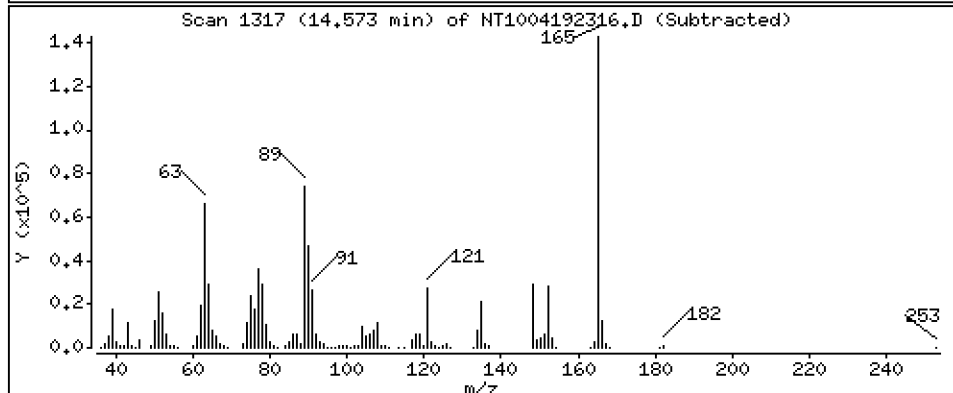
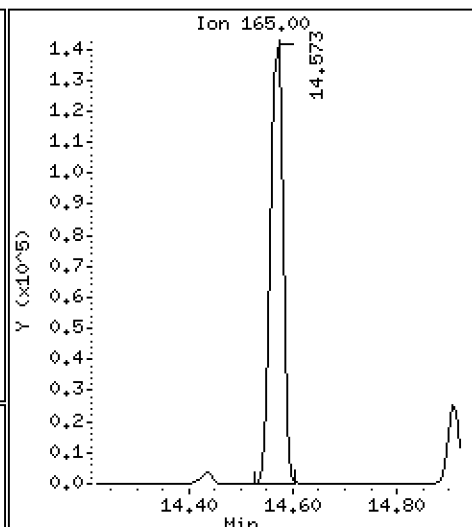
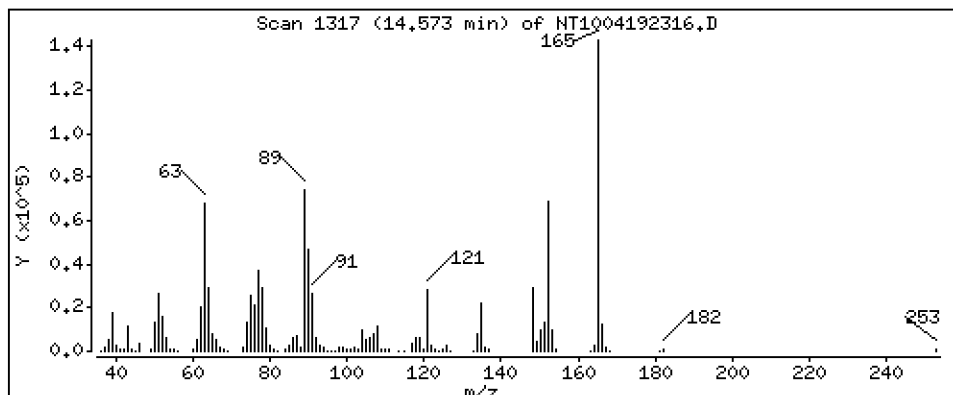
Operator: VTS

Column phase: ZB-5msi

Column diameter: 0,25

41 2,6-Dinitrotoluene

Concentration: 10,44 ug/mL



Date : 19-APR-2023 20:55

Client ID:

Instrument: nt10.i

Sample Info: SLD0254-CCV1

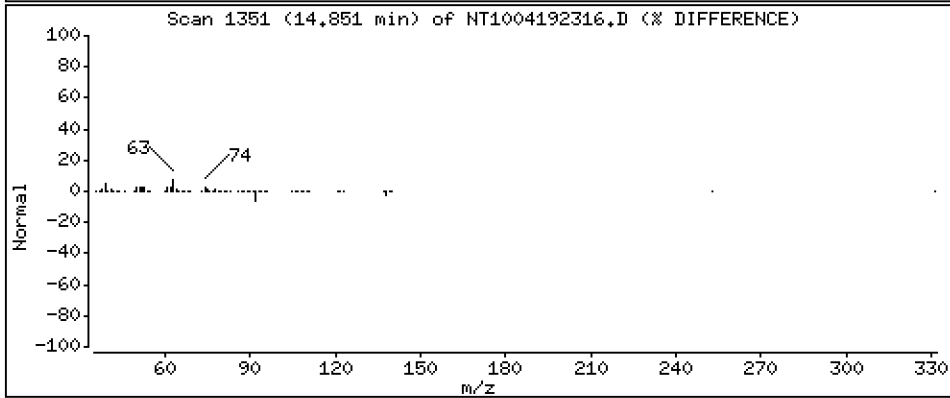
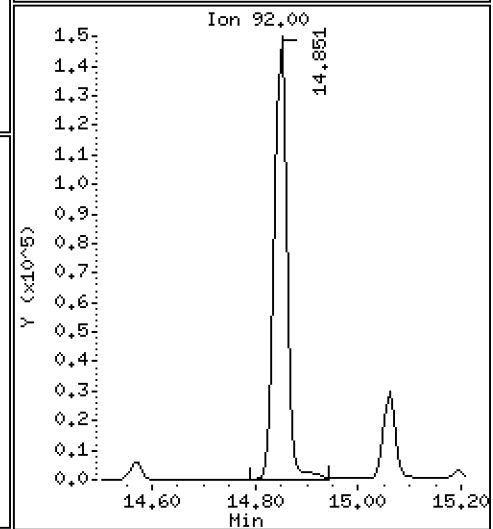
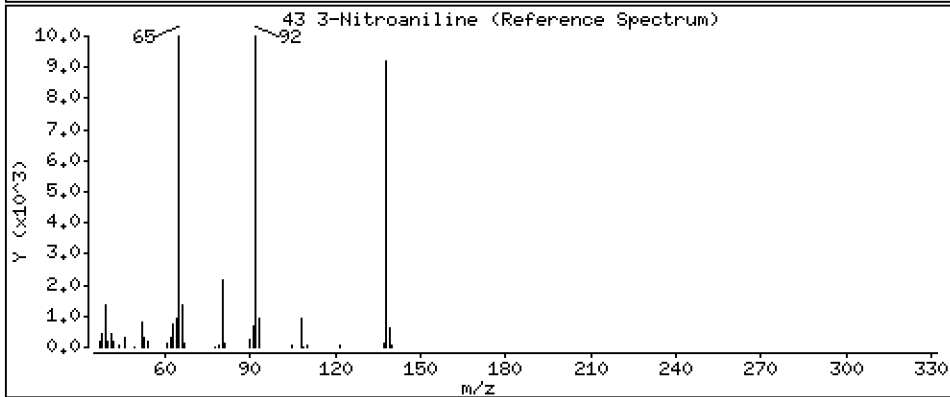
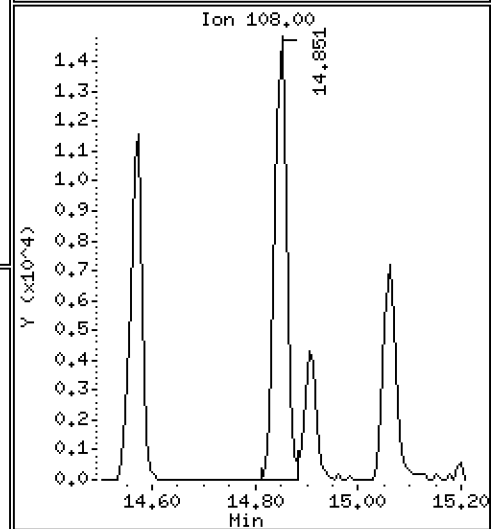
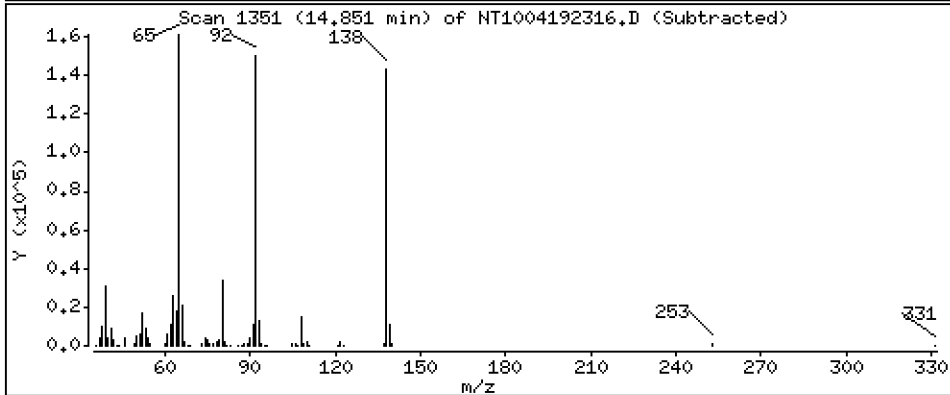
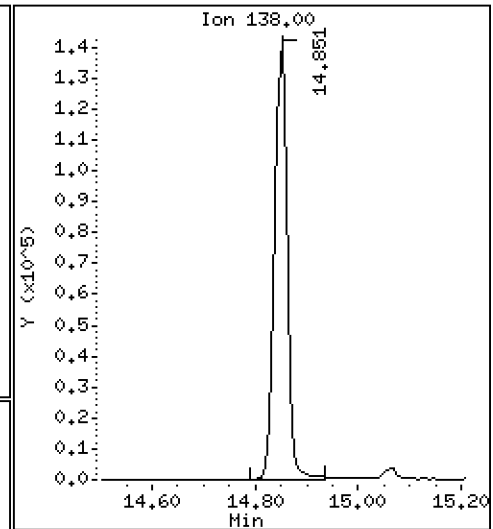
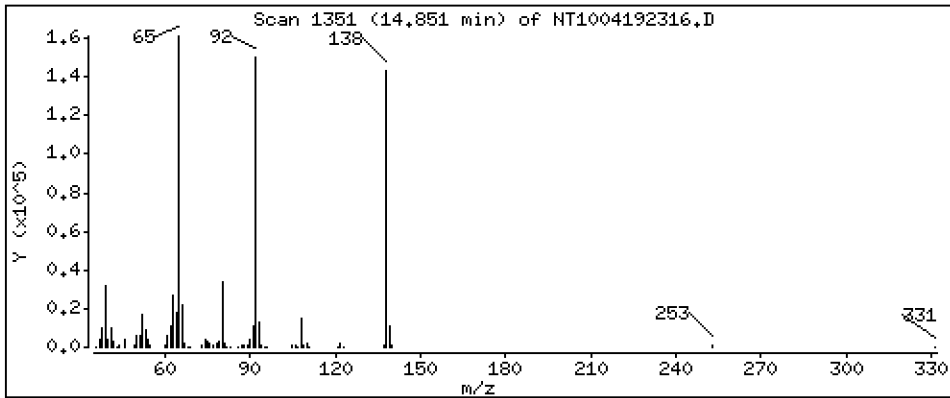
Operator: VTS

Column phase: ZB-5msi

Column diameter: 0,25

43 3-Nitroaniline

Concentration: 10,43 ug/mL



Date : 19-APR-2023 20:55

Client ID:

Instrument: nt10.i

Sample Info: SLD0254-CCV1

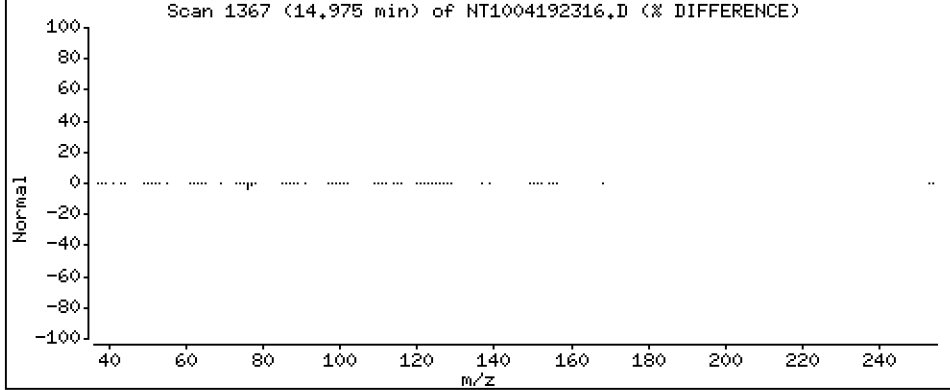
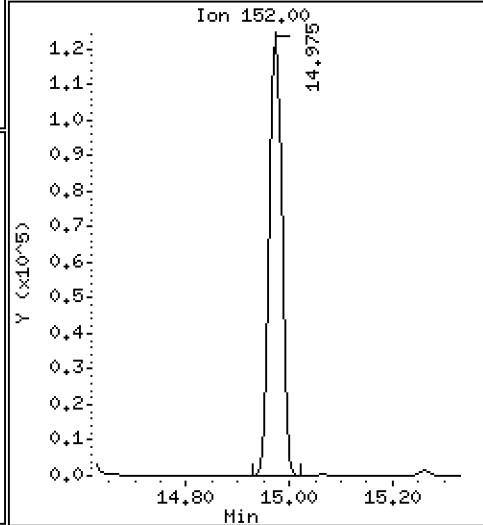
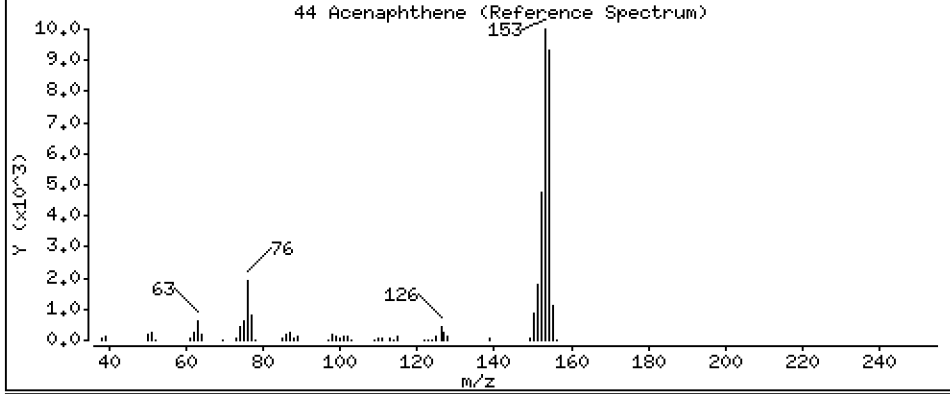
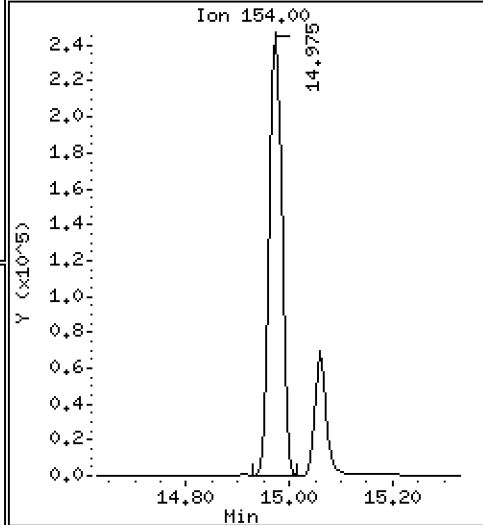
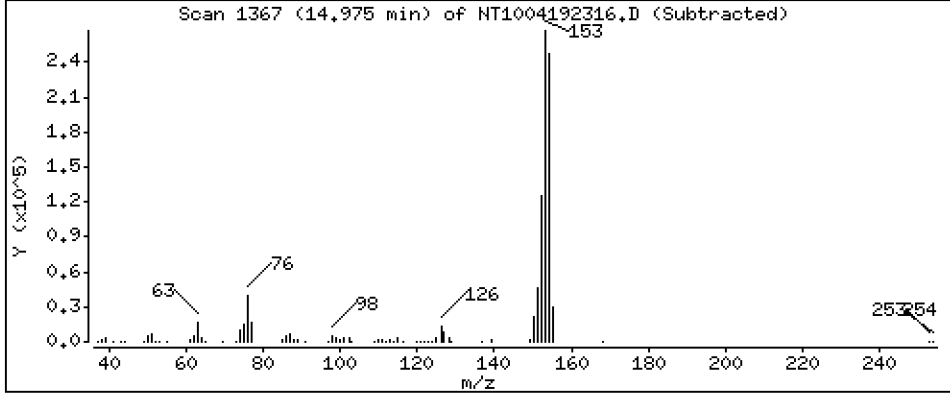
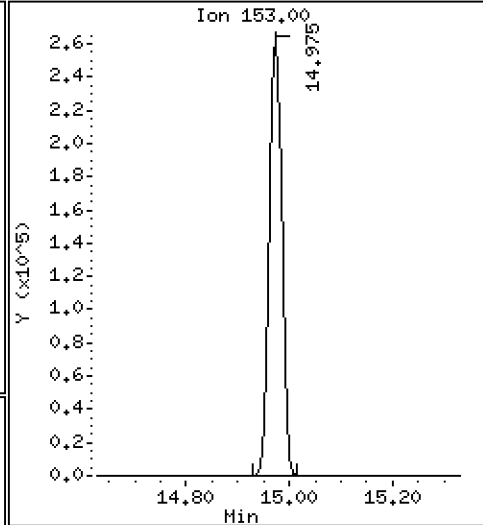
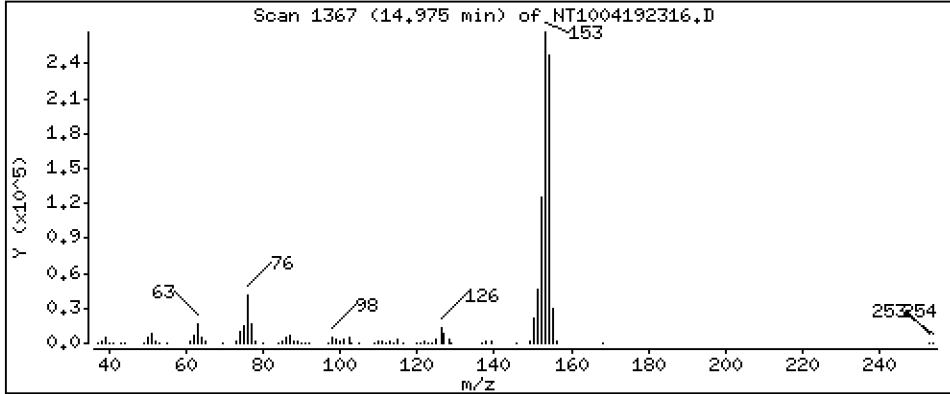
Operator: VTS

Column phase: ZB-5msi

Column diameter: 0,25

44 Acenaphthene

Concentration: 4,448 ug/mL



Date : 19-APR-2023 20:55

Client ID:

Instrument: nt10.i

Sample Info: SLD0254-CCV1

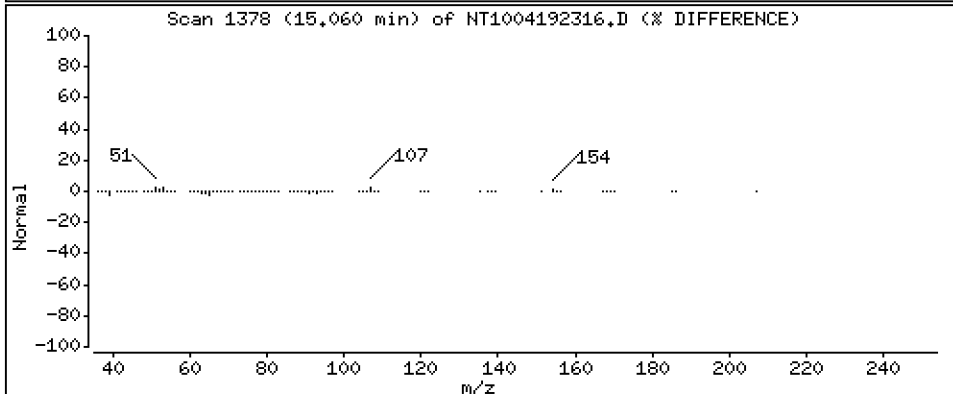
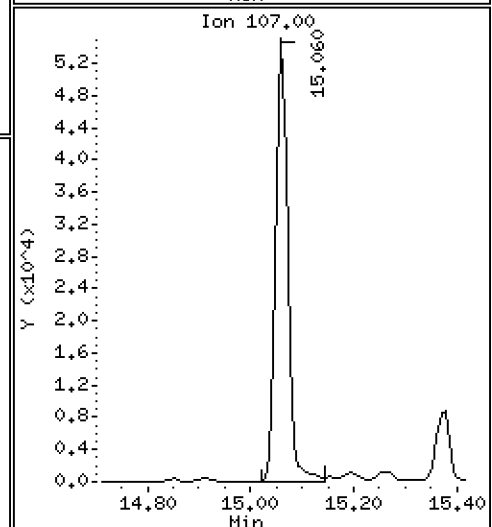
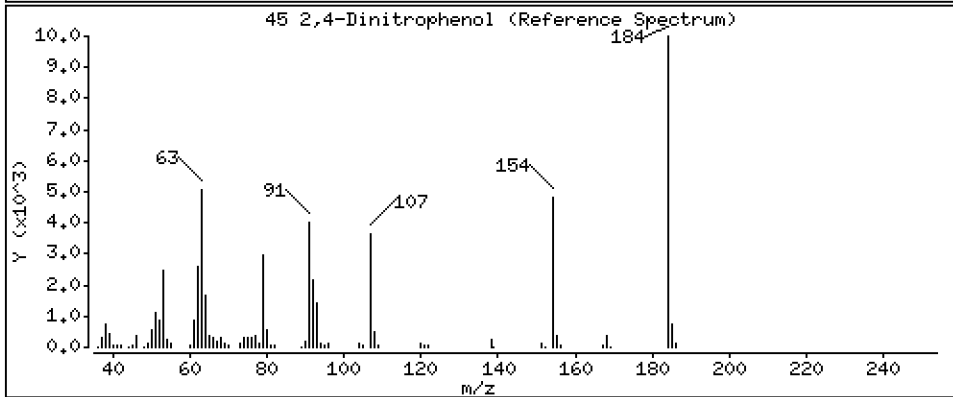
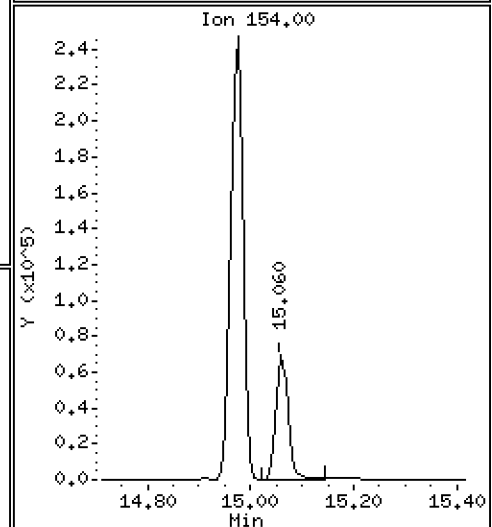
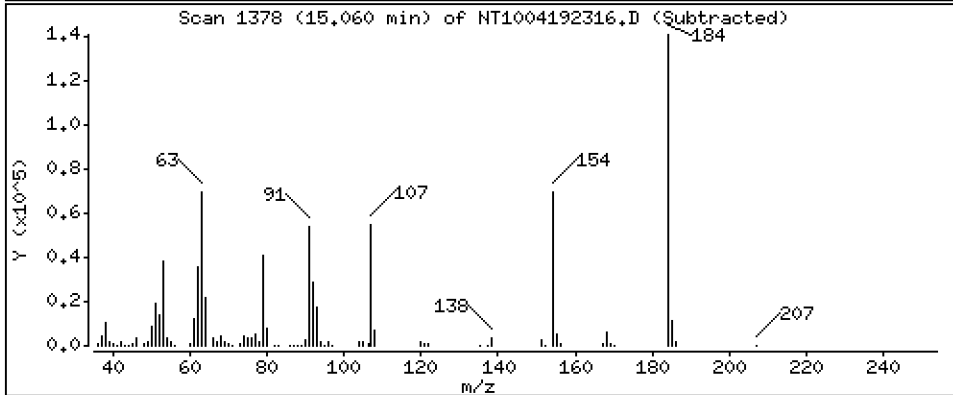
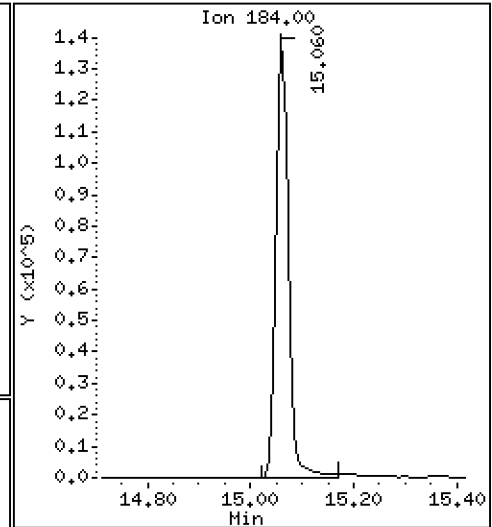
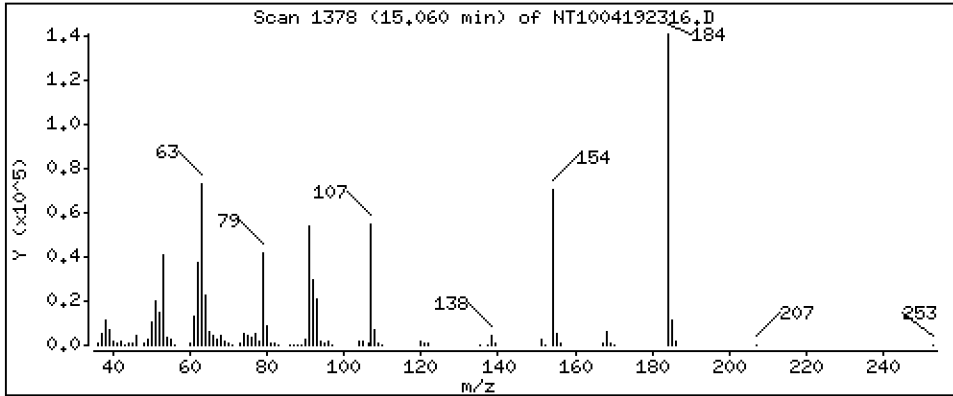
Operator: VTS

Column phase: ZB-5msi

Column diameter: 0,25

45 2,4-Dinitrophenol

Concentration: 16,17 ug/mL



Date : 19-APR-2023 20:55

Client ID:

Instrument: nt10.i

Sample Info: SLD0254-CCV1

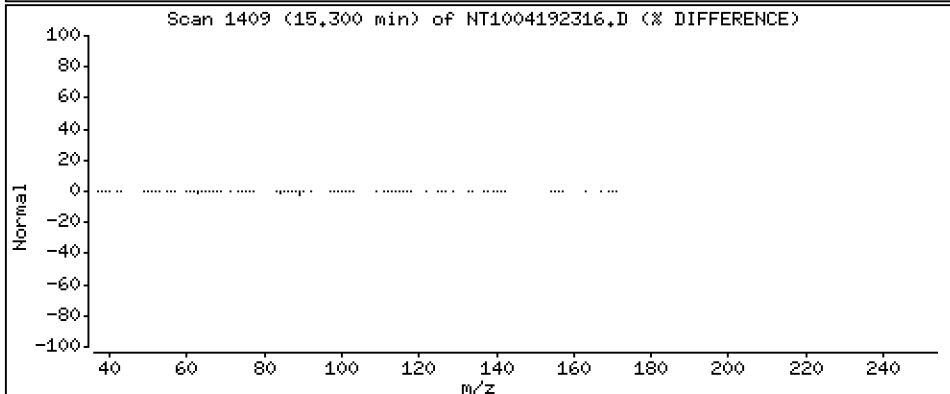
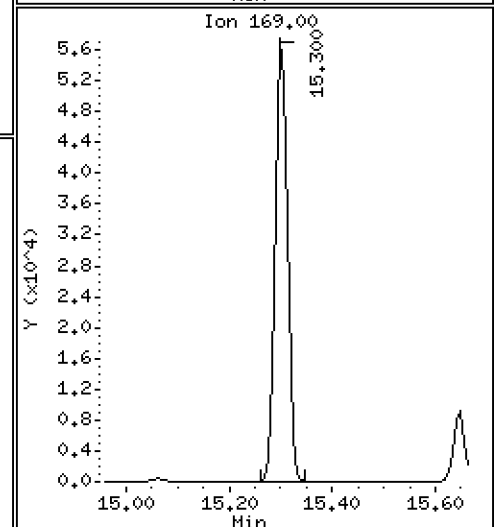
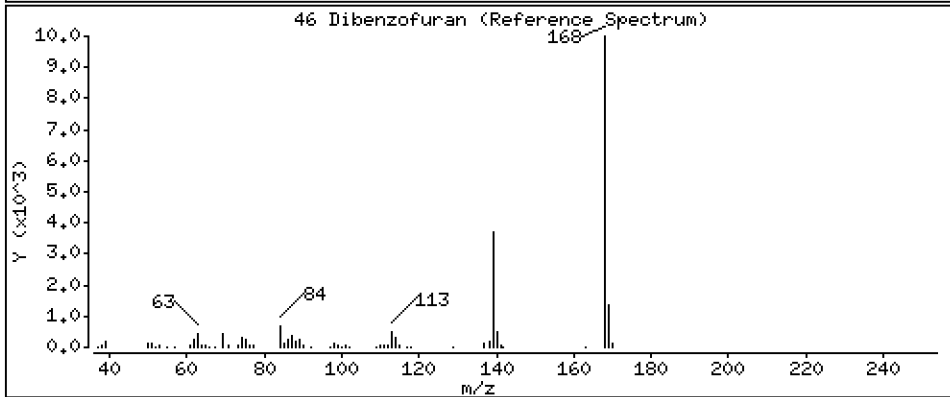
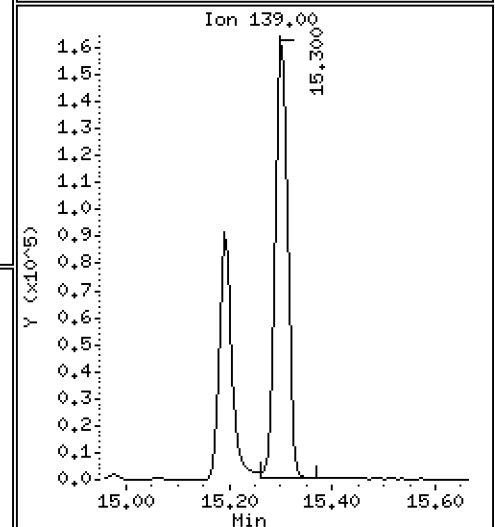
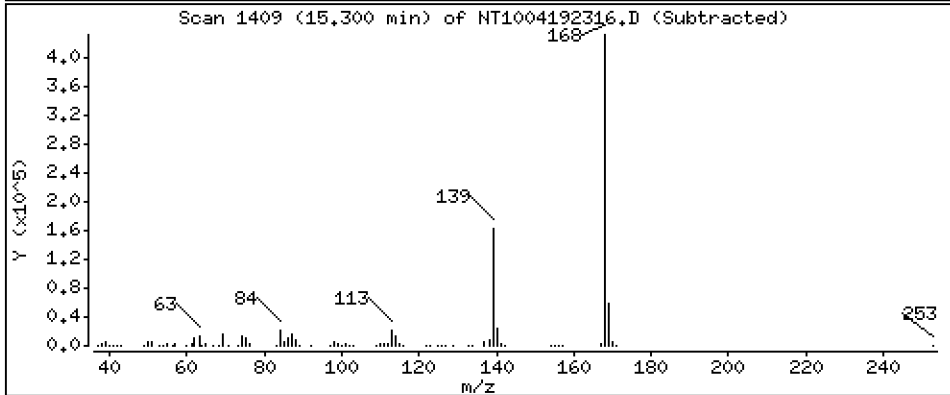
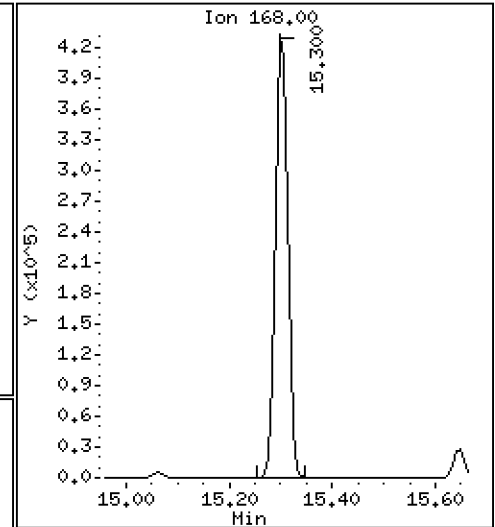
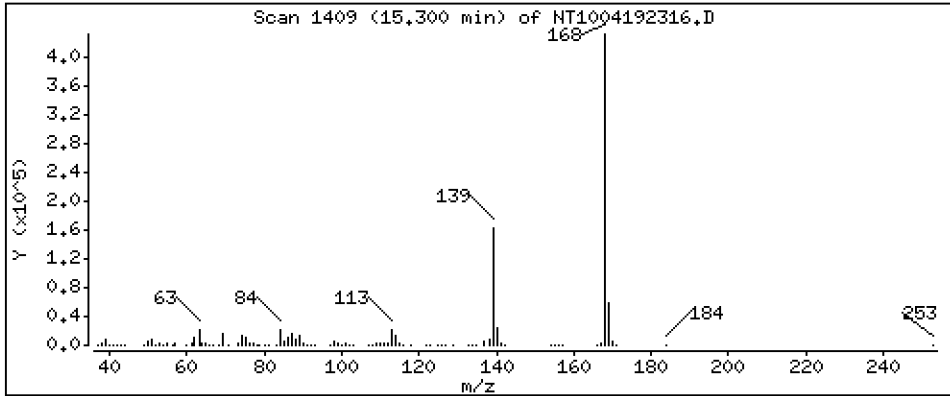
Operator: VTS

Column phase: ZB-5msi

Column diameter: 0,25

46 Dibenzofuran

Concentration: 4,892 ug/mL



Date : 19-APR-2023 20:55

Client ID:

Instrument: nt10.i

Sample Info: SLD0254-CCV1

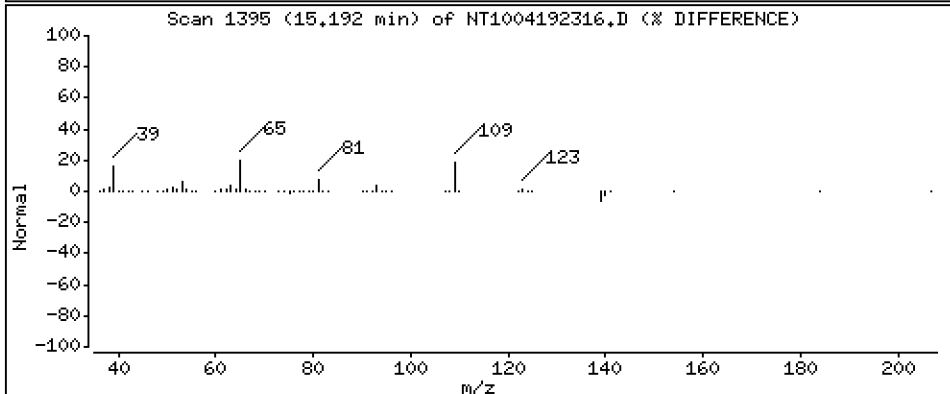
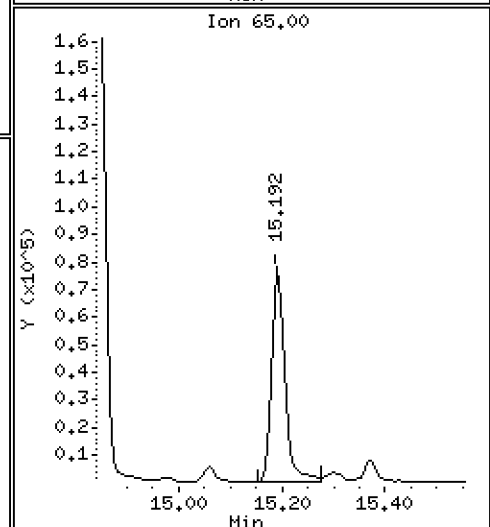
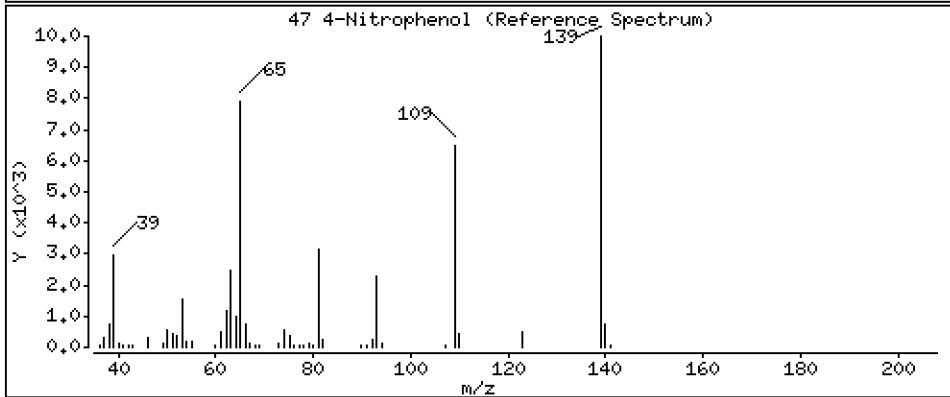
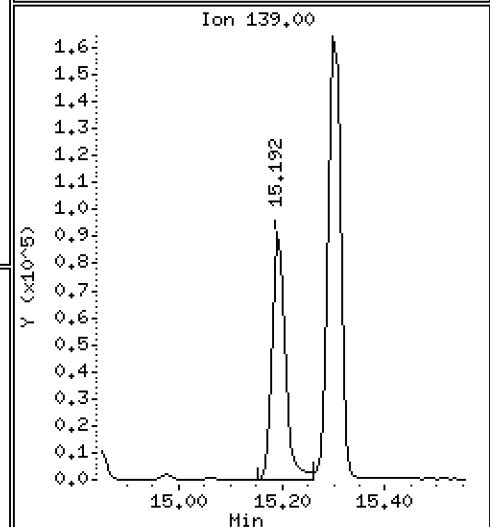
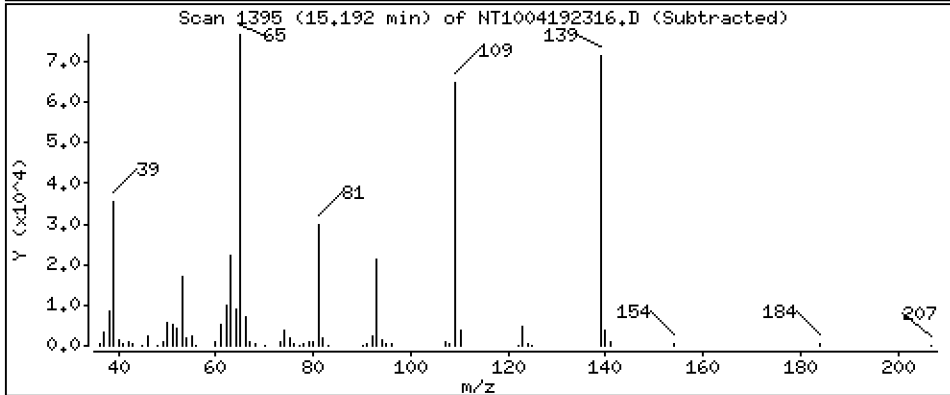
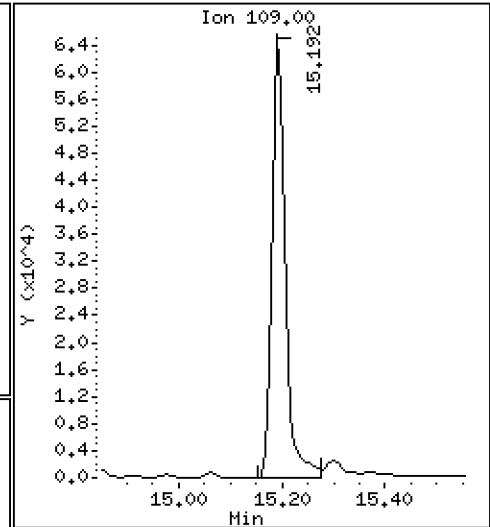
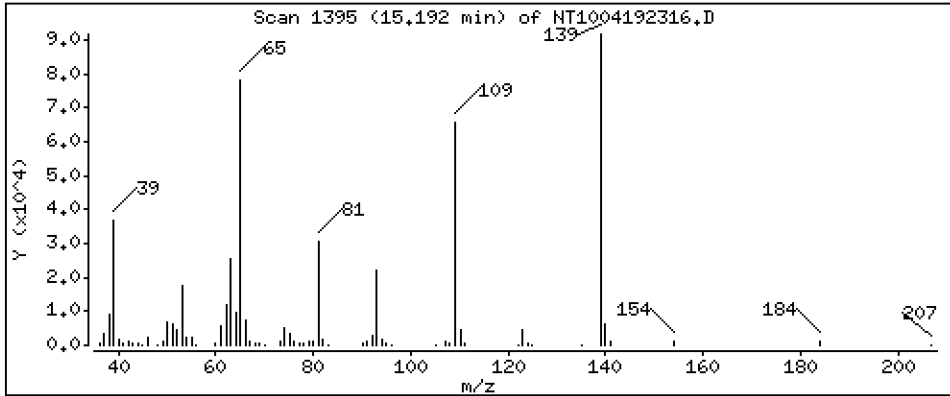
Operator: VTS

Column phase: ZB-5msi

Column diameter: 0,25

47 4-Nitrophenol

Concentration: 7,321 ug/mL



Date : 19-APR-2023 20:55

Client ID:

Instrument: nt10.i

Sample Info: SLD0254-CCV1

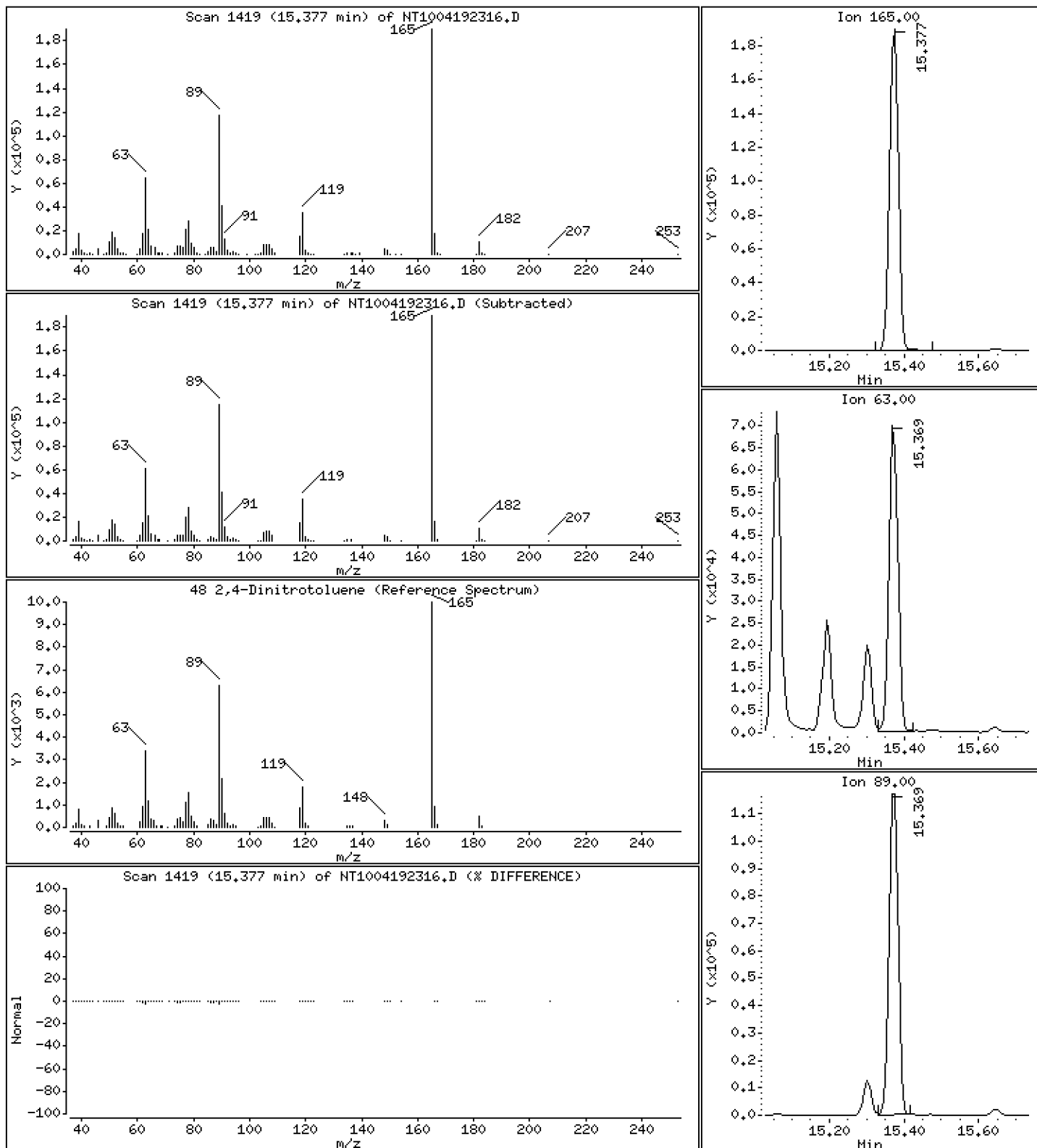
Operator: VTS

Column phase: ZB-5msi

Column diameter: 0,25

48 2,4-Dinitrotoluene

Concentration: 9,285 ug/mL



Date : 19-APR-2023 20:55

Client ID:

Instrument: nt10.i

Sample Info: SLD0254-CCV1

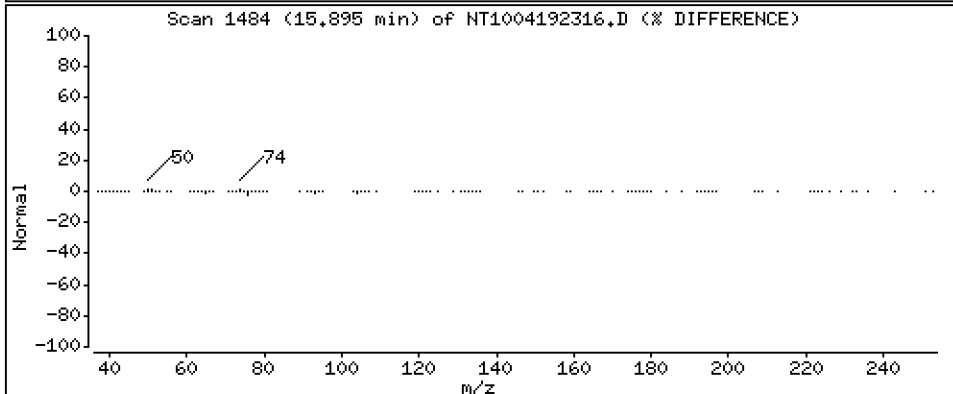
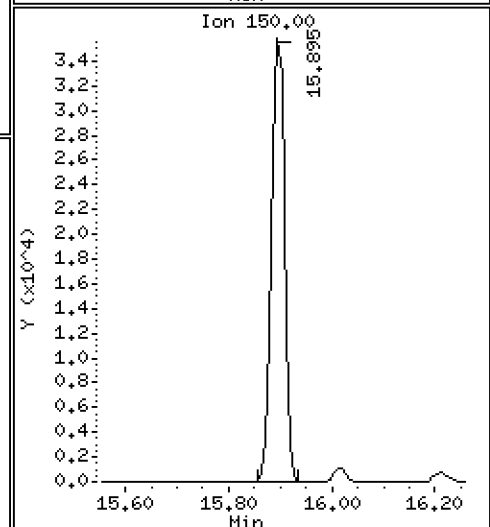
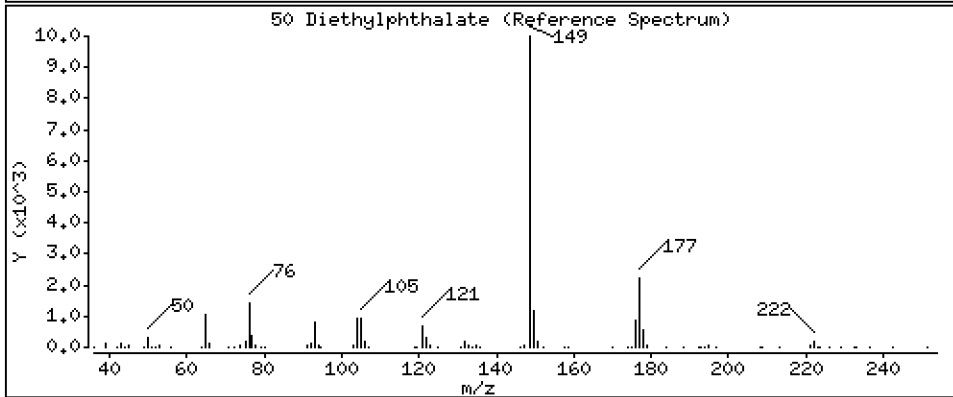
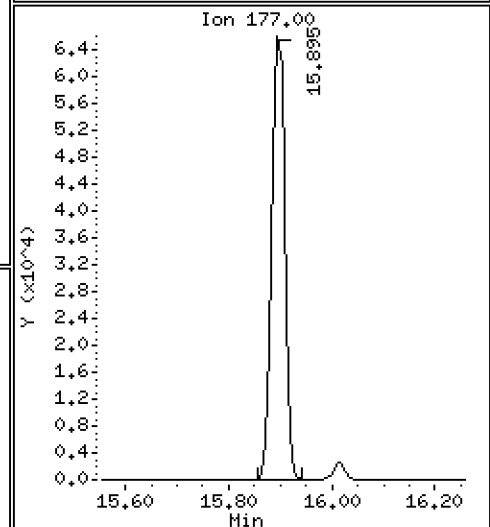
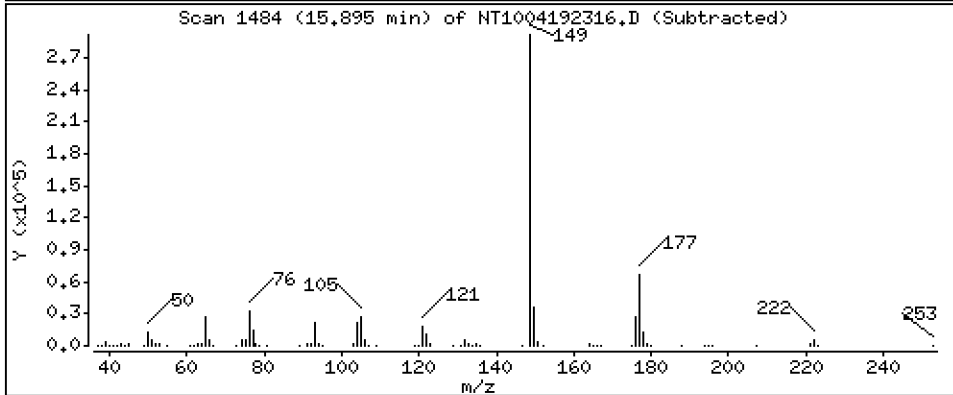
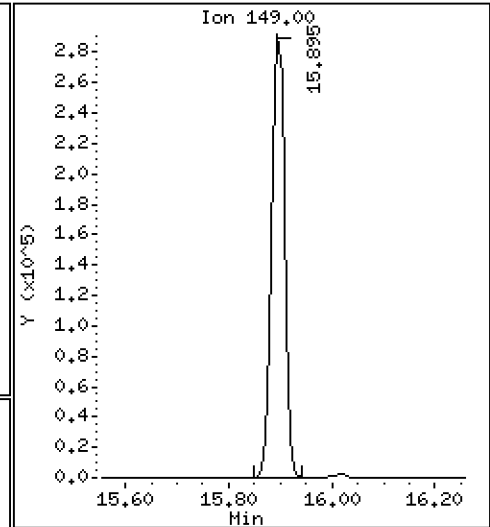
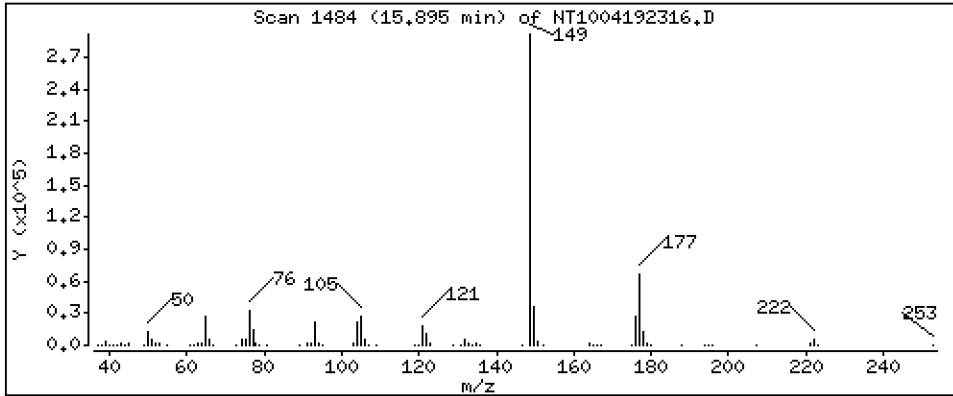
Operator: VTS

Column phase: ZB-5msi

Column diameter: 0,25

50 Diethylphthalate

Concentration: 4,854 ug/mL



Date : 19-APR-2023 20:55

Client ID:

Instrument: nt10.i

Sample Info: SLD0254-CCV1

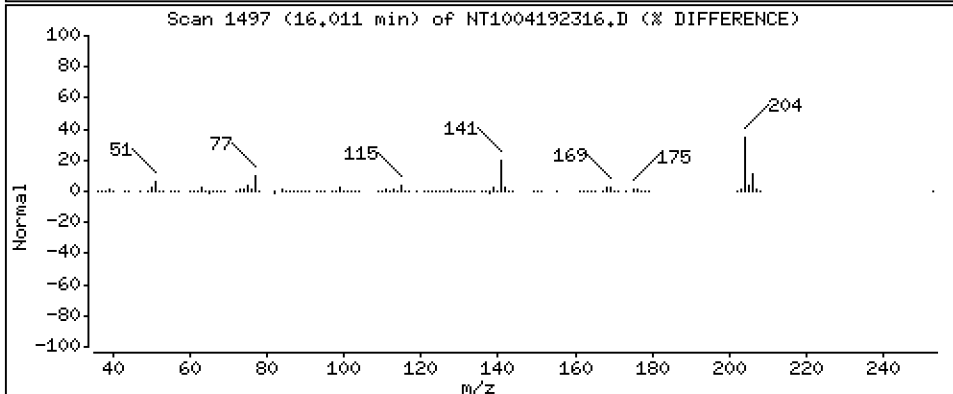
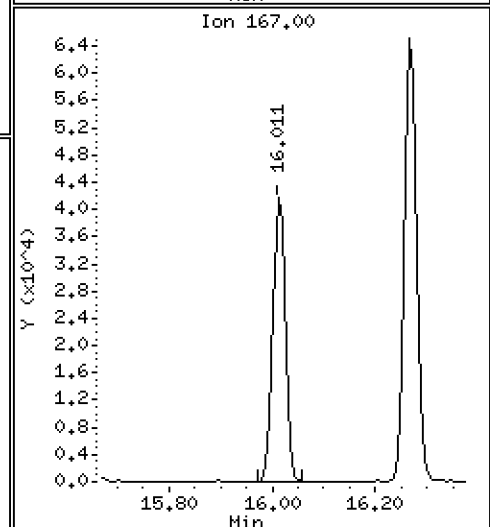
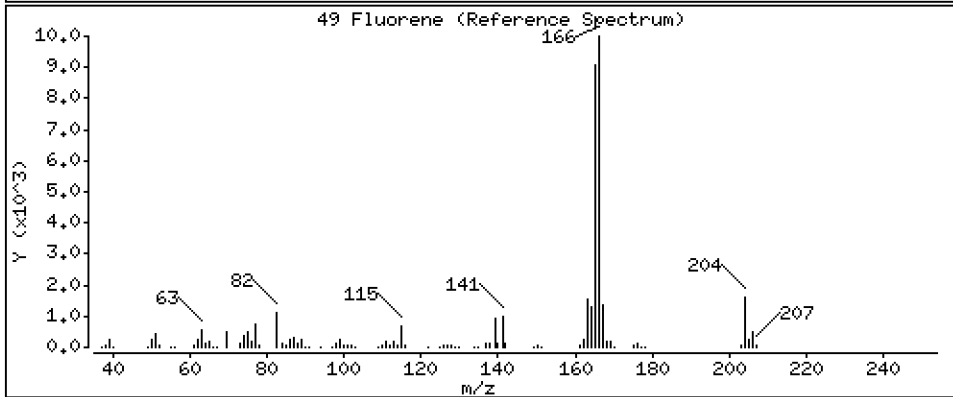
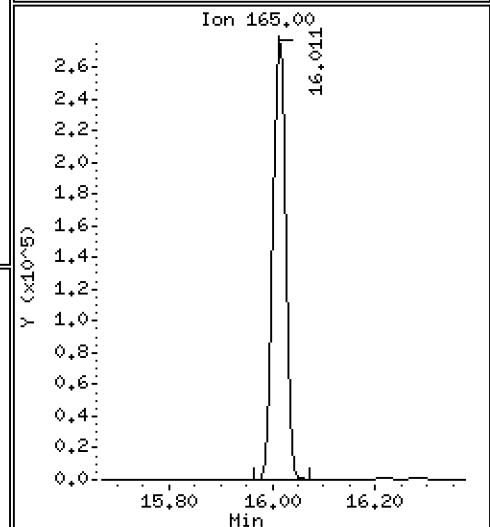
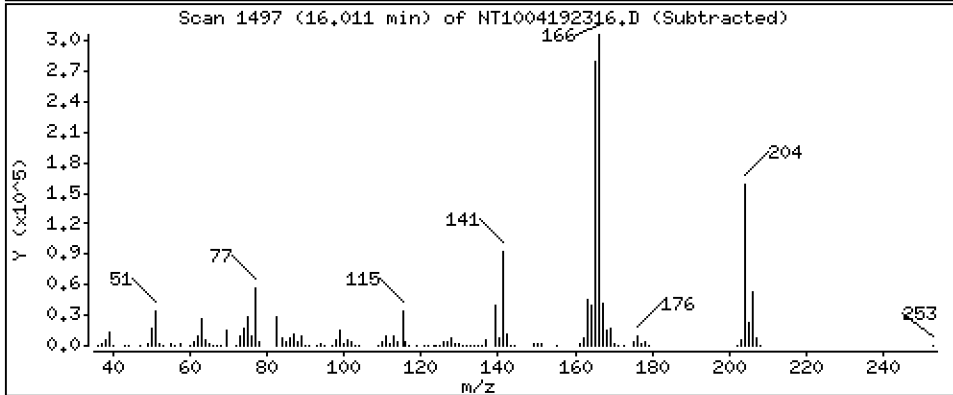
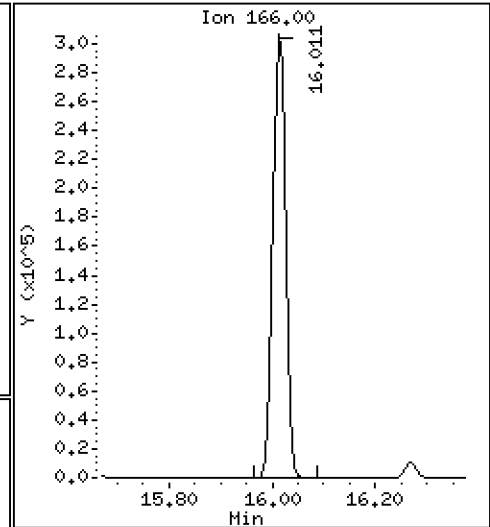
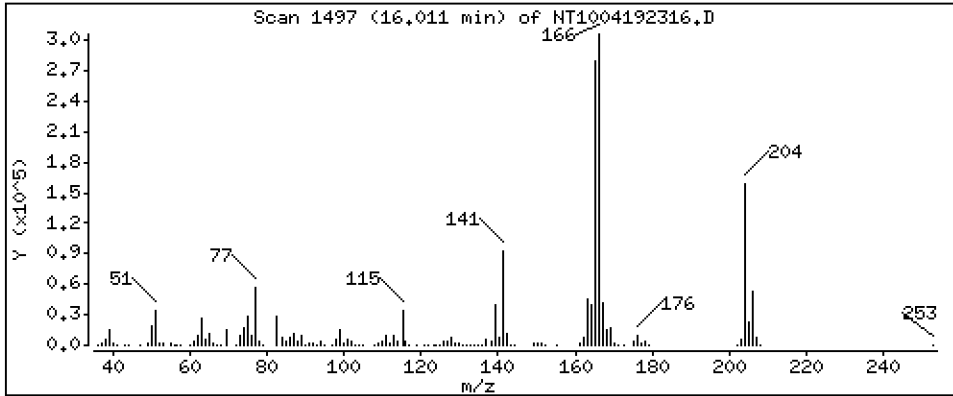
Operator: VTS

Column phase: ZB-5msi

Column diameter: 0,25

49 Fluorene

Concentration: 4,521 ug/mL



Date : 19-APR-2023 20:55

Client ID:

Instrument: nt10.i

Sample Info: SLD0254-CCV1

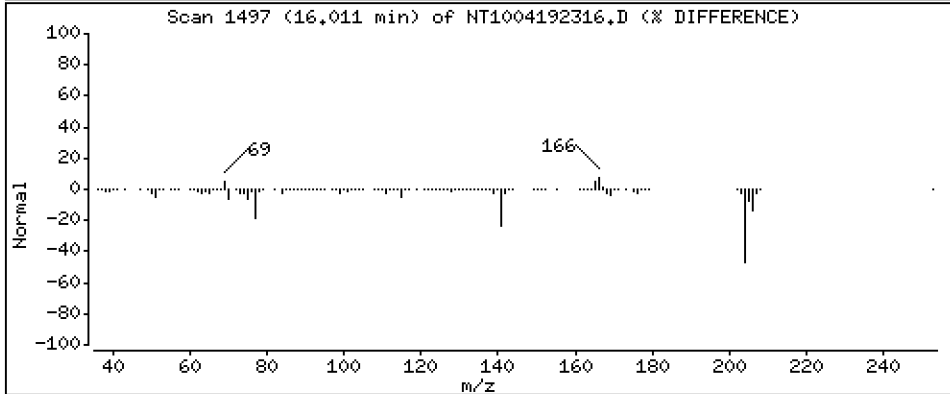
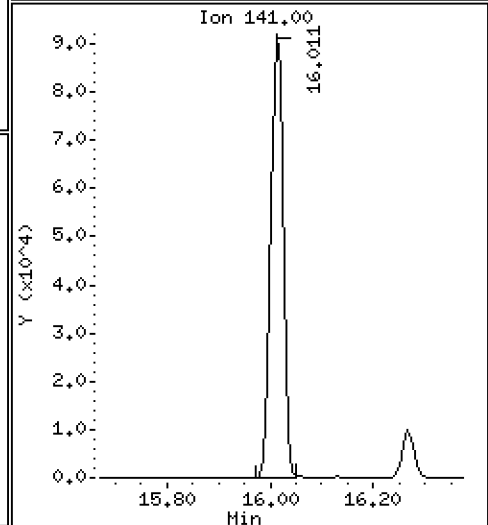
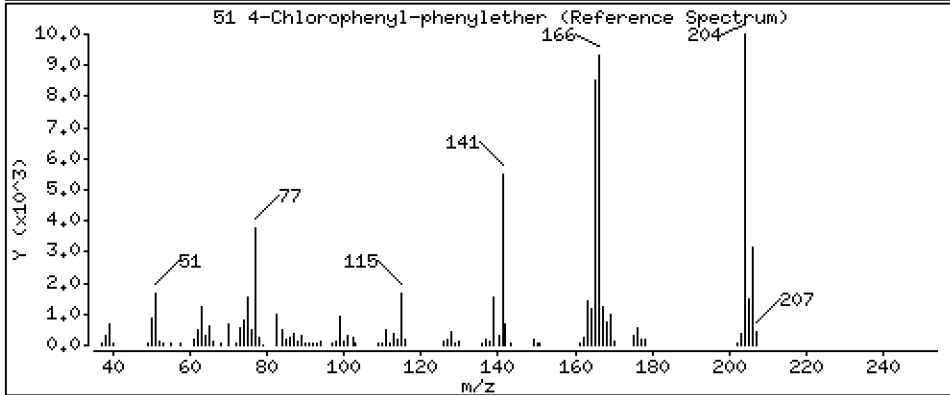
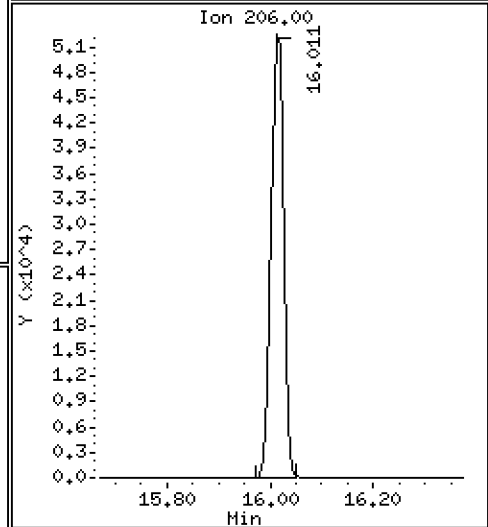
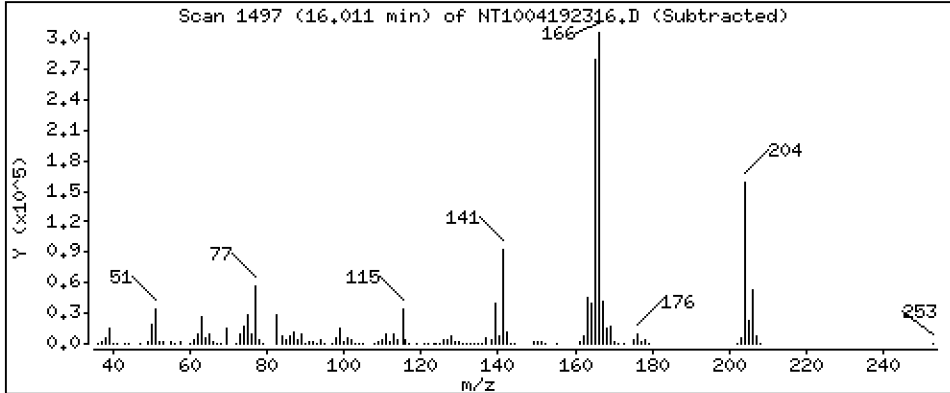
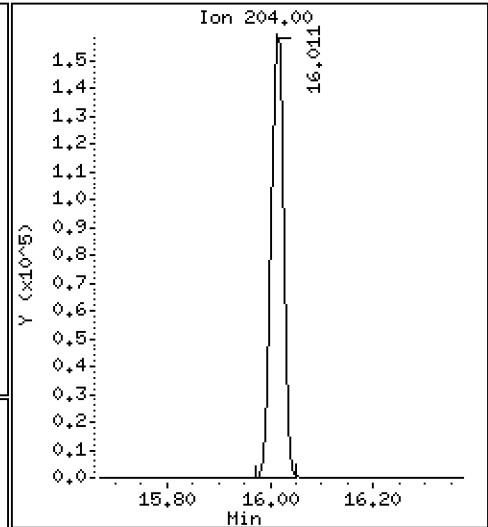
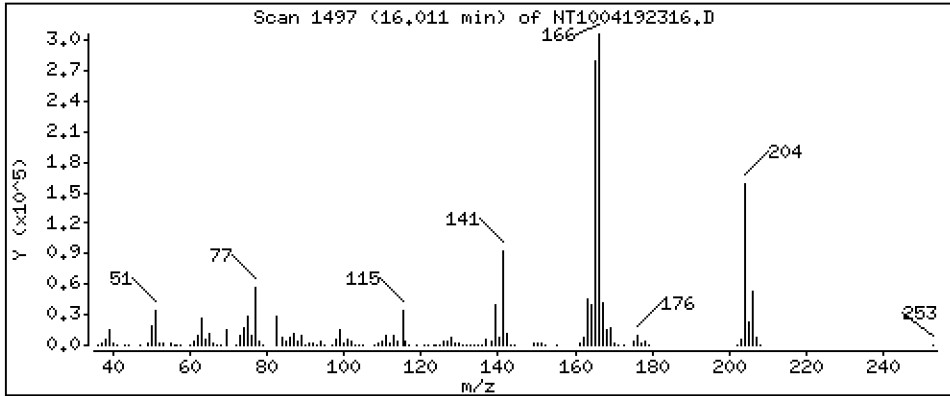
Operator: VTS

Column phase: ZB-5msi

Column diameter: 0,25

51 4-Chlorophenyl-phenylether

Concentration: 4,844 ug/mL



Date : 19-APR-2023 20:55

Client ID:

Instrument: nt10.i

Sample Info: SLD0254-CCV1

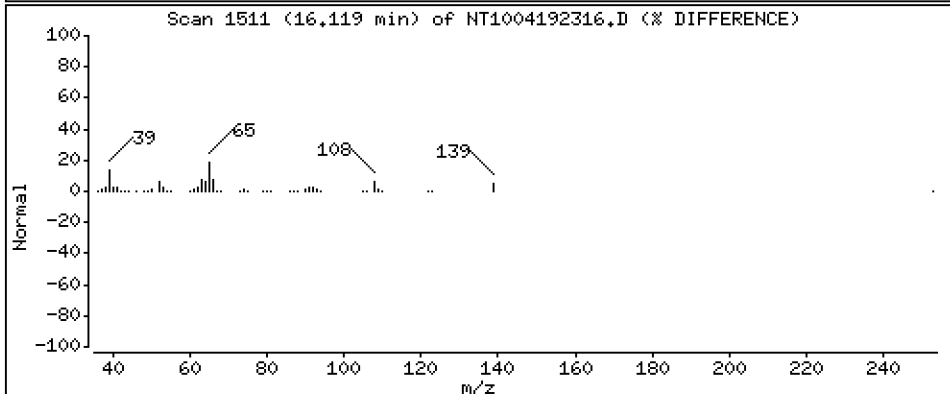
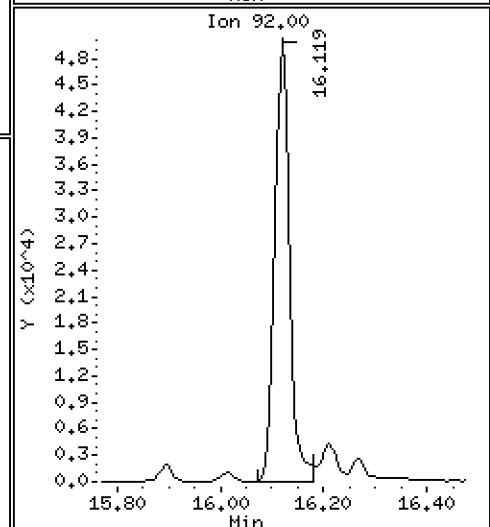
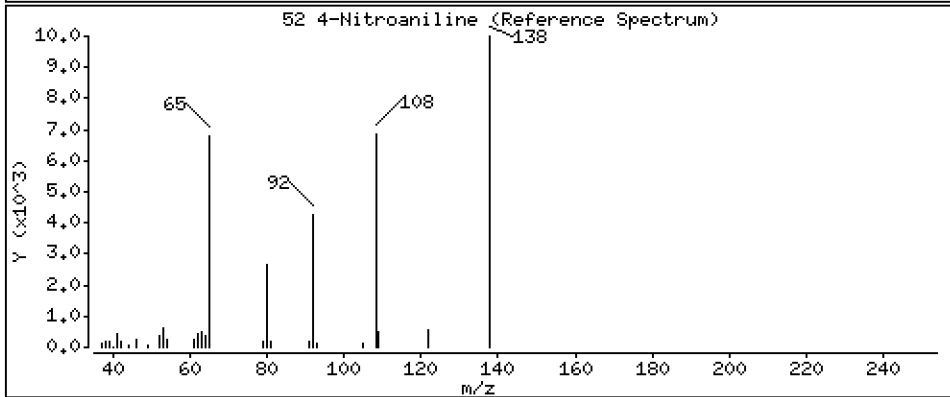
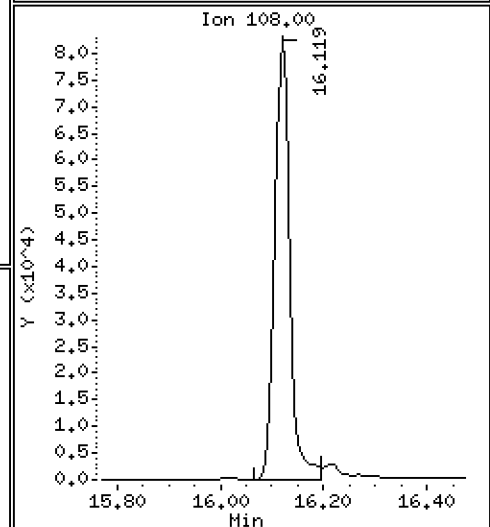
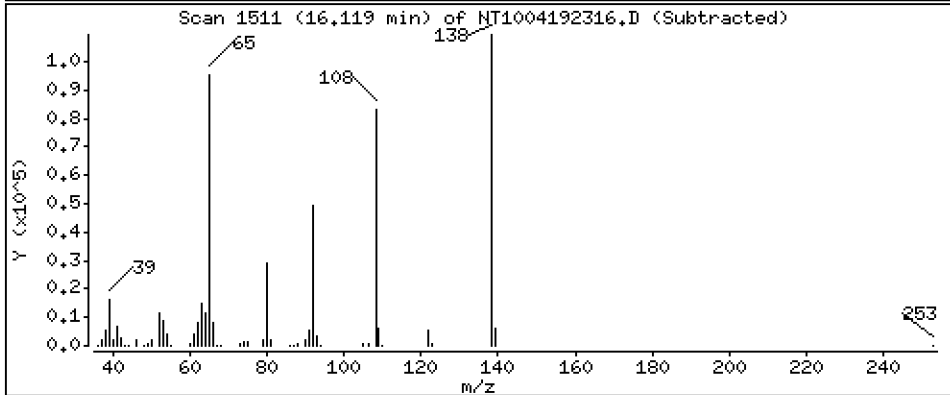
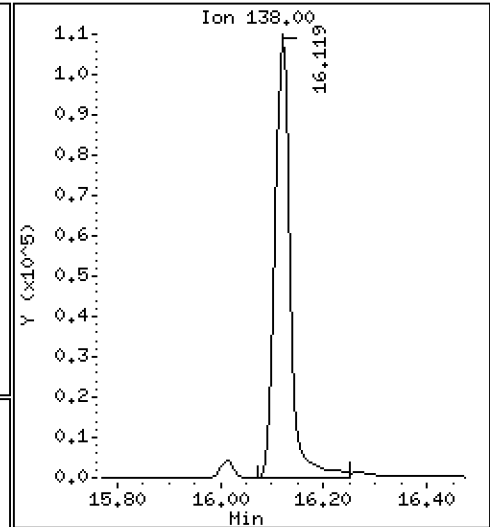
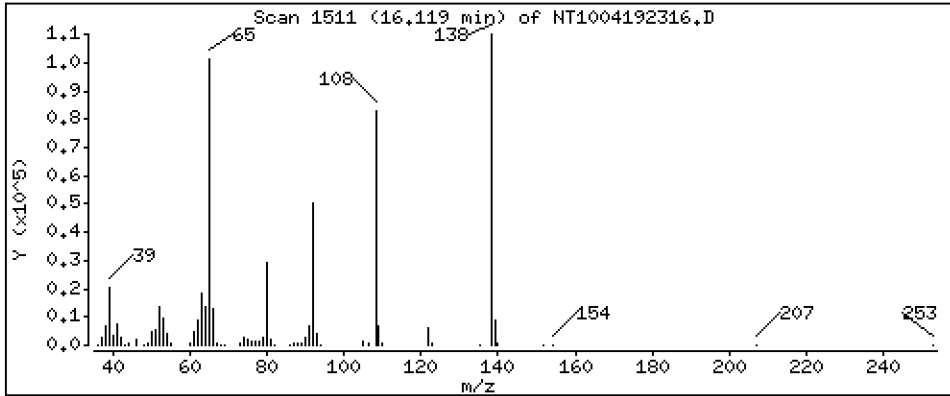
Operator: VTS

Column phase: ZB-5msi

Column diameter: 0,25

52 4-Nitroaniline

Concentration: 9,799 ug/mL



Date : 19-APR-2023 20:55

Client ID:

Instrument: nt10.i

Sample Info: SLD0254-CCV1

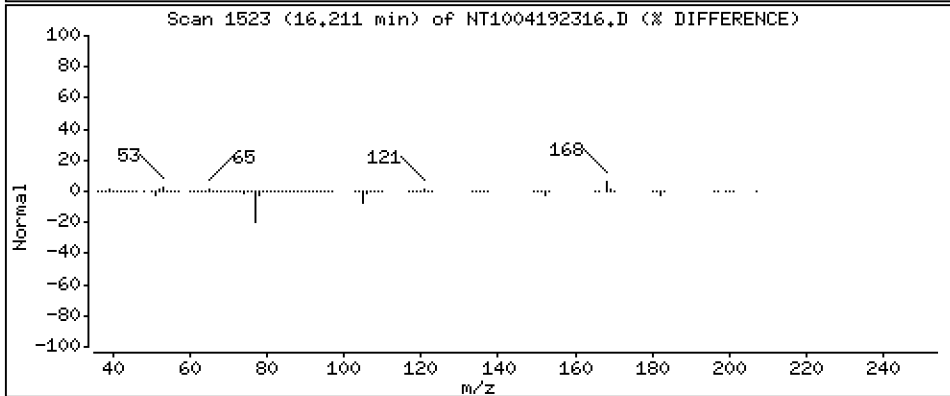
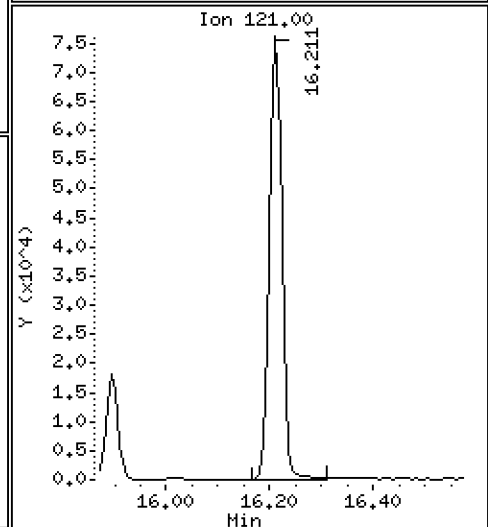
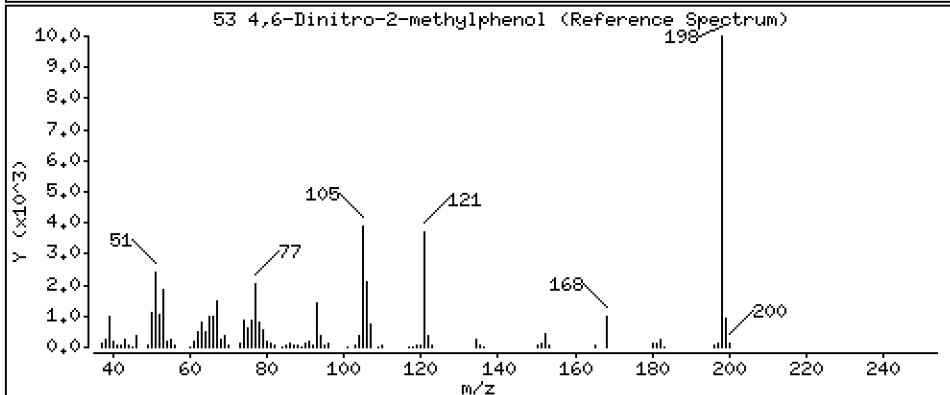
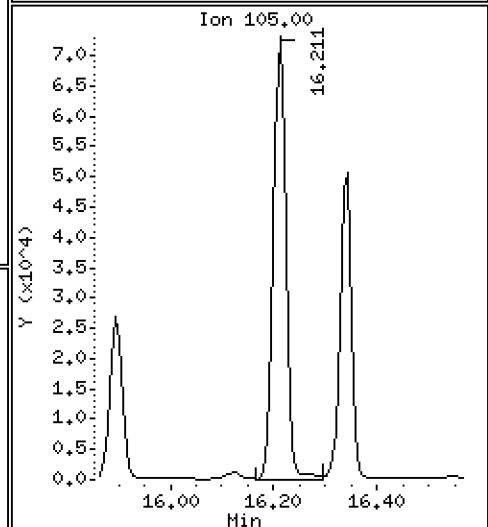
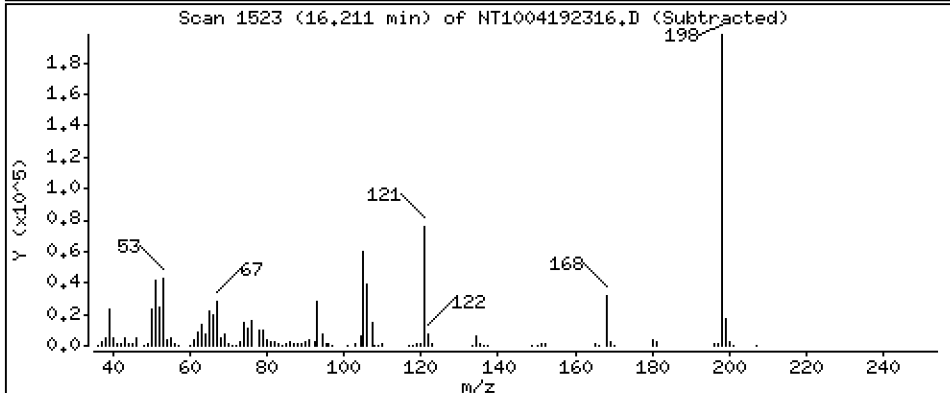
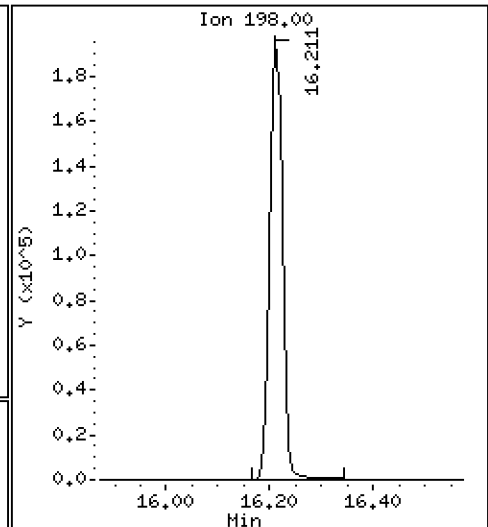
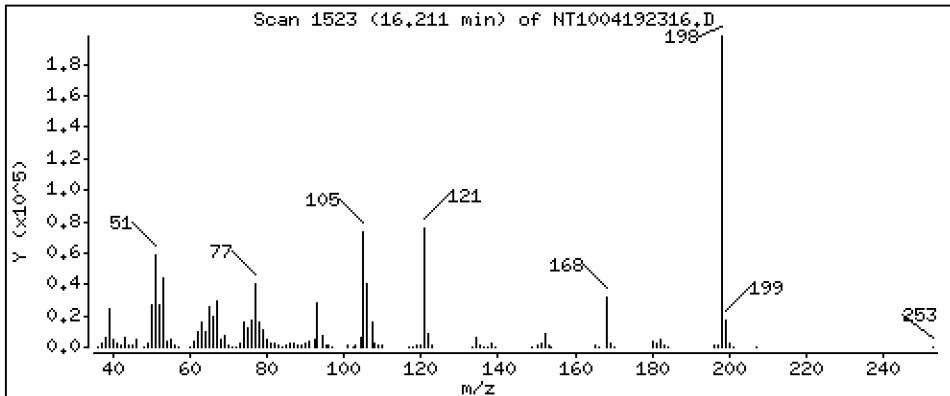
Operator: VTS

Column phase: ZB-5msi

Column diameter: 0,25

53 4,6-Dinitro-2-methylphenol

Concentration: 20,06 ug/mL



Date : 19-APR-2023 20:55

Client ID:

Instrument: nt10.i

Sample Info: SLD0254-CCV1

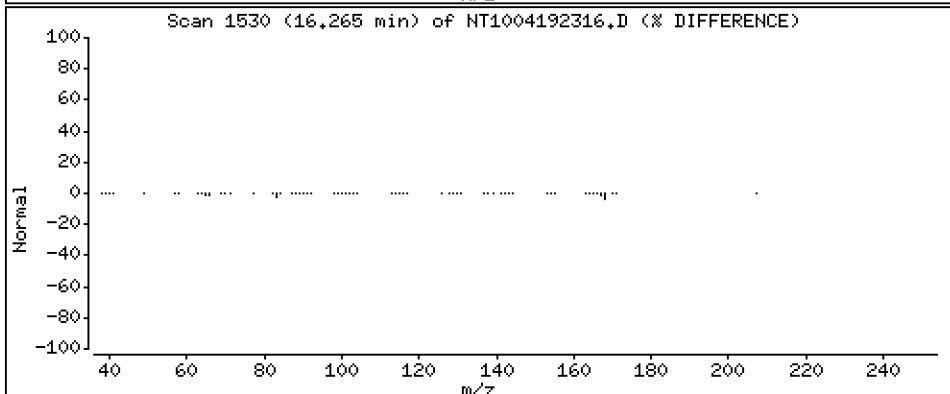
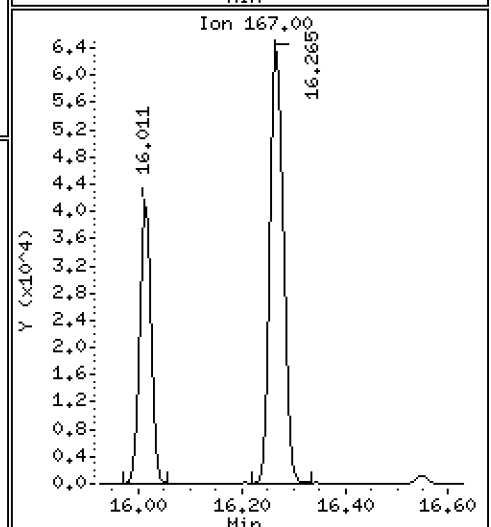
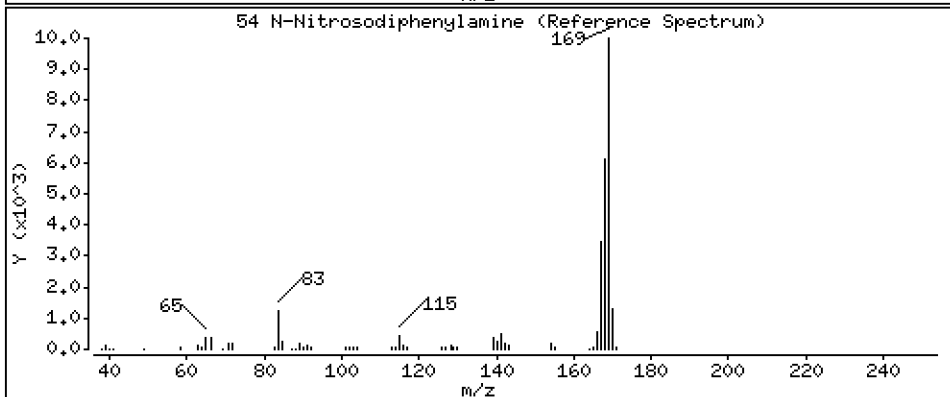
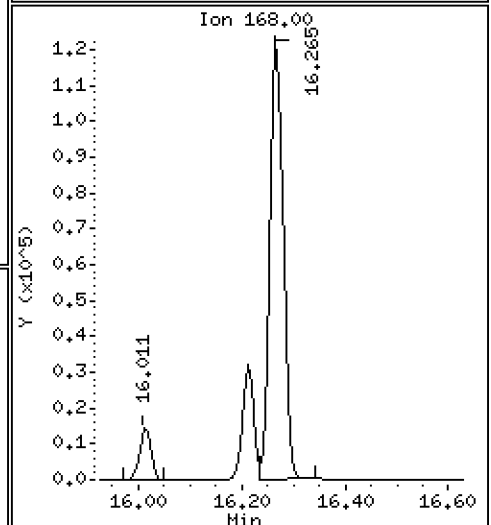
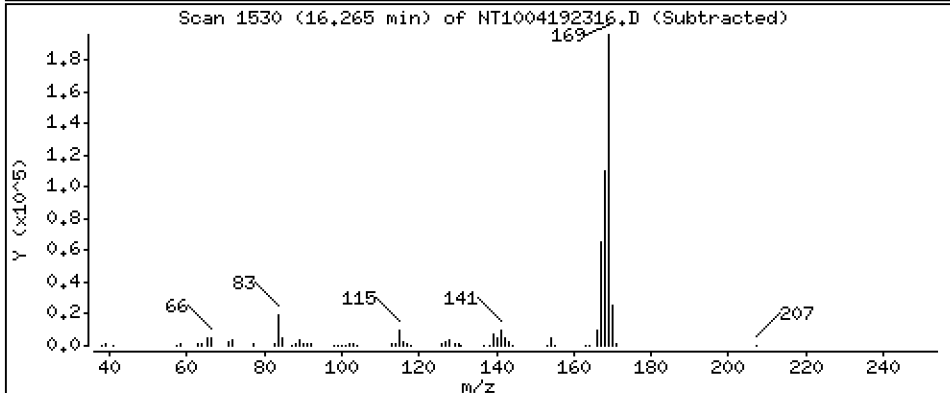
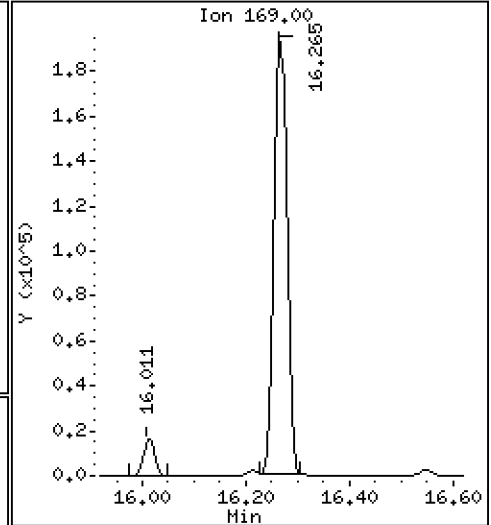
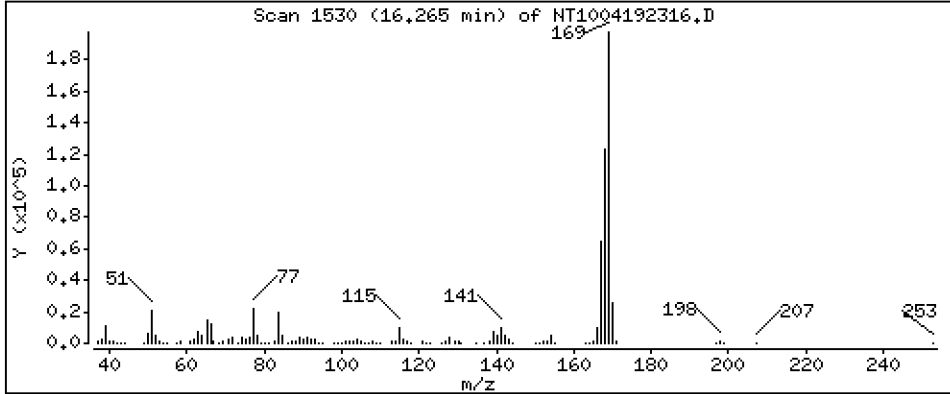
Operator: VTS

Column phase: ZB-5msi

Column diameter: 0.25

54 N-Nitrosodiphenylamine

Concentration: 4.697 ug/mL



Date : 19-APR-2023 20:55

Client ID:

Instrument: nt10.i

Sample Info: SLD0254-CCV1

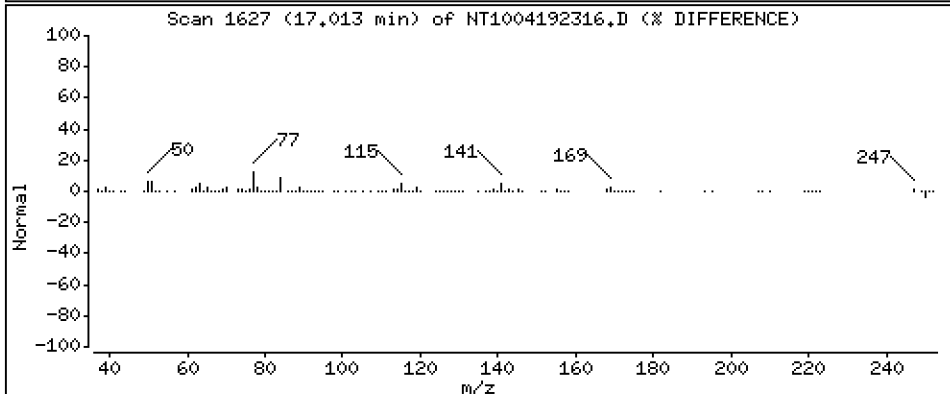
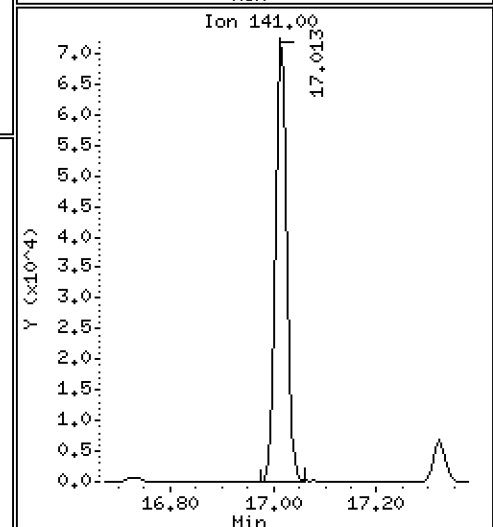
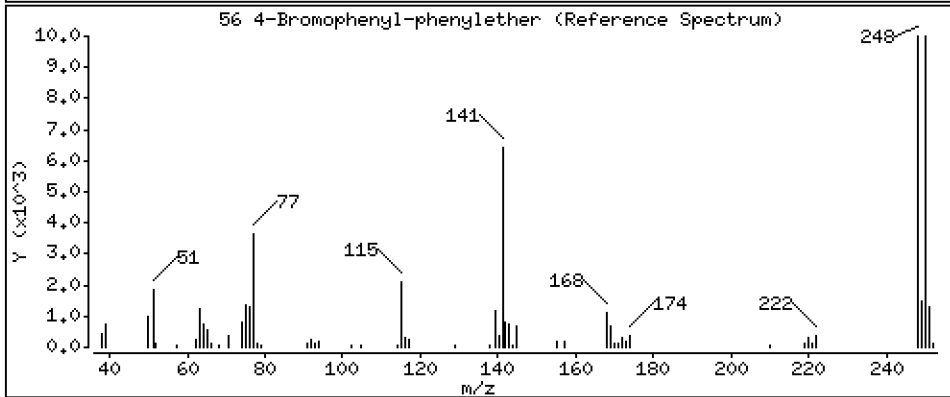
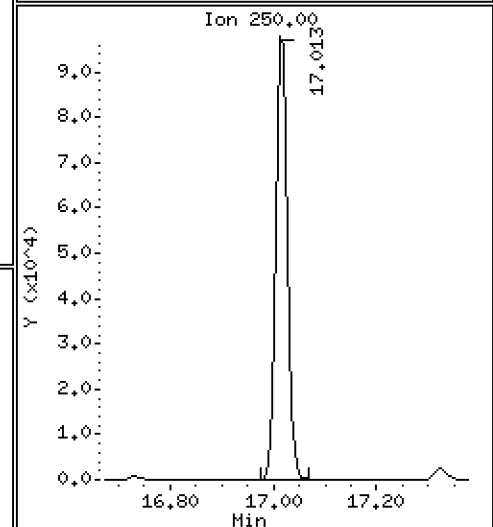
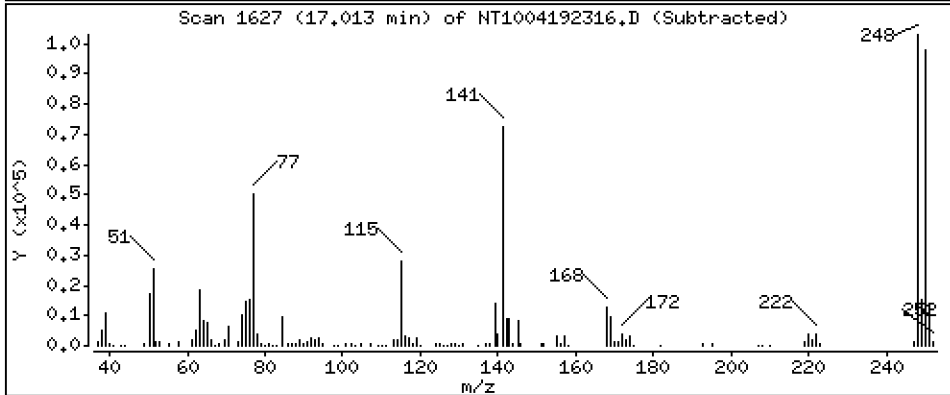
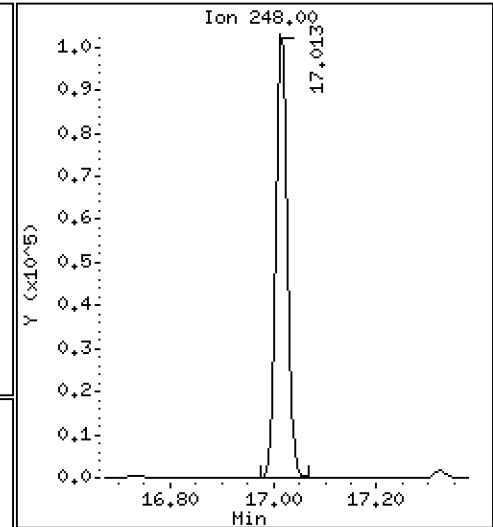
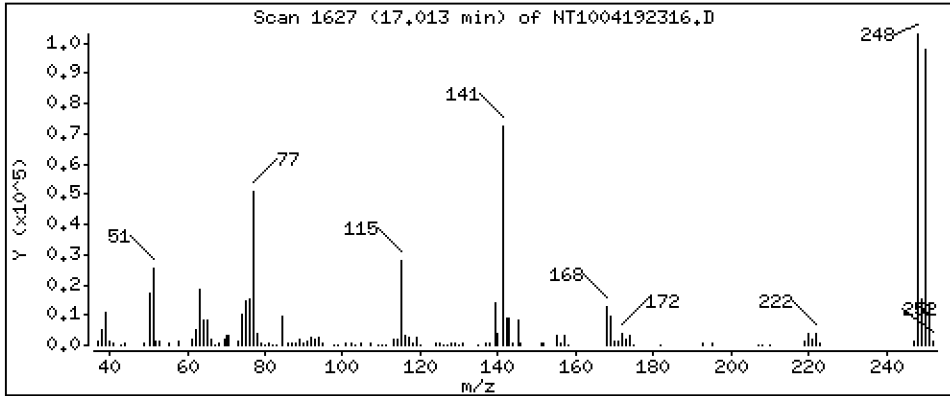
Operator: VTS

Column phase: ZB-5msi

Column diameter: 0,25

56 4-Bromophenyl-phenylether

Concentration: 5,747 ug/mL



Date : 19-APR-2023 20:55

Client ID:

Instrument: nt10.i

Sample Info: SLD0254-CCV1

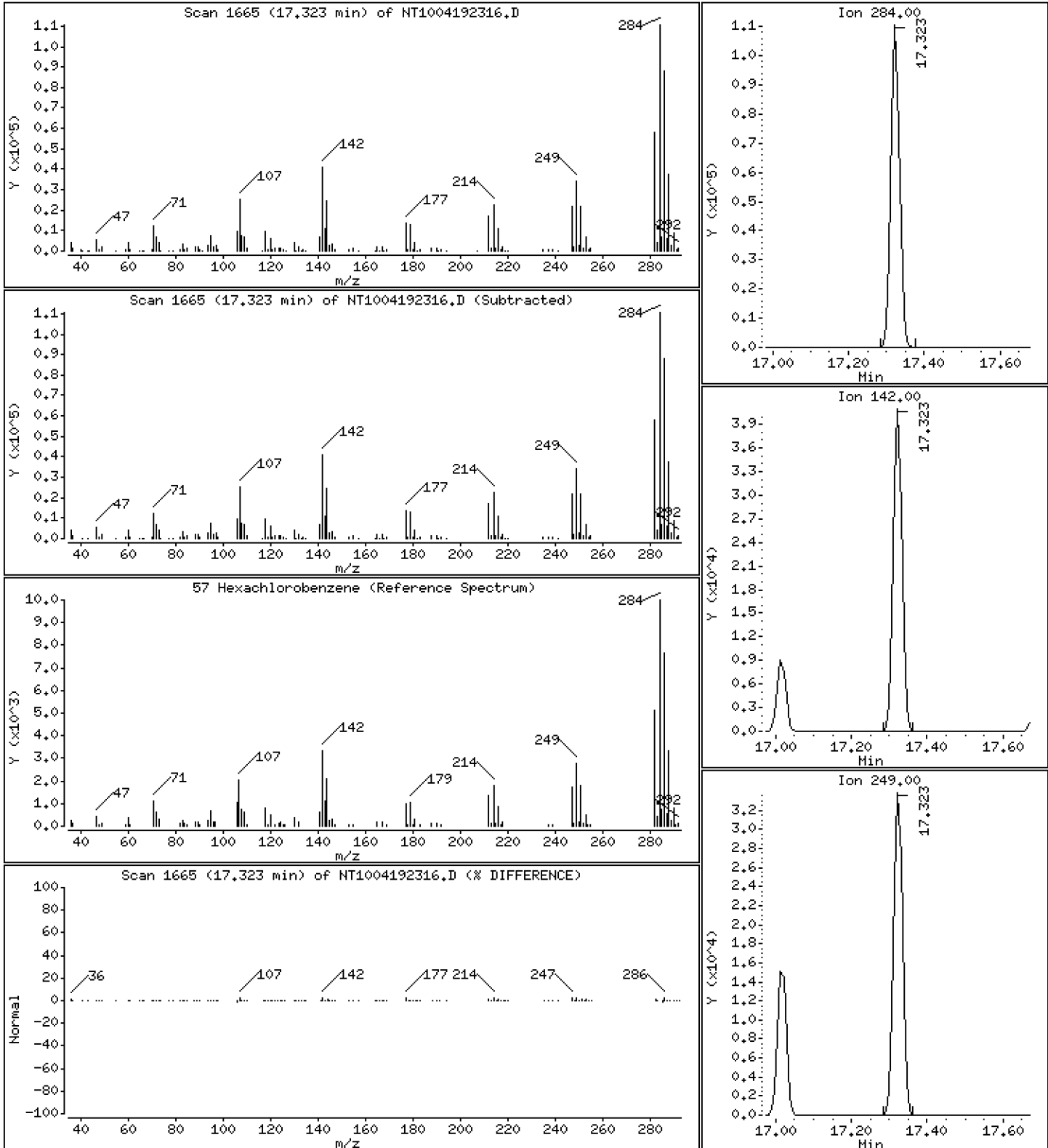
Operator: VTS

Column phase: ZB-5msi

Column diameter: 0,25

57 Hexachlorobenzene

Concentration: 5,796 ug/mL



Date : 19-APR-2023 20:55

Client ID:

Instrument: nt10.i

Sample Info: SLD0254-CCV1

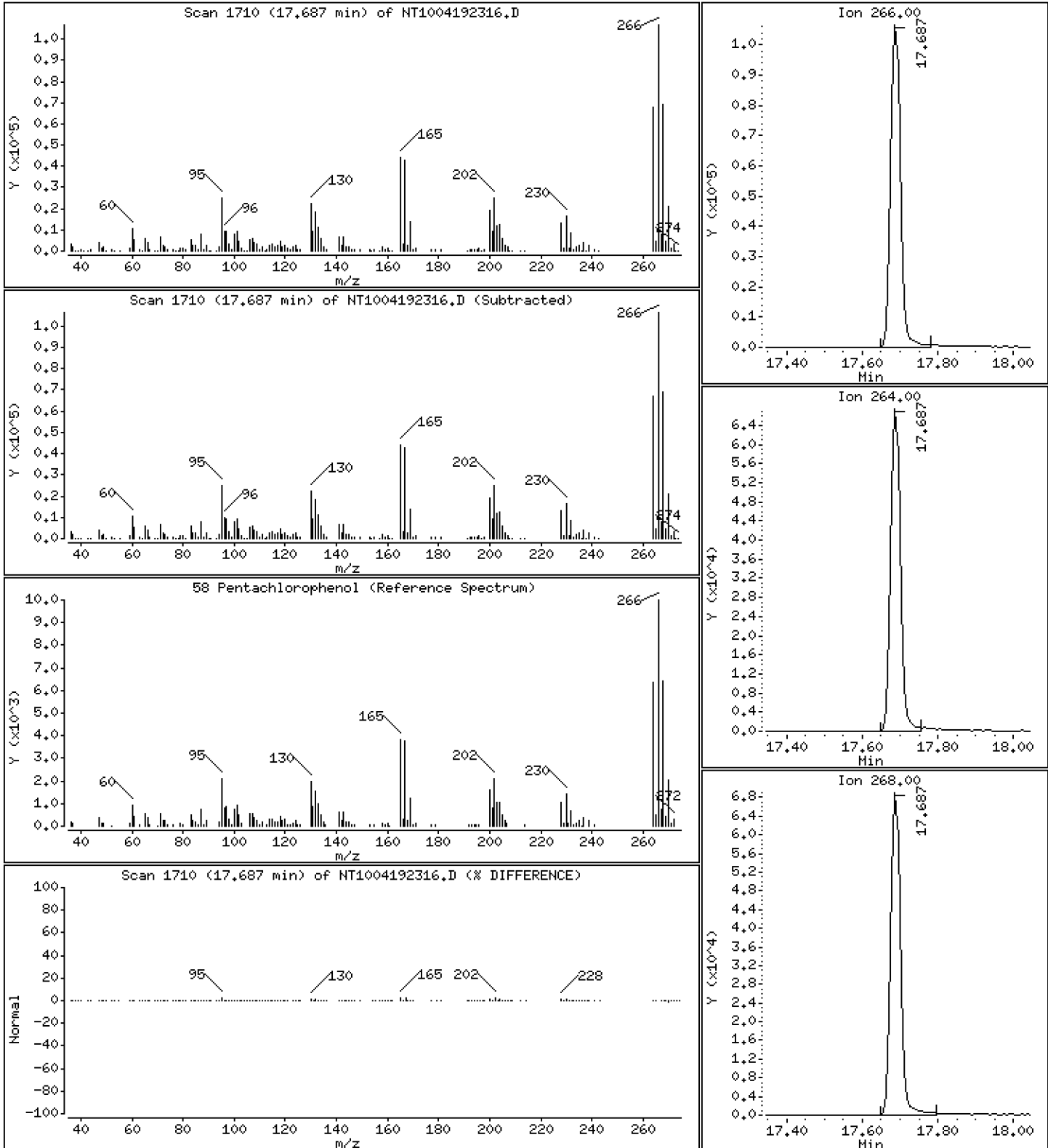
Operator: VTS

Column phase: ZB-5msi

Column diameter: 0,25

58 Pentachlorophenol

Concentration: 10,22 ug/mL



Date : 19-APR-2023 20:55

Client ID:

Instrument: nt10.i

Sample Info: SLD0254-CCV1

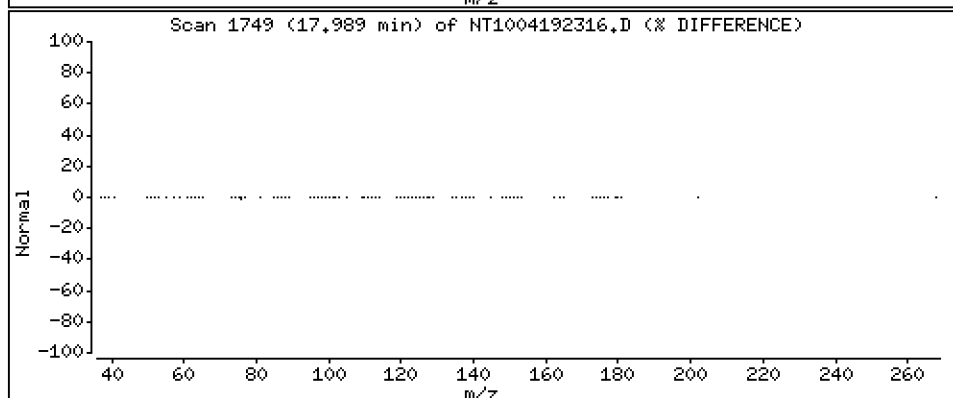
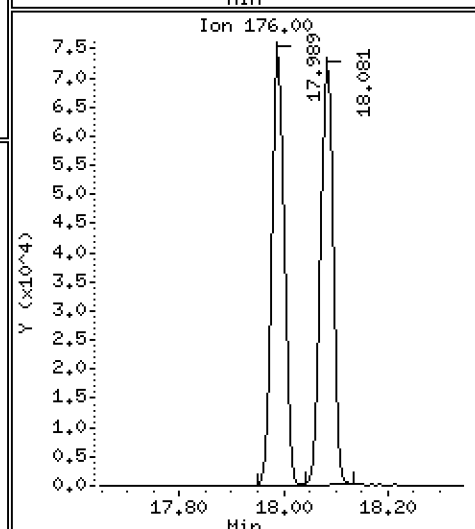
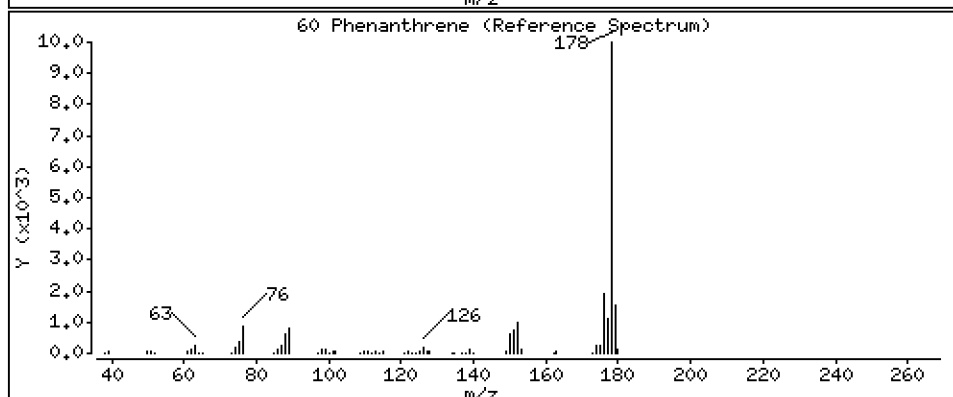
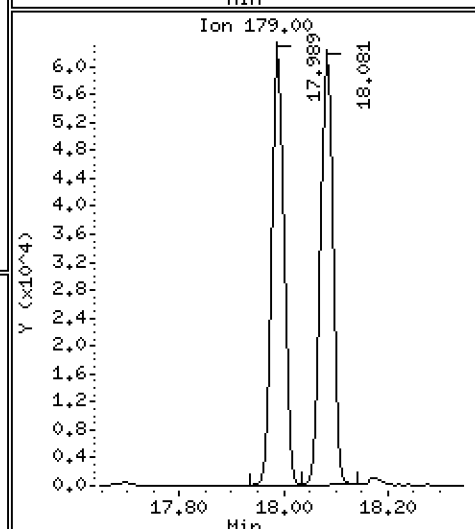
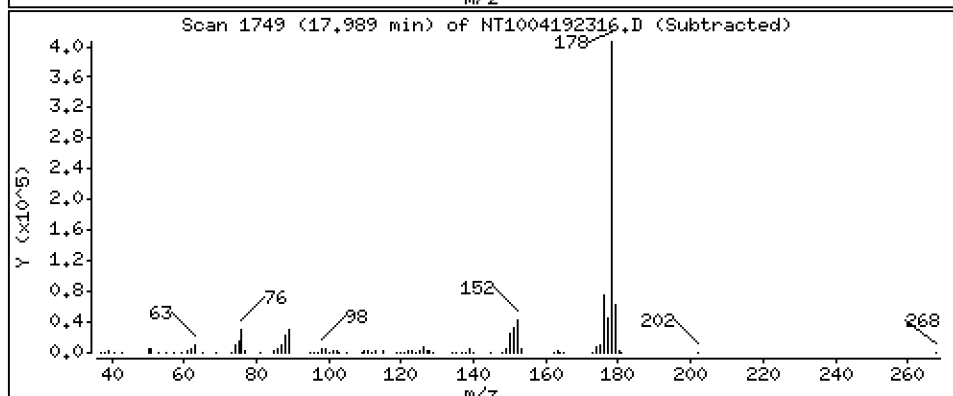
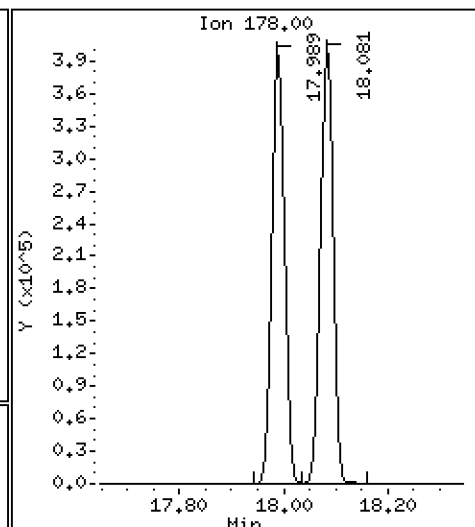
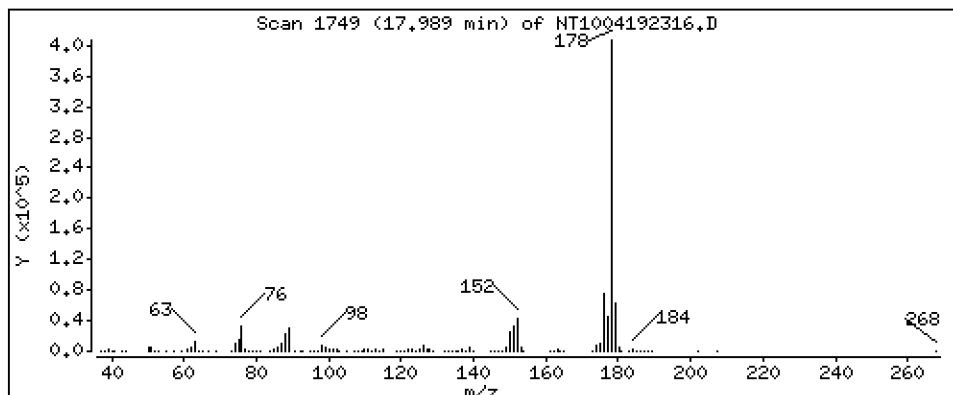
Operator: VTS

Column phase: ZB-5msi

Column diameter: 0,25

60 Phenanthrene

Concentration: 4,696 ug/mL



Date : 19-APR-2023 20:55

Client ID:

Instrument: nt10.i

Sample Info: SLD0254-CCV1

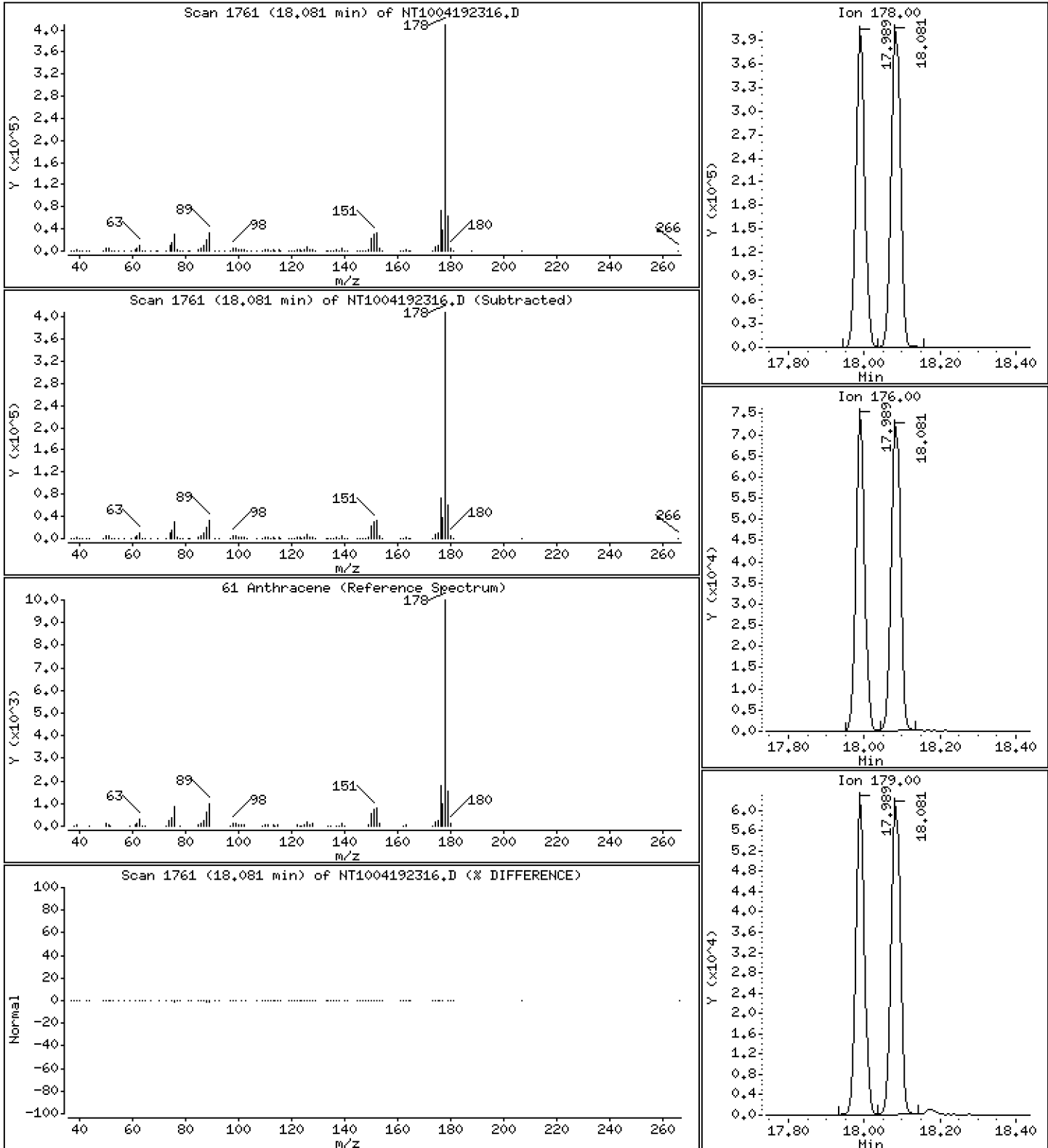
Operator: VTS

Column phase: ZB-5msi

Column diameter: 0,25

61 Anthracene

Concentration: 4,866 ug/mL



Date : 19-APR-2023 20:55

Client ID:

Instrument: nt10.i

Sample Info: SLD0254-CCV1

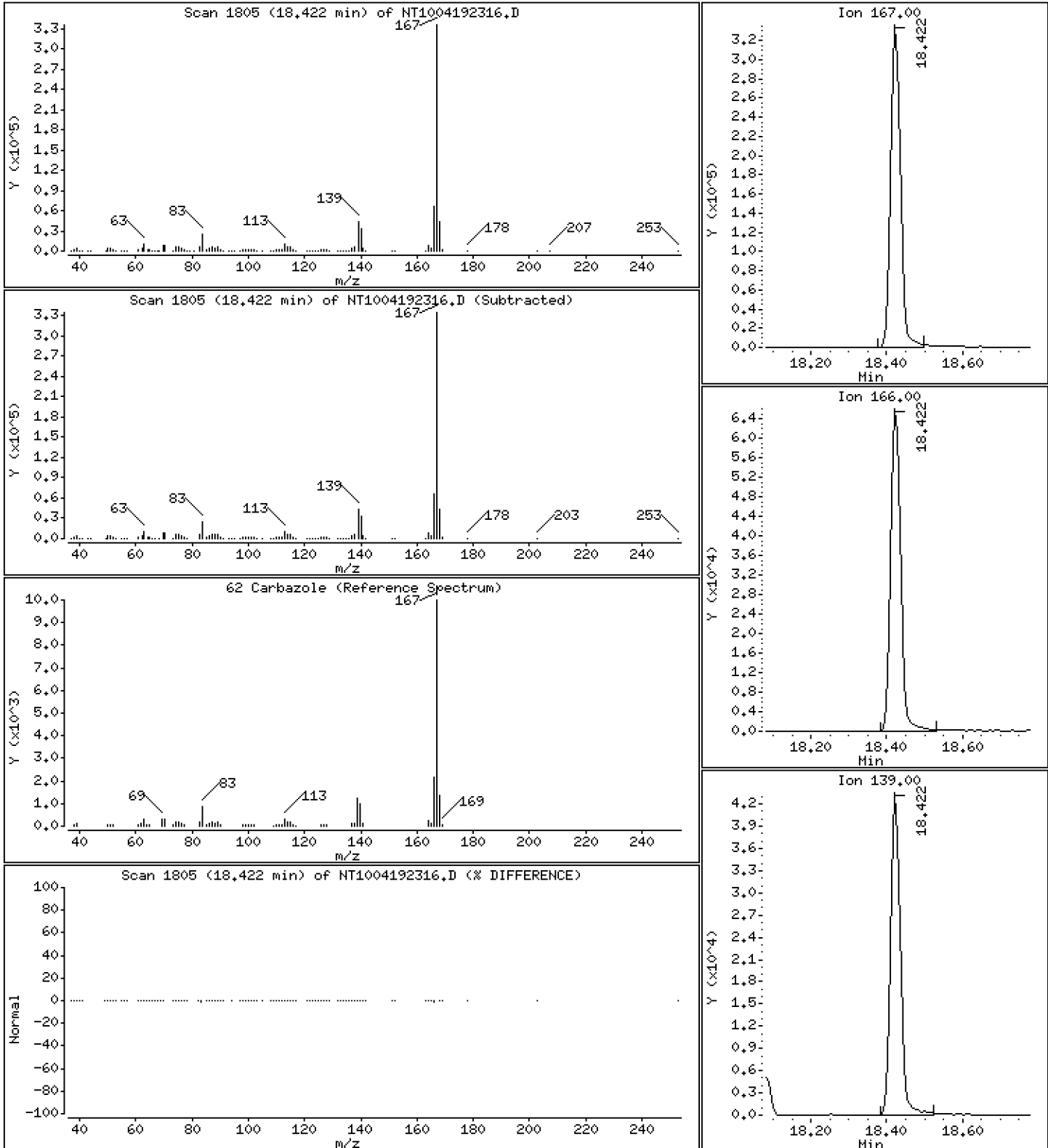
Operator: VTS

Column phase: ZB-5msi

Column diameter: 0,25

62 Carbazole

Concentration: 4,915 ug/mL



Date : 19-APR-2023 20:55

Client ID:

Instrument: nt10.i

Sample Info: SLD0254-CCV1

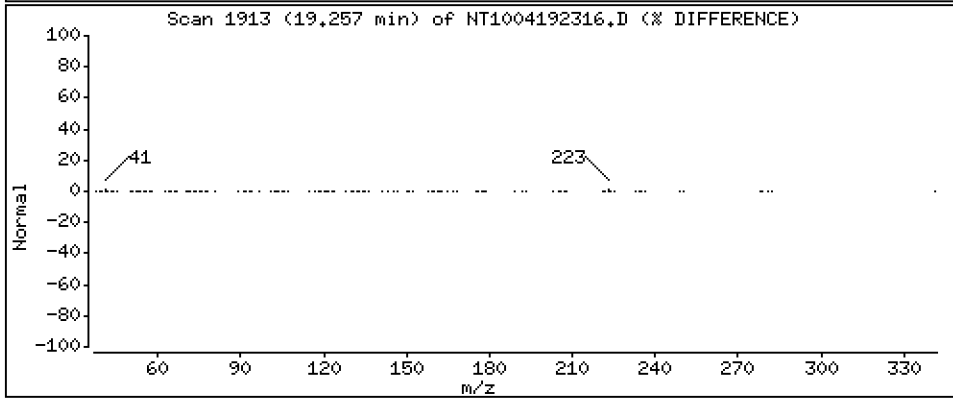
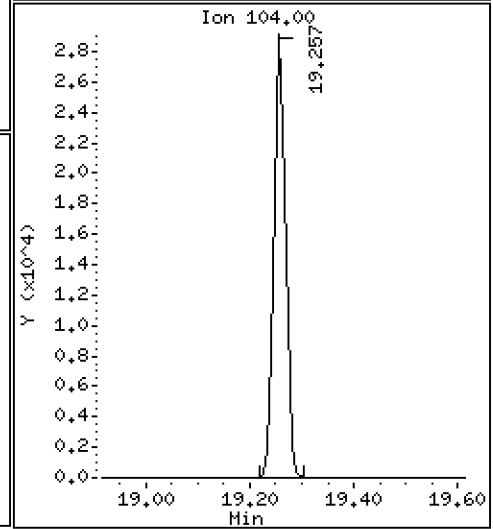
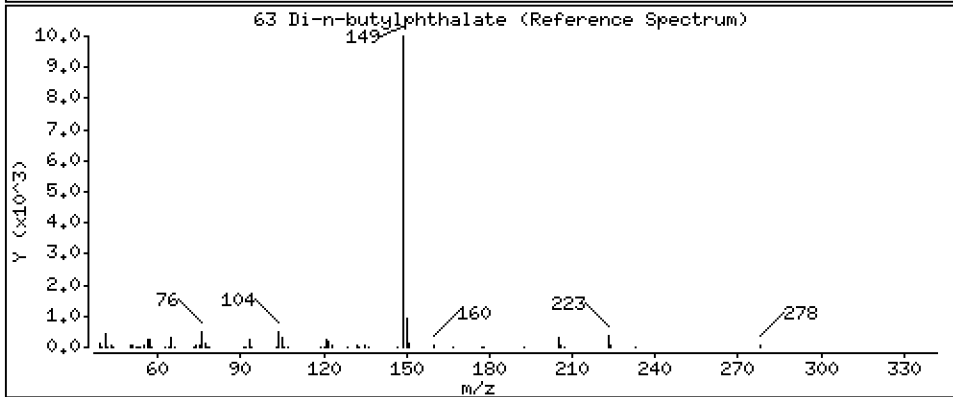
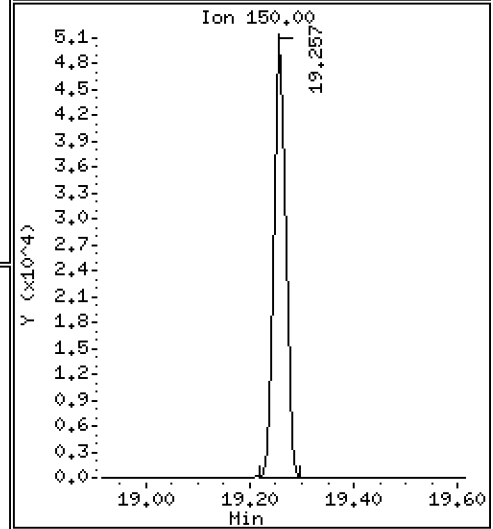
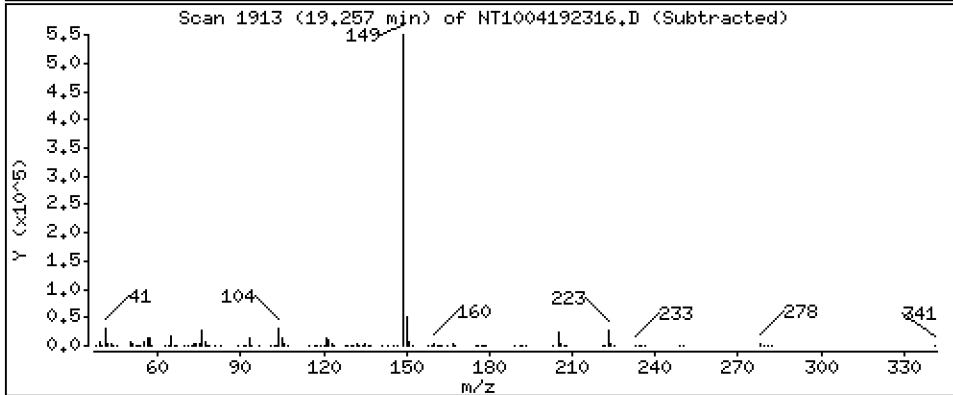
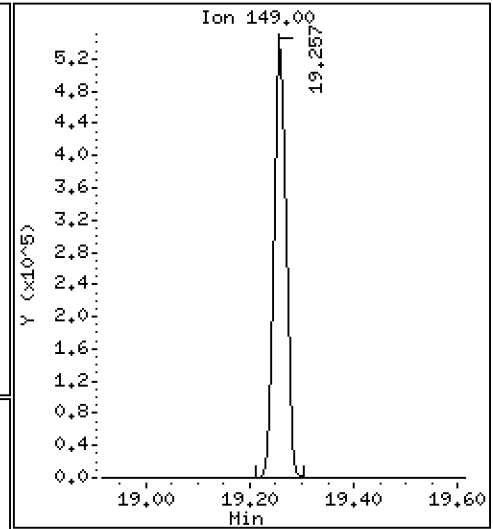
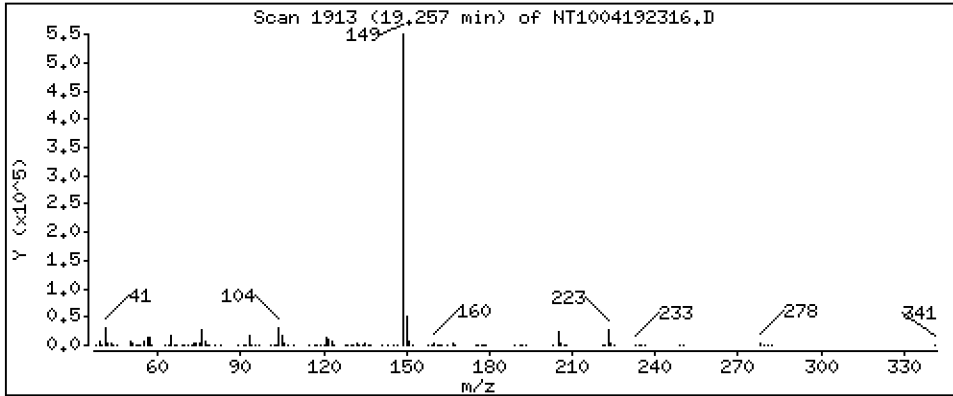
Operator: VTS

Column phase: ZB-5msi

Column diameter: 0,25

63 Di-n-butylphthalate

Concentration: 5,314 ug/mL



Date : 19-APR-2023 20:55

Client ID:

Instrument: nt10.i

Sample Info: SLD0254-CCV1

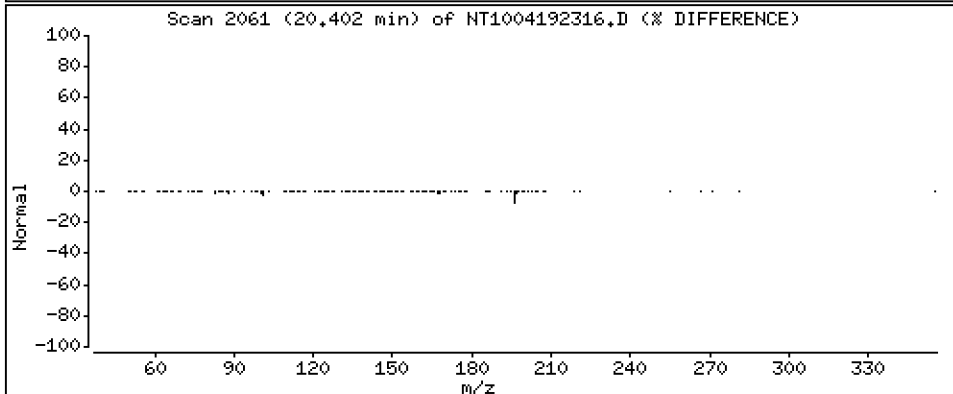
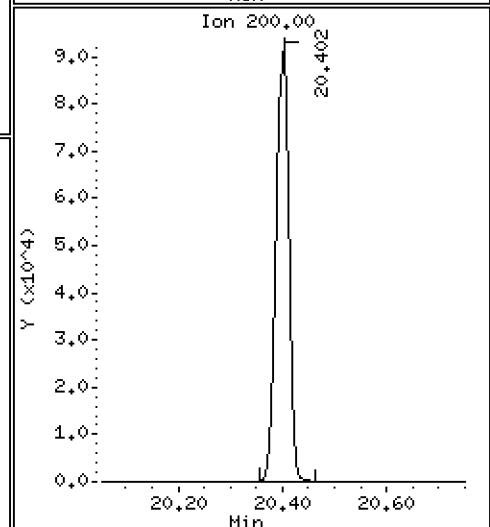
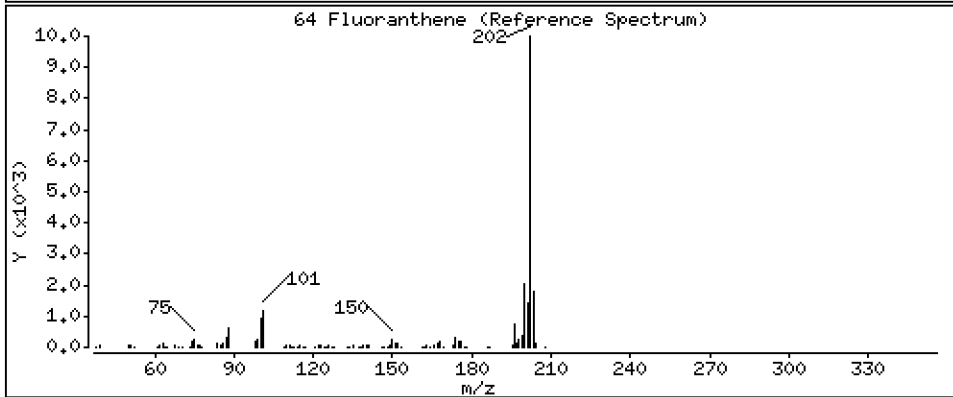
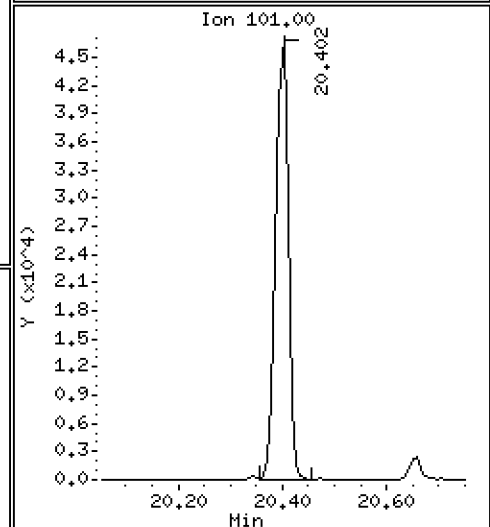
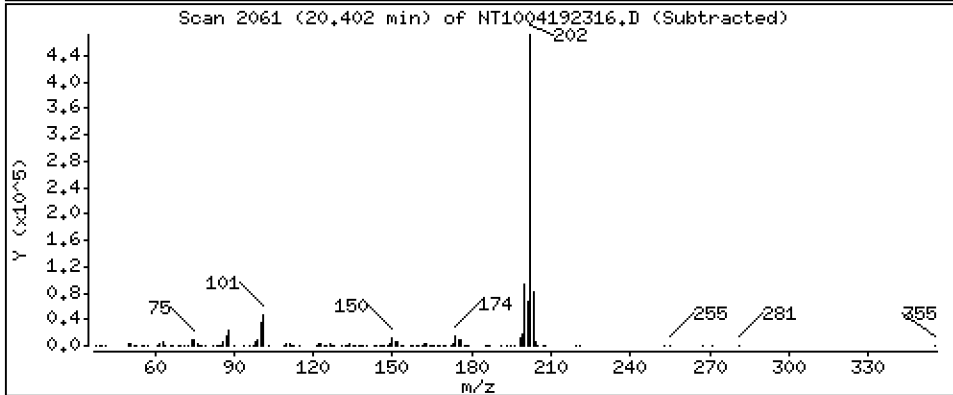
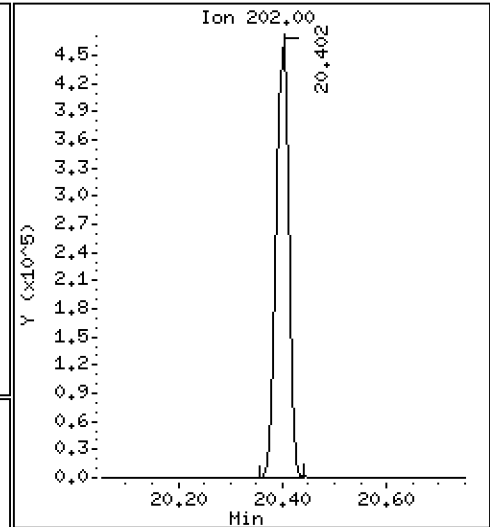
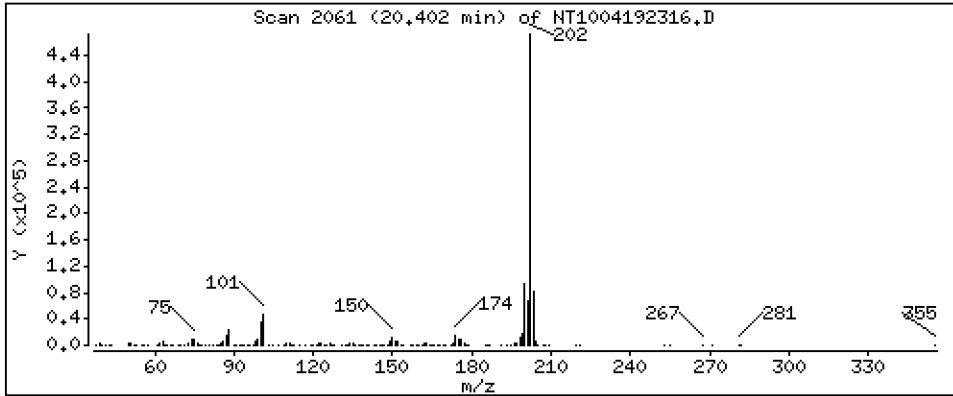
Operator: VTS

Column phase: ZB-5msi

Column diameter: 0,25

64 Fluoranthene

Concentration: 3,996 ug/mL



Date : 19-APR-2023 20:55

Client ID:

Instrument: nt10.i

Sample Info: SLD0254-CCV1

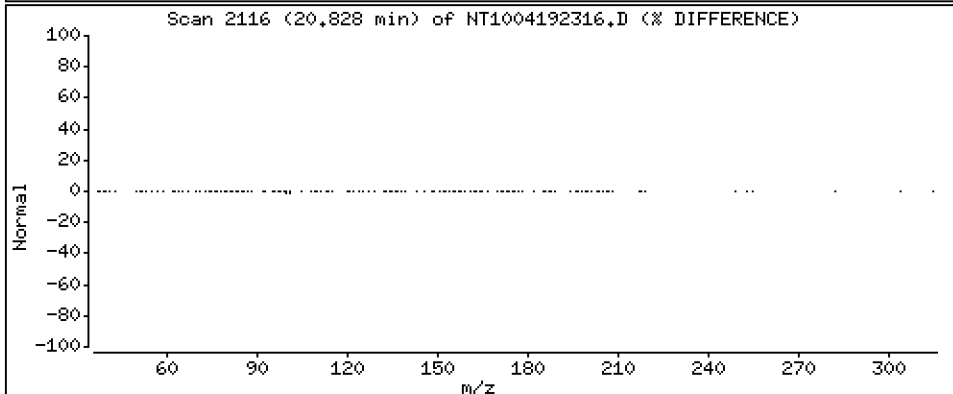
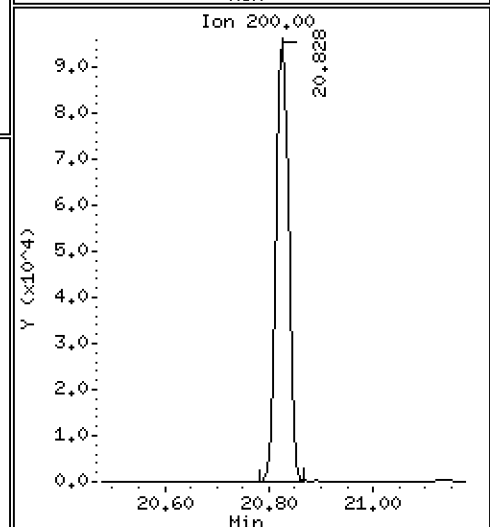
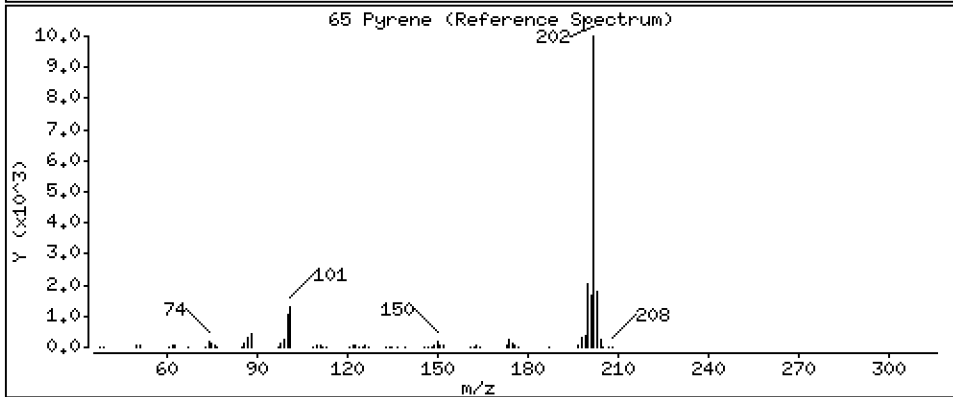
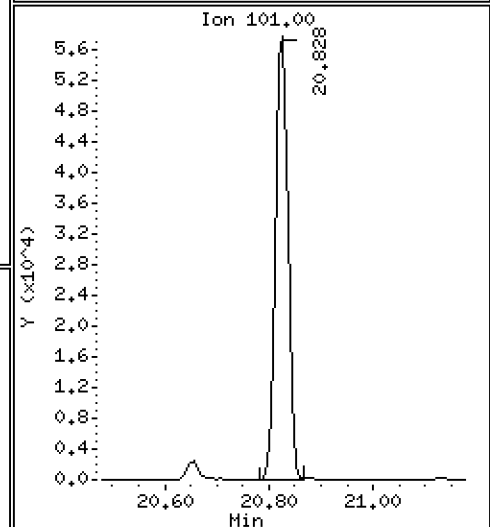
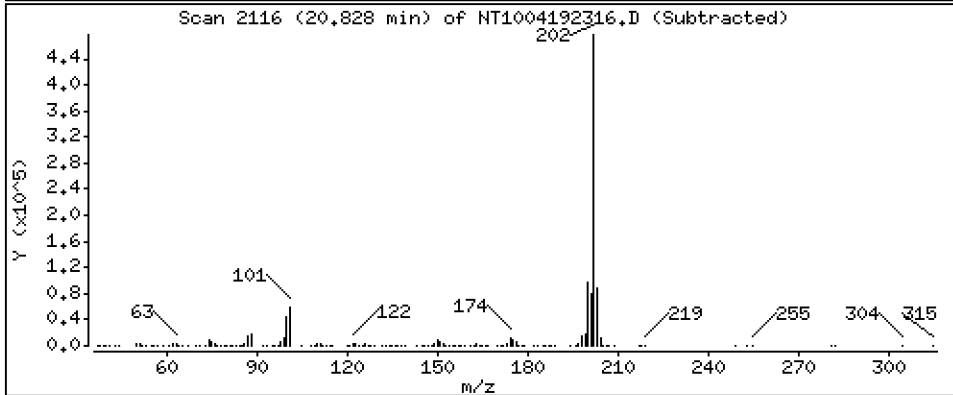
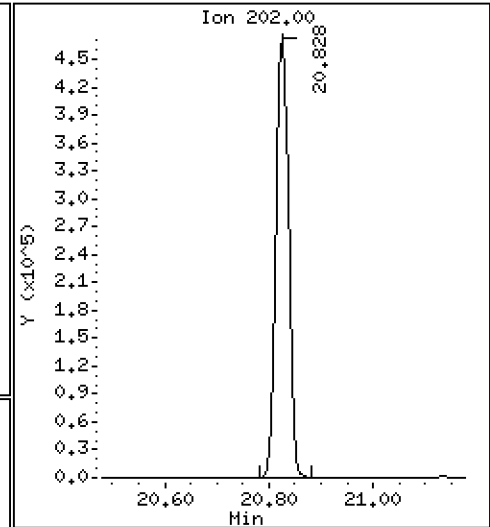
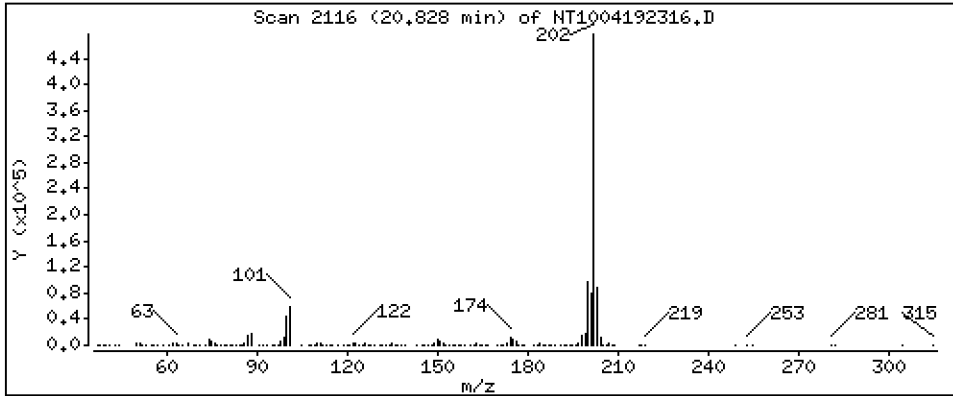
Operator: VTS

Column phase: ZB-5msi

Column diameter: 0,25

65 Pyrene

Concentration: 3,998 ug/mL



Date : 19-APR-2023 20:55

Client ID:

Instrument: nt10.i

Sample Info: SLD0254-CCV1

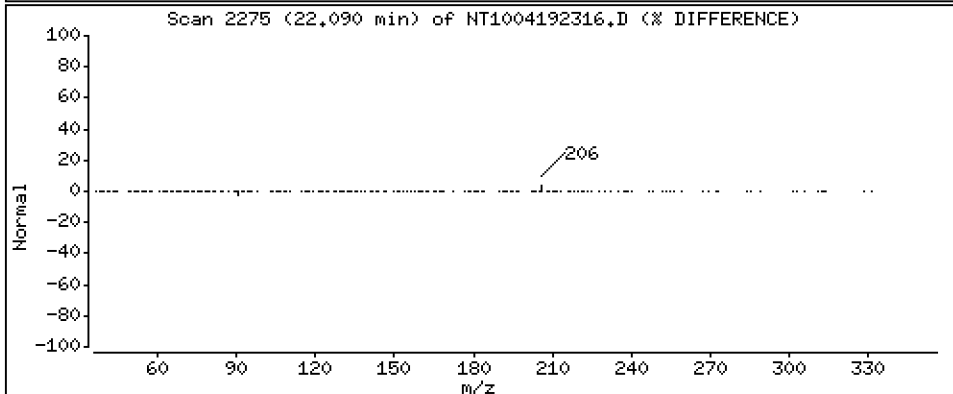
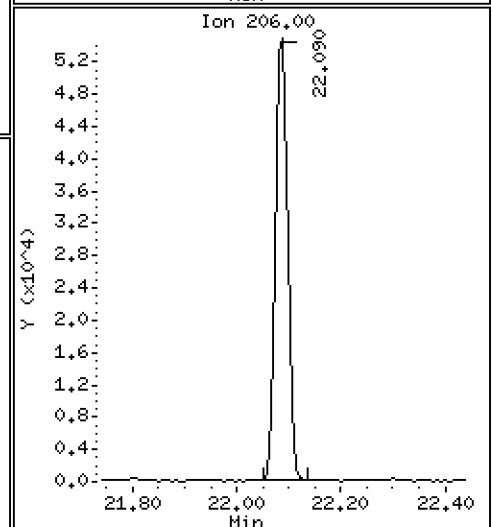
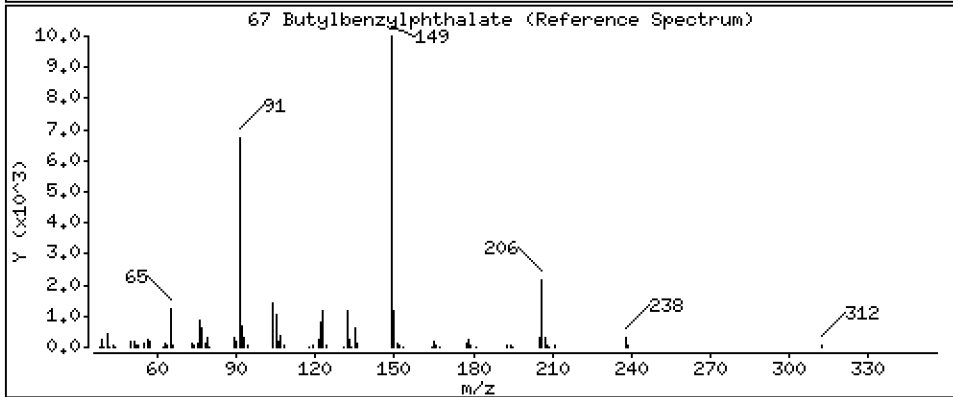
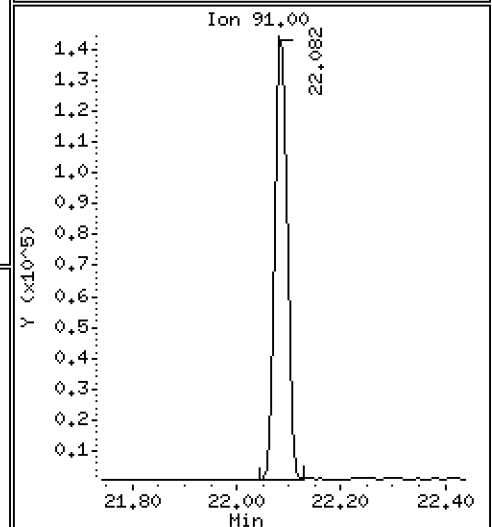
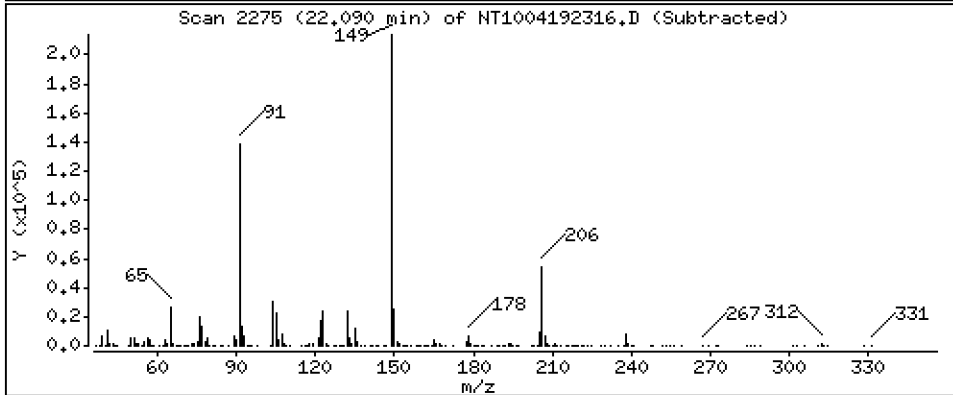
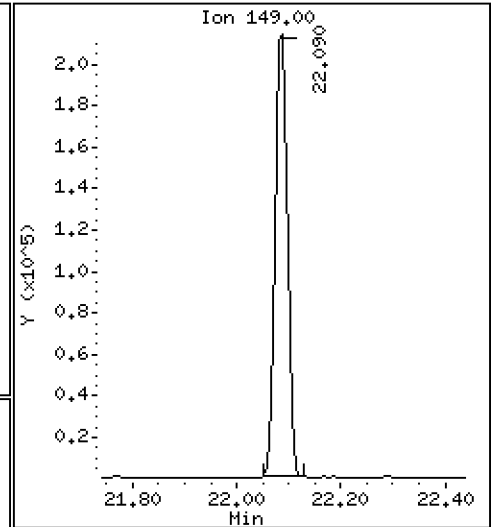
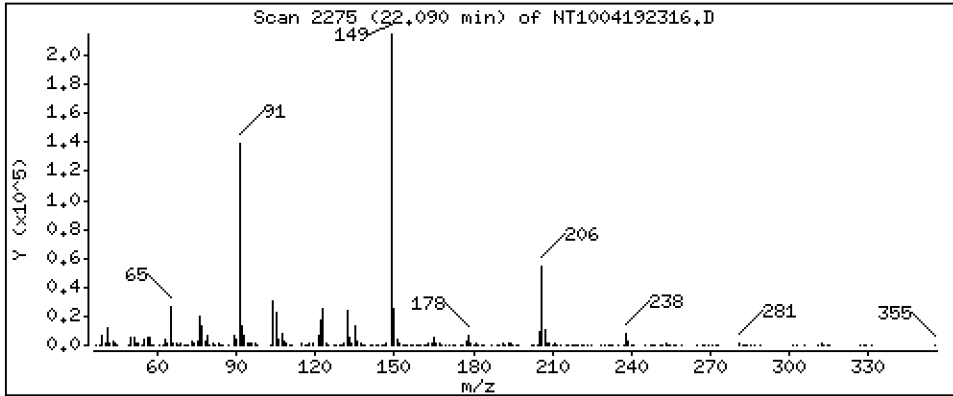
Operator: VTS

Column phase: ZB-5msi

Column diameter: 0,25

67 Butylbenzylphthalate

Concentration: 4,857 ug/mL



Date : 19-APR-2023 20:55

Client ID:

Instrument: nt10.i

Sample Info: SLD0254-CCV1

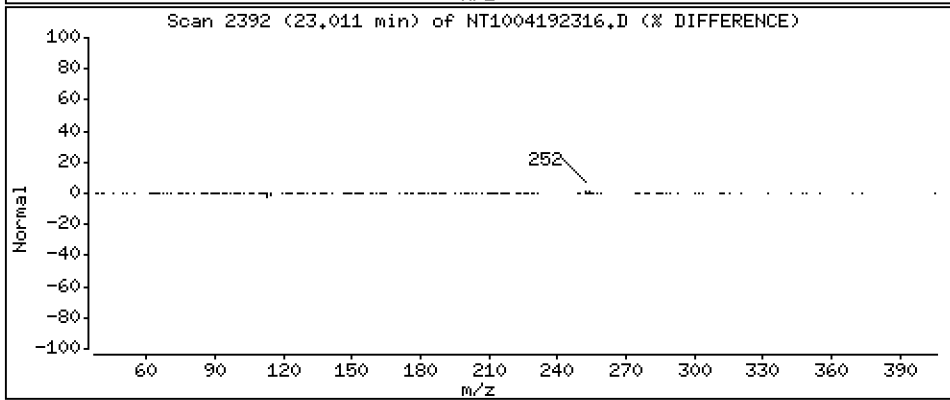
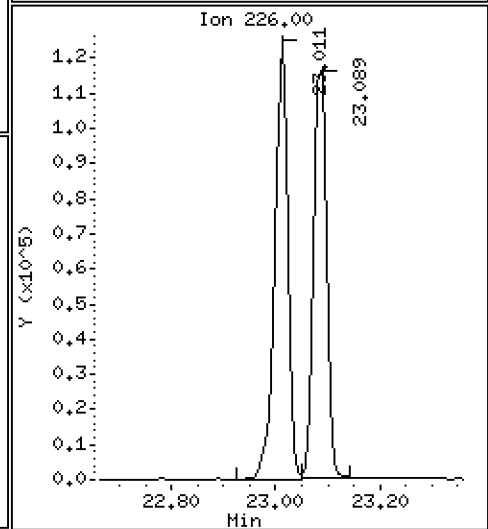
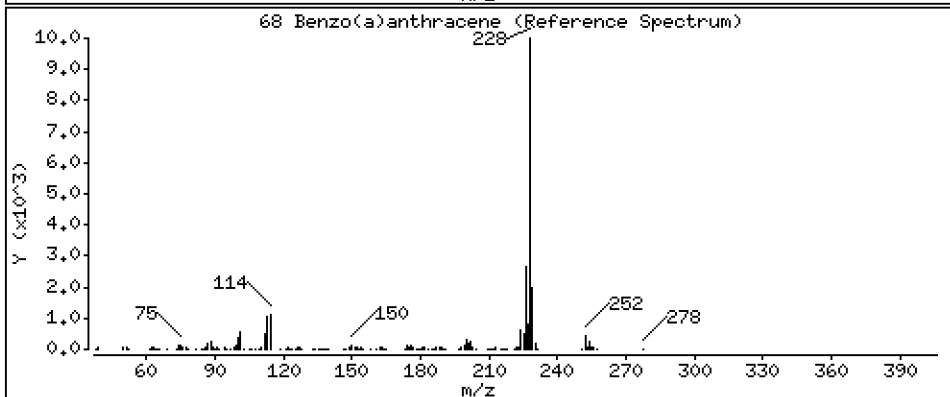
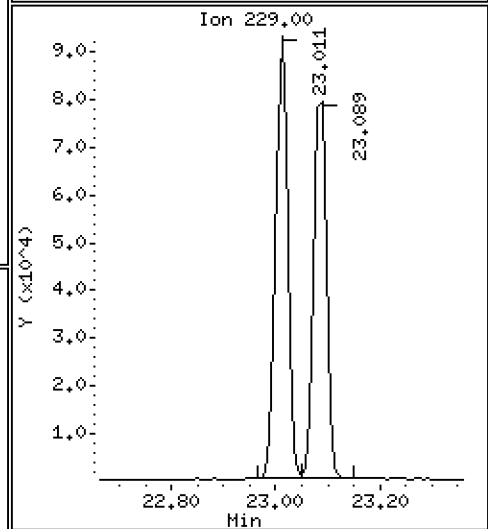
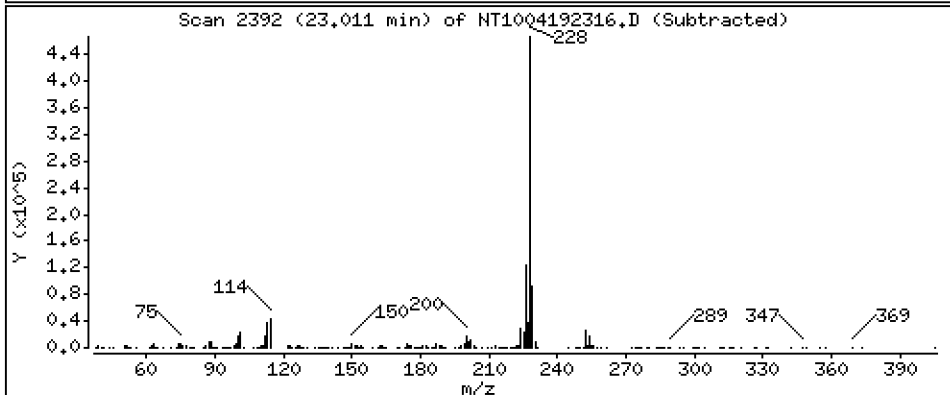
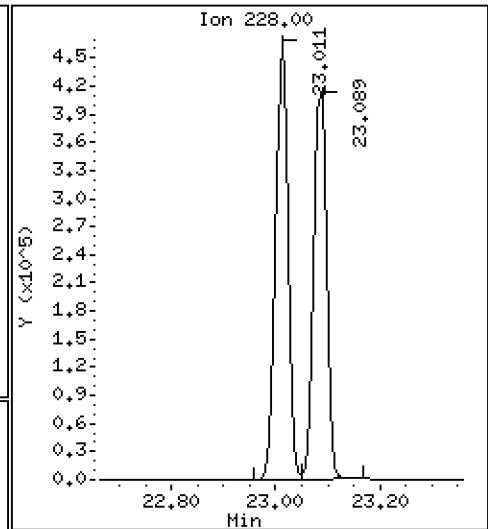
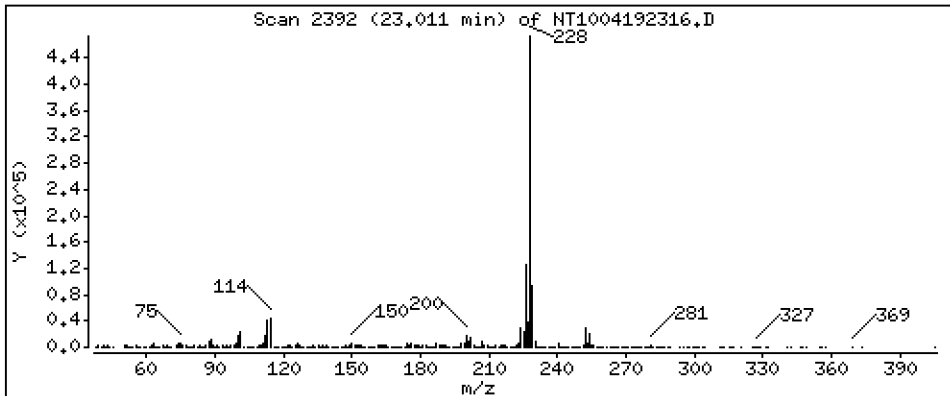
Operator: VTS

Column phase: ZB-5msi

Column diameter: 0,25

68 Benzo(a)anthracene

Concentration: 4,486 ug/mL



Date : 19-APR-2023 20:55

Client ID:

Instrument: nt10.i

Sample Info: SLD0254-CCV1

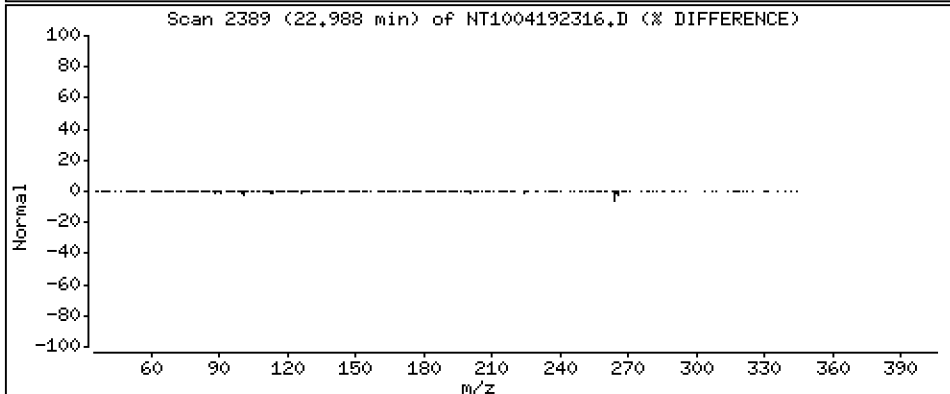
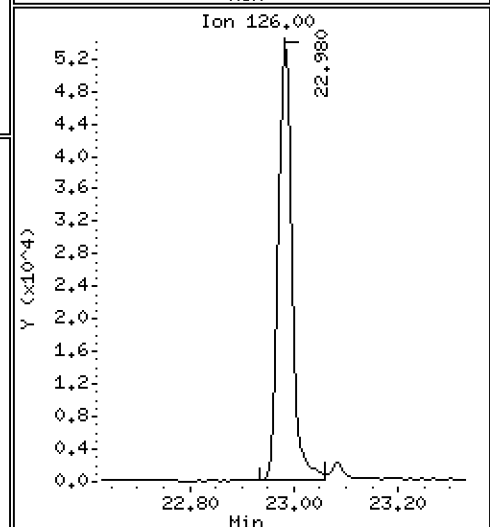
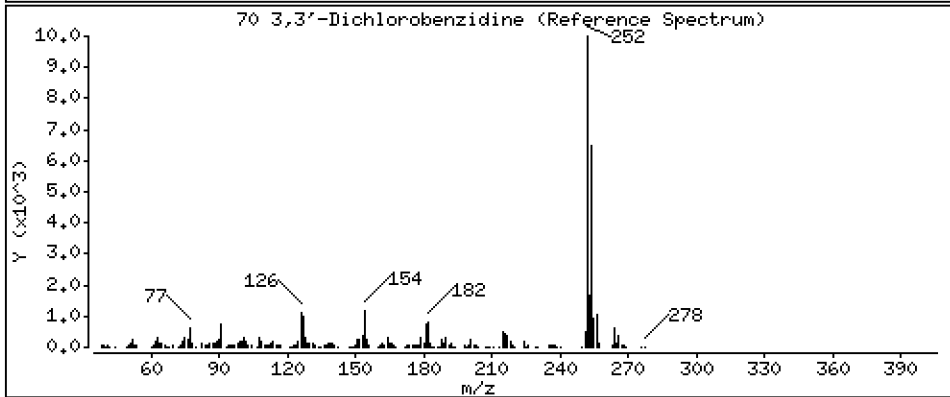
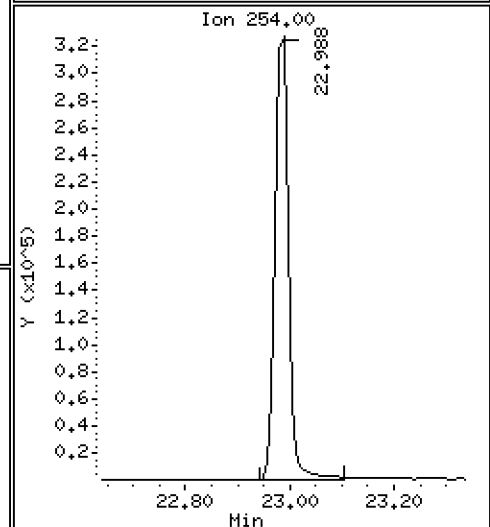
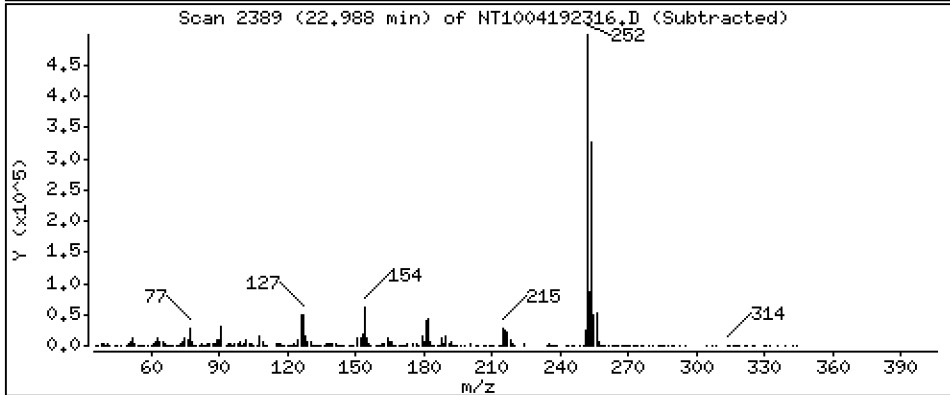
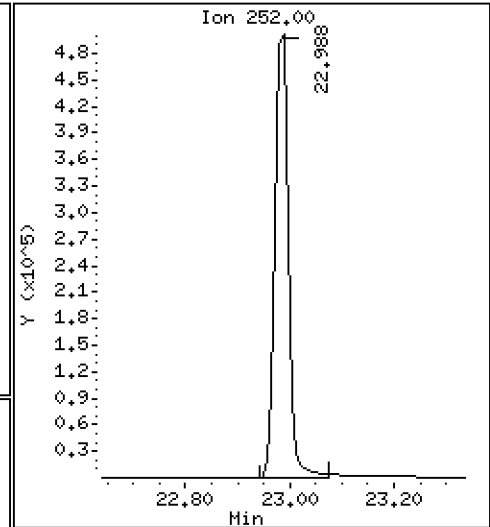
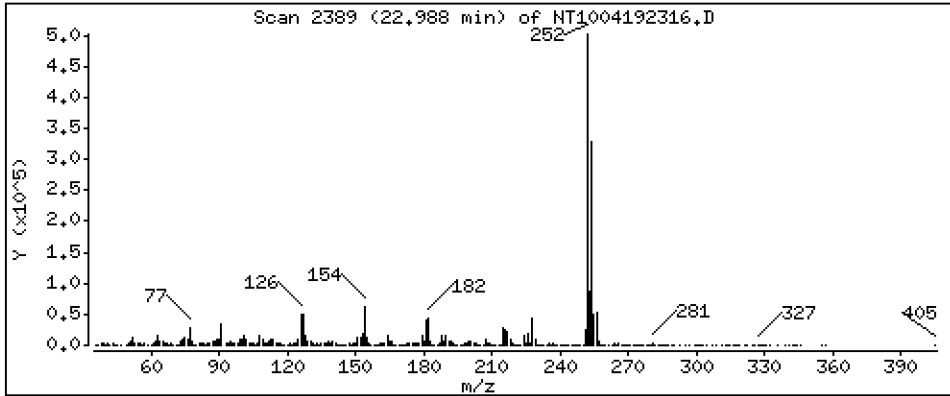
Operator: VTS

Column phase: ZB-5msi

Column diameter: 0,25

70 3,3'-Dichlorobenzidine

Concentration: 16,37 ug/mL



Date : 19-APR-2023 20:55

Client ID:

Instrument: nt10.i

Sample Info: SLD0254-CCV1

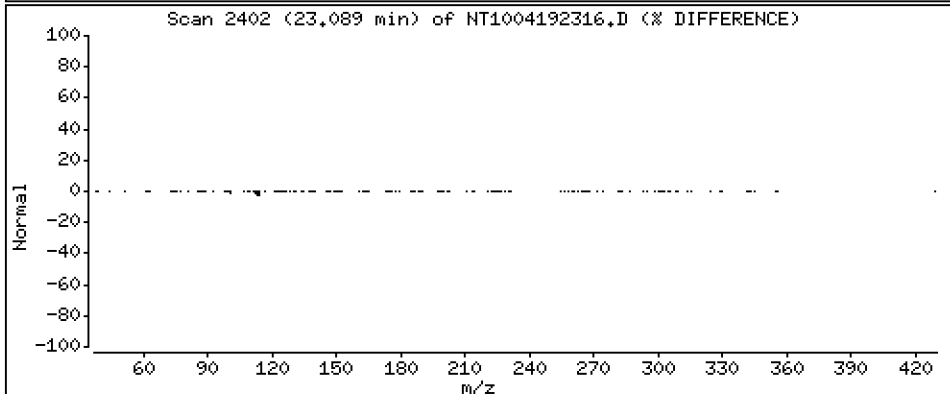
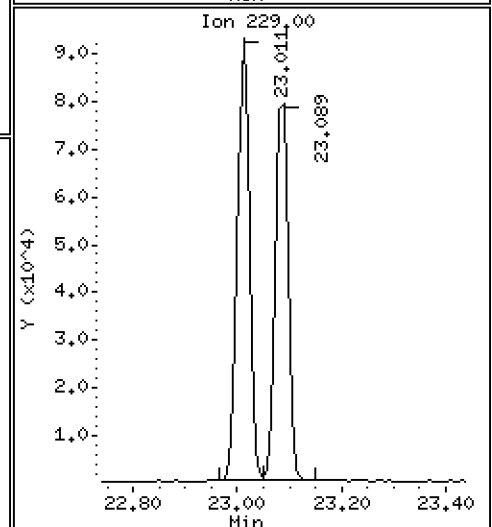
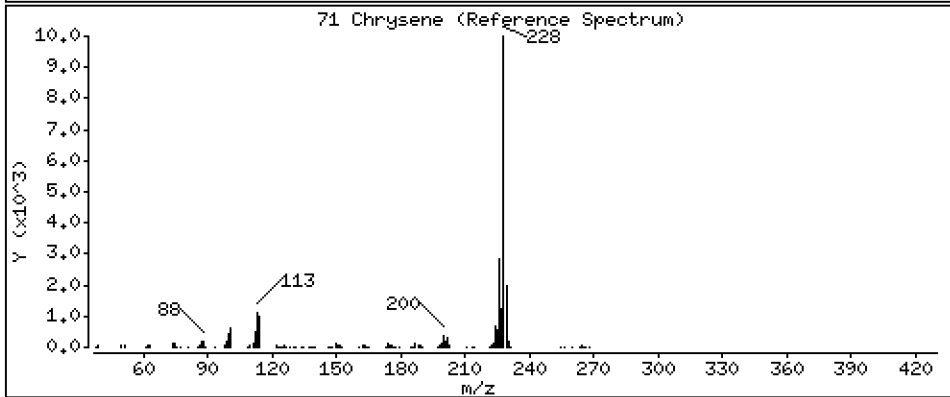
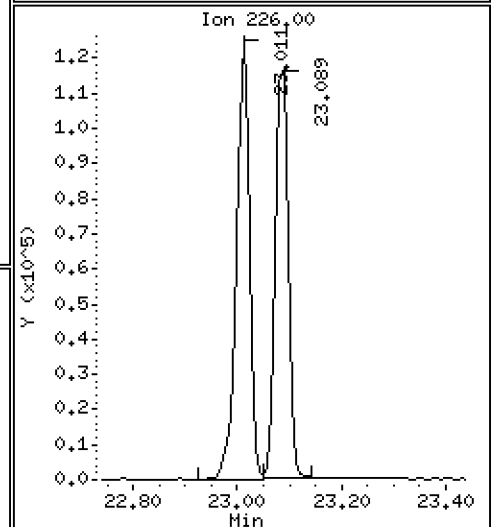
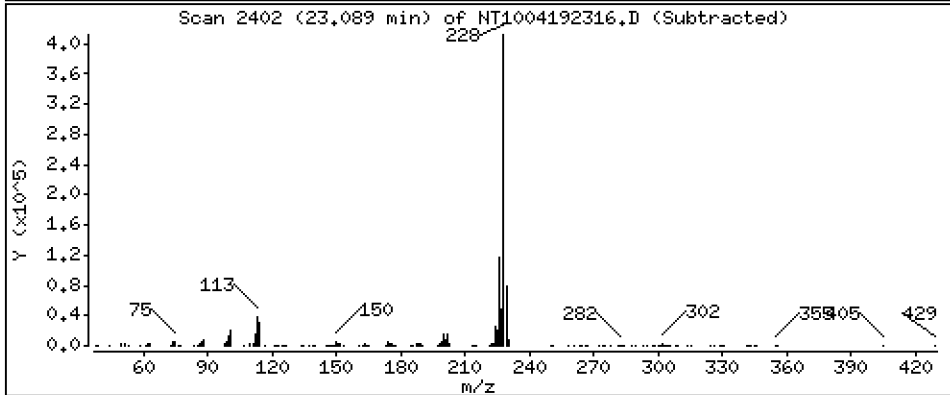
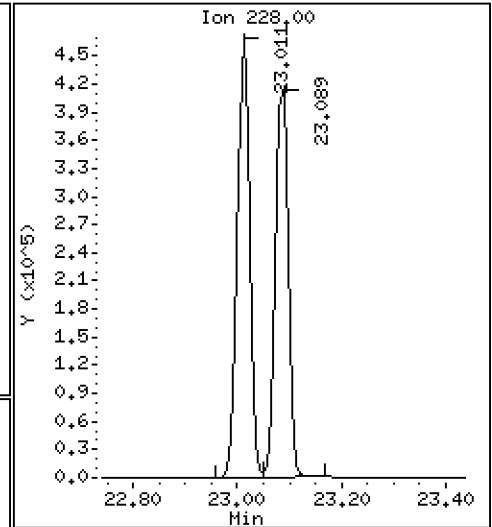
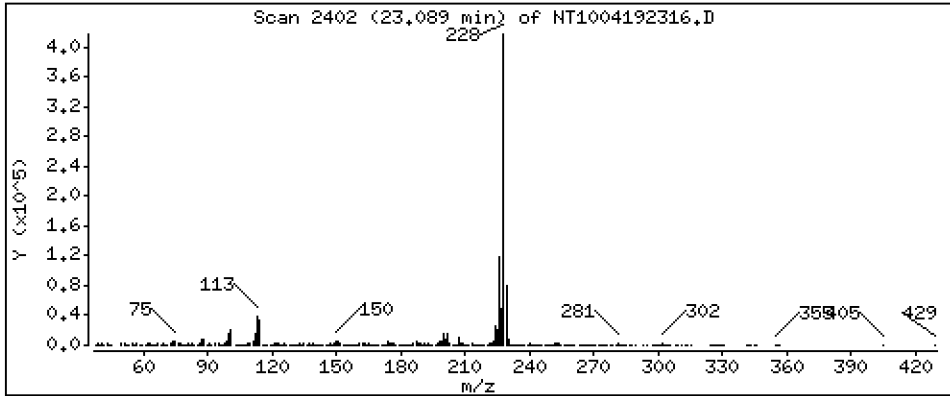
Operator: VTS

Column phase: ZB-5msi

Column diameter: 0,25

71 Chrysene

Concentration: 4,237 ug/mL



Date : 19-APR-2023 20:55

Client ID:

Instrument: nt10.i

Sample Info: SLD0254-CCV1

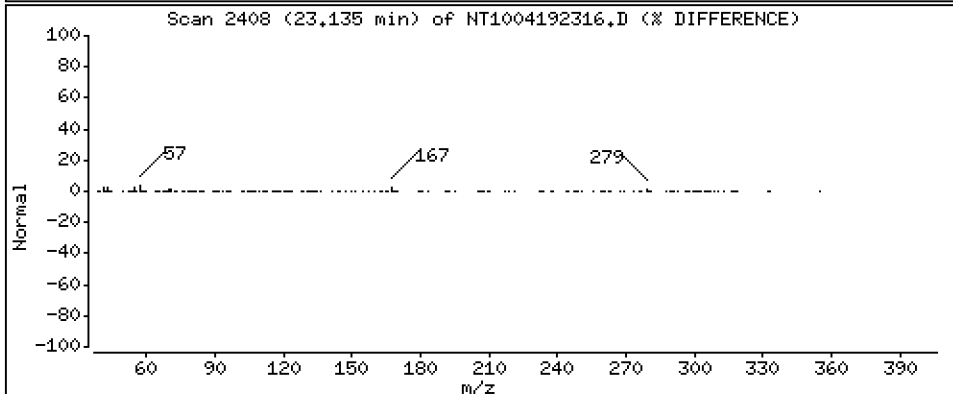
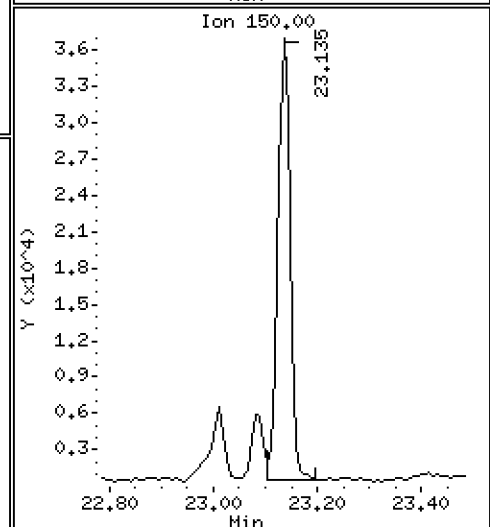
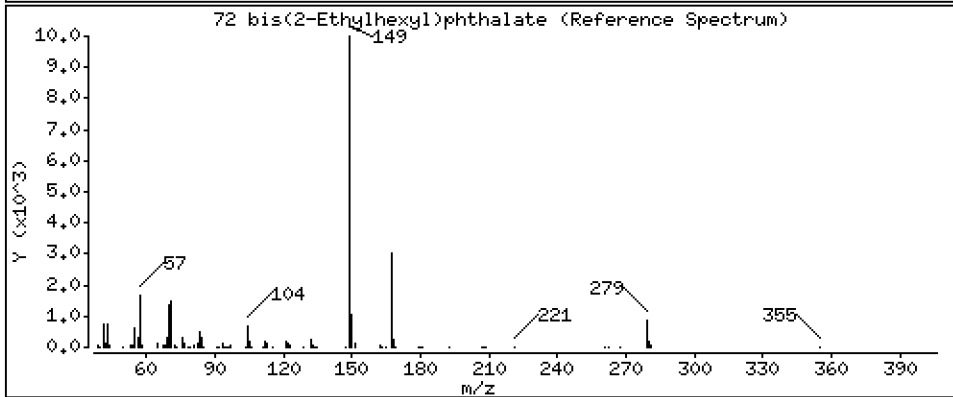
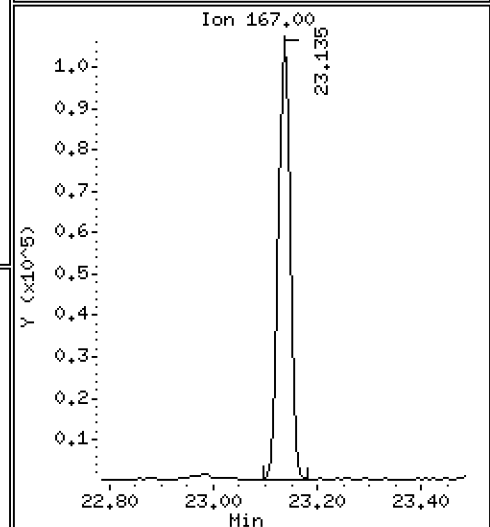
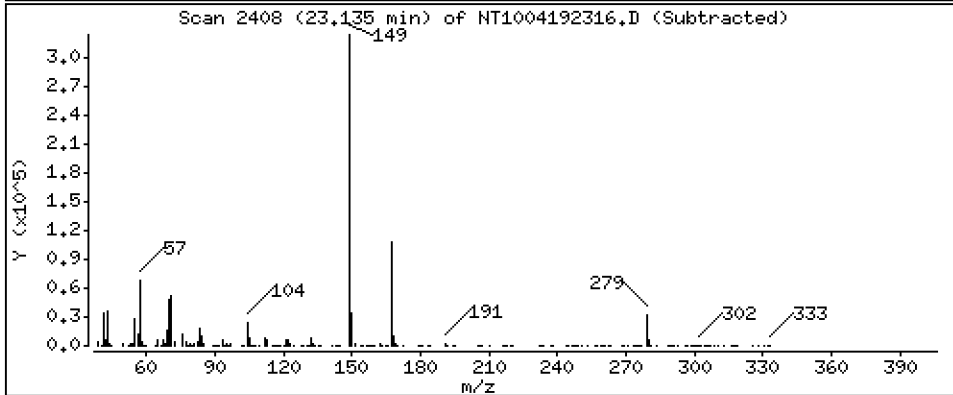
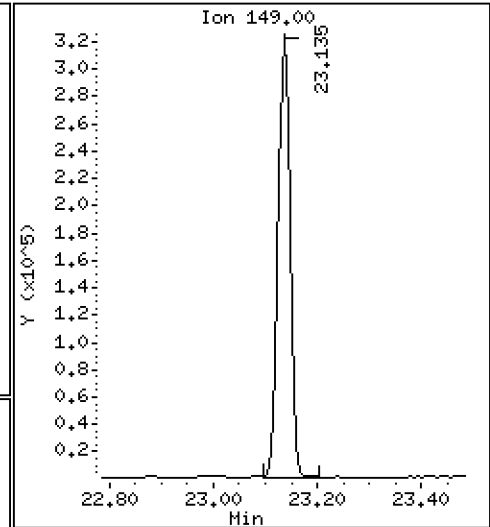
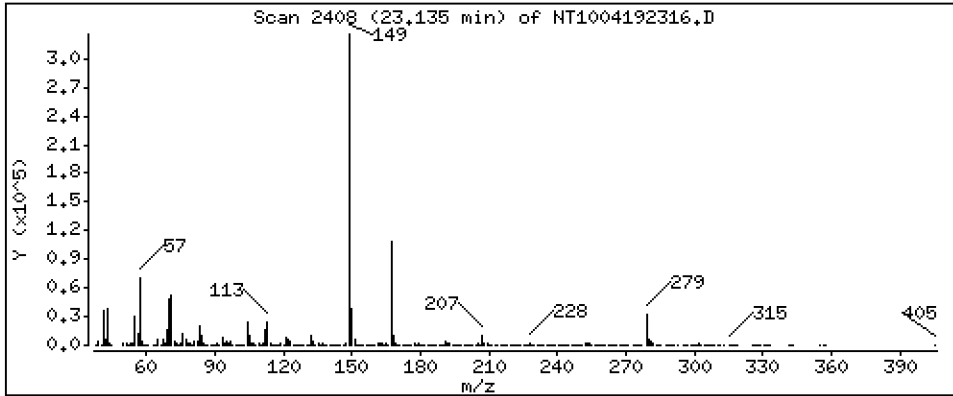
Operator: VTS

Column phase: ZB-5msi

Column diameter: 0,25

72 bis(2-Ethylhexyl)phthalate

Concentration: 4,523 ug/mL



Date : 19-APR-2023 20:55

Client ID:

Instrument: nt10.i

Sample Info: SLD0254-CCV1

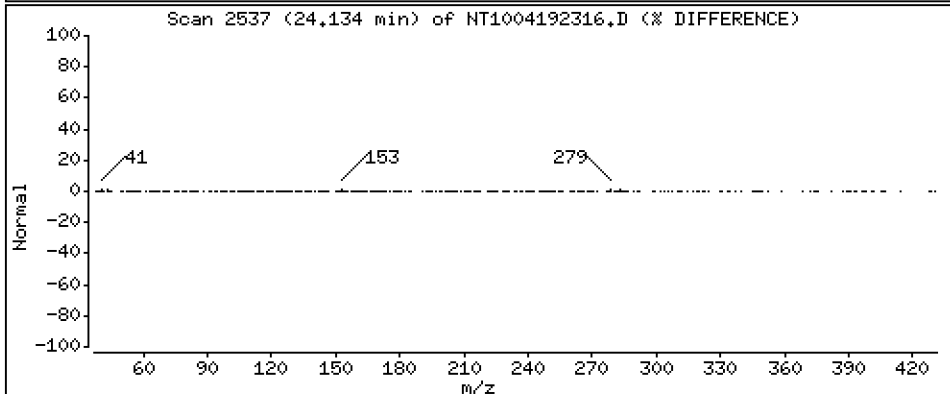
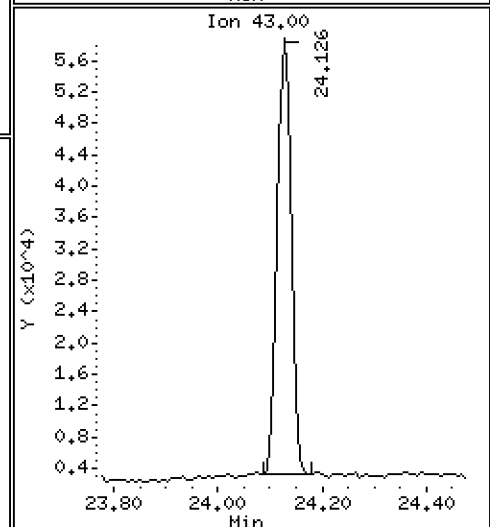
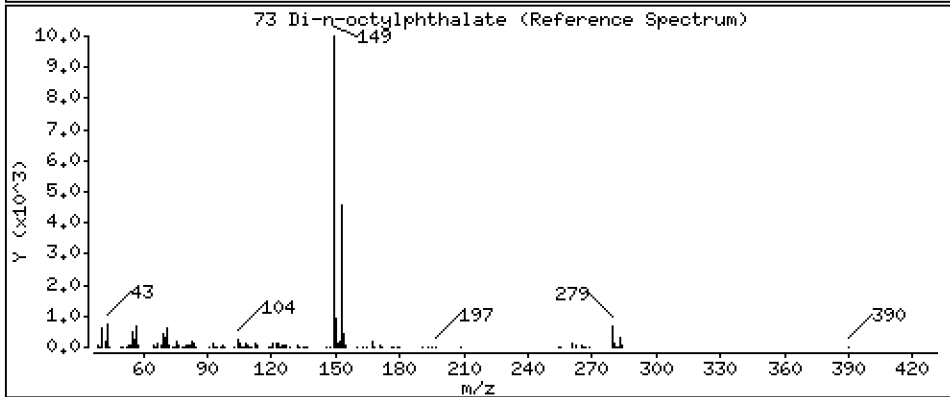
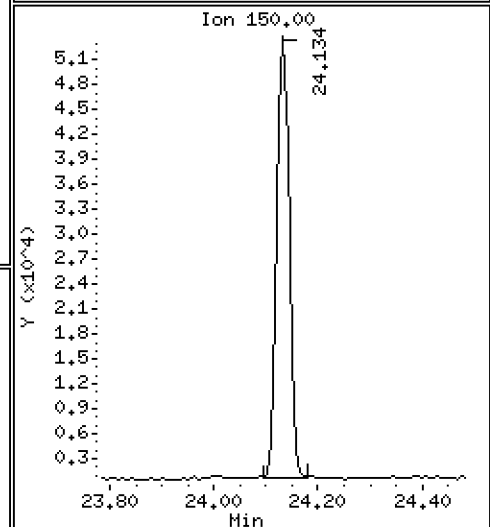
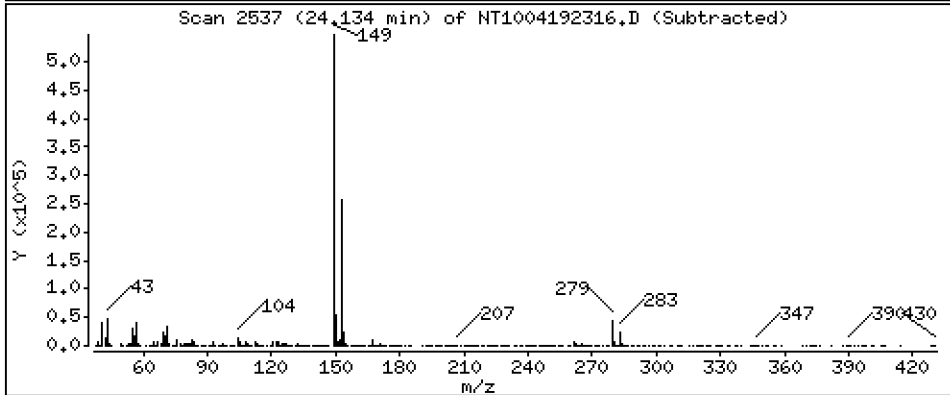
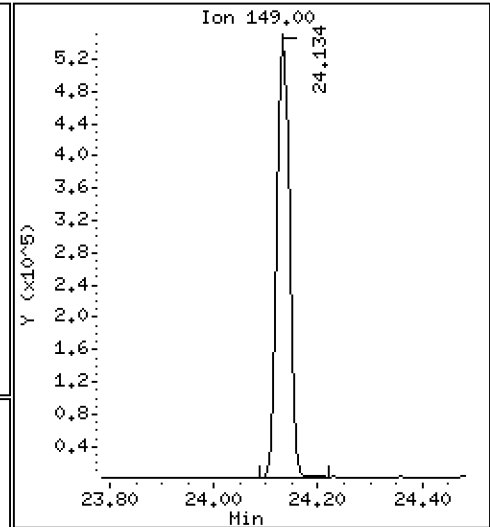
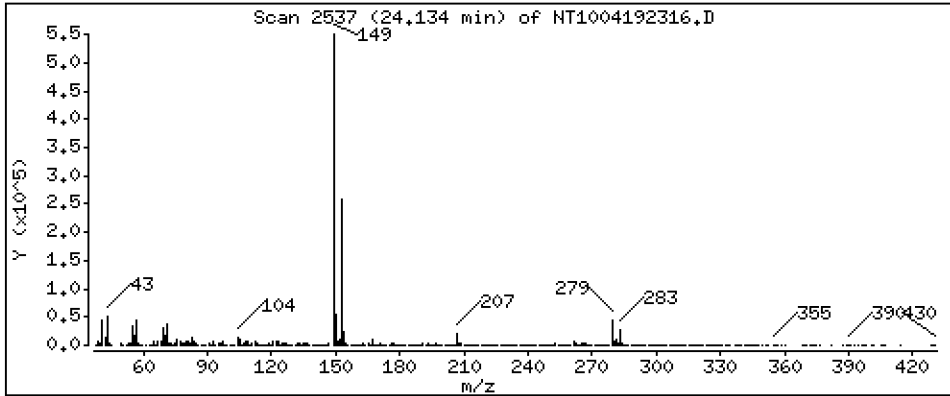
Operator: VTS

Column phase: ZB-5msi

Column diameter: 0,25

73 Di-n-octylphthalate

Concentration: 4,505 ug/mL



Date : 19-APR-2023 20:55

Client ID:

Instrument: nt10.i

Sample Info: SLD0254-CCV1

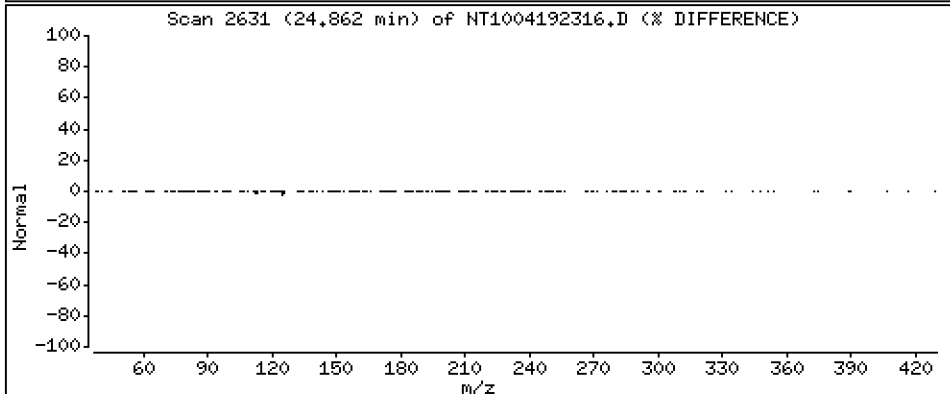
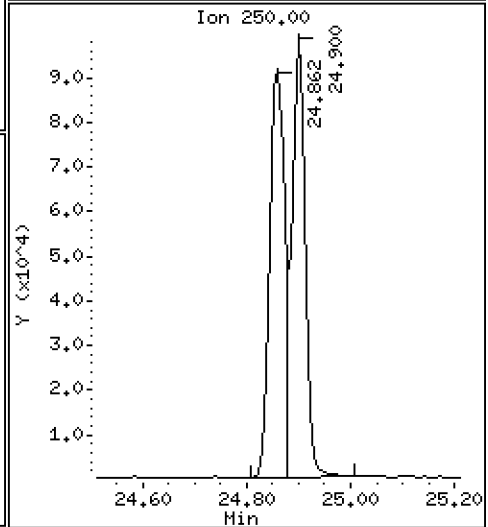
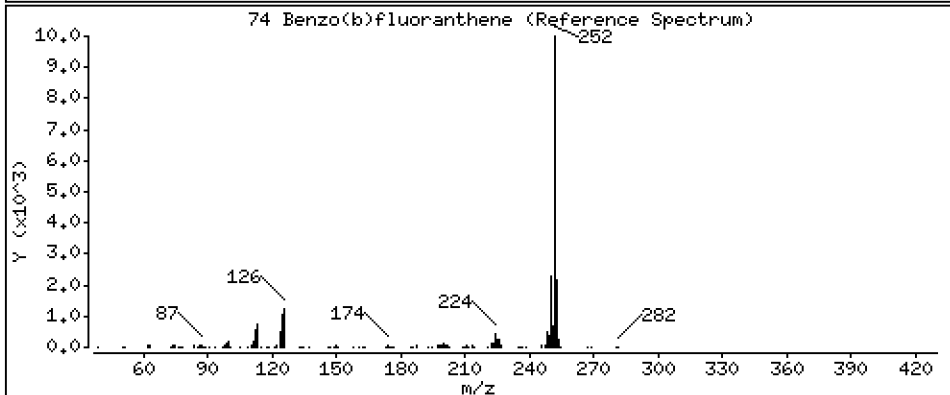
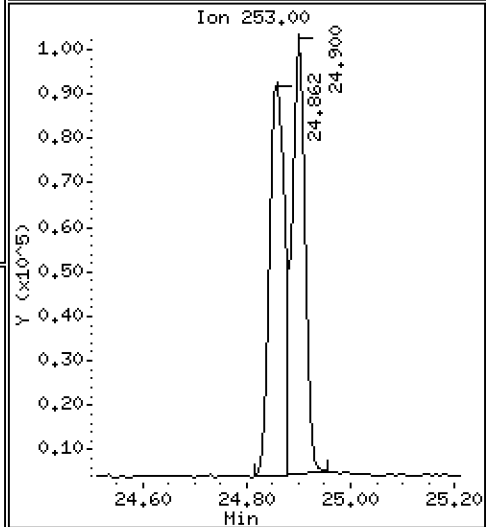
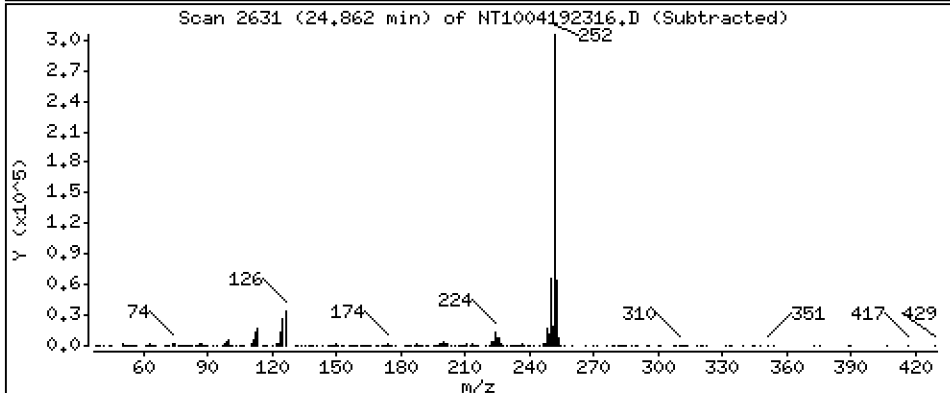
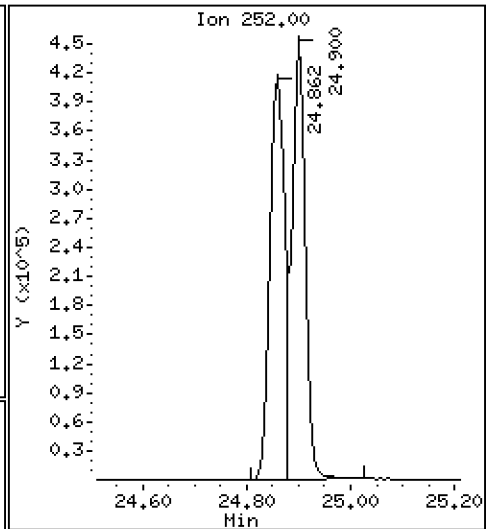
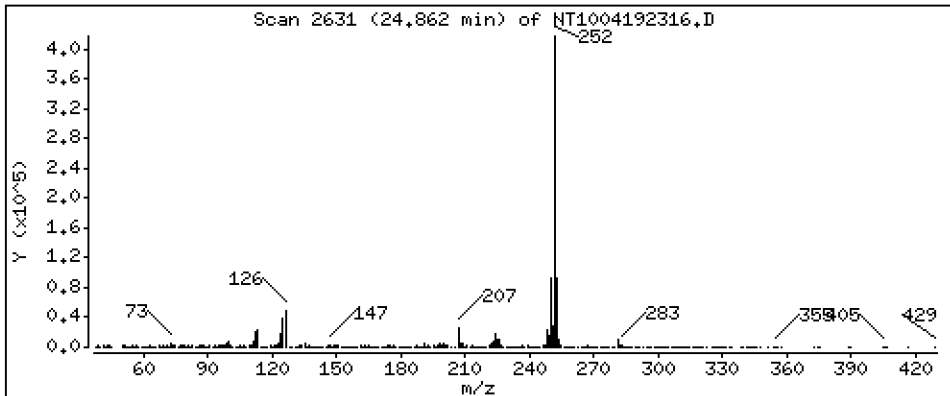
Operator: VTS

Column phase: ZB-5msi

Column diameter: 0,25

74 Benzo(b)fluoranthene

Concentration: 4,358 ug/mL



Date : 19-APR-2023 20:55

Client ID:

Instrument: nt10.i

Sample Info: SLD0254-CCV1

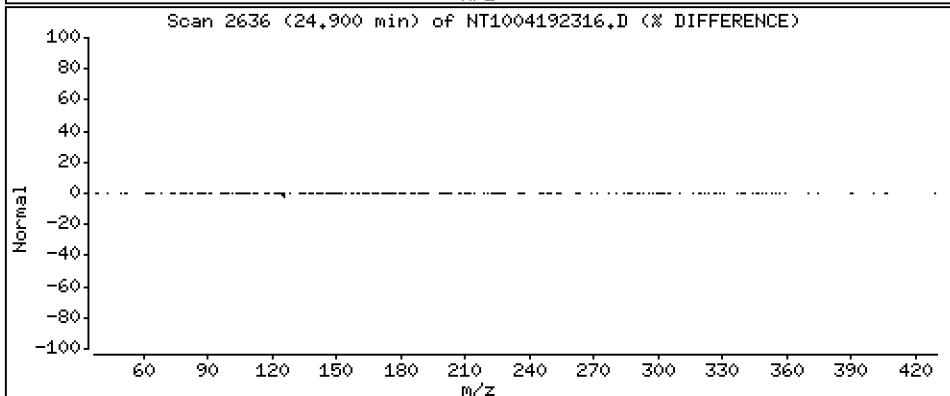
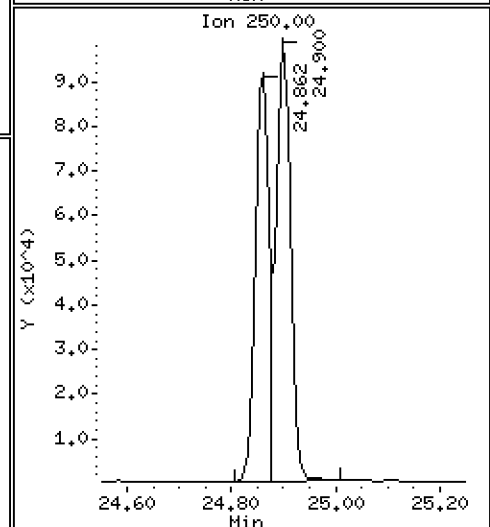
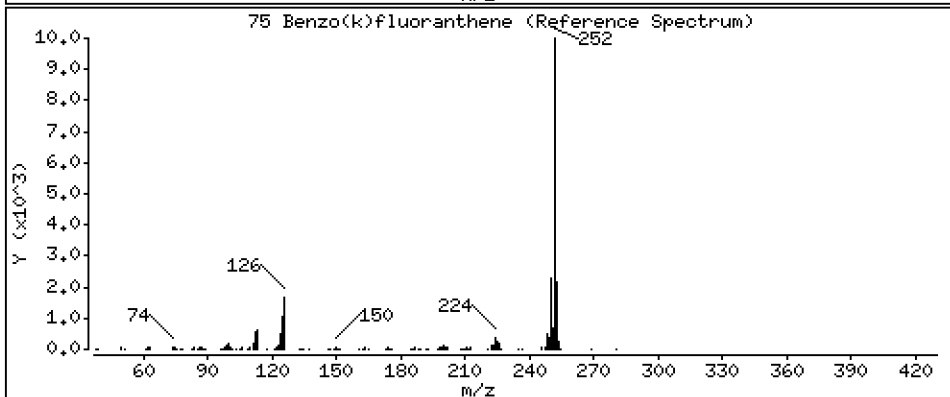
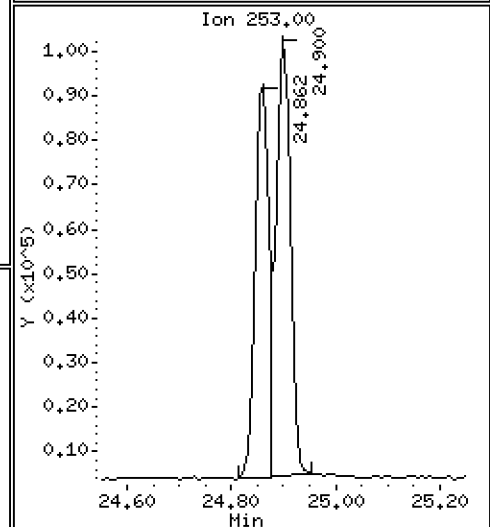
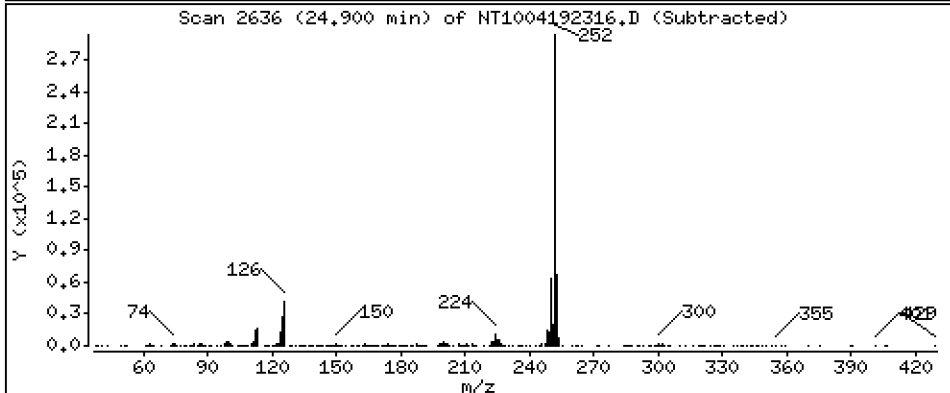
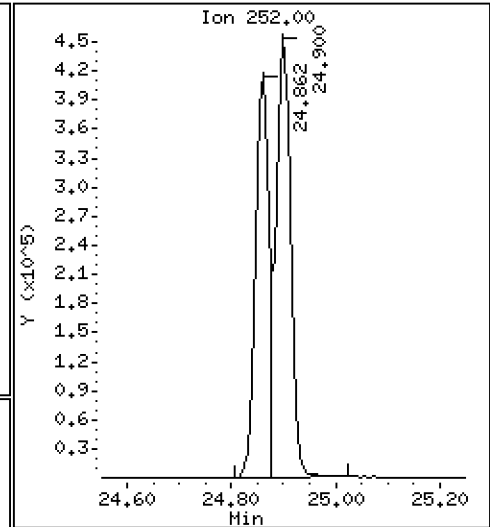
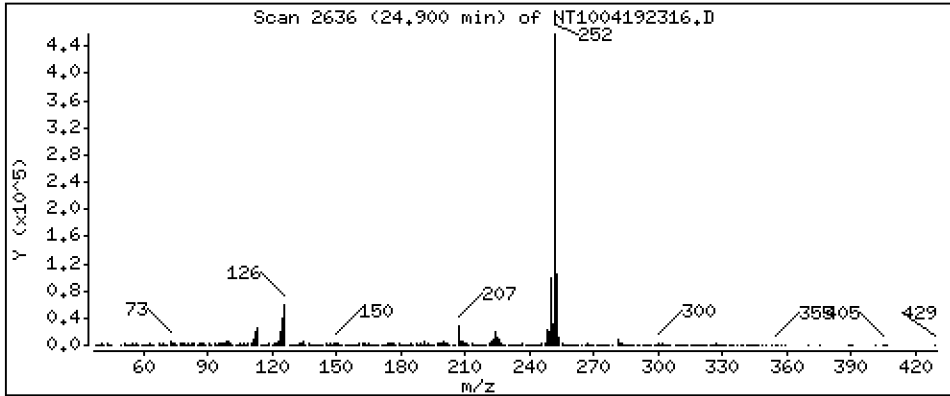
Operator: VTS

Column phase: ZB-5msi

Column diameter: 0,25

75 Benzo(k)fluoranthene

Concentration: 4,876 ug/mL



Date : 19-APR-2023 20:55

Client ID:

Instrument: nt10.i

Sample Info: SLD0254-CCV1

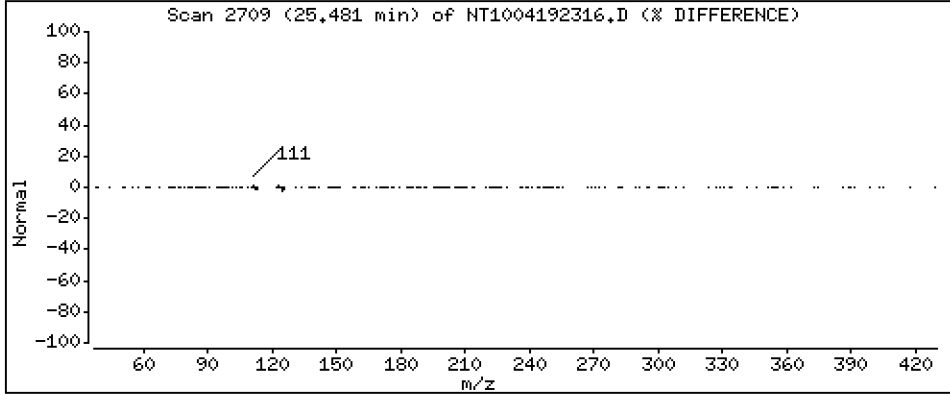
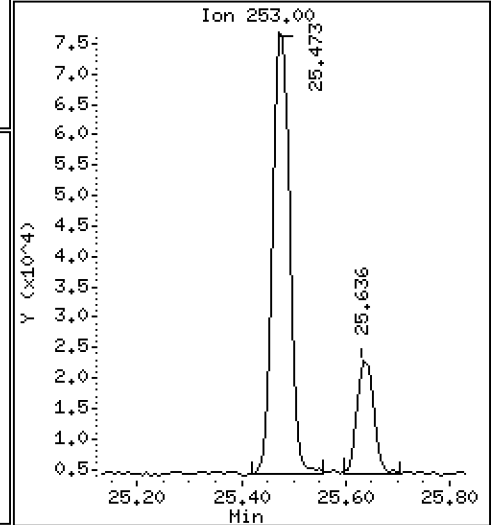
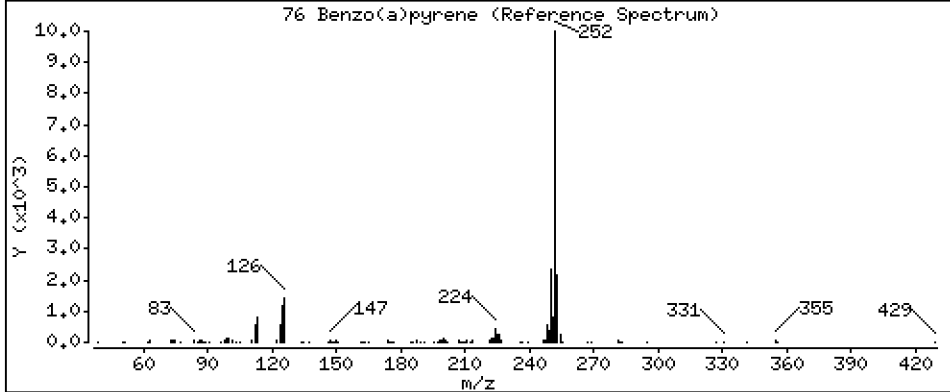
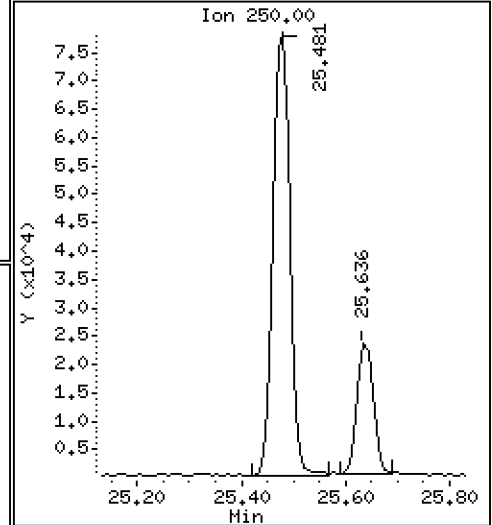
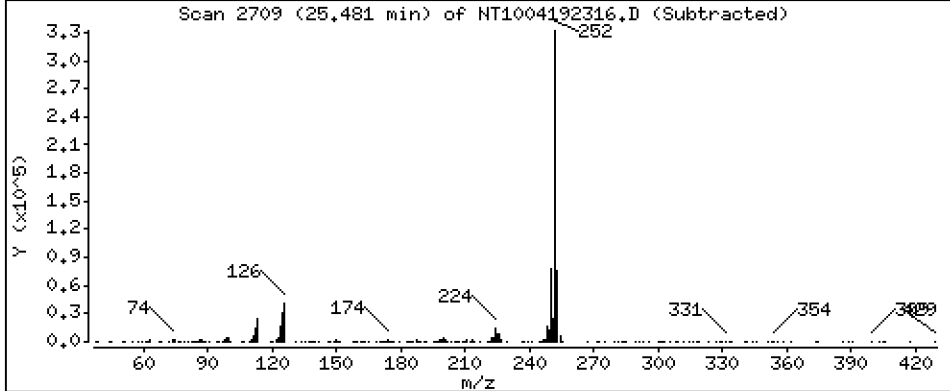
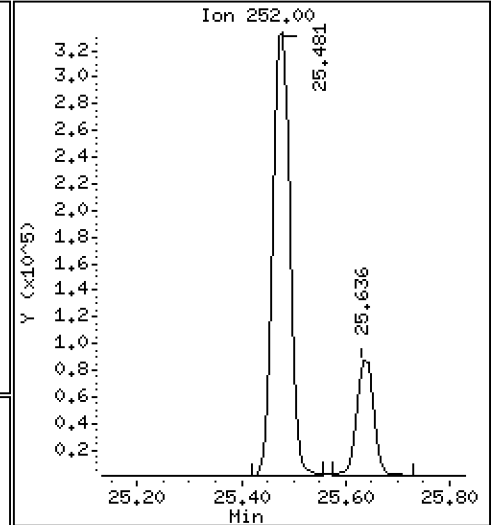
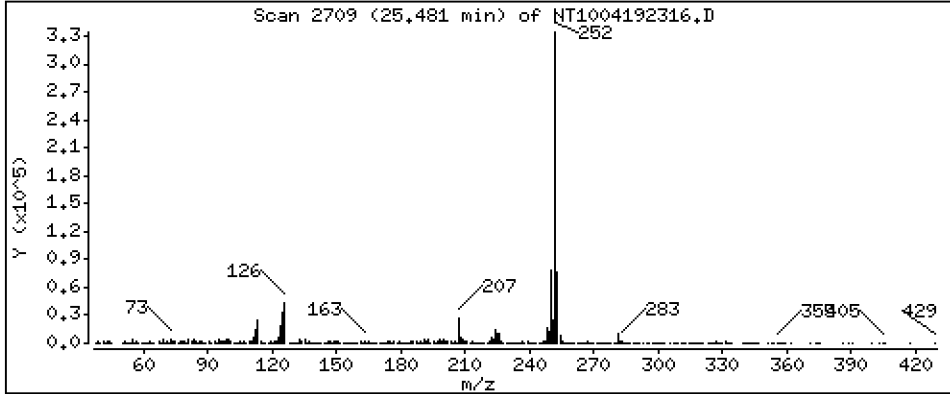
Operator: VTS

Column phase: ZB-5msi

Column diameter: 0,25

76 Benzo(a)pyrene

Concentration: 4,574 ug/mL



Date : 19-APR-2023 20:55

Client ID:

Instrument: nt10.i

Sample Info: SLD0254-CCV1

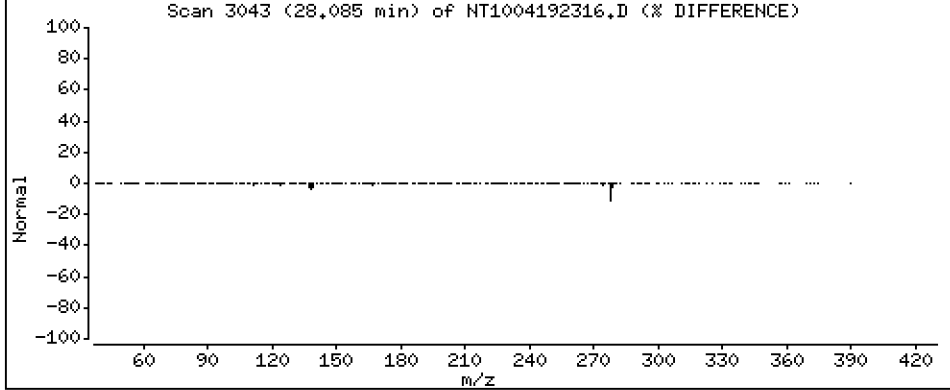
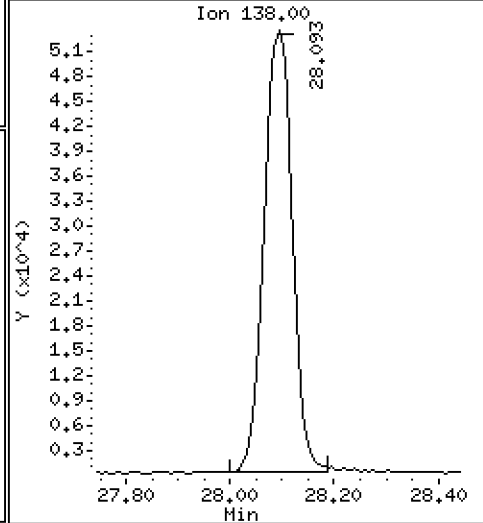
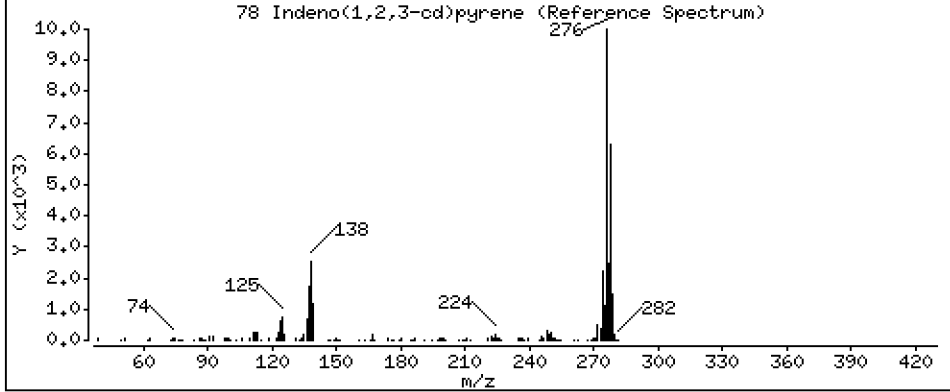
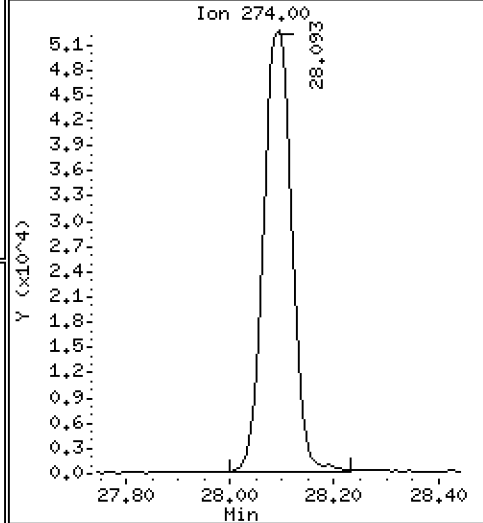
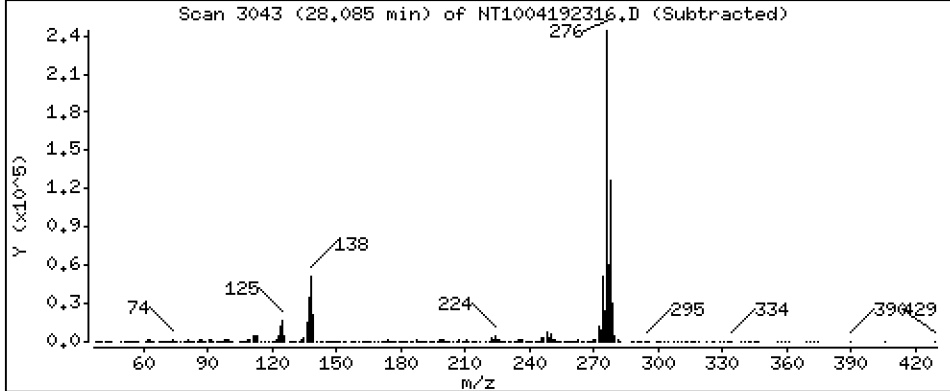
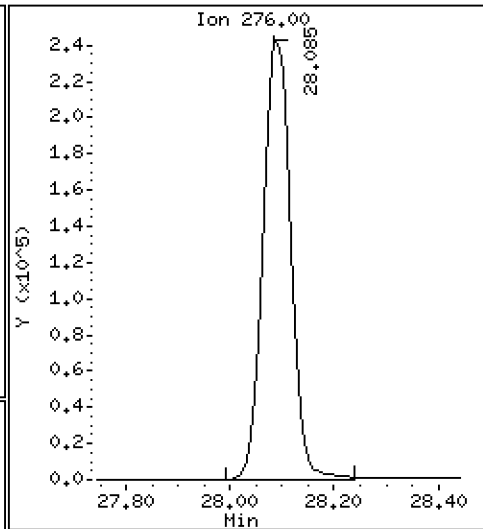
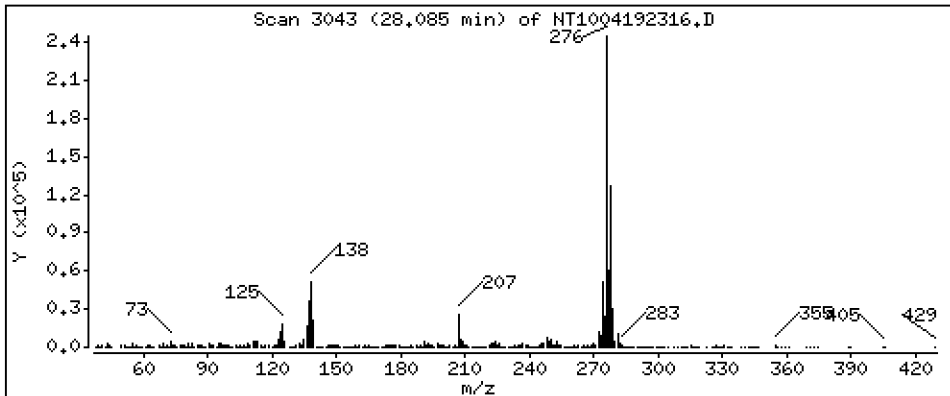
Operator: VTS

Column phase: ZB-5msi

Column diameter: 0,25

78 Indeno(1,2,3-cd)pyrene

Concentration: 4,330 ug/mL



Date : 19-APR-2023 20:55

Client ID:

Instrument: nt10.i

Sample Info: SLD0254-CCV1

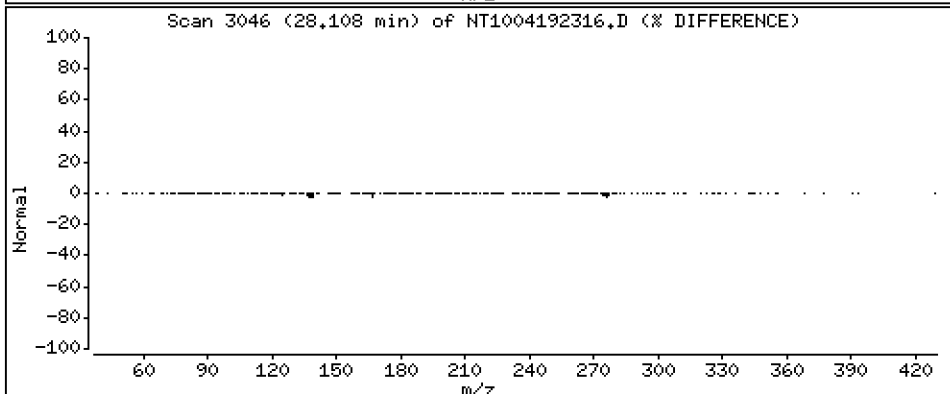
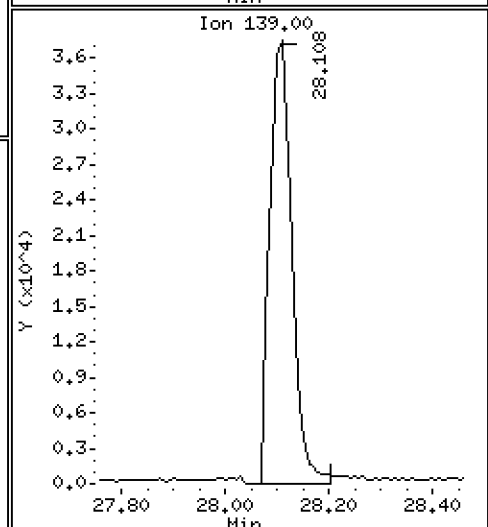
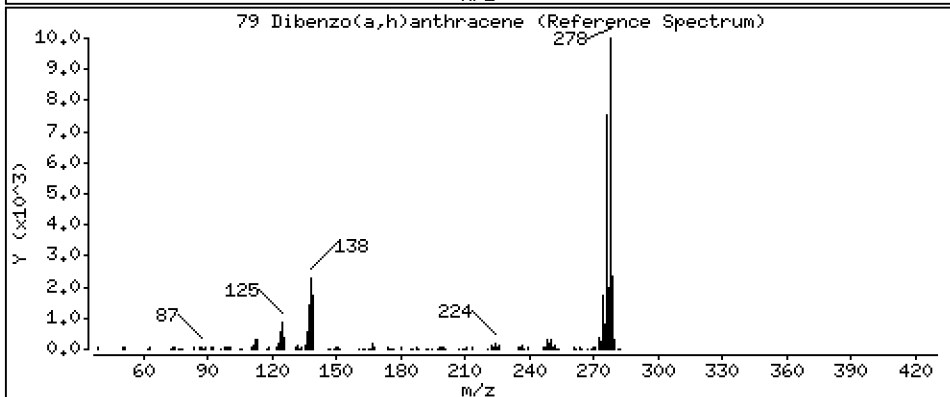
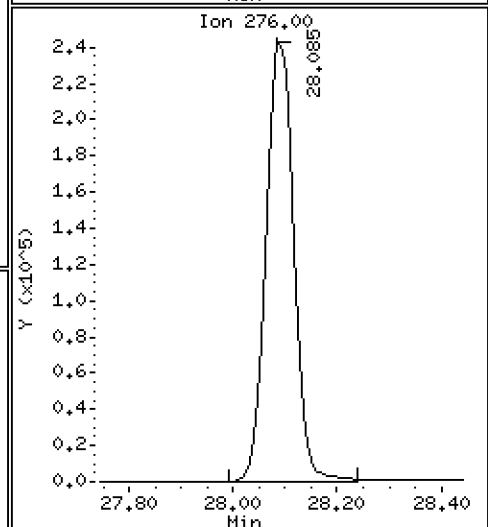
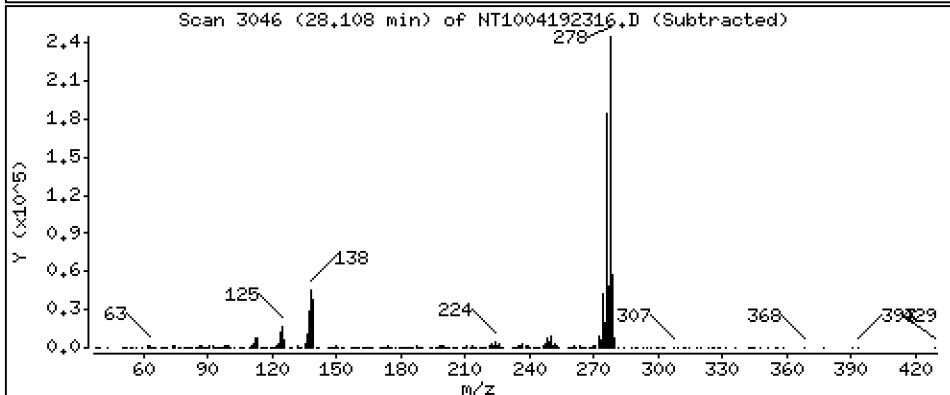
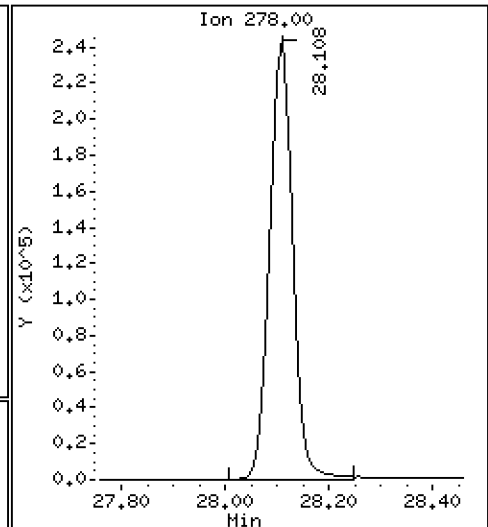
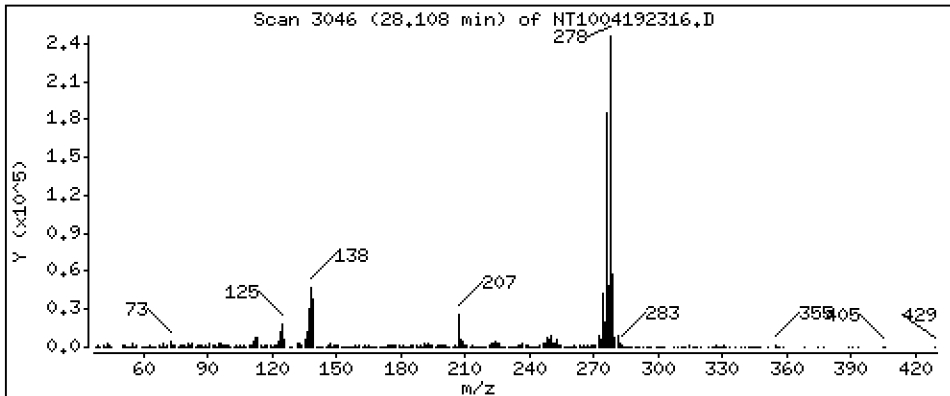
Operator: VTS

Column phase: ZB-5msi

Column diameter: 0,25

79 Dibenzo(a,h)anthracene

Concentration: 4,342 ug/mL



Date : 19-APR-2023 20:55

Client ID:

Instrument: nt10.i

Sample Info: SLD0254-CCV1

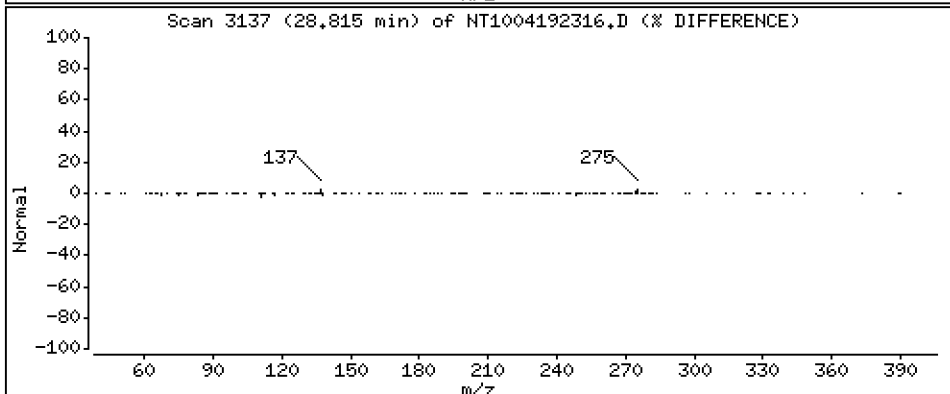
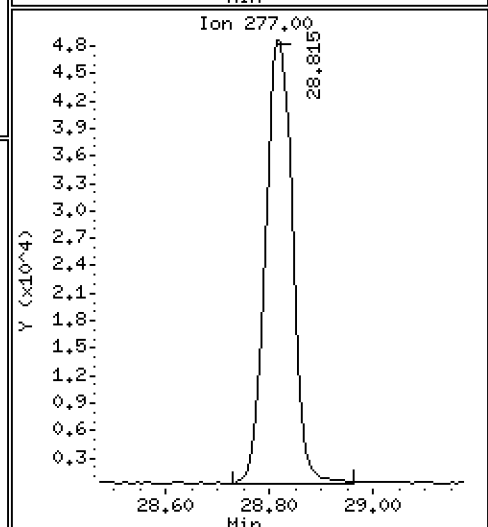
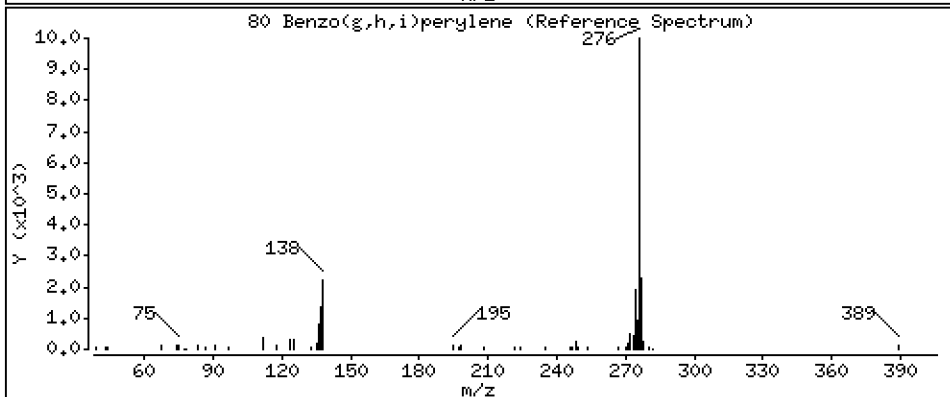
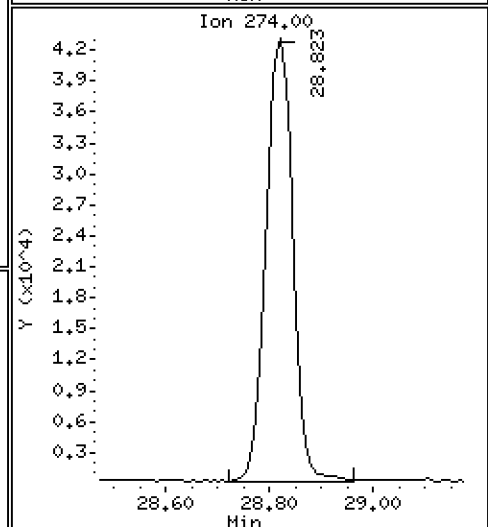
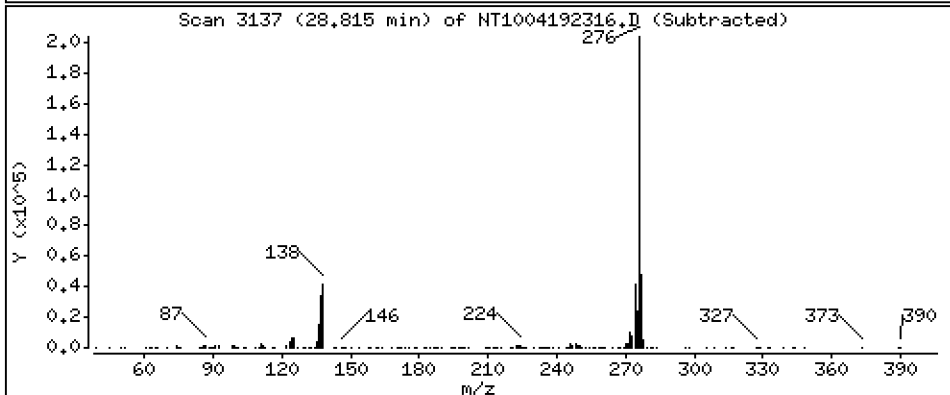
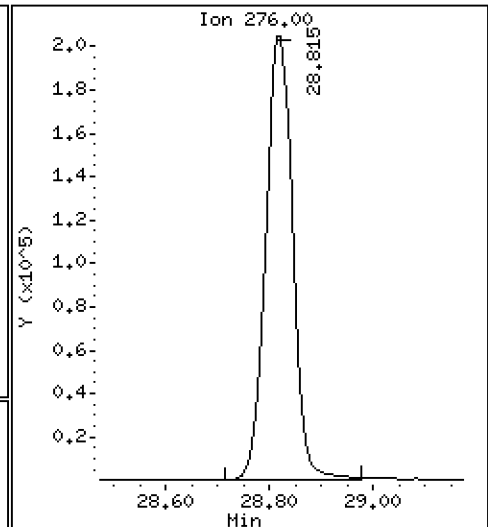
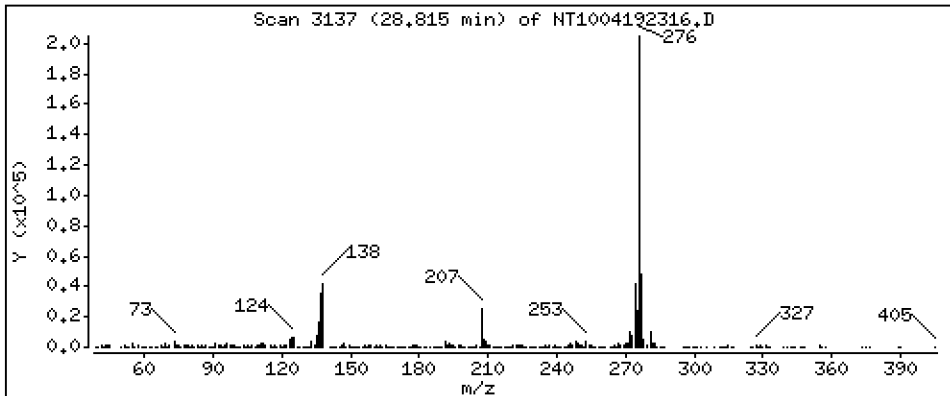
Operator: VTS

Column phase: ZB-5msi

Column diameter: 0,25

80 Benzo(g,h,i)perylene

Concentration: 4,099 ug/mL



Date : 19-APR-2023 20:55

Client ID:

Instrument: nt10.i

Sample Info: SLD0254-CCV1

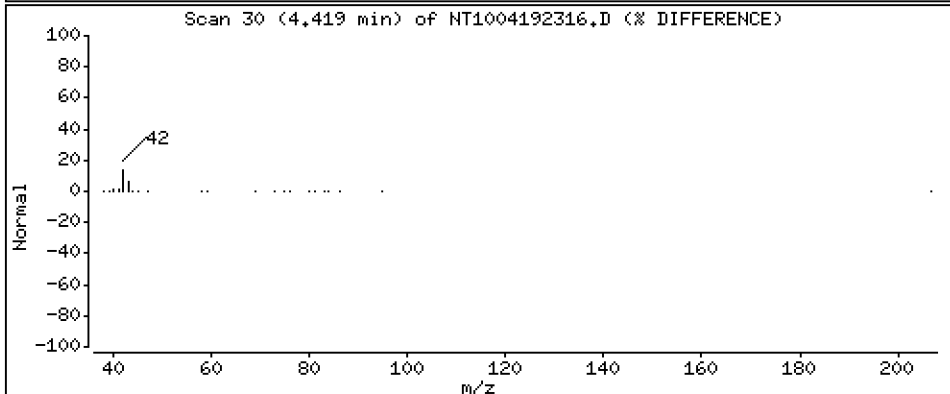
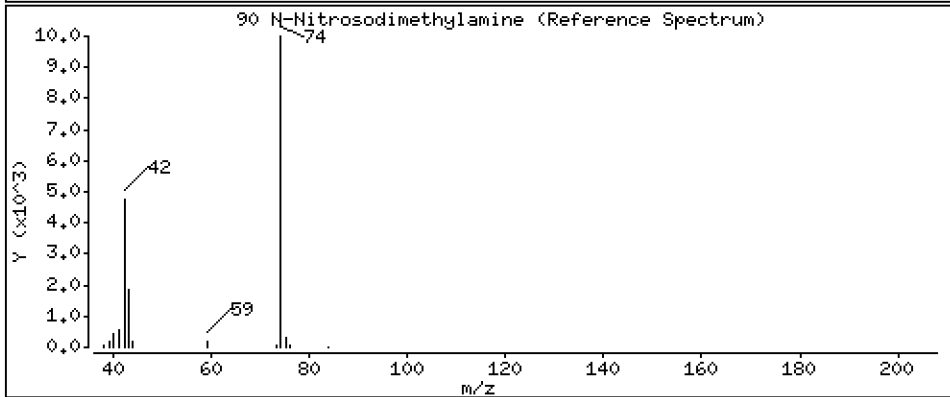
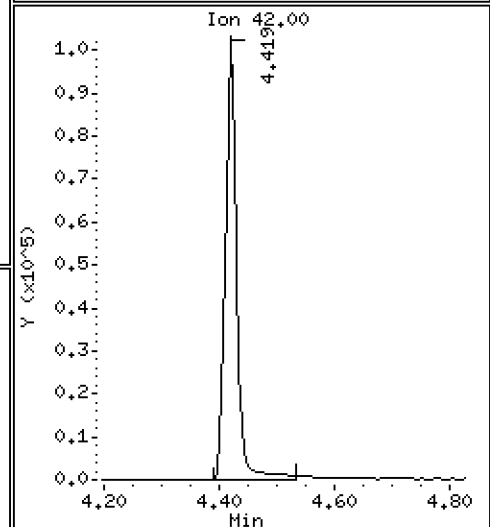
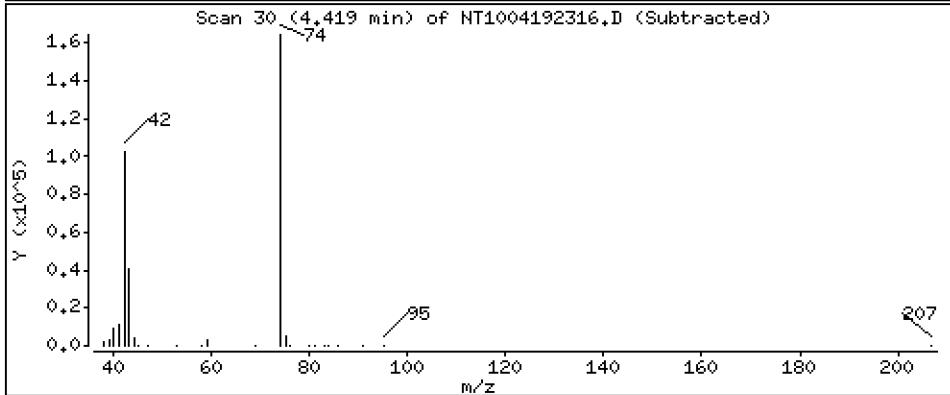
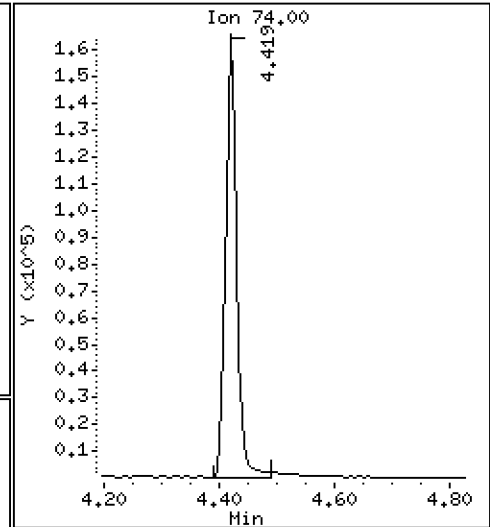
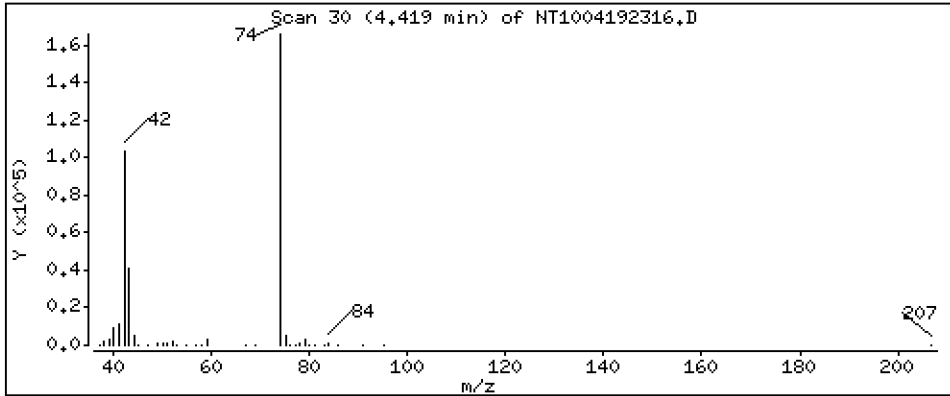
Operator: VTS

Column phase: ZB-5msi

Column diameter: 0,25

90 N-Nitrosodimethylamine

Concentration: 8,368 ug/mL



Date : 19-APR-2023 20:55

Client ID:

Instrument: nt10.i

Sample Info: SLD0254-CCV1

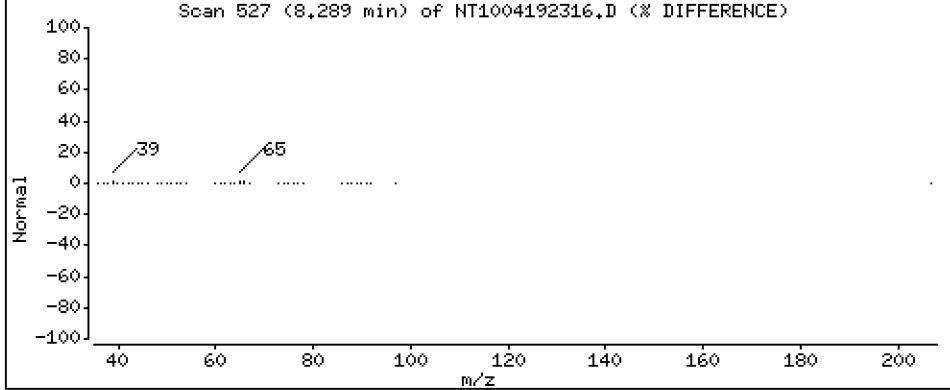
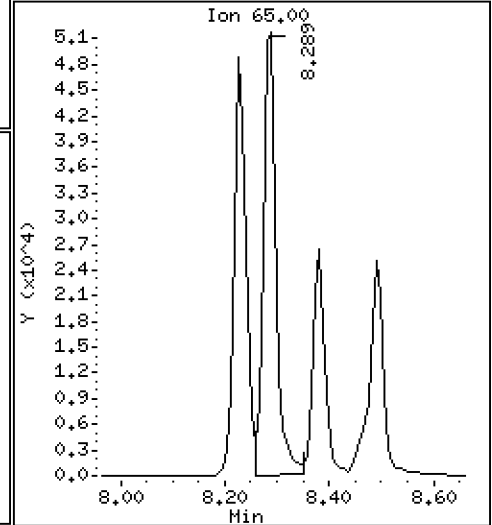
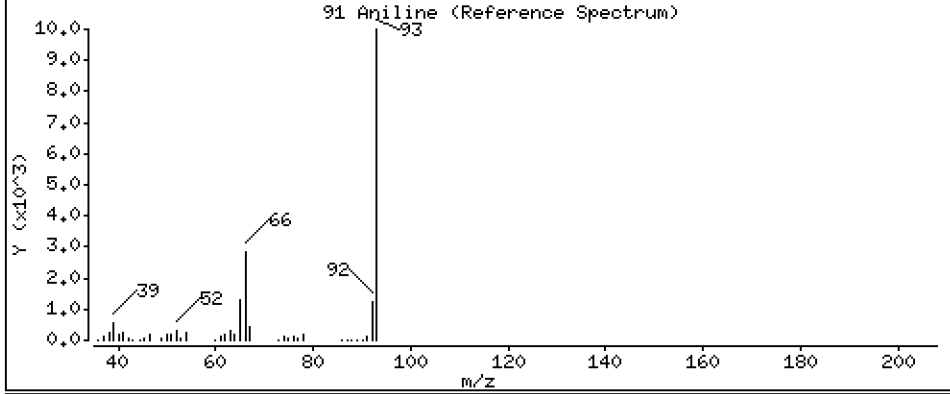
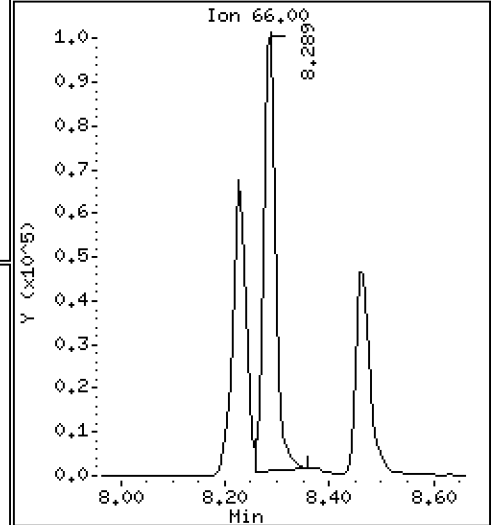
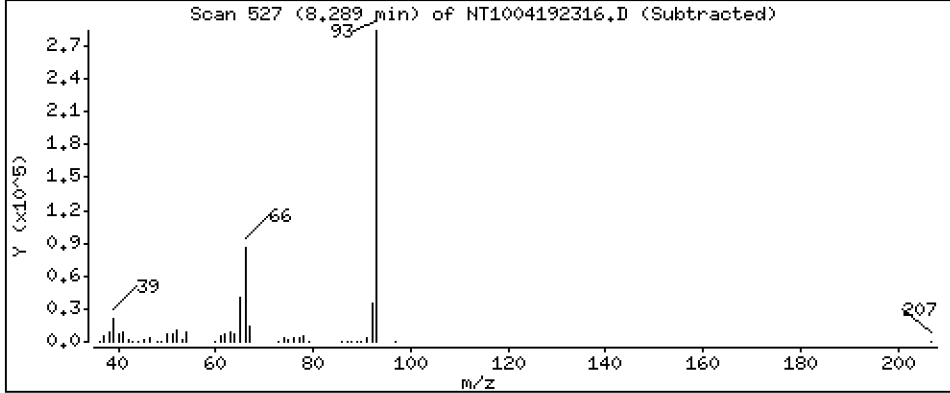
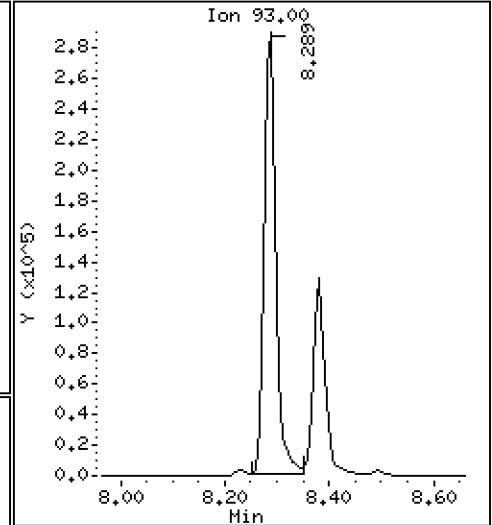
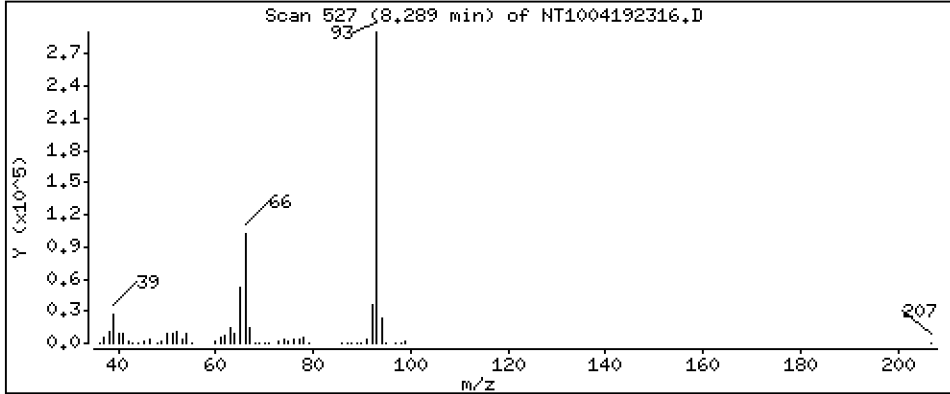
Operator: VTS

Column phase: ZB-5msi

Column diameter: 0.25

91 Aniline

Concentration: 7.858 ug/mL



Date : 19-APR-2023 20:55

Client ID:

Instrument: nt10.i

Sample Info: SLD0254-CCV1

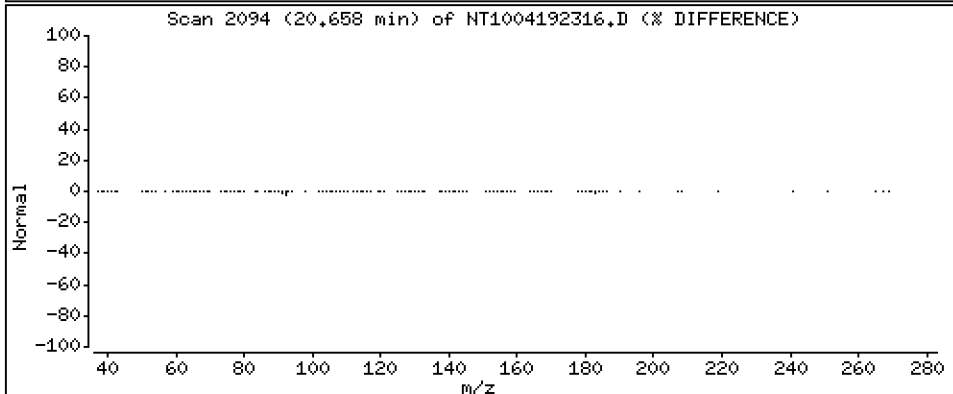
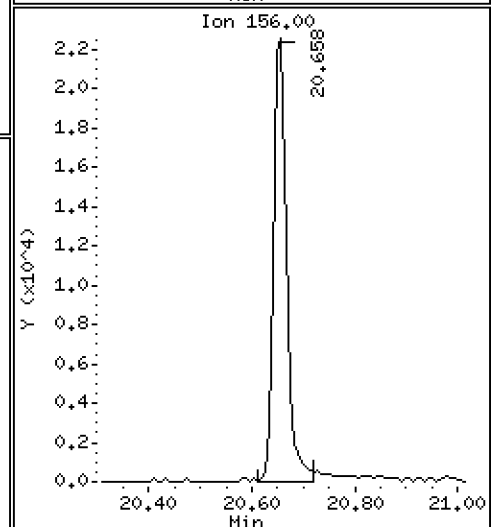
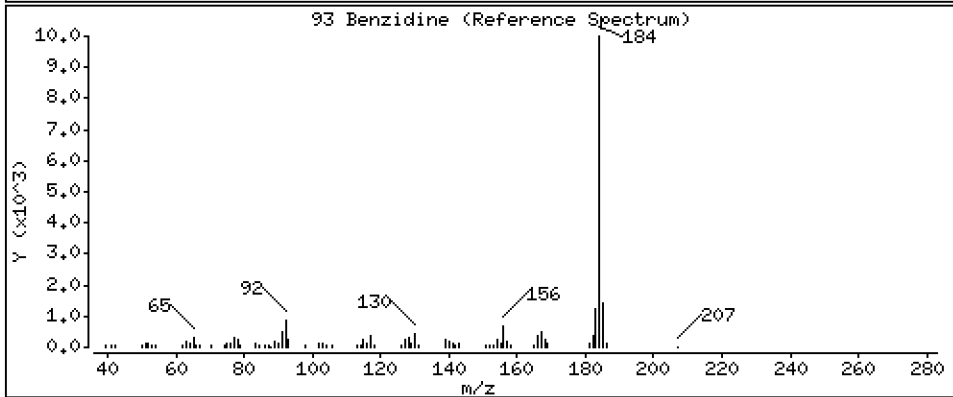
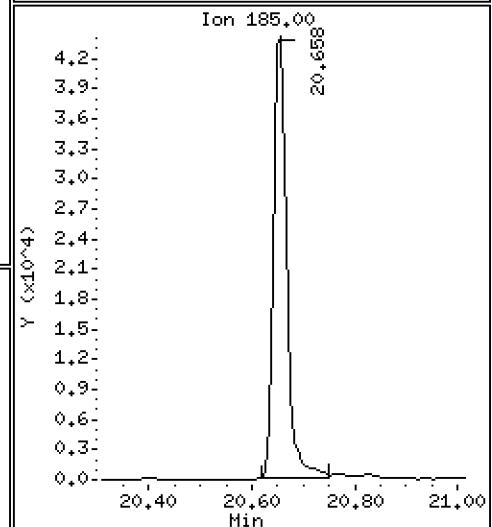
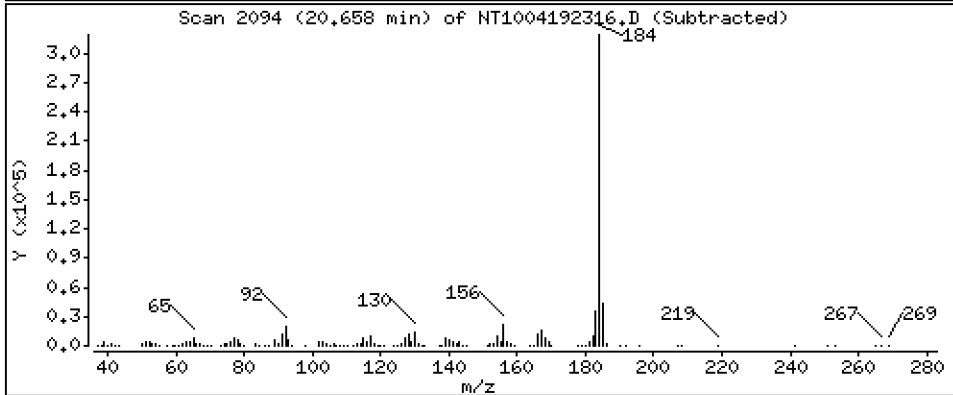
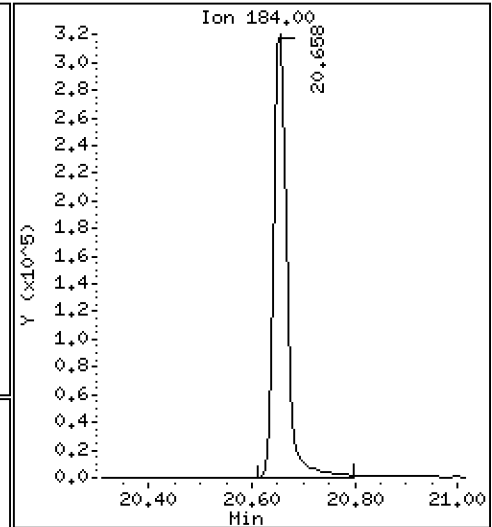
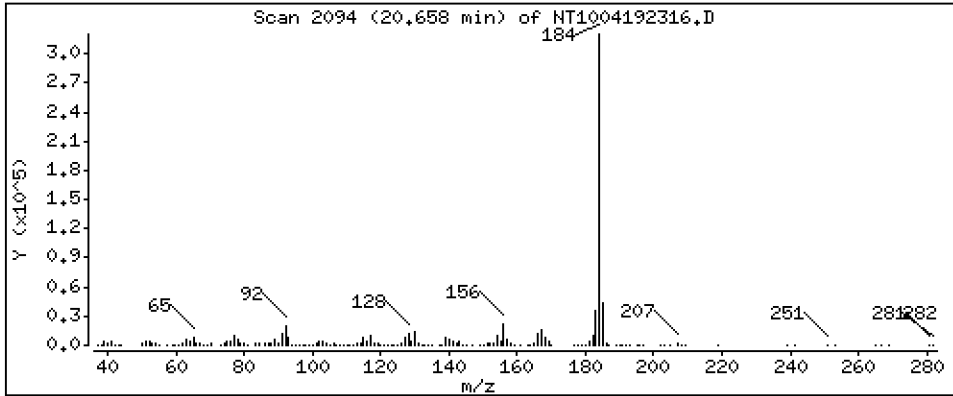
Operator: VTS

Column phase: ZB-5msi

Column diameter: 0,25

93 Benzidine

Concentration: 7,134 ug/mL



Date : 19-APR-2023 20:55

Client ID:

Instrument: nt10.i

Sample Info: SLD0254-CCV1

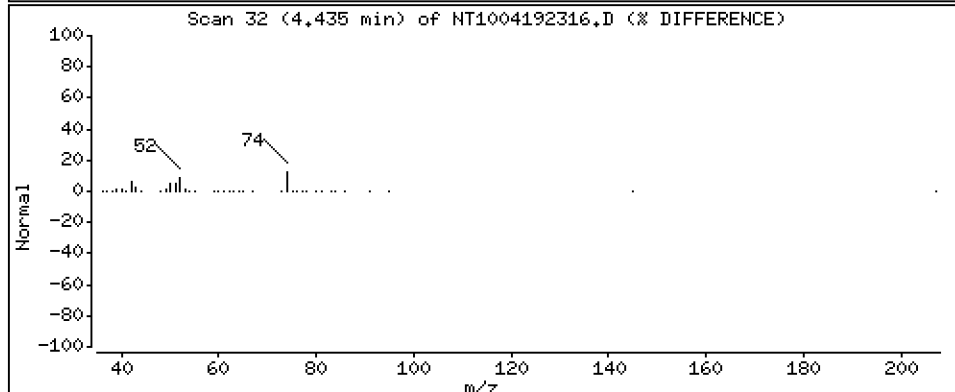
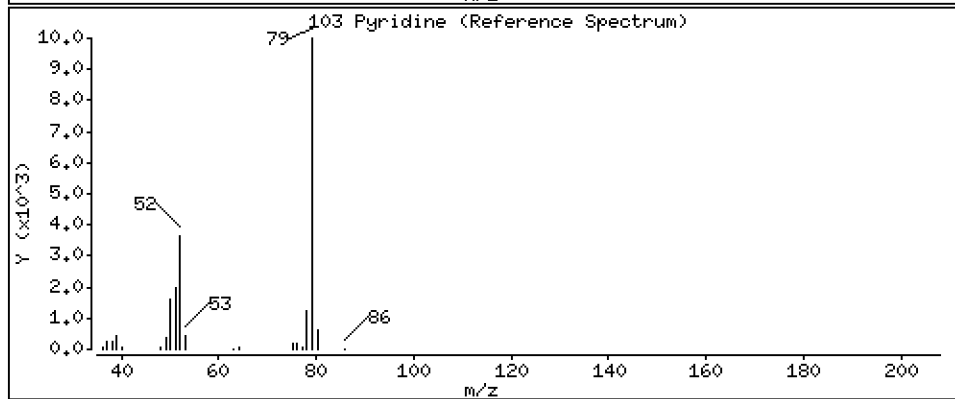
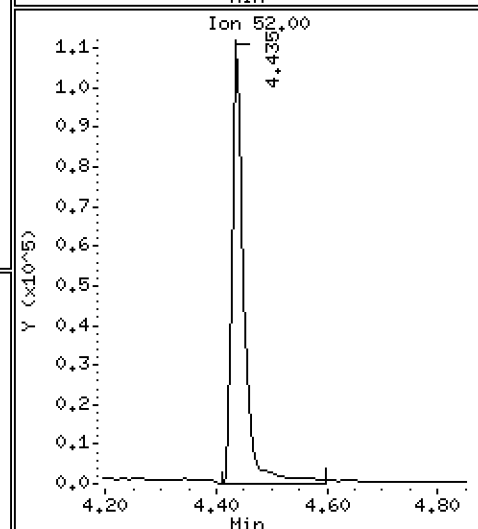
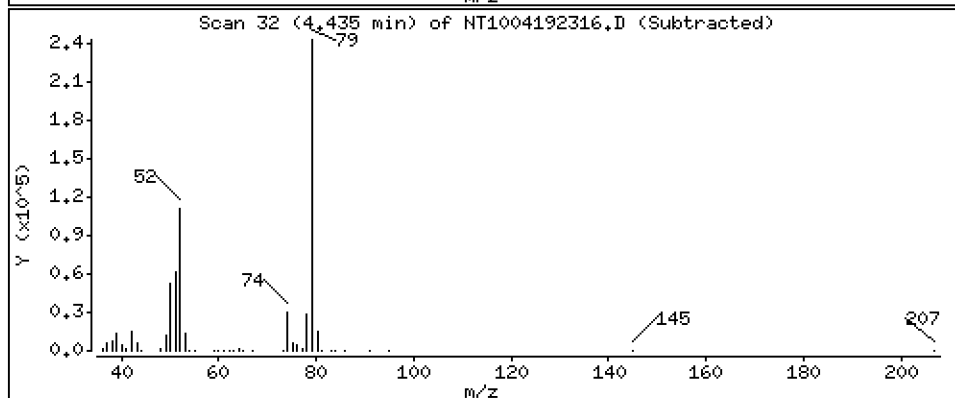
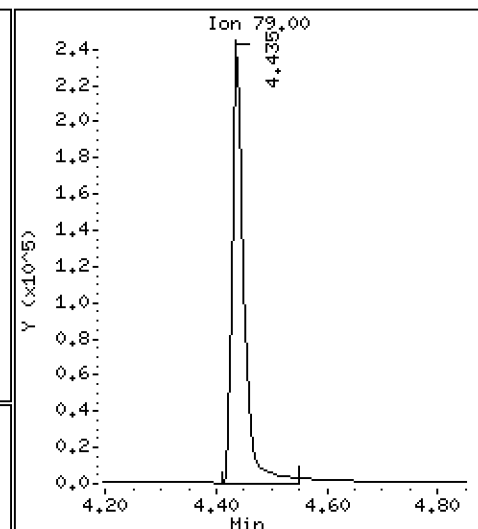
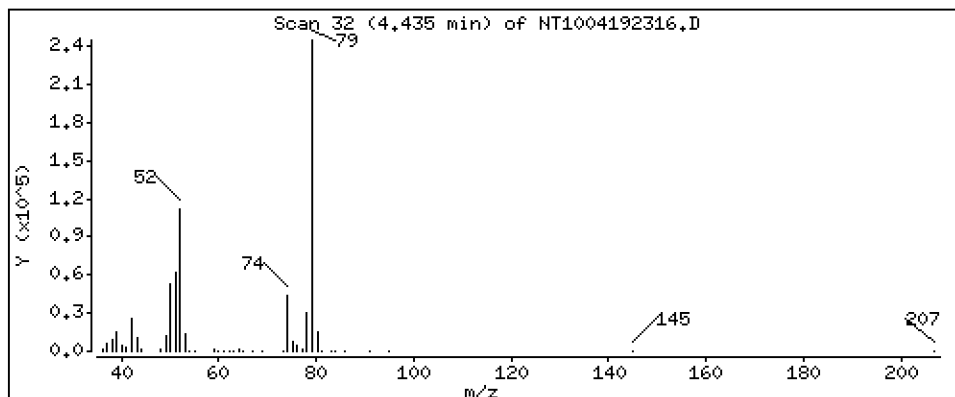
Operator: VTS

Column phase: ZB-5msi

Column diameter: 0,25

103 Pyridine

Concentration: 8,713 ug/mL



Date : 19-APR-2023 20:55

Client ID:

Instrument: nt10.i

Sample Info: SLD0254-CCV1

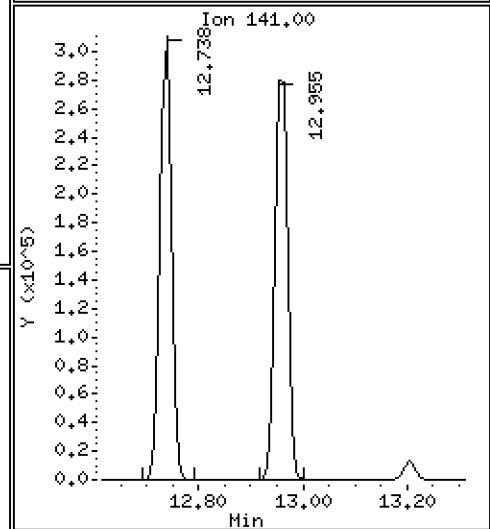
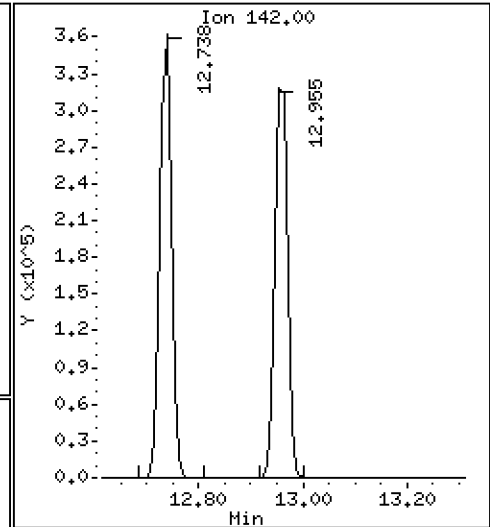
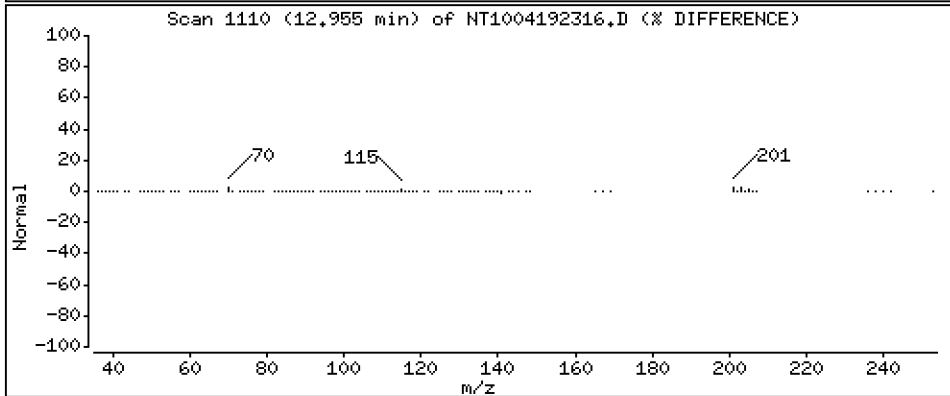
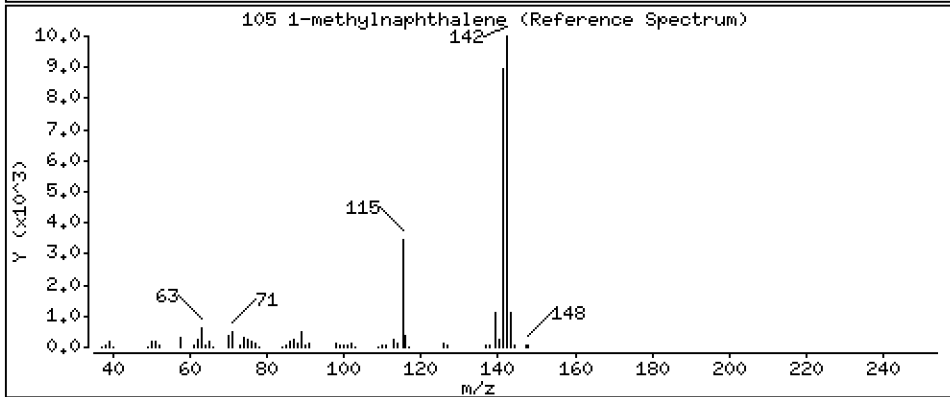
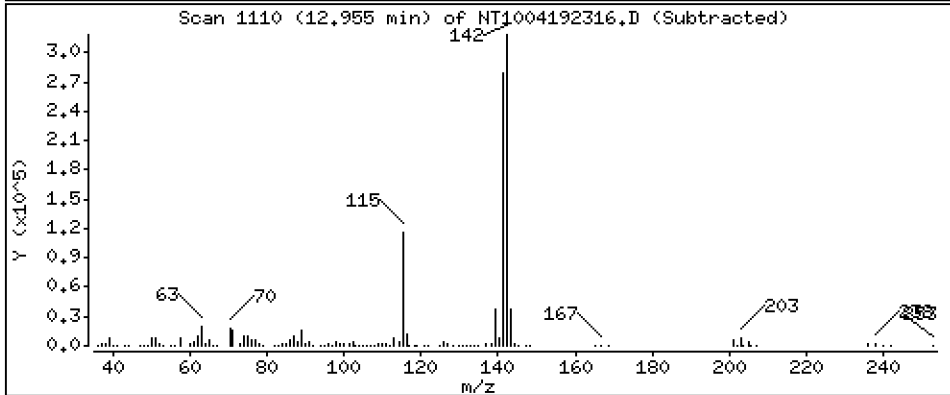
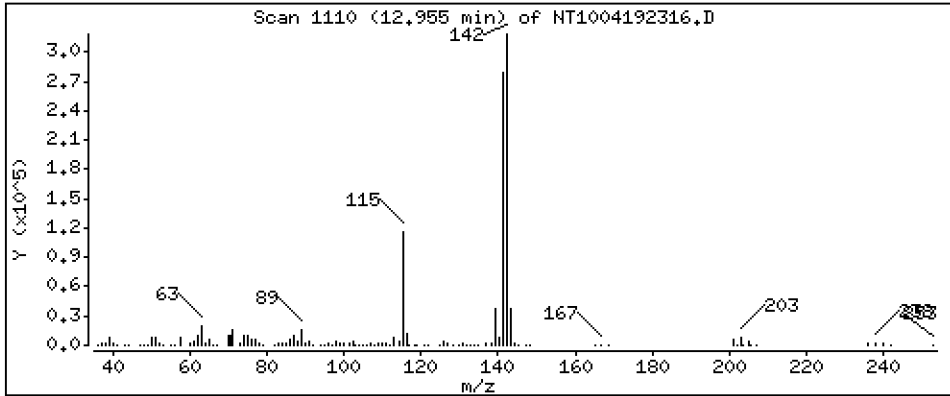
Operator: VTS

Column phase: ZB-5msi

Column diameter: 0,25

105 1-methylnaphthalene

Concentration: 5,620 ug/mL



Date : 19-APR-2023 20:55

Client ID:

Instrument: nt10.i

Sample Info: SLD0254-CCV1

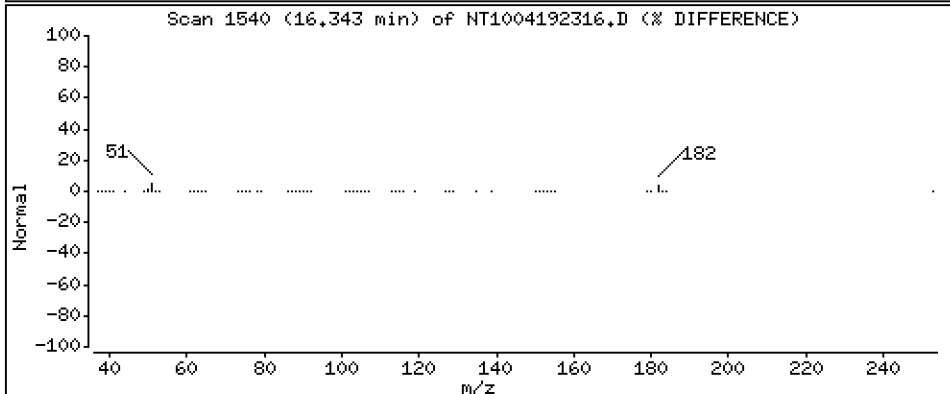
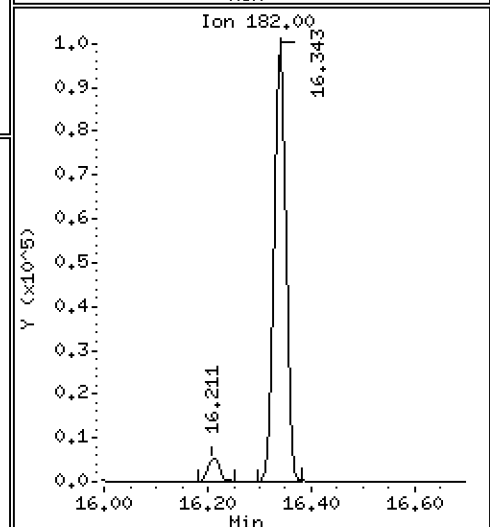
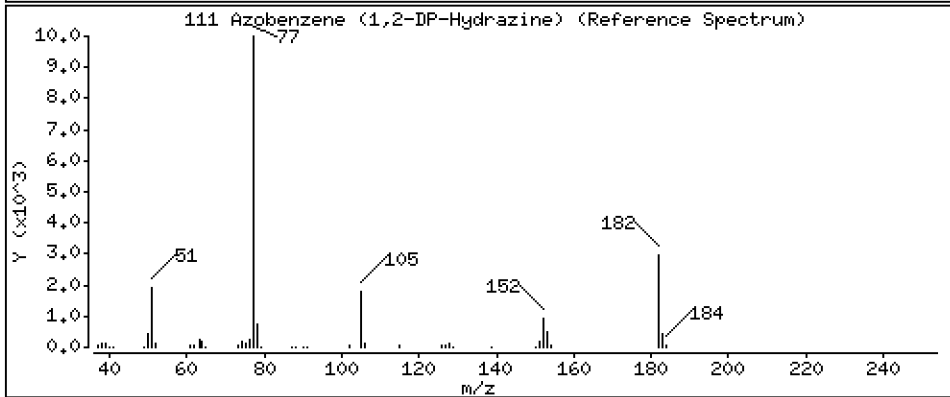
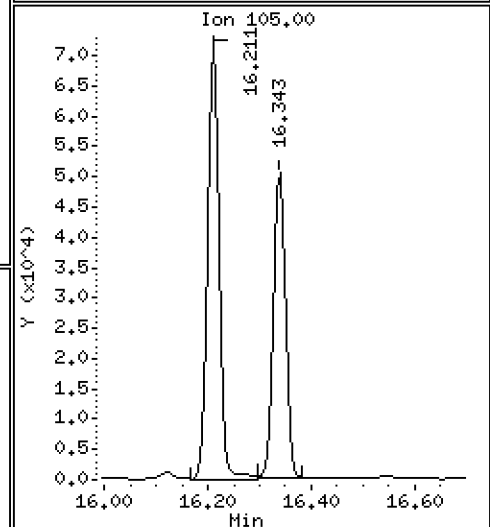
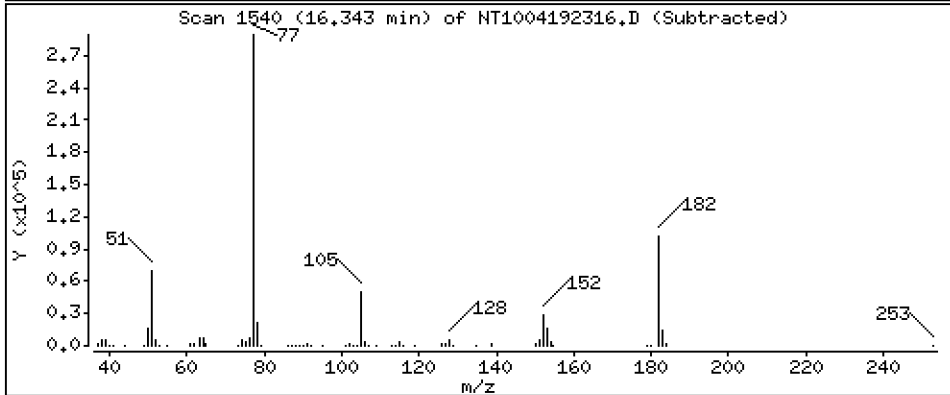
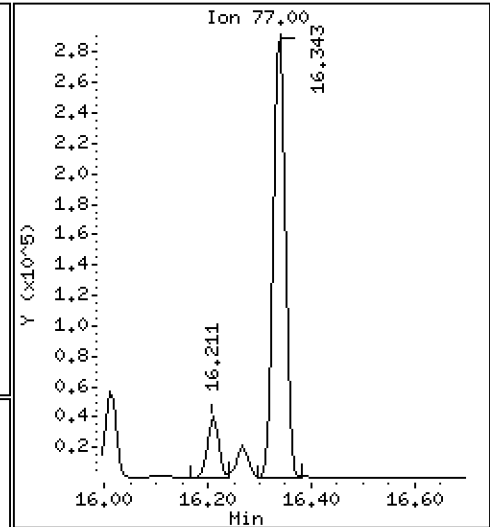
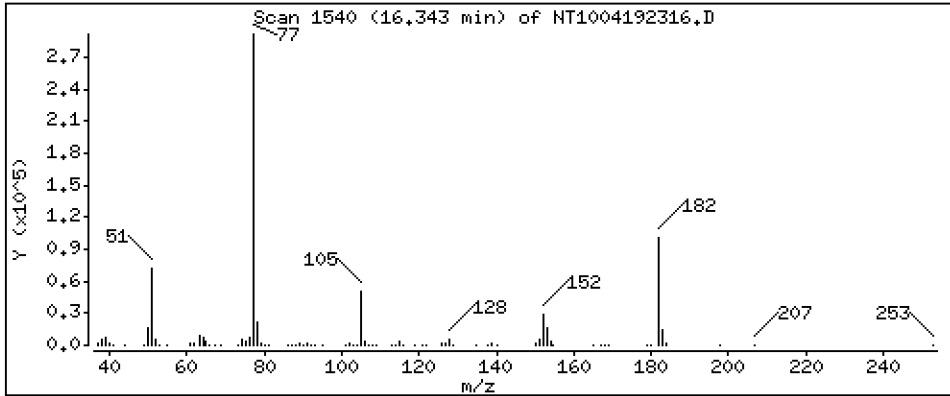
Operator: VTS

Column phase: ZB-5msi

Column diameter: 0,25

111 Azobenzene (1,2-DP-Hydrazine)

Concentration: 4,051 ug/mL



Date : 19-APR-2023 20:55

Client ID:

Instrument: nt10.i

Sample Info: SLD0254-CCV1

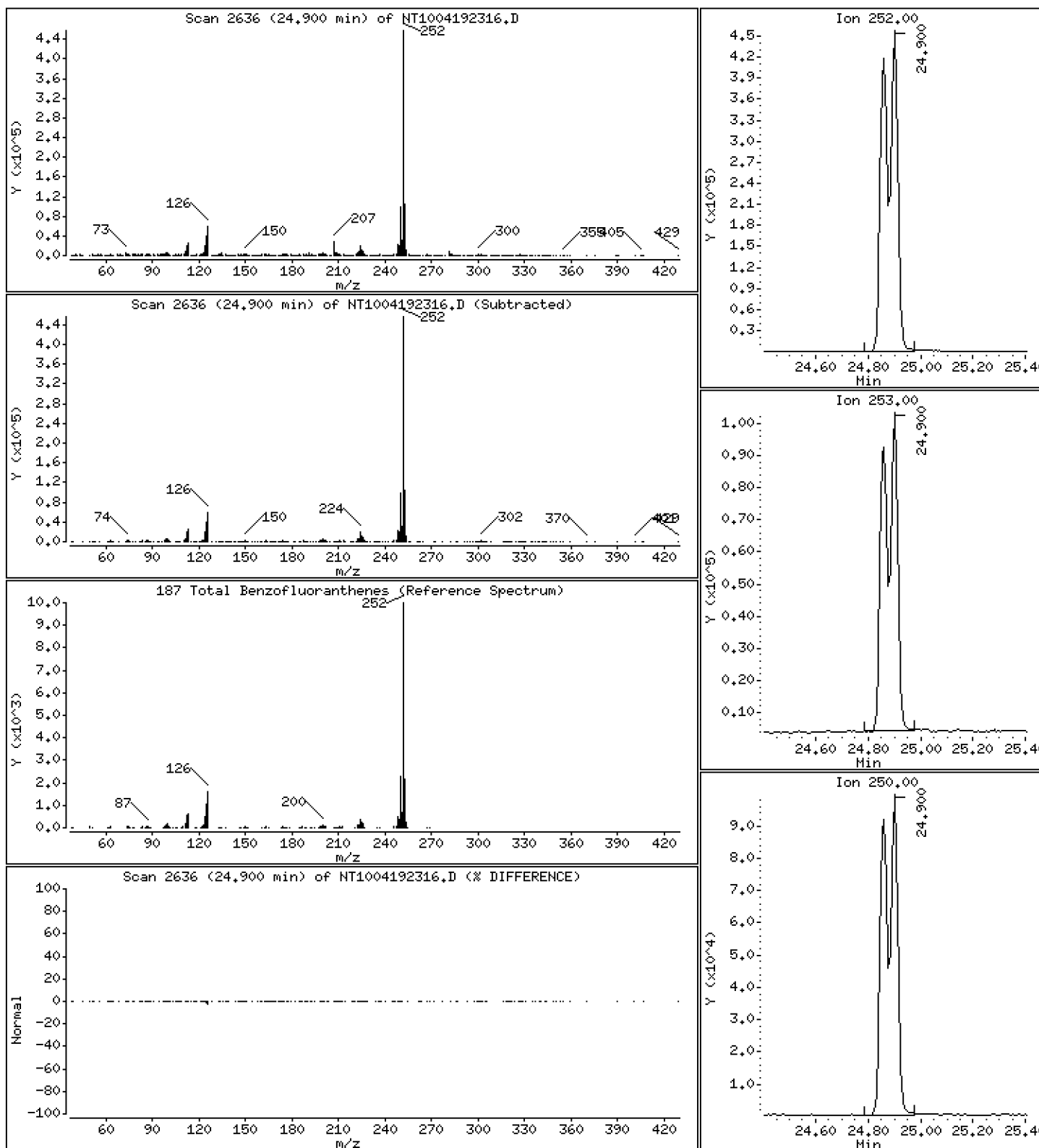
Operator: VTS

Column phase: ZB-5msi

Column diameter: 0,25

187 Total Benzofluoranthenes

Concentration: 9,106 ug/mL



Date : 19-APR-2023 20:55

Client ID:

Instrument: nt10.i

Sample Info: SLD0254-CCV1

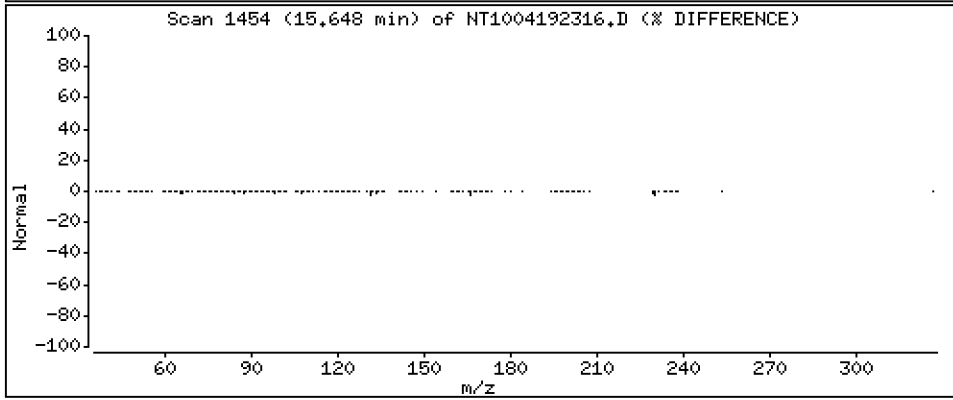
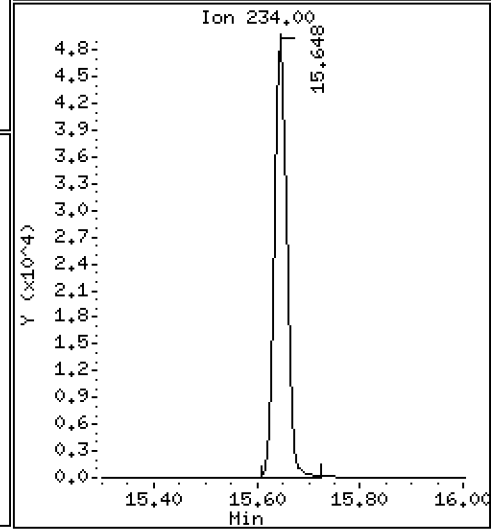
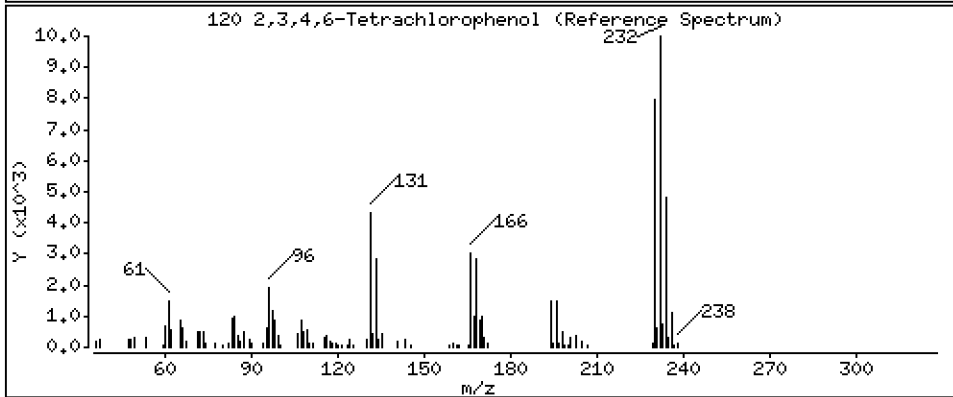
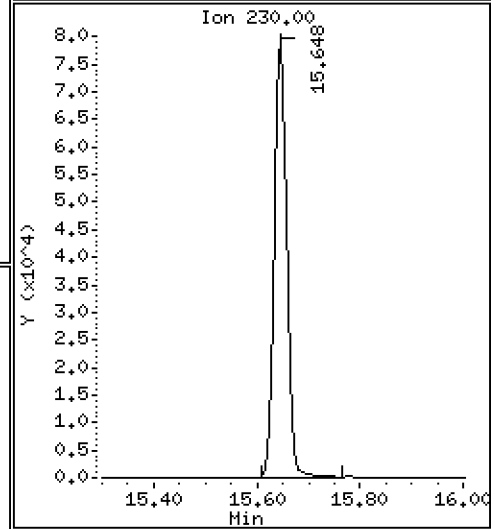
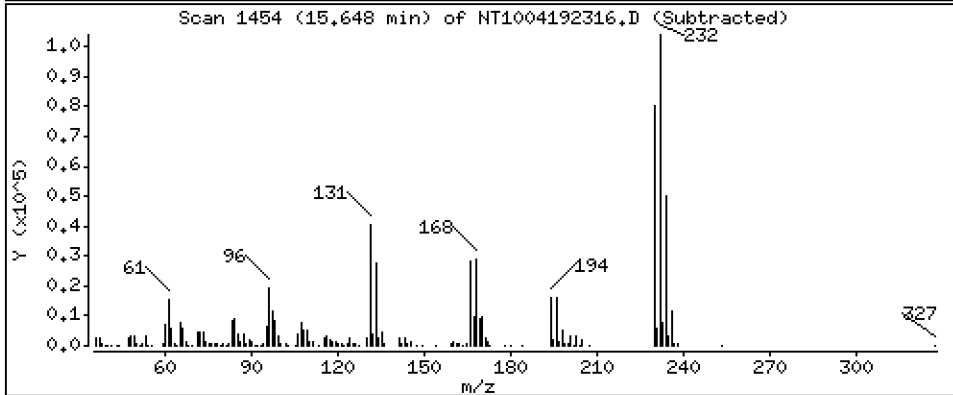
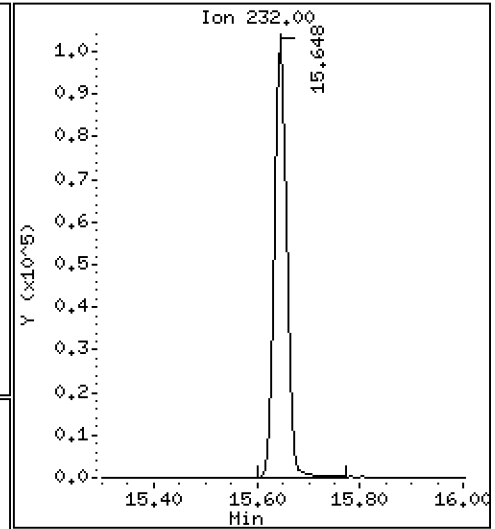
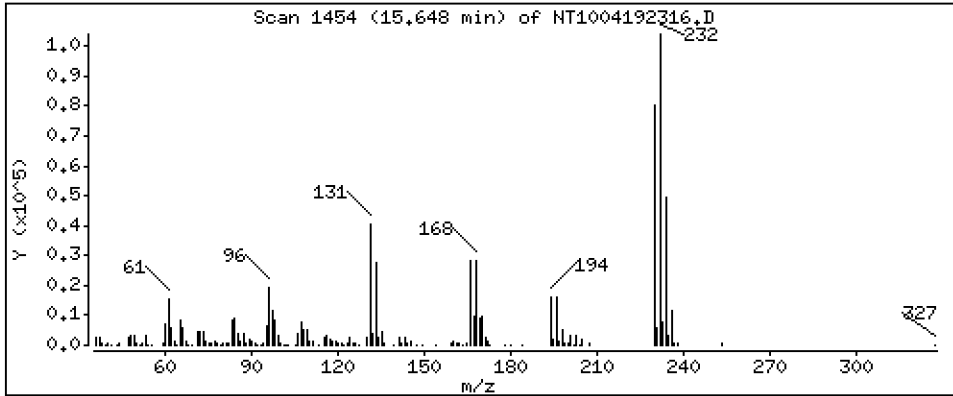
Operator: VTS

Column phase: ZB-5msi

Column diameter: 0,25

120 2,3,4,6-Tetrachlorophenol

Concentration: 5,496 ug/mL



ARI Labs, Inc.

Semivolatile Report SW846 Method 8270D

Data file : \\target\share\chem3\nt10.i\20230419.b\NT1004192316.D
 Lab Smp Id: SLD0254-CCV1
 Inj Date : 19-APR-2023 20:55
 Operator : VTS
 Smp Info : SLD0254-CCV1
 Misc Info :
 Comment : 1ul Injection
 Method : \\target\share\chem3\nt10.i\20230419.b\ABN.m
 Meth Date : 20-Apr-2023 10:45 deenayd Quant Type: ISTD
 Cal Date : 16-MAR-2023 00:22 Cal File: NT10031508.D
 Als bottle: 2
 Dil Factor: 1.00000
 Integrator: HP RTE
 Target Version: 4.14
 Processing Host: DEENAY-201905

Inst ID: nt10.i

Compound Sublist: ICAL.sub

Compounds	QUANT	SIG	RT	EXP RT	REL RT	RESPONSE	CONCENTRATIONS	
							ON-COLUMN	FINAL
	MASS						(ug/mL)	(ug/mL)
\$ 1 2-Fluorophenol	112		6.604	6.643	(0.749)	299523	6.96836	6.968
\$ 2 Phenol-d5	99		8.204	8.227	(0.930)	371644	6.59087	6.591
3 Phenol	94		8.227	8.250	(0.932)	262194	4.47463	4.475
\$ 5 2-Chlorophenol-d4	132		8.467	8.489	(0.960)	371626	7.71792	7.718
4 Bis(2-Chloroethyl)ether	93		8.382	8.404	(0.950)	193276	4.44731	4.447
6 2-Chlorophenol	128		8.490	8.512	(0.962)	266635	5.31678	5.317
7 1,3-Dichlorobenzene	146		8.761	8.775	(0.993)	258645	4.87839	4.878
* 8 1,4-Dichlorobenzene-d4	152		8.823	8.844	(1.000)	142135	4.00000	
9 1,4-Dichlorobenzene	146		8.854	8.875	(1.004)	254365	4.96642	4.966
\$ 10 1,2-Dichlorobenzene-d4	152		9.180	9.201	(1.040)	160620	4.64490	4.645
12 1,2-Dichlorobenzene	146		9.211	9.224	(1.044)	245893	4.87834	4.878
11 Benzyl alcohol	108		9.102	9.123	(1.032)	143446	5.21564	5.216
14 2,2'-oxybis(1-Chloropropane)	121		9.405	9.418	(1.066)	68618	4.63556	4.636
13 2-Methylphenol	108		9.335	9.356	(1.058)	207542	4.85883	4.859
17 Hexachloroethane	117		9.793	9.814	(1.110)	97653	4.64712	4.647
16 N-Nitroso-di-n-propylamine	70		9.661	9.675	(1.095)	149526	4.43333	4.433
15 4-Methylphenol	108		9.614	9.628	(1.090)	220365	4.89632	4.896
\$ 18 Nitrobenzene-d5	82		9.917	9.931	(0.878)	227570	4.35659	4.357
19 Nitrobenzene	77		9.956	9.970	(0.881)	226771	4.42372	4.424
20 Isophorone	82		10.406	10.420	(0.921)	342935	5.22939	5.229
21 2-Nitrophenol	139		10.583	10.590	(0.937)	124175	4.95538	4.955
22 2,4-Dimethylphenol	107		10.651	10.660	(0.943)	457271	9.71163	9.712
23 Bis(2-Chloroethoxy)methane	93		10.838	10.850	(0.959)	192303	4.38998	4.390
24 Benzoic acid	105		10.880	10.884	(0.963)	527152	19.2637	19.26
25 2,4-Dichlorophenol	162		11.041	11.045	(0.977)	433565	11.5068	11.51
26 1,2,4-Trichlorobenzene	180		11.222	11.232	(0.993)	225324	5.09443	5.094
* 27 Naphthalene-d8	136		11.299	11.308	(1.000)	517513	4.00000	
28 Naphthalene	128		11.346	11.351	(1.004)	626979	4.57326	4.573
29 4-Chloroaniline	127		11.485	11.495	(1.016)	561578	10.4999	10.50
30 Hexachlorobutadiene	225		11.709	11.719	(1.036)	141966	5.47795	5.478
31 4-Chloro-3-methylphenol	107		12.459	12.461	(1.103)	395480	9.69560	9.696
32 2-Methylnaphthalene	142		12.738	12.748	(1.127)	530000	5.35693	5.357
33 Hexachlorocyclopentadiene	237		13.202	13.212	(0.886)	166040	5.84585	5.846

Compounds	QUANT SIG					CONCENTRATIONS	
	MASS	RT	EXP RT	REL RT	RESPONSE	ON-COLUMN (ug/mL)	FINAL (ug/mL)
34 2,4,6-Trichlorophenol	196	13.365	13.367	(0.897)	314996	10.3847	10.38
35 2,4,5-Trichlorophenol	196	13.442	13.444	(0.902)	332499	9.86531	9.865
§ 36 2-Fluorobiphenyl	172	13.527	13.529	(0.908)	530101	4.36655	4.367
37 2-Chloronaphthalene	162	13.721	13.731	(0.921)	462763	4.70771	4.708
38 2-Nitroaniline	65	13.992	14.001	(0.939)	237983	8.61874	8.619
39 Dimethylphthalate	163	14.433	14.443	(0.968)	483301	4.84764	4.848
40 Acenaphthylene	152	14.596	14.597	(0.979)	668427	4.36386	4.364
41 2,6-Dinitrotoluene	165	14.572	14.574	(0.978)	224776	10.4367	10.44
* 42 Acenaphthene-d10	164	14.905	14.915	(1.000)	306898	4.00000	
43 3-Nitroaniline	138	14.851	14.853	(0.996)	253584	10.4317	10.43
44 Acenaphthene	153	14.975	14.977	(1.005)	420911	4.44807	4.448
45 2,4-Dinitrophenol	184	15.060	15.062	(1.010)	217095	16.1687	16.17
46 Dibenzofuran	168	15.299	15.309	(1.026)	682659	4.89210	4.892
47 4-Nitrophenol	109	15.191	15.201	(1.019)	111433	7.32141	7.321
48 2,4-Dinitrotoluene	165	15.377	15.379	(1.032)	297963	9.28517	9.285
50 Diethylphthalate	149	15.895	15.904	(1.066)	474772	4.85357	4.854
49 Fluorene	166	16.010	16.020	(1.074)	496335	4.52107	4.521
51 4-Chlorophenyl-phenylether	204	16.010	16.020	(1.074)	252903	4.84442	4.844
52 4-Nitroaniline	138	16.118	16.121	(1.081)	214661	9.79873	9.799
53 4,6-Dinitro-2-methylphenol	198	16.211	16.222	(0.904)	315132	20.0604	20.06
54 N-Nitrosodiphenylamine	169	16.265	16.268	(0.907)	319406	4.69696	4.697
§ 55 2,4,6-Tribromophenol	330	16.550	16.553	(1.110)	108695	7.60329	7.603
56 4-Bromophenyl-phenylether	248	17.013	17.023	(0.948)	163506	5.74745	5.747
57 Hexachlorobenzene	284	17.322	17.332	(0.965)	172874	5.79597	5.796
58 Pentachlorophenol	266	17.686	17.696	(0.986)	183976	10.2232	10.22
* 59 Phenanthrene-d10	188	17.942	17.951	(1.000)	508635	4.00000	
60 Phenanthrene	178	17.988	17.998	(1.003)	651357	4.69637	4.696
61 Anthracene	178	18.081	18.090	(1.008)	647356	4.86576	4.866
62 Carbazole	167	18.421	18.431	(1.027)	585904	4.91452	4.915
63 Di-n-butylphthalate	149	19.257	19.266	(1.073)	846947	5.31355	5.314
64 Fluoranthene	202	20.402	20.404	(0.885)	739849	3.99628	3.996
65 Pyrene	202	20.827	20.829	(0.904)	759256	3.99787	3.998
§ 66 Terphenyl-d14	244	21.137	21.139	(0.917)	589617	4.13411	4.134
67 Butylbenzylphthalate	149	22.089	22.091	(0.959)	333911	4.85667	4.857
68 Benzo(a)anthracene	228	23.011	23.012	(0.999)	729613	4.48639	4.486
* 69 Chrysene-d12	240	23.042	23.043	(1.000)	460743	4.00000	
70 3,3'-Dichlorobenzidine	252	22.988	22.989	(0.998)	852687	16.3689	16.37
71 Chrysene	228	23.088	23.090	(1.002)	673224	4.23719	4.237
72 bis(2-Ethylhexyl)phthalate	149	23.135	23.136	(0.959)	488262	4.52285	4.523
* 134 Di-n-octylphthalate-d4	153	24.126	24.127	(1.000)	736003	4.00000	
73 Di-n-octylphthalate	149	24.133	24.135	(1.000)	867780	4.50545	4.505
74 Benzo(b)fluoranthene	252	24.861	24.863	(0.972)	790077	4.35776	4.358
75 Benzo(k)fluoranthene	252	24.900	24.901	(0.973)	897704	4.87620	4.876
76 Benzo(a)pyrene	252	25.481	25.482	(0.996)	741382	4.57373	4.574
* 77 Perylene-d12	264	25.589	25.590	(1.000)	559318	4.00000	
78 Indeno(1,2,3-cd)pyrene	276	28.085	28.094	(1.098)	892971	4.33009	4.330
79 Dibenzo(a,h)anthracene	278	28.108	28.109	(1.098)	743412	4.34205	4.342
80 Benzo(g,h,i)perylene	276	28.815	28.824	(1.126)	731513	4.09880	4.099
90 N-Nitrosodimethylamine	74	4.419	4.480	(0.501)	229459	8.36757	8.368
91 Aniline	93	8.289	8.312	(0.939)	471779	7.85774	7.858
93 Benzidine	184	20.657	20.659	(0.897)	542505	7.13388	7.134
103 Pyridine	79	4.434	4.503	(0.503)	366970	8.71349	8.713
105 1-methylnaphthalene	142	12.955	12.964	(1.147)	509448	5.62011	5.620
111 Azobenzene (1,2-DP-Hydrazine)	77	16.342	16.345	(1.096)	442701	4.05144	4.051

Compounds	QUANT SIG	RT	EXP RT	REL RT	RESPONSE	CONCENTRATIONS	
						ON-COLUMN (ug/mL)	FINAL (ug/mL)
187 Total Benzofluoranthenes	252	24.900	24.901	(0.973)	1594104	9.10642	9.106
120 2,3,4,6-Tetrachlorophenol	232	15.647	15.649	(1.050)	175976	5.49609	5.496

ARI Labs, Inc.

INTERNAL STANDARD COMPOUNDS
 AREA AND RT SUMMARY

Instrument ID: nt10.i Calibration Date: 19-APR-2023
 Lab File ID: NT1004192316.D Calibration Time: 11:08
 Lab Smp Id: SLD0254-CCV1
 Analysis Type: SV Level:
 Quant Type: ISTD Sample Type:
 Operator: VTS
 Method File: \\target\share\chem3\nt10.i\20230419.b\ABN.m
 Misc Info:

Test Mode:
 Use Last Continuing Calibrator.

COMPOUND	STANDARD	AREA LIMIT		SAMPLE	%DIFF
		LOWER	UPPER		
8 1,4-Dichlorobenze	140649	70325	281298	142135	1.06
27 Naphthalene-d8	483944	241972	967888	517513	6.94
42 Acenaphthene-d10	298909	149455	597818	306898	2.67
59 Phenanthrene-d10	483004	241502	966008	508635	5.31
69 Chrysene-d12	399309	199655	798618	460743	15.39
134 Di-n-octylphthala	671711	335856	1343422	736003	9.57
77 Perylene-d12	475411	237706	950822	559318	17.65

COMPOUND	STANDARD	RT LIMIT		SAMPLE	%DIFF
		LOWER	UPPER		
8 1,4-Dichlorobenze	8.84	8.34	9.34	8.82	-0.25
27 Naphthalene-d8	11.31	10.81	11.81	11.30	-0.08
42 Acenaphthene-d10	14.92	14.42	15.42	14.91	-0.07
59 Phenanthrene-d10	17.95	17.45	18.45	17.94	-0.05
69 Chrysene-d12	23.04	22.54	23.54	23.04	-0.01
134 Di-n-octylphthala	24.13	23.63	24.63	24.13	-0.01
77 Perylene-d12	25.59	25.09	26.09	25.59	-0.01

AREA UPPER LIMIT = +100% of internal standard area.
 AREA LOWER LIMIT = - 50% of internal standard area.
 RT UPPER LIMIT = + 0.50 minutes of internal standard RT.
 RT LOWER LIMIT = - 0.50 minutes of internal standard RT.

REVIEW SUMMARY FOR FILE - NT1004192316.D

Lab ID: SLD0254-CCV1
nt10.i, 20230419.b\ABN.m, 19-APR-2023 20:55

RT CO-ELUTION COMPOUNDS

NO CO-ELUTIONS

Quant Method: ICAL

RRT CHECK

RRT	CCV RRT	DELTA	COMPOUND
0.501	0.507	-0.0057	N-Nitrosodimethylamine
0.503	0.509	-0.0065	Pyridine

RRT check based on Ccal File: NT1004192302.D

On Column LOD for nt10.i, 20230419.b\ABN.m, ICAL.sub = 0.0000

* Only compounds listed in the work order have been verified by the analyst *



LOW-CONCENTRATION
CONTINUING CALIBRATION CHECK
EPA 8270E

Laboratory: Analytical Resources, LLC

SDG: 23C0774

Client: Anchor QEA, LLC

Project: AOC5 MR Phase 1

Instrument ID: NT10

Calibration: GC00046

Lab File ID: NT1004192303.D

Calibration Date: 03/15/2023

Sequence: SLD0254

Injection Date: 04/19/23

Lab Sample ID: SLD0254-LCV1

Injection Time: 11:47

Sequence Name: ABN 0.5

COMPOUND	TYPE	CONC. (ug/mL)		RESPONSE FACTOR (RRF)			% DRIFT/DIFF	
		STD	CCV	ICAL	CCV	MIN	CCV	LIMIT
Phenol	A	0.50000	0.4	1.6490140	1.2914300		-21.7	+/-50
bis(2-chloroethyl) ether	A	0.50000	0.4	1.2230360	0.9973548		-18.5	+/-50
2-Chlorophenol	A	0.50000	0.4	1.4113260	1.1196670		-20.7	+/-50
1,3-Dichlorobenzene	A	0.50000	0.4	1.4920620	1.3097410		-12.2	+/-50
1,4-Dichlorobenzene	A	0.50000	0.6	1.4413620	1.5915350		10.4	+/-50
1,2-Dichlorobenzene	A	0.50000	0.5	1.4185110	1.4649470		3.3	+/-50
Benzyl Alcohol	A	0.50000	0.4	0.7739975	0.6318444		-18.4	+/-50
2,2'-Oxybis(1-chloropropane)	A	0.50000	0.4	0.4165768	0.3242280		-22.2	+/-50
2-Methylphenol	A	0.50000	0.4	1.2020800	0.9822782		-18.3	+/-50
Hexachloroethane	A	0.50000	0.3	0.5913718	0.2959389		-50.0	+/-50
N-Nitroso-di-n-Propylamine	A	0.50000	0.4	0.9491743	0.7263058		-23.5	+/-50
4-Methylphenol	A	0.50000	0.4	1.2665770	0.9998218		-21.1	+/-50
Nitrobenzene	A	0.50000	0.4	0.3962224	0.3350782		-15.4	+/-50
Isophorone	A	0.50000	0.4	0.5068737	0.4099653		-19.1	+/-50
2-Nitrophenol	A	0.50000	0.4	0.1672434	0.1625676		-15.6	+/-50
2,4-Dimethylphenol	A	1.0000	0.9	0.3639320	0.3416074		-6.1	+/-50
Bis(2-Chloroethoxy)methane	A	0.50000	0.5	0.3385804	0.3561076		5.2	+/-50
2,4-Dichlorophenol	A	1.0000	0.9	0.2912326	0.2625359		-9.9	+/-50
1,2,4-Trichlorobenzene	A	0.50000	0.5	0.3418616	0.3506389		2.6	+/-50
Naphthalene	A	0.50000	0.6	1.0596590	1.1939690		12.7	+/-50
Benzoic acid	A	2.0000	0.3	0.1757529	0.0338185		-83.3	+/-50 *
4-Chloroaniline	A	1.0000	0.9	0.4133921	0.3599025		-12.9	+/-50
Hexachlorobutadiene	A	0.50000	0.5	0.2003113	0.2185300		9.1	+/-50
4-Chloro-3-Methylphenol	A	1.0000	0.8	0.3152744	0.2402554		-23.8	+/-50
2-Methylnaphthalene	A	0.50000	0.5	0.7647129	0.7779713		1.7	+/-50
Hexachlorocyclopentadiene	A	1.0000	0.3	0.3701954	0.1196354		-67.7	+/-50 *
2,4,6-Trichlorophenol	A	1.0000	0.7	0.3953462	0.2873148		-27.3	+/-50
2,4,5-Trichlorophenol	A	1.0000	0.6	0.4392840	0.2633118		-40.1	+/-50
2-Chloronaphthalene	A	0.50000	0.4	1.2811940	1.0403600		-18.8	+/-50
2-Nitroaniline	A	1.0000	0.6	0.3598886	0.2174959		-39.6	+/-50
Acenaphthylene	A	0.50000	0.4	1.9964080	1.5566020		-22.0	+/-50
Dimethylphthalate	A	0.50000	0.5	1.2994310	1.2924670		-0.5	+/-50
2,6-Dinitrotoluene	A	1.0000	0.7	0.2807076	0.2052538		-26.9	+/-50
Acenaphthene	A	0.50000	0.5	1.2333460	1.1845800		-4.0	+/-50

* Values outside of QC limits



**LOW-CONCENTRATION
CONTINUING CALIBRATION CHECK
EPA 8270E**

Laboratory: Analytical Resources, LLC

SDG: 23C0774

Client: Anchor QEA, LLC

Project: AOC5 MR Phase 1

Instrument ID: NT10

Calibration: GC00046

Lab File ID: NT1004192303.D

Calibration Date: 03/15/2023

Sequence: SLD0254

Injection Date: 04/19/23

Lab Sample ID: SLD0254-LCV1

Injection Time: 11:47

Sequence Name: ABN 0.5

COMPOUND	TYPE	CONC. (ug/mL)		RESPONSE FACTOR (RRF)			% DRIFT/DIFF	
		STD	CCV	ICAL	CCV	MIN	CCV	LIMIT
3-Nitroaniline	A	1.0000	0.6	0.3168347	0.1993037		-37.1	+/-50
2,4-Dinitrophenol	A	2.0000	0.0	0.1156892				+/-50 *
Dibenzofuran	A	0.50000	0.4	1.8187540	1.5361690		-15.5	+/-50
4-Nitrophenol	A	1.0000	0.2	0.1779241	0.0476769		-76.1	+/-50 *
2,4-Dinitrotoluene	A	1.0000	0.6	0.3871136	0.2535637		-40.3	+/-50
Fluorene	A	0.50000	0.3	1.4308680	0.8888467		-37.9	+/-50
4-Chlorophenylphenyl ether	A	0.50000	0.4	0.6804218	0.5762248		-15.3	+/-50
Diethyl phthalate	A	0.50000	0.4	1.2749410	1.0524370		-17.5	+/-50
4-Nitroaniline	A	1.0000	0.8	0.2855285	0.2144955		-24.9	+/-50
4,6-Dinitro-2-methylphenol	A	2.0000	0.3	0.1036123	0.0205375		-83.0	+/-50 *
N-Nitrosodiphenylamine	A	0.50000	0.5	0.5347864	0.5103699		-4.6	+/-50
4-Bromophenyl phenyl ether	A	0.50000	0.6	0.2237238	0.2572129		15.0	+/-50
Hexachlorobenzene	A	0.50000	0.6	0.2345619	0.2910301		24.1	+/-50
Pentachlorophenol	A	1.0000	0.5	0.1230284	0.0654729		-52.8	+/-50 *
Phenanthrene	A	0.50000	0.5	1.0907130	1.0018830		-8.1	+/-50
Anthracene	A	0.50000	0.4	1.0462760	0.8946150		-14.5	+/-50
Carbazole	A	0.50000	0.5	0.9375595	0.8646225		-7.8	+/-50
Di-n-Butylphthalate	A	0.50000	0.4	1.0968340	1.1162140		-11.4	+/-50
Fluoranthene	A	0.50000	0.4	1.6072690	1.2902810		-19.7	+/-50
Pyrene	A	0.50000	0.4	1.6487720	1.3363770		-18.9	+/-50
Butylbenzylphthalate	A	0.50000	0.5	0.5292894	0.5543576		-4.4	+/-50
Benzo(a)anthracene	A	0.50000	0.4	1.4118770	1.2450880		-11.8	+/-50
3,3'-Dichlorobenzidine	A	1.5000	1.6	0.4522431	0.4800326		6.1	+/-50
Chrysene	A	0.50000	0.4	1.3793780	1.1796740		-14.5	+/-50
bis(2-Ethylhexyl)phthalate	A	0.50000	0.4	0.5248968	0.4853818		-17.0	+/-50
Di-n-Octylphthalate	A	0.50000	0.5	1.0467720	0.9983578		-4.6	+/-50
Benzofluoranthenes, Total	A	1.0000	0.9	1.2519020	1.1453150		-8.5	+/-50
Benzo(a)pyrene	A	0.50000	0.5	1.1592370	1.1081490		-4.4	+/-50
Indeno(1,2,3-cd)pyrene	A	0.50000	0.4	1.4748270	1.3139280		-10.9	+/-50
Dibenzo(a,h)anthracene	A	0.50000	0.5	1.2244340	1.1125590		-9.1	+/-50
Benzo(g,h,i)perylene	A	0.50000	0.4	1.2763410	1.1149170		-12.6	+/-50
1-Methylnaphthalene	A	0.50000	0.5	0.7006385	0.7492362		6.9	+/-50
2-Fluorophenol	A	0.75000	0.562	1.2096460	0.9064569		-25.1	+/-50
Phenol-d5	A	0.75000	0.503	1.5868760	1.0642760		-32.9	+/-50

* Values outside of QC limits



**LOW-CONCENTRATION
CONTINUING CALIBRATION CHECK
EPA 8270E**

Laboratory:	<u>Analytical Resources, LLC</u>	SDG:	<u>23C0774</u>
Client:	<u>Anchor QEA, LLC</u>	Project:	<u>AOC5 MR Phase 1</u>
Instrument ID:	<u>NT10</u>	Calibration:	<u>GC00046</u>
Lab File ID:	<u>NT1004192303.D</u>	Calibration Date:	<u>03/15/2023</u>
Sequence:	<u>SLD0254</u>	Injection Date:	<u>04/19/23</u>
Lab Sample ID:	<u>SLD0254-LCV1</u>	Injection Time:	<u>11:47</u>
Sequence Name:	<u>ABN 0.5</u>		

COMPOUND	TYPE	CONC. (ug/mL)		RESPONSE FACTOR (RRF)			% DRIFT/DIFF	
		STD	CCV	ICAL	CCV	MIN	CCV	LIMIT
2-Chlorophenol-d4	A	0.75000	0.584	1.3550800	1.0552490		-22.1	+/-50
1,2-Dichlorobenzene-d4	A	0.50000	0.408	0.9731556	0.7935746		-18.5	+/-50
Nitrobenzene-d5	A	0.50000	0.403	0.4037447	0.3252181		-19.5	+/-50
2-Fluorobiphenyl	A	0.50000	0.372	1.5822890	1.1761740		-25.7	+/-50
2,4,6-Tribromophenol	A	0.75000	0.537	0.1585901	0.1345824		-28.5	+/-50
p-Terphenyl-d14	A	0.50000	0.427	1.2381950	1.0568110		-14.7	+/-50

* Values outside of QC limits

Data File: \\target\share\chem3\nt10.1\20230419.1\NT1004192303.D

Date: 19-APR-2023 11:47

Client ID:

Sample Info: SLD0254-LCW1

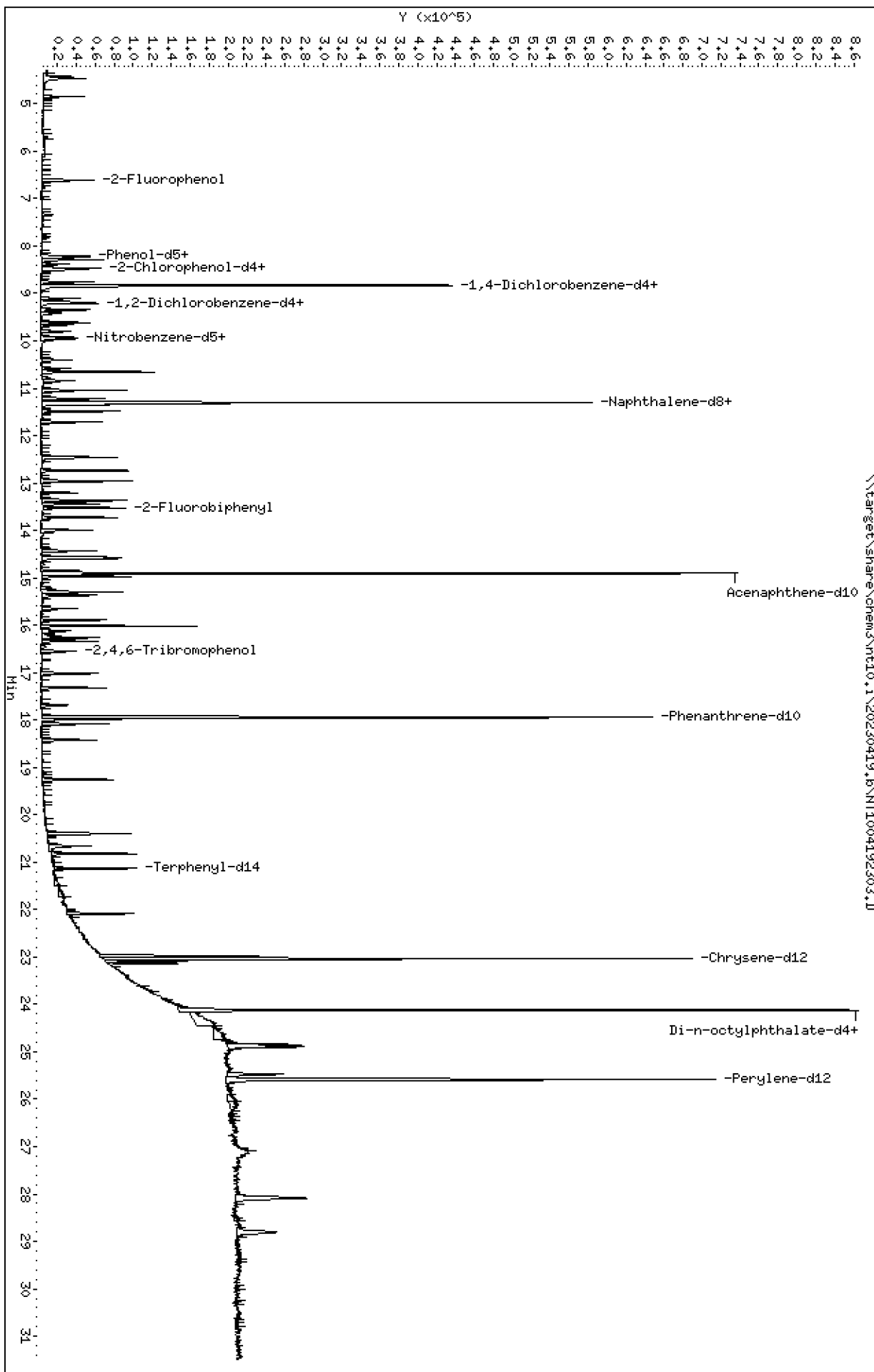
Column phase: ZB-5msi

Instrument: nt10.1

Operator: VTS

Column diameter: 0.25

Page 1



Date : 19-APR-2023 11:47

Client ID:

Instrument: nt10.i

Sample Info: SLD0254-LCV1

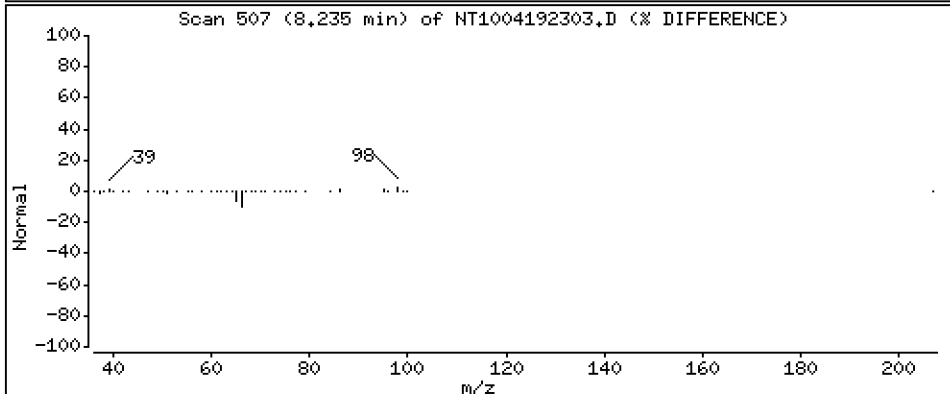
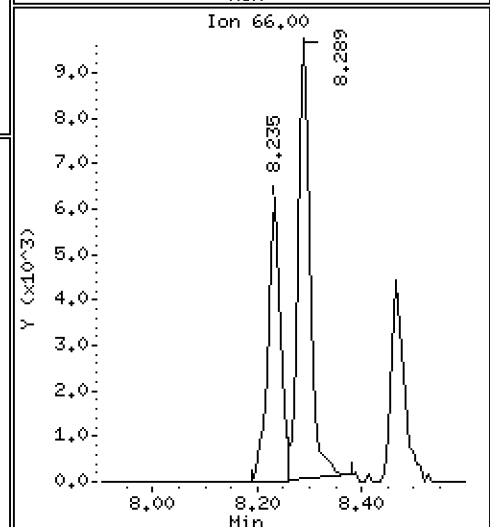
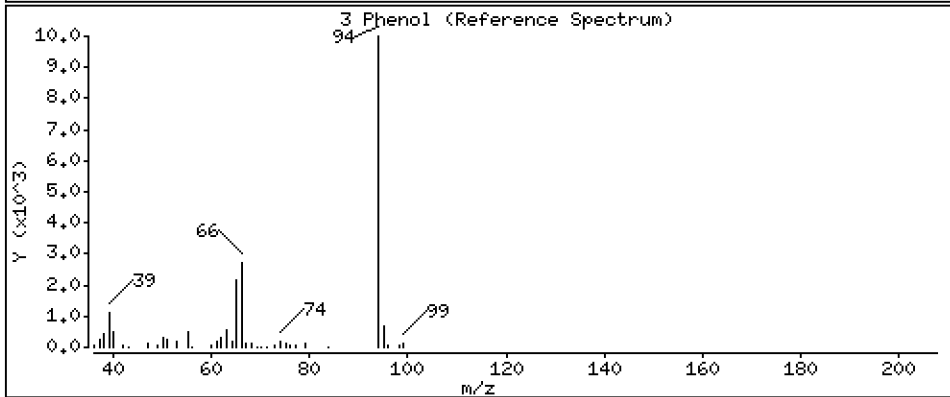
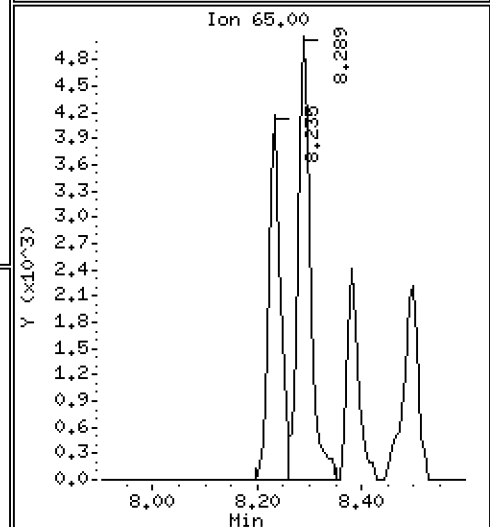
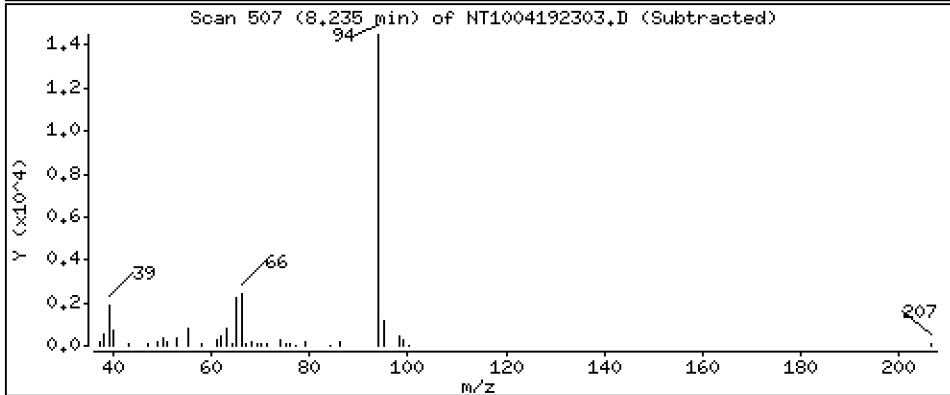
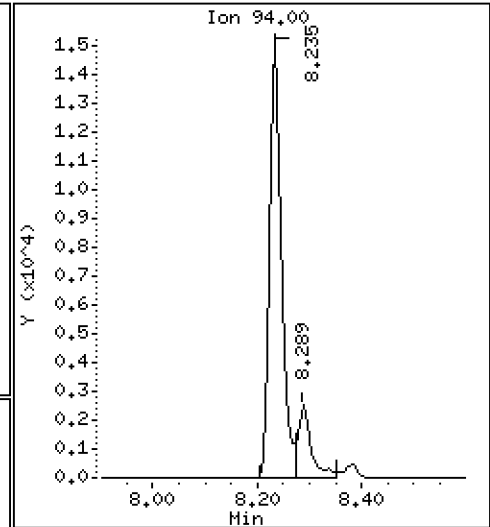
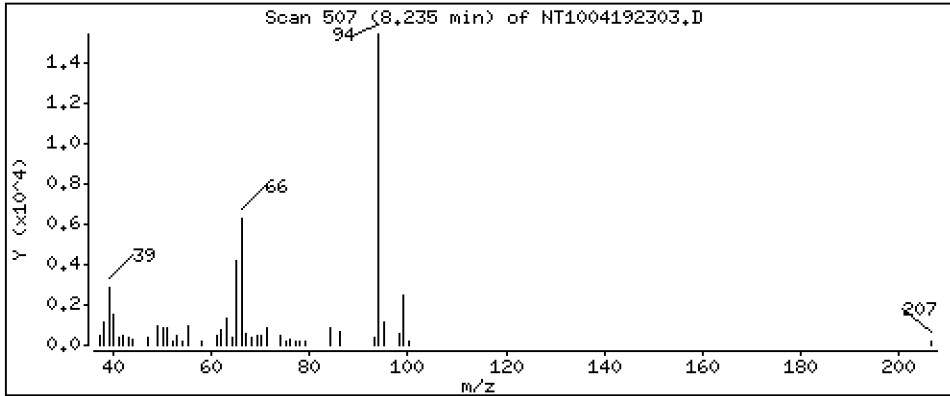
Operator: VTS

Column phase: ZB-5msi

Column diameter: 0,25

3 Phenol

Concentration: 0,3916 ug/mL



Date : 19-APR-2023 11:47

Client ID:

Instrument: nt10.i

Sample Info: SLD0254-LCV1

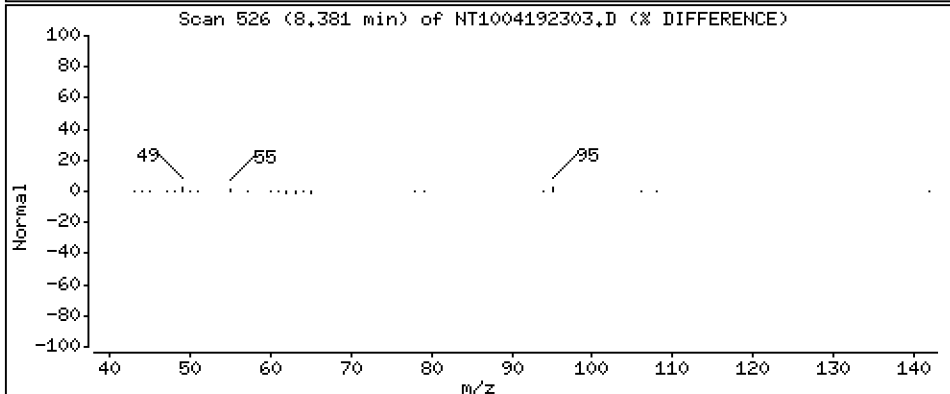
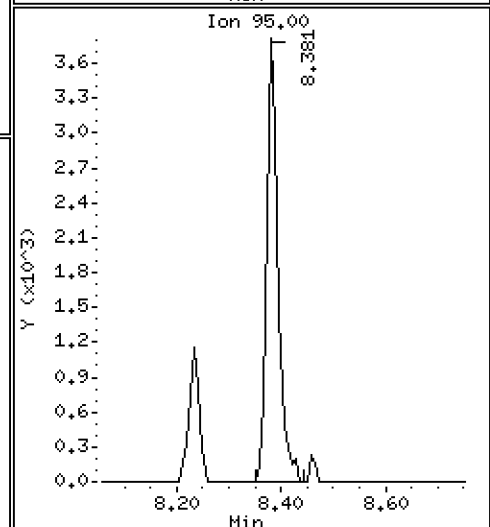
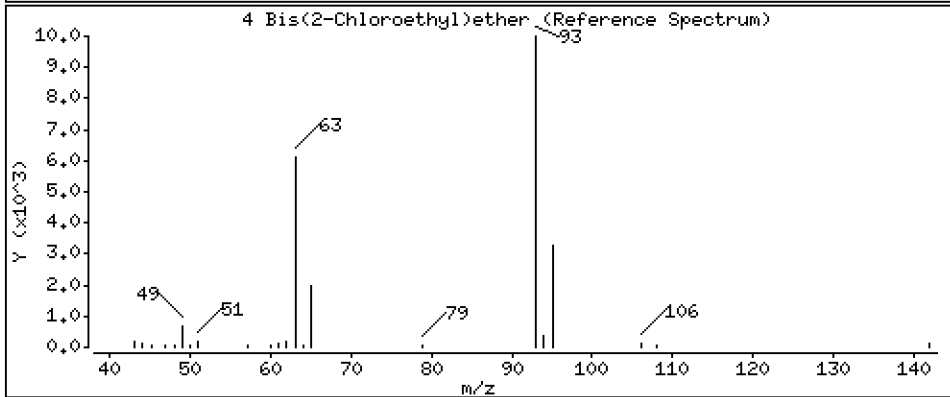
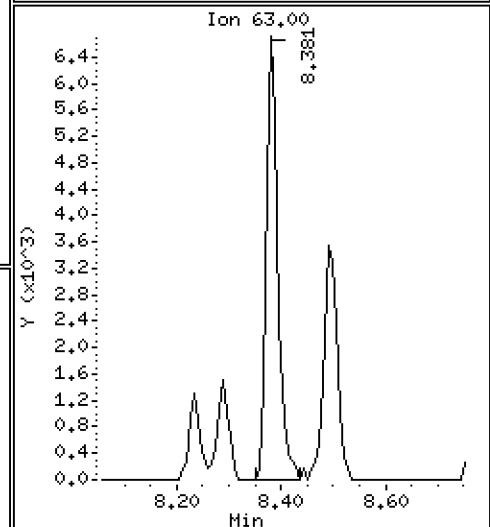
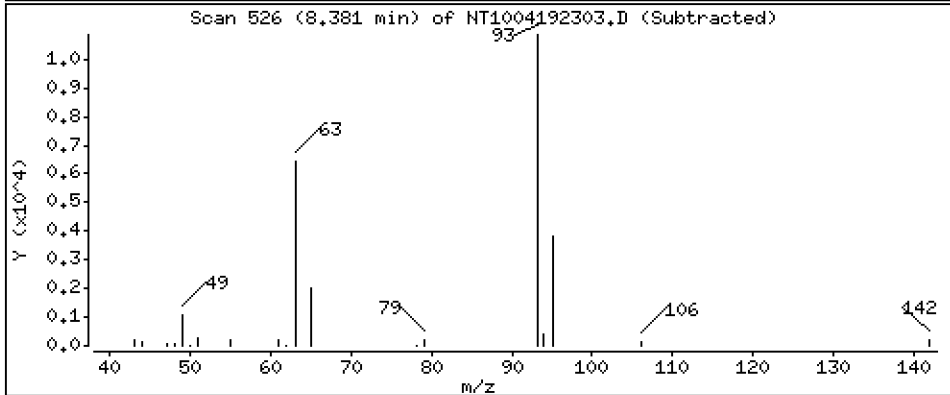
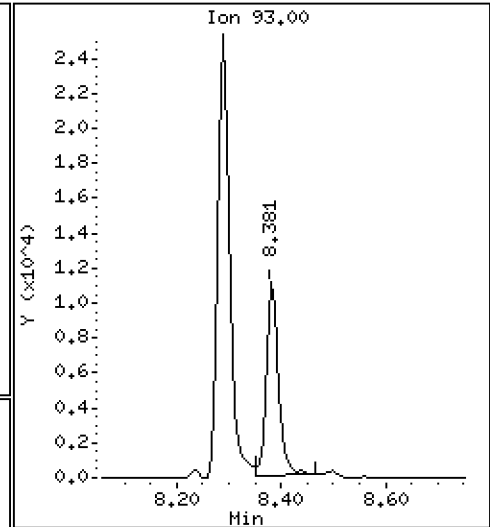
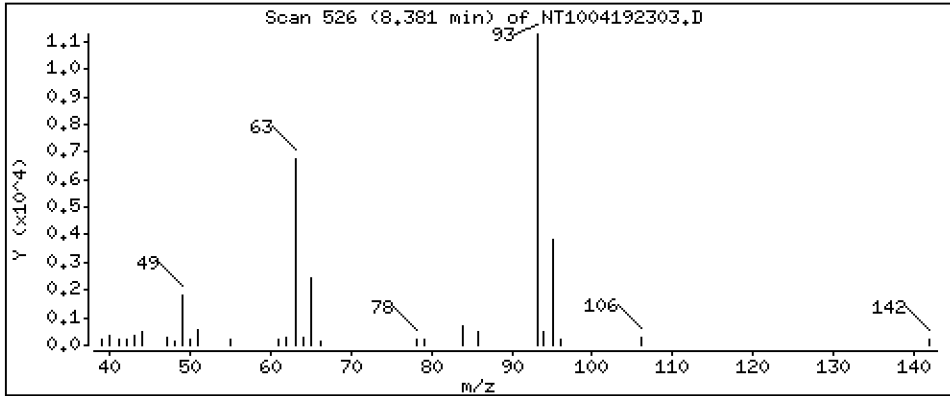
Operator: VTS

Column phase: ZB-5msi

Column diameter: 0,25

4 Bis(2-Chloroethyl)ether

Concentration: 0,4077 ug/mL



Date : 19-APR-2023 11:47

Client ID:

Instrument: nt10.i

Sample Info: SLD0254-LCV1

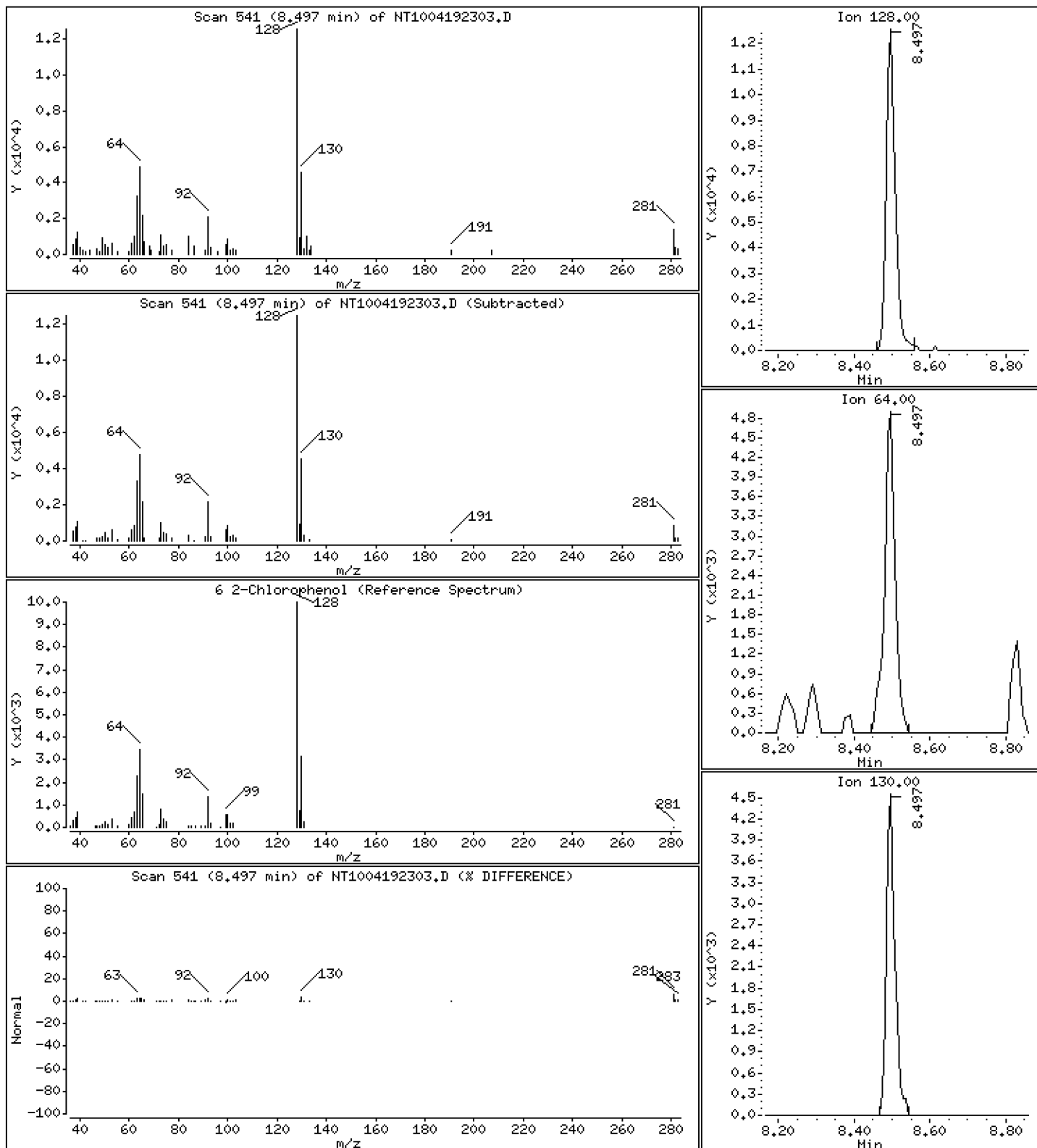
Operator: VTS

Column phase: ZB-5msi

Column diameter: 0,25

6 2-Chlorophenol

Concentration: 0,3967 ug/mL



Date : 19-APR-2023 11:47

Client ID:

Instrument: nt10.i

Sample Info: SLD0254-LCV1

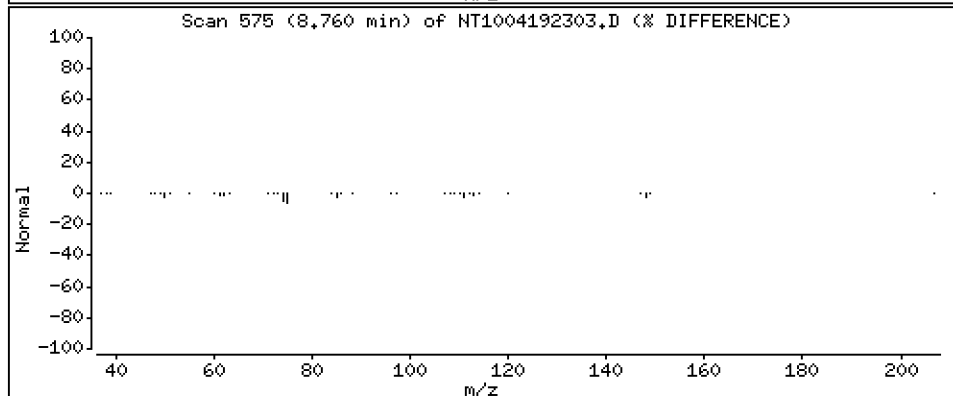
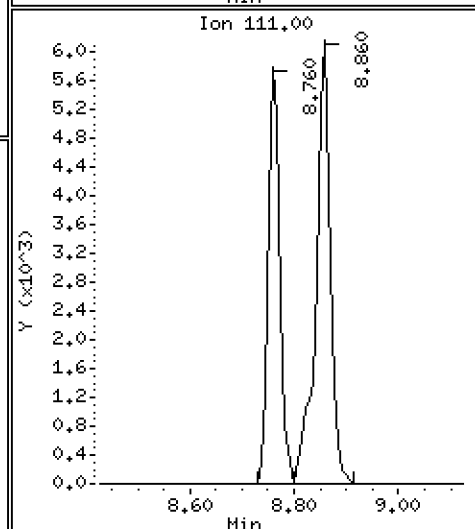
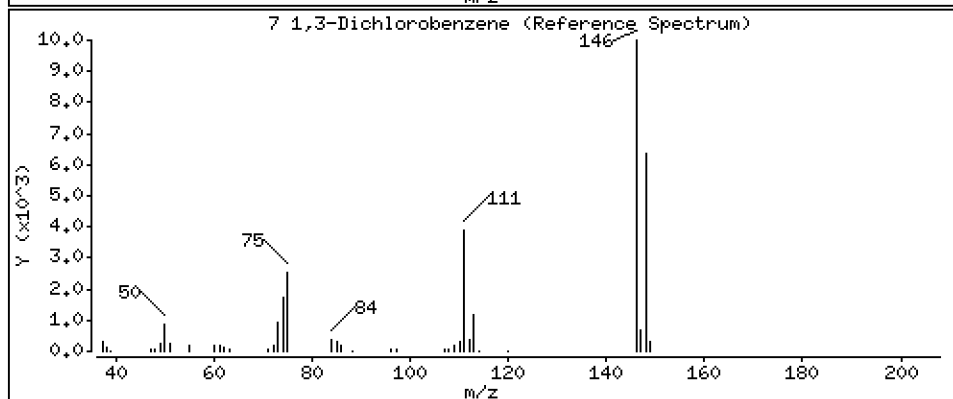
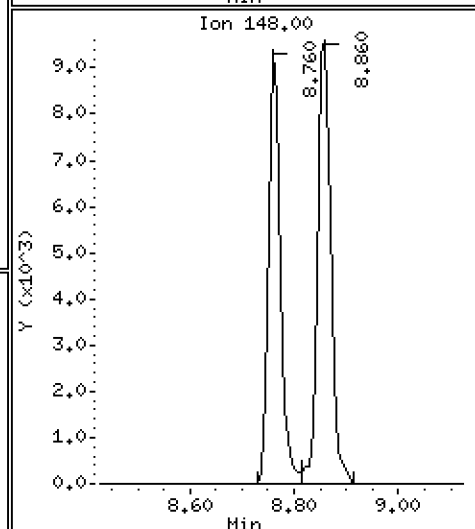
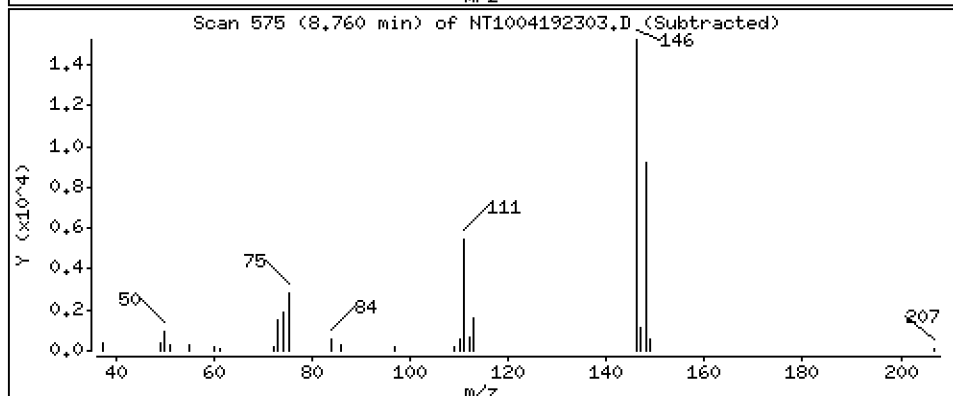
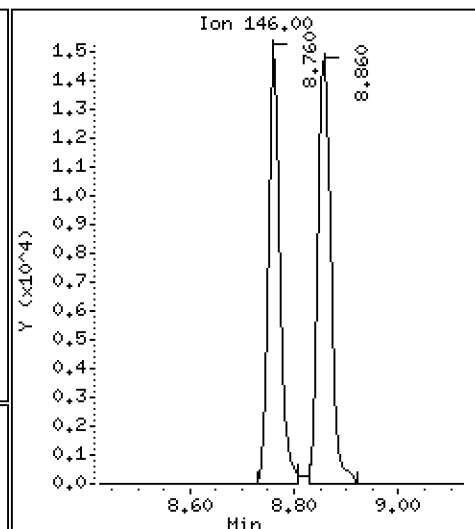
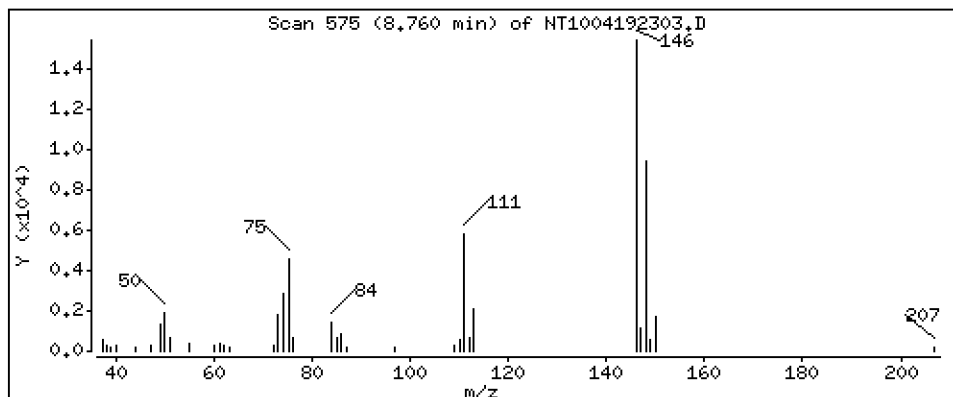
Operator: VTS

Column phase: ZB-5msi

Column diameter: 0,25

7 1,3-Dichlorobenzene

Concentration: 0,4389 ug/mL



Date : 19-APR-2023 11:47

Client ID:

Instrument: nt10.i

Sample Info: SLD0254-LCV1

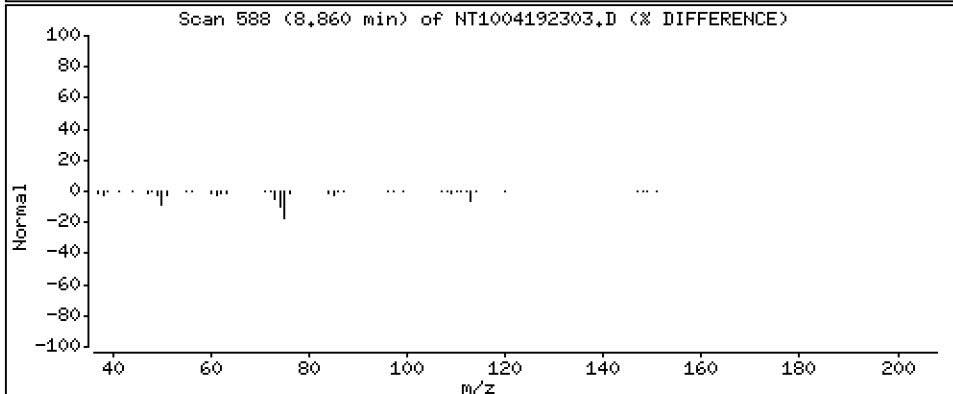
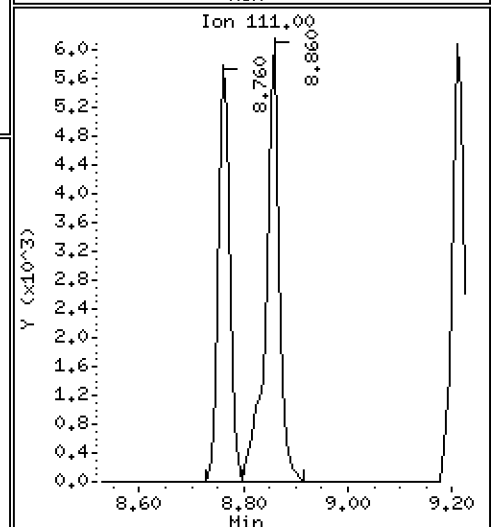
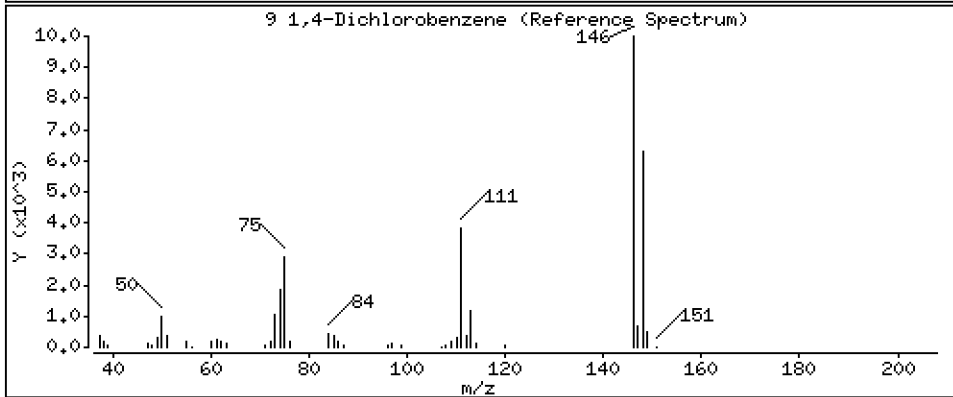
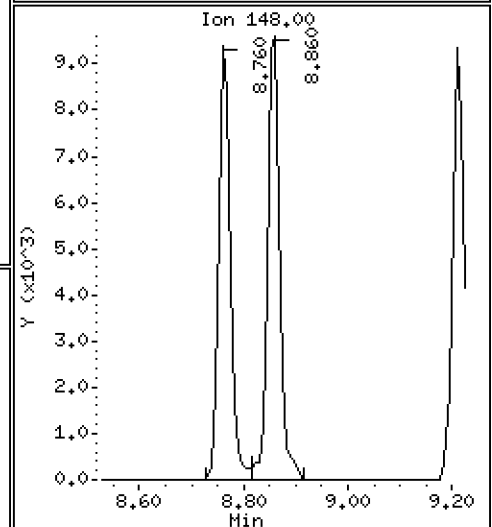
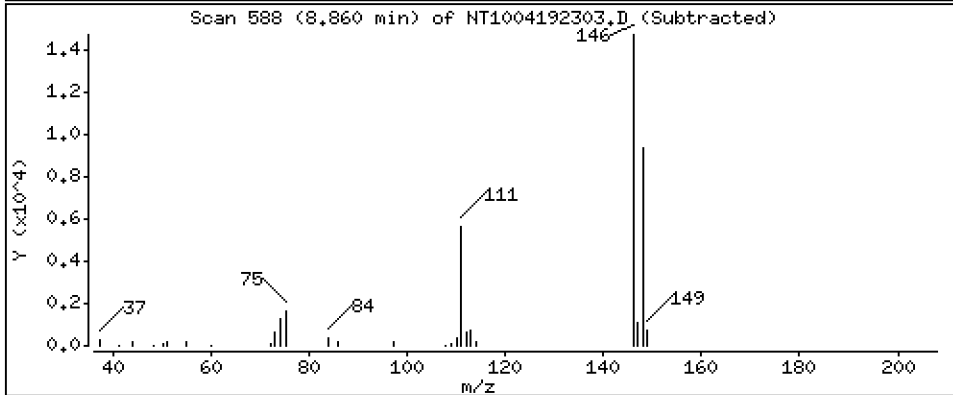
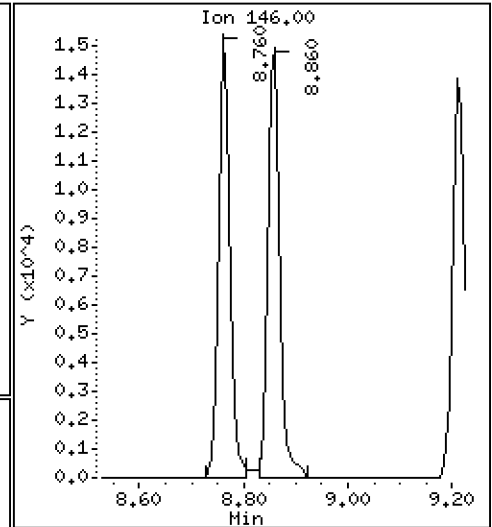
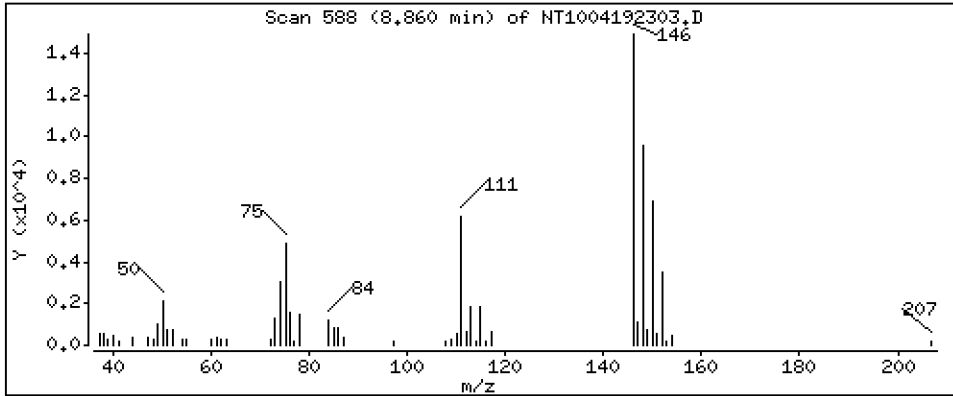
Operator: VTS

Column phase: ZB-5msi

Column diameter: 0.25

9 1,4-Dichlorobenzene

Concentration: 0.5521 ug/mL



Date : 19-APR-2023 11:47

Client ID:

Instrument: nt10.i

Sample Info: SLD0254-LCV1

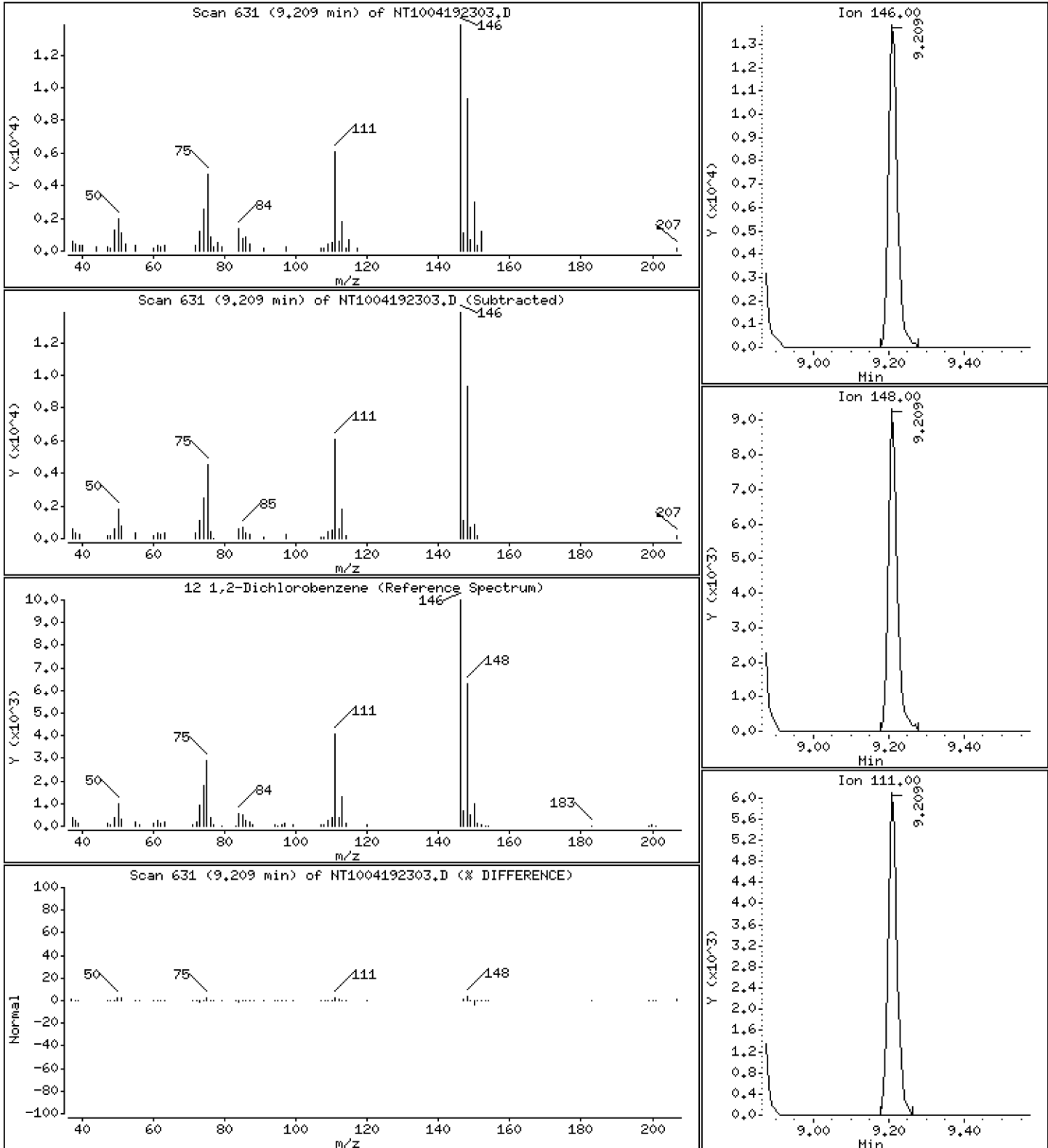
Operator: VTS

Column phase: ZB-5msi

Column diameter: 0,25

12 1,2-Dichlorobenzene

Concentration: 0,5164 ug/mL



Date : 19-APR-2023 11:47

Client ID:

Instrument: nt10.i

Sample Info: SLD0254-LCV1

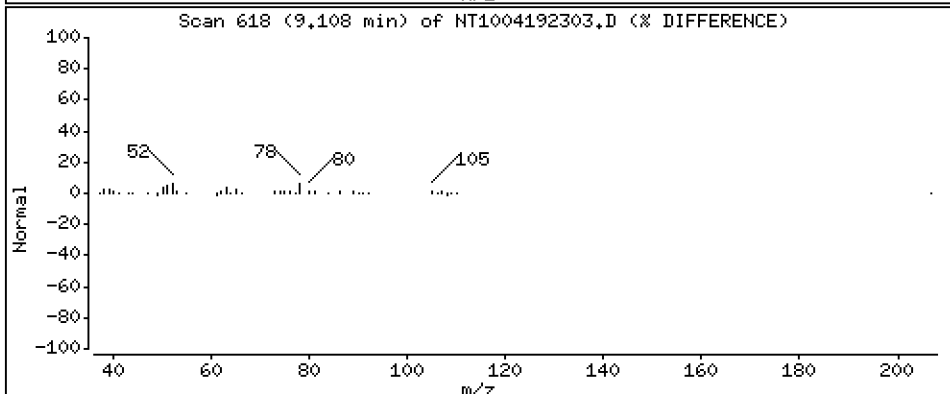
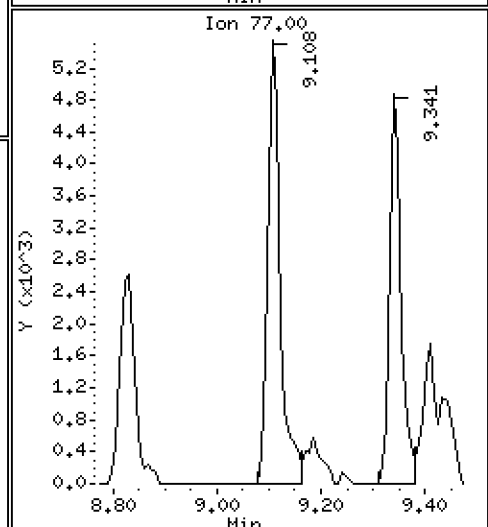
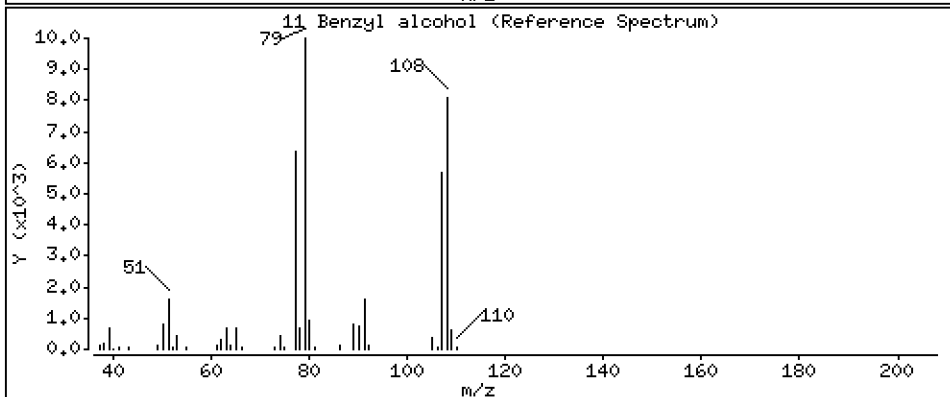
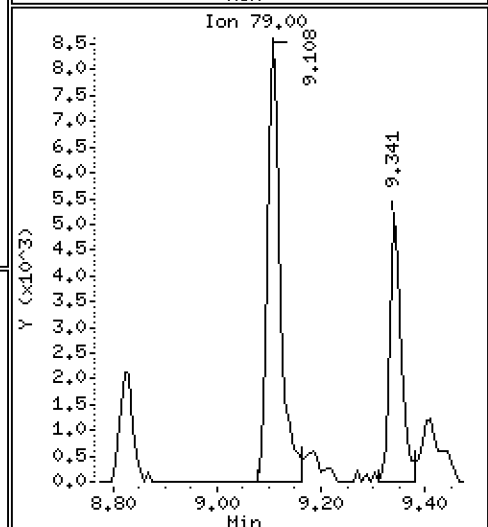
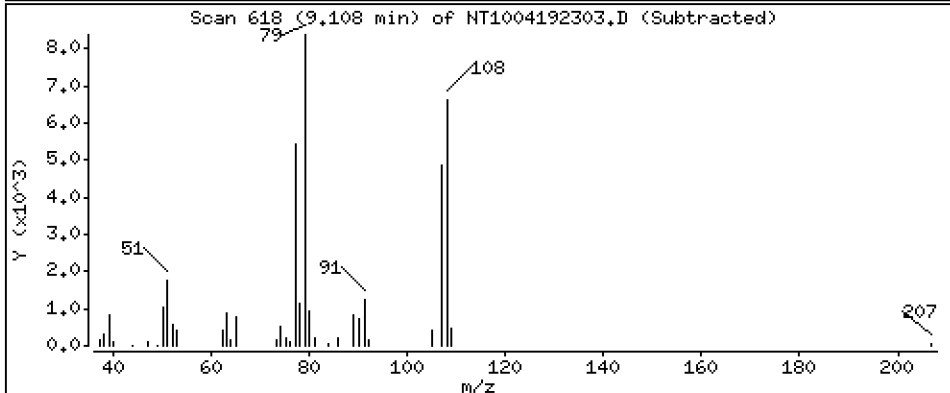
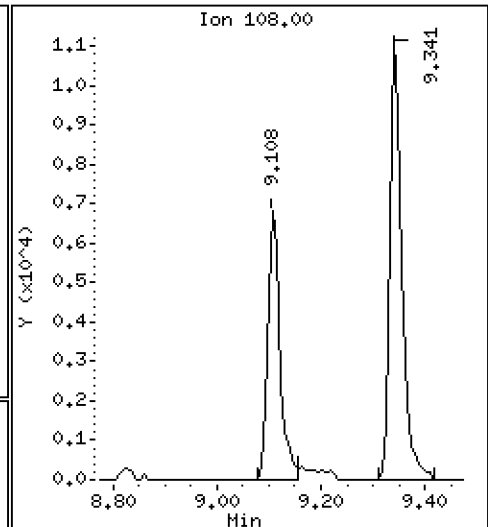
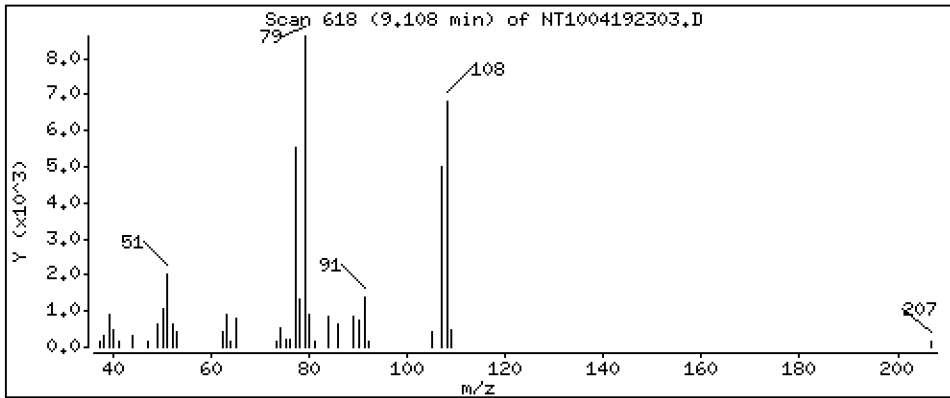
Operator: VTS

Column phase: ZB-5msi

Column diameter: 0.25

11 Benzyl alcohol

Concentration: 0.4082 ug/mL



Date : 19-APR-2023 11:47

Client ID:

Instrument: nt10.i

Sample Info: SLD0254-LCV1

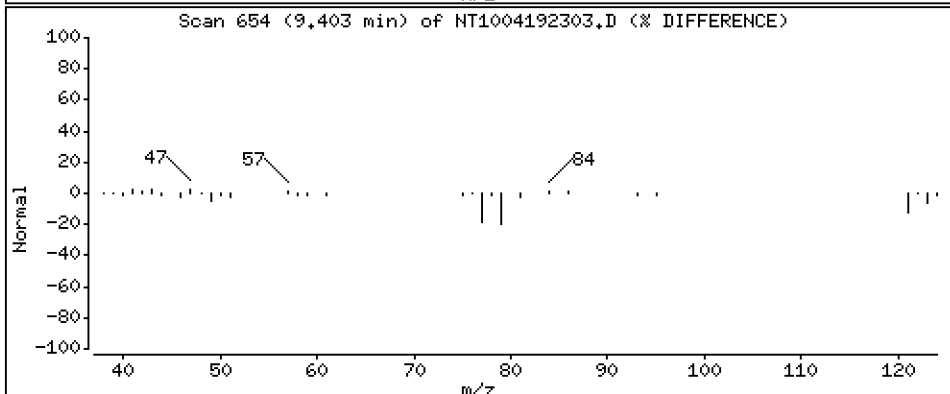
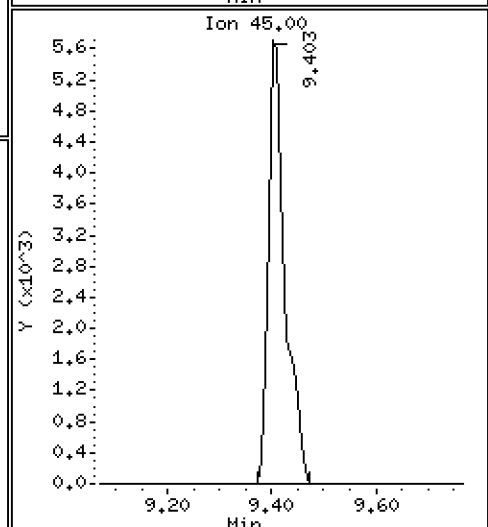
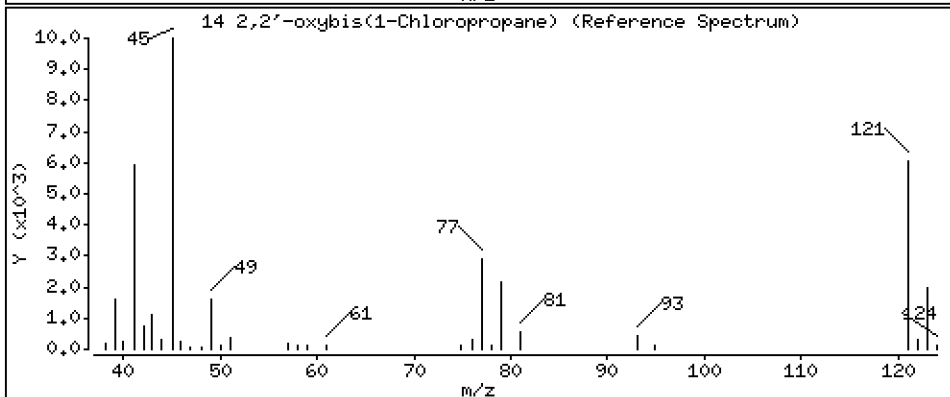
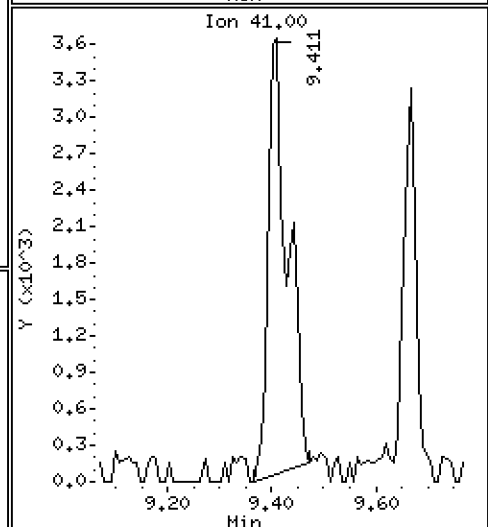
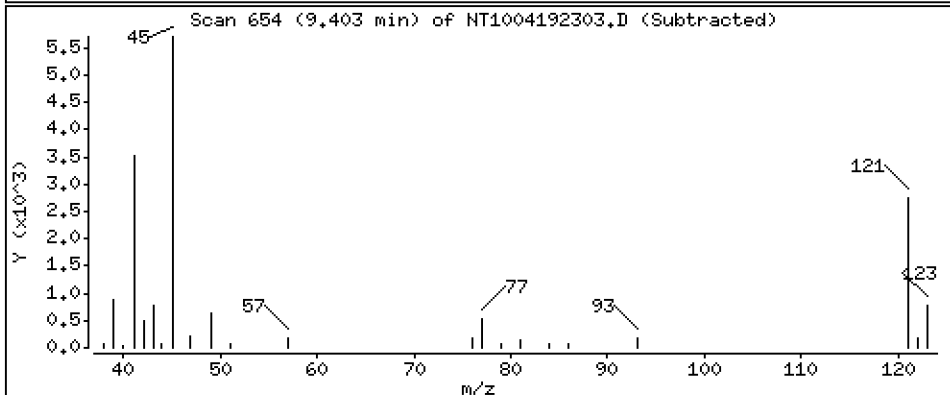
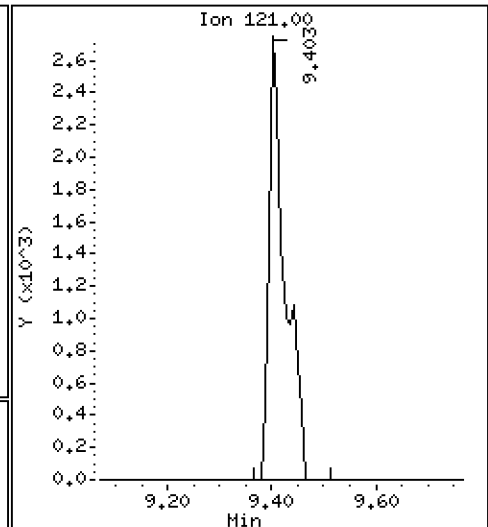
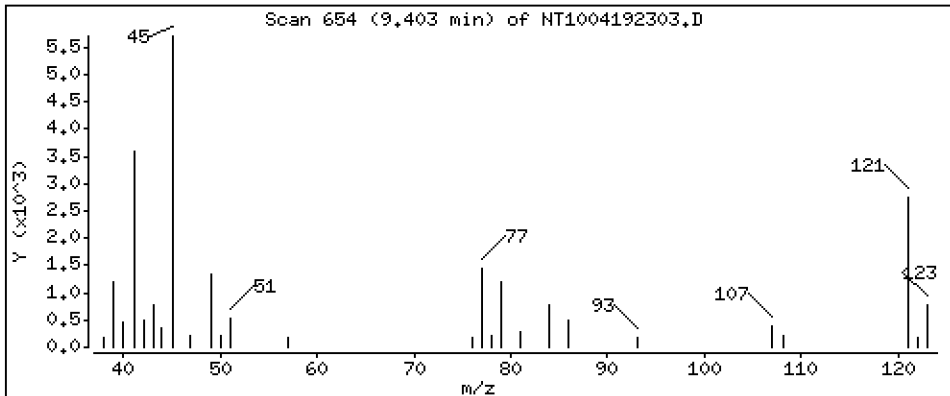
Operator: VTS

Column phase: ZB-5msi

Column diameter: 0,25

14 2,2'-oxybis(1-Chloropropane)

Concentration: 0,3892 ug/mL



Date : 19-APR-2023 11:47

Client ID:

Instrument: nt10.i

Sample Info: SLD0254-LCV1

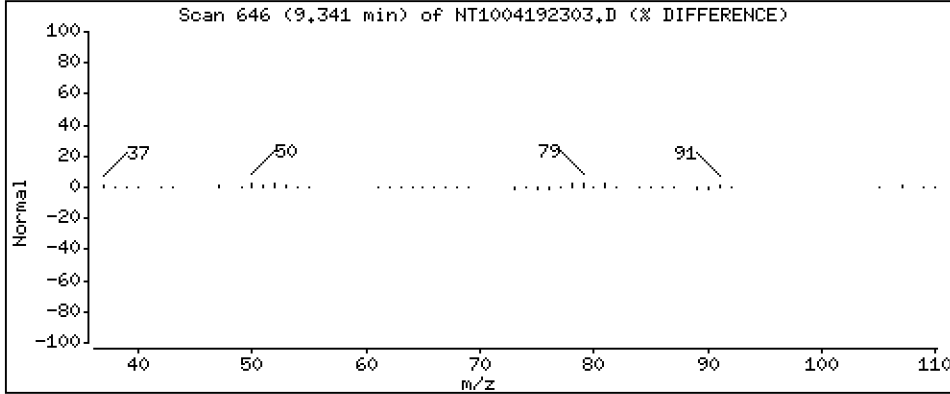
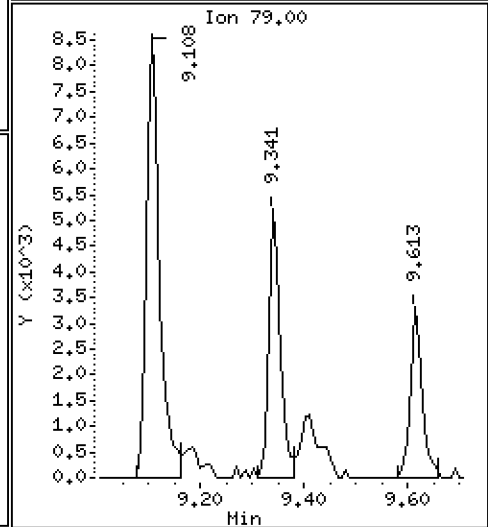
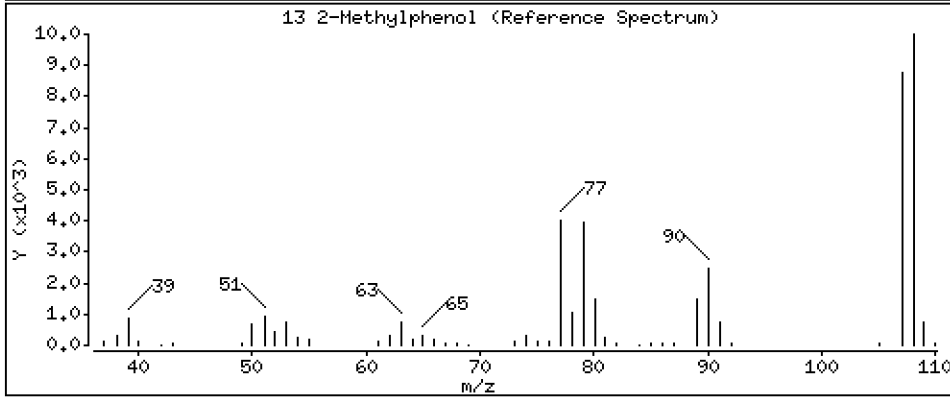
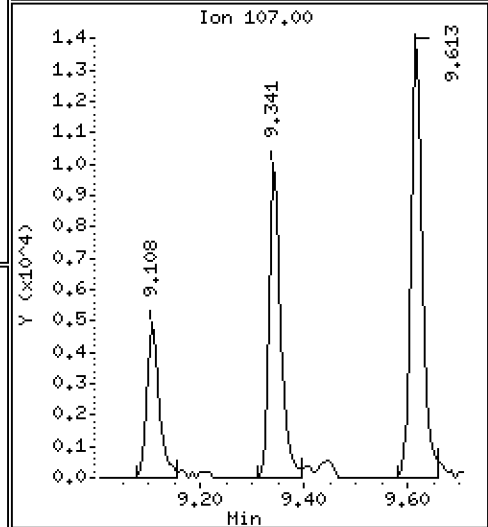
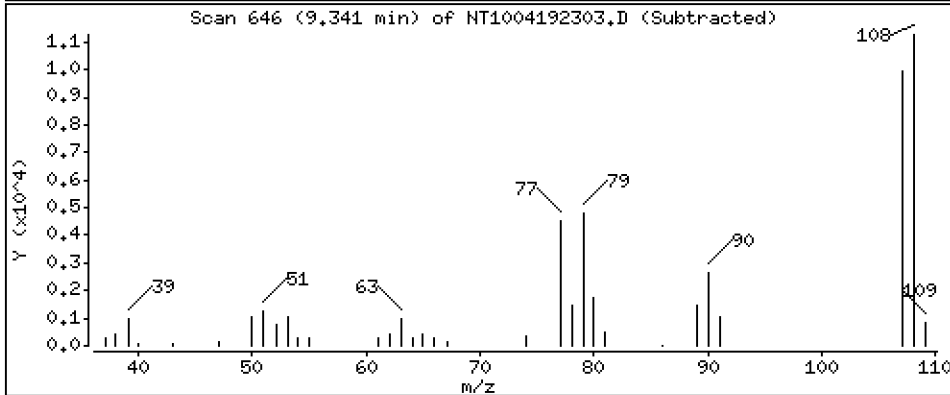
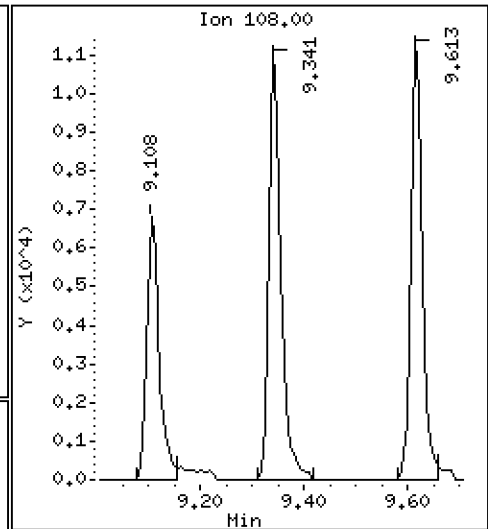
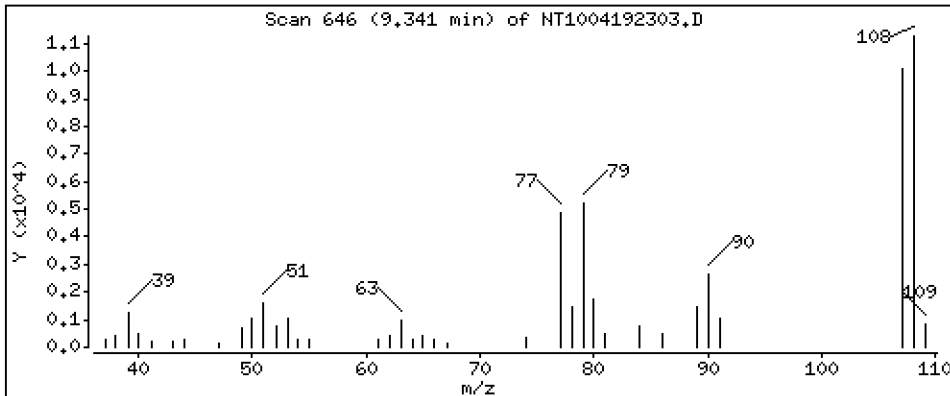
Operator: VTS

Column phase: ZB-5msi

Column diameter: 0,25

13 2-Methylphenol

Concentration: 0,4086 ug/mL



Date : 19-APR-2023 11:47

Client ID:

Instrument: nt10.i

Sample Info: SLD0254-LCV1

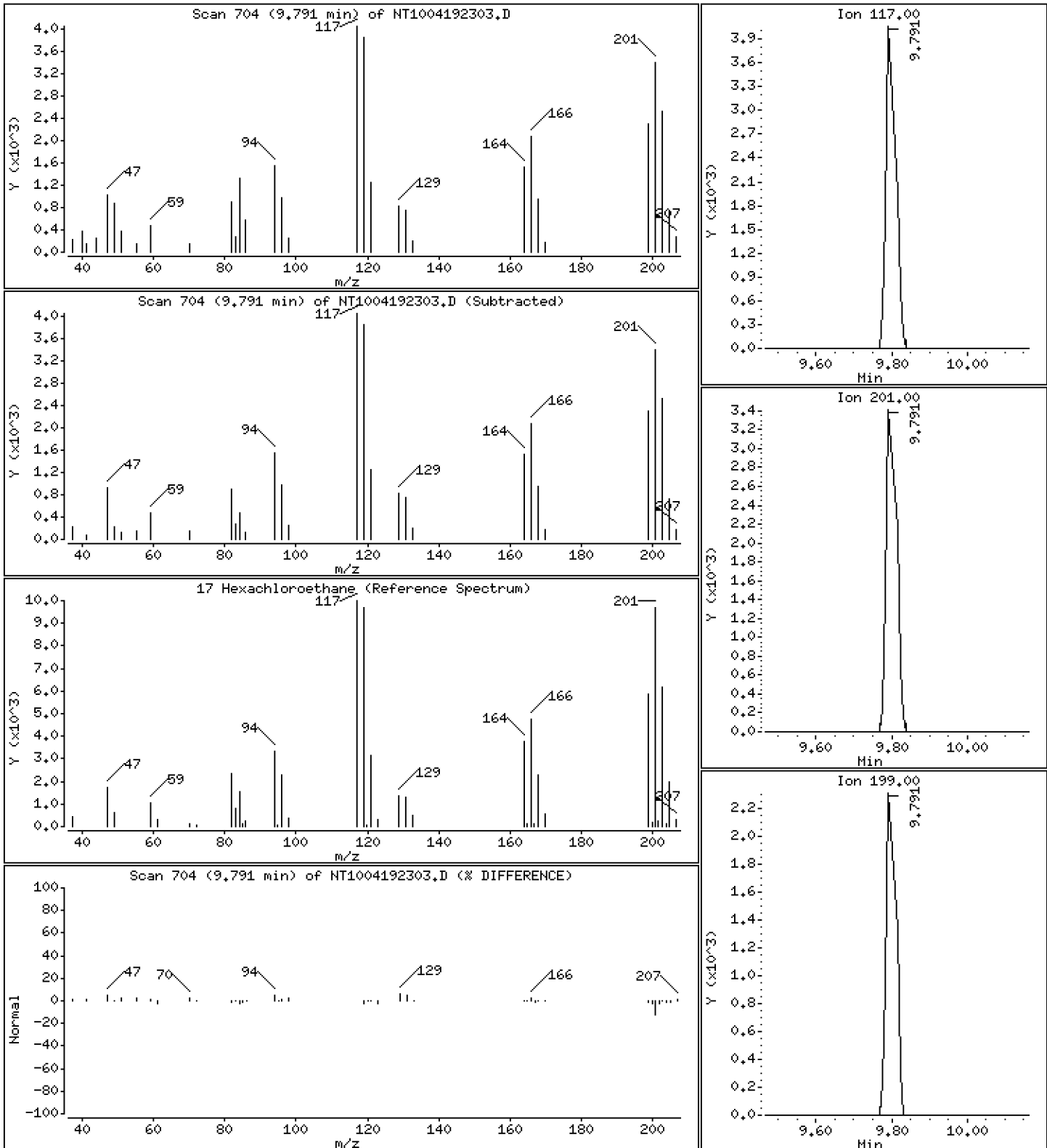
Operator: VTS

Column phase: ZB-5msi

Column diameter: 0,25

17 Hexachloroethane

Concentration: 0,2502 ug/mL



Date : 19-APR-2023 11:47

Client ID:

Instrument: nt10.i

Sample Info: SLD0254-LCV1

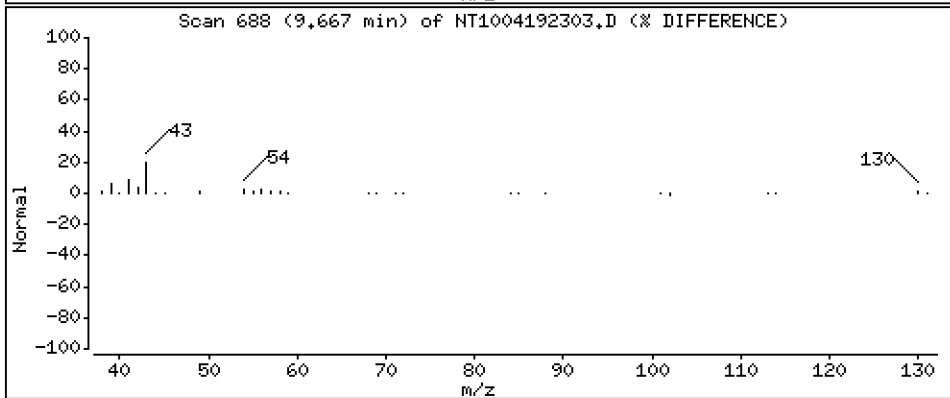
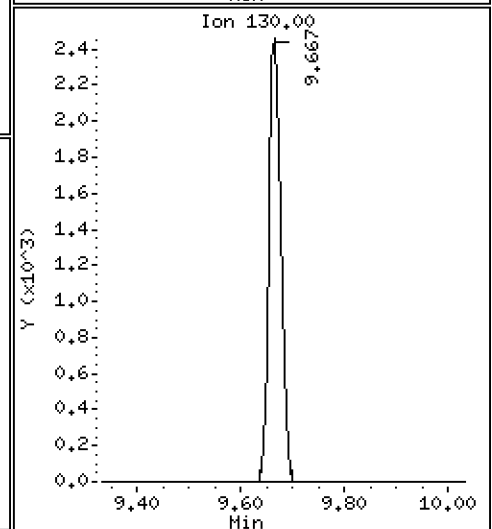
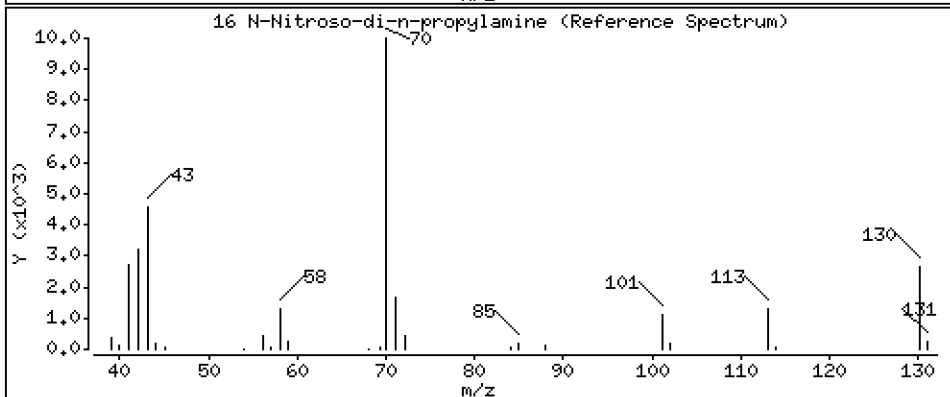
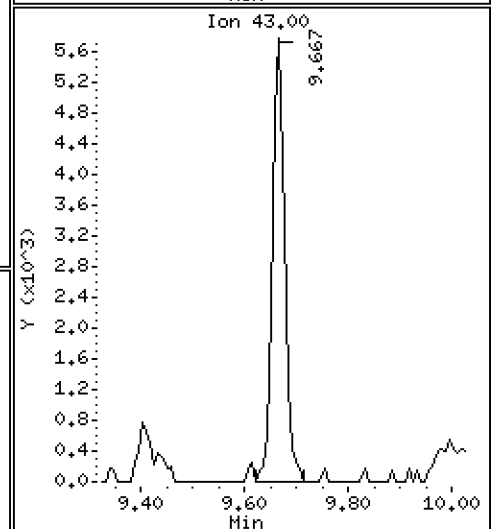
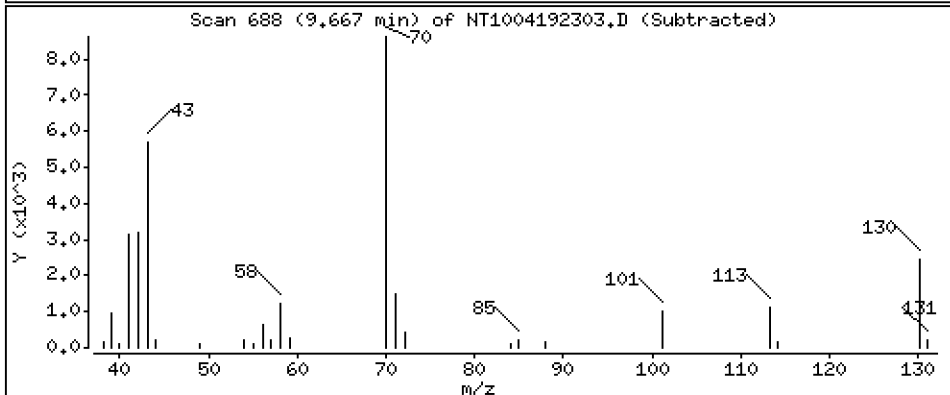
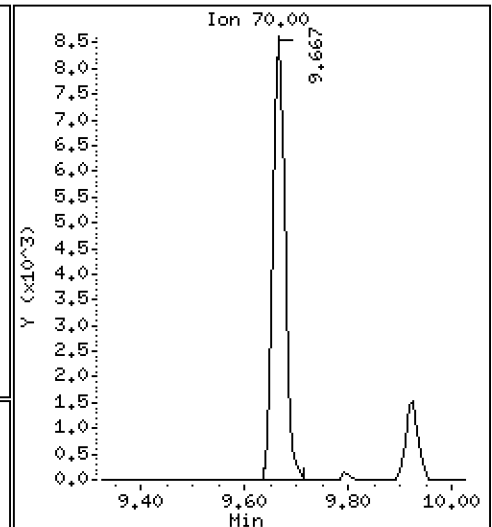
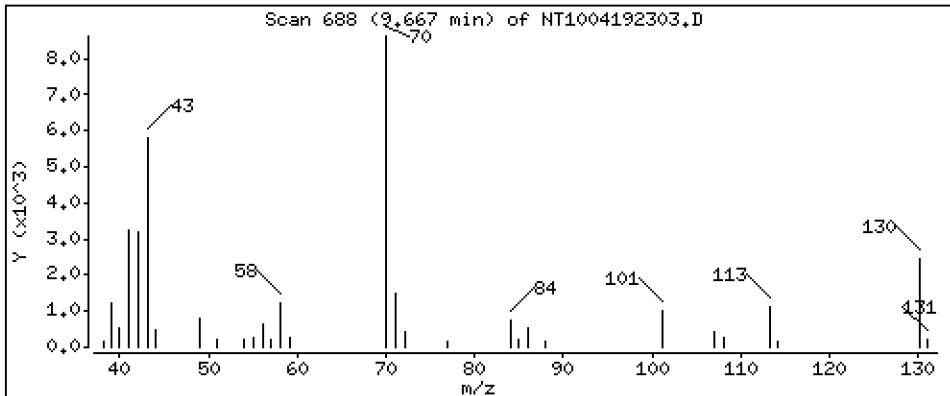
Operator: VTS

Column phase: ZB-5msi

Column diameter: 0.25

16 N-Nitroso-di-n-propylamine

Concentration: 0.3826 ug/mL



Date : 19-APR-2023 11:47

Client ID:

Instrument: nt10.i

Sample Info: SLD0254-LCV1

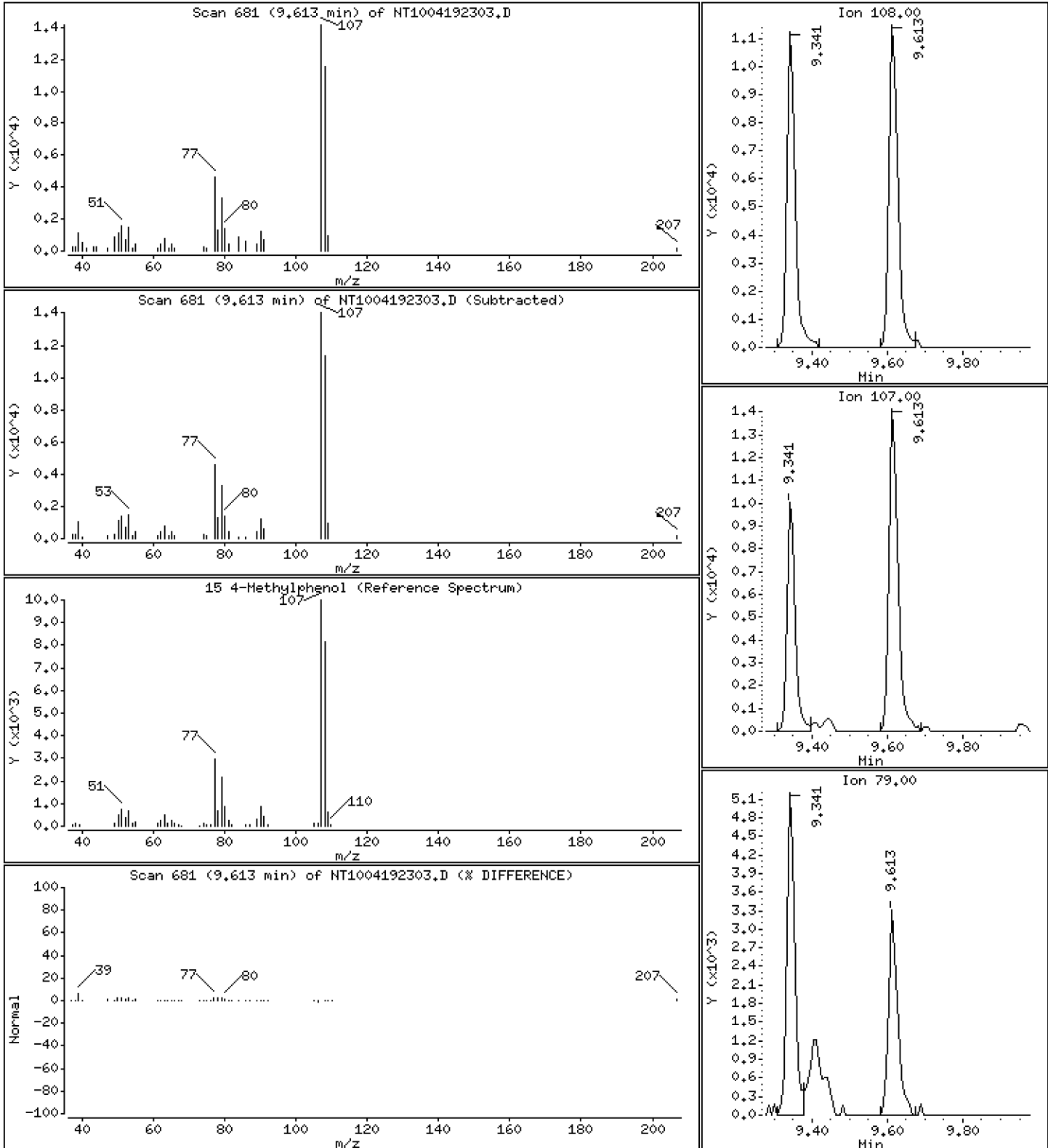
Operator: VTS

Column phase: ZB-5msi

Column diameter: 0.25

15 4-Methylphenol

Concentration: 0.3947 ug/mL



Date : 19-APR-2023 11:47

Client ID:

Instrument: nt10.i

Sample Info: SLD0254-LCV1

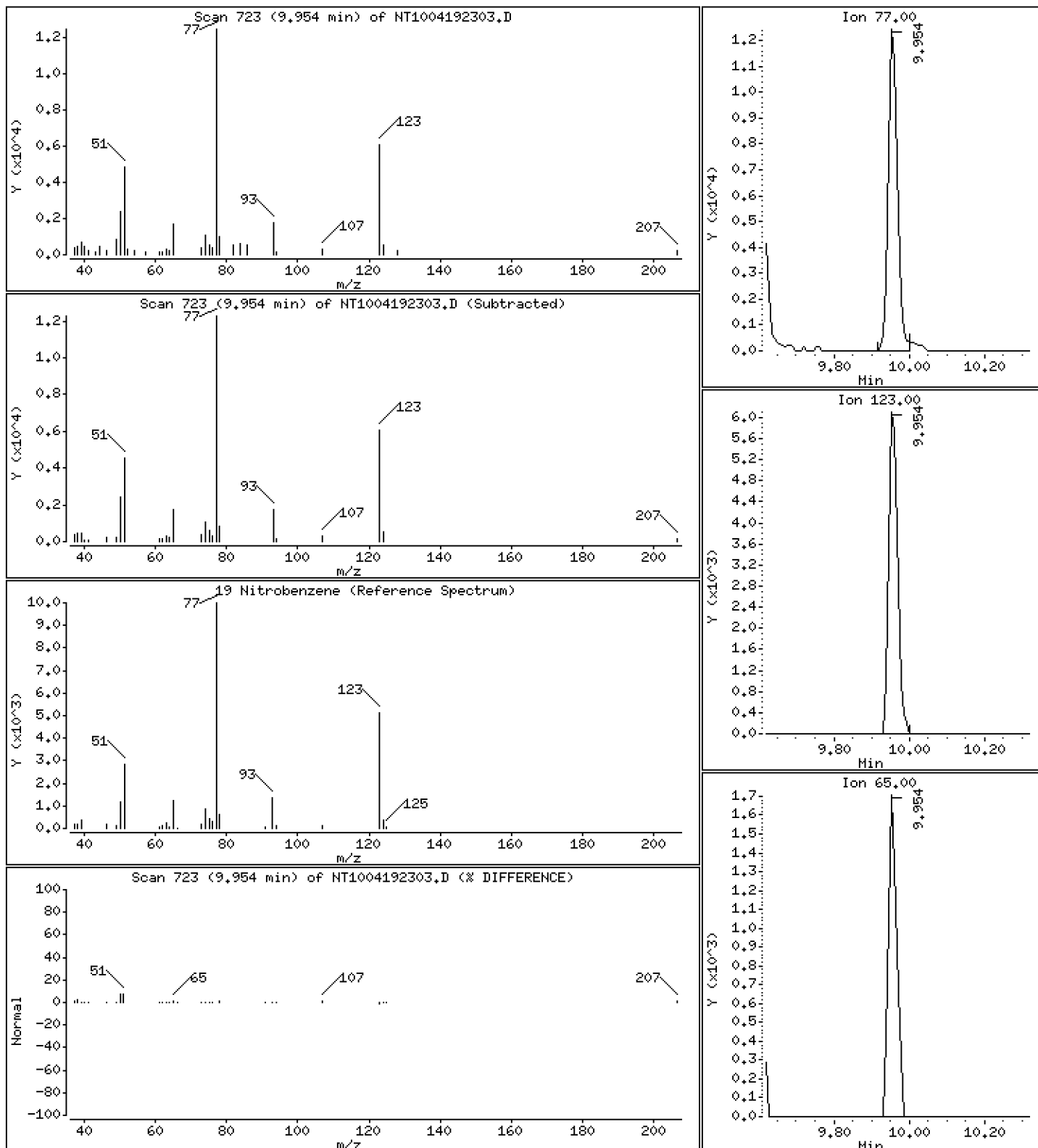
Operator: VTS

Column phase: ZB-5msi

Column diameter: 0,25

19 Nitrobenzene

Concentration: 0,4228 ug/mL



Date : 19-APR-2023 11:47

Client ID:

Instrument: nt10.i

Sample Info: SLD0254-LCV1

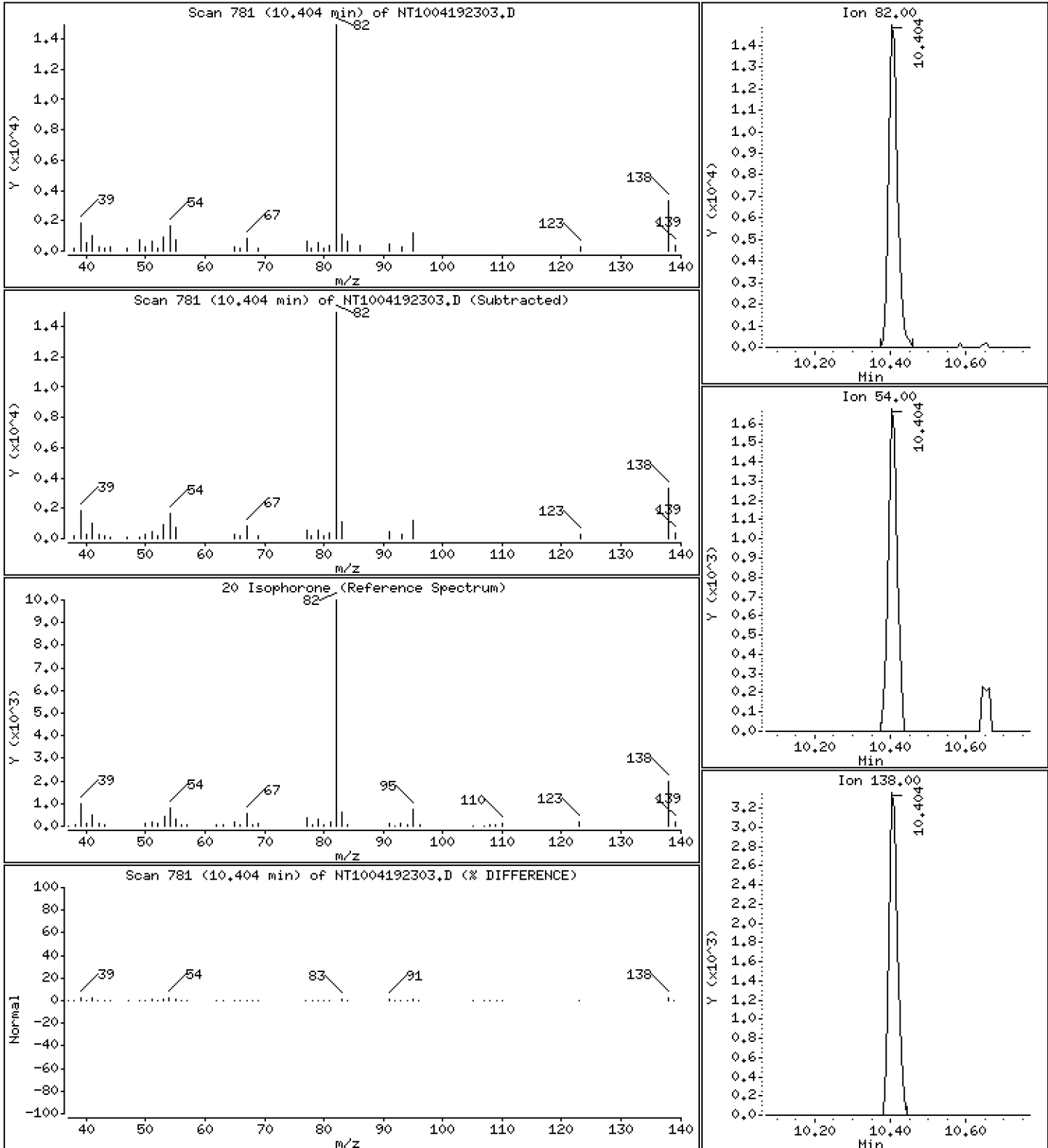
Operator: VTS

Column phase: ZB-5msi

Column diameter: 0,25

20 Isophorone

Concentration: 0,4044 ug/mL



Date : 19-APR-2023 11:47

Client ID:

Instrument: nt10.i

Sample Info: SLD0254-LCV1

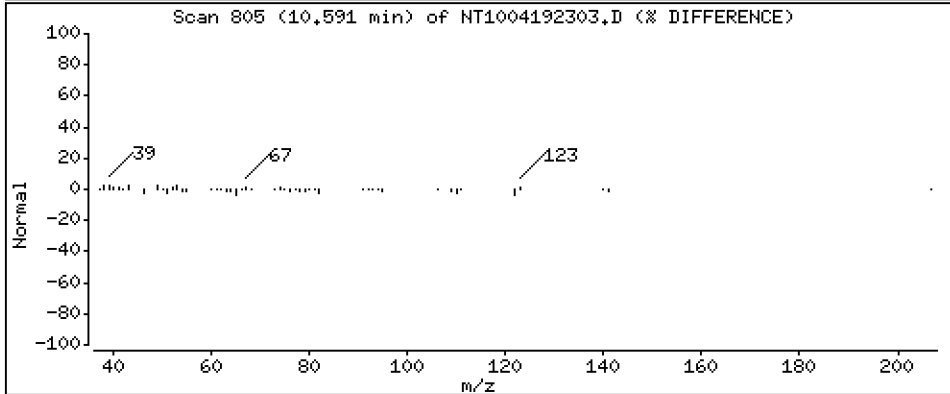
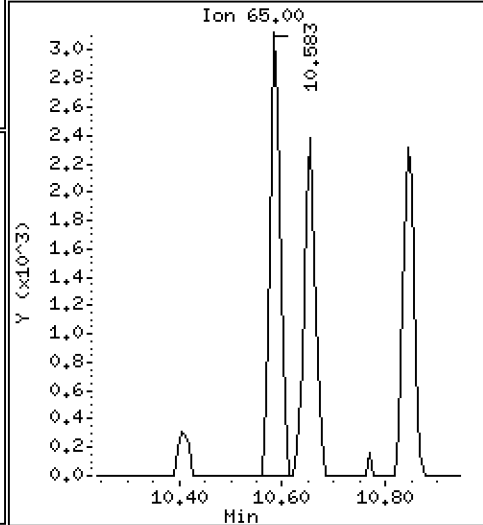
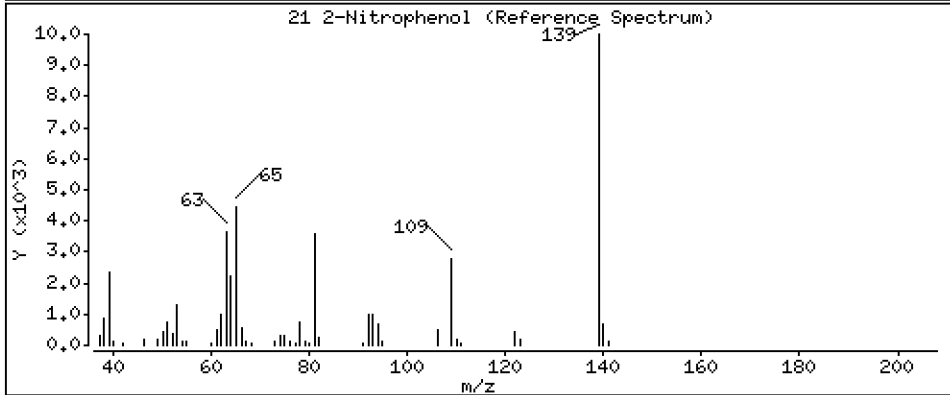
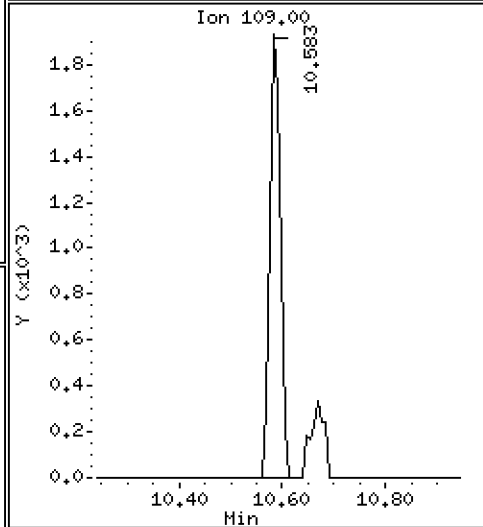
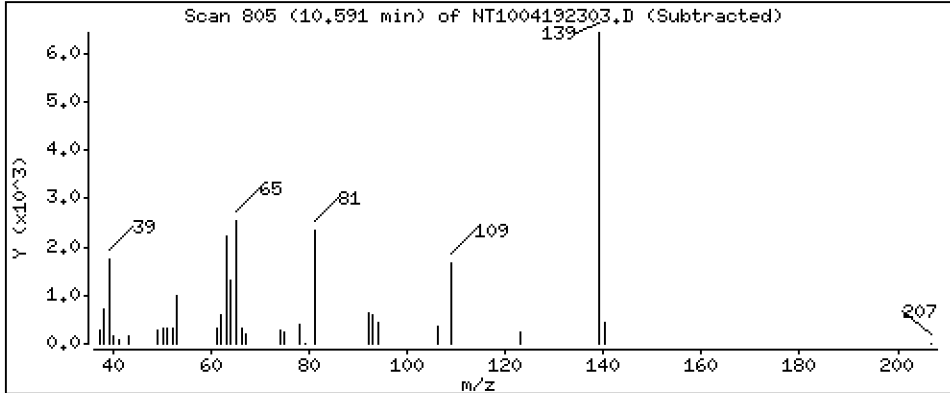
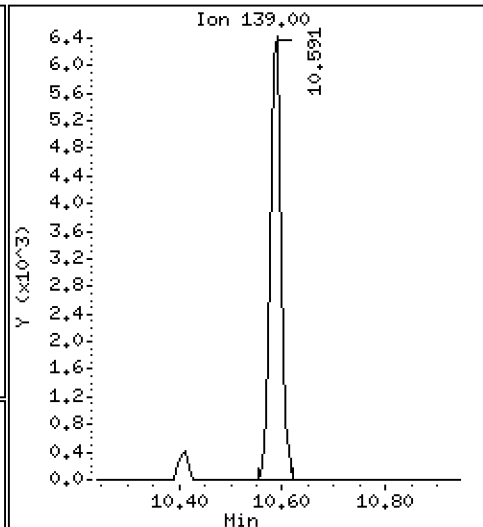
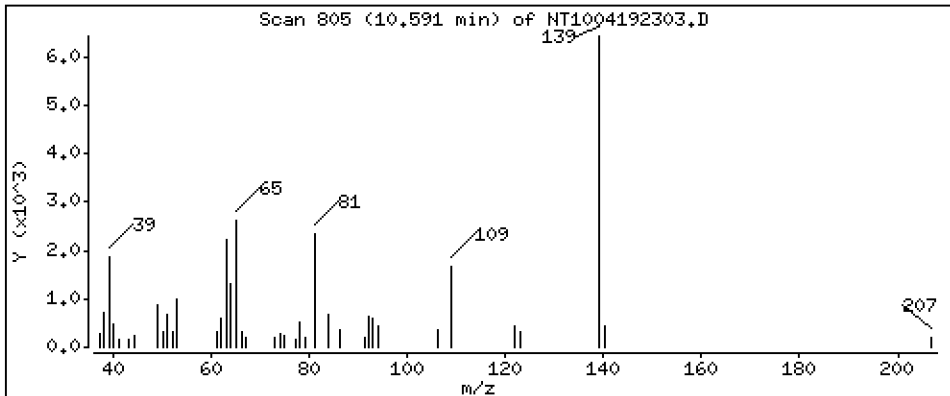
Operator: VTS

Column phase: ZB-5msi

Column diameter: 0,25

21 2-Nitrophenol

Concentration: 0,4218 ug/mL



Date : 19-APR-2023 11:47

Client ID:

Instrument: nt10.i

Sample Info: SLD0254-LCV1

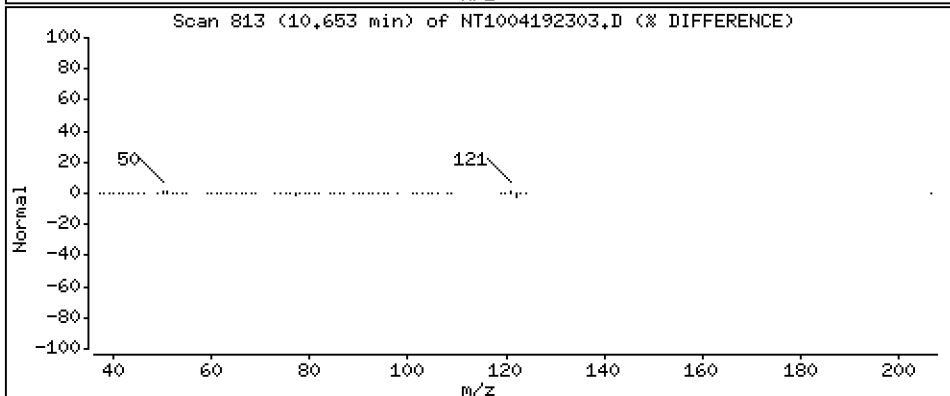
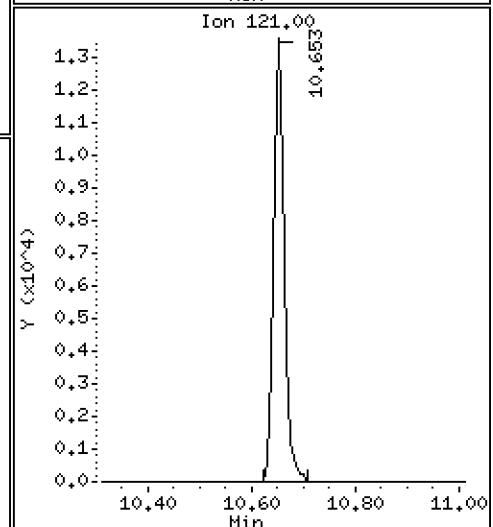
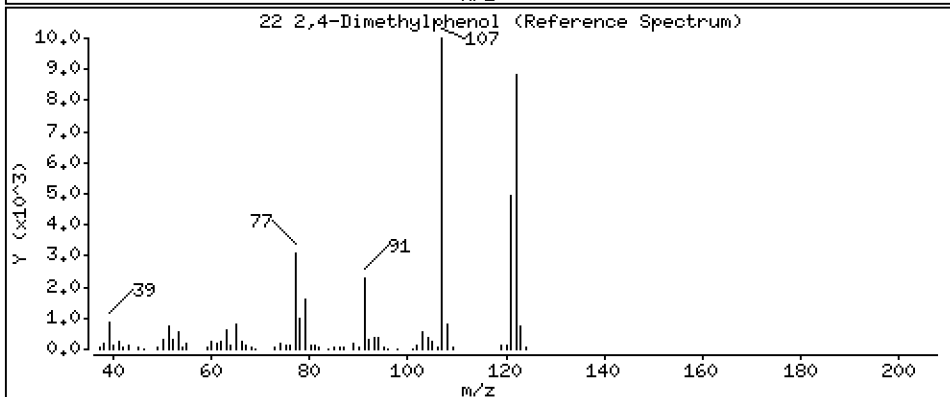
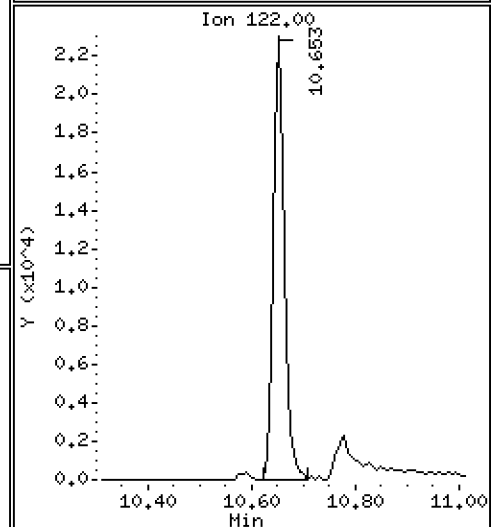
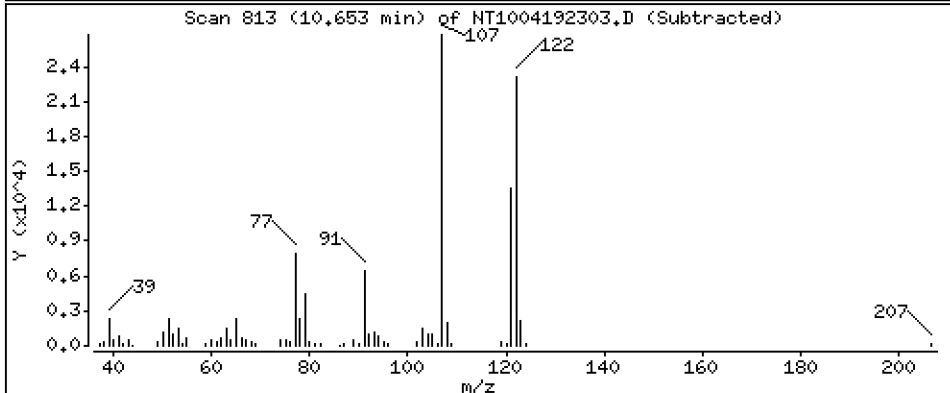
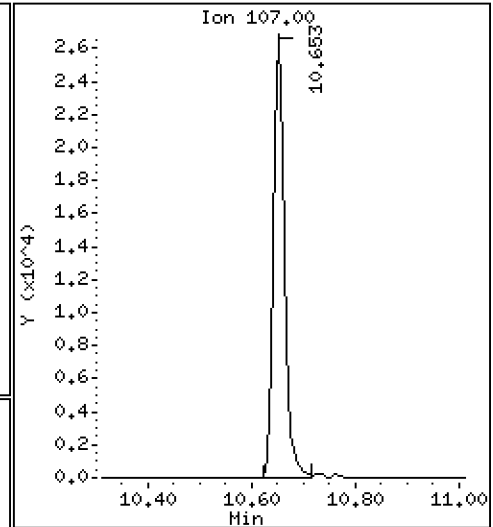
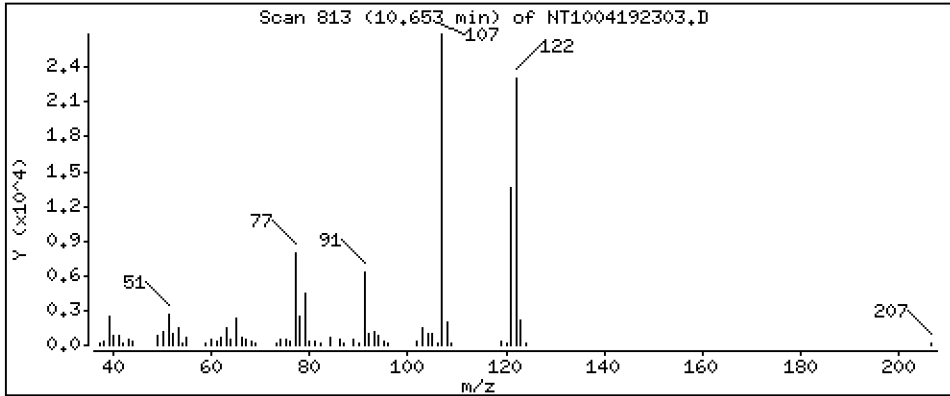
Operator: VTS

Column phase: ZB-5msi

Column diameter: 0,25

22 2,4-Dimethylphenol

Concentration: 0,9387 ug/mL



Date : 19-APR-2023 11:47

Client ID:

Instrument: nt10.i

Sample Info: SLD0254-LCV1

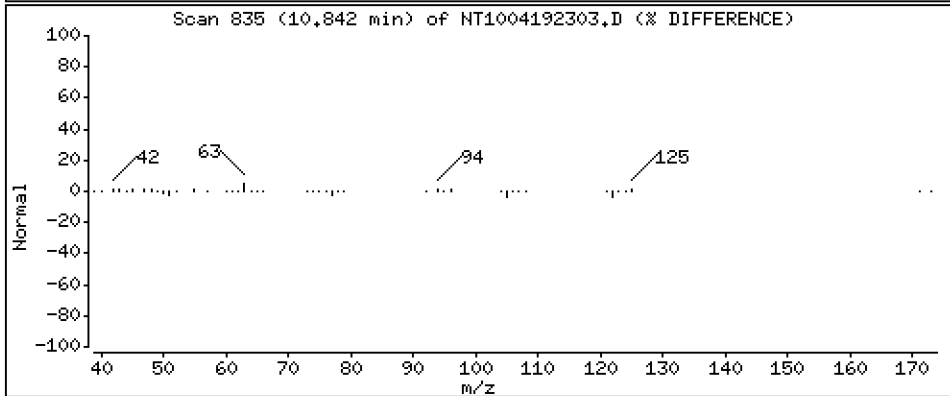
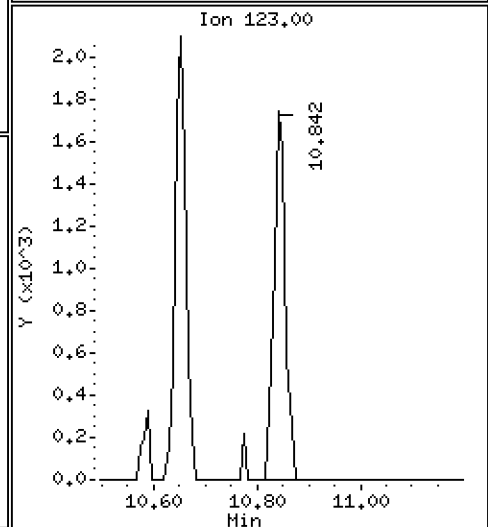
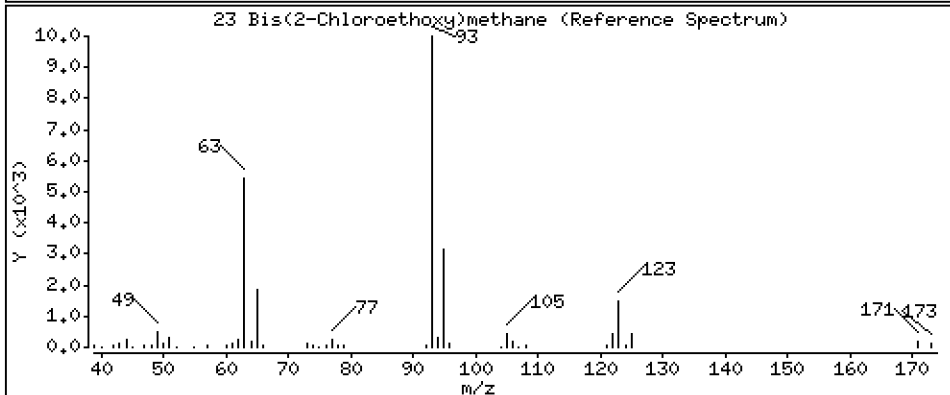
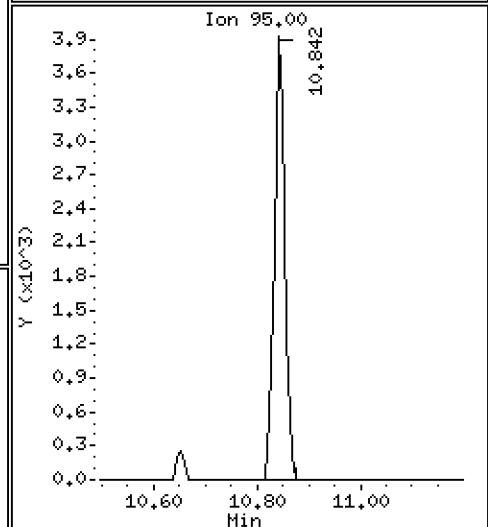
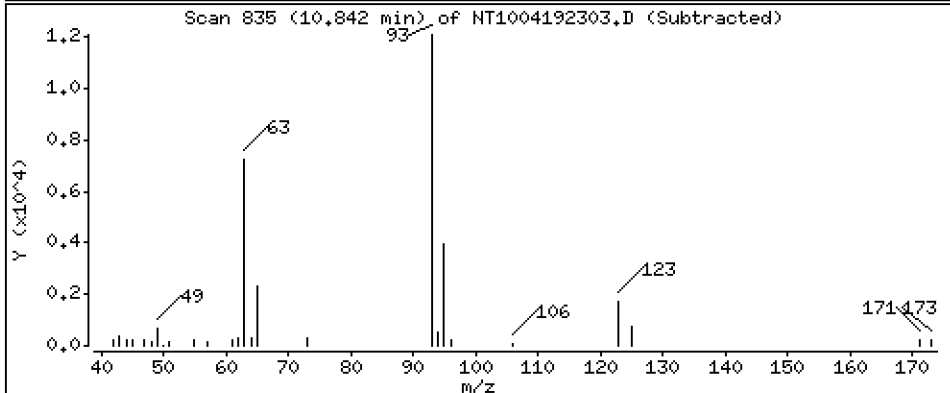
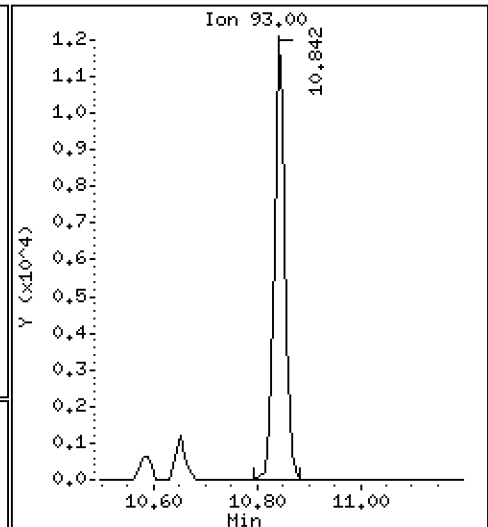
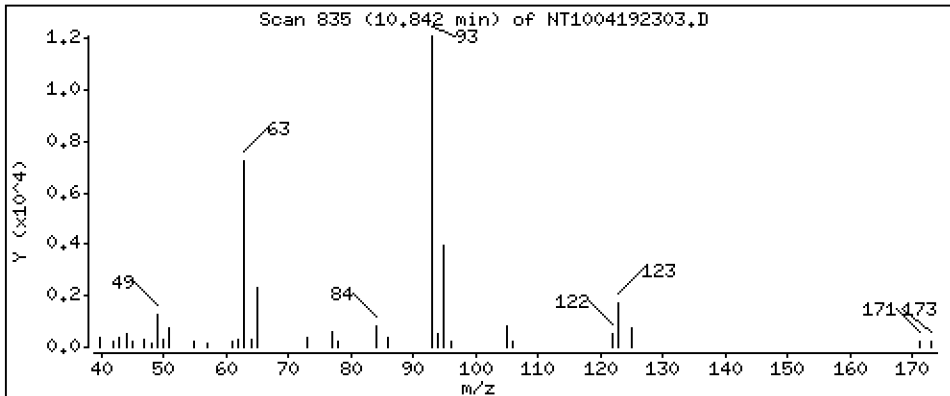
Operator: VTS

Column phase: ZB-5msi

Column diameter: 0,25

23 Bis(2-Chloroethoxy)methane

Concentration: 0,5259 ug/mL



Date : 19-APR-2023 11:47

Client ID:

Instrument: nt10.i

Sample Info: SLD0254-LCV1

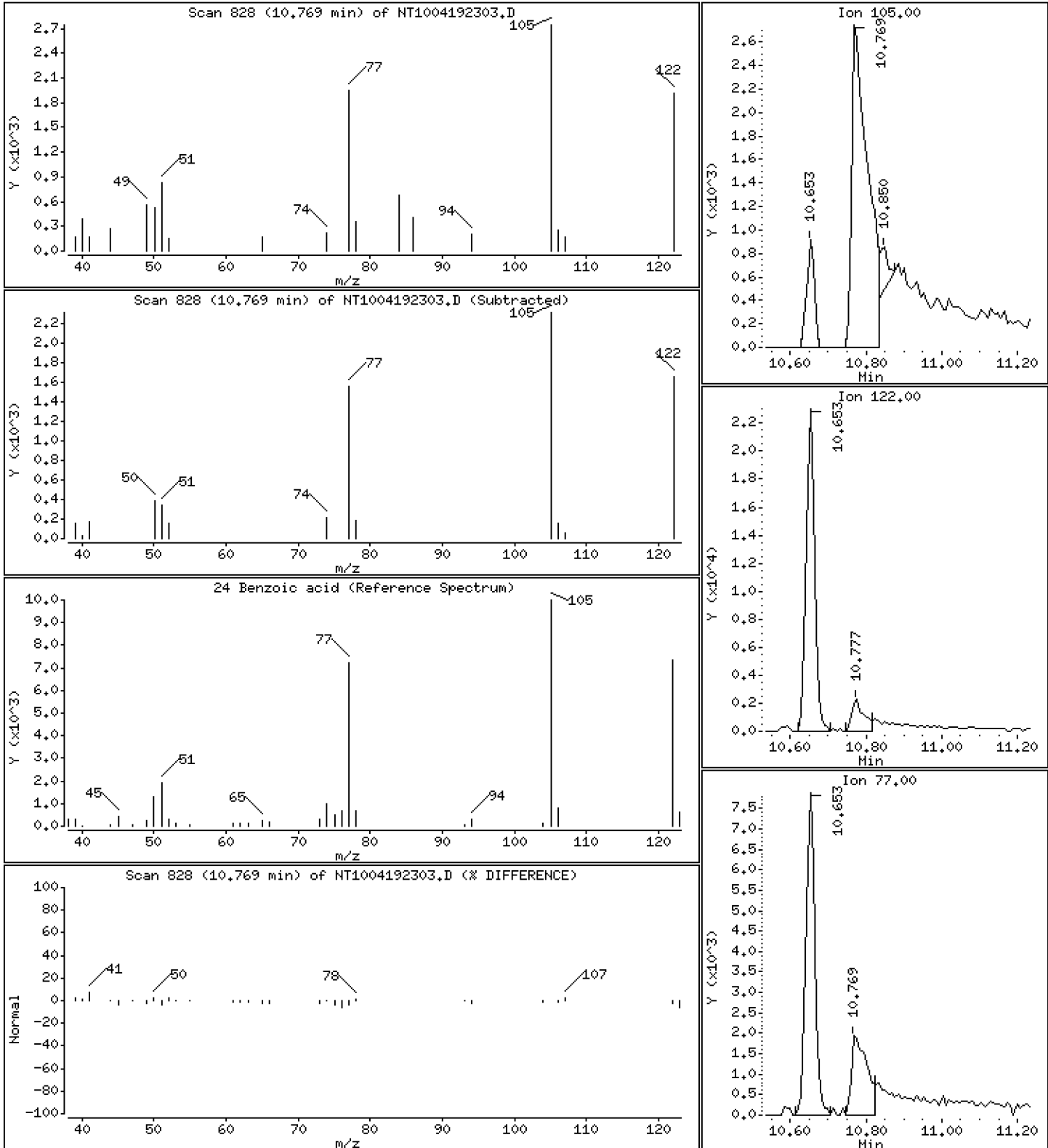
Operator: VTS

Column phase: ZB-5msi

Column diameter: 0.25

24 Benzoic acid

Concentration: 0.3345 ug/mL



Date : 19-APR-2023 11:47

Client ID:

Instrument: nt10.i

Sample Info: SLD0254-LCV1

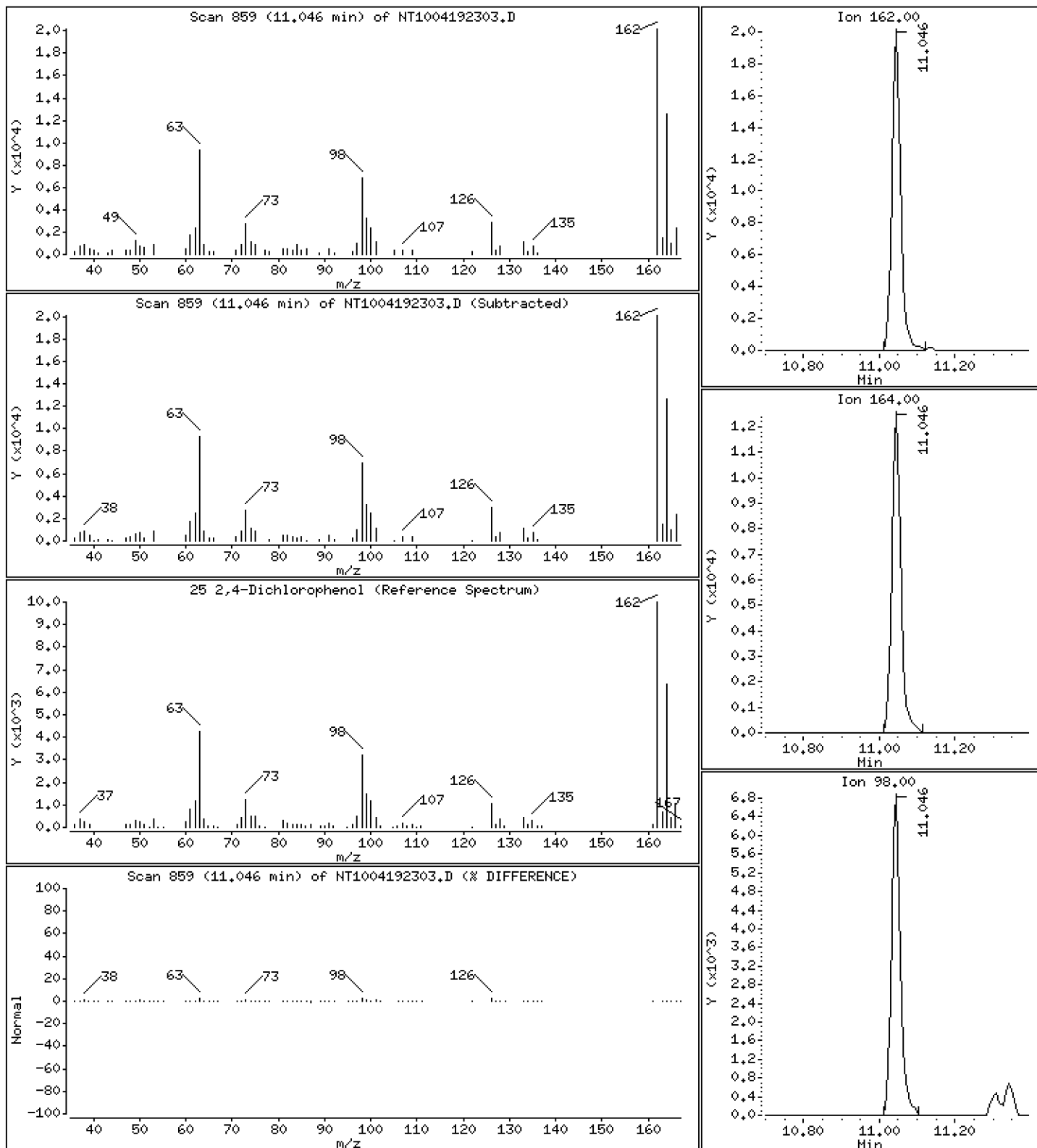
Operator: VTS

Column phase: ZB-5msi

Column diameter: 0,25

25 2,4-Dichlorophenol

Concentration: 0,9015 ug/mL



Date : 19-APR-2023 11:47

Client ID:

Instrument: nt10.i

Sample Info: SLD0254-LCV1

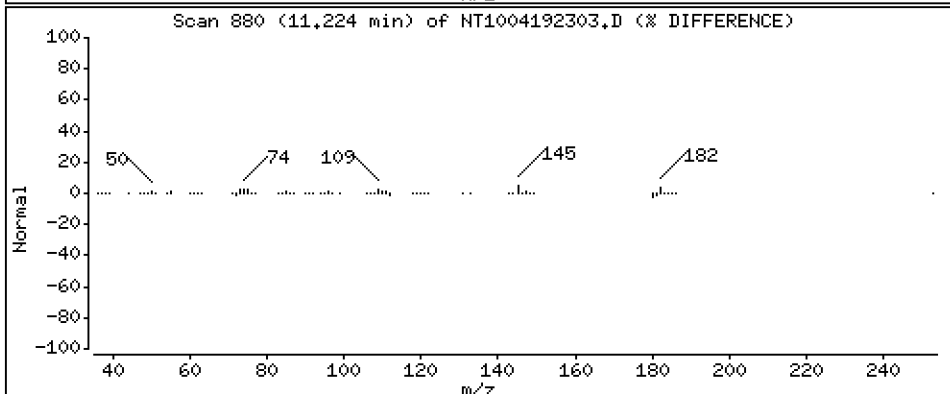
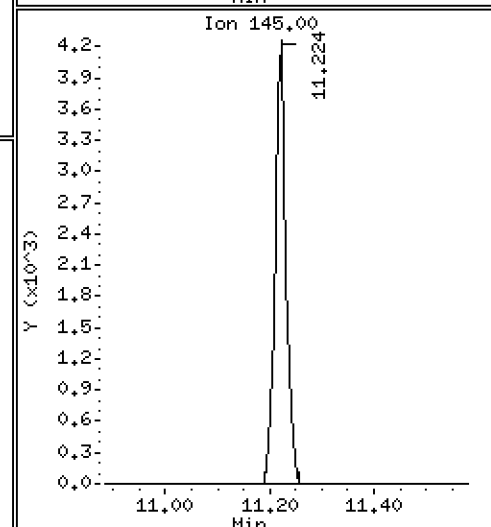
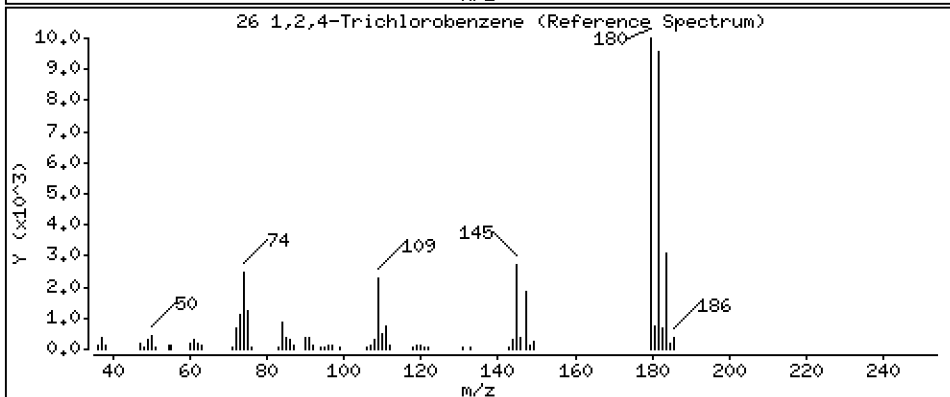
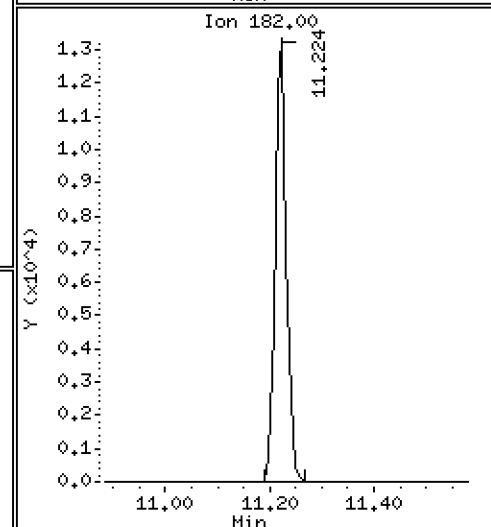
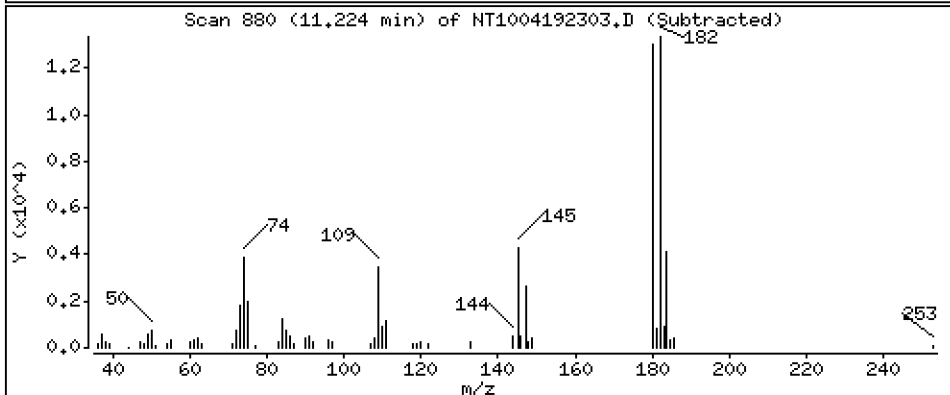
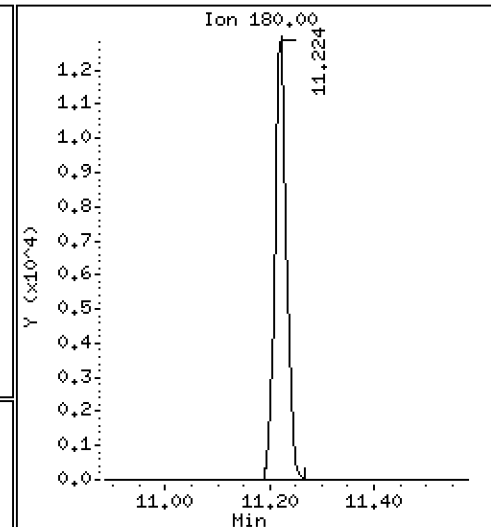
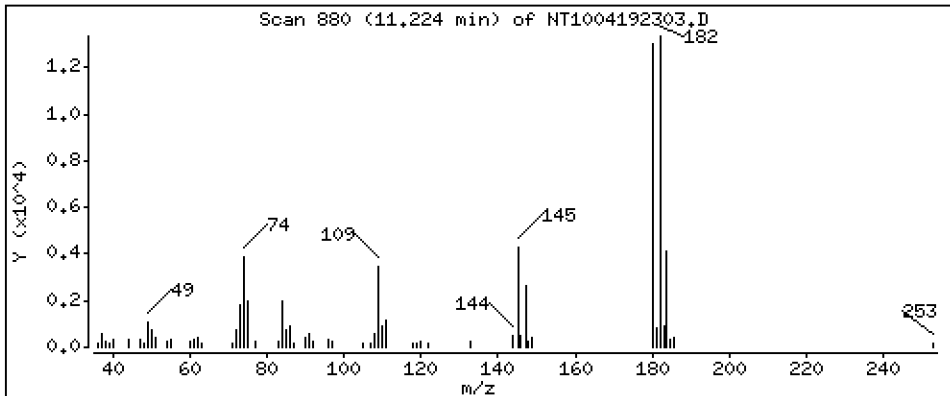
Operator: VTS

Column phase: ZB-5msi

Column diameter: 0,25

26 1,2,4-Trichlorobenzene

Concentration: 0,5128 ug/mL



Date : 19-APR-2023 11:47

Client ID:

Instrument: nt10.i

Sample Info: SLD0254-LCV1

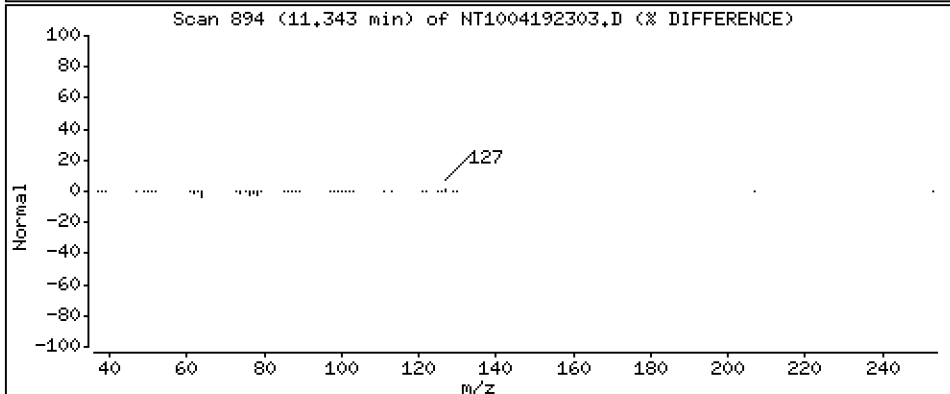
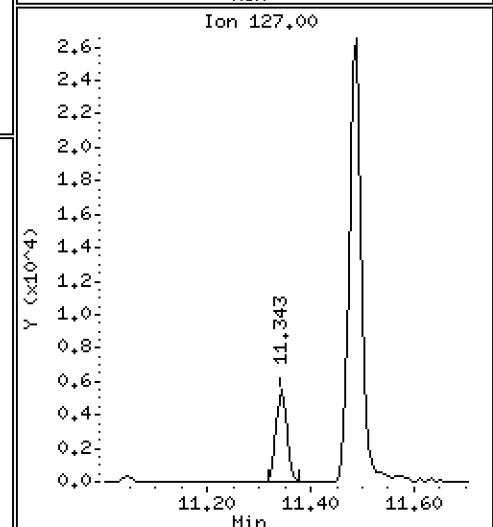
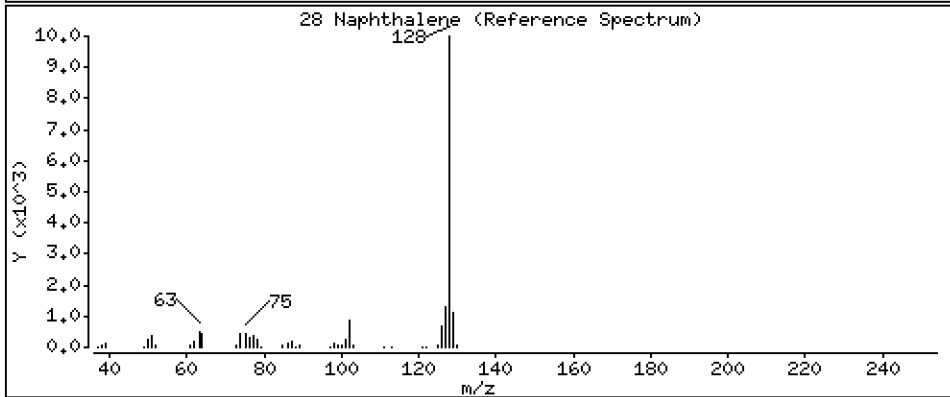
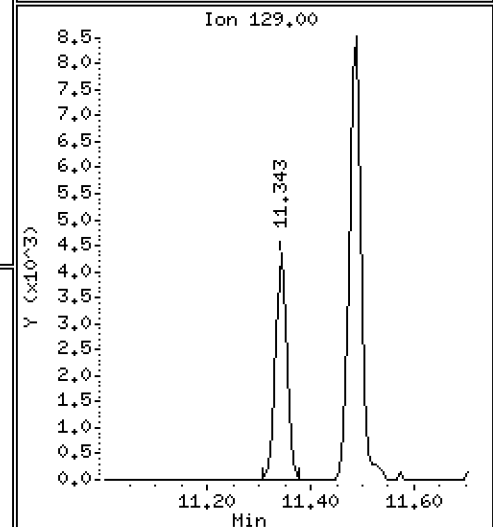
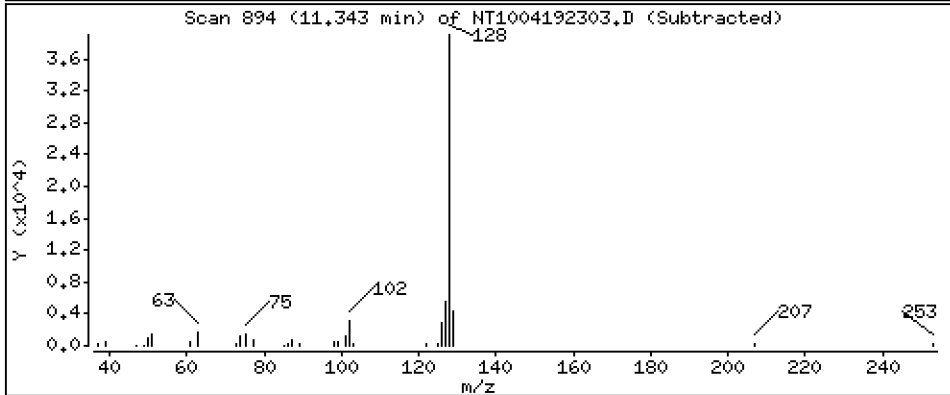
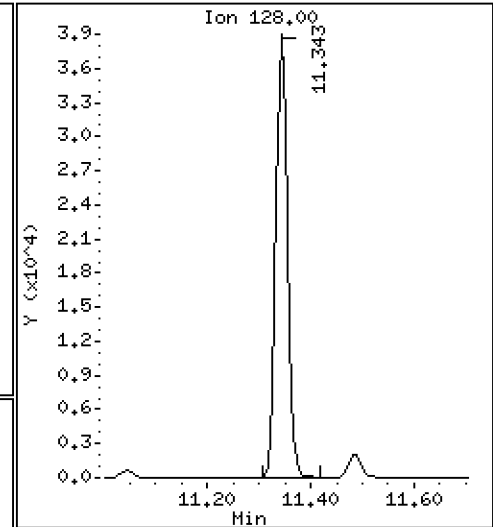
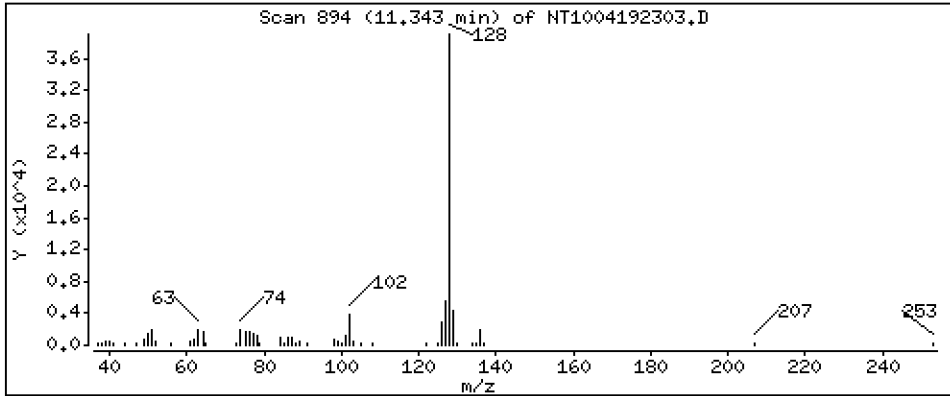
Operator: VTS

Column phase: ZB-5msi

Column diameter: 0,25

28 Naphthalene

Concentration: 0,5634 ug/mL



Date : 19-APR-2023 11:47

Client ID:

Instrument: nt10.i

Sample Info: SLD0254-LCV1

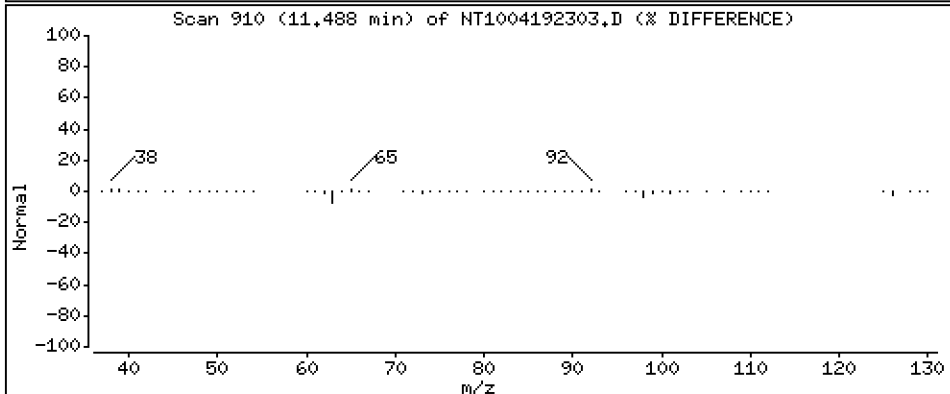
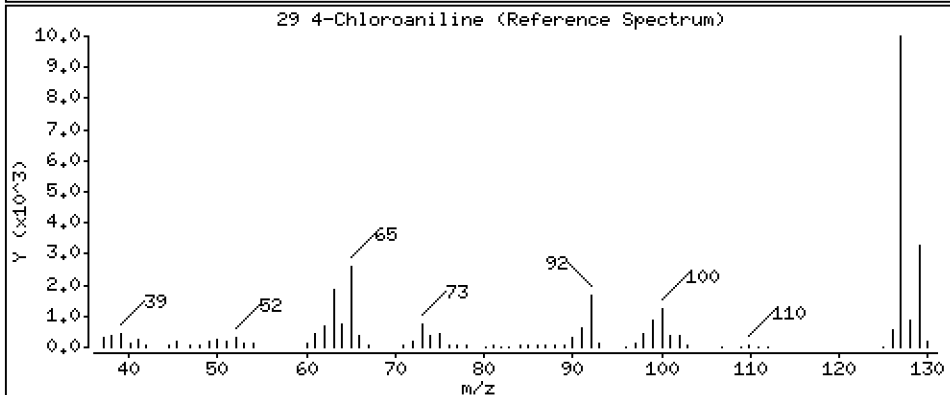
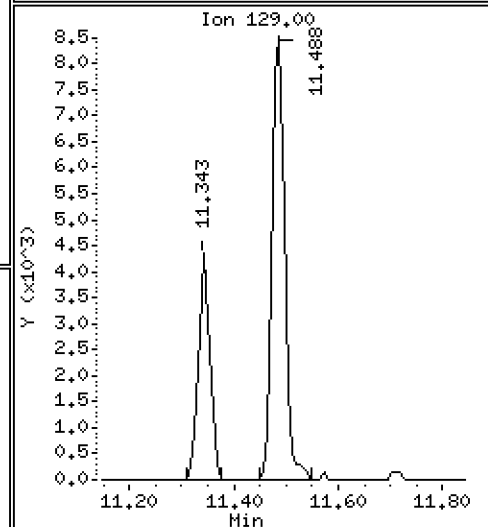
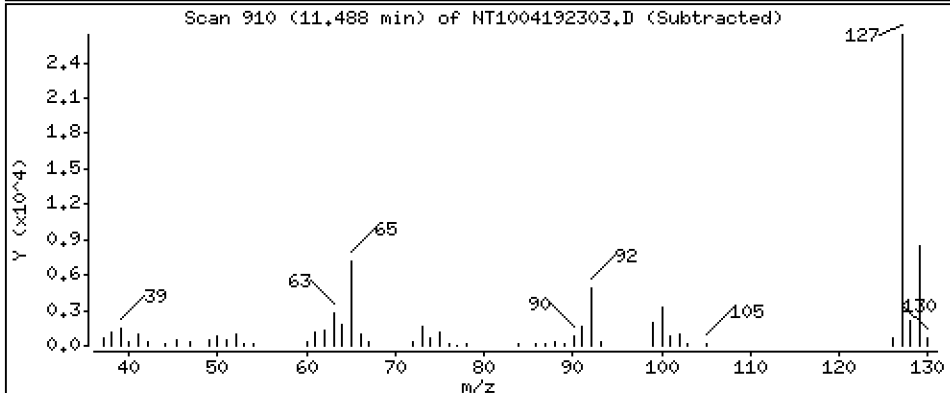
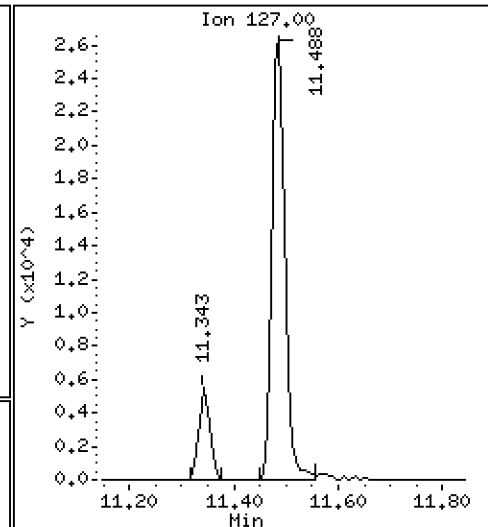
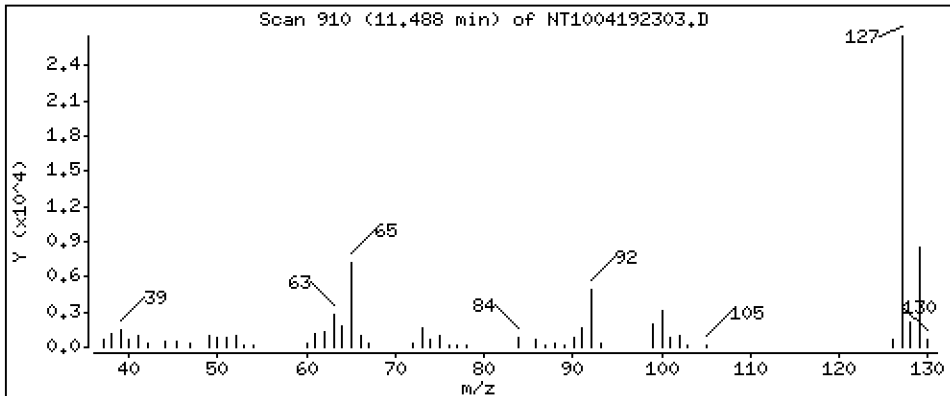
Operator: VTS

Column phase: ZB-5msi

Column diameter: 0,25

29 4-Chloroaniline

Concentration: 0,8706 ug/mL



Date : 19-APR-2023 11:47

Client ID:

Instrument: nt10.i

Sample Info: SLD0254-LCV1

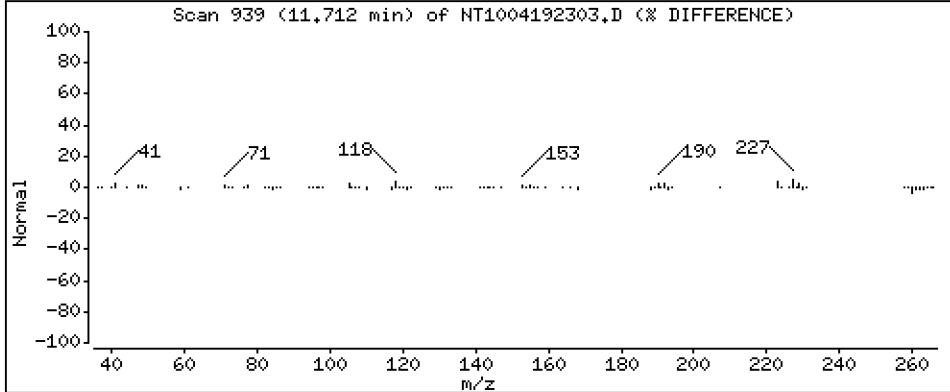
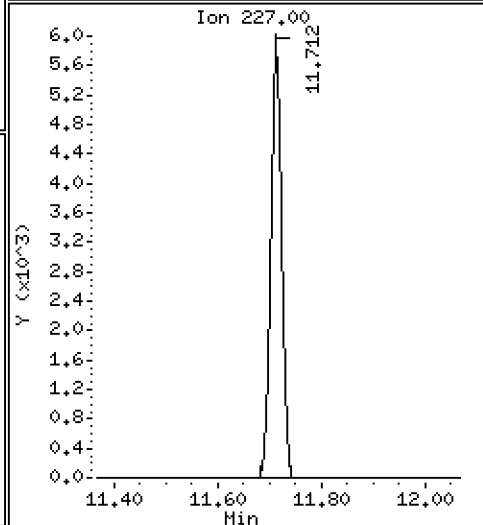
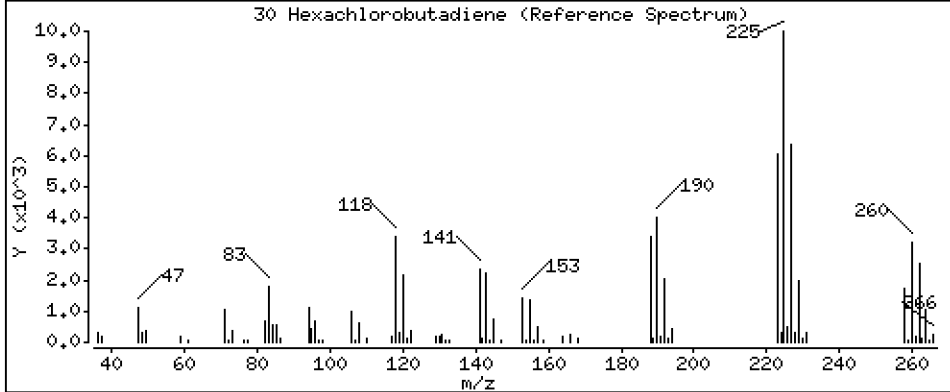
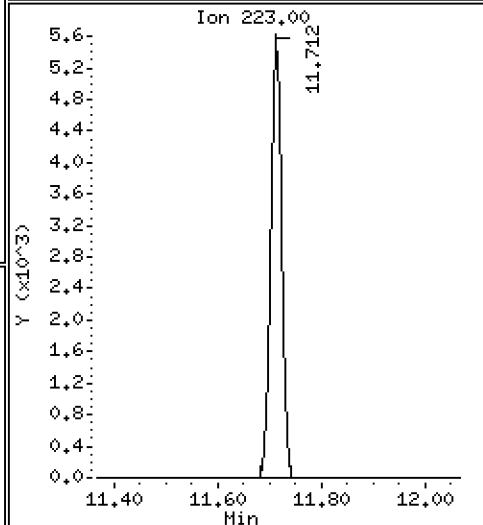
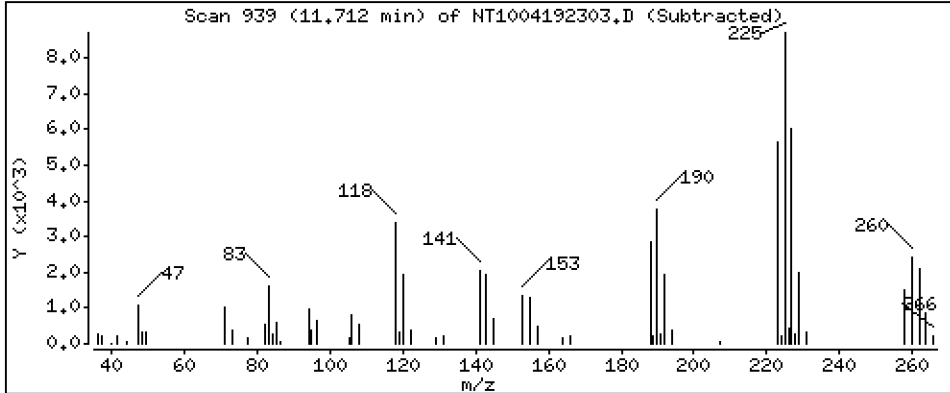
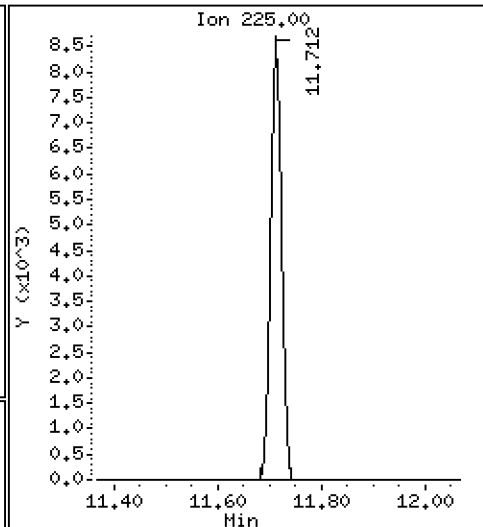
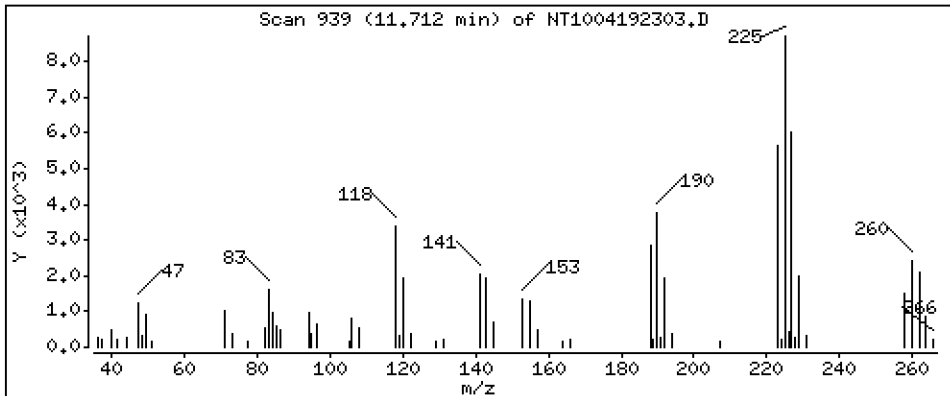
Operator: VTS

Column phase: ZB-5msi

Column diameter: 0,25

30 Hexachlorobutadiene

Concentration: 0,5455 ug/mL



Date : 19-APR-2023 11:47

Client ID:

Instrument: nt10.i

Sample Info: SLD0254-LCV1

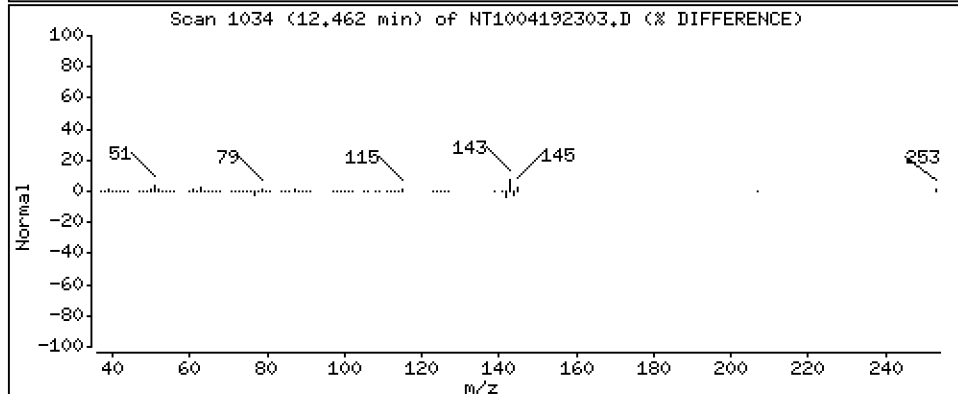
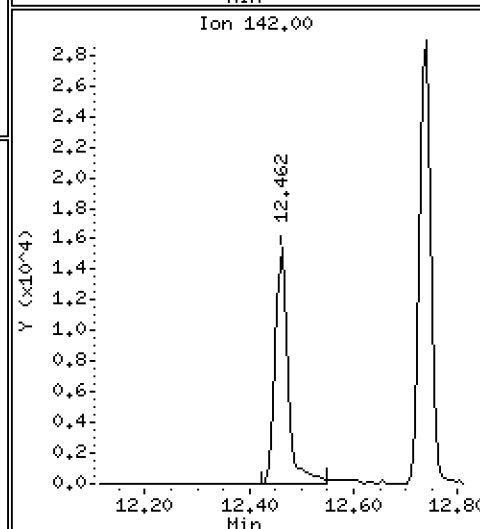
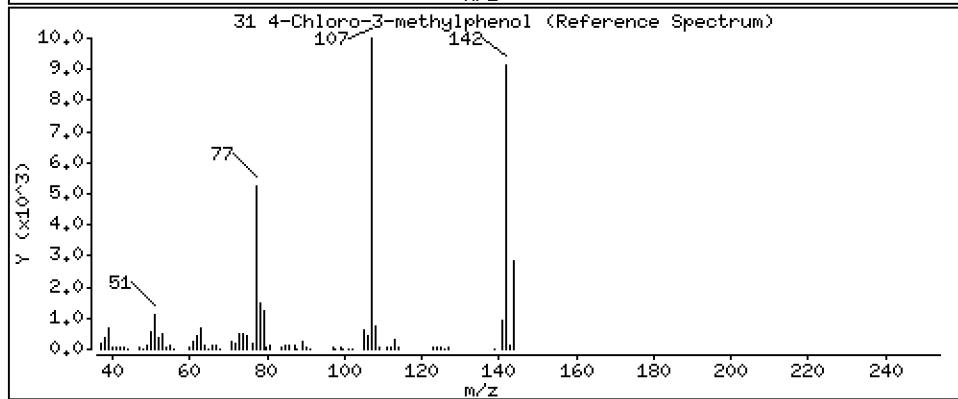
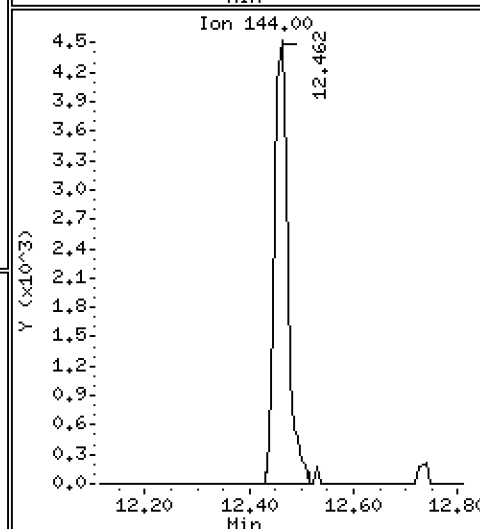
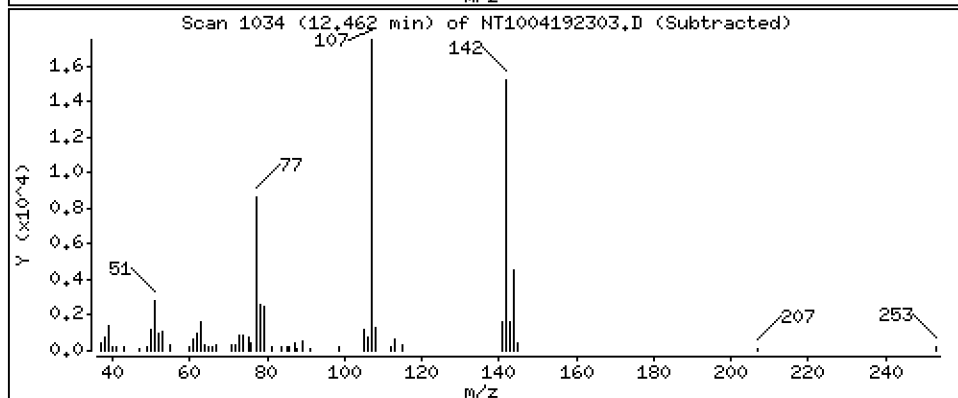
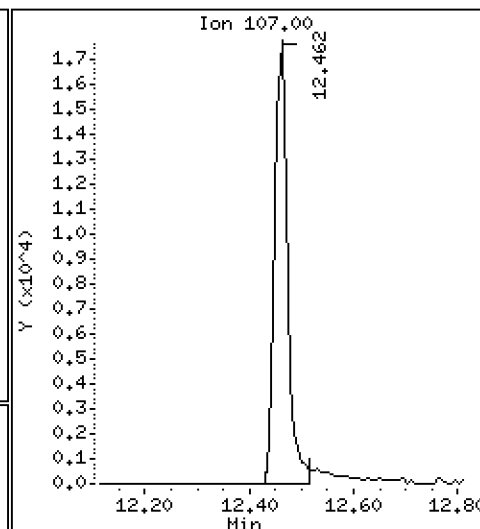
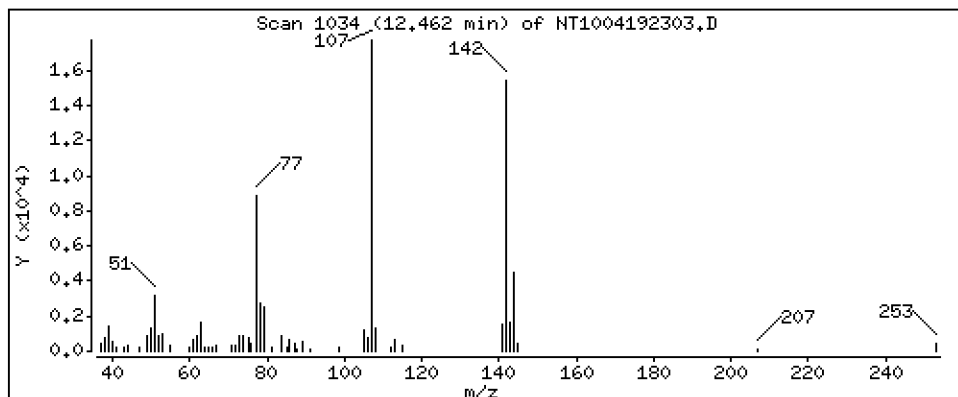
Operator: VTS

Column phase: ZB-5msi

Column diameter: 0,25

31 4-Chloro-3-methylphenol

Concentration: 0,7621 ug/mL



Date : 19-APR-2023 11:47

Client ID:

Instrument: nt10.i

Sample Info: SLD0254-LCV1

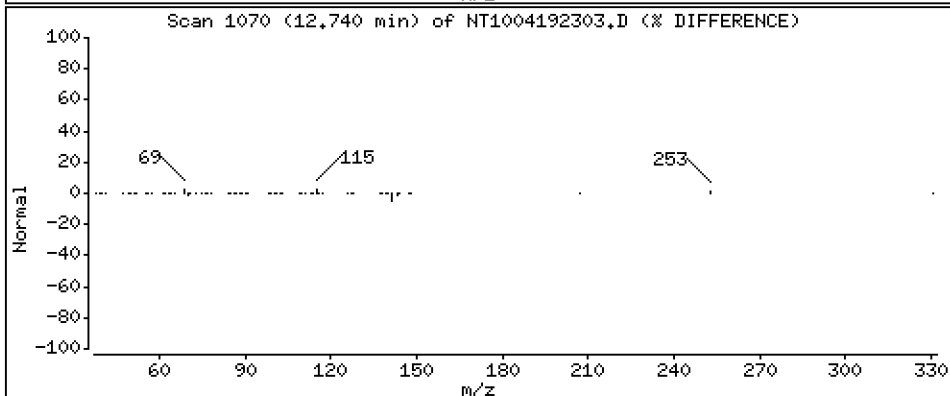
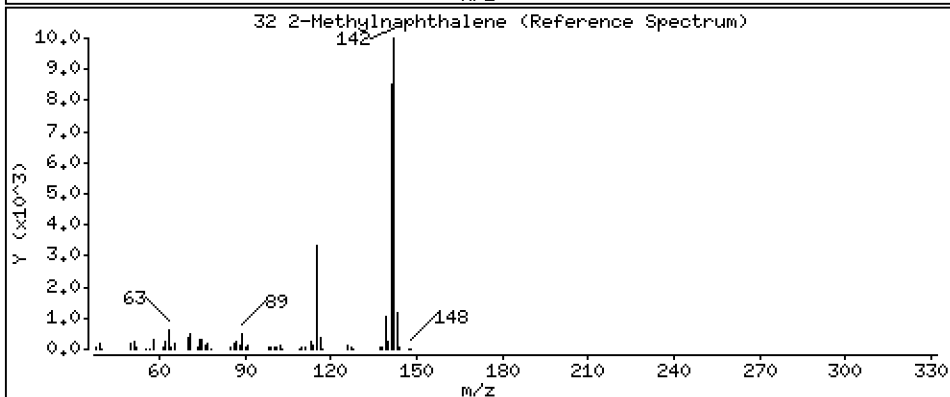
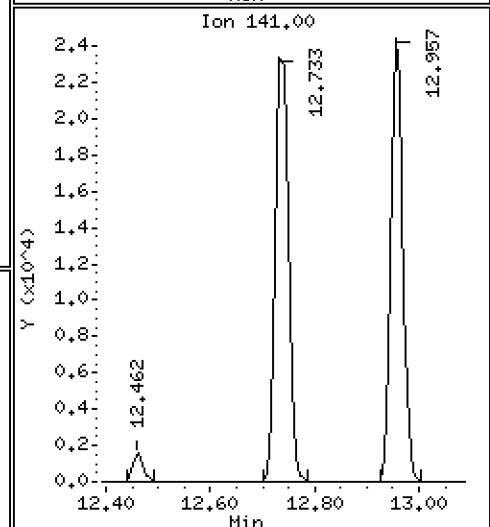
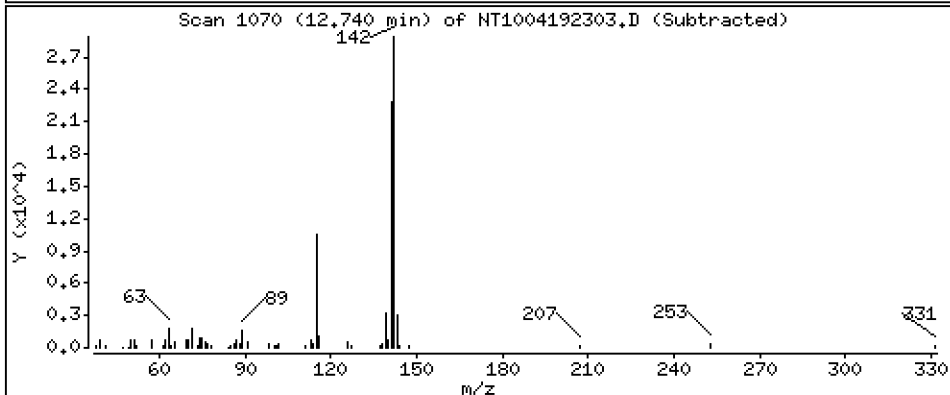
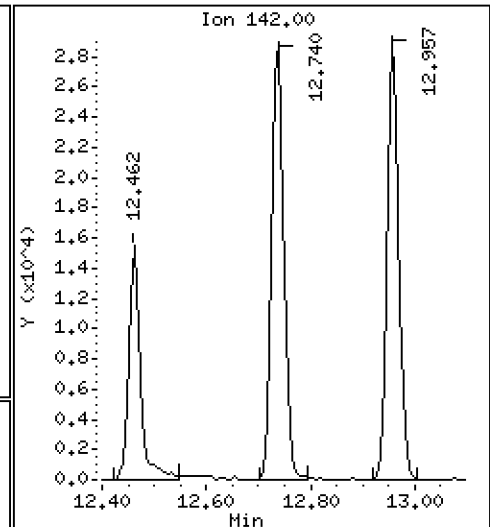
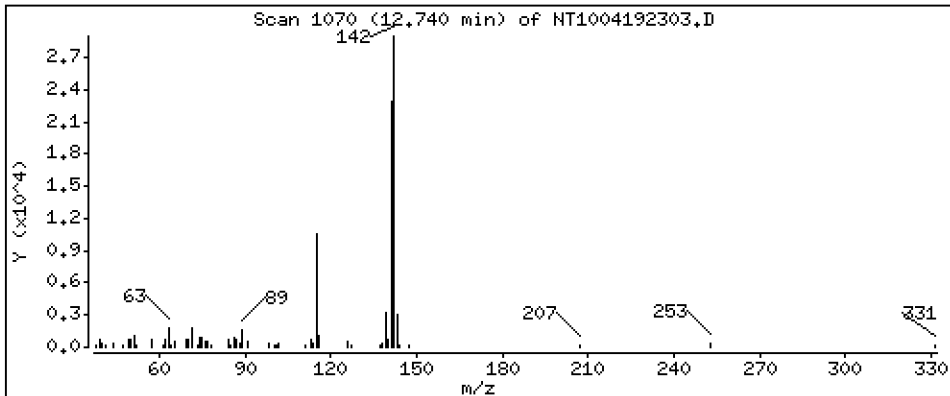
Operator: VTS

Column phase: ZB-5msi

Column diameter: 0,25

32 2-Methylnaphthalene

Concentration: 0,5087 ug/mL



Date : 19-APR-2023 11:47

Client ID:

Instrument: nt10.i

Sample Info: SLD0254-LCV1

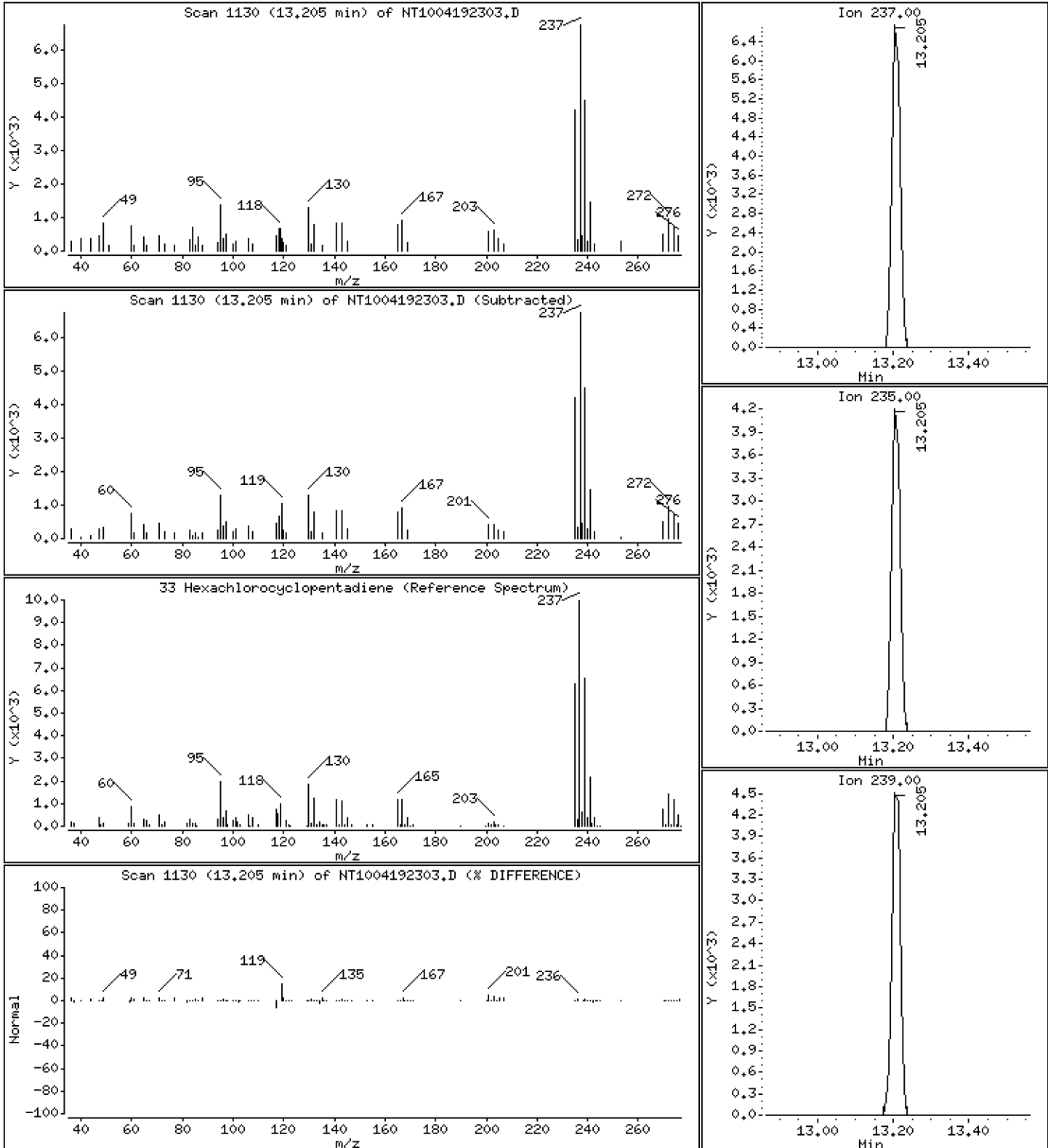
Operator: VTS

Column phase: ZB-5msi

Column diameter: 0,25

33 Hexachlorocyclopentadiene

Concentration: 0,3232 ug/mL



Date : 19-APR-2023 11:47

Client ID:

Instrument: nt10.i

Sample Info: SLD0254-LCV1

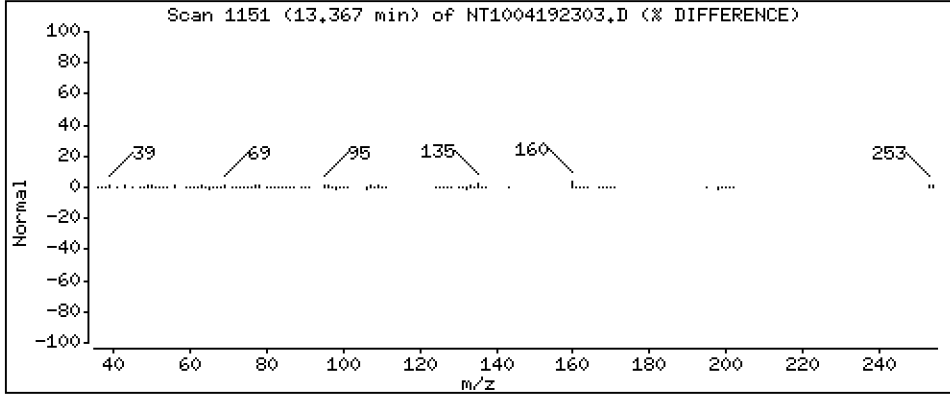
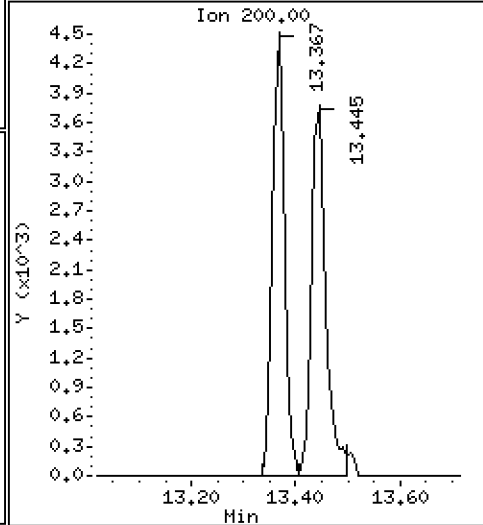
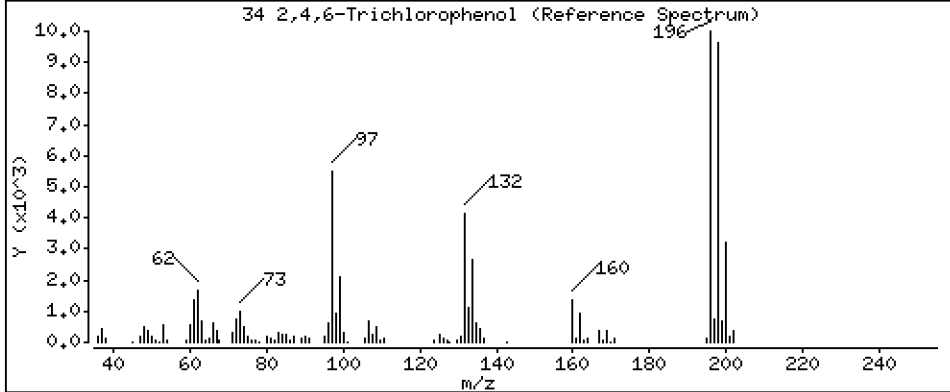
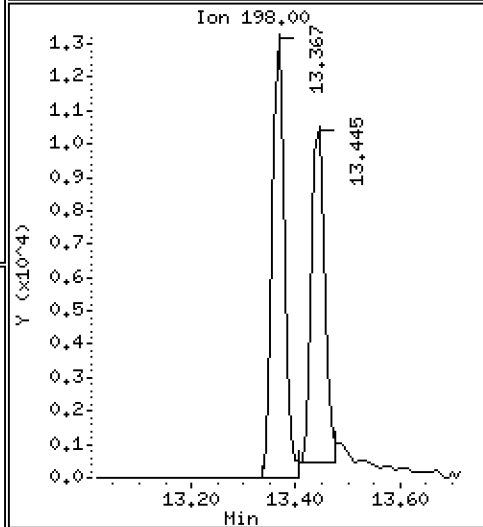
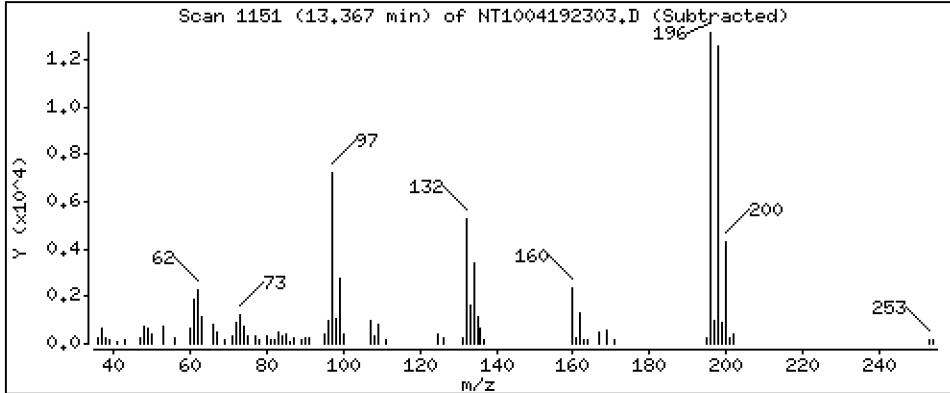
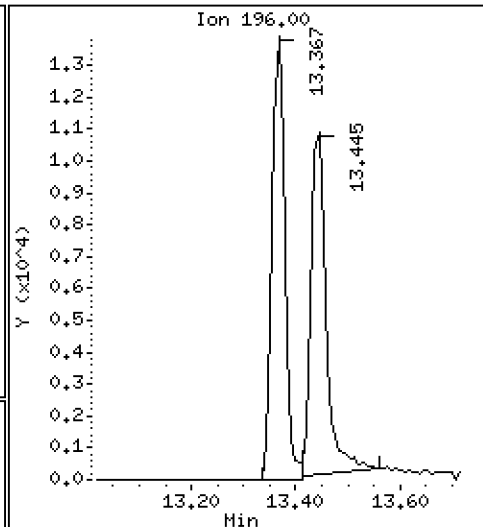
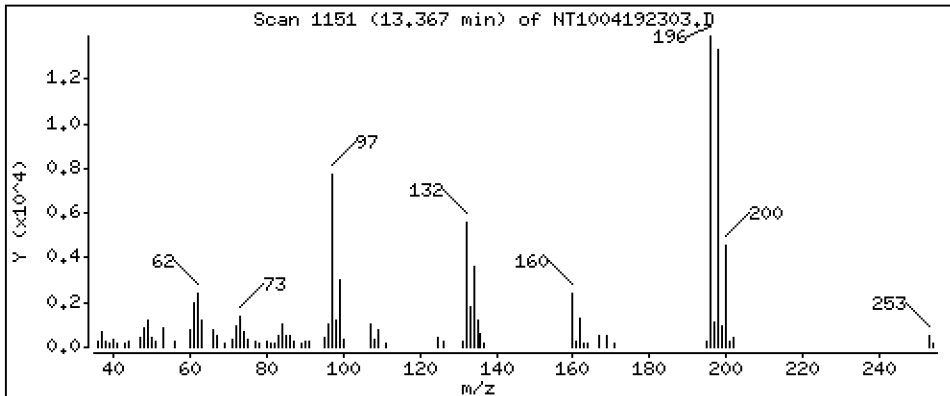
Operator: VTS

Column phase: ZB-5msi

Column diameter: 0,25

34 2,4,6-Trichlorophenol

Concentration: 0,7267 ug/mL



Date : 19-APR-2023 11:47

Client ID:

Instrument: nt10.i

Sample Info: SLD0254-LCV1

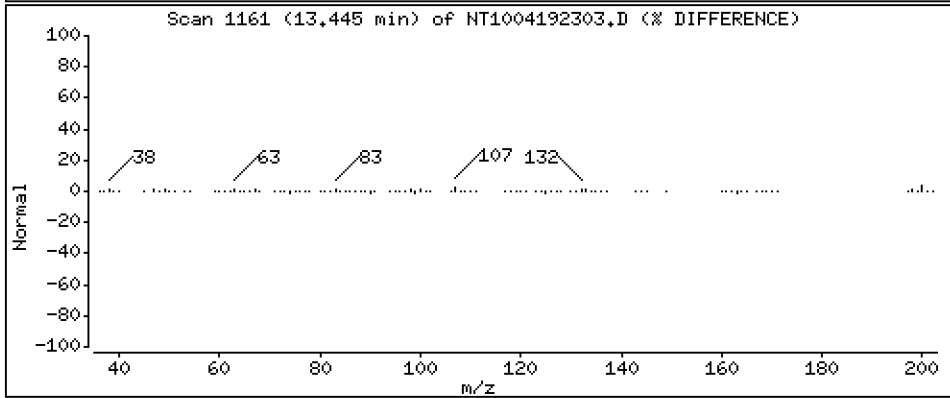
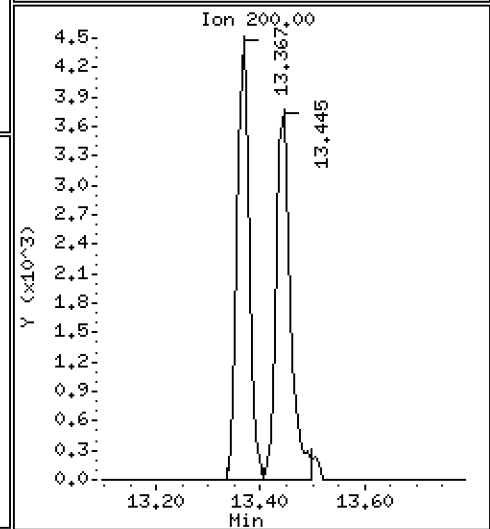
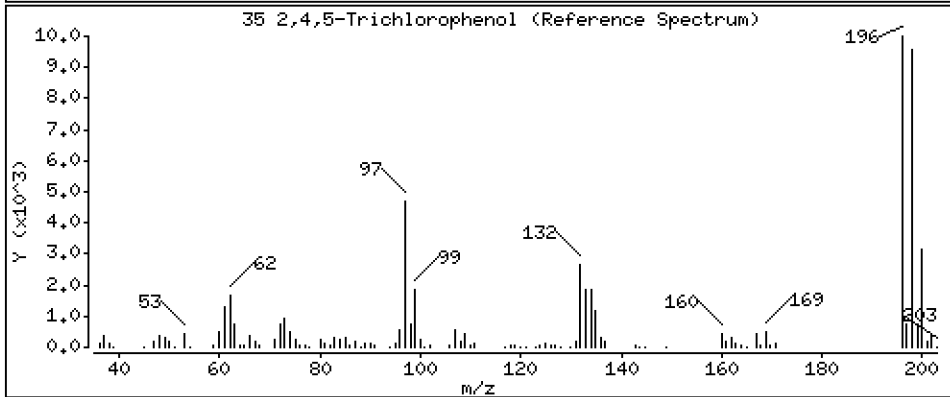
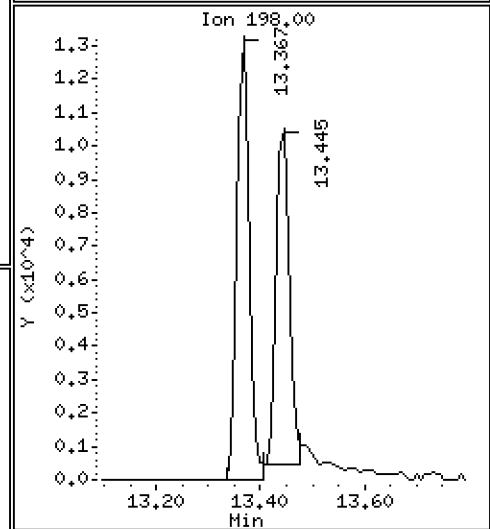
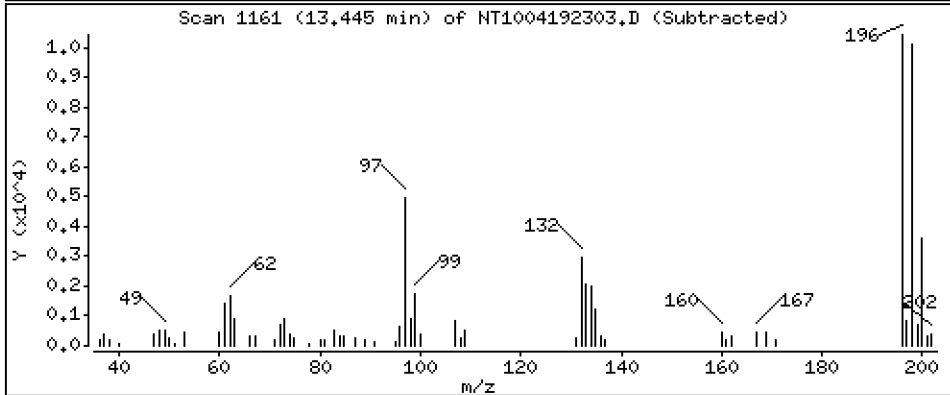
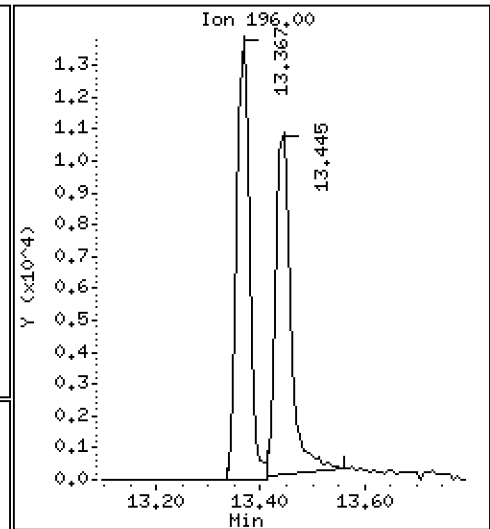
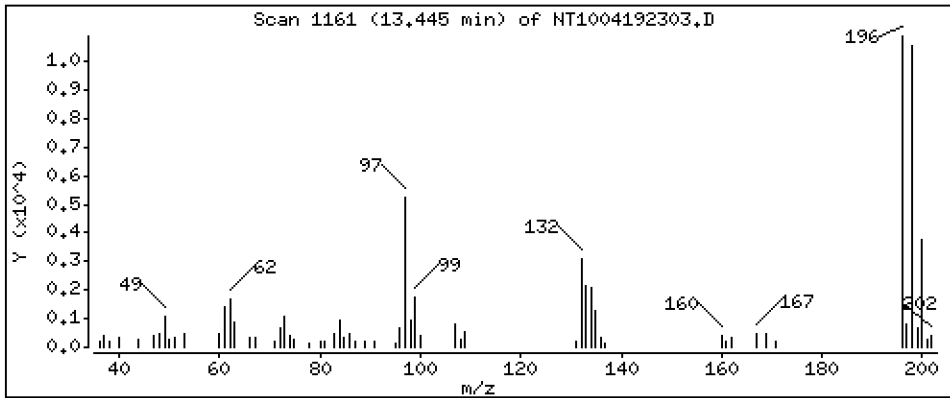
Operator: VTS

Column phase: ZB-5msi

Column diameter: 0,25

35 2,4,5-Trichlorophenol

Concentration: 0,5994 ug/mL



Date : 19-APR-2023 11:47

Client ID:

Instrument: nt10.i

Sample Info: SLD0254-LCV1

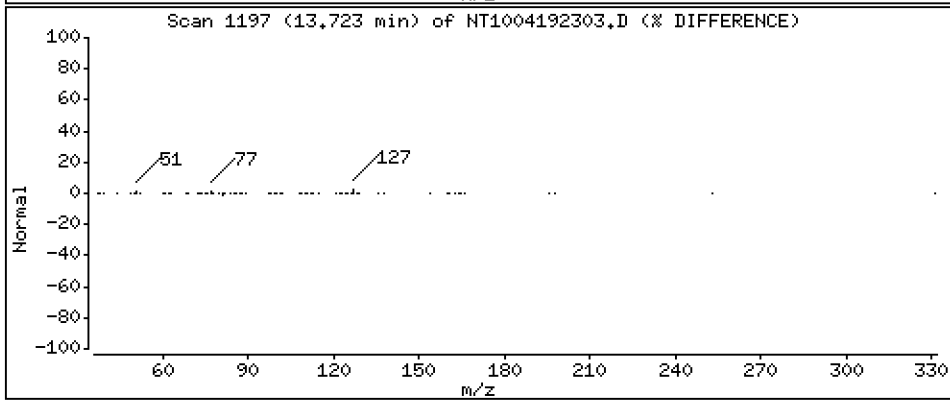
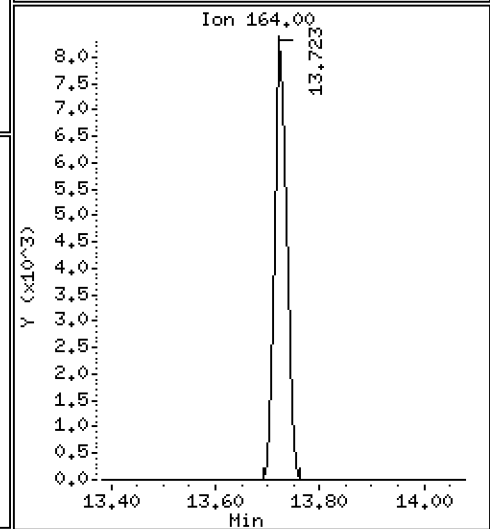
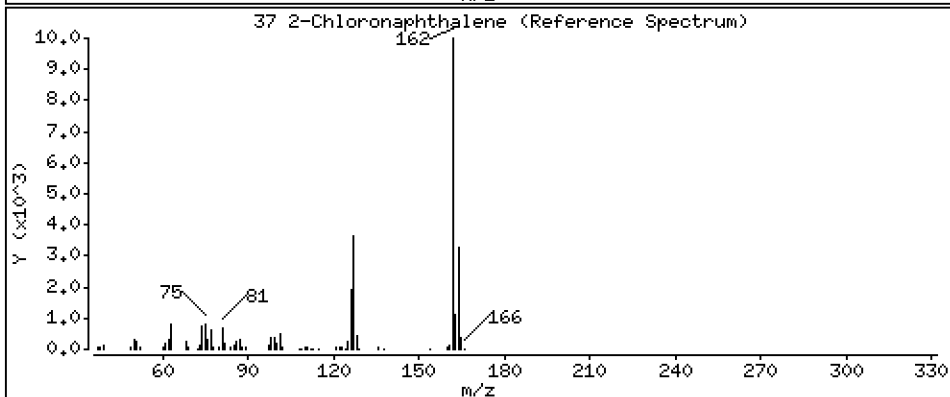
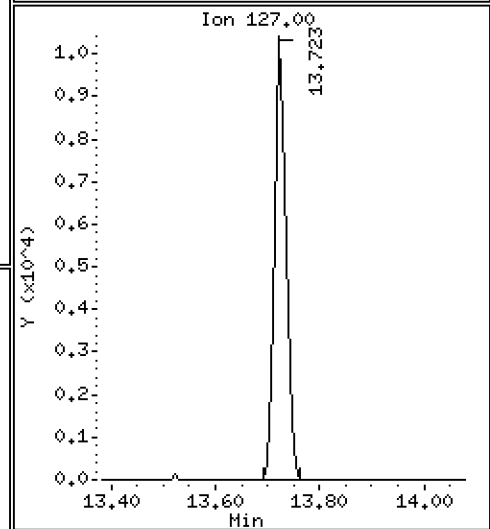
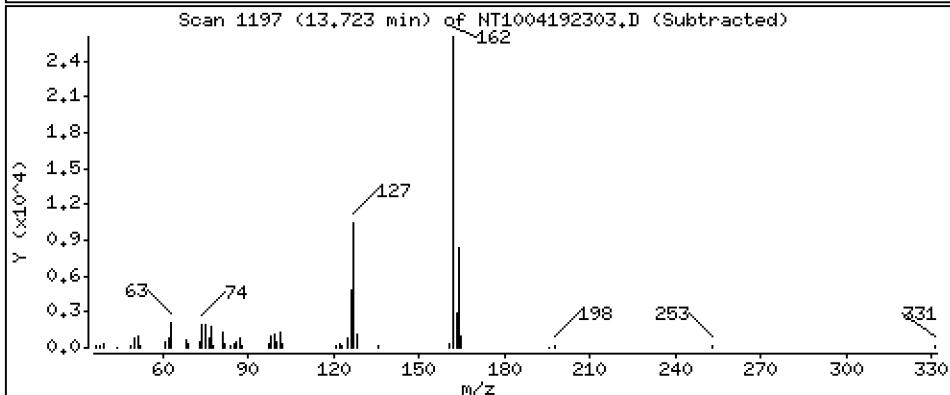
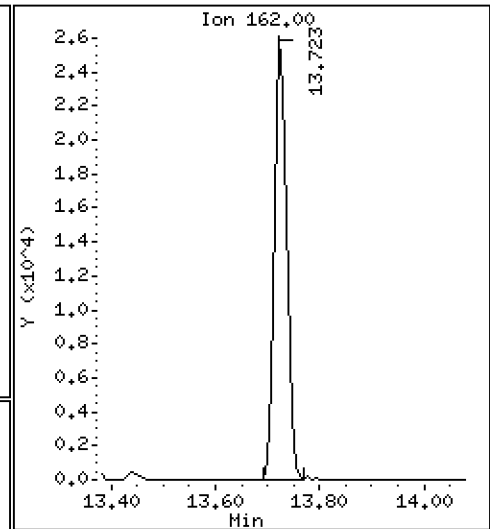
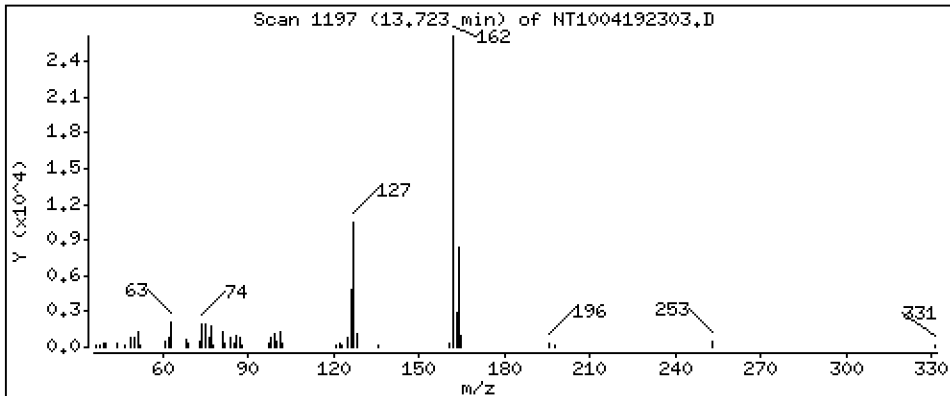
Operator: VTS

Column phase: ZB-5msi

Column diameter: 0,25

37 2-Chloronaphthalene

Concentration: 0,4060 ug/mL



Date : 19-APR-2023 11:47

Client ID:

Instrument: nt10.i

Sample Info: SLD0254-LCV1

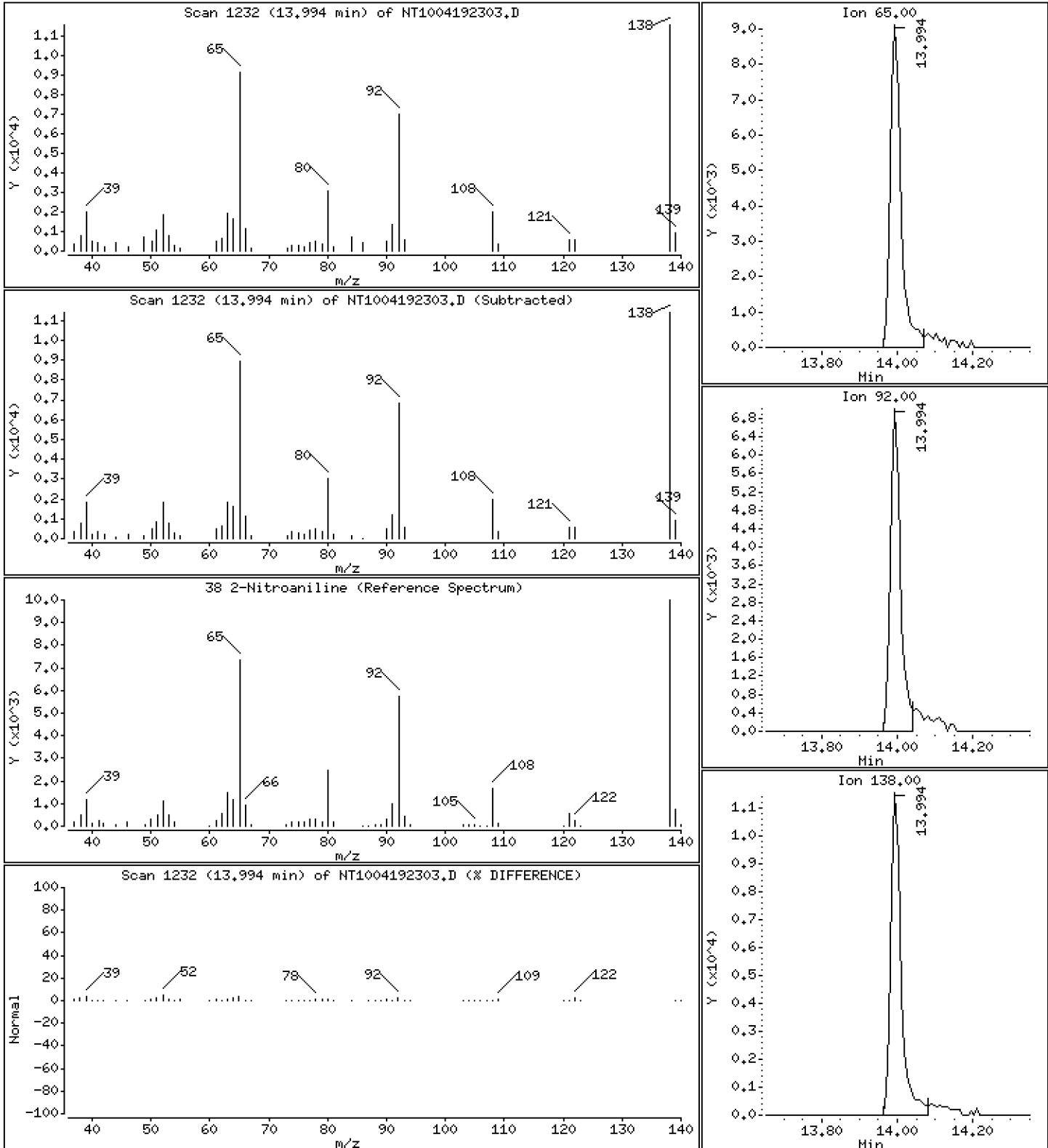
Operator: VTS

Column phase: ZB-5msi

Column diameter: 0,25

38 2-Nitroaniline

Concentration: 0,6043 ug/mL



Date : 19-APR-2023 11:47

Client ID:

Instrument: nt10.i

Sample Info: SLD0254-LCV1

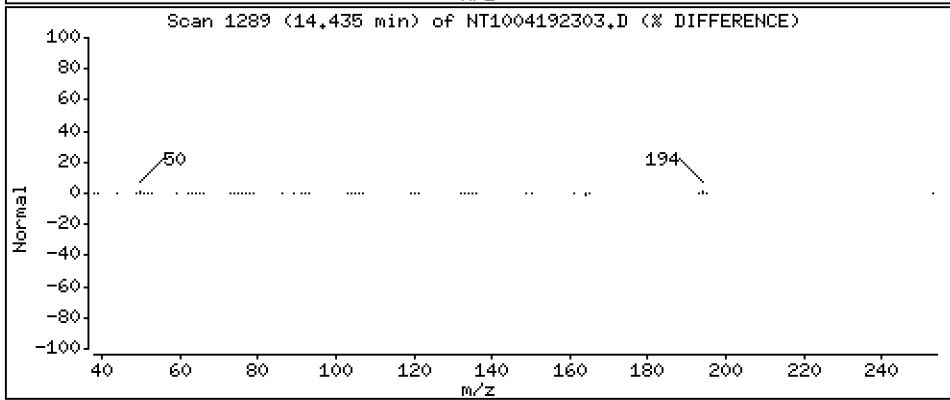
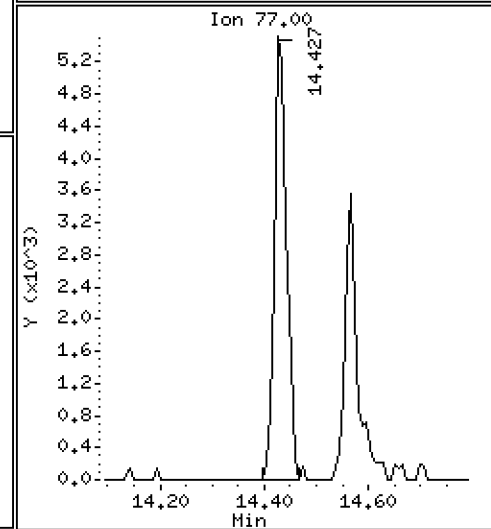
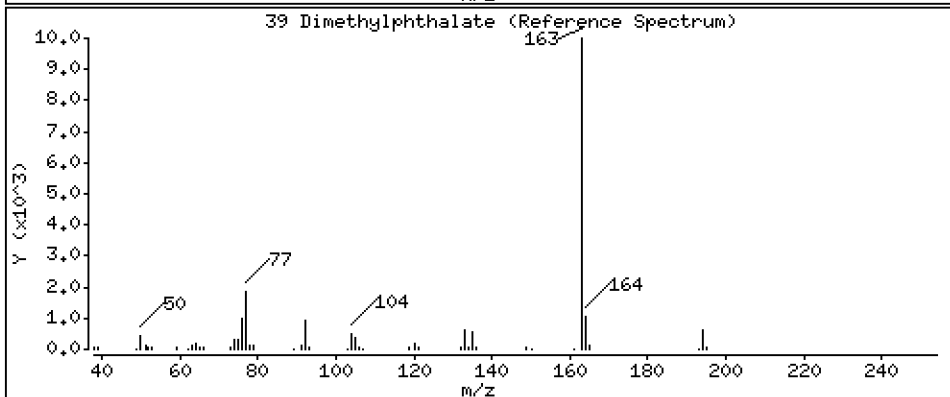
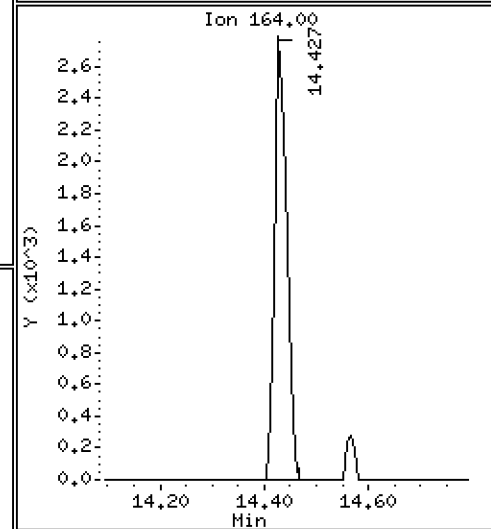
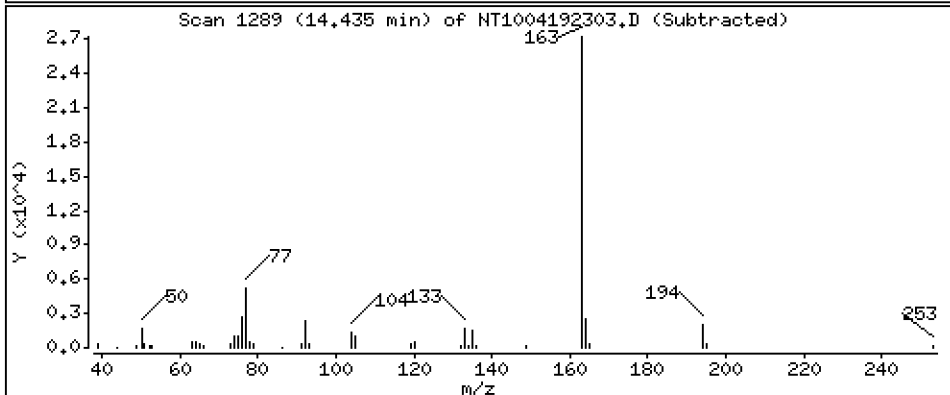
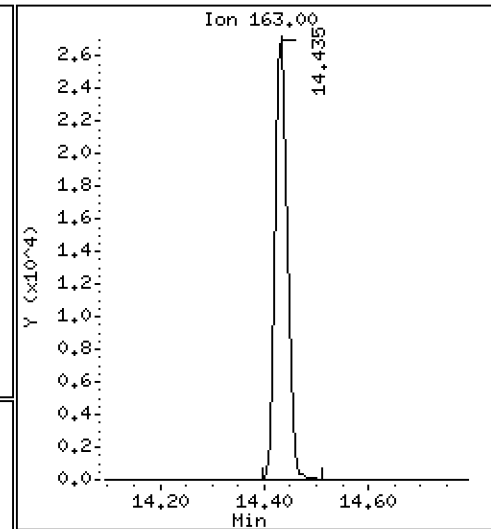
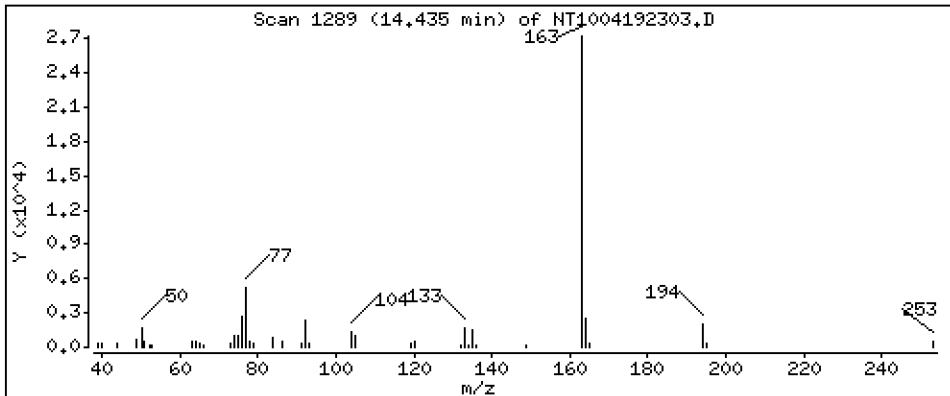
Operator: VTS

Column phase: ZB-5msi

Column diameter: 0,25

39 Dimethylphthalate

Concentration: 0,4973 ug/mL



Date : 19-APR-2023 11:47

Client ID:

Instrument: nt10.i

Sample Info: SLD0254-LCV1

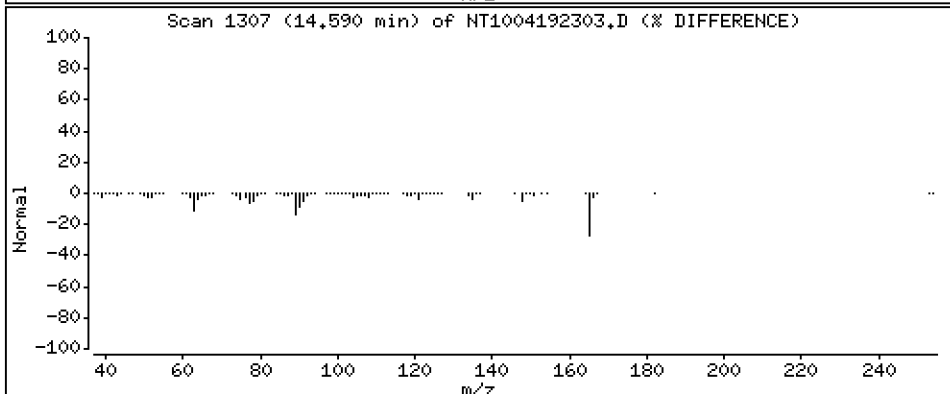
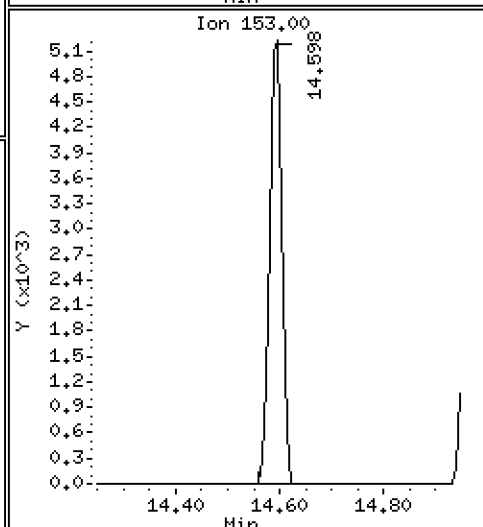
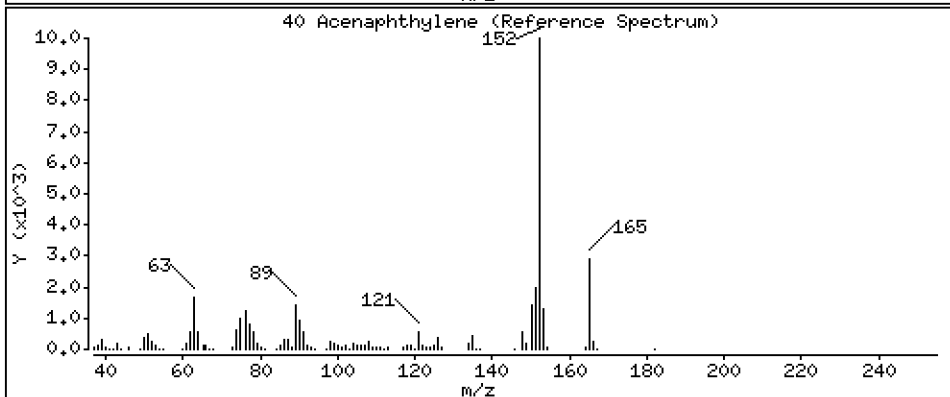
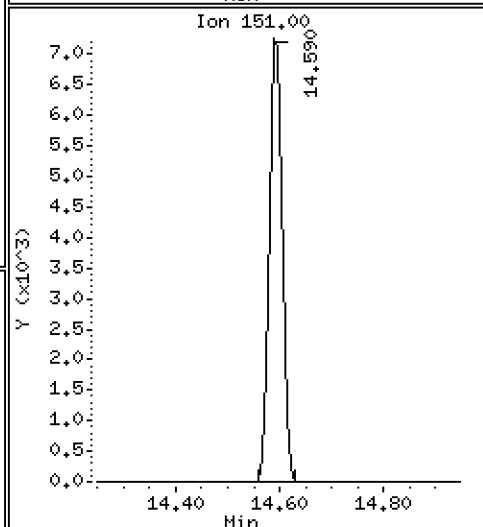
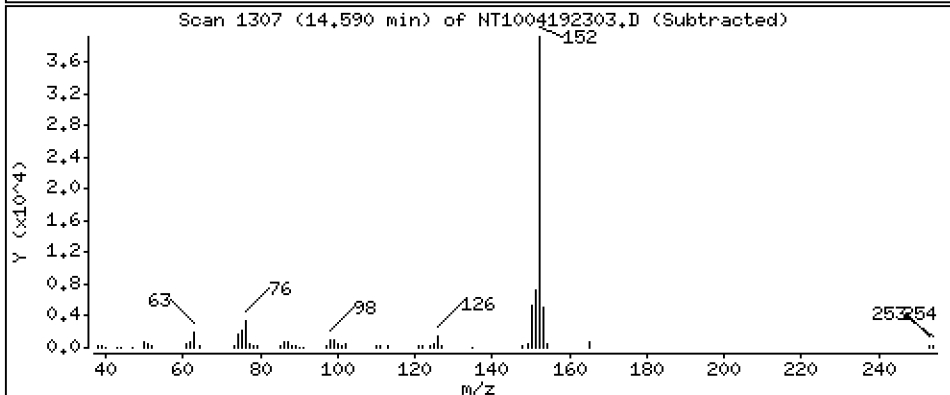
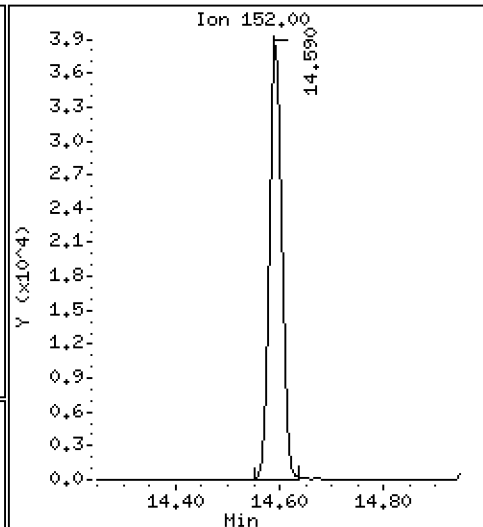
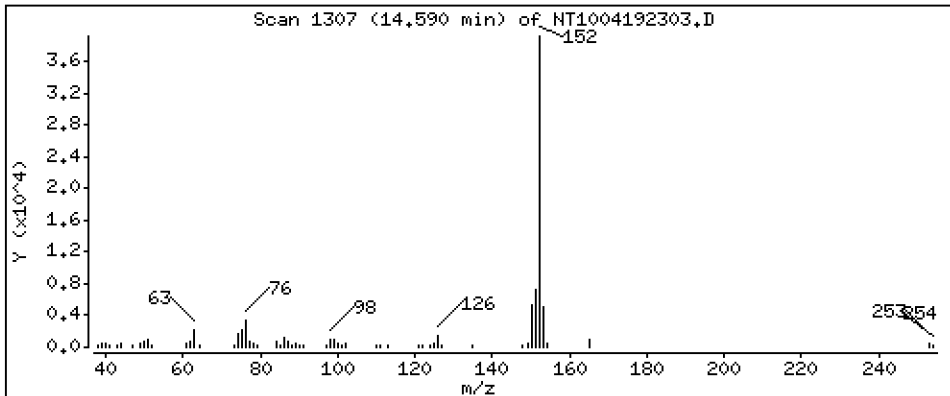
Operator: VTS

Column phase: ZB-5msi

Column diameter: 0,25

40 Acenaphthylene

Concentration: 0,3899 ug/mL



Date : 19-APR-2023 11:47

Client ID:

Instrument: nt10.i

Sample Info: SLD0254-LCV1

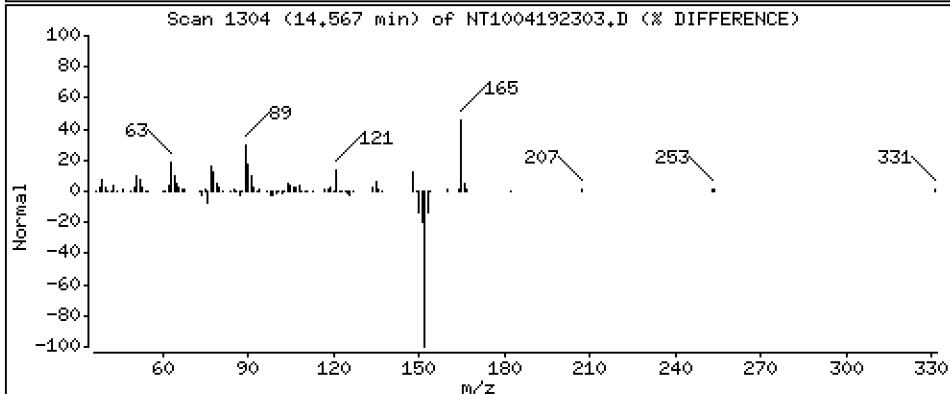
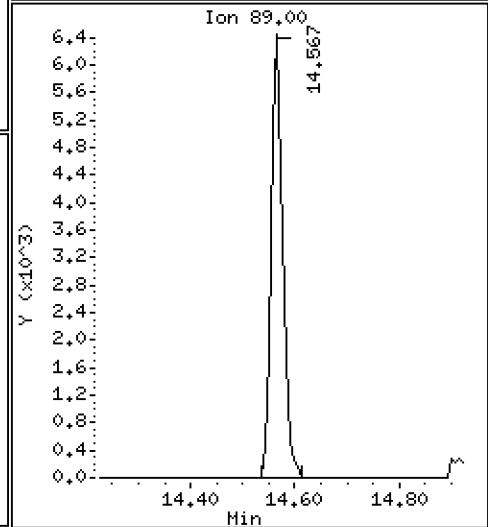
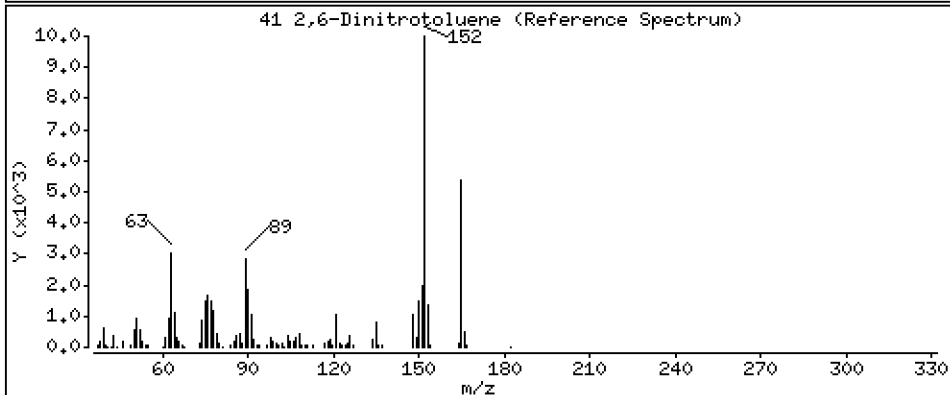
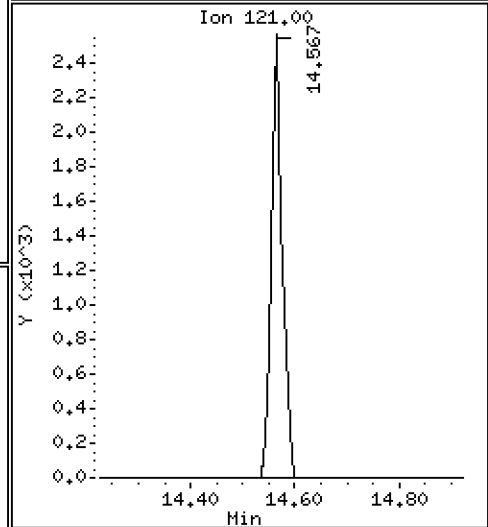
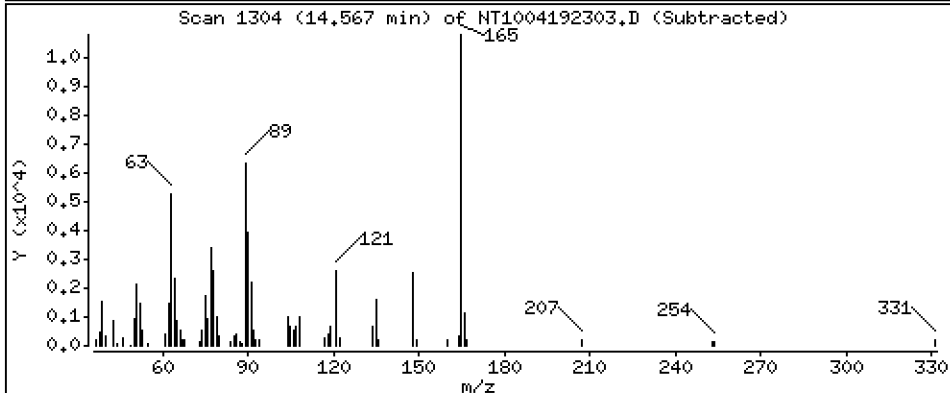
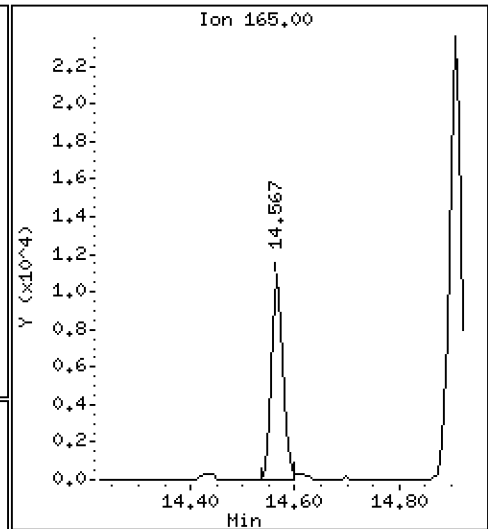
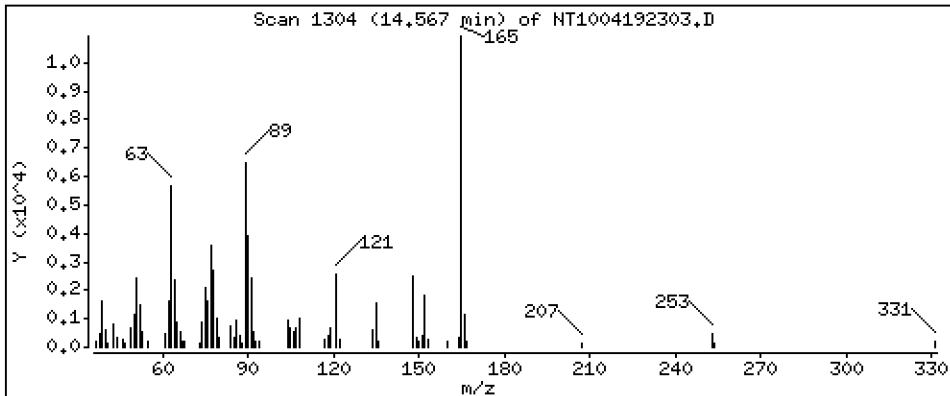
Operator: VTS

Column phase: ZB-5msi

Column diameter: 0.25

41 2,6-Dinitrotoluene

Concentration: 0.7312 ug/mL



Date : 19-APR-2023 11:47

Client ID:

Instrument: nt10.i

Sample Info: SLD0254-LCV1

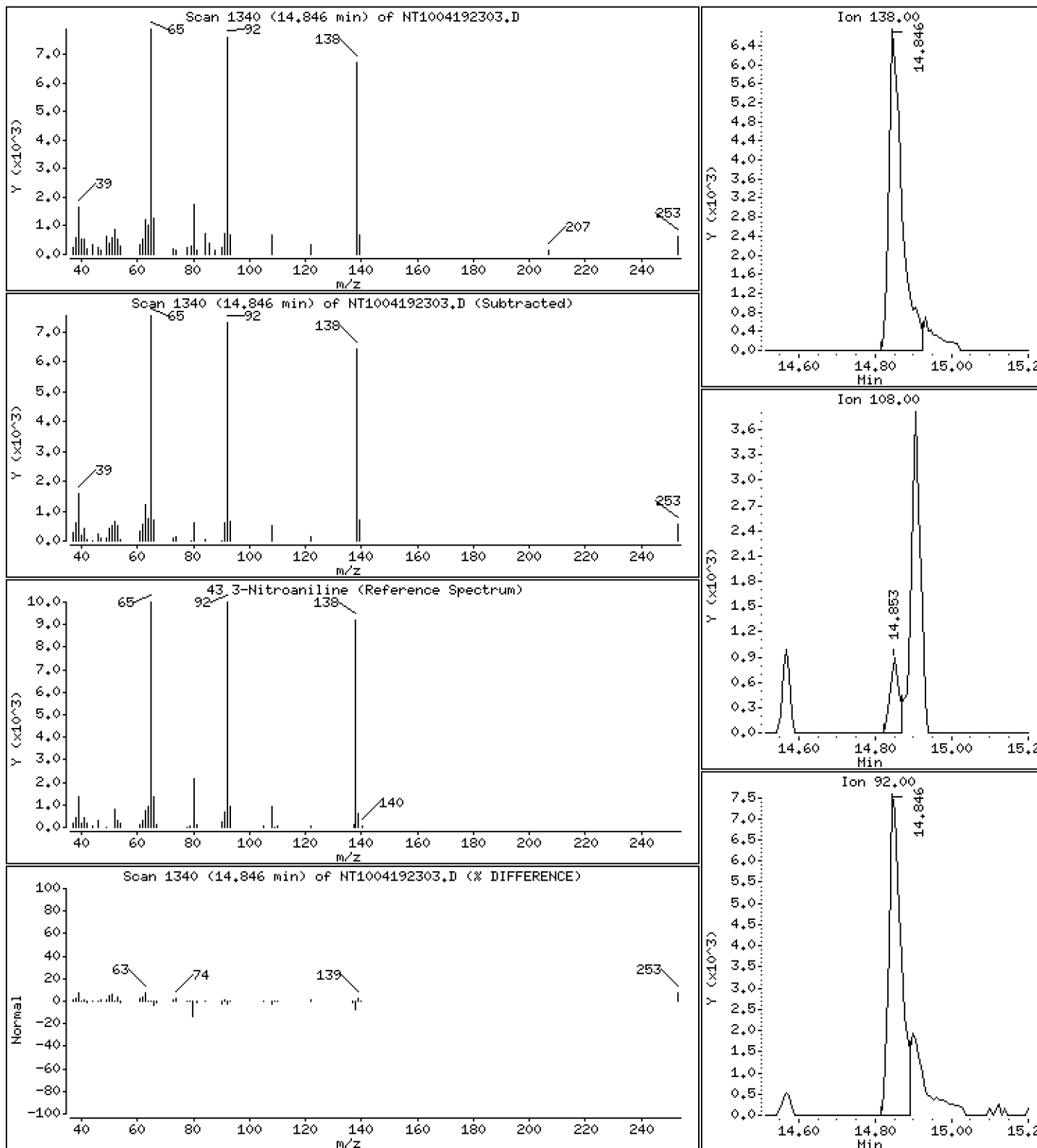
Operator: VTS

Column phase: ZB-5msi

Column diameter: 0,25

43 3-Nitroaniline

Concentration: 0,6290 ug/mL



Date : 19-APR-2023 11:47

Client ID:

Instrument: nt10.i

Sample Info: SLD0254-LCV1

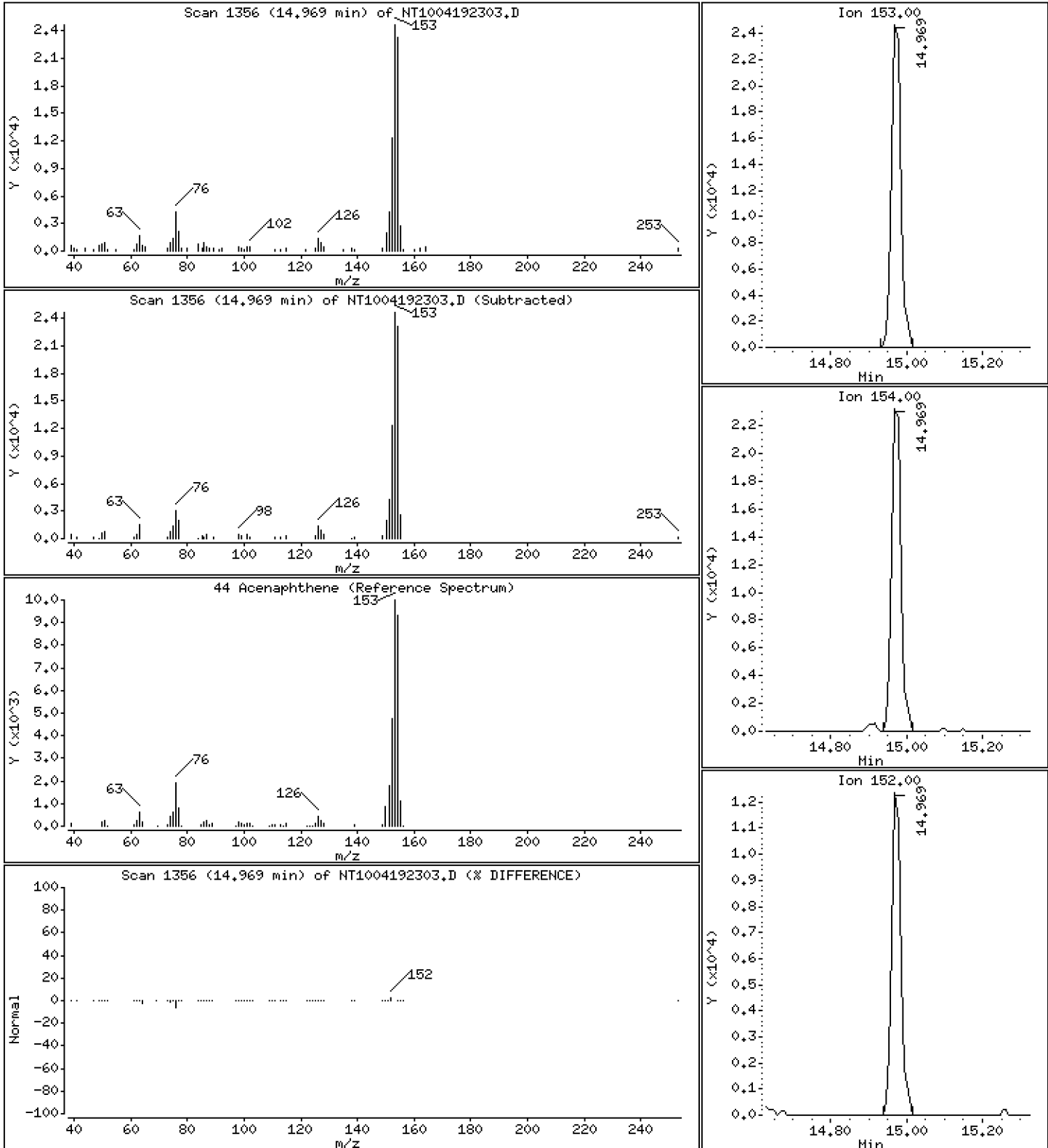
Operator: VTS

Column phase: ZB-5msi

Column diameter: 0,25

44 Acenaphthene

Concentration: 0,4802 ug/mL



Date : 19-APR-2023 11:47

Client ID:

Instrument: nt10.i

Sample Info: SLD0254-LCV1

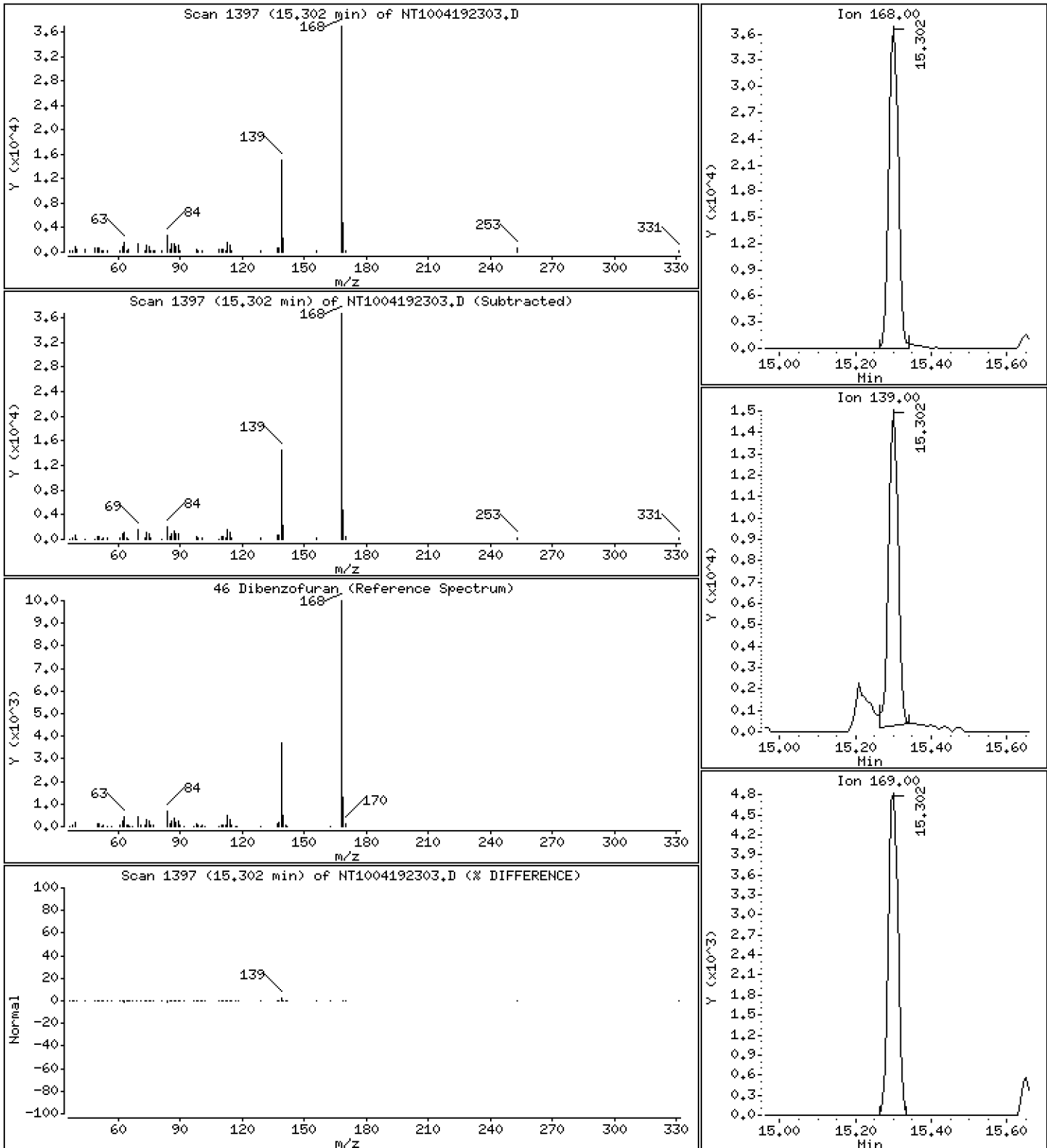
Operator: VTS

Column phase: ZB-5msi

Column diameter: 0,25

46 Dibenzofuran

Concentration: 0,4223 ug/mL



Date : 19-APR-2023 11:47

Client ID:

Instrument: nt10.i

Sample Info: SLD0254-LCV1

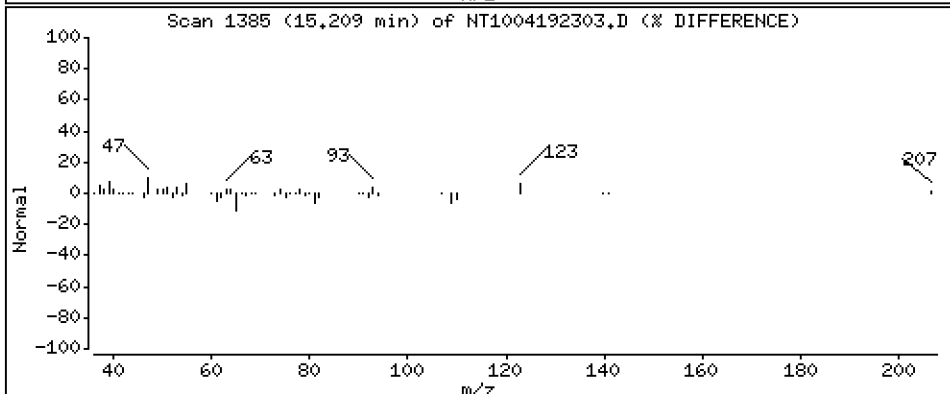
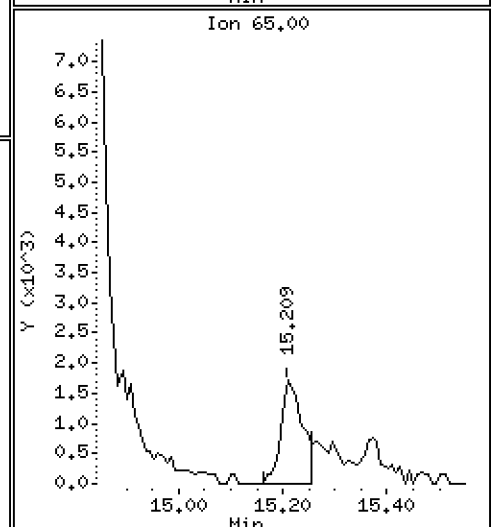
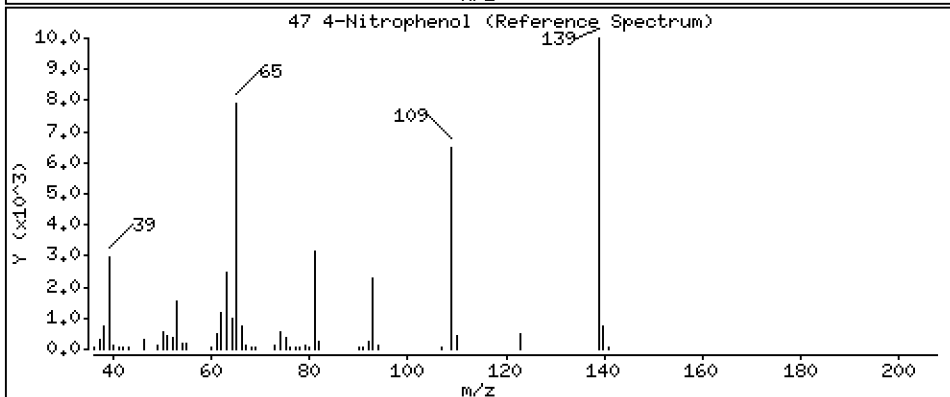
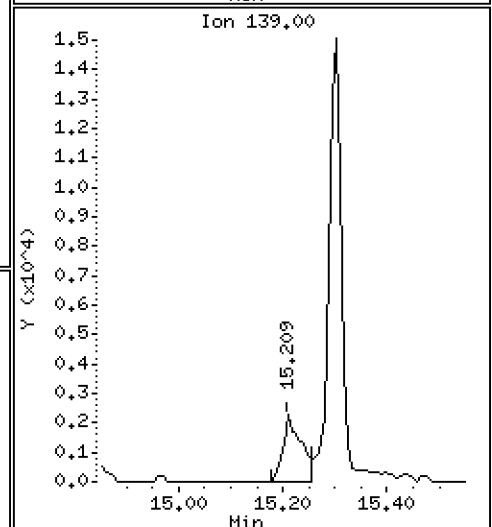
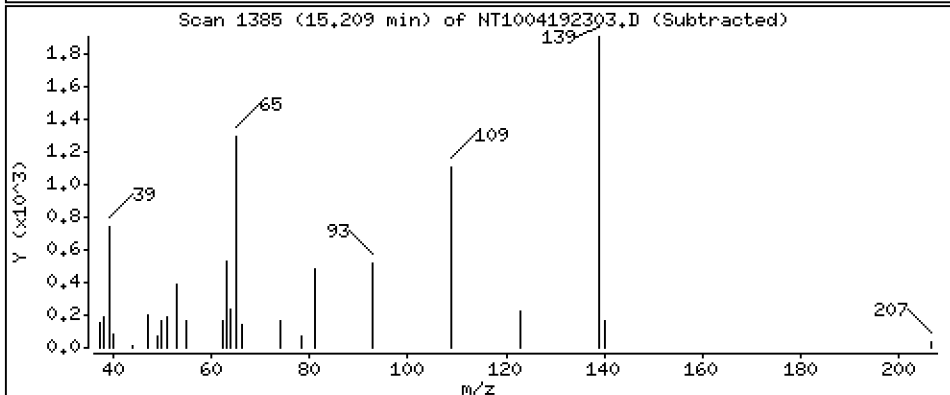
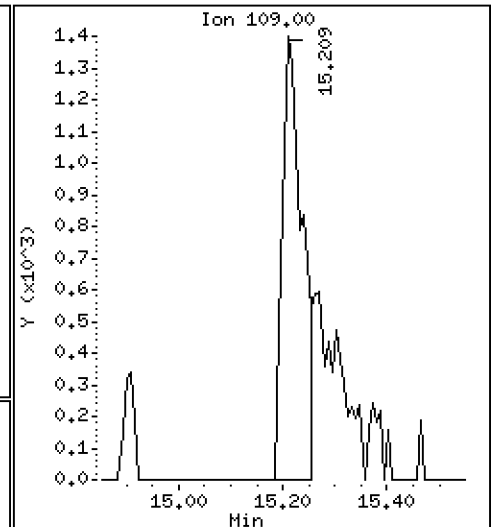
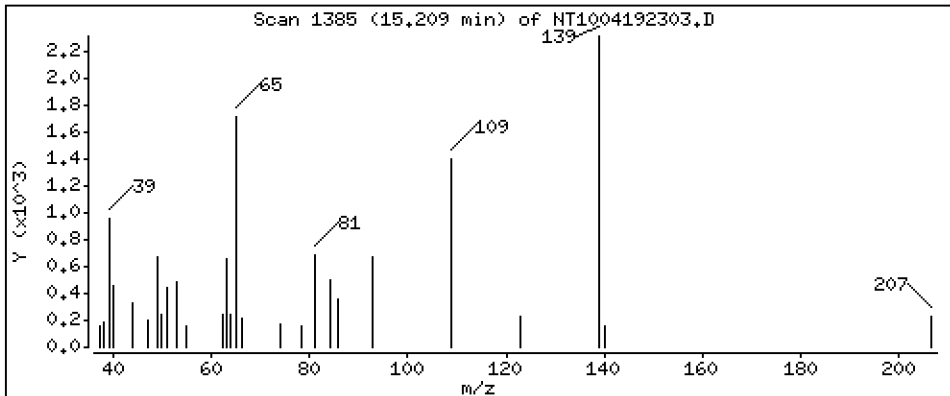
Operator: VTS

Column phase: ZB-5msi

Column diameter: 0,25

47 4-Nitrophenol

Concentration: 0,2393 ug/mL



Date : 19-APR-2023 11:47

Client ID:

Instrument: nt10.i

Sample Info: SLD0254-LCV1

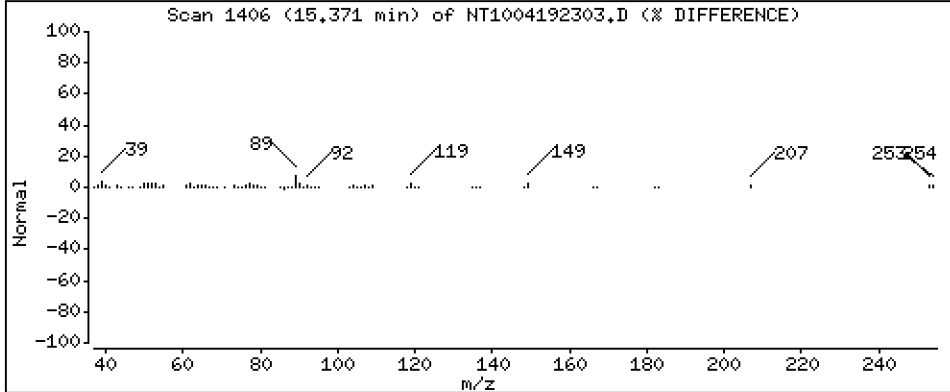
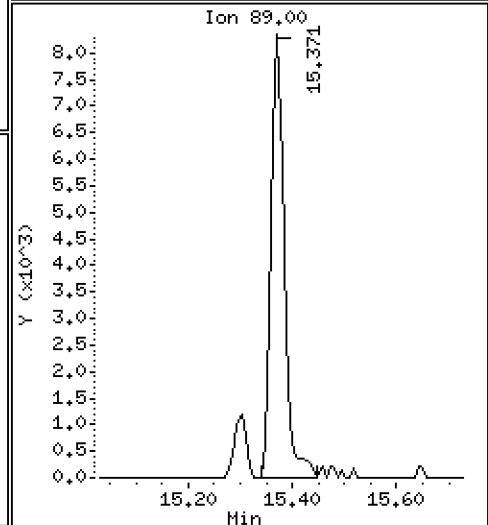
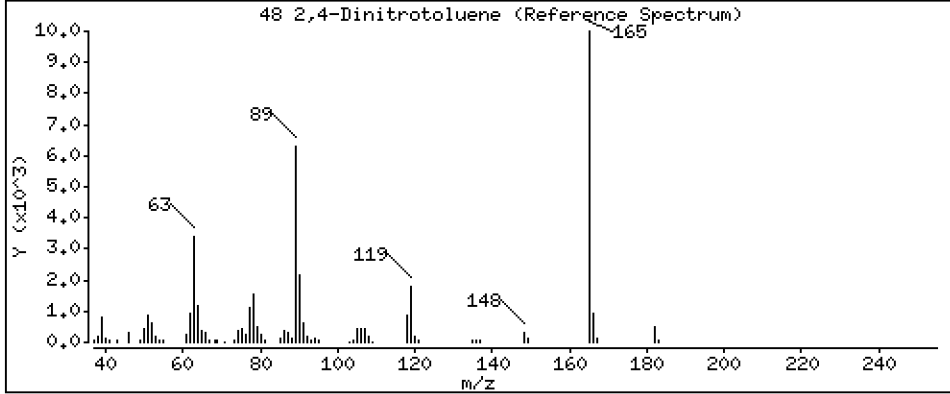
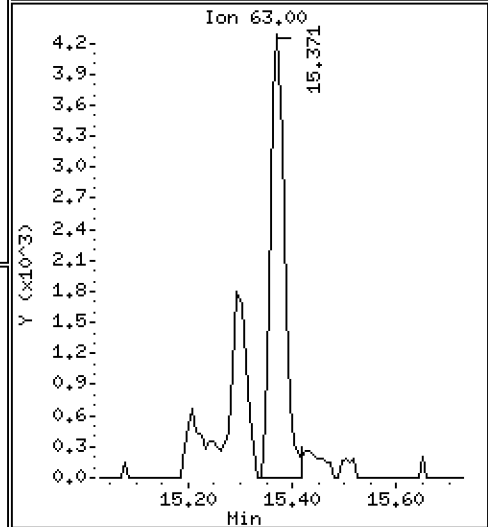
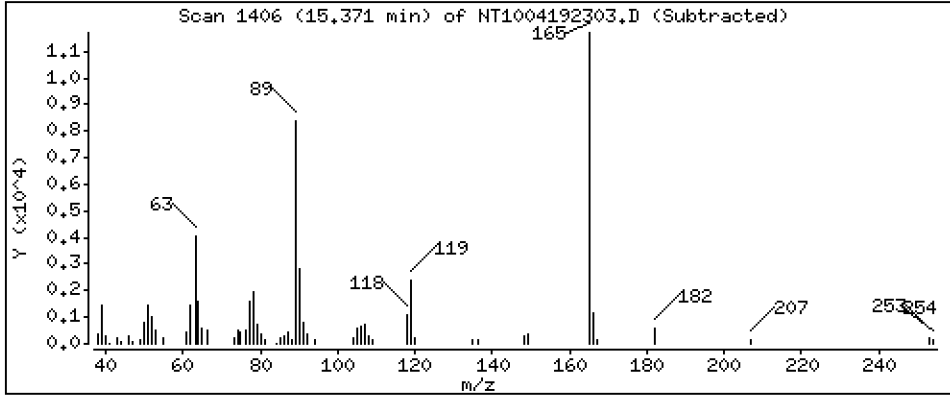
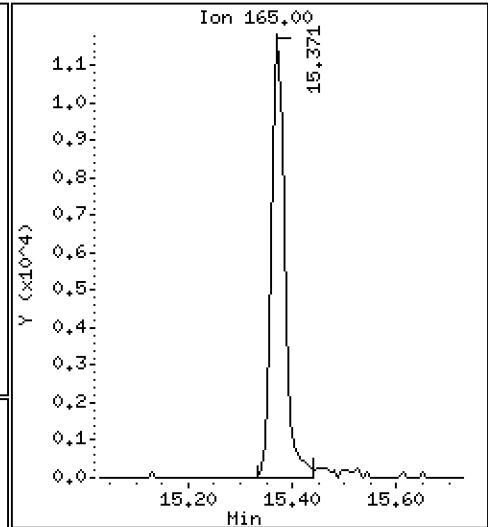
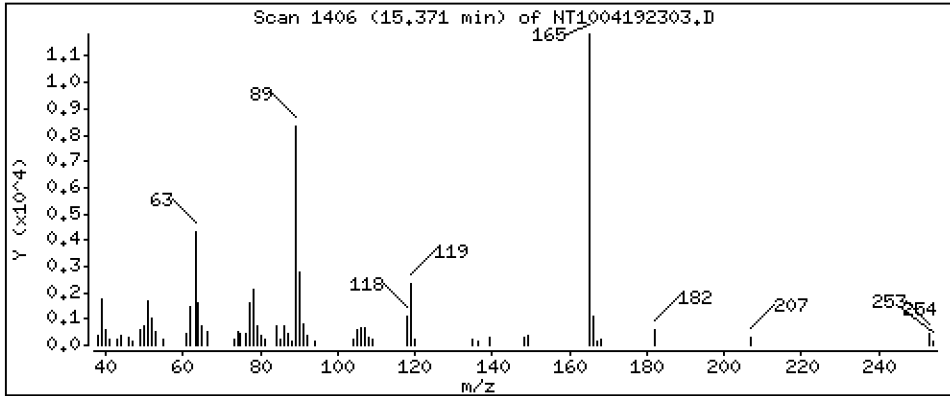
Operator: VTS

Column phase: ZB-5msi

Column diameter: 0,25

48 2,4-Dinitrotoluene

Concentration: 0,5975 ug/mL



Date : 19-APR-2023 11:47

Client ID:

Instrument: nt10.i

Sample Info: SLD0254-LCV1

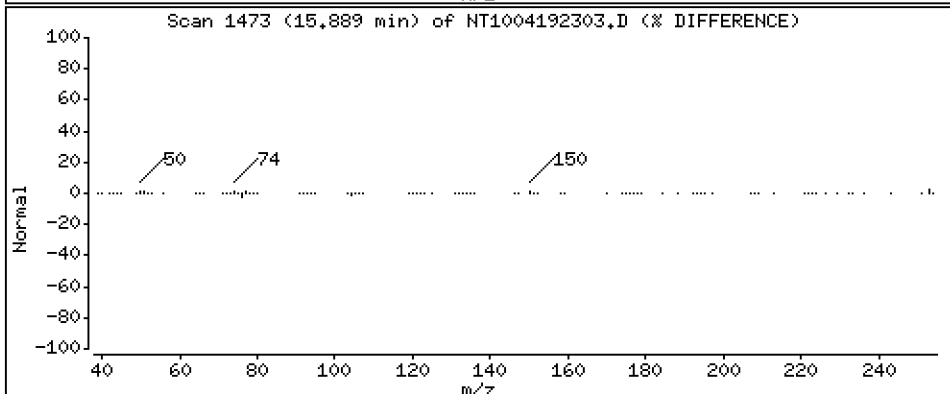
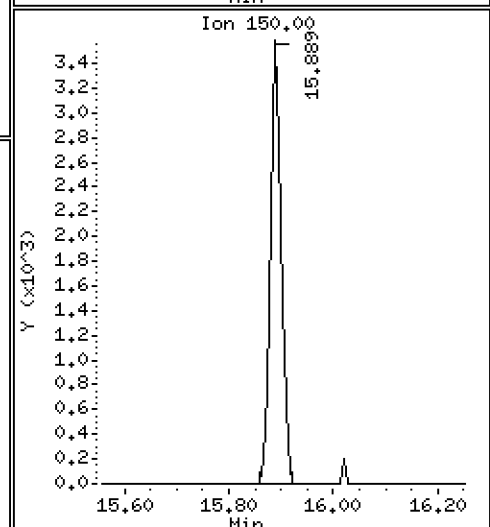
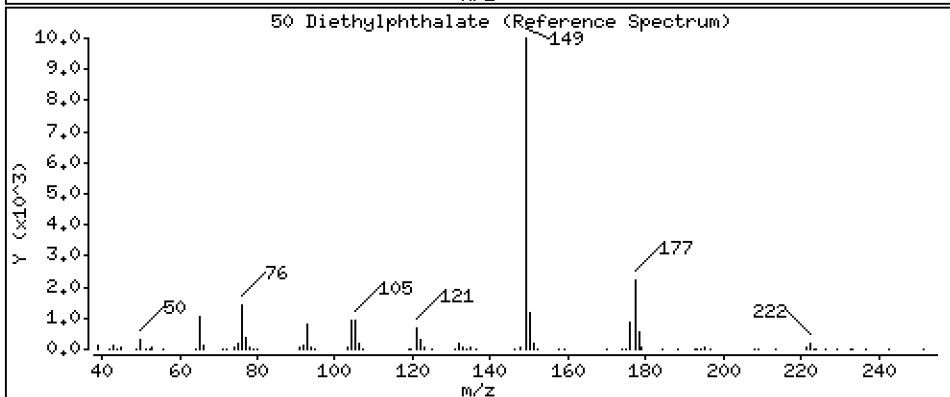
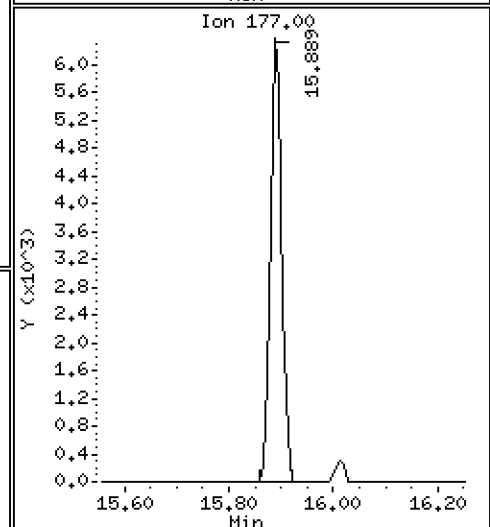
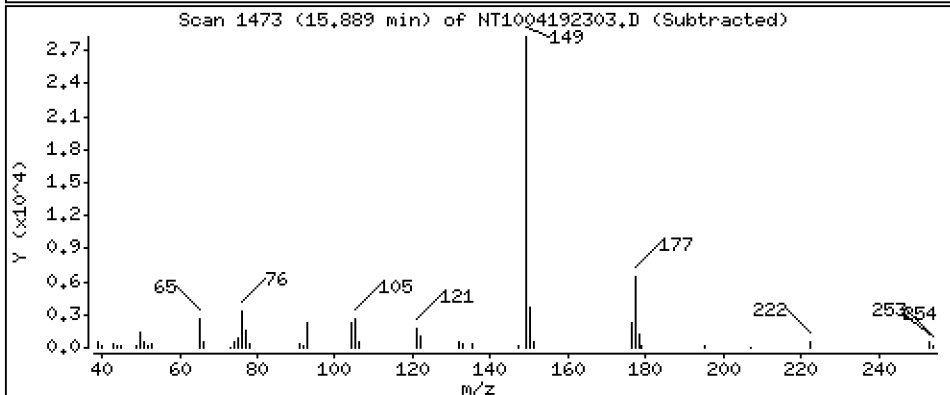
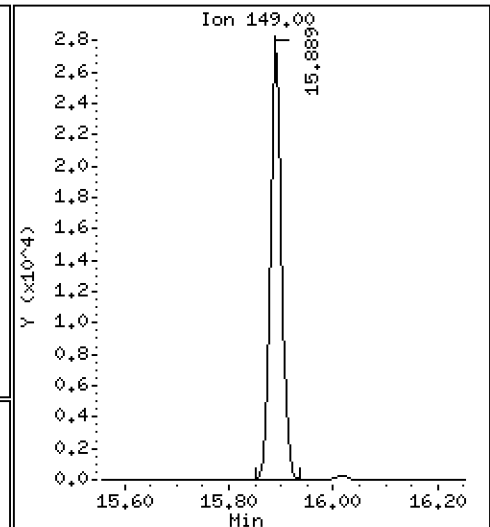
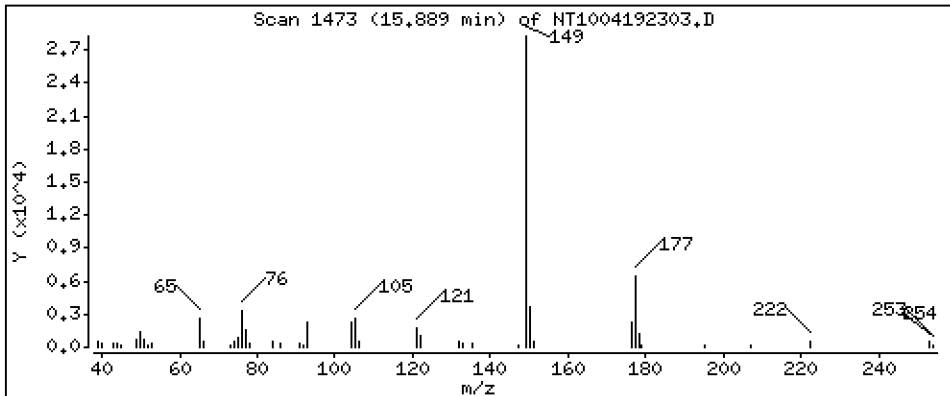
Operator: VTS

Column phase: ZB-5msi

Column diameter: 0.25

50 Diethylphthalate

Concentration: 0.4127 ug/mL



Date : 19-APR-2023 11:47

Client ID:

Instrument: nt10.i

Sample Info: SLD0254-LCV1

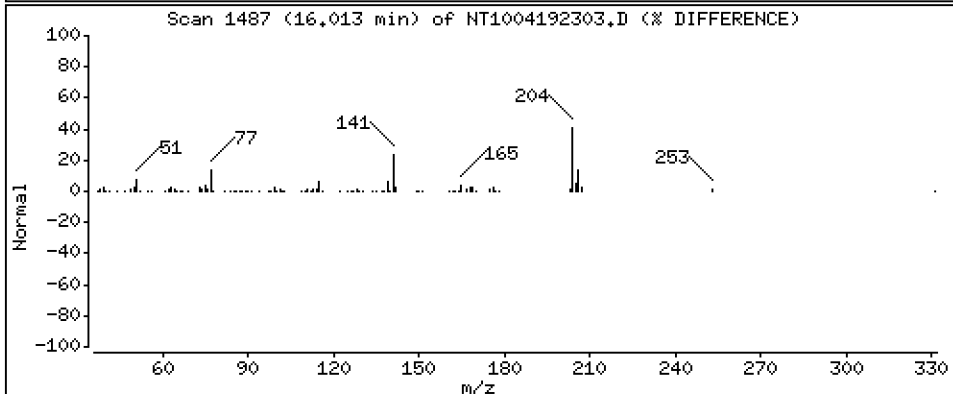
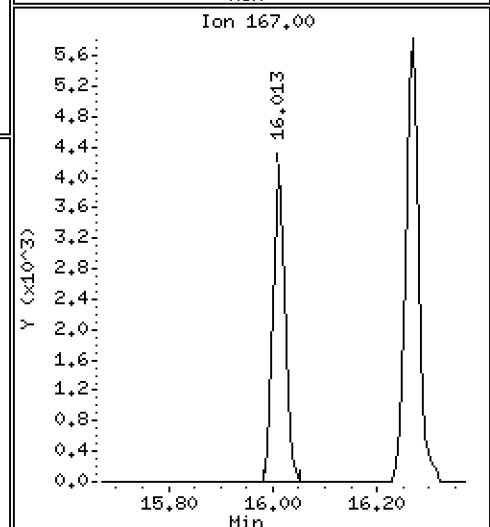
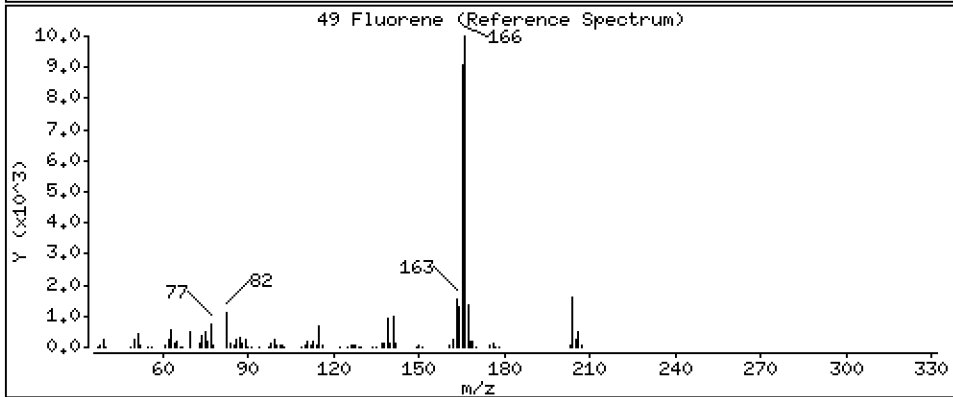
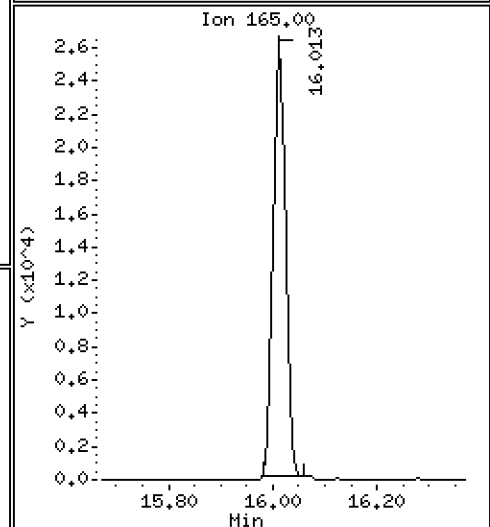
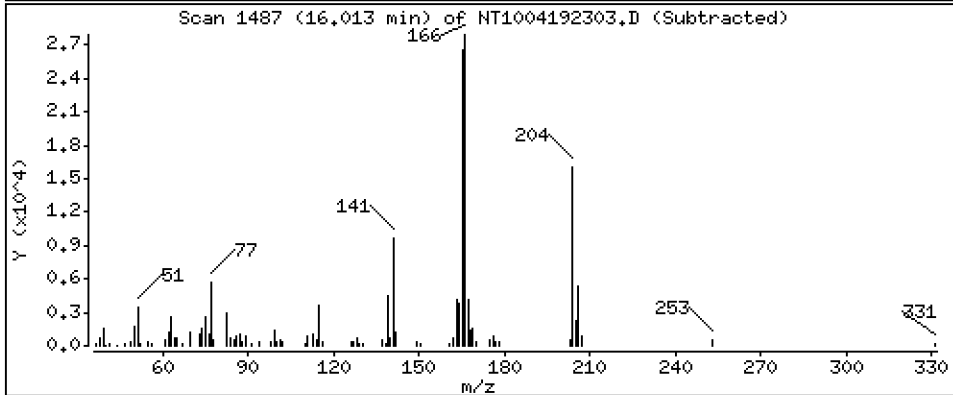
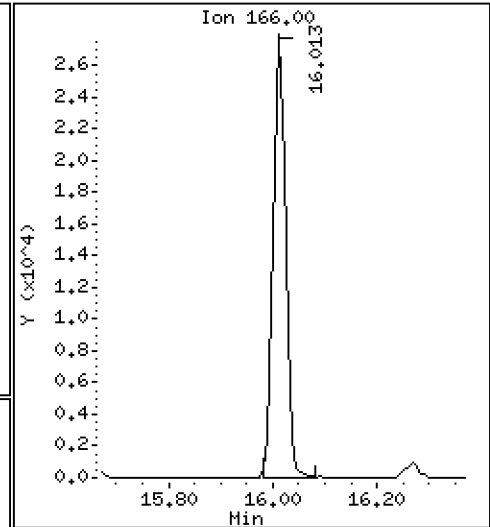
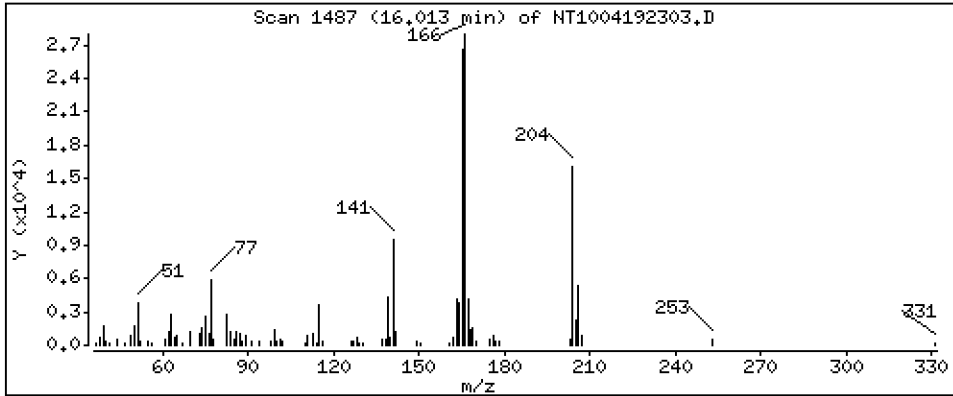
Operator: VTS

Column phase: ZB-5msi

Column diameter: 0.25

49 Fluorene

Concentration: 0.3106 ug/mL



Date : 19-APR-2023 11:47

Client ID:

Instrument: nt10.i

Sample Info: SLD0254-LCV1

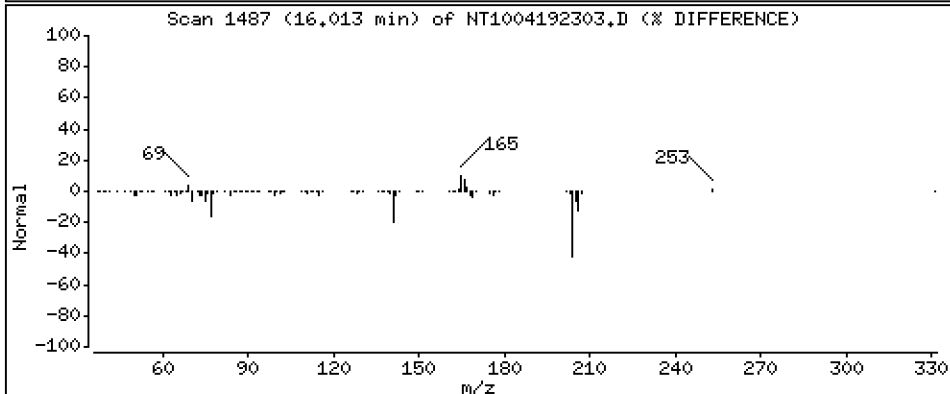
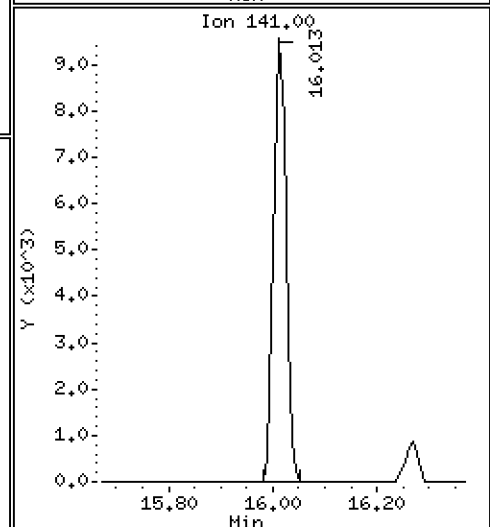
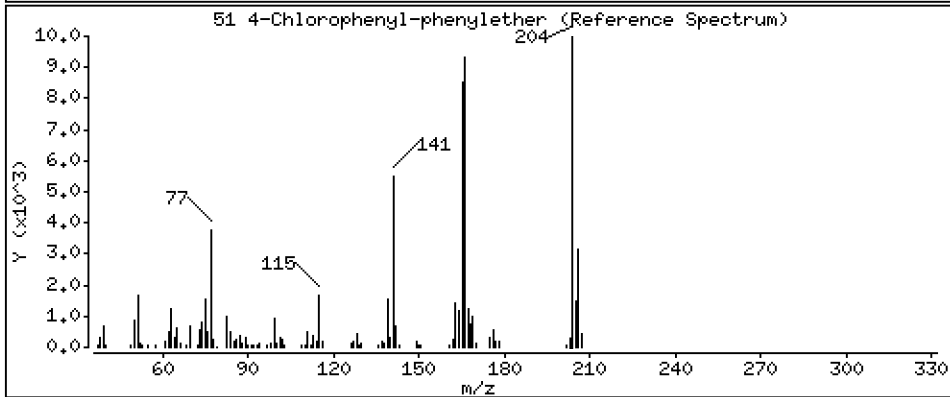
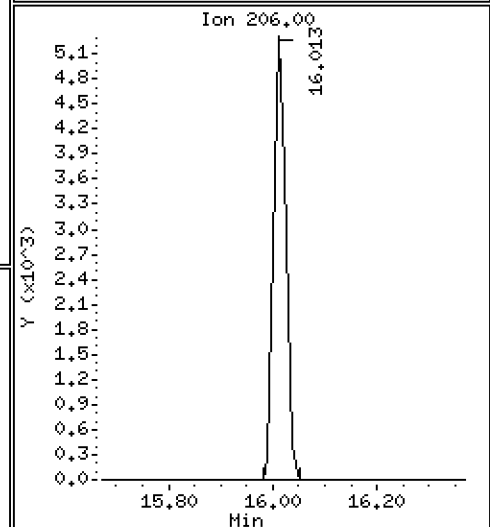
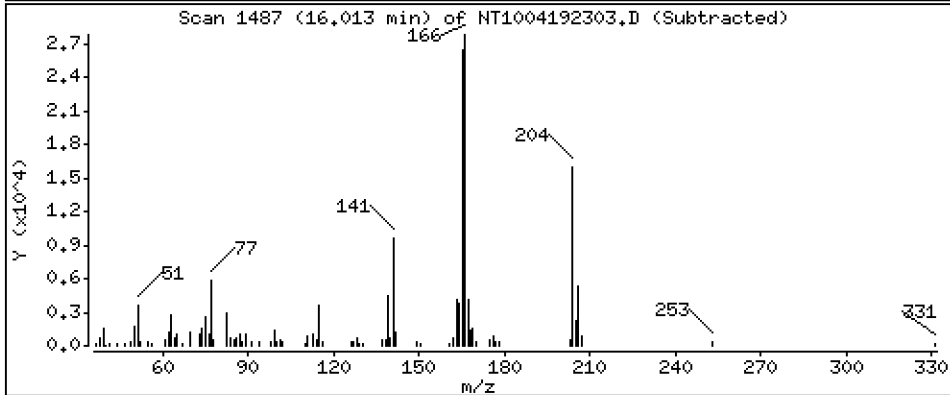
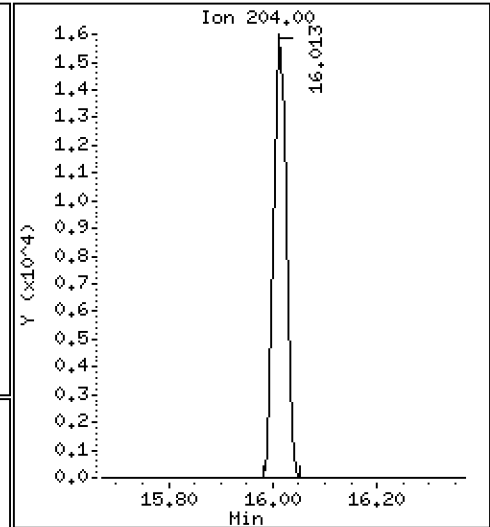
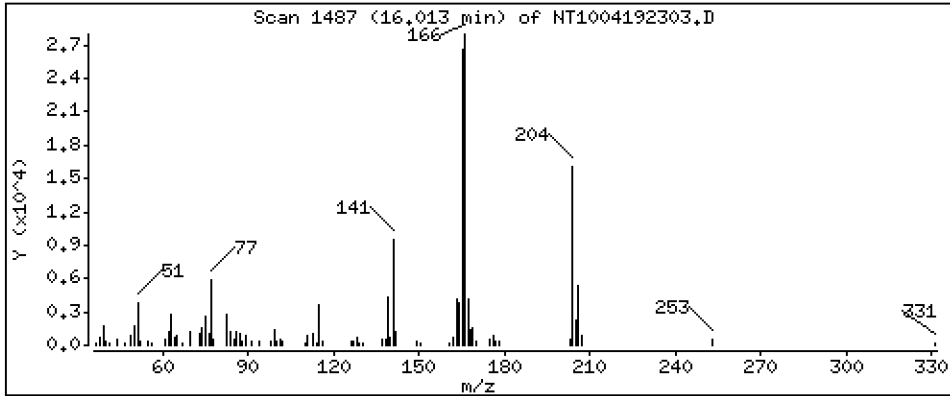
Operator: VTS

Column phase: ZB-5msi

Column diameter: 0,25

51 4-Chlorophenyl-phenylether

Concentration: 0,4234 ug/mL



Date : 19-APR-2023 11:47

Client ID:

Instrument: nt10.i

Sample Info: SLD0254-LCV1

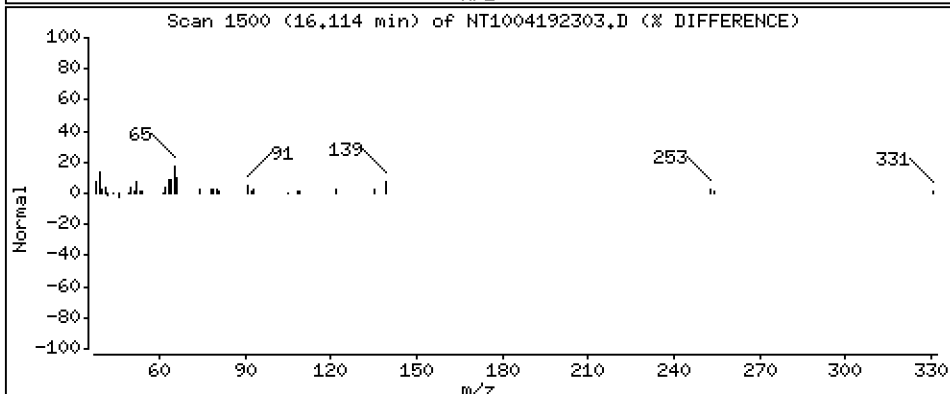
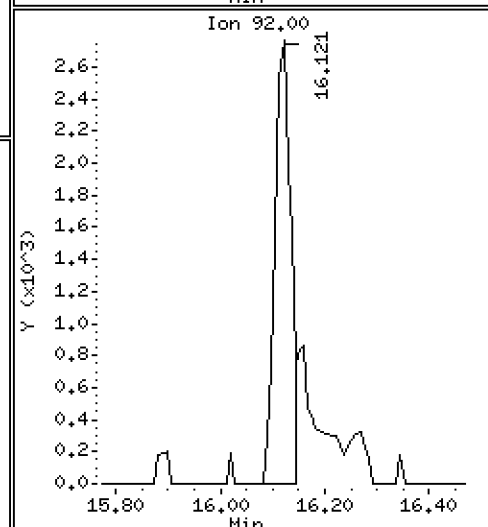
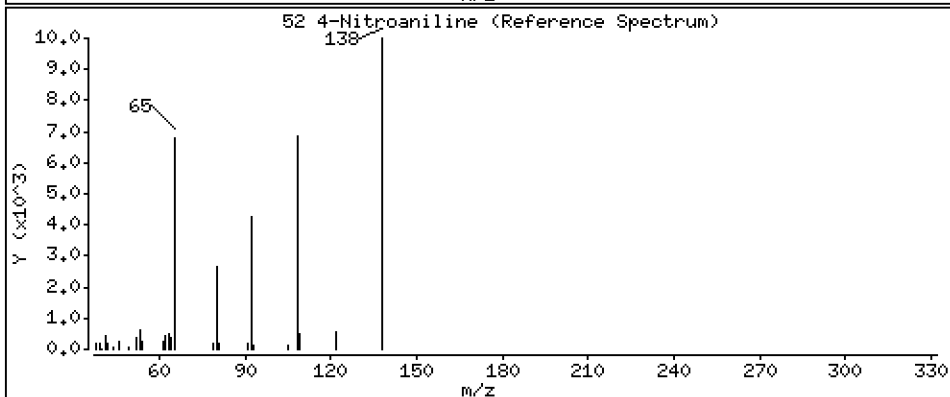
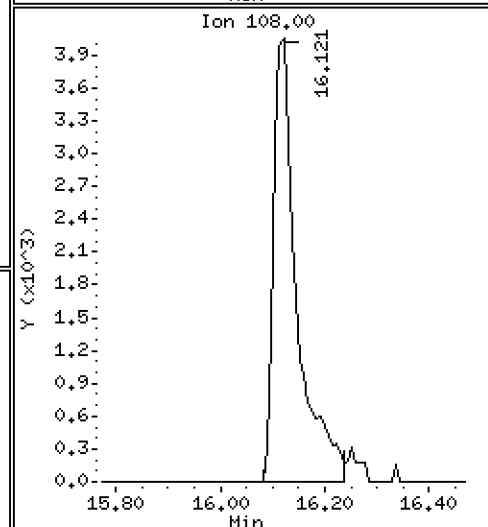
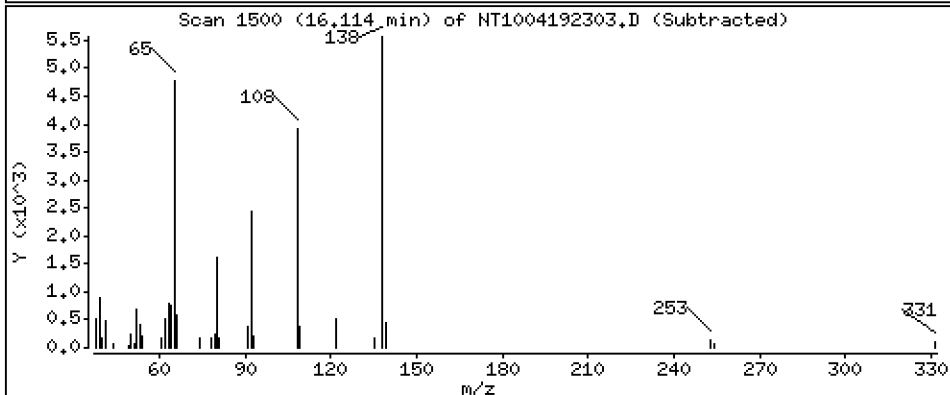
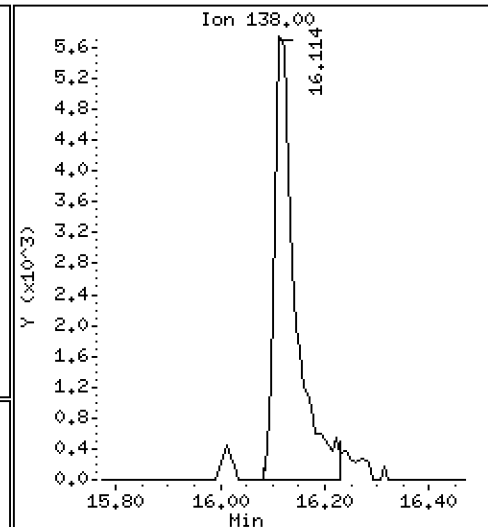
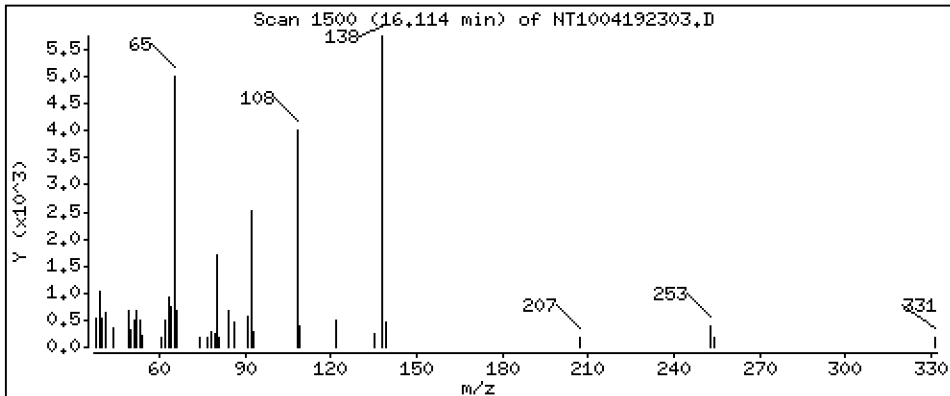
Operator: VTS

Column phase: ZB-5msi

Column diameter: 0,25

52 4-Nitroaniline

Concentration: 0,7512 ug/mL



Date : 19-APR-2023 11:47

Client ID:

Instrument: nt10.i

Sample Info: SLD0254-LCV1

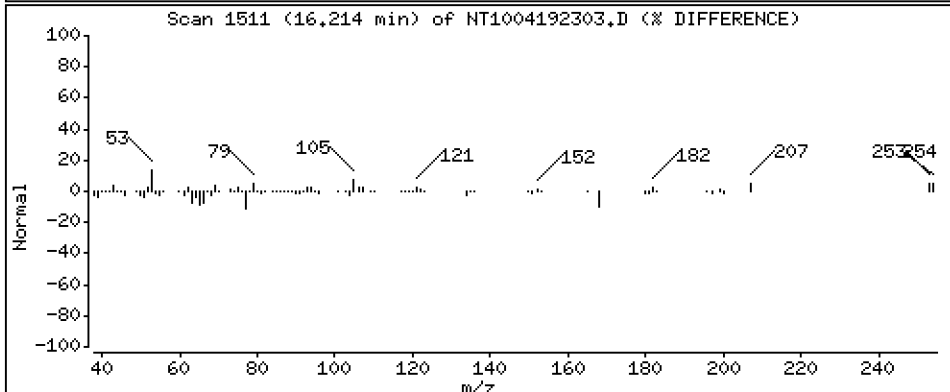
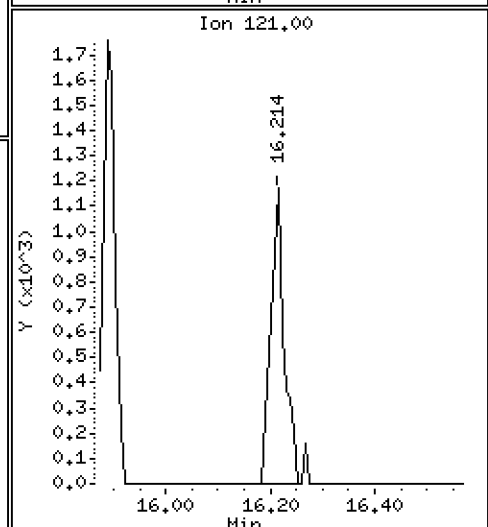
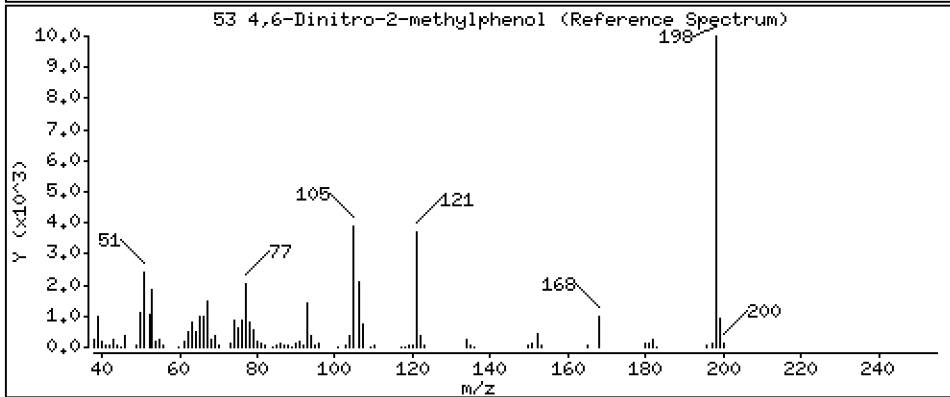
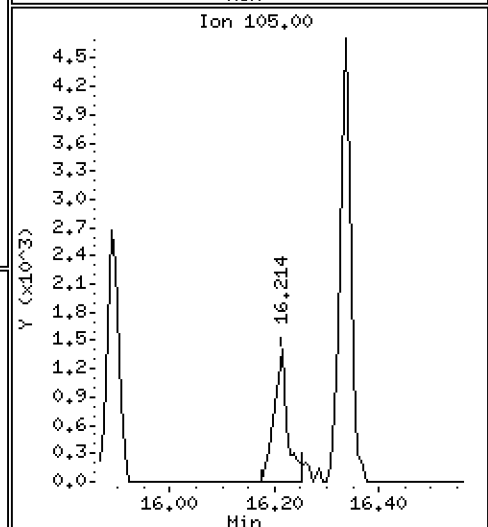
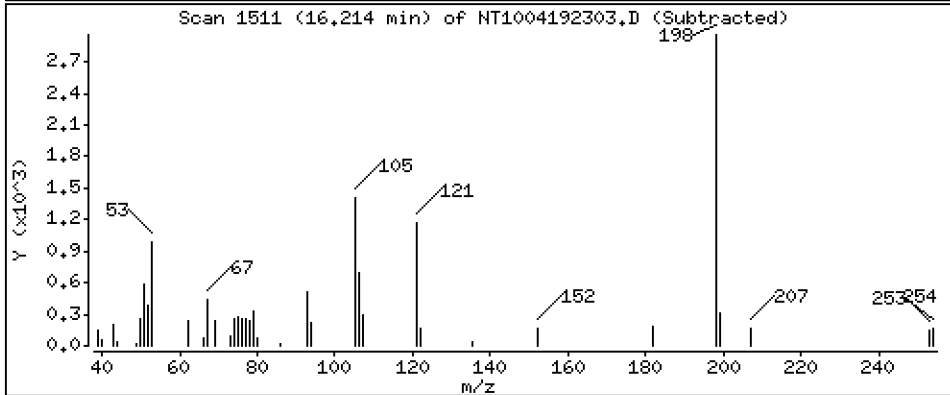
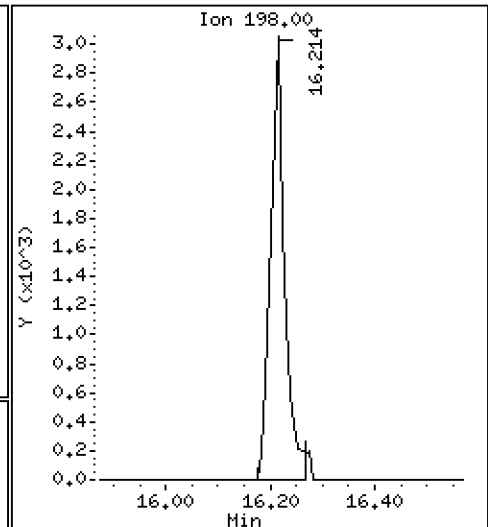
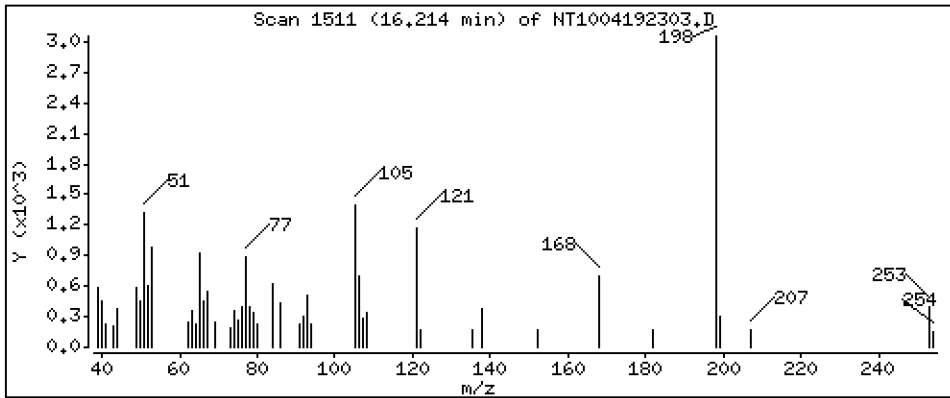
Operator: VTS

Column phase: ZB-5msi

Column diameter: 0.25

53 4,6-Dinitro-2-methylphenol

Concentration: 0.3397 ug/mL



Date : 19-APR-2023 11:47

Client ID:

Instrument: nt10.i

Sample Info: SLD0254-LCV1

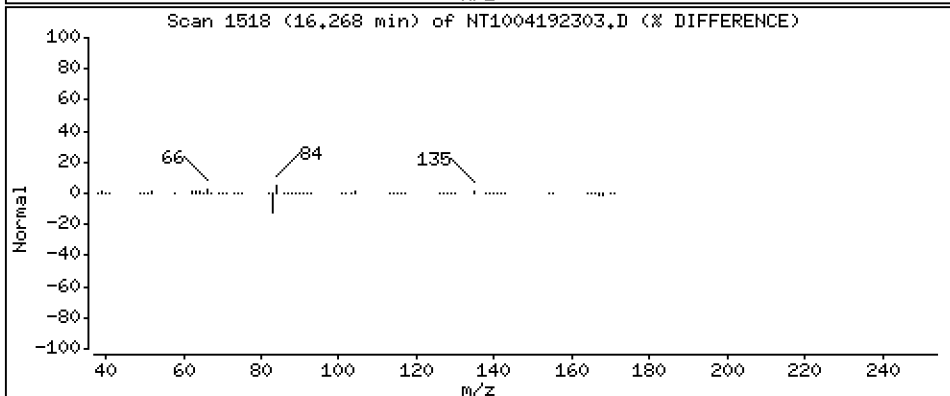
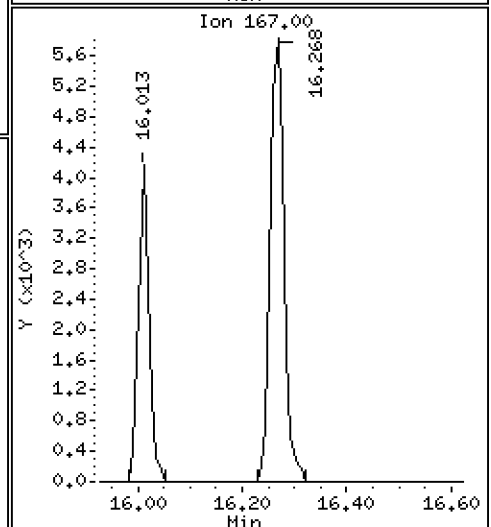
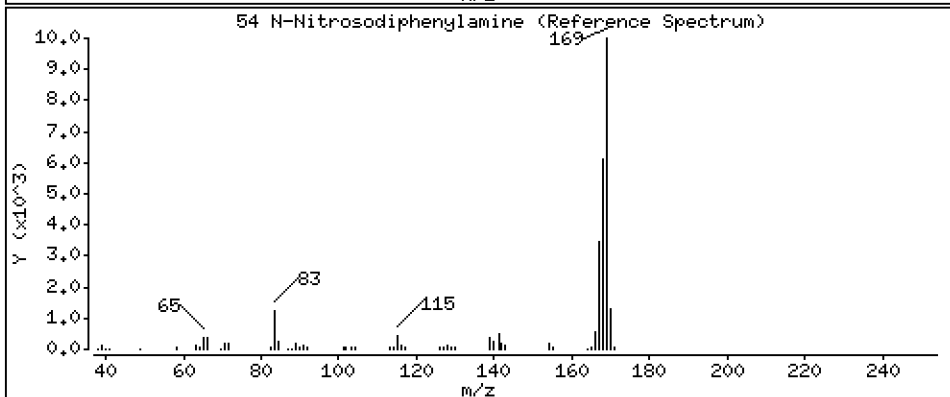
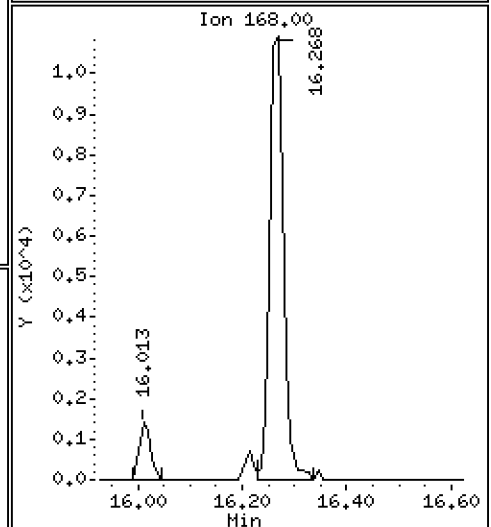
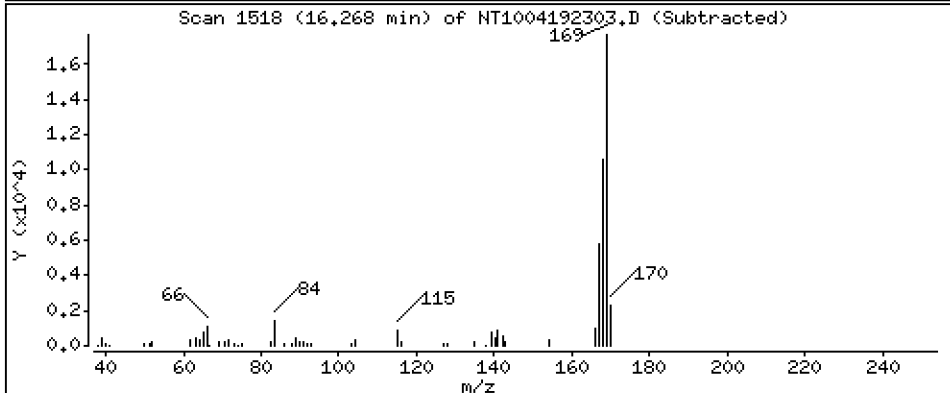
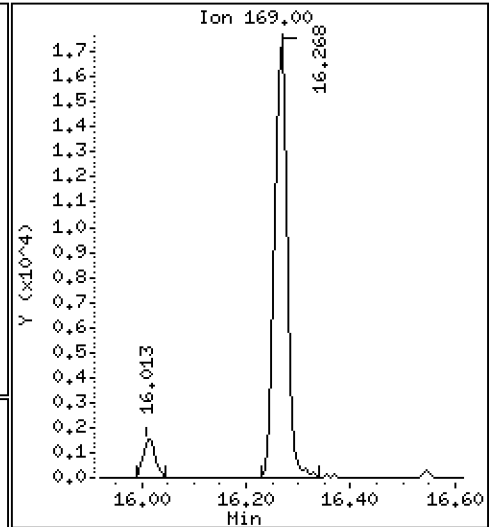
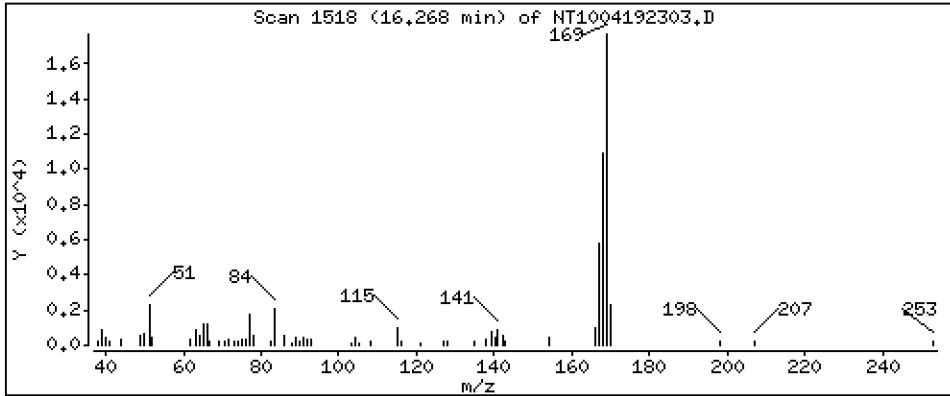
Operator: VTS

Column phase: ZB-5msi

Column diameter: 0.25

54 N-Nitrosodiphenylamine

Concentration: 0.4772 ug/mL



Date : 19-APR-2023 11:47

Client ID:

Instrument: nt10.i

Sample Info: SLD0254-LCV1

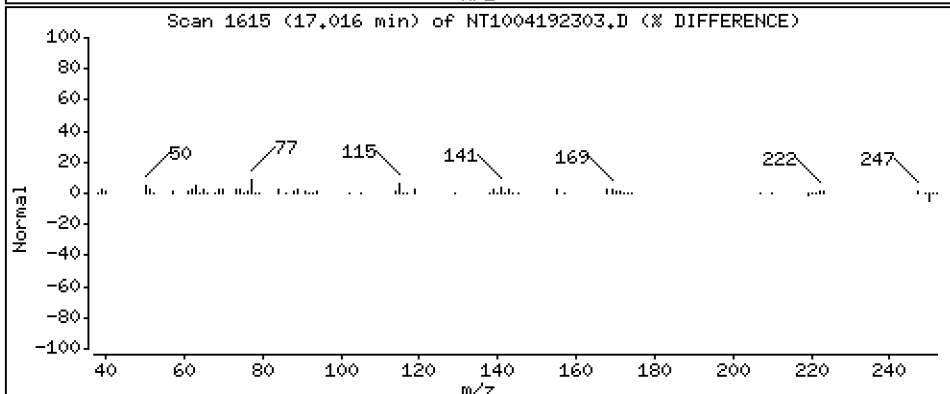
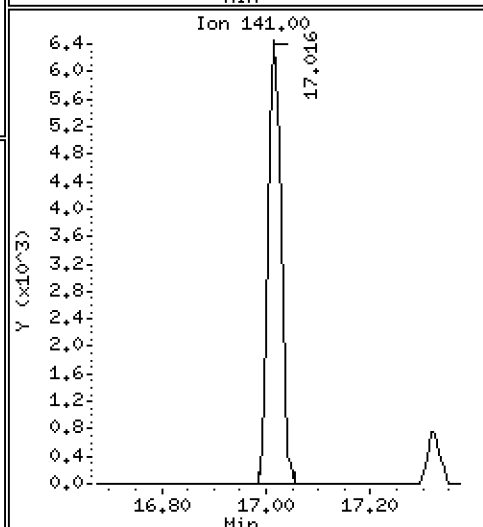
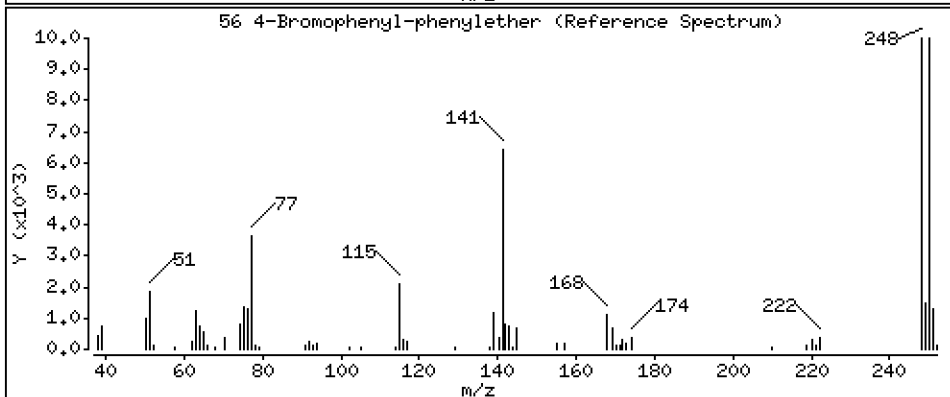
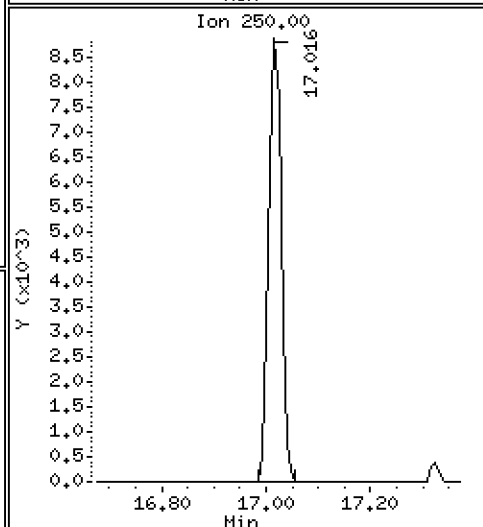
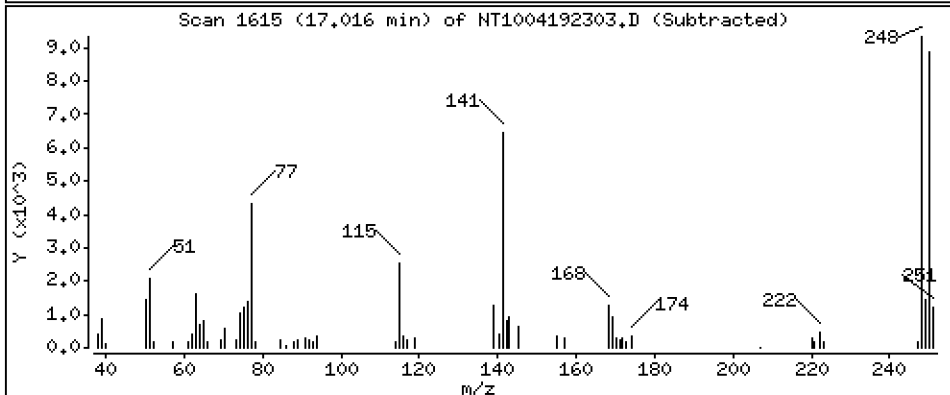
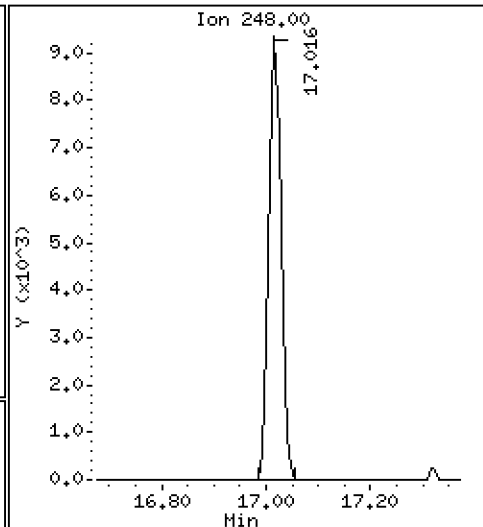
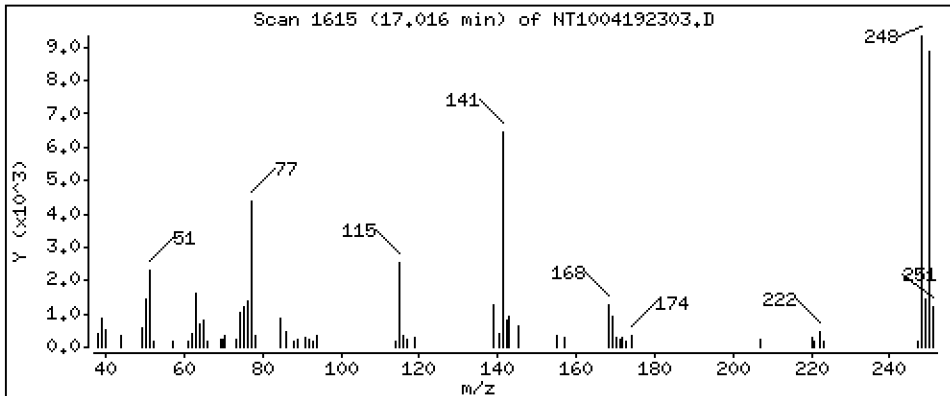
Operator: VTS

Column phase: ZB-5msi

Column diameter: 0,25

56 4-Bromophenyl-phenylether

Concentration: 0,5748 ug/mL



Date : 19-APR-2023 11:47

Client ID:

Instrument: nt10.i

Sample Info: SLD0254-LCV1

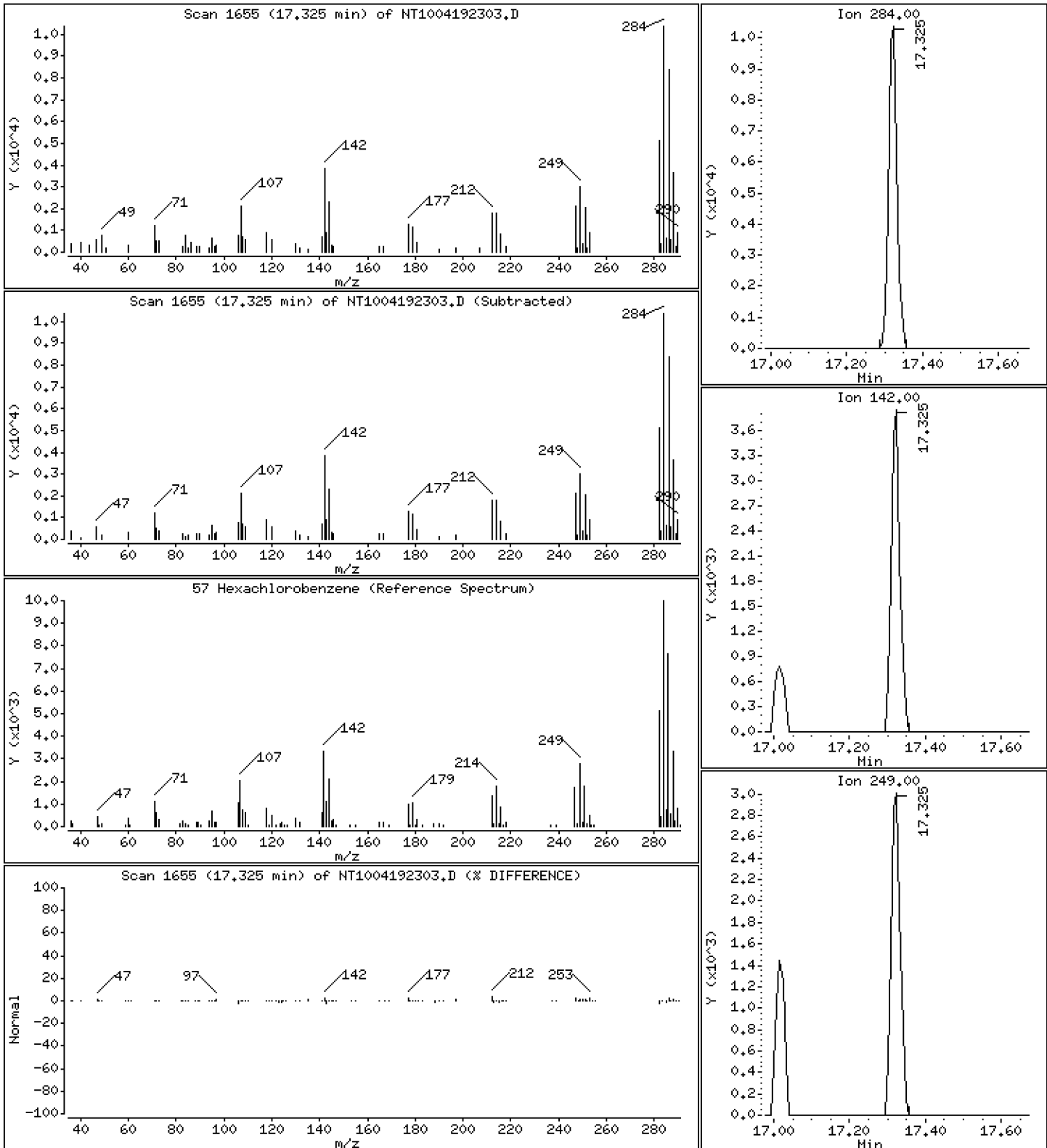
Operator: VTS

Column phase: ZB-5msi

Column diameter: 0.25

57 Hexachlorobenzene

Concentration: 0.6204 ug/mL



Date : 19-APR-2023 11:47

Client ID:

Instrument: nt10.i

Sample Info: SLD0254-LCV1

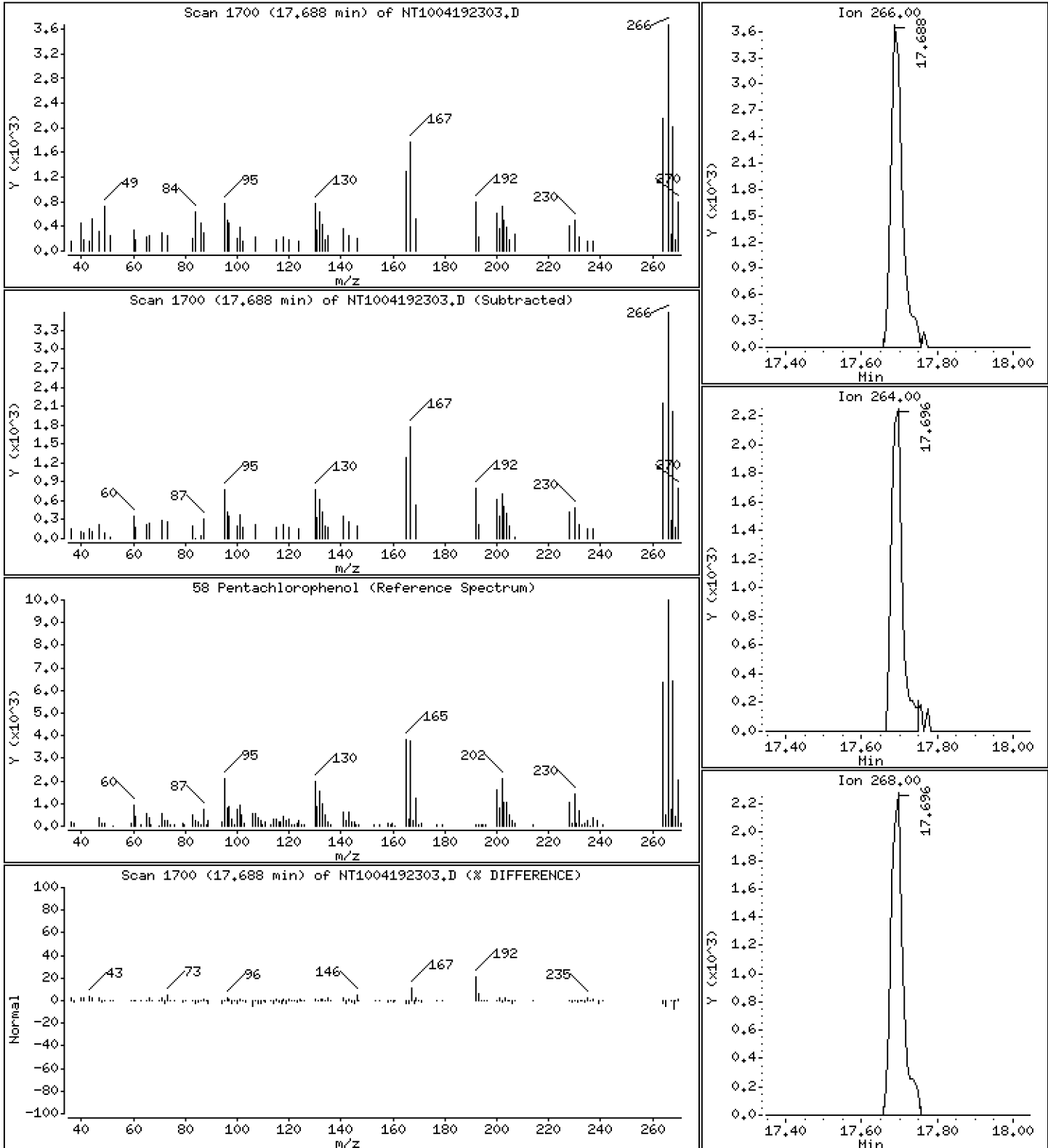
Operator: VTS

Column phase: ZB-5msi

Column diameter: 0,25

58 Pentachlorophenol

Concentration: 0,4716 ug/mL



Date : 19-APR-2023 11:47

Client ID:

Instrument: nt10.i

Sample Info: SLD0254-LCV1

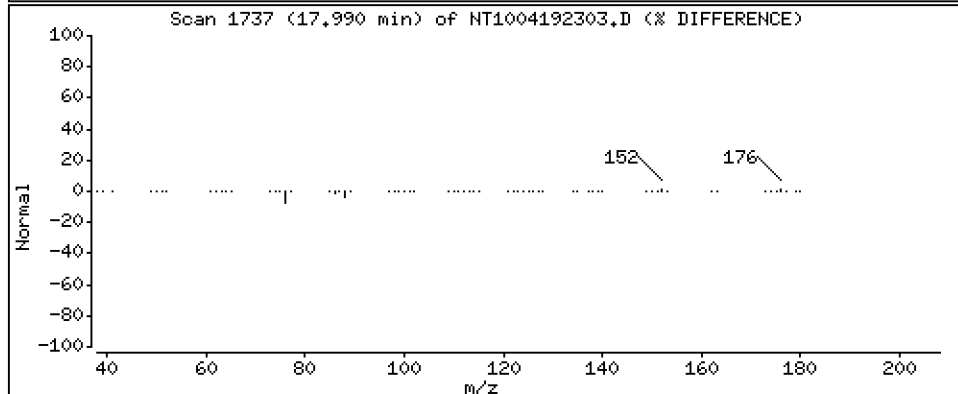
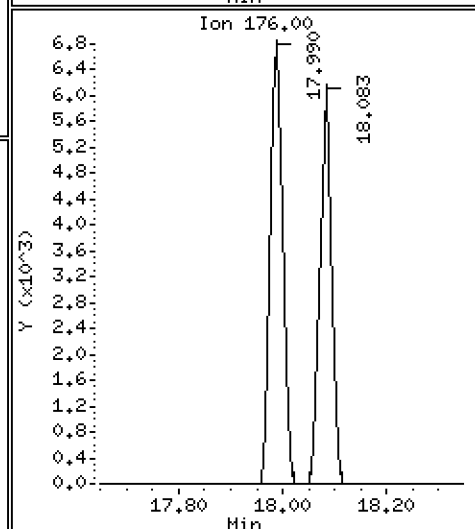
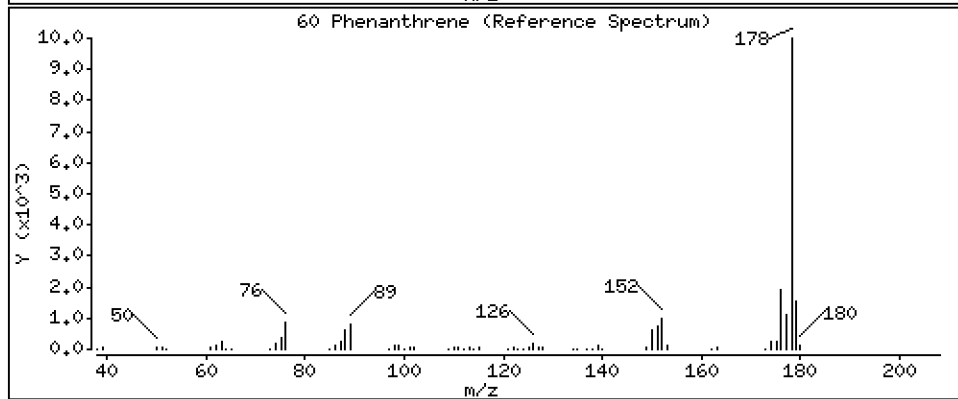
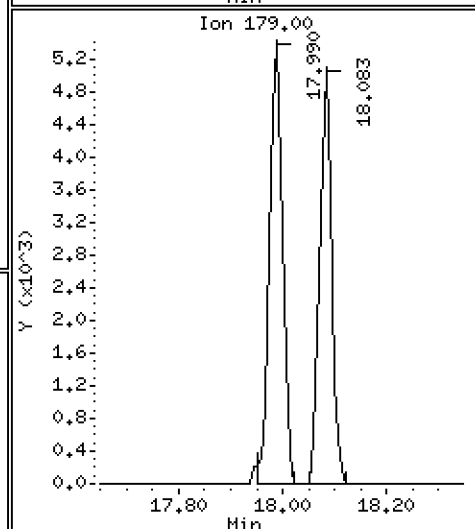
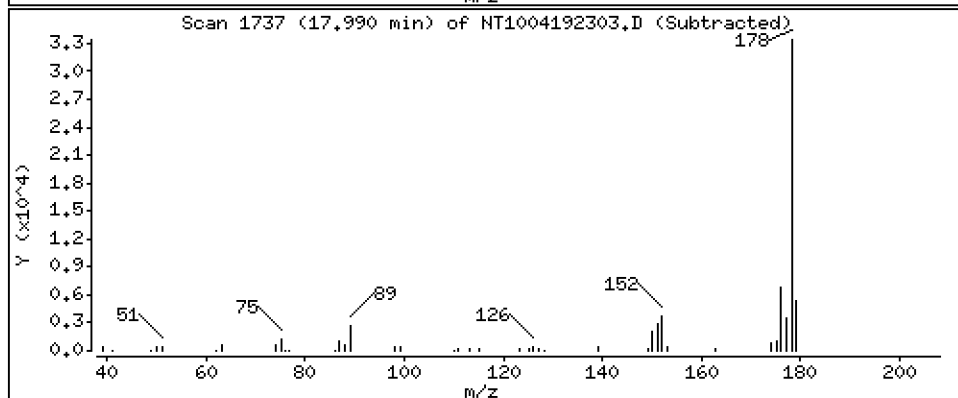
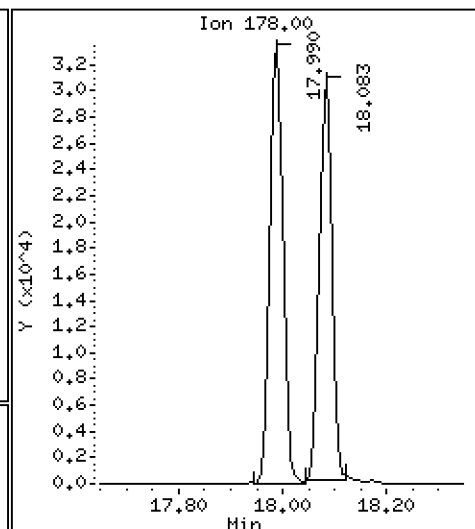
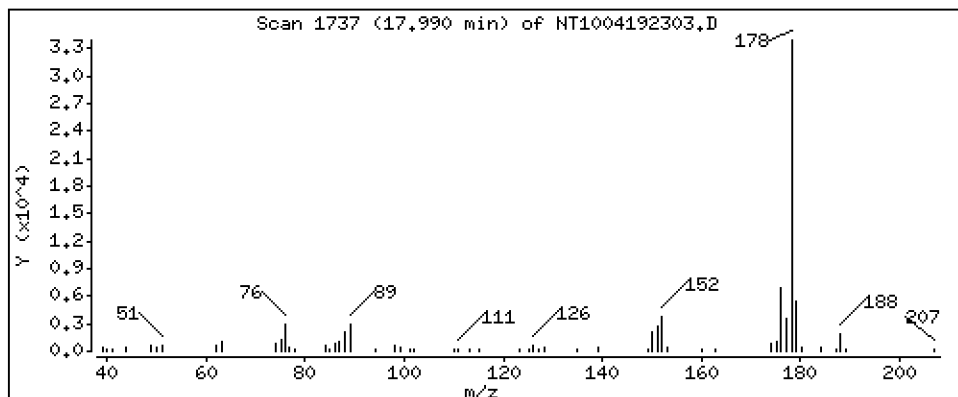
Operator: VTS

Column phase: ZB-5msi

Column diameter: 0.25

60 Phenanthrene

Concentration: 0.4593 ug/mL



Date : 19-APR-2023 11:47

Client ID:

Instrument: nt10.i

Sample Info: SLD0254-LCV1

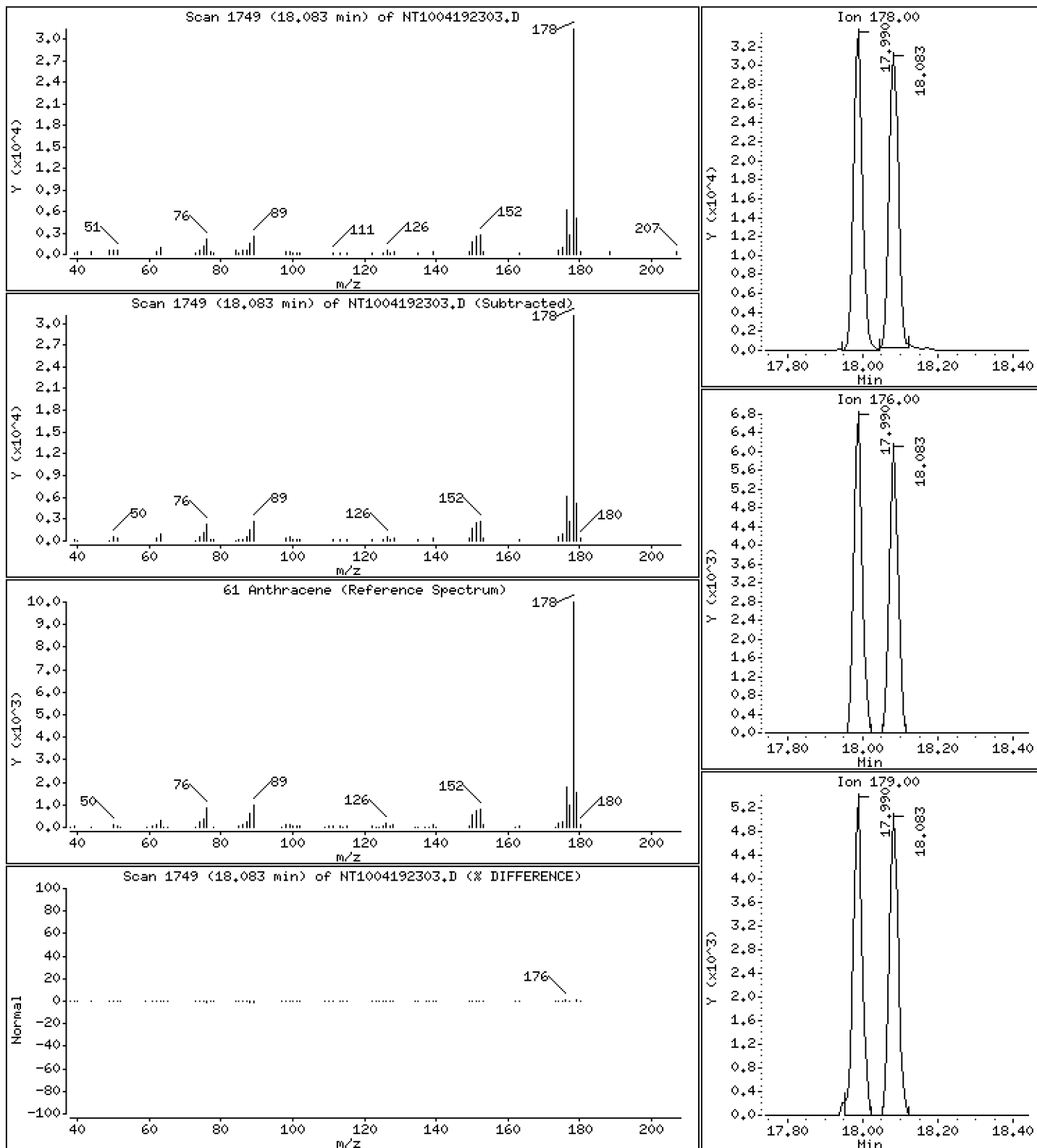
Operator: VTS

Column phase: ZB-5msi

Column diameter: 0,25

61 Anthracene

Concentration: 0,4275 ug/mL



Date : 19-APR-2023 11:47

Client ID:

Instrument: nt10.i

Sample Info: SLD0254-LCV1

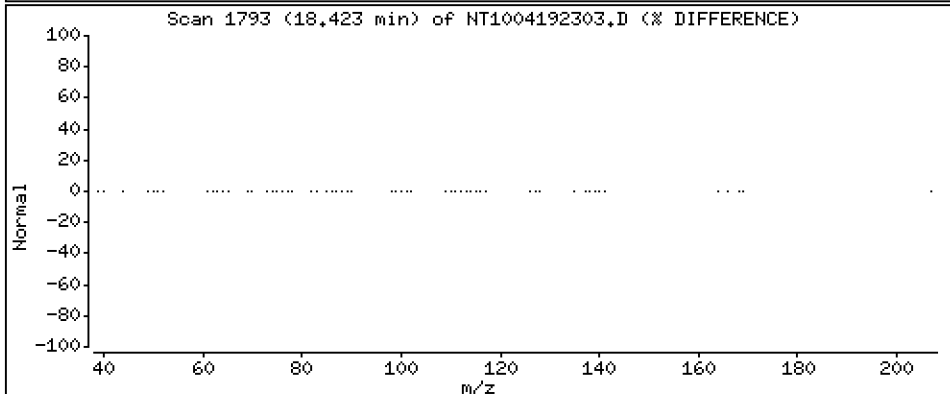
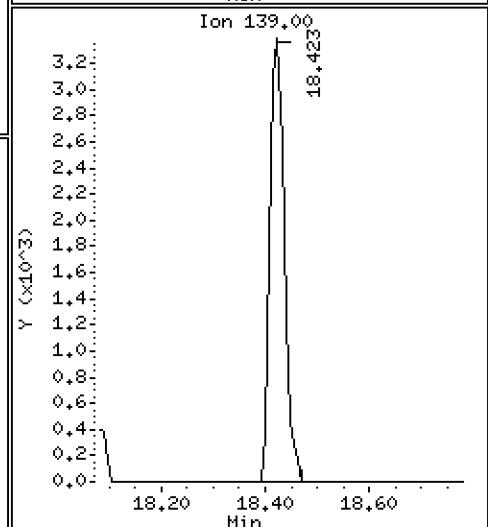
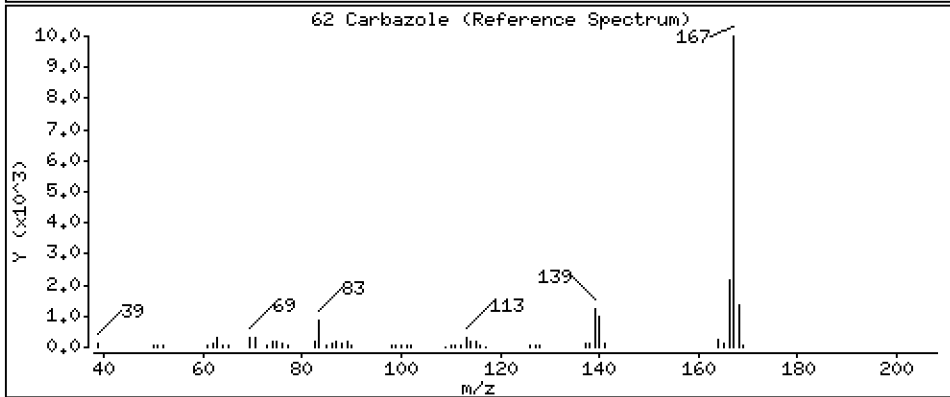
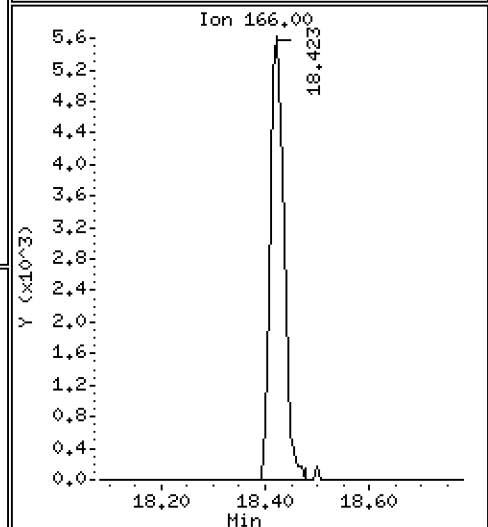
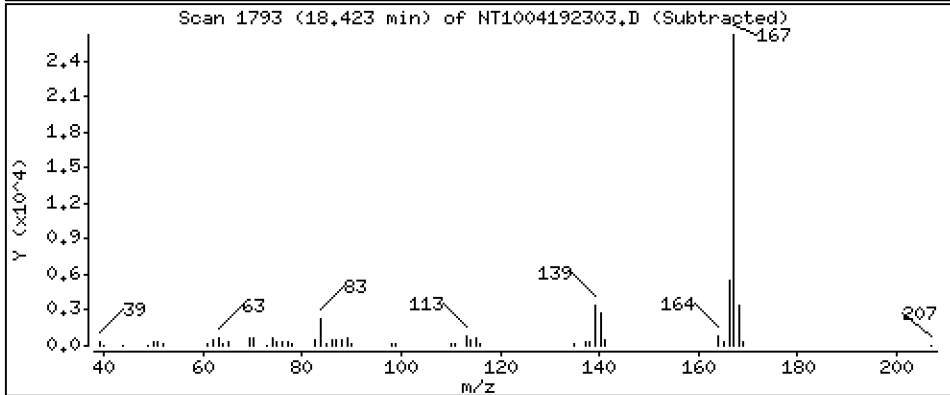
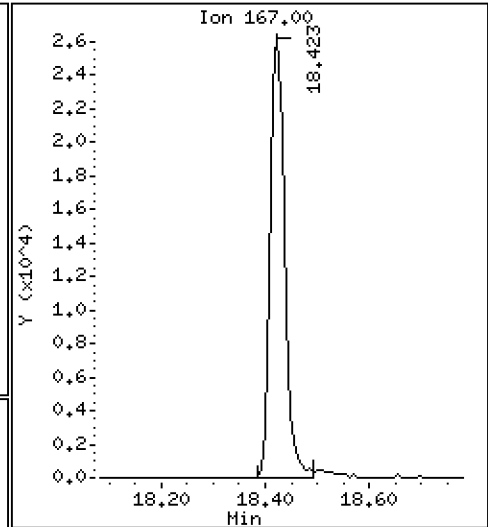
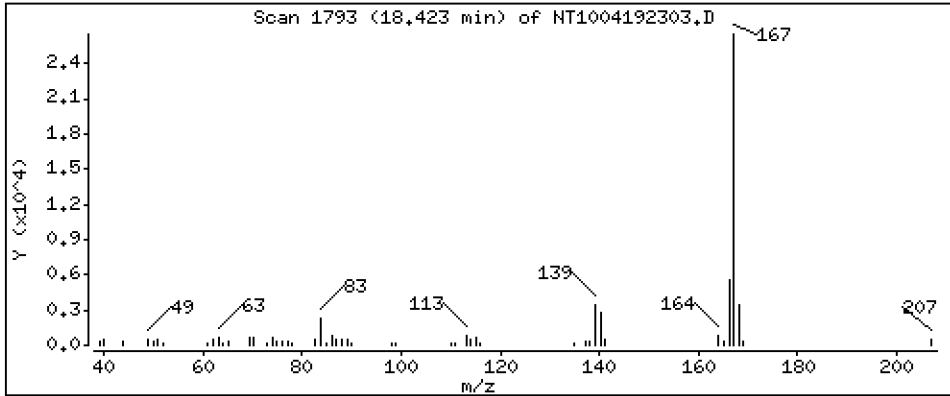
Operator: VTS

Column phase: ZB-5msi

Column diameter: 0,25

62 Carbazole

Concentration: 0,4611 ug/mL



Date : 19-APR-2023 11:47

Client ID:

Instrument: nt10.i

Sample Info: SLD0254-LCV1

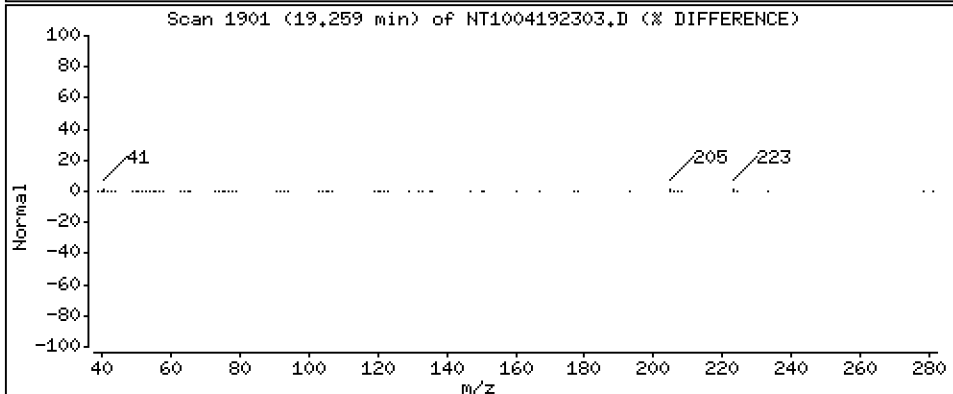
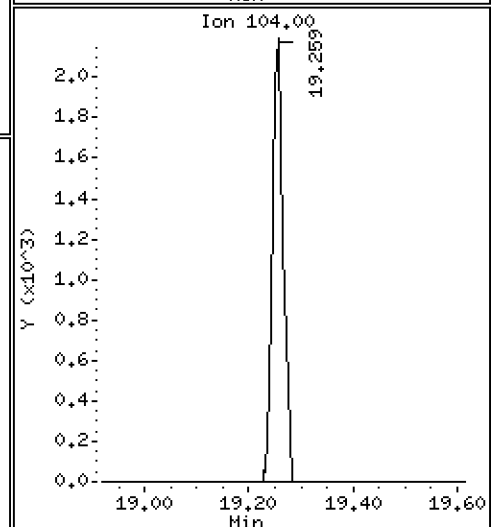
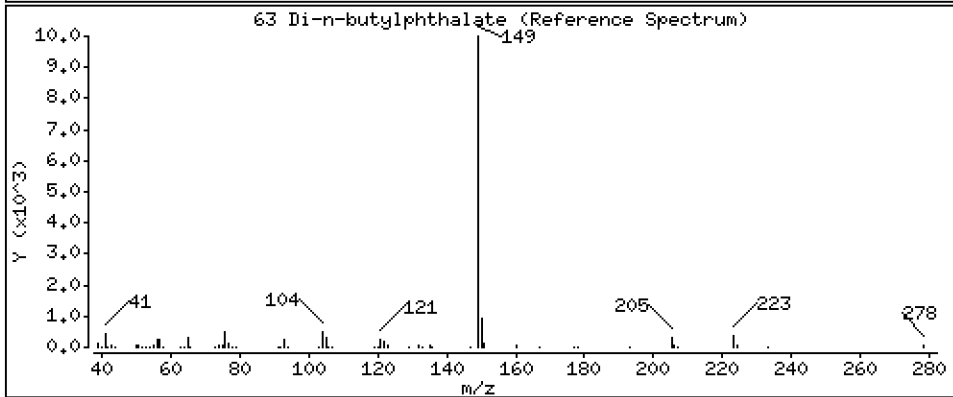
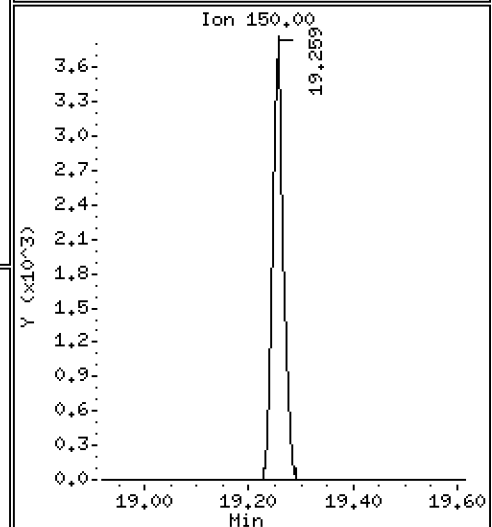
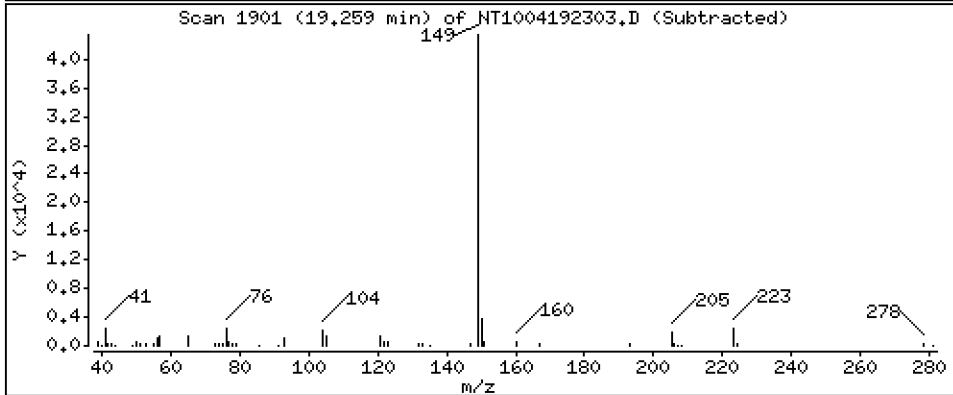
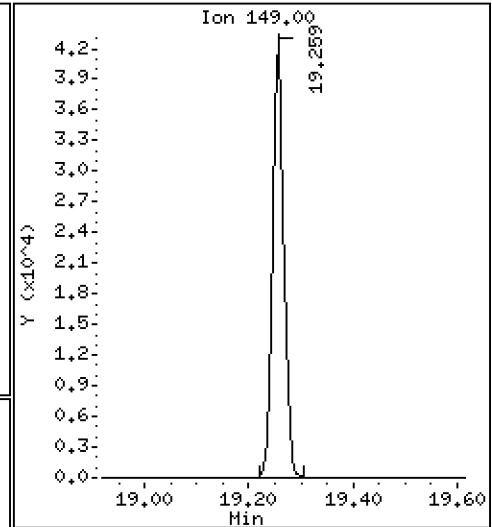
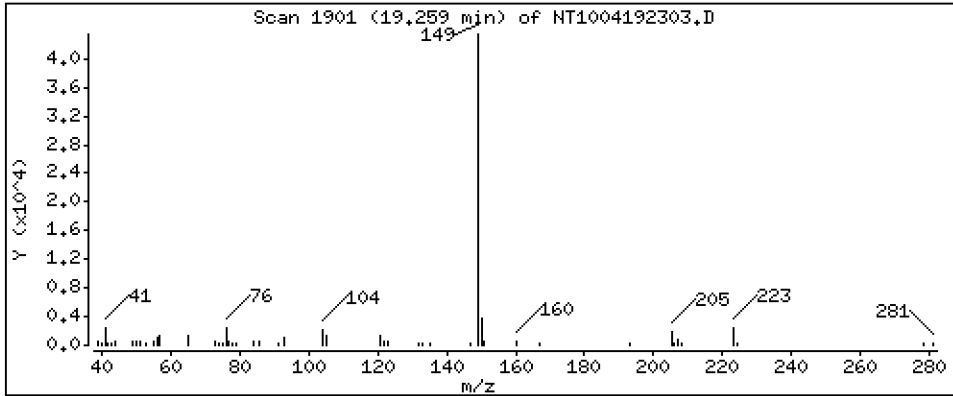
Operator: VTS

Column phase: ZB-5msi

Column diameter: 0,25

63 Di-n-butylphthalate

Concentration: 0,4429 ug/mL



Date : 19-APR-2023 11:47

Client ID:

Instrument: nt10.i

Sample Info: SLD0254-LCV1

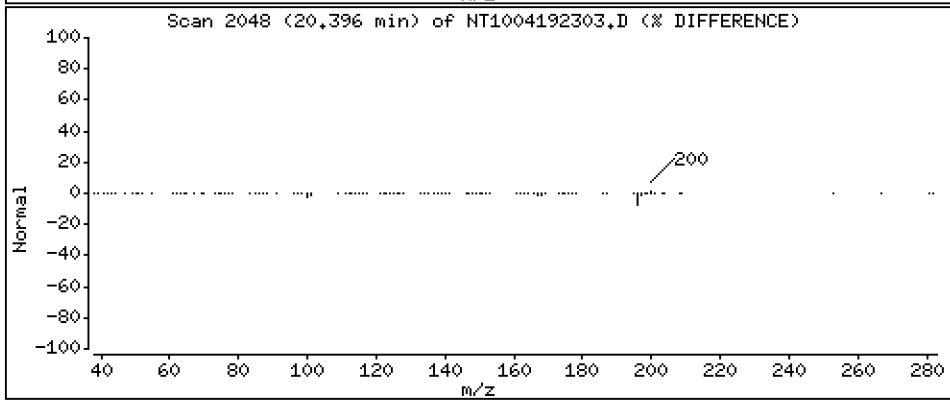
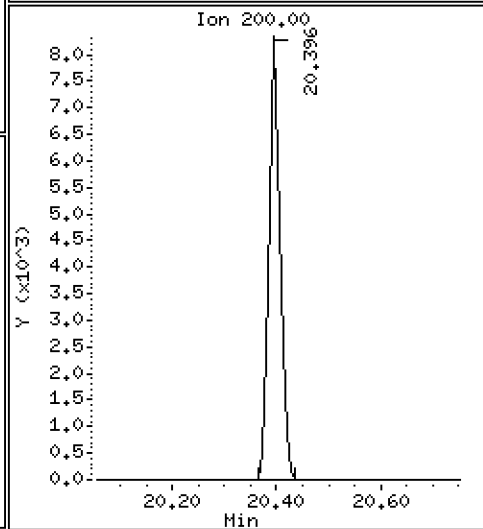
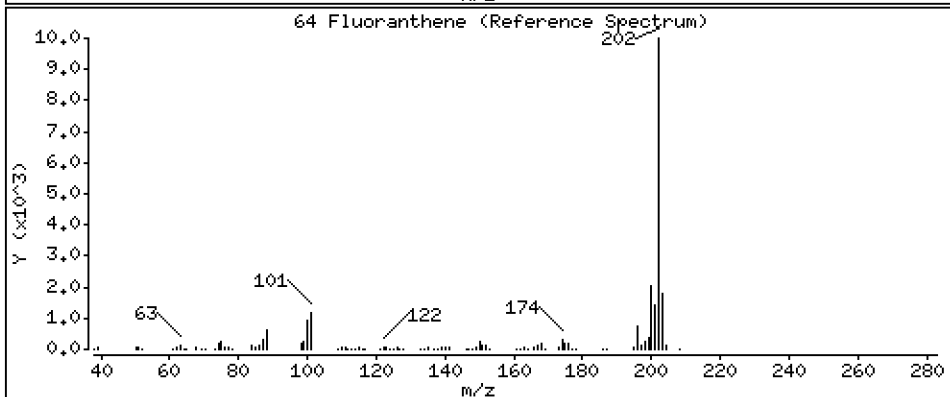
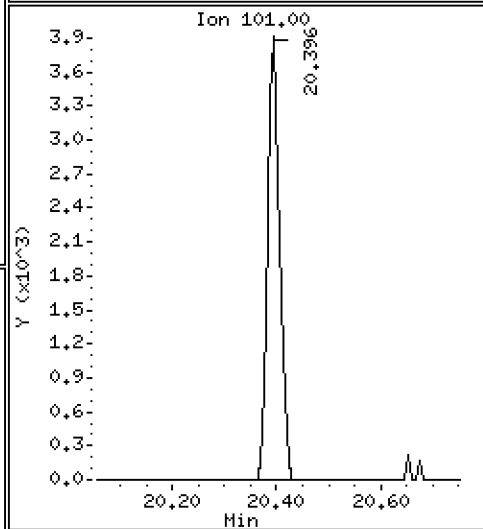
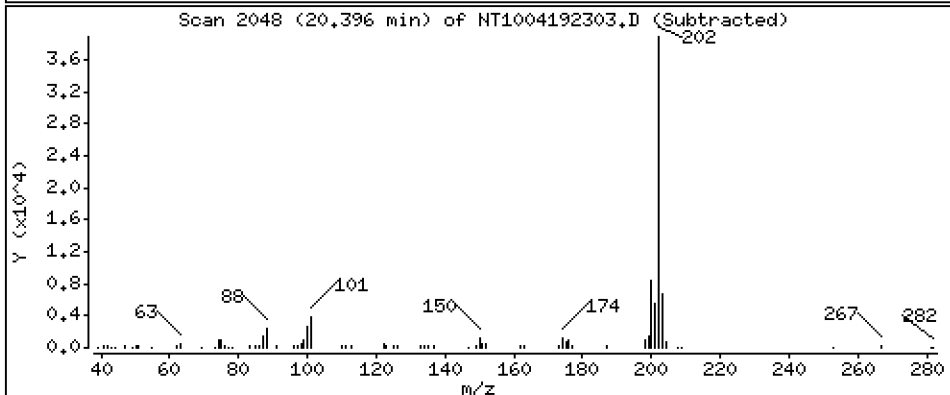
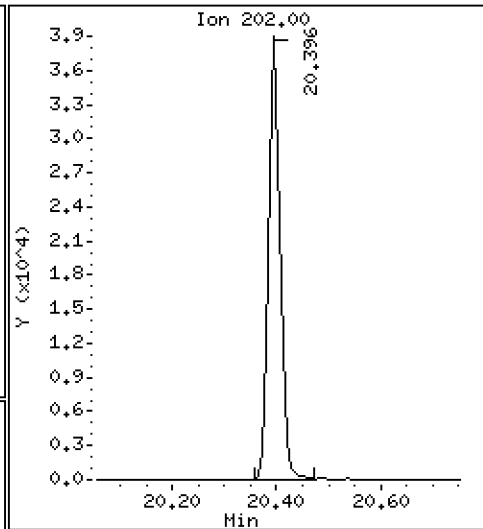
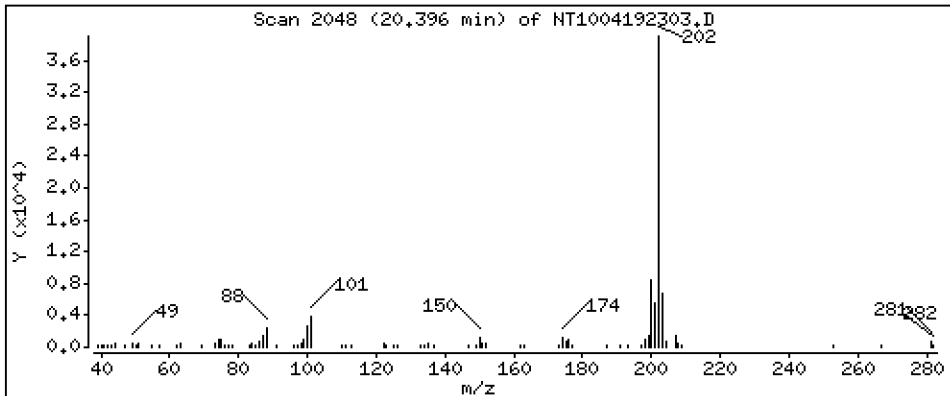
Operator: VTS

Column phase: ZB-5msi

Column diameter: 0,25

64 Fluoranthene

Concentration: 0,4014 ug/mL



Date : 19-APR-2023 11:47

Client ID:

Instrument: nt10.i

Sample Info: SLD0254-LCV1

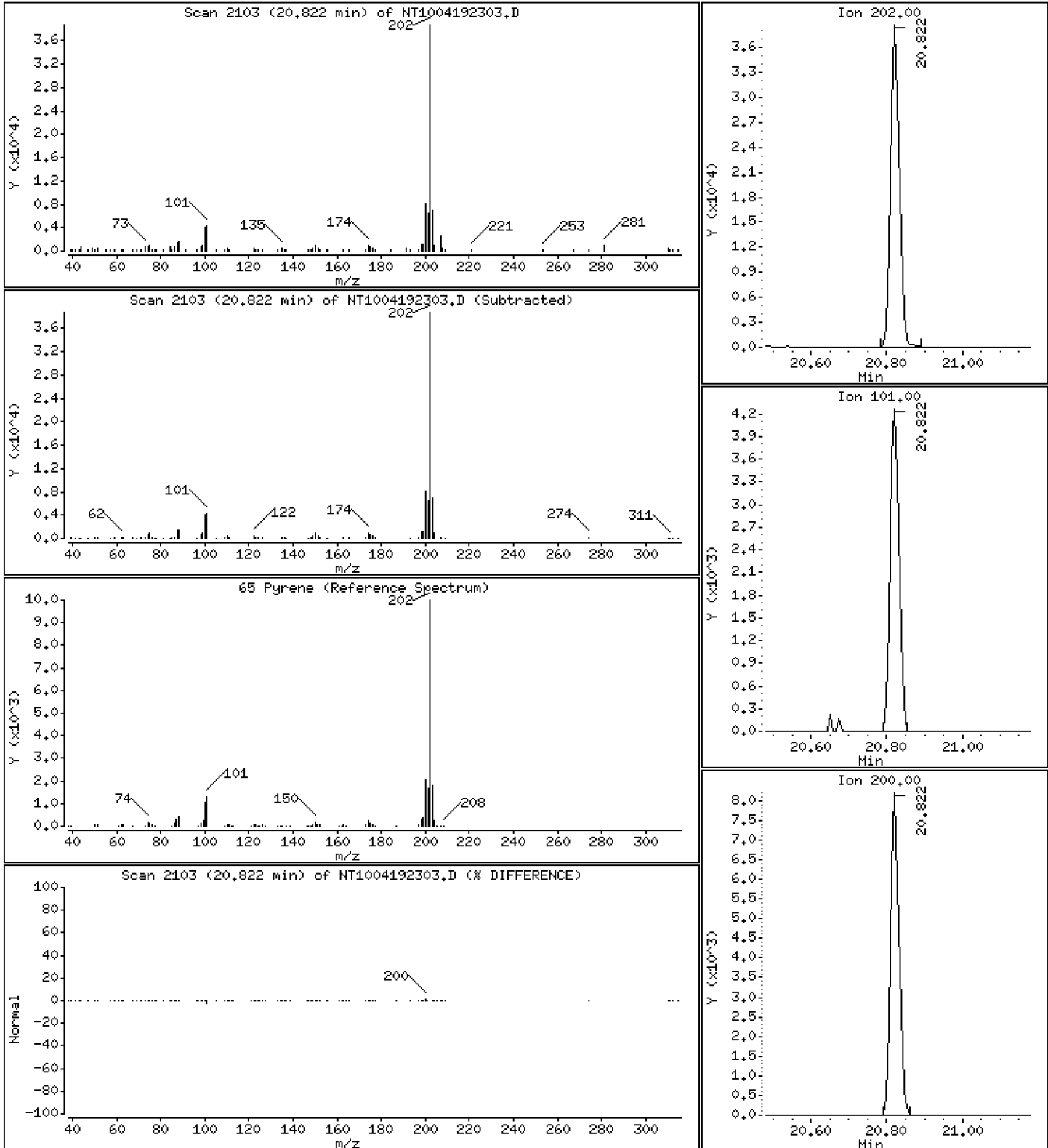
Operator: VTS

Column phase: ZB-5msi

Column diameter: 0,25

65 Pyrene

Concentration: 0,4053 ug/mL



Date : 19-APR-2023 11:47

Client ID:

Instrument: nt10.i

Sample Info: SLD0254-LCV1

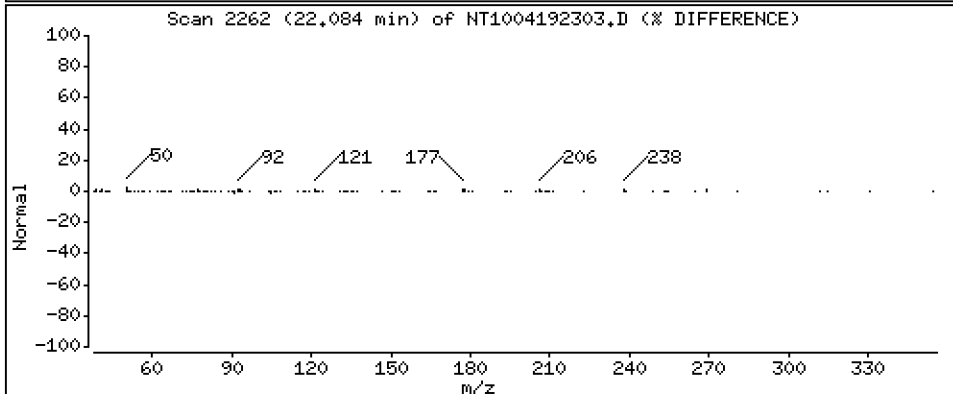
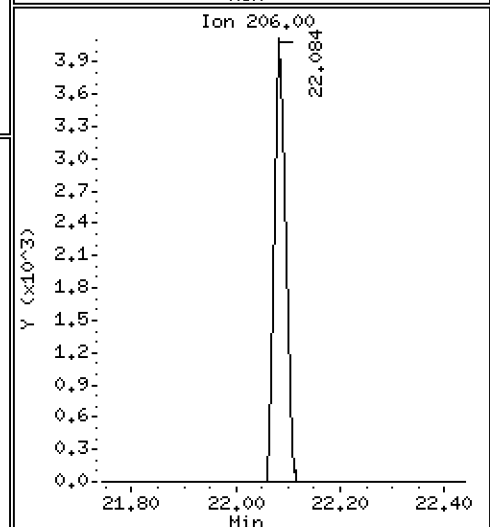
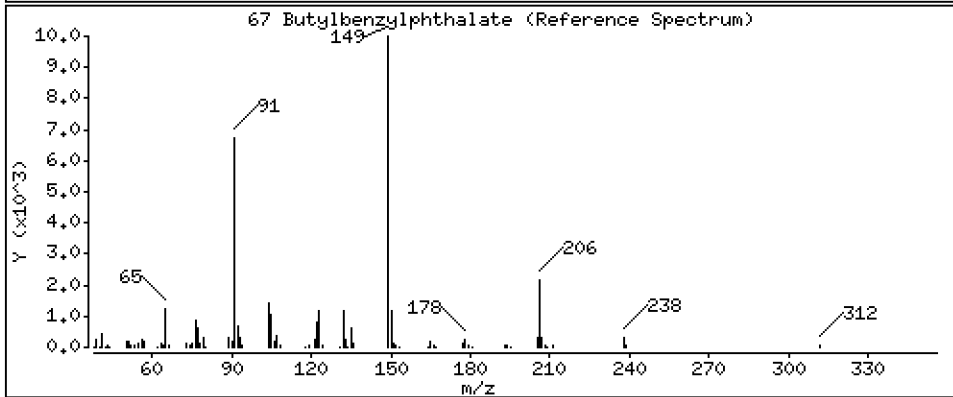
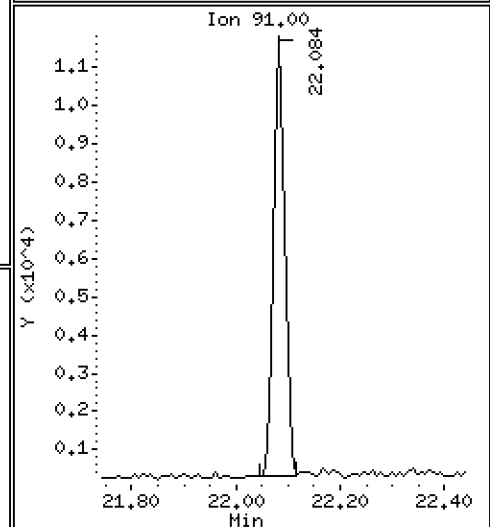
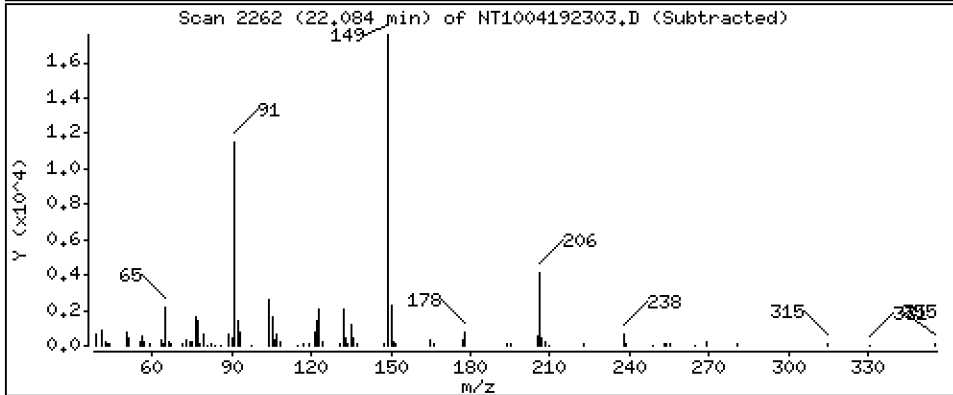
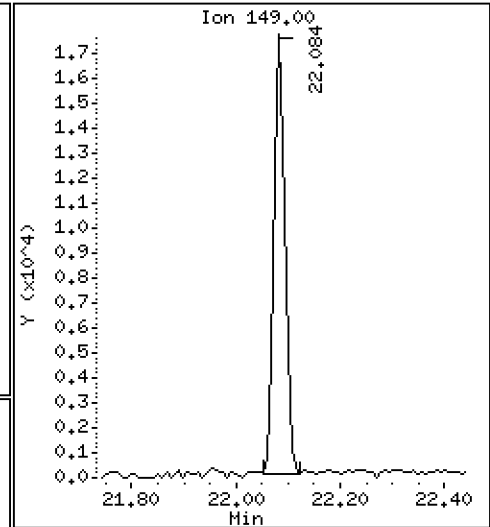
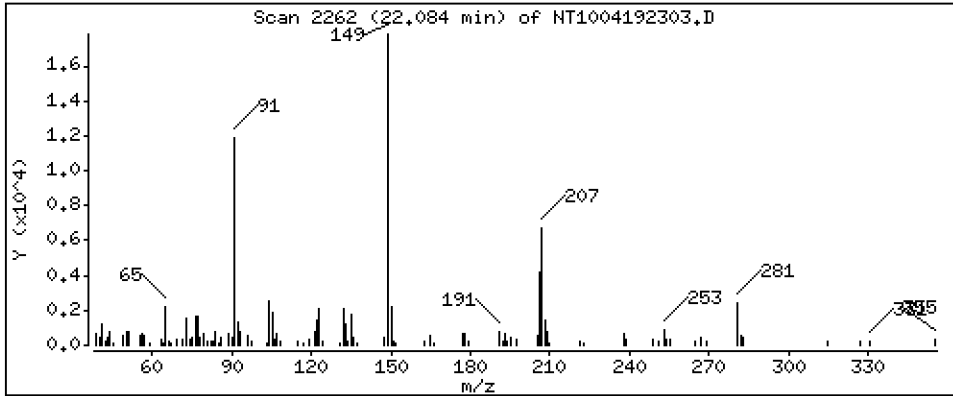
Operator: VTS

Column phase: ZB-5msi

Column diameter: 0.25

67 Butylbenzylphthalate

Concentration: 0.4779 ug/mL



Date : 19-APR-2023 11:47

Client ID:

Instrument: nt10.i

Sample Info: SLD0254-LCV1

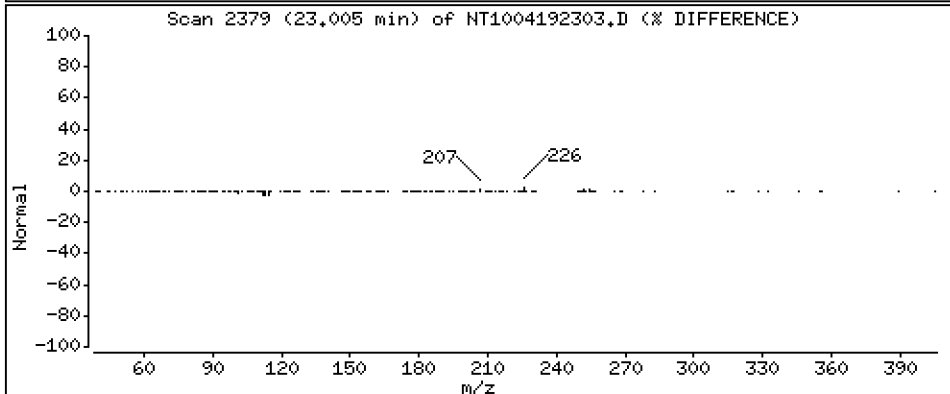
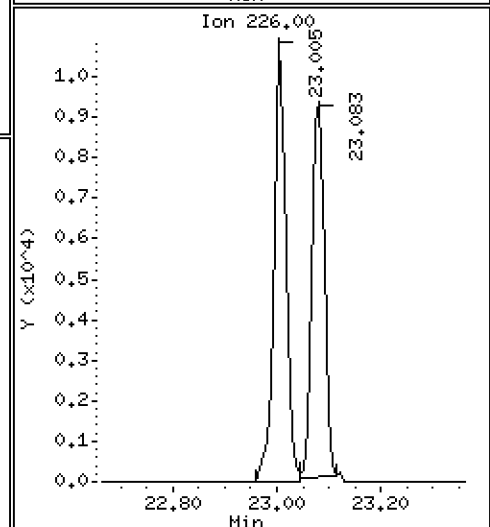
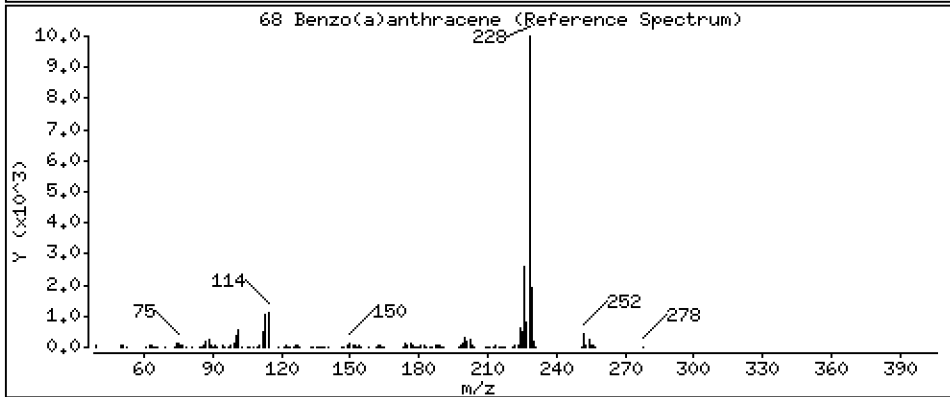
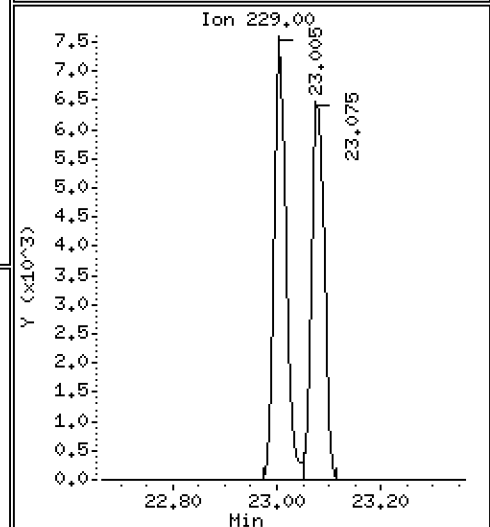
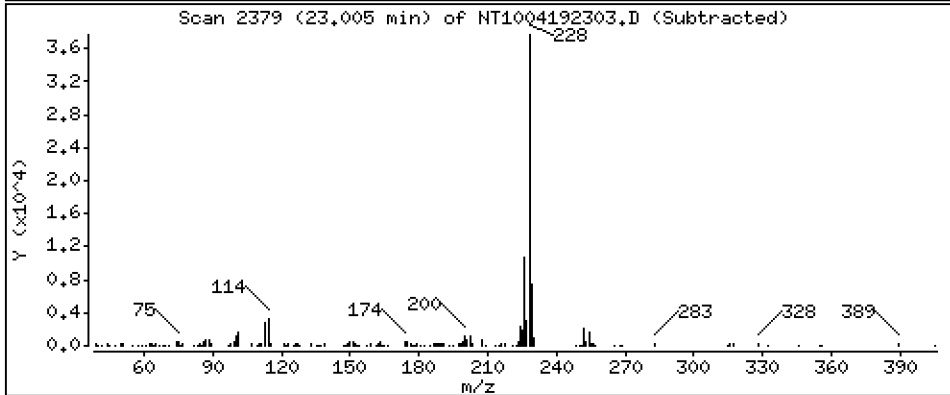
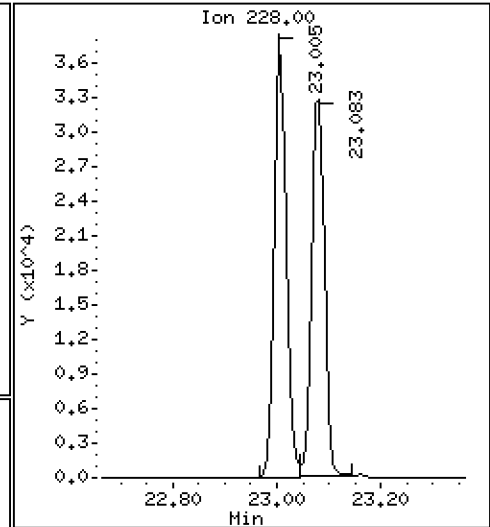
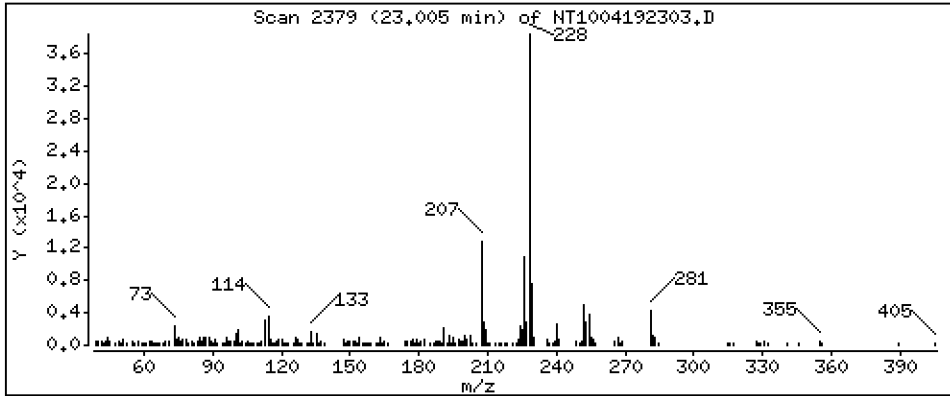
Operator: VTS

Column phase: ZB-5msi

Column diameter: 0,25

68 Benzo(a)anthracene

Concentration: 0,4409 ug/mL



Date : 19-APR-2023 11:47

Client ID:

Instrument: nt10.i

Sample Info: SLD0254-LCV1

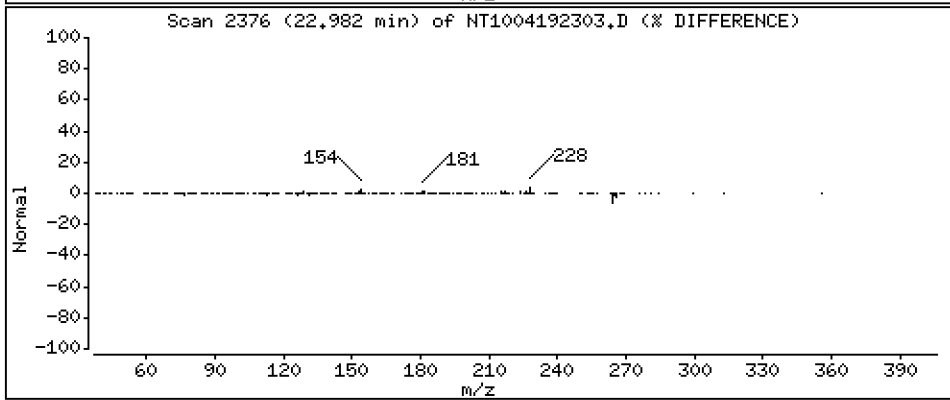
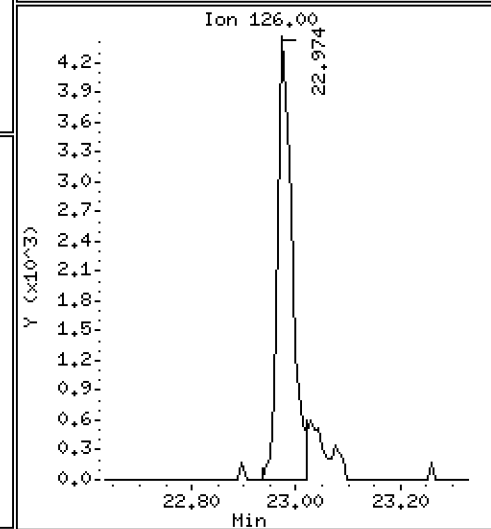
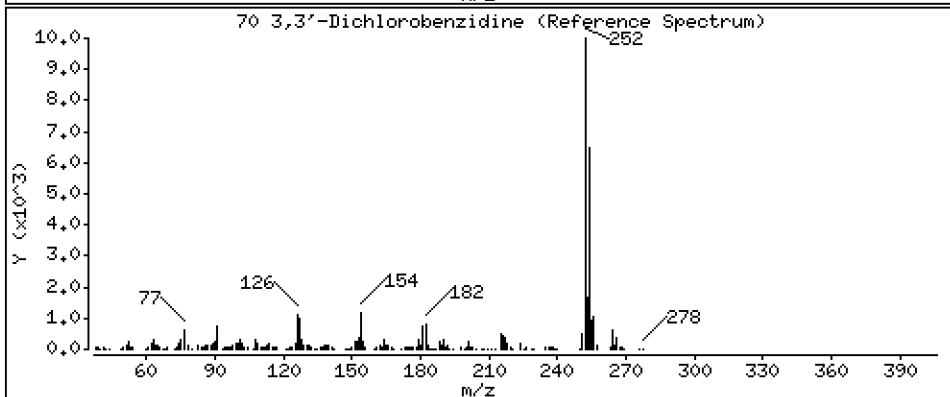
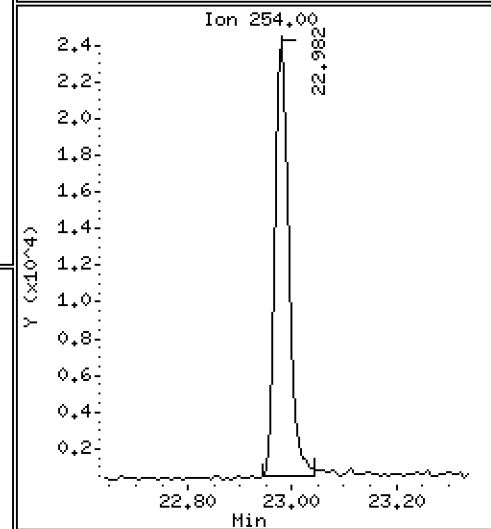
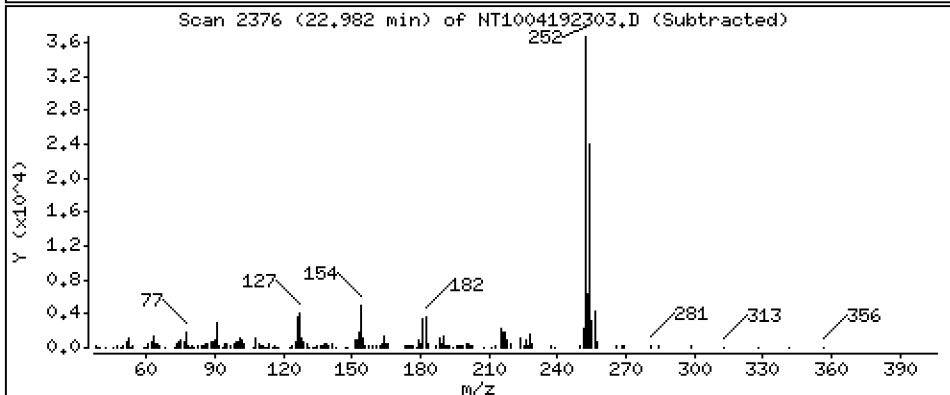
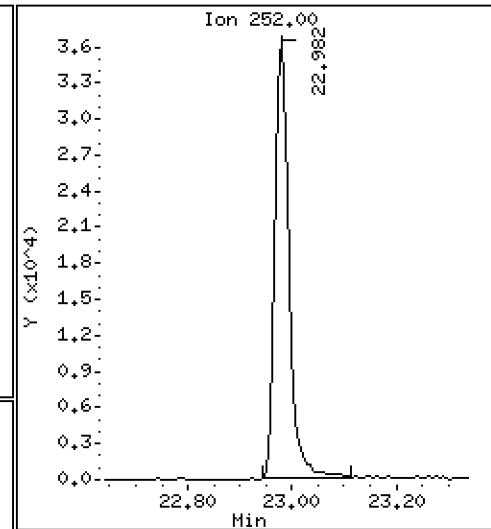
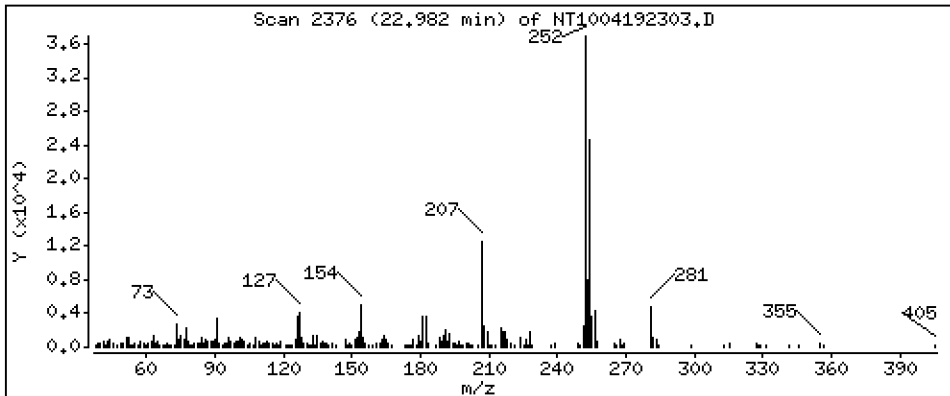
Operator: VTS

Column phase: ZB-5msi

Column diameter: 0,25

70 3,3'-Dichlorobenzidine

Concentration: 1,592 ug/mL



Date : 19-APR-2023 11:47

Client ID:

Instrument: nt10.i

Sample Info: SLD0254-LCV1

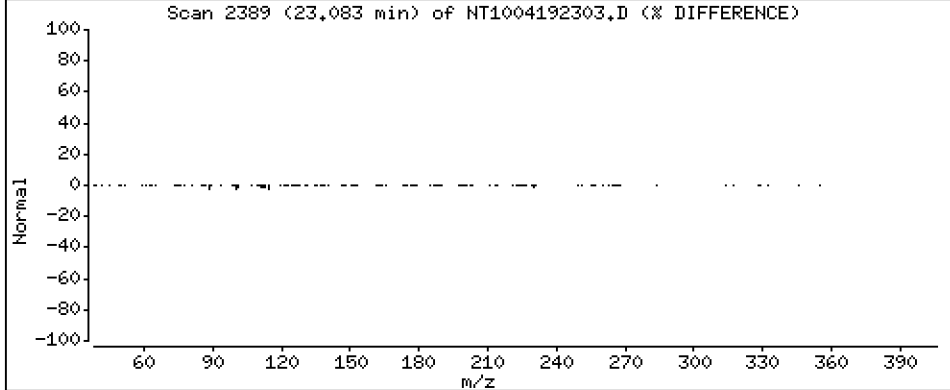
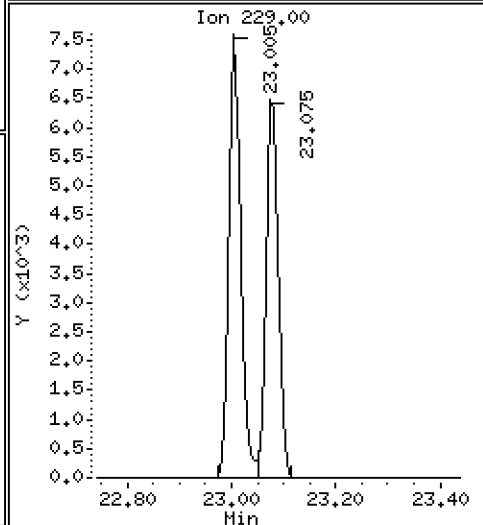
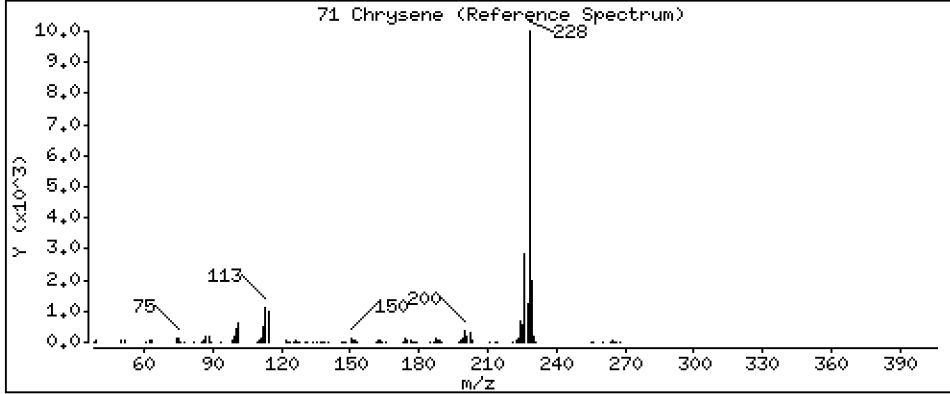
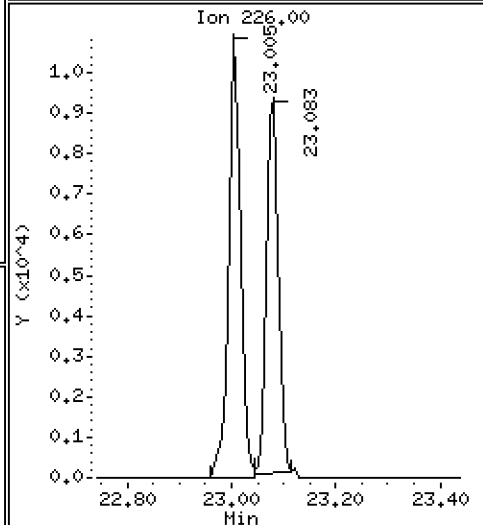
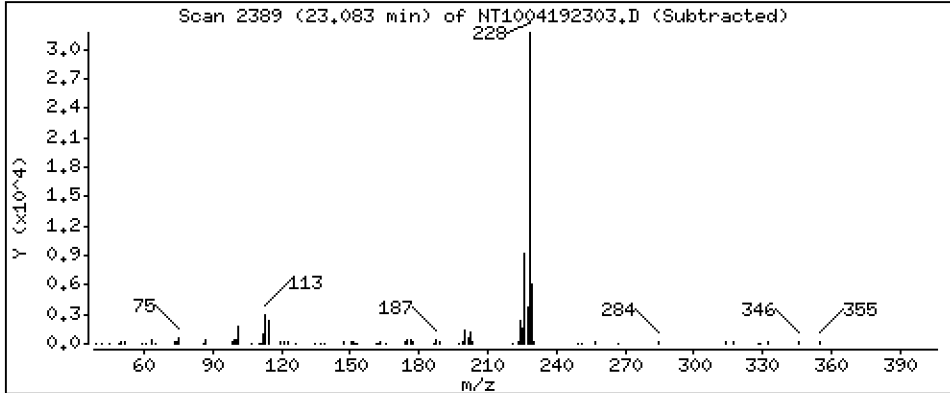
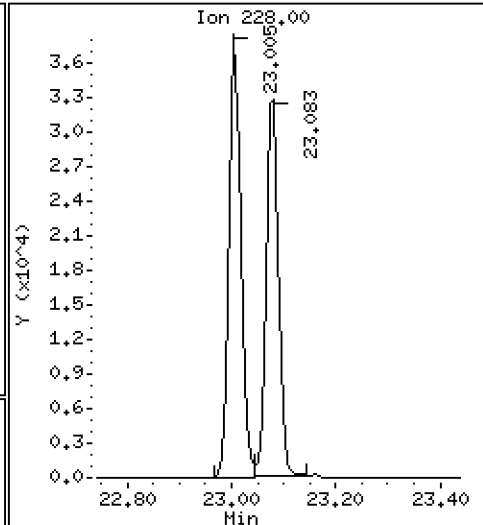
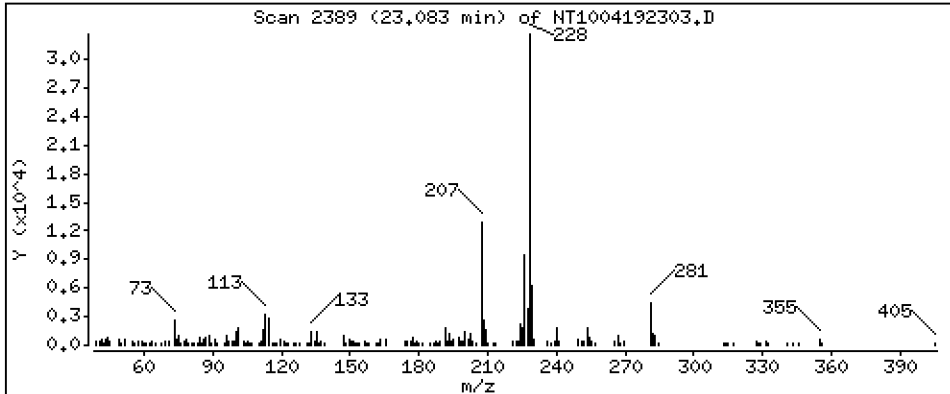
Operator: VTS

Column phase: ZB-5msi

Column diameter: 0,25

71 Chrysene

Concentration: 0,4276 ug/mL



Date : 19-APR-2023 11:47

Client ID:

Instrument: nt10.i

Sample Info: SLD0254-LCV1

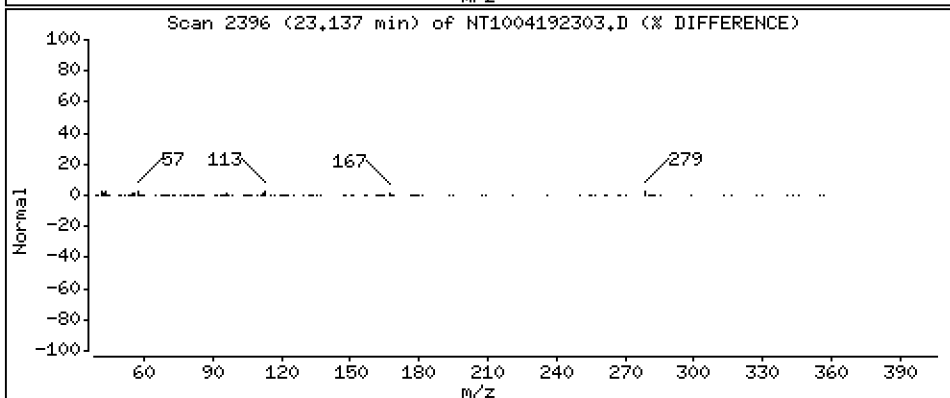
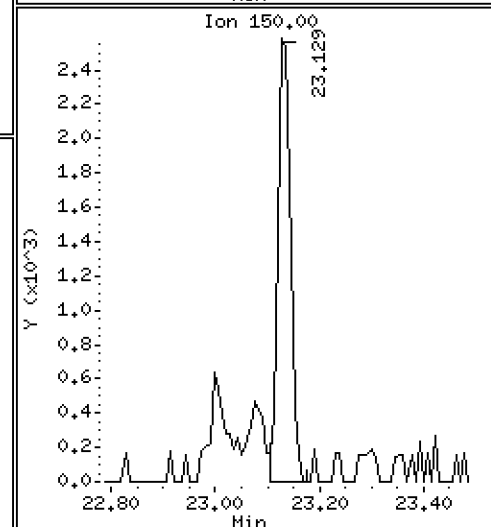
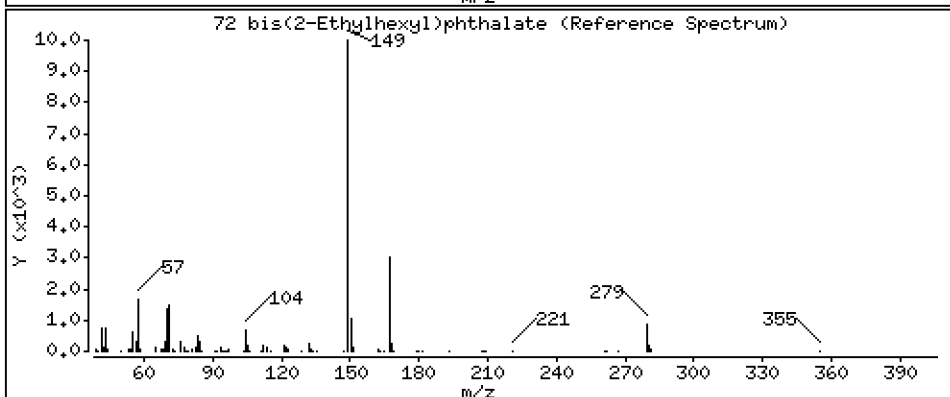
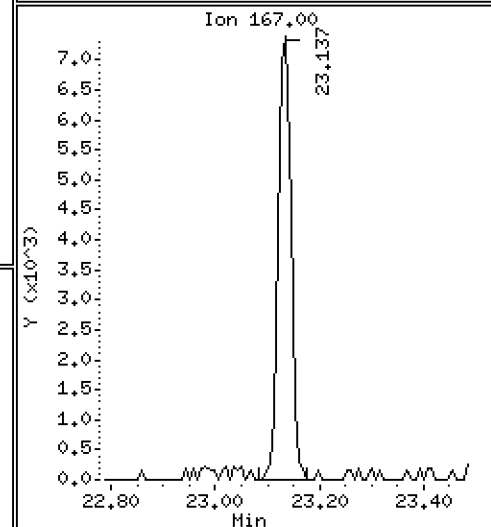
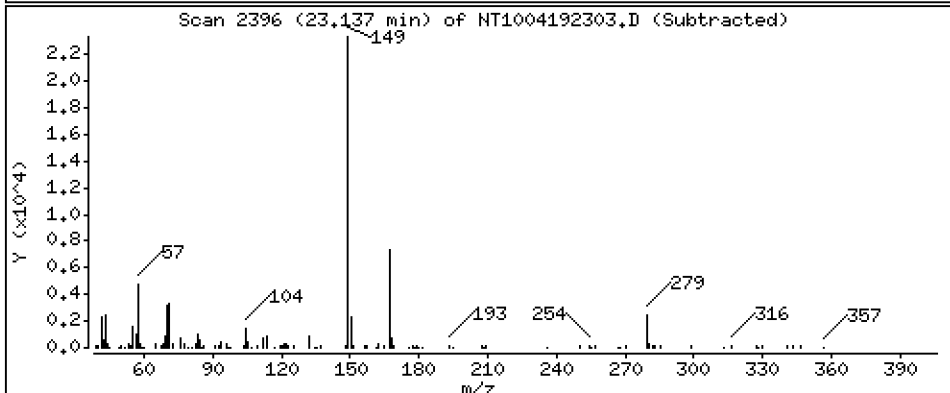
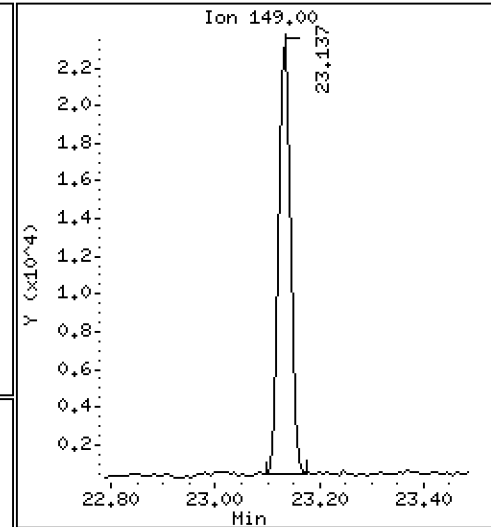
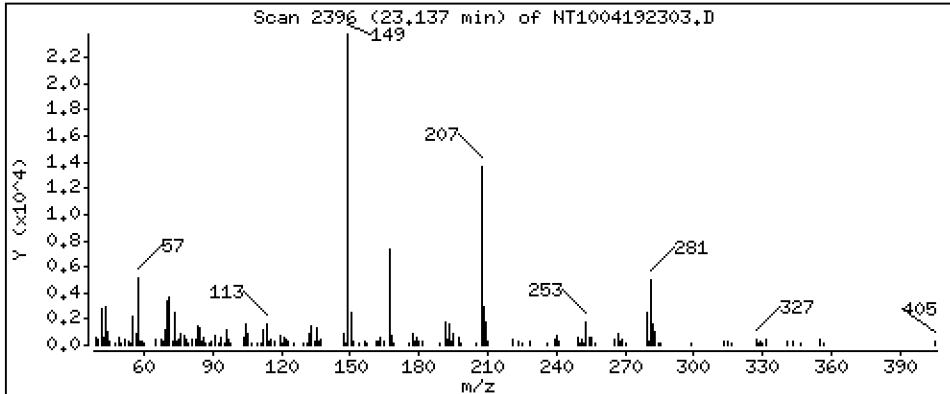
Operator: VTS

Column phase: ZB-5msi

Column diameter: 0,25

72 bis(2-Ethylhexyl)phthalate

Concentration: 0,4148 ug/mL



Date : 19-APR-2023 11:47

Client ID:

Instrument: nt10.i

Sample Info: SLD0254-LCV1

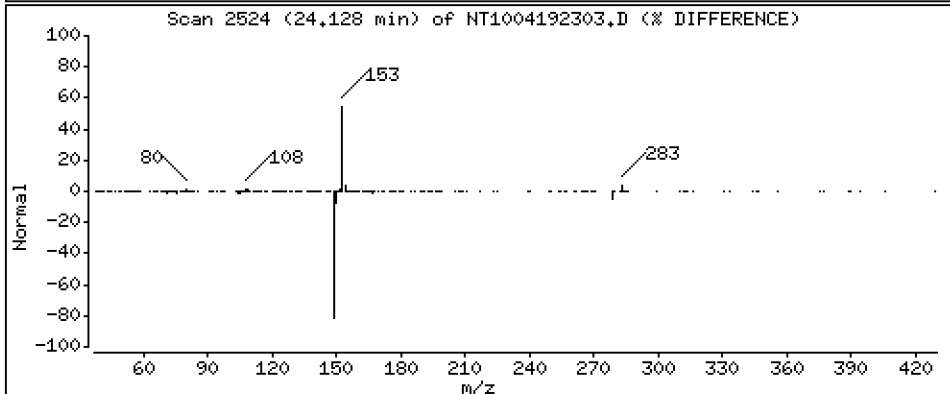
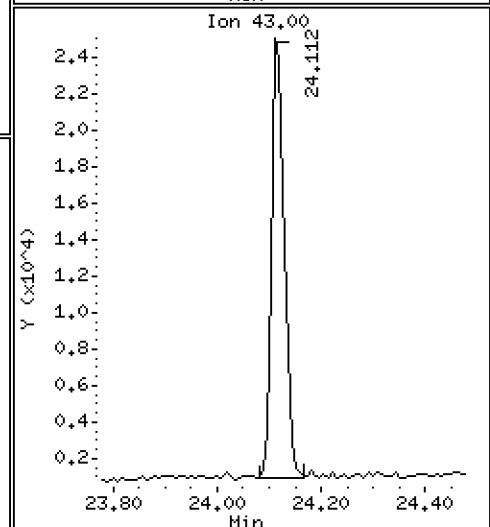
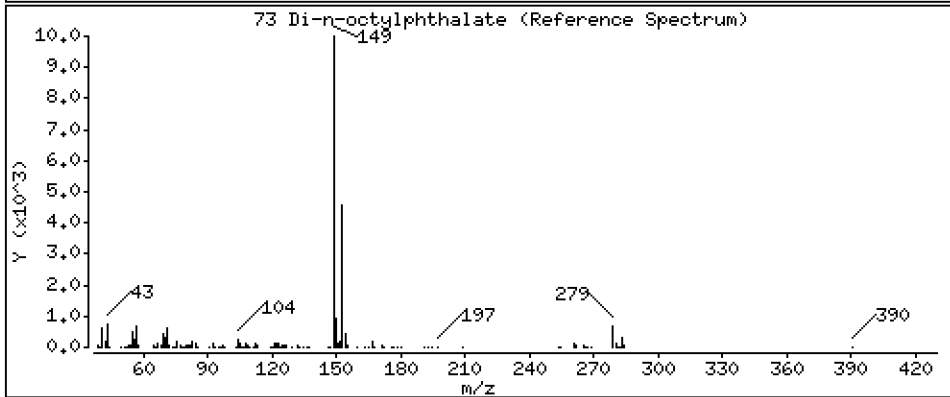
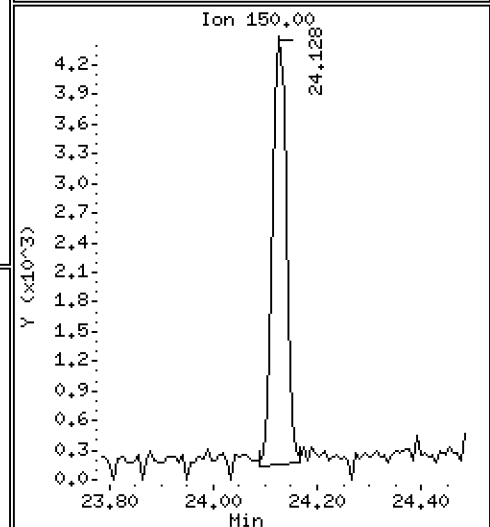
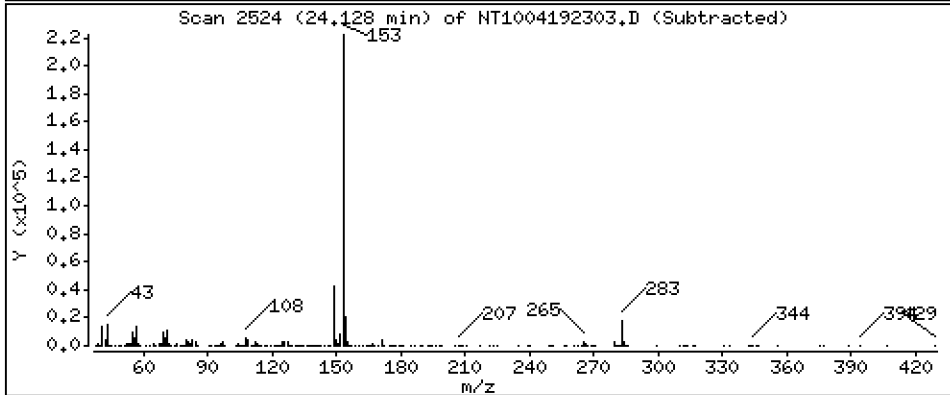
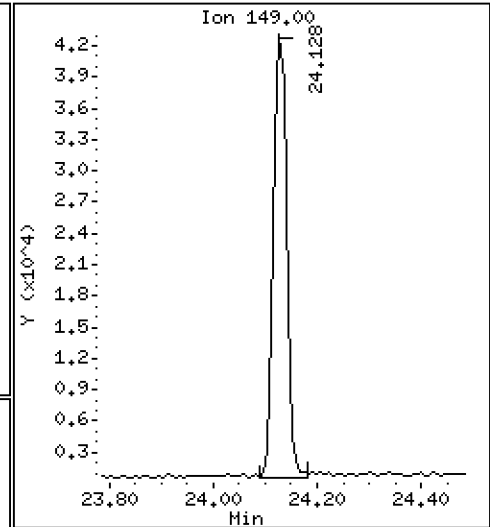
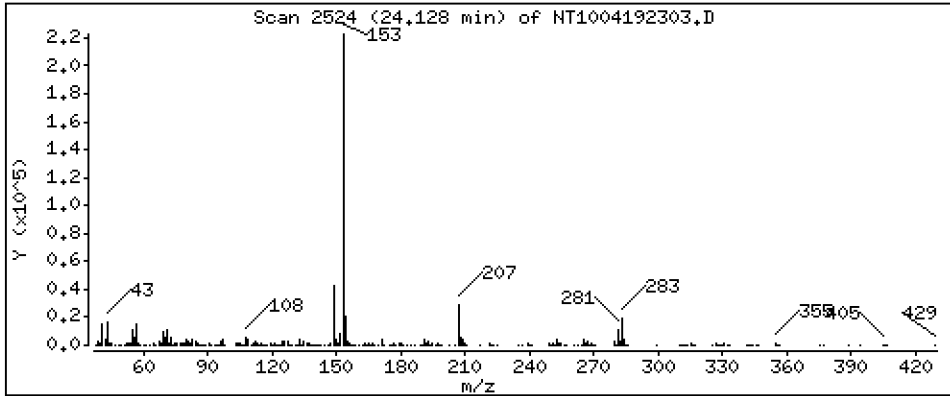
Operator: VTS

Column phase: ZB-5msi

Column diameter: 0,25

73 Di-n-octylphthalate

Concentration: 0,4769 ug/mL



Date : 19-APR-2023 11:47

Client ID:

Instrument: nt10.i

Sample Info: SLD0254-LCV1

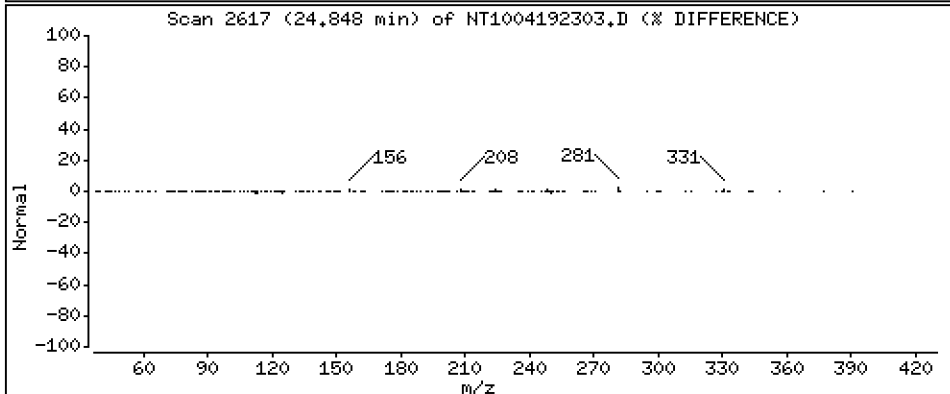
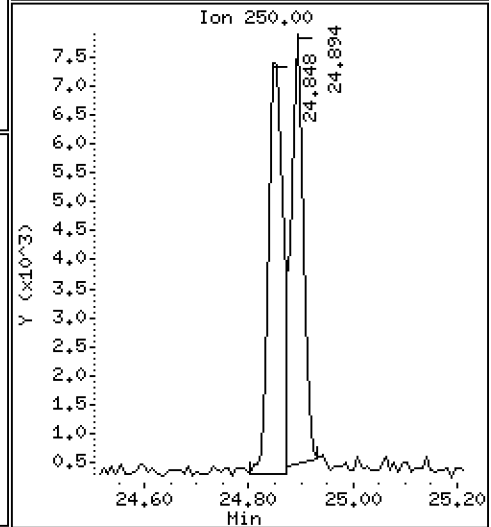
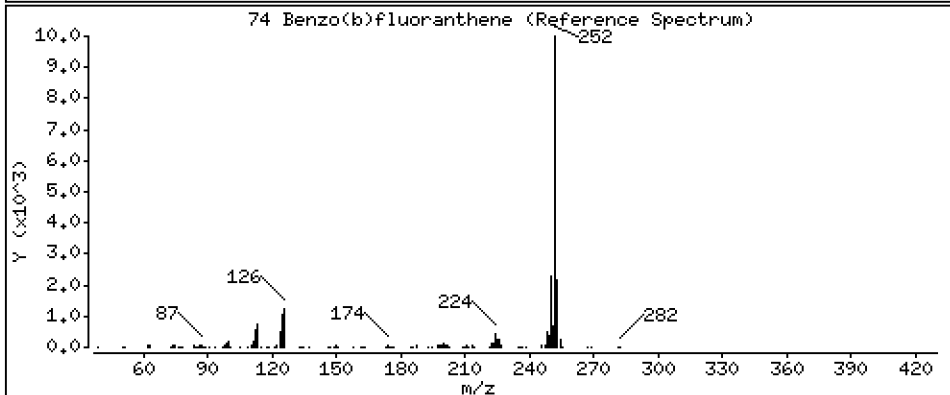
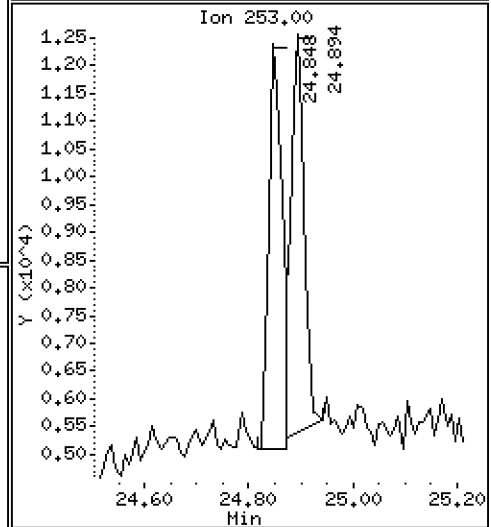
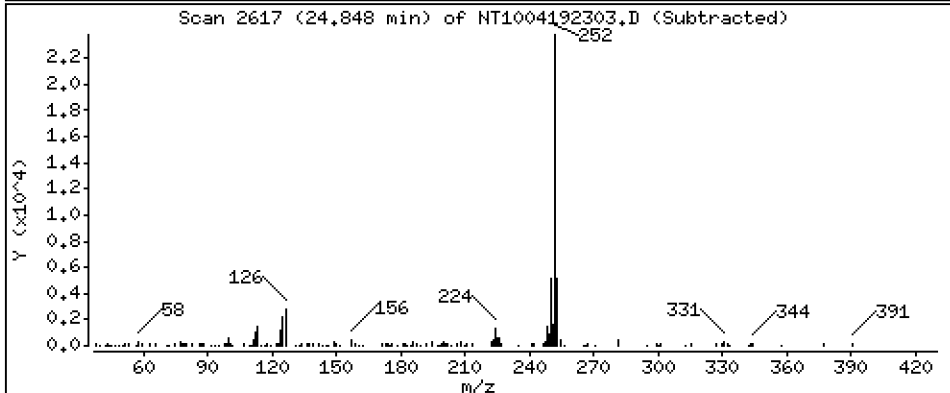
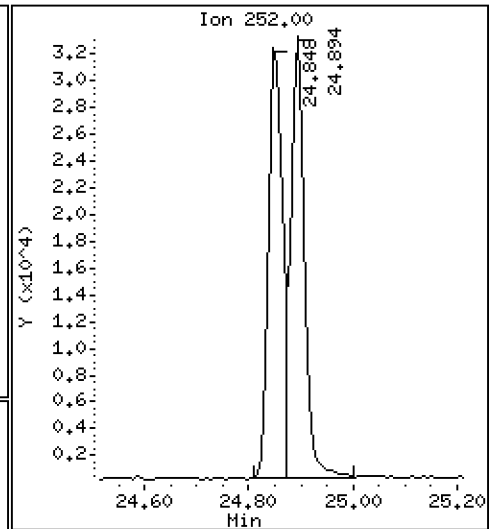
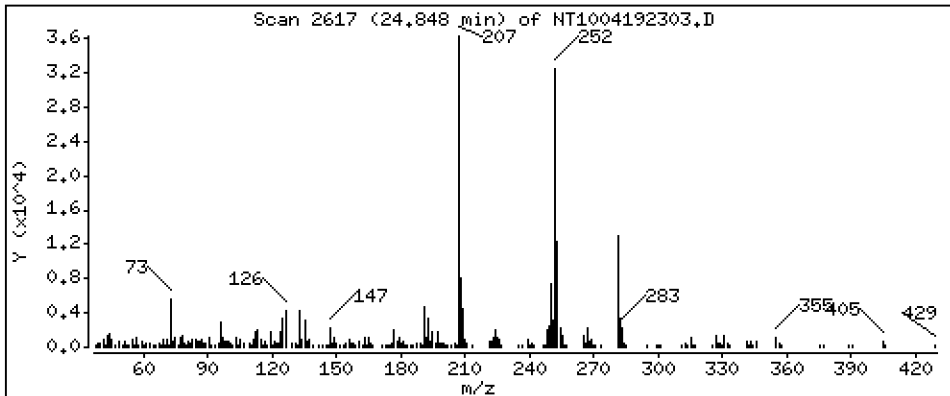
Operator: VTS

Column phase: ZB-5msi

Column diameter: 0.25

74 Benzo(b)fluoranthene

Concentration: 0.4376 ug/mL



Date : 19-APR-2023 11:47

Client ID:

Instrument: nt10.i

Sample Info: SLD0254-LCV1

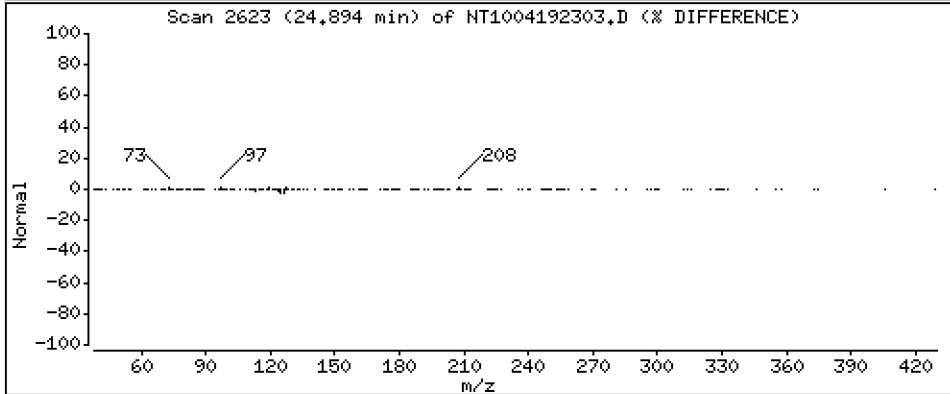
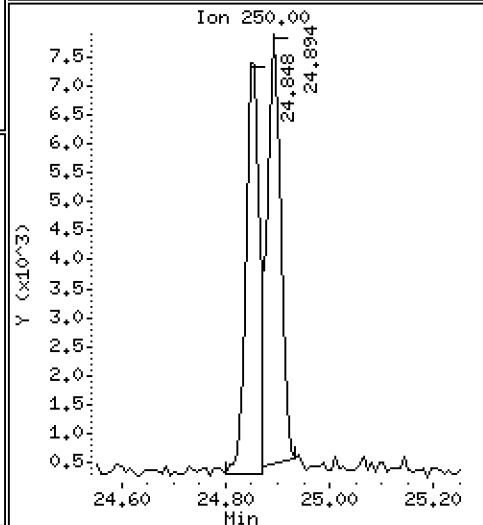
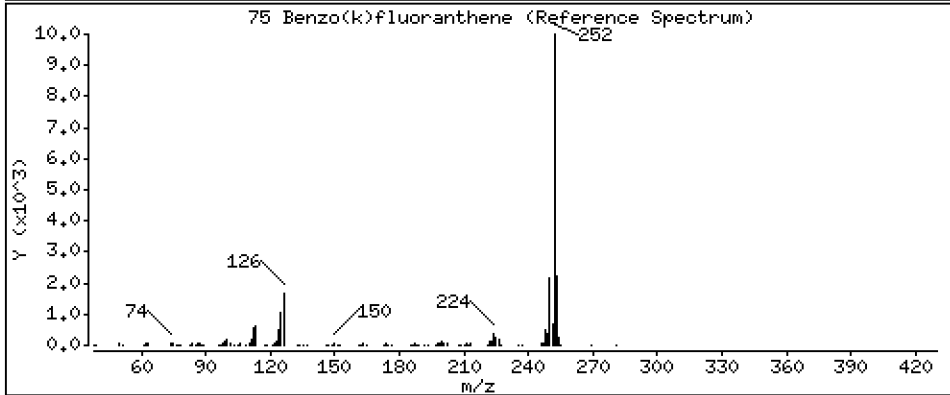
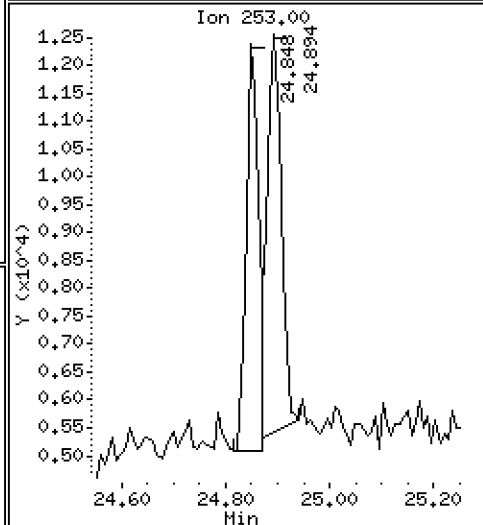
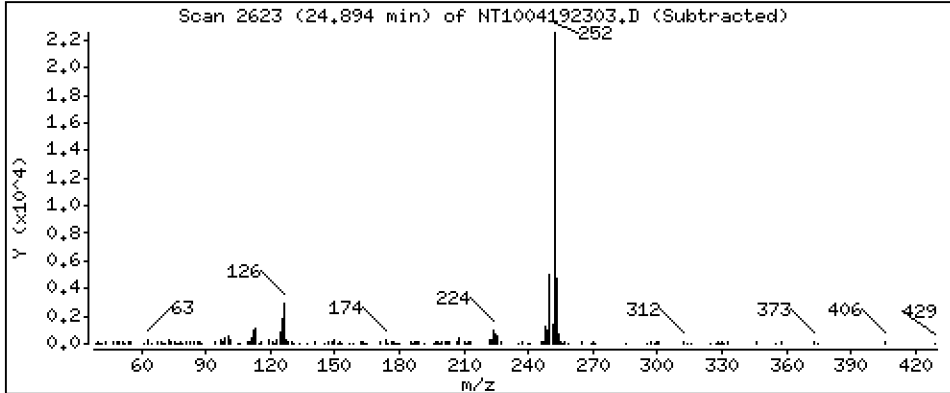
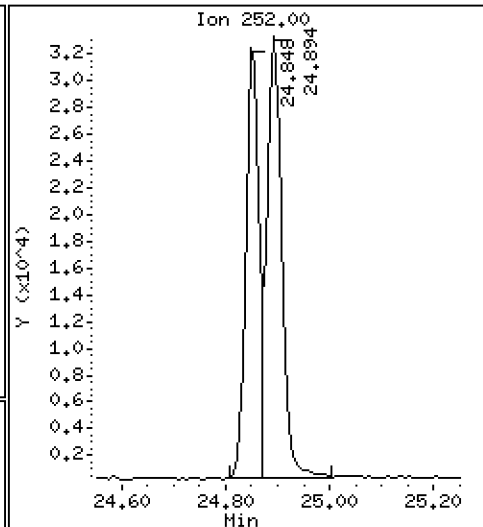
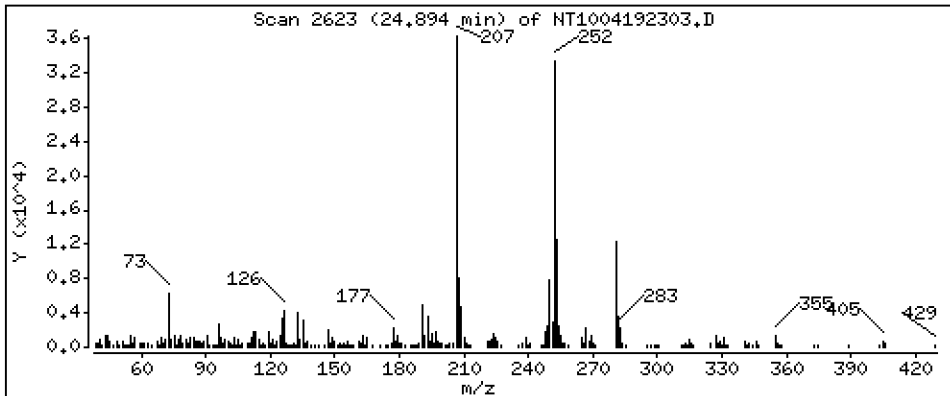
Operator: VTS

Column phase: ZB-5msi

Column diameter: 0.25

75 Benzo(k)fluoranthene

Concentration: 0.4818 ug/mL



Date : 19-APR-2023 11:47

Client ID:

Instrument: nt10.i

Sample Info: SLD0254-LCV1

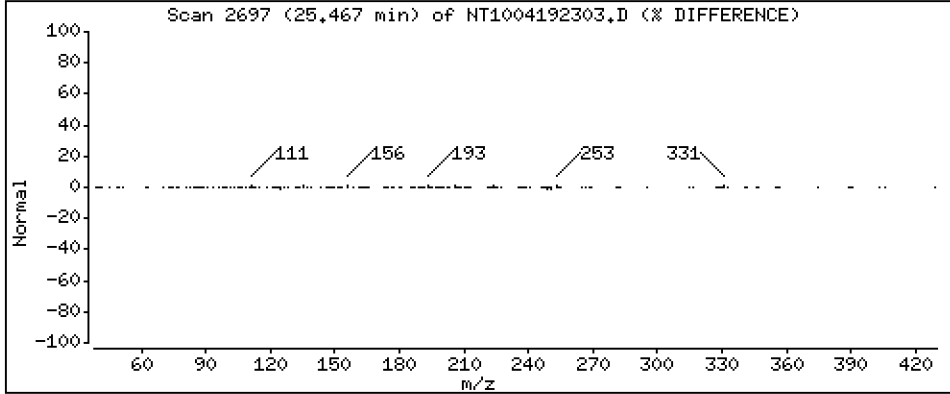
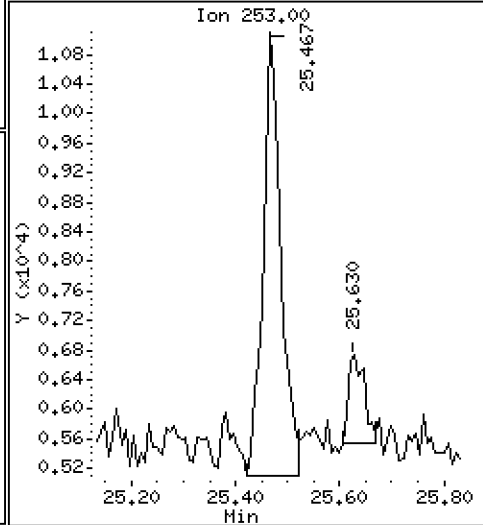
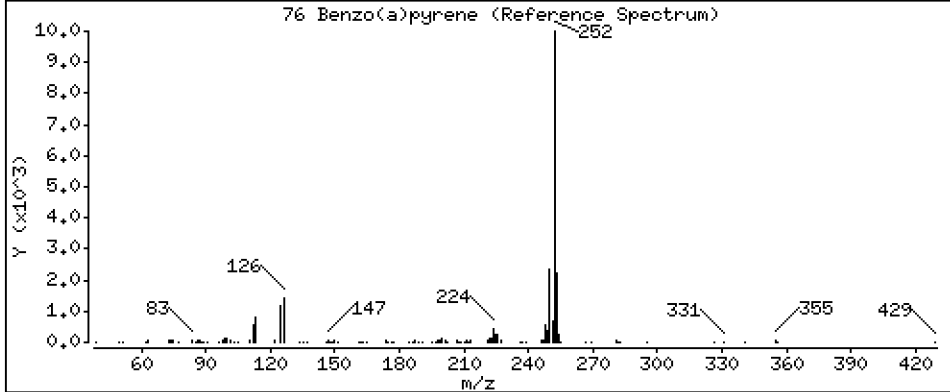
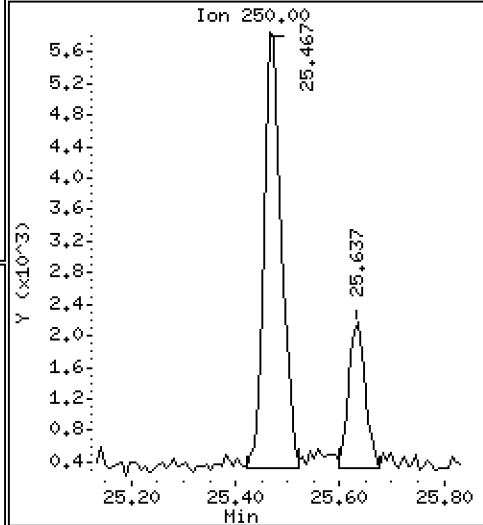
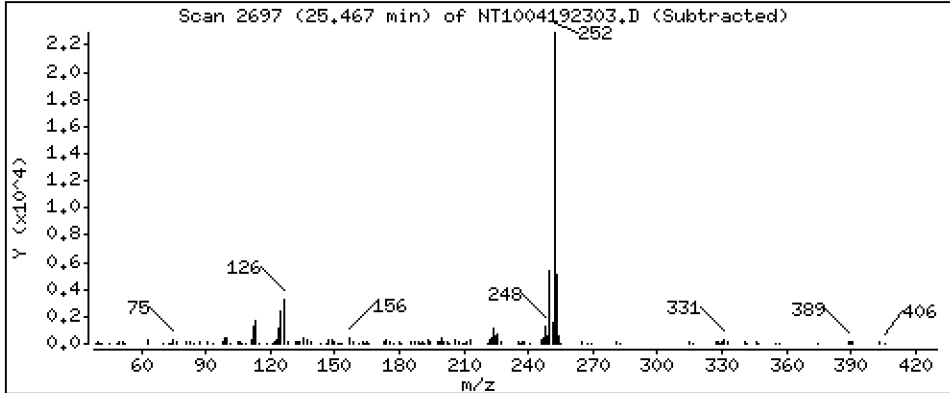
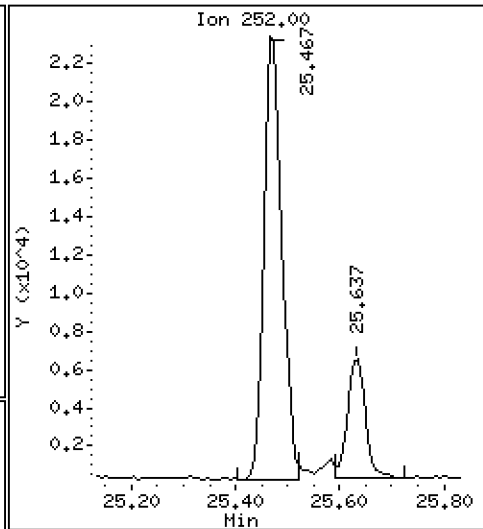
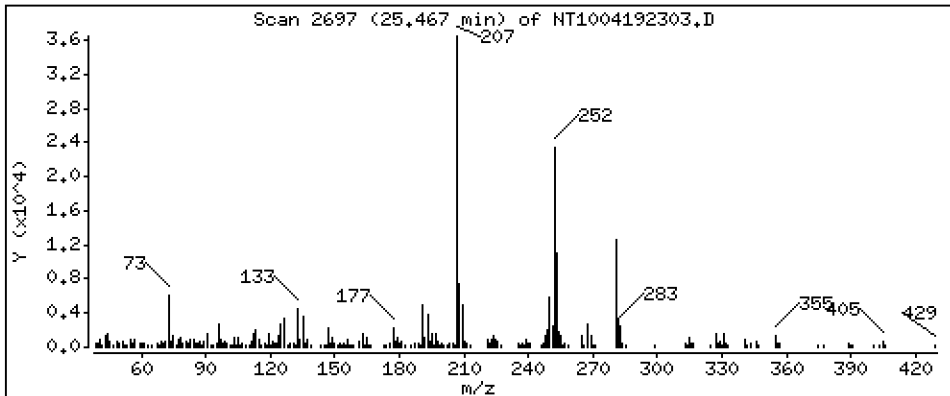
Operator: VTS

Column phase: ZB-5msi

Column diameter: 0,25

76 Benzo(a)pyrene

Concentration: 0,4780 ug/mL



Date : 19-APR-2023 11:47

Client ID:

Instrument: nt10.i

Sample Info: SLD0254-LCV1

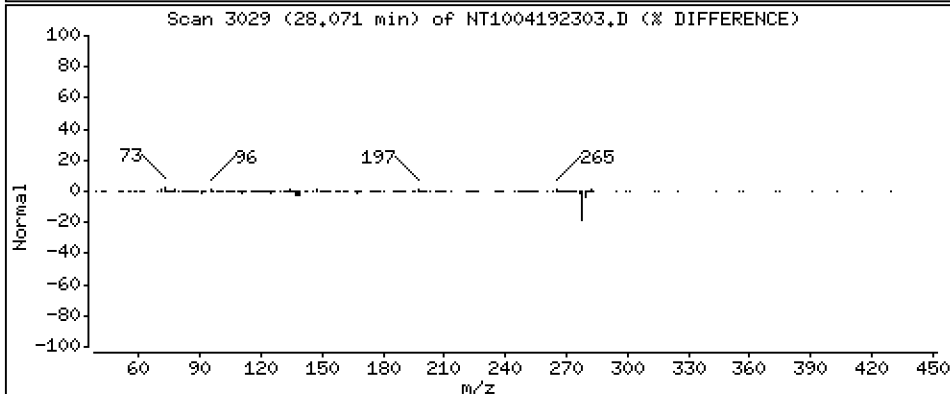
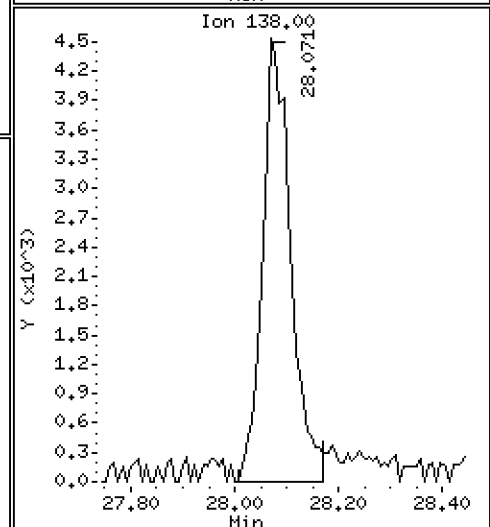
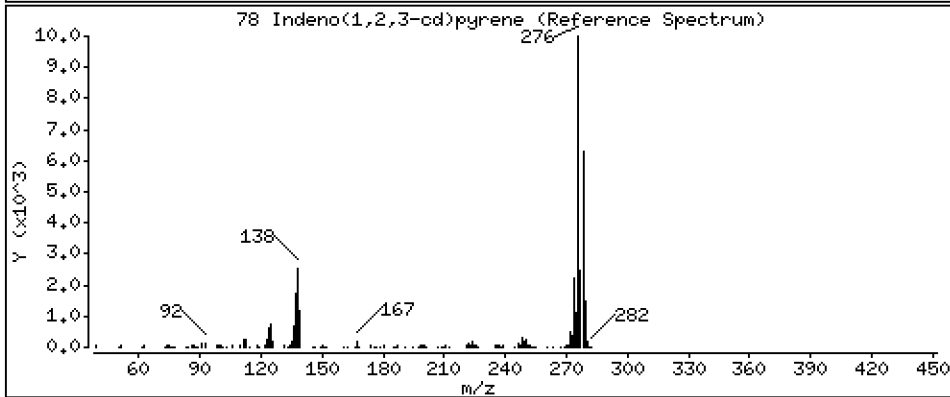
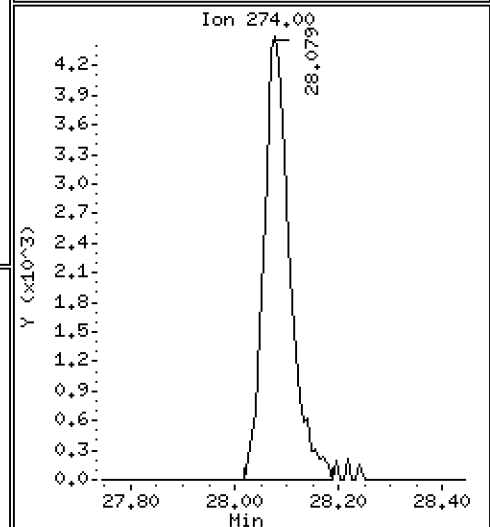
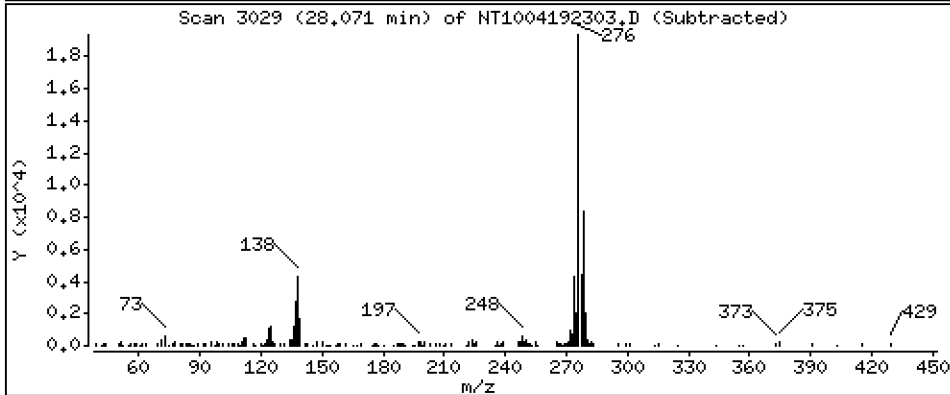
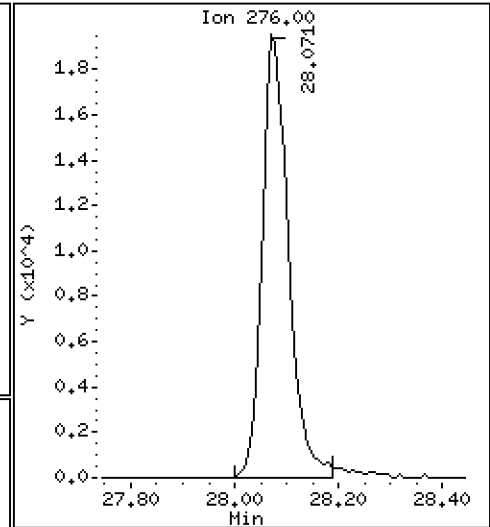
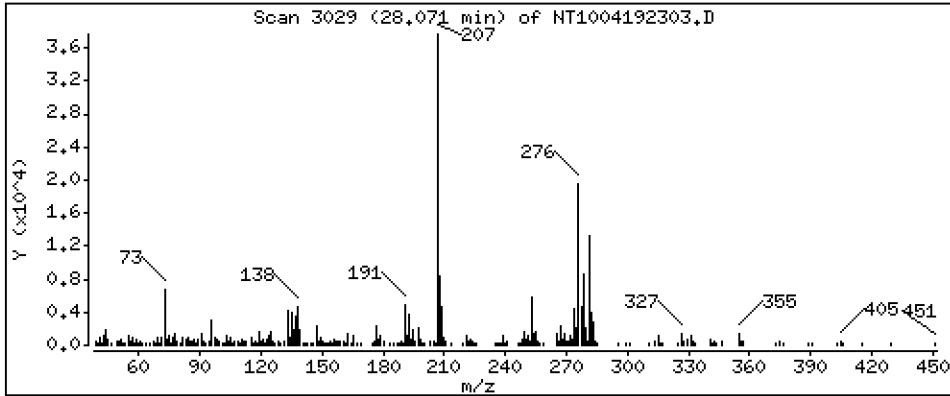
Operator: VTS

Column phase: ZB-5msi

Column diameter: 0,25

78 Indeno(1,2,3-cd)pyrene

Concentration: 0,4455 ug/mL



Date : 19-APR-2023 11:47

Client ID:

Instrument: nt10.i

Sample Info: SLD0254-LCV1

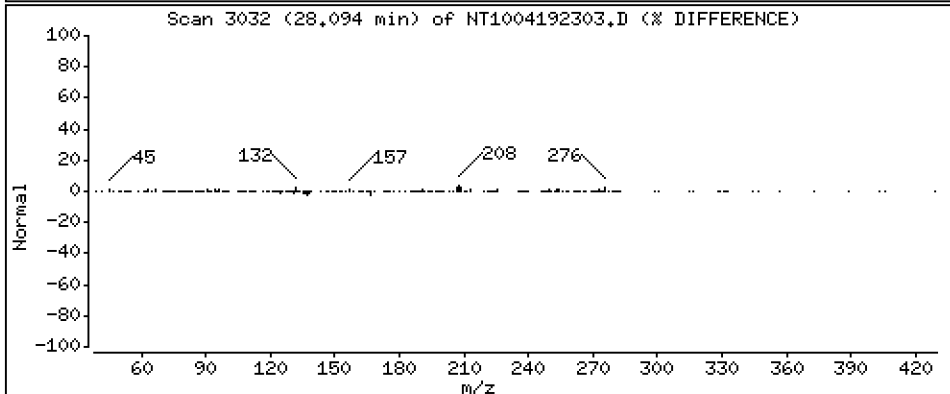
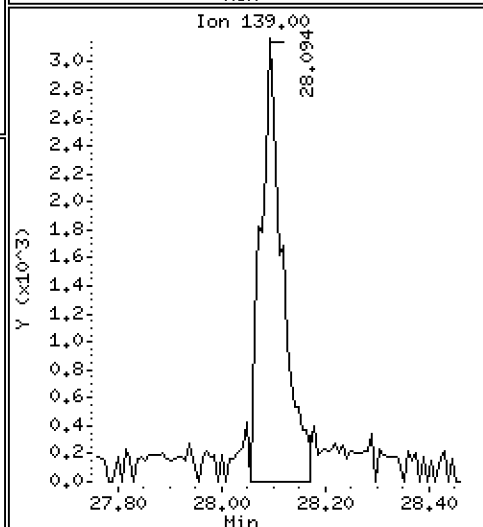
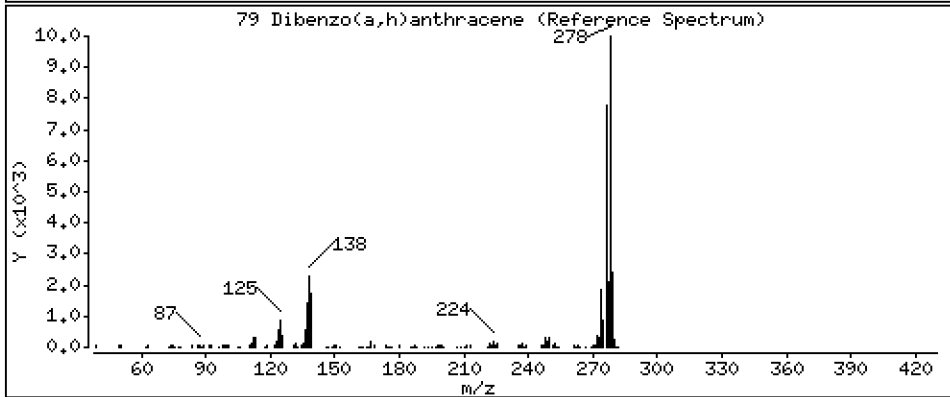
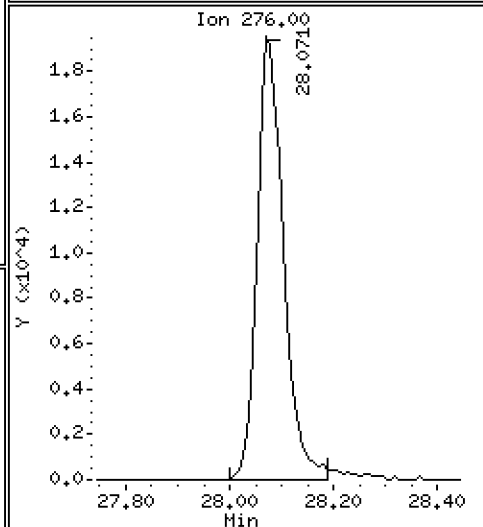
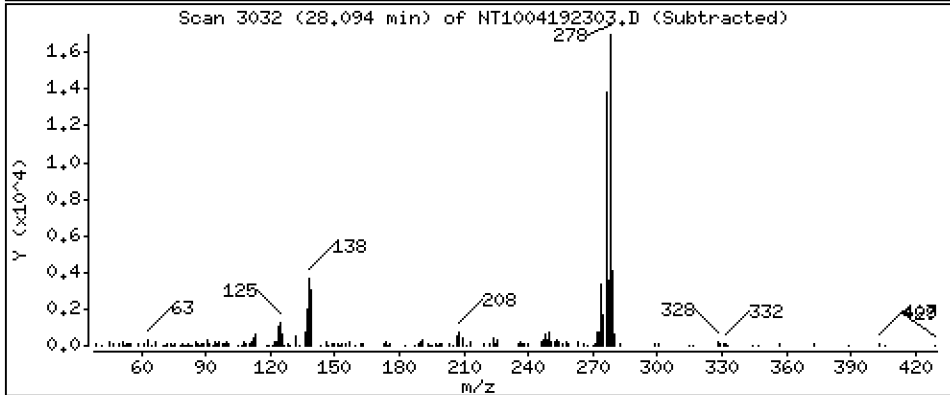
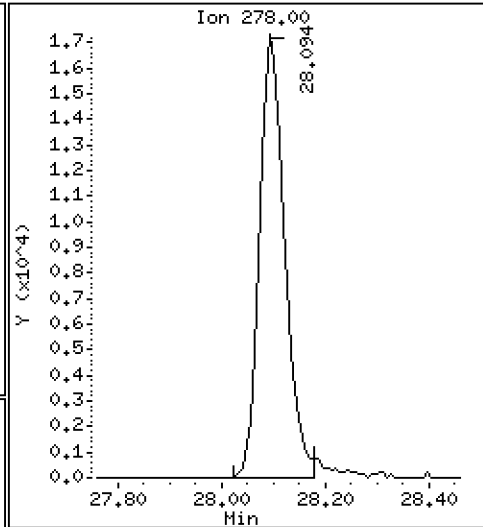
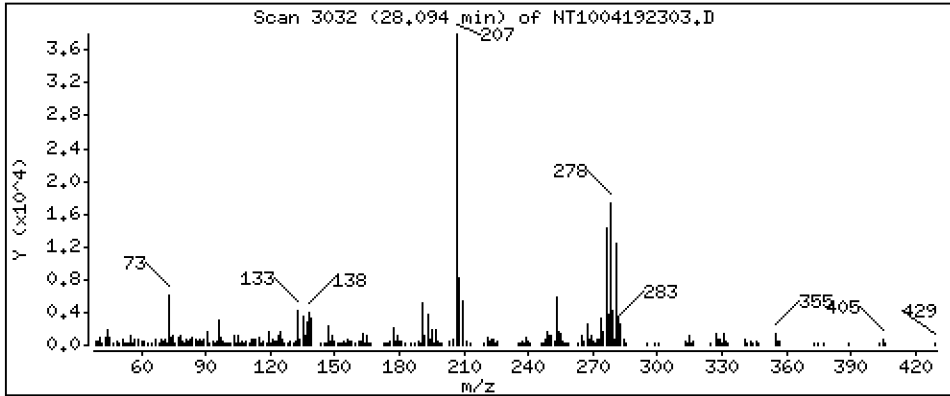
Operator: VTS

Column phase: ZB-5msi

Column diameter: 0.25

79 Dibenzo(a,h)anthracene

Concentration: 0.4543 ug/mL



Date : 19-APR-2023 11:47

Client ID:

Instrument: nt10.i

Sample Info: SLD0254-LCV1

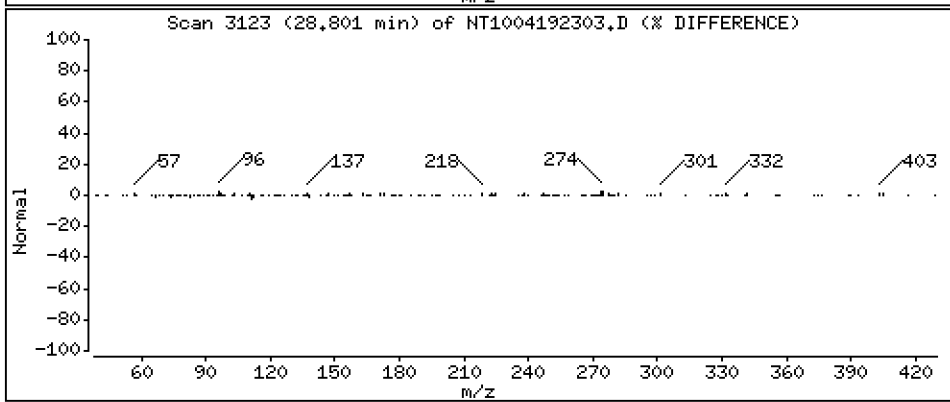
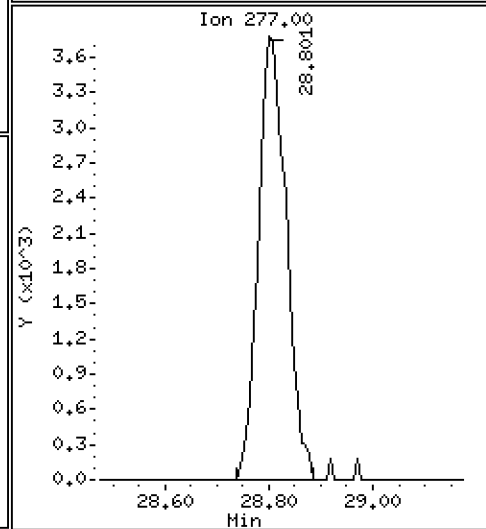
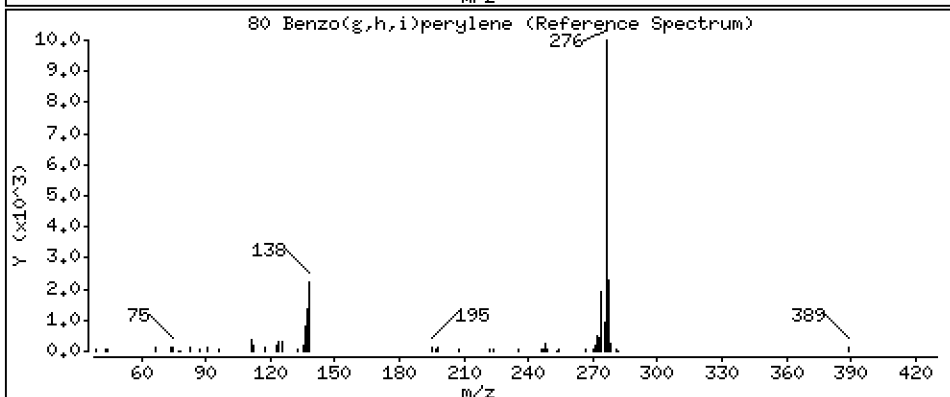
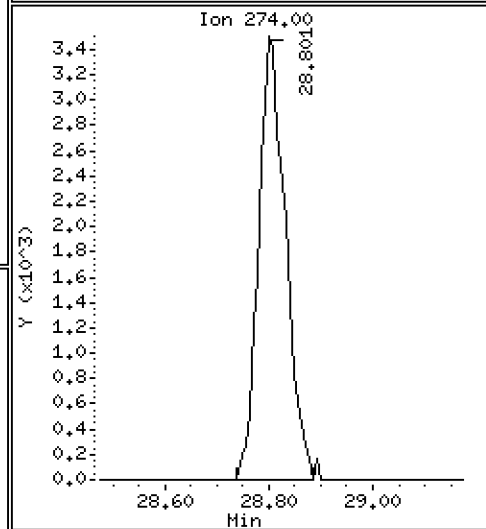
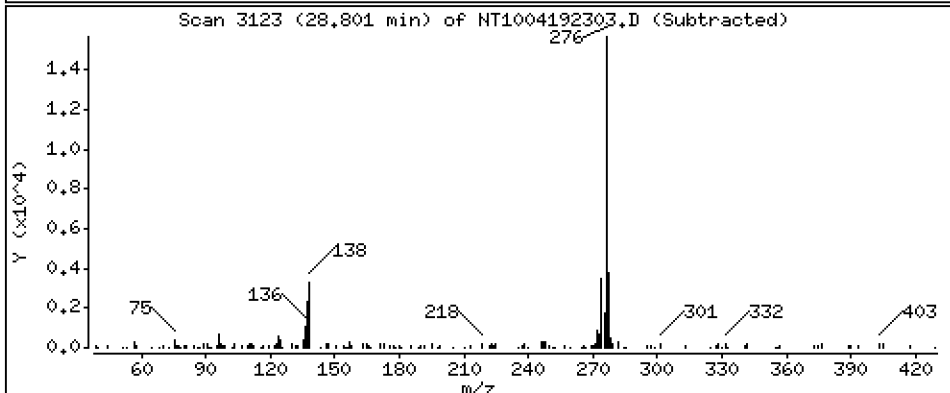
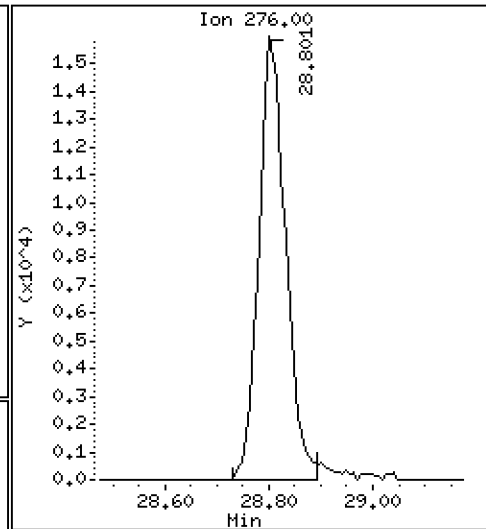
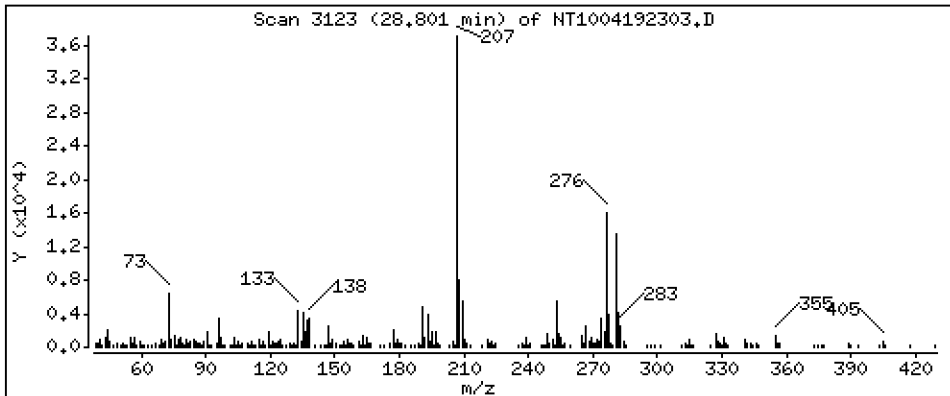
Operator: VTS

Column phase: ZB-5msi

Column diameter: 0,25

80 Benzo(g,h,i)perylene

Concentration: 0,4368 ug/mL



Date : 19-APR-2023 11:47

Client ID:

Instrument: nt10.i

Sample Info: SLD0254-LCV1

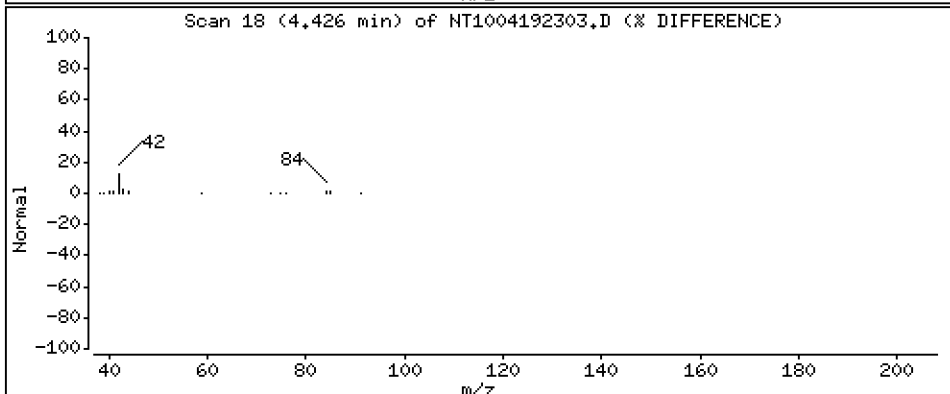
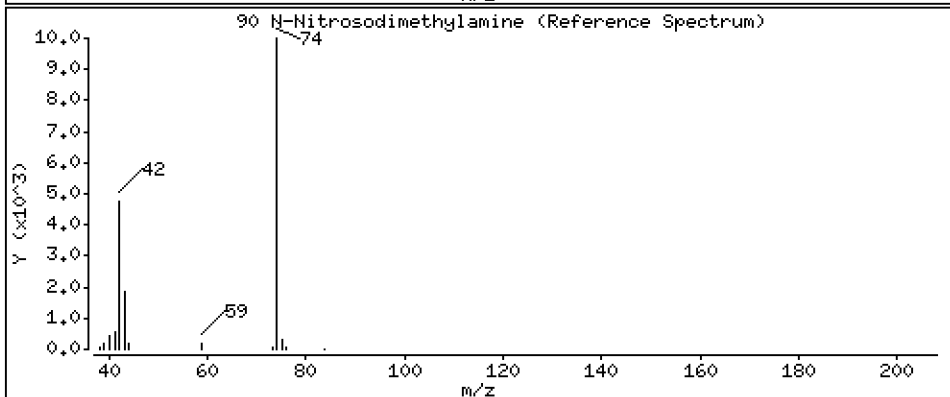
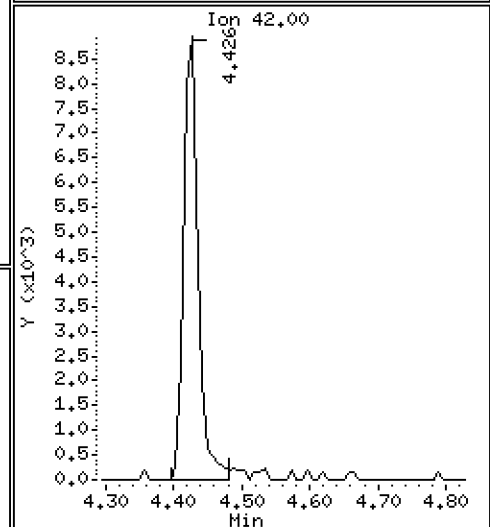
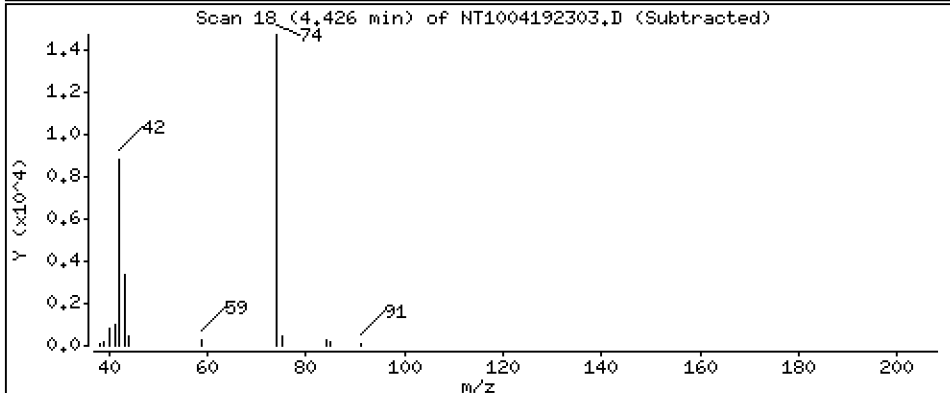
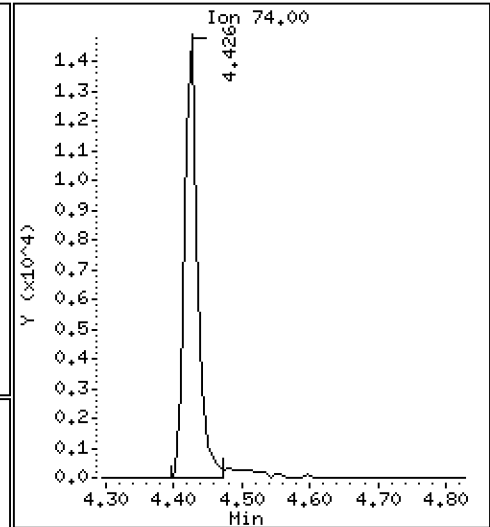
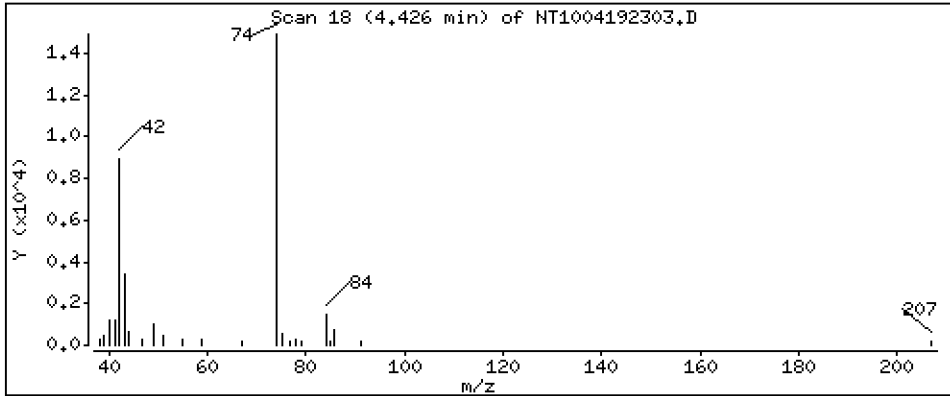
Operator: VTS

Column phase: ZB-5msi

Column diameter: 0,25

90 N-Nitrosodimethylamine

Concentration: 0,7118 ug/mL



Date : 19-APR-2023 11:47

Client ID:

Instrument: nt10.i

Sample Info: SLD0254-LCV1

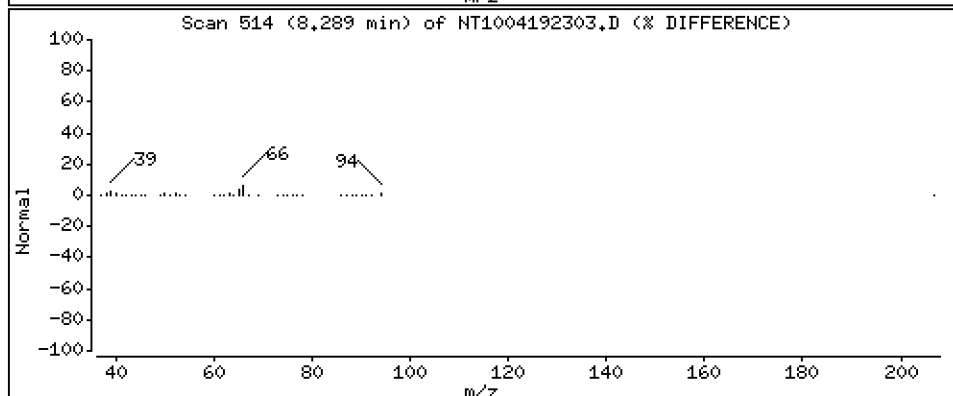
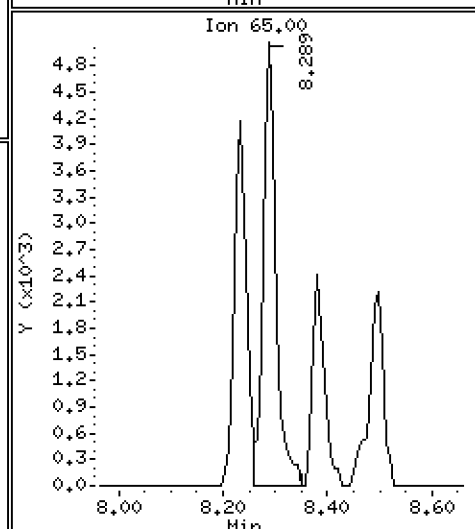
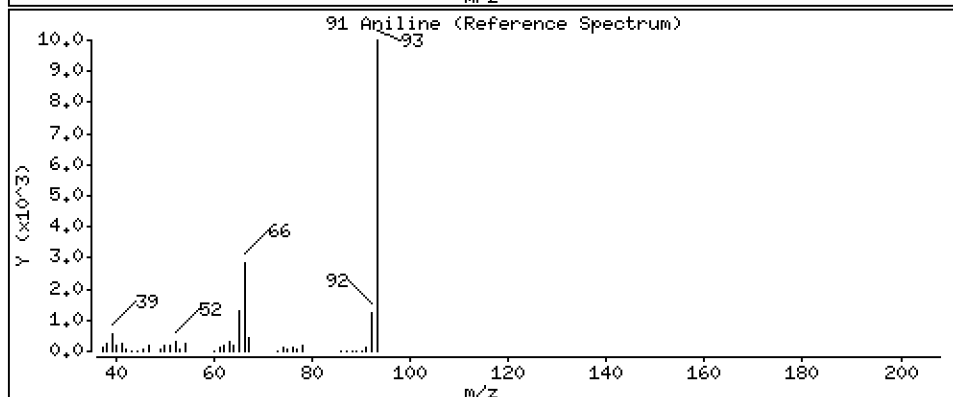
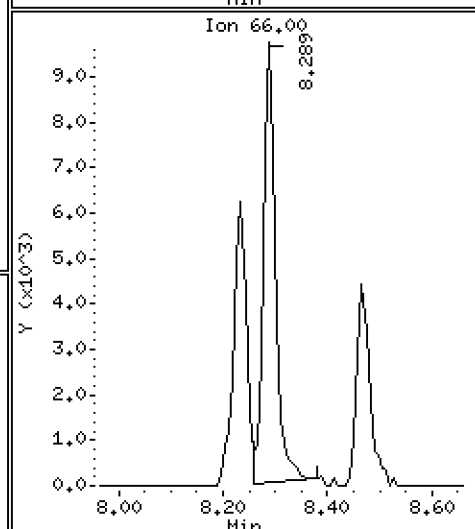
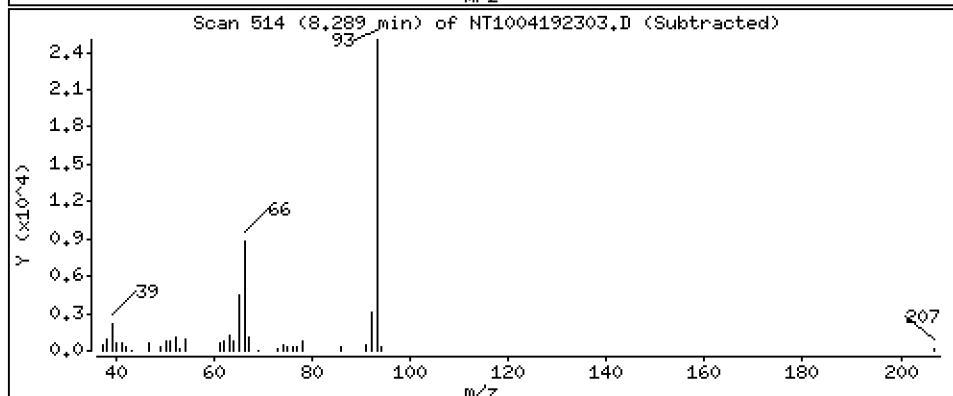
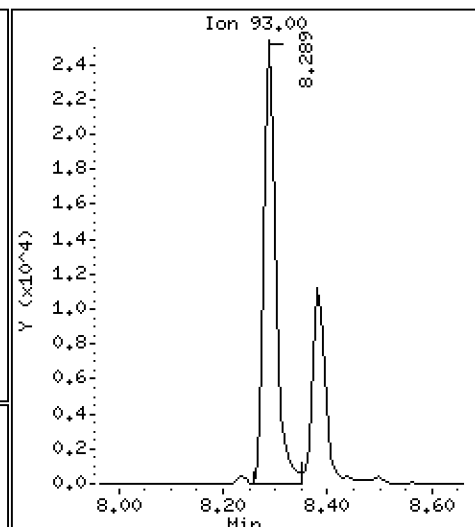
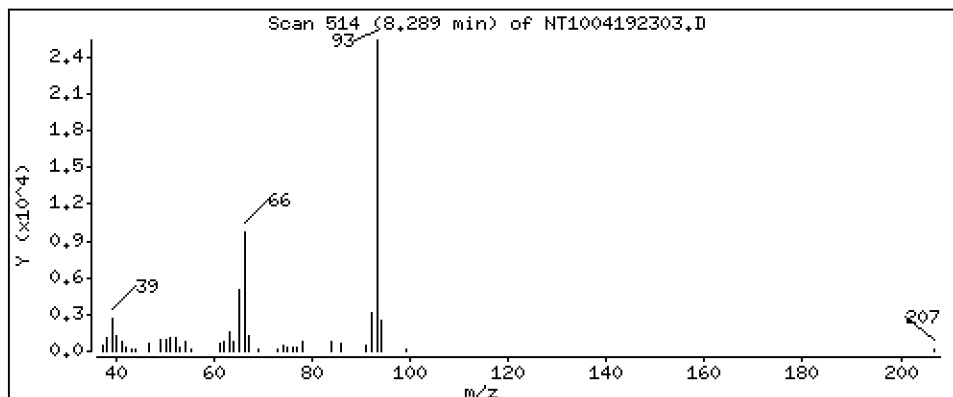
Operator: VTS

Column phase: ZB-5msi

Column diameter: 0.25

91 Aniline

Concentration: 0.6900 ug/mL



Date : 19-APR-2023 11:47

Client ID:

Instrument: nt10.i

Sample Info: SLD0254-LCV1

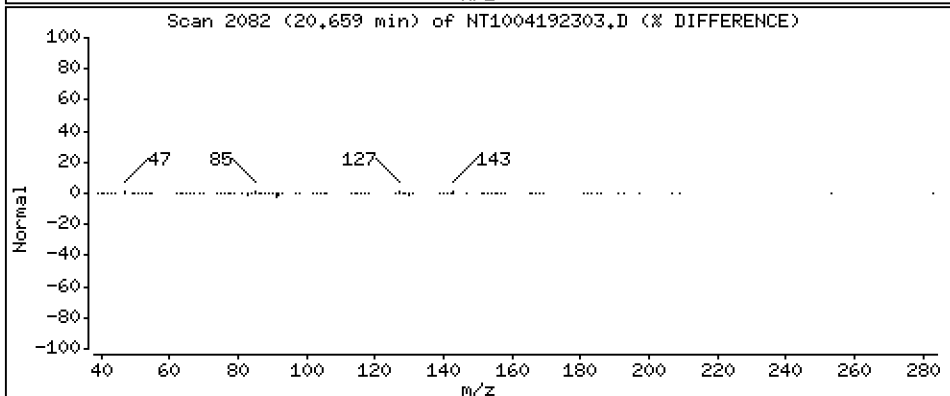
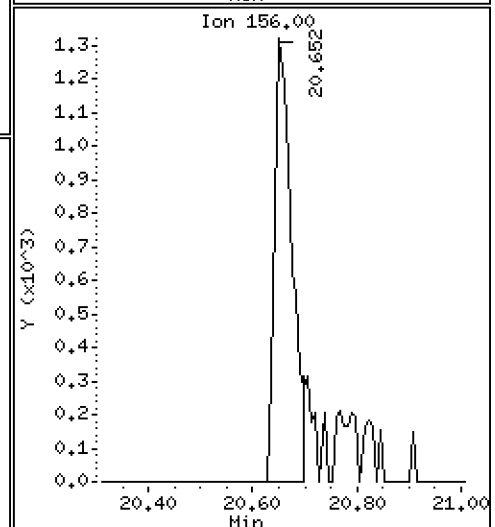
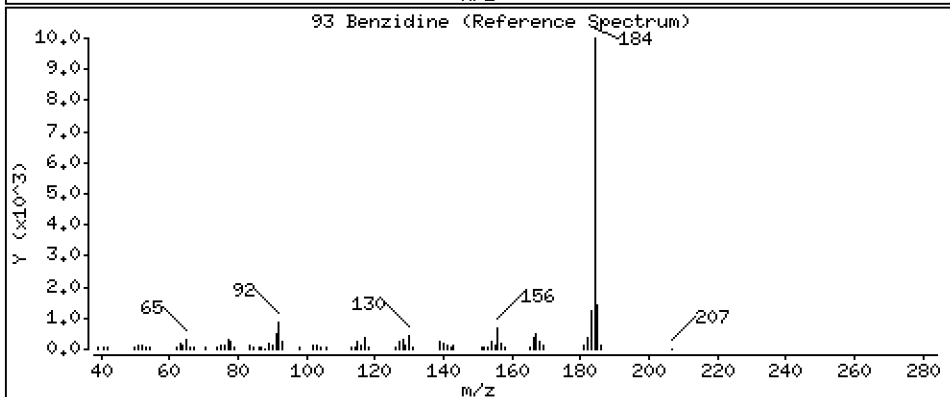
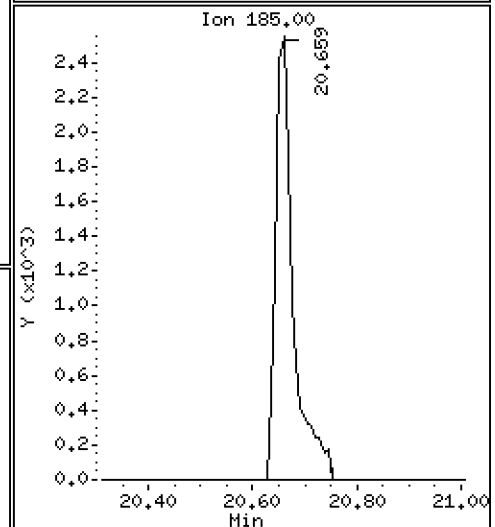
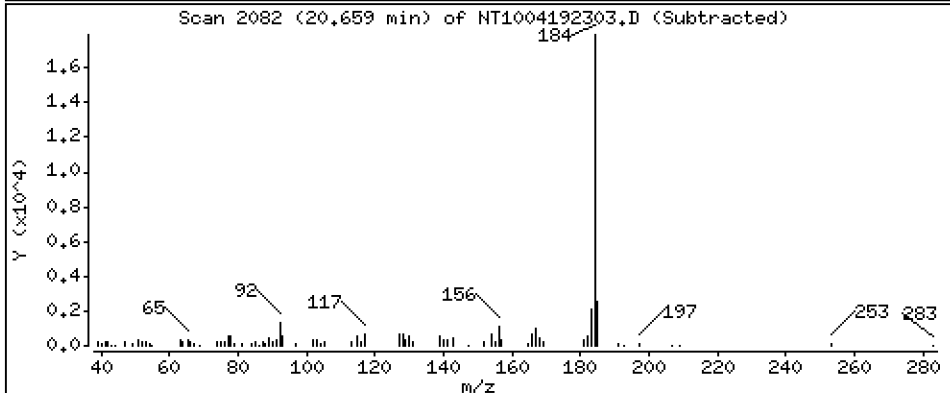
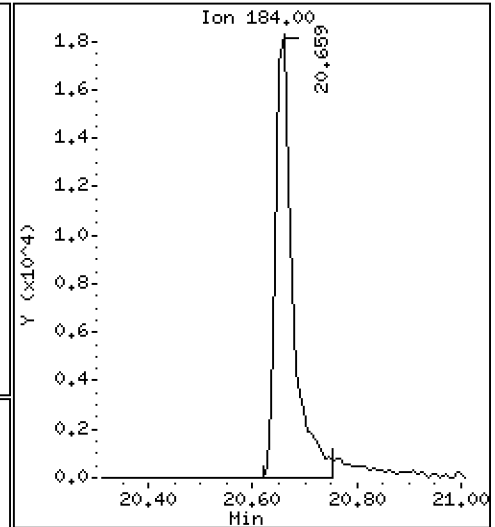
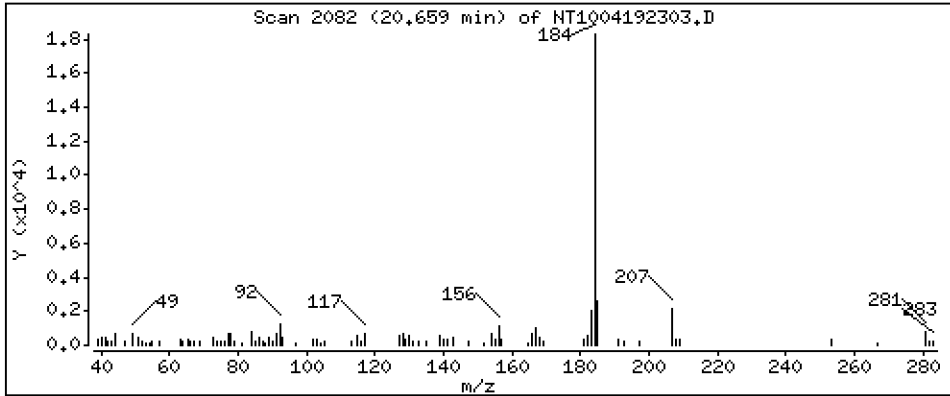
Operator: VTS

Column phase: ZB-5msi

Column diameter: 0,25

93 Benzidine

Concentration: 0,6799 ug/mL



Date : 19-APR-2023 11:47

Client ID:

Instrument: nt10.i

Sample Info: SLD0254-LCV1

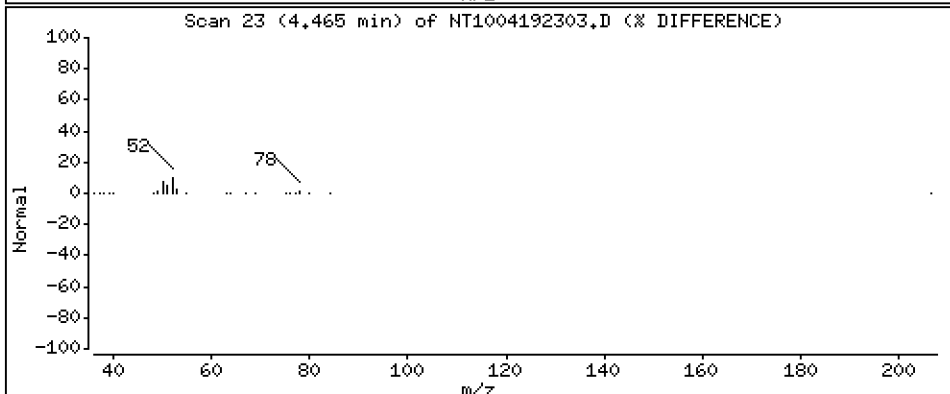
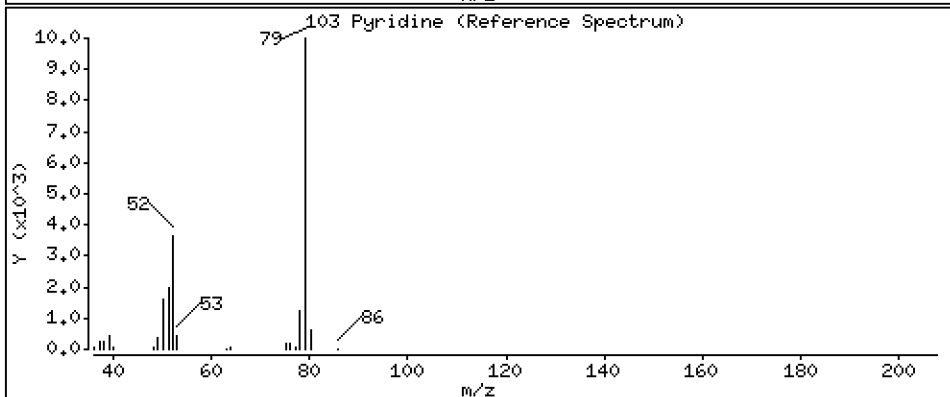
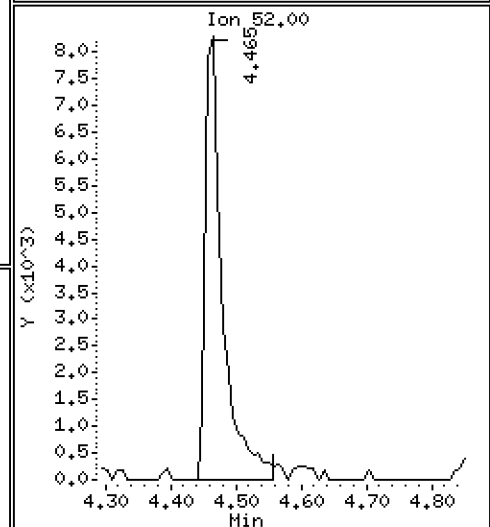
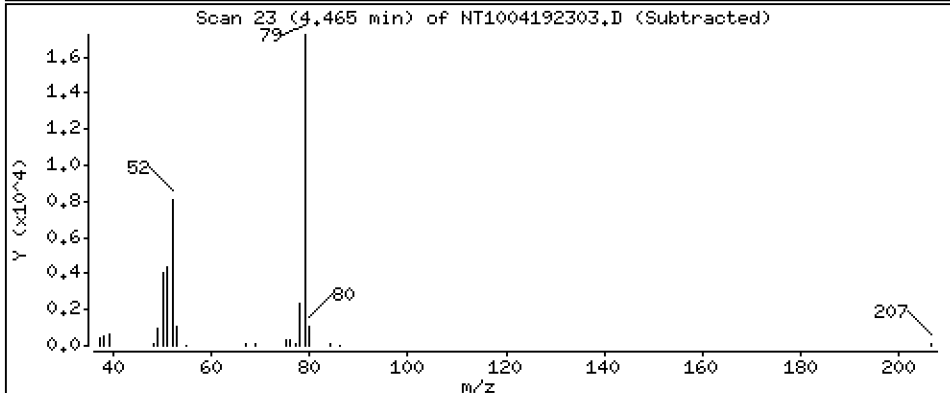
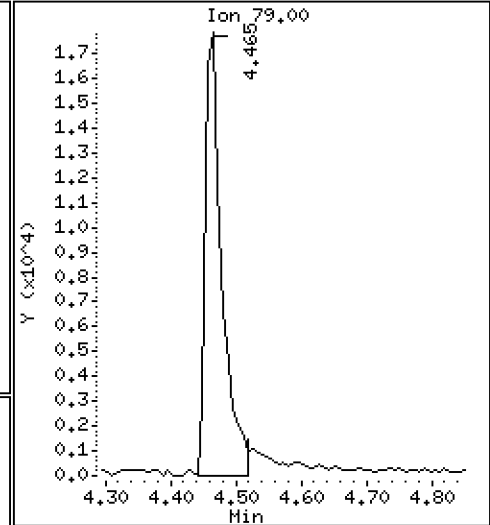
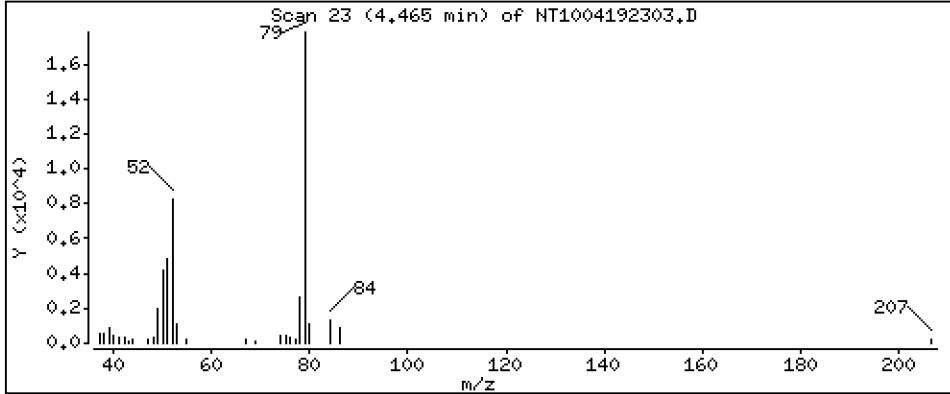
Operator: VTS

Column phase: ZB-5msi

Column diameter: 0,25

103 Pyridine

Concentration: 0,7232 ug/mL



Date : 19-APR-2023 11:47

Client ID:

Instrument: nt10.i

Sample Info: SLD0254-LCV1

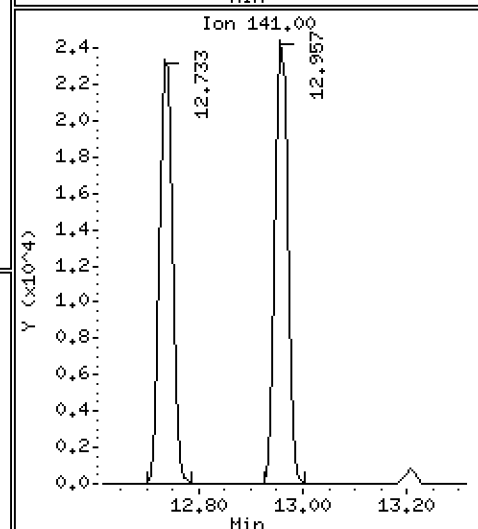
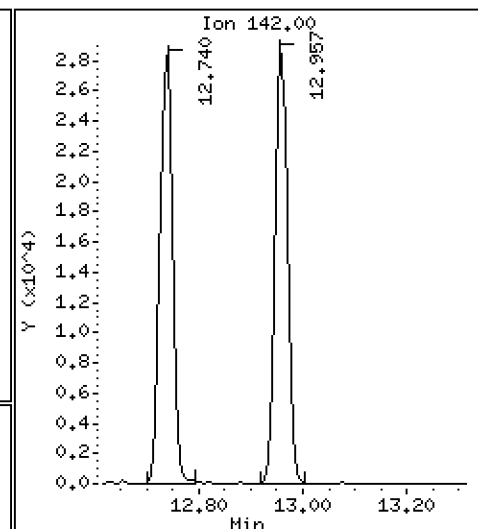
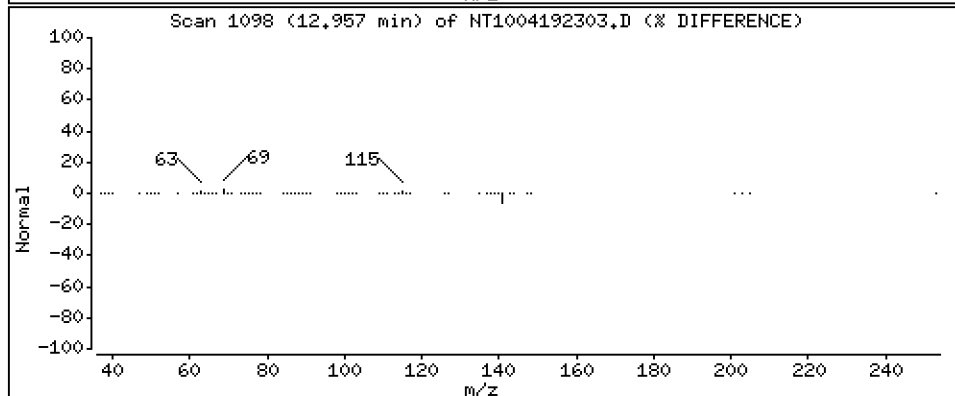
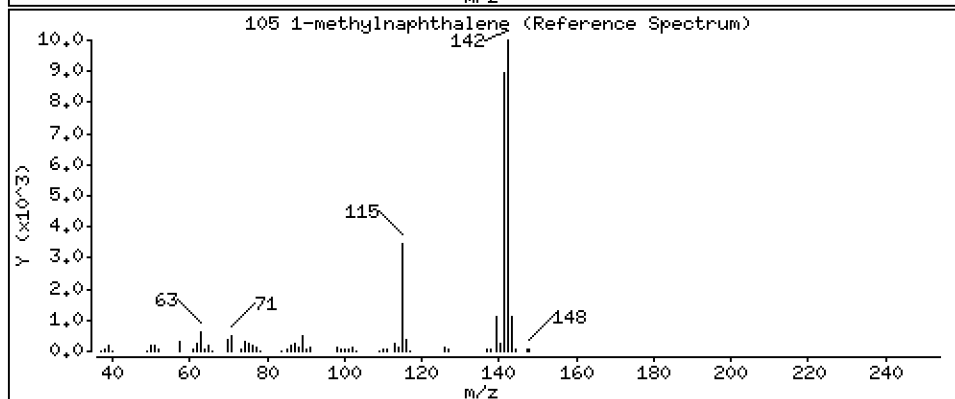
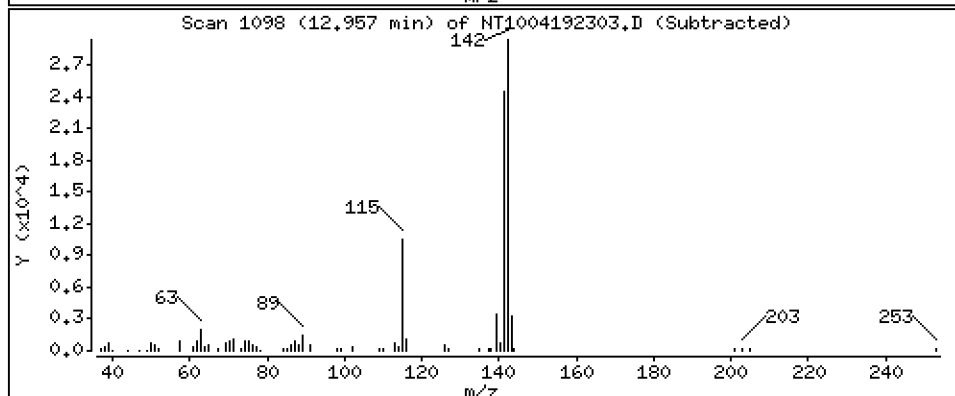
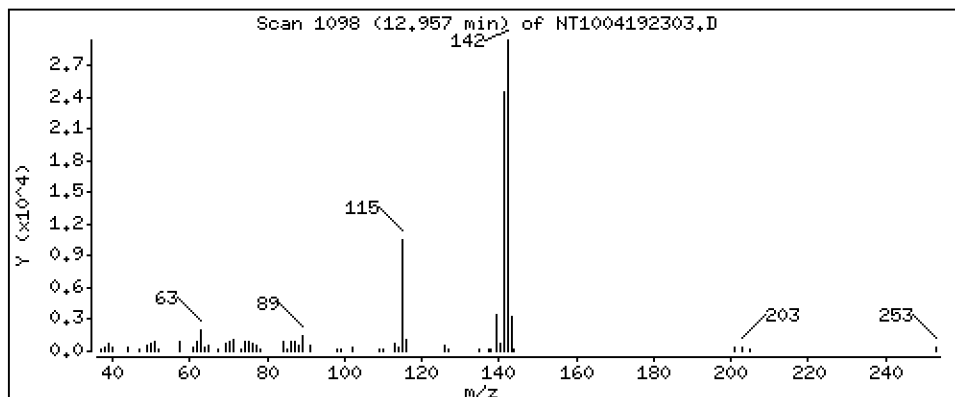
Operator: VTS

Column phase: ZB-5msi

Column diameter: 0,25

105 1-methylnaphthalene

Concentration: 0,5347 ug/mL



Date : 19-APR-2023 11:47

Client ID:

Instrument: nt10.i

Sample Info: SLD0254-LCV1

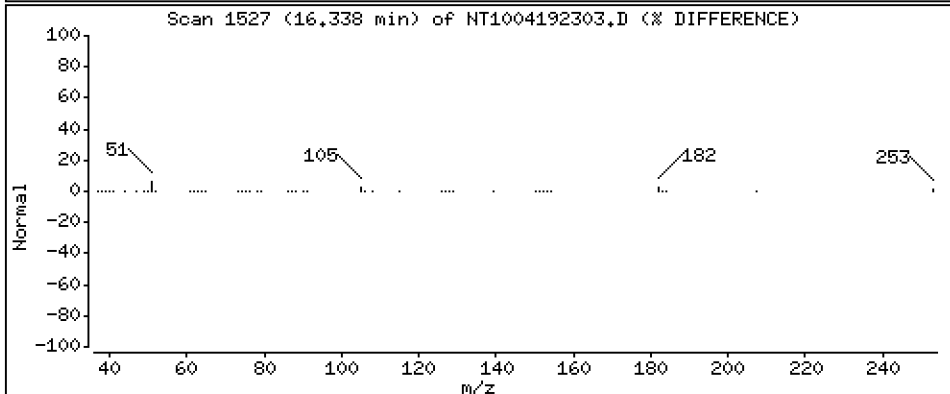
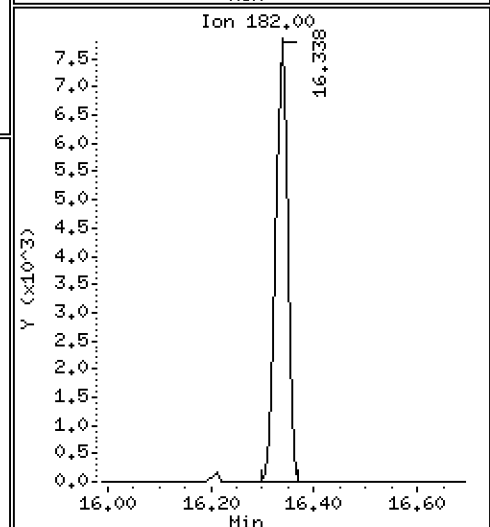
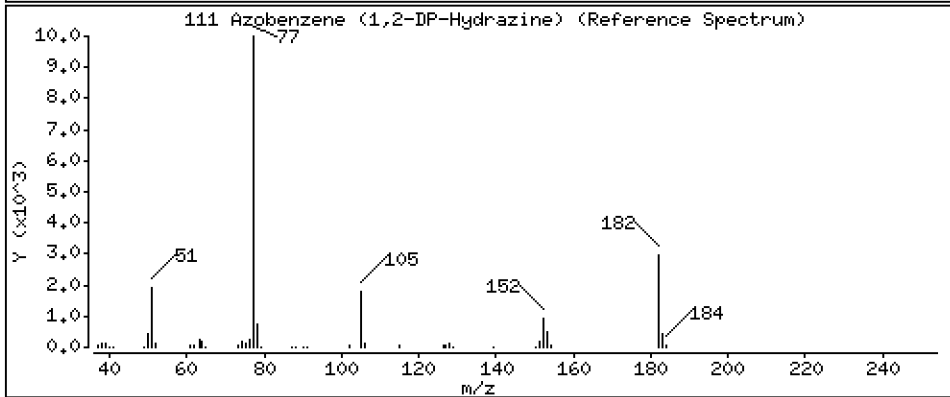
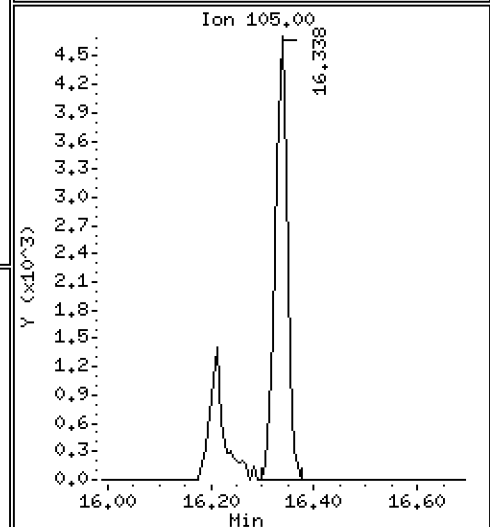
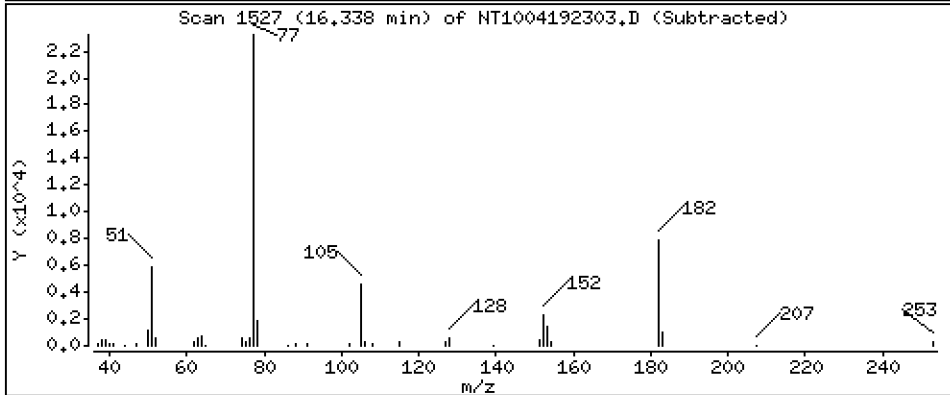
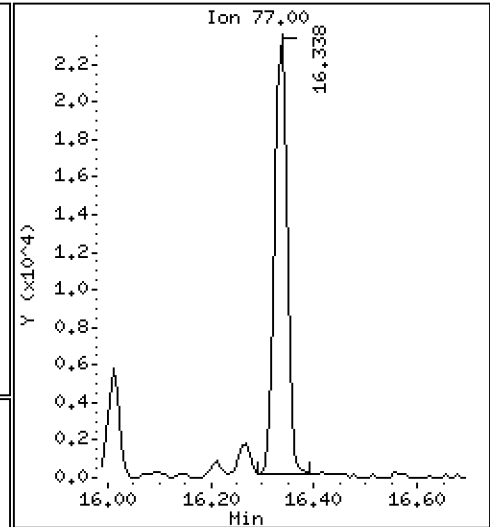
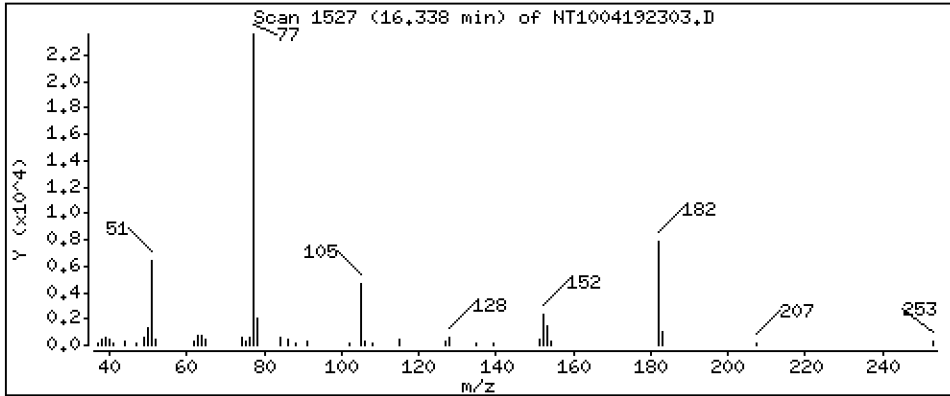
Operator: VTS

Column phase: ZB-5msi

Column diameter: 0,25

111 Azobenzene (1,2-DP-Hydrazine)

Concentration: 0,3265 ug/mL



Date : 19-APR-2023 11:47

Client ID:

Instrument: nt10.i

Sample Info: SLD0254-LCV1

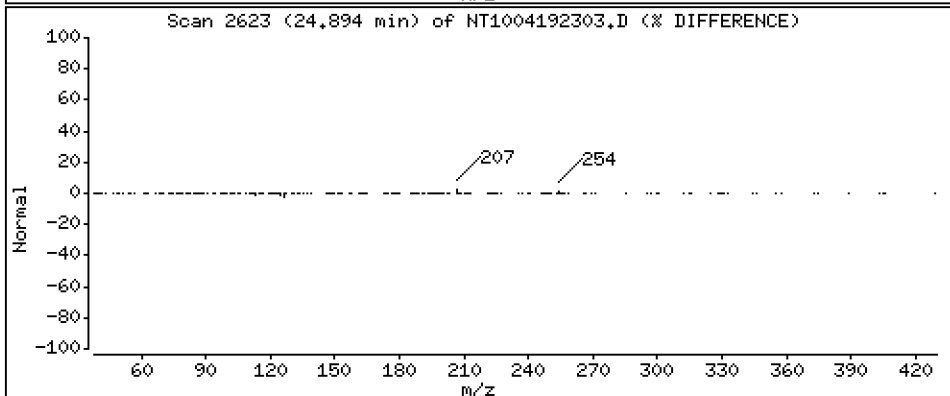
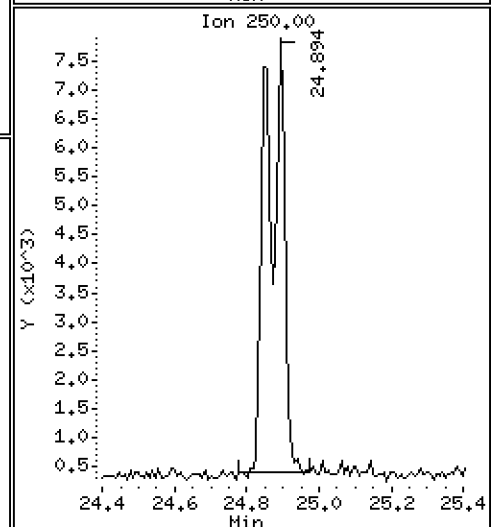
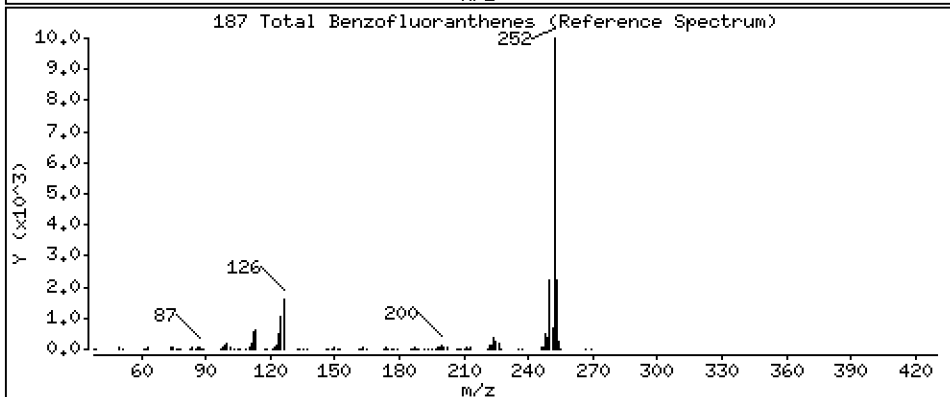
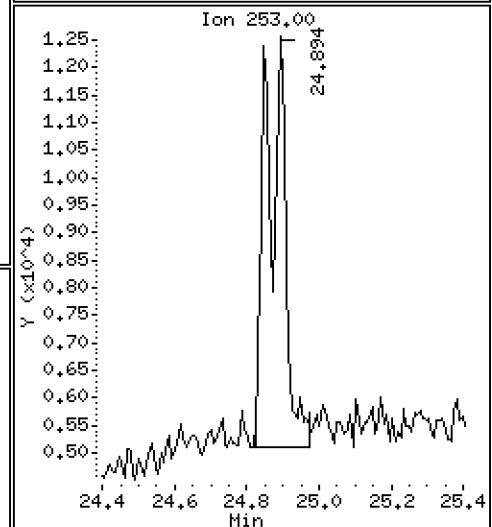
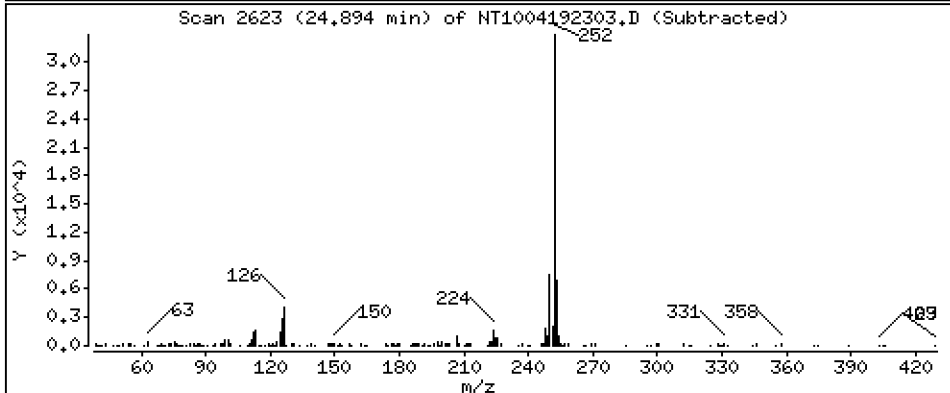
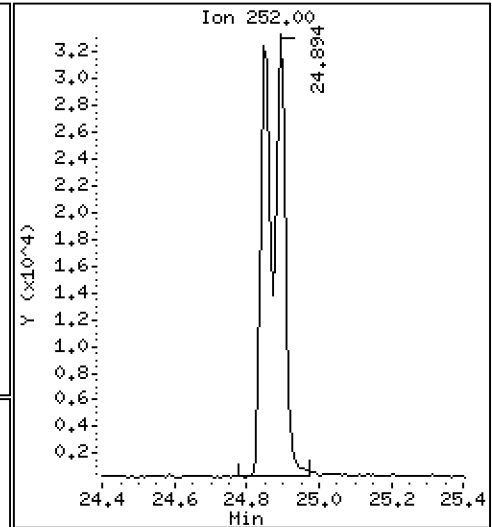
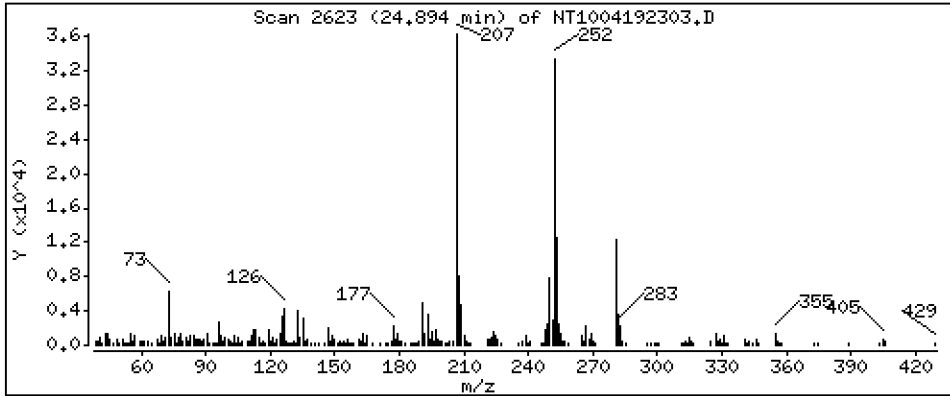
Operator: VTS

Column phase: ZB-5msi

Column diameter: 0,25

187 Total Benzofluoranthenes

Concentration: 0,9149 ug/mL



Date : 19-APR-2023 11:47

Client ID:

Instrument: nt10.i

Sample Info: SLD0254-LCV1

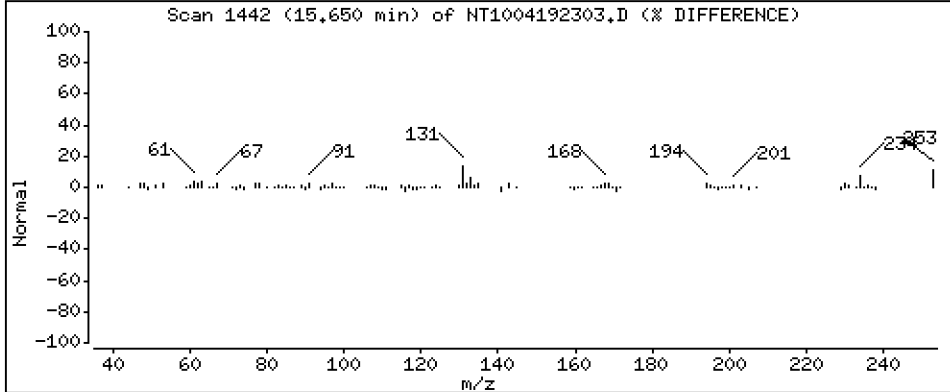
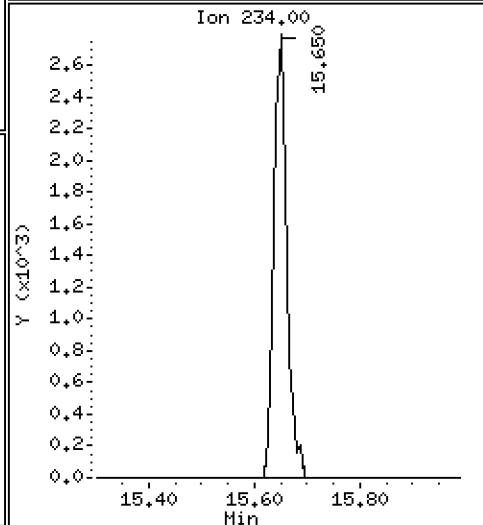
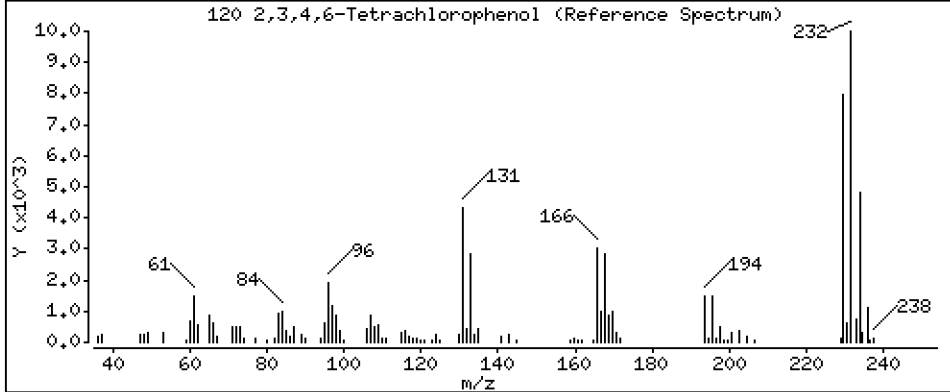
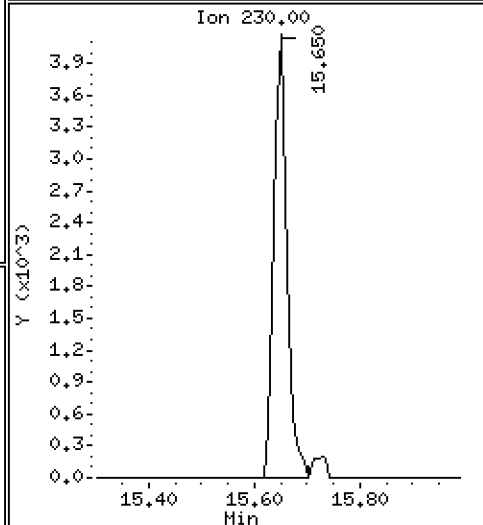
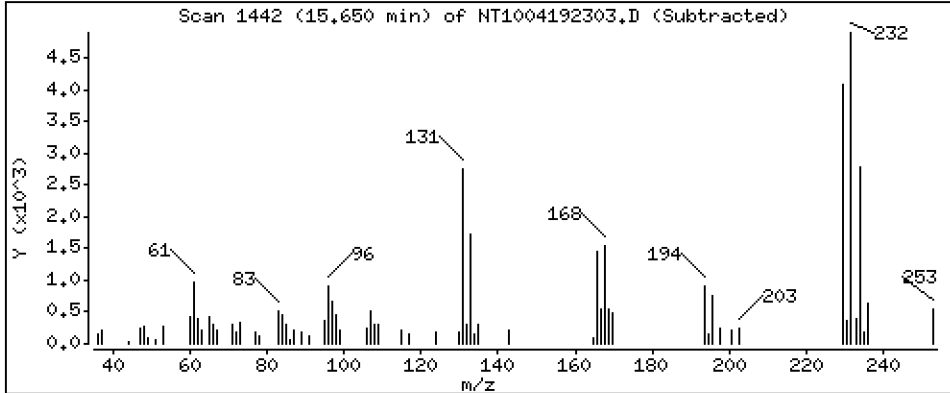
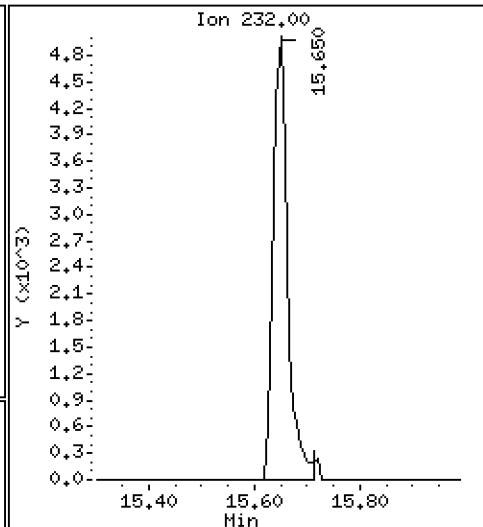
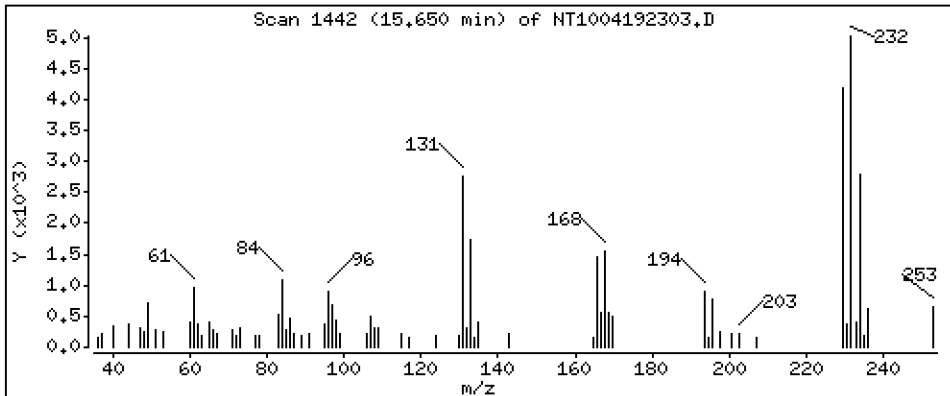
Operator: VTS

Column phase: ZB-5msi

Column diameter: 0,25

120 2,3,4,6-Tetrachlorophenol

Concentration: 0,2890 ug/mL



ARI Labs, Inc.

Semivolatile Report SW846 Method 8270D

Data file : \\target\share\chem3\nt10.i\20230419.b\NT1004192303.D
 Lab Smp Id: SLD0254-LCV1
 Inj Date : 19-APR-2023 11:47
 Operator : VTS
 Smp Info : SLD0254-LCV1
 Misc Info :
 Comment : 1ul Injection
 Method : \\target\share\chem3\nt10.i\20230419.b\ABN.m
 Meth Date : 20-Apr-2023 10:45 deenayd Quant Type: ISTD
 Cal Date : 16-MAR-2023 00:22 Cal File: NT10031508.D
 Als bottle: 3
 Dil Factor: 1.00000
 Integrator: HP RTE
 Target Version: 4.14
 Processing Host: DEENAY-201905

Inst ID: nt10.i

Compound Sublist: ICAL.sub

Compounds	QUANT	SIG	RT	EXP RT	REL RT	RESPONSE	CONCENTRATIONS	
							ON-COLUMN	FINAL
	MASS						(ug/mL)	(ug/mL)
\$ 1 2-Fluorophenol	112		6.612	6.643	(0.749)	24801	0.56202	0.5620
\$ 2 Phenol-d5	99		8.211	8.227	(0.930)	29119	0.50301	0.5030
3 Phenol	94		8.234	8.250	(0.933)	23556	0.39158	0.3916
\$ 5 2-Chlorophenol-d4	132		8.466	8.489	(0.959)	28872	0.58405	0.5841
4 Bis(2-Chloroethyl)ether	93		8.381	8.404	(0.949)	18192	0.40774	0.4077
6 2-Chlorophenol	128		8.497	8.512	(0.962)	20423	0.39667	0.3967
7 1,3-Dichlorobenzene	146		8.759	8.775	(0.992)	23890	0.43890	0.4389
* 8 1,4-Dichlorobenzene-d4	152		8.829	8.844	(1.000)	145922	4.00000	
9 1,4-Dichlorobenzene	146		8.860	8.875	(1.003)	29030	0.55209	0.5521
\$ 10 1,2-Dichlorobenzene-d4	152		9.185	9.201	(1.040)	14475	0.40773	0.4077
12 1,2-Dichlorobenzene	146		9.209	9.224	(1.043)	26721	0.51637	0.5164
11 Benzyl alcohol	108		9.108	9.123	(1.032)	11525	0.40817	0.4082
14 2,2'-oxybis(1-Chloropropane)	121		9.403	9.418	(1.065)	5914	0.38916	0.3892 (M)
13 2-Methylphenol	108		9.341	9.356	(1.058)	17917	0.40857	0.4086
17 Hexachloroethane	117		9.791	9.814	(1.109)	5398	0.25021	0.2502
16 N-Nitroso-di-n-propylamine	70		9.667	9.675	(1.095)	13248	0.38260	0.3826
15 4-Methylphenol	108		9.612	9.628	(1.089)	18237	0.39469	0.3947
\$ 18 Nitrobenzene-d5	82		9.923	9.931	(0.878)	19625	0.40275	0.4028
19 Nitrobenzene	77		9.954	9.970	(0.881)	20220	0.42284	0.4228
20 Isophorone	82		10.404	10.420	(0.921)	24739	0.40441	0.4044
21 2-Nitrophenol	139		10.590	10.590	(0.937)	9810	0.42178	0.4218
22 2,4-Dimethylphenol	107		10.652	10.660	(0.943)	41228	0.93866	0.9387
23 Bis(2-Chloroethoxy)methane	93		10.841	10.850	(0.959)	21489	0.52588	0.5259
24 Benzoic acid	105		10.769	10.884	(0.953)	8163	0.33455	0.3345 (H)
25 2,4-Dichlorophenol	162		11.045	11.045	(0.977)	31685	0.90146	0.9015
26 1,2,4-Trichlorobenzene	180		11.223	11.232	(0.993)	21159	0.51284	0.5128
* 27 Naphthalene-d8	136		11.300	11.308	(1.000)	482753	4.00000	
28 Naphthalene	128		11.342	11.351	(1.004)	72049	0.56337	0.5634
29 4-Chloroaniline	127		11.487	11.495	(1.017)	43436	0.87061	0.8706
30 Hexachlorobutadiene	225		11.711	11.719	(1.036)	13187	0.54548	0.5455
31 4-Chloro-3-methylphenol	107		12.461	12.461	(1.103)	28996	0.76205	0.7621
32 2-Methylnaphthalene	142		12.740	12.748	(1.127)	46946	0.50867	0.5087
33 Hexachlorocyclopentadiene	237		13.204	13.212	(0.886)	9450	0.32317	0.3232

Compounds	QUANT	SIG						CONCENTRATIONS	
			MASS	RT	EXP RT	REL RT	RESPONSE	ON-COLUMN (ug/mL)	FINAL (ug/mL)
34 2,4,6-Trichlorophenol	196		13.367	13.367	(0.897)	22695	0.72674	0.7267	
35 2,4,5-Trichlorophenol	196		13.444	13.444	(0.902)	20799	0.59941	0.5994	
§ 36 2-Fluorobiphenyl	172		13.522	13.529	(0.907)	46453	0.37167	0.3717	
37 2-Chloronaphthalene	162		13.723	13.731	(0.921)	41089	0.40601	0.4060	
38 2-Nitroaniline	65		13.994	14.001	(0.939)	17180	0.60434	0.6043	
39 Dimethylphthalate	163		14.435	14.443	(0.968)	51046	0.49732	0.4973	
40 Acenaphthylene	152		14.590	14.597	(0.979)	61478	0.38985	0.3899	
41 2,6-Dinitrotoluene	165		14.566	14.574	(0.977)	16213	0.73120	0.7312	
* 42 Acenaphthene-d10	164		14.907	14.915	(1.000)	315960	4.00000		
43 3-Nitroaniline	138		14.845	14.853	(0.996)	15743	0.62905	0.6290	
44 Acenaphthene	153		14.969	14.977	(1.004)	46785	0.48023	0.4802	
45 2,4-Dinitrophenol	184		Compound Not Detected.						
46 Dibenzofuran	168		15.301	15.309	(1.026)	60671	0.42231	0.4223	
47 4-Nitrophenol	109		15.209	15.201	(1.020)	3766	0.23925	0.2393	
48 2,4-Dinitrotoluene	165		15.371	15.379	(1.031)	20029	0.59750	0.5975	
50 Diethylphthalate	149		15.889	15.904	(1.066)	41566	0.41274	0.4127	
49 Fluorene	166		16.013	16.020	(1.074)	35105	0.31060	0.3106	
51 4-Chlorophenyl-phenylether	204		16.013	16.020	(1.074)	22758	0.42343	0.4234	
52 4-Nitroaniline	138		16.113	16.121	(1.081)	16943	0.75122	0.7512	
53 4,6-Dinitro-2-methylphenol	198		16.214	16.222	(0.904)	4618	0.33974	0.3397	
54 N-Nitrosodiphenylamine	169		16.268	16.268	(0.907)	28690	0.47717	0.4772	
§ 55 2,4,6-Tribromophenol	330		16.545	16.553	(1.110)	7973	0.53655	0.5365	
56 4-Bromophenyl-phenylether	248		17.016	17.023	(0.948)	14459	0.57484	0.5748	
57 Hexachlorobenzene	284		17.324	17.332	(0.965)	16360	0.62037	0.6204	
58 Pentachlorophenol	266		17.688	17.696	(0.986)	7361	0.47156	0.4716	
* 59 Phenanthrene-d10	188		17.943	17.951	(1.000)	449713	4.00000		
60 Phenanthrene	178		17.990	17.998	(1.003)	56320	0.45928	0.4593	
61 Anthracene	178		18.083	18.090	(1.008)	50290	0.42752	0.4275	
62 Carbazole	167		18.423	18.431	(1.027)	48604	0.46110	0.4611	
63 Di-n-butylphthalate	149		19.259	19.266	(1.073)	62747	0.44287	0.4429	
64 Fluoranthene	202		20.396	20.404	(0.885)	58642	0.40139	0.4014	
65 Pyrene	202		20.821	20.829	(0.904)	60737	0.40526	0.4053	
§ 66 Terphenyl-d14	244		21.131	21.139	(0.917)	48031	0.42675	0.4268	
67 Butylbenzylphthalate	149		22.083	22.091	(0.959)	25195	0.47786	0.4779	
68 Benzo(a)anthracene	228		23.005	23.012	(0.999)	56588	0.44093	0.4409	
* 69 Chrysene-d12	240		23.036	23.043	(1.000)	363592	4.00000		
70 3,3'-Dichlorobenzidine	252		22.981	22.989	(0.998)	65451	1.59217	1.592	
71 Chrysene	228		23.082	23.090	(1.002)	53615	0.42761	0.4276	
72 bis(2-Ethylhexyl)phthalate	149		23.136	23.136	(0.960)	34582	0.41478	0.4148	
* 134 Di-n-octylphthalate-d4	153		24.112	24.127	(1.000)	569976	4.00000		
73 Di-n-octylphthalate	149		24.127	24.135	(1.001)	71130	0.47687	0.4769	
74 Benzo(b)fluoranthene	252		24.847	24.863	(0.971)	59186	0.43758	0.4376	
75 Benzo(k)fluoranthene	252		24.894	24.901	(0.973)	66170	0.48179	0.4818	
76 Benzo(a)pyrene	252		25.466	25.482	(0.995)	57799	0.47797	0.4780	
* 77 Perylene-d12	264		25.583	25.590	(1.000)	417265	4.00000		
78 Indeno(1,2,3-cd)pyrene	276		28.070	28.094	(1.097)	68532	0.44545	0.4455	
79 Dibenzo(a,h)anthracene	278		28.094	28.109	(1.098)	58029	0.45432	0.4543	
80 Benzo(g,h,i)perylene	276		28.801	28.824	(1.126)	58152	0.43676	0.4368	
90 N-Nitrosodimethylamine	74		4.426	4.480	(0.501)	20038	0.71175	0.7118	
91 Aniline	93		8.288	8.312	(0.939)	42534	0.69004	0.6900	
93 Benzidine	184		20.659	20.659	(0.897)	40803	0.67992	0.6799	
103 Pyridine	79		4.464	4.503	(0.506)	31270	0.72322	0.7232	
105 1-methylnaphthalene	142		12.957	12.964	(1.147)	45212	0.53468	0.5347	
111 Azobenzene (1,2-DP-Hydrazine)	77		16.337	16.345	(1.096)	36731	0.32651	0.3265	

Compounds	QUANT SIG		CONCENTRATIONS					
	MASS		RT	EXP RT	REL RT	RESPONSE	ON-COLUMN (ug/mL)	FINAL (ug/mL)
=====	=====		=====	=====	=====	=====	=====	=====
187 Total Benzofluoranthenes	252		24.894	24.901	(0.973)	119475	0.91486	0.9149
120 2,3,4,6-Tetrachlorophenol	232		15.649	15.649	(1.050)	9199	0.28896	0.2890

QC Flag Legend

- M - Compound response manually integrated.
- H - Operator selected an alternate compound hit.

ARI Labs, Inc.

INTERNAL STANDARD COMPOUNDS
 AREA AND RT SUMMARY

Instrument ID: nt10.i Calibration Date: 19-APR-2023
 Lab File ID: NT1004192303.D Calibration Time: 11:08
 Lab Smp Id: SLD0254-LCV1
 Analysis Type: SV Level:
 Quant Type: ISTD Sample Type:
 Operator: VTS
 Method File: \\target\share\chem3\nt10.i\20230419.b\ABN.m
 Misc Info:

Test Mode:
 Use Last Continuing Calibrator.

COMPOUND	STANDARD	AREA LIMIT		SAMPLE	%DIFF
		LOWER	UPPER		
8 1,4-Dichlorobenze	140649	70325	281298	145922	3.75
27 Naphthalene-d8	483944	241972	967888	482753	-0.25
42 Acenaphthene-d10	298909	149455	597818	315960	5.70
59 Phenanthrene-d10	483004	241502	966008	449713	-6.89
69 Chrysene-d12	399309	199655	798618	363592	-8.94
134 Di-n-octylphthala	671711	335856	1343422	569976	-15.15
77 Perylene-d12	475411	237706	950822	417265	-12.23

COMPOUND	STANDARD	RT LIMIT		SAMPLE	%DIFF
		LOWER	UPPER		
8 1,4-Dichlorobenze	8.84	8.34	9.34	8.83	-0.18
27 Naphthalene-d8	11.31	10.81	11.81	11.30	-0.08
42 Acenaphthene-d10	14.92	14.42	15.42	14.91	-0.05
59 Phenanthrene-d10	17.95	17.45	18.45	17.94	-0.04
69 Chrysene-d12	23.04	22.54	23.54	23.04	-0.03
134 Di-n-octylphthala	24.13	23.63	24.63	24.11	-0.06
77 Perylene-d12	25.59	25.09	26.09	25.58	-0.03

AREA UPPER LIMIT = +100% of internal standard area.
 AREA LOWER LIMIT = - 50% of internal standard area.
 RT UPPER LIMIT = + 0.50 minutes of internal standard RT.
 RT LOWER LIMIT = - 0.50 minutes of internal standard RT.

REVIEW SUMMARY FOR FILE - NT1004192303.D

Lab ID: SLD0254-LCV1
nt10.i, 20230419.b\ABN.m, 19-APR-2023 11:47

RT CO-ELUTION COMPOUNDS

NO CO-ELUTIONS

Quant Method: ICAL

RRT CHECK

RRT	CCV RRT	DELTA	COMPOUND
0.953	0.962	-0.0095	Benzoic acid
0.501	0.507	-0.0052	N-Nitrosodimethylamine

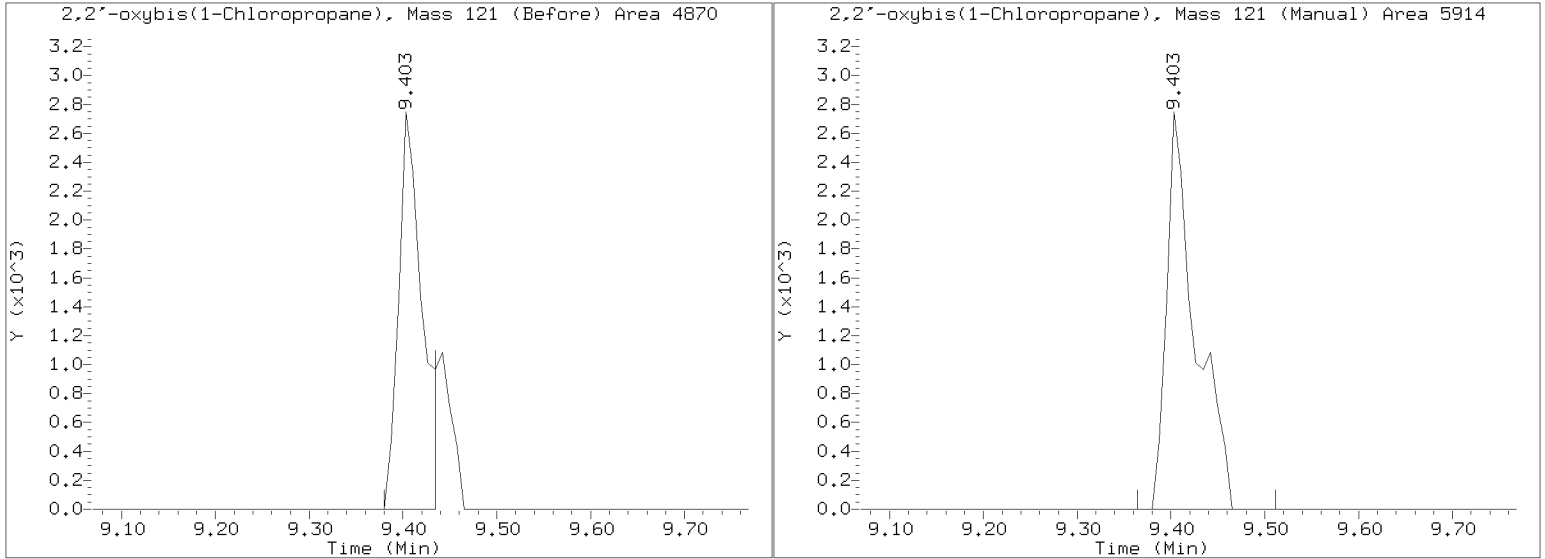
RRT check based on Ccal File: NT1004192302.D

On Column LOD for nt10.i, 20230419.b\ABN.m, ICAL.sub = 0.0000

* Only compounds listed in the work order have been verified by the analyst *

Quant Ion Manual Peak Adjustment Report

Datafile: //target/share/chem3/nt10.i/20230419.b/NT1004192303.D
Injection Date: 19-APR-2023 11:47
Lab ID:SLD0254-LCV1 Client ID:
Report Date: 04/20/2023 10:45



APPROVED
By Deenay Dunmore at 11:02 am, Apr 20, 2023



CONTINUING CALIBRATION CHECK
EPA 8270E

Laboratory: Analytical Resources, LLC

SDG: 23C0774

Client: Anchor QEA, LLC

Project: AOC5 MR Phase 1

Instrument ID: NT10

Calibration: GC00046

Lab File ID: NT1004192333.D

Calibration Date: 03/15/2023

Sequence: SLD0281

Injection Date: 04/20/23

Lab Sample ID: SLD0281-CCV1

Injection Time: 07:41

Sequence Name: Calibration Check

COMPOUND	TYPE	CONC. (ug/mL)		RESPONSE FACTOR (RRF)			% DRIFT/DIFF	
		STD	CCV	ICAL	CCV	MIN	CCV	LIMIT
Phenol	A	5.0000	4.6	1.6490140	1.5277980		-7.4	+/-50
4-Methylphenol	A	5.0000	5.0	1.2665770	1.2575710		-0.7	+/-50
Naphthalene	A	5.0000	4.5	1.0596590	0.9606068		-9.3	+/-50
2-Methylnaphthalene	A	5.0000	5.4	0.7647129	0.8185590		7.0	+/-50
Acenaphthylene	A	5.0000	4.4	1.9964080	1.7737130		-11.2	+/-50
Dimethylphthalate	A	5.0000	5.1	1.2994310	1.3153630		1.2	+/-50
Acenaphthene	A	5.0000	4.4	1.2333460	1.0920250		-11.5	+/-50
Dibenzofuran	A	5.0000	5.0	1.8187540	1.8184010		-0.02	+/-50
Fluorene	A	5.0000	4.6	1.4308680	1.3234060		-7.5	+/-50
Phenanthrene	A	5.0000	4.6	1.0907130	1.0043100		-7.9	+/-50
Anthracene	A	5.0000	4.7	1.0462760	0.9817557		-6.2	+/-50
Fluoranthene	A	5.0000	3.9	1.6072690	1.2648930		-21.3	+/-50
Pyrene	A	5.0000	3.9	1.6487720	1.2968780		-21.3	+/-50
Butylbenzylphthalate	A	5.0000	4.8	0.5292894	0.5730548		-4.0	+/-50
Benzo(a)anthracene	A	5.0000	4.5	1.4118770	1.2590500		-10.8	+/-50
Chrysene	A	5.0000	4.3	1.3793780	1.1879090		-13.9	+/-50
bis(2-Ethylhexyl)phthalate	A	5.0000	4.3	0.5248968	0.5082773		-13.4	+/-50
Benzo(a)fluoranthene, Total	A	10.0000	9.4	1.2519020	1.1759760		-6.1	+/-50
Benzo(a)pyrene	A	5.0000	4.7	1.1592370	1.0831440		-6.6	+/-50
Indeno(1,2,3-cd)pyrene	A	5.0000	4.0	1.4748270	1.1916010		-19.2	+/-50
Dibenzo(a,h)anthracene	A	5.0000	4.1	1.2244340	1.0086140		-17.6	+/-50
Benzo(g,h,i)perylene	A	5.0000	3.6	1.2763410	0.9161026		-28.2	+/-50
2-Fluorophenol	A	7.5000	7.00	1.2096460	1.1292070		-6.6	+/-50
Phenol-d5	A	7.5000	6.72	1.5868760	1.4224430		-10.4	+/-50
2-Chlorophenol-d4	A	7.5000	7.69	1.3550800	1.3887260		2.5	+/-50
1,2-Dichlorobenzene-d4	A	5.0000	4.59	0.9731556	0.8926884		-8.3	+/-50
Nitrobenzene-d5	A	5.0000	4.35	0.4037447	0.3513185		-13.0	+/-50
2-Fluorobiphenyl	A	5.0000	4.45	1.5822890	1.4067310		-11.1	+/-50
2,4,6-Tribromophenol	A	7.5000	7.98	0.1585901	0.1981472		6.4	+/-50
p-Terphenyl-d14	A	5.0000	4.00	1.2381950	0.9915444		-19.9	+/-50

* Values outside of QC limits

* Values outside of QC limits

Data File: \\target\share\chem3\nt10.1\20230419A.B\NT1004192333.D

Date: 20-APR-2023 07:41

Client ID:

Sample Info: SLD0281-CCW1

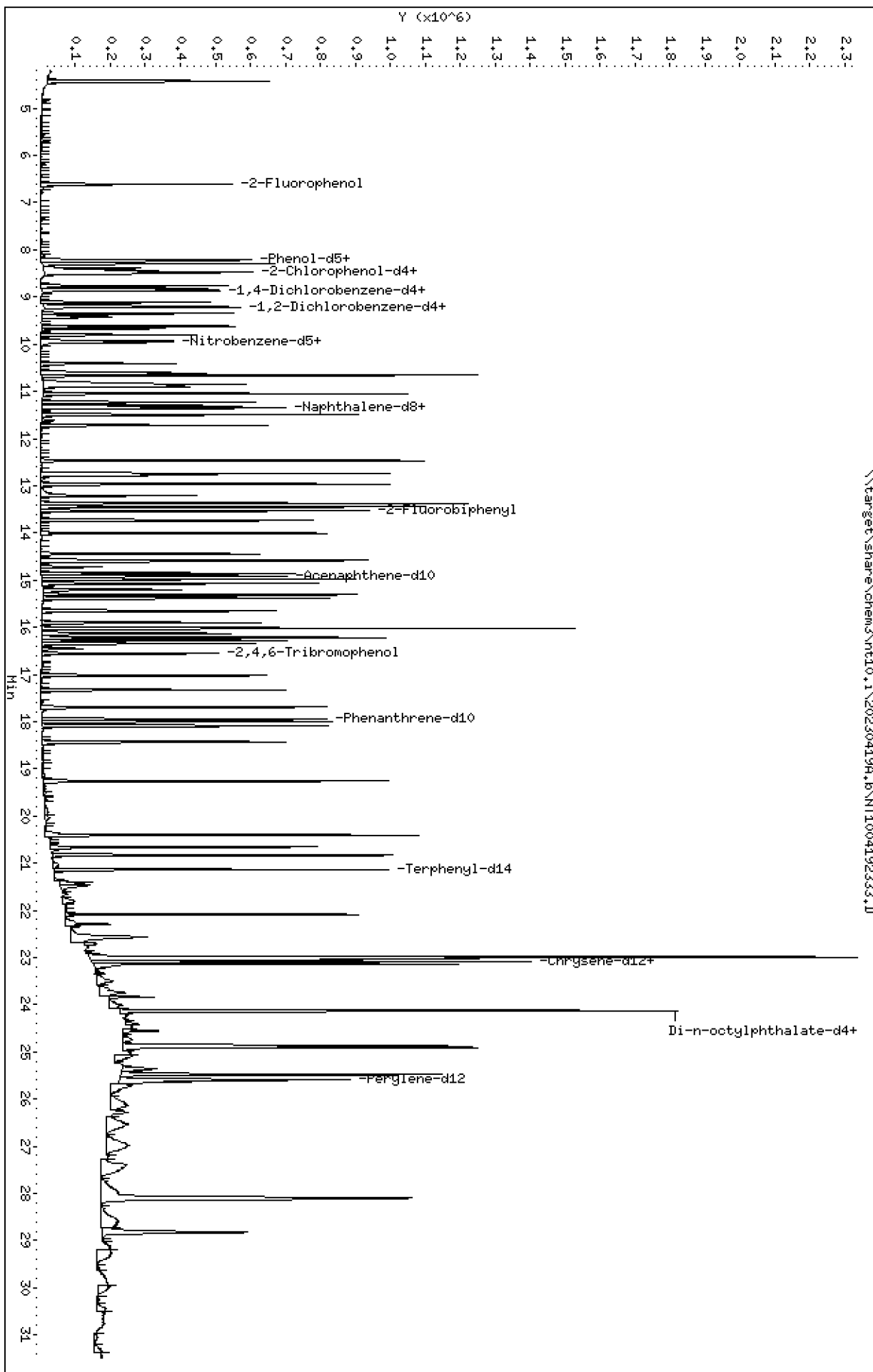
Column phase: ZB-5msi

Instrument: nt10.1

Operator: VTS

Column diameter: 0.25

Page 1



Date : 20-APR-2023 07:41

Client ID:

Instrument: nt10.i

Sample Info: SLD0281-CCV1

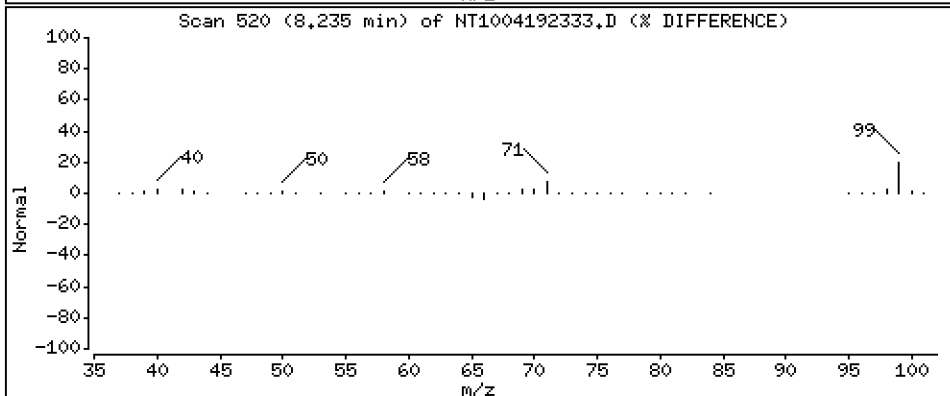
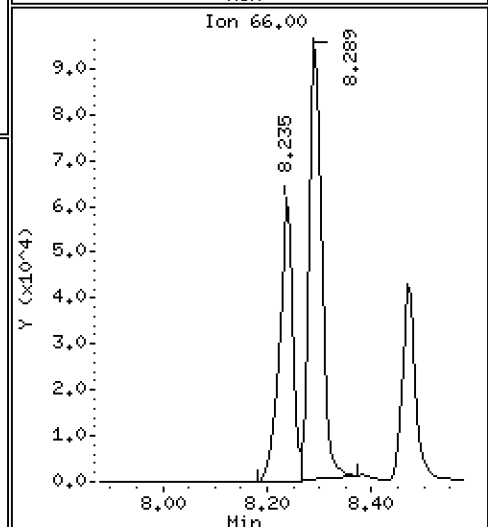
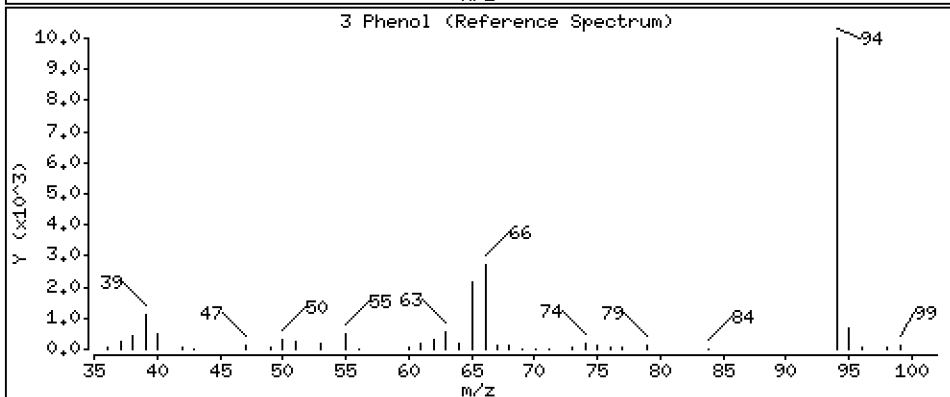
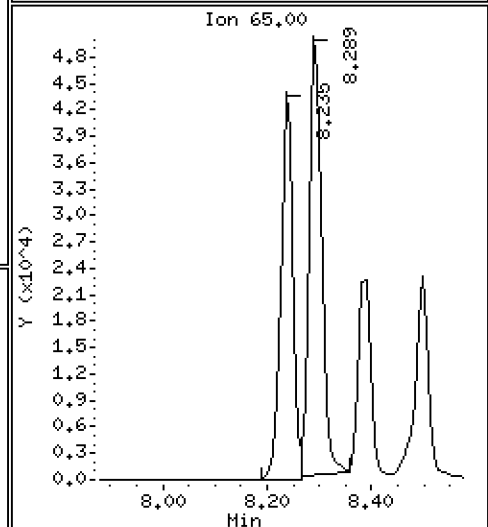
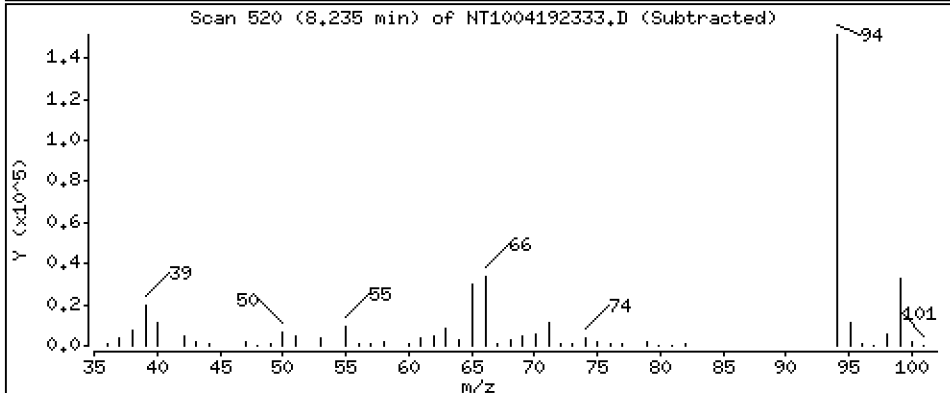
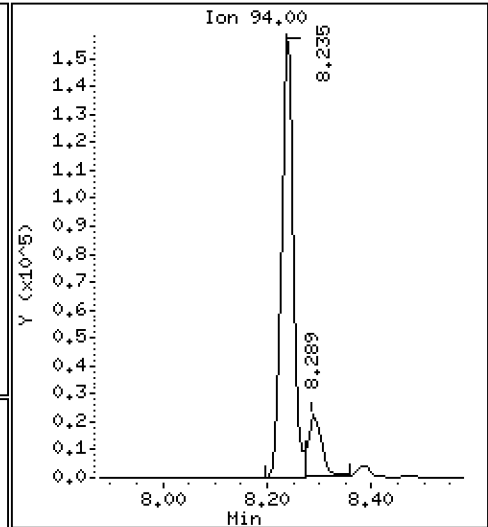
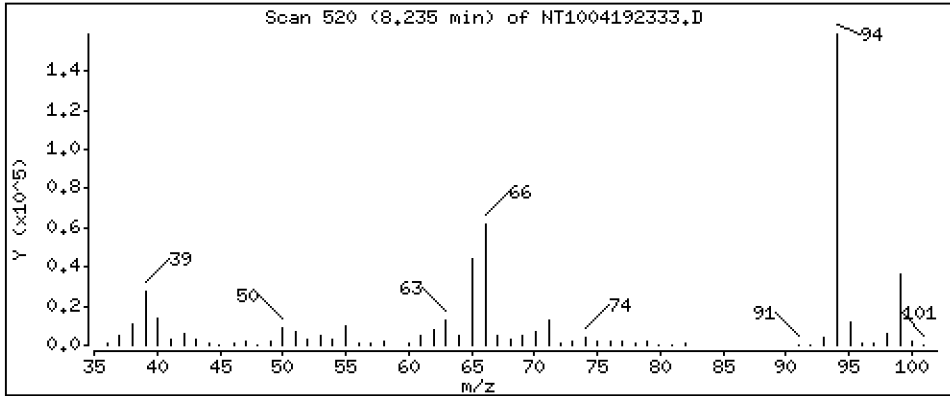
Operator: VTS

Column phase: ZB-5msi

Column diameter: 0,25

3 Phenol

Concentration: 4,632 ug/mL



Date : 20-APR-2023 07:41

Client ID:

Instrument: nt10.i

Sample Info: SLD0281-CCV1

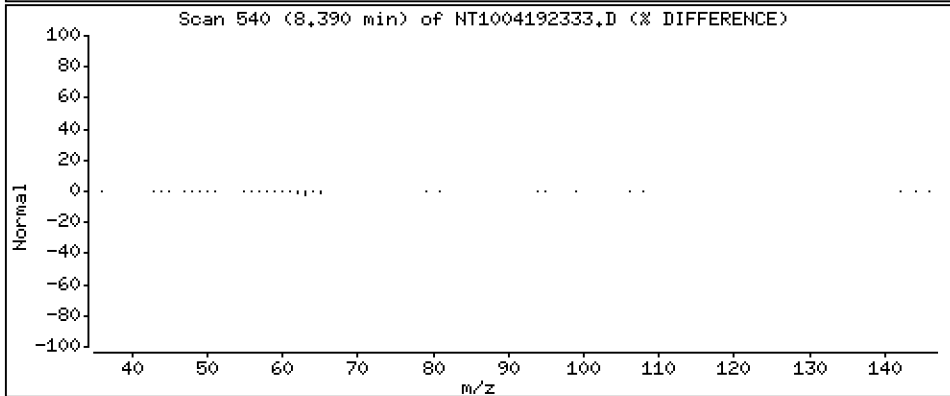
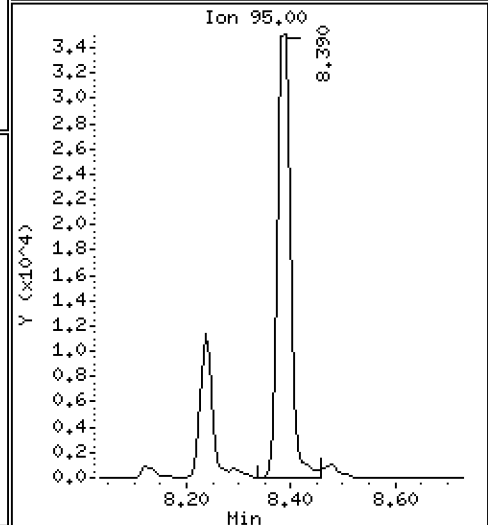
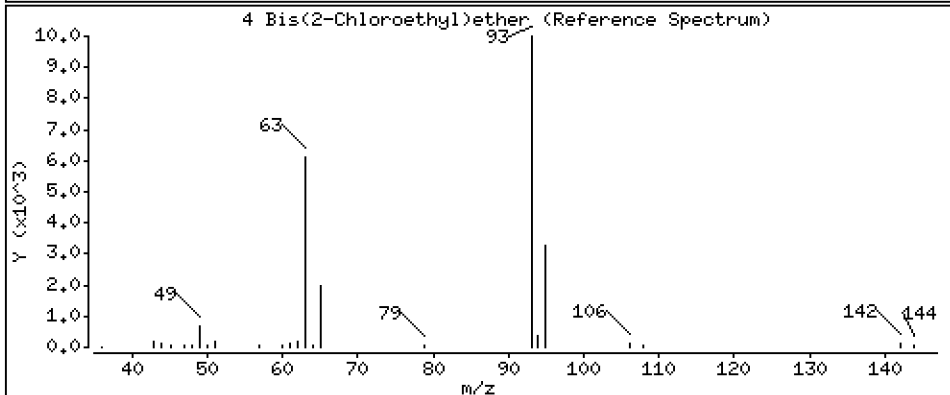
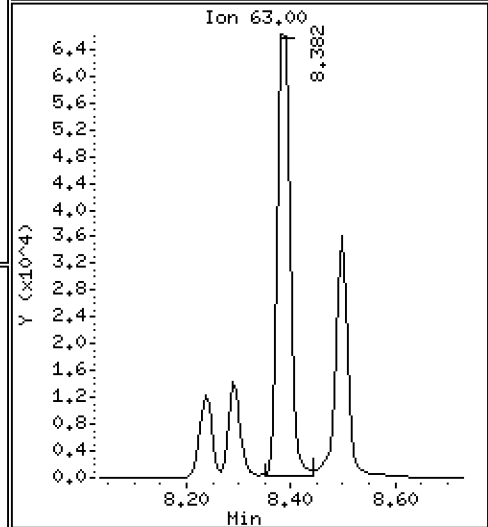
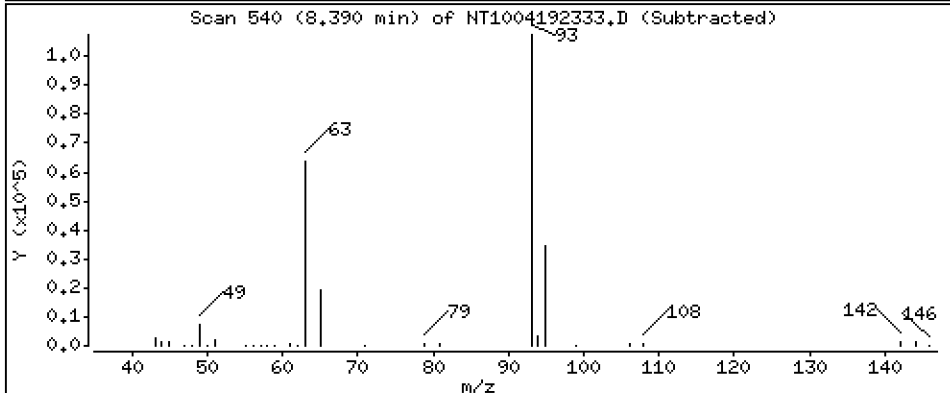
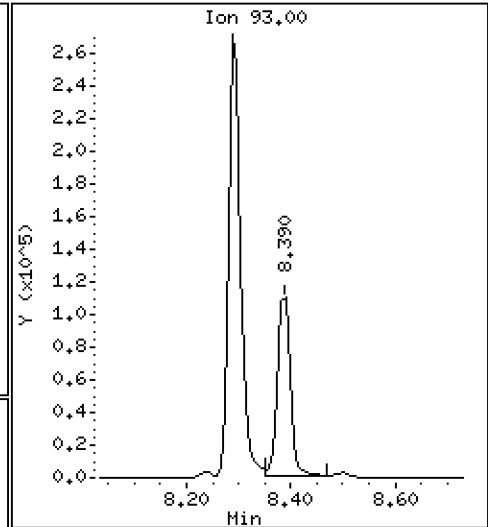
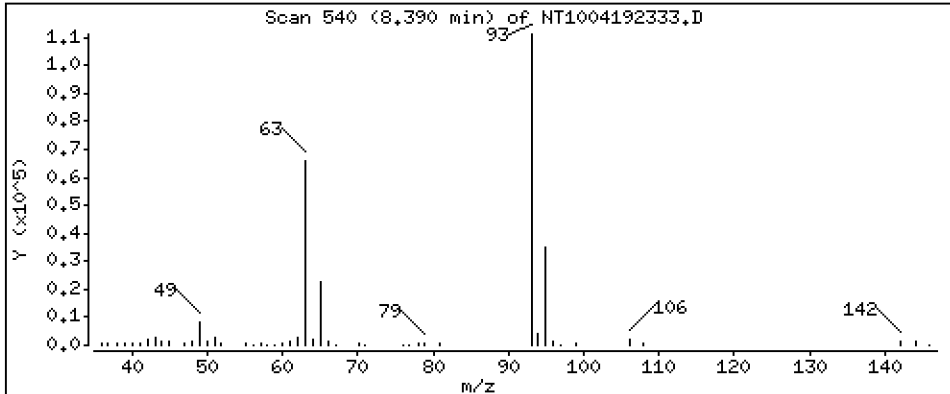
Operator: VTS

Column phase: ZB-5msi

Column diameter: 0.25

4 Bis(2-Chloroethyl)ether

Concentration: 4.522 ug/mL



Date : 20-APR-2023 07:41

Client ID:

Instrument: nt10.i

Sample Info: SLD0281-CCV1

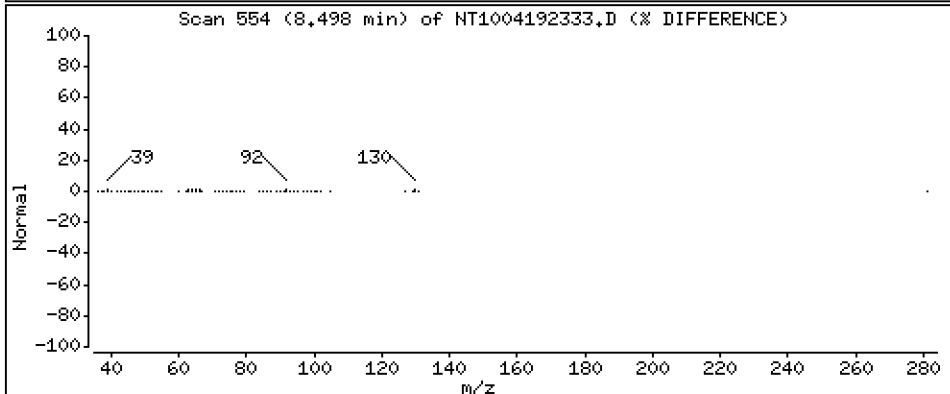
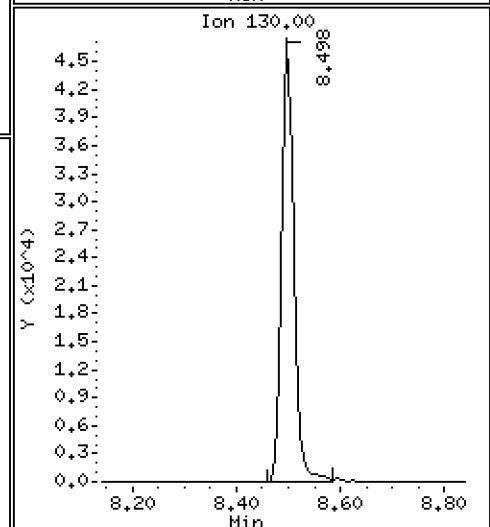
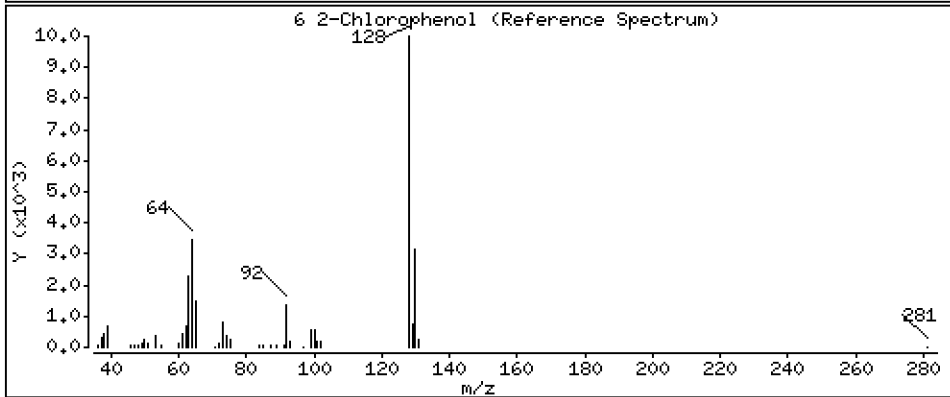
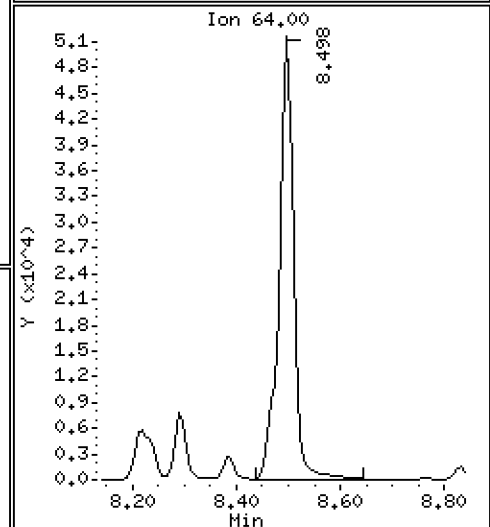
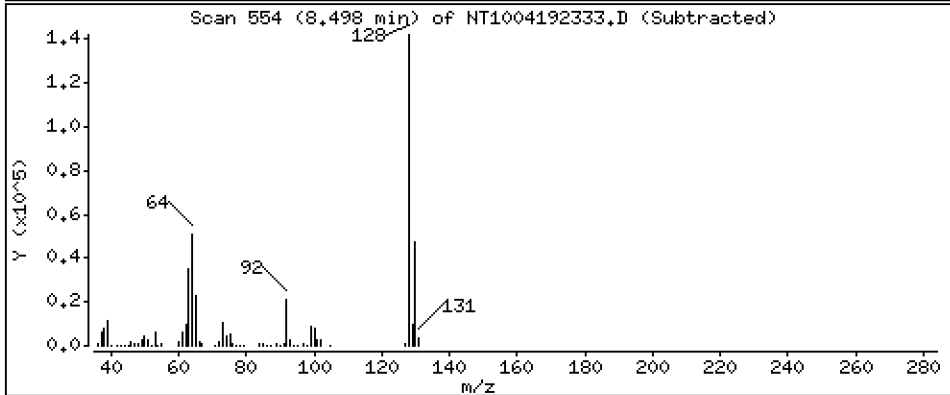
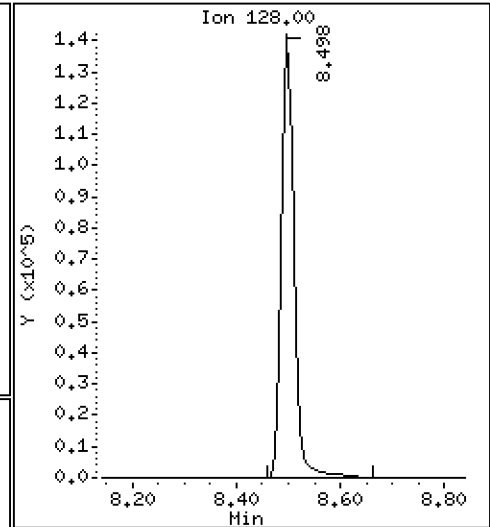
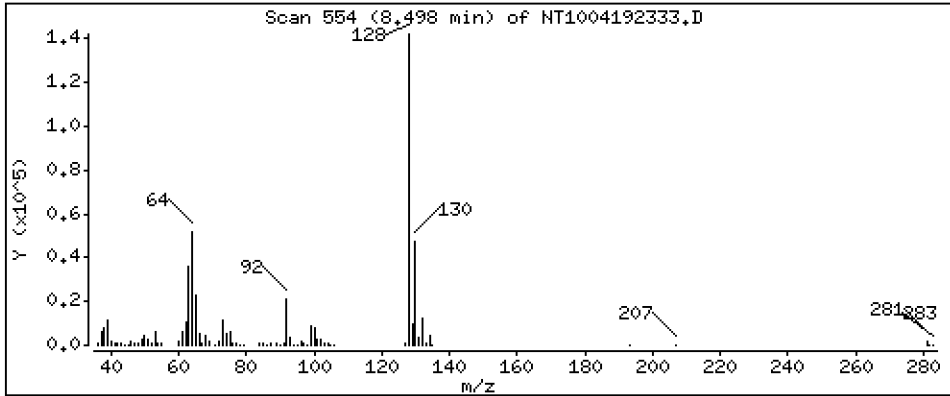
Operator: VTS

Column phase: ZB-5msi

Column diameter: 0,25

6 2-Chlorophenol

Concentration: 5,292 ug/mL



Date : 20-APR-2023 07:41

Client ID:

Instrument: nt10.i

Sample Info: SLD0281-CCV1

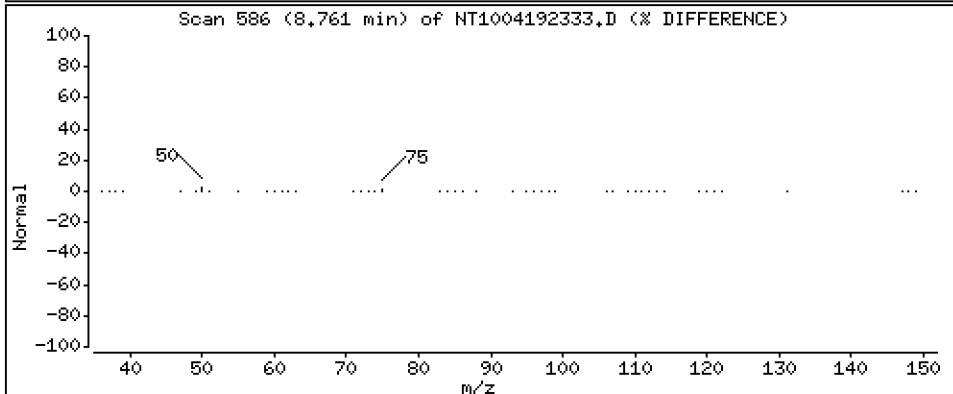
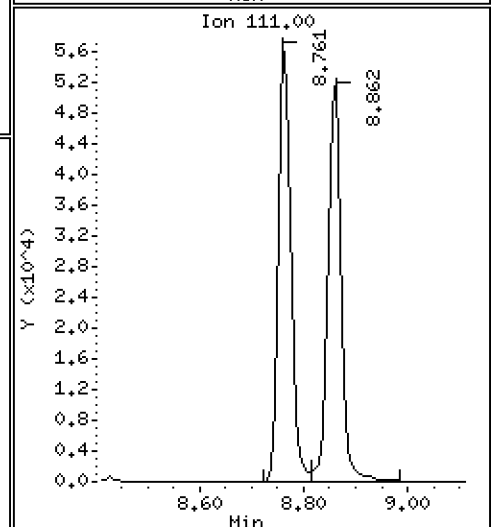
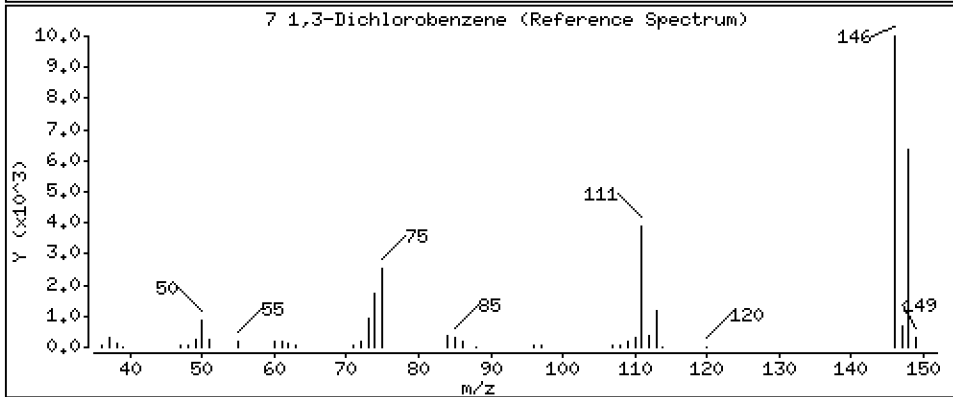
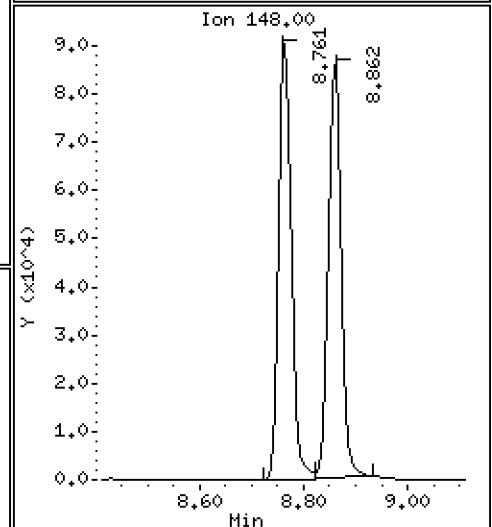
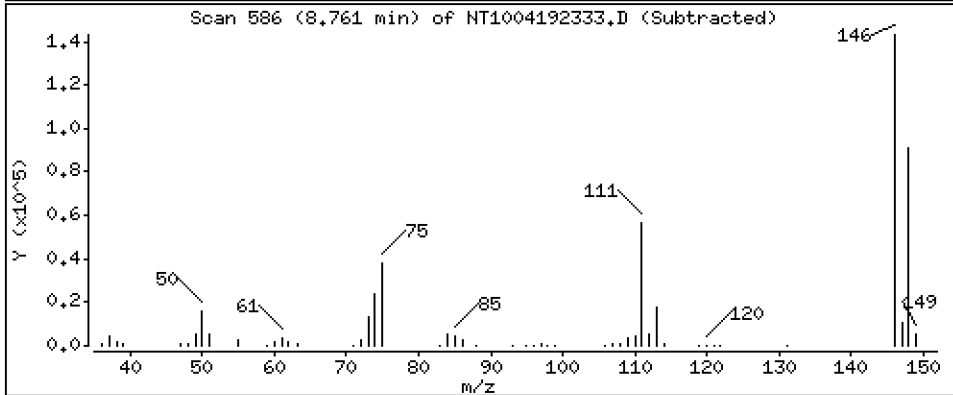
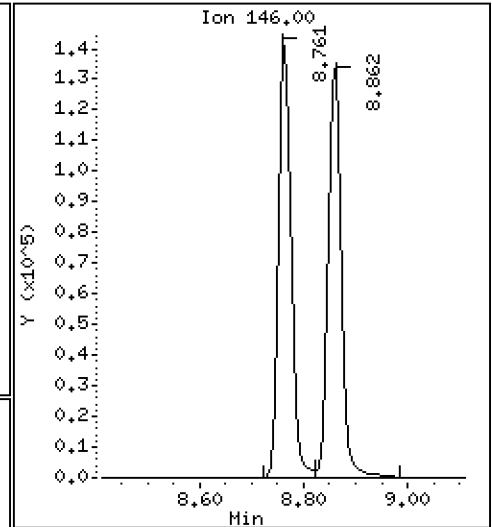
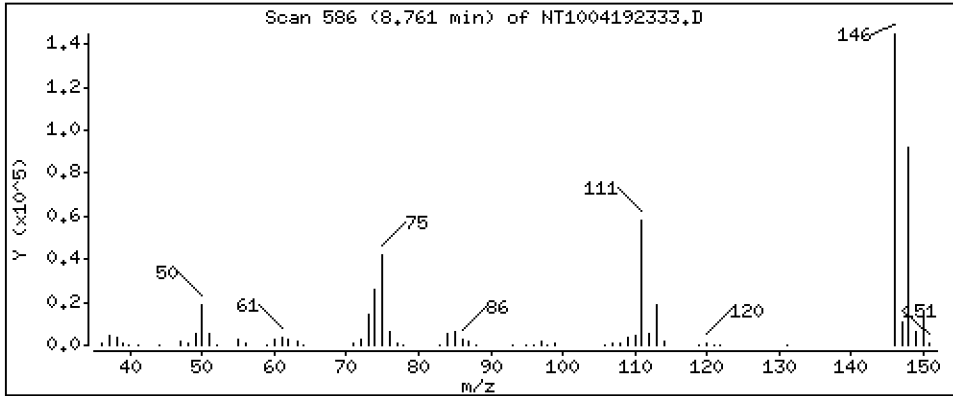
Operator: VTS

Column phase: ZB-5msi

Column diameter: 0,25

7 1,3-Dichlorobenzene

Concentration: 4,815 ug/mL



Date : 20-APR-2023 07:41

Client ID:

Instrument: nt10.i

Sample Info: SLD0281-CCV1

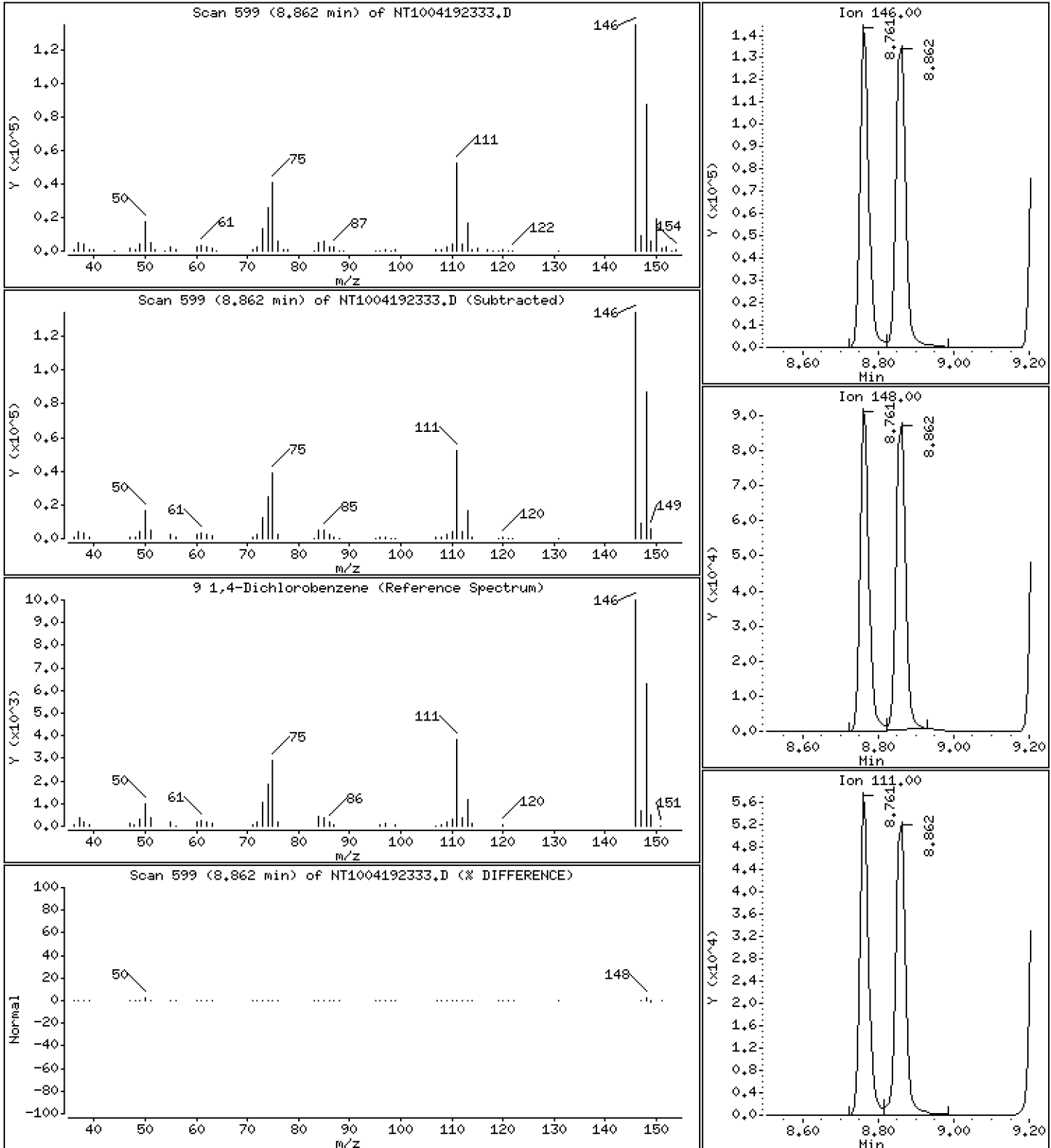
Operator: VTS

Column phase: ZB-5msi

Column diameter: 0,25

9 1,4-Dichlorobenzene

Concentration: 4,930 ug/mL



Date : 20-APR-2023 07:41

Client ID:

Instrument: nt10.i

Sample Info: SLD0281-CCV1

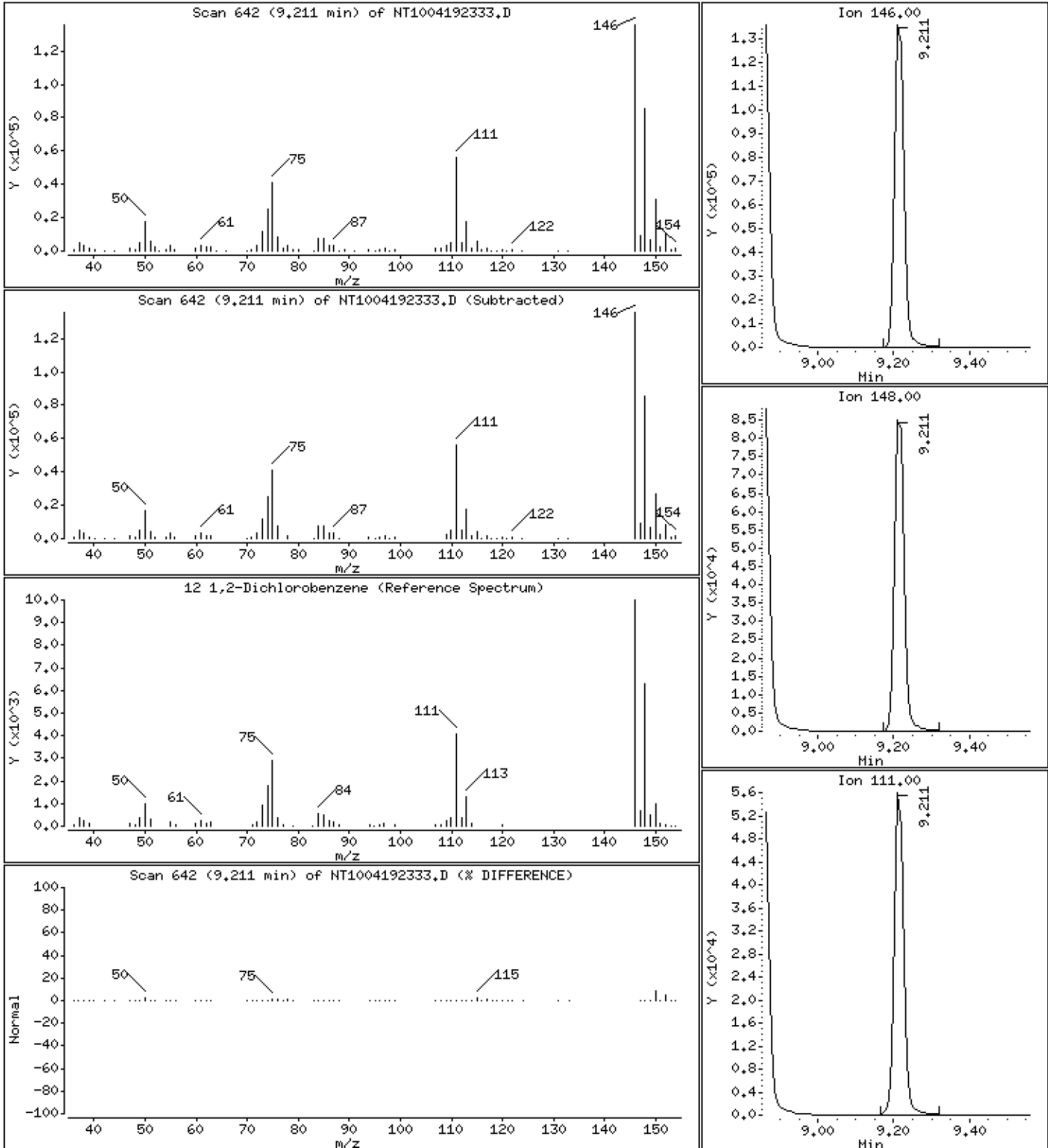
Operator: VTS

Column phase: ZB-5msi

Column diameter: 0,25

12 1,2-Dichlorobenzene

Concentration: 4,832 ug/mL



Date : 20-APR-2023 07:41

Client ID:

Instrument: nt10.i

Sample Info: SLD0281-CCV1

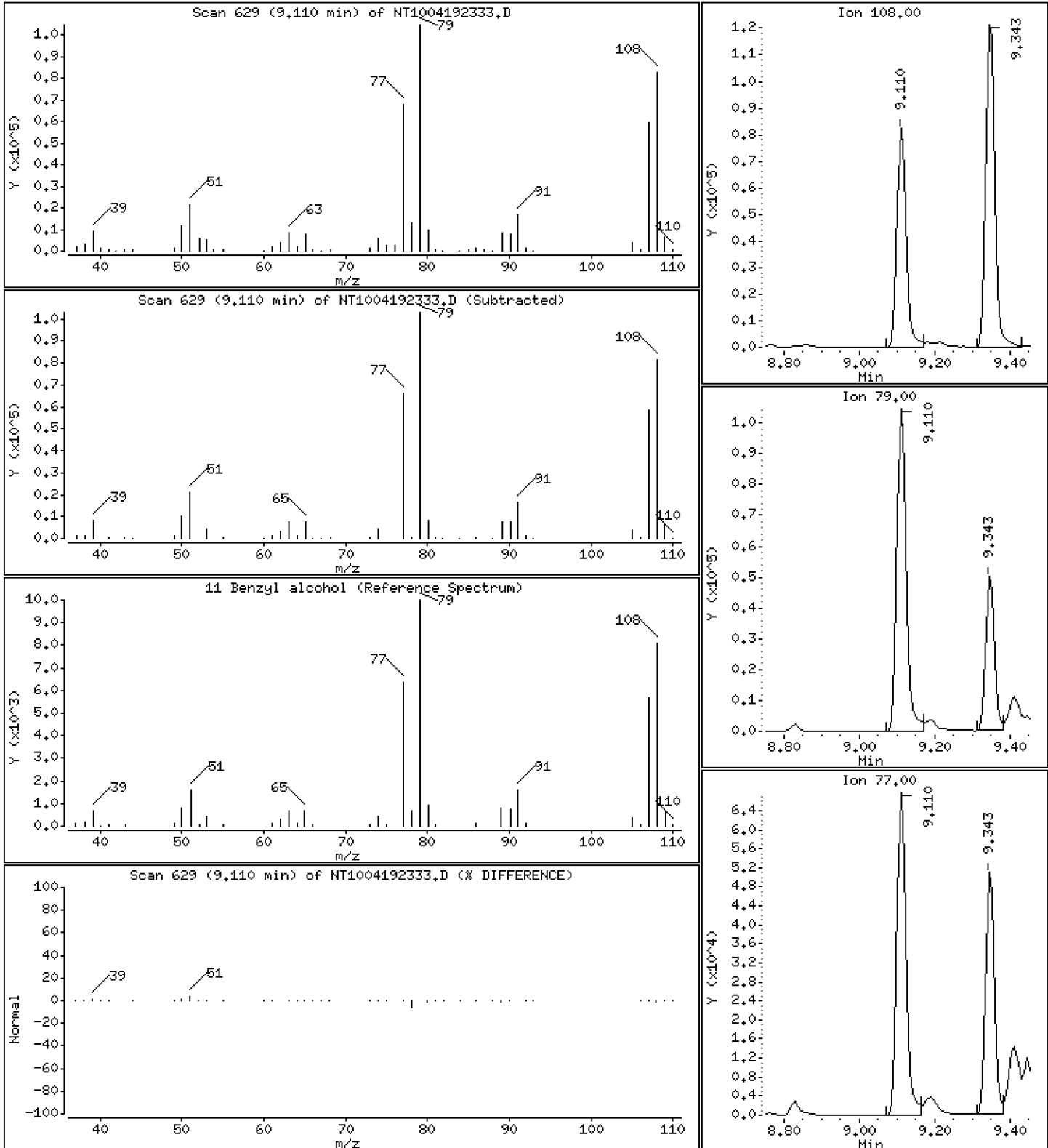
Operator: VTS

Column phase: ZB-5msi

Column diameter: 0.25

11 Benzyl alcohol

Concentration: 5,280 ug/mL



Date : 20-APR-2023 07:41

Client ID:

Instrument: nt10.i

Sample Info: SLD0281-CCV1

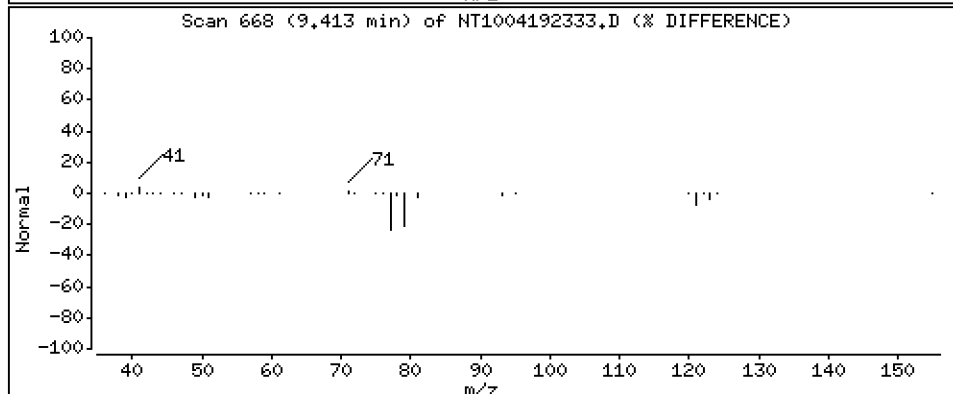
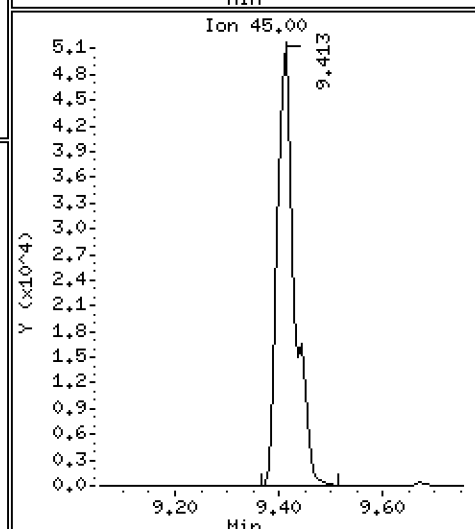
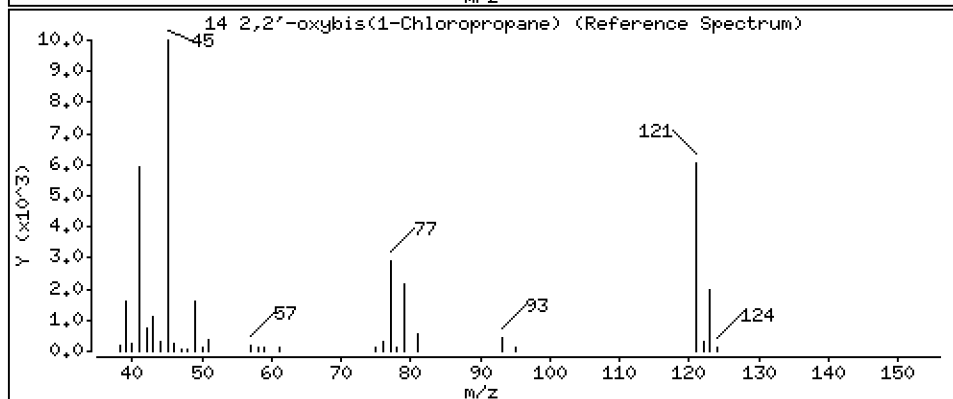
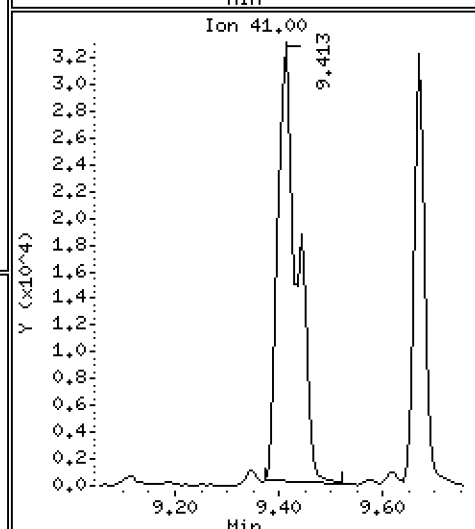
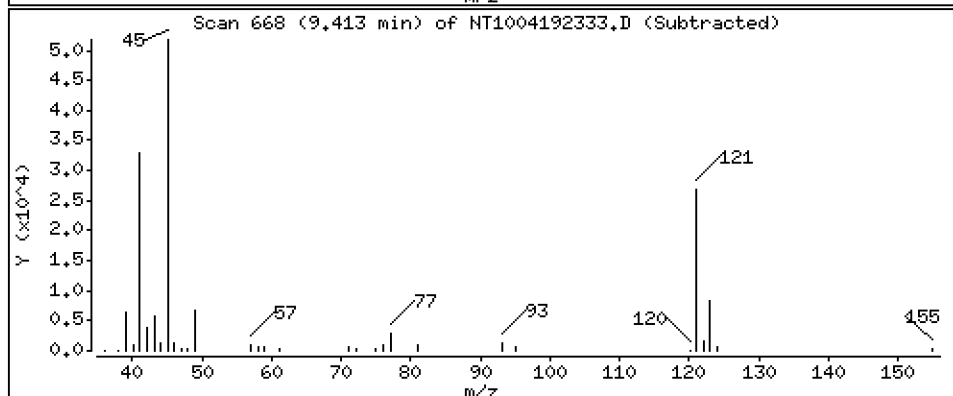
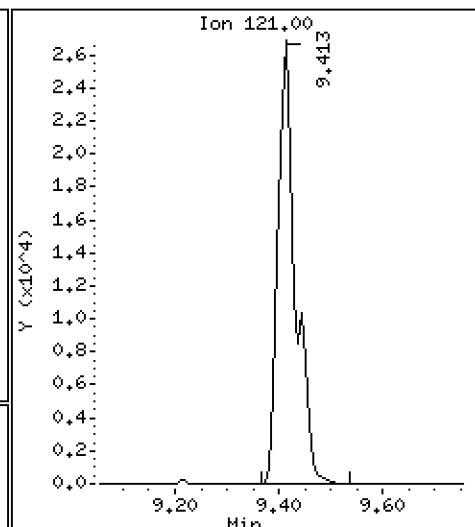
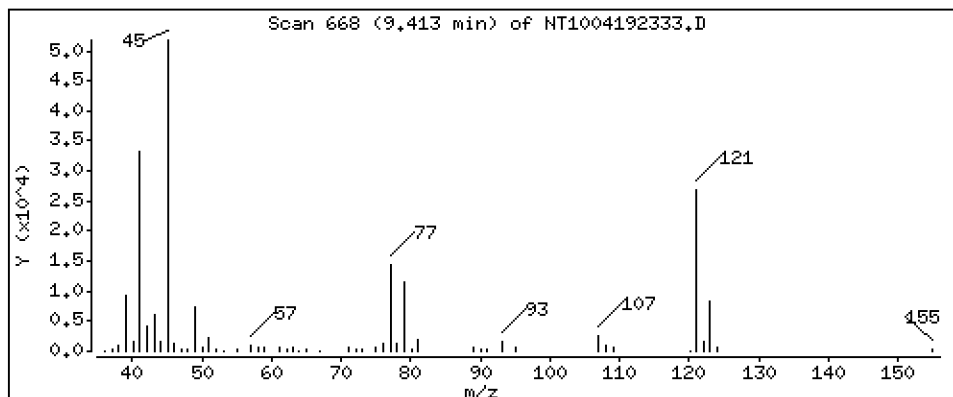
Operator: VTS

Column phase: ZB-5msi

Column diameter: 0.25

14 2,2'-oxybis(1-Chloropropane)

Concentration: 5.068 ug/mL



Date : 20-APR-2023 07:41

Client ID:

Instrument: nt10.i

Sample Info: SLD0281-CCV1

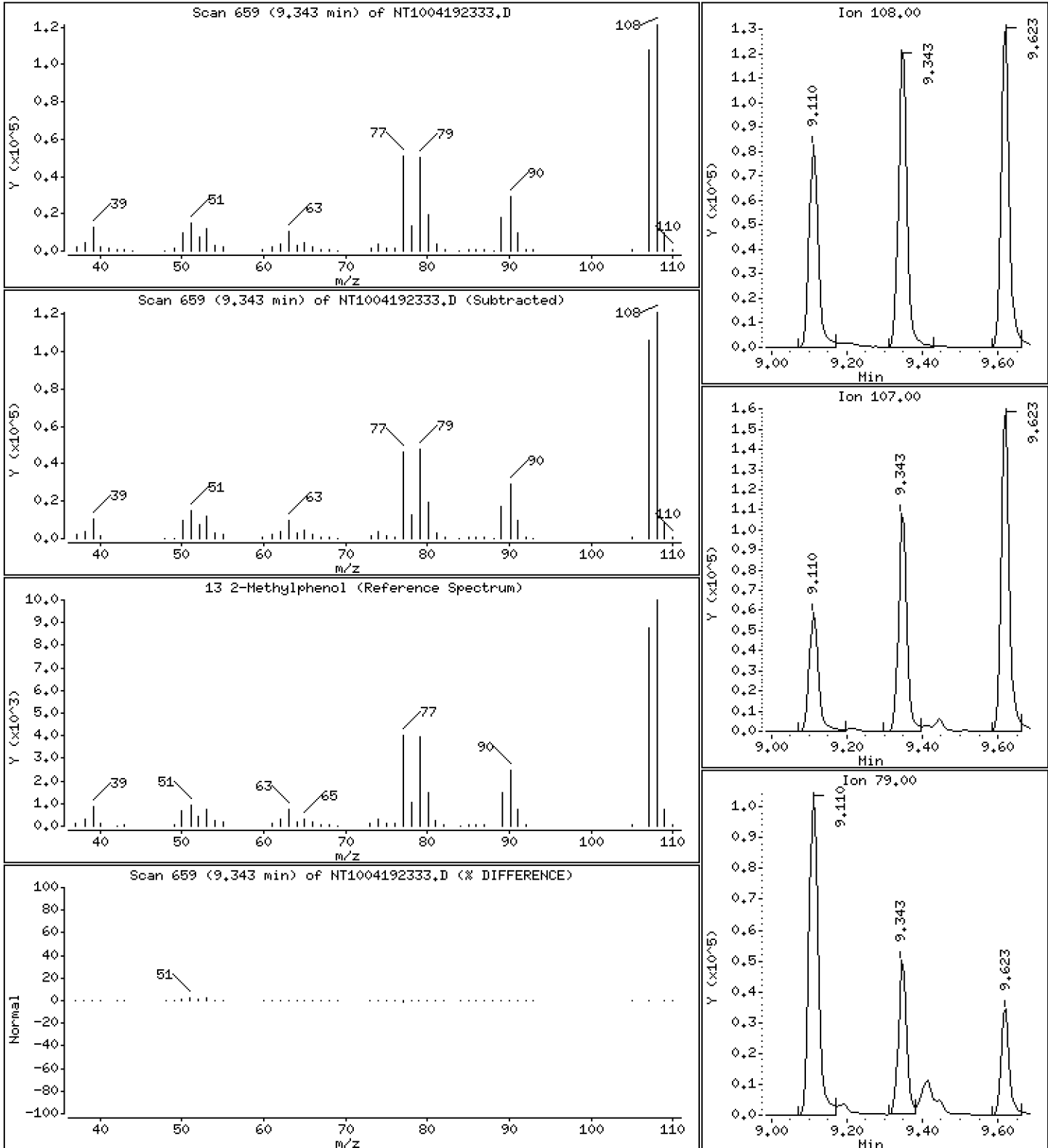
Operator: VTS

Column phase: ZB-5msi

Column diameter: 0.25

13 2-Methylphenol

Concentration: 4.903 ug/mL



Date : 20-APR-2023 07:41

Client ID:

Instrument: nt10.i

Sample Info: SLD0281-CCV1

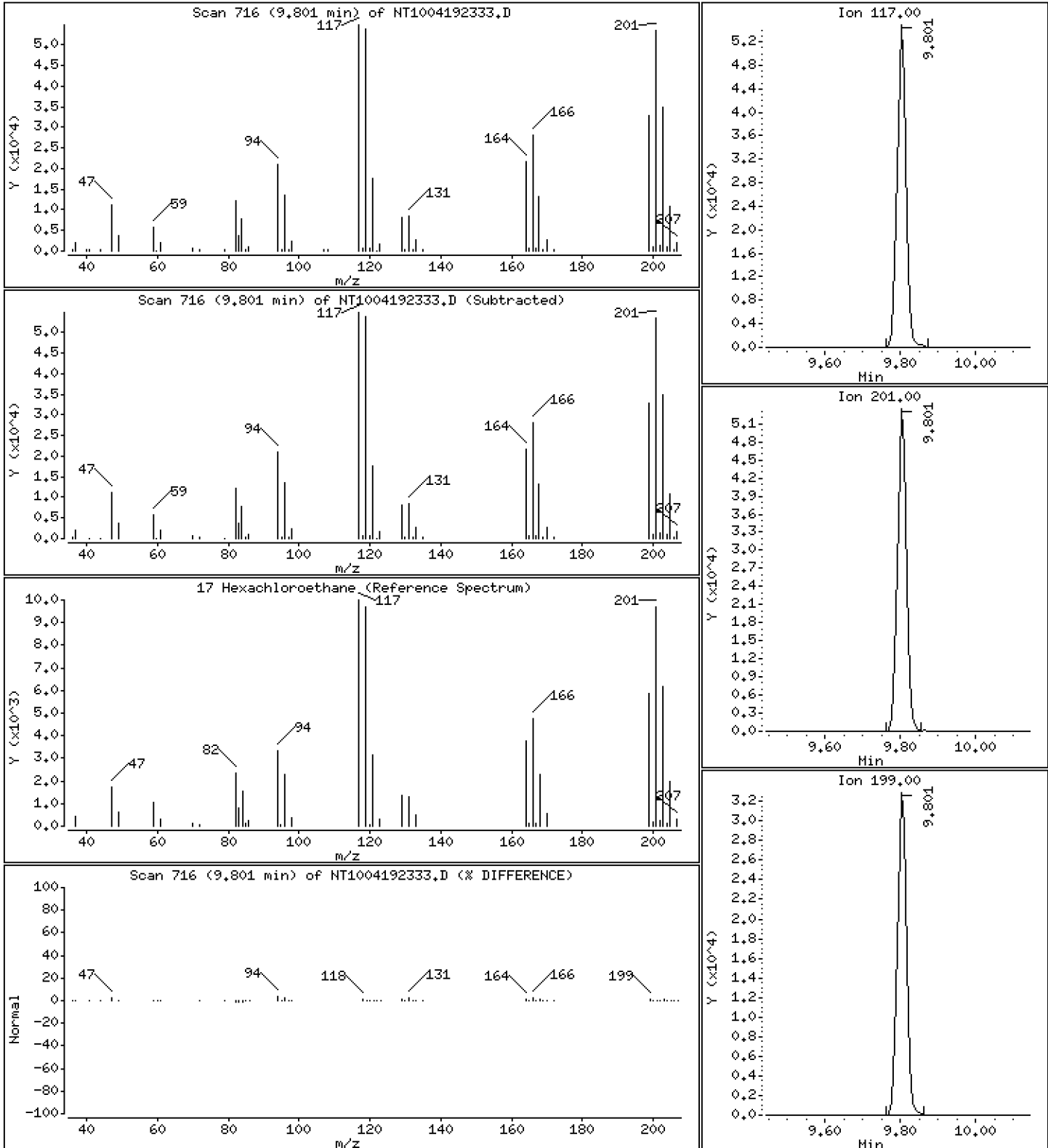
Operator: VTS

Column phase: ZB-5msi

Column diameter: 0.25

17 Hexachloroethane

Concentration: 4,560 ug/mL



Date : 20-APR-2023 07:41

Client ID:

Instrument: nt10.i

Sample Info: SLD0281-CCV1

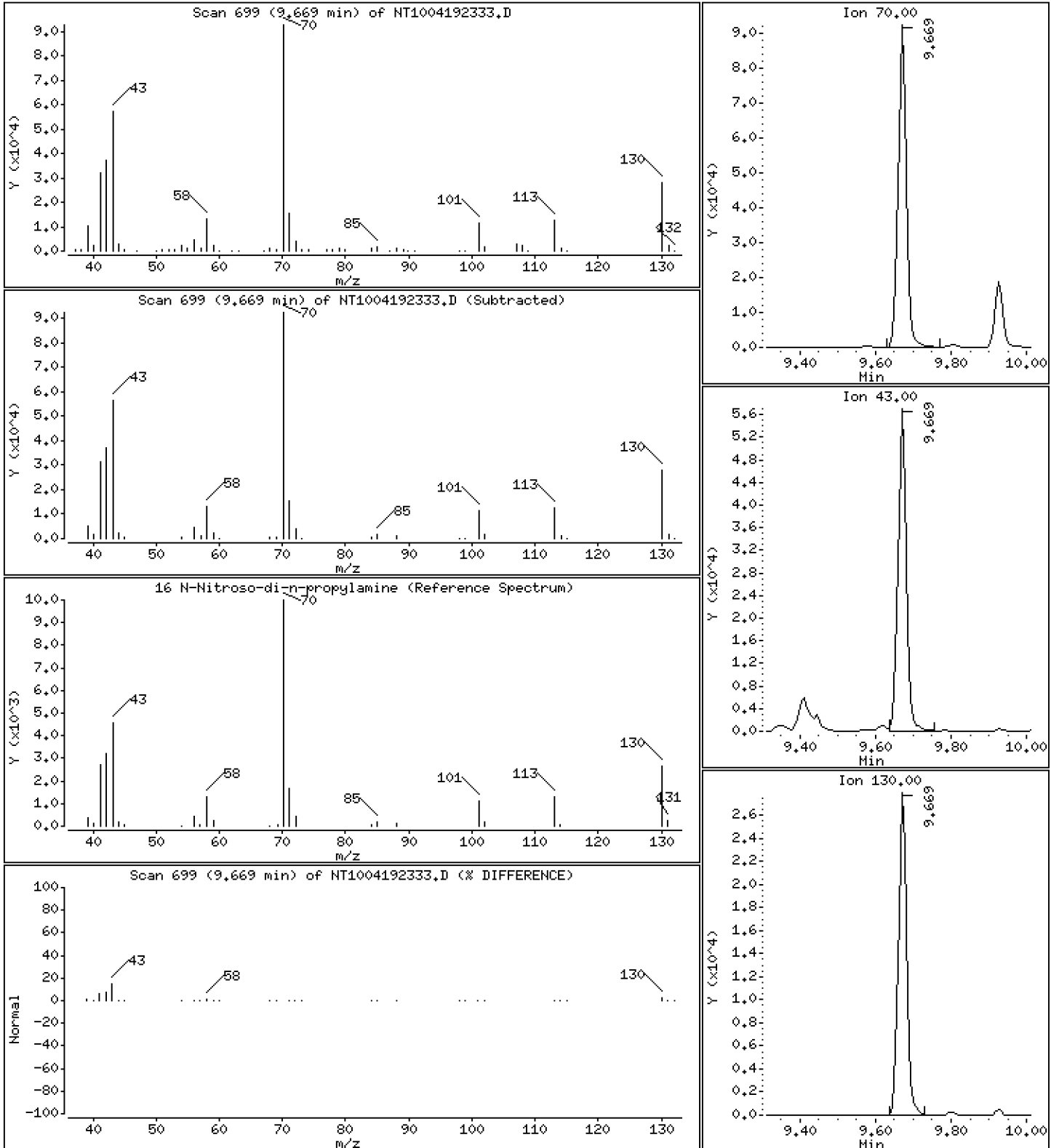
Operator: VTS

Column phase: ZB-5msi

Column diameter: 0,25

16 N-Nitroso-di-n-propylamine

Concentration: 4,432 ug/mL



Date : 20-APR-2023 07:41

Client ID:

Instrument: nt10.i

Sample Info: SLD0281-CCV1

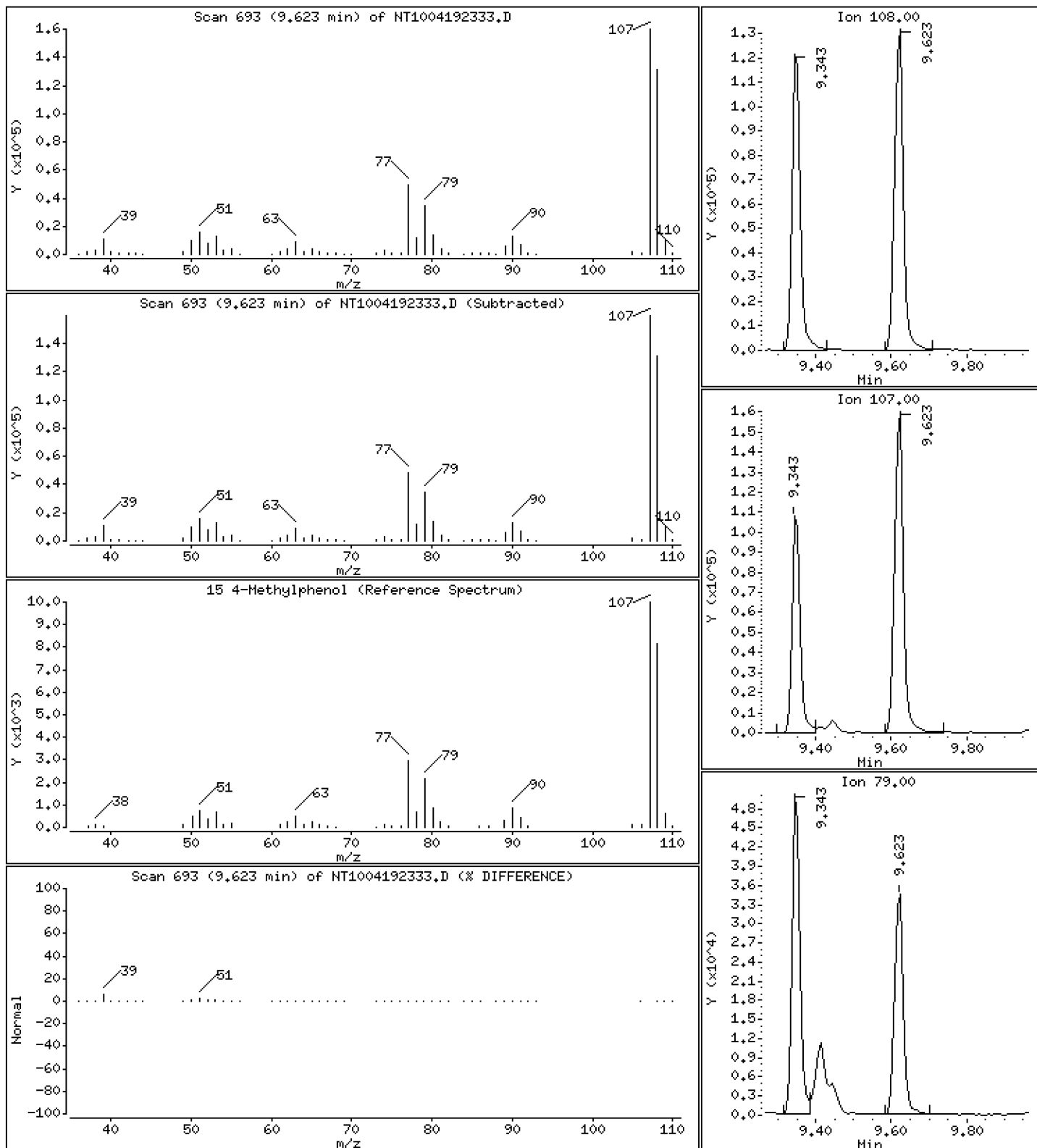
Operator: VTS

Column phase: ZB-5msi

Column diameter: 0,25

15 4-Methylphenol

Concentration: 4,964 ug/mL



Date : 20-APR-2023 07:41

Client ID:

Instrument: nt10.i

Sample Info: SLD0281-CCV1

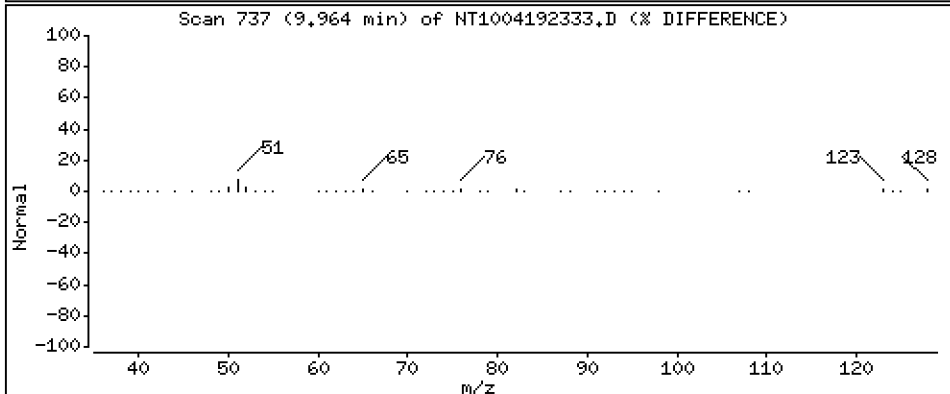
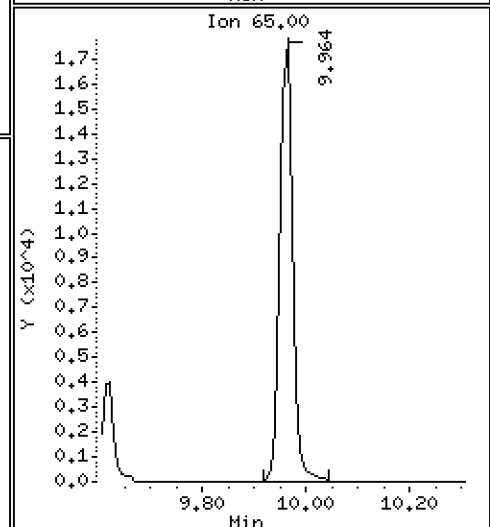
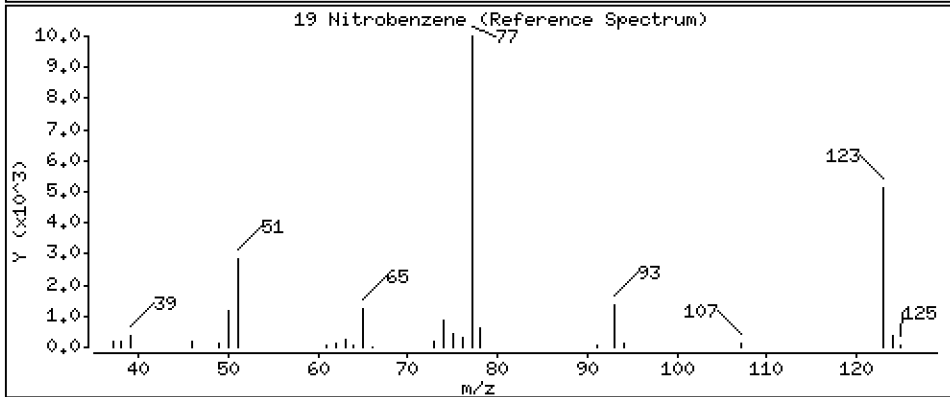
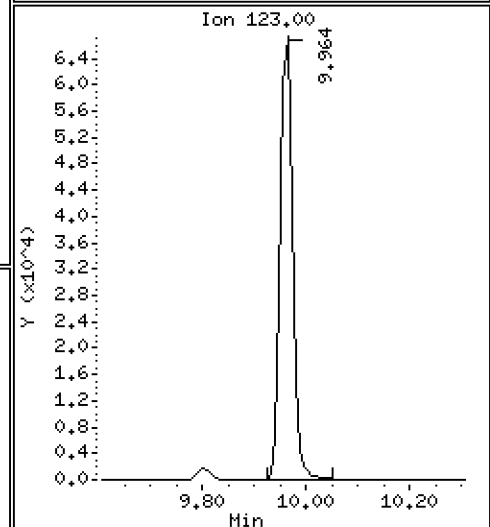
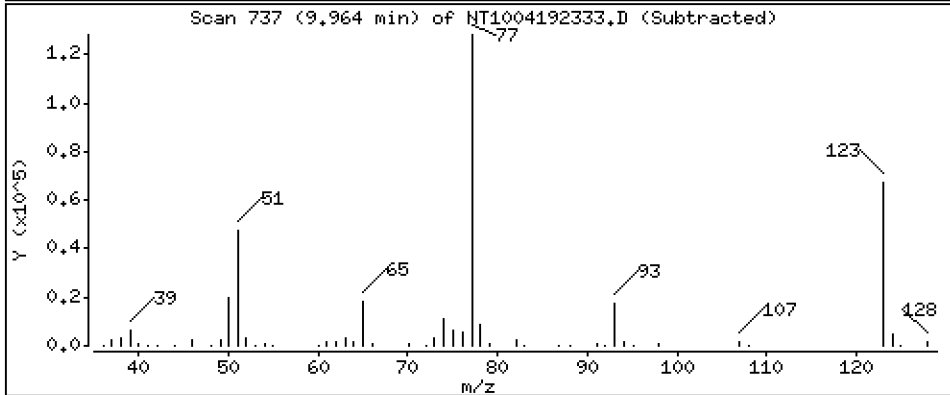
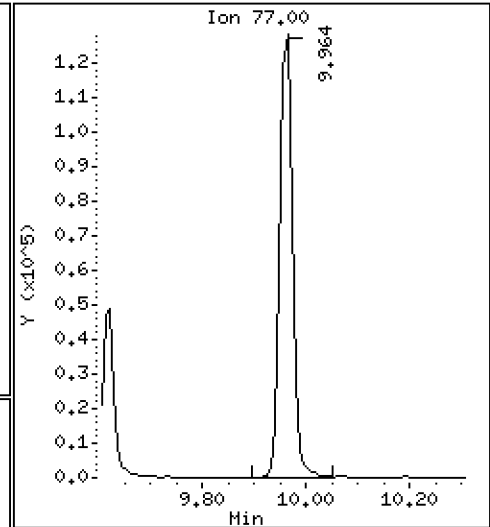
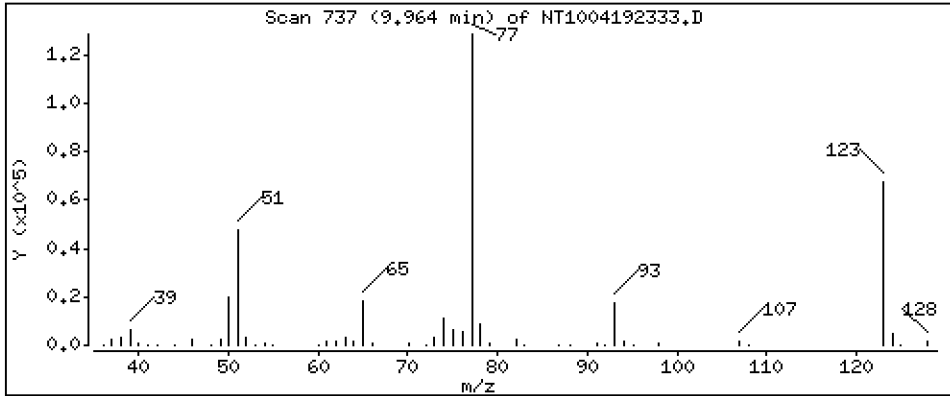
Operator: VTS

Column phase: ZB-5msi

Column diameter: 0,25

19 Nitrobenzene

Concentration: 4,459 ug/mL



Date : 20-APR-2023 07:41

Client ID:

Instrument: nt10.i

Sample Info: SLD0281-CCV1

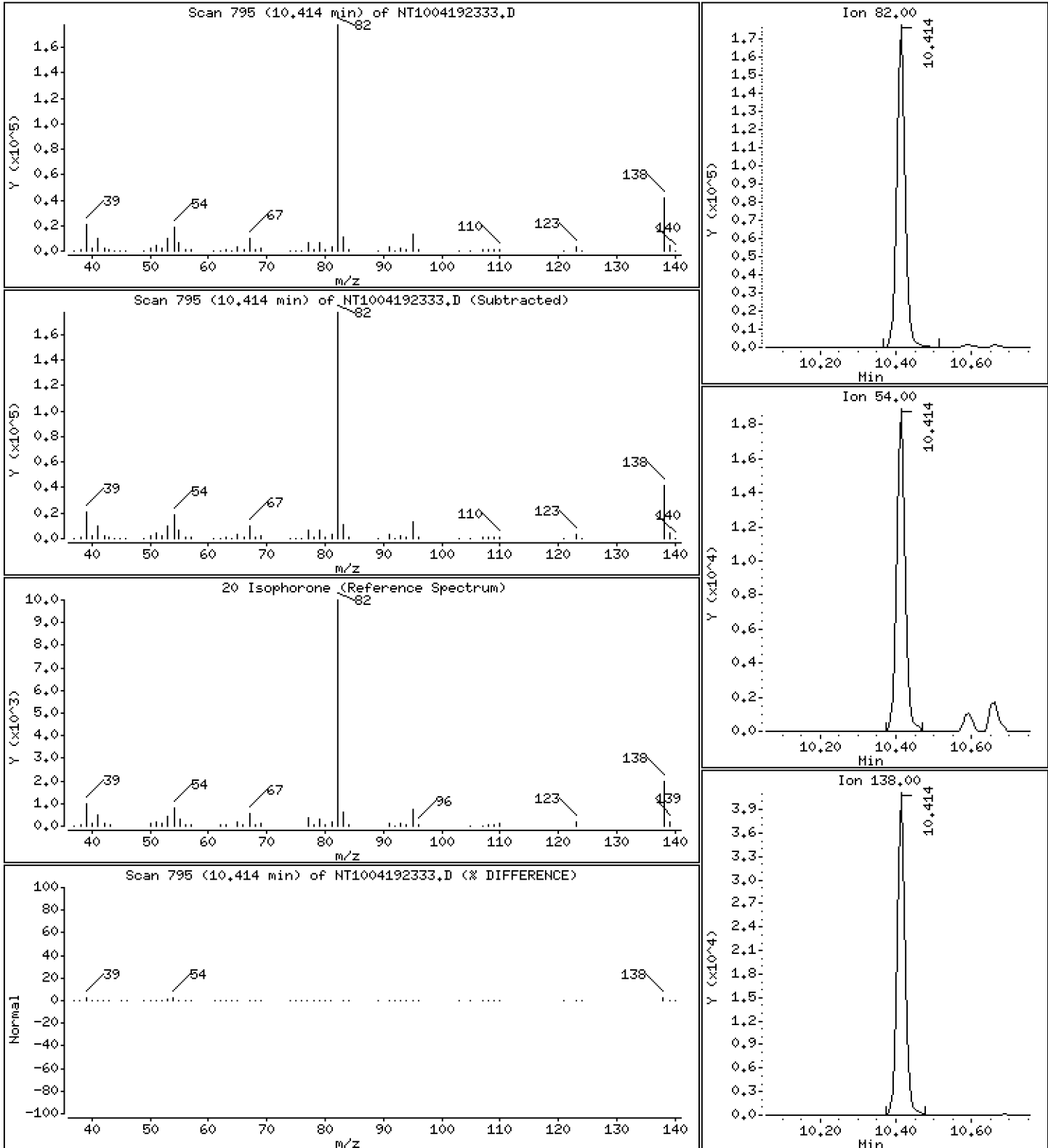
Operator: VTS

Column phase: ZB-5msi

Column diameter: 0,25

20 Isophorone

Concentration: 5,192 ug/mL



Date : 20-APR-2023 07:41

Client ID:

Instrument: nt10.i

Sample Info: SLD0281-CCV1

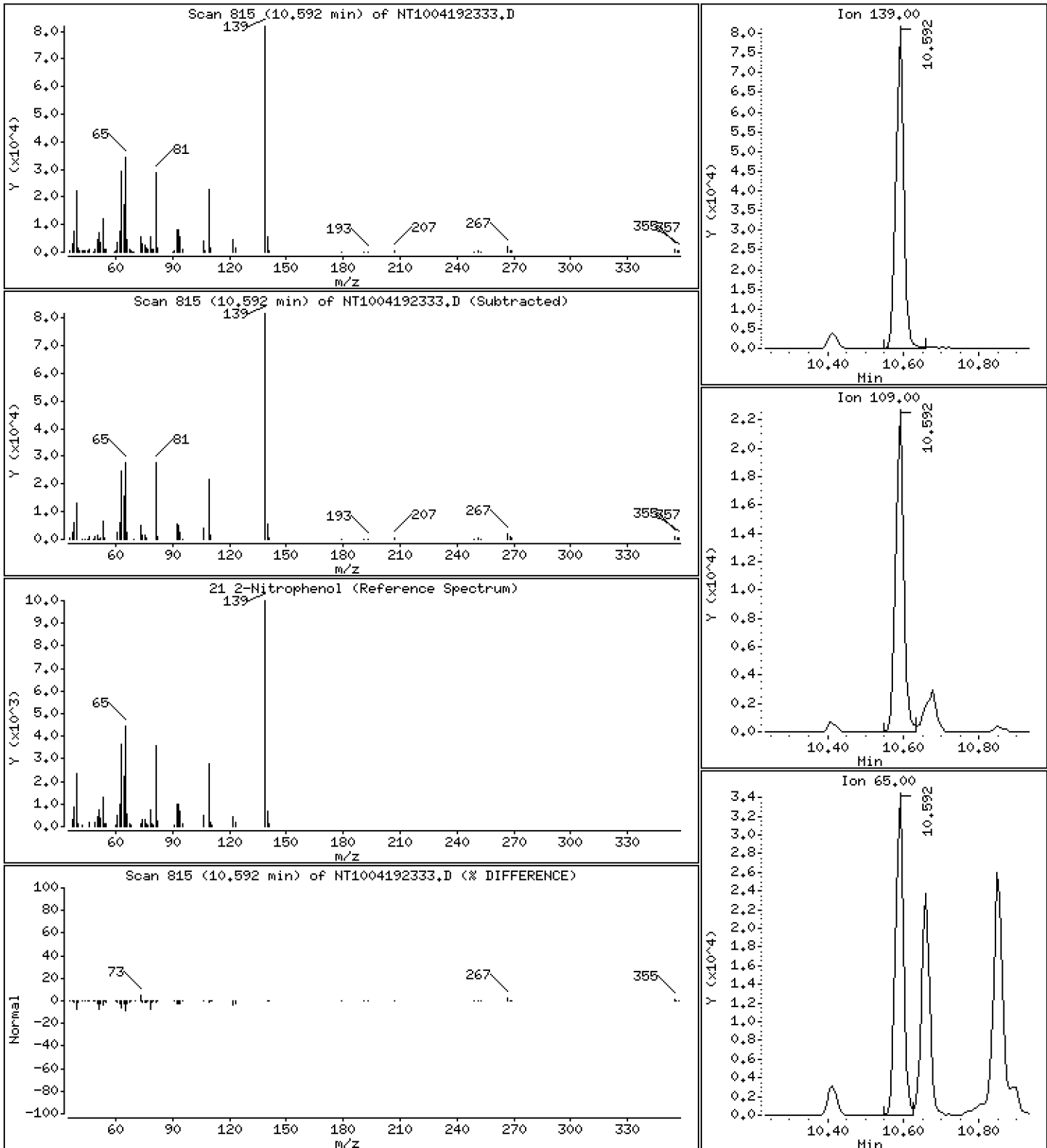
Operator: VTS

Column phase: ZB-5msi

Column diameter: 0,25

21 2-Nitrophenol

Concentration: 5,307 ug/mL



Date : 20-APR-2023 07:41

Client ID:

Instrument: nt10.i

Sample Info: SLD0281-CCV1

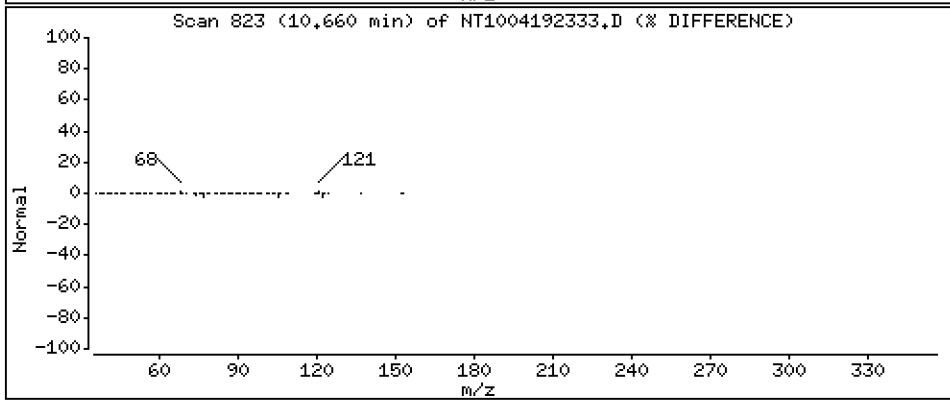
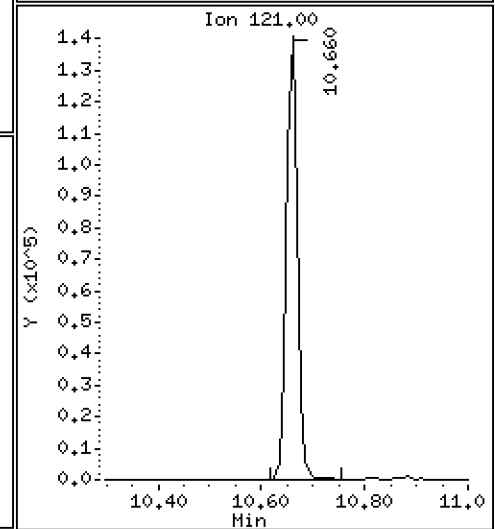
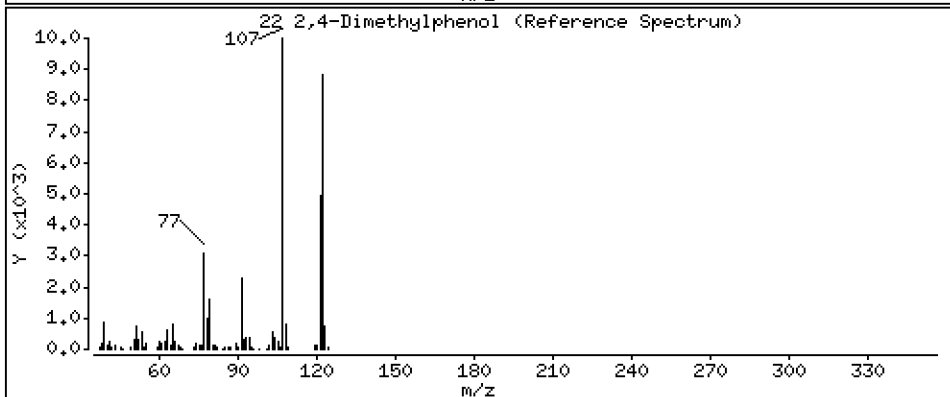
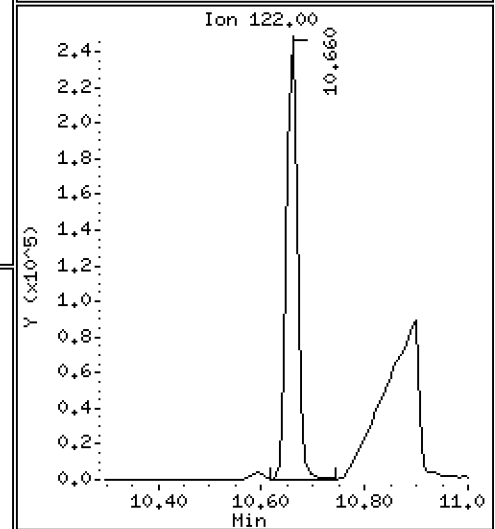
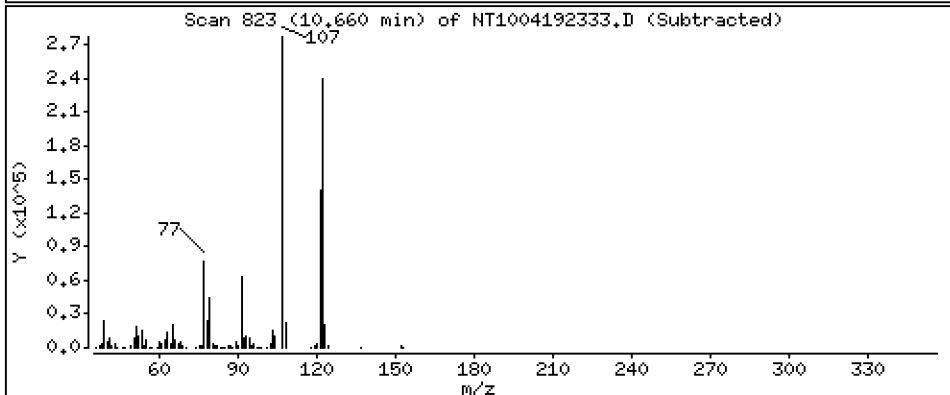
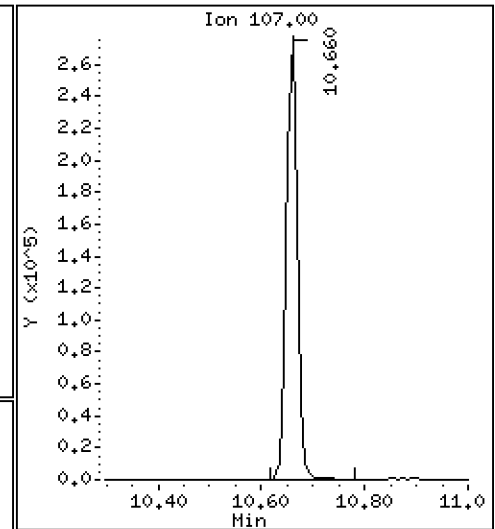
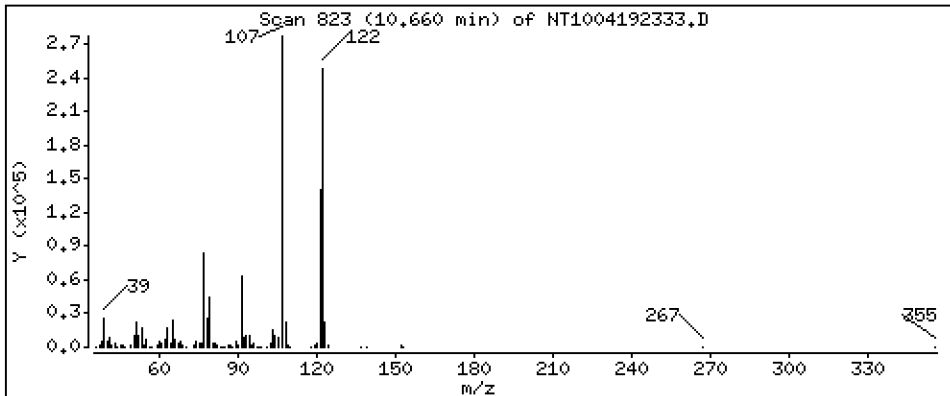
Operator: VTS

Column phase: ZB-5msi

Column diameter: 0,25

22 2,4-Dimethylphenol

Concentration: 9,494 ug/mL



Date : 20-APR-2023 07:41

Client ID:

Instrument: nt10.i

Sample Info: SLD0281-CCV1

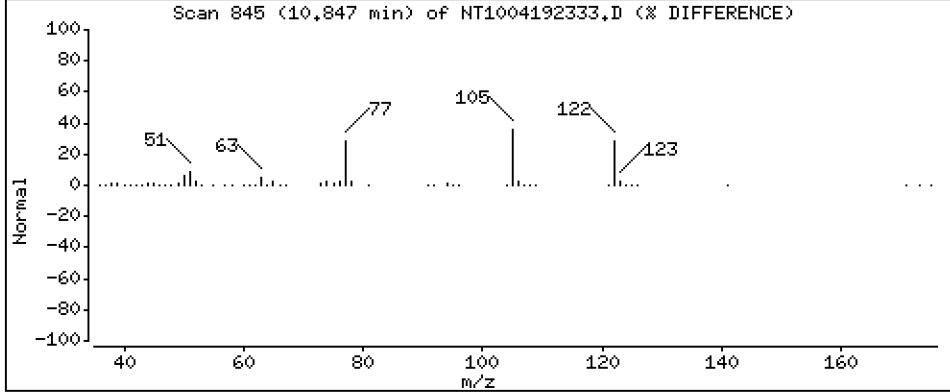
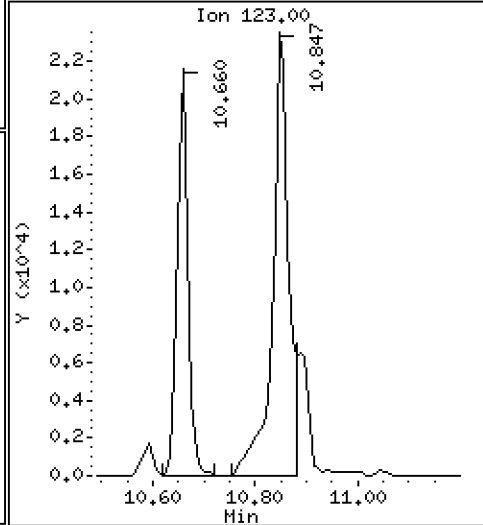
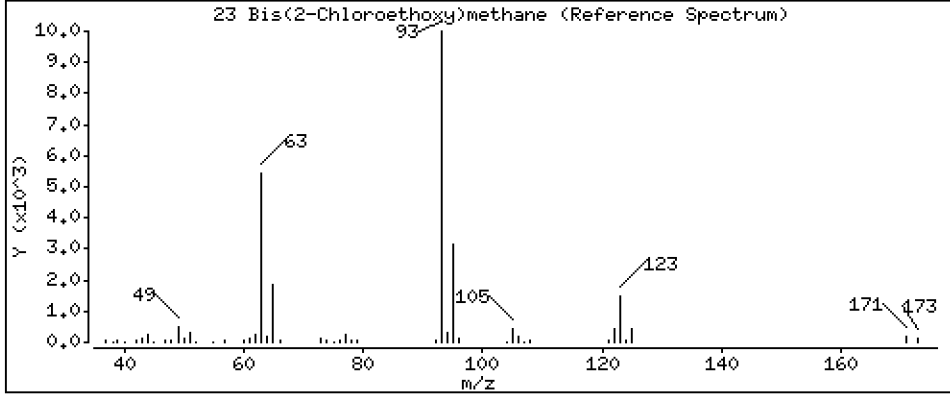
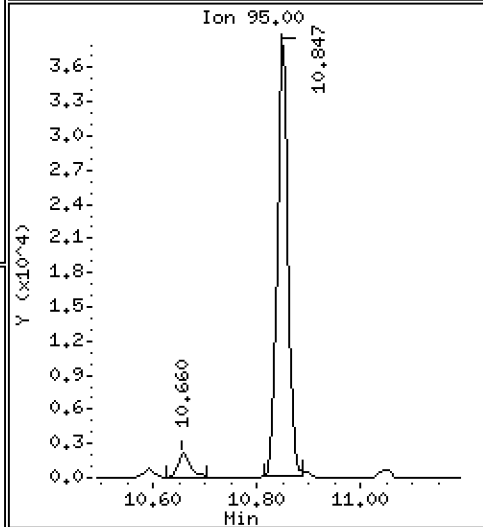
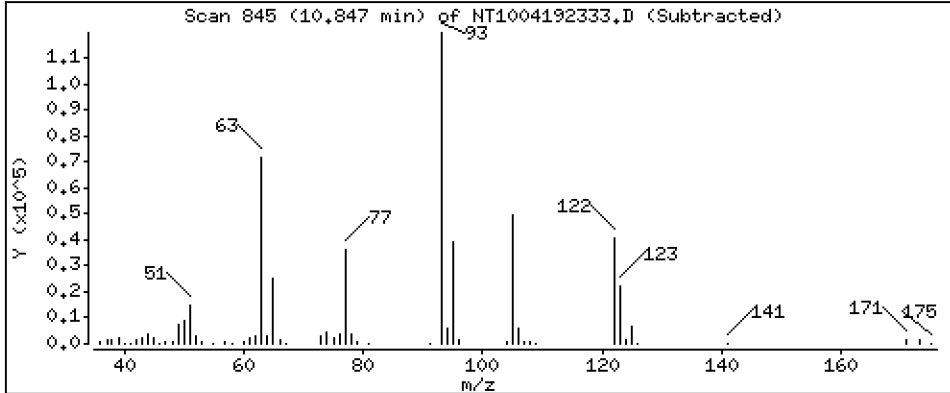
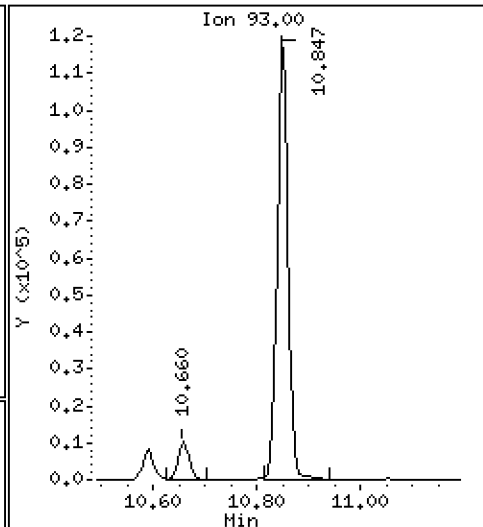
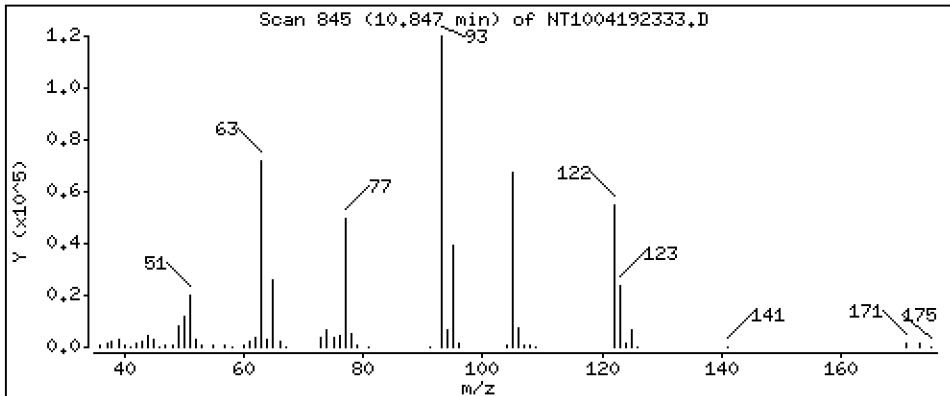
Operator: VTS

Column phase: ZB-5msi

Column diameter: 0,25

23 Bis(2-Chloroethoxy)methane

Concentration: 4,493 ug/mL



Date : 20-APR-2023 07:41

Client ID:

Instrument: nt10.i

Sample Info: SLD0281-CCV1

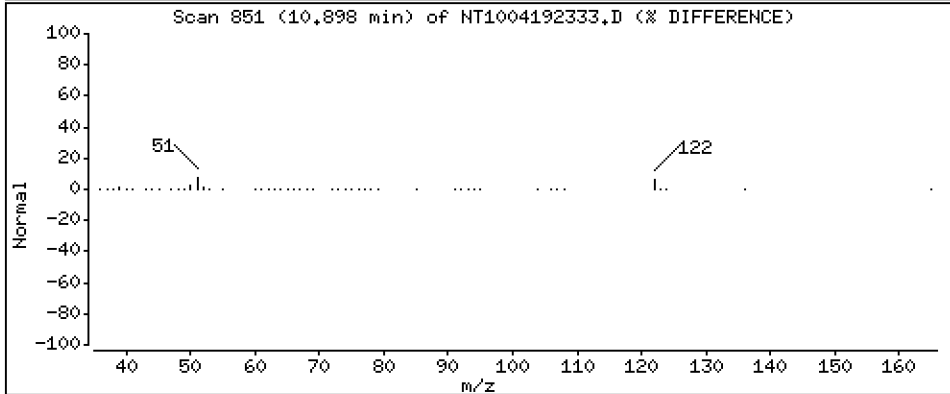
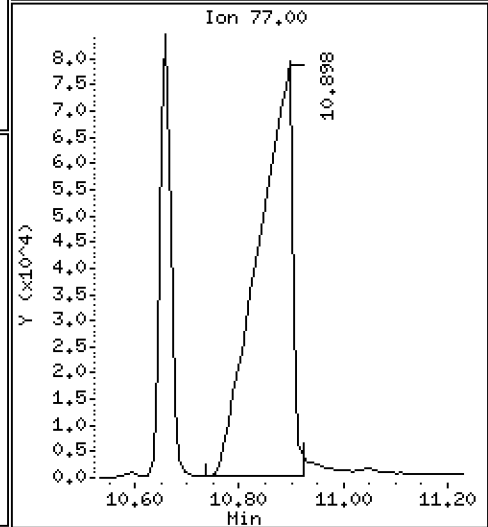
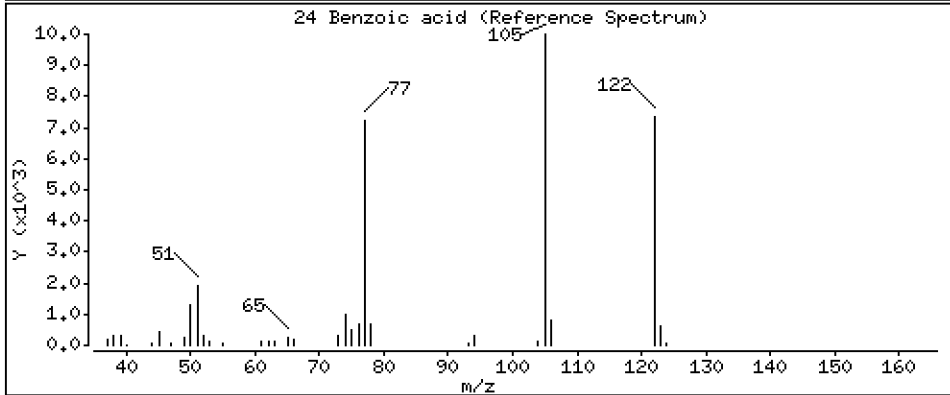
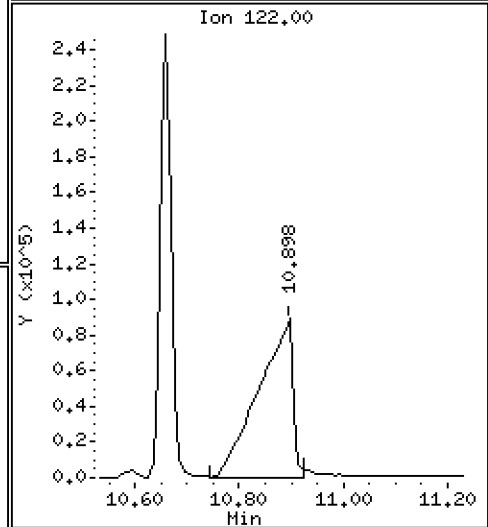
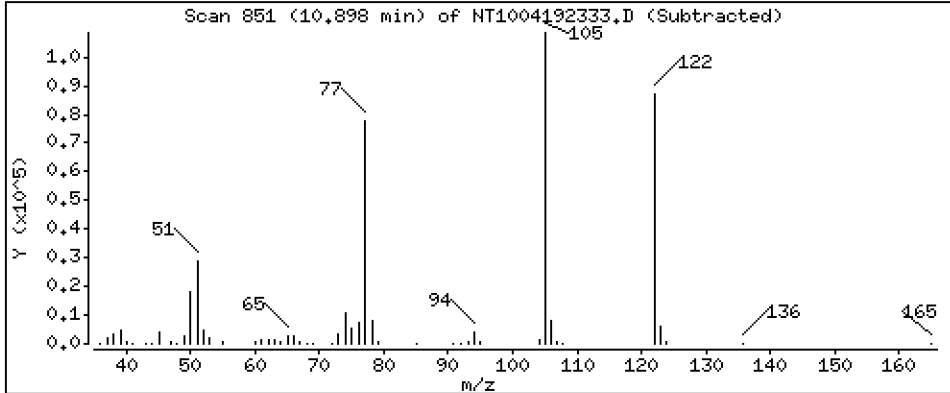
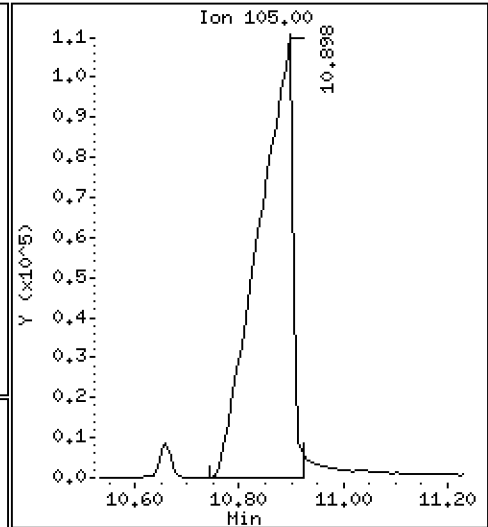
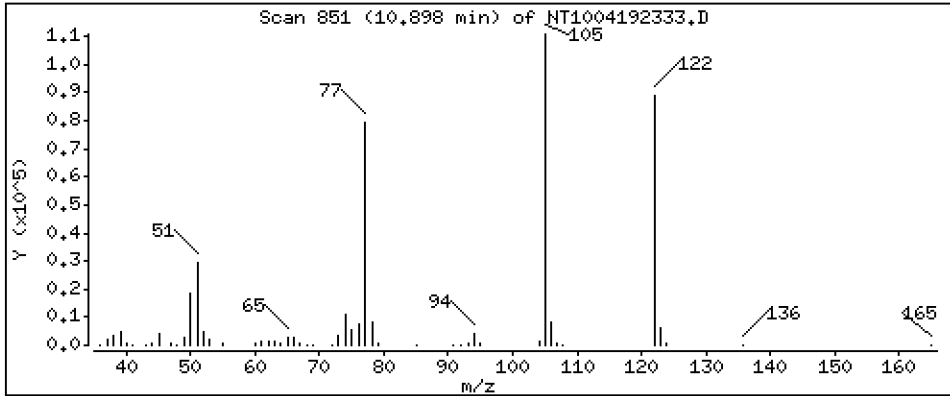
Operator: VTS

Column phase: ZB-5msi

Column diameter: 0,25

24 Benzoic acid

Concentration: 20,17 ug/mL



Date : 20-APR-2023 07:41

Client ID:

Instrument: nt10.i

Sample Info: SLD0281-CCV1

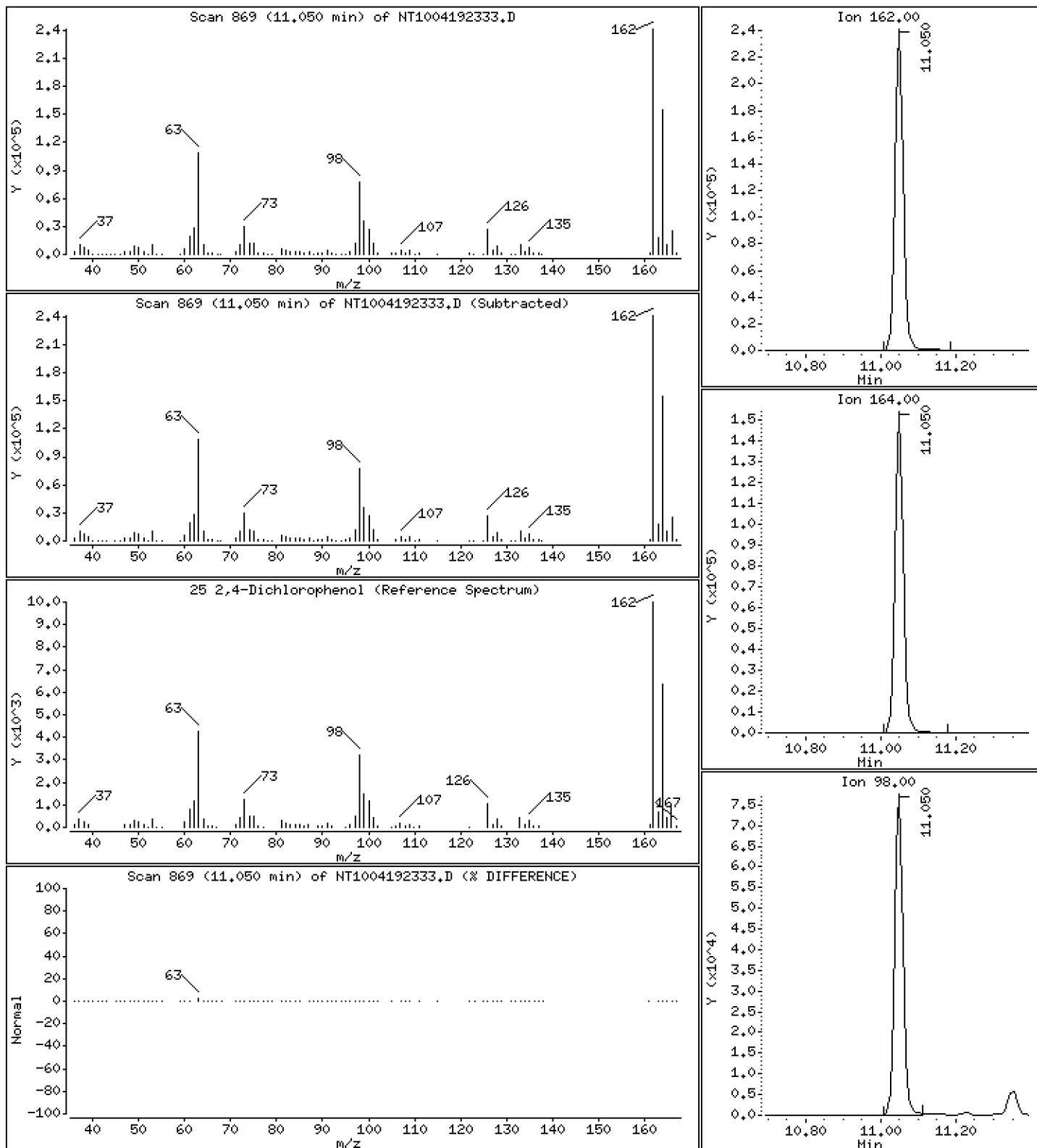
Operator: VTS

Column phase: ZB-5msi

Column diameter: 0,25

25 2,4-Dichlorophenol

Concentration: 11,64 ug/mL



Date : 20-APR-2023 07:41

Client ID:

Instrument: nt10.i

Sample Info: SLD0281-CCV1

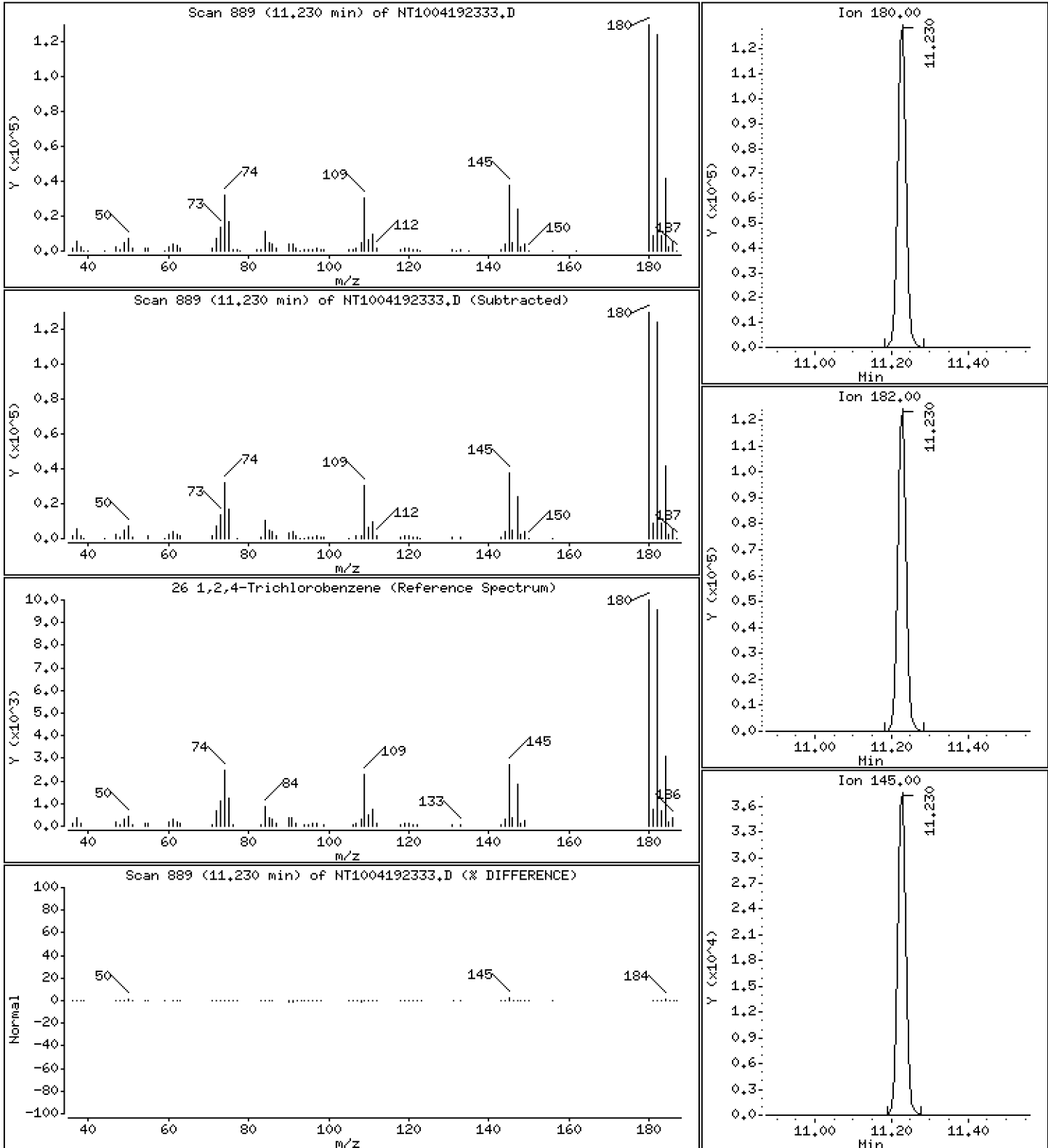
Operator: VTS

Column phase: ZB-5msi

Column diameter: 0,25

26 1,2,4-Trichlorobenzene

Concentration: 5,065 ug/mL



Date : 20-APR-2023 07:41

Client ID:

Instrument: nt10.i

Sample Info: SLD0281-CCV1

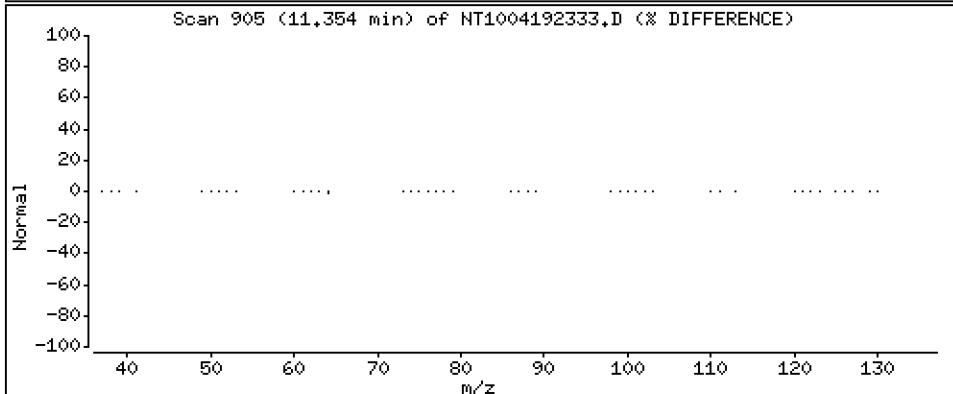
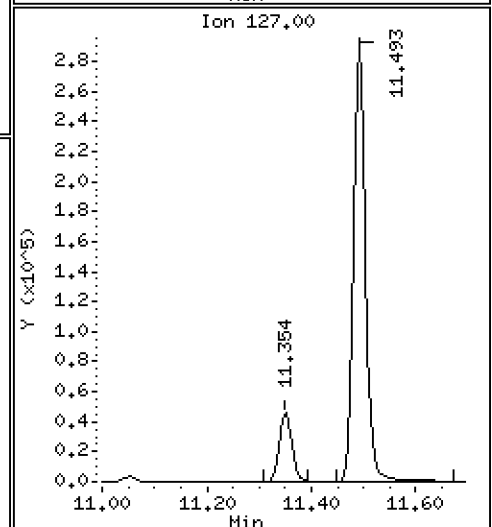
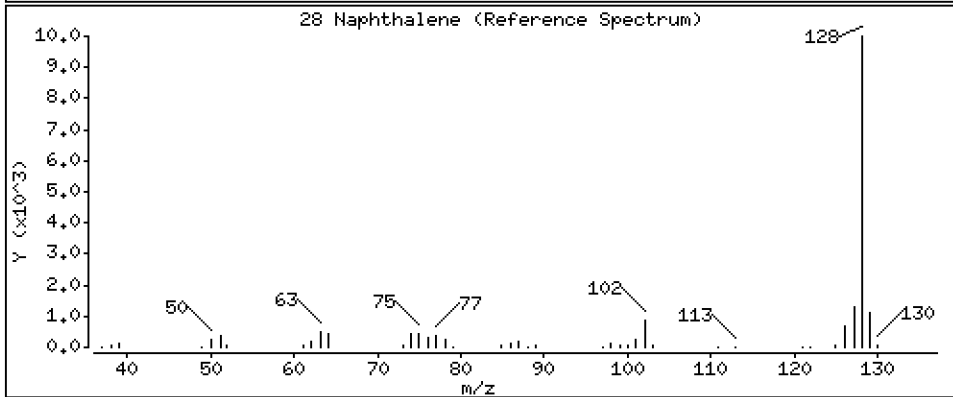
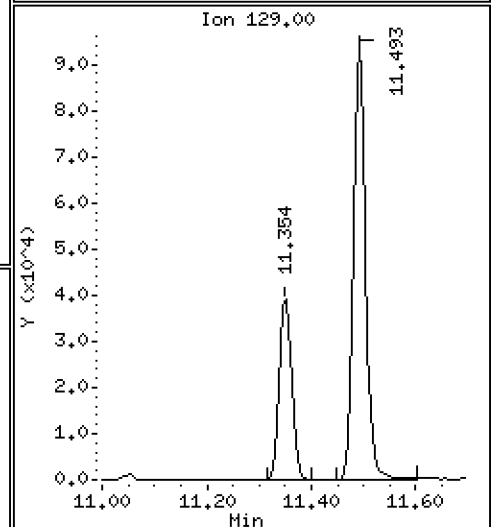
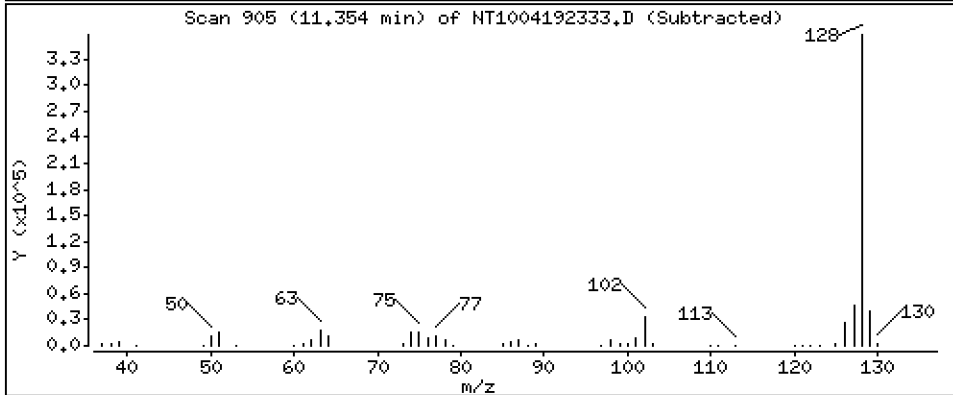
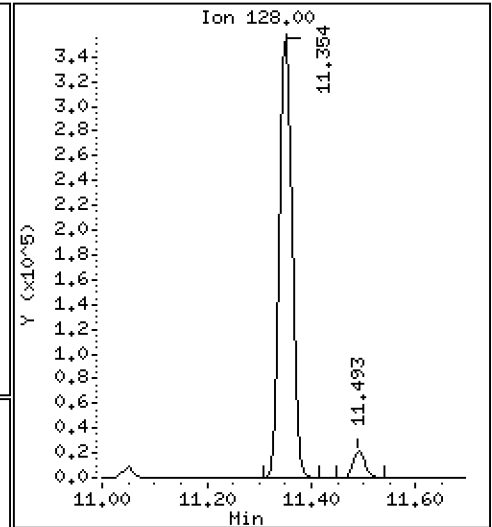
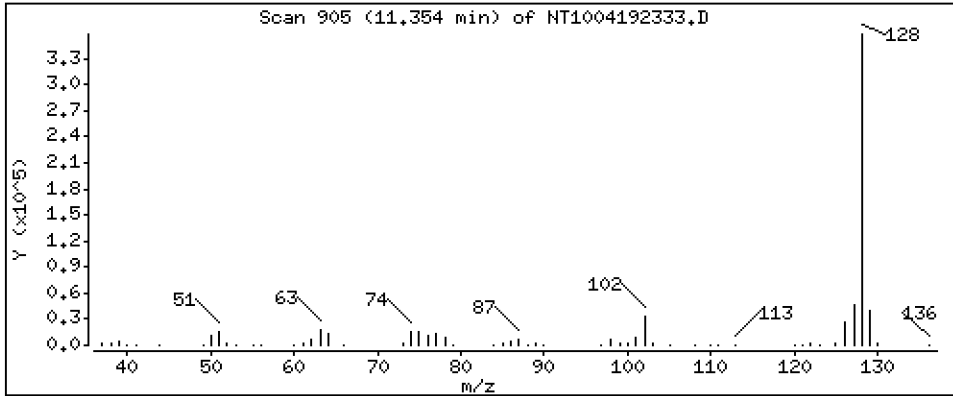
Operator: VTS

Column phase: ZB-5msi

Column diameter: 0,25

28 Naphthalene

Concentration: 4,533 ug/mL



Date : 20-APR-2023 07:41

Client ID:

Instrument: nt10.i

Sample Info: SLD0281-CCV1

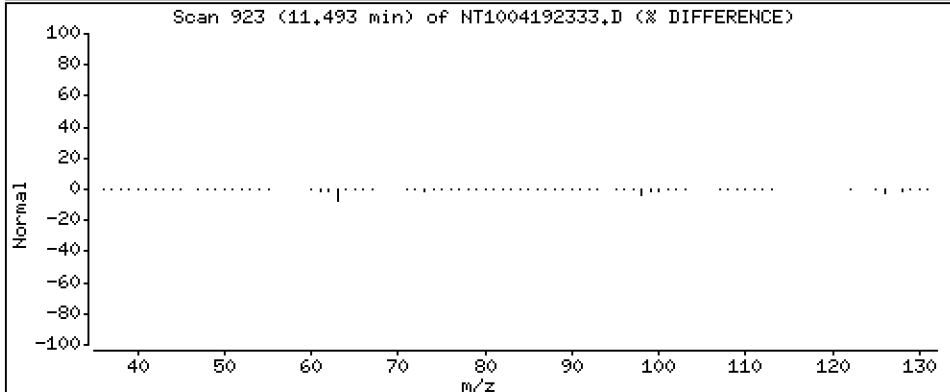
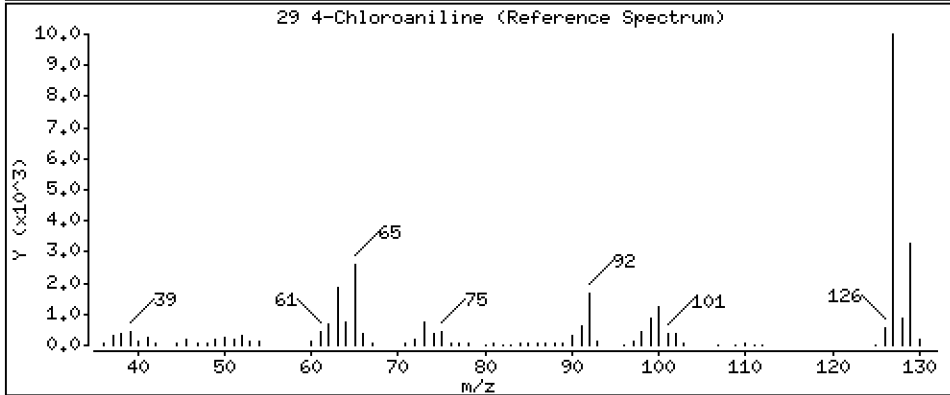
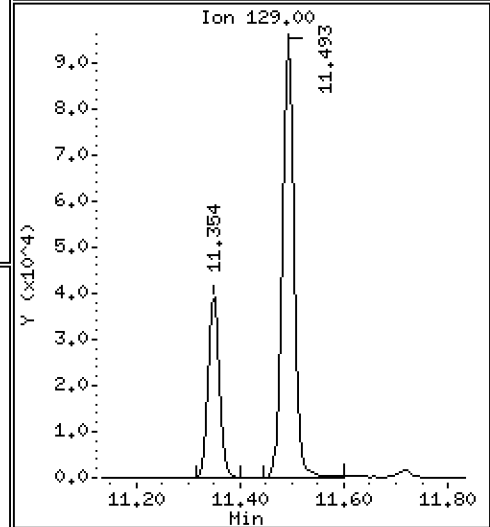
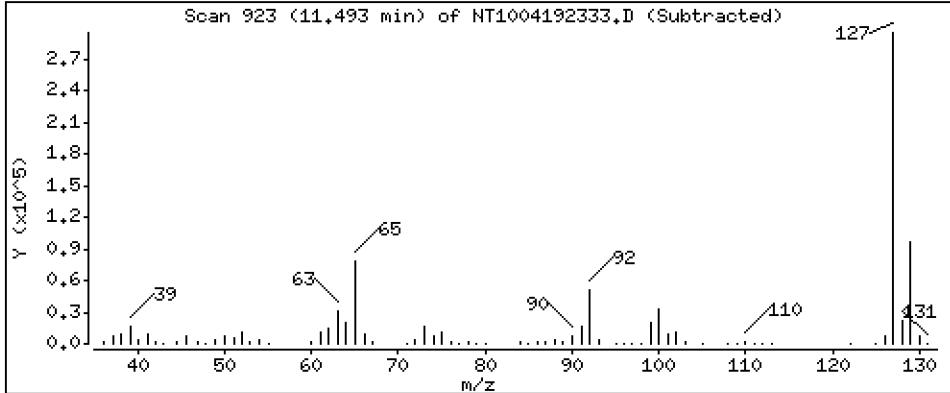
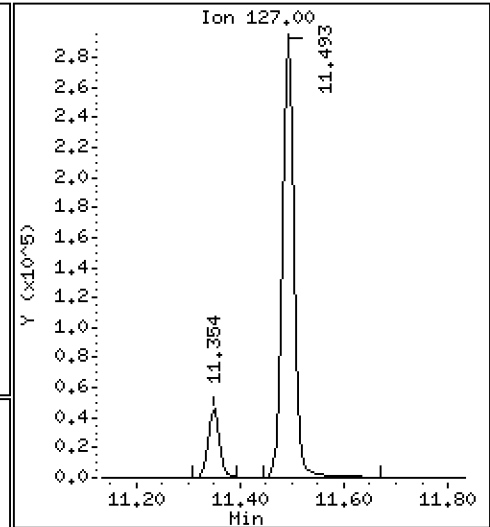
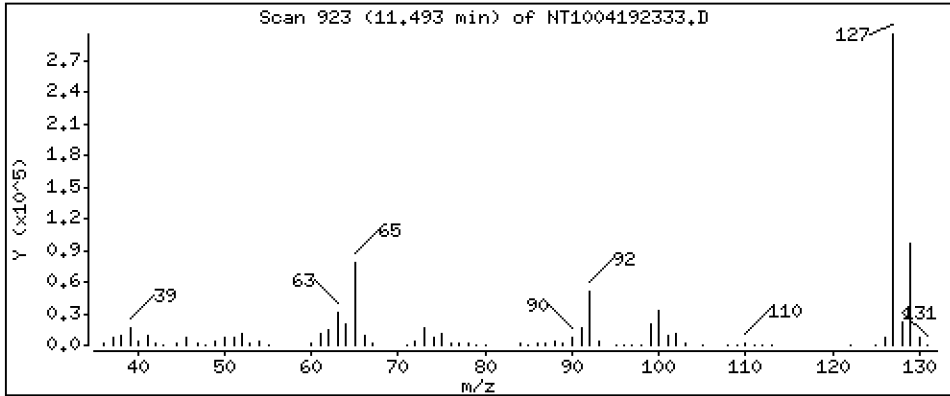
Operator: VTS

Column phase: ZB-5msi

Column diameter: 0,25

29 4-Chloroaniline

Concentration: 10,43 ug/mL



Date : 20-APR-2023 07:41

Client ID:

Instrument: nt10.i

Sample Info: SLD0281-CCV1

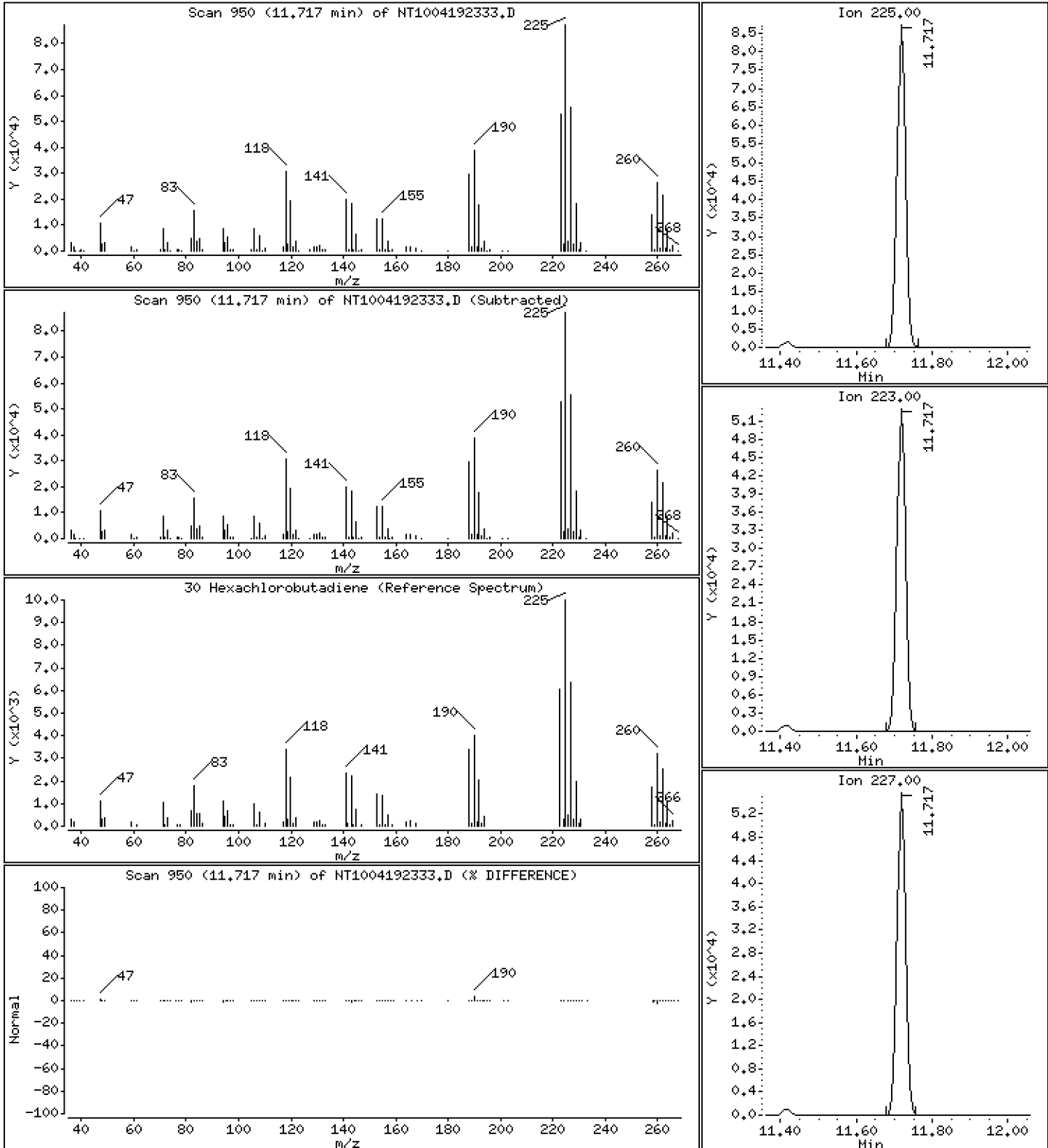
Operator: VTS

Column phase: ZB-5msi

Column diameter: 0,25

30 Hexachlorobutadiene

Concentration: 5,407 ug/mL



Date : 20-APR-2023 07:41

Client ID:

Instrument: nt10.i

Sample Info: SLD0281-CCV1

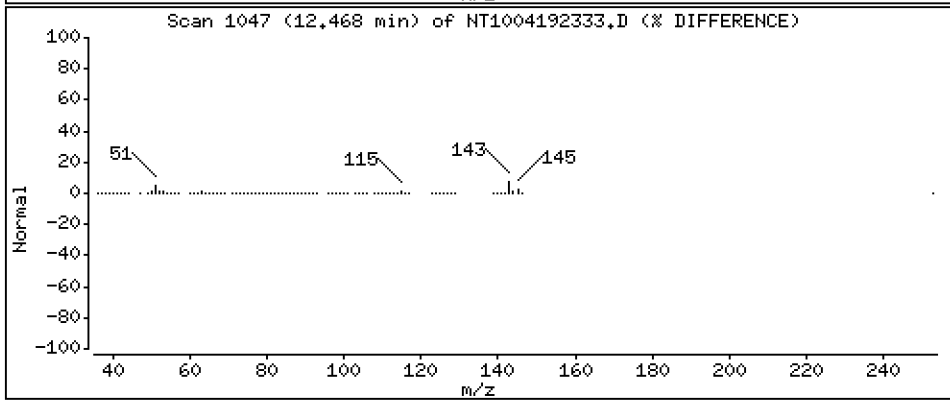
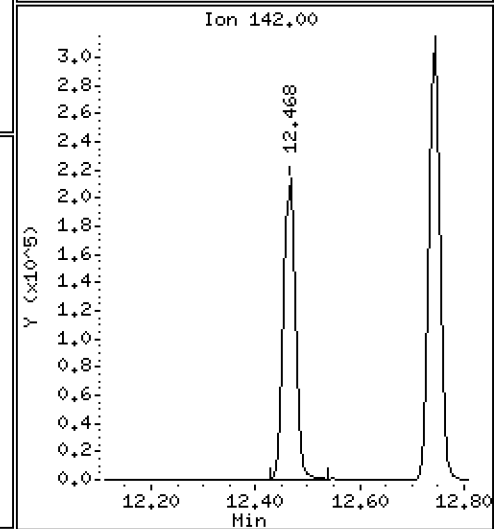
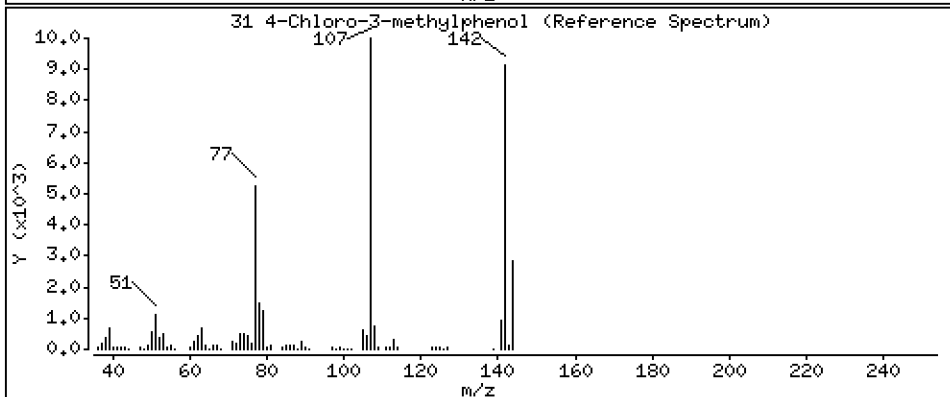
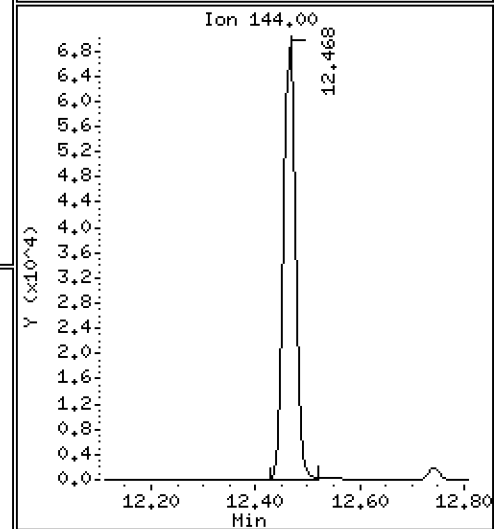
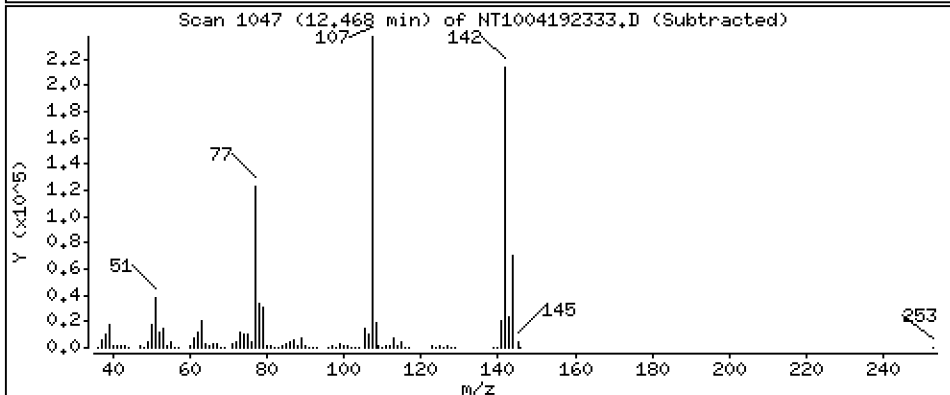
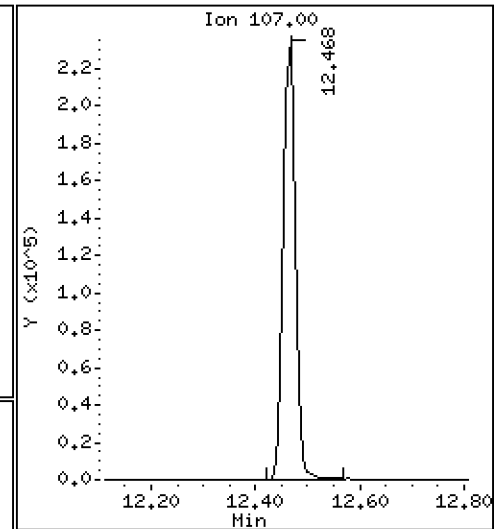
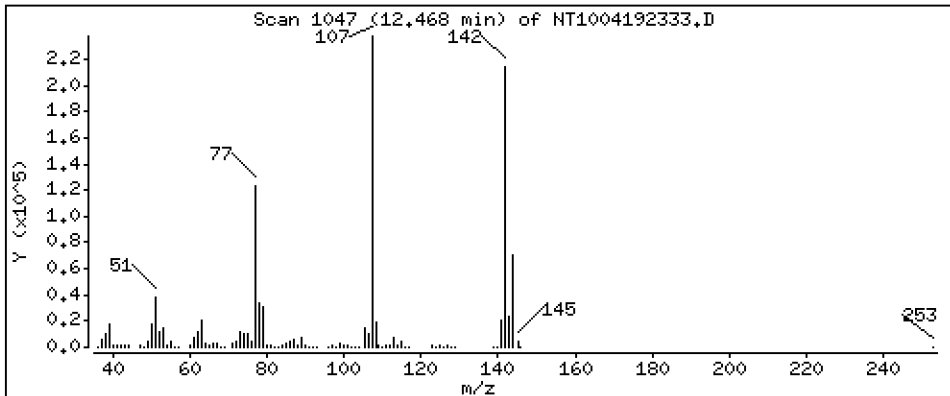
Operator: VTS

Column phase: ZB-5msi

Column diameter: 0,25

31 4-Chloro-3-methylphenol

Concentration: 9,586 ug/mL



Date : 20-APR-2023 07:41

Client ID:

Instrument: nt10.i

Sample Info: SLD0281-CCV1

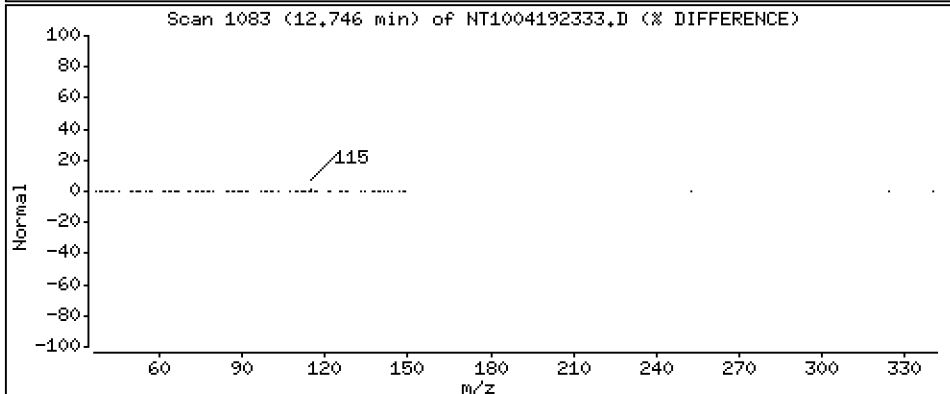
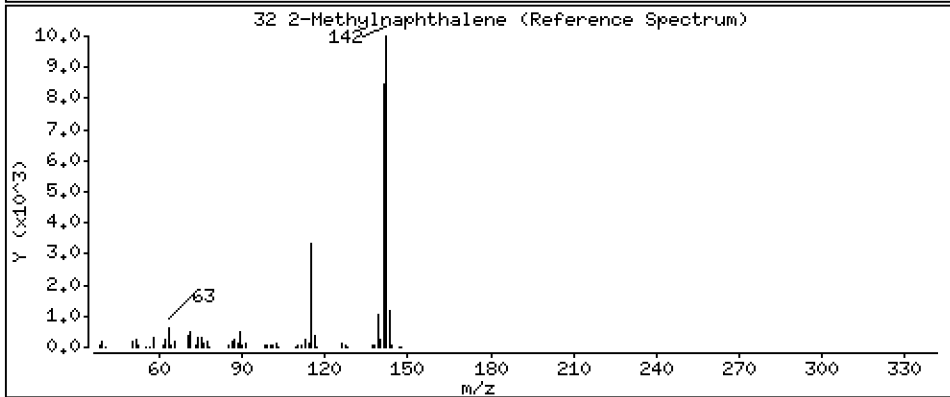
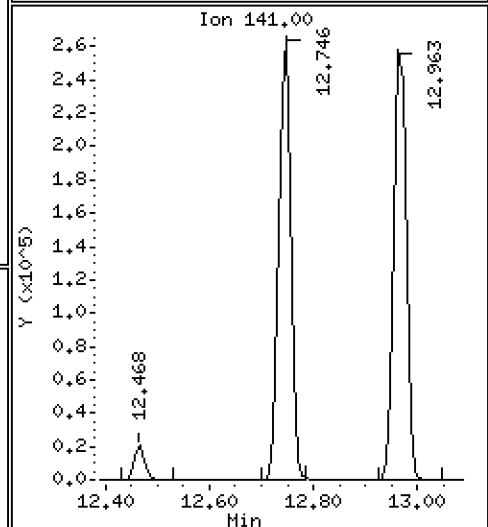
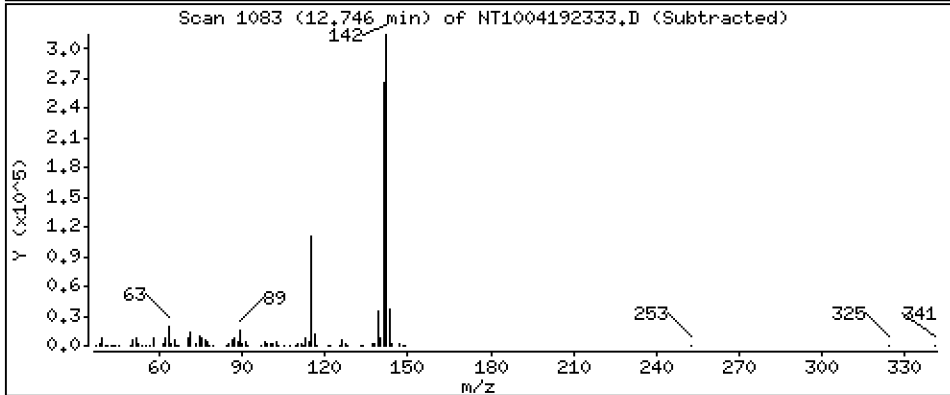
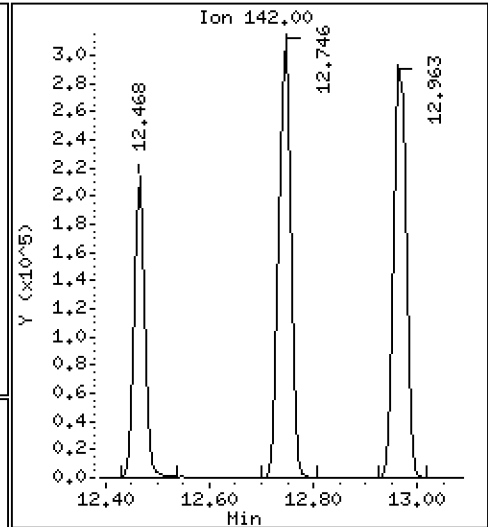
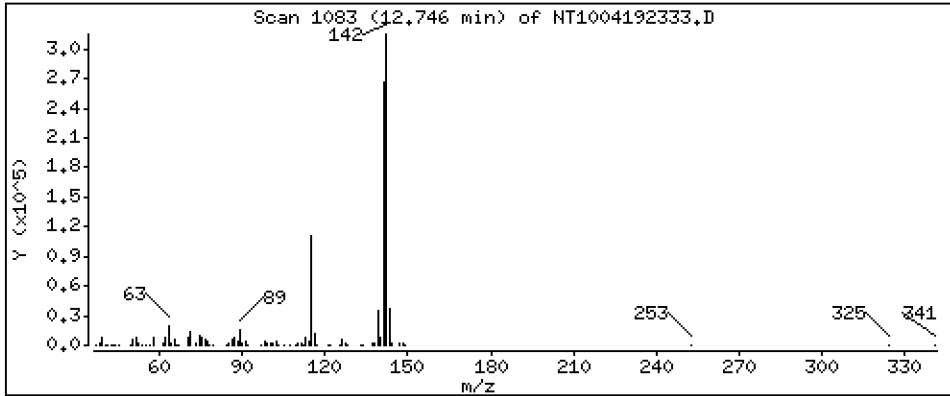
Operator: VTS

Column phase: ZB-5msi

Column diameter: 0,25

32 2-Methylnaphthalene

Concentration: 5,352 ug/mL



Date : 20-APR-2023 07:41

Client ID:

Instrument: nt10.i

Sample Info: SLD0281-CCV1

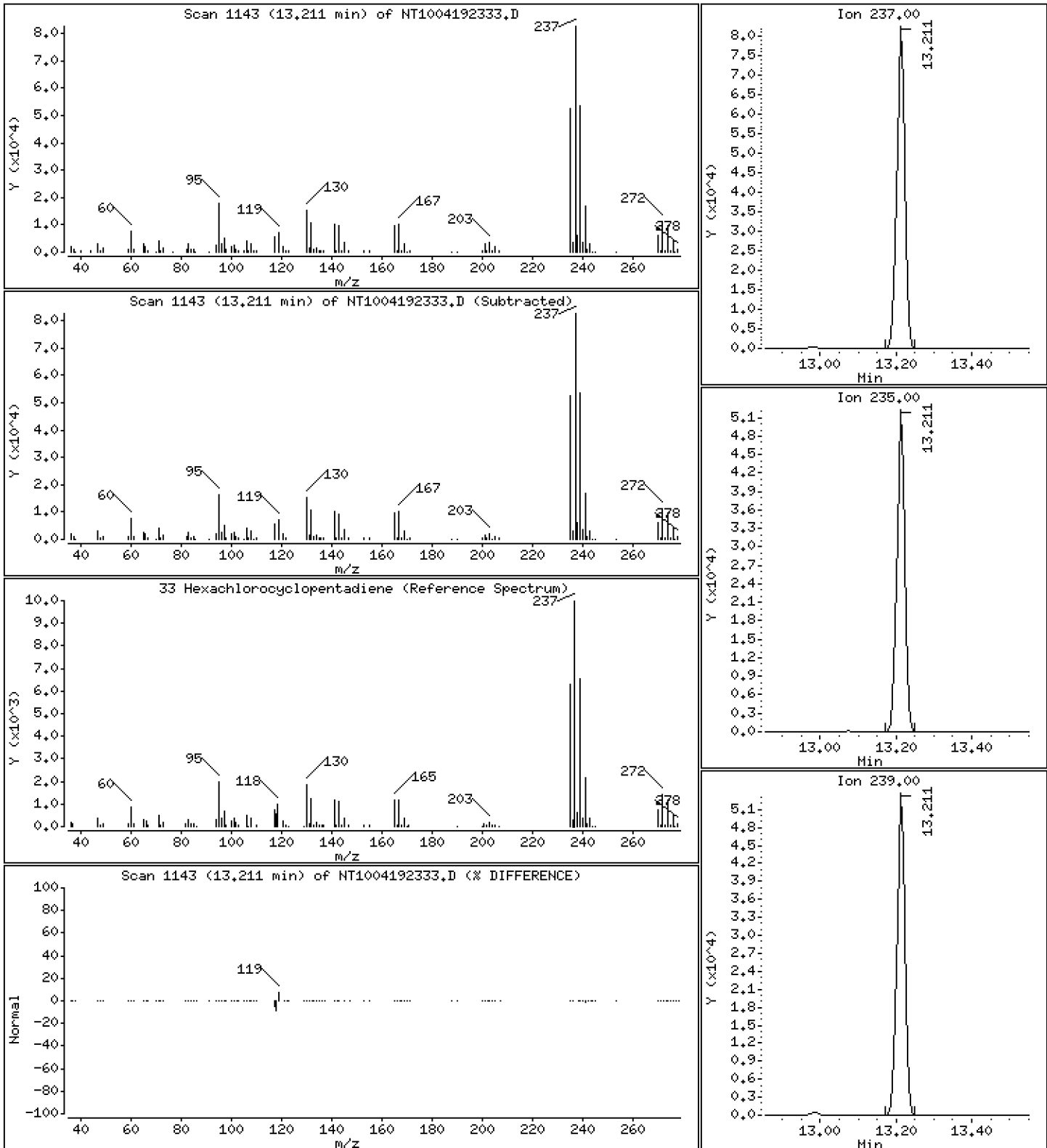
Operator: VTS

Column phase: ZB-5msi

Column diameter: 0.25

33 Hexachlorocyclopentadiene

Concentration: 4.627 ug/mL



Date : 20-APR-2023 07:41

Client ID:

Instrument: nt10.i

Sample Info: SLD0281-CCV1

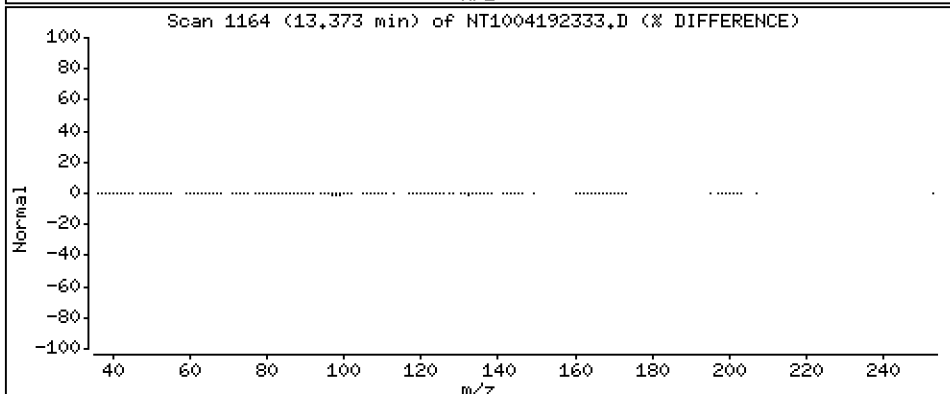
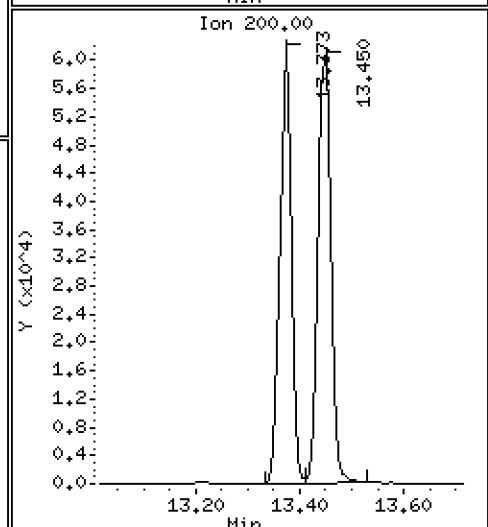
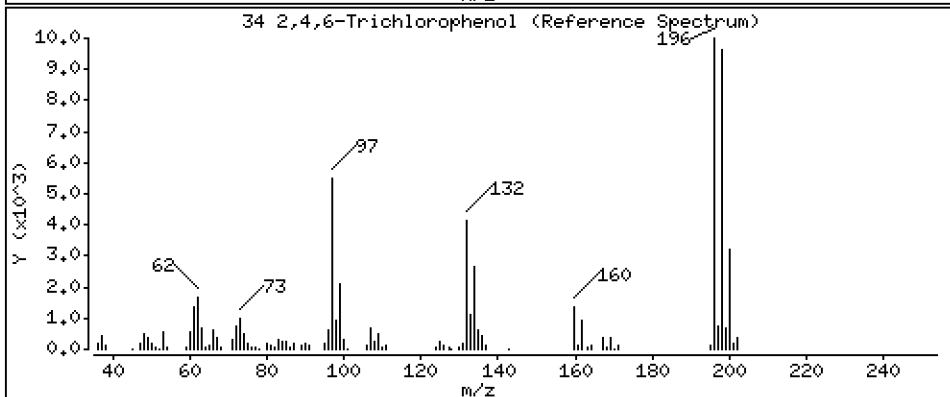
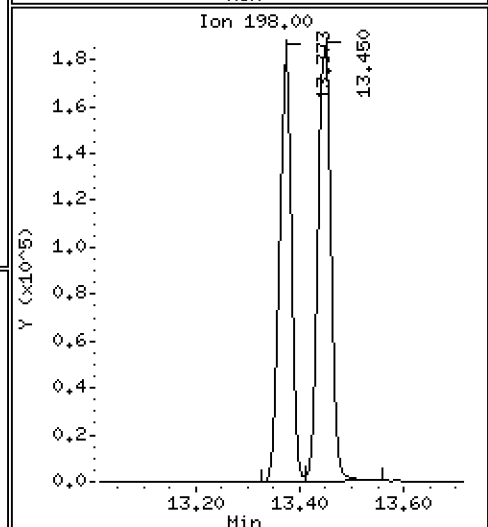
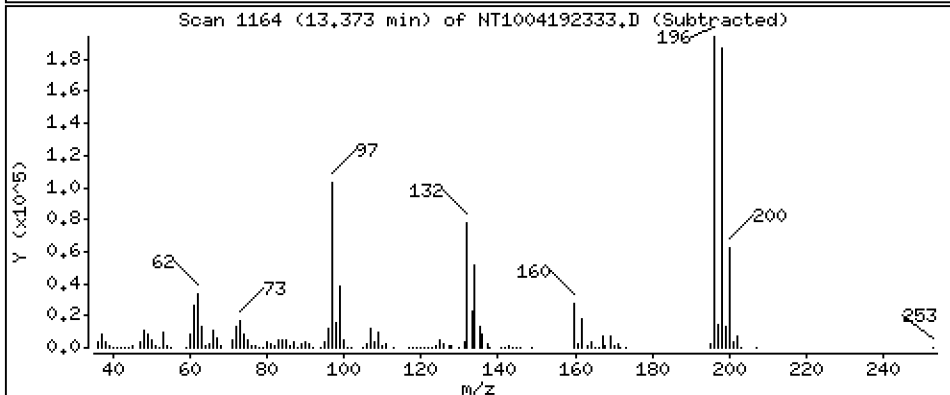
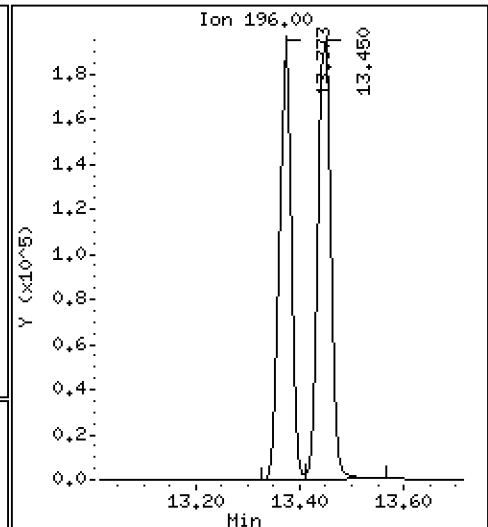
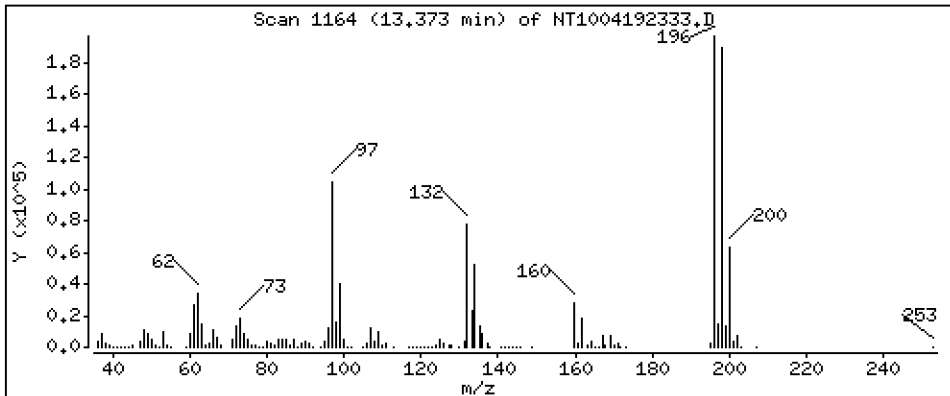
Operator: VTS

Column phase: ZB-5msi

Column diameter: 0,25

34 2,4,6-Trichlorophenol

Concentration: 10,86 ug/mL



Date : 20-APR-2023 07:41

Client ID:

Instrument: nt10.i

Sample Info: SLD0281-CCV1

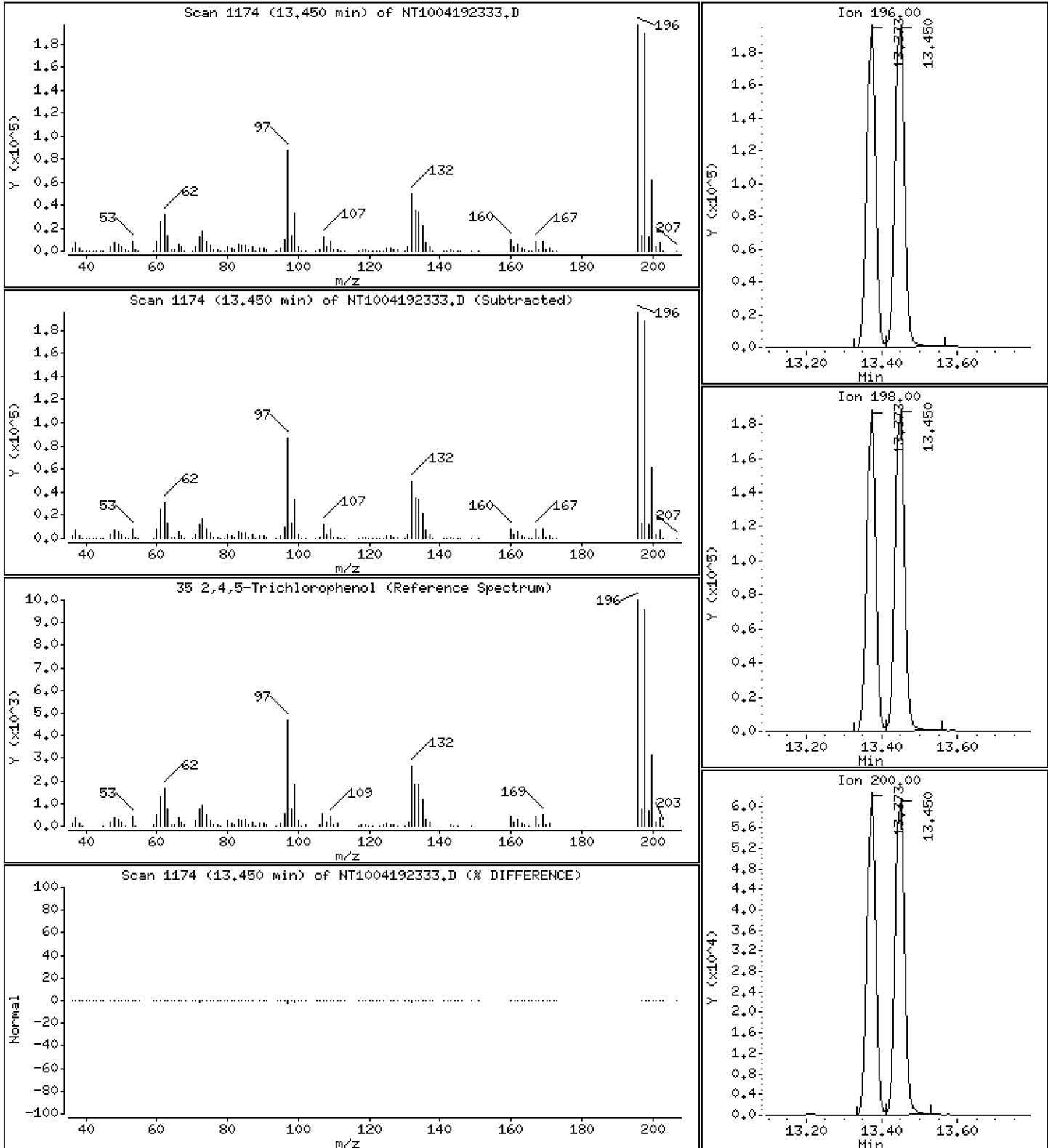
Operator: VTS

Column phase: ZB-5msi

Column diameter: 0,25

35 2,4,5-Trichlorophenol

Concentration: 10,42 ug/mL



Date : 20-APR-2023 07:41

Client ID:

Instrument: nt10.i

Sample Info: SLD0281-CCV1

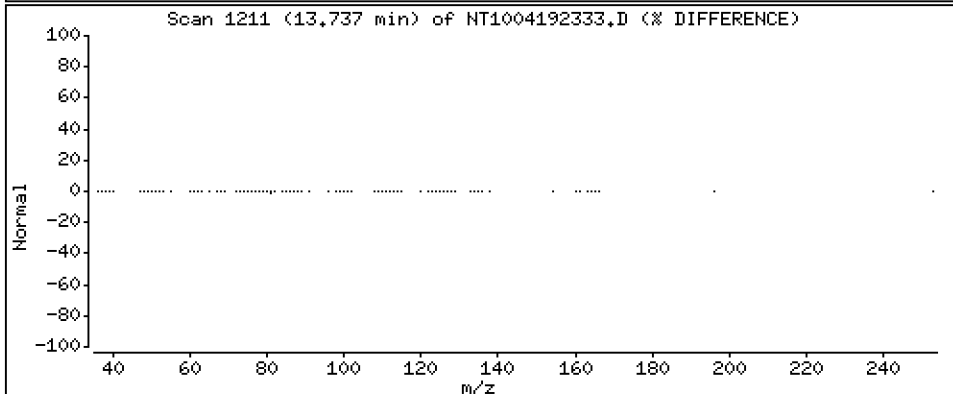
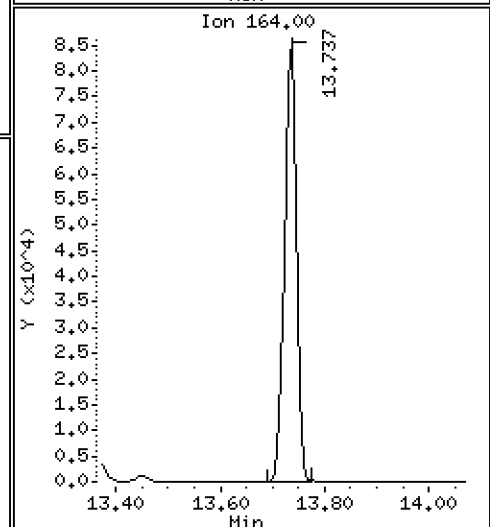
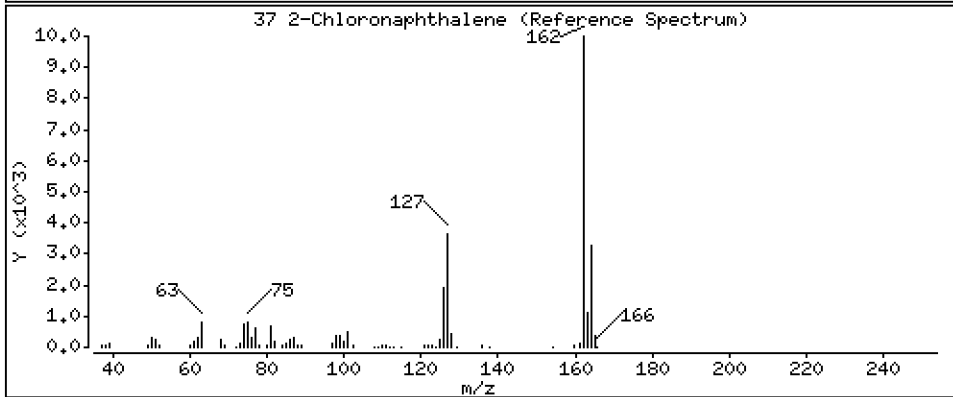
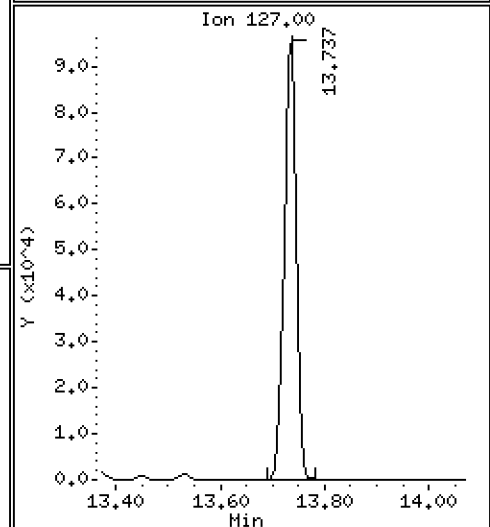
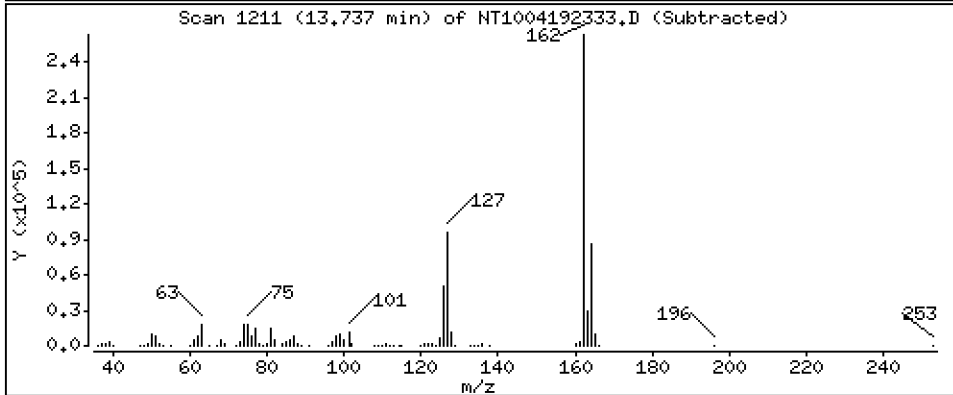
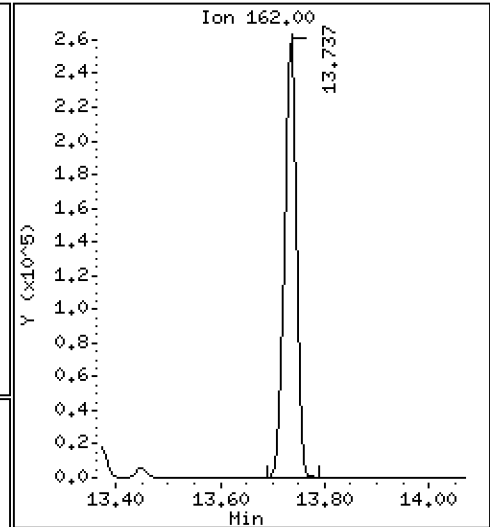
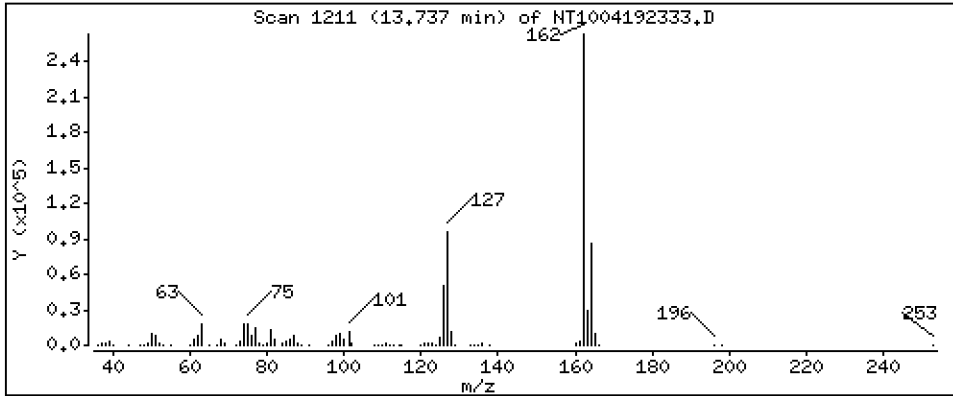
Operator: VTS

Column phase: ZB-5msi

Column diameter: 0,25

37 2-Chloronaphthalene

Concentration: 4,736 ug/mL



Date : 20-APR-2023 07:41

Client ID:

Instrument: nt10.i

Sample Info: SLD0281-CCV1

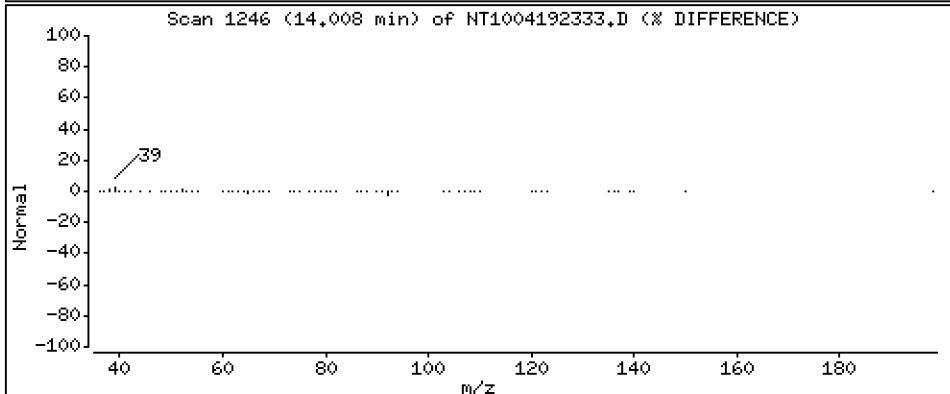
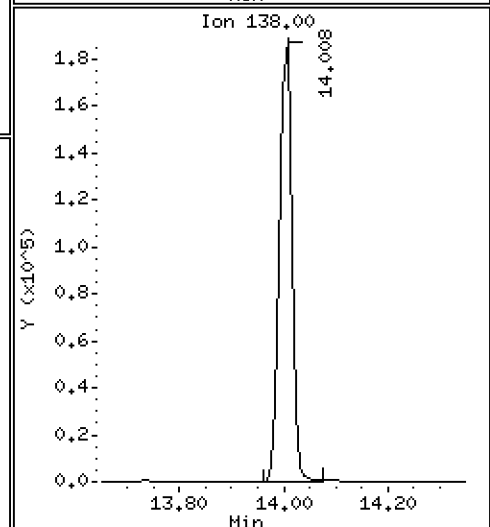
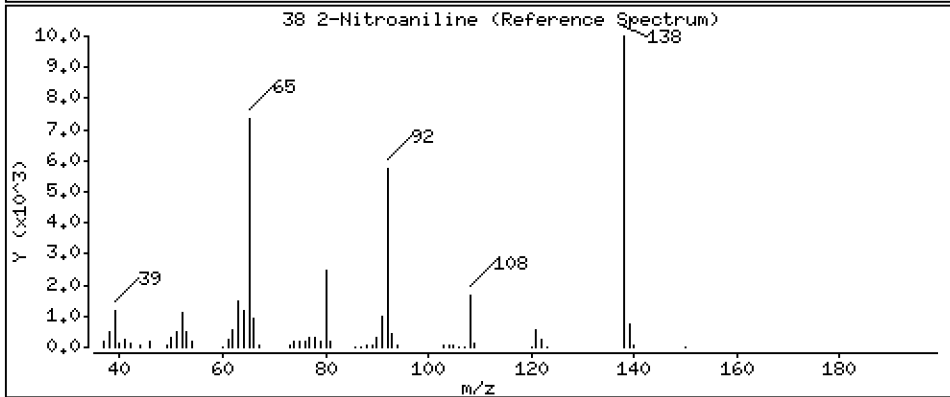
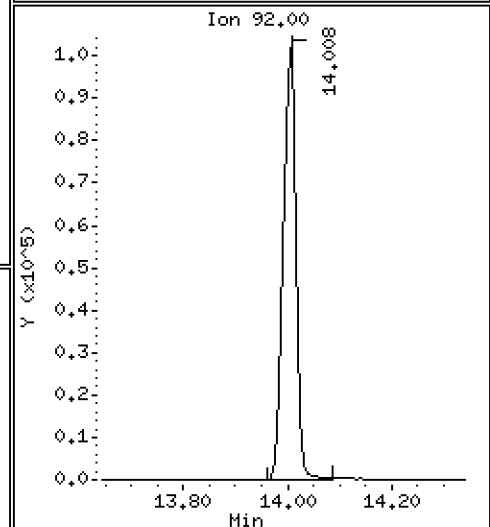
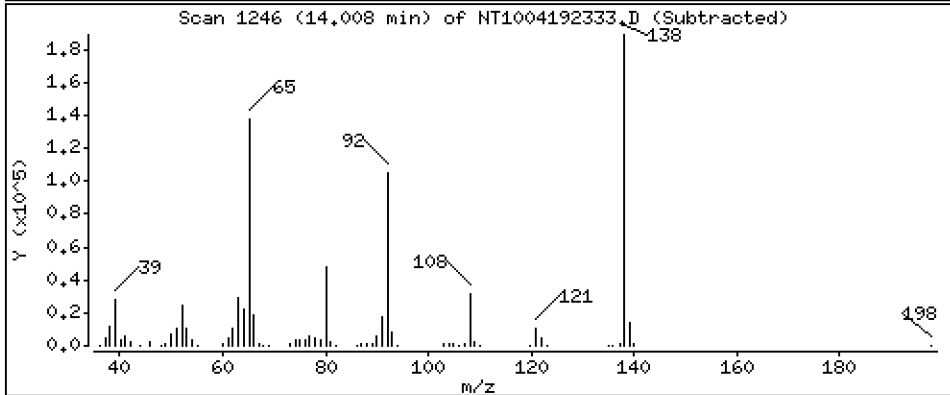
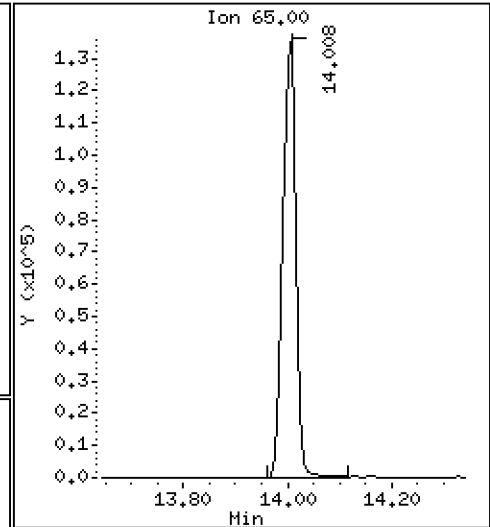
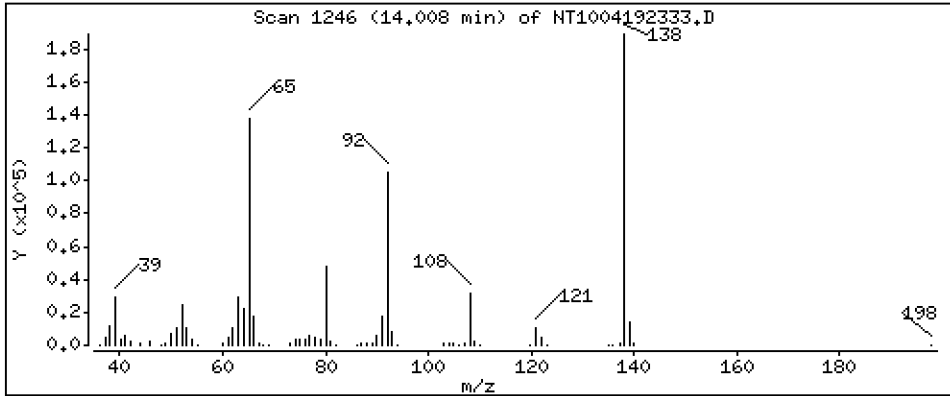
Operator: VTS

Column phase: ZB-5msi

Column diameter: 0,25

38 2-Nitroaniline

Concentration: 9,075 ug/mL



Date : 20-APR-2023 07:41

Client ID:

Instrument: nt10.i

Sample Info: SLD0281-CCV1

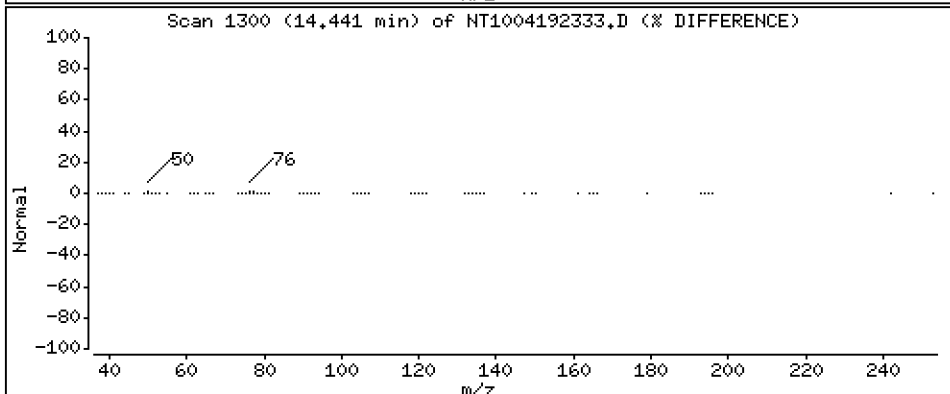
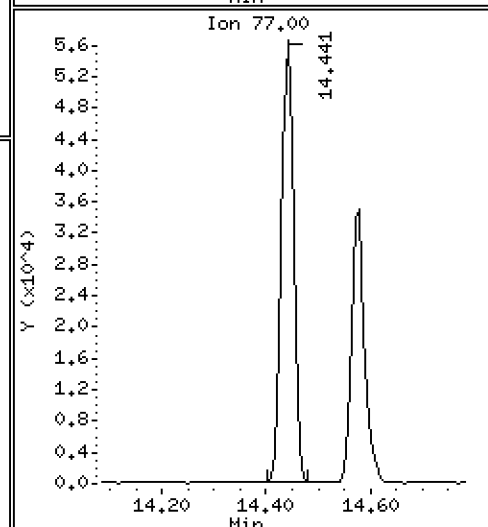
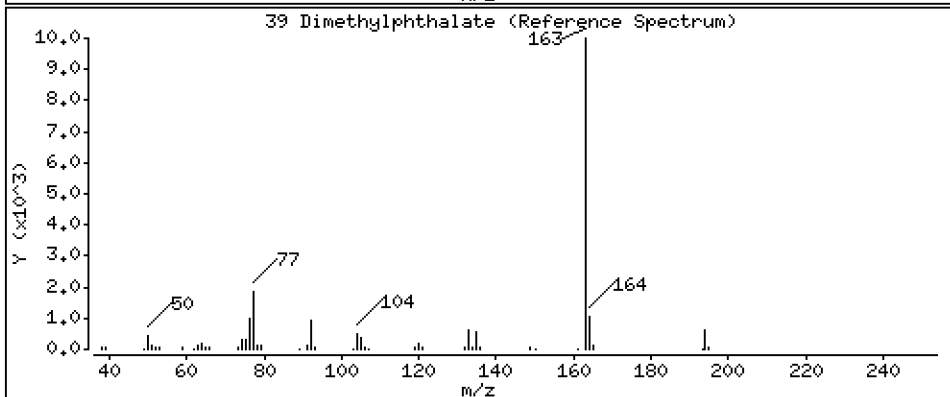
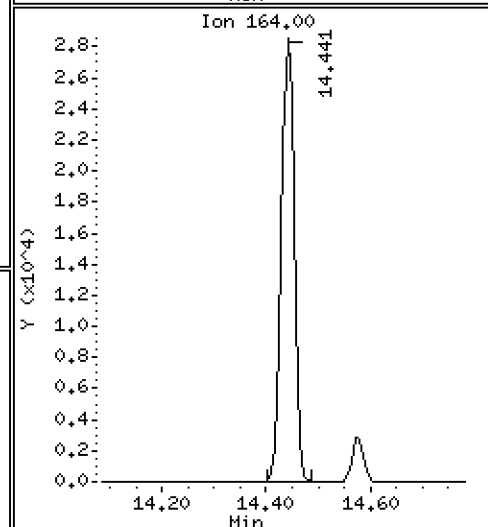
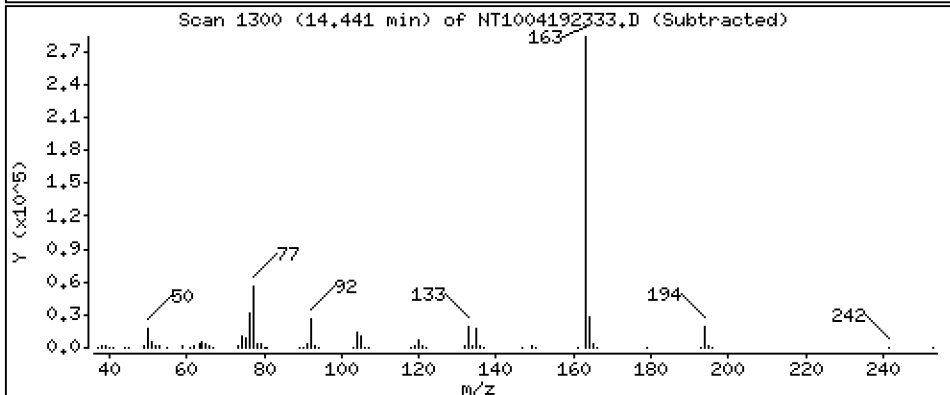
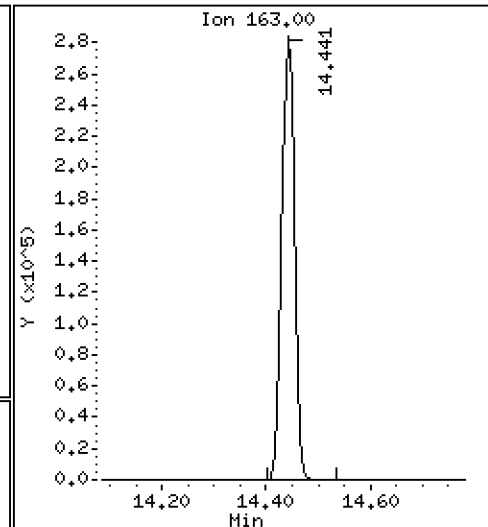
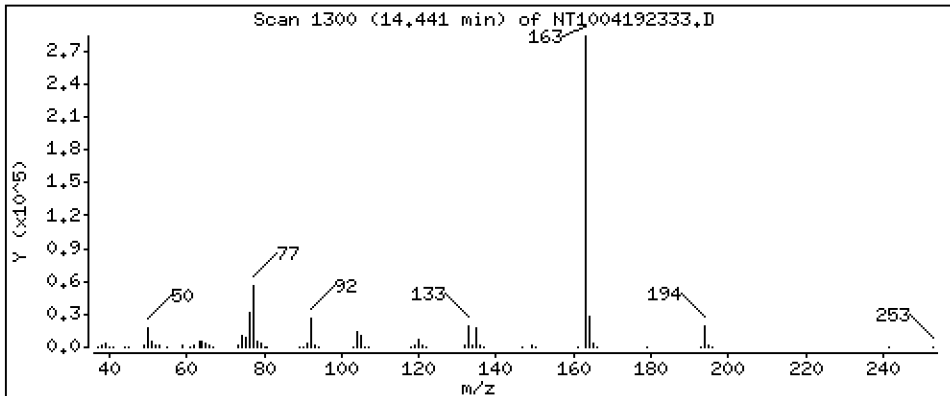
Operator: VTS

Column phase: ZB-5msi

Column diameter: 0,25

39 Dimethylphthalate

Concentration: 5,061 ug/mL



Date : 20-APR-2023 07:41

Client ID:

Instrument: nt10.i

Sample Info: SLD0281-CCV1

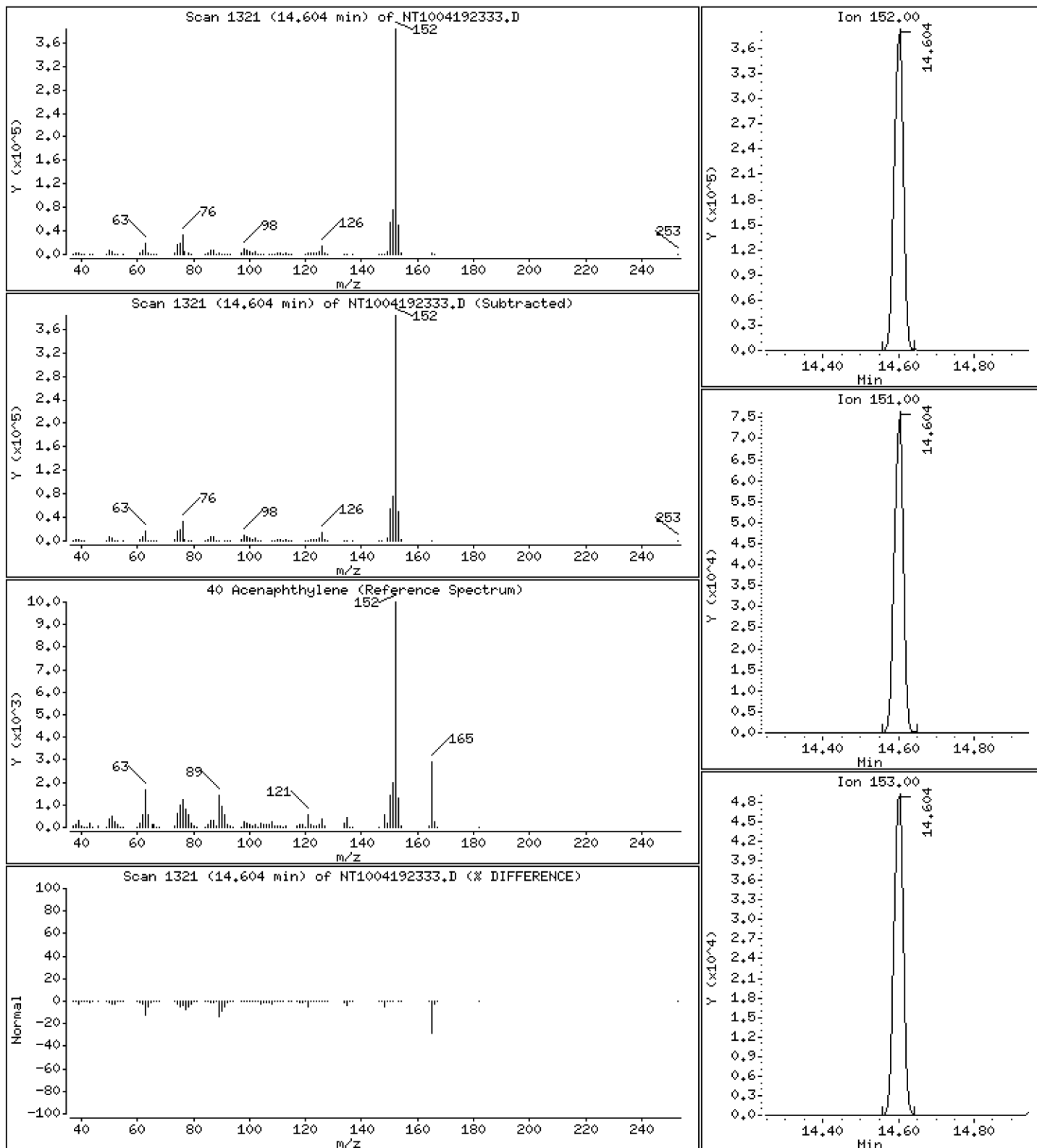
Operator: VTS

Column phase: ZB-5msi

Column diameter: 0,25

40 Acenaphthylene

Concentration: 4,442 ug/mL



Date : 20-APR-2023 07:41

Client ID:

Instrument: nt10.i

Sample Info: SLD0281-CCV1

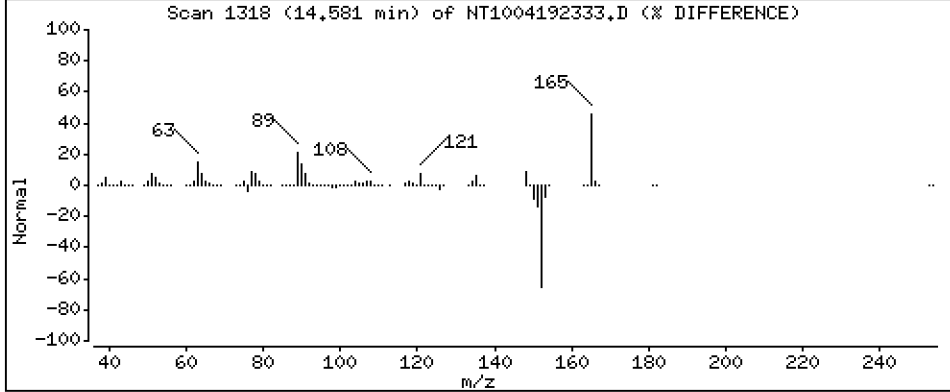
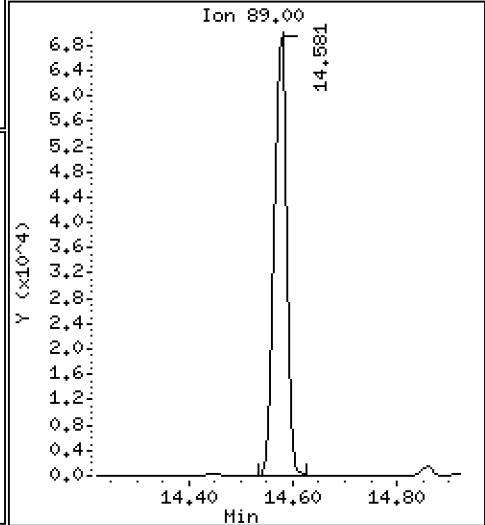
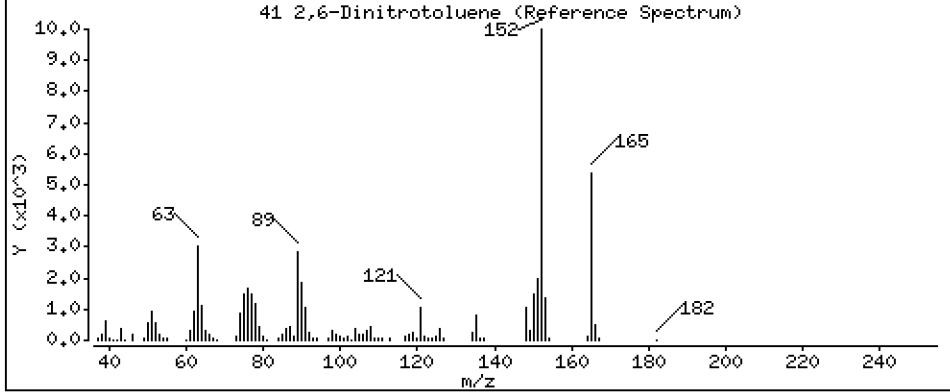
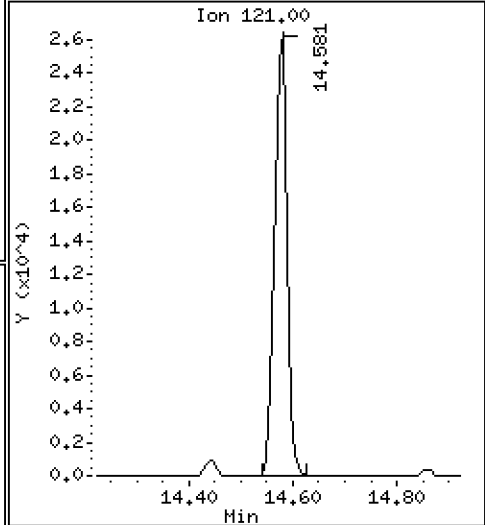
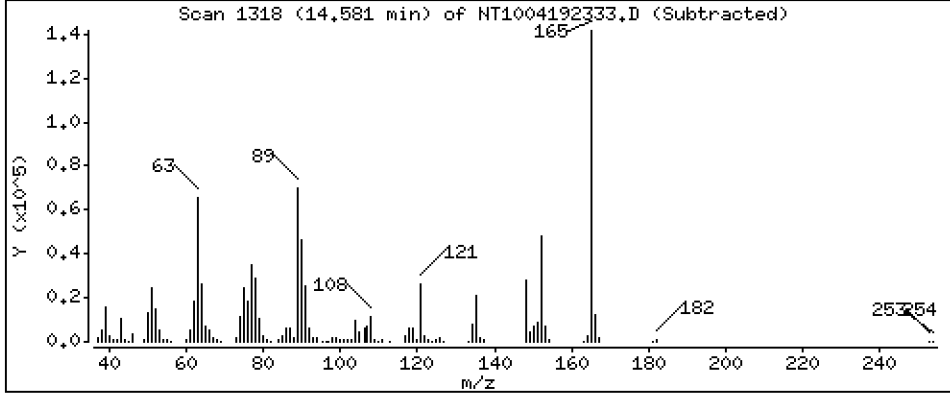
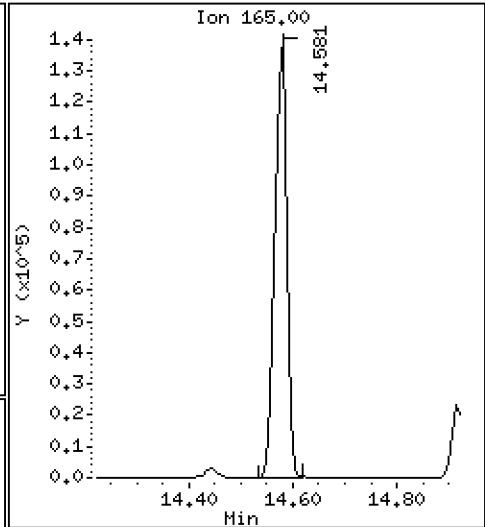
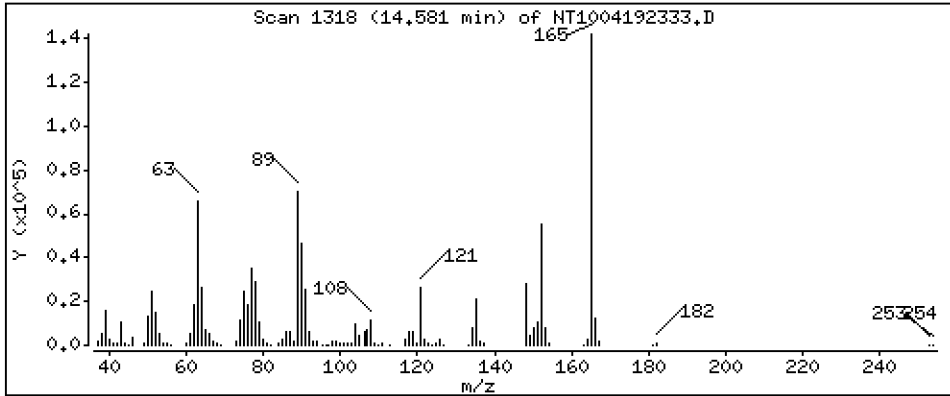
Operator: VTS

Column phase: ZB-5msi

Column diameter: 0.25

41 2,6-Dinitrotoluene

Concentration: 10.97 ug/mL



Date : 20-APR-2023 07:41

Client ID:

Instrument: nt10.i

Sample Info: SLD0281-CCV1

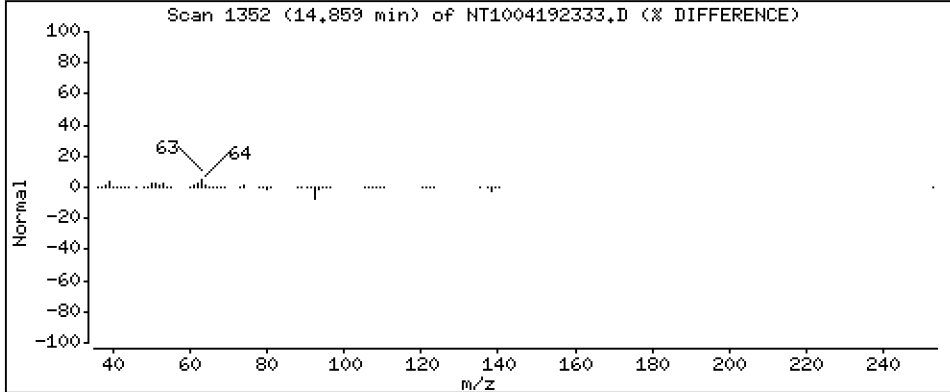
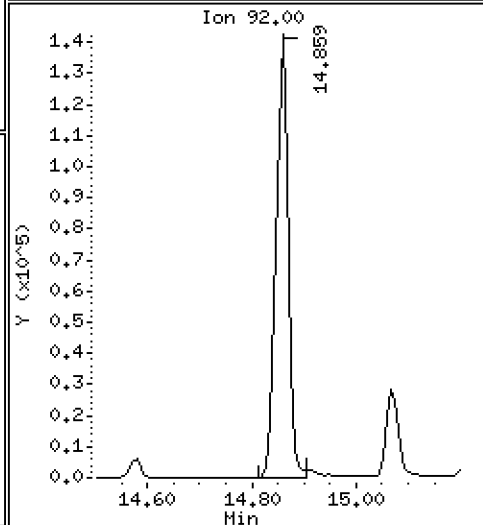
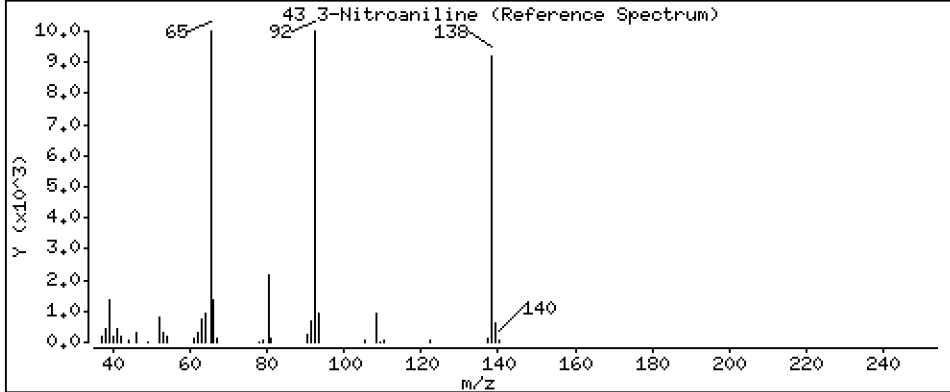
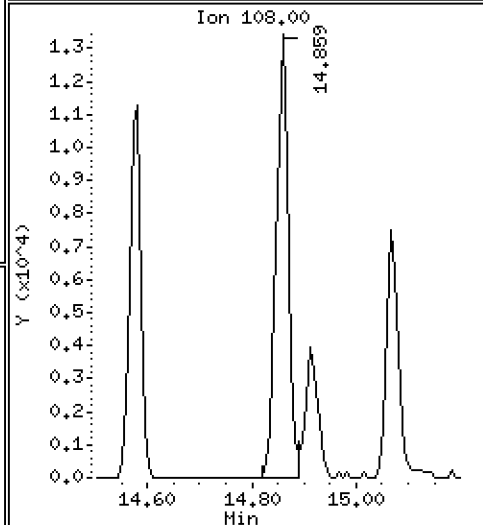
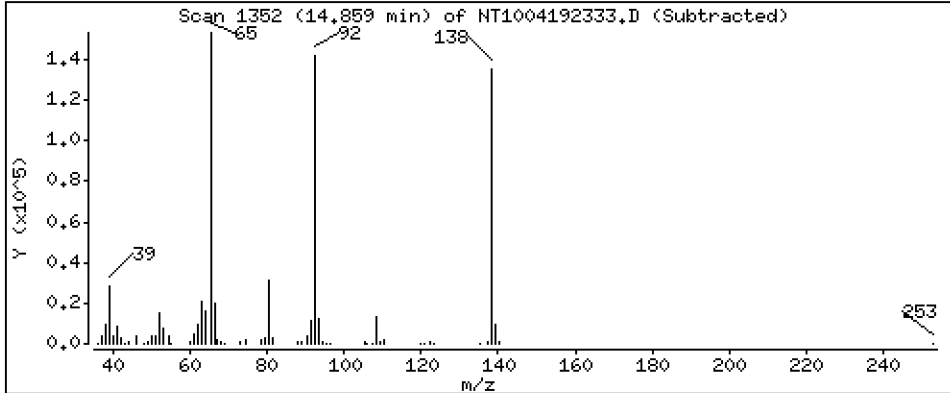
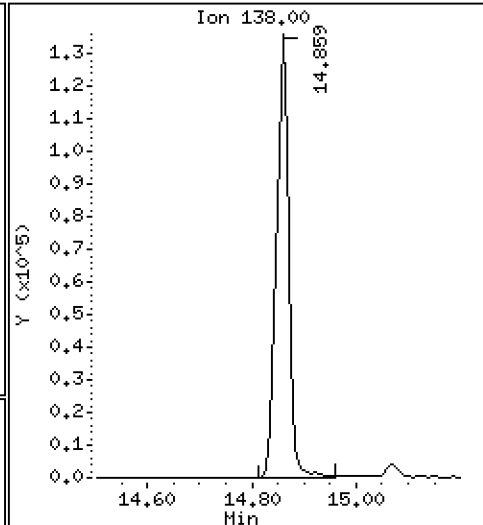
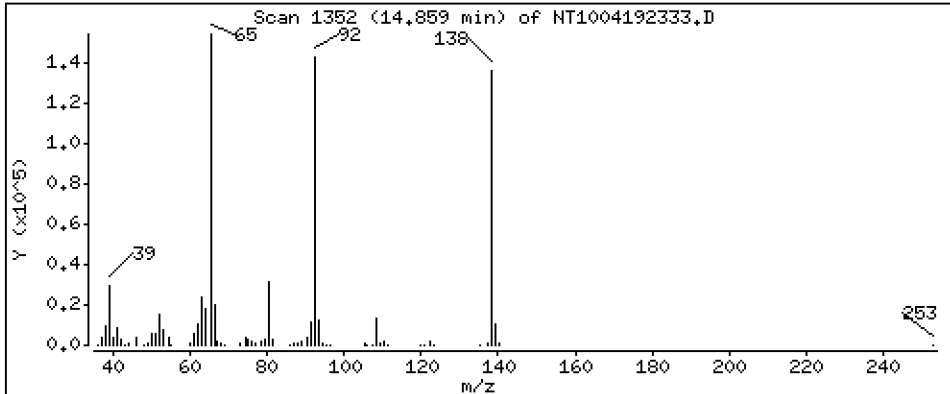
Operator: VTS

Column phase: ZB-5msi

Column diameter: 0,25

43 3-Nitroaniline

Concentration: 9,850 ug/mL



Date : 20-APR-2023 07:41

Client ID:

Instrument: nt10.i

Sample Info: SLD0281-CCV1

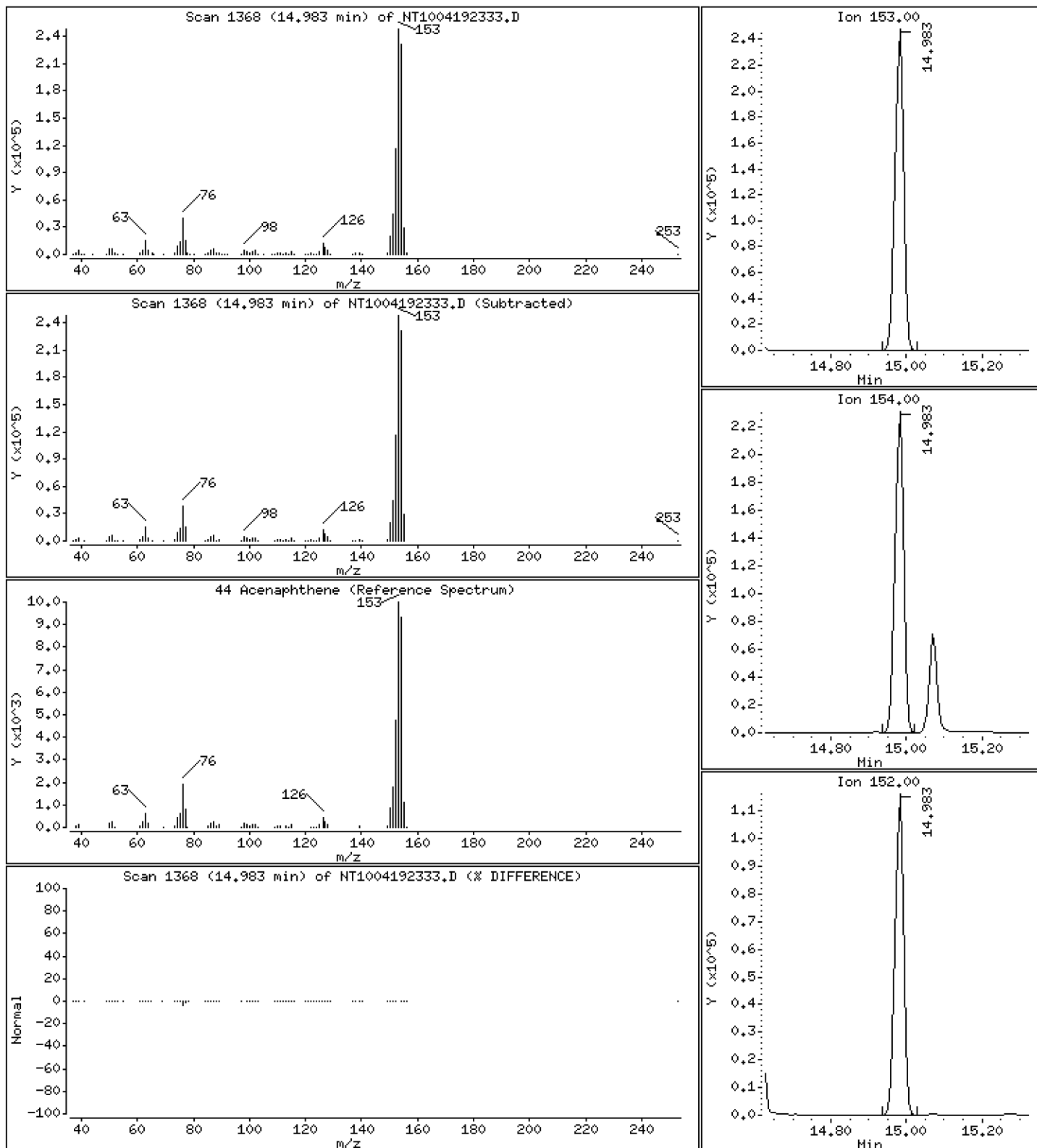
Operator: VTS

Column phase: ZB-5msi

Column diameter: 0,25

44 Acenaphthene

Concentration: 4,427 ug/mL



Date : 20-APR-2023 07:41

Client ID:

Instrument: nt10.i

Sample Info: SLD0281-CCV1

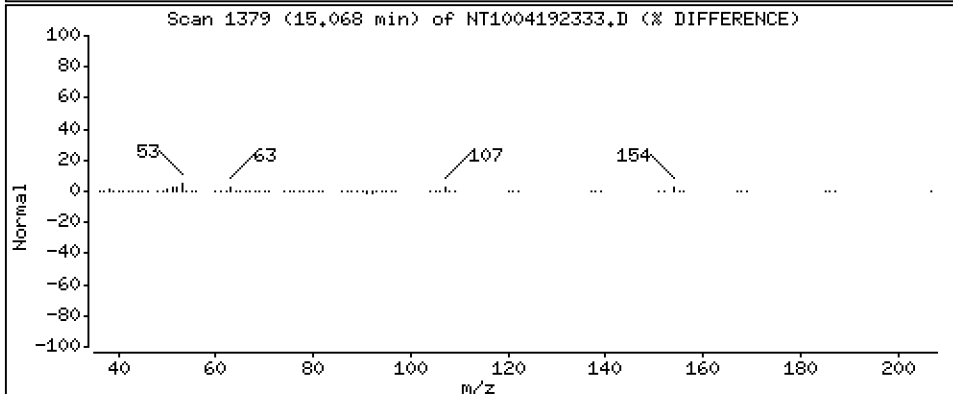
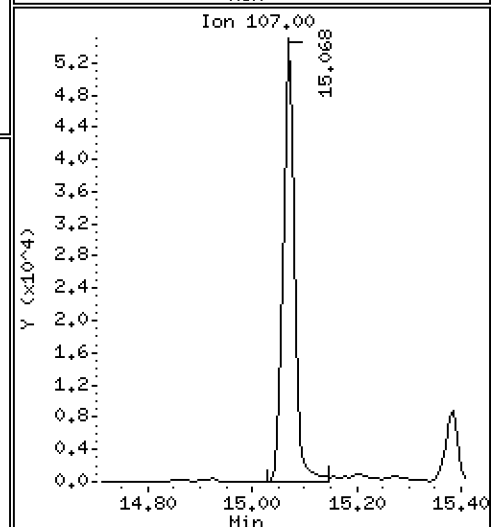
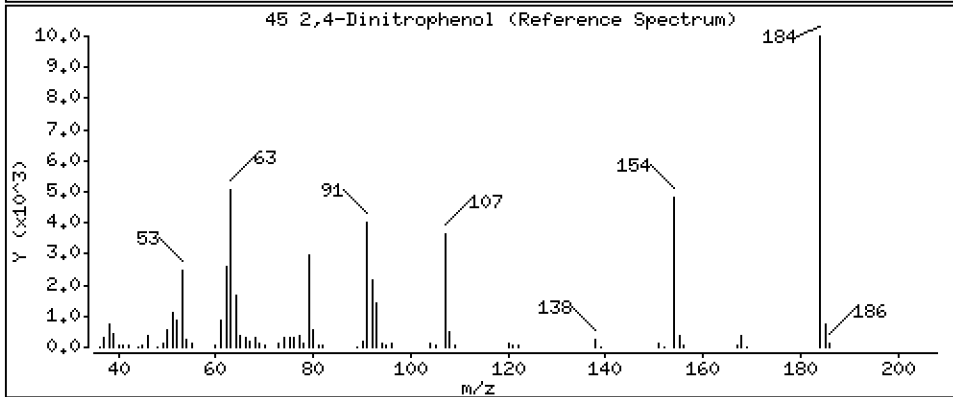
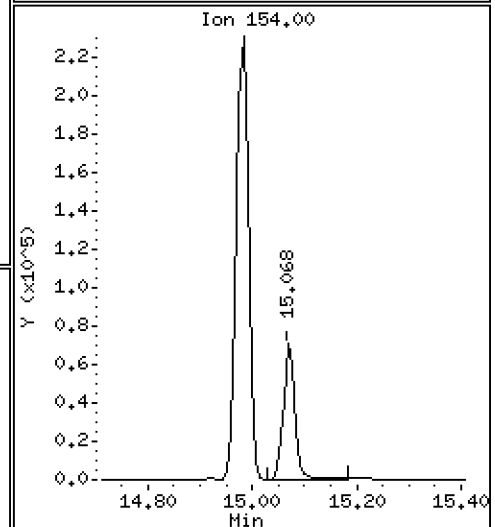
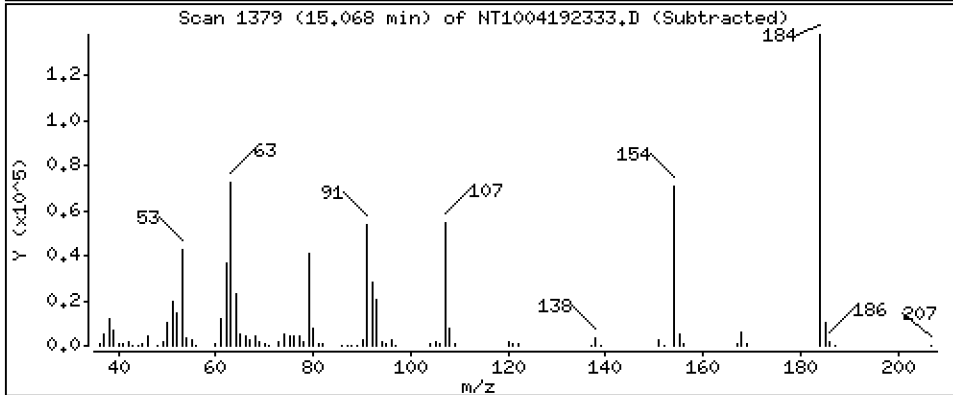
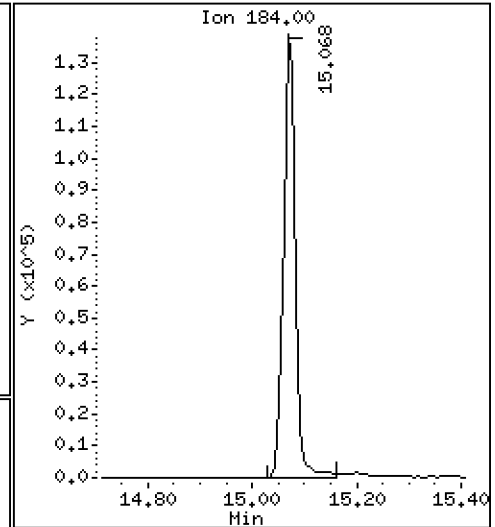
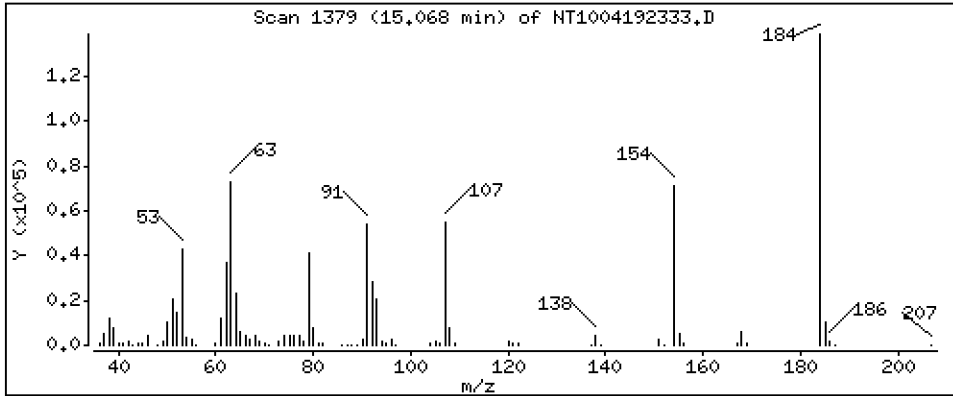
Operator: VTS

Column phase: ZB-5msi

Column diameter: 0,25

45 2,4-Dinitrophenol

Concentration: 17,79 ug/mL



Date : 20-APR-2023 07:41

Client ID:

Instrument: nt10.i

Sample Info: SLD0281-CCV1

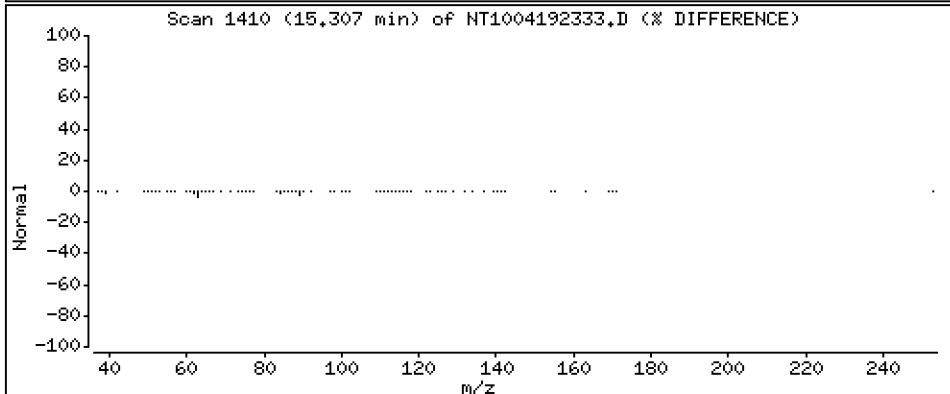
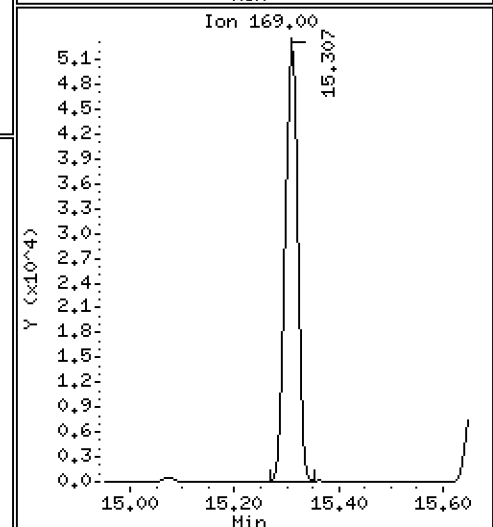
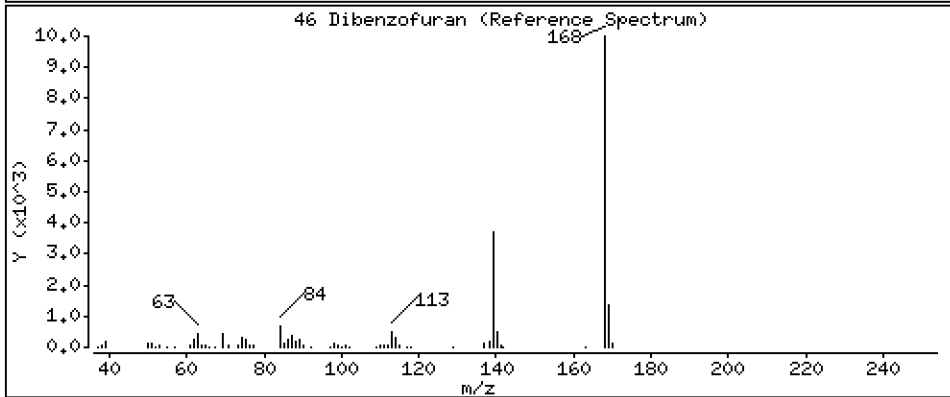
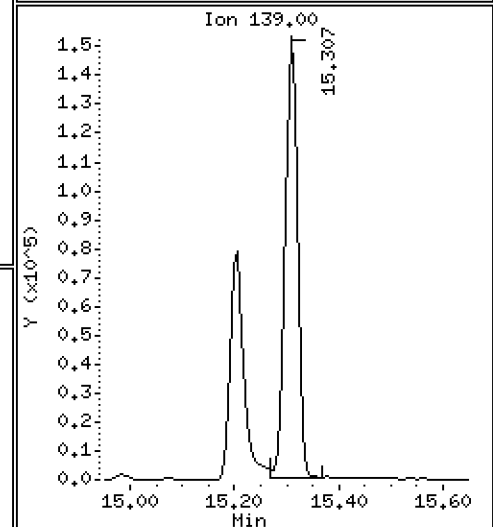
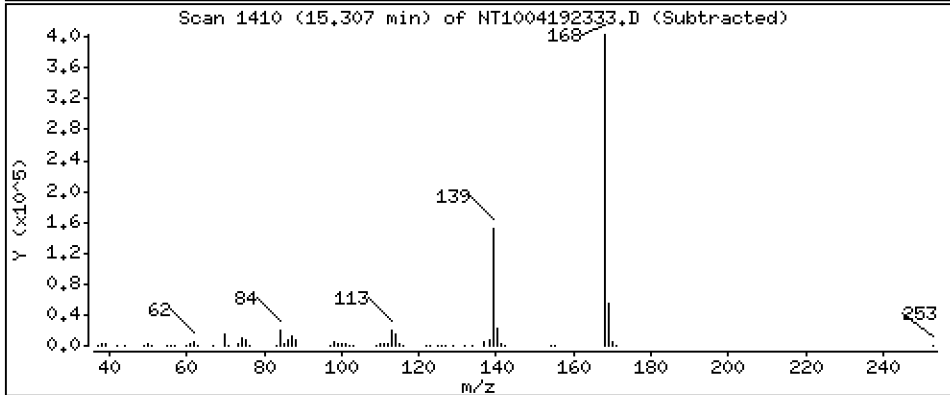
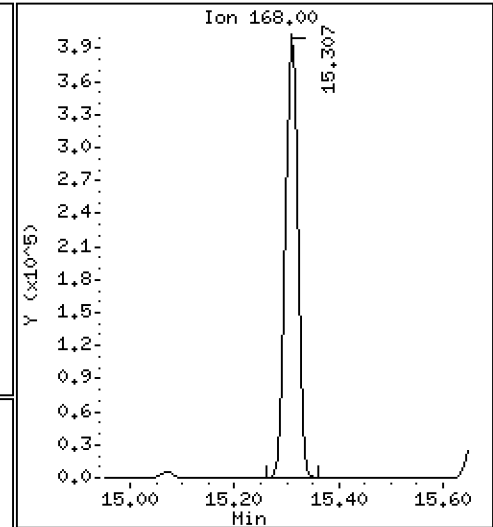
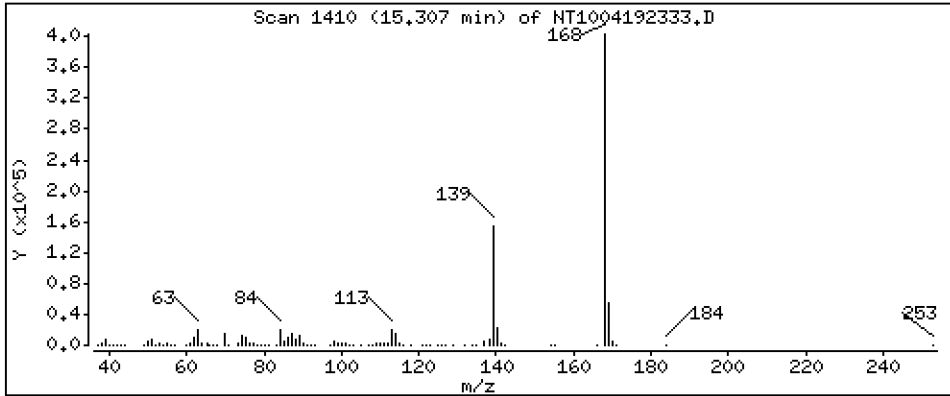
Operator: VTS

Column phase: ZB-5msi

Column diameter: 0,25

46 Dibenzofuran

Concentration: 4,999 ug/mL



Date : 20-APR-2023 07:41

Client ID:

Instrument: nt10.i

Sample Info: SLD0281-CCV1

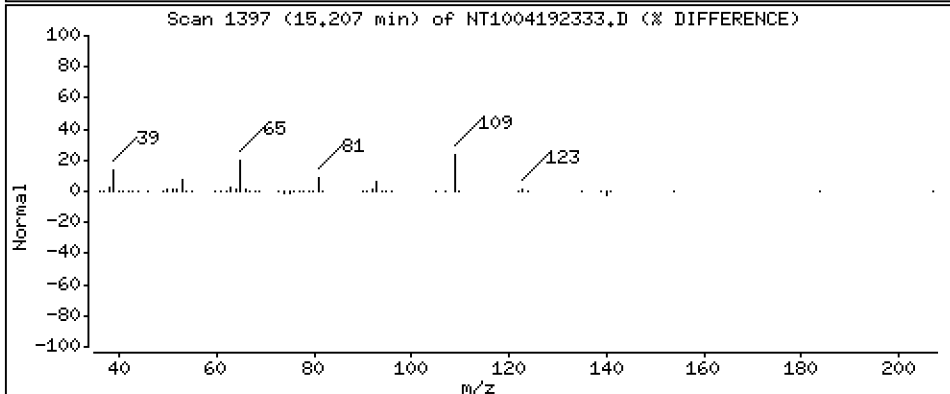
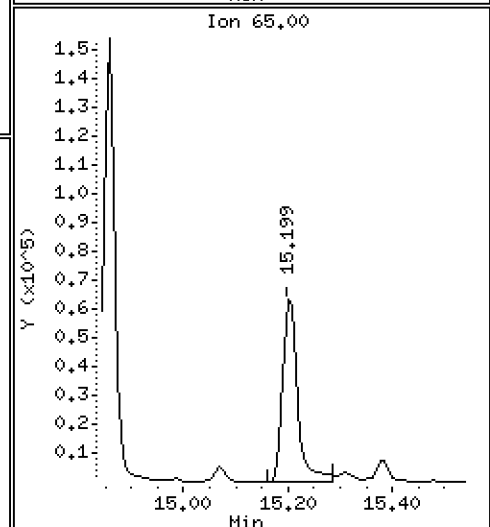
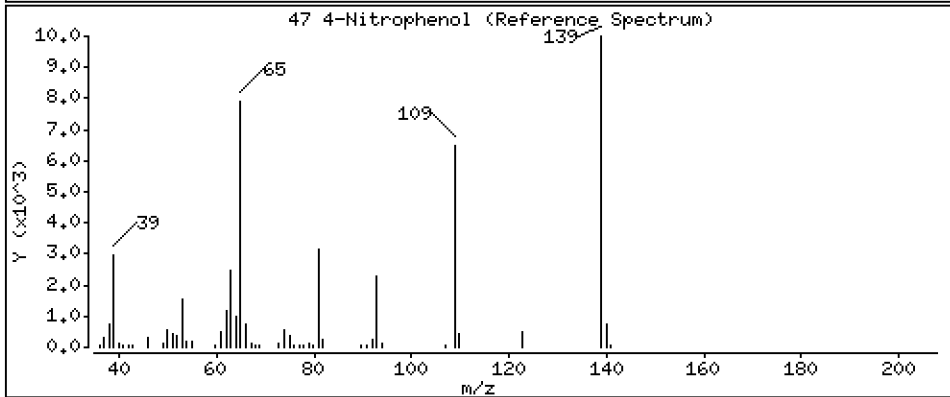
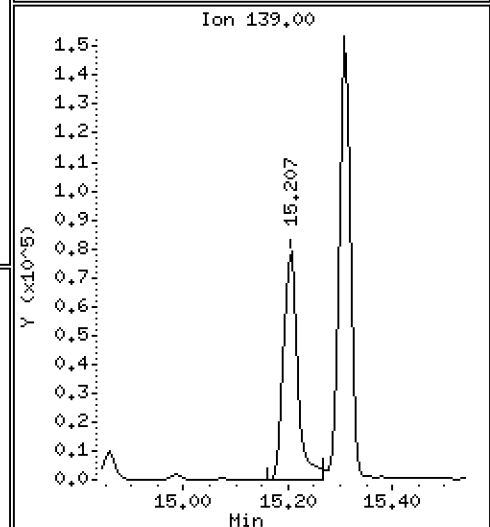
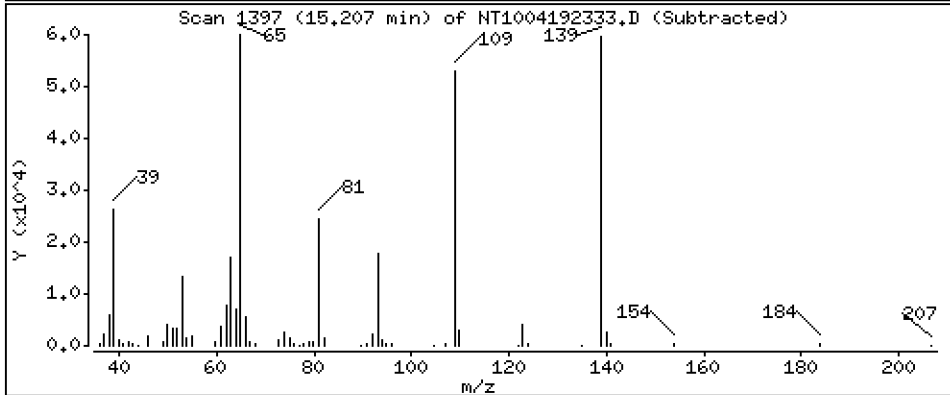
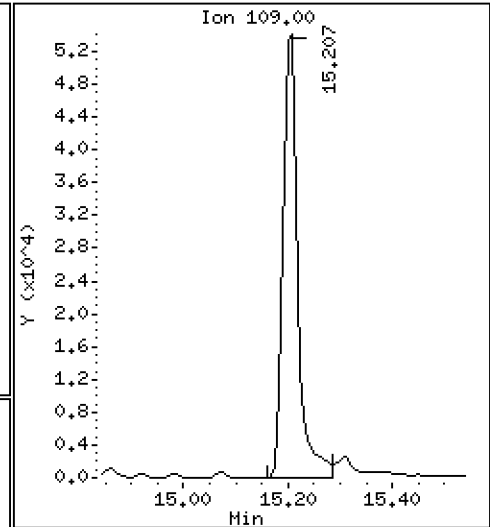
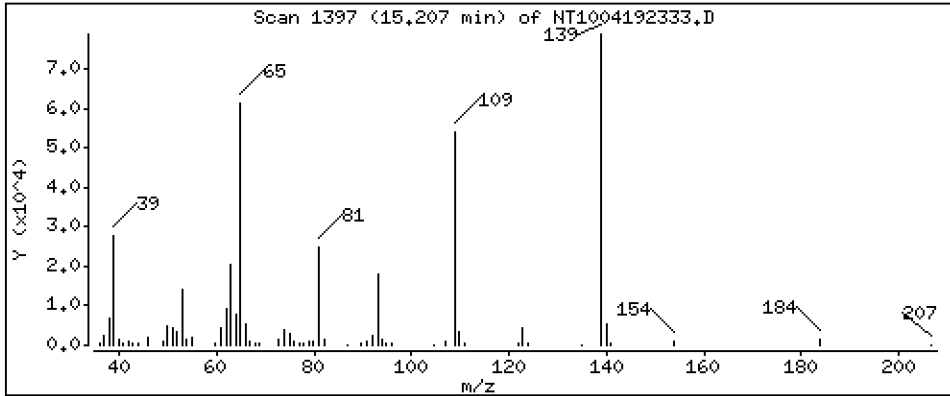
Operator: VTS

Column phase: ZB-5msi

Column diameter: 0,25

47 4-Nitrophenol

Concentration: 7,488 ug/mL



Date : 20-APR-2023 07:41

Client ID:

Instrument: nt10.i

Sample Info: SLD0281-CCV1

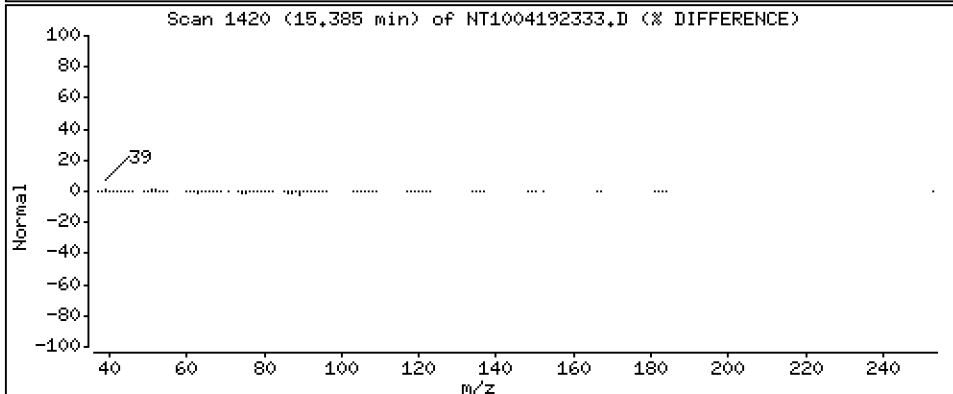
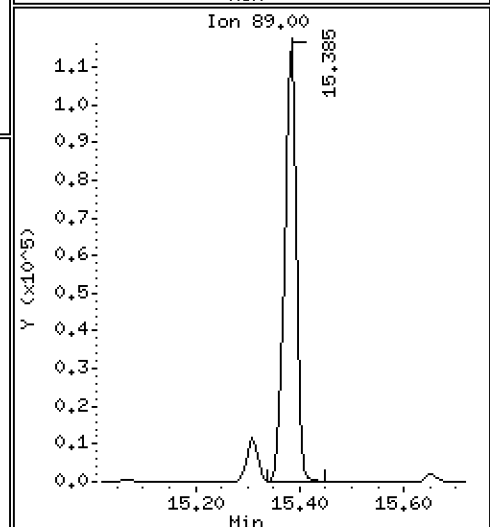
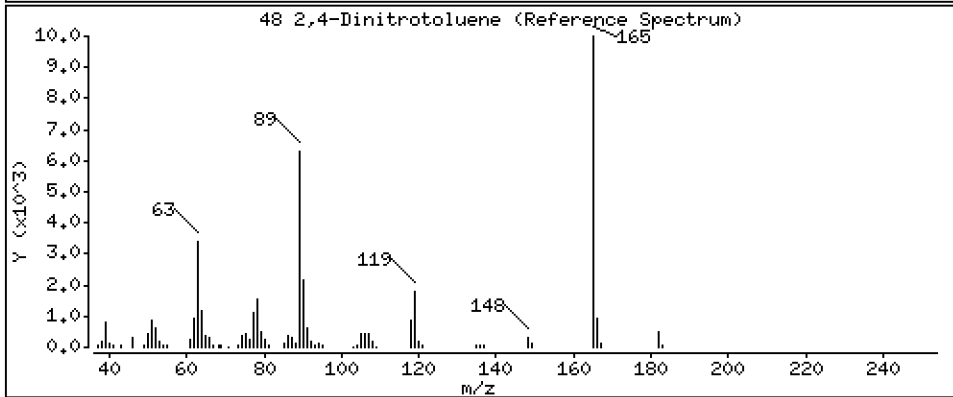
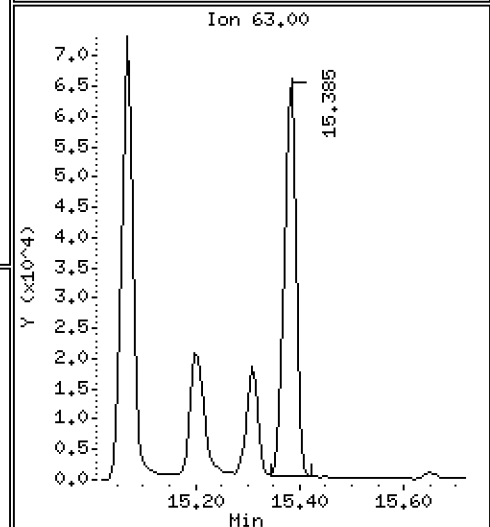
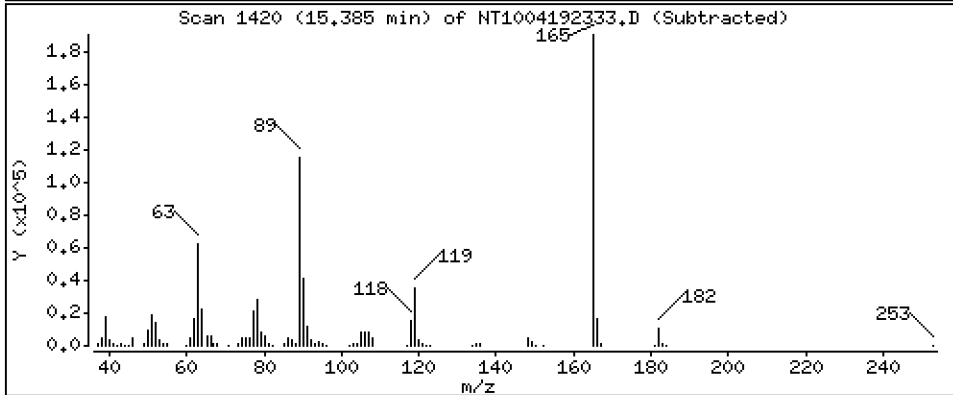
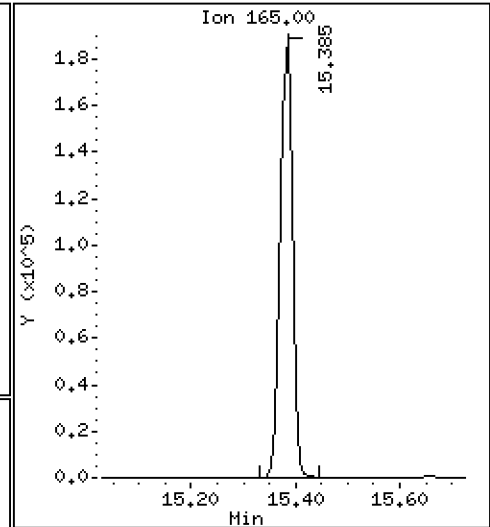
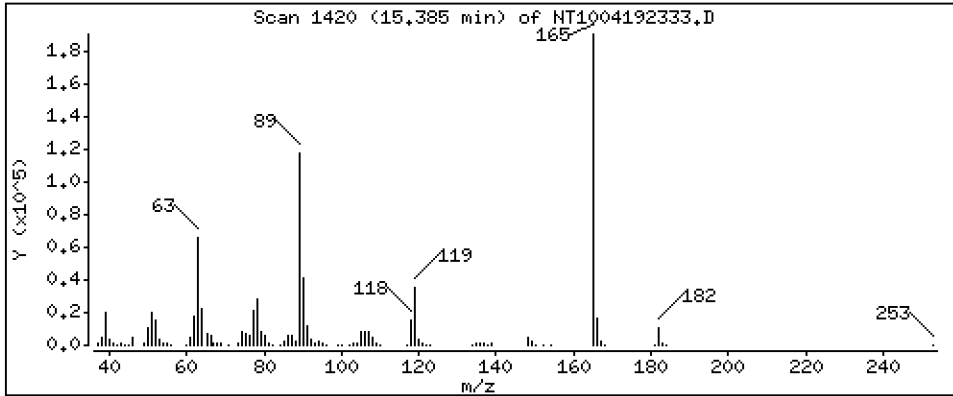
Operator: VTS

Column phase: ZB-5msi

Column diameter: 0,25

48 2,4-Dinitrotoluene

Concentration: 10,02 ug/mL



Date : 20-APR-2023 07:41

Client ID:

Instrument: nt10.i

Sample Info: SLD0281-CCV1

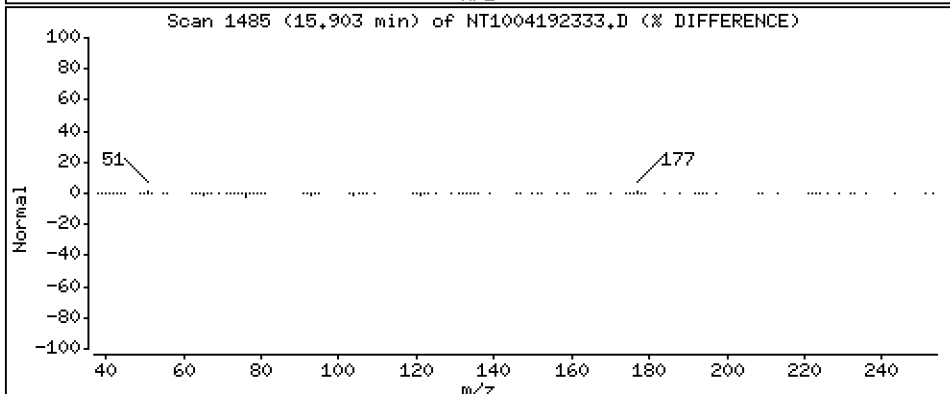
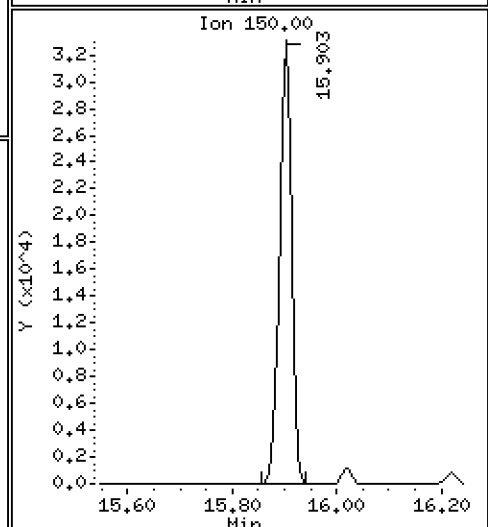
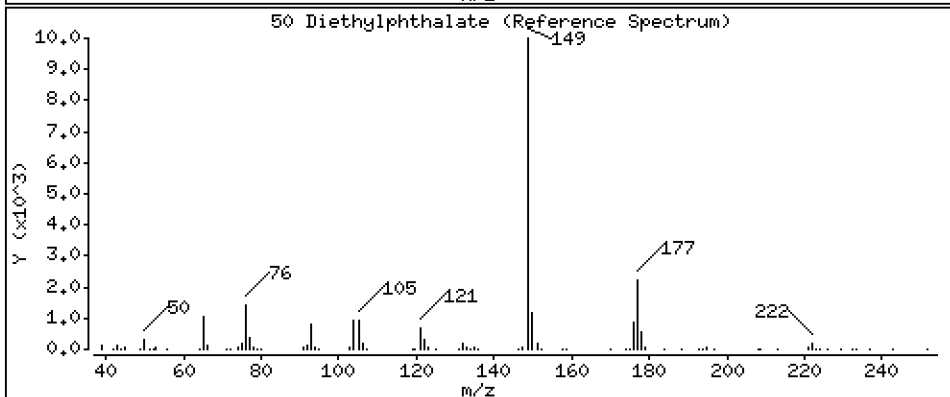
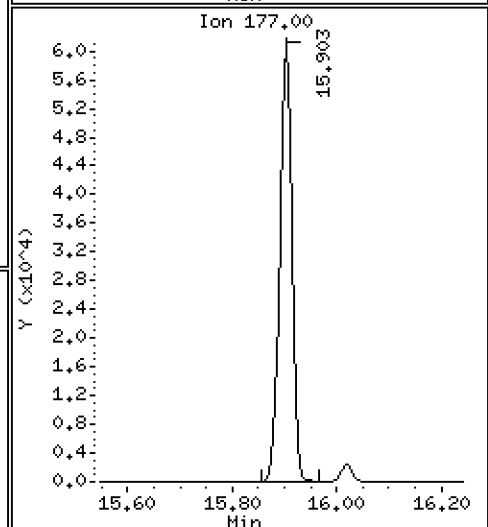
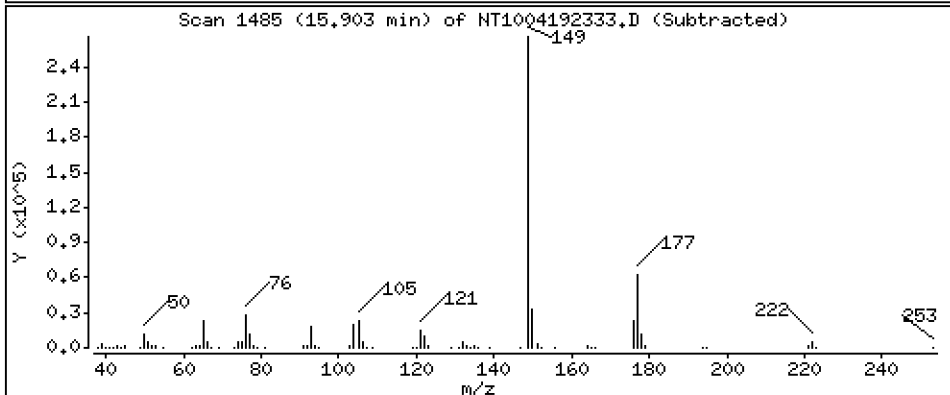
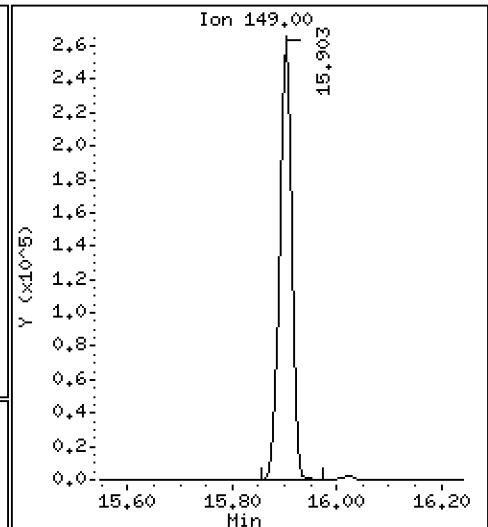
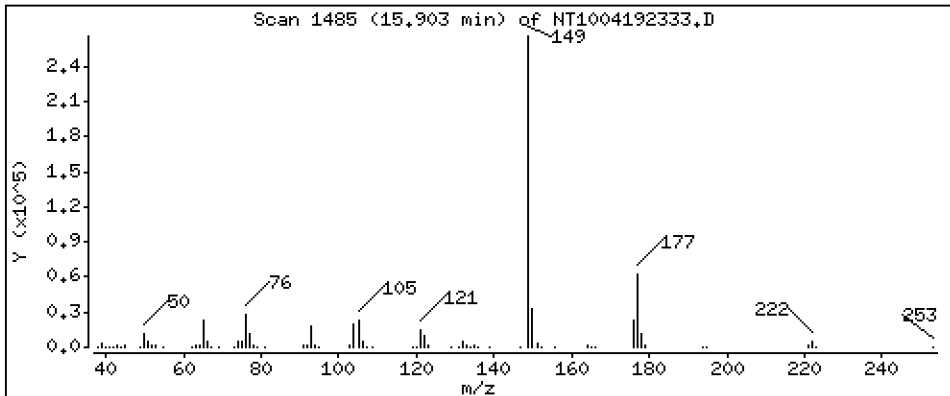
Operator: VTS

Column phase: ZB-5msi

Column diameter: 0,25

50 Diethylphthalate

Concentration: 5,636 ug/mL



Date : 20-APR-2023 07:41

Client ID:

Instrument: nt10.i

Sample Info: SLD0281-CCV1

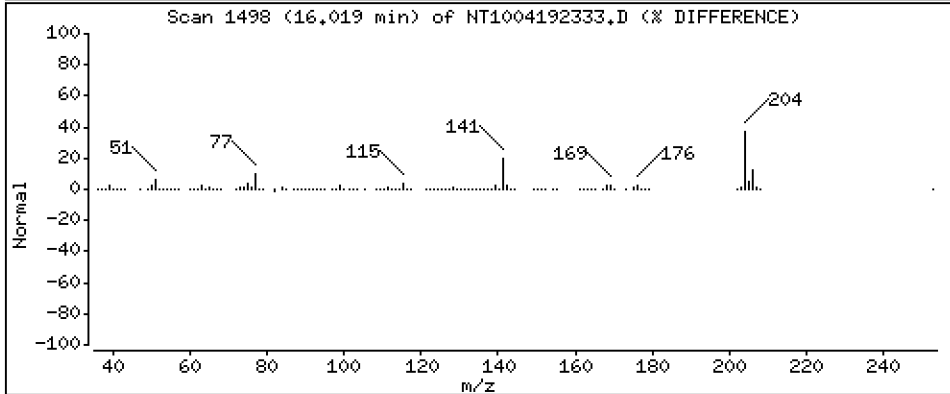
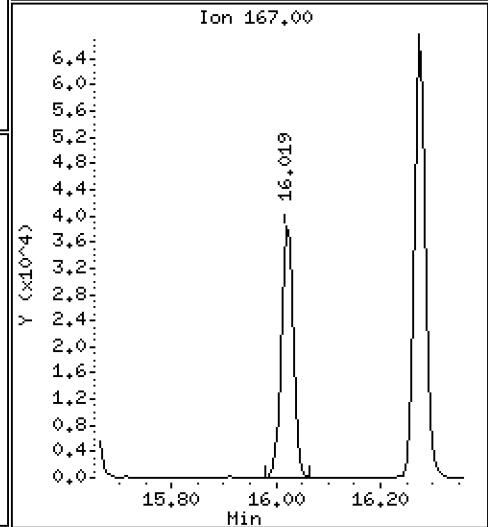
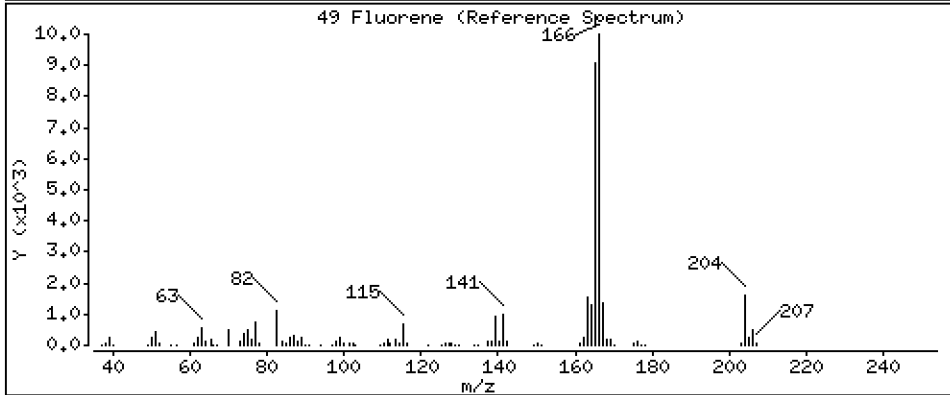
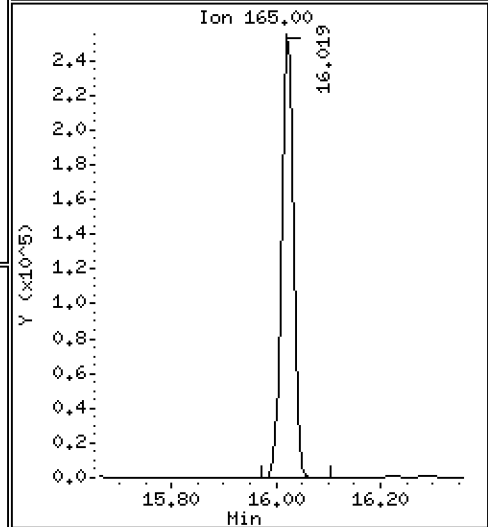
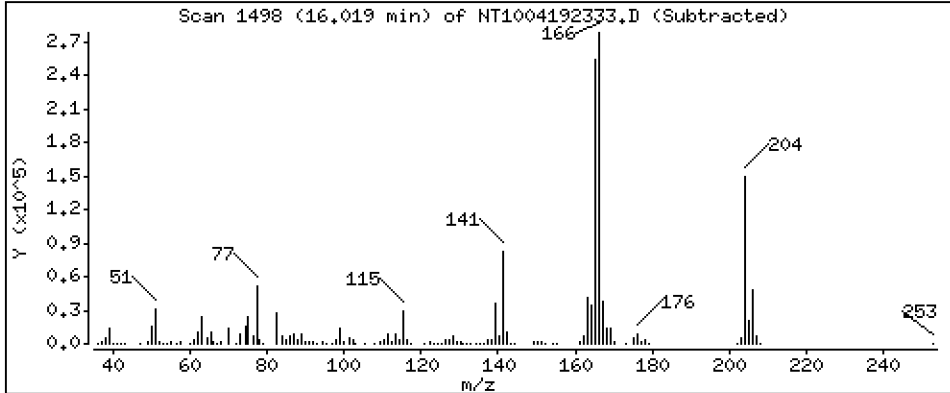
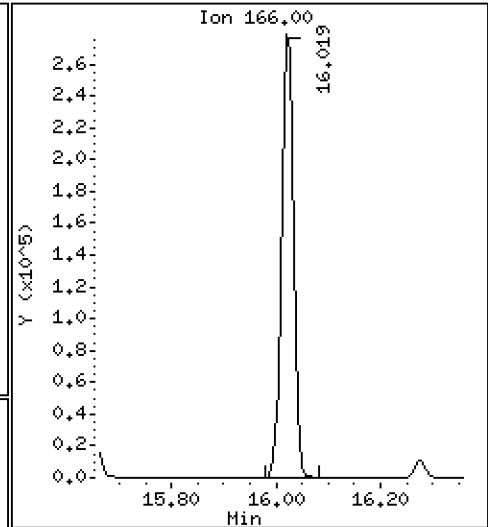
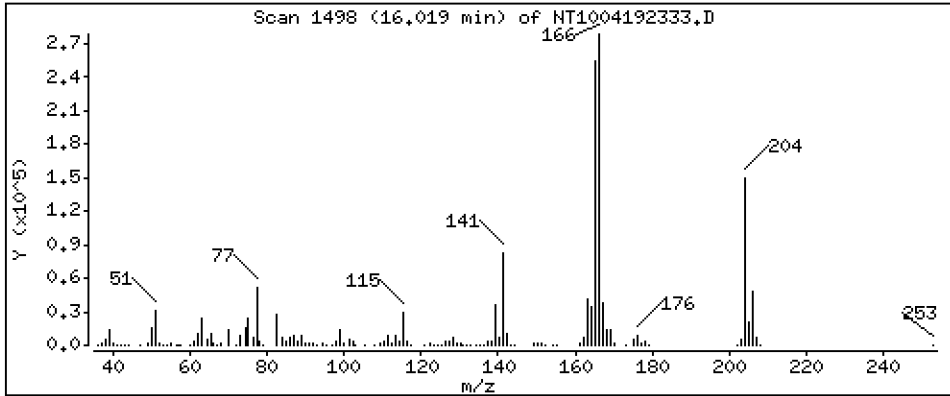
Operator: VTS

Column phase: ZB-5msi

Column diameter: 0,25

49 Fluorene

Concentration: 4,624 ug/mL



Date : 20-APR-2023 07:41

Client ID:

Instrument: nt10.i

Sample Info: SLD0281-CCV1

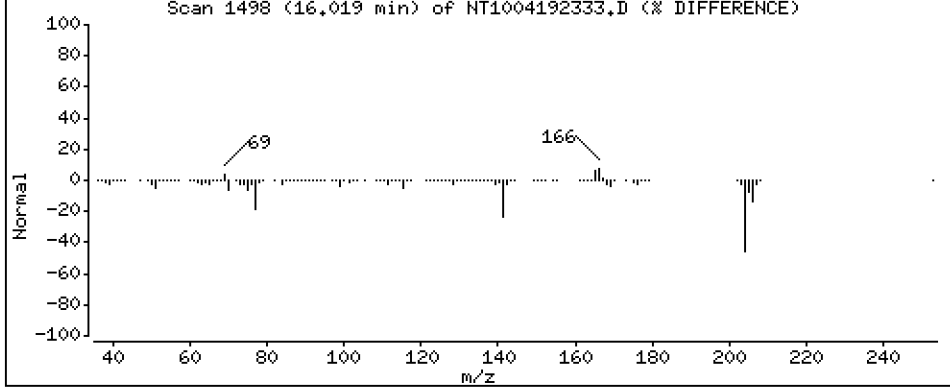
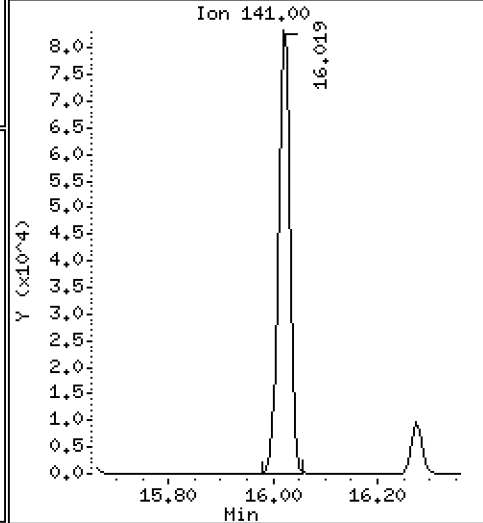
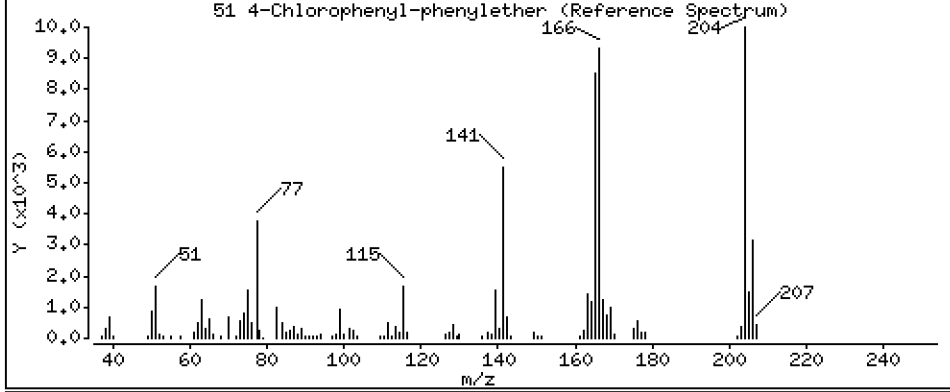
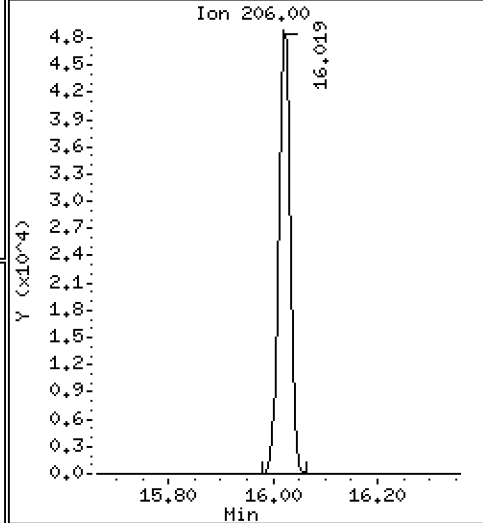
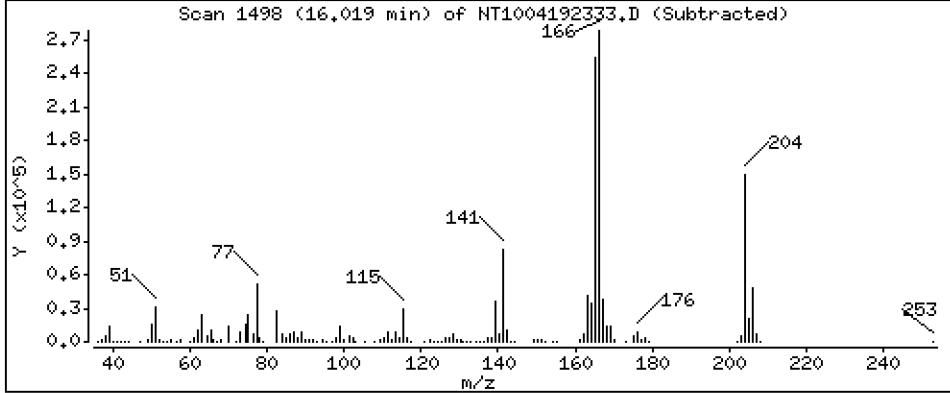
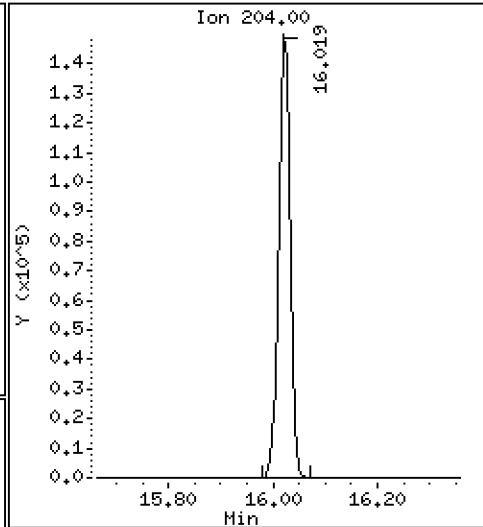
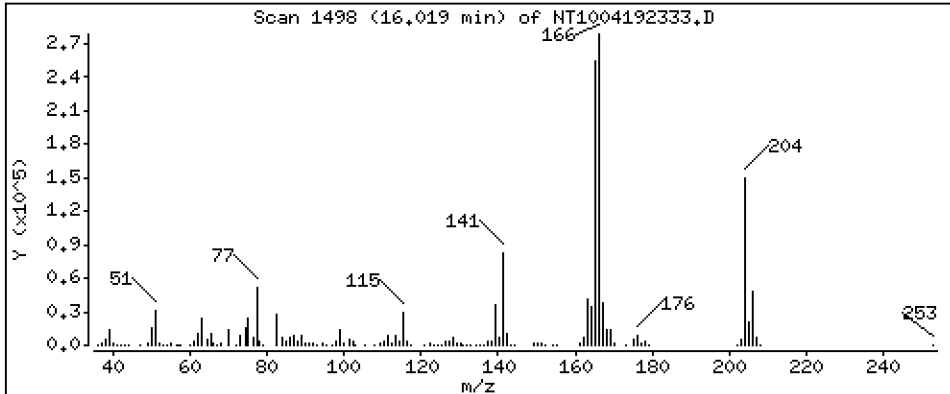
Operator: VTS

Column phase: ZB-5msi

Column diameter: 0,25

51 4-Chlorophenyl-phenylether

Concentration: 5,010 ug/mL



Date : 20-APR-2023 07:41

Client ID:

Instrument: nt10.i

Sample Info: SLD0281-CCV1

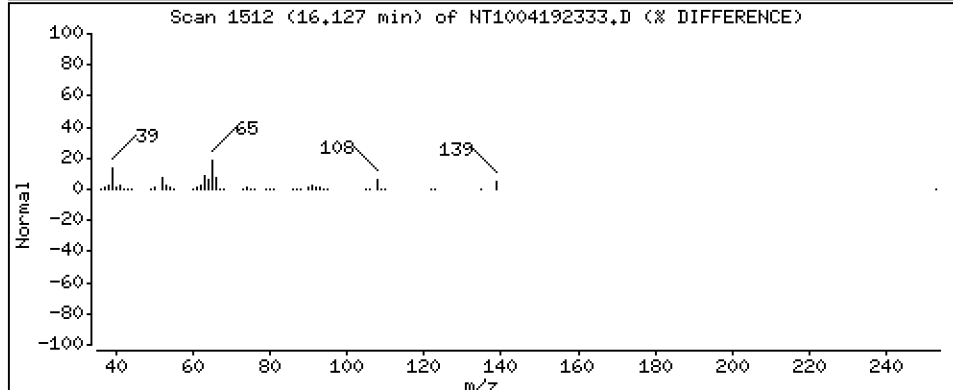
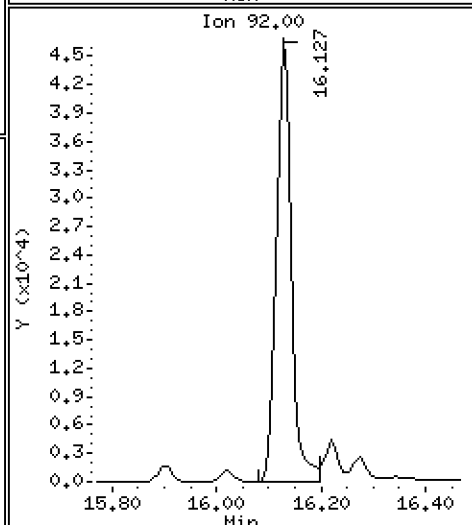
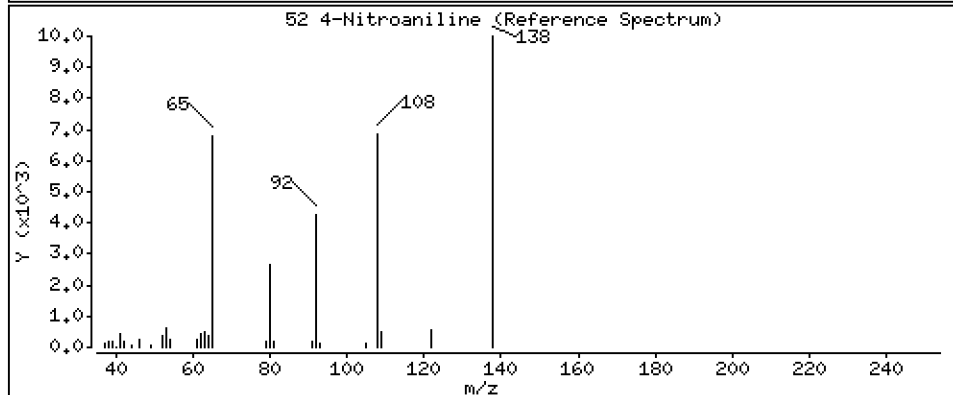
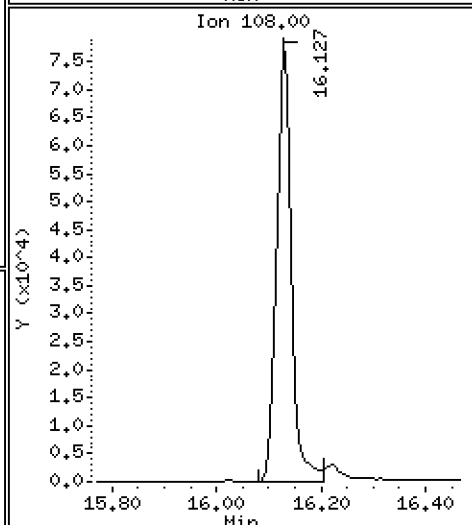
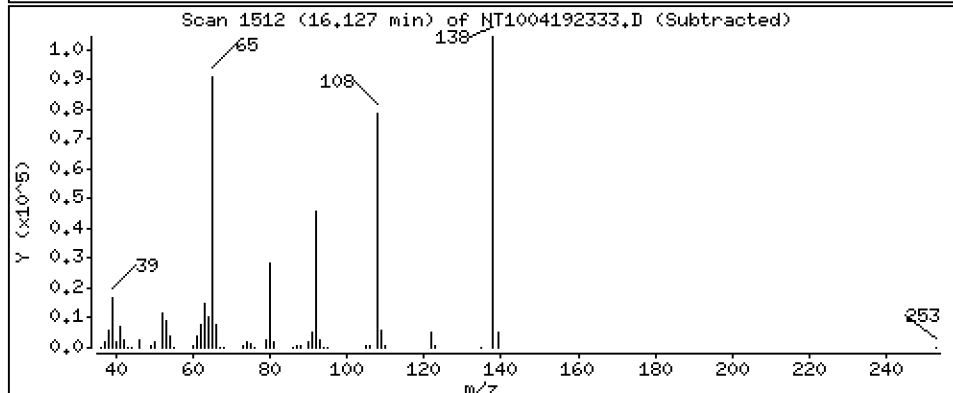
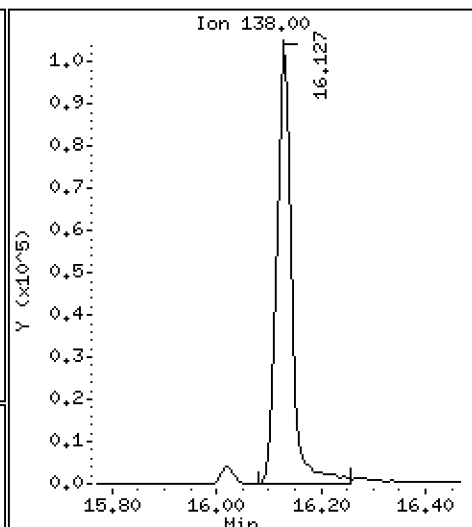
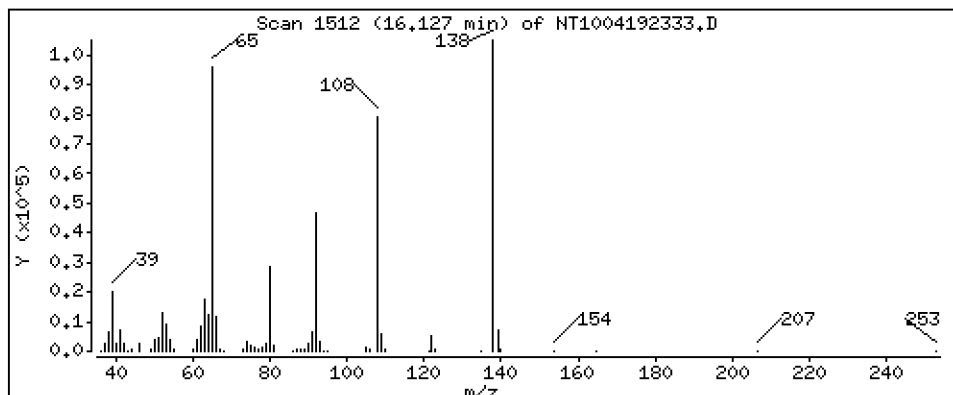
Operator: VTS

Column phase: ZB-5msi

Column diameter: 0,25

52 4-Nitroaniline

Concentration: 10,36 ug/mL



Date : 20-APR-2023 07:41

Client ID:

Instrument: nt10.i

Sample Info: SLD0281-CCV1

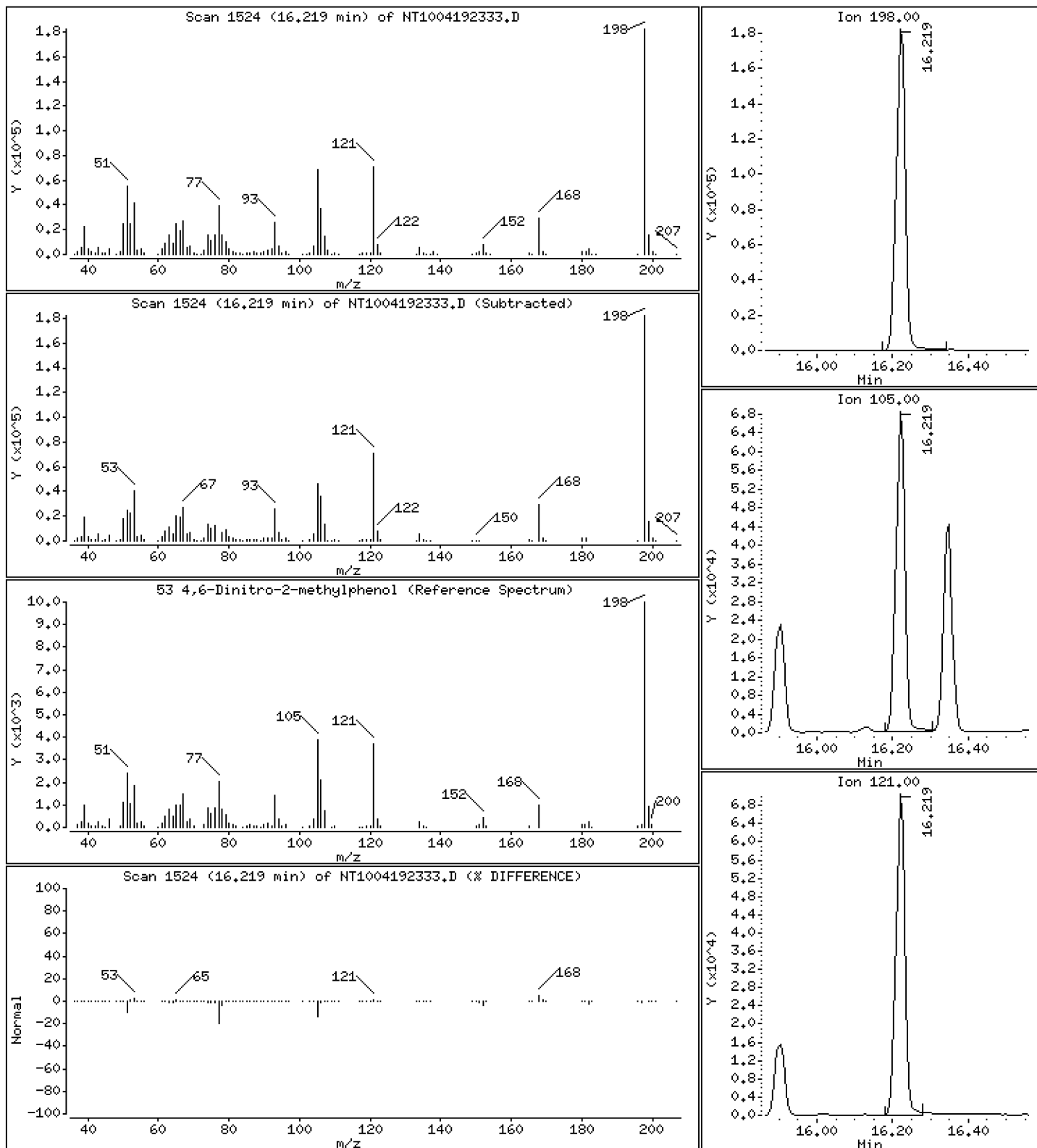
Operator: VTS

Column phase: ZB-5msi

Column diameter: 0,25

53 4,6-Dinitro-2-methylphenol

Concentration: 20,25 ug/mL



Date : 20-APR-2023 07:41

Client ID:

Instrument: nt10.i

Sample Info: SLD0281-CCV1

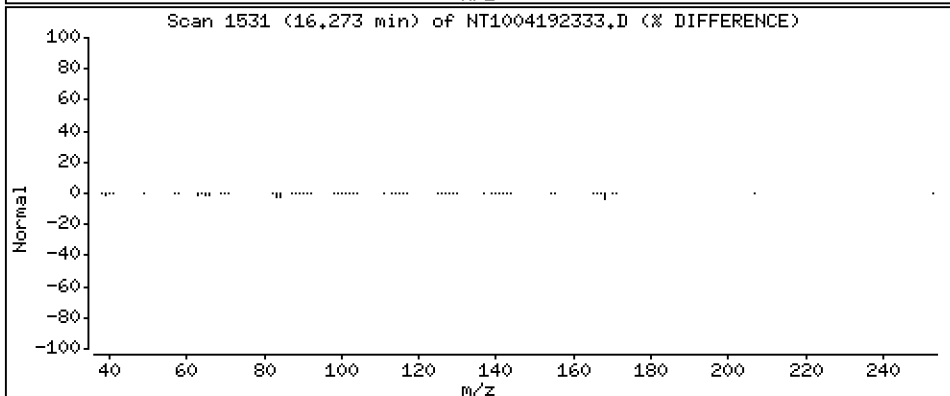
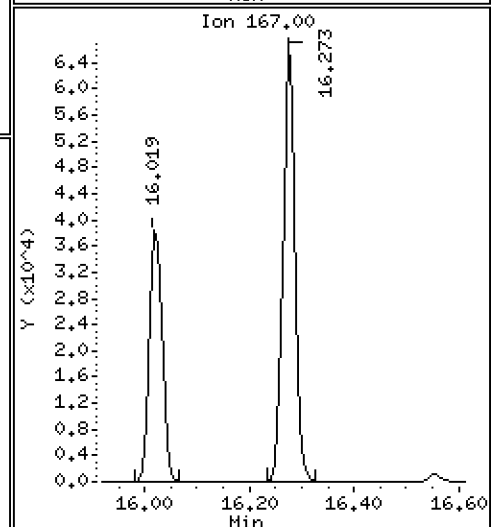
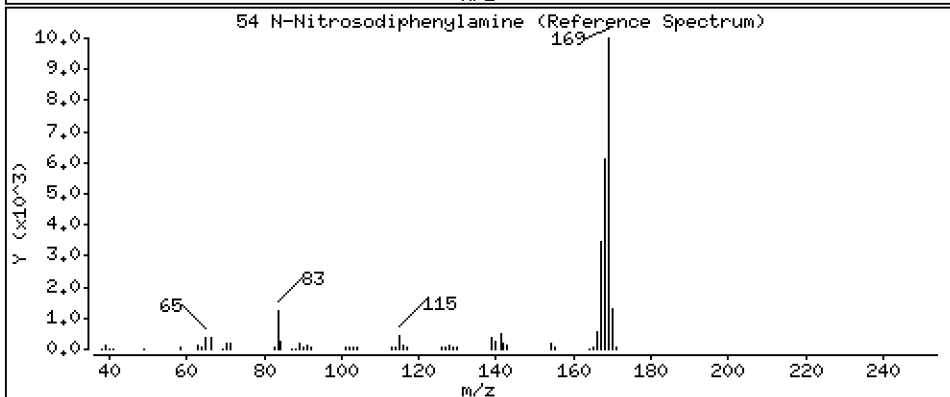
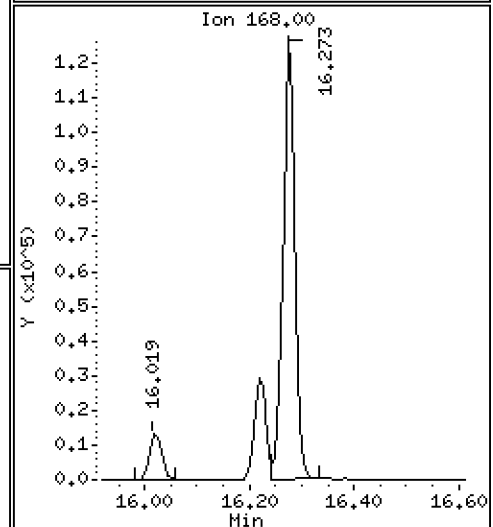
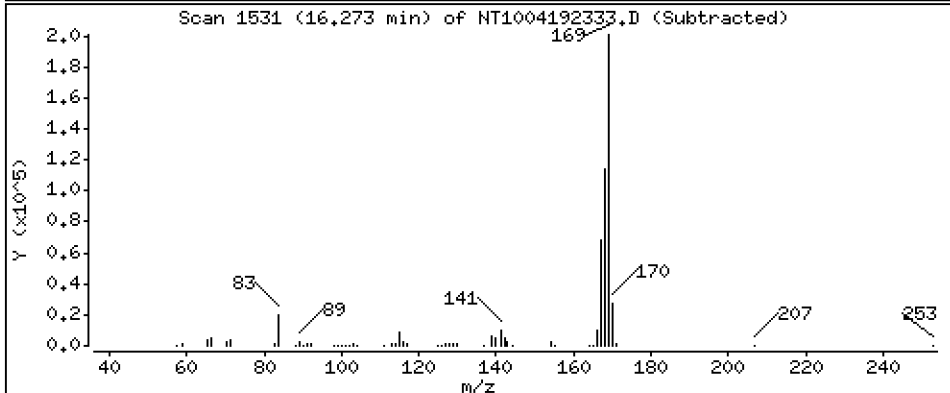
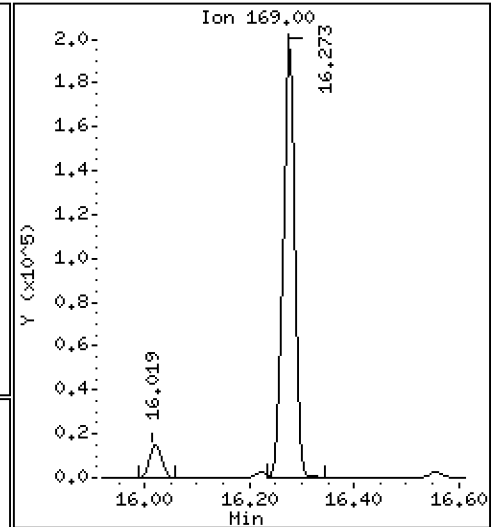
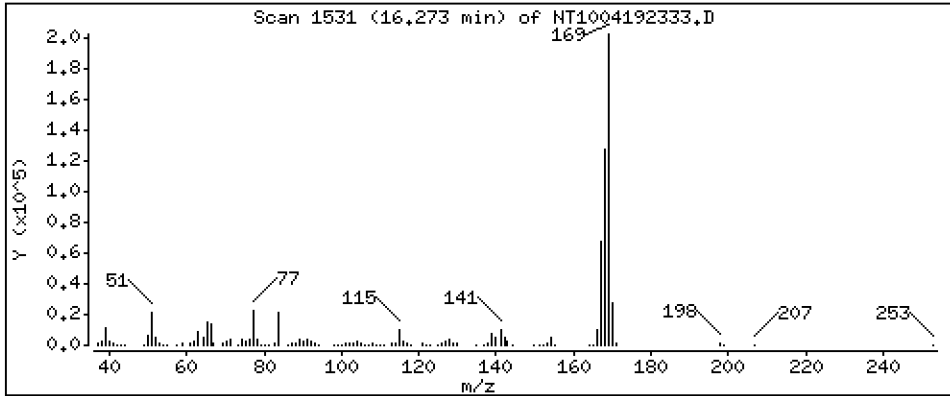
Operator: VTS

Column phase: ZB-5msi

Column diameter: 0.25

54 N-Nitrosodiphenylamine

Concentration: 4.681 ug/mL



Date : 20-APR-2023 07:41

Client ID:

Instrument: nt10.i

Sample Info: SLD0281-CCV1

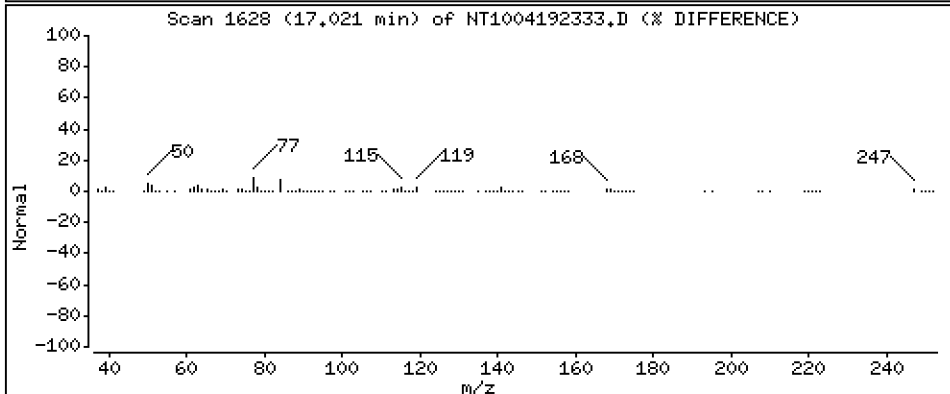
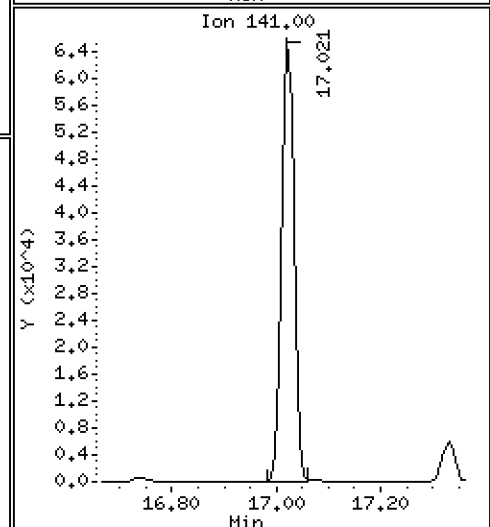
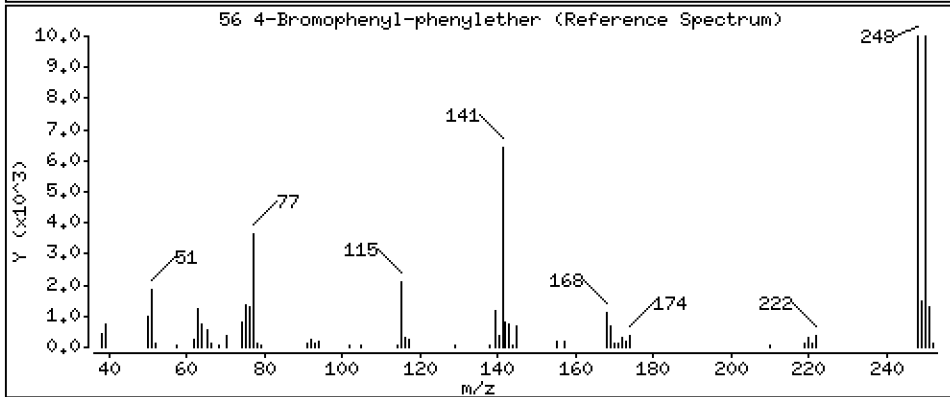
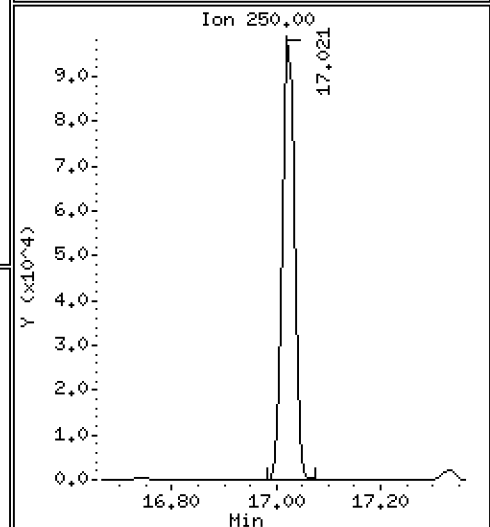
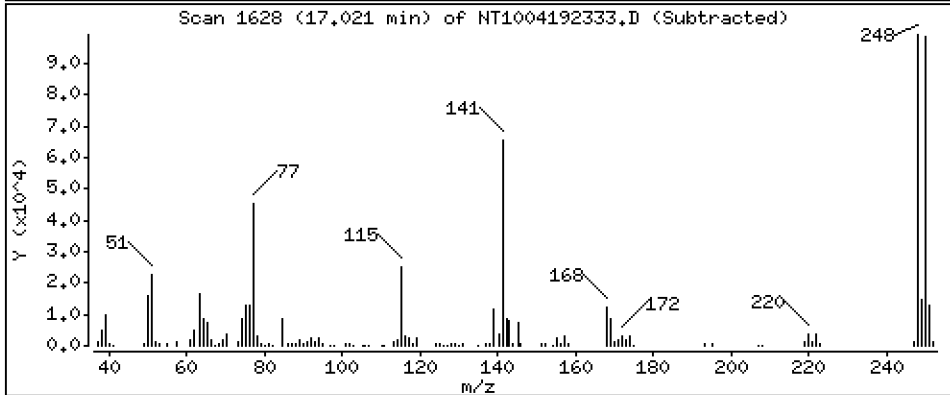
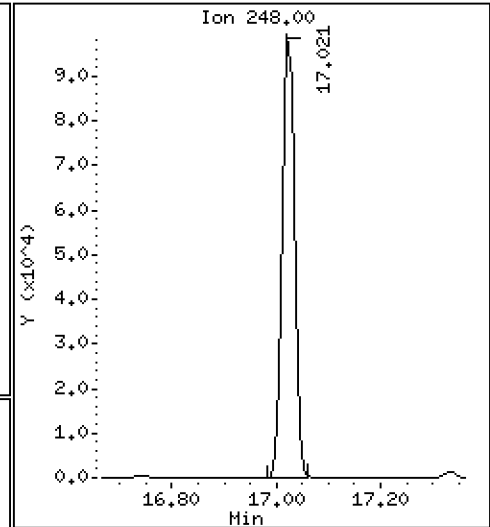
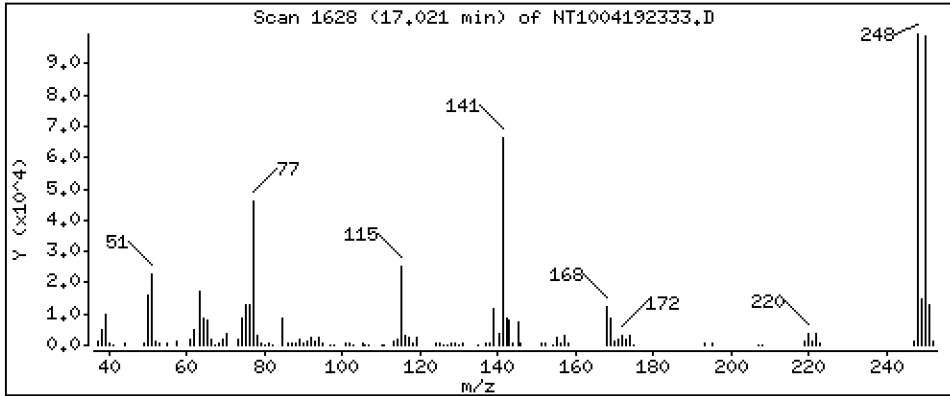
Operator: VTS

Column phase: ZB-5msi

Column diameter: 0,25

56 4-Bromophenyl-phenylether

Concentration: 5,616 ug/mL



Date : 20-APR-2023 07:41

Client ID:

Instrument: nt10.i

Sample Info: SLD0281-CCV1

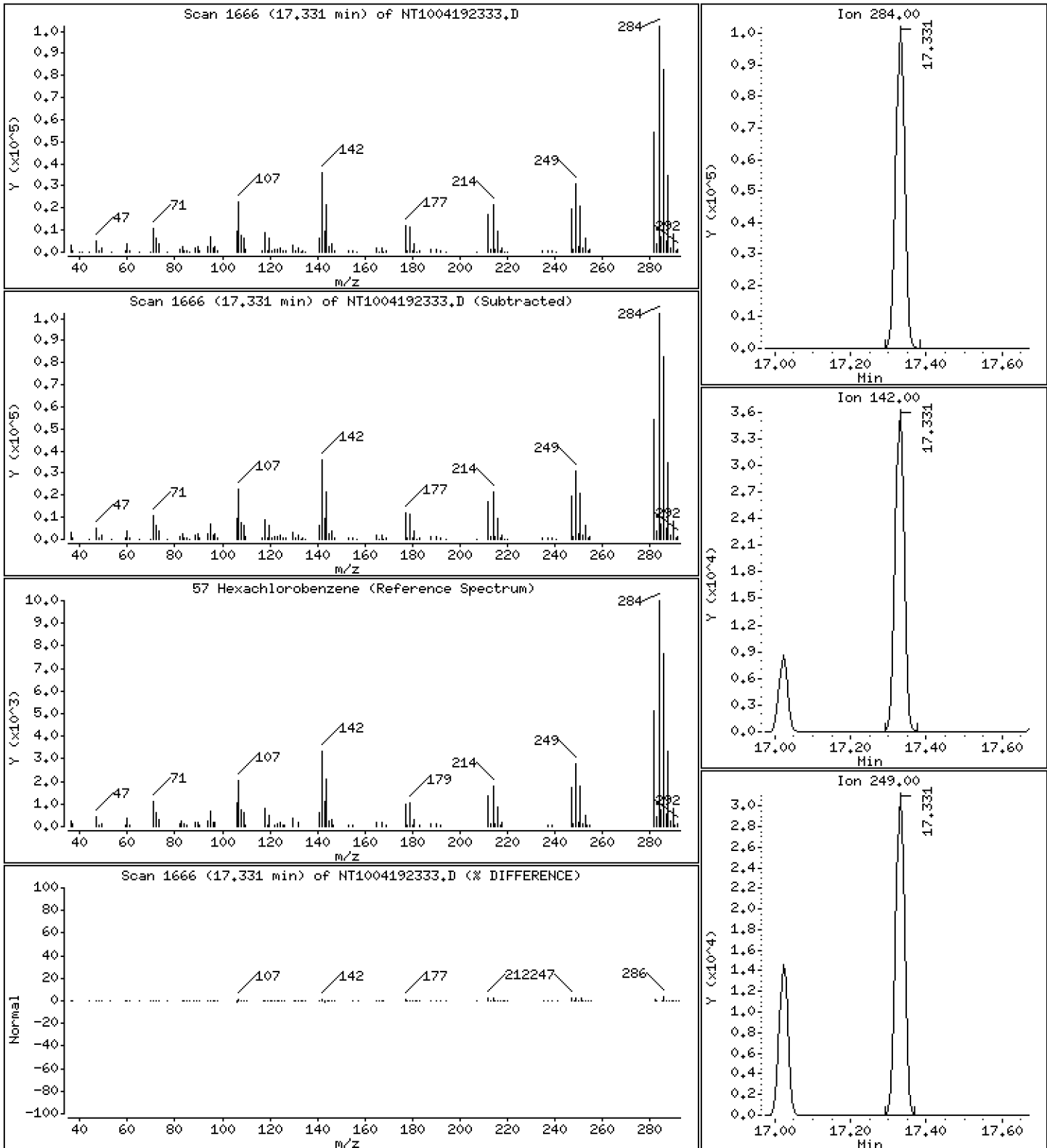
Operator: VTS

Column phase: ZB-5msi

Column diameter: 0,25

57 Hexachlorobenzene

Concentration: 5,620 ug/mL



Date : 20-APR-2023 07:41

Client ID:

Instrument: nt10.i

Sample Info: SLD0281-CCV1

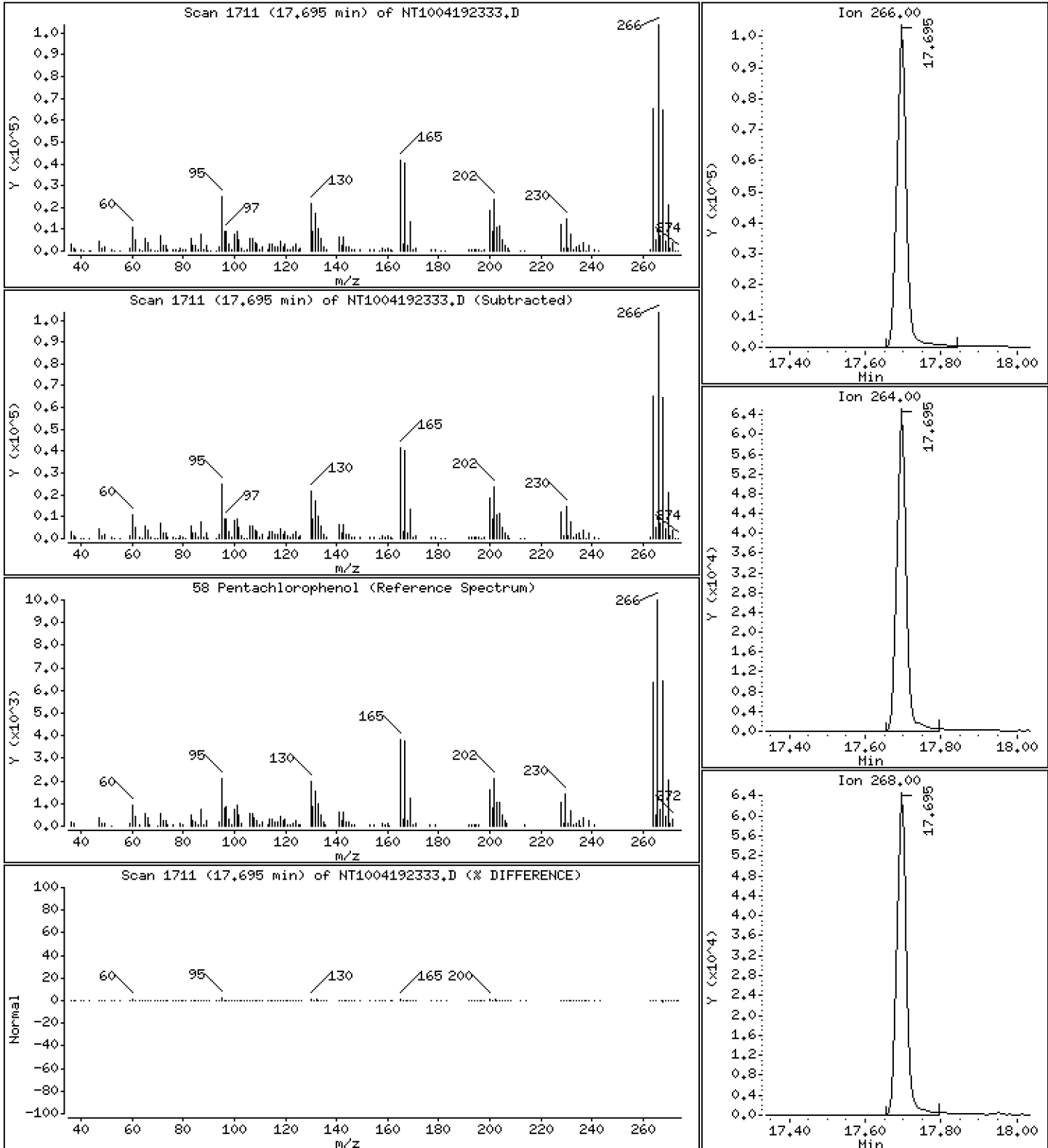
Operator: VTS

Column phase: ZB-5msi

Column diameter: 0,25

58 Pentachlorophenol

Concentration: 10,22 ug/mL



Date : 20-APR-2023 07:41

Client ID:

Instrument: nt10.i

Sample Info: SLD0281-CCV1

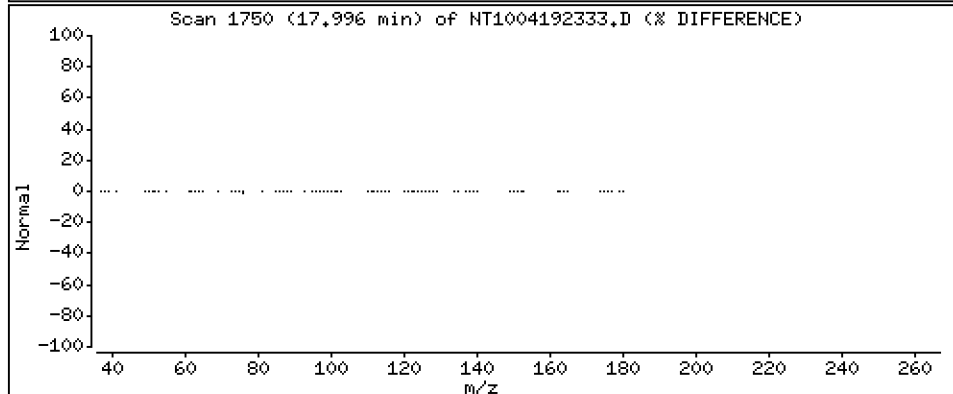
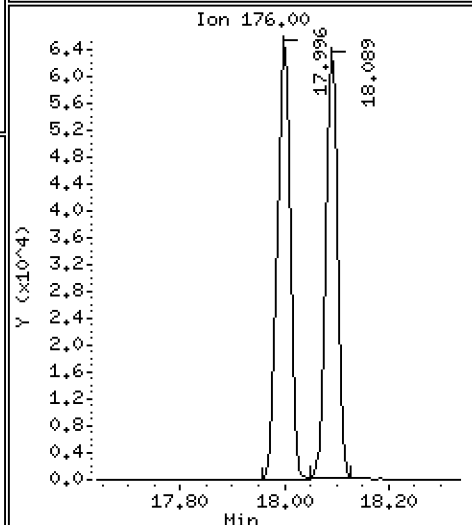
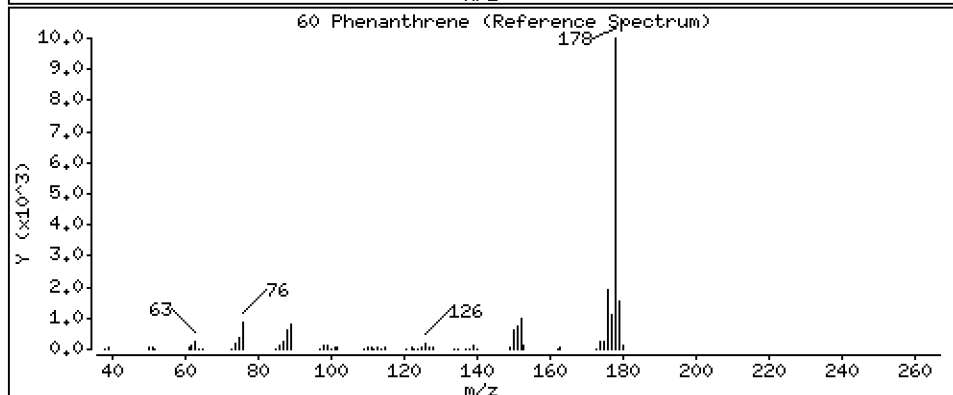
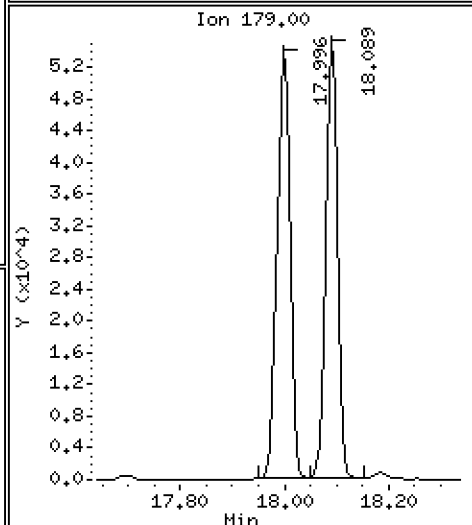
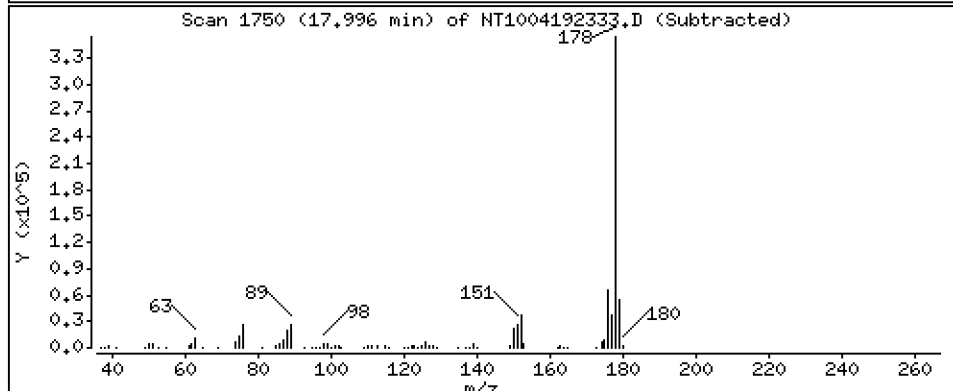
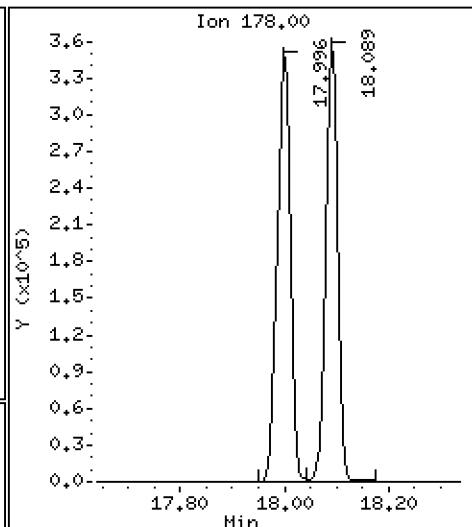
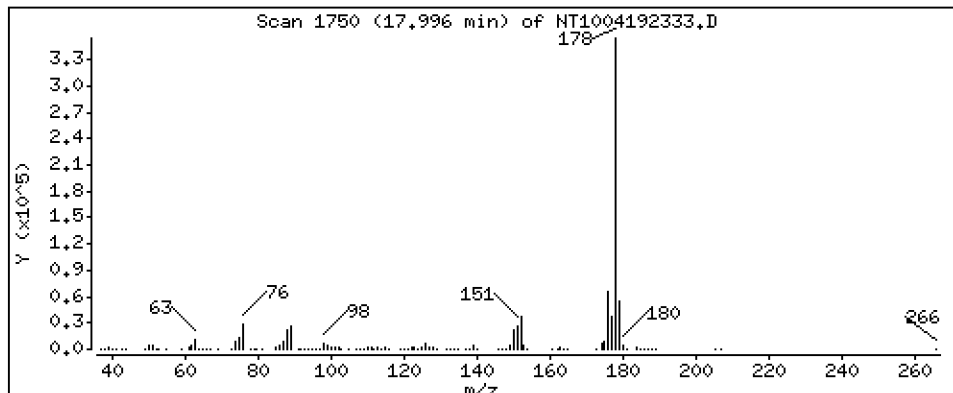
Operator: VTS

Column phase: ZB-5msi

Column diameter: 0,25

60 Phenanthrene

Concentration: 4,604 ug/mL



Date : 20-APR-2023 07:41

Client ID:

Instrument: nt10.i

Sample Info: SLD0281-CCV1

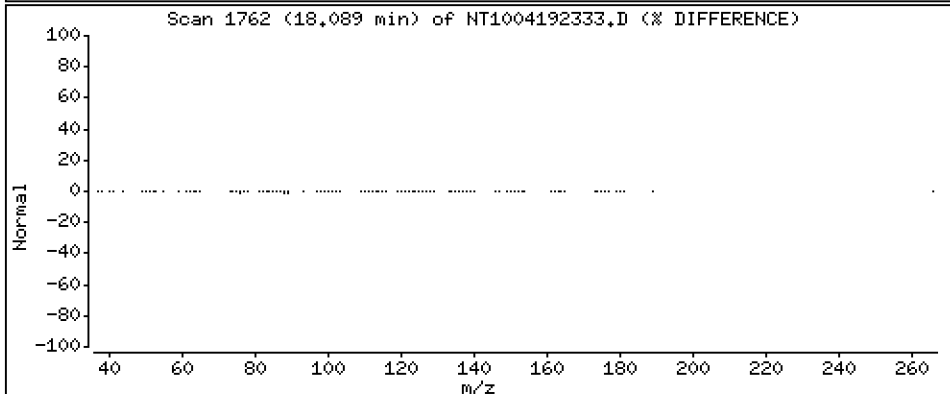
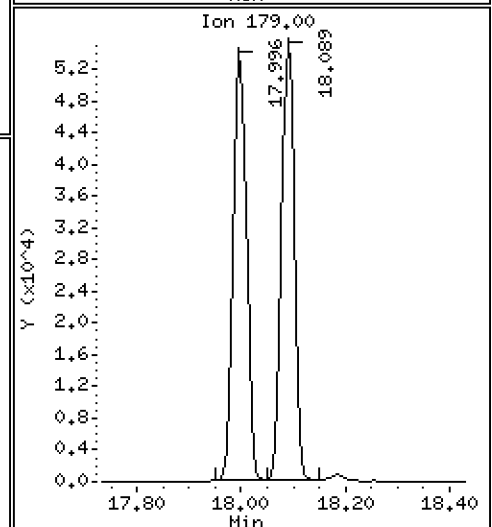
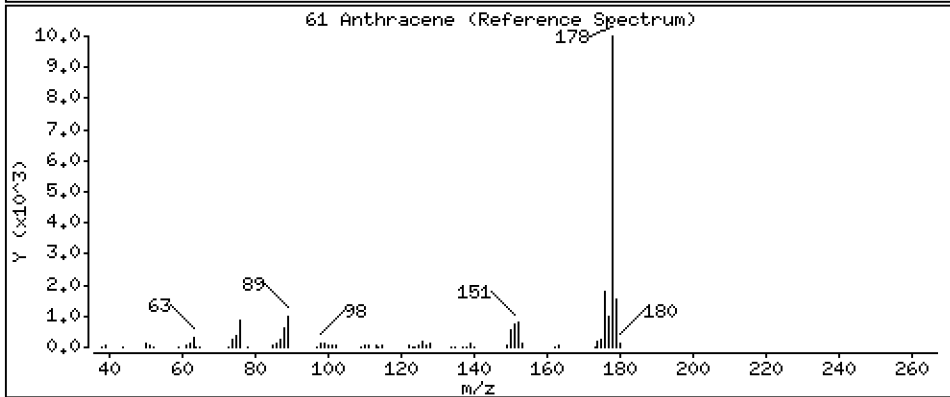
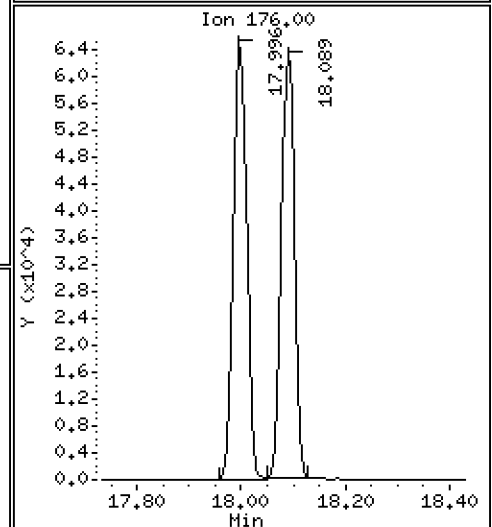
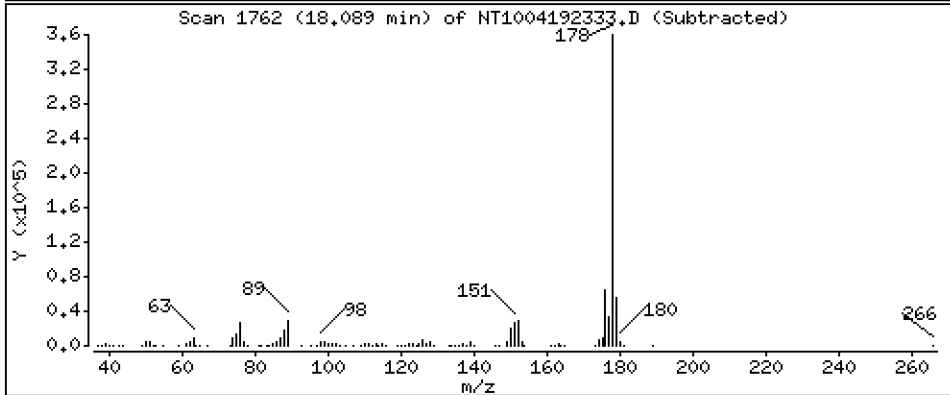
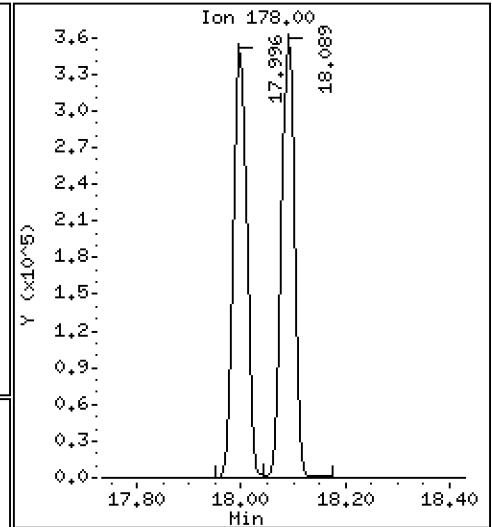
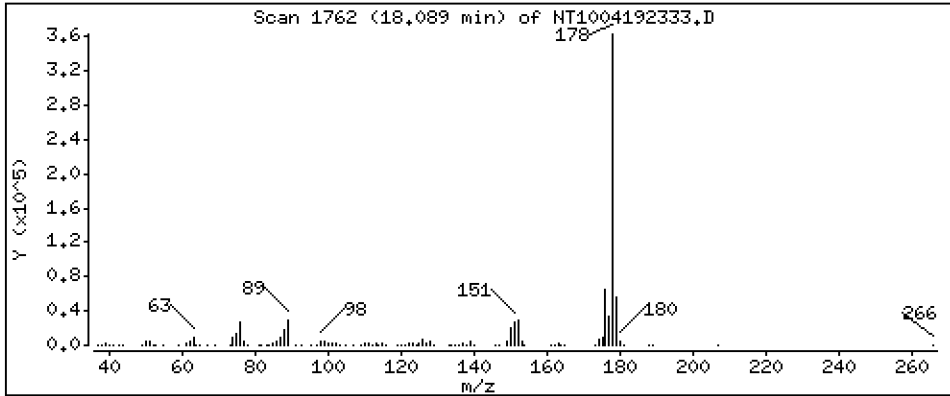
Operator: VTS

Column phase: ZB-5msi

Column diameter: 0,25

61 Anthracene

Concentration: 4,692 ug/mL



Date : 20-APR-2023 07:41

Client ID:

Instrument: nt10.i

Sample Info: SLD0281-CCV1

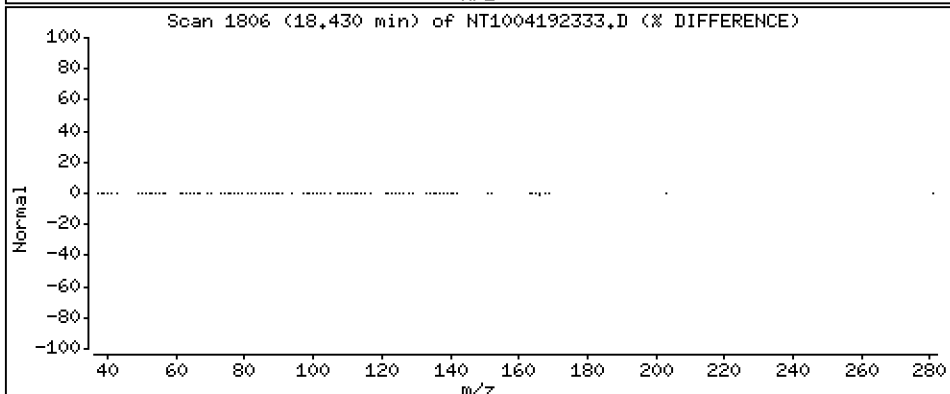
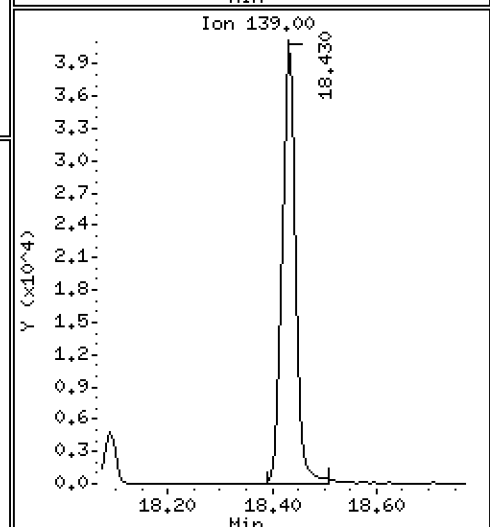
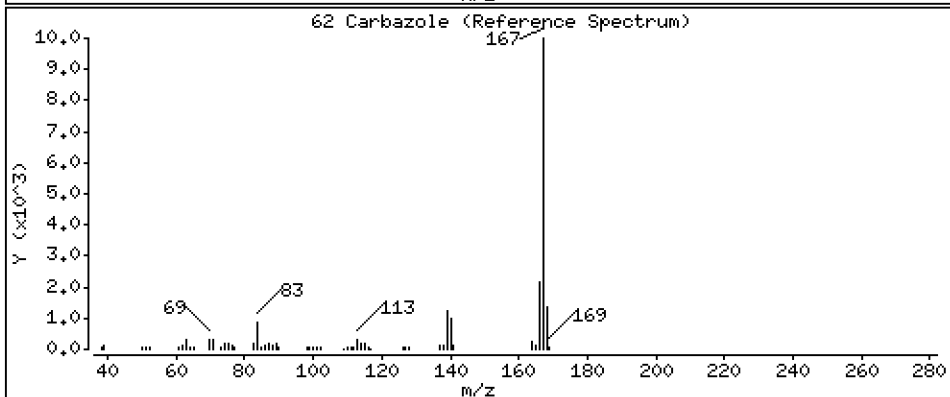
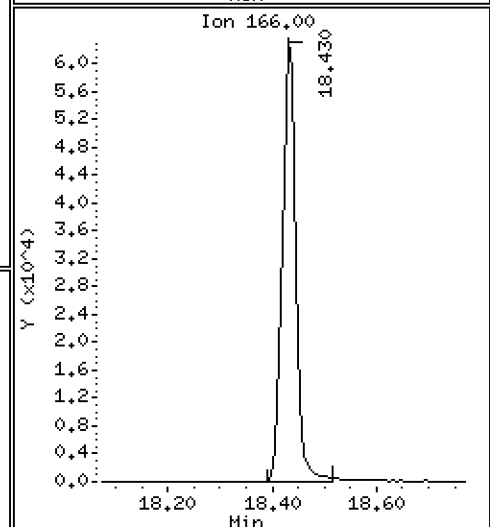
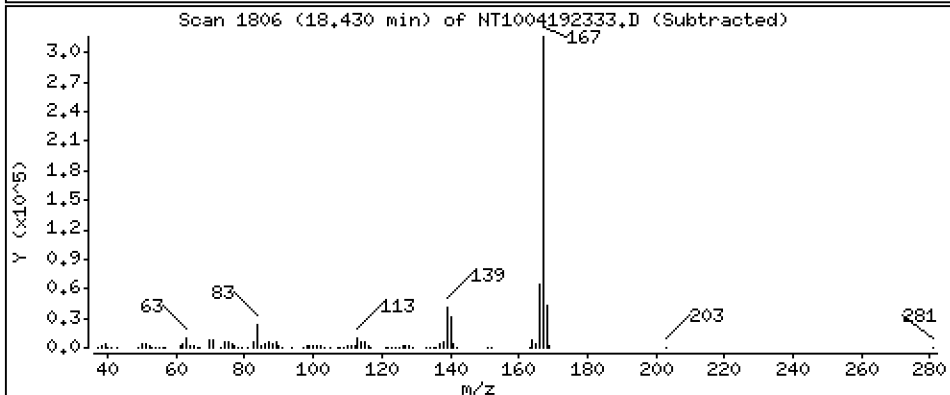
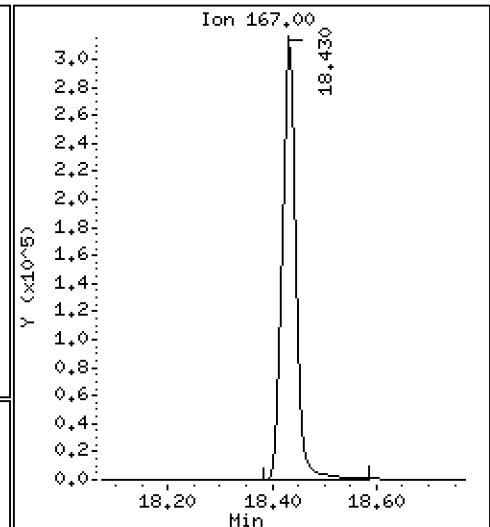
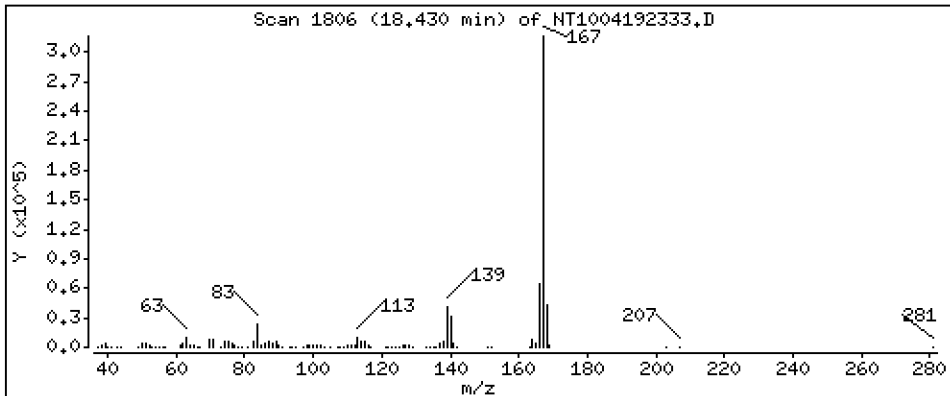
Operator: VTS

Column phase: ZB-5msi

Column diameter: 0,25

62 Carbazole

Concentration: 4,976 ug/mL



Date : 20-APR-2023 07:41

Client ID:

Instrument: nt10.i

Sample Info: SLD0281-CCV1

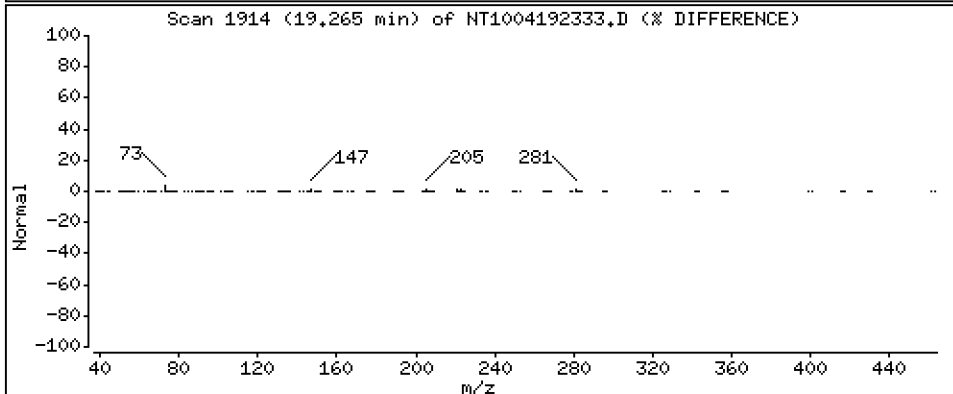
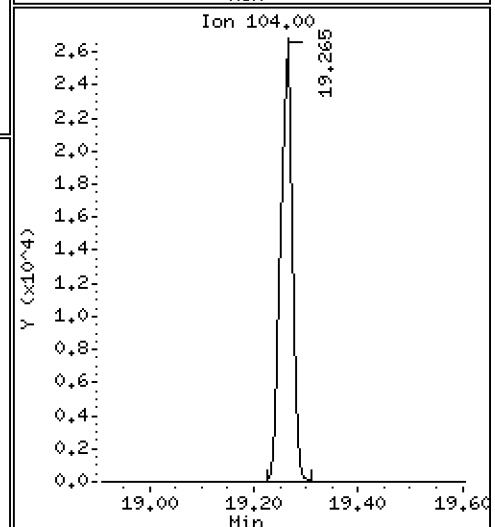
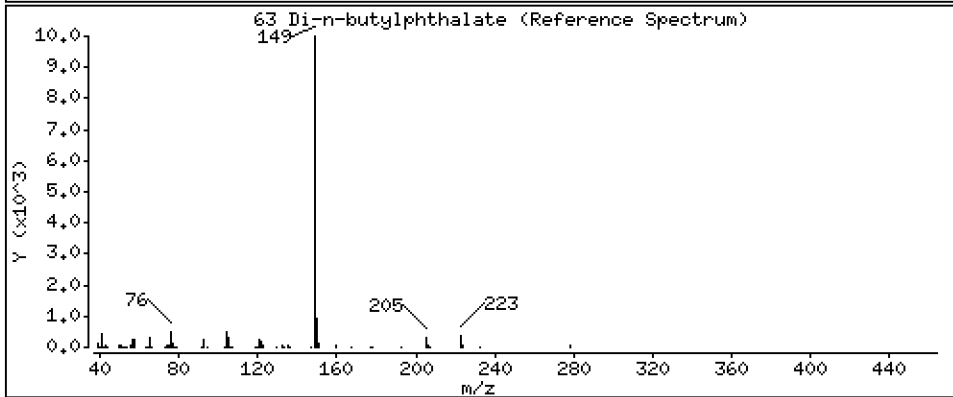
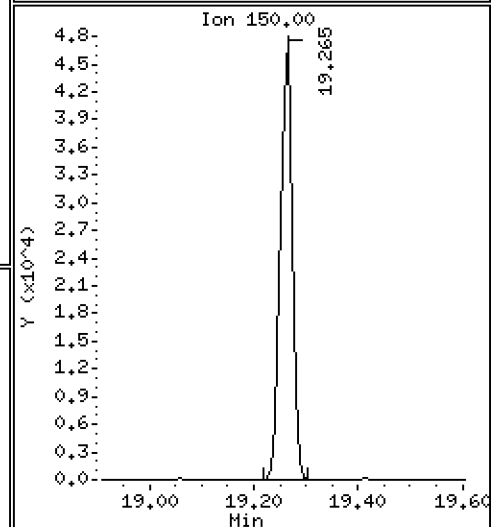
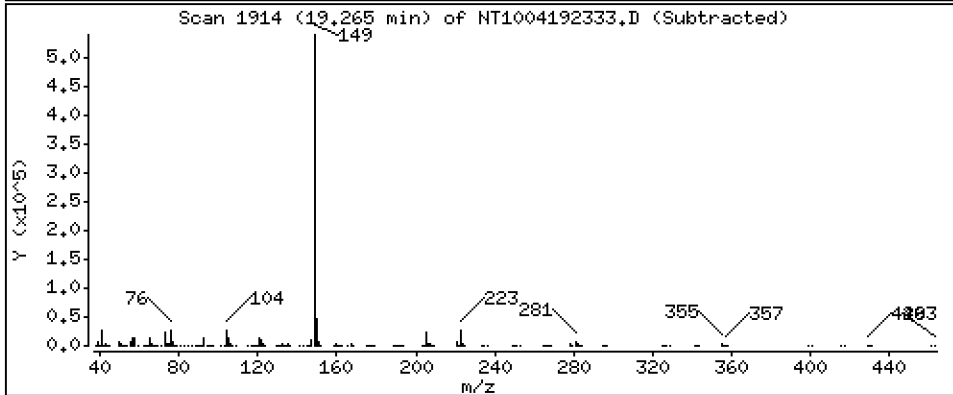
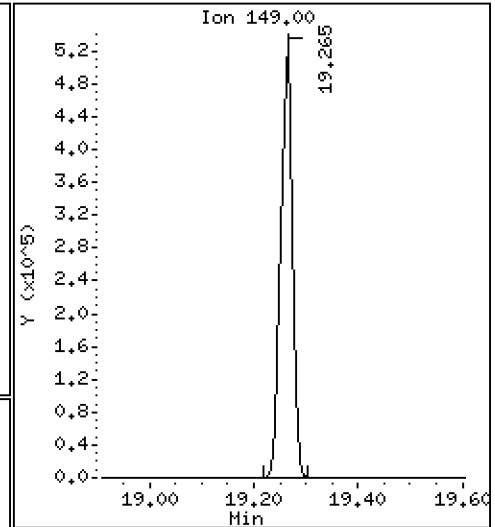
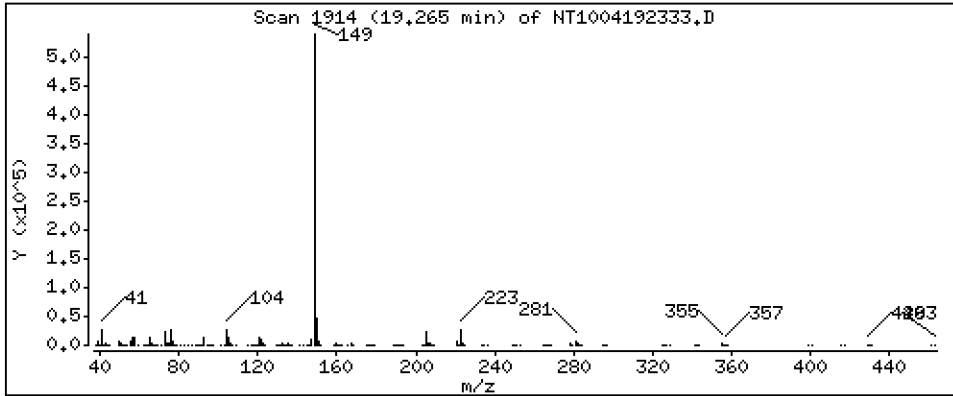
Operator: VTS

Column phase: ZB-5msi

Column diameter: 0,25

63 Di-n-butylphthalate

Concentration: 5,218 ug/mL



Date : 20-APR-2023 07:41

Client ID:

Instrument: nt10.i

Sample Info: SLD0281-CCV1

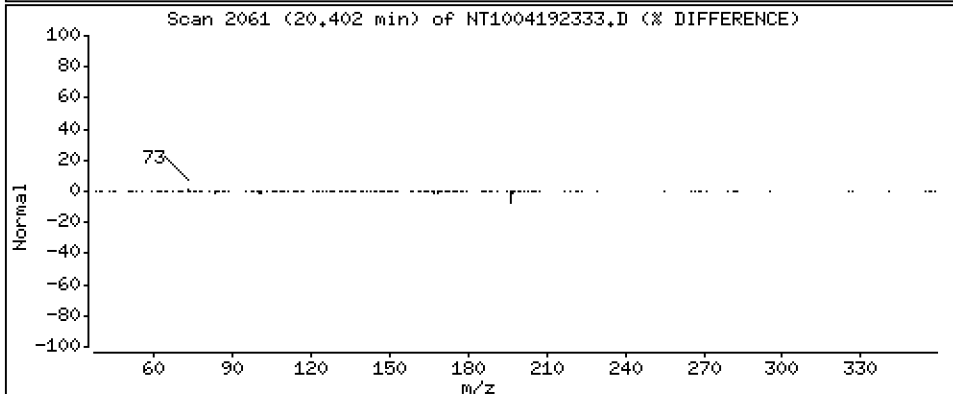
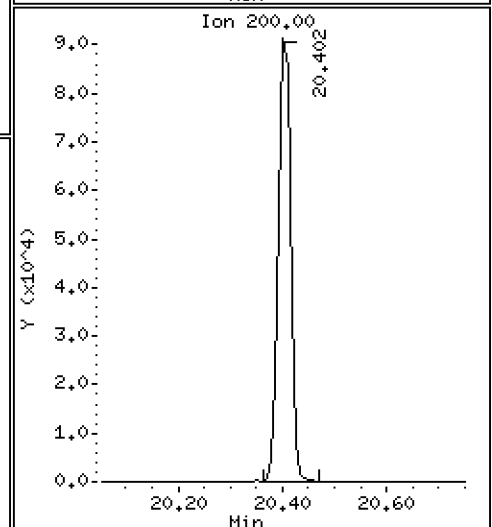
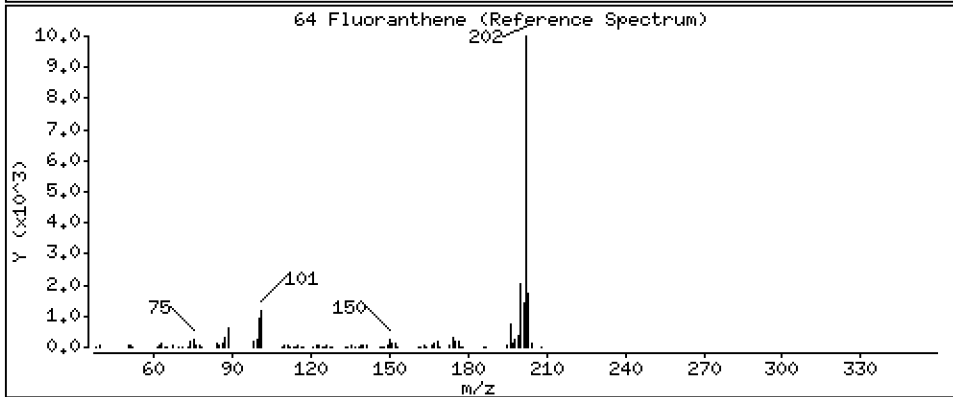
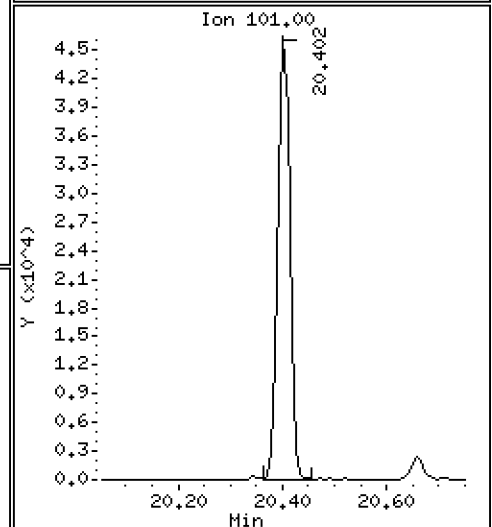
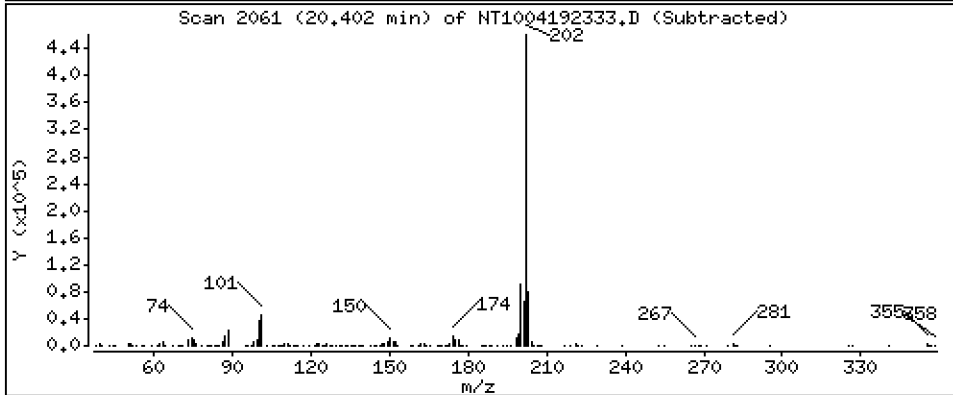
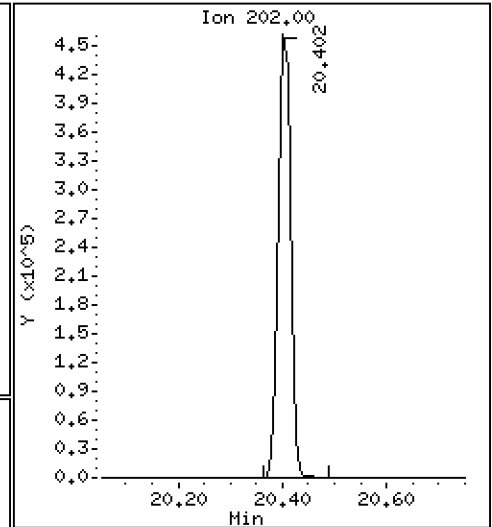
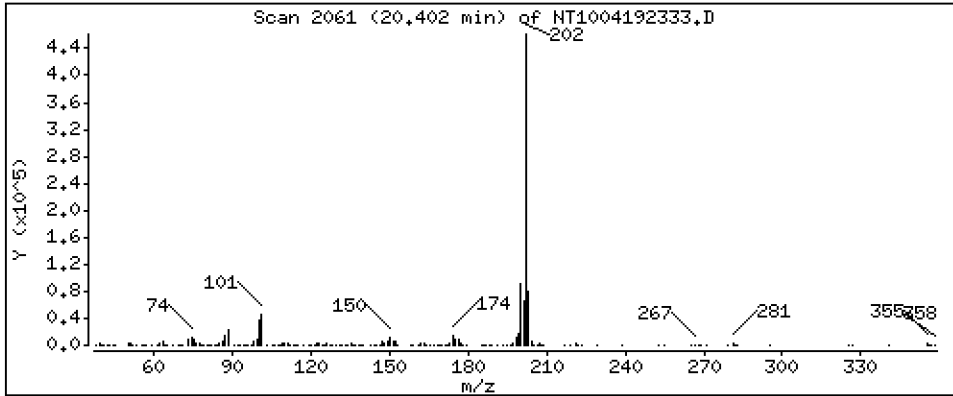
Operator: VTS

Column phase: ZB-5msi

Column diameter: 0,25

64 Fluoranthene

Concentration: 3,935 ug/mL



Date : 20-APR-2023 07:41

Client ID:

Instrument: nt10.i

Sample Info: SLD0281-CCV1

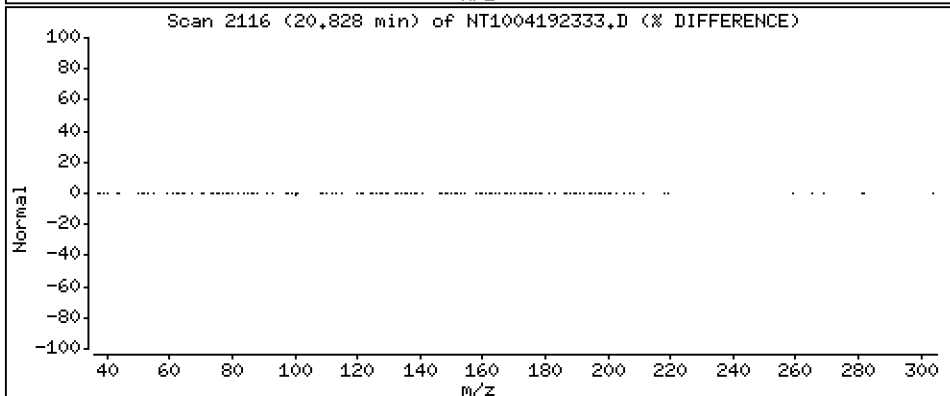
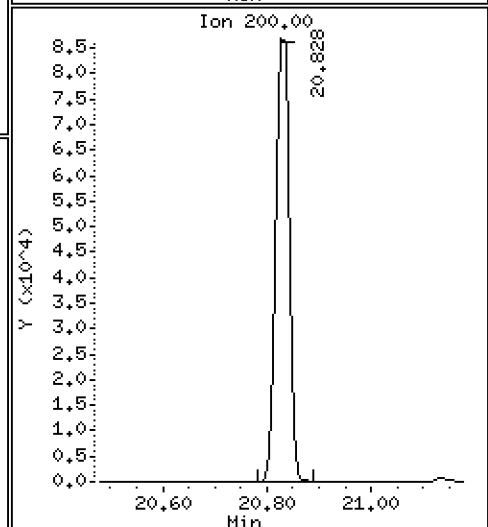
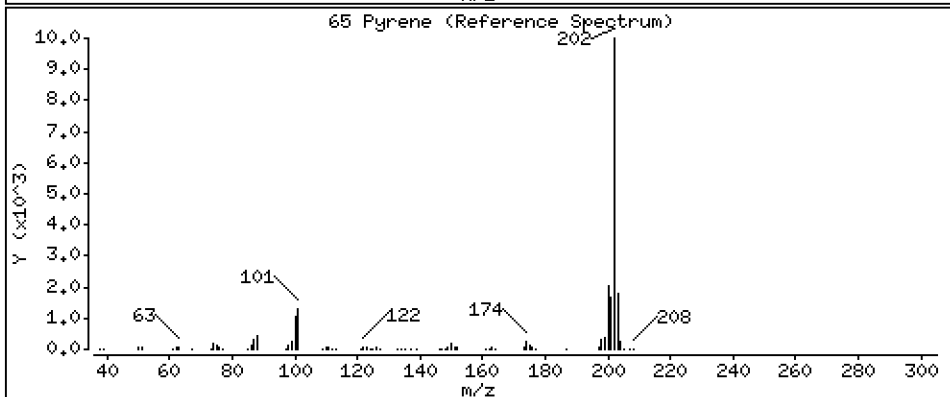
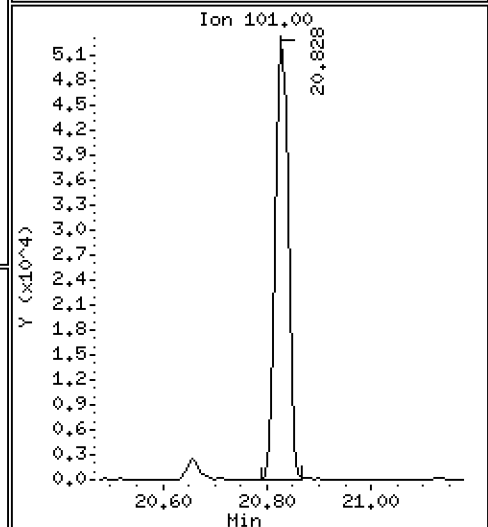
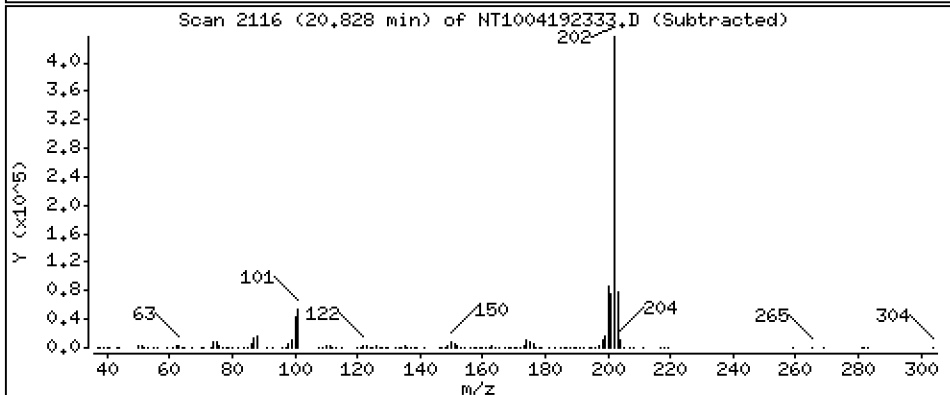
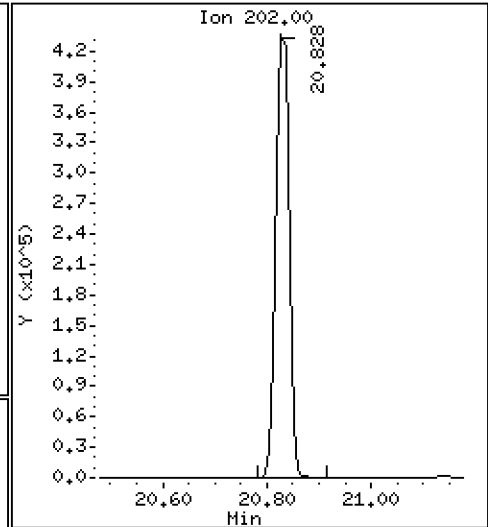
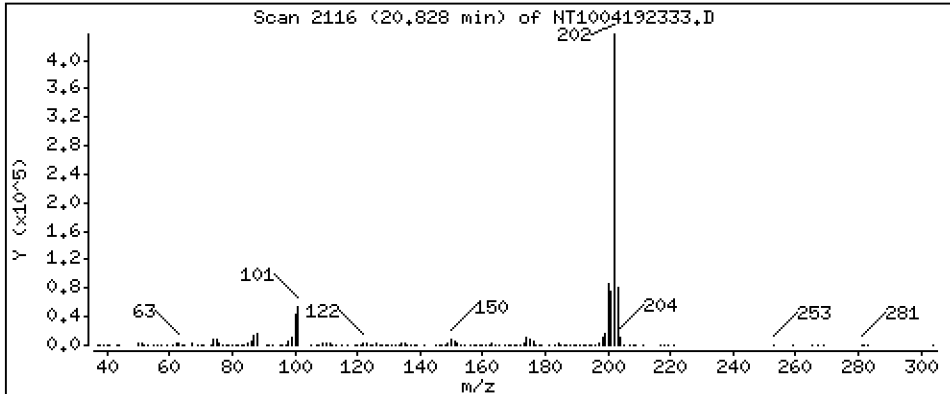
Operator: VTS

Column phase: ZB-5msi

Column diameter: 0,25

65 Pyrene

Concentration: 3,933 ug/mL



Date : 20-APR-2023 07:41

Client ID:

Instrument: nt10.i

Sample Info: SLD0281-CCV1

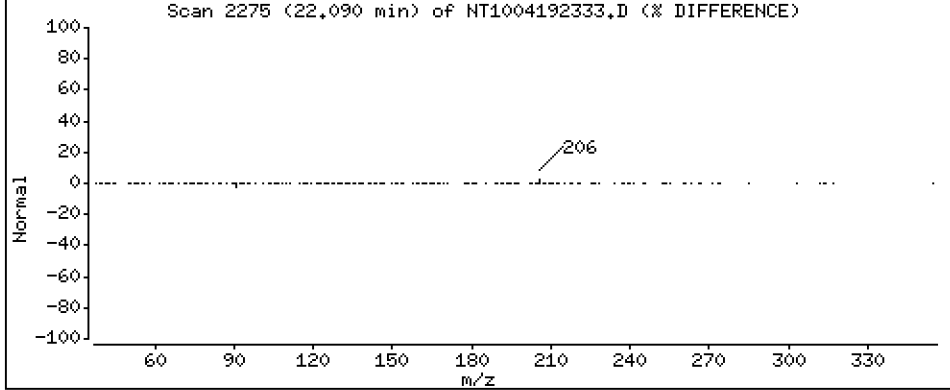
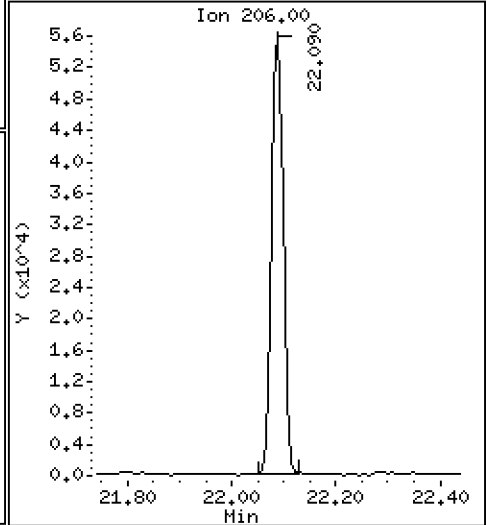
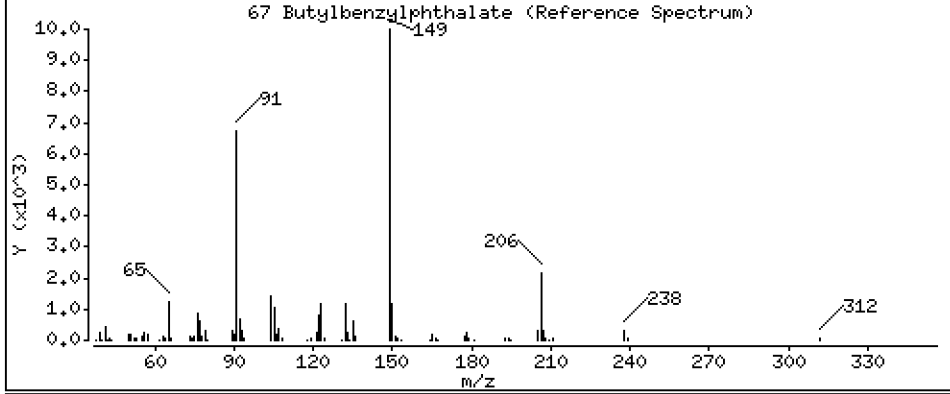
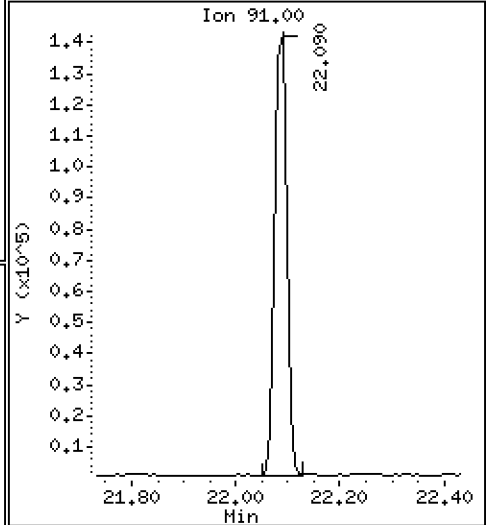
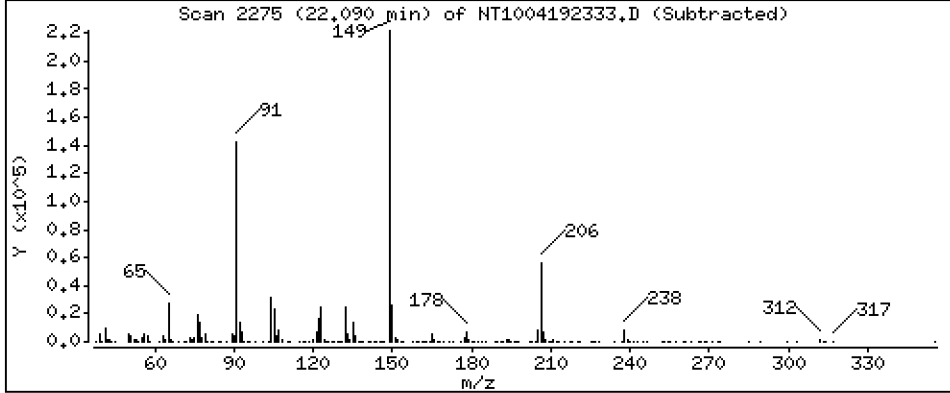
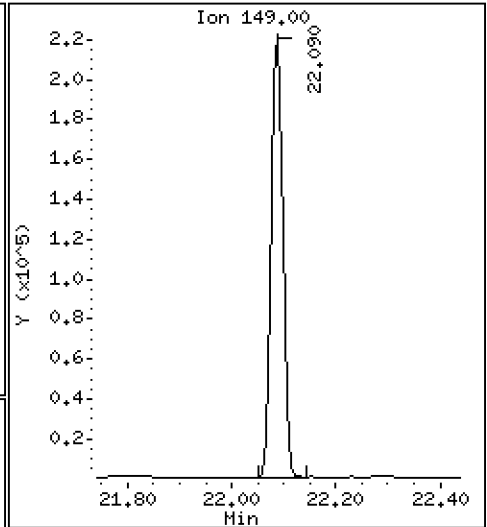
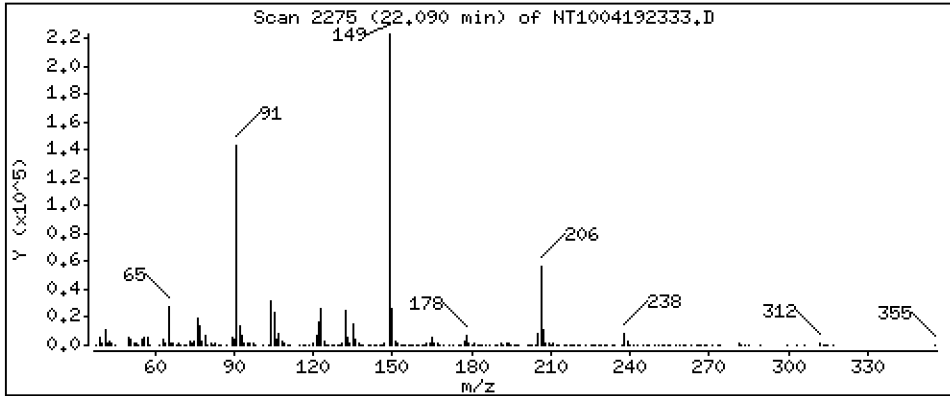
Operator: VTS

Column phase: ZB-5msi

Column diameter: 0,25

67 Butylbenzylphthalate

Concentration: 4,802 ug/mL



Date : 20-APR-2023 07:41

Client ID:

Instrument: nt10.i

Sample Info: SLD0281-CCV1

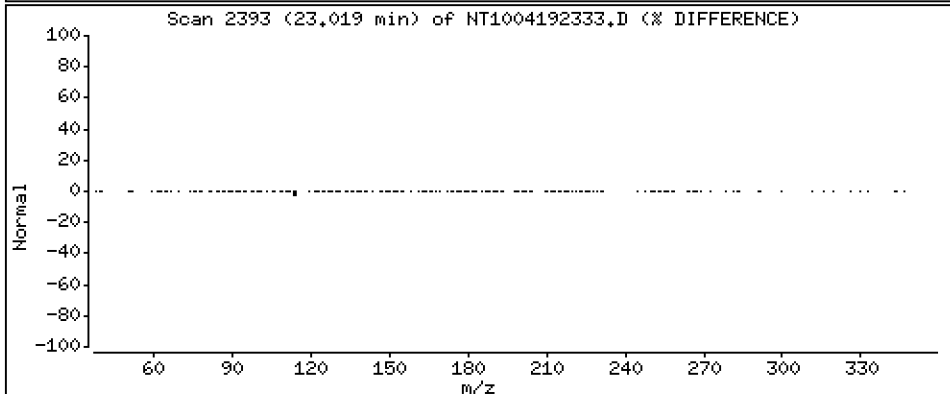
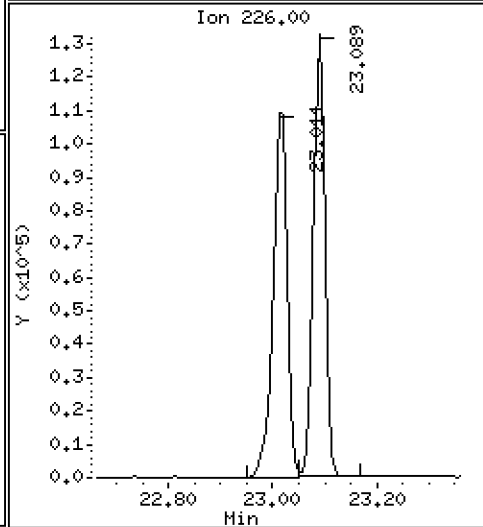
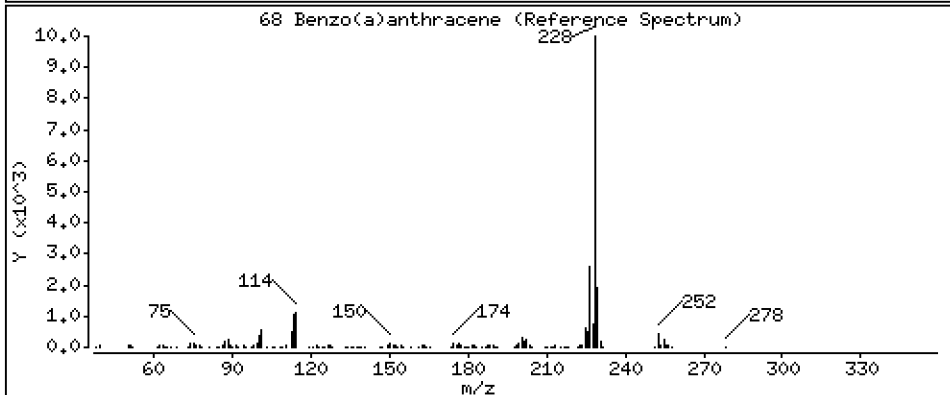
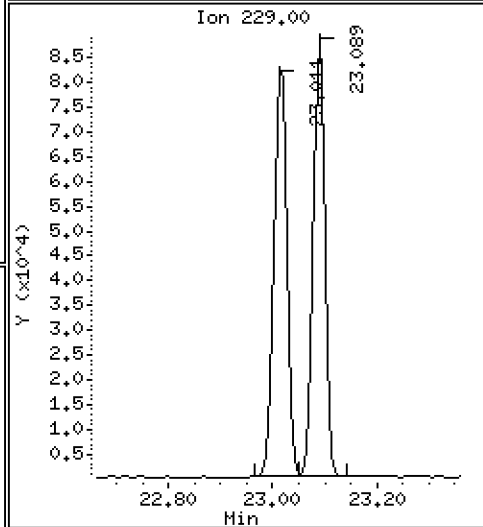
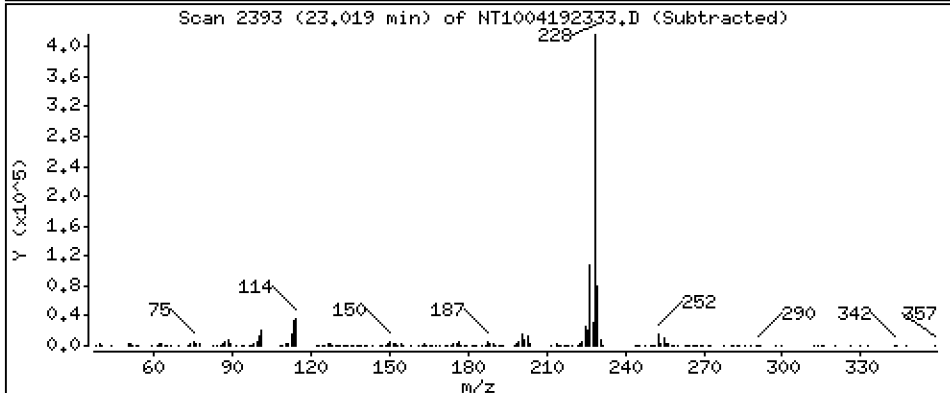
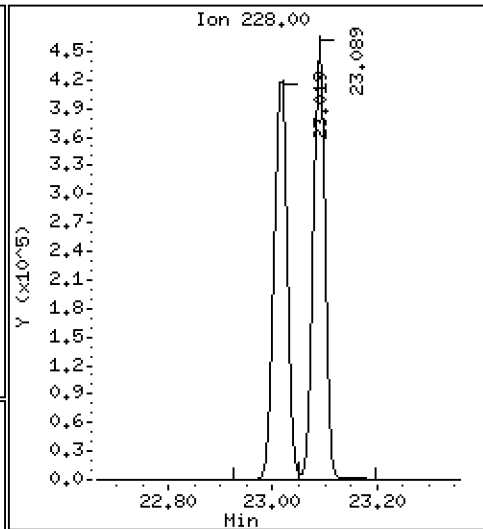
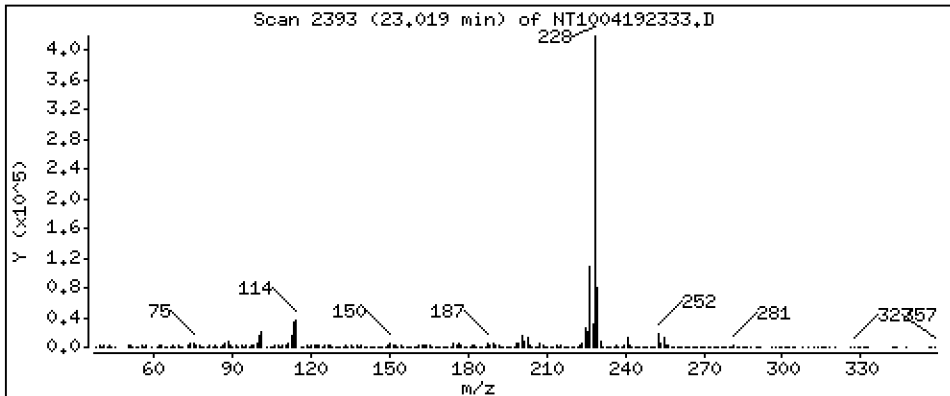
Operator: VTS

Column phase: ZB-5msi

Column diameter: 0,25

68 Benzo(a)anthracene

Concentration: 4,459 ug/mL



Date : 20-APR-2023 07:41

Client ID:

Instrument: nt10.i

Sample Info: SLD0281-CCV1

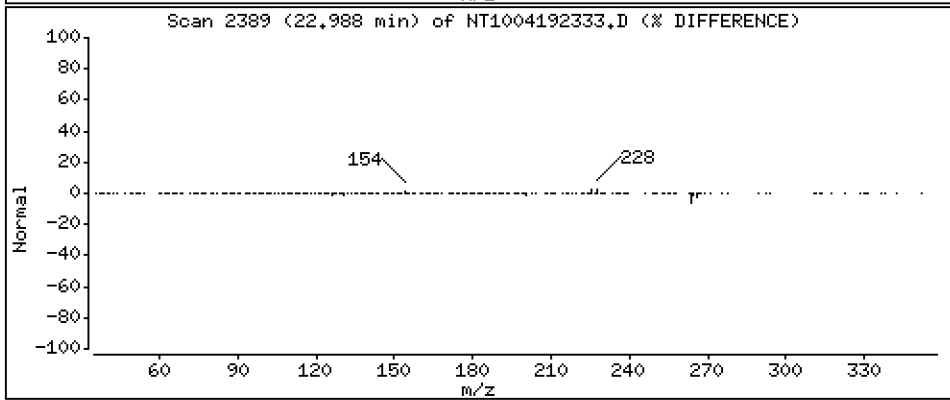
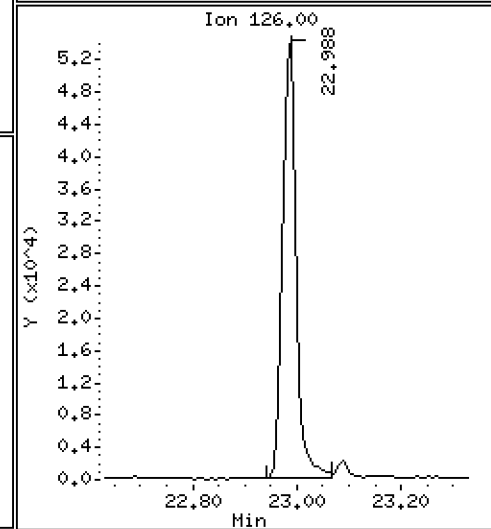
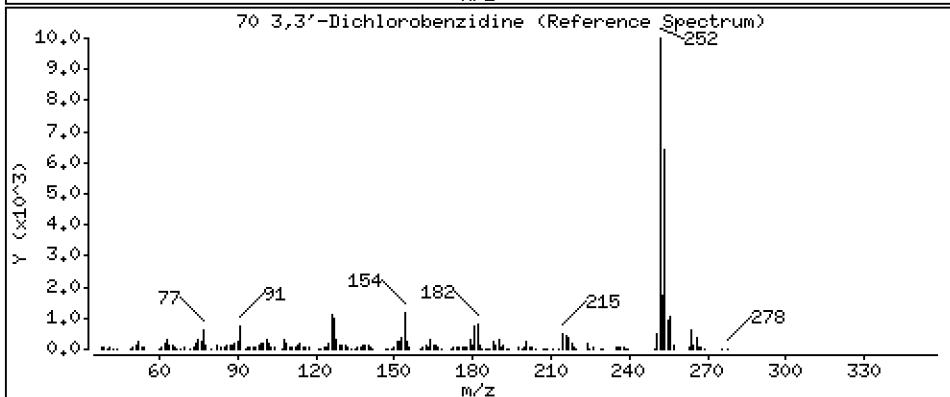
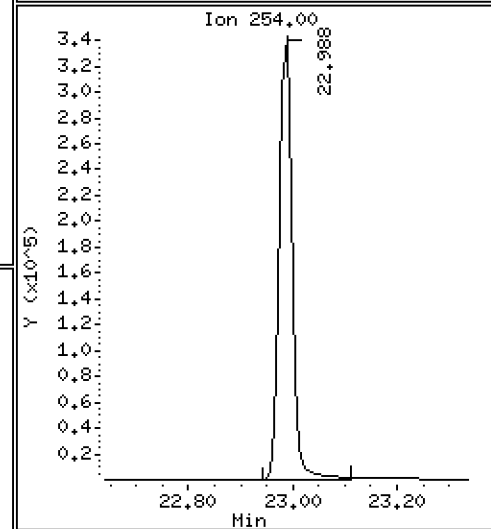
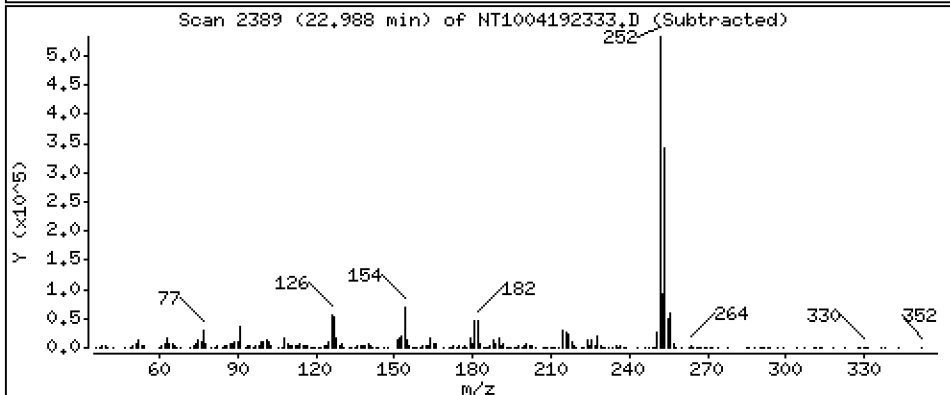
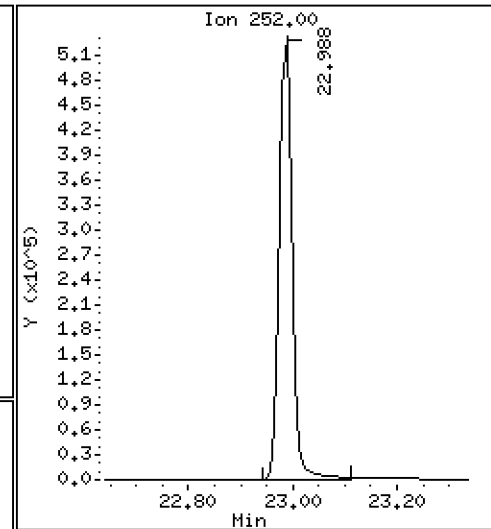
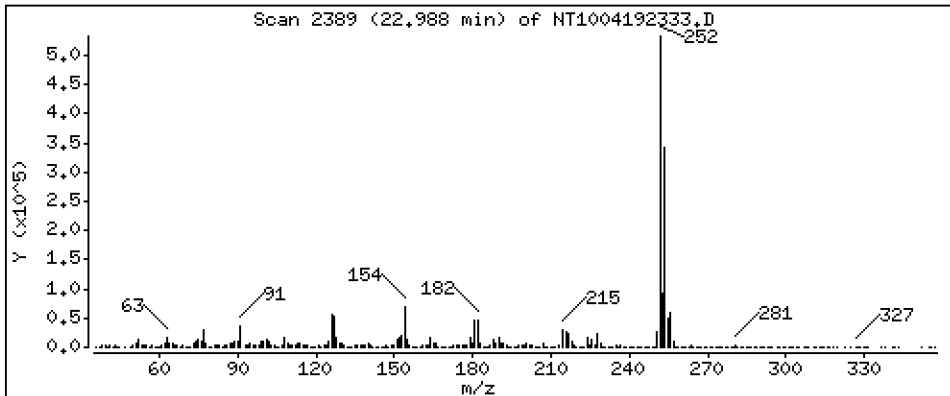
Operator: VTS

Column phase: ZB-5msi

Column diameter: 0,25

70 3,3'-Dichlorobenzidine

Concentration: 16,88 ug/mL



Date : 20-APR-2023 07:41

Client ID:

Instrument: nt10.i

Sample Info: SLD0281-CCV1

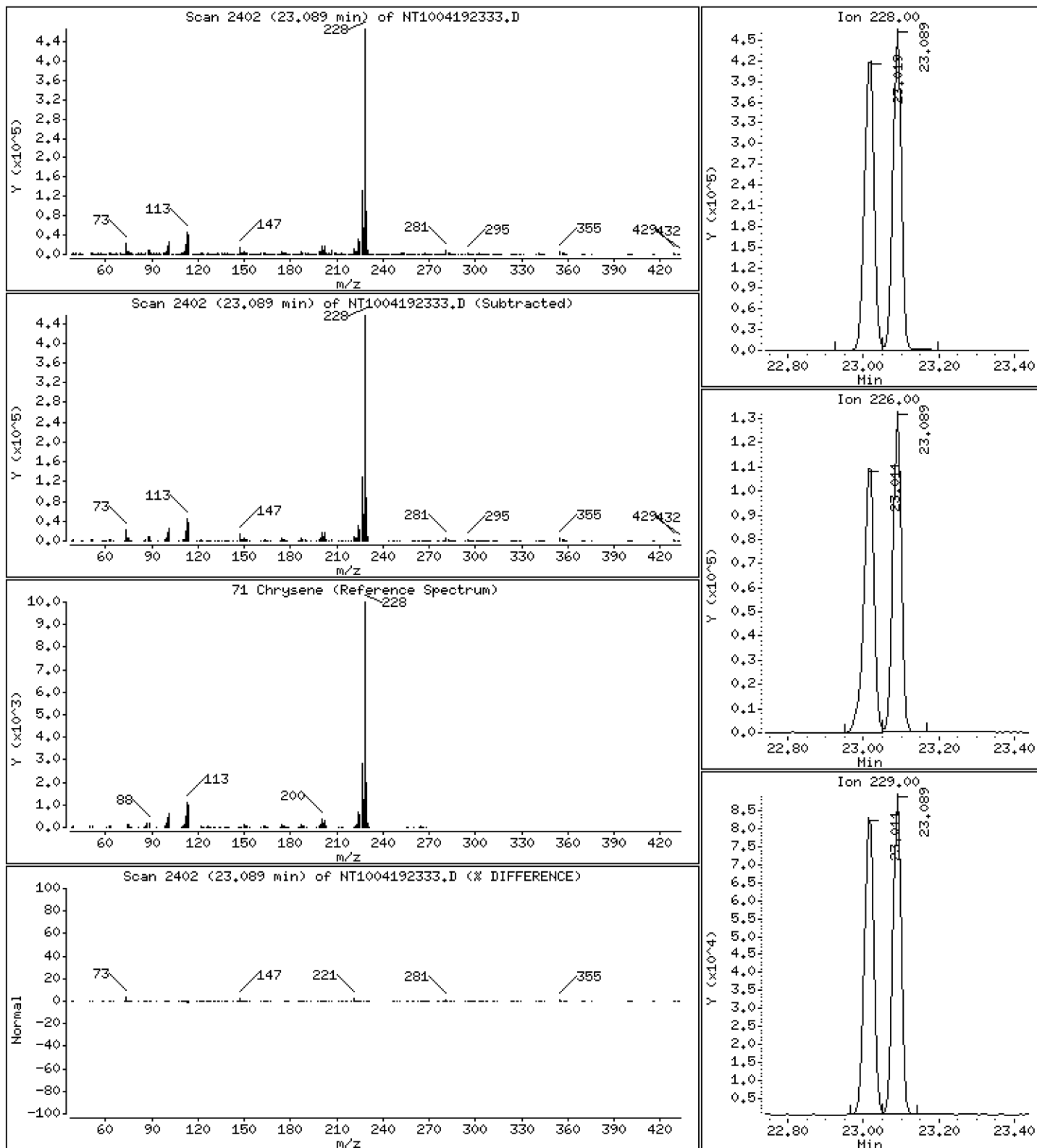
Operator: VTS

Column phase: ZB-5msi

Column diameter: 0,25

71 Chrysene

Concentration: 4,306 ug/mL



Date : 20-APR-2023 07:41

Client ID:

Instrument: nt10.i

Sample Info: SLD0281-CCV1

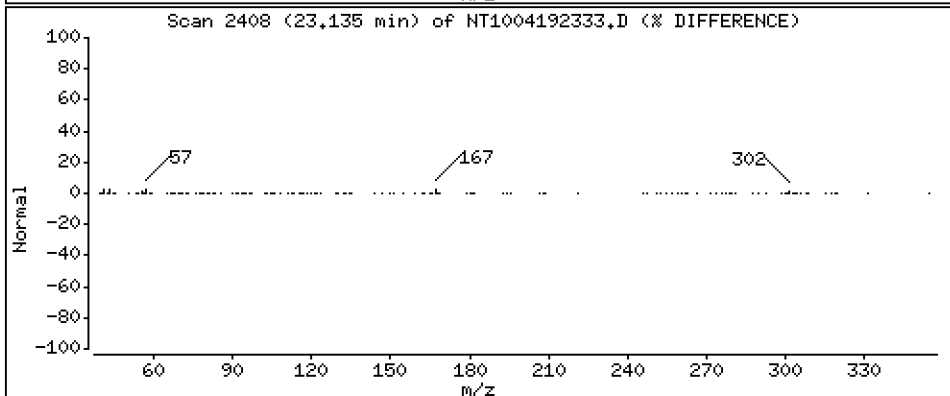
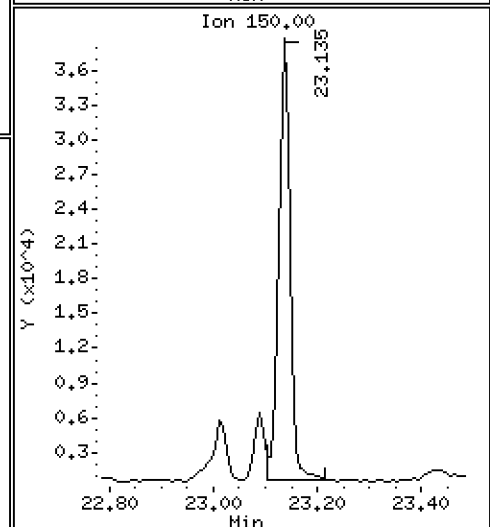
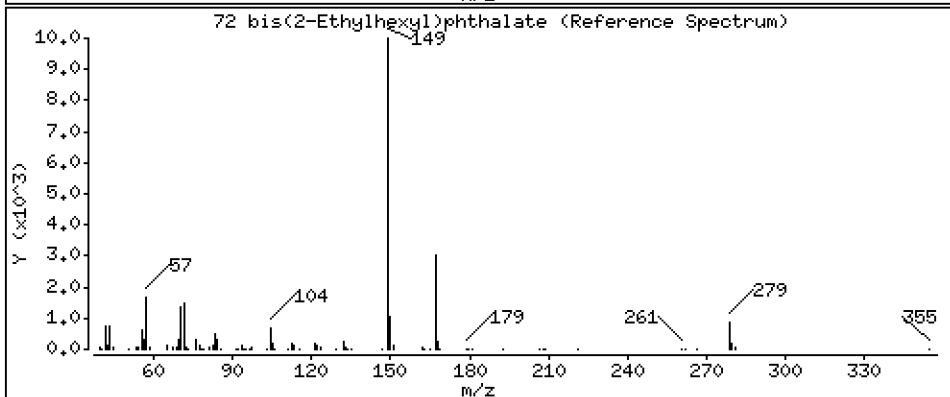
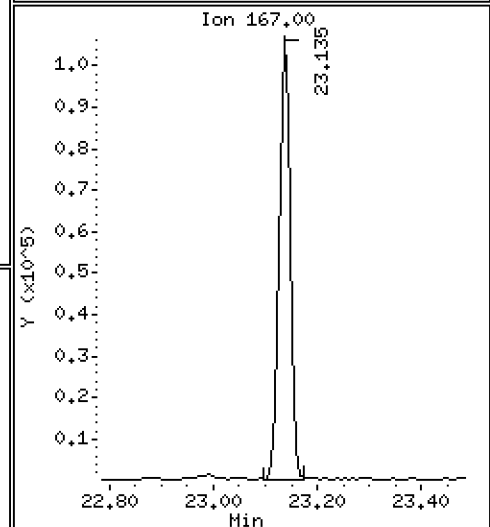
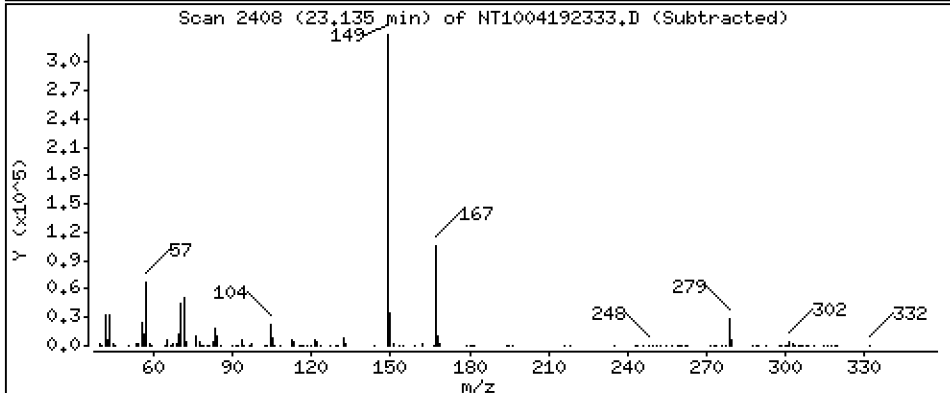
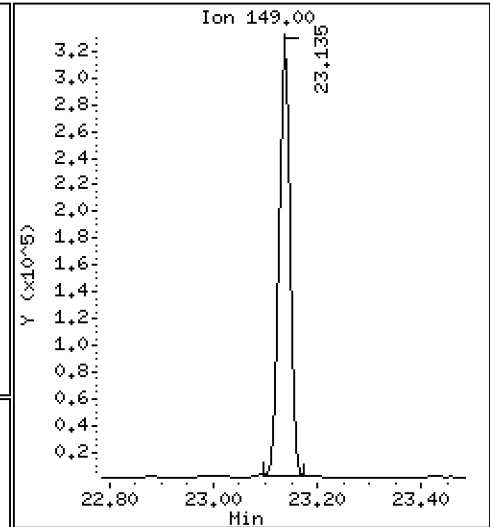
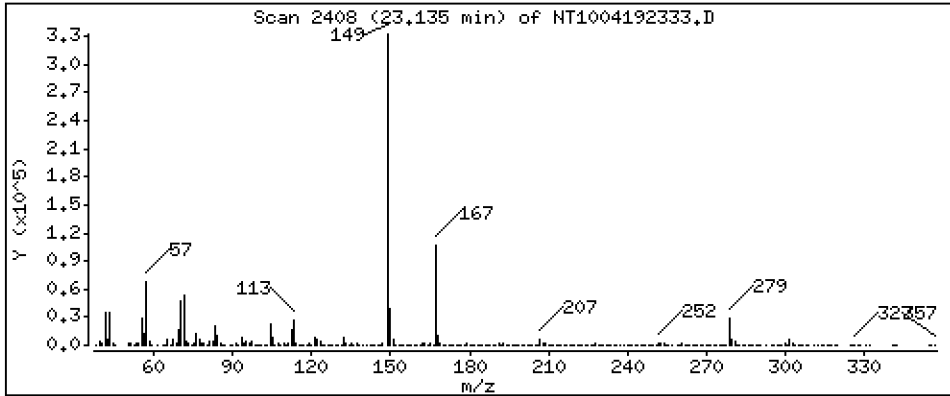
Operator: VTS

Column phase: ZB-5msi

Column diameter: 0,25

72 bis(2-Ethylhexyl)phthalate

Concentration: 4,332 ug/mL



Date : 20-APR-2023 07:41

Client ID:

Instrument: nt10.i

Sample Info: SLD0281-CCV1

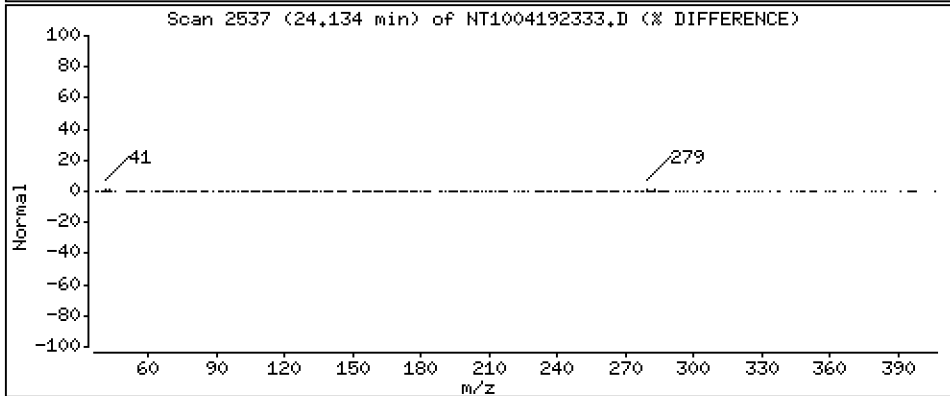
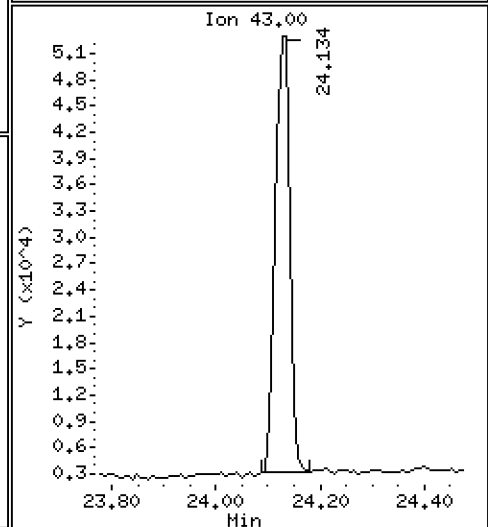
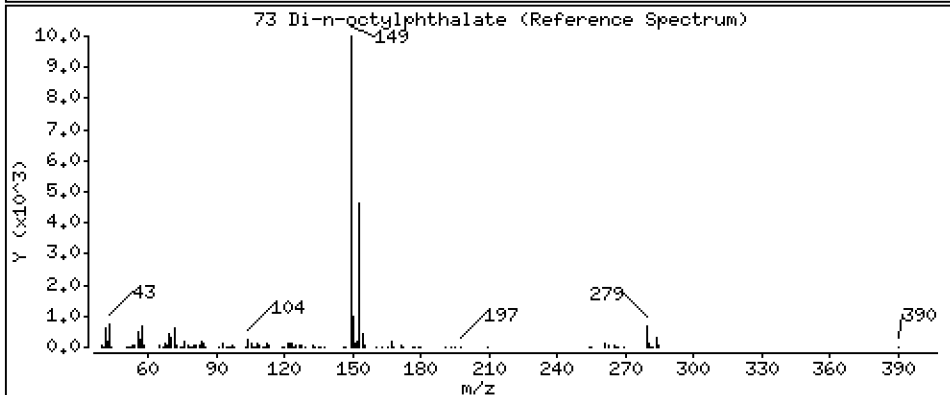
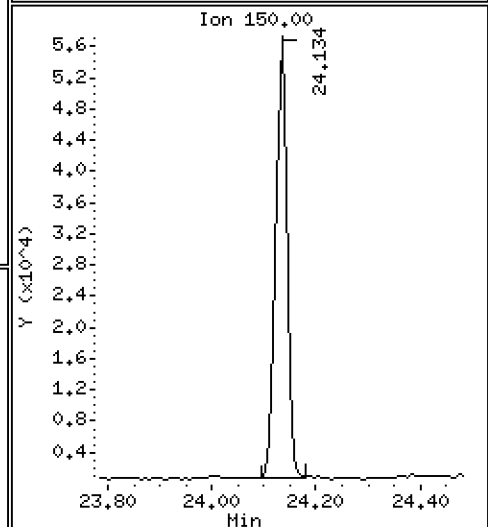
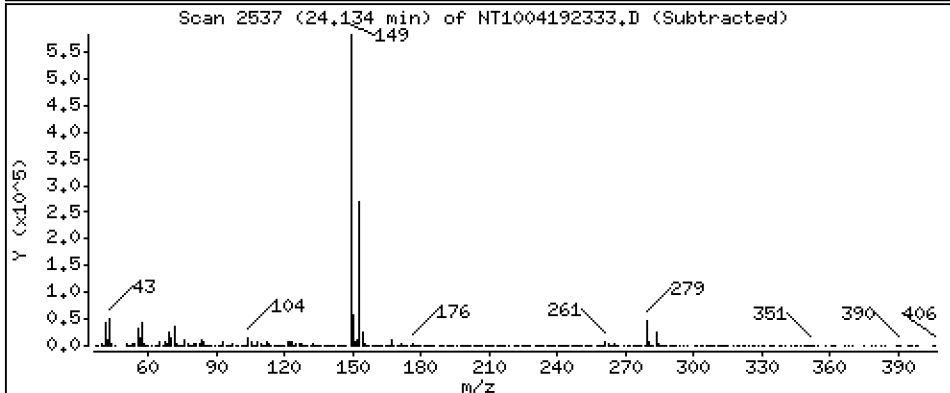
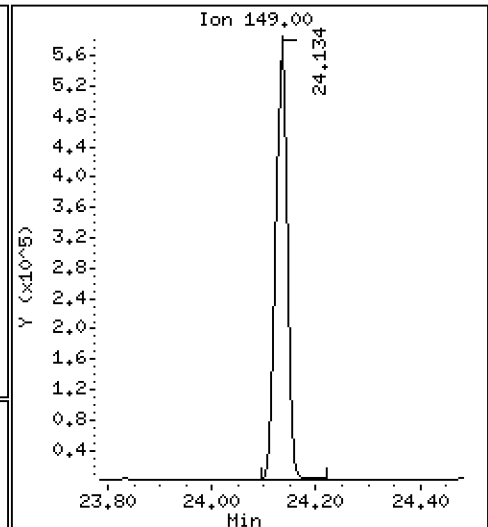
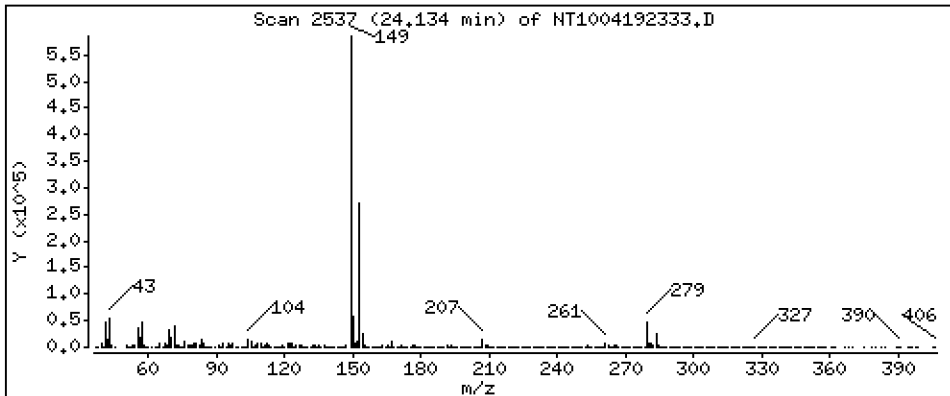
Operator: VTS

Column phase: ZB-5msi

Column diameter: 0,25

73 Di-n-octylphthalate

Concentration: 4,539 ug/mL



Date : 20-APR-2023 07:41

Client ID:

Instrument: nt10.i

Sample Info: SLD0281-CCV1

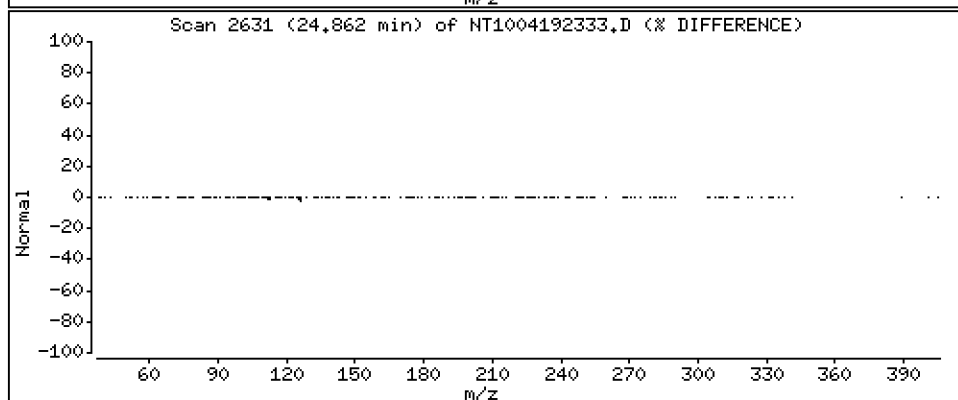
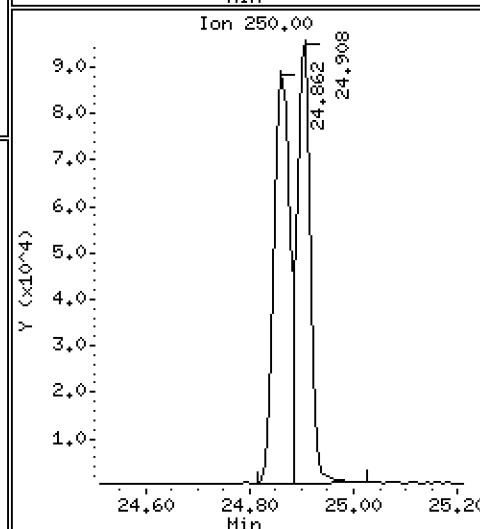
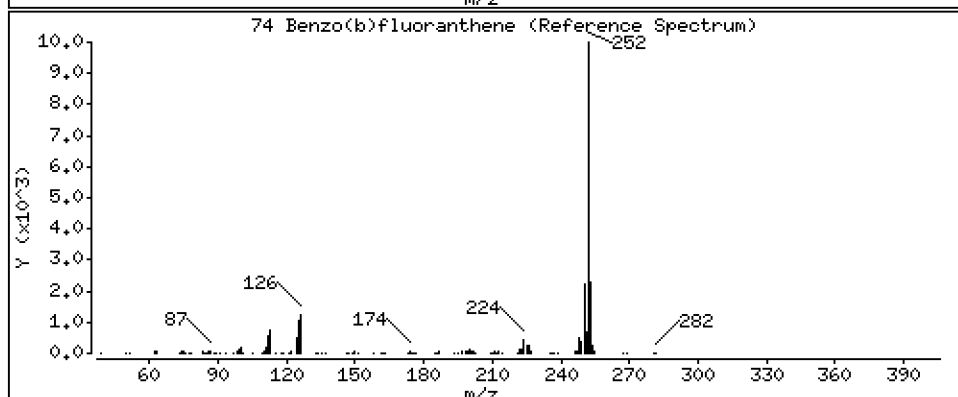
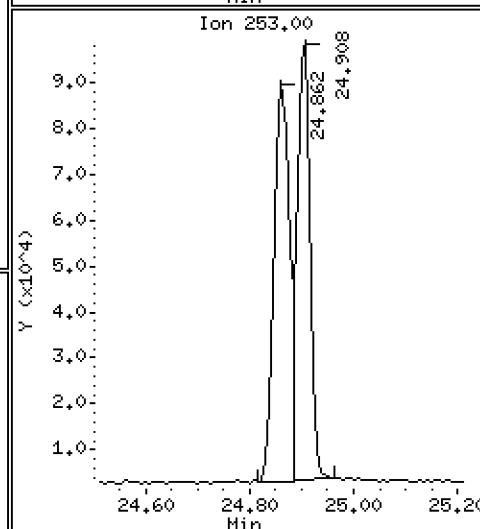
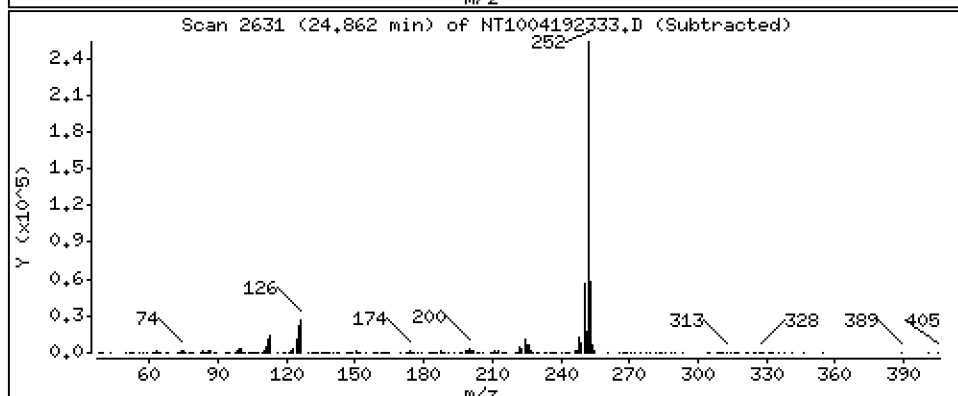
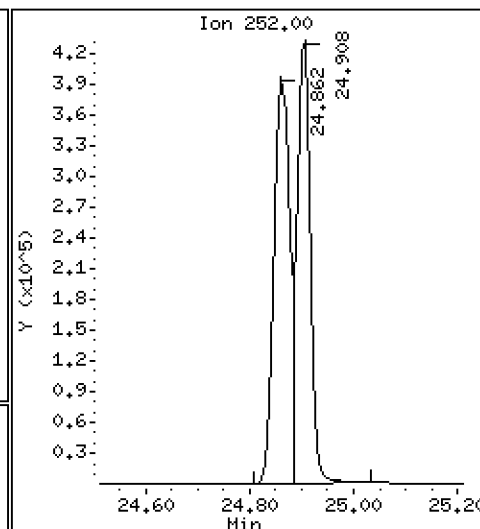
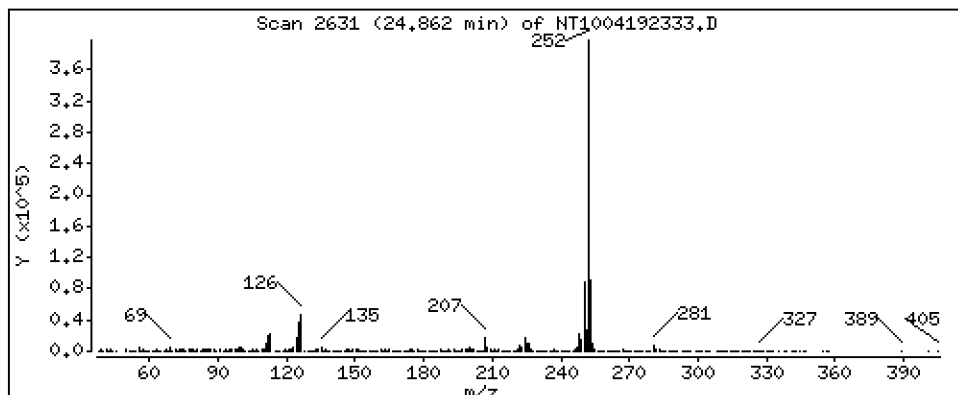
Operator: VTS

Column phase: ZB-5msi

Column diameter: 0,25

74 Benzo(b)fluoranthene

Concentration: 4,790 ug/mL



Date : 20-APR-2023 07:41

Client ID:

Instrument: nt10.i

Sample Info: SLD0281-CCV1

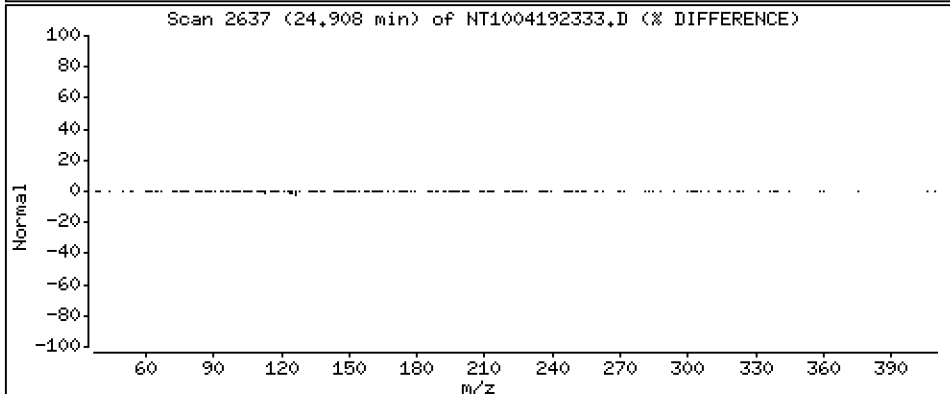
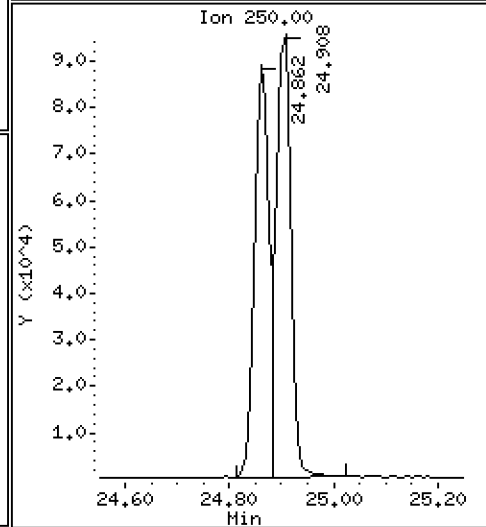
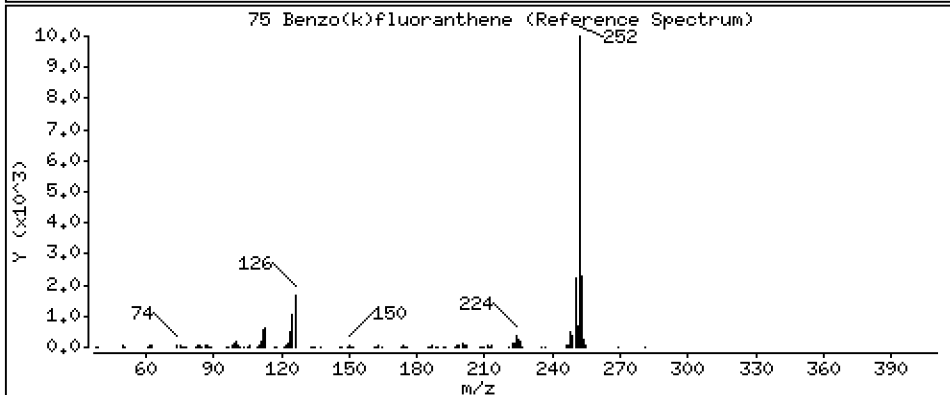
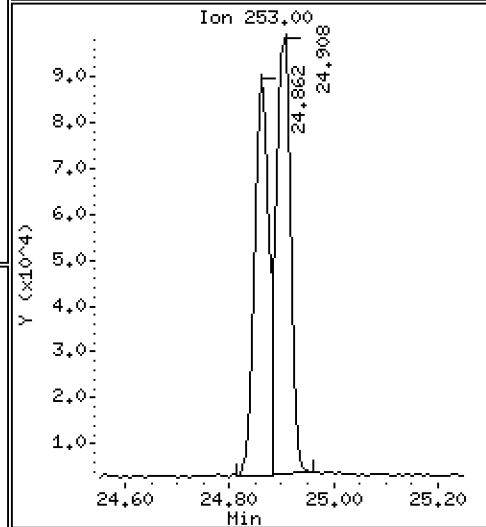
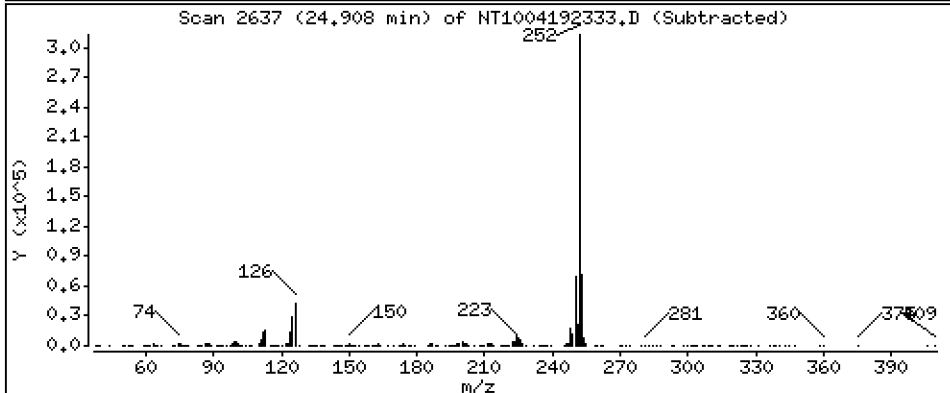
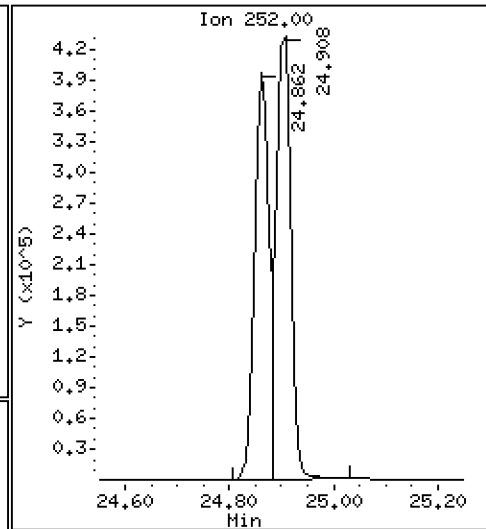
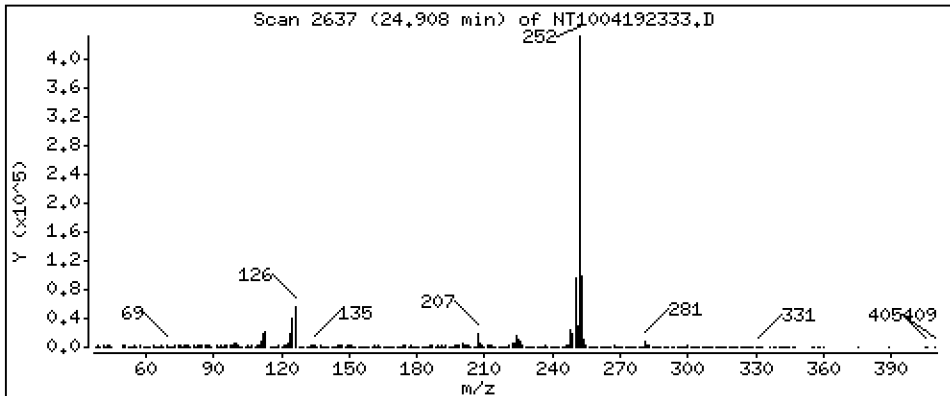
Operator: VTS

Column phase: ZB-5msi

Column diameter: 0,25

75 Benzo(k)fluoranthene

Concentration: 4,706 ug/mL



Date : 20-APR-2023 07:41

Client ID:

Instrument: nt10.i

Sample Info: SLD0281-CCV1

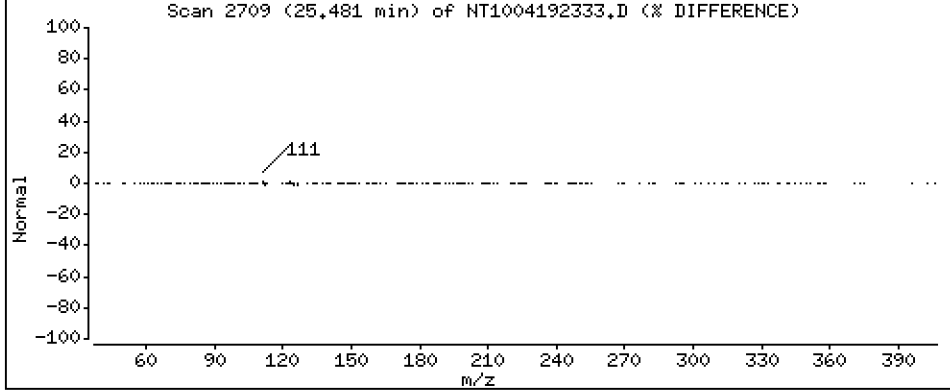
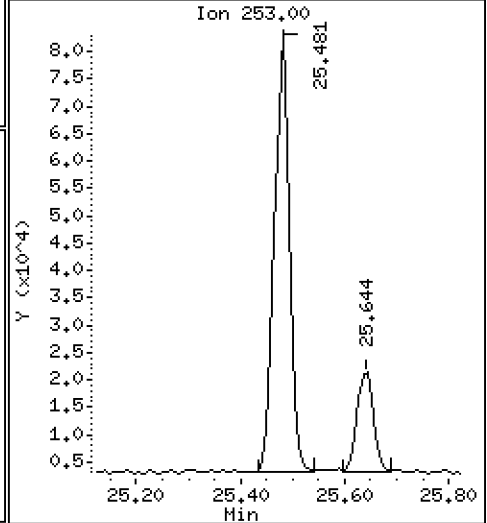
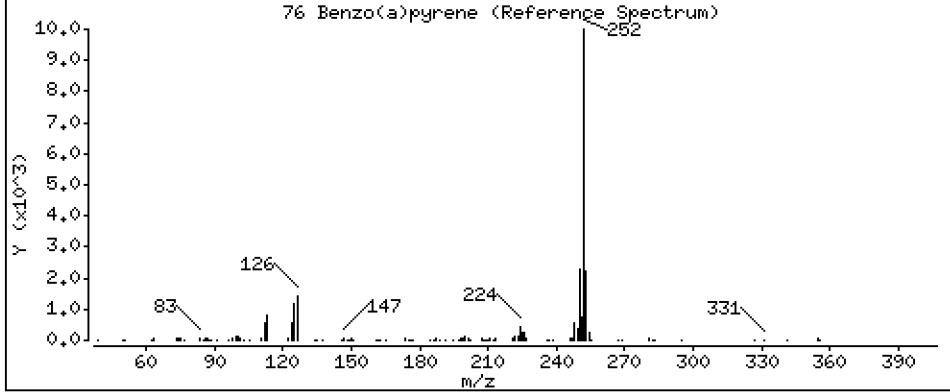
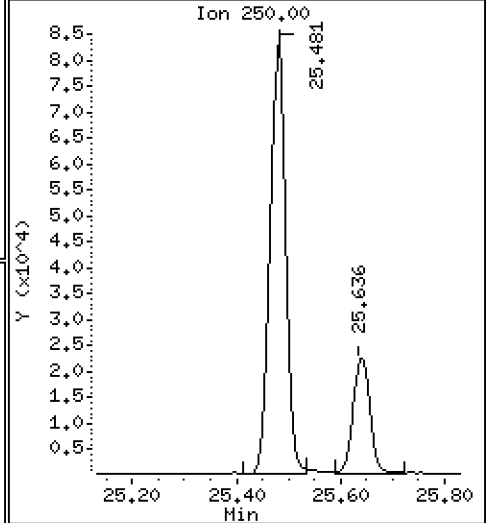
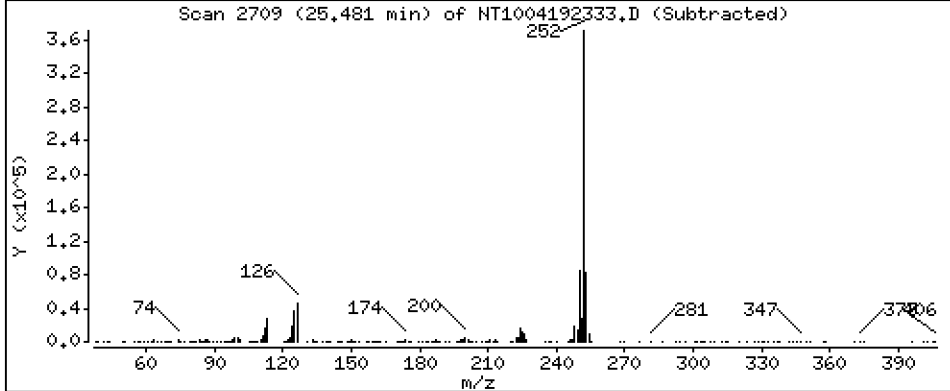
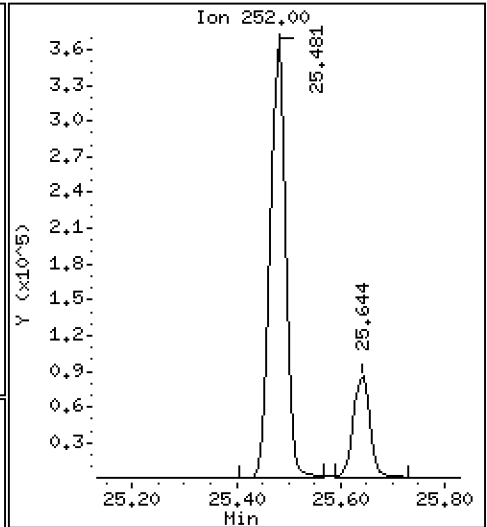
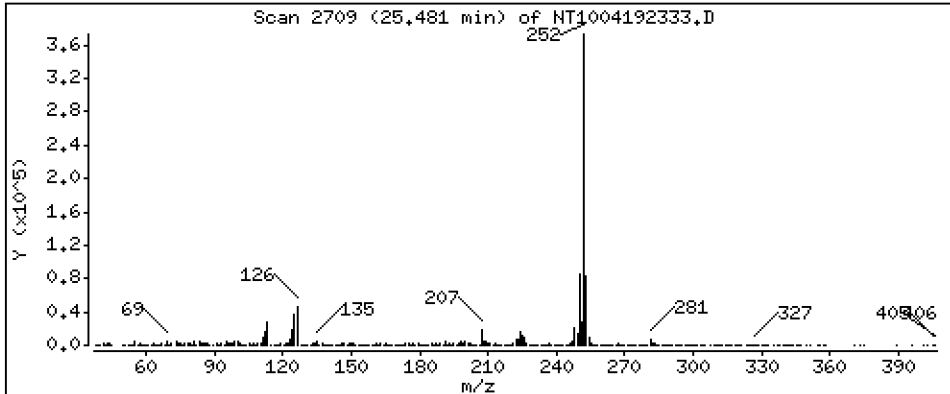
Operator: VTS

Column phase: ZB-5msi

Column diameter: 0,25

76 Benzo(a)pyrene

Concentration: 4,672 ug/mL



Date : 20-APR-2023 07:41

Client ID:

Instrument: nt10.i

Sample Info: SLD0281-CCV1

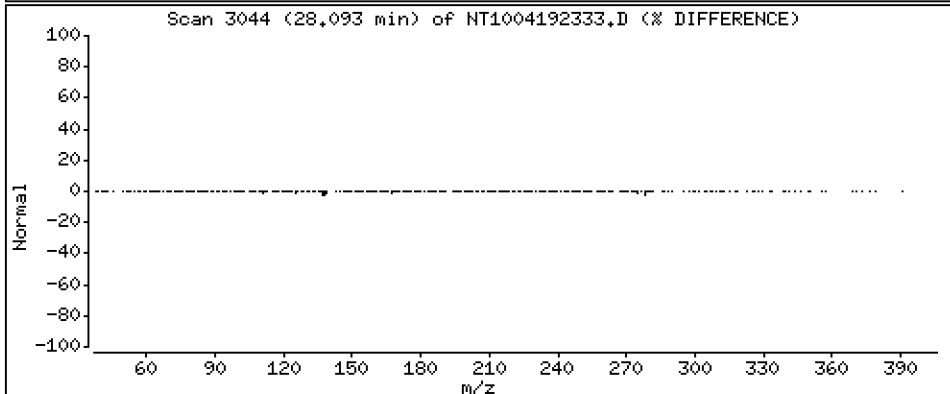
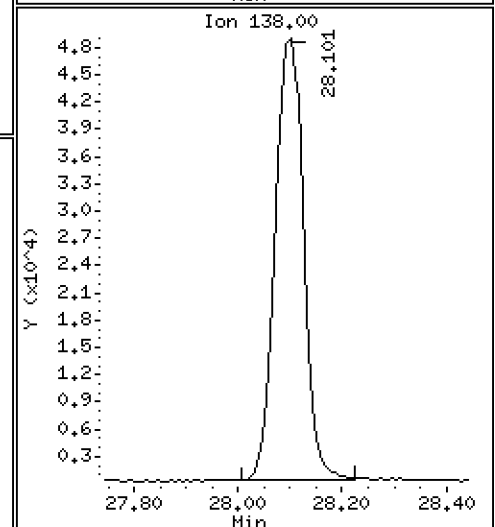
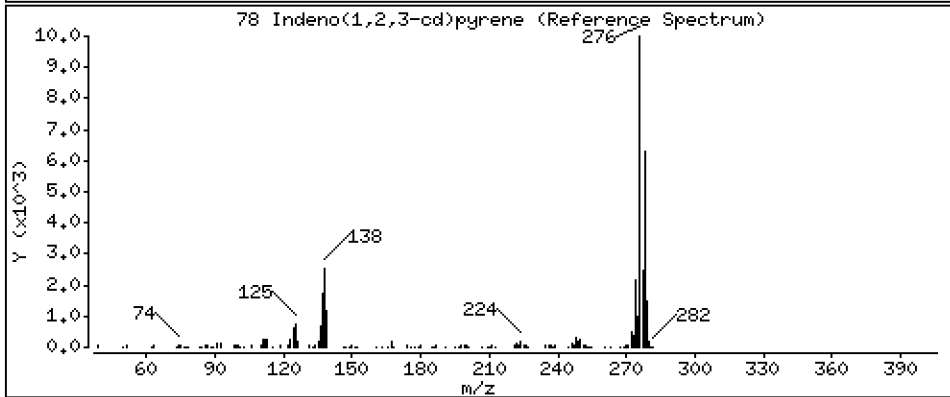
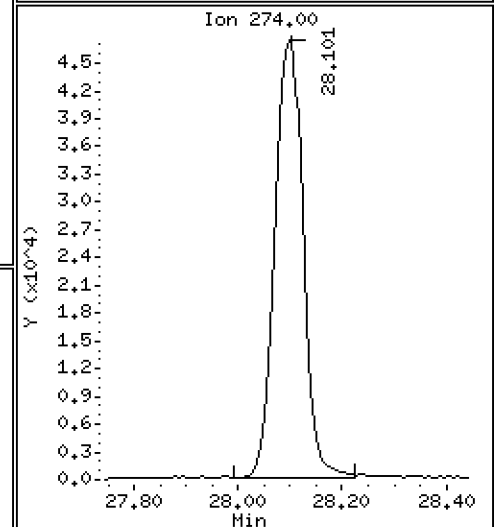
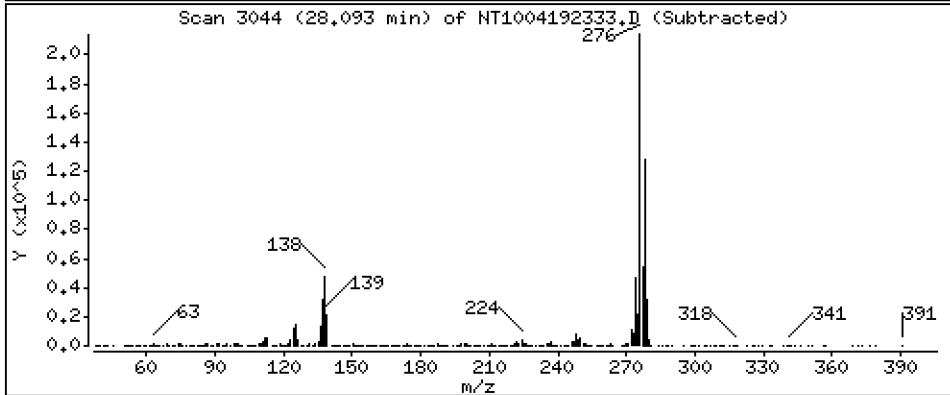
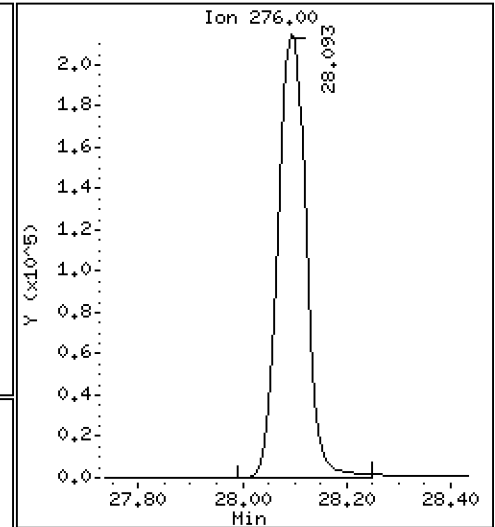
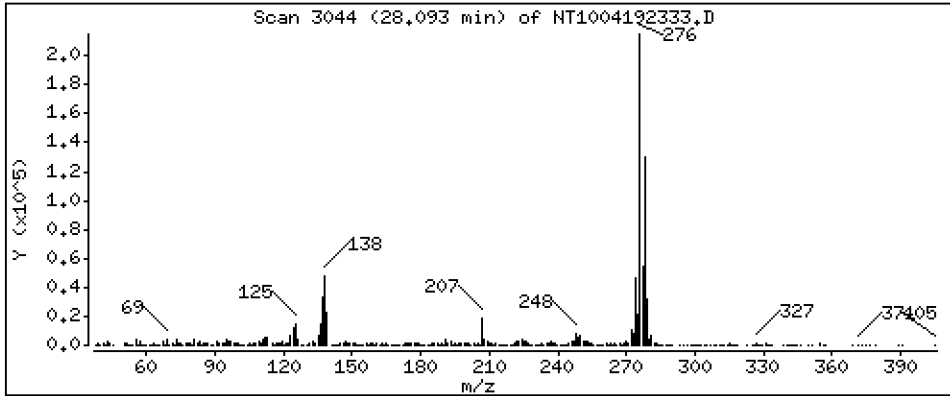
Operator: VTS

Column phase: ZB-5msi

Column diameter: 0,25

78 Indeno(1,2,3-cd)pyrene

Concentration: 4,040 ug/mL



Date : 20-APR-2023 07:41

Client ID:

Instrument: nt10.i

Sample Info: SLD0281-CCV1

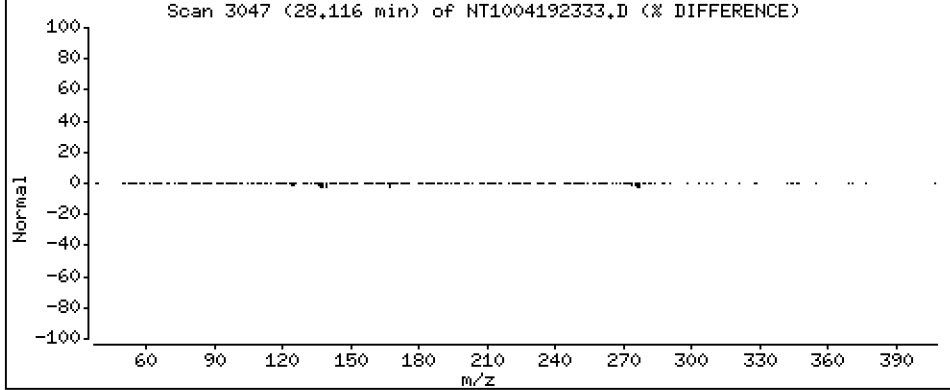
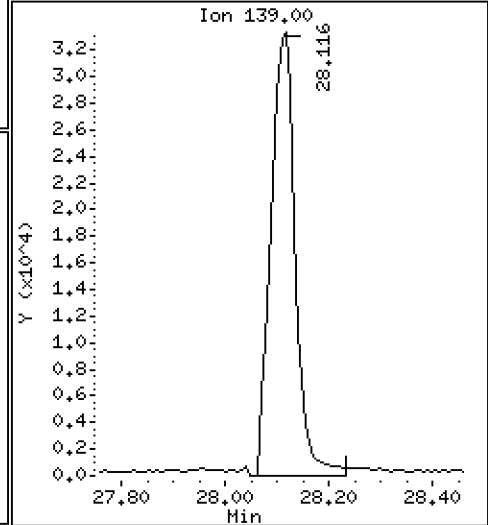
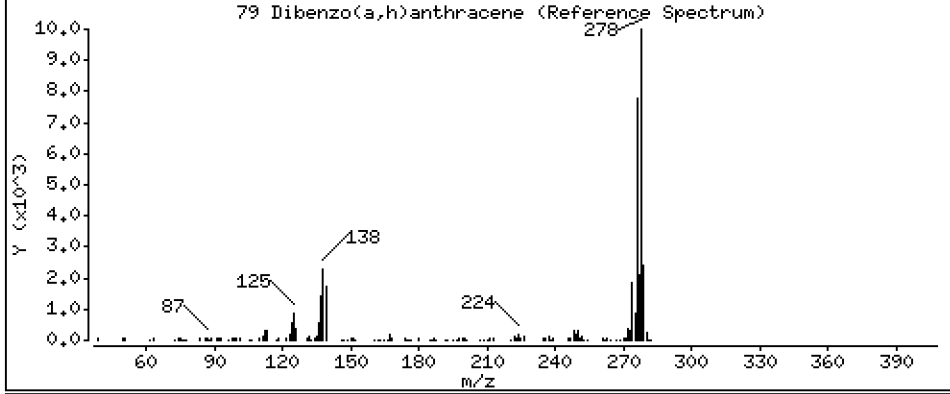
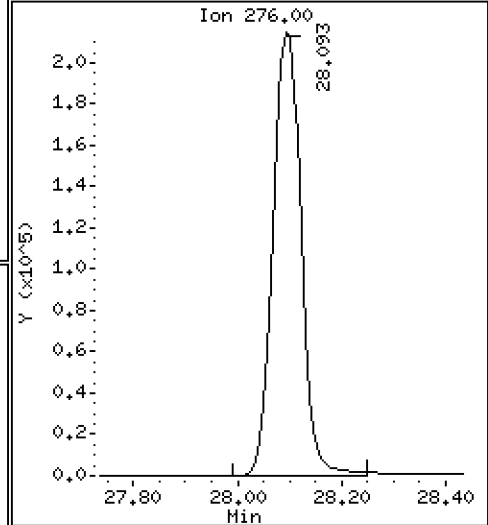
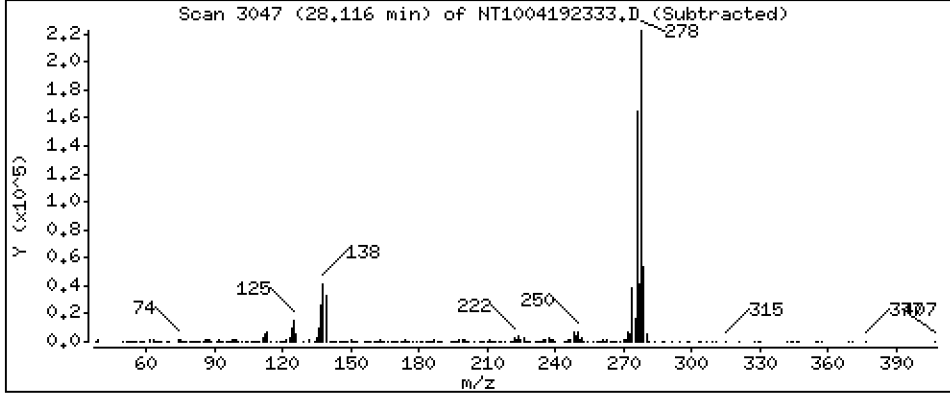
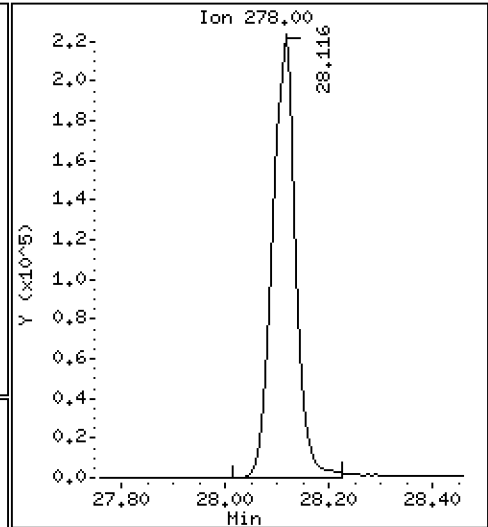
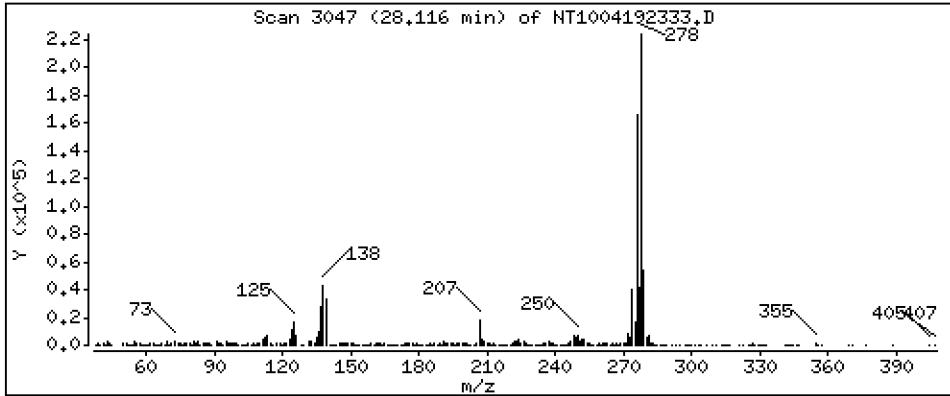
Operator: VTS

Column phase: ZB-5msi

Column diameter: 0,25

79 Dibenzo(a,h)anthracene

Concentration: 4,119 ug/mL



Date : 20-APR-2023 07:41

Client ID:

Instrument: nt10.i

Sample Info: SLD0281-CCV1

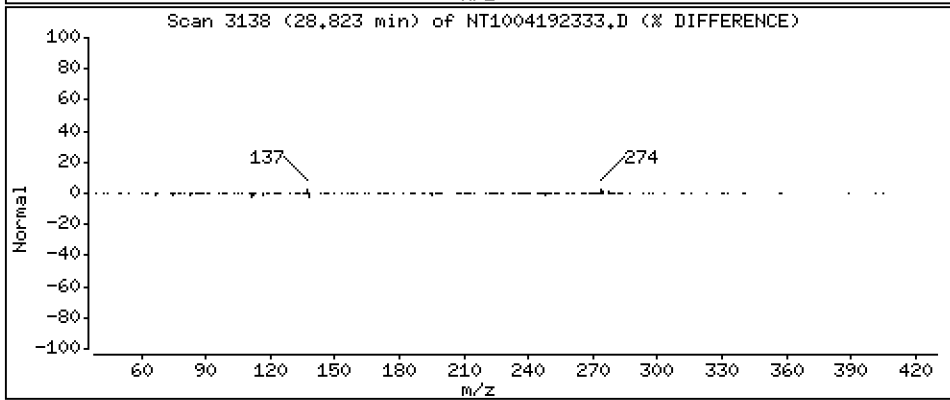
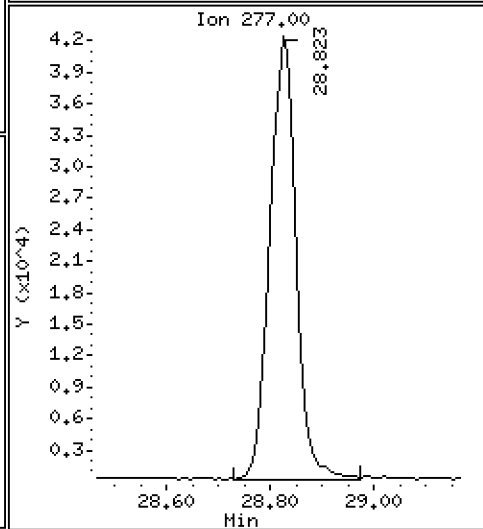
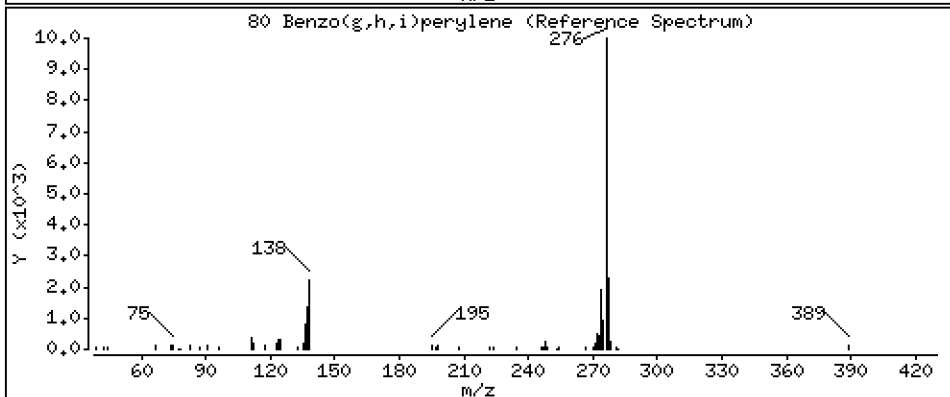
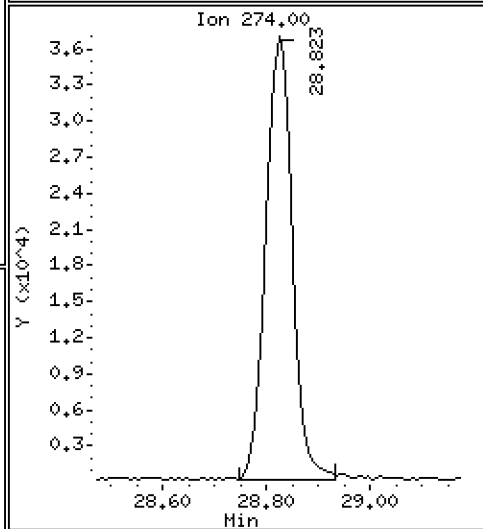
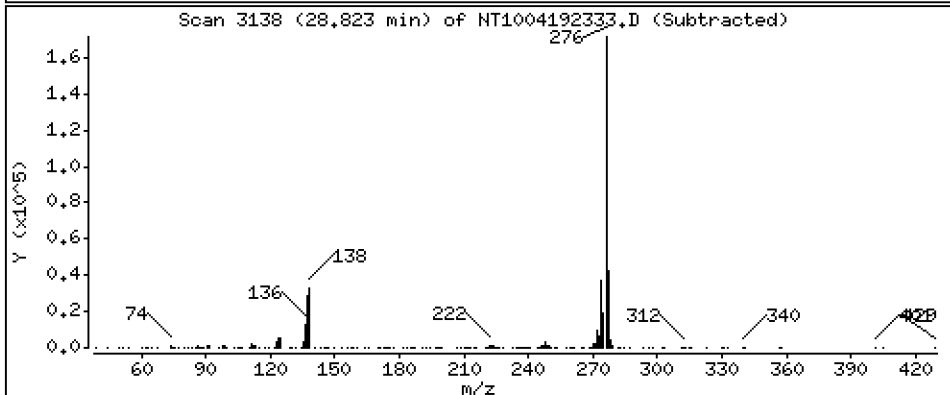
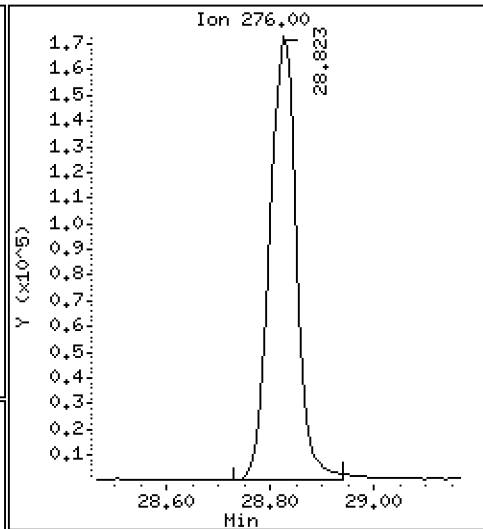
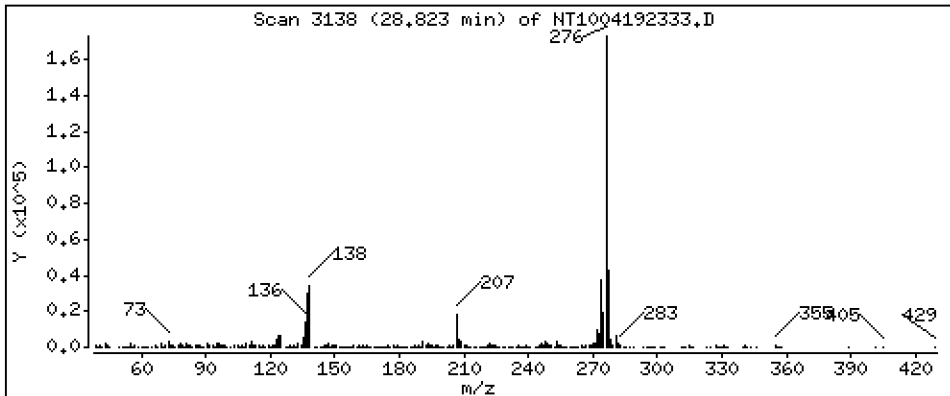
Operator: VTS

Column phase: ZB-5msi

Column diameter: 0,25

80 Benzo(g,h,i)perylene

Concentration: 3,589 ug/mL



Date : 20-APR-2023 07:41

Client ID:

Instrument: nt10.i

Sample Info: SLD0281-CCV1

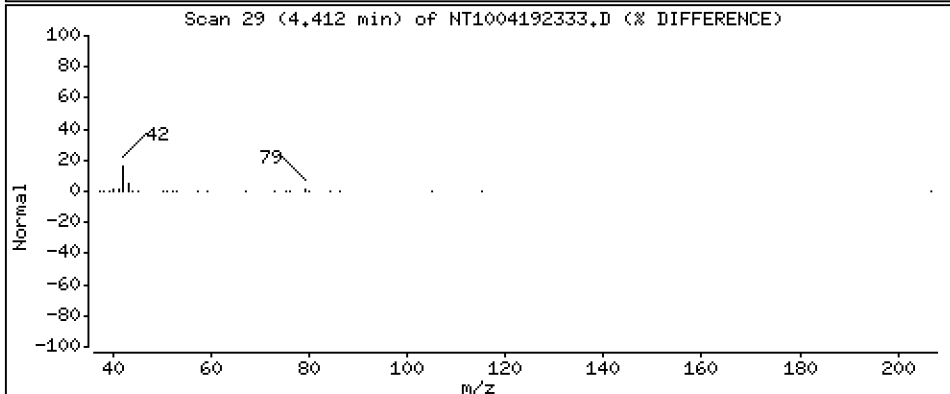
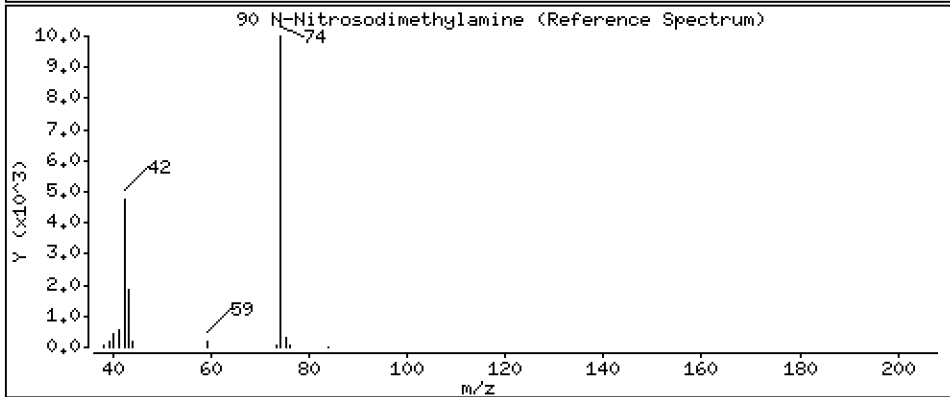
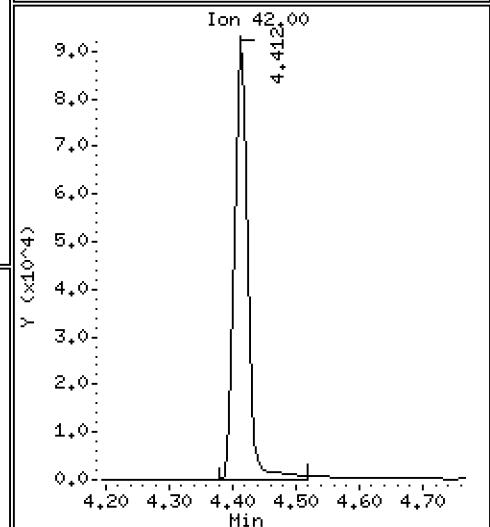
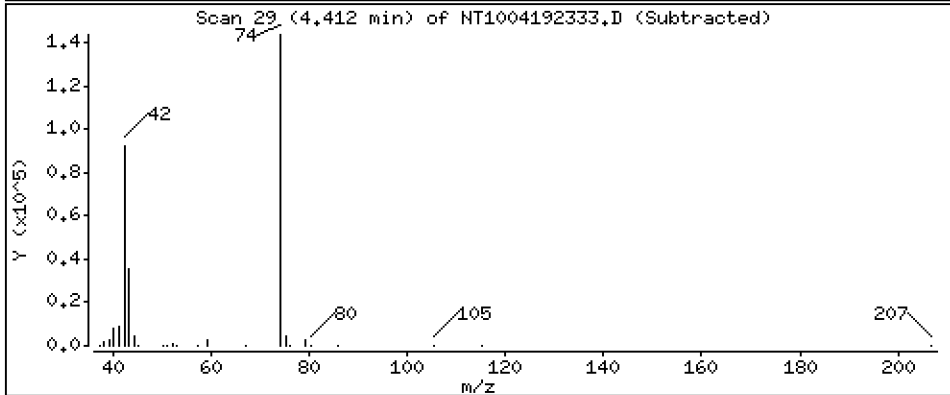
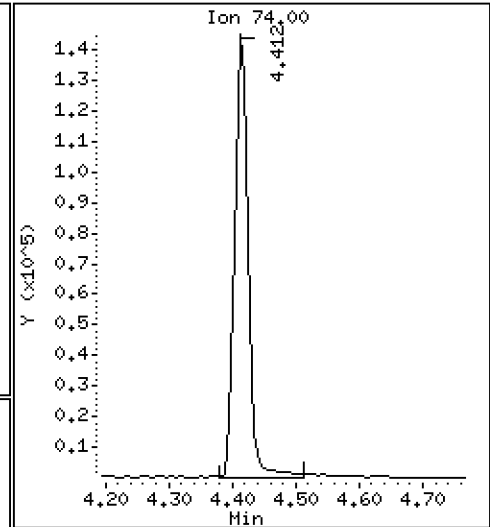
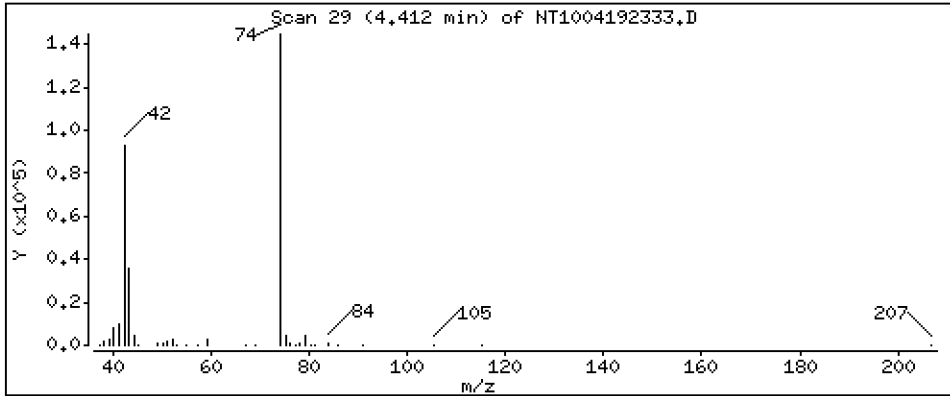
Operator: VTS

Column phase: ZB-5msi

Column diameter: 0,25

90 N-Nitrosodimethylamine

Concentration: 8,425 ug/mL



Date : 20-APR-2023 07:41

Client ID:

Instrument: nt10.i

Sample Info: SLD0281-CCV1

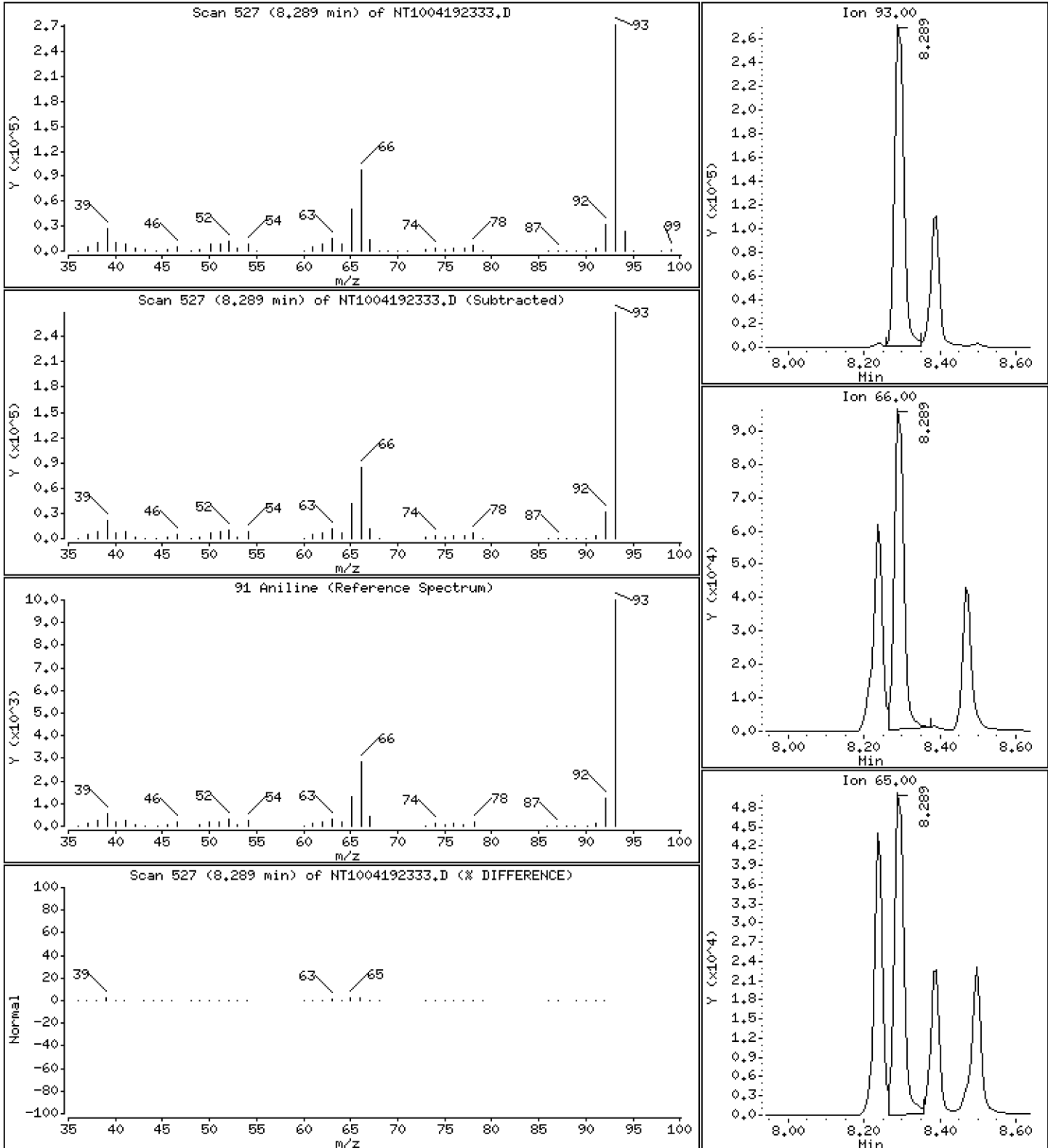
Operator: VTS

Column phase: ZB-5msi

Column diameter: 0,25

91 Aniline

Concentration: 7,887 ug/mL



Date : 20-APR-2023 07:41

Client ID:

Instrument: nt10.i

Sample Info: SLD0281-CCV1

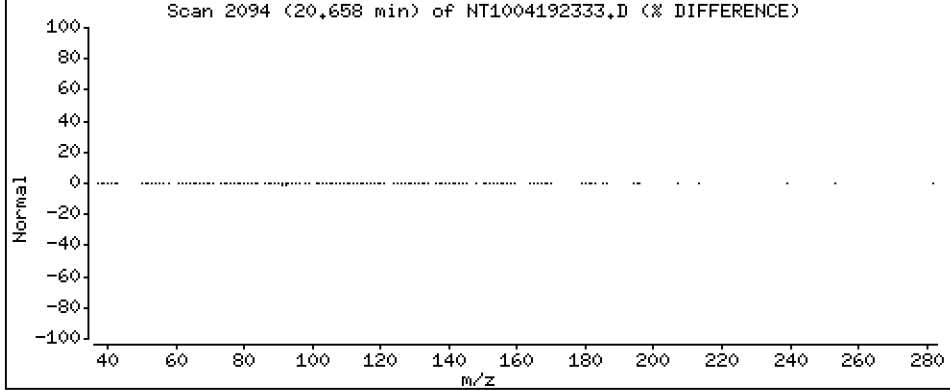
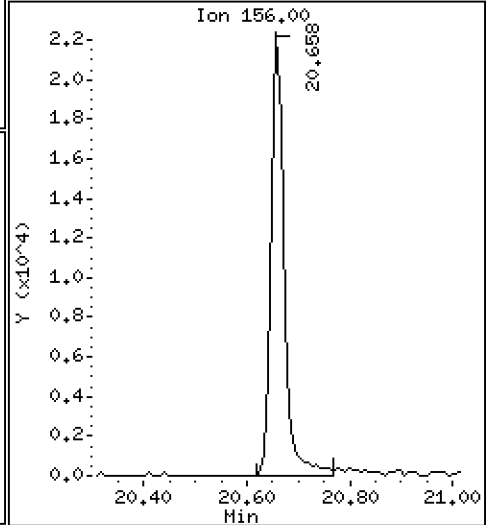
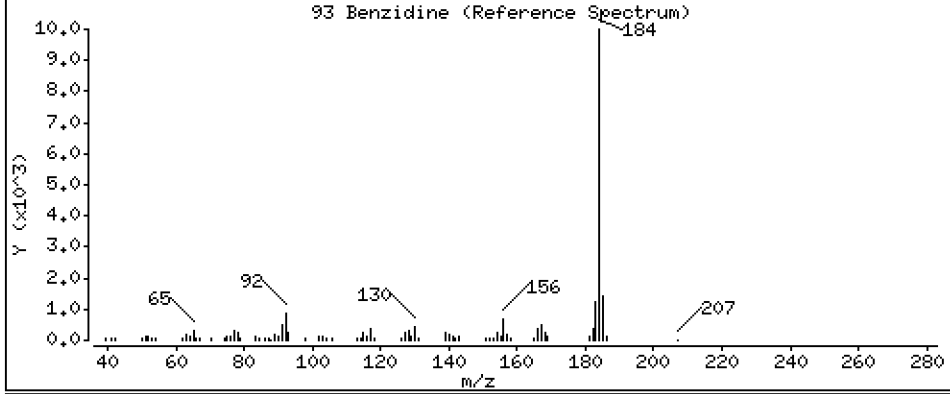
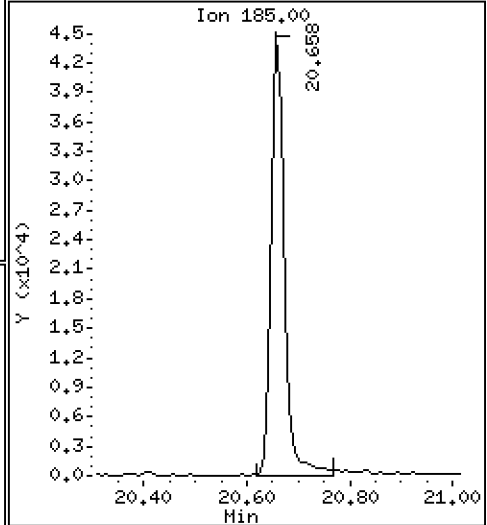
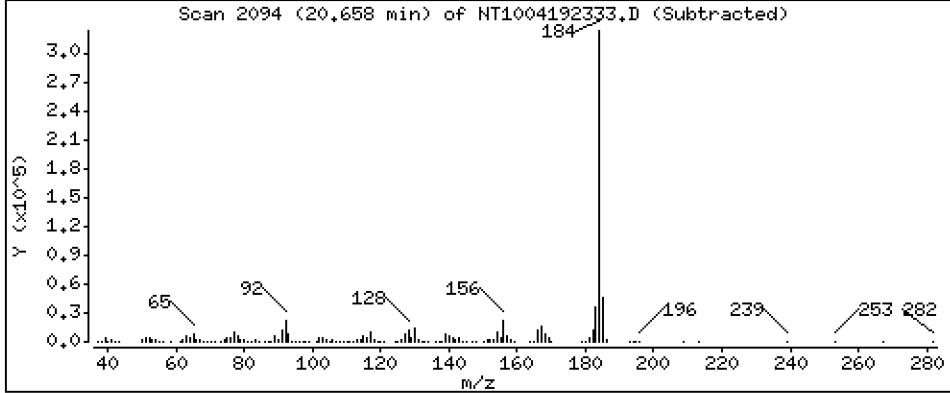
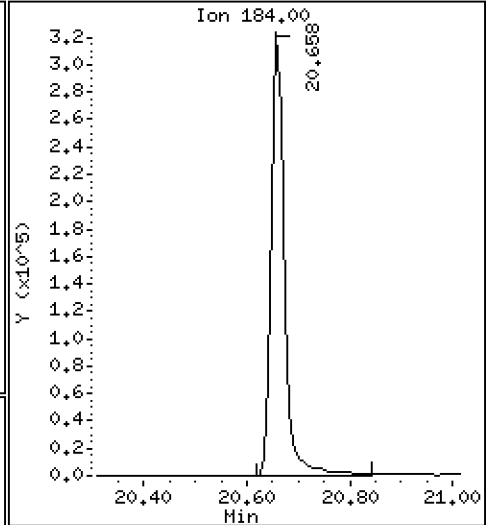
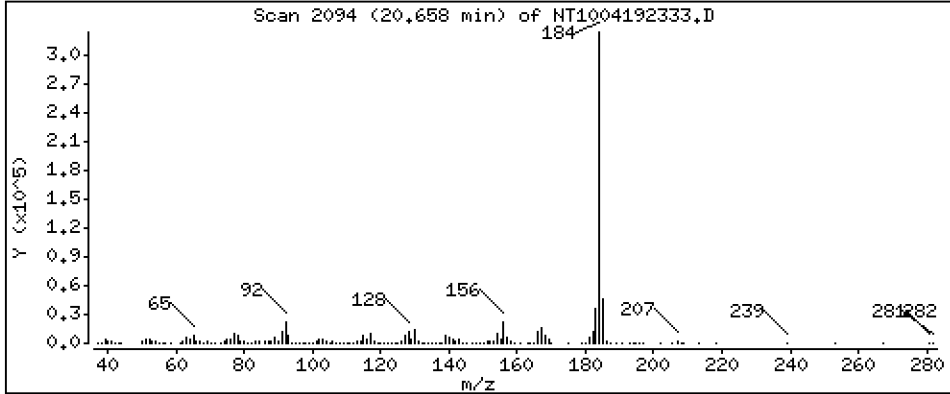
Operator: VTS

Column phase: ZB-5msi

Column diameter: 0,25

93 Benzidine

Concentration: 7,105 ug/mL



Date : 20-APR-2023 07:41

Client ID:

Instrument: nt10.i

Sample Info: SLD0281-CCV1

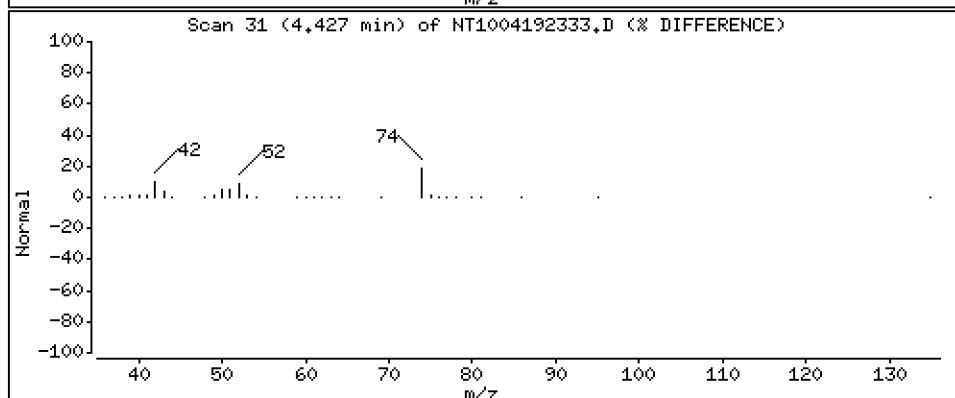
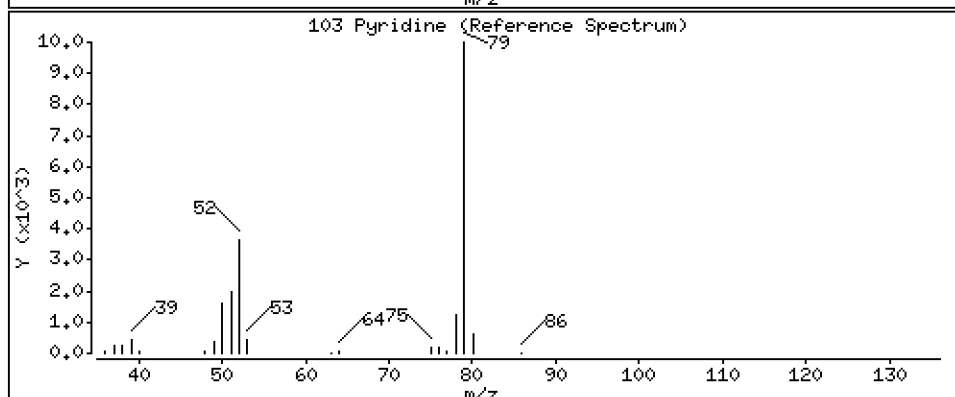
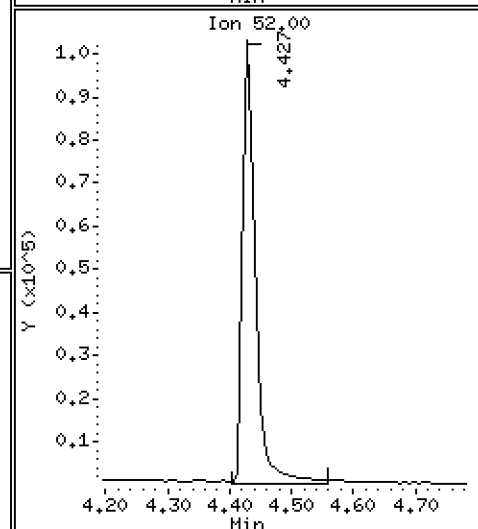
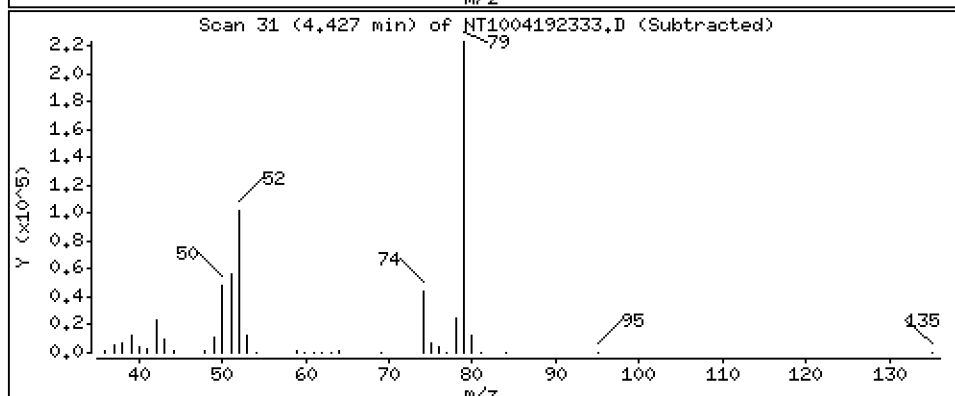
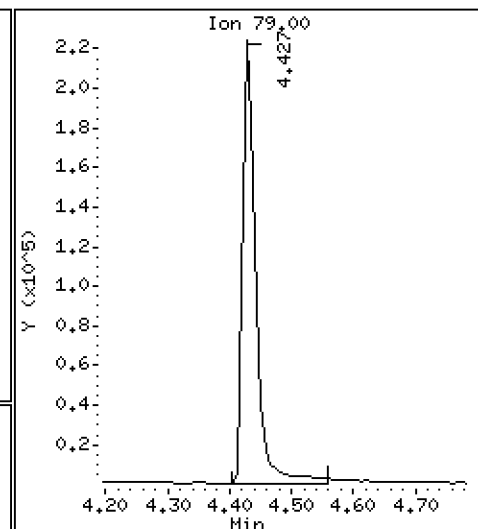
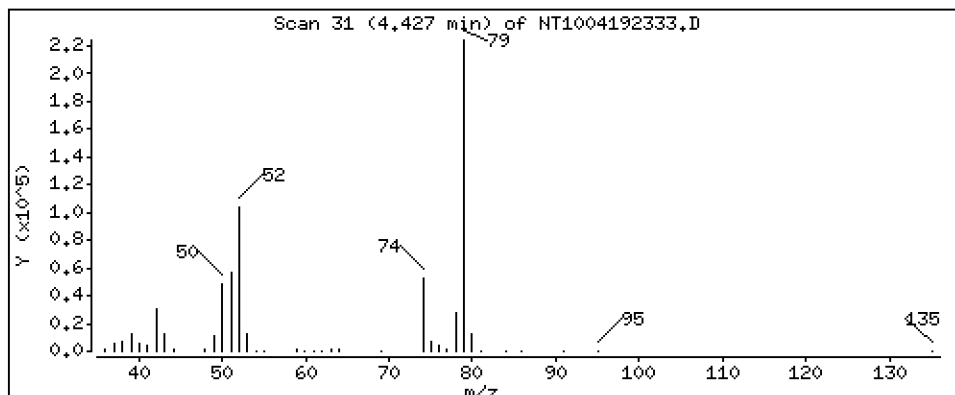
Operator: VTS

Column phase: ZB-5msi

Column diameter: 0,25

103 Pyridine

Concentration: 8,684 ug/mL



Date : 20-APR-2023 07:41

Client ID:

Instrument: nt10.i

Sample Info: SLD0281-CCV1

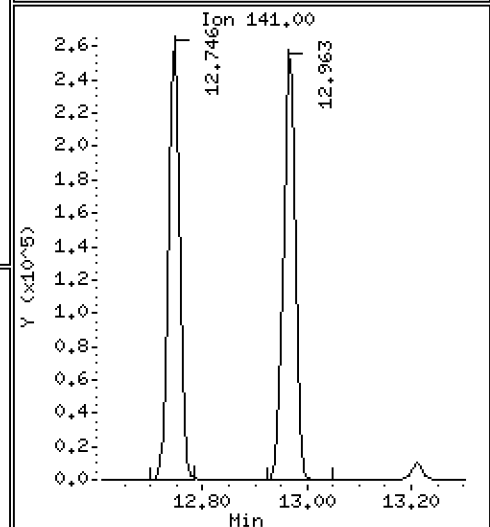
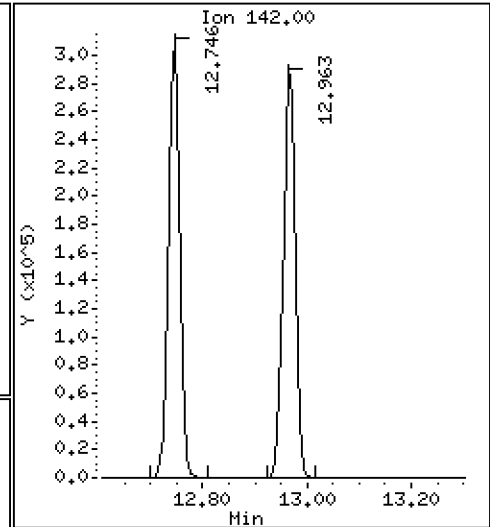
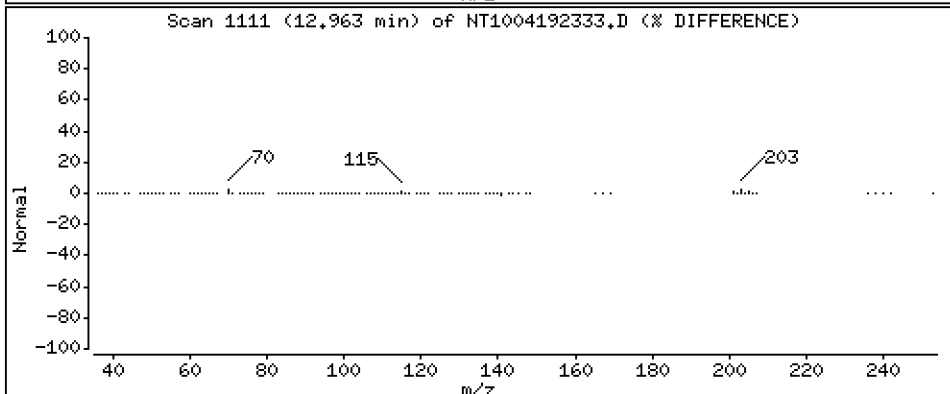
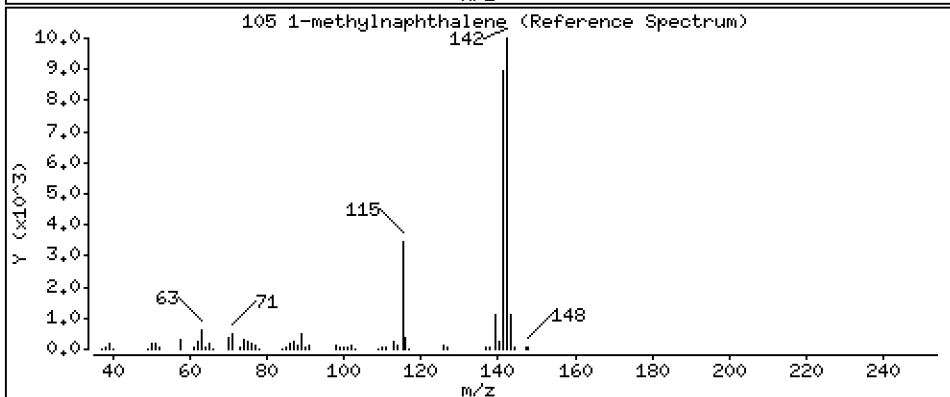
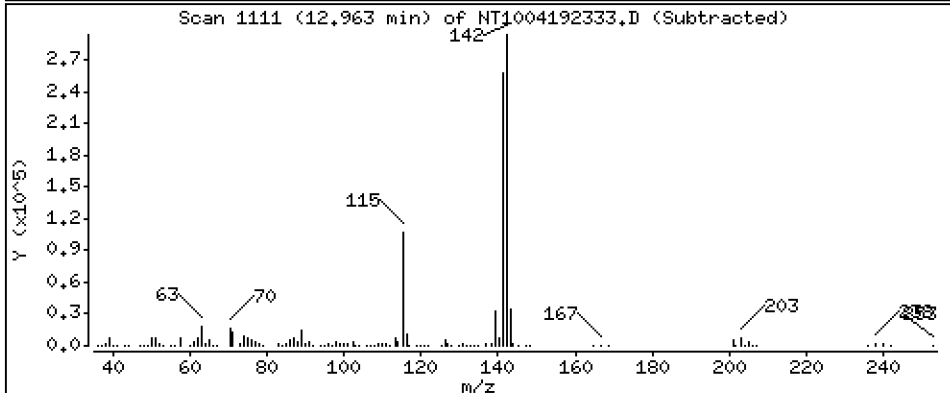
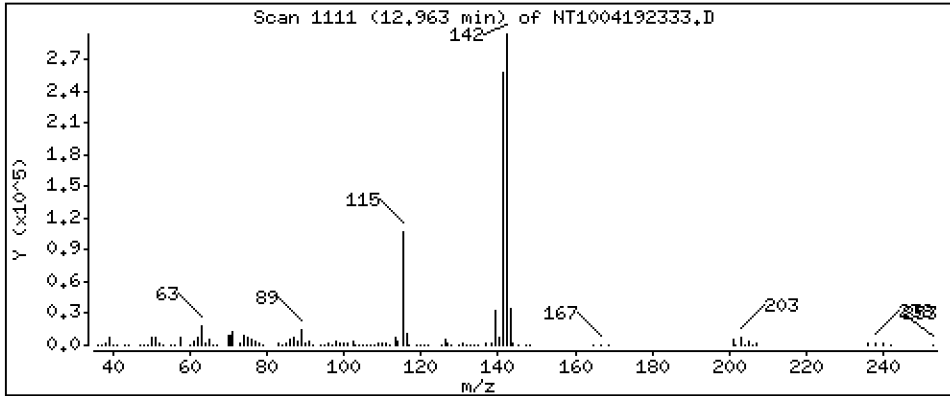
Operator: VTS

Column phase: ZB-5msi

Column diameter: 0,25

105 1-methylnaphthalene

Concentration: 5,555 ug/mL



Date : 20-APR-2023 07:41

Client ID:

Instrument: nt10.i

Sample Info: SLD0281-CCV1

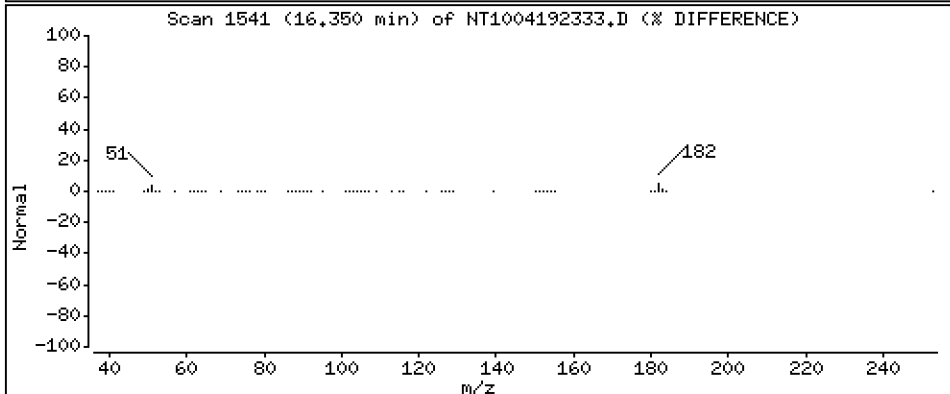
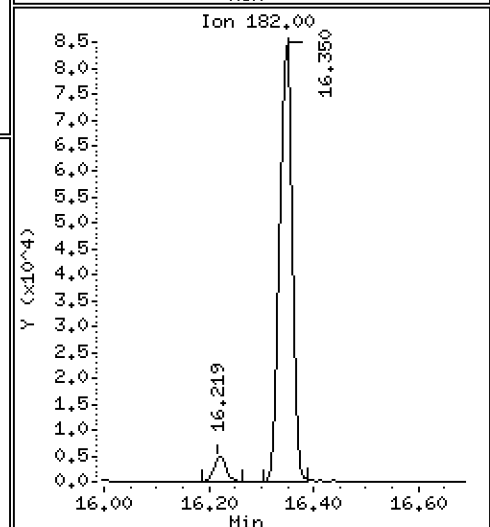
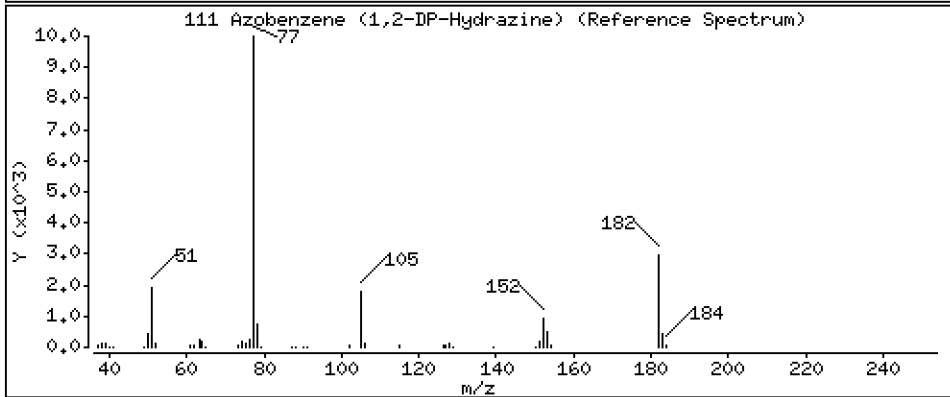
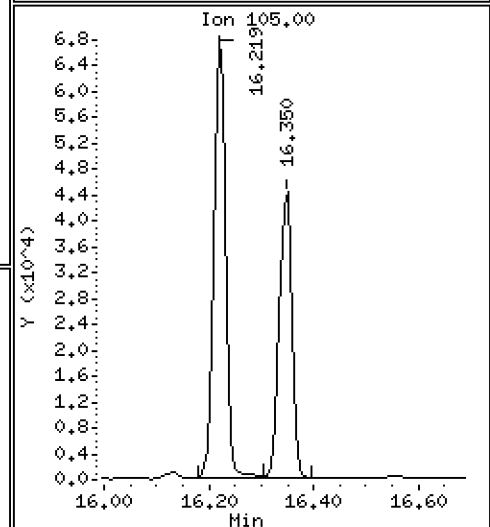
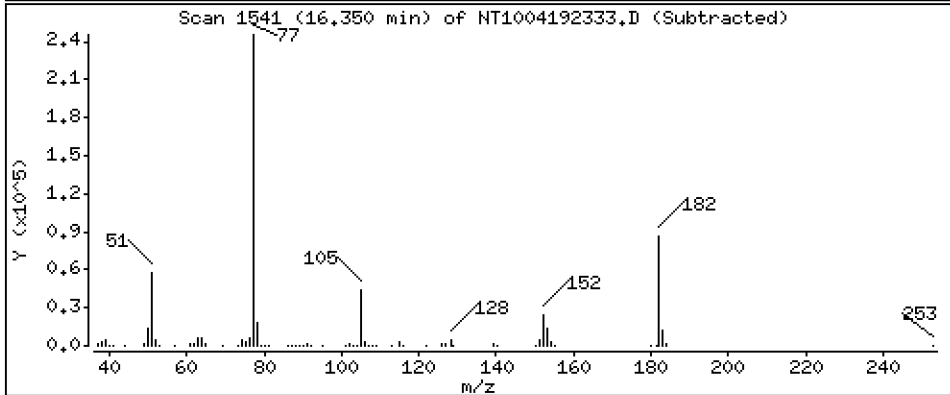
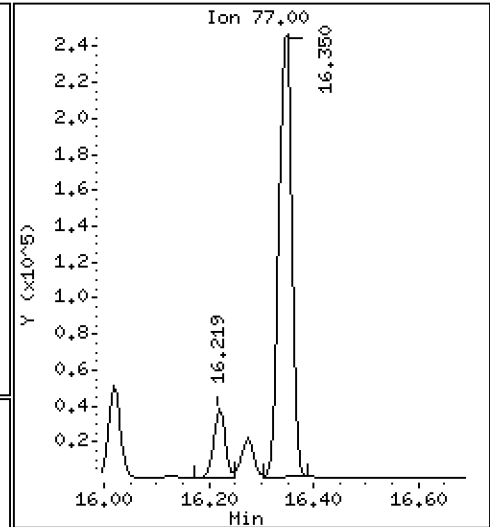
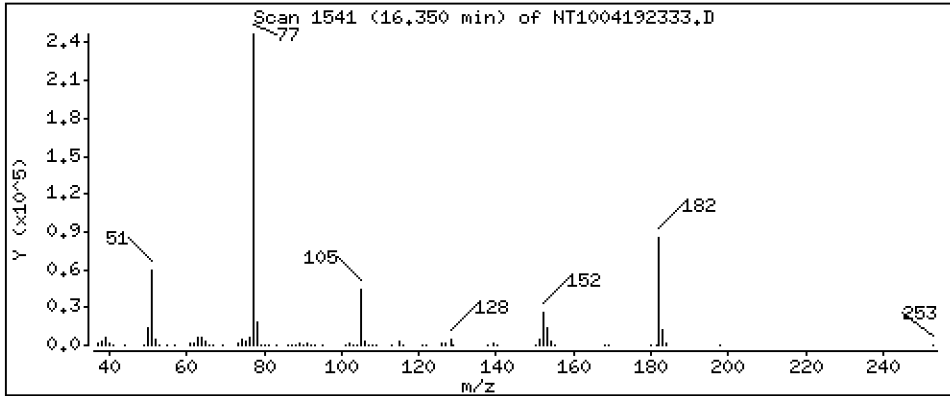
Operator: VTS

Column phase: ZB-5msi

Column diameter: 0,25

111 Azobenzene (1,2-DP-Hydrazine)

Concentration: 4,075 ug/mL



Date : 20-APR-2023 07:41

Client ID:

Instrument: nt10.i

Sample Info: SLD0281-CCV1

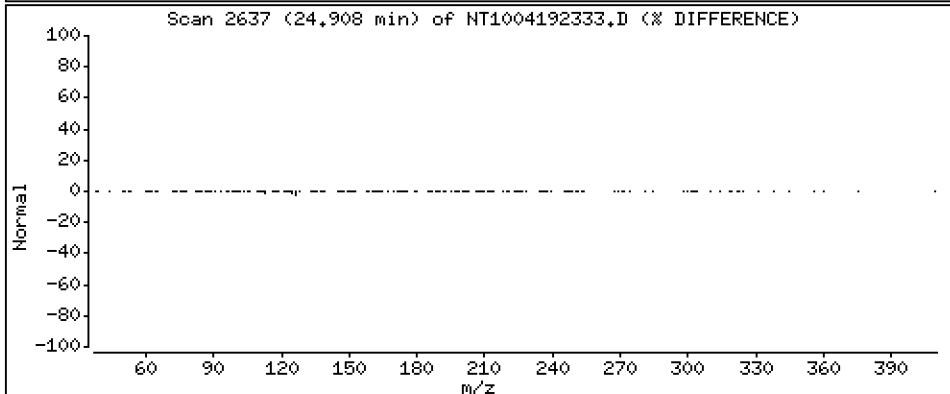
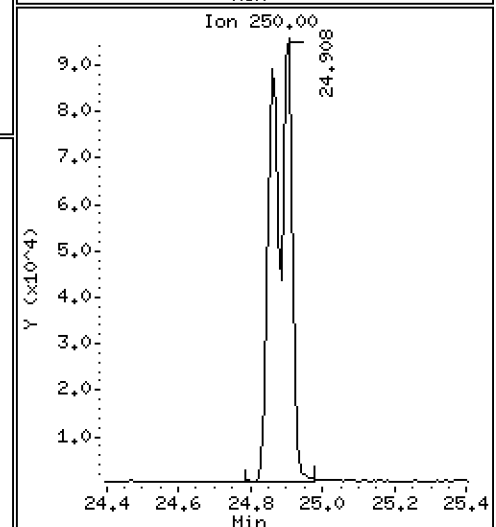
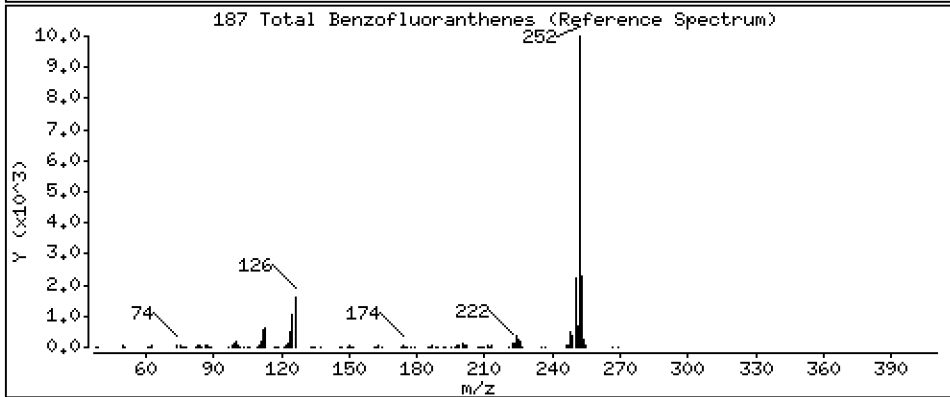
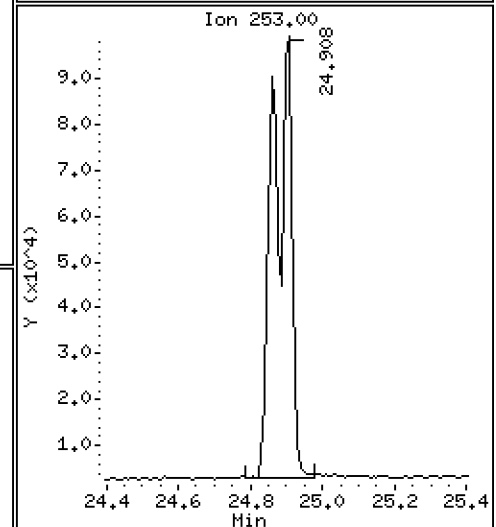
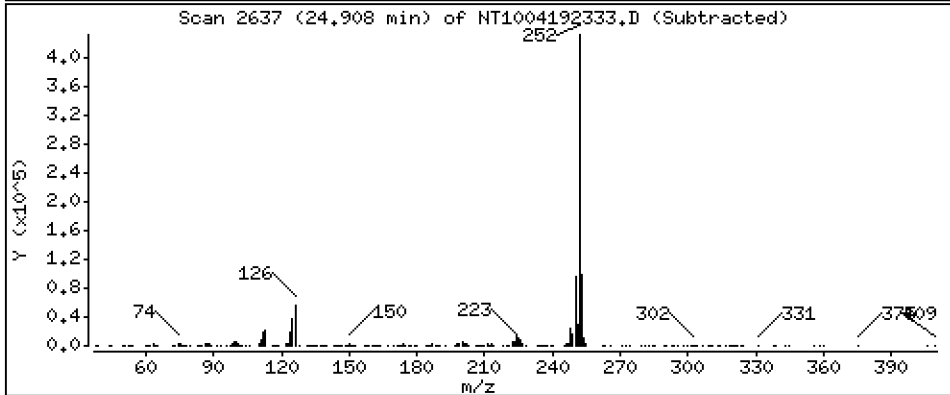
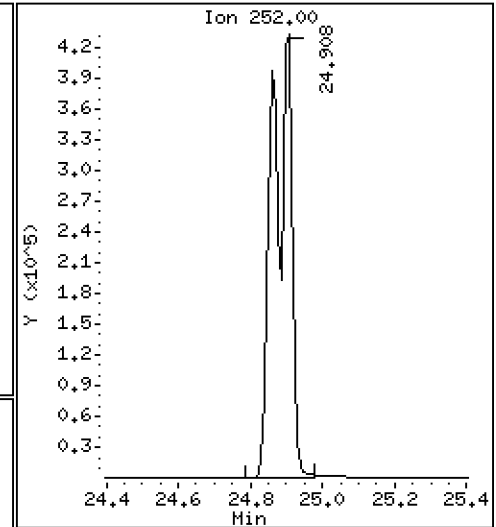
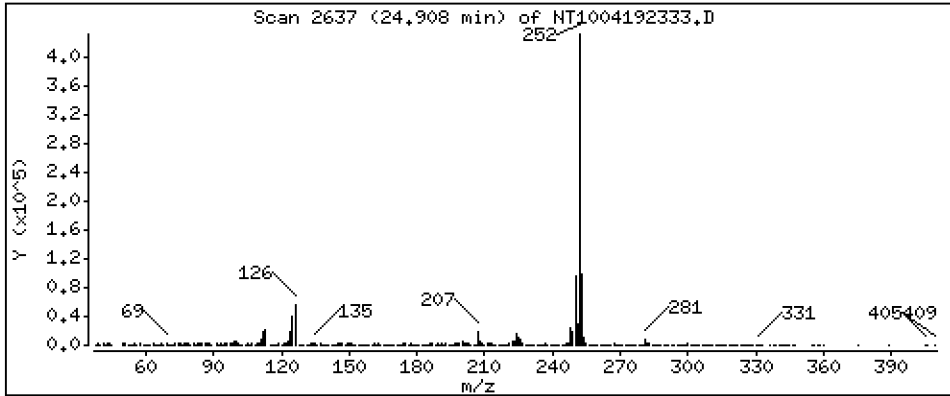
Operator: VTS

Column phase: ZB-5msi

Column diameter: 0,25

187 Total Benzofluoranthenes

Concentration: 9,394 ug/mL



Date : 20-APR-2023 07:41

Client ID:

Instrument: nt10.i

Sample Info: SLD0281-CCV1

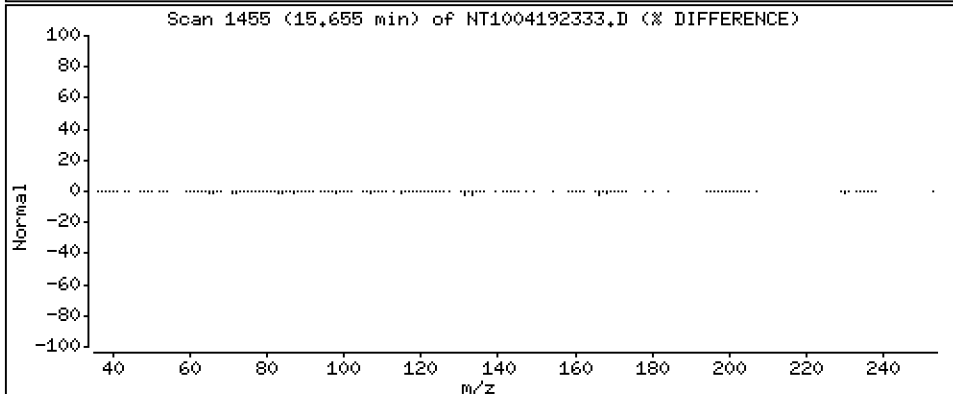
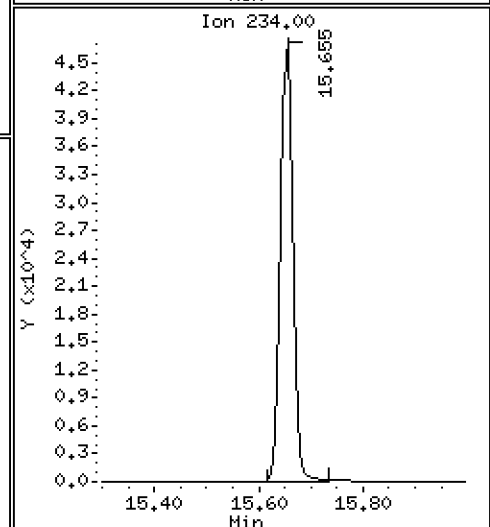
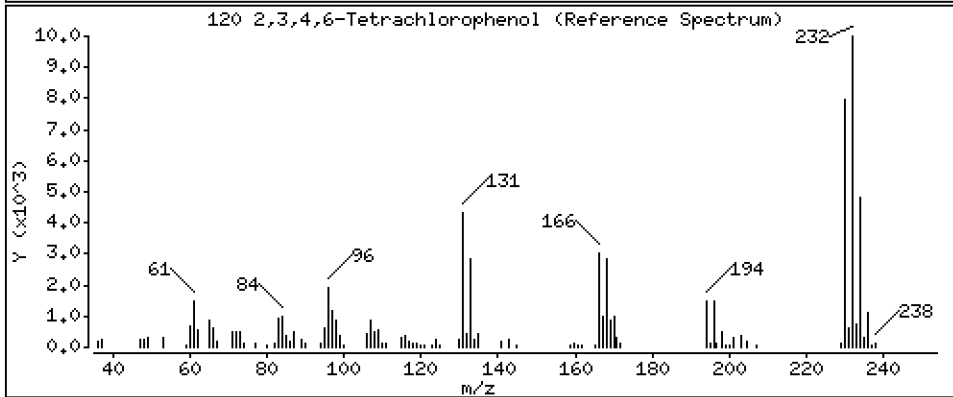
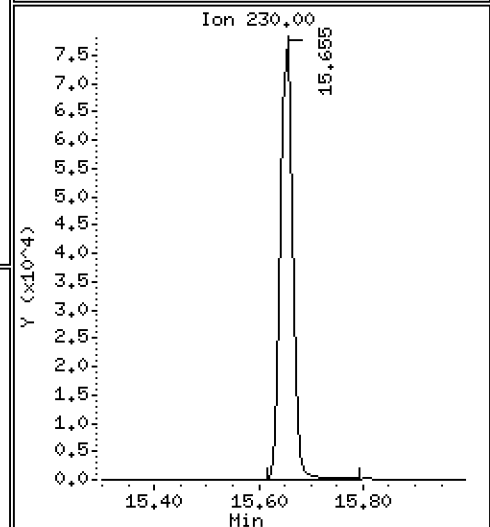
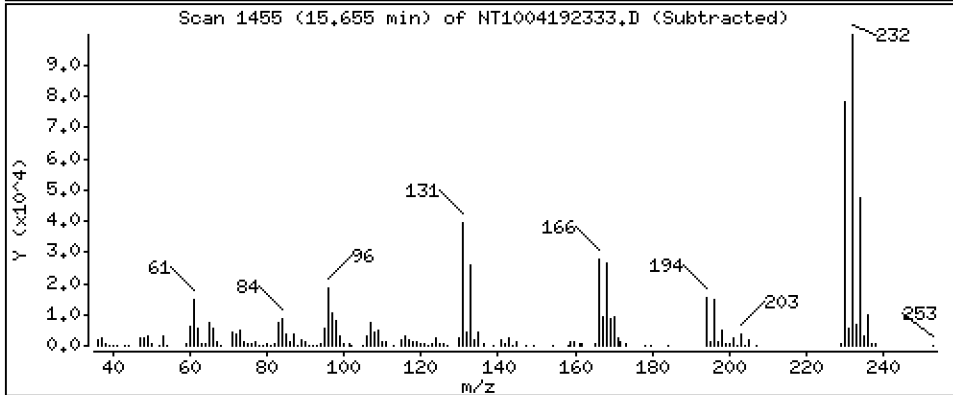
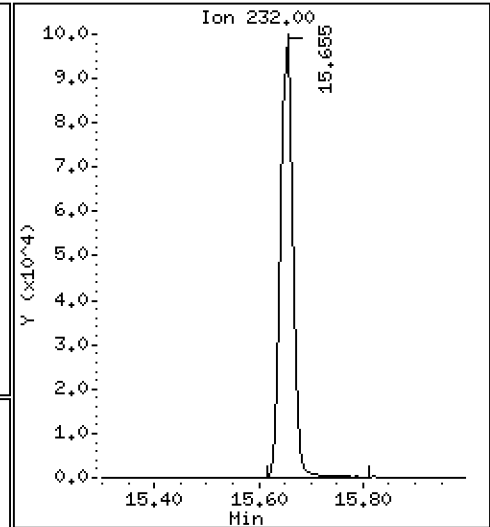
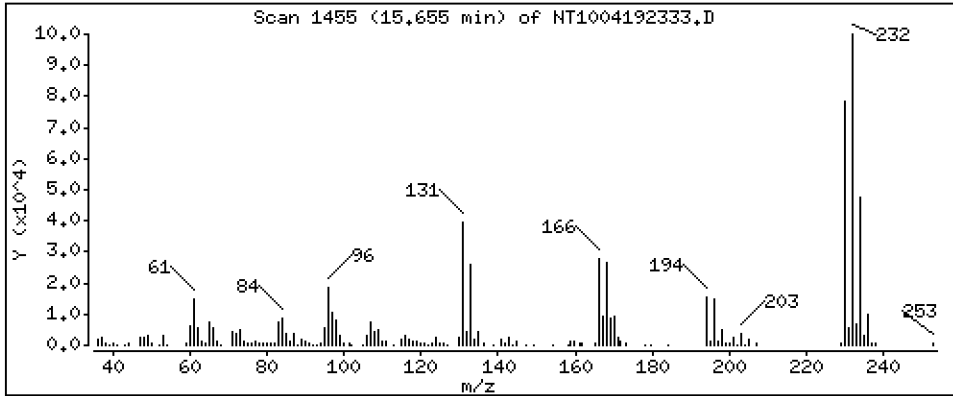
Operator: VTS

Column phase: ZB-5msi

Column diameter: 0,25

120 2,3,4,6-Tetrachlorophenol

Concentration: 5,753 ug/mL



ARI Labs, Inc.

Semivolatile Report SW846 Method 8270D

Data file : \\target\share\chem3\nt10.i\20230419A.b\NT1004192333.D

Lab Smp Id: SLD0281-CCV1

Inj Date : 20-APR-2023 07:41

Operator : VTS

Inst ID: nt10.i

Smp Info : SLD0281-CCV1

Misc Info :

Comment : 1ul Injection

Method : \\target\share\chem3\nt10.i\20230419A.b\ABN.m

Meth Date : 20-Apr-2023 14:53 deenayd Quant Type: ISTD

Cal Date : 16-MAR-2023 00:22 Cal File: NT10031508.D

Als bottle: 2

Dil Factor: 1.00000

Integrator: HP RTE

Compound Sublist: ICAL.sub

Target Version: 4.14

Processing Host: DEENAY-201905

Compounds	QUANT	SIG	RT	EXP RT	REL RT	RESPONSE	CONCENTRATIONS	
							ON-COLUMN	FINAL
	MASS						(ug/mL)	(ug/mL)
\$ 1 2-Fluorophenol	112		6.612	6.604	(0.749)	274662	7.00127	7.001
\$ 2 Phenol-d5	99		8.219	8.204	(0.931)	345987	6.72284	6.723
3 Phenol	94		8.235	8.227	(0.933)	247742	4.63246	4.632
\$ 5 2-Chlorophenol-d4	132		8.474	8.467	(0.960)	337786	7.68622	7.686
4 Bis(2-Chloroethyl)ether	93		8.389	8.382	(0.950)	179374	4.52227	4.522
6 2-Chlorophenol	128		8.497	8.490	(0.962)	242222	5.29203	5.292
7 1,3-Dichlorobenzene	146		8.761	8.761	(0.992)	233003	4.81516	4.815
* 8 1,4-Dichlorobenzene-d4	152		8.830	8.823	(1.000)	129725	4.00000	
9 1,4-Dichlorobenzene	146		8.861	8.854	(1.004)	230460	4.93013	4.930
\$ 10 1,2-Dichlorobenzene-d4	152		9.187	9.180	(1.040)	144755	4.58657	4.587
12 1,2-Dichlorobenzene	146		9.211	9.211	(1.043)	222283	4.83181	4.832
11 Benzyl alcohol	108		9.110	9.102	(1.032)	132532	5.27980	5.280
14 2,2'-oxybis(1-Chloropropane)	121		9.413	9.405	(1.066)	68473	5.06828	5.068 (M)
13 2-Methylphenol	108		9.343	9.335	(1.058)	191134	4.90276	4.903
17 Hexachloroethane	117		9.801	9.793	(1.110)	87465	4.56047	4.560
16 N-Nitroso-di-n-propylamine	70		9.669	9.661	(1.095)	136436	4.43220	4.432
15 4-Methylphenol	108		9.622	9.614	(1.090)	203923	4.96445	4.964
\$ 18 Nitrobenzene-d5	82		9.925	9.917	(0.878)	208890	4.35075	4.351
19 Nitrobenzene	77		9.964	9.956	(0.881)	210091	4.45884	4.459
20 Isophorone	82		10.414	10.406	(0.921)	312953	5.19198	5.192
21 2-Nitrophenol	139		10.592	10.583	(0.937)	122273	5.30661	5.307
22 2,4-Dimethylphenol	107		10.660	10.651	(0.943)	410885	9.49409	9.494
23 Bis(2-Chloroethoxy)methane	93		10.846	10.838	(0.959)	180887	4.49261	4.493
24 Benzoic acid	105		10.897	10.880	(0.964)	508479	20.1689	20.17
25 2,4-Dichlorophenol	162		11.050	11.041	(0.977)	402982	11.6359	11.64
26 1,2,4-Trichlorobenzene	180		11.230	11.222	(0.993)	205901	5.06479	5.065
* 27 Naphthalene-d8	136		11.307	11.299	(1.000)	475671	4.00000	
28 Naphthalene	128		11.353	11.346	(1.004)	571166	4.53262	4.533
29 4-Chloroaniline	127		11.492	11.485	(1.016)	512503	10.4253	10.43
30 Hexachlorobutadiene	225		11.716	11.709	(1.036)	128795	5.40688	5.407
31 4-Chloro-3-methylphenol	107		12.467	12.459	(1.103)	359387	9.58577	9.586
32 2-Methylnaphthalene	142		12.746	12.738	(1.127)	486706	5.35207	5.352
33 Hexachlorocyclopentadiene	237		13.210	13.202	(0.886)	119006	4.62729	4.627

Compounds	QUANT	SIG						CONCENTRATIONS	
			MASS	RT	EXP RT	REL RT	RESPONSE	ON-COLUMN (ug/mL)	FINAL (ug/mL)
34 2,4,6-Trichlorophenol	196		13.373	13.365	(0.897)	298175	10.8563	10.86	
35 2,4,5-Trichlorophenol	196		13.450	13.442	(0.902)	318033	10.4211	10.42	
§ 36 2-Fluorobiphenyl	172		13.527	13.527	(0.907)	488644	4.44524	4.445	
37 2-Chloronaphthalene	162		13.736	13.721	(0.921)	421499	4.73555	4.736	
38 2-Nitroaniline	65		14.007	13.992	(0.939)	226887	9.07466	9.075	
39 Dimethylphthalate	163		14.441	14.433	(0.968)	456906	5.06130	5.061	
40 Acenaphthylene	152		14.603	14.596	(0.979)	616119	4.44226	4.442	
41 2,6-Dinitrotoluene	165		14.580	14.572	(0.978)	213899	10.9684	10.97	
* 42 Acenaphthene-d10	164		14.913	14.905	(1.000)	277889	4.00000		
43 3-Nitroaniline	138		14.859	14.851	(0.996)	216805	9.84975	9.850	
44 Acenaphthene	153		14.982	14.975	(1.005)	379327	4.42708	4.427	
45 2,4-Dinitrophenol	184		15.067	15.060	(1.010)	217098	17.7950	17.79	
46 Dibenzofuran	168		15.307	15.299	(1.026)	631642	4.99903	4.999	
47 4-Nitrophenol	109		15.206	15.191	(1.020)	103187	7.48815	7.488	
48 2,4-Dinitrotoluene	165		15.384	15.377	(1.032)	290777	10.0192	10.02	
50 Diethylphthalate	149		15.902	15.895	(1.066)	499181	5.63581	5.636	
49 Fluorene	166		16.018	16.010	(1.074)	459700	4.62449	4.624	
51 4-Chlorophenyl-phenylether	204		16.018	16.010	(1.074)	236813	5.00975	5.010	
52 4-Nitroaniline	138		16.126	16.118	(1.081)	205594	10.3645	10.36	
53 4,6-Dinitro-2-methylphenol	198		16.219	16.211	(0.904)	303636	20.2516	20.25	
54 N-Nitrosodiphenylamine	169		16.273	16.265	(0.907)	303719	4.68059	4.681	
§ 55 2,4,6-Tribromophenol	330		16.558	16.550	(1.110)	103243	7.97984	7.980	
56 4-Bromophenyl-phenylether	248		17.021	17.013	(0.948)	152455	5.61614	5.616	
57 Hexachlorobenzene	284		17.330	17.322	(0.966)	159939	5.61960	5.620	
58 Pentachlorophenol	266		17.694	17.686	(0.986)	175548	10.2230	10.22	
* 59 Phenanthrene-d10	188		17.949	17.942	(1.000)	485346	4.00000		
60 Phenanthrene	178		17.996	17.988	(1.003)	609297	4.60391	4.604	
61 Anthracene	178		18.089	18.081	(1.008)	595614	4.69167	4.692	
62 Carbazole	167		18.429	18.421	(1.027)	566066	4.97596	4.976	
63 Di-n-butylphthalate	149		19.265	19.257	(1.073)	793646	5.21753	5.218	
64 Fluoranthene	202		20.402	20.402	(0.885)	716364	3.93491	3.935	
65 Pyrene	202		20.827	20.827	(0.904)	734479	3.93286	3.933	
§ 66 Terphenyl-d14	244		21.137	21.137	(0.917)	561555	4.00399	4.004	
67 Butylbenzylphthalate	149		22.089	22.089	(0.959)	324546	4.80213	4.802	
68 Benzo(a)anthracene	228		23.019	23.011	(0.999)	713055	4.45878	4.459	
* 69 Chrysene-d12	240		23.042	23.042	(1.000)	453075	4.00000		
70 3,3'-Dichlorobenzidine	252		22.988	22.988	(0.998)	864741	16.8812	16.88	
71 Chrysene	228		23.088	23.088	(1.002)	672765	4.30596	4.306	
72 bis(2-Ethylhexyl)phthalate	149		23.135	23.135	(0.959)	443005	4.33216	4.332	
* 134 Di-n-octylphthalate-d4	153		24.126	24.126	(1.000)	697265	4.00000		
73 Di-n-octylphthalate	149		24.133	24.133	(1.000)	828285	4.53931	4.539	
74 Benzo(b)fluoranthene	252		24.861	24.861	(0.972)	835544	4.78992	4.790	
75 Benzo(k)fluoranthene	252		24.908	24.900	(0.973)	833524	4.70578	4.706	
76 Benzo(a)pyrene	252		25.481	25.481	(0.996)	728601	4.67180	4.672	
* 77 Perylene-d12	264		25.589	25.589	(1.000)	538138	4.00000		
78 Indeno(1,2,3-cd)pyrene	276		28.092	28.085	(1.098)	801557	4.03980	4.040	
79 Dibenzo(a,h)anthracene	278		28.116	28.108	(1.099)	678467	4.11869	4.119	
80 Benzo(g,h,i)perylene	276		28.822	28.815	(1.126)	616237	3.58878	3.589	
90 N-Nitrosodimethylamine	74		4.411	4.419	(0.500)	210865	8.42512	8.425	
91 Aniline	93		8.289	8.289	(0.939)	432198	7.88713	7.887	
93 Benzidine	184		20.657	20.657	(0.897)	531293	7.10468	7.105	
103 Pyridine	79		4.426	4.434	(0.501)	333789	8.68382	8.684	
105 1-methylnaphthalene	142		12.962	12.955	(1.146)	462802	5.55462	5.555	
111 Azobenzene (1,2-DP-Hydrazine)	77		16.350	16.342	(1.096)	403169	4.07482	4.075	

Compounds	QUANT SIG	RT	EXP RT	REL RT	RESPONSE	CONCENTRATIONS	
						ON-COLUMN (ug/mL)	FINAL (ug/mL)
187 Total Benzofluoranthenes	252	24.908	24.900	(0.973)	1582093	9.39351	9.394
120 2,3,4,6-Tetrachlorophenol	232	15.655	15.647	(1.050)	167084	5.75267	5.753

QC Flag Legend

M - Compound response manually integrated.

ARI Labs, Inc.

INTERNAL STANDARD COMPOUNDS
 AREA AND RT SUMMARY

Instrument ID: nt10.i Calibration Date: 19-APR-2023
 Lab File ID: NT1004192333.D Calibration Time: 20:55
 Lab Smp Id: SLD0281-CCV1
 Analysis Type: SV Level:
 Quant Type: ISTD Sample Type:
 Operator: VTS
 Method File: \\target\share\chem3\nt10.i\20230419A.b\ABN.m
 Misc Info:

Test Mode:
 Use Last Continuing Calibrator.

COMPOUND	STANDARD	AREA LIMIT		SAMPLE	%DIFF
		LOWER	UPPER		
8 1,4-Dichlorobenze	142135	71068	284270	129725	-8.73
27 Naphthalene-d8	517513	258757	1035026	475671	-8.09
42 Acenaphthene-d10	306898	153449	613796	277889	-9.45
59 Phenanthrene-d10	508635	254318	1017270	485346	-4.58
69 Chrysene-d12	460743	230372	921486	453075	-1.66
134 Di-n-octylphthala	736003	368002	1472006	697265	-5.26
77 Perylene-d12	559318	279659	1118636	538138	-3.79

COMPOUND	STANDARD	RT LIMIT		SAMPLE	%DIFF
		LOWER	UPPER		
8 1,4-Dichlorobenze	8.82	8.32	9.32	8.83	0.09
27 Naphthalene-d8	11.30	10.80	11.80	11.31	0.07
42 Acenaphthene-d10	14.91	14.41	15.41	14.91	0.05
59 Phenanthrene-d10	17.94	17.44	18.44	17.95	0.04
69 Chrysene-d12	23.04	22.54	23.54	23.04	0.00
134 Di-n-octylphthala	24.13	23.63	24.63	24.13	0.00
77 Perylene-d12	25.59	25.09	26.09	25.59	0.00

AREA UPPER LIMIT = +100% of internal standard area.
 AREA LOWER LIMIT = - 50% of internal standard area.
 RT UPPER LIMIT = + 0.50 minutes of internal standard RT.
 RT LOWER LIMIT = - 0.50 minutes of internal standard RT.

REVIEW SUMMARY FOR FILE - NT1004192333.D

Lab ID: SLD0281-CCV1
nt10.i, 20230419A.b\ABN.m, 20-APR-2023 07:41

RT CO-ELUTION COMPOUNDS

NO CO-ELUTIONS

Quant Method: ICAL

RRT CHECK

RRT	CCV	RRT	DELTA	COMPOUND
-----	-----	-----	-------	----------

NONE

RRT check based on Ccal File: NT1004192316.D

On Column LOD for nt10.i, 20230419A.b\ABN.m, ICAL.sub = 0.0000

* Only compounds listed in the work order have been verified by the analyst *

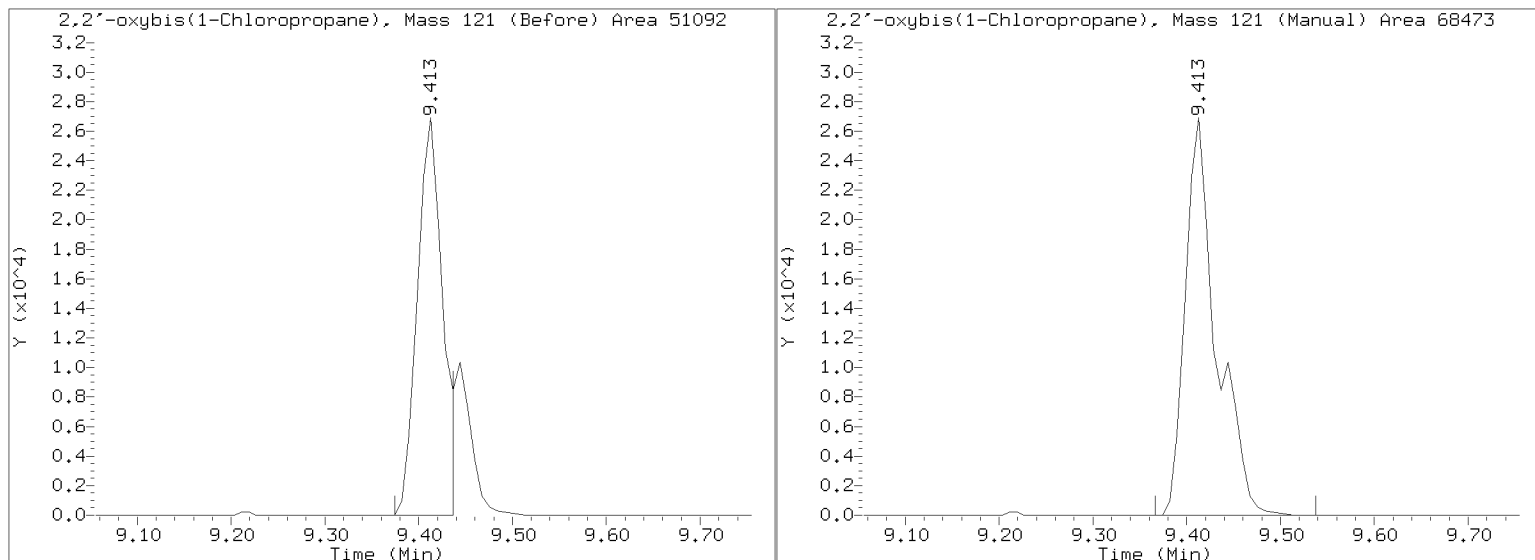
Quant Ion Manual Peak Adjustment Report

Datafile: //target/share/chem3/nt10.i/20230419A.b/NT1004192333.D

Injection Date: 20-APR-2023 07:41

Lab ID:SLD0281-CCV1 Client ID:

Report Date: 04/20/2023 14:56



APPROVED

By Deenay Dunmore at 3:37 pm, Apr 20, 2023



**LOW-CONCENTRATION
CONTINUING CALIBRATION CHECK
EPA 8270E**

Laboratory: Analytical Resources, LLC

SDG: 23C0774

Client: Anchor QEA, LLC

Project: AOC5 MR Phase 1

Instrument ID: NT10

Calibration: GC00046

Lab File ID: NT1004192317.D

Calibration Date: 03/15/2023

Sequence: SLD0281

Injection Date: 04/19/23

Lab Sample ID: SLD0281-LCV1

Injection Time: 21:33

Sequence Name: ABN 0.5

COMPOUND	TYPE	CONC. (ug/mL)		RESPONSE FACTOR (RRF)			% DRIFT/DIFF	
		STD	CCV	ICAL	CCV	MIN	CCV	LIMIT
Phenol	A	0.50000	0.4	1.6490140	1.4502680		-12.1	+/-50
4-Methylphenol	A	0.50000	0.5	1.2665770	1.1468900		-9.5	+/-50
Naphthalene	A	0.50000	0.5	1.0596590	0.9813107		-7.4	+/-50
2-Methylnaphthalene	A	0.50000	0.5	0.7647129	0.7943919		3.9	+/-50
Acenaphthylene	A	0.50000	0.5	1.9964080	1.8462910		-7.5	+/-50
Dimethylphthalate	A	0.50000	0.5	1.2994310	1.3713750		5.5	+/-50
Acenaphthene	A	0.50000	0.5	1.2333460	1.1447890		-7.2	+/-50
Dibenzofuran	A	0.50000	0.5	1.8187540	1.8425650		1.3	+/-50
Fluorene	A	0.50000	0.5	1.4308680	1.3120870		-8.3	+/-50
Phenanthrene	A	0.50000	0.5	1.0907130	0.9981757		-8.5	+/-50
Anthracene	A	0.50000	0.5	1.0462760	0.9518925		-9.0	+/-50
Fluoranthene	A	0.50000	0.4	1.6072690	1.3126030		-18.3	+/-50
Pyrene	A	0.50000	0.4	1.6487720	1.3477560		-18.3	+/-50
Butylbenzylphthalate	A	0.50000	0.5	0.5292894	0.5925918		2.1	+/-50
Benzo(a)anthracene	A	0.50000	0.5	1.4118770	1.3271630		-6.0	+/-50
Chrysene	A	0.50000	0.4	1.3793780	1.2200330		-11.6	+/-50
bis(2-Ethylhexyl)phthalate	A	0.50000	0.4	0.5248968	0.5204742		-11.0	+/-50
Benzo(a)fluoranthene, Total	A	1.00000	0.9	1.2519020	1.1832980		-5.5	+/-50
Benzo(a)pyrene	A	0.50000	0.5	1.1592370	1.0904560		-5.9	+/-50
Indeno(1,2,3-cd)pyrene	A	0.50000	0.4	1.4748270	1.2838730		-12.9	+/-50
Dibenzo(a,h)anthracene	A	0.50000	0.4	1.2244340	1.0891880		-11.0	+/-50
Benzo(g,h,i)perylene	A	0.50000	0.4	1.2763410	1.0891000		-14.7	+/-50
2-Fluorophenol	A	0.75000	0.673	1.2096460	1.0847560		-10.3	+/-50
Phenol-d5	A	0.75000	0.616	1.5868760	1.3031290		-17.9	+/-50
2-Chlorophenol-d4	A	0.75000	0.691	1.3550800	1.2484110		-7.9	+/-50
1,2-Dichlorobenzene-d4	A	0.50000	0.461	0.9731556	0.8978562		-7.7	+/-50
Nitrobenzene-d5	A	0.50000	0.435	0.4037447	0.3514327		-13.0	+/-50
2-Fluorobiphenyl	A	0.50000	0.450	1.5822890	1.4231170		-10.1	+/-50
2,4,6-Tribromophenol	A	0.75000	0.628	0.1585901	0.1574020		-16.3	+/-50
p-Terphenyl-d14	A	0.50000	0.421	1.2381950	1.0428780		-15.8	+/-50

* Values outside of QC limits

Data File: \\target\share\chem3\nt10.1\20230419R.B\NT1004192317.D

Date: 19-APR-2023 21:33

Client ID:

Sample Info: SLD0281-LCW1

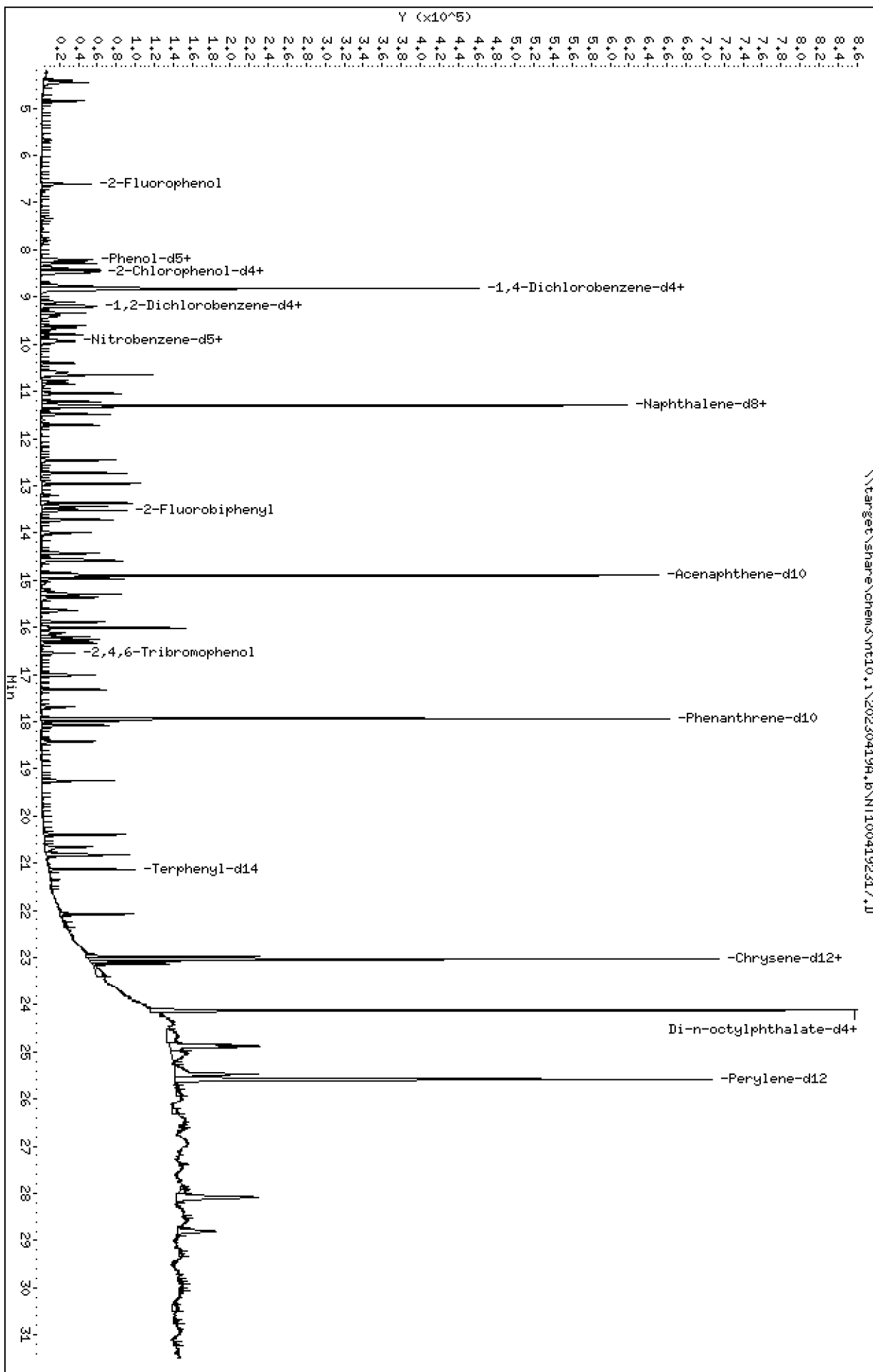
Column phase: ZB-5msi

Instrument: nt10.1

Operator: VTS

Column diameter: 0.25

Page 1



Date : 19-APR-2023 21:33

Client ID:

Instrument: nt10.i

Sample Info: SLD0281-LCV1

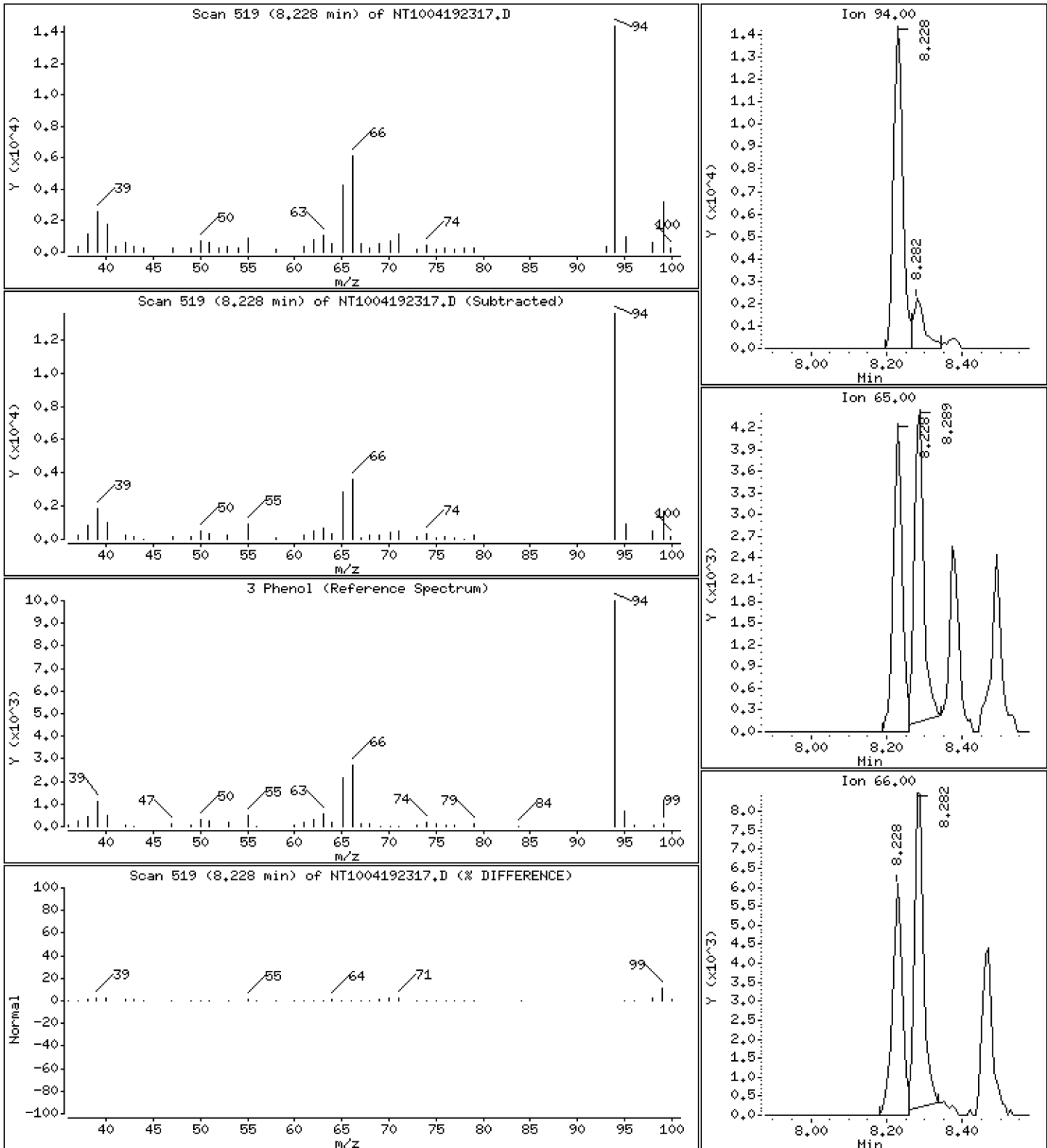
Operator: VTS

Column phase: ZB-5msi

Column diameter: 0.25

3 Phenol

Concentration: 0.4397 ug/mL



Date : 19-APR-2023 21:33

Client ID:

Instrument: nt10.i

Sample Info: SLD0281-LCV1

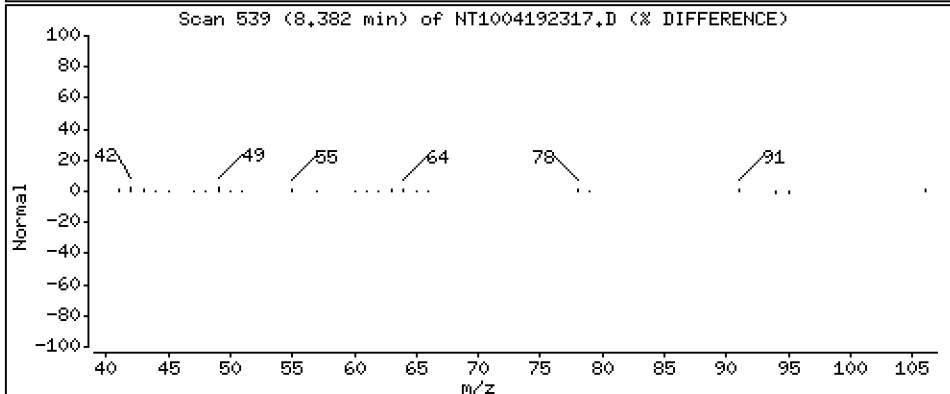
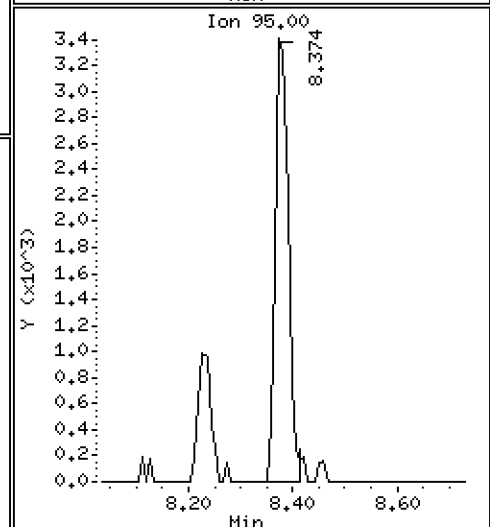
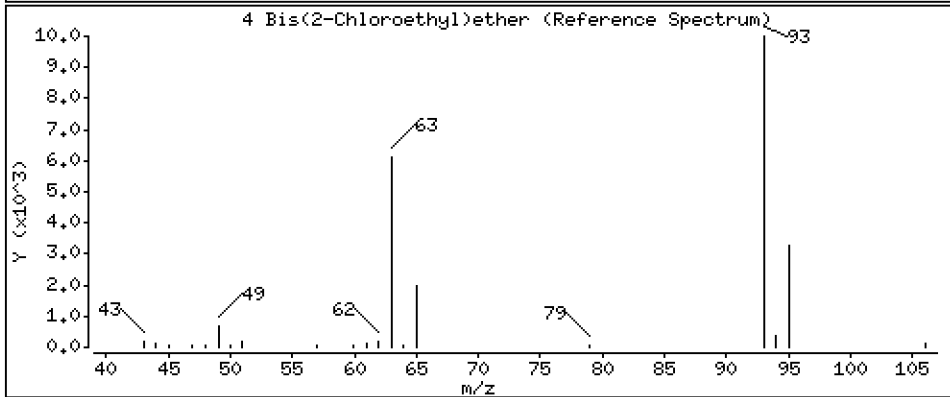
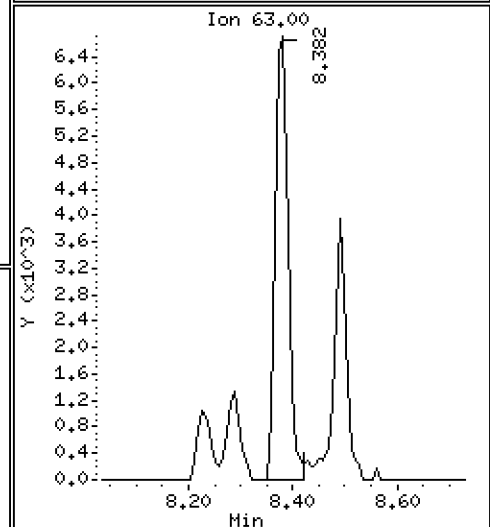
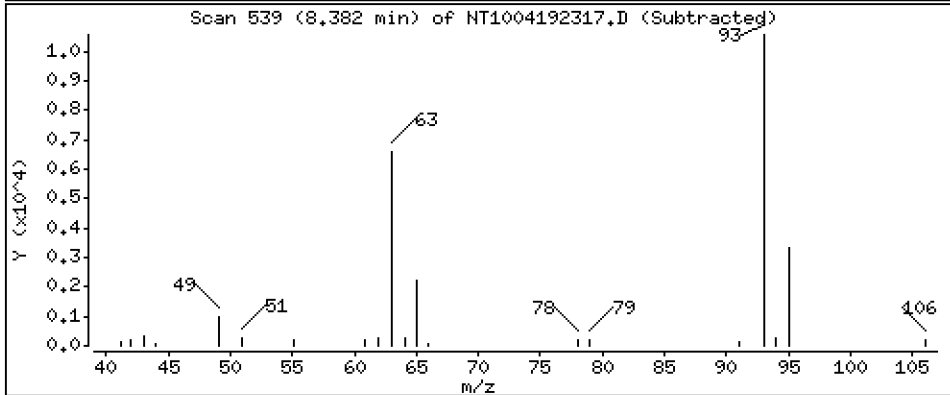
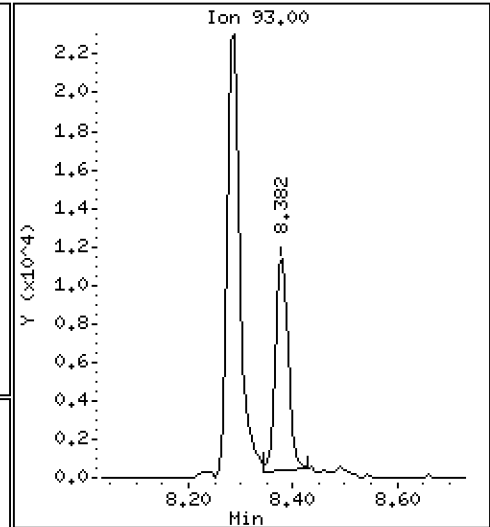
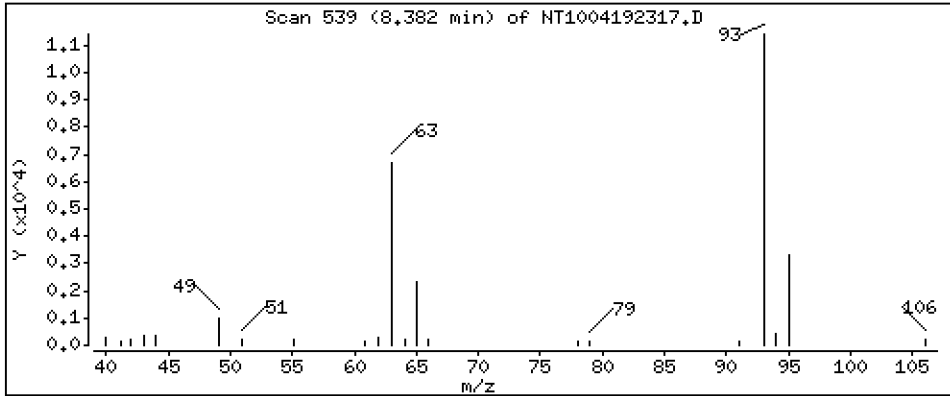
Operator: VTS

Column phase: ZB-5msi

Column diameter: 0,25

4 Bis(2-Chloroethyl)ether

Concentration: 0,4602 ug/mL



Date : 19-APR-2023 21:33

Client ID:

Instrument: nt10.i

Sample Info: SLD0281-LCV1

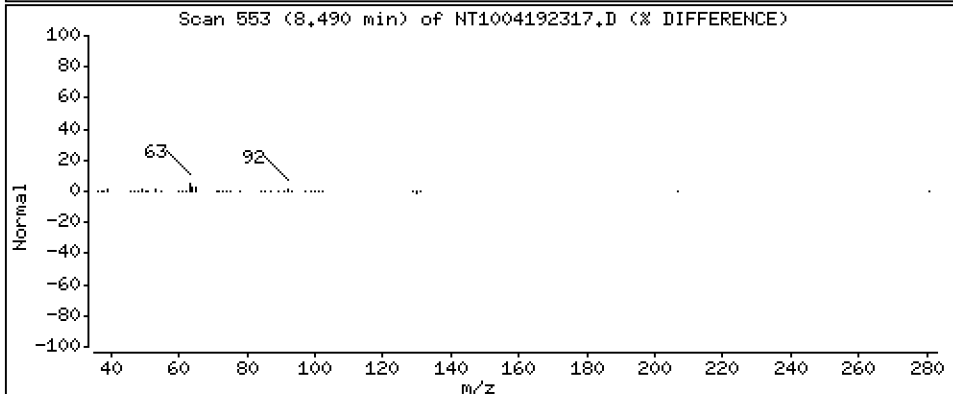
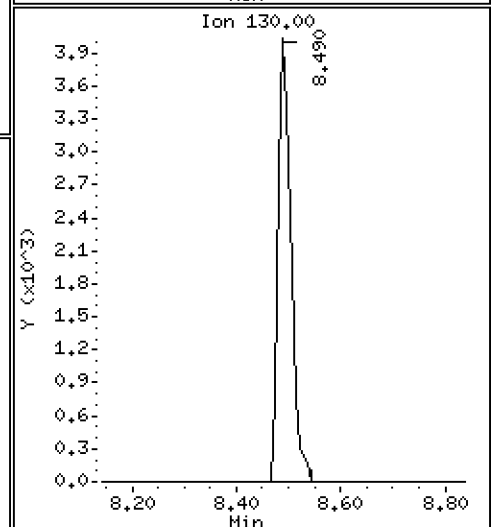
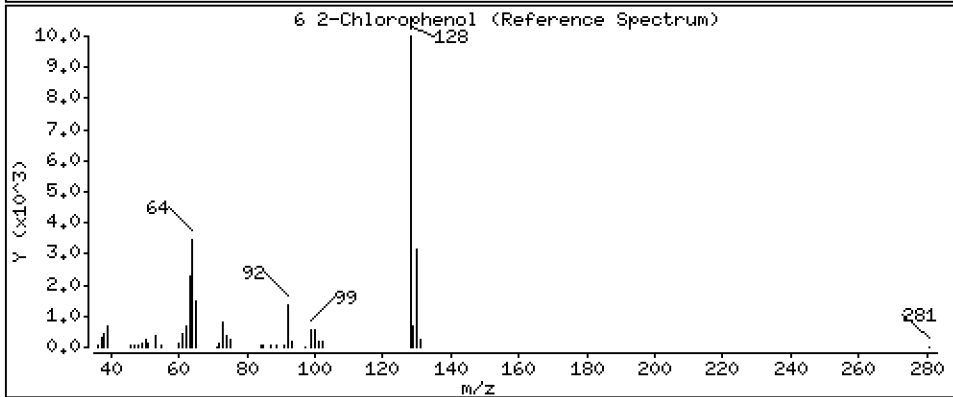
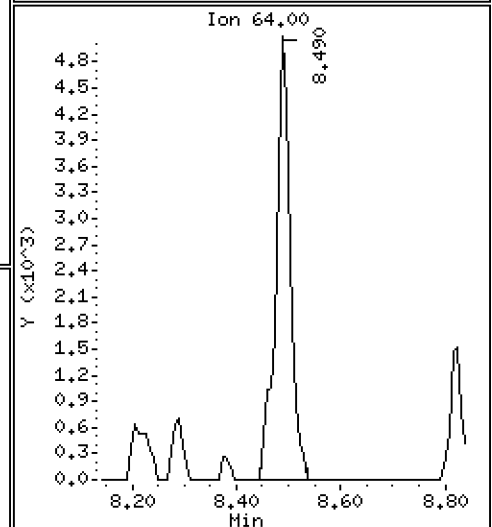
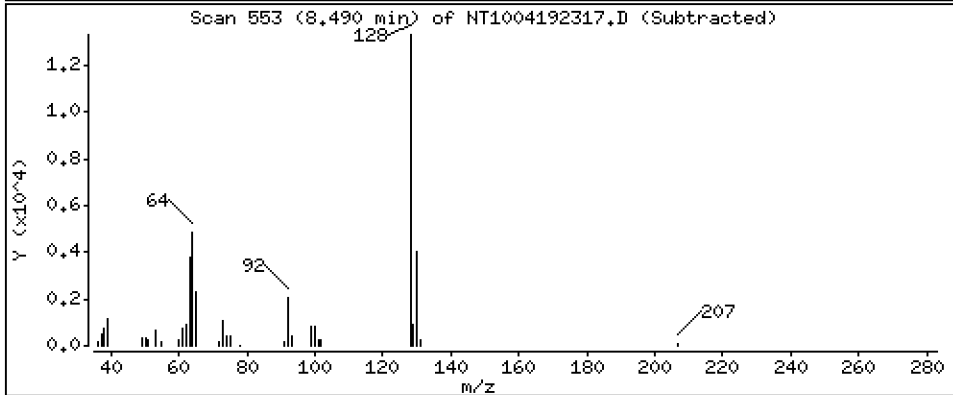
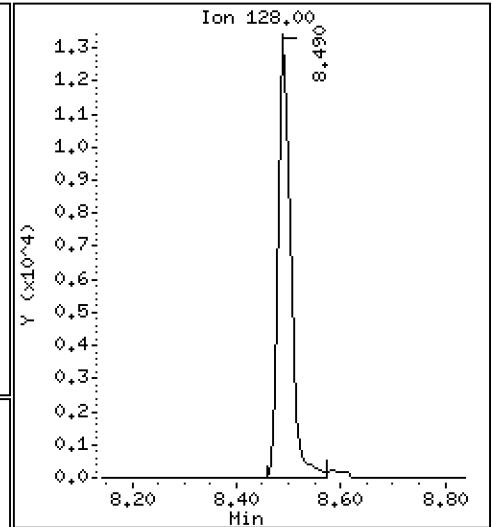
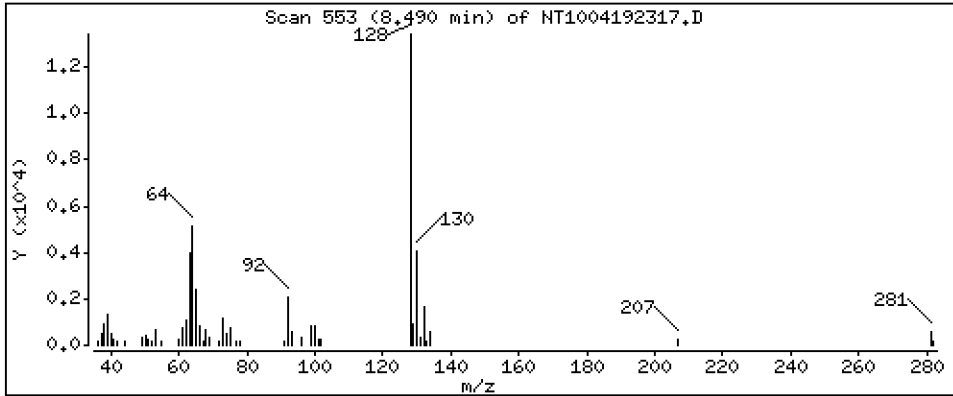
Operator: VTS

Column phase: ZB-5msi

Column diameter: 0,25

6 2-Chlorophenol

Concentration: 0,4798 ug/mL



Date : 19-APR-2023 21:33

Client ID:

Instrument: nt10.i

Sample Info: SLD0281-LCV1

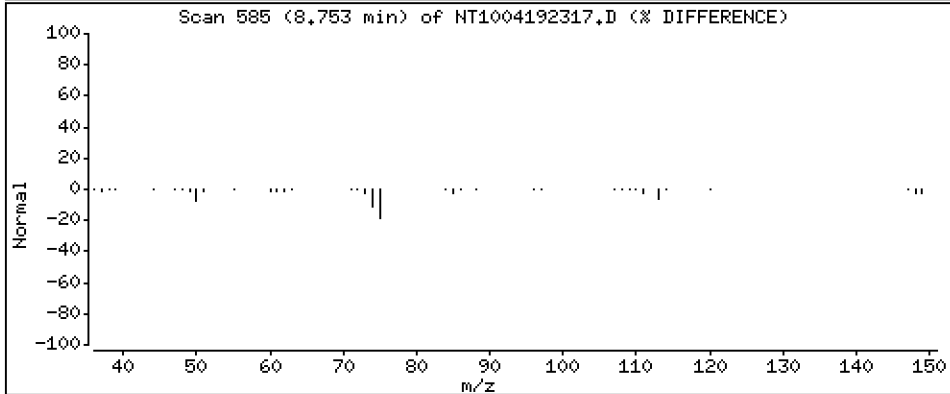
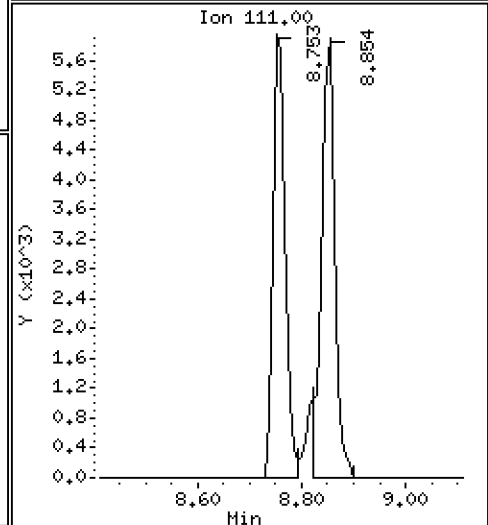
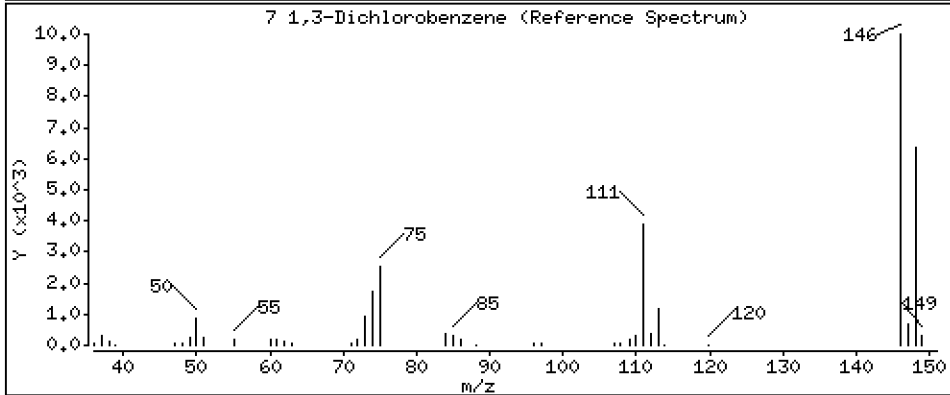
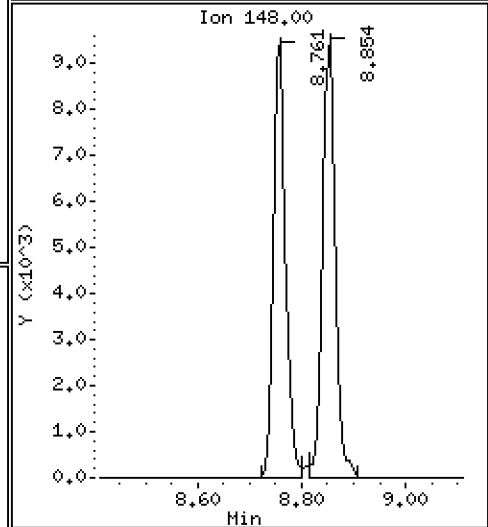
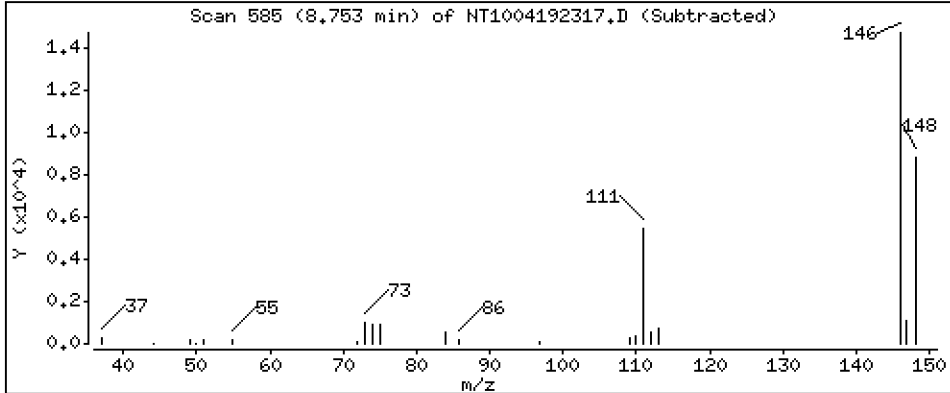
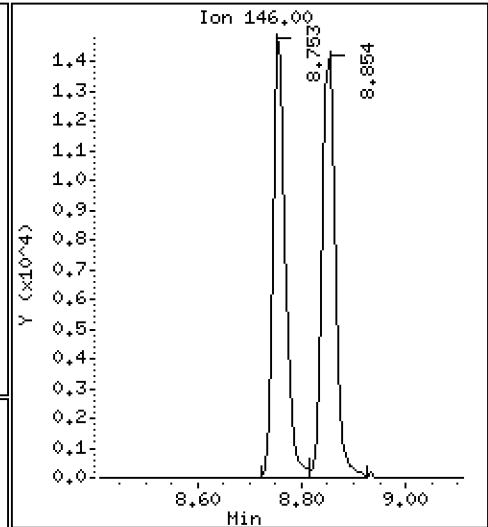
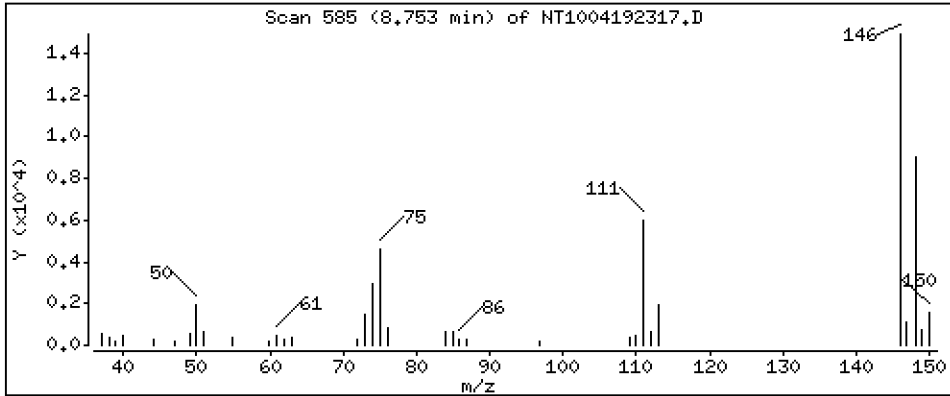
Operator: VTS

Column phase: ZB-5msi

Column diameter: 0,25

7 1,3-Dichlorobenzene

Concentration: 0,5122 ug/mL



Date : 19-APR-2023 21:33

Client ID:

Instrument: nt10.i

Sample Info: SLD0281-LCV1

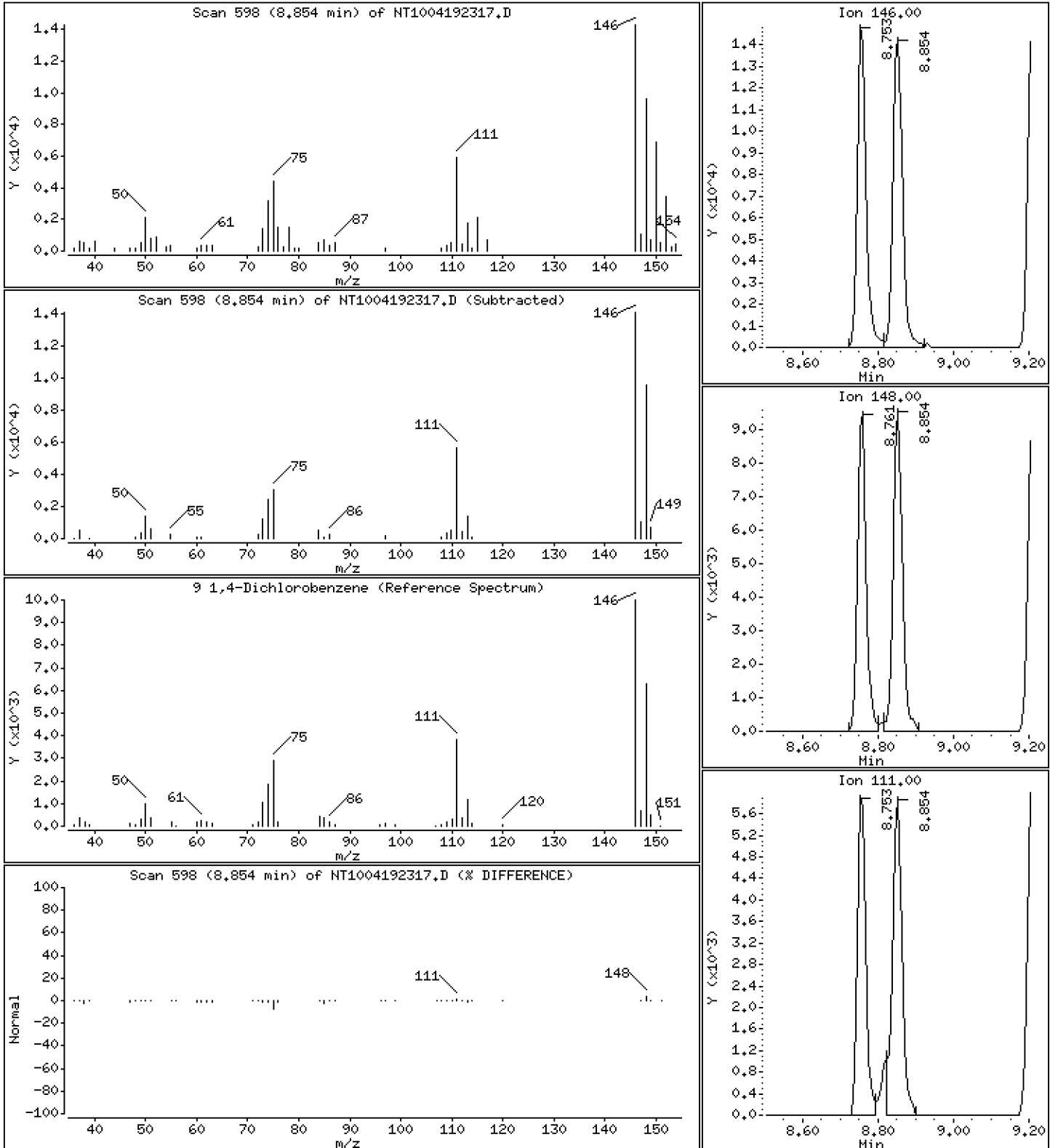
Operator: VTS

Column phase: ZB-5msi

Column diameter: 0,25

9 1,4-Dichlorobenzene

Concentration: 0,5171 ug/mL



Date : 19-APR-2023 21:33

Client ID:

Instrument: nt10.i

Sample Info: SLD0281-LCV1

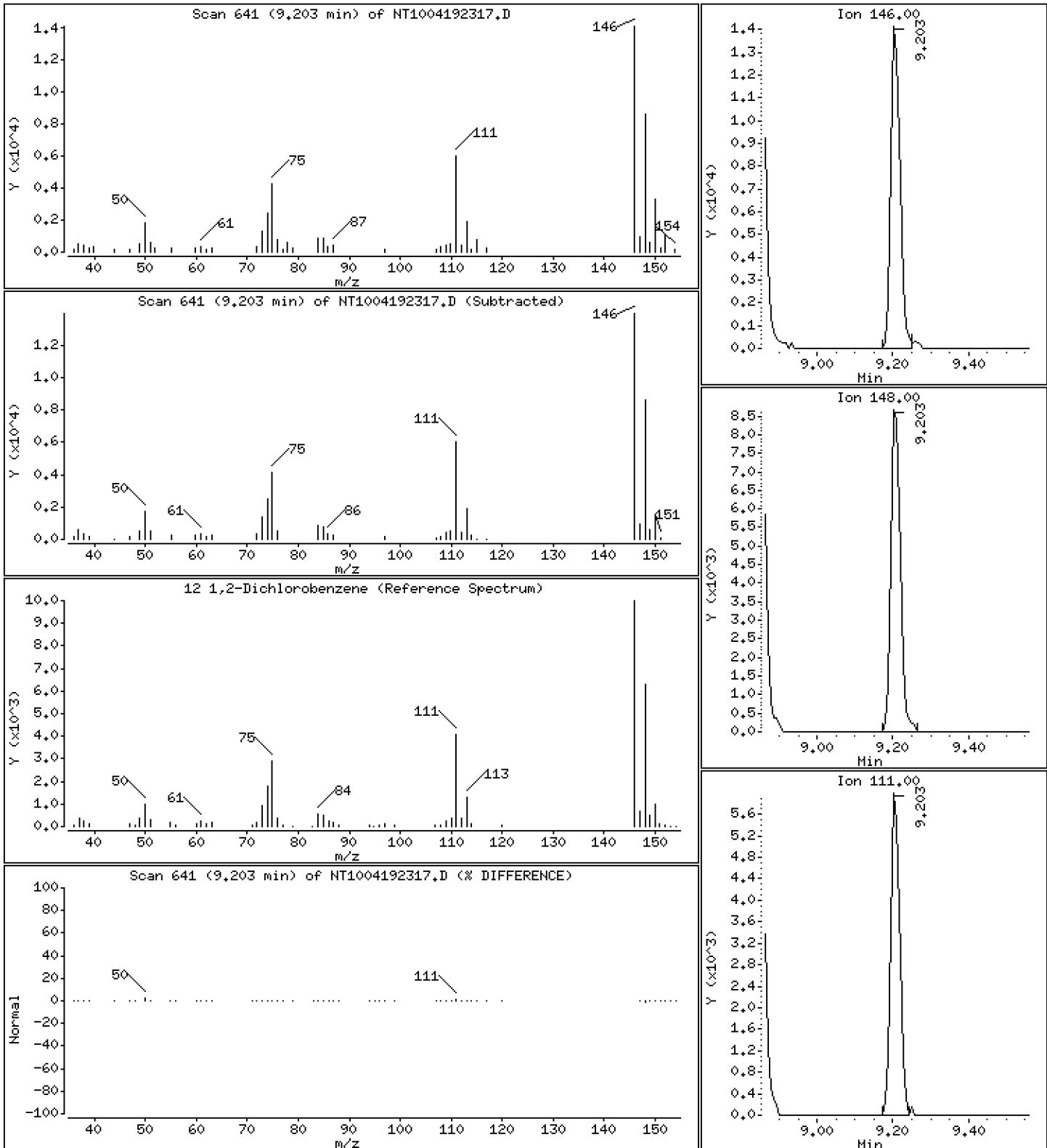
Operator: VTS

Column phase: ZB-5msi

Column diameter: 0,25

12 1,2-Dichlorobenzene

Concentration: 0,5070 ug/mL



Date : 19-APR-2023 21:33

Client ID:

Instrument: nt10.i

Sample Info: SLD0281-LCV1

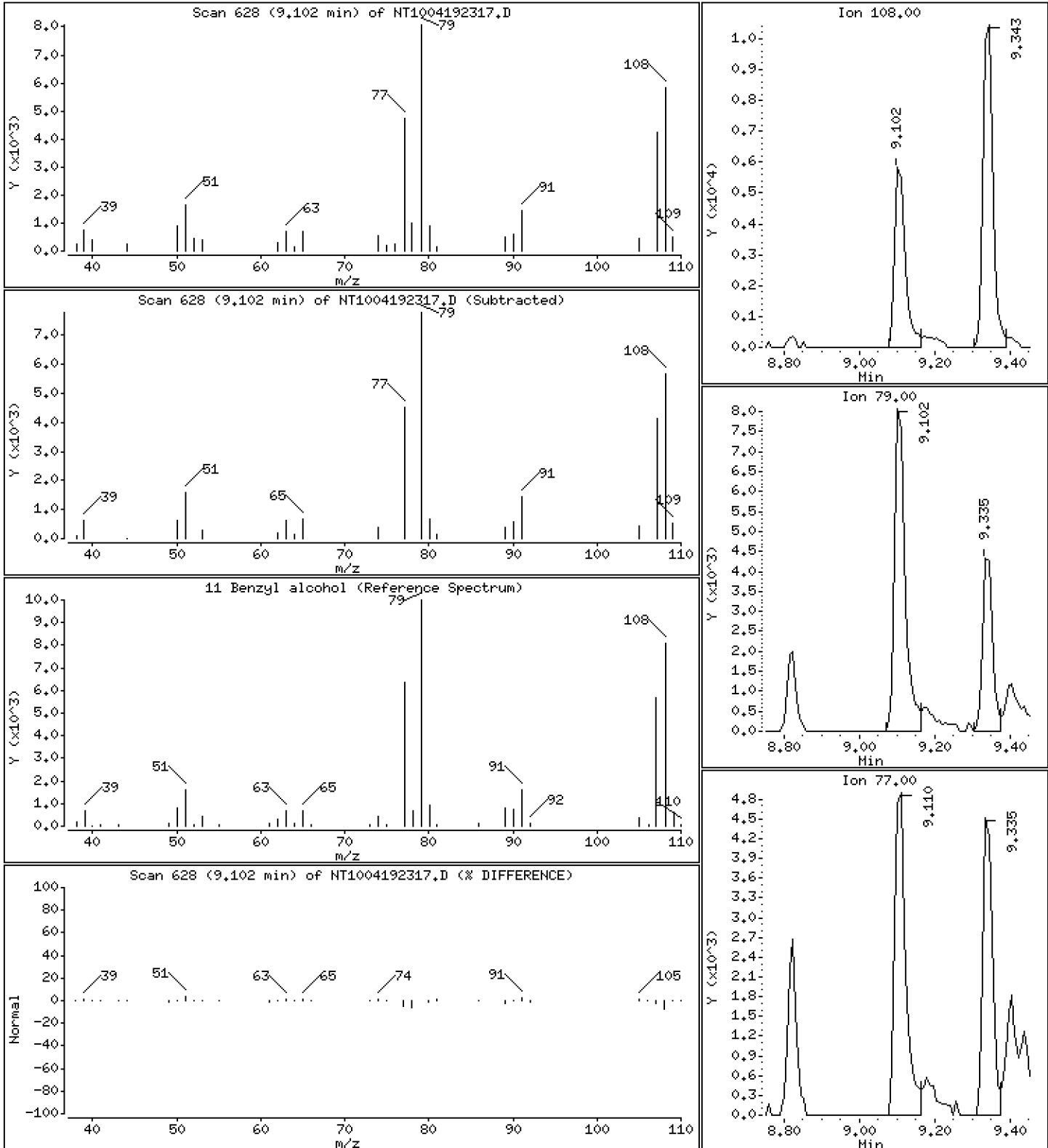
Operator: VTS

Column phase: ZB-5msi

Column diameter: 0.25

11 Benzyl alcohol

Concentration: 0.4442 ug/mL



Date : 19-APR-2023 21:33

Client ID:

Instrument: nt10.i

Sample Info: SLD0281-LCV1

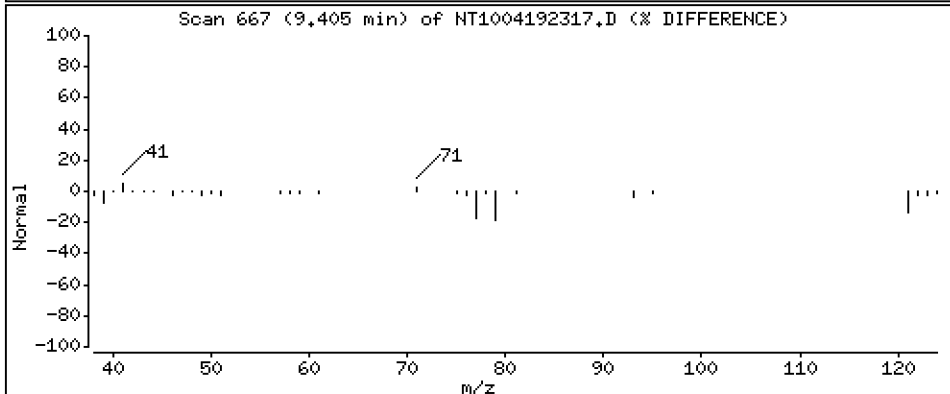
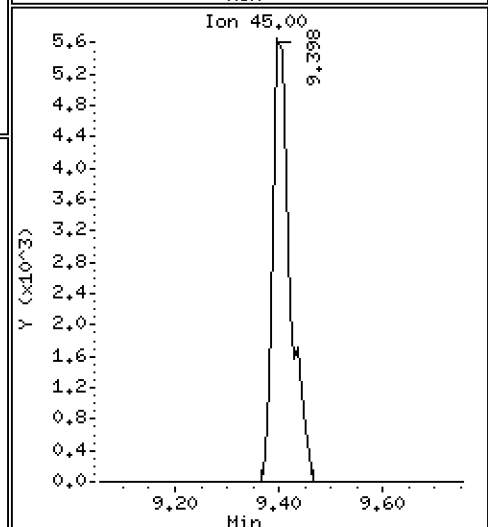
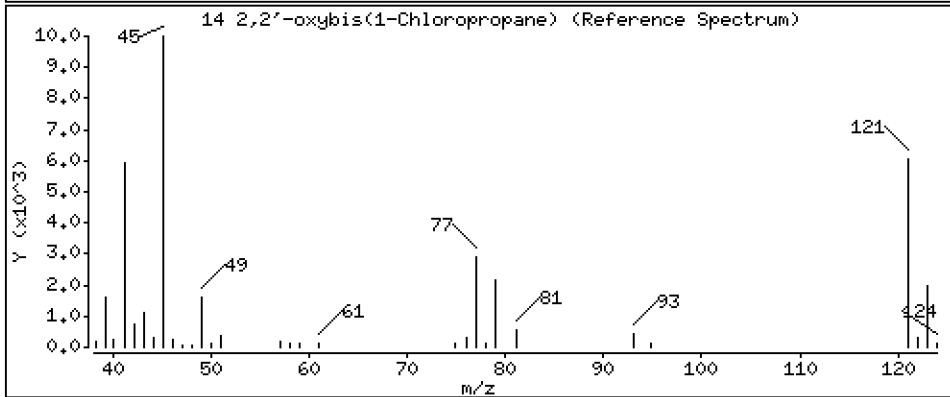
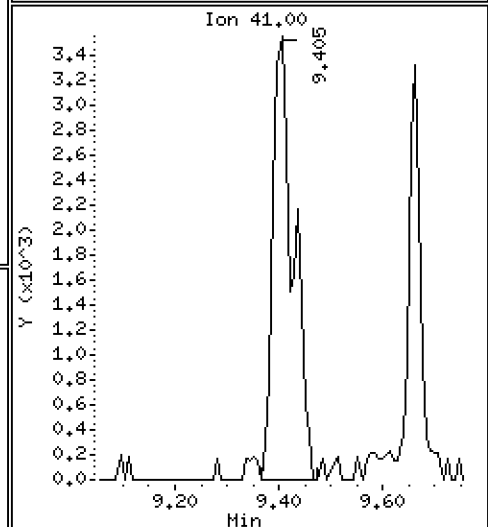
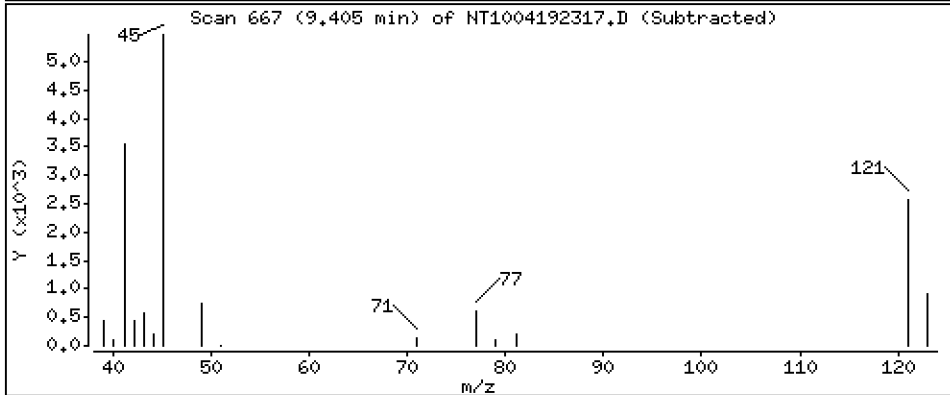
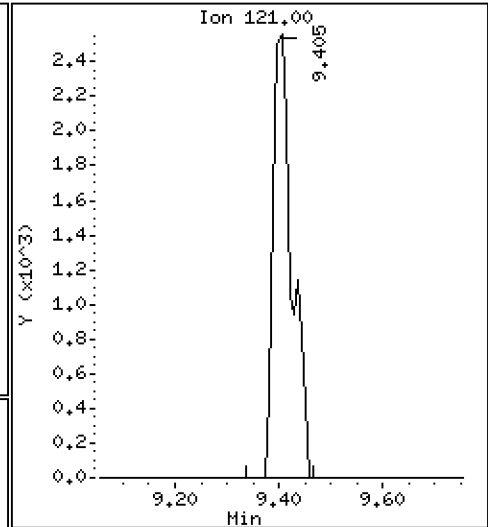
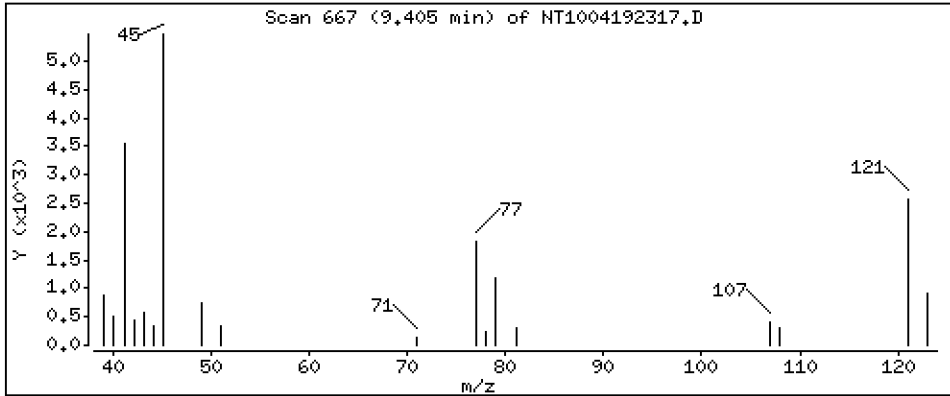
Operator: VTS

Column phase: ZB-5msi

Column diameter: 0.25

14 2,2'-oxybis(1-Chloropropane)

Concentration: 0.4722 ug/mL



Date : 19-APR-2023 21:33

Client ID:

Instrument: nt10.i

Sample Info: SLD0281-LCV1

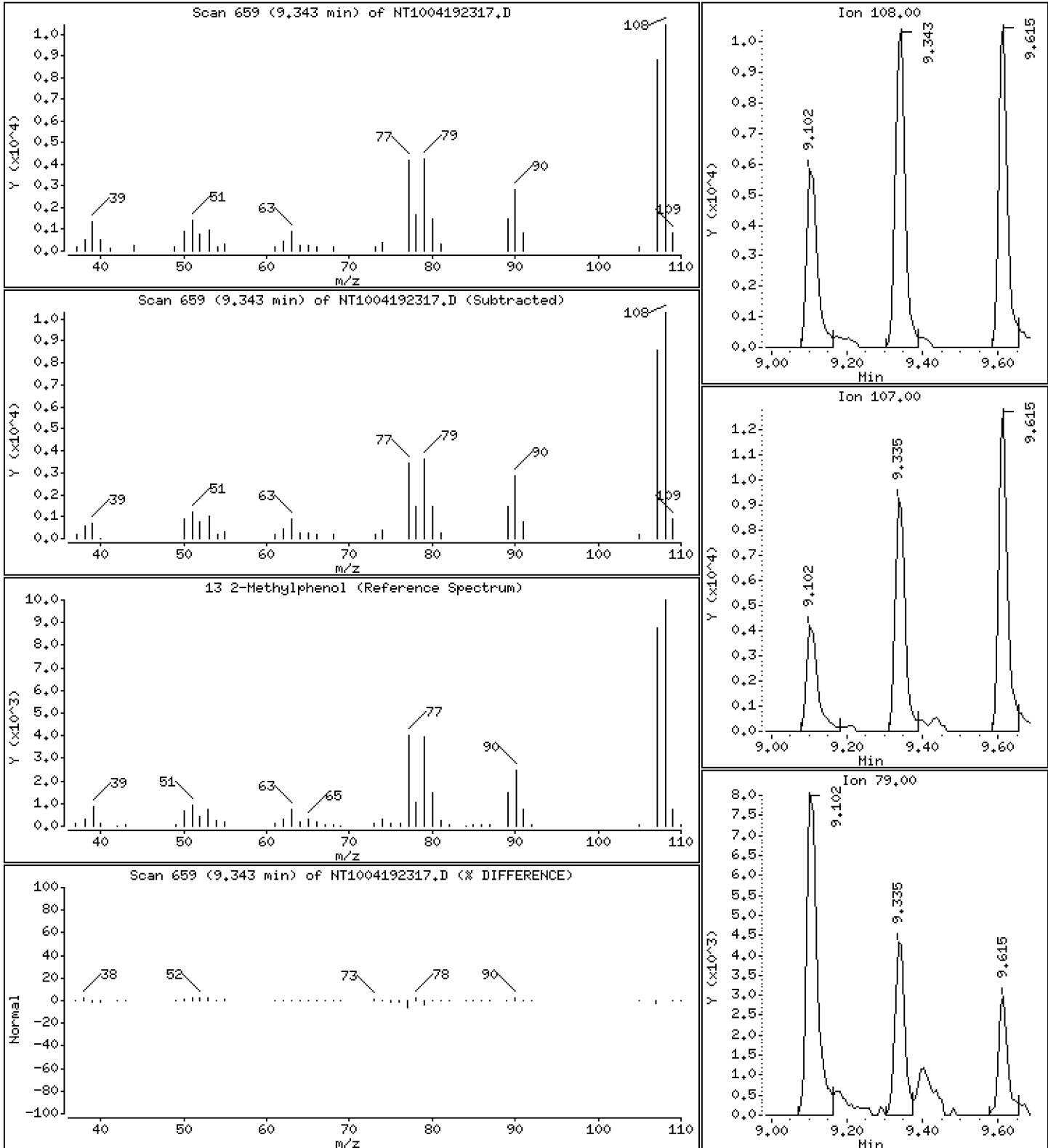
Operator: VTS

Column phase: ZB-5msi

Column diameter: 0.25

13 2-Methylphenol

Concentration: 0.4672 ug/mL



Date : 19-APR-2023 21:33

Client ID:

Instrument: nt10.i

Sample Info: SLD0281-LCV1

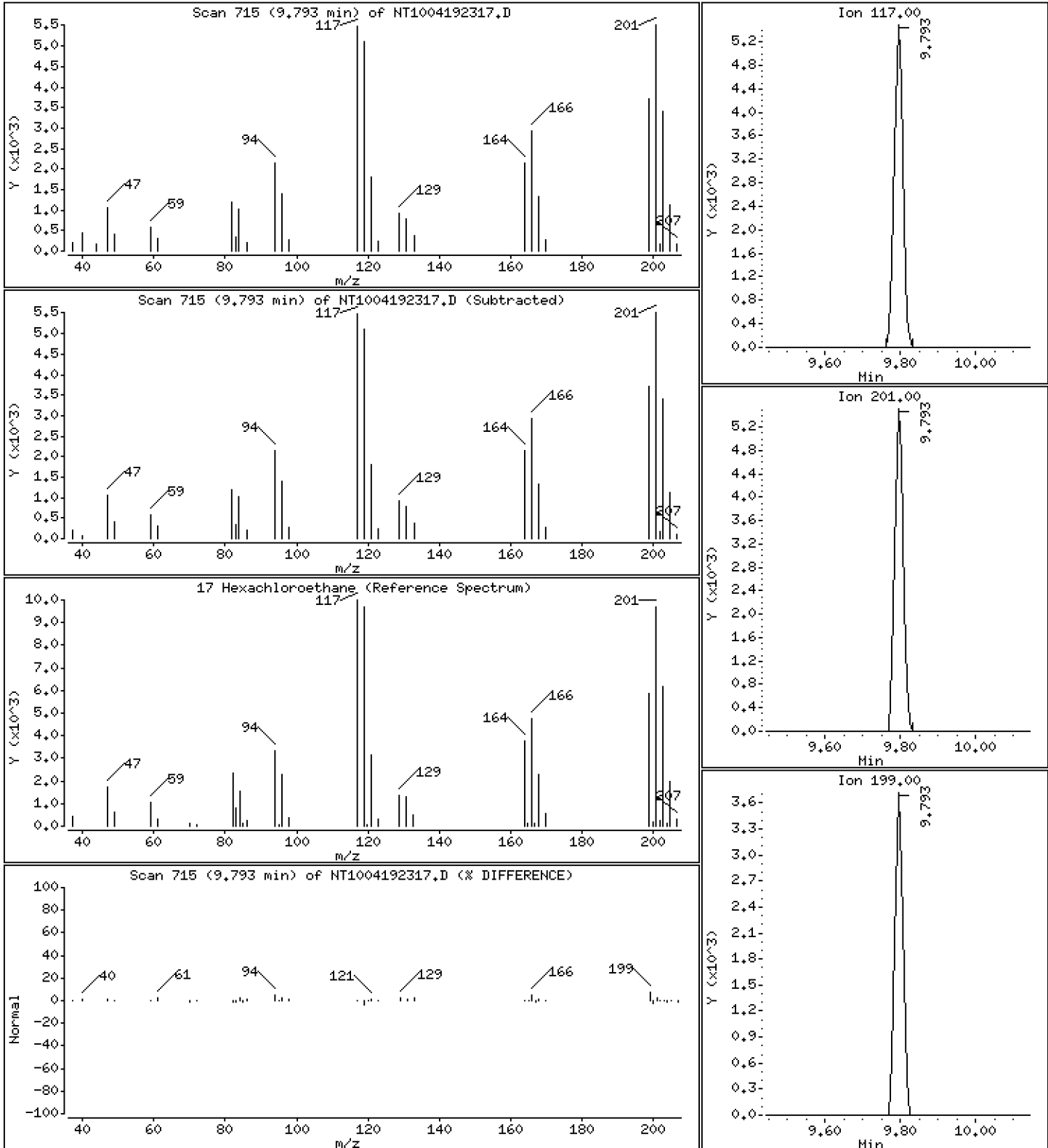
Operator: VTS

Column phase: ZB-5msi

Column diameter: 0,25

17 Hexachloroethane

Concentration: 0,4374 ug/mL



Date : 19-APR-2023 21:33

Client ID:

Instrument: nt10.i

Sample Info: SLD0281-LCV1

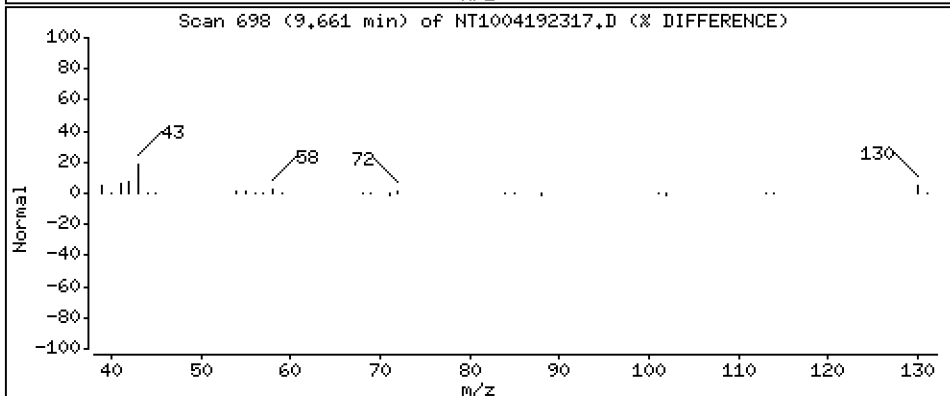
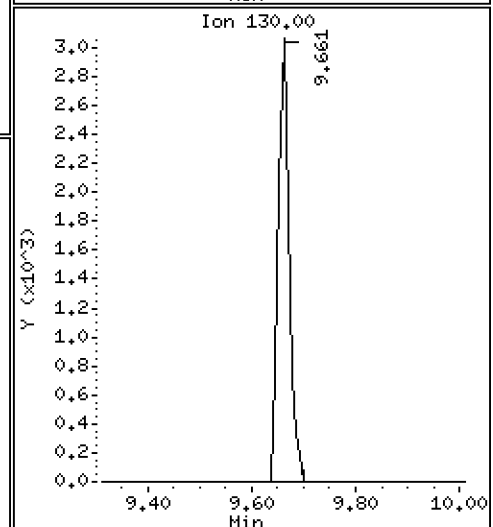
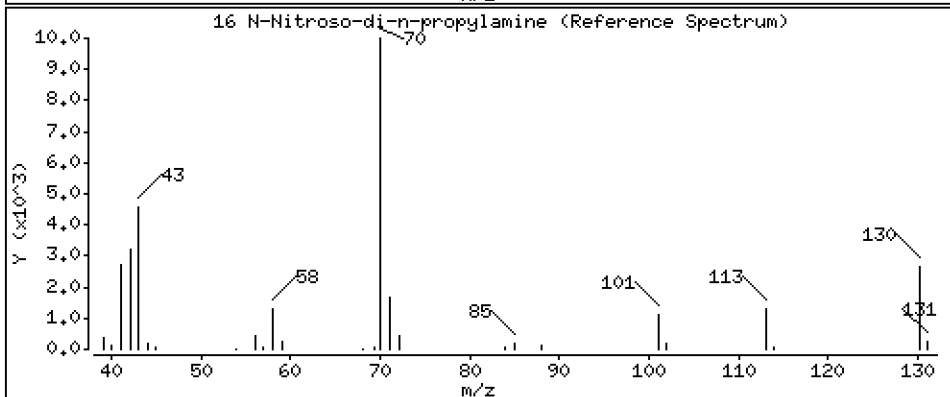
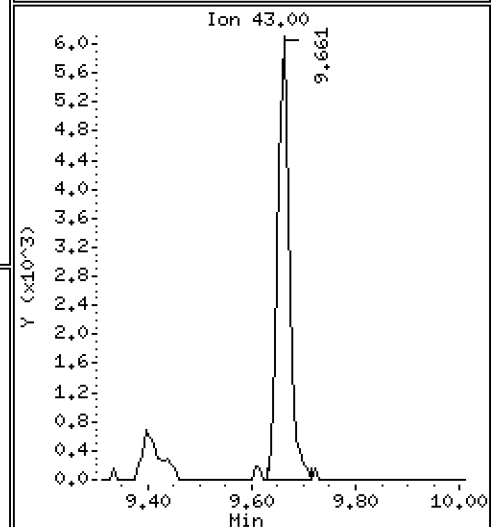
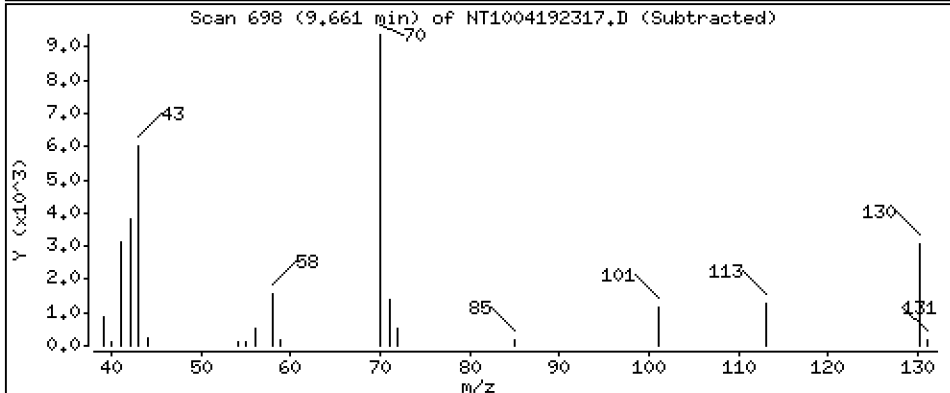
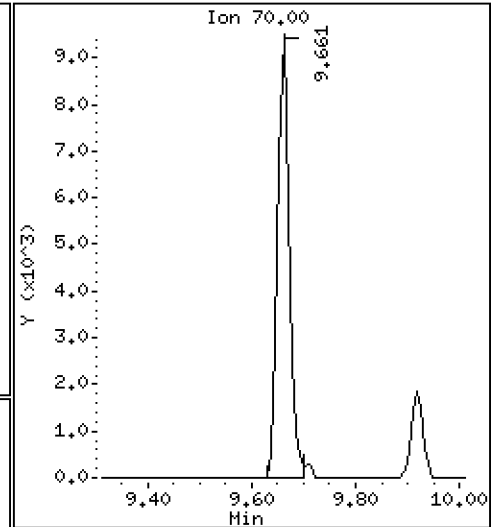
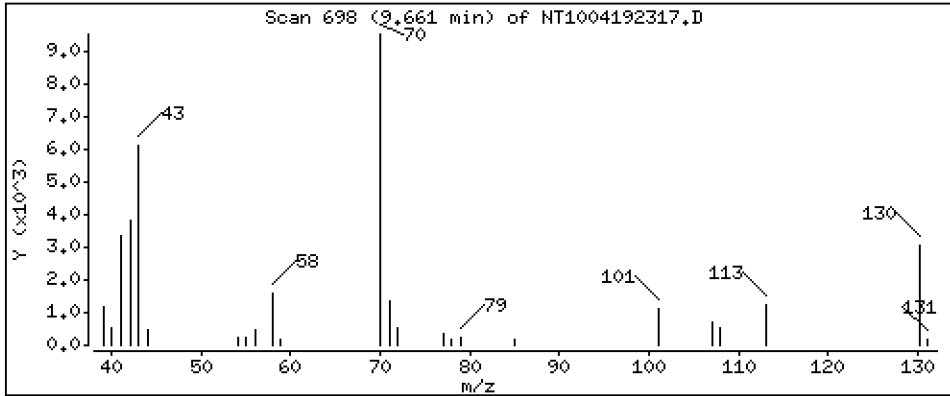
Operator: VTS

Column phase: ZB-5msi

Column diameter: 0,25

16 N-Nitroso-di-n-propylamine

Concentration: 0,4568 ug/mL



Date : 19-APR-2023 21:33

Client ID:

Instrument: nt10.i

Sample Info: SLD0281-LCV1

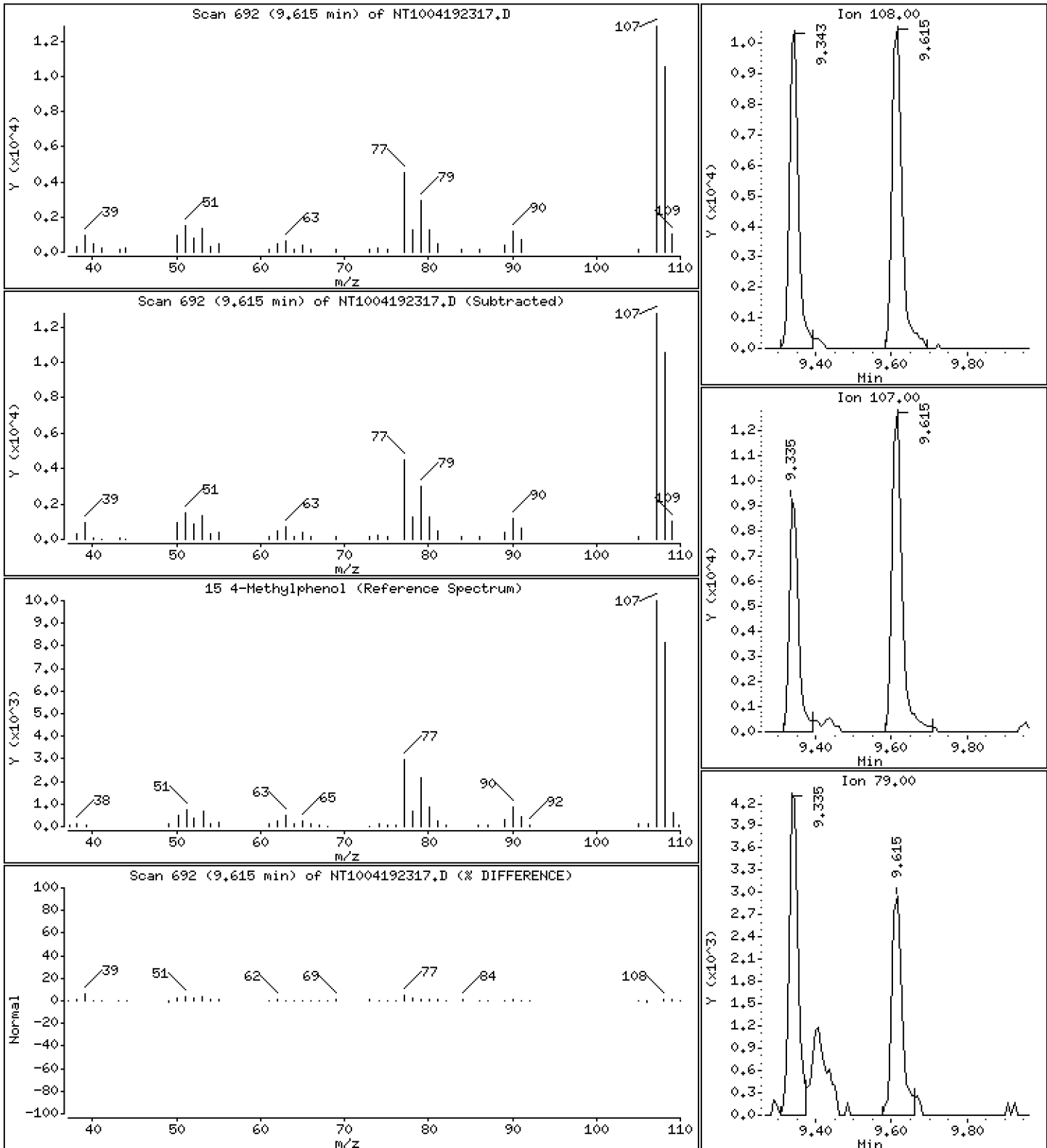
Operator: VTS

Column phase: ZB-5msi

Column diameter: 0.25

15 4-Methylphenol

Concentration: 0.4528 ug/mL



Date : 19-APR-2023 21:33

Client ID:

Instrument: nt10.i

Sample Info: SLD0281-LCV1

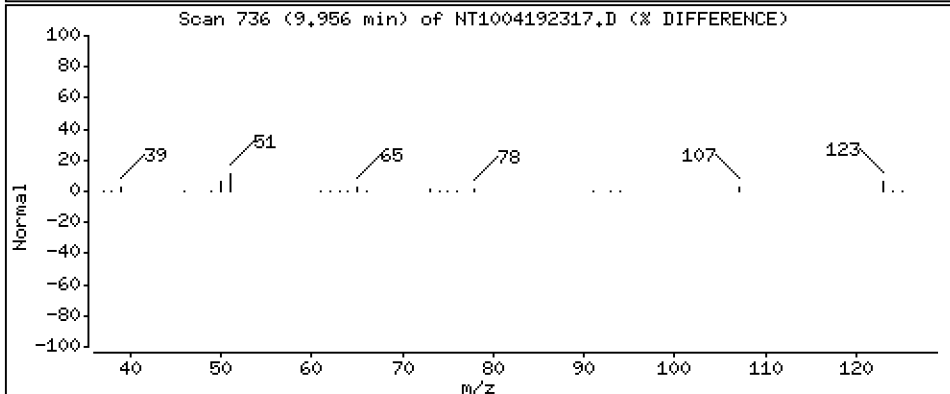
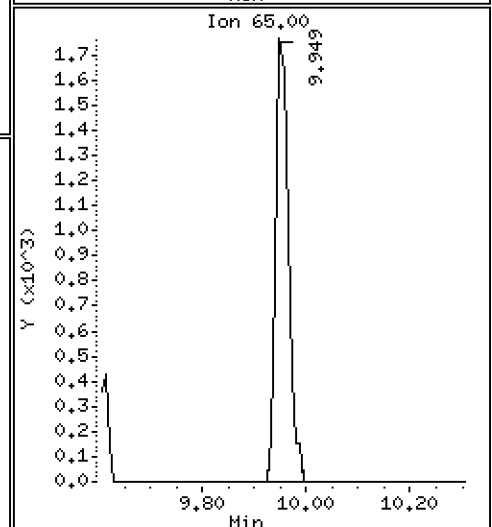
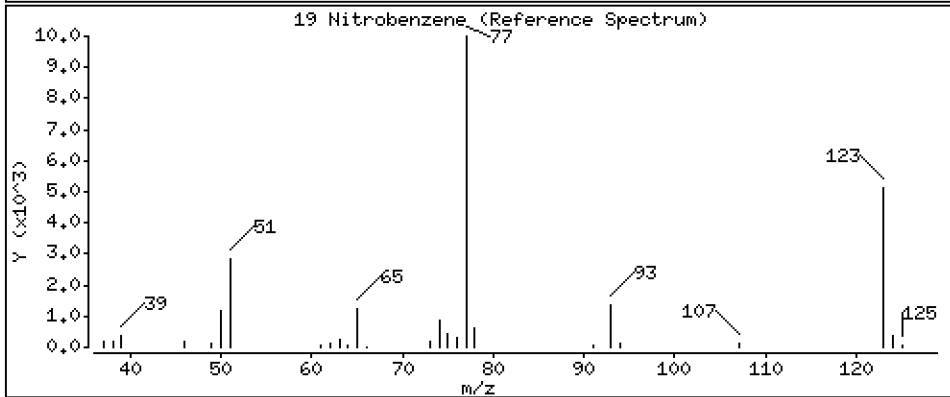
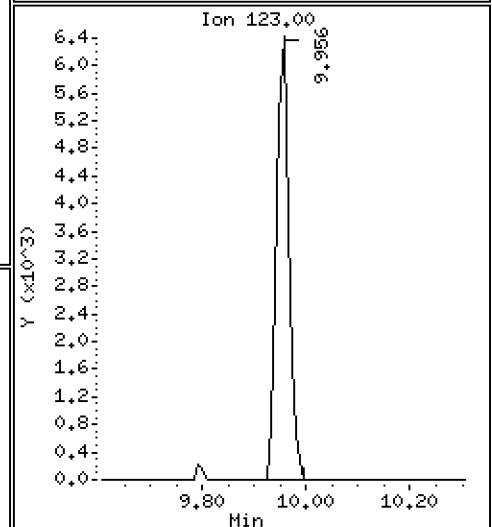
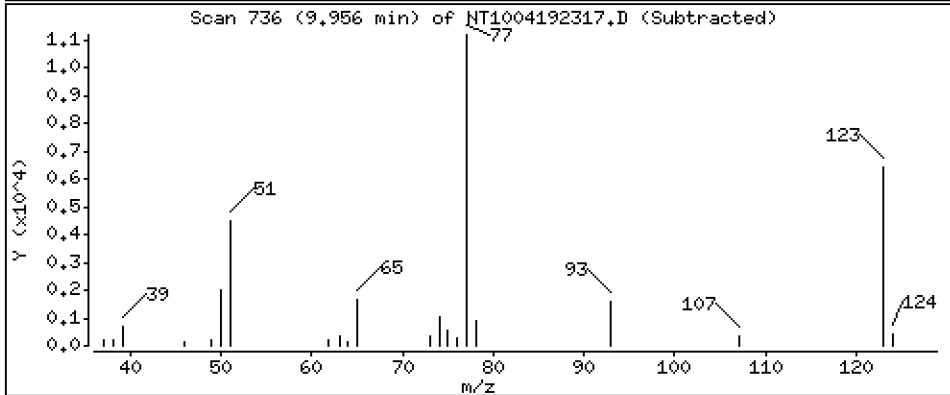
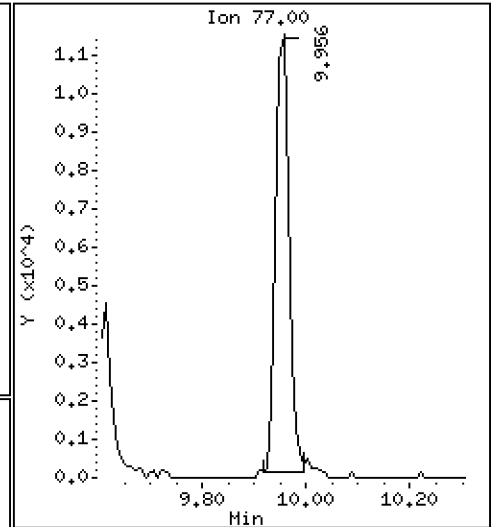
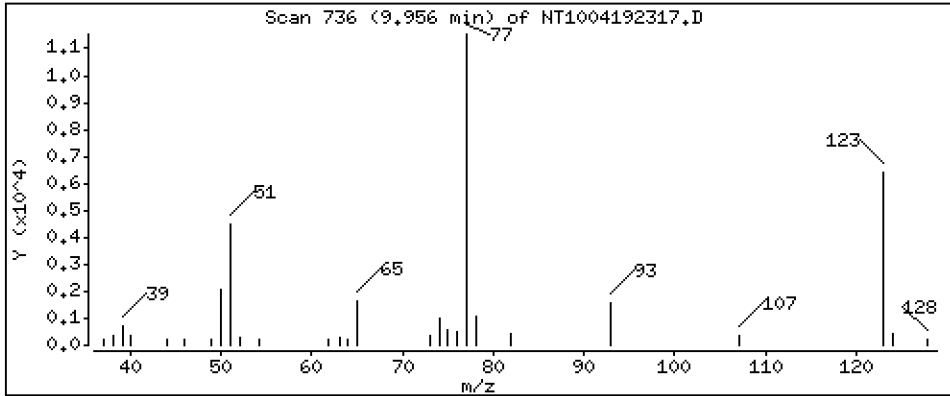
Operator: VTS

Column phase: ZB-5msi

Column diameter: 0.25

19 Nitrobenzene

Concentration: 0.4210 ug/mL



Date : 19-APR-2023 21:33

Client ID:

Instrument: nt10.i

Sample Info: SLD0281-LCV1

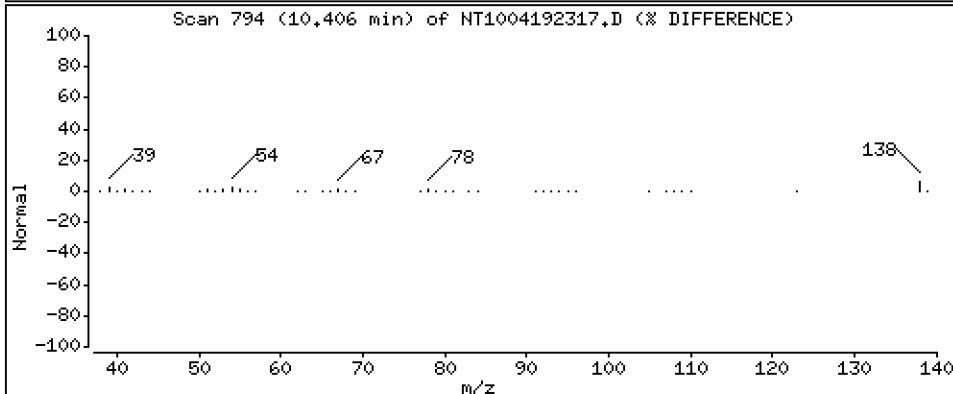
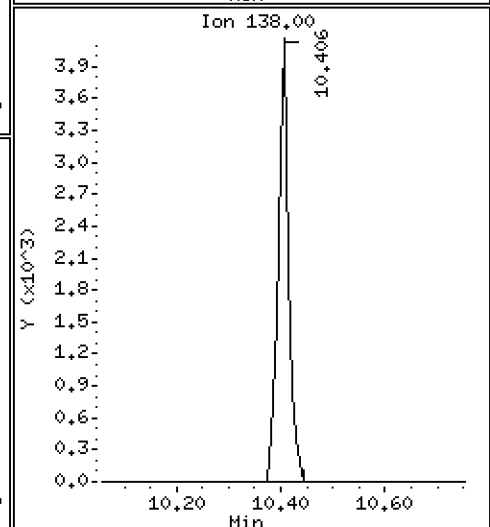
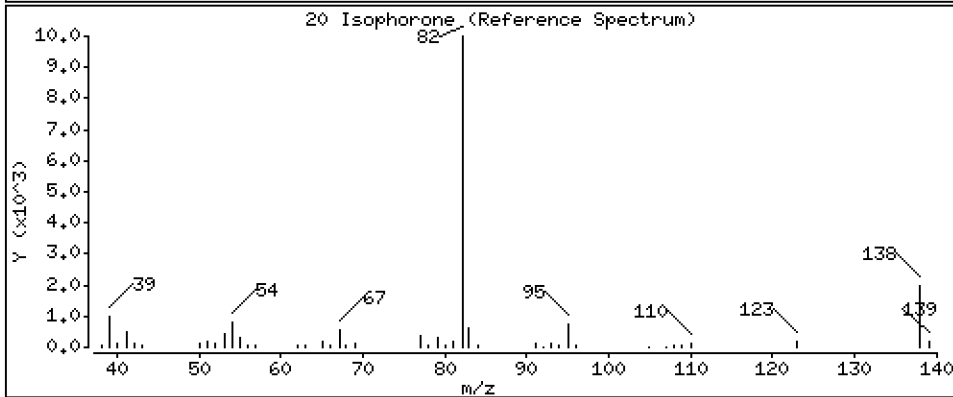
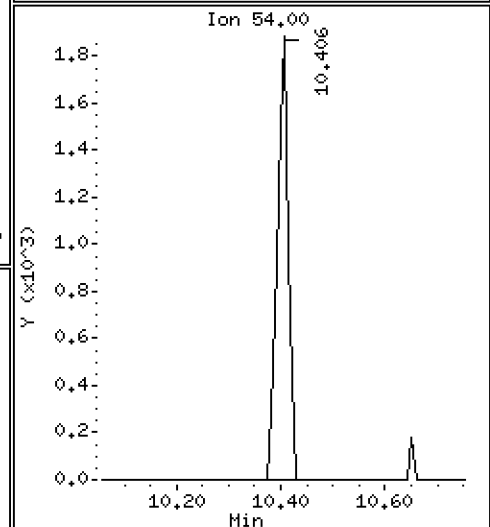
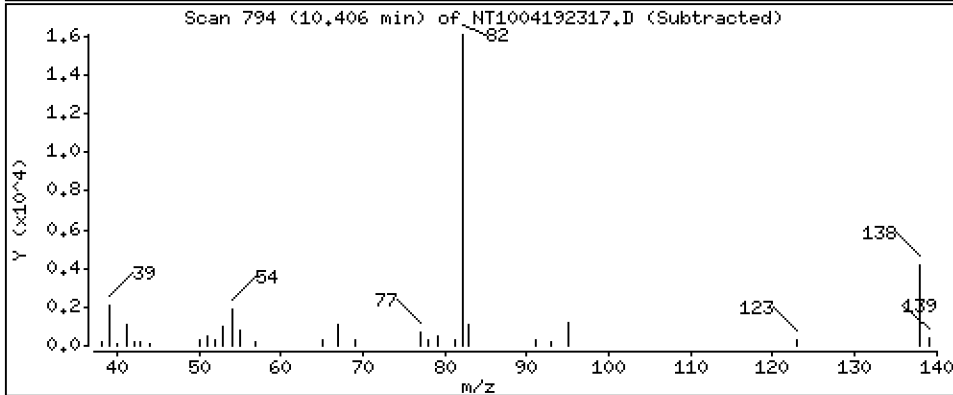
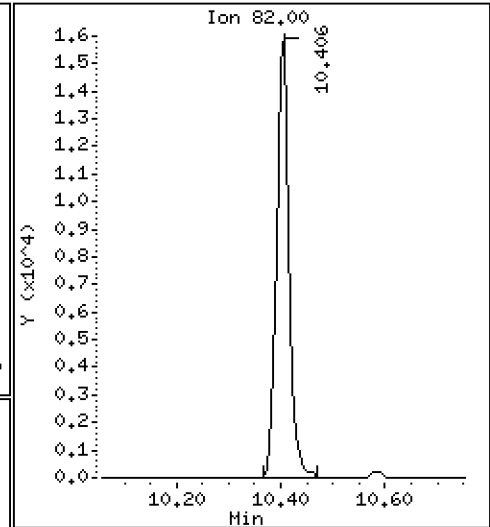
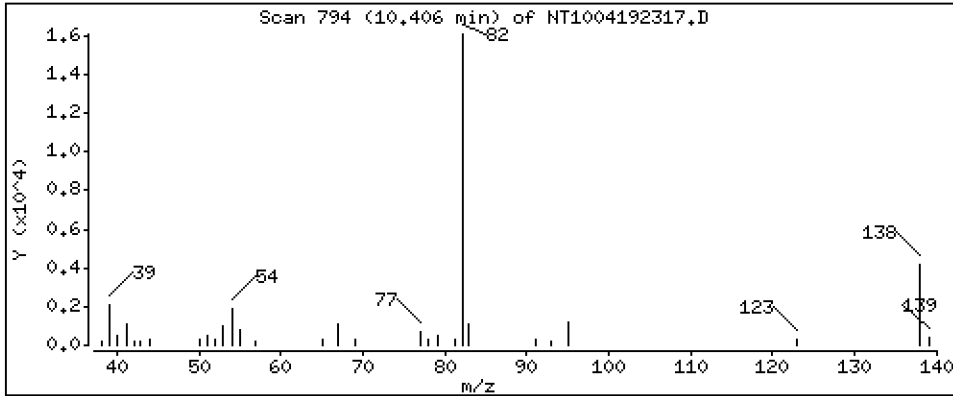
Operator: VTS

Column phase: ZB-5msi

Column diameter: 0,25

20 Isophorone

Concentration: 0,4500 ug/mL



Date : 19-APR-2023 21:33

Client ID:

Instrument: nt10.i

Sample Info: SLD0281-LCV1

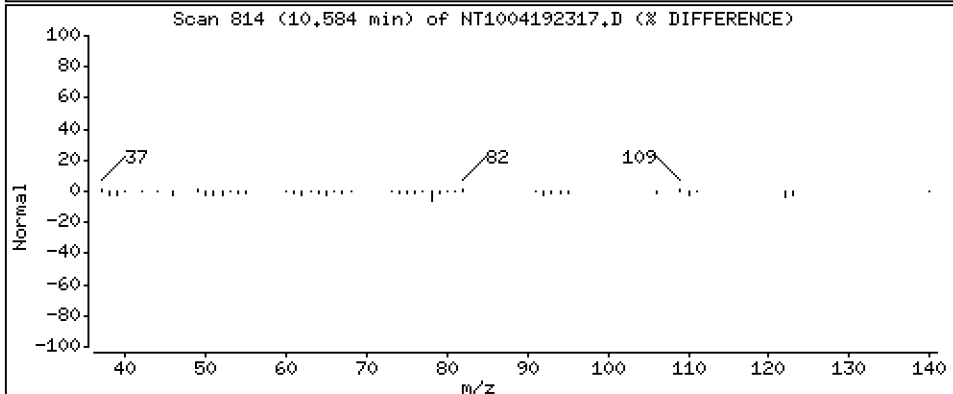
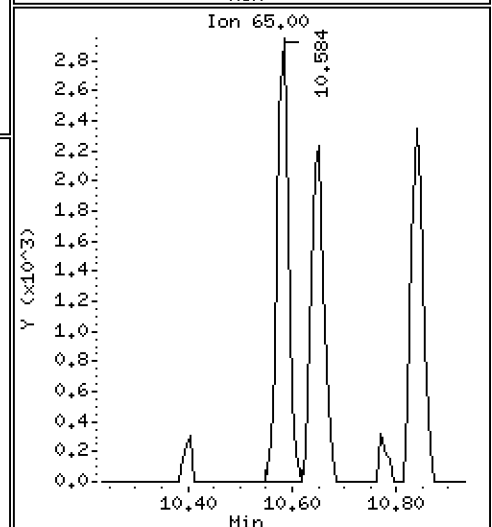
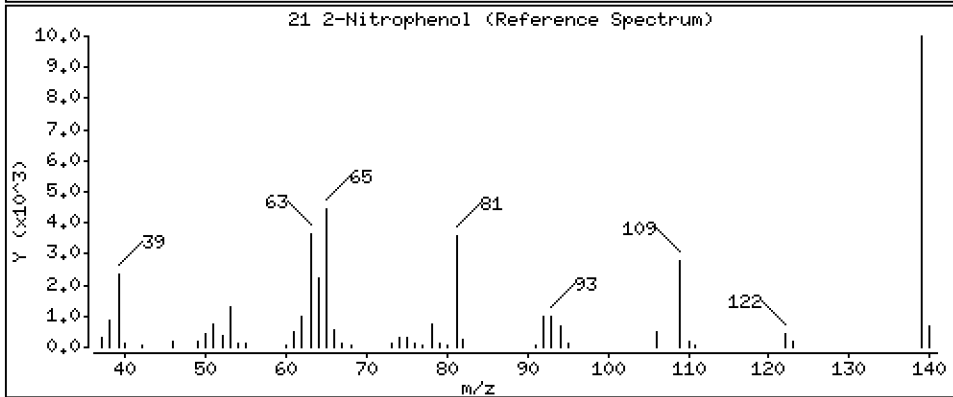
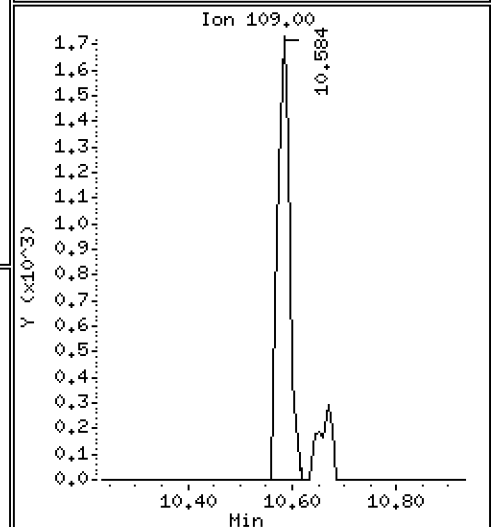
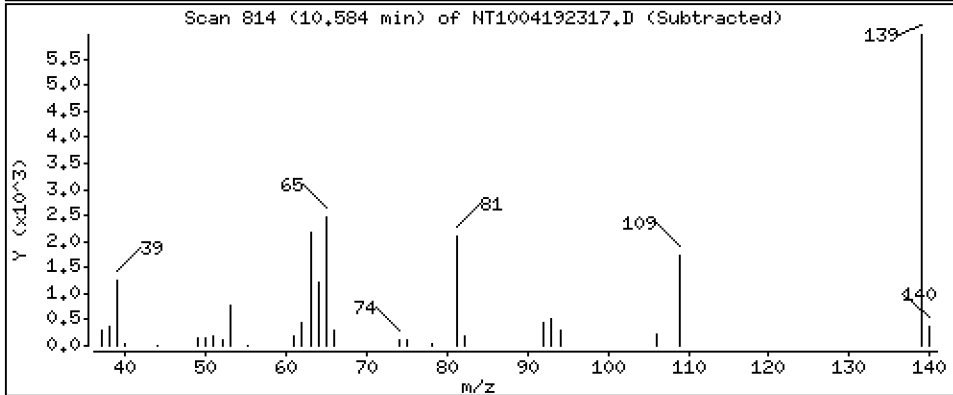
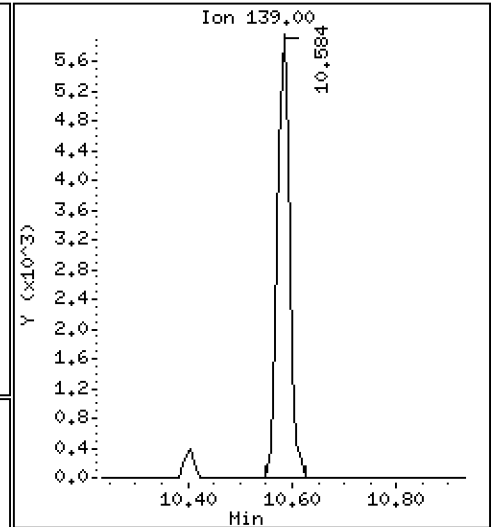
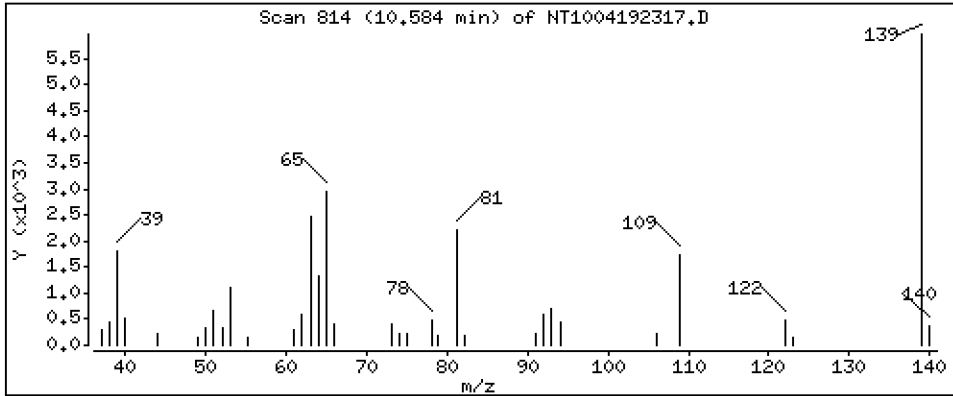
Operator: VTS

Column phase: ZB-5msi

Column diameter: 0,25

21 2-Nitrophenol

Concentration: 0,4410 ug/mL



Date : 19-APR-2023 21:33

Client ID:

Instrument: nt10.i

Sample Info: SLD0281-LCV1

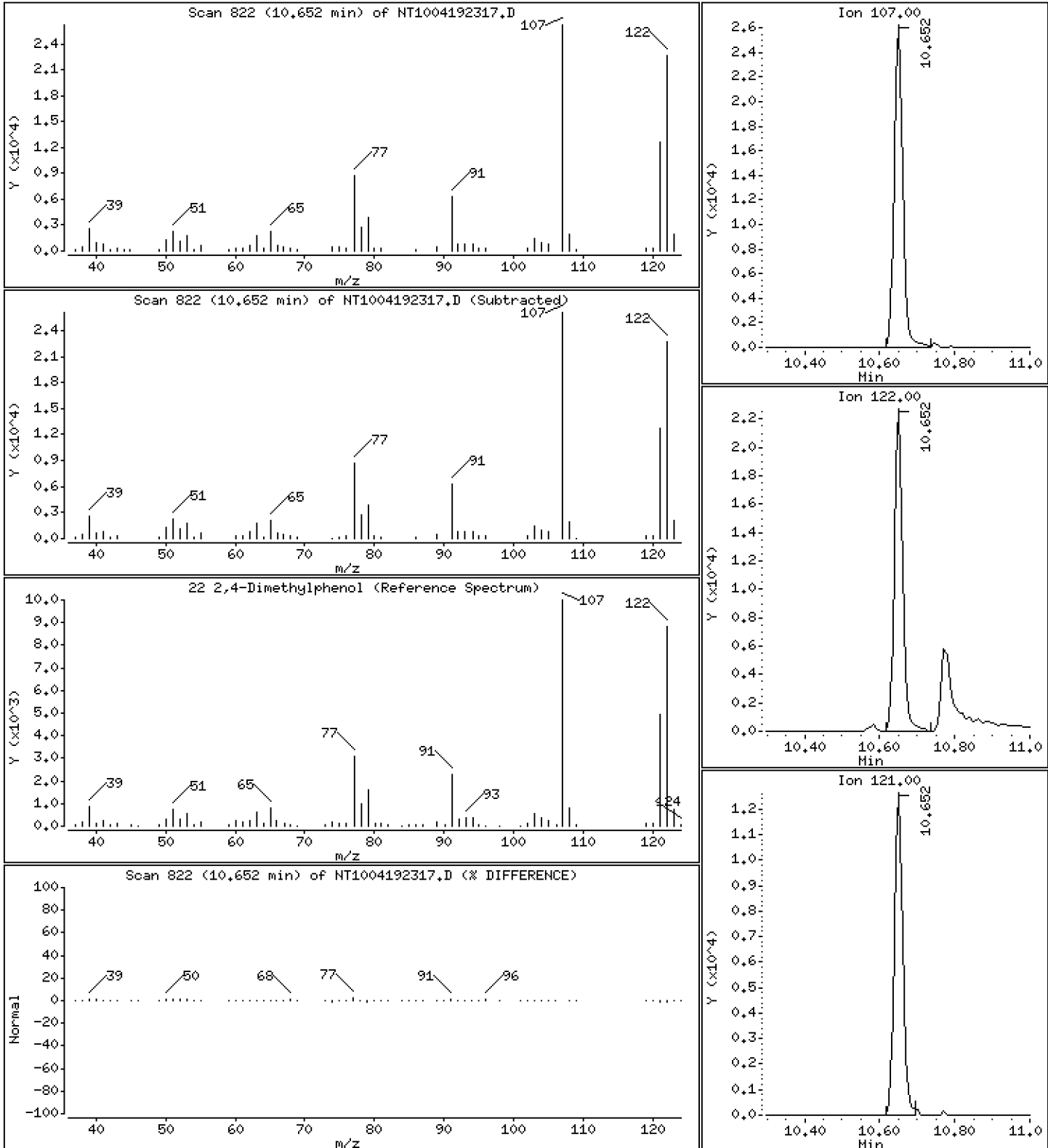
Operator: VTS

Column phase: ZB-5msi

Column diameter: 0.25

22 2,4-Dimethylphenol

Concentration: 0.9685 ug/mL



Date : 19-APR-2023 21:33

Client ID:

Instrument: nt10.i

Sample Info: SLD0281-LCV1

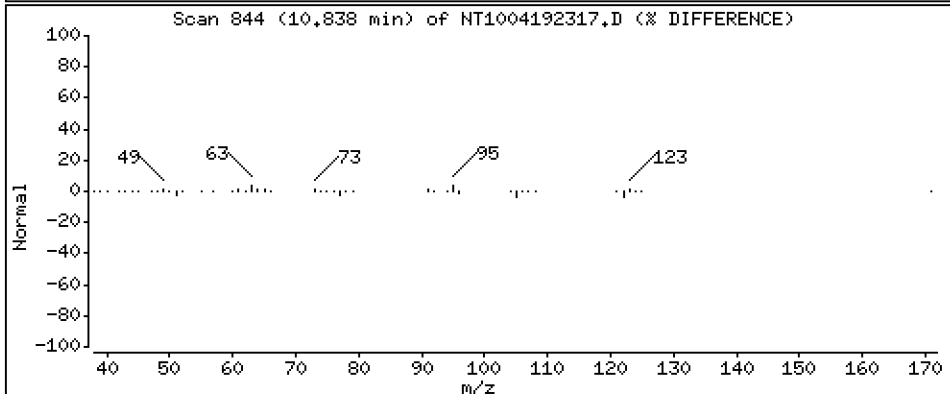
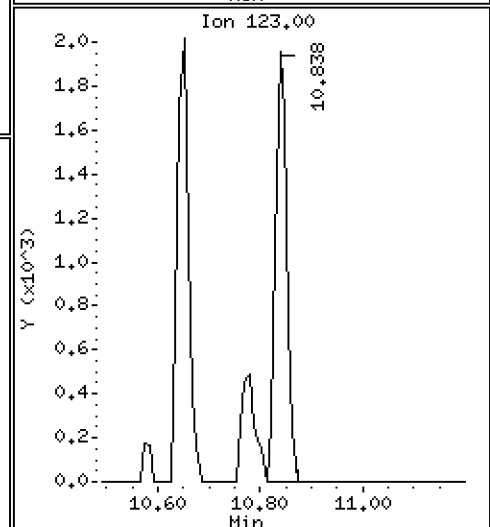
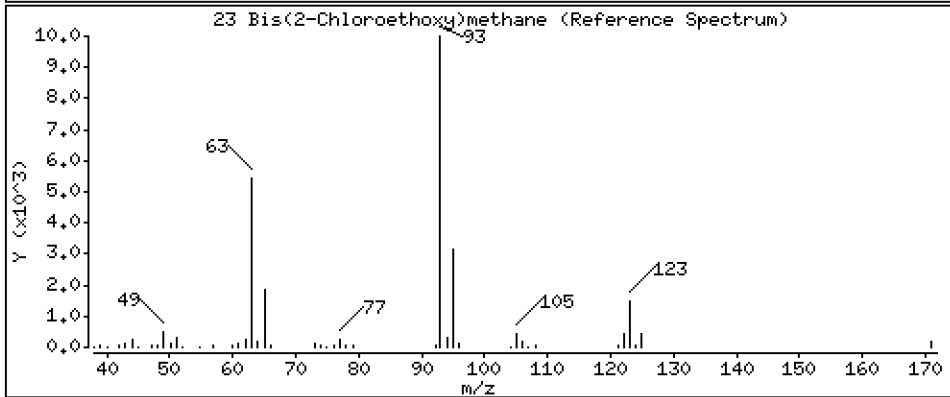
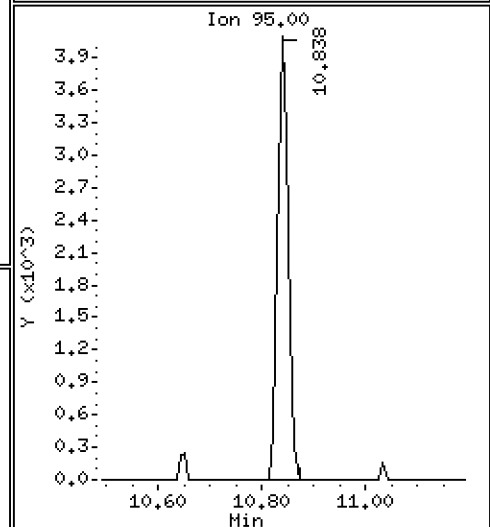
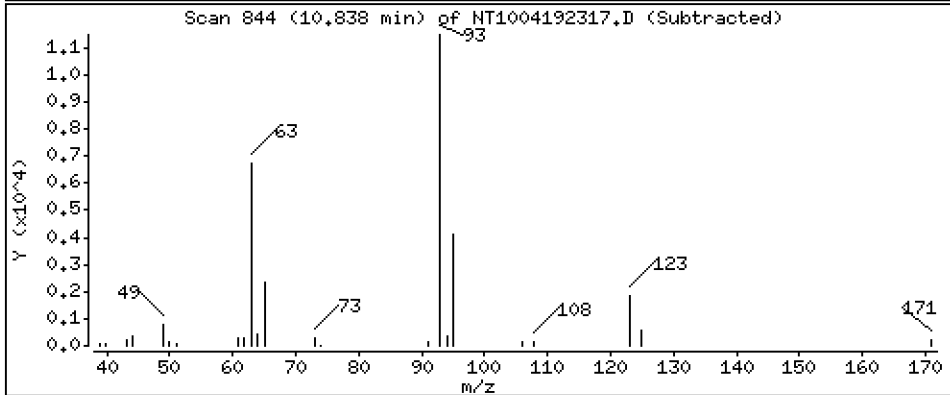
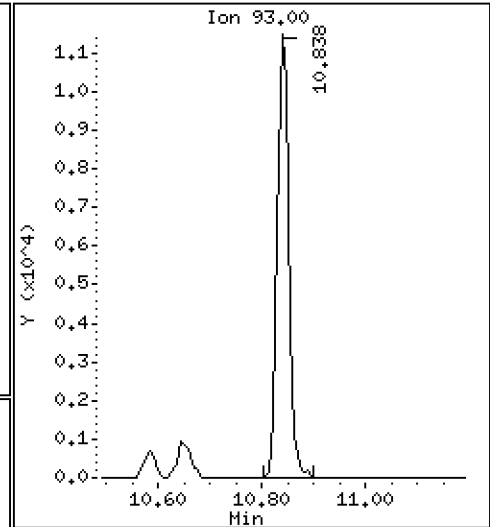
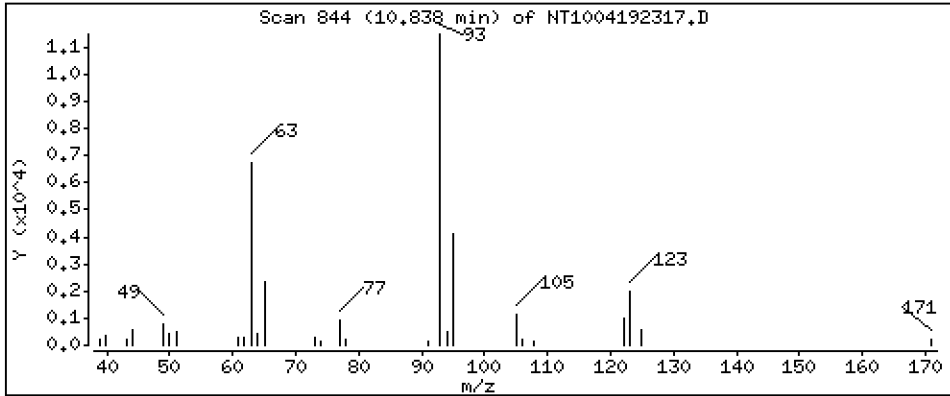
Operator: VTS

Column phase: ZB-5msi

Column diameter: 0,25

23 Bis(2-Chloroethoxy)methane

Concentration: 0,4610 ug/mL



Date : 19-APR-2023 21:33

Client ID:

Instrument: nt10.i

Sample Info: SLD0281-LCV1

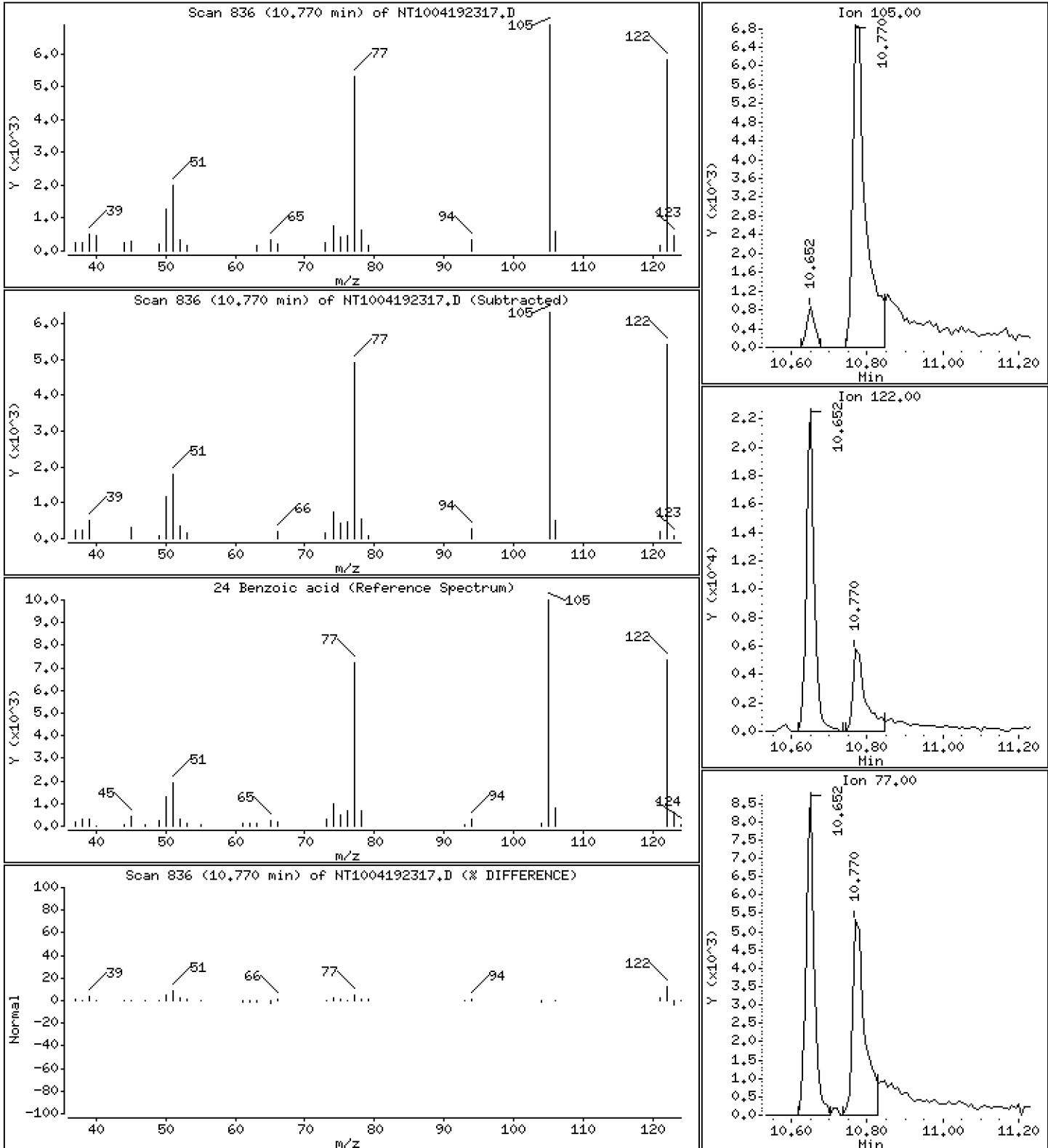
Operator: VTS

Column phase: ZB-5msi

Column diameter: 0,25

24 Benzoic acid

Concentration: 0,7099 ug/mL



Date : 19-APR-2023 21:33

Client ID:

Instrument: nt10.i

Sample Info: SLD0281-LCV1

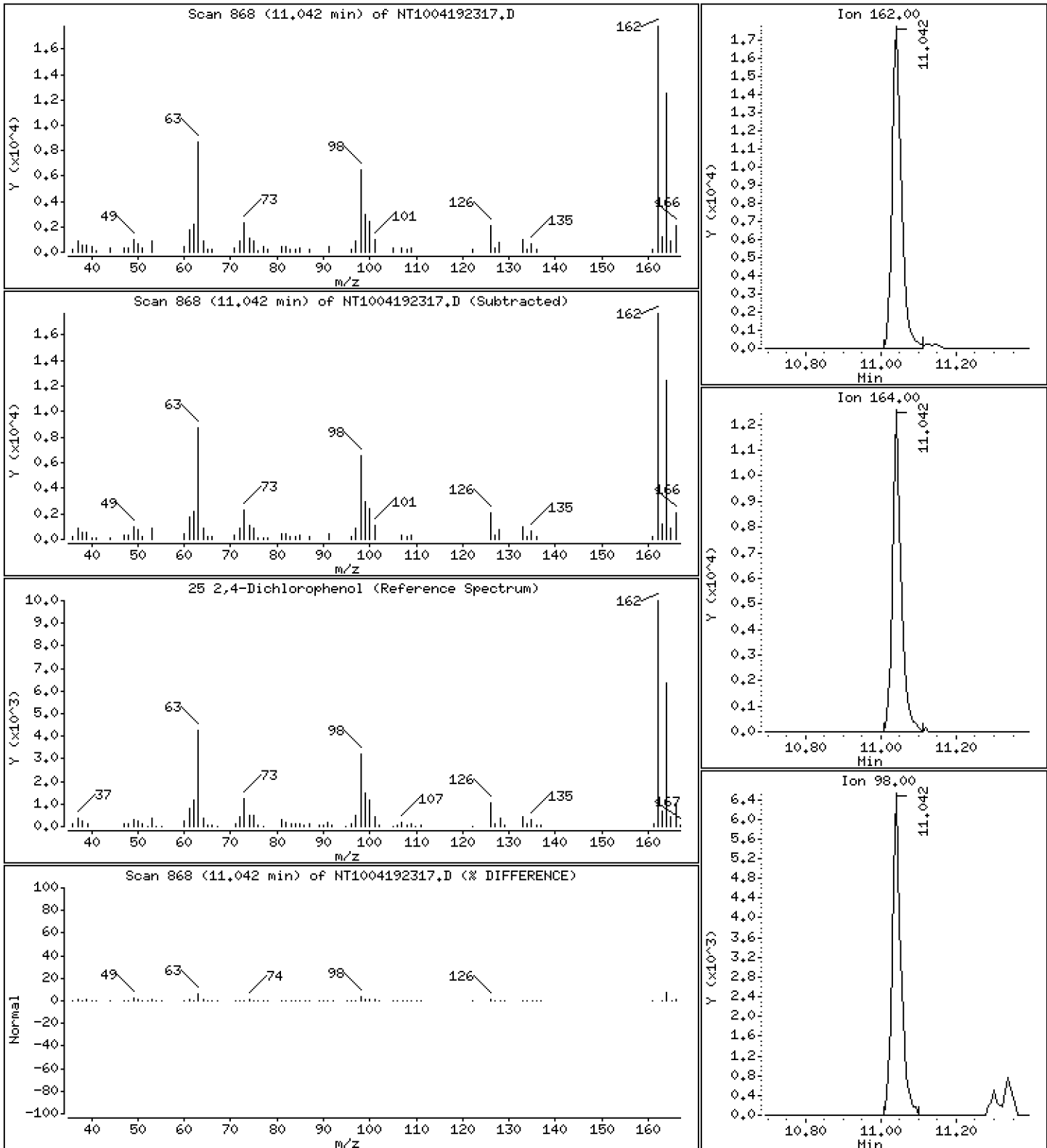
Operator: VTS

Column phase: ZB-5msi

Column diameter: 0.25

25 2,4-Dichlorophenol

Concentration: 0.9306 ug/mL



Date : 19-APR-2023 21:33

Client ID:

Instrument: nt10.i

Sample Info: SLD0281-LCV1

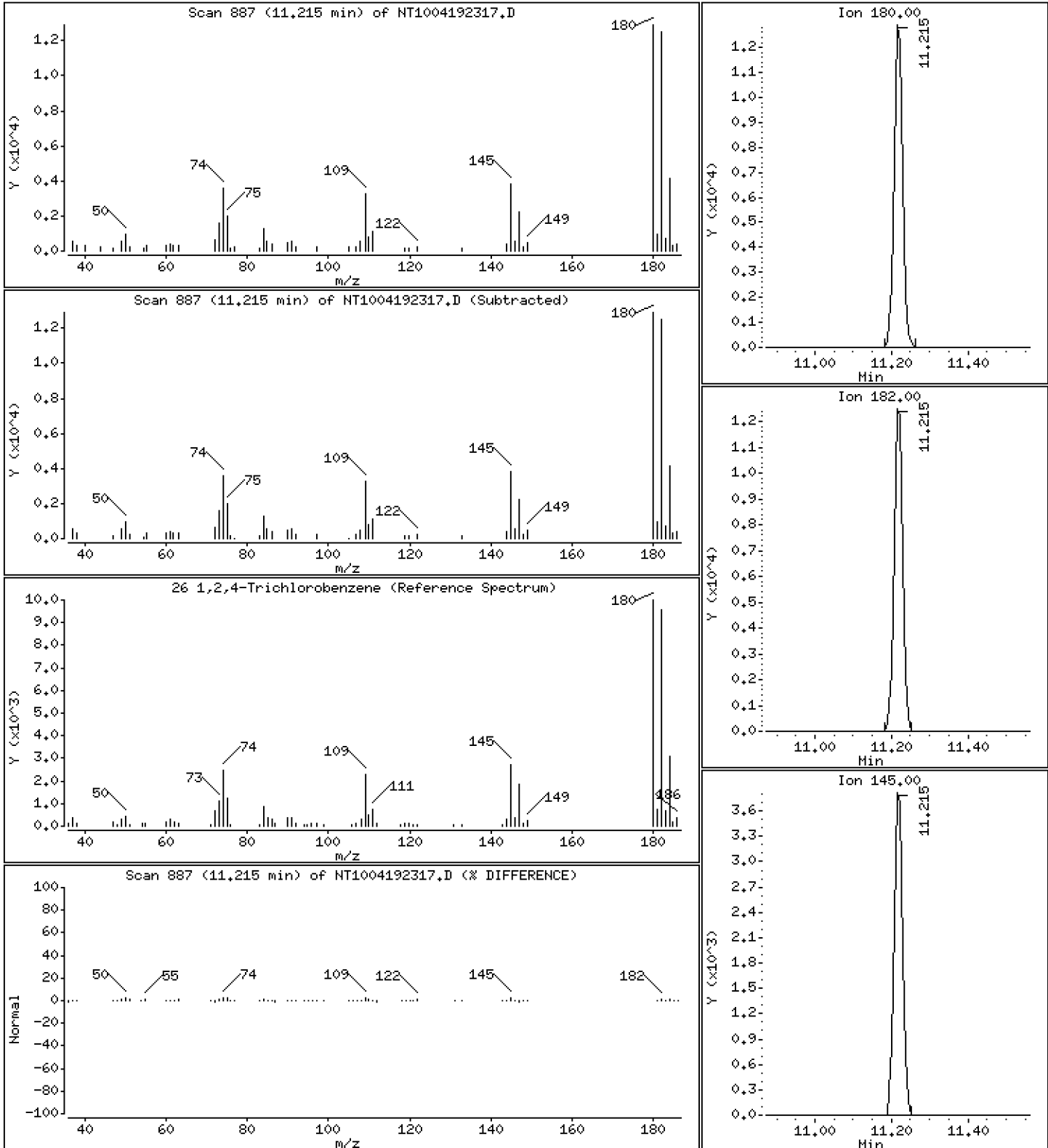
Operator: VTS

Column phase: ZB-5msi

Column diameter: 0,25

26 1,2,4-Trichlorobenzene

Concentration: 0,5245 ug/mL



Date : 19-APR-2023 21:33

Client ID:

Instrument: nt10.i

Sample Info: SLD0281-LCV1

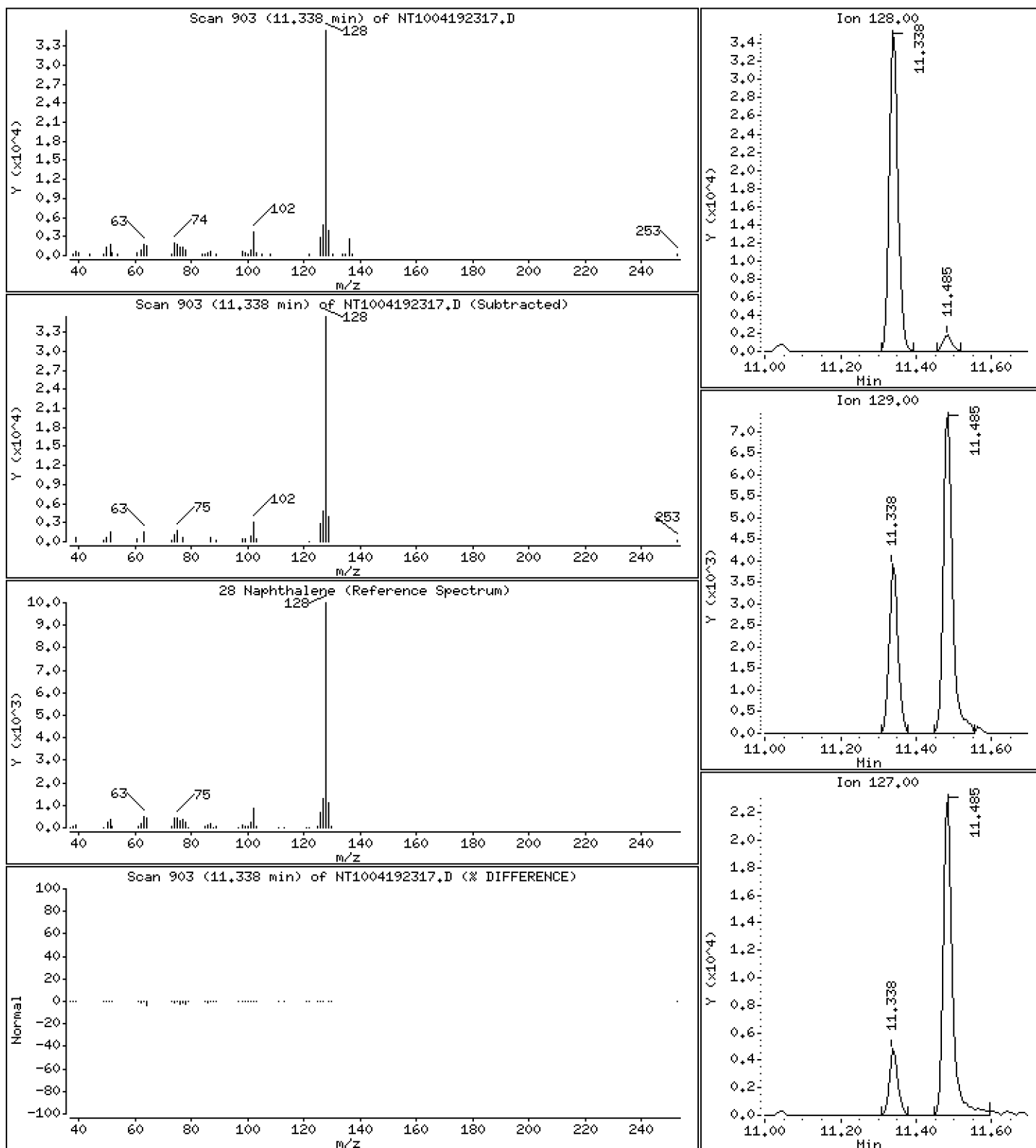
Operator: VTS

Column phase: ZB-5msi

Column diameter: 0.25

28 Naphthalene

Concentration: 0.4630 ug/mL



Date : 19-APR-2023 21:33

Client ID:

Instrument: nt10.i

Sample Info: SLD0281-LCV1

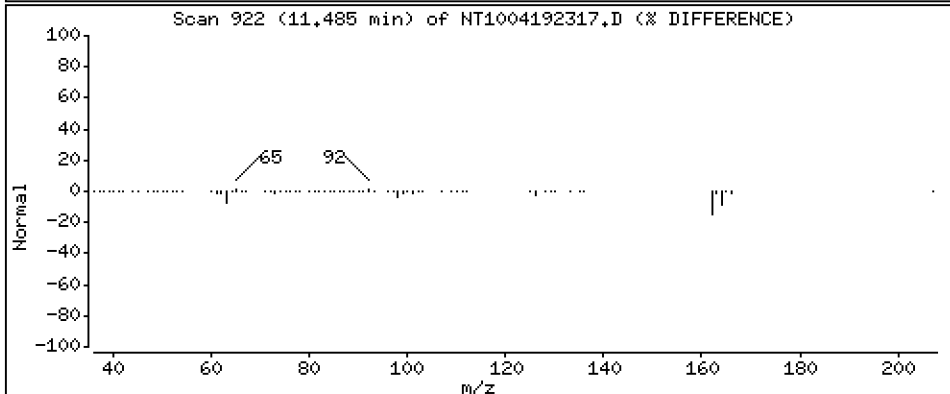
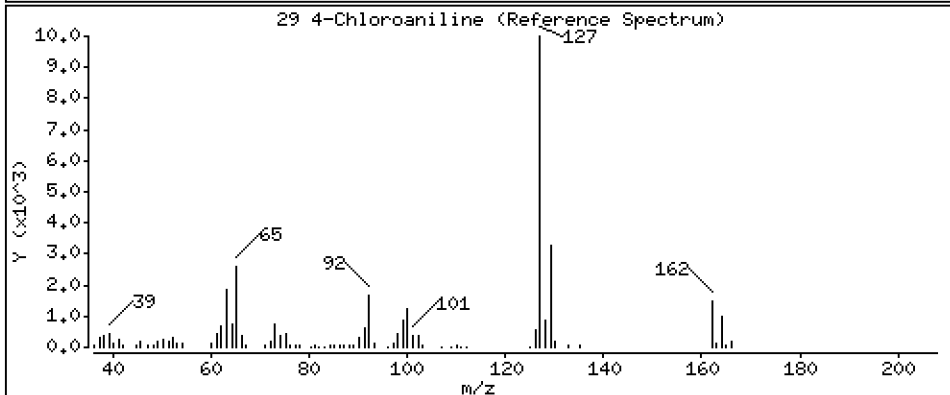
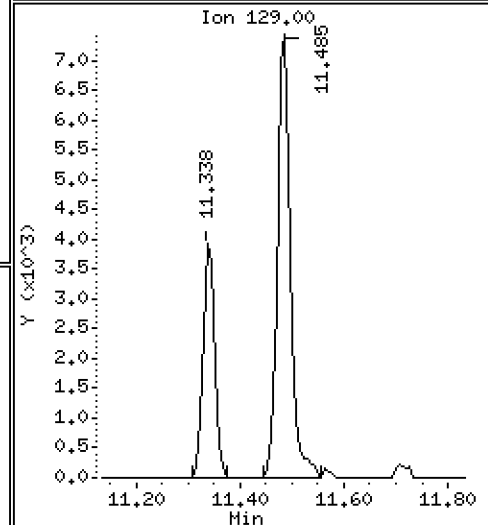
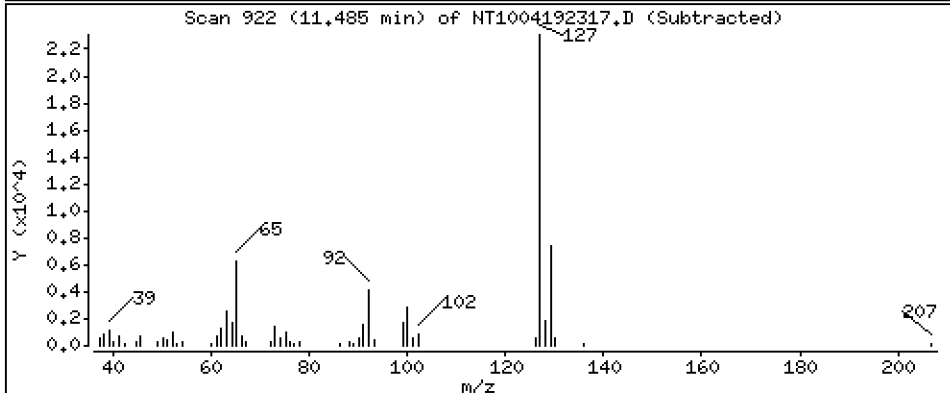
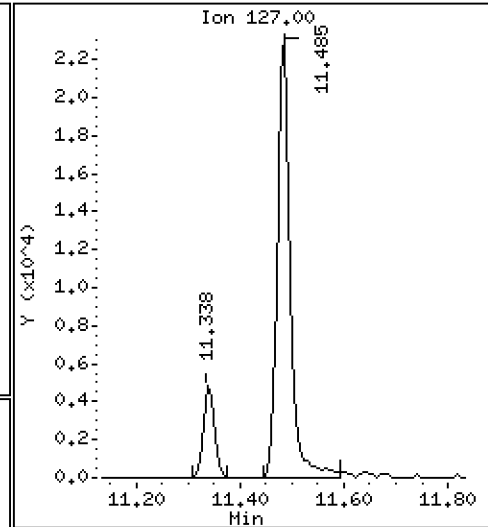
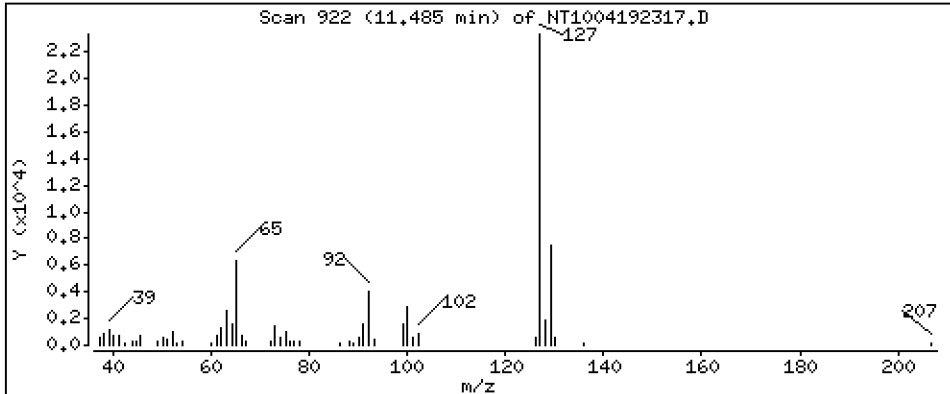
Operator: VTS

Column phase: ZB-5msi

Column diameter: 0,25

29 4-Chloroaniline

Concentration: 0,9274 ug/mL



Date : 19-APR-2023 21:33

Client ID:

Instrument: nt10.i

Sample Info: SLD0281-LCV1

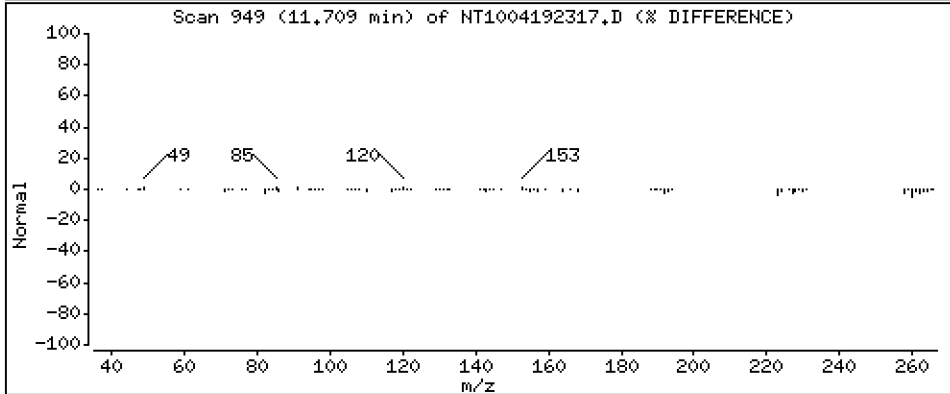
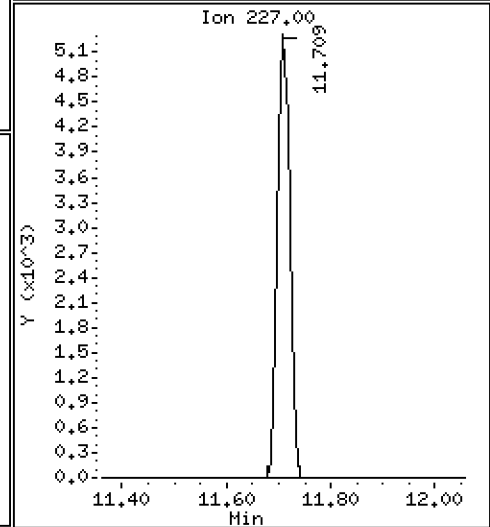
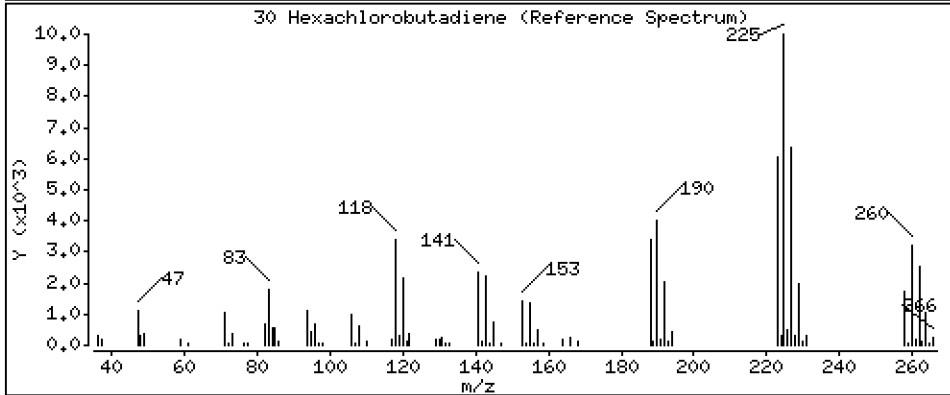
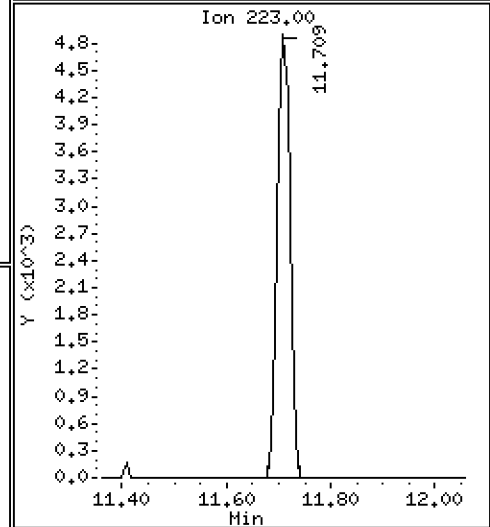
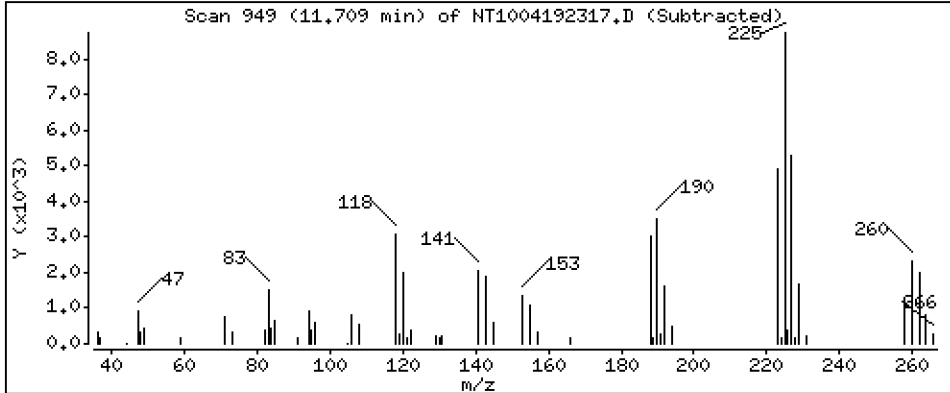
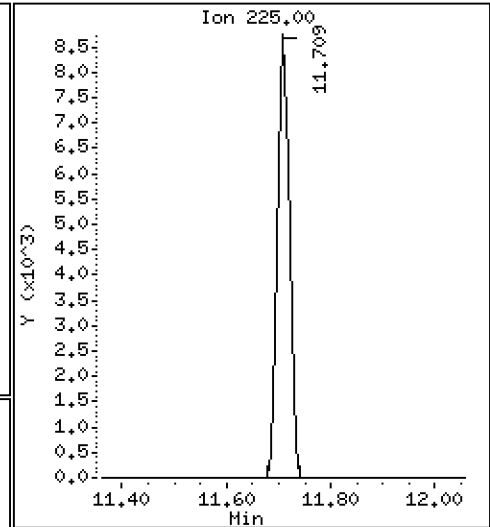
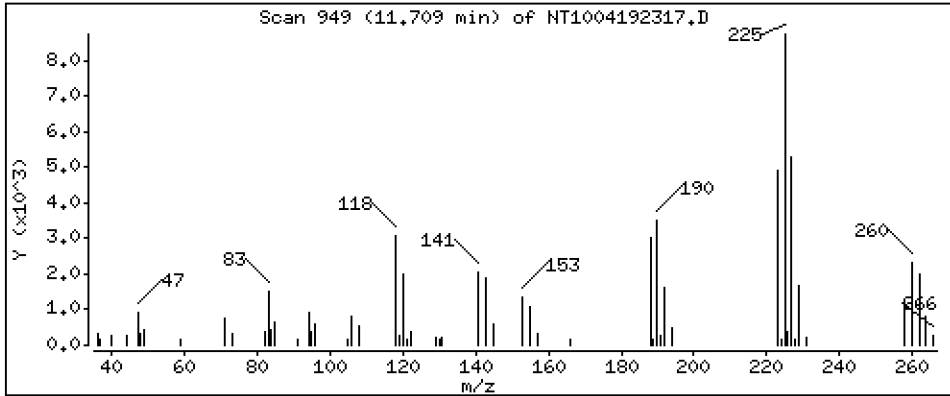
Operator: VTS

Column phase: ZB-5msi

Column diameter: 0,25

30 Hexachlorobutadiene

Concentration: 0,5617 ug/mL



Date : 19-APR-2023 21:33

Client ID:

Instrument: nt10.i

Sample Info: SLD0281-LCV1

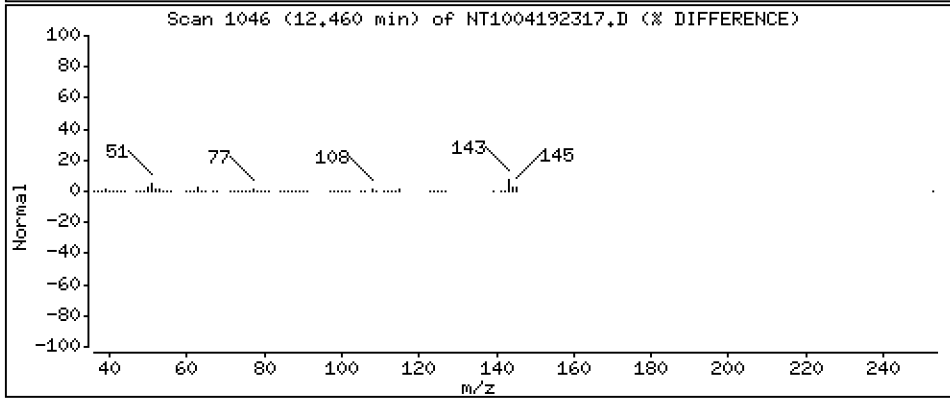
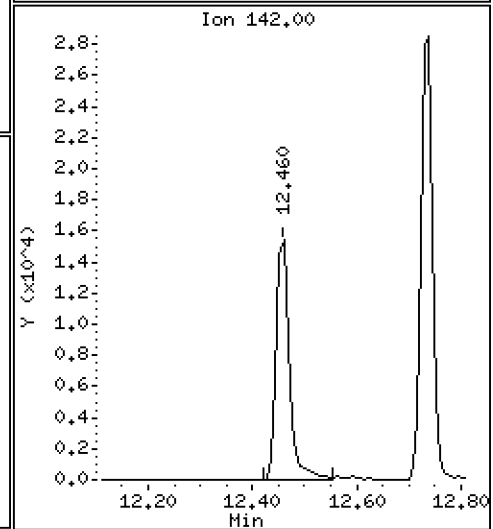
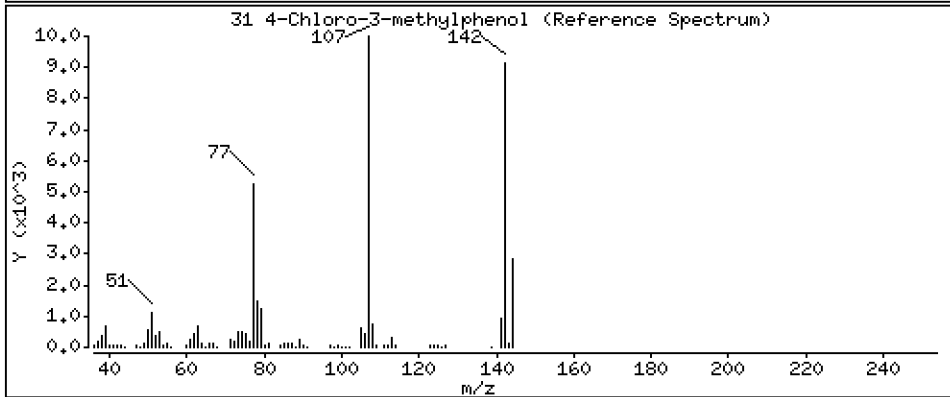
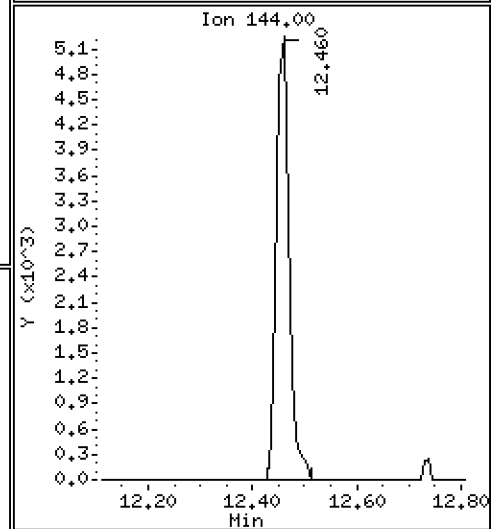
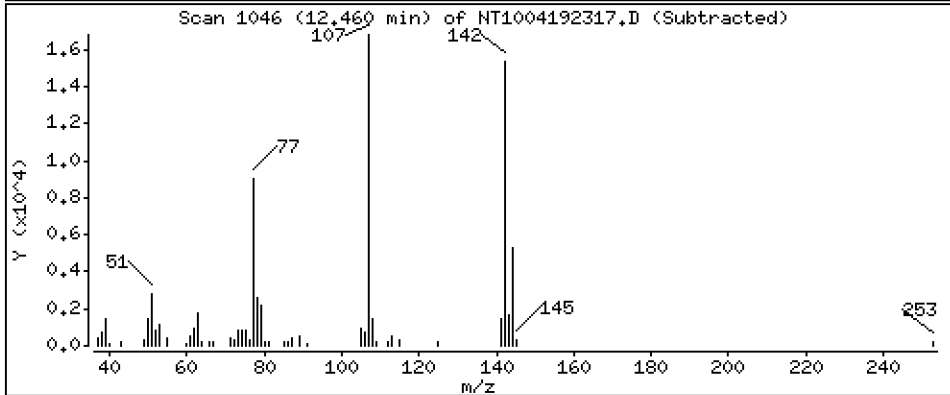
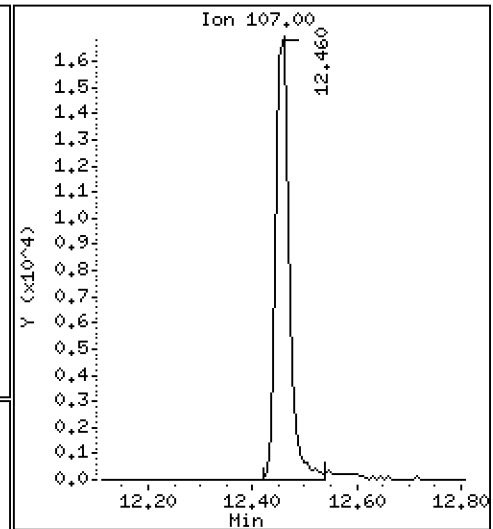
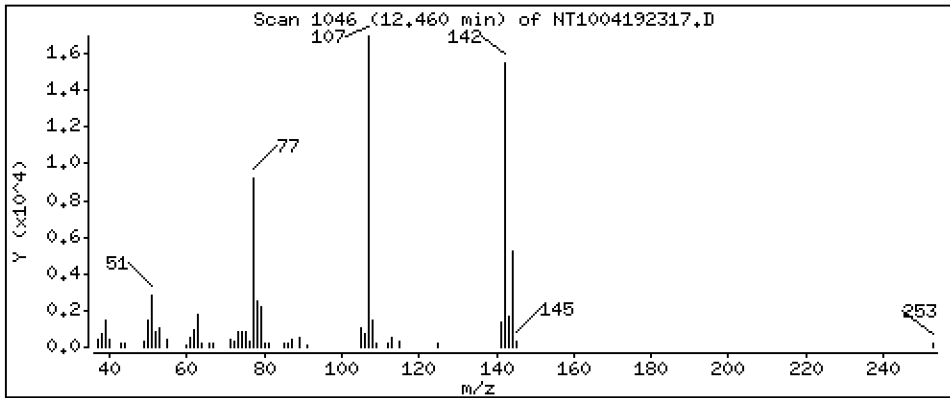
Operator: VTS

Column phase: ZB-5msi

Column diameter: 0,25

31 4-Chloro-3-methylphenol

Concentration: 0,7963 ug/mL



Date : 19-APR-2023 21:33

Client ID:

Instrument: nt10.i

Sample Info: SLD0281-LCV1

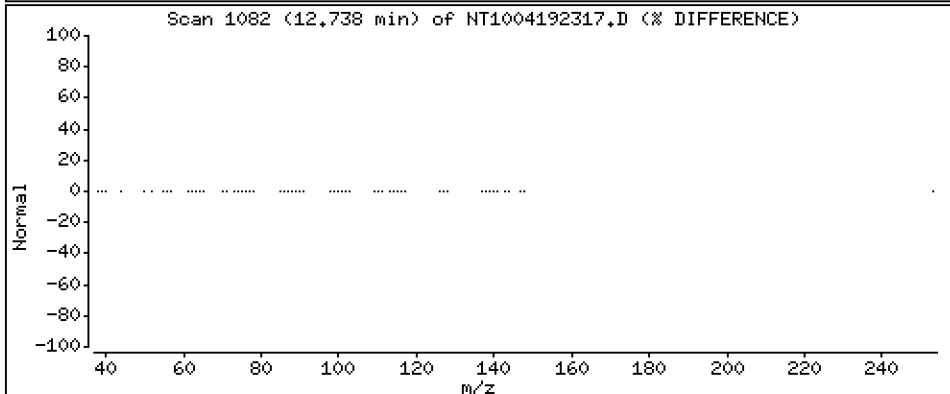
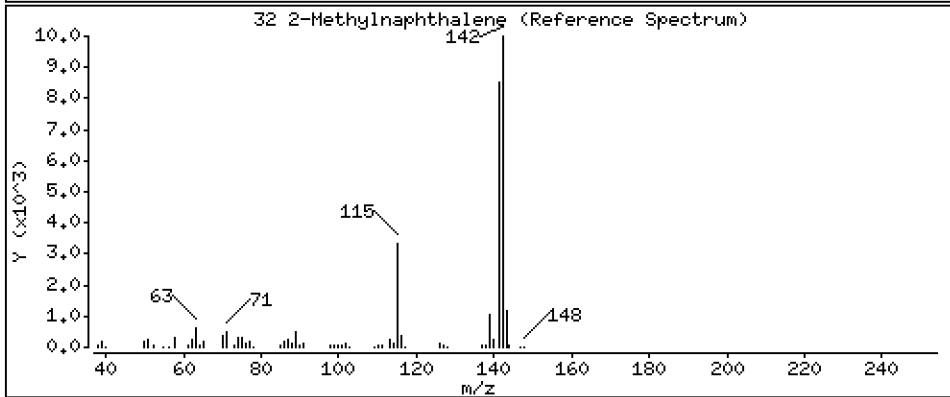
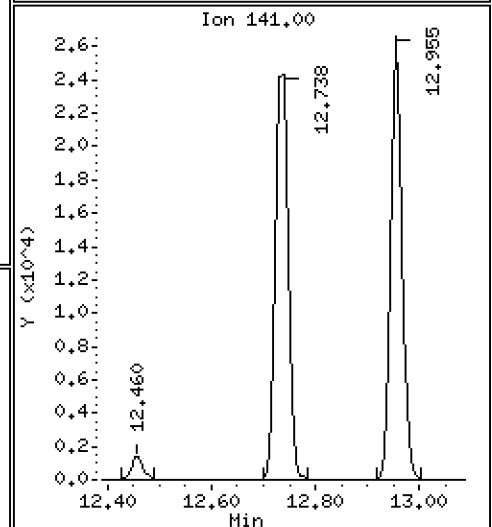
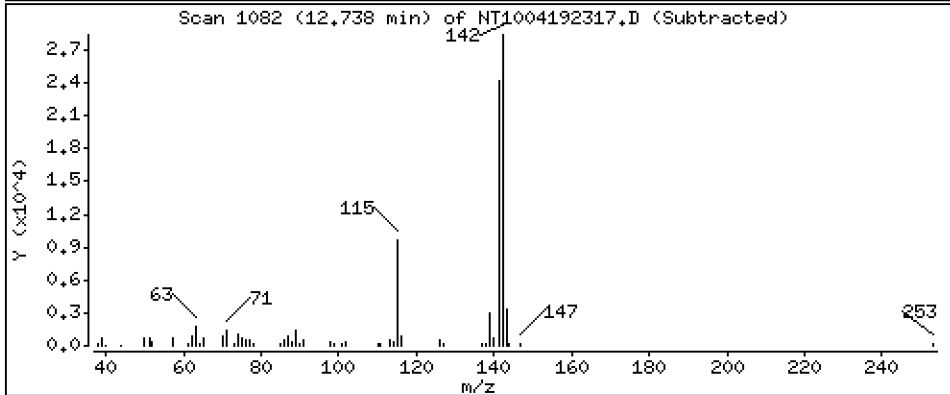
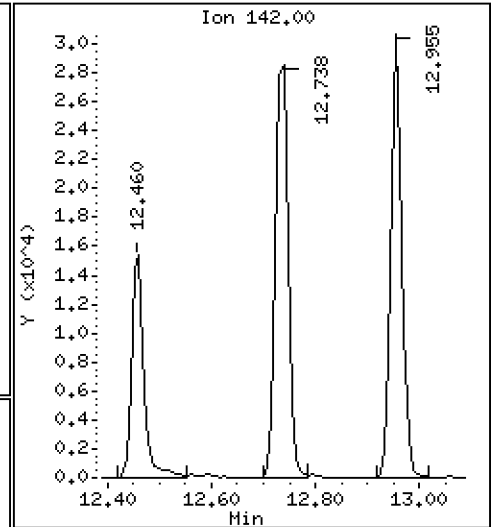
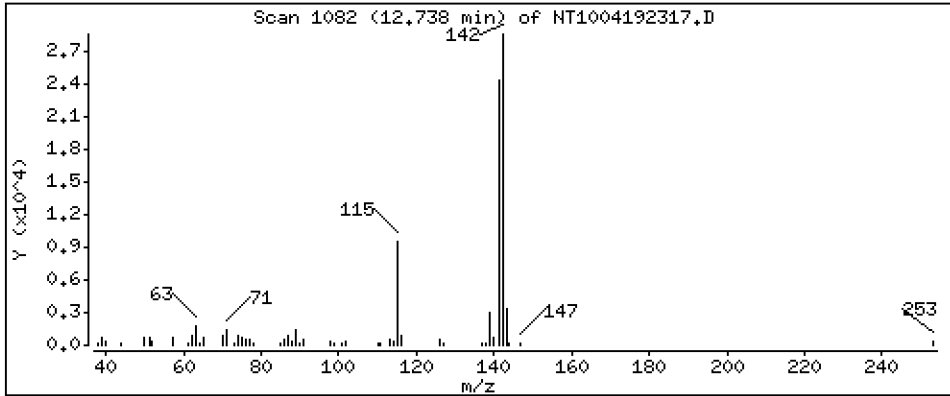
Operator: VTS

Column phase: ZB-5msi

Column diameter: 0,25

32 2-Methylnaphthalene

Concentration: 0,5194 ug/mL



Date : 19-APR-2023 21:33

Client ID:

Instrument: nt10.i

Sample Info: SLD0281-LCV1

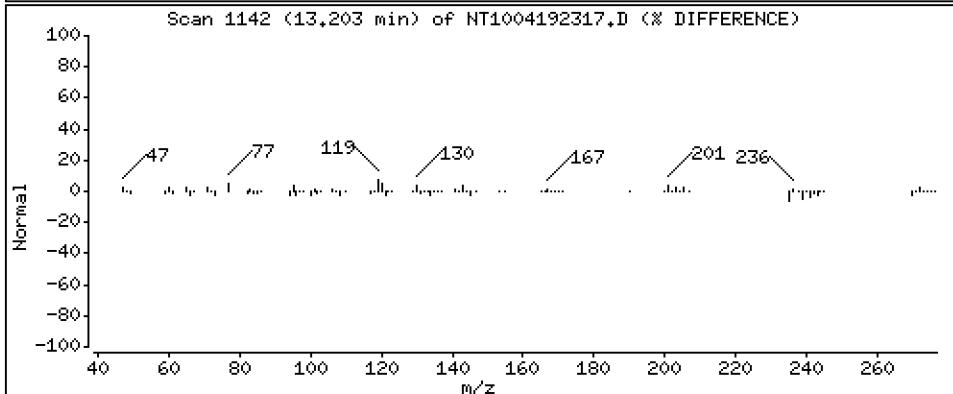
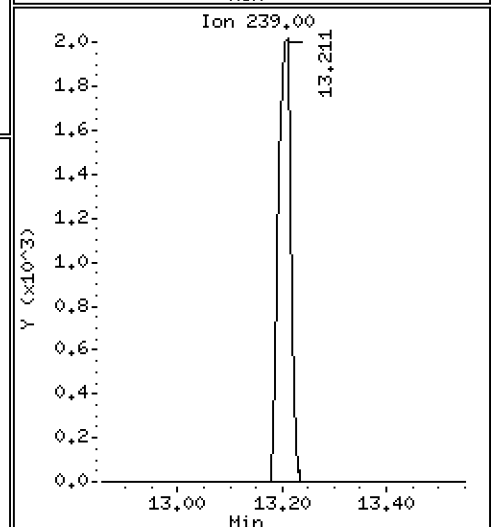
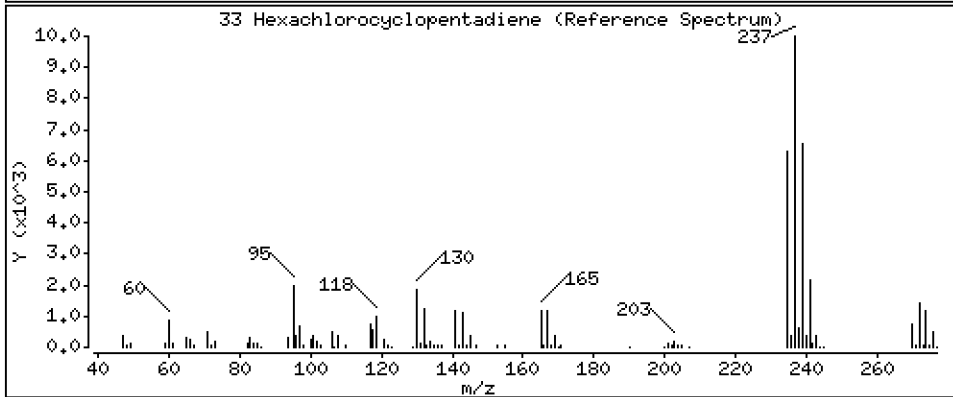
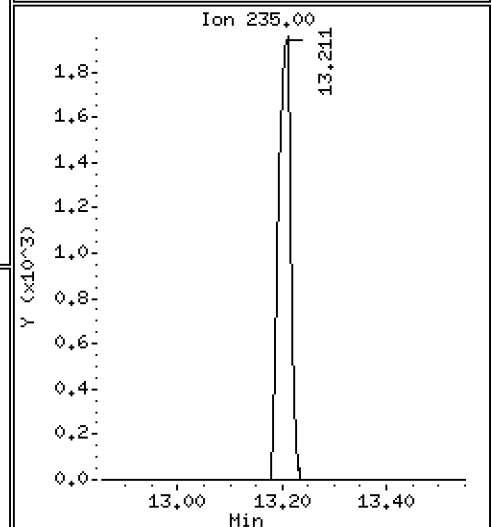
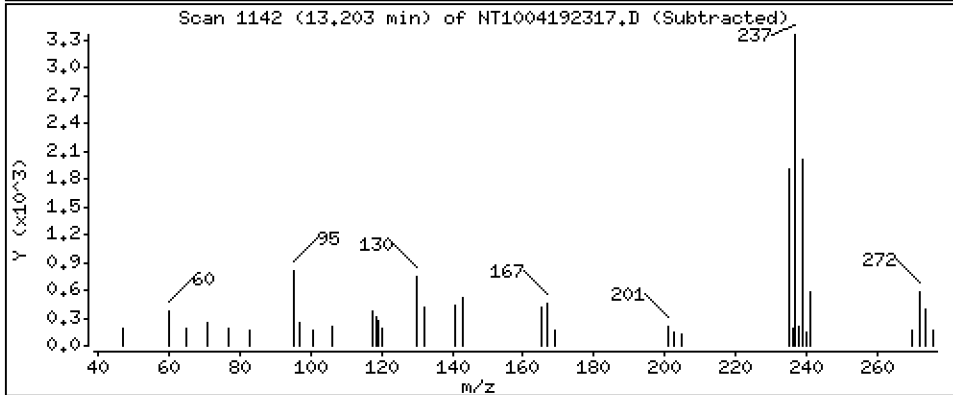
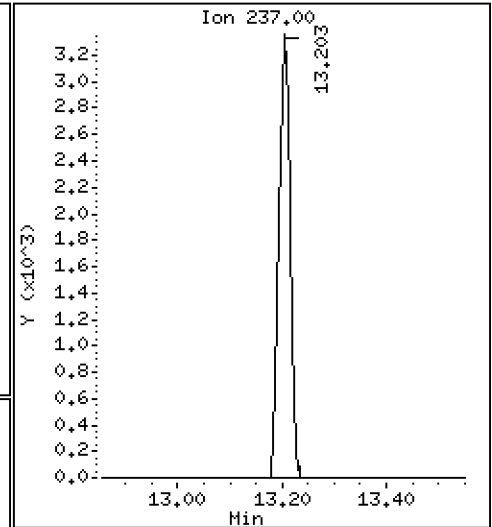
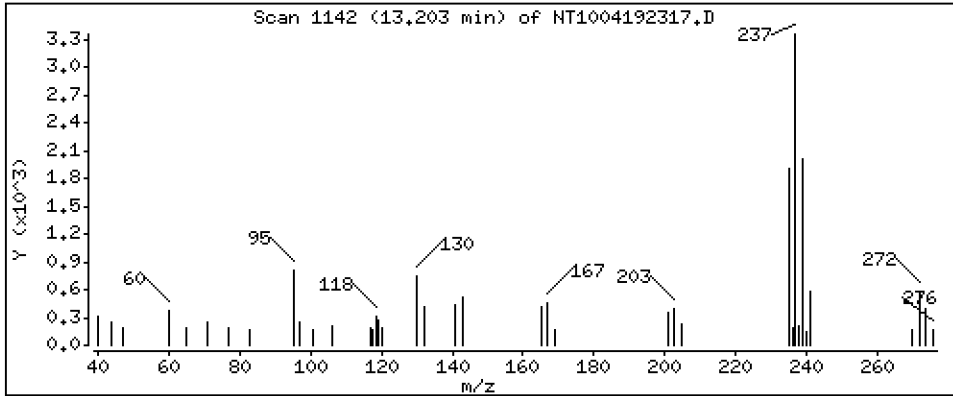
Operator: VTS

Column phase: ZB-5msi

Column diameter: 0,25

33 Hexachlorocyclopentadiene

Concentration: 0,1952 ug/mL



Date : 19-APR-2023 21:33

Client ID:

Instrument: nt10.i

Sample Info: SLD0281-LCV1

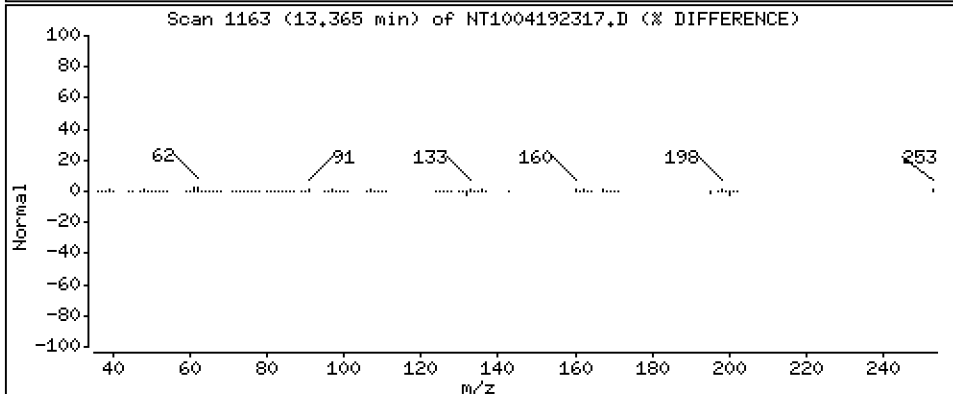
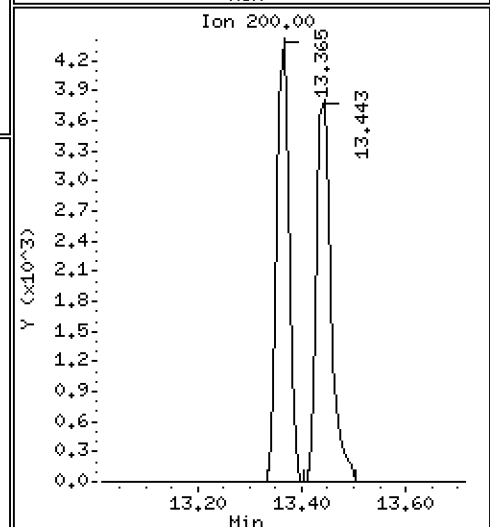
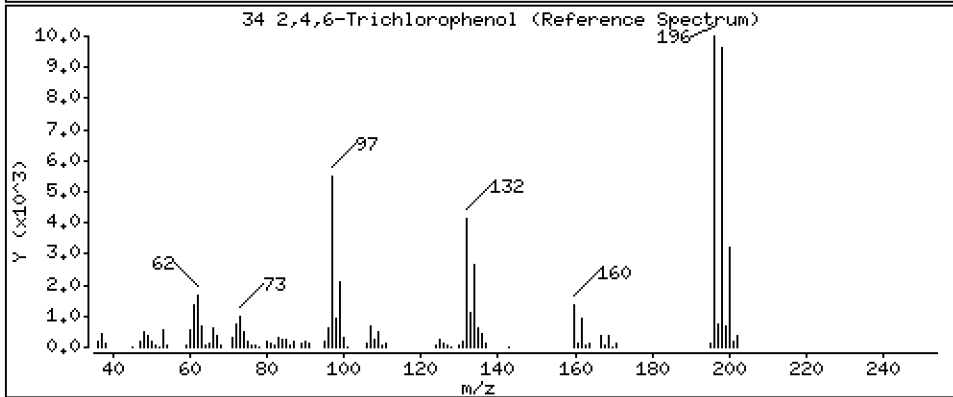
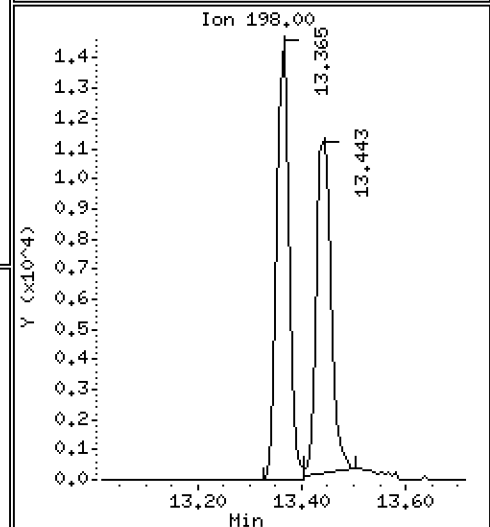
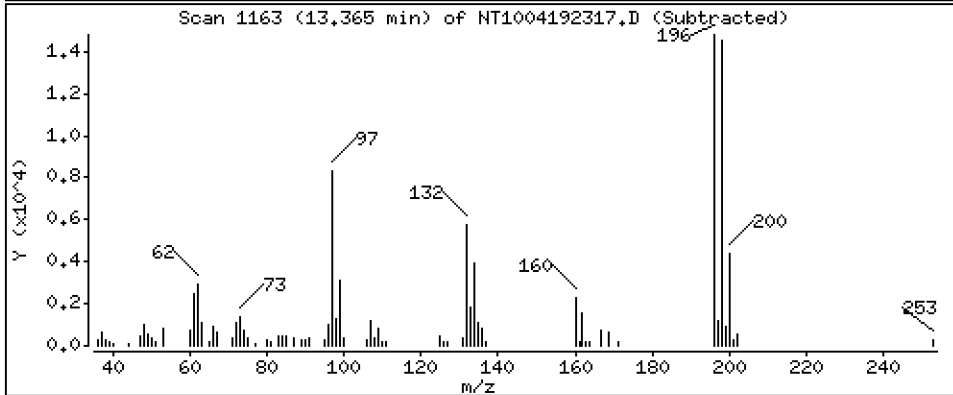
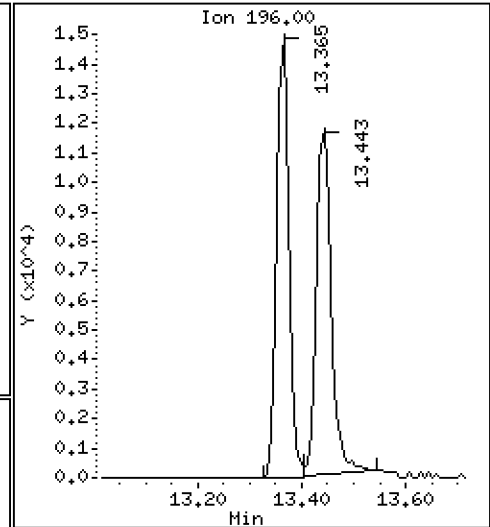
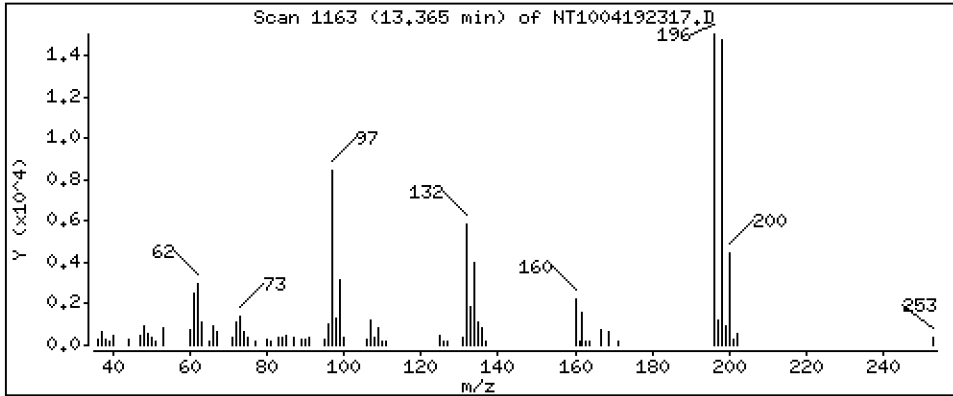
Operator: VTS

Column phase: ZB-5msi

Column diameter: 0,25

34 2,4,6-Trichlorophenol

Concentration: 0,8963 ug/mL



Date : 19-APR-2023 21:33

Client ID:

Instrument: nt10.i

Sample Info: SLD0281-LCV1

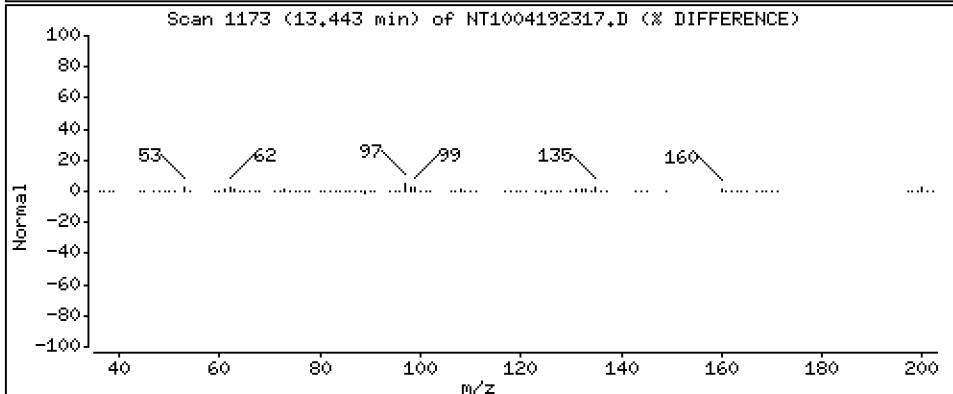
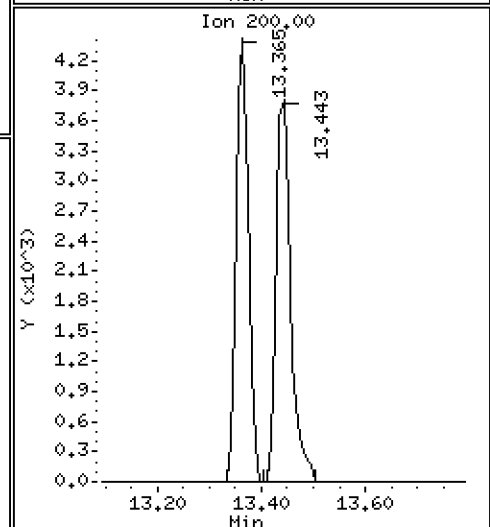
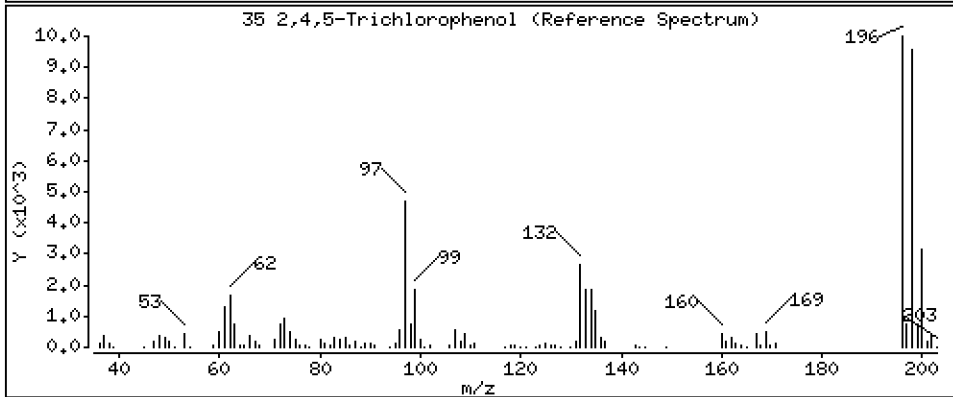
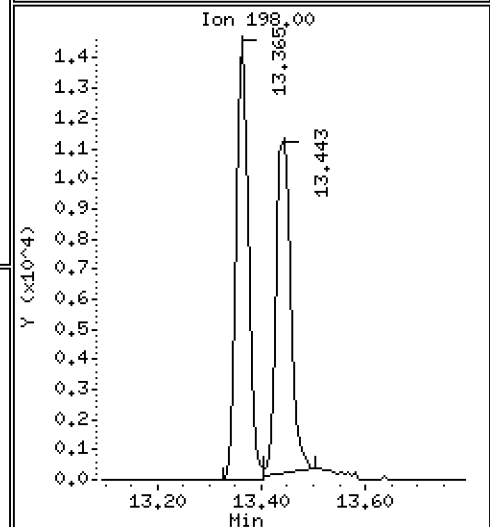
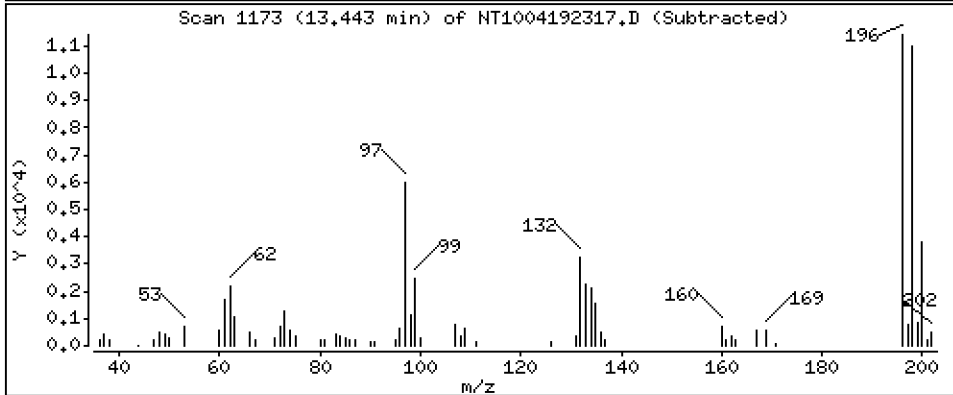
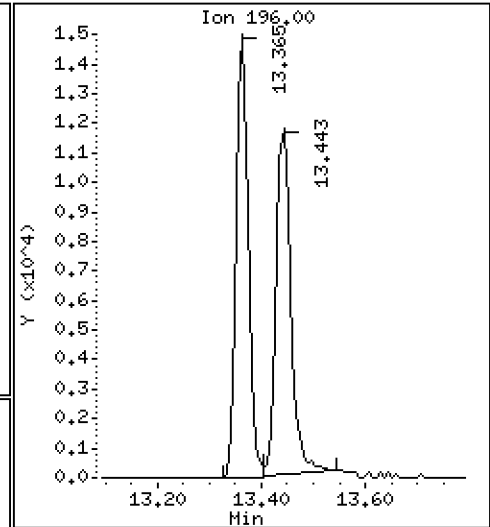
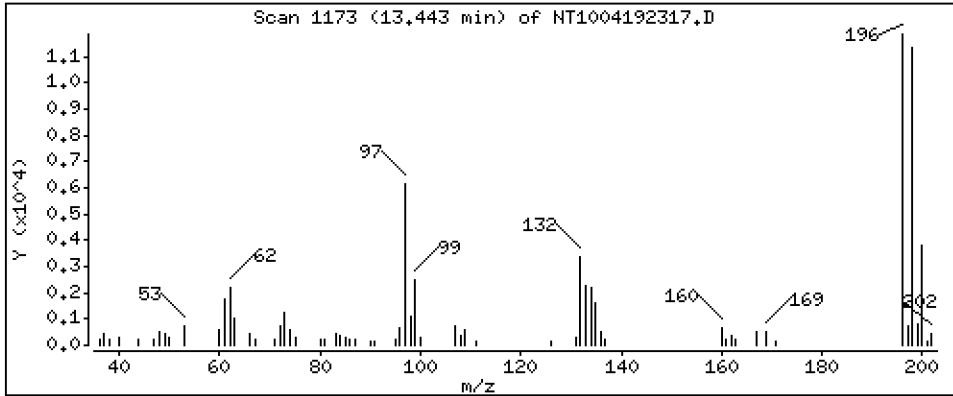
Operator: VTS

Column phase: ZB-5msi

Column diameter: 0.25

35 2,4,5-Trichlorophenol

Concentration: 0.7783 ug/mL



Date : 19-APR-2023 21:33

Client ID:

Instrument: nt10.i

Sample Info: SLD0281-LCV1

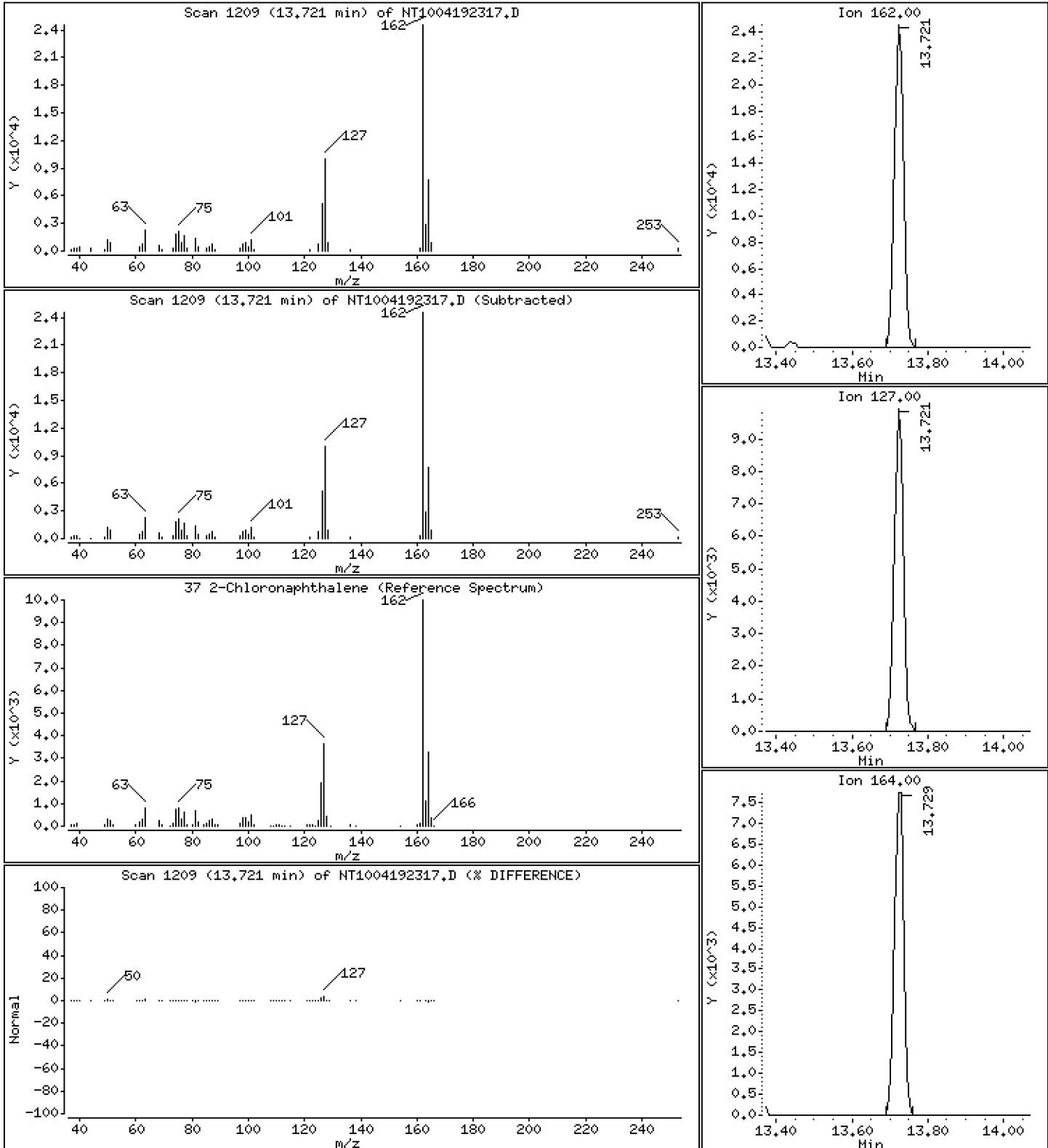
Operator: VTS

Column phase: ZB-5msi

Column diameter: 0,25

37 2-Chloronaphthalene

Concentration: 0,4710 ug/mL



Date : 19-APR-2023 21:33

Client ID:

Instrument: nt10.i

Sample Info: SLD0281-LCV1

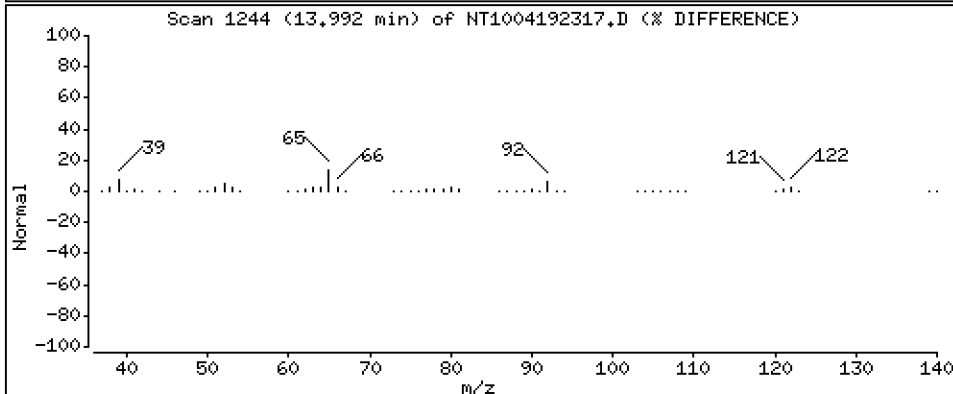
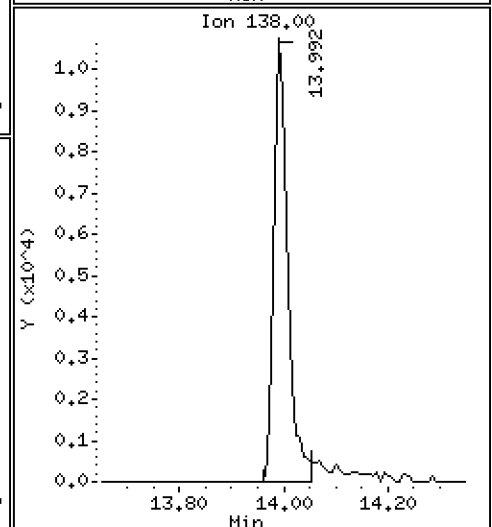
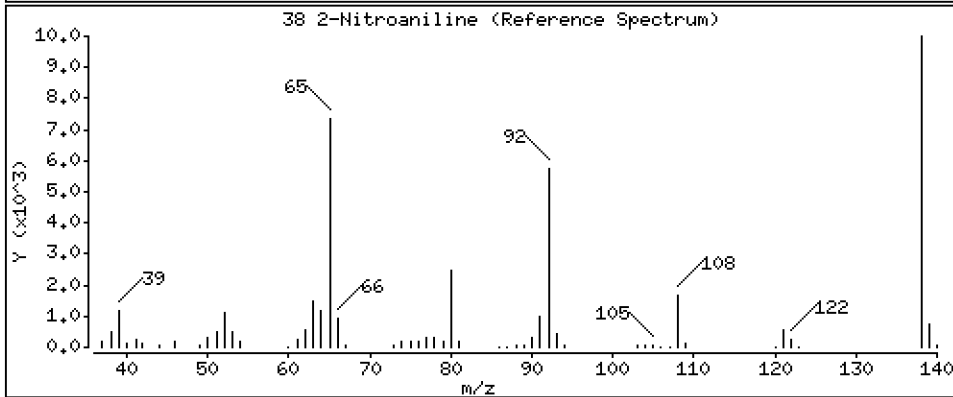
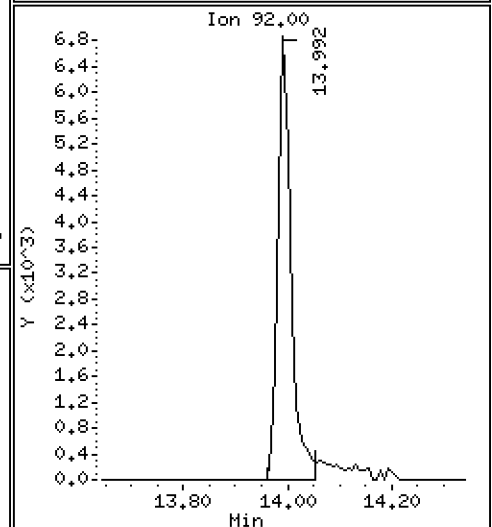
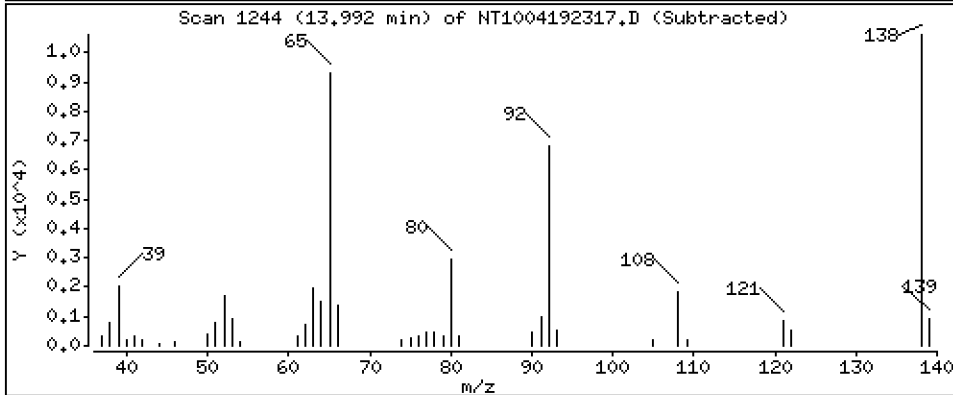
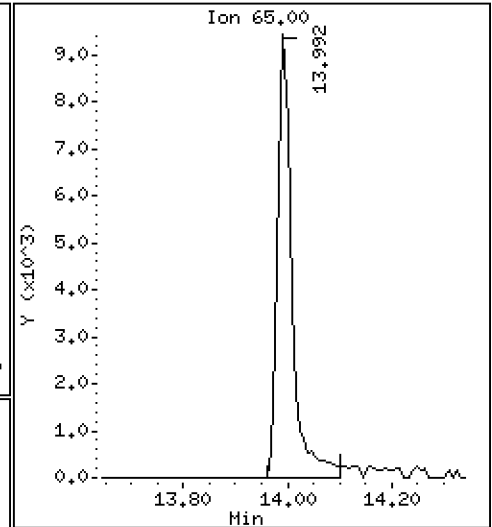
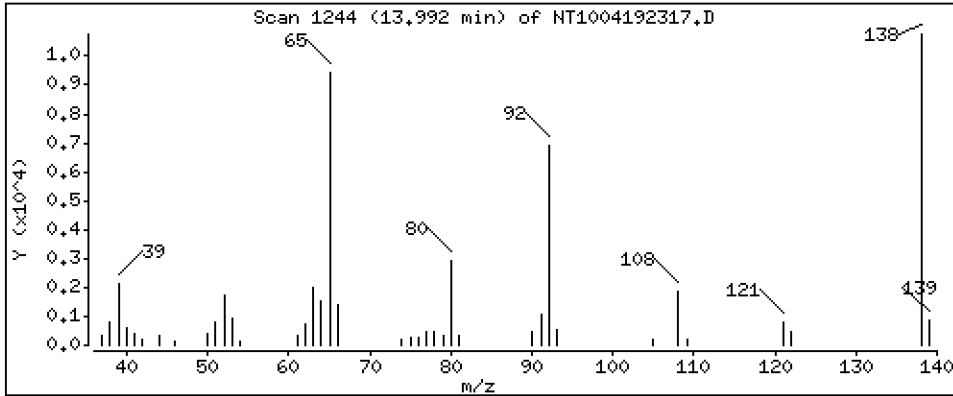
Operator: VTS

Column phase: ZB-5msi

Column diameter: 0,25

38 2-Nitroaniline

Concentration: 0,7468 ug/mL



Date : 19-APR-2023 21:33

Client ID:

Instrument: nt10.i

Sample Info: SLD0281-LCV1

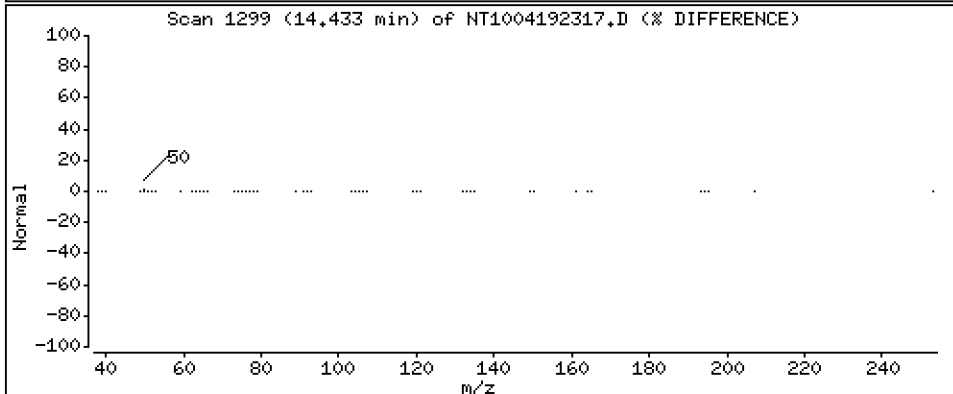
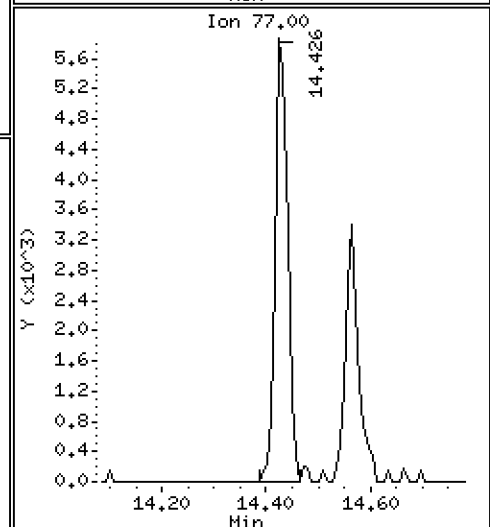
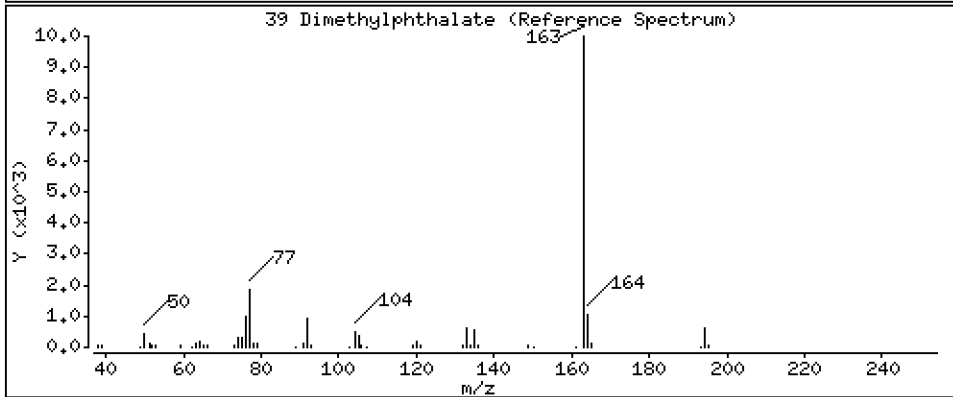
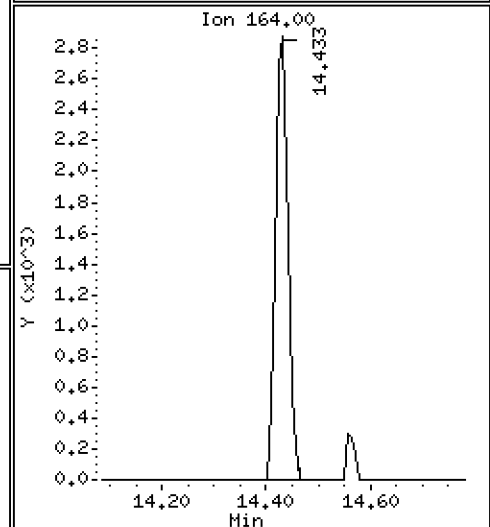
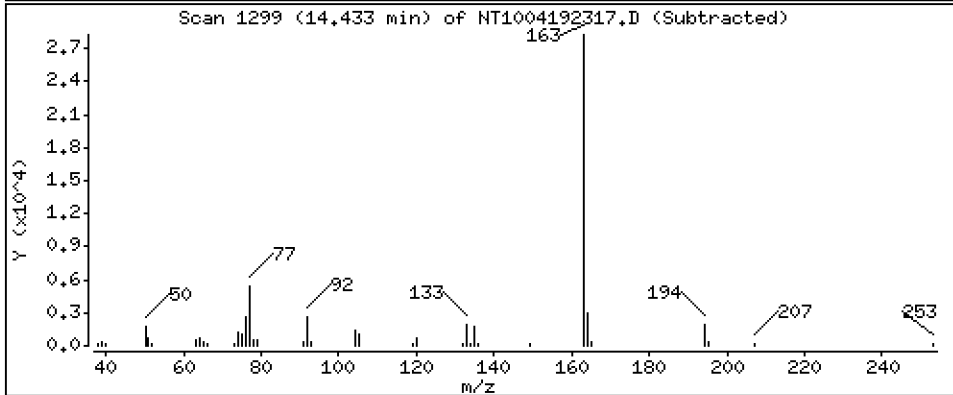
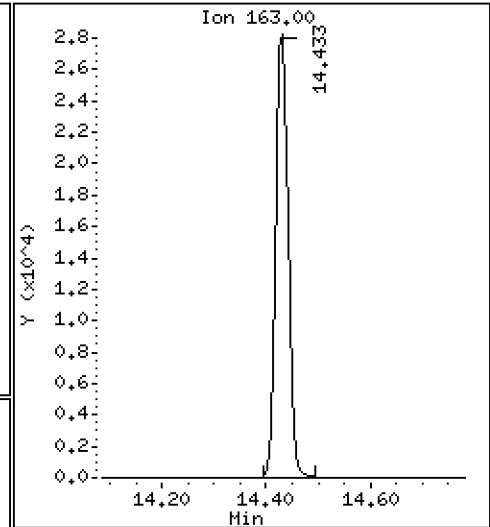
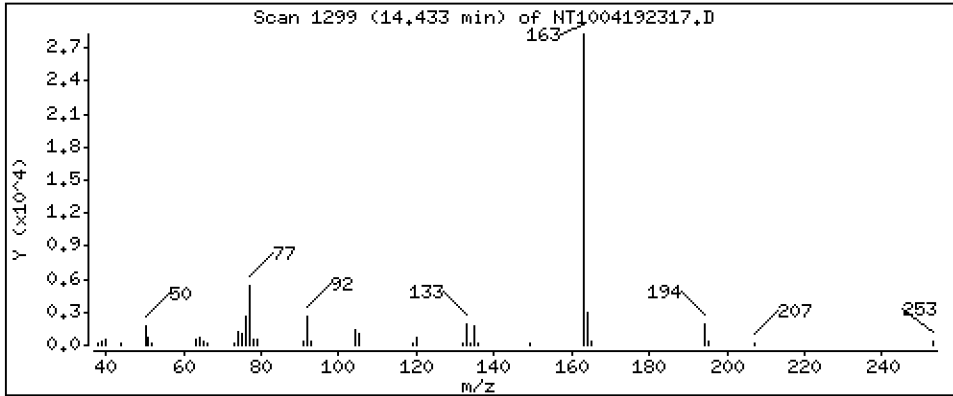
Operator: VTS

Column phase: ZB-5msi

Column diameter: 0,25

39 Dimethylphthalate

Concentration: 0,5277 ug/mL



Date : 19-APR-2023 21:33

Client ID:

Instrument: nt10.i

Sample Info: SLD0281-LCV1

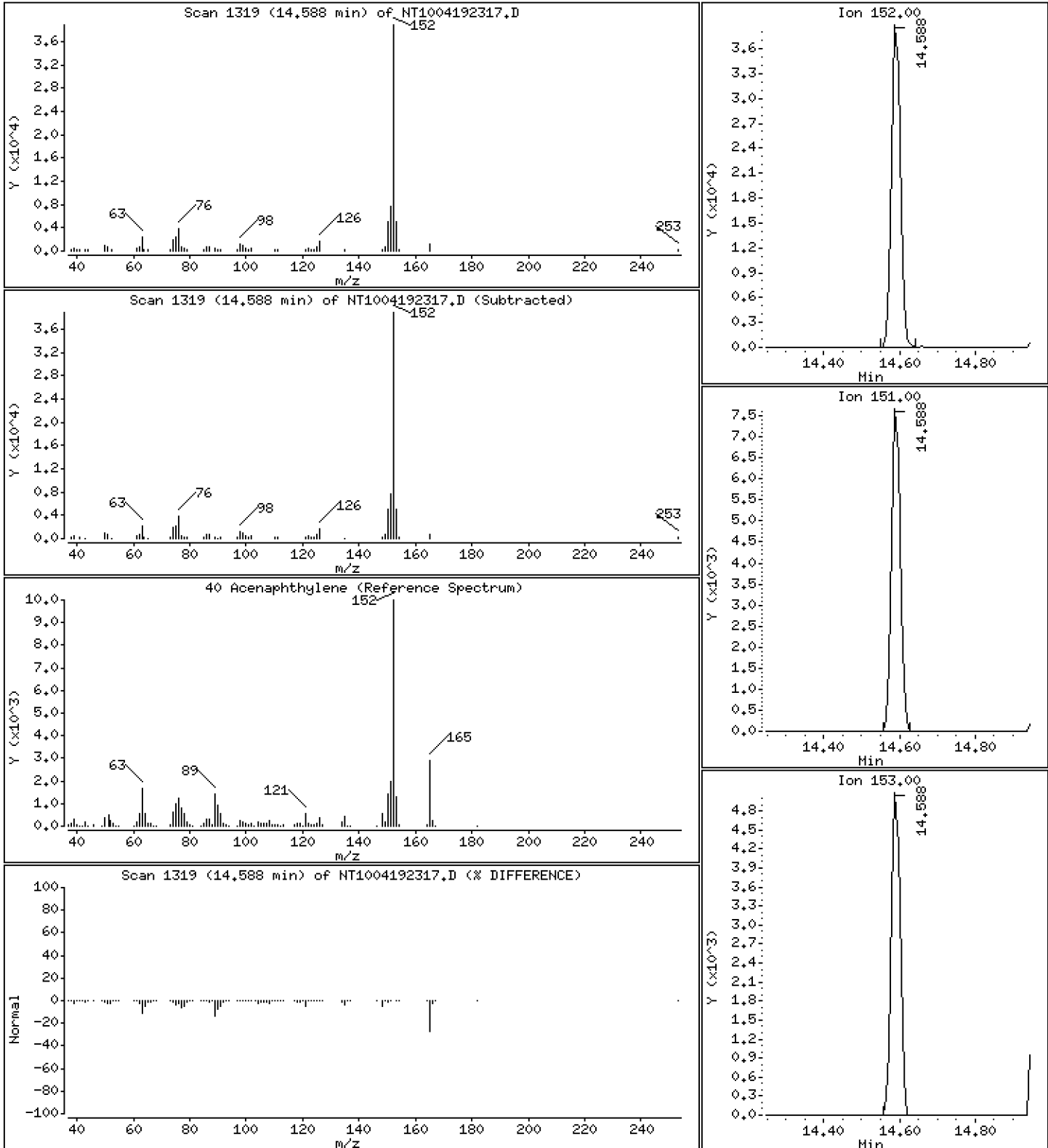
Operator: VTS

Column phase: ZB-5msi

Column diameter: 0,25

40 Acenaphthylene

Concentration: 0,4624 ug/mL



Date : 19-APR-2023 21:33

Client ID:

Instrument: nt10.i

Sample Info: SLD0281-LCV1

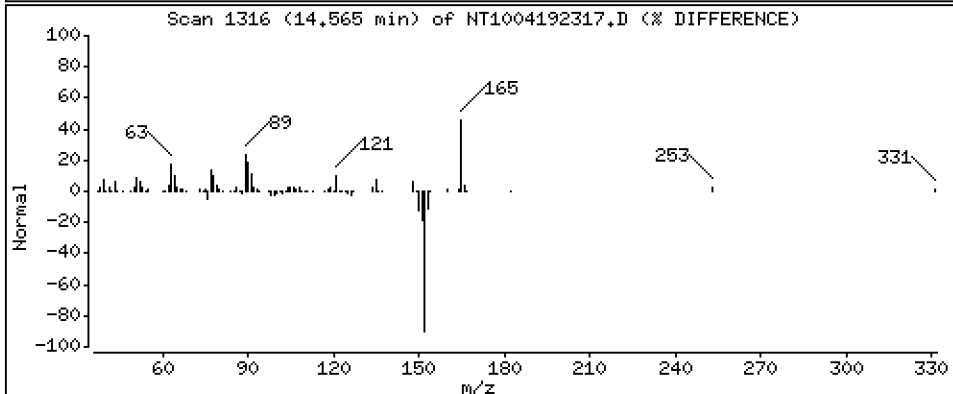
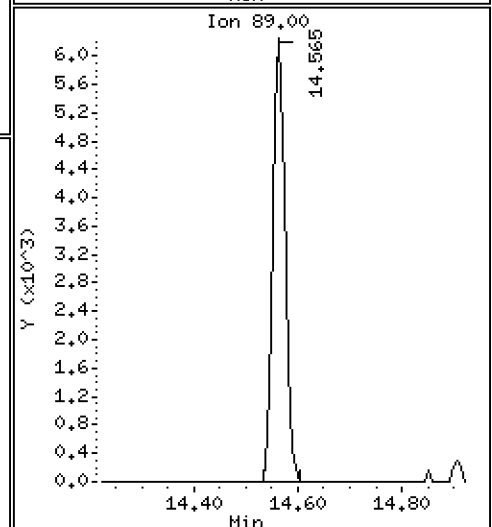
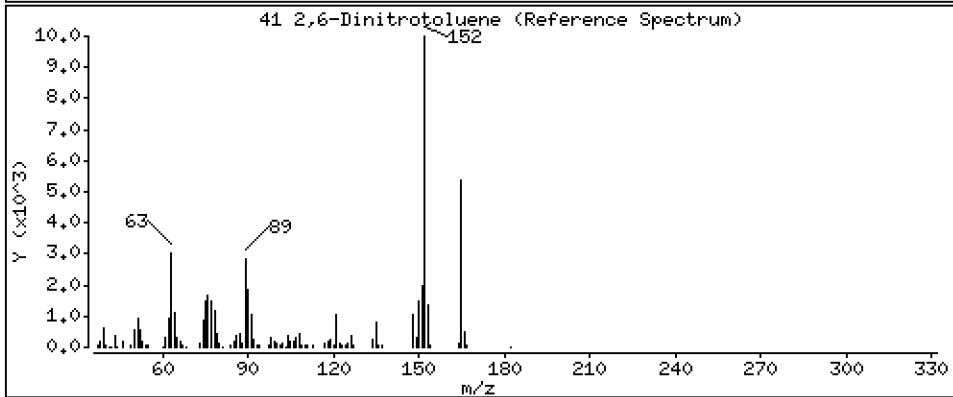
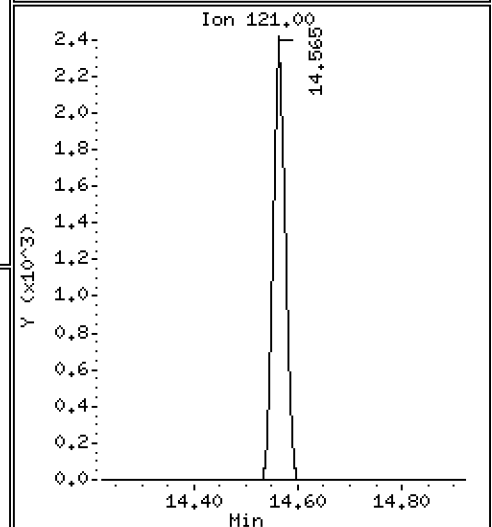
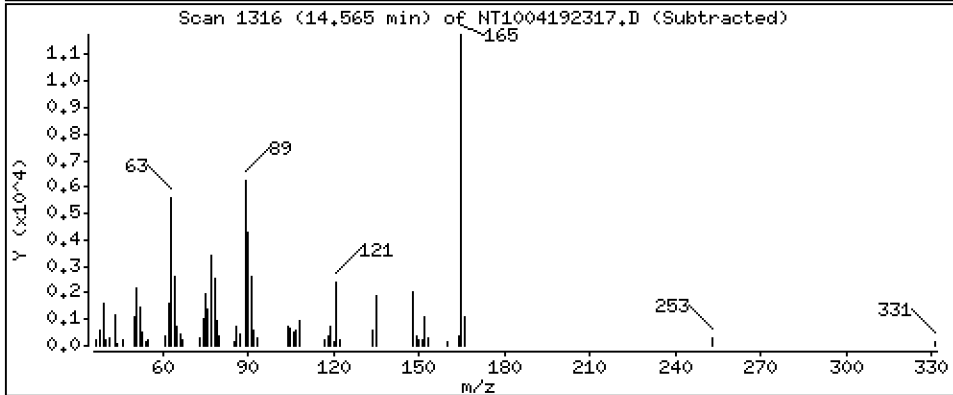
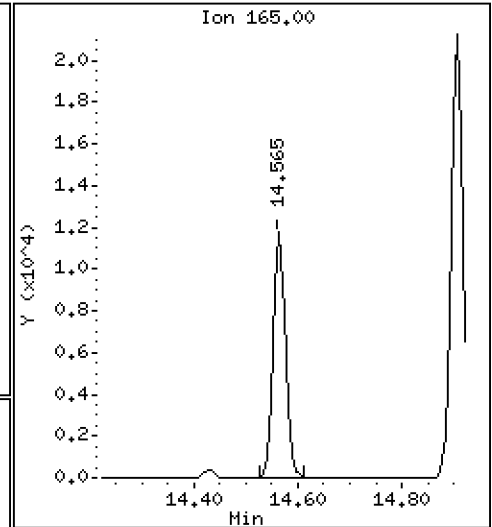
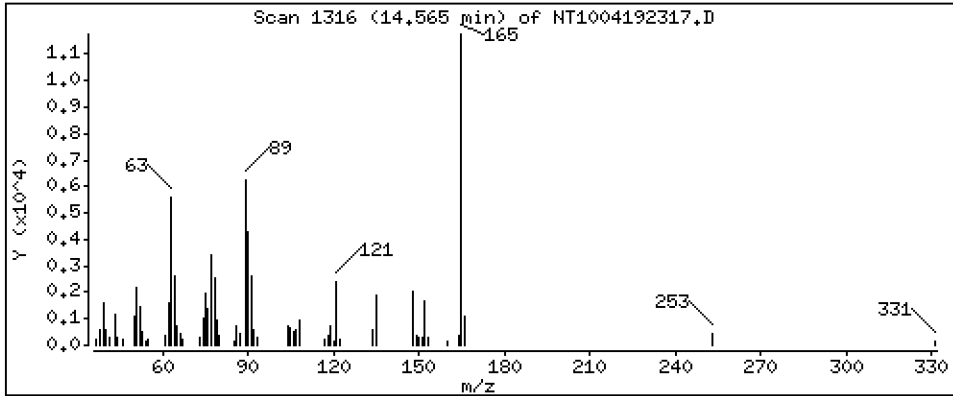
Operator: VTS

Column phase: ZB-5msi

Column diameter: 0.25

41 2,6-Dinitrotoluene

Concentration: 0.9820 ug/mL



Date : 19-APR-2023 21:33

Client ID:

Instrument: nt10.i

Sample Info: SLD0281-LCV1

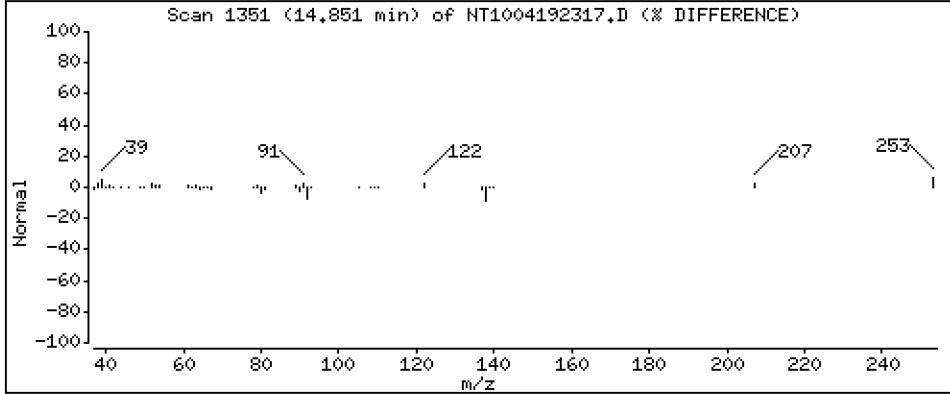
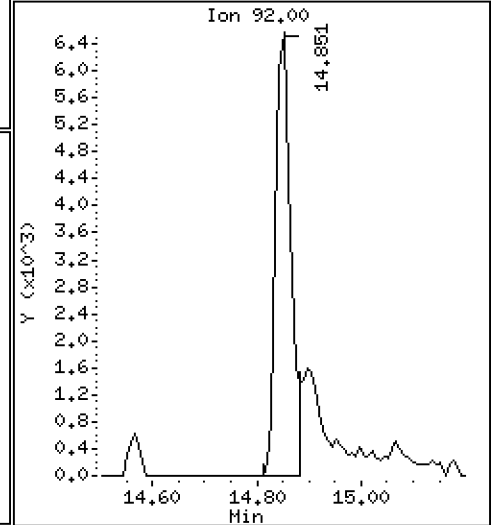
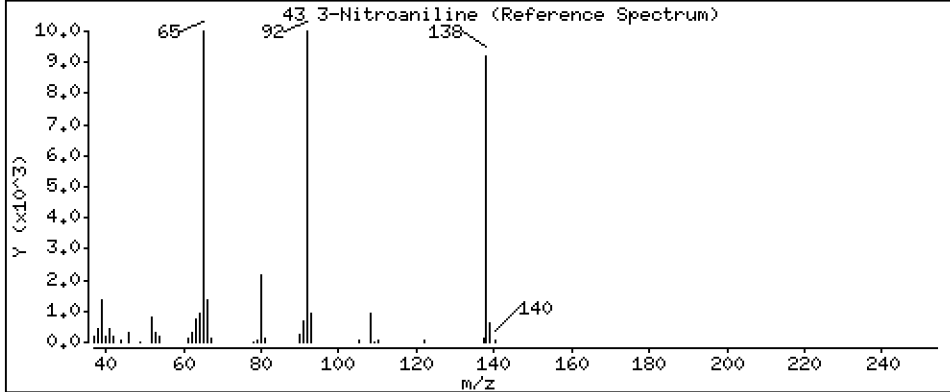
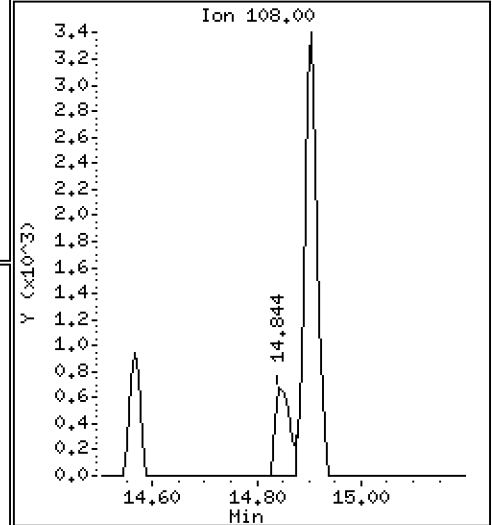
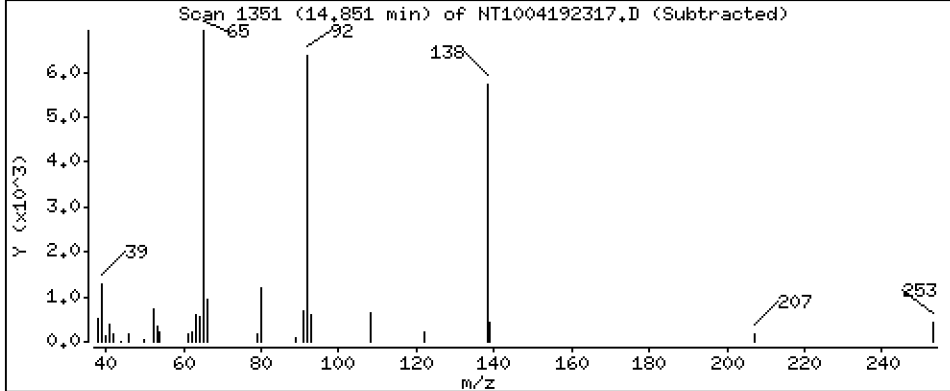
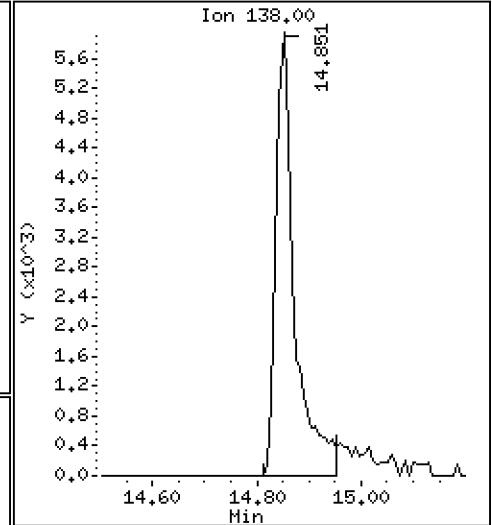
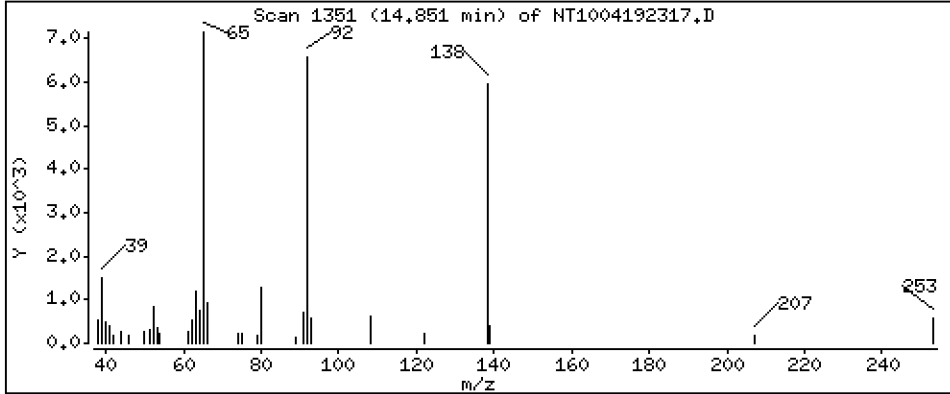
Operator: VTS

Column phase: ZB-5msi

Column diameter: 0,25

43 3-Nitroaniline

Concentration: 0,6975 ug/mL



Date : 19-APR-2023 21:33

Client ID:

Instrument: nt10.i

Sample Info: SLD0281-LCV1

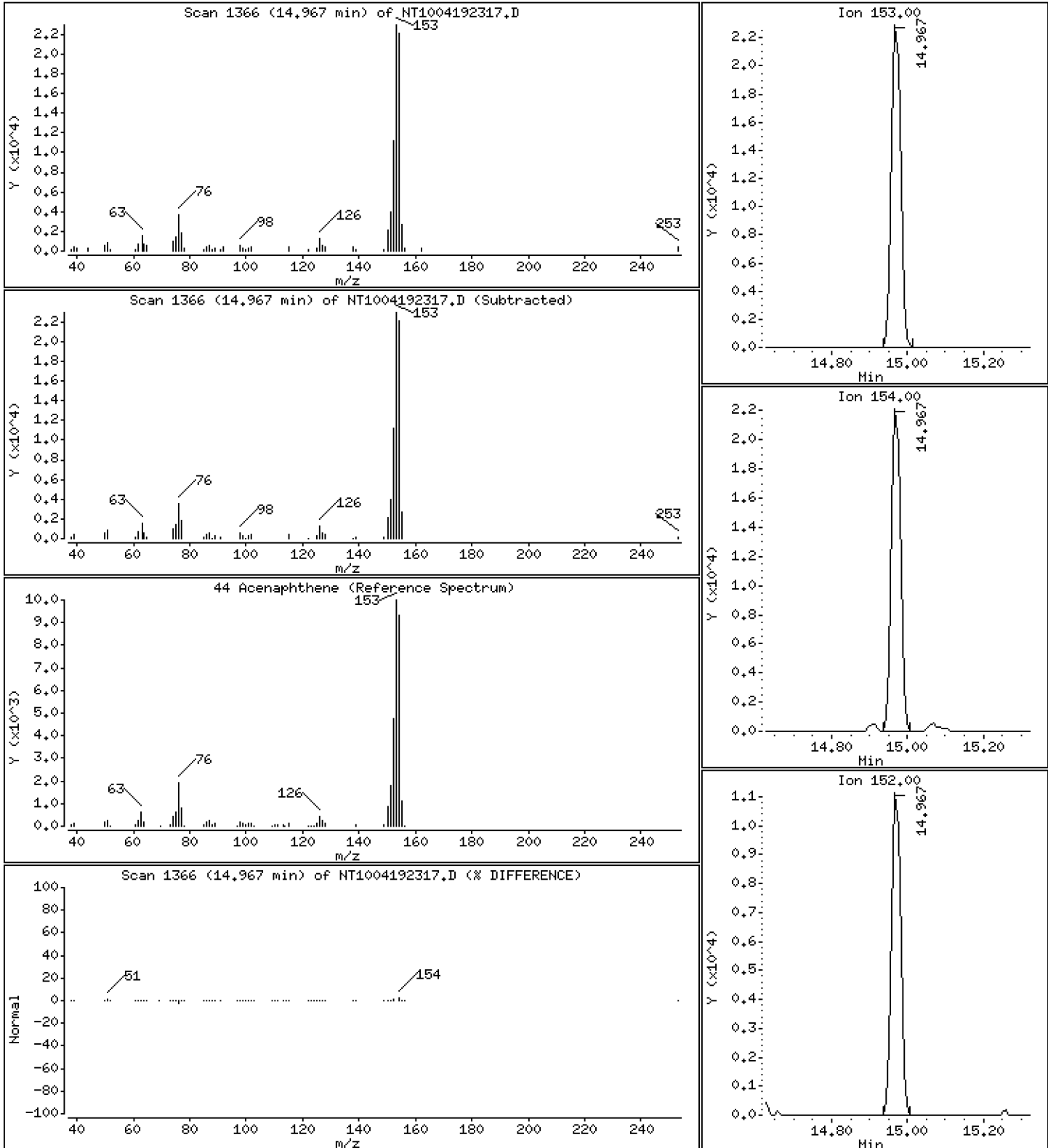
Operator: VTS

Column phase: ZB-5msi

Column diameter: 0,25

44 Acenaphthene

Concentration: 0,4641 ug/mL



Date : 19-APR-2023 21:33

Client ID:

Instrument: nt10.i

Sample Info: SLD0281-LCV1

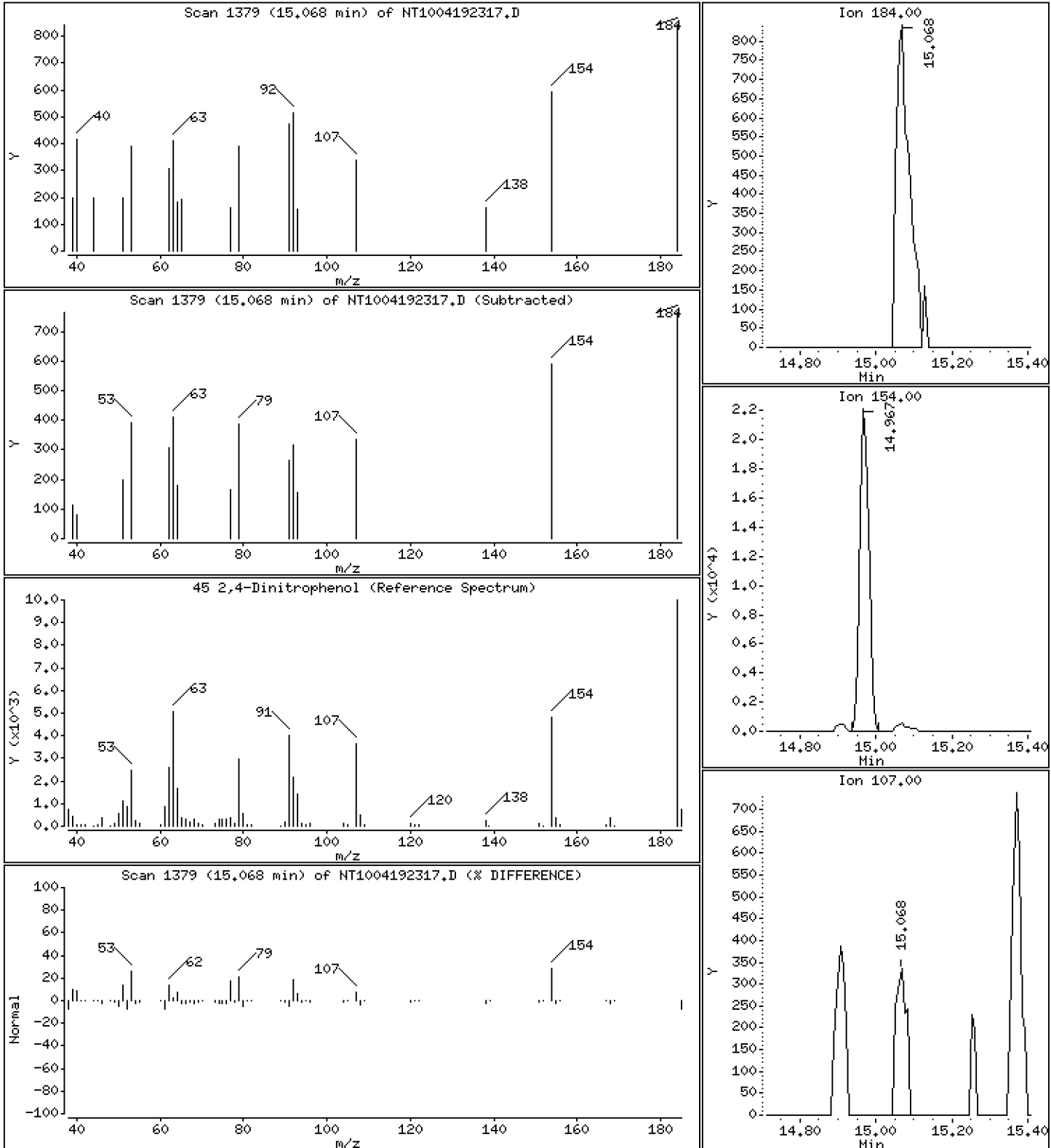
Operator: VTS

Column phase: ZB-5msi

Column diameter: 0,25

45 2,4-Dinitrophenol

Concentration: 0,1830 ug/mL



Date : 19-APR-2023 21:33

Client ID:

Instrument: nt10.i

Sample Info: SLD0281-LCV1

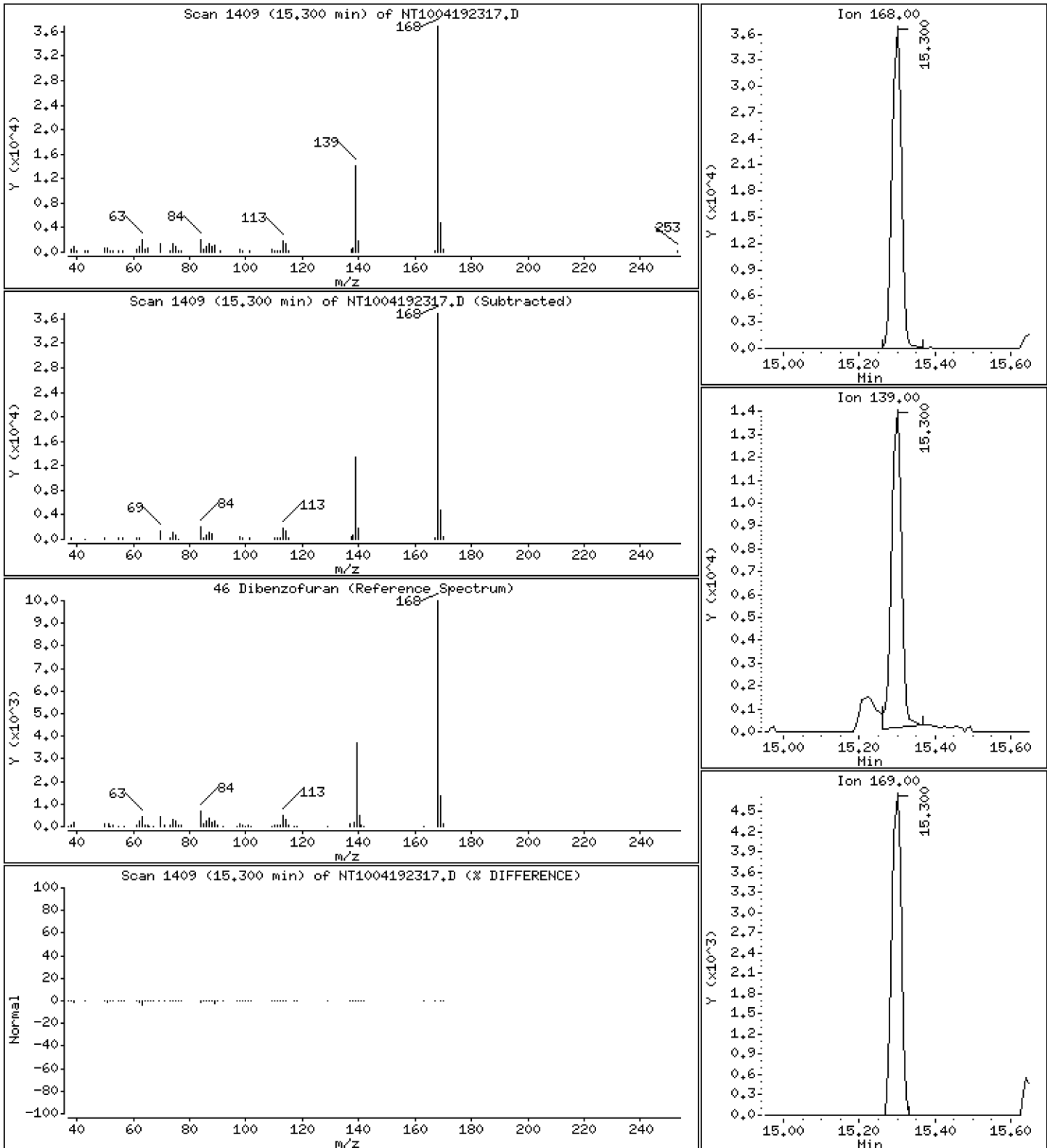
Operator: VTS

Column phase: ZB-5msi

Column diameter: 0,25

46 Dibenzofuran

Concentration: 0,5065 ug/mL



Date : 19-APR-2023 21:33

Client ID:

Instrument: nt10.i

Sample Info: SLD0281-LCV1

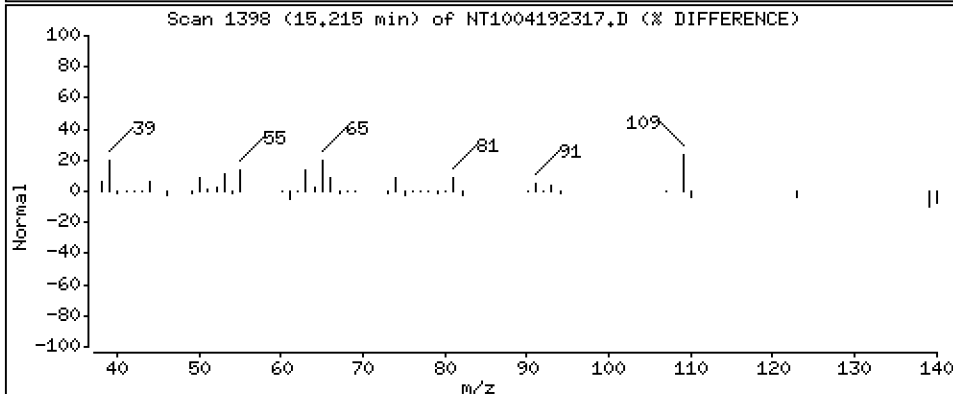
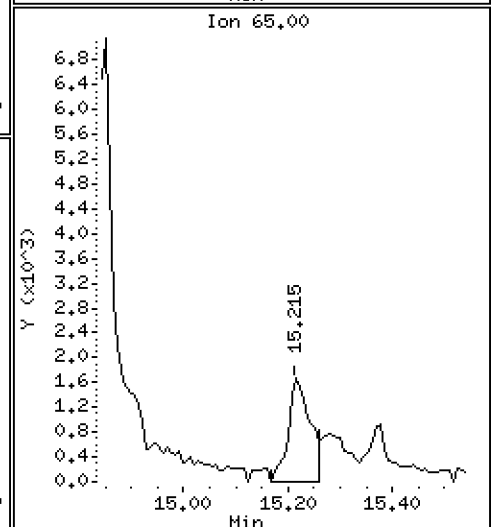
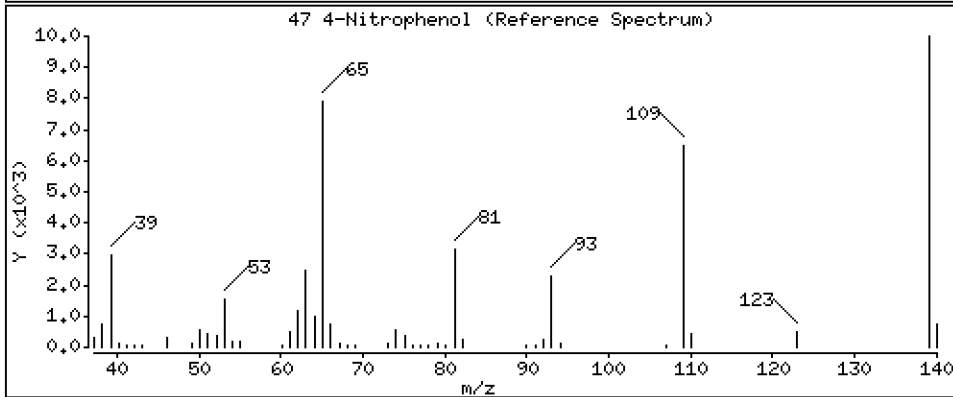
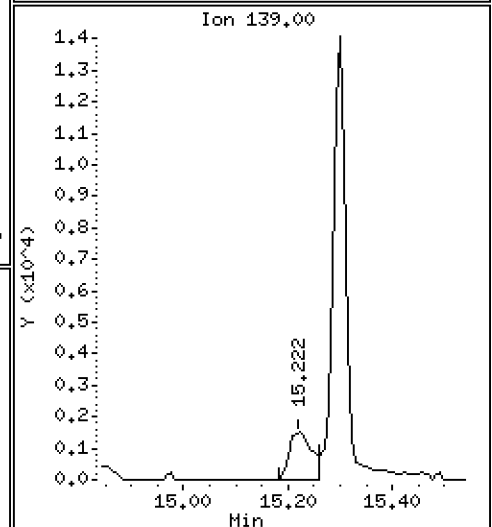
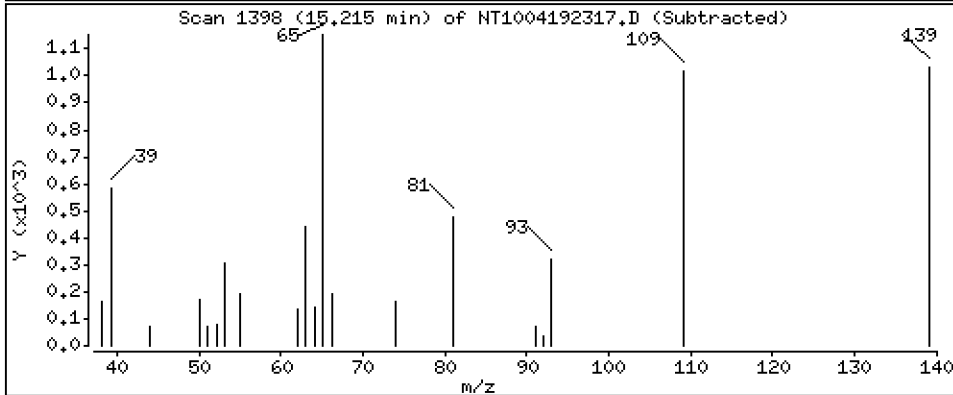
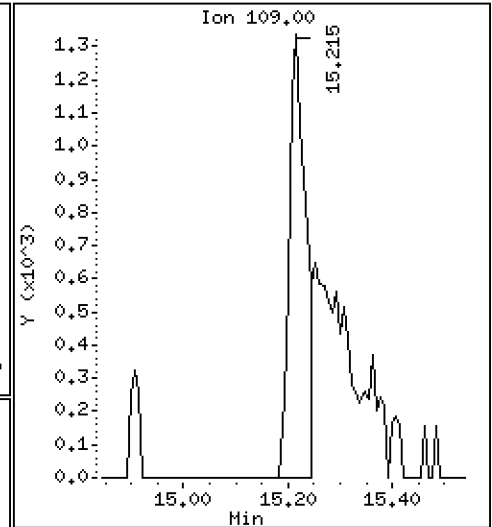
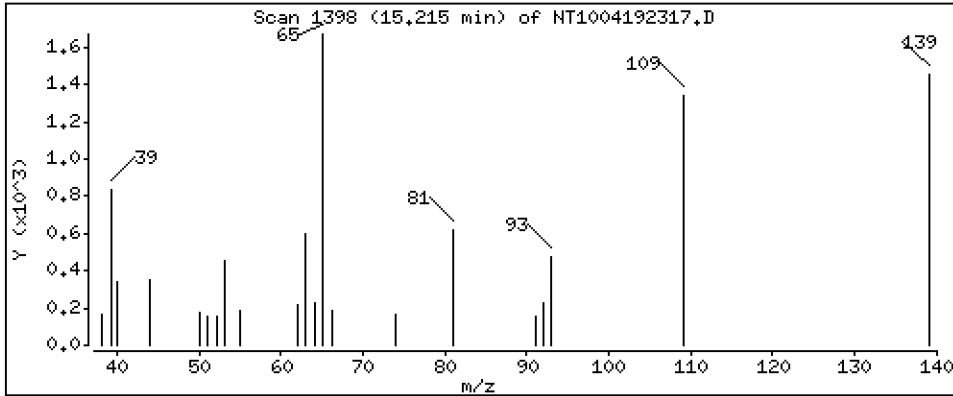
Operator: VTS

Column phase: ZB-5msi

Column diameter: 0.25

47 4-Nitrophenol

Concentration: 0.2361 ug/mL



Date : 19-APR-2023 21:33

Client ID:

Instrument: nt10.i

Sample Info: SLD0281-LCV1

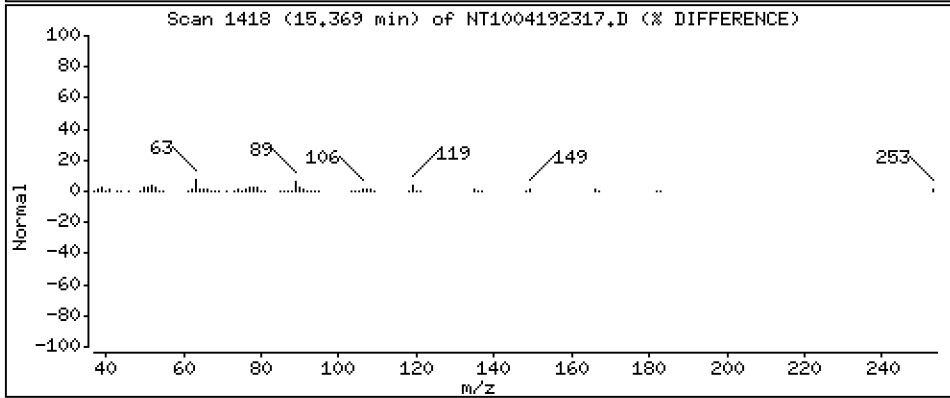
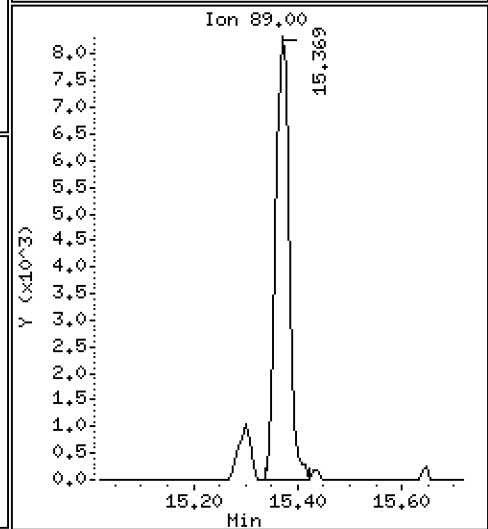
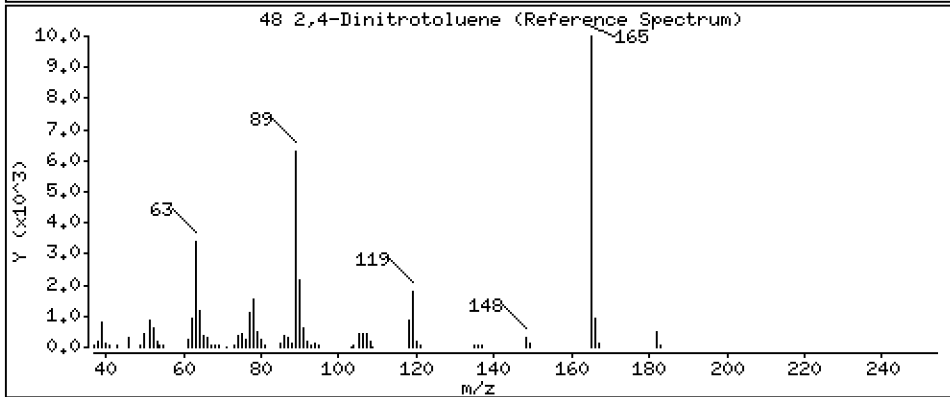
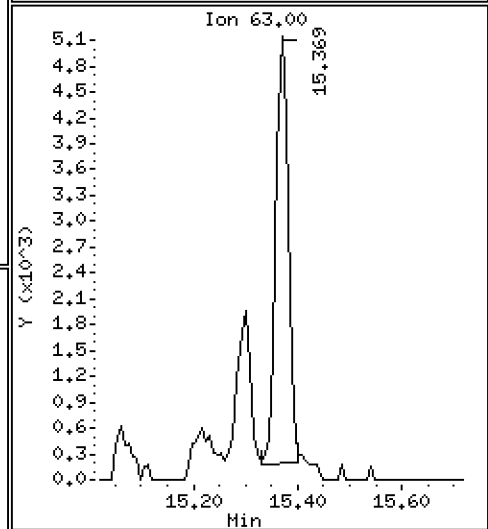
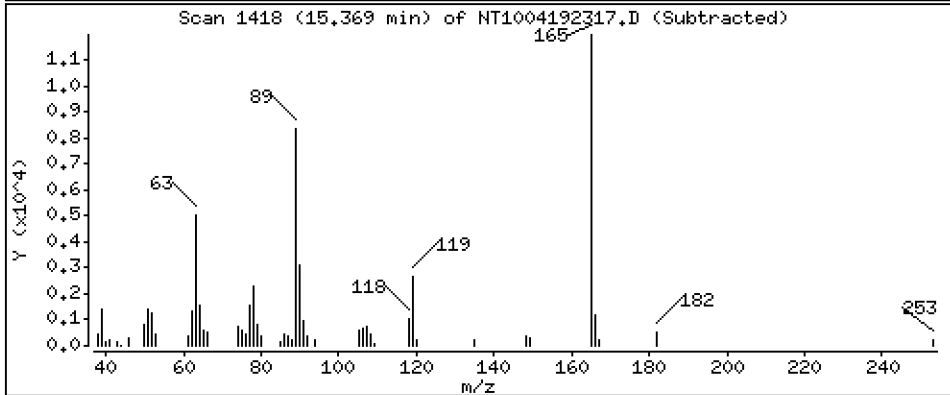
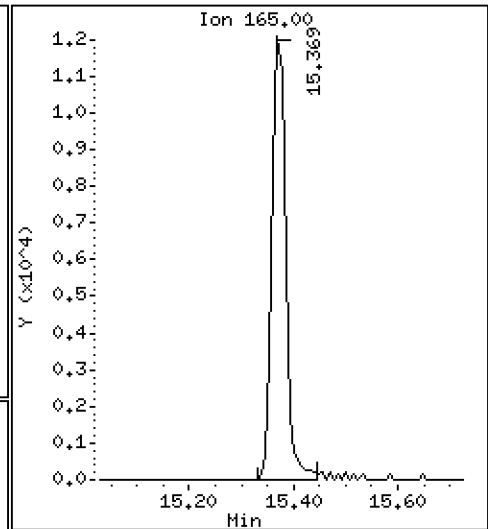
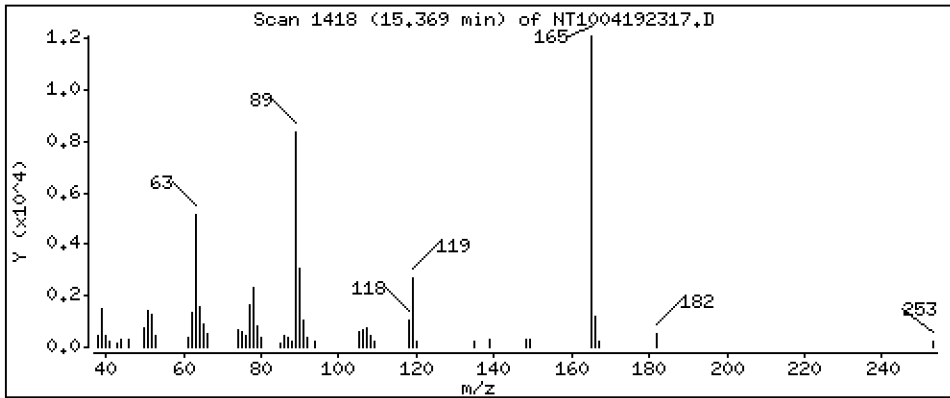
Operator: VTS

Column phase: ZB-5msi

Column diameter: 0,25

48 2,4-Dinitrotoluene

Concentration: 0,7750 ug/mL



Date : 19-APR-2023 21:33

Client ID:

Instrument: nt10.i

Sample Info: SLD0281-LCV1

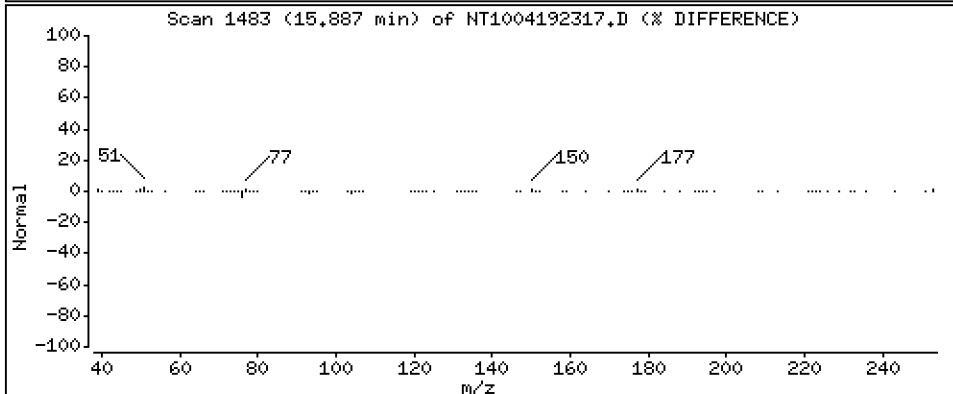
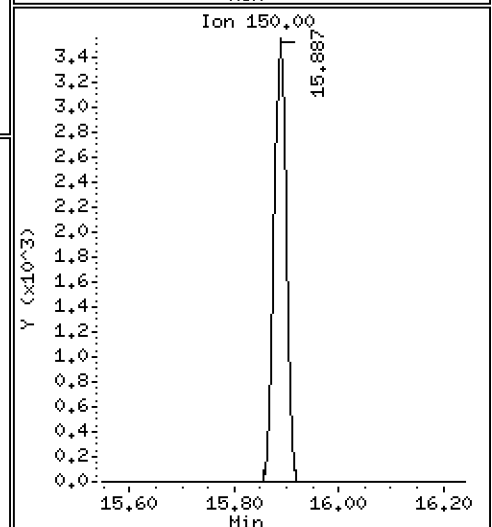
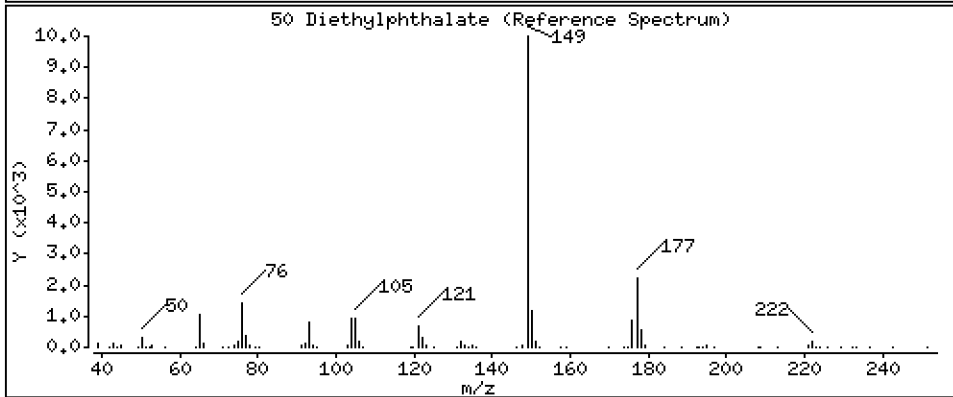
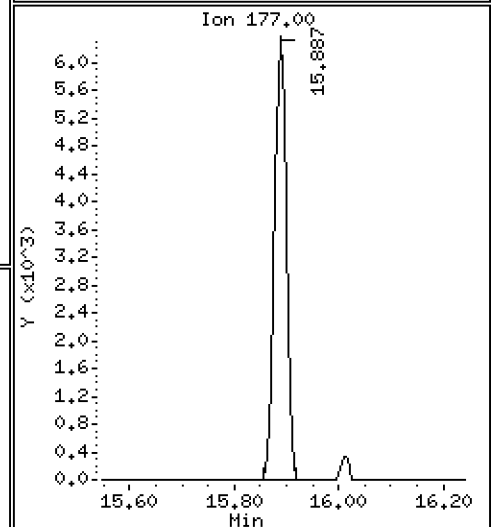
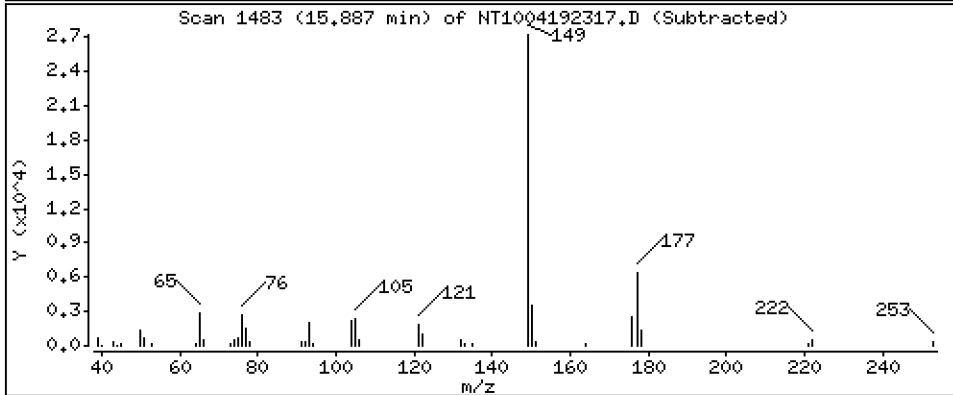
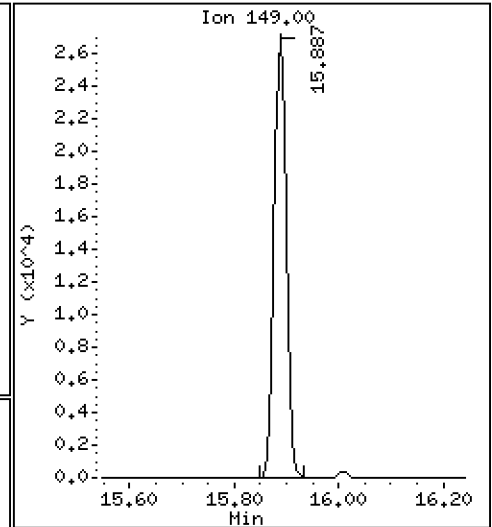
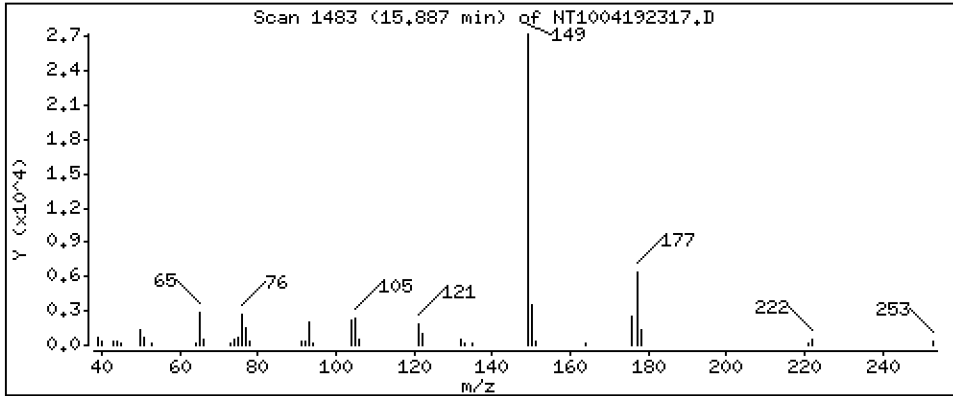
Operator: VTS

Column phase: ZB-5msi

Column diameter: 0,25

50 Diethylphthalate

Concentration: 0,5032 ug/mL



Date : 19-APR-2023 21:33

Client ID:

Instrument: nt10.i

Sample Info: SLD0281-LCV1

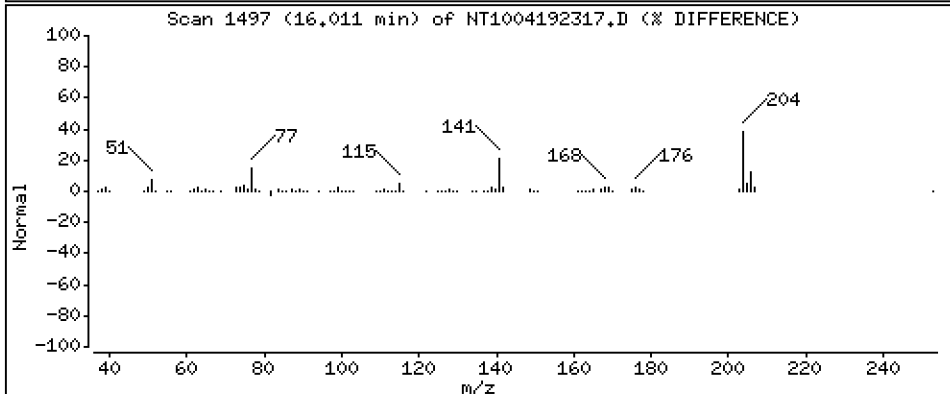
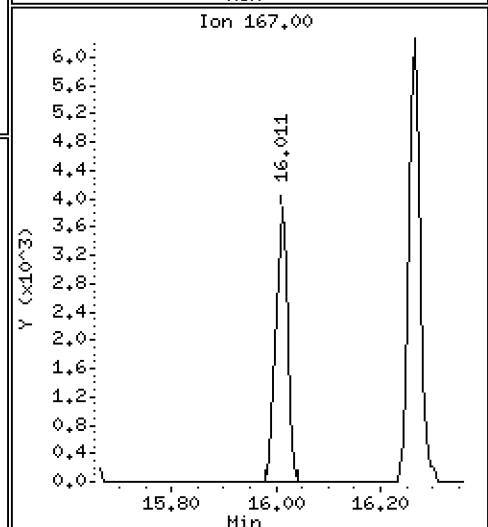
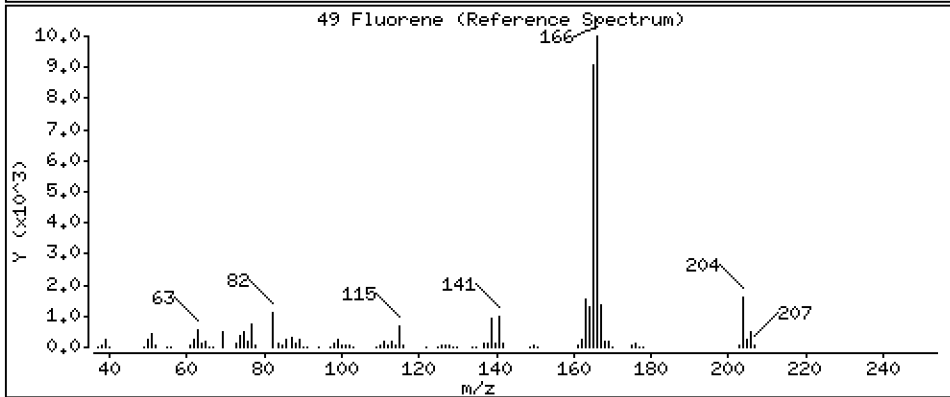
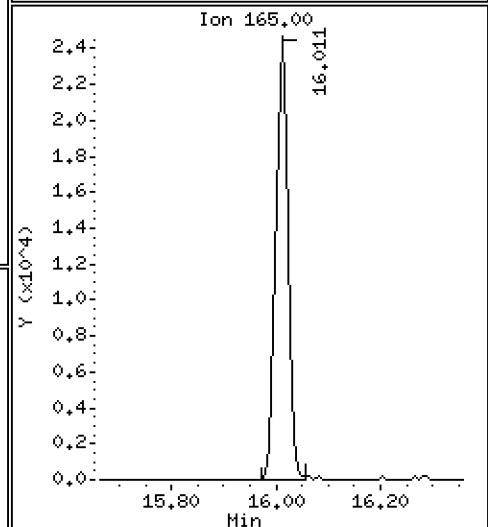
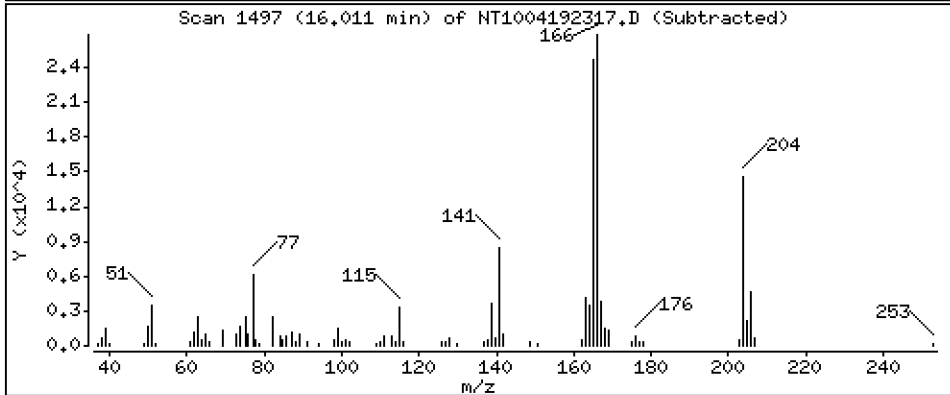
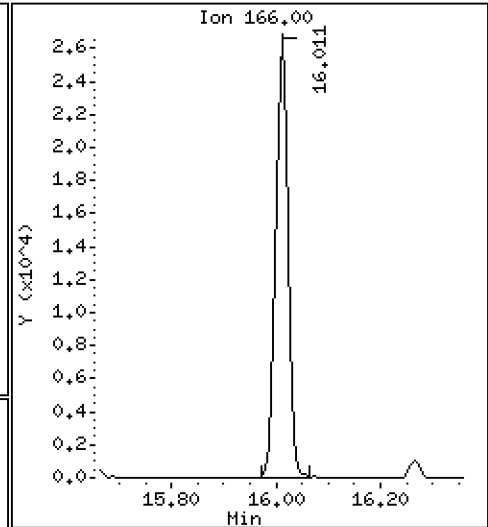
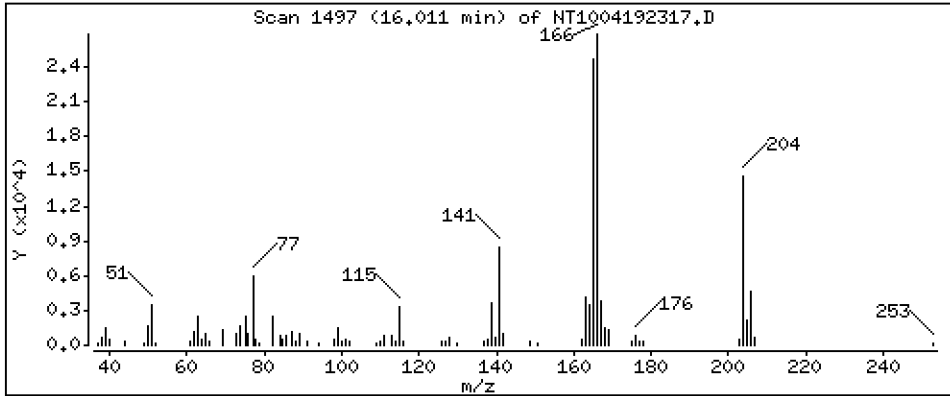
Operator: VTS

Column phase: ZB-5msi

Column diameter: 0,25

49 Fluorene

Concentration: 0,4585 ug/mL



Date : 19-APR-2023 21:33

Client ID:

Instrument: nt10.i

Sample Info: SLD0281-LCV1

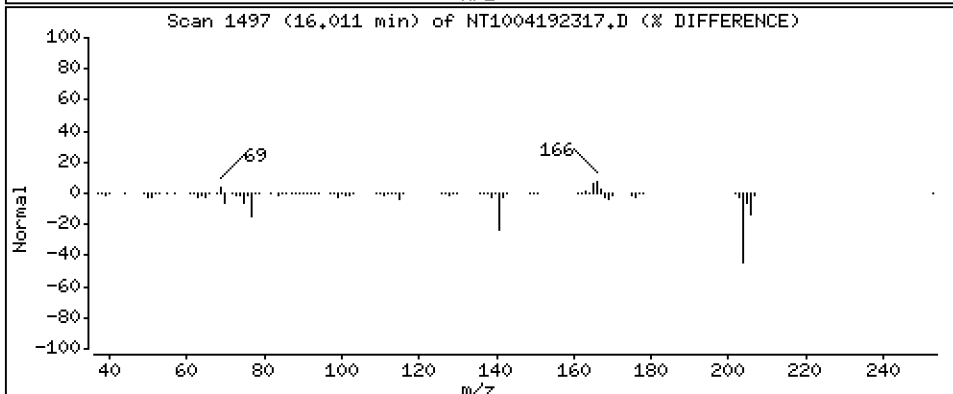
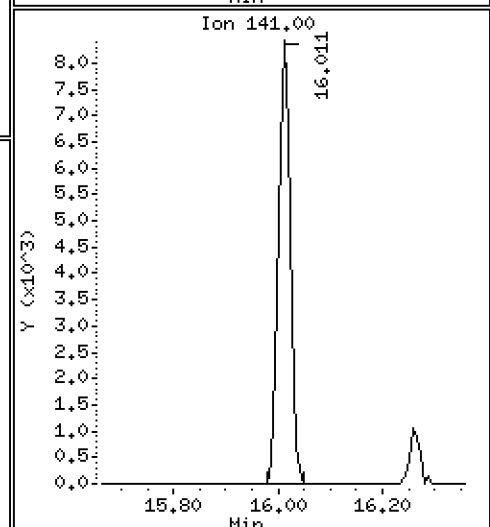
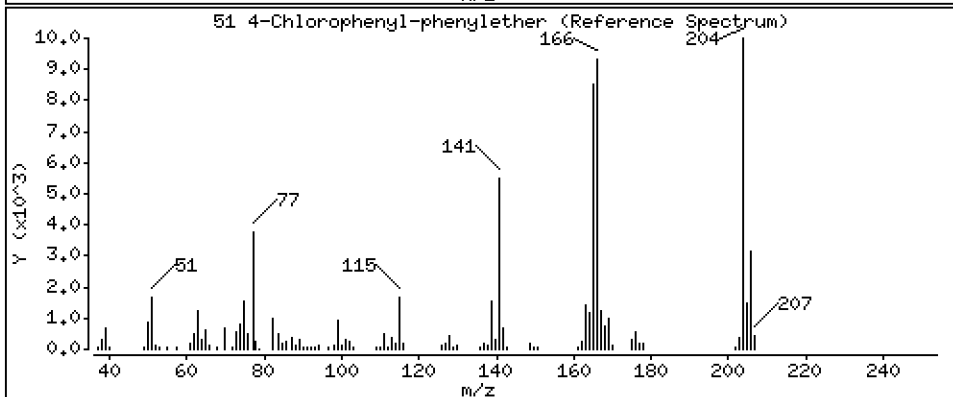
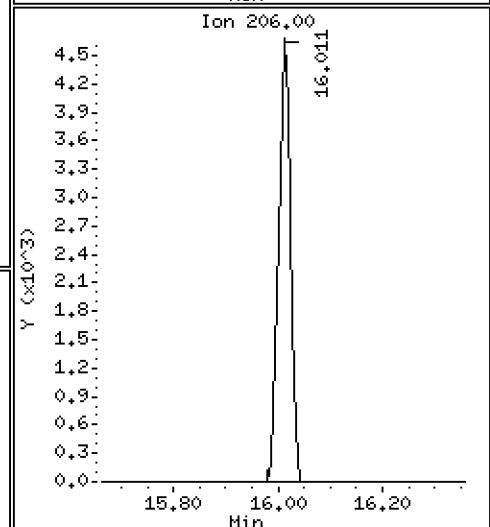
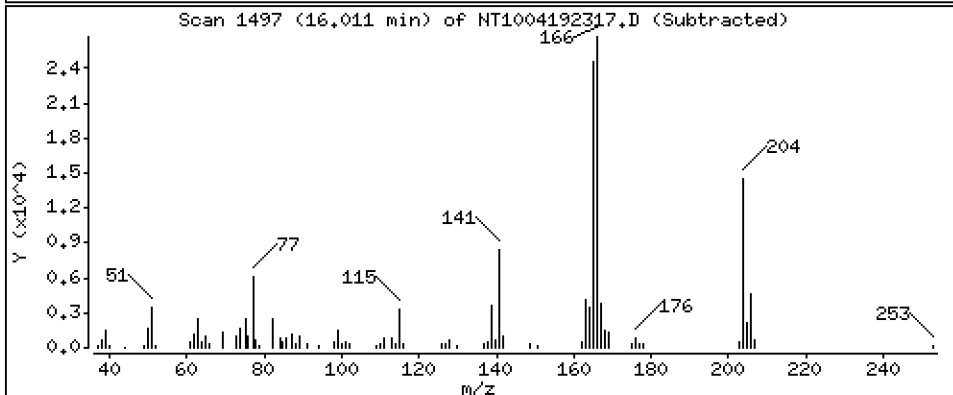
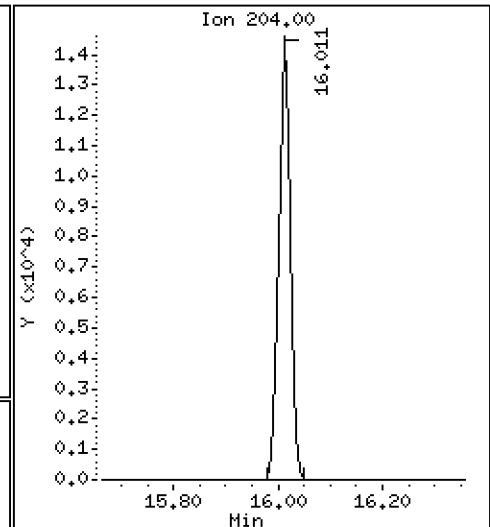
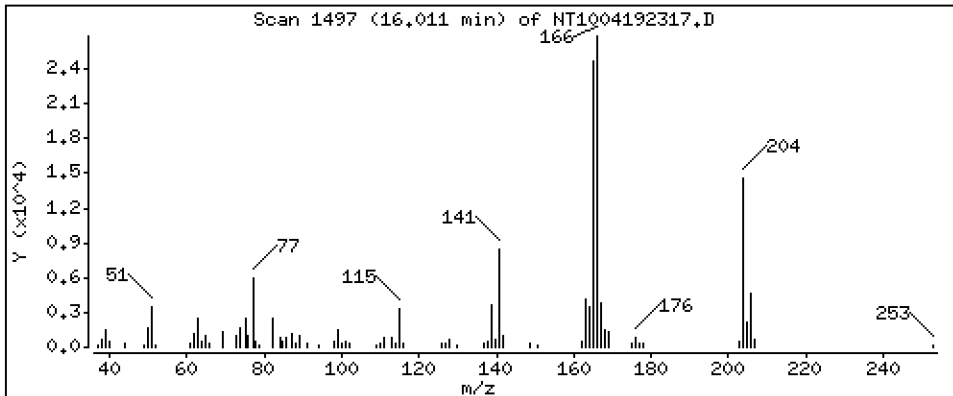
Operator: VTS

Column phase: ZB-5msi

Column diameter: 0,25

51 4-Chlorophenyl-phenylether

Concentration: 0,4929 ug/mL



Date : 19-APR-2023 21:33

Client ID:

Instrument: nt10.i

Sample Info: SLD0281-LCV1

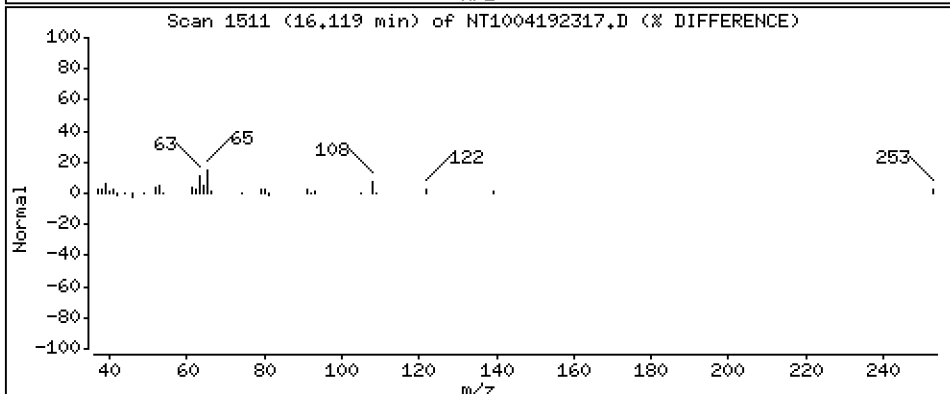
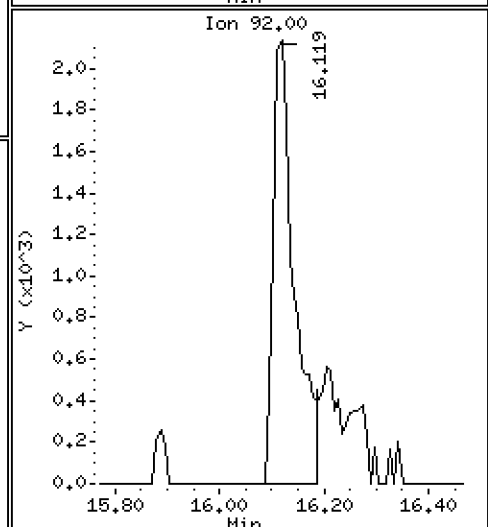
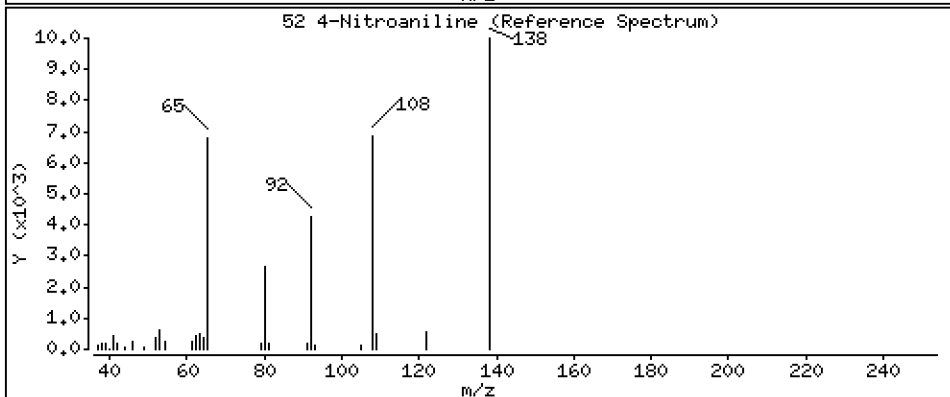
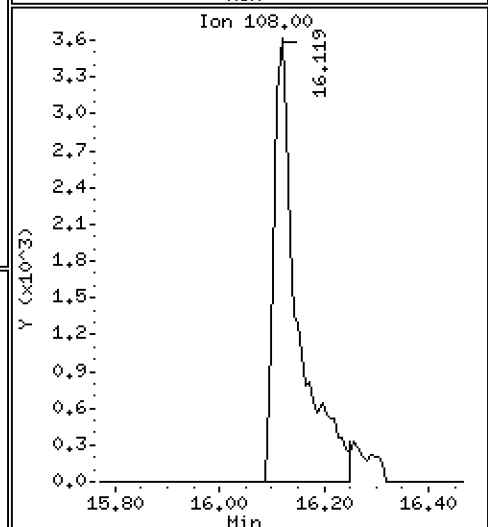
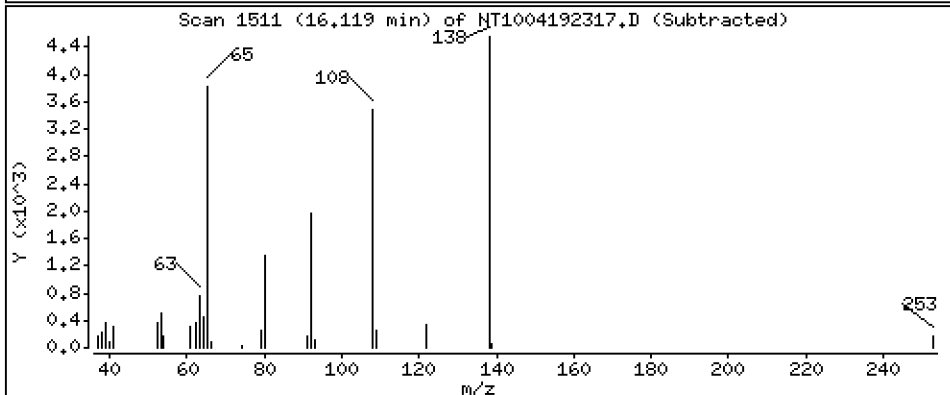
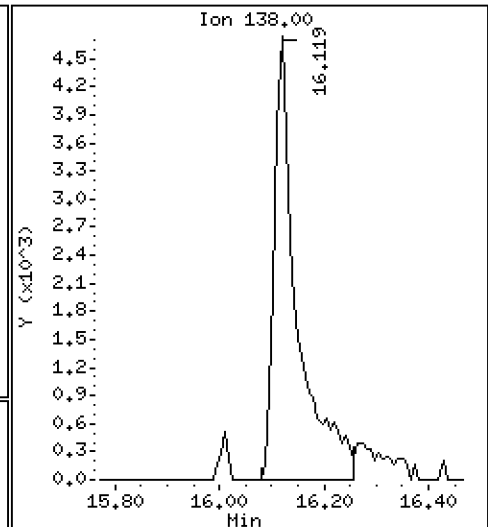
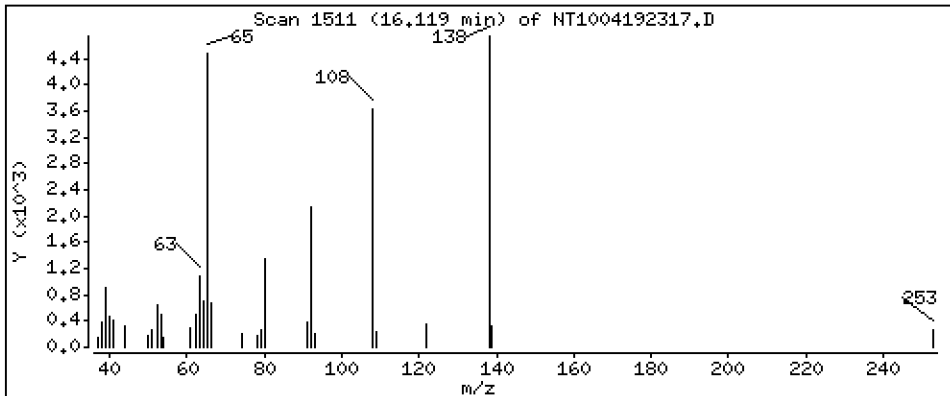
Operator: VTS

Column phase: ZB-5msi

Column diameter: 0,25

52 4-Nitroaniline

Concentration: 0,7615 ug/mL



Date : 19-APR-2023 21:33

Client ID:

Instrument: nt10.i

Sample Info: SLD0281-LCV1

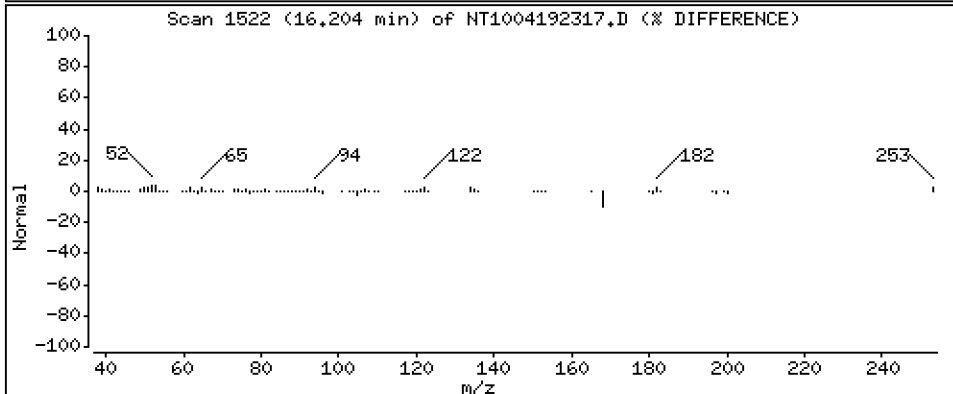
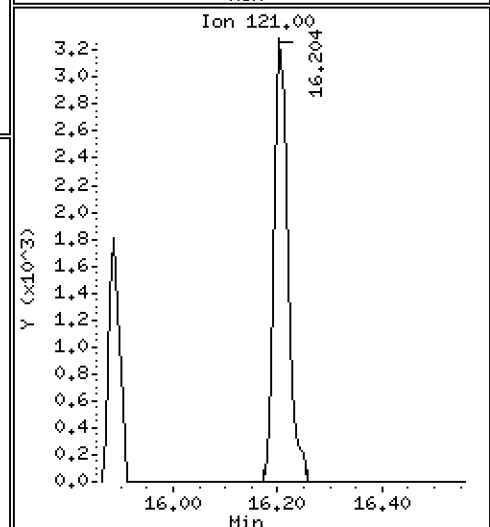
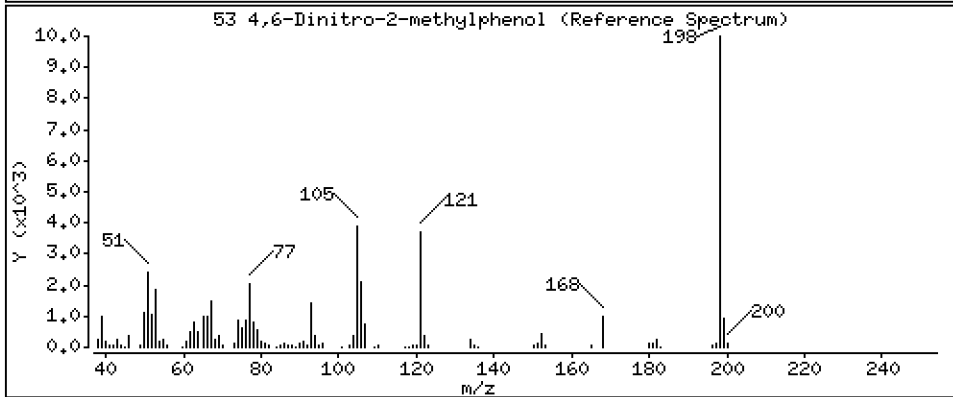
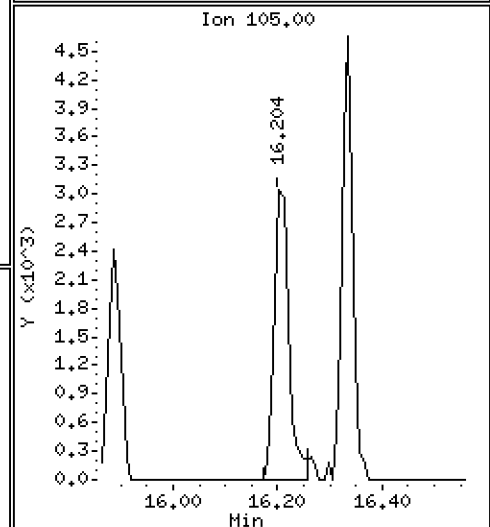
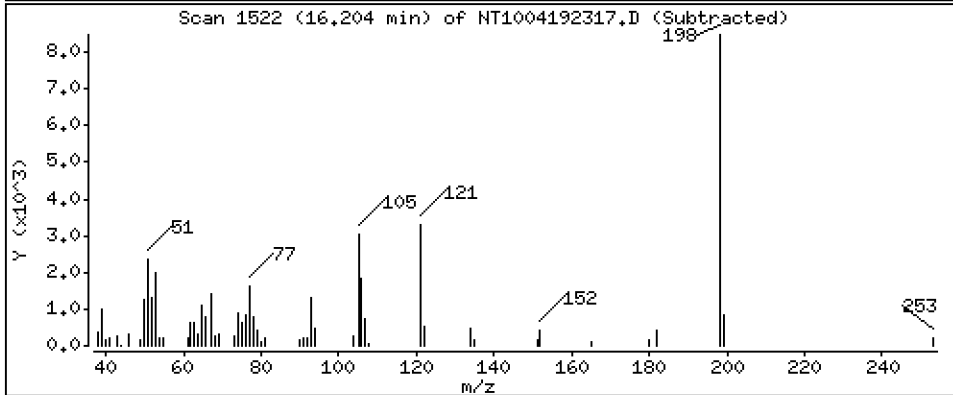
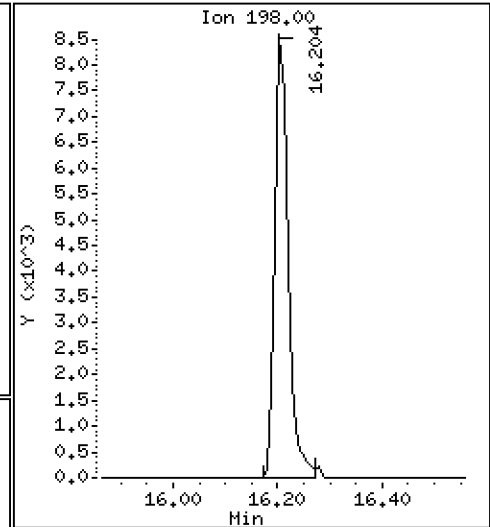
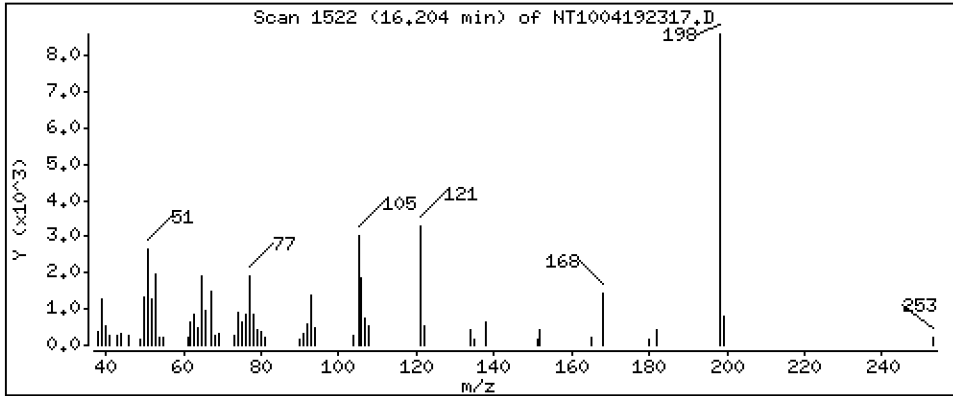
Operator: VTS

Column phase: ZB-5msi

Column diameter: 0.25

53 4,6-Dinitro-2-methylphenol

Concentration: 1.099 ug/mL



Date : 19-APR-2023 21:33

Client ID:

Instrument: nt10.i

Sample Info: SLD0281-LCV1

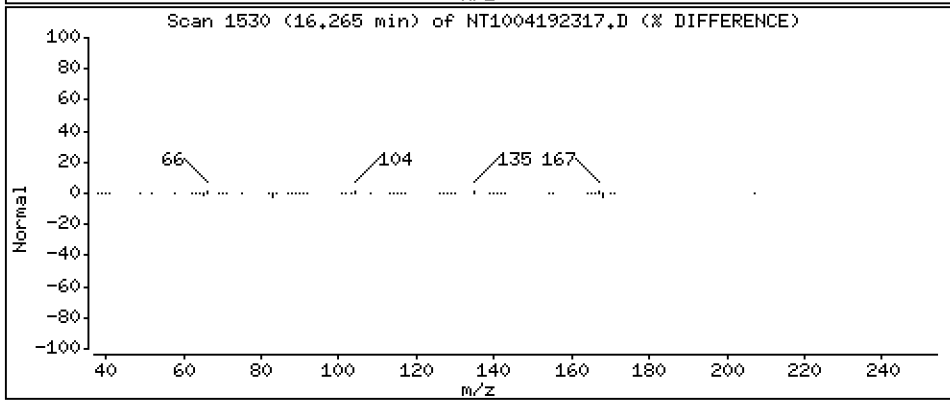
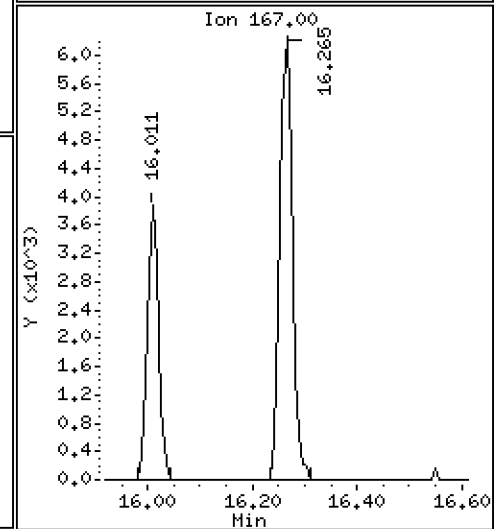
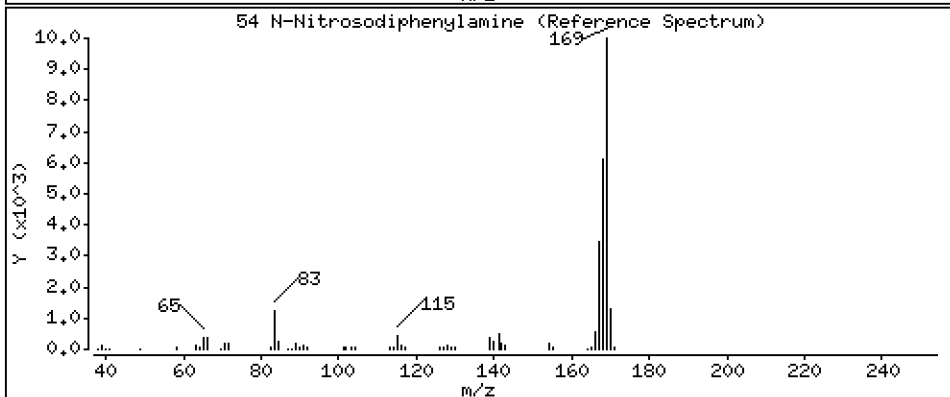
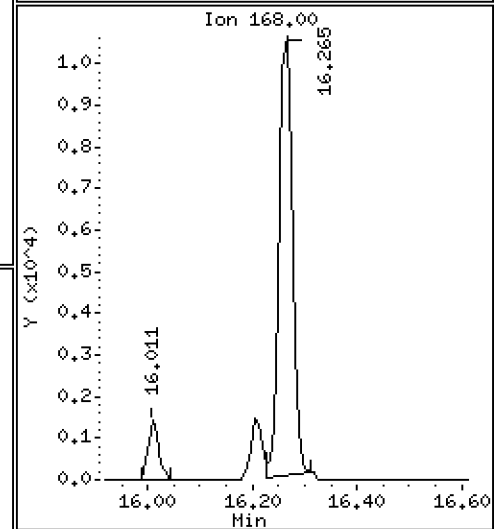
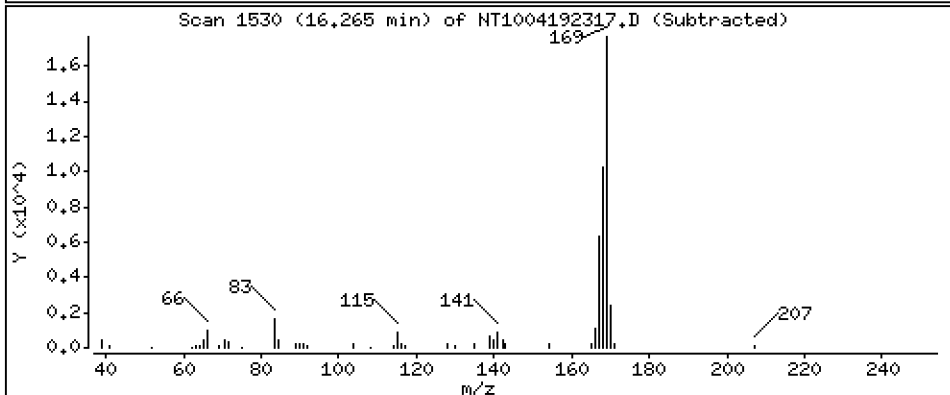
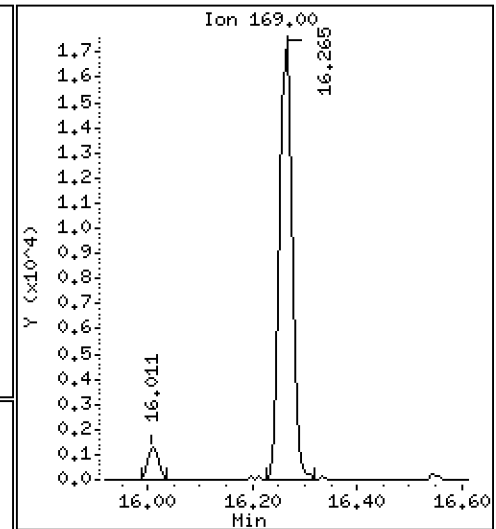
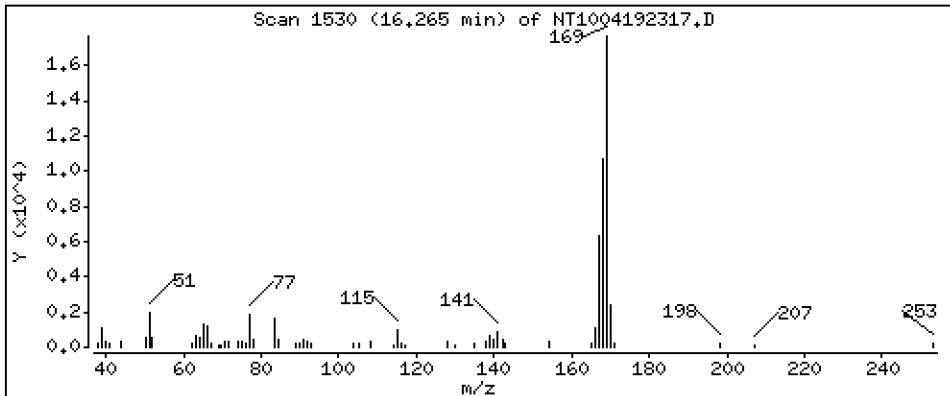
Operator: VTS

Column phase: ZB-5msi

Column diameter: 0,25

54 N-Nitrosodiphenylamine

Concentration: 0,4783 ug/mL



Date : 19-APR-2023 21:33

Client ID:

Instrument: nt10.i

Sample Info: SLD0281-LCV1

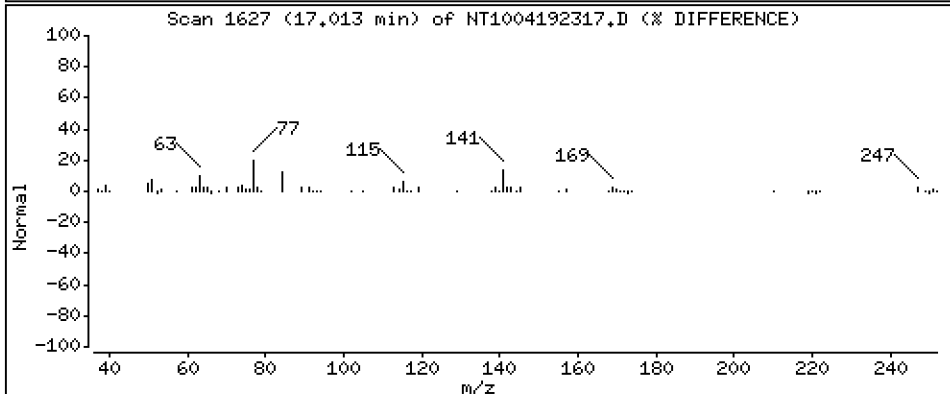
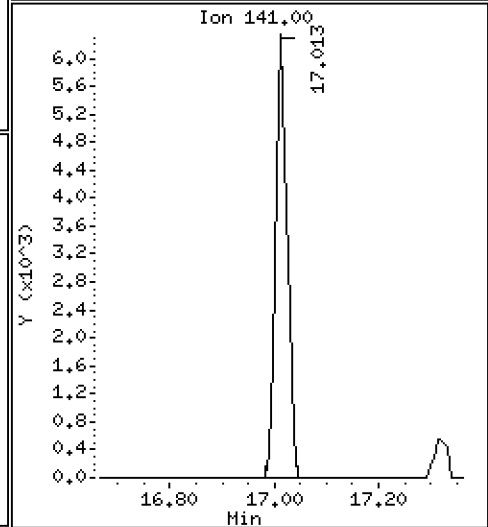
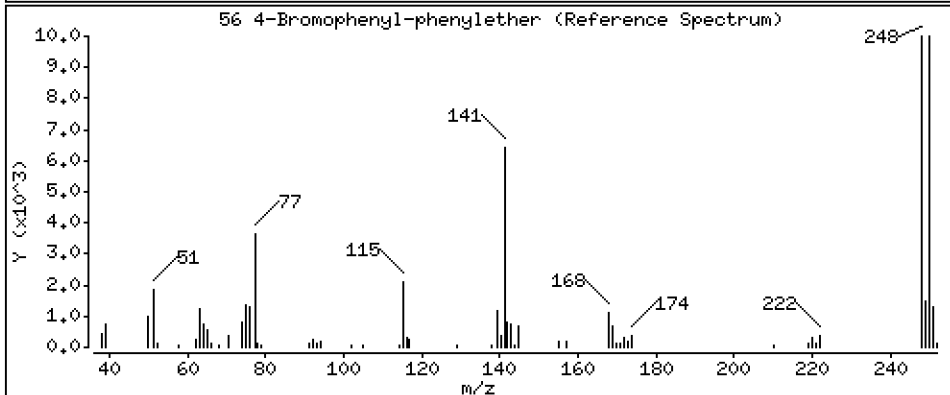
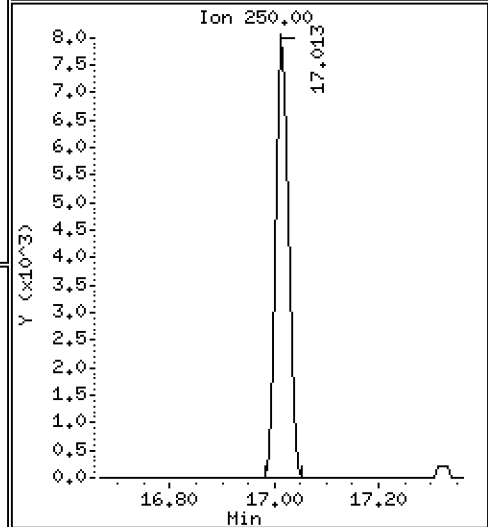
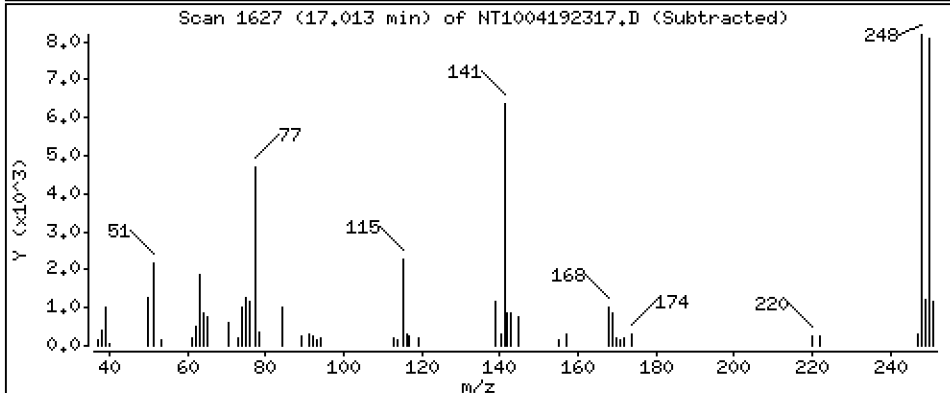
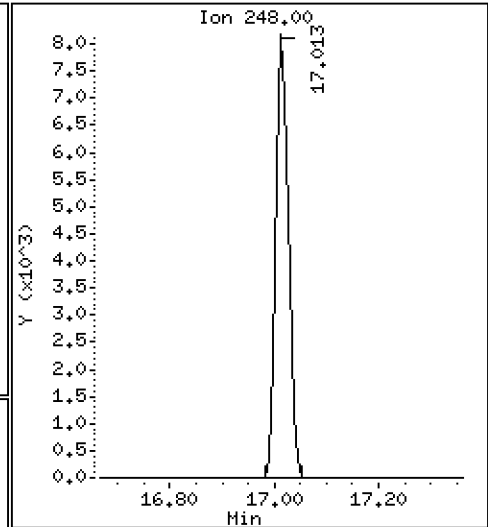
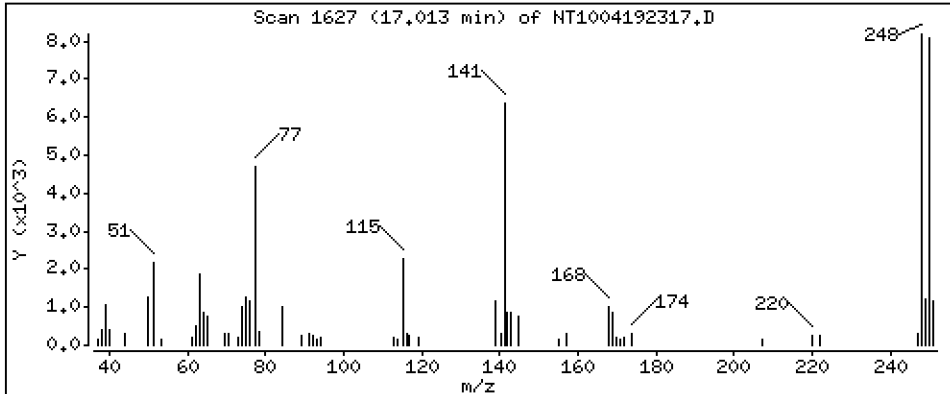
Operator: VTS

Column phase: ZB-5msi

Column diameter: 0,25

56 4-Bromophenyl-phenylether

Concentration: 0,5456 ug/mL



Date : 19-APR-2023 21:33

Client ID:

Instrument: nt10.i

Sample Info: SLD0281-LCV1

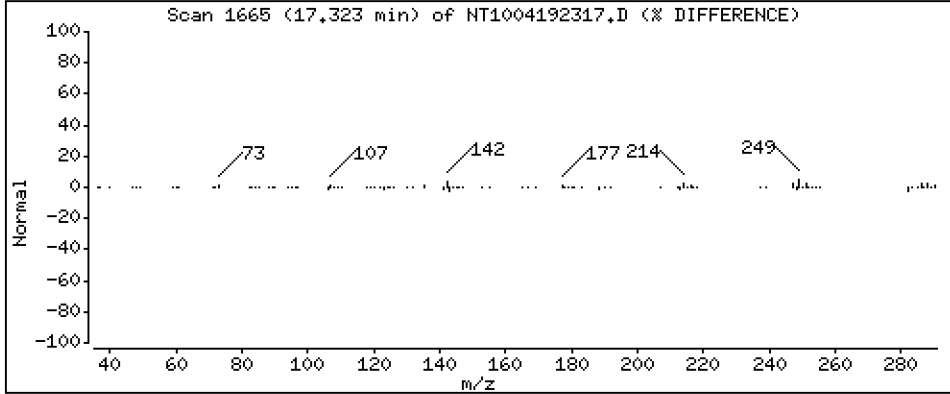
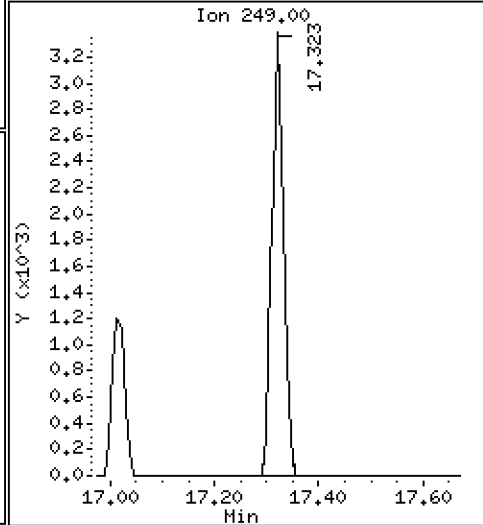
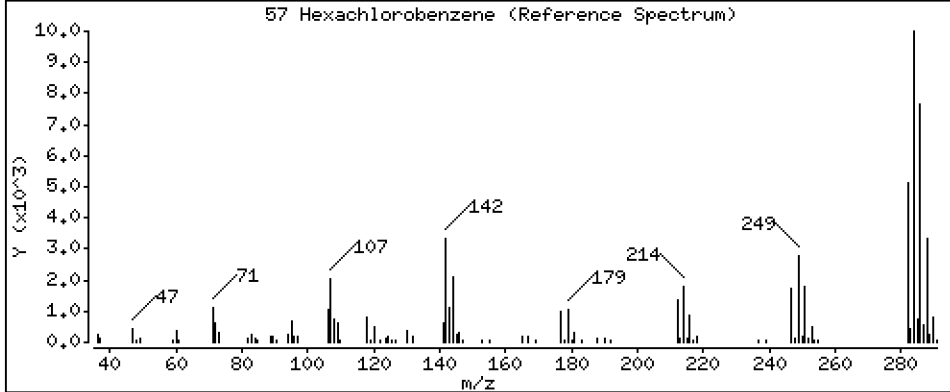
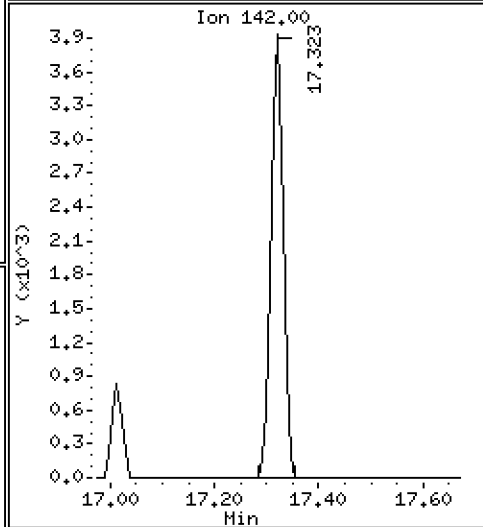
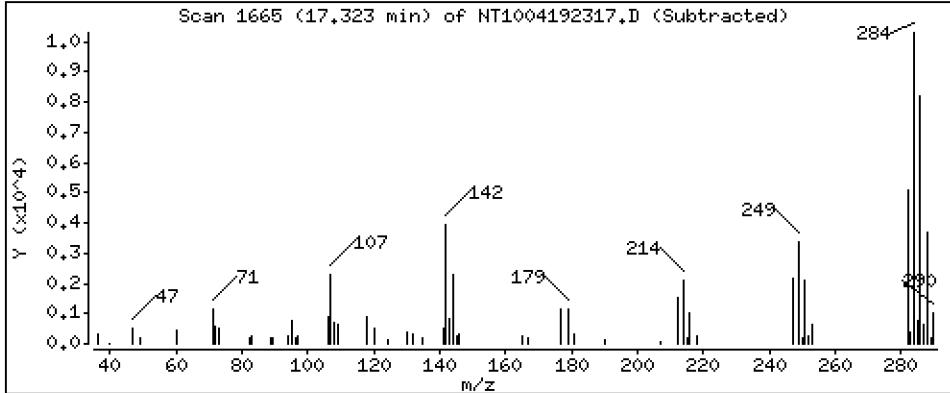
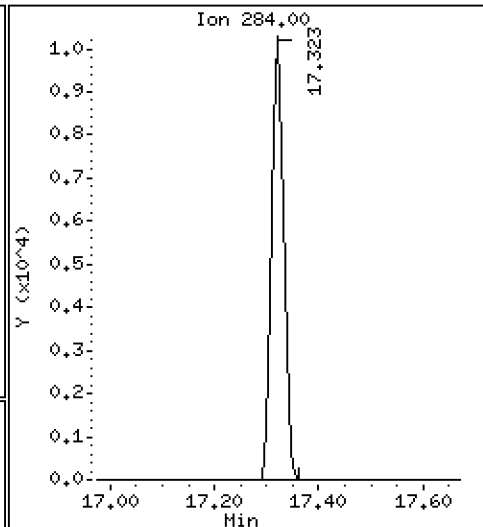
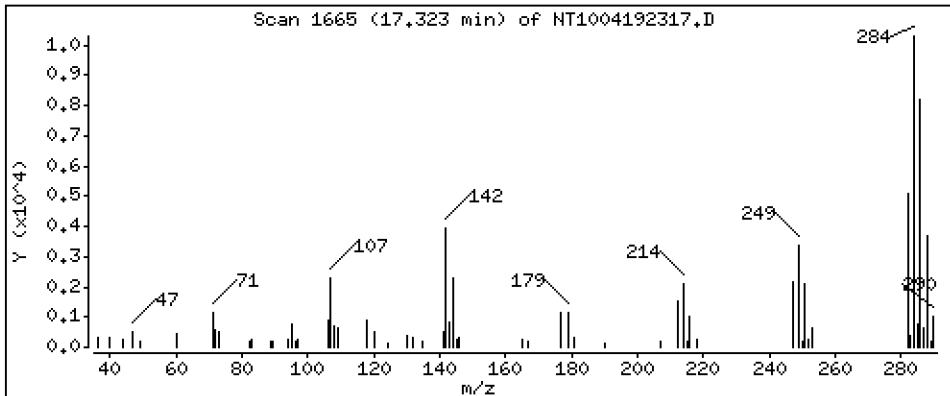
Operator: VTS

Column phase: ZB-5msi

Column diameter: 0.25

57 Hexachlorobenzene

Concentration: 0.6190 ug/mL



Date : 19-APR-2023 21:33

Client ID:

Instrument: nt10.i

Sample Info: SLD0281-LCV1

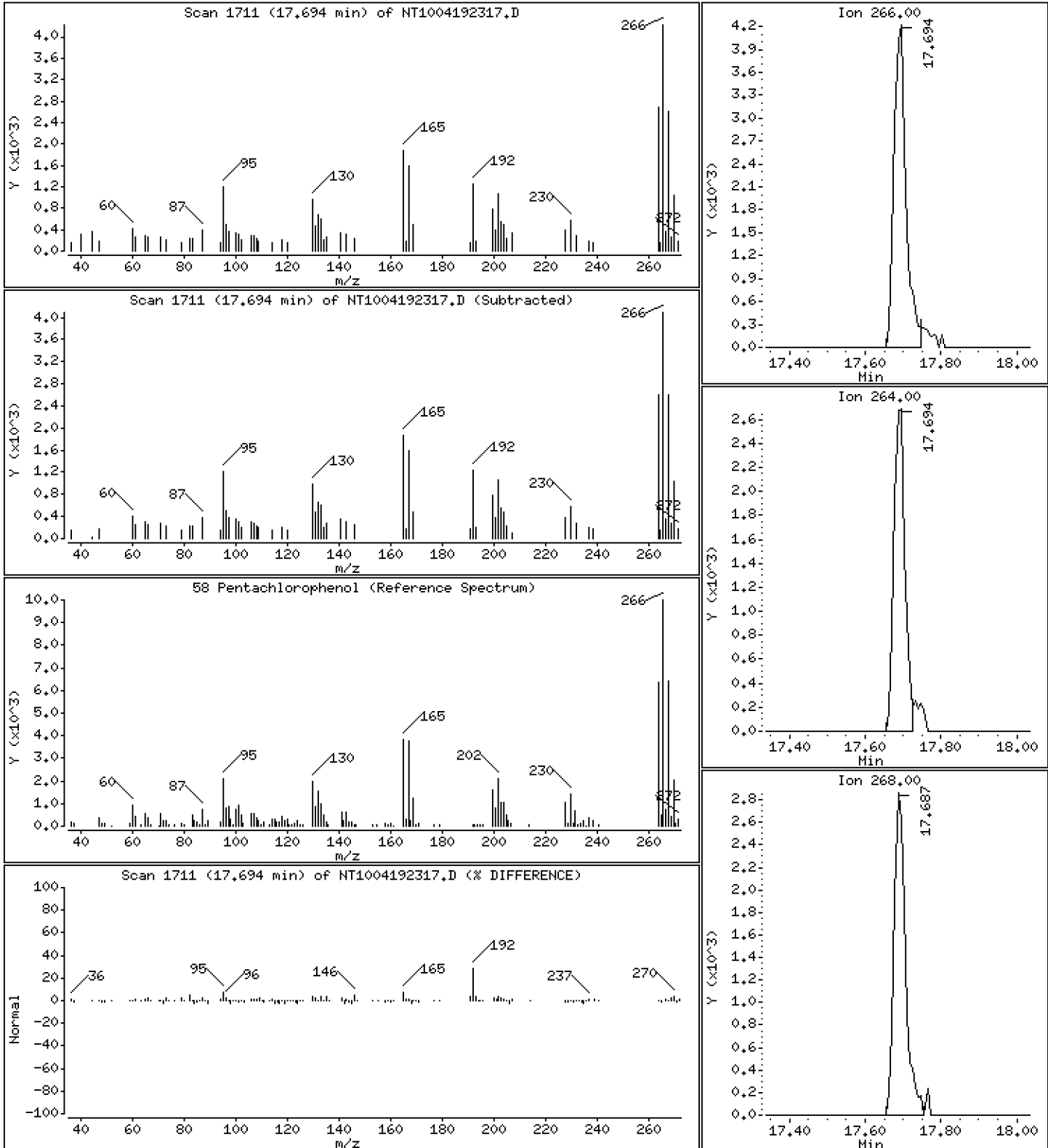
Operator: VTS

Column phase: ZB-5msi

Column diameter: 0.25

58 Pentachlorophenol

Concentration: 0.6000 ug/mL



Date : 19-APR-2023 21:33

Client ID:

Instrument: nt10.i

Sample Info: SLD0281-LCV1

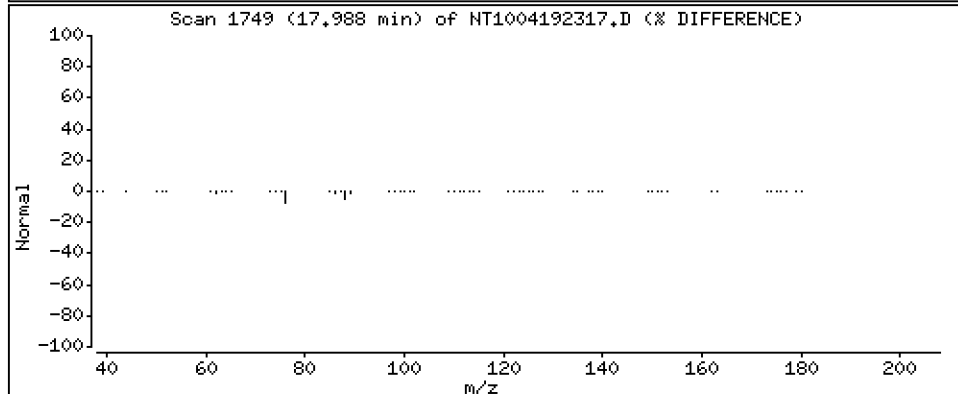
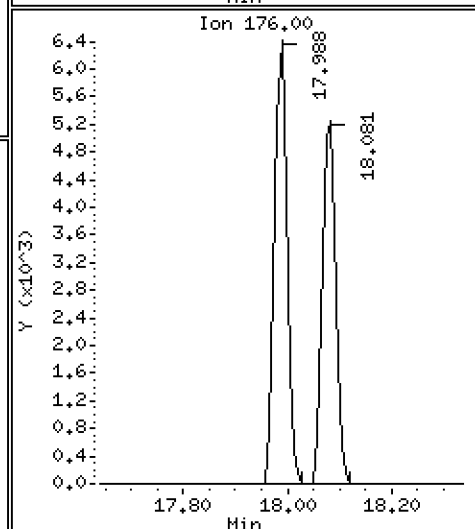
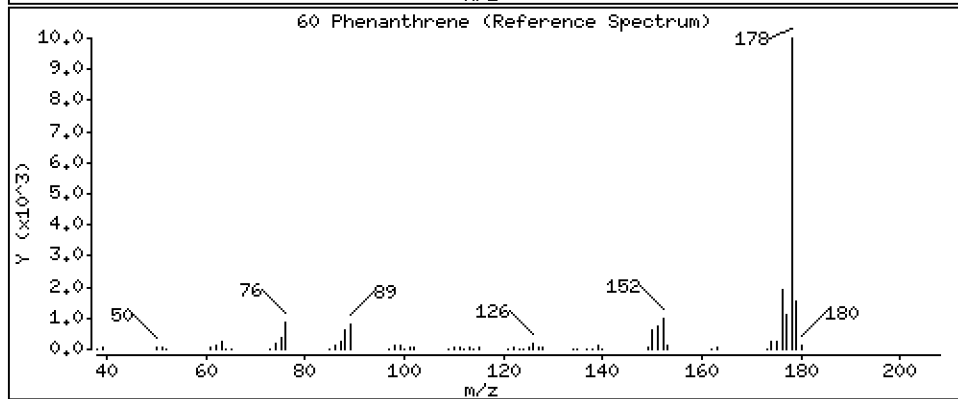
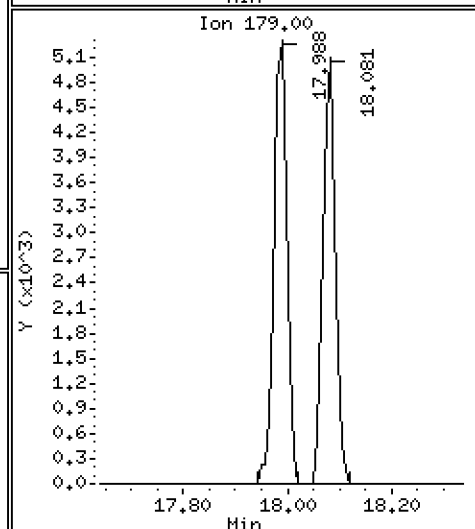
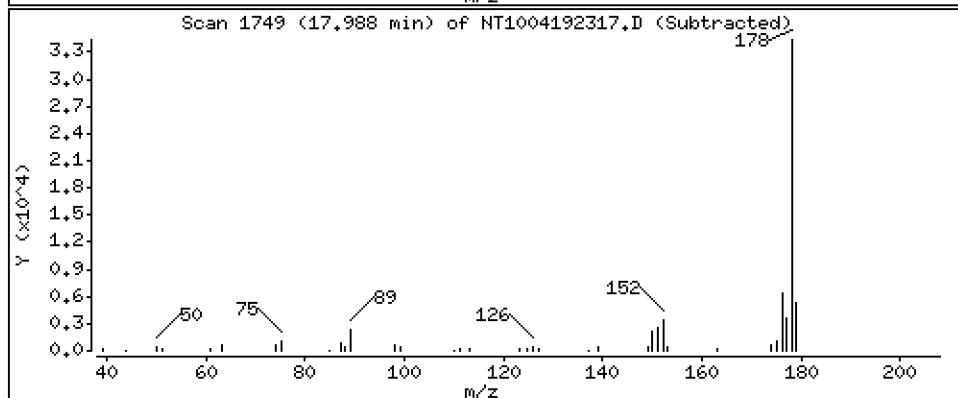
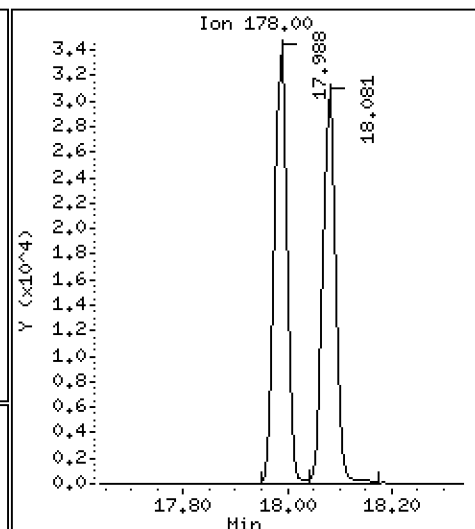
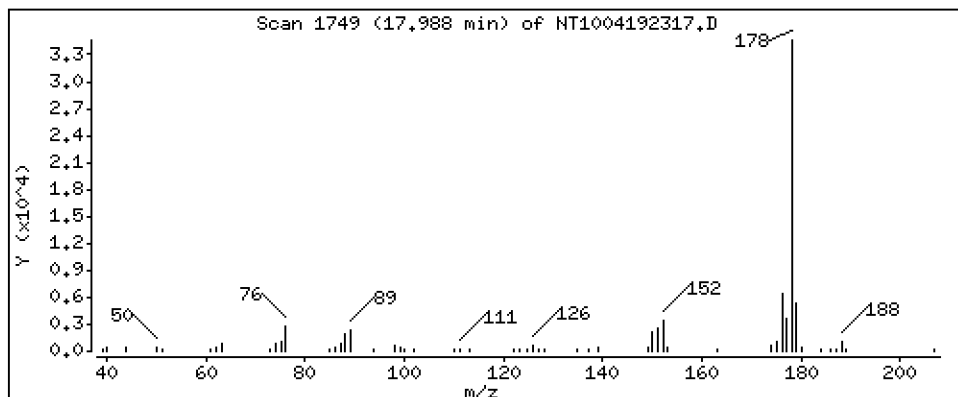
Operator: VTS

Column phase: ZB-5msi

Column diameter: 0.25

60 Phenanthrene

Concentration: 0.4576 ug/mL



Date : 19-APR-2023 21:33

Client ID:

Instrument: nt10.i

Sample Info: SLD0281-LCV1

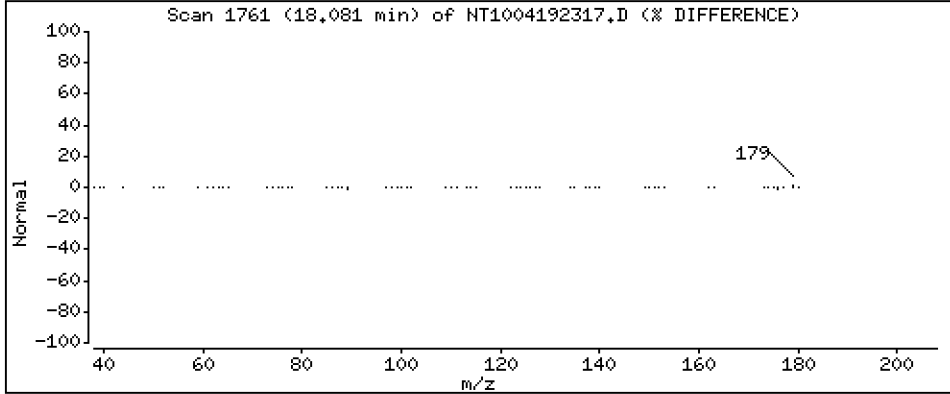
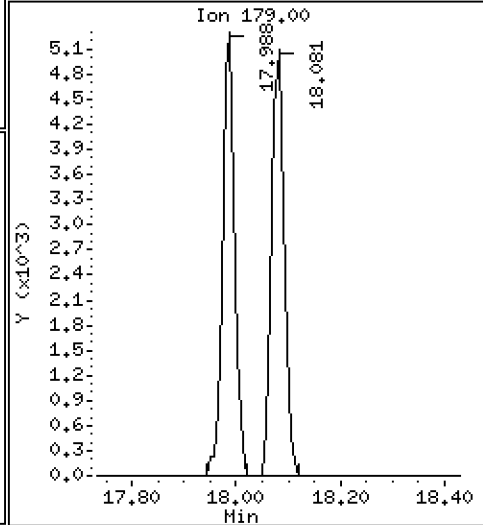
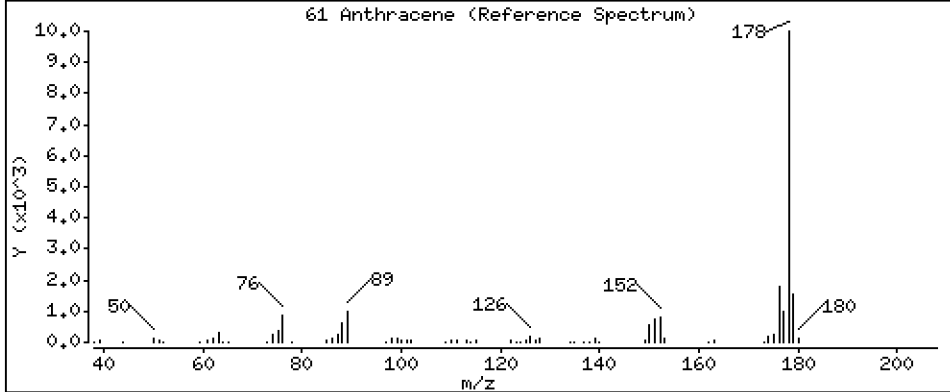
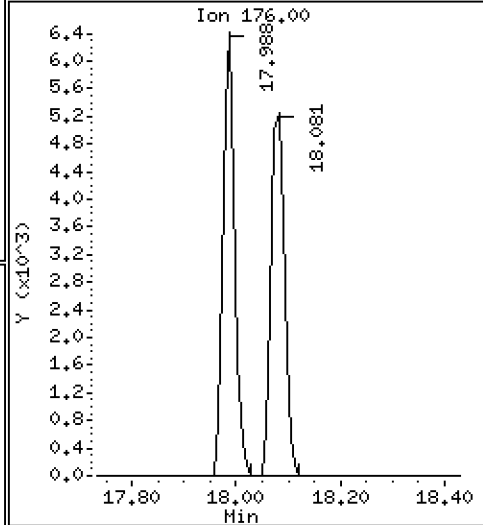
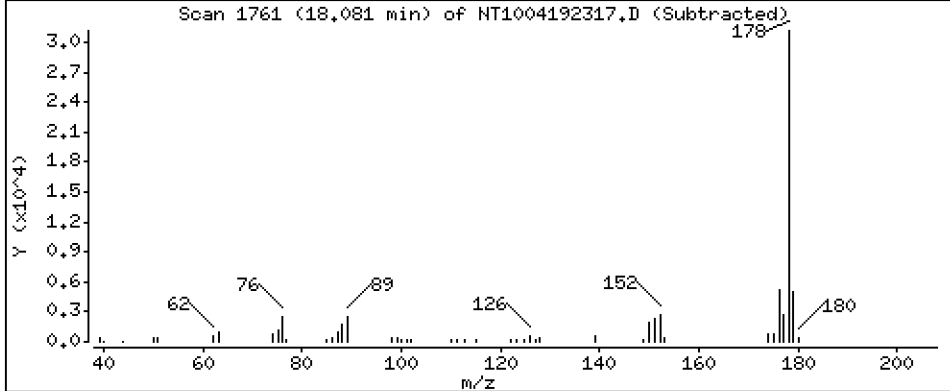
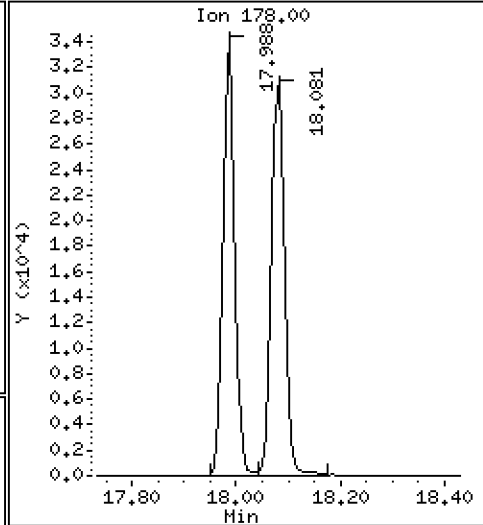
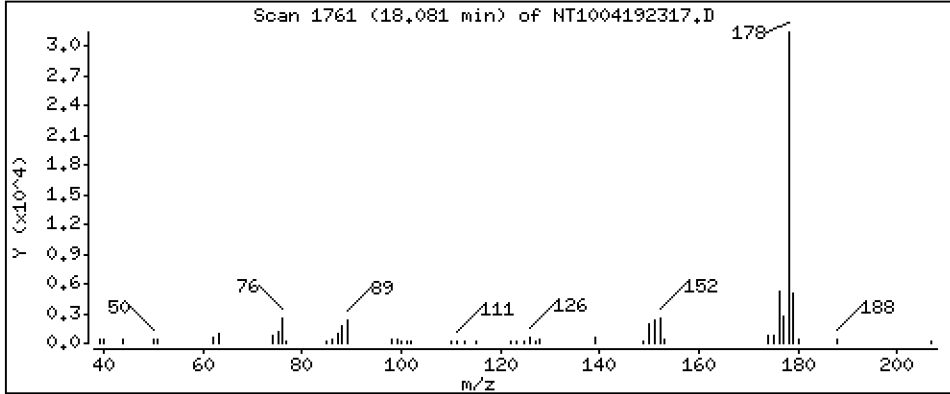
Operator: VTS

Column phase: ZB-5msi

Column diameter: 0.25

61 Anthracene

Concentration: 0.4549 ug/mL



Date : 19-APR-2023 21:33

Client ID:

Instrument: nt10.i

Sample Info: SLD0281-LCV1

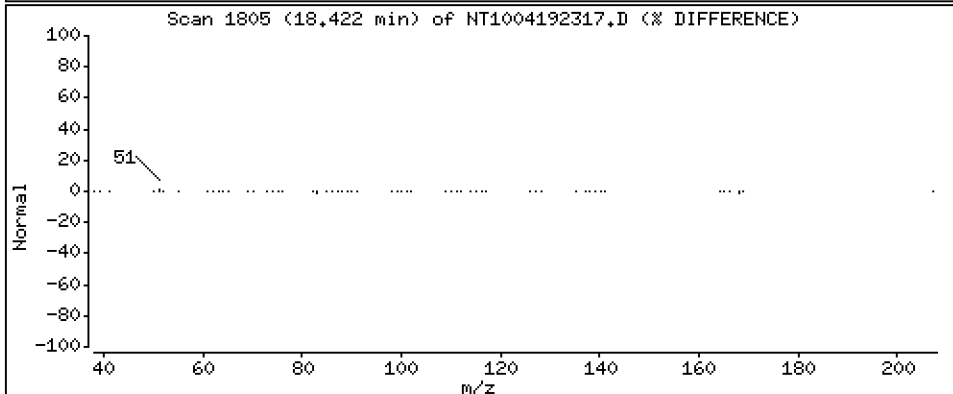
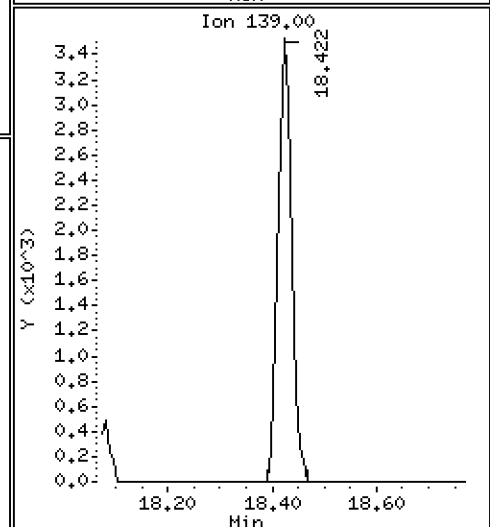
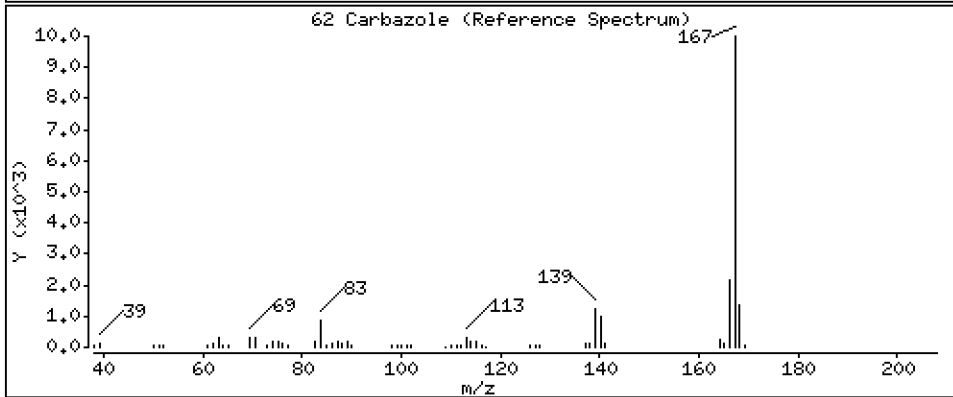
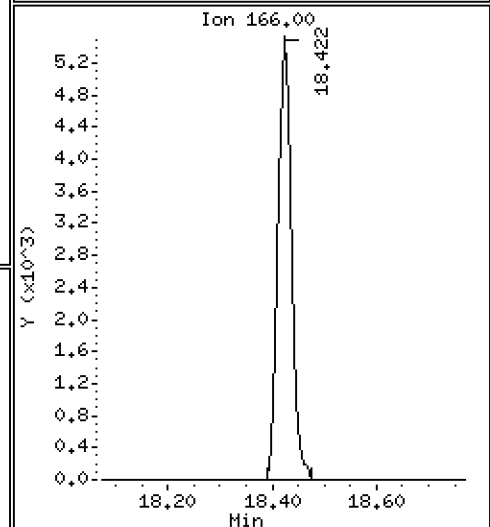
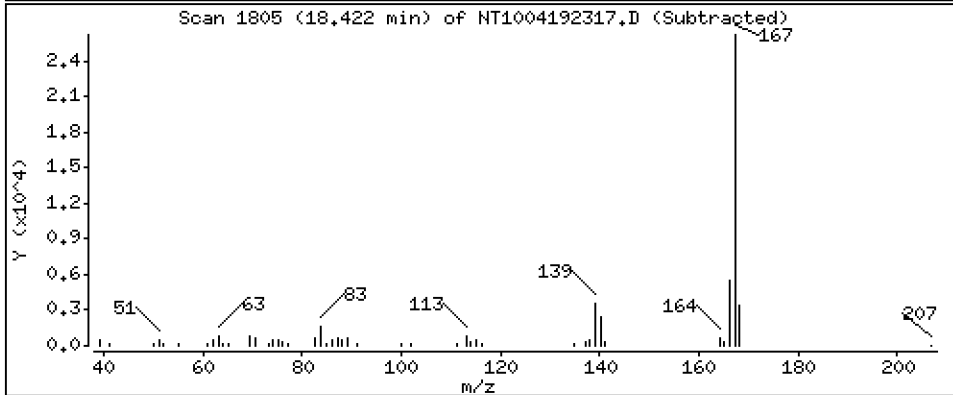
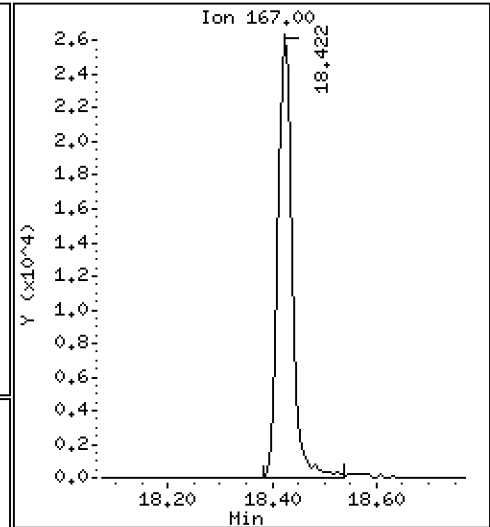
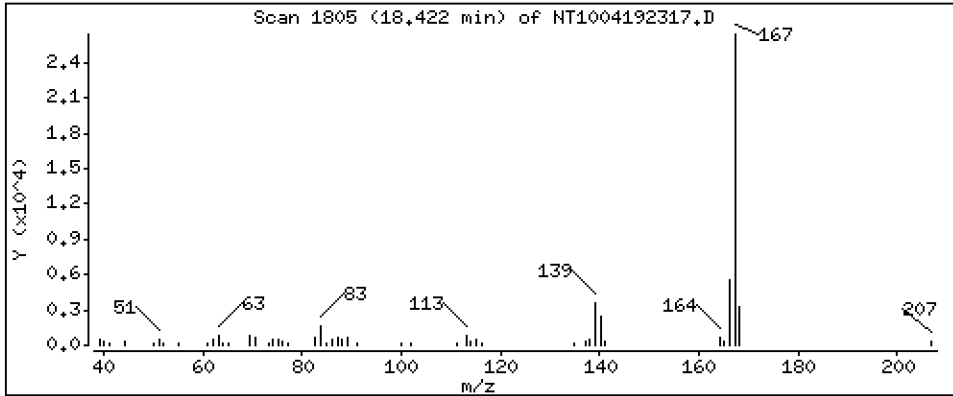
Operator: VTS

Column phase: ZB-5msi

Column diameter: 0,25

62 Carbazole

Concentration: 0,4735 ug/mL



Date : 19-APR-2023 21:33

Client ID:

Instrument: nt10.i

Sample Info: SLD0281-LCV1

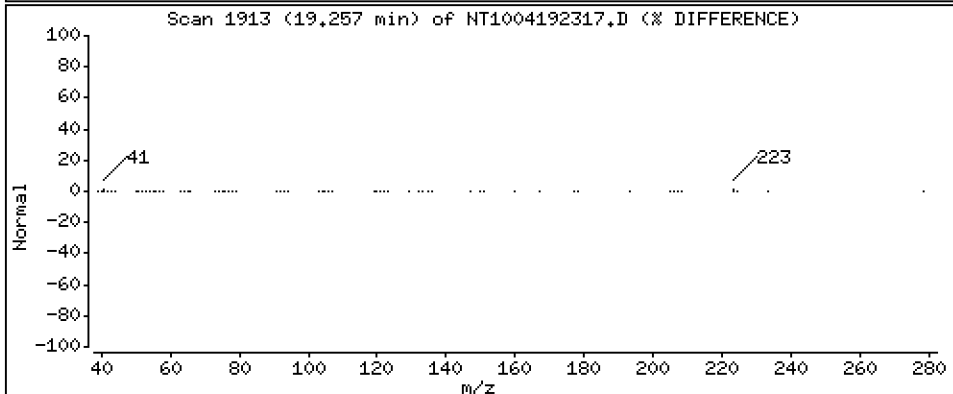
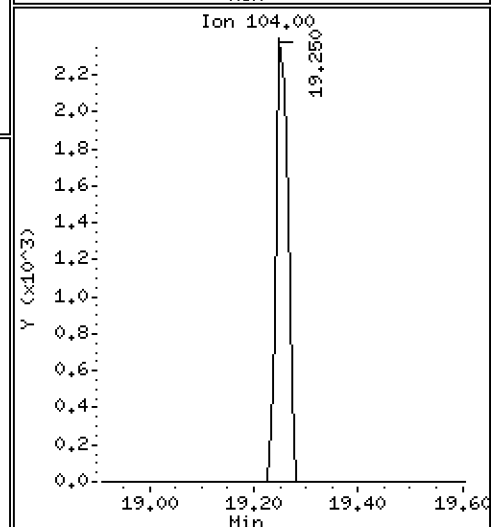
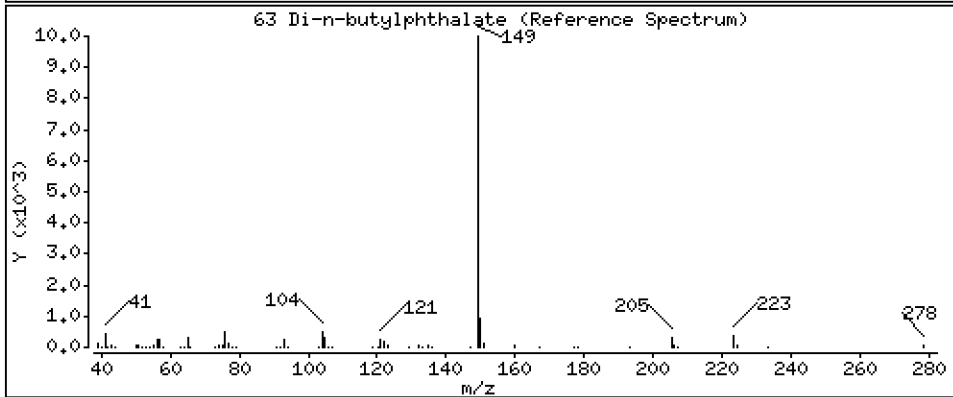
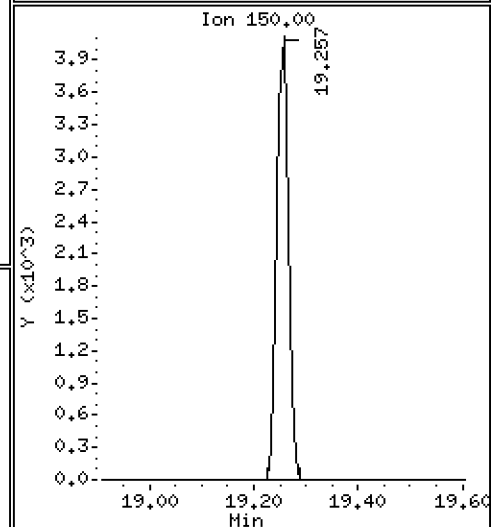
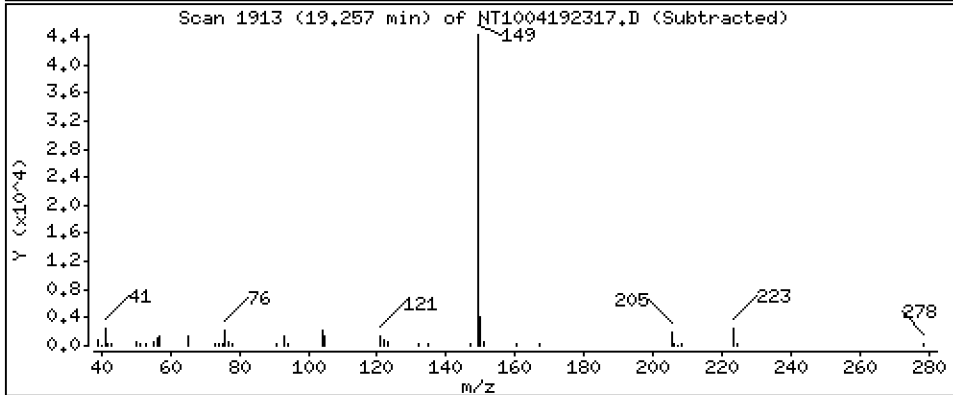
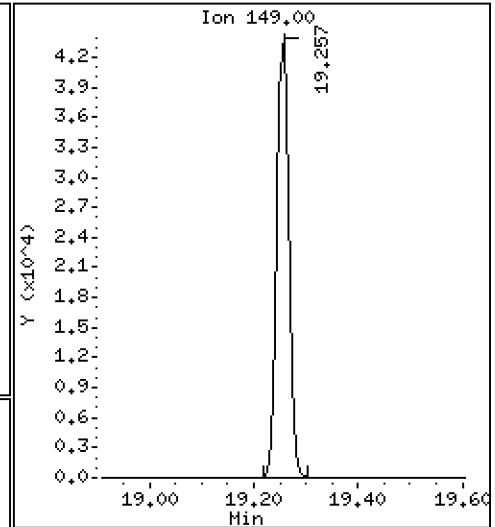
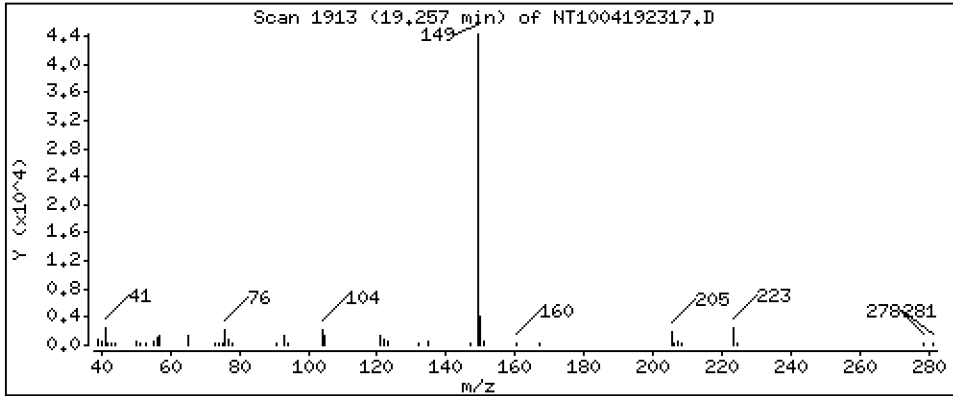
Operator: VTS

Column phase: ZB-5msi

Column diameter: 0,25

63 Di-n-butylphthalate

Concentration: 0,4837 ug/mL



Date : 19-APR-2023 21:33

Client ID:

Instrument: nt10.i

Sample Info: SLD0281-LCV1

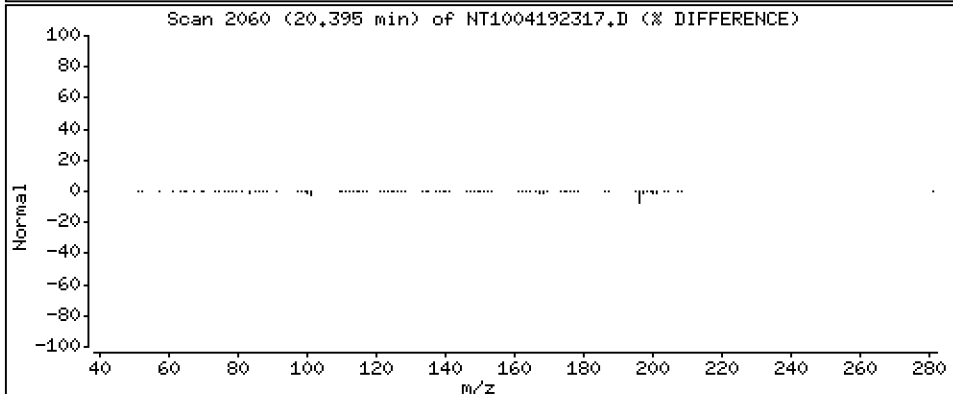
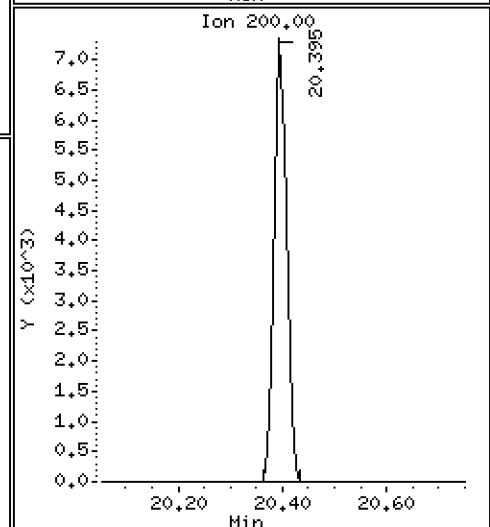
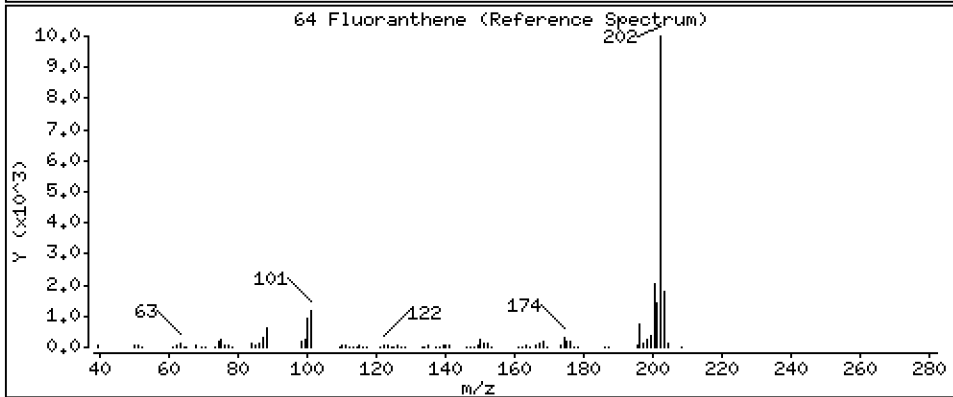
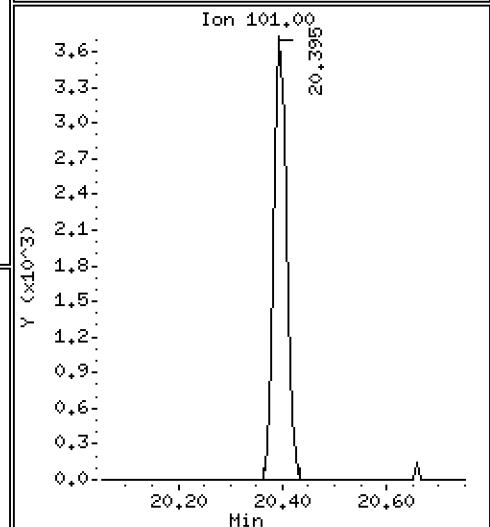
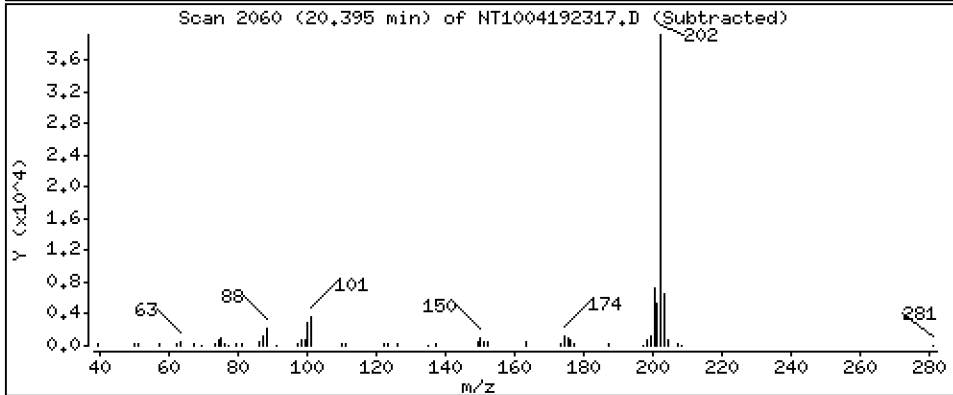
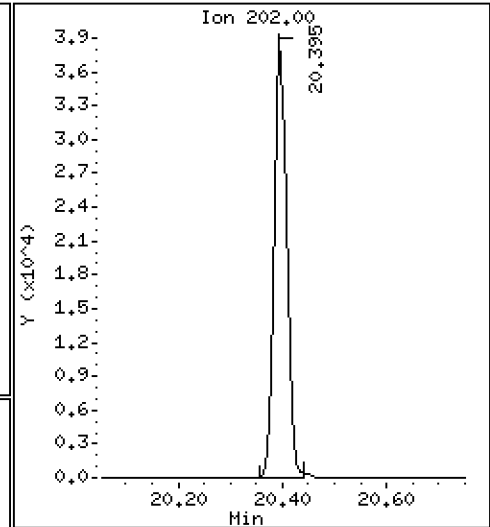
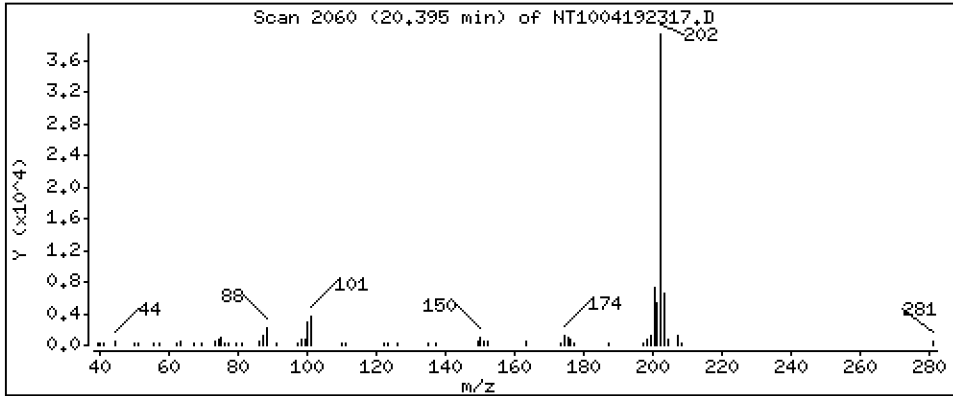
Operator: VTS

Column phase: ZB-5msi

Column diameter: 0,25

64 Fluoranthene

Concentration: 0,4083 ug/mL



Date : 19-APR-2023 21:33

Client ID:

Instrument: nt10.i

Sample Info: SLD0281-LCV1

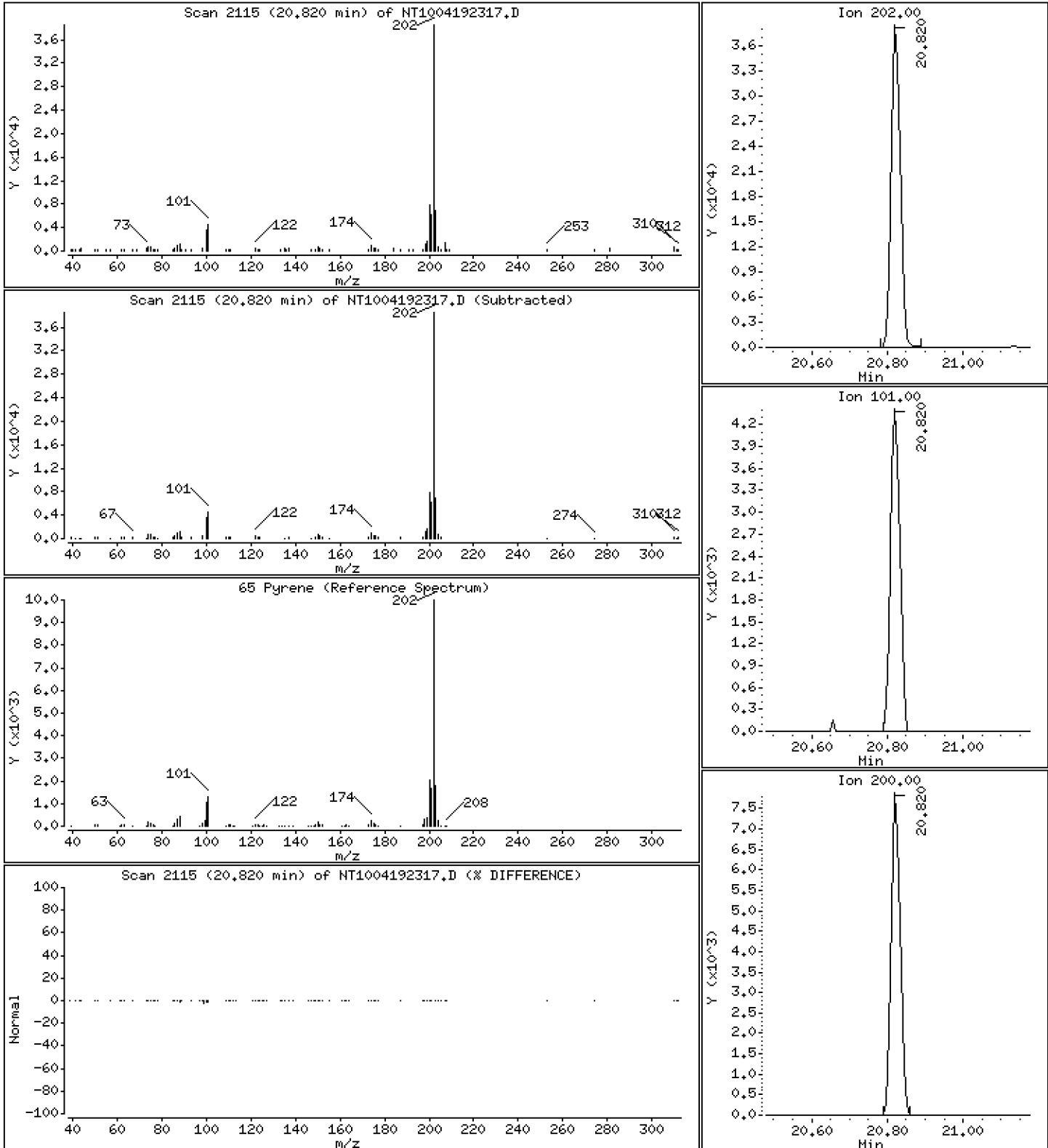
Operator: VTS

Column phase: ZB-5msi

Column diameter: 0,25

65 Pyrene

Concentration: 0,4087 ug/mL



Date : 19-APR-2023 21:33

Client ID:

Instrument: nt10.i

Sample Info: SLD0281-LCV1

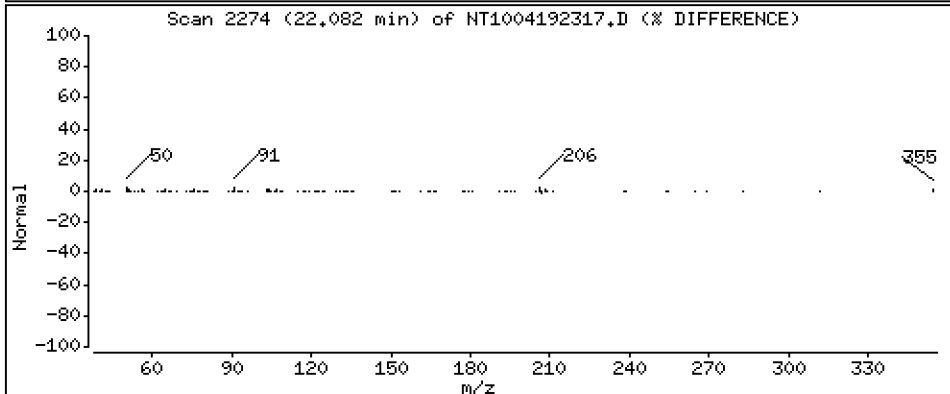
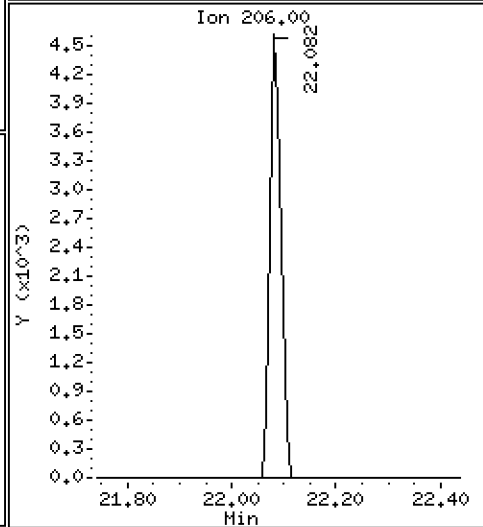
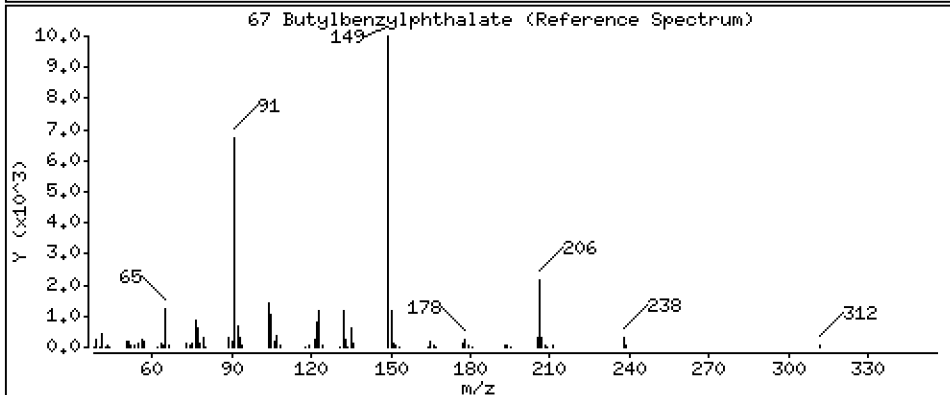
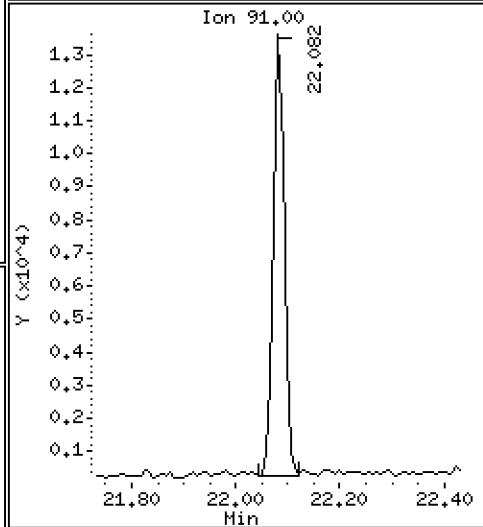
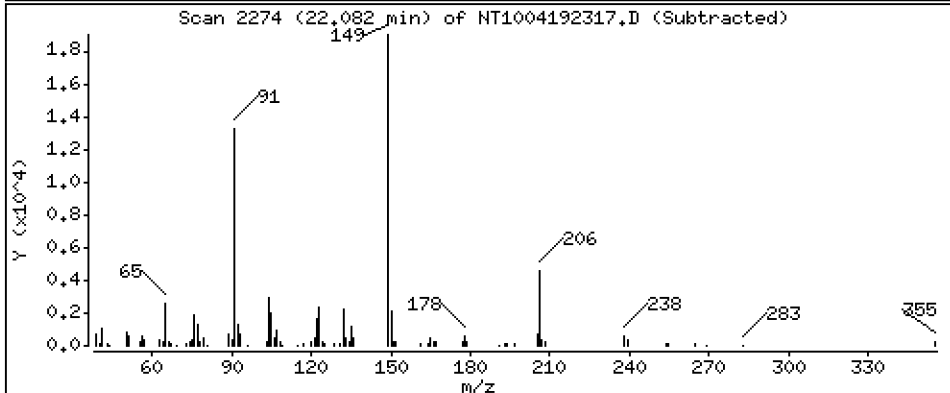
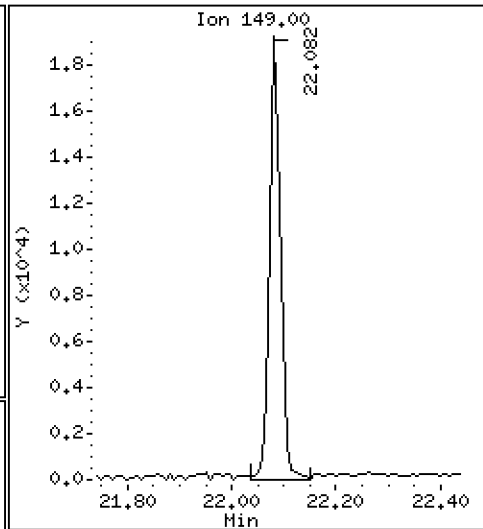
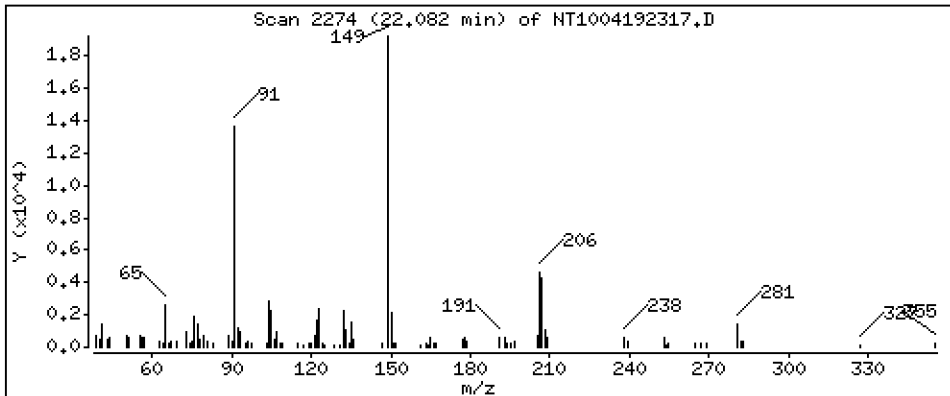
Operator: VTS

Column phase: ZB-5msi

Column diameter: 0,25

67 Butylbenzylphthalate

Concentration: 0,5107 ug/mL



Date : 19-APR-2023 21:33

Client ID:

Instrument: nt10.i

Sample Info: SLD0281-LCV1

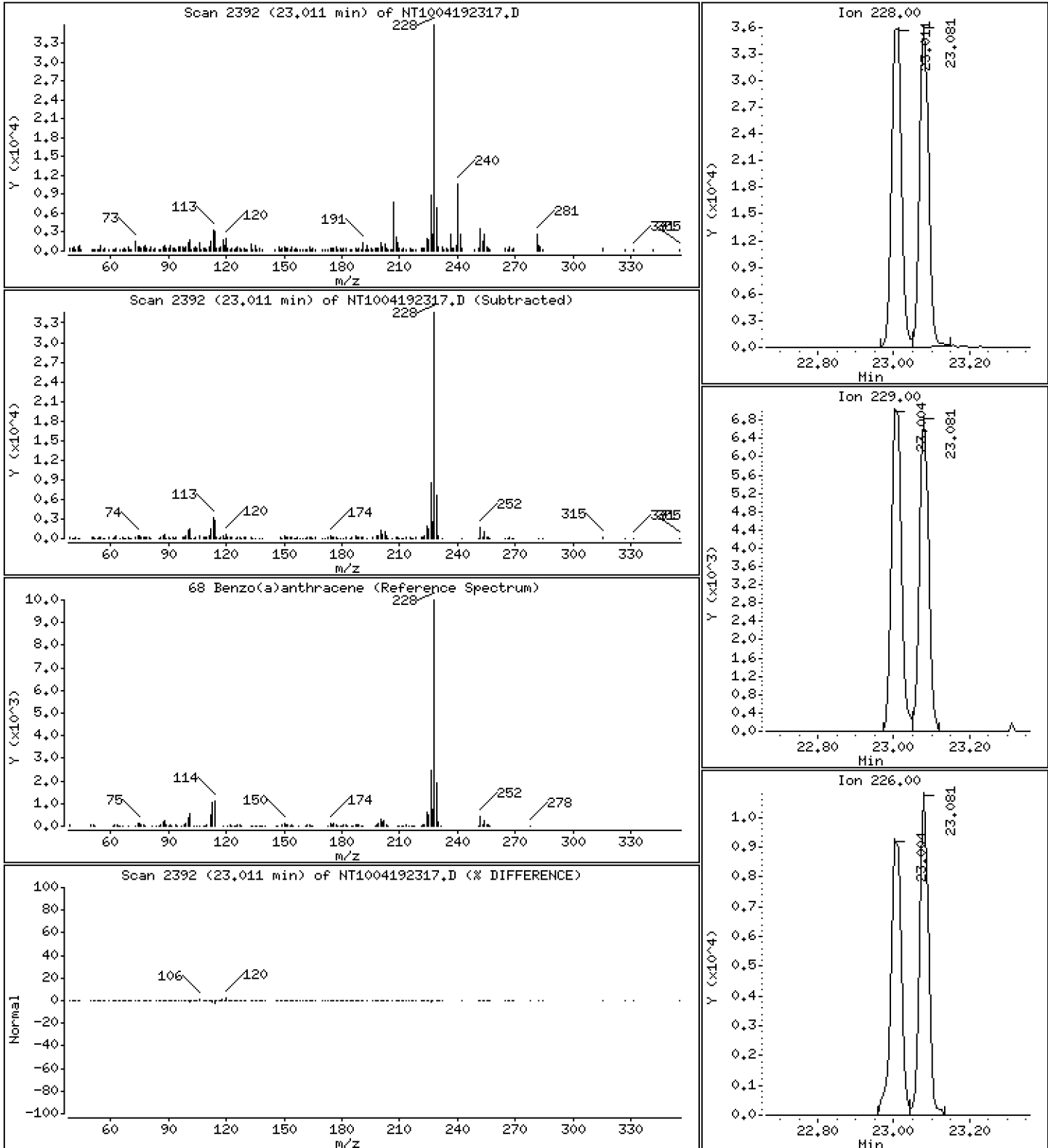
Operator: VTS

Column phase: ZB-5msi

Column diameter: 0,25

68 Benzo(a)anthracene

Concentration: 0,4700 ug/mL



Date : 19-APR-2023 21:33

Client ID:

Instrument: nt10.i

Sample Info: SLD0281-LCV1

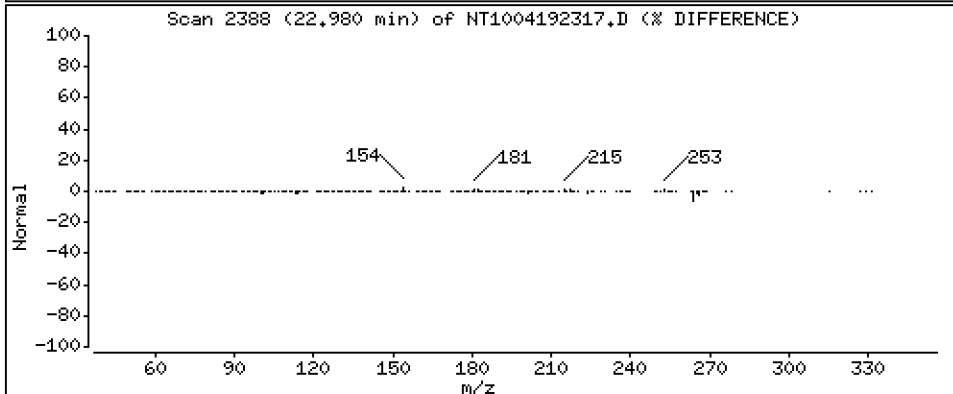
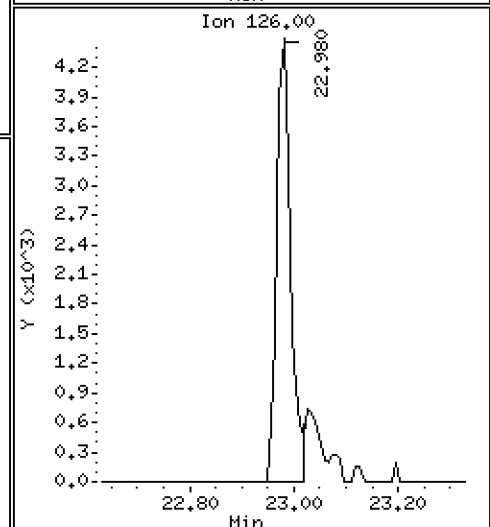
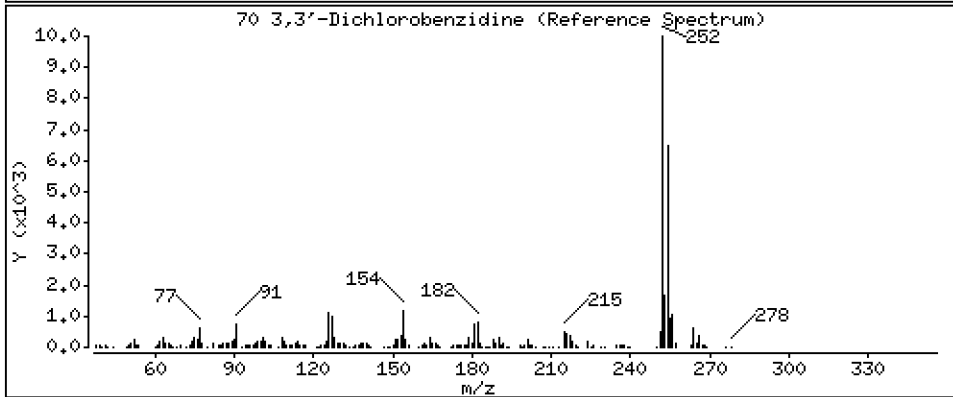
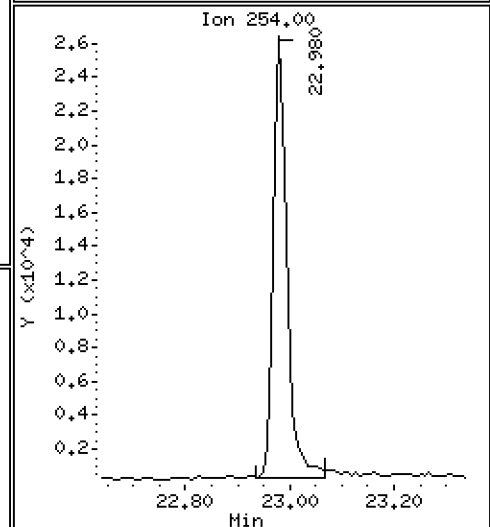
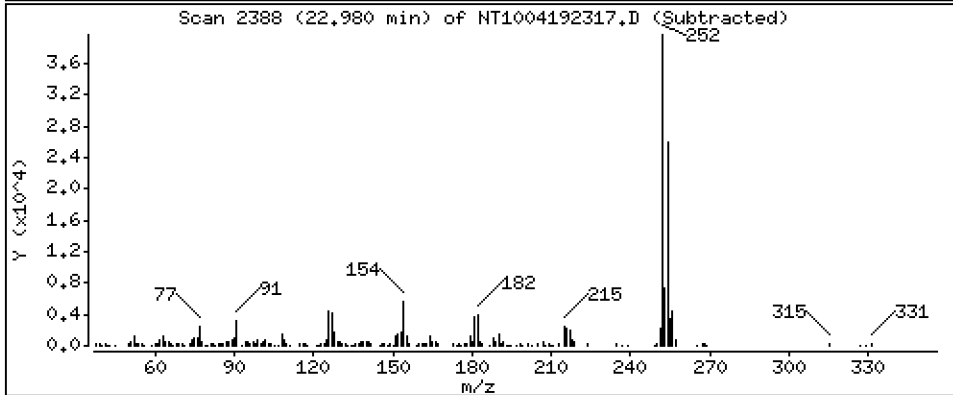
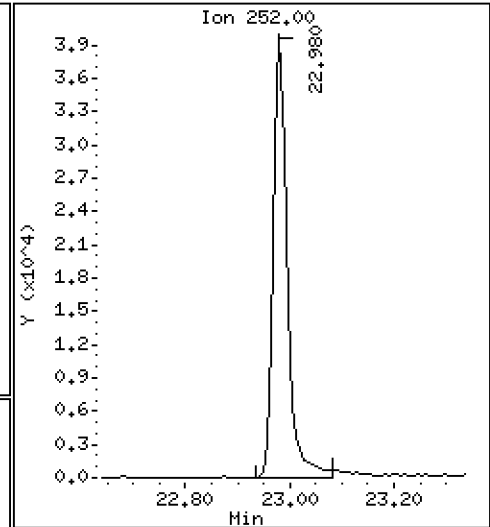
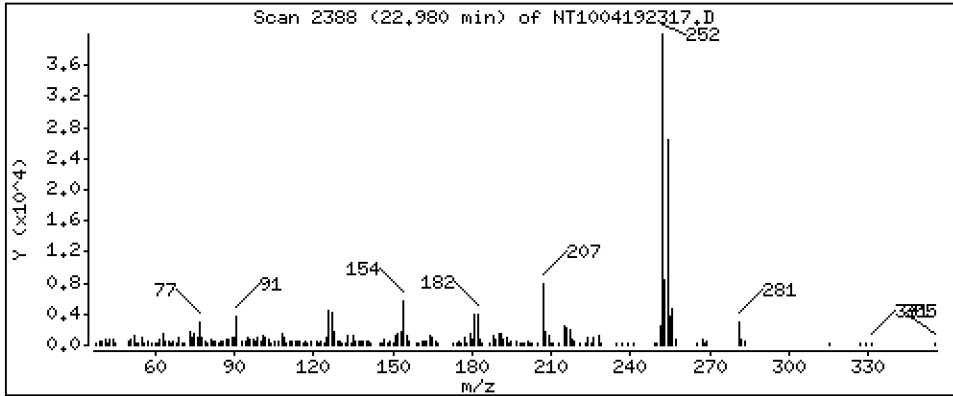
Operator: VTS

Column phase: ZB-5msi

Column diameter: 0,25

70 3,3'-Dichlorobenzidine

Concentration: 1,693 ug/mL



Date : 19-APR-2023 21:33

Client ID:

Instrument: nt10.i

Sample Info: SLD0281-LCV1

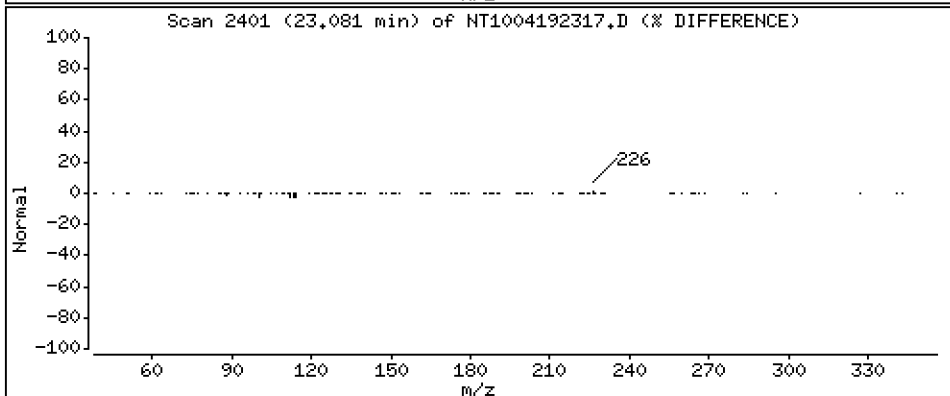
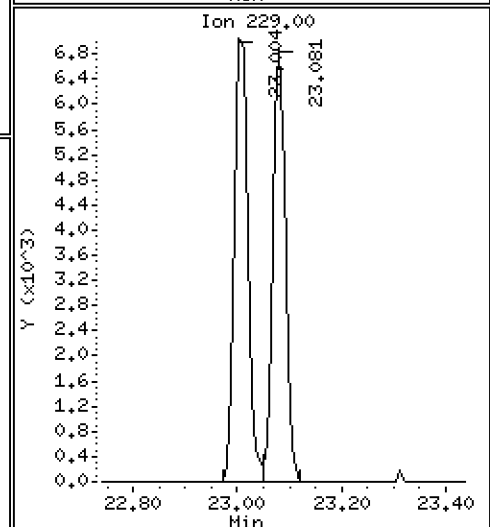
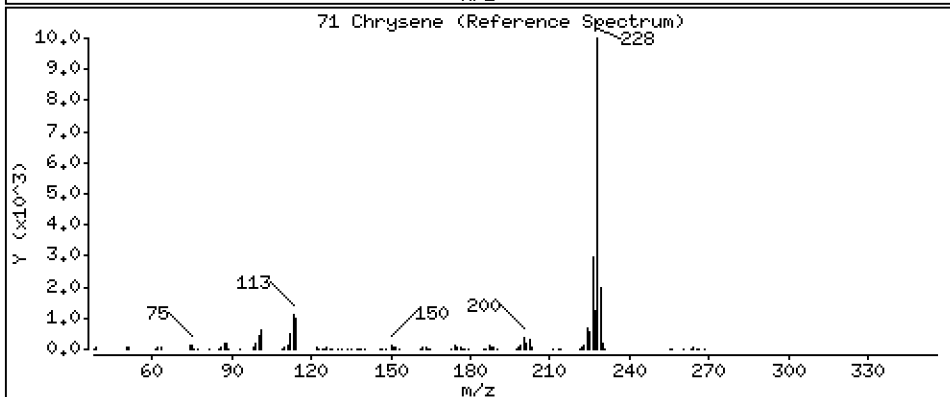
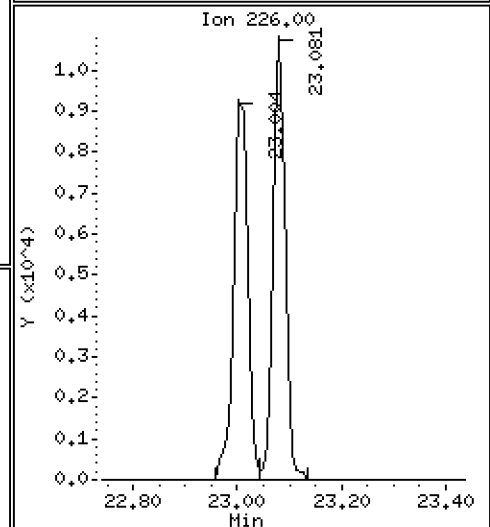
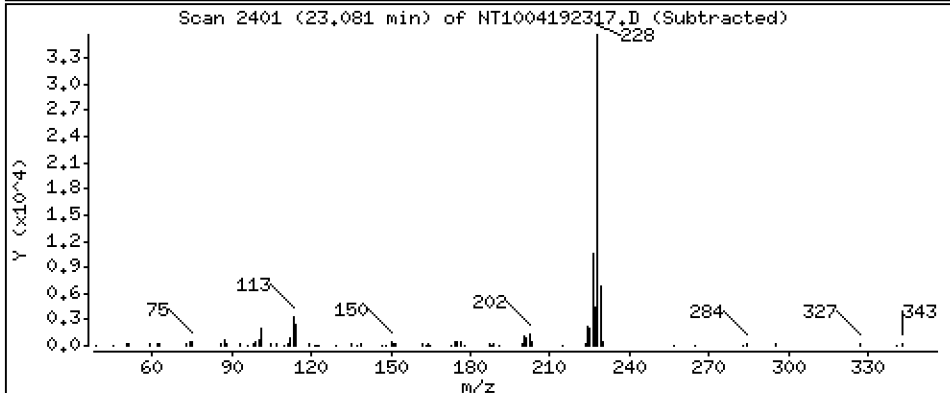
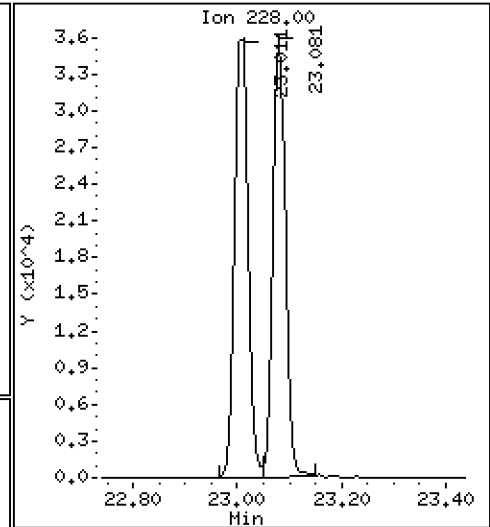
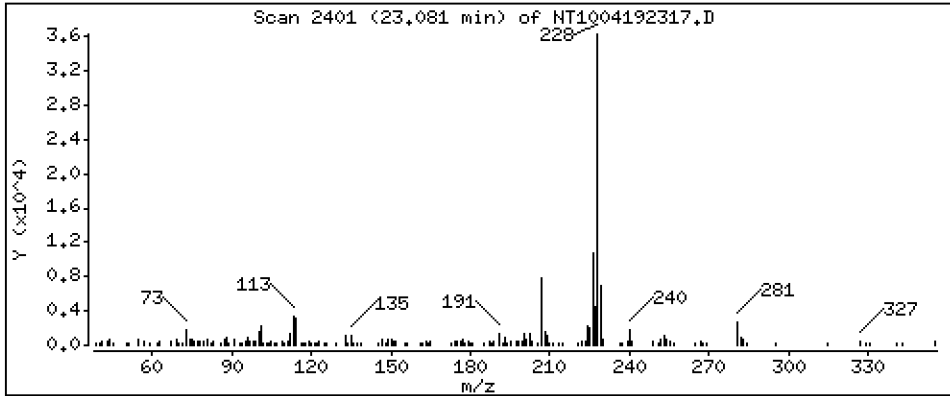
Operator: VTS

Column phase: ZB-5msi

Column diameter: 0,25

71 Chrysene

Concentration: 0,4422 ug/mL



Date : 19-APR-2023 21:33

Client ID:

Instrument: nt10.i

Sample Info: SLD0281-LCV1

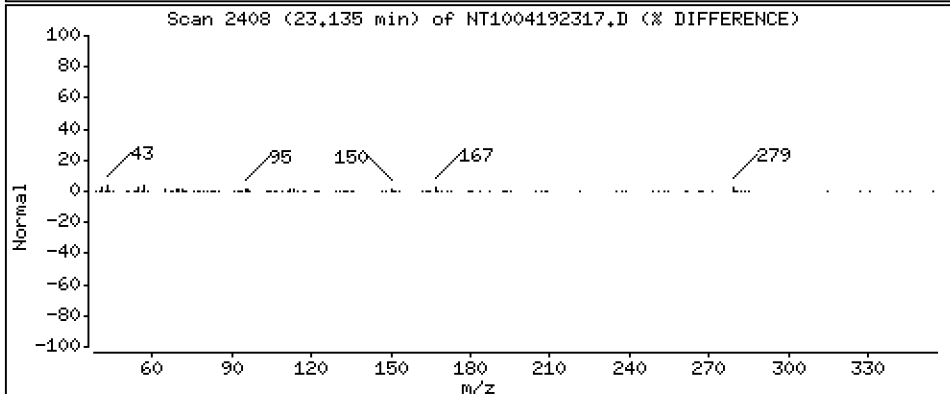
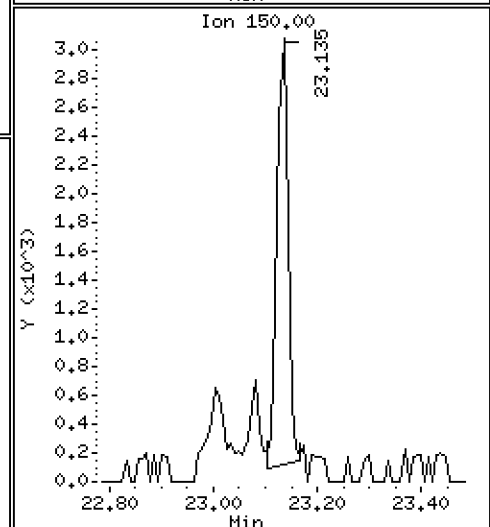
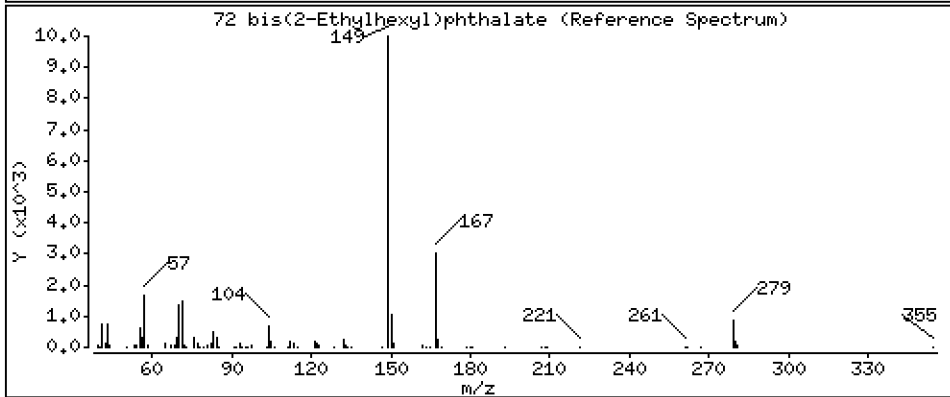
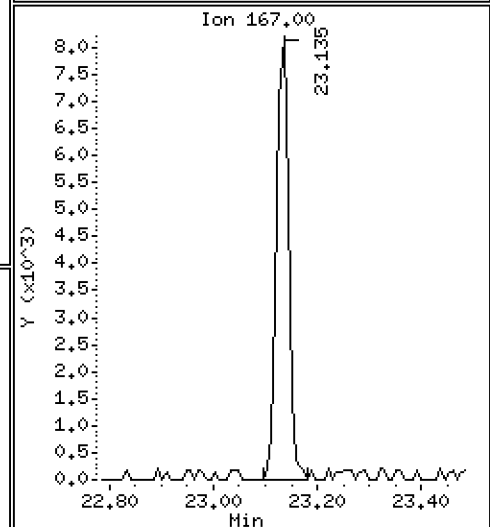
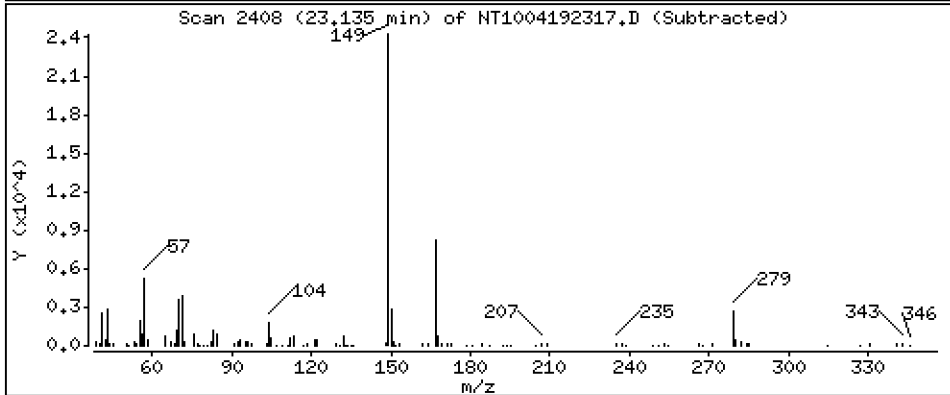
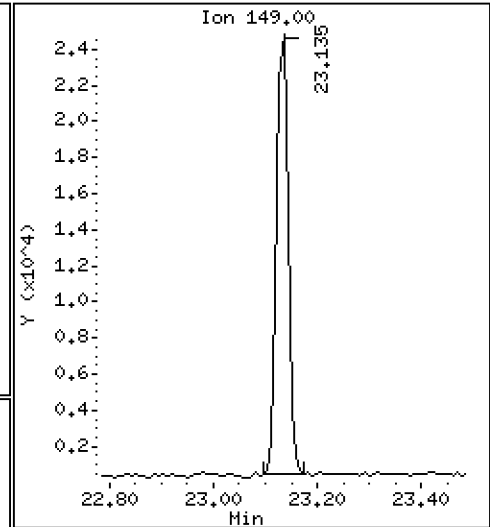
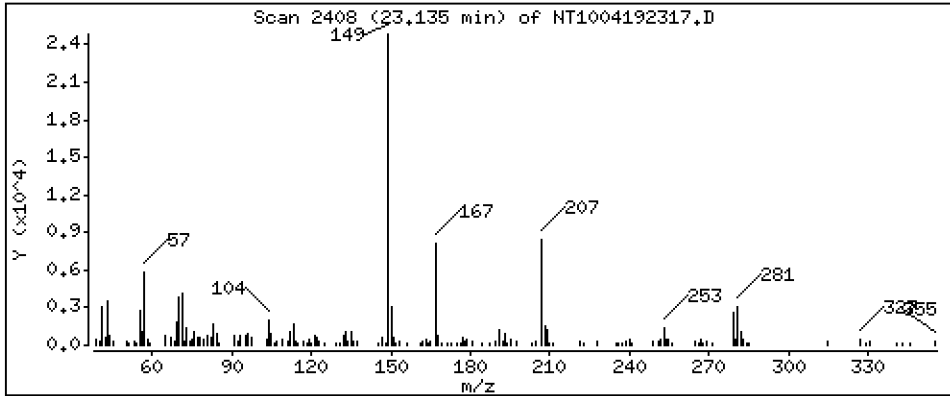
Operator: VTS

Column phase: ZB-5msi

Column diameter: 0,25

72 bis(2-Ethylhexyl)phthalate

Concentration: 0,4448 ug/mL



Date : 19-APR-2023 21:33

Client ID:

Instrument: nt10.i

Sample Info: SLD0281-LCV1

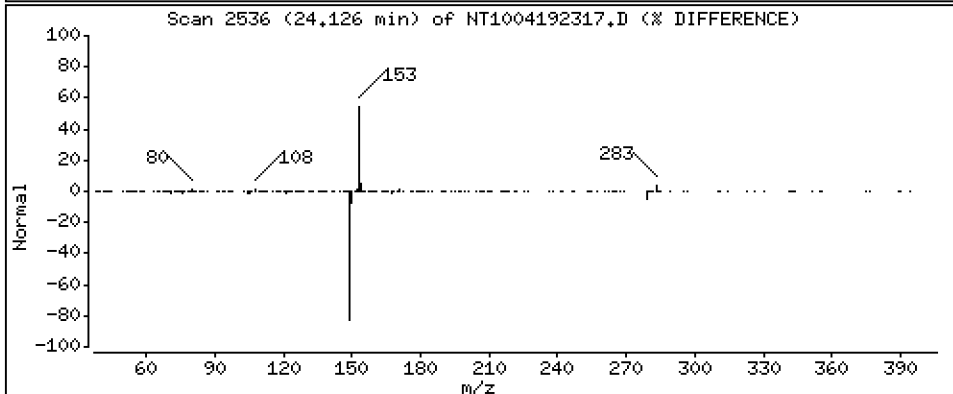
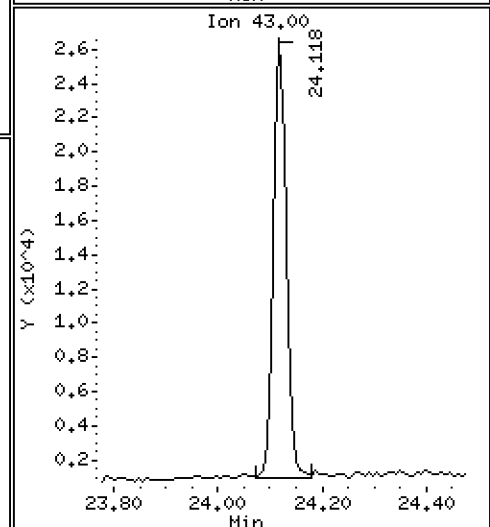
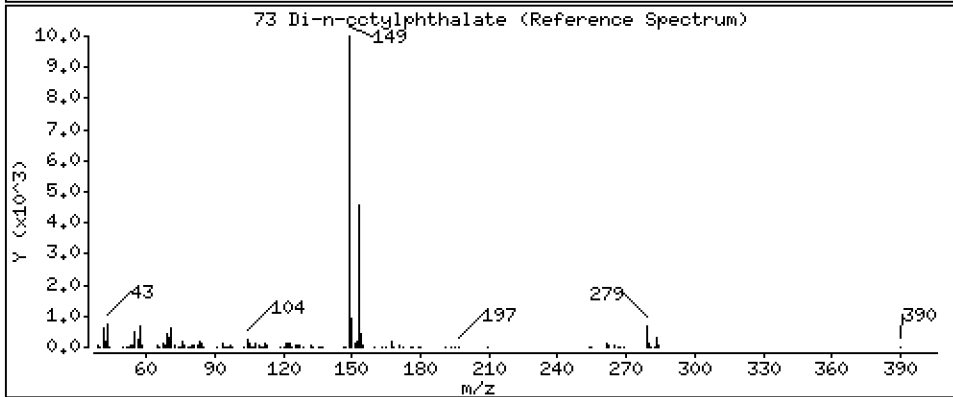
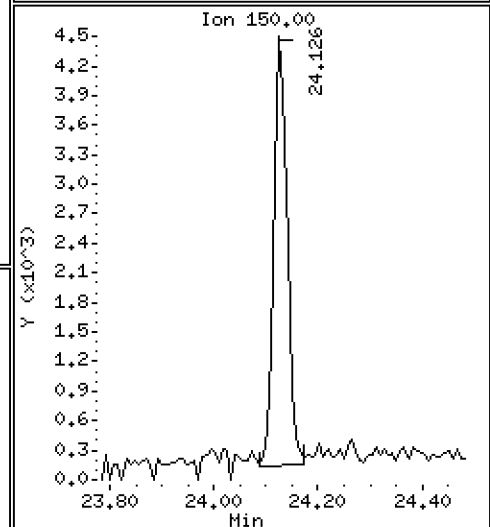
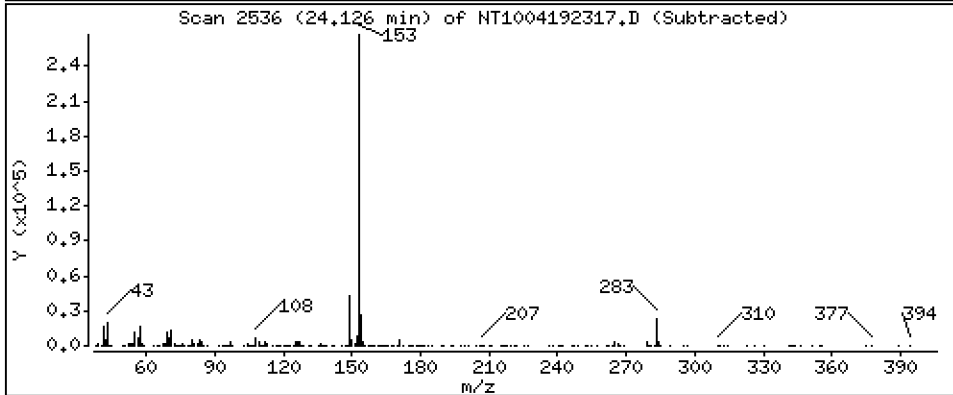
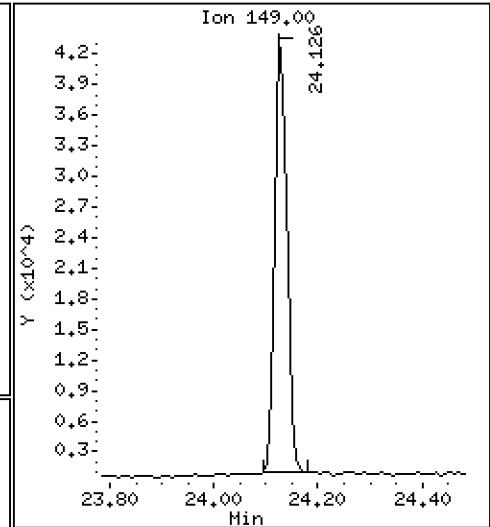
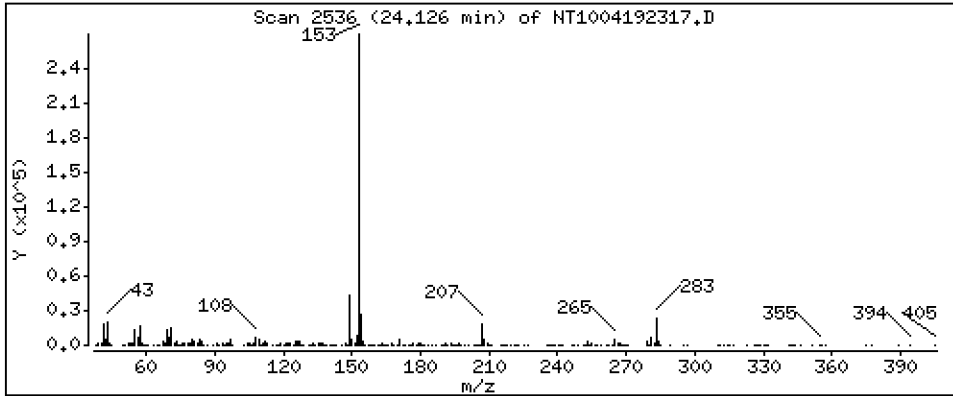
Operator: VTS

Column phase: ZB-5msi

Column diameter: 0,25

73 Di-n-octylphthalate

Concentration: 0,4589 ug/mL



Date : 19-APR-2023 21:33

Client ID:

Instrument: nt10.i

Sample Info: SLD0281-LCV1

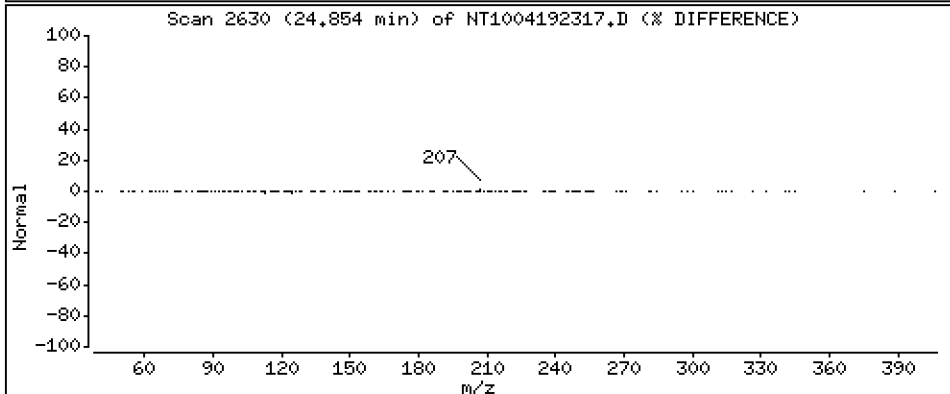
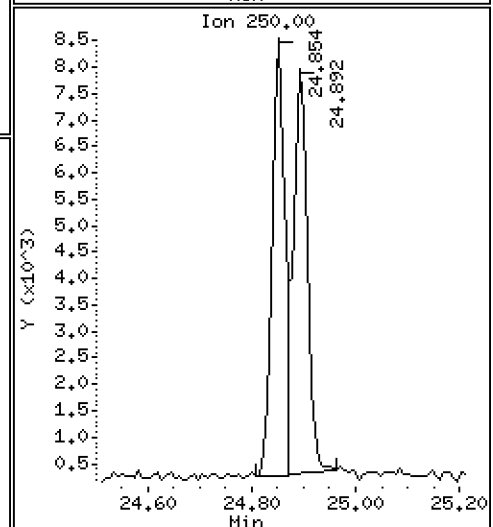
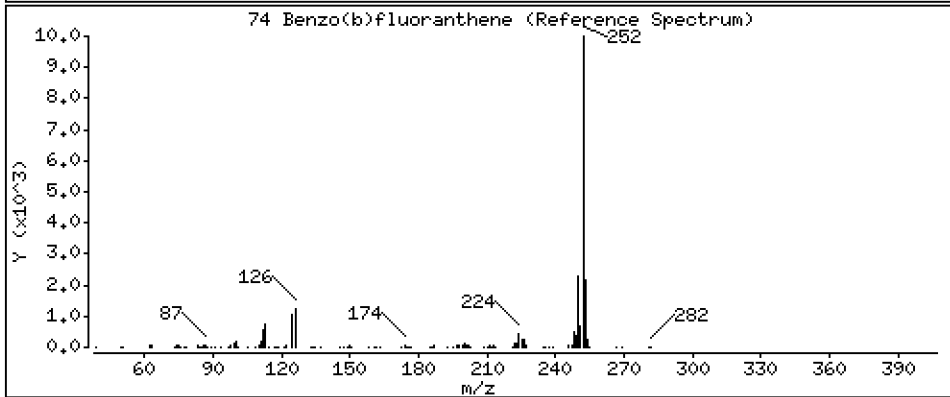
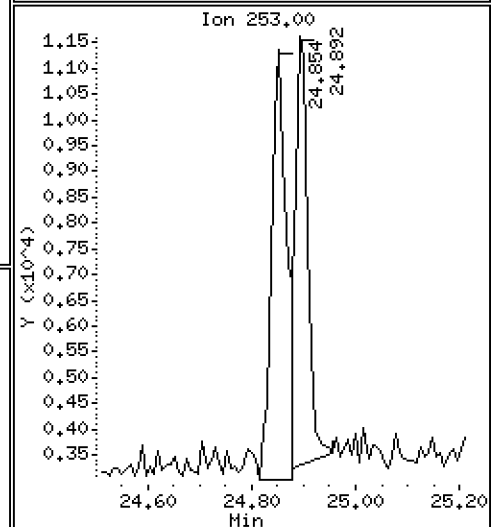
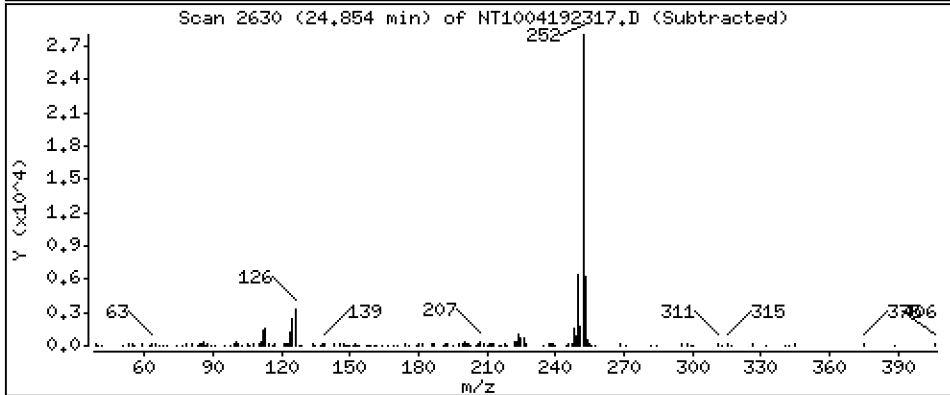
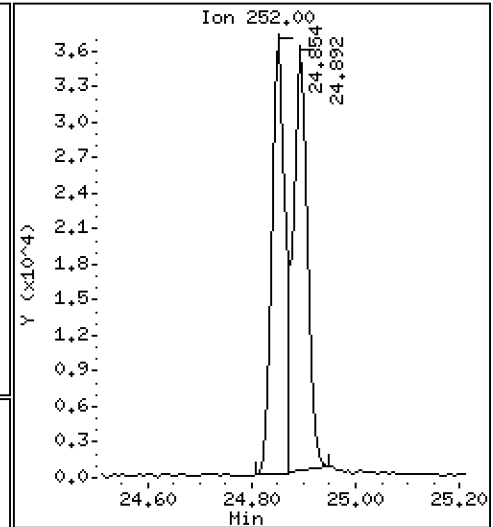
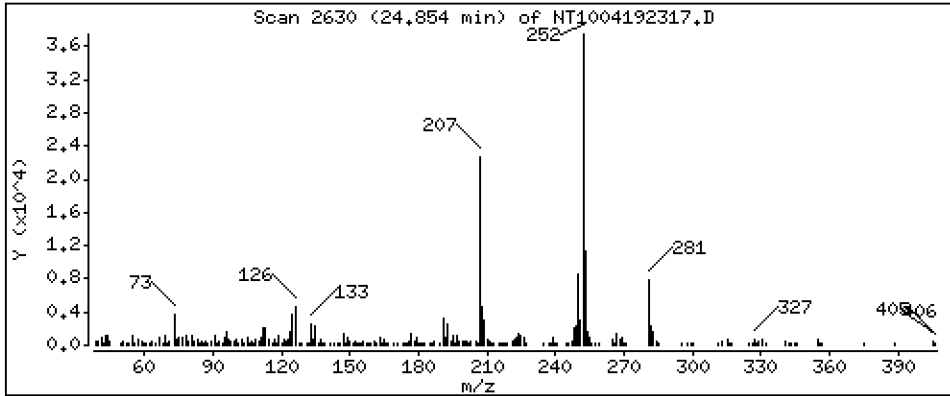
Operator: VTS

Column phase: ZB-5msi

Column diameter: 0,25

74 Benzo(b)fluoranthene

Concentration: 0,4371 ug/mL



Date : 19-APR-2023 21:33

Client ID:

Instrument: nt10.i

Sample Info: SLD0281-LCV1

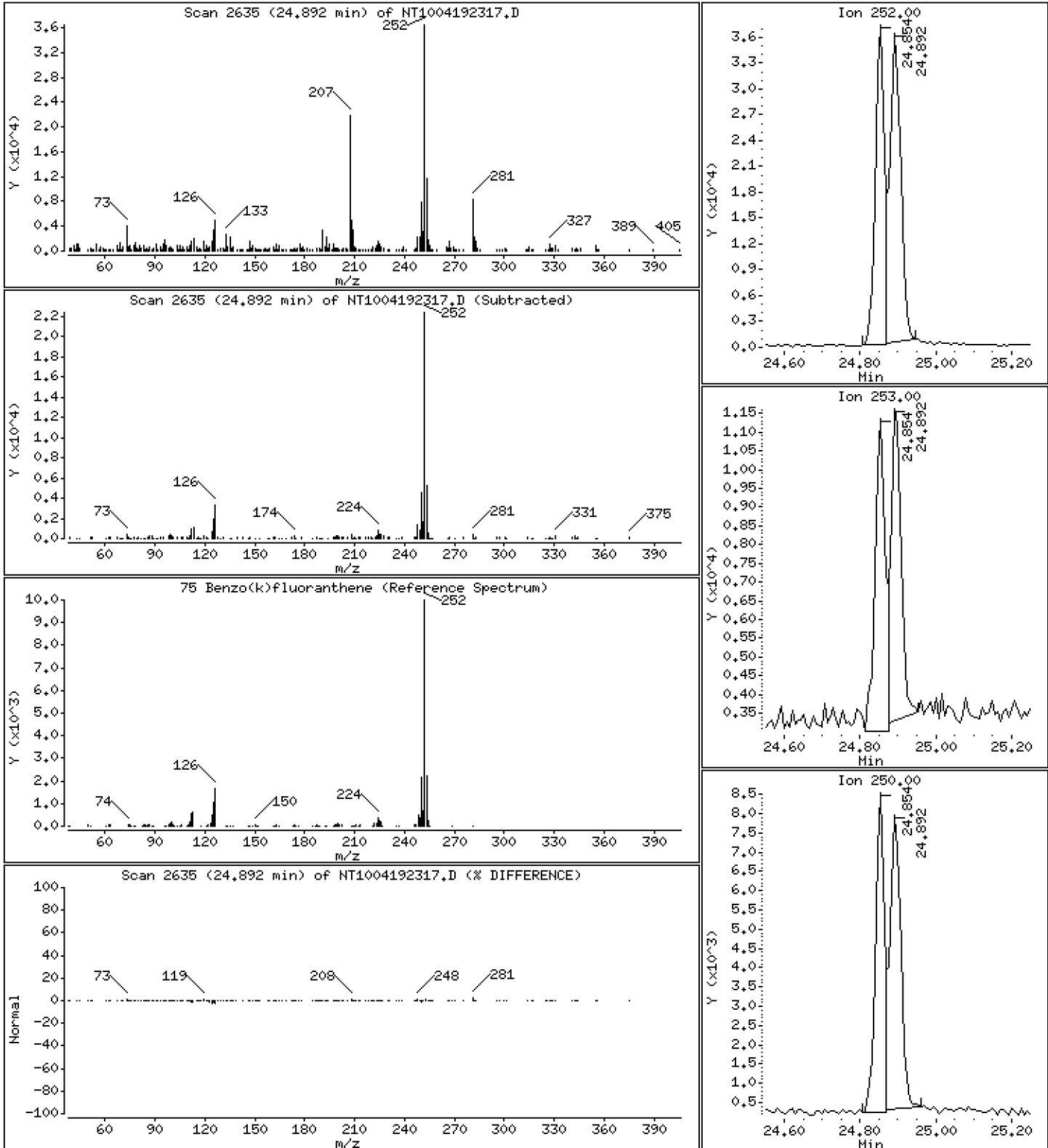
Operator: VTS

Column phase: ZB-5msi

Column diameter: 0.25

75 Benzo(k)fluoranthene

Concentration: 0.4991 ug/mL



Date : 19-APR-2023 21:33

Client ID:

Instrument: nt10.i

Sample Info: SLD0281-LCV1

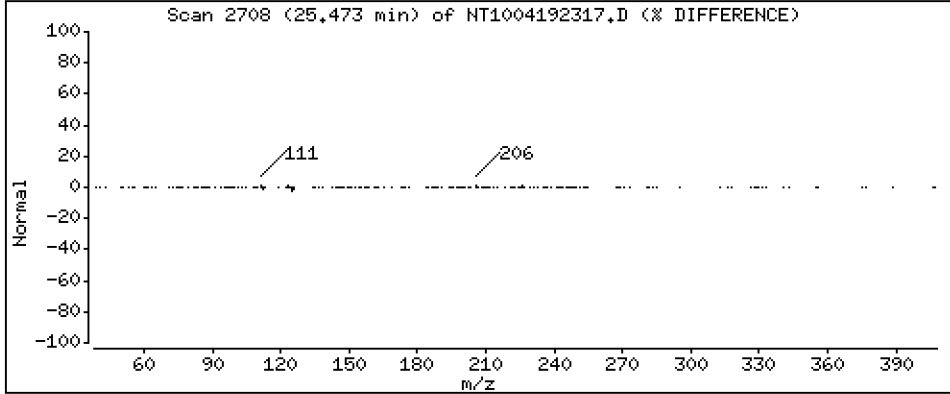
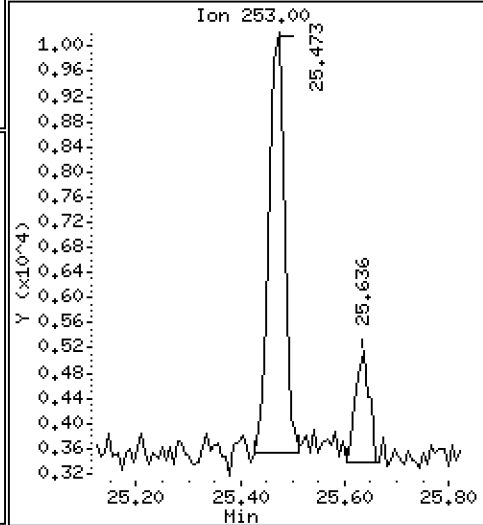
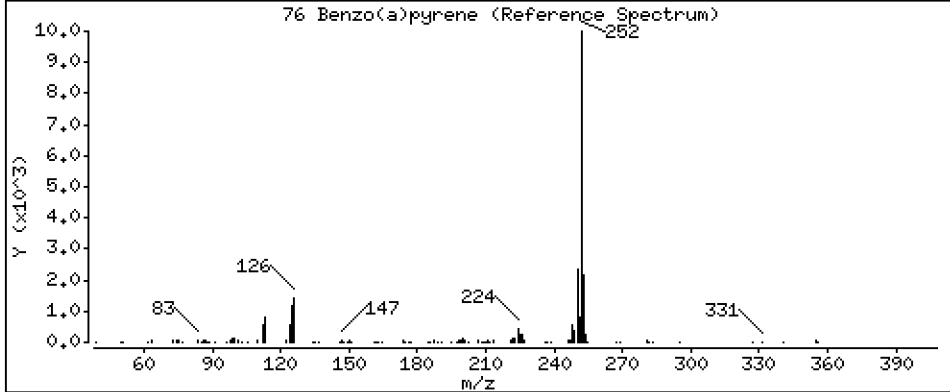
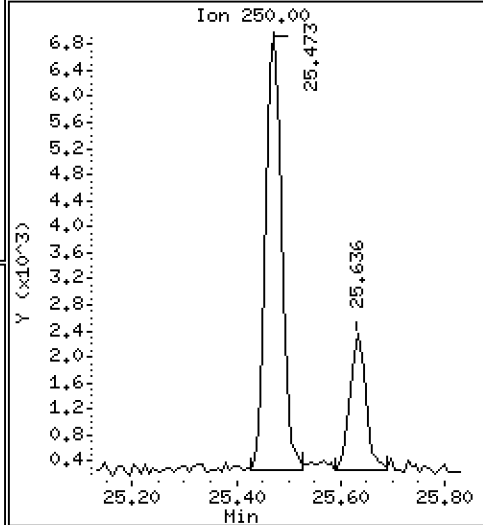
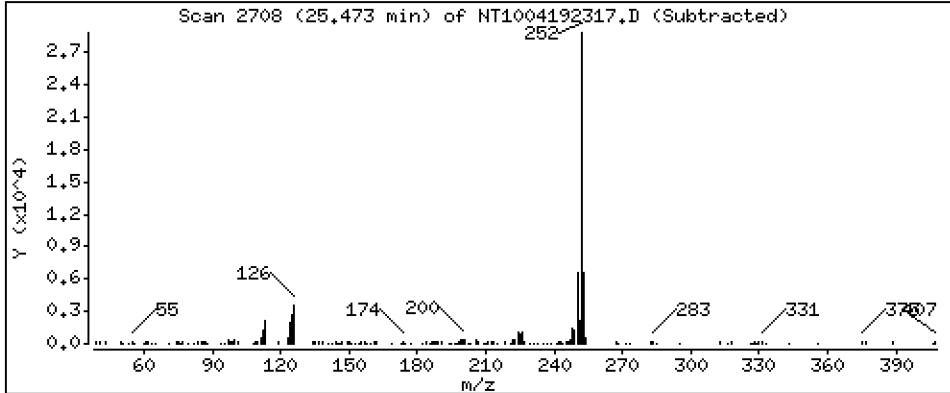
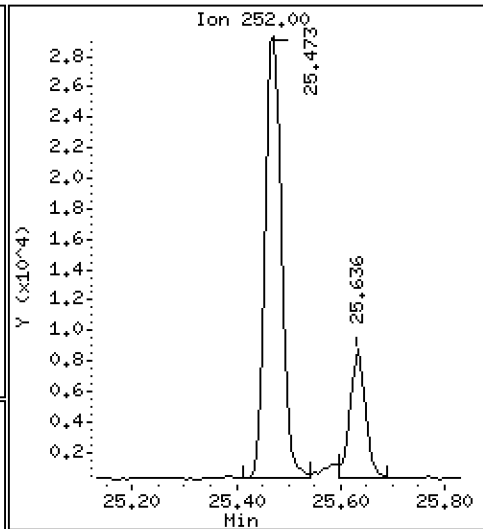
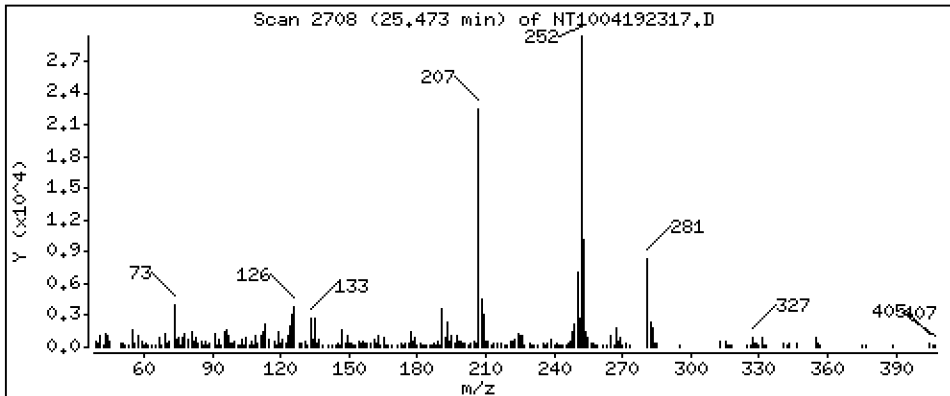
Operator: VTS

Column phase: ZB-5msi

Column diameter: 0,25

76 Benzo(a)pyrene

Concentration: 0,4703 ug/mL



Date : 19-APR-2023 21:33

Client ID:

Instrument: nt10.i

Sample Info: SLD0281-LCV1

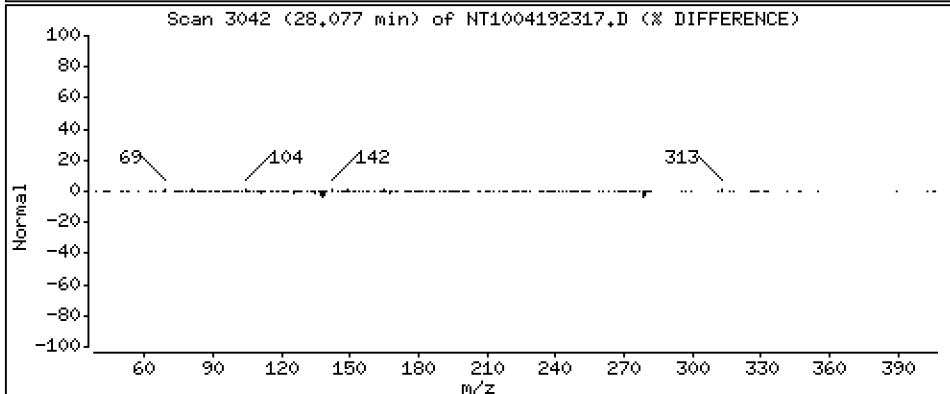
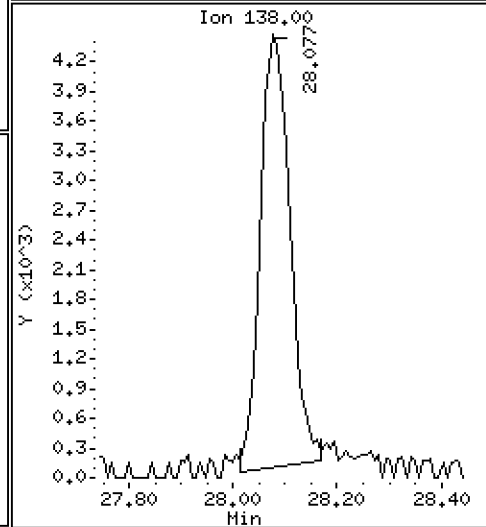
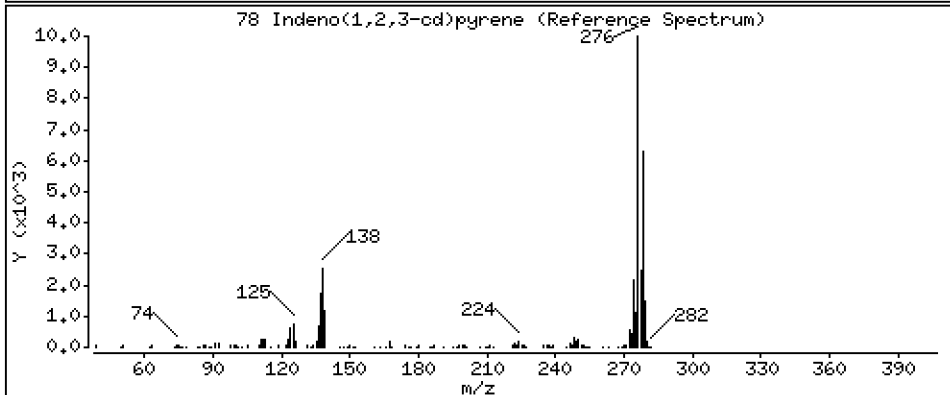
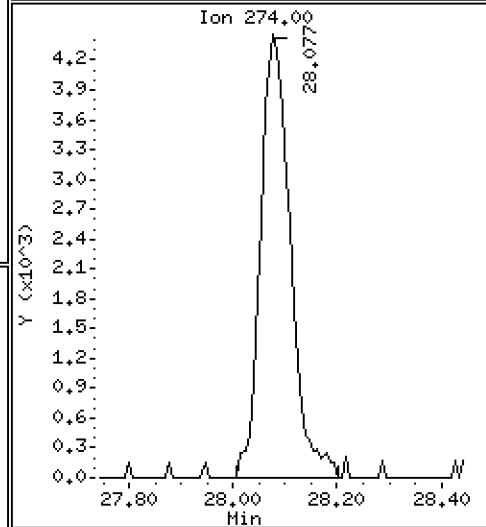
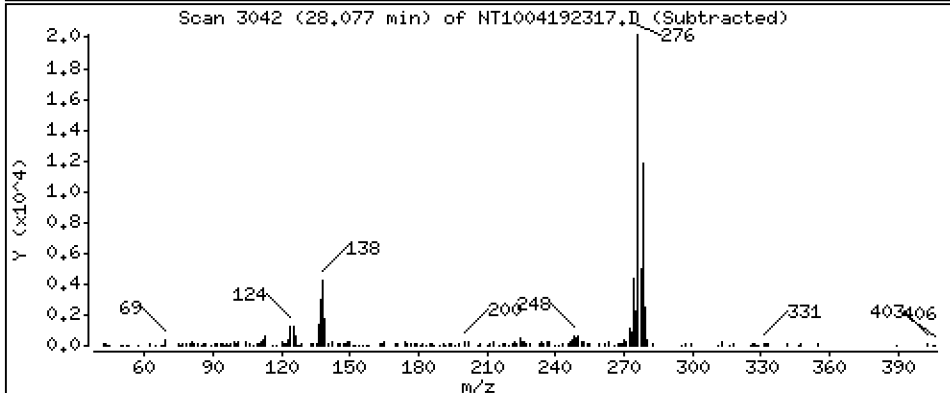
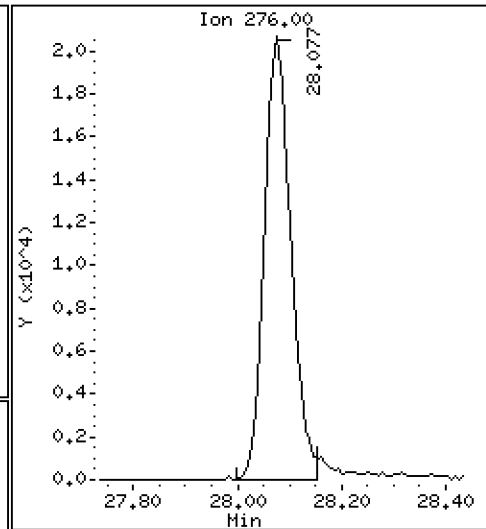
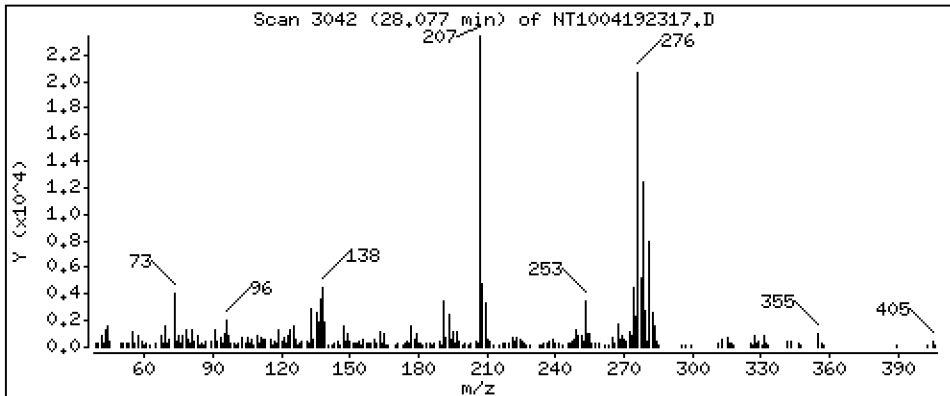
Operator: VTS

Column phase: ZB-5msi

Column diameter: 0,25

78 Indeno(1,2,3-cd)pyrene

Concentration: 0,4353 ug/mL



Date : 19-APR-2023 21:33

Client ID:

Instrument: nt10.i

Sample Info: SLD0281-LCV1

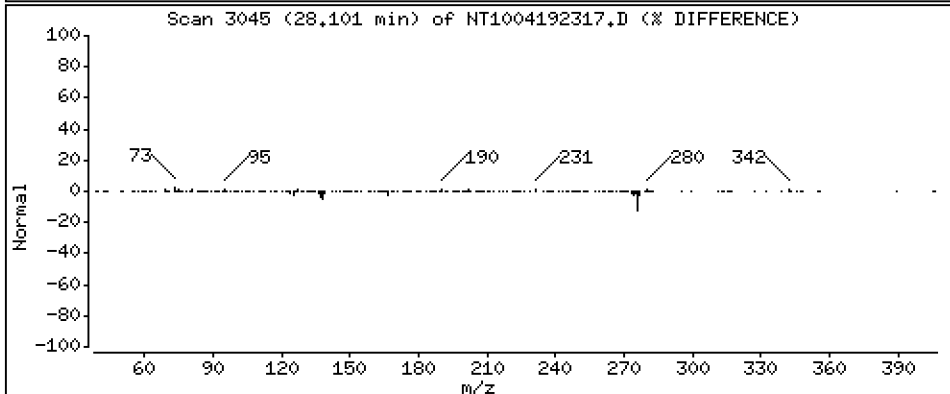
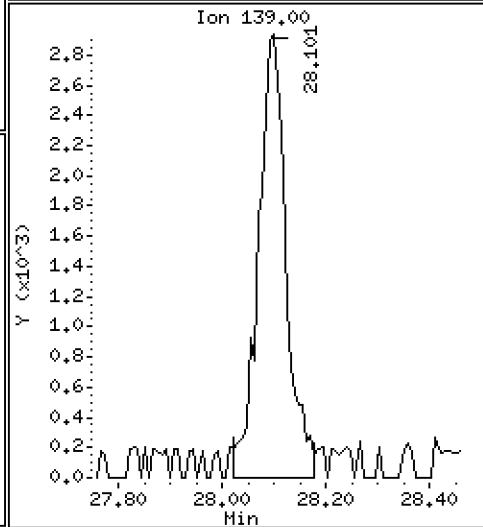
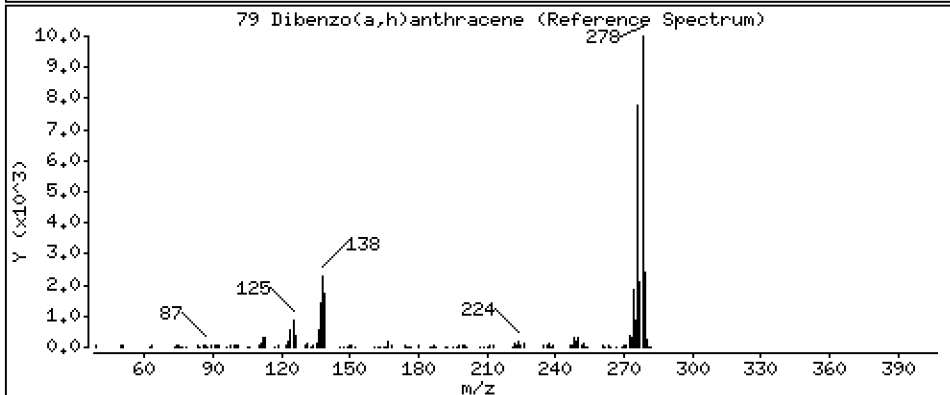
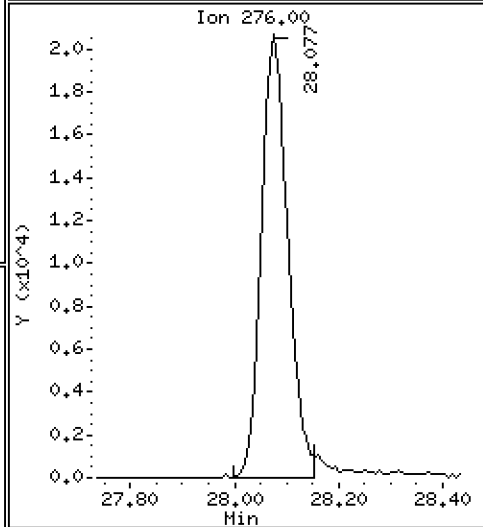
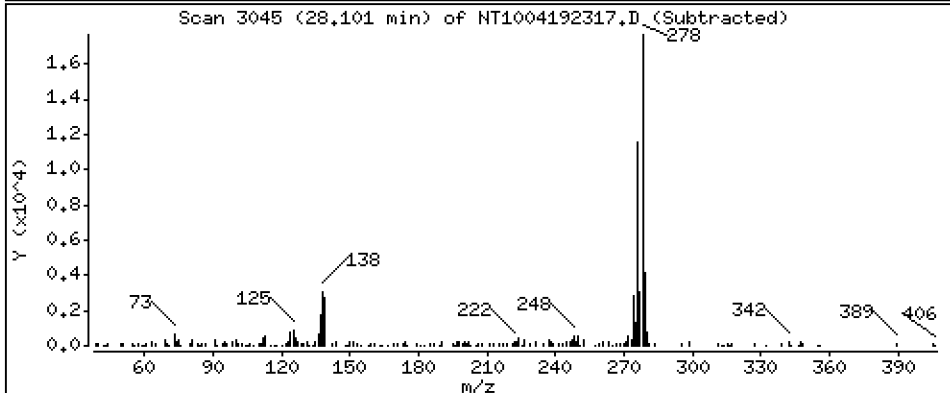
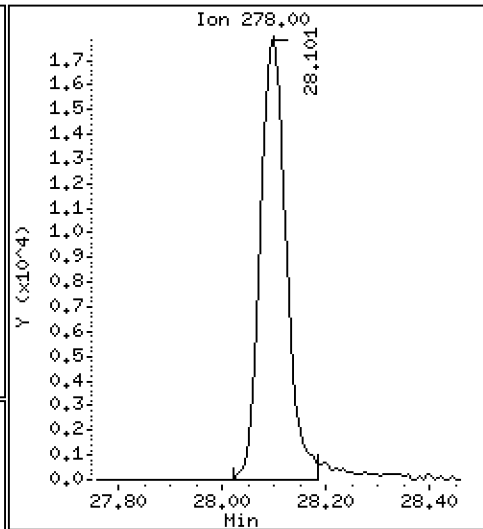
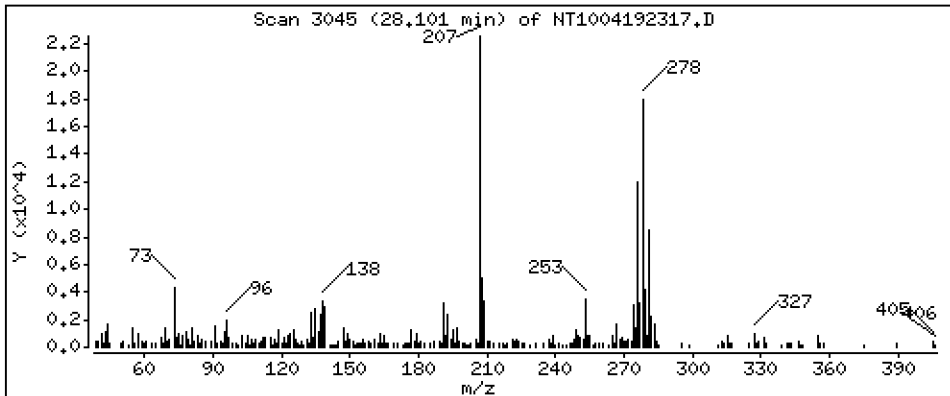
Operator: VTS

Column phase: ZB-5msi

Column diameter: 0,25

79 Dibenzo(a,h)anthracene

Concentration: 0,4448 ug/mL



Date : 19-APR-2023 21:33

Client ID:

Instrument: nt10.i

Sample Info: SLD0281-LCV1

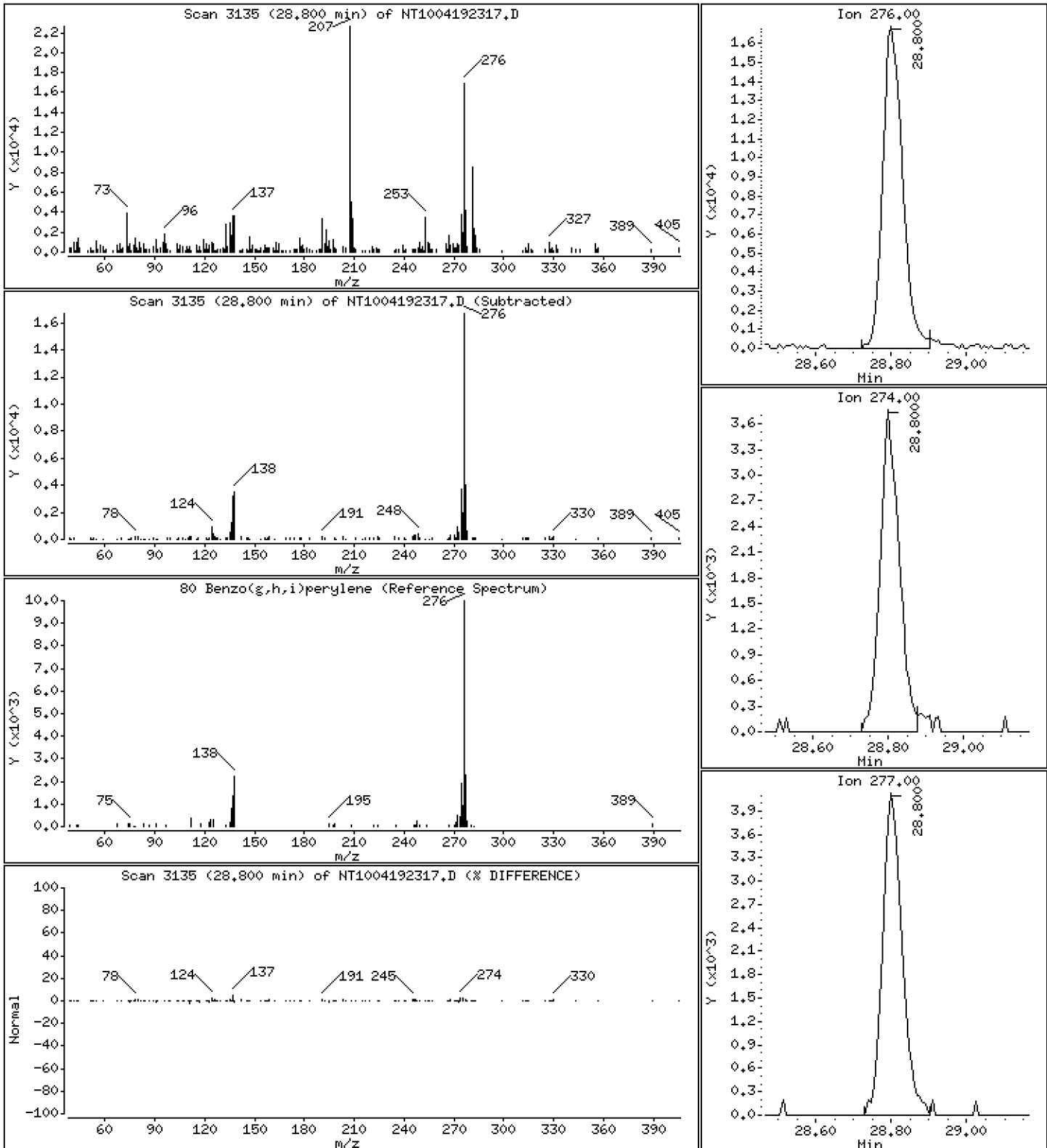
Operator: VTS

Column phase: ZB-5msi

Column diameter: 0,25

80 Benzo(g,h,i)perylene

Concentration: 0,4266 ug/mL



Date : 19-APR-2023 21:33

Client ID:

Instrument: nt10.i

Sample Info: SLD0281-LCV1

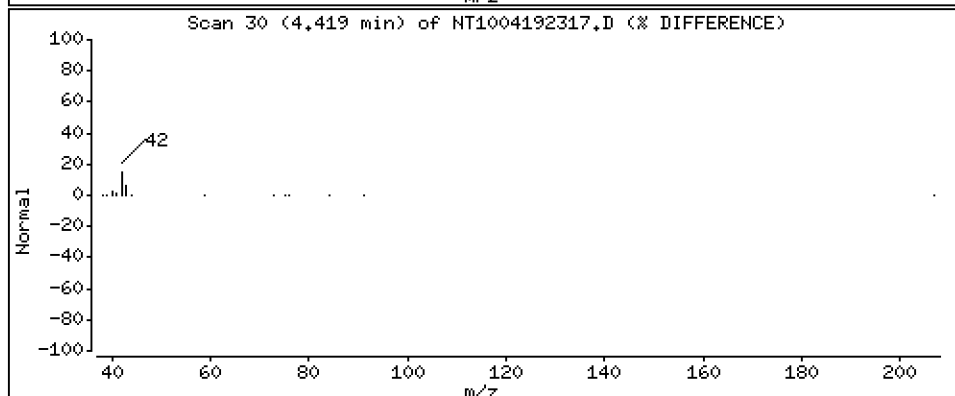
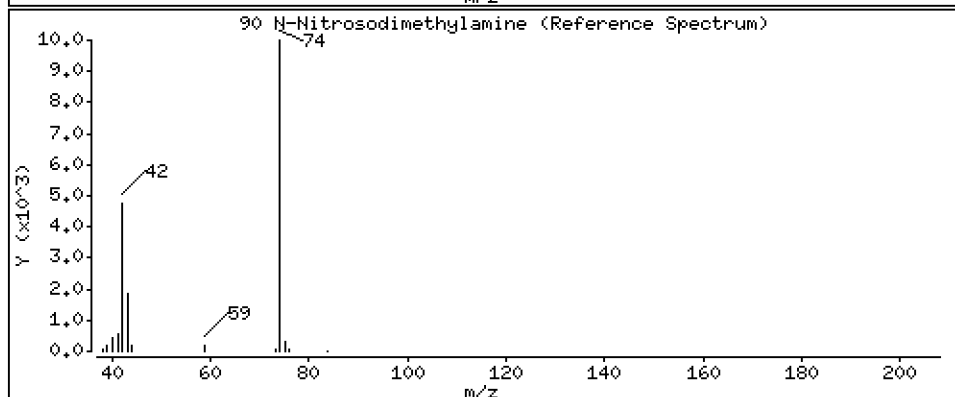
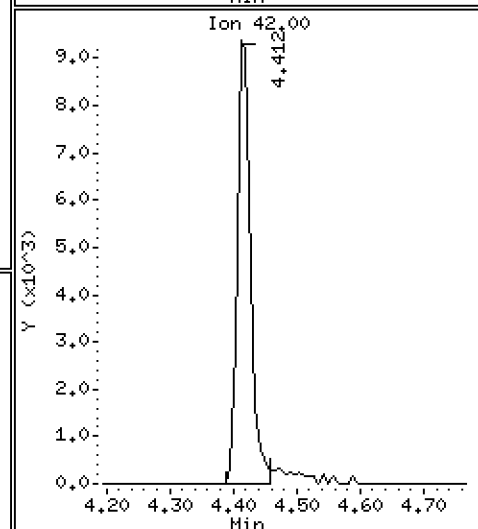
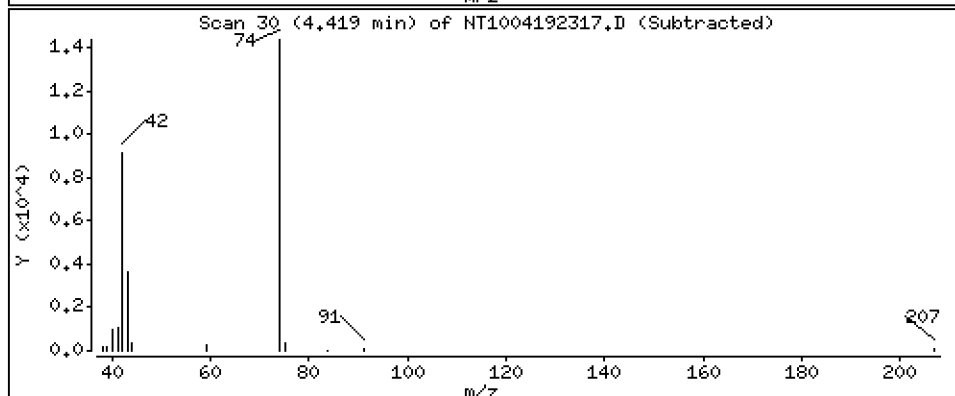
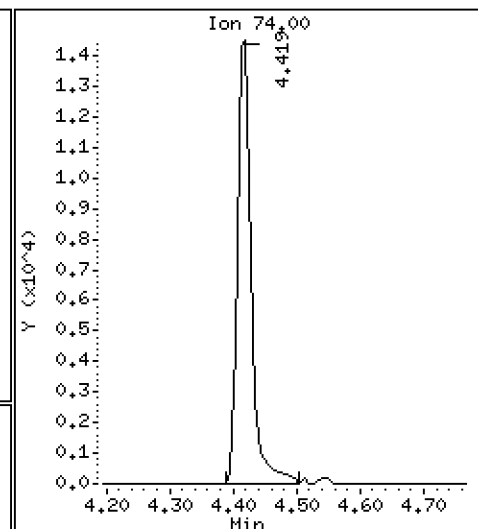
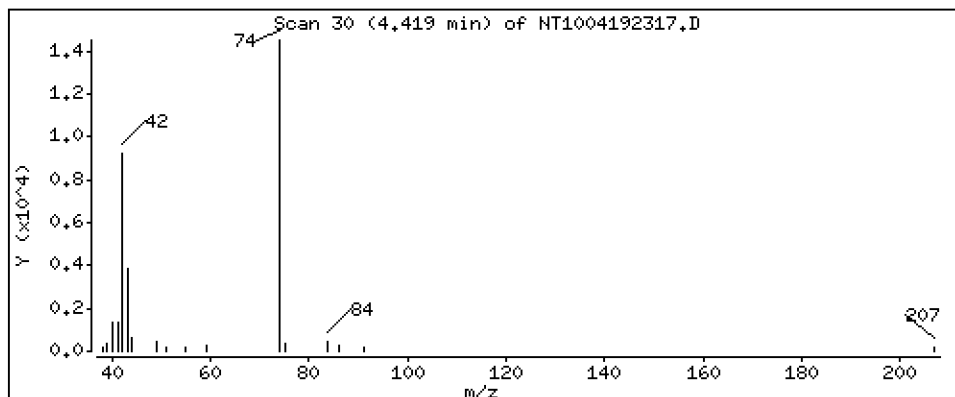
Operator: VTS

Column phase: ZB-5msi

Column diameter: 0,25

90 N-Nitrosodimethylamine

Concentration: 0,8916 ug/mL



Date : 19-APR-2023 21:33

Client ID:

Instrument: nt10.i

Sample Info: SLD0281-LCV1

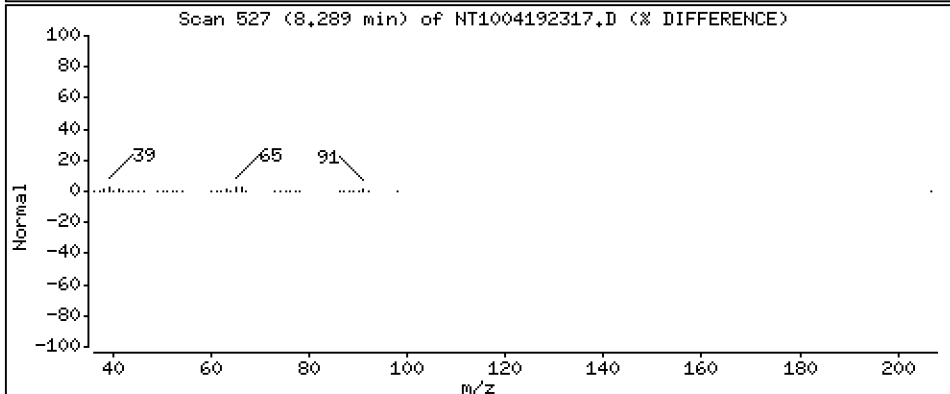
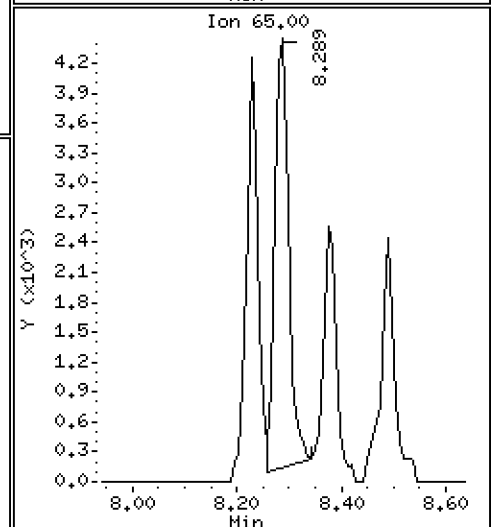
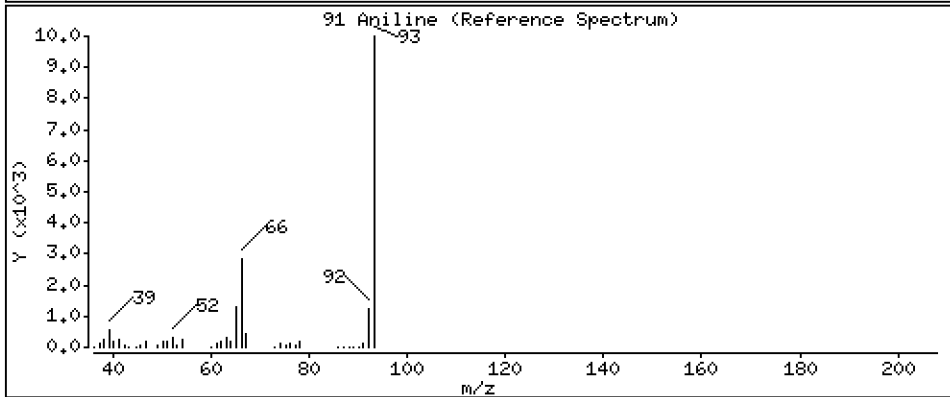
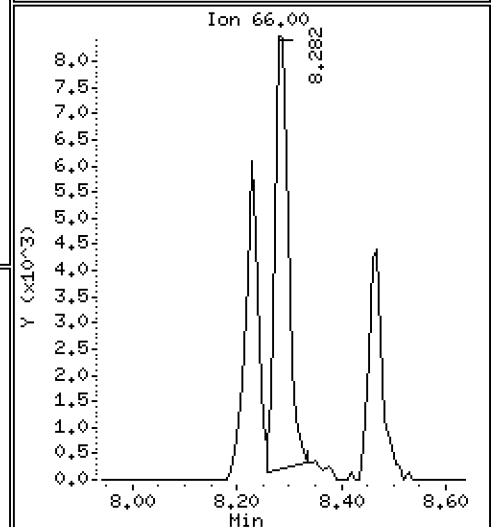
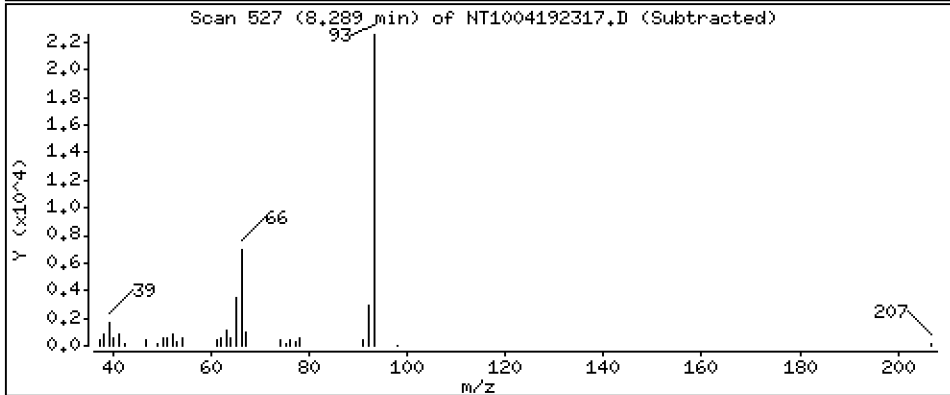
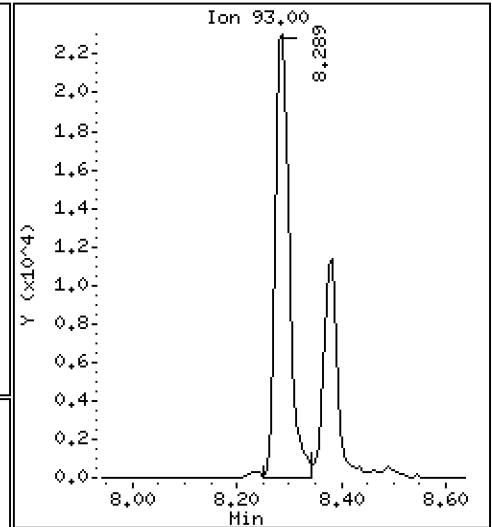
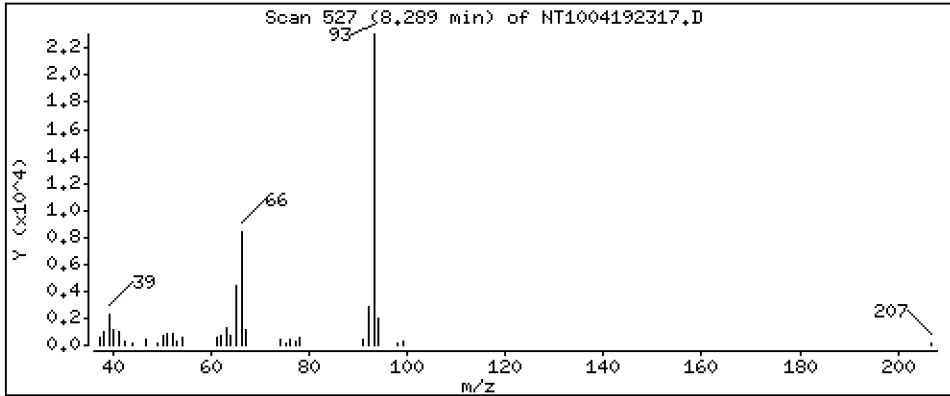
Operator: VTS

Column phase: ZB-5msi

Column diameter: 0.25

91 Aniline

Concentration: 0.7670 ug/mL



Date : 19-APR-2023 21:33

Client ID:

Instrument: nt10.i

Sample Info: SLD0281-LCV1

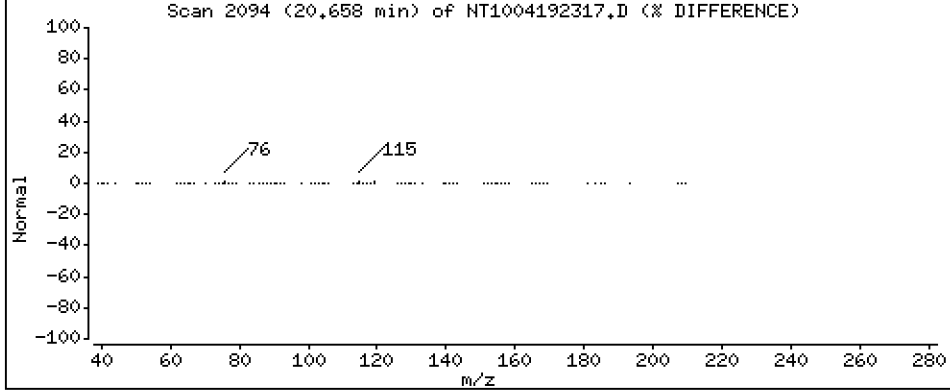
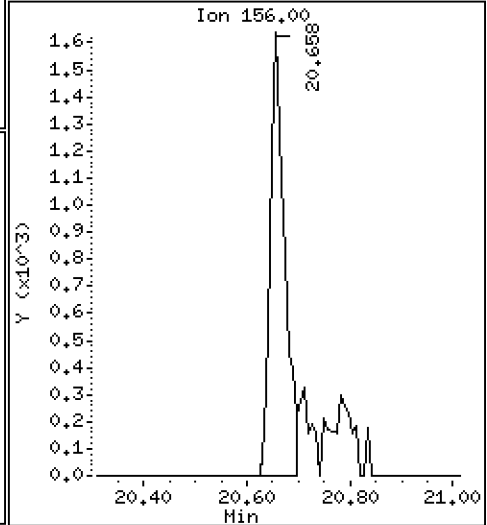
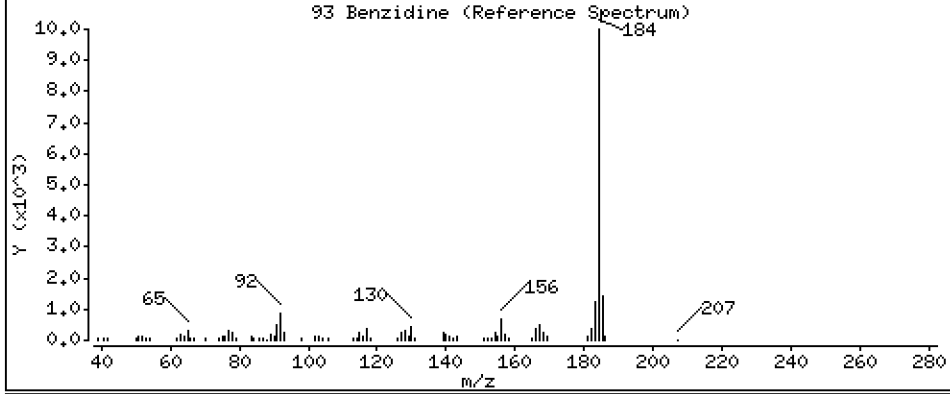
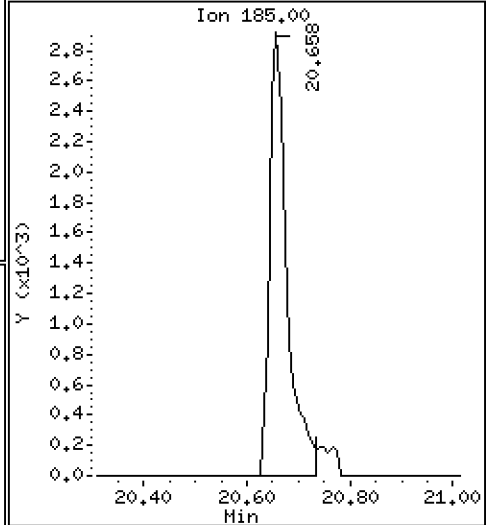
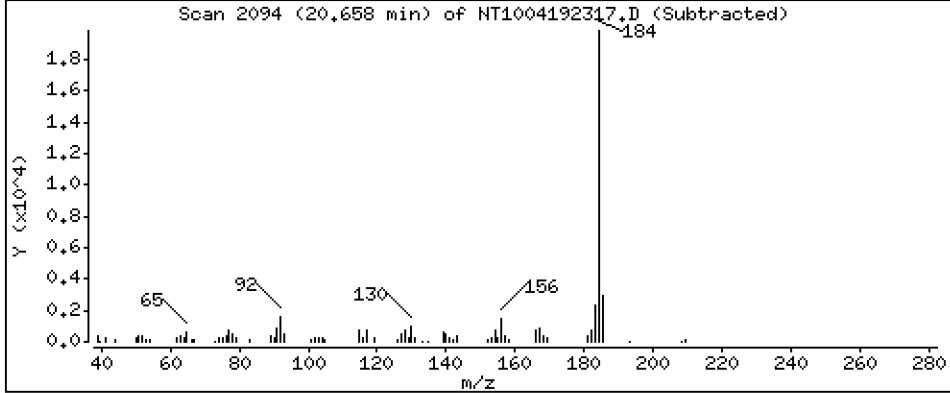
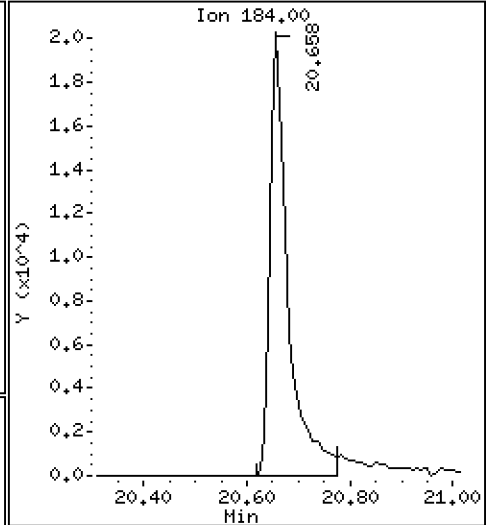
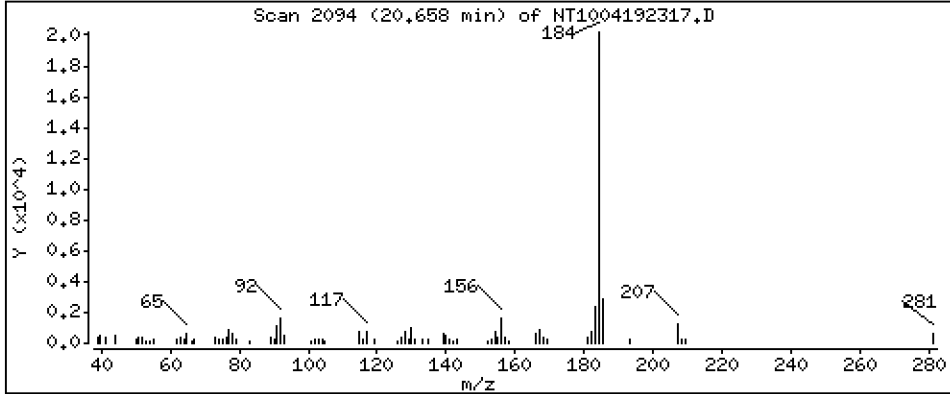
Operator: VTS

Column phase: ZB-5msi

Column diameter: 0,25

93 Benzidine

Concentration: 0,7826 ug/mL



Date : 19-APR-2023 21:33

Client ID:

Instrument: nt10.i

Sample Info: SLD0281-LCV1

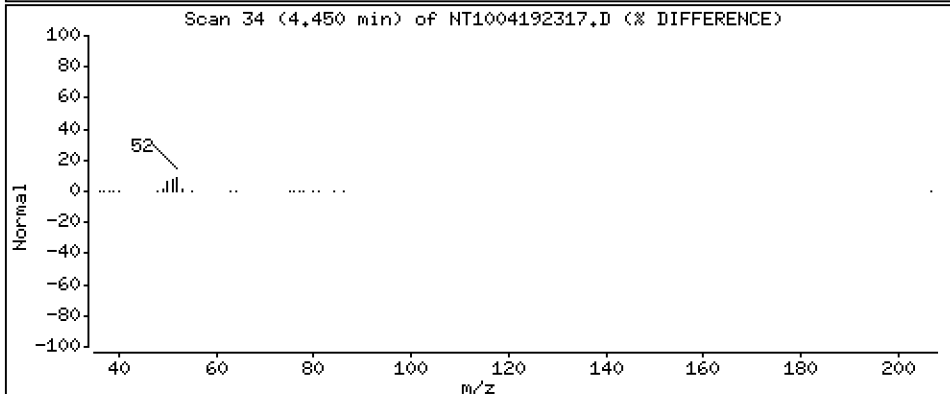
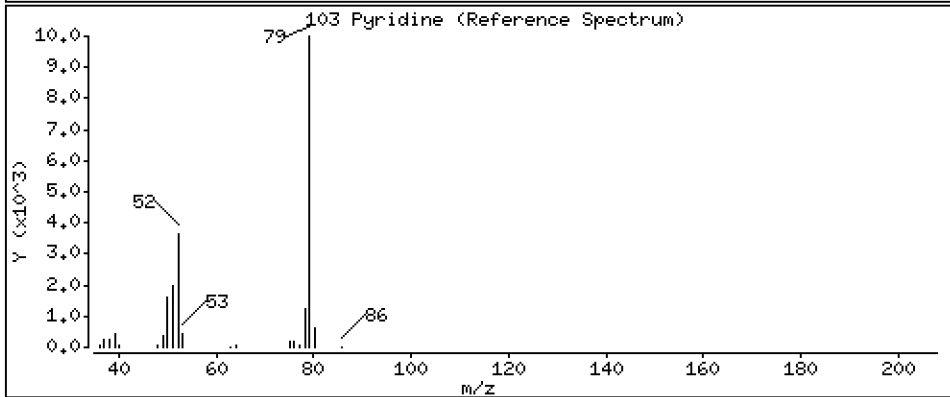
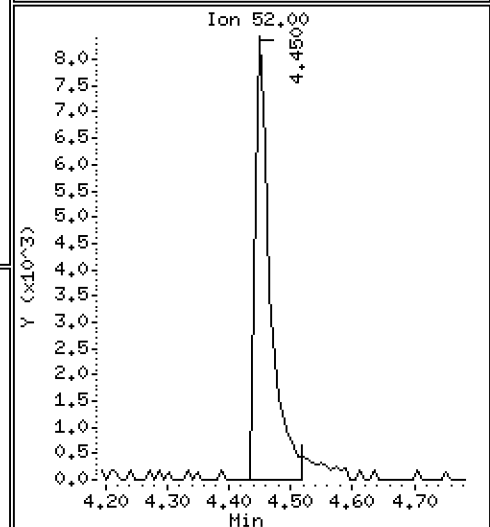
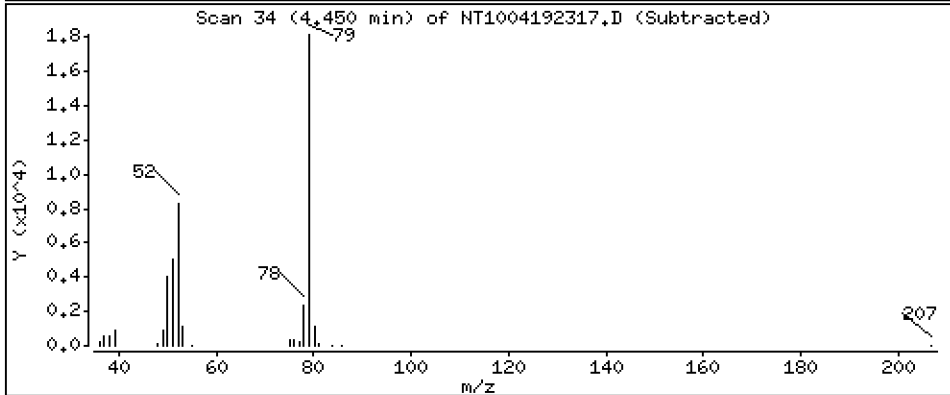
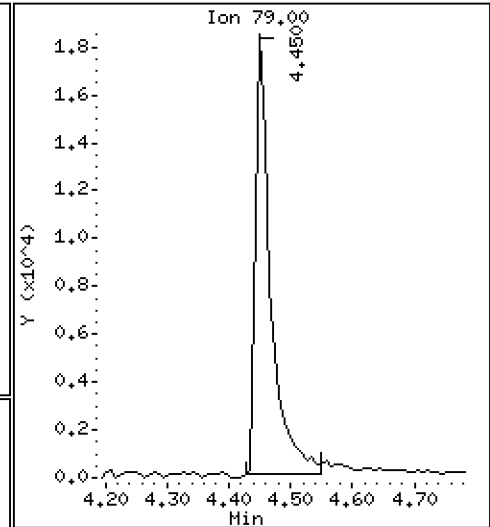
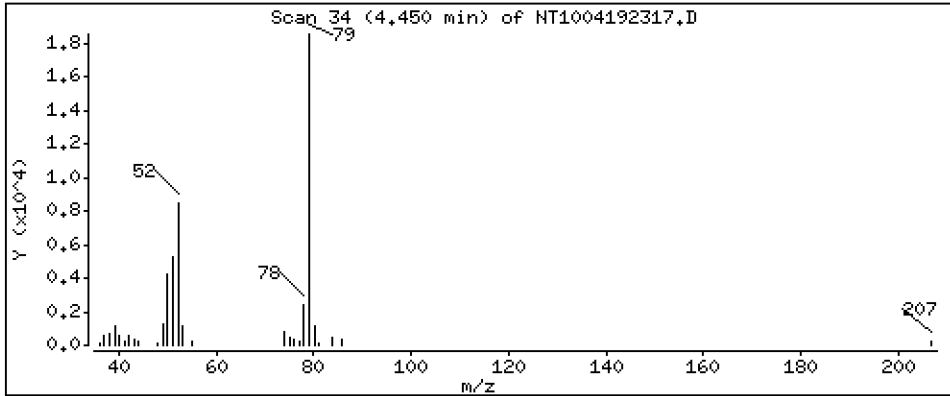
Operator: VTS

Column phase: ZB-5msi

Column diameter: 0,25

103 Pyridine

Concentration: 0,8329 ug/mL



Date : 19-APR-2023 21:33

Client ID:

Instrument: nt10.i

Sample Info: SLD0281-LCV1

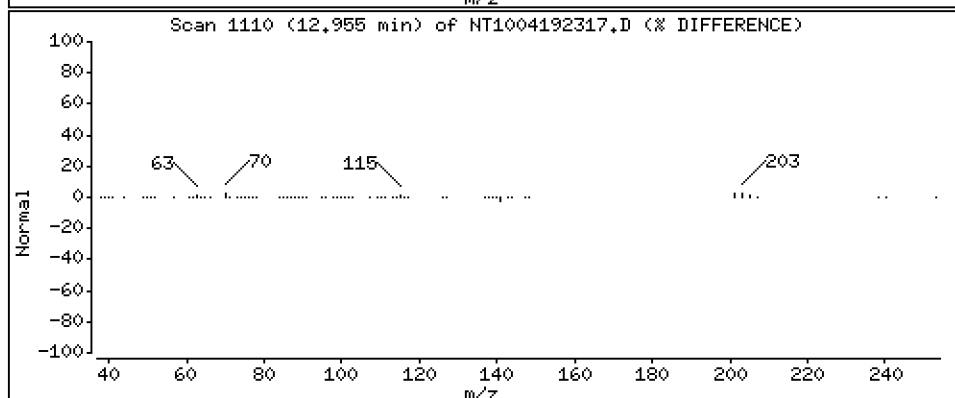
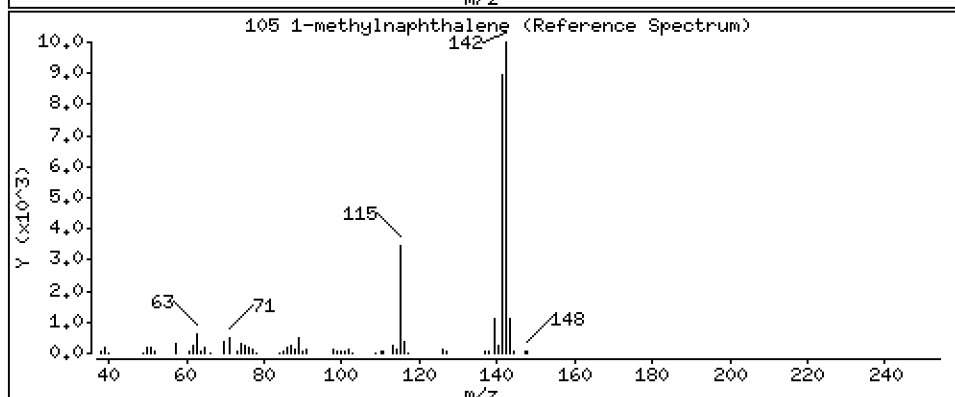
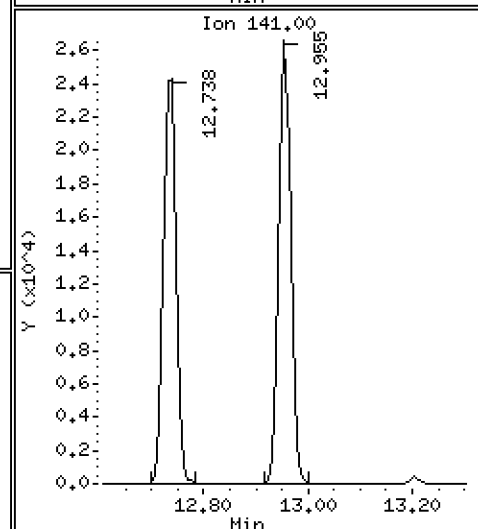
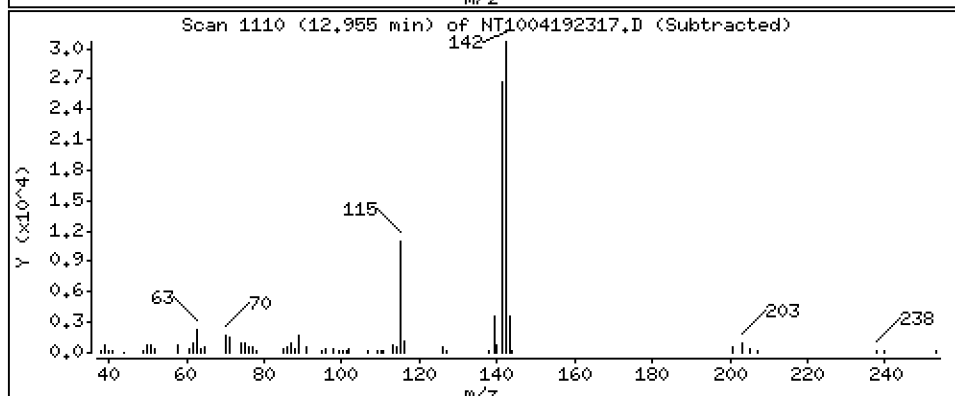
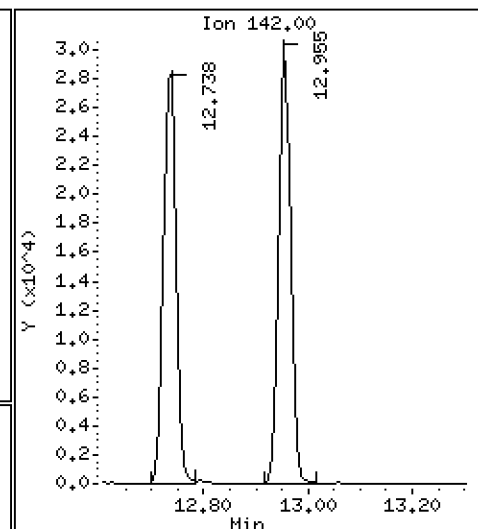
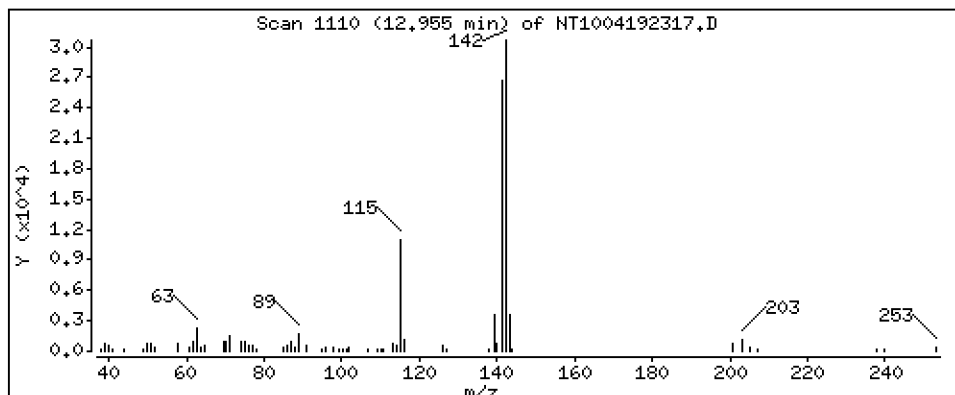
Operator: VTS

Column phase: ZB-5msi

Column diameter: 0,25

105 1-methylnaphthalene

Concentration: 0,5542 ug/mL



Date : 19-APR-2023 21:33

Client ID:

Instrument: nt10.i

Sample Info: SLD0281-LCV1

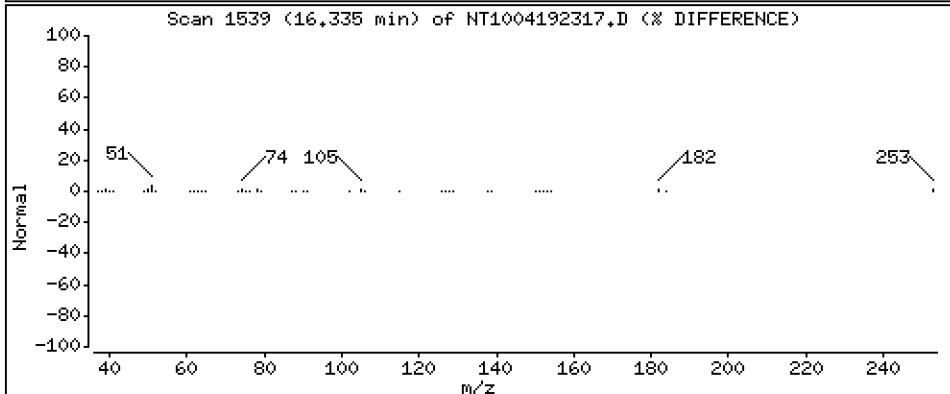
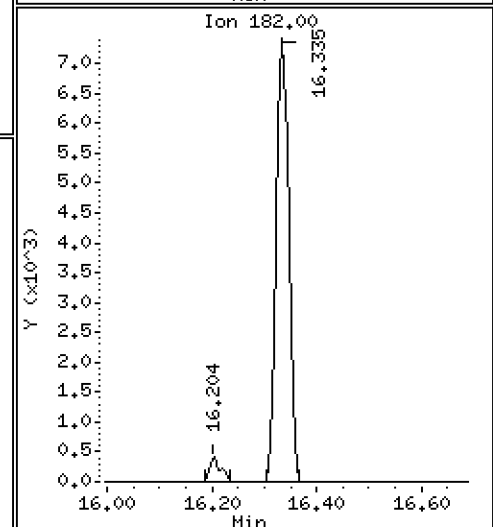
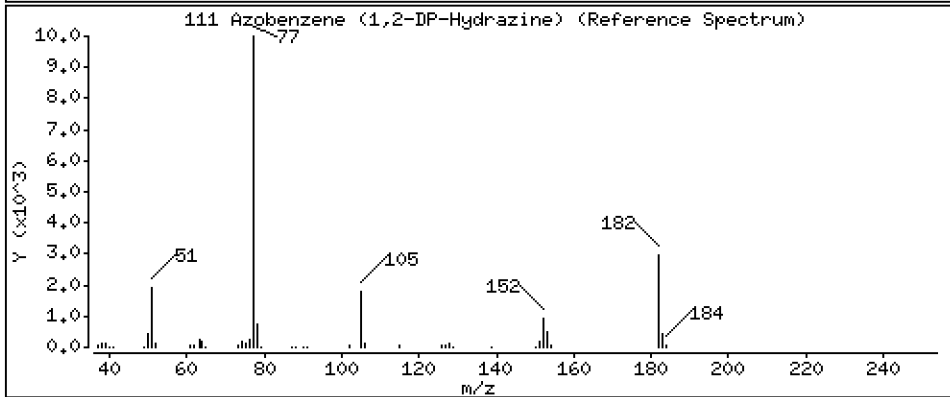
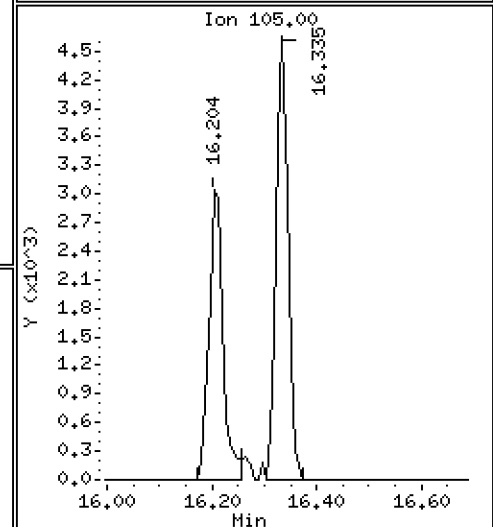
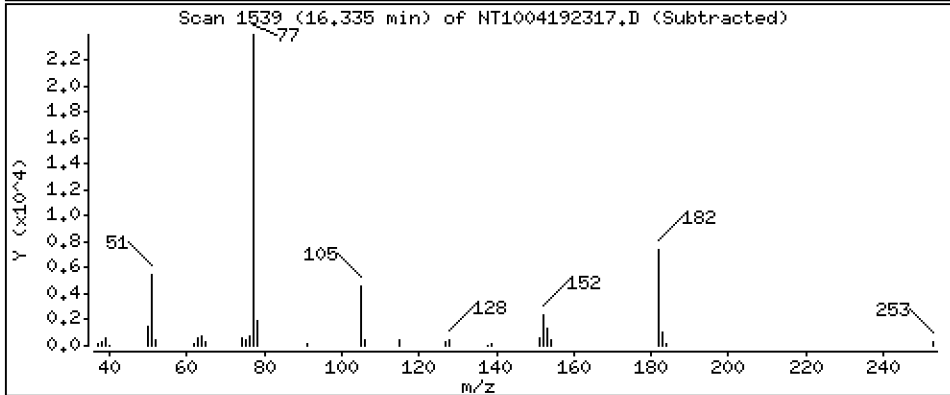
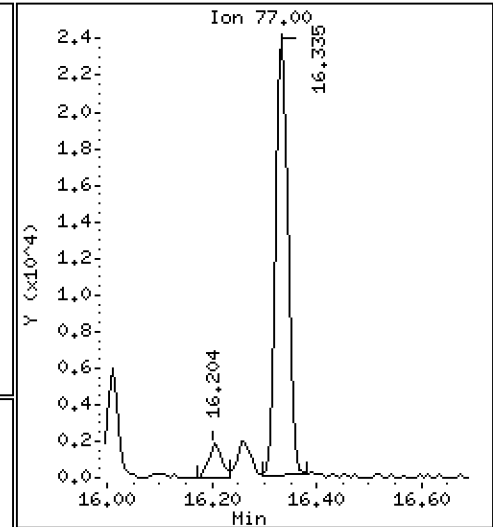
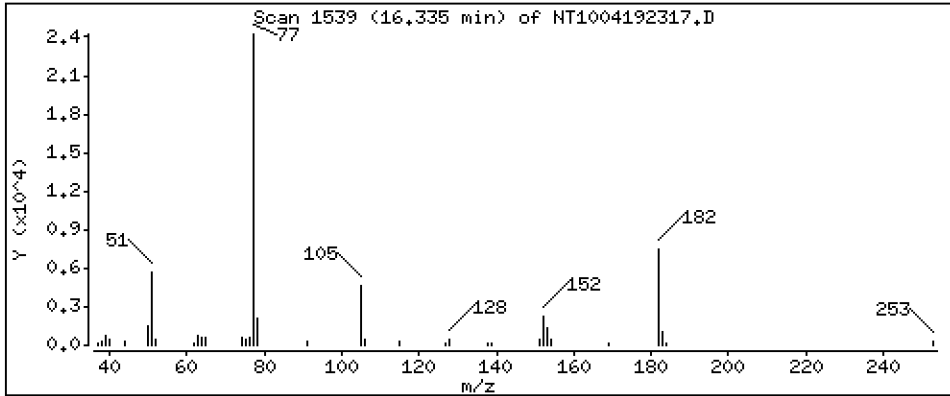
Operator: VTS

Column phase: ZB-5msi

Column diameter: 0,25

111 Azobenzene (1,2-DP-Hydrazine)

Concentration: 0,3977 ug/mL



Date : 19-APR-2023 21:33

Client ID:

Instrument: nt10.i

Sample Info: SLD0281-LCV1

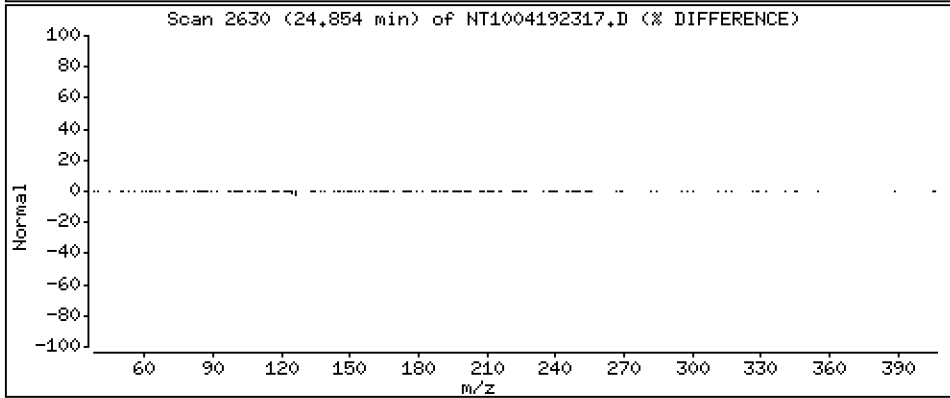
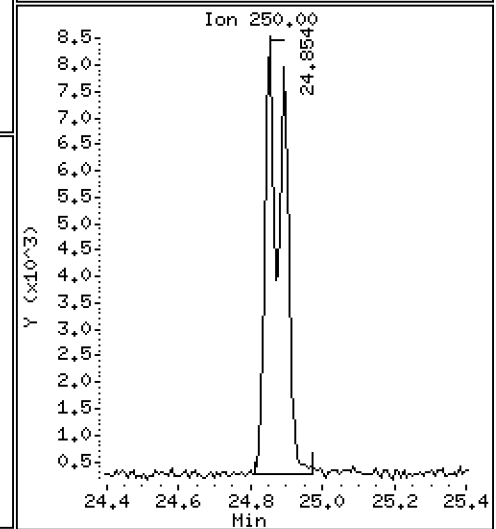
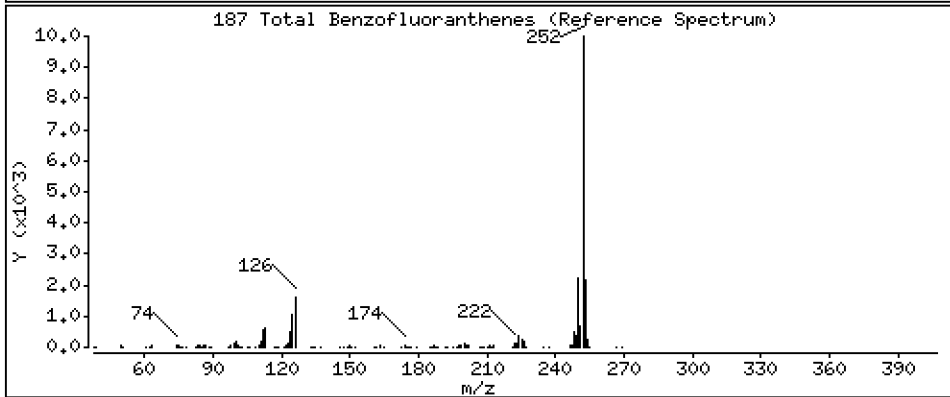
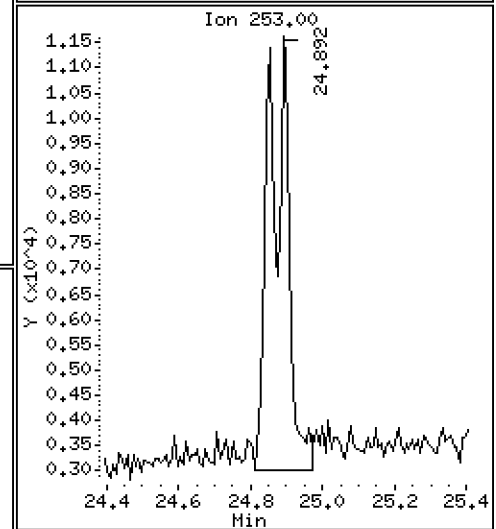
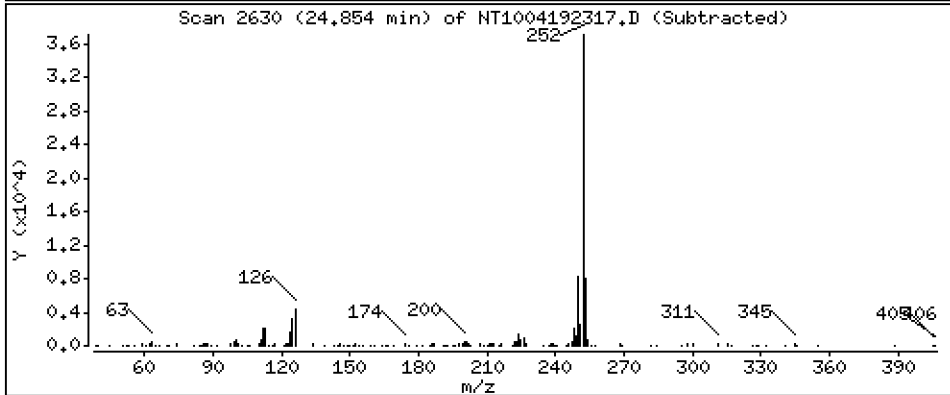
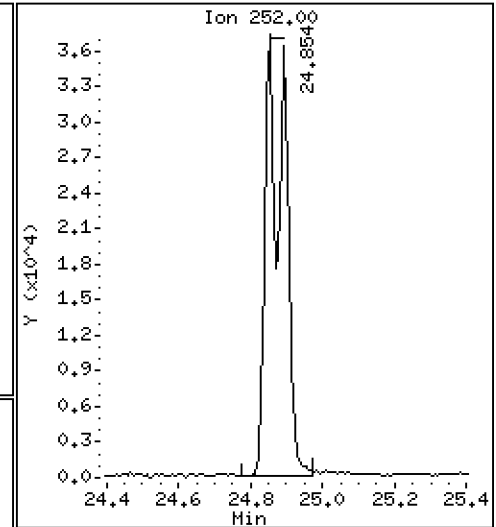
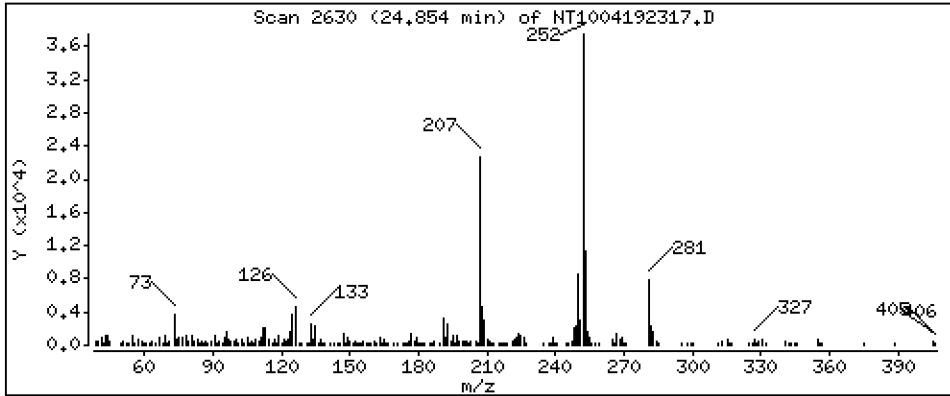
Operator: VTS

Column phase: ZB-5msi

Column diameter: 0,25

187 Total Benzofluoranthenes

Concentration: 0,9452 ug/mL



Date : 19-APR-2023 21:33

Client ID:

Instrument: nt10.i

Sample Info: SLD0281-LCV1

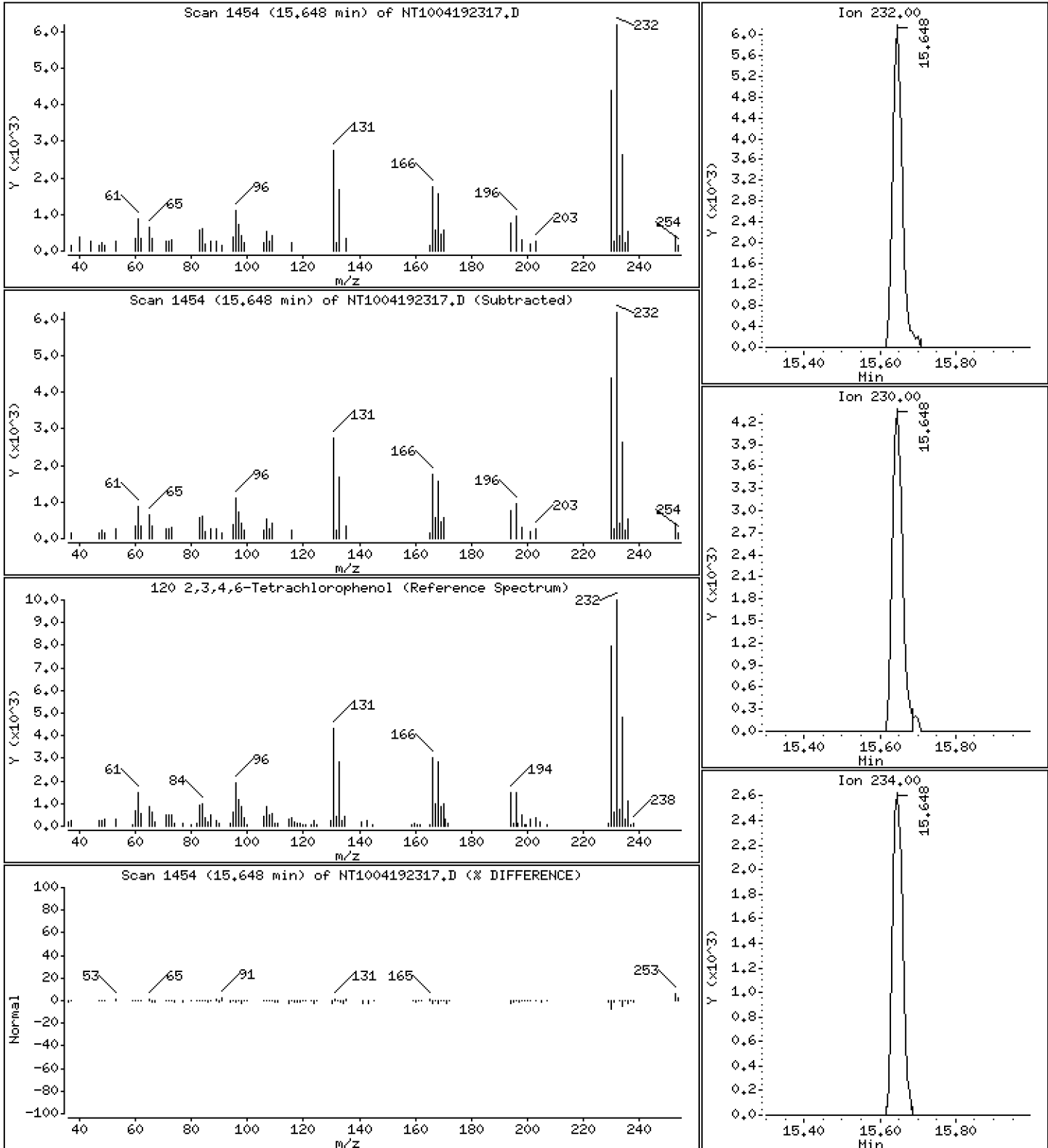
Operator: VTS

Column phase: ZB-5msi

Column diameter: 0,25

120 2,3,4,6-Tetrachlorophenol

Concentration: 0,3920 ug/mL



ARI Labs, Inc.

Semivolatile Report SW846 Method 8270D

Data file : \\target\share\chem3\nt10.i\20230419A.b\NT1004192317.D
 Lab Smp Id: SLD0281-LCV1
 Inj Date : 19-APR-2023 21:33
 Operator : VTS
 Smp Info : SLD0281-LCV1
 Misc Info :
 Comment : 1ul Injection
 Method : \\target\share\chem3\nt10.i\20230419A.b\ABN.m
 Meth Date : 20-Apr-2023 14:53 deenayd Quant Type: ISTD
 Cal Date : 16-MAR-2023 00:22 Cal File: NT10031508.D
 Als bottle: 3
 Dil Factor: 1.00000
 Integrator: HP RTE
 Target Version: 4.14
 Processing Host: DEENAY-201905

Inst ID: nt10.i

Compound Sublist: ICAL.sub

Compounds	QUANT	SIG	RT	EXP RT	REL RT	RESPONSE	CONCENTRATIONS	
							ON-COLUMN	FINAL
	MASS						(ug/mL)	(ug/mL)
\$ 1 2-Fluorophenol	112		6.604	6.604	(0.749)	26109	0.67257	0.6726
\$ 2 Phenol-d5	99		8.204	8.204	(0.930)	31365	0.61589	0.6159
3 Phenol	94		8.227	8.227	(0.932)	23271	0.43974	0.4397
\$ 5 2-Chlorophenol-d4	132		8.466	8.467	(0.960)	30048	0.69096	0.6910
4 Bis(2-Chloroethyl)ether	93		8.382	8.382	(0.950)	18061	0.46016	0.4602
6 2-Chlorophenol	128		8.490	8.490	(0.962)	21731	0.47979	0.4798
7 1,3-Dichlorobenzene	146		8.753	8.761	(0.992)	24526	0.51220	0.5122
* 8 1,4-Dichlorobenzene-d4	152		8.823	8.823	(1.000)	128368	4.00000	
9 1,4-Dichlorobenzene	146		8.854	8.854	(1.004)	23918	0.51708	0.5171
\$ 10 1,2-Dichlorobenzene-d4	152		9.180	9.180	(1.040)	14407	0.46131	0.4613
12 1,2-Dichlorobenzene	146		9.203	9.211	(1.043)	23078	0.50695	0.5070
11 Benzyl alcohol	108		9.102	9.102	(1.032)	11033	0.44418	0.4442
14 2,2'-oxybis(1-Chloropropane)	121		9.405	9.405	(1.066)	6313	0.47222	0.4722 (M)
13 2-Methylphenol	108		9.343	9.335	(1.059)	18025	0.46725	0.4672
17 Hexachloroethane	117		9.793	9.793	(1.110)	8301	0.43739	0.4374
16 N-Nitroso-di-n-propylamine	70		9.661	9.661	(1.095)	13914	0.45678	0.4568
15 4-Methylphenol	108		9.614	9.614	(1.090)	18403	0.45275	0.4528
\$ 18 Nitrobenzene-d5	82		9.917	9.917	(0.878)	20454	0.43522	0.4352
19 Nitrobenzene	77		9.956	9.956	(0.881)	19417	0.42100	0.4210
20 Isophorone	82		10.406	10.406	(0.921)	26549	0.44997	0.4500
21 2-Nitrophenol	139		10.583	10.583	(0.937)	9894	0.44104	0.4410
22 2,4-Dimethylphenol	107		10.651	10.651	(0.943)	41027	0.96846	0.9685
23 Bis(2-Chloroethoxy)methane	93		10.838	10.838	(0.959)	18167	0.46095	0.4610
24 Benzoic acid	105		10.770	10.880	(0.953)	16720	0.70987	0.7099
25 2,4-Dichlorophenol	162		11.041	11.041	(0.977)	31547	0.93058	0.9306
26 1,2,4-Trichlorobenzene	180		11.214	11.222	(0.992)	20872	0.52450	0.5245
* 27 Naphthalene-d8	136		11.299	11.299	(1.000)	465614	4.00000	
28 Naphthalene	128		11.338	11.346	(1.003)	57114	0.46303	0.4630
29 4-Chloroaniline	127		11.484	11.485	(1.016)	44625	0.92736	0.9274
30 Hexachlorobutadiene	225		11.709	11.709	(1.036)	13098	0.56174	0.5617
31 4-Chloro-3-methylphenol	107		12.459	12.459	(1.103)	29225	0.79634	0.7963
32 2-Methylnaphthalene	142		12.738	12.738	(1.127)	46235	0.51941	0.5194
33 Hexachlorocyclopentadiene	237		13.202	13.202	(0.886)	4692	0.19518	0.1952

Compounds	QUANT SIG					CONCENTRATIONS	
	MASS	RT	EXP RT	REL RT	RESPONSE	ON-COLUMN (ug/mL)	FINAL (ug/mL)
34 2,4,6-Trichlorophenol	196	13.365	13.365	(0.897)	23010	0.89628	0.8963
35 2,4,5-Trichlorophenol	196	13.442	13.442	(0.902)	22202	0.77830	0.7783
§ 36 2-Fluorobiphenyl	172	13.520	13.527	(0.907)	46207	0.44970	0.4497
37 2-Chloronaphthalene	162	13.721	13.721	(0.921)	39187	0.47101	0.4710
38 2-Nitroaniline	65	13.992	13.992	(0.939)	17452	0.74676	0.7468
39 Dimethylphthalate	163	14.433	14.433	(0.968)	44527	0.52768	0.5277
40 Acenaphthylene	152	14.588	14.596	(0.979)	59947	0.46240	0.4624
41 2,6-Dinitrotoluene	165	14.564	14.572	(0.977)	17901	0.98203	0.9820
* 42 Acenaphthene-d10	164	14.905	14.905	(1.000)	259751	4.00000	
43 3-Nitroaniline	138	14.851	14.851	(0.996)	14351	0.69751	0.6975
44 Acenaphthene	153	14.967	14.975	(1.004)	37170	0.46410	0.4641
45 2,4-Dinitrophenol	184	15.067	15.060	(1.011)	2014	0.18303	0.1830
46 Dibenzofuran	168	15.299	15.299	(1.026)	59826	0.50655	0.5065
47 4-Nitrophenol	109	15.214	15.191	(1.021)	3055	0.23608	0.2361
48 2,4-Dinitrotoluene	165	15.369	15.377	(1.031)	21350	0.77497	0.7750
50 Diethylphthalate	149	15.887	15.895	(1.066)	41661	0.50320	0.5032
49 Fluorene	166	16.010	16.010	(1.074)	42602	0.45849	0.4585
51 4-Chlorophenyl-phenylether	204	16.010	16.010	(1.074)	21780	0.49293	0.4929
52 4-Nitroaniline	138	16.118	16.118	(1.081)	14119	0.76148	0.7615
53 4,6-Dinitro-2-methylphenol	198	16.203	16.211	(0.903)	14467	1.09882	1.099
54 N-Nitrosodiphenylamine	169	16.265	16.265	(0.907)	27831	0.47828	0.4783
§ 55 2,4,6-Tribromophenol	330	16.550	16.550	(1.110)	7666	0.62760	0.6276
56 4-Bromophenyl-phenylether	248	17.013	17.013	(0.948)	13282	0.54562	0.5456
57 Hexachlorobenzene	284	17.322	17.322	(0.965)	15799	0.61903	0.6190
58 Pentachlorophenol	266	17.694	17.686	(0.986)	9066	0.59995	0.6000
* 59 Phenanthrene-d10	188	17.942	17.942	(1.000)	435234	4.00000	
60 Phenanthrene	178	17.988	17.988	(1.003)	54305	0.45758	0.4576
61 Anthracene	178	18.081	18.081	(1.008)	51787	0.45490	0.4549
62 Carbazole	167	18.421	18.421	(1.027)	48305	0.47351	0.4735
63 Di-n-butylphthalate	149	19.257	19.257	(1.073)	66323	0.48371	0.4837
64 Fluoranthene	202	20.394	20.402	(0.885)	60490	0.40833	0.4083
65 Pyrene	202	20.820	20.827	(0.904)	62110	0.40872	0.4087
§ 66 Terphenyl-d14	244	21.129	21.137	(0.917)	48060	0.42113	0.4211
67 Butylbenzylphthalate	149	22.082	22.089	(0.959)	27309	0.51071	0.5107
68 Benzo(a)anthracene	228	23.011	23.011	(0.999)	61161	0.47000	0.4700
* 69 Chrysene-d12	240	23.034	23.042	(1.000)	368672	4.00000	
70 3,3'-Dichlorobenzidine	252	22.980	22.988	(0.998)	70587	1.69345	1.693
71 Chrysene	228	23.080	23.088	(1.002)	56224	0.44224	0.4422
72 bis(2-Ethylhexyl)phthalate	149	23.135	23.135	(0.959)	35807	0.44476	0.4448
* 134 Di-n-octylphthalate-d4	153	24.118	24.126	(1.000)	550375	4.00000	
73 Di-n-octylphthalate	149	24.126	24.133	(1.000)	66091	0.45887	0.4589
74 Benzo(b)fluoranthene	252	24.853	24.861	(0.972)	64363	0.43713	0.4371
75 Benzo(k)fluoranthene	252	24.892	24.900	(0.973)	74620	0.49910	0.4991
76 Benzo(a)pyrene	252	25.473	25.481	(0.996)	61915	0.47033	0.4703
* 77 Perylene-d12	264	25.581	25.589	(1.000)	454232	4.00000	
78 Indeno(1,2,3-cd)pyrene	276	28.077	28.085	(1.098)	72897	0.43526	0.4353
79 Dibenzo(a,h)anthracene	278	28.100	28.108	(1.098)	61843	0.44477	0.4448
80 Benzo(g,h,i)perylene	276	28.799	28.815	(1.126)	61838	0.42665	0.4266
90 N-Nitrosodimethylamine	74	4.419	4.419	(0.501)	22082	0.89161	0.8916
91 Aniline	93	8.289	8.289	(0.939)	41593	0.76705	0.7670
93 Benzidine	184	20.657	20.657	(0.897)	47621	0.78260	0.7826
103 Pyridine	79	4.450	4.434	(0.504)	31680	0.83290	0.8329
105 1-methylnaphthalene	142	12.955	12.955	(1.147)	45198	0.55419	0.5542
111 Azobenzene (1,2-DP-Hydrazine)	77	16.334	16.342	(1.096)	36785	0.39775	0.3977

Compounds	QUANT SIG	RT	EXP RT	REL RT	RESPONSE	CONCENTRATIONS	
						ON-COLUMN (ug/mL)	FINAL (ug/mL)
187 Total Benzofluoranthenes	252	24.853	24.900	(0.972)	134373	0.94520	0.9452
120 2,3,4,6-Tetrachlorophenol	232	15.647	15.647	(1.050)	10265	0.39196	0.3920

QC Flag Legend

M - Compound response manually integrated.

ARI Labs, Inc.

INTERNAL STANDARD COMPOUNDS
 AREA AND RT SUMMARY

Instrument ID: nt10.i Calibration Date: 19-APR-2023
 Lab File ID: NT1004192317.D Calibration Time: 20:55
 Lab Smp Id: SLD0281-LCV1
 Analysis Type: SV Level:
 Quant Type: ISTD Sample Type:
 Operator: VTS
 Method File: \\target\share\chem3\nt10.i\20230419A.b\ABN.m
 Misc Info:

Test Mode:
 Use Last Continuing Calibrator.

COMPOUND	STANDARD	AREA LIMIT		SAMPLE	%DIFF
		LOWER	UPPER		
8 1,4-Dichlorobenze	142135	71068	284270	128368	-9.69
27 Naphthalene-d8	517513	258757	1035026	465614	-10.03
42 Acenaphthene-d10	306898	153449	613796	259751	-15.36
59 Phenanthrene-d10	508635	254318	1017270	435234	-14.43
69 Chrysene-d12	460743	230372	921486	368672	-19.98
134 Di-n-octylphthala	736003	368002	1472006	550375	-25.22
77 Perylene-d12	559318	279659	1118636	454232	-18.79

COMPOUND	STANDARD	RT LIMIT		SAMPLE	%DIFF
		LOWER	UPPER		
8 1,4-Dichlorobenze	8.82	8.32	9.32	8.82	-0.00
27 Naphthalene-d8	11.30	10.80	11.80	11.30	-0.00
42 Acenaphthene-d10	14.91	14.41	15.41	14.91	-0.00
59 Phenanthrene-d10	17.94	17.44	18.44	17.94	-0.00
69 Chrysene-d12	23.04	22.54	23.54	23.03	-0.03
134 Di-n-octylphthala	24.13	23.63	24.63	24.12	-0.03
77 Perylene-d12	25.59	25.09	26.09	25.58	-0.03

AREA UPPER LIMIT = +100% of internal standard area.
 AREA LOWER LIMIT = - 50% of internal standard area.
 RT UPPER LIMIT = + 0.50 minutes of internal standard RT.
 RT LOWER LIMIT = - 0.50 minutes of internal standard RT.

REVIEW SUMMARY FOR FILE - NT1004192317.D

Lab ID: SLD0281-LCV1
nt10.i, 20230419A.b\ABN.m, 19-APR-2023 21:33

RT CO-ELUTION COMPOUNDS

NO CO-ELUTIONS

Quant Method: ICAL

RRT CHECK

RRT	CCV RRT	DELTA	COMPOUND
0.953	0.963	-0.0098	Benzoic acid

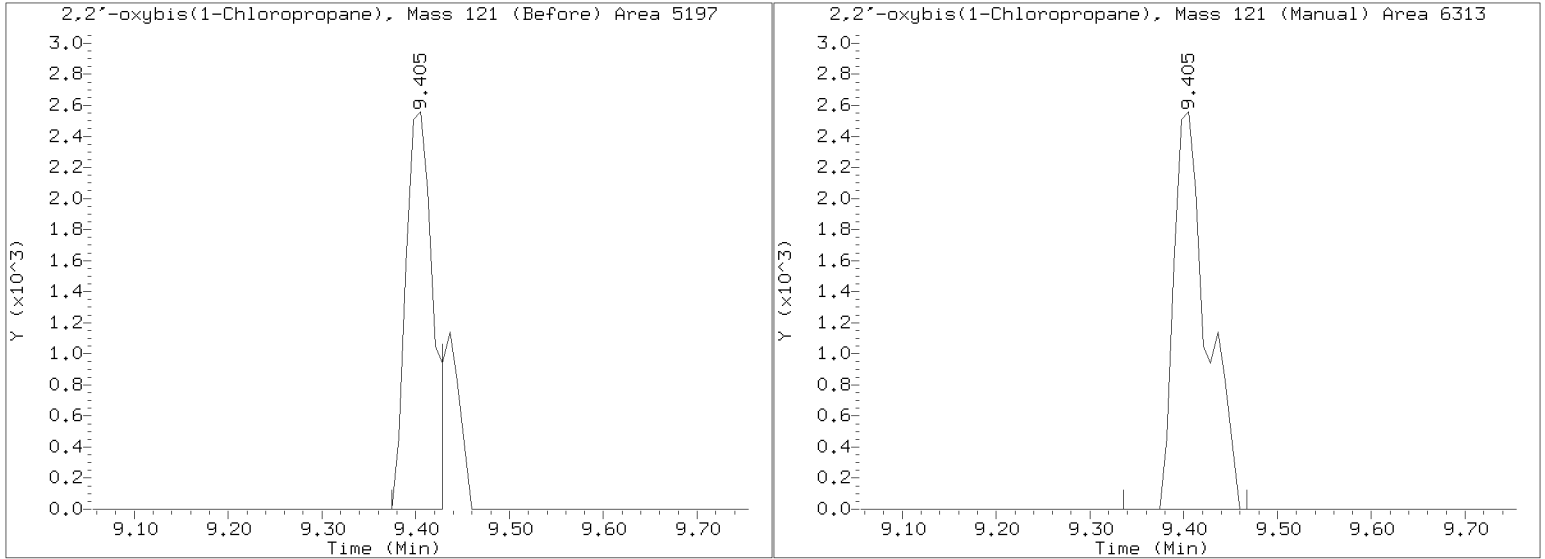
RRT check based on Ccal File: NT1004192316.D

On Column LOD for nt10.i, 20230419A.b\ABN.m, ICAL.sub = 0.0000

* Only compounds listed in the work order have been verified by the analyst *

Quant Ion Manual Peak Adjustment Report

Datafile: //target/share/chem3/nt10.i/20230419A.b/NT1004192317.D
Injection Date: 19-APR-2023 21:33
Lab ID:SLD0281-LCV1 Client ID:
Report Date: 04/20/2023 14:53



APPROVED
By Deenay Dunmore at 3:36 pm, Apr 20, 2023



ANALYSIS BATCH (SEQUENCE) SUMMARY

EPA 8270E

Laboratory: Analytical Resources, LLC

SDG: 23C0774

Client: Anchor QEA, LLC

Project: AOC5 MR Phase 1

Sequence: SLC0228

Instrument: NT10

Calibration: GC00046

Sample Name	Lab Sample ID	Lab File ID	Matrix	Analysis Date/Time
MS Tune	SLC0228-TUN1	NT10031501.D	NA	03/15/23 20:19
CAL 20	SLC0228-CAL7	NT10031502.D	NA	03/15/23 20:34
CAL 10	SLC0228-CAL6	NT10031503.D	NA	03/15/23 21:12
CAL 5	SLC0228-CAL5	NT10031504.D	NA	03/15/23 21:50
CAL 2.5	SLC0228-CAL4	NT10031505.D	NA	03/15/23 22:28
CAL 1.0	SLC0228-CAL3	NT10031506.D	NA	03/15/23 23:06
CAL 0.5	SLC0228-CAL2	NT10031507.D	NA	03/15/23 23:44
CAL 0.2	SLC0228-CAL1	NT10031508.D	NA	03/16/23 00:22
SCV 5.0	SLC0228-SCV1	NT10031511.D	NA	03/16/23 02:16
Initial Cal Blank	SLC0228-ICB1	NT10031512.D	NA	03/16/23 02:54



ANALYSIS SEQUENCE

SLC0228

Instrument ID: NT10 GCMS Description: Agilent 5975/MS http://bi
Calibration ID: GC00046 GCMS Column ID: L002830
MS EM Level: 1271 EV

Lab Number	Sample Name	Analysis	Container	Order	STD ID	ISTD ID	Analyzed	File ID	Analyst	Comments
SLC0228-TUN1	MS Tune	QC		1	K004775		03/15/2023 20:19	NT10031501.D	JGR	
SLC0228-CAL7	CAL 20	QC		2	K011111	K010831	03/15/2023 20:34	NT10031502.D	VTS	
SLC0228-CAL6	CAL 10	QC		3	K011110	K010831	03/15/2023 21:12	NT10031503.D	VTS	
SLC0228-CAL5	CAL 5	QC		4	K011109	K010831	03/15/2023 21:50	NT10031504.D	VTS	
SLC0228-CAL4	CAL 2.5	QC		5	K011108	K010831	03/15/2023 22:28	NT10031505.D	VTS	
SLC0228-CAL3	CAL 1.0	QC		6	K011107	K010831	03/15/2023 23:06	NT10031506.D	VTS	
SLC0228-CAL2	CAL 0.5	QC		7	K011106	K010831	03/15/2023 23:44	NT10031507.D	VTS	
SLC0228-CAL1	CAL 0.2	QC		8	K011105	K010831	03/16/2023 00:22	NT10031508.D	VTS	
SLC0228-SCV1	SCV 5.0	QC		9	L002833	K010831	03/16/2023 02:16	NT10031511.D	VTS	
SLC0228-ICB1	Initial Cal Blank	QC		10	K005156	K010831	03/16/2023 02:54	NT10031512.D	VTS	

INTERNAL STANDARD SUMMARY FOR DATABATCH - \\target\share\chem3\nt10.i\20230315.b

Time	Filename	LabID	ClientId	DF														
1	2019	NT10031501.D	SLC0228-TUN1	1	NO ISTDs FOUND													
2	2034	NT10031502.D	SLC0228-CAL7	1	9.30	177375	11.78	659656	15.38	352987	18.42	587447	23.46	356463	26.19	404994	24.49	617041
3	2112	NT10031503.D	SLC0228-CAL6	1	9.30	174984	11.78	633941	15.38	344087	18.42	605930	23.46	437116	26.18	463440	24.48	674085
4	2150	NT10031504.D	SLC0228-CAL5	1	9.30	171542	11.78	624466	15.38	337226	18.42	572849	23.45	347068	26.18	421549	24.48	500317
5	2228	NT10031505.D	SLC0228-CAL4	1	9.30	158570	11.78	582079	15.38	306729	18.42	522311	23.45	356282	26.18	420725	24.48	471925
6	2306	NT10031506.D	SLC0228-CAL3	1	9.29	172257	11.78	625894	15.38	330997	18.42	568685	23.45	426836	26.18	489106	24.48	555437
7	2344	NT10031507.D	SLC0228-CAL2	1	9.30	176328	11.78	638835	15.38	333617	18.42	594262	23.45	428263	26.18	479116	24.48	530893
8	0022	NT10031508.D	SLC0228-CAL1	1	9.29	173382	11.77	622719	15.38	323444	18.42	582036	23.45	443504	26.18	490725	24.48	540769
9	0100	NT10031509.D	SEQ-SIM2	1	9.29	175576	11.78	624440	15.38	329518	18.42	581173	23.45	424576	26.18	472151	24.48	491201
10	0138	NT10031510.D	SEQ-SIM1	1	9.30	172228	11.77	609518	15.38	313933	18.42	564567	23.45	413842	26.18	461161	24.48	469814
11	0216	NT10031511.D	SLC0228-SCV1	1	9.30	154809	11.78	570882	15.38	303490	18.42	533431	23.46	435381	26.19	494648	24.49	660827
12	0254	NT10031512.D	SLC0228-ICB1	1	9.30	173115	11.78	625865	15.38	328712	18.42	592693	23.45	442208	26.18	499804	24.48	526309

MANUAL INTEGRATION SUMMARY FOR DATABATCH - \\target\share\chem3\nt10.i\20230315.b

Instrument: nt10.i Date: 15-MAR-2023

Time	Filename	LabID	DF	Manually Integrated Compounds
2019	NT10031501.D	SLC0228-TUN1	1	NO MANUAL INTEGRATION
2034	NT10031502.D	SLC0228-CAL7	1	Benzoic acid,
2112	NT10031503.D	SLC0228-CAL6	1	2,2'-oxybis(1-Chloropropane),
2150	NT10031504.D	SLC0228-CAL5	1	2,2'-oxybis(1-Chloropropane),
2228	NT10031505.D	SLC0228-CAL4	1	2,2'-oxybis(1-Chloropropane),
2306	NT10031506.D	SLC0228-CAL3	1	2,2'-oxybis(1-Chloropropane),
2344	NT10031507.D	SLC0228-CAL2	1	2,2'-oxybis(1-Chloropropane), Benzoic acid,
0022	NT10031508.D	SLC0228-CAL1	1	2,2'-oxybis(1-Chloropropane), 1,2-Dichlorobenzene-d4,
0100	NT10031509.D	SEQ-SIM2	1	NO MANUAL INTEGRATION
0138	NT10031510.D	SEQ-SIM1	1	NO MANUAL INTEGRATION
0216	NT10031511.D	SLC0228-SCV1	1	NO MANUAL INTEGRATION
0254	NT10031512.D	SLC0228-ICB1	1	NO MANUAL INTEGRATION

Security Status Report

Date: 16-Mar-2023 13:06

NT10031501.D	Data Locked	van, 16-Mar-2023 13:06
NT10031502.D	Data Locked	van, 16-Mar-2023 13:06
NT10031503.D	Data Locked	van, 16-Mar-2023 13:06
NT10031504.D	Data Locked	van, 16-Mar-2023 13:06
NT10031505.D	Data Locked	van, 16-Mar-2023 13:06
NT10031506.D	Data Locked	van, 16-Mar-2023 13:06
NT10031507.D	Data Locked	van, 16-Mar-2023 13:06
NT10031508.D	Data Locked	van, 16-Mar-2023 13:06
NT10031509.D	Data Locked	van, 16-Mar-2023 13:06
NT10031510.D	Data Locked	van, 16-Mar-2023 13:06
NT10031511.D	Data Locked	van, 16-Mar-2023 13:06
NT10031512.D	Data Locked	van, 16-Mar-2023 13:06



ANALYSIS BATCH (SEQUENCE) SUMMARY

EPA 8270E

Laboratory: Analytical Resources, LLC

SDG: 23C0774

Client: Anchor QEA, LLC

Project: AOC5 MR Phase 1

Sequence: SLD0254

Instrument: NT10

Calibration: GC00046

Sample Name	Lab Sample ID	Lab File ID	Matrix	Analysis Date/Time
MS Tune	SLD0254-TUN1	NT1004192301.D	NA	04/19/23 10:48
Initial Cal Check	SLD0254-ICV1	NT1004192302.D	NA	04/19/23 11:08
ABN 0.5	SLD0254-LCV1	NT1004192303.D	NA	04/19/23 11:47
Blank	BLD0057-BLK1	NT1004192306.D	Solid	04/19/23 14:32
LCS	BLD0057-BS1	NT1004192307.D	Solid	04/19/23 15:10
LCS Dup	BLD0057-BSD1	NT1004192308.D	Solid	04/19/23 15:49
Reference	BLD0057-SRM1	NT1004192309.D	Solid	04/19/23 16:27
LDW23-SC1053A	23C0774-01	NT1004192310.D	Solid	04/19/23 17:06
LDW23-SC1053B	23C0774-02	NT1004192311.D	Solid	04/19/23 17:44
LDW23-SC1007A	23C0774-03	NT1004192312.D	Solid	04/19/23 18:22
LDW23-SC1002A	23C0774-04	NT1004192313.D	Solid	04/19/23 19:00
LDW23-SC1002B	23C0774-05	NT1004192314.D	Solid	04/19/23 19:39
LDW23-SC1046A	23C0774-06	NT1004192315.D	Solid	04/19/23 20:17
Calibration Check	SLD0254-CCV1	NT1004192316.D	NA	04/19/23 20:55



ANALYSIS SEQUENCE

SLD0254

Instrument ID: NT10 GCMS Description: Agilent 5975/MS http://bi
 Calibration ID: GC00046 GCMS Column ID: L002738
 MS EM Level: 1317.6 EV

Lab Number	Sample Name	Analysis	Container	Order	STD ID	ISTD ID	Analyzed	File ID	Analyst	Comments
SLD0254-TUN1	MS Tune	QC		1	L002618		04/19/2023 10:48	NT1004192301.D	DSD	
SLD0254-ICV1	Initial Cal Check	QC		2	K011109	K010831	04/19/2023 11:08	NT1004192302.D	VTS	
SLD0254-LCV1	ABN 0.5	QC		3	K011106	K010831	04/19/2023 11:47	NT1004192303.D	VTS	
BLD0057-BLK1	Blank	QC		4		K010831	04/19/2023 14:32	NT1004192306.D	VTS	
BLD0057-BS1	LCS	QC		5		K010831	04/19/2023 15:10	NT1004192307.D	VTS	
BLD0057-BSD1	LCS Dup	QC		6		K010831	04/19/2023 15:49	NT1004192308.D	VTS	
BLD0057-SRM1	Reference	QC		7		K010831	04/19/2023 16:27	NT1004192309.D	VTS	
23C0774-01	LDW23-SC1053A	20ug/kg solid or 0.2ug/L l	A 04	8		K010831	04/19/2023 17:06	NT1004192310.D	VTS	
23C0774-02	LDW23-SC1053B	20ug/kg solid or 0.2ug/L l	A 04	9		K010831	04/19/2023 17:44	NT1004192311.D	VTS	
23C0774-03	LDW23-SC1007A	20ug/kg solid or 0.2ug/L l	A 04	10		K010831	04/19/2023 18:22	NT1004192312.D	VTS	
23C0774-04	LDW23-SC1002A	20ug/kg solid or 0.2ug/L l	A 04	11		K010831	04/19/2023 19:00	NT1004192313.D	VTS	
23C0774-05	LDW23-SC1002B	20ug/kg solid or 0.2ug/L l	A 04	12		K010831	04/19/2023 19:39	NT1004192314.D	VTS	
23C0774-06	LDW23-SC1046A	20ug/kg solid or 0.2ug/L l	A 04	13		K010831	04/19/2023 20:17	NT1004192315.D	VTS	
SLD0254-CCV1	Calibration Check	QC		14	K011109	K010831	04/19/2023 20:55	NT1004192316.D	VTS	

INTERNAL STANDARD SUMMARY FOR DATABATCH - \\target\share\chem3\nt10.i\20230419.b

Time	Filename	LabID	ClientId	DF															
1	1048	NT1004192301.D	SLD0254-TUN1	1		NO ISTDS FOUND													
2	1108	NT1004192302.D	SLD0254-ICV1	1		8.84	140649	11.31	483944	14.92	298909	17.95	483004	23.04	399309	25.59	475411	24.13	671711
3	1147	NT1004192303.D	SLD0254-LCV1	1		8.83	145922	11.30	482753	14.91	315960	17.94	449713	23.04	363592	25.58	417265	24.11	569976
4	1432	NT1004192306.D	BLD0057-BLK1	1		8.84	148845	11.31	558038	14.91	322448	17.95	537679	23.04	455772	25.59	472561	24.13	684152
5	1510	NT1004192307.D	BLD0057-BS1	1		8.82	136106	11.31	522356	14.91	311083	17.94	518206	23.04	422878	25.58	456713	24.12	657653
6	1549	NT1004192308.D	BLD0057-BSD1	1		8.82	144190	11.31	529907	14.91	315334	17.94	531387	23.04	428413	25.58	460982	24.13	652109
7	1627	NT1004192309.D	BLD0057-SRM1	1		8.82	149788	11.30	548502	14.91	325261	17.94	546005	23.03	439001	25.58	470074	24.12	686244
8	1706	NT1004192310.D	23C0774-01	1		8.82	153399	11.30	556282	14.91	332440	17.94	637117	23.05	594670	25.60	652823	24.13	942340
9	1744	NT1004192311.D	23C0774-02	1		8.82	172863	11.30	616911	14.91	357309	17.95	639178	23.05	597908	25.60	680930	24.13	994365
10	1822	NT1004192312.D	23C0774-03	1		8.82	159310	11.30	582186	14.91	334880	17.95	595798	23.04	527613	25.60	631897	24.13	895202
11	1900	NT1004192313.D	23C0774-04	1		8.82	156659	11.30	576478	14.91	332772	17.95	593533	23.05	537478	25.60	623206	24.13	883386
12	1939	NT1004192314.D	23C0774-05	1		8.82	148481	11.30	546656	14.91	306132	17.94	537396	23.04	495077	25.60	601605	24.13	836029
13	2017	NT1004192315.D	23C0774-06	1		8.82	154768	11.30	562505	14.91	324258	17.95	554119	23.05	502445	25.60	625071	24.13	846771
14	2055	NT1004192316.D	SLD0254-CCV1	1		8.82	142135	11.30	517513	14.91	306898	17.94	508635	23.04	460743	25.59	559318	24.13	736003

MANUAL INTEGRATION SUMMARY FOR DATABATCH - \\target\share\chem3\nt10.i\20230419.b

ARI Job No.: SLD0 Method: DFTPP8270E.m Instrument: nt10.i Date: 19-APR-2023

Time	Filename	LabID	ClientId	DF	Manually Integrated Compounds
1048	NT1004192301.D	SLD0254-TUN1		1	NO MANUAL INTEGRATION
1108	NT1004192302.D	SLD0254-ICV1		1	2,2'-oxybis(1-Chloropropane),
1147	NT1004192303.D	SLD0254-LCV1		1	2,2'-oxybis(1-Chloropropane),
1432	NT1004192306.D	BLD0057-BLK1		1	NO MANUAL INTEGRATION
1510	NT1004192307.D	BLD0057-BS1		1	NO MANUAL INTEGRATION
1549	NT1004192308.D	BLD0057-BSD1		1	NO MANUAL INTEGRATION
1627	NT1004192309.D	BLD0057-SRM1		1	NO MANUAL INTEGRATION
1706	NT1004192310.D	23C0774-01		1	NO MANUAL INTEGRATION
1744	NT1004192311.D	23C0774-02		1	NO MANUAL INTEGRATION
1822	NT1004192312.D	23C0774-03		1	NO MANUAL INTEGRATION
1900	NT1004192313.D	23C0774-04		1	NO MANUAL INTEGRATION
1939	NT1004192314.D	23C0774-05		1	NO MANUAL INTEGRATION
2017	NT1004192315.D	23C0774-06		1	Dibenzo(a,h)anthracene,
2055	NT1004192316.D	SLD0254-CCV1		1	NO MANUAL INTEGRATION

Security Status Report

Date: 20-Apr-2023 11:16

NT1004192301.D	Data Locked	deenayd, 20-
NT1004192302.D	Data Locked	deenayd, 20-
NT1004192303.D	Data Locked	deenayd, 20-
NT1004192304.D	Data Locked	deenayd, 20-
NT1004192305.D	Data Locked	deenayd, 20-
NT1004192306.D	Data Locked	deenayd, 20-
NT1004192307.D	Data Locked	deenayd, 20-
NT1004192308.D	Data Locked	deenayd, 20-
NT1004192309.D	Data Locked	deenayd, 20-
NT1004192310.D	Data Locked	deenayd, 20-
NT1004192311.D	Data Locked	deenayd, 20-
NT1004192312.D	Data Locked	deenayd, 20-
NT1004192313.D	Data Locked	deenayd, 20-
NT1004192314.D	Data Locked	deenayd, 20-
NT1004192315.D	Data Locked	deenayd, 20-
NT1004192316.D	Data Locked	deenayd, 20-



ANALYSIS SEQUENCE

SLC0254

Instrument ID: NT3 GCMS Description: HP6890/MS
Calibration ID: GC00034 GCMS Column ID: I009581
MS EM Level: 2271 EV

Lab Number	Sample Name	Analysis	Container	Order	STD ID	ISTD ID	Analyzed	File ID	Analyst	Comments
SLC0254-TUN1	MS Tune	QC		1	L002804	L000425	03/16/2023 10:48	V303162305.D	KC/TWC	
SLC0254-ICV1	VOA 10	QC		2	L002667	L000425	03/16/2023 12:02	V303162307.D	KC/TWC	
BLC0432-BS2	LCS	QC		3		L000425	03/16/2023 12:02	V303162307LCS.D	KC/TWC	
BLC0432-BSD2	LCS Dup	QC		4		L000425	03/16/2023 12:47	V303162309.D	KC/TWC	
BLC0432-BLK2	Blank	QC		5		L000425	03/16/2023 13:32	V303162311.D	KC/TWC	
23C0350-32	Trip Blanks	8260D VOA	B	6		L000425	03/16/2023 13:55	V303162312.D	KC/TWC	
23C0272-17	MC-2D-0323	8260D VOA	D	7		L000425	03/16/2023 14:17	V303162313.D	KC/TWC	
23C0272-21	MC-10D-0323	8260D VOA	B	8		L000425	03/16/2023 14:39	V303162314.D	KC/TWC	
23C0350-10	23031310	8260D VOA	D	9		L000425	03/16/2023 15:23	V303162316.D	KC/TWC	
23C0350-11	23031311	8260D VOA	D	10		L000425	03/16/2023 15:45	V303162317.D	KC/TWC	
23C0350-21	23031321	8260D VOA	H	11		L000425	03/16/2023 16:07	V303162318.D	KC/TWC	
23C0350-29	23031329	8260D VOA	D	12		L000425	03/16/2023 16:30	V303162319.D	KC/TWC	
23C0350-30	23031330	8260D VOA	C	13		L000425	03/16/2023 16:52	V303162320.D	KC/TWC	
23C0378-01	D031523-B1/A/B/C	624.1 VOC	D	14		L000425	03/16/2023 17:14	V303162321.D	KC/TWC	
SLC0254-CCV1	CCV	QC		15	L002667	L000425	03/16/2023 21:40	V303162333.D	KC/TWC	

INTERNAL STANDARD SUMMARY FOR DATABATCH - \\target\share\chem1\nt3.i\20230116.b

Time	Filename	LabID	ClientID	Vial#	pH	DF						
1	1027	V301162301.D	RINSE				1					
2	1049	V301162302.D	SLA0180-TUN1				1					
3	1140	V301162303.D	SLA0-ICV1				1	4.99	237296	5.38	378811	7.42 316663 9.10 168033
4	1203	V301162304.D	SLA0180-ICV1				1	5.00	243099	5.38	354606	7.42 318862 9.10 176556
5	1203	V301162304LCS.D	BLA0375-BS2				1	5.00	243099	5.38	354606	7.42 318862 9.10 176556
6	1225	V301162305.D	BLA0-BSD1				1	4.99	241958	5.38	363895	7.42 308514 9.10 168435
7	1247	V301162306.D	BLA0375-BSD2				1	5.00	231763	5.38	342918	7.42 310240 9.10 169102
8	1311	V301162307.D	RINSE				1	4.99	240737	5.38	353549	7.42 318189 9.10 174481
9	1333	V301162308.D	BLA0375-BLK2				1	5.00	230006	5.38	335272	7.42 300698 9.10 161307
10	1355	V301162309.D	23A0298-03				1	5.00	255269	5.38	383800	7.42 339943 9.10 179072
11	1417	V301162310.D	23A0212-01				1	5.00	249040	5.38	364902	7.42 327165 9.10 182165
12	1441	V301162311.D	23A0272-01				1	4.99	258926	5.38	380818	7.42 343648 9.10 189704
13	1503	V301162312.D	23A0272-02				1	4.99	242047	5.38	357814	7.42 320028 9.10 184876
14	1525	V301162313.D	23A0288-01				1	4.99	260818	5.38	386373	7.42 354239 9.10 196970
15	1548	V301162314.D	23A0305-01				1	4.99	239429	5.38	358966	7.42 324461 9.10 181057
16	1619	V301162315.D	RINSE				1	4.99	240100	5.38	354852	7.42 315155 9.10 172994
17	1641	V301162316.D	23A0309-01				1	4.99	236776	5.38	347377	7.42 301171 9.10 167605
18	1704	V301162317.D	CCV1				1	4.99	246980	5.38	390773	7.42 335531 9.10 186522
19	1726	V301162318.D	SLA0180-CCV1				1	5.00	233183	5.38	339651	7.42 305739 9.10 166835

MANUAL INTEGRATION SUMMARY FOR DATABATCH - \\target\share\chem1\nt3.i\year2023\20230116.b

Instrument: nt3.i Date: 16-JAN-2023

Time	Filename	LabID	DF	Manually Integrated Compounds
1027	V301162301.D	RINSE	1	NO MANUAL INTEGRATION
1049	V301162302.D	SLA0180-TUN1	1	NO MANUAL INTEGRATION
1140	V301162303.D	SLA0-ICV1	1	NO MANUAL INTEGRATION
1203	V301162304.D	SLA0180-ICV1	1	Dichlorodifluoromethane, Vinyl Chloride, Chloroethane, Bromoethane,
1203	V301162304LCS.D	BLA0375-BS2	1	Dichlorodifluoromethane, Vinyl Chloride, Chloroethane, Bromoethane,
1225	V301162305.D	BLA0-BSD1	1	NO MANUAL INTEGRATION
1247	V301162306.D	BLA0375-BSD2	1	Dichlorodifluoromethane, Chloromethane, Chloroethane, Iodomethane, Bromoethane,
1311	V301162307.D	RINSE	1	NO MANUAL INTEGRATION
1333	V301162308.D	BLA0375-BLK2	1	Methylene Chloride,
1355	V301162309.D	23A0298-03	1	NO MANUAL INTEGRATION
1417	V301162310.D	23A0212-01	1	NO MANUAL INTEGRATION
1441	V301162311.D	23A0272-01	1	NO MANUAL INTEGRATION
1503	V301162312.D	23A0272-02	1	NO MANUAL INTEGRATION
1525	V301162313.D	23A0288-01	1	NO MANUAL INTEGRATION
1548	V301162314.D	23A0305-01	1	NO MANUAL INTEGRATION
1619	V301162315.D	RINSE	1	NO MANUAL INTEGRATION
1641	V301162316.D	23A0309-01	1	NO MANUAL INTEGRATION

Instrument: nt3.i Date: 16-JAN-2023

Time	Filename	LabID	DF	Manually Integrated Compounds
1704	V301162317.D	CCV1	1	NO MANUAL INTEGRATION
1726	V301162318.D	SLA0180-CCV1	1	Dichlorodifluoromethane, Trichlorofluoromethane, 112Trichloro122Trifluoroethane, Bromoethane, Methylene Chloride,

Security Status Report

Date: 17-Jan-2023 09:24

V301162301.D	Data Locked	paul, 17-Jan-2023 09:24
V301162302.D	Data Locked	paul, 17-Jan-2023 09:24
V301162303.D	Data Locked	paul, 17-Jan-2023 09:24
V301162304.D	Data Locked	paul, 17-Jan-2023 09:24
V301162304LCS.D	Data Locked	paul, 17-Jan-2023 09:24
V301162305.D	Data Locked	paul, 17-Jan-2023 09:24
V301162306.D	Data Locked	paul, 17-Jan-2023 09:24
V301162307.D	Data Locked	paul, 17-Jan-2023 09:24
V301162308.D	Data Locked	paul, 17-Jan-2023 09:24
V301162309.D	Data Locked	paul, 17-Jan-2023 09:24
V301162310.D	Data Locked	paul, 17-Jan-2023 09:24
V301162311.D	Data Locked	paul, 17-Jan-2023 09:24
V301162312.D	Data Locked	paul, 17-Jan-2023 09:24
V301162313.D	Data Locked	paul, 17-Jan-2023 09:24
V301162314.D	Data Locked	paul, 17-Jan-2023 09:24
V301162315.D	Data Locked	paul, 17-Jan-2023 09:24
V301162316.D	Data Locked	paul, 17-Jan-2023 09:24
V301162317.D	Data Locked	paul, 17-Jan-2023 09:24
V301162318.D	Data Locked	paul, 17-Jan-2023 09:24



ANALYSIS BATCH (SEQUENCE) SUMMARY

EPA 8270E

Laboratory: Analytical Resources, LLC

SDG: 23C0774

Client: Anchor QEA, LLC

Project: AOC5 MR Phase 1

Sequence: SLD0281

Instrument: NT10

Calibration: GC00046

Sample Name	Lab Sample ID	Lab File ID	Matrix	Analysis Date/Time
MS Tune	SLD0281-TUN1	NT1004192301A.D	NA	04/19/23 10:48
Initial Cal Check	SLD0281-ICV1	NT1004192316A.D	NA	04/19/23 20:55
ABN 0.5	SLD0281-LCV1	NT1004192317.D	NA	04/19/23 21:33
Blank	BLD0057-BLK3	NT1004192320.D	Solid	04/19/23 23:27
LDW23-SC1046B	23C0774-07	NT1004192321.D	Solid	04/20/23 00:05
LDW23-SC1046B	BLD0057-MS1	NT1004192322.D	Solid	04/20/23 00:43
LDW23-SC1046B	BLD0057-MSD1	NT1004192323.D	Solid	04/20/23 01:21
LDW23-SC1177A	23C0774-08	NT1004192324.D	Solid	04/20/23 01:59
LDW23-SC1177B	23C0774-09	NT1004192325.D	Solid	04/20/23 02:37
LDW23-SC1156B	23C0774-10	NT1004192326.D	Solid	04/20/23 03:15
LDW23-SC1183A	23C0774-11	NT1004192327.D	Solid	04/20/23 03:52
LDW23-SC1183B	23C0774-12	NT1004192328.D	Solid	04/20/23 04:30
LDW23-SC1183C	23C0774-13	NT1004192329.D	Solid	04/20/23 05:08
LDW23-SS1808	23C0774-14	NT1004192330.D	Solid	04/20/23 05:46
ZZZZZ	23D0008-01	NT1004192331.D	Solid	04/20/23 06:24
ZZZZZ	23D0008-03	NT1004192332.D	Solid	04/20/23 07:03
Calibration Check	SLD0281-CCV1	NT1004192333.D	NA	04/20/23 07:41



ANALYSIS SEQUENCE

SLD0281

Instrument ID: NT10 GCMS Description: Agilent 5975/MS http://bi
 Calibration ID: GC00046 GCMS Column ID: L002738
 MS EM Level: 1317.6 EV

Lab Number	Sample Name	Analysis	Container	Order	STD ID	ISTD ID	Analyzed	File ID	Analyst	Comments
SLD0281-TUN1	MS Tune	QC		1	L002618		04/19/2023 10:48	NT1004192301A.D	DSD	
SLD0281-ICV1	Initial Cal Check	QC		2	K011109	K010831	04/19/2023 20:55	NT1004192316A.D	DSD	
SLD0281-LCV1	ABN 0.5	QC		3	K011106	K010831	04/19/2023 21:33	NT1004192317.D	DSD	
BLD0057-BLK3	Blank	QC		4		K010831	04/19/2023 23:27	NT1004192320.D	DSD	
23C0774-07	LDW23-SC1046B	20ug/kg solid or 0.2ug/L l	A 02	5		K010831	04/20/2023 00:05	NT1004192321.D	DSD	
BLD0057-MS1	Matrix Spike	QC		6		K010831	04/20/2023 00:43	NT1004192322.D	DSD	
BLD0057-MSD1	Matrix Spike Dup	QC		7		K010831	04/20/2023 01:21	NT1004192323.D	DSD	
23C0774-08	LDW23-SC1177A	20ug/kg solid or 0.2ug/L l	A 02	8		K010831	04/20/2023 01:59	NT1004192324.D	DSD	
23C0774-09	LDW23-SC1177B	20ug/kg solid or 0.2ug/L l	A 02	9		K010831	04/20/2023 02:37	NT1004192325.D	DSD	
23C0774-10	LDW23-SC1156B	20ug/kg solid or 0.2ug/L l	A 02	10		K010831	04/20/2023 03:15	NT1004192326.D	DSD	
23C0774-11	LDW23-SC1183A	20ug/kg solid or 0.2ug/L l	A 02	11		K010831	04/20/2023 03:52	NT1004192327.D	DSD	
23C0774-12	LDW23-SC1183B	20ug/kg solid or 0.2ug/L l	A 02	12		K010831	04/20/2023 04:30	NT1004192328.D	DSD	
23C0774-13	LDW23-SC1183C	20ug/kg solid or 0.2ug/L l	A 02	13		K010831	04/20/2023 05:08	NT1004192329.D	DSD	
23C0774-14	LDW23-SS1808	20ug/kg solid or 0.2ug/L l	A 02	14		K010831	04/20/2023 05:46	NT1004192330.D	DSD	
23D0008-01	LDW23-SS1816	20ug/kg solid or 0.2ug/L l	A 02	15		K010831	04/20/2023 06:24	NT1004192331.D	DSD	
23D0008-03	LDW23-SS1817	20ug/kg solid or 0.2ug/L l	A 02	16		K010831	04/20/2023 07:03	NT1004192332.D	DSD	
SLD0281-CCV1	Calibration Check	QC		17	K011109	K010831	04/20/2023 07:41	NT1004192333.D	DSD	

MANUAL INTEGRATION SUMMARY FOR DATABATCH - \\target\share\chem3\nt10.i\20230419A.b

ARI Job No.: SLD0 Method: DFTPP8270E.m Instrument: nt10.i Date: 19-APR-2023

Time	Filename	LabID	ClientId	DF	Manually Integrated Compounds
1048	NT1004192301A.D	SLD0281-TUN1		1	NO MANUAL INTEGRATION
2055	NT1004192316A.D	SLD0281-ICV1		1	NO MANUAL INTEGRATION
2133	NT1004192317.D	SLD0281-LCV1		1	2,2'-oxybis(1-Chloropropane),
2211	NT1004192318.D	SIM-ICV2		1	NO MANUAL INTEGRATION
2249	NT1004192319.D	SIM-LCV2		1	NO MANUAL INTEGRATION
2327	NT1004192320.D	BLD0057-BLK3		1	NO MANUAL INTEGRATION
0005	NT1004192321.D	23C0774-07		1	Dibenzo(a,h)anthracene,
0043	NT1004192322.D	BLD0057-MS1		1	Benzo(g,h,i)perylene,
0121	NT1004192323.D	BLD0057-MSD1		1	NO MANUAL INTEGRATION
0159	NT1004192324.D	23C0774-08		1	NO MANUAL INTEGRATION
0237	NT1004192325.D	23C0774-09		1	Benzoic acid,
0315	NT1004192326.D	23C0774-10		1	Benzoic acid,
0352	NT1004192327.D	23C0774-11		1	Benzoic acid,
0430	NT1004192328.D	23C0774-12		1	NO MANUAL INTEGRATION
0508	NT1004192329.D	23C0774-13		1	Benzoic acid,
0546	NT1004192330.D	23C0774-14		1	Benzoic acid,
0624	NT1004192331.D	23D0008-01		1	NO MANUAL INTEGRATION

MANUAL INTEGRATION SUMMARY FOR DATABATCH - \\target\share\chem3\nt10.i\20230419A.b

Time	Filename	LabID	ClientId	DF	Manually Integrated Compounds
0703	NT1004192332.D	23D0008-03		1	NO MANUAL INTEGRATION
0741	NT1004192333.D	SLD0281-CCV1		1	2,2'-oxybis(1-Chloropropane),

Security Status Report

Date: 20-Apr-2023 15:54

NT1004192301A.D	Data Locked	deenayd, 20-
NT1004192316A.D	Data Locked	deenayd, 20-
NT1004192317.D	Data Locked	deenayd, 20-
NT1004192318.D	Data Locked	deenayd, 20-
NT1004192319.D	Data Locked	deenayd, 20-
NT1004192320.D	Data Locked	deenayd, 20-
NT1004192321.D	Data Locked	deenayd, 20-
NT1004192322.D	Data Locked	deenayd, 20-
NT1004192323.D	Data Locked	deenayd, 20-
NT1004192324.D	Data Locked	deenayd, 20-
NT1004192325.D	Data Locked	deenayd, 20-
NT1004192326.D	Data Locked	deenayd, 20-
NT1004192327.D	Data Locked	deenayd, 20-
NT1004192328.D	Data Locked	deenayd, 20-
NT1004192329.D	Data Locked	deenayd, 20-
NT1004192330.D	Data Locked	deenayd, 20-
NT1004192331.D	Data Locked	deenayd, 20-
NT1004192332.D	Data Locked	deenayd, 20-
NT1004192333.D	Data Locked	deenayd, 20-



**SURROGATE RECOVERY AND RT SUMMARY
EPA 8270E**

Laboratory: Analytical Resources, LLC

SDG/WO: 23C0774

Client: Anchor OEA, LLC

Project: AOC5 MR Phase 1

Sequence: SLC0228

Instrument: NT10

Calibration: GC00046

Calibration Date: 03/16/2023

Surrogate Compound	Spike Level ug/mL	% Recovery	Recovery Limits	RT	Calibration Mean RT	RT Diff	RT Diff Limit	Q
SLC0228-SCV1 (Solid)		Lab File ID: NT10031511.D			Analyzed: 03/16/23 02:16			
2-Fluorophenol			80 - 120		7.067714	-7.0677	N/A	
Phenol-d5			80 - 120		8.638143	-8.6381	N/A	
2-Chlorophenol-d4			80 - 120		8.931857	-8.9319	N/A	
1,2-Dichlorobenzene-d4			80 - 120		9.659143	-9.6591	N/A	
Nitrobenzene-d5			80 - 120		10.389	-10.3890	N/A	
2-Fluorobiphenyl			80 - 120		13.982	-13.9820	N/A	
2,4,6-Tribromophenol			80 - 120		17.02143	-17.0214	N/A	
p-Terphenyl-d14			80 - 120		21.54257	-21.5426	N/A	
SLC0228-ICB1 (Solid)		Lab File ID: NT10031512.D			Analyzed: 03/16/23 02:54			
2-Fluorophenol	7.5000	92.3	27 - 120	7.067	7.067714	-0.0007	N/A	
Phenol-d5	7.5000	92.6	29 - 120	8.636	8.638143	-0.0021	N/A	
2-Chlorophenol-d4	7.5000	94.7	31 - 120	8.929	8.931857	-0.0029	N/A	
1,2-Dichlorobenzene-d4	5.0000	92.2	32 - 120	9.658	9.659143	-0.0011	N/A	
Nitrobenzene-d5	5.0000	93.1	30 - 120	10.387	10.389	-0.0020	N/A	
2-Fluorobiphenyl	5.0000	94.6	35 - 120	13.981	13.982	-0.0010	N/A	
2,4,6-Tribromophenol	7.5000	74.6	24 - 134	17.02	17.02143	-0.0014	N/A	
p-Terphenyl-d14	5.0000	91.7	37 - 120	21.544	21.54257	0.0014	N/A	



SURROGATE RECOVERY AND RT SUMMARY
EPA 8270E

Laboratory: Analytical Resources, LLC

SDG/WO: 23C0774

Client: Anchor QEA, LLC

Project: AOC5 MR Phase 1

Sequence: SLD0254

Instrument: NT10

Calibration: GC00046

Calibration Date: 03/16/2023

Surrogate Compound	Spike Level ug/mL	% Recovery	Recovery Limits	RT	Calibration Mean RT	RT Diff	RT Diff Limit	Q
SLD0254-ICV1 (Water) Lab File ID: NT1004192302.D Analyzed: 04/19/23 11:08								
2-Fluorophenol	7.5000	79.1	80 - 120	6.643	7.067714	-0.4247	N/A	*
Phenol-d5	7.5000	73.9	80 - 120	8.227	8.638143	-0.4111	N/A	*
2-Chlorophenol-d4	7.5000	80.9	80 - 120	8.489	8.931857	-0.4429	N/A	
1,2-Dichlorobenzene-d4	5.0000	89.3	80 - 120	9.201	9.659143	-0.4581	N/A	
Nitrobenzene-d5	5.0000	83.0	80 - 120	9.931	10.389	-0.4580	N/A	
2-Fluorobiphenyl	5.0000	79.6	80 - 120	13.529	13.982	-0.4530	N/A	*
2,4,6-Tribromophenol	7.5000	105	80 - 120	16.553	17.02143	-0.4684	N/A	
p-Terphenyl-d14	5.0000	100	80 - 120	21.139	21.54257	-0.4036	N/A	
SLD0254-LCV1 (Water) Lab File ID: NT1004192303.D Analyzed: 04/19/23 11:47								
2-Fluorophenol	0.75000	74.9	50 - 150	6.612	7.067714	-0.4557	N/A	
Phenol-d5	0.75000	67.1	50 - 150	8.211	8.638143	-0.4271	N/A	
2-Chlorophenol-d4	0.75000	77.9	50 - 150	8.466	8.931857	-0.4659	N/A	
1,2-Dichlorobenzene-d4	0.50000	81.5	50 - 150	9.185	9.659143	-0.4741	N/A	
Nitrobenzene-d5	0.50000	80.6	50 - 150	9.923	10.389	-0.4660	N/A	
2-Fluorobiphenyl	0.50000	74.3	50 - 150	13.522	13.982	-0.4600	N/A	
2,4,6-Tribromophenol	0.75000	71.5	50 - 150	16.545	17.02143	-0.4764	N/A	
p-Terphenyl-d14	0.50000	85.4	50 - 150	21.131	21.54257	-0.4116	N/A	
BLD0057-BLK1 (Solid) Lab File ID: NT1004192306.D Analyzed: 04/19/23 14:32								
2-Fluorophenol	750.00	39.6	27 - 120	6.651	7.067714	-0.4167	N/A	
Phenol-d5	750.00	40.4	29 - 120	8.227	8.638143	-0.4111	N/A	
2-Chlorophenol-d4	750.00	51.0	31 - 120	8.482	8.931857	-0.4499	N/A	
1,2-Dichlorobenzene-d4	500.00	47.0	32 - 120	9.195	9.659143	-0.4641	N/A	
Nitrobenzene-d5	500.00	46.2	30 - 120	9.932	10.389	-0.4570	N/A	
2-Fluorobiphenyl	500.00	46.1	35 - 120	13.527	13.982	-0.4550	N/A	
2,4,6-Tribromophenol	750.00	43.6	24 - 134	16.558	17.02143	-0.4634	N/A	
p-Terphenyl-d14	500.00	54.3	37 - 120	21.137	21.54257	-0.4056	N/A	



SURROGATE RECOVERY AND RT SUMMARY
EPA 8270E

Laboratory: Analytical Resources, LLC
Client: Anchor QEA, LLC
Sequence: SLD0254
Calibration: GC00046

SDG/WO: 23C0774
Project: AOC5 MR Phase 1
Instrument: NT10
Calibration Date: 03/16/2023

Surrogate Compound	Spike Level ug/kg wet	% Recovery	Recovery Limits	RT	Calibration Mean RT	RT Diff	RT Diff Limit	Q
BLD0057-BS1 (Solid)		Lab File ID: NT1004192307.D			Analyzed: 04/19/23 15:10			
2-Fluorophenol	750.00	56.2	27 - 120	6.619	7.067714	-0.4487	N/A	
Phenol-d5	750.00	55.3	29 - 120	8.211	8.638143	-0.4271	N/A	
2-Chlorophenol-d4	750.00	66.9	31 - 120	8.466	8.931857	-0.4659	N/A	
1,2-Dichlorobenzene-d4	500.00	57.4	32 - 120	9.187	9.659143	-0.4721	N/A	
Nitrobenzene-d5	500.00	55.9	30 - 120	9.917	10.389	-0.4720	N/A	
2-Fluorobiphenyl	500.00	57.9	35 - 120	13.527	13.982	-0.4550	N/A	
2,4,6-Tribromophenol	750.00	81.6	24 - 134	16.55	17.02143	-0.4714	N/A	
p-Terphenyl-d14	500.00	68.7	37 - 120	21.137	21.54257	-0.4056	N/A	
BLD0057-BSD1 (Solid)		Lab File ID: NT1004192308.D			Analyzed: 04/19/23 15:49			
2-Fluorophenol	750.00	57.7	27 - 120	6.619	7.067714	-0.4487	N/A	
Phenol-d5	750.00	56.5	29 - 120	8.211	8.638143	-0.4271	N/A	
2-Chlorophenol-d4	750.00	61.6	31 - 120	8.466	8.931857	-0.4659	N/A	
1,2-Dichlorobenzene-d4	500.00	58.4	32 - 120	9.187	9.659143	-0.4721	N/A	
Nitrobenzene-d5	500.00	57.3	30 - 120	9.917	10.389	-0.4720	N/A	
2-Fluorobiphenyl	500.00	61.4	35 - 120	13.519	13.982	-0.4630	N/A	
2,4,6-Tribromophenol	750.00	83.1	24 - 134	16.55	17.02143	-0.4714	N/A	
p-Terphenyl-d14	500.00	68.6	37 - 120	21.129	21.54257	-0.4136	N/A	
BLD0057-SRM1 (Solid)		Lab File ID: NT1004192309.D			Analyzed: 04/19/23 16:27			
2-Fluorophenol	7500.0	53.2	27 - 120	6.62	7.067714	-0.4477	N/A	
Phenol-d5	7500.0	52.4	29 - 120	8.211	8.638143	-0.4271	N/A	
2-Chlorophenol-d4	7500.0	62.9	31 - 120	8.466	8.931857	-0.4659	N/A	
1,2-Dichlorobenzene-d4	5000.0	53.5	32 - 120	9.179	9.659143	-0.4801	N/A	
Nitrobenzene-d5	5000.0	53.2	30 - 120	9.917	10.389	-0.4720	N/A	
2-Fluorobiphenyl	5000.0	55.7	35 - 120	13.519	13.982	-0.4630	N/A	
2,4,6-Tribromophenol	7500.0	82.0	24 - 134	16.55	17.02143	-0.4714	N/A	
p-Terphenyl-d14	5000.0	68.1	37 - 120	21.137	21.54257	-0.4056	N/A	



SURROGATE RECOVERY AND RT SUMMARY
EPA 8270E

Laboratory: Analytical Resources, LLC
Client: Anchor QEA, LLC
Sequence: SLD0254
Calibration: GC00046

SDG/WO: 23C0774
Project: AOC5 MR Phase 1
Instrument: NT10
Calibration Date: 03/16/2023

Surrogate Compound	Spike Level ug/kg dry	% Recovery	Recovery Limits	RT	Calibration Mean RT	RT Diff	RT Diff Limit	Q
23C0774-01 (Solid) Lab File ID: NT1004192310.D Analyzed: 04/19/23 17:06								
2-Fluorophenol	748.65	58.2	27 - 120	6.62	7.067714	-0.4477	N/A	
Phenol-d5	748.65	60.5	29 - 120	8.212	8.638143	-0.4261	N/A	
2-Chlorophenol-d4	748.65	65.7	31 - 120	8.467	8.931857	-0.4649	N/A	
1,2-Dichlorobenzene-d4	499.10	60.0	32 - 120	9.18	9.659143	-0.4791	N/A	
Nitrobenzene-d5	499.10	62.3	30 - 120	9.917	10.389	-0.4720	N/A	
2-Fluorobiphenyl	499.10	63.6	35 - 120	13.52	13.982	-0.4620	N/A	
2,4,6-Tribromophenol	748.65	93.1	24 - 134	16.55	17.02143	-0.4714	N/A	
p-Terphenyl-d14	499.10	63.2	37 - 120	21.145	21.54257	-0.3976	N/A	
23C0774-02 (Solid) Lab File ID: NT1004192311.D Analyzed: 04/19/23 17:44								
2-Fluorophenol	747.01	57.9	27 - 120	6.619	7.067714	-0.4487	N/A	
Phenol-d5	747.01	59.5	29 - 120	8.211	8.638143	-0.4271	N/A	
2-Chlorophenol-d4	747.01	64.1	31 - 120	8.466	8.931857	-0.4659	N/A	
1,2-Dichlorobenzene-d4	498.01	59.8	32 - 120	9.179	9.659143	-0.4801	N/A	
Nitrobenzene-d5	498.01	60.1	30 - 120	9.917	10.389	-0.4720	N/A	
2-Fluorobiphenyl	498.01	64.8	35 - 120	13.519	13.982	-0.4630	N/A	
2,4,6-Tribromophenol	747.01	89.0	24 - 134	16.55	17.02143	-0.4714	N/A	
p-Terphenyl-d14	498.01	61.9	37 - 120	21.144	21.54257	-0.3986	N/A	
23C0774-03 (Solid) Lab File ID: NT1004192312.D Analyzed: 04/19/23 18:22								
2-Fluorophenol	749.20	57.9	27 - 120	6.62	7.067714	-0.4477	N/A	
Phenol-d5	749.20	59.3	29 - 120	8.211	8.638143	-0.4271	N/A	
2-Chlorophenol-d4	749.20	65.6	31 - 120	8.466	8.931857	-0.4659	N/A	
1,2-Dichlorobenzene-d4	499.47	63.4	32 - 120	9.179	9.659143	-0.4801	N/A	
Nitrobenzene-d5	499.47	62.7	30 - 120	9.917	10.389	-0.4720	N/A	
2-Fluorobiphenyl	499.47	66.4	35 - 120	13.519	13.982	-0.4630	N/A	
2,4,6-Tribromophenol	749.20	87.0	24 - 134	16.55	17.02143	-0.4714	N/A	
p-Terphenyl-d14	499.47	64.7	37 - 120	21.137	21.54257	-0.4056	N/A	



SURROGATE RECOVERY AND RT SUMMARY
EPA 8270E

Laboratory: Analytical Resources, LLC

SDG/WO: 23C0774

Client: Anchor QEA, LLC

Project: AOC5 MR Phase 1

Sequence: SLD0254

Instrument: NT10

Calibration: GC00046

Calibration Date: 03/16/2023

Surrogate Compound	Spike Level ug/kg dry	% Recovery	Recovery Limits	RT	Calibration Mean RT	RT Diff	RT Diff Limit	Q	
23C0774-04 (Solid)		Lab File ID: NT1004192313.D				Analyzed: 04/19/23 19:00			
2-Fluorophenol	748.98	58.6	27 - 120	6.612	7.067714	-0.4557	N/A		
Phenol-d5	748.98	58.0	29 - 120	8.212	8.638143	-0.4261	N/A		
2-Chlorophenol-d4	748.98	64.0	31 - 120	8.466	8.931857	-0.4659	N/A		
1,2-Dichlorobenzene-d4	499.32	62.5	32 - 120	9.18	9.659143	-0.4791	N/A		
Nitrobenzene-d5	499.32	62.0	30 - 120	9.917	10.389	-0.4720	N/A		
2-Fluorobiphenyl	499.32	66.0	35 - 120	13.527	13.982	-0.4550	N/A		
2,4,6-Tribromophenol	748.98	89.4	24 - 134	16.55	17.02143	-0.4714	N/A		
p-Terphenyl-d14	499.32	61.3	37 - 120	21.152	21.54257	-0.3906	N/A		
23C0774-05 (Solid)		Lab File ID: NT1004192314.D				Analyzed: 04/19/23 19:39			
2-Fluorophenol	747.84	55.2	27 - 120	6.612	7.067714	-0.4557	N/A		
Phenol-d5	747.84	57.7	29 - 120	8.212	8.638143	-0.4261	N/A		
2-Chlorophenol-d4	747.84	61.2	31 - 120	8.466	8.931857	-0.4659	N/A		
1,2-Dichlorobenzene-d4	498.56	58.0	32 - 120	9.18	9.659143	-0.4791	N/A		
Nitrobenzene-d5	498.56	58.0	30 - 120	9.917	10.389	-0.4720	N/A		
2-Fluorobiphenyl	498.56	62.0	35 - 120	13.52	13.982	-0.4620	N/A		
2,4,6-Tribromophenol	747.84	81.0	24 - 134	16.55	17.02143	-0.4714	N/A		
p-Terphenyl-d14	498.56	59.0	37 - 120	21.137	21.54257	-0.4056	N/A		
23C0774-06 (Solid)		Lab File ID: NT1004192315.D				Analyzed: 04/19/23 20:17			
2-Fluorophenol	749.78	49.6	27 - 120	6.612	7.067714	-0.4557	N/A		
Phenol-d5	749.78	52.1	29 - 120	8.211	8.638143	-0.4271	N/A		
2-Chlorophenol-d4	749.78	56.2	31 - 120	8.466	8.931857	-0.4659	N/A		
1,2-Dichlorobenzene-d4	499.86	54.2	32 - 120	9.18	9.659143	-0.4791	N/A		
Nitrobenzene-d5	499.86	53.0	30 - 120	9.917	10.389	-0.4720	N/A		
2-Fluorobiphenyl	499.86	58.0	35 - 120	13.527	13.982	-0.4550	N/A		
2,4,6-Tribromophenol	749.78	77.6	24 - 134	16.55	17.02143	-0.4714	N/A		
p-Terphenyl-d14	499.86	57.1	37 - 120	21.145	21.54257	-0.3976	N/A		



SURROGATE RECOVERY AND RT SUMMARY
EPA 8270E

Laboratory:	<u>Analytical Resources, LLC</u>	SDG/WO:	<u>23C0774</u>
Client:	<u>Anchor QEA, LLC</u>	Project:	<u>AOC5 MR Phase 1</u>
Sequence:	<u>SLD0254</u>	Instrument:	<u>NT10</u>
Calibration:	<u>GC00046</u>	Calibration Date:	<u>03/16/2023</u>

Surrogate Compound	Spike Level ug/mL	% Recovery	Recovery Limits	RT	Calibration Mean RT	RT Diff	RT Diff Limit	Q
SLD0254-CCV1 (Water)		Lab File ID: NT1004192316.D			Analyzed: 04/19/23 20:55			
2-Fluorophenol	7.5000	92.9	50 - 150	6.604	7.067714	-0.4637	N/A	
Phenol-d5	7.5000	87.9	50 - 150	8.204	8.638143	-0.4341	N/A	
2-Chlorophenol-d4	7.5000	103	50 - 150	8.467	8.931857	-0.4649	N/A	
1,2-Dichlorobenzene-d4	5.0000	92.9	50 - 150	9.18	9.659143	-0.4791	N/A	
Nitrobenzene-d5	5.0000	87.1	50 - 150	9.917	10.389	-0.4720	N/A	
2-Fluorobiphenyl	5.0000	87.3	50 - 150	13.527	13.982	-0.4550	N/A	
2,4,6-Tribromophenol	7.5000	101	50 - 150	16.55	17.02143	-0.4714	N/A	
p-Terphenyl-d14	5.0000	82.7	50 - 150	21.137	21.54257	-0.4056	N/A	



SURROGATE RECOVERY AND RT SUMMARY
EPA 8270E

Laboratory:	<u>Analytical Resources, LLC</u>	SDG/WO:	<u>23C0774</u>
Client:	<u>Anchor QEA, LLC</u>	Project:	<u>AOC5 MR Phase 1</u>
Sequence:	<u>SLD0281</u>	Instrument:	<u>NT10</u>
Calibration:	<u>GC00046</u>	Calibration Date:	<u>03/16/2023</u>

Surrogate Compound	Spike Level ug/mL	% Recovery	Recovery Limits	RT	Calibration Mean RT	RT Diff	RT Diff Limit	Q
SLD0281-ICV1 (Solid) Lab File ID: NT1004192316A.D Analyzed: 04/19/23 20:55								
2-Fluorophenol	7.5000	92.9	80 - 120	6.604	7.067714	-0.4637	N/A	
Phenol-d5	7.5000	87.9	80 - 120	8.204	8.638143	-0.4341	N/A	
2-Chlorophenol-d4	7.5000	103	80 - 120	8.467	8.931857	-0.4649	N/A	
1,2-Dichlorobenzene-d4	5.0000	92.9	80 - 120	9.18	9.659143	-0.4791	N/A	
Nitrobenzene-d5	5.0000	87.1	80 - 120	9.917	10.389	-0.4720	N/A	
2-Fluorobiphenyl	5.0000	87.3	80 - 120	13.527	13.982	-0.4550	N/A	
2,4,6-Tribromophenol	7.5000	101	80 - 120	16.55	17.02143	-0.4714	N/A	
p-Terphenyl-d14	5.0000	82.7	80 - 120	21.137	21.54257	-0.4056	N/A	
SLD0281-LCV1 (Solid) Lab File ID: NT1004192317.D Analyzed: 04/19/23 21:33								
2-Fluorophenol	0.75000	89.7	50 - 150	6.604	7.067714	-0.4637	N/A	
Phenol-d5	0.75000	82.1	50 - 150	8.204	8.638143	-0.4341	N/A	
2-Chlorophenol-d4	0.75000	92.1	50 - 150	8.466	8.931857	-0.4659	N/A	
1,2-Dichlorobenzene-d4	0.50000	92.3	50 - 150	9.18	9.659143	-0.4791	N/A	
Nitrobenzene-d5	0.50000	87.0	50 - 150	9.917	10.389	-0.4720	N/A	
2-Fluorobiphenyl	0.50000	89.9	50 - 150	13.52	13.982	-0.4620	N/A	
2,4,6-Tribromophenol	0.75000	83.7	50 - 150	16.55	17.02143	-0.4714	N/A	
p-Terphenyl-d14	0.50000	84.2	50 - 150	21.129	21.54257	-0.4136	N/A	
BLD0057-BLK3 (Solid) Lab File ID: NT1004192320.D Analyzed: 04/19/23 23:27								
2-Fluorophenol	750.00	38.9	27 - 120	6.612	7.067714	-0.4557	N/A	
Phenol-d5	750.00	39.5	29 - 120	8.211	8.638143	-0.4271	N/A	
2-Chlorophenol-d4	750.00	49.6	31 - 120	8.466	8.931857	-0.4659	N/A	
1,2-Dichlorobenzene-d4	500.00	47.5	32 - 120	9.187	9.659143	-0.4721	N/A	
Nitrobenzene-d5	500.00	46.1	30 - 120	9.917	10.389	-0.4720	N/A	
2-Fluorobiphenyl	500.00	47.2	35 - 120	13.527	13.982	-0.4550	N/A	
2,4,6-Tribromophenol	750.00	43.6	24 - 134	16.558	17.02143	-0.4634	N/A	
p-Terphenyl-d14	500.00	53.6	37 - 120	21.144	21.54257	-0.3986	N/A	



SURROGATE RECOVERY AND RT SUMMARY
EPA 8270E

Laboratory: Analytical Resources, LLC
Client: Anchor QEA, LLC
Sequence: SLD0281
Calibration: GC00046

SDG/WO: 23C0774
Project: AOC5 MR Phase 1
Instrument: NT10
Calibration Date: 03/16/2023

Surrogate Compound	Spike Level ug/kg dry	% Recovery	Recovery Limits	RT	Calibration Mean RT	RT Diff	RT Diff Limit	Q
23C0774-07 (Solid) Lab File ID: NT1004192321.D Analyzed: 04/20/23 00:05								
2-Fluorophenol	747.02	51.3	27 - 120	6.612	7.067714	-0.4557	N/A	
Phenol-d5	747.02	54.6	29 - 120	8.211	8.638143	-0.4271	N/A	
2-Chlorophenol-d4	747.02	57.2	31 - 120	8.466	8.931857	-0.4659	N/A	
1,2-Dichlorobenzene-d4	498.01	54.7	32 - 120	9.187	9.659143	-0.4721	N/A	
Nitrobenzene-d5	498.01	55.0	30 - 120	9.917	10.389	-0.4720	N/A	
2-Fluorobiphenyl	498.01	56.6	35 - 120	13.527	13.982	-0.4550	N/A	
2,4,6-Tribromophenol	747.02	74.2	24 - 134	16.558	17.02143	-0.4634	N/A	
p-Terphenyl-d14	498.01	56.9	37 - 120	21.152	21.54257	-0.3906	N/A	
BLD0057-MS1 (Solid) Lab File ID: NT1004192322.D Analyzed: 04/20/23 00:43								
2-Fluorophenol	750.00	61.3	27 - 120	6.612	7.067714	-0.4557	N/A	
Phenol-d5	750.00	63.0	29 - 120	8.211	8.638143	-0.4271	N/A	
2-Chlorophenol-d4	750.00	66.0	31 - 120	8.466	8.931857	-0.4659	N/A	
1,2-Dichlorobenzene-d4	500.00	62.4	32 - 120	9.187	9.659143	-0.4721	N/A	
Nitrobenzene-d5	500.00	62.1	30 - 120	9.925	10.389	-0.4640	N/A	
2-Fluorobiphenyl	500.00	64.7	35 - 120	13.527	13.982	-0.4550	N/A	
2,4,6-Tribromophenol	750.00	86.6	24 - 134	16.558	17.02143	-0.4634	N/A	
p-Terphenyl-d14	500.00	62.1	37 - 120	21.144	21.54257	-0.3986	N/A	
BLD0057-MSD1 (Solid) Lab File ID: NT1004192323.D Analyzed: 04/20/23 01:21								
2-Fluorophenol	750.00	60.0	27 - 120	6.612	7.067714	-0.4557	N/A	
Phenol-d5	750.00	63.6	29 - 120	8.212	8.638143	-0.4261	N/A	
2-Chlorophenol-d4	750.00	65.2	31 - 120	8.467	8.931857	-0.4649	N/A	
1,2-Dichlorobenzene-d4	500.00	61.1	32 - 120	9.187	9.659143	-0.4721	N/A	
Nitrobenzene-d5	500.00	61.4	30 - 120	9.917	10.389	-0.4720	N/A	
2-Fluorobiphenyl	500.00	65.8	35 - 120	13.527	13.982	-0.4550	N/A	
2,4,6-Tribromophenol	750.00	90.8	24 - 134	16.558	17.02143	-0.4634	N/A	
p-Terphenyl-d14	500.00	66.0	37 - 120	21.153	21.54257	-0.3896	N/A	



SURROGATE RECOVERY AND RT SUMMARY
EPA 8270E

Laboratory: Analytical Resources, LLC
Client: Anchor QEA, LLC
Sequence: SLD0281
Calibration: GC00046

SDG/WO: 23C0774
Project: AOC5 MR Phase 1
Instrument: NT10
Calibration Date: 03/16/2023

Surrogate Compound	Spike Level ug/kg dry	% Recovery	Recovery Limits	RT	Calibration Mean RT	RT Diff	RT Diff Limit	Q
23C0774-08 (Solid) Lab File ID: NT1004192324.D Analyzed: 04/20/23 01:59								
2-Fluorophenol	749.66	60.1	27 - 120	6.619	7.067714	-0.4487	N/A	
Phenol-d5	749.66	61.3	29 - 120	8.219	8.638143	-0.4191	N/A	
2-Chlorophenol-d4	749.66	67.1	31 - 120	8.474	8.931857	-0.4579	N/A	
1,2-Dichlorobenzene-d4	499.77	65.0	32 - 120	9.187	9.659143	-0.4721	N/A	
Nitrobenzene-d5	499.77	63.6	30 - 120	9.924	10.389	-0.4650	N/A	
2-Fluorobiphenyl	499.77	67.4	35 - 120	13.527	13.982	-0.4550	N/A	
2,4,6-Tribromophenol	749.66	90.3	24 - 134	16.558	17.02143	-0.4634	N/A	
p-Terphenyl-d14	499.77	57.1	37 - 120	21.16	21.54257	-0.3826	N/A	
23C0774-09 (Solid) Lab File ID: NT1004192325.D Analyzed: 04/20/23 02:37								
2-Fluorophenol	749.83	61.5	27 - 120	6.612	7.067714	-0.4557	N/A	
Phenol-d5	749.83	64.2	29 - 120	8.211	8.638143	-0.4271	N/A	
2-Chlorophenol-d4	749.83	68.0	31 - 120	8.466	8.931857	-0.4659	N/A	
1,2-Dichlorobenzene-d4	499.89	64.1	32 - 120	9.187	9.659143	-0.4721	N/A	
Nitrobenzene-d5	499.89	65.3	30 - 120	9.924	10.389	-0.4650	N/A	
2-Fluorobiphenyl	499.89	66.5	35 - 120	13.527	13.982	-0.4550	N/A	
2,4,6-Tribromophenol	749.83	86.3	24 - 134	16.557	17.02143	-0.4644	N/A	
p-Terphenyl-d14	499.89	64.6	37 - 120	21.152	21.54257	-0.3906	N/A	
23C0774-10 (Solid) Lab File ID: NT1004192326.D Analyzed: 04/20/23 03:15								
2-Fluorophenol	747.25	58.4	27 - 120	6.612	7.067714	-0.4557	N/A	
Phenol-d5	747.25	59.3	29 - 120	8.211	8.638143	-0.4271	N/A	
2-Chlorophenol-d4	747.25	63.3	31 - 120	8.466	8.931857	-0.4659	N/A	
1,2-Dichlorobenzene-d4	498.17	58.7	32 - 120	9.187	9.659143	-0.4721	N/A	
Nitrobenzene-d5	498.17	59.7	30 - 120	9.925	10.389	-0.4640	N/A	
2-Fluorobiphenyl	498.17	64.1	35 - 120	13.527	13.982	-0.4550	N/A	
2,4,6-Tribromophenol	747.25	85.7	24 - 134	16.558	17.02143	-0.4634	N/A	
p-Terphenyl-d14	498.17	63.1	37 - 120	21.145	21.54257	-0.3976	N/A	



SURROGATE RECOVERY AND RT SUMMARY
EPA 8270E

Laboratory: Analytical Resources, LLC
Client: Anchor QEA, LLC
Sequence: SLD0281
Calibration: GC00046

SDG/WO: 23C0774
Project: AOC5 MR Phase 1
Instrument: NT10
Calibration Date: 03/16/2023

Surrogate Compound	Spike Level ug/kg dry	% Recovery	Recovery Limits	RT	Calibration Mean RT	RT Diff	RT Diff Limit	Q
23C0774-11 (Solid)		Lab File ID: NT1004192327.D			Analyzed: 04/20/23 03:52			
2-Fluorophenol	749.41	58.7	27 - 120	6.612	7.067714	-0.4557	N/A	
Phenol-d5	749.41	58.9	29 - 120	8.212	8.638143	-0.4261	N/A	
2-Chlorophenol-d4	749.41	64.3	31 - 120	8.466	8.931857	-0.4659	N/A	
1,2-Dichlorobenzene-d4	499.60	60.9	32 - 120	9.187	9.659143	-0.4721	N/A	
Nitrobenzene-d5	499.60	60.5	30 - 120	9.925	10.389	-0.4640	N/A	
2-Fluorobiphenyl	499.60	66.6	35 - 120	13.527	13.982	-0.4550	N/A	
2,4,6-Tribromophenol	749.41	85.8	24 - 134	16.558	17.02143	-0.4634	N/A	
p-Terphenyl-d14	499.60	62.6	37 - 120	21.145	21.54257	-0.3976	N/A	
23C0774-12 (Solid)		Lab File ID: NT1004192328.D			Analyzed: 04/20/23 04:30			
2-Fluorophenol	749.48	59.3	27 - 120	6.612	7.067714	-0.4557	N/A	
Phenol-d5	749.48	61.9	29 - 120	8.212	8.638143	-0.4261	N/A	
2-Chlorophenol-d4	749.48	66.2	31 - 120	8.466	8.931857	-0.4659	N/A	
1,2-Dichlorobenzene-d4	499.66	61.8	32 - 120	9.187	9.659143	-0.4721	N/A	
Nitrobenzene-d5	499.66	62.8	30 - 120	9.925	10.389	-0.4640	N/A	
2-Fluorobiphenyl	499.66	67.7	35 - 120	13.527	13.982	-0.4550	N/A	
2,4,6-Tribromophenol	749.48	88.8	24 - 134	16.558	17.02143	-0.4634	N/A	
p-Terphenyl-d14	499.66	66.5	37 - 120	21.145	21.54257	-0.3976	N/A	
23C0774-13 (Solid)		Lab File ID: NT1004192329.D			Analyzed: 04/20/23 05:08			
2-Fluorophenol	748.76	55.2	27 - 120	6.612	7.067714	-0.4557	N/A	
Phenol-d5	748.76	58.7	29 - 120	8.212	8.638143	-0.4261	N/A	
2-Chlorophenol-d4	748.76	62.5	31 - 120	8.466	8.931857	-0.4659	N/A	
1,2-Dichlorobenzene-d4	499.17	58.8	32 - 120	9.18	9.659143	-0.4791	N/A	
Nitrobenzene-d5	499.17	60.2	30 - 120	9.925	10.389	-0.4640	N/A	
2-Fluorobiphenyl	499.17	62.9	35 - 120	13.527	13.982	-0.4550	N/A	
2,4,6-Tribromophenol	748.76	79.5	24 - 134	16.558	17.02143	-0.4634	N/A	
p-Terphenyl-d14	499.17	60.6	37 - 120	21.152	21.54257	-0.3906	N/A	



SURROGATE RECOVERY AND RT SUMMARY
EPA 8270E

Laboratory: Analytical Resources, LLC

SDG/WO: 23C0774

Client: Anchor QEA, LLC

Project: AOC5 MR Phase 1

Sequence: SLD0281

Instrument: NT10

Calibration: GC00046

Calibration Date: 03/16/2023

Surrogate Compound	Spike Level ug/kg dry	% Recovery	Recovery Limits	RT	Calibration Mean RT	RT Diff	RT Diff Limit	Q
23C0774-14 (Solid)		Lab File ID: NT1004192330.D			Analyzed: 04/20/23 05:46			
2-Fluorophenol	749.42	59.2	27 - 120	6.62	7.067714	-0.4477	N/A	
Phenol-d5	749.42	61.6	29 - 120	8.219	8.638143	-0.4191	N/A	
2-Chlorophenol-d4	749.42	64.7	31 - 120	8.474	8.931857	-0.4579	N/A	
1,2-Dichlorobenzene-d4	499.61	61.9	32 - 120	9.187	9.659143	-0.4721	N/A	
Nitrobenzene-d5	499.61	61.5	30 - 120	9.925	10.389	-0.4640	N/A	
2-Fluorobiphenyl	499.61	65.6	35 - 120	13.535	13.982	-0.4470	N/A	
2,4,6-Tribromophenol	749.42	91.5	24 - 134	16.558	17.02143	-0.4634	N/A	
p-Terphenyl-d14	499.61	63.3	37 - 120	21.152	21.54257	-0.3906	N/A	
SLD0281-CCV1 (Solid)		Lab File ID: NT1004192333.D			Analyzed: 04/20/23 07:41			
2-Fluorophenol	7.5000	93.4	50 - 150	6.612	7.067714	-0.4557	N/A	
Phenol-d5	7.5000	89.6	50 - 150	8.219	8.638143	-0.4191	N/A	
2-Chlorophenol-d4	7.5000	102	50 - 150	8.474	8.931857	-0.4579	N/A	
1,2-Dichlorobenzene-d4	5.0000	91.7	50 - 150	9.187	9.659143	-0.4721	N/A	
Nitrobenzene-d5	5.0000	87.0	50 - 150	9.925	10.389	-0.4640	N/A	
2-Fluorobiphenyl	5.0000	88.9	50 - 150	13.527	13.982	-0.4550	N/A	
2,4,6-Tribromophenol	7.5000	106	50 - 150	16.558	17.02143	-0.4634	N/A	
p-Terphenyl-d14	5.0000	80.1	50 - 150	21.137	21.54257	-0.4056	N/A	



INTERNAL STANDARD AREA AND RT SUMMARY
EPA 8270E

Laboratory: Analytical Resources, LLC
Client: Anchor QEA, LLC
Sequence: SLC0228

SDG: 23C0774
Project: AOC5 MR Phase 1
Instrument: NT10
Calibration: GC00046

Internal Standard	Response	RT	Reference Response	Reference RT	Area %	Area % Limits	RT Diff	RT Diff Limit	Q
Secondary Cal Check (SLC0228-SCV1)		(Solid)	Lab File ID: NT10031511.D			Analyzed: 03/16/23 02:16			
1,4-Dichlorobenzene-d4	154809	9.301	171542	9.301	90	50 - 200	0.000	+/-0.50	
Naphthalene-d8	570882	11.777	624466	11.777	91	50 - 200	0.000	+/-0.50	
Acenaphthene-d10	303490	15.383	337226	15.382	90	50 - 200	0.001	+/-0.50	
Phenanthrene-d10	533431	18.42	572849	18.419	93	50 - 200	0.001	+/-0.50	
Chrysene-d12	435381	23.458	347068	23.449	125	50 - 200	0.009	+/-0.50	
Di-n-Octylphthalate-d4	660827	24.487	500317	24.479	132	50 - 200	0.008	+/-0.50	
Perylene-d12	494648	26.191	421549	26.182	117	50 - 200	0.009	+/-0.50	
Initial Cal Blank (SLC0228-ICB1)		(Solid)	Lab File ID: NT10031512.D			Analyzed: 03/16/23 02:54			
1,4-Dichlorobenzene-d4	173115	9.301	171542	9.301	101	50 - 200	0.000	+/-0.50	
Naphthalene-d8	625865	11.776	624466	11.777	100	50 - 200	-0.001	+/-0.50	
Acenaphthene-d10	328712	15.382	337226	15.382	97	50 - 200	0.000	+/-0.50	
Phenanthrene-d10	592693	18.419	572849	18.419	103	50 - 200	0.000	+/-0.50	
Chrysene-d12	442208	23.449	347068	23.449	127	50 - 200	0.000	+/-0.50	
Di-n-Octylphthalate-d4	526309	24.479	500317	24.479	105	50 - 200	0.000	+/-0.50	
Perylene-d12	499804	26.182	421549	26.182	119	50 - 200	0.000	+/-0.50	



INTERNAL STANDARD AREA AND RT SUMMARY
EPA 8270E

Laboratory: Analytical Resources, LLC
Client: Anchor QEA, LLC
Sequence: SLD0254

SDG: 23C0774
Project: AOC5 MR Phase 1
Instrument: NT10
Calibration: GC00046

Internal Standard	Response	RT	Reference Response	Reference RT	Area %	Area % Limits	RT Diff	RT Diff Limit	Q
Initial Cal Check (SLD0254-ICV1)		(Water)	Lab File ID: NT1004192302.D			Analyzed: 04/19/23 11:08			
1,4-Dichlorobenzene-d4	140649	8.844	140649	8.844	100	50 - 200	0.000	+/-0.50	
Naphthalene-d8	483944	11.308	483944	11.308	100	50 - 200	0.000	+/-0.50	
Acenaphthene-d10	298909	14.915	298909	14.915	100	50 - 200	0.000	+/-0.50	
Phenanthrene-d10	483004	17.951	483004	17.951	100	50 - 200	0.000	+/-0.50	
Chrysene-d12	399309	23.043	399309	23.043	100	50 - 200	0.000	+/-0.50	
Di-n-Octylphthalate-d4	671711	24.127	671711	24.127	100	50 - 200	0.000	+/-0.50	
Perylene-d12	475411	25.59	475411	25.59	100	50 - 200	0.000	+/-0.50	
Low Cal Check (SLD0254-LCV1)		(Water)	Lab File ID: NT1004192303.D			Analyzed: 04/19/23 11:47			
1,4-Dichlorobenzene-d4	145922	8.829	140649	8.844	104	50 - 200	-0.015	+/-0.50	
Naphthalene-d8	482753	11.3	483944	11.308	100	50 - 200	-0.008	+/-0.50	
Acenaphthene-d10	315960	14.907	298909	14.915	106	50 - 200	-0.008	+/-0.50	
Phenanthrene-d10	449713	17.943	483004	17.951	93	50 - 200	-0.008	+/-0.50	
Chrysene-d12	363592	23.036	399309	23.043	91	50 - 200	-0.007	+/-0.50	
Di-n-Octylphthalate-d4	569976	24.112	671711	24.127	85	50 - 200	-0.015	+/-0.50	
Perylene-d12	417265	25.583	475411	25.59	88	50 - 200	-0.007	+/-0.50	
Blank (BLD0057-BLK1)		(Solid)	Lab File ID: NT1004192306.D			Analyzed: 04/19/23 14:32			
1,4-Dichlorobenzene-d4	148845	8.838	140649	8.844	106	50 - 200	-0.006	+/-0.50	
Naphthalene-d8	558038	11.307	483944	11.308	115	50 - 200	-0.001	+/-0.50	
Acenaphthene-d10	322448	14.913	298909	14.915	108	50 - 200	-0.002	+/-0.50	
Phenanthrene-d10	537679	17.949	483004	17.951	111	50 - 200	-0.002	+/-0.50	
Chrysene-d12	455772	23.042	399309	23.043	114	50 - 200	-0.001	+/-0.50	
Di-n-Octylphthalate-d4	684152	24.125	671711	24.127	102	50 - 200	-0.002	+/-0.50	
Perylene-d12	472561	25.589	475411	25.59	99	50 - 200	-0.001	+/-0.50	
LCS (BLD0057-BS1)		(Solid)	Lab File ID: NT1004192307.D			Analyzed: 04/19/23 15:10			
1,4-Dichlorobenzene-d4	136106	8.822	140649	8.844	97	50 - 200	-0.022	+/-0.50	
Naphthalene-d8	522356	11.307	483944	11.308	108	50 - 200	-0.001	+/-0.50	
Acenaphthene-d10	311083	14.912	298909	14.915	104	50 - 200	-0.003	+/-0.50	
Phenanthrene-d10	518206	17.941	483004	17.951	107	50 - 200	-0.010	+/-0.50	
Chrysene-d12	422878	23.041	399309	23.043	106	50 - 200	-0.002	+/-0.50	
Di-n-Octylphthalate-d4	657653	24.117	671711	24.127	98	50 - 200	-0.010	+/-0.50	
Perylene-d12	456713	25.581	475411	25.59	96	50 - 200	-0.009	+/-0.50	



INTERNAL STANDARD AREA AND RT SUMMARY
EPA 8270E

Laboratory: Analytical Resources, LLC
Client: Anchor OEA, LLC
Sequence: SLD0254

SDG: 23C0774
Project: AOC5 MR Phase 1
Instrument: NT10
Calibration: GC00046

Internal Standard	Response	RT	Reference Response	Reference RT	Area %	Area % Limits	RT Diff	RT Diff Limit	Q
LCS Dup (BLD0057-BSD1)		(Solid)	Lab File ID: NT1004192308.D			Analyzed: 04/19/23 15:49			
1,4-Dichlorobenzene-d4	144190	8.822	140649	8.844	103	50 - 200	-0.022	+/-0.50	
Naphthalene-d8	529907	11.306	483944	11.308	109	50 - 200	-0.002	+/-0.50	
Acenaphthene-d10	315334	14.905	298909	14.915	105	50 - 200	-0.010	+/-0.50	
Phenanthrene-d10	531387	17.941	483004	17.951	110	50 - 200	-0.010	+/-0.50	
Chrysene-d12	428413	23.041	399309	23.043	107	50 - 200	-0.002	+/-0.50	
Di-n-Octylphthalate-d4	652109	24.125	671711	24.127	97	50 - 200	-0.002	+/-0.50	
Perylene-d12	460982	25.581	475411	25.59	97	50 - 200	-0.009	+/-0.50	
Reference (BLD0057-SRM1)		(Solid)	Lab File ID: NT1004192309.D			Analyzed: 04/19/23 16:27			
1,4-Dichlorobenzene-d4	149788	8.823	140649	8.844	106	50 - 200	-0.021	+/-0.50	
Naphthalene-d8	548502	11.299	483944	11.308	113	50 - 200	-0.009	+/-0.50	
Acenaphthene-d10	325261	14.905	298909	14.915	109	50 - 200	-0.010	+/-0.50	
Phenanthrene-d10	546005	17.941	483004	17.951	113	50 - 200	-0.010	+/-0.50	
Chrysene-d12	439001	23.034	399309	23.043	110	50 - 200	-0.009	+/-0.50	
Di-n-Octylphthalate-d4	686244	24.118	671711	24.127	102	50 - 200	-0.009	+/-0.50	
Perylene-d12	470074	25.581	475411	25.59	99	50 - 200	-0.009	+/-0.50	
LDW23-SC1053A (23C0774-01)		(Solid)	Lab File ID: NT1004192310.D			Analyzed: 04/19/23 17:06			
1,4-Dichlorobenzene-d4	153399	8.823	140649	8.844	109	50 - 200	-0.021	+/-0.50	
Naphthalene-d8	556282	11.299	483944	11.308	115	50 - 200	-0.009	+/-0.50	
Acenaphthene-d10	332440	14.905	298909	14.915	111	50 - 200	-0.010	+/-0.50	
Phenanthrene-d10	637117	17.942	483004	17.951	132	50 - 200	-0.009	+/-0.50	
Chrysene-d12	594670	23.05	399309	23.043	149	50 - 200	0.007	+/-0.50	
Di-n-Octylphthalate-d4	942340	24.126	671711	24.127	140	50 - 200	-0.001	+/-0.50	
Perylene-d12	652823	25.597	475411	25.59	137	50 - 200	0.007	+/-0.50	
LDW23-SC1053B (23C0774-02)		(Solid)	Lab File ID: NT1004192311.D			Analyzed: 04/19/23 17:44			
1,4-Dichlorobenzene-d4	172863	8.822	140649	8.844	123	50 - 200	-0.022	+/-0.50	
Naphthalene-d8	616911	11.299	483944	11.308	127	50 - 200	-0.009	+/-0.50	
Acenaphthene-d10	357309	14.905	298909	14.915	120	50 - 200	-0.010	+/-0.50	
Phenanthrene-d10	639178	17.949	483004	17.951	132	50 - 200	-0.002	+/-0.50	
Chrysene-d12	597908	23.049	399309	23.043	150	50 - 200	0.006	+/-0.50	
Di-n-Octylphthalate-d4	994365	24.125	671711	24.127	148	50 - 200	-0.002	+/-0.50	
Perylene-d12	680930	25.596	475411	25.59	143	50 - 200	0.006	+/-0.50	



INTERNAL STANDARD AREA AND RT SUMMARY
EPA 8270E

Laboratory: Analytical Resources, LLC
Client: Anchor OEA, LLC
Sequence: SLD0254

SDG: 23C0774
Project: AOC5 MR Phase 1
Instrument: NT10
Calibration: GC00046

Internal Standard	Response	RT	Reference Response	Reference RT	Area %	Area % Limits	RT Diff	RT Diff Limit	Q
LDW23-SC1007A (23C0774-03)		(Solid)	Lab File ID: NT1004192312.D			Analyzed: 04/19/23 18:22			
1,4-Dichlorobenzene-d4	159310	8.822	140649	8.844	113	50 - 200	-0.022	+/-0.50	
Naphthalene-d8	582186	11.299	483944	11.308	120	50 - 200	-0.009	+/-0.50	
Acenaphthene-d10	334880	14.905	298909	14.915	112	50 - 200	-0.010	+/-0.50	
Phenanthrene-d10	595798	17.949	483004	17.951	123	50 - 200	-0.002	+/-0.50	
Chrysene-d12	527613	23.042	399309	23.043	132	50 - 200	-0.001	+/-0.50	
Di-n-Octylphthalate-d4	895202	24.125	671711	24.127	133	50 - 200	-0.002	+/-0.50	
Perylene-d12	631897	25.597	475411	25.59	133	50 - 200	0.007	+/-0.50	
LDW23-SC1002A (23C0774-04)		(Solid)	Lab File ID: NT1004192313.D			Analyzed: 04/19/23 19:00			
1,4-Dichlorobenzene-d4	156659	8.823	140649	8.844	111	50 - 200	-0.021	+/-0.50	
Naphthalene-d8	576478	11.299	483944	11.308	119	50 - 200	-0.009	+/-0.50	
Acenaphthene-d10	332772	14.913	298909	14.915	111	50 - 200	-0.002	+/-0.50	
Phenanthrene-d10	593533	17.949	483004	17.951	123	50 - 200	-0.002	+/-0.50	
Chrysene-d12	537478	23.049	399309	23.043	135	50 - 200	0.006	+/-0.50	
Di-n-Octylphthalate-d4	883386	24.125	671711	24.127	132	50 - 200	-0.002	+/-0.50	
Perylene-d12	623206	25.604	475411	25.59	131	50 - 200	0.014	+/-0.50	
LDW23-SC1002B (23C0774-05)		(Solid)	Lab File ID: NT1004192314.D			Analyzed: 04/19/23 19:39			
1,4-Dichlorobenzene-d4	148481	8.823	140649	8.844	106	50 - 200	-0.021	+/-0.50	
Naphthalene-d8	546656	11.299	483944	11.308	113	50 - 200	-0.009	+/-0.50	
Acenaphthene-d10	306132	14.905	298909	14.915	102	50 - 200	-0.010	+/-0.50	
Phenanthrene-d10	537396	17.942	483004	17.951	111	50 - 200	-0.009	+/-0.50	
Chrysene-d12	495077	23.042	399309	23.043	124	50 - 200	-0.001	+/-0.50	
Di-n-Octylphthalate-d4	836029	24.126	671711	24.127	124	50 - 200	-0.001	+/-0.50	
Perylene-d12	601605	25.597	475411	25.59	127	50 - 200	0.007	+/-0.50	
LDW23-SC1046A (23C0774-06)		(Solid)	Lab File ID: NT1004192315.D			Analyzed: 04/19/23 20:17			
1,4-Dichlorobenzene-d4	154768	8.823	140649	8.844	110	50 - 200	-0.021	+/-0.50	
Naphthalene-d8	562505	11.299	483944	11.308	116	50 - 200	-0.009	+/-0.50	
Acenaphthene-d10	324258	14.913	298909	14.915	108	50 - 200	-0.002	+/-0.50	
Phenanthrene-d10	554119	17.949	483004	17.951	115	50 - 200	-0.002	+/-0.50	
Chrysene-d12	502445	23.049	399309	23.043	126	50 - 200	0.006	+/-0.50	
Di-n-Octylphthalate-d4	846771	24.125	671711	24.127	126	50 - 200	-0.002	+/-0.50	
Perylene-d12	625071	25.597	475411	25.59	131	50 - 200	0.007	+/-0.50	



INTERNAL STANDARD AREA AND RT SUMMARY
EPA 8270E

Laboratory: Analytical Resources, LLC

SDG: 23C0774

Client: Anchor OEA, LLC

Project: AOC5 MR Phase 1

Sequence: SLD0254

Instrument: NT10

Calibration: GC00046

Internal Standard	Response	RT	Reference Response	Reference RT	Area %	Area % Limits	RT Diff	RT Diff Limit	Q
Calibration Check (SLD0254-CCV1)		(Solid)	Lab File ID: NT1004192316.D			Analyzed: 04/19/23 20:55			
1,4-Dichlorobenzene-d4	142135	8.823	140649	8.844	101	50 - 200	-0.021	+/-0.50	
Naphthalene-d8	517513	11.299	483944	11.308	107	50 - 200	-0.009	+/-0.50	
Acenaphthene-d10	306898	14.905	298909	14.915	103	50 - 200	-0.010	+/-0.50	
Phenanthrene-d10	508635	17.942	483004	17.951	105	50 - 200	-0.009	+/-0.50	
Chrysene-d12	460743	23.042	399309	23.043	115	50 - 200	-0.001	+/-0.50	
Di-n-Octylphthalate-d4	736003	24.126	671711	24.127	110	50 - 200	-0.001	+/-0.50	
Perylene-d12	559318	25.589	475411	25.59	118	50 - 200	-0.001	+/-0.50	



INTERNAL STANDARD AREA AND RT SUMMARY
EPA 8270E

Laboratory: Analytical Resources, LLC
Client: Anchor QEA, LLC
Sequence: SLD0281

SDG: 23C0774
Project: AOC5 MR Phase 1
Instrument: NT10
Calibration: GC00046

Internal Standard	Response	RT	Reference Response	Reference RT	Area %	Area % Limits	RT Diff	RT Diff Limit	Q
Initial Cal Check (SLD0281-ICV1)		(Solid)	Lab File ID: NT1004192316A.D			Analyzed: 04/19/23 20:55			
1,4-Dichlorobenzene-d4	142135	8.823	142135	8.823	100	50 - 200	0.000	+/-0.50	
Naphthalene-d8	517513	11.299	517513	11.299	100	50 - 200	0.000	+/-0.50	
Acenaphthene-d10	306898	14.905	306898	14.905	100	50 - 200	0.000	+/-0.50	
Phenanthrene-d10	508635	17.942	508635	17.942	100	50 - 200	0.000	+/-0.50	
Chrysene-d12	460743	23.042	460743	23.042	100	50 - 200	0.000	+/-0.50	
Di-n-Octylphthalate-d4	736003	24.126	736003	24.126	100	50 - 200	0.000	+/-0.50	
Perylene-d12	559318	25.589	559318	25.589	100	50 - 200	0.000	+/-0.50	
Low Cal Check (SLD0281-LCV1)		(Solid)	Lab File ID: NT1004192317.D			Analyzed: 04/19/23 21:33			
1,4-Dichlorobenzene-d4	128368	8.823	142135	8.823	90	50 - 200	0.000	+/-0.50	
Naphthalene-d8	465614	11.299	517513	11.299	90	50 - 200	0.000	+/-0.50	
Acenaphthene-d10	259751	14.905	306898	14.905	85	50 - 200	0.000	+/-0.50	
Phenanthrene-d10	435234	17.942	508635	17.942	86	50 - 200	0.000	+/-0.50	
Chrysene-d12	368672	23.034	460743	23.042	80	50 - 200	-0.008	+/-0.50	
Di-n-Octylphthalate-d4	550375	24.118	736003	24.126	75	50 - 200	-0.008	+/-0.50	
Perylene-d12	454232	25.581	559318	25.589	81	50 - 200	-0.008	+/-0.50	
Blank (BLD0057-BLK3)		(Solid)	Lab File ID: NT1004192320.D			Analyzed: 04/19/23 23:27			
1,4-Dichlorobenzene-d4	141144	8.822	142135	8.823	99	50 - 200	-0.001	+/-0.50	
Naphthalene-d8	507221	11.307	517513	11.299	98	50 - 200	0.008	+/-0.50	
Acenaphthene-d10	294732	14.912	306898	14.905	96	50 - 200	0.007	+/-0.50	
Phenanthrene-d10	500253	17.949	508635	17.942	98	50 - 200	0.007	+/-0.50	
Chrysene-d12	448916	23.041	460743	23.042	97	50 - 200	-0.001	+/-0.50	
Di-n-Octylphthalate-d4	624447	24.125	736003	24.126	85	50 - 200	-0.001	+/-0.50	
Perylene-d12	500158	25.596	559318	25.589	89	50 - 200	0.007	+/-0.50	
LDW23-SC1046B (23C0774-07)		(Solid)	Lab File ID: NT1004192321.D			Analyzed: 04/20/23 00:05			
1,4-Dichlorobenzene-d4	144839	8.822	142135	8.823	102	50 - 200	-0.001	+/-0.50	
Naphthalene-d8	533362	11.307	517513	11.299	103	50 - 200	0.008	+/-0.50	
Acenaphthene-d10	310332	14.912	306898	14.905	101	50 - 200	0.007	+/-0.50	
Phenanthrene-d10	560200	17.949	508635	17.942	110	50 - 200	0.007	+/-0.50	
Chrysene-d12	532395	23.057	460743	23.042	116	50 - 200	0.015	+/-0.50	
Di-n-Octylphthalate-d4	827617	24.133	736003	24.126	112	50 - 200	0.007	+/-0.50	
Perylene-d12	632126	25.612	559318	25.589	113	50 - 200	0.023	+/-0.50	



INTERNAL STANDARD AREA AND RT SUMMARY
EPA 8270E

Laboratory: Analytical Resources, LLC
Client: Anchor OEA, LLC
Sequence: SLD0281

SDG: 23C0774
Project: AOC5 MR Phase 1
Instrument: NT10
Calibration: GC00046

Internal Standard	Response	RT	Reference Response	Reference RT	Area %	Area % Limits	RT Diff	RT Diff Limit	Q
Matrix Spike (BLD0057-MS1)		(Solid)	Lab File ID: NT1004192322.D			Analyzed: 04/20/23 00:43			
1,4-Dichlorobenzene-d4	149203	8.822	142135	8.823	105	50 - 200	-0.001	+/-0.50	
Naphthalene-d8	543680	11.307	517513	11.299	105	50 - 200	0.008	+/-0.50	
Acenaphthene-d10	317490	14.912	306898	14.905	103	50 - 200	0.007	+/-0.50	
Phenanthrene-d10	572811	17.957	508635	17.942	113	50 - 200	0.015	+/-0.50	
Chrysene-d12	516932	23.057	460743	23.042	112	50 - 200	0.015	+/-0.50	
Di-n-Octylphthalate-d4	813936	24.133	736003	24.126	111	50 - 200	0.007	+/-0.50	
Perylene-d12	616969	25.612	559318	25.589	110	50 - 200	0.023	+/-0.50	
Matrix Spike Dup (BLD0057-MSD1)		(Solid)	Lab File ID: NT1004192323.D			Analyzed: 04/20/23 01:21			
1,4-Dichlorobenzene-d4	130534	8.823	142135	8.823	92	50 - 200	0.000	+/-0.50	
Naphthalene-d8	489044	11.307	517513	11.299	94	50 - 200	0.008	+/-0.50	
Acenaphthene-d10	283701	14.921	306898	14.905	92	50 - 200	0.016	+/-0.50	
Phenanthrene-d10	517777	17.957	508635	17.942	102	50 - 200	0.015	+/-0.50	
Chrysene-d12	478036	23.057	460743	23.042	104	50 - 200	0.015	+/-0.50	
Di-n-Octylphthalate-d4	769326	24.133	736003	24.126	105	50 - 200	0.007	+/-0.50	
Perylene-d12	558188	25.612	559318	25.589	100	50 - 200	0.023	+/-0.50	
LDW23-SC1177A (23C0774-08)		(Solid)	Lab File ID: NT1004192324.D			Analyzed: 04/20/23 01:59			
1,4-Dichlorobenzene-d4	160289	8.83	142135	8.823	113	50 - 200	0.007	+/-0.50	
Naphthalene-d8	585071	11.307	517513	11.299	113	50 - 200	0.008	+/-0.50	
Acenaphthene-d10	335294	14.92	306898	14.905	109	50 - 200	0.015	+/-0.50	
Phenanthrene-d10	612577	17.957	508635	17.942	120	50 - 200	0.015	+/-0.50	
Chrysene-d12	560147	23.057	460743	23.042	122	50 - 200	0.015	+/-0.50	
Di-n-Octylphthalate-d4	873519	24.133	736003	24.126	119	50 - 200	0.007	+/-0.50	
Perylene-d12	636605	25.62	559318	25.589	114	50 - 200	0.031	+/-0.50	
LDW23-SC1177B (23C0774-09)		(Solid)	Lab File ID: NT1004192325.D			Analyzed: 04/20/23 02:37			
1,4-Dichlorobenzene-d4	133597	8.822	142135	8.823	94	50 - 200	-0.001	+/-0.50	
Naphthalene-d8	490865	11.306	517513	11.299	95	50 - 200	0.007	+/-0.50	
Acenaphthene-d10	282571	14.912	306898	14.905	92	50 - 200	0.007	+/-0.50	
Phenanthrene-d10	502722	17.957	508635	17.942	99	50 - 200	0.015	+/-0.50	
Chrysene-d12	473058	23.049	460743	23.042	103	50 - 200	0.007	+/-0.50	
Di-n-Octylphthalate-d4	744988	24.133	736003	24.126	101	50 - 200	0.007	+/-0.50	
Perylene-d12	540423	25.604	559318	25.589	97	50 - 200	0.015	+/-0.50	



INTERNAL STANDARD AREA AND RT SUMMARY
EPA 8270E

Laboratory: Analytical Resources, LLC
Client: Anchor OEA, LLC
Sequence: SLD0281

SDG: 23C0774
Project: AOC5 MR Phase 1
Instrument: NT10
Calibration: GC00046

Internal Standard	Response	RT	Reference Response	Reference RT	Area %	Area % Limits	RT Diff	RT Diff Limit	Q
LDW23-SC1156B (23C0774-10)		(Solid)	Lab File ID: NT1004192326.D			Analyzed: 04/20/23 03:15			
1,4-Dichlorobenzene-d4	149916	8.823	142135	8.823	105	50 - 200	0.000	+/-0.50	
Naphthalene-d8	556257	11.307	517513	11.299	107	50 - 200	0.008	+/-0.50	
Acenaphthene-d10	311449	14.913	306898	14.905	101	50 - 200	0.008	+/-0.50	
Phenanthrene-d10	558584	17.957	508635	17.942	110	50 - 200	0.015	+/-0.50	
Chrysene-d12	522249	23.057	460743	23.042	113	50 - 200	0.015	+/-0.50	
Di-n-Octylphthalate-d4	847529	24.133	736003	24.126	115	50 - 200	0.007	+/-0.50	
Perylene-d12	617406	25.612	559318	25.589	110	50 - 200	0.023	+/-0.50	
LDW23-SC1183A (23C0774-11)		(Solid)	Lab File ID: NT1004192327.D			Analyzed: 04/20/23 03:52			
1,4-Dichlorobenzene-d4	137337	8.823	142135	8.823	97	50 - 200	0.000	+/-0.50	
Naphthalene-d8	497711	11.307	517513	11.299	96	50 - 200	0.008	+/-0.50	
Acenaphthene-d10	283824	14.913	306898	14.905	92	50 - 200	0.008	+/-0.50	
Phenanthrene-d10	513042	17.957	508635	17.942	101	50 - 200	0.015	+/-0.50	
Chrysene-d12	466532	23.049	460743	23.042	101	50 - 200	0.007	+/-0.50	
Di-n-Octylphthalate-d4	736606	24.133	736003	24.126	100	50 - 200	0.007	+/-0.50	
Perylene-d12	548943	25.604	559318	25.589	98	50 - 200	0.015	+/-0.50	
LDW23-SC1183B (23C0774-12)		(Solid)	Lab File ID: NT1004192328.D			Analyzed: 04/20/23 04:30			
1,4-Dichlorobenzene-d4	140293	8.823	142135	8.823	99	50 - 200	0.000	+/-0.50	
Naphthalene-d8	508574	11.307	517513	11.299	98	50 - 200	0.008	+/-0.50	
Acenaphthene-d10	293721	14.913	306898	14.905	96	50 - 200	0.008	+/-0.50	
Phenanthrene-d10	522580	17.957	508635	17.942	103	50 - 200	0.015	+/-0.50	
Chrysene-d12	485274	23.057	460743	23.042	105	50 - 200	0.015	+/-0.50	
Di-n-Octylphthalate-d4	780492	24.133	736003	24.126	106	50 - 200	0.007	+/-0.50	
Perylene-d12	579127	25.612	559318	25.589	104	50 - 200	0.023	+/-0.50	
LDW23-SC1183C (23C0774-13)		(Solid)	Lab File ID: NT1004192329.D			Analyzed: 04/20/23 05:08			
1,4-Dichlorobenzene-d4	132517	8.823	142135	8.823	93	50 - 200	0.000	+/-0.50	
Naphthalene-d8	483144	11.307	517513	11.299	93	50 - 200	0.008	+/-0.50	
Acenaphthene-d10	278871	14.913	306898	14.905	91	50 - 200	0.008	+/-0.50	
Phenanthrene-d10	488305	17.957	508635	17.942	96	50 - 200	0.015	+/-0.50	
Chrysene-d12	455079	23.057	460743	23.042	99	50 - 200	0.015	+/-0.50	
Di-n-Octylphthalate-d4	729939	24.133	736003	24.126	99	50 - 200	0.007	+/-0.50	
Perylene-d12	537635	25.612	559318	25.589	96	50 - 200	0.023	+/-0.50	



INTERNAL STANDARD AREA AND RT SUMMARY
EPA 8270E

Laboratory: Analytical Resources, LLC

SDG: 23C0774

Client: Anchor OEA, LLC

Project: AOC5 MR Phase 1

Sequence: SLD0281

Instrument: NT10

Calibration: GC00046

Internal Standard	Response	RT	Reference Response	Reference RT	Area %	Area % Limits	RT Diff	RT Diff Limit	Q
LDW23-SS1808 (23C0774-14)		(Solid)	Lab File ID: NT1004192330.D			Analyzed: 04/20/23 05:46			
1,4-Dichlorobenzene-d4	149203	8.83	142135	8.823	105	50 - 200	0.007	+/-0.50	
Naphthalene-d8	559469	11.307	517513	11.299	108	50 - 200	0.008	+/-0.50	
Acenaphthene-d10	322107	14.913	306898	14.905	105	50 - 200	0.008	+/-0.50	
Phenanthrene-d10	592712	17.957	508635	17.942	117	50 - 200	0.015	+/-0.50	
Chrysene-d12	527891	23.057	460743	23.042	115	50 - 200	0.015	+/-0.50	
Di-n-Octylphthalate-d4	826091	24.133	736003	24.126	112	50 - 200	0.007	+/-0.50	
Perylene-d12	590036	25.612	559318	25.589	105	50 - 200	0.023	+/-0.50	
Calibration Check (SLD0281-CCV1)		(Solid)	Lab File ID: NT1004192333.D			Analyzed: 04/20/23 07:41			
1,4-Dichlorobenzene-d4	129725	8.83	142135	8.823	91	50 - 200	0.007	+/-0.50	
Naphthalene-d8	475671	11.307	517513	11.299	92	50 - 200	0.008	+/-0.50	
Acenaphthene-d10	277889	14.913	306898	14.905	91	50 - 200	0.008	+/-0.50	
Phenanthrene-d10	485346	17.949	508635	17.942	95	50 - 200	0.007	+/-0.50	
Chrysene-d12	453075	23.042	460743	23.042	98	50 - 200	0.000	+/-0.50	
Di-n-Octylphthalate-d4	697265	24.126	736003	24.126	95	50 - 200	0.000	+/-0.50	
Perylene-d12	538138	25.589	559318	25.589	96	50 - 200	0.000	+/-0.50	



HOLDING TIME SUMMARY

Analysis: EPA 8270E

Laboratory: Analytical Resources, LLC

SDG: 23C0774

Client: Anchor QEA, LLC

Project: AOC5 MR Phase 1

Sample Name	Date Collected	Date Received	Date Prepared	Days to Prep	Max Days to Prep	Date Analyzed	Days to Analysis	Max Days to Analysis	Q
LDW23-SC1053A 23C0774-01	12/16/22 09:12	12/16/22 15:47	04/05/23 16:28	110	365	04/19/23 17:06	14	40	
LDW23-SC1053B 23C0774-02	12/16/22 09:12	12/16/22 15:47	04/05/23 16:28	110	365	04/19/23 17:44	14	40	
LDW23-SC1007A 23C0774-03	12/16/22 10:43	12/16/22 15:47	04/05/23 16:28	110	365	04/19/23 18:22	14	40	
LDW23-SC1002A 23C0774-04	12/16/22 11:20	12/16/22 15:47	04/05/23 16:28	110	365	04/19/23 19:00	14	40	
LDW23-SC1002B 23C0774-05	12/16/22 11:20	12/16/22 15:47	04/05/23 16:28	110	365	04/19/23 19:39	14	40	
LDW23-SC1046A 23C0774-06	12/15/22 11:32	12/16/22 15:47	04/05/23 16:28	111	365	04/19/23 20:17	14	40	
LDW23-SC1046B 23C0774-07	12/15/22 11:32	12/16/22 15:47	04/05/23 16:28	111	365	04/20/23 00:05	14	40	
LDW23-SC1177A 23C0774-08	12/14/22 08:04	12/16/22 15:47	04/05/23 16:28	112	365	04/20/23 01:59	14	40	
LDW23-SC1177B 23C0774-09	12/14/22 08:04	12/16/22 15:47	04/05/23 16:28	112	365	04/20/23 02:37	14	40	
LDW23-SC1156B 23C0774-10	12/14/22 10:44	12/16/22 15:47	04/05/23 16:28	112	365	04/20/23 03:15	14	40	
LDW23-SC1183A 23C0774-11	12/14/22 14:09	12/16/22 15:47	04/05/23 16:28	112	365	04/20/23 03:52	14	40	
LDW23-SC1183B 23C0774-12	12/14/22 14:09	12/16/22 15:47	04/05/23 16:28	112	365	04/20/23 04:30	15	40	
LDW23-SC1183C 23C0774-13	12/14/22 14:09	12/16/22 15:47	04/05/23 16:28	112	365	04/20/23 05:08	15	40	
LDW23-SS1808 23C0774-14	03/03/23 13:25	12/16/22 15:47	04/05/23 16:28	33	365	04/20/23 05:46	15	40	
Matrix Spike BLD0057-MS1	12/15/22 11:32	12/16/22 15:47	04/05/23 16:28	111	365	04/20/23 00:43	14	40	
Matrix Spike Dup BLD0057-MSD1	12/15/22 11:32	12/16/22 15:47	04/05/23 16:28	111	365	04/20/23 01:21	14	40	

* Indicates hold time exceedance.



METHOD DETECTION AND REPORTING LIMITS

EPA 8270E

Laboratory: Analytical Resources, LLC

SDG: 23C0774

Client: Anchor QEA, LLC

Project: AOC5 MR Phase 1

Matrix: Solid

Instrument: NT10

Analyte	MDL	RL	Units
Phenol	4.4	20.0	ug/kg
4-Methylphenol	7.4	20.0	ug/kg
Naphthalene	4.2	20.0	ug/kg
2-Methylnaphthalene	4.5	20.0	ug/kg
Acenaphthylene	6.2	20.0	ug/kg
Dimethylphthalate	4.4	20.0	ug/kg
Acenaphthene	5.2	20.0	ug/kg
Dibenzofuran	14.1	20.0	ug/kg
Fluorene	14.6	20.0	ug/kg
Phenanthrene	8.7	20.0	ug/kg
Anthracene	7.2	20.0	ug/kg
Fluoranthene	6.1	20.0	ug/kg
Pyrene	5.7	20.0	ug/kg
Butylbenzylphthalate	9.4	20.0	ug/kg
Benzo(a)anthracene	6.0	20.0	ug/kg
Chrysene	6.1	20.0	ug/kg
bis(2-Ethylhexyl)phthalate	5.5	50.0	ug/kg
Benzo(a)fluoranthene, Total	10.0	40.0	ug/kg
Benzo(a)pyrene	4.2	20.0	ug/kg
Indeno(1,2,3-cd)pyrene	14.7	20.0	ug/kg
Dibenzo(a,h)anthracene	17.2	20.0	ug/kg
Benzo(g,h,i)perylene	13.6	20.0	ug/kg



Appendix 20.1

ALTERNATE CERTIFICATE OF ANALYSIS

The manufacturer of the below chemical was unable to provide a Certificate of Analysis at the time of request by ARI.

Date Requested from Manufacturer: NA

Chemical: Tributyl Phosphate

Manufacturer: Chemservice

Product #: 0-916

Lot #: 59-57A

Purity: 99%

Analyst: VFB

Element: B000954



Description: SVOC 4,4 DDT Expires: 31-Dec-29
Standard Type: Calibration Stan Prepared: 23-Sep-13
Solvent: N/A Prepared By: Jianqing Zhou
Final Volume (mls): 1 Department: Organics
Vials: 1 Last Edit: 23-Sep-13 11:46 by JZ
Vendor: Chem Service Lot #: 198-128A
Vendor Catalog #:

Comments

Neat, Purity @ 99.2%. (ARI#: 790A)

Analyte	CAS Number	Concentration	Units
4,4'-DDT	50-29-3	1000000	ug/mL



Appendix 20.1

ALTERNATE CERTIFICATE OF ANALYSIS

The manufacturer of the below chemical was unable to provide a Certificate of Analysis at the time of request by ARI.

Date Requested from Manufacturer: _____

Chemical: 4,4' DDT

Manufacturer: Chem Service

Product #: _____

Lot #: 198-128A

Purity: 99.2%

Analyst: AS



Description: SVOC alpha-Terpineol Expires: 31-Dec-29
Standard Type: Calibration Stan Prepared: 31-Dec-12
Solvent: N/A Prepared By: Jianqing Zhou
Final Volume (mls): 1 Department: Organics
Vials: 1 Last Edit: 23-Sep-13 12:13 by JZ
Vendor: ACROS Organics Lot #: AD16481201
Vendor Catalog #:

Comments

Neat, Purity @ 98%. (ARI#: I1582A)

Analyte	CAS Number	Concentration	Units
alpha-Terpineol	98-55-5	1000000	ug/mL

Reviewed By

Date



Appendix 20.1

ALTERNATE CERTIFICATE OF ANALYSIS

The manufacturer of the below chemical was unable to provide a Certificate of Analysis at the time of request by ARI.

Date Requested from Manufacturer: _____

Chemical: alpha-Terpineol

Manufacturer: Acros Organics

Product #: _____

Lot #: AD6481201

Purity: 98%

Analyst: 12



Description: SVOA Dibutyl Phenyl phosphate Expires: 31-Dec-29
Standard Type: Calibration Stan Prepared: 31-Dec-12
Solvent: NA Prepared By: Jianqing Zhou
Final Volume (mls): 1 Department: Organics
Vials: 1 Last Edit: 23-Sep-13 15:45 by JZ
Vendor: Monsanto Lot #: N/A
Vendor Catalog #:

Comments

Neat, Purity @ 98.9%.

Analyte	CAS Number	Concentration	Units
Dibutyl Phenyl Phosphate	2528-36-1	1000000	ug/mL



Appendix 20.1

ALTERNATE CERTIFICATE OF ANALYSIS

The manufacturer of the below chemical was unable to provide a Certificate of Analysis at the time of request by ARI.

Date Requested from Manufacturer: _____

Chemical: Dibutyl Phenyl Phosphate

Manufacturer: Monsanto

Product #: N/A

Lot #: N/A

Purity: 98.9%

Analyst: AD



Description: SVOC Triphenyl Phosphate Expires: 31-Dec-29
Standard Type: Calibration Stan Prepared: 31-Dec-12
Solvent: NA Prepared By: Jianqing Zhou
Final Volume (mls): 1 Department: Organics
Vials: 1 Last Edit: 23-Sep-13 15:59 by JZ
Vendor: Aldrich Lot #: 04902CM
Vendor Catalog #:

Comments

Neat, Purity @ 99%.

Analyte	CAS Number	Concentration	Units
Triphenyl Phosphate	115-86-6	1000000	ug/mL

Reviewed By

Date



Appendix 20.1

ALTERNATE CERTIFICATE OF ANALYSIS

The manufacturer of the below chemical was unable to provide a Certificate of Analysis at the time of request by ARI.

Date Requested from Manufacturer: _____

Chemical: Triphenyl phosphate

Manufacturer: Aldrich

Product #: _____

Lot #: 04902CM

Purity: 99%

Analyst: [Signature]



Description: SVOC Butylated Hydroxytoluene Expires: 31-Dec-29
Standard Type: Calibration Stan Prepared: 31-Dec-12
Solvent: NA Prepared By: Jianqing Zhou
Final Volume (mls): 1 Department: Organics
Vials: 1 Last Edit: 23-Sep-13 16:18 by JZ
Vendor: SIGMA Lot #: 39F-0197
Vendor Catalog #:

Comments

neat,Purity @ 99.9%.

Analyte	CAS Number	Concentration	Units
Butylated Hydroxytoluene	128-37-0	1000000	ug/mL

Reviewed By

Date



Appendix 20.1

ALTERNATE CERTIFICATE OF ANALYSIS

The manufacturer of the below chemical was unable to provide a Certificate of Analysis at the time of request by ARI.

Date Requested from Manufacturer: _____

Chemical: Bulkyated Hydroxytoluene

Manufacturer: Sigma

Product #: _____

Lot #: 39F-0197

Purity: 99.8%

Analyst: AB



Description: SVOC Butyl Diphenyl Phosphate Expires: 31-Dec-29
Standard Type: Calibration Stan Prepared: 31-Dec-12
Solvent: NA Prepared By: Jianqing Zhou
Final Volume (mls): 1 Department: Organics
Vials: 1 Last Edit: 23-Sep-13 17:02 by JZ
Vendor: Monsanto Lot #: N/A
Vendor Catalog #:

Comments

Neat, Purity @ 98%.

Analyte	CAS Number	Concentration	Units
Butyl Diphenyl Phosphate	2752-95-6	1000000	ug/mL

Reviewed By

Date



Appendix 20.1

ALTERNATE CERTIFICATE OF ANALYSIS

The manufacturer of the below chemical was unable to provide a Certificate of Analysis at the time of request by ARI.

Date Requested from Manufacturer: _____

Chemical: Butyl Diphenyl Phosphate

Manufacturer: Monsanto

Product #: NA

Lot #: NA

Purity: 99%

Analyst: [Signature]



Description:	SVOC 2,4-Dinitrophenol	Expires:	31-Dec-29
Standard Type:	Calibration Stan	Prepared:	25-Sep-13
Solvent:	NA	Prepared By:	Jianqing Zhou
Final Volume (mls):	1	Department:	Organics
Vials:	1	Last Edit:	25-Sep-13 13:45 by JZ
Vendor:	SIGMA	Lot #:	65H5021
Vendor Catalog #:			

Comments

Neat, Purity @ 90-95%. (ARI#: 0466)

Analyte	CAS Number	Concentration	Units
2,4-Dinitrophenol	51-28-5	1000000	ug/mL

B001941

SVOA 2,4-Dinitrophenol
Expires 12/31/2029
Prepared By Jianqing Zhou 9/25/2013



Appendix 20.1

ALTERNATE CERTIFICATE OF ANALYSIS

The manufacturer of the below chemical was unable to provide a Certificate of Analysis at the time of request by ARI.

Date Requested from Manufacturer: _____

Chemical: 2,4-Dinitrophenol

Manufacturer: Sigma

Product #: _____

Lot #: 644 5021

Purity: 90.29%

Analyst: AB



Description:	SVOC Benzoic Acid	Expires:	31-Dec-29
Standard Type:	Calibration Stan	Prepared:	31-Dec-12
Solvent:	NA	Prepared By:	Jianqing Zhou
Final Volume (mls):	1	Department:	Organics
Vials:	1	Last Edit:	25-Sep-13 15:23 by JZ
Vendor:	ACROS Organics	Lot #:	A0224339
Vendor Catalog #:			

Comments

Neat, Purity @ 98%.

Analyte	CAS Number	Concentration	Units
Benzoic acid	65-85-0	1000000	ug/mL

B001945

SVOC Benzoic Acid

Expires 12/31/2029

Prepared By Jianqing Zhou 12/31/2012

Reviewed By

Date



Appendix 20.1

ALTERNATE CERTIFICATE OF ANALYSIS

The manufacturer of the below chemical was unable to provide a Certificate of Analysis at the time of request by ARI.

Date Requested from Manufacturer: _____

Chemical: Benzoic Acid

Manufacturer: ACROS Organics

Product #: _____

Lot #: A0224339

Purity: 98%

Analyst: AB



Description:	SVOC 4,6-Dinitro-2-Methylphenol	Expires:	31-Dec-29
Standard Type:	Calibration Stan	Prepared:	25-Sep-13
Solvent:	NA	Prepared By:	Jianqing Zhou
Final Volume (mls):	1	Department:	Organics
Vials:	1	Last Edit:	25-Sep-13 15:37 by JZ
Vendor:	Chem Service	Lot #:	179-31A
Vendor Catalog #:			

Comments

Neat, Purity @ 99%. (ARI#: 009A)

Analyte	CAS Number	Concentration	Units
4,6-Dinitro-2-methylphenol	534-52-1	1000000	ug/mL

B001948

SVOA 4,6-Dinitro-2-Methylphenol
Expires 12/31/2029
Prepared By Jianqing Zhou 9/25/2013



Appendix 20.1

ALTERNATE CERTIFICATE OF ANALYSIS

The manufacturer of the below chemical was unable to provide a Certificate of Analysis at the time of request by ARI.

Date Requested from Manufacturer: _____

Chemical: 4,6-Dinitro-2-Methylphenol

Manufacturer: Chem Service

Product #: _____

Lot #: 179-31A

Purity: 99%

Analyst: RB



Description:	SVOA 1-Methylnaphthalene	Expires:	02-Apr-14
Standard Type:	Analyte Spike	Prepared:	13-Dec-12
Solvent:	NA	Prepared By:	Jianqing Zhou
Final Volume (mls):	1	Department:	Organics
Vials:	1	Last Edit:	04-Oct-13 18:32 by JZ
Vendor:	Chem Service	Lot #:	62-5B
Vendor Catalog #:			

Comments

Neat, Purity @ 99%

Analyte	CAS Number	Concentration	Units
1-Methylnaphthalene	90-12-0	1000000	ug/mL



B002054

SVOA 1-Methylnaphthalene
Solvent / Lot: NA
Prep: 12/13/2012 by JZ
Exp: 12/31/2029
Location:



Appendix 20.1

ALTERNATE CERTIFICATE OF ANALYSIS

The manufacturer of the below chemical was unable to provide a Certificate of Analysis at the time of request by ARI.

Date Requested from Manufacturer: _____

Chemical: 1-Methyl naphthalene

Manufacturer: Chem Service

Product #: 0787

Lot #: 62-53

Purity: 99%

Analyst: AB



Description: SVOA Benzidine Expires: 31-Dec-29
Standard Type: Analyte Spike Prepared: 15-Oct-13
Solvent: N/A Prepared By: Jianqing Zhou
Final Volume (mls): 1 Department: Organics
Vials: 1 Last Edit: 15-Oct-13 12:07 by JZ
Vendor: SIGMA Lot #: 18C0024
Vendor Catalog #:

Comments

Purity @ 95%. ARI#: 0467.

Analyte	CAS Number	Concentration	Units
Benzidine	92-87-5	1000000	ug/mL



Appendix 20.1

ALTERNATE CERTIFICATE OF ANALYSIS

The manufacturer of the below chemical was unable to provide a Certificate of Analysis at the time of request by ARI.

Date Requested from Manufacturer: _____

Chemical: Benzidine

Manufacturer: Sigma

Product #: B-3503

Lot #: 18C0024

Purity: 95%

Analyst: B.

Certificate of Analysis

Product Name: 1,2,4,5-Tetrachlorobenzene
Product Description: 98%
Product Brand: Sigma-Aldrich
Product Number: 131857
Molecular Weight: 215.89
CAS Number: 95-94-3

TEST

APPEARANCE
INFRARED SPECTRUM

GAS LIQUID

QUALITY CONTROL

SPECIFICATION

WHITE POWDER, CHIPS OR CRYSTALS
CONFORMS TO STRUCTURE.

97.5% (MINIMUM)

LOT 19309JR RESULTS

WHITE CHIPS
CONFORMS TO STRUCTURE AND
STANDARD AS
ILLUSTRATED ON PAGE 1011C OF EDITION
I,
VOLUME 1 OF "THE ALDRICH LIBRARY OF
FT-IR
SPECTRA".
99.9 %
JULY 1997



Barbara Rajzer, Supervisor
Quality Control
Milwaukee, Wisconsin USA

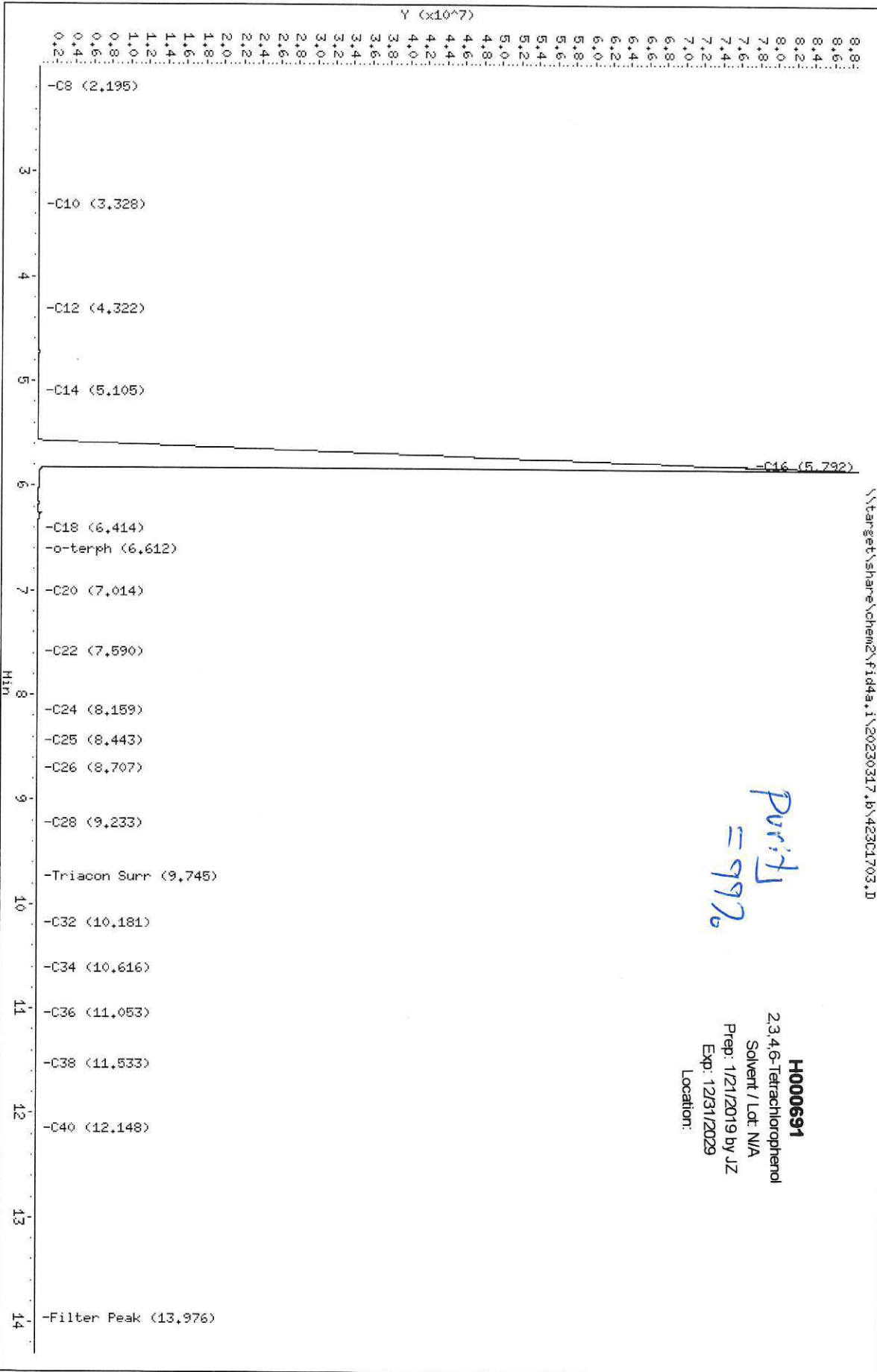
F009172

SVOC 1,2,4,5-Tetrachlorobenzene
Expires 12/31/2079
Prepared By Joshua Rains 10/6/2017

Data File: \\target\share\chem2\fid4a,1\20230317,1\42301703.D
 Date: 17-MAR-2023 10:46
 Client ID:
 Sample Info: K007226

Column phase: RTX-1

Instrument: fid4a.i
 Operator: AA
 Column diameter: 0.25



Purity = 99%

H000691
 2,3,4,6-Tetrachlorophenol
 Solvent / Lot: N/A
 Prep: 1/21/2019 by JZ
 Exp: 12/31/2029
 Location:

H000691

ARI Labs, Inc.

Data file : \\target\share\chem2\fid4a.i\20230317.b\423C1703.D
 Lab Smp Id: K007226
 Inj Date : 17-MAR-2023 10:46
 Operator : AA Inst ID: fid4a.i
 Smp Info : K007226
 Misc Info :
 Comment :
 Method : \\target\share\chem2\fid4a.i\20230317.b\FID4TPH.m
 Meth Date : 17-Mar-2023 16:58 alfonso Quant Type: AREA%
 Cal Date : 18-AUG-2022 11:51 Cal File: 422H1803.D
 Als bottle: 10
 Dil Factor: 1.00000
 Integrator: Falcon+ Compound Sublist: tph.sub
 Target Version: 4.14
 Processing Host: ALFONSO-201901

Concentration Formula: Amt * DF * CpndVariable
 Cpnd Variable Local Compound Variable

RT	AREA	HEIGHT	HT/AREA	% AREA	COMPOUNDS
2.043	81395	55677	0.684	0.012	1 Toluene
2.074	68503	39991	0.584	0.010	
2.104	85451	37158	0.435	0.012	
2.146	59381	25207	0.424	0.008	
2.181	11414	22862	2.003	0.001	
2.195	34939	23199	0.664	0.005	2 C8
2.218	8679	21808	2.513	0.001	
2.224	21070	21832	1.036	0.003	
2.243	45086	20191	0.448	0.006	
2.286	3130	15677	5.009	0.000	
2.291	12615	15880	1.259	0.001	
2.313	20979	15888	0.757	0.003	
2.333	7621	15373	2.017	0.001	
2.348	31874	17112	0.537	0.004	
2.373	4619	13267	2.872	0.000	
2.380	12003	13446	1.120	0.001	
2.393	10327	13347	1.292	0.001	
2.408	9963	12697	1.274	0.001	
2.446	24366	11882	0.488	0.003	
2.498	24898	10214	0.410	0.003	
2.557	1592	6395	4.017	0.000	
2.570	4427	6384	1.442	0.000	
2.583	4275	6215	1.454	0.000	
2.595	1208	6068	5.024	0.000	
2.602	3076	6230	2.025	0.000	
2.607	1560	6270	4.019	0.000	
2.631	17195	8933	0.520	0.002	
2.654	17386	7637	0.439	0.002	
2.703	4531	5468	1.207	0.000	
2.717	9156	5741	0.627	0.001	
2.740	3955	5045	1.275	0.000	

RT	AREA	HEIGHT	HT/AREA	% AREA	COMPOUNDS
2.768	1029	4134	4.017	0.000	
2.771	830	4189	5.050	0.000	
2.778	1924	4438	2.307	0.000	
2.784	5498	4564	0.830	0.000	
2.846	25970	8400	0.323	0.003	
2.880	939	3165	3.370	0.000	
2.884	1885	3183	1.688	0.000	
2.901	4805	3504	0.729	0.000	
2.938	581	1990	3.423	0.000	
2.944	1450	2016	1.390	0.000	
2.955	449	1816	4.043	0.000	
2.967	1234	2009	1.629	0.000	
2.982	712	2087	2.931	0.000	
2.988	1000	2338	2.337	0.000	
3.001	3475	3541	1.019	0.000	
3.018	3528	3705	1.050	0.000	
3.033	983	2521	2.564	0.000	
3.038	1297	2686	2.070	0.000	
3.044	2547	2541	0.997	0.000	
3.069	389	1330	3.418	0.000	
3.078	728	1545	2.123	0.000	
3.085	1244	1637	1.316	0.000	
3.098	1115	1624	1.457	0.000	
3.108	926	1475	1.593	0.000	
3.119	239	1202	5.036	0.000	
3.125	540	1251	2.315	0.000	
3.133	409	1219	2.978	0.000	
3.144	2600	1886	0.725	0.000	
3.165	620	1604	2.588	0.000	
3.173	554	1647	2.972	0.000	
3.192	2423	2273	0.938	0.000	
3.197	582	2418	4.158	0.000	
3.204	1161	2723	2.346	0.000	
3.208	825	2777	3.364	0.000	
3.228	4472	3391	0.758	0.000	
3.246	1586	2676	1.688	0.000	
3.279	1194	2070	1.734	0.000	
3.293	854	1951	2.285	0.000	
3.298	595	2029	3.408	0.000	
3.315	2640	2597	0.984	0.000	
3.320	1015	2542	2.504	0.000	
3.328	1549	2593	1.674	0.000	3 C10
3.338	1314	2533	1.928	0.000	
3.350	523	2159	4.130	0.000	
3.358	1776	2105	1.185	0.000	
3.371	356	1797	5.043	0.000	
3.378	914	1880	2.057	0.000	
3.383	380	1927	5.068	0.000	
3.387	595	2023	3.399	0.000	
3.395	1390	2270	1.633	0.000	
3.405	1490	1994	1.338	0.000	
3.423	690	1601	2.321	0.000	
3.435	821	1554	1.894	0.000	
3.441	387	1583	4.087	0.000	
3.444	401	1625	4.051	0.000	
3.448	403	1636	4.060	0.000	
3.455	1216	1700	1.398	0.000	

RT	AREA	HEIGHT	HT/AREA	% AREA	COMPOUNDS
3.478	235	1185	5.047	0.000	
3.482	412	1229	2.986	0.000	
3.488	695	1177	1.694	0.000	
3.501	239	969	4.063	0.000	
3.509	914	1149	1.258	0.000	
3.520	1078	1069	0.992	0.000	
3.540	301	927	3.079	0.000	
3.556	406	849	2.089	0.000	
3.567	370	873	2.359	0.000	
3.572	178	939	5.270	0.000	
3.578	591	1171	1.981	0.000	
3.591	869	1353	1.556	0.000	
3.596	741	1352	1.826	0.000	
3.606	471	1401	2.976	0.000	
3.613	548	1411	2.577	0.000	
3.618	433	1521	3.511	0.000	
3.625	710	1635	2.303	0.000	
3.630	910	1667	1.832	0.000	
3.652	661	1562	2.362	0.000	
3.670	462	1214	2.627	0.000	
3.686	1036	1453	1.403	0.000	
3.690	829	1374	1.658	0.000	
3.702	531	1191	2.241	0.000	
3.712	452	1355	3.001	0.000	
3.716	820	1423	1.736	0.000	
3.736	2685	2093	0.780	0.000	
3.752	689	2030	2.946	0.000	
3.760	4109	2349	0.572	0.000	
3.805	3183	2036	0.640	0.000	
3.823	496	1686	3.401	0.000	
3.835	1641	2314	1.410	0.000	
3.859	9243	4616	0.499	0.001	
3.897	851	1745	2.051	0.000	
3.904	503	1721	3.419	0.000	
3.927	3866	3293	0.852	0.000	
3.941	5520	3558	0.645	0.000	
3.980	573	1715	2.991	0.000	
3.992	1027	1794	1.748	0.000	
3.995	1494	1860	1.245	0.000	
4.010	887	1639	1.847	0.000	
4.021	663	1724	2.602	0.000	
4.026	1380	1776	1.287	0.000	
4.045	306	1546	5.059	0.000	
4.053	1001	1758	1.757	0.000	
4.061	1137	1804	1.586	0.000	
4.072	779	1773	2.275	0.000	
4.080	989	1896	1.917	0.000	
4.087	561	1905	3.396	0.000	
4.098	1956	2156	1.103	0.000	
4.106	1168	2044	1.750	0.000	
4.127	1049	1627	1.551	0.000	
4.142	587	1545	2.633	0.000	
4.148	1155	1572	1.361	0.000	
4.173	3682	2398	0.651	0.000	
4.189	1023	1738	1.700	0.000	
4.204	549	1627	2.961	0.000	
4.213	628	1658	2.641	0.000	

RT	AREA	HEIGHT	HT/AREA	% AREA	COMPOUNDS
4.221	1039	1830	1.761	0.000	
4.227	447	1814	4.058	0.000	
4.248	2703	2638	0.976	0.000	
4.256	1387	2945	2.123	0.000	
4.260	743	2988	4.022	0.000	
4.265	912	3081	3.378	0.000	
4.268	779	3140	4.031	0.000	
4.275	1736	3217	1.853	0.000	
4.289	2688	3495	1.300	0.000	
4.295	3466	3448	0.995	0.000	
4.322	1054	2680	2.543	0.000	4 C12
4.330	1686	2627	1.558	0.000	
4.358	1066	1974	1.852	0.000	
4.378	434	1758	4.054	0.000	
4.384	1324	1879	1.419	0.000	
4.403	860	1608	1.869	0.000	
4.414	457	1567	3.431	0.000	
4.421	1117	1675	1.499	0.000	
4.433	910	1538	1.690	0.000	
4.439	865	1534	1.774	0.000	
4.449	764	1302	1.705	0.000	
4.471	433	1123	2.593	0.000	
4.476	734	1135	1.546	0.000	
4.490	385	1005	2.610	0.000	
4.498	555	1186	2.137	0.000	
4.502	695	1166	1.677	0.000	
4.518	587	949	1.618	0.000	
4.526	316	925	2.924	0.000	
4.533	560	989	1.765	0.000	
4.543	469	1001	2.135	0.000	
4.548	222	916	4.130	0.000	
4.553	188	980	5.207	0.000	
4.558	255	1038	4.076	0.000	
4.568	652	1157	1.775	0.000	
4.573	338	1151	3.409	0.000	
4.580	487	1283	2.636	0.000	
4.596	3801	1950	0.513	0.000	
4.631	531	1429	2.692	0.000	
4.663	4548	3737	0.822	0.000	
4.667	2815	3822	1.358	0.000	
4.679	2199	3760	1.710	0.000	
4.688	1068	3585	3.356	0.000	
4.694	2166	3742	1.727	0.000	
4.723	372603	172476	0.463	0.055	
4.894	47034	21828	0.464	0.006	
4.956	80510	28154	0.350	0.011	
4.999	54273	16950	0.312	0.008	
5.068	1137	5713	5.027	0.000	
5.072	8415	5792	0.688	0.001	
5.105	4203	4316	1.027	0.000	5 C14
5.146	660	2685	4.070	0.000	
5.153	2524	2649	1.050	0.000	
5.170	1076	2437	2.265	0.000	
5.174	2371	2438	1.028	0.000	
5.201	1013	2011	1.986	0.000	
5.210	2064	2332	1.130	0.000	
5.224	1083	2304	2.127	0.000	

RT	AREA	HEIGHT	HT/AREA	% AREA	COMPOUNDS
5.228	2027	2354	1.162	0.000	
5.276	4673	2682	0.574	0.000	
5.322	195	844	4.328	0.000	
5.331	977	1203	1.231	0.000	
5.356	490	993	2.027	0.000	
5.361	814	1044	1.283	0.000	
5.382	115	387	3.351	0.000	
5.399	619	960	1.551	0.000	
5.406	402	1035	2.576	0.000	
5.410	378	1122	2.968	0.000	
5.423	1663	1555	0.935	0.000	
5.452	5951	5020	0.844	0.000	
5.501	290	797	2.753	0.000	
5.523	2317	2472	1.067	0.000	
5.538	5946	6823	1.147	0.000	
5.792	501855376	76456669	0.152	74.449	6 C16
5.807	79757019	82319946	1.032	11.775	
5.823	77929961	88539160	1.136	11.505	
5.962	75333	84828	1.126	0.011	
5.986	474748	124326	0.262	0.070	
6.070	17103	57180	3.343	0.002	
6.074	120761	57565	0.477	0.017	
6.113	90233	47140	0.522	0.013	
6.165	407438	218439	0.536	0.060	
6.263	944101	374166	0.396	0.139	
6.414	114839	39498	0.344	0.016	7 C18
6.464	53190	31177	0.586	0.007	
6.523	31509	25870	0.821	0.004	
6.551	4785	23963	5.008	0.000	
6.559	51194	25409	0.496	0.007	
6.590	21354	21666	1.015	0.003	
6.612	35061	21127	0.603	0.005	\$ 8 o-terph
6.638	17712	19934	1.125	0.002	
6.672	22159	19651	0.887	0.003	
6.683	26846	19268	0.718	0.003	
6.708	5413	18142	3.351	0.000	
6.713	24941	18247	0.732	0.003	
6.747	50657	18478	0.365	0.007	
6.795	23973	17444	0.728	0.003	
6.814	28457	17895	0.629	0.004	
6.837	10746	15445	1.437	0.001	
6.871	29974	21406	0.714	0.004	
6.874	4287	21471	5.009	0.000	
6.882	20520	21675	1.056	0.003	
6.944	32864	17445	0.531	0.004	
6.978	9138	15347	1.679	0.001	
7.014	4130	13830	3.348	0.000	9 C20
7.025	12567	14083	1.121	0.001	
7.038	4952	14274	2.882	0.000	
7.044	6508	14578	2.240	0.000	
7.050	25344	14736	0.581	0.003	
7.099	5531	12365	2.236	0.000	
7.108	16440	12371	0.752	0.002	
7.129	9415	11275	1.198	0.001	
7.175	3589	10327	2.878	0.000	
7.182	7285	10474	1.438	0.001	
7.212	11252	10002	0.889	0.001	

RT	AREA	HEIGHT	HT/AREA	% AREA	COMPOUNDS
7.227	5193	9506	1.830	0.000	
7.237	5172	9476	1.832	0.000	
7.247	4652	9357	2.011	0.000	
7.254	3258	9369	2.875	0.000	
7.259	7003	9455	1.350	0.001	
7.272	5540	9252	1.670	0.000	
7.283	4511	9087	2.014	0.000	
7.296	5828	9031	1.550	0.000	
7.308	4850	8866	1.828	0.000	
7.318	3111	9014	2.897	0.000	
7.324	3191	9168	2.873	0.000	
7.328	2775	9325	3.360	0.000	
7.339	6190	9713	1.569	0.000	
7.344	2920	9761	3.343	0.000	
7.350	17091	9874	0.578	0.002	
7.379	7217	8616	1.194	0.001	
7.395	5430	8408	1.548	0.000	
7.404	2492	8342	3.348	0.000	
7.409	1666	8354	5.014	0.000	
7.415	2955	8500	2.877	0.000	
7.423	3887	8782	2.259	0.000	
7.465	28160	14253	0.506	0.004	
7.471	6466	14499	2.242	0.000	
7.480	6649	15111	2.273	0.000	
7.484	26595	15197	0.571	0.003	
7.514	13964	13621	0.975	0.002	
7.539	8118	12614	1.554	0.001	
7.553	10540	12495	1.185	0.001	
7.584	2820	11307	4.010	0.000	
7.590	4522	11429	2.527	0.000	10 C22
7.620	16634	10435	0.627	0.002	
7.653	6793	9783	1.440	0.001	
7.663	8606	9666	1.123	0.001	
7.675	2827	9464	3.347	0.000	
7.683	9373	9620	1.026	0.001	
7.699	3657	9205	2.517	0.000	
7.708	5071	9290	1.832	0.000	
7.713	10483	9274	0.885	0.001	
7.735	10686	9257	0.866	0.001	
7.752	4732	8664	1.831	0.000	
7.765	5624	8765	1.558	0.000	
7.773	5614	8686	1.547	0.000	
7.784	3375	8506	2.520	0.000	
7.793	2118	8517	4.021	0.000	
7.799	10086	8544	0.847	0.001	
7.817	7761	8325	1.073	0.001	
7.833	2415	8088	3.350	0.000	
7.838	2838	8160	2.875	0.000	
7.844	3649	8173	2.240	0.000	
7.858	2009	8069	4.017	0.000	
7.864	4482	8197	1.829	0.000	
7.871	3688	8223	2.230	0.000	
7.879	4875	8269	1.696	0.000	
7.889	2009	8061	4.013	0.000	
7.897	4080	8308	2.036	0.000	
7.916	17828	10103	0.567	0.002	
7.935	4052	9086	2.242	0.000	

RT	AREA	HEIGHT	HT/AREA	% AREA	COMPOUNDS
7.940	2229	8948	4.015	0.000	
7.945	5765	8973	1.556	0.000	
7.954	6458	8765	1.357	0.000	
7.976	2099	8428	4.016	0.000	
7.984	10213	8807	0.862	0.001	
7.999	4897	8282	1.691	0.000	
8.013	8782	8112	0.924	0.001	
8.028	5860	7858	1.341	0.000	
8.040	3929	7871	2.003	0.000	
8.054	9161	8146	0.889	0.001	
8.067	2701	7766	2.876	0.000	
8.074	3069	7702	2.510	0.000	
8.081	2694	7742	2.874	0.000	
8.088	2705	7793	2.881	0.000	
8.095	5842	7832	1.341	0.000	
8.104	5419	7841	1.447	0.000	
8.119	5740	7735	1.348	0.000	
8.134	4986	7768	1.558	0.000	
8.141	5893	8009	1.359	0.000	
8.159	9098	8027	0.882	0.001	11 C24
8.174	3156	7971	2.526	0.000	
8.185	2376	7967	3.353	0.000	
8.190	4739	7937	1.675	0.000	
8.202	5181	8028	1.549	0.000	
8.212	1994	8027	4.025	0.000	
8.223	6137	8270	1.348	0.000	
8.236	6864	8171	1.190	0.001	
8.248	2383	7986	3.351	0.000	
8.253	2405	8059	3.351	0.000	
8.259	5294	8207	1.550	0.000	
8.268	2866	8235	2.874	0.000	
8.280	6583	8312	1.263	0.000	
8.289	4538	8296	1.828	0.000	
8.295	2060	8300	4.029	0.000	
8.300	2063	8291	4.020	0.000	
8.313	7062	8400	1.189	0.001	
8.318	1667	8375	5.023	0.000	
8.332	11362	9100	0.801	0.001	
8.343	4357	8741	2.006	0.000	
8.358	1267	8458	6.676	0.000	
8.363	2991	8621	2.882	0.000	
8.371	3980	8983	2.257	0.000	
8.379	6330	9083	1.435	0.000	
8.385	3111	8963	2.881	0.000	
8.393	6706	9050	1.349	0.000	
8.404	4903	8943	1.824	0.000	
8.417	8437	8972	1.063	0.001	
8.438	7166	9103	1.270	0.001	
8.443	3211	9227	2.873	0.000	12 C25
8.450	3688	9295	2.521	0.000	
8.455	2313	9276	4.010	0.000	
8.475	30054	13714	0.456	0.004	
8.504	5760	9733	1.690	0.000	
8.519	2799	9376	3.350	0.000	
8.529	4766	9710	2.037	0.000	
8.537	4875	9815	2.013	0.000	
8.543	8411	9973	1.186	0.001	

RT	AREA	HEIGHT	HT/AREA	% AREA	COMPOUNDS
8.555	2969	9916	3.340	0.000	
8.560	3974	9987	2.513	0.000	
8.568	2483	9997	4.026	0.000	
8.572	5007	10043	2.006	0.000	
8.591	14074	10725	0.762	0.002	
8.602	2648	10665	4.028	0.000	
8.606	2159	10862	5.032	0.000	
8.609	2183	10952	5.017	0.000	
8.633	7361	10561	1.435	0.001	
8.647	6774	10495	1.549	0.001	
8.658	2596	10420	4.014	0.000	
8.663	4723	10573	2.239	0.000	
8.669	3156	10589	3.355	0.000	
8.687	15405	11334	0.736	0.002	
8.699	6103	11158	1.828	0.000	
8.707	2223	11136	5.009	0.000	13 C26
8.730	28697	12536	0.437	0.004	
8.754	8658	11553	1.334	0.001	
8.763	2896	11612	4.010	0.000	
8.780	15029	12352	0.822	0.002	
8.788	1833	12243	6.680	0.000	
8.798	11854	12679	1.070	0.001	
8.806	1873	12509	6.677	0.000	
8.809	3133	12565	4.011	0.000	
8.813	2506	12550	5.008	0.000	
8.819	7588	12757	1.681	0.001	
8.829	4418	12679	2.870	0.000	
8.835	6988	12762	1.826	0.001	
8.848	13711	13258	0.967	0.002	
8.872	26625	13656	0.513	0.003	
8.894	4575	13127	2.869	0.000	
8.898	2631	13188	5.013	0.000	
8.902	5918	13262	2.241	0.000	
8.914	8577	13313	1.552	0.001	
8.922	4011	13433	3.349	0.000	
8.926	4724	13546	2.867	0.000	
8.933	6787	13651	2.011	0.001	
8.946	9614	13923	1.448	0.001	
8.951	6274	14004	2.232	0.000	
8.960	5592	14036	2.510	0.000	
8.966	3513	14090	4.011	0.000	
8.969	2829	14171	5.009	0.000	
8.973	4976	14233	2.860	0.000	
8.980	4289	14365	3.350	0.000	
8.996	27708	16441	0.593	0.004	
9.013	8129	14847	1.827	0.001	
9.025	8129	14840	1.826	0.001	
9.036	7503	15229	2.030	0.001	
9.040	4559	15225	3.340	0.000	
9.057	14920	16251	1.089	0.002	
9.067	9915	16831	1.698	0.001	
9.076	8535	17331	2.031	0.001	
9.081	5250	17596	3.352	0.000	
9.084	10558	17675	1.674	0.001	
9.095	4386	17601	4.013	0.000	
9.111	30564	19262	0.630	0.004	
9.128	8346	18722	2.243	0.001	

RT	AREA	HEIGHT	HT/AREA	% AREA	COMPOUNDS
9.139	15095	18986	1.258	0.002	
9.149	6655	19050	2.862	0.000	
9.158	23240	19719	0.848	0.003	
9.171	1903	19042	10.005	0.000	
9.175	4773	19156	4.013	0.000	
9.187	23630	19927	0.843	0.003	
9.199	4925	19763	4.013	0.000	
9.208	14115	20394	1.445	0.002	
9.219	12303	20691	1.682	0.001	
9.226	7266	20831	2.867	0.001	
9.233	15622	21000	1.344	0.002	14 C28
9.247	9280	20714	2.232	0.001	
9.262	45057	27849	0.618	0.006	
9.281	22651	23200	1.024	0.003	
9.304	13489	22820	1.692	0.001	
9.307	18038	22862	1.267	0.002	
9.328	8656	21778	2.516	0.001	
9.334	8635	21650	2.507	0.001	
9.343	16240	21738	1.339	0.002	
9.354	5409	21709	4.013	0.000	
9.367	16481	22234	1.349	0.002	
9.370	6683	22346	3.344	0.000	
9.382	14775	23166	1.568	0.002	
9.390	11679	23531	2.015	0.001	
9.394	12888	23584	1.830	0.001	
9.408	18752	23645	1.261	0.002	
9.416	4675	23396	5.004	0.000	
9.428	25138	24392	0.970	0.003	
9.438	20233	24095	1.191	0.002	
9.468	67429	26696	0.396	0.009	
9.496	8413	24122	2.867	0.001	
9.507	12049	24259	2.013	0.001	
9.527	36362	25771	0.709	0.005	
9.538	12891	25911	2.010	0.001	
9.543	6452	25853	4.007	0.000	
9.551	10420	26202	2.515	0.001	
9.557	29750	26593	0.894	0.004	
9.574	6252	25071	4.010	0.000	
9.593	29143	27655	0.949	0.004	
9.599	40783	27905	0.684	0.006	
9.620	13159	26364	2.004	0.001	
9.632	17259	26799	1.553	0.002	
9.640	13210	26592	2.013	0.001	
9.664	35362	28170	0.797	0.005	
9.672	27890	28134	1.009	0.004	
9.696	26737	28634	1.071	0.003	
9.711	53475	30848	0.577	0.007	
9.745	33266	29504	0.887	0.004	\$ 15 Triacon Surr
9.752	7348	29501	4.015	0.001	
9.756	20542	29565	1.439	0.003	
9.768	7255	29059	4.005	0.001	
9.773	7275	29173	4.010	0.001	
9.785	31543	30611	0.970	0.004	
9.803	46804	32832	0.701	0.006	
9.821	10456	30060	2.875	0.001	
9.833	30772	31156	1.012	0.004	
9.860	77784	33514	0.431	0.011	

RT	AREA	HEIGHT	HT/AREA	% AREA	COMPOUNDS
9.881	12779	32069	2.510	0.001	
9.892	14531	32668	2.248	0.002	
9.896	8201	32902	4.012	0.001	
9.908	23357	33882	1.451	0.003	
9.912	27050	34095	1.260	0.003	
9.939	14585	32570	2.233	0.002	
9.951	23032	33095	1.437	0.003	
9.956	11596	33292	2.871	0.001	
9.966	16544	33271	2.011	0.002	
9.971	11660	33391	2.864	0.001	
9.975	10051	33617	3.345	0.001	
9.983	15209	33983	2.234	0.002	
9.988	15177	33830	2.229	0.002	
9.996	10128	33907	3.348	0.001	
10.018	43348	35629	0.822	0.006	
10.021	7133	35693	5.004	0.001	
10.025	8960	35988	4.016	0.001	
10.034	42064	36944	0.878	0.006	
10.063	65447	38699	0.591	0.009	
10.077	7375	36906	5.004	0.001	
10.083	16743	37428	2.235	0.002	
10.095	34467	38665	1.122	0.005	
10.118	90921	40621	0.447	0.013	
10.151	37738	38047	1.008	0.005	
10.158	11383	38037	3.342	0.001	
10.168	36074	38274	1.061	0.005	
10.181	15072	37809	2.509	0.002	16 C32
10.185	5655	37746	6.675	0.000	
10.198	43905	38471	0.876	0.006	
10.208	24771	38177	1.541	0.003	
10.218	19031	38113	2.003	0.002	
10.228	13353	38279	2.867	0.001	
10.237	21225	38826	1.829	0.003	
10.243	30946	38929	1.258	0.004	
10.266	43064	39733	0.923	0.006	
10.275	11912	39784	3.340	0.001	
10.278	19932	39886	2.001	0.002	
10.293	46366	40725	0.878	0.006	
10.318	46465	41024	0.883	0.006	
10.328	24720	41353	1.673	0.003	
10.334	10308	41278	4.005	0.001	
10.343	29100	41866	1.439	0.004	
10.354	22822	41695	1.827	0.003	
10.360	16568	41490	2.504	0.002	
10.376	31388	42321	1.348	0.004	
10.384	36478	43119	1.182	0.005	
10.393	21427	43144	2.014	0.003	
10.416	82339	44731	0.543	0.012	
10.434	23173	42257	1.824	0.003	
10.455	42801	43684	1.021	0.006	
10.459	19648	44004	2.240	0.002	
10.469	19632	43883	2.235	0.002	
10.492	56113	45807	0.816	0.008	
10.497	20626	45915	2.226	0.003	
10.503	27439	45837	1.671	0.004	
10.513	31833	45842	1.440	0.004	
10.523	6773	45190	6.672	0.001	

RT	AREA	HEIGHT	HT/AREA	% AREA	COMPOUNDS
10.529	22697	45513	2.005	0.003	
10.543	39087	46432	1.188	0.005	
10.552	16284	46719	2.869	0.002	
10.558	18796	47158	2.509	0.002	
10.576	69878	48769	0.698	0.010	
10.586	12085	48384	4.004	0.001	
10.592	21757	48469	2.228	0.003	
10.609	46960	50482	1.075	0.006	
10.616	40486	50812	1.255	0.005	17 C34
10.628	52392	50284	0.960	0.007	
10.665	99744	52644	0.528	0.014	
10.680	20832	52264	2.509	0.003	
10.699	126137	55939	0.443	0.018	
10.723	18258	52316	2.865	0.002	
10.733	65550	52928	0.807	0.009	
10.751	49102	51903	1.057	0.007	
10.765	10288	51490	5.005	0.001	
10.777	73220	52877	0.722	0.010	
10.791	15621	52150	3.338	0.002	
10.799	46819	52190	1.115	0.006	
10.817	52000	52328	1.006	0.007	
10.828	13014	52167	4.008	0.001	
10.833	18275	52280	2.861	0.002	
10.838	67284	52271	0.777	0.009	
10.860	15395	51401	3.339	0.002	
10.867	15366	51252	3.335	0.002	
10.874	25712	51608	2.007	0.003	
10.885	59363	52064	0.877	0.008	
10.901	33199	51247	1.544	0.004	
10.911	35859	51446	1.435	0.005	
10.925	15150	50526	3.335	0.002	
10.936	27761	50508	1.819	0.004	
10.954	40634	51235	1.261	0.005	
10.958	17973	51428	2.861	0.002	
10.982	101216	54997	0.543	0.014	
10.999	80380	54264	0.675	0.011	
11.022	15822	52869	3.342	0.002	
11.029	23878	53171	2.227	0.003	
11.032	23908	53219	2.226	0.003	
11.044	39793	53228	1.338	0.005	
11.053	13218	52959	4.007	0.001	19 C36
11.057	26491	53088	2.004	0.003	
11.069	47933	53454	1.115	0.007	
11.079	78088	52997	0.679	0.011	
11.132	4853	48537	10.002	0.000	
11.138	21933	48845	2.227	0.003	
11.148	46678	49317	1.057	0.006	
11.158	12248	49060	4.006	0.001	
11.164	14711	49102	3.338	0.002	
11.179	64473	49939	0.775	0.009	
11.192	19751	49439	2.503	0.002	
11.197	14848	49541	3.337	0.002	
11.202	17336	49566	2.859	0.002	
11.206	12400	49639	4.003	0.001	
11.212	56808	49881	0.878	0.008	
11.230	26830	48794	1.819	0.003	
11.263	19014	47590	2.503	0.002	

RT	AREA	HEIGHT	HT/AREA	% AREA	COMPOUNDS
11.267	11927	47790	4.007	0.001	
11.285	66432	50042	0.753	0.009	
11.308	17214	49235	2.860	0.002	
11.312	19684	49285	2.504	0.002	
11.322	19740	49570	2.511	0.002	
11.331	27467	50208	1.828	0.004	
11.334	12565	50301	4.003	0.001	
11.338	17617	50367	2.859	0.002	
11.356	50450	50688	1.005	0.007	
11.383	31641	48774	1.541	0.004	
11.392	14562	48589	3.337	0.002	
11.398	14566	48593	3.336	0.002	
11.405	21947	48858	2.226	0.003	
11.418	36961	49602	1.342	0.005	
11.428	52174	49838	0.955	0.007	
11.438	46900	49605	1.058	0.006	
11.456	66003	49218	0.746	0.009	
11.481	84312	48818	0.579	0.012	
11.518	39837	46996	1.180	0.005	
11.533	55836	46822	0.839	0.008	20 C38
11.560	30101	46465	1.544	0.004	
11.568	20916	46512	2.224	0.003	
11.573	11637	46596	4.004	0.001	
11.579	23274	46598	2.002	0.003	
11.586	13953	46531	3.335	0.002	
11.591	9318	46631	5.004	0.001	
11.623	97892	48831	0.499	0.014	
11.631	17107	48984	2.863	0.002	
11.638	22090	49260	2.230	0.003	
11.642	32050	49351	1.540	0.004	
11.669	95446	50981	0.534	0.014	
11.685	95822	49865	0.520	0.014	
11.788	8918	44609	5.002	0.001	
11.791	35704	44768	1.254	0.005	
11.804	11082	44350	4.002	0.001	
11.813	22172	44403	2.003	0.003	
11.823	19993	44543	2.228	0.002	
11.829	13395	44754	3.341	0.001	
11.837	20184	44981	2.228	0.002	
11.852	26933	44942	1.669	0.003	
11.866	36041	45224	1.255	0.005	
11.877	15835	45355	2.864	0.002	
11.883	18222	45726	2.509	0.002	
11.889	15985	45741	2.861	0.002	
11.896	20679	46117	2.230	0.003	
11.905	23259	46896	2.016	0.003	
11.929	70146	49826	0.710	0.010	
11.936	52288	50085	0.958	0.007	
11.951	14787	49369	3.339	0.002	
11.957	17313	49595	2.865	0.002	
11.961	32199	49647	1.542	0.004	
11.971	19578	49063	2.506	0.002	
11.980	34244	49065	1.433	0.005	
12.019	96987	51133	0.527	0.014	
12.025	48685	51499	1.058	0.007	
12.053	38386	51386	1.339	0.005	
12.062	38575	51549	1.336	0.005	

RT	AREA	HEIGHT	HT/AREA	% AREA	COMPOUNDS
12.070	17923	51300	2.862	0.002	
12.078	45780	51141	1.117	0.006	
12.105	31495	48817	1.550	0.004	
12.118	85510	48295	0.565	0.012	
12.148	55474	46657	0.841	0.008	21 C40
12.172	34299	45899	1.338	0.005	
12.181	18286	45754	2.502	0.002	
12.188	20565	45727	2.223	0.003	
12.198	29701	45787	1.542	0.004	
12.212	11377	45530	4.002	0.001	
12.218	29576	45566	1.541	0.004	
12.237	41054	45750	1.114	0.006	
12.243	13695	45701	3.337	0.002	
12.253	27528	46122	1.675	0.004	
12.260	16149	46201	2.861	0.002	
12.272	32473	46571	1.434	0.004	
12.347	231342	54259	0.235	0.034	
12.355	96470	54322	0.563	0.014	
12.383	13155	52687	4.005	0.001	
12.389	52817	52930	1.002	0.007	
12.434	117936	55204	0.468	0.017	
12.440	19323	55283	2.861	0.002	
12.448	22049	55156	2.502	0.003	
12.460	127044	56114	0.442	0.018	
12.500	63536	55700	0.877	0.009	
12.519	44746	56237	1.257	0.006	
12.523	16928	56556	3.341	0.002	
12.528	14154	56666	4.003	0.002	
12.532	14154	56644	4.002	0.002	
12.538	25607	57089	2.229	0.003	
12.543	31284	57010	1.822	0.004	
12.560	76588	57084	0.745	0.011	
12.574	22463	56167	2.500	0.003	
12.583	192414	56305	0.293	0.028	
12.668	201456	54098	0.269	0.029	
12.722	63529	49368	0.777	0.009	
12.744	14574	48683	3.340	0.002	
12.757	68233	49046	0.719	0.010	
12.777	29106	48653	1.672	0.004	
12.802	69072	49884	0.722	0.010	
12.805	19947	49915	2.502	0.002	
12.813	12457	49907	4.006	0.001	
12.826	42860	50672	1.182	0.006	
12.830	15192	50711	3.338	0.002	
12.835	63121	50727	0.804	0.009	
12.856	30109	50299	1.671	0.004	
12.871	12459	49875	4.003	0.001	
12.876	24950	49913	2.001	0.003	
12.883	12458	49860	4.002	0.001	
12.892	24999	50091	2.004	0.003	
12.904	37682	50442	1.339	0.005	
12.918	60965	51059	0.838	0.009	
12.929	15268	50972	3.338	0.002	
12.950	101236	52476	0.518	0.014	
12.991	32619	50285	1.542	0.004	
13.030	23826	47690	2.002	0.003	
13.047	49429	47410	0.959	0.007	

RT	AREA	HEIGHT	HT/AREA	% AREA	COMPOUNDS
13.072	11668	46709	4.003	0.001	
13.077	14056	46964	3.341	0.002	
13.083	21201	47214	2.227	0.003	
13.092	45034	47490	1.055	0.006	
13.103	33139	47401	1.430	0.004	
13.119	58622	47300	0.807	0.008	
13.136	61979	46406	0.749	0.009	
13.163	36232	45399	1.253	0.005	
13.172	13552	45219	3.337	0.002	
13.178	13550	45211	3.337	0.002	
13.183	13581	45318	3.337	0.002	
13.188	15867	45365	2.859	0.002	
13.193	11350	45433	4.003	0.001	
13.206	54879	45909	0.837	0.008	
13.233	74220	46899	0.632	0.010	
13.246	18724	46923	2.506	0.002	
13.250	14089	47028	3.338	0.002	
13.254	9392	46999	5.004	0.001	
13.261	35241	47103	1.337	0.005	
13.270	21093	46884	2.223	0.003	
13.278	16404	46889	2.858	0.002	
13.284	28108	46937	1.670	0.004	
13.309	27777	46575	1.677	0.004	
13.313	11643	46617	4.004	0.001	
13.323	30391	46938	1.544	0.004	
13.337	49696	47554	0.957	0.007	
13.345	11906	47686	4.005	0.001	
13.352	21499	47921	2.229	0.003	
13.358	14416	48133	3.339	0.002	
13.366	24163	48487	2.007	0.003	
13.391	108474	49842	0.459	0.016	
13.411	39818	49922	1.254	0.005	
13.421	140245	49882	0.356	0.020	
13.468	75433	46221	0.613	0.011	
13.519	59701	44435	0.744	0.008	
13.538	26345	44021	1.671	0.003	
13.553	17475	43727	2.502	0.002	
13.559	19699	43828	2.225	0.002	
13.566	15324	43832	2.860	0.002	
13.574	28519	43956	1.541	0.004	
13.585	21950	43943	2.002	0.003	
13.595	26497	44341	1.673	0.003	
13.603	22230	44574	2.005	0.003	
13.608	11135	44585	4.004	0.001	
13.633	100703	46371	0.460	0.014	
13.650	25255	45974	1.820	0.003	
13.663	20511	45675	2.227	0.003	
13.670	15945	45584	2.859	0.002	
13.677	40973	45642	1.114	0.006	
13.688	4544	45448	10.002	0.000	
13.693	29520	45508	1.542	0.004	
13.718	24720	44995	1.820	0.003	
13.727	11216	44890	4.002	0.001	
13.735	29185	45025	1.543	0.004	
13.752	17874	44782	2.505	0.002	
13.767	35874	45020	1.255	0.005	
13.775	36036	45104	1.252	0.005	

RT	AREA	HEIGHT	HT/AREA	% AREA	COMPOUNDS
13.785	11226	44939	4.003	0.001	
13.790	47016	44953	0.956	0.006	
13.813	11118	44516	4.004	0.001	
13.818	37641	44507	1.182	0.005	
13.832	15424	44192	2.865	0.002	
13.838	17564	43967	2.503	0.002	
13.844	26339	43892	1.666	0.003	
13.855	30567	43821	1.434	0.004	
13.865	23854	43526	1.825	0.003	
13.882	28266	43639	1.544	0.004	
13.886	30418	43629	1.434	0.004	
13.901	34702	43472	1.253	0.005	
13.920	48162	44005	0.914	0.007	
13.928	17577	43956	2.501	0.002	
13.941	15410	44084	2.861	0.002	
13.946	11045	44251	4.006	0.001	
13.949	24369	44341	1.820	0.003	
13.959	22103	44264	2.003	0.003	
13.967	22088	44195	2.001	0.003	
13.976	33207	44336	1.335	0.004	18 Filter Peak
13.998	24195	44018	1.819	0.003	
14.007	15335	43888	2.862	0.002	
14.014	17519	43863	2.504	0.002	
14.019	54335	43870	0.807	0.008	
14.046	10722	42915	4.003	0.001	
14.052	19305	42955	2.225	0.002	
14.058	8568	42864	5.003	0.001	
14.067	38739	43159	1.114	0.005	
14.077	15012	42931	2.860	0.002	
14.083	25753	42977	1.669	0.003	
14.102	25682	42913	1.671	0.003	
14.108	19267	42865	2.225	0.002	
14.116	12834	42815	3.336	0.001	
14.126	25874	43369	1.676	0.003	
14.133	56339	43595	0.774	0.008	
14.161	32503	43582	1.341	0.004	
14.165	10909	43696	4.006	0.001	
14.170	15313	43822	2.862	0.002	
14.175	10960	43911	4.007	0.001	
14.178	13176	43945	3.335	0.001	
14.183	19785	43976	2.223	0.002	
14.191	8796	44018	5.005	0.001	
14.197	17636	44177	2.505	0.002	
14.208	28815	44459	1.543	0.004	
14.219	8873	44379	5.002	0.001	
14.223	13318	44445	3.337	0.001	
14.229	28860	44456	1.540	0.004	
14.247	15436	44194	2.863	0.002	
14.260	37147	43758	1.178	0.005	
14.274	45685	43705	0.957	0.006	
===== 677340272	===== 268782821	===== 100.000			

Total unknown % area = 25.478

Certificate of Composition - Analytical Standard

ACID STOCK

Product no.: 22523046
Lot no.: LRAC9812
Expiry Date: May 2023
Manufacturing Date: May 2021
Storage: Refrigerate
Solvent/Matrix: Dichloromethane
Certificate version: LRAC9812.01 (Note: Certificates may be updated due to the availability of new data. Check our website at: www.sigma-aldrich.com for the most current version.)

J005200
 SVOA-ABN ACID STOCK-200-800ug/ml
 Solvent / Lot: DCM
 Prep: 5/18/2021 by JZ
 Exp: 5/31/2023
 Location:



Analyte	Assigned Value	Units	Raw Material Purity, %	Raw Material Lot
2,4-DIMETHYLPHENOL CAS# 105-67-9	802	µg/mL	99.9	LB88935
2,4-DICHLOROPHENOL CAS# 120-83-2	802	µg/mL	100.0	BCBZ6787
2,4,5-TRICHLOROPHENOL CAS# 95-95-4	802	µg/mL	99.9	JS00008
2,4-DINITROPHENOL CAS# 51-28-5	1806	µg/mL	75.9	MKBP5833V
2,4,6-TRICHLOROPHENOL CAS# 88-06-2	803	µg/mL	98.7	LB82983
4-CHLORO-3-METHYLPHENOL CAS# 59-50-7	801	µg/mL	99.9	JS00013
4-NITROPHENOL CAS# 100-02-7	801	µg/mL	99.9	LC10889
2-METHYL-4,6-DINITROPHENOL CAS# 534-52-1	1804	µg/mL	99.7	LC18338
PENTACHLOROPHENOL CAS# 87-86-5	803	µg/mL	98.7	MKCK8156
BENZOIC ACID CAS# 65-85-0	1805	µg/mL	99.9	LC16514

Measurement method: Where applicable, the assigned value is based on a purity determination by mass balance and gravimetrically prepared value.

Intended use: Intended for R&D and Analytical Use only. Not for drug, household or other uses.

Packaging: 1 mL in amber ampule

Instructions for handling and correct use: Use on the as is basis. The internal pressure of the container may be slightly different from the atmospheric pressure at the user's location. Open slowly and carefully to avoid dispersion of the material.

Health and safety information: All chemical reference materials should be considered potentially hazardous and should be used only by qualified laboratory personnel. Please refer to the Safety Data Sheet for detailed information about the nature of any hazard and appropriate precautions to be taken.



Certificate of Analysis

J008074

SVOA PAH STD 2000ug/ml
 Expires 6/30/2023
 Prepared By Joshua Rains 8/5/2021

Product Name: PAH Standard

Product Number: US-106N-1

Lot Number: 0006540449

Lot Issue Date: 11-Jun-2020

Expiration Date: 30-Jun-2023

Description:

This analytical reference material (RM) was manufactured and verified in accordance with an ISO 9001 registered quality system, and analyte concentrations were verified by an ISO 17025 accredited laboratory. The concentration and uncertainty value at the 95% confidence level for each analyte, determined gravimetrically, is listed below.

Analyte	CAS#	Analyte Lot	Concentration ± Uncertainty
acenaphthene	000083-32-9	RM10879	2008 ± 10 µg/mL
acenaphthylene	000208-96-8	RM10891	2003 ± 10 µg/mL
anthracene	000120-12-7	RM14212	2006 ± 10 µg/mL
benz[a]anthracene	000056-55-3	RM16072	2006 ± 10 µg/mL
benzo[b]fluoranthene	000205-99-2	RM14571	2005 ± 10 µg/mL
benzo[k]fluoranthene	000207-08-9	RM14321	2009 ± 10 µg/mL
benzo[ghi]perylene	000191-24-2	RM15761	2008 ± 10 µg/mL
benzo[a]pyrene	000050-32-8	RM12669	2009 ± 10 µg/mL
chrysene	000218-01-9	RM12260	2009 ± 10 µg/mL
dibenz[a,h]anthracene	000053-70-3	RM06786	2009 ± 10 µg/mL
fluoranthene	000206-44-0	RM12277	2004 ± 10 µg/mL
fluorene	000086-73-7	RM09441	2009 ± 10 µg/mL
indeno[1,2,3-cd]pyrene	000193-39-5	RM14192	2009 ± 10 µg/mL
naphthalene	000091-20-3	NT00970	2008 ± 10 µg/mL
phenanthrene	000085-01-8	RM10495	2009 ± 10 µg/mL
pyrene	000129-00-0	RM03479	2008 ± 10 µg/mL

Matrix: methylene chloride/benzene (1:1)



ISO 17034 Cert No.
AR-1936

RM was produced in accordance with TUV USA Inc registered ISO 9001 Quality Management System. Cert # 56 100 18560026

Page: 1 of 2

www.agilent.com/quality/



ISO 17025 Cert
No. AT-1937

Certificate of Analysis

Product Number: US-106N-1

Lot Number: 0006540449

Storage Conditions: Store at Room Temperature (15° to 30°C).

Traceability:

The balances used for these measurements are calibrated with weights traceable to NIST in compliance with ANSI/NCSL Z540.3, ISO 9001, ISO 17025, and ISO 17034. Calibrated Class A glassware is used for volumetric measurements. Thermometers are calibrated against a NIST traceable thermometer in accordance with NIST Special Publication 1088.

Homogeneity:

This RM was unitized according to an in-house procedure and is guaranteed to be homogeneous. There is no minimum sub-sample size required.

Intended Use:

This RM is intended for the preparation of working reference samples for use in routine laboratory analyses, calibration of instruments, validation of analytical methods, assessments of measurement methods, and continuing calibration verification.

Instructions for Use:

Sample aliquots for analysis should be withdrawn at 20°C to 25°C immediately after opening the container and should be processed without delay for the certified values to be valid within the stated uncertainties.

Hazards:

Refer to the Safety Data Sheet on www.agilent.com for information regarding this RM.

Expiration of Certification:

The certification of this RM is valid until the expiration date specified above, provided the RM is handled and stored in accordance with the instructions given in this certificate. This certification is nullified if the RM is damaged, contaminated, or otherwise modified.

Maintenance of Certification:

If substantive changes are noted that affect the certification before the expiration of this certificate, Agilent will notify the purchaser.

Sample lot approver:



Monica Bourgeois
QMS Representative



ISO 17034 Cert No.
AR-1936

RM was produced in accordance with TUV USA Inc registered ISO 9001 Quality Management System. Cert # 56 100 18560026

Page: 2 of 2

www.agilent.com/quality/



ISO 17025 Cert
No. AT-1937

Certificate of Analysis

Produced by Phenova

6390 Joyce Drive STE 100, Golden, CO 80403 USA ■ Tel: 303-940-0033 ■ Fax: 303-940-0043 ■ info@phenova.com
Access your Safety Data Sheets and digital Certificates at www.phenova.com/documents.

Certified Reference Material

This product is certified in accordance with Phenova's ISO 17034 accreditation and supported by Phenova's ISO/IEC 17025 chemical testing accreditation

Catalog No.: AL0-101244

Lot Number: CL16062

Description: Benzidines Standard

Certification Date: November 19, 2020

Storage: 4 °C

Expiration Date: November 30, 2030

Provided As: 1 mL in 2 mL Ampoule in Methylene Chloride



Andrea Gill, Certified Reference Materials Manager

Component	CAS #	Certified Value µg/mL	Expanded Uncertainty
Benzidine	92-87-5	2000	± 2.740%
3,3'-Dichlorobenzidine	91-94-1	2000	± 3.229%

J008310

Benzidines std @2000ug/ml
Expires 11/30/2030
Prepared By Van Spohn 8/12/2021

Certificate of Analysis

Produced by Phenova

6390 Joyce Drive STE 100, Golden, CO 80403 USA ■ Tel: 303-940-0033 ■ Fax: 303-940-0043 ■ info@phenova.com

Access your Safety Data Sheets and digital Certificates at www.phenova.com/documents.

1. Quality Document: This Certificate of Analysis has been created in accordance with ISO Guide 31¹ and ISO Guide 35.²
2. Quality Standards: Phenova is accredited by A2LA to ISO 17034³ and ISO/IEC 17025⁴ as a producer of Certified Reference Materials and Reference Materials. This ensures that our manufacturing processes have been accredited to and meet strict international standards.
3. Intended Use: The product is manufactured for use in calibration, calibration verification, quantification, identification and other appropriate analytical control applications. The product is intended for routine laboratory analysis and research purposes only. Only trained personnel should handle this product.
4. Handling and Usage Notes: Store according to recommended conditions listed and avoid prolonged exposure to light. Visually inspect the solution inside the ampoule for any un-dissolved material. If particulate is visible, sonicate the unopened ampoule until material is fully dissolved. Dilute as required, use only class A glassware and diluents compatible with all analytes in the mixture. Considerations should be made related to repeated use of the opened product. Once opened, exposure to light, air, heat, objects, and additional transfer vessels may cause evaporation, degradation or contamination resulting in changes in concentration, uncertainty and stability duration. Store opened standards in a clean, tightly capped vessel under the recommended temperature. Appropriate controls, such as the use of additional verification standards should be used to confirm the opened product is fit for purpose under repeated use conditions.
5. Hazardous Situation: The product is intended for use by experienced professional personnel. A Safety Data Sheet (SDS) is available at www.phenova.com/documents.
6. Level of Homogeneity: The product has been certified to guarantee the certified values and their uncertainties at a volume of 2 µL.
7. Certified Value: Certified Value is based upon gravimetric and volumetric preparation using calibrated balances and Class A glassware.
8. Raw Materials and Purity: Phenova reference standard products are prepared from the highest quality starting materials. The purity of this material was verified using an ISO/IEC 17025 methodology.
9. Expanded Uncertainty: The expanded uncertainty (uCRM) as stated is determined in accordance with ISO/IEC Guide 98⁵ and ISO Guide 35 incorporating Type A standard uncertainty at a 95% confidence level. The uncertainty contains elements of manufacturing (uM), homogeneity analysis (uH) and long-term stability testing (uLTS). The uncertainty is calculated based on the root-sum-of-squares equation times a coverage factor (k=2).

$$uCRM = k\sqrt{uM^2 + uH^2 + uLTS^2}$$

Transport conditions (short-term stability) have been tested such that there is no contribution to the uncertainty reported. The expanded uncertainty applies to the product as received.

10. Metrological Traceability: The property value (certified value and its uncertainty) are traceable through an unbroken chain of calibration to the SI base unit kg through a NIST traceable weight in accordance with ISO 17034. This is achieved through calibration of balances, verification of weights, use of national methodology for glassware calibration and product homogeneity and stability testing utilizing an ISO/IEC 17025 methodology.
11. Values Obtained During Product Testing: This product is subjected to verification, homogeneity and stability testing using an ISO/IEC 17025 chromatographic methodology. All values obtained during testing meet criteria in accordance with ISO 17034.
12. Period of Validity: The Certified Values, Uncertainties and Expiration Date are based on the unopened product being stored according to the recommended storage condition listed and are guaranteed until the expiration date. This product will be monitored during the period of validity and customers notified of any significant changes in stability.

References:

¹ ISO Guide 31 – Reference Materials – Contents of Certificates and Labels.

² ISO Guide 35 – Reference Material – General and Statistical Principles for Certification.

³ ISO 17034 – General Requirements for the Competence of Reference Material Producers.

⁴ ISO/IEC 17025 – General Requirements for the Competence of Testing and Calibration Laboratories.

⁵ ISO/IEC Guide 98-3:2008(E) – Uncertainty of Measurement – Part 3: Guide to Expression of Uncertainty in Measurement (GUM: 1995)



Reference Material Producer
Certificate No. 2427.02



Phenova is an accredited ISO/IEC 17034 Reference Material
Producer and ISO/IEC 17025 accredited Chemical Testing Laboratory.

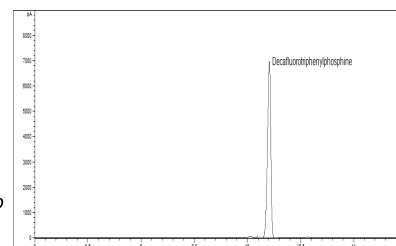


Chemical Testing Laboratory
Certificate No. 2427.03

Certificate of Analysis - Certified Reference Material

Decafluorotriphenylphosphine solution

Product no.: 48724-U
Lot no.: LRAD0628
Expiry Date: October 2024
Manufacturing Date: September 2021
Storage: ROOM TEMPERATURE
Solvent/Matrix: DICHLOROMETHANE
Certificate version: LRAD0628.01 (Note: Certificates may be updated due to the availability of new data. Check our website at: www.sigma-aldrich.com for the most current version.)



Certified Values:

Analyte	Certified Value	Units	Raw Material Purity, %	Raw Material Lot
DFTPP CAS# 5074-71-5	25.2 ± 2.6	mg/mL	97.0	10220909

ASSAY Method

METHOD: GC (BELLEFONTE)

Column: SPB-5, 30 m × 0.53 mm I.D., 1.5 µm film thickness

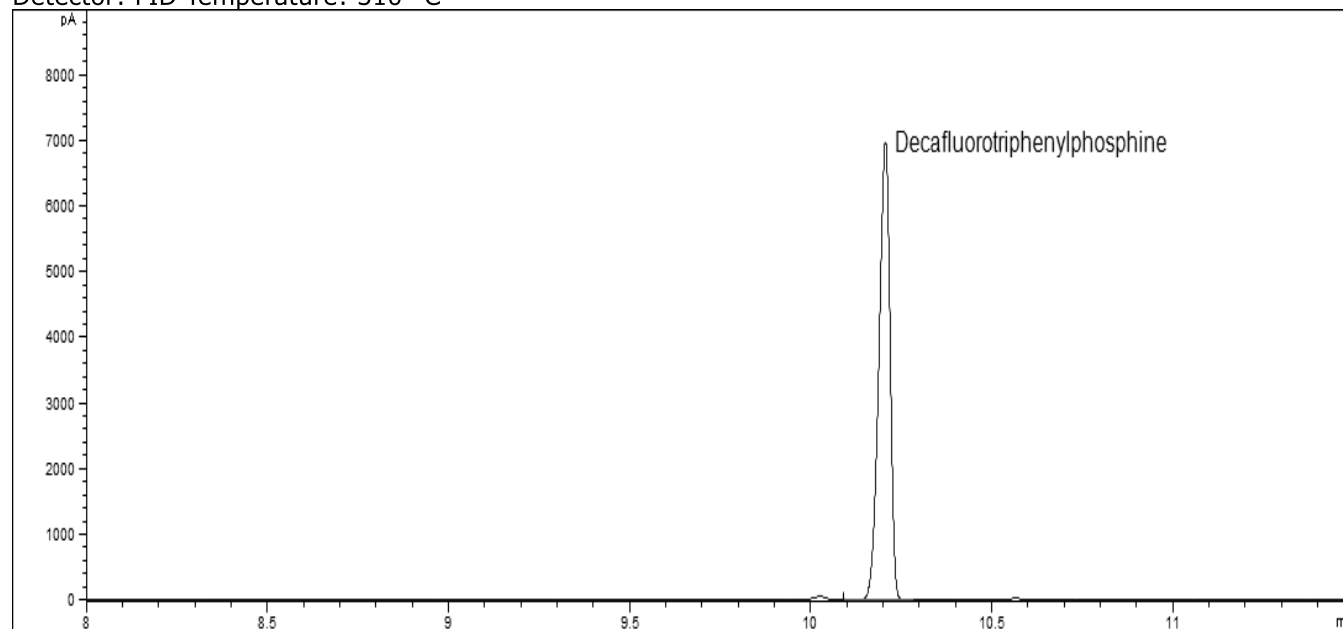
Carrier Gas: H₂ Flow Rate: 4.3 mL/min

Inlet Temperature: 250 °C Injection Volume: 1 µL

Injection Mode: 25:1

Temperature Program: 120 °C (Hold 0 min) @ 12 °C/min to 260 °C (Hold 0 min)

Detector: FID Temperature: 310 °C



Elution details:

EO	RT(MIN)	ANALYTE
1	10.206	Decafluorotriphenylphosphine

Metrological traceability: Traceable to the SI and higher order standards from NIST through an unbroken chain of comparisons. The balance used to weigh raw materials is accurate to +/-0.0001 g and calibrated regularly using mass standards traceable to NIST. All dilutions were performed gravimetrically. Additionally, individual analytes are traceable to NIST SRMs where available and specified above.

Measurement method: Where applicable, the assigned value is based on a purity determination by mass balance and gravimetrically prepared value.

Intended use: Intended for R&D and Analytical Use only. Not for drug, household or other uses.

Minimum sample size: 1 µL

Packaging: 1 mL in amber ampule

Instructions for handling and correct use: Use on the as is basis. The internal pressure of the container may be slightly different from the atmospheric pressure at the user`s location. Open slowly and carefully to avoid dispersion of the material.

Health and safety information: All chemical reference materials should be considered potentially hazardous and should be used only by qualified laboratory personnel. Please refer to the Safety Data Sheet for detailed information about the nature of any hazard and appropriate precautions to be taken.

Accreditation: Sigma-Aldrich RTC is accredited by the US accreditation authority ANAB as a registered reference material producer AR-1470 in accordance with ISO 17034.

Certificate issue date: 30-Sep-2021



Andy Ommen - QC Manager

Scott Stetler - QA Manager

Details on metrological traceability: This standard has been gravimetrically prepared using balances that have been fully qualified and calibrated to ISO 17025 requirements. All calibrations utilize NIST traceable weights which are calibrated externally by a qualified ISO 17025 accredited calibration laboratory to NIST standards. Qualification of each balance includes the assignment of a minimum weighing by a qualified and ISO 17025 accredited calibration vendor taking into consideration the balance and installed environmental conditions to ensure compliance with USP tolerances of NMT 0.10% relative error. Fill volume to predetermined specifications is gravimetrically verified throughout the dispensing process using qualified and calibrated balances. Further traceability to a corresponding Primary Standard may be achieved through a direct comparison assay. Where a Primary Standard is available, the assay value will be included in the specified section of the COA.

Associated uncertainty: Ucrm - Uncertainty values in this document are expressed as Expanded Uncertainty (Ucrm) corresponding to the 95% confidence interval. Ucrm is derived from the combined standard uncertainty multiplied by the coverage factor k, which is obtained from a t-distribution and degrees of freedom. The components of combined standard uncertainty include the uncertainties due to characterization, homogeneity, long term stability, and short term stability (transport). The components due to stability are generally considered to be negligible unless otherwise indicated by stability studies. The mathematical representation of the Ucrm calculation is as follows:

$$u_{CRM} = \sqrt{u_{char}^2 + u_{homogeneity}^2 + u_{stability}^2}$$

Homogeneity assessment: Homogeneity was assessed in accordance with ISO Guide 35. Completed units were sampled using a random stratified sampling protocol. The results of chemical analysis were then compared by Single Factor Analysis of Variance (ANOVA). The uncertainty due to homogeneity was derived from the ANOVA. Heterogeneity was not detected under the conditions of the ANOVA.

Stability assessment:

Significance of the stability assessment will be demonstrated if the analytical result of the study and the range of values represented by the Expanded Uncertainty do not overlap the result of the original assay and the range of its values represented by the Expanded Uncertainty. The method employed will usually be the same method used to characterize the assay value in the initial

Certificate of analysis revision history:

Certificate version	Date	Reason for version
LRAD0628.01	30-Sep-2021	Original Release Date

Disclaimer: The purchaser is required to determine the suitability of this product for any particular application. Sigma-Aldrich RTC makes no warranty of any kind, express or implied, other than its products meet all quality control standards set by Sigma-Aldrich RTC. We do not guarantee that the product can be used for any particular application.

The vibrant M, Supelco, TraceCERT and Sigma-Aldrich are trademarks of Merck KGaA, Darmstadt, Germany or its affiliates. All other trademarks are the property of their respective owners. Detailed information on trademarks is available via publicly accessible resources. © 2018 Merck KGaA, Darmstadt, Germany and/or its affiliates. All Rights Reserved.

The life science business of Merck KGaA, Darmstadt, Germany
operates as MilliporeSigma in the US and Canada.



Certificate of Analysis

BNAs - Sandy Loam 1

*Certified
Reference
Material*

Description

Product ID CRM143-50G
Lot LRAC8918
Expiration Date January 2024
Manufacturing Date January 2021
Storage Conditions Refrigerate
Solvent/Matrix SOIL

Certified Values

Analyte	Units	Certified ^{1,4} Value
1,2,4-Trichlorobenzene	µg/Kg	1477 ± 181
1,3-Dichlorobenzene (m-Dichlorobenzene)	µg/Kg	1625 ± 292
1-Chloronaphthalene	µg/Kg	2809 ± 84
2,3-Dimethylphenol	µg/Kg	4552 ± 137
2,4,5-Trichlorophenol	µg/Kg	3438 ± 245
2,4,6-Trichlorophenol	µg/Kg	2194 ± 251
2,4-Dichlorophenol	µg/Kg	6991 ± 394
2,4-Dimethylphenol	µg/Kg	6357 ± 879
2,4-Dinitrophenol	µg/Kg	2922 ± 523
2,4-Dinitrotoluene (2,4-DNT)	µg/Kg	3318 ± 442
2,6-Dichlorophenol	µg/Kg	4578 ± 874
2,6-Dimethylphenol	µg/Kg	7582 ± 228
2-Chloronaphthalene	µg/Kg	2223 ± 168
2-Chlorophenol	µg/Kg	1678 ± 202
2-Methyl-4,6-dinitrophenol (4,6-Dinitro-2-methylphenol)	µg/Kg	5148 ± 685
2-Methylphenol (o-Cresol)	µg/Kg	6004 ± 573
2-Nitrophenol	µg/Kg	6456 ± 383
3,4-Dimethylphenol	µg/Kg	7185 ± 216
3+4-Methylphenol (m+p-Cresol)	µg/Kg	8033 ± 1613
4-Bromophenyl phenyl ether (BDE-3)	µg/Kg	7169 ± 310
4-Chloro-3-methylphenol	µg/Kg	2071 ± 110
4-Chlorophenyl phenylether	µg/Kg	2052 ± 113
4-Methylphenol (p-Cresol)	µg/Kg	6617 ± 1371
4-Nitrophenol	µg/Kg	6812 ± 595
Acenaphthene	µg/Kg	5489 ± 380



SIGMA-ALDRICH®

2931 Soldier Springs Rd. Laramie, Wyoming 82070 USA
800-325-5832
TechService@milliporesigma.com www.sigma-aldrich.com

Description

Lot **LRAC8918**
Expiration Date January 2024
Manufacturing Date January 2021
Storage Conditions Refrigerate
Solvent/Matrix SOIL

Acenaphthylene	µg/Kg	1948 ± 240
Anthracene	µg/Kg	2866 ± 237
Benzo(a)anthracene	µg/Kg	5751 ± 552
Benzo(a)pyrene	µg/Kg	5902 ± 612
Benzo(b)fluoranthene	µg/Kg	3010 ± 409
Benzo(b+k)fluoranthene	µg/Kg	6534 ± 196
Benzo(g,h,i)perylene	µg/Kg	1380 ± 136
Benzo(k)fluoranthene	µg/Kg	2215 ± 237
Butyl benzyl phthalate	µg/Kg	3511 ± 384
Carbazole	µg/Kg	5412 ± 407
Chrysene	µg/Kg	1477 ± 72
Di(2-ethylhexyl) phthalate (bis(2-Ethylhexyl)phthalate, DEHP)	µg/Kg	2905 ± 321
Dibenzo(a,h)anthracene	µg/Kg	3420 ± 302
Dibenzofuran	µg/Kg	6130 ± 253
Dimethyl phthalate	µg/Kg	4537 ± 250
Di-n-butyl phthalate	µg/Kg	1721 ± 154
Di-n-octyl phthalate	µg/Kg	2744 ± 288
Fluoranthene	µg/Kg	2497 ± 222
Fluorene	µg/Kg	3724 ± 222
Hexachlorobutadiene	µg/Kg	1877 ± 245
Indeno(1,2,3-cd) pyrene	µg/Kg	3914 ± 409
Isophorone	µg/Kg	1615 ± 170
Naphthalene	µg/Kg	4458 ± 480
Nitrobenzene	µg/Kg	3539 ± 266
n-Nitrosodimethylamine	µg/Kg	1580 ± 402
n-Nitrosodiphenylamine	µg/Kg	2854 ± 379
Pentachlorophenol	µg/Kg	3411 ± 358
Phenanthrene	µg/Kg	5052 ± 385
Phenol	µg/Kg	2660 ± 184
Pyrene	µg/Kg	2964 ± 256
Pyridine	µg/Kg	1008 ± 30

Informational Values



Certificate of Analysis

BNAs - Sandy Loam 1

*Certified
Reference
Material*

Description

Product ID CRM143-50G
Lot LRAC8918
Expiration Date January 2024
Manufacturing Date January 2021
Storage Conditions Refrigerate
Solvent/Matrix SOIL

<i>Analyte</i>	<i>Units</i>	<i>Suggested Acceptance Windows</i>	<i>Standard Deviation</i>
1,2,4-Trichlorobenzene	µg/Kg	148 to 2853	459
1,3-Dichlorobenzene (m-Dichlorobenzene)	µg/Kg	163 to 3440	605
1-Chloronaphthalene	µg/Kg	1123 to 4494	562
2,3-Dimethylphenol	µg/Kg	1821 to 7284	910
2,4,5-Trichlorophenol	µg/Kg	1003 to 5872	811
2,4,6-Trichlorophenol	µg/Kg	640 to 3748	518
2,4-Dichlorophenol	µg/Kg	2391 to 11591	1533
2,4-Dimethylphenol	µg/Kg	0.00 to 13959	2534
2,4-Dinitrophenol	µg/Kg	1169 to 4675	584
2,4-Dinitrotoluene (2,4-DNT)	µg/Kg	1248 to 5388	690
2,6-Dichlorophenol	µg/Kg	1831 to 7324	916
2,6-Dimethylphenol	µg/Kg	3033 to 12132	1516
2-Chloronaphthalene	µg/Kg	748 to 3699	492
2-Chlorophenol	µg/Kg	415 to 2942	421
2-Methyl-4,6-dinitrophenol (4,6-Dinitro-2-methylphenol)	µg/Kg	0.00 to 10347	1733
2-Methylphenol (o-Cresol)	µg/Kg	1306 to 10702	1566
2-Nitrophenol	µg/Kg	1534 to 11379	1641
3,4-Dimethylphenol	µg/Kg	2874 to 11495	1437
3+4-Methylphenol (m+p-Cresol)	µg/Kg	4054 to 16218	2027
4-Bromophenyl phenyl ether (BDE-3)	µg/Kg	2901 to 11437	1423
4-Chloro-3-methylphenol	µg/Kg	677 to 3464	464
4-Chlorophenyl phenylether	µg/Kg	756 to 3348	432
4-Methylphenol (p-Cresol)	µg/Kg	2647 to 10587	1323
4-Nitrophenol	µg/Kg	681 to 14762	2650
Acenaphthene	µg/Kg	2243 to 8736	1082
Acenaphthylene	µg/Kg	712 to 3183	412
Anthracene	µg/Kg	1218 to 4515	550
Benzo(a)anthracene	µg/Kg	2806 to 8696	982
Benzo(a)pyrene	µg/Kg	2512 to 9292	1130
Benzo(b)fluoranthene	µg/Kg	1197 to 4822	604
Benzo(b+k)fluoranthene	µg/Kg	2614 to 10454	1307



SIGMA-ALDRICH®

2931 Soldier Springs Rd. Laramie, Wyoming 82070 USA
800-325-5832
TechService@milliporesigma.com www.sigma-aldrich.com

Description

Lot **LRAC8918**
Expiration Date January 2024
Manufacturing Date January 2021
Storage Conditions Refrigerate
Solvent/Matrix SOIL

Benzo(g,h,i)perylene	µg/Kg	489 to 2271	297
Benzo(k)fluoranthene	µg/Kg	892 to 3537	441
Butyl benzyl phthalate	µg/Kg	1255 to 5766	752
Carbazole	µg/Kg	2032 to 8792	1127
Chrysene	µg/Kg	669 to 2284	269
Di(2-ethylhexyl) phthalate (bis(2-Ethylhexyl)phthalate, DEHP)	µg/Kg	765 to 5045	713
Dibenzo(a,h)anthracene	µg/Kg	1257 to 5583	721
Dibenzofuran	µg/Kg	2766 to 9493	1121
Dimethyl phthalate	µg/Kg	1842 to 7231	898
Di-n-butyl phthalate	µg/Kg	495 to 2947	409
Di-n-octyl phthalate	µg/Kg	690 to 4798	685
Fluoranthene	µg/Kg	984 to 4009	504
Fluorene	µg/Kg	1638 to 5810	695
Hexachlorobutadiene	µg/Kg	425 to 3329	484
Indeno(1,2,3-cd) pyrene	µg/Kg	870 to 6957	1015
Isophorone	µg/Kg	437 to 2792	392
Naphthalene	µg/Kg	1131 to 7784	1109
Nitrobenzene	µg/Kg	1024 to 6054	838
n-Nitrosodimethylamine	µg/Kg	632 to 2528	316
n-Nitrosodiphenylamine	µg/Kg	1142 to 4567	571
Pentachlorophenol	µg/Kg	341 to 7037	1209
Phenanthrene	µg/Kg	2307 to 7798	915
Phenol	µg/Kg	681 to 4639	660
Pyrene	µg/Kg	1118 to 4810	615
Pyridine	µg/Kg	403 to 1613	202

Additional Information:

DESCRIPTION

The organic sample is a soil containing extractable BNAs for analysis by 8100, 8270, 8310 or equivalent methods.

This product consist of a 5 vials each containing 10g of soil for analysis of PAHs. Each vial is identical and has been tested how homogeneity. Only one vial is need for test the remaining vials are to be used for multiple methods or routine testing.

The soil has been sterilized to minimize degradation of the sample.

The sample has been sized to 100 mesh.

Required storage condition is 4°C.

The sample has been intentionally prepared with an apparent headspace.

STORAGE

The sample should be stored at 4°C. It has been determined to be stable for the duration of the expiration date.

After sub-sampling replace cap securely and store remaining sample at 4°C.

The shelf life of the product was determined by historic stability of similar CRM's. The expiration date may be extended based on stock and popularity upon successful stability testing by a 17025 accredited laboratory.



Certificate of Analysis

BNAs - Sandy Loam 1

*Certified
Reference
Material*

Description

Product ID CRM143-50G
Lot LRAC8918
Expiration Date January 2024
Manufacturing Date January 2021
Storage Conditions Refrigerate
Solvent/Matrix SOIL

Stability and shelf life after opening must be determined by the user, taking into account sampling frequency/volume and all local conditions.

SAMPLE PREPARATION

Extract the complete contents of a single vial. Transfer entire contents of one vial to extraction vessel. Rinse vial and cap with extraction solvent.

Assume a 10g sample size for all calculations.

Note: Sample extracts and calibration solutions should be in the same solvent.

Report all results on a wet weight basis, do not correct for moisture.

NOTE: For method 8100 and using a packed column gas chromatographic method or cannot adequately resolve the following may coelute in four pairs of compounds: anthracene and phenanthrene; chrysene and benzo(a)anthracene; benzo(b)fluoranthene and benzo(k)fluoranthene; and dibenzo(a,h)anthracene and indeno(1,2,3-cd)pyrene.

SCOPE AND APPLICATION

The BNAs in Soil Certified Reference Material (CRM) consists of 5 10mL VOA vials, with a Teflon lined closures containing approximately 10 grams of soil, fortified with BNAs. Being a natural matrix waste sample the analyst is challenged by the same preparation problems, analytical interferences, etc. as is typical for similar matrices received by the laboratory for analysis.



SIGMA-ALDRICH®

2931 Soldier Springs Rd. Laramie, Wyoming 82070 USA
800-325-5832
TechService@milliporesigma.com www.sigma-aldrich.com

Description

Lot **LRAC8918**
Expiration Date January 2024
Manufacturing Date January 2021
Storage Conditions Refrigerate
Solvent/Matrix SOIL

1 Metrological traceability: Traceable to the SI and higher order standards from NIST through an unbroken chain of comparisons. The balance used to weigh raw materials is accurate to +/-0.0001 g and calibrated regularly using mass standards traceable to NIST. All dilutions were performed gravimetrically. Additionally, individual analytes are traceable to NIST SRMs where available and specified above.
4 Ucrm - Uncertainty values in this document are expressed as Expanded Uncertainty (Ucrm) corresponding to the 95% confidence interval. Ucrm is derived from the combined standard uncertainty multiplied by the coverage factor k, which is obtained from a t-distribution and degrees of freedom. K=2 unless specified. The components of combined standard uncertainty include the uncertainties due to characterization, homogeneity, long term stability, and short term stability (transport). The components due to stability are generally considered to be negligible unless otherwise indicated by stability studies. The mathematical representation of the Ucrm calculation is as follows:

$$u_{CRM} = \sqrt{u_{char}^2 + u_{homogeneity}^2 + u_{stability}^2}$$

k: Coverage factor derived from a t-distribution table, based on the degrees of freedom of the data set. Assume 2.0 for a **Confidence interval = 95%**

6 Analytical Value- For QC verification of the certified value only- not to be used in calculations. Represents the analytical data obtained by comparison to a standard as analyzed by the method described in the CoA or another acceptable method. The result may differ from the certified value and UCRM based on method uncertainty as well as the uncertainty associated with the standard used for comparison.

Traceability: The standard was manufactured under an ISO/IEC 17025:2017 certified quality system. The balance used to weigh raw materials is accurate to +/- 0.0001g and calibrated regularly using mass standards traceable to NIST. All dilutions were performed gravimetrically. Additionally, individual analytes are traceable to NIST SRMs where available and specified above.

Homogeneity: Homogeneity was assessed in accordance with ISO 17034:2016. Completed units were sampled using a random stratified sampling protocol. The results of chemical analysis were then compared using a one-way analysis of variance approach as described by TNI EL-V3-2009 Appendix A.2. See Instructions for minimum sub-sample size.

Expiration is at end of month given on certificate and label.

MSDS reports for components comprising greater than 1.0% of the solution or 0.1% for components known to be carcinogens are available upon request.

THIS PRODUCT WAS DESIGNED, PRODUCED AND VERIFIED FOR ACCURACY AND STABILITY IN ACCORDANCE WITH ISO/IEC 17025:2017 (ANAB Cert AT-1467) and ISO 17034:2016 (ANAB Cert AR-1470).



Andy Ommen - QC Manager



Mark Pooler - QA Supervisor

Certification Date January 05, 2021
Version 0-152021



Certificate of Analysis



Phenova Certified Reference Materials are sold by Phenomenex.

411 Madrid Ave., Torrance, CA 90501 USA ■ Tel: 310-212-0555 ■ Fax: 310-328-7768 ■ info@phenomenex.com

Access your MSDS and digital C of A at www.phenomenex.com/mysupport. Re-order at www.phenomenex.com/standards

Certified Reference Material

This product is included in Phenova's ISO/IEC 17025 and ISO Guide 34 Scopes of Accreditation

Catalog No.: AL0-101291

Lot Number: CL11000

Description: GC/MS Tuning Mix

Certification Date: May 9, 2014

Storage: 4 °C

Expiration Date: December 31, 2023

Provided As: 1 mL in 2 mL Ampoule in Methylene chloride

Revision Date: August 5, 2015

Andrea Gill, Certified Reference Materials Manager

Component	CAS #	Certified Value µg/mL	Expanded Uncertainty (%)
Benzidine	92-87-5	1000	± 0.208%
Decafluorotriphenylphosphine (DFTPP)	5074-71-5	1000	± 0.057%
4,4'-DDT	50-29-3	1000	± 0.056%
Pentachlorophenol	87-86-5	1000	± 0.061%

K003891

GC/MS Tune solution-1000ug/ml

Solvent / Lot: CL11000

Prep: 4/22/2022 by VS

Exp: 12/31/2023

Location:



Reference Material Producer
Certificate No. 2427.02



Manufactured by Phenova, Inc.

Phenova's testing and calibration results are internationally recognized through the ILAC-MRA. Phenova is an accredited ISO Guide 34 Reference Material Provider and ISO/IEC 17025 accredited Chemical Testing Laboratory.



Chemical Testing Laboratory
Certificate No. 2427.03

IL11110612_us



Certificate of Analysis

Product Name: Toxic Substances Standard

Product Number: US-103N-1

Lot Issue Date: 25-May-2021

Lot Number: 0006609664

Expiration Date: 30-Jun-2024

Description:

This analytical reference material (RM) was manufactured and verified in accordance with an ISO 9001 registered quality system and analyte concentrations were verified by an ISO 17025 accredited laboratory. The concentration and uncertainty value at the 95% confidence level for each analyte, determined gravimetrically, is listed below.

Analyte	CAS#	Analyte Lot	Concentration ± Uncertainty
benzoic acid	000065-85-0	RM01884	2005 ± 10 µg/mL
o-cresol	000095-48-7	RM12877	2005 ± 10 µg/mL
p-cresol	000106-44-5	RM01988	2005 ± 10 µg/mL
2,4,5-trichlorophenol	000095-95-4	NT00344	2004 ± 10 µg/mL

Matrix: methylene chloride (dichloromethane)

Storage Conditions: Store at Room Temperature (15° to 30°C).

Traceability:

The balances used for these measurements are calibrated with weights traceable to NIST in compliance with ANSI/NCCL Z540.3, ISO 9001, ISO 17025, and ISO 17034. Calibrated Class A glassware is used for volumetric measurements. Thermometers are calibrated against a NIST traceable thermometer in accordance with NIST Special Publication 1088.

Homogeneity:

This RM was unitized according to an in-house procedure and is guaranteed to be homogeneous. There is no minimum sub-sample size required.

Intended Use:

This RM is intended for the preparation of working reference samples for use in routine laboratory analyses, calibration of instruments, validation of analytical methods, assessments of measurement methods, and continuing calibration verification.

Instructions for Use:

Sample aliquots for analysis should be withdrawn at 20°C to 25°C immediately after opening the container and should be processed without delay for the certified values to be valid within the stated uncertainties.

Hazards:

Refer to the Safety Data Sheet on www.agilent.com for information regarding this RM.

[Handwritten signature]
5/11/22

K004539

toxic sub mix#1

Solvent / Lot: methylene chloride

Prep: 5/11/2022 by JZ

Exp: 6/30/2024

Location:



ISO 17034 Cert
No. AR-1936

RM was produced in accordance with TUV USA Inc registered ISO 9001 Quality Management System. Cert # 56 100 18560026

Page: 1 of 2

www.agilent.com/quality/
CSD-QA-015.1



ISO 17025 Cert
No. AT-1937



Reference Material Certificate

Product Name: Phenols Standard **Lot Number:** 0006648297
Product Number: US-107N-1 **Lot Issue Date:** 17-Nov-2021
Storage Conditions: Store at Room Temperature (15° to 30°C). **Expiration Date:** 31-Dec-2024

Component Name	CERTIFIED VALUES			CAS#	Analyte Lot
	Concentration	Expanded Uncertainty			
4-chloro-3-methylphenol	2006	± 10 µg/mL		000059-50-7	RM01885
2-chlorophenol	2007	± 10 µg/mL		000095-57-8	RM01871
2,4-dichlorophenol	2005	± 10 µg/mL		000120-83-2	RM13878
2,4-dimethylphenol	2006	± 10 µg/mL		000105-67-9	RM13009
2,4-dinitrophenol	2006	± 10 µg/mL		000051-28-5	RM02112
2-methyl-4,6-dinitrophenol	2005	± 10 µg/mL		000534-52-1	RM02292
2-nitrophenol	2007	± 10 µg/mL		000088-75-5	RM13445
4-nitrophenol	2006	± 10 µg/mL		000100-02-7	RM03752
pentachlorophenol	2006	± 10 µg/mL		000087-86-5	RM02474
phenol	2006	± 10 µg/mL		000108-95-2	RM11471
2,4,6-trichlorophenol	2006	± 10 µg/mL		000088-06-2	RM18096

Matrix: methylene chloride (dichloromethane)

Description:

This document is prepared in accordance with ISO 17034 and Guide 31. This analytical reference material standard was manufactured and verified in accordance with an ISO 9001 registered quality system and analyte concentrations were verified by an ISO 17025 accredited laboratory. The concentration and uncertainty value at the 95% confidence level for each analyte, determined gravimetrically, is listed above.

Traceability:

The balances used for these measurements are calibrated with weights traceable to NIST in compliance with ANSI/NCCL Z540.3, ISO 9001, ISO 17025, and ISO 17034. Calibrated Class A glassware is used for volumetric measurements. Thermometers are calibrated against a NIST traceable thermometer in accordance with NIST Special Publication 1088.

Homogeneity:

This analytical reference standard was unitized according to an in-house procedure and is guaranteed to be homogeneous. There is no minimum sub-sample size required.

Instructions for Use:

Sample aliquots for analysis should be withdrawn at 20°C to 25°C immediately after opening the container and should be processed without delay for the certified values to be valid within the stated uncertainties.

Safety:

Refer to the Safety Data Sheet on www.agilent.com for information regarding this analytical reference material.

JZ 5/11/22

Reference Material Certificate

Product Name: PAH Standard**Lot Number:** 0006627349**Product Number:** US-106N-1**Lot Issue Date:** 17-Sep-2021**Storage Conditions:** Store at Room Temperature (15° to 30°C).**Expiration Date:** 31-Oct-2024

Component Name	CERTIFIED VALUES			CAS#	Analyte Lot
	Concentration	Expanded Uncertainty			
acenaphthene	2007	± 10 µg/mL		000083-32-9	RM10879
acenaphthylene	2004	± 10 µg/mL		000208-96-8	RM10891
anthracene	2006	± 10 µg/mL		000120-12-7	RM14212
benz[a]anthracene	2006	± 10 µg/mL		000056-55-3	RM16072
benzo[b]fluoranthene	2006	± 10 µg/mL		000205-99-2	RM14571
benzo[k]fluoranthene	2006	± 10 µg/mL		000207-08-9	RM18376
benzo[ghi]perylene	2006	± 10 µg/mL		000191-24-2	RM15761
benzo[a]pyrene	2006	± 10 µg/mL		000050-32-8	RM17573
chrysene	2007	± 10 µg/mL		000218-01-9	RM13771
dibenz[a,h]anthracene	2006	± 10 µg/mL		000053-70-3	RM06786
fluoranthene	2006	± 10 µg/mL		000206-44-0	RM12277
fluorene	2006	± 10 µg/mL		000086-73-7	RM09441
indeno[1,2,3-cd]pyrene	2006	± 10 µg/mL		000193-39-5	RM14192
naphthalene	2007	± 10 µg/mL		000091-20-3	RM10445
phenanthrene	2005	± 10 µg/mL		000085-01-8	RM10495
pyrene	2005	± 10 µg/mL		000129-00-0	RM16126

Matrix: methylene chloride/benzene (1:1)**Description:**

This document is prepared in accordance with ISO 17034 and Guide 31. This analytical reference material standard was manufactured and verified in accordance with an ISO 9001 registered quality system and analyte concentrations were verified by an ISO 17025 accredited laboratory. The concentration and uncertainty value at the 95% confidence level for each analyte, determined gravimetrically, is listed above.

Traceability:

The balances used for these measurements are calibrated with weights traceable to NIST in compliance with ANSI/NCSL Z540.3, ISO 9001, ISO 17025, and ISO 17034. Calibrated Class A glassware is used for volumetric measurements. Thermometers are calibrated against a NIST traceable thermometer in accordance with NIST Special Publication 1088.

Homogeneity:

This analytical reference standard was unitized according to an in-house procedure and is guaranteed to be homogeneous. There is no minimum sub-sample size required.

K004541

SVOA PAH STD 2000ug/ml

Solvent / Lot: DCM/BENZENE

Prep: 5/11/2022 by JZ

Exp: 10/31/2024

Location: Fridge 19

Page: 1 of 2

CSD-QA-015.1





Reference Materials Producer
Cert #2495.01



Certificate of Analysis



Chemical Testing
Cert #2495.02

Catalog Number: ECS-A-030 **Lot No.** AA210126005
Description: Base/Neutrals Mix 1
Matrix: Methylene Chloride **Manufactured Date:** 1-26-2021
Expiration Date: 1-26-2024

This SPEXOrganics® Certified Reference Material, CRM, is intended primarily for use as a calibration standard or quality control standard for organic chromatography instrumentation such as GC, GC-MS, LC, and LC-MS. It can be employed in USEPA, ASTM and other methods relevant to the certified properties listed below.

Certified Compounds:

<u>Compound</u>	<u>CAS #</u>	<u>Labeled</u>	<u>Purity</u>	<u>Certified†</u>	<u>Uncertainty</u>
1,2,4-Trichlorobenzene	120-82-1	2000 µg/mL	99%	2010 µg/mL	± 50 µg/mL
1,2-Dichlorobenzene	95-50-1	2000 µg/mL	99%	2002 µg/mL	± 50 µg/mL
1,3-Dichlorobenzene	541-73-1	2000 µg/mL	98%	2021 µg/mL	± 51 µg/mL
1,4-Dichlorobenzene	106-46-7	2000 µg/mL	99%	2012 µg/mL	± 50 µg/mL
2,4-Dinitrotoluene	121-14-2	2000 µg/mL	97%	2006 µg/mL	± 50 µg/mL
2,6-Dinitrotoluene	606-20-2	2000 µg/mL	99.6%	2012 µg/mL	± 50 µg/mL
2-Chloronaphthalene	91-58-7	2000 µg/mL	98%	2004 µg/mL	± 50 µg/mL
4-Bromodiphenyl ether	101-55-3	2000 µg/mL	99%	2022 µg/mL	± 51 µg/mL
4-Chlorophenyl-phenyl ether	7005-72-3	2000 µg/mL	98%	2001 µg/mL	± 50 µg/mL
Azobenzene	103-33-3	2000 µg/mL	98%	2001 µg/mL	± 50 µg/mL
Bis(2-chloro-1-methylethyl) ether	108-60-1	2000 µg/mL	98.9%	2010 µg/mL	± 50 µg/mL
bis(2-Chloroethoxy)methane	111-91-1	2000 µg/mL	97%	2001 µg/mL	± 50 µg/mL
bis(2-Chloroethyl)ether	111-44-4	2000 µg/mL	99%	2002 µg/mL	± 50 µg/mL
Bis(2-Ethylhexyl)phthalate	117-81-7	2000 µg/mL	99%	2003 µg/mL	± 50 µg/mL
Butylbenzyl phthalate	85-68-7	2000 µg/mL	98%	2000 µg/mL	± 50 µg/mL
Carbazole	86-74-8	2000 µg/mL	95%	2009 µg/mL	± 50 µg/mL
Di-n-butyl phthalate	84-74-2	2000 µg/mL	99%	2020 µg/mL	± 50 µg/mL
Di-n-octyl phthalate	117-84-0	2000 µg/mL	98%	2000 µg/mL	± 50 µg/mL
Diethyl phthalate	84-66-2	2000 µg/mL	99.5%	2002 µg/mL	± 50 µg/mL
Dimethyl phthalate	131-11-3	2000 µg/mL	99%	2006 µg/mL	± 50 µg/mL
Hexachlorobenzene	118-74-1	2000 µg/mL	99%	2003 µg/mL	± 50 µg/mL
Hexachlorobutadiene	87-68-3	2000 µg/mL	97%	2003 µg/mL	± 50 µg/mL
Hexachlorocyclopentadiene	77-47-4	2000 µg/mL	99%	2003 µg/mL	± 50 µg/mL
Hexachloroethane	67-72-1	2000 µg/mL	98%	2003 µg/mL	± 50 µg/mL
Isophorone	78-59-1	2000 µg/mL	97%	2003 µg/mL	± 50 µg/mL
N-Nitrosodi-n-propylamine	621-64-7	2000 µg/mL	98%	2000 µg/mL	± 50 µg/mL
N-Nitrosodiphenylamine	86-30-6	2000 µg/mL	97%	2001 µg/mL	± 50 µg/mL
Nitrobenzene	98-95-3	2000 µg/mL	99%	2001 µg/mL	± 50 µg/mL
Pyridine	110-86-1	2000 µg/mL	99%	2004 µg/mL	± 50 µg/mL
N-Nitrosodimethylamine	62-75-9	2000 µg/mL	97%	2000 µg/mL	± 50 µg/mL

Certificate of Reference Material

Catalog Number: ECS-A-030 **Lot No.** AA210126005
Description: Base/Neutrals Mix 1
Matrix: Methylene Chloride **Manufactured Date:** 1-26-2021
Expiration Date: 1-26-2024

Final Solution Verification:

Final solution integrity verified by Gas Chromatography/Mass Spectrometry. The mass spectrum of each compound was confirmed against the NIST mass spectral database.

† Certified concentration based on gravimetric weights and corrected for the purity of the compound(s) used to prepare the standard. Analytical balance calibration is verified daily with C1 weight set #23-190006 which is registered with Atlantic Scale, and traceable to NIST and NJ Division of Weights and Measures.

This CRM is guaranteed stable and accurate to within the uncertainty listed for the certified value. This includes uncertainty components due to preparation, homogeneity, short term and long term stability. During the stated period of validity, the purchaser will be notified if this product is recalled due to any significant changes in the stability of the solution. For further information, contact the Sales Support Department at crmsales@spexcsp.com.

Date of Certification: 1-26-2021

Certifying Officer: Shannon Mave

Report of Certification

Catalog Number: ECS-A-030 **Lot No.** AA210126005
Description: Base/Neutrals Mix 1
Matrix: Methylene Chloride **Manufactured Date:** 1-26-2021
Expiration Date: 1-26-2024

This Certified Reference Material (CRM) has been prepared and certified under an ISO 9001:2008, ISO 17025:2005, and ISO Guide 34:2009 Quality System consistent with the following standards:

- ISO 9001:2008: Quality management systems - Requirements - Certified by UL-DQS
- ISO 17025:2005: General Requirements for the Competence of Testing and Calibration Laboratories - Accredited by A2LA
- ISO Guide 34:2009: General Requirements for the Competence of Reference Material Producers - Accredited by A2LA
- ISO Guide 31:2000: Reference Materials - Contents of Certificates and Labels
- ISO Guide 35:2006: Reference Materials - General and statistical principals for certification
- Guide to the Expression of Uncertainty in Measurement 1997
- EURACHEM/CITAC Guide: Qualifying Uncertainty in Analytical Measurements - Second Edition
- ASTM Guide D6362-98
- NIST Technical Note 1297
- ILAC-G12-2000: Guidelines for the requirements for the competence of reference material producers
- ISO/REMCO N280

Storage Requirements:

To ensure the stability of the product once it arrives in your laboratory, please store this product in a refrigerator (2°C to 8°C). Note: Shipping conditions may differ from storage conditions. The EXPIRATION DATE is calculated from the MANUFACTURED DATE using our stability data and is applicable only if the product is unopened and stored under the prescribed conditions.

Instructions for Use:

Let material come to room temperature before use. Check for precipitate and if necessary sonicate for one minute. If compounds do not dissolve after one minute then sonicate further until the product is dissolved. A clear appearance is acceptable. The minimum recommended amount that should be removed from this vial is 5 µL with a 25 µL gas tight syringe. All solutions should be thoroughly mixed, by shaking, prior to use. All surfaces that come in contact with the solution must be thoroughly cleaned prior to use. Dilutions should be performed only with Class A volumetric glassware.

Material Source:

All analytes and matrix materials are obtained and verified by SPEX CertiPrep from pre-qualified vendors as per ISO guidelines. Vendor identifications are proprietary, however sources of all materials used in the preparation and testing of SPEX CertiPrep CRMs are tracked and documented. For assistance, please contact sales support at crmsales@spexcsp.com.

Method of Preparation:

Clean laboratory procedures and techniques have been used throughout the preparation. All materials, equipment, and analytical instrumentation have been qualified prior to use. The highest purity solvents and Class A / calibrated volumetrics have been used in all preparations.

Homogeneity:

The homogeneity of this CRM has been confirmed by procedures consistent with ISO 17025:2005, ISO Guide 34:2009, and ASTM D6362-98 Appendix X2. Random, replicate samples of the final, packaged material have been analyzed to prove homogeneity in accordance with our internal procedure 4300-HOMOGEN-1A. This is consistent with the intended use of this CRM. The Degree of Homogeneity, as expressed as maximum between-bottle variation, is 1.2%

Statistical Estimator and Confidence Limits:

The Certified value 'X' as listed on the reverse of this document is at the 95% level of confidence and can be expressed as:

- $X = x \pm U$ where X=certified value, U=expanded uncertainty, x=property value
- $U = k u_c$ where k=2 is the coverage factor at the 95% confidence level
- $u_c =$ combined standard uncertainty obtained by combining the individual compound standard uncertainty components u_i , where $u_c = \sqrt{\sum u_i^2}$

Legal Notice:

SPEX CertiPrep Certified Reference Materials are not for any cosmetic, drug, or household application and are to be used only by qualified individuals who are trained in appropriate procedures. No claims against SPEX CertiPrep of any kind whatsoever, whether based on breach of warranty, alleged negligence, or otherwise, with respect to this Reference Material shall be greater than the purchase price. In no event shall SPEX CertiPrep be liable for any loss of profits or any incidental, special, or consequential damages.

Distributed By SPEX CertiPrep

SPEX CertiPrep® 

Your Science is Our Passion.®

203 Norcross Ave. Metuchen, NJ 08840
www.spexcertiprep.com • E-mail: crmsales@spexcsp.com
Phone: 1-732-549-7144 • Fax 1-732-603-9647





Reference Materials Producer
Cert #2495.01



Certificate of Analysis



Chemical Testing
Cert #2495.02

Catalog Number: ECS-A-030

Lot No. AA210126005

Description: Base/Neutrals Mix 1

Matrix: Methylene Chloride

Manufactured Date: 1-26-2021

Expiration Date: 1-26-2024

This SPEXOrganics® Certified Reference Material, CRM, is intended primarily for use as a calibration standard or quality control standard for organic chromatography instrumentation such as GC, GC-MS, LC, and LC-MS. It can be employed in USEPA, ASTM and other methods relevant to the certified properties listed below.

Certified Compounds:

<u>Compound</u>	<u>CAS #</u>	<u>Labeled</u>	<u>Purity</u>	<u>Certified†</u>	<u>Uncertainty</u>
1,2,4-Trichlorobenzene	120-82-1	2000 µg/mL	99%	2010 µg/mL	± 50 µg/mL
1,2-Dichlorobenzene	95-50-1	2000 µg/mL	99%	2002 µg/mL	± 50 µg/mL
1,3-Dichlorobenzene	541-73-1	2000 µg/mL	98%	2021 µg/mL	± 51 µg/mL
1,4-Dichlorobenzene	106-46-7	2000 µg/mL	99%	2012 µg/mL	± 50 µg/mL
2,4-Dinitrotoluene	121-14-2	2000 µg/mL	97%	2006 µg/mL	± 50 µg/mL
2,6-Dinitrotoluene	606-20-2	2000 µg/mL	99.6%	2012 µg/mL	± 50 µg/mL
2-Chloronaphthalene	91-58-7	2000 µg/mL	98%	2004 µg/mL	± 50 µg/mL
4-Bromodiphenyl ether	101-55-3	2000 µg/mL	99%	2022 µg/mL	± 51 µg/mL
4-Chlorophenyl-phenyl ether	7005-72-3	2000 µg/mL	98%	2001 µg/mL	± 50 µg/mL
Azobenzene	103-33-3	2000 µg/mL	98%	2001 µg/mL	± 50 µg/mL
Bis(2-chloro-1-methylethyl) ether	108-60-1	2000 µg/mL	98.9%	2010 µg/mL	± 50 µg/mL
bis(2-Chloroethoxy)methane	111-91-1	2000 µg/mL	97%	2001 µg/mL	± 50 µg/mL
bis(2-Chloroethyl)ether	111-44-4	2000 µg/mL	99%	2002 µg/mL	± 50 µg/mL
Bis(2-Ethylhexyl)phthalate	117-81-7	2000 µg/mL	99%	2003 µg/mL	± 50 µg/mL
Butylbenzyl phthalate	85-68-7	2000 µg/mL	98%	2000 µg/mL	± 50 µg/mL
Carbazole	86-74-8	2000 µg/mL	95%	2009 µg/mL	± 50 µg/mL
Di-n-butyl phthalate	84-74-2	2000 µg/mL	99%	2020 µg/mL	± 50 µg/mL
Di-n-octyl phthalate	117-84-0	2000 µg/mL	98%	2000 µg/mL	± 50 µg/mL
Diethyl phthalate	84-66-2	2000 µg/mL	99.5%	2002 µg/mL	± 50 µg/mL
Dimethyl phthalate	131-11-3	2000 µg/mL	99%	2006 µg/mL	± 50 µg/mL
Hexachlorobenzene	118-74-1	2000 µg/mL	99%	2003 µg/mL	± 50 µg/mL
Hexachlorobutadiene	87-68-3	2000 µg/mL	97%	2003 µg/mL	± 50 µg/mL
Hexachlorocyclopentadiene	77-47-4	2000 µg/mL	99%	2003 µg/mL	± 50 µg/mL
Hexachloroethane	67-72-1	2000 µg/mL	98%	2003 µg/mL	± 50 µg/mL
Isophorone	78-59-1	2000 µg/mL	97%	2003 µg/mL	± 50 µg/mL
N-Nitrosodi-n-propylamine	621-64-7	2000 µg/mL	98%	2000 µg/mL	± 50 µg/mL
N-Nitrosodiphenylamine	86-30-6	2000 µg/mL	97%	2001 µg/mL	± 50 µg/mL
Nitrobenzene	98-95-3	2000 µg/mL	99%	2001 µg/mL	± 50 µg/mL
Pyridine	110-86-1	2000 µg/mL	99%	2004 µg/mL	± 50 µg/mL
N-Nitrosodimethylamine	62-75-9	2000 µg/mL	97%	2000 µg/mL	± 50 µg/mL

K004542

Certificate of Reference Material

Catalog Number: ECS-A-030

Lot No. AA210126005

Description: Base/Neutrals Mix 1

Matrix: Methylene Chloride

Manufactured Date: 1-26-2021

Expiration Date: 1-26-2024

Final Solution Verification:

Final solution integrity verified by Gas Chromatography/Mass Spectrometry. The mass spectrum of each compound was confirmed against the NIST mass spectral database.

† Certified concentration based on gravimetric weights and corrected for the purity of the compound(s) used to prepare the standard. Analytical balance calibration is verified daily with C1 weight set #23-190006 which is registered with Atlantic Scale, and traceable to NIST and NJ Division of Weights and Measures.

This CRM is guaranteed stable and accurate to within the uncertainty listed for the certified value. This includes uncertainty components due to preparation, homogeneity, short term and long term stability. During the stated period of validity, the purchaser will be notified if this product is recalled due to any significant changes in the stability of the solution. For further information, contact the Sales Support Department at crmsales@spexcsp.com.

Date of Certification: 1-26-2021

Certifying Officer: Shannon Nove

Report of Certification

Catalog Number: ECS-A-030 **Lot No.** AA210126005
Description: Base/Neutrals Mix 1
Matrix: Methylene Chloride **Manufactured Date:** 1-26-2021
Expiration Date: 1-26-2024

This Certified Reference Material (CRM) has been prepared and certified under an ISO 9001:2008, ISO 17025:2005, and ISO Guide 34:2009 Quality System consistent with the following standards:

- ISO 9001:2008: Quality management systems - Requirements - Certified by UL-DQS
- ISO 17025:2005: General Requirements for the Competence of Testing and Calibration Laboratories - Accredited by A2LA
- ISO Guide 34:2009: General Requirements for the Competence of Reference Material Producers - Accredited by A2LA
- ISO Guide 31:2000: Reference Materials - Contents of Certificates and Labels
- ISO Guide 35:2006: Reference Materials - General and statistical principals for certification
- Guide to the Expression of Uncertainty in Measurement 1997
- EURACHEM/CITAC Guide: Qualifying Uncertainty in Analytical Measurements - Second Edition
- ASTM Guide D6362-98
- NIST Technical Note 1297
- ILAC-G12-2000: Guidelines for the requirements for the competence of reference material producers
- ISO/REMCO N280

Storage Requirements:

To ensure the stability of the product once it arrives in your laboratory, please store this product in a refrigerator (2°C to 8°C). Note: Shipping conditions may differ from storage conditions. The EXPIRATION DATE is calculated from the MANUFACTURED DATE using our stability data and is applicable only if the product is unopened and stored under the prescribed conditions.

Instructions for Use:

Let material come to room temperature before use. Check for precipitate and if necessary sonicate for one minute. If compounds do not dissolve after one minute then sonicate further until the product is dissolved. A clear appearance is acceptable. The minimum recommended amount that should be removed from this vial is 5 µL with a 25 µL gas tight syringe. All solutions should be thoroughly mixed, by shaking, prior to use. All surfaces that come in contact with the solution must be thoroughly cleaned prior to use. Dilutions should be performed only with Class A volumetric glassware.

Material Source:

All analytes and matrix materials are obtained and verified by SPEX CertiPrep from pre-qualified vendors as per ISO guidelines. Vendor identifications are proprietary, however sources of all materials used in the preparation and testing of SPEX CertiPrep CRMs are tracked and documented. For assistance, please contact sales support at crmsales@spexcsp.com.

Method of Preparation:

Clean laboratory procedures and techniques have been used throughout the preparation. All materials, equipment, and analytical instrumentation have been qualified prior to use. The highest purity solvents and Class A / calibrated volumetrics have been used in all preparations.

Homogeneity:

The homogeneity of this CRM has been confirmed by procedures consistent with ISO 17025:2005, ISO Guide 34:2009, and ASTM D6362-98 Appendix X2. Random, replicate samples of the final, packaged material have been analyzed to prove homogeneity in accordance with our internal procedure 4300-HOMOGEN-1A. This is consistent with the intended use of this CRM. The Degree of Homogeneity, as expressed as maximum between-bottle variation, is 1.2%

Statistical Estimator and Confidence Limits:

The Certified value 'X' as listed on the reverse of this document is at the 95% level of confidence and can be expressed as:

- $X = x \pm U$ where X=certified value, U=expanded uncertainty, x=property value
- $U = k u_c$ where k=2 is the coverage factor at the 95% confidence level
- u_c = combined standard uncertainty obtained by combining the individual compound standard uncertainty components u_i , where $u_c = \sqrt{\sum u_i^2}$

Legal Notice:

SPEX CertiPrep Certified Reference Materials are not for any cosmetic, drug, or household application and are to be used only by qualified individuals who are trained in appropriate procedures. No claims against SPEX CertiPrep of any kind whatsoever, whether based on breach of warranty, alleged negligence, or otherwise, with respect to this Reference Material shall be greater than the purchase price. In no event shall SPEX CertiPrep be liable for any loss of profits or any incidental, special, or consequential damages.

Distributed By SPEX CertiPrep

SPEX CertiPrep

Your Science is Our Passion.®

203 Norcross Ave. Metuchen NJ 08840

www.spexcertiprep.com • E-mail: crmsales@spexcsp.com

Phone: 1-732-549-7144 • Fax 1-732-603-9647





Certificate of Analysis

Product Name: 1-Methylnaphthalene Standard

Product Number: EPA-1225-1

Lot Issue Date: 19-Jul-2021

Lot Number: 0006624769

Expiration Date: 31-Jul-2023

Description:

This analytical reference material (RM) was manufactured and verified in accordance with an ISO 9001 registered quality system and analyte concentrations were verified by an ISO 17025 accredited laboratory. The concentration and uncertainty value at the 95% confidence level for each analyte, determined gravimetrically, is listed below.

Analyte	CAS#	Analyte Lot	Concentration ± Uncertainty
1-methylnaphthalene	000090-12-0	RM07712	999.3 ± 5.0 µg/mL

Matrix: methanol (methyl alcohol)

Storage Conditions: Store at Room Temperature (15° to 30°C).

Traceability:

The balances used for these measurements are calibrated with weights traceable to NIST in compliance with ANSI/NCSL Z540.3, ISO 9001, ISO 17025, and ISO 17034. Calibrated Class A glassware is used for volumetric measurements. Thermometers are calibrated against a NIST traceable thermometer in accordance with NIST Special Publication 1088.

Homogeneity:

This RM was unitized according to an in-house procedure and is guaranteed to be homogeneous. There is no minimum sub-sample size required.

Intended Use:

This RM is intended for the preparation of working reference samples for use in routine laboratory analyses, calibration of instruments, validation of analytical methods, assessments of measurement methods, and continuing calibration verification.

Instructions for Use:

Sample aliquots for analysis should be withdrawn at 20°C to 25°C immediately after opening the container and should be processed without delay for the certified values to be valid within the stated uncertainties.

Hazards:

Refer to the Safety Data Sheet on www.agilent.com for information regarding this RM.

Expiration of Certification:

The certification of this RM is valid until the expiration date specified above, provided the RM is handled and stored in accordance with the instructions given in this certificate. This certification is nullified if the RM is damaged, contaminated, or otherwise modified.

Maintenance of Certification:

If substantive changes are noted that affect the certification before the expiration of this certificate, Agilent will notify the purchaser.

K004543

1-Methylnaphthalene
Solvent / Lot: MEOH
Prep: 5/11/2022 by JZ
Exp: 7/31/2023
Location:

JZ
5/11/22

Sample lot approver:

Monica Bourgeois
Monica Bourgeois
QMS Representative



ISO 17034 Cert
No. AR-1936

RM was produced in accordance with TUV USA Inc registered ISO 9001 Quality Management System. Cert # 56 100 18560026

Page: 1 of 1

www.agilent.com/quality/
CSD-QA-015.1



ISO 17025 Cert
No. AT-1937



Certificate of Analysis

Product Name: Toxic Substances Standard

Product Number: US-104N-1

Lot Issue Date: 02-Jul-2021

Lot Number: 0006620643

Expiration Date: 31-Jul-2023

Description:

This analytical reference material (RM) was manufactured and verified in accordance with an ISO 9001 registered quality system and analyte concentrations were verified by an ISO 17025 accredited laboratory. The concentration and uncertainty value at the 95% confidence level for each analyte, determined gravimetrically, is listed below.

Analyte	CAS#	Analyte Lot	Concentration ± Uncertainty
aniline	000062-53-3	RM12853	2005 ± 10 µg/mL
benzyl alcohol	000100-51-6	RM10547	2004 ± 10 µg/mL
4-chloroaniline	000106-47-8	RM01886	2002 ± 10 µg/mL
dibenzofuran	000132-64-9	RM02077	2002 ± 10 µg/mL
2-methylnaphthalene	000091-57-6	RM01258	2006 ± 10 µg/mL
2-nitroaniline	000088-74-4	RM02402	2003 ± 10 µg/mL
3-nitroaniline	000099-09-2	RM02424	2003 ± 10 µg/mL
4-nitroaniline	000100-01-6	RM02425	2003 ± 10 µg/mL

Matrix: methylene chloride (dichloromethane)

Storage Conditions: Store at Room Temperature (15° to 30°C).

Traceability:

The balances used for these measurements are calibrated with weights traceable to NIST in compliance with ANSI/NCCL Z540.3, ISO 9001, ISO 17025, and ISO 17034. Calibrated Class A glassware is used for volumetric measurements. Thermometers are calibrated against a NIST traceable thermometer in accordance with NIST Special Publication 1088.

Homogeneity:

This RM was unitized according to an in-house procedure and is guaranteed to be homogeneous. There is no minimum sub-sample size required.

Intended Use:

This RM is intended for the preparation of working reference samples for use in routine laboratory analyses, calibration of instruments, validation of analytical methods, assessments of measurement methods, and continuing calibration verification.

K004544

toxic sub mix#2

Solvent / Lot: methylene chloride

Prep: 5/11/2022 by JZ

Exp: 7/31/2023

Location:

JZ 05/11/22



ISO 17034 Cert
No. AR-1936

RM was produced in accordance with TUV USA Inc registered ISO 9001 Quality Management System. Cert # 56 100 18560026

Page: 1 of 2

www.agilent.com/quality/
CSD-QA-015.1



ISO 17025 Cert
No. AT-1937



CERTIFIED REFERENCE MATERIAL

110 Benner Circle
Bellefonte, PA 16823-8812
Tel: (800)356-1688
Fax: (814)353-1309

www.restek.com

Certificate of Analysis



FOR LABORATORY USE ONLY-READ SDS PRIOR TO USE.

This Reference Material is intended for Laboratory Use Only as a standard for the qualitative and/or quantitative determination of the analyte(s) listed.

Catalog No.: 31493 Lot No.: A0181243
Description: CLP 04.1 BNA Surrogate Mix
CLP 04.1 BNA Surrogate Mix 1000-1500 µg/mL, Methylene Chloride, 1mL/ampul
Container Size: 2 mL Pkg Amt: > 1 mL
Expiration Date: October 31, 2025 Storage: 10°C or colder
Handling: Sonicate prior to use. Ship: Ambient

Handwritten signature and date: 05/11/22

K004545
CLP 04.1 BNA SURR MIX
Solvent / Lot: AO175316
Prep: 5/11/2022 by JZ
Exp: 10/20/2025
Location:

Table with 7 columns: Elution Order, Compound, CAS #, Purity, Weight, Concentration, and Method. Contains 7 rows of data for various compounds like 2-Fluorophenol, Phenol-d6, 2-Chlorophenol-d4, 1,2-Dichlorobenzene-d4, Nitrobenzene-d5, 2-Fluorobiphenyl, and 2,4,6-Tribromophenol.

Certificate of Analysis

Produced by Phenova

6390 Joyce Drive STE 100, Golden, CO 80403 USA ■ Tel: 303-940-0033 ■ Fax: 303-940-0043 ■ info@phenova.com
Access your Safety Data Sheets and digital Certificates at www.phenova.com/documents.

Certified Reference Material

This product is certified in accordance with Phenova's ISO 17034 accreditation and supported by Phenova's ISO/IEC 17025 chemical testing accreditation

Catalog No.: AL0-101246

Lot Number: CL17953

Description: Benzoic Acid

Certification Date: January 31, 2022

Storage: 4 °C

Expiration Date: January 31, 2032

Provided As: 1 mL in 2 mL Ampoule in Methylene Chloride



Andrea Gill, Certified Reference Materials Manager

Component	CAS #	Certified Value µg/mL	Expanded Uncertainty
Benzoic acid	65-85-0	2000	± 2.714%

K004603

Benzoic Acid @2000ug/ml

Solvent / Lot: N/A

Prep: 5/13/2022 by JZ

Exp: 1/31/2032

Location: GC



Reference Material Producer
Certificate No. 2427.02



Phenova is an accredited ISO/IEC 17034 Reference Material
Producer and ISO/IEC 17025 accredited Chemical Testing Laboratory.



Chemical Testing Laboratory
Certificate No. 2427.03

Certificate of Analysis

Produced by Phenova

6390 Joyce Drive STE 100, Golden, CO 80403 USA ■ Tel: 303-940-0033 ■ Fax: 303-940-0043 ■ info@phenova.com
Access your Safety Data Sheets and digital Certificates at www.phenova.com/documents.

Certified Reference Material

This product is certified in accordance with Phenova's ISO 17034 accreditation and supported by Phenova's ISO/IEC 17025 chemical testing accreditation

Catalog No.: AL0-101244

Lot Number: CL17662

Description: Benzidines Standard

Certification Date: December 2, 2021

Storage: 4 °C

Expiration Date: November 30, 2031

Provided As: 1 mL in 2 mL Ampoule in Methylene Chloride

Andrea Gill

Andrea Gill, Certified Reference Materials Manager

Component	CAS #	Certified Value µg/mL	Expanded Uncertainty
Benzidine	92-87-5	2000	± 0.211%
3,3'-Dichlorobenzidine	91-94-1	2000	± 1.305%

K004604

Benzidines std @2000ug/ml
Solvent / Lot: Mecl2
Prep: 5/13/2022 by JZ
Exp: 11/30/2031
Location: GC

JZ 5/13/22



Reference Material Producer
Certificate No. 2427.02



Phenova is an accredited ISO/IEC 17034 Reference Material
Producer and ISO/IEC 17025 accredited Chemical Testing Laboratory.

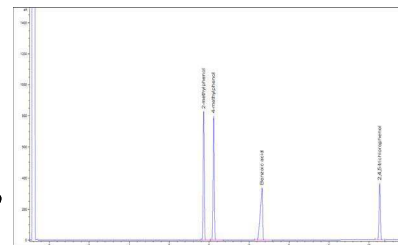


Chemical Testing Laboratory
Certificate No. 2427.03

Certificate of Analysis - Certified Reference Material

EPA TCL Hazardous Substances Mix 1

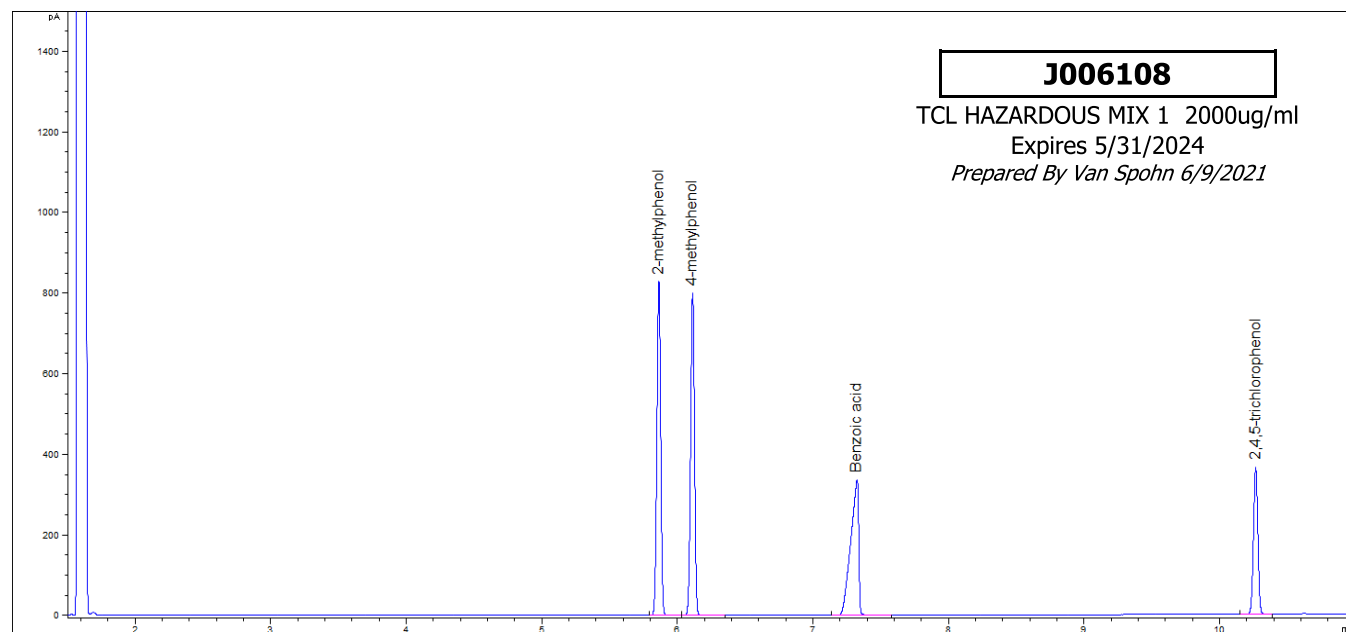
Product no.: 48907
Lot no.: LRAC9610
Expiry Date: May 2024
Manufacturing Date: May 2021
Storage: Refrigerate
Solvent/Matrix: DICHLOROMETHANE
Certificate version: LRAC9610.01 (Note: Certificates may be updated due to the availability of new data. Check our website at: www.sigma-aldrich.com for the most current version.)



Certified Values:

Analyte	Certified Value	Units	Raw Material Purity, %	Elution order	Raw Material Lot
2-METHYLPHENOL CAS# 95-48-7	2004 ± 9	µg/mL	99.0	1	G1735A
4-METHYLPHENOL CAS# 106-44-5	2004 ± 13	µg/mL	98.9	2	06921MG
BENZOIC ACID CAS# 65-85-0	2012 ± 6	µg/mL	99.9	3	LC16514
2,4,5-TRICHLOROPHENOL CAS# 95-95-4	2003 ± 6	µg/mL	99.9	4	JS00008

Informational Values:



Additional Information:

Analytical Method Parameters:
 Column: Equity-5, 30 m × 0.53 mm I.D., 1.5 µm film thickness (Column #98)
 Carrier Gas: H₂, Flow: 4.5 mL/min
 Inlet Temperature: 170 °C, Injection Volume: 1 µL
 Injection Mode: Split, Split Ratio: 20:1



Temperature Program: 80 °C @ 10 °C/min to 190 °C (Hold 5 min)
Detector: FID
Detector Temperature: 310 °C

Metrological traceability: Traceable to the SI and higher order standards from NIST through an unbroken chain of comparisons. The balance used to weigh raw materials is accurate to +/-0.0001 g and calibrated regularly using mass standards traceable to NIST. All dilutions were performed gravimetrically. Additionally, individual analytes are traceable to NIST SRMs where available and specified above.

Measurement method: Where applicable, the assigned value is based on a purity determination by mass balance and gravimetrically prepared value.

Intended use: Intended for R&D and Analytical Use only. Not for drug, household or other uses.

Packaging: 1 mL in amber ampule

Instructions for handling and correct use: Use on the as is basis. The internal pressure of the container may be slightly different from the atmospheric pressure at the user`s location. Open slowly and carefully to avoid dispersion of the material.

Health and safety information: All chemical reference materials should be considered potentially hazardous and should be used only by qualified laboratory personnel. Please refer to the Safety Data Sheet for detailed information about the nature of any hazard and appropriate precautions to be taken.

Accreditation: Sigma-Aldrich RTC is accredited by the US accreditation authority ANAB as a registered reference material producer AR-1470 in accordance with ISO 17034.

Certificate issue date: 20-May-2021



Handwritten signature of Andy Ommen in black ink.

Andy Ommen - QC Manager

Handwritten signature of Mark Pooler in black ink.

Mark Pooler - QA Supervisor

Details on metrological traceability: This standard has been gravimetrically prepared using balances that have been fully qualified and calibrated to ISO 17025 requirements. All calibrations utilize NIST traceable weights which are calibrated externally by a qualified ISO 17025 accredited calibration laboratory to NIST standards. Qualification of each balance includes the assignment of a minimum weighing by a qualified and ISO 17025 accredited calibration vendor taking into consideration the balance and installed environmental conditions to ensure compliance with USP tolerances of NMT 0.10% relative error. Fill volume to predetermined specifications is gravimetrically verified throughout the dispensing process using qualified and calibrated balances. Further traceability to a corresponding Primary Standard may be achieved through a direct comparison assay. Where a Primary Standard is available, the assay value will be included in the specified section of the COA.

Associated uncertainty: Ucrm - Uncertainty values in this document are expressed as Expanded Uncertainty (Ucrm) corresponding to the 95% confidence interval. Ucrm is derived from the combined standard uncertainty multiplied by the coverage factor k, which is obtained from a t-distribution and degrees of freedom. The components of combined standard uncertainty include the uncertainties due to characterization, homogeneity, long term stability, and short term stability (transport). The components due to stability are generally considered to be negligible unless otherwise indicated by stability studies. The mathematical representation of the Ucrm calculation is as follows:

$$u_{CRM} = \sqrt{u_{char}^2 + u_{homogeneity}^2 + u_{stability}^2}$$

Homogeneity assessment: Homogeneity was assessed in accordance with ISO Guide 35. Completed units were sampled using a random stratified sampling protocol. The results of chemical analysis were then compared by Single Factor Analysis of Variance (ANOVA). The uncertainty due to homogeneity was derived from the ANOVA. Heterogeneity was not detected under the conditions of the ANOVA.

Stability assessment:

Significance of the stability assessment will be demonstrated if the analytical result of the study and the range of values represented by the Expanded Uncertainty do not overlap the result of the original assay and the range of its values represented by the Expanded Uncertainty. The method employed will usually be the same method used to characterize the assay value in the initial

Certificate of analysis revision history:

Certificate version	Date	Reason for version
LRAC9610.01	20-May-2021	Original Release Date

Disclaimer: The purchaser is required to determine the suitability of this product for any particular application. Sigma-Aldrich RTC makes no warranty of any kind, express or implied, other than its products meet all quality control standards set by Sigma-Aldrich RTC. We do not guarantee that the product can be used for any particular application.

The vibrant M, Supelco, TraceCERT and Sigma-Aldrich are trademarks of Merck KGaA, Darmstadt, Germany or its affiliates. All other trademarks are the property of their respective owners. Detailed information on trademarks is available via publicly accessible resources. © 2018 Merck KGaA, Darmstadt, Germany and/or its affiliates. All Rights Reserved.


The life science business of Merck KGaA, Darmstadt, Germany
operates as MilliporeSigma in the US and Canada.



Certificate of Analysis - Certified Reference Material

EPA TCL Phenols Mix

Product no.: 48904
Lot no.: LRAD0139
Expiry Date: July 2024
Manufacturing Date: July 2021
Storage: REFRIGERATE
Solvent/Matrix: DICHLOROMETHANE
Certificate version: LRAD0139.01 (Note: Certificates may be updated due to the availability of new data. Check our website at: www.sigmaaldrich.com for the most current version.)



Certified Values:

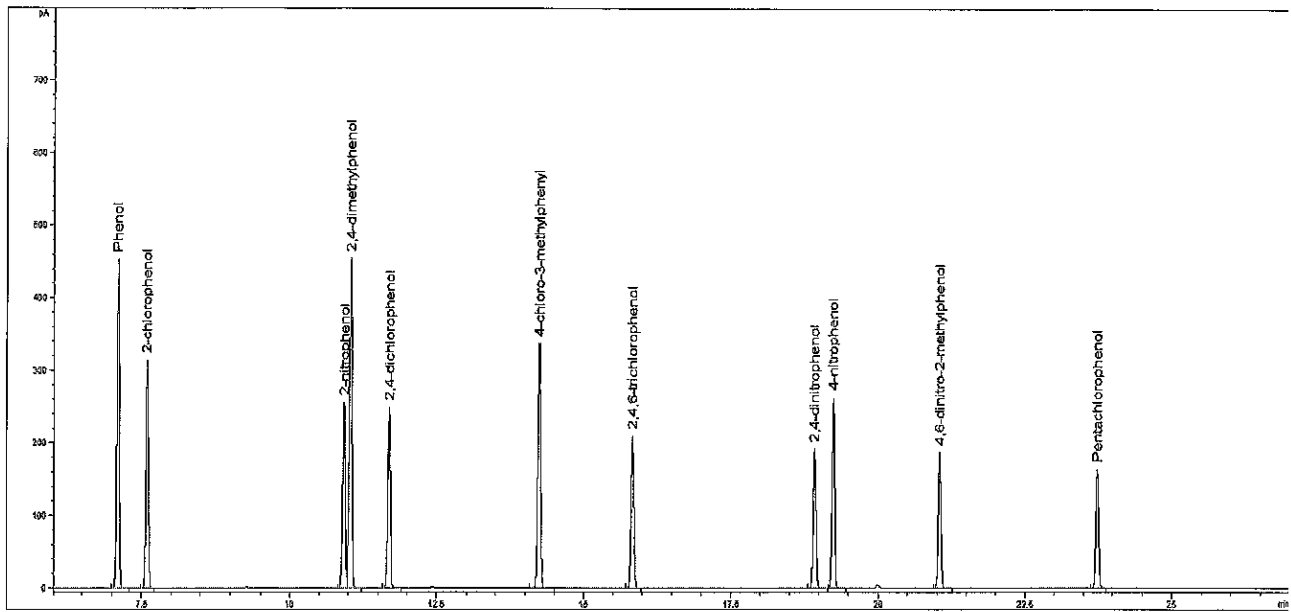
Analyte	Certified Value	Units	Raw Material Purity, %	Raw Material Lot
2-CHLOROPHENOL CAS# 95-57-8	2001 ± 25	µg/mL	99.9	STBG3033V
2-NITROPHENOL CAS# 88-75-5	1999 ± 18	µg/mL	99.3	15905BB
2,4-DIMETHYLPHENOL CAS# 105-67-9	2000 ± 14	µg/mL	99.2	05421CO
2,4-DICHLOROPHENOL CAS# 120-83-2	2000 ± 17	µg/mL	99.5	03221TN
4-CHLORO-3-METHYLPHENOL CAS# 59-50-7	2000 ± 5	µg/mL	99.9	JS00013
2,4,6-TRICHLOROPHENOL CAS# 88-06-2	2002 ± 5	µg/mL	99.5	04212PS
2,4-DINITROPHENOL CAS# 51-28-5	2000 ± 28	µg/mL	66.9	STBJ5751
4-NITROPHENOL CAS# 100-02-7	2000 ± 33	µg/mL	99.0	04628LT
2-METHYL-4,6-DINITROPHENOL CAS# 534-52-1	2000 ± 27	µg/mL	99.7	LC18338
PENTACHLOROPHENOL CAS# 87-86-5	1999 ± 25	µg/mL	97.9	MKCD2150

ASSAY Method

J013597

TCL Phenols Mix 2000ug/ml
 Solvent / Lot: LRAD0139
 Prep: 12/30/2021 by VS
 Exp: 7/31/2024
 Location:





METHOD: GC (Bellefonte Method)

Column: SPB-5, 30 m × 0.53 mm I.D., 1.5 µm film thickness

Carrier Gas: H₂ Flow Rate: 4.5 mL/min

Inlet Temperature: 200 °C Injection Volume: 1.0 µL

Injection Mode: 25:1

Temperature Program: 80 °C (Hold 2 min) @ 6 °C/min to 260 °C (Hold 5 min)

Detector: FID Temperature: 310 °C

Elution details:

EO	RT(MIN)	ANALYTE
1	7.095	Phenol
2	7.585	2-chlorophenol
3	10.925	2-nitrophenol
4	11.037	2,4-dimethylphenol
5	11.696	2,4-dichlorophenol
6	14.242	4-chloro-3-methylphenol
7	15.842	2,4,6-trichlorophenol
8	18.93	2,4-dinitrophenol
9	19.25	4-nitrophenol
10	21.05	4,6-dinitro-2-methylphenol
11	23.752	Pentachlorophenol

Metrological traceability: Traceable to the SI and higher order standards from NIST through an unbroken chain of comparisons. The balance used to weigh raw materials is accurate to +/-0.0001 g and calibrated regularly using mass standards traceable to NIST. All dilutions were performed gravimetrically. Additionally, individual analytes are traceable to NIST SRMs where available and specified above.

Measurement method: Where applicable, the assigned value is based on a purity determination by mass balance and gravimetrically prepared value.

Intended use: Intended for R&D and Analytical Use only. Not for drug, household or other uses.

Packaging: 1 mL in amber ampule

Instructions for handling and correct use: Use on the as is basis. The internal pressure of the container may be slightly different from the atmospheric pressure at the user`s location. Open slowly and carefully to avoid dispersion of the material.

Health and safety information: All chemical reference materials should be considered potentially hazardous and should be used only by qualified laboratory personnel. Please refer to the Safety Data Sheet for detailed information about the nature of any hazard and appropriate precautions to be taken.

Accreditation: Sigma-Aldrich RTC is accredited by the US accreditation authority ANAB as a registered reference material producer AR-1470 in accordance with ISO 17034.

Certificate issue date: 12-Jul-2021



Andy Ommen

Mark Pooler

Andy Ommen - QC Manager

Mark Pooler - QA Supervisor

Details on metrological traceability:

This standard has been gravimetrically prepared using balances that have been fully qualified and calibrated to ISO 17025 requirements. All calibrations utilize NIST traceable weights which are calibrated externally by a qualified ISO 17025 accredited calibration laboratory to NIST standards. Qualification of each balance includes the assignment of a minimum weighing by a qualified and ISO 17025 accredited calibration vendor taking into consideration the balance and installed environmental conditions to ensure compliance with USP tolerances of NMT 0.10% relative error. Fill volume to predetermined specifications is gravimetrically verified throughout the dispensing process using qualified and calibrated balances. Further traceability to a corresponding Primary Standard may be achieved through a direct comparison assay. Where a Primary Standard is available, the assay value will be included in the specified section of the COA.

Associated uncertainty:

Ucrm - Uncertainty values in this document are expressed as Expanded Uncertainty (Ucrm) corresponding to the 95% confidence interval. Ucrm is derived from the combined standard uncertainty multiplied by the coverage factor k, which is obtained from a t-distribution and degrees of freedom. The components of combined standard uncertainty include the uncertainties due to characterization, homogeneity, long term stability, and short term stability (transport). The components due to stability are generally considered to be negligible unless otherwise indicated by stability studies. The mathematical representation of the Ucrm calculation is as follows:

$$u_{CRM} = \sqrt{u_{char}^2 + u_{homogeneity}^2 + u_{stability}^2}$$

Homogeneity assessment:

Homogeneity was assessed in accordance with ISO Guide 35. Completed units were sampled using a random stratified sampling protocol. The results of chemical analysis were then compared by Single Factor Analysis of Variance (ANOVA). The uncertainty due to homogeneity was derived from the ANOVA. Heterogeneity was not detected under the conditions of the ANOVA.

Stability assessment:

Significance of the stability assessment will be demonstrated if the analytical result of the study and the range of values represented by the Expanded Uncertainty do not overlap the result of the original assay and the range of its values represented by the Expanded Uncertainty. The method employed will usually be the same method used to characterize the assay value in the initial

Certificate of analysis revision history:

Certificate version	Date	Reason for version
LRAD0139.01	12-Jul-2021	Original Release Date

Disclaimer: The purchaser is required to determine the suitability of this product for any particular application. Sigma-Aldrich RTC makes no warranty of any kind, express or implied, other than its products meet all quality control standards set by Sigma-Aldrich RTC. We do not guarantee that the product can be used for any particular application.

The vibrant M, Supelco, TraceCERT and Sigma-Aldrich are trademarks of Merck KGaA, Darmstadt, Germany or its affiliates. All other trademarks are the property of their respective owners. Detailed information on trademarks is available via publicly accessible resources. © 2018 Merck KGaA, Darmstadt, Germany and/or its affiliates. All Rights Reserved.

The life science business of Merck KGaA, Darmstadt, Germany operates as MilliporeSigma in the US and Canada.





110 Benner Circle
 Bellefonte, PA 16823-8812
 Tel: (800)356-1688
 Fax: (814)353-1309

www.restek.com

K007194
 CLP 04.1 BNA SURR MIX
 Solvent / Lot: A0187400
 Prep: 8/5/2022 by VS
 Exp: 4/30/2026
 Location:

IAL



Certificate of Analysis



FOR LABORATORY USE ONLY-READ SDS PRIOR TO USE.

This Reference Material is intended for Laboratory Use Only as a standard for the qualitative and/or quantitative determination of the analyte(s) listed.

Catalog No. : 31493 **Lot No.:** A0187400
Description : CLP 04.1 BNA Surrogate Mix
CLP 04.1 BNA Surrogate Mix 1000-1500 µg/mL, Methylene Chloride, 1mL/ampul
Container Size : 2 mL **Pkg Amt:** > 1 mL
Expiration Date : April 30, 2026 **Storage:** 10°C or colder
Handling: Sonicate prior to use. **Ship:** Ambient

CERTIFIED VALUES

Elution Order	Compound	Grav. Conc. (weight/volume)	Expanded Uncertainty (95% C.L., K=2)			
1	2-Fluorophenol	1,508.0 µg/mL	+/-	8.9571	µg/mL	Gravimetric
	CAS # 367-12-4 (Lot STBJ3299)		+/-	44.0466	µg/mL	Unstressed
	Purity 99%		+/-	53.4340	µg/mL	Stressed
2	Phenol-d6	1,510.0 µg/mL	+/-	8.9689	µg/mL	Gravimetric
	CAS # 13127-88-3 (Lot SL210831)		+/-	44.1050	µg/mL	Unstressed
	Purity 99%		+/-	53.5049	µg/mL	Stressed
3	2-Chlorophenol-d4	1,512.0 µg/mL	+/-	8.9808	µg/mL	Gravimetric
	CAS # 93951-73-6 (Lot PR-30568)		+/-	44.1635	µg/mL	Unstressed
	Purity 99%		+/-	53.5758	µg/mL	Stressed
4	1,2-Dichlorobenzene-d4	1,004.0 µg/mL	+/-	5.9635	µg/mL	Gravimetric
	CAS # 2199-69-1 (Lot PR-32597)		+/-	29.3255	µg/mL	Unstressed
	Purity 99%		+/-	35.5754	µg/mL	Stressed
5	Nitrobenzene-d5	1,004.0 µg/mL	+/-	5.9635	µg/mL	Gravimetric
	CAS # 4165-60-0 (Lot PR-29940A)		+/-	29.3255	µg/mL	Unstressed
	Purity 99%		+/-	35.5754	µg/mL	Stressed
6	2-Fluorobiphenyl	1,004.0 µg/mL	+/-	5.9635	µg/mL	Gravimetric
	CAS # 321-60-8 (Lot 00021384)		+/-	29.3255	µg/mL	Unstressed
	Purity 99%		+/-	35.5754	µg/mL	Stressed
7	2,4,6-Tribromophenol	1,502.0 µg/mL	+/-	8.9214	µg/mL	Gravimetric
	CAS # 118-79-6 (Lot MKCJ7664)		+/-	43.8714	µg/mL	Unstressed
	Purity 99%		+/-	53.2214	µg/mL	Stressed

8	p-Terphenyl-d14		1,002.0 µg/mL	+/- 5.9516	µg/mL	Gravimetric
	CAS # 1718-51-0	(Lot PR-30504)		+/- 29.2671	µg/mL	Unstressed
	Purity 99%			+/- 35.5046	µg/mL	Stressed

Solvent: Methylene chloride
CAS # 75-09-2
Purity 99%

Tech Tips:

Due to the limited solubility of p-terphenyl-d14 in methanol, we do not recommend that this mixture be diluted in methanol.

Column:
30m x 0.25mm x 0.25µm
Rtx-5 (cat.#10223)

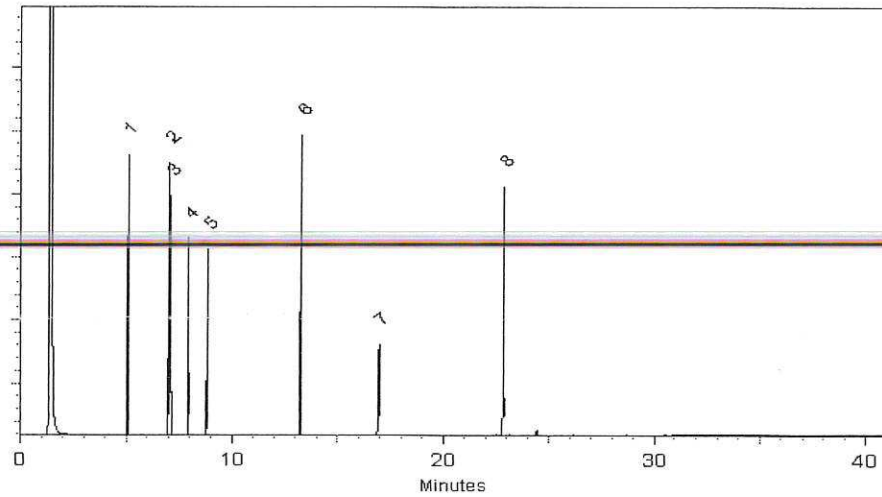
Carrier Gas:
hydrogen-constant pressure 10 psi.

Temp. Program:
40°C (hold 2 min.) to 330°C
@ 10°C/min. (hold 10 min.)

Inj. Temp:
250°C

Det. Temp:
330°C

Det. Type:
FID



This chromatogram represents a general set of testing conditions chosen for product acceptance. For optimal results in your lab, conditions should be adjusted for your specific instrument, method, and application.

Bryan Snyder
Bryan Snyder - Operations Tech I

Christie Mills
Christie Mills - Operations Tech II - ARM QC

Date Mixed: 17-Jul-2022 **Balance:** 1128353505

Date Passed: 21-Jul-2022

Manufactured under Restek's ISO 9001:2015
Registered Quality System
Certificate #FM 80397

General Certified Reference Material Notes

Expiration Notes:

- Expiration date valid for unopened ampul stored in compliance with the recommended conditions.
- Uncertainty, concentration, and expiration of the CRM are based on the unopened product being stored according to the recommended condition found in the storage field.

Purity Notes:

- Purity and/or chemical identity are determined by one or more of the following techniques: GC/FID, HPLC, GC/ μ ECD, GC/MS, LC/MS, RI, and/or melting point.
- Compounds with a listed purity of less than 99% have been weight corrected to compensate for impurities and/or salts. A correction factor is used to calculate the amount of compound necessary to achieve the desired concentration of the parent compound in solution.
- Purity of isomeric compounds is reported as the sum of the isomers.
- Purity values are rounded to the nearest whole number.

Certified Uncertainty Value Notes:

- The uncertainties are determined in accordance with ISO 17034 and Guide 35. The certified combined stressed uncertainty value (includes gravimetric uncertainty, homogeneity between-ampul uncertainty, storage stability uncertainty and shipping stability uncertainty and were combined using the following formula:

$$U_{combined\ stressed} = k \sqrt{U_{gravimetric}^2 + U_{homogeneity}^2 + U_{storage\ stability}^2 + U_{shipping\ stability}^2}$$

k is a coverage factor of 2, which gives a level of confidence of approximately 95%.

- It is important to note that the shipping stability uncertainty was obtained under temperature extremes for specific time intervals; therefore, the certified combined stressed uncertainty value should only be applied to the product if it was stored at non-standard temperature conditions up to and including 7 days. Contact Restek Technical Service at www.restek.com/Contact-Us for use recommendations if your shipment was in-transit for more than 7 days at non-standard temperature conditions.
- Apply the certified combined unstressed uncertainty value if the product was received under standard shipping conditions. Apply the certified combined stressed uncertainty value if the product was received under non-standard conditions as specified below.

Label Conditions	Standard Conditions	Non-Standard Conditions
25°C Nominal (Room Temperature)	< 60°C	≥ 60°C up to 7 days
10°C or colder (Refrigerate)	< 40°C	≥ 40°C up to 7 days
0°C or colder (Freezer) -20°C or colder (Deep Freezer)	< 25°C	≥ 25°C up to 7 days

- Separate (not combined) uncertainty values for gravimetric uncertainty are also displayed on the certificate, if needed, separate homogeneity between-ampul uncertainty, storage stability uncertainty and shipping stability uncertainty values are available by contacting Restek Technical Service at www.restek.com/Contact-Us.
- The packaged amount is the minimum sample size for which uncertainty is valid. The ampules are over-filled to ensure that the minimum packaged amount can be sufficiently transferred.

Manufacturing Notes:

- Concentration is based upon gravimetric preparation using either a balance whose calibration has been verified daily using NIST traceable weights, and/or dilutions with Class A glassware.

Handling Notes:

- Stability of the unopened product, when stored in compliance with the recommended conditions, is guaranteed through the expiration displayed on the product label and certificate. Contact Restek for additional opened product stability information, with the knowledge/understanding that open product stability is subject to the specific handling and environmental conditions to which the product is exposed. For your convenience Restek supplies deactivated vials with most standards packed in 2mL ampules. Larger volume deactivated vials are available through Restek as a custom ordered item. Additionally, Restek sells DMDCS for the purpose of glassware deactivation as catalog number 31861, which includes complete instructions.

Certificate of Analysis

Produced by Phenova

6390 Joyce Drive STE 100, Golden, CO 80403 USA ■ Tel: 303-940-0033 ■ Fax: 303-940-0043 ■ info@phenova.com
Access your Safety Data Sheets and digital Certificates at www.phenova.com/documents.

Certified Reference Material

This product is certified in accordance with Phenova's ISO 17034 accreditation and supported by Phenova's ISO/IEC 17025 chemical testing accreditation

Catalog No.: AL0-101444

Lot Number: CL18355

Description: 8270 Calibration Standard

Certification Date: July 25, 2022

Storage: -18 °C

Expiration Date: August 31, 2023

Provided As: 1 mL in 2 mL Ampoule in MeCl₂/Methanol (97:3)

K007995

SVOA-8270 LCS MIX 1000ug/ml

Solvent / Lot: N/A

Prep: 8/29/2022 by JZ

Exp: 8/31/2023

Location: FREEZER 44



Aaron Dukes, Certified Reference Materials Manager

Component	CAS #	Certified Value µg/mL	Expanded Uncertainty
Acenaphthene	83-32-9	1000	± 0.300%
Acenaphthylene	208-96-8	1000	± 0.225%
Anthracene	120-12-7	1000	± 6.858%
Azobenzene	103-33-3	1000	± 0.224%
Benzo(a)anthracene	56-55-3	1000	± 0.247%
Benzo(a)pyrene	50-32-8	1000	± 0.270%
Benzo(b)fluoranthene	205-99-2	1000	± 0.635%
Benzo(k)fluoranthene	207-08-9	1000	± 0.682%
Benzo(g,h,i)perylene	191-24-2	1000	± 0.272%
Benzyl alcohol	100-51-6	1000	± 0.231%
Benzyl butyl phthalate	85-68-7	1000	± 0.480%
bis(2-Chloroethoxy)methane	111-91-1	1000	± 0.479%
bis(2-Chloroethyl) ether	111-44-4	1000	± 0.479%
bis(2-Chloroisopropyl) ether	108-60-1	1000	± 0.550%
bis(2-Ethylhexyl) adipate	103-23-1	1000	± 0.479%
bis(2-Ethylhexyl) phthalate	117-81-7	1000	± 0.479%
4-Bromophenyl phenyl ether	101-55-3	1000	± 0.479%
Carbazole	86-74-8	1000	± 0.146%

Certificate of Analysis

Produced by Phenova

6390 Joyce Drive STE 100, Golden, CO 80403 USA ■ Tel: 303-940-0033 ■ Fax: 303-940-0043 ■ info@phenova.com
Access your Safety Data Sheets and digital Certificates at www.phenova.com/documents.

Certified Reference Material

This product is certified in accordance with Phenova's ISO 17034 accreditation and supported by Phenova's ISO/IEC 17025 chemical testing accreditation

Catalog No.: AL0-101444

Lot Number: CL18355

Description: 8270 Calibration Standard

Certification Date: July 25, 2022

Storage: -18 °C

Expiration Date: August 31, 2023

Provided As: 1 mL in 2 mL Ampoule in MeCl₂/Methanol (97:3)

Component	CAS #	Certified Value µg/mL	Expanded Uncertainty
4-Chloroaniline	106-47-8	1000	± 0.300%
4-Chloro-3-methylphenol	59-50-7	1000	± 0.545%
2-Chloronaphthalene	91-58-7	1000	± 0.224%
2-Chlorophenol	95-57-8	1000	± 0.507%
4-Chlorophenyl phenyl ether	7005-72-3	1000	± 0.479%
Chrysene	218-01-9	1000	± 0.145%
Dibenz(a,h)anthracene	53-70-3	1000	± 1.058%
Dibenzofuran	132-64-9	1000	± 0.302%
Di-n-butyl phthalate	84-74-2	1000	± 0.518%
1,2-Dichlorobenzene	95-50-1	1000	± 0.247%
1,3-Dichlorobenzene	541-73-1	1000	± 0.225%
1,4-Dichlorobenzene	106-46-7	1000	± 0.224%
2,4-Dichlorophenol	120-83-2	1000	± 0.545%
Diethyl phthalate	84-66-2	1000	± 0.518%
2,4-Dimethylphenol	105-67-9	1000	± 0.507%
Dimethyl phthalate	131-11-3	1000	± 0.518%
1,2-Dinitrobenzene	528-29-0	1000	± 0.361%
1,3-Dinitrobenzene	99-65-0	1000	± 0.300%
1,4-Dinitrobenzene	100-25-4	1000	± 0.242%
2,4-Dinitrophenol	51-28-5	1000	± 0.545%
2,4-Dinitrotoluene	121-14-2	1000	± 1.128%

Certificate of Analysis

Produced by Phenova

6390 Joyce Drive STE 100, Golden, CO 80403 USA ■ Tel: 303-940-0033 ■ Fax: 303-940-0043 ■ info@phenova.com

Access your Safety Data Sheets and digital Certificates at www.phenova.com/documents.

Certified Reference Material

This product is certified in accordance with Phenova's ISO 17034 accreditation and supported by Phenova's ISO/IEC 17025 chemical testing accreditation

Catalog No.: AL0-101444

Lot Number: CL18355

Description: 8270 Calibration Standard

Certification Date: July 25, 2022

Storage: -18 °C

Expiration Date: August 31, 2023

Provided As: 1 mL in 2 mL Ampoule in MeCl₂/Methanol (97:3)

Component	CAS #	Certified Value µg/mL	Expanded Uncertainty
2,6-Dinitrotoluene	606-20-2	1000	± 0.224%
Di-n-octyl phthalate	117-84-0	1000	± 0.486%
Fluoranthene	206-44-0	1000	± 0.224%
Fluorene	86-73-7	1000	± 0.224%
Hexachlorobenzene	118-74-1	1000	± 0.152%
Hexachlorobutadiene	87-68-3	1000	± 0.746%
Hexachlorocyclopentadiene	77-47-4	1000	± 0.153%
Hexachloroethane	67-72-1	1000	± 0.300%
Indeno(1,2,3-cd)pyrene	193-39-5	1000	± 0.883%
Isophorone	78-59-1	1000	± 0.145%
2-Methyl-4,6-dinitrophenol	534-52-1	1000	± 0.508%
1-Methylnaphthalene	90-12-0	1000	± 0.479%
2-Methylnaphthalene	91-57-6	1000	± 0.487%
2-Methylphenol	95-48-7	1000	± 0.545%
3-Methylphenol	108-39-4	500	± 0.279%
4-Methylphenol	106-44-5	500	± 0.399%
Naphthalene	91-20-3	1000	± 0.226%
2-Nitroaniline	88-74-4	1000	± 0.224%
3-Nitroaniline	99-09-2	1000	± 0.235%
4-Nitroaniline	100-01-6	1000	± 0.300%
Nitrobenzene	98-95-3	1000	± 0.300%



Reference Material Producer
Certificate No. 2427.02



Phenova is an accredited ISO/IEC 17034 Reference Material
Producer and ISO/IEC 17025 accredited Chemical Testing Laboratory.



Chemical Testing Laboratory
Certificate No. 2427.03

Certificate of Analysis

Produced by Phenova

6390 Joyce Drive STE 100, Golden, CO 80403 USA ■ Tel: 303-940-0033 ■ Fax: 303-940-0043 ■ info@phenova.com
Access your Safety Data Sheets and digital Certificates at www.phenova.com/documents.

Certified Reference Material

This product is certified in accordance with Phenova's ISO 17034 accreditation and supported by Phenova's ISO/IEC 17025 chemical testing accreditation

Catalog No.: AL0-101444 **Lot Number:** CL18355
Description: 8270 Calibration Standard **Certification Date:** July 25, 2022
Storage: -18 °C **Expiration Date:** August 31, 2023
Provided As: 1 mL in 2 mL Ampoule in MeCl₂/Methanol (97:3)

Component	CAS #	Certified Value µg/mL	Expanded Uncertainty
2-Nitrophenol	88-75-5	1000	± 0.514%
4-Nitrophenol	100-02-7	1000	± 0.519%
N-Nitrosodimethylamine	62-75-9	1000	± 0.503%
N-Nitrosodiphenylamine	86-30-6	1000	± 0.476%
N-Nitrosodi-n-propylamine	621-64-7	1000	± 0.461%
Pentachlorophenol	87-86-5	1000	± 0.202%
Phenanthrene	85-01-8	1000	± 0.145%
Phenol	108-95-2	1000	± 0.545%
Pyrene	129-00-0	1000	± 0.147%
Pyridine	110-86-1	1000	± 0.503%
2,3,4,6-Tetrachlorophenol	58-90-2	1000	± 0.247%
2,3,5,6-Tetrachlorophenol	935-95-5	1000	± 0.247%
1,2,4-Trichlorobenzene	120-82-1	1000	± 0.224%
2,4,5-Trichlorophenol	95-95-4	1000	± 0.507%
2,4,6-Trichlorophenol	88-06-2	1000	± 0.509%

Notes: The proper chemical name for Bis(2-Chloroisopropyl) ether is 2,2'-oxybis(1-chloropropane). The analytical uncertainty contribution to the expanded uncertainty for 3 and 4-Methylphenol is measured as the total of the two analytes. N-Nitrosodiphenylamine presents as Diphenylamine at 854 µg/mL.

Certificate of Analysis

Produced by Phenova

6390 Joyce Drive STE 100, Golden, CO 80403 USA ■ Tel: 303-940-0033 ■ Fax: 303-940-0043 ■ info@phenova.com

Access your Safety Data Sheets and digital Certificates at www.phenova.com/documents.

1. Quality Document: This Certificate of Analysis has been created in accordance with ISO Guide 31¹ and ISO Guide 35.²
2. Quality Standards: Phenova is accredited by A2LA to ISO 17034³ and ISO/IEC 17025⁴ as a producer of Certified Reference Materials and Reference Materials. This ensures that our manufacturing processes have been accredited to and meet strict international standards.
3. Intended Use: The product is manufactured for use in calibration, calibration verification, quantification, identification and other appropriate analytical control applications. The product is intended for routine laboratory analysis and research purposes only. Only trained personnel should handle this product.
4. Handling and Usage Notes: Store according to recommended conditions listed and avoid prolonged exposure to light. Visually inspect the solution inside the ampoule for any un-dissolved material. If particulate is visible, sonicate the unopened ampoule until material is fully dissolved. Dilute as required, use only class A glassware and diluents compatible with all analytes in the mixture. Considerations should be made related to repeated use of the opened product. Once opened, exposure to light, air, heat, objects, and additional transfer vessels may cause evaporation, degradation or contamination resulting in changes in concentration, uncertainty and stability duration. Store opened standards in a clean, tightly capped vessel under the recommended temperature. Appropriate controls, such as the use of additional verification standards should be used to confirm the opened product is fit for purpose under repeated use conditions.
5. Hazardous Situation: The product is intended for use by experienced professional personnel. A Safety Data Sheet (SDS) is available at www.phenova.com/documents.
6. Level of Homogeneity: The product has been certified to guarantee the certified values and their uncertainties at a volume of 2 µL.
7. Certified Value: Certified Value is based upon gravimetric and volumetric preparation using calibrated balances and Class A glassware.
8. Raw Materials and Purity: Phenova reference standard products are prepared from the highest quality starting materials. The purity of this material was verified using an ISO/IEC 17025 methodology.
9. Expanded Uncertainty: The expanded uncertainty (uCRM) as stated is determined in accordance with ISO/IEC Guide 98⁵ and ISO Guide 35 incorporating Type A standard uncertainty at a 95% confidence level. The uncertainty contains elements of manufacturing (uM), homogeneity analysis (uH) and long-term stability testing (uLTS). The uncertainty is calculated based on the root-sum-of-squares equation times a coverage factor (k=2).

$$u_{CRM} = \sqrt{u_M^2 + u_H^2 + u_{LTS}^2}$$

Transport conditions (short-term stability) have been tested such that there is no contribution to the uncertainty reported. The expanded uncertainty applies to the product as received.

10. Metrological Traceability: The property value (certified value and its uncertainty) are traceable through an unbroken chain of calibration to the SI base unit kg through a NIST traceable weight in accordance with ISO 17034. This is achieved through calibration of balances, verification of weights, use of national methodology for glassware calibration and product homogeneity and stability testing utilizing an ISO/IEC 17025 methodology.
11. Values Obtained During Product Testing: This product is subjected to verification, homogeneity and stability testing using an ISO/IEC 17025 chromatographic methodology. All values obtained during testing meet criteria in accordance with ISO 17034.
12. Period of Validity: The Certified Values, Uncertainties and Expiration Date are based on the unopened product being stored according to the recommended storage condition listed and are guaranteed until the expiration date. This product will be monitored during the period of validity and customers notified of any significant changes in stability.

References:

- ¹ ISO Guide 31 – Reference Materials – Contents of Certificates and Labels.
- ² ISO Guide 35 – Reference Material – General and Statistical Principles for Certification.
- ³ ISO 17034 – General Requirements for the Competence of Reference Material Producers.
- ⁴ ISO/IEC 17025 – General Requirements for the Competence of Testing and Calibration Laboratories.
- ⁵ ISO/IEC Guide 98-3:2008(E) – Uncertainty of Measurement – Part 3: Guide to Expression of Uncertainty in Measurement (GUM: 1995)



Reference Material Producer
Certificate No. 2427.02



Phenova is an accredited ISO/IEC 17034 Reference Material
Producer and ISO/IEC 17025 accredited Chemical Testing Laboratory.



Chemical Testing Laboratory
Certificate No. 2427.03

Certificate of Composition - Analytical Standard

BASE STOCK

Product no.: 22523051
Lot no.: LRAD2751
Expiry Date: June 2024
Manufacturing Date: June 2022
Storage: REFRIGERATE
Solvent/Matrix: DICHLOROMETHANE
Certificate version: LRAD2751.01 (Note: Certificates may be updated due to the availability of new data. Check our website at: www.sigma-aldrich.com for the most current version.)

Analyte	Assigned Value	Units	Raw Material Purity, %	Raw Material Lot
3,3'-DICHLOROBENZIDINE, 100MG, NEAT CAS# 91-94-1	799	µg/mL	99.8	LRAD2376
2,4-DINITROTOLUENE CAS# 121-14-2	801	µg/mL	97.8	LB46632
2,6-DINITROTOLUENE CAS# 606-20-2	800	µg/mL	99.2	11231AN
HEXACHLOROCYCLOPENTADIENE CAS# 77-47-4	800	µg/mL	96.0	LB95525
N-NITROSODIMETHYLAMINE CAS# 62-75-9	800	µg/mL	95.0	2019-030598 5
PERYLENE CAS# 198-55-0	200	µg/mL	99.6	04101PG
ANILINE CAS# 62-53-3	800	µg/mL	99.9	LA41596
4-CHLOROANILINE CAS# 106-47-8	800	µg/mL	100.0	MKBZ6909V
2-NITROANILINE CAS# 88-74-4	799	µg/mL	99.9	07411KN
3-NITROANILINE CAS# 99-09-2	800	µg/mL	99.9	LC09264
4-NITROANILINE CAS# 100-01-6	800	µg/mL	99.9	15609AA
PYRIDINE (LOW WATER) CAS# 110-86-1	800	µg/mL	100.0	SHBJ9218

Measurement method: Where applicable, the assigned value is based on a purity determination by mass balance and gravimetrically prepared value.

Intended use: Intended for R&D and Analytical Use only. Not for drug, household or other uses.

Packaging: 1 mL in amber ampule

Instructions for handling and correct use: Use on the as is basis. The internal pressure of the container may be slightly different from the atmospheric pressure at the user's location. Open slowly and carefully to avoid dispersion of the material.



Health and safety information:

All chemical reference materials should be considered potentially hazardous and should be used only by qualified laboratory personnel. Please refer to the Safety Data Sheet for detailed information about the nature of any hazard and appropriate precautions to be taken.

Certificate issue date:

03 JUN 2022



Andy Ommen - QC Manager



Scott Stetler - QA Manager

Certificate of analysis revision history:

Certificate version	Date	Reason for version
LRAD2751.01	03 JUN 2022	Original Release Date

Disclaimer: The purchaser is required to determine the suitability of this product for any particular application. Sigma-Aldrich RTC makes no warranty of any kind, express or implied, other than its products meet all quality control standards set by Sigma-Aldrich RTC. We do not guarantee that the product can be used for any particular application.

The vibrant M, Supelco, TraceCERT and Sigma-Aldrich are trademarks of Merck KGaA, Darmstadt, Germany or its affiliates. All other trademarks are the property of their respective owners. Detailed information on trademarks is available via publicly accessible resources. © 2018 Merck KGaA, Darmstadt, Germany and/or its affiliates. All Rights Reserved.

The life science business of Merck KGaA, Darmstadt, Germany operates as MilliporeSigma in the US and Canada.



Certificate of Composition - Analytical Standard

ACID STOCK

Product no.: 22523046
Lot no.: LRAD2750
Expiry Date: June 2024
Manufacturing Date: June 2022
Storage: REFRIGERATE
Solvent/Matrix: DICHLOROMETHANE
Certificate version: LRAD2750.01 (Note: Certificates may be updated due to the availability of new data. Check our website at: www.sigma-aldrich.com for the most current version.)

Analyte	Assigned Value	Units	Raw Material Purity, %	Raw Material Lot
2,4-DIMETHYLPHENOL CAS# 105-67-9	800	µg/mL	99.9	LB88935
2,4-DICHLOROPHENOL CAS# 120-83-2	800	µg/mL	100.0	BCBZ6787
2,4,5-TRICHLOROPHENOL CAS# 95-95-4	801	µg/mL	99.9	JS00008
2,4-DINITROPHENOL CAS# 51-28-5	1799	µg/mL	66.9	STBJ5751
2,4,6-TRICHLOROPHENOL CAS# 88-06-2	800	µg/mL	98.7	LB82983
4-CHLORO-3-METHYLPHENOL CAS# 59-50-7	800	µg/mL	100.0	BCCD4461
4-NITROPHENOL CAS# 100-02-7	800	µg/mL	100.0	MKCN1089
2-METHYL-4,6-DINITROPHENOL CAS# 534-52-1	1800	µg/mL	100.0	BCBX5762
PENTACHLOROPHENOL CAS# 87-86-5	800	µg/mL	99.0	23614-01
BENZOIC ACID CAS# 65-85-0	1800	µg/mL	99.9	LC16514

Measurement method: Where applicable, the assigned value is based on a purity determination by mass balance and gravimetrically prepared value.

Intended use: Intended for R&D and Analytical Use only. Not for drug, household or other uses.

Packaging: 1 mL in amber ampule

Instructions for handling and correct use: Use on the as is basis. The internal pressure of the container may be slightly different from the atmospheric pressure at the user's location. Open slowly and carefully to avoid dispersion of the material.

Health and safety information: All chemical reference materials should be considered potentially hazardous and should be used only by qualified laboratory personnel. Please refer to the Safety Data Sheet for detailed information about the nature of any hazard and appropriate precautions to be taken.



Certificate issue date: 03 JUN 2022



Andy Ommen - QC Manager



Scott Stetler - QA Manager

Certificate of analysis revision history:

Certificate version	Date	Reason for version
LRAD2750.01	03 JUN 2022	Original Release Date

Disclaimer: The purchaser is required to determine the suitability of this product for any particular application. Sigma-Aldrich RTC makes no warranty of any kind, express or implied, other than its products meet all quality control standards set by Sigma-Aldrich RTC. We do not guarantee that the product can be used for any particular application.

The vibrant M, Supelco, TraceCERT and Sigma-Aldrich are trademarks of Merck KGaA, Darmstadt, Germany or its affiliates. All other trademarks are the property of their respective owners. Detailed information on trademarks is available via publicly accessible resources. © 2018 Merck KGaA, Darmstadt, Germany and/or its affiliates. All Rights Reserved.

The life science business of Merck KGaA, Darmstadt, Germany operates as MilliporeSigma in the US and Canada.



Certificate of Analysis

Produced by Phenova

6390 Joyce Drive STE 100, Golden, CO 80403 USA ■ Tel: 303-940-0033 ■ Fax: 303-940-0043 ■ info@phenova.com
Access your Safety Data Sheets and digital Certificates at www.phenova.com/documents.

Certified Reference Material

This product is certified in accordance with Phenova's ISO 17034 accreditation and supported by Phenova's ISO/IEC 17025 chemical testing accreditation

Catalog No.: AL0-101244

Lot Number: CL18939

Description: Benzidines Standard

Certification Date: September 7, 2022

Storage: 4 °C

Expiration Date: August 31, 2032

Provided As: 1 mL in 2 mL Ampoule in Methylene Chloride



Aaron Dukes, Certified Reference Materials Manager

Component	CAS #	Certified Value µg/mL	Expanded Uncertainty
Benzidine	92-87-5	2000	± 3.812%
3,3'-Dichlorobenzidine	91-94-1	2000	± 1.419%

L001288

Benzidines std @2000ug/ml
Solvent / Lot: CL18939
Prep: 2/7/2023 by VS
Exp: 8/31/2032
Location: GC



Reference Material Producer
Certificate No. 2427.02



Phenova is an accredited ISO/IEC 17034 Reference Material
Producer and ISO/IEC 17025 accredited Chemical Testing Laboratory.



Chemical Testing Laboratory
Certificate No. 2427.03

Certificate of Analysis

Produced by Phenova

6390 Joyce Drive STE 100, Golden, CO 80403 USA ■ Tel: 303-940-0033 ■ Fax: 303-940-0043 ■ info@phenova.com
Access your Safety Data Sheets and digital Certificates at www.phenova.com/documents.

Certified Reference Material

This product is certified in accordance with Phenova's ISO 17034 accreditation and supported by Phenova's ISO/IEC 17025 chemical testing accreditation

Catalog No.: AL0-101443

Lot Number: CL18741

Description: Aniline

Certification Date: July 21, 2022

Storage: 4 °C

Expiration Date: July 31, 2030

Provided As: 1 mL in 2 mL Ampoule in Methylene Chloride



Aaron Duker, Certified Reference Materials Manager

Component	CAS #	Certified Value µg/mL	Expanded Uncertainty
Aniline	62-53-3	1000	± 1.719%

L001290

Aniline-1000ug/mL
Solvent / Lot: CL18741
Prep: 2/7/2023 by VS
Exp: 7/31/2030
Location: GC



Reference Material Producer
Certificate No. 2427.02



Phenova is an accredited ISO/IEC 17034 Reference Material
Producer and ISO/IEC 17025 accredited Chemical Testing Laboratory.



Chemical Testing Laboratory
Certificate No. 2427.03

Certificate of Analysis

Produced by Phenova

6390 Joyce Drive STE 100, Golden, CO 80403 USA ■ Tel: 303-940-0033 ■ Fax: 303-940-0043 ■ info@phenova.com
Access your Safety Data Sheets and digital Certificates at www.phenova.com/documents.

Certified Reference Material

This product is certified in accordance with Phenova's ISO 17034 accreditation and supported by Phenova's ISO/IEC 17025 chemical testing accreditation

Catalog No.: AL0-101444

Lot Number: CL18811

Description: 8270 Calibration Standard

Certification Date: August 9, 2022

Storage: -18 °C

Expiration Date: November 30, 2023

Provided As: 1 mL in 2 mL Ampoule in MeCl₂/Methanol (97:3)



Aaron Duker, Certified Reference Materials Manager

L001291

SVOA-8270 LCS MIX 1000ug/ml

Solvent / Lot: CL18811

Prep: 2/7/2023 by VS

Exp: 11/30/2023

Location: FREEZER 44

Component	CAS #	µg/mL	Expanded Uncertainty
Acenaphthene	83-32-9	1000	± 1.643%
Acenaphthylene	208-96-8	1000	± 1.317%
Anthracene	120-12-7	1000	± 2.136%
Azobenzene	103-33-3	1000	± 1.630%
Benzo(a)anthracene	56-55-3	1000	± 2.372%
Benzo(a)pyrene	50-32-8	1000	± 3.028%
Benzo(b)fluoranthene	205-99-2	1000	± 2.377%
Benzo(k)fluoranthene	207-08-9	1000	± 2.286%
Benzo(g,h,i)perylene	191-24-2	1000	± 2.561%
Benzyl alcohol	100-51-6	1000	± 1.803%
Benzyl butyl phthalate	85-68-7	1000	± 1.855%
bis(2-Chloroethoxy)methane	111-91-1	1000	± 1.626%
bis(2-Chloroethyl) ether	111-44-4	1000	± 1.776%
bis(2-Chloroisopropyl) ether	108-60-1	1000	± 2.406%
bis(2-Ethylhexyl) adipate	103-23-1	1000	± 2.415%
bis(2-Ethylhexyl) phthalate	117-81-7	1000	± 2.350%
4-Bromophenyl phenyl ether	101-55-3	1000	± 1.708%
Carbazole	86-74-8	1000	± 1.844%



Reference Material Producer
Certificate No. 2427.02



Phenova is an accredited ISO/IEC 17034 Reference Material
Producer and ISO/IEC 17025 accredited Chemical Testing Laboratory.



Chemical Testing Laboratory
Certificate No. 2427.03

Certificate of Analysis

Produced by Phenova

6390 Joyce Drive STE 100, Golden, CO 80403 USA ■ Tel: 303-940-0033 ■ Fax: 303-940-0043 ■ info@phenova.com
Access your Safety Data Sheets and digital Certificates at www.phenova.com/documents.

Certified Reference Material

This product is certified in accordance with Phenova's ISO 17034 accreditation and supported by Phenova's ISO/IEC 17025 chemical testing accreditation

Catalog No.: AL0-101444

Lot Number: CL18811

Description: 8270 Calibration Standard

Certification Date: August 9, 2022

Storage: -18 °C

Expiration Date: November 30, 2023

Provided As: 1 mL in 2 mL Ampoule in MeCl₂/Methanol (97:3)

Component	CAS #	Certified Value µg/mL	Expanded Uncertainty
4-Chloroaniline	106-47-8	1000	± 2.831%
4-Chloro-3-methylphenol	59-50-7	1000	± 1.571%
2-Chloronaphthalene	91-58-7	1000	± 2.022%
2-Chlorophenol	95-57-8	1000	± 2.001%
4-Chlorophenyl phenyl ether	7005-72-3	1000	± 1.634%
Chrysene	218-01-9	1000	± 2.358%
Dibenz(a,h)anthracene	53-70-3	1000	± 2.452%
Dibenzofuran	132-64-9	1000	± 0.310%
Di-n-butyl phthalate	84-74-2	1000	± 2.347%
1,2-Dichlorobenzene	95-50-1	1000	± 1.803%
1,3-Dichlorobenzene	541-73-1	1000	± 1.808%
1,4-Dichlorobenzene	106-46-7	1000	± 1.503%
2,4-Dichlorophenol	120-83-2	1000	± 1.393%
Diethyl phthalate	84-66-2	1000	± 1.870%
2,4-Dimethylphenol	105-67-9	1000	± 2.495%
Dimethyl phthalate	131-11-3	1000	± 2.113%
1,2-Dinitrobenzene	528-29-0	1000	± 0.240%
1,3-Dinitrobenzene	99-65-0	1000	± 1.221%
1,4-Dinitrobenzene	100-25-4	1000	± 0.246%
2,4-Dinitrophenol	51-28-5	1000	± 0.519%
2,4-Dinitrotoluene	121-14-2	1000	± 2.242%



Reference Material Producer
Certificate No. 2427.02



Phenova is an accredited ISO/IEC 17034 Reference Material
Producer and ISO/IEC 17025 accredited Chemical Testing Laboratory.



Chemical Testing Laboratory
Certificate No. 2427.03

Certificate of Analysis

Produced by Phenova

6390 Joyce Drive STE 100, Golden, CO 80403 USA ■ Tel: 303-940-0033 ■ Fax: 303-940-0043 ■ info@phenova.com
Access your Safety Data Sheets and digital Certificates at www.phenova.com/documents.

Certified Reference Material

This product is certified in accordance with Phenova's ISO 17034 accreditation and supported by Phenova's ISO/IEC 17025 chemical testing accreditation

Catalog No.: AL0-101444 **Lot Number:** CL18811
Description: 8270 Calibration Standard **Certification Date:** August 9, 2022
Storage: -18 °C **Expiration Date:** November 30, 2023
Provided As: 1 mL in 2 mL Ampoule in MeCl₂/Methanol (97:3)

Component	CAS #	Certified Value µg/mL	Expanded Uncertainty
2,6-Dinitrotoluene	606-20-2	1000	± 2.154%
Di-n-octyl phthalate	117-84-0	1000	± 2.670%
Fluoranthene	206-44-0	1000	± 2.103%
Fluorene	86-73-7	1000	± 0.890%
Hexachlorobenzene	118-74-1	1000	± 1.210%
Hexachlorobutadiene	87-68-3	1000	± 1.304%
Hexachlorocyclopentadiene	77-47-4	1000	± 1.510%
Hexachloroethane	67-72-1	1000	± 3.281%
Indeno(1,2,3-cd)pyrene	193-39-5	1000	± 1.921%
Isophorone	78-59-1	1000	± 2.022%
2-Methyl-4,6-dinitrophenol	534-52-1	1000	± 1.661%
1-Methylnaphthalene	90-12-0	1000	± 1.929%
2-Methylnaphthalene	91-57-6	1000	± 2.220%
2-Methylphenol	95-48-7	1000	± 2.168%
3-Methylphenol	108-39-4	500	± 1.025%
4-Methylphenol	106-44-5	500	± 1.064%
Naphthalene	91-20-3	1000	± 1.199%
2-Nitroaniline	88-74-4	1000	± 1.874%
3-Nitroaniline	99-09-2	1000	± 2.146%
4-Nitroaniline	100-01-6	1000	± 0.300%
Nitrobenzene	98-95-3	1000	± 1.704%



Reference Material Producer
Certificate No. 2427.02



Phenova is an accredited ISO/IEC 17034 Reference Material
Producer and ISO/IEC 17025 accredited Chemical Testing Laboratory.



Chemical Testing Laboratory
Certificate No. 2427.03

Certificate of Analysis

Produced by Phenova

6390 Joyce Drive STE 100, Golden, CO 80403 USA ■ Tel: 303-940-0033 ■ Fax: 303-940-0043 ■ info@phenova.com
Access your Safety Data Sheets and digital Certificates at www.phenova.com/documents.

Certified Reference Material

This product is certified in accordance with Phenova's ISO 17034 accreditation and supported by Phenova's ISO/IEC 17025 chemical testing accreditation

Catalog No.: AL0-101444 **Lot Number:** CL18811
Description: 8270 Calibration Standard **Certification Date:** August 9, 2022
Storage: -18 °C **Expiration Date:** November 30, 2023
Provided As: 1 mL in 2 mL Ampoule in MeCl₂/Methanol (97:3)

Component	CAS #	Certified Value µg/mL	Expanded Uncertainty
2-Nitrophenol	88-75-5	1000	± 2.051%
4-Nitrophenol	100-02-7	1000	± 1.413%
N-Nitrosodimethylamine	62-75-9	1000	± 0.545%
N-Nitrosodiphenylamine	86-30-6	1000	± 1.669%
N-Nitrosodi-n-propylamine	621-64-7	1000	± 0.712%
Pentachlorophenol	87-86-5	1000	± 2.454%
Phenanthrene	85-01-8	1000	± 2.072%
Phenol	108-95-2	1000	± 2.140%
Pyrene	129-00-0	1000	± 1.869%
Pyridine	110-86-1	1000	± 0.545%
2,3,4,6-Tetrachlorophenol	58-90-2	1000	± 2.552%
2,3,5,6-Tetrachlorophenol	935-95-5	1000	± 2.220%
1,2,4-Trichlorobenzene	120-82-1	1000	± 1.632%
2,4,5-Trichlorophenol	95-95-4	1000	± 1.596%
2,4,6-Trichlorophenol	88-06-2	1000	± 0.481%

Notes: The proper chemical name for Bis(2-Chloroisopropyl) ether is 2,2'-oxybis(1-chloropropane). The analytical uncertainty contribution to the expanded uncertainty for 3 and 4-Methylphenol is measured as the total of the two analytes. N-Nitrosodiphenylamine presents as Diphenylamine at 854 µg/mL.



Reference Material Producer
Certificate No. 2427.02



Phenova is an accredited ISO/IEC 17034 Reference Material
Producer and ISO/IEC 17025 accredited Chemical Testing Laboratory.



Chemical Testing Laboratory
Certificate No. 2427.03

Certificate of Analysis

Produced by Phenova

6390 Joyce Drive STE 100, Golden, CO 80403 USA ■ Tel: 303-940-0033 ■ Fax: 303-940-0043 ■ info@phenova.com
Access your Safety Data Sheets and digital Certificates at www.phenova.com/documents.

1. **Quality Document:** This Certificate of Analysis has been created in accordance with ISO Guide 31¹ and ISO Guide 35.²
2. **Quality Standards:** Phenova is accredited by A2LA to ISO 17034³ and ISO/IEC 17025⁴ as a producer of Certified Reference Materials and Reference Materials. This ensures that our manufacturing processes have been accredited to and meet strict international standards.
3. **Intended Use:** The product is manufactured for use in calibration, calibration verification, quantification, identification and other appropriate analytical control applications. The product is intended for routine laboratory analysis and research purposes only. Only trained personnel should handle this product.
4. **Handling and Usage Notes:** Store according to recommended conditions listed and avoid prolonged exposure to light. Visually inspect the solution inside the ampoule for any un-dissolved material. If particulate is visible, sonicate the unopened ampoule until material is fully dissolved. Dilute as required, use only class A glassware and diluents compatible with all analytes in the mixture. Considerations should be made related to repeated use of the opened product. Once opened, exposure to light, air, heat, objects, and additional transfer vessels may cause evaporation, degradation or contamination resulting in changes in concentration, uncertainty and stability duration. Store opened standards in a clean, tightly capped vessel under the recommended temperature. Appropriate controls, such as the use of additional verification standards should be used to confirm the opened product is fit for purpose under repeated use conditions.
5. **Hazardous Situation:** The product is intended for use by experienced professional personnel. A Safety Data Sheet (SDS) is available at www.phenova.com/documents.
6. **Level of Homogeneity:** The product has been certified to guarantee the certified values and their uncertainties at a volume of 2 µL.
7. **Certified Value:** Certified Value is based upon gravimetric and volumetric preparation using calibrated balances and Class A glassware.
8. **Raw Materials and Purity:** Phenova reference standard products are prepared from the highest quality starting materials. The purity of this material was verified using an ISO/IEC 17025 methodology.
9. **Expanded Uncertainty:** The expanded uncertainty (uCRM) as stated is determined in accordance with ISO/IEC Guide 98⁵ and ISO Guide 35 incorporating Type A standard uncertainty at a 95% confidence level. The uncertainty contains elements of manufacturing (uM), homogeneity analysis (uH) and long-term stability testing (uLTS). The uncertainty is calculated based on the root-sum-of-squares equation times a coverage factor (k=2).

$$uCRM = k\sqrt{uM^2 + uH^2 + uLTS^2}$$

Transport conditions (short-term stability) have been tested such that there is no contribution to the uncertainty reported. The expanded uncertainty applies to the product as received.

10. **Metrological Traceability:** The property value (certified value and its uncertainty) are traceable through an unbroken chain of calibration to the SI base unit kg through a NIST traceable weight in accordance with ISO 17034. This is achieved through calibration of balances, verification of weights, use of national methodology for glassware calibration and product homogeneity and stability testing utilizing an ISO/IEC 17025 methodology.
11. **Values Obtained During Product Testing:** This product is subjected to verification, homogeneity and stability testing using an ISO/IEC 17025 chromatographic methodology. All values obtained during testing meet criteria in accordance with ISO 17034.
12. **Period of Validity:** The Certified Values, Uncertainties and Expiration Date are based on the unopened product being stored according to the recommended storage condition listed and are guaranteed until the expiration date. This product will be monitored during the period of validity and customers notified of any significant changes in stability.

References:

- ¹ ISO Guide 31 – Reference Materials – Contents of Certificates and Labels.
- ² ISO Guide 35 – Reference Material – General and Statistical Principles for Certification.
- ³ ISO 17034 – General Requirements for the Competence of Reference Material Producers.
- ⁴ ISO/IEC 17025 – General Requirements for the Competence of Testing and Calibration Laboratories.
- ⁵ ISO/IEC Guide 98-3:2008(E) – Uncertainty of Measurement – Part 3: Guide to Expression of Uncertainty in Measurement (GUM: 1995)



Reference Material Producer
Certificate No. 2427.02



Phenova is an accredited ISO/IEC 17034 Reference Material
Producer and ISO/IEC 17025 accredited Chemical Testing Laboratory.



Chemical Testing Laboratory
Certificate No. 2427.03



Form I
ORGANIC ANALYSIS DATA SHEET
EPA 8270E-SIM
SIM SVOC Organics (Dual scan list)

Laboratory: Analytical Resources, LLC

Client: Anchor OEA, LLC

Project: AOC5 MR Phase 1

Matrix: Sediment

Laboratory ID: 23C0774-01 A

SDG: 23C0774

Sampled: 12/16/22 09:12

Prepared: 04/05/23 16:28

File ID: NT1004192310S.D

% Solids: 54.21

Preparation: EPA 3546 (Microwave)

Analyzed: 04/19/23 17:06

Batch: BLD0057

Sequence: SLD0257

Initial/Final: 18.48 g Wet / 1 mL

Instrument: NT10

Column: ZB-5MSi

Calibration: GC00049

Cleanups: GPC

CAS NO.	COMPOUND	DILUTION	CONC: (ug/kg dry)	Q	DL	RL
106-46-7	1,4-Dichlorobenzene	1	1.2	J	0.6	5.0
95-50-1	1,2-Dichlorobenzene	1	5.0	U	0.7	5.0
100-51-6	Benzyl Alcohol	1	26.9		2.5	20.0
65-85-0	Benzoic acid	1	145		13.4	99.8
105-67-9	2,4-Dimethylphenol	1	2.2	J	2.2	20.0
120-82-1	1,2,4-Trichlorobenzene	1	5.0	U	2.7	5.0
86-30-6	N-Nitrosodiphenylamine	1	5.0	U	1.3	5.0
87-86-5	Pentachlorophenol	1	24.9		2.1	20.0

SURROGATES	ADDED: (ug/kg dry)	FOUND: (ug/kg dry)	% REC	QC LIMITS	Q
2-Fluorophenol	748.65	428	57.2	27 - 120	
p-Terphenyl-d14	499.10	385	77.2	37 - 120	Q

Data File: \\target\share\chem3\nt10.1\20230419.1\20230419.1\NT10041923105.D

Date: 19-APR-2023 17:06

Client ID:

Sample Info: 23C0774-01

Volume Injected (uL): 1.0

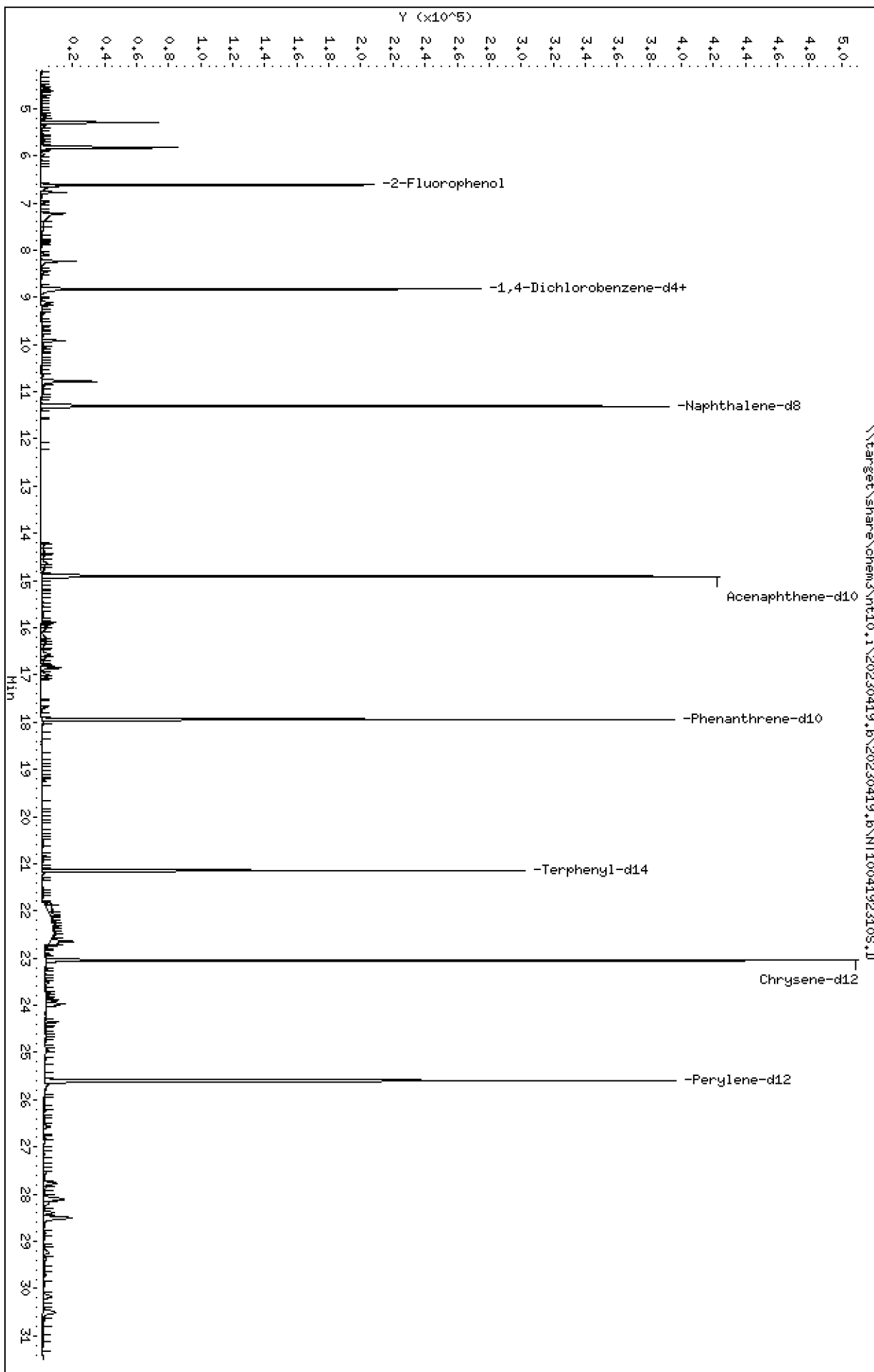
Column phase: ZB-5msi

Instrument: nt10.1

Operator: DSD

Column diameter: 0.25

\\target\share\chem3\nt10.1\20230419.1\20230419.1\NT10041923105.D



Date : 19-APR-2023 17:06

Client ID:

Instrument: nt10.i

Sample Info: 23C0774-01

Volume Injected (uL): 1.0

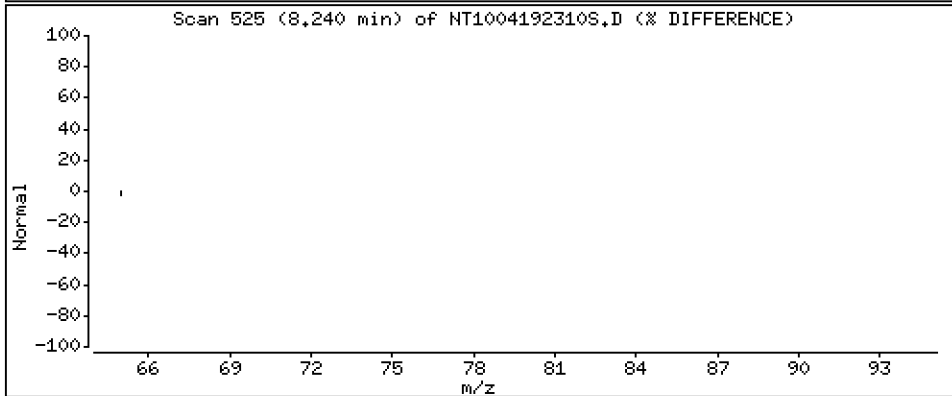
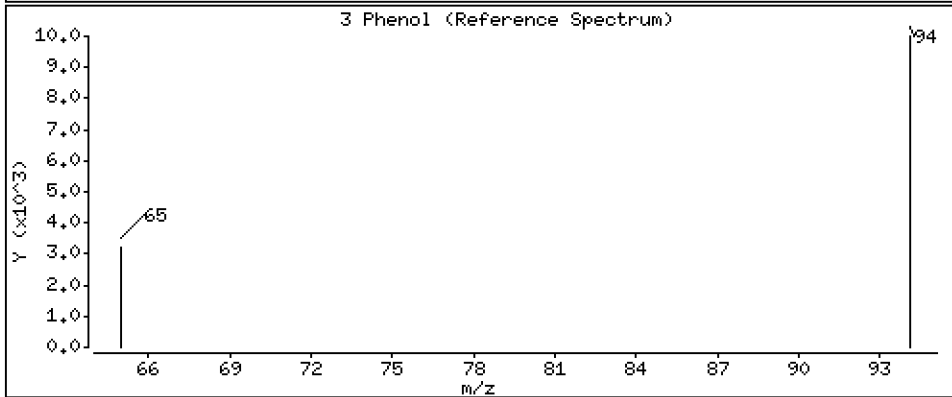
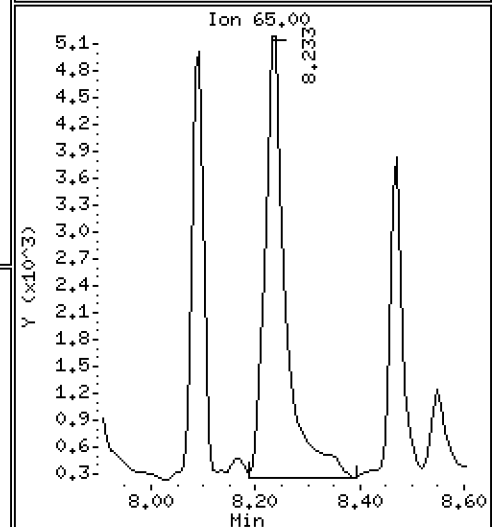
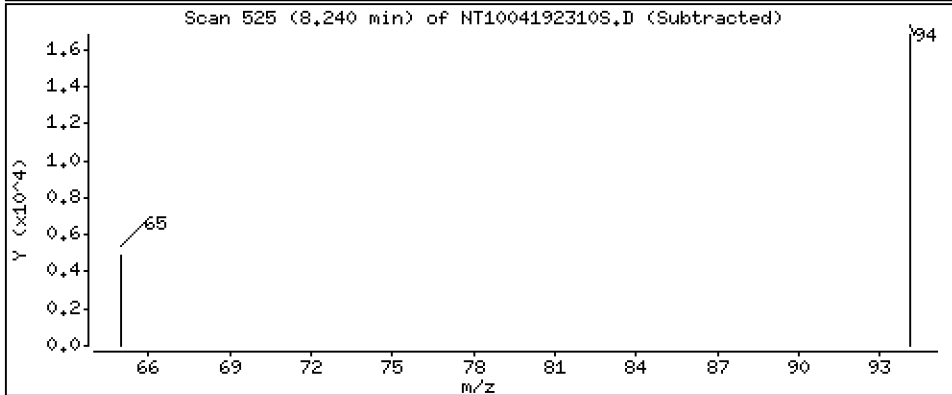
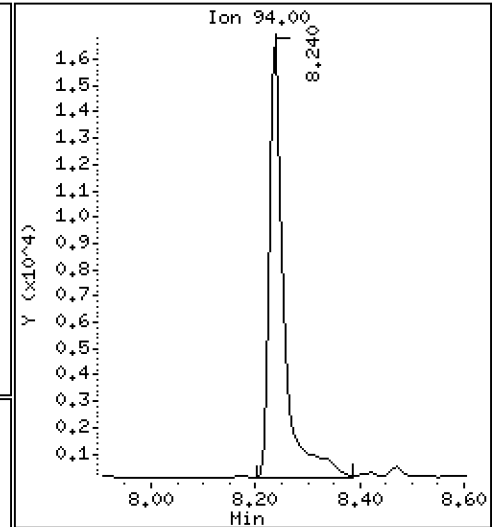
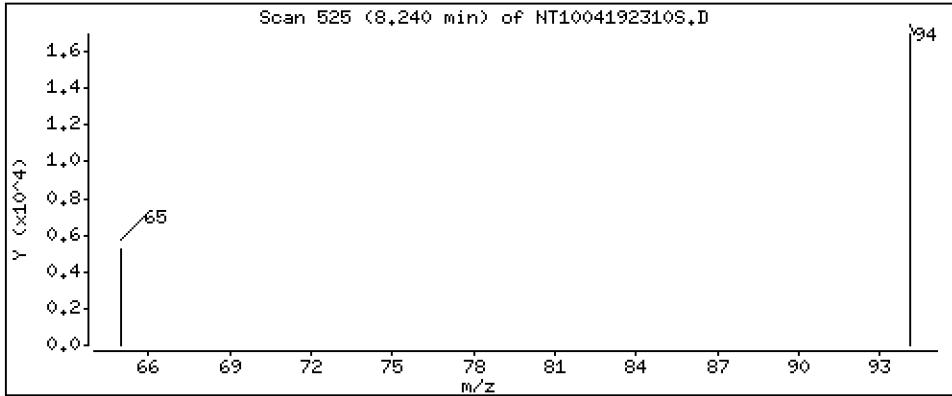
Operator: DSD

Column phase: ZB-5msi

Column diameter: 0.25

3 Phenol

Concentration: 0.4621 ug/L



Date : 19-APR-2023 17:06

Client ID:

Instrument: nt10.i

Sample Info: 23C0774-01

Volume Injected (uL): 1.0

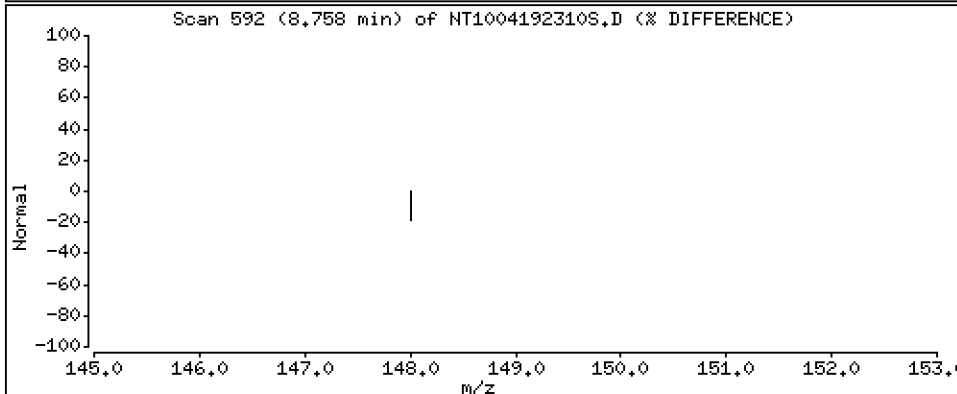
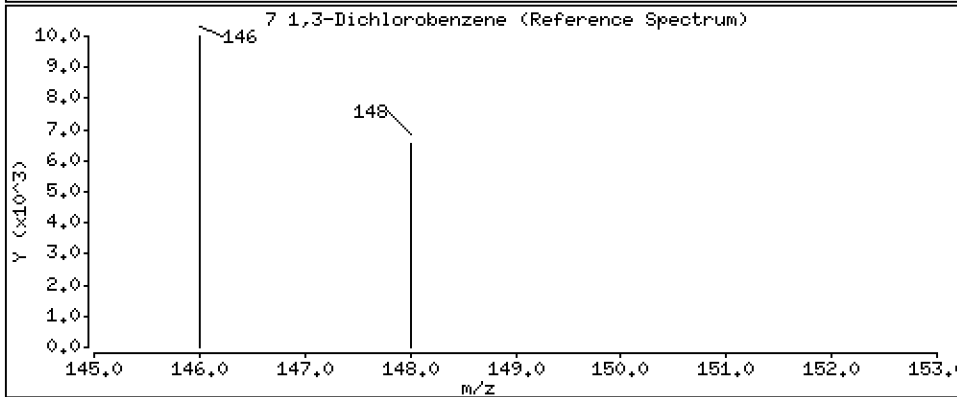
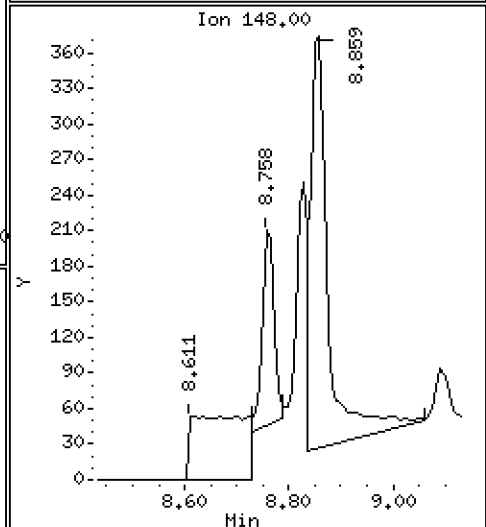
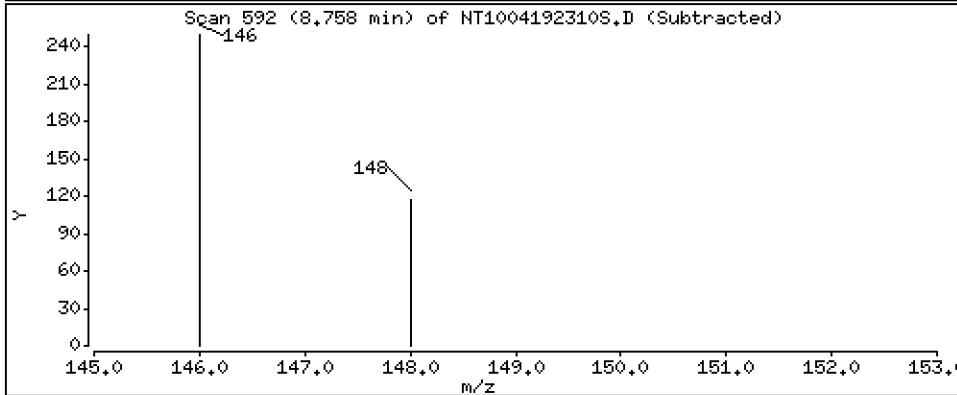
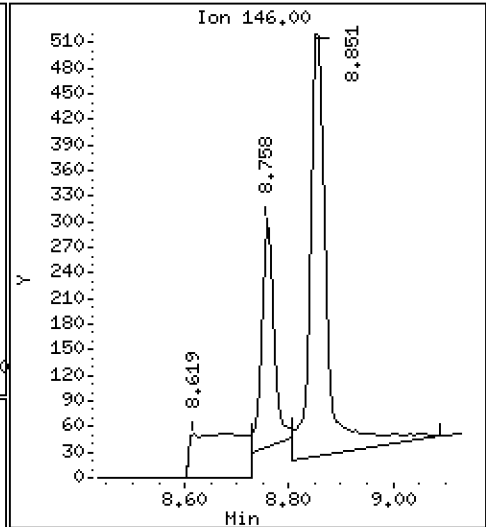
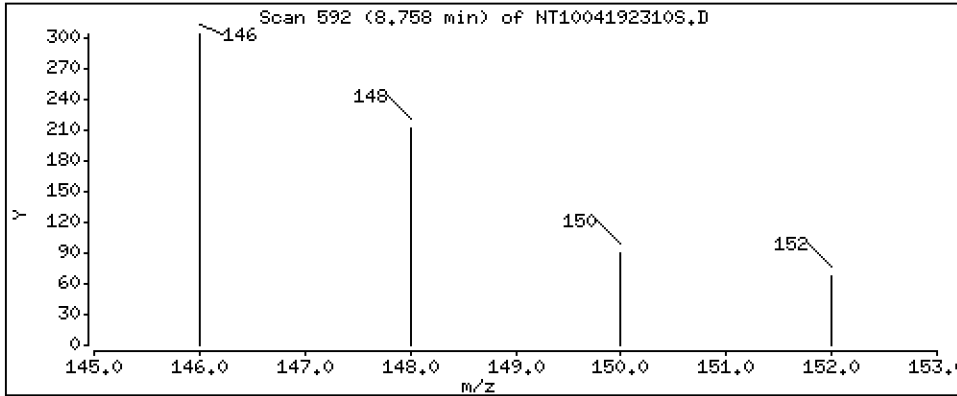
Operator: DSD

Column phase: ZB-5msi

Column diameter: 0,25

7 1,3-Dichlorobenzene

Concentration: 0,006975 ug/L



Date : 19-APR-2023 17:06

Client ID:

Instrument: nt10.i

Sample Info: 23C0774-01

Volume Injected (uL): 1.0

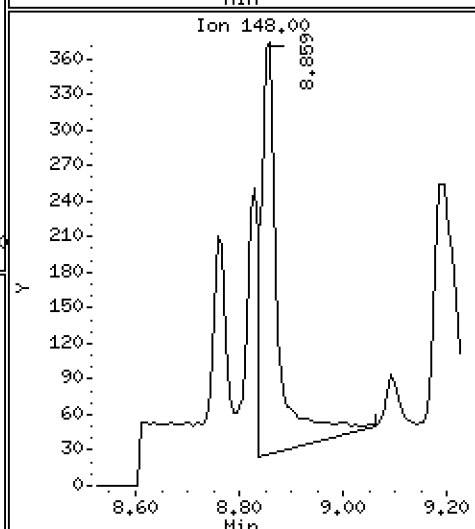
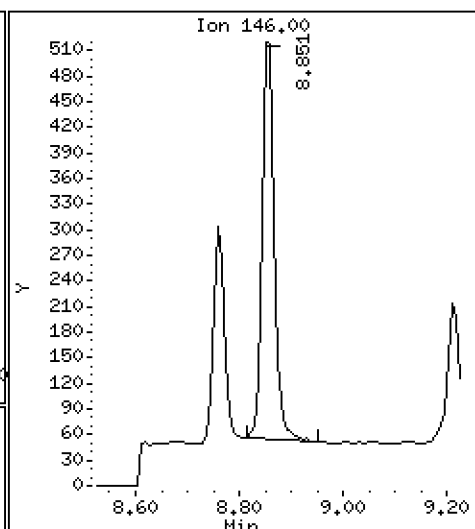
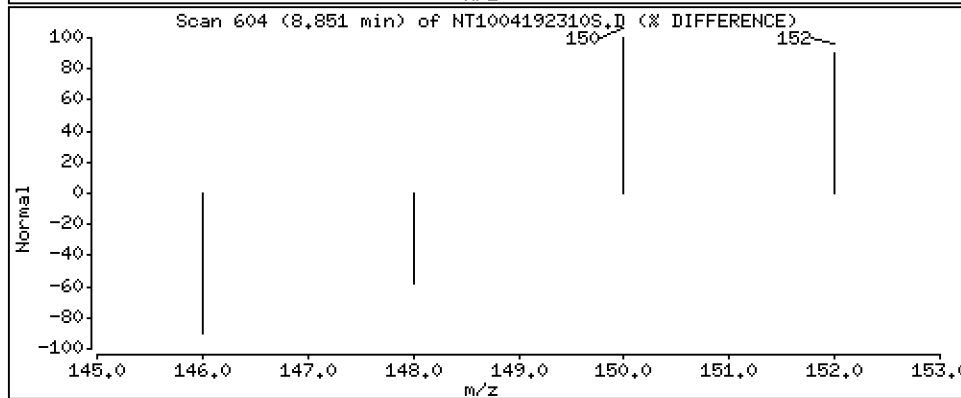
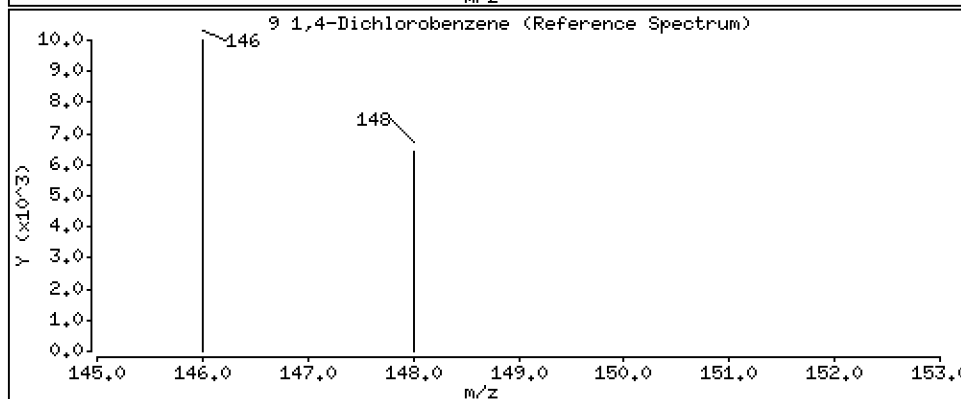
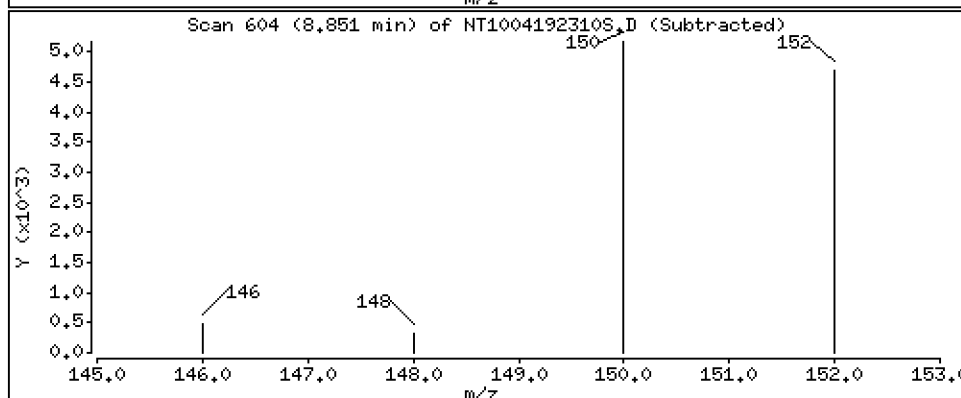
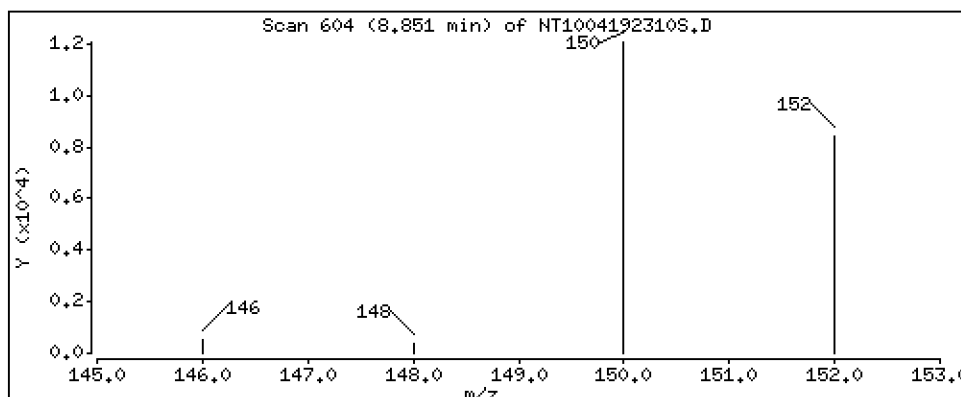
Operator: DSD

Column phase: ZB-5msi

Column diameter: 0,25

9 1,4-Dichlorobenzene

Concentration: 0,01247 ug/L



Date : 19-APR-2023 17:06

Client ID:

Instrument: nt10.i

Sample Info: 23C0774-01

Volume Injected (uL): 1.0

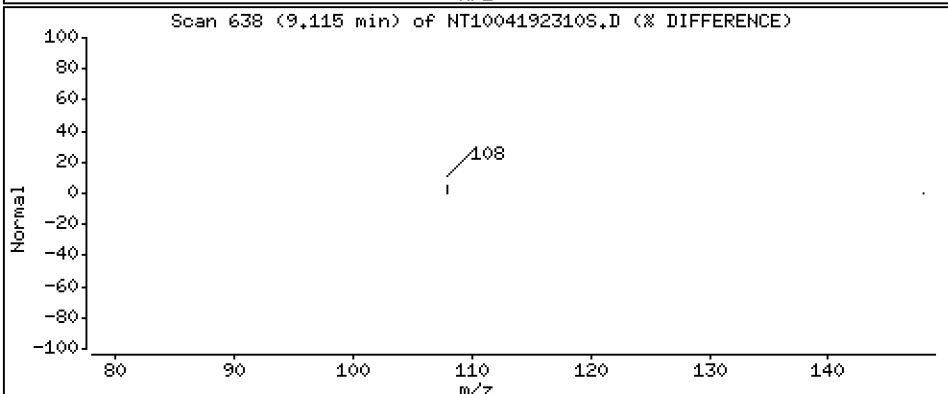
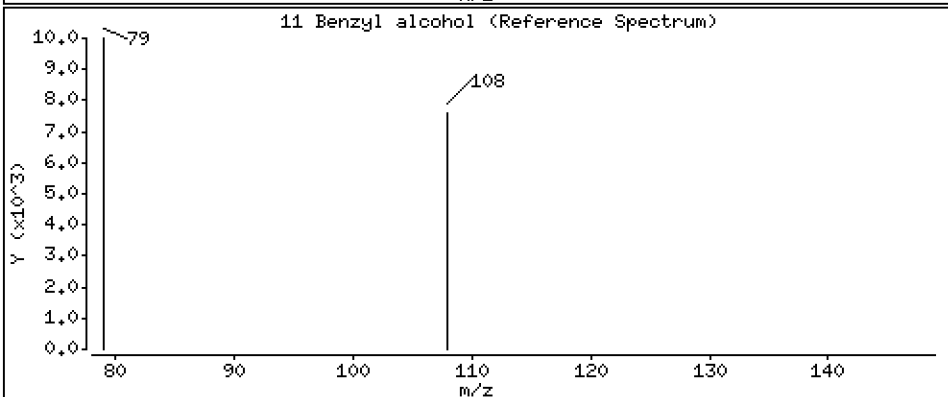
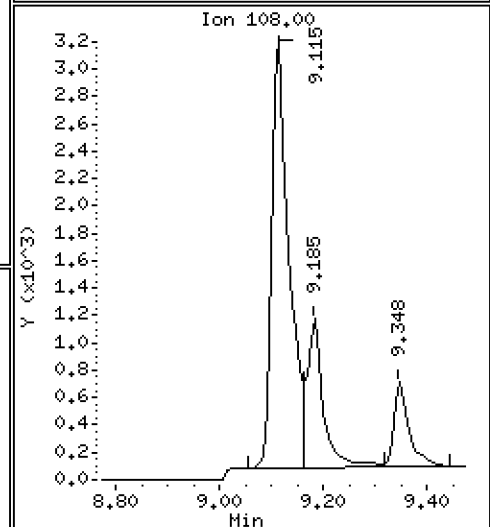
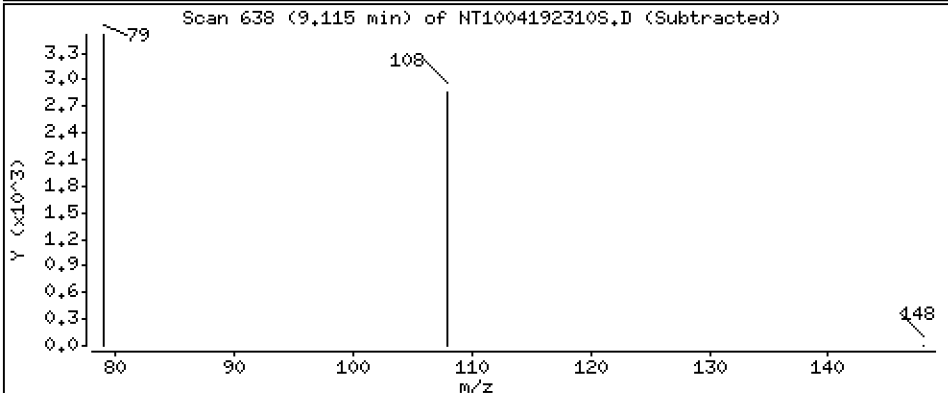
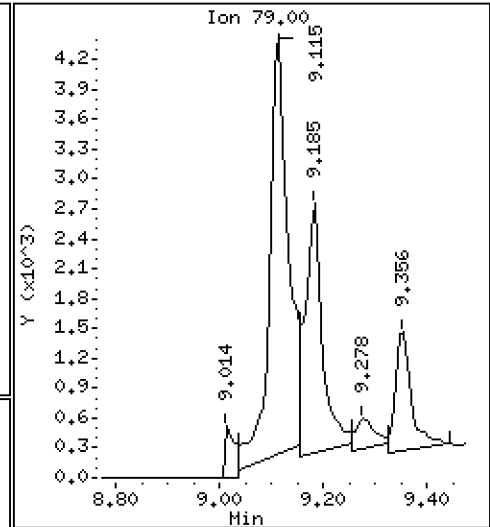
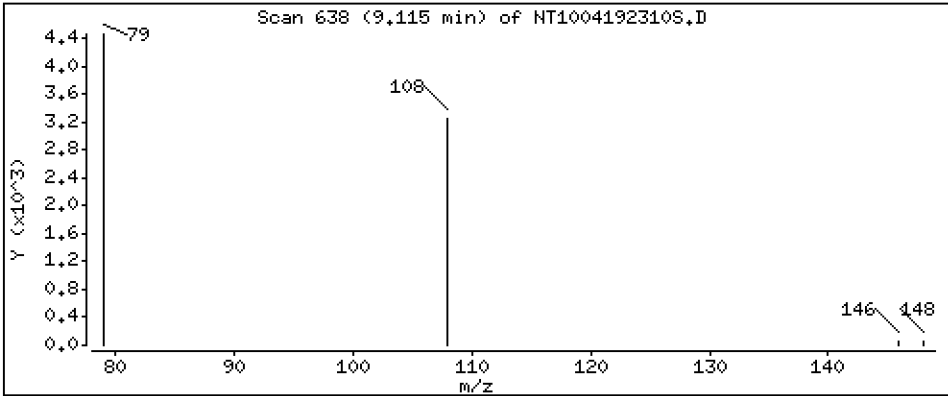
Operator: DSD

Column phase: ZB-5msi

Column diameter: 0.25

11 Benzyl alcohol

Concentration: 0.2694 ug/L



Date : 19-APR-2023 17:06

Client ID:

Instrument: nt10.i

Sample Info: 23C0774-01

Volume Injected (uL): 1.0

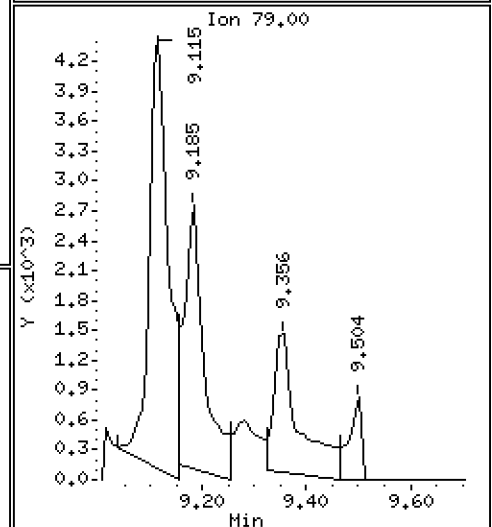
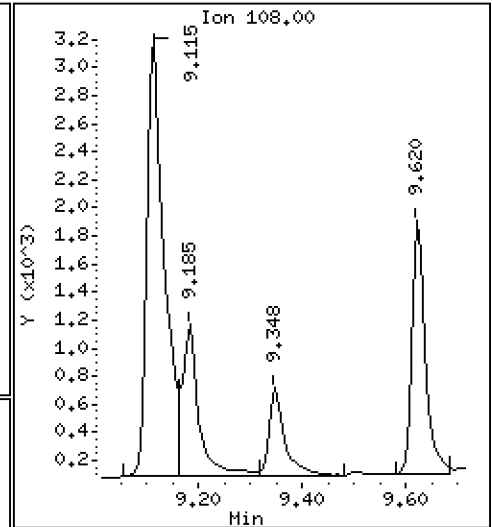
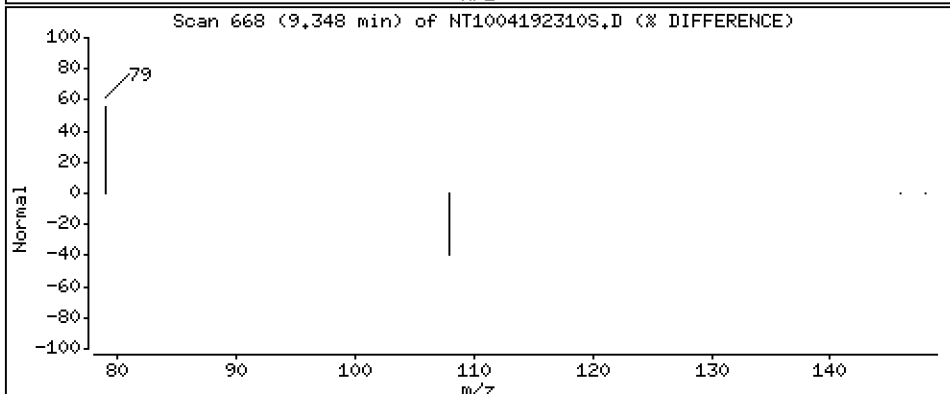
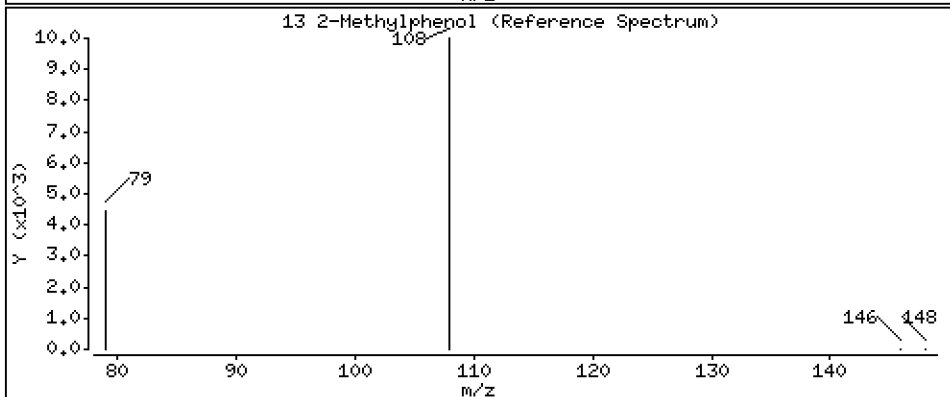
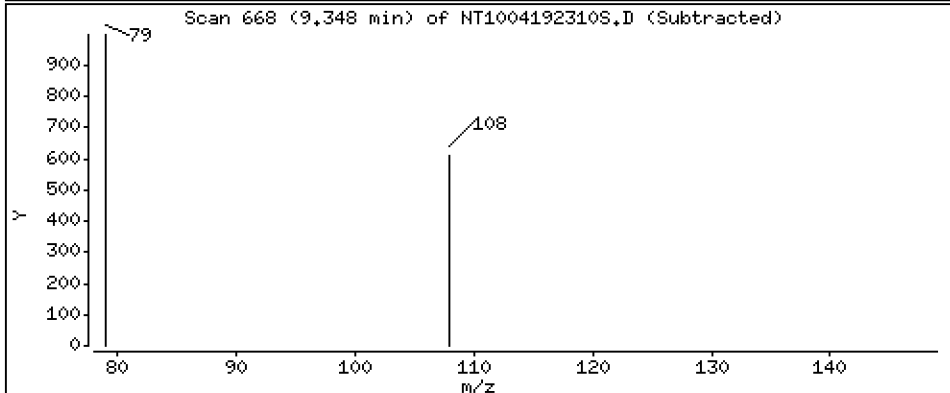
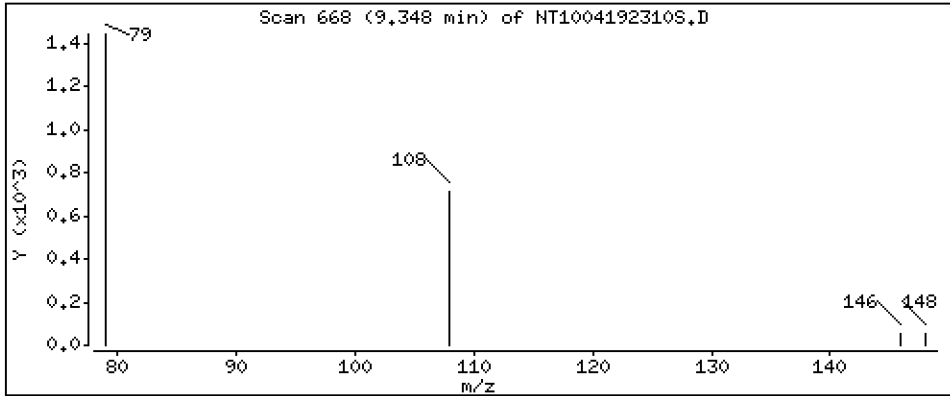
Operator: DSD

Column phase: ZB-5msi

Column diameter: 0.25

13 2-Methylphenol

Concentration: 0.02657 ug/L



Date : 19-APR-2023 17:06

Client ID:

Instrument: nt10.i

Sample Info: 23C0774-01

Volume Injected (uL): 1.0

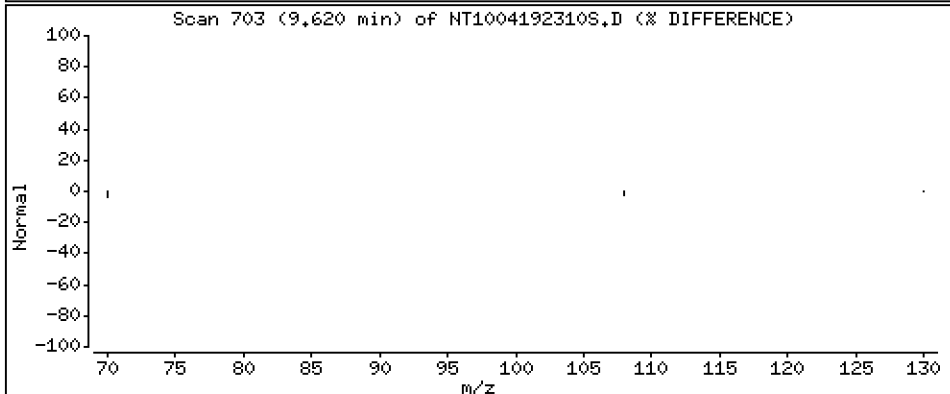
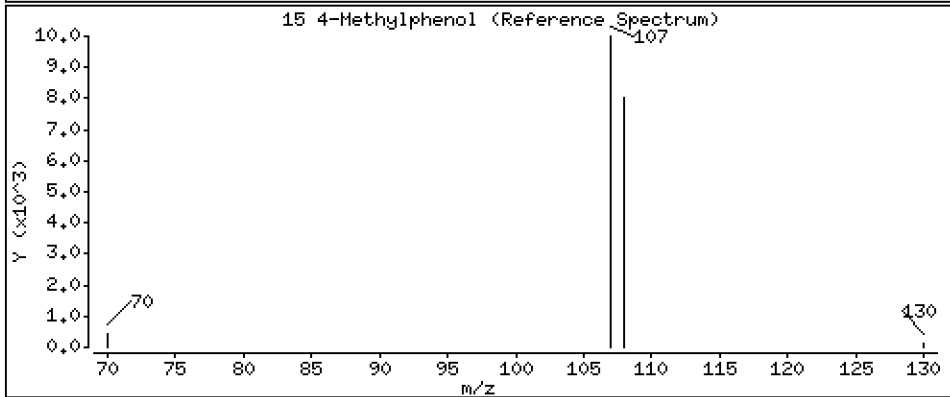
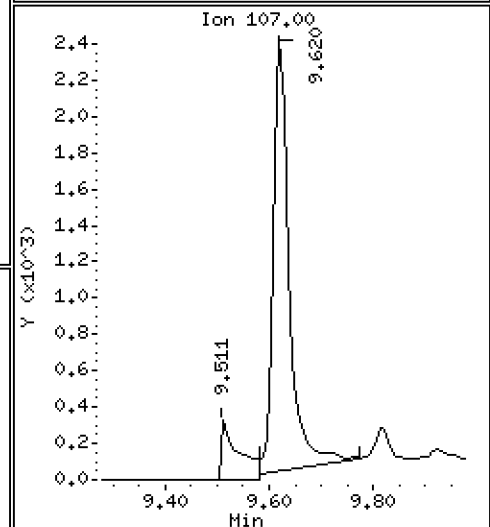
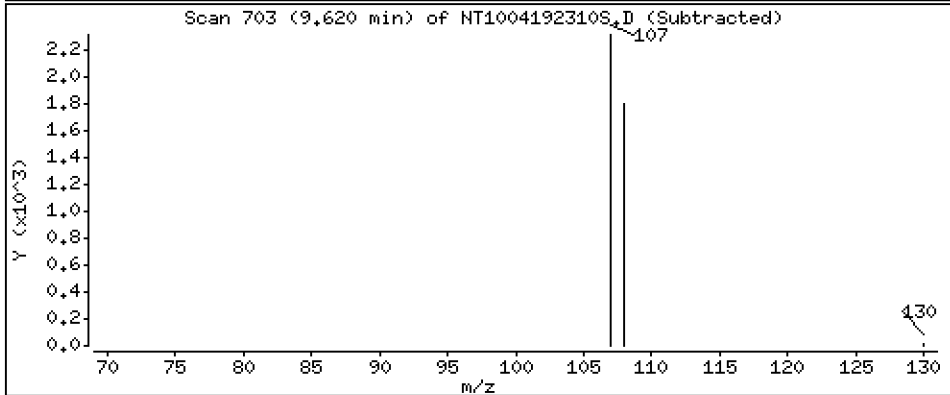
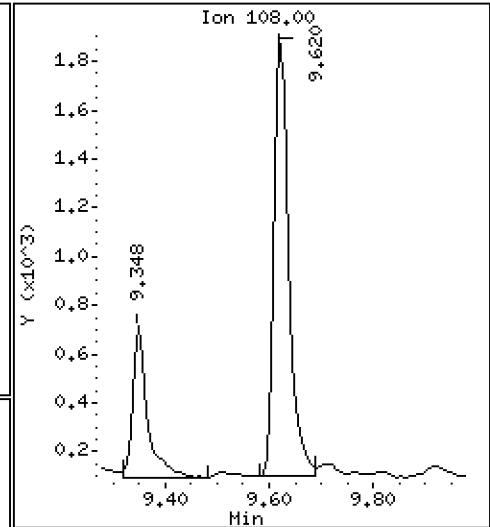
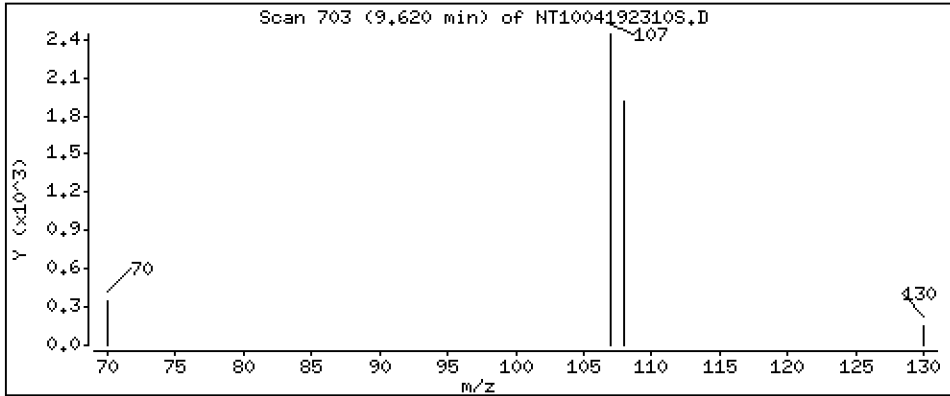
Operator: DSD

Column phase: ZB-5msi

Column diameter: 0.25

15 4-Methylphenol

Concentration: 0.06808 ug/L



Date : 19-APR-2023 17:06

Client ID:

Instrument: nt10.i

Sample Info: 23C0774-01

Volume Injected (uL): 1.0

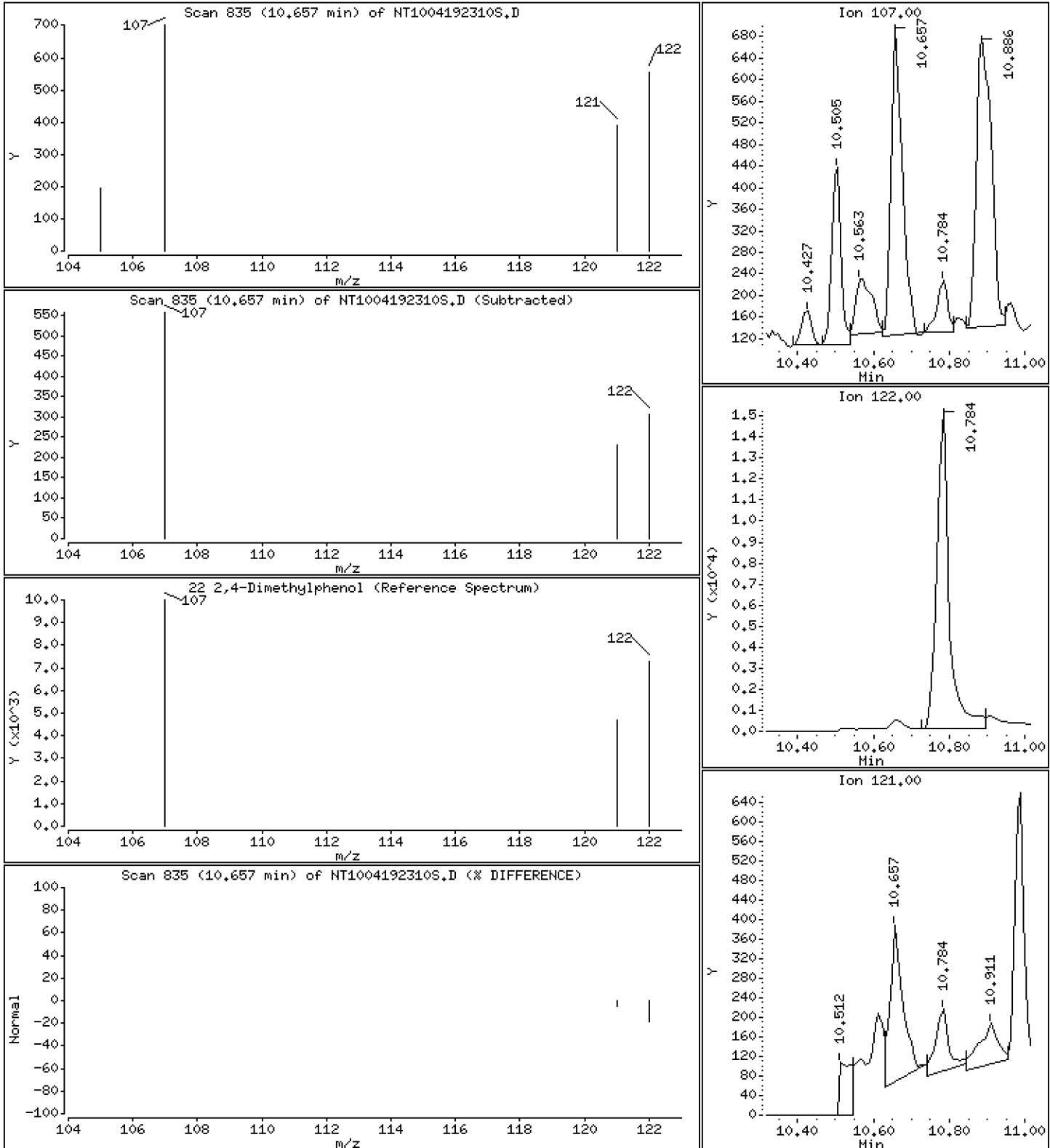
Operator: DSD

Column phase: ZB-5msi

Column diameter: 0.25

22 2,4-Dimethylphenol

Concentration: 0.02236 ug/L



Date : 19-APR-2023 17:06

Client ID:

Instrument: nt10.i

Sample Info: 23C0774-01

Volume Injected (uL): 1.0

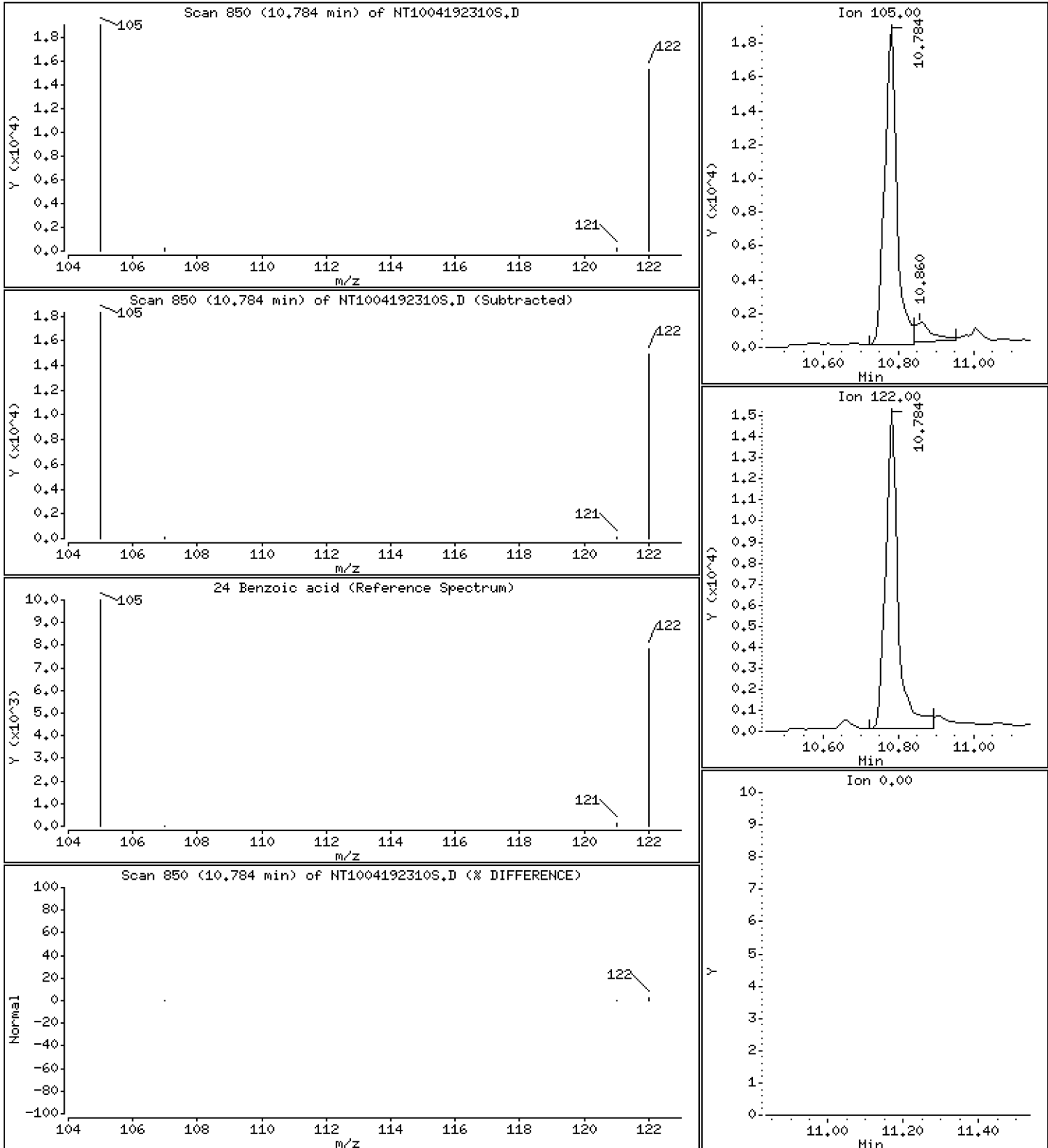
Operator: DSD

Column phase: ZB-5msi

Column diameter: 0.25

24 Benzoic acid

Concentration: 1.455 ug/L



Date : 19-APR-2023 17:06

Client ID:

Instrument: nt10.i

Sample Info: 23C0774-01

Volume Injected (uL): 1.0

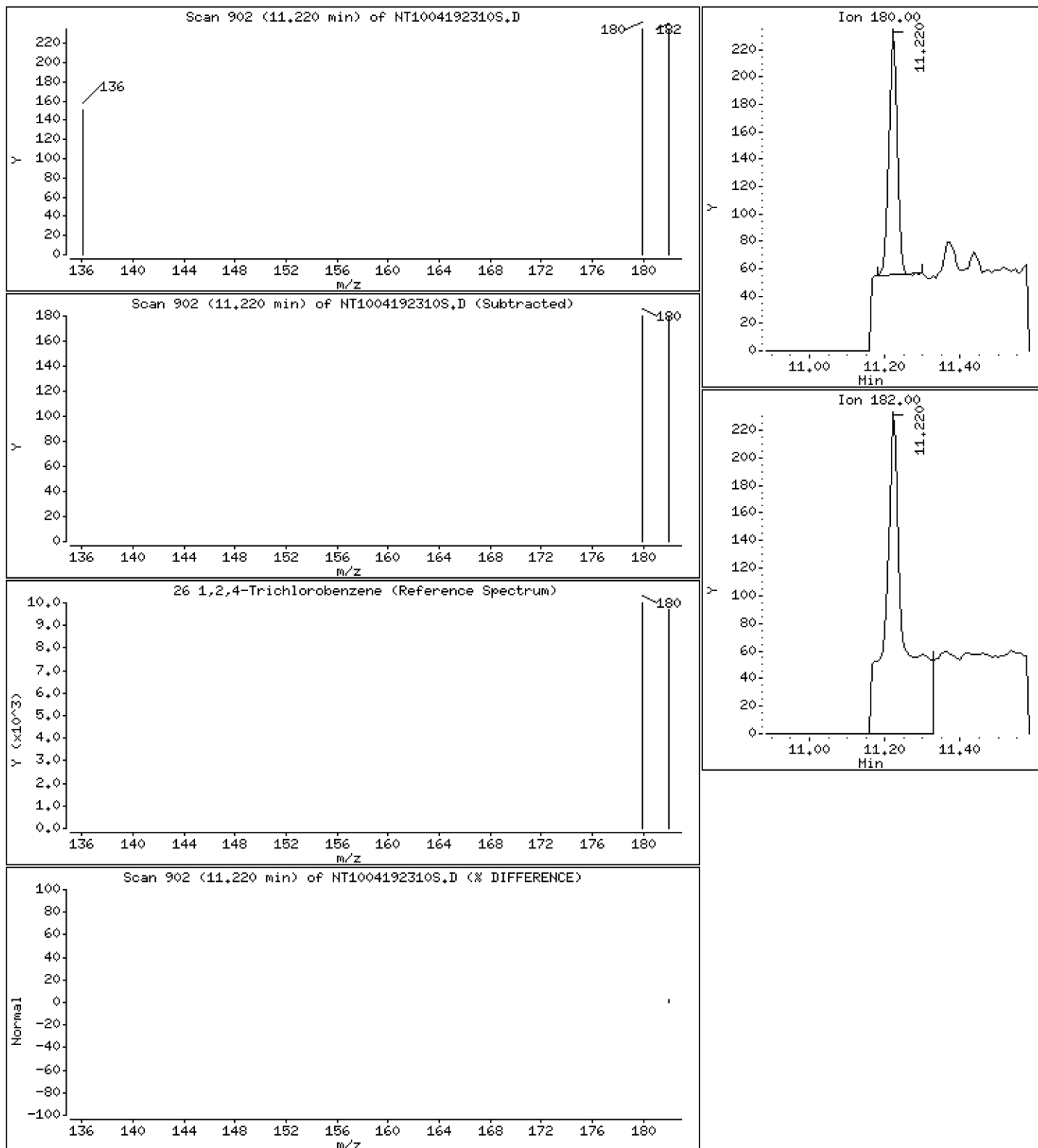
Operator: DSD

Column phase: ZB-5msi

Column diameter: 0,25

26 1,2,4-Trichlorobenzene

Concentration: 0,005050 ug/L



Date : 19-APR-2023 17:06

Client ID:

Instrument: nt10.i

Sample Info: 23C0774-01

Volume Injected (uL): 1.0

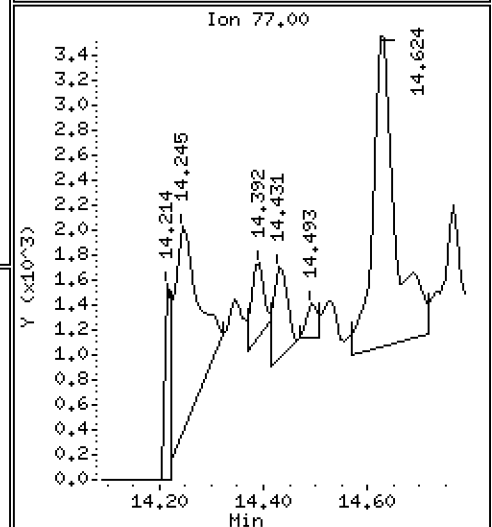
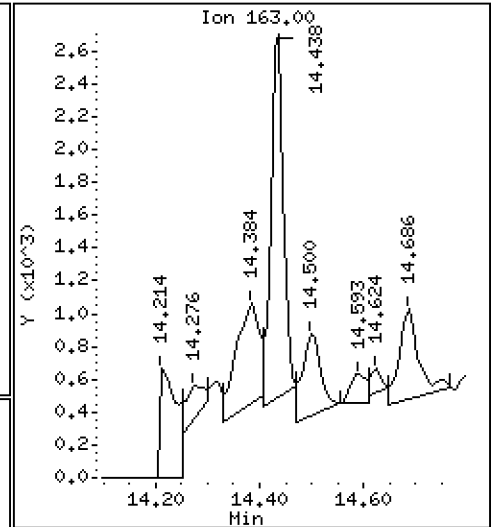
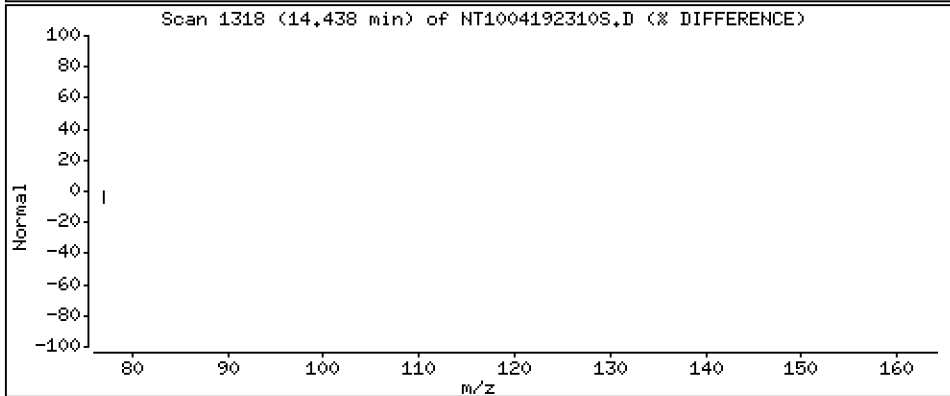
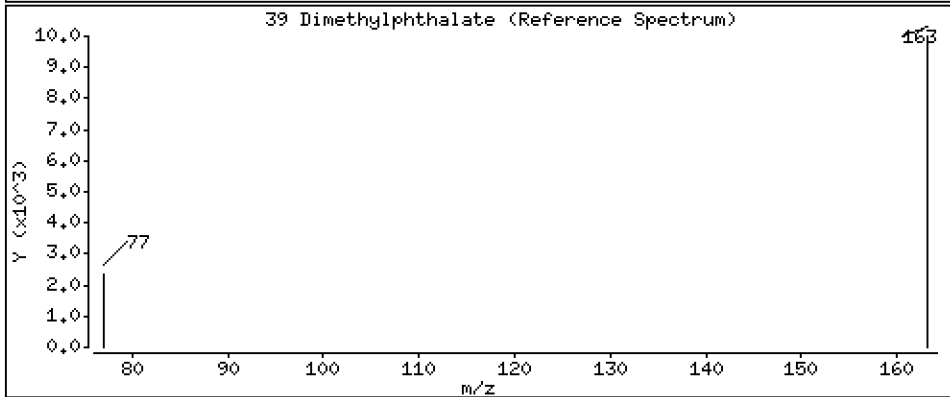
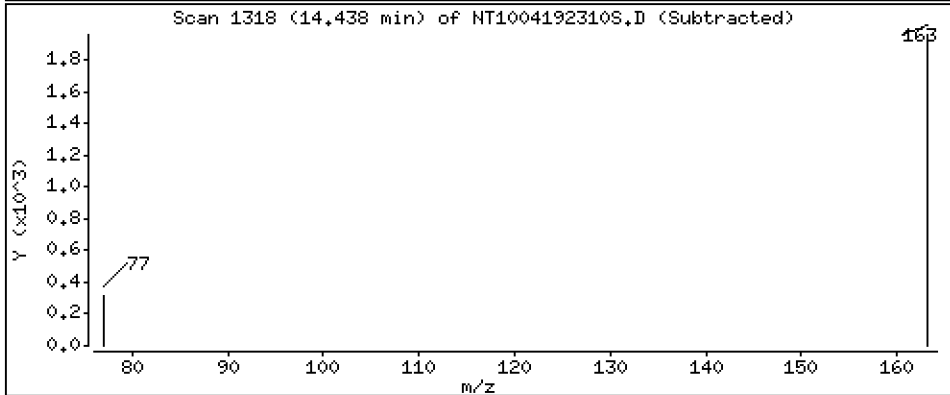
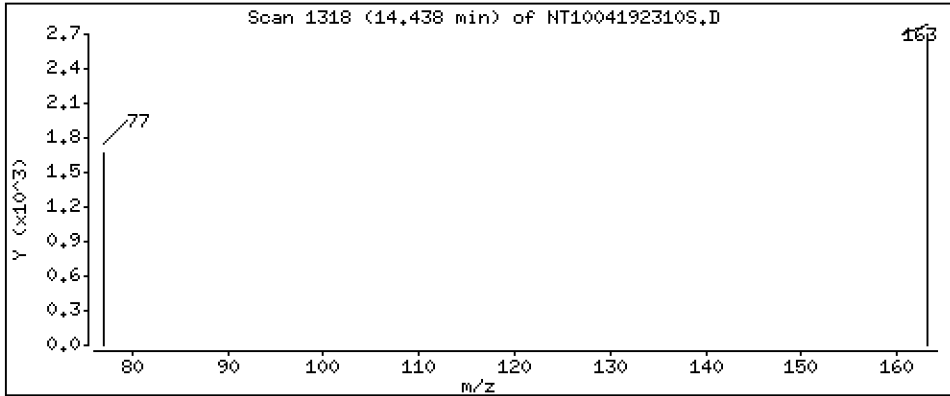
Operator: DSD

Column phase: ZB-5msi

Column diameter: 0.25

39 Dimethylphthalate

Concentration: 0.03680 ug/L



Date : 19-APR-2023 17:06

Client ID:

Instrument: nt10.i

Sample Info: 23C0774-01

Volume Injected (uL): 1.0

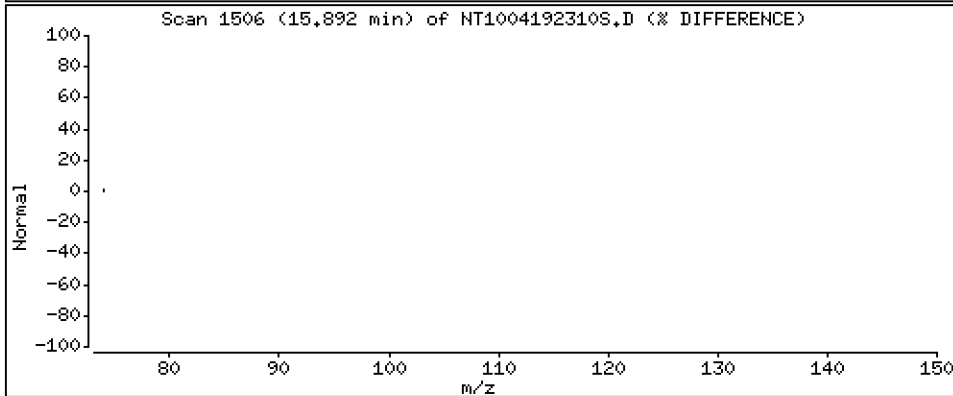
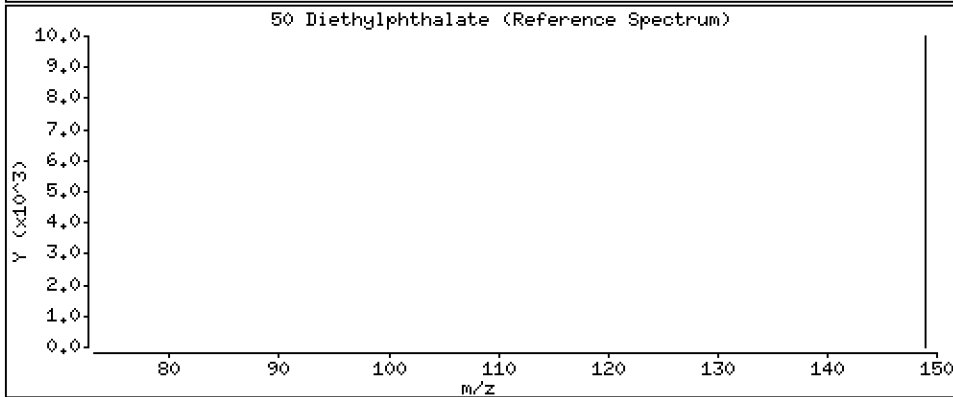
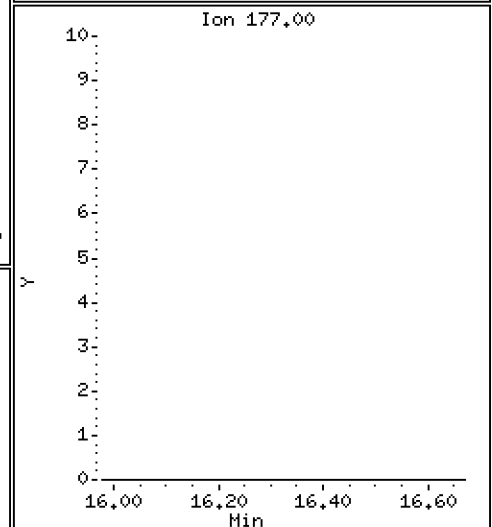
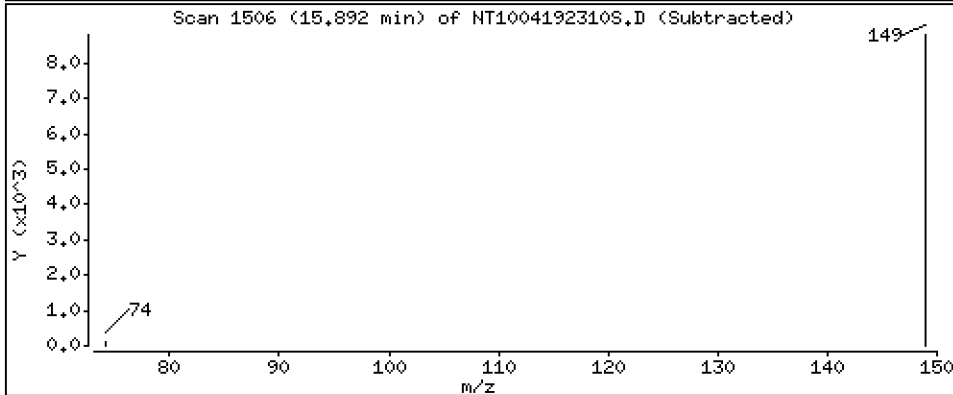
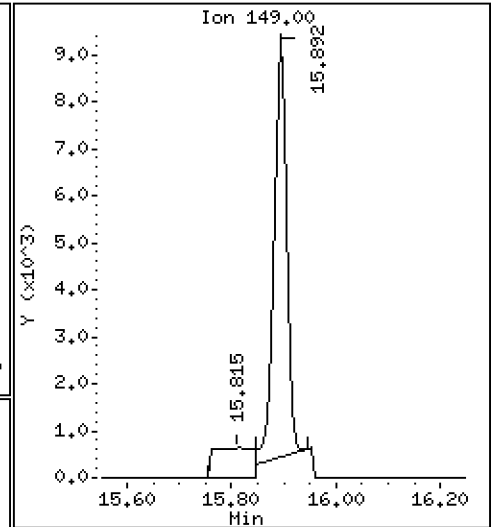
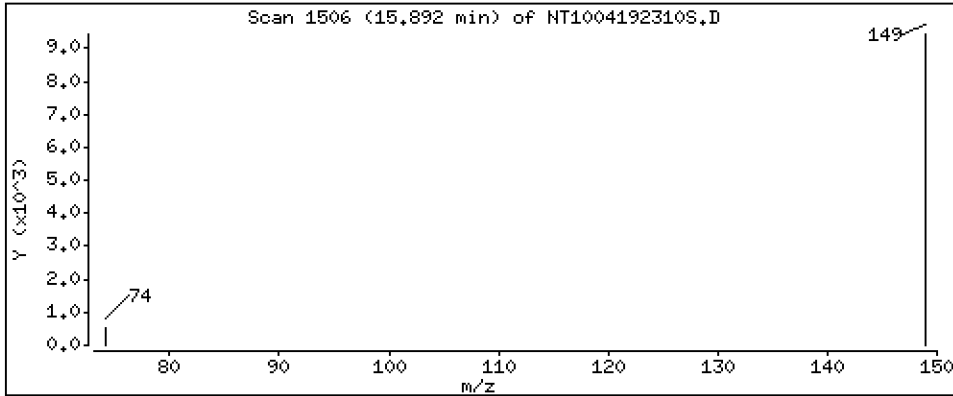
Operator: DSD

Column phase: ZB-5msi

Column diameter: 0.25

50 Diethylphthalate

Concentration: 0.1337 ug/L



Date : 19-APR-2023 17:06

Client ID:

Instrument: nt10.i

Sample Info: 23C0774-01

Volume Injected (uL): 1.0

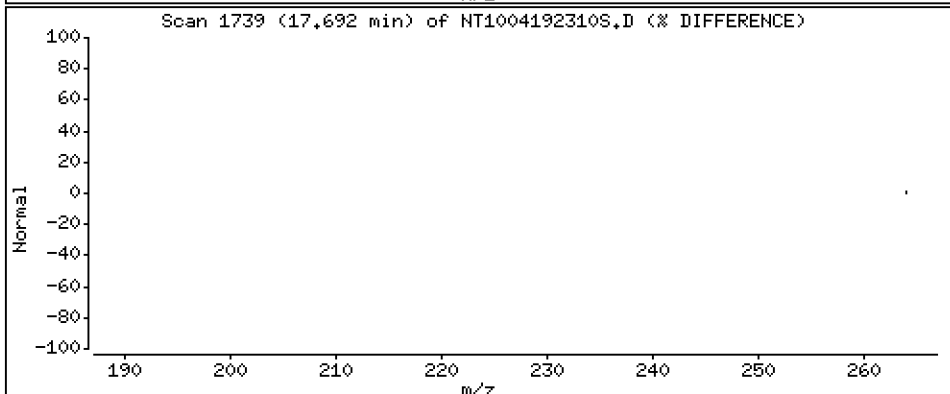
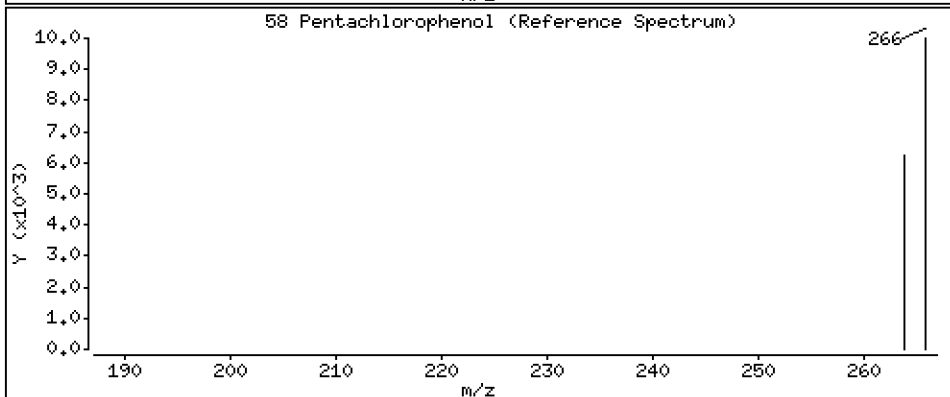
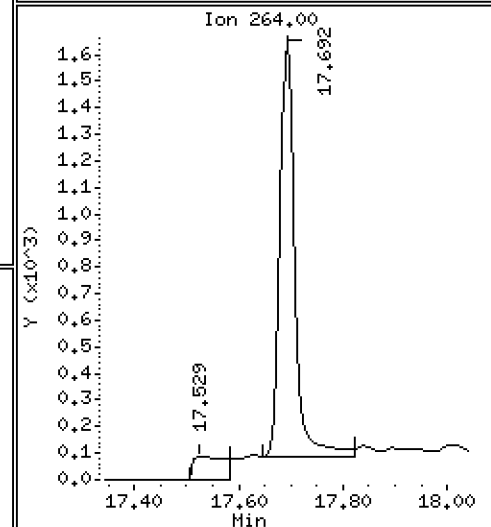
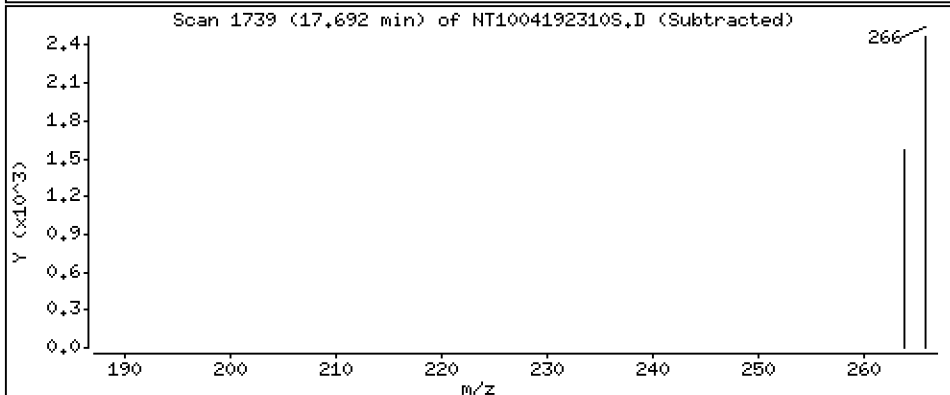
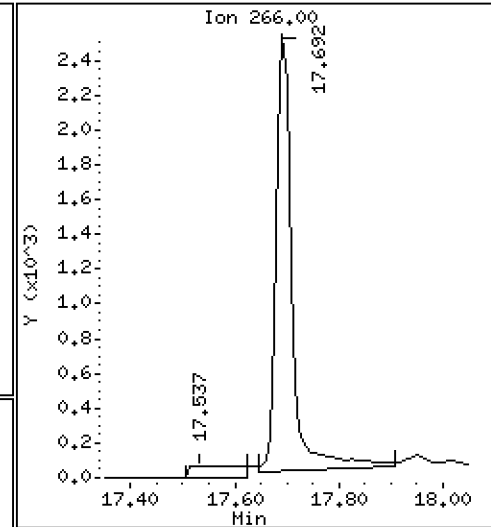
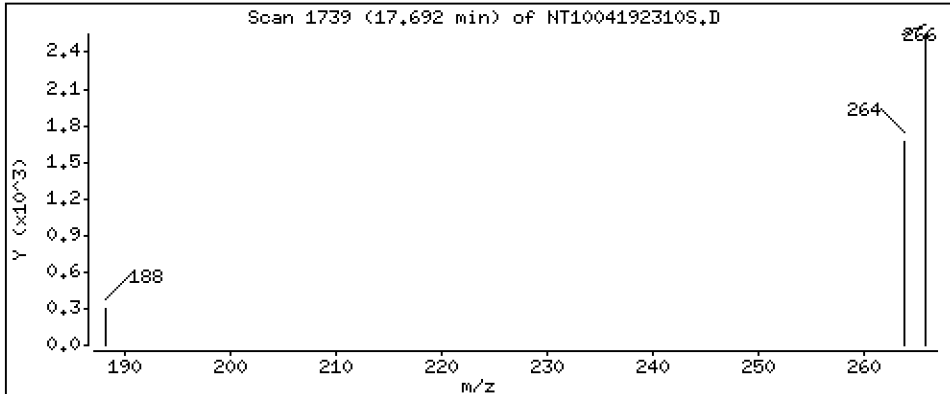
Operator: DSD

Column phase: ZB-5msi

Column diameter: 0.25

58 Pentachlorophenol

Concentration: 0.2491 ug/L



Date : 19-APR-2023 17:06

Client ID:

Instrument: nt10.i

Sample Info: 23C0774-01

Volume Injected (uL): 1.0

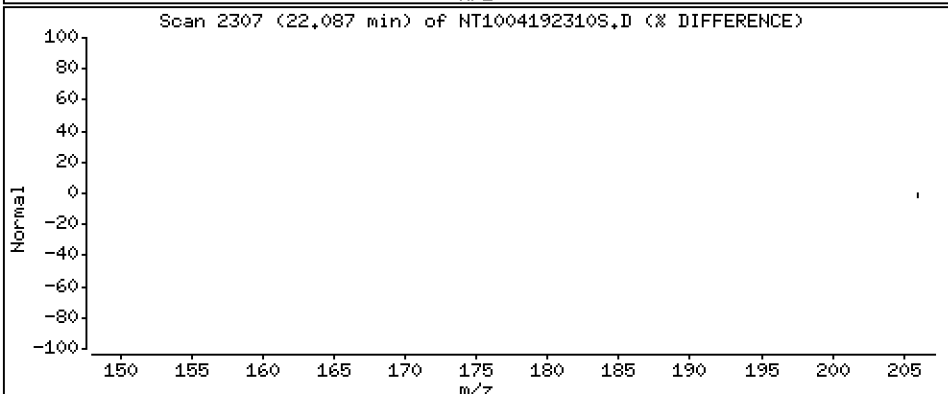
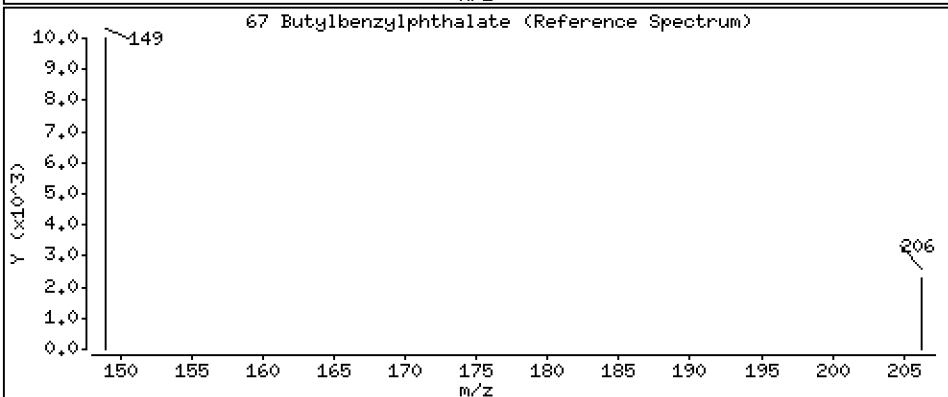
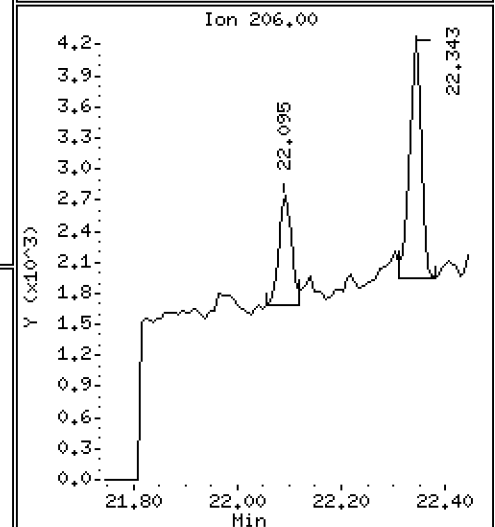
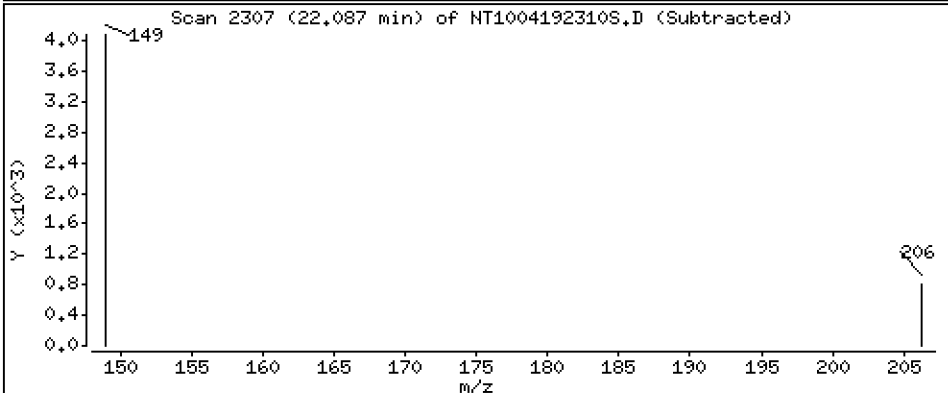
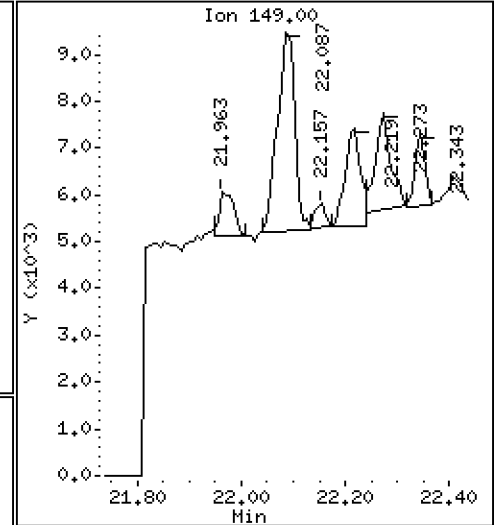
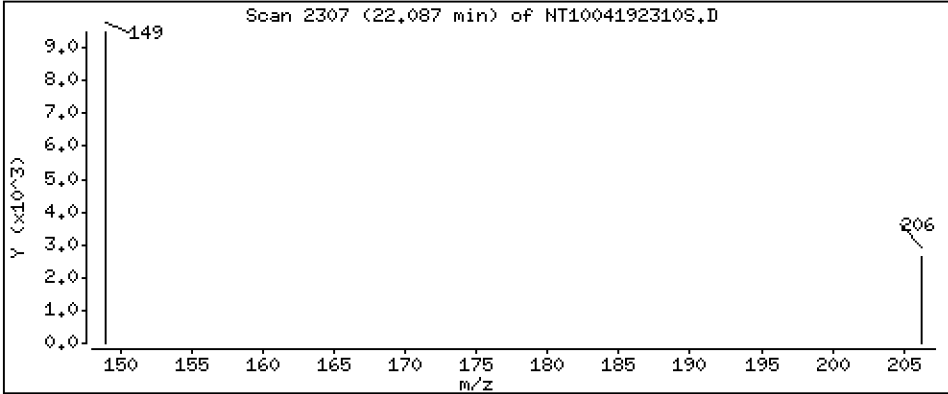
Operator: DSD

Column phase: ZB-5msi

Column diameter: 0.25

67 Butylbenzylphthalate

Concentration: 0.1116 ug/L



Date : 19-APR-2023 17:06

Client ID:

Instrument: nt10.i

Sample Info: 23C0774-01

Volume Injected (uL): 1.0

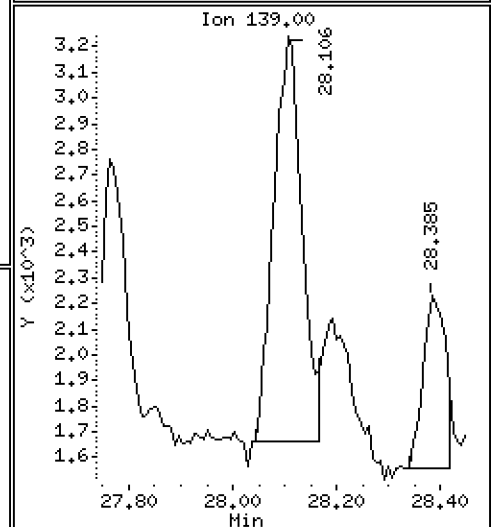
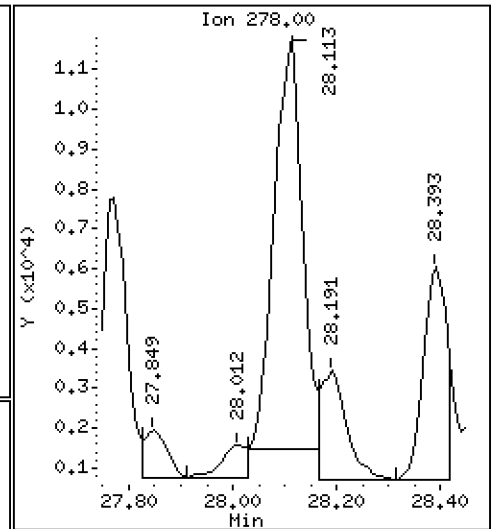
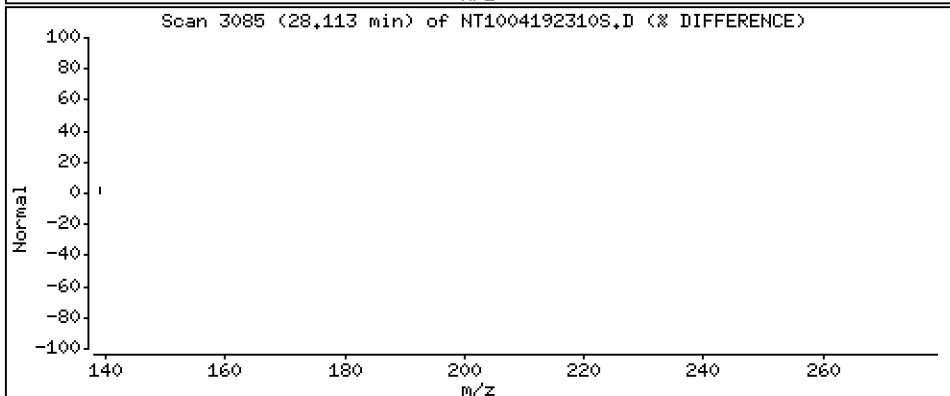
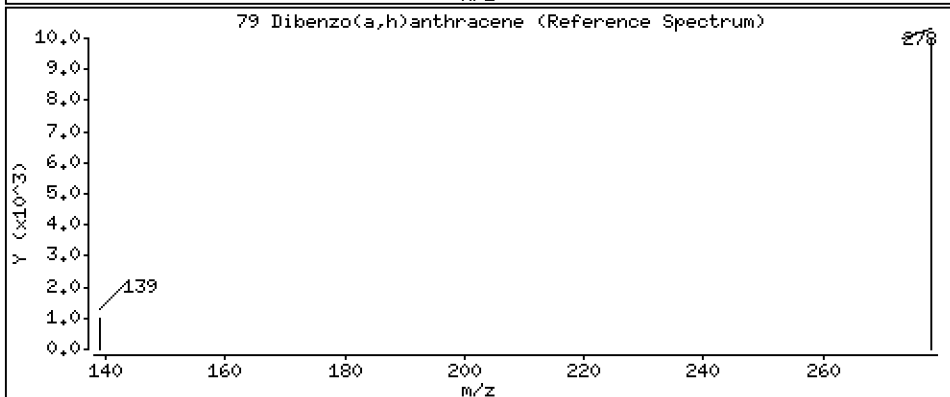
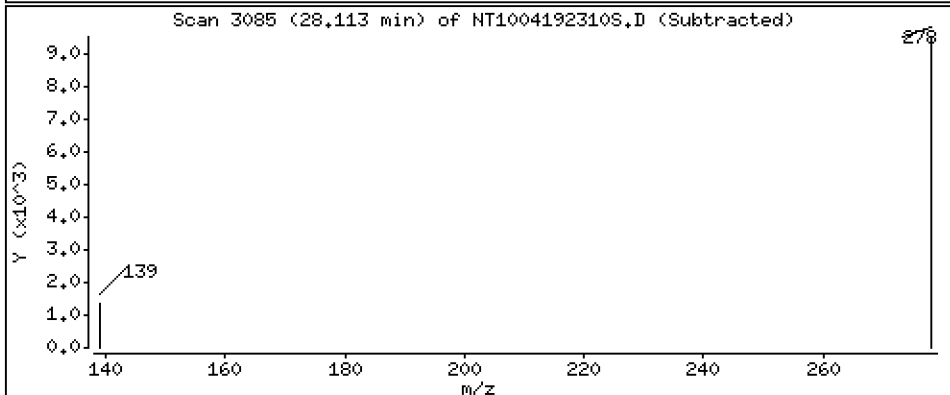
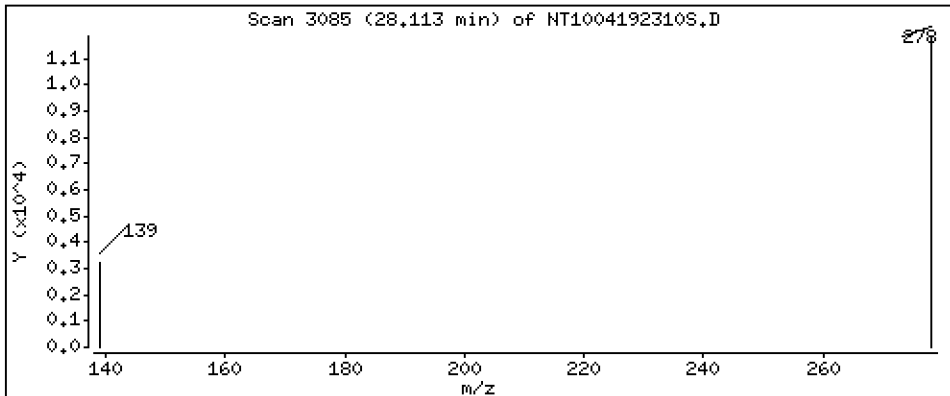
Operator: DSD

Column phase: ZB-5msi

Column diameter: 0.25

79 Dibenzo(a,h)anthracene

Concentration: 0.1648 ug/L



ARI Labs, Inc.

METHOD 8270D-SIM

Data file : \\target\share\chem3\nt10.i\20230419.b\20230419.b\NT1004192310S.D
 Lab Smp Id: 23C0774-01
 Inj Date : 19-APR-2023 17:06 MS Autotune Date: 16-JAN-2023 17:42
 Operator : DSD Inst ID: nt10.i
 Smp Info : 23C0774-01
 Misc Info :
 Comment :
 Method : \\target\share\chem3\nt10.i\20230419.b\20230419.b\SIMABN2.m
 Meth Date : 20-Apr-2023 12:04 deenayd Quant Type: ISTD
 Cal Date : 16-MAR-2023 01:38 Cal File: NT10031510S.D
 Als bottle: 10
 Dil Factor: 1.00000
 Integrator: HP RTE Compound Sublist: PSDDA.sub
 Target Version: 4.14
 Processing Host: DEENAY-201905

Concentration Formula: Amt * DF * Uf * Vt/(Vo * Vi) * CpndVariable

Name	Value	Description
DF	1.000	Dilution Factor
Vo	1000.000	Volume of sample extracted (mL)
Vt	1000.000	Volume of final extract (uL)
Vi	1.000	Volume injected (uL)
Uf	1.000	ng unit correction factor
Cpnd Variable		Local Compound Variable

Compounds	QUANT	SIG	RT	EXP RT	REL RT	RESPONSE	CONCENTRATIONS	
							ON-COLUMN	FINAL
	MASS						(ug/mL)	(ug/L)
\$ 1 2-Fluorophenol	112		6.617	6.648 (0.750)		216112	4.29098	4.291 (R)
3 Phenol	94		8.240	8.255 (0.933)		31927	0.46206	0.4621
7 1,3-Dichlorobenzene	146		8.758	8.781 (0.992)		451	0.00698	0.006975
* 8 1,4-Dichlorobenzene-d4	152		8.828	8.843 (1.000)		166084	4.00000	
9 1,4-Dichlorobenzene	146		8.851	8.874 (1.003)		778	0.01247	0.01247 (M)
11 Benzyl alcohol	79		9.115	9.122 (1.033)		10793	0.26944	0.2694
12 1,2-Dichlorobenzene	146					Compound Not Detected.		
13 2-Methylphenol	108		9.348	9.363 (1.059)		1272	0.02657	0.02657
15 4-Methylphenol	108		9.619	9.627 (1.090)		3387	0.06808	0.06808
16 N-Nitroso-di-n-propylamine	70					Compound Not Detected.		
22 2,4-Dimethylphenol	107		10.656	10.664 (0.943)		1162	0.02236	0.02236
24 Benzoic acid	105		10.783	10.800 (0.954)		41552	1.45454	1.455
26 1,2,4-Trichlorobenzene	180		11.219	11.234 (0.992)		264	0.00505	0.005050 (M)
* 27 Naphthalene-d8	136		11.304	11.312 (1.000)		601239	4.00000	
30 Hexachlorobutadiene	225					Compound Not Detected.		
39 Dimethylphthalate	163		14.438	14.445 (0.968)		3767	0.03680	0.03680
* 42 Acenaphthene-d10	162		14.910	14.917 (1.000)		324381	4.00000	
50 Diethylphthalate	149		15.892	15.899 (1.066)		14174	0.13366	0.1337
54 N-Nitrosodiphenylamine	169					Compound Not Detected.		
57 Hexachlorobenzene	284					Compound Not Detected.		

Compounds	QUANT SIG	RT	EXP RT	REL RT	RESPONSE	CONCENTRATIONS	
						ON-COLUMN (ug/mL)	FINAL (ug/L)
58 Pentachlorophenol	266	17.691	17.699	(0.986)	5140	0.24911	0.2491
* 59 Phenanthrene-d10	188	17.947	17.946	(1.000)	621541	4.00000	
\$ 66 Terphenyl-d14	244	21.142	21.134	(0.917)	402440	3.86176	3.862 (R)
67 Butylbenzylphthalate	149	22.087	22.086	(0.958)	9387	0.11156	0.1116
* 69 Chrysene-d12	240	23.047	23.039	(1.000)	639586	4.00000	
* 77 Perylene-d12	264	25.602	25.586	(1.000)	727919	4.00000	
79 Dibenzo(a,h)anthracene	278	28.113	28.097	(1.098)	39352	0.16480	0.1648
90 N-Nitrosodimethylamine	74	Compound Not Detected.					

QC Flag Legend

- R - Spike/Surrogate failed recovery limits.
- M - Compound response manually integrated.

ARI Labs, Inc.

INTERNAL STANDARD COMPOUNDS
 AREA AND RT SUMMARY

Instrument ID: nt10.i
 Lab File ID: NT1004192310S.D
 Lab Smp Id: 23C0774-01
 Analysis Type: SV
 Quant Type: ISTD
 Operator: DSD
 Method File: \\target\share\chem3\nt10.i\20230419.b\20230419.b\SIMABN2.m
 Misc Info:

Calibration Date: 19-APR-2023
 Calibration Time: 12:48
 Level: LOW
 Sample Type: AIR

Test Mode:
 Use Last Continuing Calibrator.

COMPOUND	STANDARD	AREA LIMIT		SAMPLE	%DIFF
		LOWER	UPPER		
8 1,4-Dichlorobenze	135171	67586	270342	166084	22.87
27 Naphthalene-d8	487322	243661	974644	601239	23.38
42 Acenaphthene-d10	272909	136455	545818	324381	18.86
59 Phenanthrene-d10	424938	212469	849876	621541	46.27
69 Chrysene-d12	386870	193435	773740	639586	65.32
77 Perylene-d12	449624	224812	899248	727919	61.90

COMPOUND	STANDARD	RT LIMIT		SAMPLE	%DIFF
		LOWER	UPPER		
8 1,4-Dichlorobenze	8.84	8.34	9.34	8.83	-0.17
27 Naphthalene-d8	11.31	10.81	11.81	11.30	-0.06
42 Acenaphthene-d10	14.92	14.42	15.42	14.91	-0.05
59 Phenanthrene-d10	17.95	17.45	18.45	17.95	0.00
69 Chrysene-d12	23.04	22.54	23.54	23.05	0.04
77 Perylene-d12	25.59	25.09	26.09	25.60	0.06

AREA UPPER LIMIT = +100% of internal standard area.
 AREA LOWER LIMIT = - 50% of internal standard area.
 RT UPPER LIMIT = + 0.50 minutes of internal standard RT.
 RT LOWER LIMIT = - 0.50 minutes of internal standard RT.

REVIEW SUMMARY FOR FILE - NT1004192310S.D

Lab ID: 23C0774-01

nt10.i, 20230419.b\20230419.b\SIMABN2.m,

19-APR-2023 17:06

RT CO-ELUTION COMPOUNDS

NO CO-ELUTIONS

Quant Method: ICAL

RRT CHECK

RRT	CCV	RRT	DELTA	COMPOUND
-----	-----	-----	-------	----------

NONE

RRT check based on Ccal File: 20230419.b/NT1004192304S.D

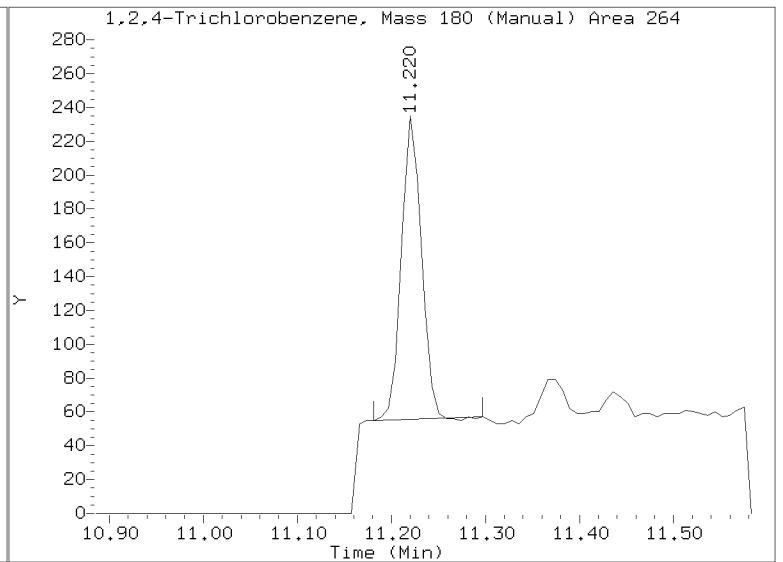
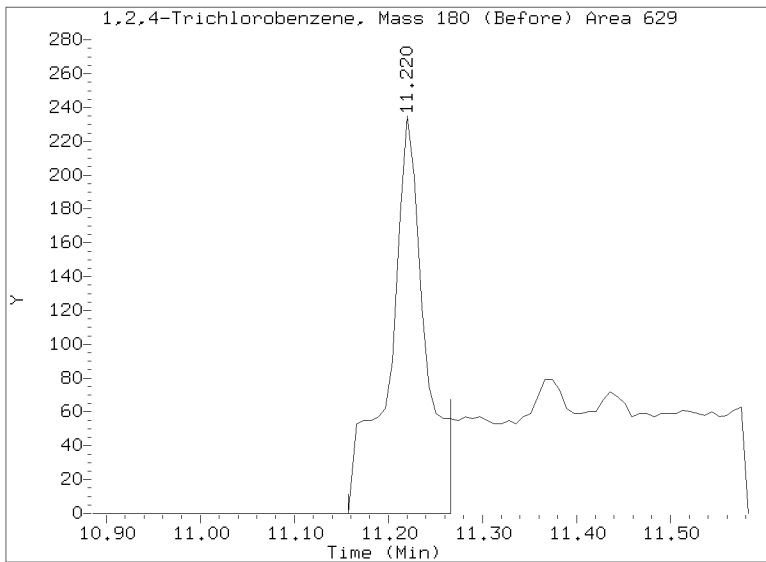
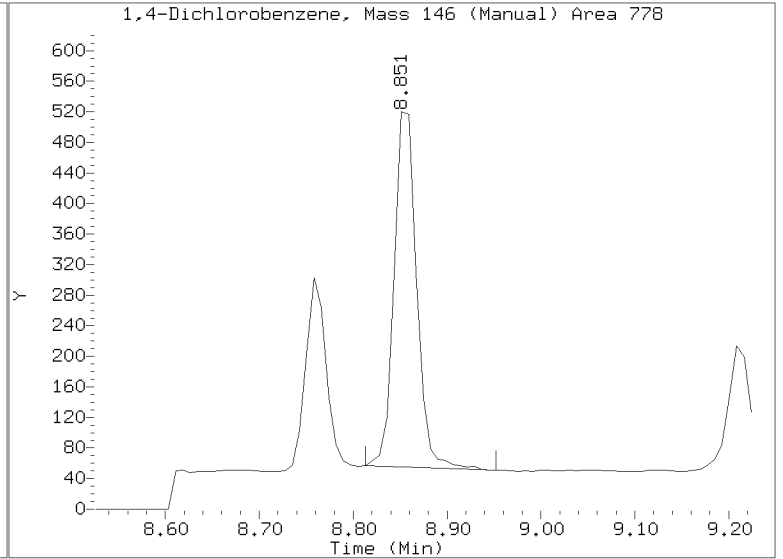
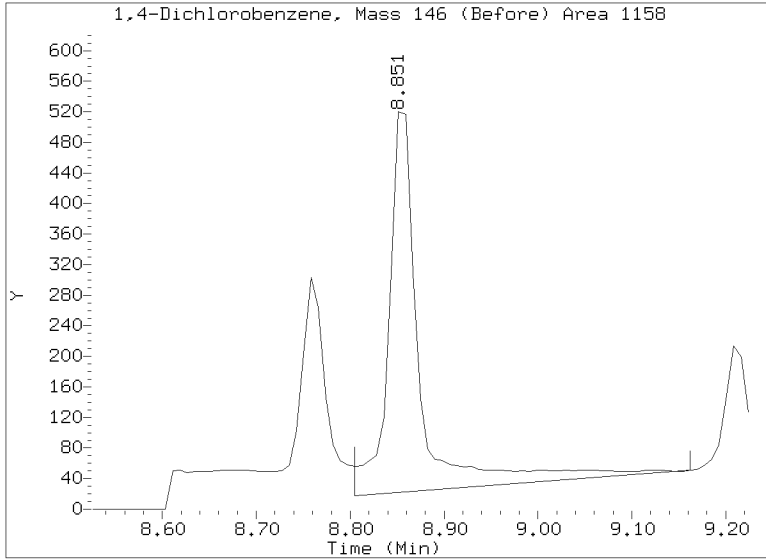
On Column LOD for nt10.i, 20230419.b\SIMABN2.m, PSDDA.sub = 0.0000

Exception: 1,2,4-Trichlorobenzene 0.0010

* Only compounds listed in the work order have been verified by the analyst *

Quant Ion Manual Peak Adjustment Report

Datafile: //target/share/chem3/nt10.i/20230419.b/20230419.b/NT1004192310S.D
Injection Date: 19-APR-2023 17:06
Lab ID:23C0774-01 Client ID:
Report Date: 04/20/2023 12:35



APPROVED
By Deenay Dunmore at 12:40 pm, Apr 20, 2023



Form I
ORGANIC ANALYSIS DATA SHEET
EPA 8270E-SIM
SIM SVOC Organics (Dual scan list)

Laboratory: Analytical Resources, LLC

Client: Anchor OEA, LLC

Project: AOC5 MR Phase 1

Matrix: Sediment

Laboratory ID: 23C0774-02 A

SDG: 23C0774

Sampled: 12/16/22 09:12

Prepared: 04/05/23 16:28

File ID: NT1004192311S.D

% Solids: 51.94

Preparation: EPA 3546 (Microwave)

Analyzed: 04/19/23 17:44

Batch: BLD0057

Sequence: SLD0257

Initial/Final: 19.33 g Wet / 1 mL

Instrument: NT10

Column: ZB-5MSi

Calibration: GC00049

Cleanups: GPC

CAS NO.	COMPOUND	DILUTION	CONC: (ug/kg dry)	Q	DL	RL
106-46-7	1,4-Dichlorobenzene	1	1.6	J	0.6	5.0
95-50-1	1,2-Dichlorobenzene	1	5.0	U	0.7	5.0
100-51-6	Benzyl Alcohol	1	16.2	J	2.5	19.9
65-85-0	Benzoic acid	1	70.0	J	13.3	99.6
105-67-9	2,4-Dimethylphenol	1	19.9	U	2.2	19.9
120-82-1	1,2,4-Trichlorobenzene	1	5.0	U	2.7	5.0
86-30-6	N-Nitrosodiphenylamine	1	5.0	U	1.3	5.0
87-86-5	Pentachlorophenol	1	5.4	J	2.1	19.9

SURROGATES	ADDED: (ug/kg dry)	FOUND: (ug/kg dry)	% REC	QC LIMITS	Q
2-Fluorophenol	747.01	430	57.5	27 - 120	
p-Terphenyl-d14	498.01	381	76.5	37 - 120	Q

Data File: \\target\share\chem3\nt10.1\20230419.1\20230419.1\NT10041923115.D

Date: 19-APR-2023 17:44

Client ID:

Sample Info: 23C0774-02

Volume Injected (uL): 1.0

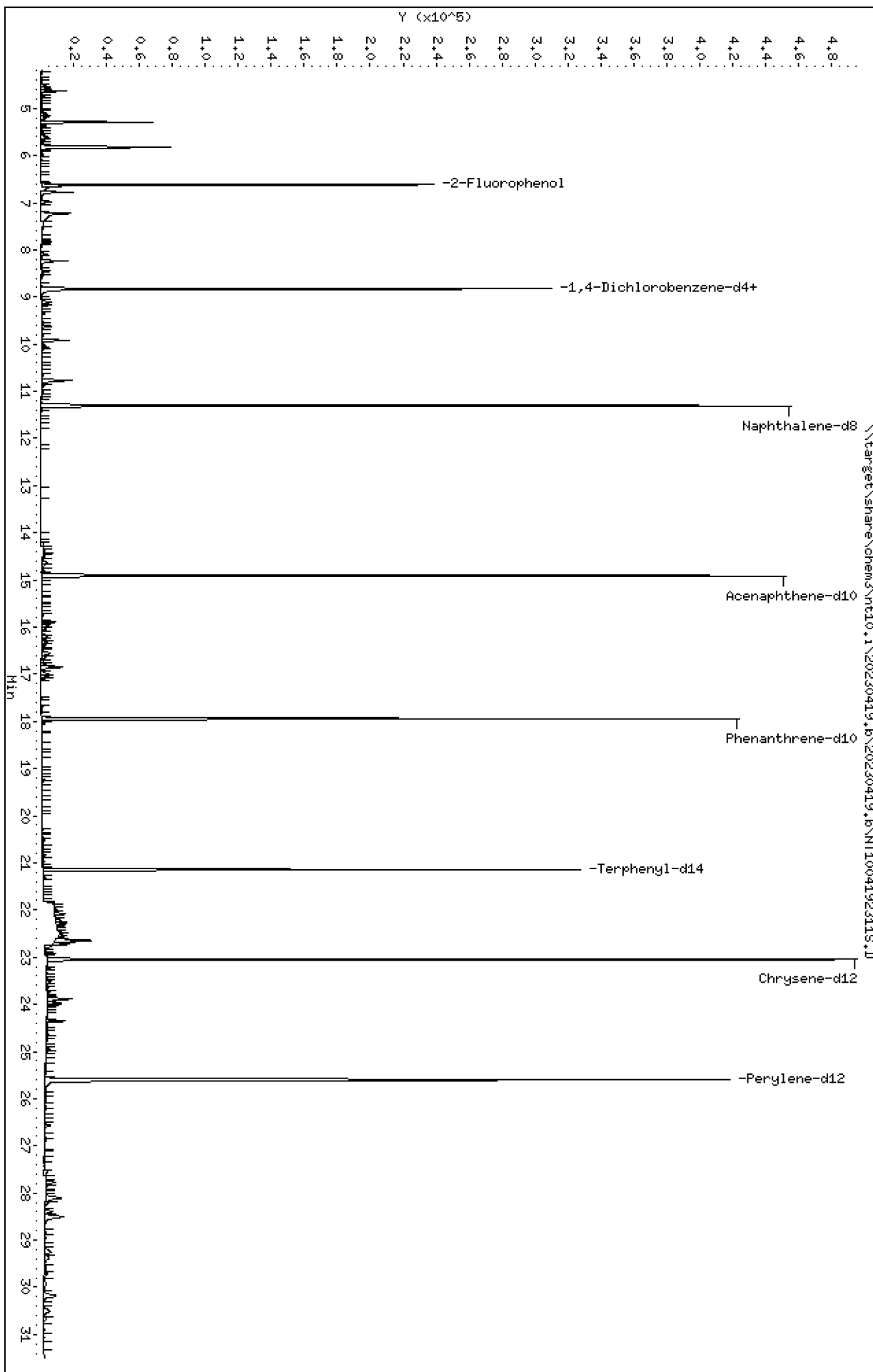
Column phase: ZB-5msi

Instrument: nt10.1

Operator: DSD

Column diameter: 0.25

Page 1



Date : 19-APR-2023 17:44

Client ID:

Instrument: nt10.i

Sample Info: 23C0774-02

Volume Injected (uL): 1.0

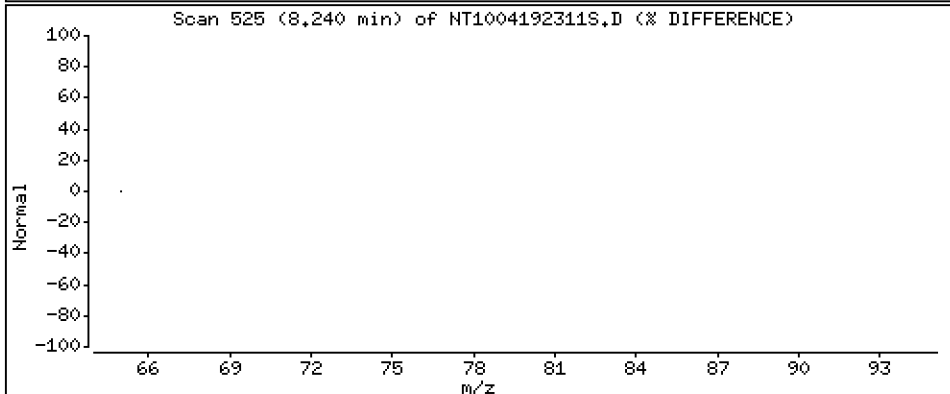
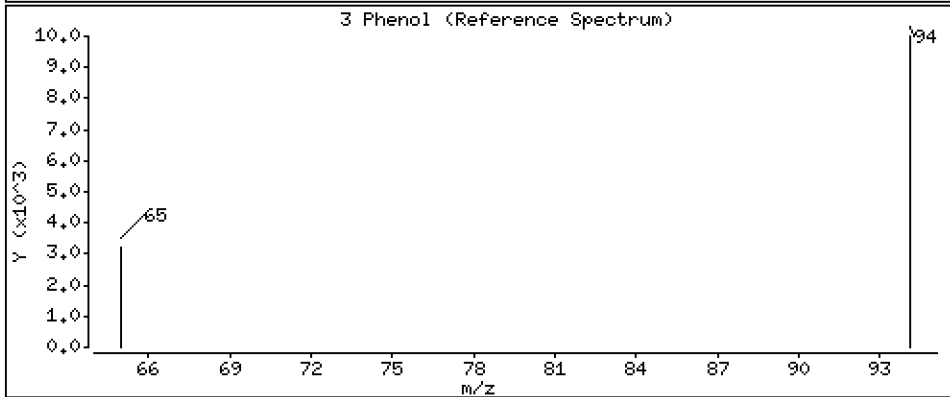
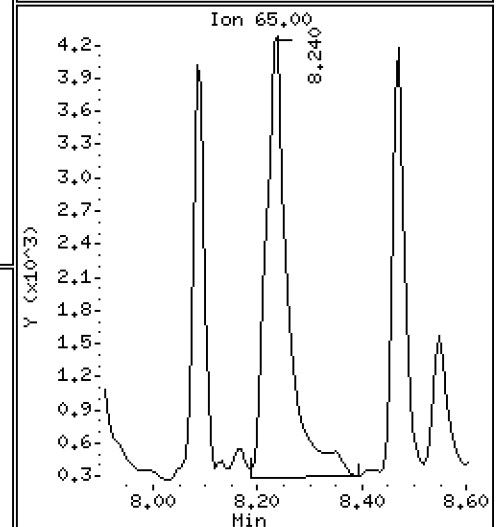
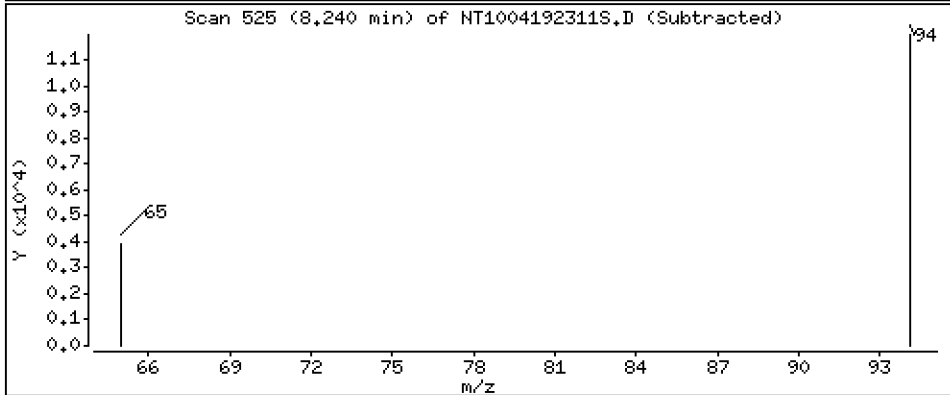
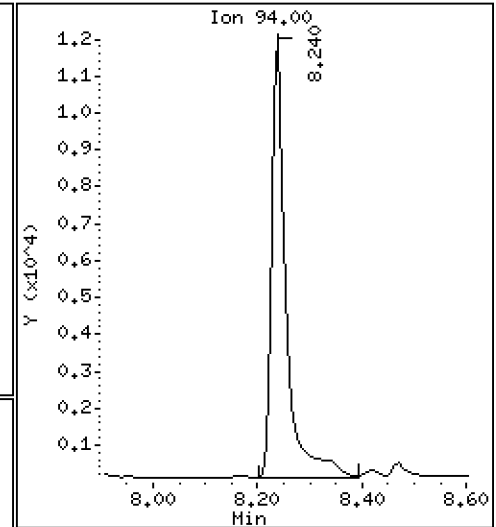
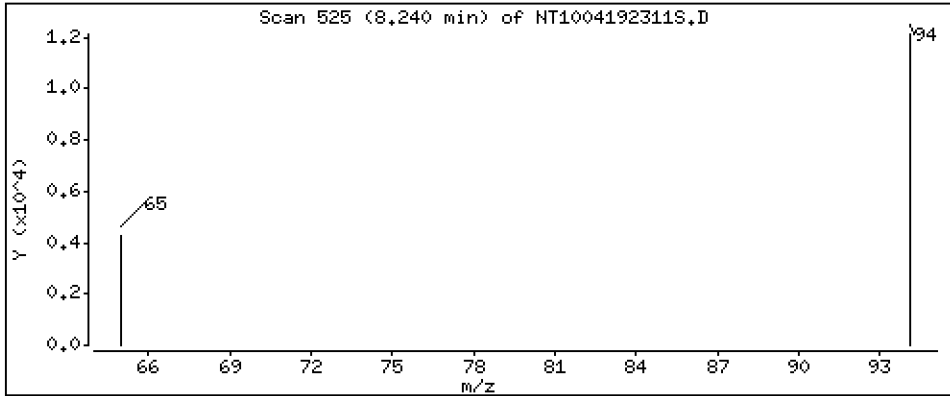
Operator: DSD

Column phase: ZB-5msi

Column diameter: 0.25

3 Phenol

Concentration: 0.2791 ug/L



Date : 19-APR-2023 17:44

Client ID:

Instrument: nt10.i

Sample Info: 23C0774-02

Volume Injected (uL): 1.0

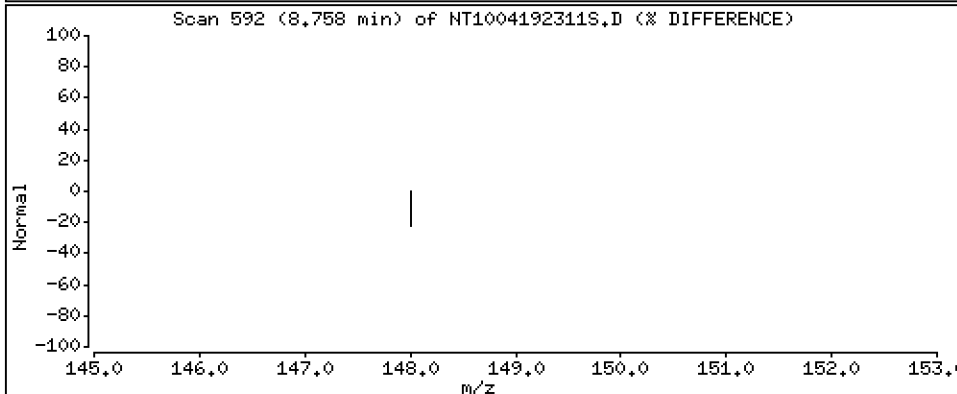
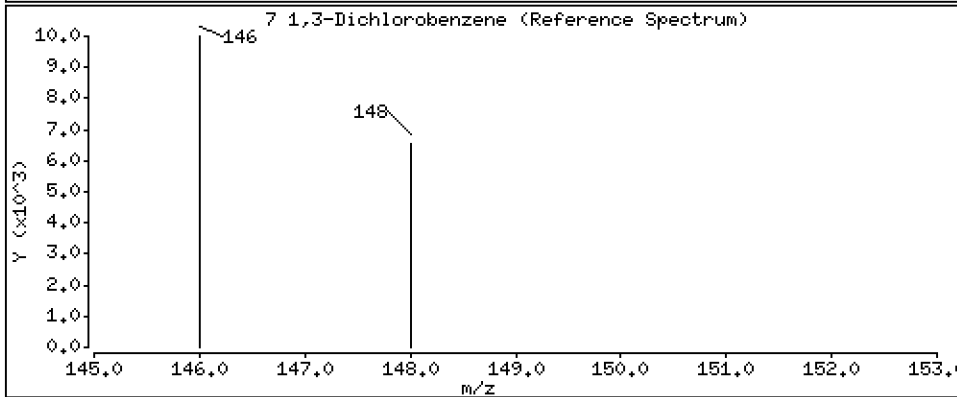
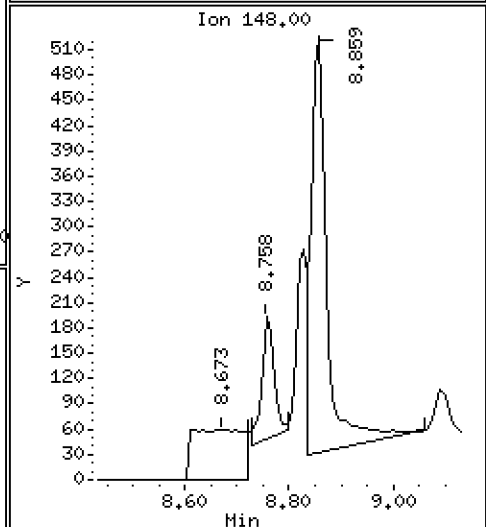
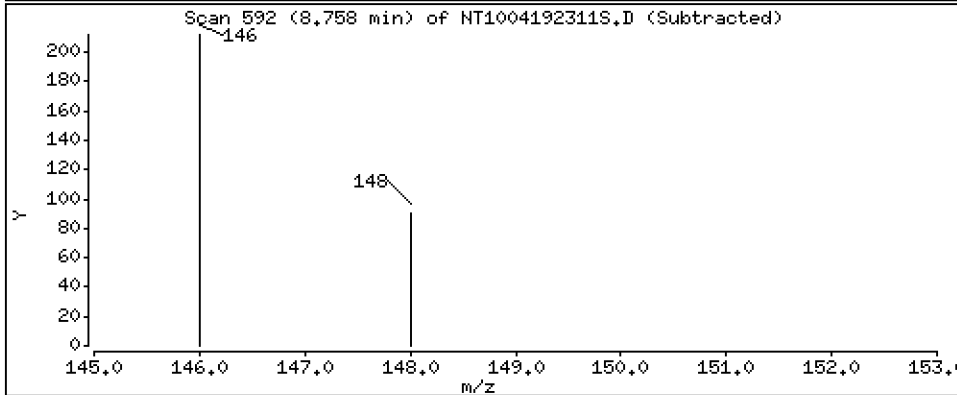
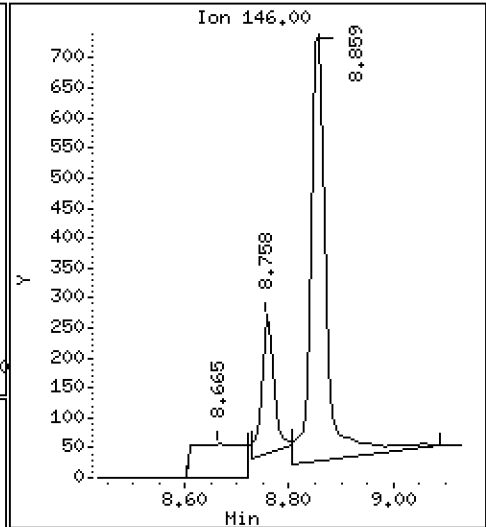
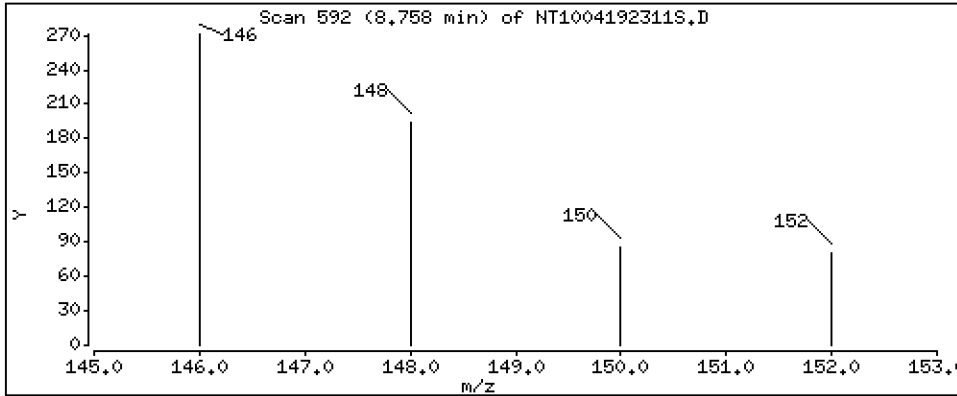
Operator: DSD

Column phase: ZB-5msi

Column diameter: 0,25

7 1,3-Dichlorobenzene

Concentration: 0,005176 ug/L



Date : 19-APR-2023 17:44

Client ID:

Instrument: nt10.i

Sample Info: 23C0774-02

Volume Injected (uL): 1.0

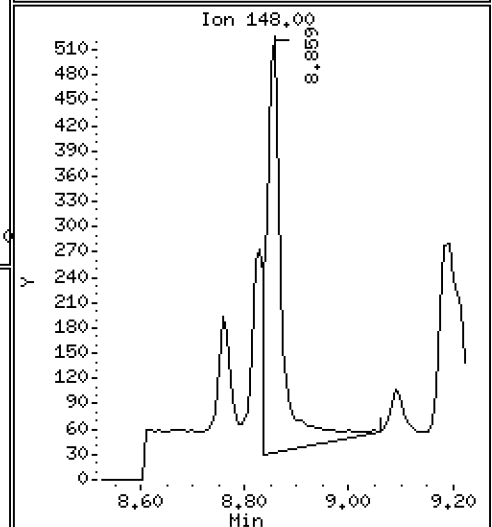
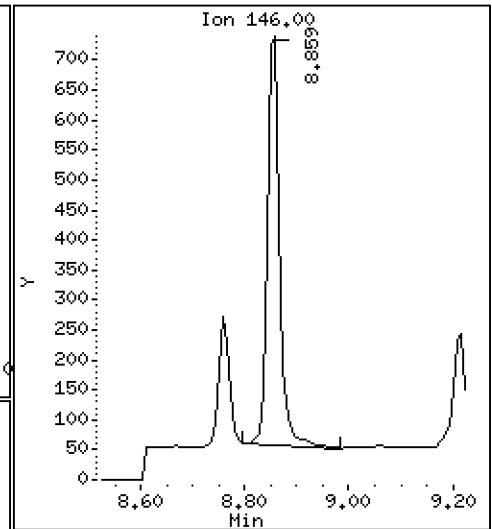
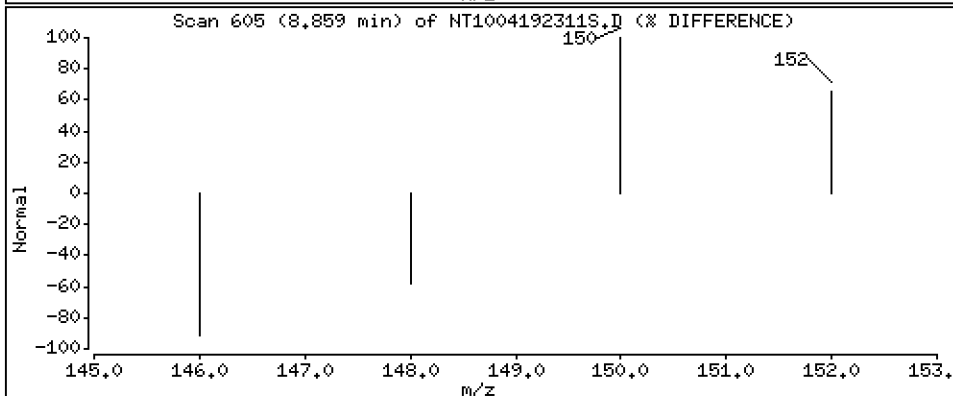
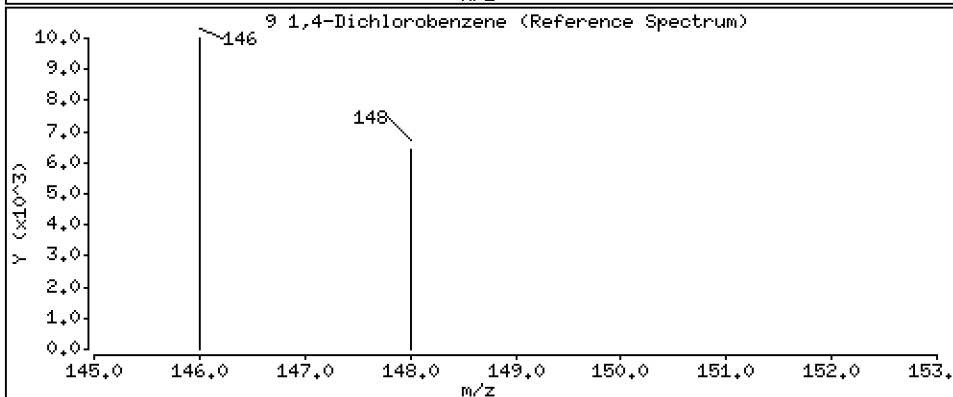
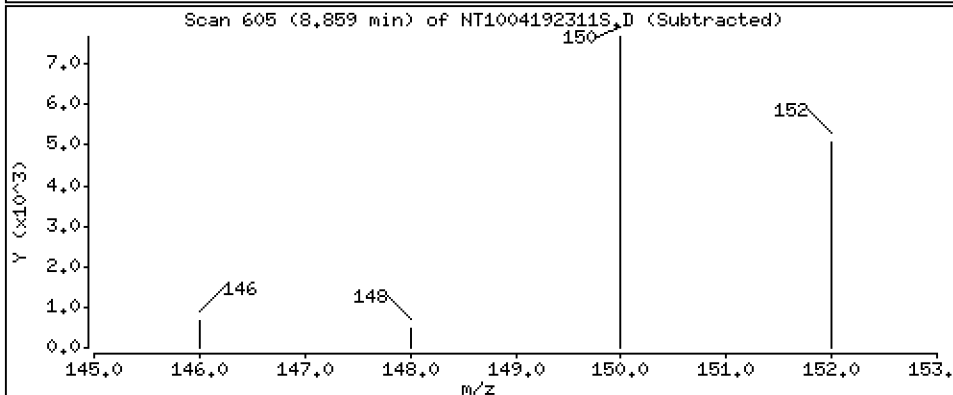
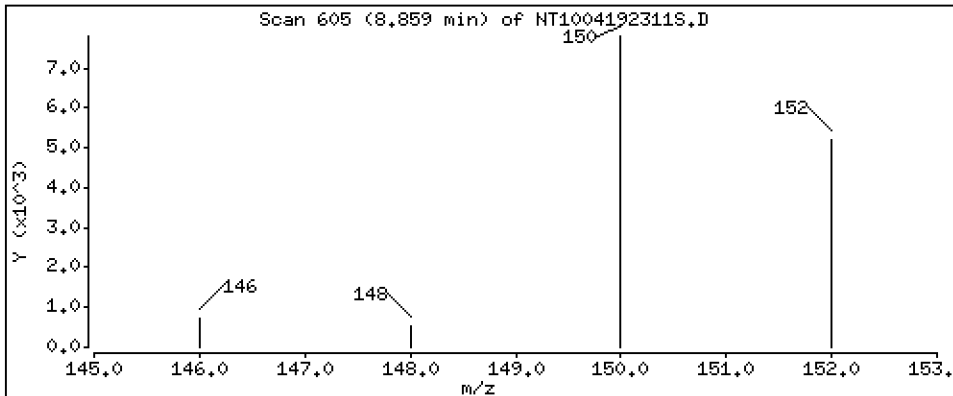
Operator: DSD

Column phase: ZB-5msi

Column diameter: 0,25

9 1,4-Dichlorobenzene

Concentration: 0,01573 ug/L



Date : 19-APR-2023 17:44

Client ID:

Instrument: nt10.i

Sample Info: 23C0774-02

Volume Injected (uL): 1.0

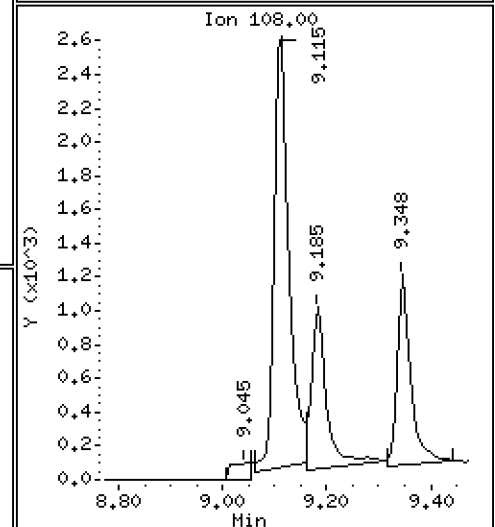
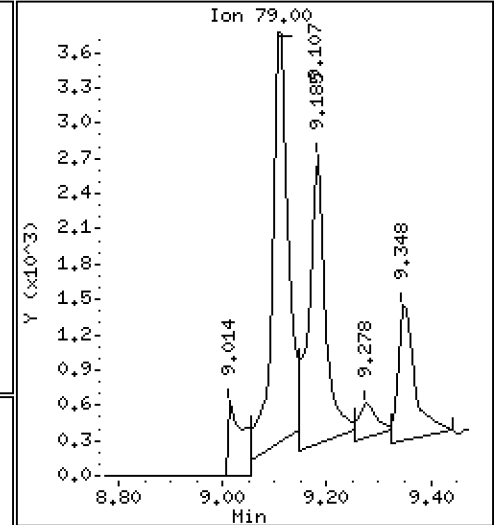
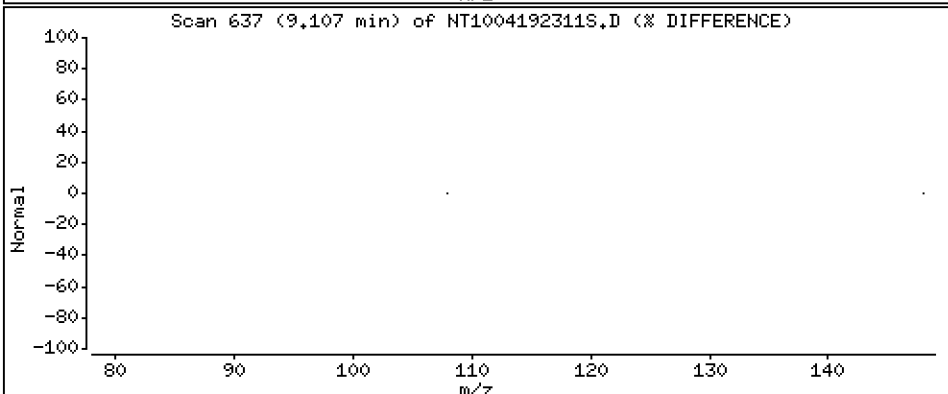
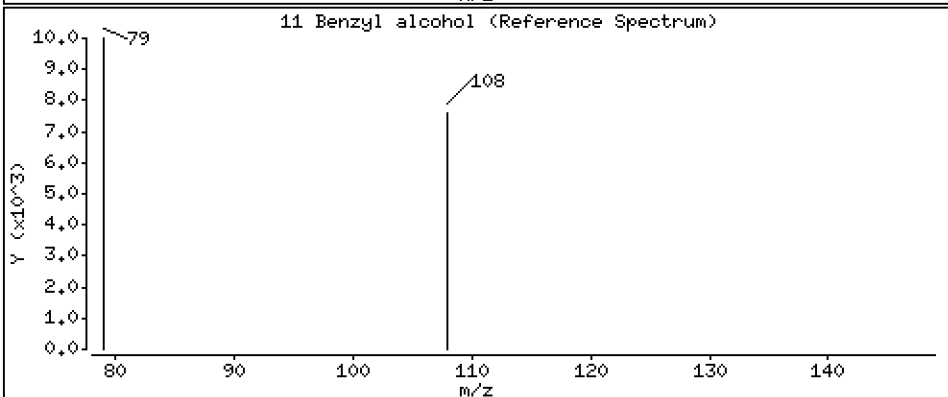
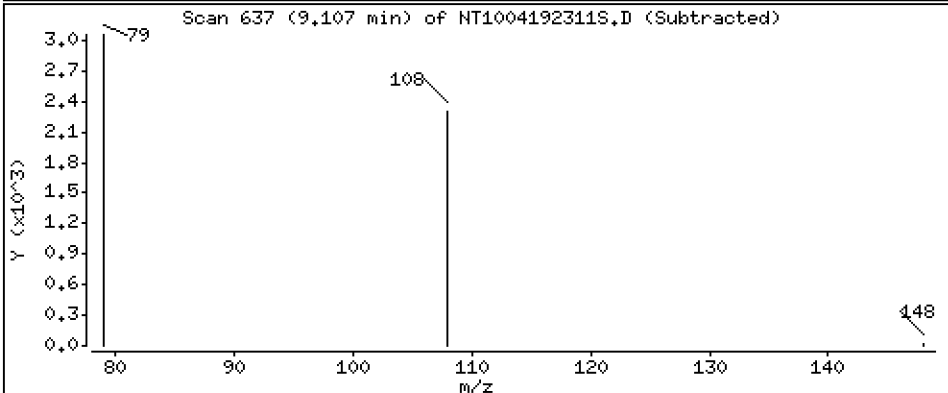
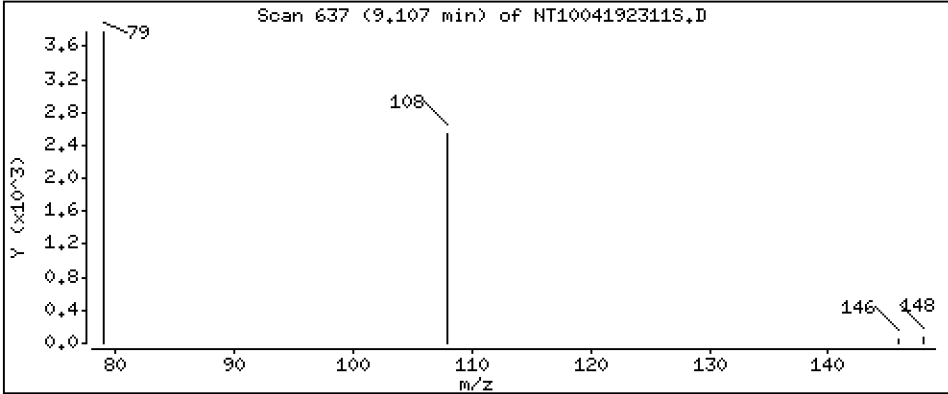
Operator: DSD

Column phase: ZB-5msi

Column diameter: 0.25

11 Benzyl alcohol

Concentration: 0.1631 ug/L



Date : 19-APR-2023 17:44

Client ID:

Instrument: nt10.i

Sample Info: 23C0774-02

Volume Injected (uL): 1.0

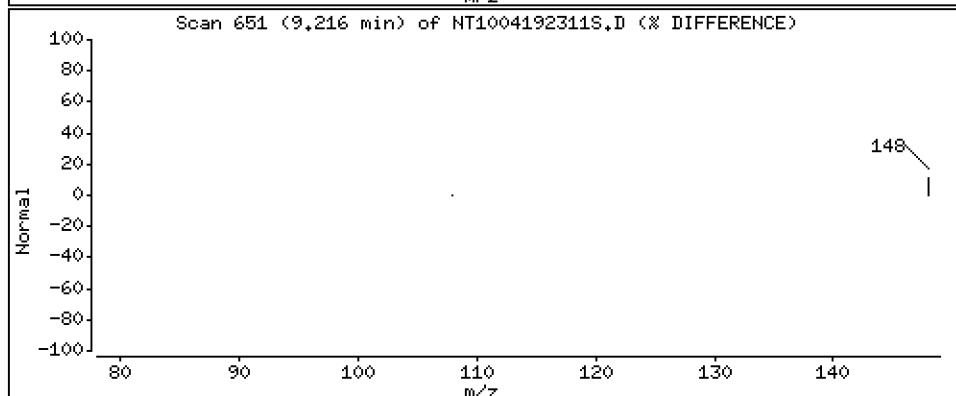
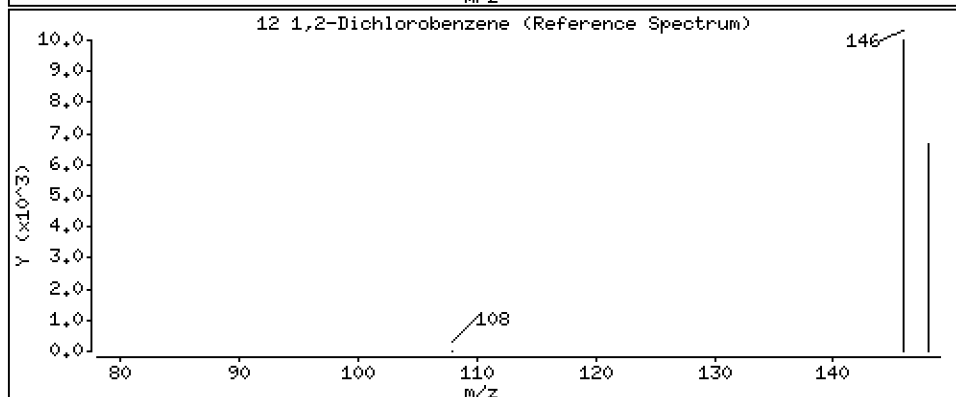
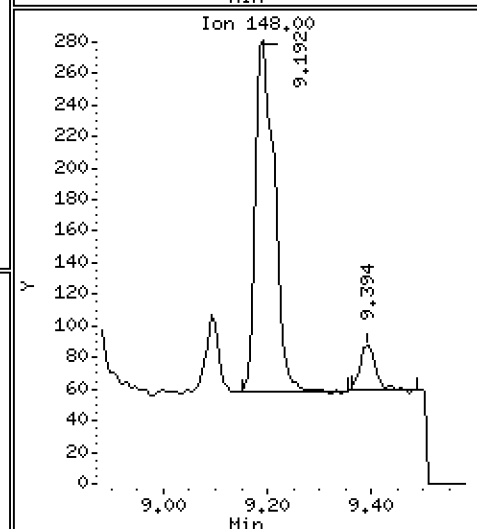
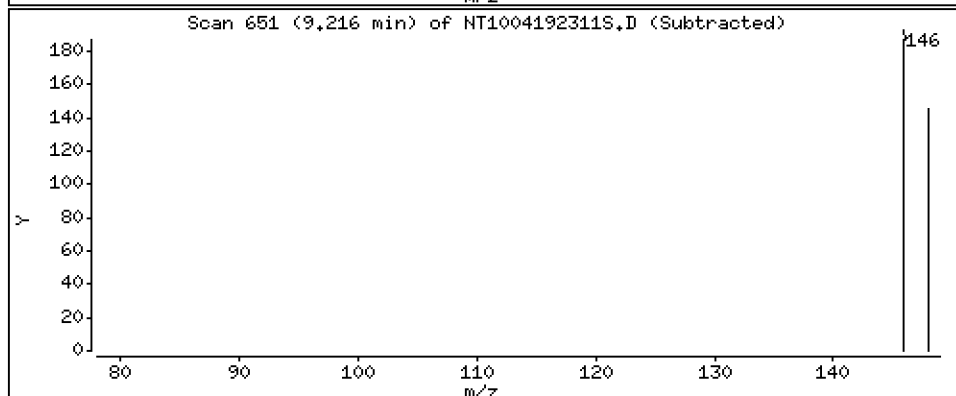
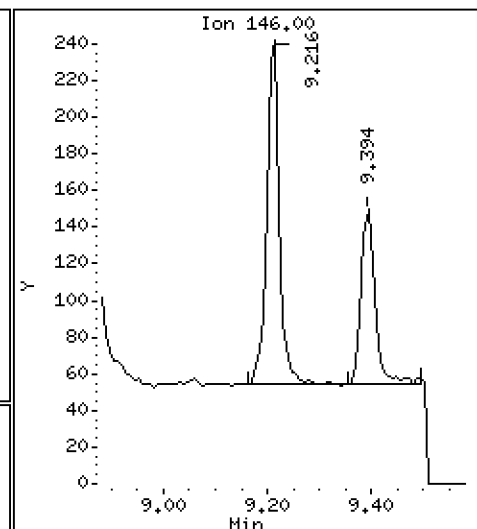
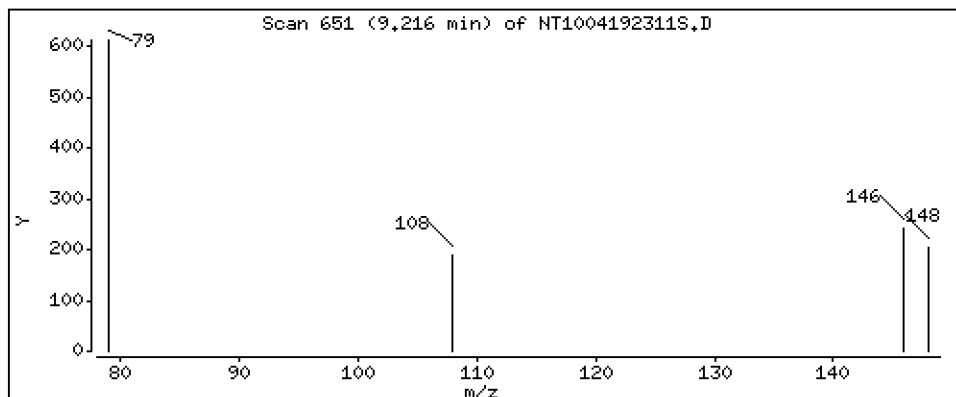
Operator: DSD

Column phase: ZB-5msi

Column diameter: 0,25

12 1,2-Dichlorobenzene

Concentration: 0,004609 ug/L



Date : 19-APR-2023 17:44

Client ID:

Instrument: nt10.i

Sample Info: 23C0774-02

Volume Injected (uL): 1.0

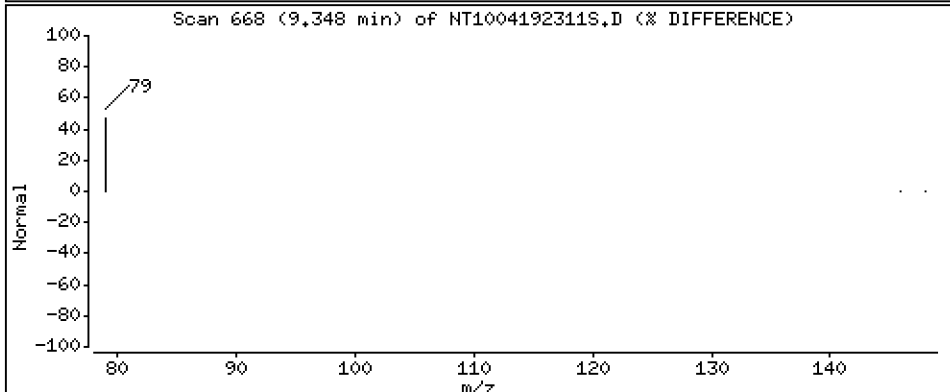
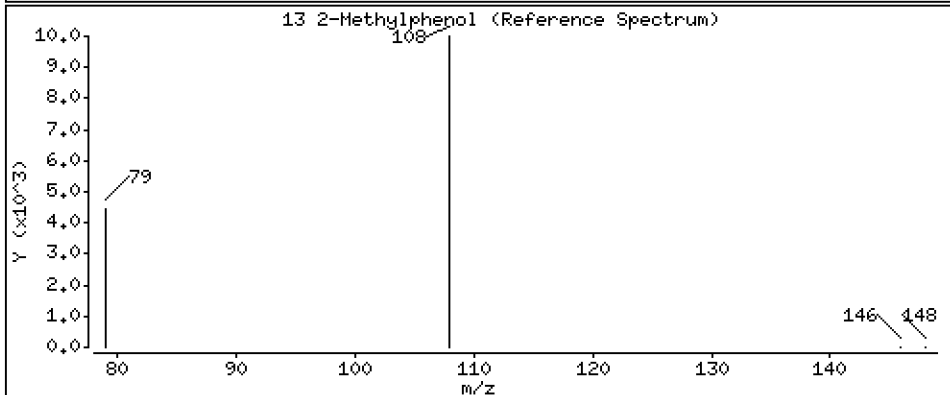
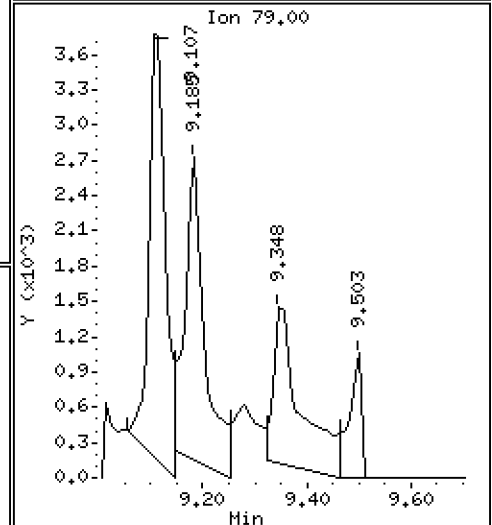
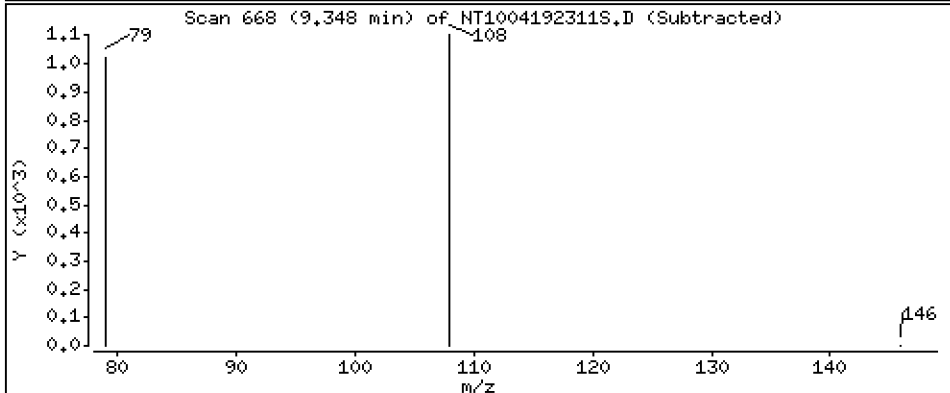
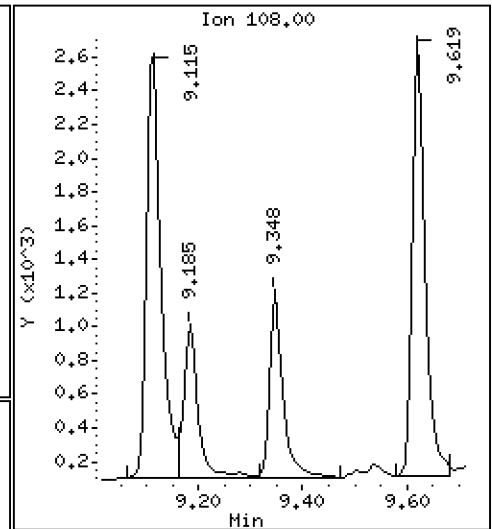
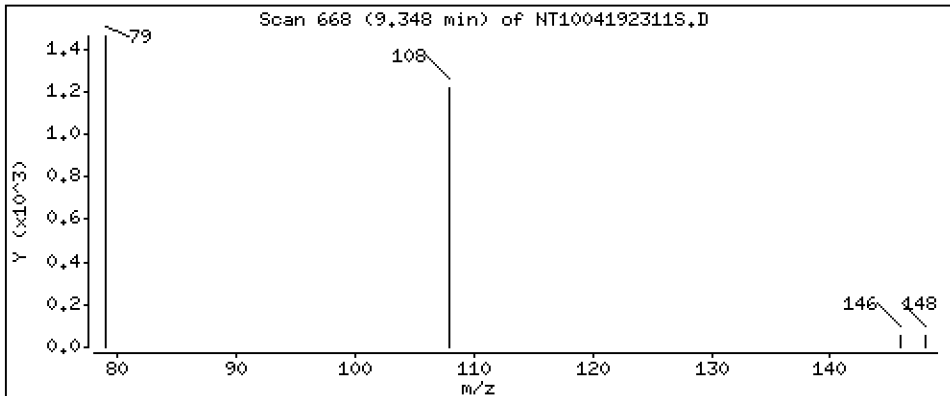
Operator: DSD

Column phase: ZB-5msi

Column diameter: 0.25

13 2-Methylphenol

Concentration: 0.03416 ug/L



Date : 19-APR-2023 17:44

Client ID:

Instrument: nt10.i

Sample Info: 23C0774-02

Volume Injected (uL): 1.0

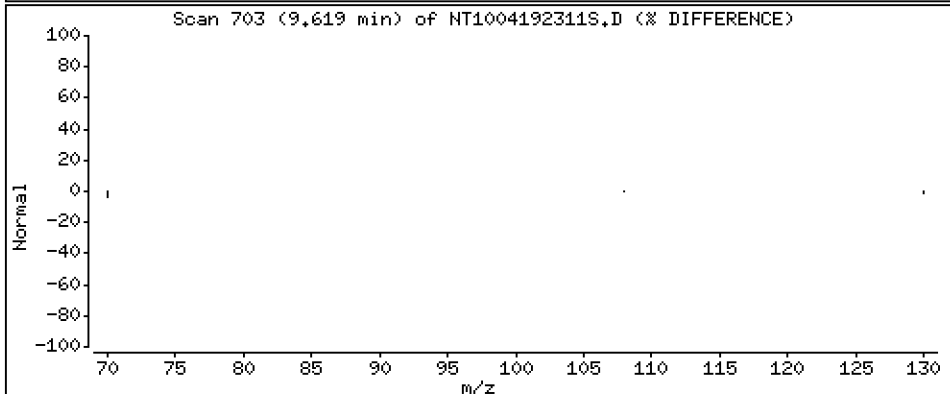
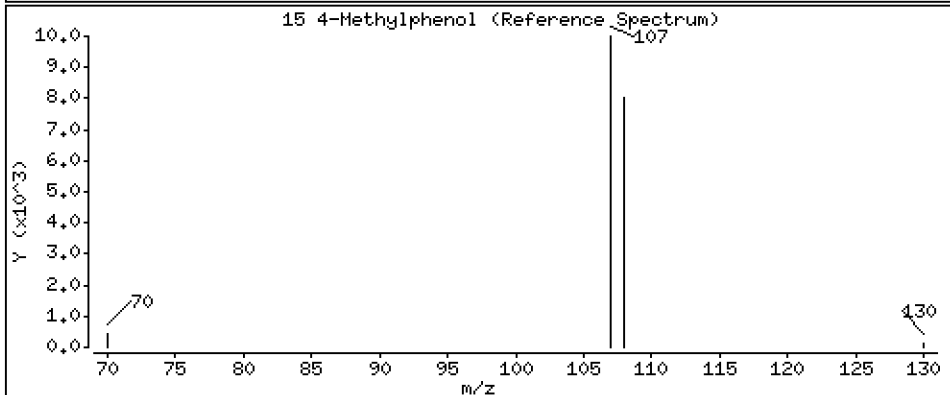
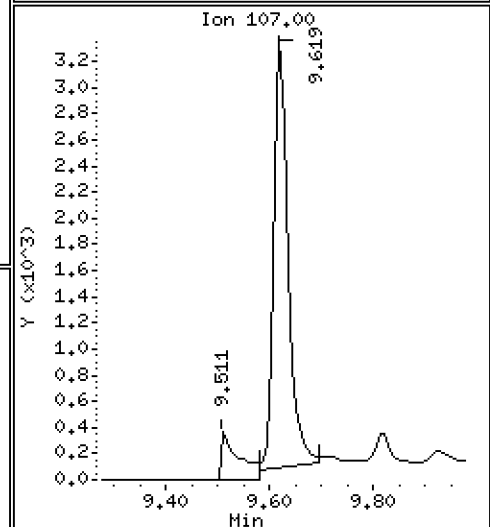
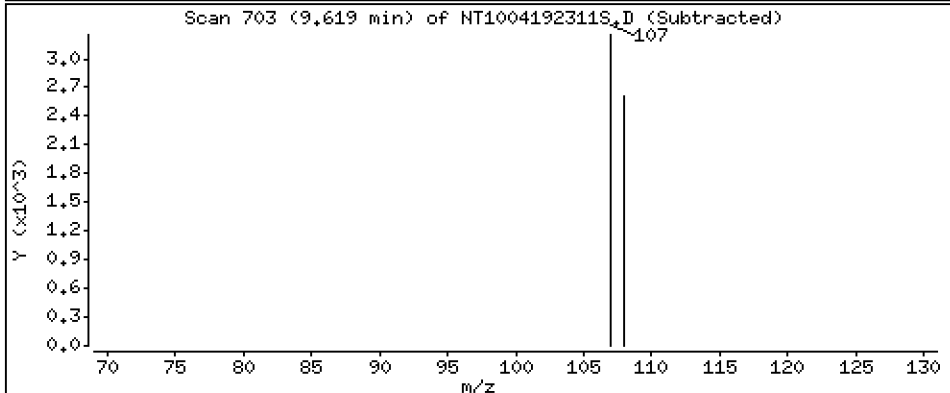
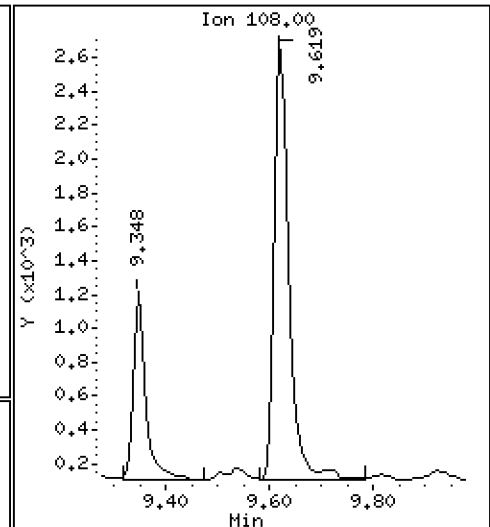
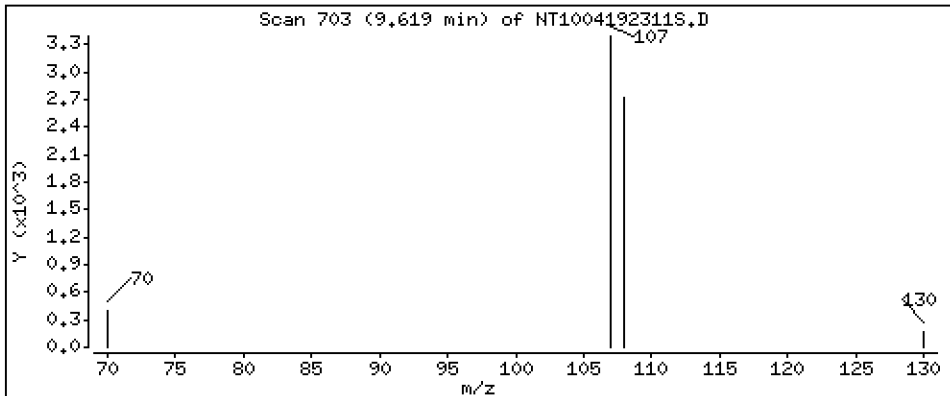
Operator: DSD

Column phase: ZB-5msi

Column diameter: 0.25

15 4-Methylphenol

Concentration: 0.08298 ug/L



Date : 19-APR-2023 17:44

Client ID:

Instrument: nt10.i

Sample Info: 23C0774-02

Volume Injected (uL): 1.0

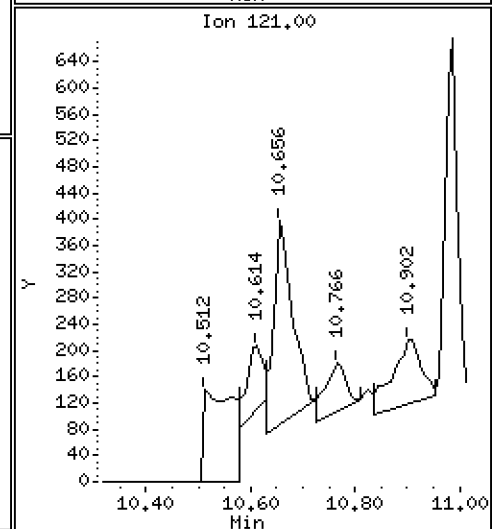
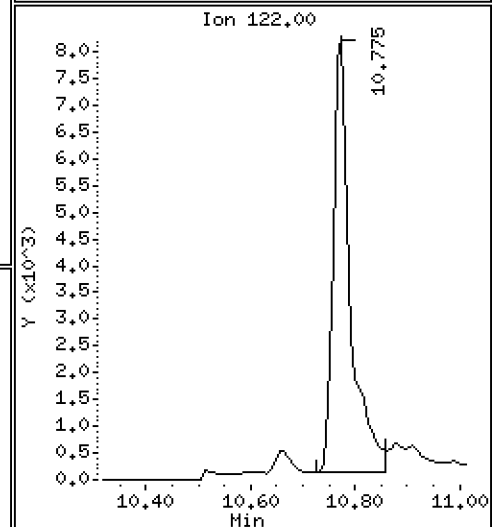
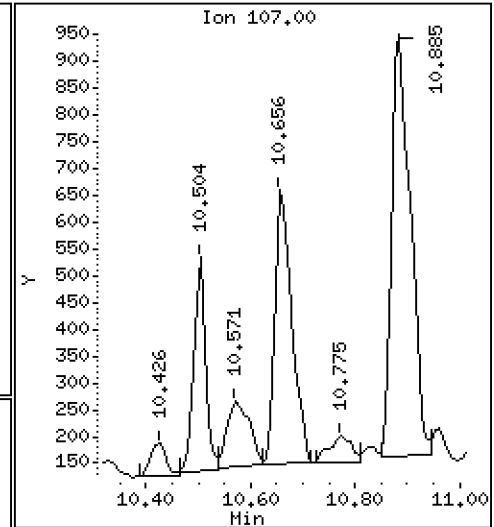
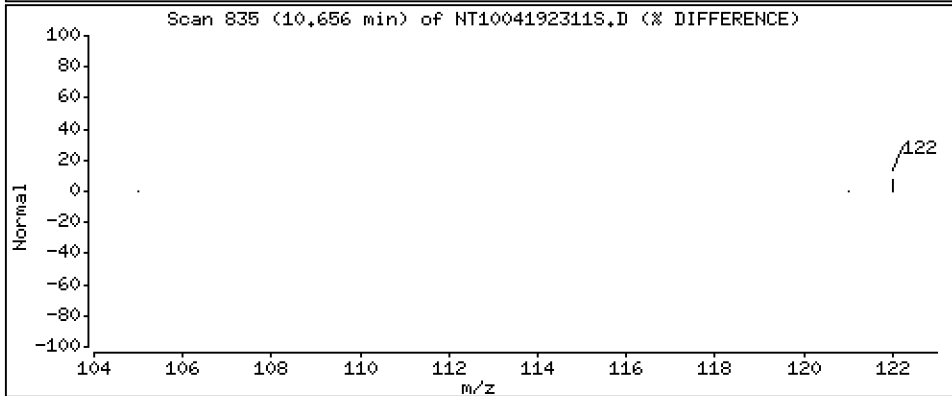
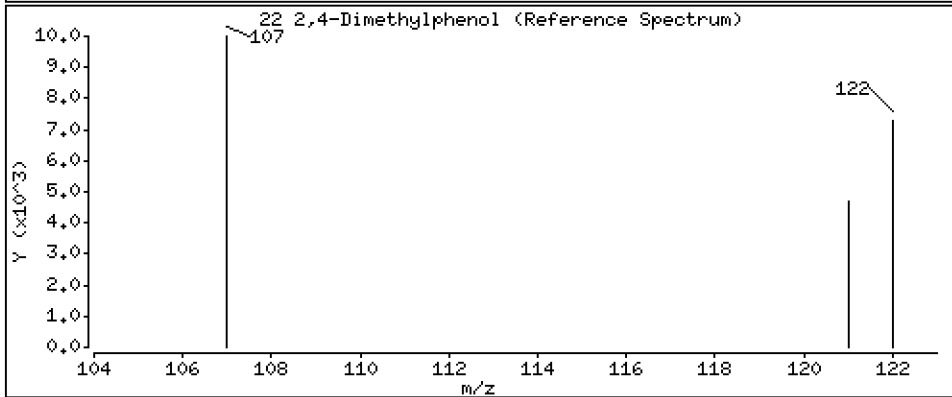
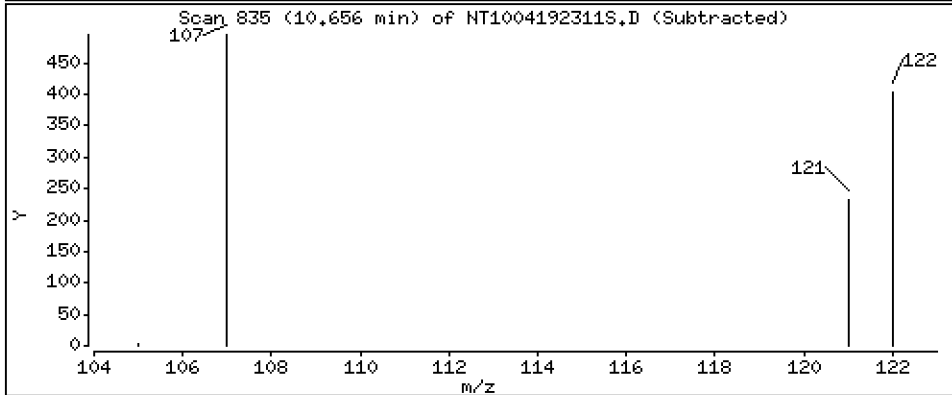
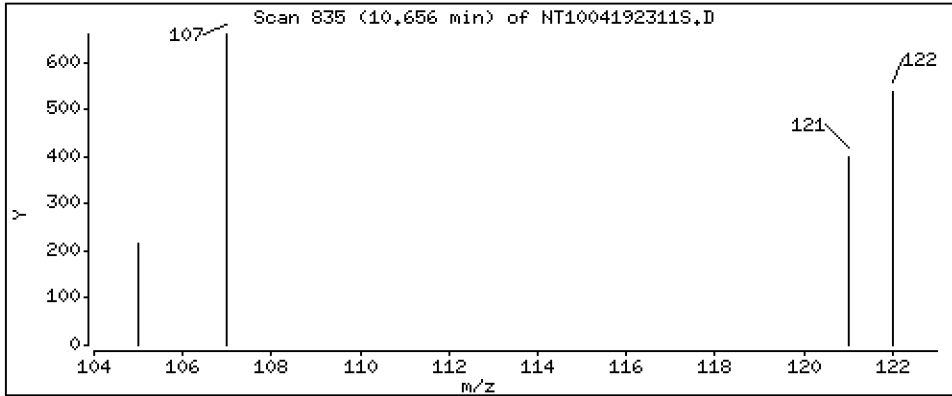
Operator: DSD

Column phase: ZB-5msi

Column diameter: 0.25

22 2,4-Dimethylphenol

Concentration: 0.01908 ug/L



Date : 19-APR-2023 17:44

Client ID:

Instrument: nt10.i

Sample Info: 23C0774-02

Volume Injected (uL): 1.0

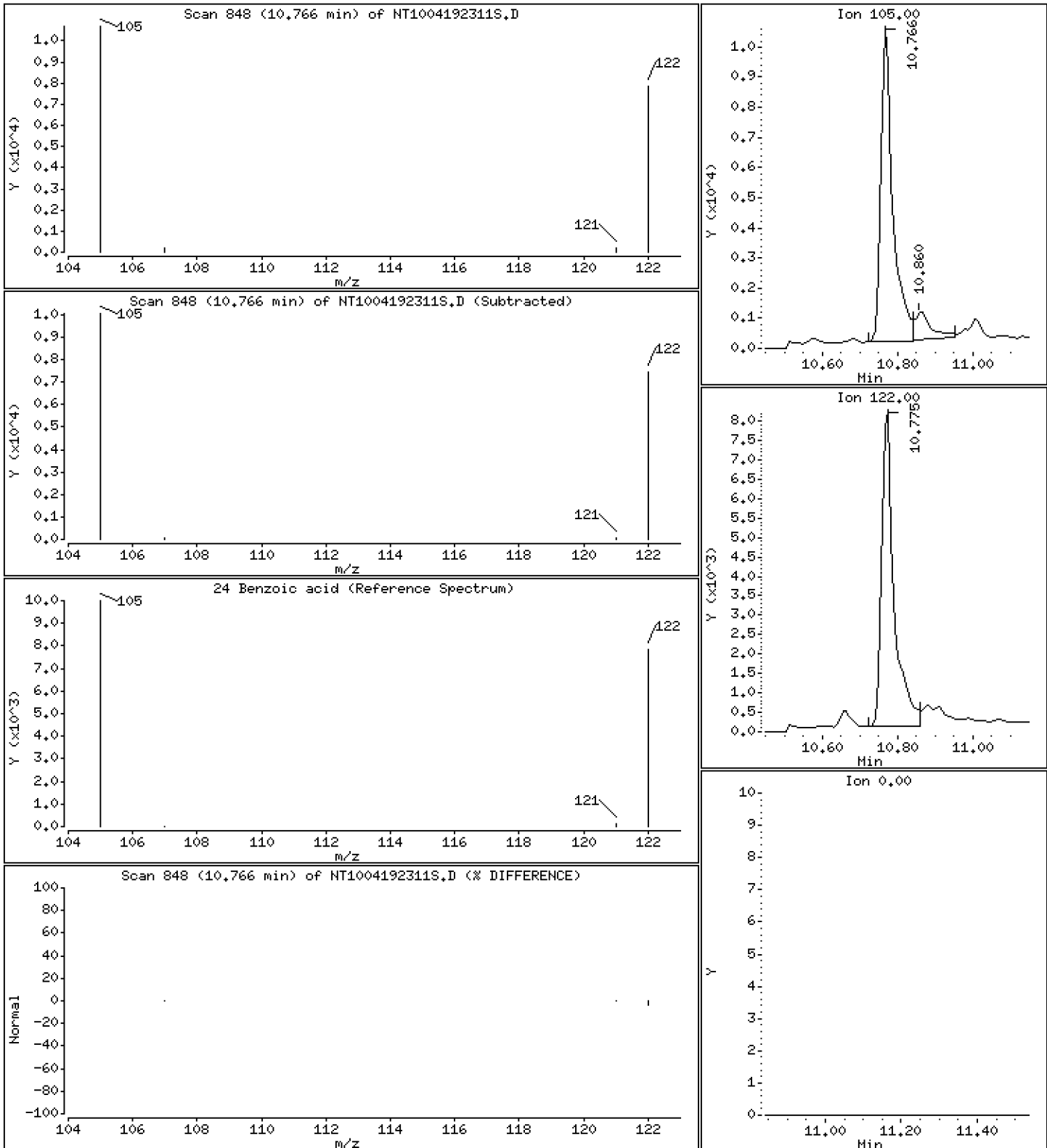
Operator: DSD

Column phase: ZB-5msi

Column diameter: 0.25

24 Benzoic acid

Concentration: 0.7032 ug/L



Date : 19-APR-2023 17:44

Client ID:

Instrument: nt10.i

Sample Info: 23C0774-02

Volume Injected (uL): 1.0

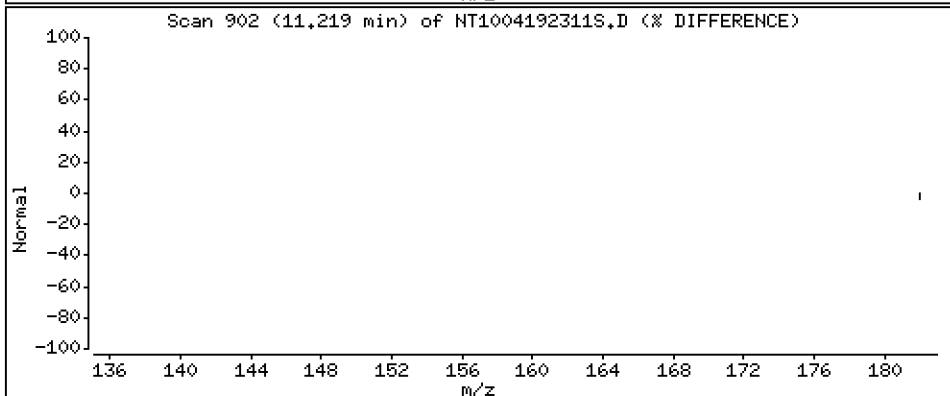
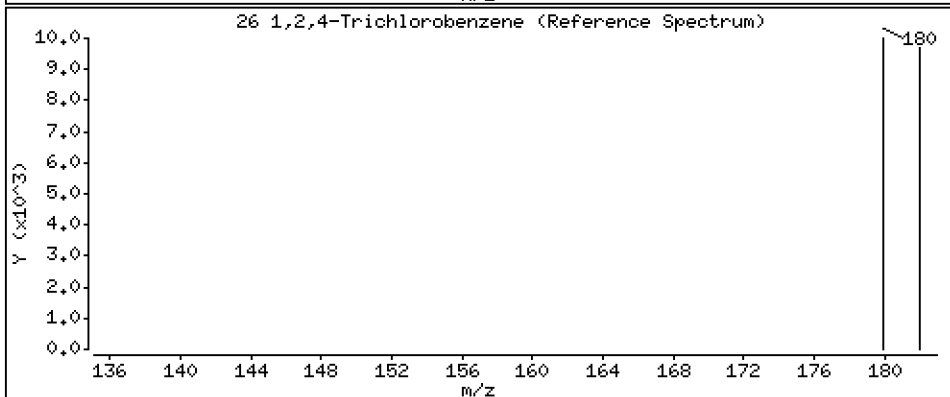
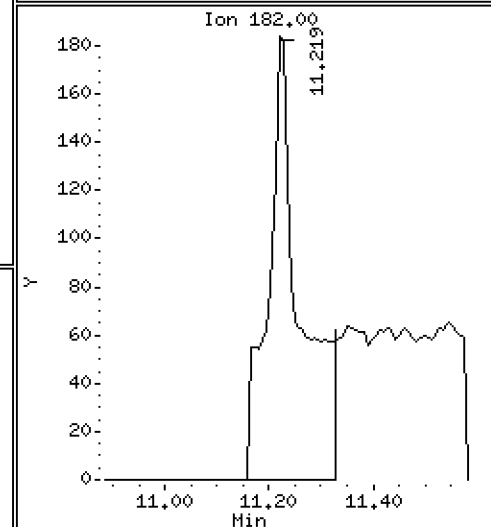
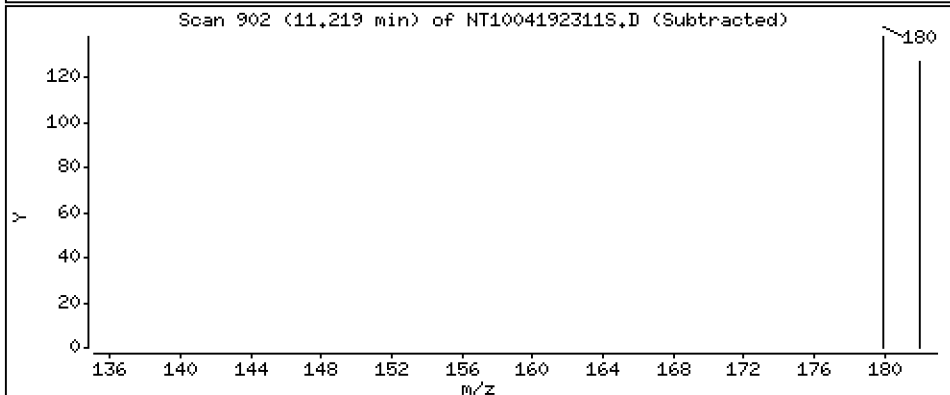
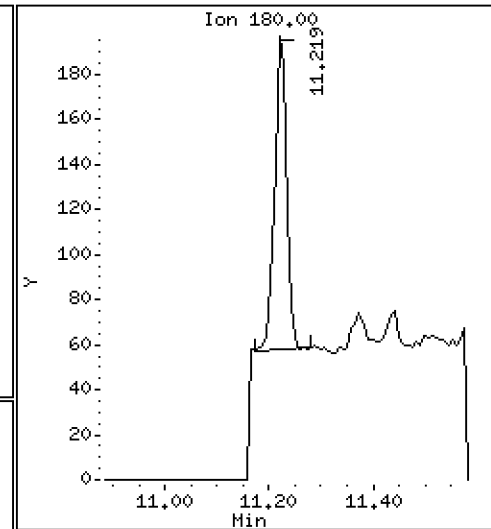
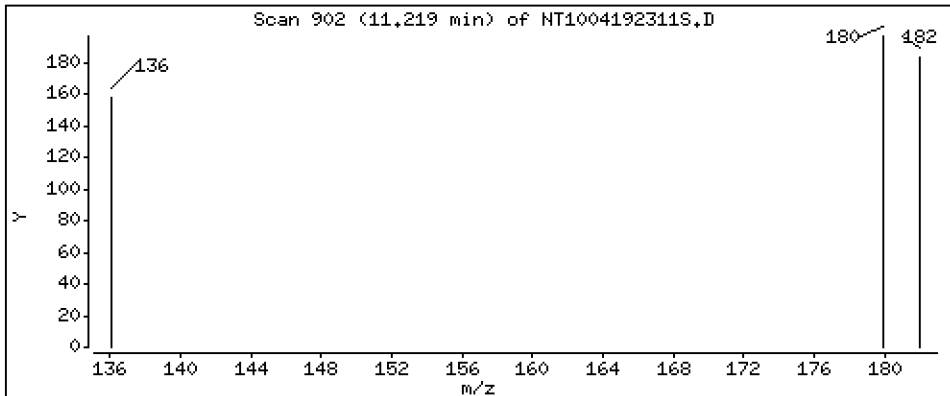
Operator: DSD

Column phase: ZB-5msi

Column diameter: 0,25

26 1,2,4-Trichlorobenzene

Concentration: 0,003608 ug/L



Date : 19-APR-2023 17:44

Client ID:

Instrument: nt10.i

Sample Info: 23C0774-02

Volume Injected (uL): 1.0

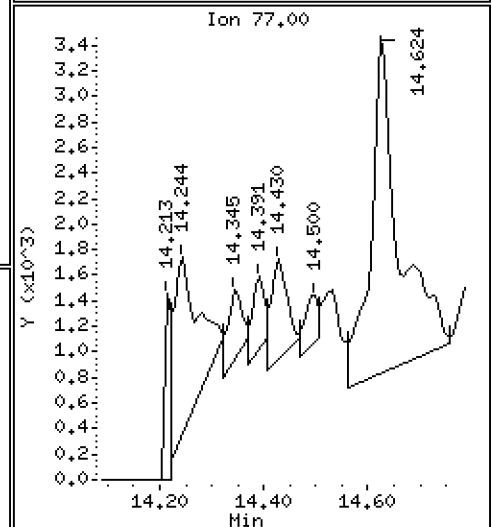
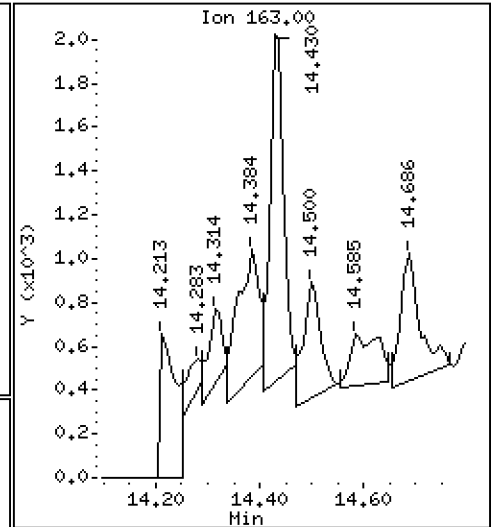
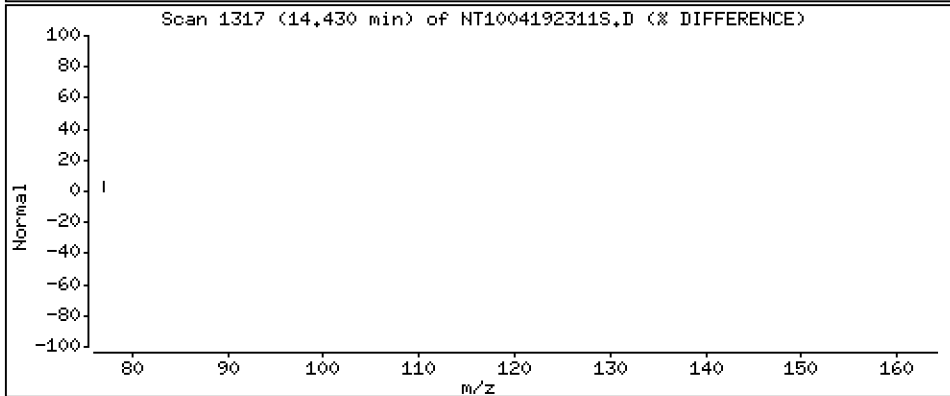
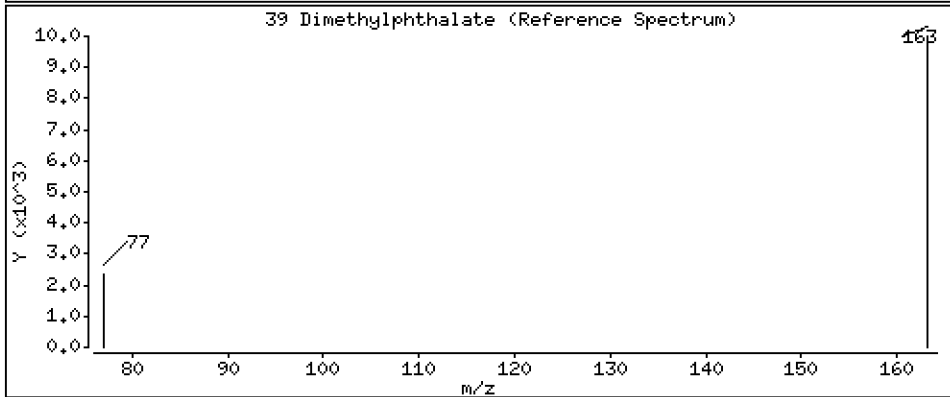
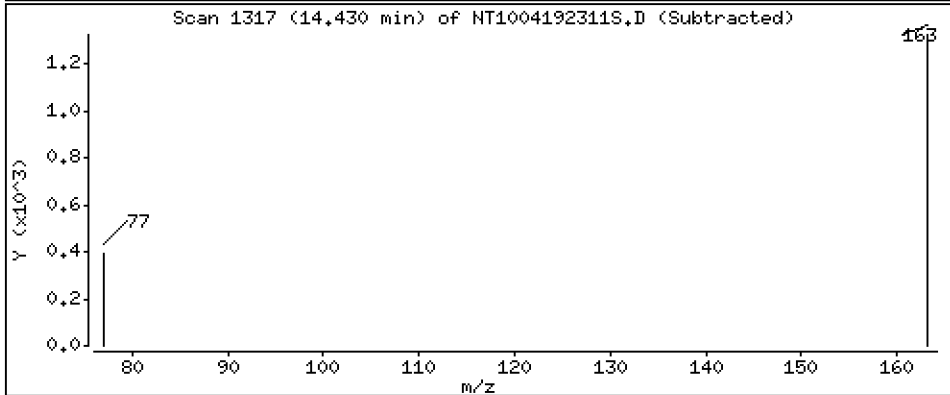
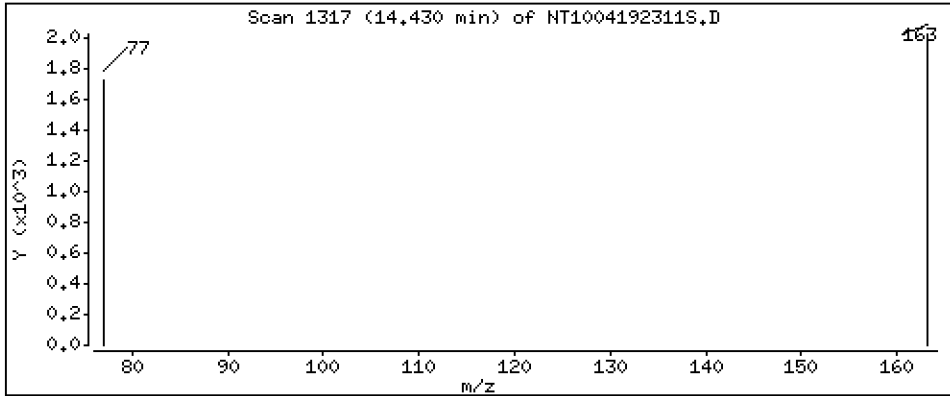
Operator: DSD

Column phase: ZB-5msi

Column diameter: 0.25

39 Dimethylphthalate

Concentration: 0.02654 ug/L



Date : 19-APR-2023 17:44

Client ID:

Instrument: nt10.i

Sample Info: 23C0774-02

Volume Injected (uL): 1.0

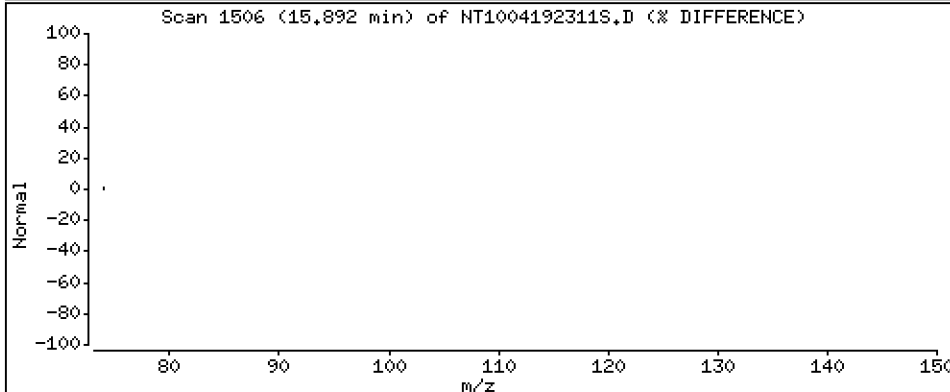
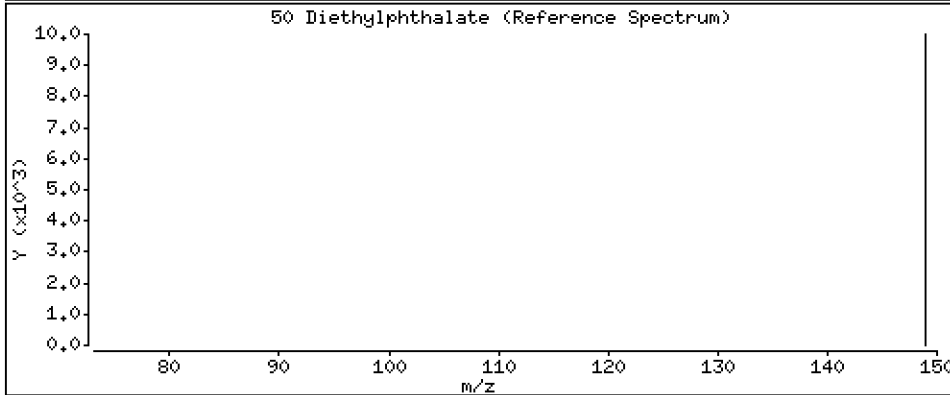
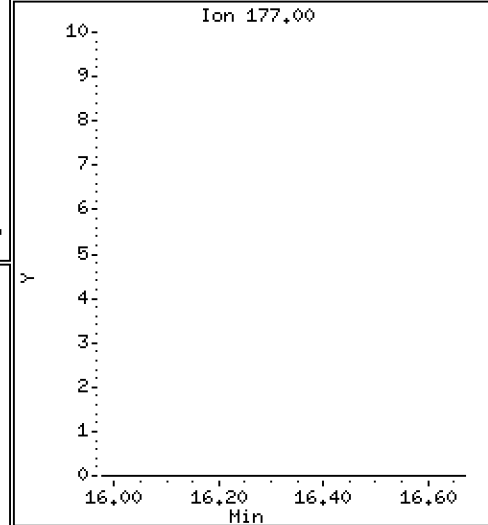
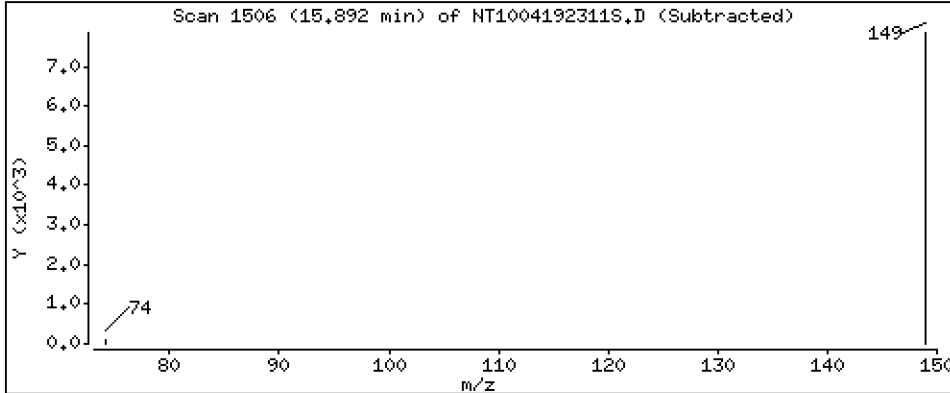
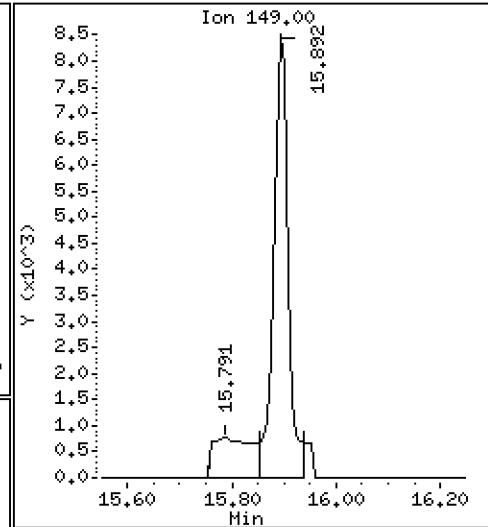
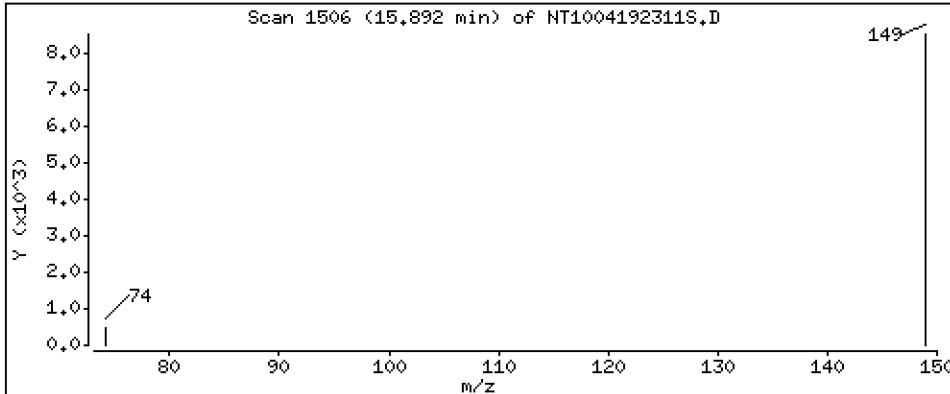
Operator: DSD

Column phase: ZB-5msi

Column diameter: 0,25

50 Diethylphthalate

Concentration: 0,1377 ug/L



Date : 19-APR-2023 17:44

Client ID:

Instrument: nt10.i

Sample Info: 23C0774-02

Volume Injected (uL): 1.0

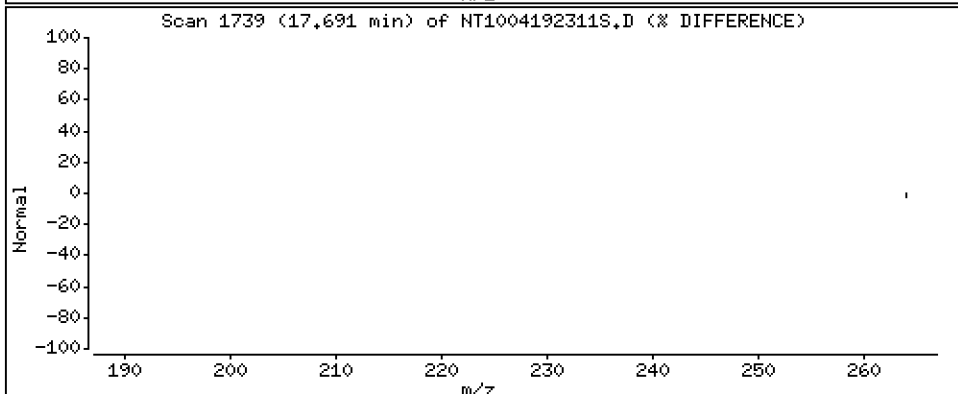
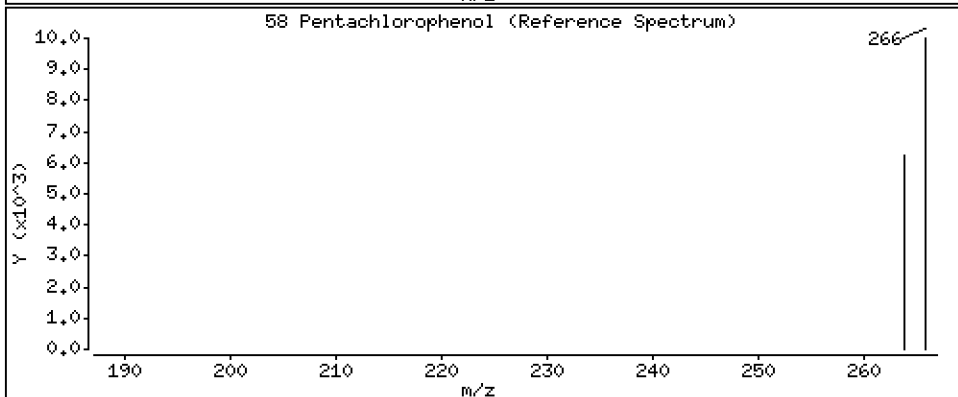
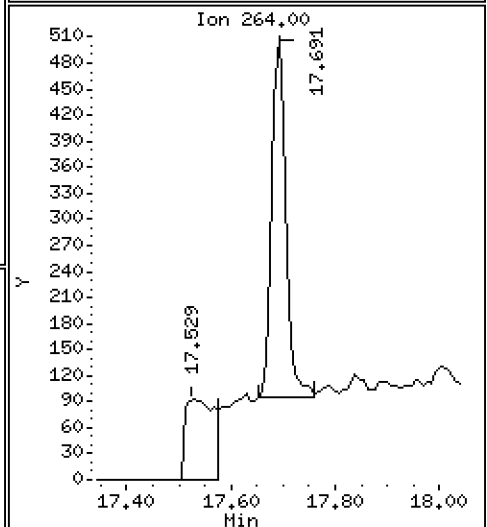
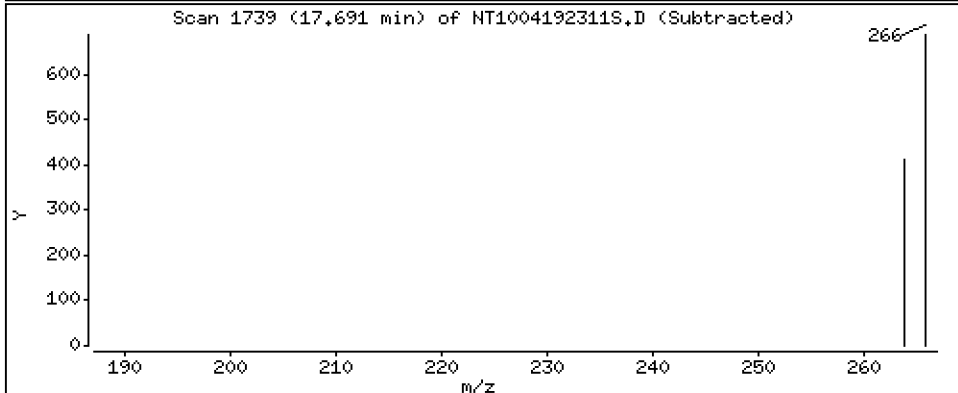
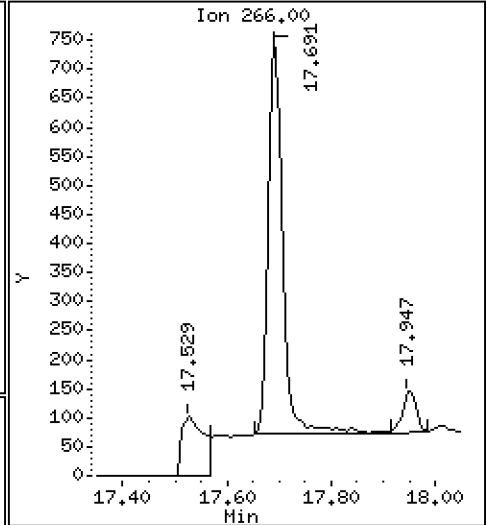
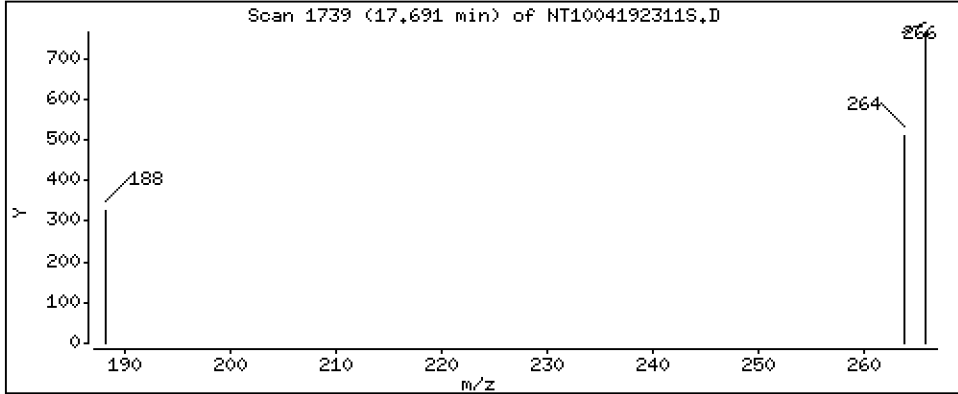
Operator: DSD

Column phase: ZB-5msi

Column diameter: 0,25

58 Pentachlorophenol

Concentration: 0,05466 ug/L



Date : 19-APR-2023 17:44

Client ID:

Instrument: nt10.i

Sample Info: 23C0774-02

Volume Injected (uL): 1.0

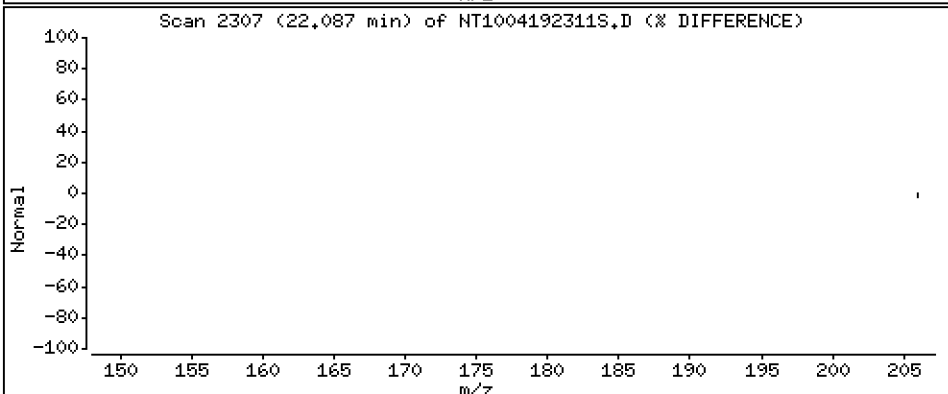
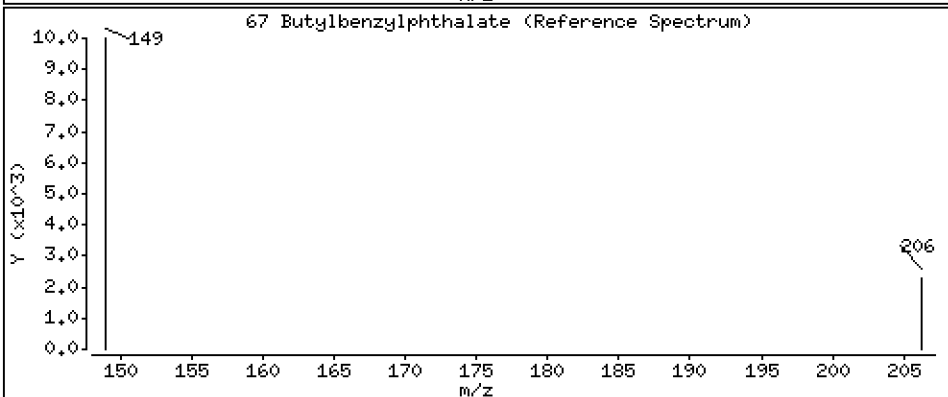
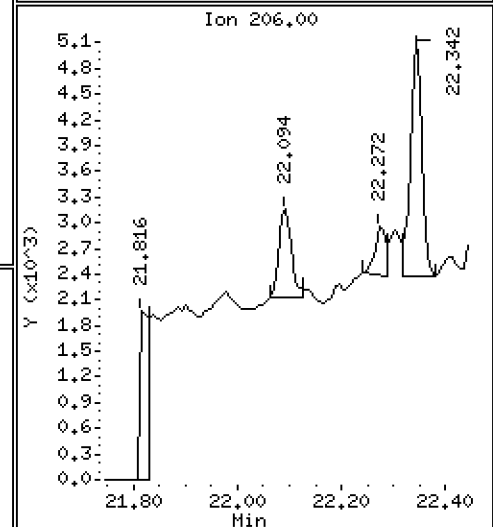
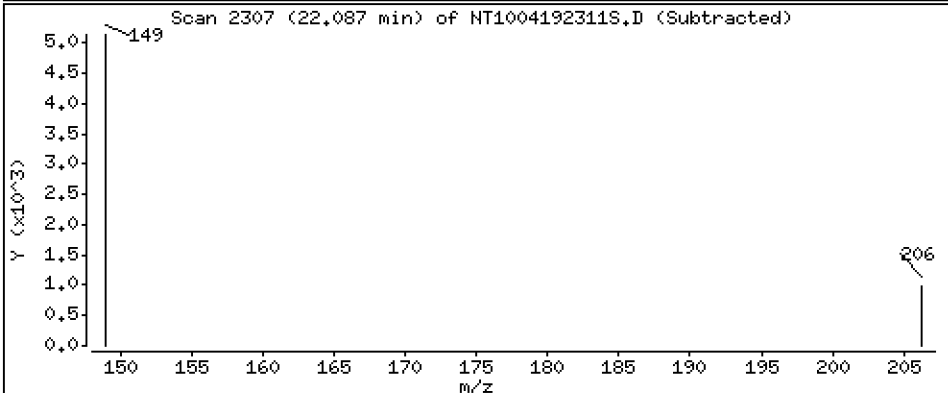
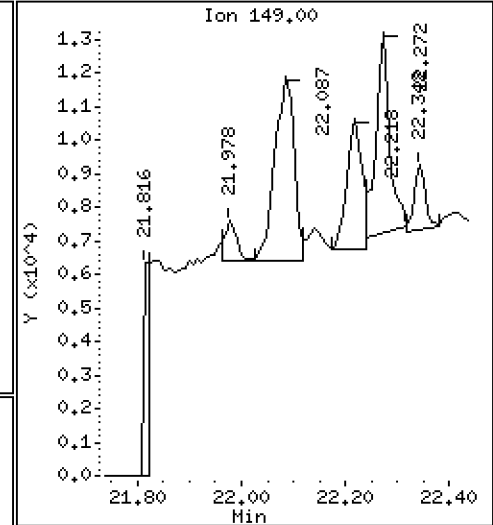
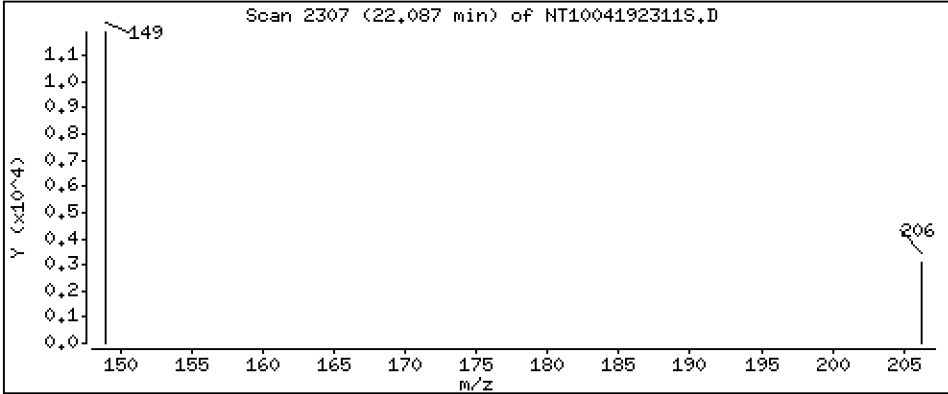
Operator: DSD

Column phase: ZB-5msi

Column diameter: 0.25

67 Butylbenzylphthalate

Concentration: 0.1564 ug/L



Date : 19-APR-2023 17:44

Client ID:

Instrument: nt10.i

Sample Info: 23C0774-02

Volume Injected (uL): 1.0

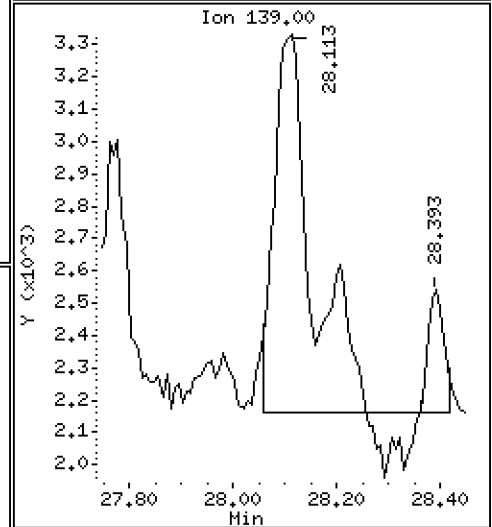
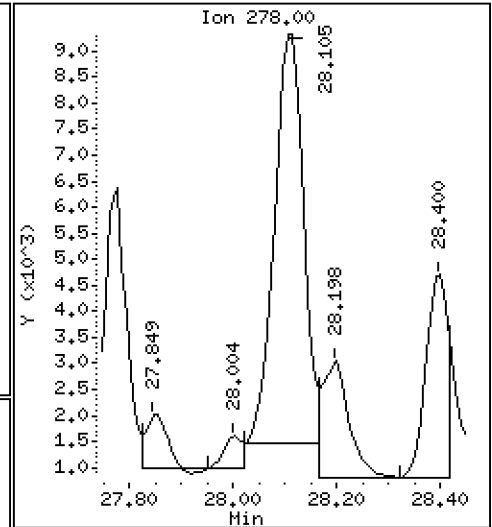
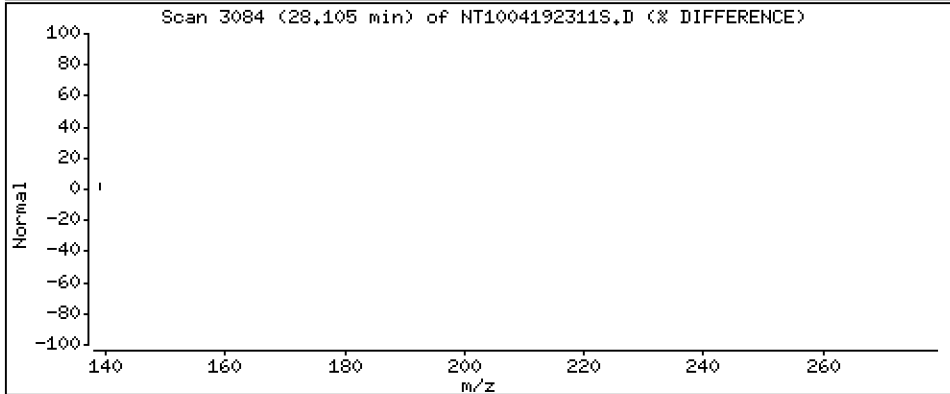
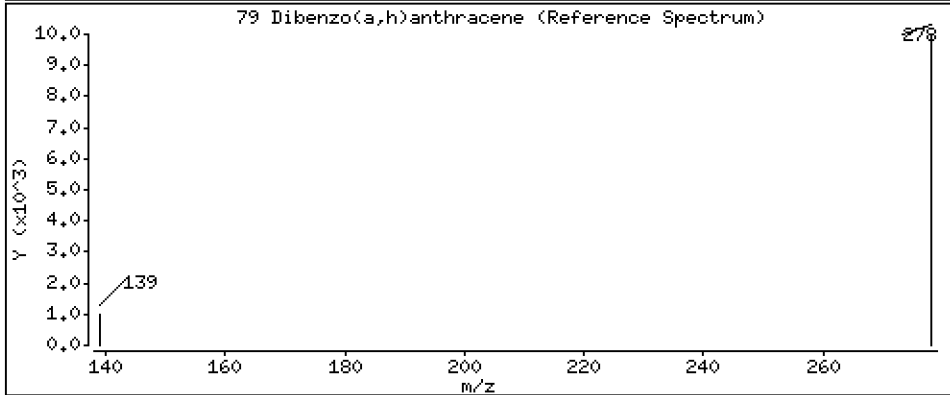
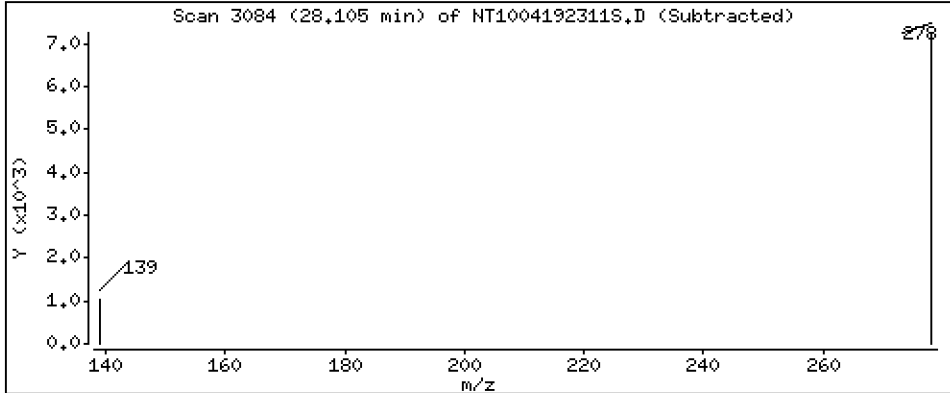
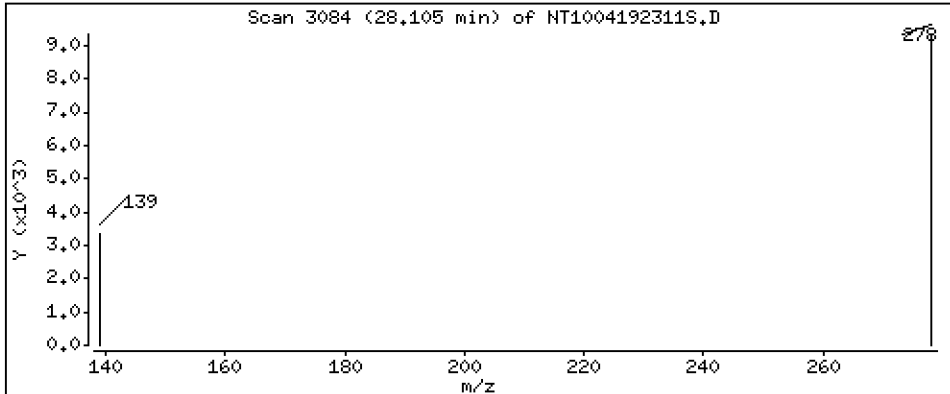
Operator: DSD

Column phase: ZB-5msi

Column diameter: 0.25

79 Dibenzo(a,h)anthracene

Concentration: 0.1236 ug/L



ARI Labs, Inc.

METHOD 8270D-SIM

Data file : \\target\share\chem3\nt10.i\20230419.b\20230419.b\NT1004192311S.D
 Lab Smp Id: 23C0774-02
 Inj Date : 19-APR-2023 17:44 MS Autotune Date: 16-JAN-2023 17:42
 Operator : DSD Inst ID: nt10.i
 Smp Info : 23C0774-02
 Misc Info :
 Comment :
 Method : \\target\share\chem3\nt10.i\20230419.b\20230419.b\SIMABN2.m
 Meth Date : 20-Apr-2023 12:04 deenayd Quant Type: ISTD
 Cal Date : 16-MAR-2023 01:38 Cal File: NT10031510S.D
 Als bottle: 11
 Dil Factor: 1.00000
 Integrator: HP RTE Compound Sublist: PSSDA.sub
 Target Version: 4.14
 Processing Host: DEENAY-201905

Concentration Formula: Amt * DF * Uf * Vt/(Vo * Vi) * CpndVariable

Name	Value	Description
DF	1.000	Dilution Factor
Vo	1000.000	Volume of sample extracted (mL)
Vt	1000.000	Volume of final extract (uL)
Vi	1.000	Volume injected (uL)
Uf	1.000	ng unit correction factor
Cpnd Variable		Local Compound Variable

Compounds	QUANT	SIG	RT	EXP RT	REL RT	RESPONSE	CONCENTRATIONS	
							ON-COLUMN	FINAL
	MASS						(ug/mL)	(ug/L)
\$ 1 2-Fluorophenol	112		6.617	6.648 (0.750)		252007	4.31589	4.316(R)
3 Phenol	94		8.239	8.255 (0.933)		22360	0.27912	0.2791
7 1,3-Dichlorobenzene	146		8.757	8.781 (0.992)		388	0.00518	0.005176
* 8 1,4-Dichlorobenzene-d4	152		8.827	8.843 (1.000)		192552	4.00000	
9 1,4-Dichlorobenzene	146		8.858	8.874 (1.004)		1138	0.01573	0.01573 (M)
11 Benzyl alcohol	79		9.107	9.122 (1.032)		7573	0.16306	0.1631 (H)
12 1,2-Dichlorobenzene	146		9.215	9.231 (1.044)		328	0.00461	0.004609
13 2-Methylphenol	108		9.347	9.363 (1.059)		1896	0.03416	0.03416
15 4-Methylphenol	108		9.619	9.627 (1.090)		4786	0.08298	0.08298
16 N-Nitroso-di-n-propylamine	70					Compound Not Detected.		
22 2,4-Dimethylphenol	107		10.656	10.664 (0.943)		1141	0.01908	0.01908
24 Benzoic acid	105		10.766	10.800 (0.952)		23043	0.70319	0.7032
26 1,2,4-Trichlorobenzene	180		11.219	11.234 (0.992)		217	0.00361	0.003608 (M)
* 27 Naphthalene-d8	136		11.304	11.312 (1.000)		691723	4.00000	
30 Hexachlorobutadiene	225					Compound Not Detected.		
39 Dimethylphthalate	163		14.430	14.445 (0.968)		2931	0.02654	0.02654
* 42 Acenaphthene-d10	162		14.910	14.917 (1.000)		349924	4.00000	
50 Diethylphthalate	149		15.891	15.899 (1.066)		15757	0.13774	0.1377
54 N-Nitrosodiphenylamine	169					Compound Not Detected.		
57 Hexachlorobenzene	284					Compound Not Detected.		

Compounds	QUANT SIG	RT	EXP RT	REL RT	RESPONSE	CONCENTRATIONS	
						ON-COLUMN (ug/mL)	FINAL (ug/L)
58 Pentachlorophenol	266	17.691	17.699	(0.986)	1253	0.05466	0.05466
* 59 Phenanthrene-d10	188	17.946	17.946	(1.000)	691325	4.00000	
\$ 66 Terphenyl-d14	244	21.142	21.134	(0.917)	415018	3.82403	3.824 (R)
67 Butylbenzylphthalate	149	22.086	22.086	(0.958)	13713	0.15642	0.1564
* 69 Chrysene-d12	240	23.046	23.039	(1.000)	666085	4.00000	
* 77 Perylene-d12	264	25.601	25.586	(1.000)	753994	4.00000	
79 Dibenzo(a,h)anthracene	278	28.105	28.097	(1.098)	30586	0.12363	0.1236
90 N-Nitrosodimethylamine	74	Compound Not Detected.					

QC Flag Legend

- R - Spike/Surrogate failed recovery limits.
- M - Compound response manually integrated.
- H - Operator selected an alternate compound hit.

ARI Labs, Inc.

INTERNAL STANDARD COMPOUNDS
 AREA AND RT SUMMARY

Instrument ID: nt10.i
 Lab File ID: NT1004192311S.D
 Lab Smp Id: 23C0774-02
 Analysis Type: SV
 Quant Type: ISTD
 Operator: DSD
 Method File: \\target\share\chem3\nt10.i\20230419.b\20230419.b\SIMABN2.m
 Misc Info:

Calibration Date: 19-APR-2023
 Calibration Time: 12:48
 Level: LOW
 Sample Type: AIR

Test Mode:
 Use Last Continuing Calibrator.

COMPOUND	STANDARD	AREA LIMIT		SAMPLE	%DIFF
		LOWER	UPPER		
8 1,4-Dichlorobenze	135171	67586	270342	192552	42.45
27 Naphthalene-d8	487322	243661	974644	691723	41.94
42 Acenaphthene-d10	272909	136455	545818	349924	28.22
59 Phenanthrene-d10	424938	212469	849876	691325	62.69
69 Chrysene-d12	386870	193435	773740	666085	72.17
77 Perylene-d12	449624	224812	899248	753994	67.69

COMPOUND	STANDARD	RT LIMIT		SAMPLE	%DIFF
		LOWER	UPPER		
8 1,4-Dichlorobenze	8.84	8.34	9.34	8.83	-0.18
27 Naphthalene-d8	11.31	10.81	11.81	11.30	-0.07
42 Acenaphthene-d10	14.92	14.42	15.42	14.91	-0.05
59 Phenanthrene-d10	17.95	17.45	18.45	17.95	-0.00
69 Chrysene-d12	23.04	22.54	23.54	23.05	0.03
77 Perylene-d12	25.59	25.09	26.09	25.60	0.06

AREA UPPER LIMIT = +100% of internal standard area.
 AREA LOWER LIMIT = - 50% of internal standard area.
 RT UPPER LIMIT = + 0.50 minutes of internal standard RT.
 RT LOWER LIMIT = - 0.50 minutes of internal standard RT.

REVIEW SUMMARY FOR FILE - NT1004192311S.D

Lab ID: 23C0774-02

nt10.i, 20230419.b\20230419.b\SIMABN2.m,

19-APR-2023 17:44

RT CO-ELUTION COMPOUNDS

NO CO-ELUTIONS

Quant Method: ICAL

RRT CHECK

RRT	CCV	RRT	DELTA	COMPOUND
-----	-----	-----	-------	----------

NONE

RRT check based on Ccal File: 20230419.b/NT1004192304S.D

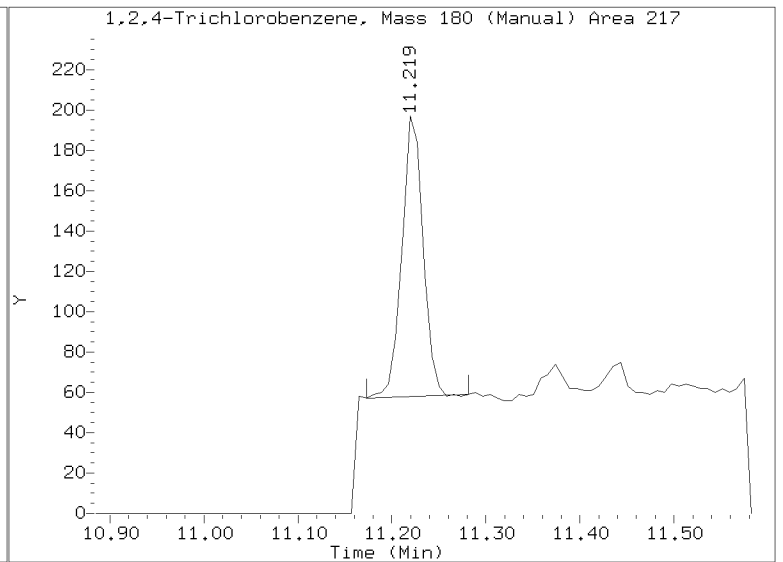
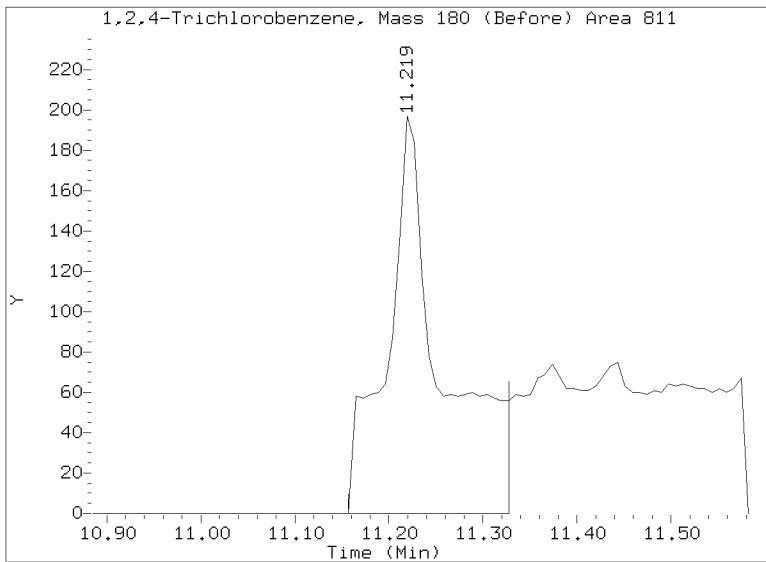
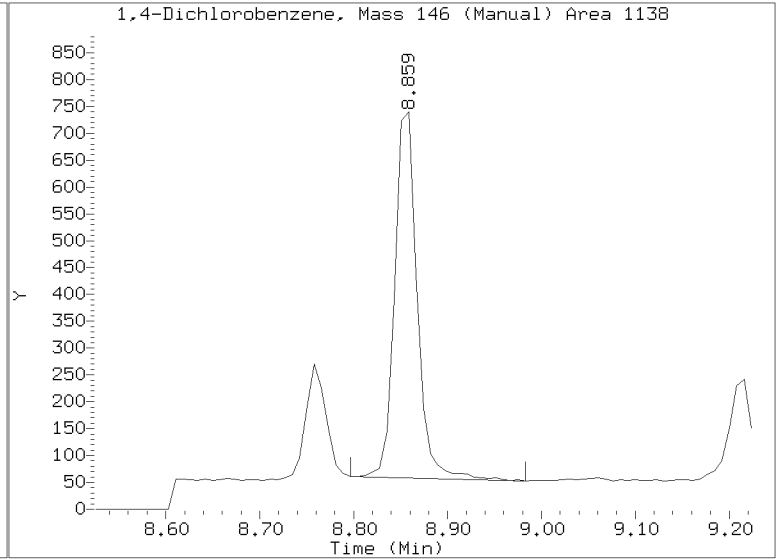
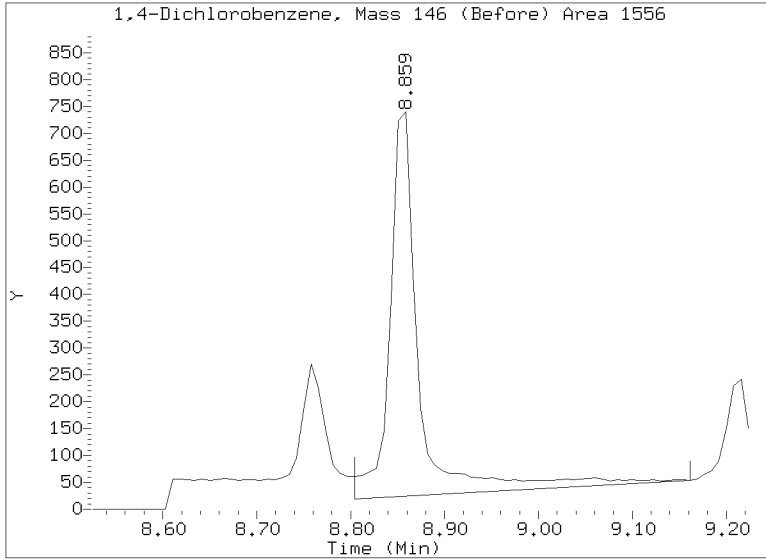
On Column LOD for nt10.i, 20230419.b\SIMABN2.m, PSDDA.sub = 0.0000

Exception: 1,2,4-Trichlorobenzene 0.0010

* Only compounds listed in the work order have been verified by the analyst *

Quant Ion Manual Peak Adjustment Report

Datafile: //target/share/chem3/nt10.i/20230419.b/20230419.b/NT1004192311S.D
Injection Date: 19-APR-2023 17:44
Lab ID:23C0774-02 Client ID:
Report Date: 04/20/2023 12:35



APPROVED
By Deenay Dunmore at 12:41 pm, Apr 20, 2023



Form I
ORGANIC ANALYSIS DATA SHEET
EPA 8270E-SIM
SIM SVOC Organics (Dual scan list)

Laboratory: Analytical Resources, LLC

Client: Anchor OEA, LLC

Project: AOC5 MR Phase 1

Matrix: Sediment

Laboratory ID: 23C0774-03 A

SDG: 23C0774

Sampled: 12/16/22 10:43

Prepared: 04/05/23 16:28

File ID: NT1004192312S.D

% Solids: 58.10

Preparation: EPA 3546 (Microwave)

Analyzed: 04/19/23 18:22

Batch: BLD0057

Sequence: SLD0257

Initial/Final: 17.23 g Wet / 1 mL

Instrument: NT10

Column: ZB-5MSi

Calibration: GC00049

Cleanups: GPC

CAS NO.	COMPOUND	DILUTION	CONC: (ug/kg dry)	Q	DL	RL
106-46-7	1,4-Dichlorobenzene	1	1.2	J	0.6	5.0
95-50-1	1,2-Dichlorobenzene	1	5.0	U	0.7	5.0
100-51-6	Benzyl Alcohol	1	18.4	J	2.5	20.0
65-85-0	Benzoic acid	1	39.8	J	13.4	99.9
105-67-9	2,4-Dimethylphenol	1	20.0	U	2.2	20.0
120-82-1	1,2,4-Trichlorobenzene	1	5.0	U	2.7	5.0
86-30-6	N-Nitrosodiphenylamine	1	5.0	U	1.3	5.0
87-86-5	Pentachlorophenol	1	20.0	U	2.1	20.0

SURROGATES	ADDED: (ug/kg dry)	FOUND: (ug/kg dry)	% REC	QC LIMITS	Q
2-Fluorophenol	749.20	435	58.1	27 - 120	
p-Terphenyl-d14	499.47	389	77.9	37 - 120	Q

Data File: \\target\share\chem3\nt10.1\20230419.1\20230419.1\NT10041923125.D

Date: 19-APR-2023 18:22

Client ID:

Sample Info: 23C0774-03

Volume Injected (uL): 1.0

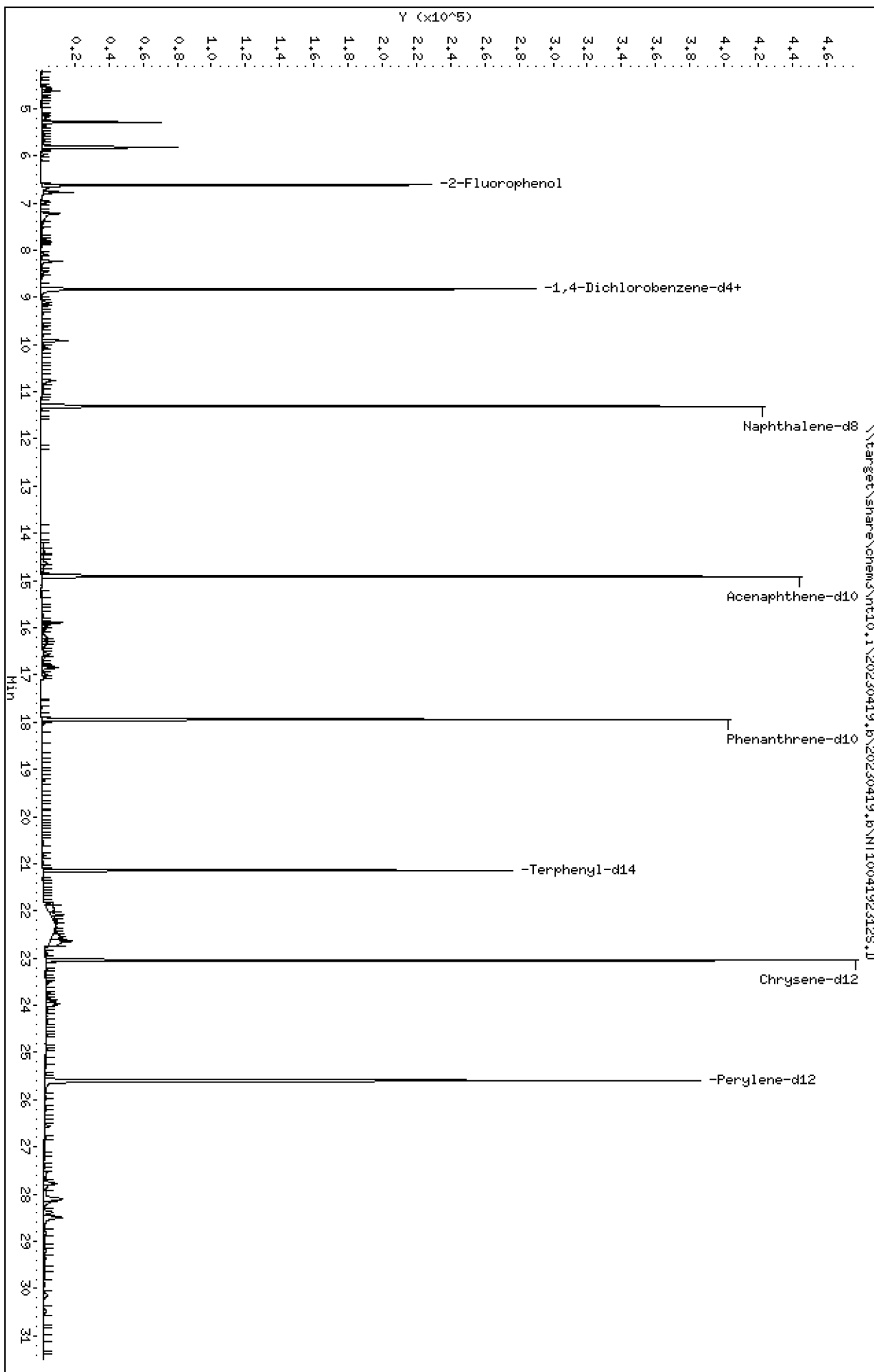
Column phase: ZB-5msi

Instrument: nt10.1

Operator: DSD

Column diameter: 0.25

Page 1



Date : 19-APR-2023 18:22

Client ID:

Instrument: nt10.i

Sample Info: 23C0774-03

Volume Injected (uL): 1.0

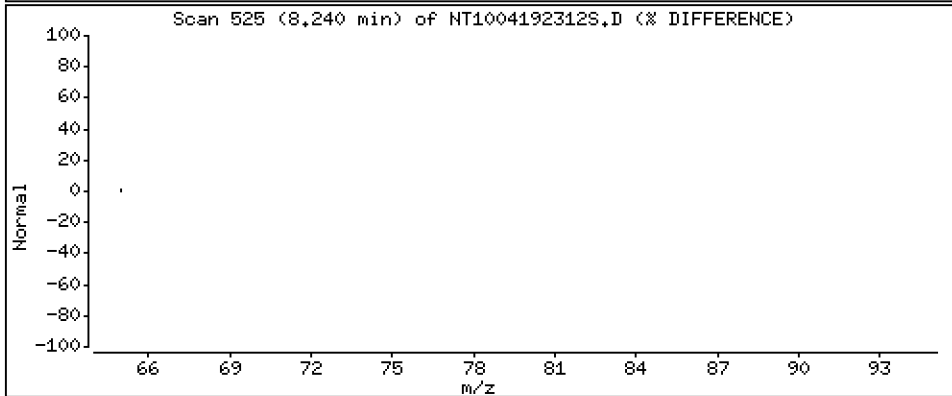
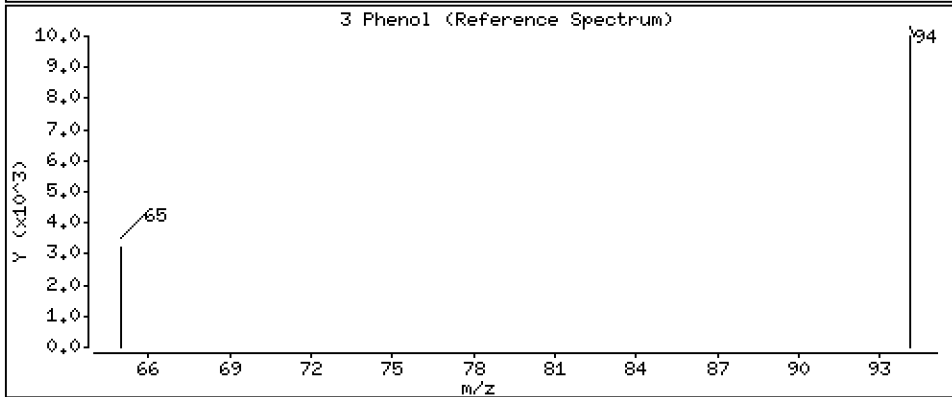
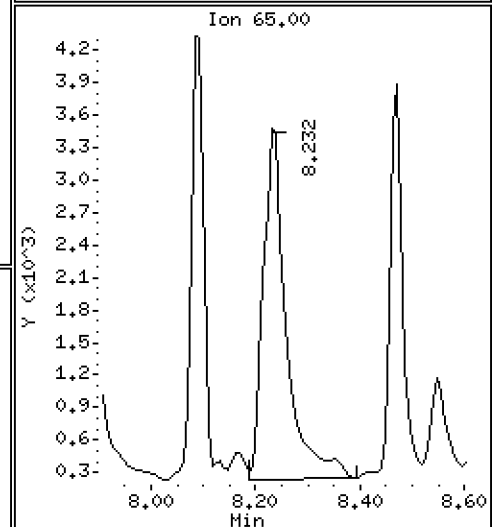
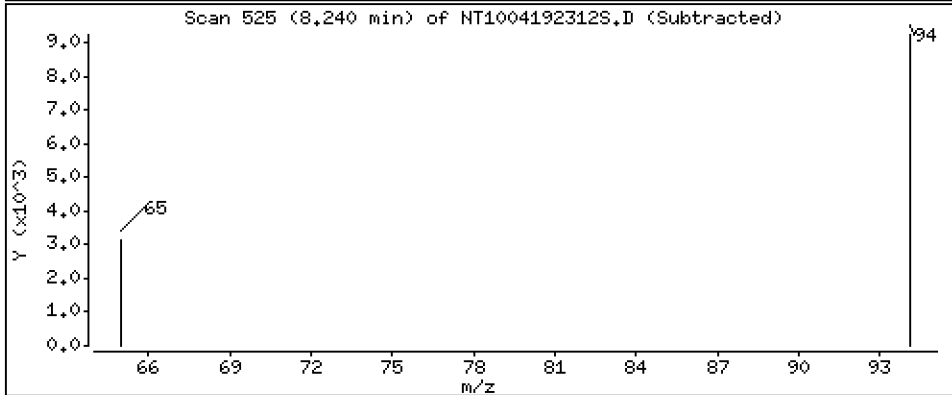
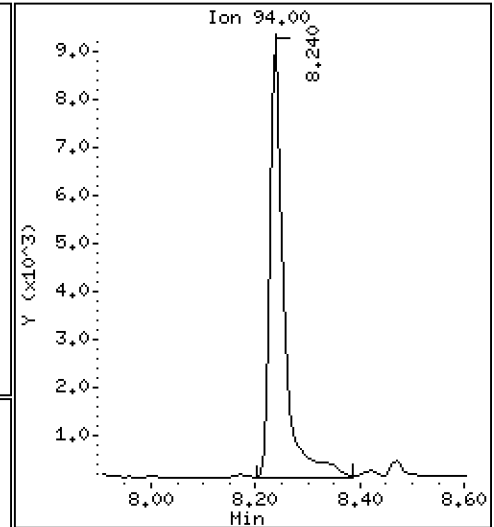
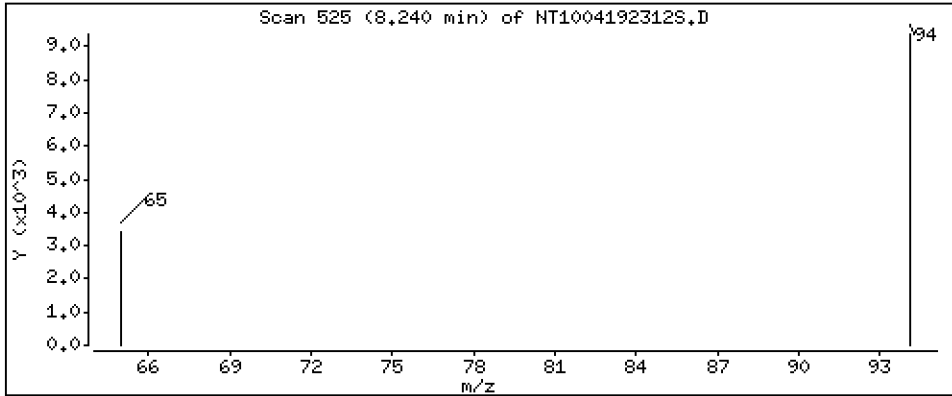
Operator: DSD

Column phase: ZB-5msi

Column diameter: 0.25

3 Phenol

Concentration: 0.2251 ug/L



Date : 19-APR-2023 18:22

Client ID:

Instrument: nt10.i

Sample Info: 23C0774-03

Volume Injected (uL): 1.0

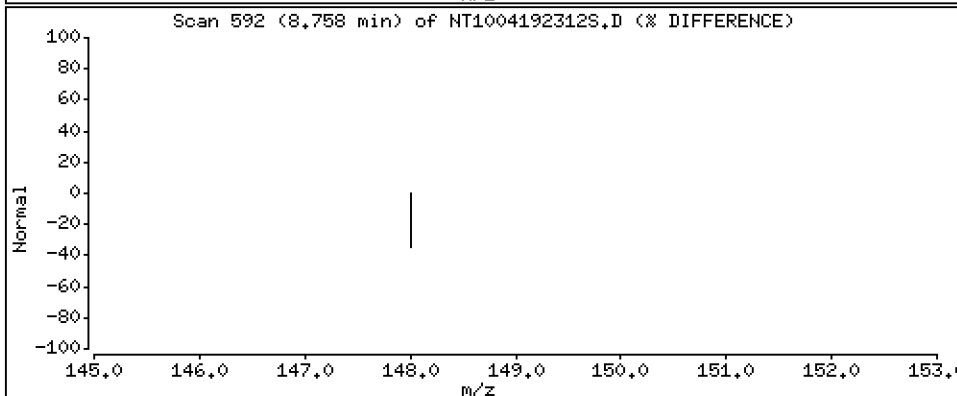
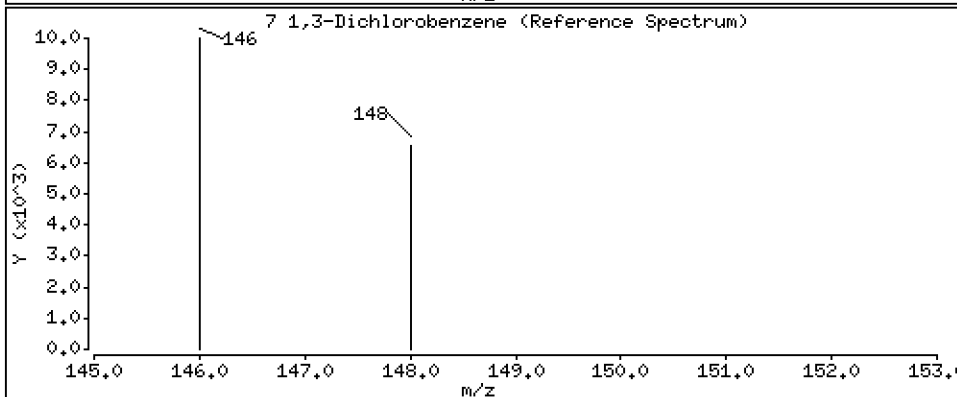
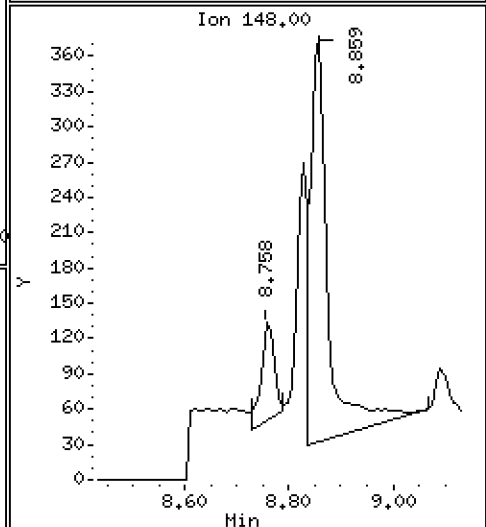
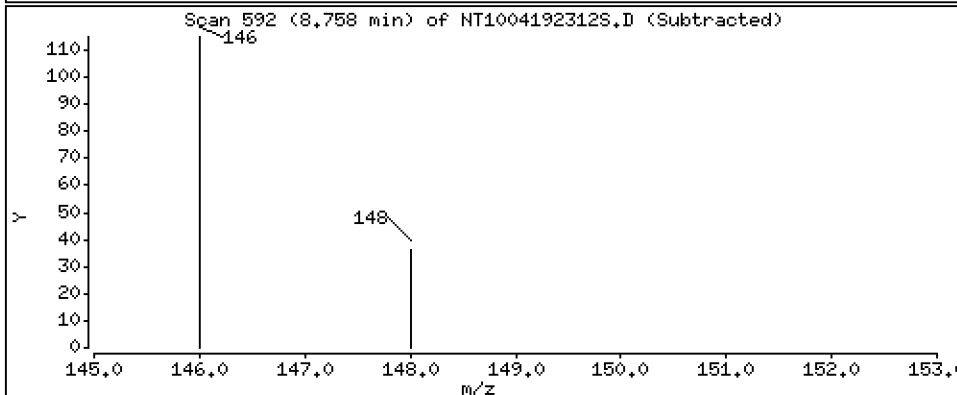
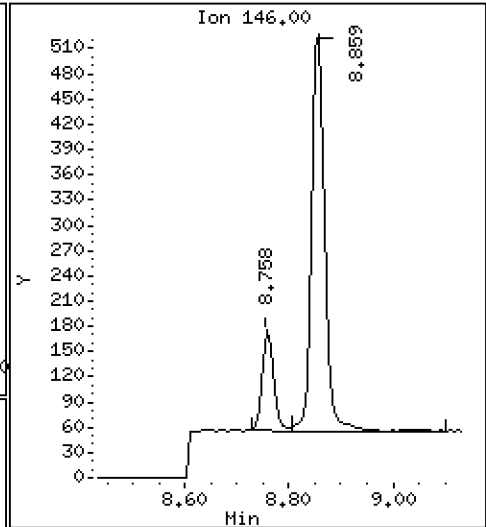
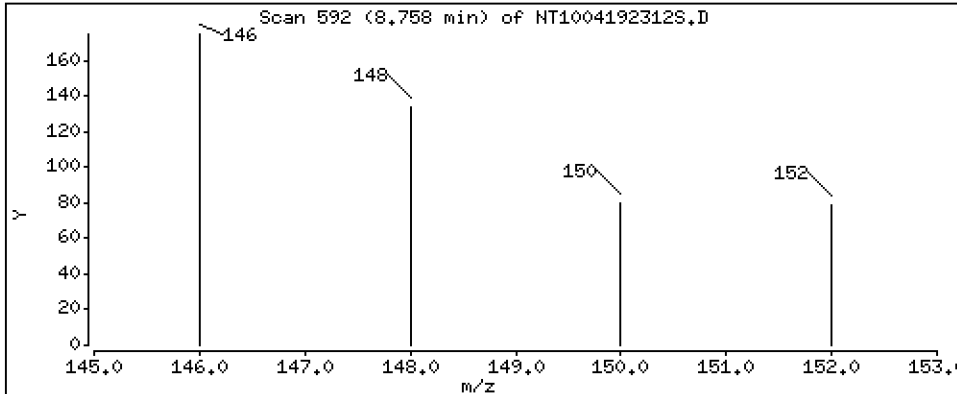
Operator: DSD

Column phase: ZB-5msi

Column diameter: 0,25

7 1,3-Dichlorobenzene

Concentration: 0,002745 ug/L



Date : 19-APR-2023 18:22

Client ID:

Instrument: nt10.i

Sample Info: 23C0774-03

Volume Injected (uL): 1.0

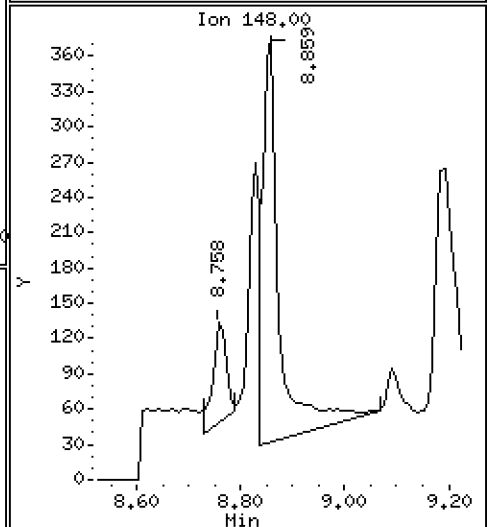
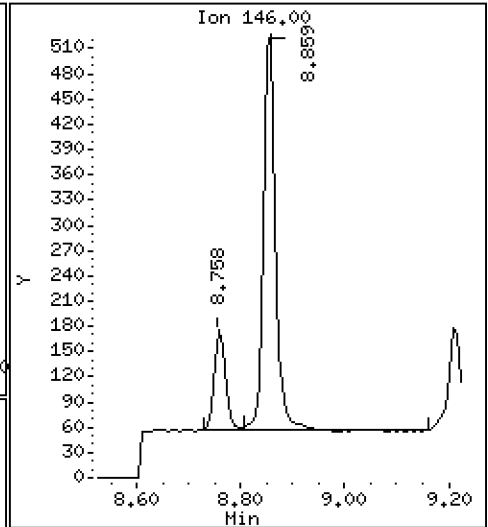
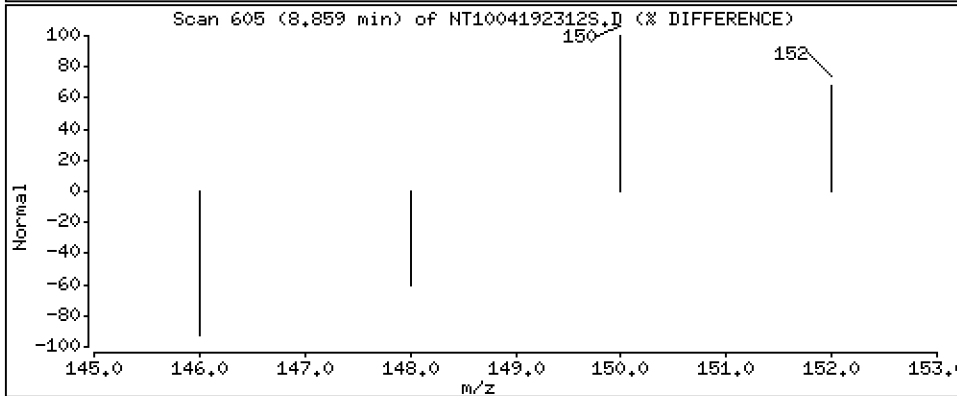
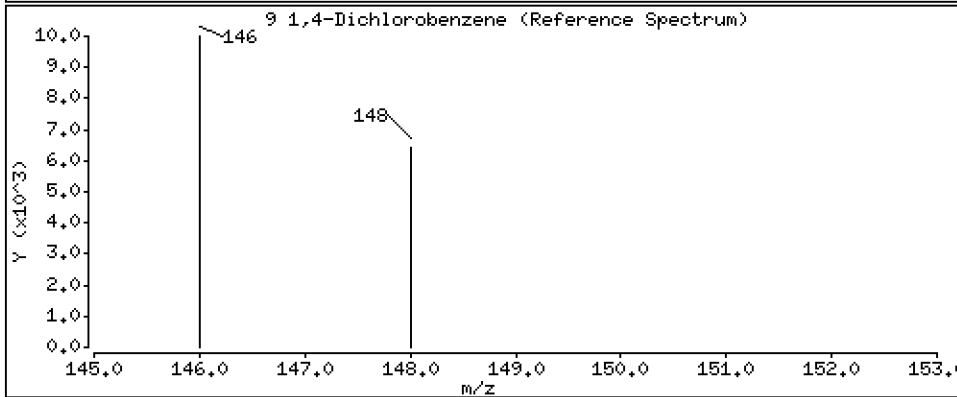
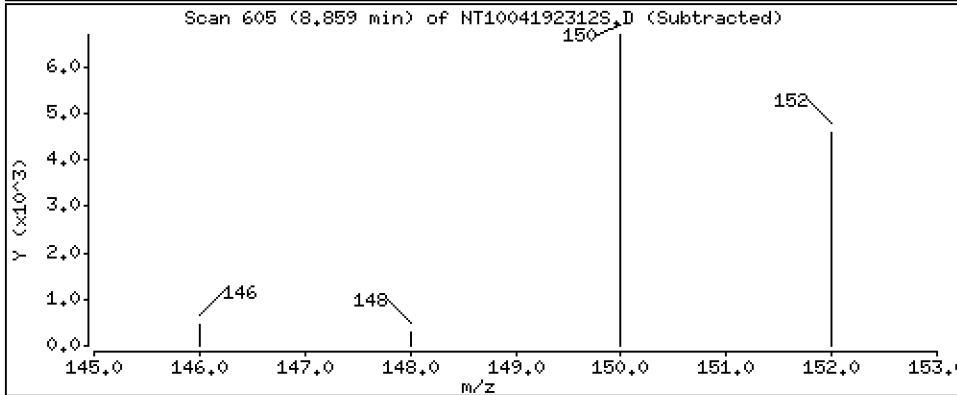
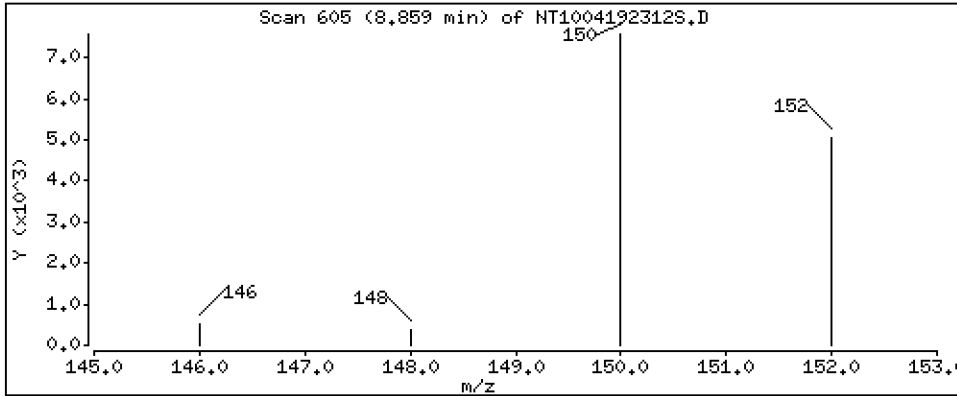
Operator: DSD

Column phase: ZB-5msi

Column diameter: 0,25

9 1,4-Dichlorobenzene

Concentration: 0,01164 ug/L



Date : 19-APR-2023 18:22

Client ID:

Instrument: nt10.i

Sample Info: 23C0774-03

Volume Injected (uL): 1.0

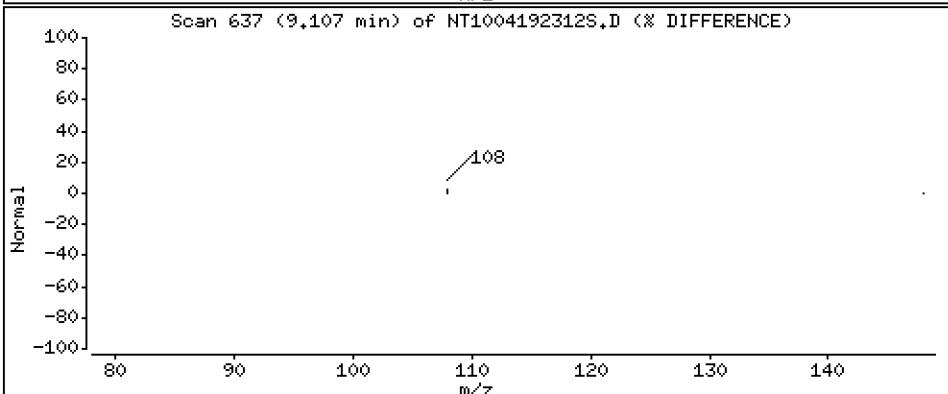
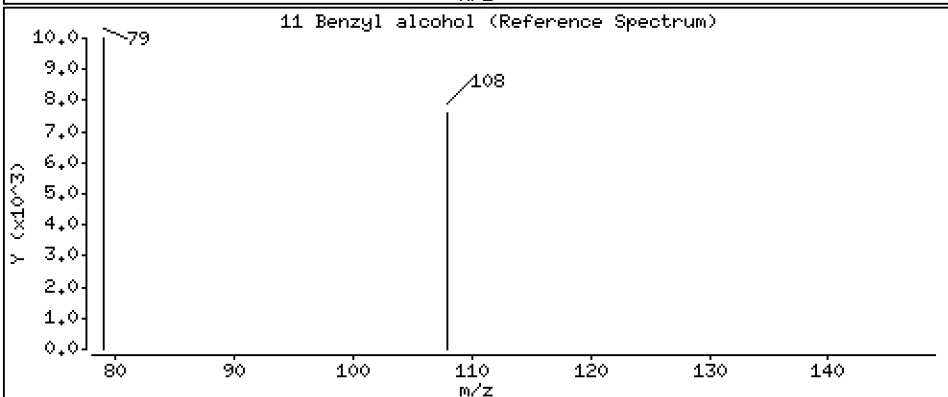
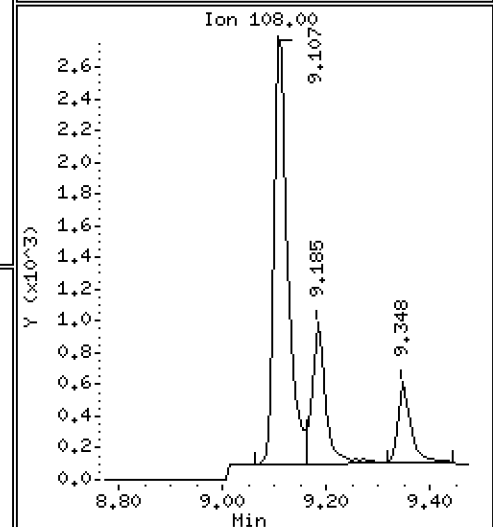
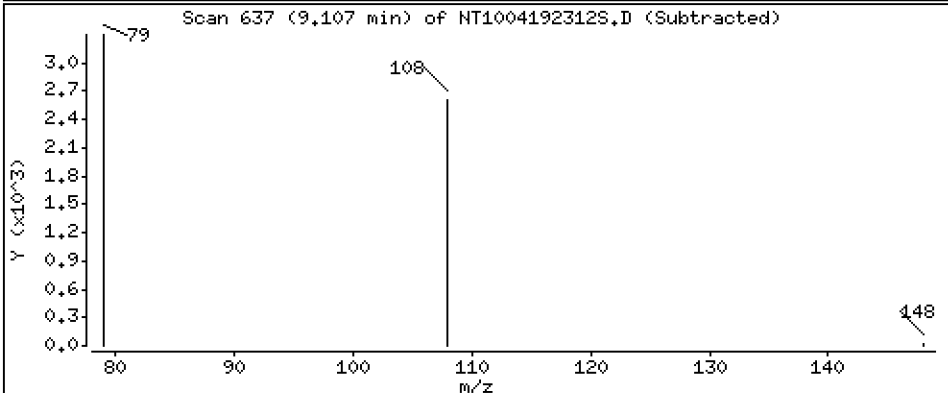
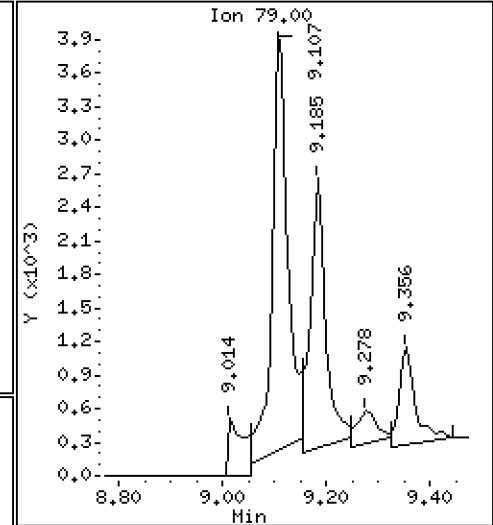
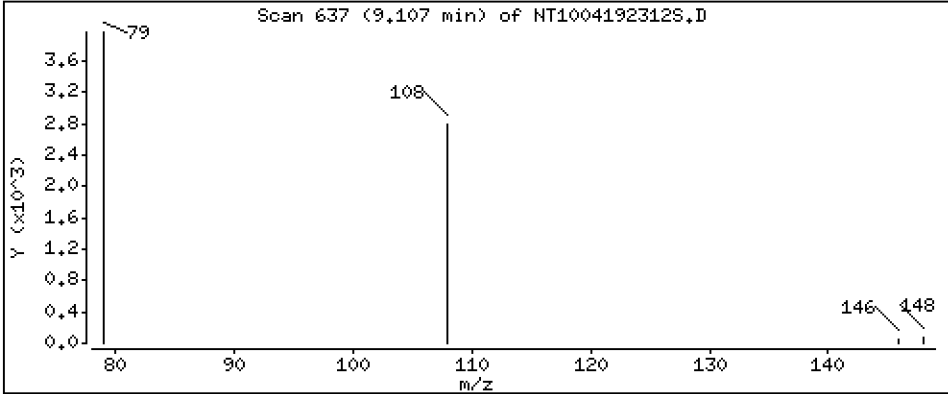
Operator: DSD

Column phase: ZB-5msi

Column diameter: 0.25

11 Benzyl alcohol

Concentration: 0.1847 ug/L



Date : 19-APR-2023 18:22

Client ID:

Instrument: nt10.i

Sample Info: 23C0774-03

Volume Injected (uL): 1.0

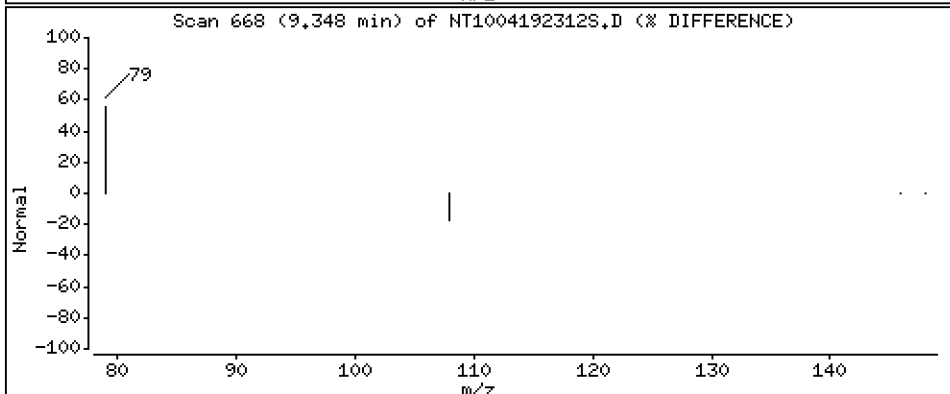
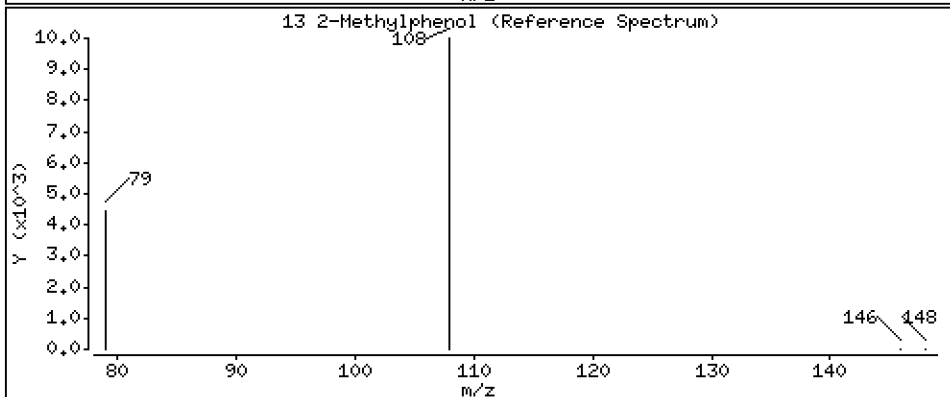
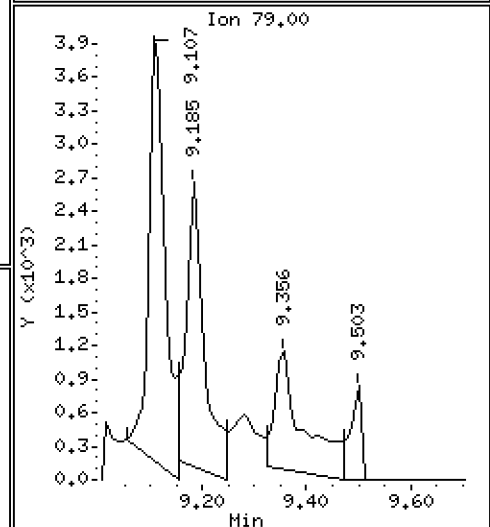
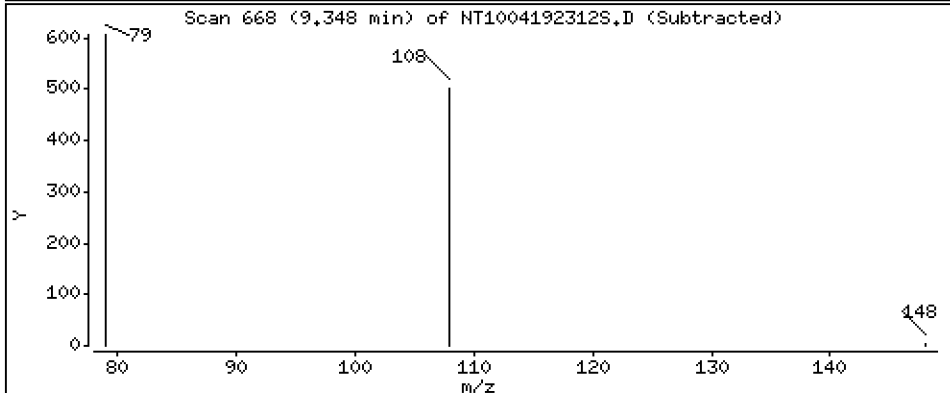
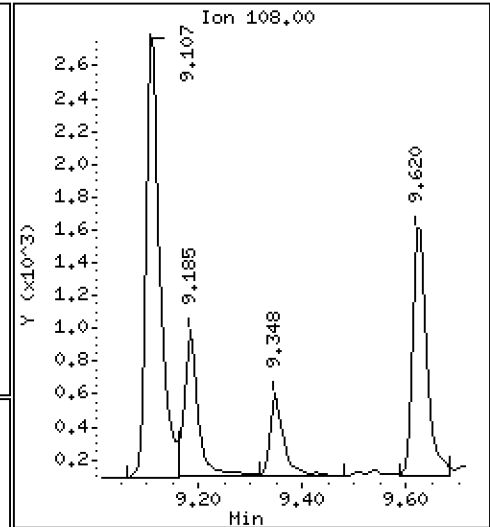
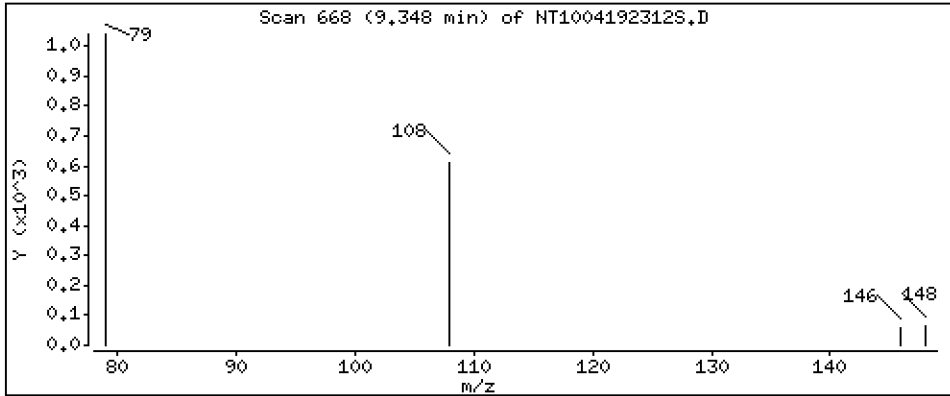
Operator: DSD

Column phase: ZB-5msi

Column diameter: 0.25

13 2-Methylphenol

Concentration: 0.01700 ug/L



Date : 19-APR-2023 18:22

Client ID:

Instrument: nt10.i

Sample Info: 23C0774-03

Volume Injected (uL): 1.0

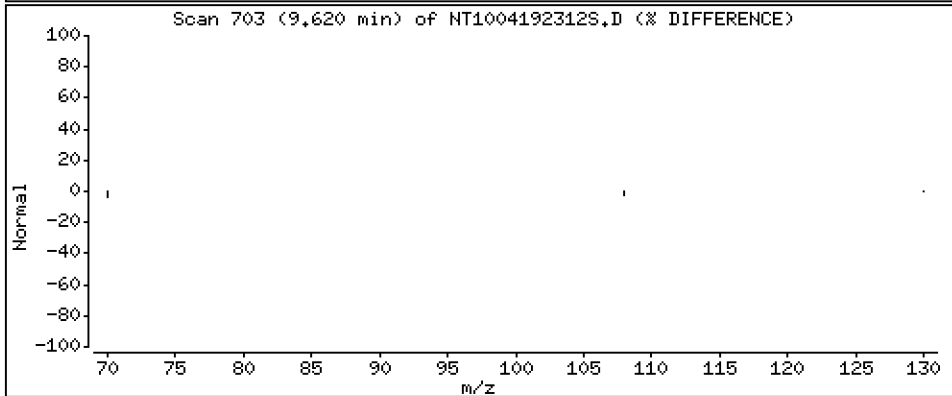
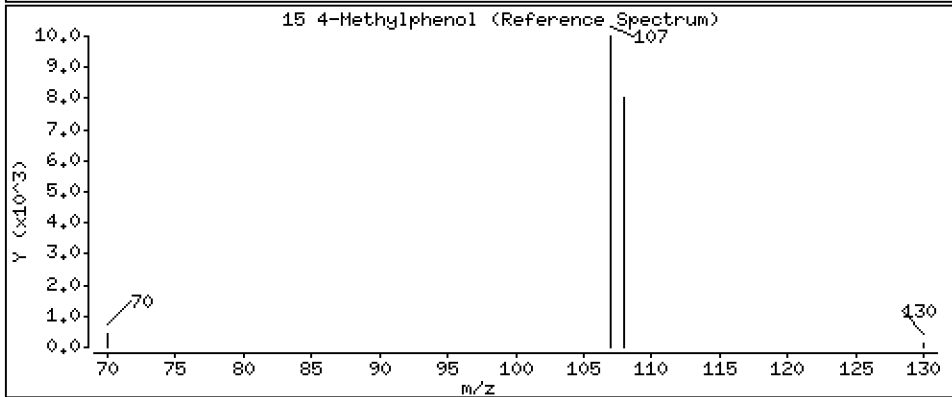
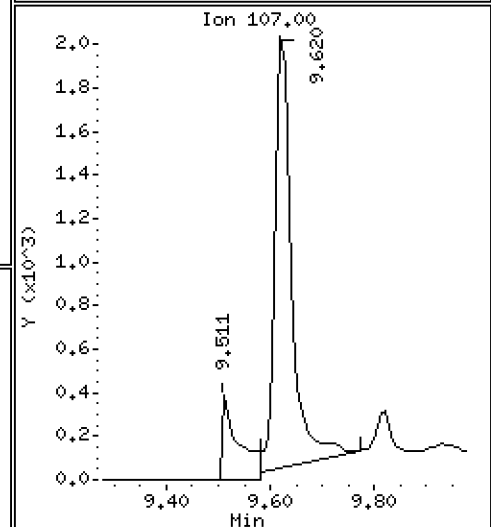
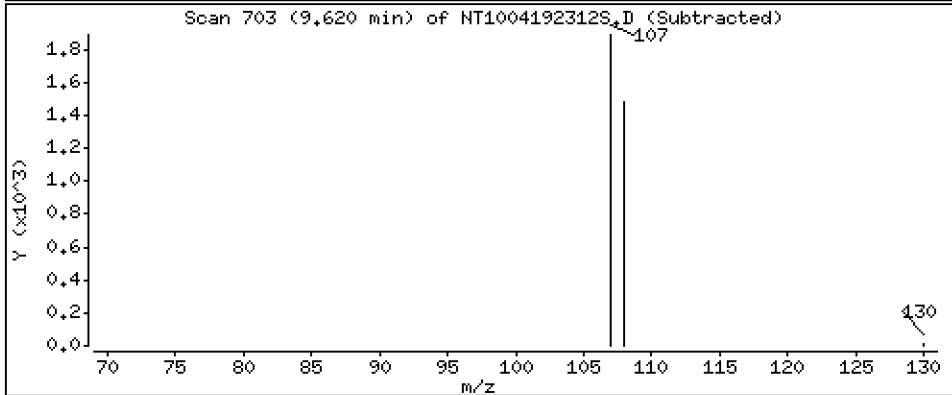
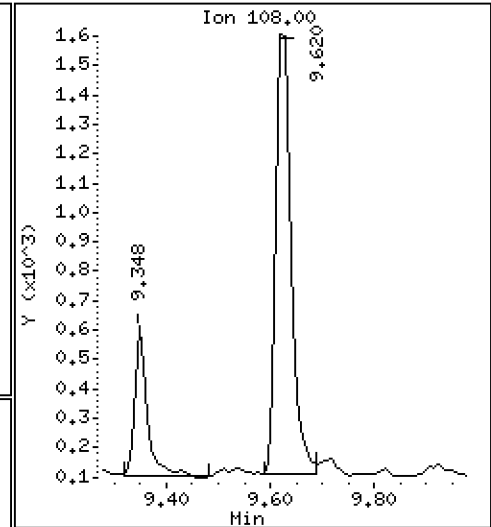
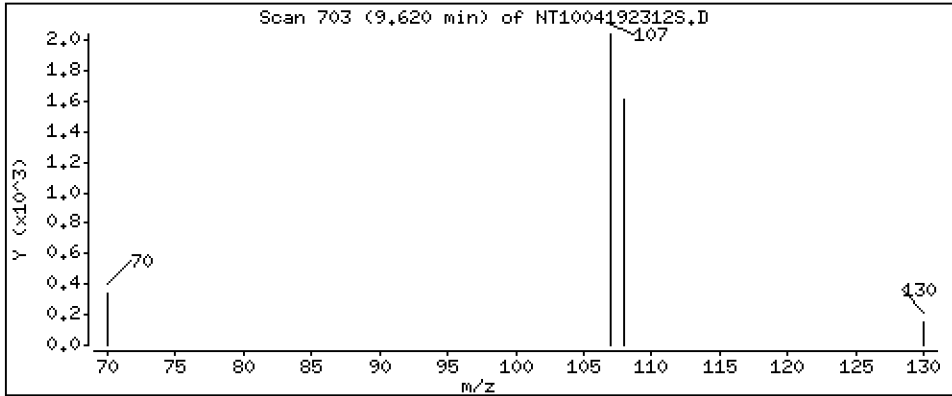
Operator: DSD

Column phase: ZB-5msi

Column diameter: 0.25

15 4-Methylphenol

Concentration: 0.05565 ug/L



Date : 19-APR-2023 18:22

Client ID:

Instrument: nt10.i

Sample Info: 23C0774-03

Volume Injected (uL): 1.0

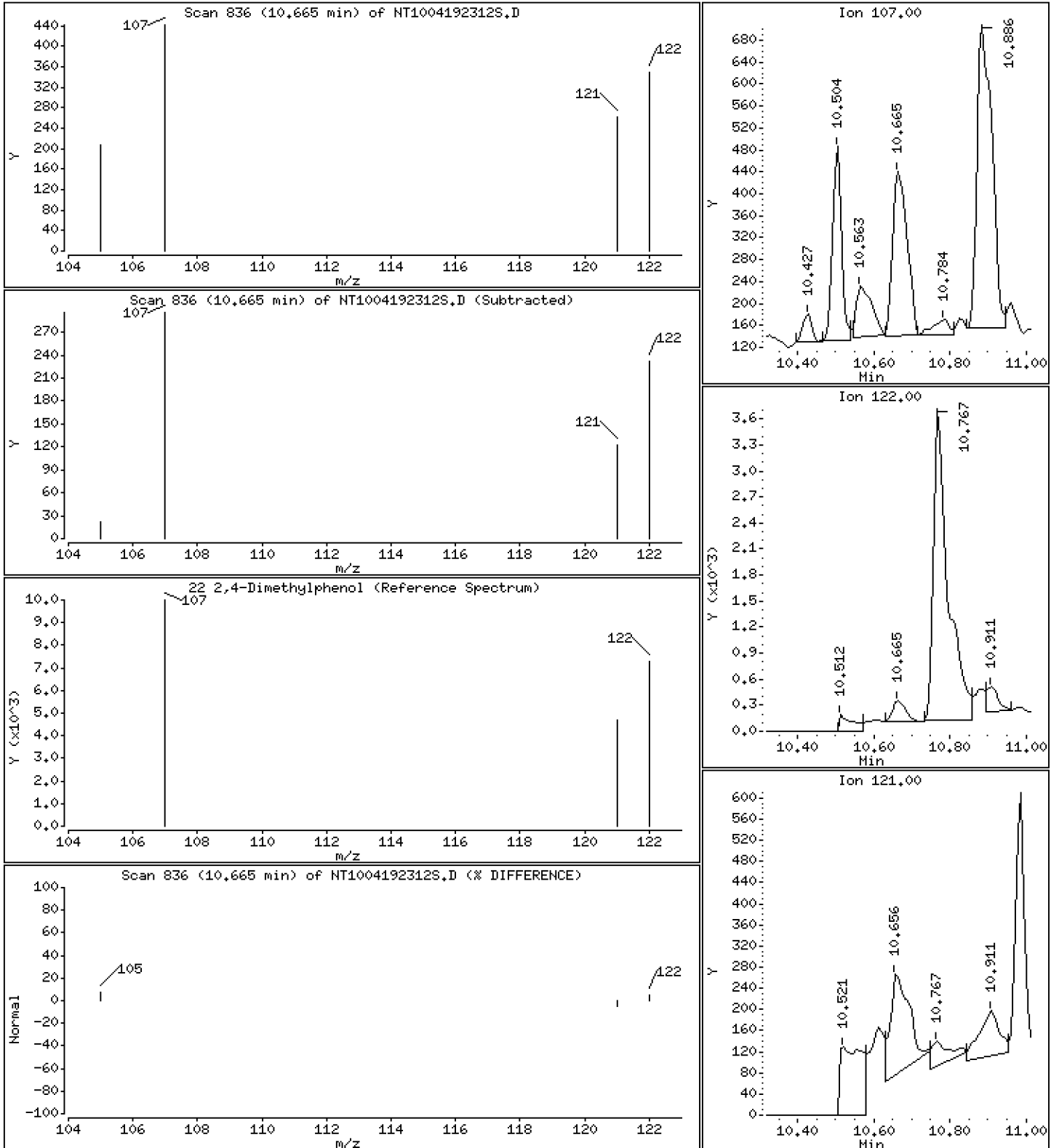
Operator: DSD

Column phase: ZB-5msi

Column diameter: 0.25

22 2,4-Dimethylphenol

Concentration: 0.01420 ug/L



Date : 19-APR-2023 18:22

Client ID:

Instrument: nt10.i

Sample Info: 23C0774-03

Volume Injected (uL): 1.0

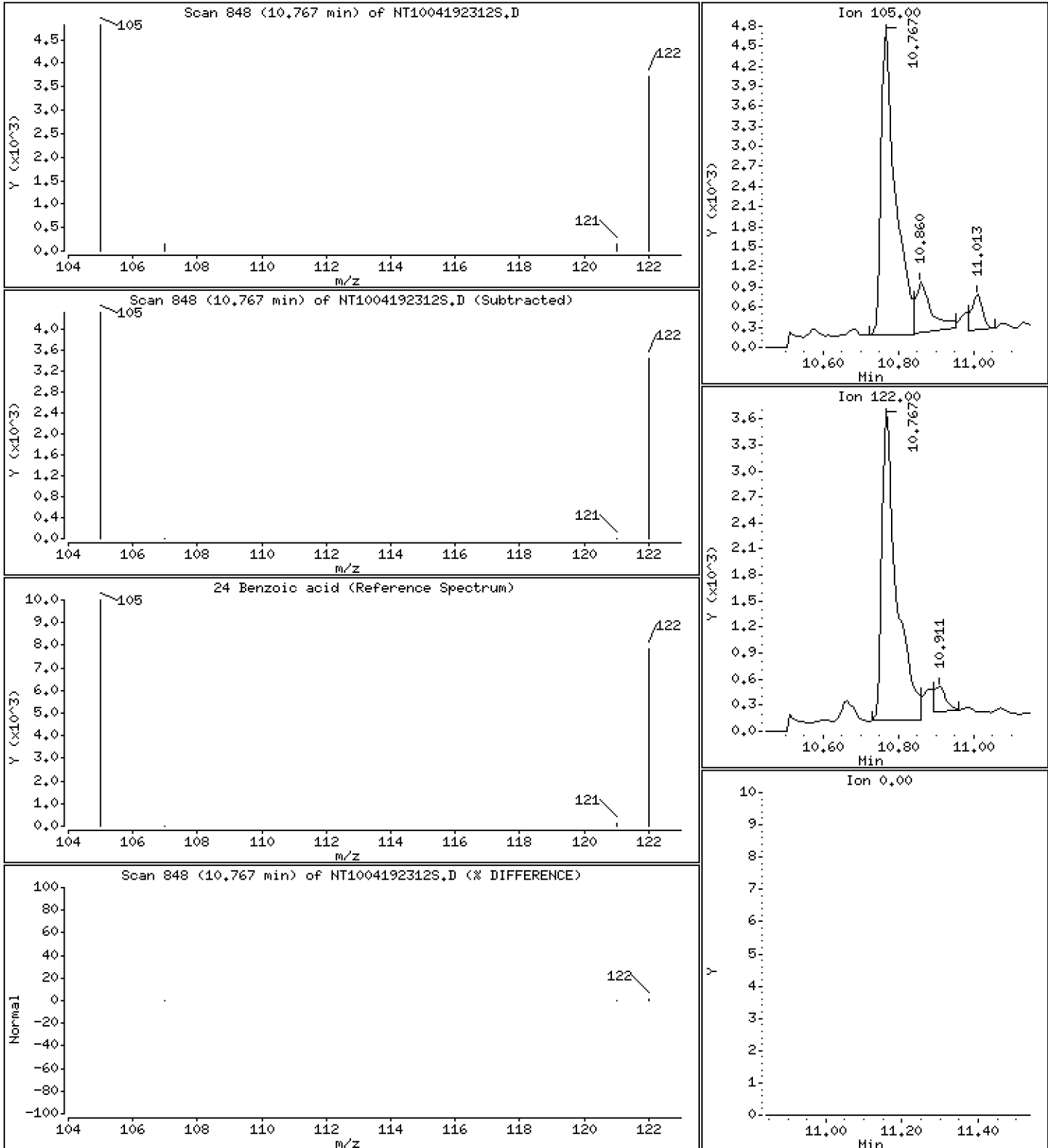
Operator: DSD

Column phase: ZB-5msi

Column diameter: 0,25

24 Benzoic acid

Concentration: 0,3982 ug/L



Date : 19-APR-2023 18:22

Client ID:

Instrument: nt10.i

Sample Info: 23C0774-03

Volume Injected (uL): 1.0

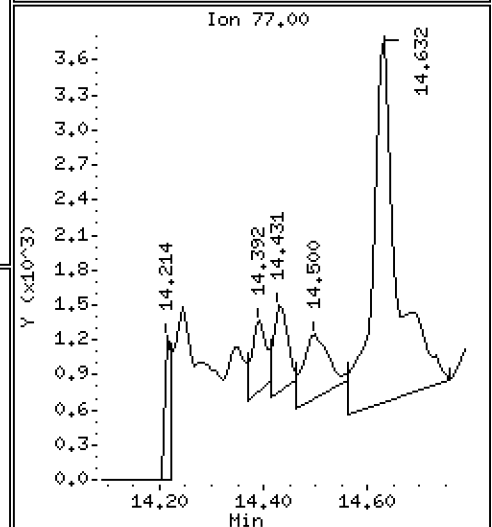
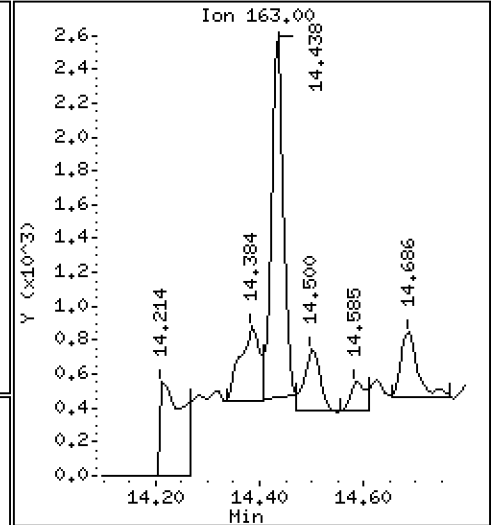
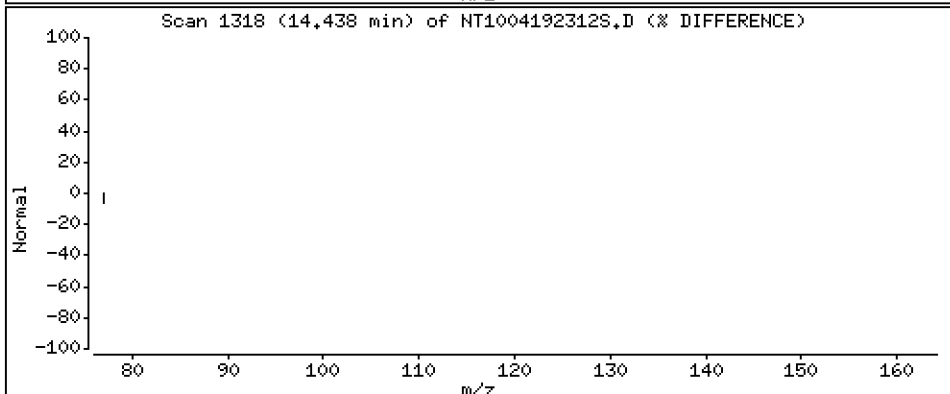
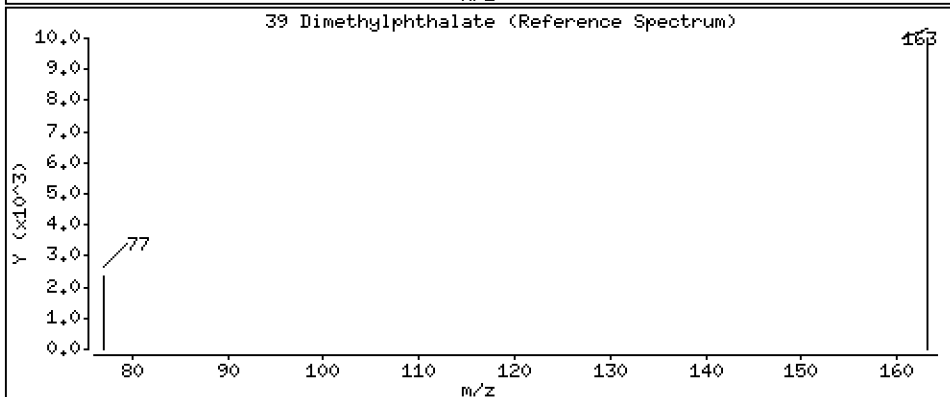
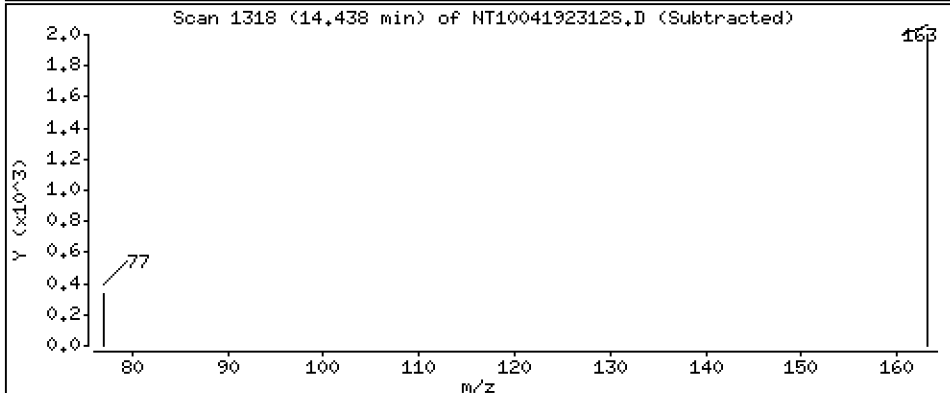
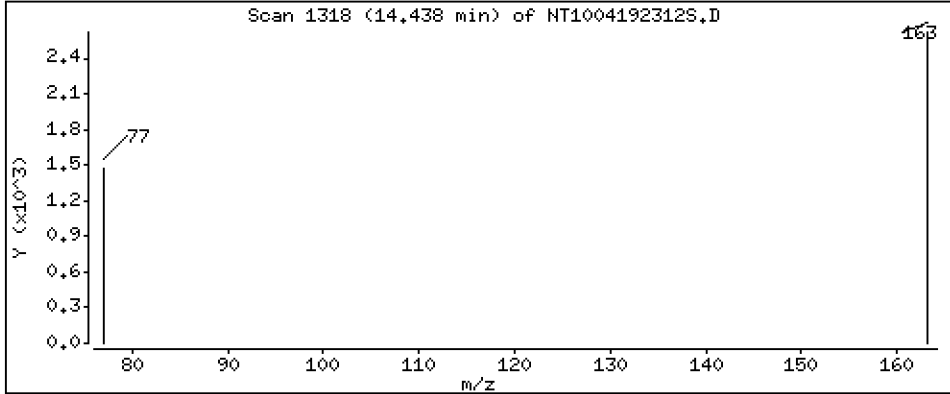
Operator: DSD

Column phase: ZB-5msi

Column diameter: 0.25

39 Dimethylphthalate

Concentration: 0.03243 ug/L



Date : 19-APR-2023 18:22

Client ID:

Instrument: nt10.i

Sample Info: 23C0774-03

Volume Injected (uL): 1.0

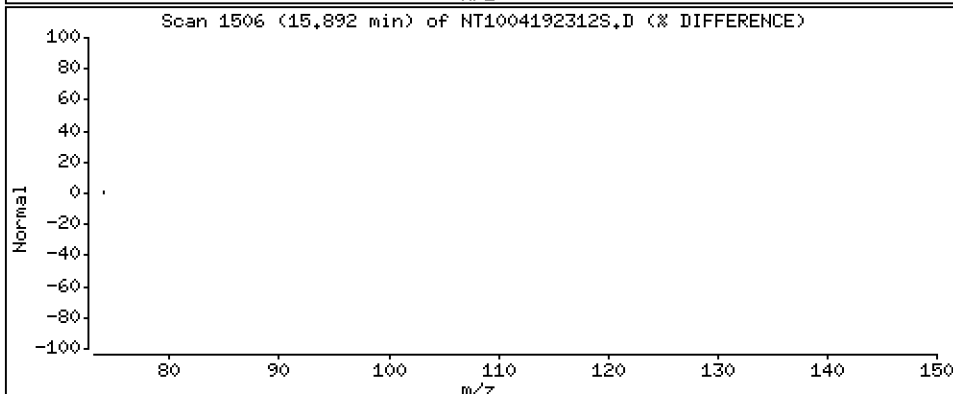
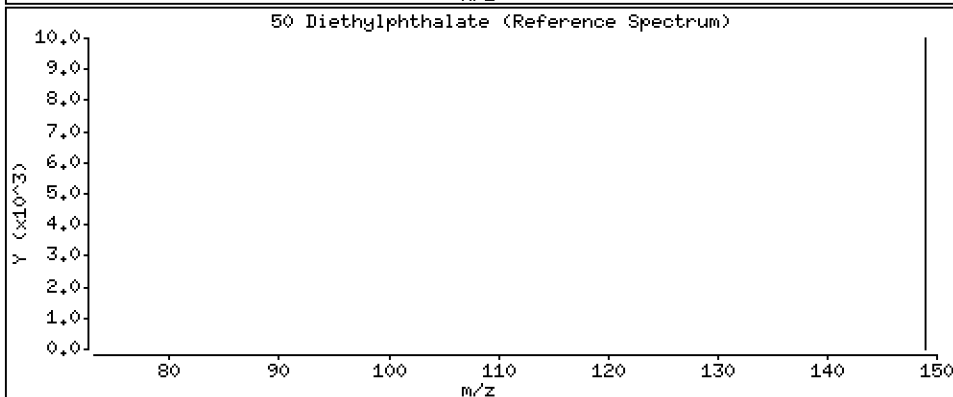
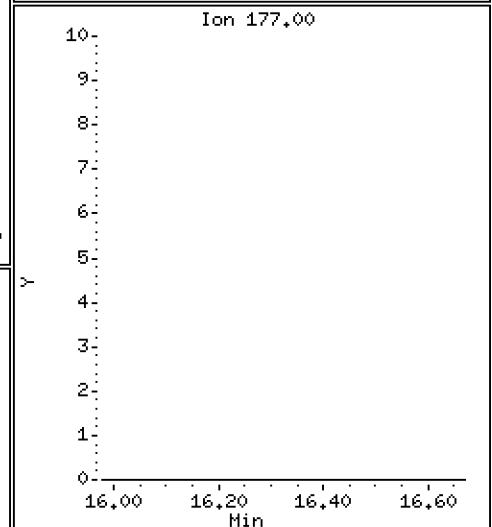
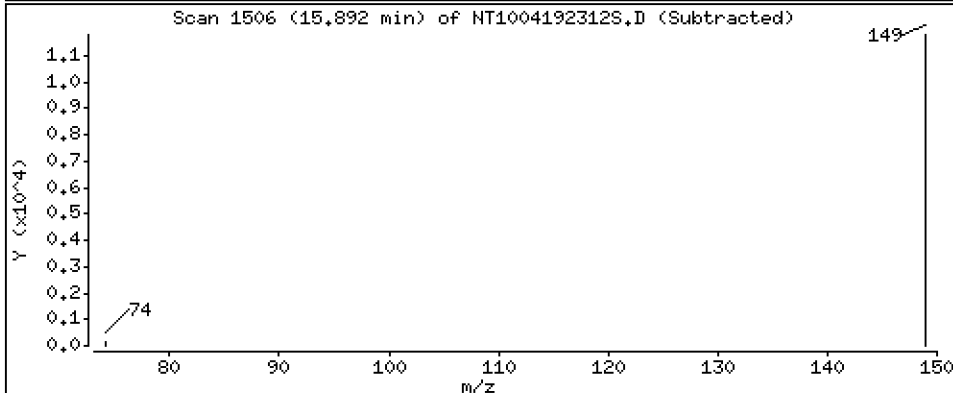
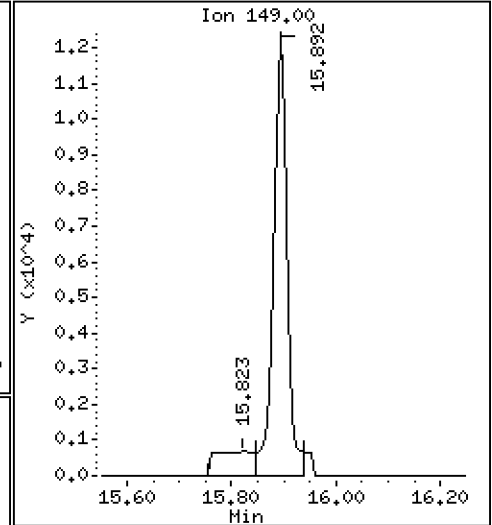
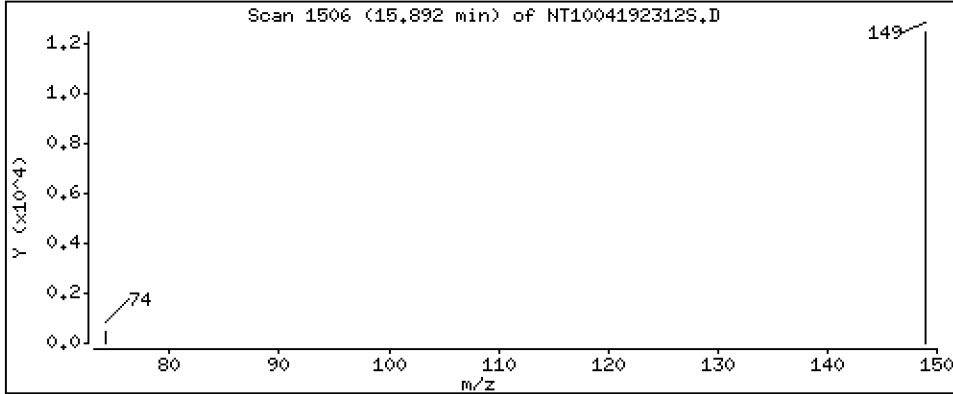
Operator: DSD

Column phase: ZB-5msi

Column diameter: 0,25

50 Diethylphthalate

Concentration: 0,1970 ug/L



Date : 19-APR-2023 18:22

Client ID:

Instrument: nt10.i

Sample Info: 23C0774-03

Volume Injected (uL): 1.0

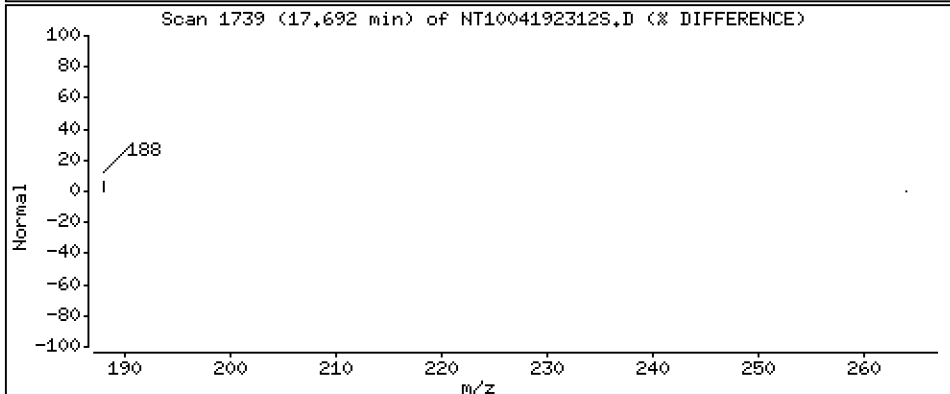
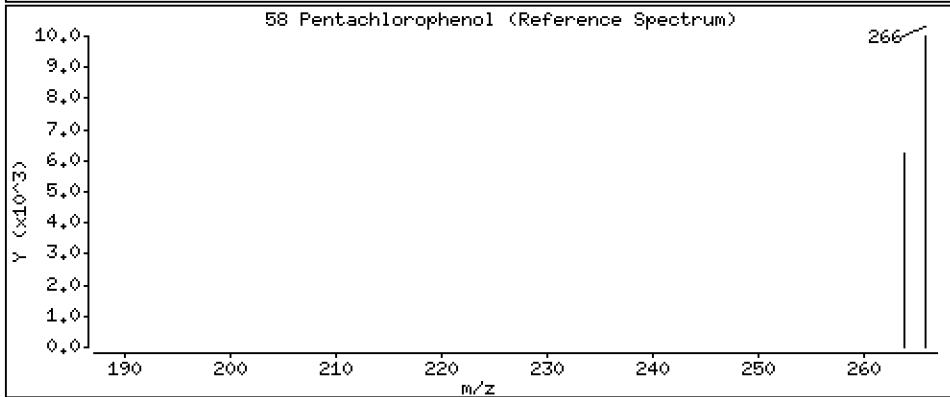
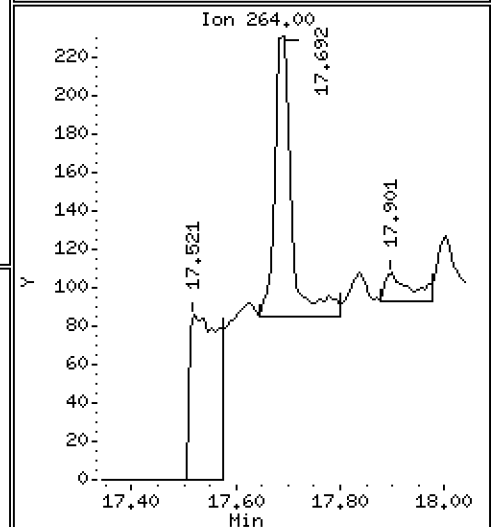
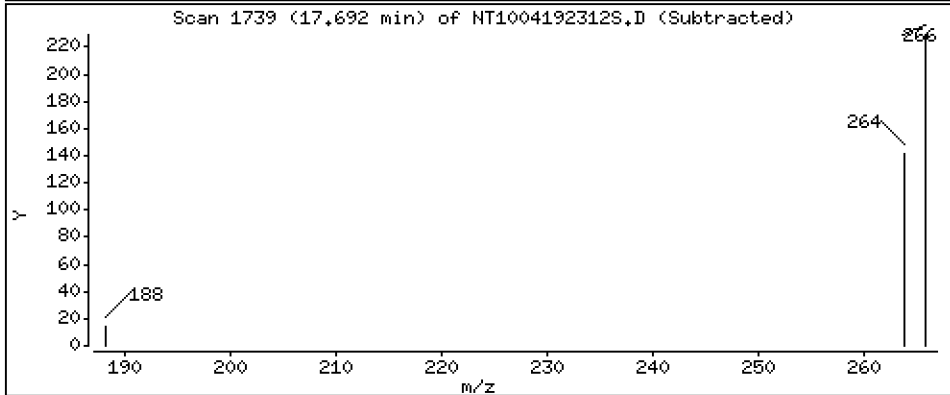
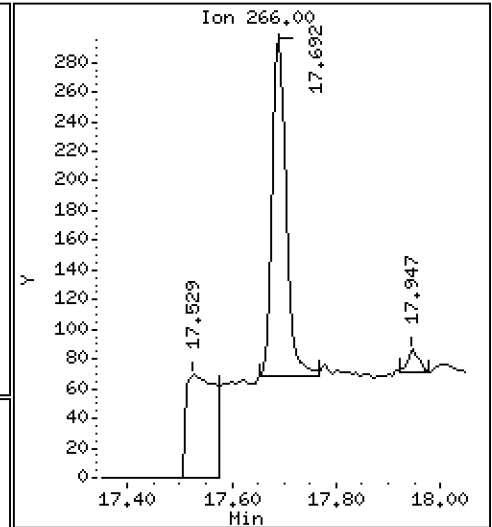
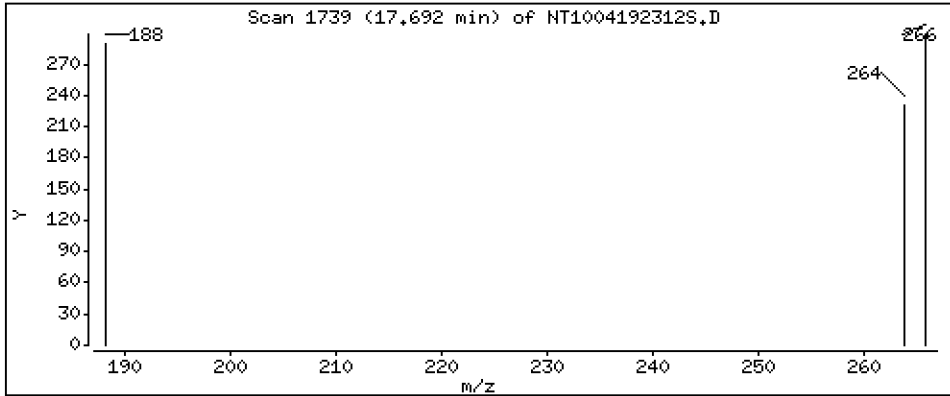
Operator: DSD

Column phase: ZB-5msi

Column diameter: 0,25

58 Pentachlorophenol

Concentration: 0,01893 ug/L



Date : 19-APR-2023 18:22

Client ID:

Instrument: nt10.i

Sample Info: 23C0774-03

Volume Injected (uL): 1.0

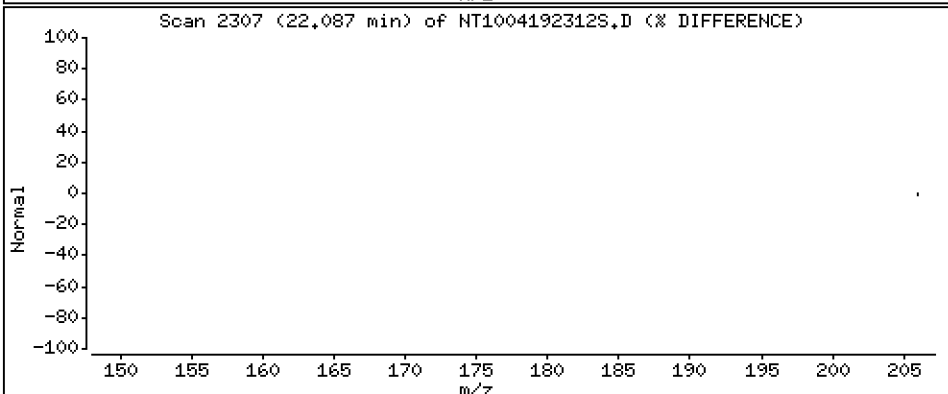
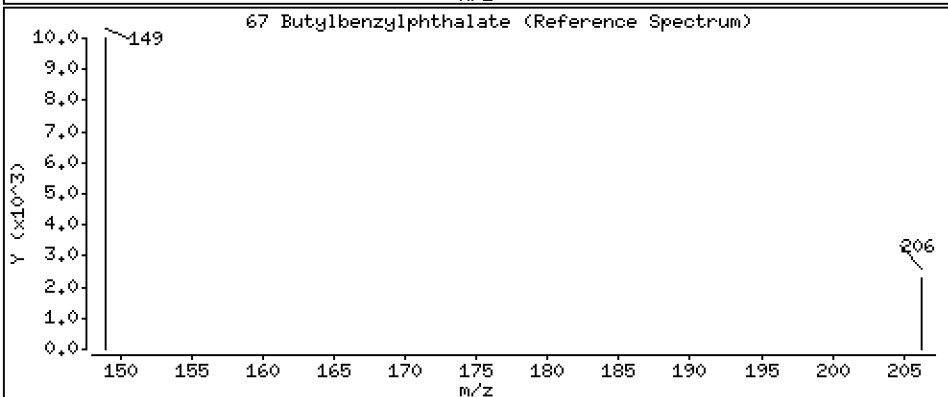
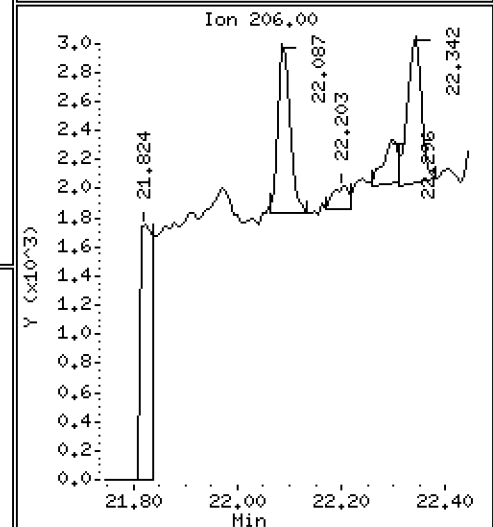
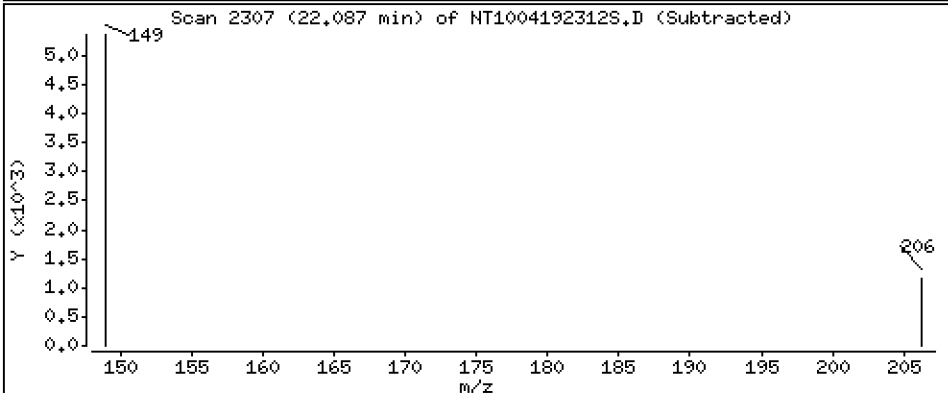
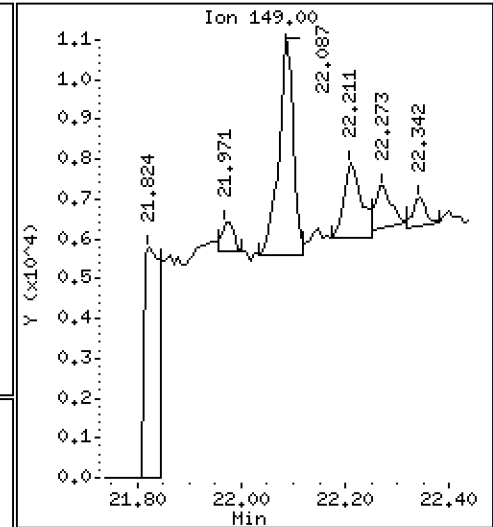
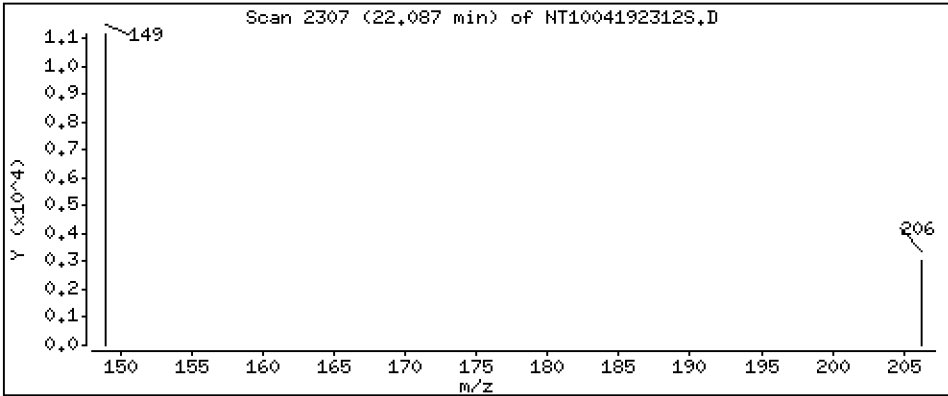
Operator: DSD

Column phase: ZB-5msi

Column diameter: 0.25

67 Butylbenzylphthalate

Concentration: 0.1252 ug/L



Date : 19-APR-2023 18:22

Client ID:

Instrument: nt10.i

Sample Info: 23C0774-03

Volume Injected (uL): 1.0

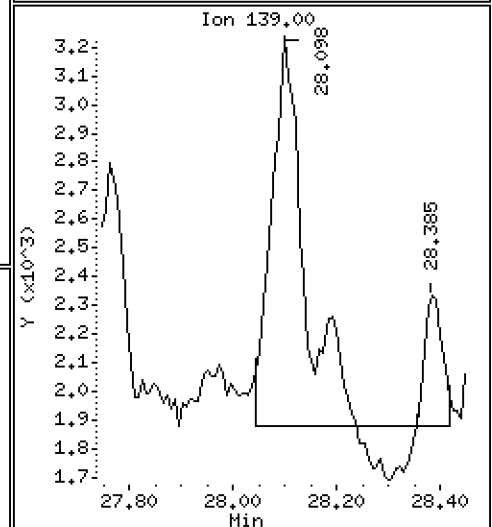
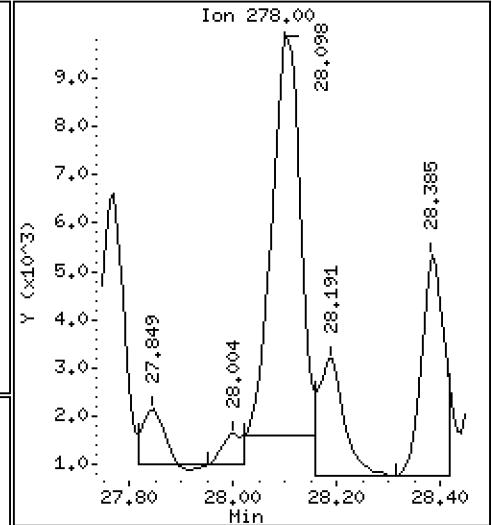
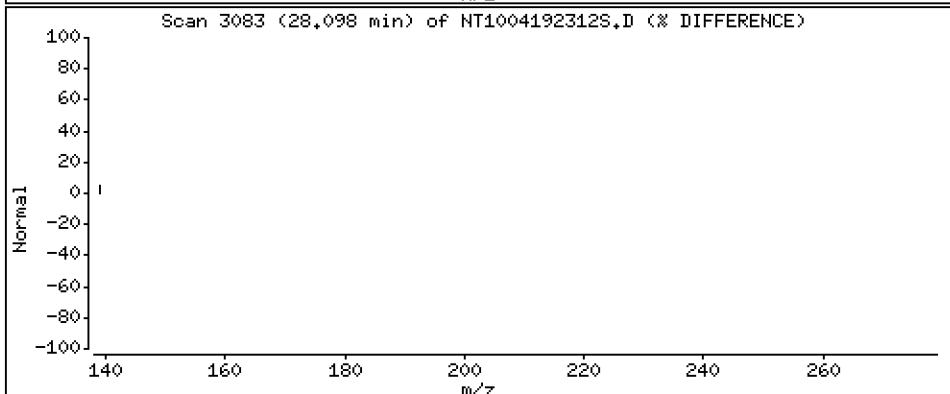
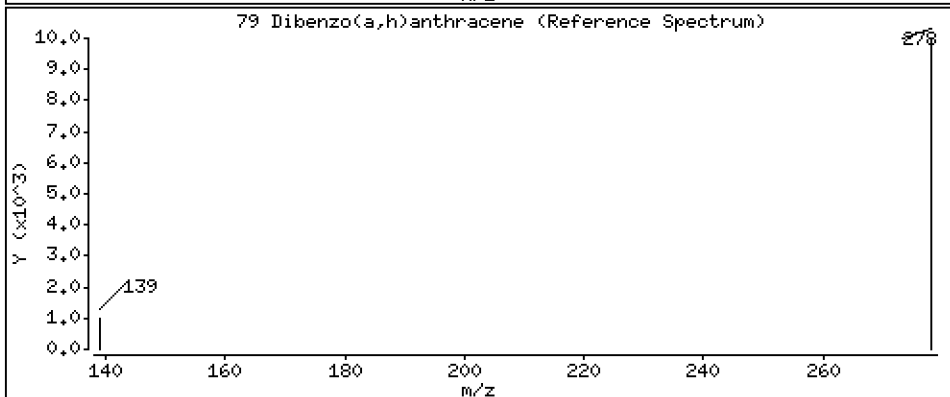
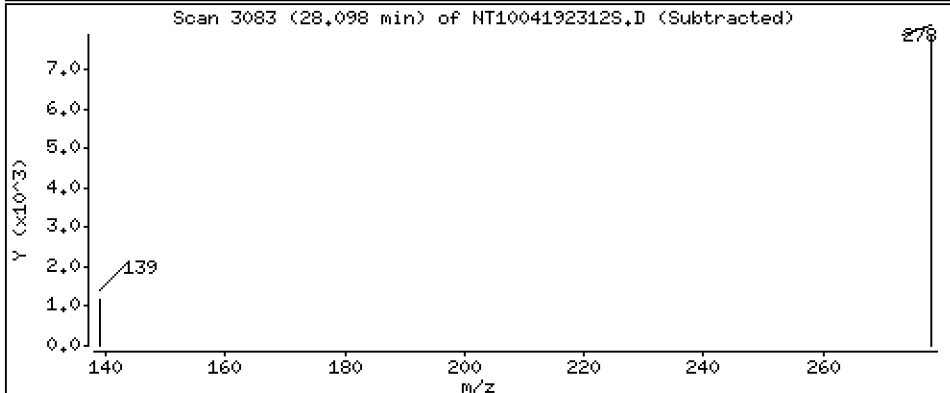
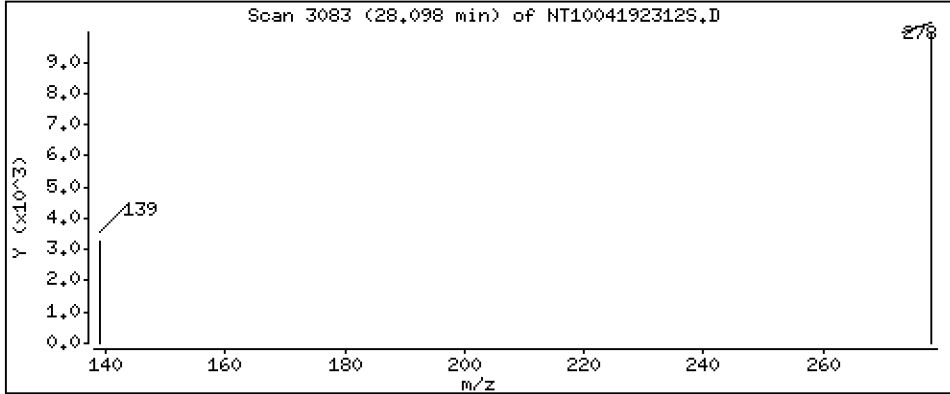
Operator: DSD

Column phase: ZB-5msi

Column diameter: 0,25

79 Dibenzo(a,h)anthracene

Concentration: 0,1325 ug/L



ARI Labs, Inc.

METHOD 8270D-SIM

Data file : \\target\share\chem3\nt10.i\20230419.b\20230419.b\NT1004192312S.D
 Lab Smp Id: 23C0774-03
 Inj Date : 19-APR-2023 18:22 MS Autotune Date: 16-JAN-2023 17:42
 Operator : DSD Inst ID: nt10.i
 Smp Info : 23C0774-03
 Misc Info :
 Comment :
 Method : \\target\share\chem3\nt10.i\20230419.b\20230419.b\SIMABN2.m
 Meth Date : 20-Apr-2023 12:04 deenayd Quant Type: ISTD
 Cal Date : 16-MAR-2023 01:38 Cal File: NT10031510S.D
 Als bottle: 12
 Dil Factor: 1.00000
 Integrator: HP RTE Compound Sublist: PSDDA.sub
 Target Version: 4.14
 Processing Host: DEENAY-201905

Concentration Formula: Amt * DF * Uf * Vt/(Vo * Vi) * CpndVariable

Name	Value	Description
DF	1.000	Dilution Factor
Vo	1000.000	Volume of sample extracted (mL)
Vt	1000.000	Volume of final extract (uL)
Vi	1.000	Volume injected (uL)
Uf	1.000	ng unit correction factor
Cpnd Variable		Local Compound Variable

Compounds	QUANT	SIG	RT	EXP RT	REL RT	RESPONSE	CONCENTRATIONS	
							ON-COLUMN	FINAL
	MASS						(ug/mL)	(ug/L)
\$ 1 2-Fluorophenol	112		6.617	6.648	(0.750)	236164	4.35786	4.358 (R)
3 Phenol	94		8.240	8.255	(0.933)	16738	0.22513	0.2251
7 1,3-Dichlorobenzene	146		8.758	8.781	(0.992)	191	0.00275	0.002745
* 8 1,4-Dichlorobenzene-d4	152		8.828	8.843	(1.000)	178709	4.00000	
9 1,4-Dichlorobenzene	146		8.859	8.874	(1.004)	782	0.01164	0.01164
11 Benzyl alcohol	79		9.107	9.122	(1.032)	7960	0.18467	0.1847 (H)
12 1,2-Dichlorobenzene	146		Compound Not Detected.					
13 2-Methylphenol	108		9.348	9.363	(1.059)	876	0.01700	0.01700
15 4-Methylphenol	108		9.619	9.627	(1.090)	2979	0.05565	0.05565
16 N-Nitroso-di-n-propylamine	70		Compound Not Detected.					
22 2,4-Dimethylphenol	107		10.664	10.664	(0.943)	793	0.01420	0.01420
24 Benzoic acid	105		10.766	10.800	(0.952)	12169	0.39816	0.3982
26 1,2,4-Trichlorobenzene	180		Compound Not Detected.					
* 27 Naphthalene-d8	136		11.304	11.312	(1.000)	645924	4.00000	
30 Hexachlorobutadiene	225		Compound Not Detected.					
39 Dimethylphthalate	163		14.438	14.445	(0.968)	3382	0.03243	0.03243
* 42 Acenaphthene-d10	162		14.910	14.917	(1.000)	330513	4.00000	
50 Diethylphthalate	149		15.892	15.899	(1.066)	21282	0.19696	0.1970
54 N-Nitrosodiphenylamine	169		Compound Not Detected.					
57 Hexachlorobenzene	284		Compound Not Detected.					

Compounds	QUANT	SIG	RT	EXP RT	REL RT	RESPONSE	CONCENTRATIONS	
							ON-COLUMN	FINAL
	MASS						(ug/mL)	(ug/L)
=====	=====		=====	=====	=====	=====	=====	=====
58 Pentachlorophenol	266		17.691	17.699	(0.986)	409	0.01893	0.01893
* 59 Phenanthrene-d10	188		17.946	17.946	(1.000)	651713	4.00000	
\$ 66 Terphenyl-d14	244		21.134	21.134	(0.917)	380199	3.89608	3.896(R)
67 Butylbenzylphthalate	149		22.086	22.086	(0.958)	9864	0.12517	0.1252
* 69 Chrysene-d12	240		23.047	23.039	(1.000)	598917	4.00000	
* 77 Perylene-d12	264		25.594	25.586	(1.000)	718786	4.00000	
79 Dibenzo(a,h)anthracene	278		28.097	28.097	(1.098)	31245	0.13249	0.1325
90 N-Nitrosodimethylamine	74		Compound Not Detected.					

QC Flag Legend

- R - Spike/Surrogate failed recovery limits.
- H - Operator selected an alternate compound hit.

ARI Labs, Inc.

INTERNAL STANDARD COMPOUNDS
 AREA AND RT SUMMARY

Instrument ID: nt10.i
 Lab File ID: NT1004192312S.D
 Lab Smp Id: 23C0774-03
 Analysis Type: SV
 Quant Type: ISTD
 Operator: DSD
 Method File: \\target\share\chem3\nt10.i\20230419.b\20230419.b\SIMABN2.m
 Misc Info:

Calibration Date: 19-APR-2023
 Calibration Time: 12:48
 Level: LOW
 Sample Type: AIR

Test Mode:
 Use Last Continuing Calibrator.

COMPOUND	STANDARD	AREA LIMIT		SAMPLE	%DIFF
		LOWER	UPPER		
8 1,4-Dichlorobenze	135171	67586	270342	178709	32.21
27 Naphthalene-d8	487322	243661	974644	645924	32.55
42 Acenaphthene-d10	272909	136455	545818	330513	21.11
59 Phenanthrene-d10	424938	212469	849876	651713	53.37
69 Chrysene-d12	386870	193435	773740	598917	54.81
77 Perylene-d12	449624	224812	899248	718786	59.86

COMPOUND	STANDARD	RT LIMIT		SAMPLE	%DIFF
		LOWER	UPPER		
8 1,4-Dichlorobenze	8.84	8.34	9.34	8.83	-0.17
27 Naphthalene-d8	11.31	10.81	11.81	11.30	-0.07
42 Acenaphthene-d10	14.92	14.42	15.42	14.91	-0.05
59 Phenanthrene-d10	17.95	17.45	18.45	17.95	0.00
69 Chrysene-d12	23.04	22.54	23.54	23.05	0.03
77 Perylene-d12	25.59	25.09	26.09	25.59	0.03

AREA UPPER LIMIT = +100% of internal standard area.
 AREA LOWER LIMIT = - 50% of internal standard area.
 RT UPPER LIMIT = + 0.50 minutes of internal standard RT.
 RT LOWER LIMIT = - 0.50 minutes of internal standard RT.

REVIEW SUMMARY FOR FILE - NT1004192312S.D

Lab ID: 23C0774-03

nt10.i, 20230419.b\20230419.b\SIMABN2.m,

19-APR-2023 18:22

RT CO-ELUTION COMPOUNDS

NO CO-ELUTIONS

Quant Method: ICAL

RRT CHECK

RRT	CCV	RRT	DELTA	COMPOUND
-----	-----	-----	-------	----------

NONE

RRT check based on Ccal File: 20230419.b/NT1004192304S.D

On Column LOD for nt10.i, 20230419.b\SIMABN2.m, PSDDA.sub = 0.0000

Exception: 1,2,4-Trichlorobenzene 0.0010

* Only compounds listed in the work order have been verified by the analyst *



Form I
ORGANIC ANALYSIS DATA SHEET
EPA 8270E-SIM
SIM SVOC Organics (Dual scan list)

Laboratory: Analytical Resources, LLC

Client: Anchor OEA, LLC

Project: AOC5 MR Phase 1

Matrix: Sediment

Laboratory ID: 23C0774-04 A

SDG: 23C0774

Sampled: 12/16/22 11:20

Prepared: 04/05/23 16:28

File ID: NT1004192313S.D

% Solids: 51.09

Preparation: EPA 3546 (Microwave)

Analyzed: 04/19/23 19:00

Batch: BLD0057

Sequence: SLD0257

Initial/Final: 19.6 g Wet / 1 mL

Instrument: NT10

Column: ZB-5MSi

Calibration: GC00049

Cleanups: GPC

CAS NO.	COMPOUND	DILUTION	CONC: (ug/kg dry)	Q	DL	RL
106-46-7	1,4-Dichlorobenzene	1	2.6	J	0.6	5.0
95-50-1	1,2-Dichlorobenzene	1	5.0	U	0.7	5.0
100-51-6	Benzyl Alcohol	1	13.9	J	2.5	20.0
65-85-0	Benzoic acid	1	36.2	J	13.4	99.9
105-67-9	2,4-Dimethylphenol	1	20.0	U	2.2	20.0
120-82-1	1,2,4-Trichlorobenzene	1	5.0	U	2.7	5.0
86-30-6	N-Nitrosodiphenylamine	1	5.0	U	1.3	5.0
87-86-5	Pentachlorophenol	1	3.4	J	2.1	20.0

SURROGATES	ADDED: (ug/kg dry)	FOUND: (ug/kg dry)	% REC	QC LIMITS	Q
2-Fluorophenol	748.98	431	57.5	27 - 120	
p-Terphenyl-d14	499.32	436	87.3	37 - 120	Q

Data File: \\target\share\chem3\nt10.1\20230419.1\20230419.1\NT10041923135.D

Date: 19-APR-2023 19:00

Client ID:

Sample Info: 23C0774-04

Volume Injected (uL): 1.0

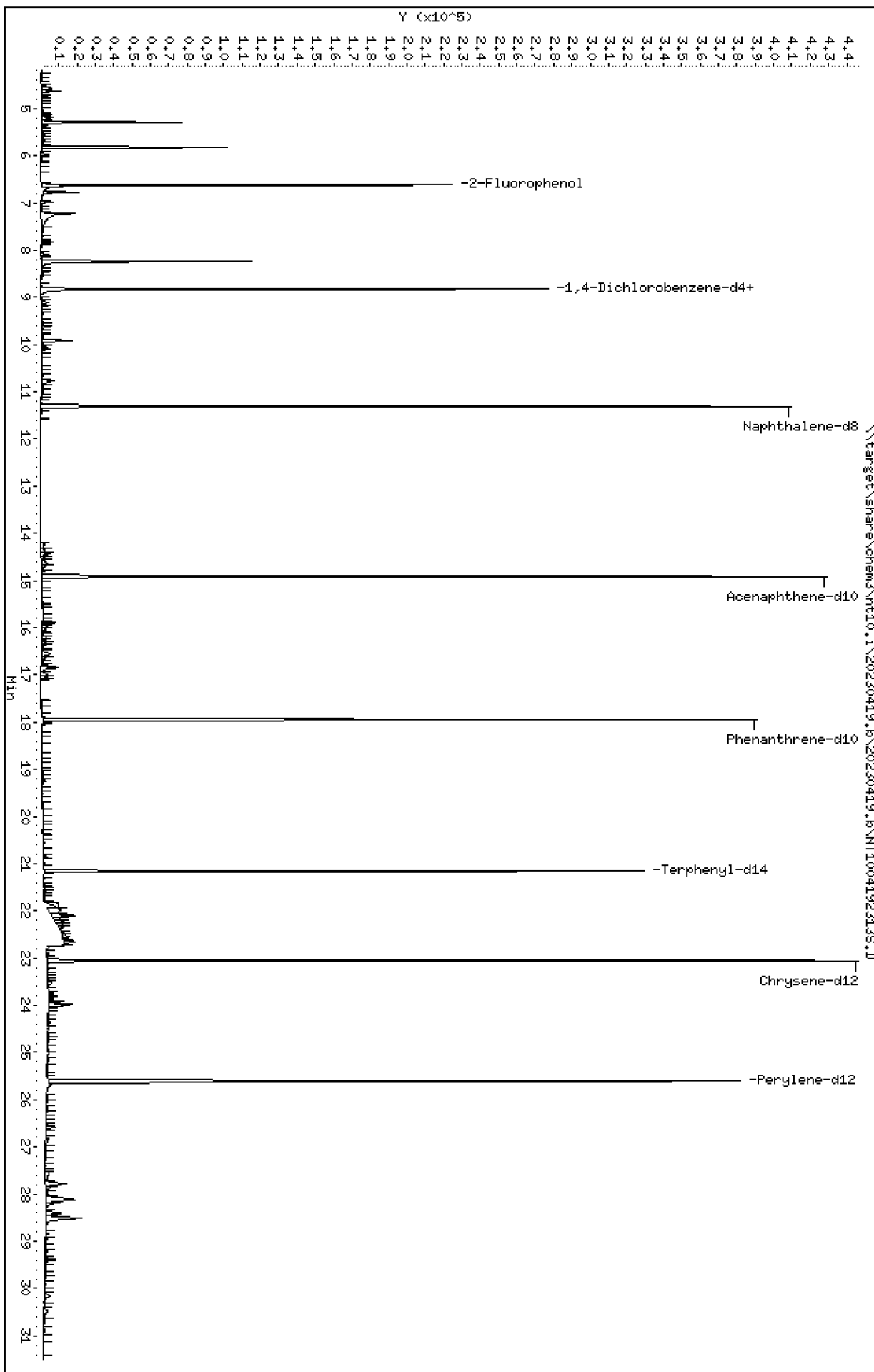
Column phase: ZB-5msi

Instrument: nt10.1

Operator: USD

Column diameter: 0.25

Page 1



Date : 19-APR-2023 19:00

Client ID:

Instrument: nt10.i

Sample Info: 23C0774-04

Volume Injected (uL): 1.0

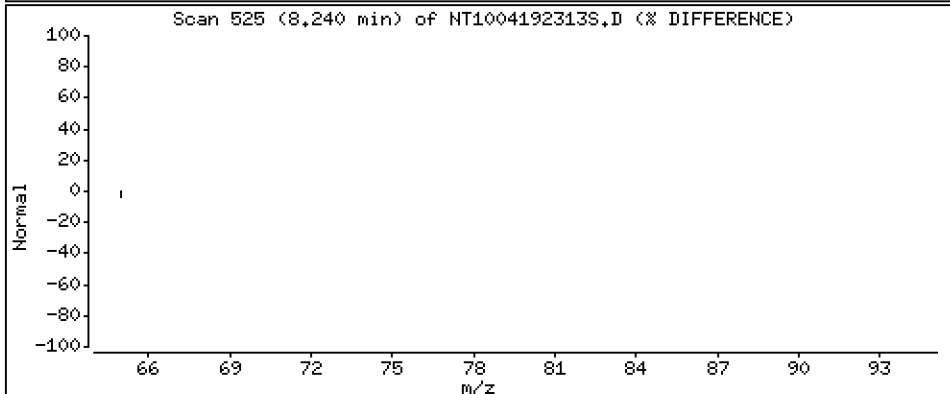
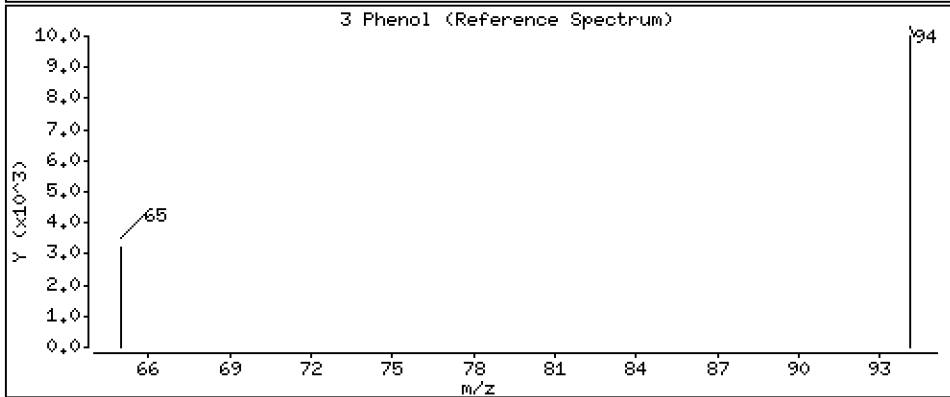
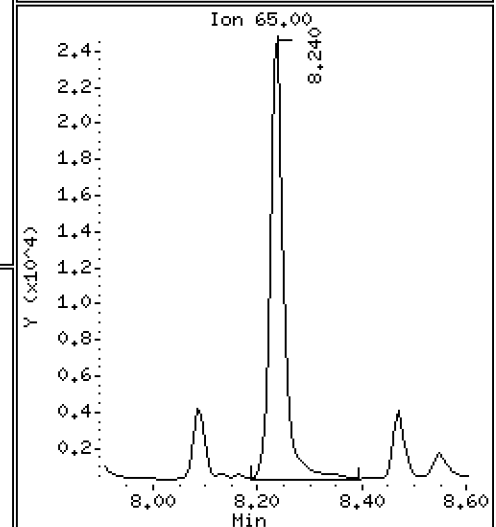
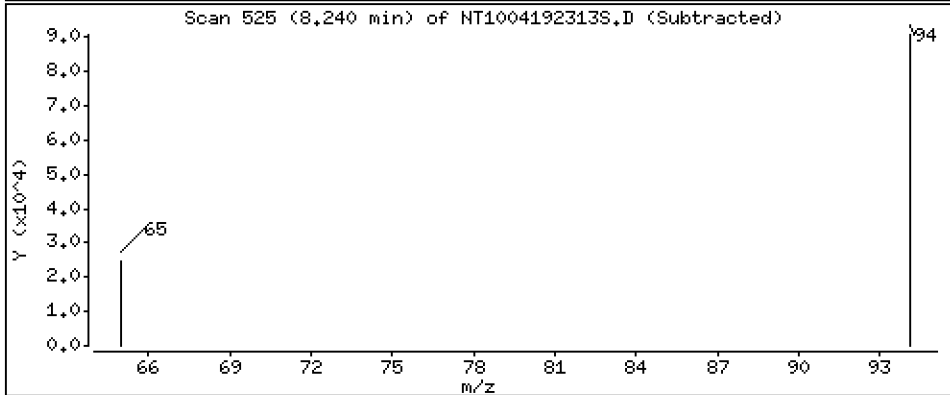
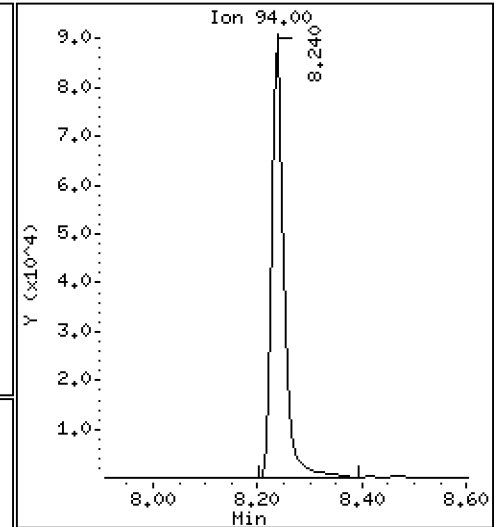
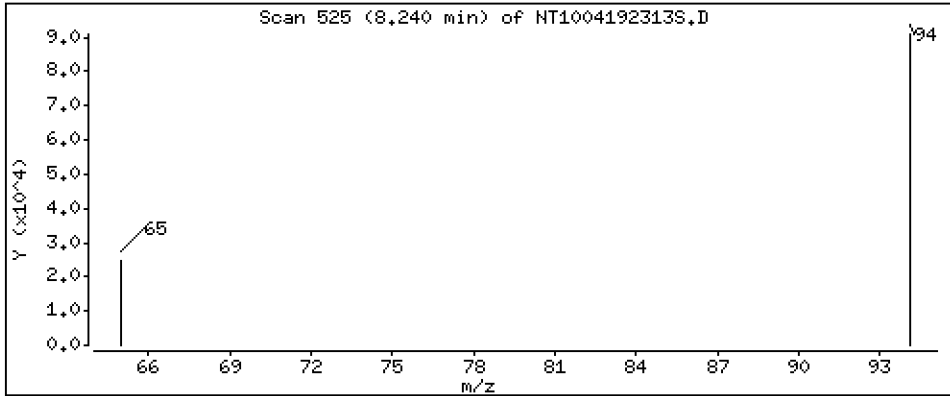
Operator: DSD

Column phase: ZB-5msi

Column diameter: 0.25

3 Phenol

Concentration: 1.992 ug/L



Date : 19-APR-2023 19:00

Client ID:

Instrument: nt10.i

Sample Info: 23C0774-04

Volume Injected (uL): 1.0

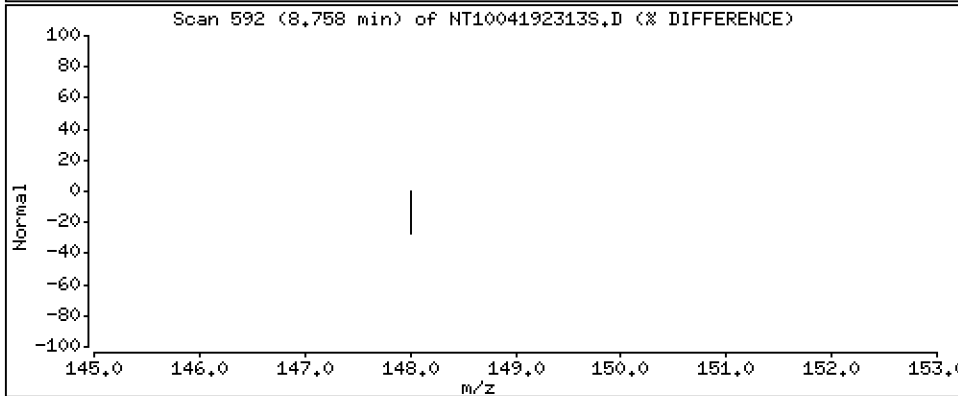
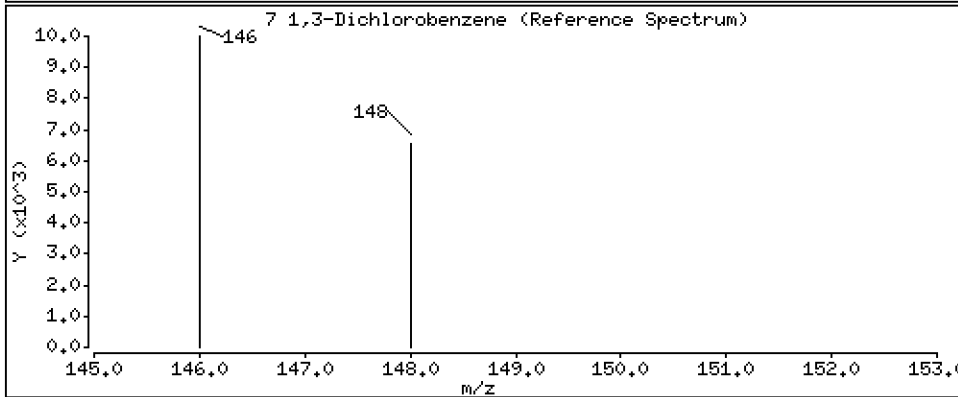
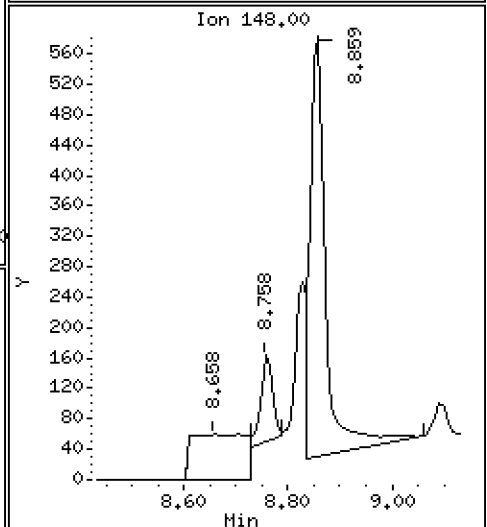
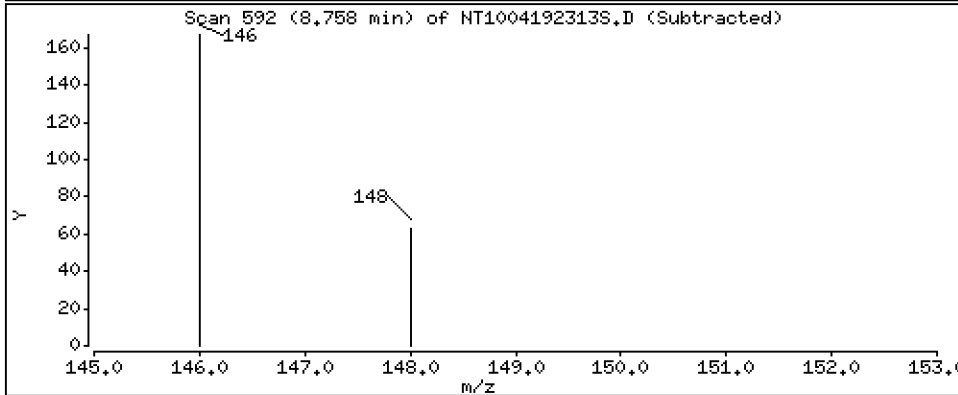
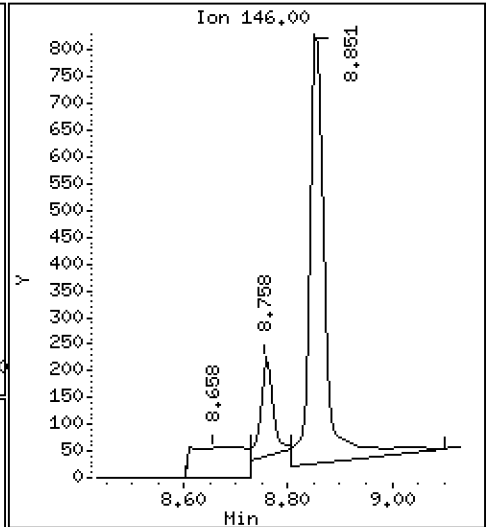
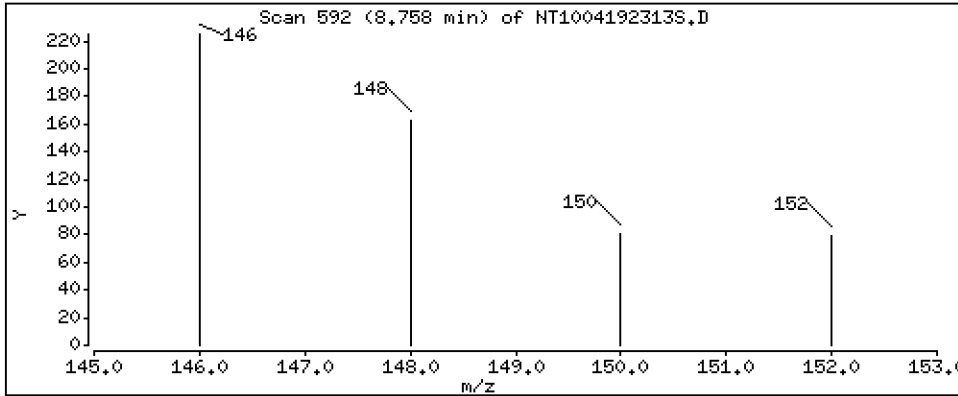
Operator: DSD

Column phase: ZB-5msi

Column diameter: 0,25

7 1,3-Dichlorobenzene

Concentration: 0,004653 ug/L



Date : 19-APR-2023 19:00

Client ID:

Instrument: nt10.i

Sample Info: 23C0774-04

Volume Injected (uL): 1.0

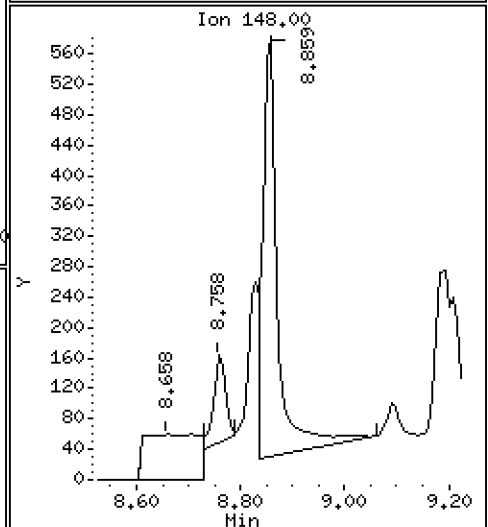
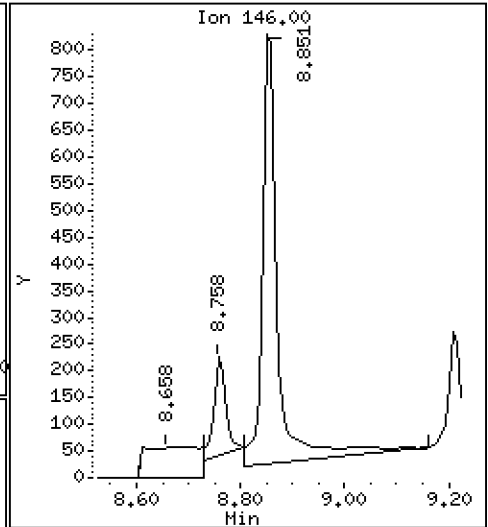
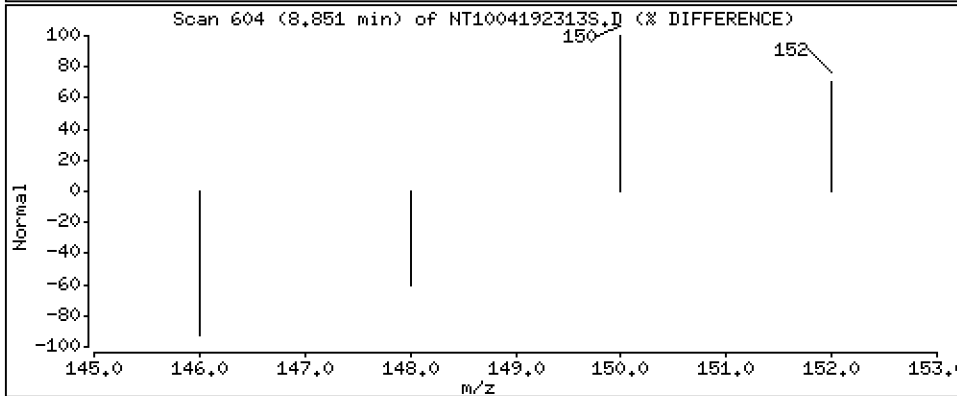
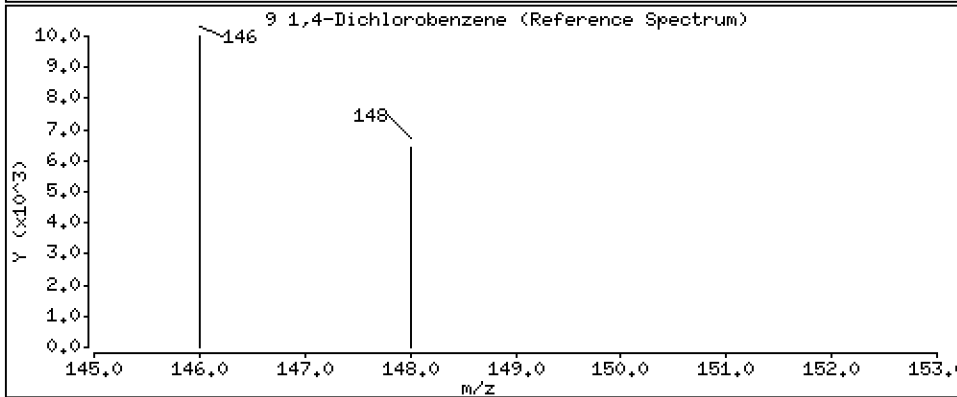
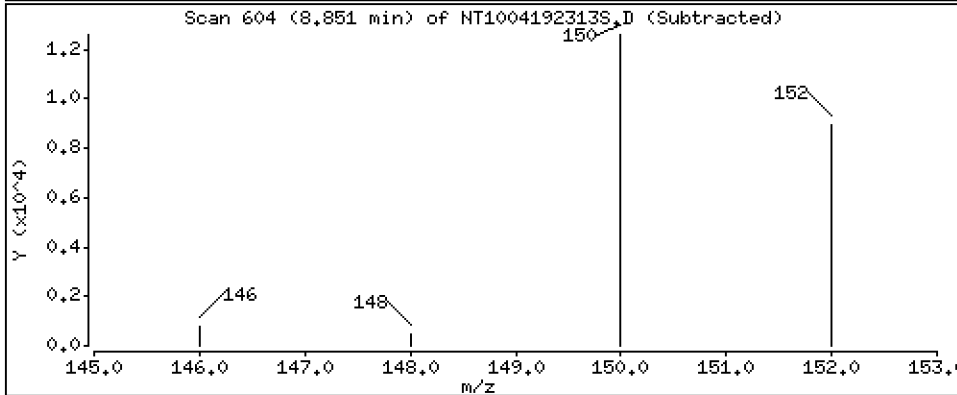
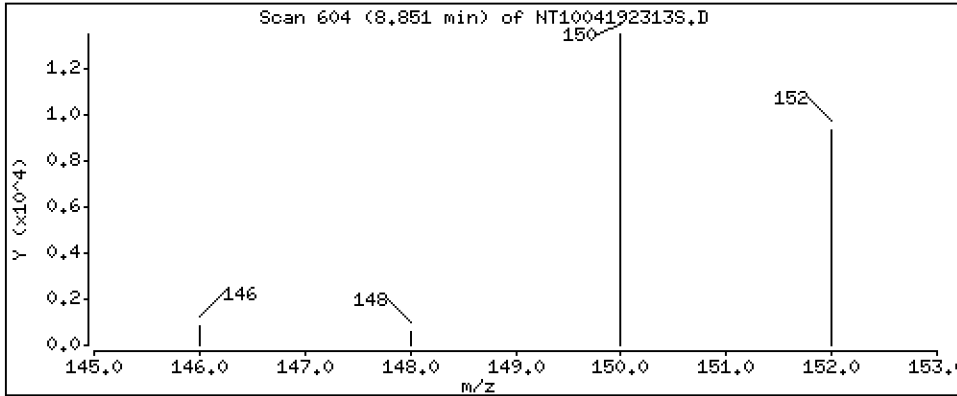
Operator: DSD

Column phase: ZB-5msi

Column diameter: 0,25

9 1,4-Dichlorobenzene

Concentration: 0,02563 ug/L



Date : 19-APR-2023 19:00

Client ID:

Instrument: nt10.i

Sample Info: 23C0774-04

Volume Injected (uL): 1.0

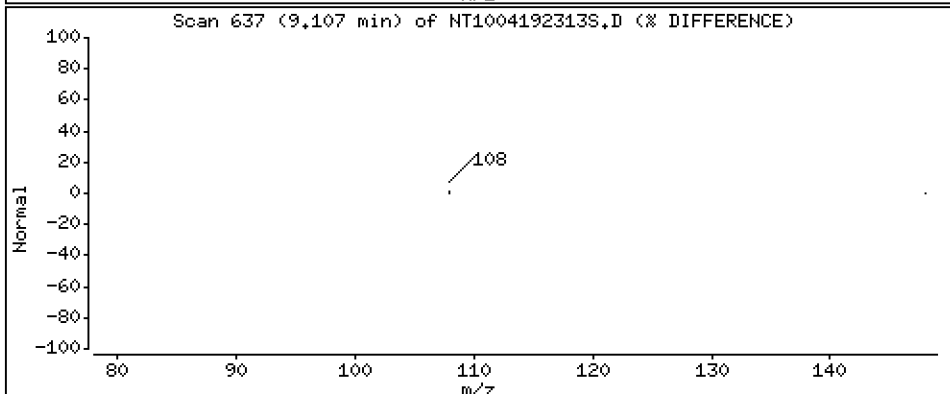
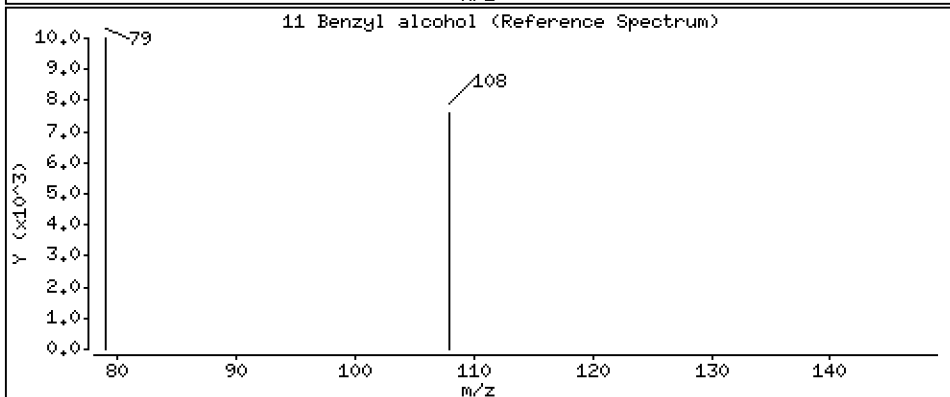
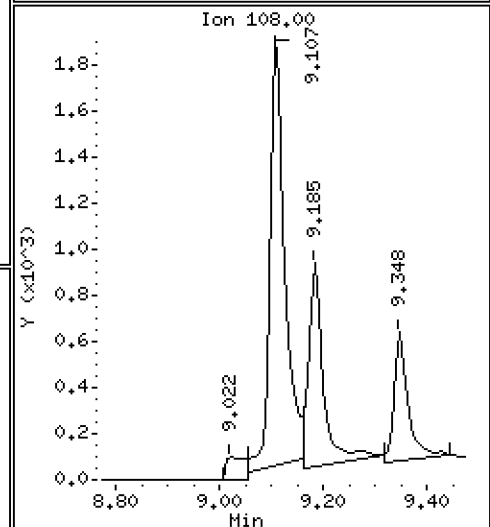
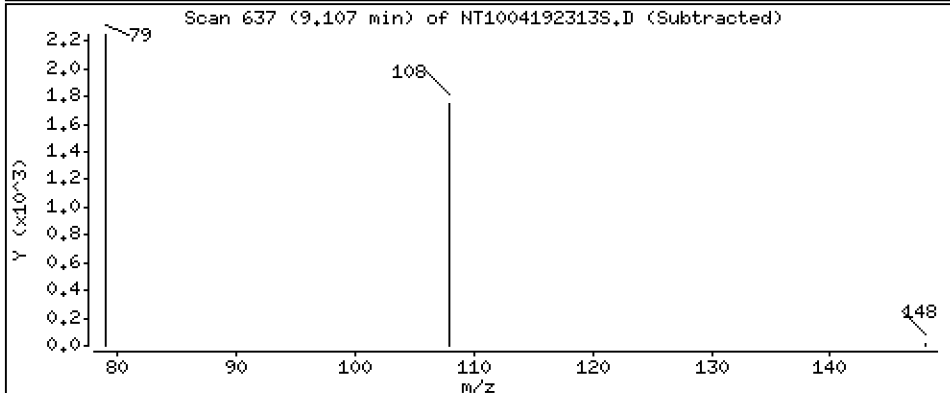
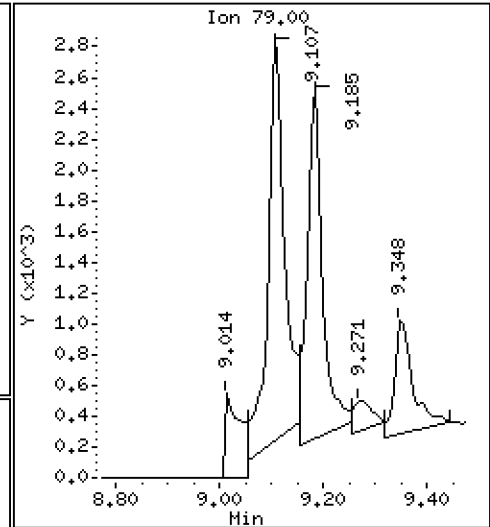
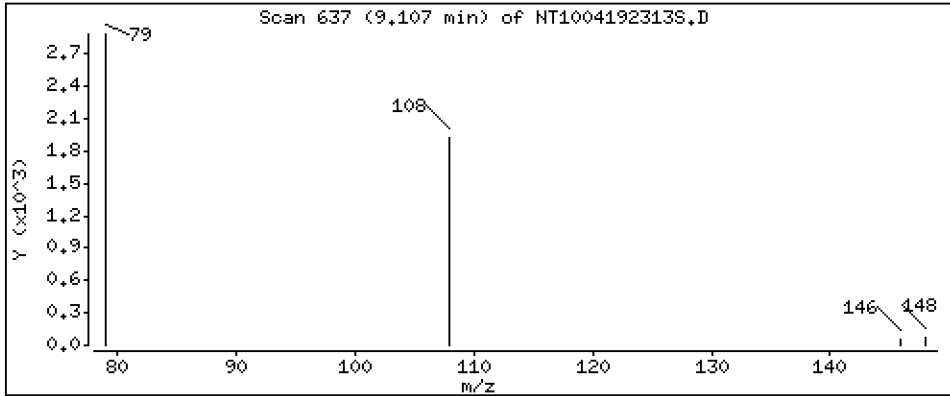
Operator: DSD

Column phase: ZB-5msi

Column diameter: 0.25

11 Benzyl alcohol

Concentration: 0.1394 ug/L



Date : 19-APR-2023 19:00

Client ID:

Instrument: nt10.i

Sample Info: 23C0774-04

Volume Injected (uL): 1.0

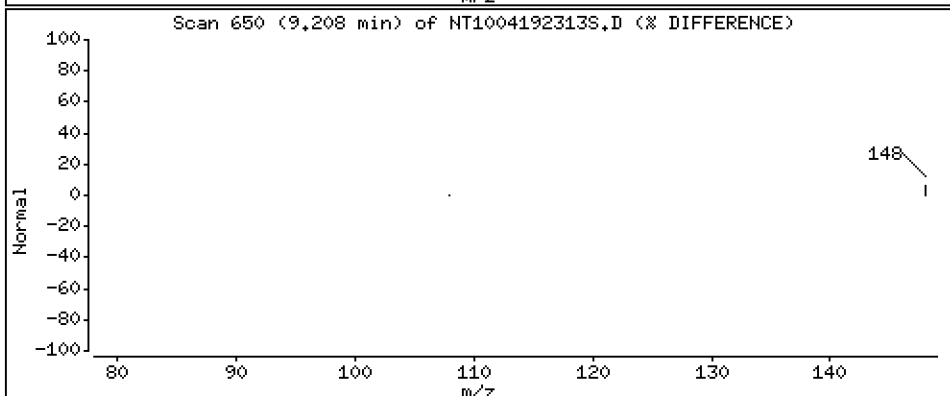
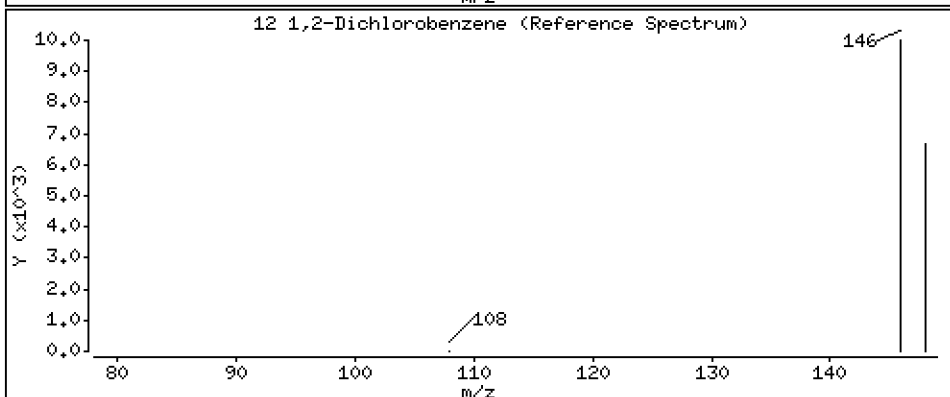
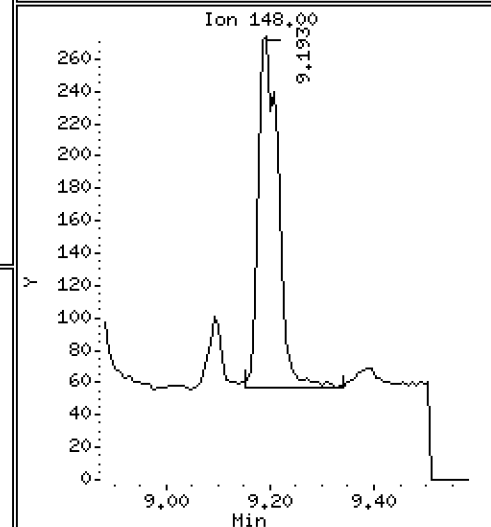
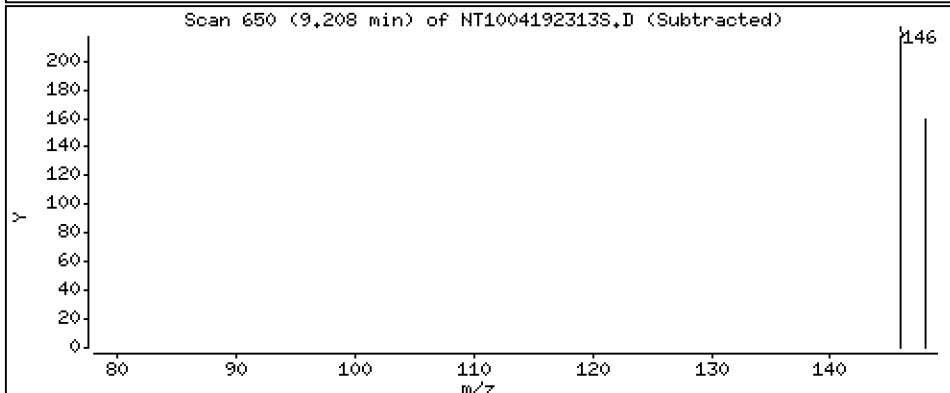
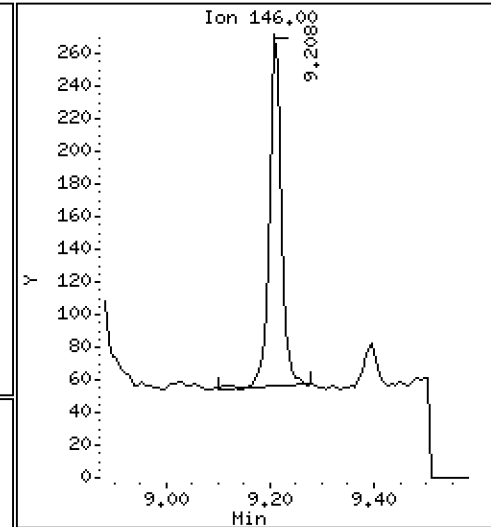
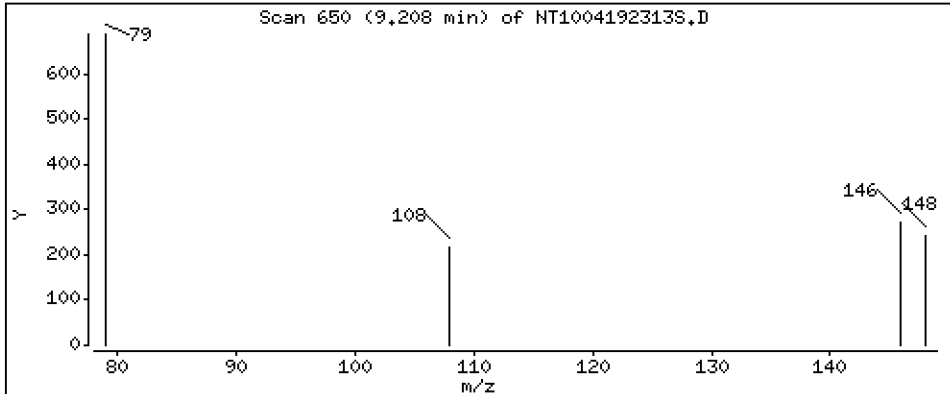
Operator: DSD

Column phase: ZB-5msi

Column diameter: 0.25

12 1,2-Dichlorobenzene

Concentration: 0.005457 ug/L



Date : 19-APR-2023 19:00

Client ID:

Instrument: nt10.i

Sample Info: 23C0774-04

Volume Injected (uL): 1.0

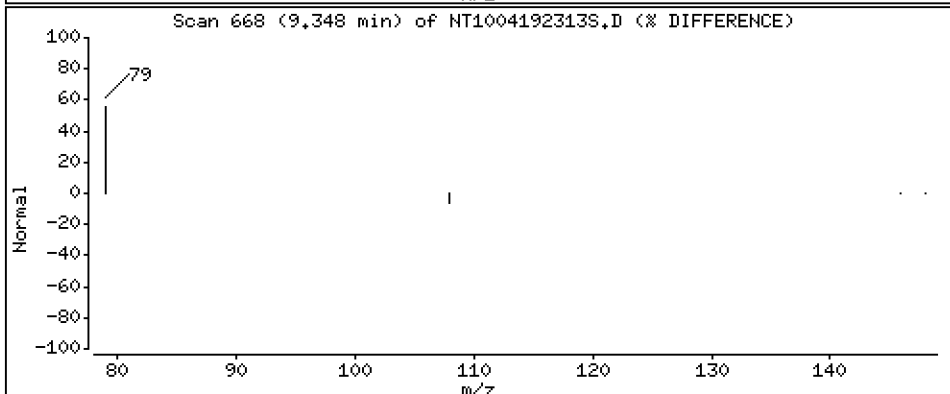
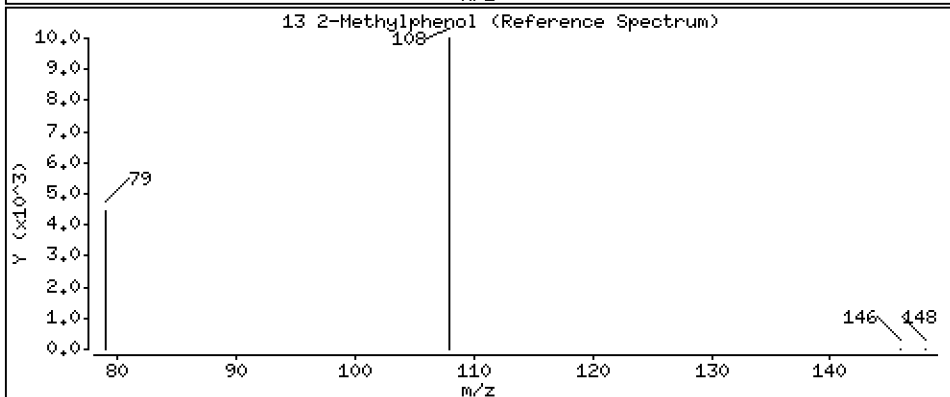
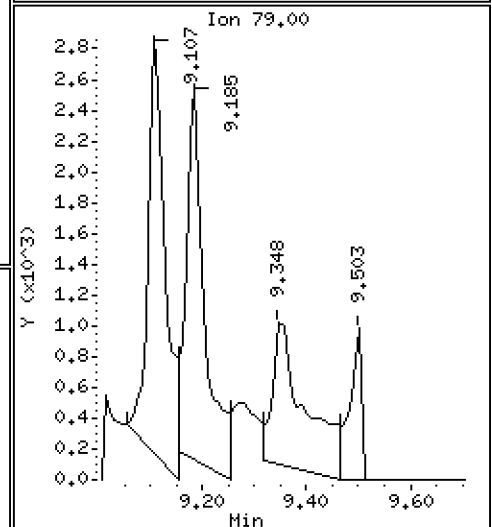
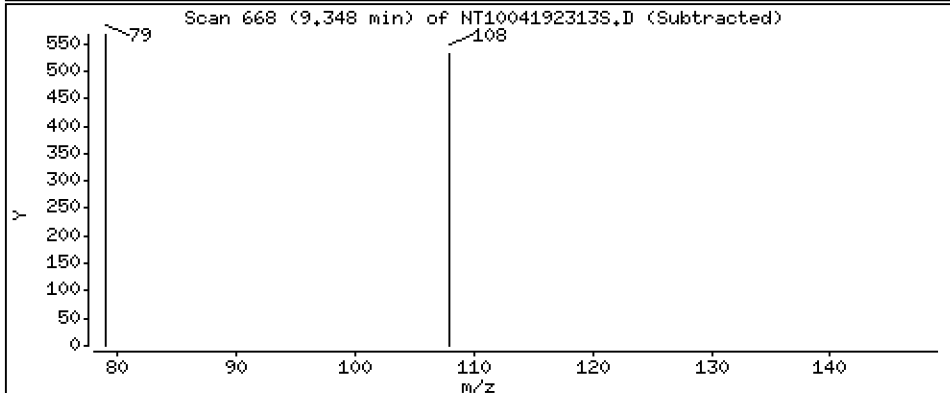
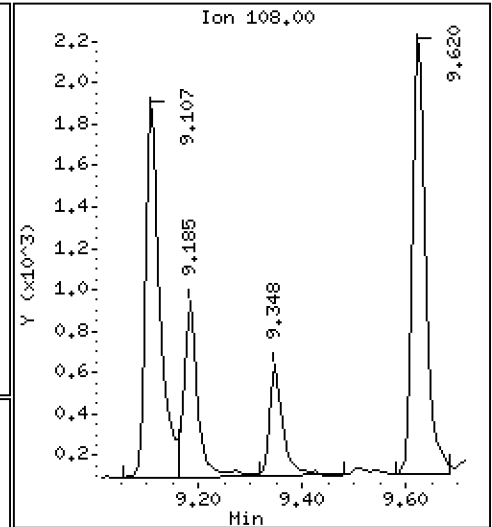
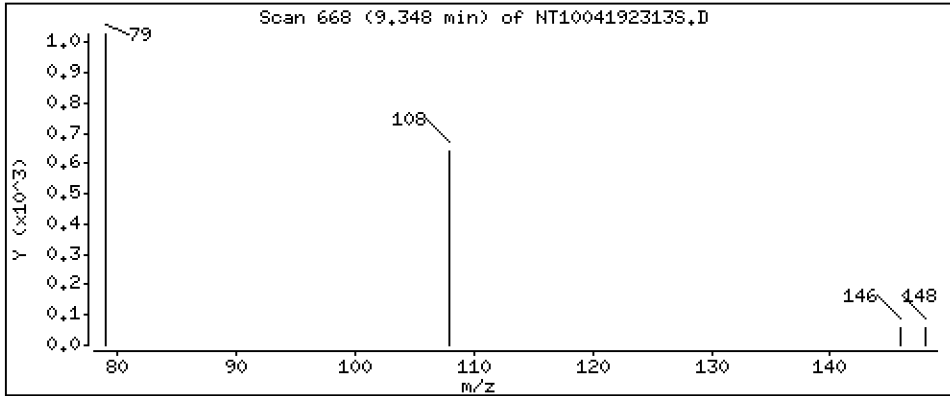
Operator: DSD

Column phase: ZB-5msi

Column diameter: 0.25

13 2-Methylphenol

Concentration: 0.01810 ug/L



Date : 19-APR-2023 19:00

Client ID:

Instrument: nt10.i

Sample Info: 23C0774-04

Volume Injected (uL): 1.0

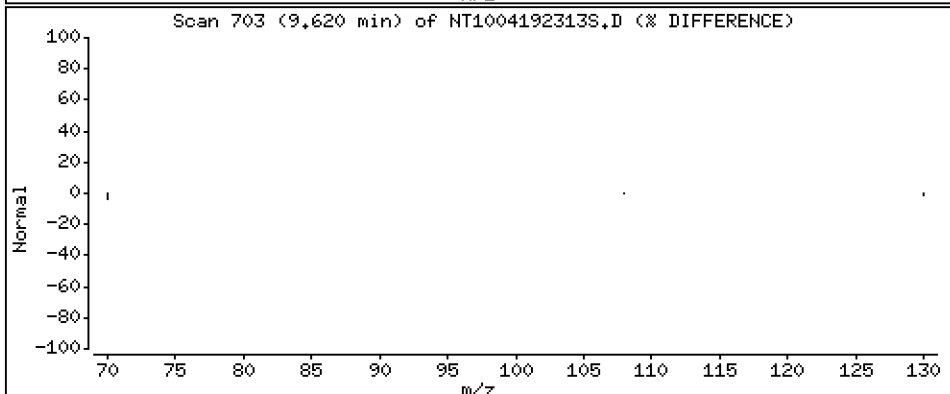
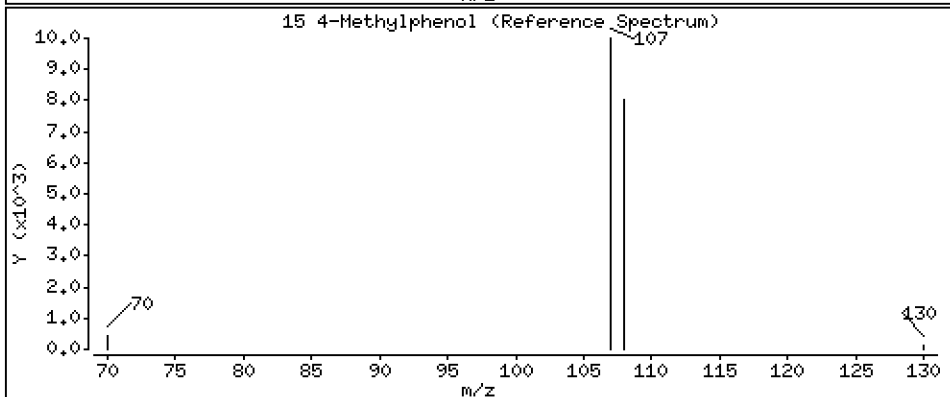
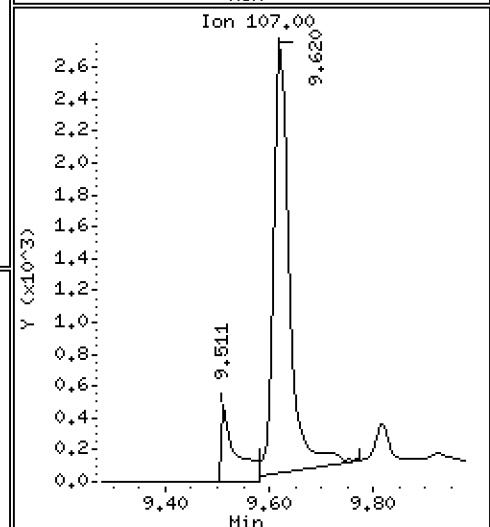
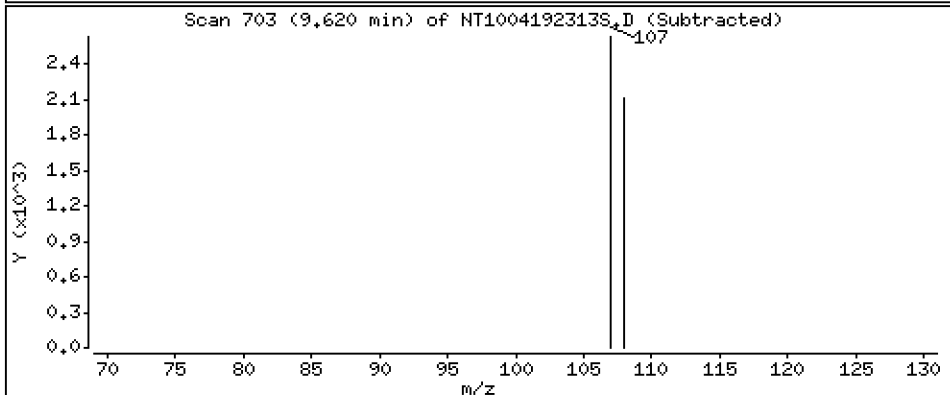
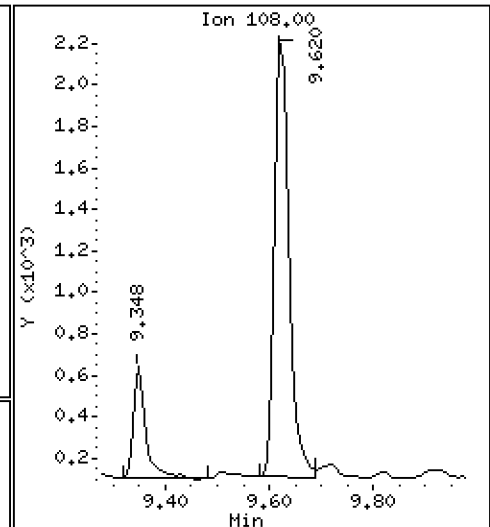
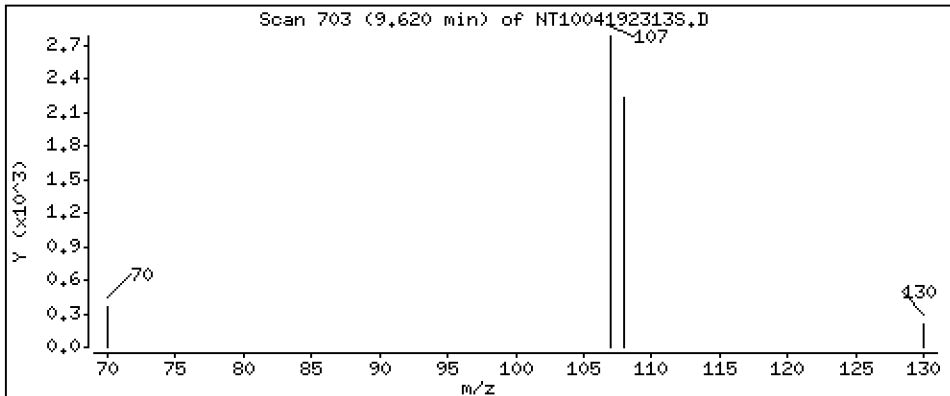
Operator: DSD

Column phase: ZB-5msi

Column diameter: 0.25

15 4-Methylphenol

Concentration: 0.07515 ug/L



Date : 19-APR-2023 19:00

Client ID:

Instrument: nt10.i

Sample Info: 23C0774-04

Volume Injected (uL): 1.0

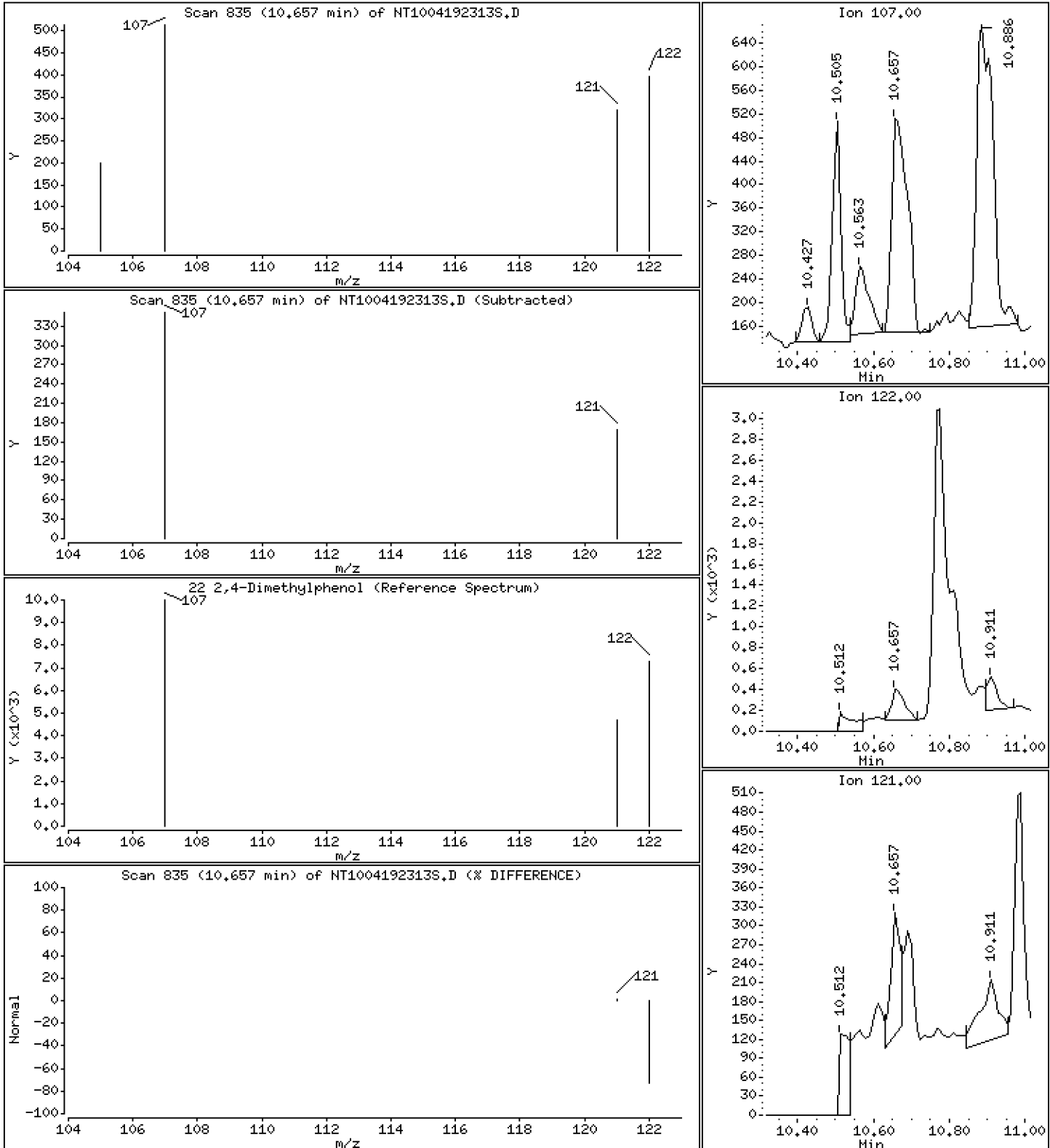
Operator: DSD

Column phase: ZB-5msi

Column diameter: 0.25

22 2,4-Dimethylphenol

Concentration: 0.01885 ug/L



Date : 19-APR-2023 19:00

Client ID:

Instrument: nt10.i

Sample Info: 23C0774-04

Volume Injected (uL): 1.0

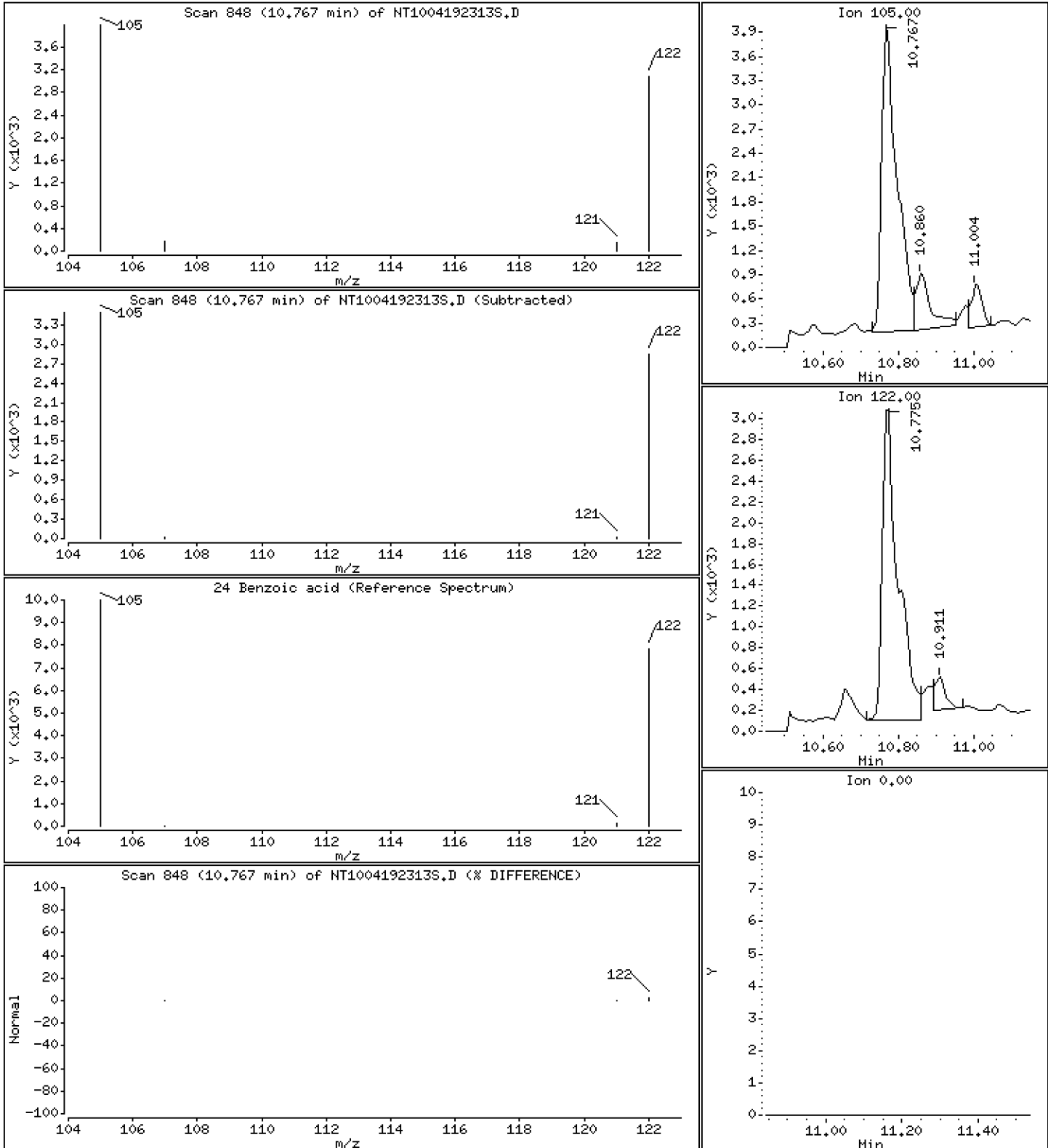
Operator: DSD

Column phase: ZB-5msi

Column diameter: 0,25

24 Benzoic acid

Concentration: 0,3622 ug/L



Date : 19-APR-2023 19:00

Client ID:

Instrument: nt10.i

Sample Info: 23C0774-04

Volume Injected (uL): 1.0

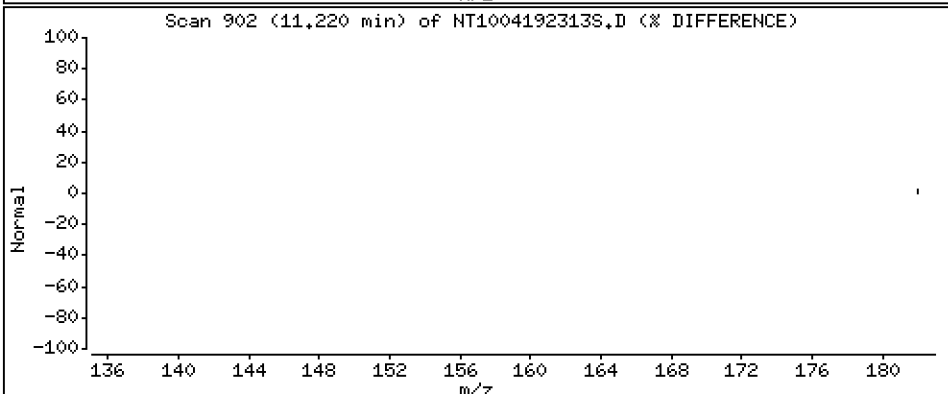
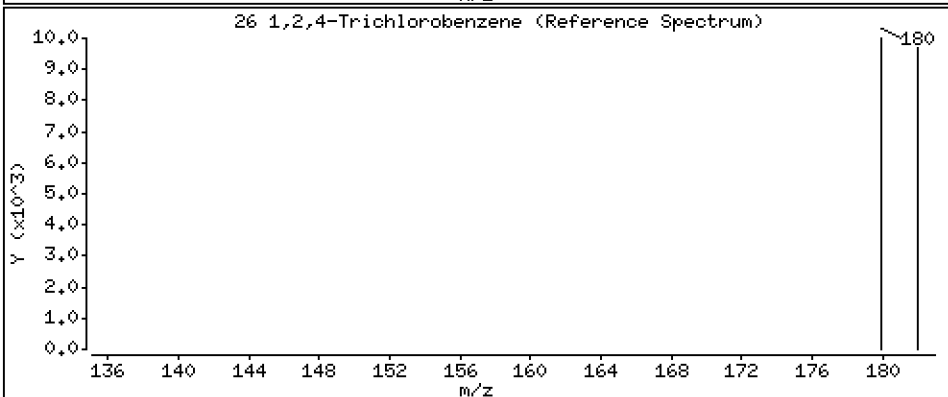
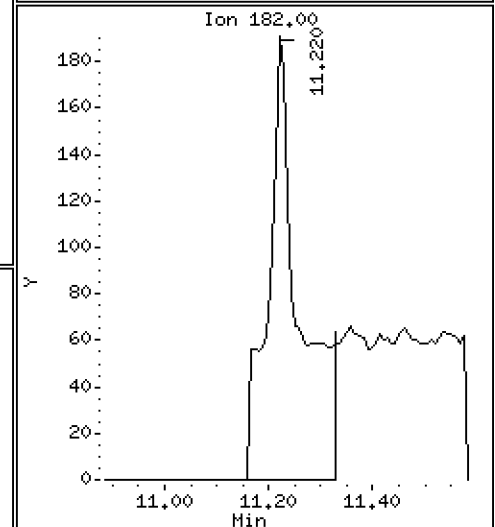
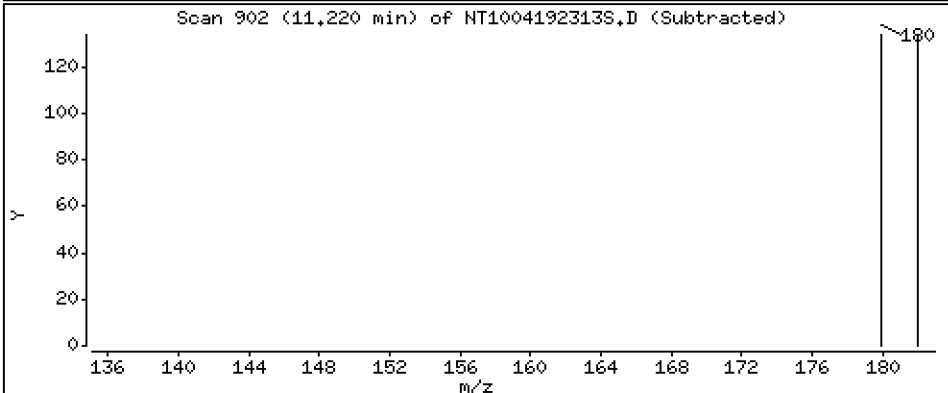
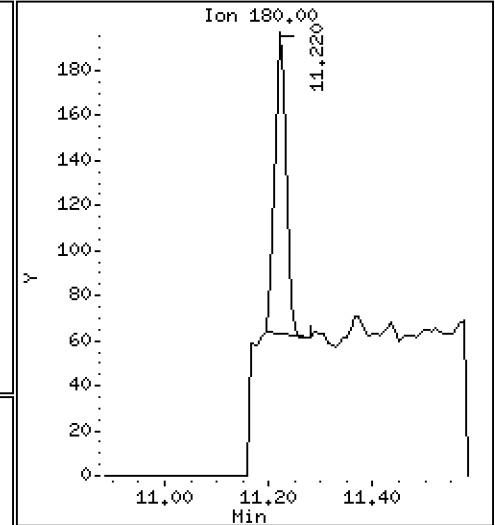
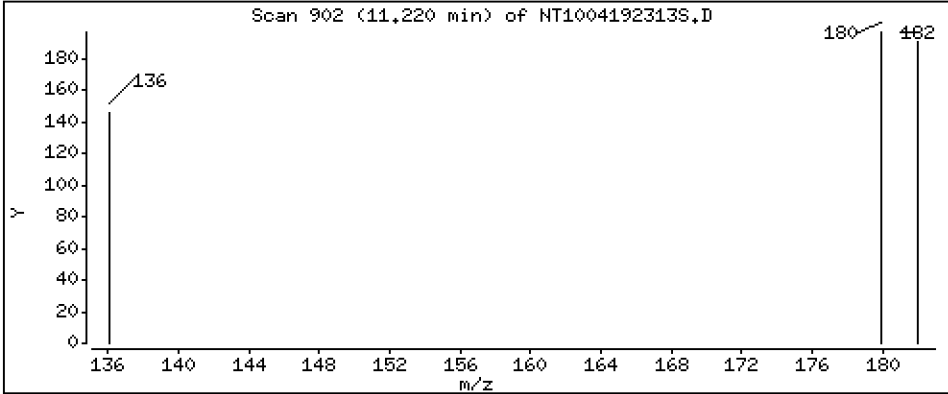
Operator: DSD

Column phase: ZB-5msi

Column diameter: 0,25

26 1,2,4-Trichlorobenzene

Concentration: 0,003582 ug/L



Date : 19-APR-2023 19:00

Client ID:

Instrument: nt10.i

Sample Info: 23C0774-04

Volume Injected (uL): 1.0

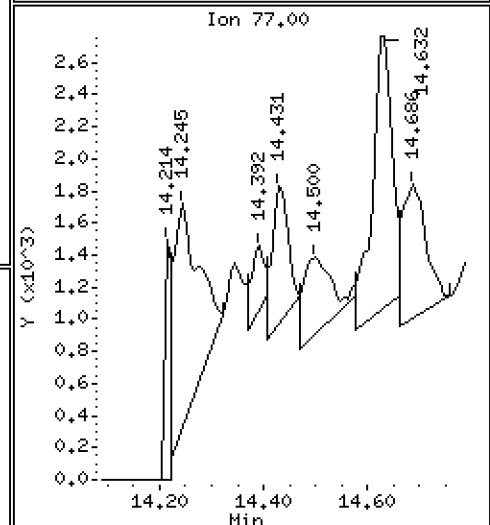
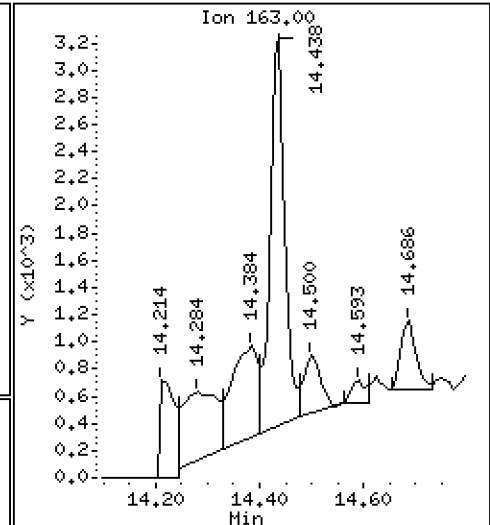
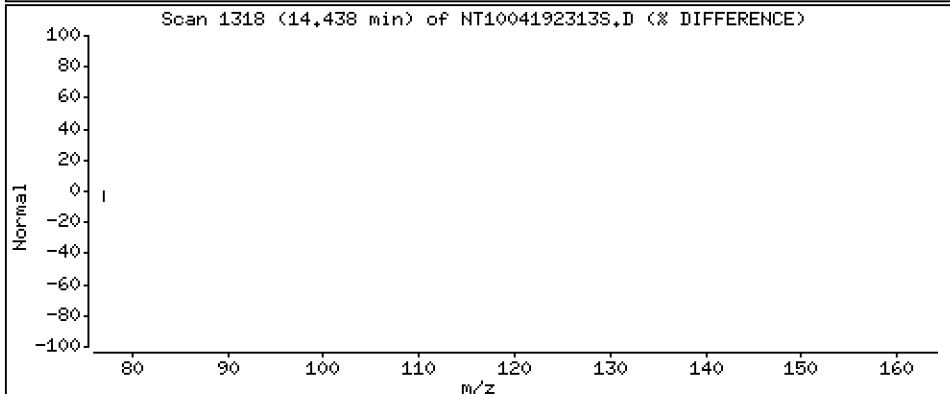
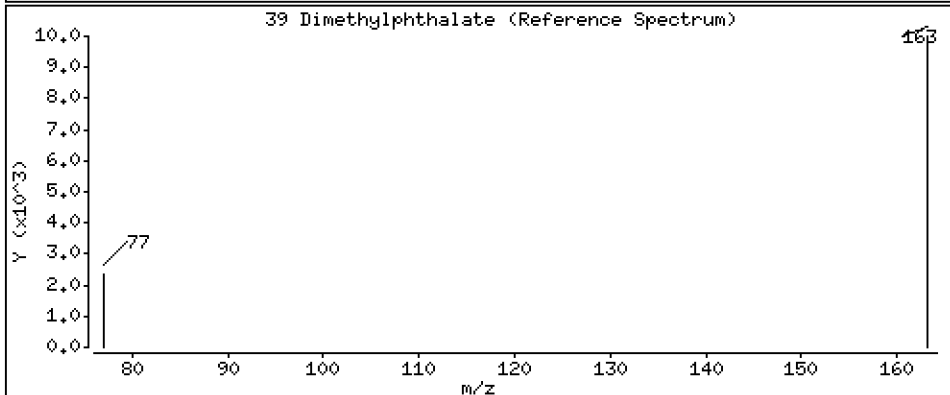
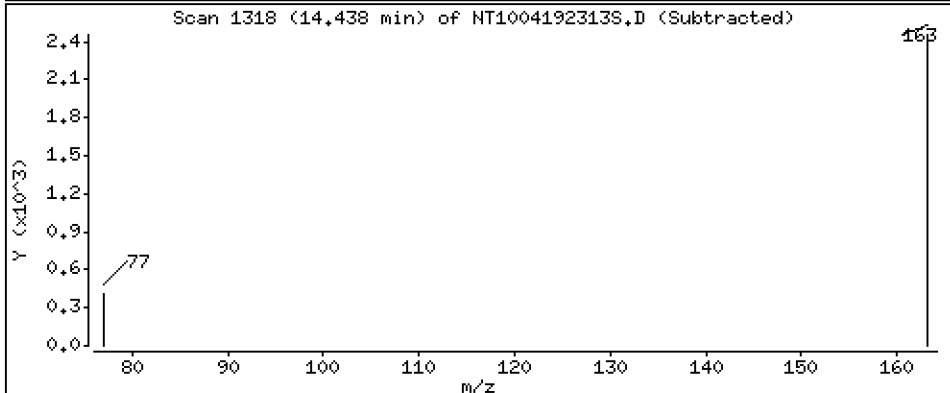
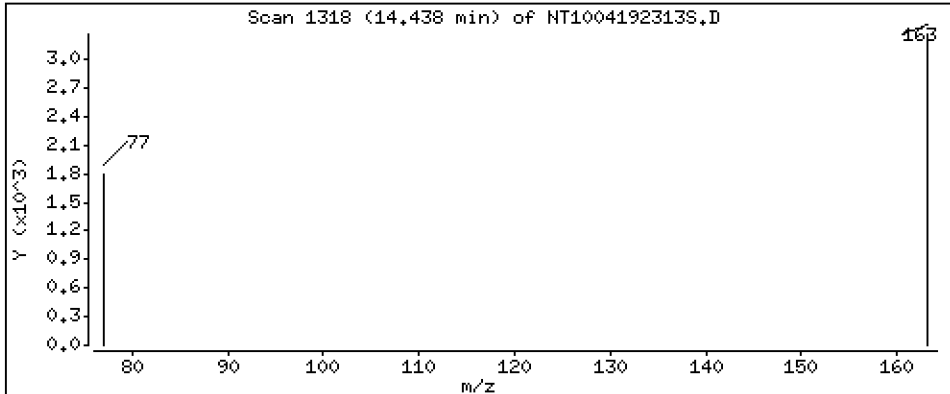
Operator: DSD

Column phase: ZB-5msi

Column diameter: 0.25

39 Dimethylphthalate

Concentration: 0.05549 ug/L



Date : 19-APR-2023 19:00

Client ID:

Instrument: nt10.i

Sample Info: 23C0774-04

Volume Injected (uL): 1.0

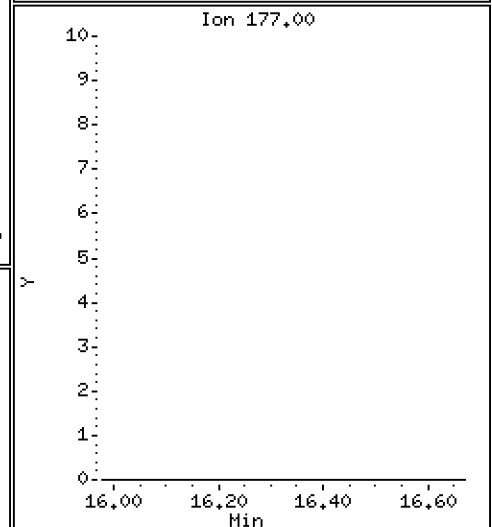
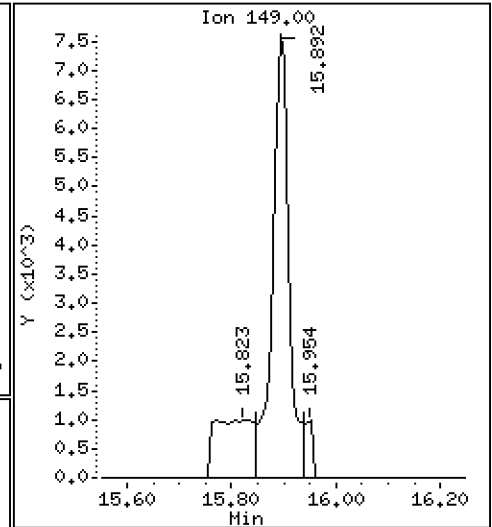
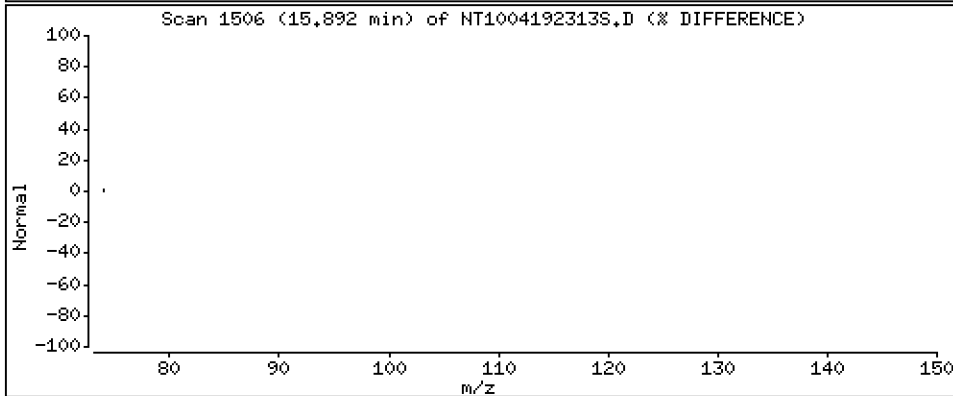
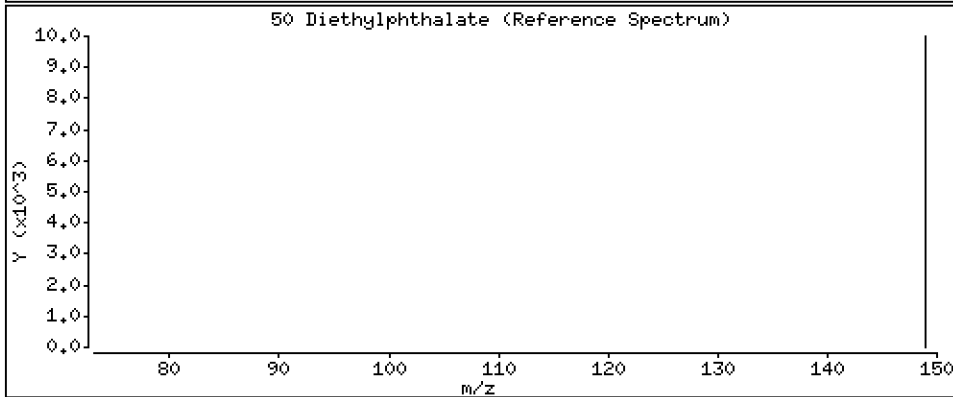
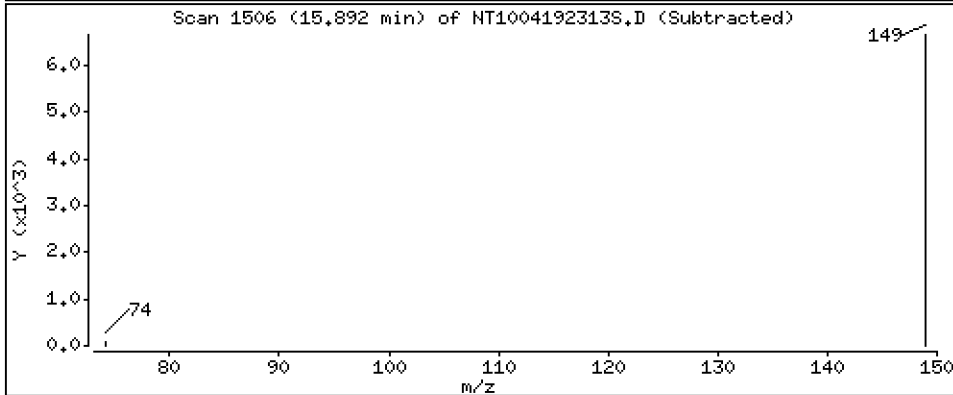
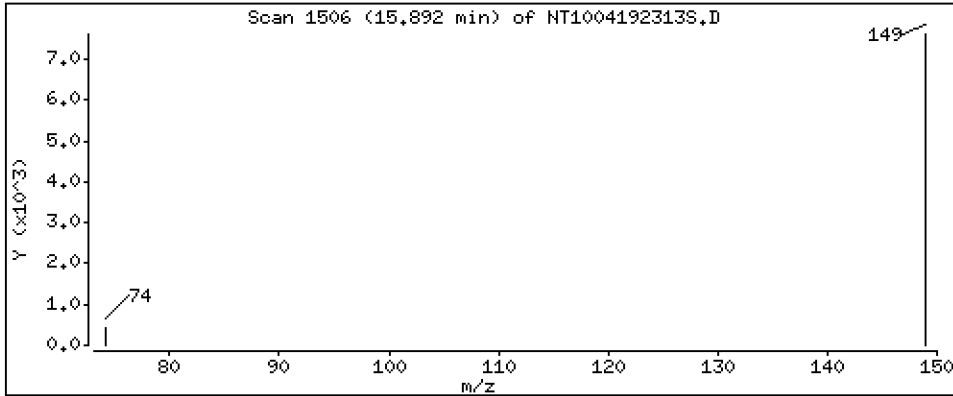
Operator: DSD

Column phase: ZB-5msi

Column diameter: 0,25

50 Diethylphthalate

Concentration: 0,1541 ug/L



Date : 19-APR-2023 19:00

Client ID:

Instrument: nt10.i

Sample Info: 23C0774-04

Volume Injected (uL): 1.0

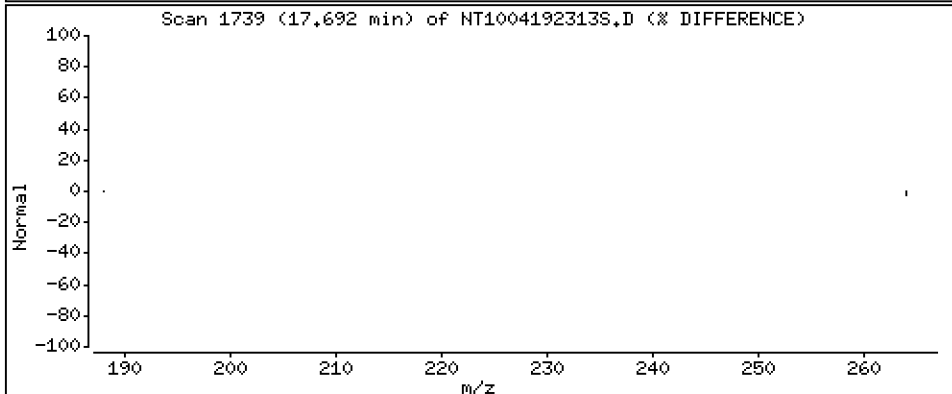
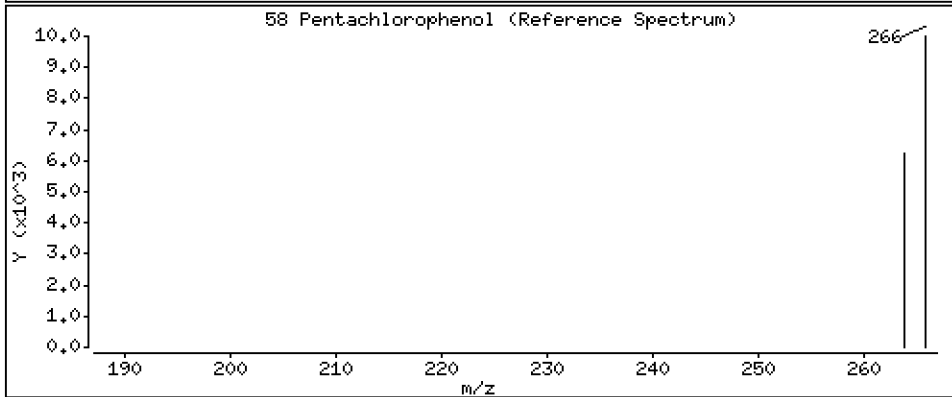
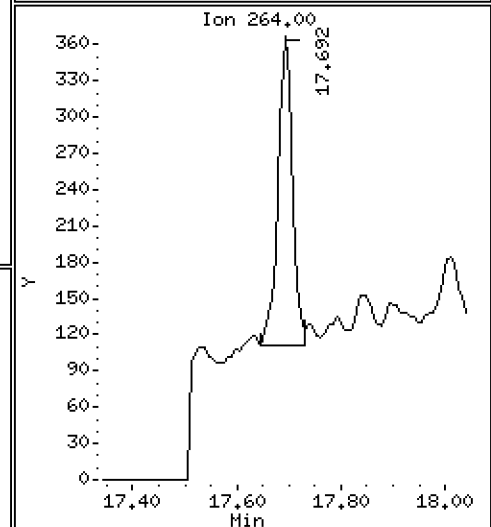
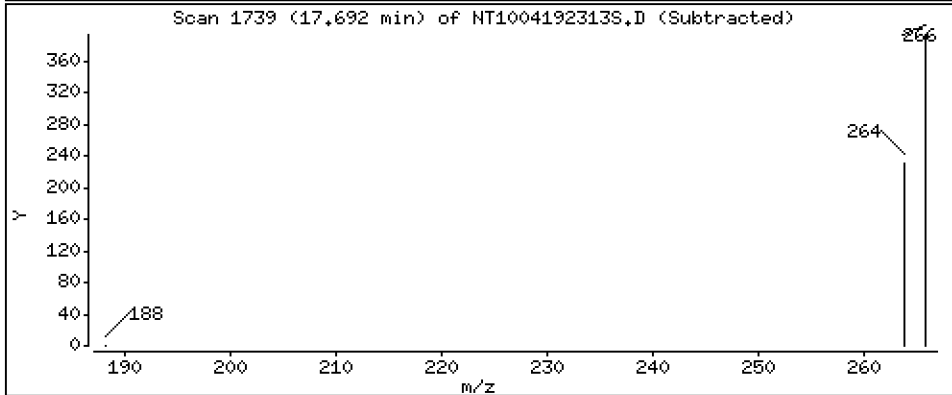
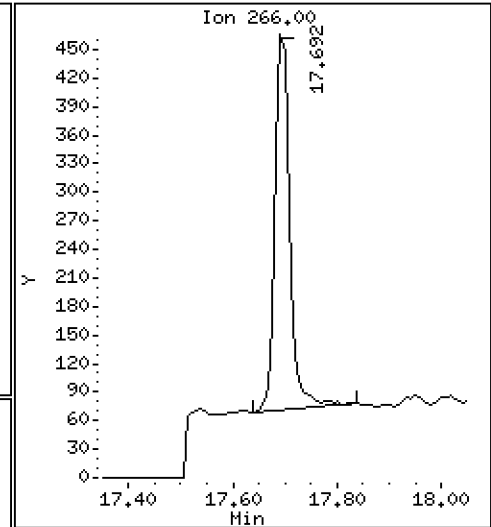
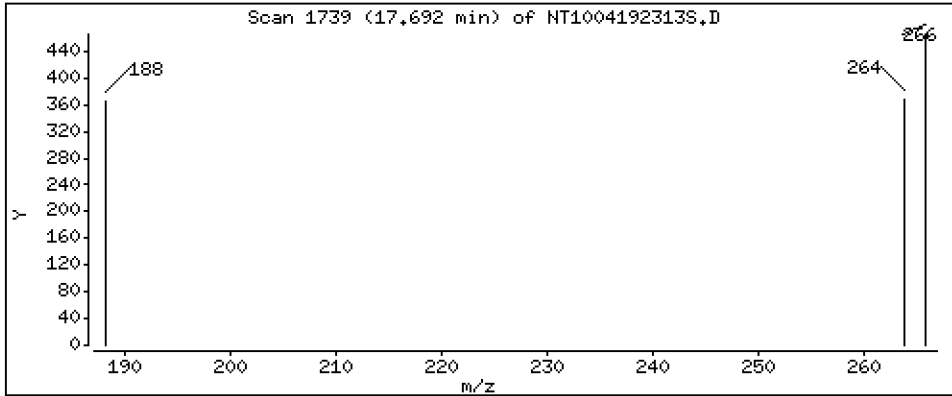
Operator: DSD

Column phase: ZB-5msi

Column diameter: 0,25

58 Pentachlorophenol

Concentration: 0,03356 ug/L



Date : 19-APR-2023 19:00

Client ID:

Instrument: nt10.i

Sample Info: 23C0774-04

Volume Injected (uL): 1.0

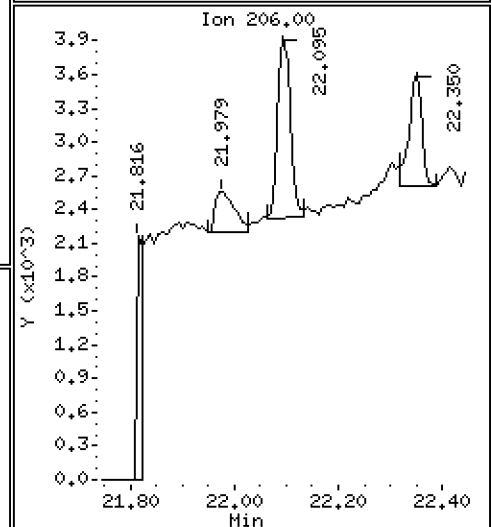
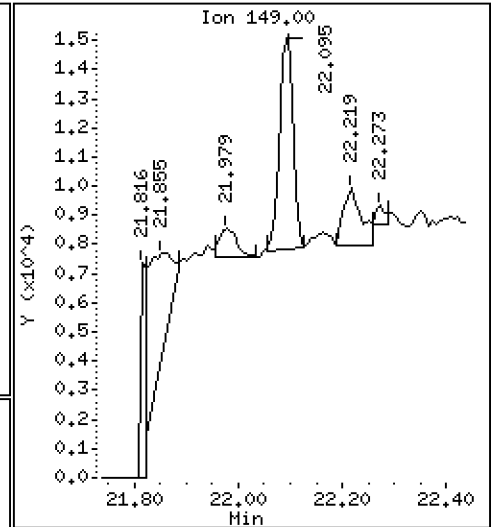
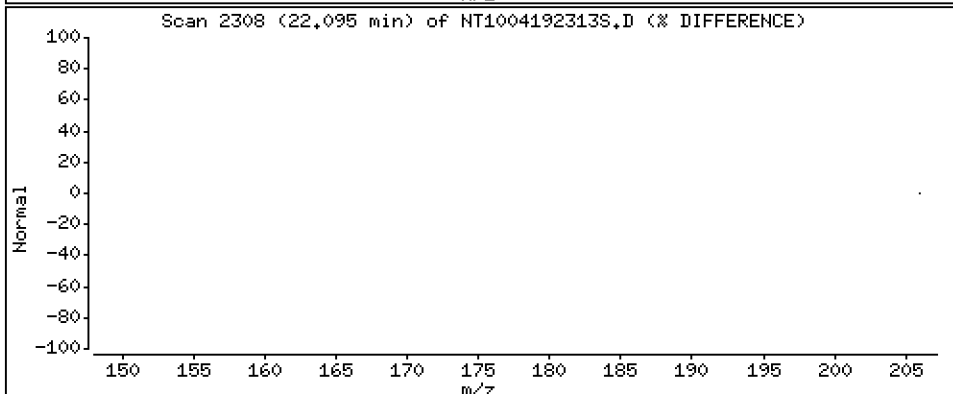
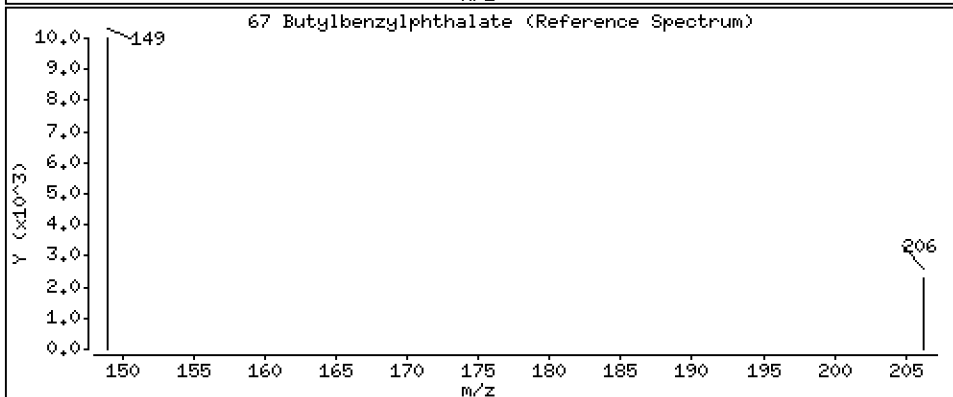
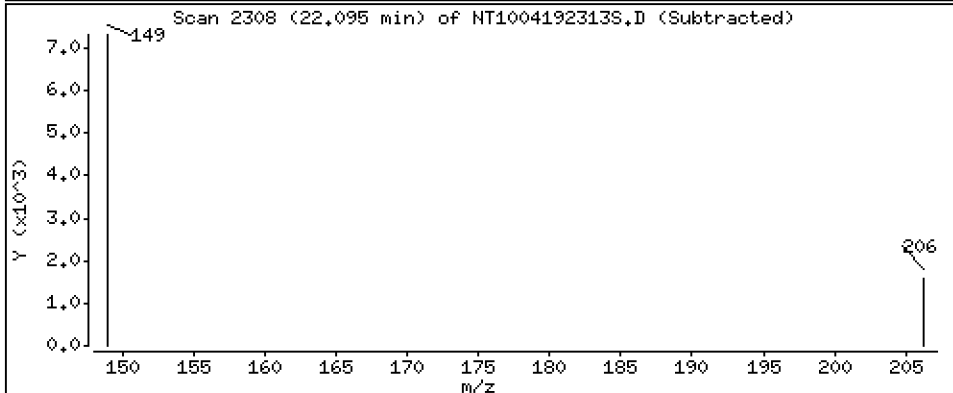
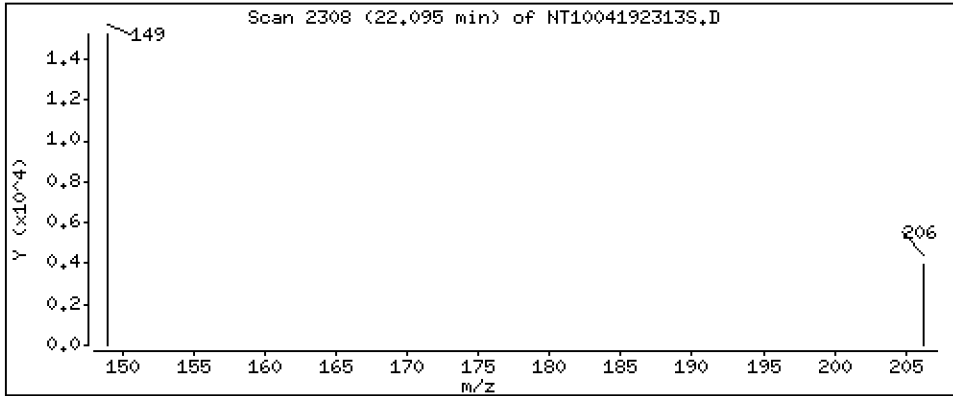
Operator: DSD

Column phase: ZB-5msi

Column diameter: 0.25

67 Butylbenzylphthalate

Concentration: 0.1597 ug/L



Date : 19-APR-2023 19:00

Client ID:

Instrument: nt10.i

Sample Info: 23C0774-04

Volume Injected (uL): 1.0

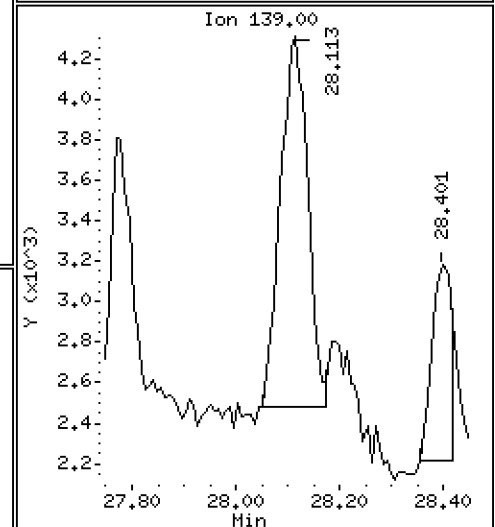
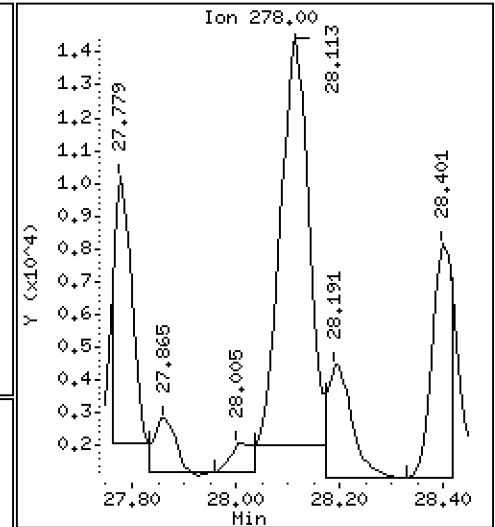
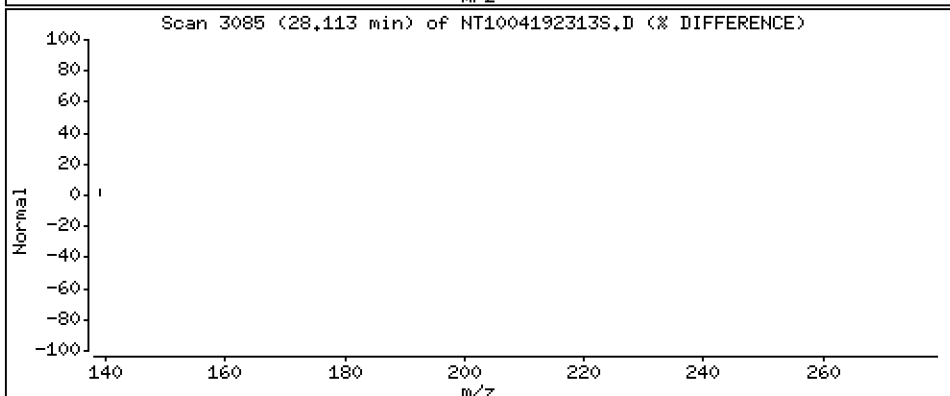
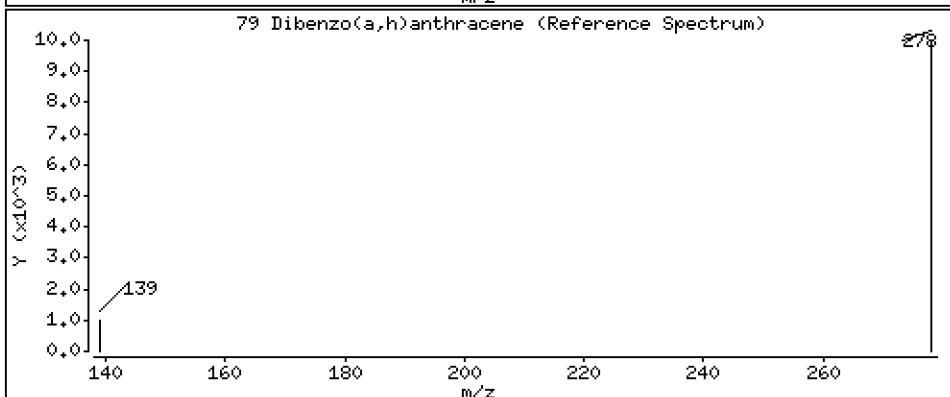
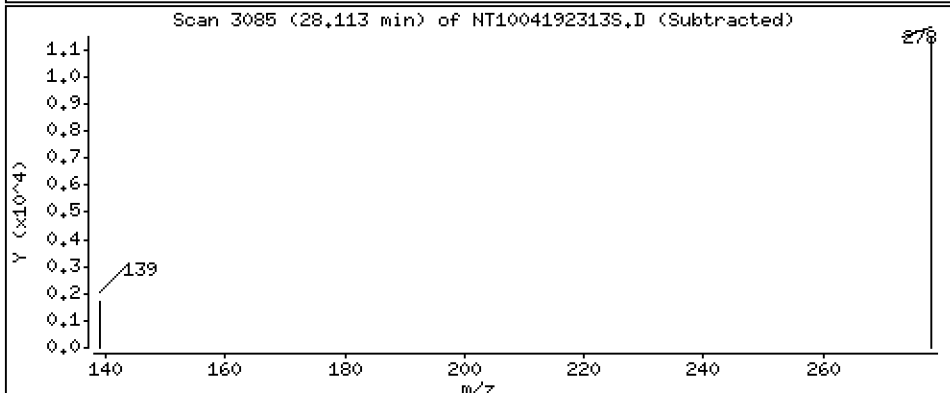
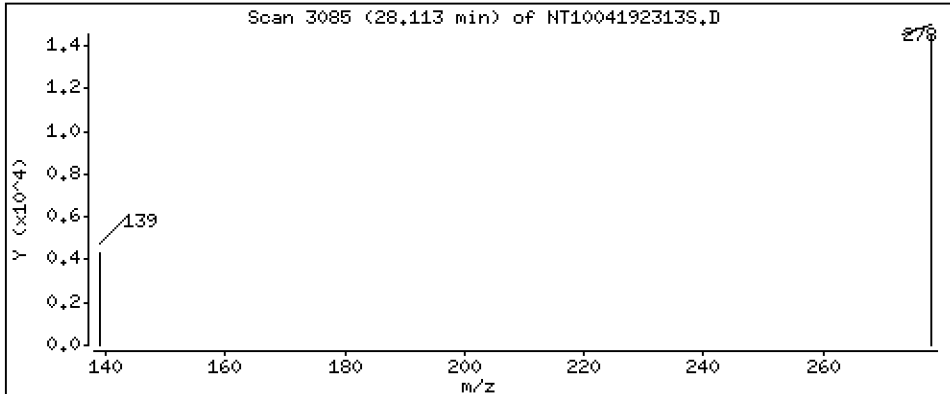
Operator: DSD

Column phase: ZB-5msi

Column diameter: 0,25

79 Dibenzo(a,h)anthracene

Concentration: 0,2118 ug/L



ARI Labs, Inc.

METHOD 8270D-SIM

Data file : \\target\share\chem3\nt10.i\20230419.b\20230419.b\NT1004192313S.D
 Lab Smp Id: 23C0774-04
 Inj Date : 19-APR-2023 19:00 MS Autotune Date: 16-JAN-2023 17:42
 Operator : DSD Inst ID: nt10.i
 Smp Info : 23C0774-04
 Misc Info :
 Comment :
 Method : \\target\share\chem3\nt10.i\20230419.b\20230419.b\SIMABN2.m
 Meth Date : 20-Apr-2023 12:04 deenayd Quant Type: ISTD
 Cal Date : 16-MAR-2023 01:38 Cal File: NT10031510S.D
 Als bottle: 13
 Dil Factor: 1.00000
 Integrator: HP RTE Compound Sublist: PSSDA.sub
 Target Version: 4.14
 Processing Host: DEENAY-201905

Concentration Formula: Amt * DF * Uf * Vt/(Vo * Vi) * CpndVariable

Name	Value	Description
DF	1.000	Dilution Factor
Vo	1000.000	Volume of sample extracted (mL)
Vt	1000.000	Volume of final extract (uL)
Vi	1.000	Volume injected (uL)
Uf	1.000	ng unit correction factor
Cpnd Variable		Local Compound Variable

Compounds	QUANT	SIG	RT	EXP RT	REL RT	RESPONSE	CONCENTRATIONS	
							ON-COLUMN	FINAL
	MASS						(ug/mL)	(ug/L)
\$ 1 2-Fluorophenol	112		6.617	6.648	(0.750)	229051	4.31566	4.316(R)
3 Phenol	94		8.240	8.255	(0.933)	145064	1.99224	1.992
7 1,3-Dichlorobenzene	146		8.758	8.781	(0.992)	317	0.00465	0.004653
* 8 1,4-Dichlorobenzene-d4	152		8.828	8.843	(1.000)	175021	4.00000	
9 1,4-Dichlorobenzene	146		8.851	8.874	(1.003)	1686	0.02563	0.02563
11 Benzyl alcohol	79		9.107	9.122	(1.032)	5886	0.13943	0.1394 (H)
12 1,2-Dichlorobenzene	146		9.208	9.231	(1.043)	353	0.00546	0.005457 (M)
13 2-Methylphenol	108		9.348	9.363	(1.059)	913	0.01810	0.01810
15 4-Methylphenol	108		9.619	9.627	(1.090)	3940	0.07515	0.07515
16 N-Nitroso-di-n-propylamine	70		Compound Not Detected.					
22 2,4-Dimethylphenol	107		10.656	10.664	(0.943)	1041	0.01885	0.01885
24 Benzoic acid	105		10.766	10.800	(0.952)	10949	0.36220	0.3622
26 1,2,4-Trichlorobenzene	180		11.219	11.234	(0.992)	199	0.00358	0.003582 (M)
* 27 Naphthalene-d8	136		11.304	11.312	(1.000)	638960	4.00000	
30 Hexachlorobutadiene	225		Compound Not Detected.					
39 Dimethylphthalate	163		14.438	14.445	(0.968)	5705	0.05549	0.05549
* 42 Acenaphthene-d10	162		14.910	14.917	(1.000)	325772	4.00000	
50 Diethylphthalate	149		15.892	15.899	(1.066)	16416	0.15414	0.1541
54 N-Nitrosodiphenylamine	169		Compound Not Detected.					
57 Hexachlorobenzene	284		Compound Not Detected.					

Compounds	QUANT SIG	RT	EXP RT	REL RT	RESPONSE	CONCENTRATIONS	
						ON-COLUMN (ug/mL)	FINAL (ug/L)
58 Pentachlorophenol	266	17.691	17.699	(0.986)	738	0.03356	0.03356 (M)
* 59 Phenanthrene-d10	188	17.947	17.946	(1.000)	663174	4.00000	
\$ 66 Terphenyl-d14	244	21.157	21.134	(0.918)	417825	4.36643	4.366 (R)
67 Butylbenzylphthalate	149	22.094	22.086	(0.958)	12348	0.15974	0.1597
* 69 Chrysene-d12	240	23.054	23.039	(1.000)	587289	4.00000	
* 77 Perylene-d12	264	25.609	25.586	(1.000)	687791	4.00000	
79 Dibenzo(a,h)anthracene	278	28.113	28.097	(1.098)	47766	0.21177	0.2118
90 N-Nitrosodimethylamine	74	Compound Not Detected.					

QC Flag Legend

- R - Spike/Surrogate failed recovery limits.
- M - Compound response manually integrated.
- H - Operator selected an alternate compound hit.

ARI Labs, Inc.

INTERNAL STANDARD COMPOUNDS
 AREA AND RT SUMMARY

Instrument ID: nt10.i
 Lab File ID: NT1004192313S.D
 Lab Smp Id: 23C0774-04
 Analysis Type: SV
 Quant Type: ISTD
 Operator: DSD
 Method File: \\target\share\chem3\nt10.i\20230419.b\20230419.b\SIMABN2.m
 Misc Info:

Calibration Date: 19-APR-2023
 Calibration Time: 12:48
 Level: LOW
 Sample Type: AIR

Test Mode:
 Use Last Continuing Calibrator.

COMPOUND	STANDARD	AREA LIMIT		SAMPLE	%DIFF
		LOWER	UPPER		
8 1,4-Dichlorobenze	135171	67586	270342	175021	29.48
27 Naphthalene-d8	487322	243661	974644	638960	31.12
42 Acenaphthene-d10	272909	136455	545818	325772	19.37
59 Phenanthrene-d10	424938	212469	849876	663174	56.06
69 Chrysene-d12	386870	193435	773740	587289	51.81
77 Perylene-d12	449624	224812	899248	687791	52.97

COMPOUND	STANDARD	RT LIMIT		SAMPLE	%DIFF
		LOWER	UPPER		
8 1,4-Dichlorobenze	8.84	8.34	9.34	8.83	-0.17
27 Naphthalene-d8	11.31	10.81	11.81	11.30	-0.07
42 Acenaphthene-d10	14.92	14.42	15.42	14.91	-0.05
59 Phenanthrene-d10	17.95	17.45	18.45	17.95	0.00
69 Chrysene-d12	23.04	22.54	23.54	23.05	0.07
77 Perylene-d12	25.59	25.09	26.09	25.61	0.09

AREA UPPER LIMIT = +100% of internal standard area.
 AREA LOWER LIMIT = - 50% of internal standard area.
 RT UPPER LIMIT = + 0.50 minutes of internal standard RT.
 RT LOWER LIMIT = - 0.50 minutes of internal standard RT.

REVIEW SUMMARY FOR FILE - NT1004192313S.D

Lab ID: 23C0774-04

nt10.i, 20230419.b\20230419.b\SIMABN2.m,

19-APR-2023 19:00

RT CO-ELUTION COMPOUNDS

NO CO-ELUTIONS

Quant Method: ICAL

RRT CHECK

RRT	CCV	RRT	DELTA	COMPOUND
-----	-----	-----	-------	----------

NONE

RRT check based on Ccal File: 20230419.b/NT1004192304S.D

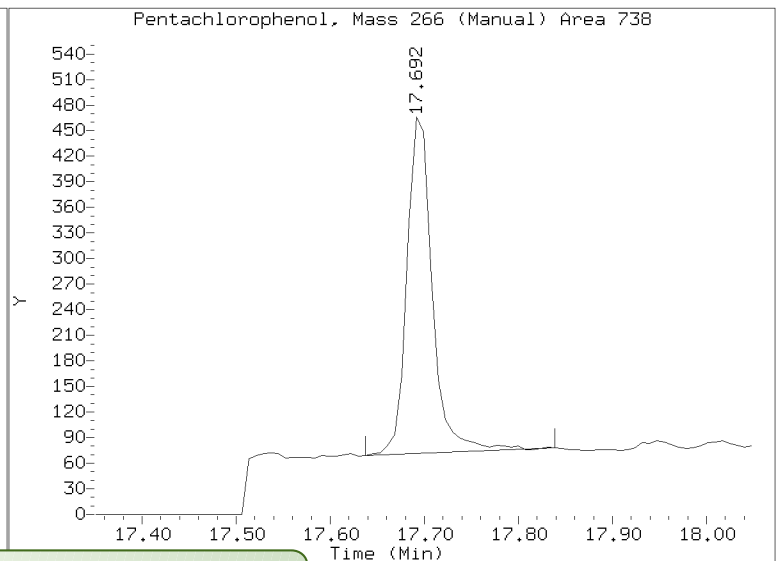
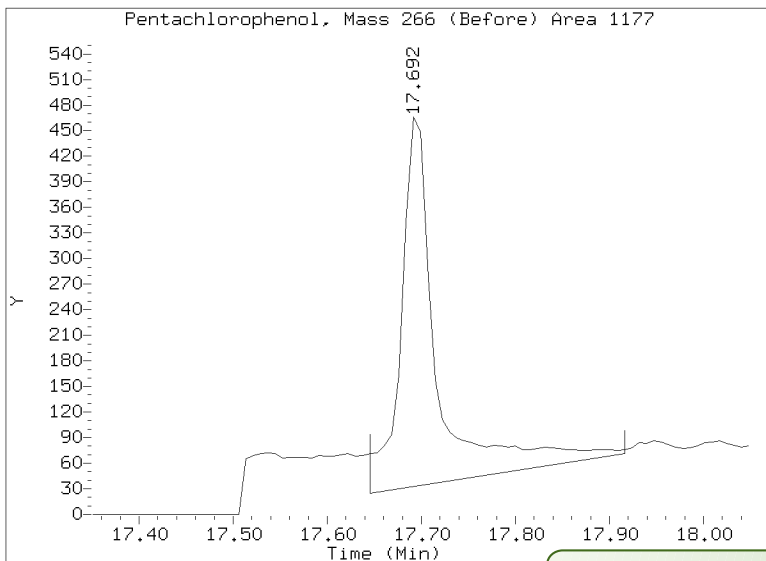
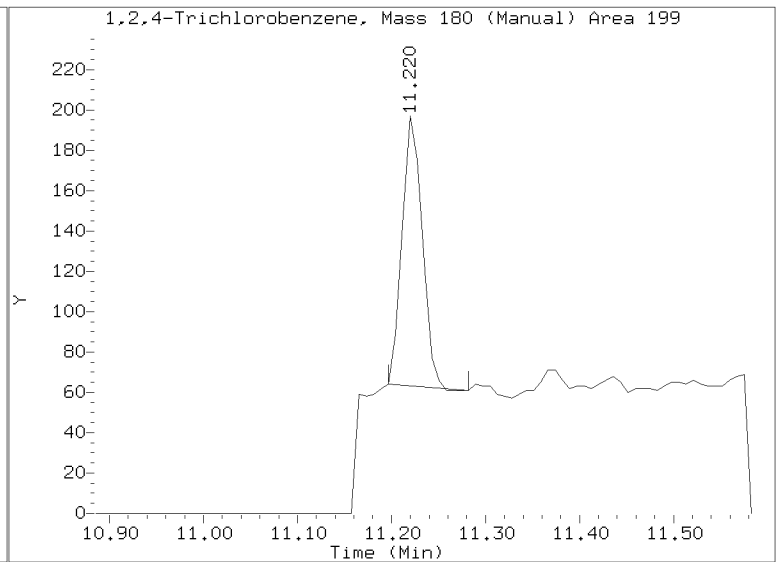
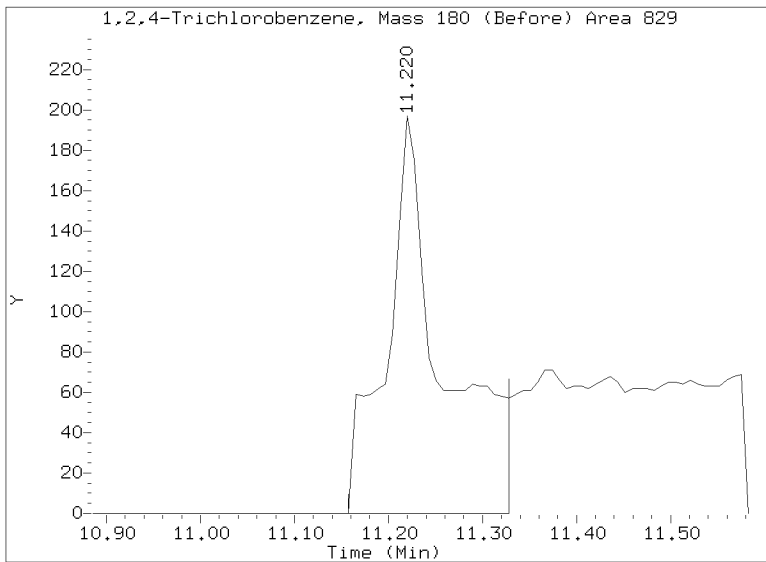
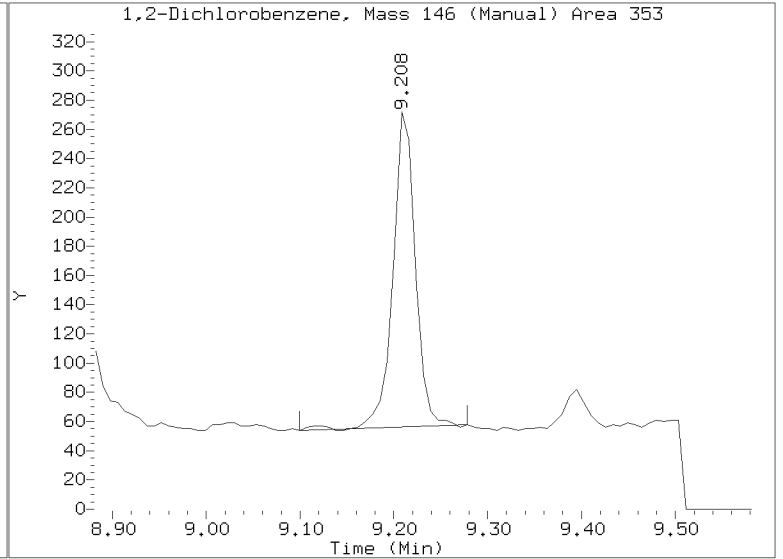
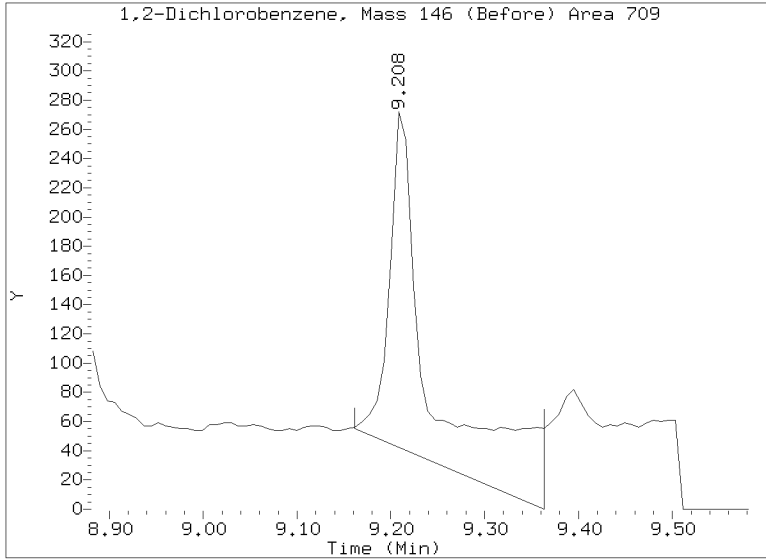
On Column LOD for nt10.i, 20230419.b\SIMABN2.m, PSDDA.sub = 0.0000

Exception: 1,2,4-Trichlorobenzene 0.0010

* Only compounds listed in the work order have been verified by the analyst *

Quant Ion Manual Peak Adjustment Report

Datafile: //target/share/chem3/nt10.i/20230419.b/20230419.b/NT1004192313S.D
Injection Date: 19-APR-2023 19:00
Lab ID:23C0774-04 Client ID:
Report Date: 04/20/2023 12:35



APPROVED

By Deenay Dunmore at 12:41 pm, Apr 20, 2023



Form I
ORGANIC ANALYSIS DATA SHEET
EPA 8270E-SIM
SIM SVOC Organics (Dual scan list)

Laboratory: Analytical Resources, LLC

Client: Anchor OEA, LLC

Project: AOC5 MR Phase 1

Matrix: Sediment

Laboratory ID: 23C0774-05 A

SDG: 23C0774

Sampled: 12/16/22 11:20

Prepared: 04/05/23 16:28

File ID: NT1004192314S.D

% Solids: 53.89

Preparation: EPA 3546 (Microwave)

Analyzed: 04/19/23 19:39

Batch: BLD0057

Sequence: SLD0257

Initial/Final: 18.61 g Wet / 1 mL

Instrument: NT10

Column: ZB-5MSi

Calibration: GC00049

Cleanups: GPC

CAS NO.	COMPOUND	DILUTION	CONC: (ug/kg dry)	Q	DL	RL
106-46-7	1,4-Dichlorobenzene	1	2.4	J	0.6	5.0
95-50-1	1,2-Dichlorobenzene	1	5.0	U	0.7	5.0
100-51-6	Benzyl Alcohol	1	16.8	J	2.5	19.9
65-85-0	Benzoic acid	1	35.4	J	13.4	99.7
105-67-9	2,4-Dimethylphenol	1	19.9	U	2.2	19.9
120-82-1	1,2,4-Trichlorobenzene	1	5.0	U	2.7	5.0
86-30-6	N-Nitrosodiphenylamine	1	5.0	U	1.3	5.0
87-86-5	Pentachlorophenol	1	19.9	U	2.1	19.9

SURROGATES	ADDED: (ug/kg dry)	FOUND: (ug/kg dry)	% REC	QC LIMITS	Q
2-Fluorophenol	747.84	411	54.9	27 - 120	
p-Terphenyl-d14	498.56	378	75.9	37 - 120	Q

Data File: \\target\share\chem3\nt10.1\20230419.1\20230419.1\NT10041923145.D

Page 1

Date : 19-APR-2023 19:39

Client ID:

Instrument: nt10.1


Sample Info: 23C0774-05

Volume Injected (uL): 1.0

Operator: DSD

Column phase: ZB-5msi

Column diameter: 0.25



Date : 19-APR-2023 19:39

Client ID:

Instrument: nt10.i

Sample Info: 23C0774-05

Volume Injected (uL): 1.0

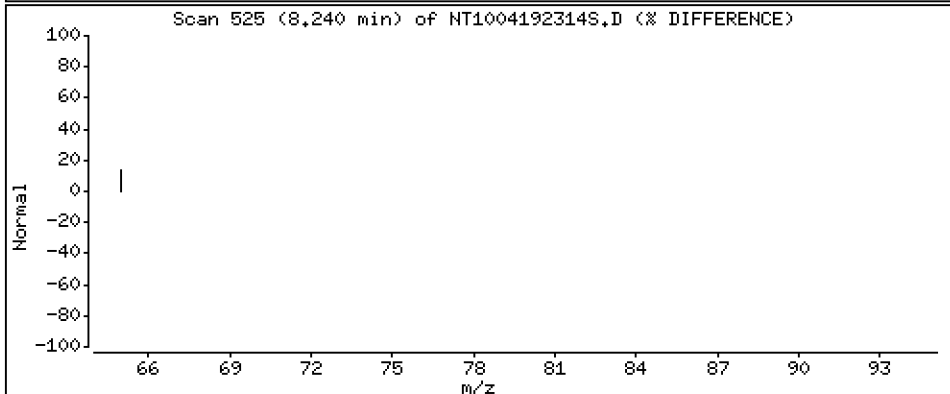
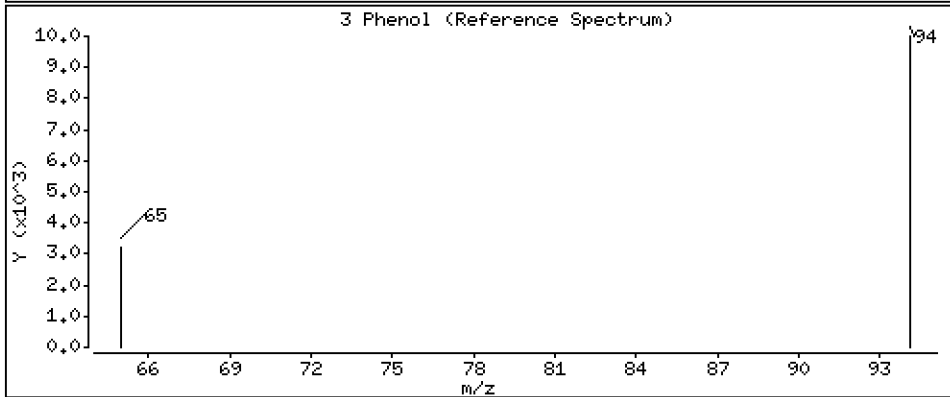
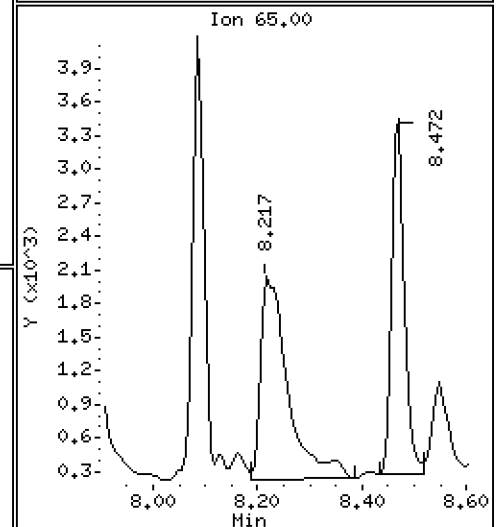
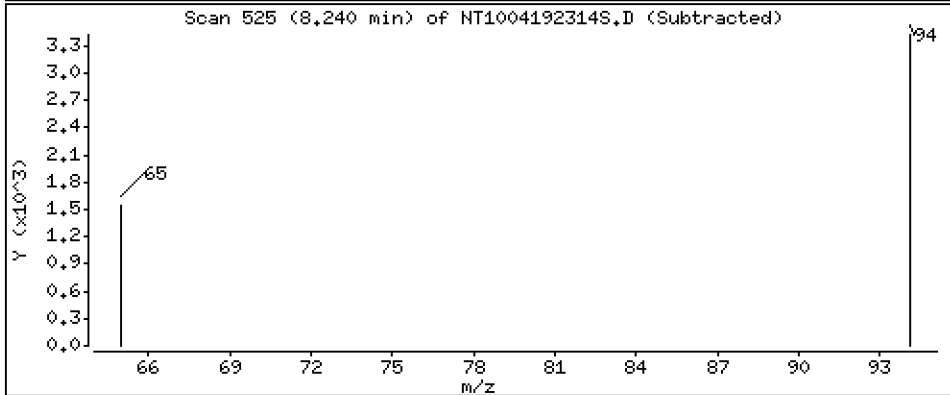
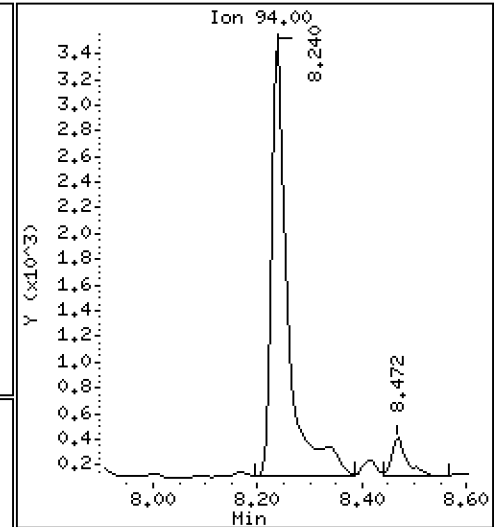
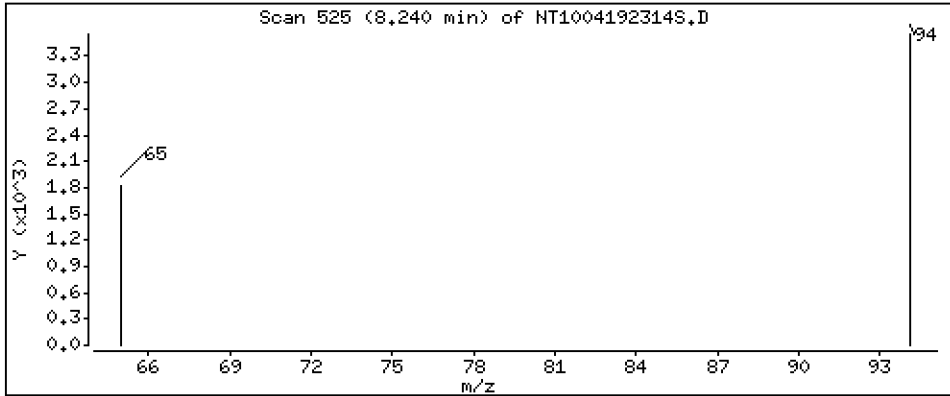
Operator: DSD

Column phase: ZB-5msi

Column diameter: 0.25

3 Phenol

Concentration: 0.1063 ug/L



Date : 19-APR-2023 19:39

Client ID:

Instrument: nt10.i

Sample Info: 23C0774-05

Volume Injected (uL): 1.0

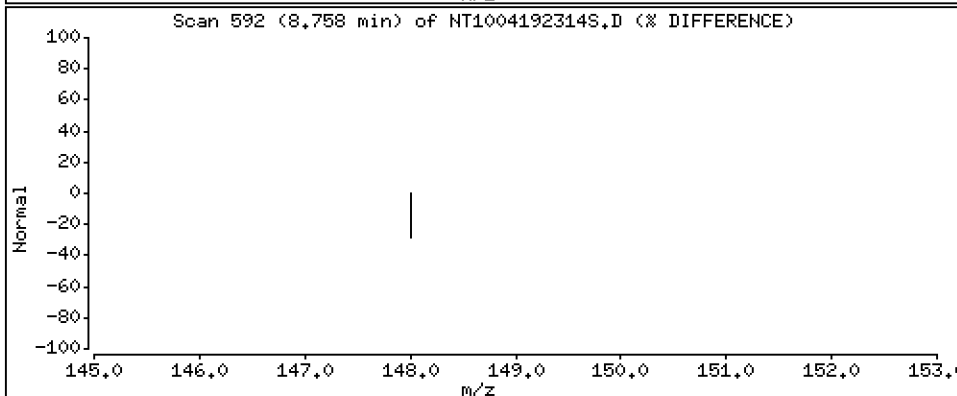
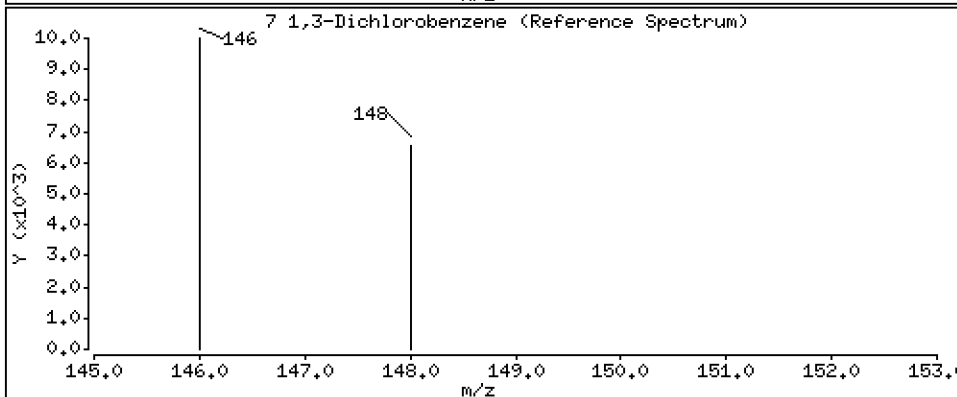
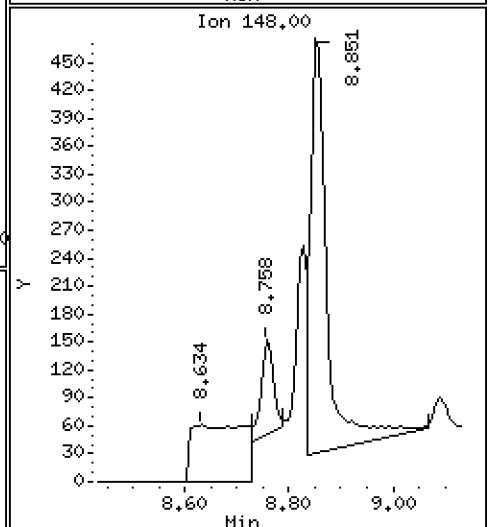
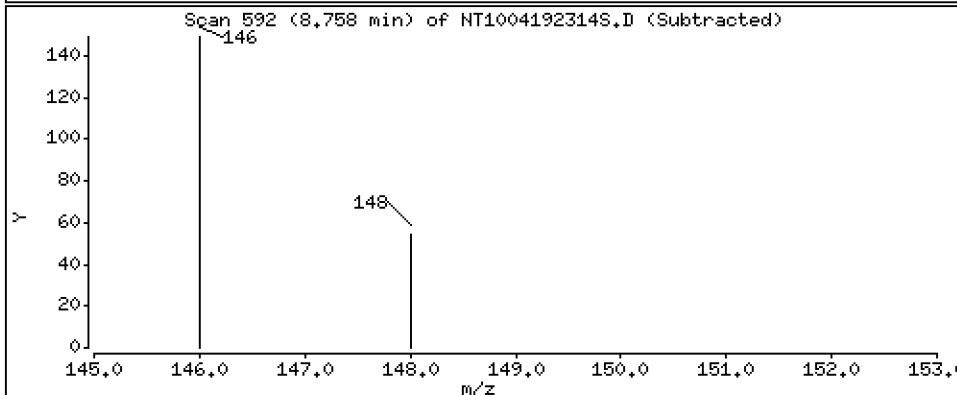
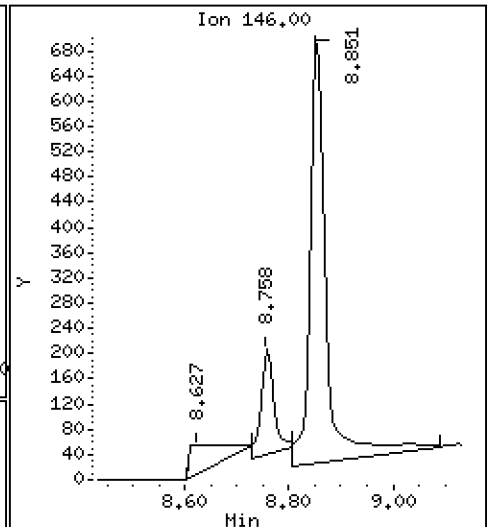
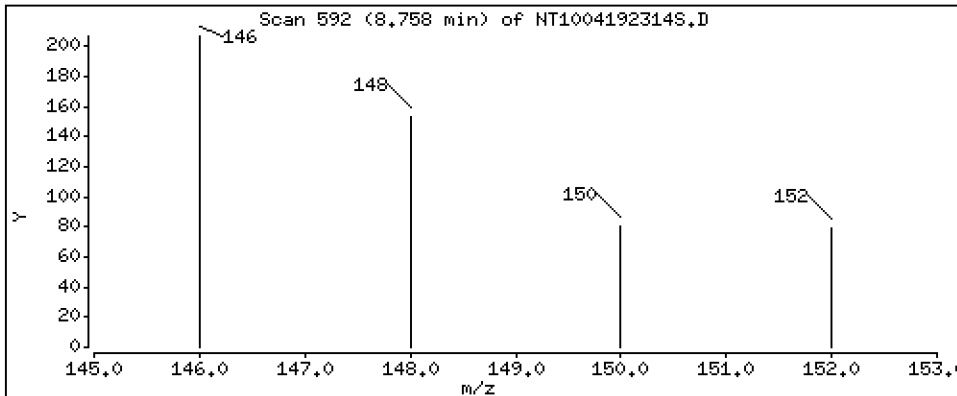
Operator: DSD

Column phase: ZB-5msi

Column diameter: 0,25

7 1,3-Dichlorobenzene

Concentration: 0,004712 ug/L



Date : 19-APR-2023 19:39

Client ID:

Instrument: nt10.i

Sample Info: 23C0774-05

Volume Injected (uL): 1.0

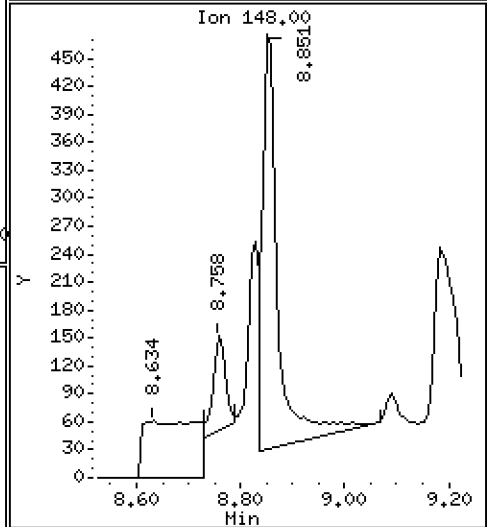
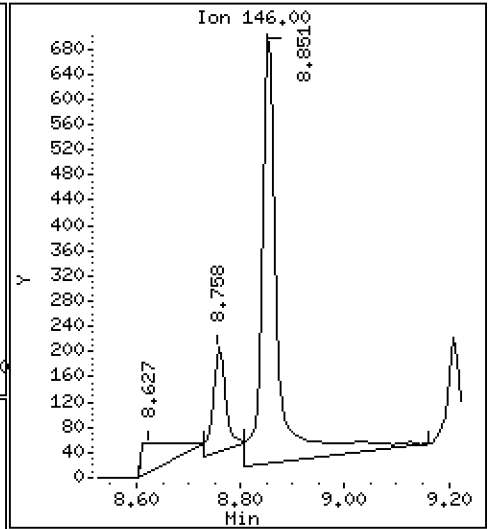
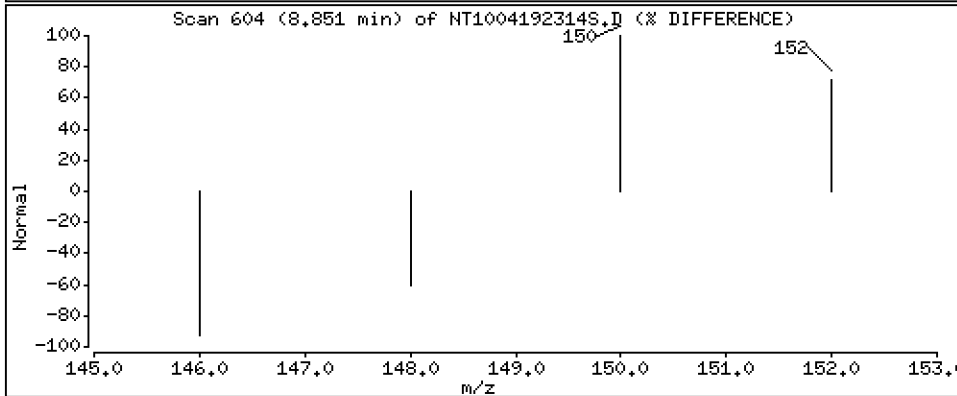
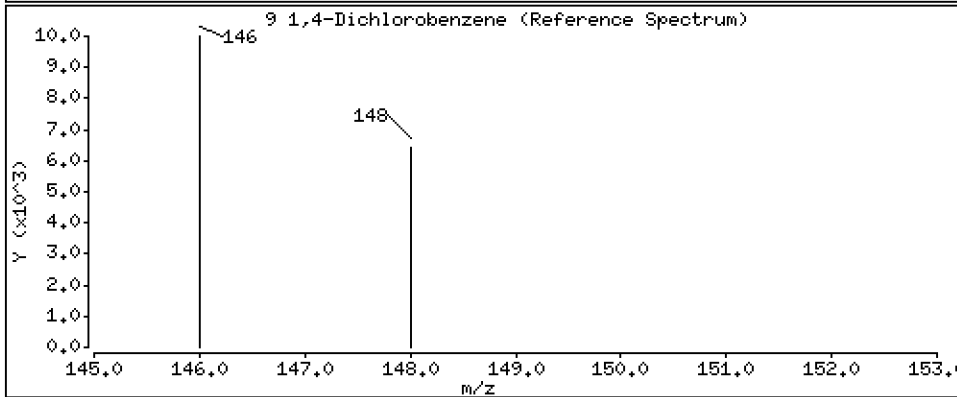
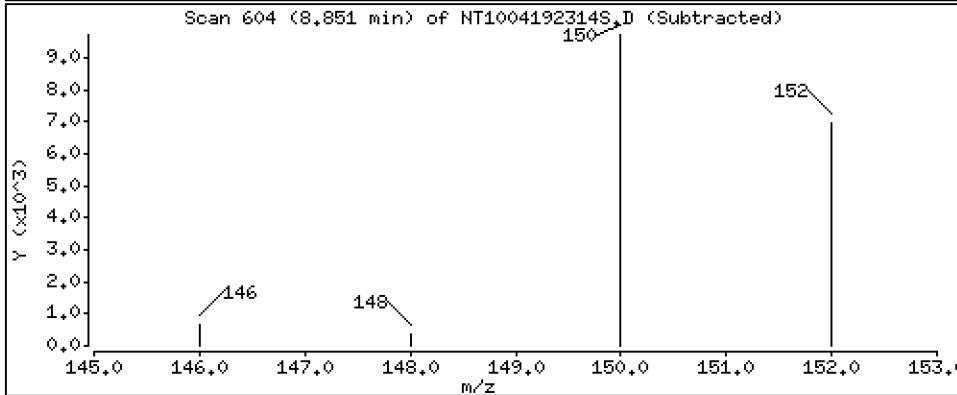
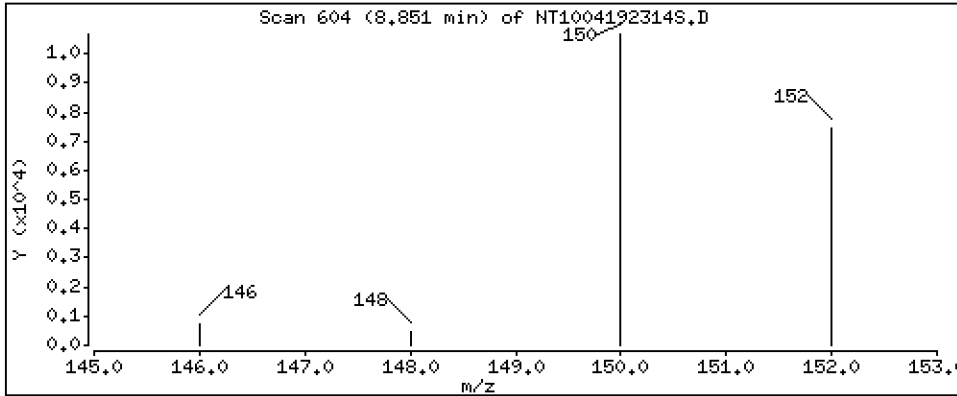
Operator: DSD

Column phase: ZB-5msi

Column diameter: 0,25

9 1,4-Dichlorobenzene

Concentration: 0,02376 ug/L



Date : 19-APR-2023 19:39

Client ID:

Instrument: nt10.i

Sample Info: 23C0774-05

Volume Injected (uL): 1.0

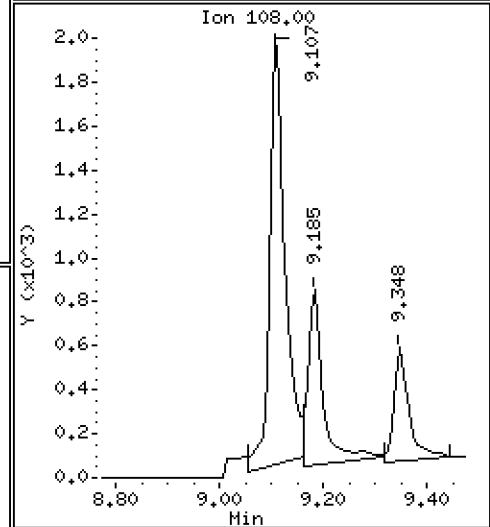
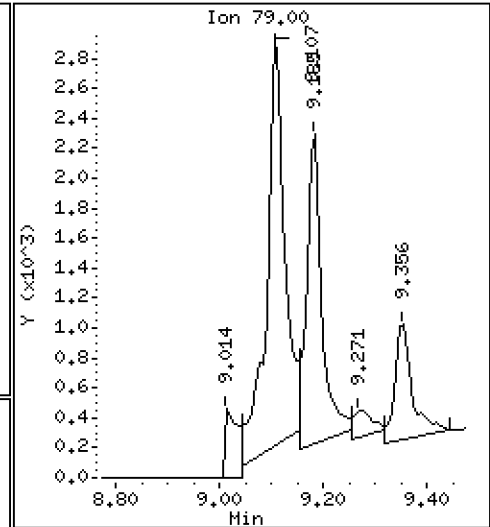
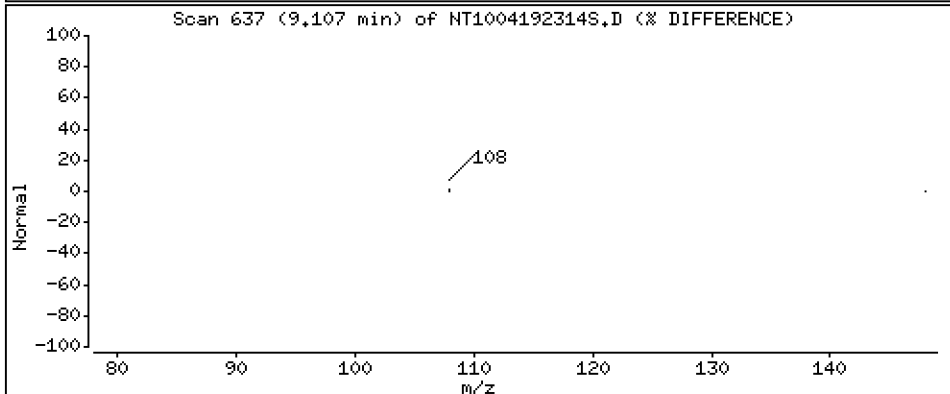
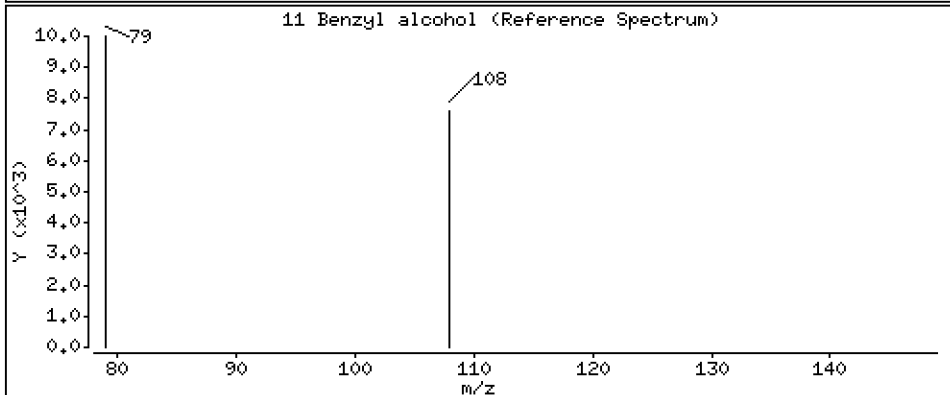
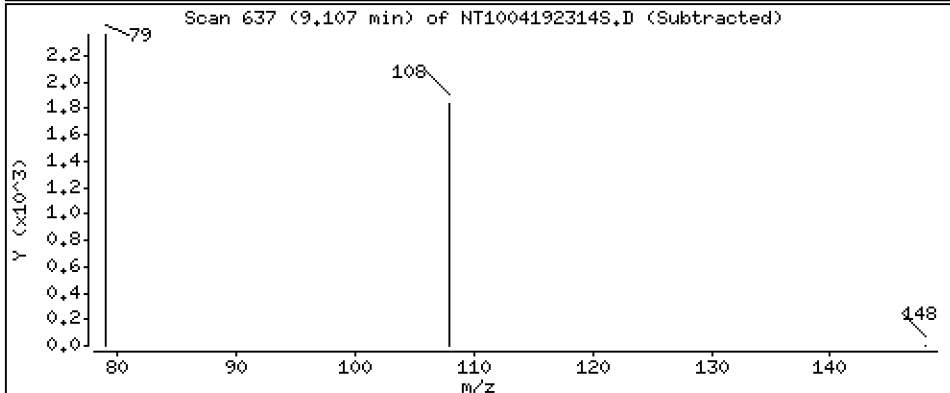
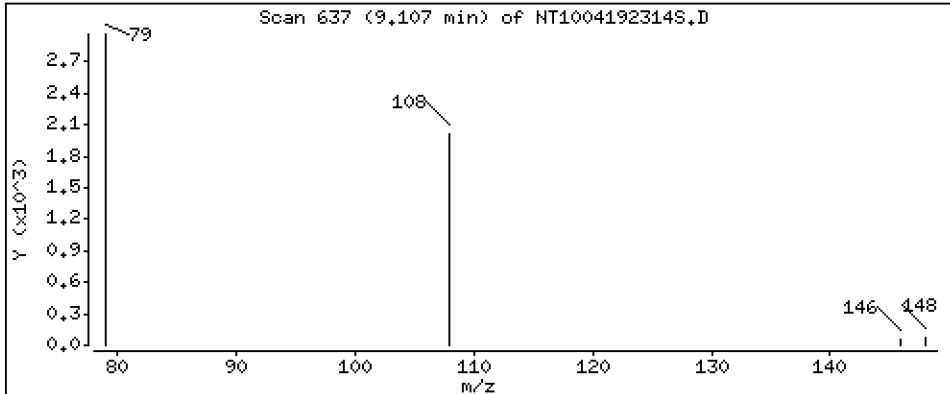
Operator: DSD

Column phase: ZB-5msi

Column diameter: 0.25

11 Benzyl alcohol

Concentration: 0.1681 ug/L



Date : 19-APR-2023 19:39

Client ID:

Instrument: nt10.i

Sample Info: 23C0774-05

Volume Injected (uL): 1.0

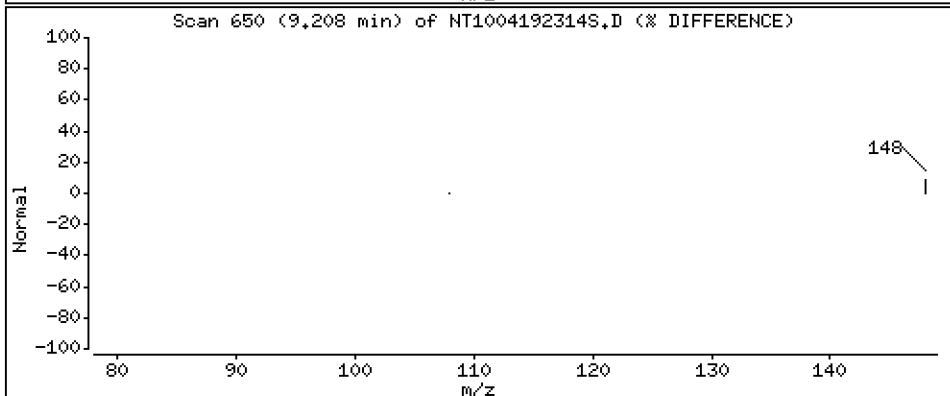
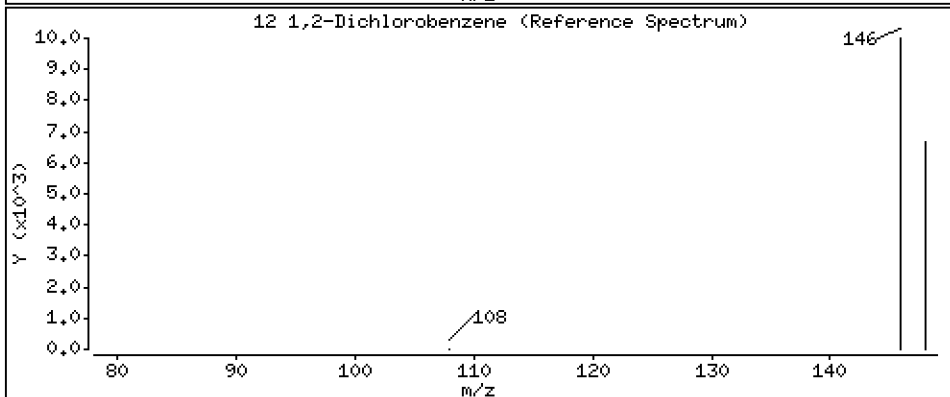
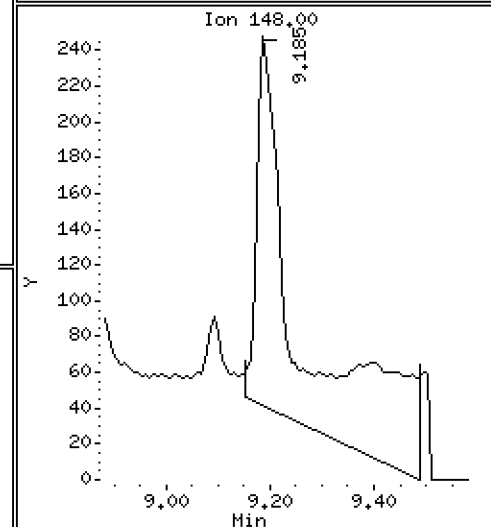
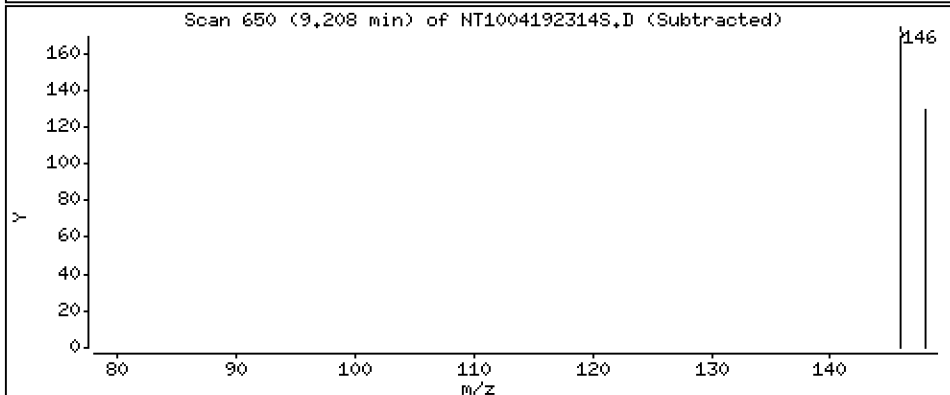
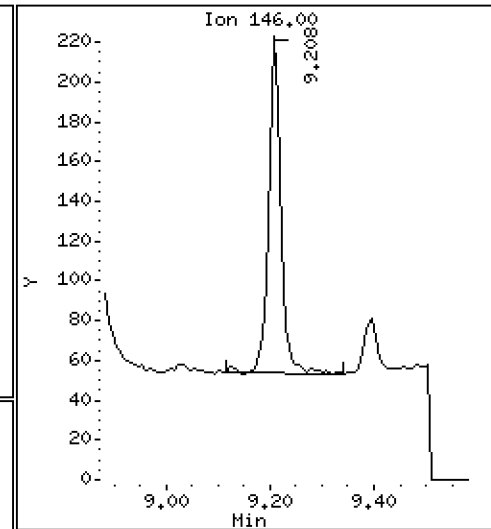
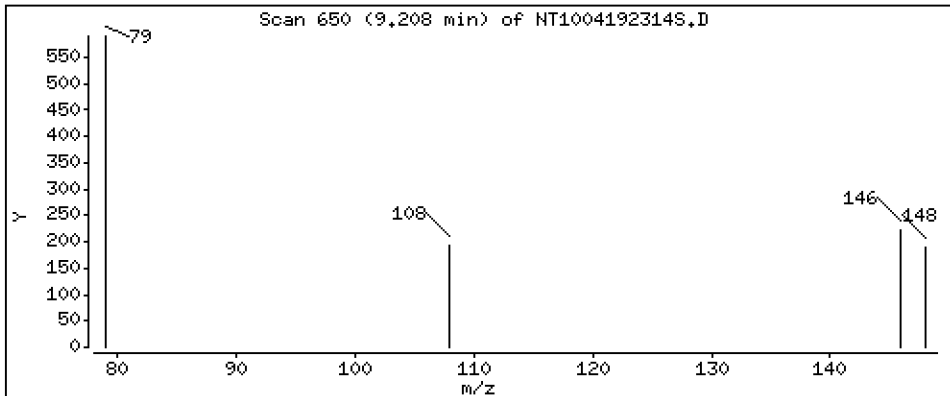
Operator: DSD

Column phase: ZB-5msi

Column diameter: 0,25

12 1,2-Dichlorobenzene

Concentration: 0,004669 ug/L



Date : 19-APR-2023 19:39

Client ID:

Instrument: nt10.i

Sample Info: 23C0774-05

Volume Injected (uL): 1.0

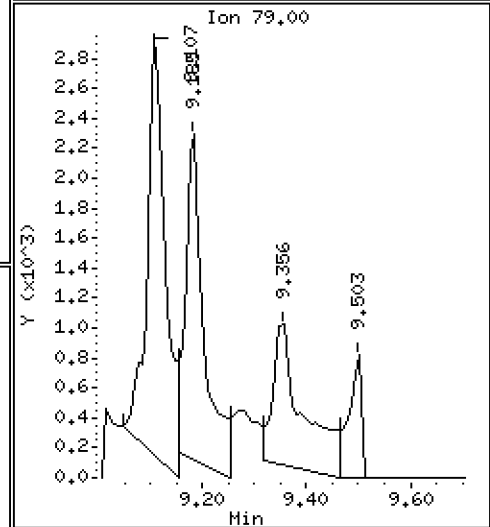
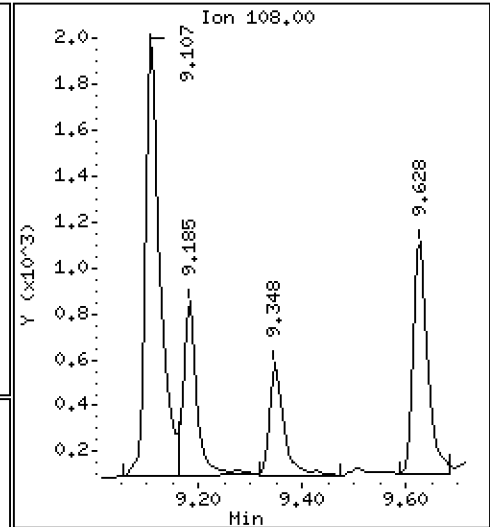
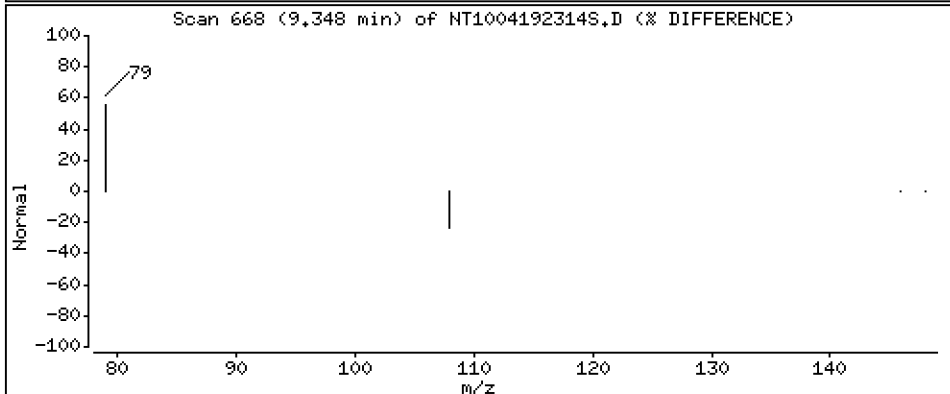
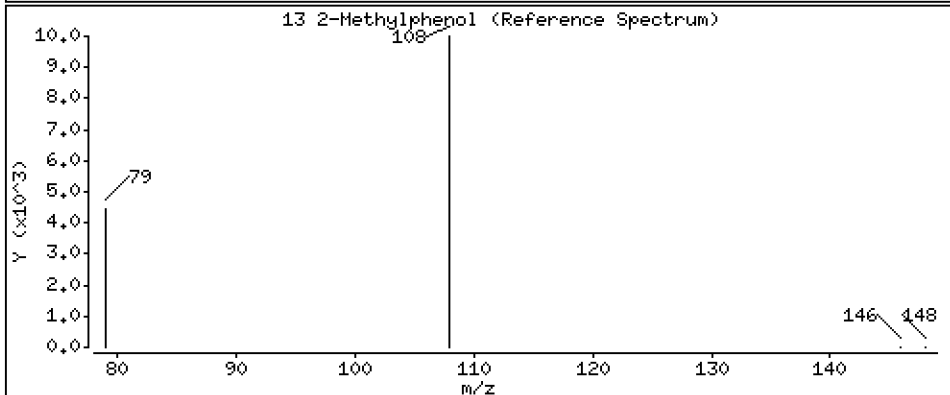
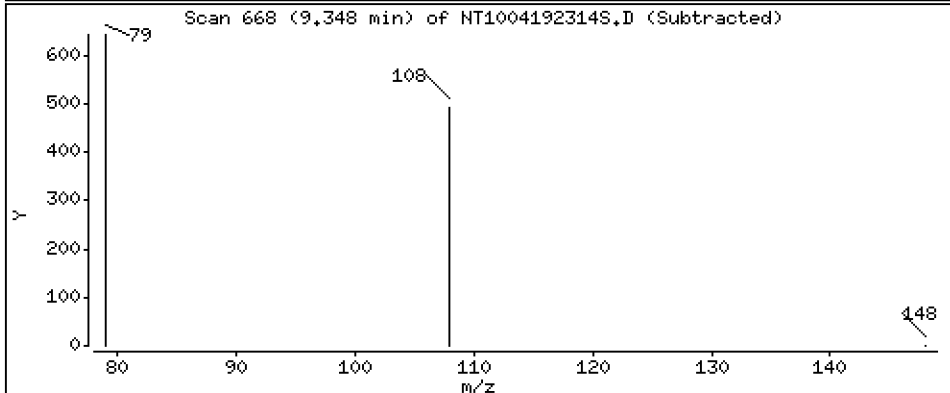
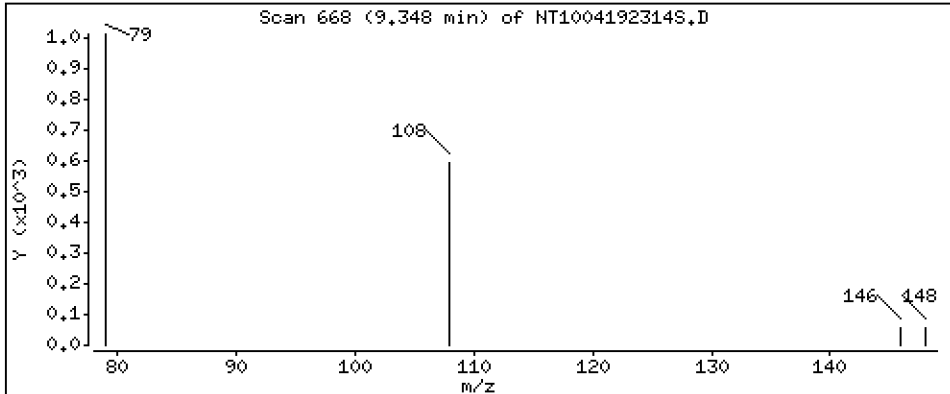
Operator: DSD

Column phase: ZB-5msi

Column diameter: 0.25

13 2-Methylphenol

Concentration: 0.01926 ug/L



Date : 19-APR-2023 19:39

Client ID:

Instrument: nt10.i

Sample Info: 23C0774-05

Volume Injected (uL): 1.0

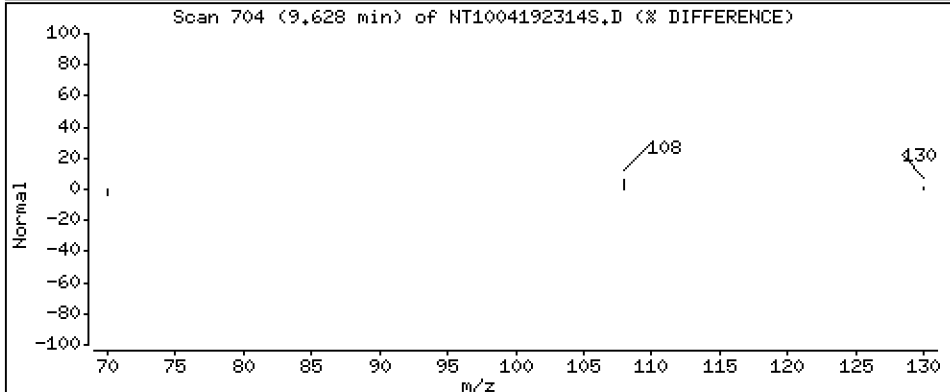
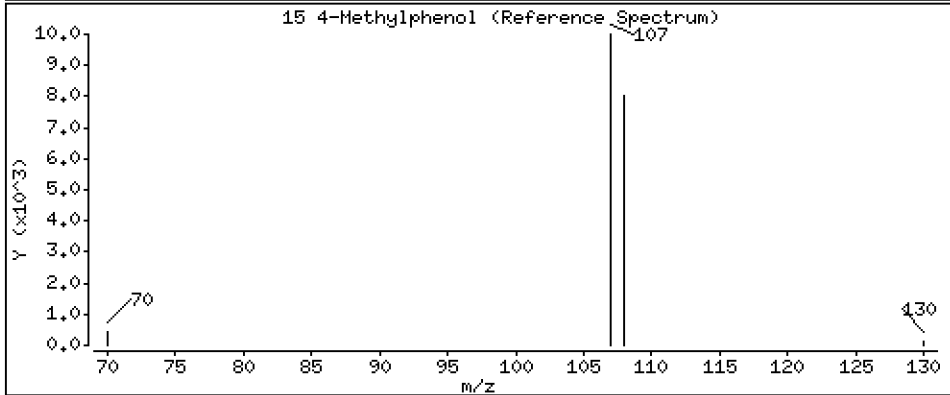
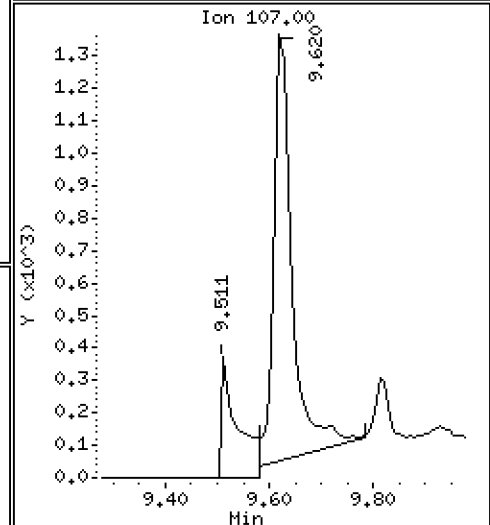
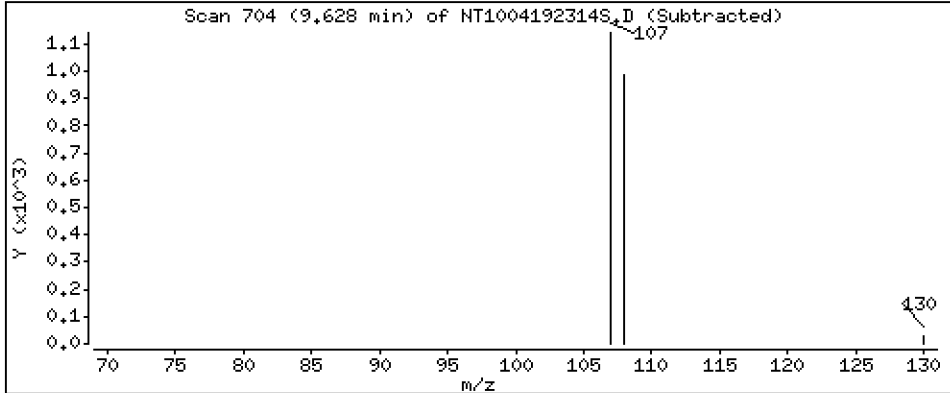
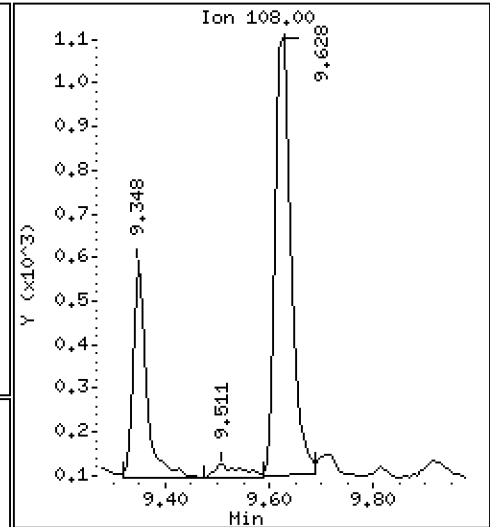
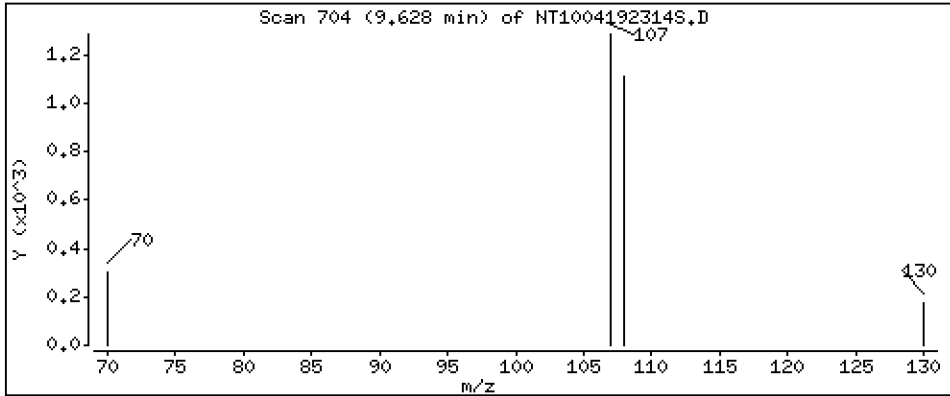
Operator: DSD

Column phase: ZB-5msi

Column diameter: 0.25

15 4-Methylphenol

Concentration: 0.04162 ug/L



Date : 19-APR-2023 19:39

Client ID:

Instrument: nt10.i

Sample Info: 23C0774-05

Volume Injected (uL): 1.0

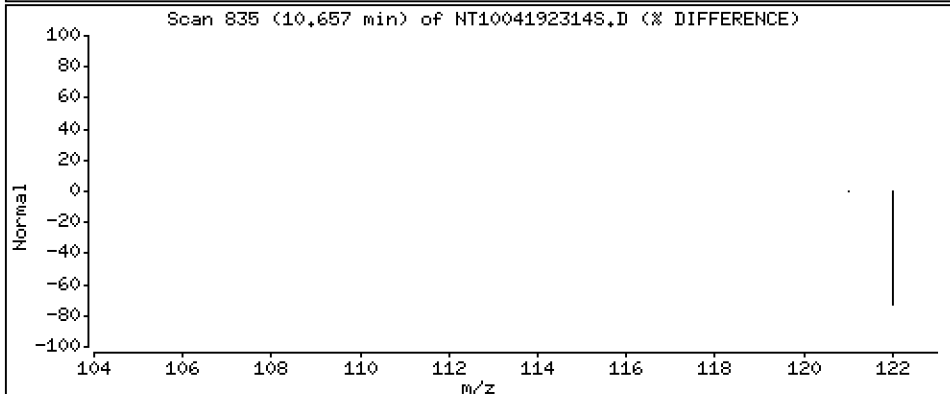
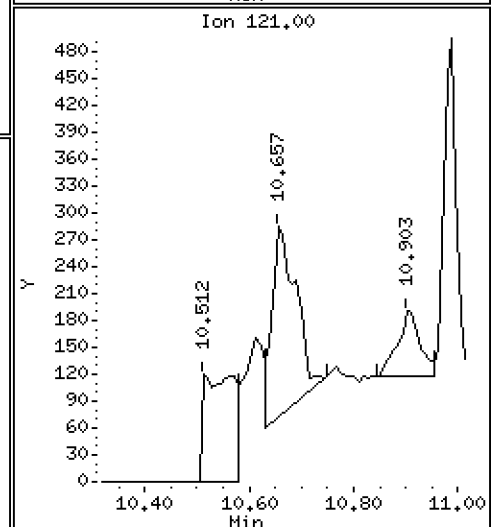
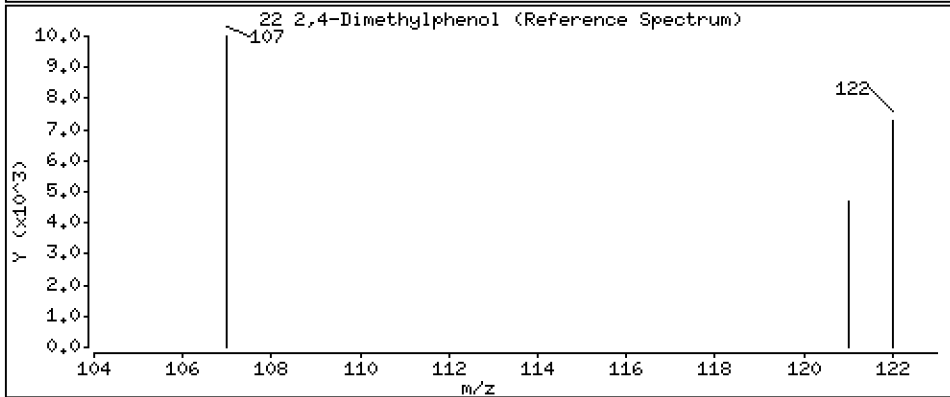
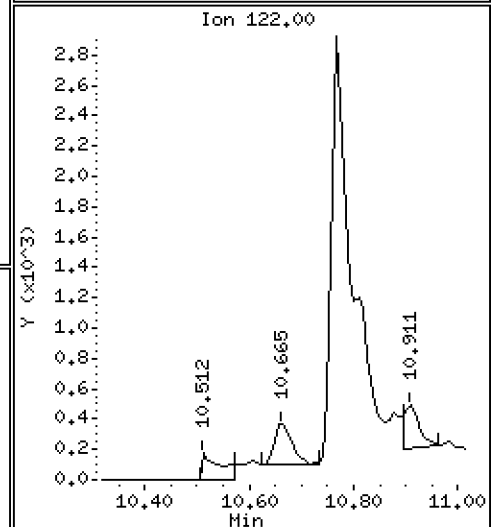
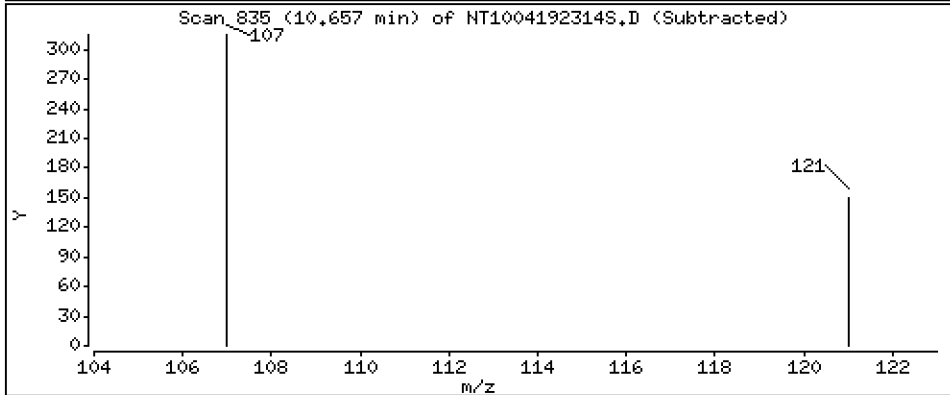
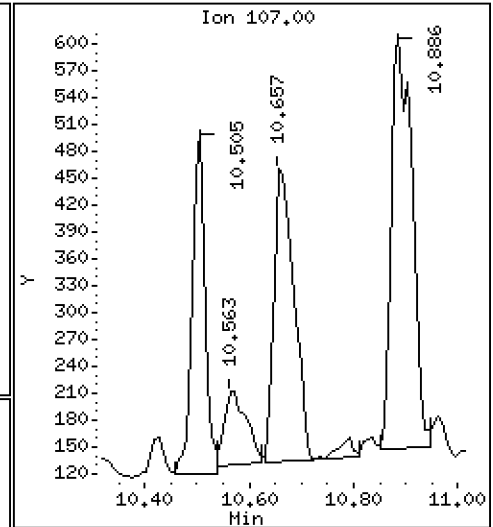
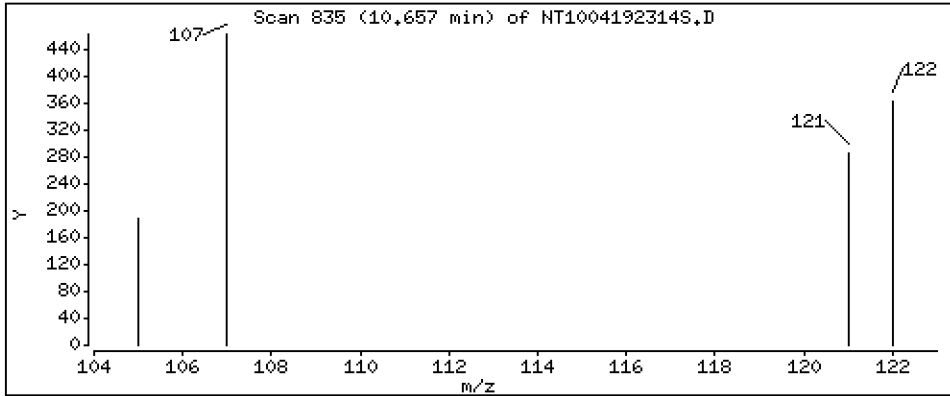
Operator: DSD

Column phase: ZB-5msi

Column diameter: 0.25

22 2,4-Dimethylphenol

Concentration: 0.01746 ug/L



Date : 19-APR-2023 19:39

Client ID:

Instrument: nt10.i

Sample Info: 23C0774-05

Volume Injected (uL): 1.0

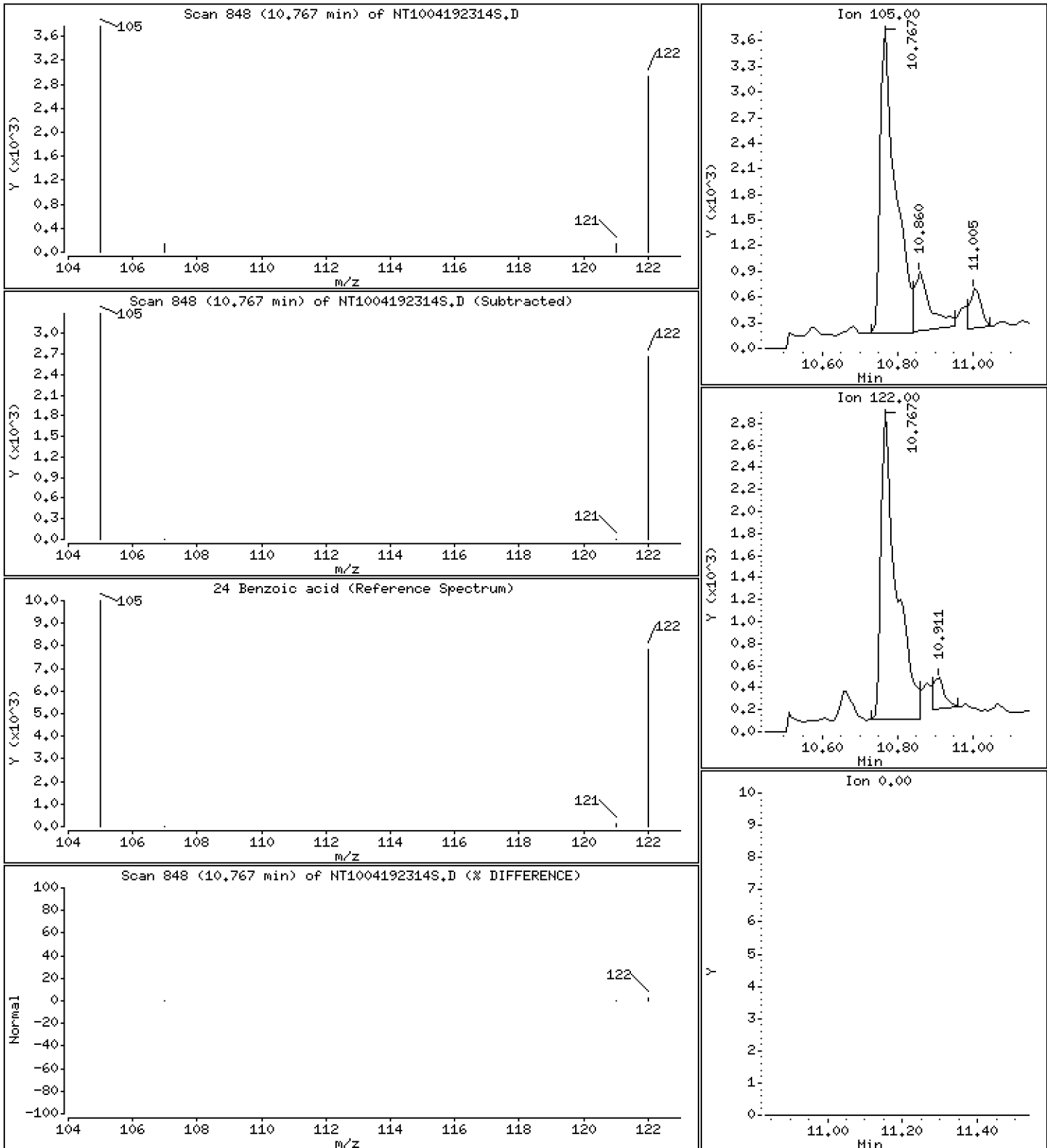
Operator: DSD

Column phase: ZB-5msi

Column diameter: 0.25

24 Benzoic acid

Concentration: 0.3554 ug/L



Date : 19-APR-2023 19:39

Client ID:

Instrument: nt10.i

Sample Info: 23C0774-05

Volume Injected (uL): 1.0

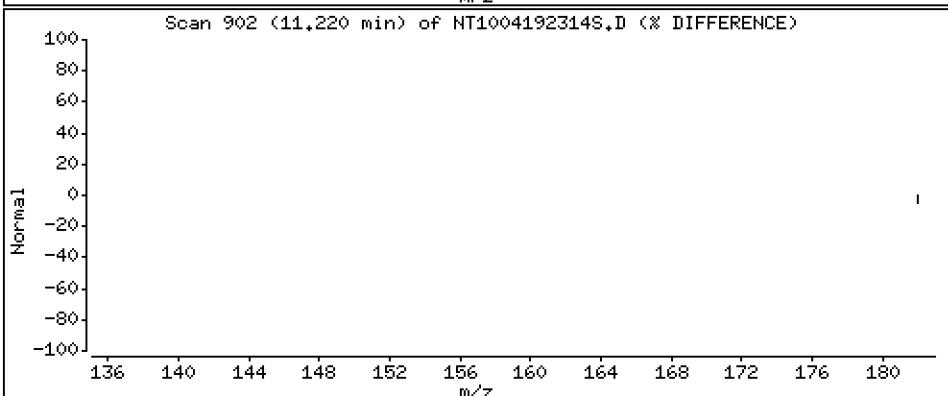
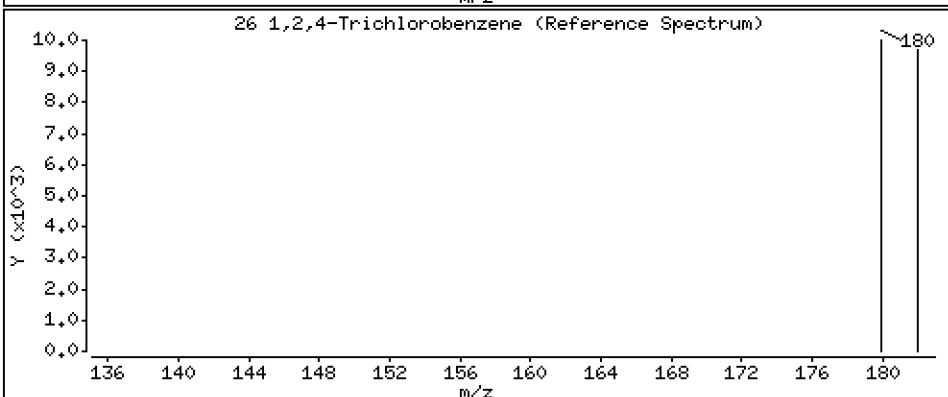
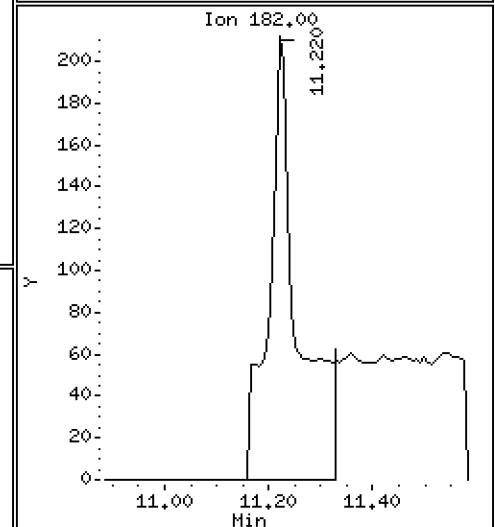
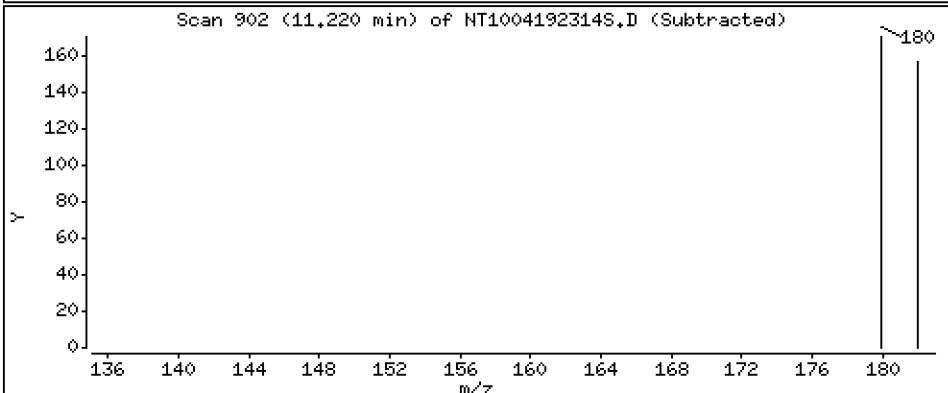
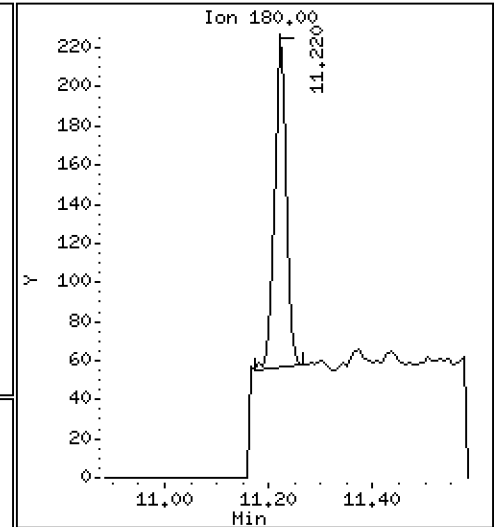
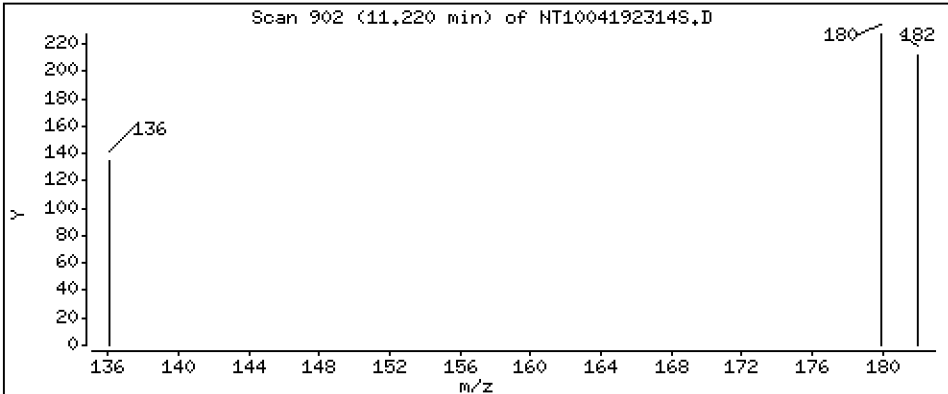
Operator: DSD

Column phase: ZB-5msi

Column diameter: 0,25

26 1,2,4-Trichlorobenzene

Concentration: 0,004916 ug/L



Date : 19-APR-2023 19:39

Client ID:

Instrument: nt10.i

Sample Info: 23C0774-05

Volume Injected (uL): 1.0

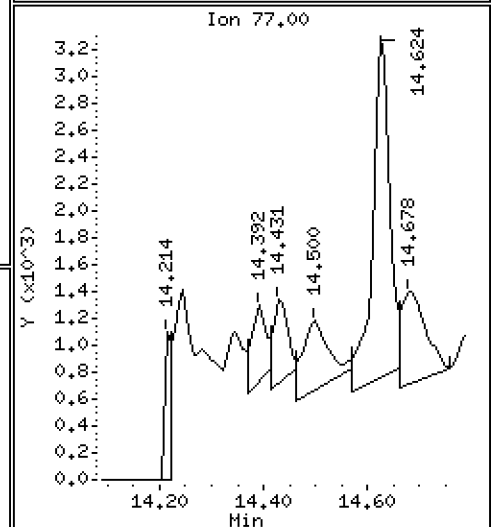
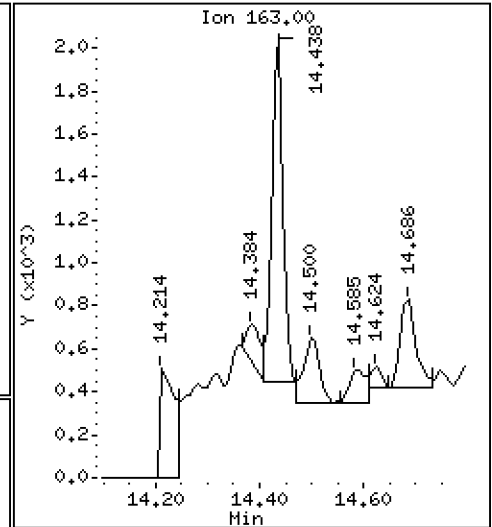
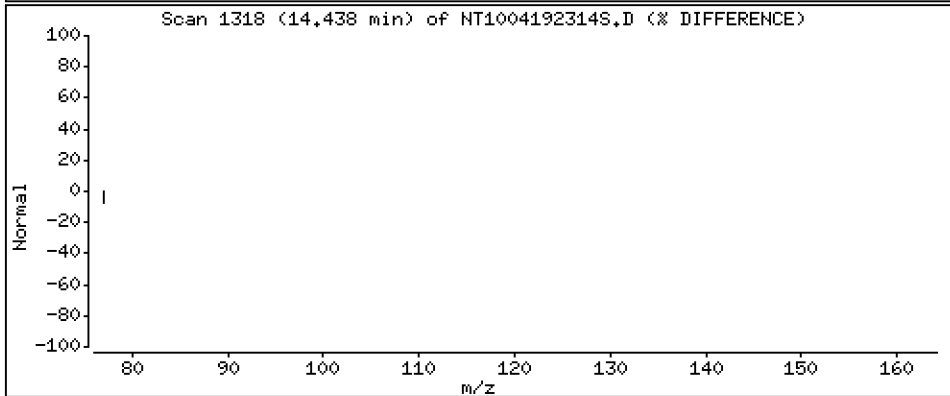
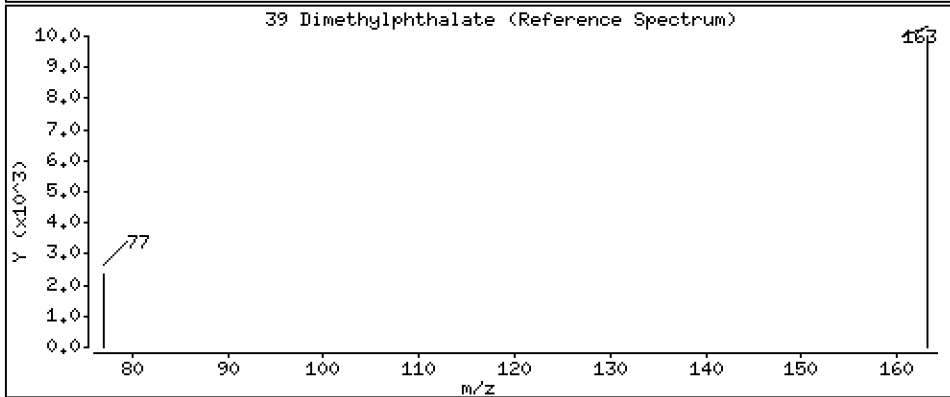
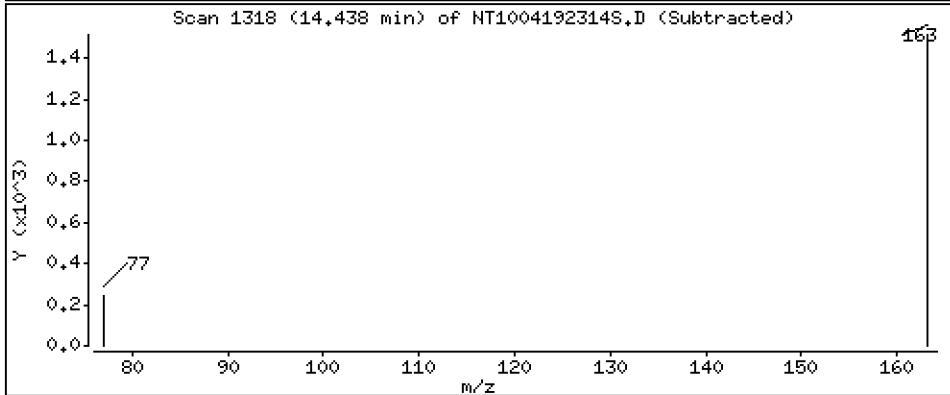
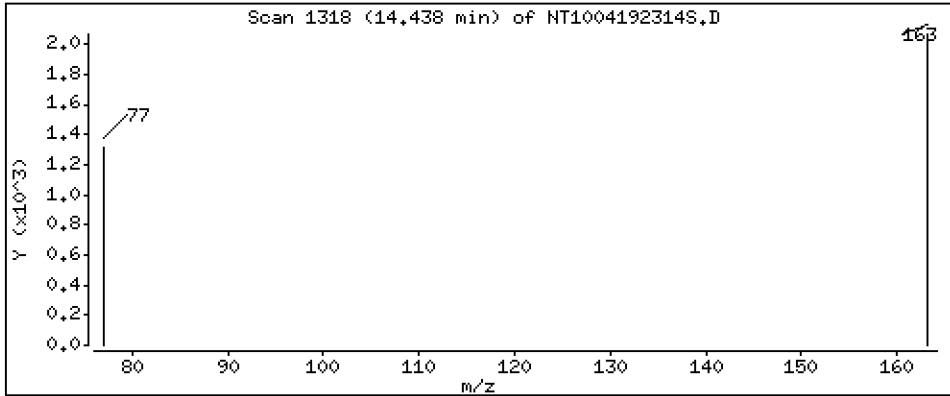
Operator: DSD

Column phase: ZB-5msi

Column diameter: 0.25

39 Dimethylphthalate

Concentration: 0.02440 ug/L



Date : 19-APR-2023 19:39

Client ID:

Instrument: nt10.i

Sample Info: 23C0774-05

Volume Injected (uL): 1.0

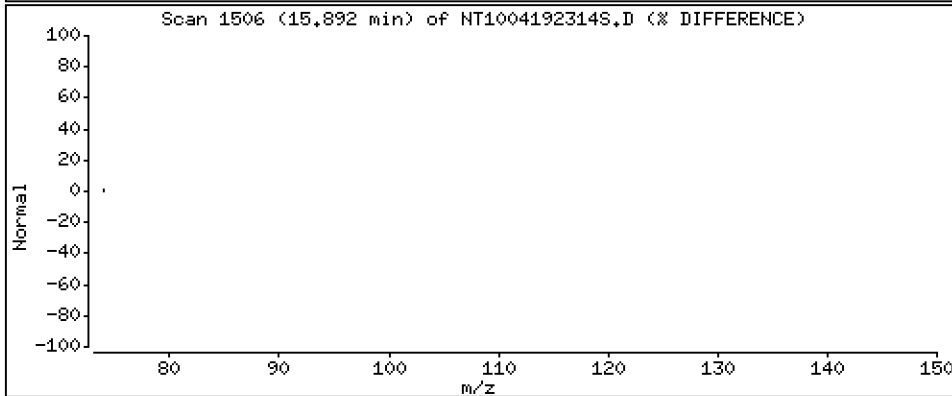
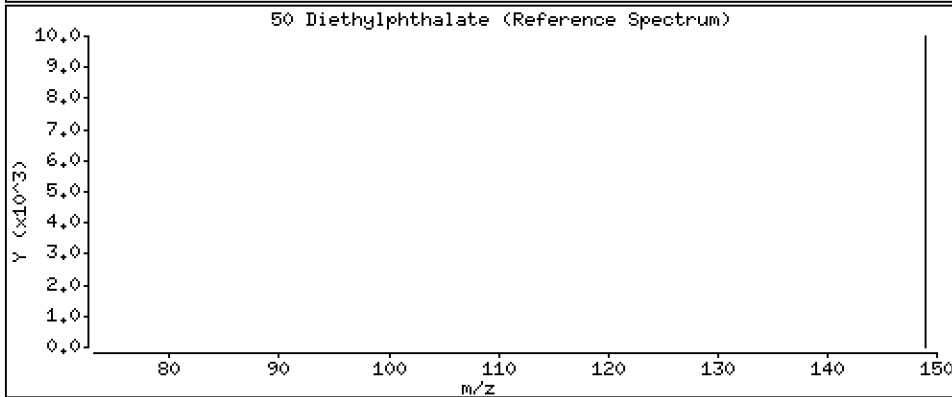
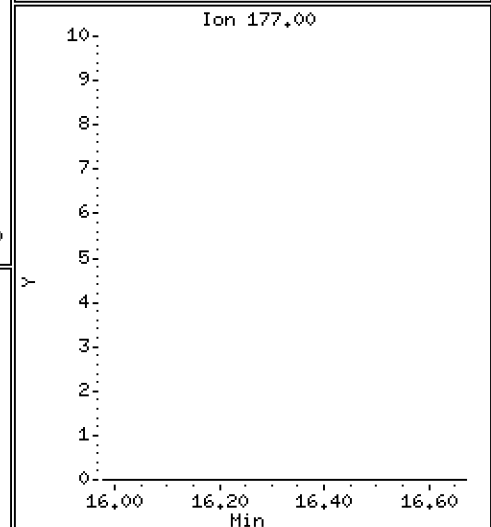
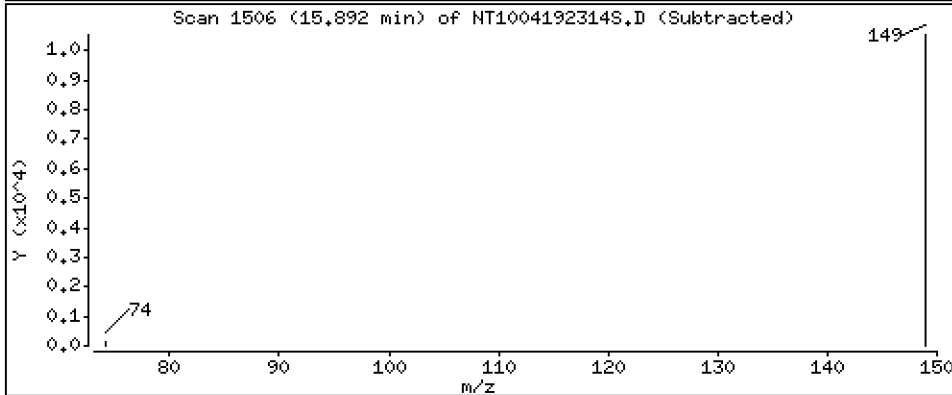
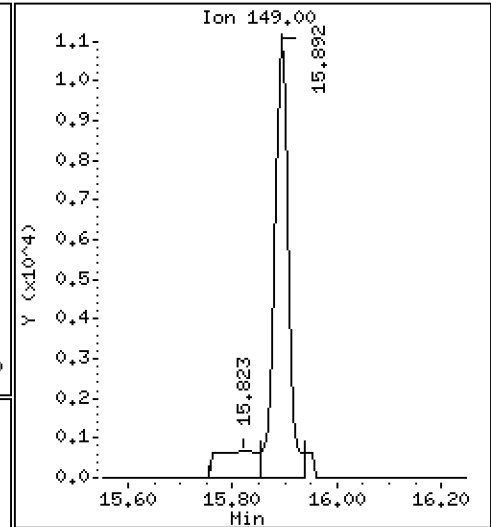
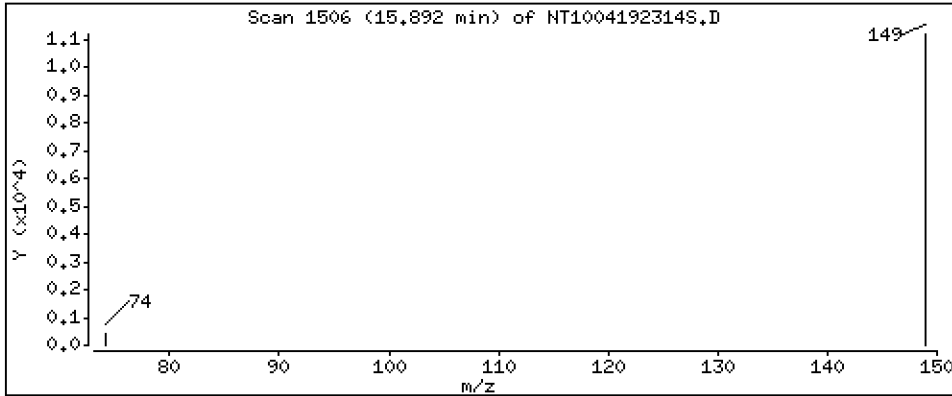
Operator: DSD

Column phase: ZB-5msi

Column diameter: 0.25

50 Diethylphthalate

Concentration: 0.1930 ug/L



Date : 19-APR-2023 19:39

Client ID:

Instrument: nt10.i

Sample Info: 23C0774-05

Volume Injected (uL): 1.0

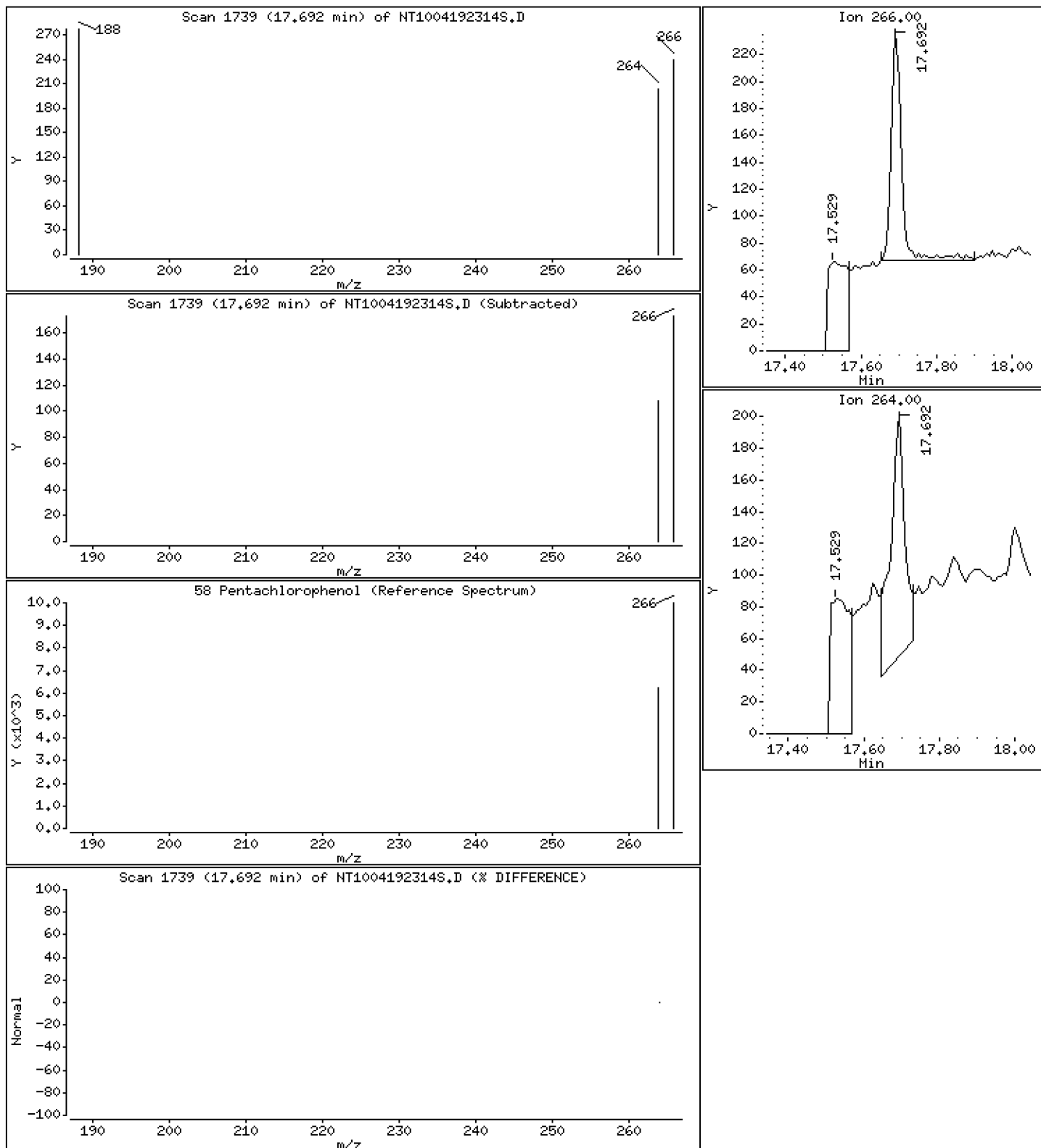
Operator: DSD

Column phase: ZB-5msi

Column diameter: 0,25

58 Pentachlorophenol

Concentration: 0,01566 ug/L



Date : 19-APR-2023 19:39

Client ID:

Instrument: nt10.i

Sample Info: 23C0774-05

Volume Injected (uL): 1.0

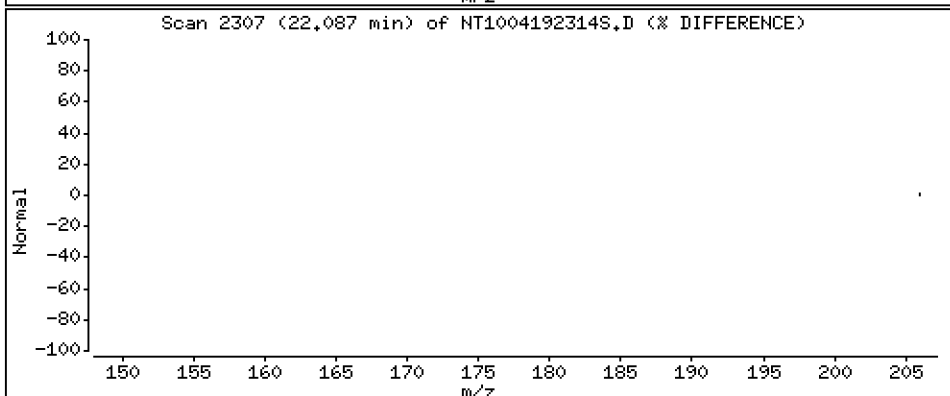
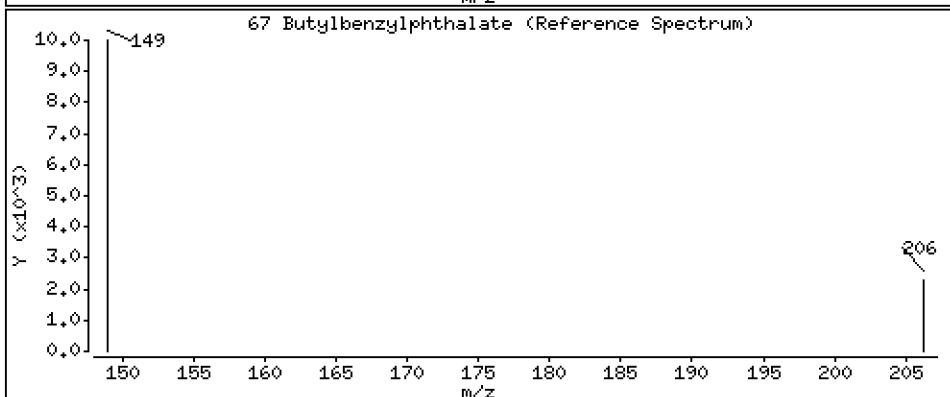
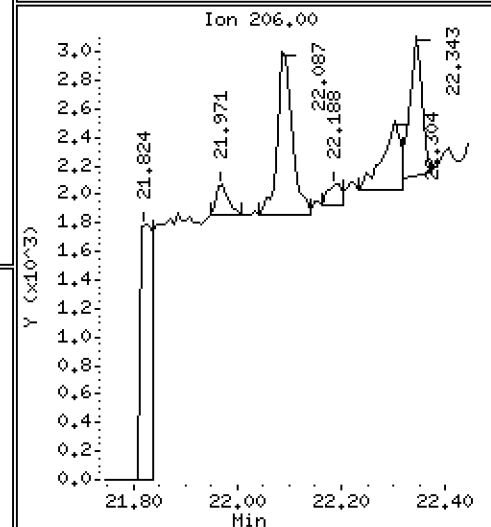
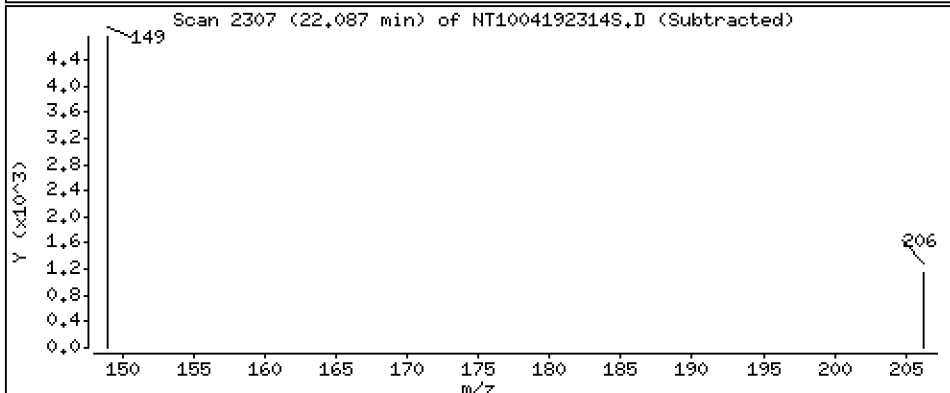
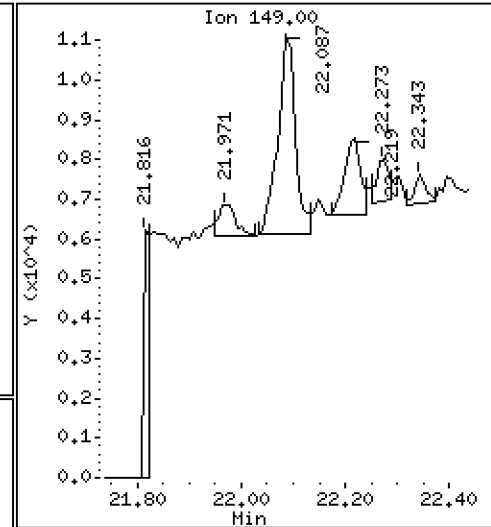
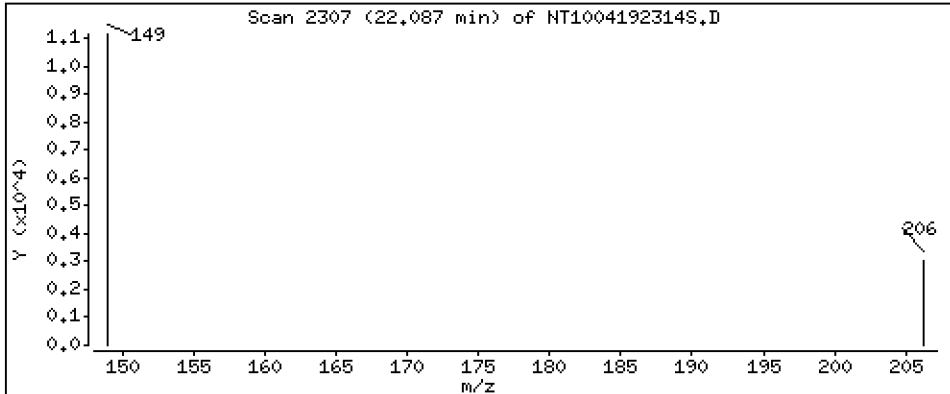
Operator: DSD

Column phase: ZB-5msi

Column diameter: 0.25

67 Butylbenzylphthalate

Concentration: 0.1557 ug/L



Date : 19-APR-2023 19:39

Client ID:

Instrument: nt10.i

Sample Info: 23C0774-05

Volume Injected (uL): 1.0

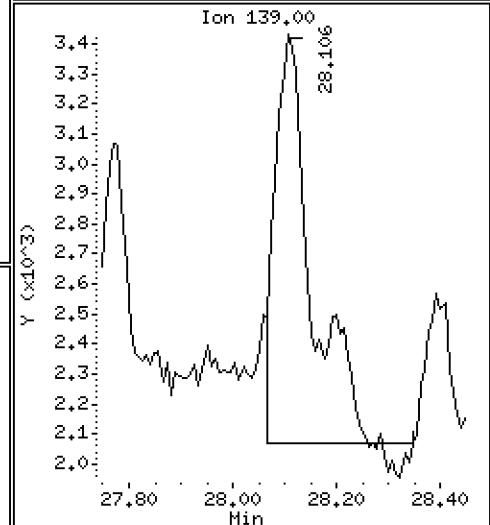
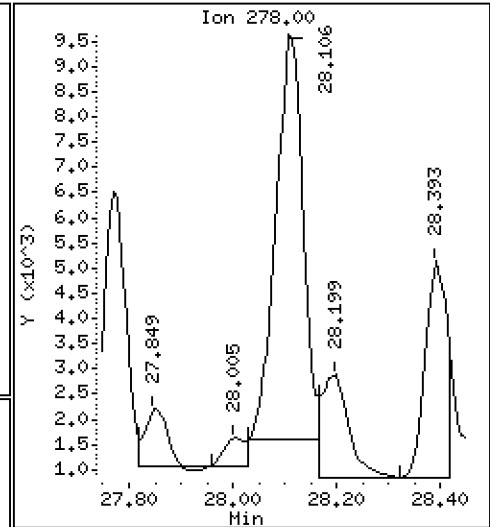
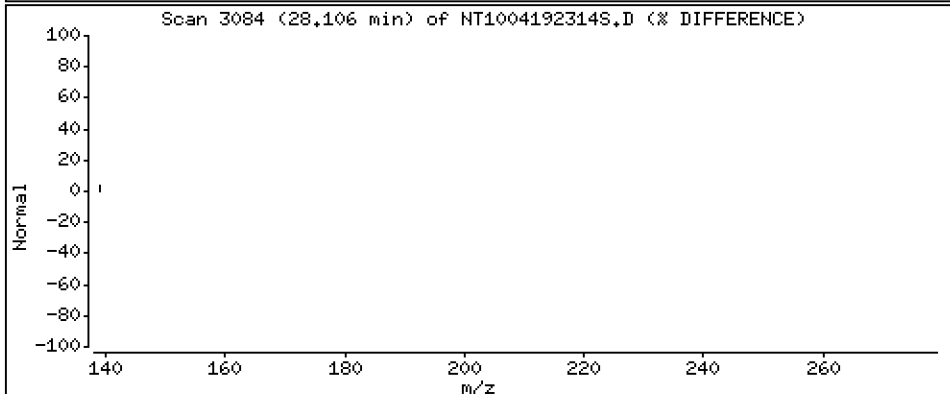
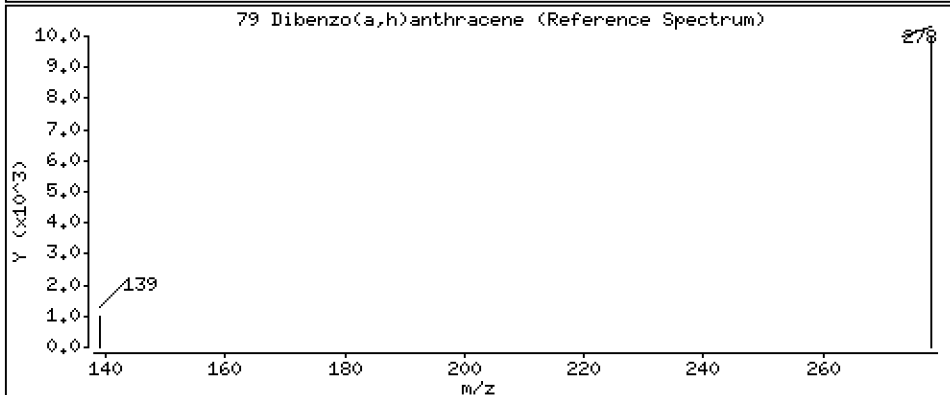
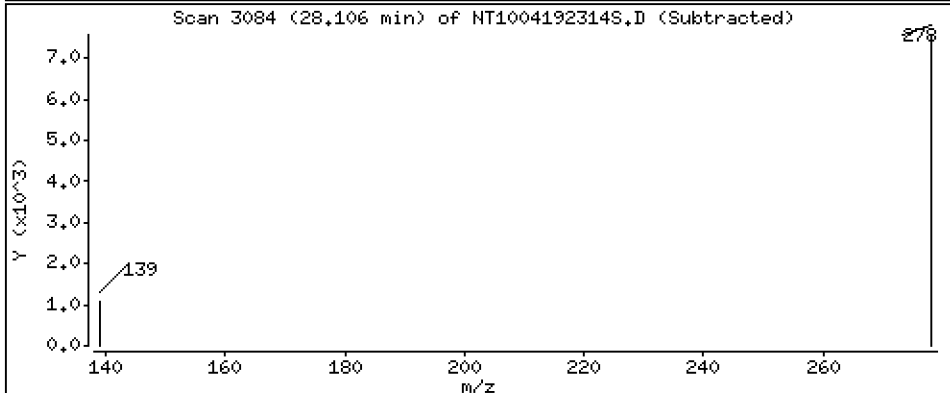
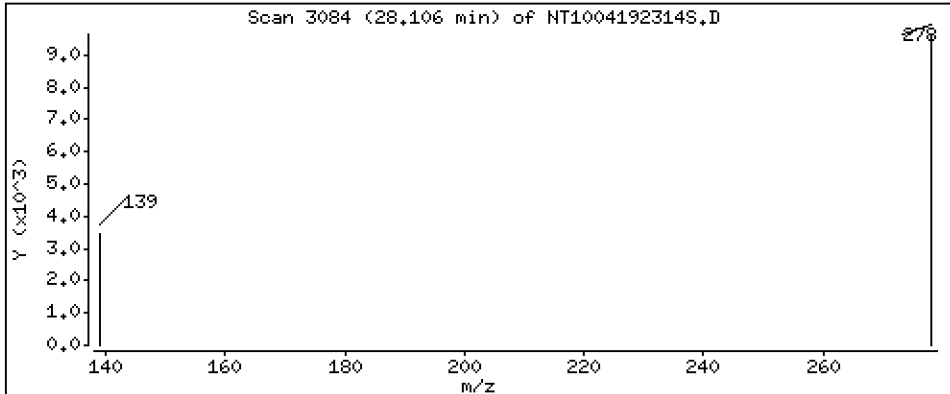
Operator: DSD

Column phase: ZB-5msi

Column diameter: 0,25

79 Dibenzo(a,h)anthracene

Concentration: 0,1329 ug/L



ARI Labs, Inc.

METHOD 8270D-SIM

Data file : \\target\share\chem3\nt10.i\20230419.b\20230419.b\NT1004192314S.D
 Lab Smp Id: 23C0774-05
 Inj Date : 19-APR-2023 19:39 MS Autotune Date: 16-JAN-2023 17:42
 Operator : DSD Inst ID: nt10.i
 Smp Info : 23C0774-05
 Misc Info :
 Comment :
 Method : \\target\share\chem3\nt10.i\20230419.b\20230419.b\SIMABN2.m
 Meth Date : 20-Apr-2023 12:04 deenayd Quant Type: ISTD
 Cal Date : 16-MAR-2023 01:38 Cal File: NT10031510S.D
 Als bottle: 14
 Dil Factor: 1.00000
 Integrator: HP RTE Compound Sublist: PSSDA.sub
 Target Version: 4.14
 Processing Host: DEENAY-201905

Concentration Formula: Amt * DF * Uf * Vt/(Vo * Vi) * CpndVariable

Name	Value	Description
DF	1.000	Dilution Factor
Vo	1000.000	Volume of sample extracted (mL)
Vt	1000.000	Volume of final extract (uL)
Vi	1.000	Volume injected (uL)
Uf	1.000	ng unit correction factor
Cpnd Variable		Local Compound Variable

Compounds	QUANT	SIG	RT	EXP RT	REL RT	RESPONSE	CONCENTRATIONS	
							ON-COLUMN	FINAL
	MASS						(ug/mL)	(ug/L)
\$ 1 2-Fluorophenol	112		6.617	6.648 (0.750)		207035	4.11964	4.120 (R)
3 Phenol	94		8.240	8.255 (0.933)		7329	0.10630	0.1063
7 1,3-Dichlorobenzene	146		8.758	8.781 (0.992)		304	0.00471	0.004712
* 8 1,4-Dichlorobenzene-d4	152		8.828	8.843 (1.000)		165726	4.00000	
9 1,4-Dichlorobenzene	146		8.851	8.874 (1.003)		1480	0.02376	0.02376
11 Benzyl alcohol	79		9.107	9.122 (1.032)		6718	0.16807	0.1681 (H)
12 1,2-Dichlorobenzene	146		9.208	9.231 (1.043)		286	0.00467	0.004669 (M)
13 2-Methylphenol	108		9.348	9.363 (1.059)		920	0.01926	0.01926
15 4-Methylphenol	108		9.627	9.627 (1.091)		2066	0.04162	0.04162
16 N-Nitroso-di-n-propylamine	70		Compound Not Detected.					
22 2,4-Dimethylphenol	107		10.656	10.664 (0.943)		911	0.01746	0.01746
24 Benzoic acid	105		10.766	10.800 (0.952)		10149	0.35544	0.3554
26 1,2,4-Trichlorobenzene	180		11.219	11.234 (0.992)		258	0.00492	0.004916 (M)
* 27 Naphthalene-d8	136		11.304	11.312 (1.000)		603553	4.00000	
30 Hexachlorobutadiene	225		Compound Not Detected.					
39 Dimethylphthalate	163		14.438	14.445 (0.968)		2388	0.02440	0.02440
* 42 Acenaphthene-d10	162		14.910	14.917 (1.000)		310157	4.00000	
50 Diethylphthalate	149		15.892	15.899 (1.066)		19572	0.19303	0.1930
54 N-Nitrosodiphenylamine	169		Compound Not Detected.					
57 Hexachlorobenzene	284		Compound Not Detected.					

Compounds	QUANT	SIG	RT	EXP RT	REL RT	RESPONSE	CONCENTRATIONS	
							ON-COLUMN	FINAL
	MASS						(ug/mL)	(ug/L)
=====	=====		=====	=====	=====	=====	=====	=====
58 Pentachlorophenol	266		17.691	17.699	(0.986)	306	0.01566	0.01566
* 59 Phenanthrene-d10	188		17.947	17.946	(1.000)	589480	4.00000	
\$ 66 Terphenyl-d14	244		21.142	21.134	(0.917)	338755	3.79480	3.795(R)
67 Butylbenzylphthalate	149		22.087	22.086	(0.958)	11228	0.15570	0.1557
* 69 Chrysene-d12	240		23.047	23.039	(1.000)	547874	4.00000	
* 77 Perylene-d12	264		25.602	25.586	(1.000)	676634	4.00000	
79 Dibenzo(a,h)anthracene	278		28.105	28.097	(1.098)	29505	0.13290	0.1329
90 N-Nitrosodimethylamine	74		Compound Not Detected.					

QC Flag Legend

- R - Spike/Surrogate failed recovery limits.
- M - Compound response manually integrated.
- H - Operator selected an alternate compound hit.

ARI Labs, Inc.

INTERNAL STANDARD COMPOUNDS
 AREA AND RT SUMMARY

Instrument ID: nt10.i
 Lab File ID: NT1004192314S.D
 Lab Smp Id: 23C0774-05
 Analysis Type: SV
 Quant Type: ISTD
 Operator: DSD
 Method File: \\target\share\chem3\nt10.i\20230419.b\20230419.b\SIMABN2.m
 Misc Info:

Calibration Date: 19-APR-2023
 Calibration Time: 12:48
 Level: LOW
 Sample Type: AIR

Test Mode:
 Use Last Continuing Calibrator.

COMPOUND	STANDARD	AREA LIMIT		SAMPLE	%DIFF
		LOWER	UPPER		
8 1,4-Dichlorobenze	135171	67586	270342	165726	22.60
27 Naphthalene-d8	487322	243661	974644	603553	23.85
42 Acenaphthene-d10	272909	136455	545818	310157	13.65
59 Phenanthrene-d10	424938	212469	849876	589480	38.72
69 Chrysene-d12	386870	193435	773740	547874	41.62
77 Perylene-d12	449624	224812	899248	676634	50.49

COMPOUND	STANDARD	RT LIMIT		SAMPLE	%DIFF
		LOWER	UPPER		
8 1,4-Dichlorobenze	8.84	8.34	9.34	8.83	-0.17
27 Naphthalene-d8	11.31	10.81	11.81	11.30	-0.07
42 Acenaphthene-d10	14.92	14.42	15.42	14.91	-0.05
59 Phenanthrene-d10	17.95	17.45	18.45	17.95	0.00
69 Chrysene-d12	23.04	22.54	23.54	23.05	0.03
77 Perylene-d12	25.59	25.09	26.09	25.60	0.06

AREA UPPER LIMIT = +100% of internal standard area.
 AREA LOWER LIMIT = - 50% of internal standard area.
 RT UPPER LIMIT = + 0.50 minutes of internal standard RT.
 RT LOWER LIMIT = - 0.50 minutes of internal standard RT.

REVIEW SUMMARY FOR FILE - NT1004192314S.D

Lab ID: 23C0774-05

nt10.i, 20230419.b\20230419.b\SIMABN2.m,

19-APR-2023 19:39

RT CO-ELUTION COMPOUNDS

NO CO-ELUTIONS

Quant Method: ICAL

RRT CHECK

RRT	CCV	RRT	DELTA	COMPOUND
-----	-----	-----	-------	----------

NONE

RRT check based on Ccal File: 20230419.b/NT1004192304S.D

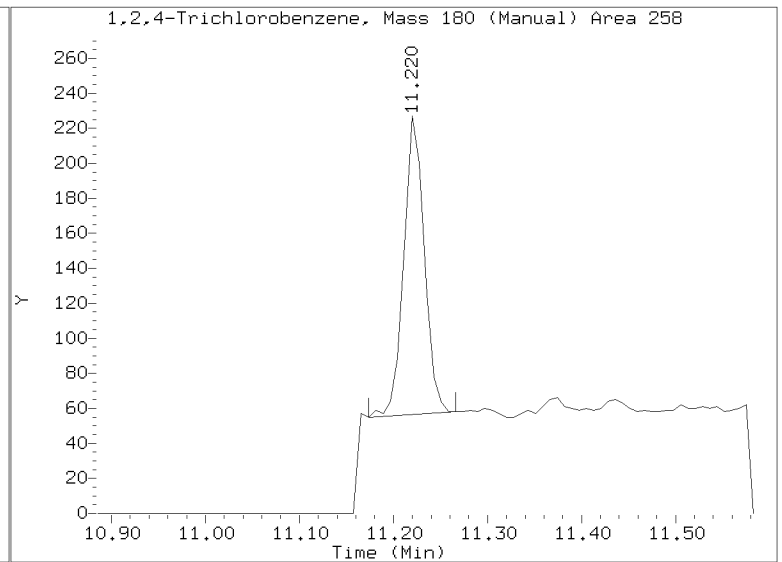
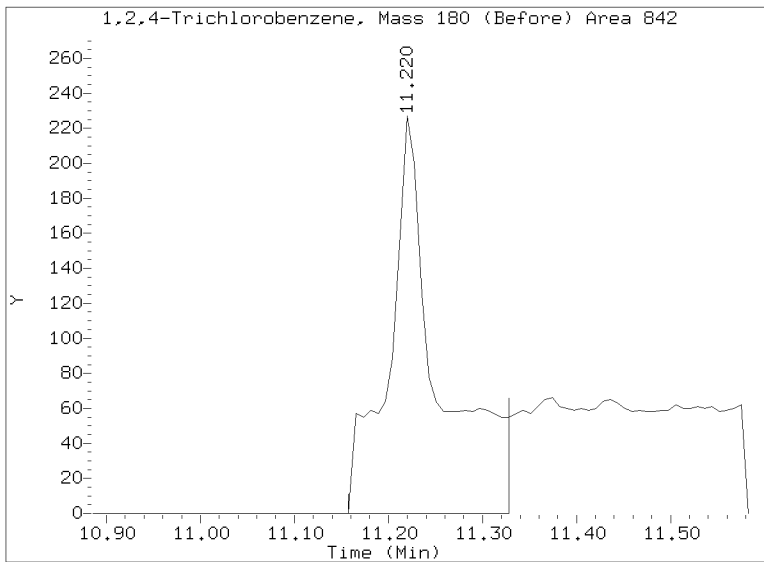
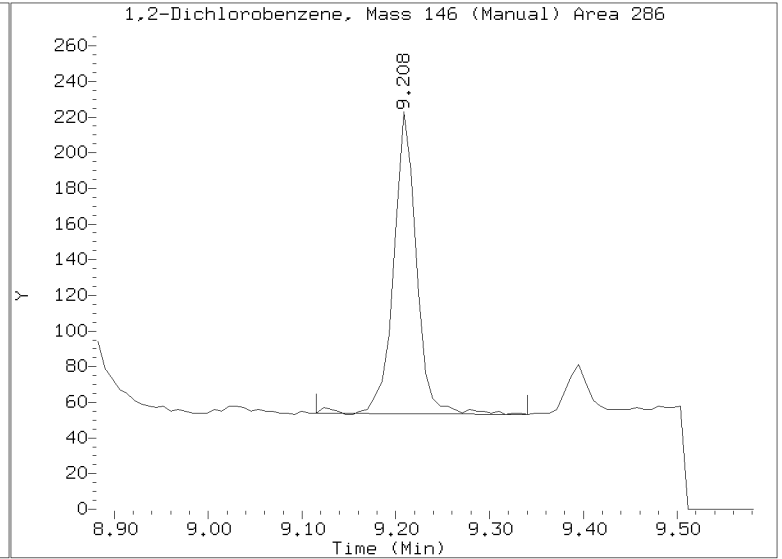
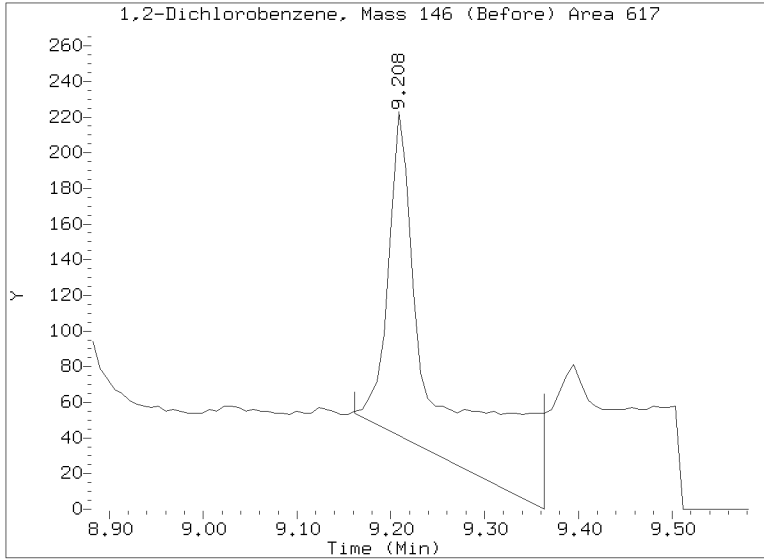
On Column LOD for nt10.i, 20230419.b\SIMABN2.m, PSDDA.sub = 0.0000

Exception: 1,2,4-Trichlorobenzene 0.0010

* Only compounds listed in the work order have been verified by the analyst *

Quant Ion Manual Peak Adjustment Report

Datafile: //target/share/chem3/nt10.i/20230419.b/20230419.b/NT1004192314S.D
Injection Date: 19-APR-2023 19:39
Lab ID:23C0774-05 Client ID:
Report Date: 04/20/2023 12:36



APPROVED

By Deenay Dunmore at 12:40 pm, Apr 20, 2023



Form I
ORGANIC ANALYSIS DATA SHEET
EPA 8270E-SIM
SIM SVOC Organics (Dual scan list)

Laboratory: Analytical Resources, LLC

Client: Anchor OEA, LLC

Project: AOC5 MR Phase 1

Matrix: Sediment

Laboratory ID: 23C0774-06 A

SDG: 23C0774

Sampled: 12/15/22 11:32

Prepared: 04/05/23 16:28

File ID: NT1004192315S.D

% Solids: 53.75

Preparation: EPA 3546 (Microwave)

Analyzed: 04/19/23 20:17

Batch: BLD0057

Sequence: SLD0257

Initial/Final: 18.61 g Wet / 1 mL

Instrument: NT10

Column: ZB-5MSi

Calibration: GC00049

Cleanups: GPC

CAS NO.	COMPOUND	DILUTION	CONC: (ug/kg dry)	Q	DL	RL
106-46-7	1,4-Dichlorobenzene	1	1.6	J	0.6	5.0
95-50-1	1,2-Dichlorobenzene	1	5.0	U	0.7	5.0
100-51-6	Benzyl Alcohol	1	20.5		2.5	20.0
65-85-0	Benzoic acid	1	30.6	J	13.4	100
105-67-9	2,4-Dimethylphenol	1	20.0	U	2.2	20.0
120-82-1	1,2,4-Trichlorobenzene	1	5.0	U	2.7	5.0
86-30-6	N-Nitrosodiphenylamine	1	5.0	U	1.3	5.0
87-86-5	Pentachlorophenol	1	20.0	U	2.1	20.0

SURROGATES	ADDED: (ug/kg dry)	FOUND: (ug/kg dry)	% REC	QC LIMITS	Q
2-Fluorophenol	749.78	373	49.8	27 - 120	
p-Terphenyl-d14	499.86	376	75.2	37 - 120	Q

Data File: \\target\share\chem3\nt10.1\20230419.1\20230419.1\NT10041923155.D

Page 1

Date : 19-APR-2023 20:17

Client ID:

Instrument: nt10.1

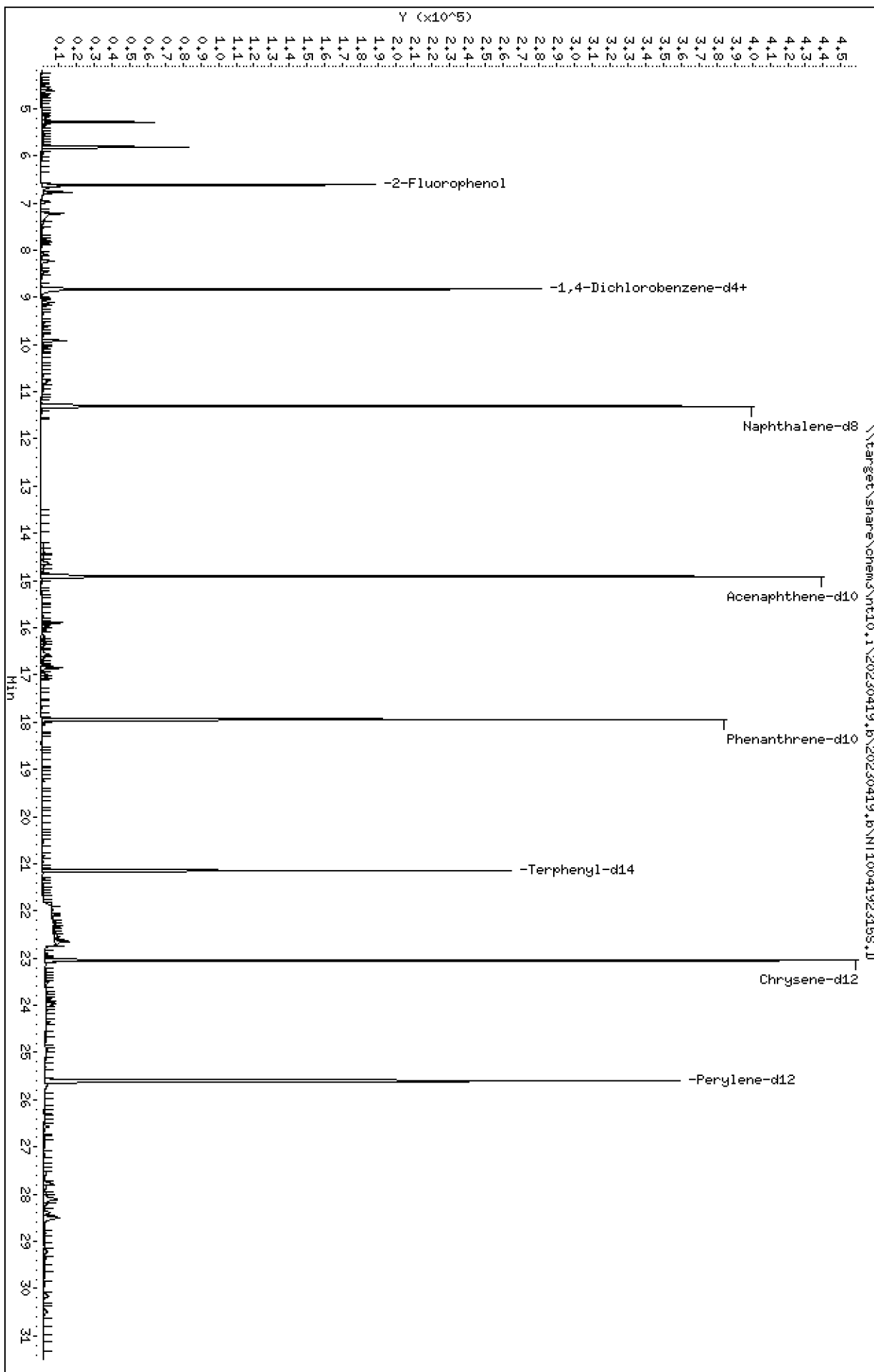
Sample Info: 23C0774-06

Volume Injected (uL): 1.0

Operator: USD

Column phase: ZB-5msi

Column diameter: 0.25



Date : 19-APR-2023 20:17

Client ID:

Instrument: nt10.i

Sample Info: 23C0774-06

Volume Injected (uL): 1.0

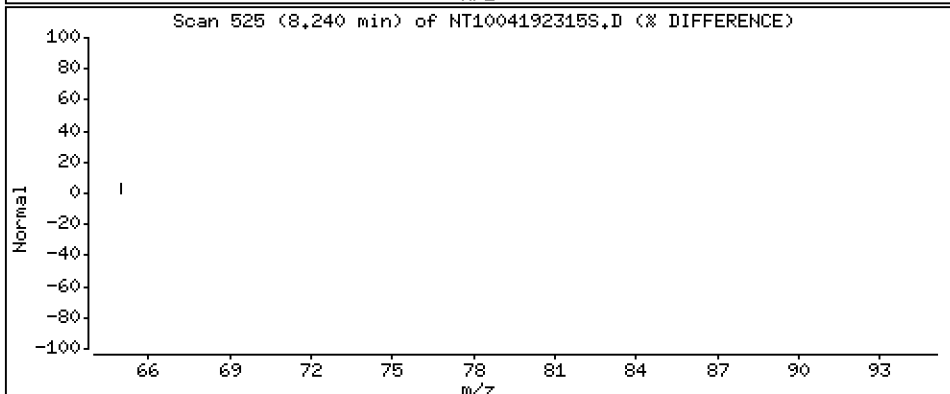
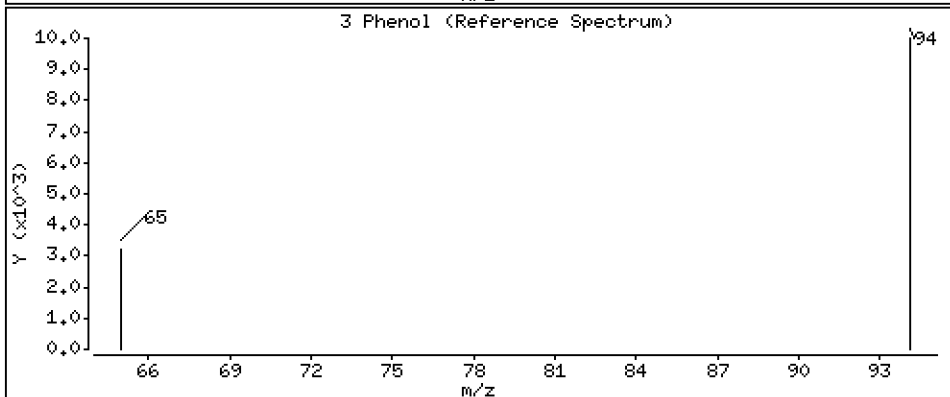
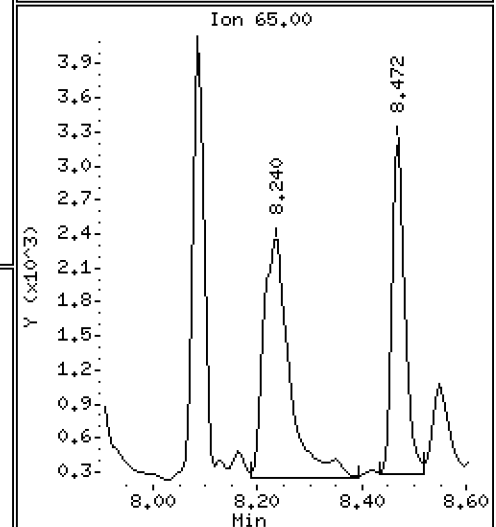
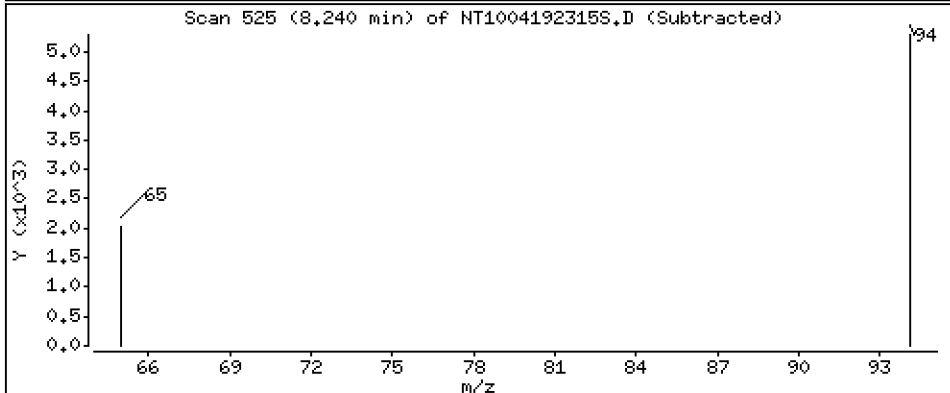
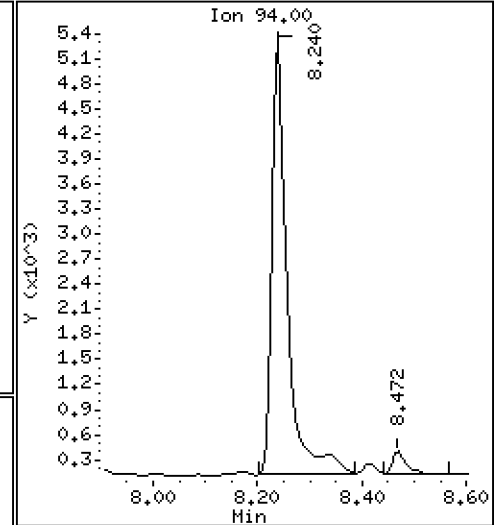
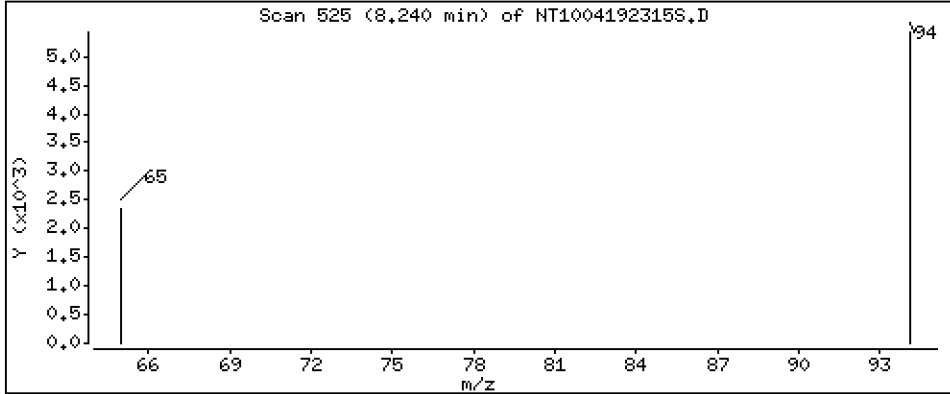
Operator: DSD

Column phase: ZB-5msi

Column diameter: 0.25

3 Phenol

Concentration: 0.1464 ug/L



Date : 19-APR-2023 20:17

Client ID:

Instrument: nt10.i

Sample Info: 23C0774-06

Volume Injected (uL): 1.0

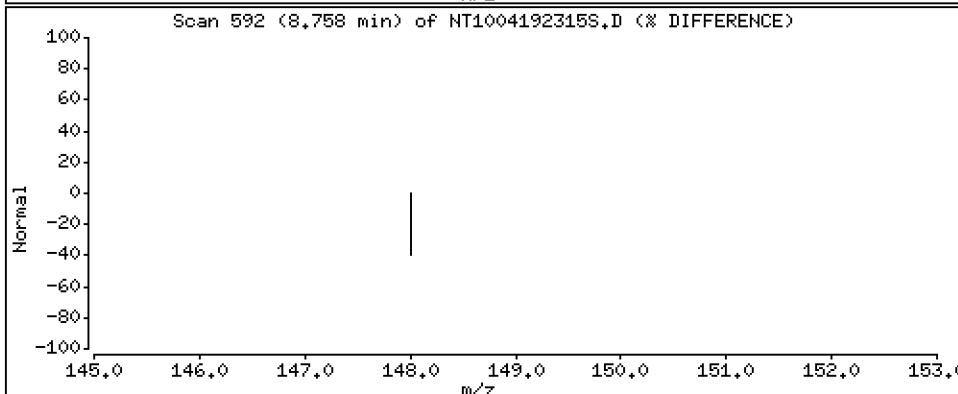
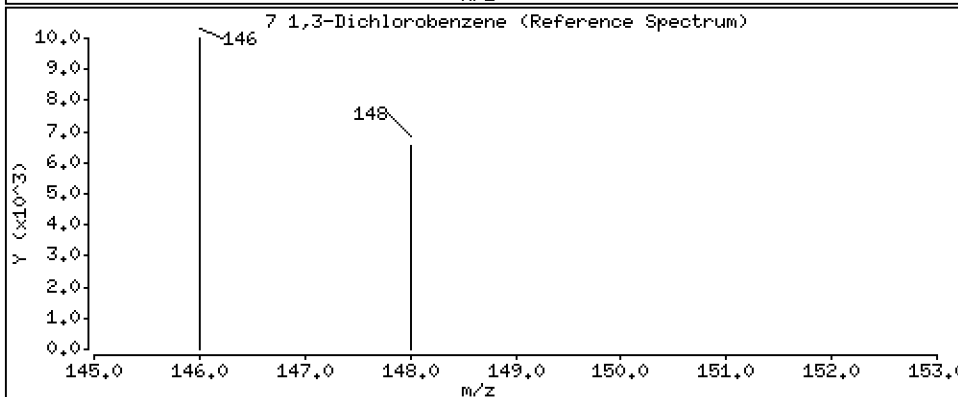
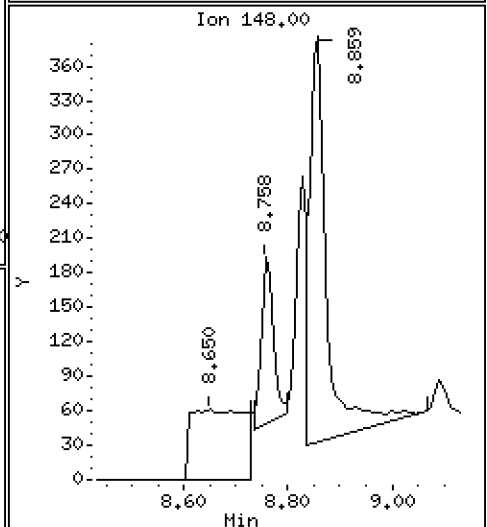
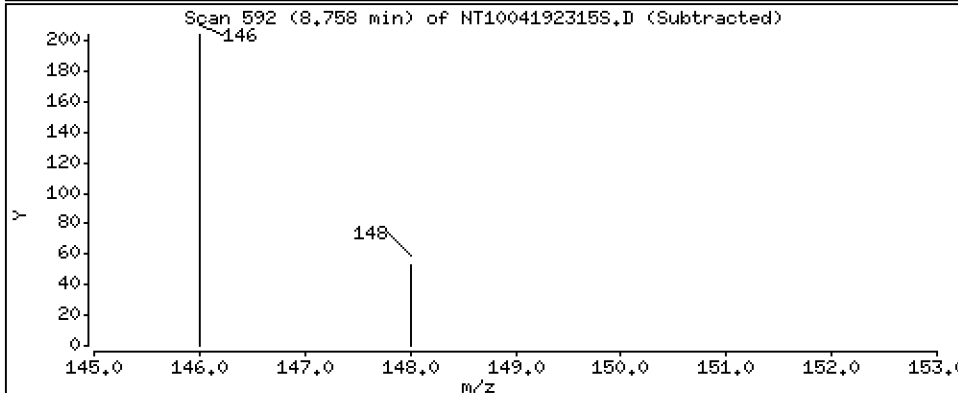
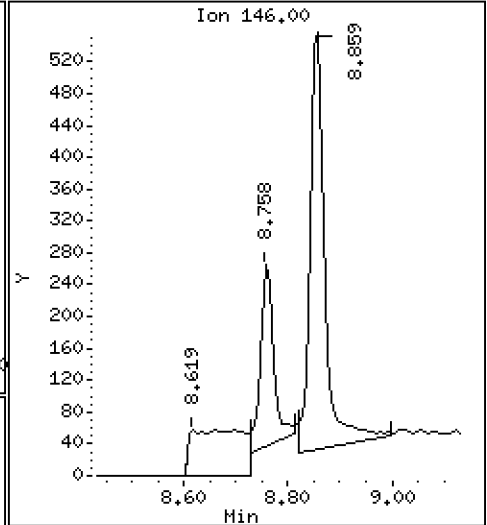
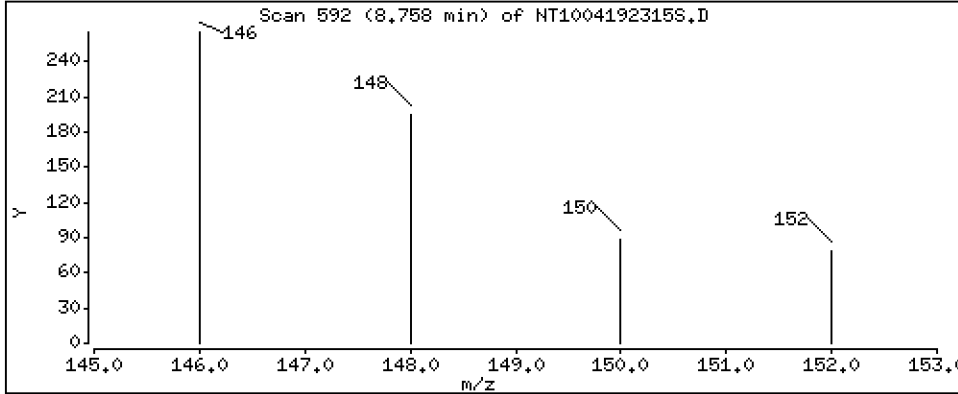
Operator: DSD

Column phase: ZB-5msi

Column diameter: 0,25

7 1,3-Dichlorobenzene

Concentration: 0,006260 ug/L



Date : 19-APR-2023 20:17

Client ID:

Instrument: nt10.i

Sample Info: 23C0774-06

Volume Injected (uL): 1.0

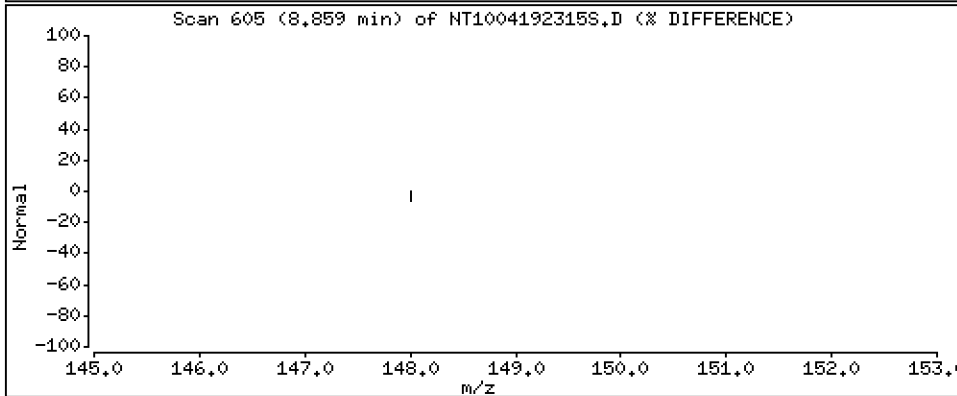
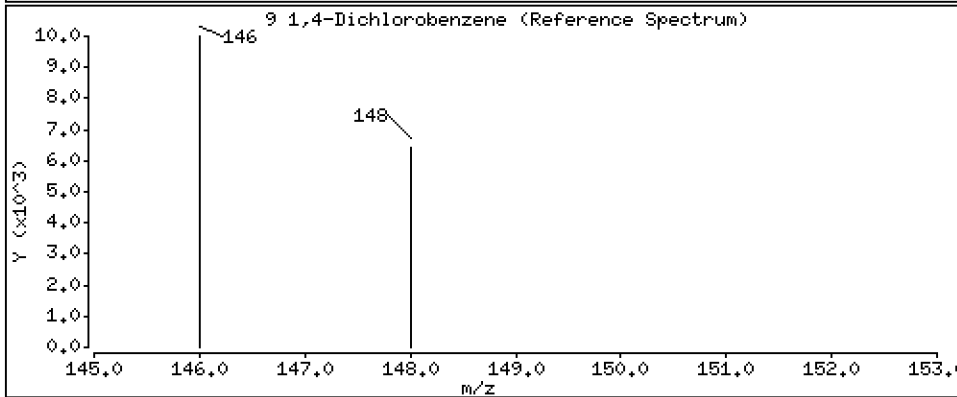
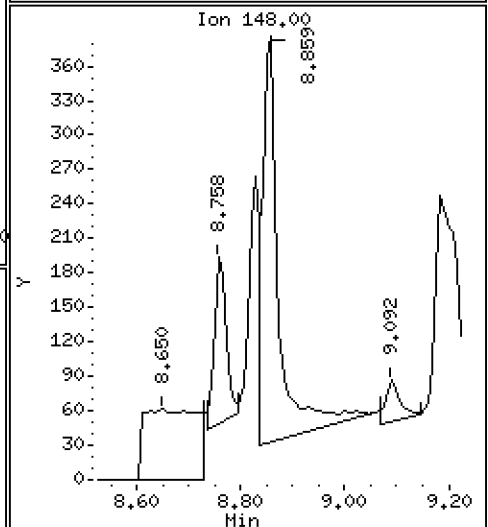
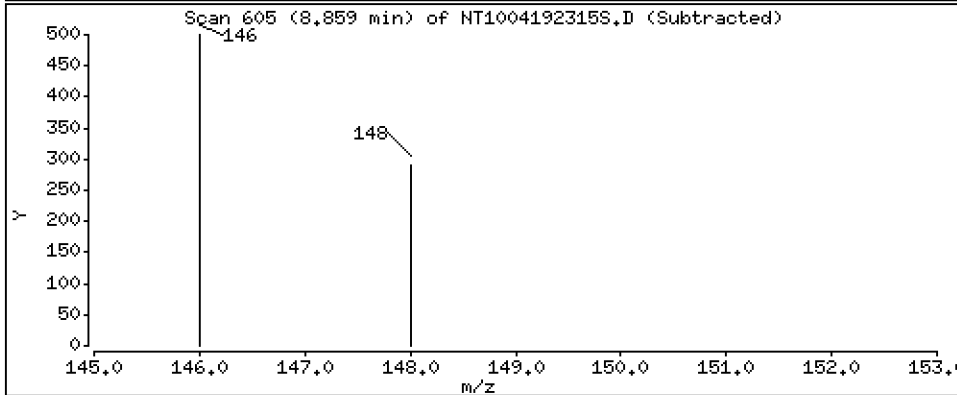
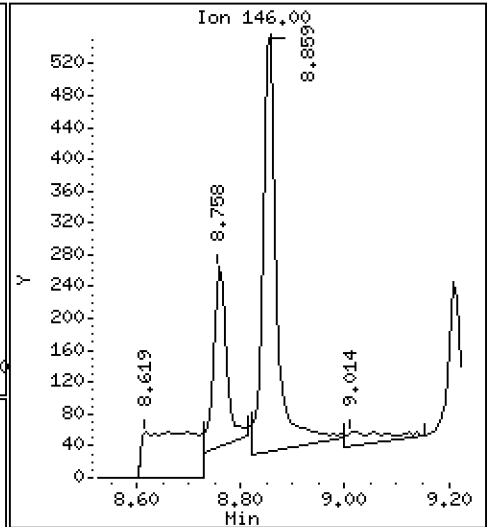
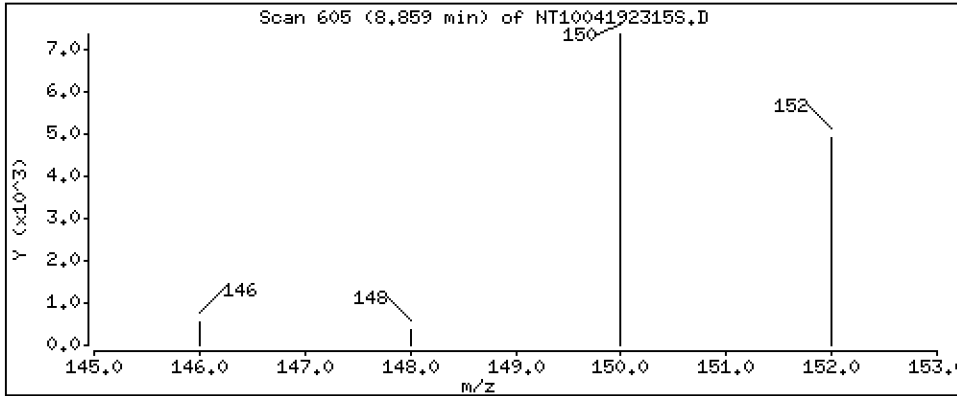
Operator: DSD

Column phase: ZB-5msi

Column diameter: 0,25

9 1,4-Dichlorobenzene

Concentration: 0,01555 ug/L



Date : 19-APR-2023 20:17

Client ID:

Instrument: nt10.i

Sample Info: 23C0774-06

Volume Injected (uL): 1.0

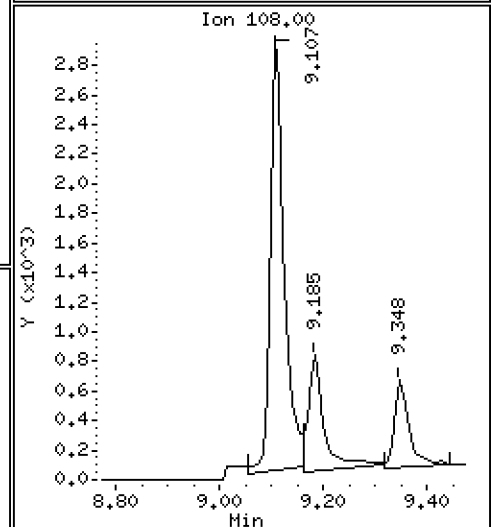
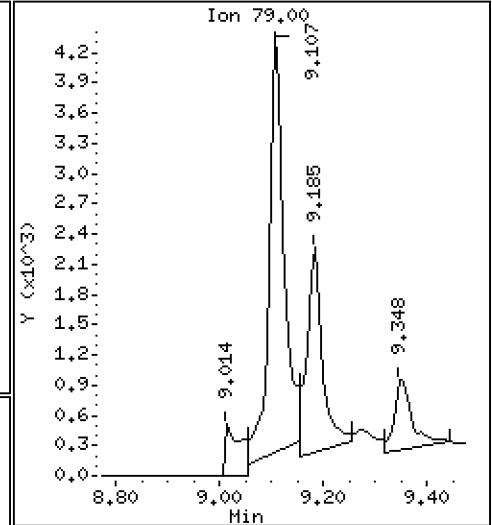
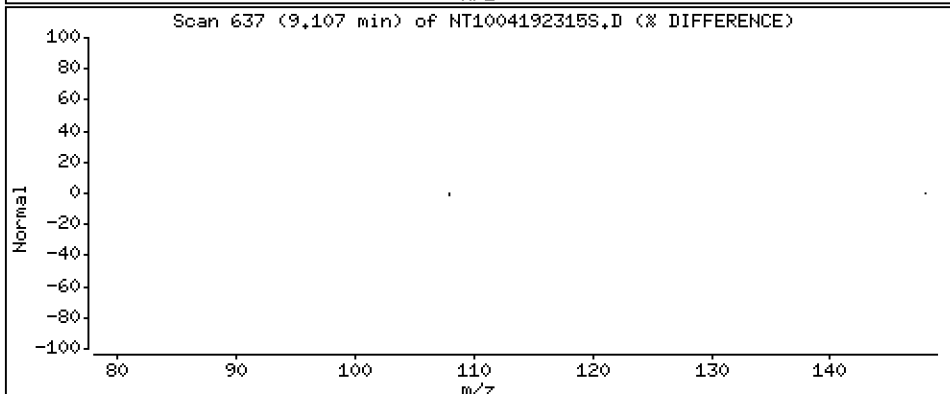
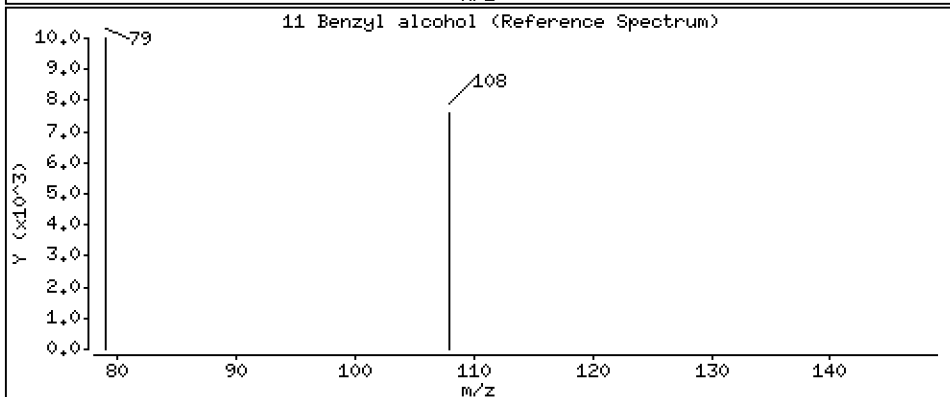
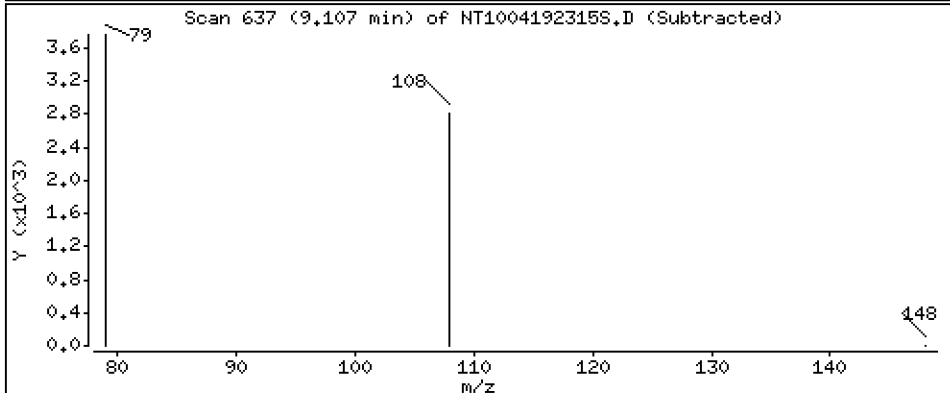
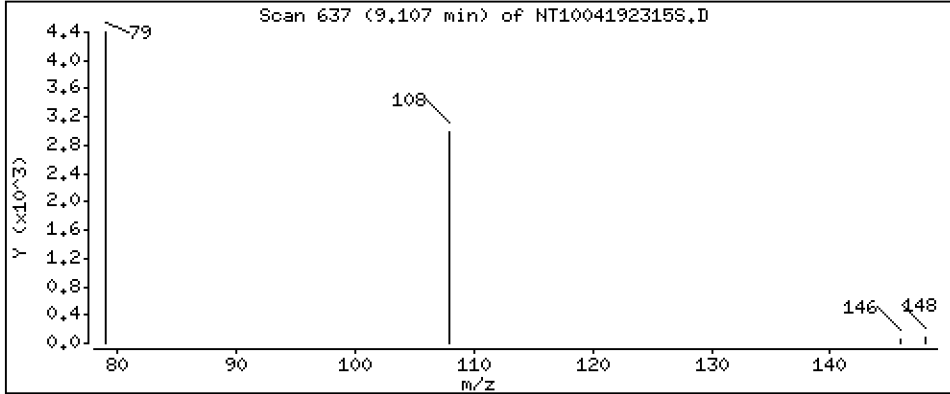
Operator: DSD

Column phase: ZB-5msi

Column diameter: 0.25

11 Benzyl alcohol

Concentration: 0.2051 ug/L



Date : 19-APR-2023 20:17

Client ID:

Instrument: nt10.i

Sample Info: 23C0774-06

Volume Injected (uL): 1.0

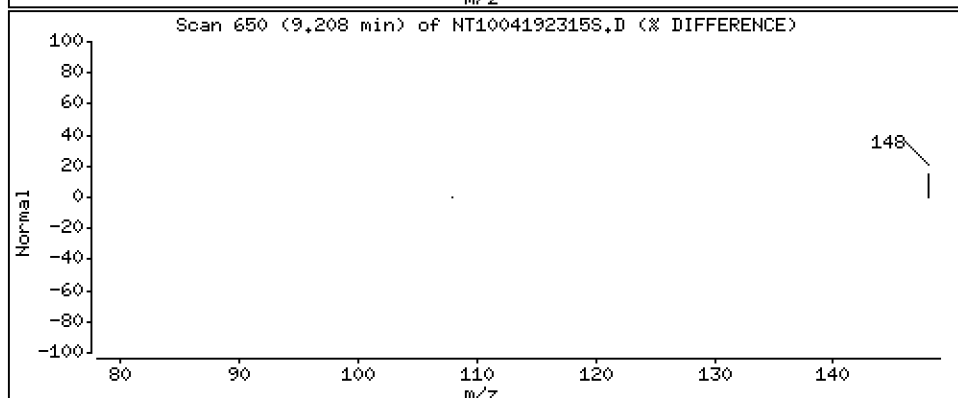
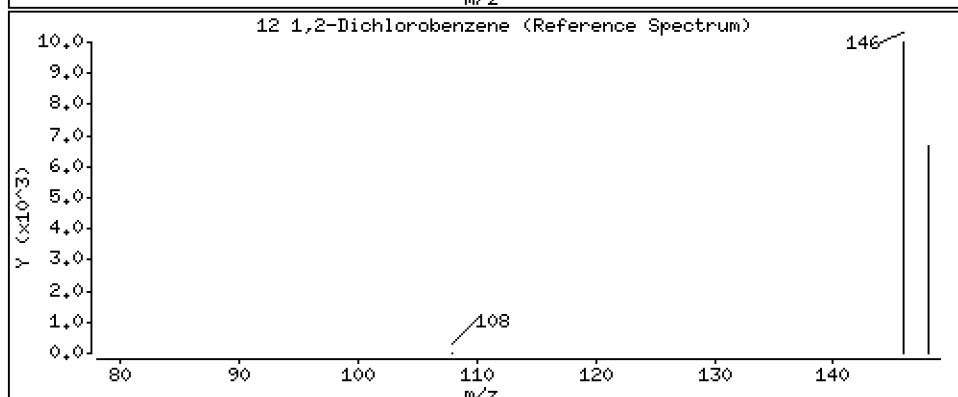
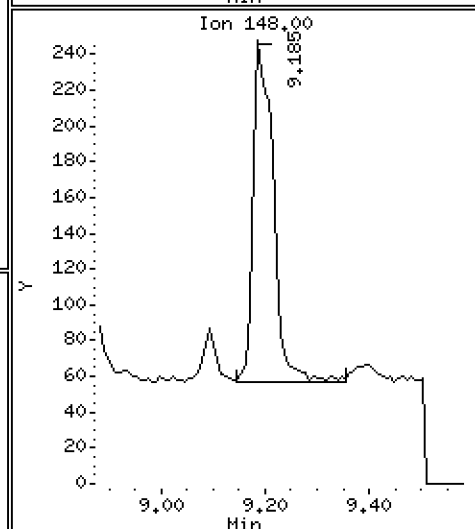
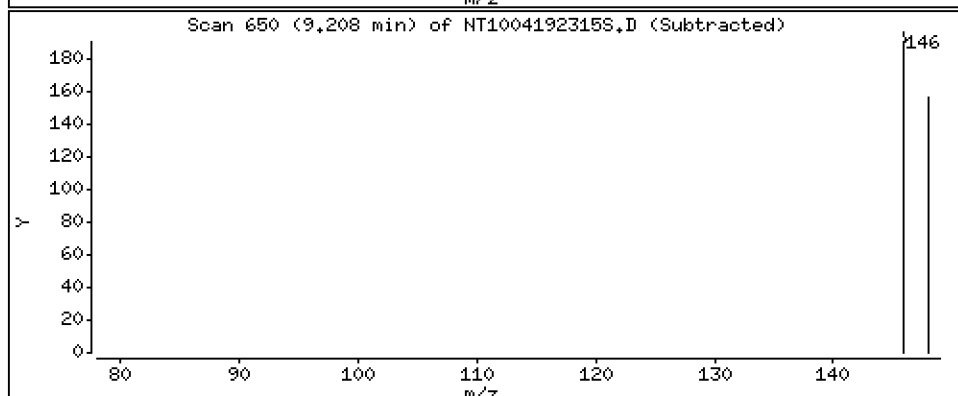
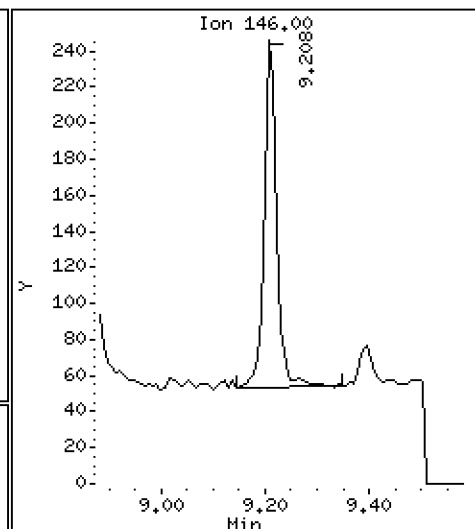
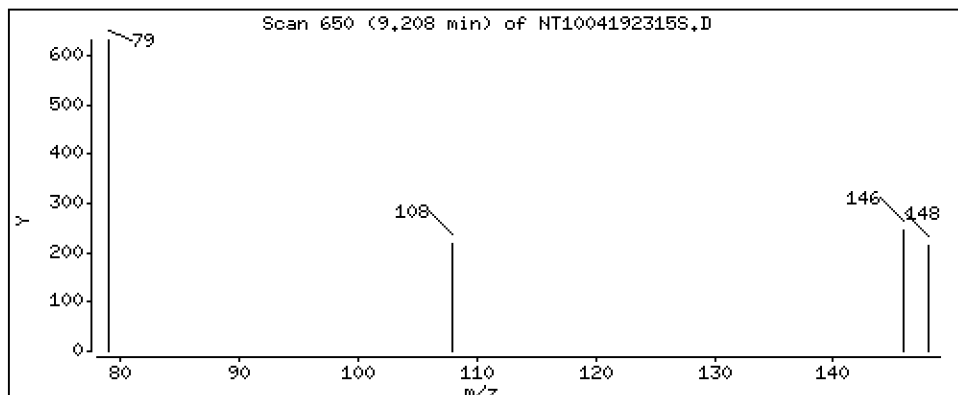
Operator: DSD

Column phase: ZB-5msi

Column diameter: 0,25

12 1,2-Dichlorobenzene

Concentration: 0,005178 ug/L



Date : 19-APR-2023 20:17

Client ID:

Instrument: nt10.i

Sample Info: 23C0774-06

Volume Injected (uL): 1.0

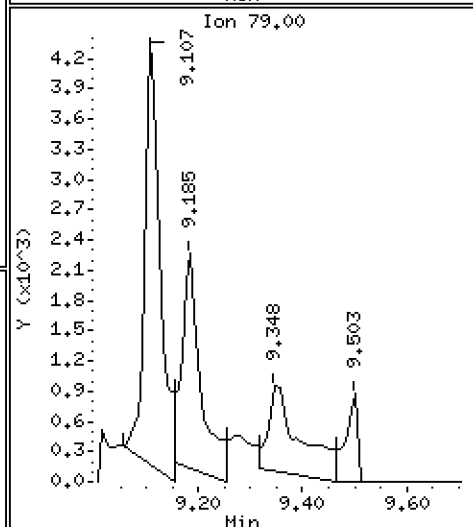
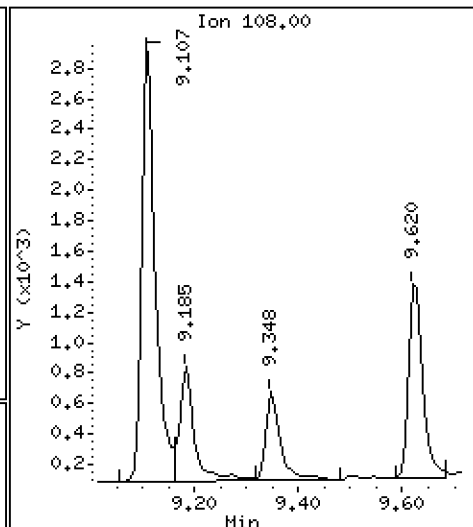
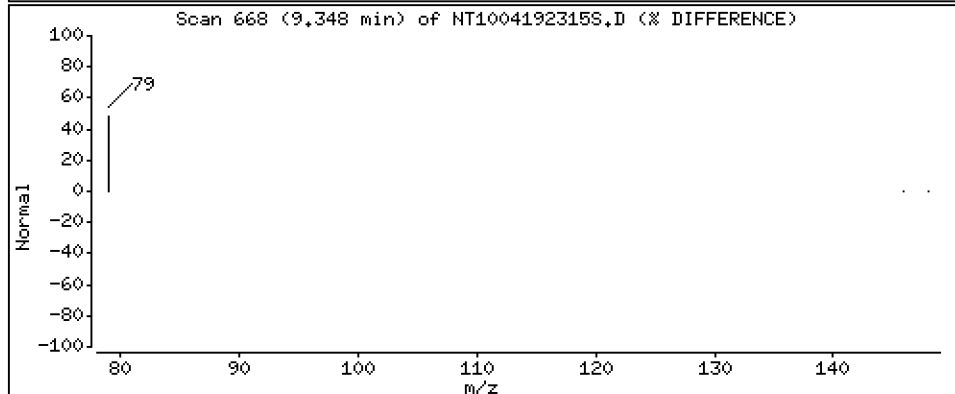
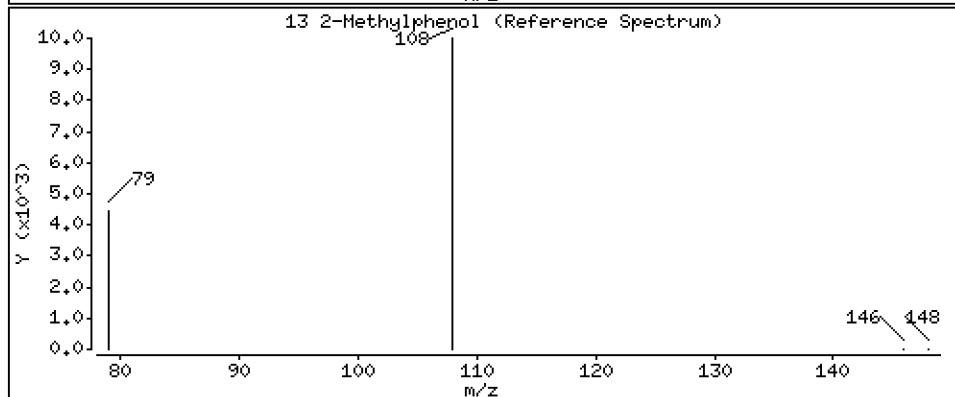
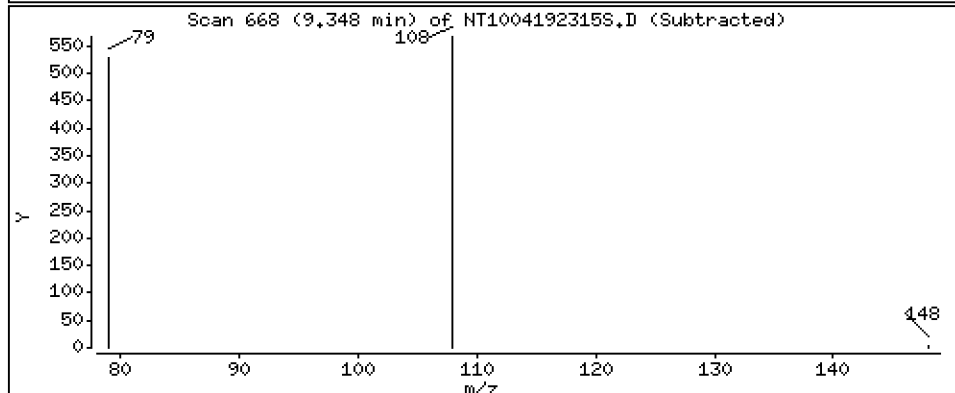
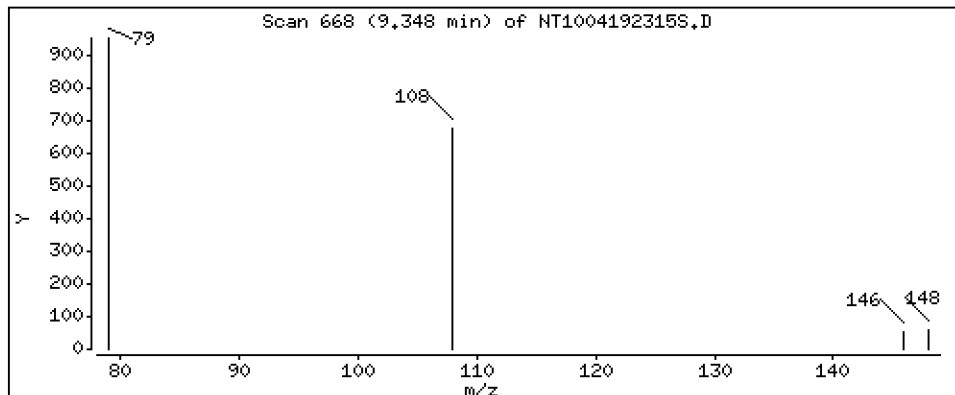
Operator: DSD

Column phase: ZB-5msi

Column diameter: 0.25

13 2-Methylphenol

Concentration: 0.02215 ug/L



Date : 19-APR-2023 20:17

Client ID:

Instrument: nt10.i

Sample Info: 23C0774-06

Volume Injected (uL): 1.0

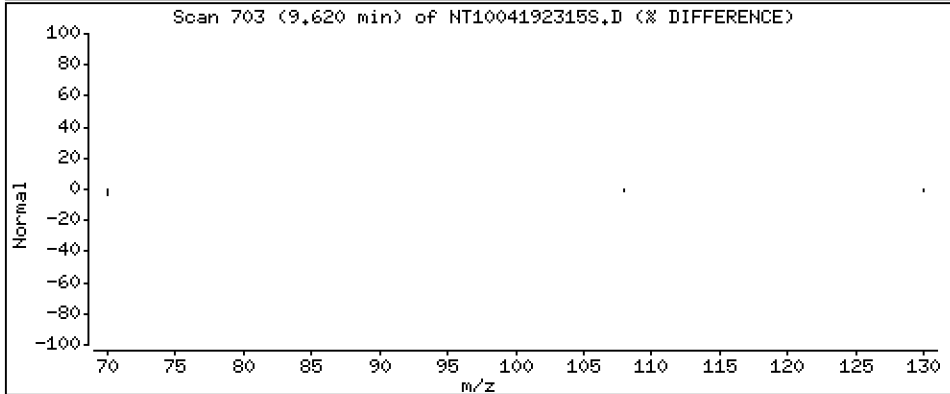
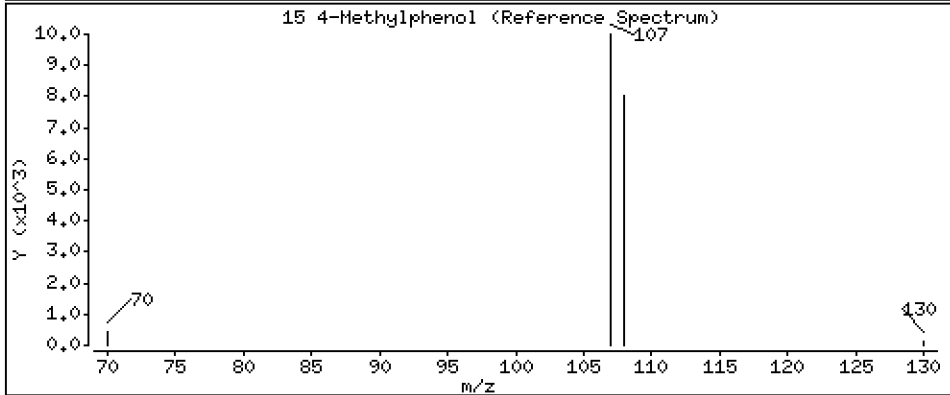
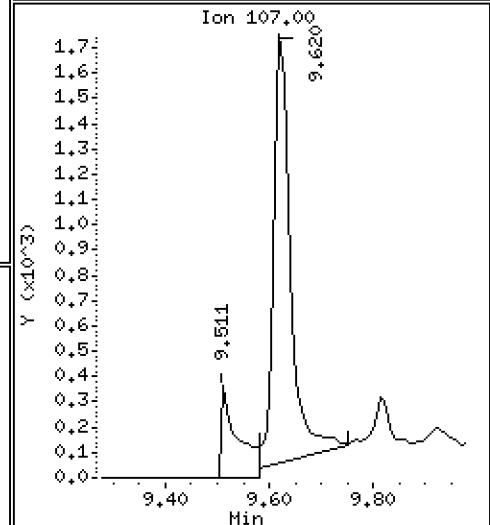
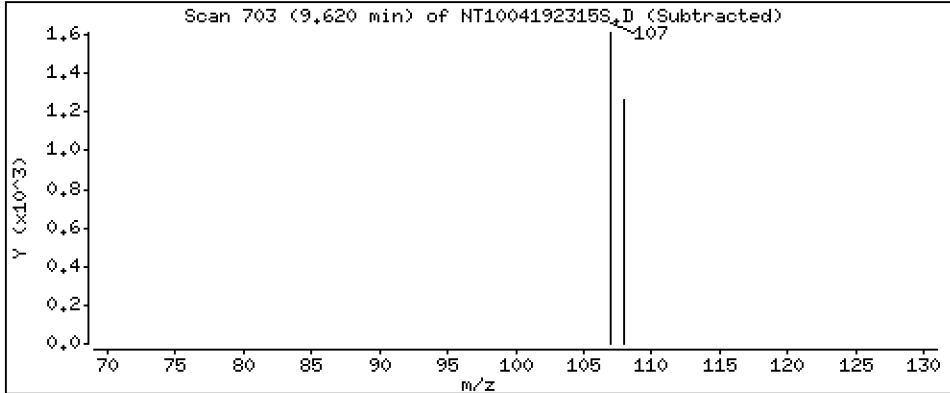
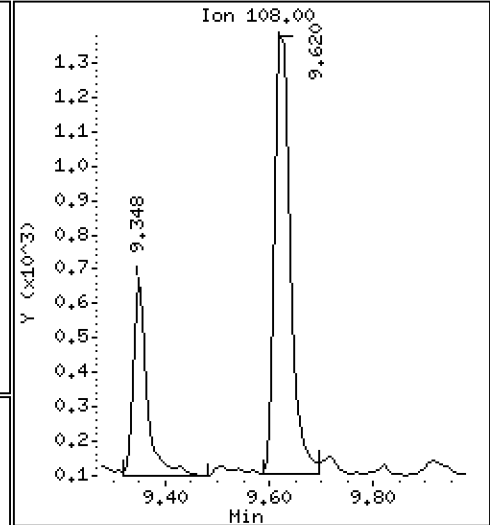
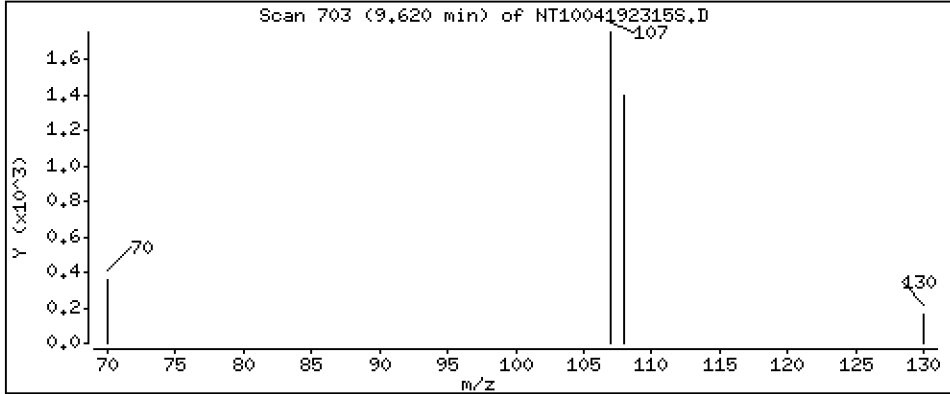
Operator: DSD

Column phase: ZB-5msi

Column diameter: 0.25

15 4-Methylphenol

Concentration: 0.05068 ug/L



Date : 19-APR-2023 20:17

Client ID:

Instrument: nt10.i

Sample Info: 23C0774-06

Volume Injected (uL): 1.0

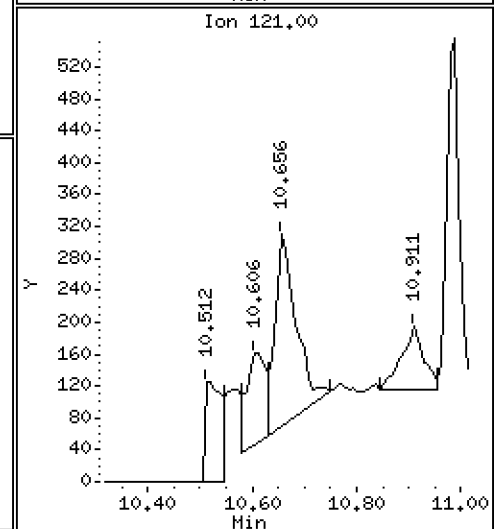
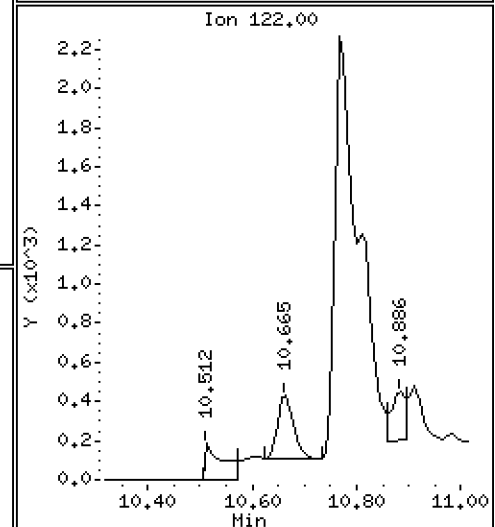
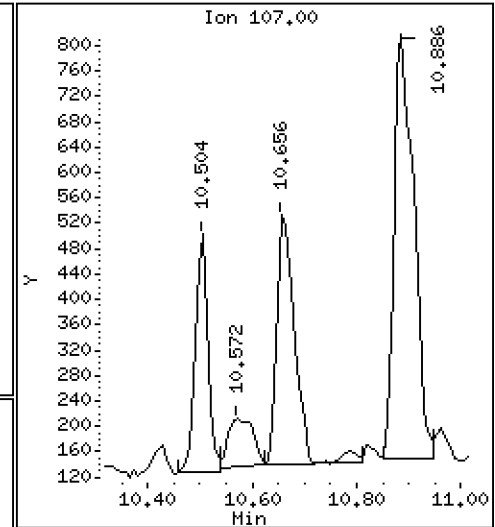
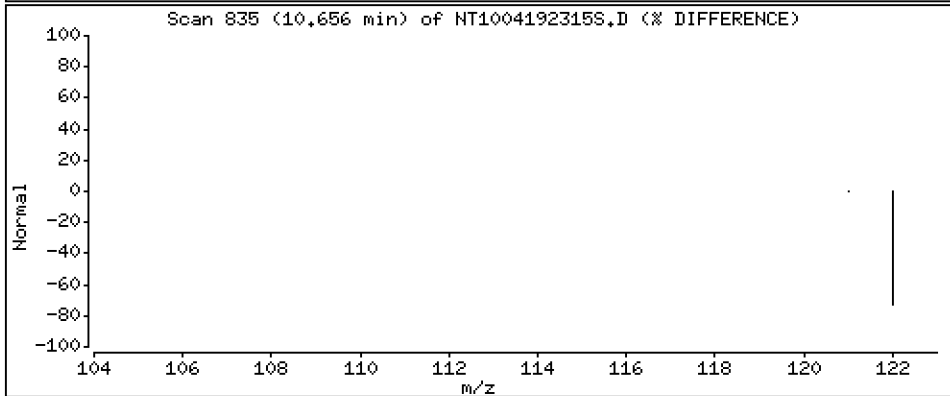
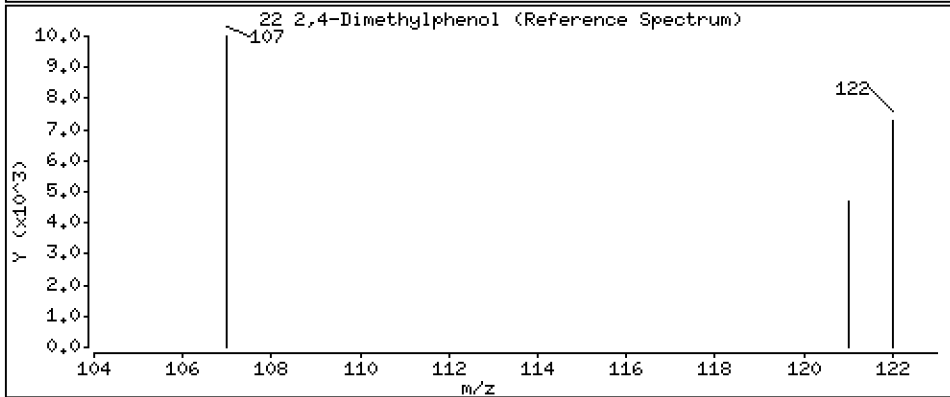
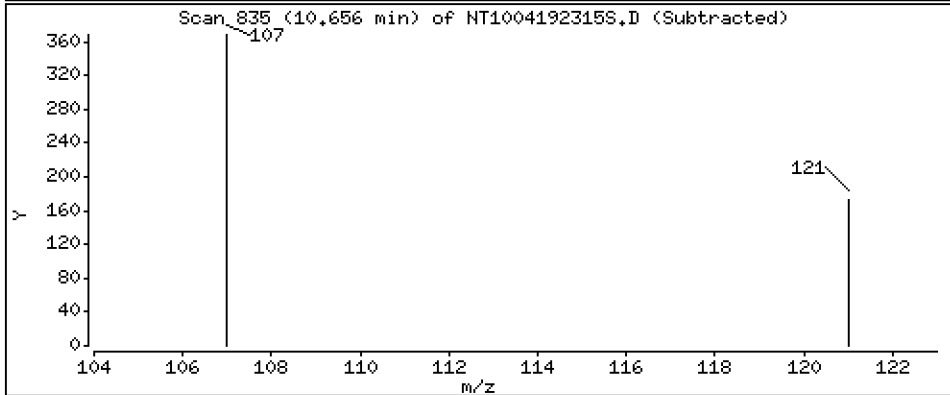
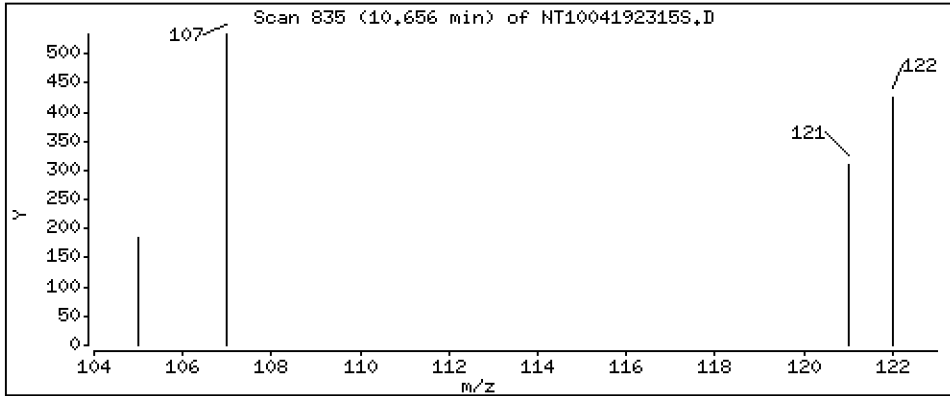
Operator: DSD

Column phase: ZB-5msi

Column diameter: 0.25

22 2,4-Dimethylphenol

Concentration: 0.01731 ug/L



Date : 19-APR-2023 20:17

Client ID:

Instrument: nt10.i

Sample Info: 23C0774-06

Volume Injected (uL): 1.0

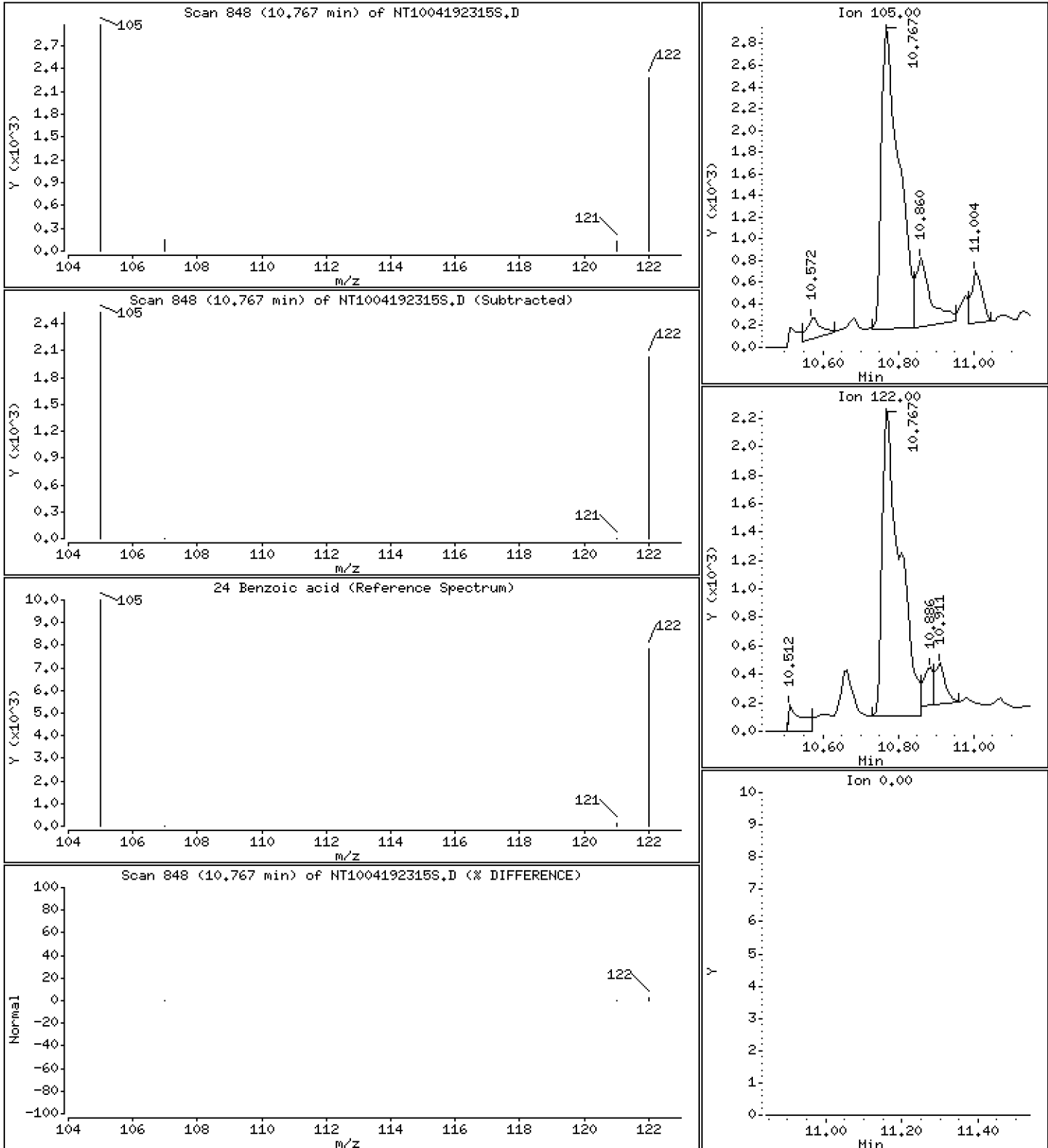
Operator: DSD

Column phase: ZB-5msi

Column diameter: 0,25

24 Benzoic acid

Concentration: 0,3060 ug/L



Date : 19-APR-2023 20:17

Client ID:

Instrument: nt10.i

Sample Info: 23C0774-06

Volume Injected (uL): 1.0

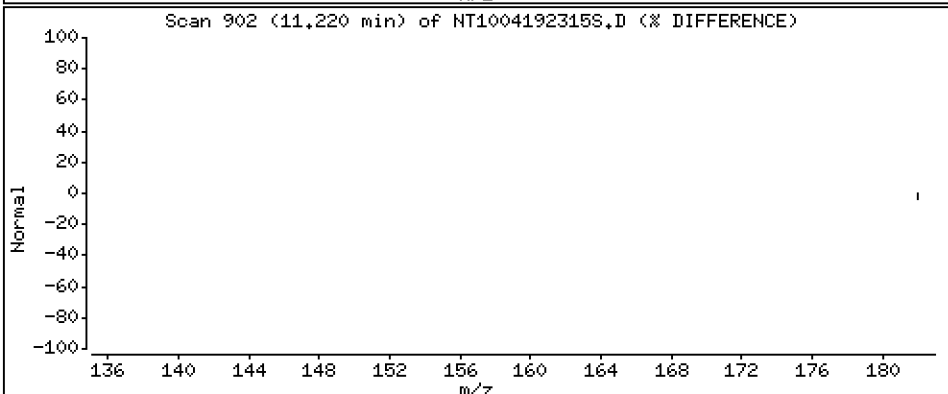
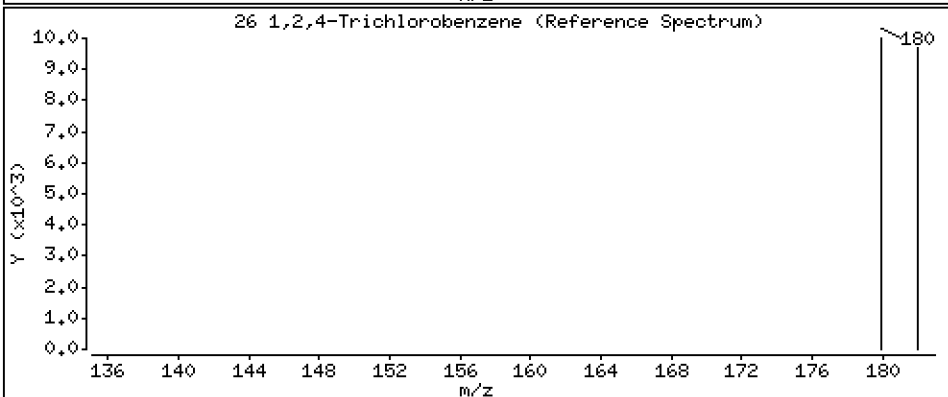
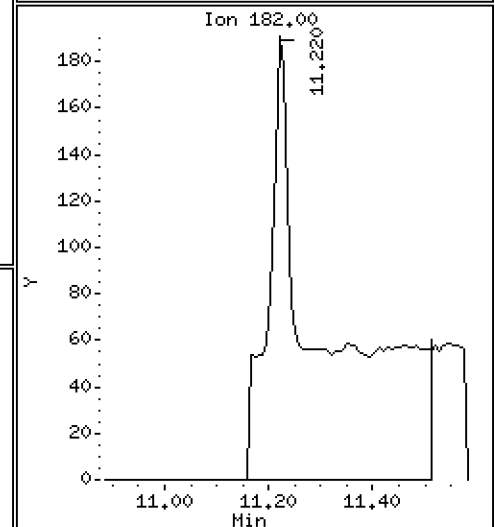
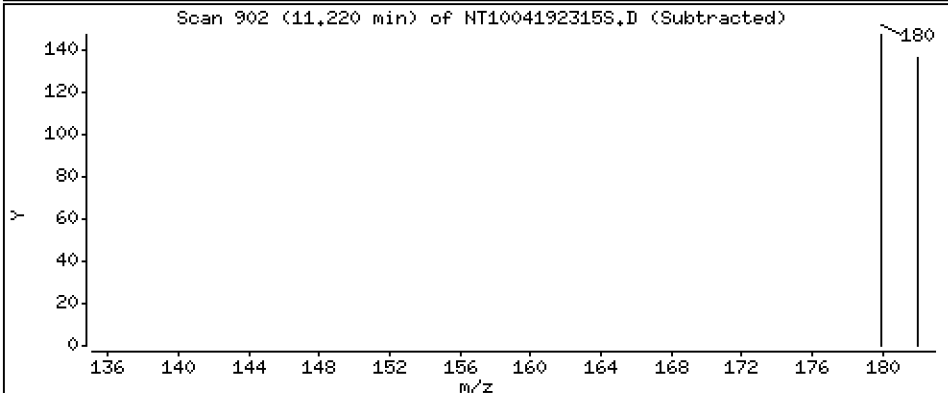
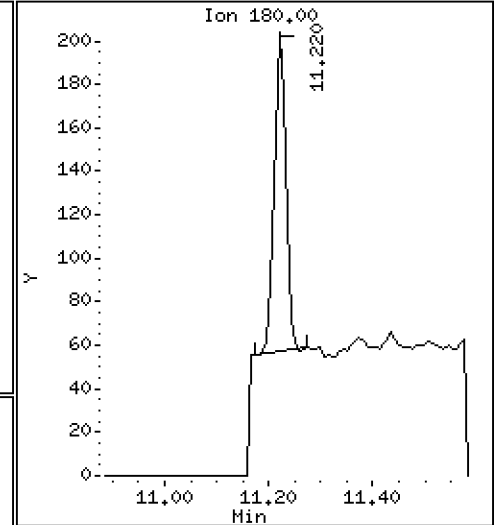
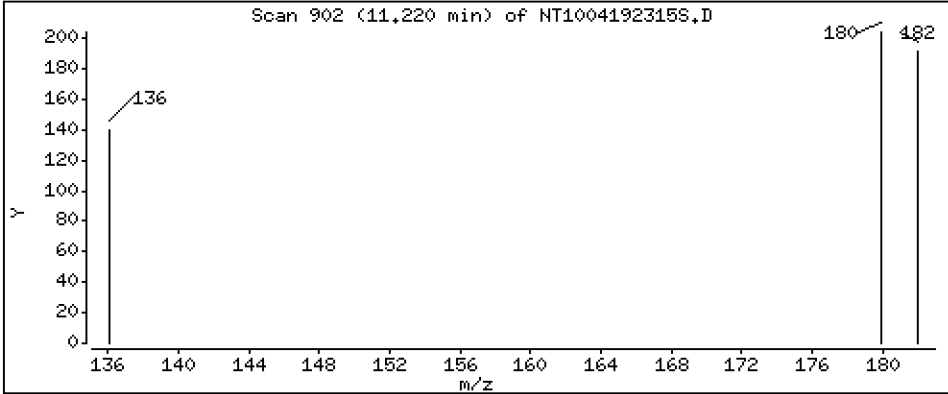
Operator: DSD

Column phase: ZB-5msi

Column diameter: 0,25

26 1,2,4-Trichlorobenzene

Concentration: 0,004032 ug/L



Date : 19-APR-2023 20:17

Client ID:

Instrument: nt10.i

Sample Info: 23C0774-06

Volume Injected (uL): 1.0

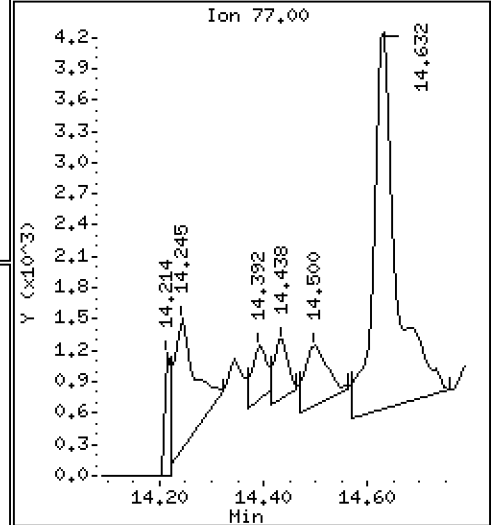
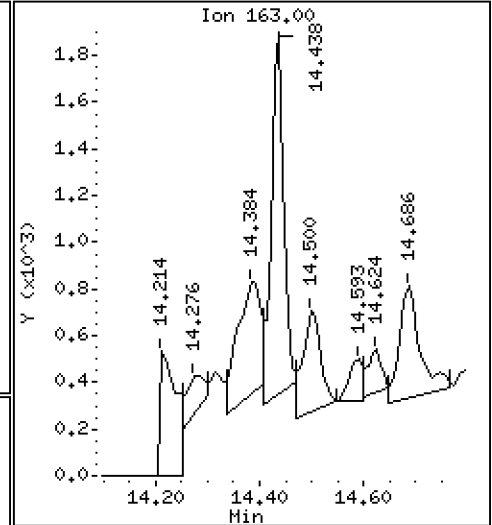
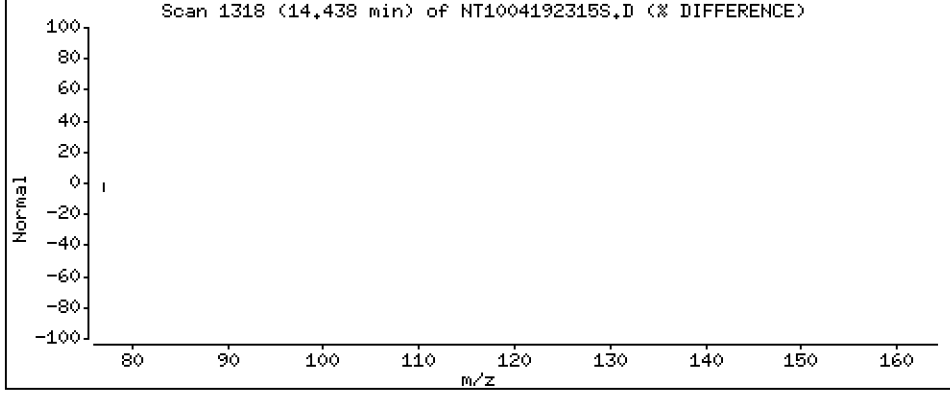
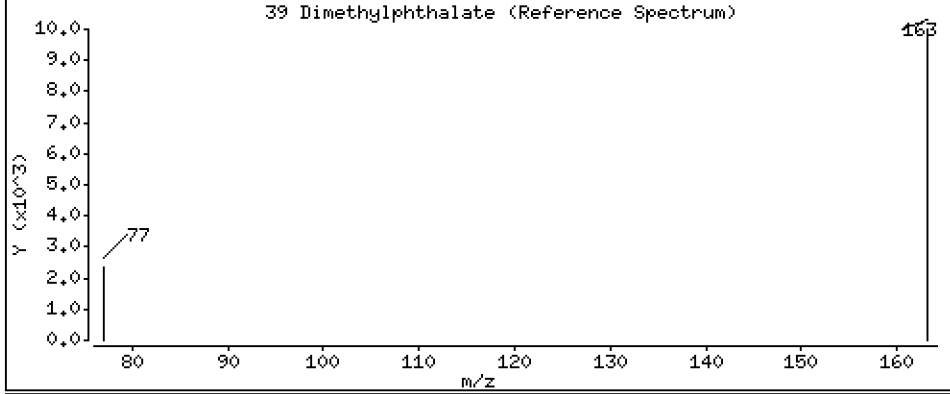
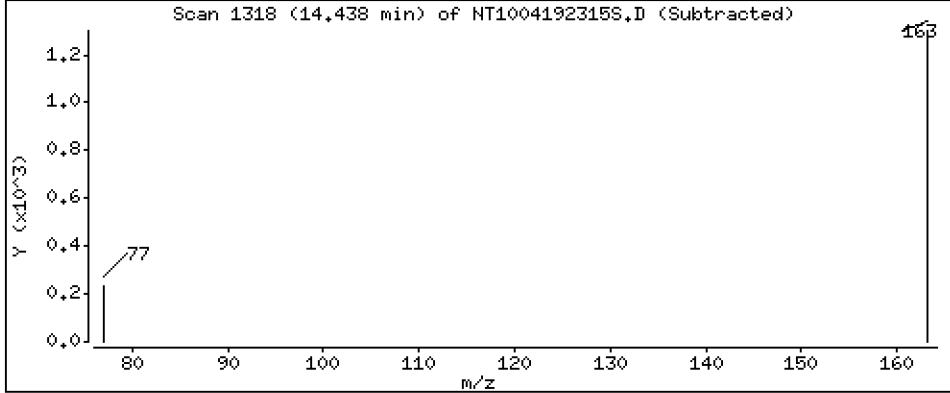
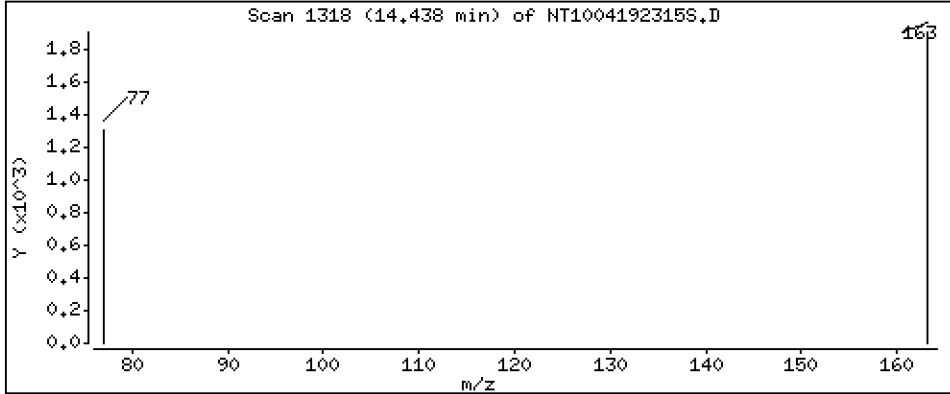
Operator: DSD

Column phase: ZB-5msi

Column diameter: 0,25

39 Dimethylphthalate

Concentration: 0,02651 ug/L



Date : 19-APR-2023 20:17

Client ID:

Instrument: nt10.i

Sample Info: 23C0774-06

Volume Injected (uL): 1.0

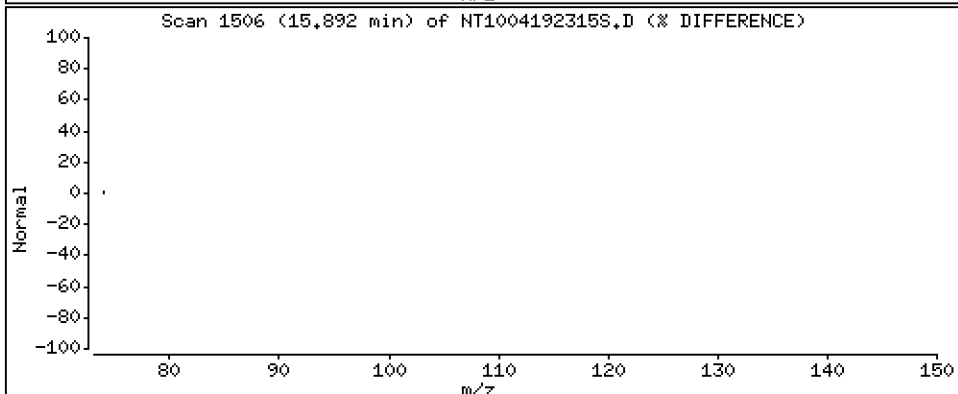
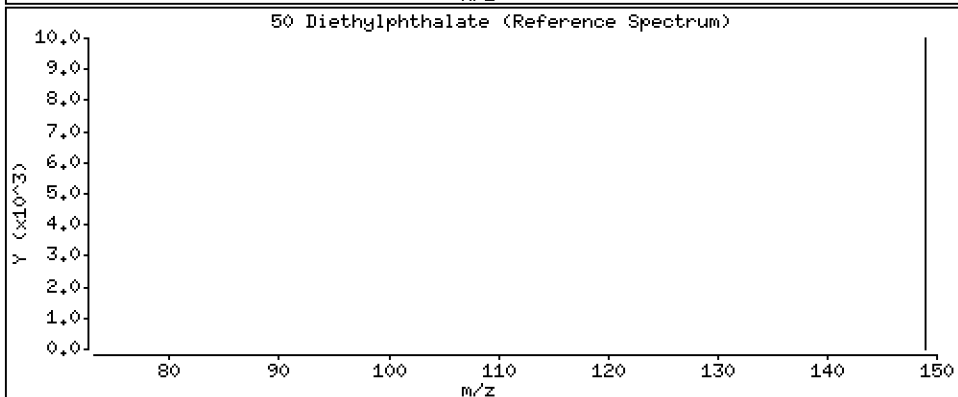
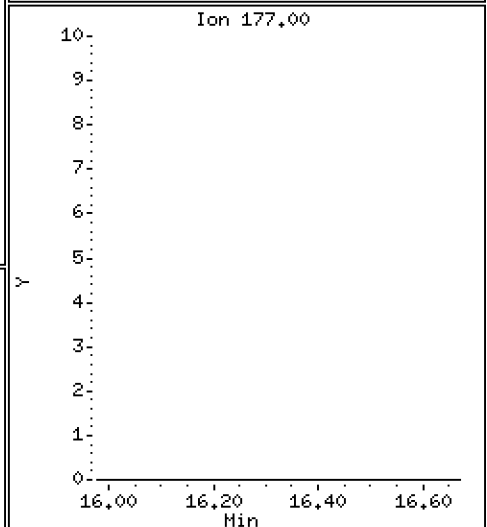
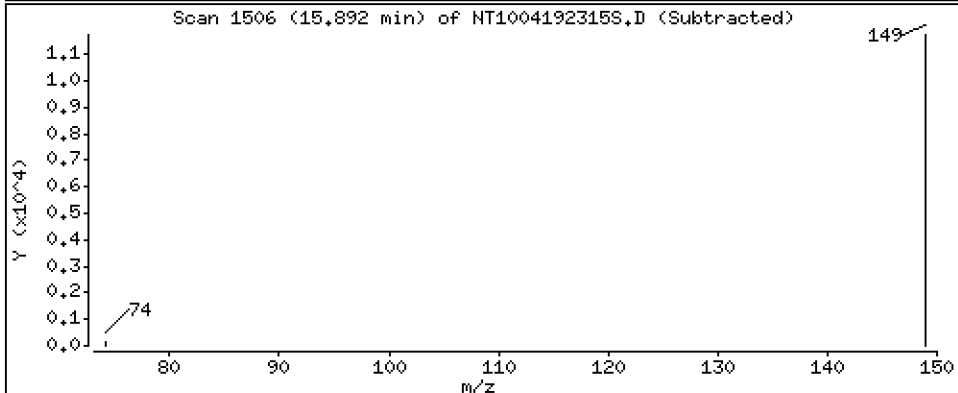
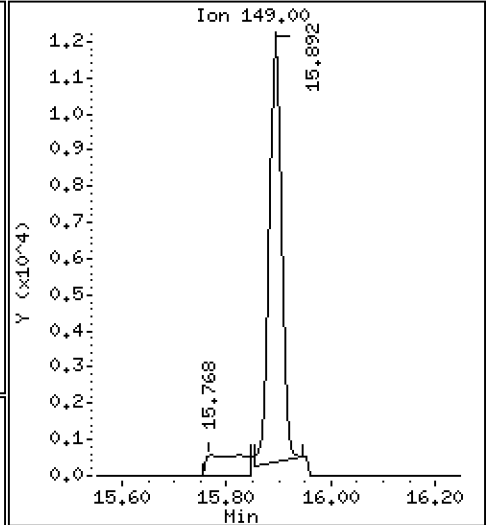
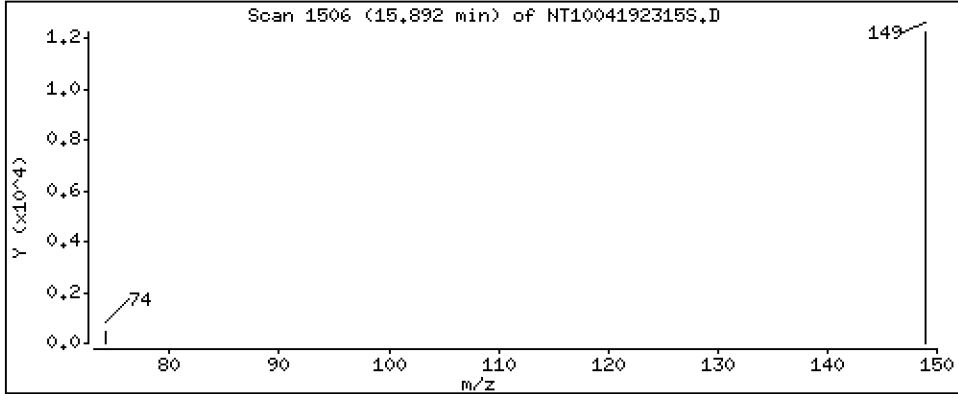
Operator: DSD

Column phase: ZB-5msi

Column diameter: 0,25

50 Diethylphthalate

Concentration: 0,1769 ug/L



Date : 19-APR-2023 20:17

Client ID:

Instrument: nt10.i

Sample Info: 23C0774-06

Volume Injected (uL): 1.0

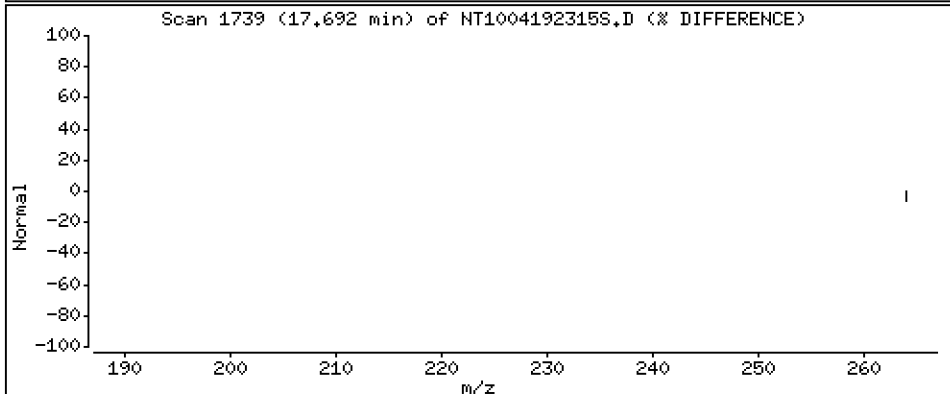
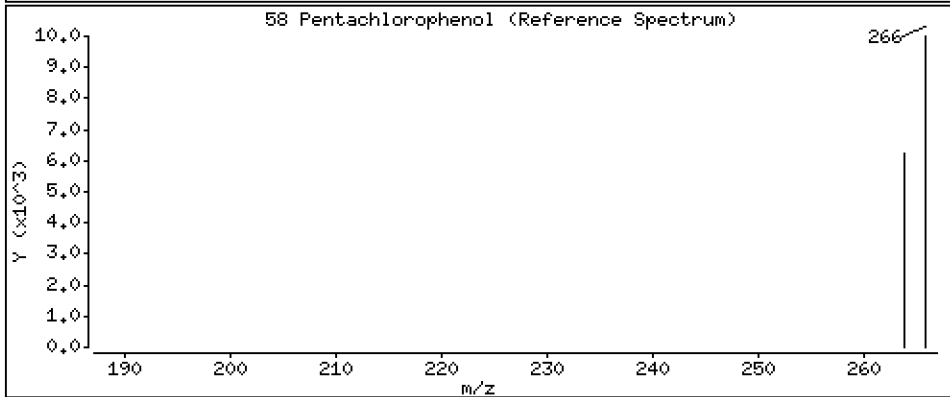
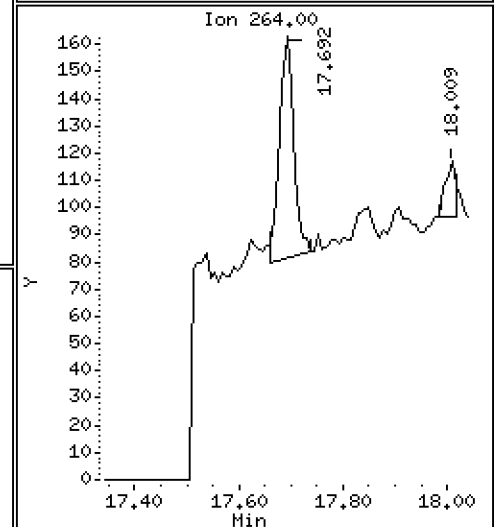
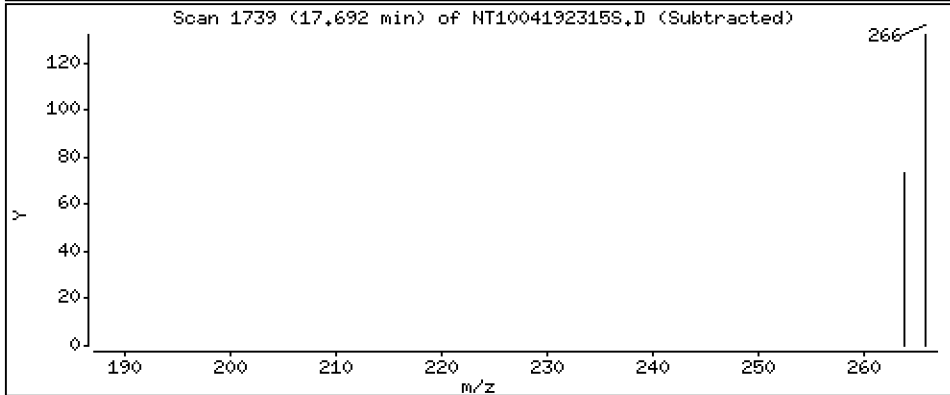
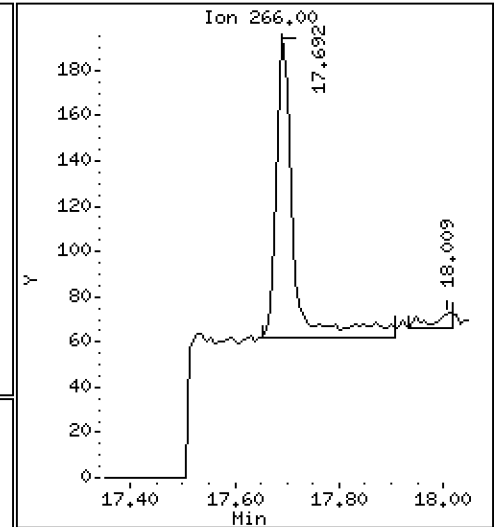
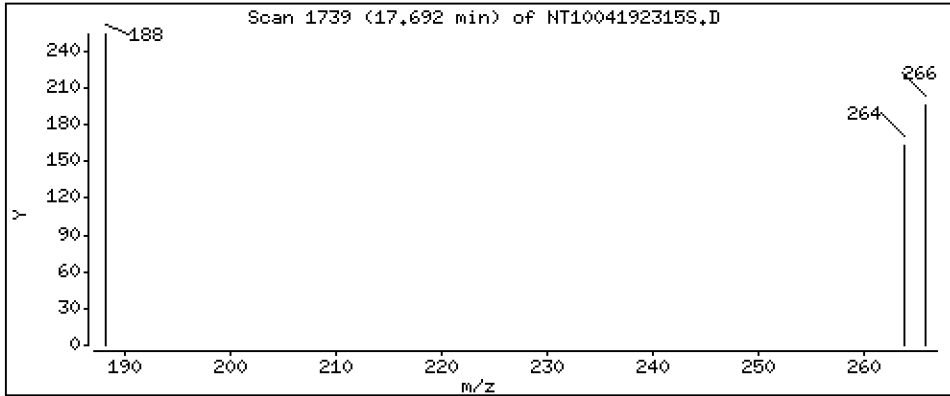
Operator: DSD

Column phase: ZB-5msi

Column diameter: 0,25

58 Pentachlorophenol

Concentration: 0,01411 ug/L



Date : 19-APR-2023 20:17

Client ID:

Instrument: nt10.i

Sample Info: 23C0774-06

Volume Injected (uL): 1.0

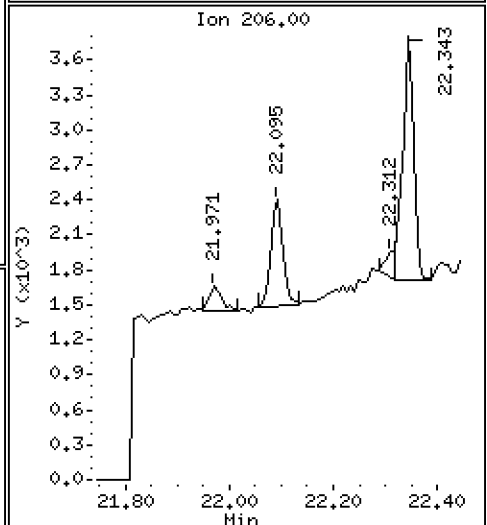
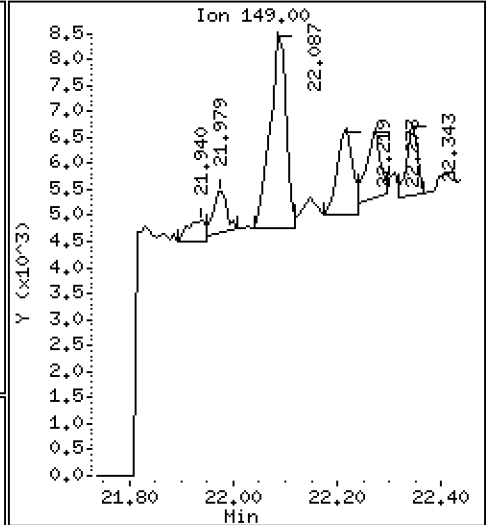
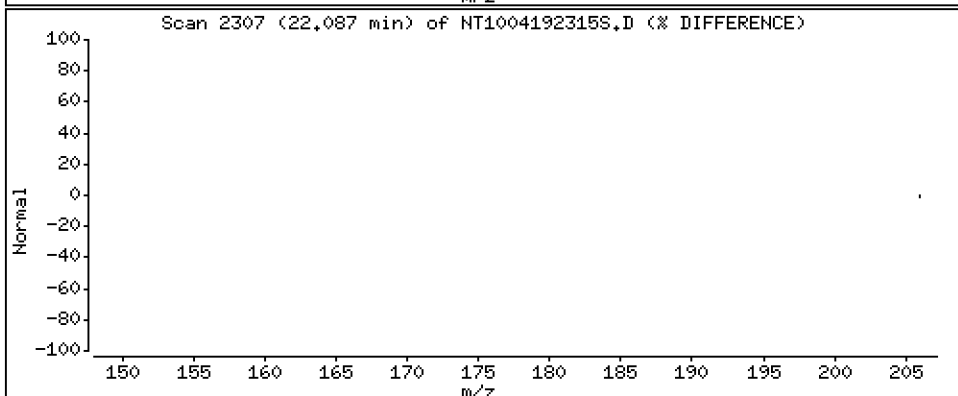
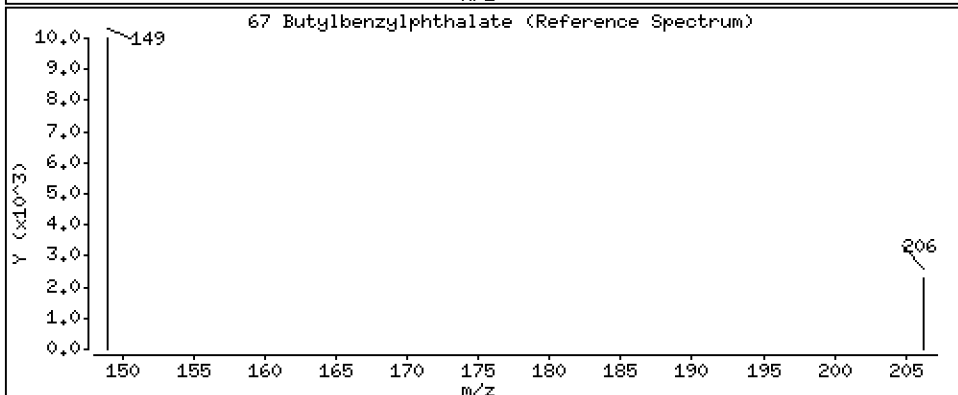
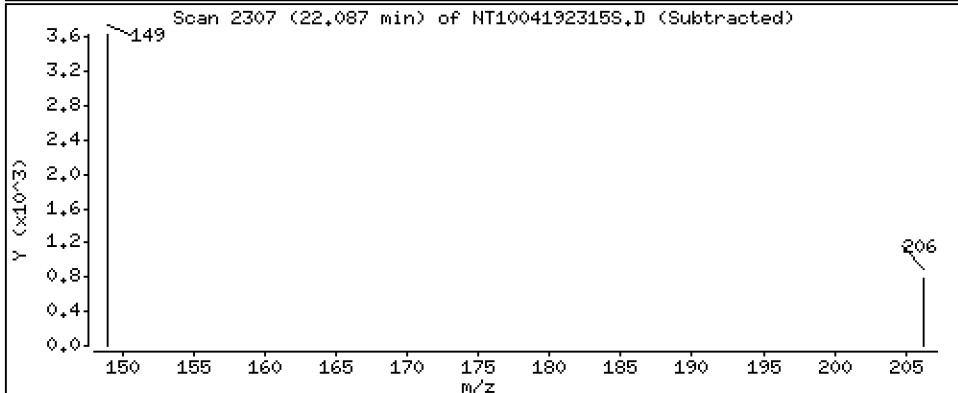
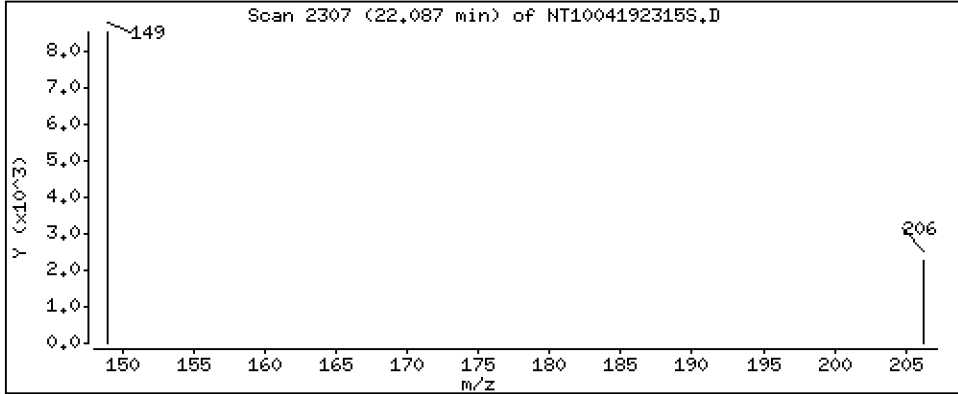
Operator: DSD

Column phase: ZB-5msi

Column diameter: 0.25

67 Butylbenzylphthalate

Concentration: 0.1047 ug/L



Date : 19-APR-2023 20:17

Client ID:

Instrument: nt10.i

Sample Info: 23C0774-06

Volume Injected (uL): 1.0

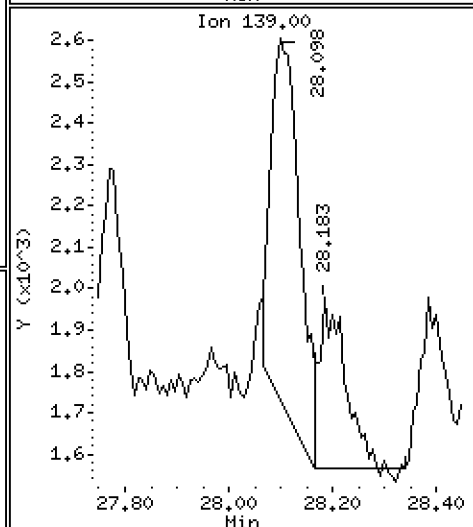
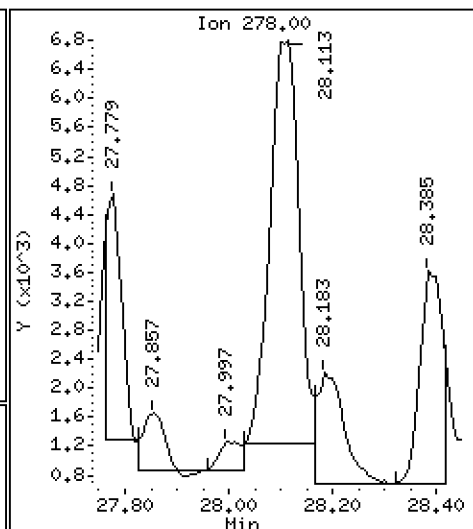
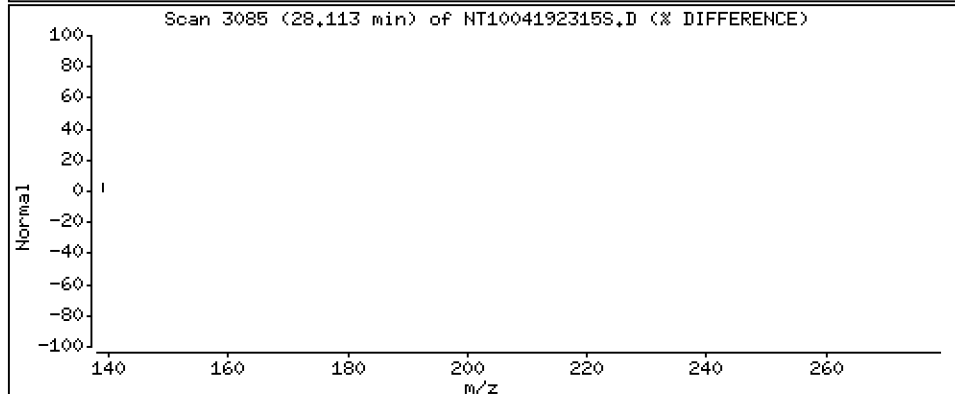
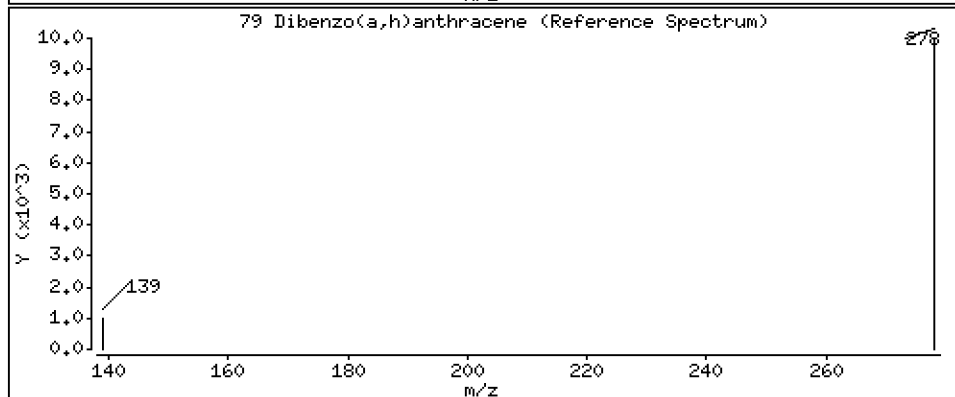
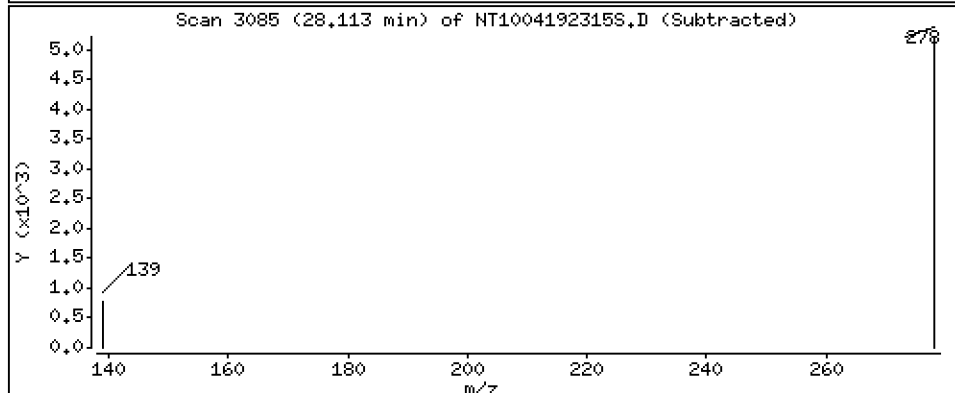
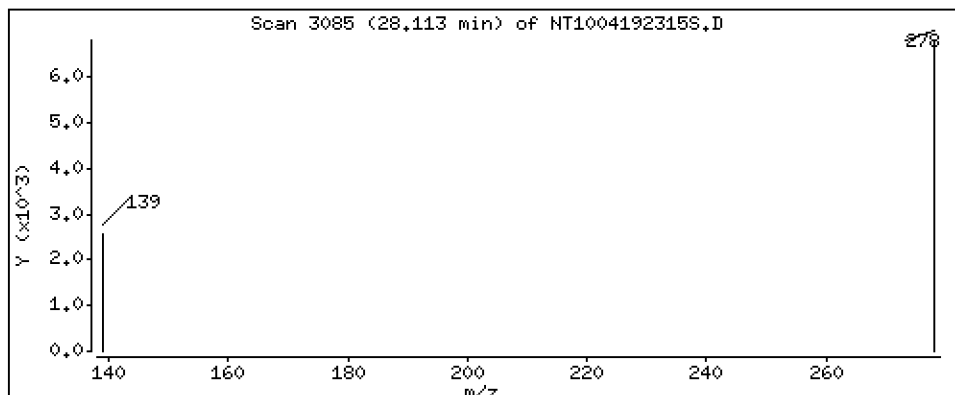
Operator: DSD

Column phase: ZB-5msi

Column diameter: 0,25

79 Dibenzo(a,h)anthracene

Concentration: 0,09589 ug/L



ARI Labs, Inc.

METHOD 8270D-SIM

Data file : \\target\share\chem3\nt10.i\20230419.b\20230419.b\NT1004192315S.D
 Lab Smp Id: 23C0774-06
 Inj Date : 19-APR-2023 20:17 MS Autotune Date: 16-JAN-2023 17:42
 Operator : DSD Inst ID: nt10.i
 Smp Info : 23C0774-06
 Misc Info :
 Comment :
 Method : \\target\share\chem3\nt10.i\20230419.b\20230419.b\SIMABN2.m
 Meth Date : 20-Apr-2023 12:04 deenayd Quant Type: ISTD
 Cal Date : 16-MAR-2023 01:38 Cal File: NT10031510S.D
 Als bottle: 15
 Dil Factor: 1.00000
 Integrator: HP RTE Compound Sublist: PSSDA.sub
 Target Version: 4.14
 Processing Host: DEENAY-201905

Concentration Formula: Amt * DF * Uf * Vt/(Vo * Vi) * CpndVariable

Name	Value	Description
DF	1.000	Dilution Factor
Vo	1000.000	Volume of sample extracted (mL)
Vt	1000.000	Volume of final extract (uL)
Vi	1.000	Volume injected (uL)
Uf	1.000	ng unit correction factor
Cpnd Variable		Local Compound Variable

Compounds	QUANT	SIG	RT	EXP RT	REL RT	RESPONSE	CONCENTRATIONS	
							ON-COLUMN	FINAL
	MASS						(ug/mL)	(ug/L)
\$ 1 2-Fluorophenol	112		6.617	6.648 (0.750)		194572	3.73198	3.732 (R)
3 Phenol	94		8.240	8.255 (0.933)		10470	0.14638	0.1464
7 1,3-Dichlorobenzene	146		8.758	8.781 (0.992)		419	0.00626	0.006260
* 8 1,4-Dichlorobenzene-d4	152		8.828	8.843 (1.000)		171928	4.00000	
9 1,4-Dichlorobenzene	146		8.859	8.874 (1.004)		1005	0.01555	0.01555
11 Benzyl alcohol	79		9.107	9.122 (1.032)		8507	0.20515	0.2051 (H)
12 1,2-Dichlorobenzene	146		9.208	9.231 (1.043)		329	0.00518	0.005178 (M)
13 2-Methylphenol	108		9.348	9.363 (1.059)		1098	0.02215	0.02215
15 4-Methylphenol	108		9.619	9.627 (1.090)		2610	0.05068	0.05068
16 N-Nitroso-di-n-propylamine	70		Compound Not Detected.					
22 2,4-Dimethylphenol	107		10.656	10.664 (0.943)		939	0.01731	0.01731
24 Benzoic acid	105		10.766	10.800 (0.952)		9082	0.30597	0.3060
26 1,2,4-Trichlorobenzene	180		11.219	11.234 (0.992)		220	0.00403	0.004032 (M)
* 27 Naphthalene-d8	136		11.304	11.312 (1.000)		627542	4.00000	
30 Hexachlorobutadiene	225		Compound Not Detected.					
39 Dimethylphthalate	163		14.438	14.445 (0.968)		2624	0.02651	0.02651
* 42 Acenaphthene-d10	162		14.910	14.917 (1.000)		313634	4.00000	
50 Diethylphthalate	149		15.892	15.899 (1.066)		18140	0.17692	0.1769
54 N-Nitrosodiphenylamine	169		Compound Not Detected.					
57 Hexachlorobenzene	284		Compound Not Detected.					

Compounds	QUANT SIG	RT	EXP RT	REL RT	RESPONSE	CONCENTRATIONS	
						ON-COLUMN (ug/mL)	FINAL (ug/L)
58 Pentachlorophenol	266	17.691	17.699	(0.986)	289	0.01411	0.01411
* 59 Phenanthrene-d10	188	17.946	17.946	(1.000)	617763	4.00000	
\$ 66 Terphenyl-d14	244	21.142	21.134	(0.917)	343556	3.75849	3.758 (R)
67 Butylbenzylphthalate	149	22.086	22.086	(0.958)	7728	0.10472	0.1047
* 69 Chrysene-d12	240	23.047	23.039	(1.000)	561006	4.00000	
* 77 Perylene-d12	264	25.602	25.586	(1.000)	689519	4.00000	
79 Dibenzo(a,h)anthracene	278	28.113	28.097	(1.098)	21698	0.09589	0.09589
90 N-Nitrosodimethylamine	74	Compound Not Detected.					

QC Flag Legend

- R - Spike/Surrogate failed recovery limits.
- M - Compound response manually integrated.
- H - Operator selected an alternate compound hit.

ARI Labs, Inc.

INTERNAL STANDARD COMPOUNDS
 AREA AND RT SUMMARY

Instrument ID: nt10.i
 Lab File ID: NT1004192315S.D
 Lab Smp Id: 23C0774-06
 Analysis Type: SV
 Quant Type: ISTD
 Operator: DSD
 Method File: \\target\share\chem3\nt10.i\20230419.b\20230419.b\SIMABN2.m
 Misc Info:

Calibration Date: 19-APR-2023
 Calibration Time: 12:48
 Level: LOW
 Sample Type: AIR

Test Mode:
 Use Last Continuing Calibrator.

COMPOUND	STANDARD	AREA LIMIT		SAMPLE	%DIFF
		LOWER	UPPER		
8 1,4-Dichlorobenze	135171	67586	270342	171928	27.19
27 Naphthalene-d8	487322	243661	974644	627542	28.77
42 Acenaphthene-d10	272909	136455	545818	313634	14.92
59 Phenanthrene-d10	424938	212469	849876	617763	45.38
69 Chrysene-d12	386870	193435	773740	561006	45.01
77 Perylene-d12	449624	224812	899248	689519	53.35

COMPOUND	STANDARD	RT LIMIT		SAMPLE	%DIFF
		LOWER	UPPER		
8 1,4-Dichlorobenze	8.84	8.34	9.34	8.83	-0.17
27 Naphthalene-d8	11.31	10.81	11.81	11.30	-0.07
42 Acenaphthene-d10	14.92	14.42	15.42	14.91	-0.05
59 Phenanthrene-d10	17.95	17.45	18.45	17.95	0.00
69 Chrysene-d12	23.04	22.54	23.54	23.05	0.03
77 Perylene-d12	25.59	25.09	26.09	25.60	0.06

AREA UPPER LIMIT = +100% of internal standard area.
 AREA LOWER LIMIT = - 50% of internal standard area.
 RT UPPER LIMIT = + 0.50 minutes of internal standard RT.
 RT LOWER LIMIT = - 0.50 minutes of internal standard RT.

REVIEW SUMMARY FOR FILE - NT1004192315S.D

Lab ID: 23C0774-06

nt10.i, 20230419.b\20230419.b\SIMABN2.m,

19-APR-2023 20:17

RT CO-ELUTION COMPOUNDS

NO CO-ELUTIONS

Quant Method: ICAL

RRT CHECK

RRT	CCV	RRT	DELTA	COMPOUND
-----	-----	-----	-------	----------

NONE

RRT check based on Ccal File: 20230419.b/NT1004192304S.D

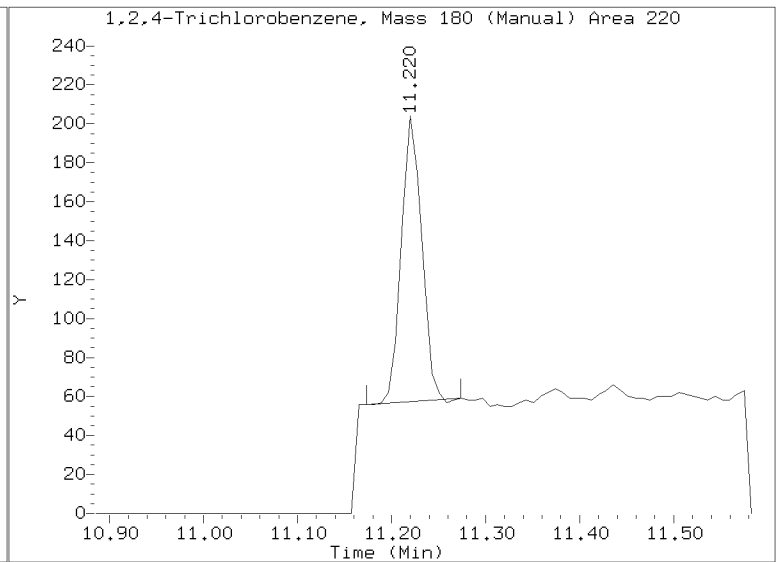
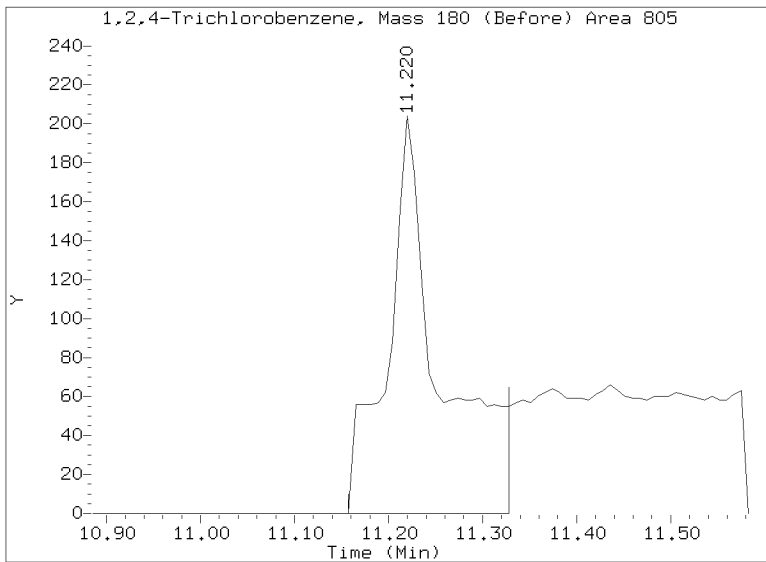
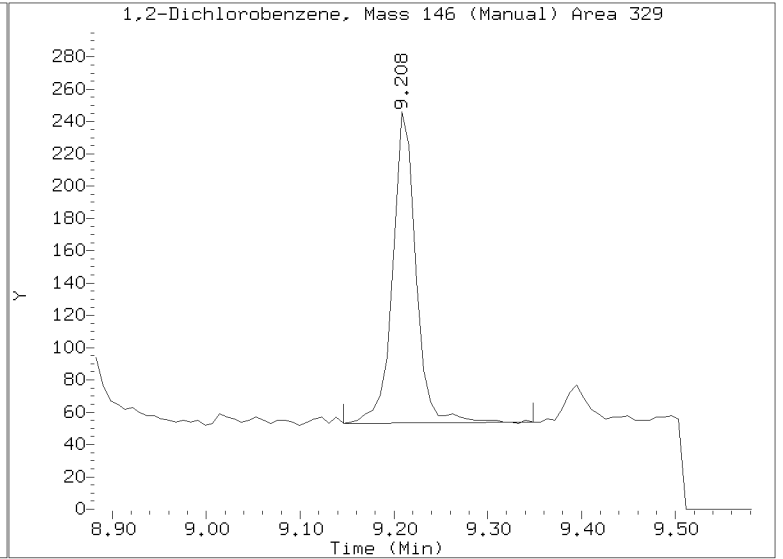
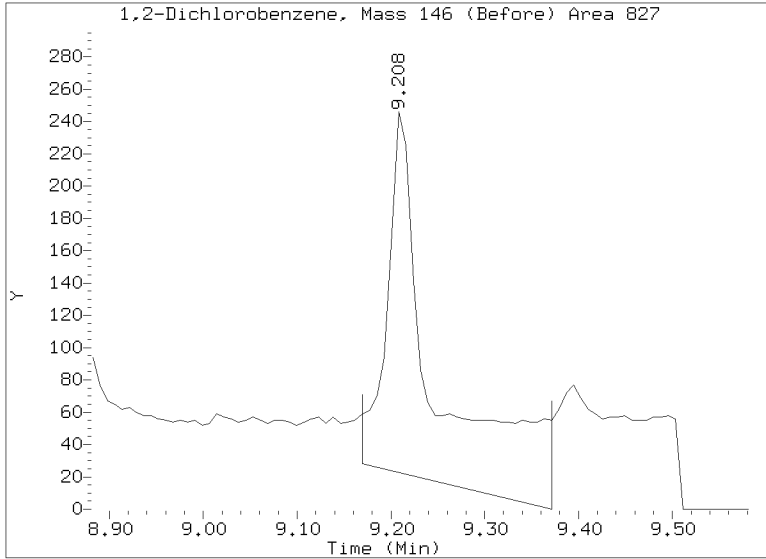
On Column LOD for nt10.i, 20230419.b\SIMABN2.m, PSDDA.sub = 0.0000

Exception: 1,2,4-Trichlorobenzene 0.0010

* Only compounds listed in the work order have been verified by the analyst *

Quant Ion Manual Peak Adjustment Report

Datafile: //target/share/chem3/nt10.i/20230419.b/20230419.b/NT1004192315S.D
Injection Date: 19-APR-2023 20:17
Lab ID:23C0774-06 Client ID:
Report Date: 04/20/2023 12:36



APPROVED
By Deenay Dunmore at 12:40 pm, Apr 20, 2023



Form I
ORGANIC ANALYSIS DATA SHEET
EPA 8270E-SIM
SIM SVOC Organics (Dual scan list)

Laboratory: Analytical Resources, LLC

Client: Anchor OEA, LLC

Project: AOC5 MR Phase 1

Matrix: Sediment

Laboratory ID: 23C0774-07 A

SDG: 23C0774

Sampled: 12/15/22 11:32

Prepared: 04/05/23 16:28

File ID: NT1004192321S.D

% Solids: 57.11

Preparation: EPA 3546 (Microwave)

Analyzed: 04/20/23 00:05

Batch: BLD0057

Sequence: SLD0288

Initial/Final: 17.58 g Wet / 1 mL

Instrument: NT10

Column: ZB-5MSi

Calibration: GC00049

Cleanups: GPC

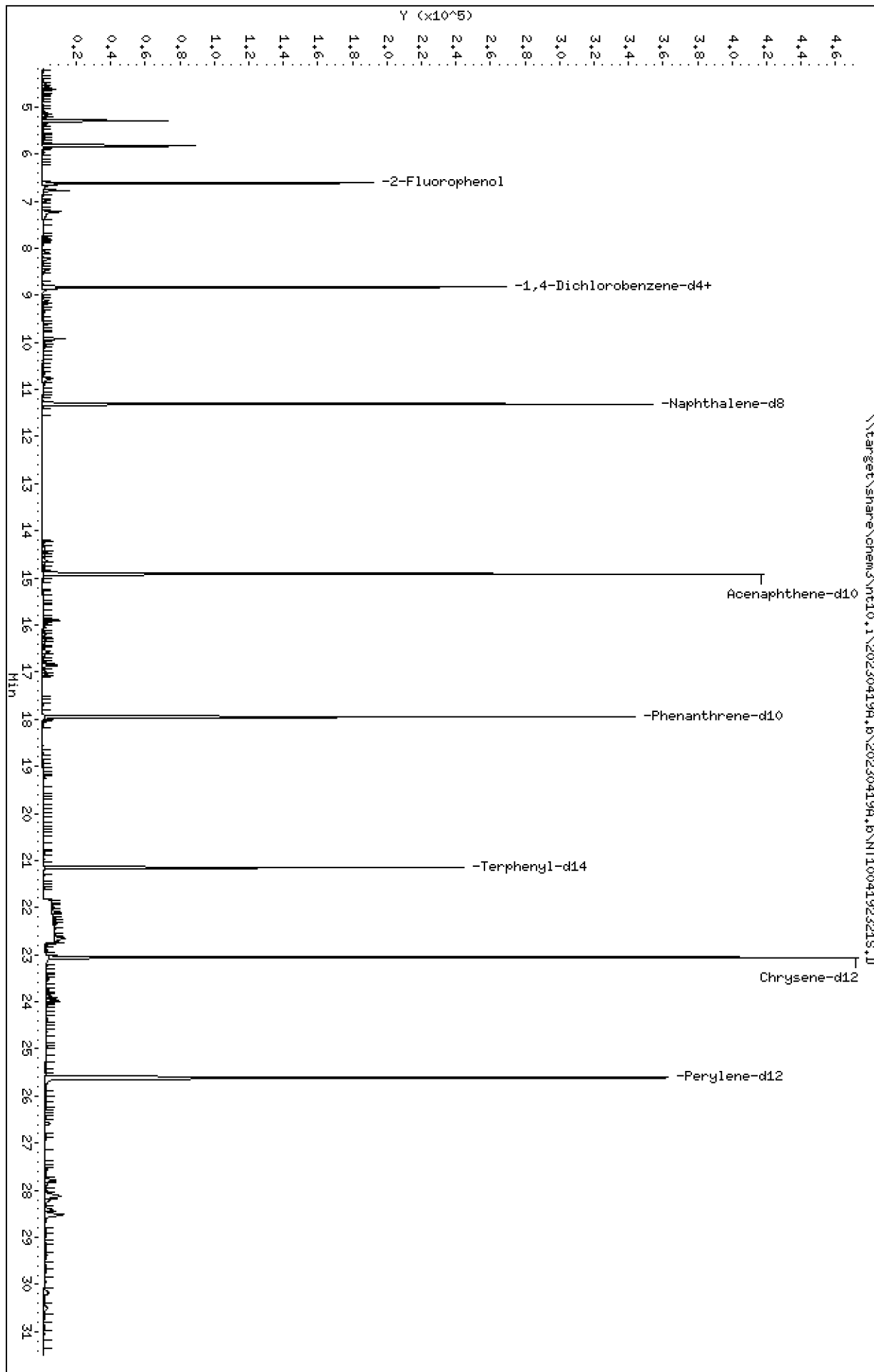
CAS NO.	COMPOUND	DILUTION	CONC: (ug/kg dry)	Q	DL	RL
106-46-7	1,4-Dichlorobenzene	1	1.5	J	0.6	5.0
95-50-1	1,2-Dichlorobenzene	1	5.0	U	0.7	5.0
100-51-6	Benzyl Alcohol	1	11.8	J	2.5	19.9
65-85-0	Benzoic acid	1	34.2	J	13.3	99.6
105-67-9	2,4-Dimethylphenol	1	2.2	J	2.2	19.9
120-82-1	1,2,4-Trichlorobenzene	1	5.0	U	2.7	5.0
86-30-6	N-Nitrosodiphenylamine	1	5.0	U	1.3	5.0
87-86-5	Pentachlorophenol	1	19.9	U	2.1	19.9

SURROGATES	ADDED: (ug/kg dry)	FOUND: (ug/kg dry)	% REC	QC LIMITS	Q
2-Fluorophenol	747.02	381	51.0	27 - 120	
p-Terphenyl-d14	498.01	336	67.4	37 - 120	

Data File: \\target\share\chem3\nt10.1\20230419A,B\20230419A,B\NT1004192321S.D
Date: 20-APR-2023 00:05
Client ID:
Sample Info: 23C0774-07
Volume Injected (uL): 1.0
Column phase: ZB-5msi

Instrument: nt10.1
Operator: USD
Column diameter: 0.25

\\target\share\chem3\nt10.1\20230419A,B\20230419A,B\NT1004192321S.D



Date : 20-APR-2023 00:05

Client ID:

Instrument: nt10.i

Sample Info: 23C0774-07

Volume Injected (uL): 1.0

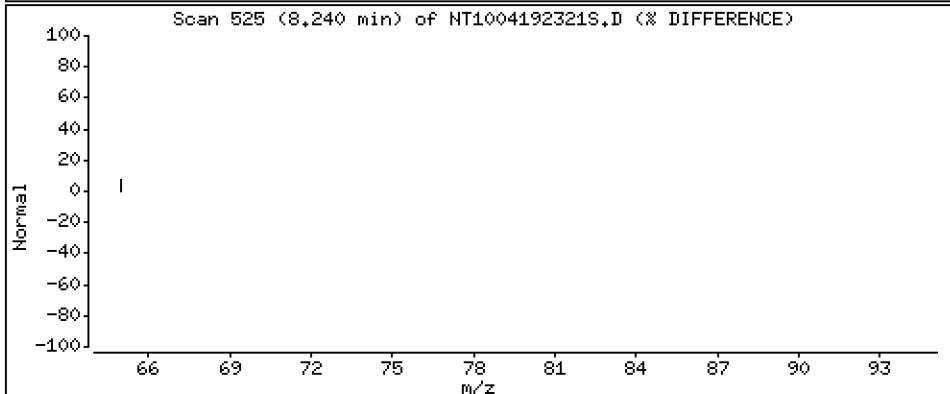
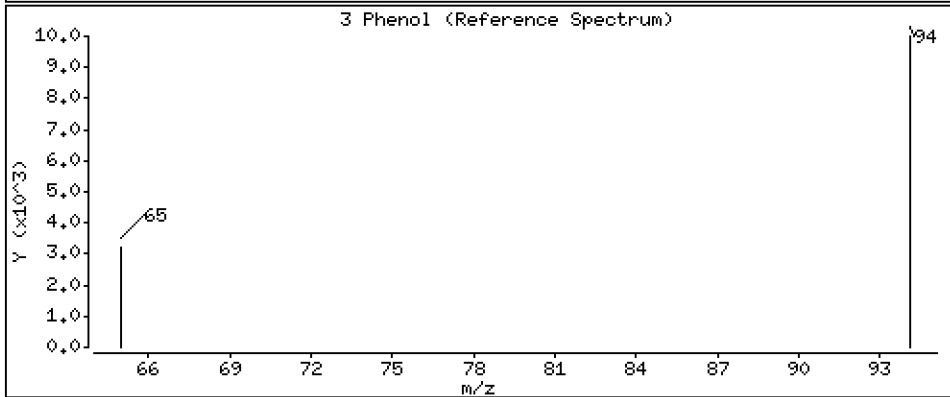
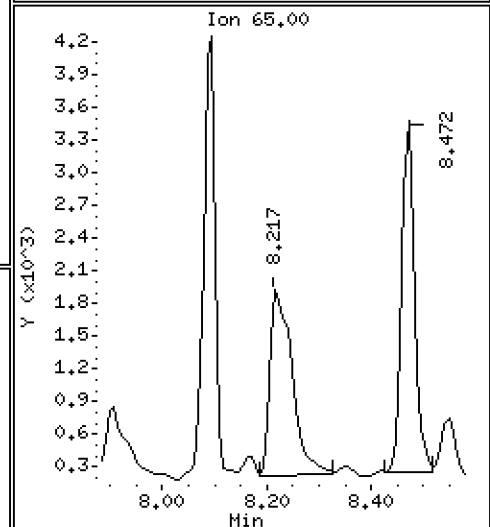
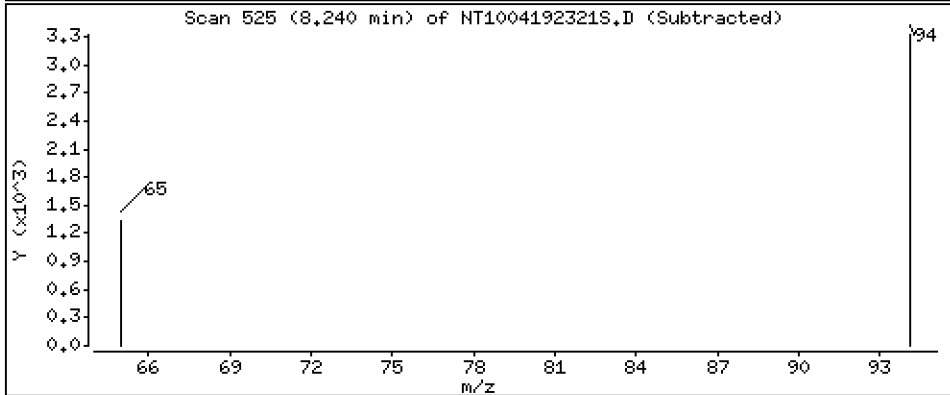
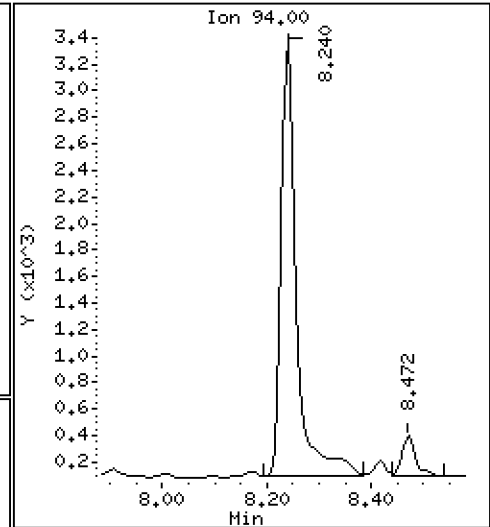
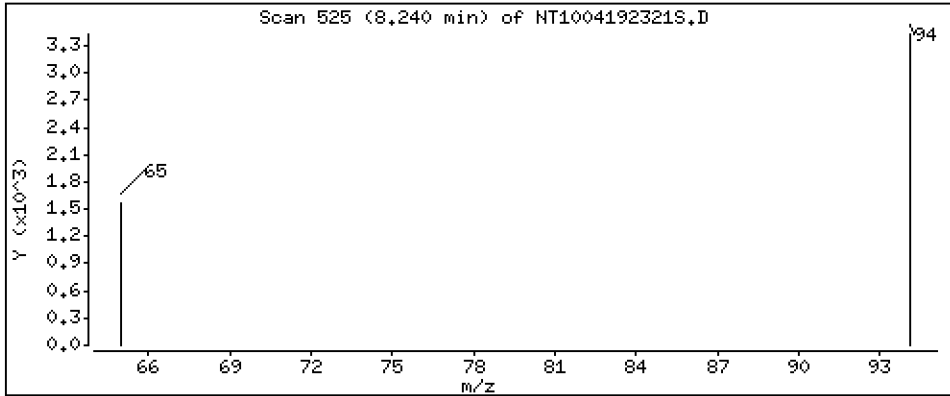
Operator: DSD

Column phase: ZB-5msi

Column diameter: 0.25

3 Phenol

Concentration: 0.09843 ug/L



Date : 20-APR-2023 00:05

Client ID:

Instrument: nt10.i

Sample Info: 23C0774-07

Volume Injected (uL): 1.0

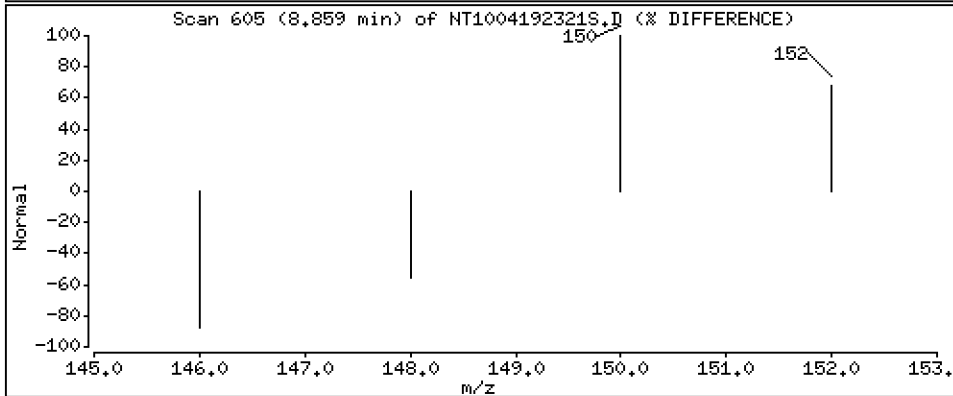
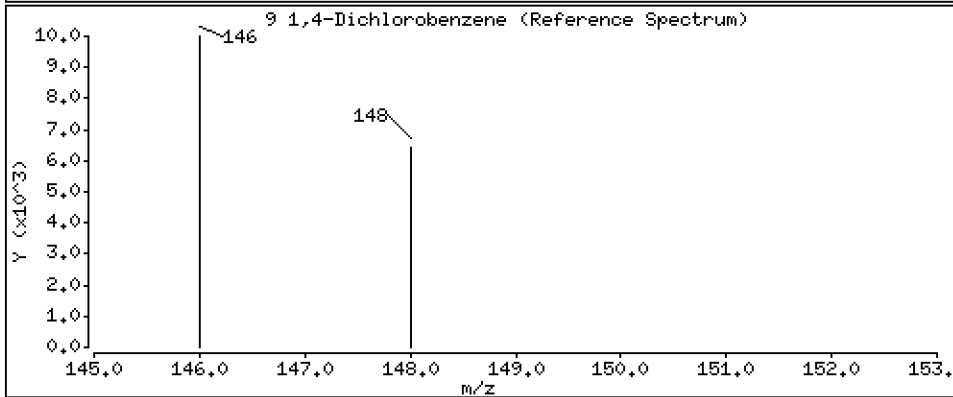
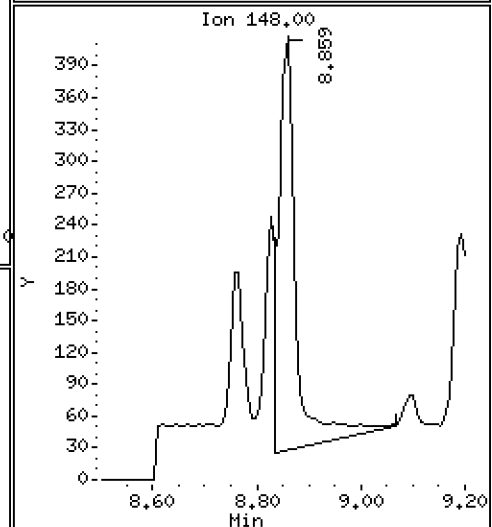
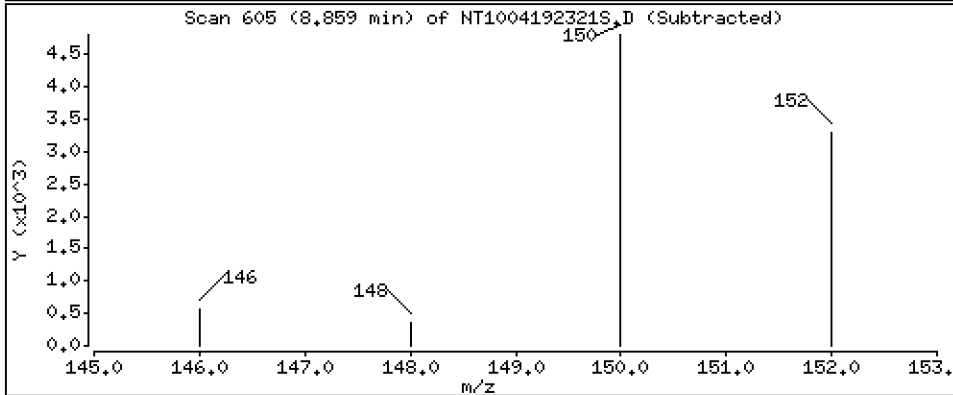
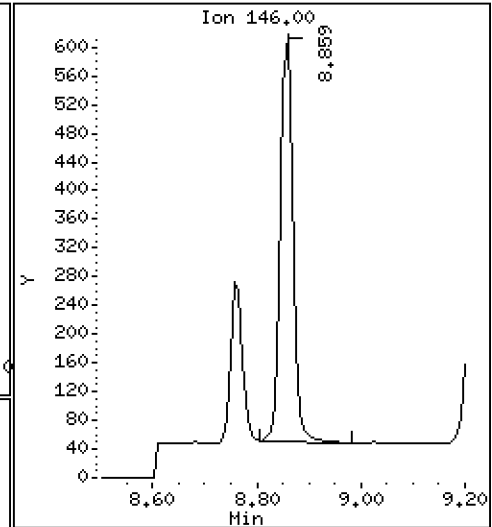
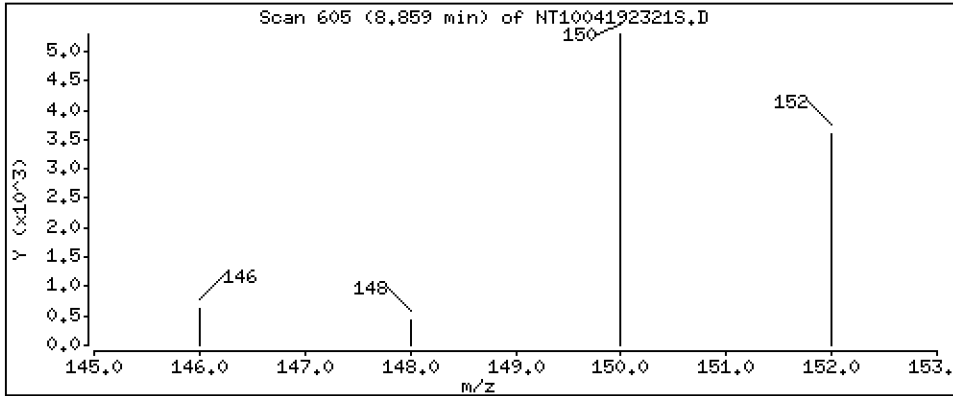
Operator: DSD

Column phase: ZB-5msi

Column diameter: 0,25

9 1,4-Dichlorobenzene

Concentration: 0,01518 ug/L



Date : 20-APR-2023 00:05

Client ID:

Instrument: nt10.i

Sample Info: 23C0774-07

Volume Injected (uL): 1.0

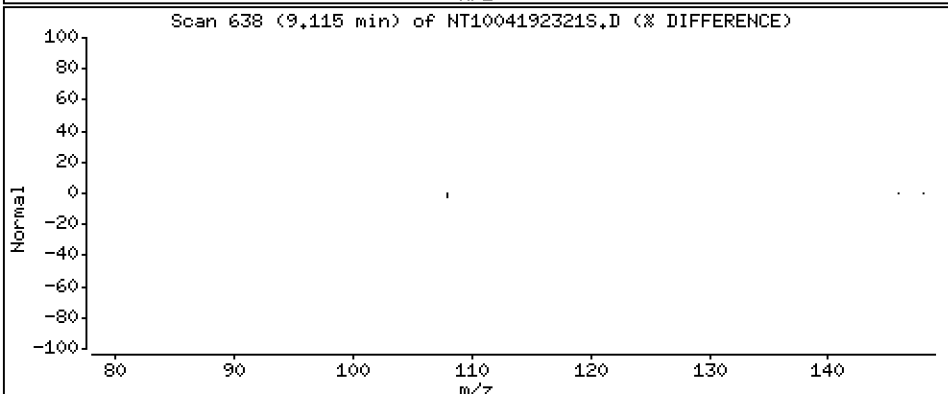
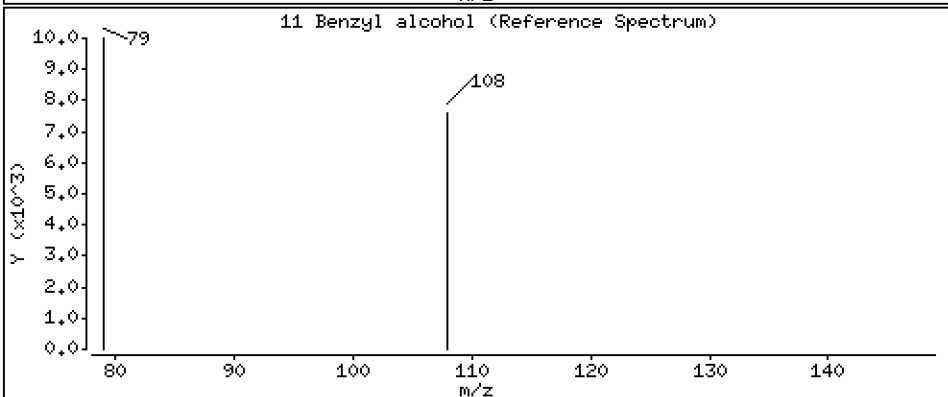
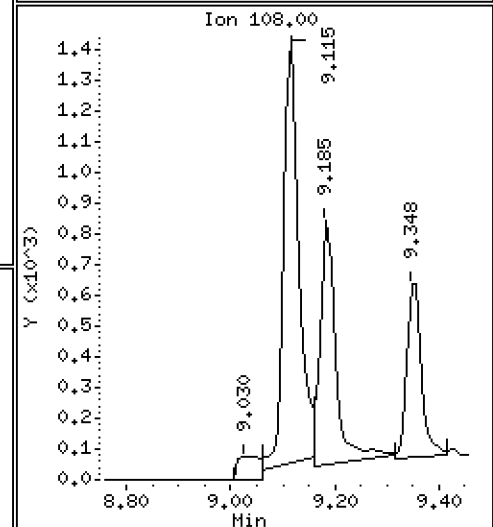
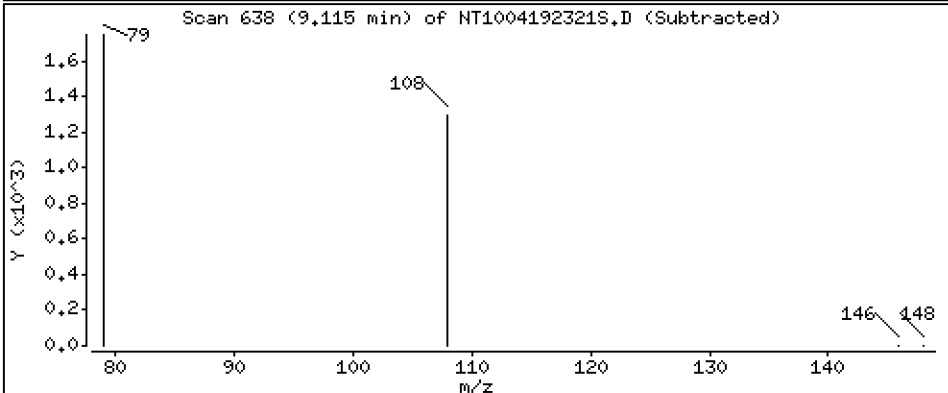
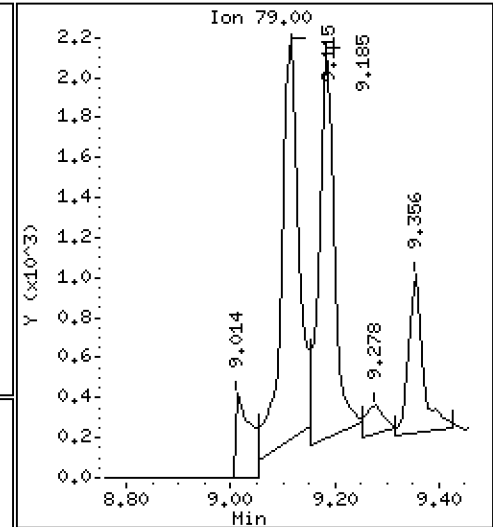
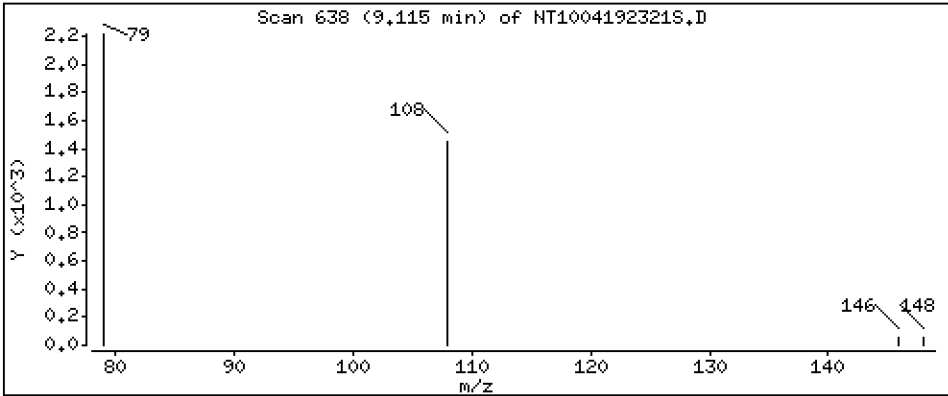
Operator: DSD

Column phase: ZB-5msi

Column diameter: 0.25

11 Benzyl alcohol

Concentration: 0.1187 ug/L



Date : 20-APR-2023 00:05

Client ID:

Instrument: nt10.i

Sample Info: 23C0774-07

Volume Injected (uL): 1.0

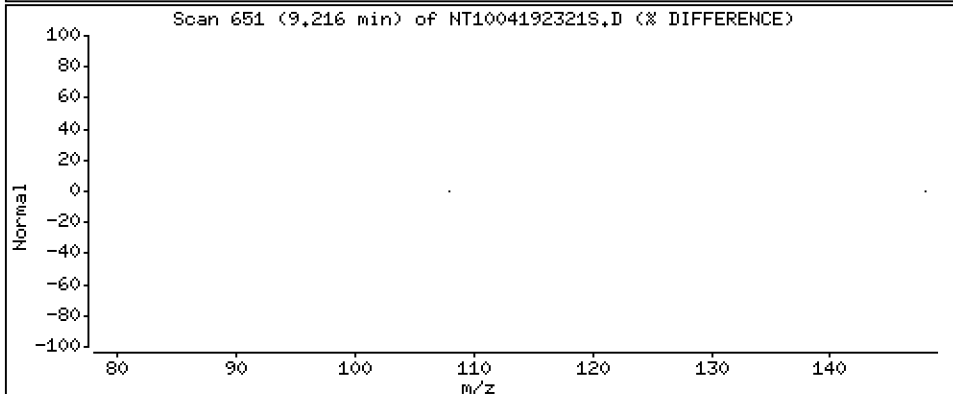
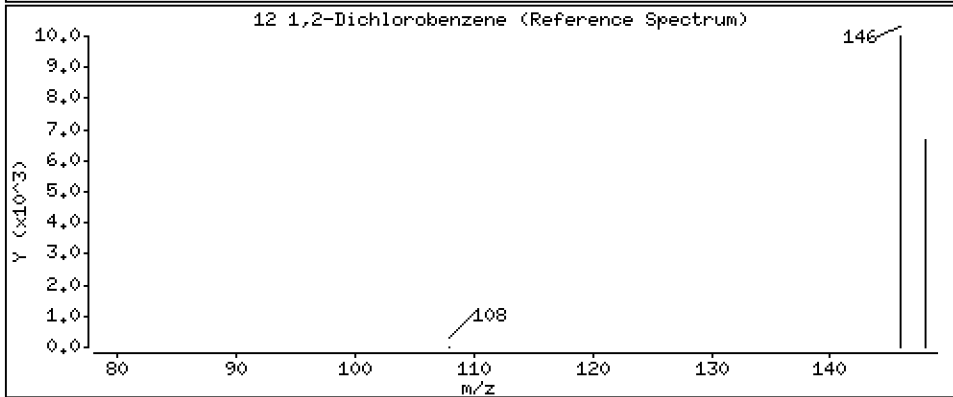
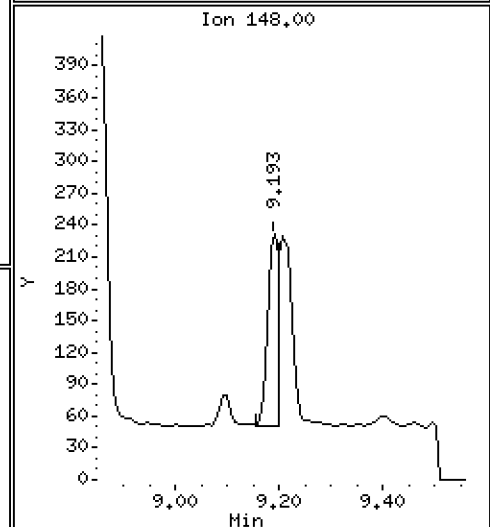
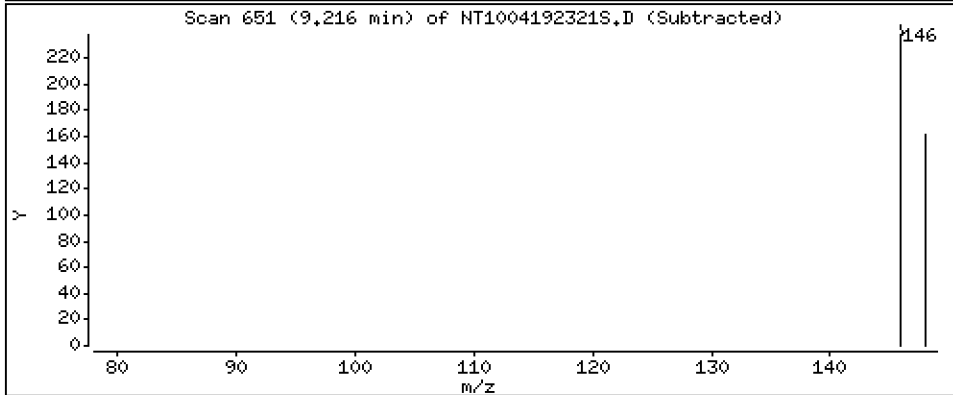
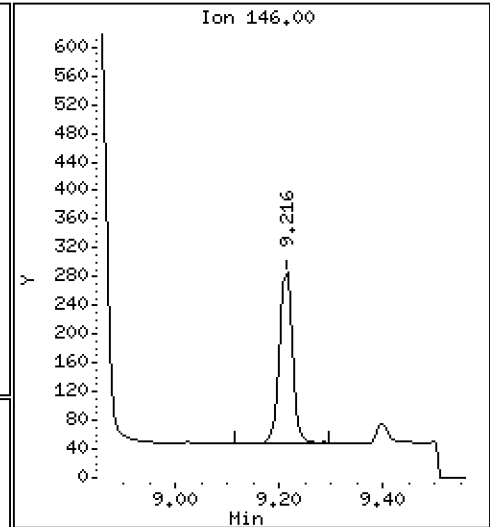
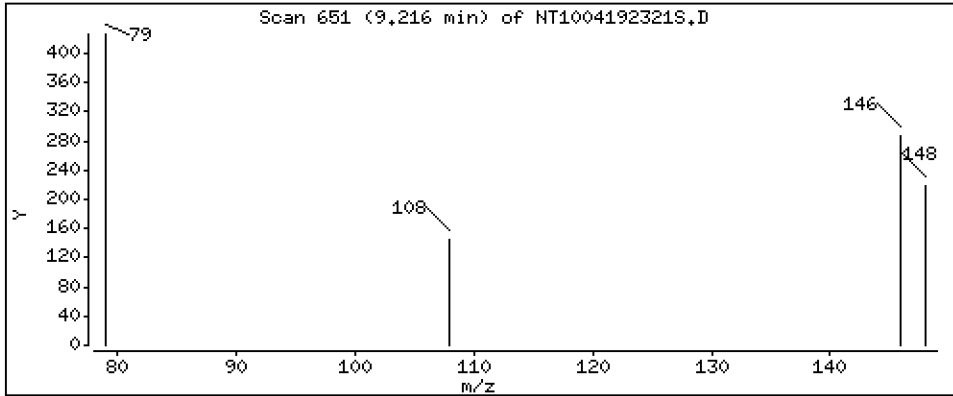
Operator: DSD

Column phase: ZB-5msi

Column diameter: 0,25

12 1,2-Dichlorobenzene

Concentration: 0,006650 ug/L



Date : 20-APR-2023 00:05

Client ID:

Instrument: nt10.i

Sample Info: 23C0774-07

Volume Injected (uL): 1.0

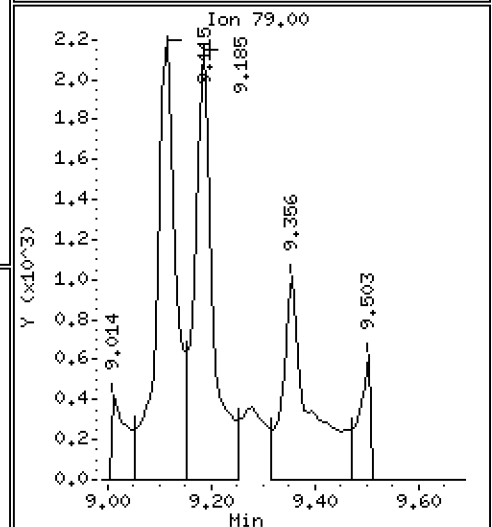
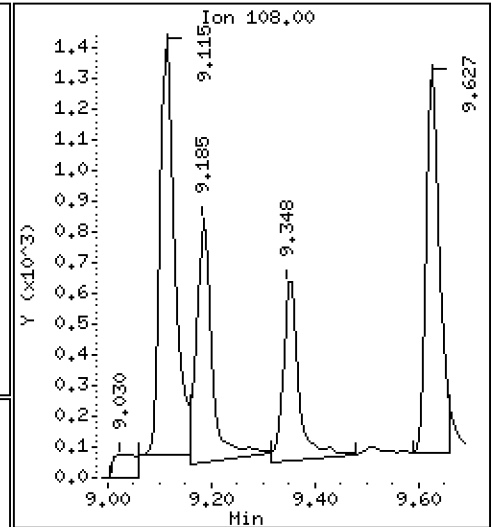
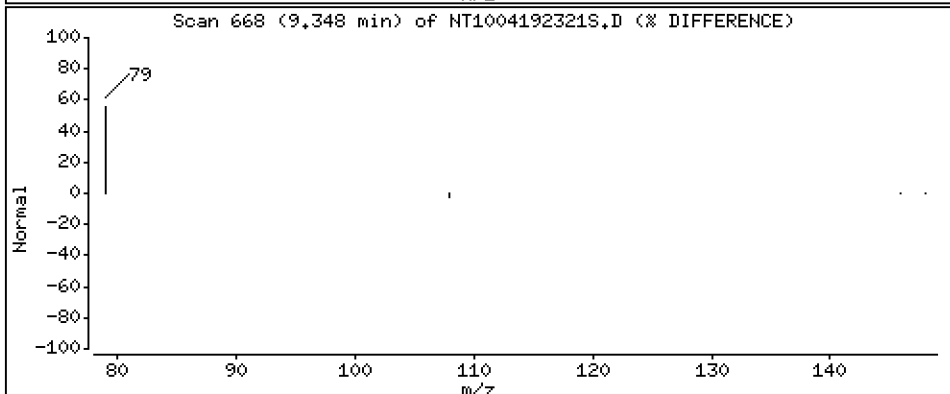
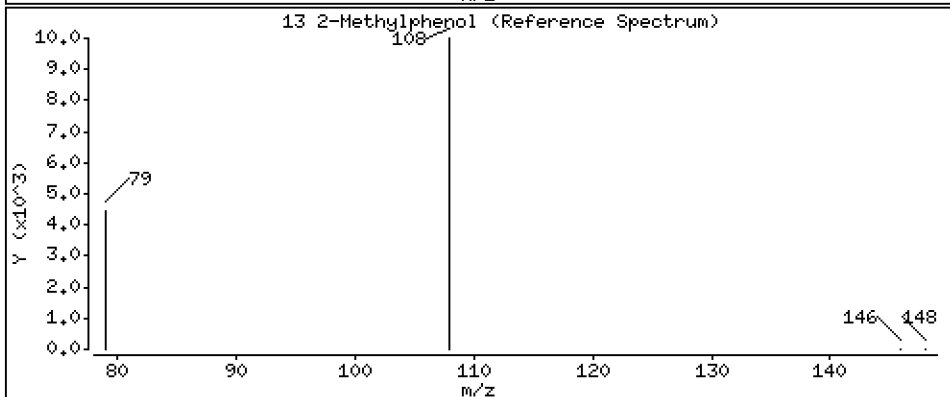
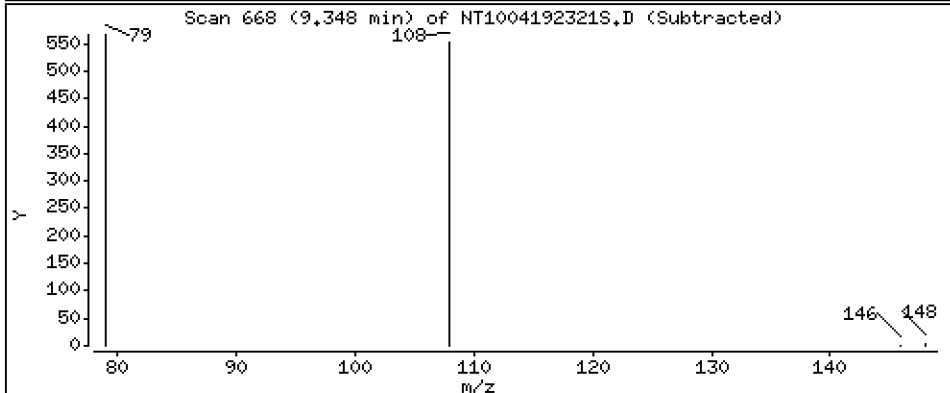
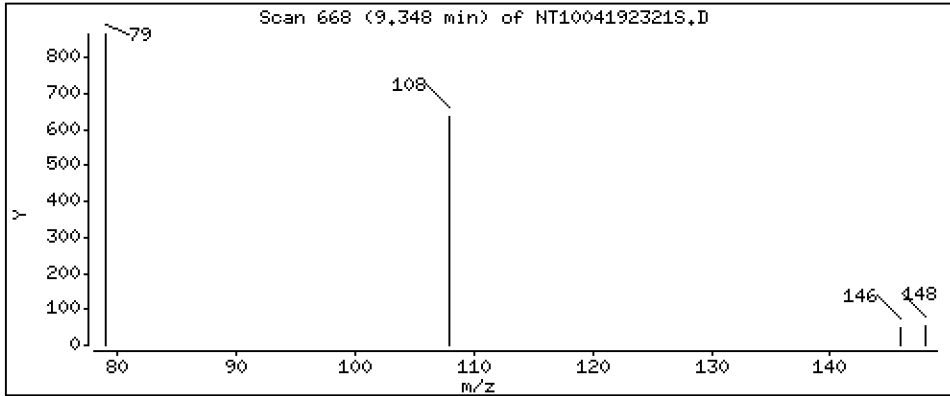
Operator: DSD

Column phase: ZB-5msi

Column diameter: 0.25

13 2-Methylphenol

Concentration: 0.02681 ug/L



Date : 20-APR-2023 00:05

Client ID:

Instrument: nt10.i

Sample Info: 23C0774-07

Volume Injected (uL): 1.0

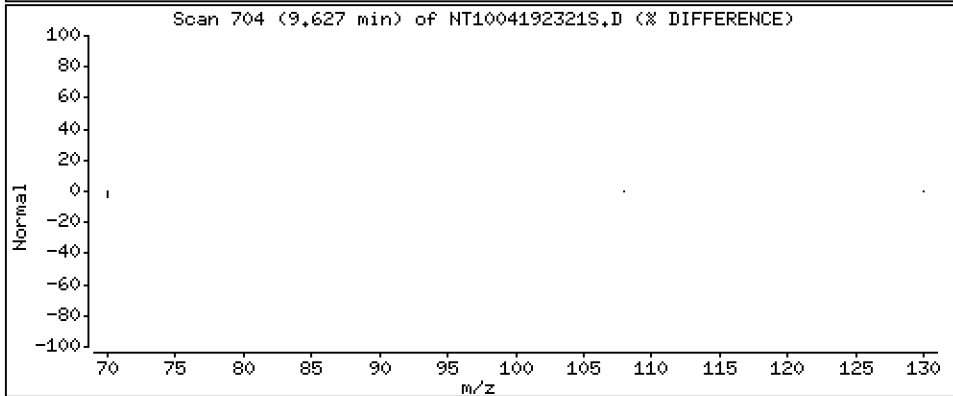
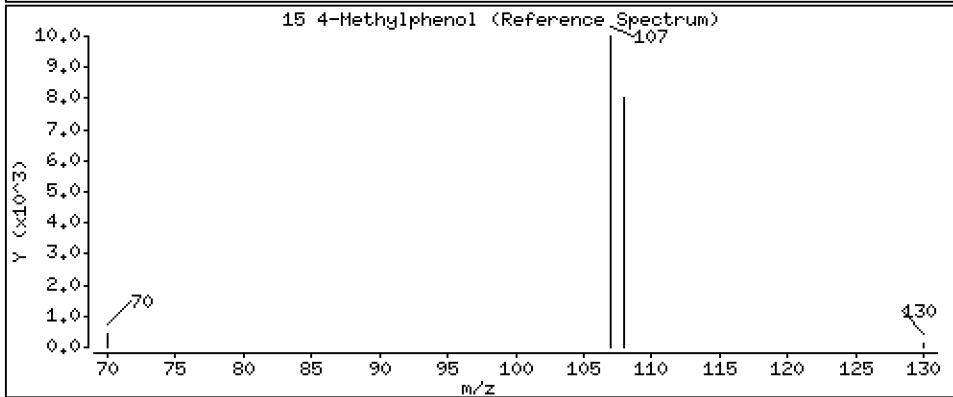
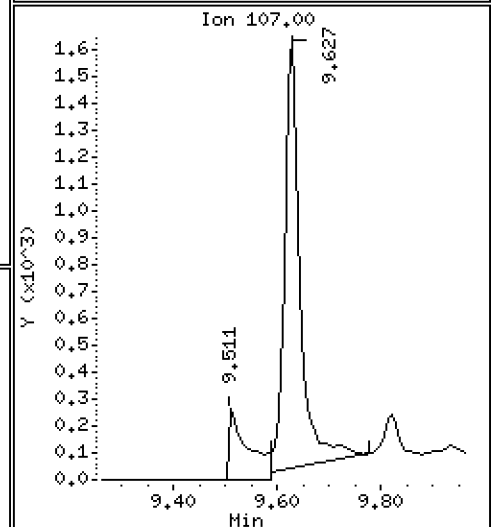
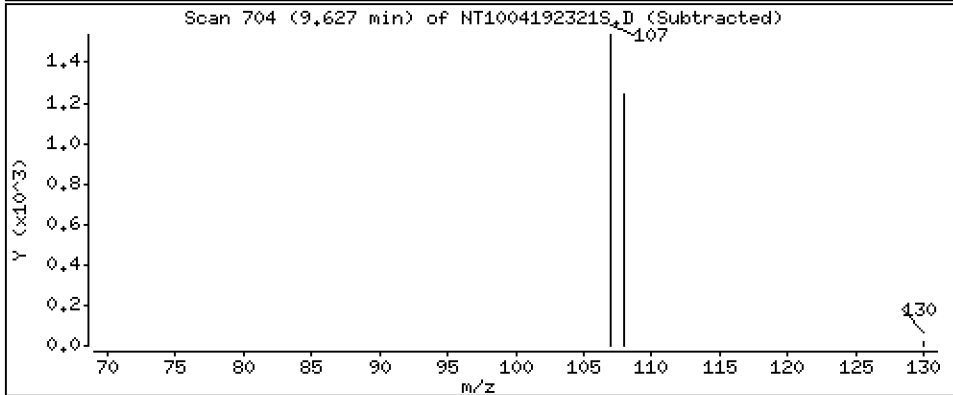
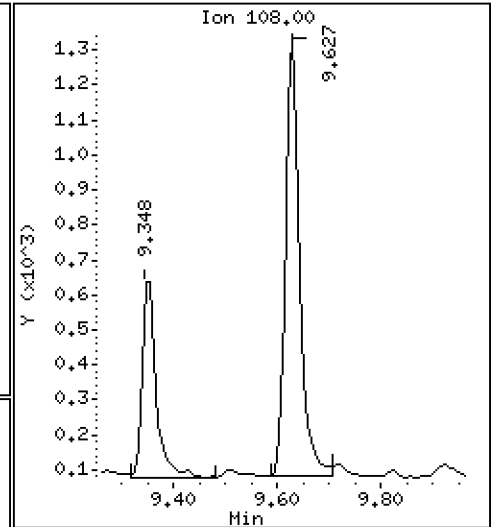
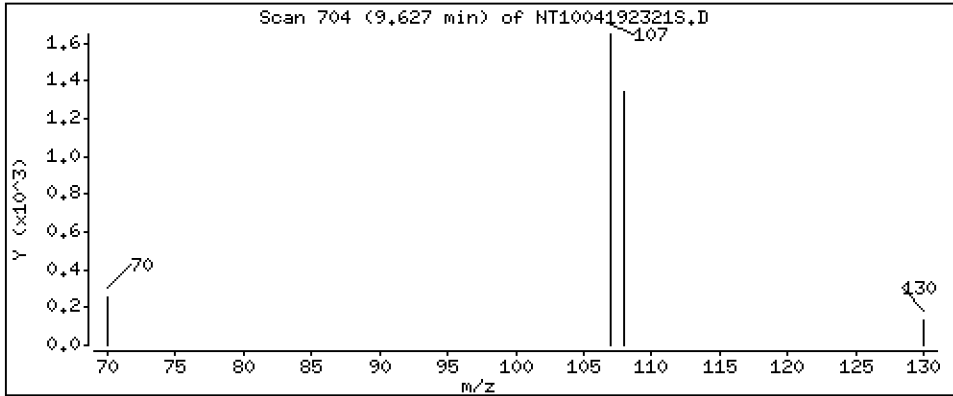
Operator: DSD

Column phase: ZB-5msi

Column diameter: 0.25

15 4-Methylphenol

Concentration: 0.05062 ug/L



Date : 20-APR-2023 00:05

Client ID:

Instrument: nt10.i

Sample Info: 23C0774-07

Volume Injected (uL): 1.0

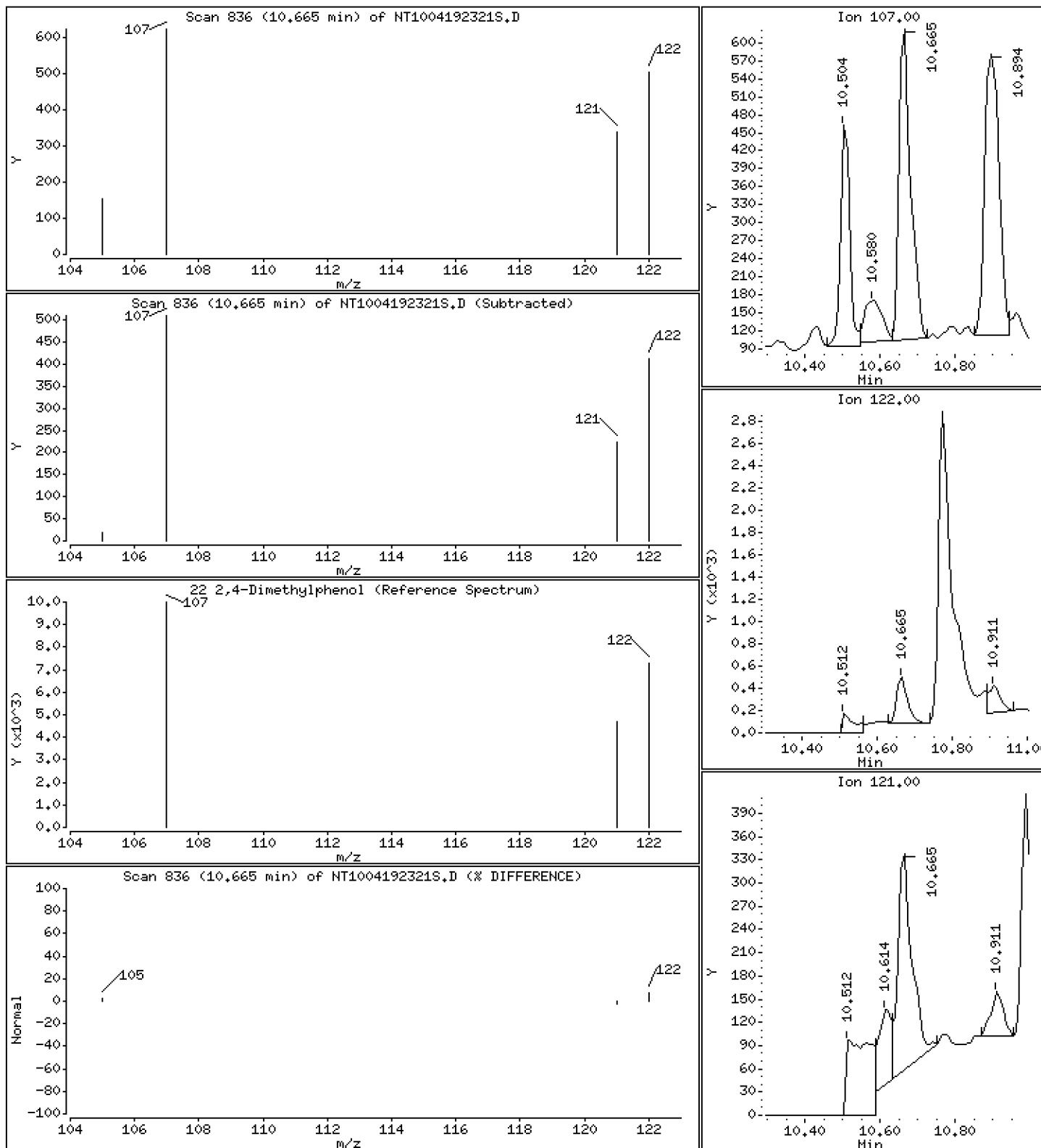
Operator: DSD

Column phase: ZB-5msi

Column diameter: 0.25

22 2,4-Dimethylphenol

Concentration: 0.02250 ug/L



Date : 20-APR-2023 00:05

Client ID:

Instrument: nt10.i

Sample Info: 23C0774-07

Volume Injected (uL): 1.0

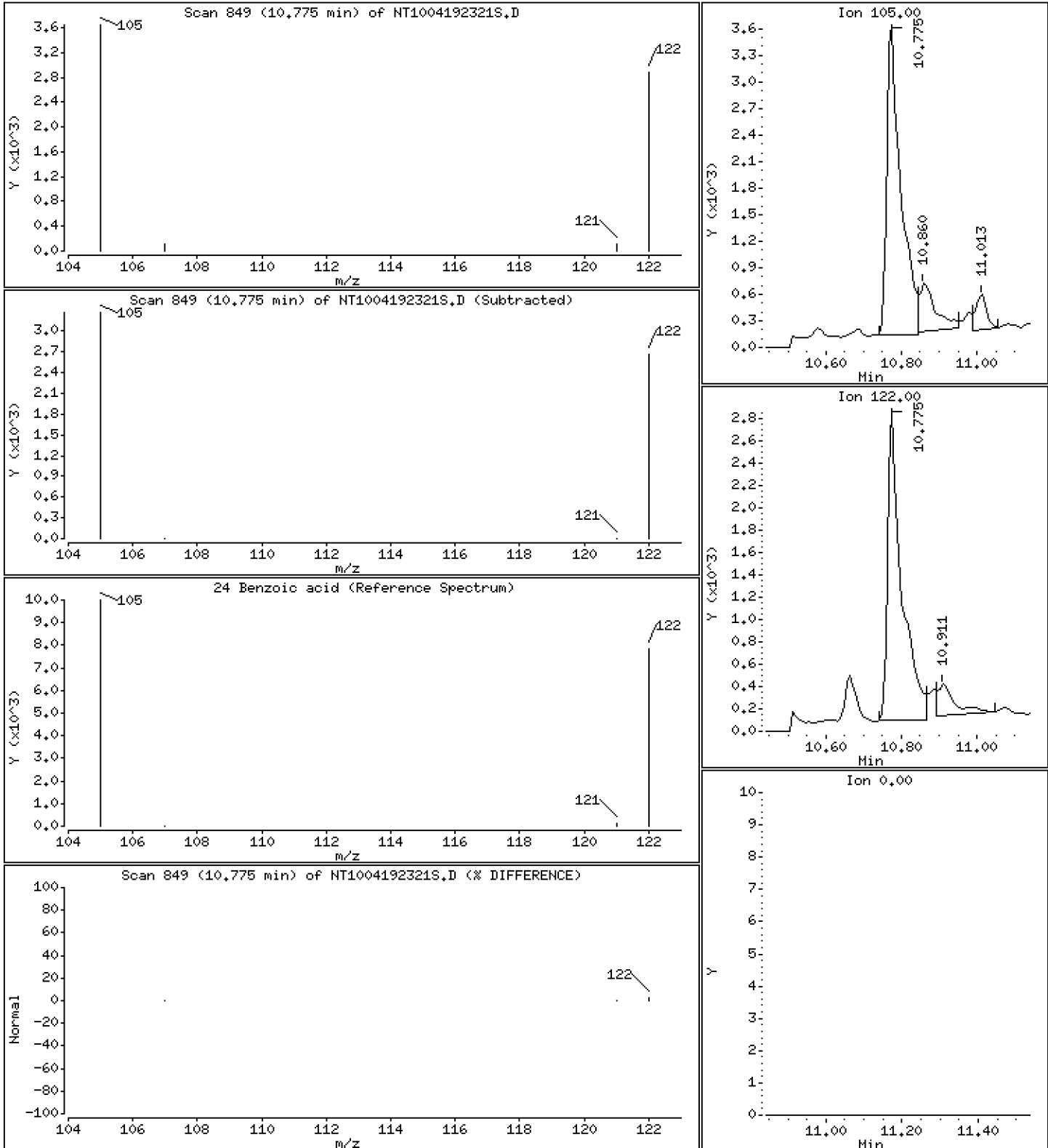
Operator: DSD

Column phase: ZB-5msi

Column diameter: 0,25

24 Benzoic acid

Concentration: 0,3436 ug/L



Date : 20-APR-2023 00:05

Client ID:

Instrument: nt10.i

Sample Info: 23C0774-07

Volume Injected (uL): 1.0

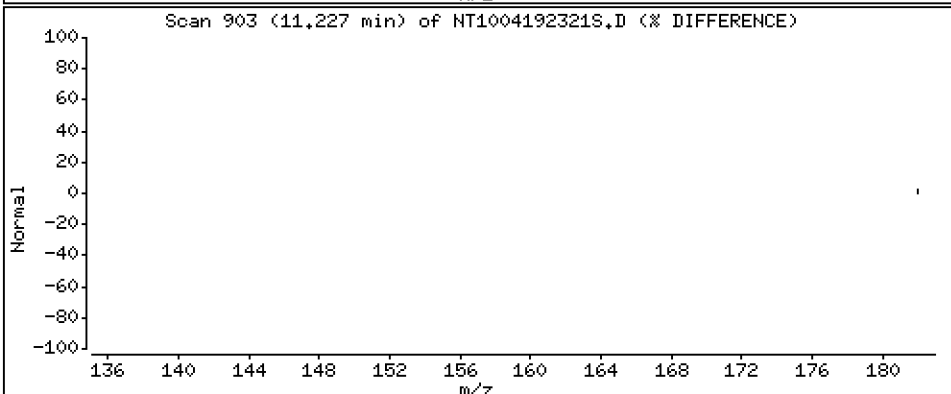
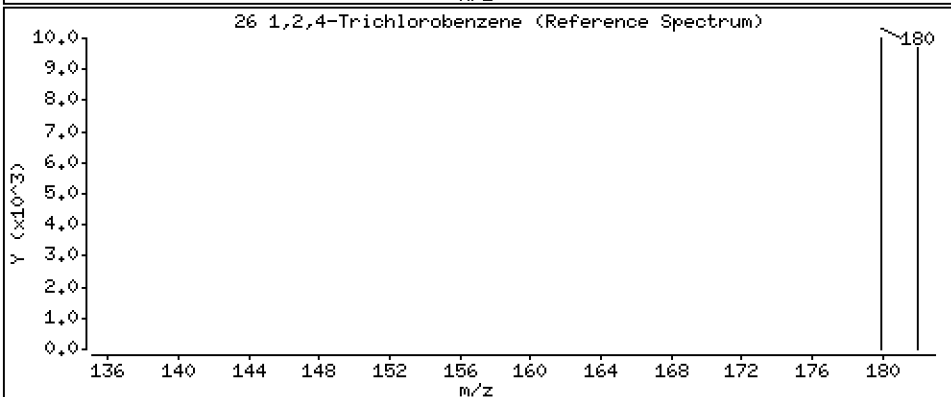
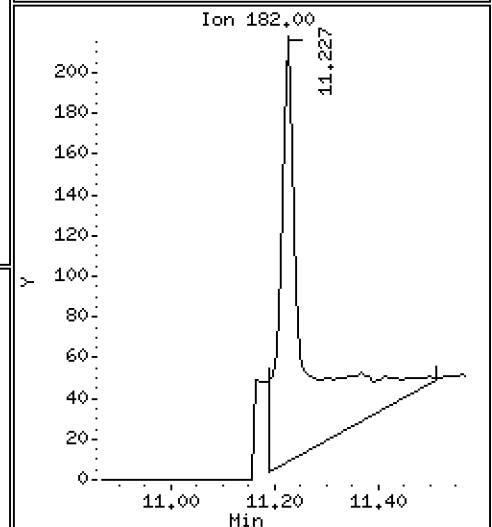
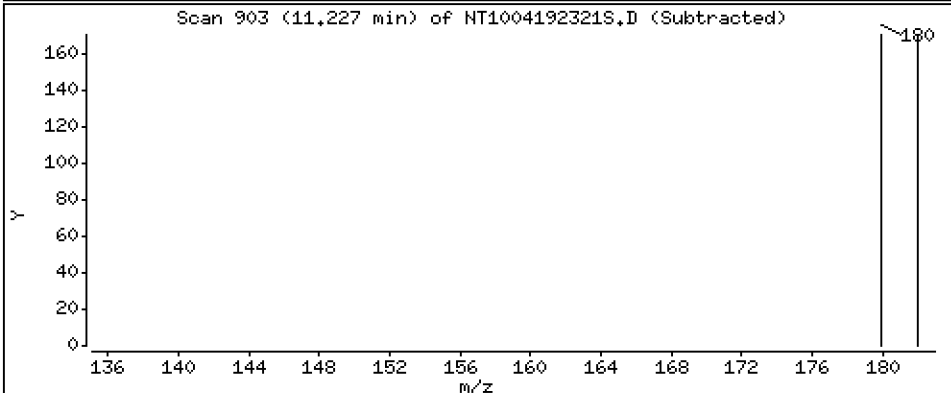
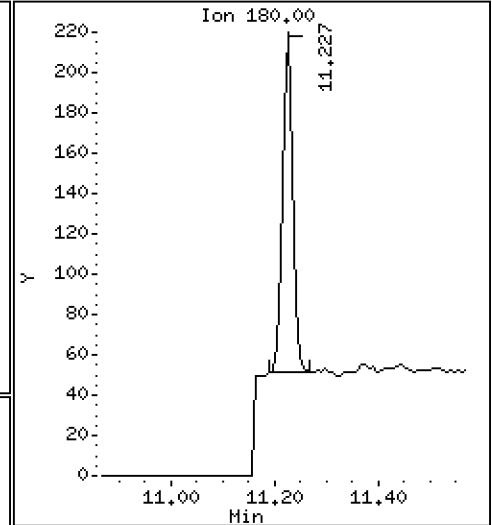
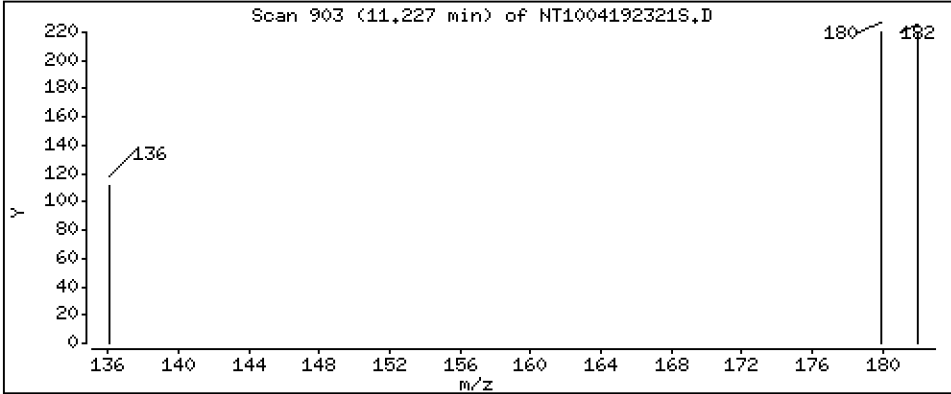
Operator: DSD

Column phase: ZB-5msi

Column diameter: 0,25

26 1,2,4-Trichlorobenzene

Concentration: 0,004791 ug/L



Date : 20-APR-2023 00:05

Client ID:

Instrument: nt10.i

Sample Info: 23C0774-07

Volume Injected (uL): 1.0

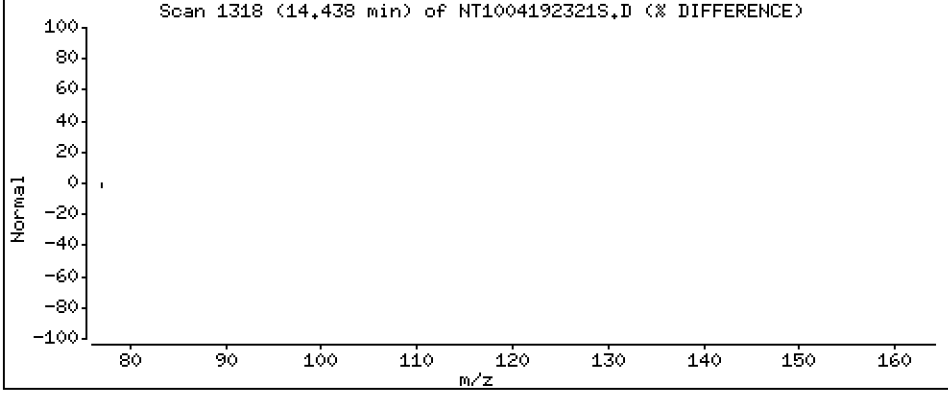
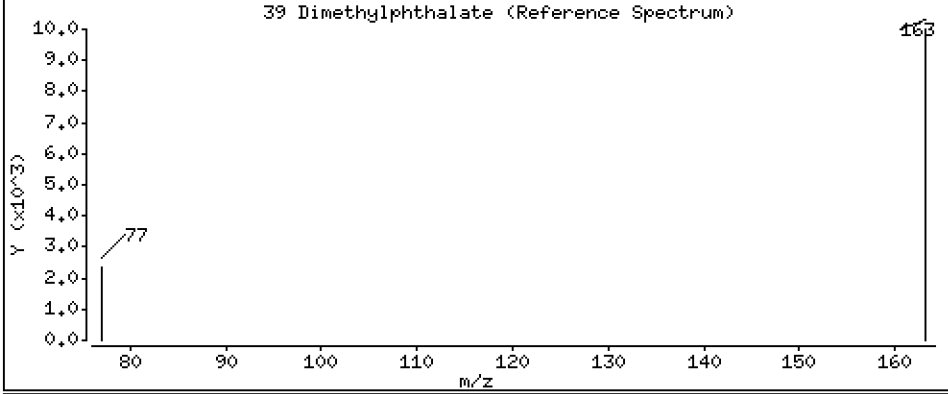
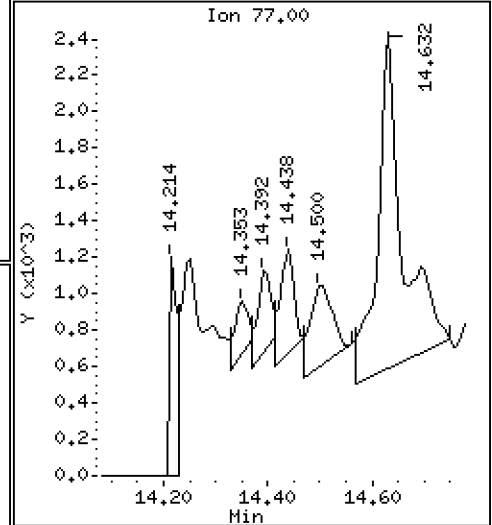
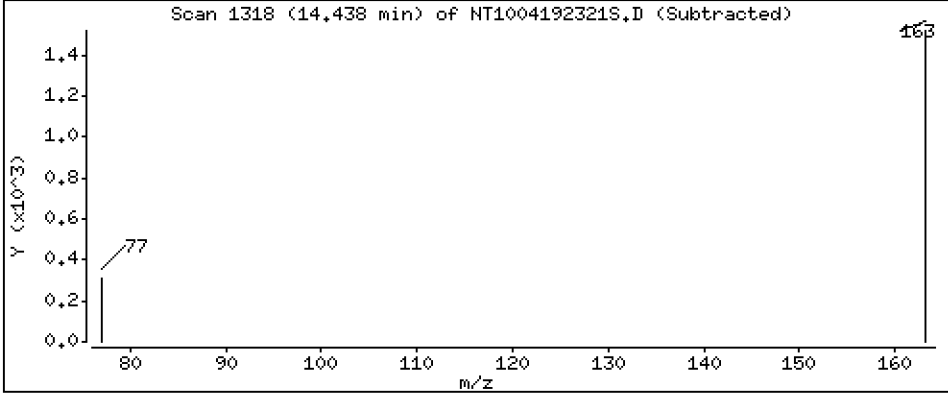
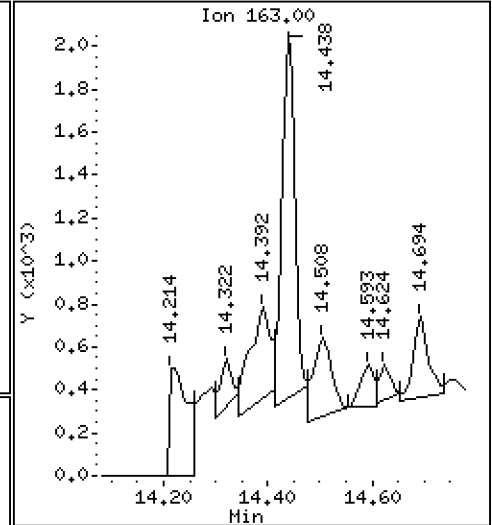
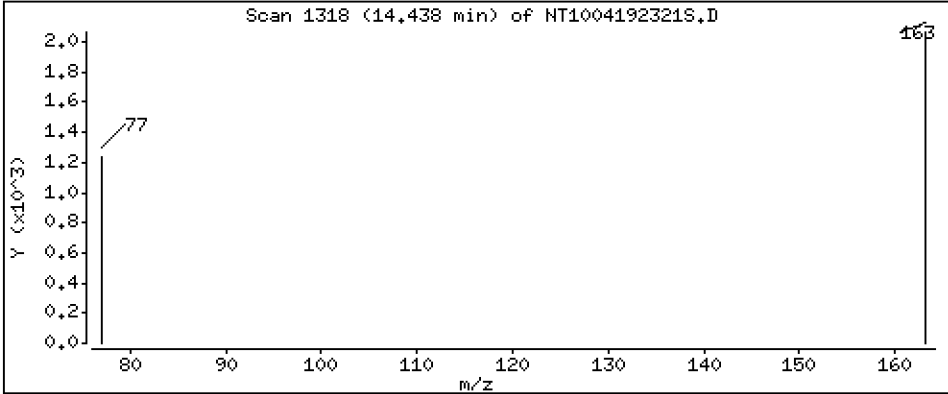
Operator: DSD

Column phase: ZB-5msi

Column diameter: 0.25

39 Dimethylphthalate

Concentration: 0.02851 ug/L



Date : 20-APR-2023 00:05

Client ID:

Instrument: nt10.i

Sample Info: 23C0774-07

Volume Injected (uL): 1.0

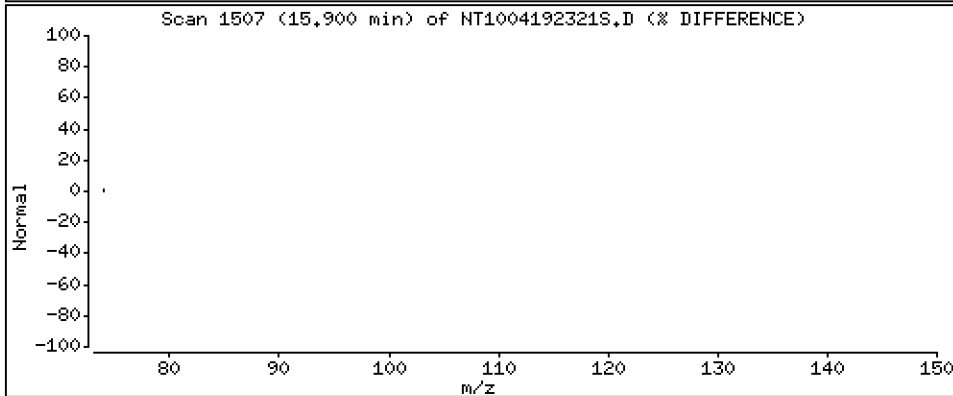
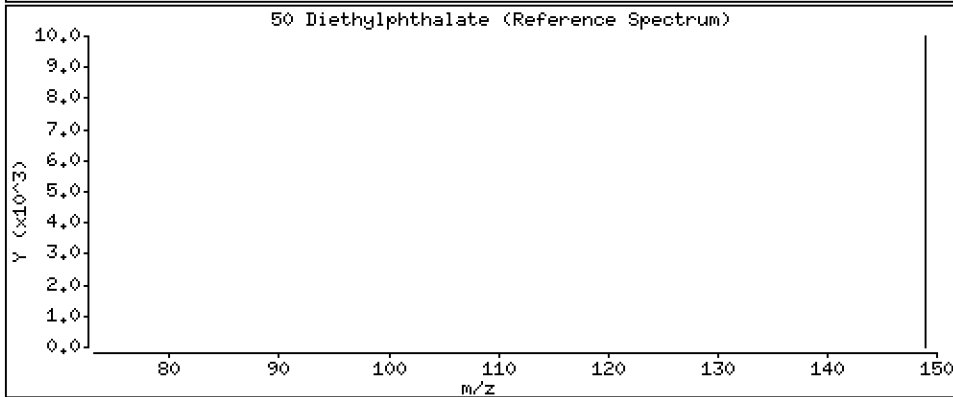
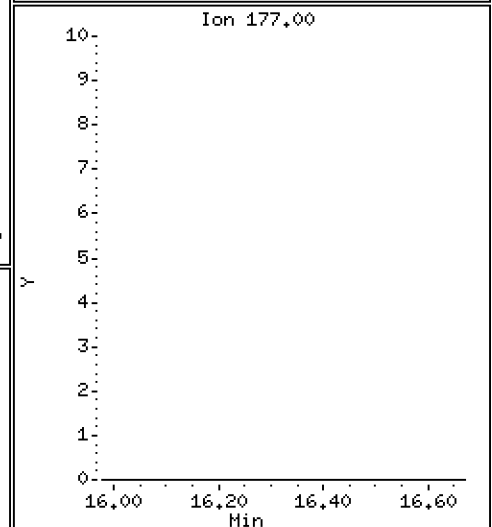
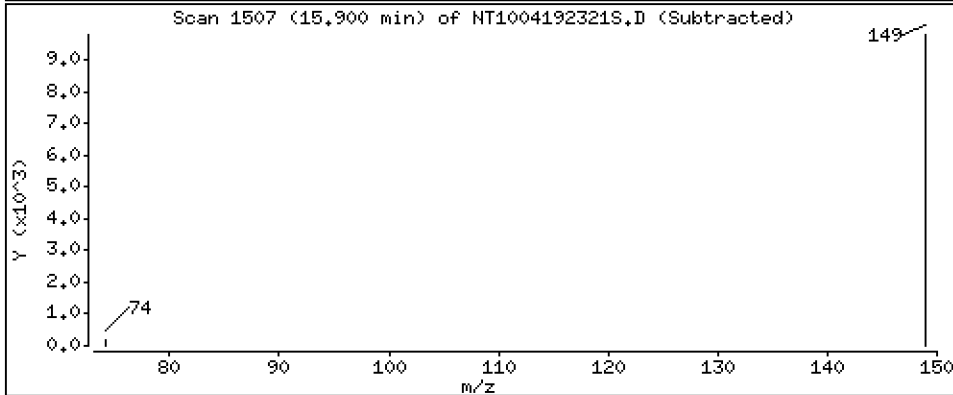
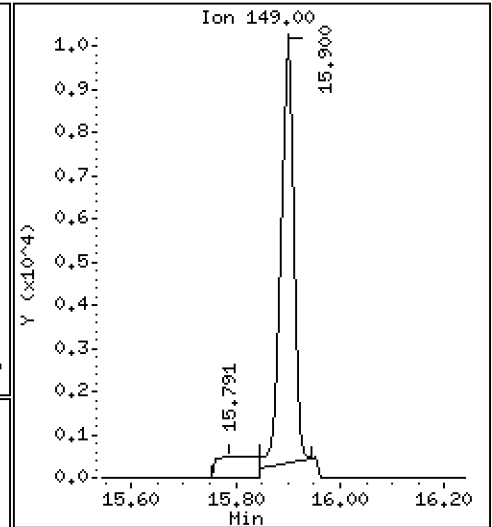
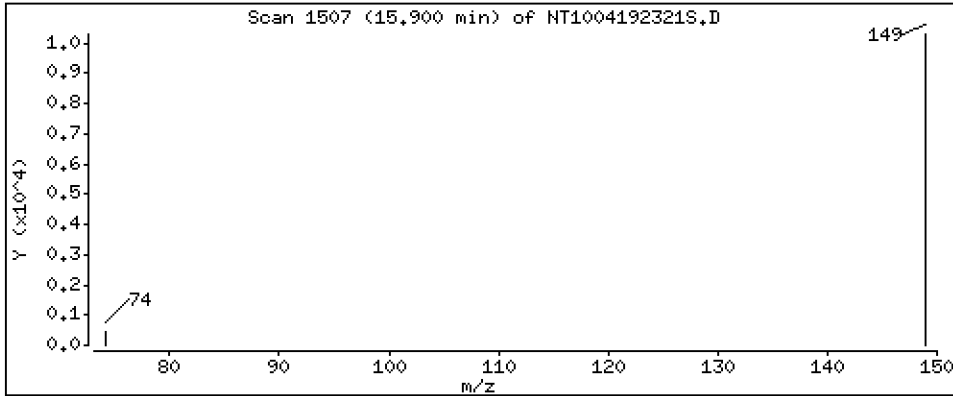
Operator: DSD

Column phase: ZB-5msi

Column diameter: 0,25

50 Diethylphthalate

Concentration: 0,1613 ug/L



Date : 20-APR-2023 00:05

Client ID:

Instrument: nt10.i

Sample Info: 23C0774-07

Volume Injected (uL): 1.0

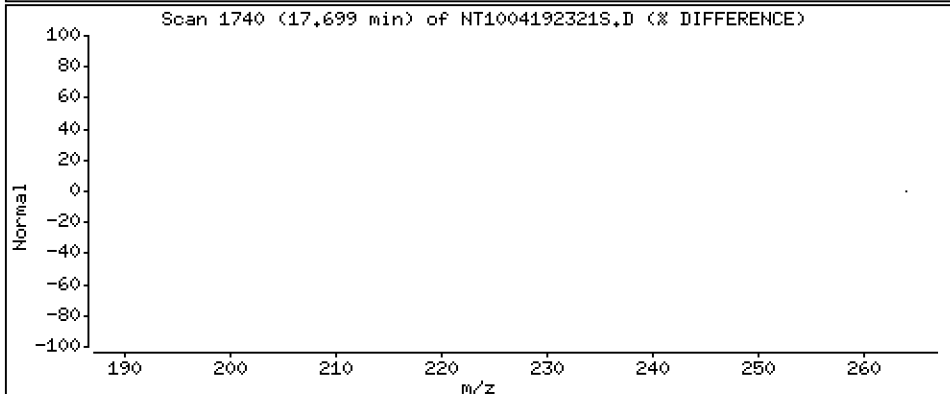
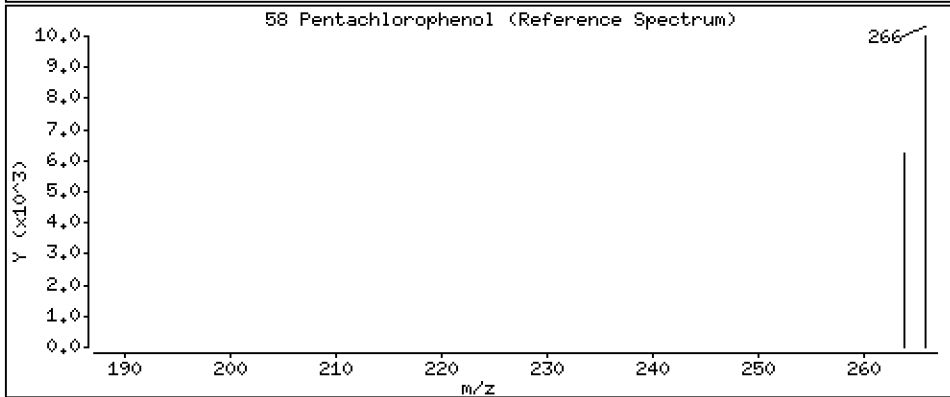
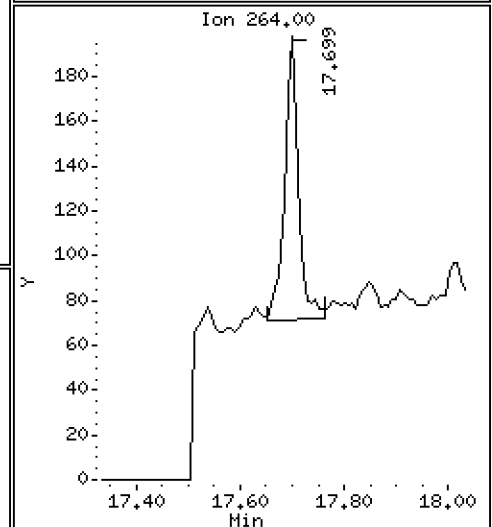
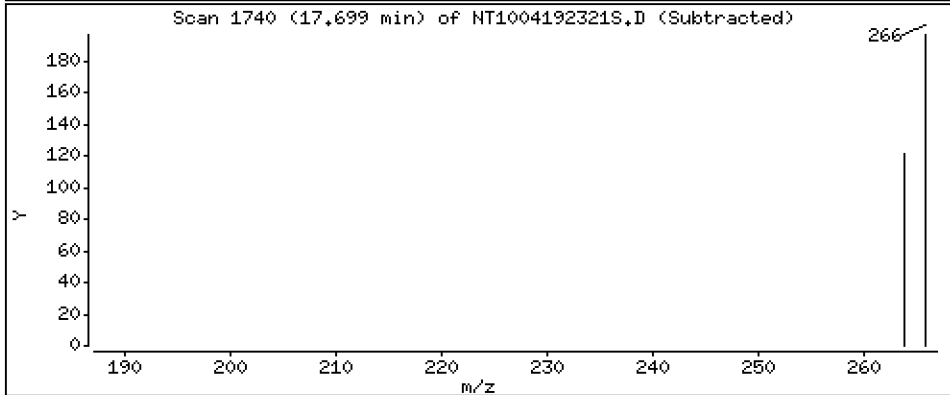
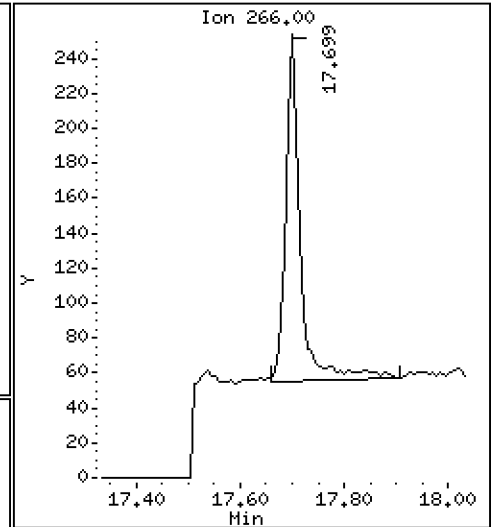
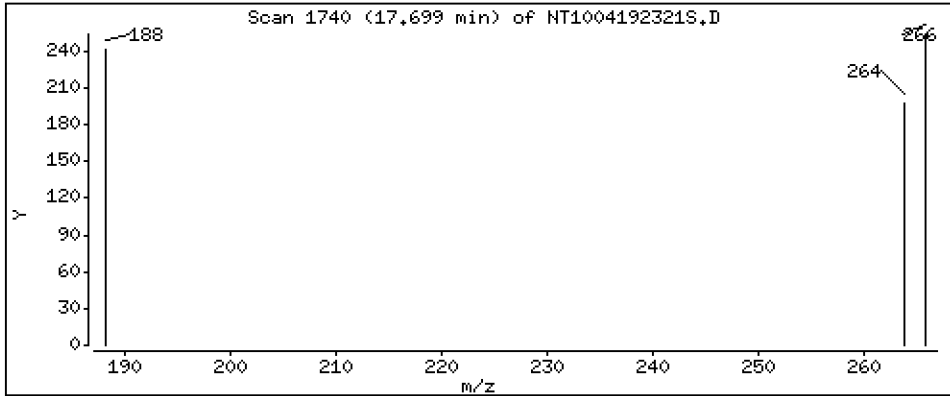
Operator: DSD

Column phase: ZB-5msi

Column diameter: 0,25

58 Pentachlorophenol

Concentration: 0,02059 ug/L



Date : 20-APR-2023 00:05

Client ID:

Instrument: nt10.i

Sample Info: 23C0774-07

Volume Injected (uL): 1.0

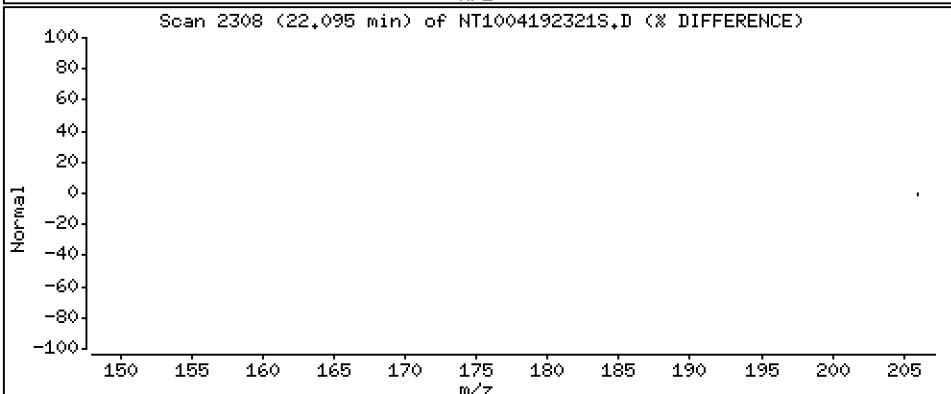
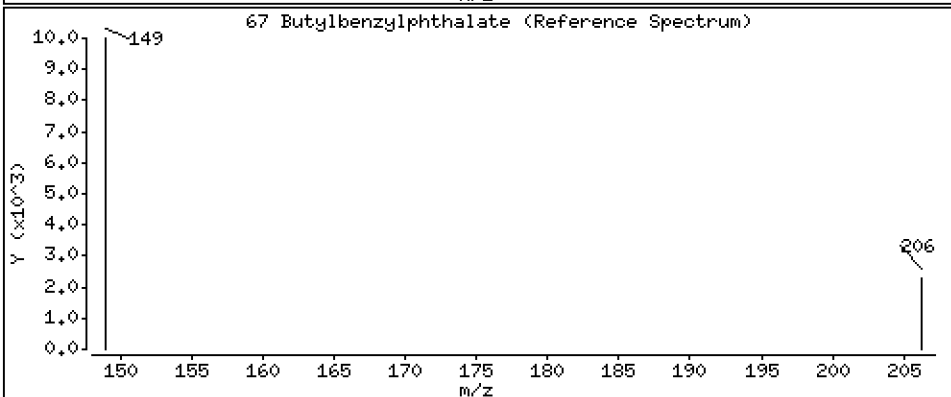
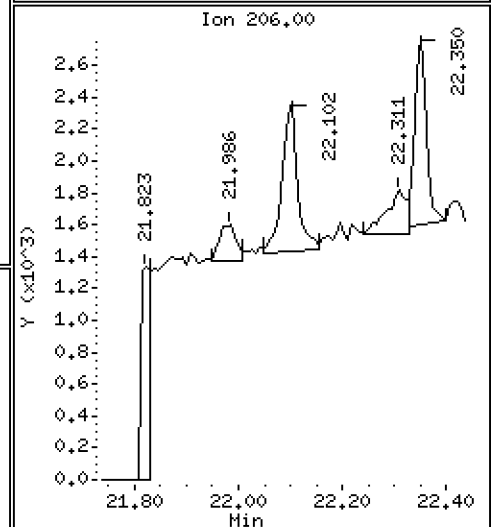
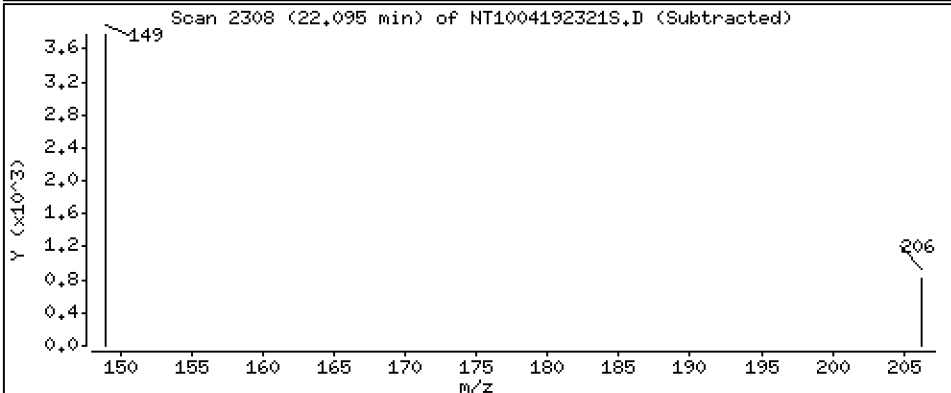
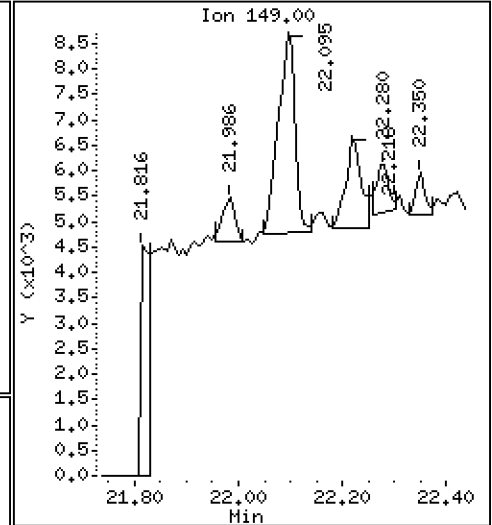
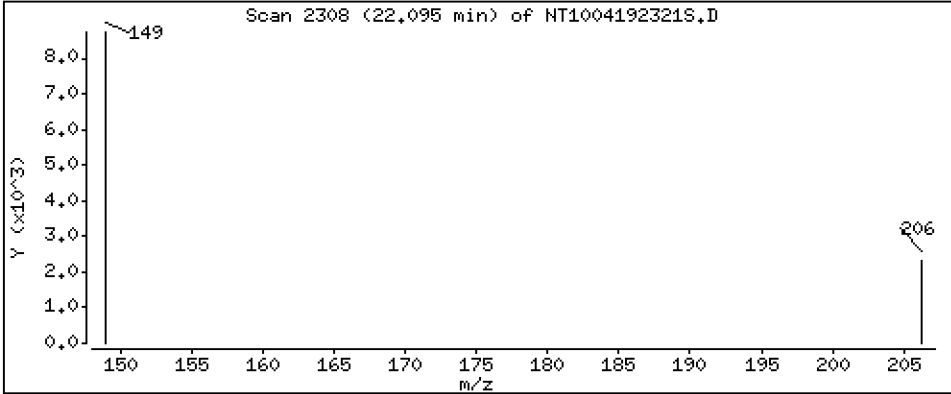
Operator: DSD

Column phase: ZB-5msi

Column diameter: 0.25

67 Butylbenzylphthalate

Concentration: 0.1082 ug/L



Date : 20-APR-2023 00:05

Client ID:

Instrument: nt10.i

Sample Info: 23C0774-07

Volume Injected (uL): 1.0

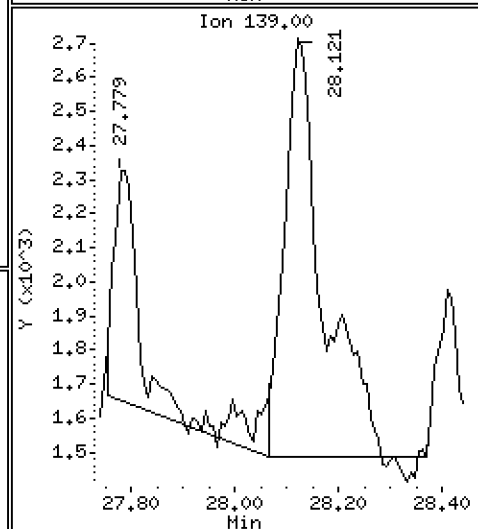
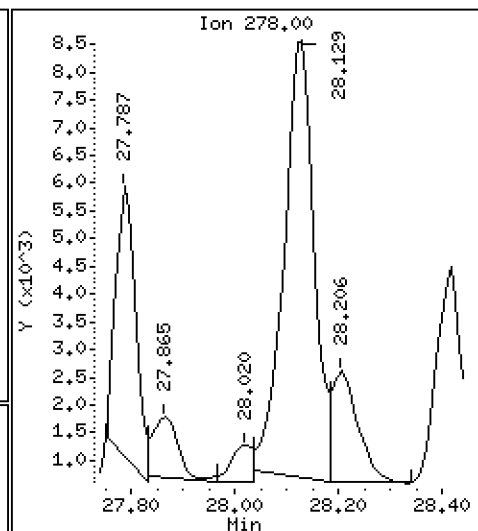
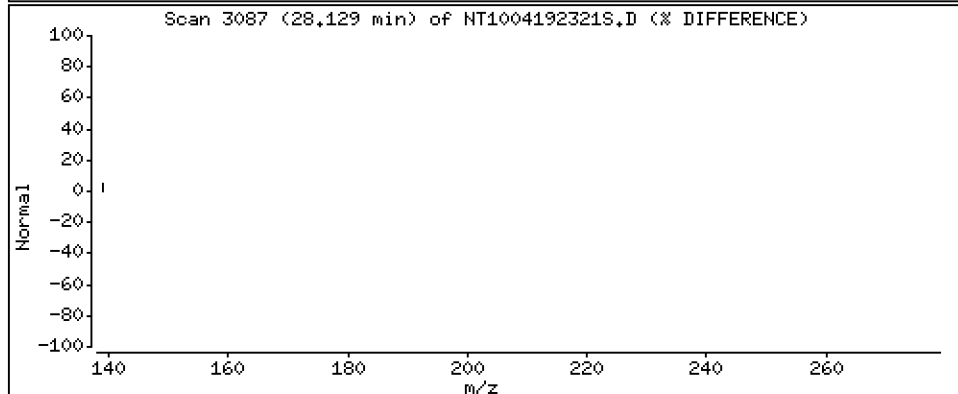
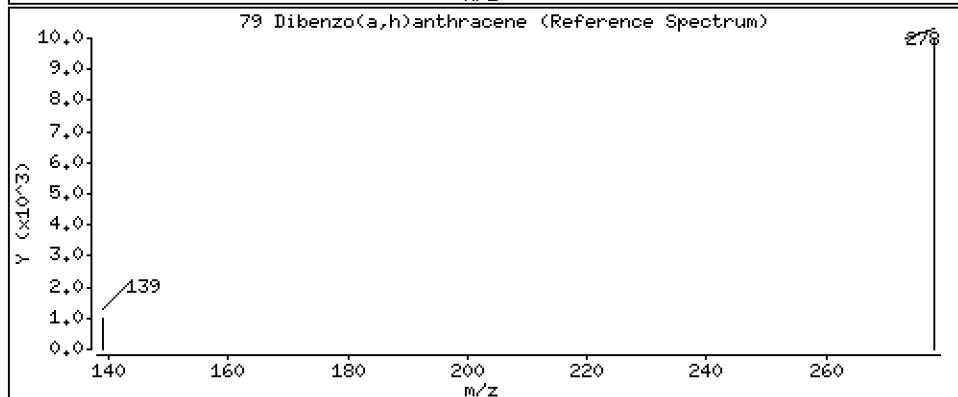
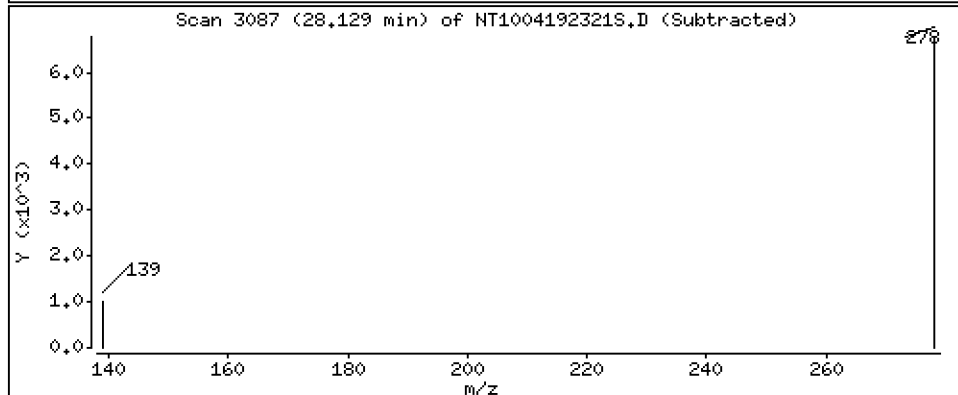
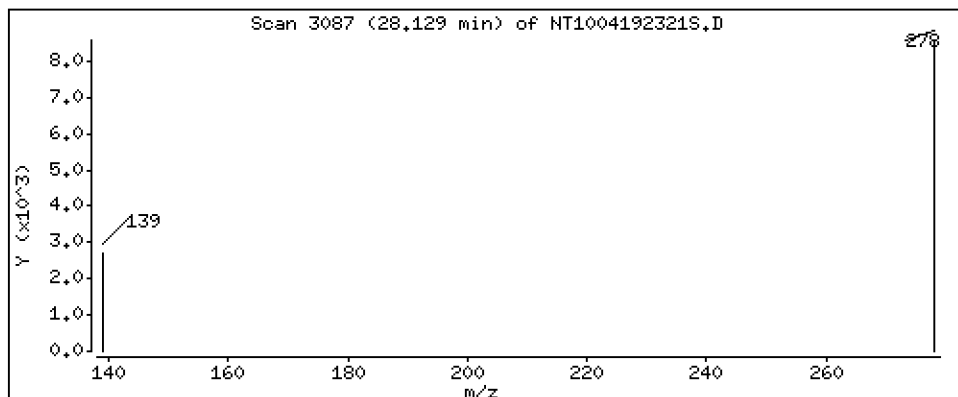
Operator: DSD

Column phase: ZB-5msi

Column diameter: 0,25

79 Dibenzo(a,h)anthracene

Concentration: 0,1423 ug/L



ARI Labs, Inc.

METHOD 8270D-SIM

Data file : \\target\share\chem3\nt10.i\20230419A.b\20230419A.b\NT1004192321S.D
 Lab Smp Id: 23C0774-07
 Inj Date : 20-APR-2023 00:05 MS Autotune Date: 16-JAN-2023 17:42
 Operator : DSD Inst ID: nt10.i
 Smp Info : 23C0774-07
 Misc Info :
 Comment :
 Method : \\target\share\chem3\nt10.i\20230419A.b\20230419A.b\SIMABN2.m
 Meth Date : 20-Apr-2023 16:29 deenayd Quant Type: ISTD
 Cal Date : 16-MAR-2023 01:38 Cal File: NT10031510S.D
 Als bottle: 16
 Dil Factor: 1.00000
 Integrator: HP RTE Compound Sublist: PSSDA.sub
 Target Version: 4.14
 Processing Host: DEENAY-201905

Concentration Formula: Amt * DF * Uf * Vt/(Vo * Vi) * CpndVariable

Name	Value	Description
DF	1.000	Dilution Factor
Vo	1000.000	Volume of sample extracted (mL)
Vt	1000.000	Volume of final extract (uL)
Vi	1.000	Volume injected (uL)
Uf	1.000	ng unit correction factor
Cpnd Variable		Local Compound Variable

Compounds	QUANT	SIG	RT	EXP RT	REL RT	RESPONSE	CONCENTRATIONS	
							ON-COLUMN	FINAL
	MASS						(ug/mL)	(ug/L)
\$ 1 2-Fluorophenol	112		6.617	6.609	(0.750)	183615	3.82571	3.826(R)
3 Phenol	94		8.239	8.232	(0.933)	6481	0.09843	0.09843
7 1,3-Dichlorobenzene	146		Compound Not Detected.					
* 8 1,4-Dichlorobenzene-d4	152		8.827	8.827	(1.000)	158271	4.00000	
9 1,4-Dichlorobenzene	146		8.858	8.851	(1.004)	903	0.01518	0.01518 (M)
11 Benzyl alcohol	79		9.114	9.107	(1.033)	4532	0.11872	0.1187
12 1,2-Dichlorobenzene	146		9.215	9.208	(1.044)	389	0.00665	0.006650 (M)
13 2-Methylphenol	108		9.347	9.340	(1.059)	1223	0.02681	0.02681
15 4-Methylphenol	108		9.627	9.611	(1.091)	2400	0.05062	0.05062
16 N-Nitroso-di-n-propylamine	70		Compound Not Detected.					
22 2,4-Dimethylphenol	107		10.664	10.647	(0.943)	1116	0.02250	0.02250
24 Benzoic acid	105		10.775	10.792	(0.953)	9326	0.34361	0.3436
26 1,2,4-Trichlorobenzene	180		11.227	11.219	(0.992)	239	0.00479	0.004791
* 27 Naphthalene-d8	136		11.312	11.304	(1.000)	573725	4.00000	
30 Hexachlorobutadiene	225		Compound Not Detected.					
39 Dimethylphthalate	163		14.438	14.430	(0.968)	2811	0.02851	0.02851
* 42 Acenaphthene-d10	162		14.917	14.910	(1.000)	312399	4.00000	
50 Diethylphthalate	149		15.899	15.892	(1.066)	16473	0.16130	0.1613
54 N-Nitrosodiphenylamine	169		Compound Not Detected.					
57 Hexachlorobenzene	284		Compound Not Detected.					

Compounds	QUANT SIG	RT	EXP RT	REL RT	RESPONSE	CONCENTRATIONS	
						ON-COLUMN (ug/mL)	FINAL (ug/L)
58 Pentachlorophenol	266	17.699	17.683	(0.986)	393	0.02059	0.02059
* 59 Phenanthrene-d10	188	17.954	17.939	(1.000)	575680	4.00000	
\$ 66 Terphenyl-d14	244	21.149	21.134	(0.917)	325781	3.36984	3.370 (R)
67 Butylbenzylphthalate	149	22.094	22.086	(0.958)	8442	0.10816	0.1082
* 69 Chrysene-d12	240	23.054	23.039	(1.000)	593335	4.00000	
* 77 Perylene-d12	264	25.609	25.586	(1.000)	705257	4.00000	
79 Dibenzo(a,h)anthracene	278	28.128	28.089	(1.098)	32916	0.14226	0.1423
90 N-Nitrosodimethylamine	74	Compound Not Detected.					

QC Flag Legend

- R - Spike/Surrogate failed recovery limits.
- M - Compound response manually integrated.

ARI Labs, Inc.

INTERNAL STANDARD COMPOUNDS
 AREA AND RT SUMMARY

Instrument ID: nt10.i
 Lab File ID: NT1004192321S.D
 Lab Smp Id: 23C0774-07
 Analysis Type: SV
 Quant Type: ISTD
 Operator: DSD
 Method File: \\target\share\chem3\nt10.i\20230419A.b\20230419A.b\SIMABN2.m
 Misc Info:

Calibration Date: 19-APR-2023
 Calibration Time: 22:11
 Level: LOW
 Sample Type: AIR

Test Mode:
 Use Last Continuing Calibrator.

COMPOUND	STANDARD	AREA LIMIT		SAMPLE	%DIFF
		LOWER	UPPER		
8 1,4-Dichlorobenze	154021	77011	308042	158271	2.76
27 Naphthalene-d8	550458	275229	1100916	573725	4.23
42 Acenaphthene-d10	294195	147098	588390	312399	6.19
59 Phenanthrene-d10	508863	254432	1017726	575680	13.13
69 Chrysene-d12	482651	241326	965302	593335	22.93
77 Perylene-d12	560068	280034	1120136	705257	25.92

COMPOUND	STANDARD	RT LIMIT		SAMPLE	%DIFF
		LOWER	UPPER		
8 1,4-Dichlorobenze	8.83	8.33	9.33	8.83	-0.00
27 Naphthalene-d8	11.30	10.80	11.80	11.31	0.07
42 Acenaphthene-d10	14.91	14.41	15.41	14.92	0.05
59 Phenanthrene-d10	17.94	17.44	18.44	17.95	0.09
69 Chrysene-d12	23.04	22.54	23.54	23.05	0.07
77 Perylene-d12	25.59	25.09	26.09	25.61	0.09

AREA UPPER LIMIT = +100% of internal standard area.
 AREA LOWER LIMIT = - 50% of internal standard area.
 RT UPPER LIMIT = + 0.50 minutes of internal standard RT.
 RT LOWER LIMIT = - 0.50 minutes of internal standard RT.

REVIEW SUMMARY FOR FILE - NT1004192321S.D

Lab ID: 23C0774-07

nt10.i, 20230419A.b\20230419A.b\SIMABN2.m,

20-APR-2023 00:05

RT CO-ELUTION COMPOUNDS

NO CO-ELUTIONS

Quant Method: ICAL

RRT CHECK

RRT	CCV	RRT	DELTA	COMPOUND
-----	-----	-----	-------	----------

NONE

RRT check based on Ccal File: 20230419A.b/NT1004192318S.D

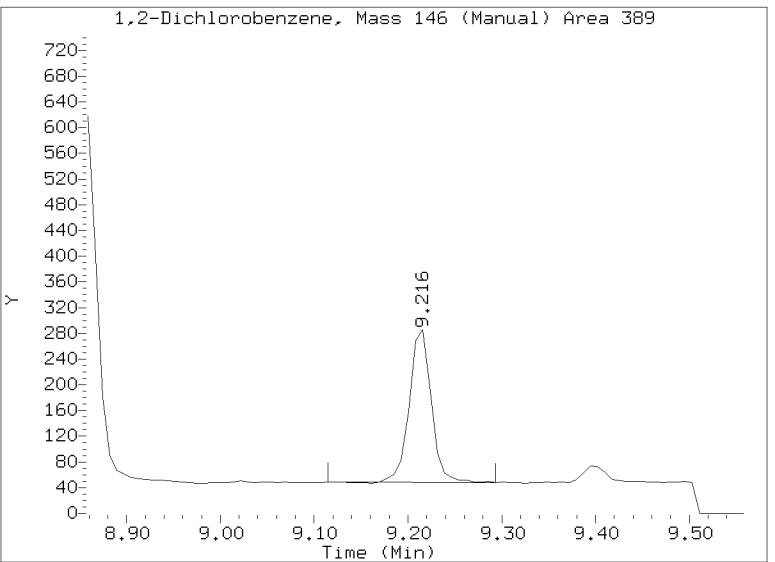
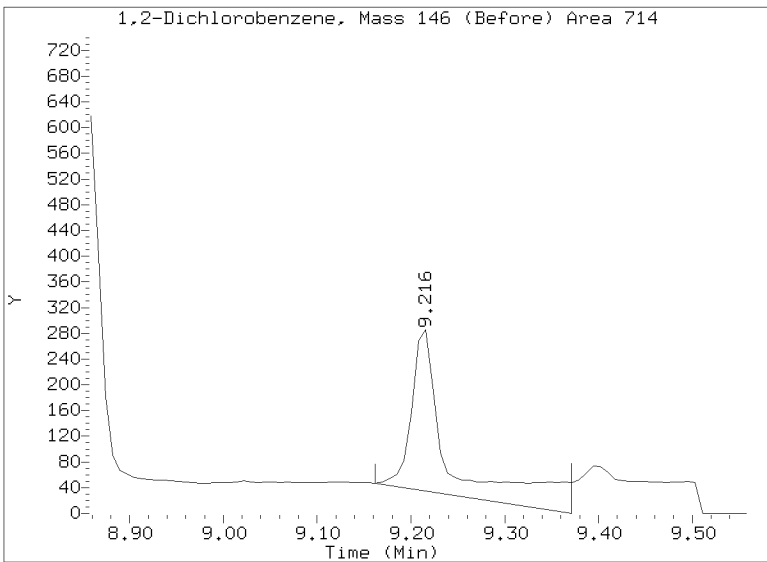
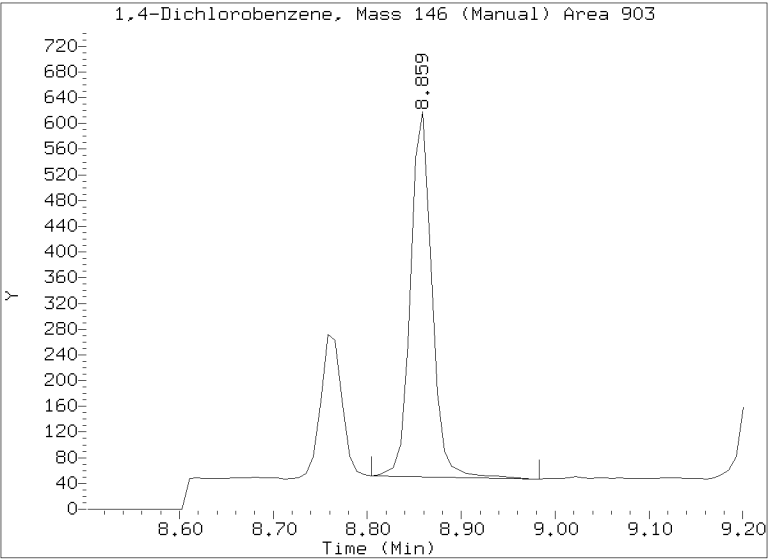
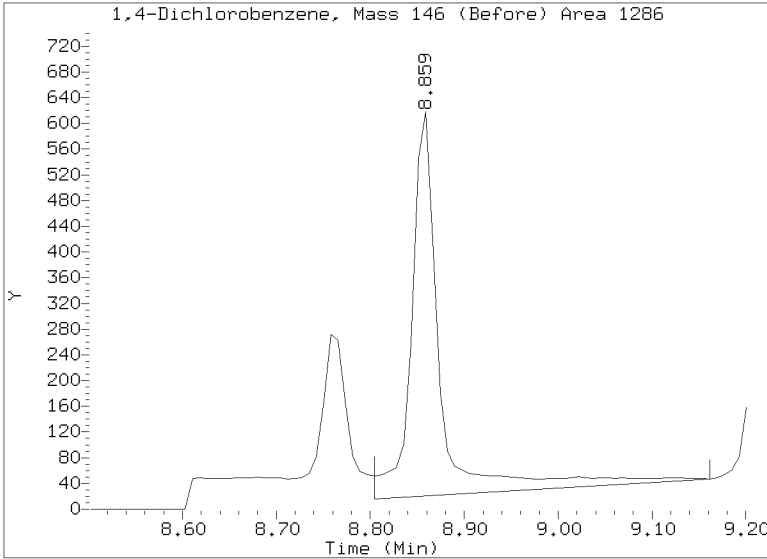
On Column LOD for nt10.i, 20230419A.b\SIMABN2.m, PSDDA.sub = 0.0000

Exception: 1,2,4-Trichlorobenzene 0.0010

* Only compounds listed in the work order have been verified by the analyst *

Quant Ion Manual Peak Adjustment Report

Datafile: //target/share/chem3/nt10.i/20230419A.b/20230419A.b/NT1004192321S.D
Injection Date: 20-APR-2023 00:05
Lab ID:23C0774-07 Client ID:
Report Date: 04/20/2023 16:29



APPROVED
By Deenay Dunmore at 8:41 am, Apr 21, 2023



Form I
ORGANIC ANALYSIS DATA SHEET
EPA 8270E-SIM
SIM SVOC Organics (Dual scan list)

Laboratory: Analytical Resources, LLC

Client: Anchor OEA, LLC

Project: AOC5 MR Phase 1

Matrix: Sediment

Laboratory ID: 23C0774-08 A

SDG: 23C0774

Sampled: 12/14/22 08:04

Prepared: 04/05/23 16:28

File ID: NT1004192324S.D

% Solids: 52.85

Preparation: EPA 3546 (Microwave)

Analyzed: 04/20/23 01:59

Batch: BLD0057

Sequence: SLD0288

Initial/Final: 18.93 g Wet / 1 mL

Instrument: NT10

Column: ZB-5MSi

Calibration: GC00049

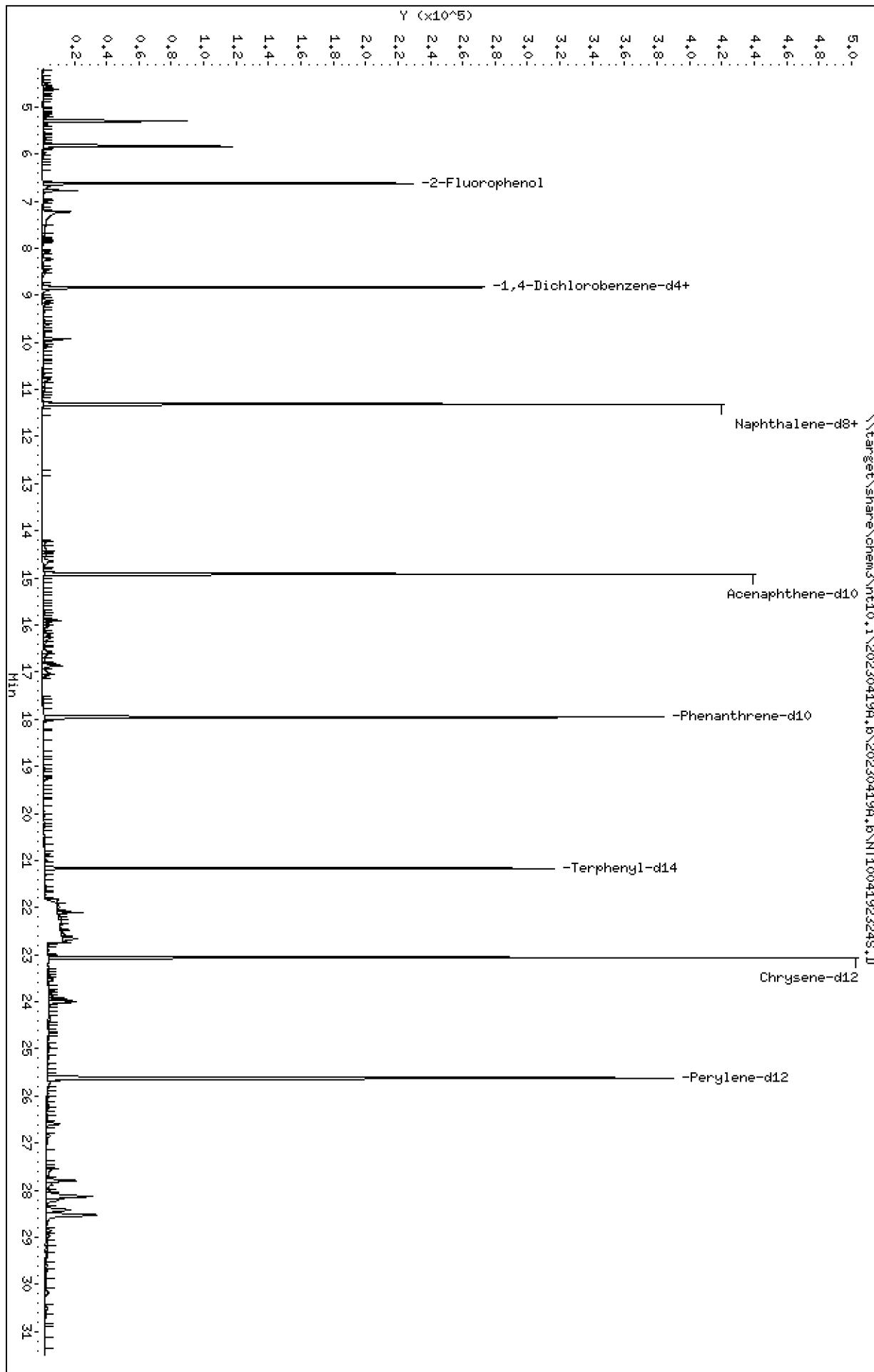
Cleanups: GPC

CAS NO.	COMPOUND	DILUTION	CONC: (ug/kg dry)	Q	DL	RL
106-46-7	1,4-Dichlorobenzene	1	3.0	J	0.6	5.0
95-50-1	1,2-Dichlorobenzene	1	5.0	U	0.7	5.0
100-51-6	Benzyl Alcohol	1	17.7	J	2.5	20.0
65-85-0	Benzoic acid	1	28.3	J	13.4	100
105-67-9	2,4-Dimethylphenol	1	2.6	J	2.2	20.0
120-82-1	1,2,4-Trichlorobenzene	1	5.0	U	2.7	5.0
86-30-6	N-Nitrosodiphenylamine	1	5.0	U	1.3	5.0
87-86-5	Pentachlorophenol	1	3.2	J	2.1	20.0

SURROGATES	ADDED: (ug/kg dry)	FOUND: (ug/kg dry)	% REC	QC LIMITS	Q
2-Fluorophenol	749.66	446	59.5	27 - 120	
p-Terphenyl-d14	499.77	412	82.4	37 - 120	

Data File: \\target\share\chem3\nt10.1\20230419H.B\20230419H.B\NT1004192324S.D
Date: 20-APR-2023 01:59
Client ID:
Sample Info: 23C0774-08
Volume Injected (uL): 1.0
Column phase: ZB-5msi

Instrument: nt10.1
Operator: DSD
Column diameter: 0.25



Date : 20-APR-2023 01:59

Client ID:

Instrument: nt10.i

Sample Info: 23C0774-08

Volume Injected (uL): 1.0

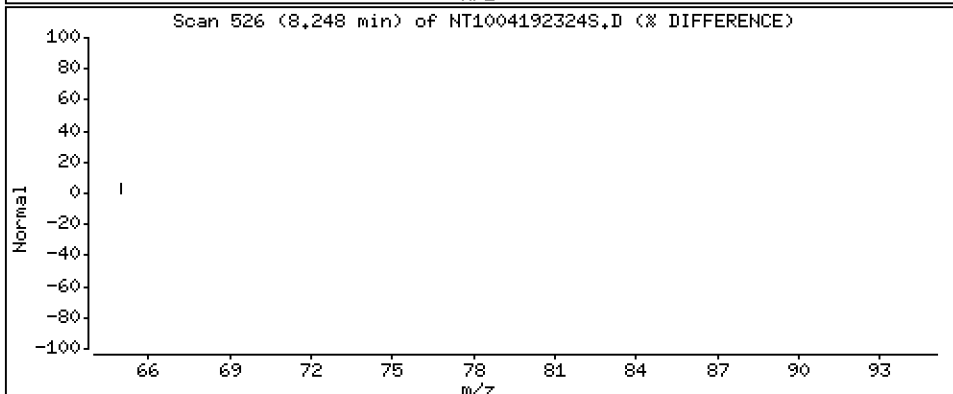
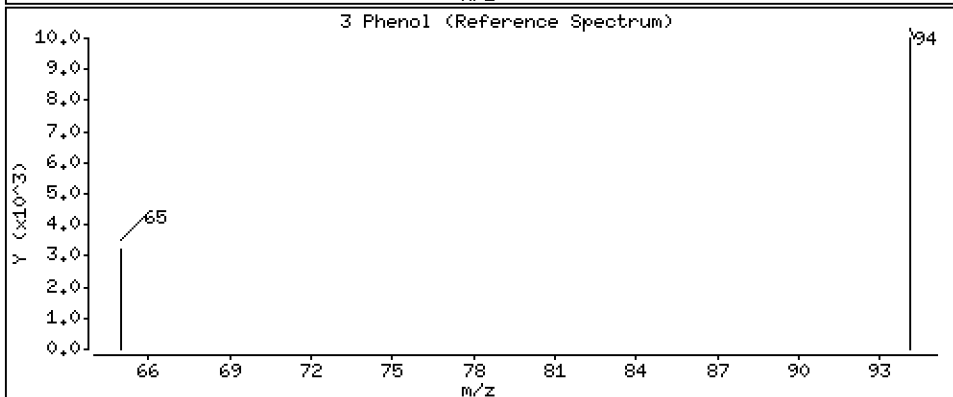
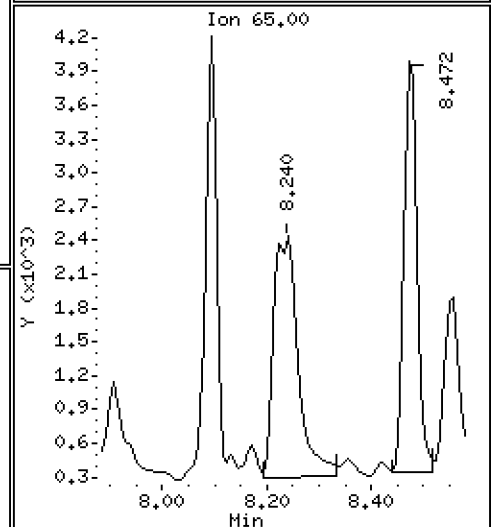
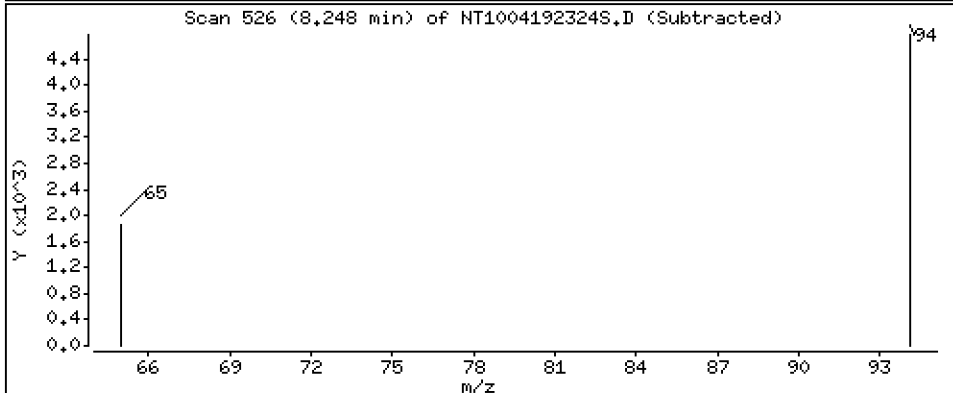
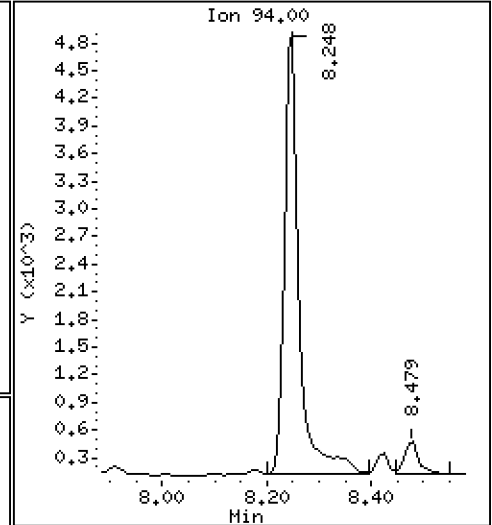
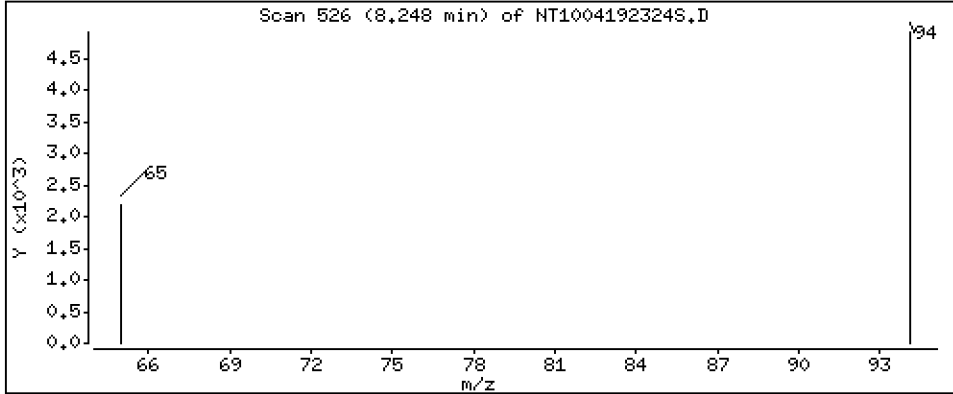
Operator: DSD

Column phase: ZB-5msi

Column diameter: 0.25

3 Phenol

Concentration: 0.1272 ug/L



Date : 20-APR-2023 01:59

Client ID:

Instrument: nt10.i

Sample Info: 23C0774-08

Volume Injected (uL): 1.0

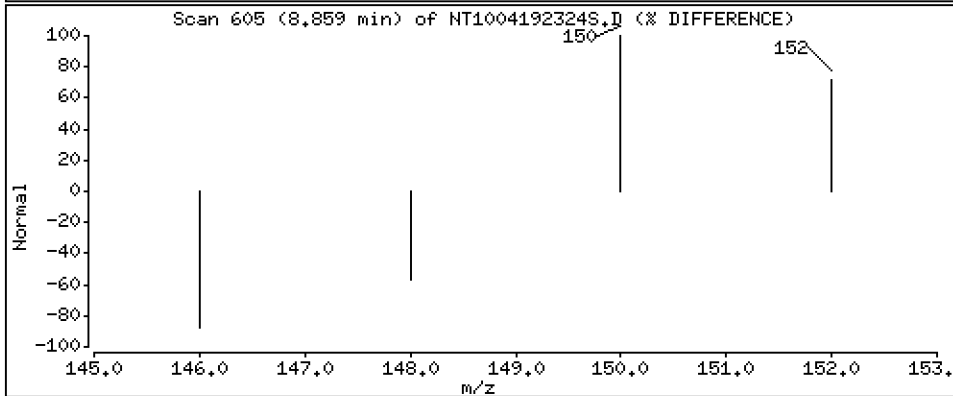
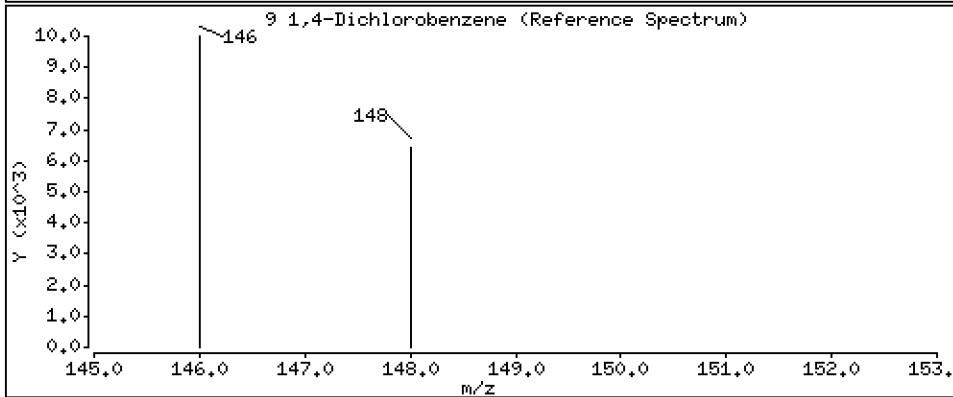
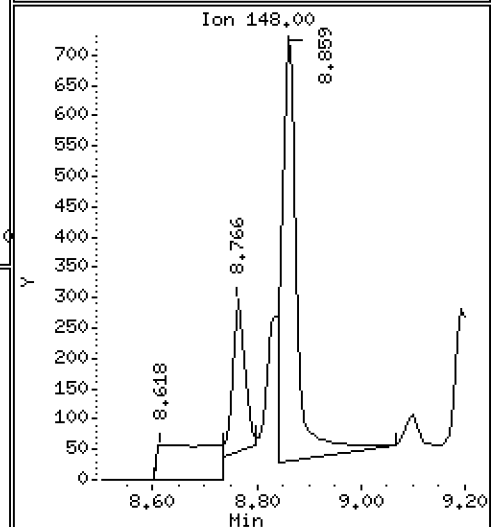
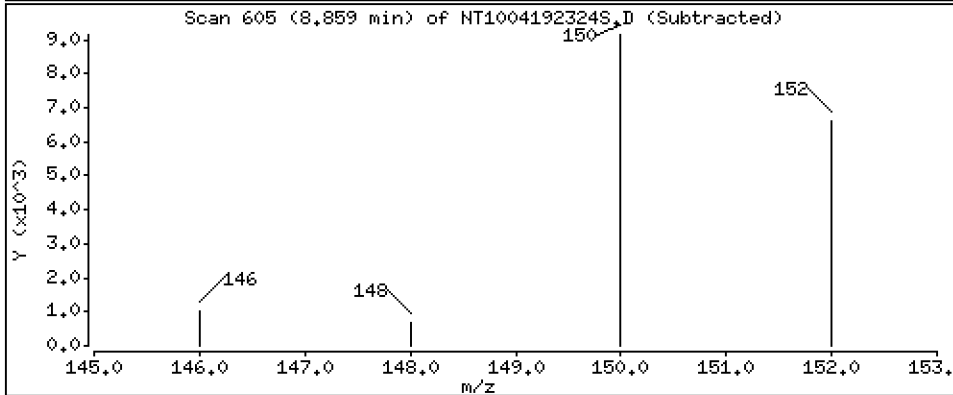
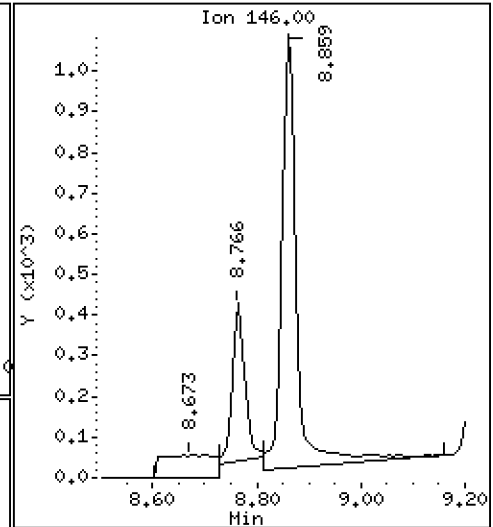
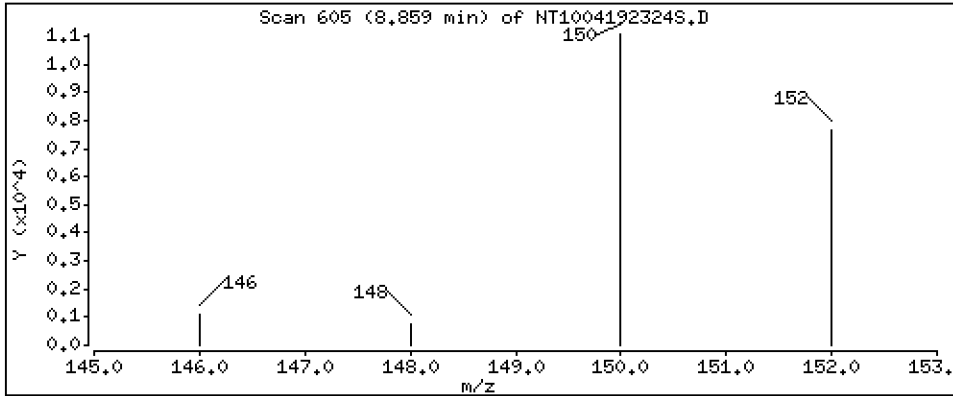
Operator: DSD

Column phase: ZB-5msi

Column diameter: 0.25

9 1,4-Dichlorobenzene

Concentration: 0.03008 ug/L



Date : 20-APR-2023 01:59

Client ID:

Instrument: nt10.i

Sample Info: 23C0774-08

Volume Injected (uL): 1.0

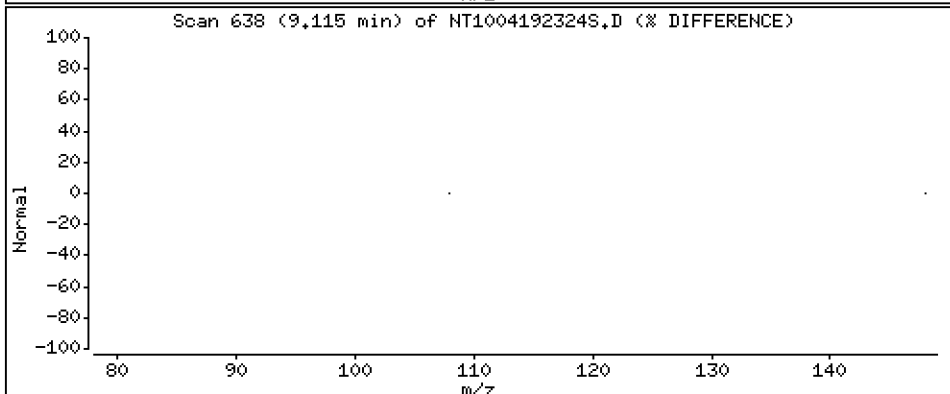
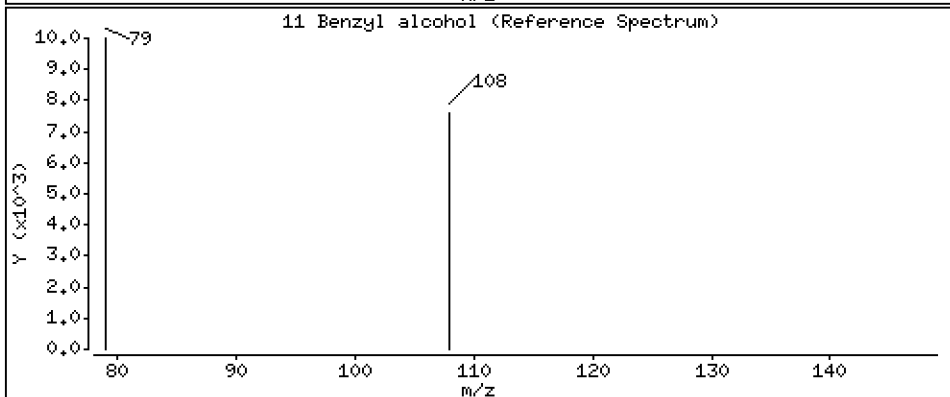
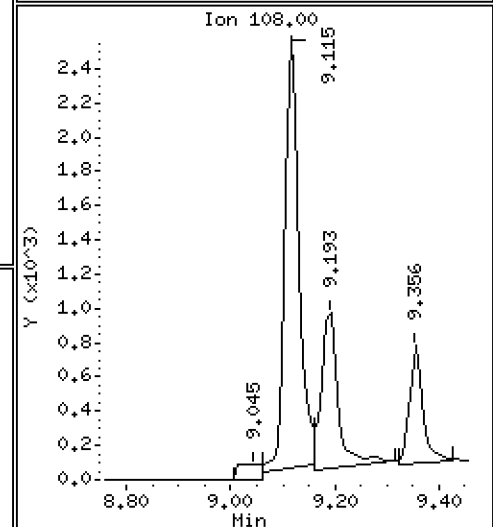
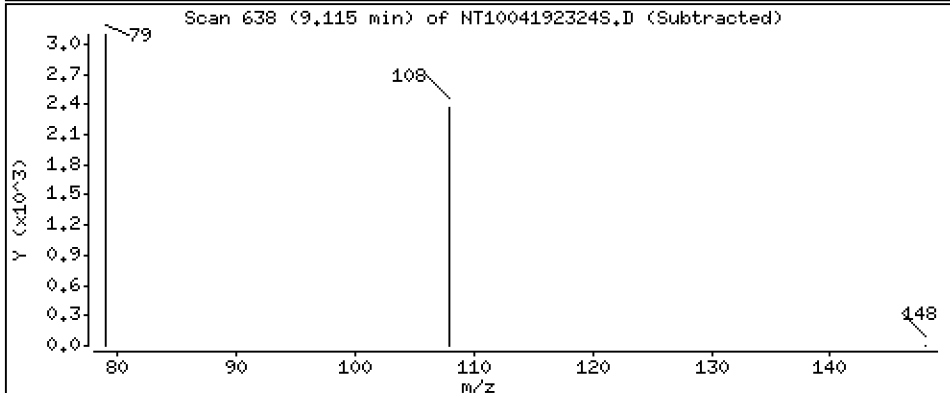
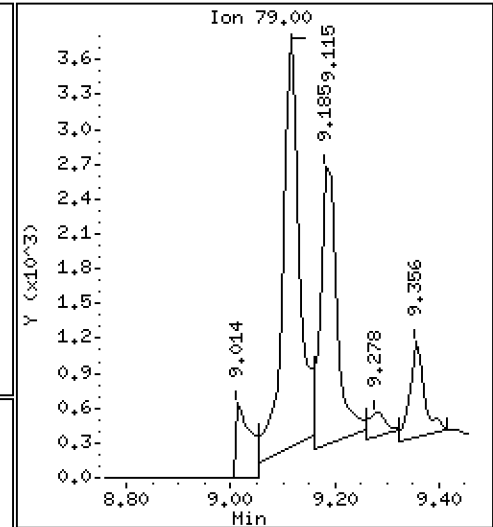
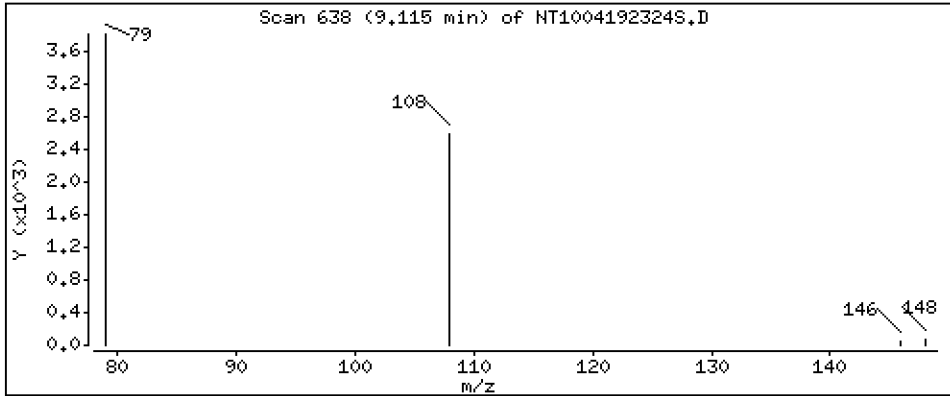
Operator: DSD

Column phase: ZB-5msi

Column diameter: 0.25

11 Benzyl alcohol

Concentration: 0.1773 ug/L



Date : 20-APR-2023 01:59

Client ID:

Instrument: nt10.i

Sample Info: 23C0774-08

Volume Injected (uL): 1.0

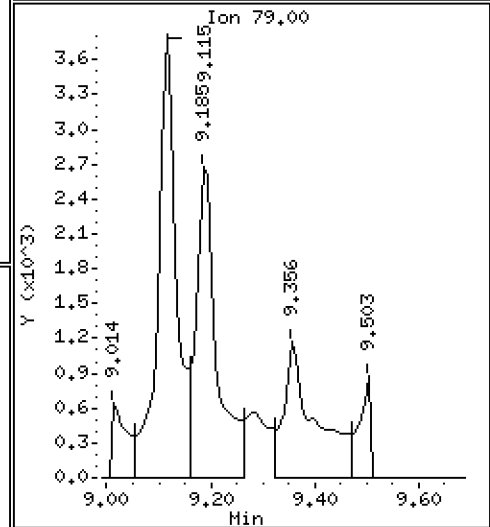
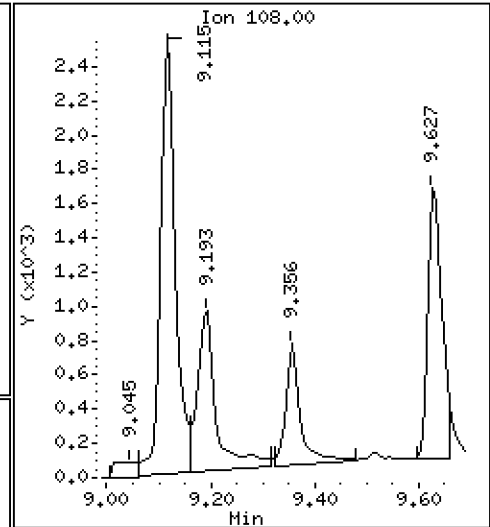
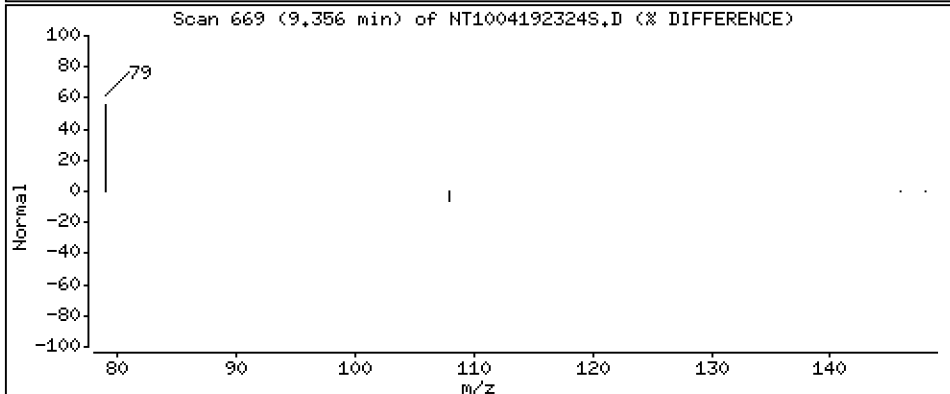
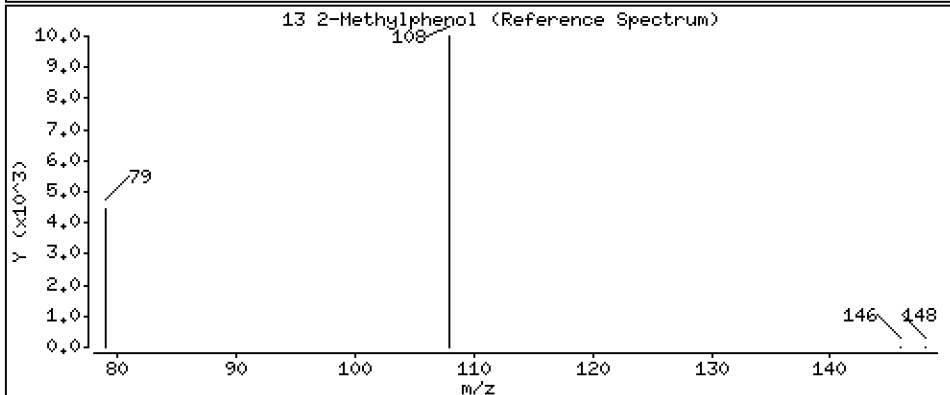
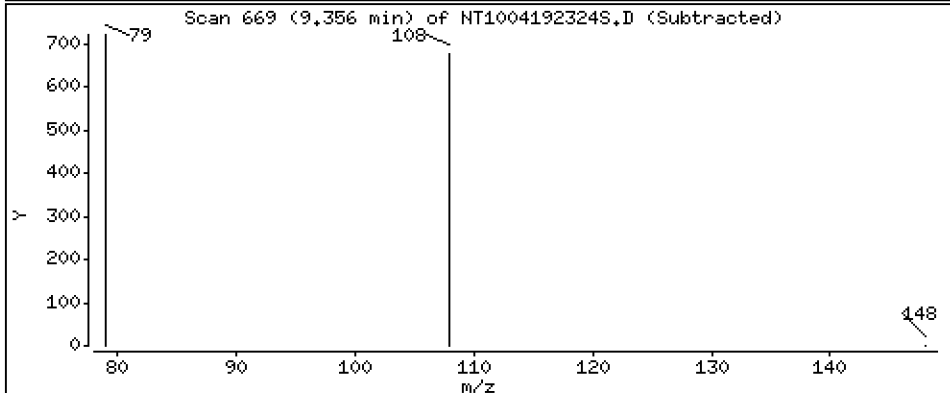
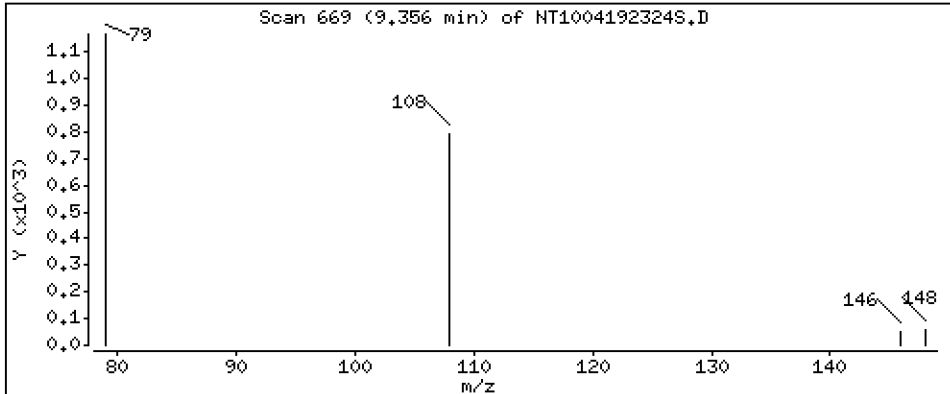
Operator: DSD

Column phase: ZB-5msi

Column diameter: 0.25

13 2-Methylphenol

Concentration: 0.02642 ug/L



Date : 20-APR-2023 01:59

Client ID:

Instrument: nt10.i

Sample Info: 23C0774-08

Volume Injected (uL): 1.0

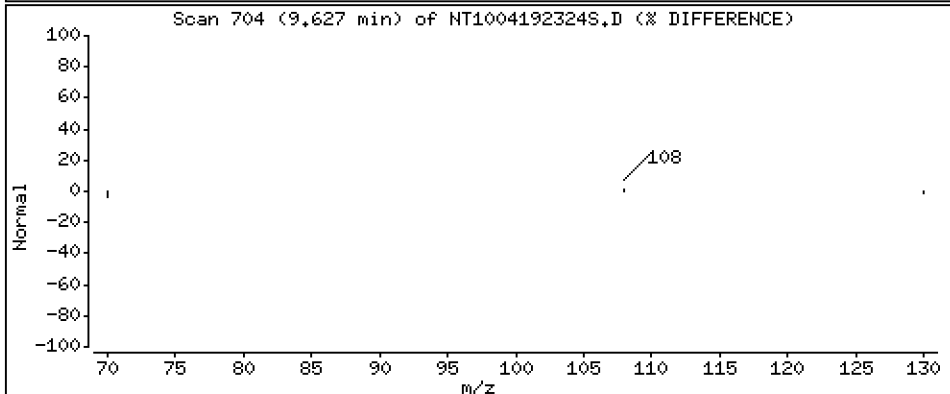
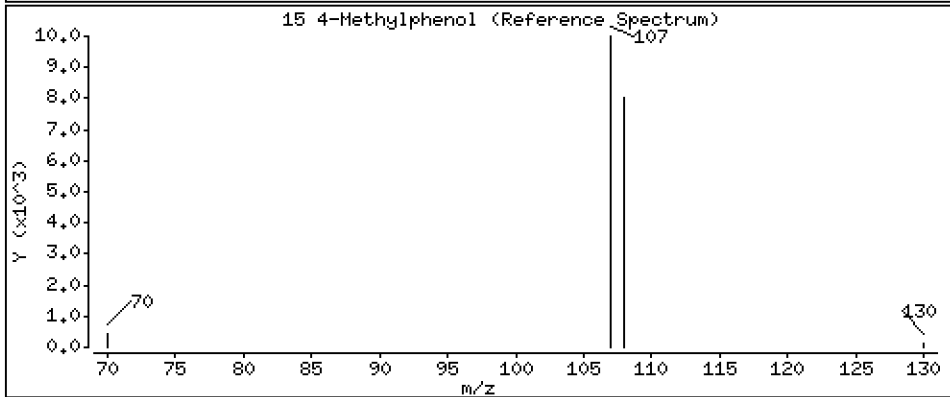
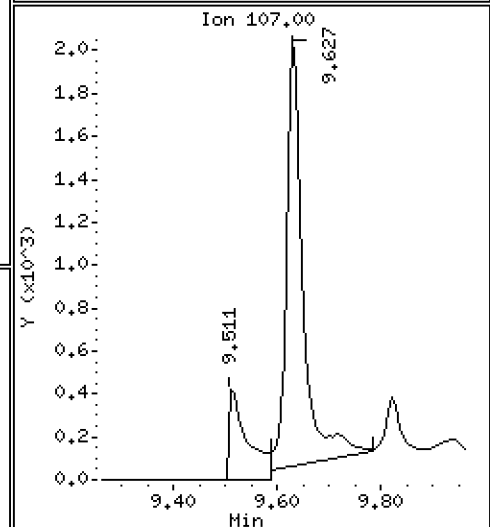
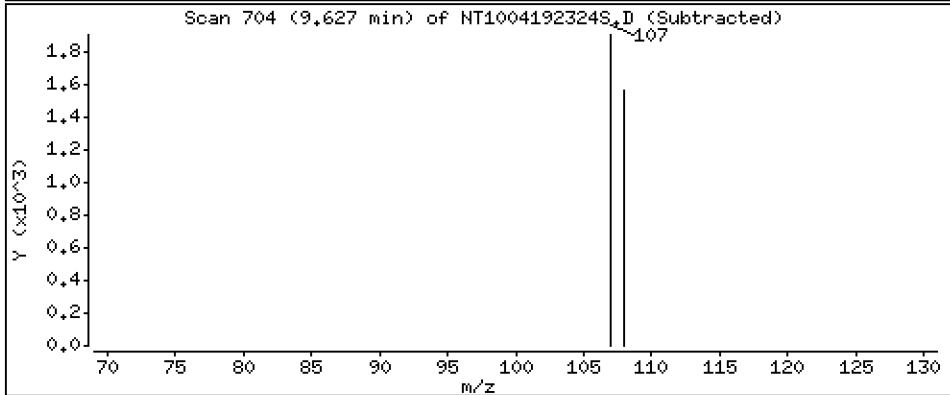
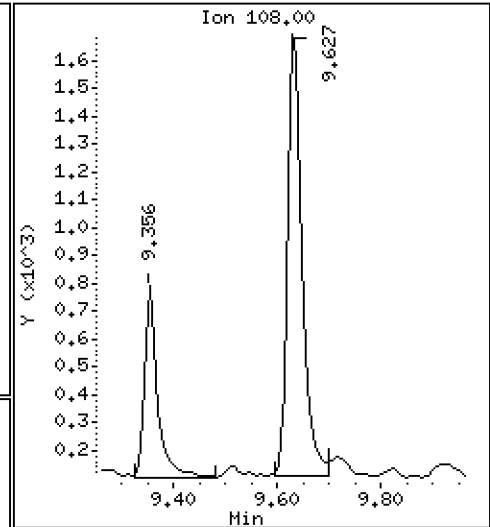
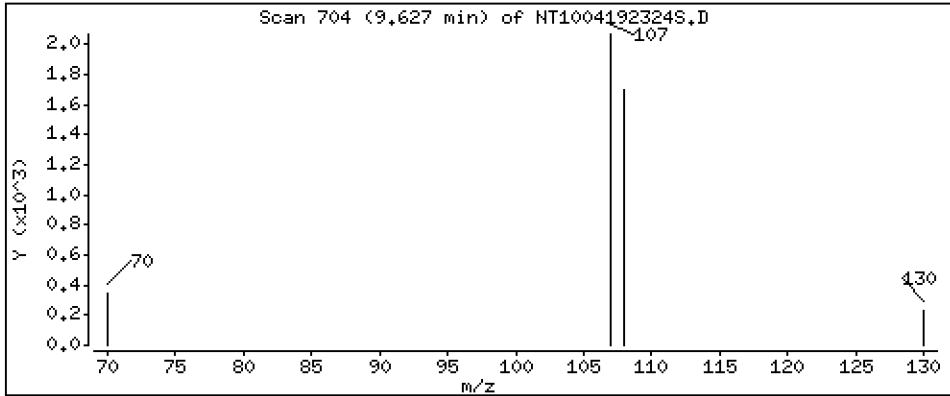
Operator: DSD

Column phase: ZB-5msi

Column diameter: 0.25

15 4-Methylphenol

Concentration: 0.05953 ug/L



Date : 20-APR-2023 01:59

Client ID:

Instrument: nt10.i

Sample Info: 23C0774-08

Volume Injected (uL): 1.0

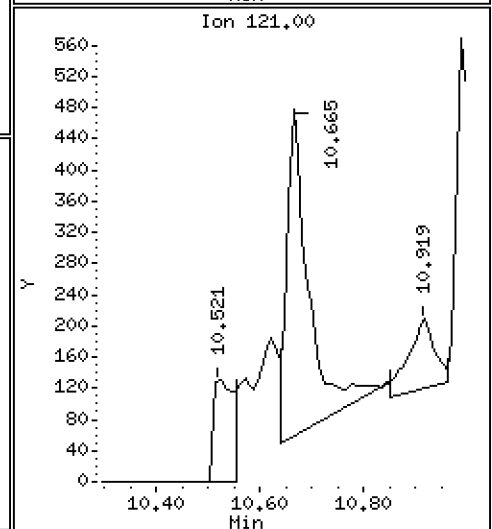
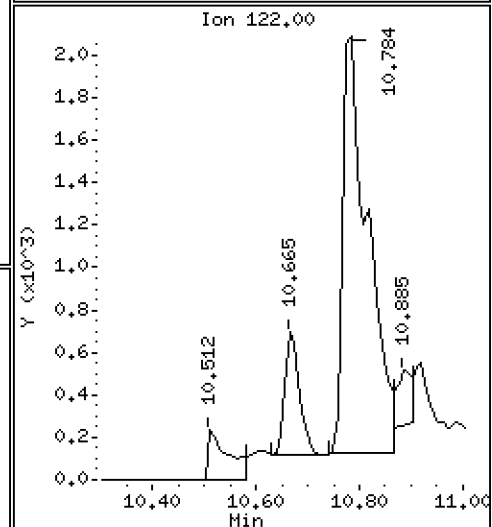
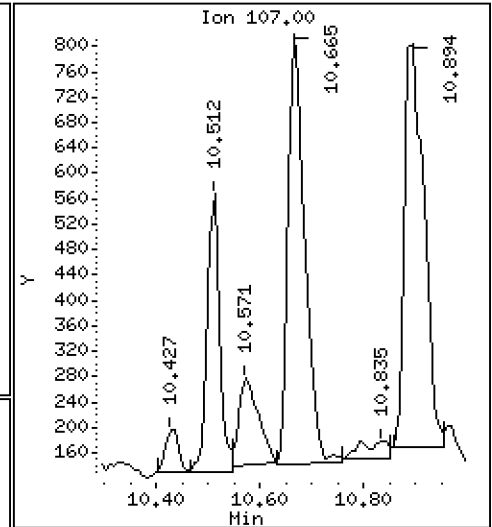
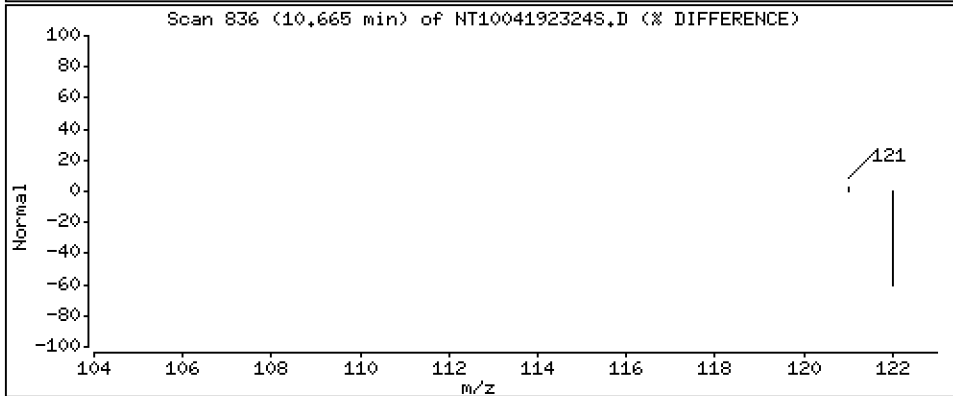
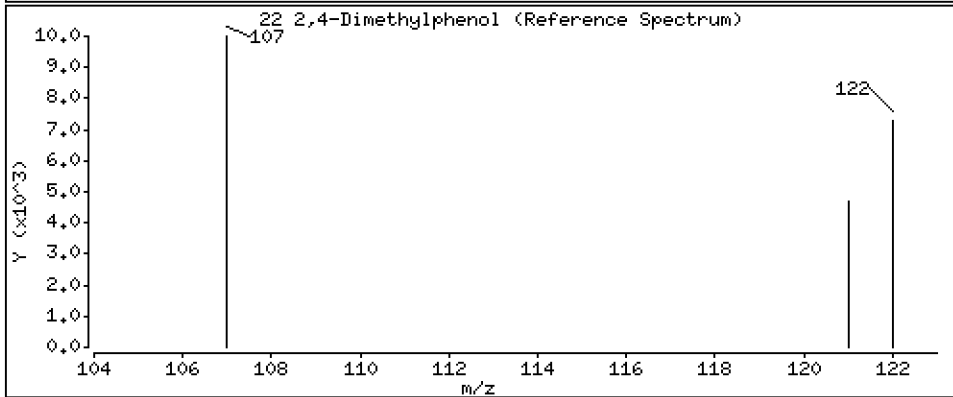
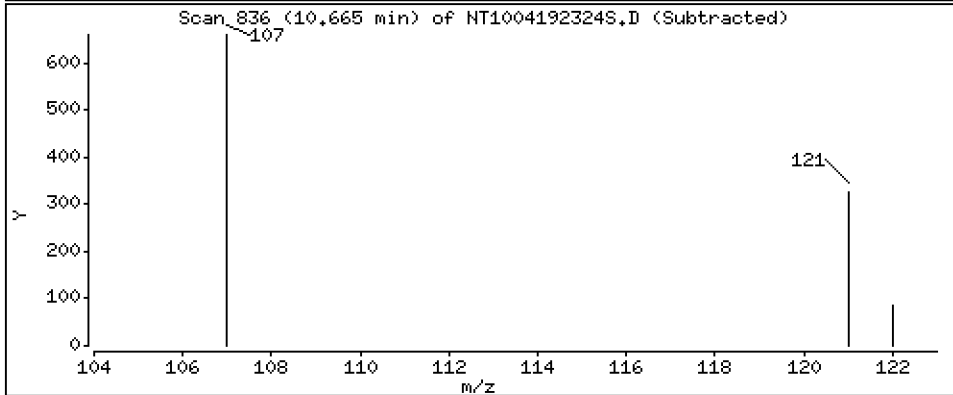
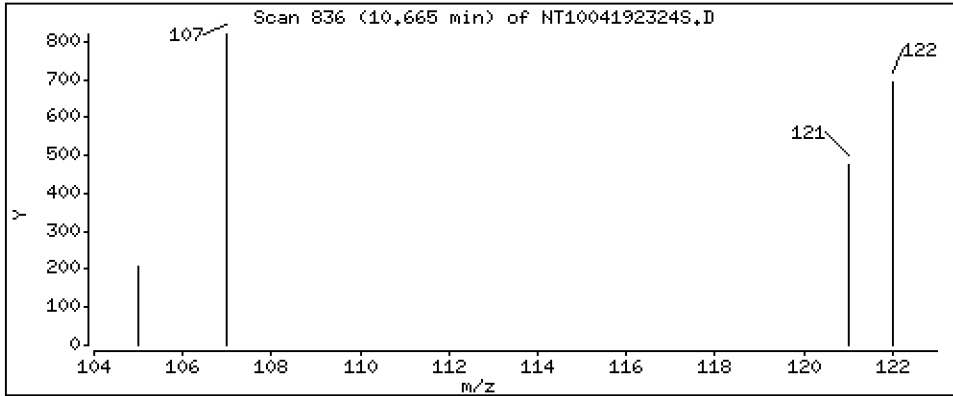
Operator: DSD

Column phase: ZB-5msi

Column diameter: 0.25

22 2,4-Dimethylphenol

Concentration: 0.02649 ug/L



Date : 20-APR-2023 01:59

Client ID:

Instrument: nt10.i

Sample Info: 23C0774-08

Volume Injected (uL): 1.0

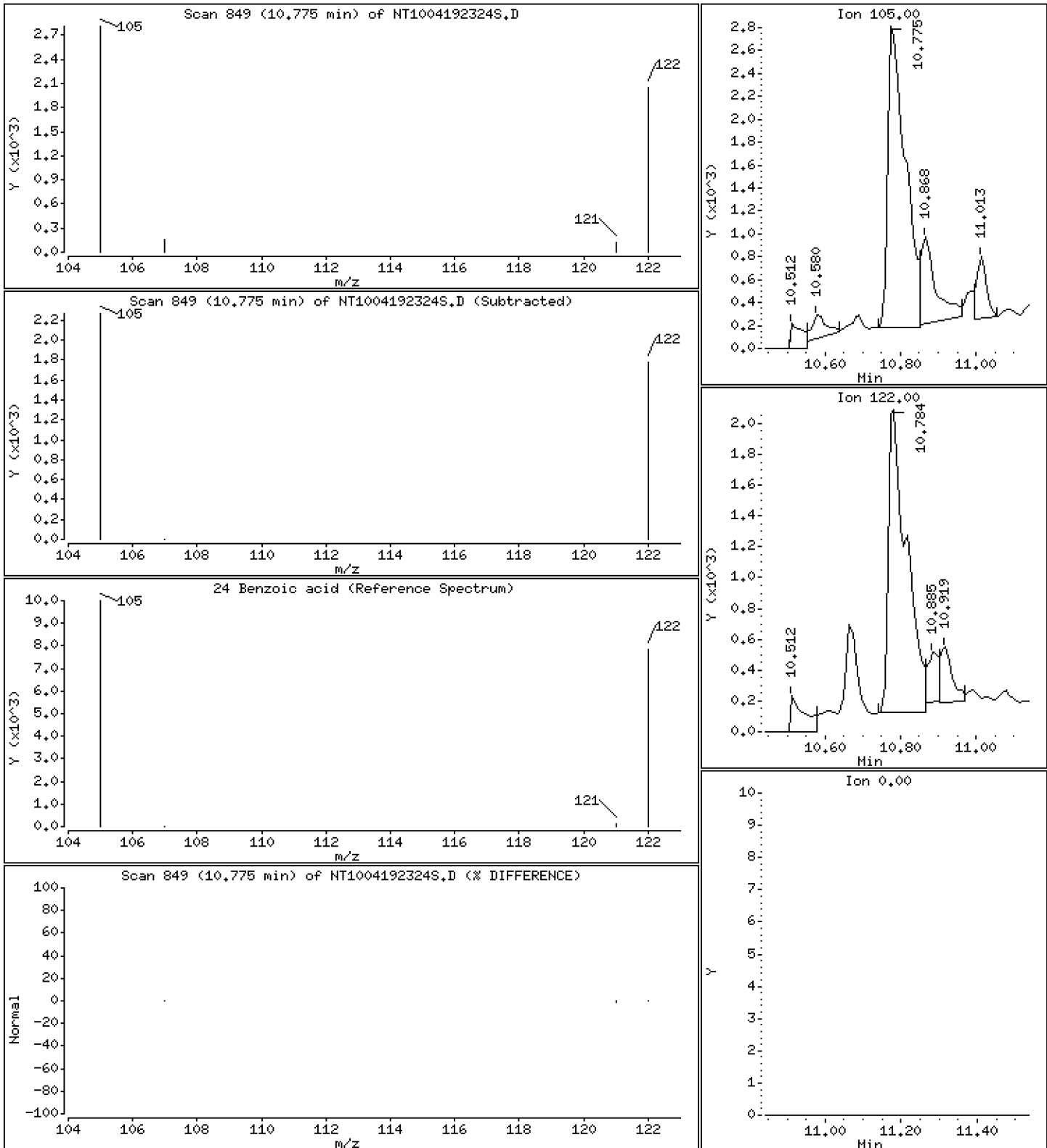
Operator: DSD

Column phase: ZB-5msi

Column diameter: 0.25

24 Benzoic acid

Concentration: 0.2829 ug/L



Date : 20-APR-2023 01:59

Client ID:

Instrument: nt10.i

Sample Info: 23C0774-08

Volume Injected (uL): 1.0

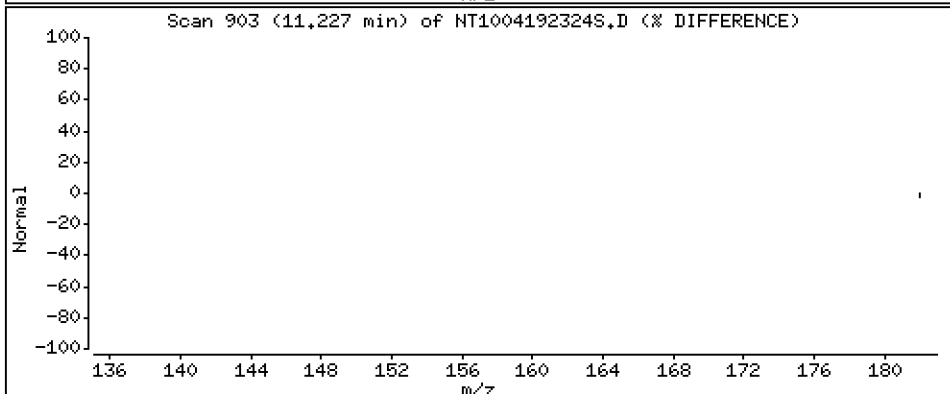
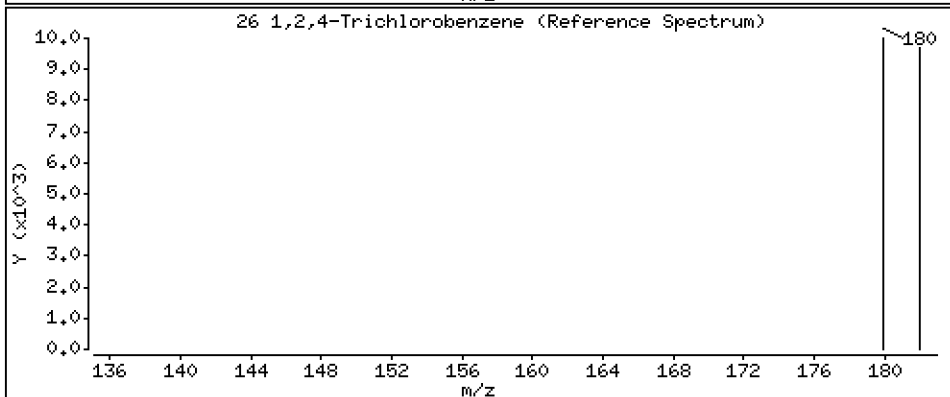
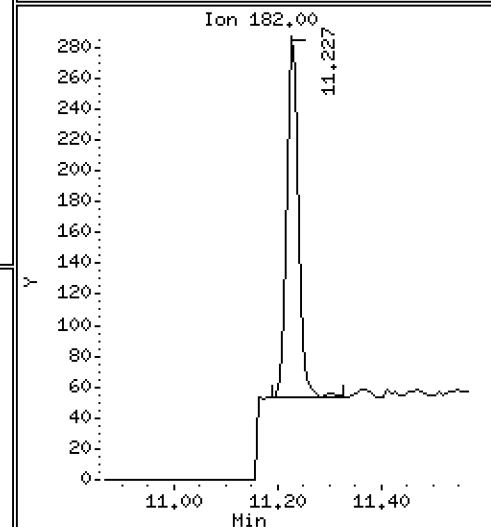
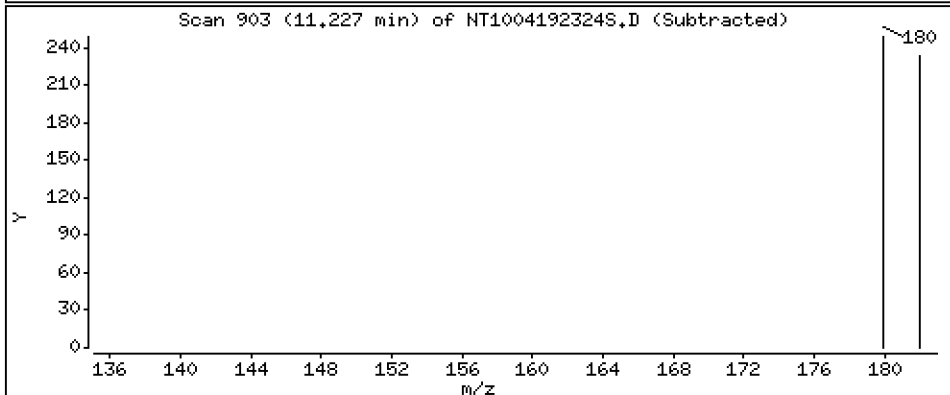
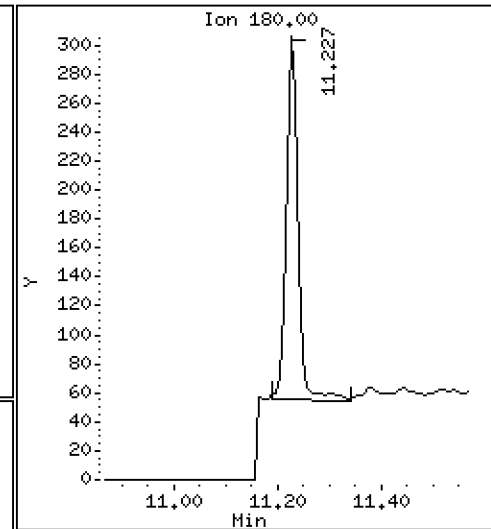
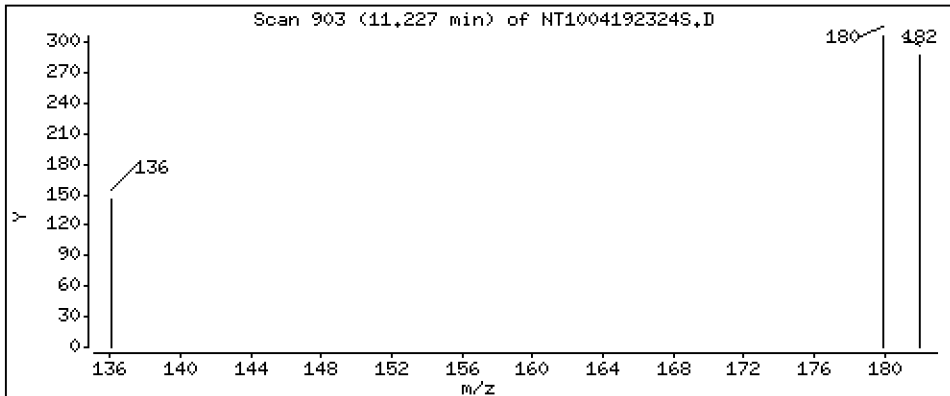
Operator: DSD

Column phase: ZB-5msi

Column diameter: 0,25

26 1,2,4-Trichlorobenzene

Concentration: 0,007209 ug/L



Date : 20-APR-2023 01:59

Client ID:

Instrument: nt10.i

Sample Info: 23C0774-08

Volume Injected (uL): 1.0

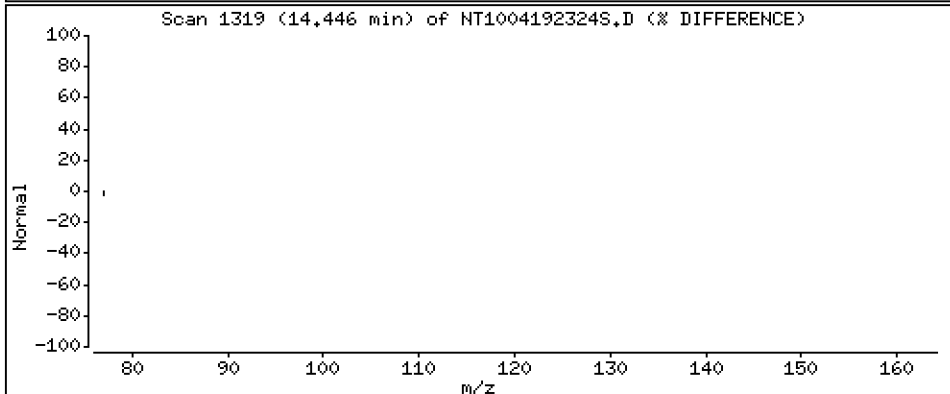
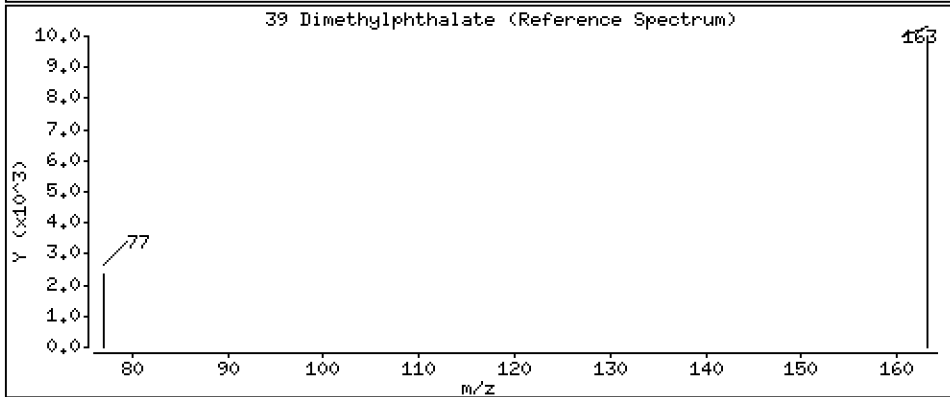
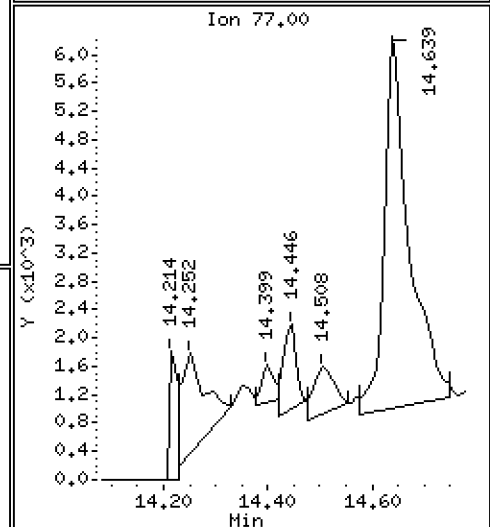
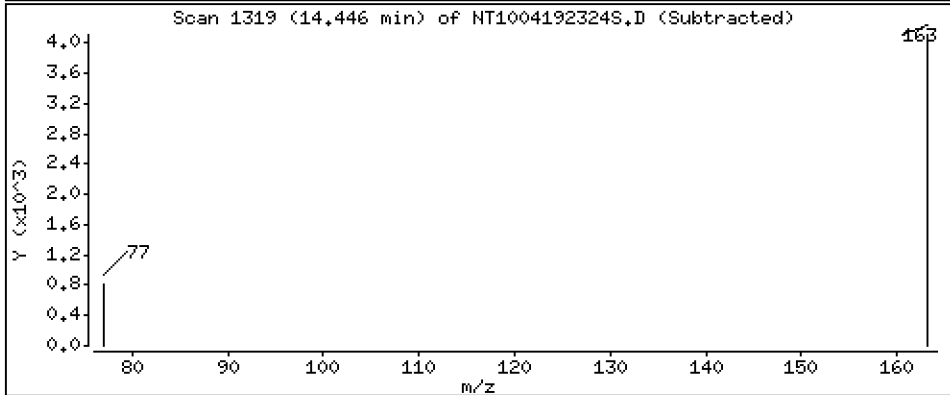
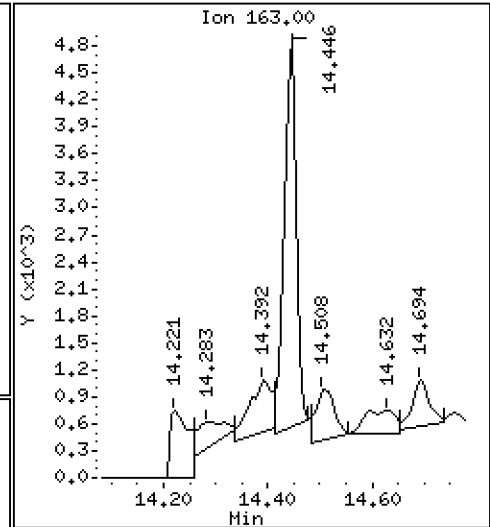
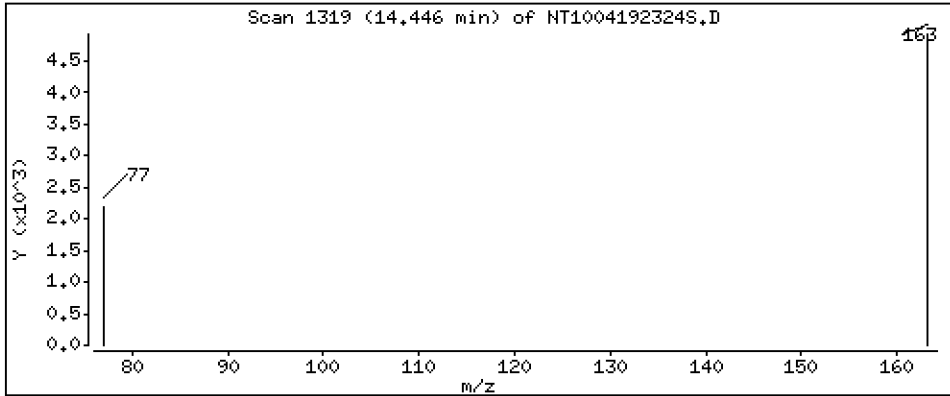
Operator: DSD

Column phase: ZB-5msi

Column diameter: 0,25

39 Dimethylphthalate

Concentration: 0,06339 ug/L



Date : 20-APR-2023 01:59

Client ID:

Instrument: nt10.i

Sample Info: 23C0774-08

Volume Injected (uL): 1.0

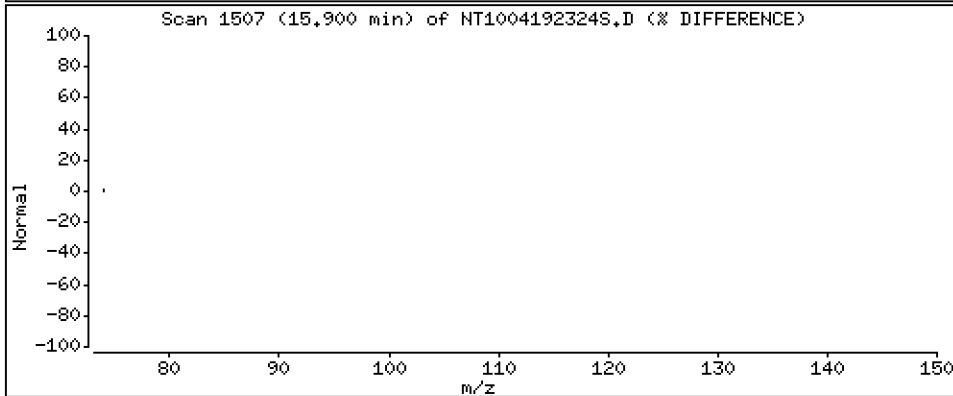
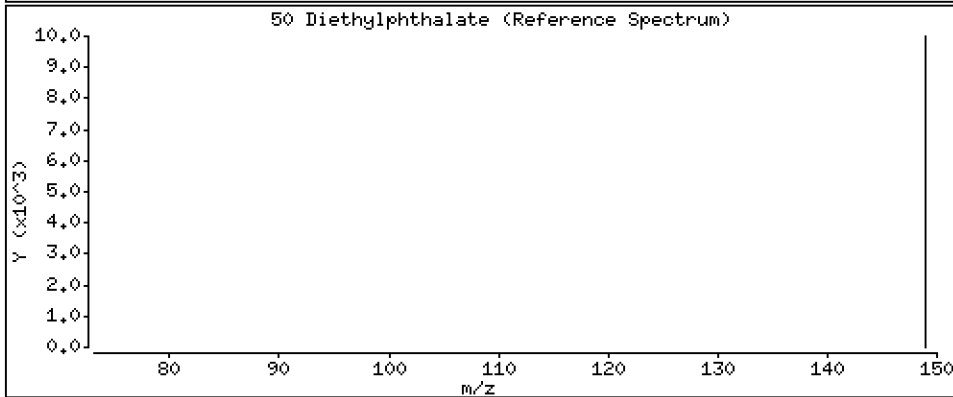
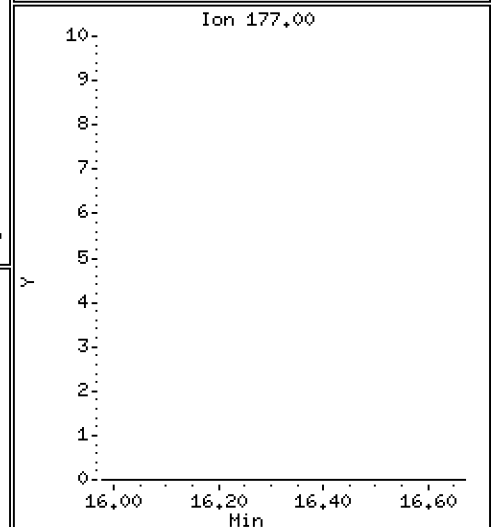
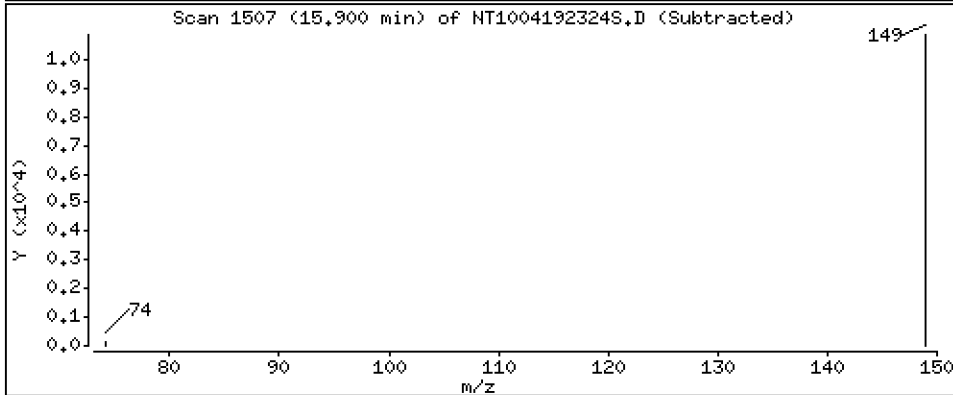
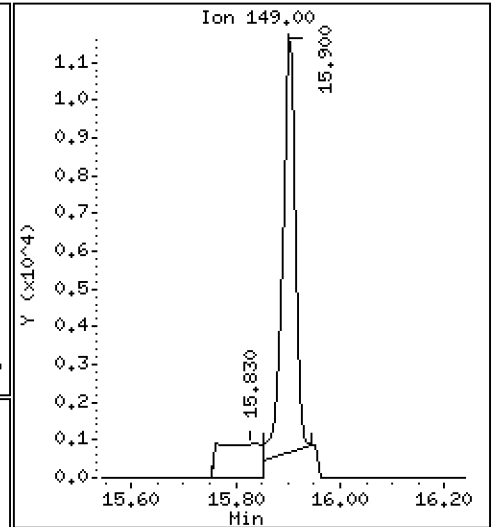
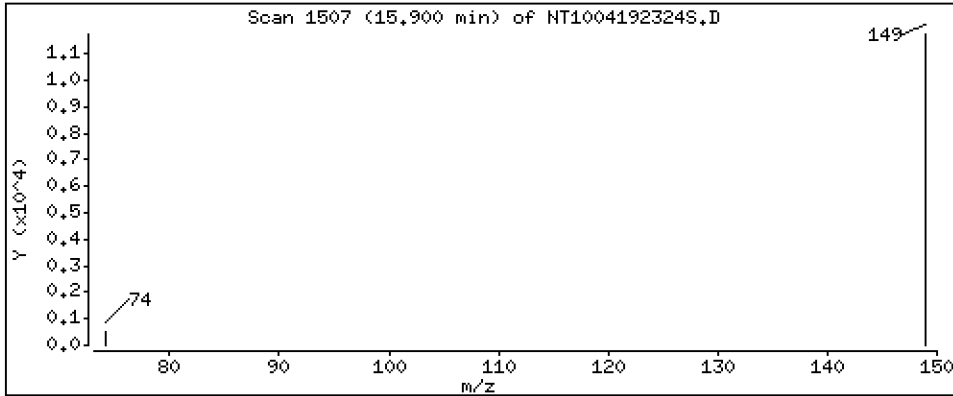
Operator: DSD

Column phase: ZB-5msi

Column diameter: 0.25

50 Diethylphthalate

Concentration: 0.1695 ug/L



Date : 20-APR-2023 01:59

Client ID:

Instrument: nt10.i

Sample Info: 23C0774-08

Volume Injected (uL): 1.0

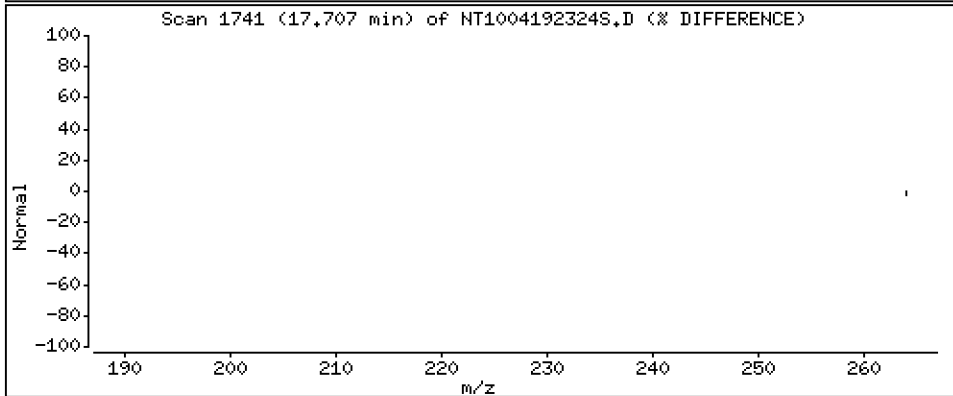
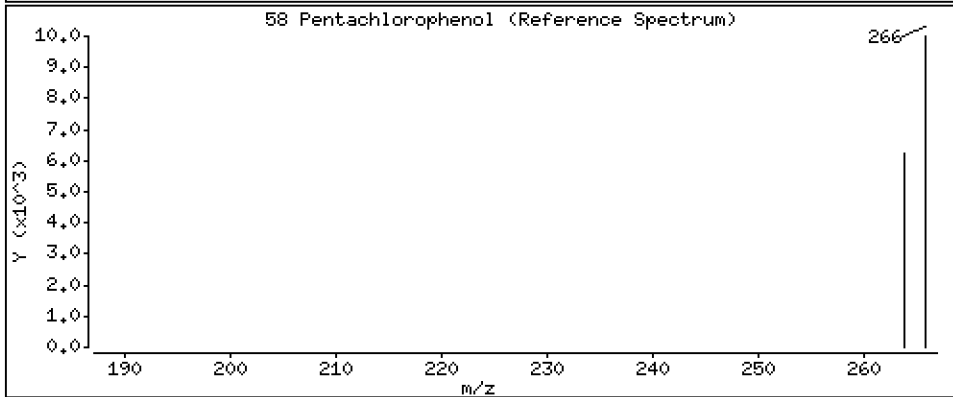
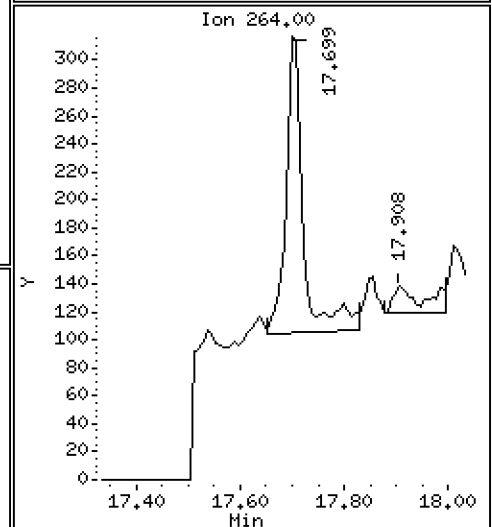
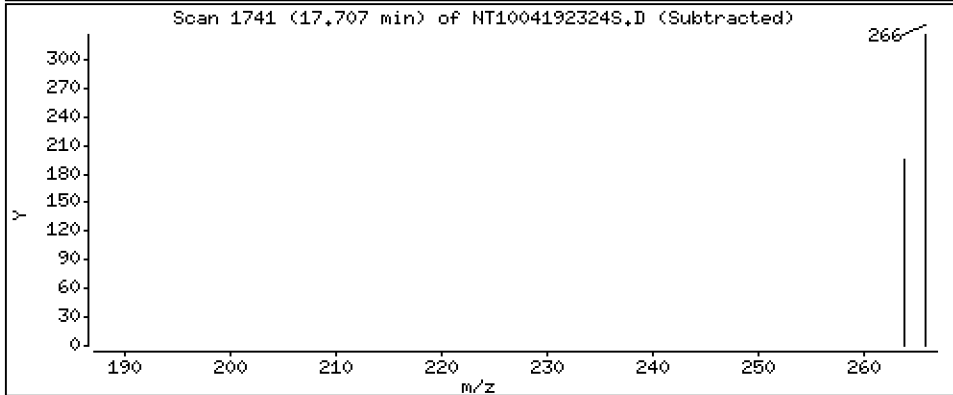
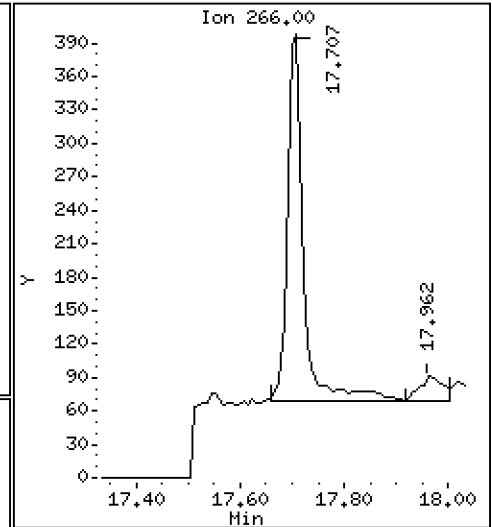
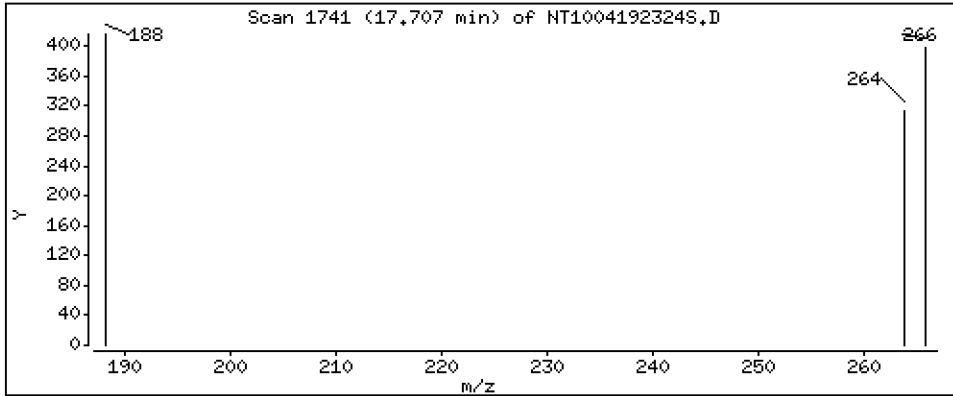
Operator: DSD

Column phase: ZB-5msi

Column diameter: 0,25

58 Pentachlorophenol

Concentration: 0,03246 ug/L



Date : 20-APR-2023 01:59

Client ID:

Instrument: nt10.i

Sample Info: 23C0774-08

Volume Injected (uL): 1.0

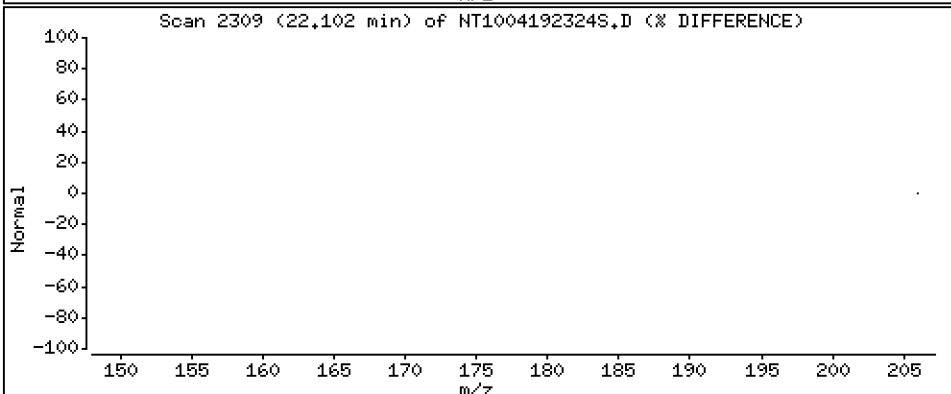
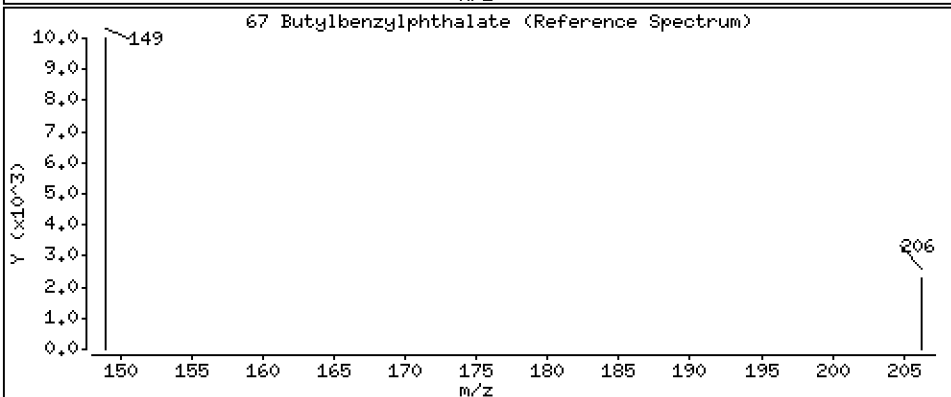
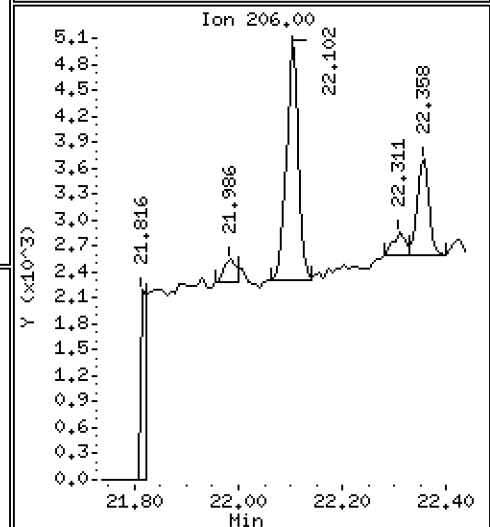
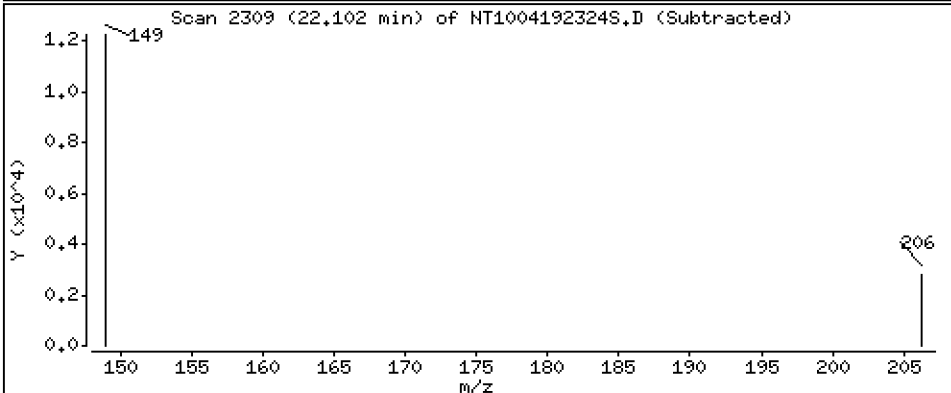
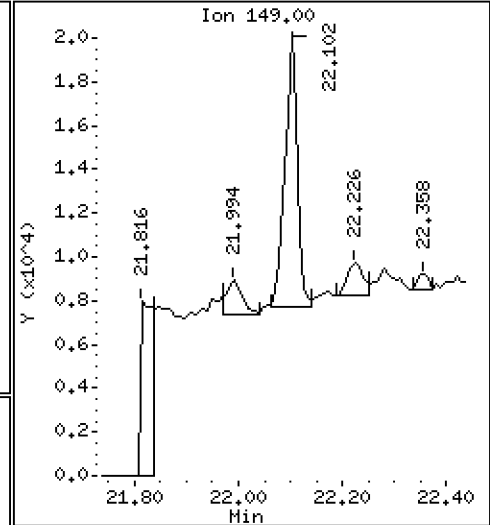
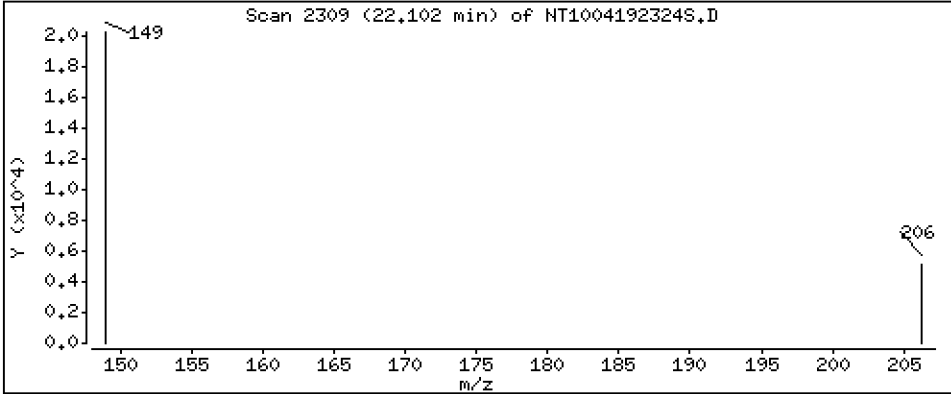
Operator: DSD

Column phase: ZB-5msi

Column diameter: 0.25

67 Butylbenzylphthalate

Concentration: 0.2472 ug/L



Date : 20-APR-2023 01:59

Client ID:

Instrument: nt10.i

Sample Info: 23C0774-08

Volume Injected (uL): 1.0

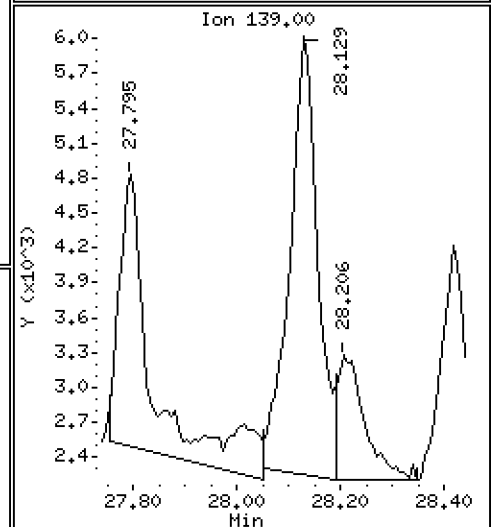
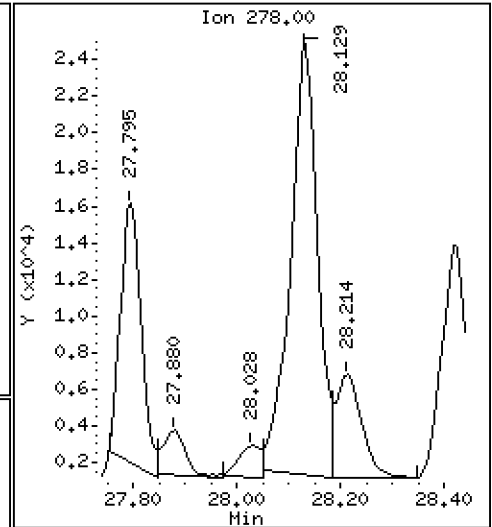
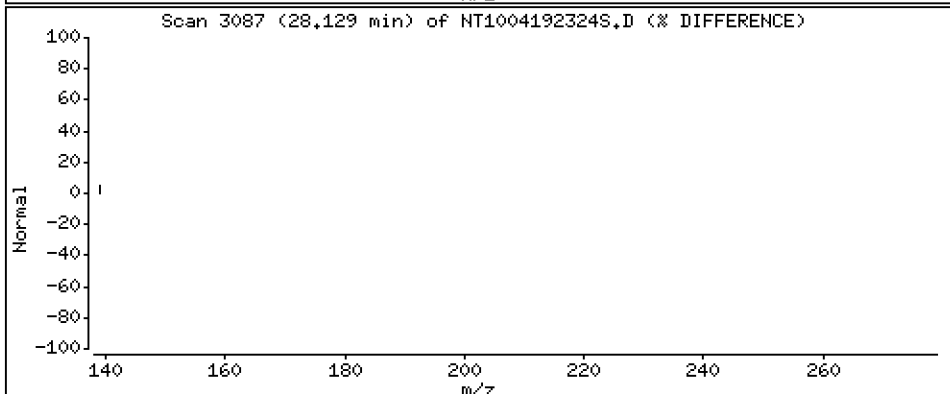
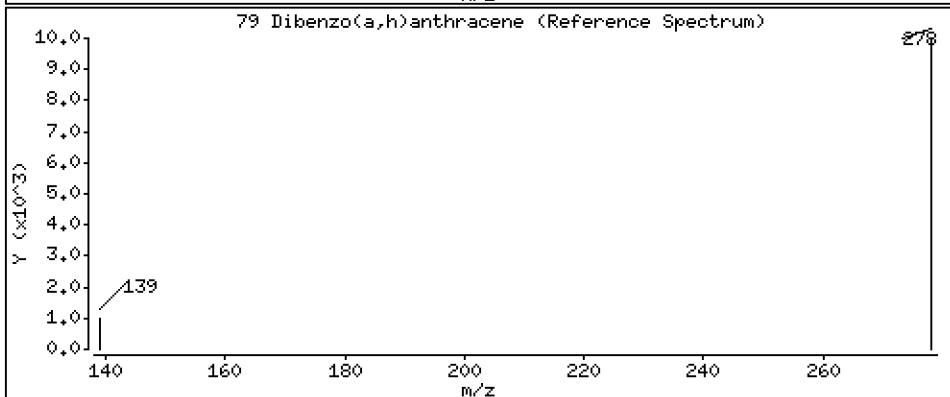
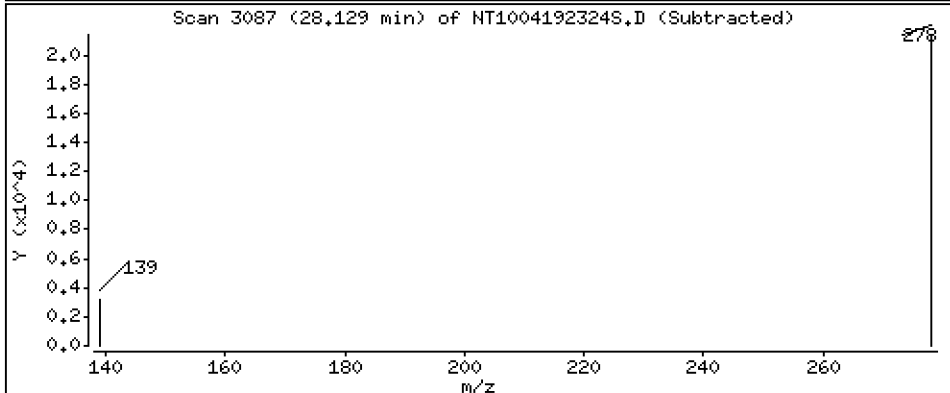
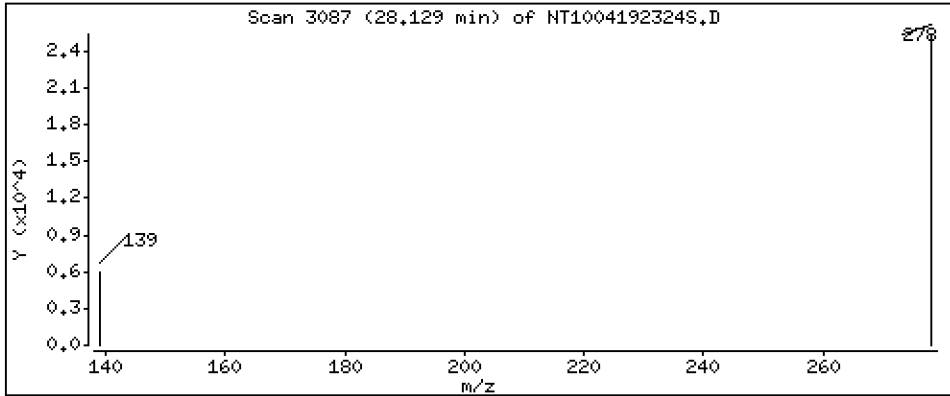
Operator: DSD

Column phase: ZB-5msi

Column diameter: 0,25

79 Dibenzo(a,h)anthracene

Concentration: 0,3765 ug/L



ARI Labs, Inc.

METHOD 8270D-SIM

Data file : \\target\share\chem3\nt10.i\20230419A.b\20230419A.b\NT1004192324S.D
 Lab Smp Id: 23C0774-08
 Inj Date : 20-APR-2023 01:59 MS Autotune Date: 16-JAN-2023 17:42
 Operator : DSD Inst ID: nt10.i
 Smp Info : 23C0774-08
 Misc Info :
 Comment :
 Method : \\target\share\chem3\nt10.i\20230419A.b\20230419A.b\SIMABN2.m
 Meth Date : 20-Apr-2023 16:29 deenayd Quant Type: ISTD
 Cal Date : 16-MAR-2023 01:38 Cal File: NT10031510S.D
 Als bottle: 19
 Dil Factor: 1.00000
 Integrator: HP RTE Compound Sublist: PSDDA.sub
 Target Version: 4.14
 Processing Host: DEENAY-201905

Concentration Formula: Amt * DF * Uf * Vt/(Vo * Vi) * CpndVariable

Name	Value	Description
DF	1.000	Dilution Factor
Vo	1000.000	Volume of sample extracted (mL)
Vt	1000.000	Volume of final extract (uL)
Vi	1.000	Volume injected (uL)
Uf	1.000	ng unit correction factor
Cpnd Variable		Local Compound Variable

Compounds	QUANT	SIG	RT	EXP RT	REL RT	RESPONSE	CONCENTRATIONS	
							ON-COLUMN	FINAL
	MASS						(ug/mL)	(ug/L)
\$ 1 2-Fluorophenol	112		6.625	6.609	(0.750)	244397	4.46436	4.464 (R)
3 Phenol	94		8.247	8.232	(0.933)	9557	0.12725	0.1272
7 1,3-Dichlorobenzene	146		Compound Not Detected.					
* 8 1,4-Dichlorobenzene-d4	152		8.835	8.827	(1.000)	180527	4.00000	
9 1,4-Dichlorobenzene	146		8.858	8.851	(1.003)	2041	0.03008	0.03008
11 Benzyl alcohol	79		9.114	9.107	(1.032)	7719	0.17728	0.1773
12 1,2-Dichlorobenzene	146		Compound Not Detected.					
13 2-Methylphenol	108		9.355	9.340	(1.059)	1375	0.02642	0.02642
15 4-Methylphenol	108		9.627	9.611	(1.090)	3219	0.05953	0.05953
16 N-Nitroso-di-n-propylamine	70		Compound Not Detected.					
22 2,4-Dimethylphenol	107		10.664	10.647	(0.943)	1501	0.02649	0.02649
24 Benzoic acid	105		10.775	10.792	(0.953)	8773	0.28292	0.2829
26 1,2,4-Trichlorobenzene	180		11.227	11.219	(0.992)	411	0.00721	0.007209
* 27 Naphthalene-d8	136		11.312	11.304	(1.000)	655632	4.00000	
30 Hexachlorobutadiene	225		Compound Not Detected.					
39 Dimethylphthalate	163		14.445	14.430	(0.968)	6737	0.06339	0.06339
* 42 Acenaphthene-d10	162		14.917	14.910	(1.000)	336763	4.00000	
50 Diethylphthalate	149		15.899	15.892	(1.066)	18659	0.16948	0.1695
54 N-Nitrosodiphenylamine	169		Compound Not Detected.					
57 Hexachlorobenzene	284		Compound Not Detected.					

Compounds	QUANT SIG	RT	EXP RT	REL RT	RESPONSE	CONCENTRATIONS	
						ON-COLUMN (ug/mL)	FINAL (ug/L)
58 Pentachlorophenol	266	17.706	17.683	(0.986)	713	0.03246	0.03246
* 59 Phenanthrene-d10	188	17.962	17.939	(1.000)	662547	4.00000	
\$ 66 Terphenyl-d14	244	21.165	21.134	(0.918)	408505	4.11858	4.119(R)
67 Butylbenzylphthalate	149	22.102	22.086	(0.958)	19827	0.24721	0.2472
* 69 Chrysene-d12	240	23.062	23.039	(1.000)	608742	4.00000	
* 77 Perylene-d12	264	25.617	25.586	(1.000)	710809	4.00000	
79 Dibenzo(a,h)anthracene	278	28.128	28.089	(1.098)	87673	0.37648	0.3765
90 N-Nitrosodimethylamine	74	Compound Not Detected.					

QC Flag Legend

R - Spike/Surrogate failed recovery limits.

ARI Labs, Inc.

INTERNAL STANDARD COMPOUNDS
 AREA AND RT SUMMARY

Instrument ID: nt10.i
 Lab File ID: NT1004192324S.D
 Lab Smp Id: 23C0774-08
 Analysis Type: SV
 Quant Type: ISTD
 Operator: DSD
 Method File: \\target\share\chem3\nt10.i\20230419A.b\20230419A.b\SIMABN2.m
 Misc Info:

Calibration Date: 19-APR-2023
 Calibration Time: 22:11
 Level: LOW
 Sample Type: AIR

Test Mode:
 Use Last Continuing Calibrator.

COMPOUND	STANDARD	AREA LIMIT		SAMPLE	%DIFF
		LOWER	UPPER		
8 1,4-Dichlorobenze	154021	77011	308042	180527	17.21
27 Naphthalene-d8	550458	275229	1100916	655632	19.11
42 Acenaphthene-d10	294195	147098	588390	336763	14.47
59 Phenanthrene-d10	508863	254432	1017726	662547	30.20
69 Chrysene-d12	482651	241326	965302	608742	26.12
77 Perylene-d12	560068	280034	1120136	710809	26.91

COMPOUND	STANDARD	RT LIMIT		SAMPLE	%DIFF
		LOWER	UPPER		
8 1,4-Dichlorobenze	8.83	8.33	9.33	8.84	0.09
27 Naphthalene-d8	11.30	10.80	11.80	11.31	0.07
42 Acenaphthene-d10	14.91	14.41	15.41	14.92	0.05
59 Phenanthrene-d10	17.94	17.44	18.44	17.96	0.13
69 Chrysene-d12	23.04	22.54	23.54	23.06	0.10
77 Perylene-d12	25.59	25.09	26.09	25.62	0.12

AREA UPPER LIMIT = +100% of internal standard area.
 AREA LOWER LIMIT = - 50% of internal standard area.
 RT UPPER LIMIT = + 0.50 minutes of internal standard RT.
 RT LOWER LIMIT = - 0.50 minutes of internal standard RT.

REVIEW SUMMARY FOR FILE - NT1004192324S.D

Lab ID: 23C0774-08

nt10.i, 20230419A.b\20230419A.b\SIMABN2.m,

20-APR-2023 01:59

RT CO-ELUTION COMPOUNDS

NO CO-ELUTIONS

Quant Method: ICAL

RRT CHECK

RRT CCV RRT DELTA COMPOUND

NONE

RRT check based on Ccal File: 20230419A.b/NT1004192318S.D

On Column LOD for nt10.i, 20230419A.b\SIMABN2.m, PSDDA.sub = 0.0000

Exception: 1,2,4-Trichlorobenzene 0.0010

* Only compounds listed in the work order have been verified by the analyst *



Form I
ORGANIC ANALYSIS DATA SHEET
EPA 8270E-SIM
SIM SVOC Organics (Dual scan list)

Laboratory: Analytical Resources, LLC

Client: Anchor OEA, LLC

Project: AOC5 MR Phase 1

Matrix: Sediment

Laboratory ID: 23C0774-09 A

SDG: 23C0774

Sampled: 12/14/22 08:04

Prepared: 04/05/23 16:28

File ID: NT1004192325S.D

% Solids: 53.66

Preparation: EPA 3546 (Microwave)

Analyzed: 04/20/23 02:37

Batch: BLD0057

Sequence: SLD0288

Initial/Final: 18.64 g Wet / 1 mL

Instrument: NT10

Column: ZB-5MSi

Calibration: GC00049

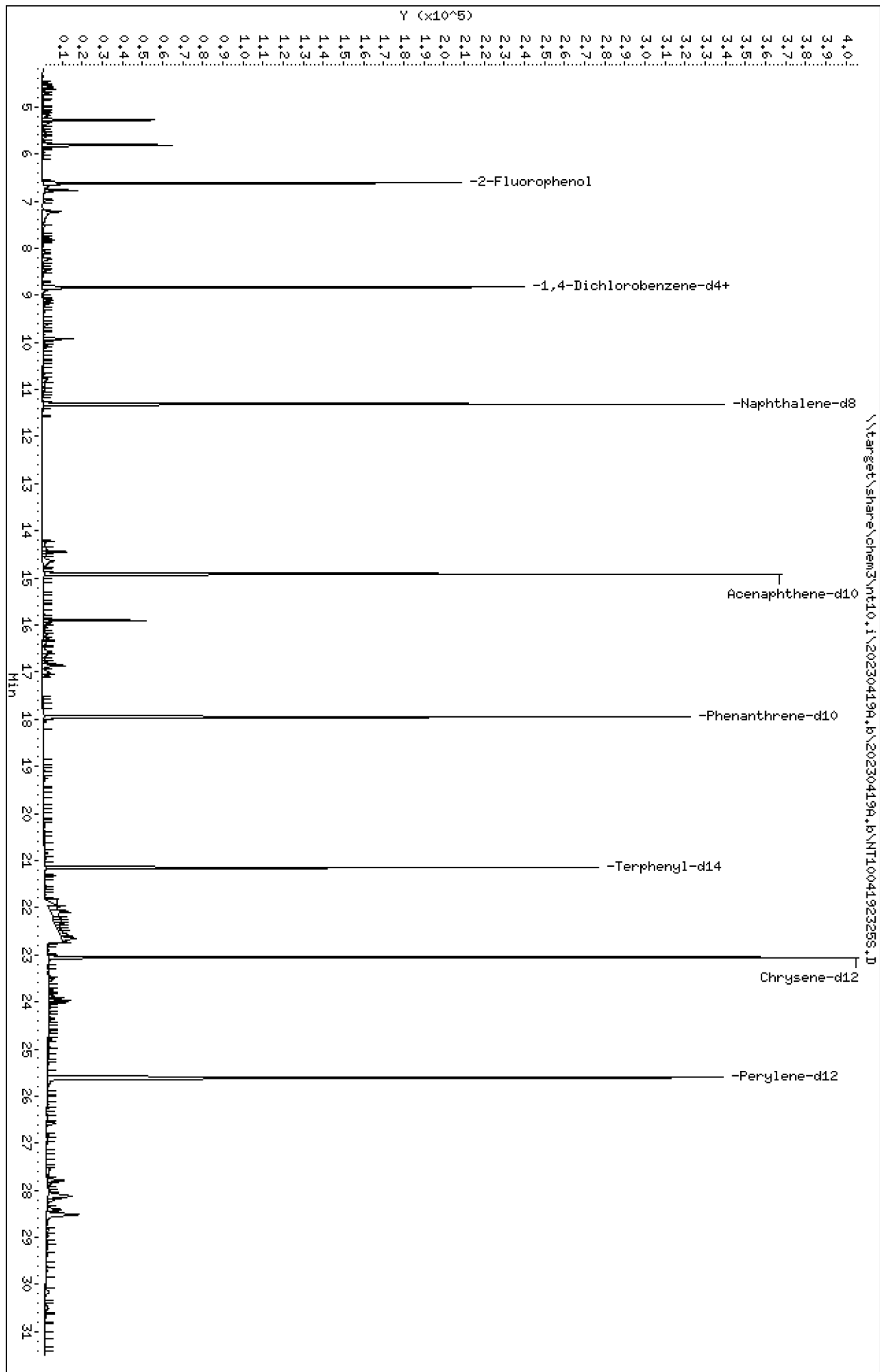
Cleanups: GPC

CAS NO.	COMPOUND	DILUTION	CONC: (ug/kg dry)	Q	DL	RL
106-46-7	1,4-Dichlorobenzene	1	2.7	J	0.6	5.0
95-50-1	1,2-Dichlorobenzene	1	5.0	U	0.7	5.0
100-51-6	Benzyl Alcohol	1	18.0	J	2.5	20.0
65-85-0	Benzoic acid	1	20.8	J	13.4	100
105-67-9	2,4-Dimethylphenol	1	20.0	U	2.2	20.0
120-82-1	1,2,4-Trichlorobenzene	1	5.0	U	2.7	5.0
86-30-6	N-Nitrosodiphenylamine	1	5.0	U	1.3	5.0
87-86-5	Pentachlorophenol	1	20.0	U	2.1	20.0

SURROGATES	ADDED: (ug/kg dry)	FOUND: (ug/kg dry)	% REC	QC LIMITS	Q
2-Fluorophenol	749.83	467	62.3	27 - 120	
p-Terphenyl-d14	499.89	417	83.3	37 - 120	

Data File: \\target\share\chem3\nt10.1\20230419A,B\20230419A,B\NT10041923255.D
Date: 20-APR-2023 02:37
Client ID:
Sample Info: 23C0774-09
Volume Injected (uL): 1.0
Column phase: ZB-5msi

Instrument: nt10.1
Operator: DSD
Column diameter: 0.25



Date : 20-APR-2023 02:37

Client ID:

Instrument: nt10.i

Sample Info: 23C0774-09

Volume Injected (uL): 1.0

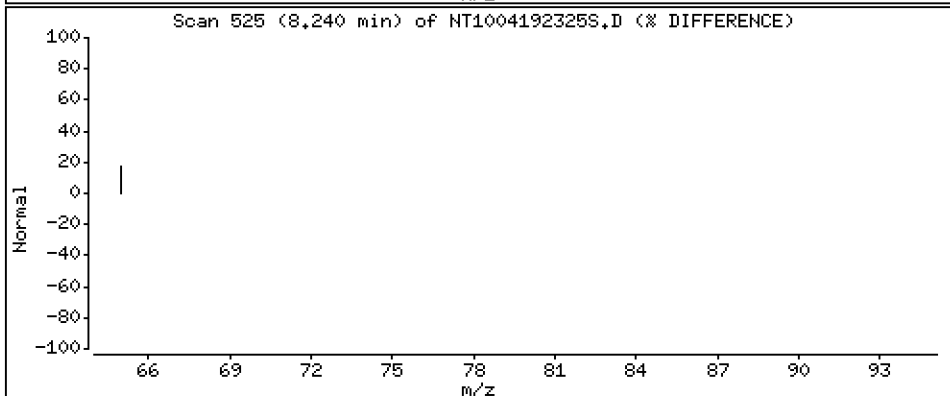
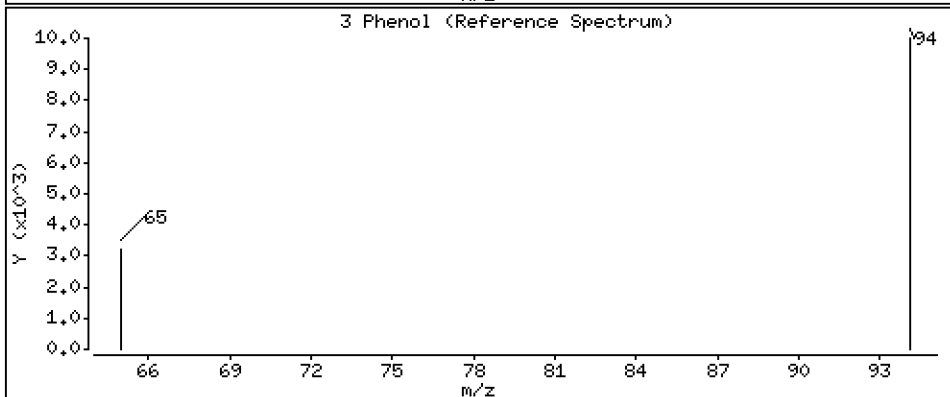
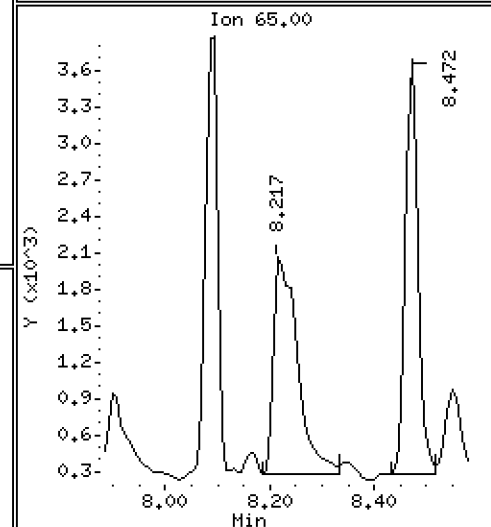
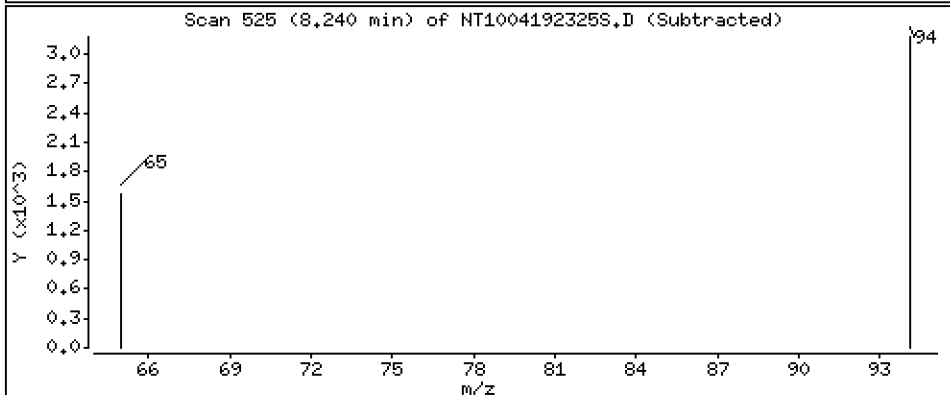
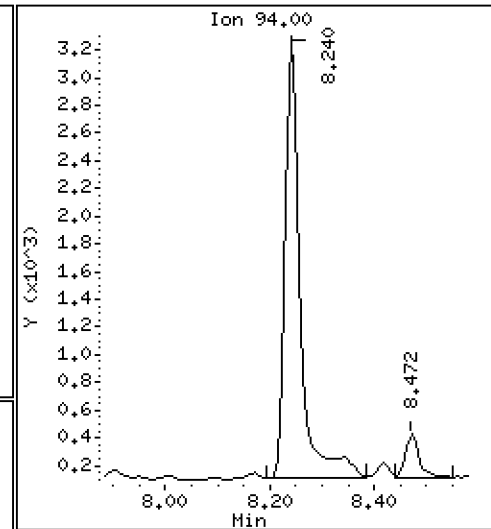
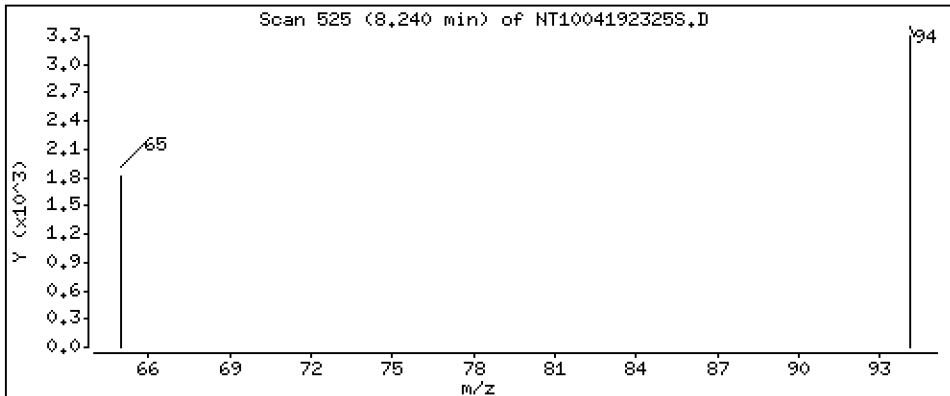
Operator: DSD

Column phase: ZB-5msi

Column diameter: 0.25

3 Phenol

Concentration: 0.1009 ug/L



Date : 20-APR-2023 02:37

Client ID:

Instrument: nt10.i

Sample Info: 23C0774-09

Volume Injected (uL): 1.0

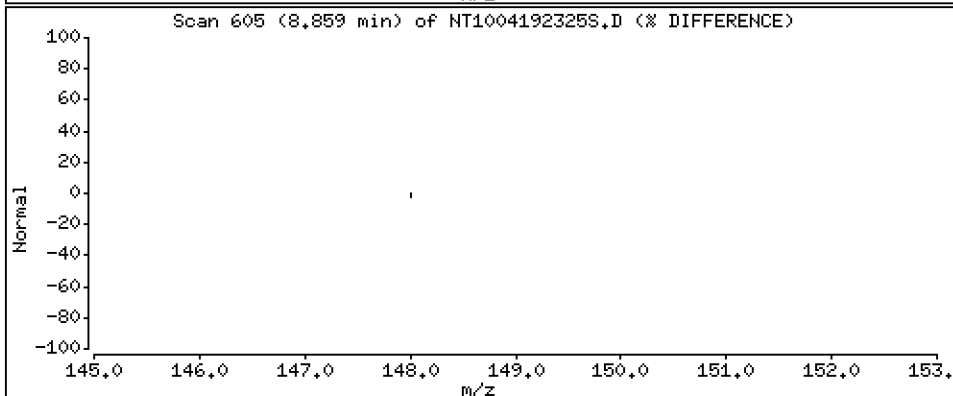
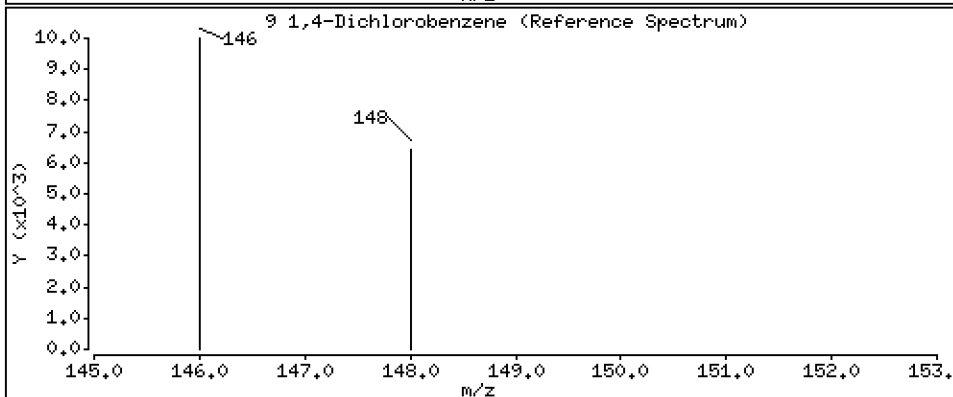
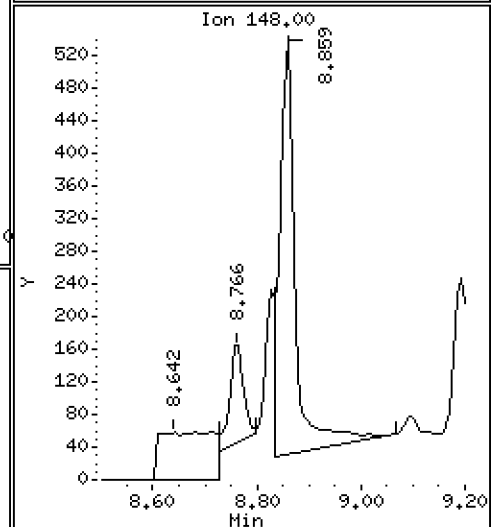
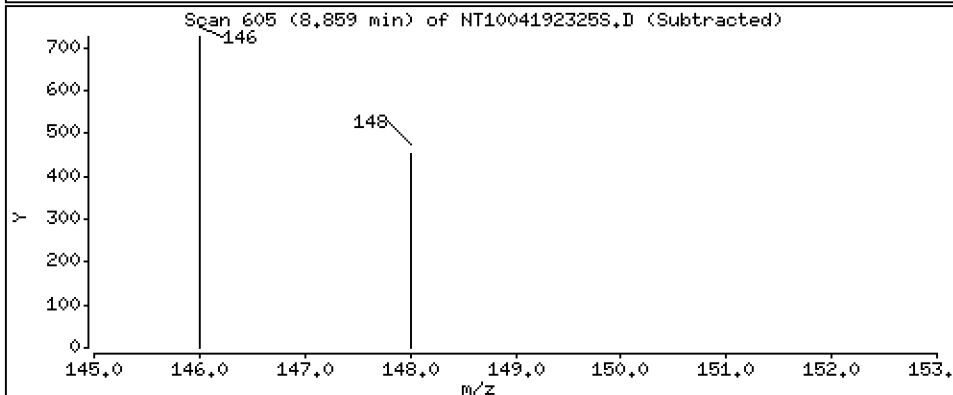
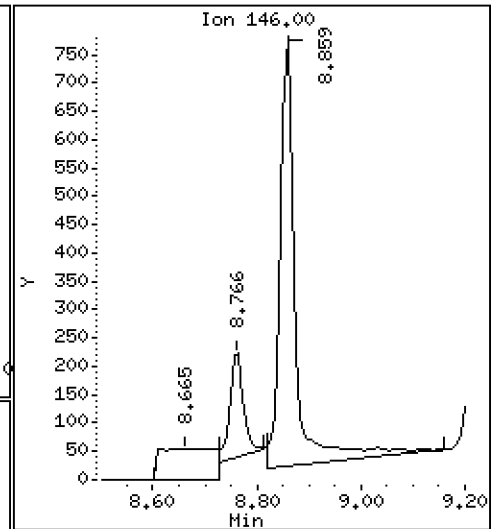
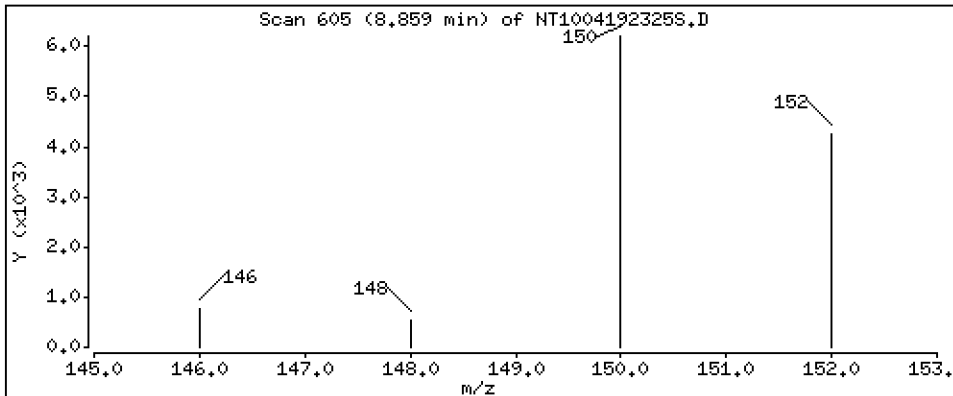
Operator: DSD

Column phase: ZB-5msi

Column diameter: 0,25

9 1,4-Dichlorobenzene

Concentration: 0,02665 ug/L



Date : 20-APR-2023 02:37

Client ID:

Instrument: nt10.i

Sample Info: 23C0774-09

Volume Injected (uL): 1.0

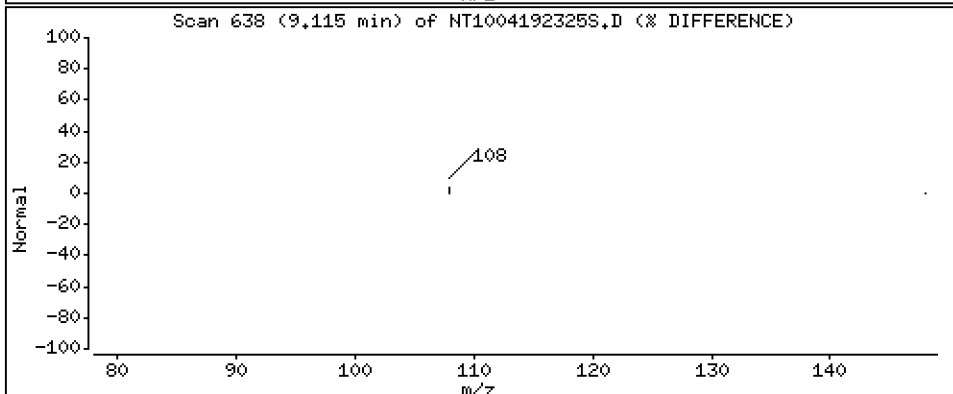
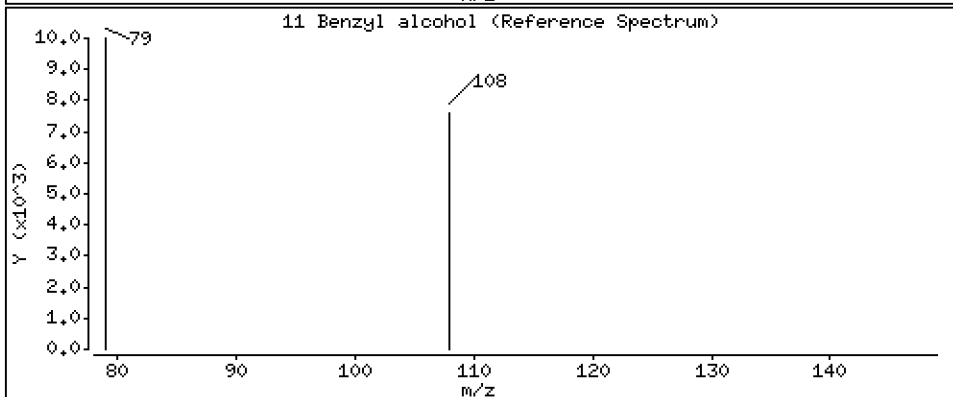
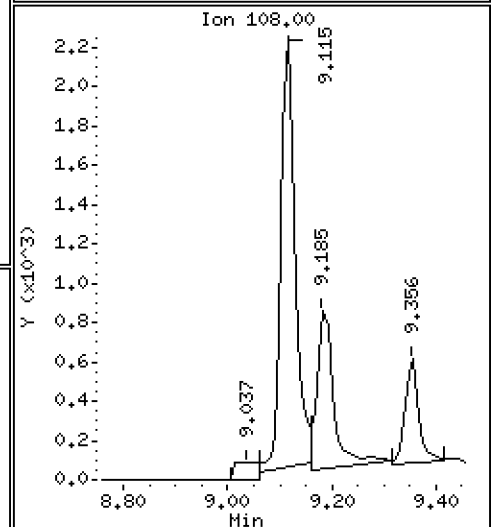
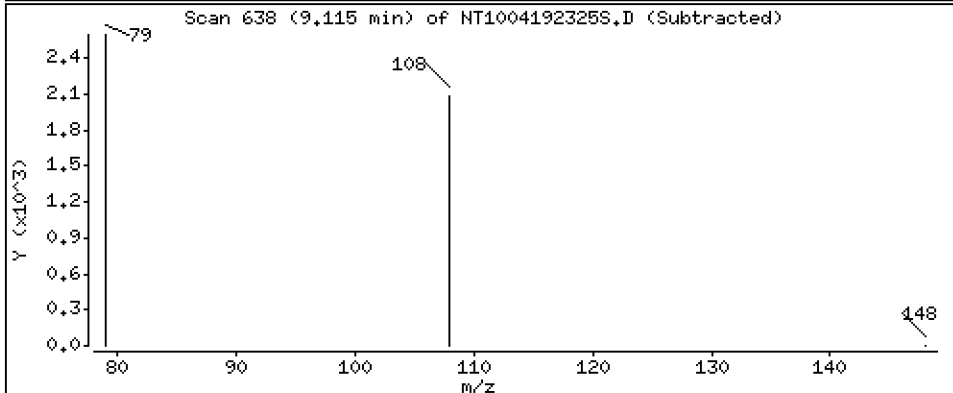
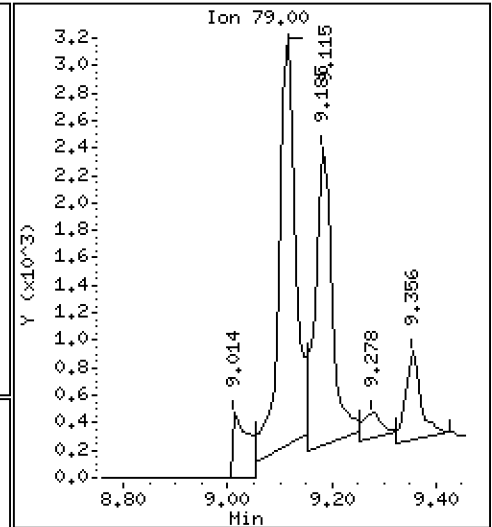
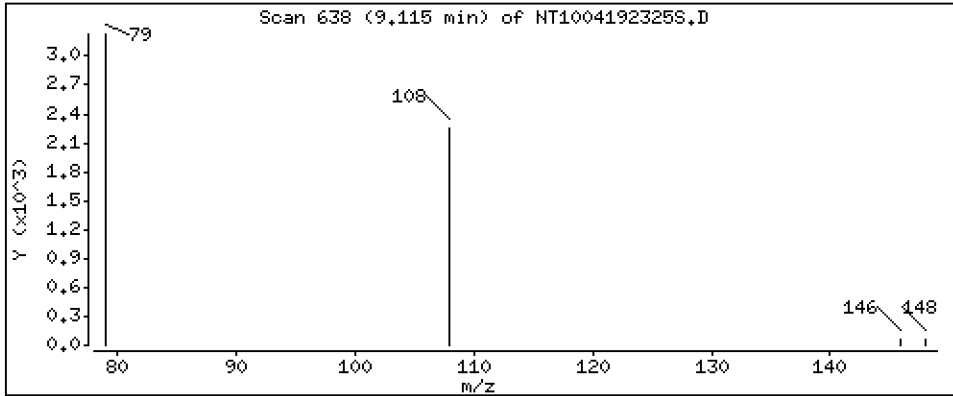
Operator: DSD

Column phase: ZB-5msi

Column diameter: 0.25

11 Benzyl alcohol

Concentration: 0.1798 ug/L



Date : 20-APR-2023 02:37

Client ID:

Instrument: nt10.i

Sample Info: 23C0774-09

Volume Injected (uL): 1.0

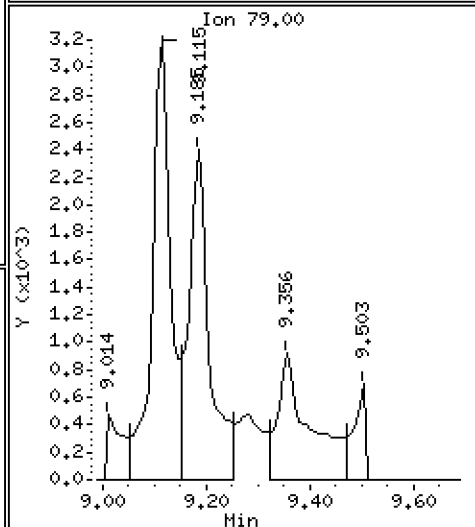
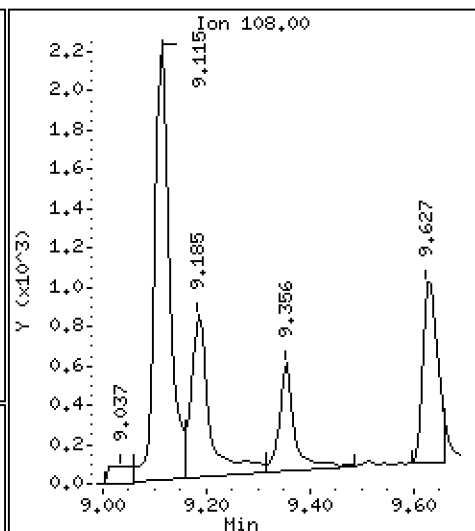
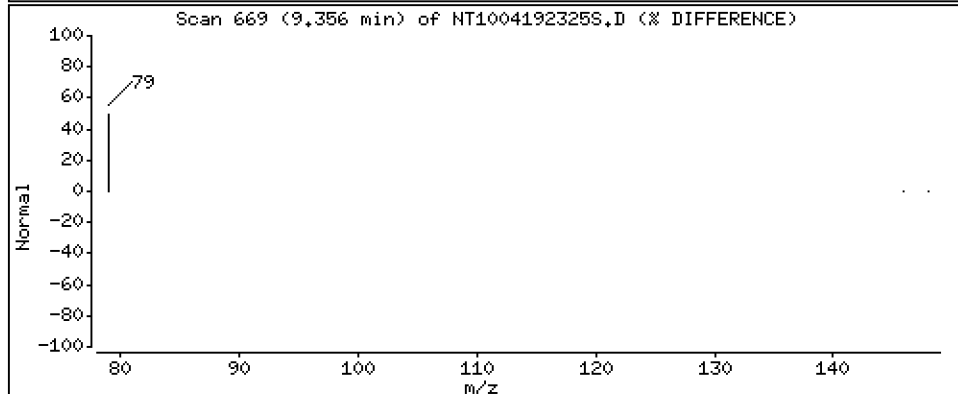
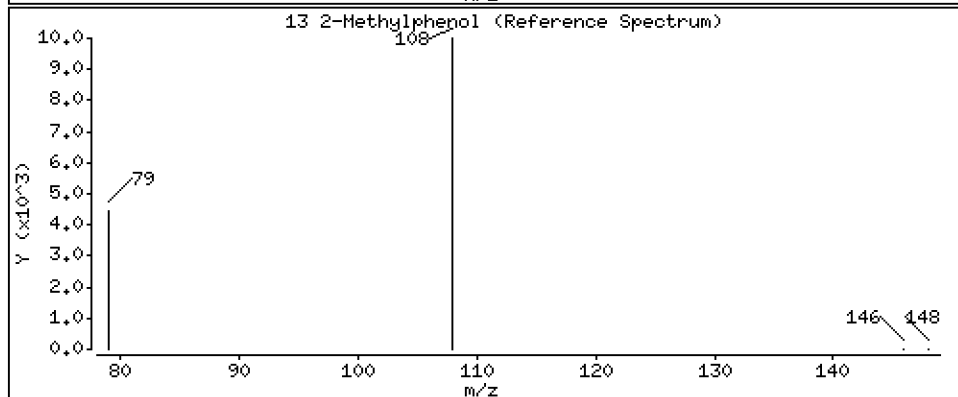
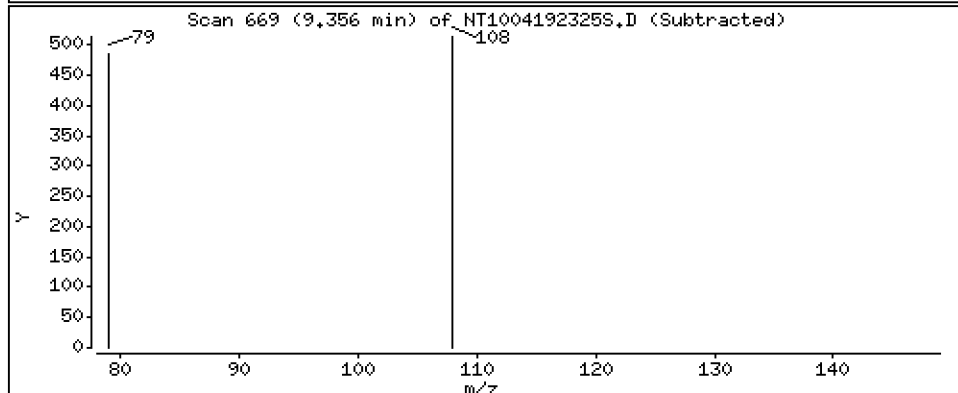
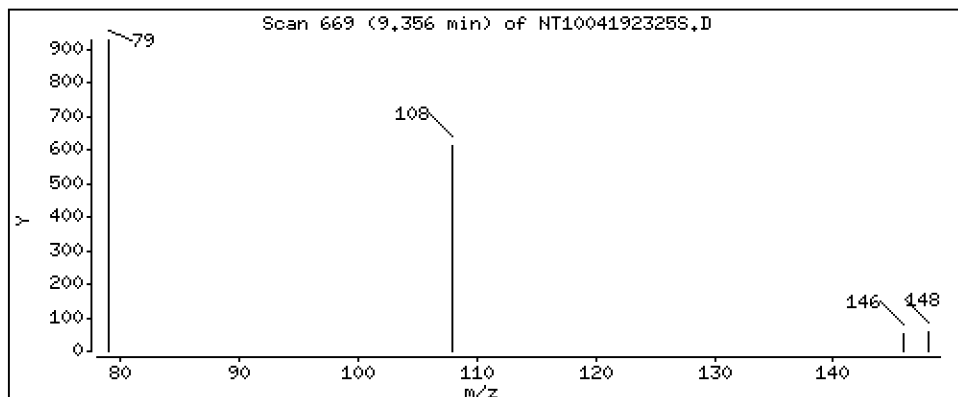
Operator: DSD

Column phase: ZB-5msi

Column diameter: 0.25

13 2-Methylphenol

Concentration: 0.02608 ug/L



Date : 20-APR-2023 02:37

Client ID:

Instrument: nt10.i

Sample Info: 23C0774-09

Volume Injected (uL): 1.0

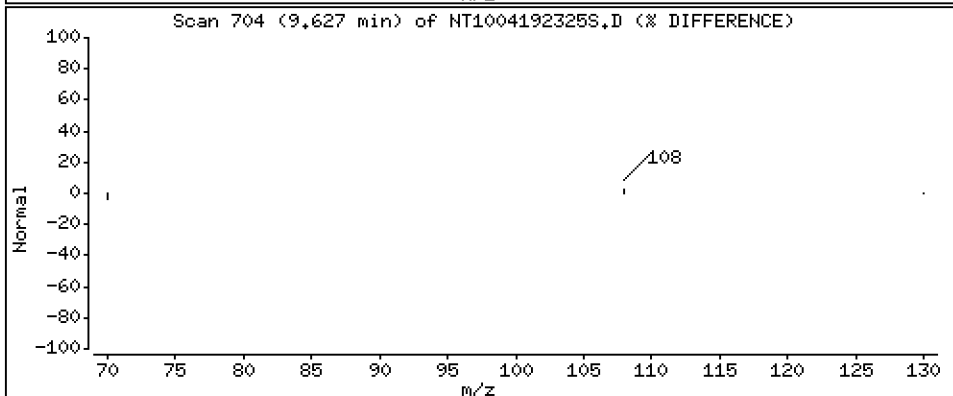
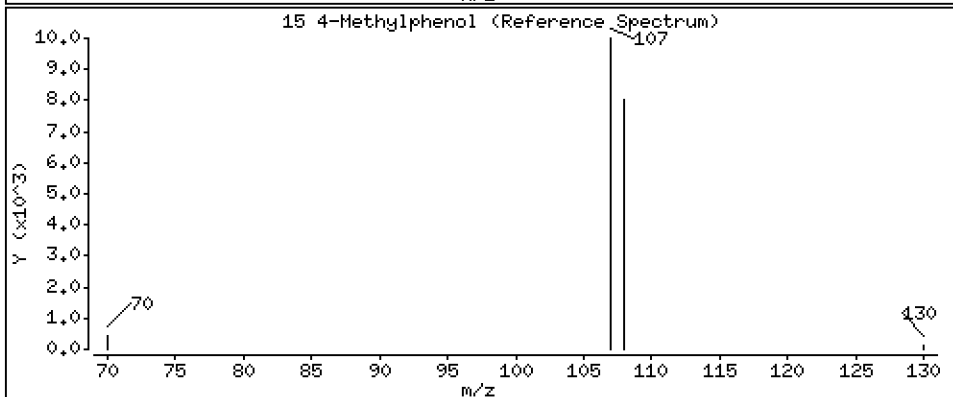
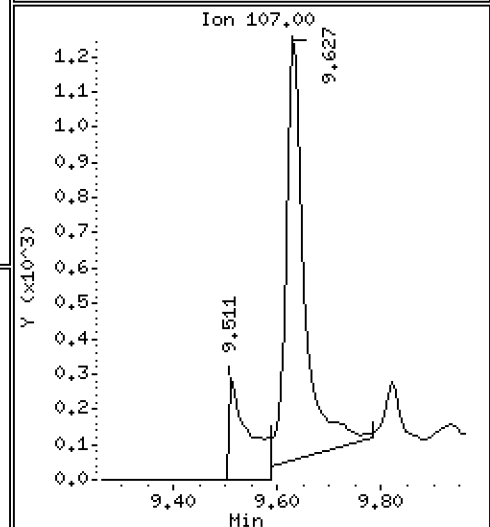
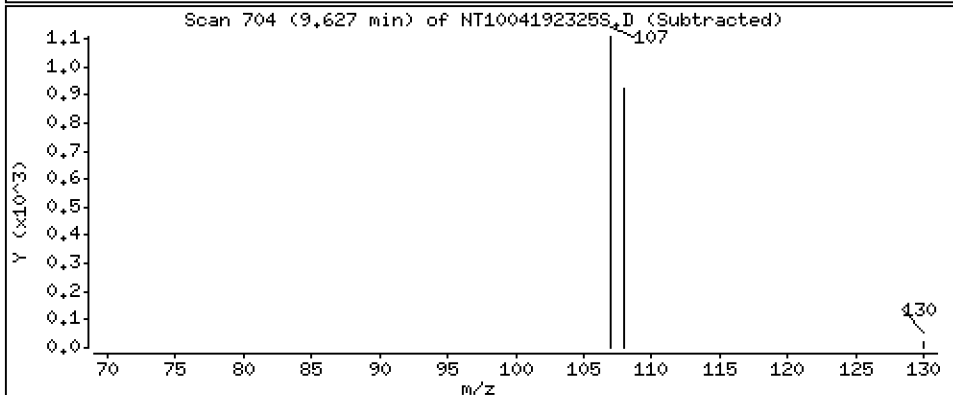
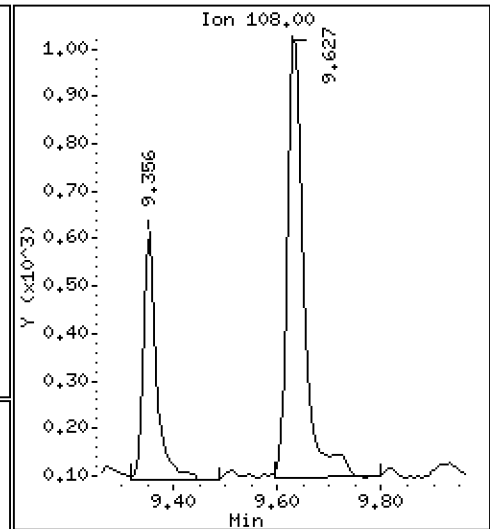
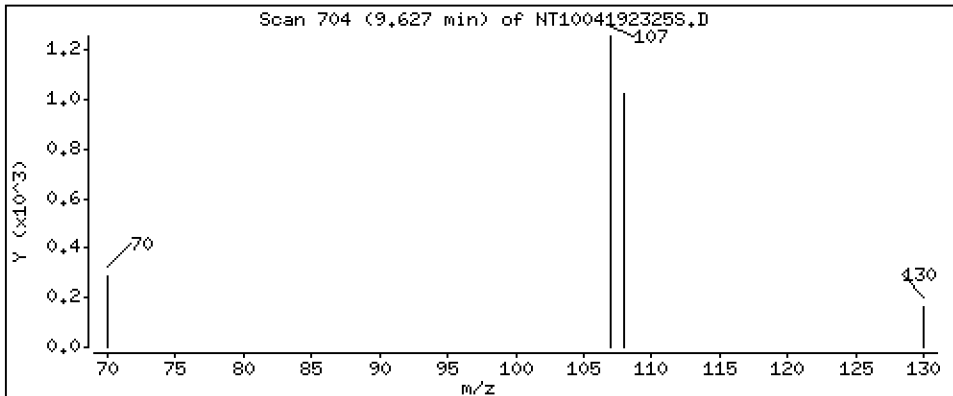
Operator: DSD

Column phase: ZB-5msi

Column diameter: 0.25

15 4-Methylphenol

Concentration: 0.04786 ug/L



Date : 20-APR-2023 02:37

Client ID:

Instrument: nt10.i

Sample Info: 23C0774-09

Volume Injected (uL): 1.0

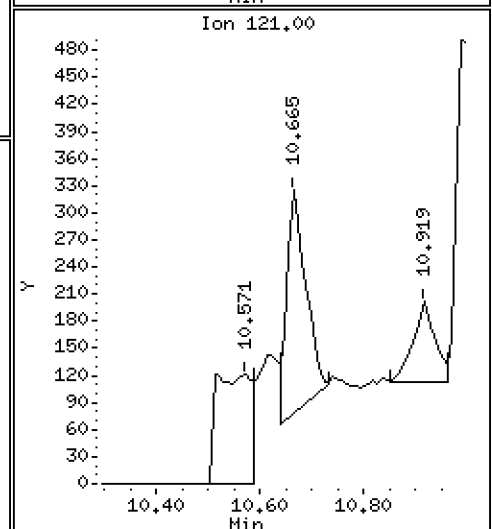
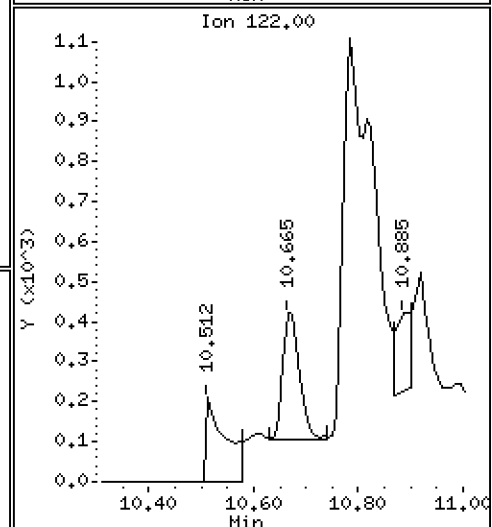
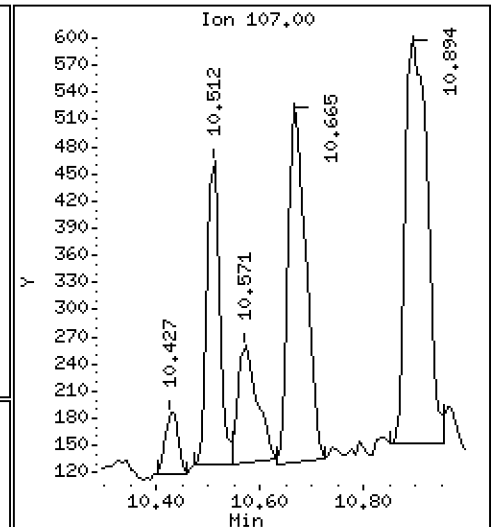
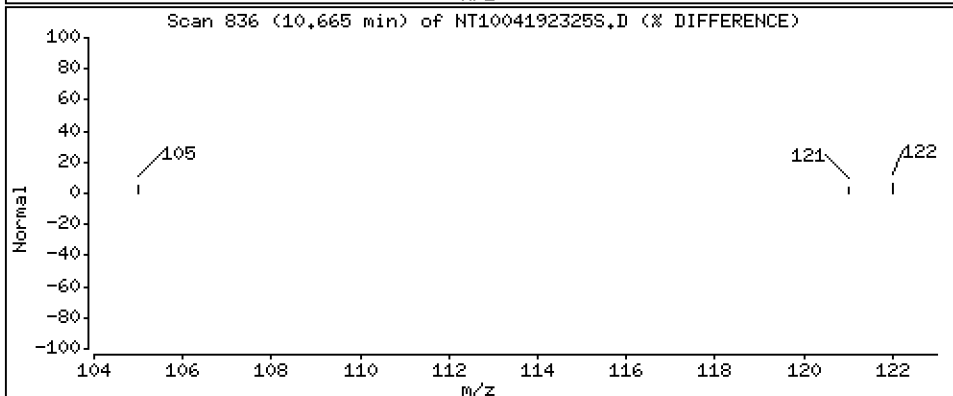
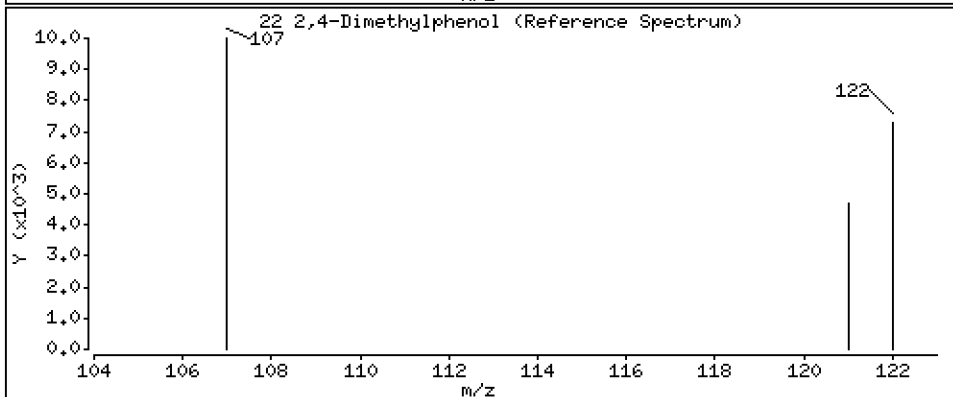
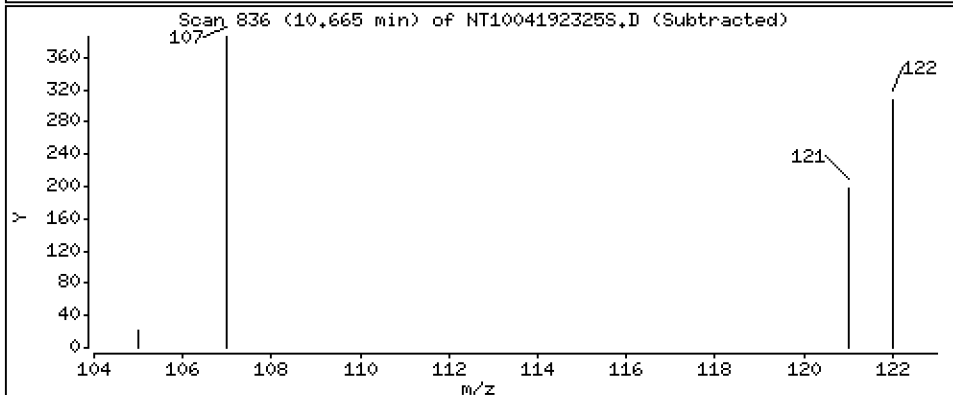
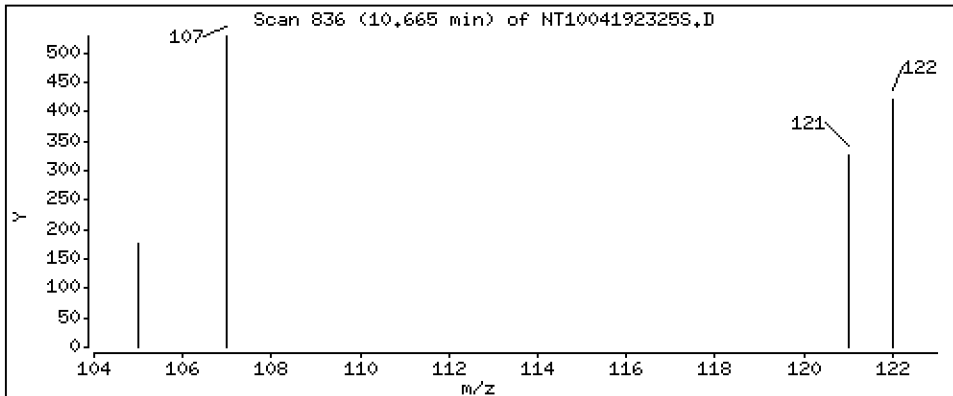
Operator: DSD

Column phase: ZB-5msi

Column diameter: 0.25

22 2,4-Dimethylphenol

Concentration: 0.01985 ug/L



Date : 20-APR-2023 02:37

Client ID:

Instrument: nt10.i

Sample Info: 23C0774-09

Volume Injected (uL): 1.0

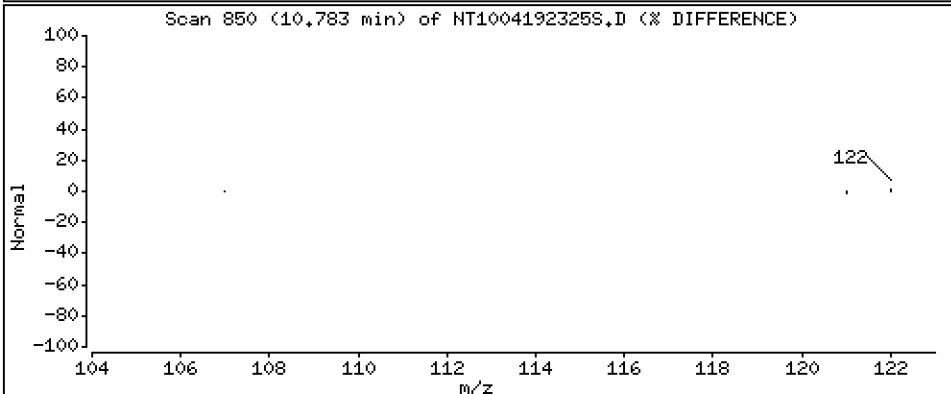
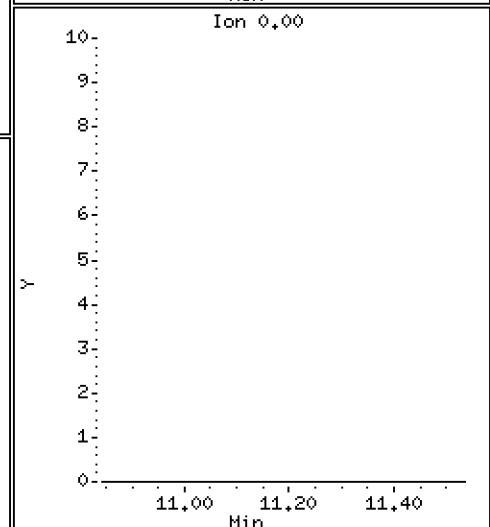
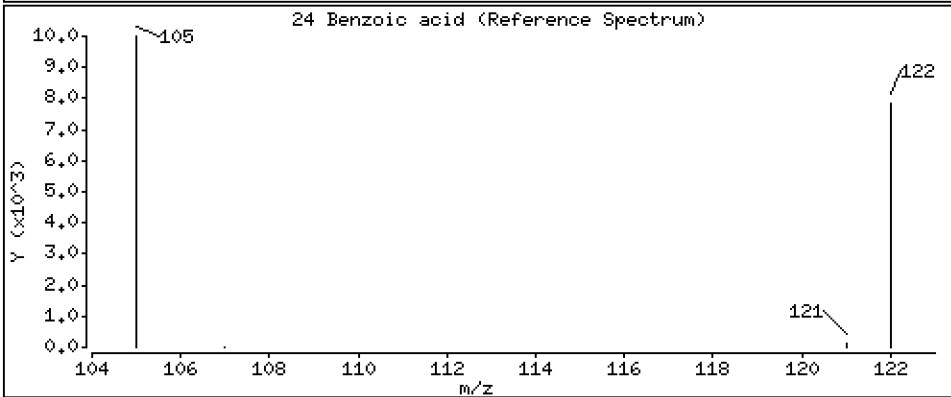
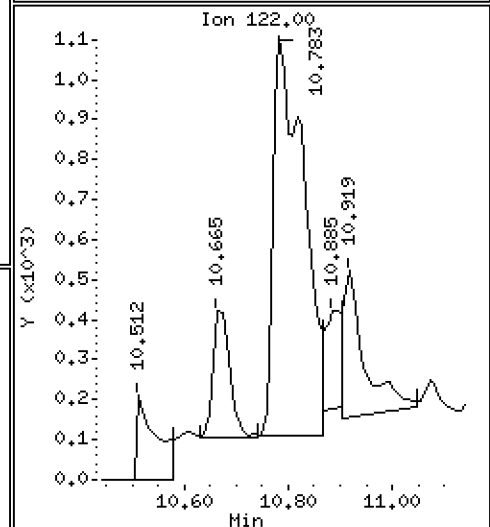
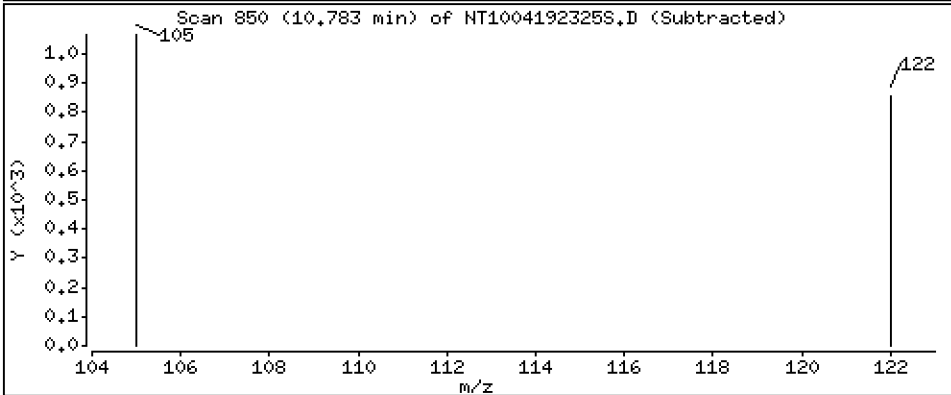
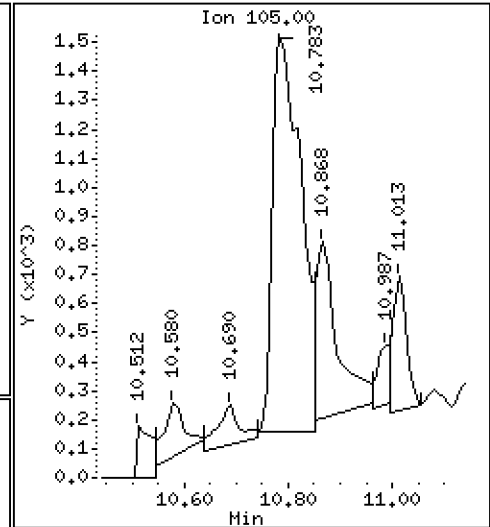
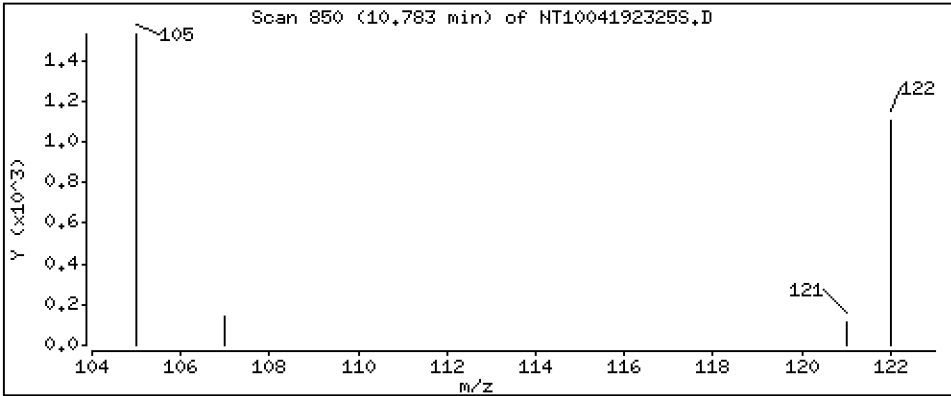
Operator: DSD

Column phase: ZB-5msi

Column diameter: 0.25

24 Benzoic acid

Concentration: 0.2076 ug/L



Date : 20-APR-2023 02:37

Client ID:

Instrument: nt10.i

Sample Info: 23C0774-09

Volume Injected (uL): 1.0

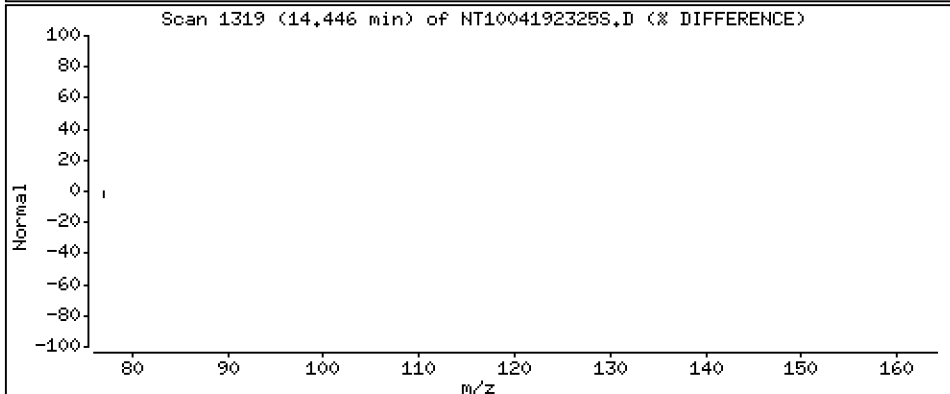
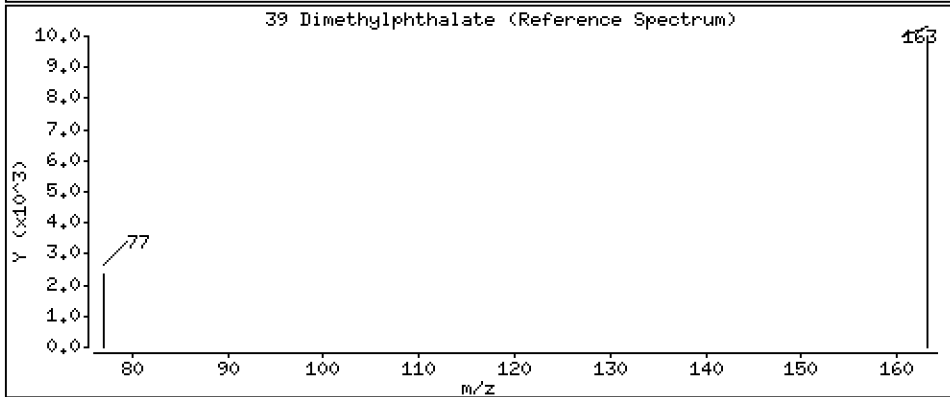
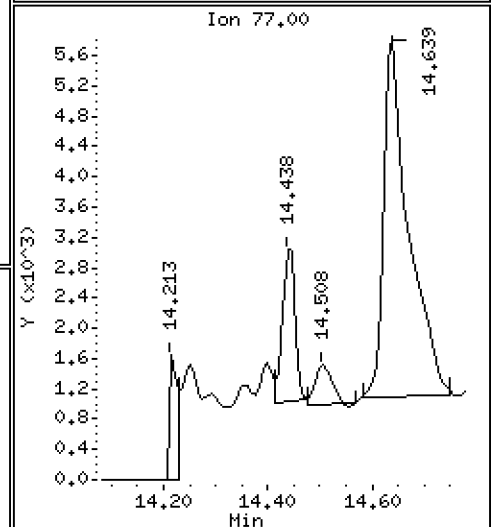
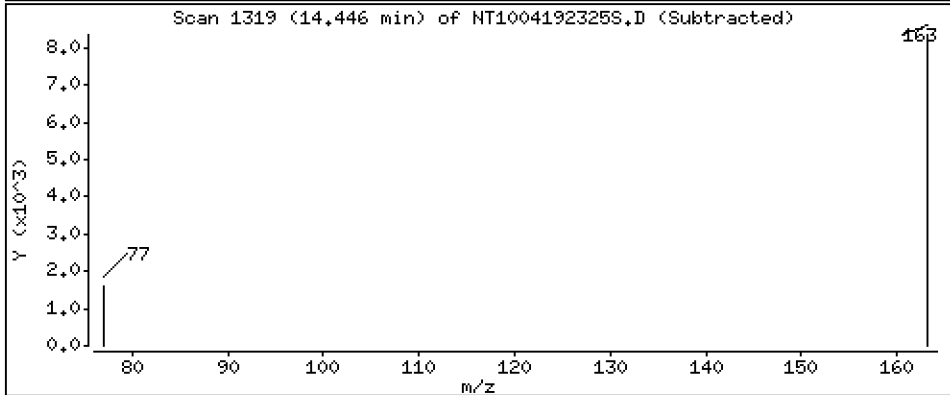
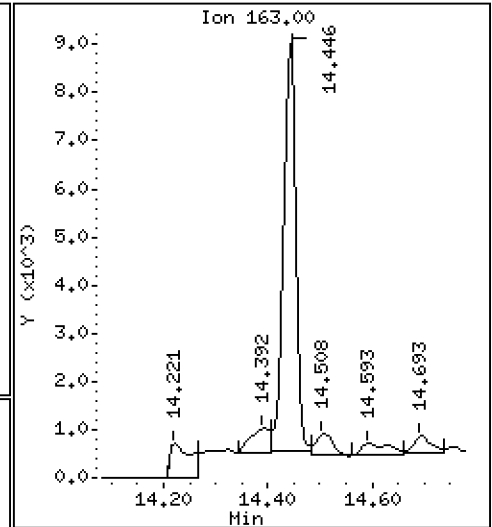
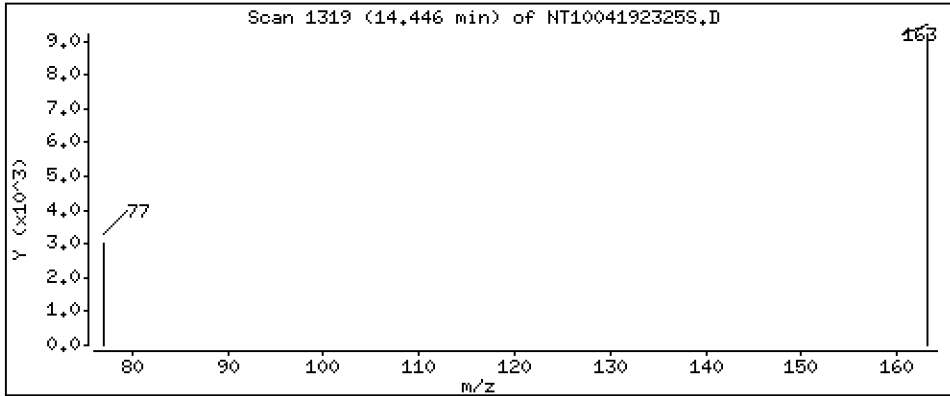
Operator: DSD

Column phase: ZB-5msi

Column diameter: 0.25

39 Dimethylphthalate

Concentration: 0.1516 ug/L



Date : 20-APR-2023 02:37

Client ID:

Instrument: nt10.i

Sample Info: 23C0774-09

Volume Injected (uL): 1.0

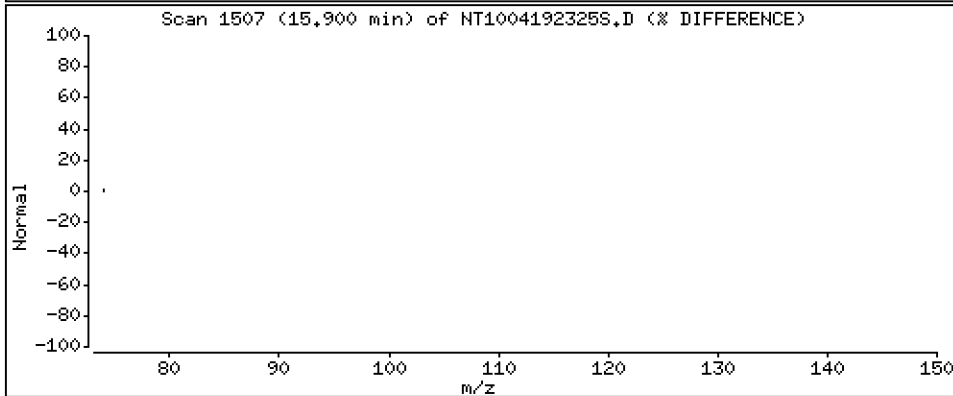
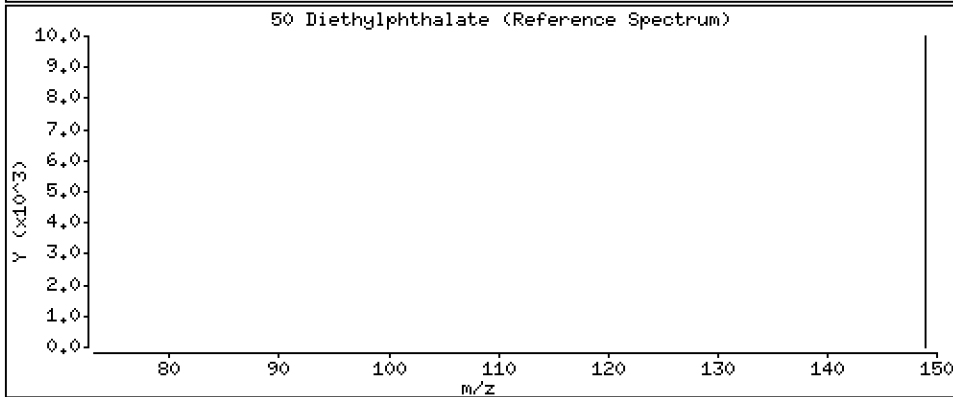
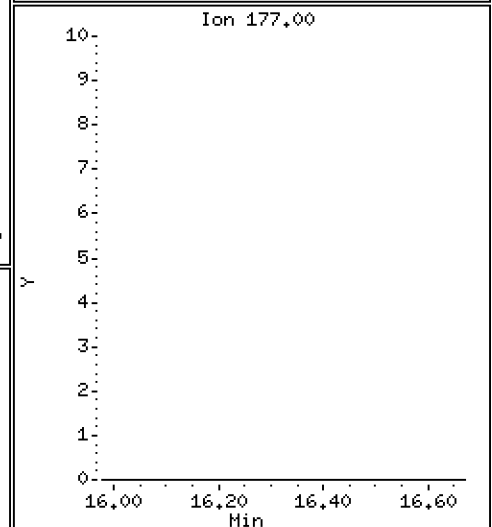
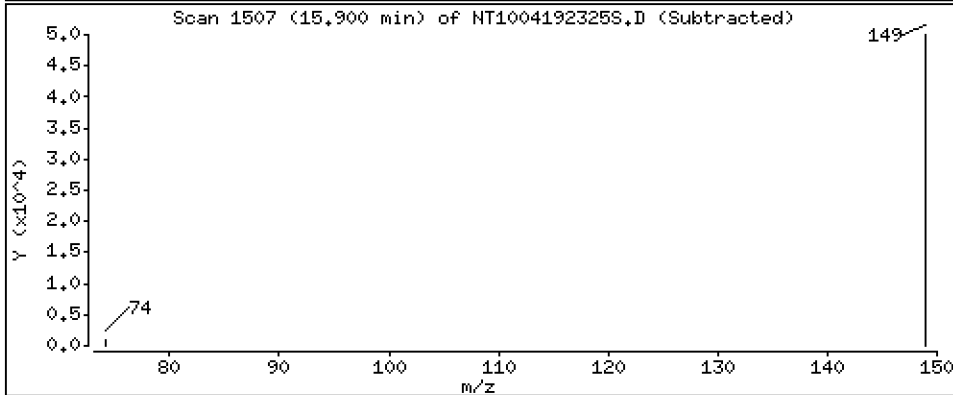
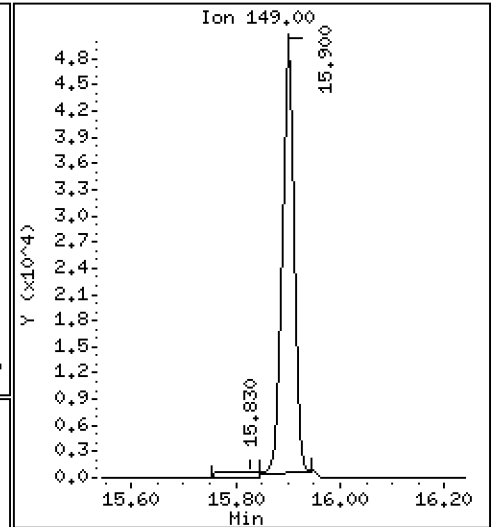
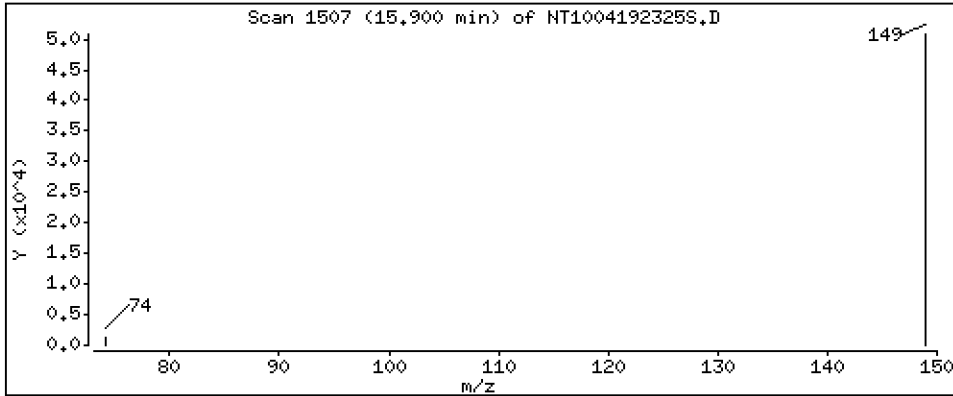
Operator: DSD

Column phase: ZB-5msi

Column diameter: 0,25

50 Diethylphthalate

Concentration: 0,8390 ug/L



Date : 20-APR-2023 02:37

Client ID:

Instrument: nt10.i

Sample Info: 23C0774-09

Volume Injected (uL): 1.0

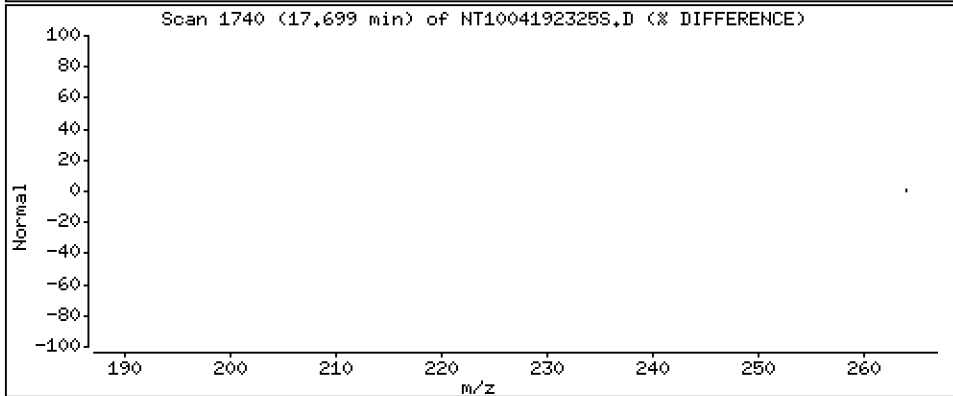
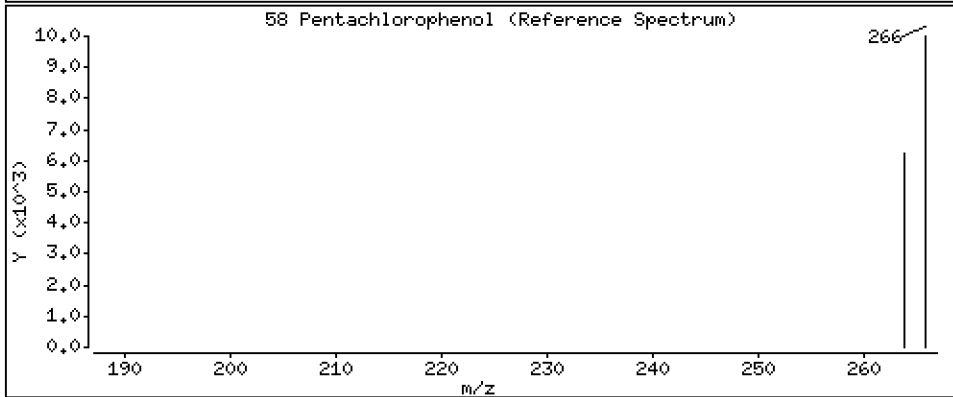
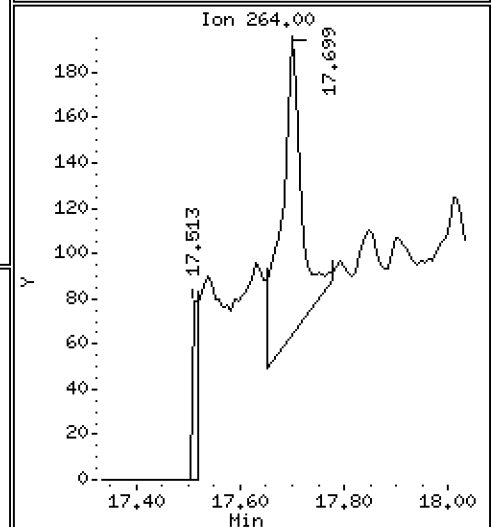
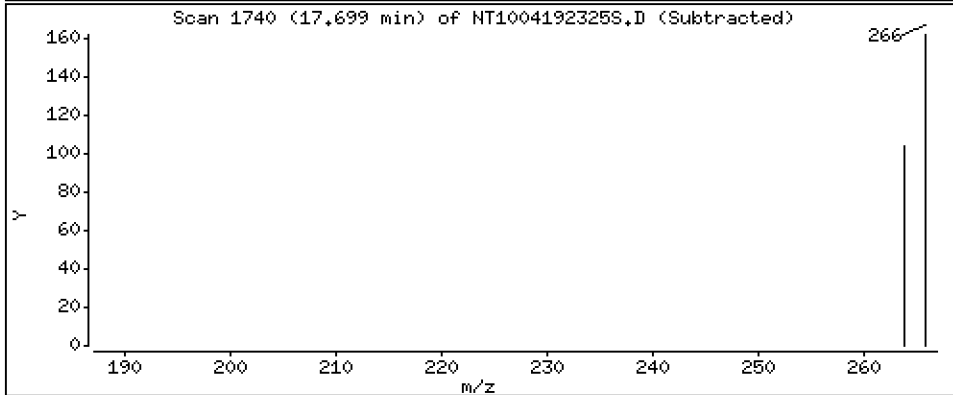
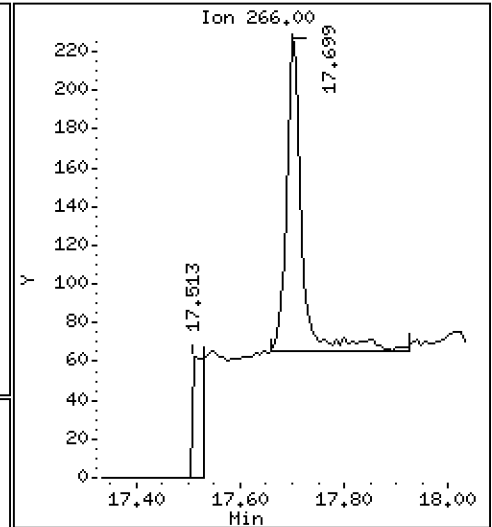
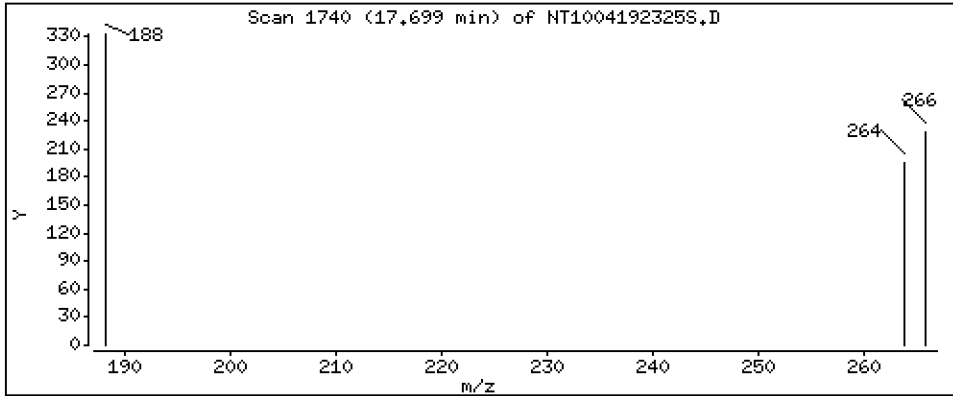
Operator: DSD

Column phase: ZB-5msi

Column diameter: 0,25

58 Pentachlorophenol

Concentration: 0,01900 ug/L



Date : 20-APR-2023 02:37

Client ID:

Instrument: nt10.i

Sample Info: 23C0774-09

Volume Injected (uL): 1.0

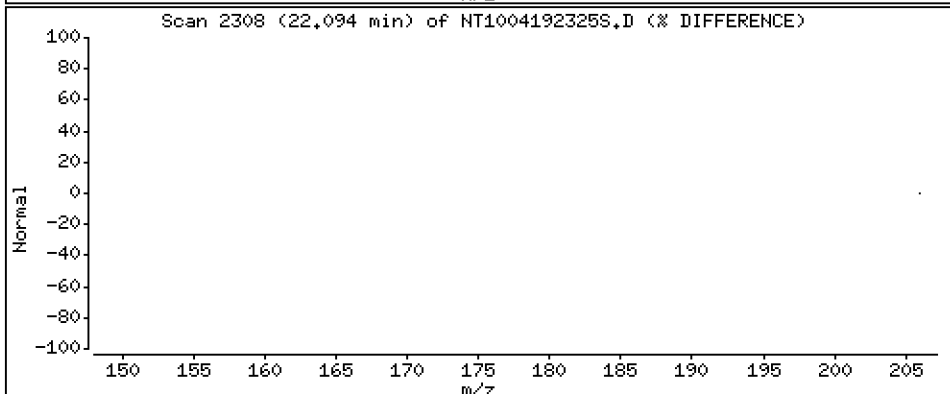
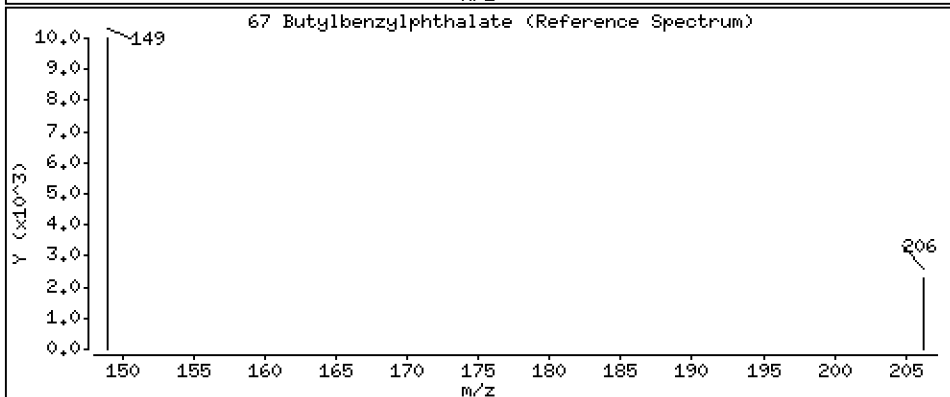
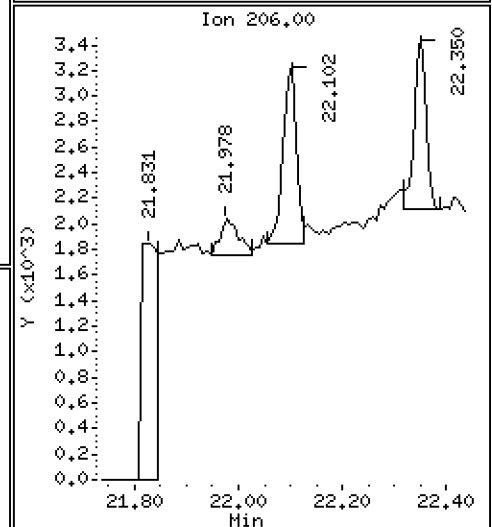
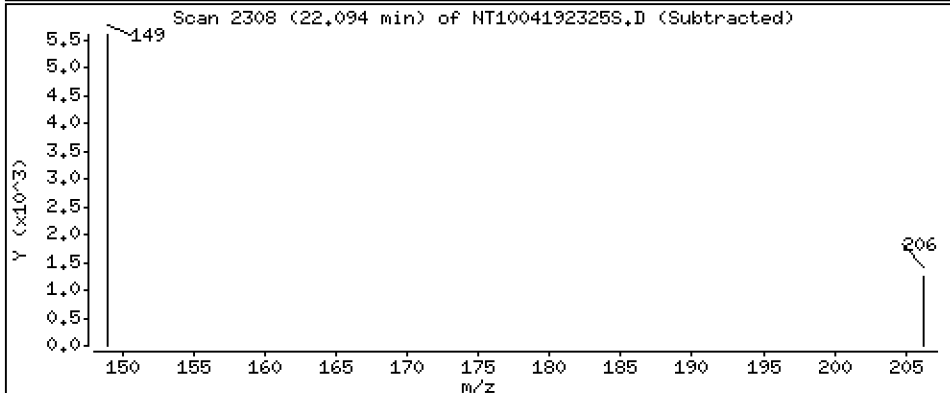
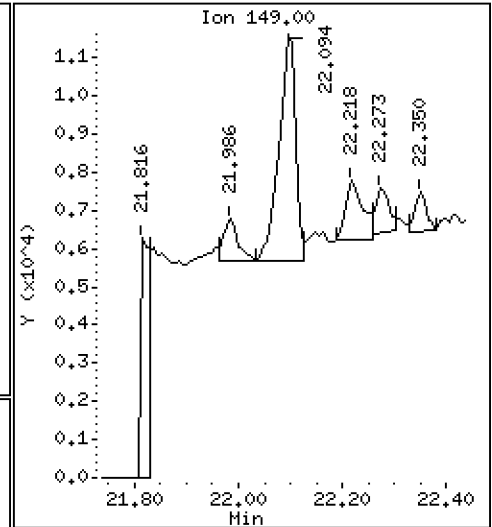
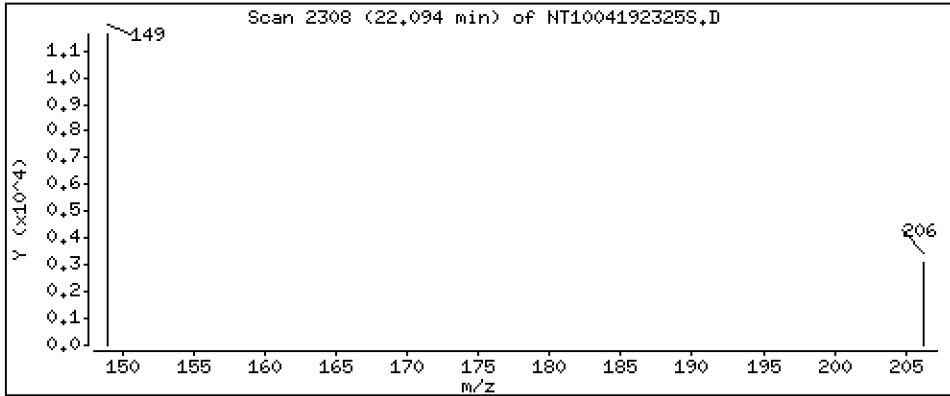
Operator: DSD

Column phase: ZB-5msi

Column diameter: 0.25

67 Butylbenzylphthalate

Concentration: 0.1857 ug/L



Date : 20-APR-2023 02:37

Client ID:

Instrument: nt10.i

Sample Info: 23C0774-09

Volume Injected (uL): 1.0

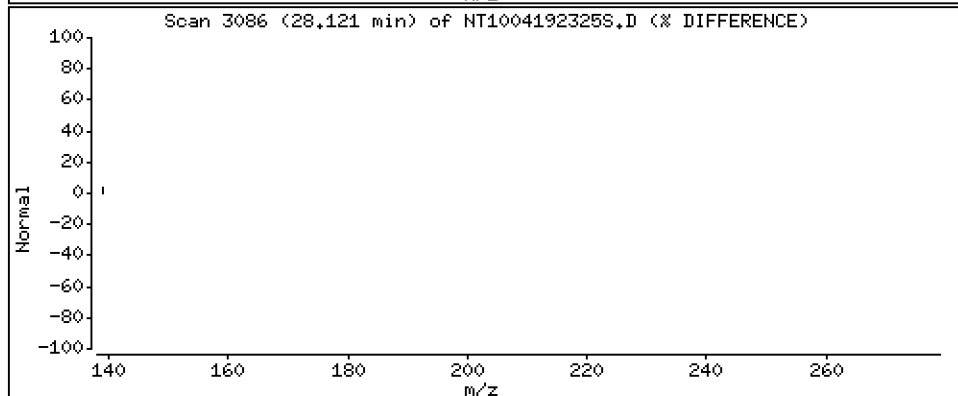
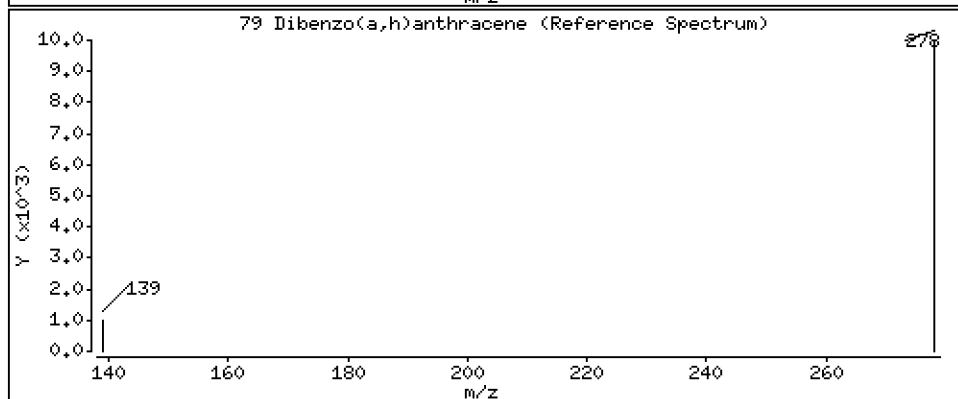
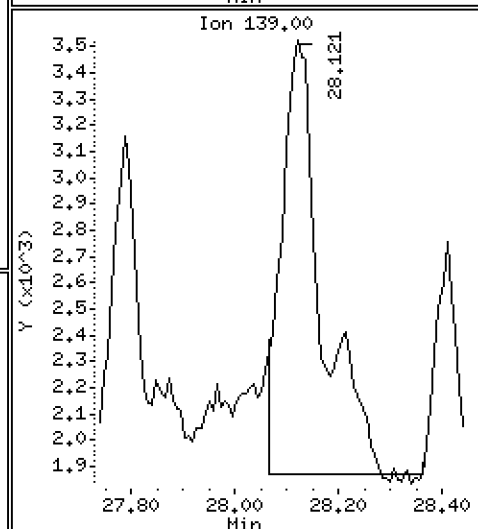
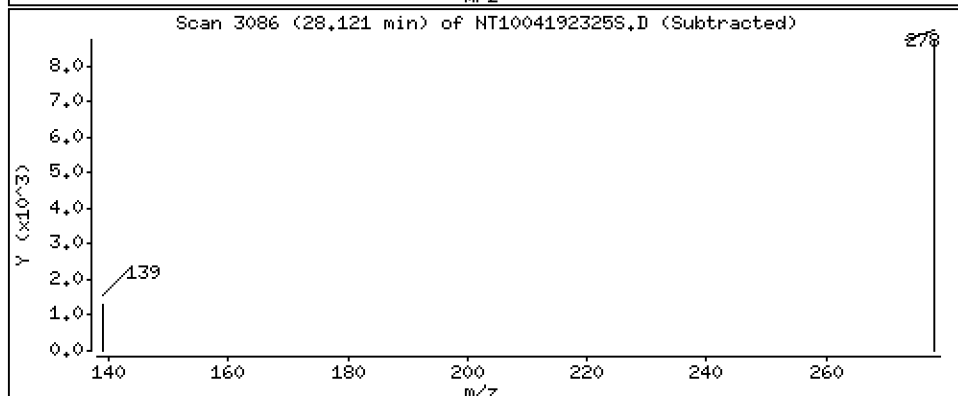
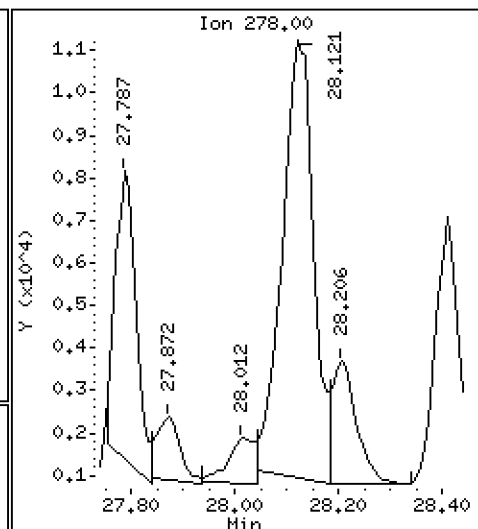
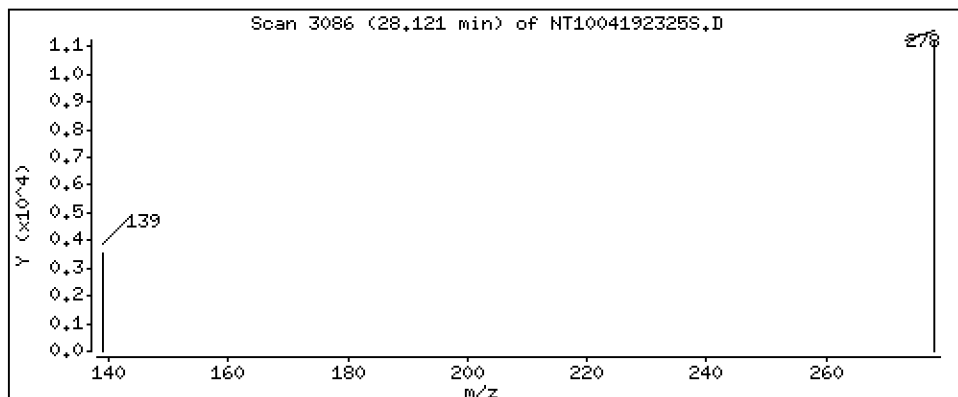
Operator: DSD

Column phase: ZB-5msi

Column diameter: 0,25

79 Dibenzo(a,h)anthracene

Concentration: 0,2209 ug/L



ARI Labs, Inc.

METHOD 8270D-SIM

Data file : \\target\share\chem3\nt10.i\20230419A.b\20230419A.b\NT1004192325S.D
 Lab Smp Id: 23C0774-09
 Inj Date : 20-APR-2023 02:37 MS Autotune Date: 16-JAN-2023 17:42
 Operator : DSD Inst ID: nt10.i
 Smp Info : 23C0774-09
 Misc Info :
 Comment :
 Method : \\target\share\chem3\nt10.i\20230419A.b\20230419A.b\SIMABN2.m
 Meth Date : 20-Apr-2023 16:29 deenayd Quant Type: ISTD
 Cal Date : 16-MAR-2023 01:38 Cal File: NT10031510S.D
 Als bottle: 20
 Dil Factor: 1.00000
 Integrator: HP RTE Compound Sublist: PSDDA.sub
 Target Version: 4.14
 Processing Host: DEENAY-201905

Concentration Formula: Amt * DF * Uf * Vt/(Vo * Vi) * CpndVariable

Name	Value	Description
DF	1.000	Dilution Factor
Vo	1000.000	Volume of sample extracted (mL)
Vt	1000.000	Volume of final extract (uL)
Vi	1.000	Volume injected (uL)
Uf	1.000	ng unit correction factor
Cpnd Variable		Local Compound Variable

Compounds	QUANT	SIG	RT	EXP RT	REL RT	RESPONSE	CONCENTRATIONS	
							ON-COLUMN	FINAL
	MASS						(ug/mL)	(ug/L)
\$ 1 2-Fluorophenol	112		6.617	6.609	(0.750)	210106	4.67197	4.672 (R)
3 Phenol	94		8.239	8.232	(0.933)	6224	0.10088	0.1009
7 1,3-Dichlorobenzene	146		Compound Not Detected.					
* 8 1,4-Dichlorobenzene-d4	152		8.827	8.827	(1.000)	148301	4.00000	
9 1,4-Dichlorobenzene	146		8.858	8.851	(1.004)	1485	0.02665	0.02665
11 Benzyl alcohol	79		9.114	9.107	(1.033)	6432	0.17982	0.1798
12 1,2-Dichlorobenzene	146		Compound Not Detected.					
13 2-Methylphenol	108		9.355	9.340	(1.060)	1115	0.02608	0.02608
15 4-Methylphenol	108		9.627	9.611	(1.091)	2126	0.04786	0.04786
16 N-Nitroso-di-n-propylamine	70		Compound Not Detected.					
22 2,4-Dimethylphenol	107		10.664	10.647	(0.943)	935	0.01985	0.01985
24 Benzoic acid	105		10.783	10.792	(0.953)	5350	0.20761	0.2076
26 1,2,4-Trichlorobenzene	180		Compound Not Detected.					
* 27 Naphthalene-d8	136		11.312	11.304	(1.000)	545024	4.00000	
30 Hexachlorobutadiene	225		Compound Not Detected.					
39 Dimethylphthalate	163		14.445	14.430	(0.968)	13364	0.15161	0.1516
* 42 Acenaphthene-d10	162		14.917	14.910	(1.000)	279318	4.00000	
50 Diethylphthalate	149		15.899	15.892	(1.066)	76616	0.83904	0.8390
54 N-Nitrosodiphenylamine	169		Compound Not Detected.					
57 Hexachlorobenzene	284		Compound Not Detected.					

Compounds	QUANT SIG	RT	EXP RT	REL RT	RESPONSE	CONCENTRATIONS	
						ON-COLUMN (ug/mL)	FINAL (ug/L)
58 Pentachlorophenol	266	17.699	17.683	(0.986)	340	0.01900	0.01900
* 59 Phenanthrene-d10	188	17.954	17.939	(1.000)	539643	4.00000	
\$ 66 Terphenyl-d14	244	21.149	21.134	(0.917)	348022	4.16682	4.167 (R)
67 Butylbenzylphthalate	149	22.094	22.086	(0.958)	12533	0.18570	0.1857
* 69 Chrysene-d12	240	23.054	23.039	(1.000)	512608	4.00000	
* 77 Perylene-d12	264	25.609	25.586	(1.000)	614374	4.00000	
79 Dibenzo(a,h)anthracene	278	28.120	28.089	(1.098)	44497	0.22086	0.2209
90 N-Nitrosodimethylamine	74	Compound Not Detected.					

QC Flag Legend

R - Spike/Surrogate failed recovery limits.

ARI Labs, Inc.

INTERNAL STANDARD COMPOUNDS
 AREA AND RT SUMMARY

Instrument ID: nt10.i
 Lab File ID: NT1004192325S.D
 Lab Smp Id: 23C0774-09
 Analysis Type: SV
 Quant Type: ISTD
 Operator: DSD
 Method File: \\target\share\chem3\nt10.i\20230419A.b\20230419A.b\SIMABN2.m
 Misc Info:

Calibration Date: 19-APR-2023
 Calibration Time: 22:11
 Level: LOW
 Sample Type: AIR

Test Mode:
 Use Last Continuing Calibrator.

COMPOUND	STANDARD	AREA LIMIT		SAMPLE	%DIFF
		LOWER	UPPER		
8 1,4-Dichlorobenze	154021	77011	308042	148301	-3.71
27 Naphthalene-d8	550458	275229	1100916	545024	-0.99
42 Acenaphthene-d10	294195	147098	588390	279318	-5.06
59 Phenanthrene-d10	508863	254432	1017726	539643	6.05
69 Chrysene-d12	482651	241326	965302	512608	6.21
77 Perylene-d12	560068	280034	1120136	614374	9.70

COMPOUND	STANDARD	RT LIMIT		SAMPLE	%DIFF
		LOWER	UPPER		
8 1,4-Dichlorobenze	8.83	8.33	9.33	8.83	-0.00
27 Naphthalene-d8	11.30	10.80	11.80	11.31	0.07
42 Acenaphthene-d10	14.91	14.41	15.41	14.92	0.05
59 Phenanthrene-d10	17.94	17.44	18.44	17.95	0.09
69 Chrysene-d12	23.04	22.54	23.54	23.05	0.07
77 Perylene-d12	25.59	25.09	26.09	25.61	0.09

AREA UPPER LIMIT = +100% of internal standard area.
 AREA LOWER LIMIT = - 50% of internal standard area.
 RT UPPER LIMIT = + 0.50 minutes of internal standard RT.
 RT LOWER LIMIT = - 0.50 minutes of internal standard RT.

REVIEW SUMMARY FOR FILE - NT1004192325S.D

Lab ID: 23C0774-09

nt10.i, 20230419A.b\20230419A.b\SIMABN2.m,

20-APR-2023 02:37

RT CO-ELUTION COMPOUNDS

NO CO-ELUTIONS

Quant Method: ICAL

RRT CHECK

RRT	CCV	RRT	DELTA	COMPOUND
-----	-----	-----	-------	----------

NONE

RRT check based on Ccal File: 20230419A.b/NT1004192318S.D

On Column LOD for nt10.i, 20230419A.b\SIMABN2.m, PSDDA.sub = 0.0000

Exception: 1,2,4-Trichlorobenzene 0.0010

* Only compounds listed in the work order have been verified by the analyst *



Form I
ORGANIC ANALYSIS DATA SHEET
EPA 8270E-SIM
SIM SVOC Organics (Dual scan list)

Laboratory: Analytical Resources, LLC

Client: Anchor OEA, LLC

Project: AOC5 MR Phase 1

Matrix: Sediment

Laboratory ID: 23C0774-10 A

SDG: 23C0774

Sampled: 12/14/22 10:44

Prepared: 04/05/23 16:28

File ID: NT1004192326S.D

% Solids: 60.94

Preparation: EPA 3546 (Microwave)

Analyzed: 04/20/23 03:15

Batch: BLD0057

Sequence: SLD0288

Initial/Final: 16.47 g Wet / 1 mL

Instrument: NT10

Column: ZB-5MSi

Calibration: GC00049

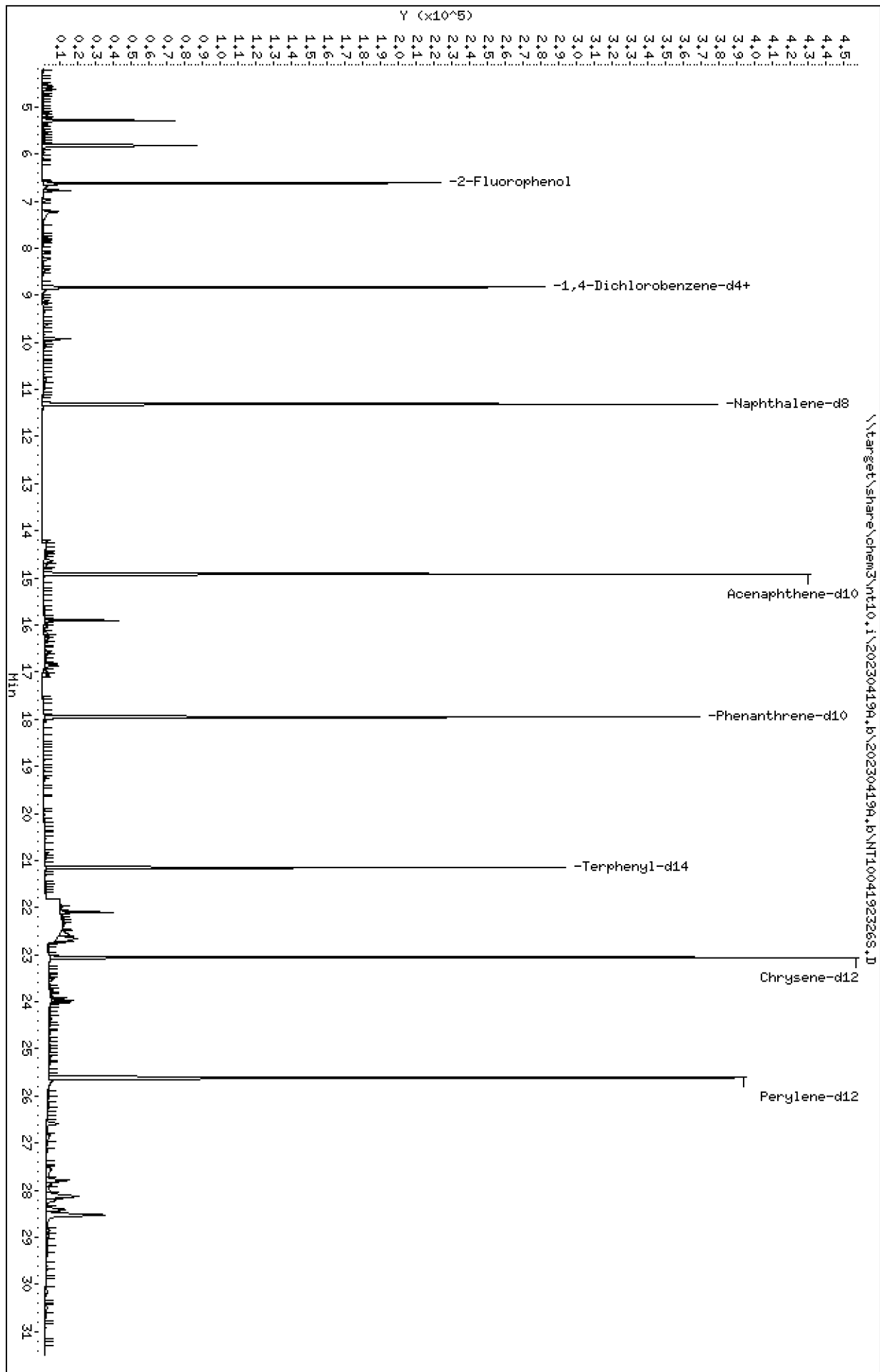
Cleanups: GPC

CAS NO.	COMPOUND	DILUTION	CONC: (ug/kg dry)	Q	DL	RL
106-46-7	1,4-Dichlorobenzene	1	2.7	J	0.6	5.0
95-50-1	1,2-Dichlorobenzene	1	5.0	U	0.7	5.0
100-51-6	Benzyl Alcohol	1	10.8	J	2.5	19.9
65-85-0	Benzoic acid	1	16.5	J	13.4	99.6
105-67-9	2,4-Dimethylphenol	1	19.9	U	2.2	19.9
120-82-1	1,2,4-Trichlorobenzene	1	5.0	U	2.7	5.0
86-30-6	N-Nitrosodiphenylamine	1	5.0	U	1.3	5.0
87-86-5	Pentachlorophenol	1	3.6	J	2.1	19.9

SURROGATES	ADDED: (ug/kg dry)	FOUND: (ug/kg dry)	% REC	QC LIMITS	Q
2-Fluorophenol	747.25	426	57.0	27 - 120	
p-Terphenyl-d14	498.17	397	79.6	37 - 120	

Data File: \\target\share\chem3\nt10.1\20230419H.B\20230419H.B\NT10041923265.D
Date: 20-APR-2023 03:15
Client ID:
Sample Info: 23C0774-10
Volume Injected (uL): 1.0
Column phase: ZB-5msi

Instrument: nt10.1
Operator: DSD
Column diameter: 0.25



Date : 20-APR-2023 03:15

Client ID:

Instrument: nt10.i

Sample Info: 23C0774-10

Volume Injected (uL): 1.0

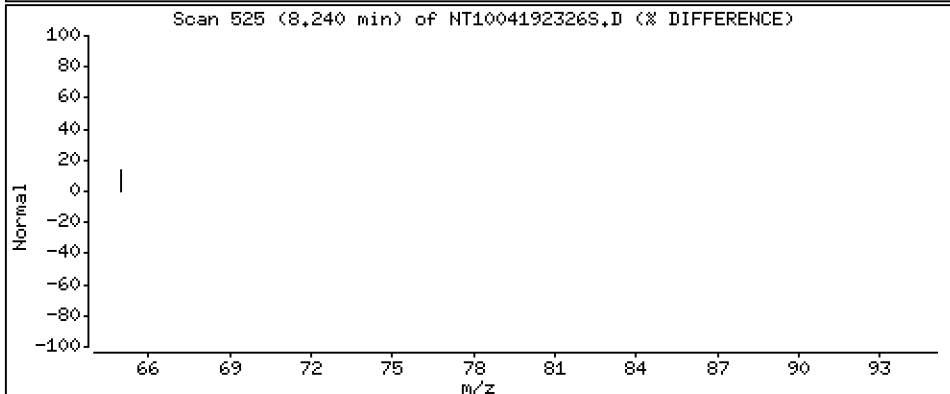
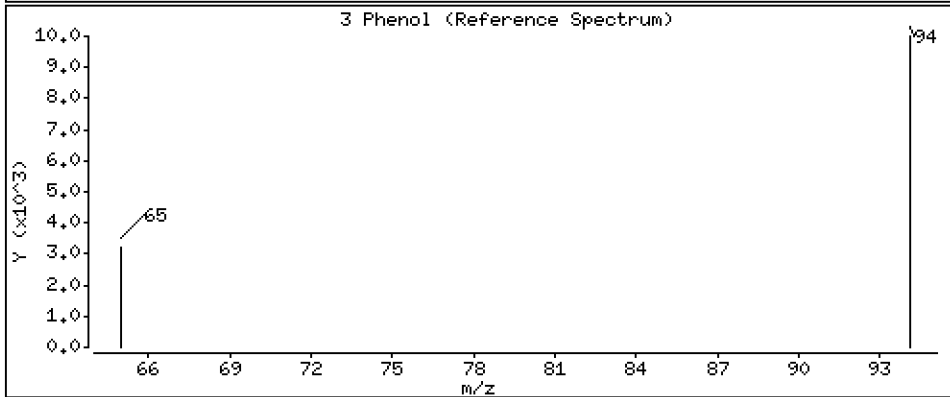
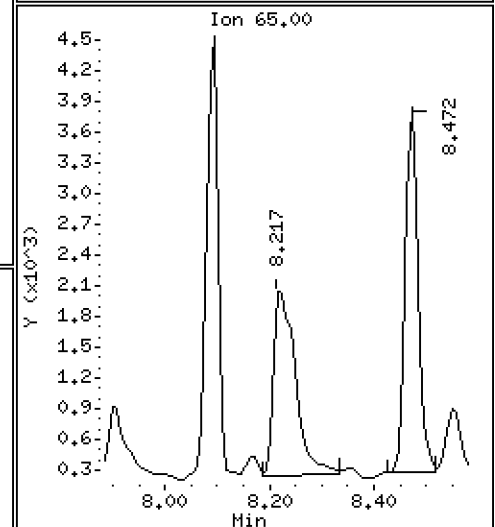
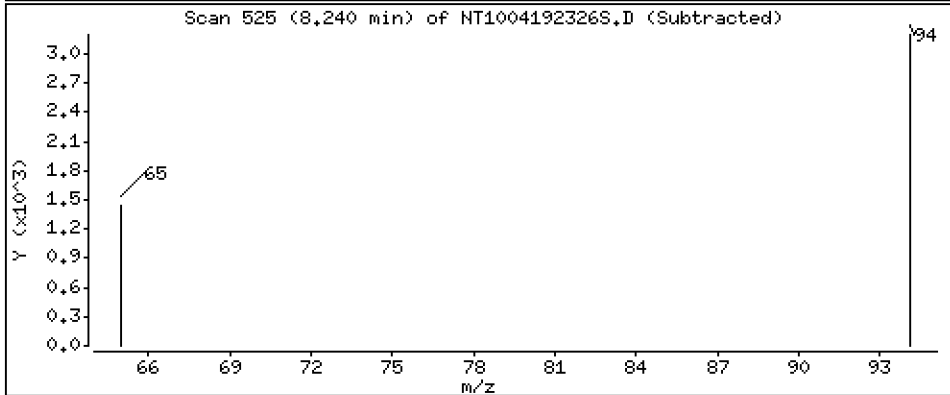
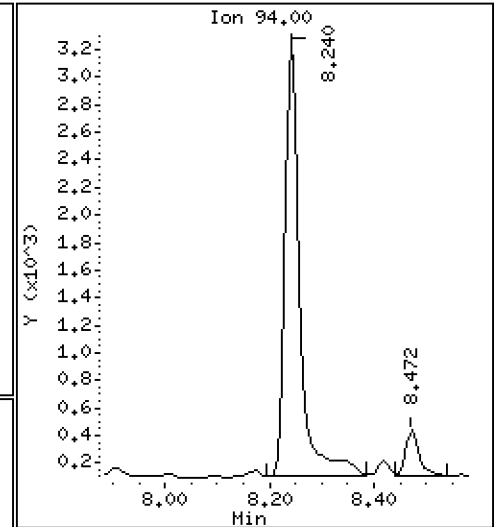
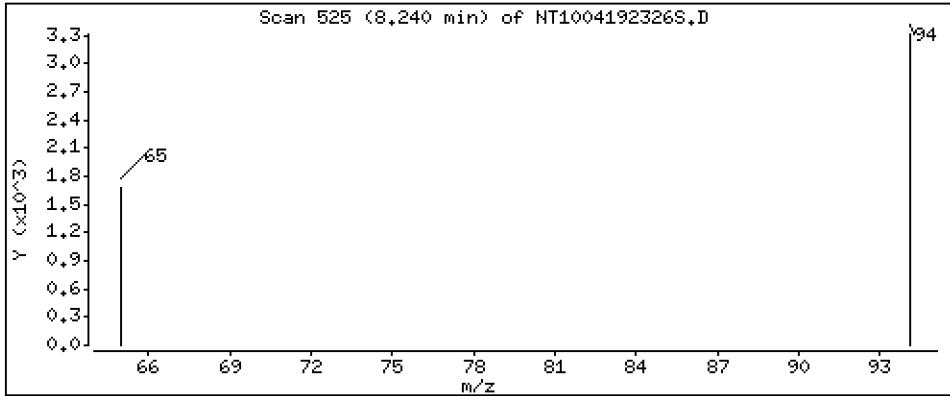
Operator: DSD

Column phase: ZB-5msi

Column diameter: 0.25

3 Phenol

Concentration: 0.08763 ug/L



Date : 20-APR-2023 03:15

Client ID:

Instrument: nt10.i

Sample Info: 23C0774-10

Volume Injected (uL): 1.0

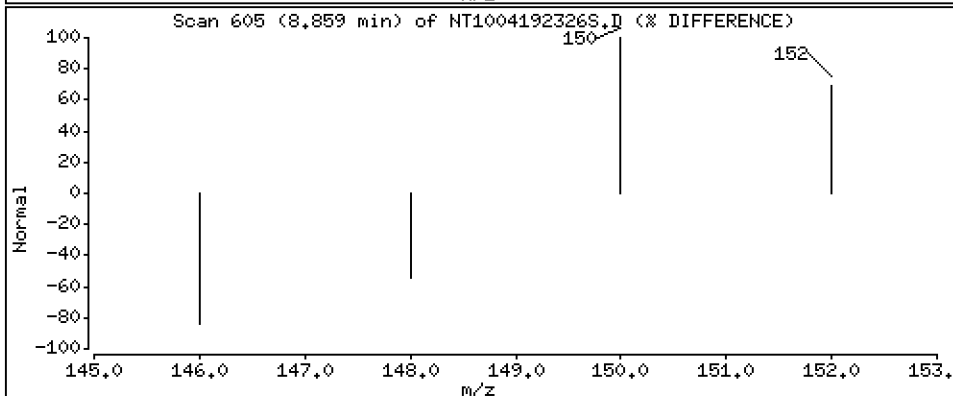
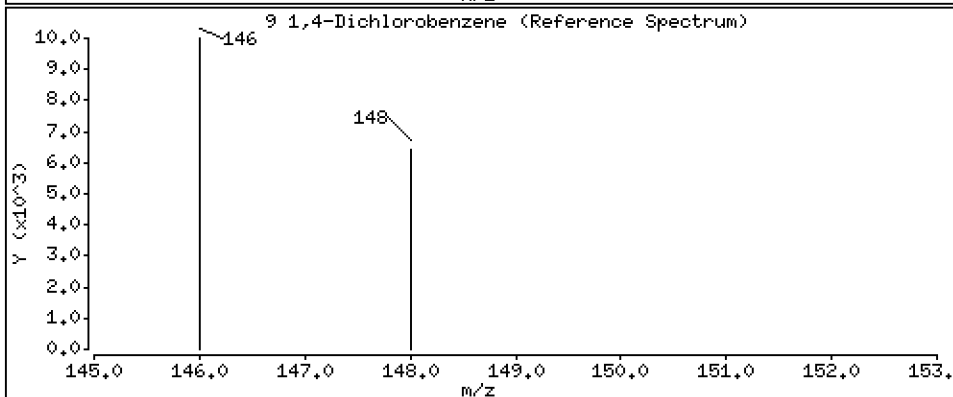
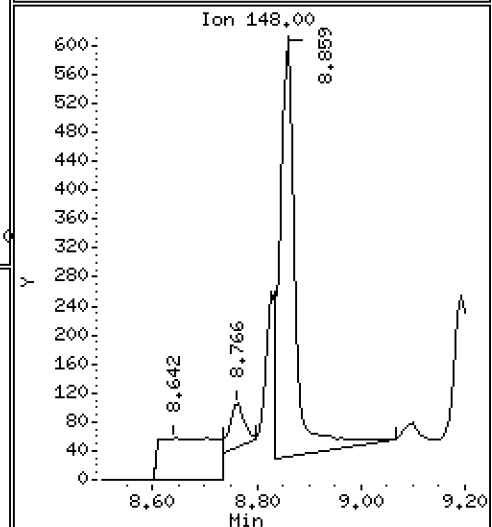
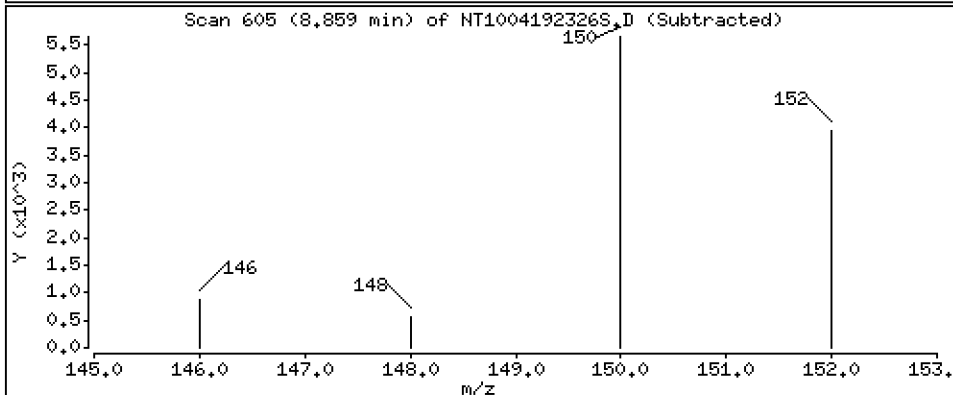
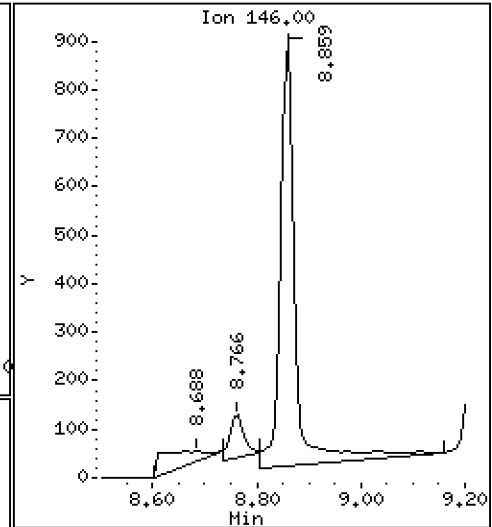
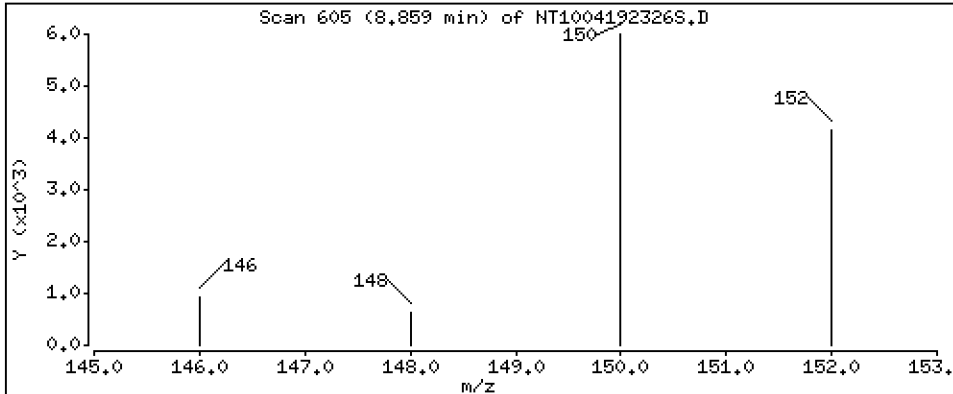
Operator: DSD

Column phase: ZB-5msi

Column diameter: 0.25

9 1,4-Dichlorobenzene

Concentration: 0.02696 ug/L



Date : 20-APR-2023 03:15

Client ID:

Instrument: nt10.i

Sample Info: 23C0774-10

Volume Injected (uL): 1.0

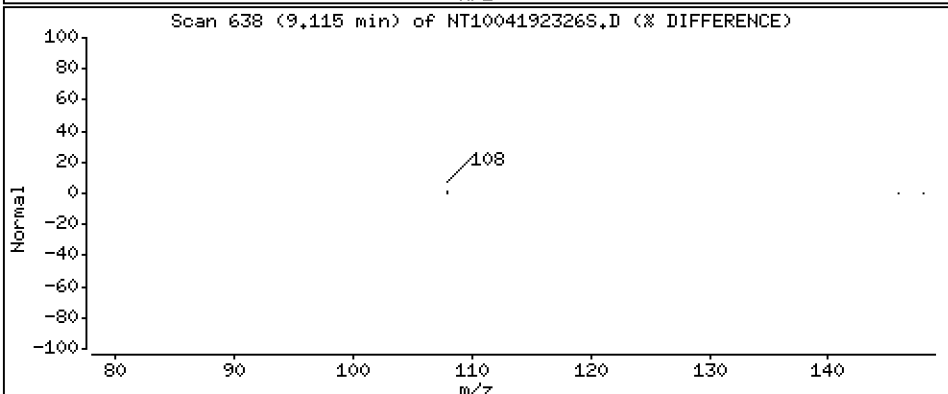
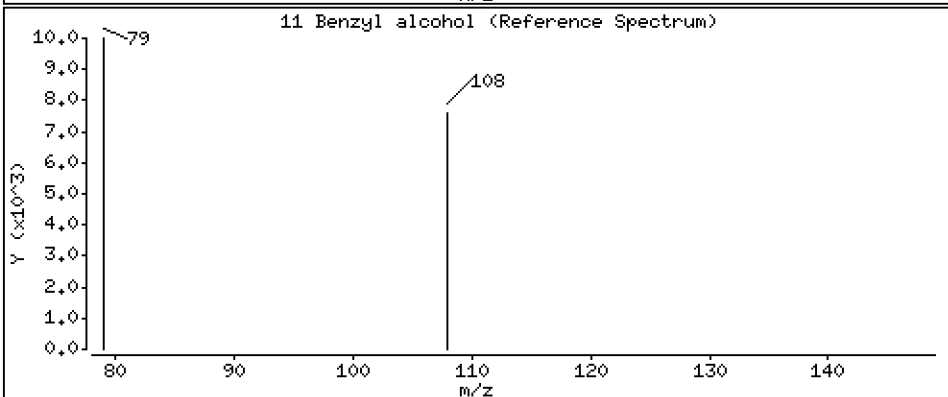
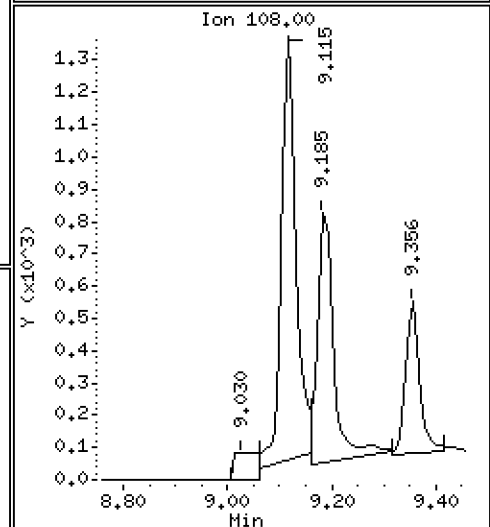
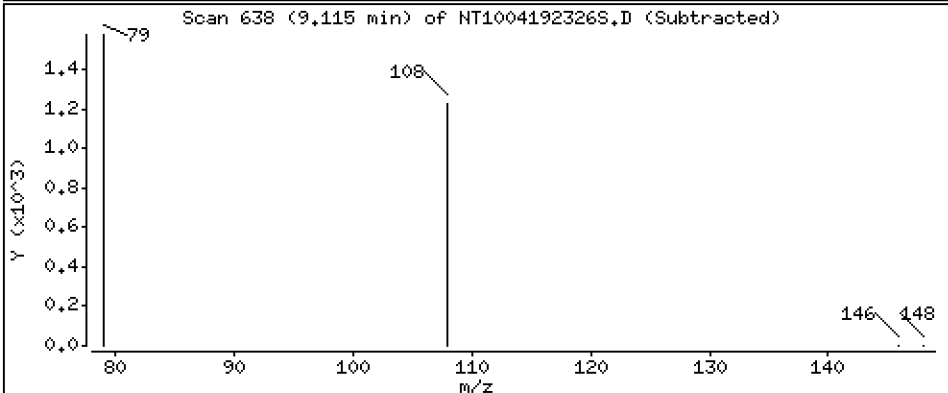
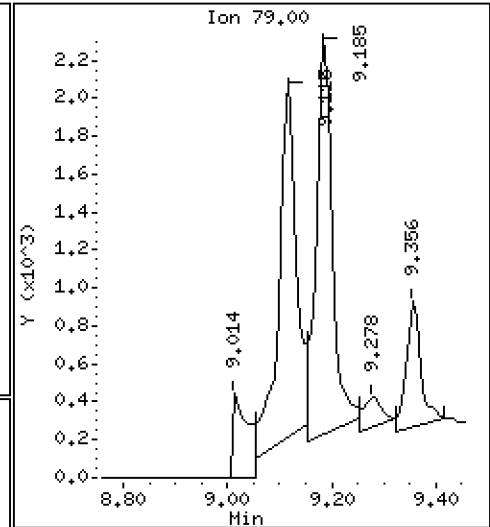
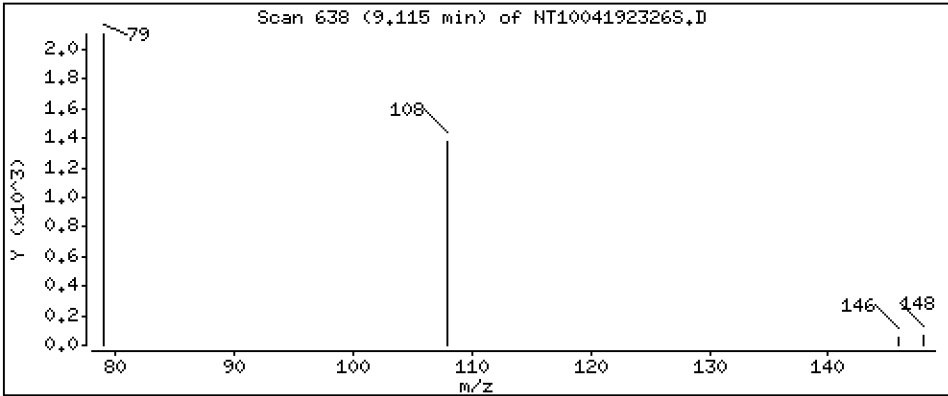
Operator: DSD

Column phase: ZB-5msi

Column diameter: 0.25

11 Benzyl alcohol

Concentration: 0.1081 ug/L



Date : 20-APR-2023 03:15

Client ID:

Instrument: nt10.i

Sample Info: 23C0774-10

Volume Injected (uL): 1.0

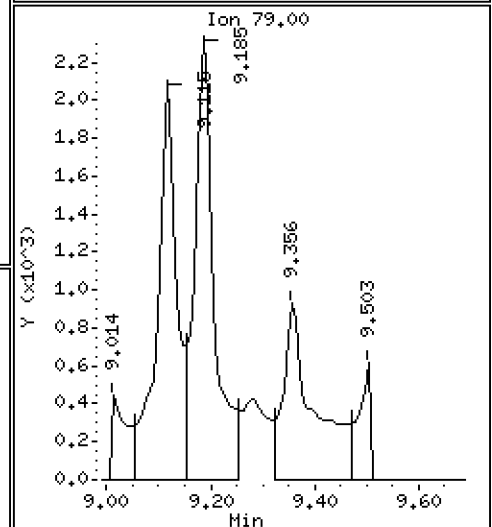
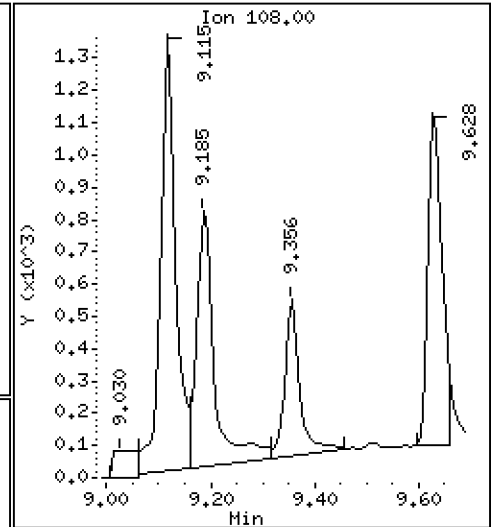
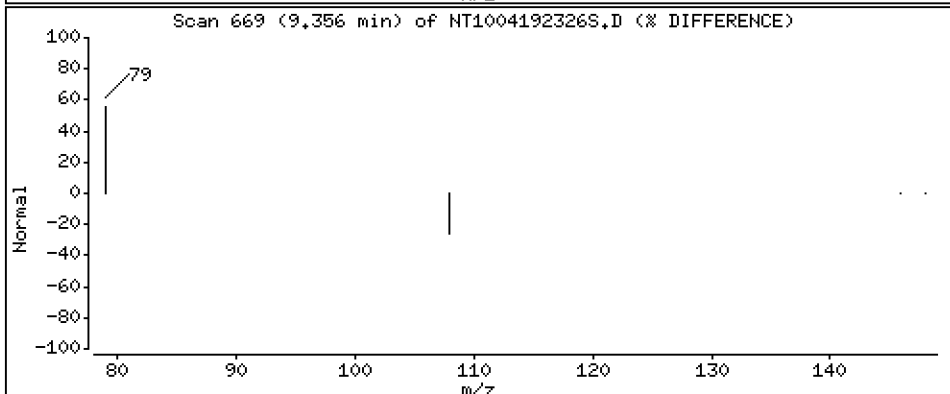
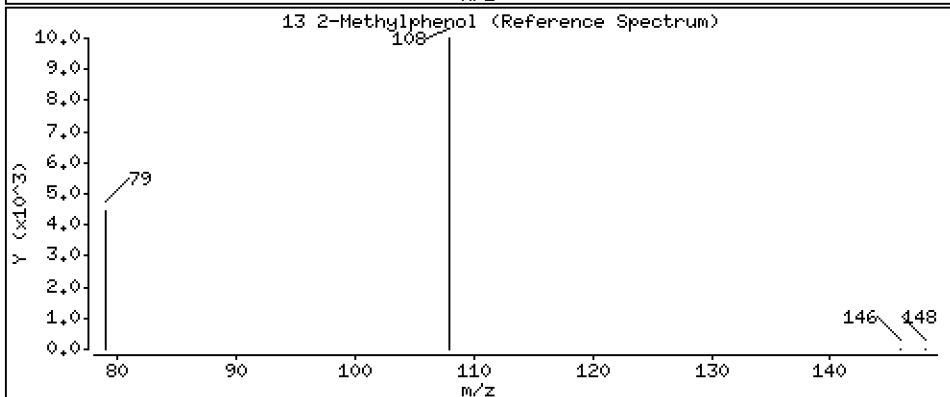
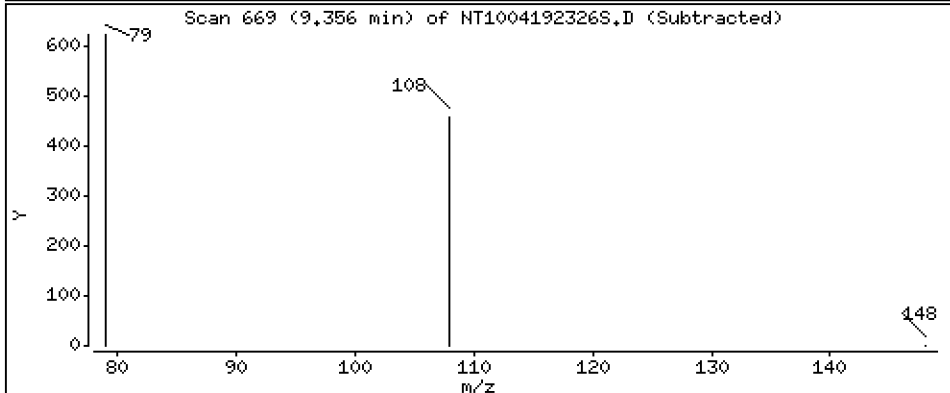
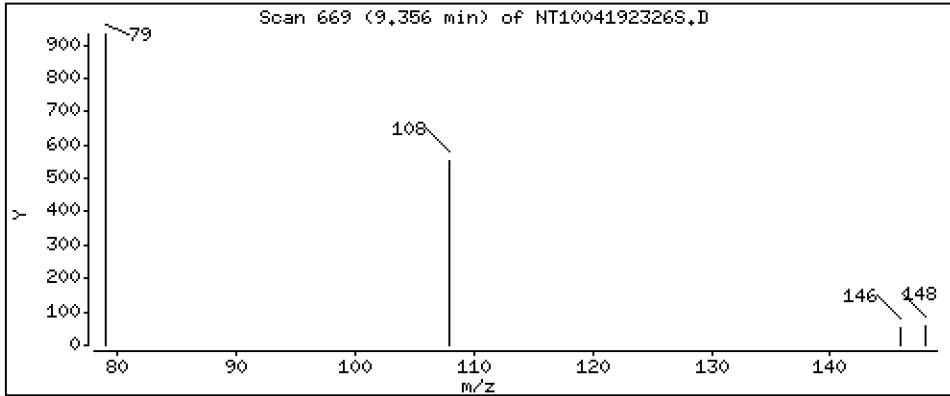
Operator: DSD

Column phase: ZB-5msi

Column diameter: 0.25

13 2-Methylphenol

Concentration: 0.02026 ug/L



Date : 20-APR-2023 03:15

Client ID:

Instrument: nt10.i

Sample Info: 23C0774-10

Volume Injected (uL): 1.0

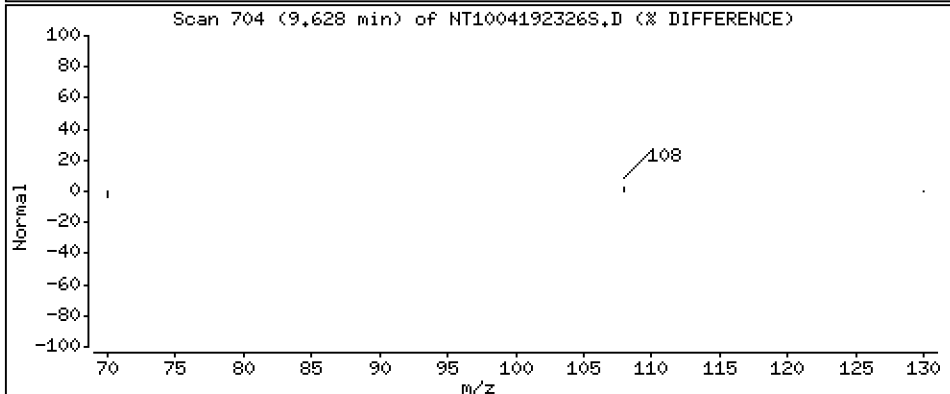
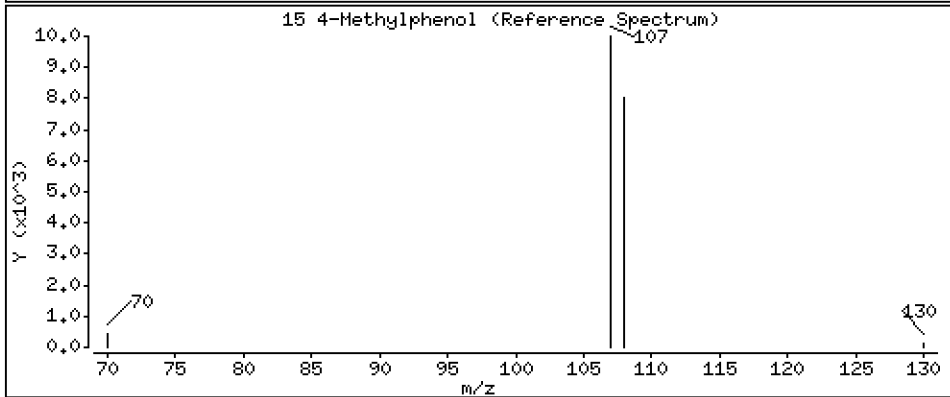
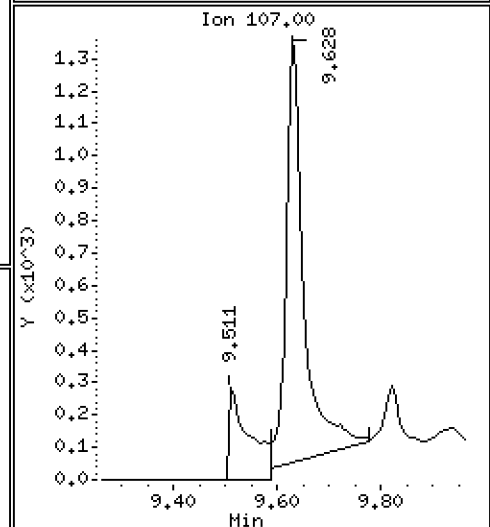
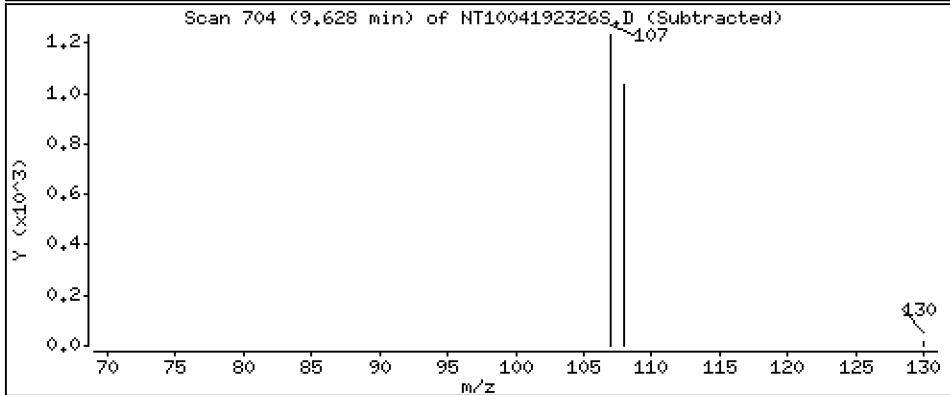
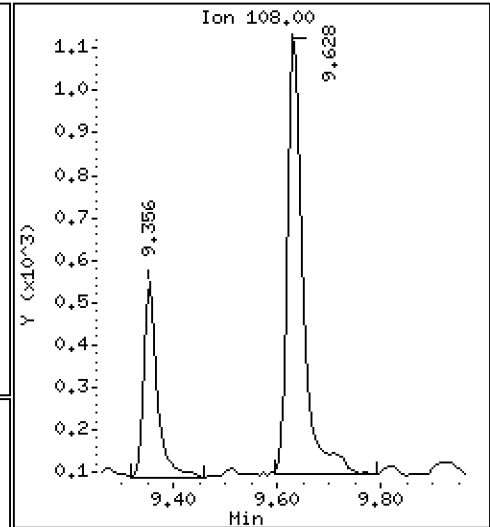
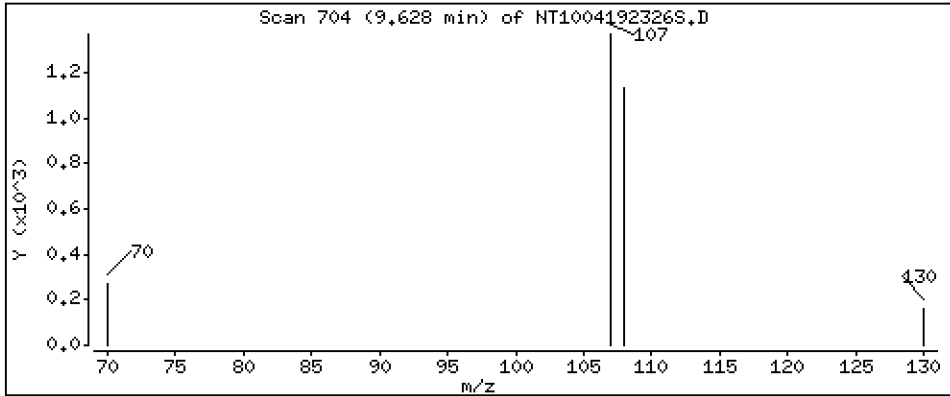
Operator: DSD

Column phase: ZB-5msi

Column diameter: 0.25

15 4-Methylphenol

Concentration: 0.04487 ug/L



Date : 20-APR-2023 03:15

Client ID:

Instrument: nt10.i

Sample Info: 23C0774-10

Volume Injected (uL): 1.0

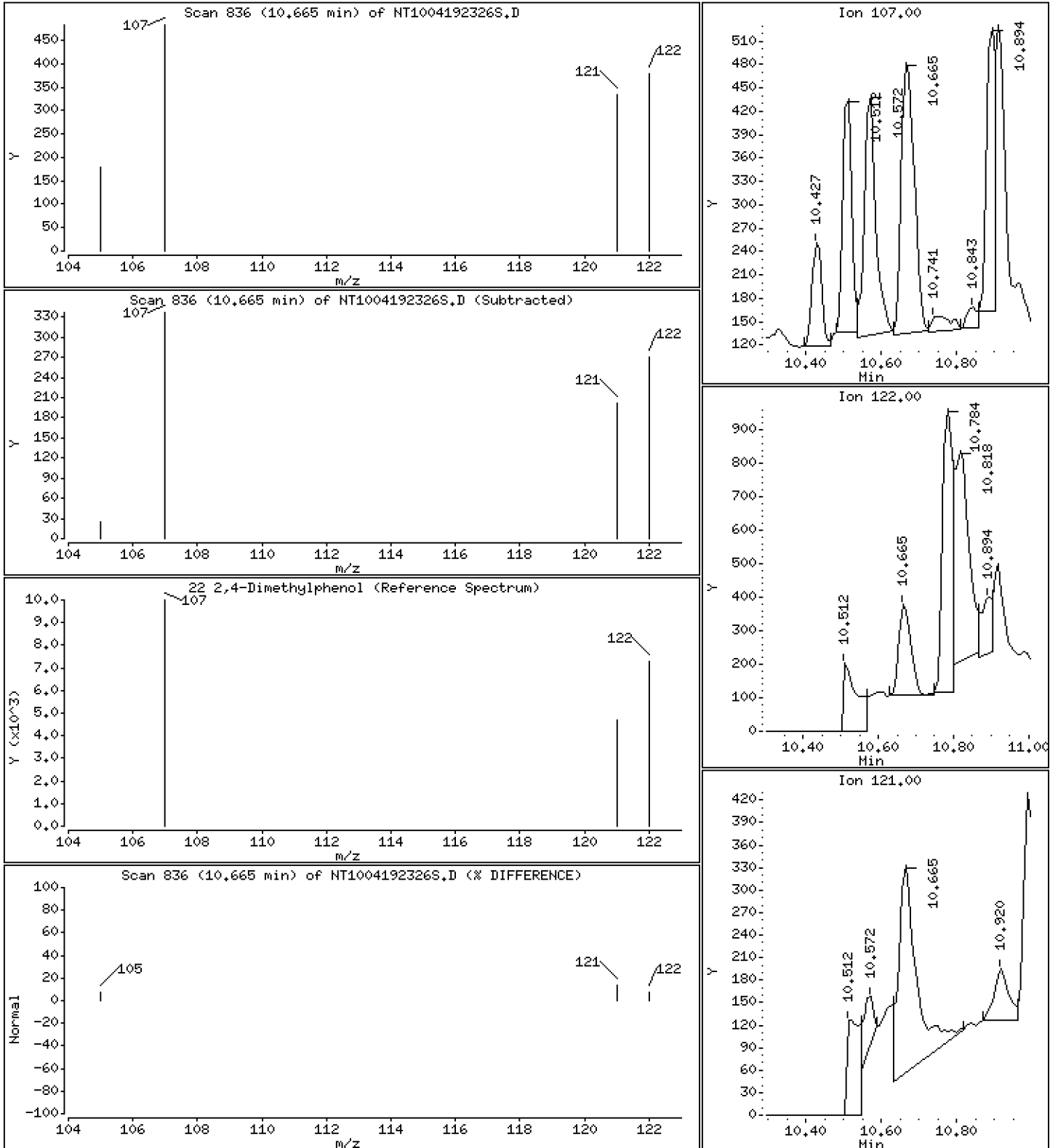
Operator: DSD

Column phase: ZB-5msi

Column diameter: 0.25

22 2,4-Dimethylphenol

Concentration: 0.01589 ug/L



Date : 20-APR-2023 03:15

Client ID:

Instrument: nt10.i

Sample Info: 23C0774-10

Volume Injected (uL): 1.0

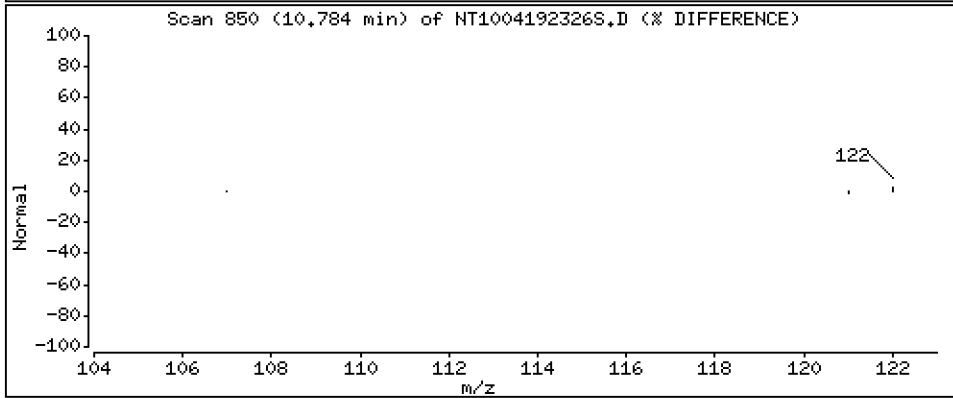
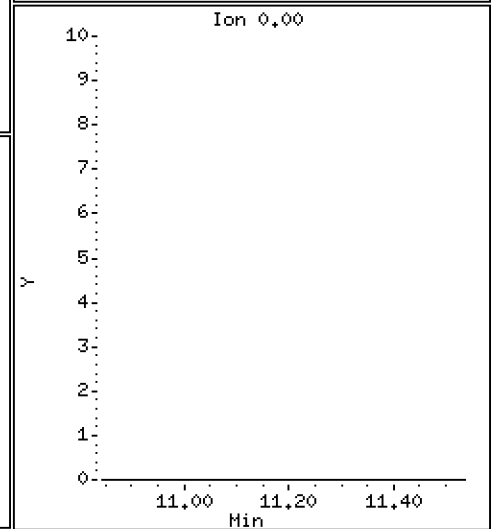
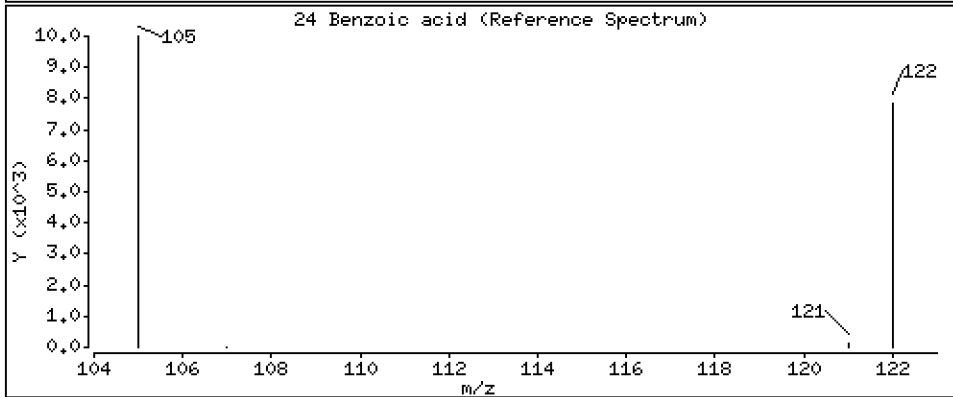
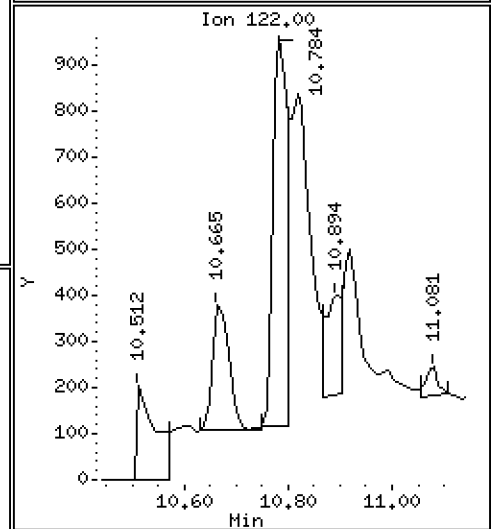
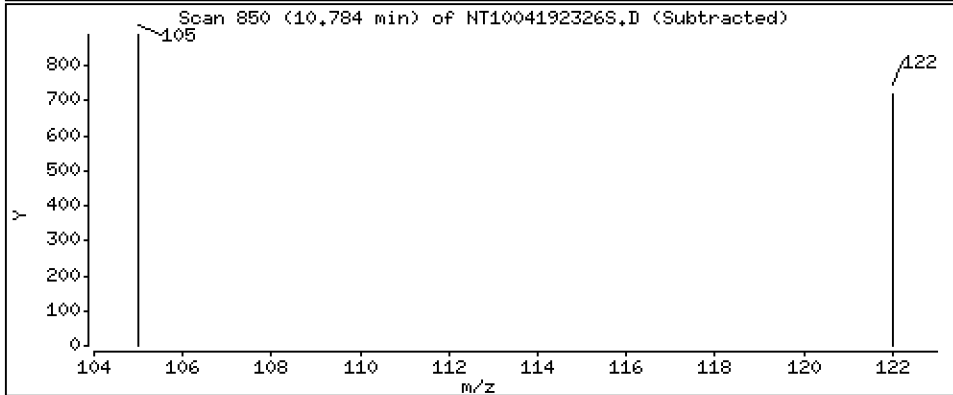
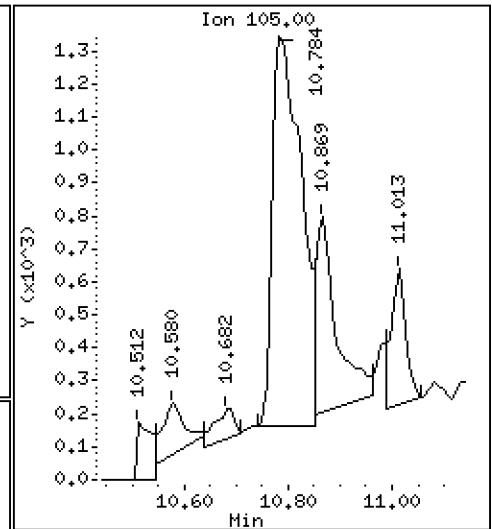
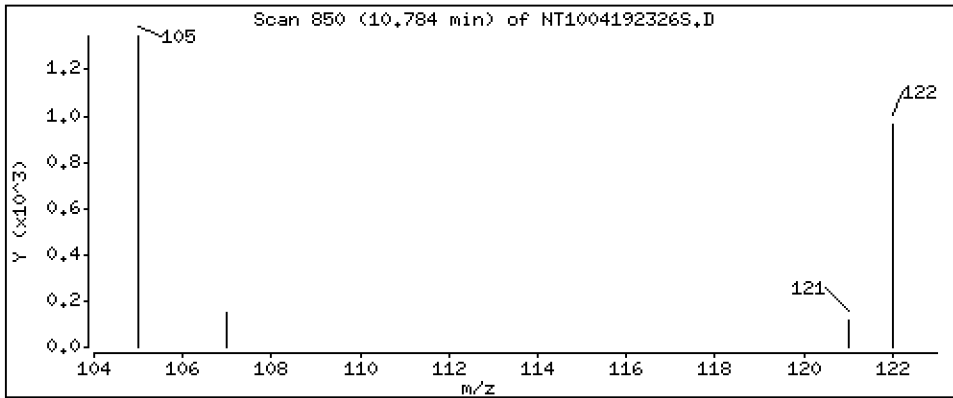
Operator: DSD

Column phase: ZB-5msi

Column diameter: 0.25

24 Benzoic acid

Concentration: 0.1660 ug/L



Date : 20-APR-2023 03:15

Client ID:

Instrument: nt10.i

Sample Info: 23C0774-10

Volume Injected (uL): 1.0

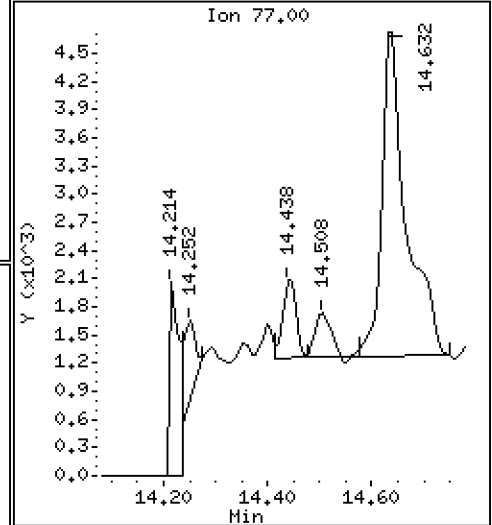
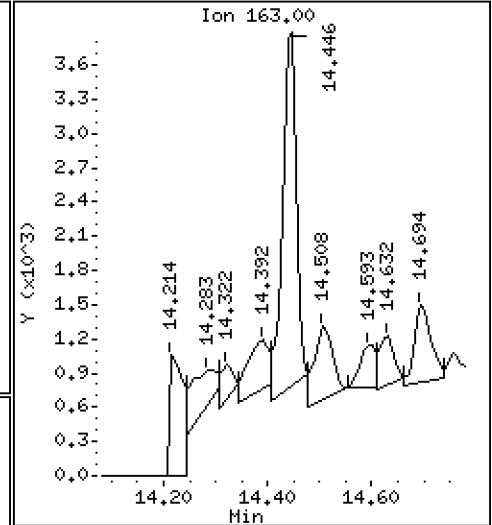
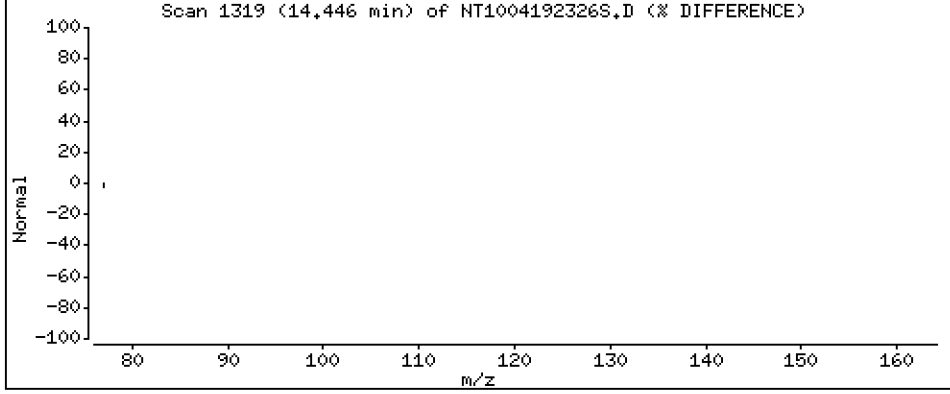
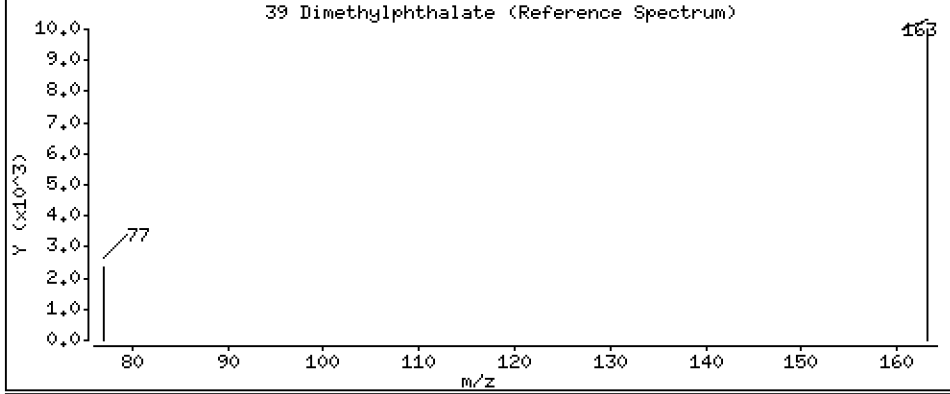
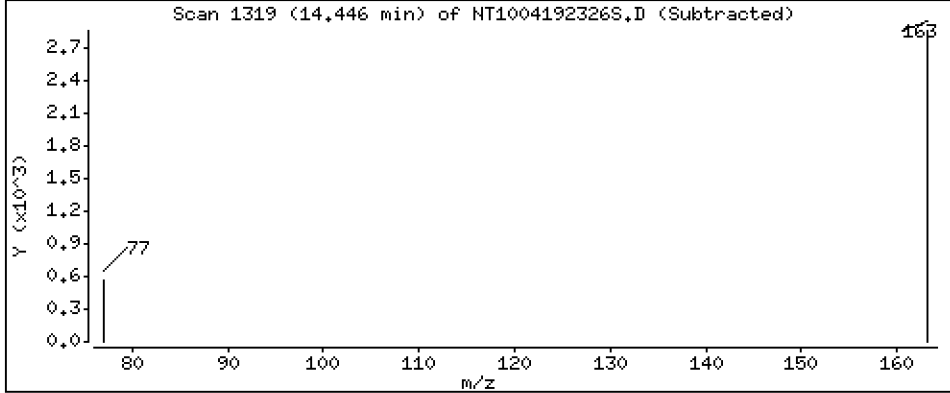
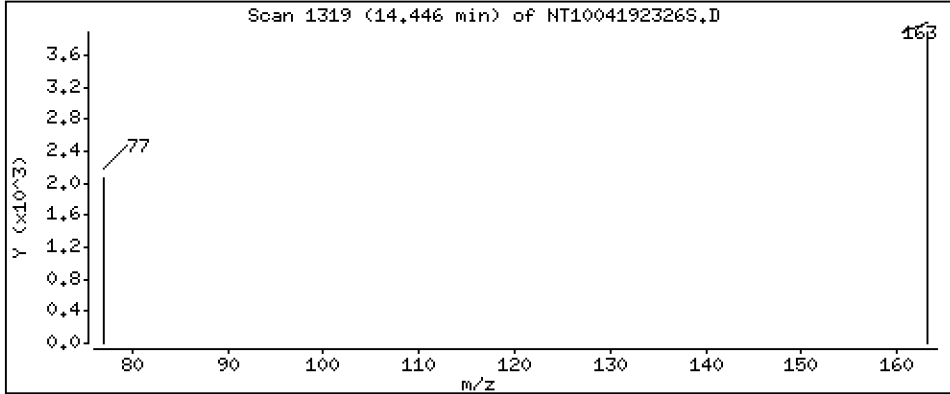
Operator: DSD

Column phase: ZB-5msi

Column diameter: 0,25

39 Dimethylphthalate

Concentration: 0,05637 ug/L



Date : 20-APR-2023 03:15

Client ID:

Instrument: nt10.i

Sample Info: 23C0774-10

Volume Injected (uL): 1.0

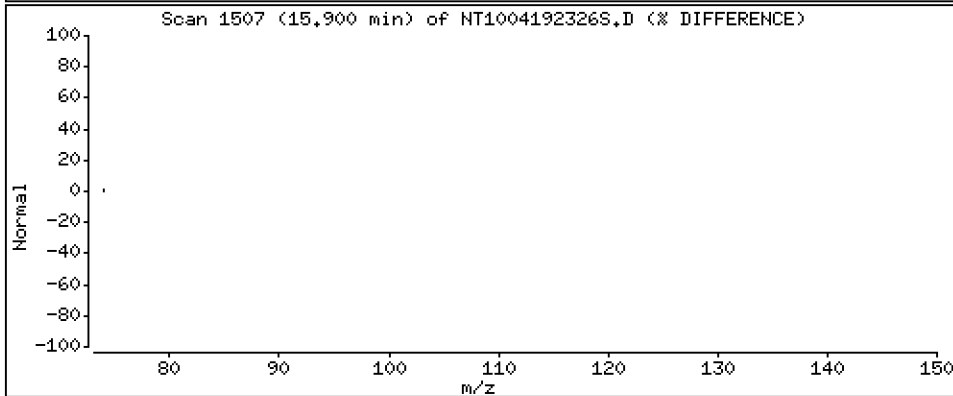
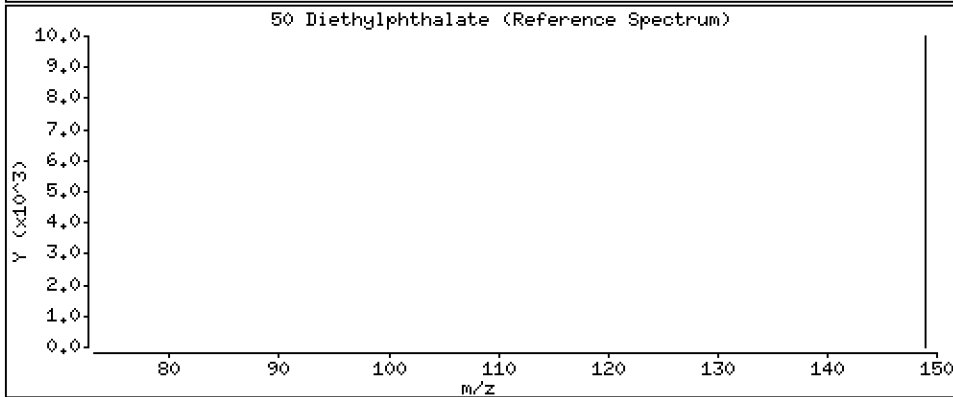
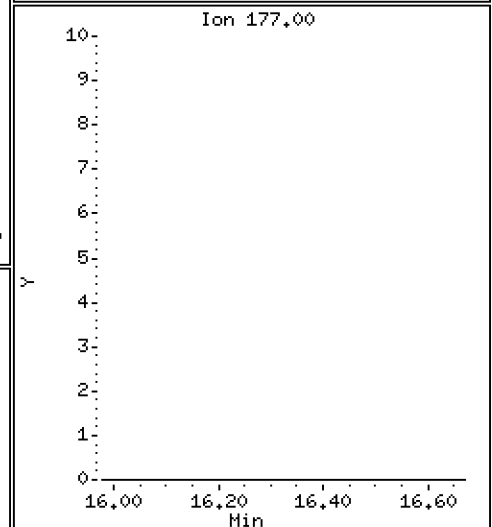
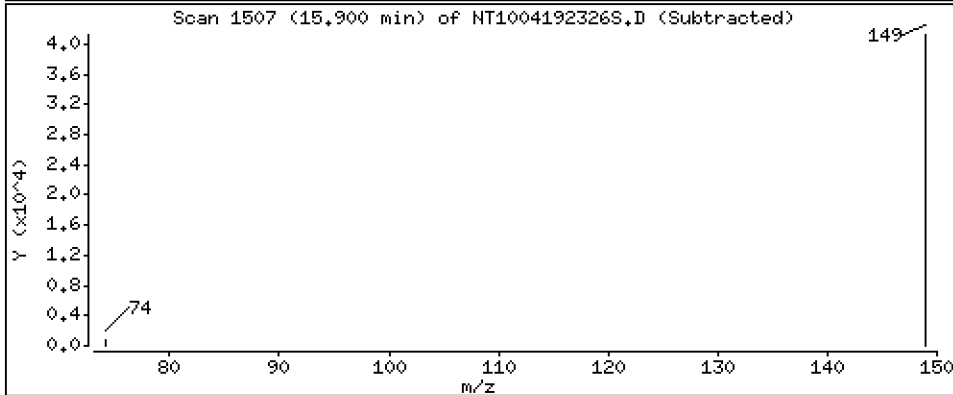
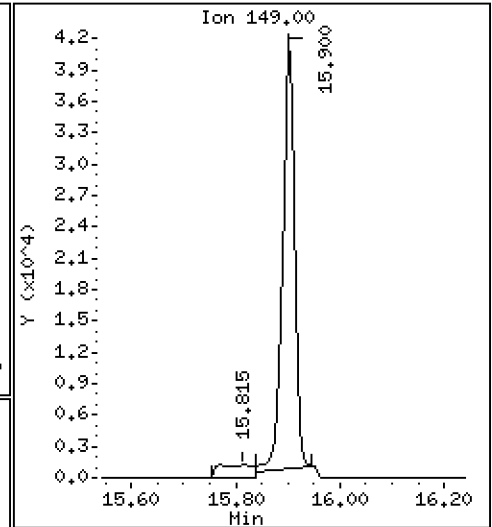
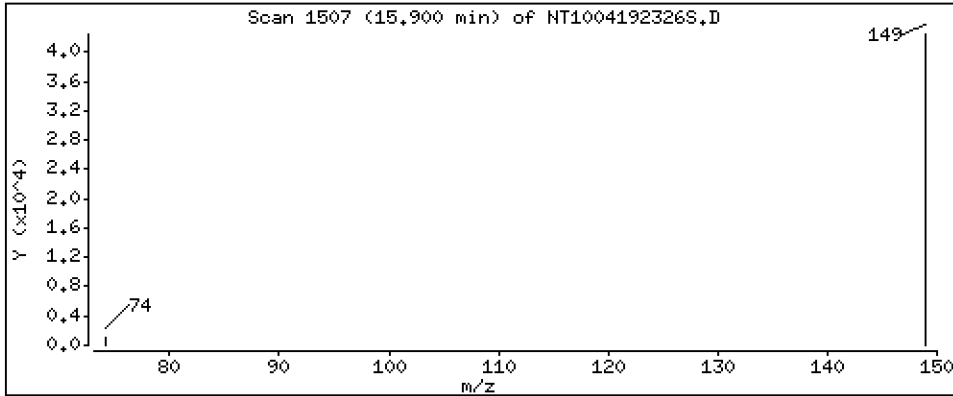
Operator: DSD

Column phase: ZB-5msi

Column diameter: 0,25

50 Diethylphthalate

Concentration: 0,6305 ug/L



Date : 20-APR-2023 03:15

Client ID:

Instrument: nt10.i

Sample Info: 23C0774-10

Volume Injected (uL): 1.0

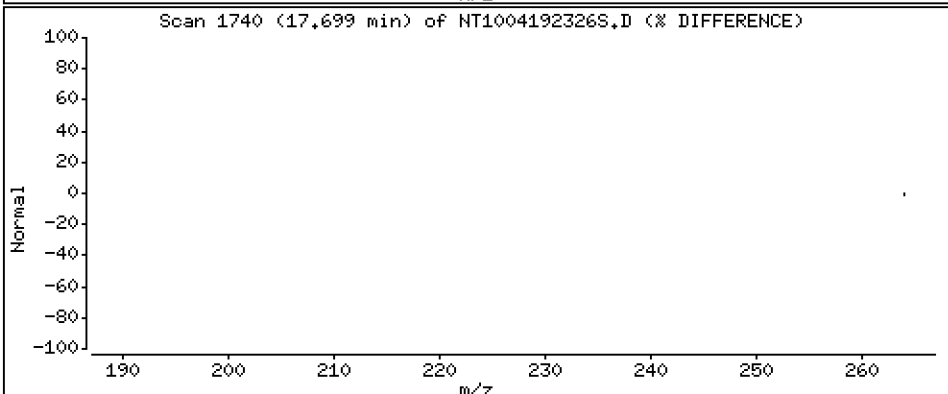
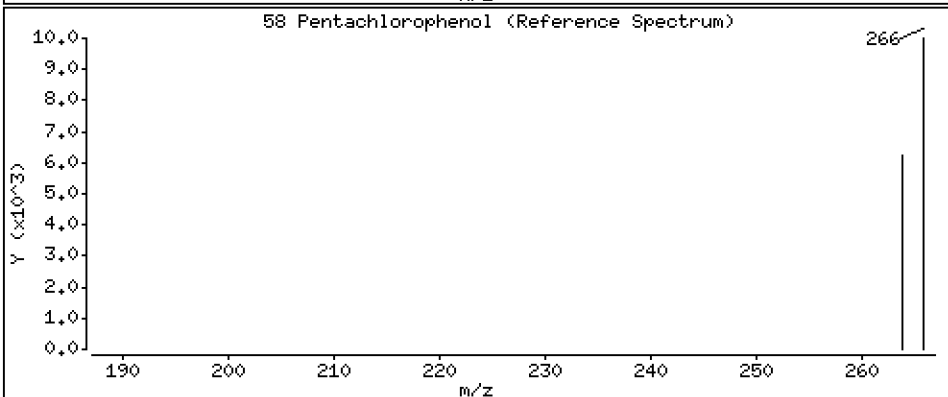
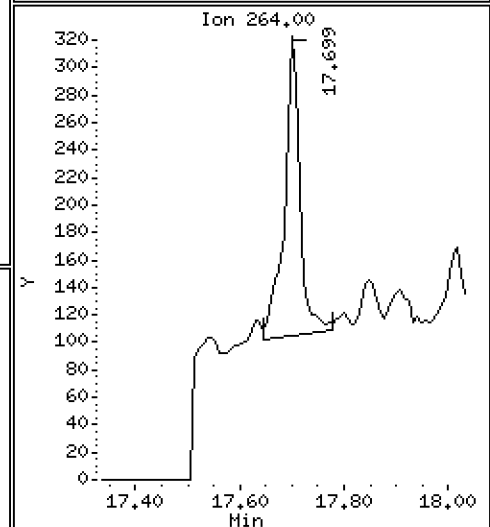
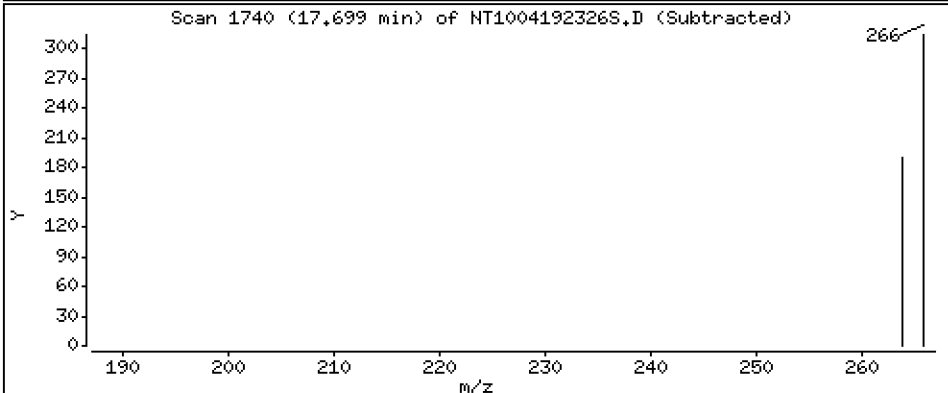
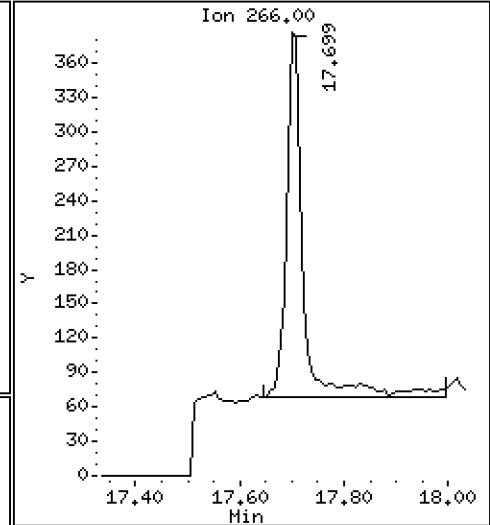
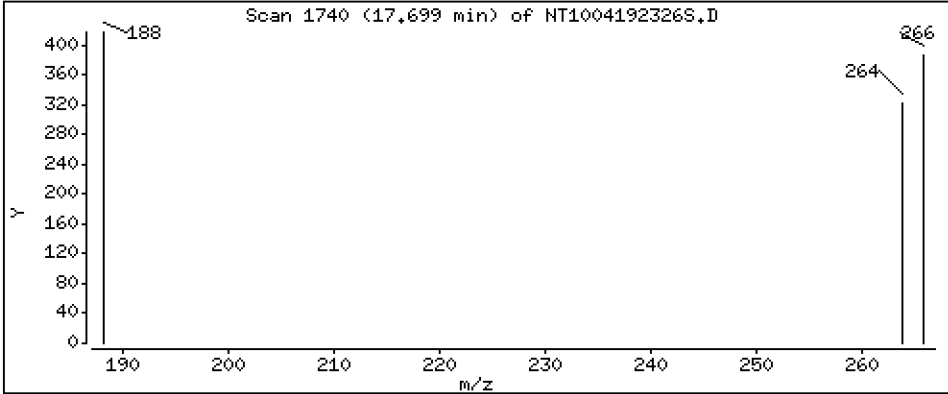
Operator: DSD

Column phase: ZB-5msi

Column diameter: 0,25

58 Pentachlorophenol

Concentration: 0,03623 ug/L



Date : 20-APR-2023 03:15

Client ID:

Instrument: nt10.i

Sample Info: 23C0774-10

Volume Injected (uL): 1.0

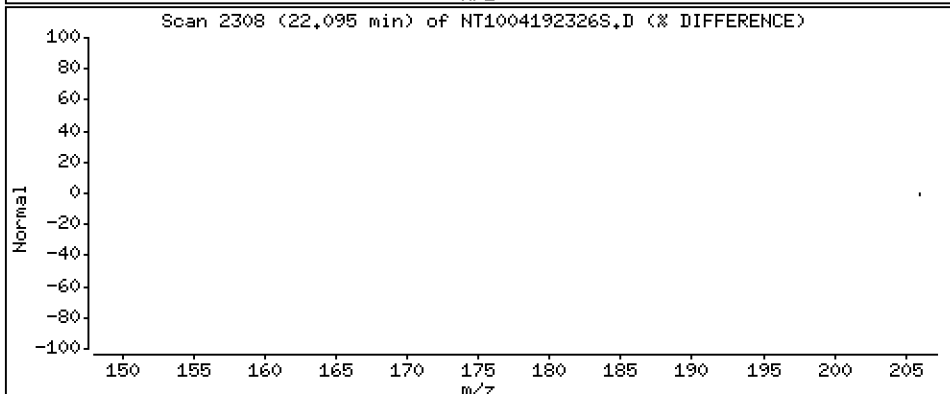
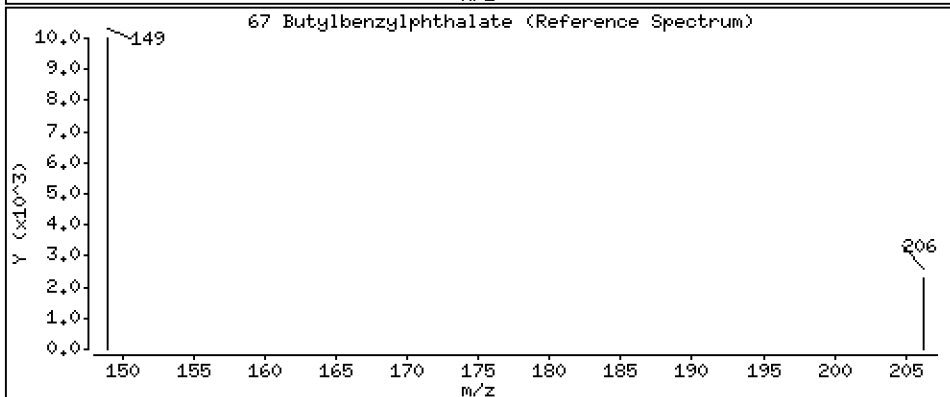
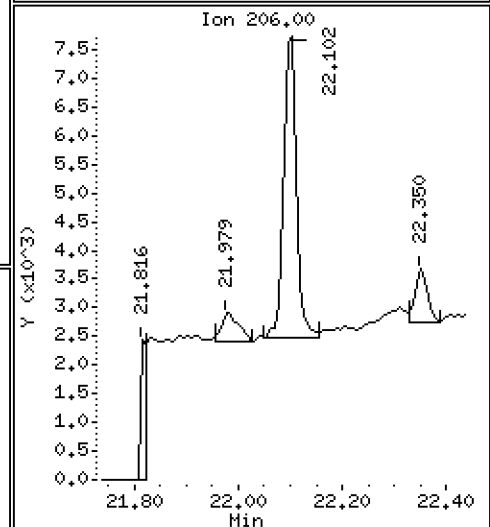
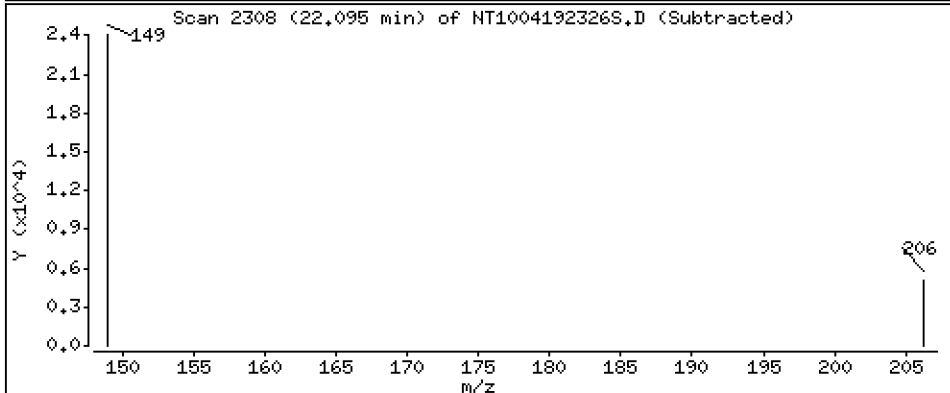
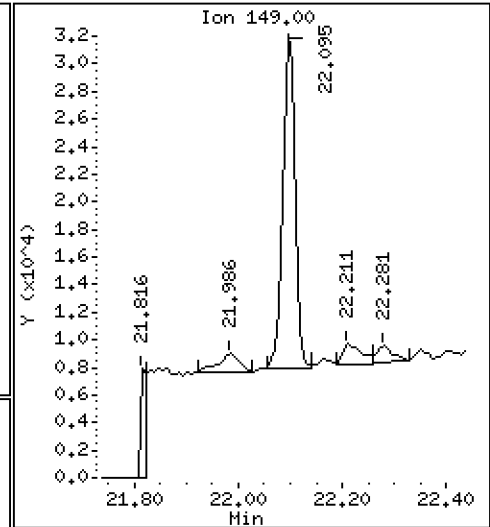
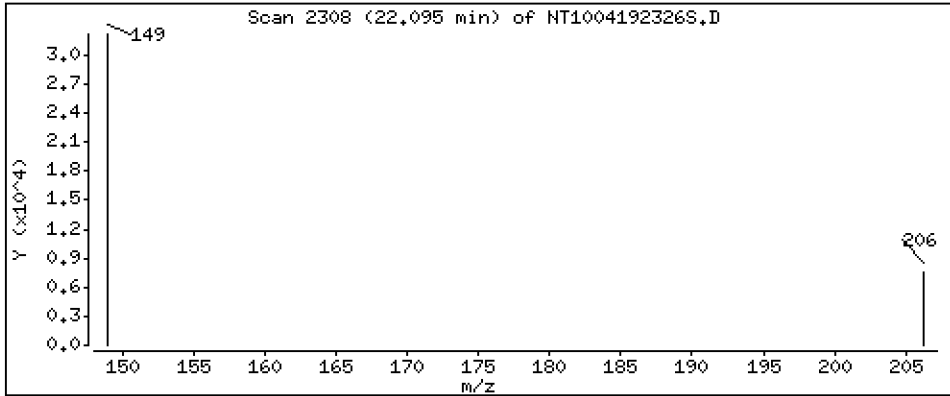
Operator: DSD

Column phase: ZB-5msi

Column diameter: 0.25

67 Butylbenzylphthalate

Concentration: 0.4911 ug/L



Date : 20-APR-2023 03:15

Client ID:

Instrument: nt10.i

Sample Info: 23C0774-10

Volume Injected (uL): 1.0

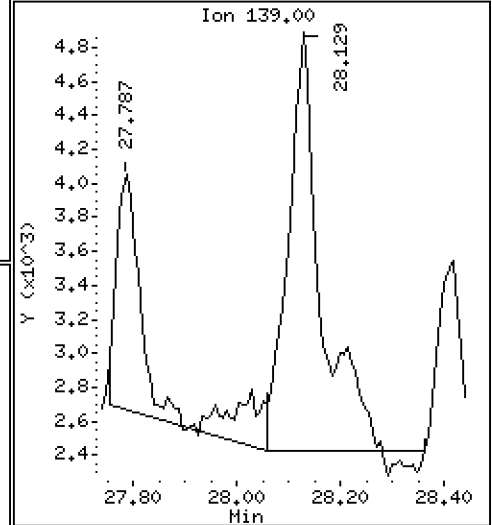
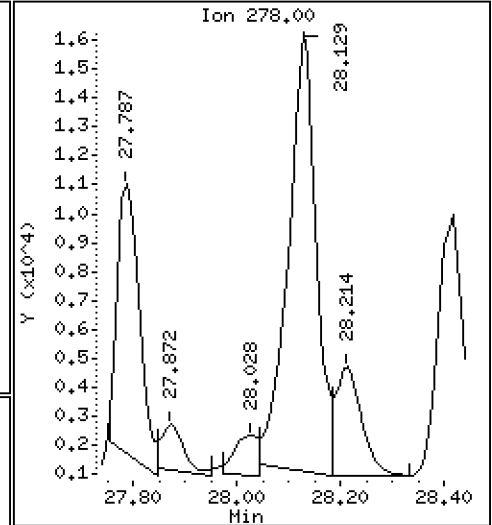
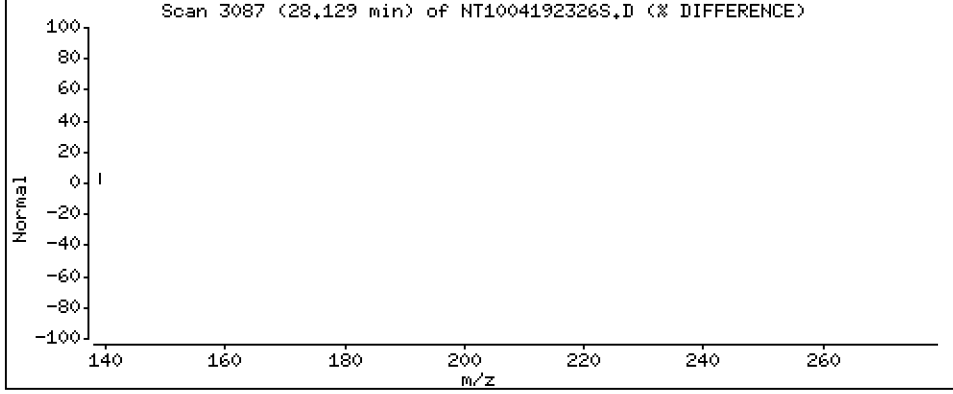
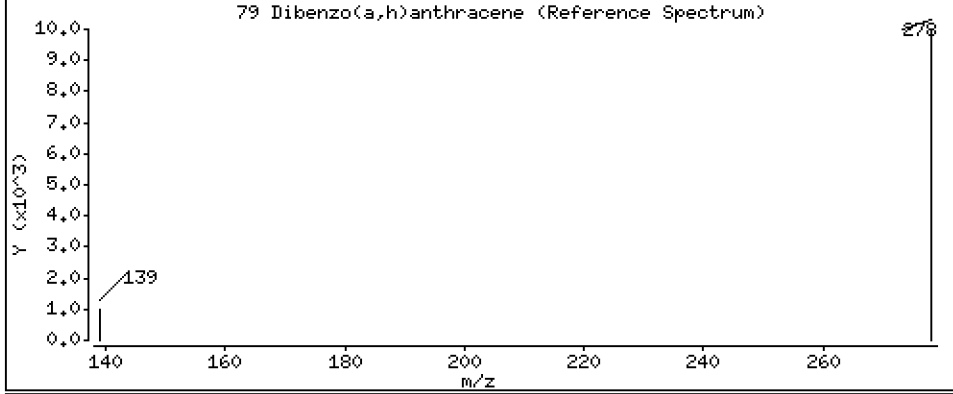
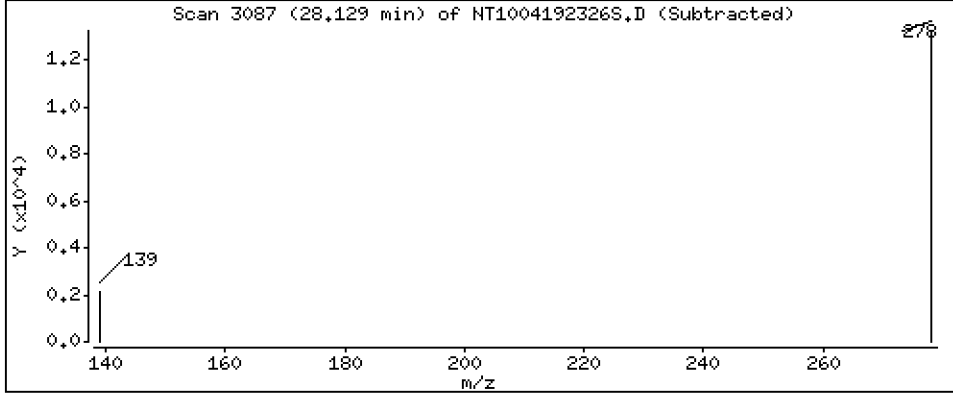
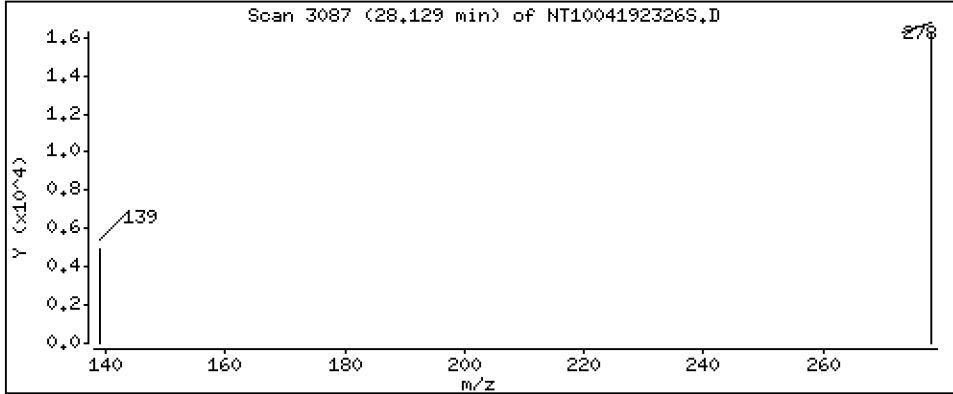
Operator: DSD

Column phase: ZB-5msi

Column diameter: 0,25

79 Dibenzo(a,h)anthracene

Concentration: 0,2553 ug/L



ARI Labs, Inc.

METHOD 8270D-SIM

Data file : \\target\share\chem3\nt10.i\20230419A.b\20230419A.b\NT1004192326S.D
 Lab Smp Id: 23C0774-10
 Inj Date : 20-APR-2023 03:15 MS Autotune Date: 16-JAN-2023 17:42
 Operator : DSD Inst ID: nt10.i
 Smp Info : 23C0774-10
 Misc Info :
 Comment :
 Method : \\target\share\chem3\nt10.i\20230419A.b\20230419A.b\SIMABN2.m
 Meth Date : 20-Apr-2023 16:29 deenayd Quant Type: ISTD
 Cal Date : 16-MAR-2023 01:38 Cal File: NT10031510S.D
 Als bottle: 21
 Dil Factor: 1.00000
 Integrator: HP RTE Compound Sublist: PSDDA.sub
 Target Version: 4.14
 Processing Host: DEENAY-201905

Concentration Formula: Amt * DF * Uf * Vt/(Vo * Vi) * CpndVariable

Name	Value	Description
DF	1.000	Dilution Factor
Vo	1000.000	Volume of sample extracted (mL)
Vt	1000.000	Volume of final extract (uL)
Vi	1.000	Volume injected (uL)
Uf	1.000	ng unit correction factor
Cpnd Variable		Local Compound Variable

Compounds	QUANT	SIG	RT	EXP RT	REL RT	RESPONSE	CONCENTRATIONS	
							ON-COLUMN	FINAL
	MASS						(ug/mL)	(ug/L)
\$ 1 2-Fluorophenol	112		6.617	6.609	(0.750)	216161	4.27769	4.278 (R)
3 Phenol	94		8.240	8.232	(0.933)	6075	0.08763	0.08763
7 1,3-Dichlorobenzene	146		Compound Not Detected.					
* 8 1,4-Dichlorobenzene-d4	152		8.828	8.827	(1.000)	166638	4.00000	
9 1,4-Dichlorobenzene	146		8.859	8.851	(1.004)	1688	0.02696	0.02696
11 Benzyl alcohol	79		9.115	9.107	(1.033)	4343	0.10806	0.1081
12 1,2-Dichlorobenzene	146		Compound Not Detected.					
13 2-Methylphenol	108		9.355	9.340	(1.060)	973	0.02026	0.02026
15 4-Methylphenol	108		9.627	9.611	(1.091)	2240	0.04487	0.04487
16 N-Nitroso-di-n-propylamine	70		Compound Not Detected.					
22 2,4-Dimethylphenol	107		10.664	10.647	(0.943)	830	0.01589	0.01589
24 Benzoic acid	105		10.783	10.792	(0.953)	4741	0.16599	0.1660
26 1,2,4-Trichlorobenzene	180		Compound Not Detected.					
* 27 Naphthalene-d8	136		11.312	11.304	(1.000)	604193	4.00000	
30 Hexachlorobutadiene	225		Compound Not Detected.					
39 Dimethylphthalate	163		14.446	14.430	(0.968)	5567	0.05637	0.05637
* 42 Acenaphthene-d10	162		14.918	14.910	(1.000)	312955	4.00000	
50 Diethylphthalate	149		15.900	15.892	(1.066)	64508	0.63051	0.6305
54 N-Nitrosodiphenylamine	169		Compound Not Detected.					
57 Hexachlorobenzene	284		Compound Not Detected.					

Compounds	QUANT	SIG	RT	EXP RT	REL RT	RESPONSE	CONCENTRATIONS	
							ON-COLUMN	FINAL
	MASS						(ug/mL)	(ug/L)
=====	=====		=====	=====	=====	=====	=====	=====
58 Pentachlorophenol	266		17.699	17.683	(0.986)	739	0.03623	0.03623
* 59 Phenanthrene-d10	188		17.954	17.939	(1.000)	615235	4.00000	
\$ 66 Terphenyl-d14	244		21.150	21.134	(0.917)	373956	3.98020	3.980(R)
67 Butylbenzylphthalate	149		22.094	22.086	(0.958)	37412	0.49113	0.4911
* 69 Chrysene-d12	240		23.054	23.039	(1.000)	576632	4.00000	
* 77 Perylene-d12	264		25.609	25.586	(1.000)	692424	4.00000	
79 Dibenzo(a,h)anthracene	278		28.128	28.089	(1.098)	57959	0.25531	0.2553
90 N-Nitrosodimethylamine	74		Compound Not Detected.					

QC Flag Legend

R - Spike/Surrogate failed recovery limits.

ARI Labs, Inc.

INTERNAL STANDARD COMPOUNDS
 AREA AND RT SUMMARY

Instrument ID: nt10.i
 Lab File ID: NT1004192326S.D
 Lab Smp Id: 23C0774-10
 Analysis Type: SV
 Quant Type: ISTD
 Operator: DSD
 Method File: \\target\share\chem3\nt10.i\20230419A.b\20230419A.b\SIMABN2.m
 Misc Info:

Calibration Date: 19-APR-2023
 Calibration Time: 22:11
 Level: LOW
 Sample Type: AIR

Test Mode:
 Use Last Continuing Calibrator.

COMPOUND	STANDARD	AREA LIMIT		SAMPLE	%DIFF
		LOWER	UPPER		
8 1,4-Dichlorobenze	154021	77011	308042	166638	8.19
27 Naphthalene-d8	550458	275229	1100916	604193	9.76
42 Acenaphthene-d10	294195	147098	588390	312955	6.38
59 Phenanthrene-d10	508863	254432	1017726	615235	20.90
69 Chrysene-d12	482651	241326	965302	576632	19.47
77 Perylene-d12	560068	280034	1120136	692424	23.63

COMPOUND	STANDARD	RT LIMIT		SAMPLE	%DIFF
		LOWER	UPPER		
8 1,4-Dichlorobenze	8.83	8.33	9.33	8.83	0.00
27 Naphthalene-d8	11.30	10.80	11.80	11.31	0.07
42 Acenaphthene-d10	14.91	14.41	15.41	14.92	0.05
59 Phenanthrene-d10	17.94	17.44	18.44	17.95	0.09
69 Chrysene-d12	23.04	22.54	23.54	23.05	0.07
77 Perylene-d12	25.59	25.09	26.09	25.61	0.09

AREA UPPER LIMIT = +100% of internal standard area.
 AREA LOWER LIMIT = - 50% of internal standard area.
 RT UPPER LIMIT = + 0.50 minutes of internal standard RT.
 RT LOWER LIMIT = - 0.50 minutes of internal standard RT.

REVIEW SUMMARY FOR FILE - NT1004192326S.D

Lab ID: 23C0774-10

nt10.i, 20230419A.b\20230419A.b\SIMABN2.m,

20-APR-2023 03:15

RT CO-ELUTION COMPOUNDS

NO CO-ELUTIONS

Quant Method: ICAL

RRT CHECK

RRT	CCV	RRT	DELTA	COMPOUND
-----	-----	-----	-------	----------

NONE

RRT check based on Ccal File: 20230419A.b/NT1004192318S.D

On Column LOD for nt10.i, 20230419A.b\SIMABN2.m, PSDDA.sub = 0.0000

Exception: 1,2,4-Trichlorobenzene 0.0010

* Only compounds listed in the work order have been verified by the analyst *



Form I
ORGANIC ANALYSIS DATA SHEET
EPA 8270E-SIM
SIM SVOC Organics (Dual scan list)

Laboratory: Analytical Resources, LLC

Client: Anchor OEA, LLC

Project: AOC5 MR Phase 1

Matrix: Sediment

Laboratory ID: 23C0774-11 A

SDG: 23C0774

Sampled: 12/14/22 14:09

Prepared: 04/05/23 16:28

File ID: NT1004192327S.D

% Solids: 52.98

Preparation: EPA 3546 (Microwave)

Analyzed: 04/20/23 03:52

Batch: BLD0057

Sequence: SLD0288

Initial/Final: 18.89 g Wet / 1 mL

Instrument: NT10

Column: ZB-5MSi

Calibration: GC00049

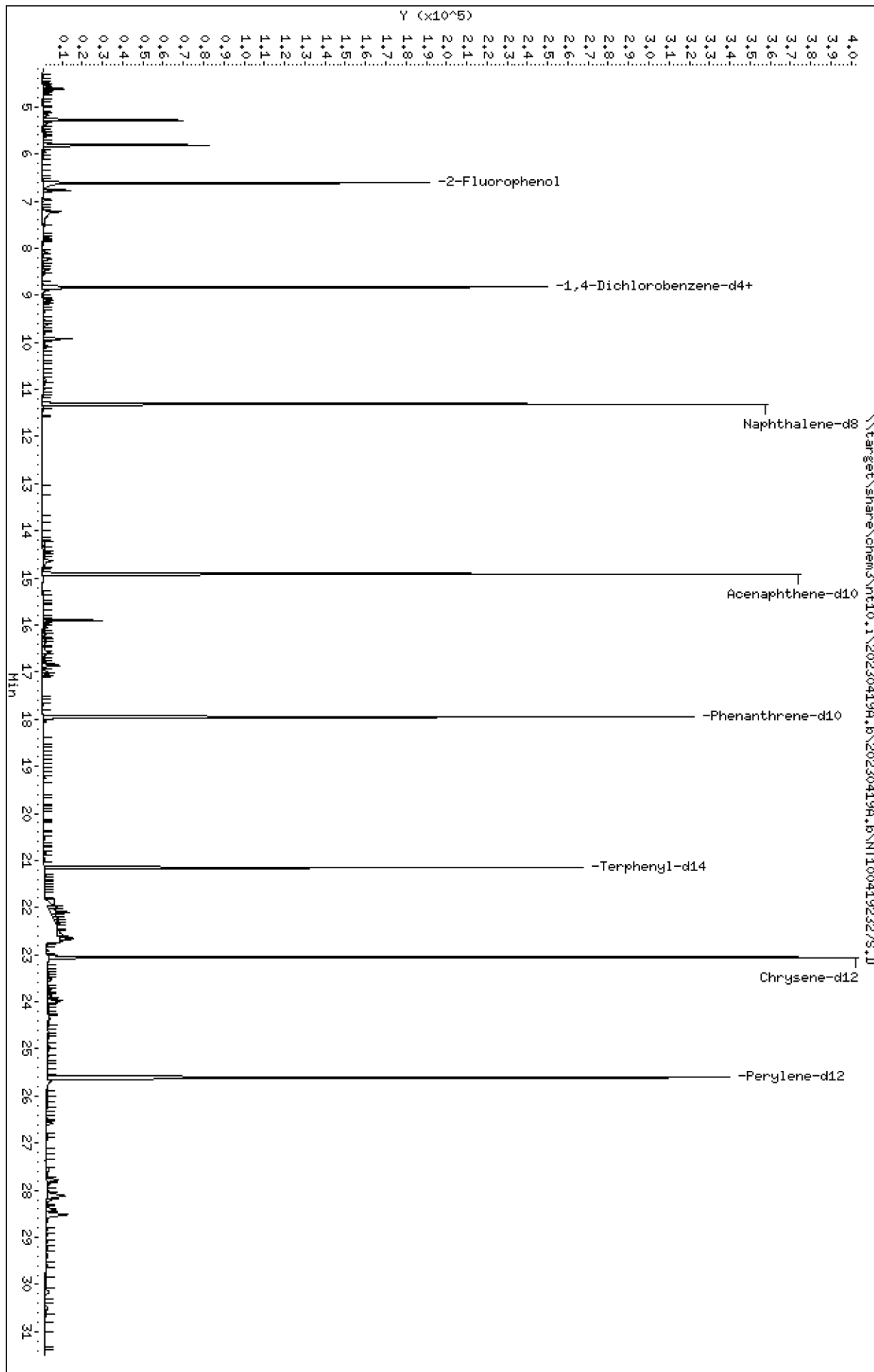
Cleanups: GPC

CAS NO.	COMPOUND	DILUTION	CONC: (ug/kg dry)	Q	DL	RL
106-46-7	1,4-Dichlorobenzene	1	1.3	J	0.6	5.0
95-50-1	1,2-Dichlorobenzene	1	5.0	U	0.7	5.0
100-51-6	Benzyl Alcohol	1	17.8	J	2.5	20.0
65-85-0	Benzoic acid	1	15.6	J	13.4	99.9
105-67-9	2,4-Dimethylphenol	1	20.0	U	2.2	20.0
120-82-1	1,2,4-Trichlorobenzene	1	5.0	U	2.7	5.0
86-30-6	N-Nitrosodiphenylamine	1	5.0	U	1.3	5.0
87-86-5	Pentachlorophenol	1	20.0	U	2.1	20.0

SURROGATES	ADDED: (ug/kg dry)	FOUND: (ug/kg dry)	% REC	QC LIMITS	Q
2-Fluorophenol	749.41	439	58.6	27 - 120	
p-Terphenyl-d14	499.60	414	82.9	37 - 120	

Data File: \\target\share\chem3\nt10.1\20230419R.B\20230419R.B\NT1004192327S.D
 Date: 20-APR-2023 03:52
 Client ID:
 Sample Info: 23C0774-11
 Volume Injected (uL): 1.0
 Column phase: ZB-5msi

Instrument: nt10.1
 Operator: DSD
 Column diameter: 0.25



Date : 20-APR-2023 03:52

Client ID:

Instrument: nt10.i

Sample Info: 23C0774-11

Volume Injected (uL): 1.0

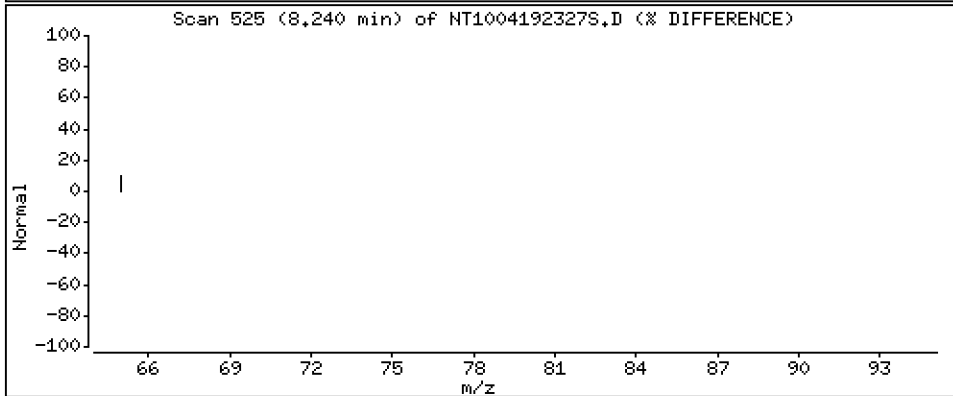
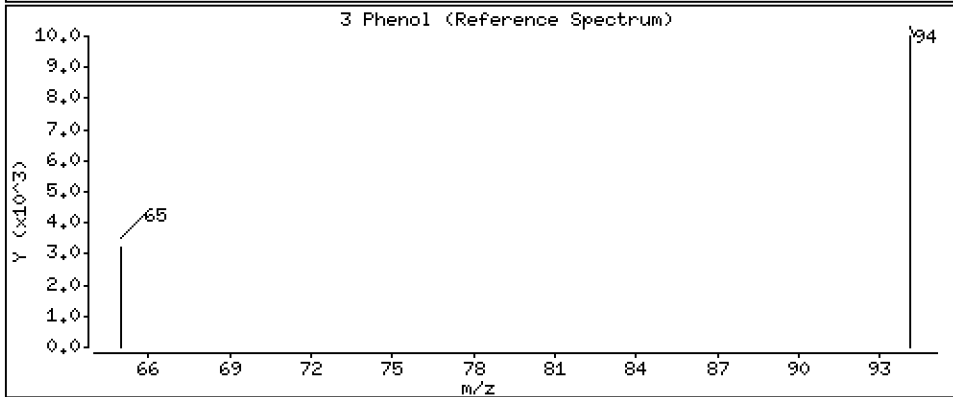
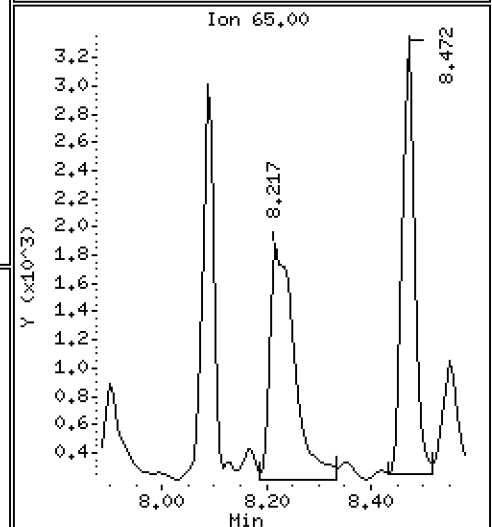
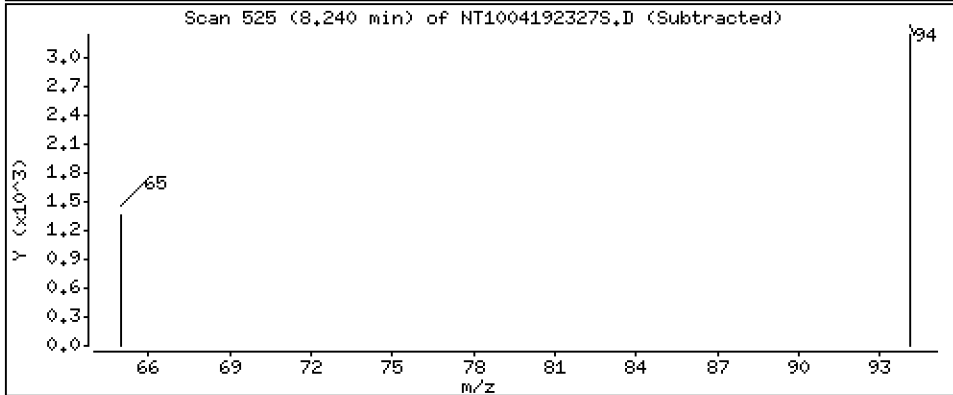
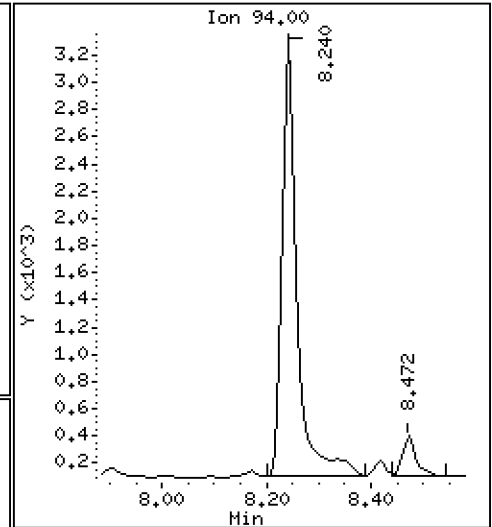
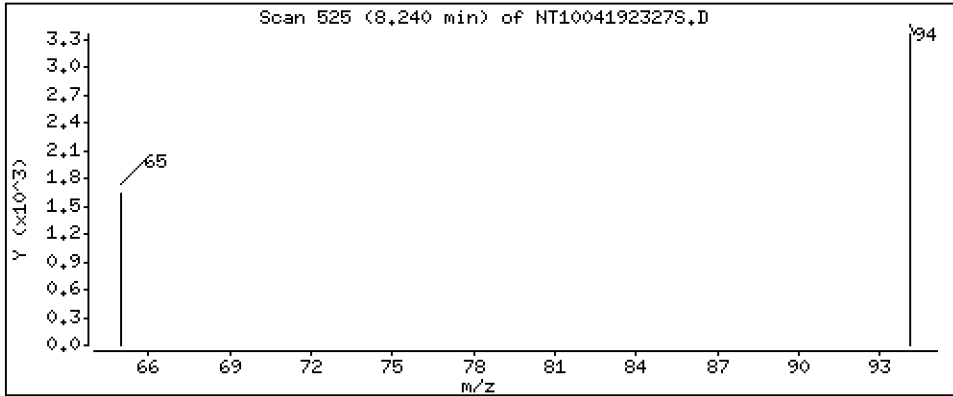
Operator: DSD

Column phase: ZB-5msi

Column diameter: 0.25

3 Phenol

Concentration: 0.1002 ug/L



Date : 20-APR-2023 03:52

Client ID:

Instrument: nt10.i

Sample Info: 23C0774-11

Volume Injected (uL): 1.0

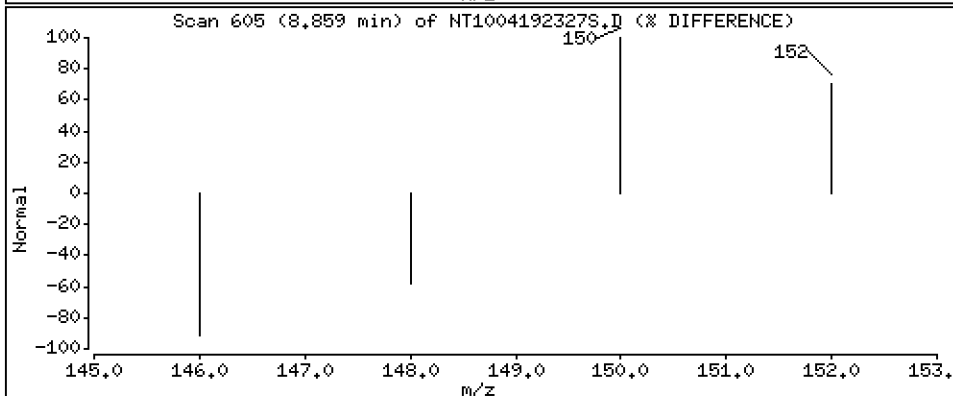
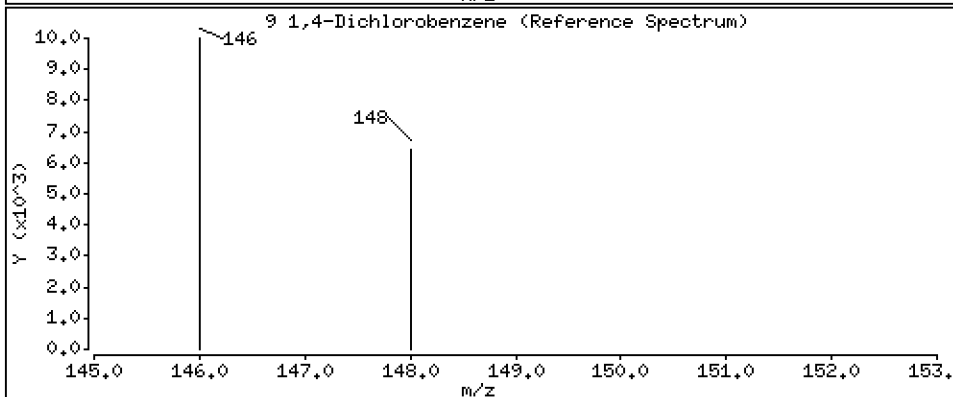
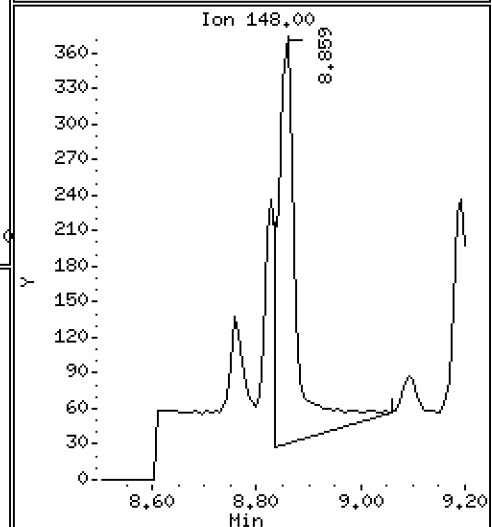
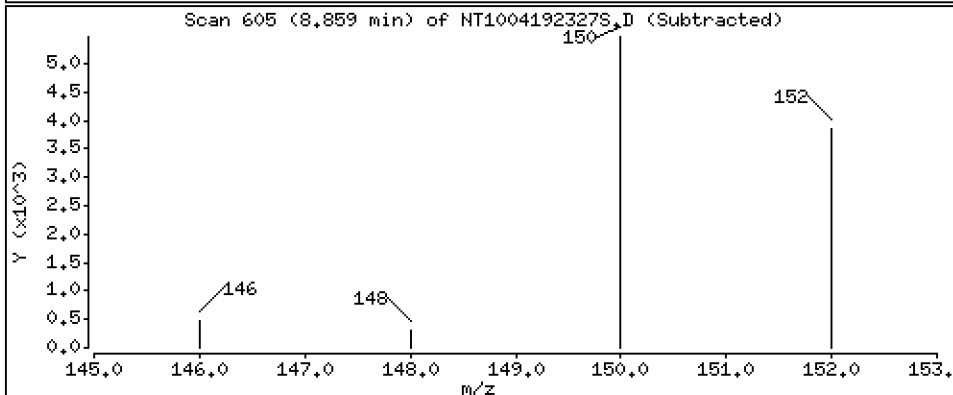
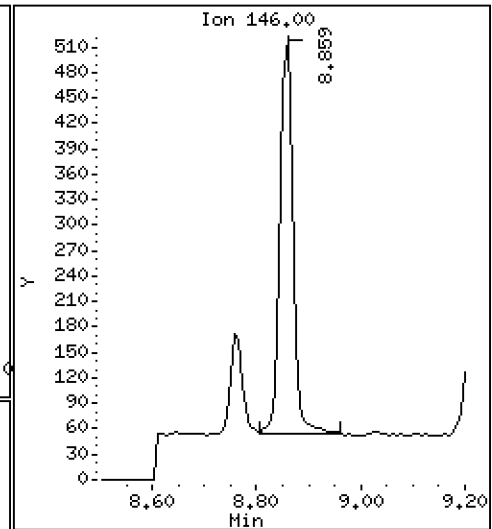
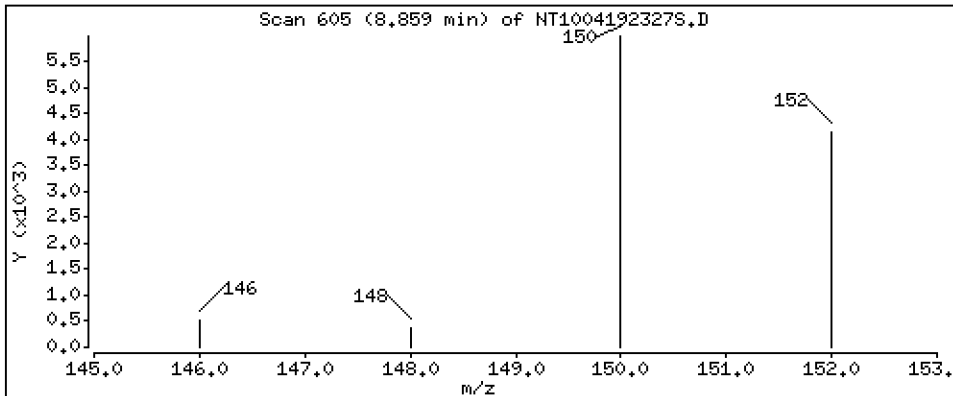
Operator: DSD

Column phase: ZB-5msi

Column diameter: 0,25

9 1,4-Dichlorobenzene

Concentration: 0,01341 ug/L



Date : 20-APR-2023 03:52

Client ID:

Instrument: nt10.i

Sample Info: 23C0774-11

Volume Injected (uL): 1.0

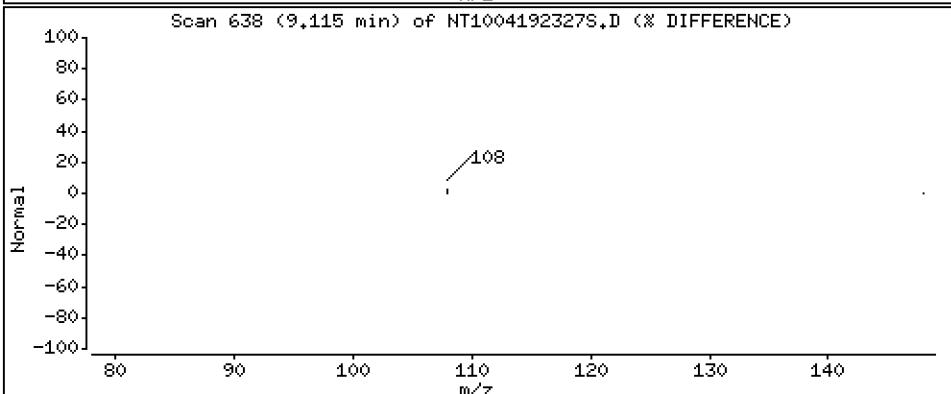
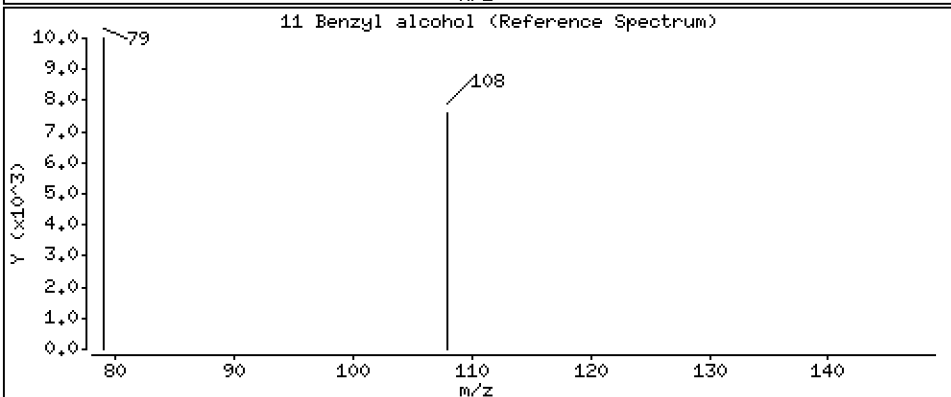
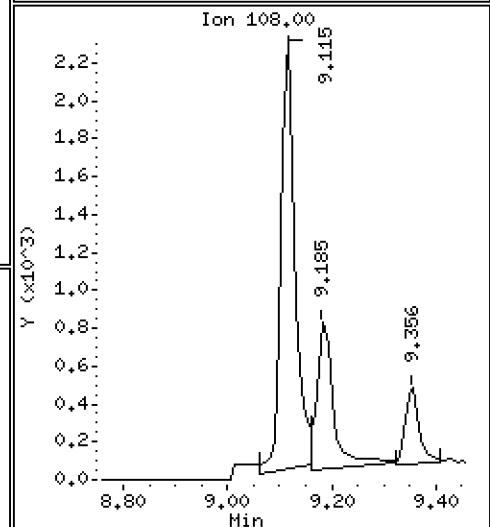
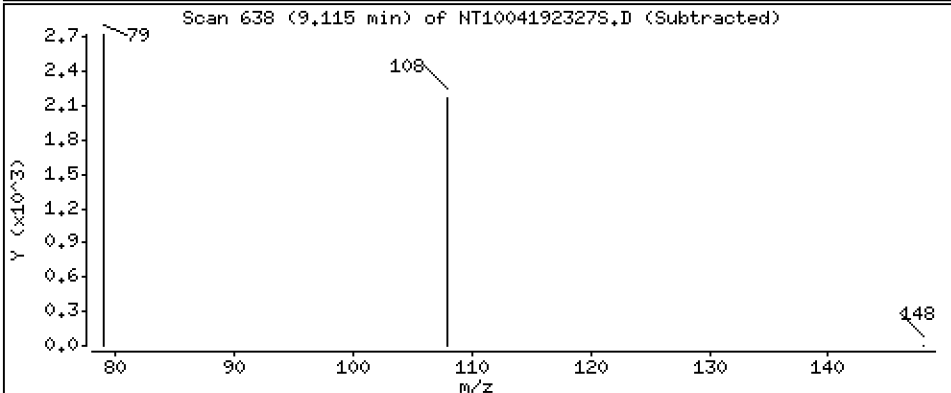
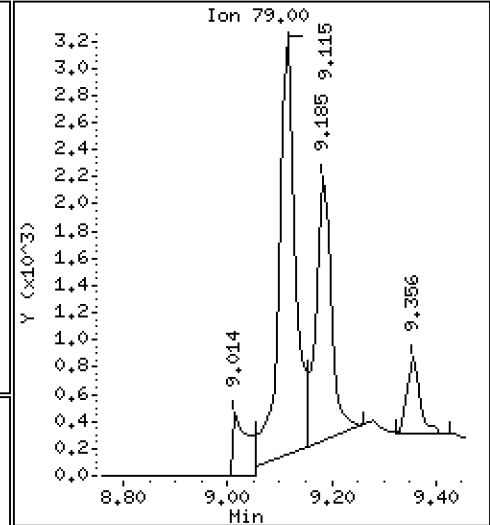
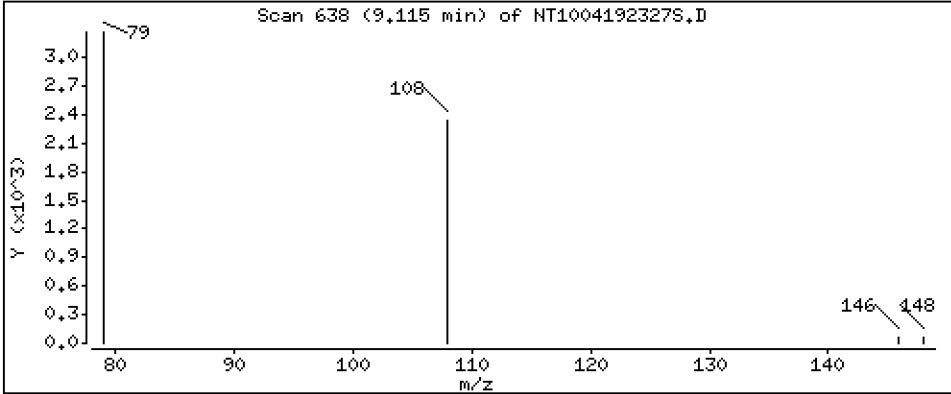
Operator: DSD

Column phase: ZB-5msi

Column diameter: 0.25

11 Benzyl alcohol

Concentration: 0.1784 ug/L



Date : 20-APR-2023 03:52

Client ID:

Instrument: nt10.i

Sample Info: 23C0774-11

Volume Injected (uL): 1.0

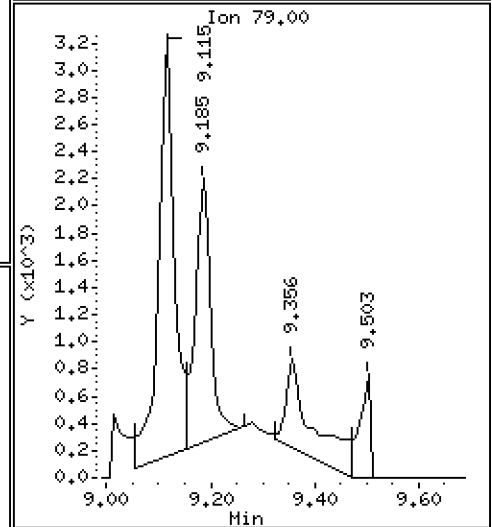
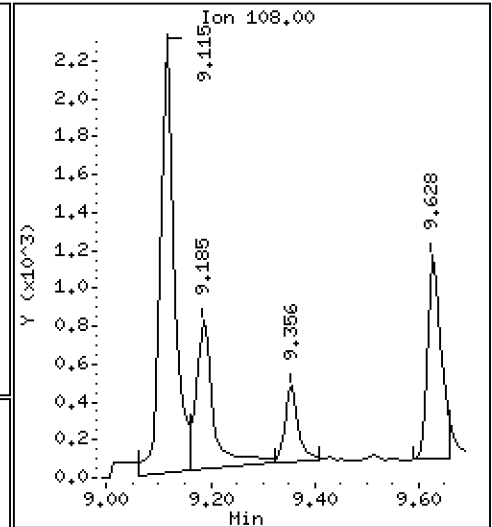
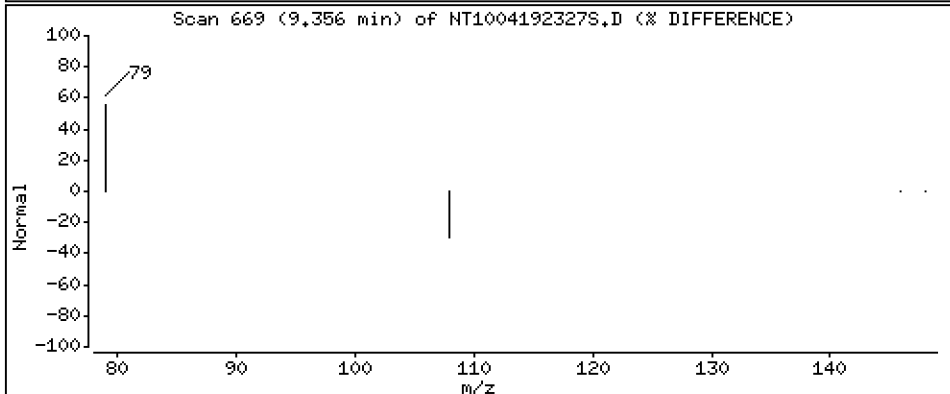
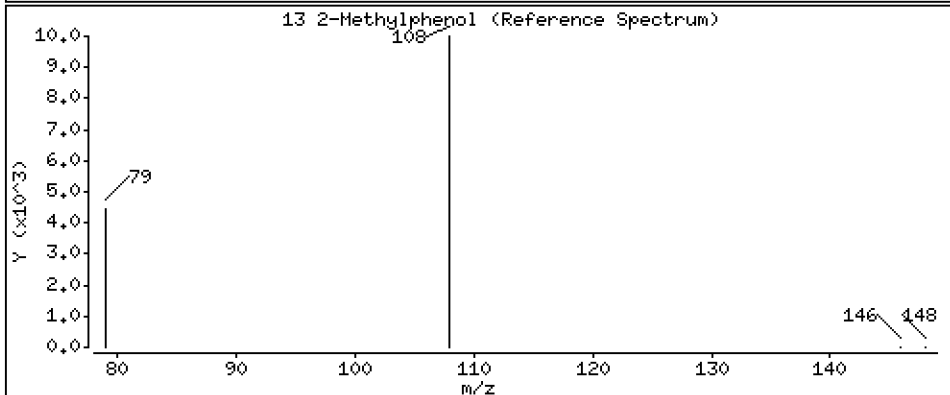
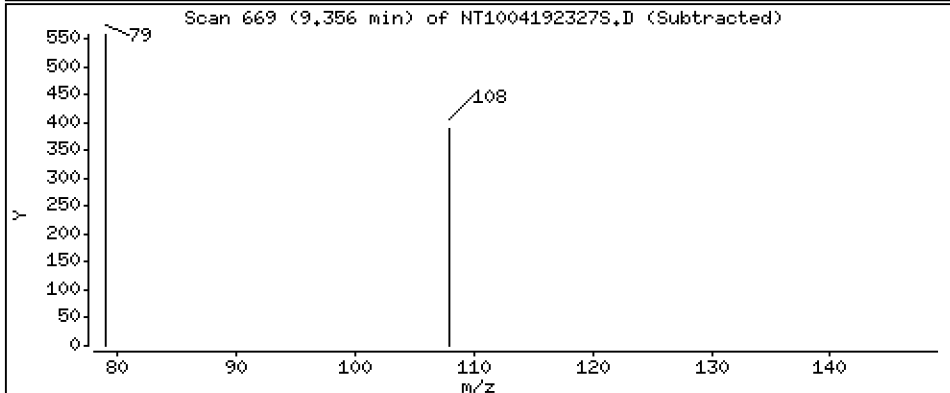
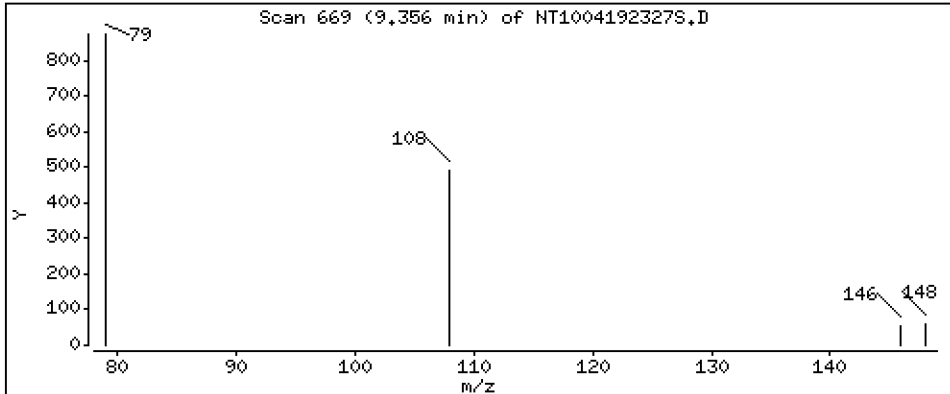
Operator: DSD

Column phase: ZB-5msi

Column diameter: 0.25

13 2-Methylphenol

Concentration: 0.01641 ug/L



Date : 20-APR-2023 03:52

Client ID:

Instrument: nt10.i

Sample Info: 23C0774-11

Volume Injected (uL): 1.0

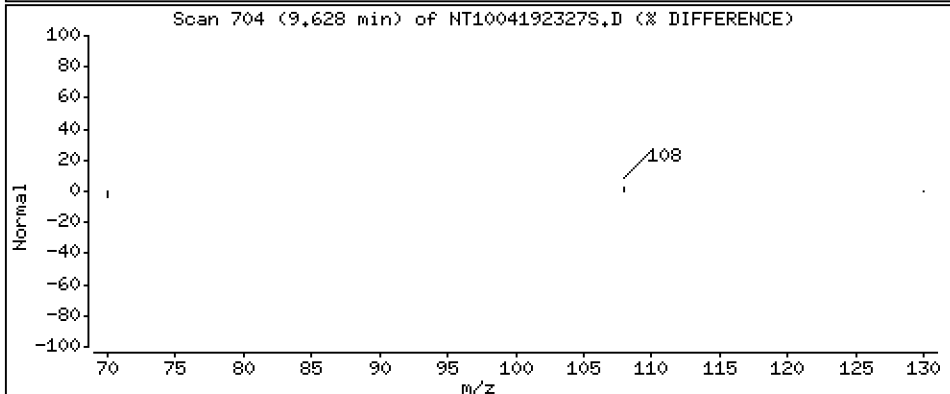
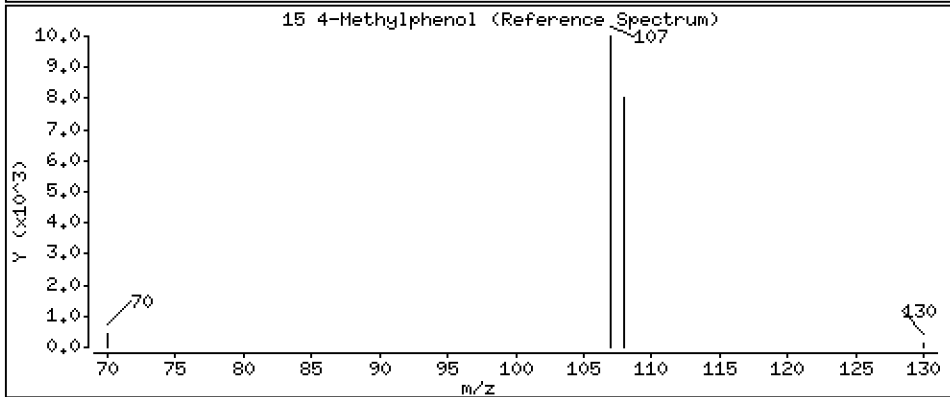
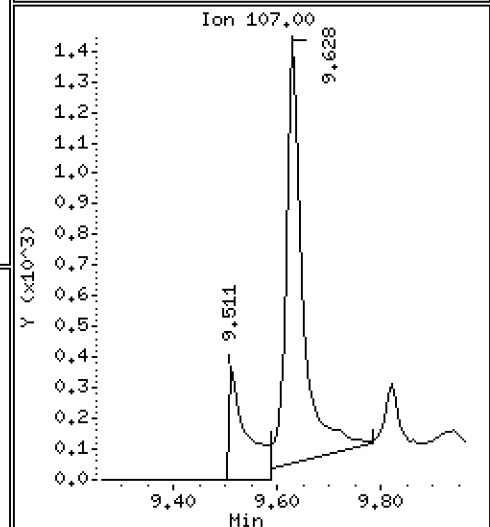
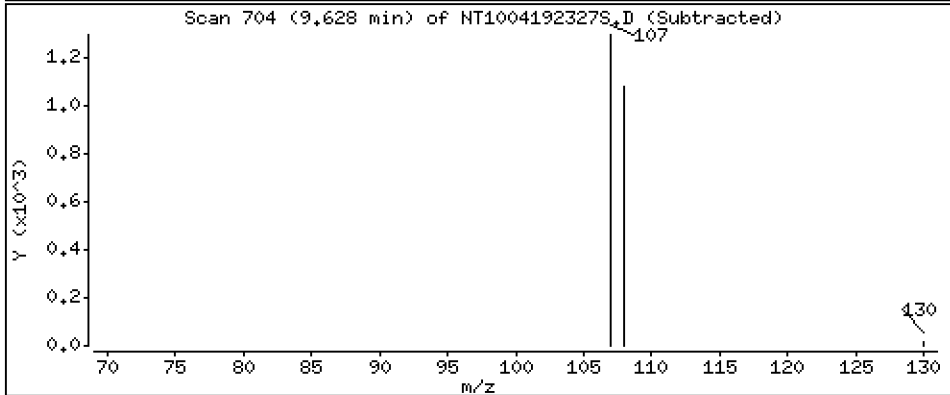
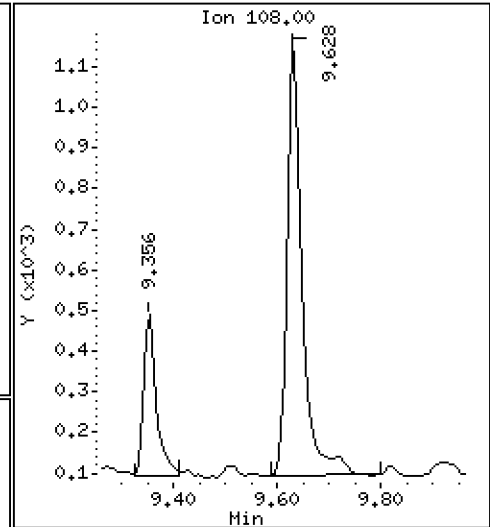
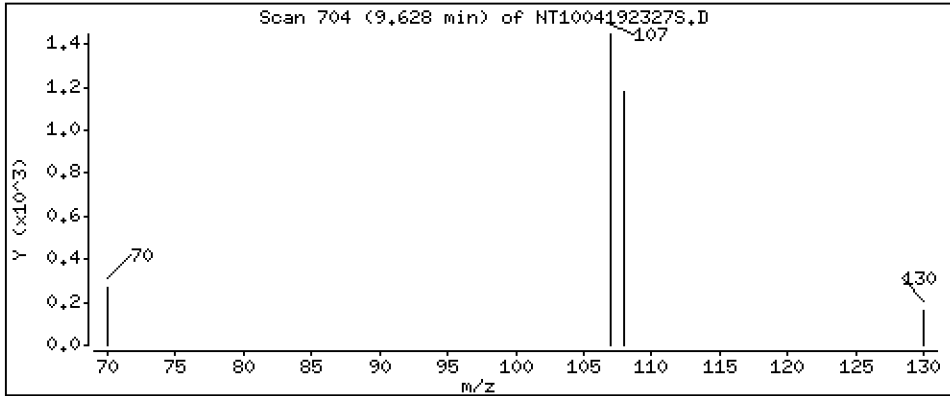
Operator: DSD

Column phase: ZB-5msi

Column diameter: 0.25

15 4-Methylphenol

Concentration: 0.04872 ug/L



Date : 20-APR-2023 03:52

Client ID:

Instrument: nt10.i

Sample Info: 23C0774-11

Volume Injected (uL): 1.0

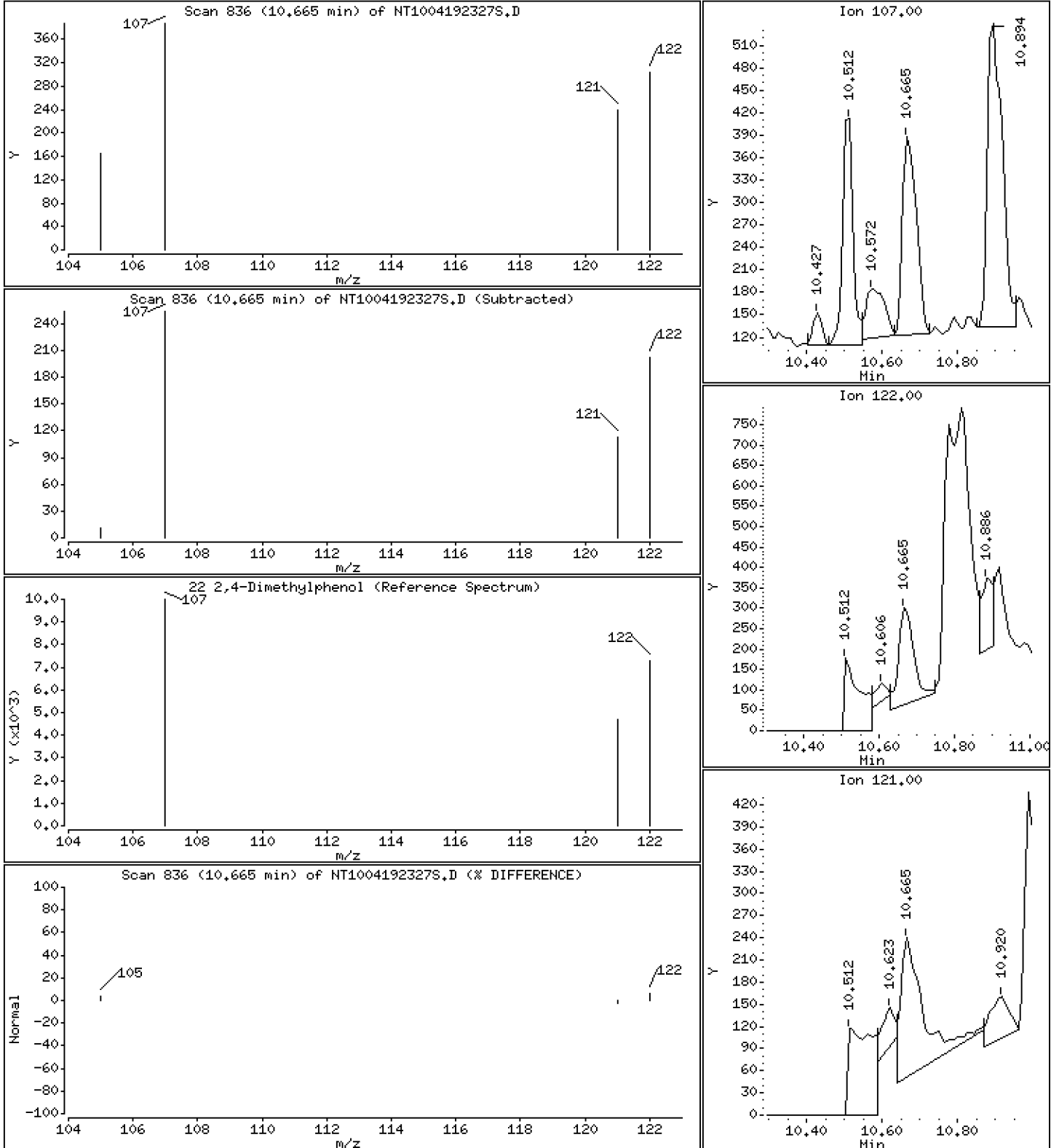
Operator: DSD

Column phase: ZB-5msi

Column diameter: 0.25

22 2,4-Dimethylphenol

Concentration: 0.01410 ug/L



Date : 20-APR-2023 03:52

Client ID:

Instrument: nt10.i

Sample Info: 23C0774-11

Volume Injected (uL): 1.0

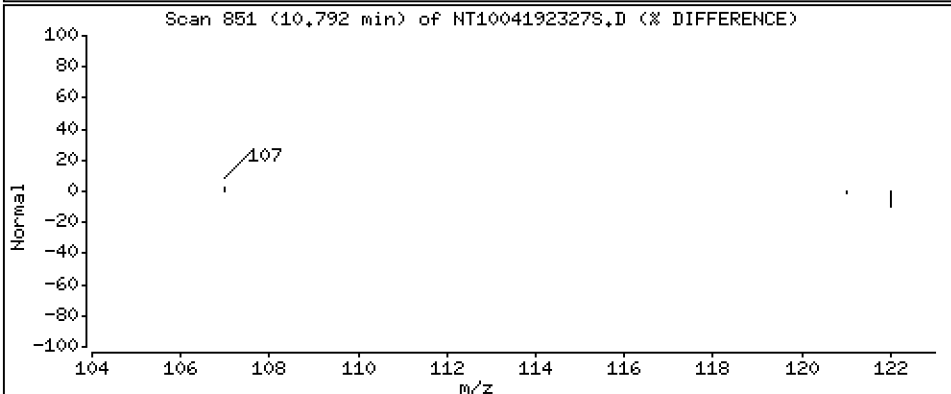
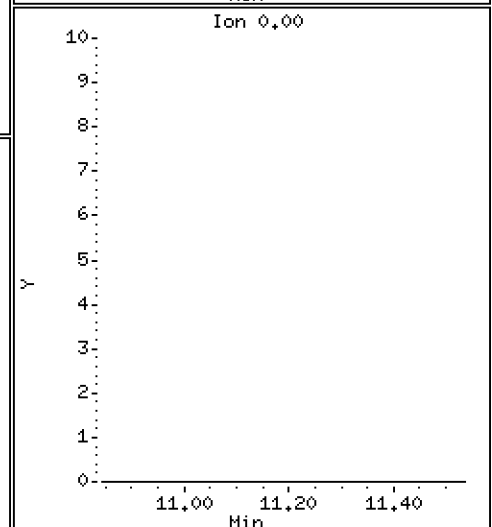
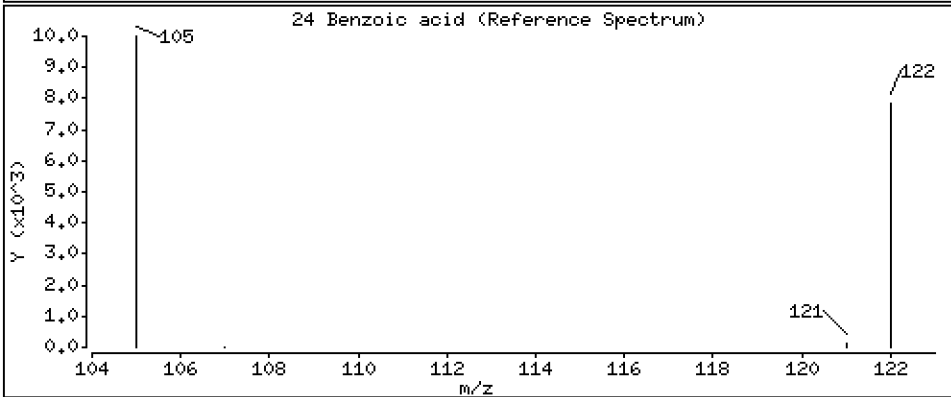
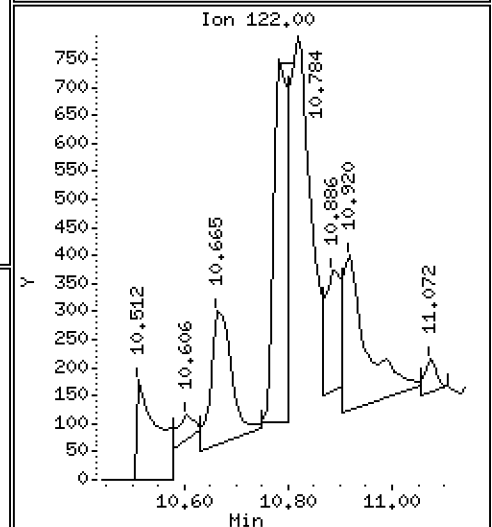
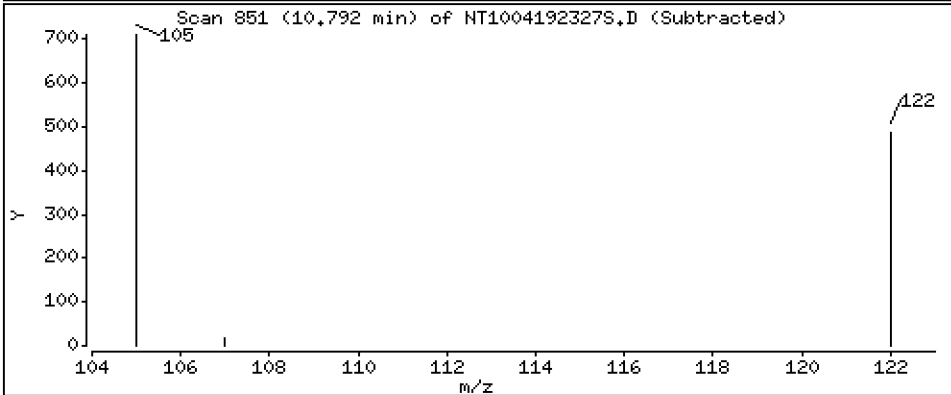
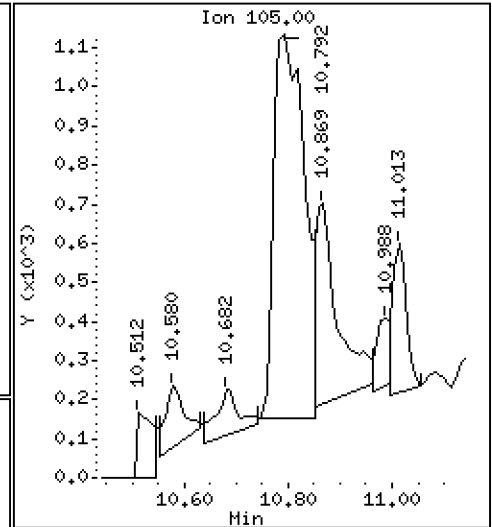
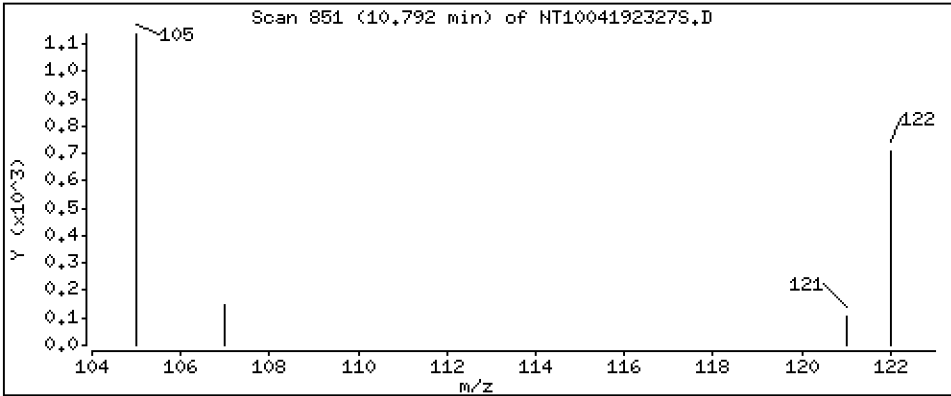
Operator: DSD

Column phase: ZB-5msi

Column diameter: 0.25

24 Benzoic acid

Concentration: 0.1559 ug/L



Date : 20-APR-2023 03:52

Client ID:

Instrument: nt10.i

Sample Info: 23C0774-11

Volume Injected (uL): 1.0

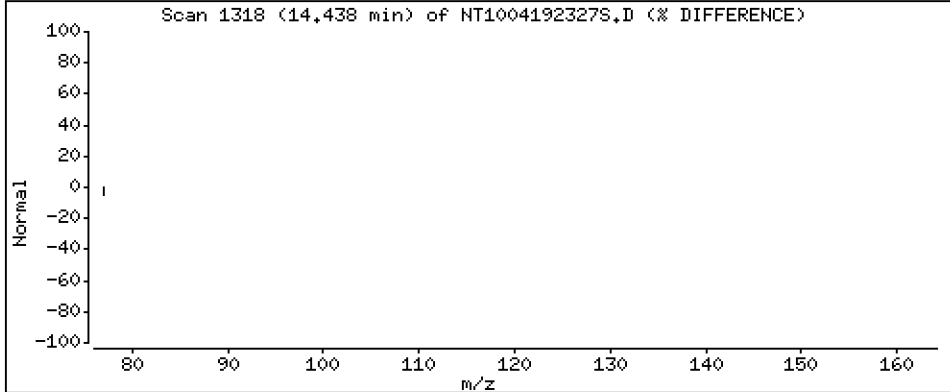
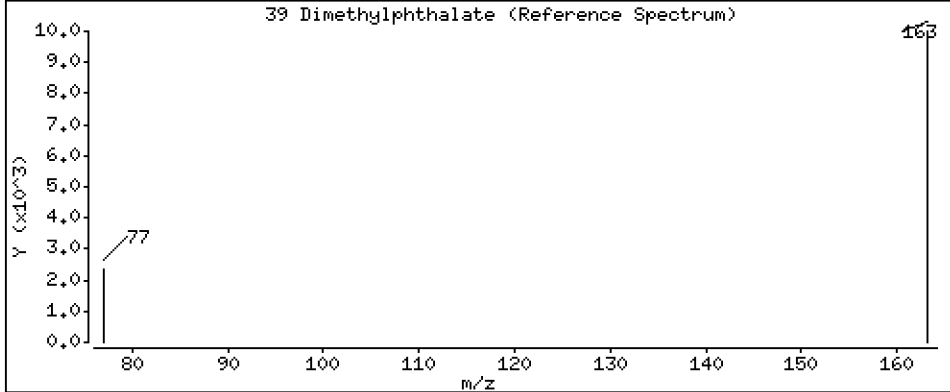
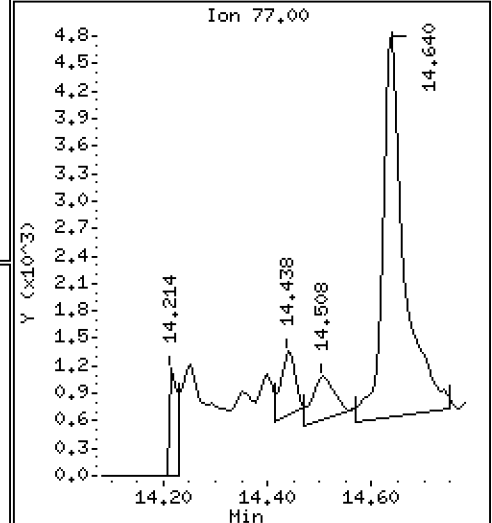
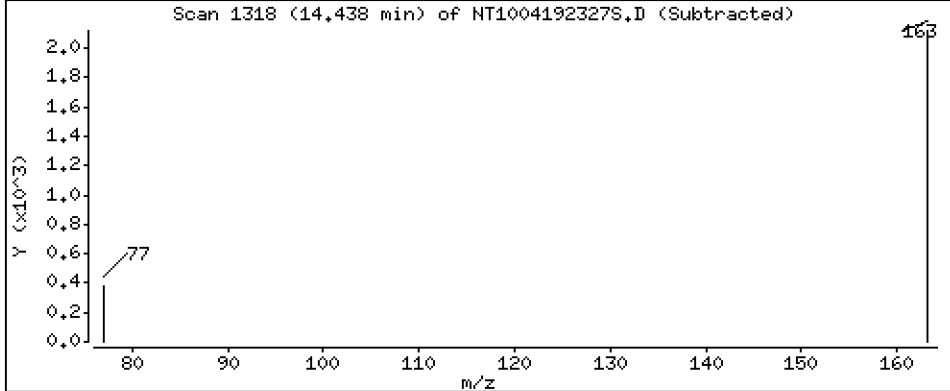
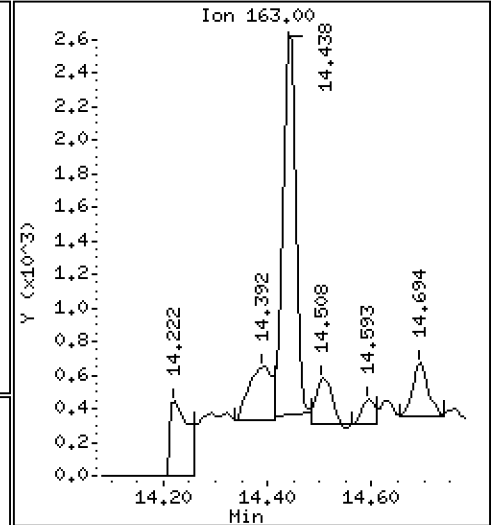
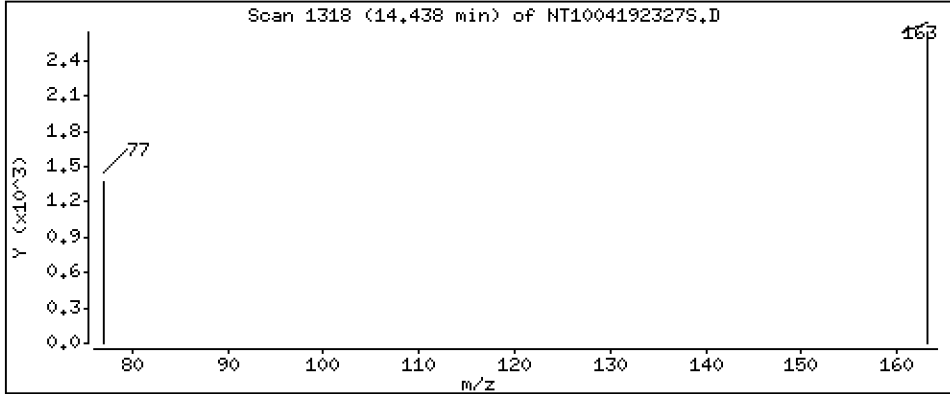
Operator: DSD

Column phase: ZB-5msi

Column diameter: 0.25

39 Dimethylphthalate

Concentration: 0.04184 ug/L



Date : 20-APR-2023 03:52

Client ID:

Instrument: nt10.i

Sample Info: 23C0774-11

Volume Injected (uL): 1.0

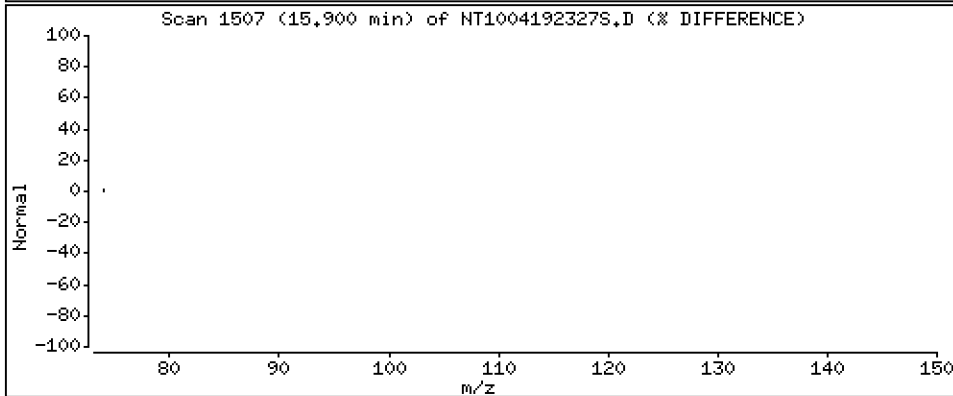
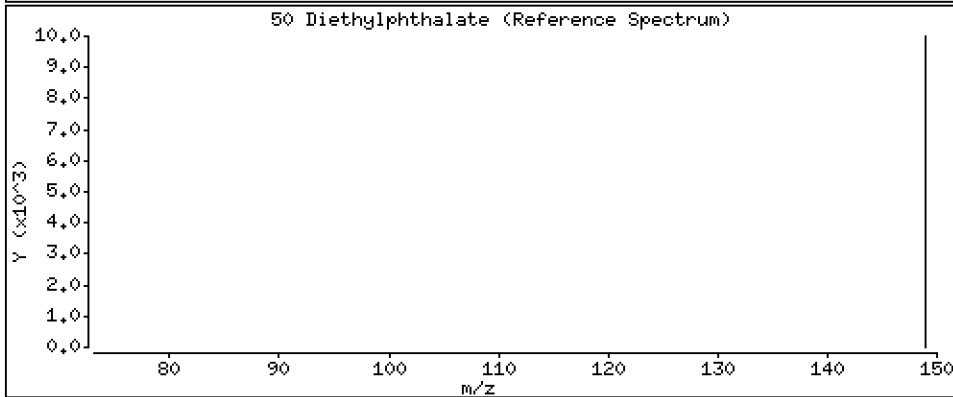
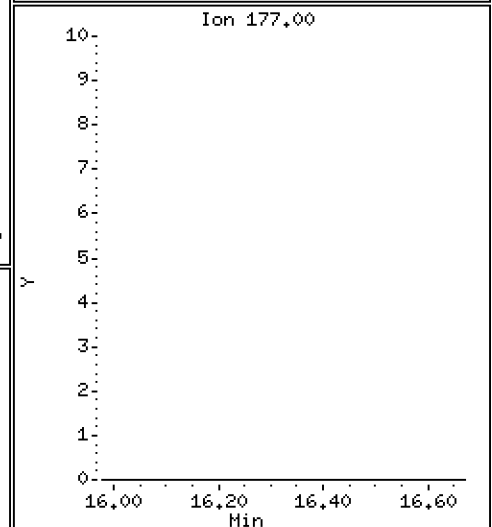
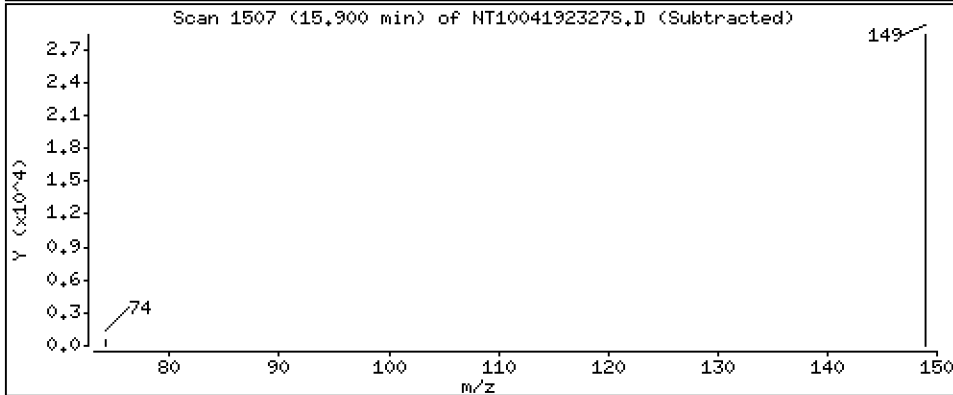
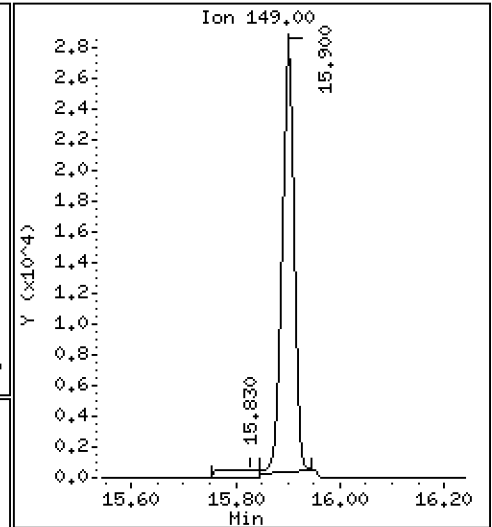
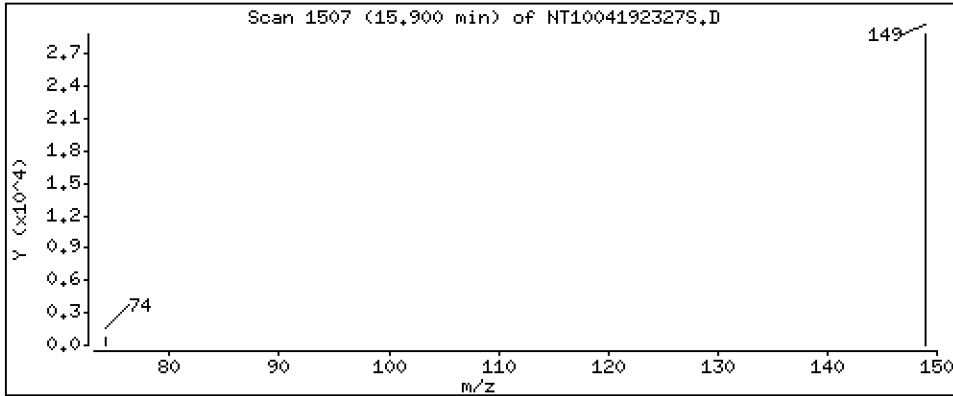
Operator: DSD

Column phase: ZB-5msi

Column diameter: 0,25

50 Diethylphthalate

Concentration: 0,4705 ug/L



Date : 20-APR-2023 03:52

Client ID:

Instrument: nt10.i

Sample Info: 23C0774-11

Volume Injected (uL): 1.0

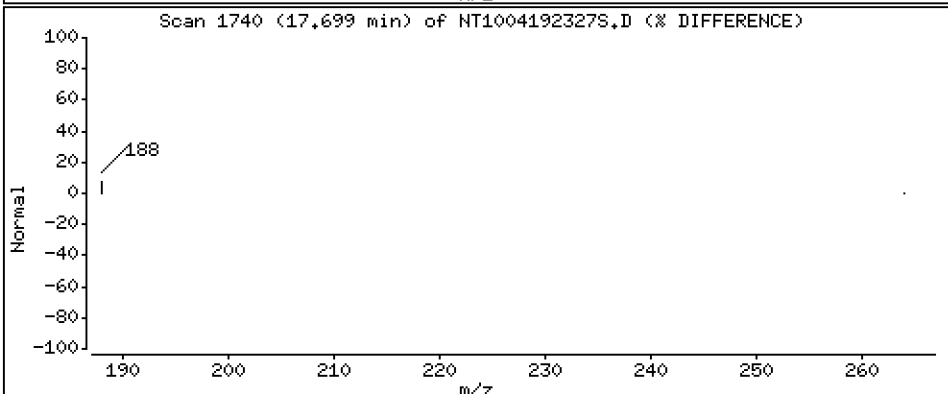
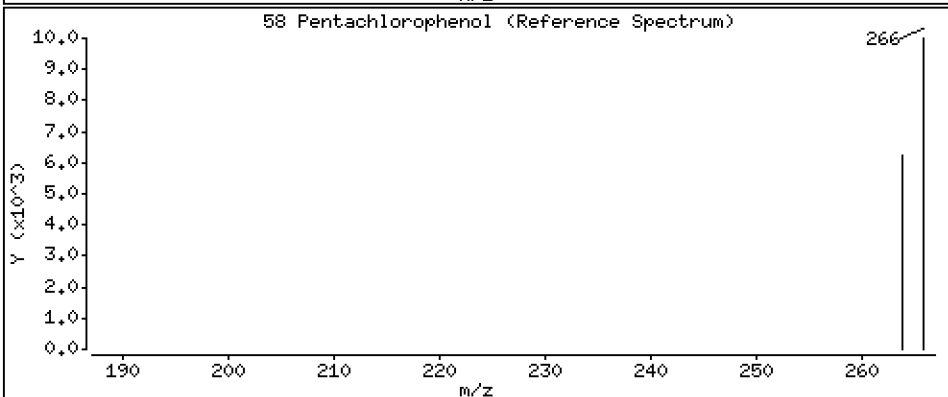
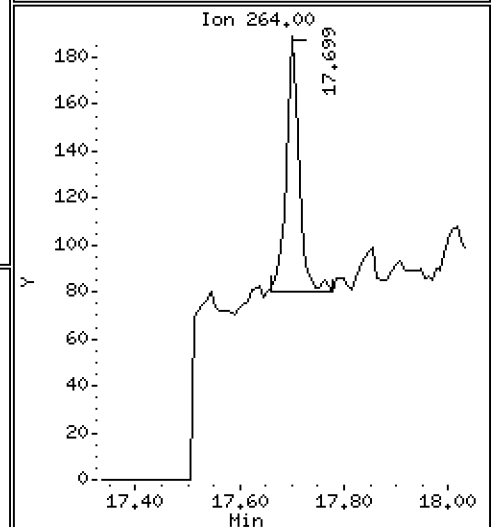
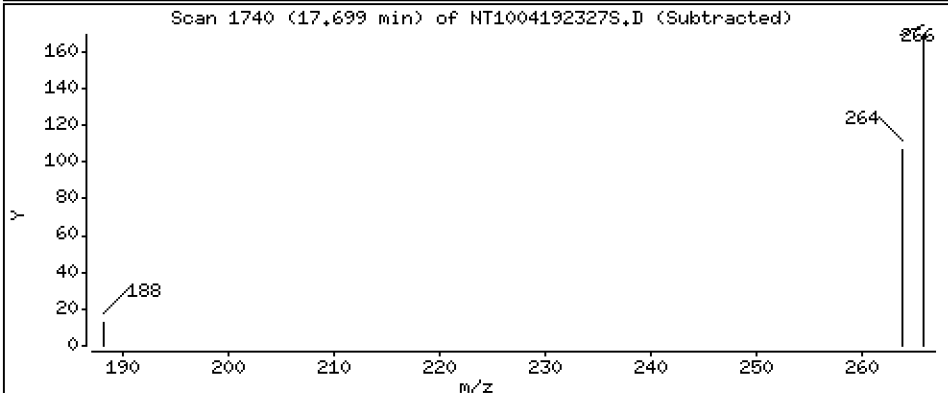
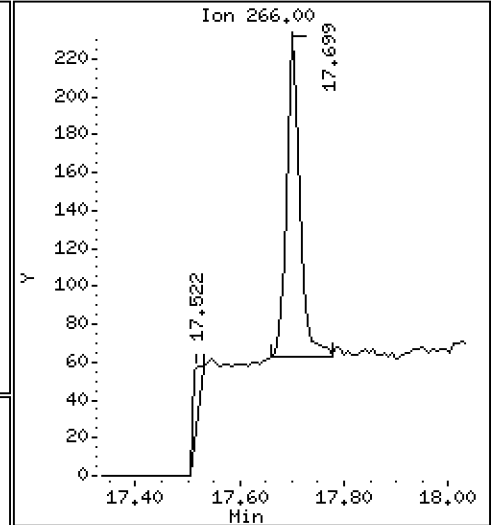
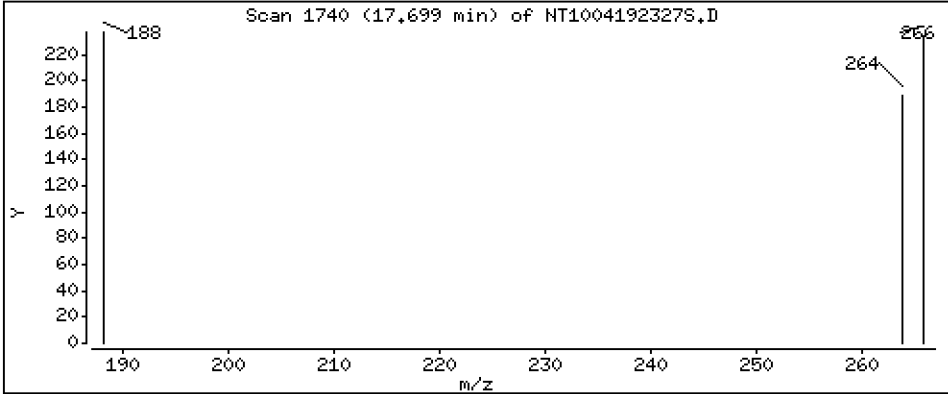
Operator: DSD

Column phase: ZB-5msi

Column diameter: 0,25

58 Pentachlorophenol

Concentration: 0,01653 ug/L



Date : 20-APR-2023 03:52

Client ID:

Instrument: nt10.i

Sample Info: 23C0774-11

Volume Injected (uL): 1.0

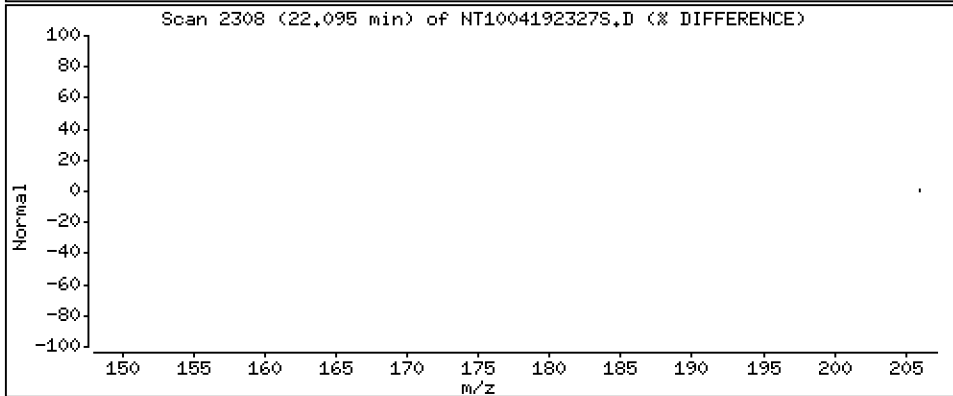
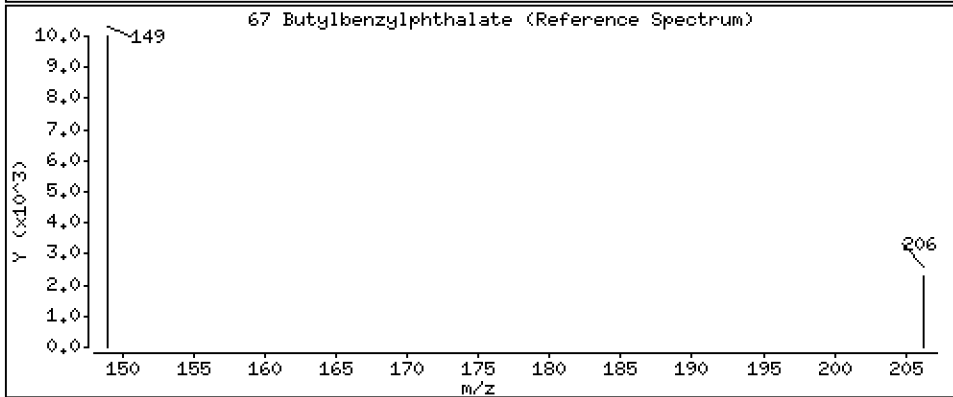
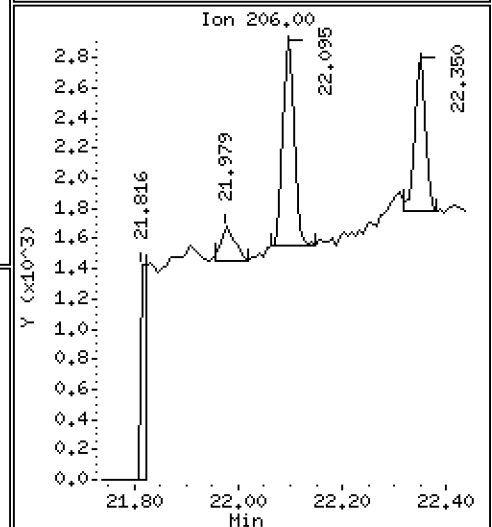
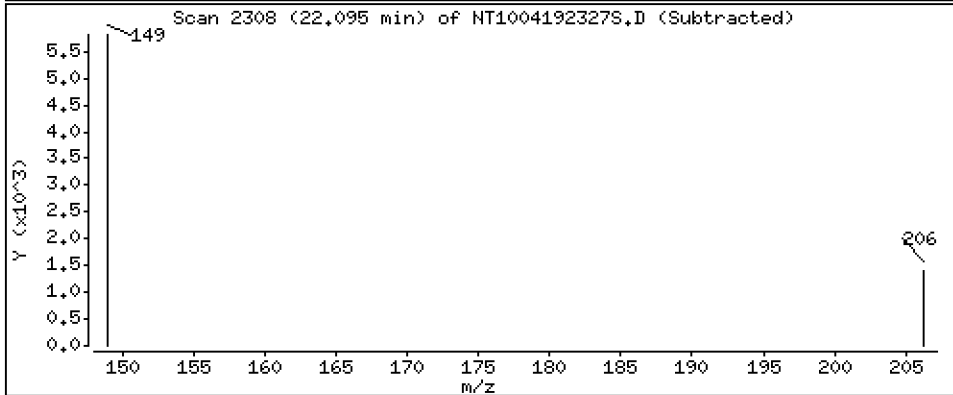
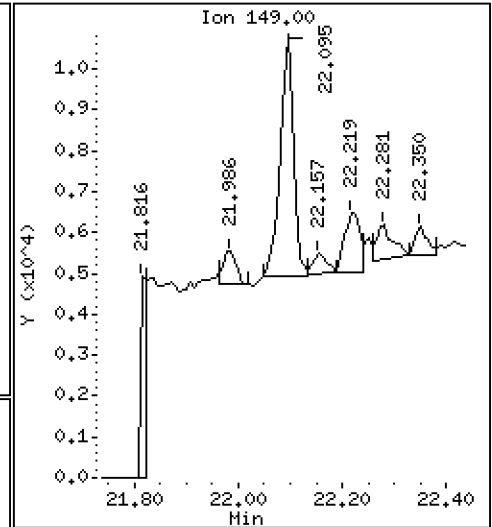
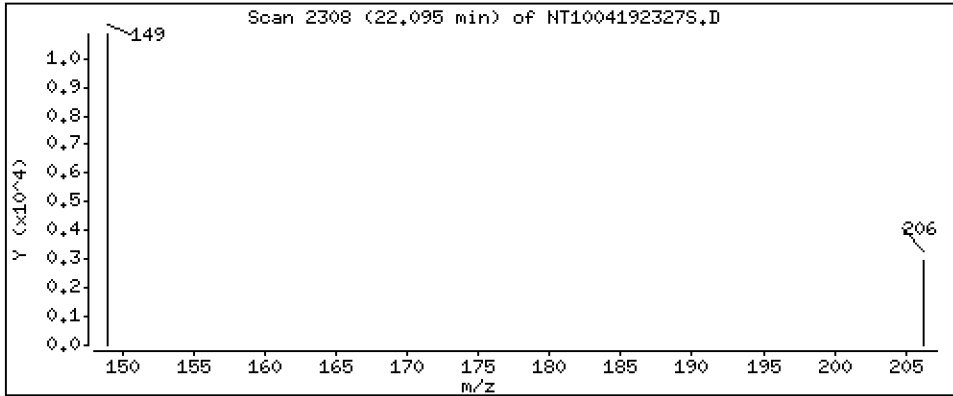
Operator: DSD

Column phase: ZB-5msi

Column diameter: 0.25

67 Butylbenzylphthalate

Concentration: 0.1466 ug/L



Date : 20-APR-2023 03:52

Client ID:

Instrument: nt10.i

Sample Info: 23C0774-11

Volume Injected (uL): 1.0

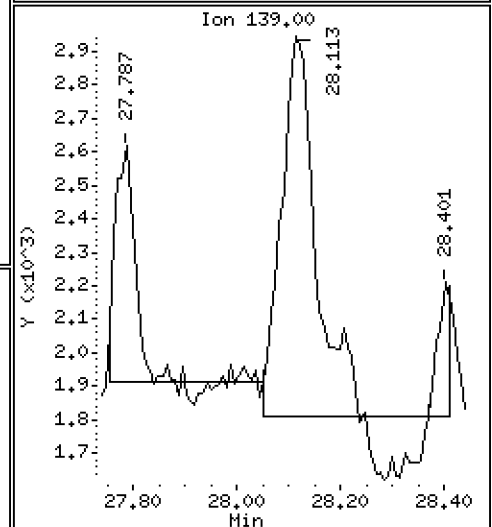
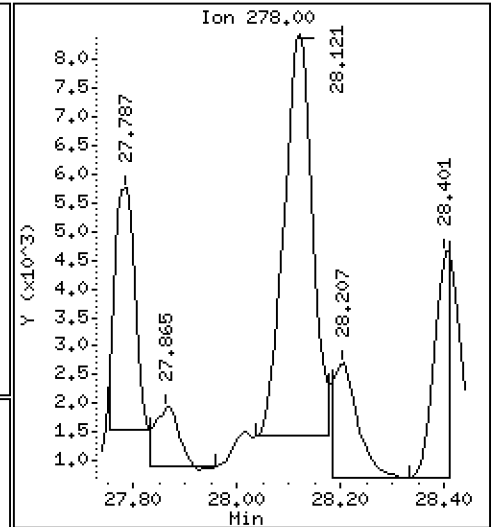
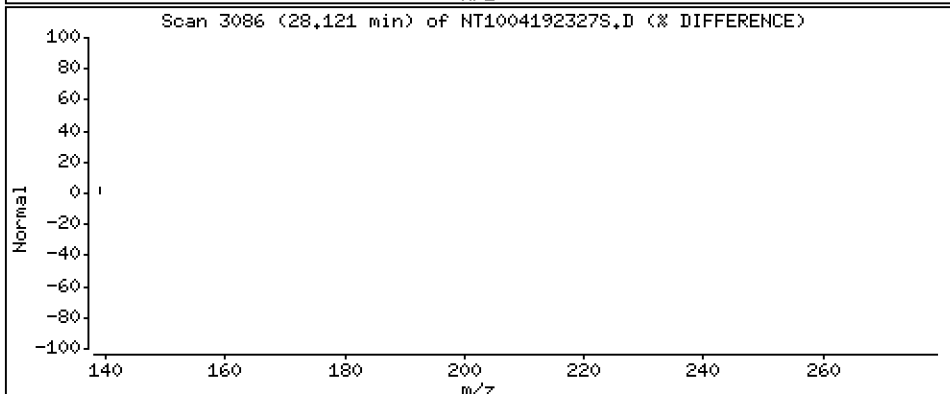
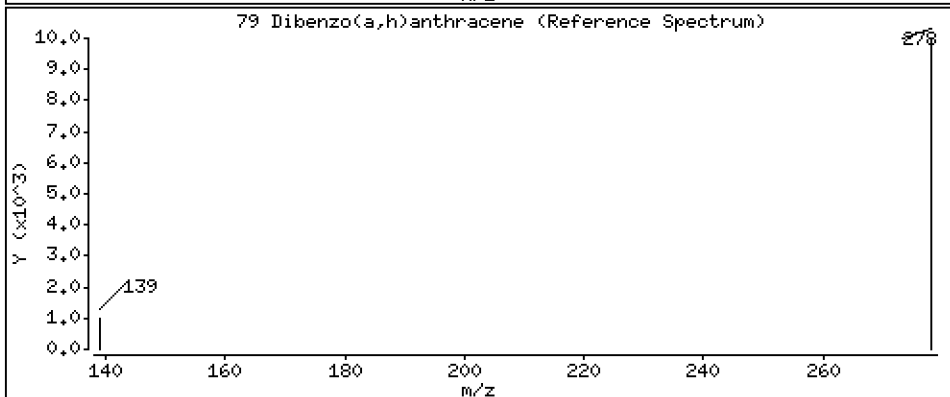
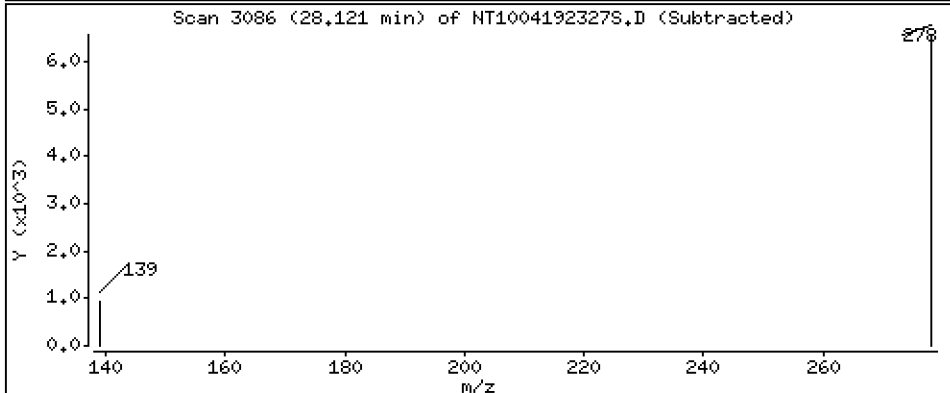
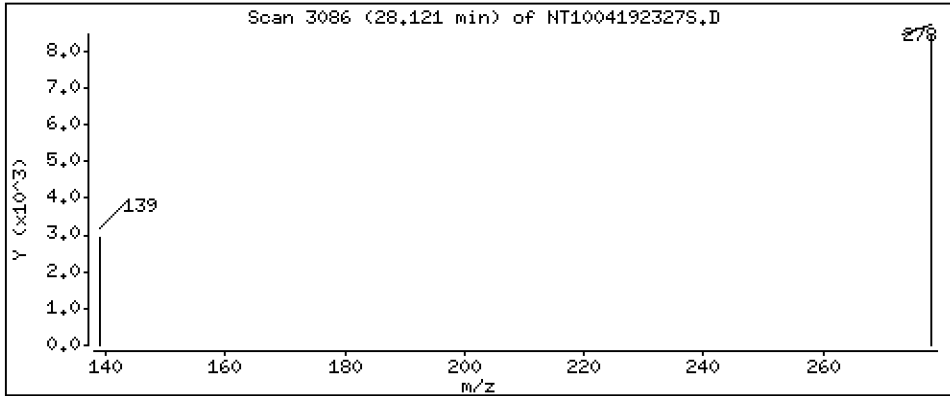
Operator: DSD

Column phase: ZB-5msi

Column diameter: 0,25

79 Dibenzo(a,h)anthracene

Concentration: 0,1345 ug/L



ARI Labs, Inc.

METHOD 8270D-SIM

Data file : \\target\share\chem3\nt10.i\20230419A.b\20230419A.b\NT1004192327S.D
 Lab Smp Id: 23C0774-11
 Inj Date : 20-APR-2023 03:52 MS Autotune Date: 16-JAN-2023 17:42
 Operator : DSD Inst ID: nt10.i
 Smp Info : 23C0774-11
 Misc Info :
 Comment :
 Method : \\target\share\chem3\nt10.i\20230419A.b\20230419A.b\SIMABN2.m
 Meth Date : 20-Apr-2023 16:29 deenayd Quant Type: ISTD
 Cal Date : 16-MAR-2023 01:38 Cal File: NT10031510S.D
 Als bottle: 22
 Dil Factor: 1.00000
 Integrator: HP RTE Compound Sublist: PSDDA.sub
 Target Version: 4.14
 Processing Host: DEENAY-201905

Concentration Formula: Amt * DF * Uf * Vt/(Vo * Vi) * CpndVariable

Name	Value	Description
DF	1.000	Dilution Factor
Vo	1000.000	Volume of sample extracted (mL)
Vt	1000.000	Volume of final extract (uL)
Vi	1.000	Volume injected (uL)
Uf	1.000	ng unit correction factor
Cpnd Variable		Local Compound Variable

Compounds	QUANT	SIG	RT	EXP RT	REL RT	RESPONSE	CONCENTRATIONS	
							ON-COLUMN	FINAL
	MASS						(ug/mL)	(ug/L)
\$ 1 2-Fluorophenol	112		6.617	6.609	(0.750)	202503	4.39379	4.394 (R)
3 Phenol	94		8.240	8.232	(0.933)	6334	0.10017	0.1002
7 1,3-Dichlorobenzene	146		Compound Not Detected.					
* 8 1,4-Dichlorobenzene-d4	152		8.828	8.827	(1.000)	151984	4.00000	
9 1,4-Dichlorobenzene	146		8.859	8.851	(1.004)	766	0.01341	0.01341 (M)
11 Benzyl alcohol	79		9.115	9.107	(1.033)	6540	0.17841	0.1784
12 1,2-Dichlorobenzene	146		Compound Not Detected.					
13 2-Methylphenol	108		9.355	9.340	(1.060)	719	0.01641	0.01641
15 4-Methylphenol	108		9.627	9.611	(1.091)	2218	0.04872	0.04872
16 N-Nitroso-di-n-propylamine	70		Compound Not Detected.					
22 2,4-Dimethylphenol	107		10.665	10.647	(0.943)	678	0.01410	0.01410
24 Benzoic acid	105		10.792	10.792	(0.954)	4101	0.15594	0.1559
26 1,2,4-Trichlorobenzene	180		Compound Not Detected.					
* 27 Naphthalene-d8	136		11.312	11.304	(1.000)	556313	4.00000	
30 Hexachlorobutadiene	225		Compound Not Detected.					
39 Dimethylphthalate	163		14.438	14.430	(0.968)	3758	0.04184	0.04184
* 42 Acenaphthene-d10	162		14.918	14.910	(1.000)	284591	4.00000	
50 Diethylphthalate	149		15.900	15.892	(1.066)	43771	0.47047	0.4705
54 N-Nitrosodiphenylamine	169		Compound Not Detected.					
57 Hexachlorobenzene	284		Compound Not Detected.					

Compounds	QUANT SIG	RT	EXP RT	REL RT	RESPONSE	CONCENTRATIONS	
						ON-COLUMN (ug/mL)	FINAL (ug/L)
58 Pentachlorophenol	266	17.699	17.683	(0.986)	302	0.01653	0.01653
* 59 Phenanthrene-d10	188	17.954	17.939	(1.000)	551107	4.00000	
\$ 66 Terphenyl-d14	244	21.150	21.134	(0.917)	345863	4.14695	4.147 (R)
67 Butylbenzylphthalate	149	22.094	22.086	(0.958)	9876	0.14660	0.1466
* 69 Chrysene-d12	240	23.054	23.039	(1.000)	511869	4.00000	
* 77 Perylene-d12	264	25.609	25.586	(1.000)	612878	4.00000	
79 Dibenzo(a,h)anthracene	278	28.121	28.089	(1.098)	27055	0.13455	0.1345
90 N-Nitrosodimethylamine	74	Compound Not Detected.					

QC Flag Legend

- R - Spike/Surrogate failed recovery limits.
- M - Compound response manually integrated.

ARI Labs, Inc.

INTERNAL STANDARD COMPOUNDS
 AREA AND RT SUMMARY

Instrument ID: nt10.i
 Lab File ID: NT1004192327S.D
 Lab Smp Id: 23C0774-11
 Analysis Type: SV
 Quant Type: ISTD
 Operator: DSD
 Method File: \\target\share\chem3\nt10.i\20230419A.b\20230419A.b\SIMABN2.m
 Misc Info:

Calibration Date: 19-APR-2023
 Calibration Time: 22:11
 Level: LOW
 Sample Type: AIR

Test Mode:
 Use Last Continuing Calibrator.

COMPOUND	STANDARD	AREA LIMIT		SAMPLE	%DIFF
		LOWER	UPPER		
8 1,4-Dichlorobenze	154021	77011	308042	151984	-1.32
27 Naphthalene-d8	550458	275229	1100916	556313	1.06
42 Acenaphthene-d10	294195	147098	588390	284591	-3.26
59 Phenanthrene-d10	508863	254432	1017726	551107	8.30
69 Chrysene-d12	482651	241326	965302	511869	6.05
77 Perylene-d12	560068	280034	1120136	612878	9.43

COMPOUND	STANDARD	RT LIMIT		SAMPLE	%DIFF
		LOWER	UPPER		
8 1,4-Dichlorobenze	8.83	8.33	9.33	8.83	0.00
27 Naphthalene-d8	11.30	10.80	11.80	11.31	0.07
42 Acenaphthene-d10	14.91	14.41	15.41	14.92	0.05
59 Phenanthrene-d10	17.94	17.44	18.44	17.95	0.09
69 Chrysene-d12	23.04	22.54	23.54	23.05	0.07
77 Perylene-d12	25.59	25.09	26.09	25.61	0.09

AREA UPPER LIMIT = +100% of internal standard area.
 AREA LOWER LIMIT = - 50% of internal standard area.
 RT UPPER LIMIT = + 0.50 minutes of internal standard RT.
 RT LOWER LIMIT = - 0.50 minutes of internal standard RT.

REVIEW SUMMARY FOR FILE - NT1004192327S.D

Lab ID: 23C0774-11

nt10.i, 20230419A.b\20230419A.b\SIMABN2.m,

20-APR-2023 03:52

RT CO-ELUTION COMPOUNDS

NO CO-ELUTIONS

Quant Method: ICAL

RRT CHECK

RRT	CCV	RRT	DELTA	COMPOUND
-----	-----	-----	-------	----------

NONE

RRT check based on Ccal File: 20230419A.b/NT1004192318S.D

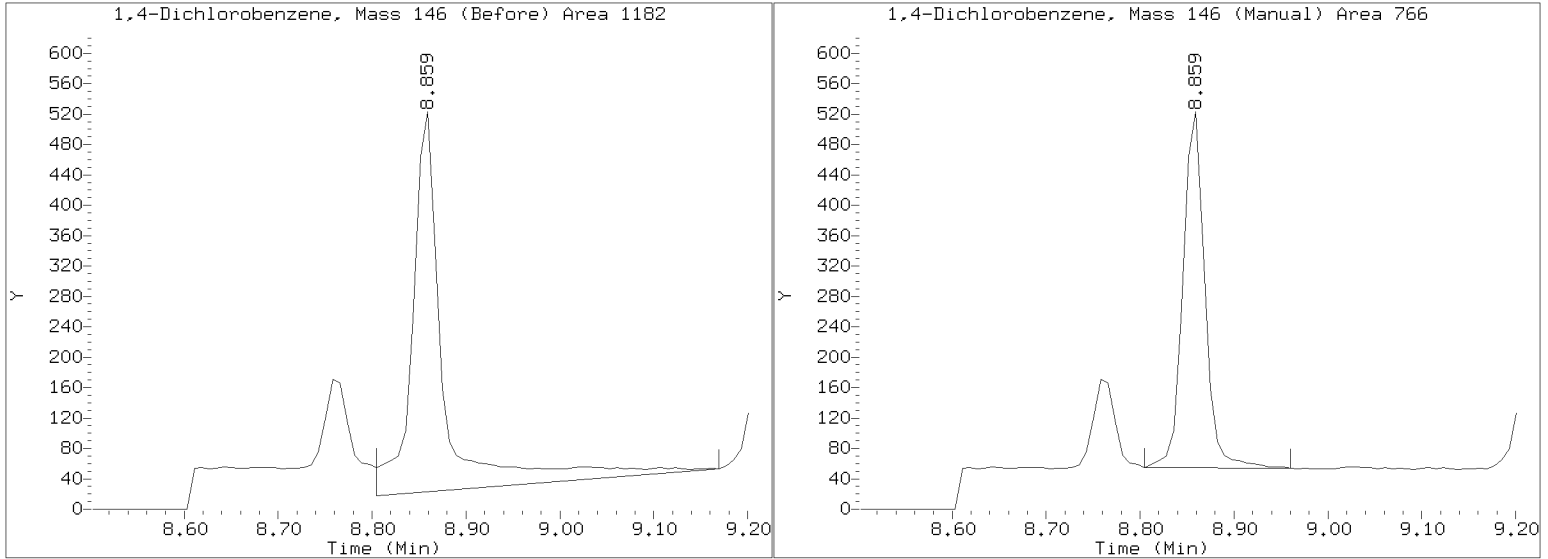
On Column LOD for nt10.i, 20230419A.b\SIMABN2.m, PSDDA.sub = 0.0000

Exception: 1,2,4-Trichlorobenzene 0.0010

* Only compounds listed in the work order have been verified by the analyst *

Quant Ion Manual Peak Adjustment Report

Datafile: //target/share/chem3/nt10.i/20230419A.b/20230419A.b/NT1004192327S.D
Injection Date: 20-APR-2023 03:52
Lab ID:23C0774-11 Client ID:
Report Date: 04/20/2023 16:30



APPROVED
By Deenay Dunmore at 8:41 am, Apr 21, 2023



Form I
ORGANIC ANALYSIS DATA SHEET
EPA 8270E-SIM
SIM SVOC Organics (Dual scan list)

Laboratory: Analytical Resources, LLC

Client: Anchor OEA, LLC

Project: AOC5 MR Phase 1

Matrix: Sediment

Laboratory ID: 23C0774-12 A

SDG: 23C0774

Sampled: 12/14/22 14:09

Prepared: 04/05/23 16:28

File ID: NT1004192328S.D

% Solids: 53.57

Preparation: EPA 3546 (Microwave)

Analyzed: 04/20/23 04:30

Batch: BLD0057

Sequence: SLD0288

Initial/Final: 18.68 g Wet / 1 mL

Instrument: NT10

Column: ZB-5MSi

Calibration: GC00049

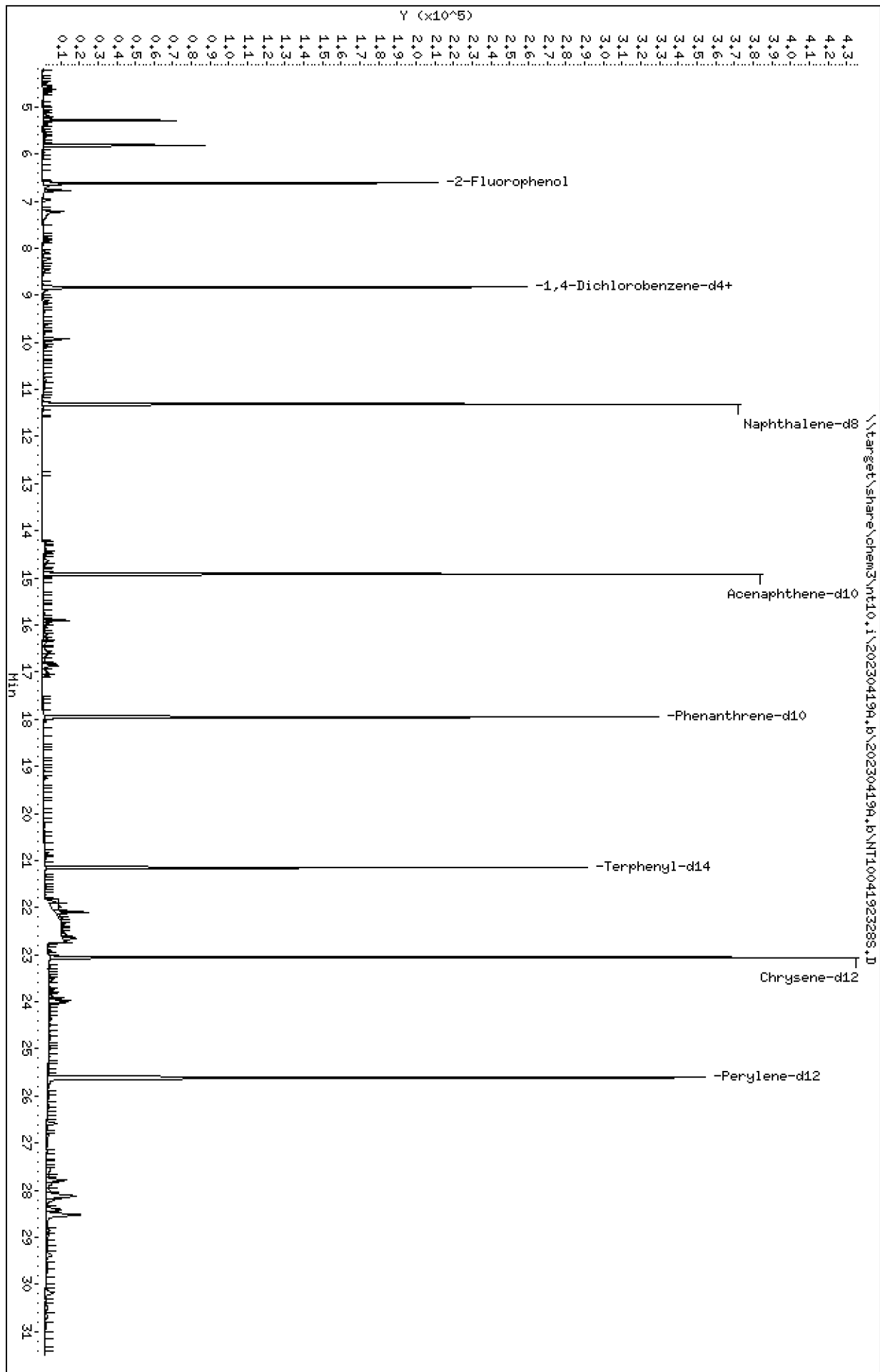
Cleanups: GPC

CAS NO.	COMPOUND	DILUTION	CONC: (ug/kg dry)	Q	DL	RL
106-46-7	1,4-Dichlorobenzene	1	2.0	J	0.6	5.0
95-50-1	1,2-Dichlorobenzene	1	5.0	U	0.7	5.0
100-51-6	Benzyl Alcohol	1	12.0	J	2.5	20.0
65-85-0	Benzoic acid	1	15.1	J	13.4	99.9
105-67-9	2,4-Dimethylphenol	1	20.0	U	2.2	20.0
120-82-1	1,2,4-Trichlorobenzene	1	5.0	U	2.7	5.0
86-30-6	N-Nitrosodiphenylamine	1	5.0	U	1.3	5.0
87-86-5	Pentachlorophenol	1	20.0	U	2.1	20.0

SURROGATES	ADDED: (ug/kg dry)	FOUND: (ug/kg dry)	% REC	QC LIMITS	Q
2-Fluorophenol	749.48	450	60.1	27 - 120	
p-Terphenyl-d14	499.66	402	80.5	37 - 120	

Data File: \\target\share\chem3\nt10.1\20230419H.B\20230419H.B\NT10041923285.D
 Date: 20-APR-2023 04:30
 Client ID:
 Sample Info: 23C0774-12
 Volume Injected (uL): 1.0
 Column phase: ZB-5msi

Instrument: nt10.1
 Operator: DSD
 Column diameter: 0.25



Date : 20-APR-2023 04:30

Client ID:

Instrument: nt10.i

Sample Info: 23C0774-12

Volume Injected (uL): 1.0

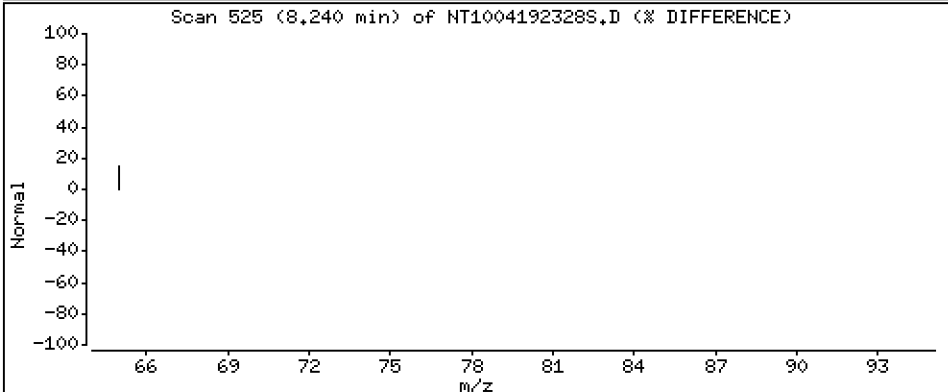
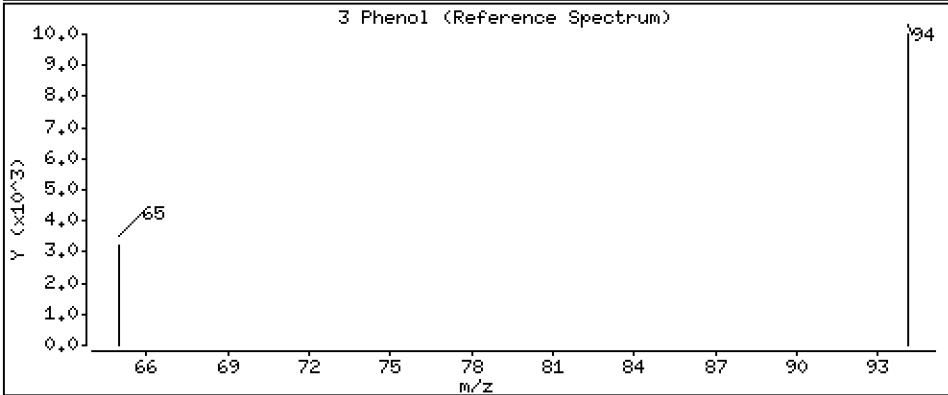
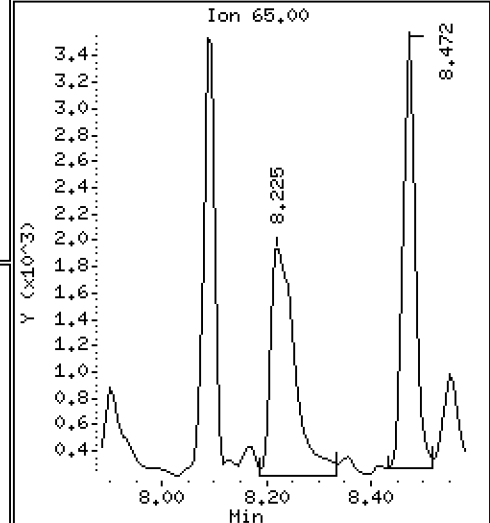
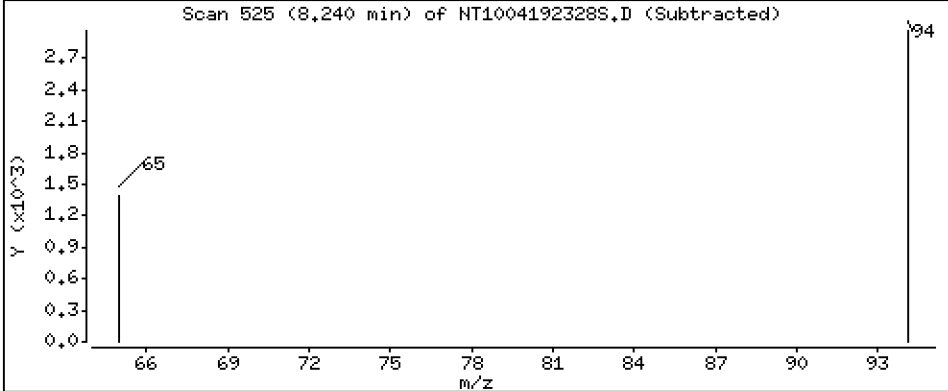
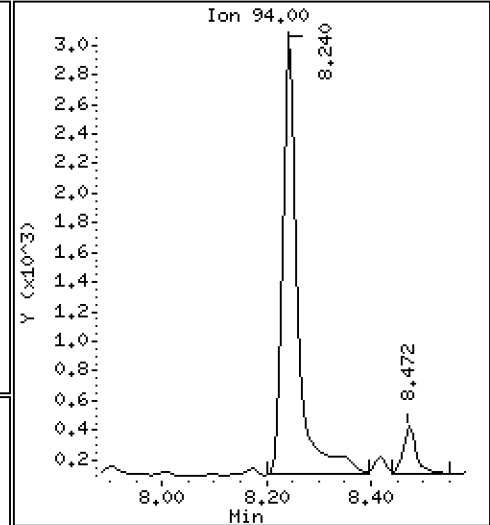
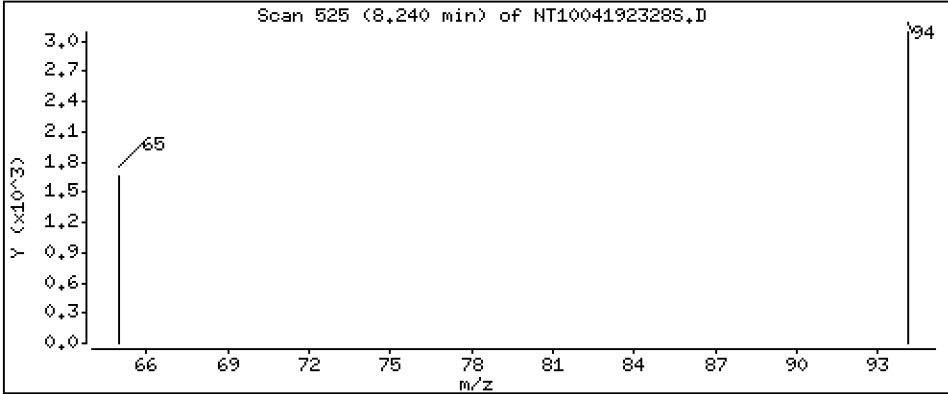
Operator: DSD

Column phase: ZB-5msi

Column diameter: 0.25

3 Phenol

Concentration: 0.09112 ug/L



Date : 20-APR-2023 04:30

Client ID:

Instrument: nt10.i

Sample Info: 23C0774-12

Volume Injected (uL): 1.0

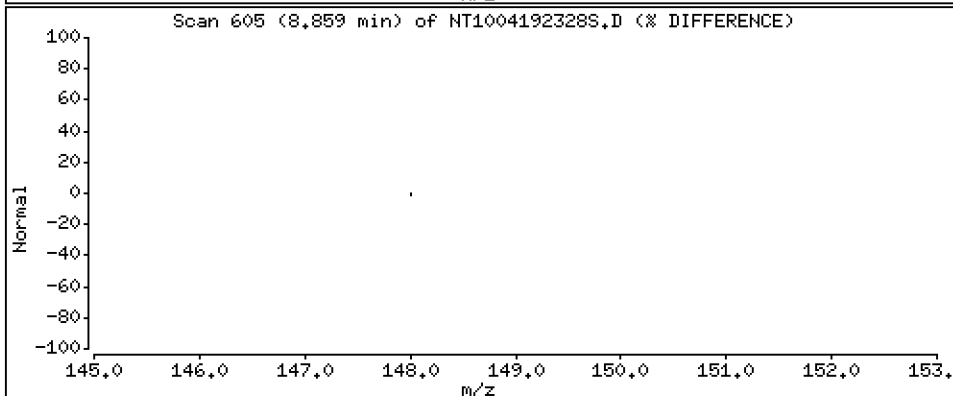
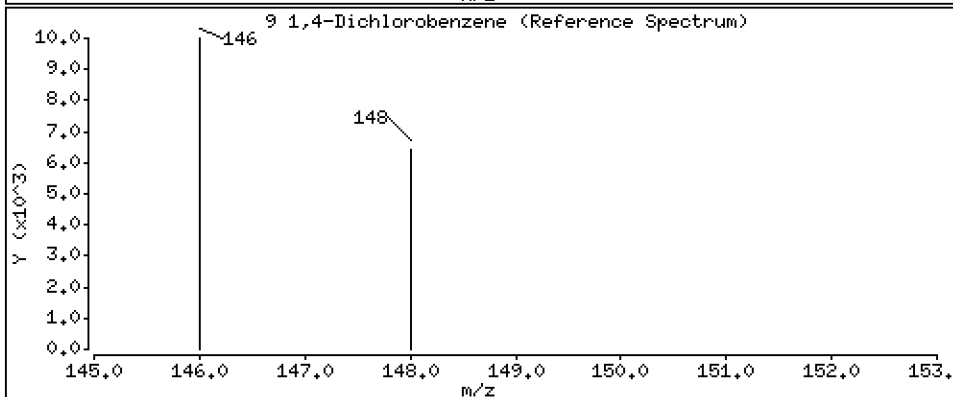
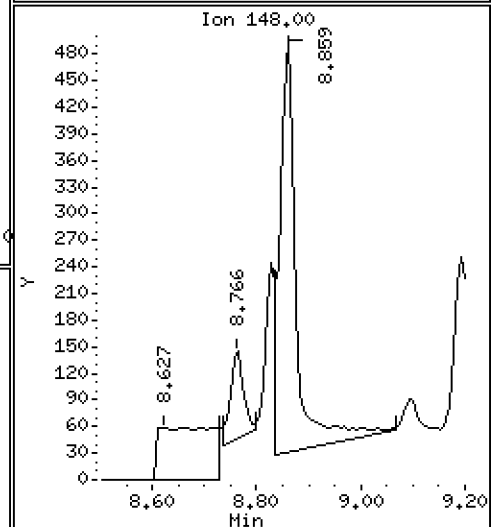
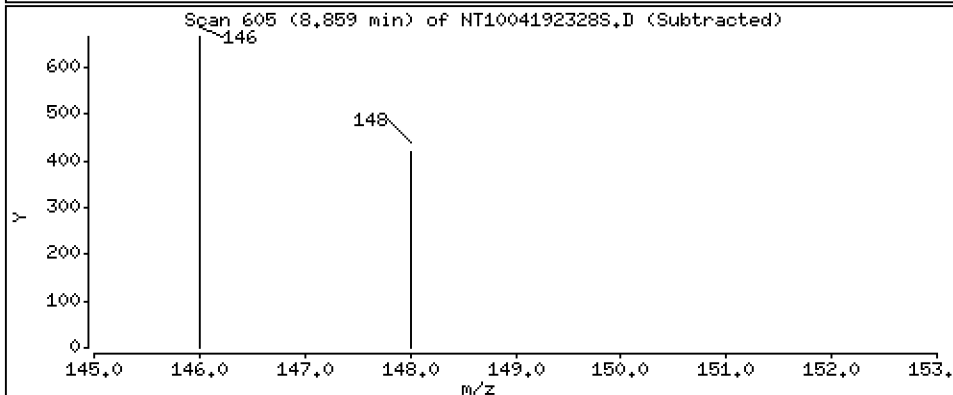
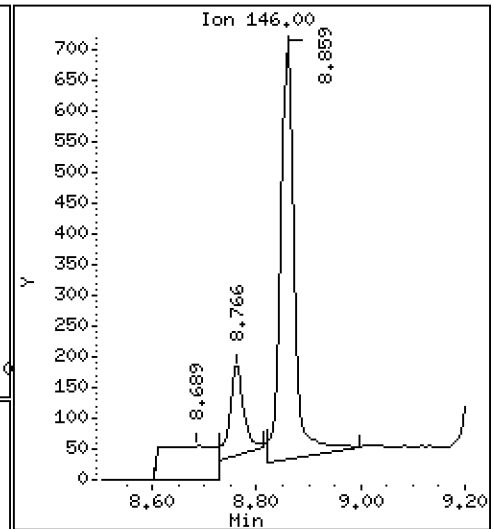
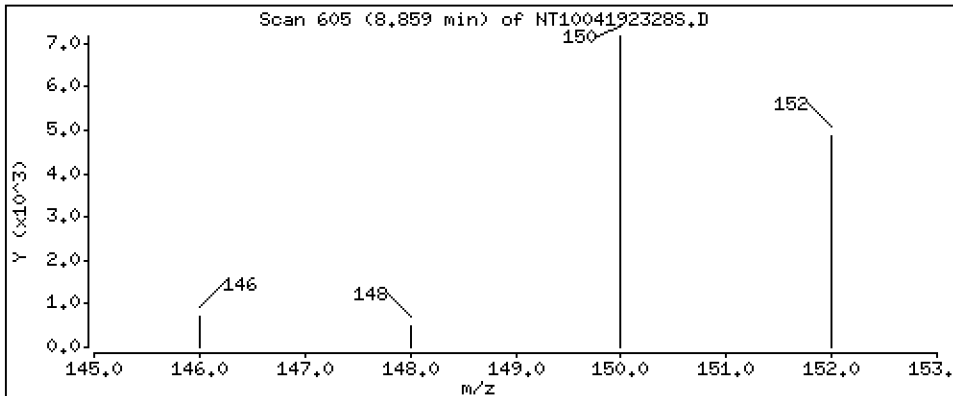
Operator: DSD

Column phase: ZB-5msi

Column diameter: 0,25

9 1,4-Dichlorobenzene

Concentration: 0,02023 ug/L



Date : 20-APR-2023 04:30

Client ID:

Instrument: nt10.i

Sample Info: 23C0774-12

Volume Injected (uL): 1.0

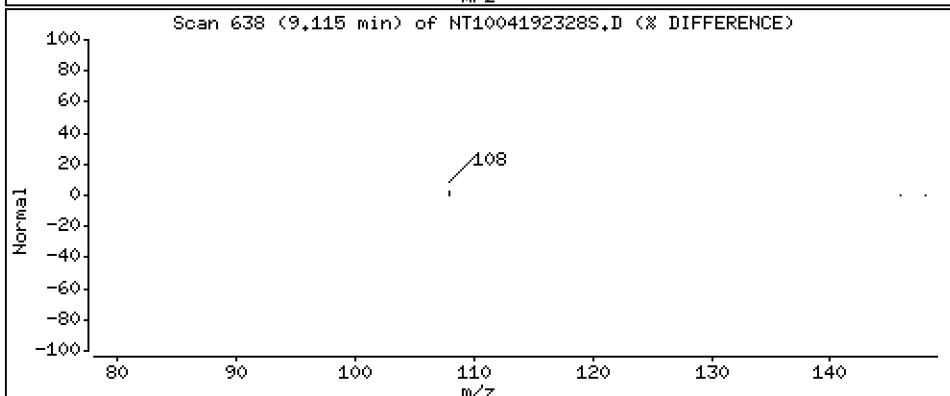
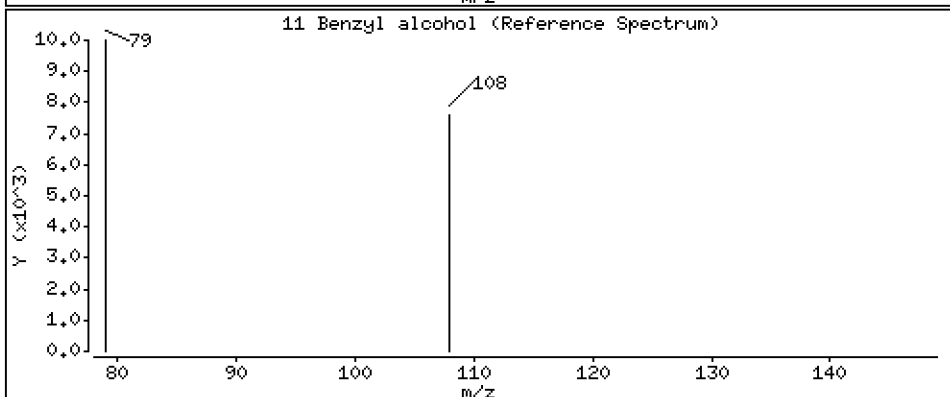
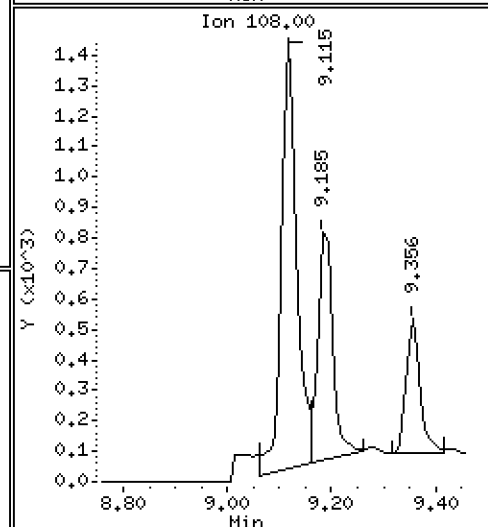
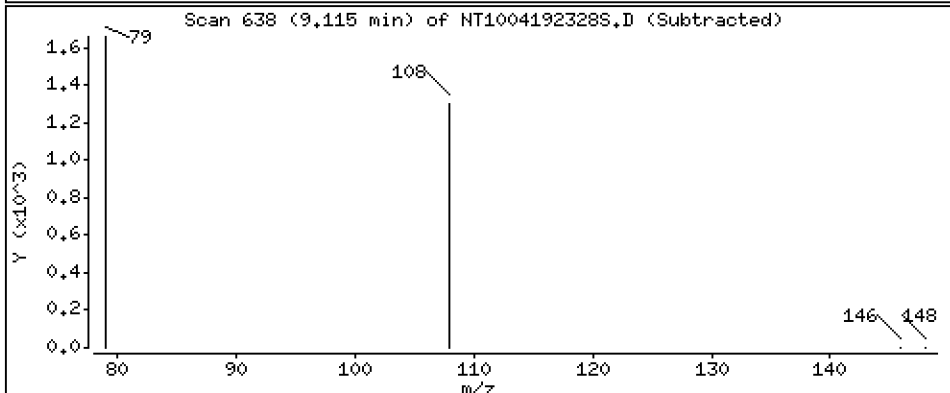
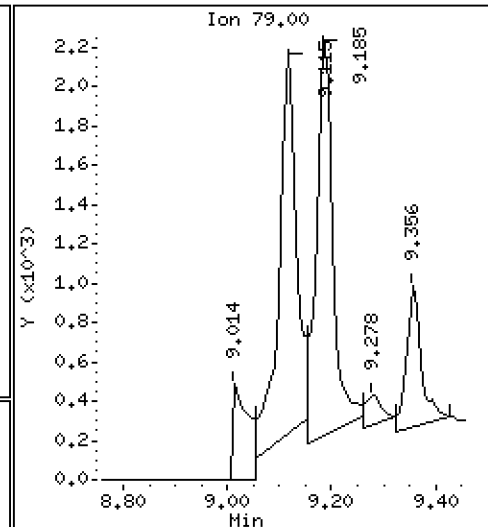
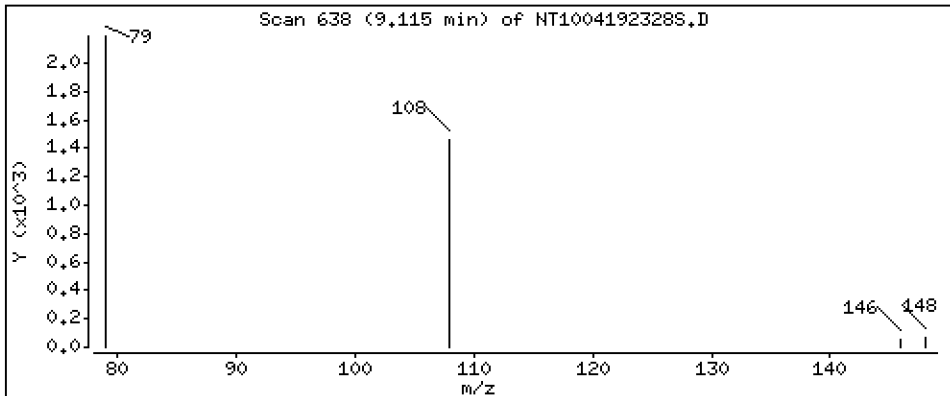
Operator: DSD

Column phase: ZB-5msi

Column diameter: 0.25

11 Benzyl alcohol

Concentration: 0.1202 ug/L



Date : 20-APR-2023 04:30

Client ID:

Instrument: nt10.i

Sample Info: 23C0774-12

Volume Injected (uL): 1.0

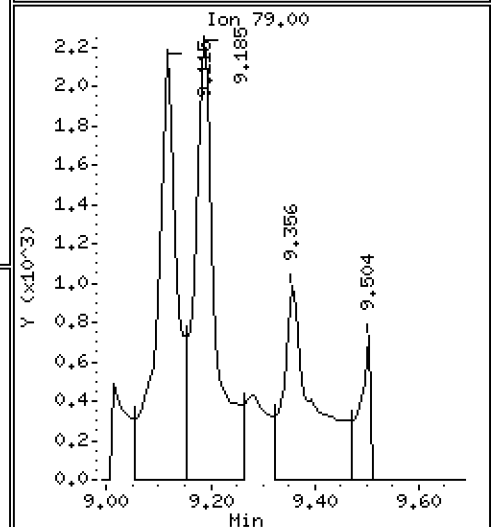
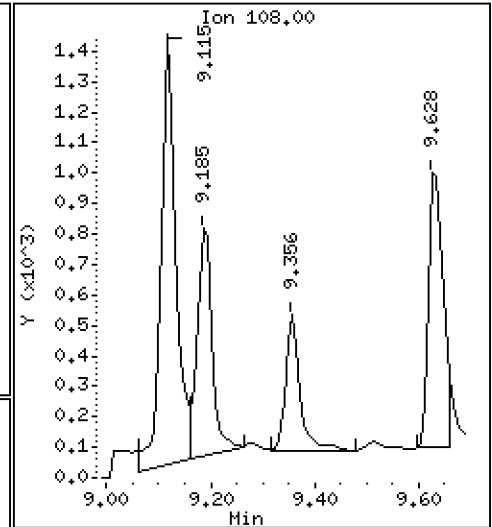
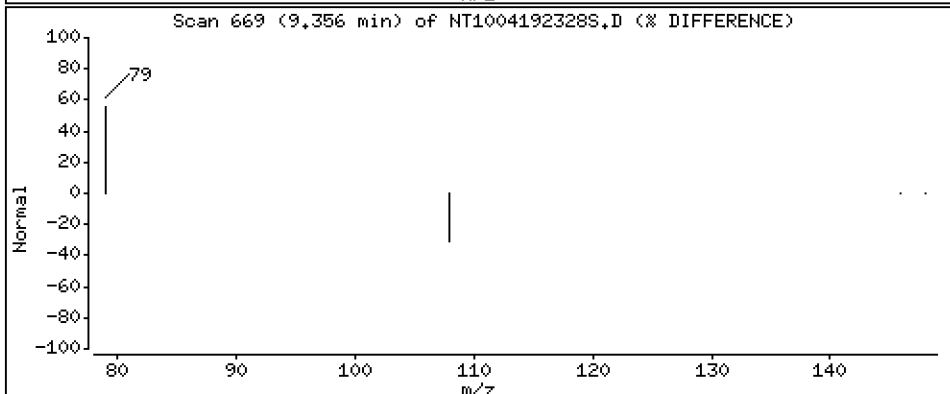
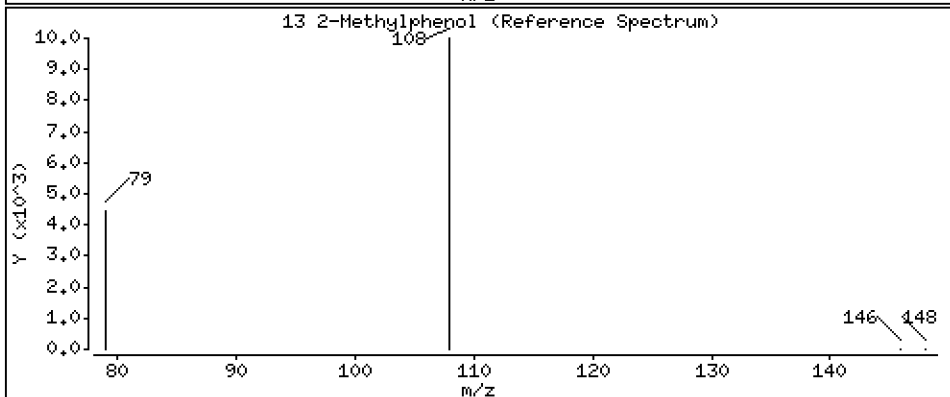
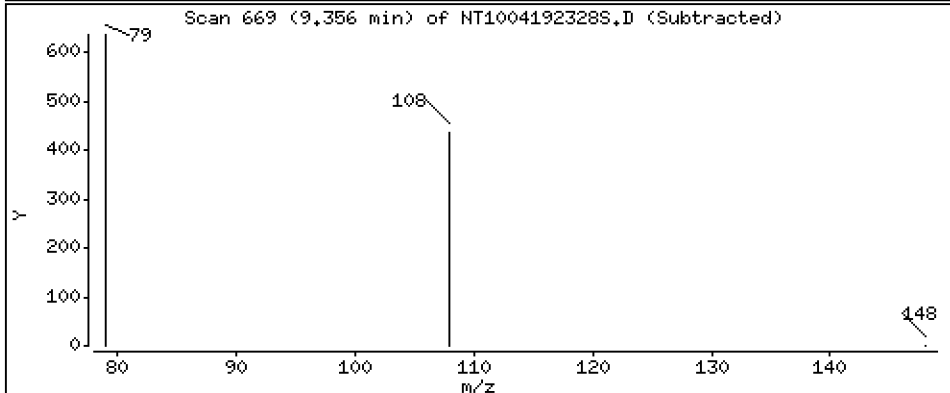
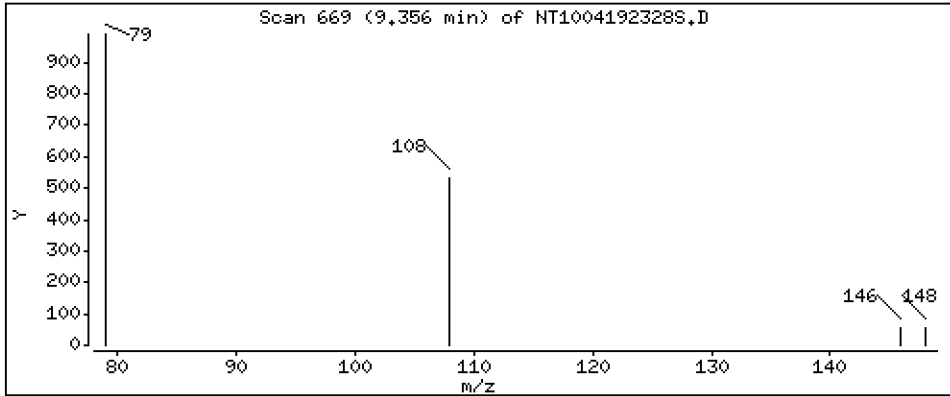
Operator: DSD

Column phase: ZB-5msi

Column diameter: 0.25

13 2-Methylphenol

Concentration: 0.01896 ug/L



Date : 20-APR-2023 04:30

Client ID:

Instrument: nt10.i

Sample Info: 23C0774-12

Volume Injected (uL): 1.0

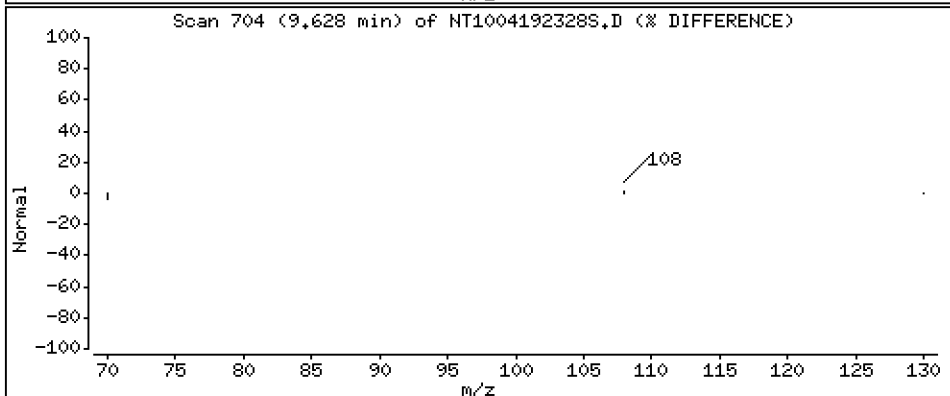
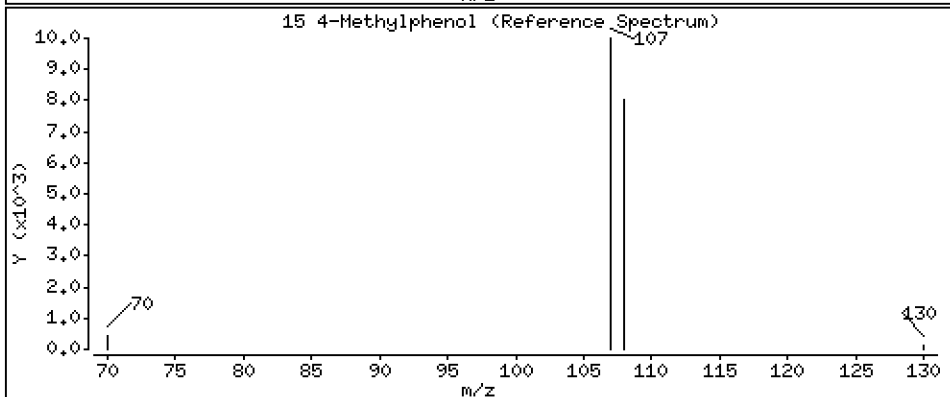
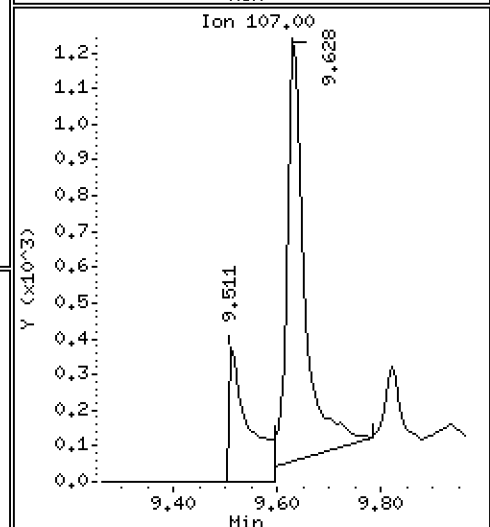
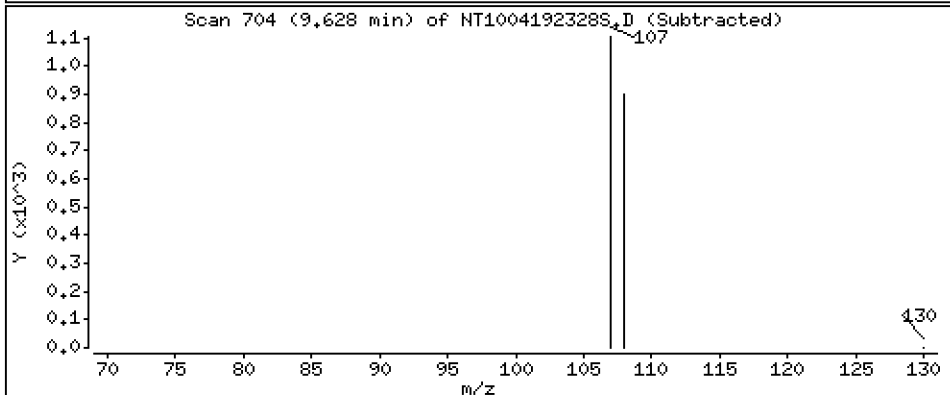
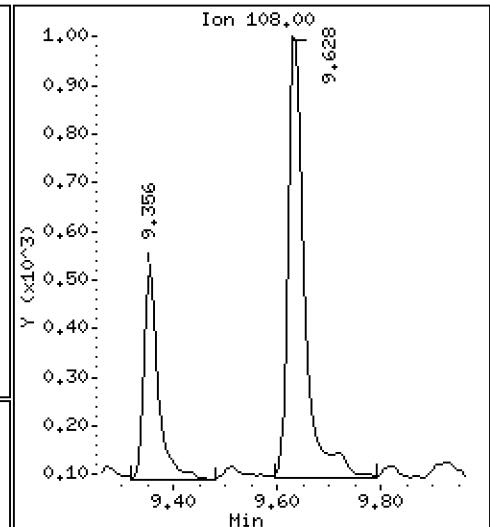
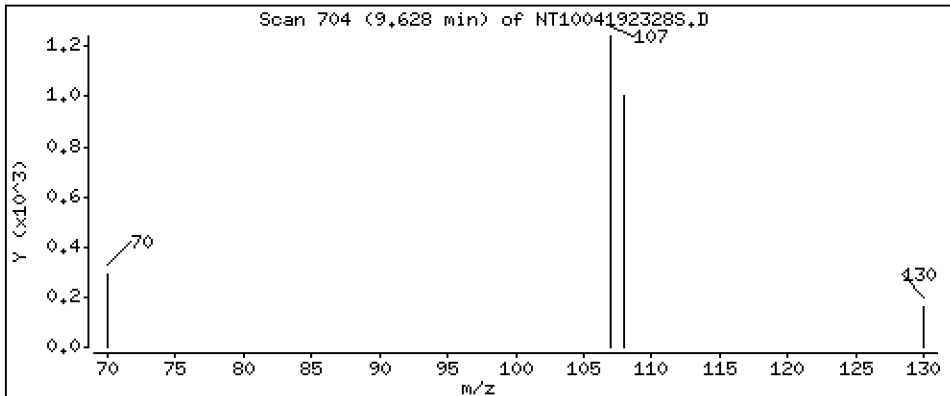
Operator: DSD

Column phase: ZB-5msi

Column diameter: 0.25

15 4-Methylphenol

Concentration: 0.04508 ug/L



Date : 20-APR-2023 04:30

Client ID:

Instrument: nt10.i

Sample Info: 23C0774-12

Volume Injected (uL): 1.0

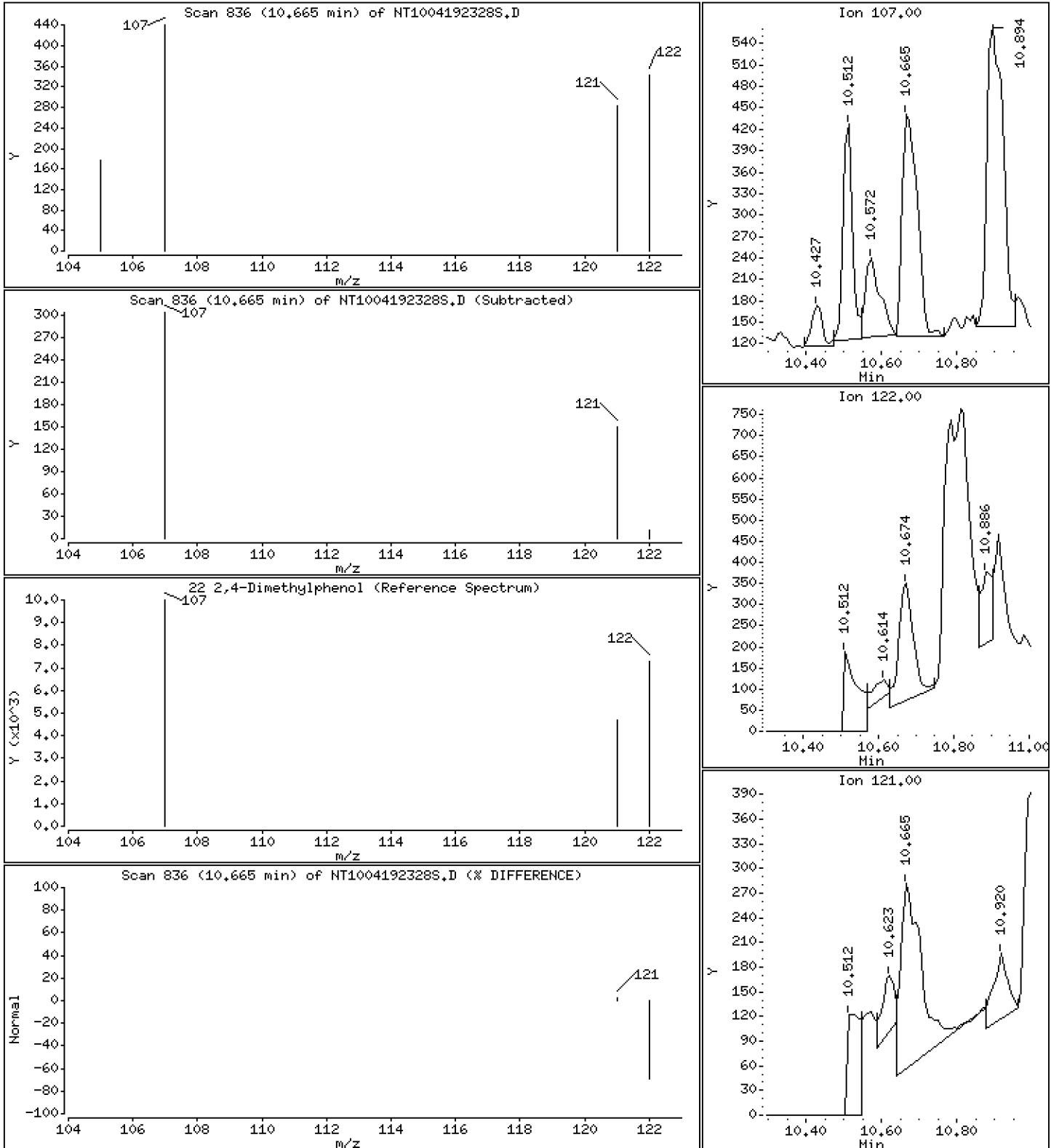
Operator: DSD

Column phase: ZB-5msi

Column diameter: 0.25

22 2,4-Dimethylphenol

Concentration: 0.01741 ug/L



Date : 20-APR-2023 04:30

Client ID:

Instrument: nt10.i

Sample Info: 23C0774-12

Volume Injected (uL): 1.0

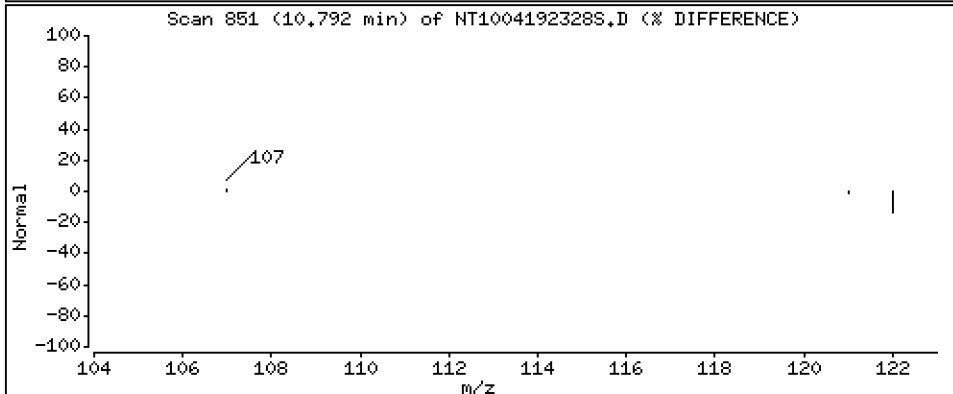
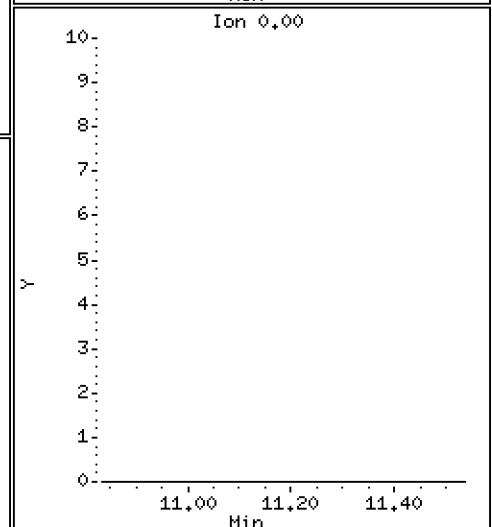
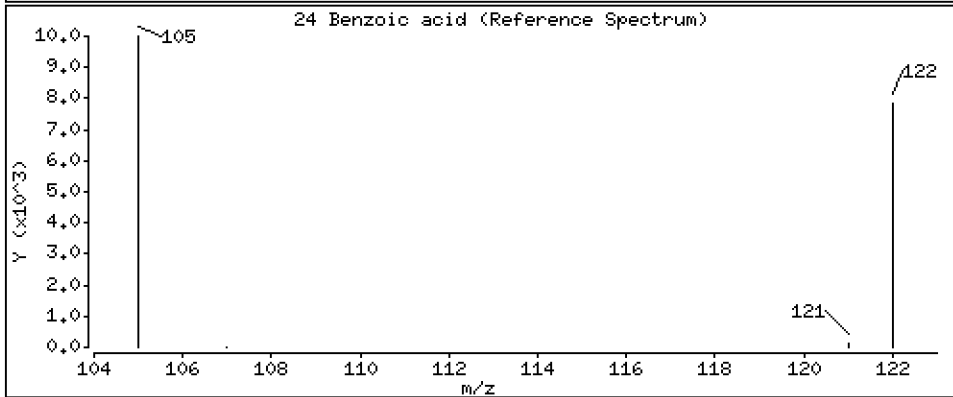
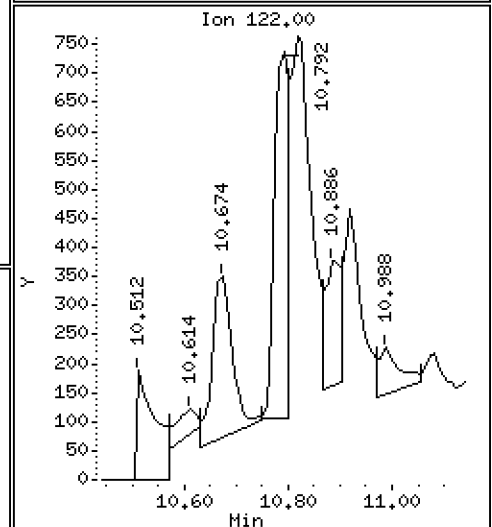
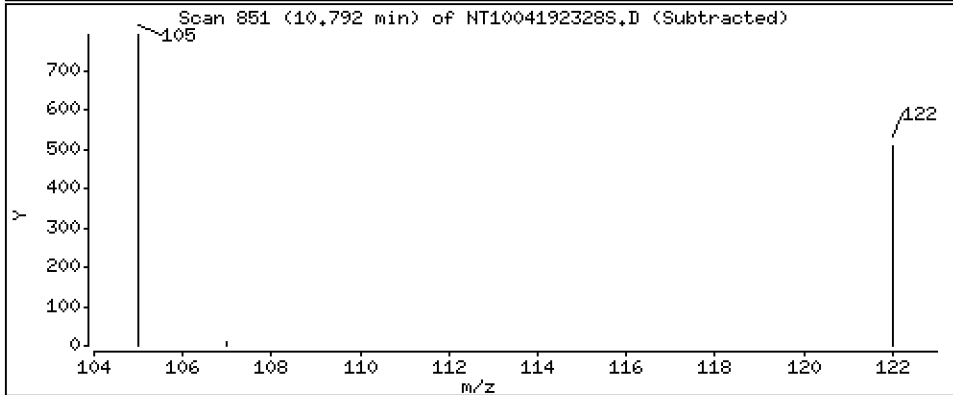
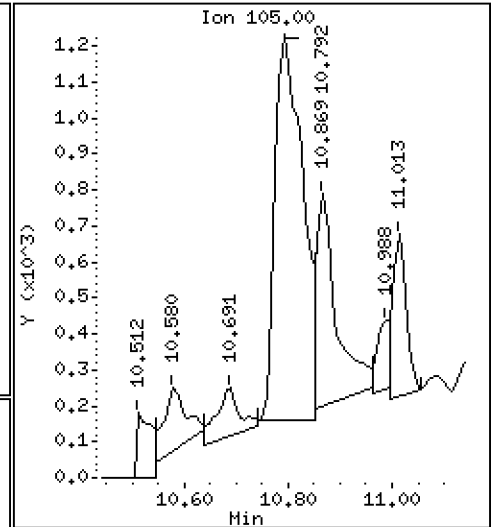
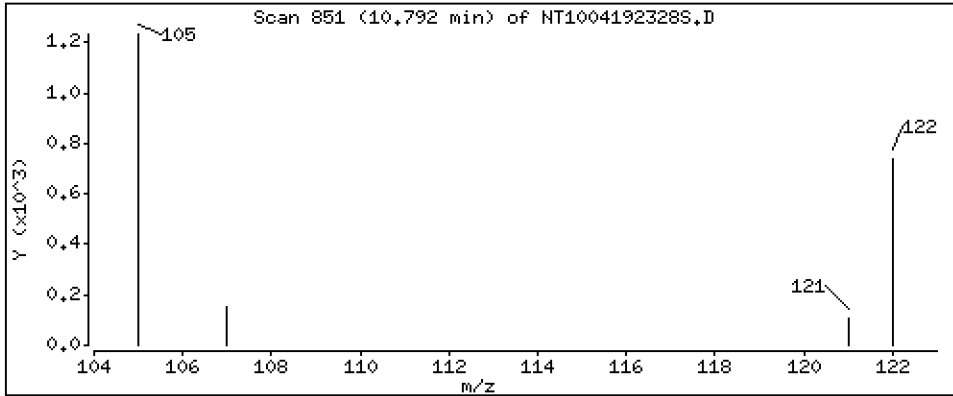
Operator: DSD

Column phase: ZB-5msi

Column diameter: 0.25

24 Benzoic acid

Concentration: 0.1507 ug/L



Date : 20-APR-2023 04:30

Client ID:

Instrument: nt10.i

Sample Info: 23C0774-12

Volume Injected (uL): 1.0

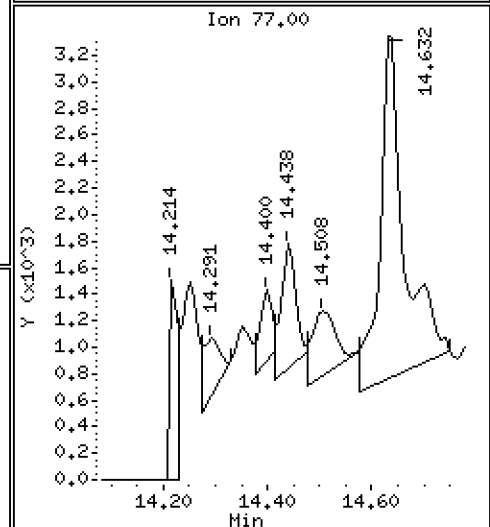
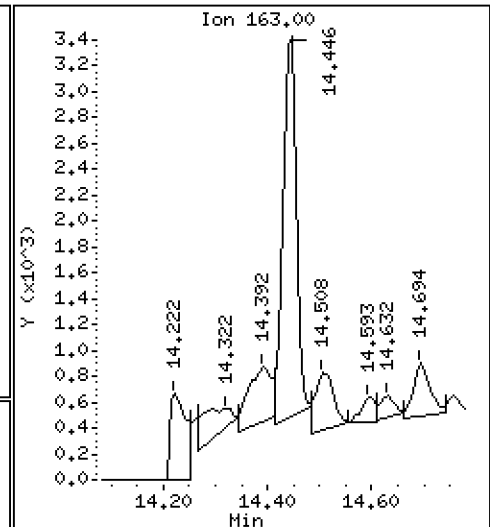
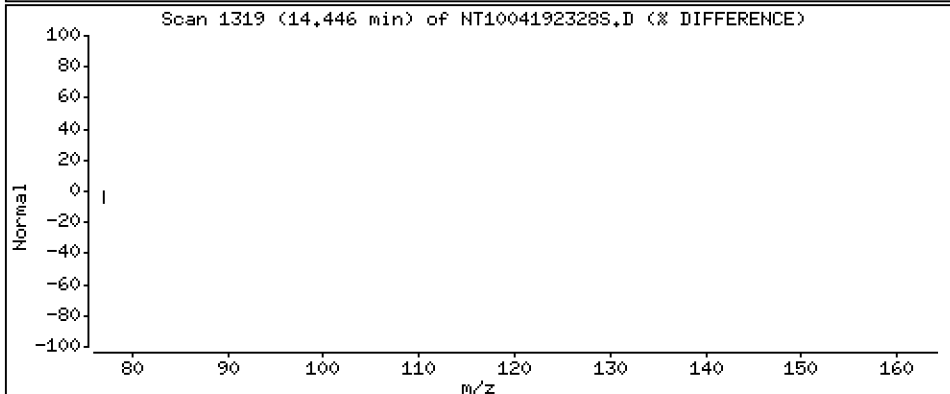
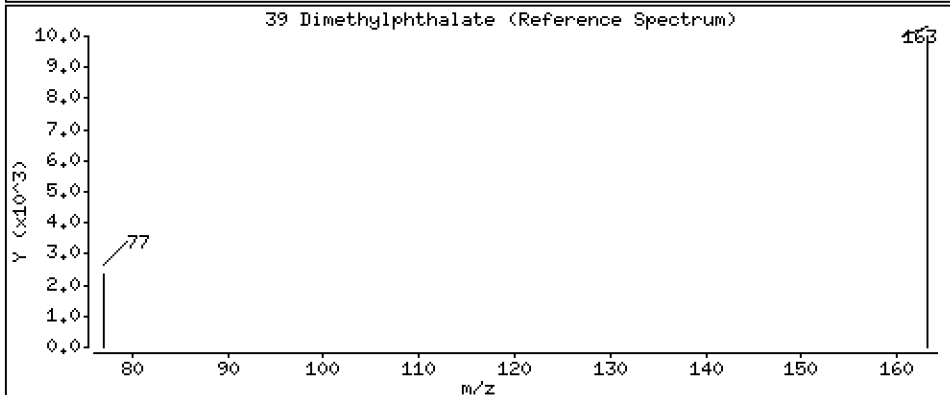
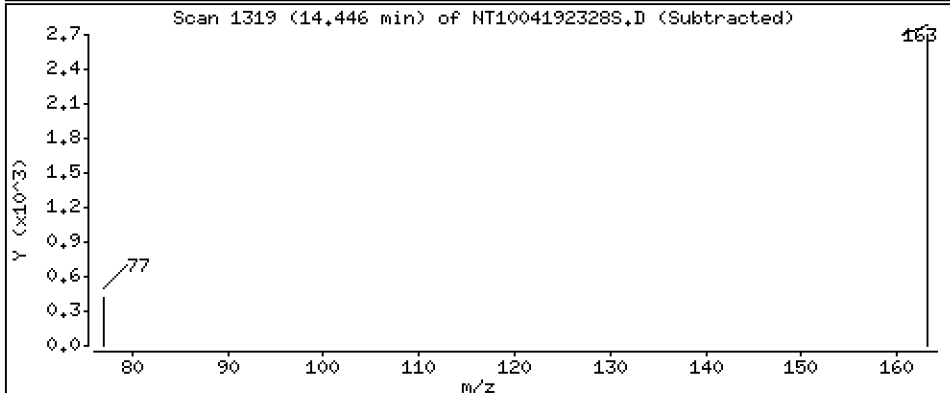
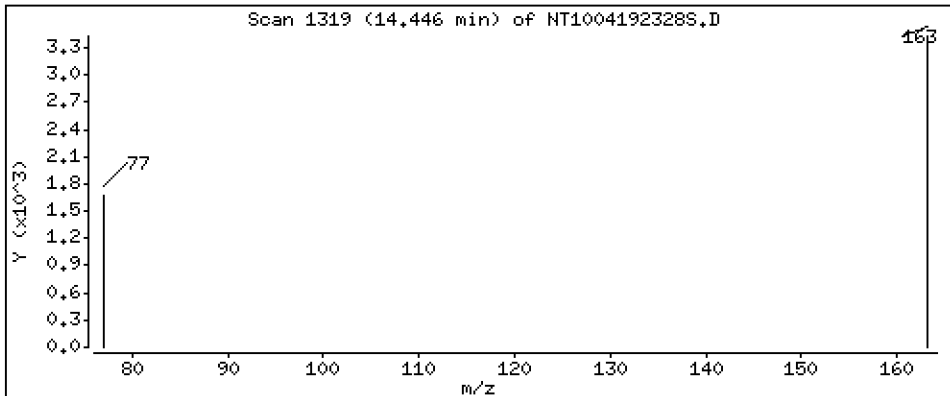
Operator: DSD

Column phase: ZB-5msi

Column diameter: 0,25

39 Dimethylphthalate

Concentration: 0,05541 ug/L



Date : 20-APR-2023 04:30

Client ID:

Instrument: nt10.i

Sample Info: 23C0774-12

Volume Injected (uL): 1.0

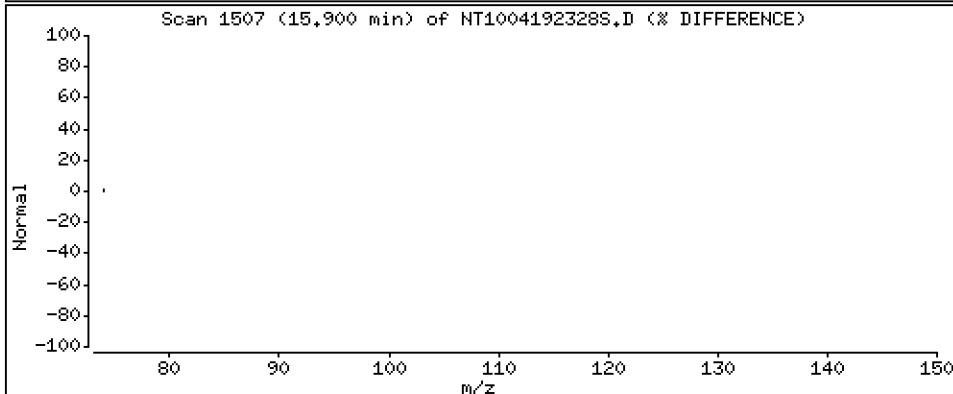
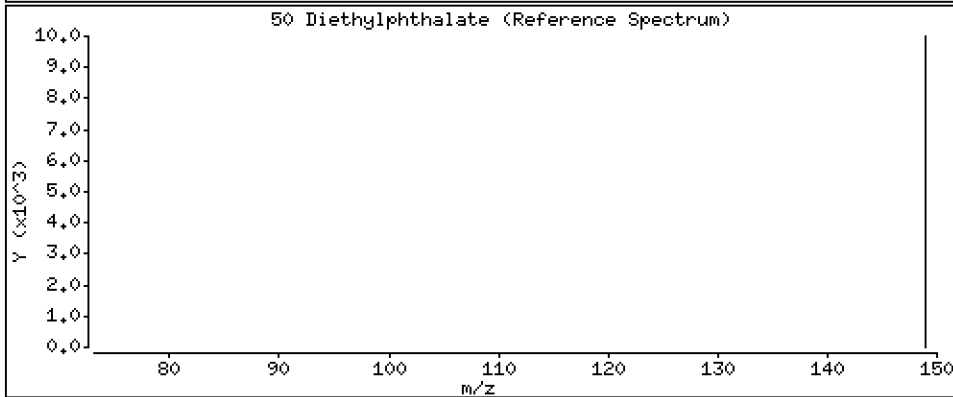
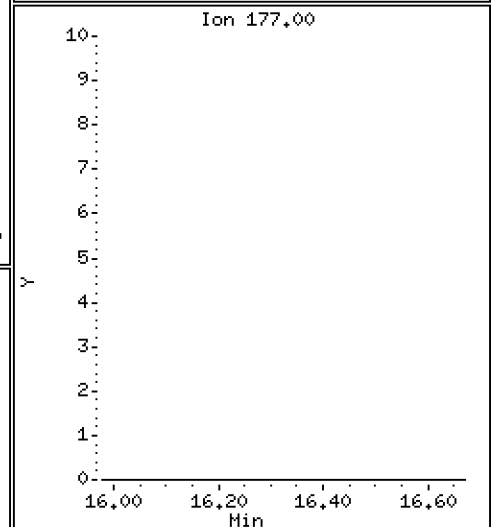
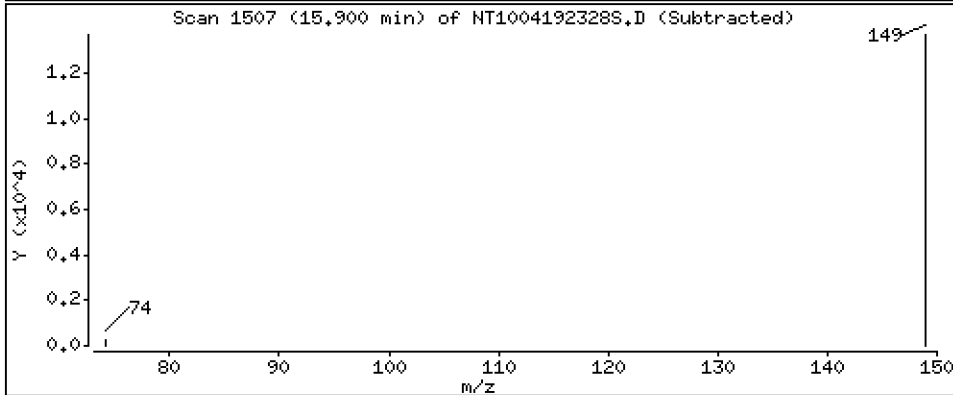
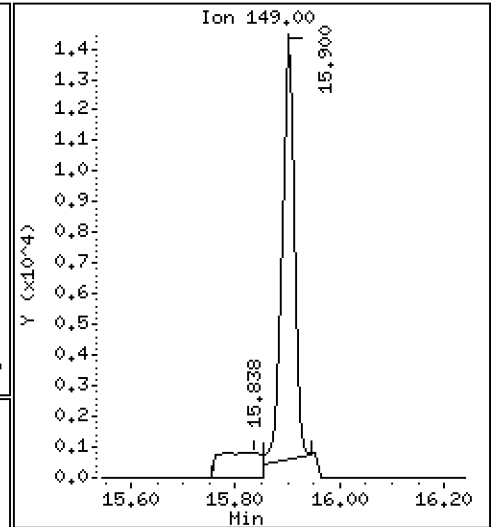
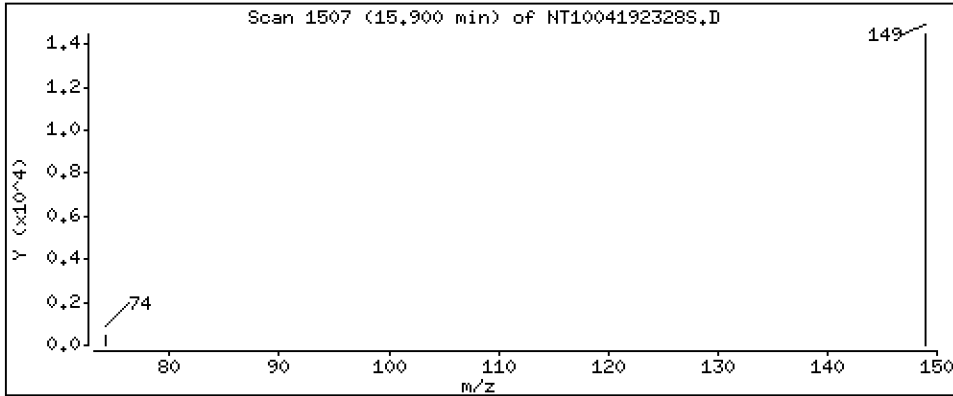
Operator: DSD

Column phase: ZB-5msi

Column diameter: 0,25

50 Diethylphthalate

Concentration: 0,2321 ug/L



Date : 20-APR-2023 04:30

Client ID:

Instrument: nt10.i

Sample Info: 23C0774-12

Volume Injected (uL): 1.0

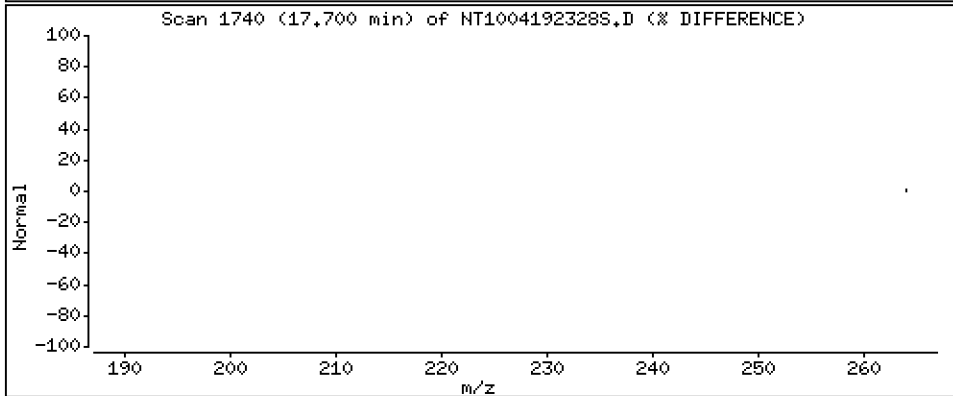
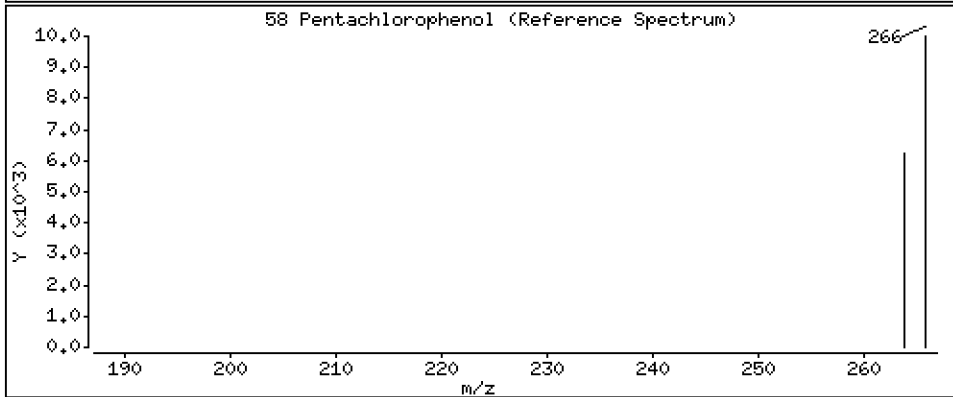
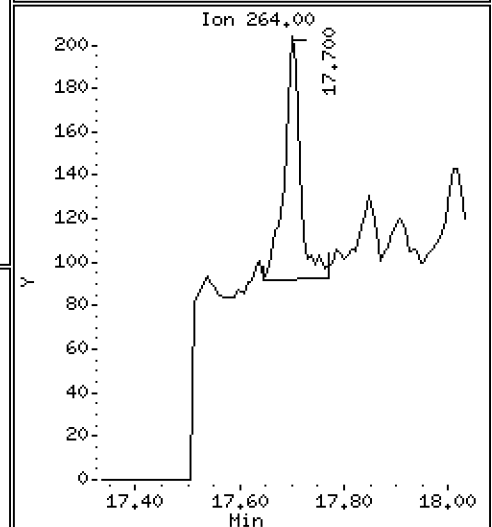
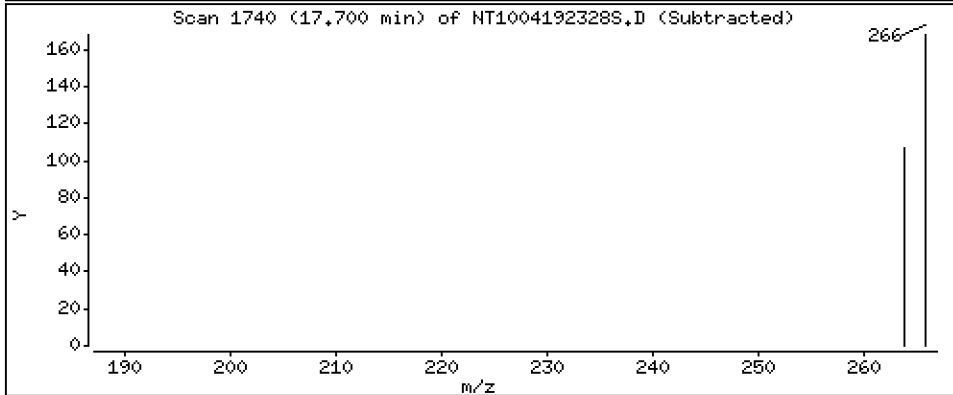
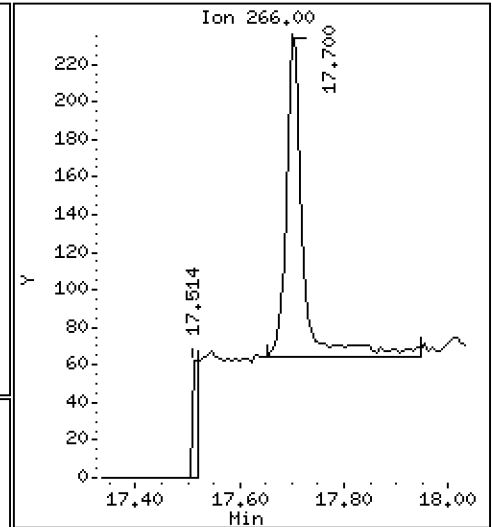
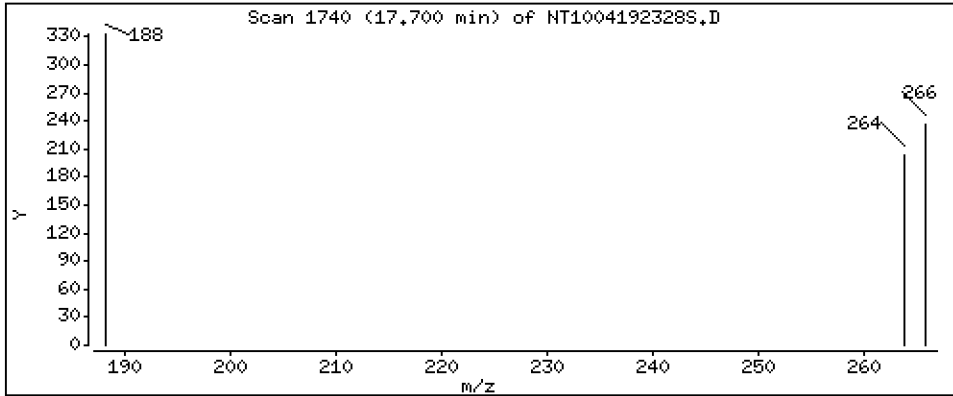
Operator: DSD

Column phase: ZB-5msi

Column diameter: 0,25

58 Pentachlorophenol

Concentration: 0,02091 ug/L



Date : 20-APR-2023 04:30

Client ID:

Instrument: nt10.i

Sample Info: 23C0774-12

Volume Injected (uL): 1.0

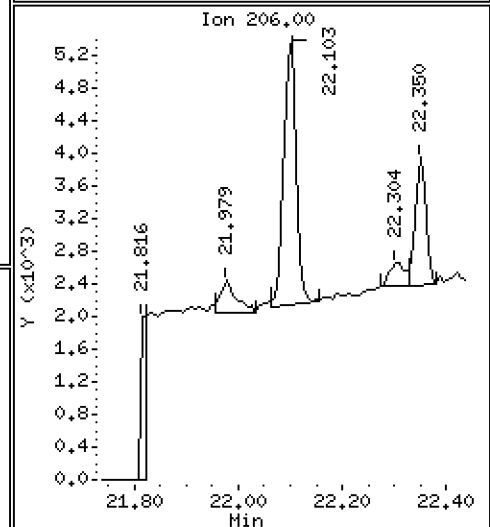
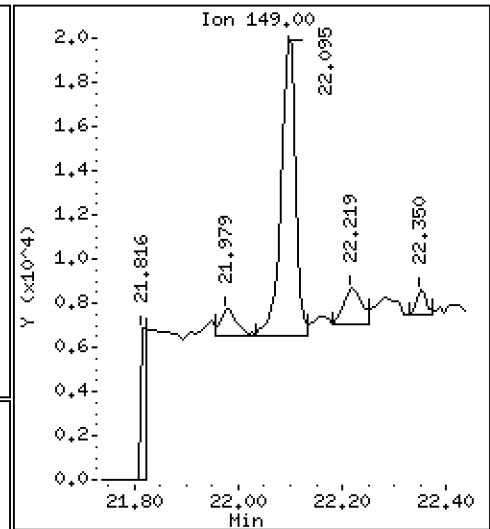
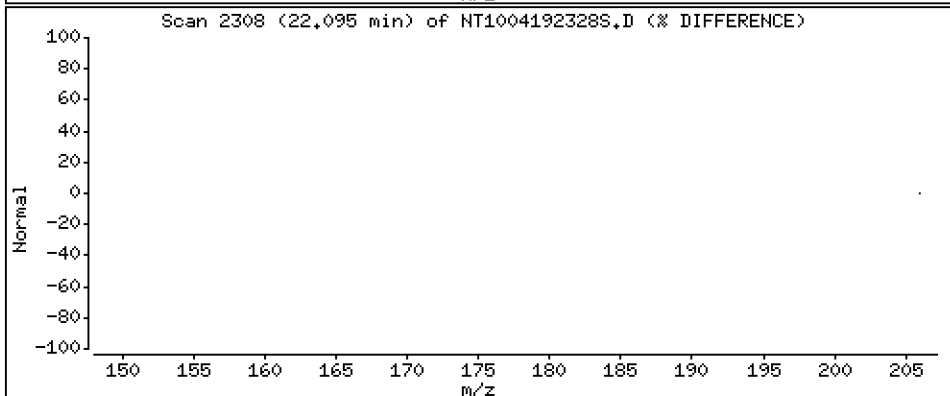
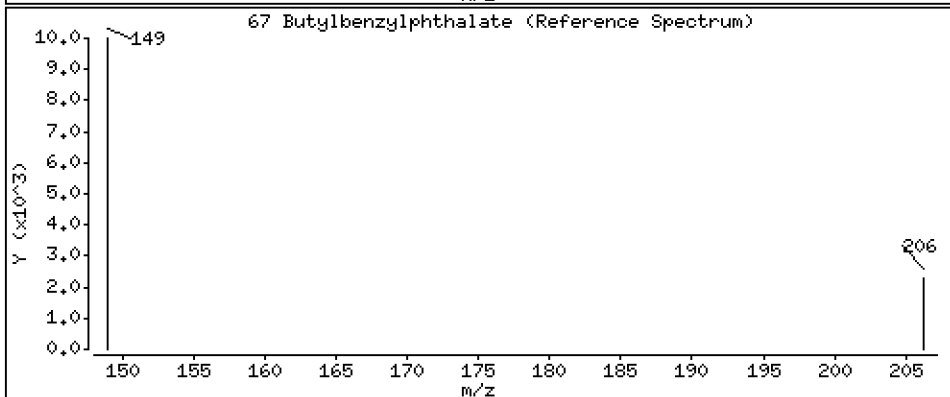
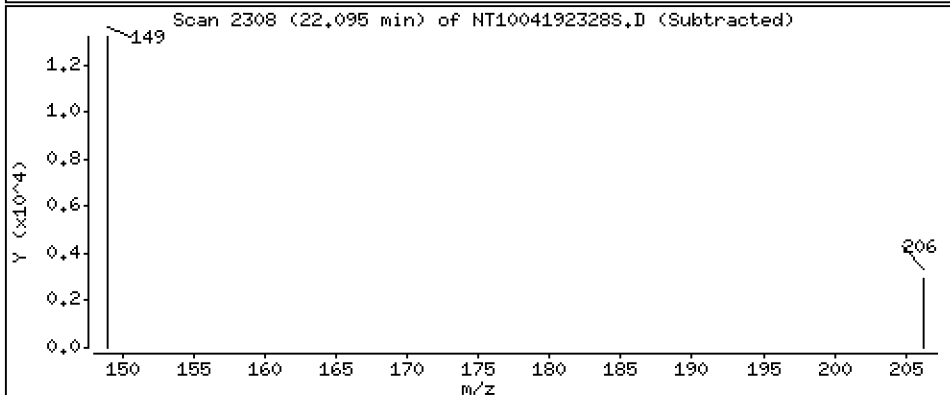
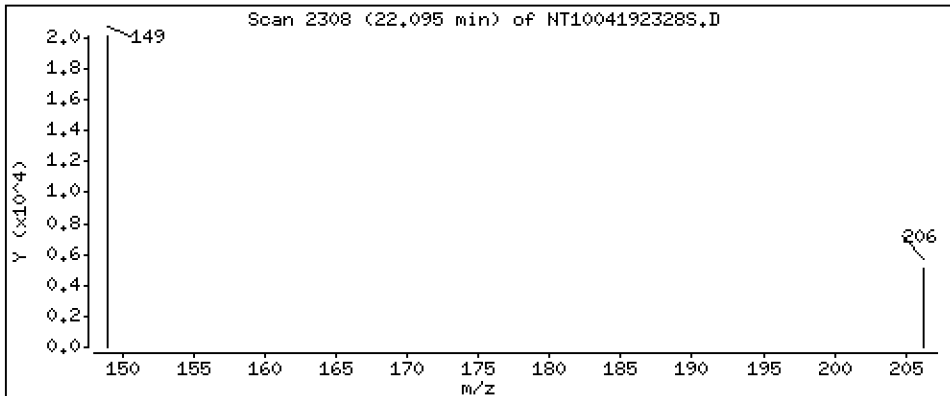
Operator: DSD

Column phase: ZB-5msi

Column diameter: 0,25

67 Butylbenzylphthalate

Concentration: 0,3475 ug/L



Date : 20-APR-2023 04:30

Client ID:

Instrument: nt10.i

Sample Info: 23C0774-12

Volume Injected (uL): 1.0

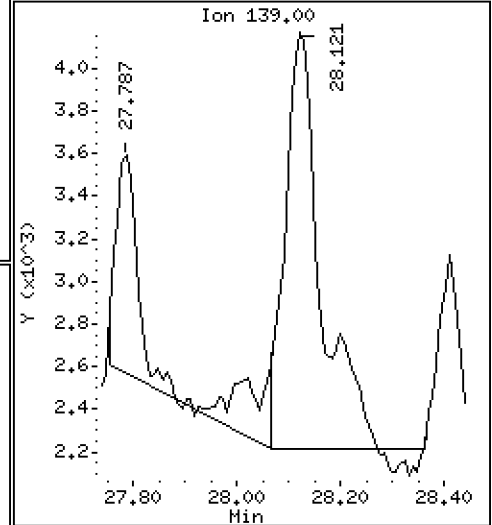
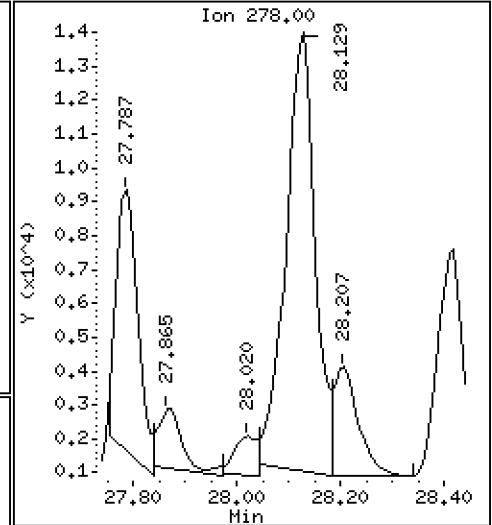
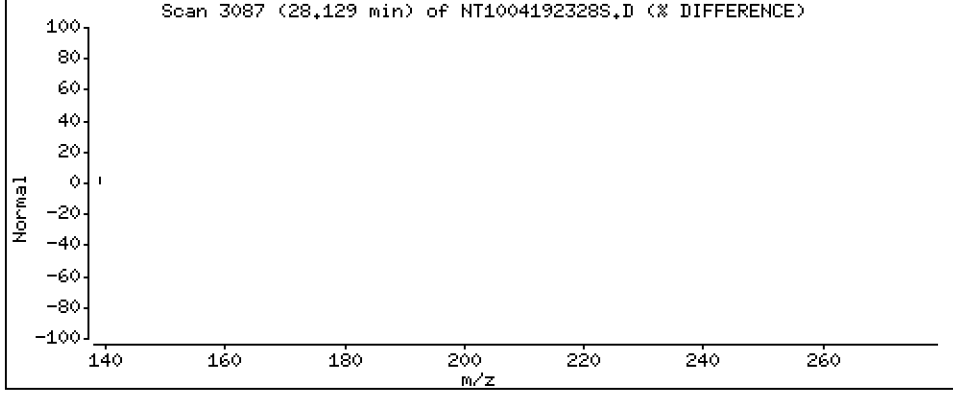
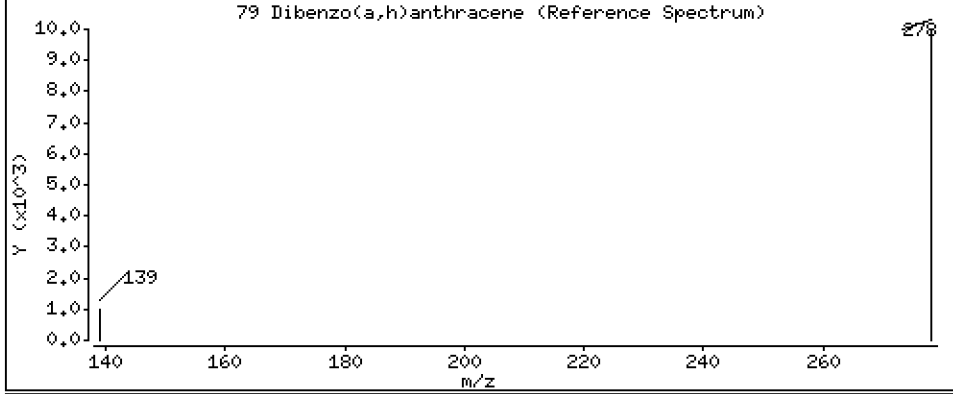
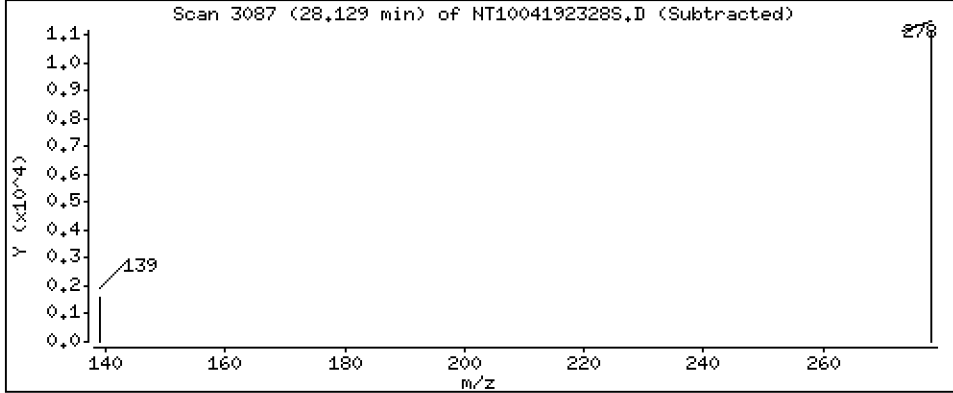
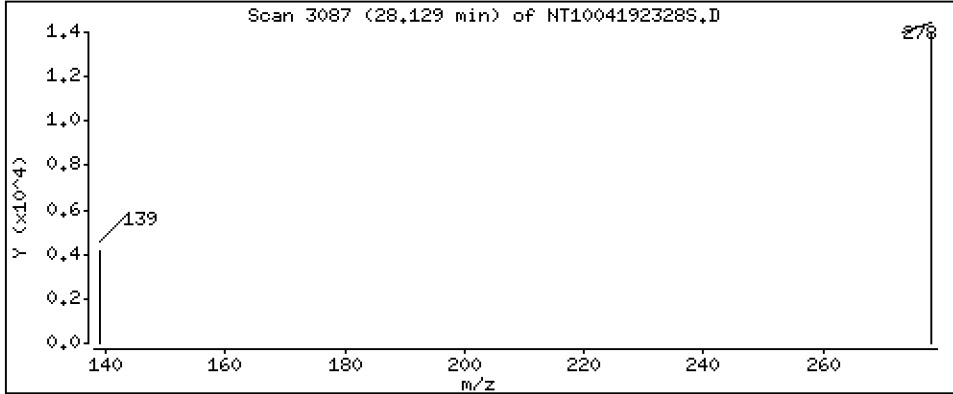
Operator: DSD

Column phase: ZB-5msi

Column diameter: 0.25

79 Dibenzo(a,h)anthracene

Concentration: 0.2437 ug/L



ARI Labs, Inc.

METHOD 8270D-SIM

Data file : \\target\share\chem3\nt10.i\20230419A.b\20230419A.b\NT1004192328S.D
 Lab Smp Id: 23C0774-12
 Inj Date : 20-APR-2023 04:30 MS Autotune Date: 16-JAN-2023 17:42
 Operator : DSD Inst ID: nt10.i
 Smp Info : 23C0774-12
 Misc Info :
 Comment :
 Method : \\target\share\chem3\nt10.i\20230419A.b\20230419A.b\SIMABN2.m
 Meth Date : 20-Apr-2023 16:29 deenayd Quant Type: ISTD
 Cal Date : 16-MAR-2023 01:38 Cal File: NT10031510S.D
 Als bottle: 23
 Dil Factor: 1.00000
 Integrator: HP RTE Compound Sublist: PSDDA.sub
 Target Version: 4.14
 Processing Host: DEENAY-201905

Concentration Formula: $Amt * DF * Uf * Vt / (Vo * Vi) * CpndVariable$

Name	Value	Description
DF	1.000	Dilution Factor
Vo	1000.000	Volume of sample extracted (mL)
Vt	1000.000	Volume of final extract (uL)
Vi	1.000	Volume injected (uL)
Uf	1.000	ng unit correction factor
Cpnd Variable		Local Compound Variable

Compounds	QUANT	SIG	RT	EXP RT	REL RT	RESPONSE	CONCENTRATIONS	
							ON-COLUMN	FINAL
	MASS						(ug/mL)	(ug/L)
\$ 1 2-Fluorophenol	112		6.617	6.609	(0.750)	213384	4.50388	4.504 (R)
3 Phenol	94		8.240	8.232	(0.933)	5923	0.09112	0.09112
7 1,3-Dichlorobenzene	146		Compound Not Detected.					
* 8 1,4-Dichlorobenzene-d4	152		8.828	8.827	(1.000)	156236	4.00000	
9 1,4-Dichlorobenzene	146		8.859	8.851	(1.004)	1188	0.02023	0.02023
11 Benzyl alcohol	79		9.115	9.107	(1.033)	4530	0.12021	0.1202
12 1,2-Dichlorobenzene	146		Compound Not Detected.					
13 2-Methylphenol	108		9.355	9.340	(1.060)	854	0.01896	0.01896
15 4-Methylphenol	108		9.627	9.611	(1.091)	2110	0.04508	0.04508
16 N-Nitroso-di-n-propylamine	70		Compound Not Detected.					
22 2,4-Dimethylphenol	107		10.665	10.647	(0.943)	861	0.01741	0.01741
24 Benzoic acid	105		10.792	10.792	(0.954)	4076	0.15067	0.1507
26 1,2,4-Trichlorobenzene	180		Compound Not Detected.					
* 27 Naphthalene-d8	136		11.312	11.304	(1.000)	572295	4.00000	
30 Hexachlorobutadiene	225		Compound Not Detected.					
39 Dimethylphthalate	163		14.446	14.430	(0.968)	5116	0.05541	0.05541
* 42 Acenaphthene-d10	162		14.918	14.910	(1.000)	292565	4.00000	
50 Diethylphthalate	149		15.900	15.892	(1.066)	22197	0.23208	0.2321
54 N-Nitrosodiphenylamine	169		Compound Not Detected.					
57 Hexachlorobenzene	284		Compound Not Detected.					

Compounds	QUANT SIG	RT	EXP RT	REL RT	RESPONSE	CONCENTRATIONS	
						ON-COLUMN (ug/mL)	FINAL (ug/L)
58 Pentachlorophenol	266	17.699	17.683	(0.986)	392	0.02091	0.02091
* 59 Phenanthrene-d10	188	17.954	17.939	(1.000)	565560	4.00000	
\$ 66 Terphenyl-d14	244	21.150	21.134	(0.917)	356563	4.02527	4.025(R)
67 Butylbenzylphthalate	149	22.094	22.086	(0.958)	24915	0.34746	0.3475
* 69 Chrysene-d12	240	23.055	23.039	(1.000)	543657	4.00000	
* 77 Perylene-d12	264	25.609	25.586	(1.000)	649221	4.00000	
79 Dibenzo(a,h)anthracene	278	28.128	28.089	(1.098)	51880	0.24372	0.2437
90 N-Nitrosodimethylamine	74	Compound Not Detected.					

QC Flag Legend

R - Spike/Surrogate failed recovery limits.

ARI Labs, Inc.

INTERNAL STANDARD COMPOUNDS
 AREA AND RT SUMMARY

Instrument ID: nt10.i
 Lab File ID: NT1004192328S.D
 Lab Smp Id: 23C0774-12
 Analysis Type: SV
 Quant Type: ISTD
 Operator: DSD
 Method File: \\target\share\chem3\nt10.i\20230419A.b\20230419A.b\SIMABN2.m
 Misc Info:

Calibration Date: 19-APR-2023
 Calibration Time: 22:11
 Level: LOW
 Sample Type: AIR

Test Mode:
 Use Last Continuing Calibrator.

COMPOUND	STANDARD	AREA LIMIT		SAMPLE	%DIFF
		LOWER	UPPER		
8 1,4-Dichlorobenze	154021	77011	308042	156236	1.44
27 Naphthalene-d8	550458	275229	1100916	572295	3.97
42 Acenaphthene-d10	294195	147098	588390	292565	-0.55
59 Phenanthrene-d10	508863	254432	1017726	565560	11.14
69 Chrysene-d12	482651	241326	965302	543657	12.64
77 Perylene-d12	560068	280034	1120136	649221	15.92

COMPOUND	STANDARD	RT LIMIT		SAMPLE	%DIFF
		LOWER	UPPER		
8 1,4-Dichlorobenze	8.83	8.33	9.33	8.83	0.00
27 Naphthalene-d8	11.30	10.80	11.80	11.31	0.07
42 Acenaphthene-d10	14.91	14.41	15.41	14.92	0.05
59 Phenanthrene-d10	17.94	17.44	18.44	17.95	0.09
69 Chrysene-d12	23.04	22.54	23.54	23.06	0.07
77 Perylene-d12	25.59	25.09	26.09	25.61	0.09

AREA UPPER LIMIT = +100% of internal standard area.
 AREA LOWER LIMIT = - 50% of internal standard area.
 RT UPPER LIMIT = + 0.50 minutes of internal standard RT.
 RT LOWER LIMIT = - 0.50 minutes of internal standard RT.

REVIEW SUMMARY FOR FILE - NT1004192328S.D

Lab ID: 23C0774-12

nt10.i, 20230419A.b\20230419A.b\SIMABN2.m,

20-APR-2023 04:30

RT CO-ELUTION COMPOUNDS

NO CO-ELUTIONS

Quant Method: ICAL

RRT CHECK

RRT	CCV	RRT	DELTA	COMPOUND
-----	-----	-----	-------	----------

NONE

RRT check based on Ccal File: 20230419A.b/NT1004192318S.D

On Column LOD for nt10.i, 20230419A.b\SIMABN2.m, PSDDA.sub = 0.0000

Exception: 1,2,4-Trichlorobenzene 0.0010

* Only compounds listed in the work order have been verified by the analyst *



Form I
ORGANIC ANALYSIS DATA SHEET
EPA 8270E-SIM
SIM SVOC Organics (Dual scan list)

Laboratory: Analytical Resources, LLC

Client: Anchor OEA, LLC

Project: AOC5 MR Phase 1

Matrix: Sediment

Laboratory ID: 23C0774-13 A

SDG: 23C0774

Sampled: 12/14/22 14:09

Prepared: 04/05/23 16:28

File ID: NT1004192329S.D

% Solids: 53.11

Preparation: EPA 3546 (Microwave)

Analyzed: 04/20/23 05:08

Batch: BLD0057

Sequence: SLD0288

Initial/Final: 18.86 g Wet / 1 mL

Instrument: NT10

Column: ZB-5MSi

Calibration: GC00049

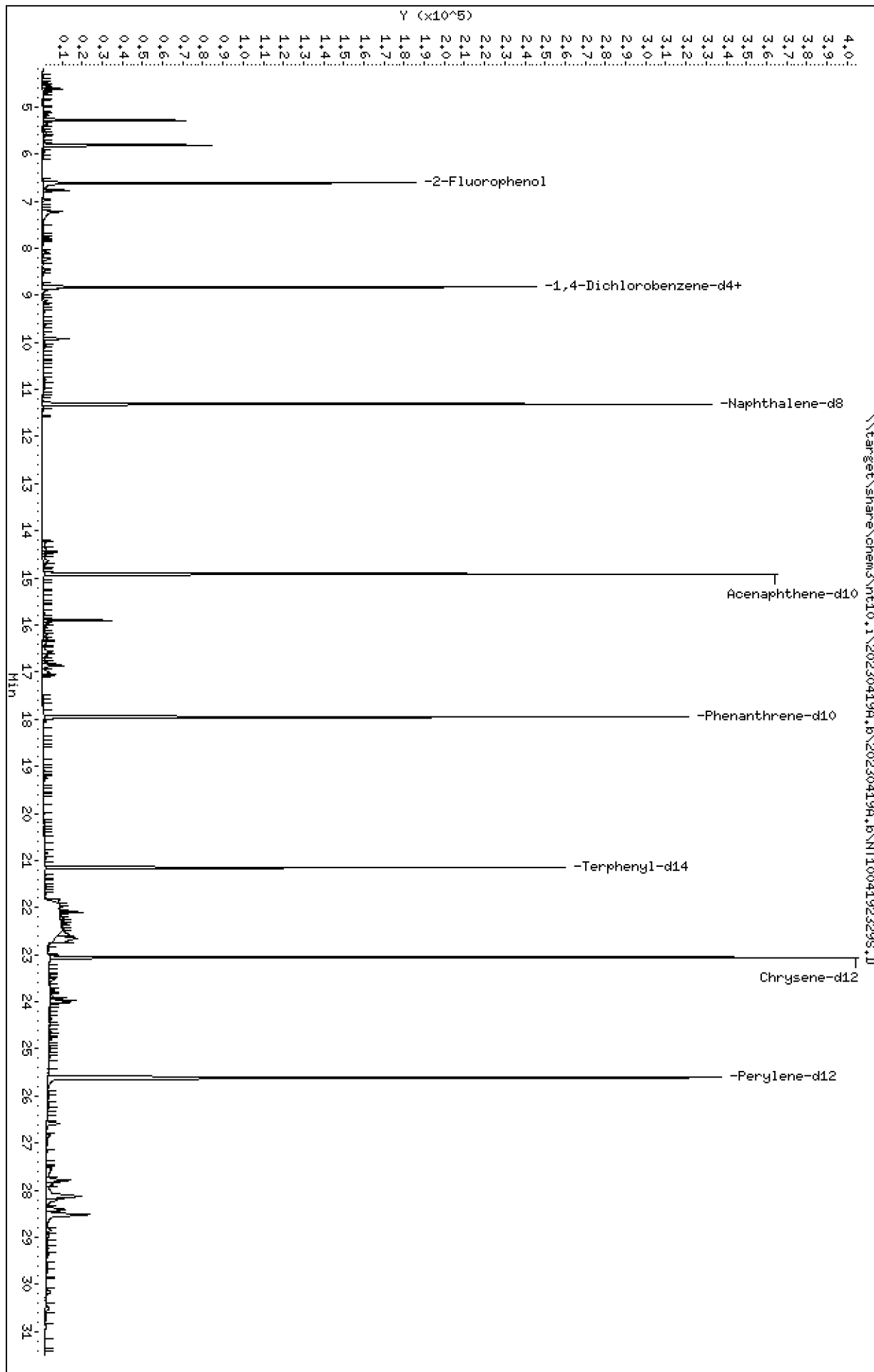
Cleanups: GPC

CAS NO.	COMPOUND	DILUTION	CONC: (ug/kg dry)	Q	DL	RL
106-46-7	1,4-Dichlorobenzene	1	2.0	J	0.6	5.0
95-50-1	1,2-Dichlorobenzene	1	5.0	U	0.7	5.0
100-51-6	Benzyl Alcohol	1	10.7	J	2.5	20.0
65-85-0	Benzoic acid	1	99.8	U	13.4	99.8
105-67-9	2,4-Dimethylphenol	1	20.0	U	2.2	20.0
120-82-1	1,2,4-Trichlorobenzene	1	5.0	U	2.7	5.0
86-30-6	N-Nitrosodiphenylamine	1	5.0	U	1.3	5.0
87-86-5	Pentachlorophenol	1	20.0	U	2.1	20.0

SURROGATES	ADDED: (ug/kg dry)	FOUND: (ug/kg dry)	% REC	QC LIMITS	Q
2-Fluorophenol	748.76	433	57.8	27 - 120	
p-Terphenyl-d14	499.17	378	75.7	37 - 120	

Data File: \\target\share\chem3\nt10.1\20230419H.B\20230419H.B\NT10041923295.D
Date: 20-APR-2023 05:08
Client ID:
Sample Info: 23C0774-13
Volume Injected (uL): 1.0
Column phase: ZB-5msi

Instrument: nt10.1
Operator: DSD
Column diameter: 0.25



Date : 20-APR-2023 05:08

Client ID:

Instrument: nt10.i

Sample Info: 23C0774-13

Volume Injected (uL): 1.0

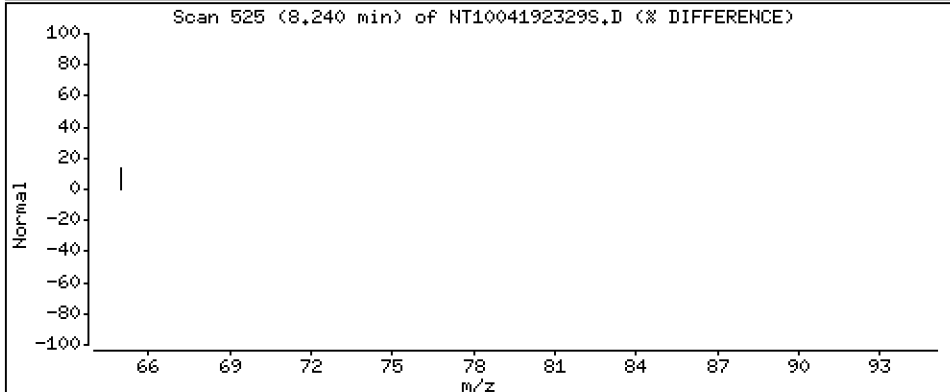
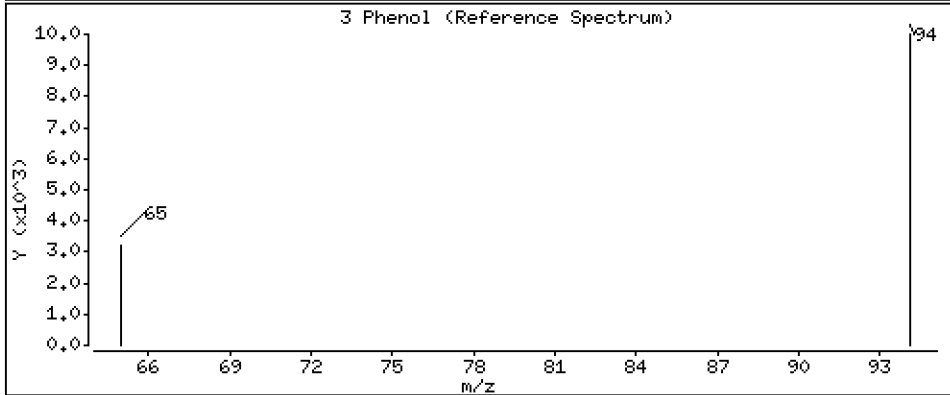
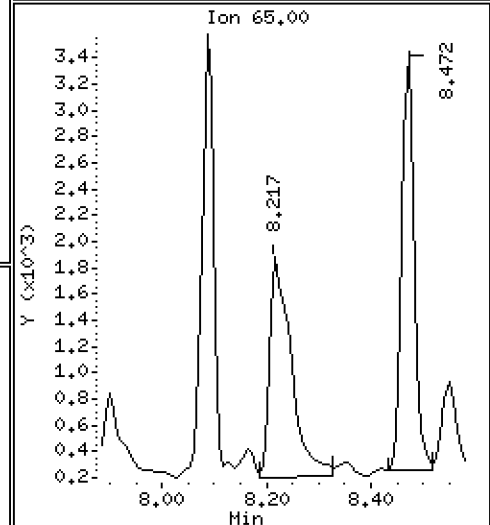
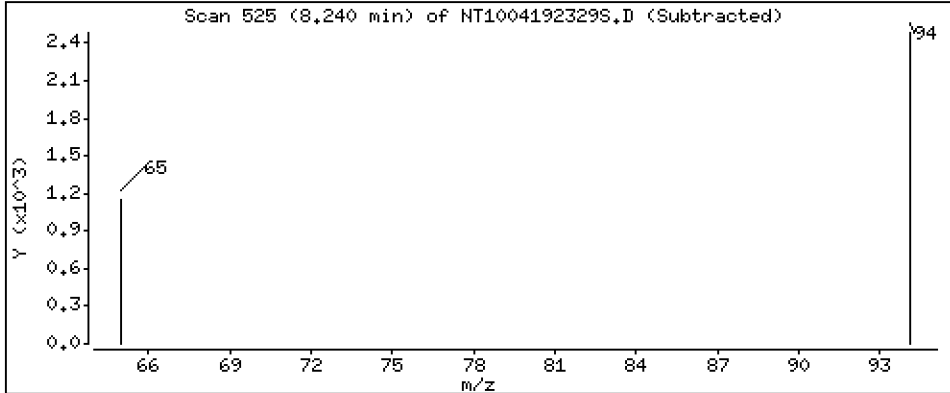
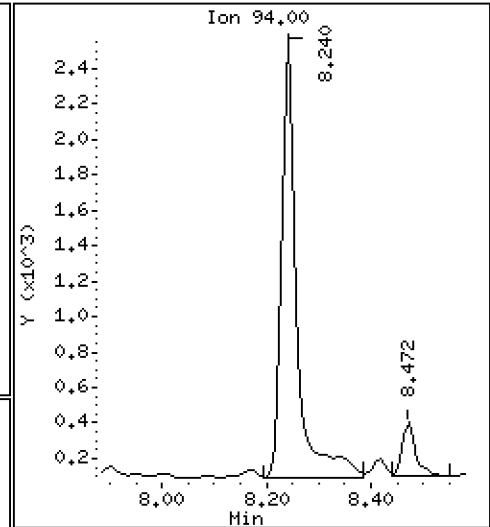
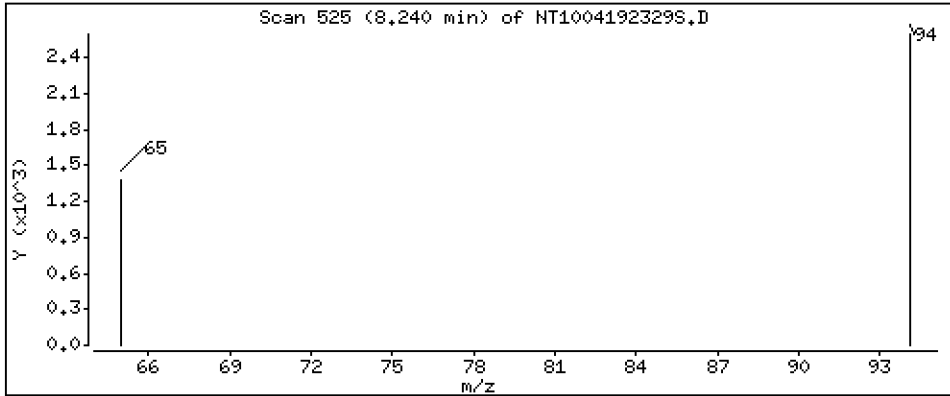
Operator: DSD

Column phase: ZB-5msi

Column diameter: 0.25

3 Phenol

Concentration: 0.07987 ug/L



Date : 20-APR-2023 05:08

Client ID:

Instrument: nt10.i

Sample Info: 23C0774-13

Volume Injected (uL): 1.0

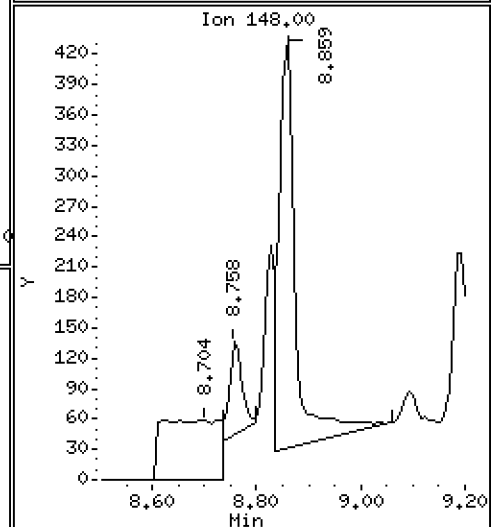
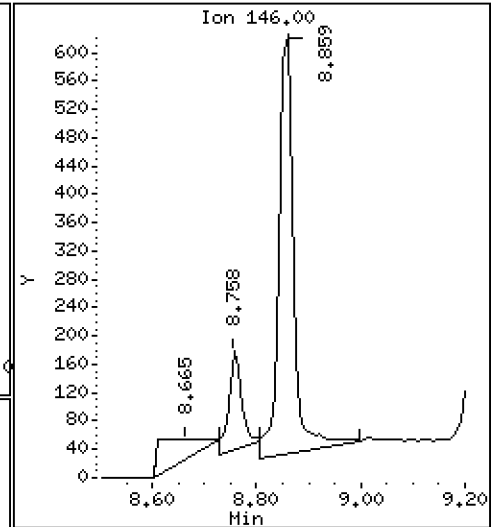
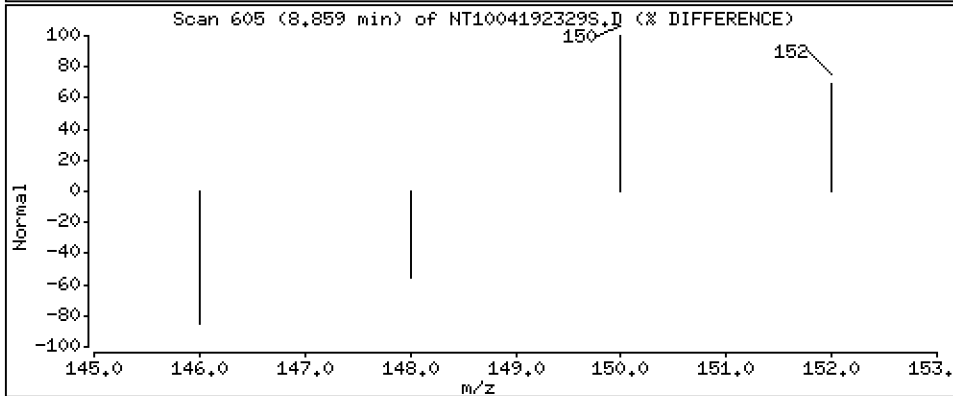
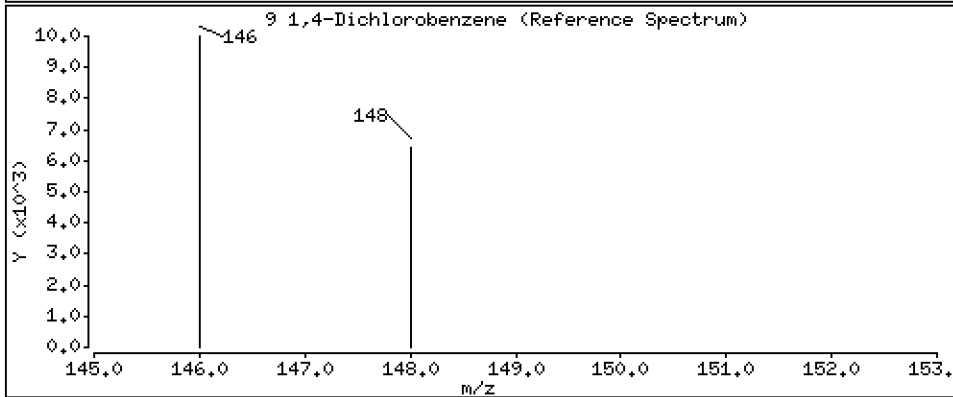
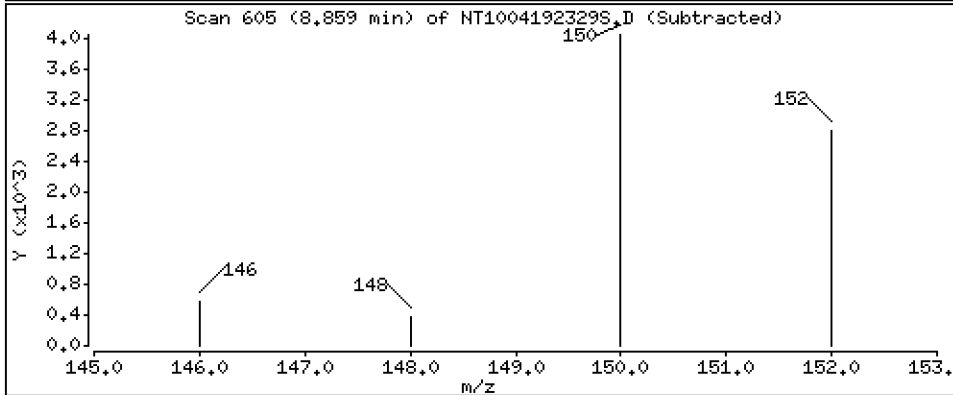
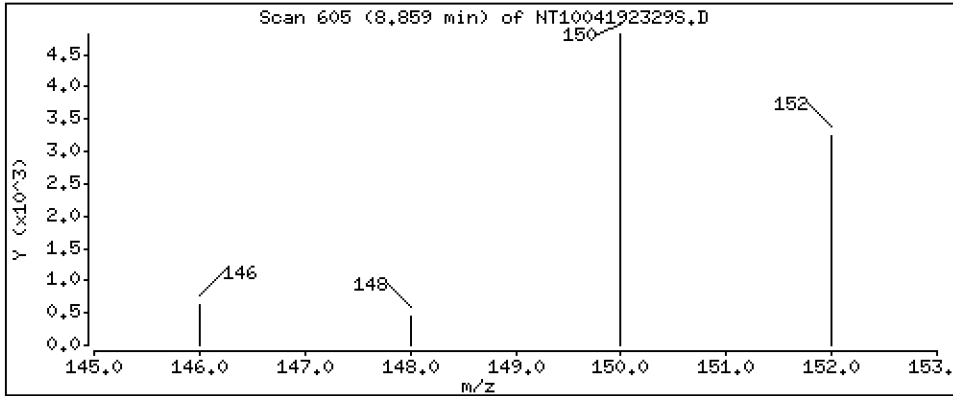
Operator: DSD

Column phase: ZB-5msi

Column diameter: 0,25

9 1,4-Dichlorobenzene

Concentration: 0,02028 ug/L



Date : 20-APR-2023 05:08

Client ID:

Instrument: nt10.i

Sample Info: 23C0774-13

Volume Injected (uL): 1.0

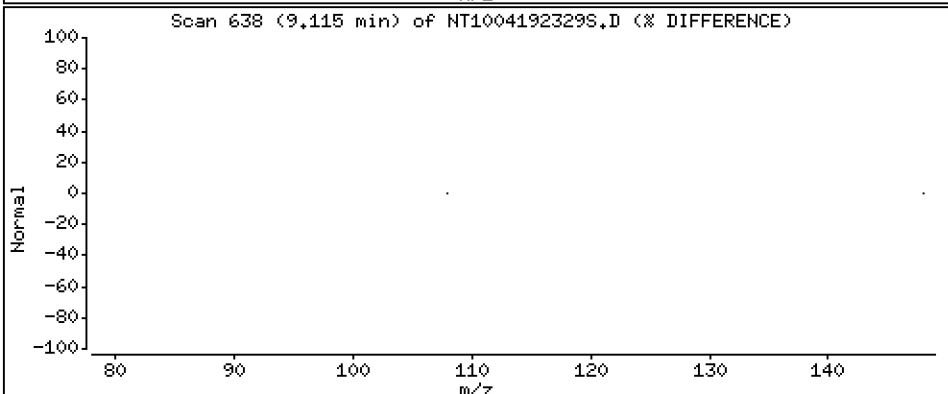
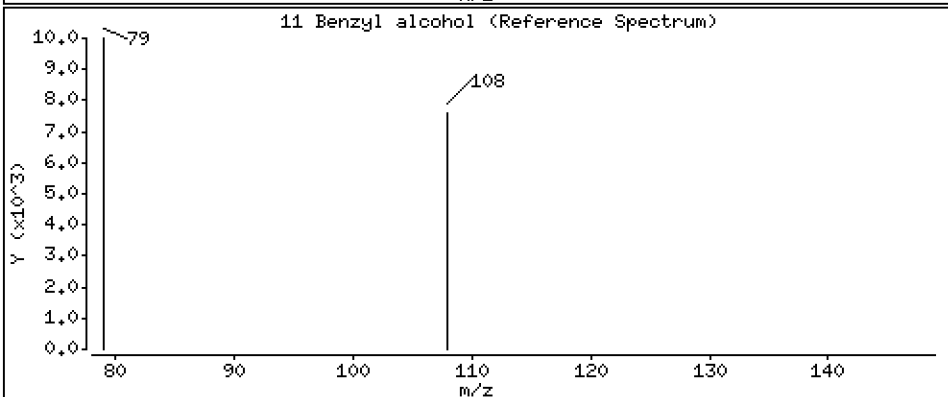
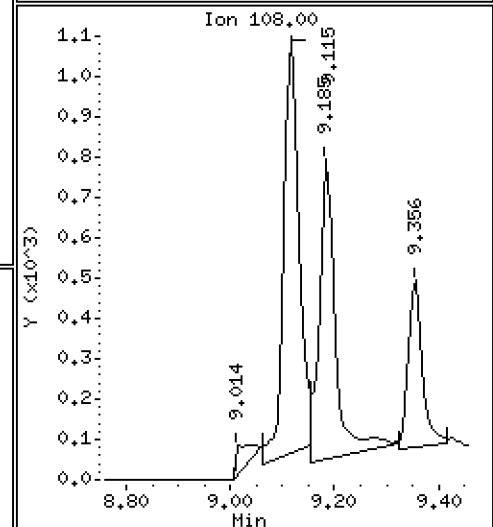
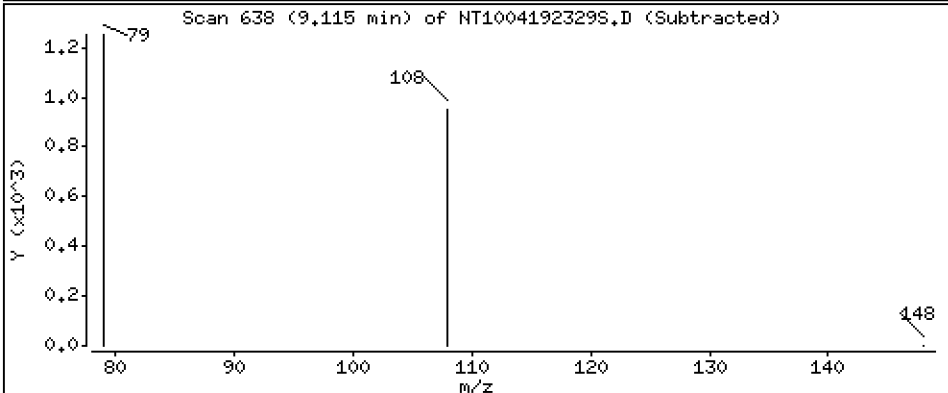
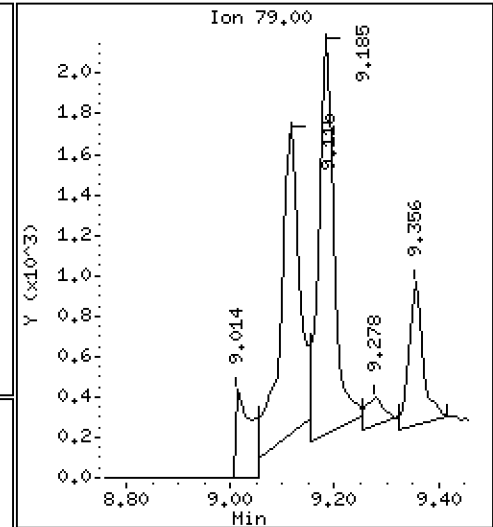
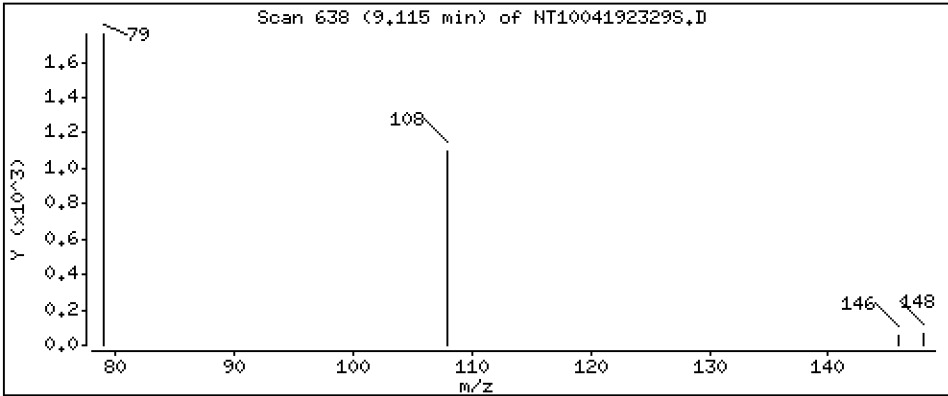
Operator: DSD

Column phase: ZB-5msi

Column diameter: 0.25

11 Benzyl alcohol

Concentration: 0.1075 ug/L



Date : 20-APR-2023 05:08

Client ID:

Instrument: nt10.i

Sample Info: 23C0774-13

Volume Injected (uL): 1.0

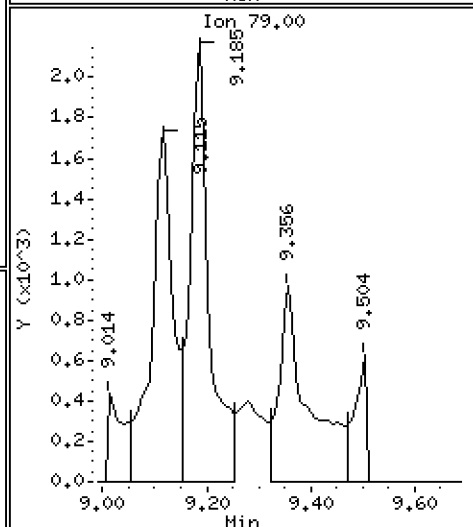
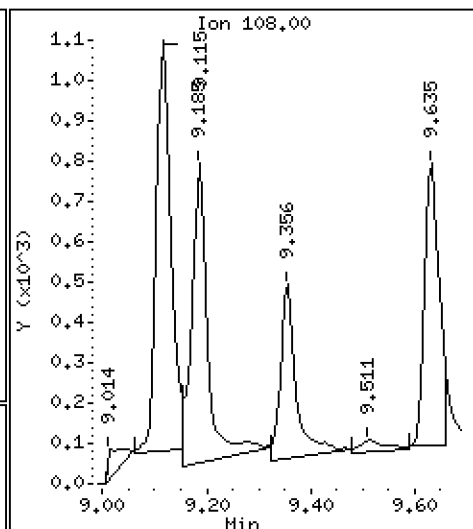
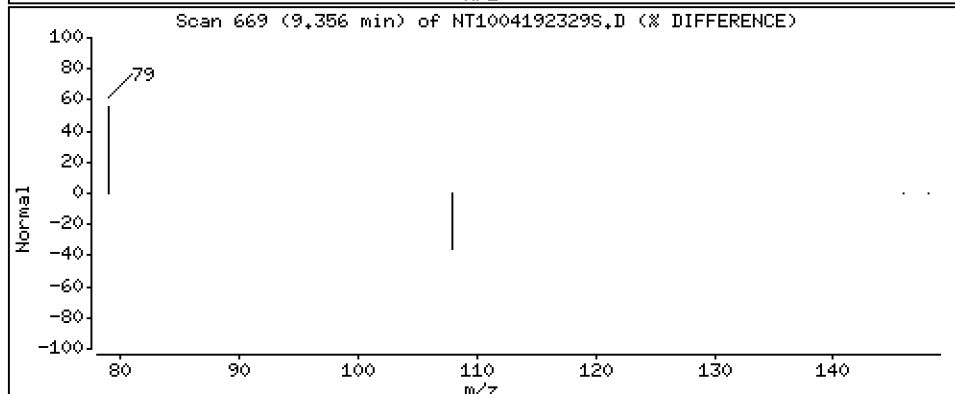
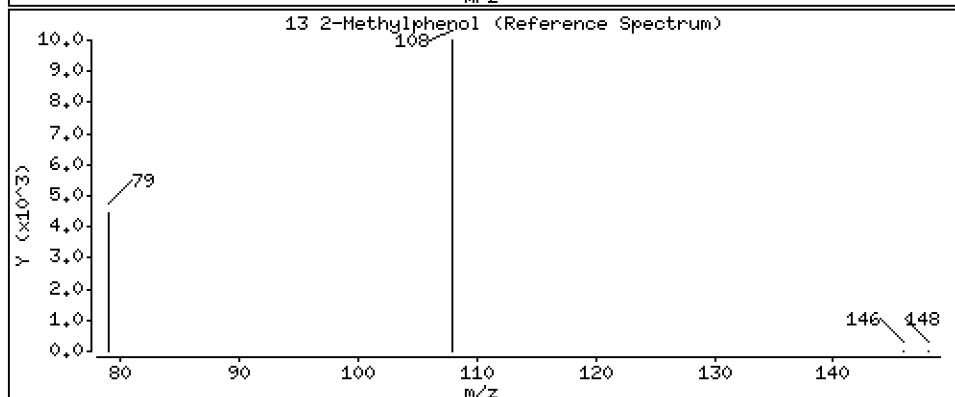
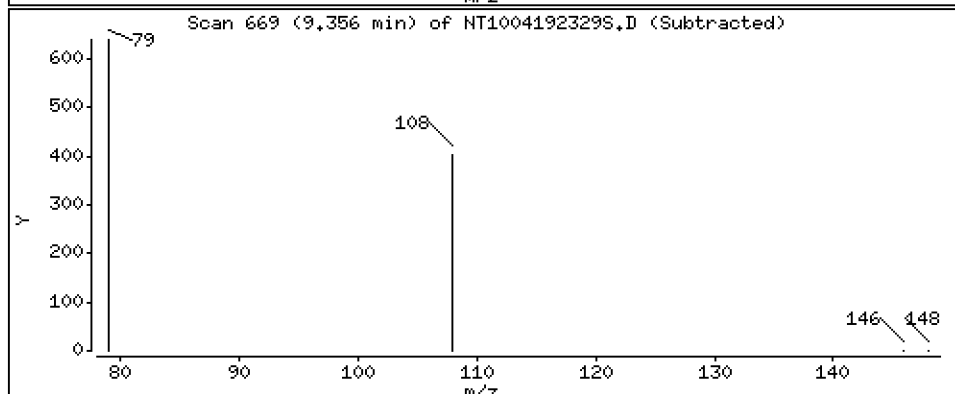
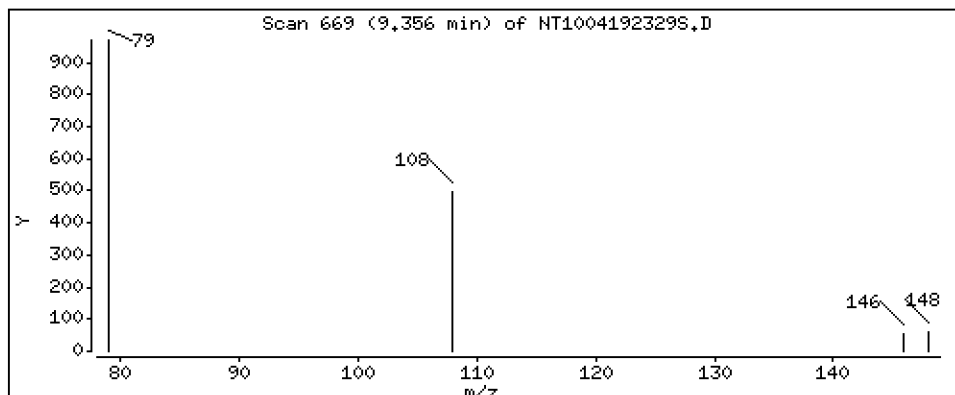
Operator: DSD

Column phase: ZB-5msi

Column diameter: 0.25

13 2-Methylphenol

Concentration: 0.02147 ug/L



Date : 20-APR-2023 05:08

Client ID:

Instrument: nt10.i

Sample Info: 23C0774-13

Volume Injected (uL): 1.0

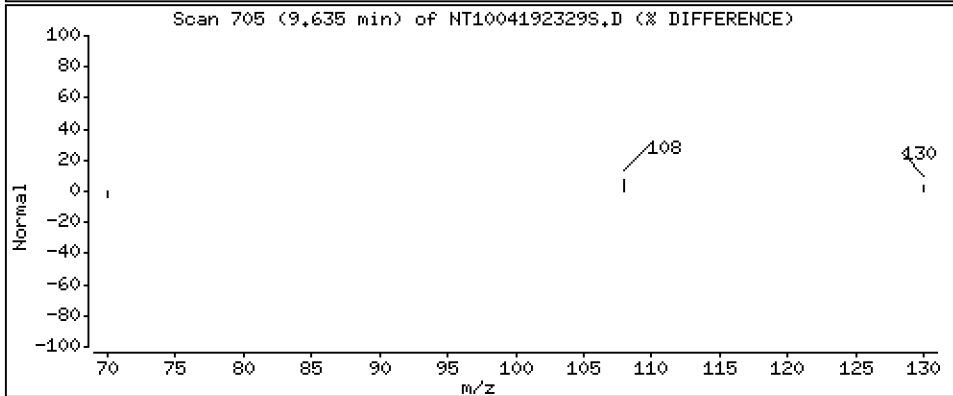
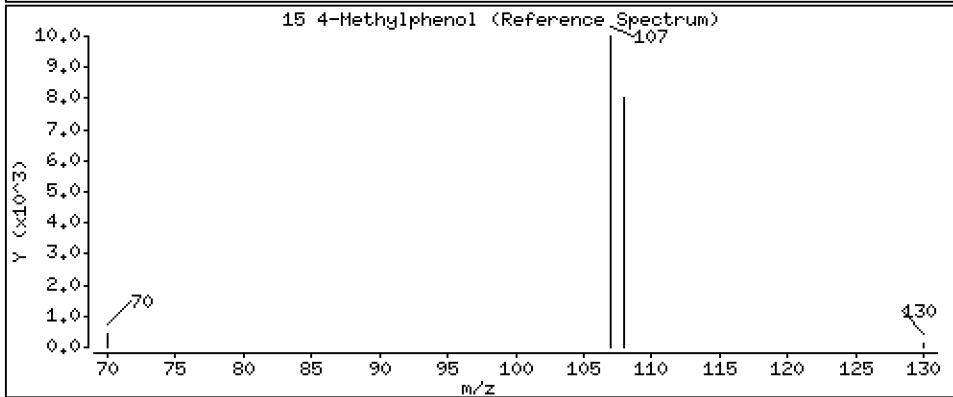
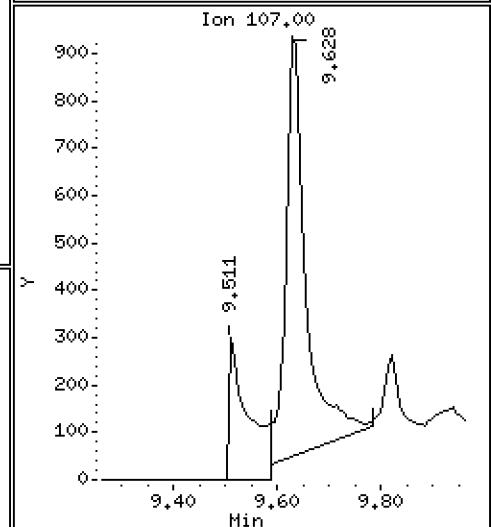
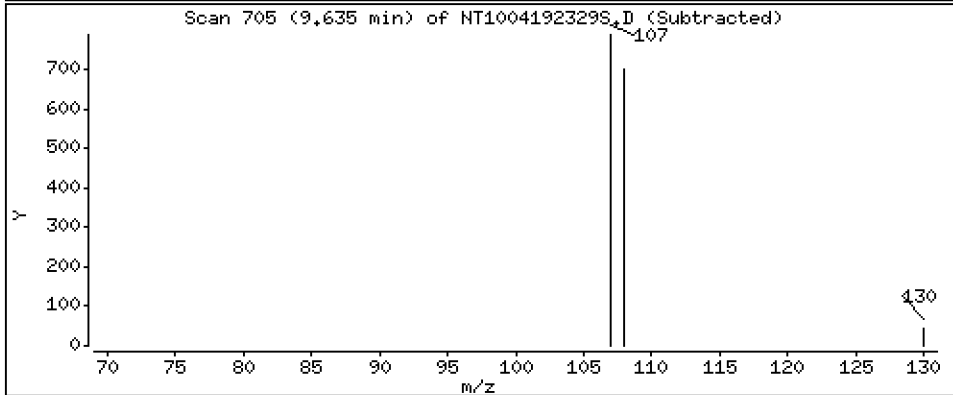
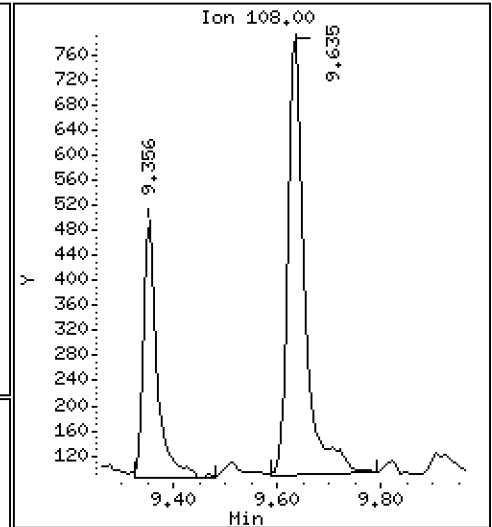
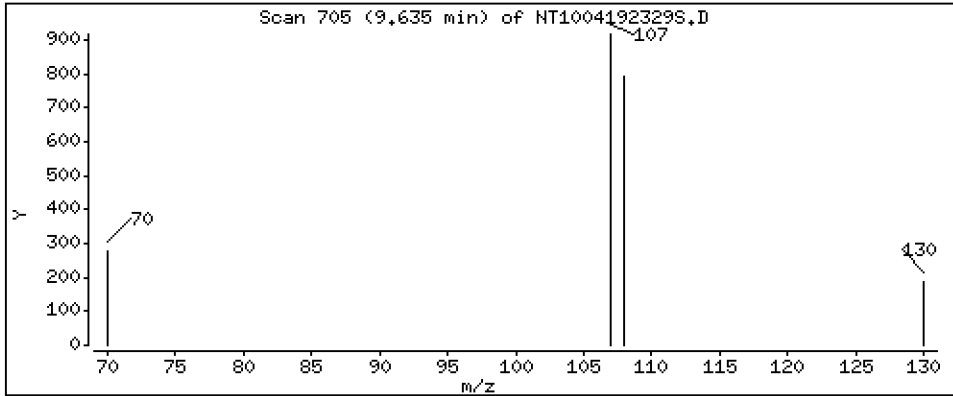
Operator: DSD

Column phase: ZB-5msi

Column diameter: 0,25

15 4-Methylphenol

Concentration: 0,03731 ug/L



Date : 20-APR-2023 05:08

Client ID:

Instrument: nt10.i

Sample Info: 23C0774-13

Volume Injected (uL): 1.0

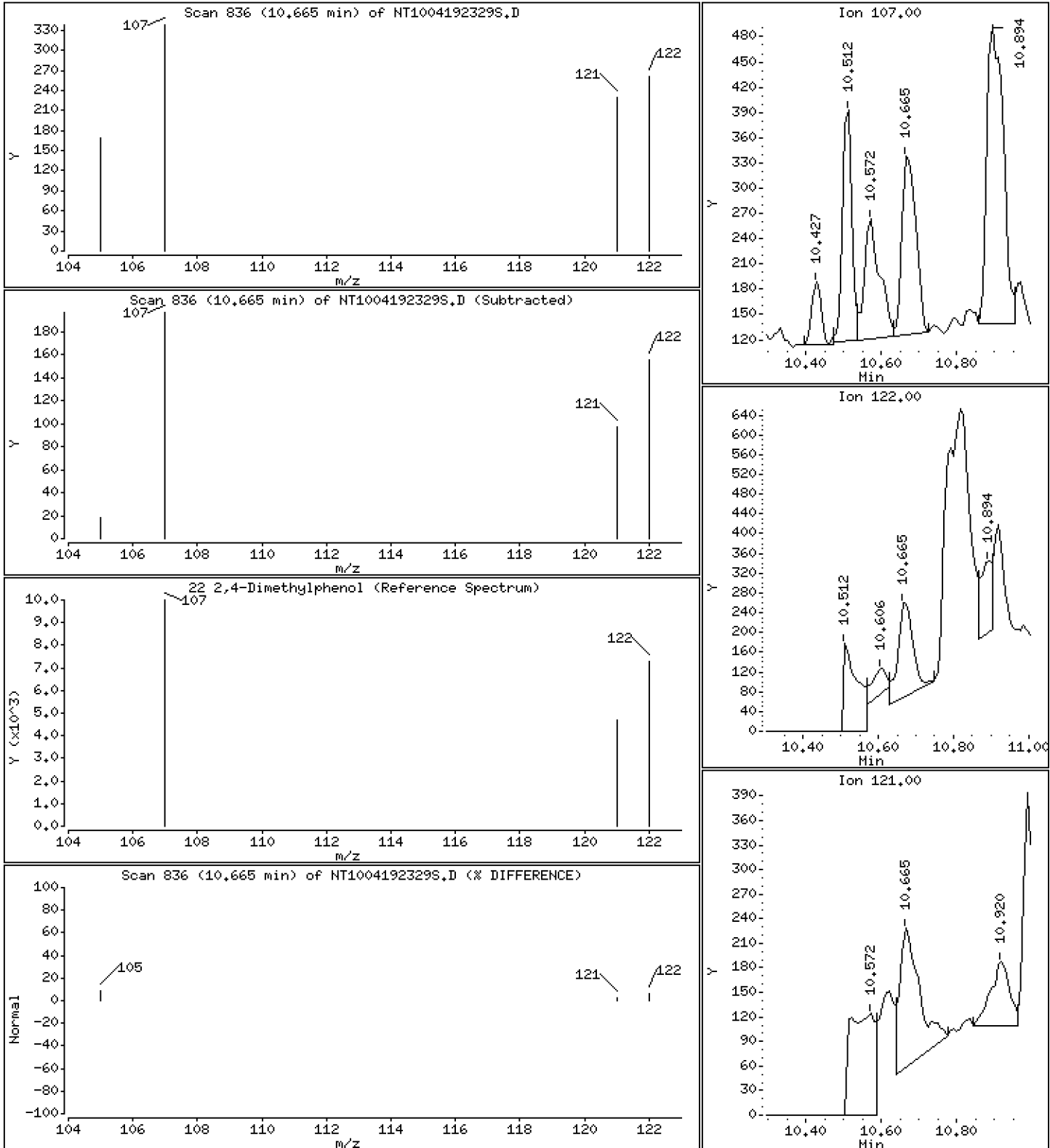
Operator: DSD

Column phase: ZB-5msi

Column diameter: 0.25

22 2,4-Dimethylphenol

Concentration: 0.01192 ug/L



Date : 20-APR-2023 05:08

Client ID:

Instrument: nt10.i

Sample Info: 23C0774-13

Volume Injected (uL): 1.0

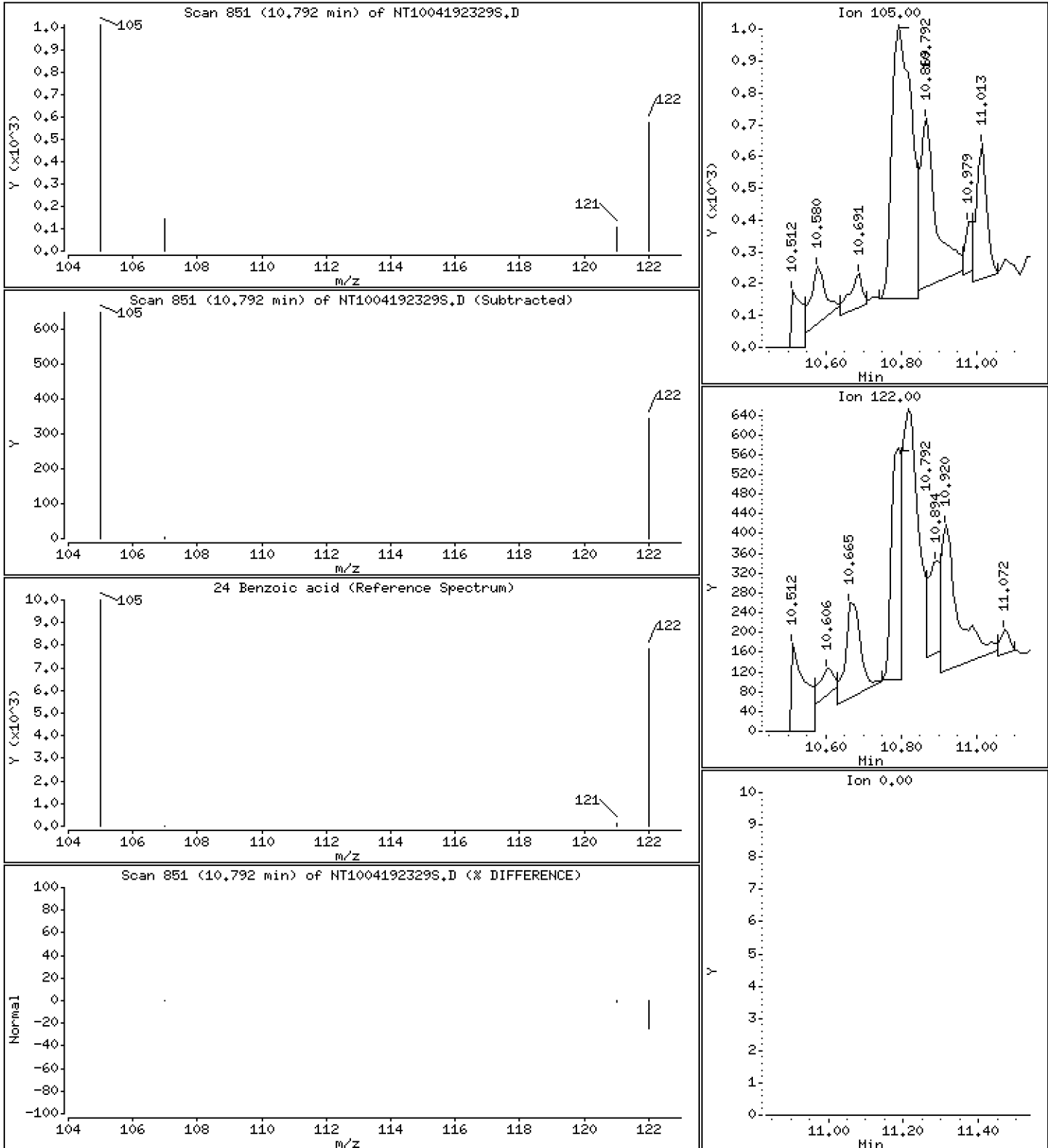
Operator: DSD

Column phase: ZB-5msi

Column diameter: 0.25

24 Benzoic acid

Concentration: 0.1239 ug/L



Date : 20-APR-2023 05:08

Client ID:

Instrument: nt10.i

Sample Info: 23C0774-13

Volume Injected (uL): 1.0

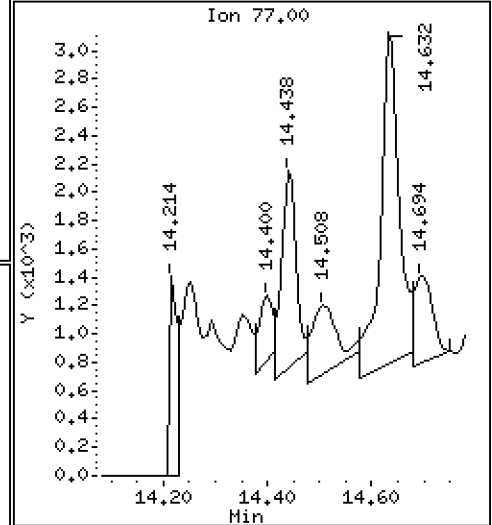
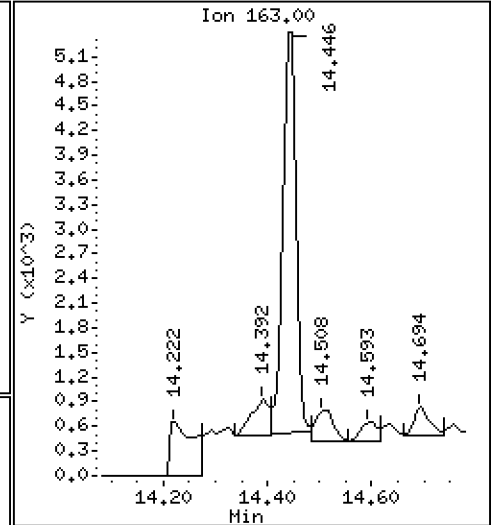
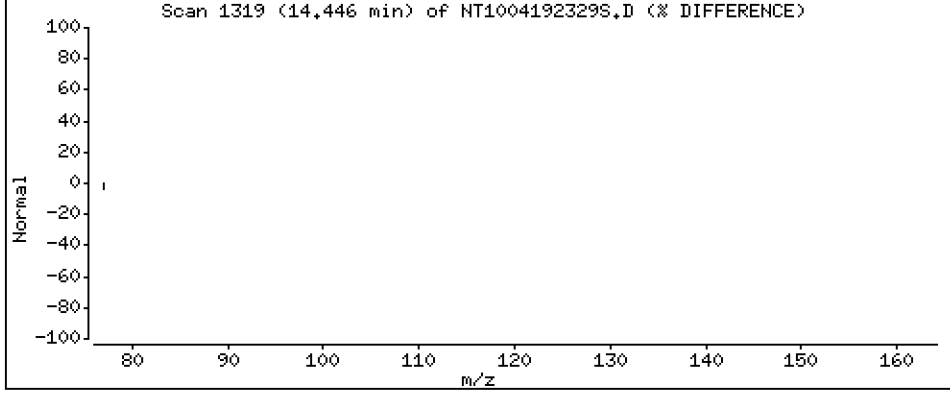
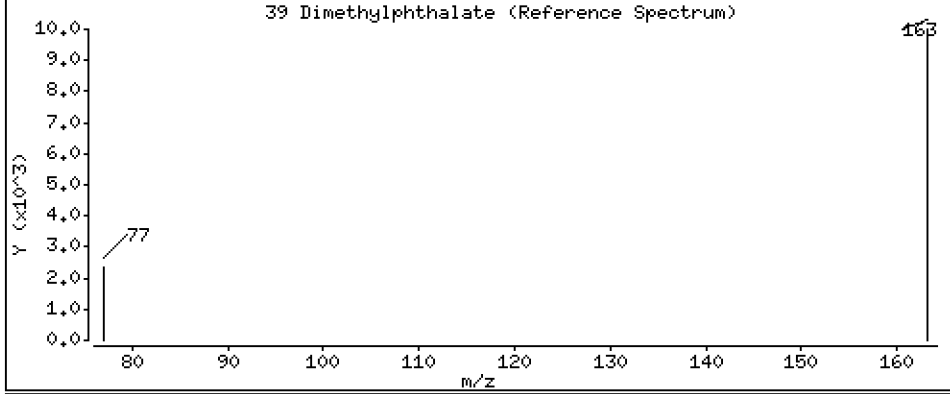
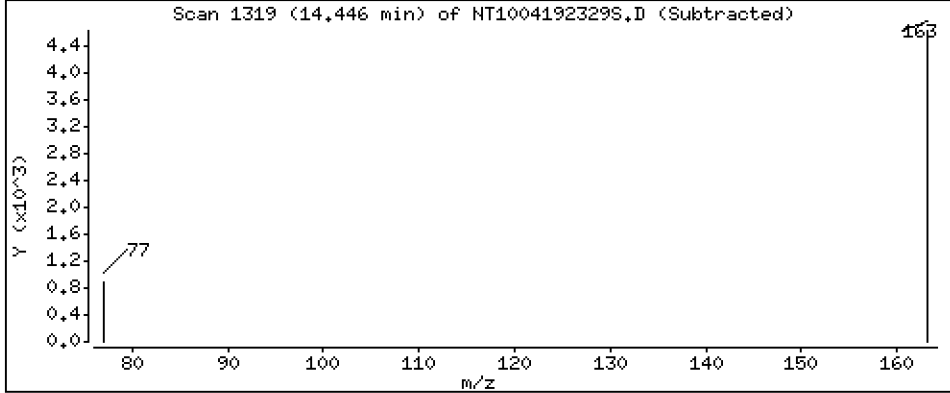
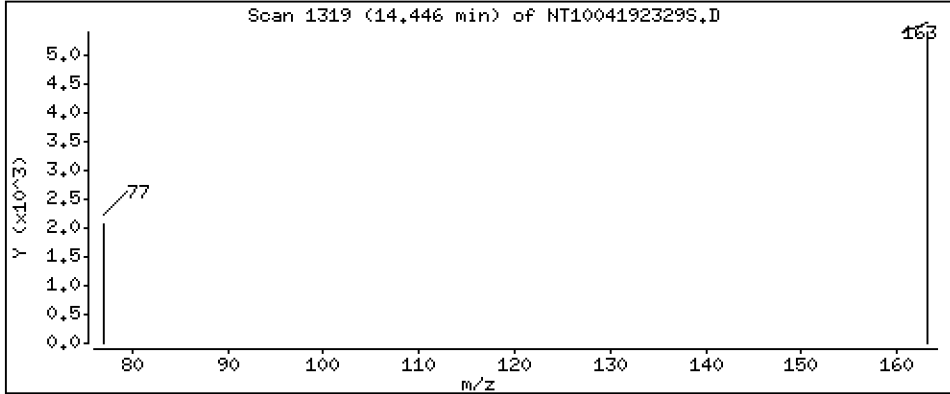
Operator: DSD

Column phase: ZB-5msi

Column diameter: 0.25

39 Dimethylphthalate

Concentration: 0.09556 ug/L



Date : 20-APR-2023 05:08

Client ID:

Instrument: nt10.i

Sample Info: 23C0774-13

Volume Injected (uL): 1.0

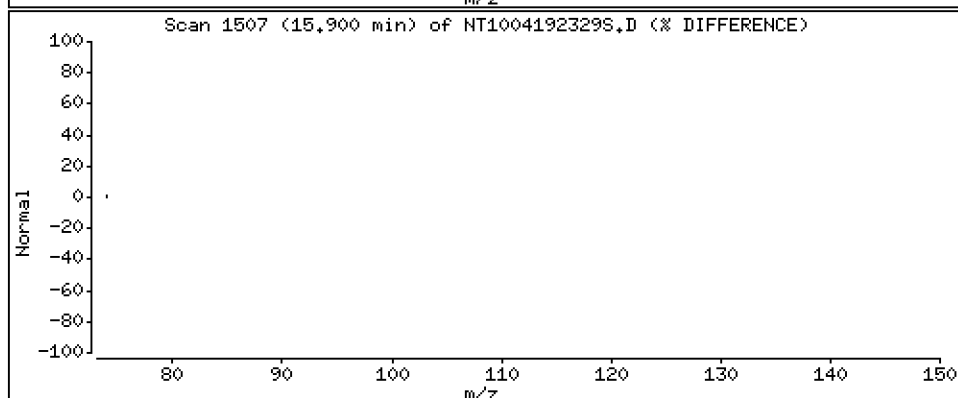
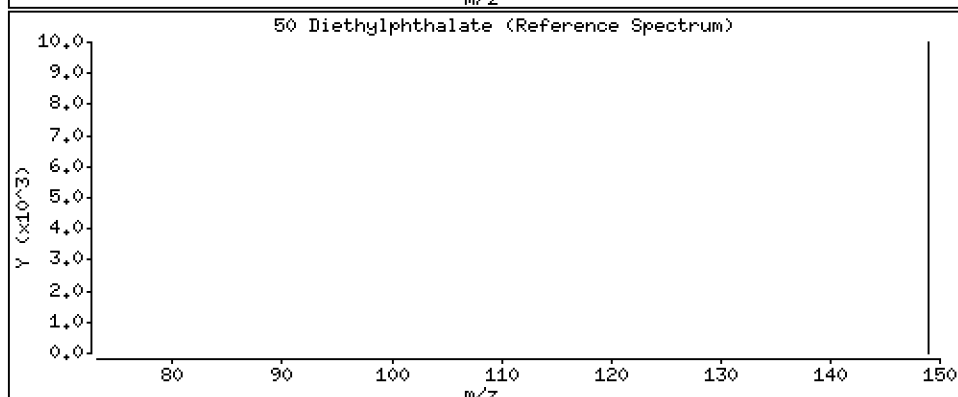
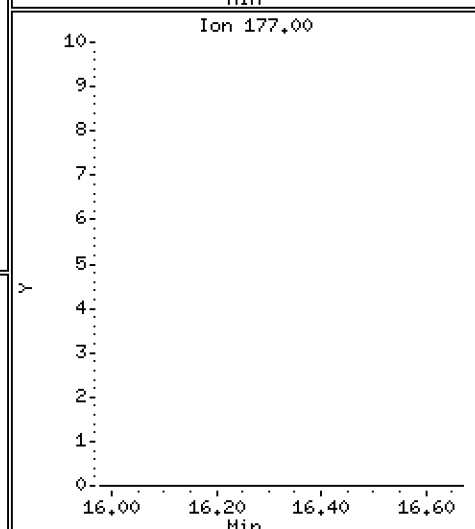
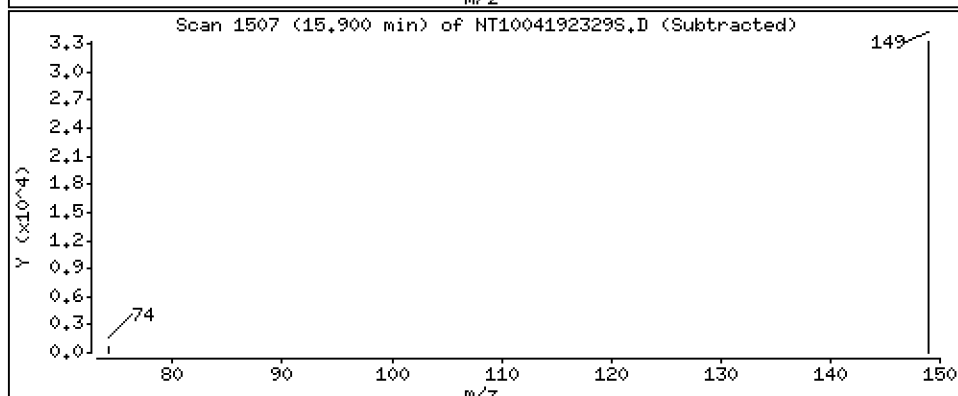
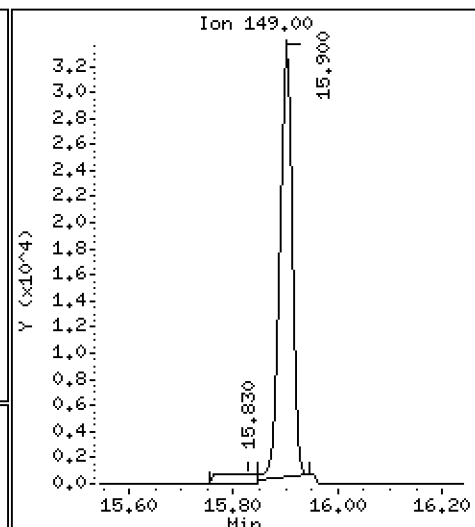
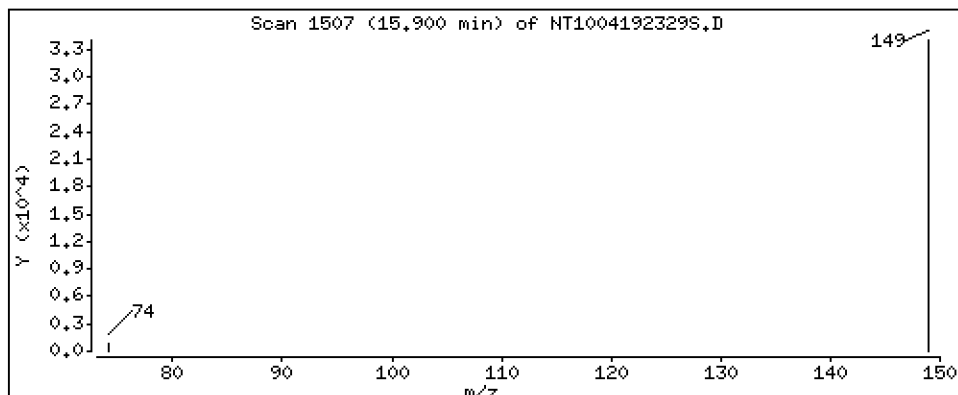
Operator: DSD

Column phase: ZB-5msi

Column diameter: 0,25

50 Diethylphthalate

Concentration: 0,5954 ug/L



Date : 20-APR-2023 05:08

Client ID:

Instrument: nt10.i

Sample Info: 23C0774-13

Volume Injected (uL): 1.0

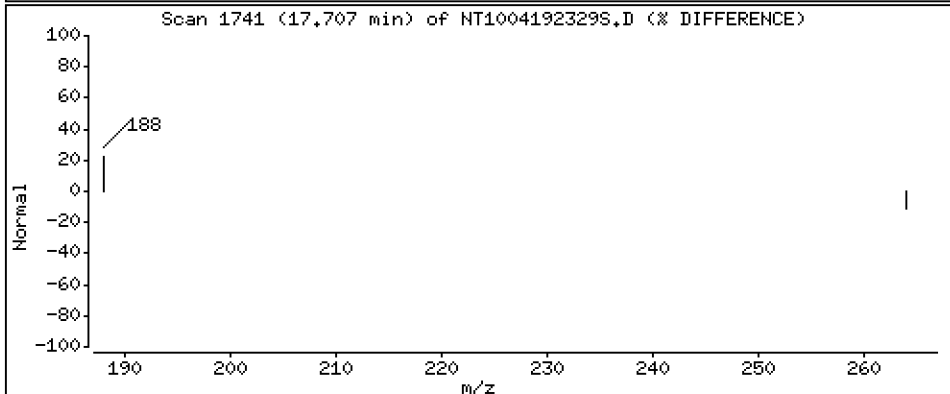
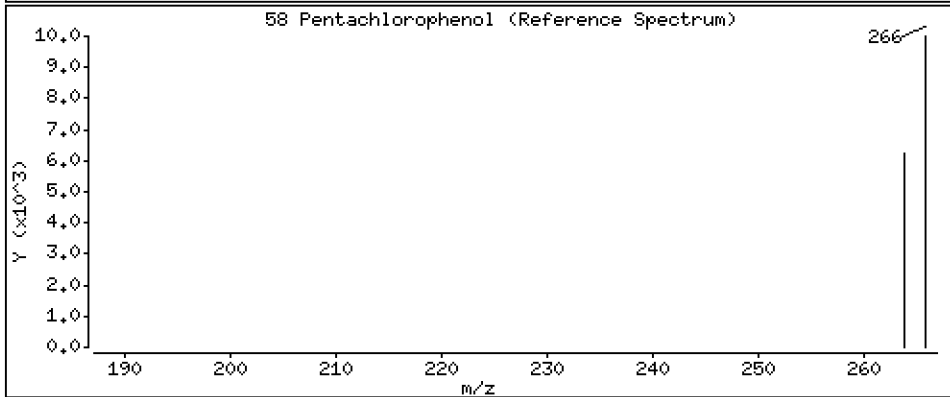
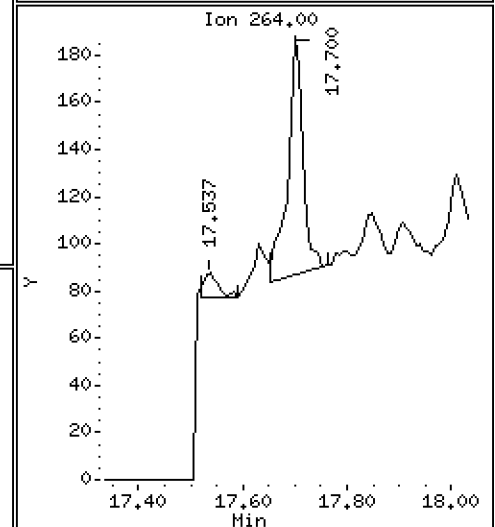
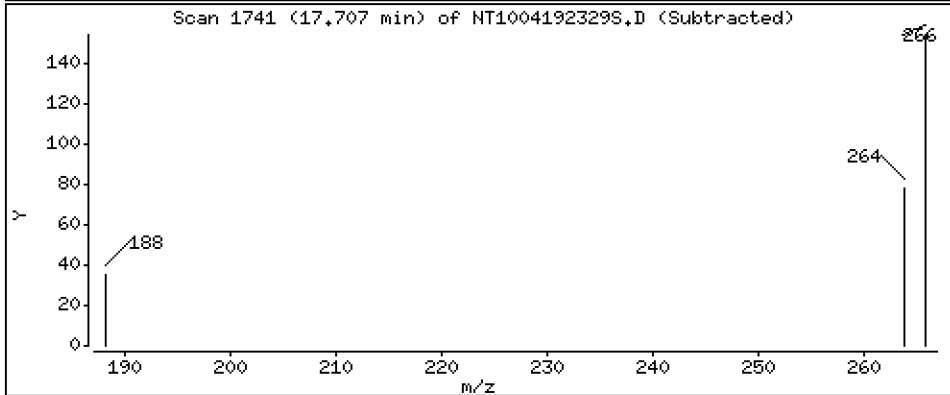
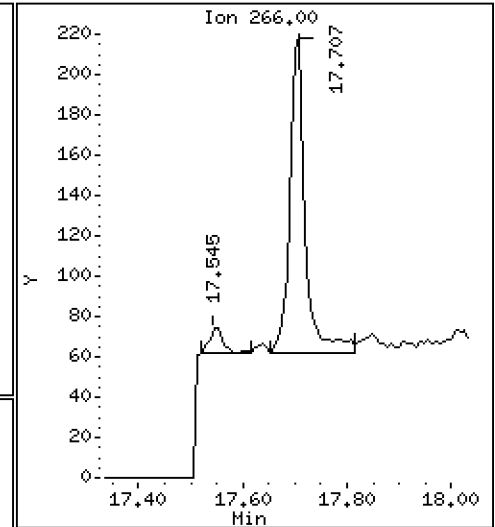
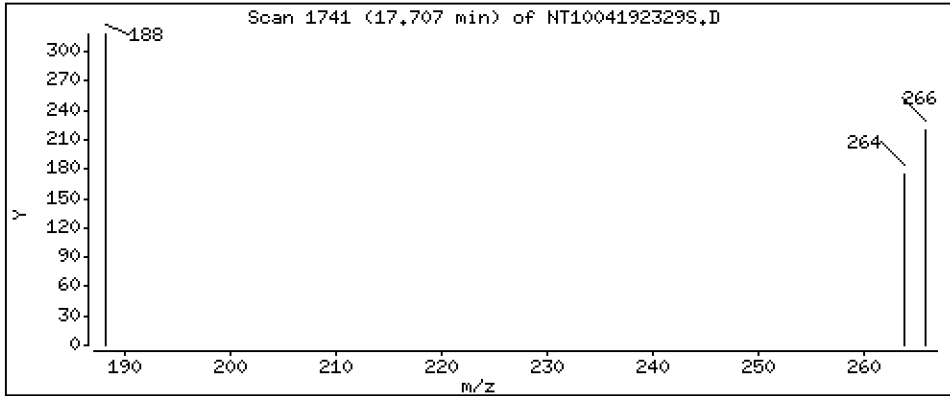
Operator: DSD

Column phase: ZB-5msi

Column diameter: 0,25

58 Pentachlorophenol

Concentration: 0,01866 ug/L



Date : 20-APR-2023 05:08

Client ID:

Instrument: nt10.i

Sample Info: 23C0774-13

Volume Injected (uL): 1.0

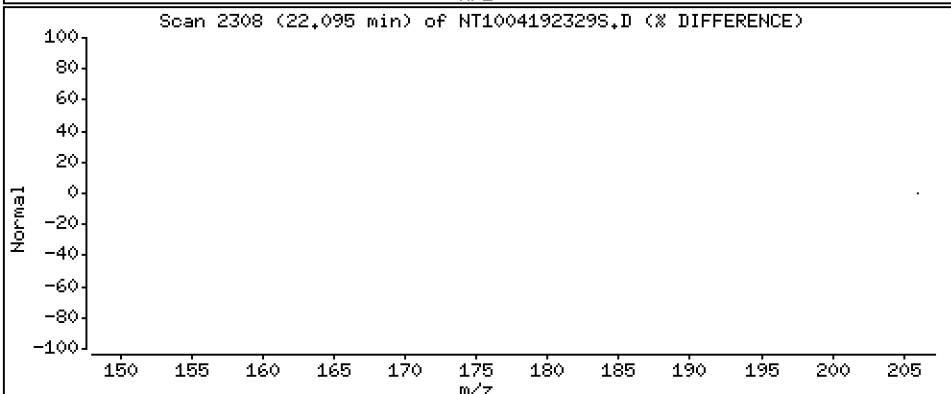
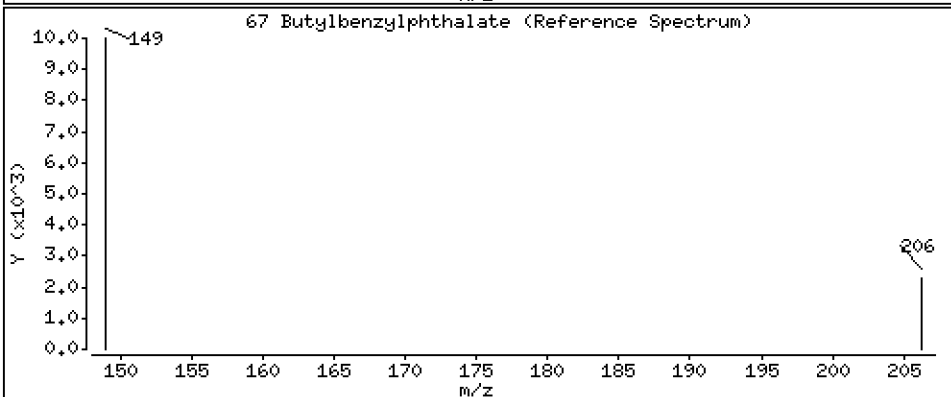
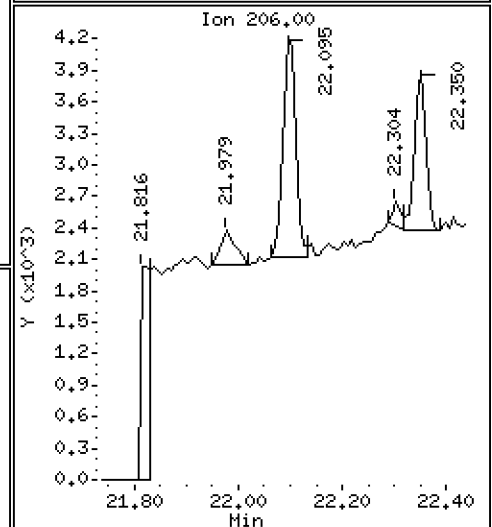
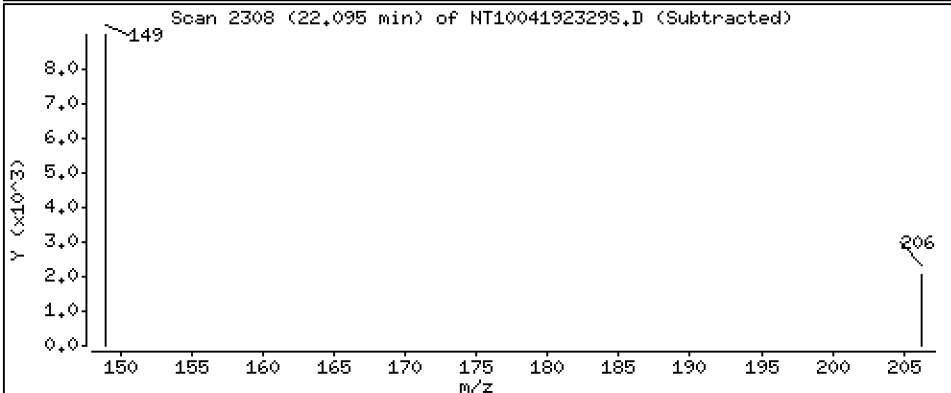
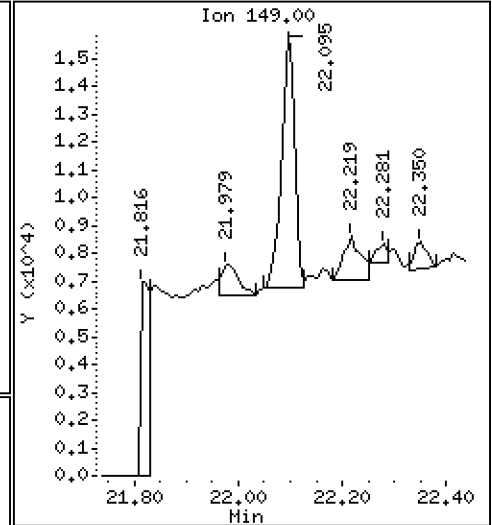
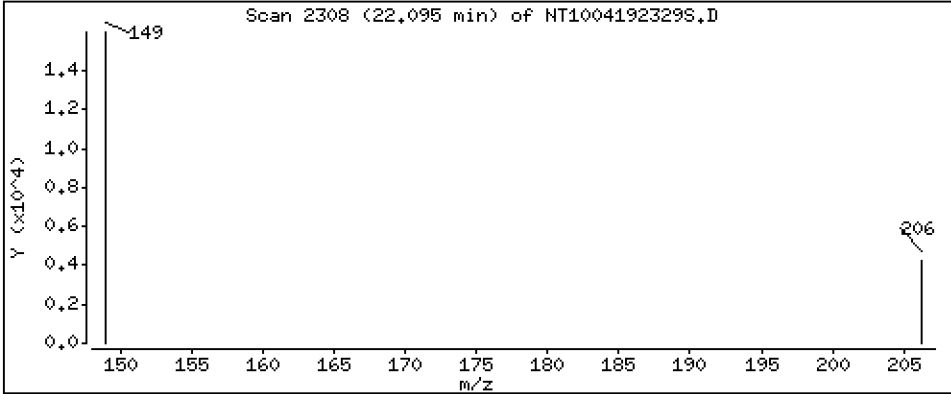
Operator: DSD

Column phase: ZB-5msi

Column diameter: 0.25

67 Butylbenzylphthalate

Concentration: 0.2266 ug/L



Date : 20-APR-2023 05:08

Client ID:

Instrument: nt10.i

Sample Info: 23C0774-13

Volume Injected (uL): 1.0

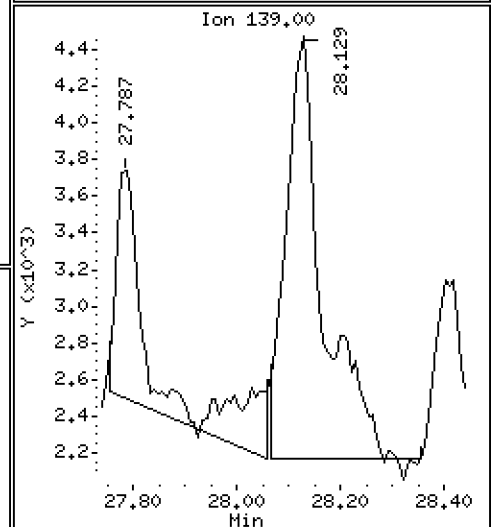
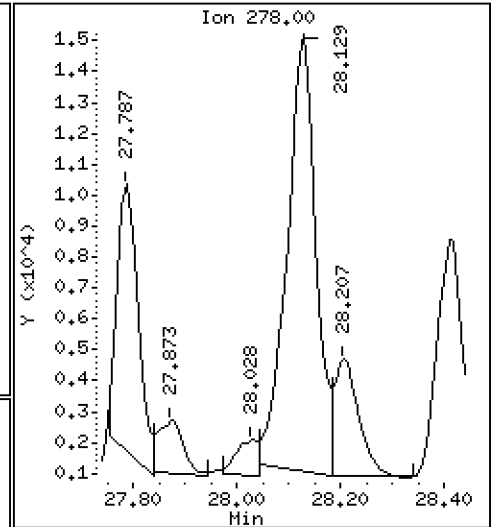
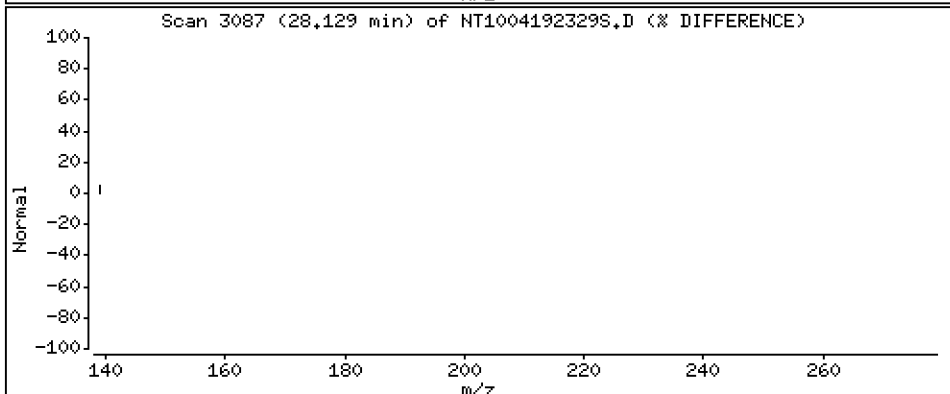
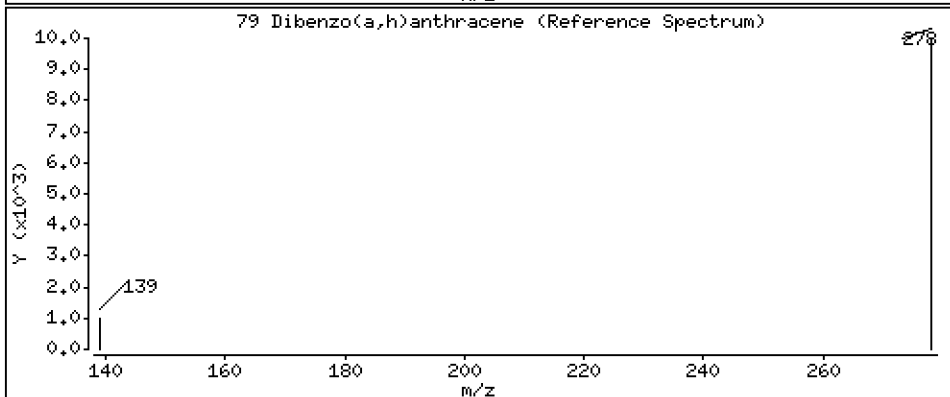
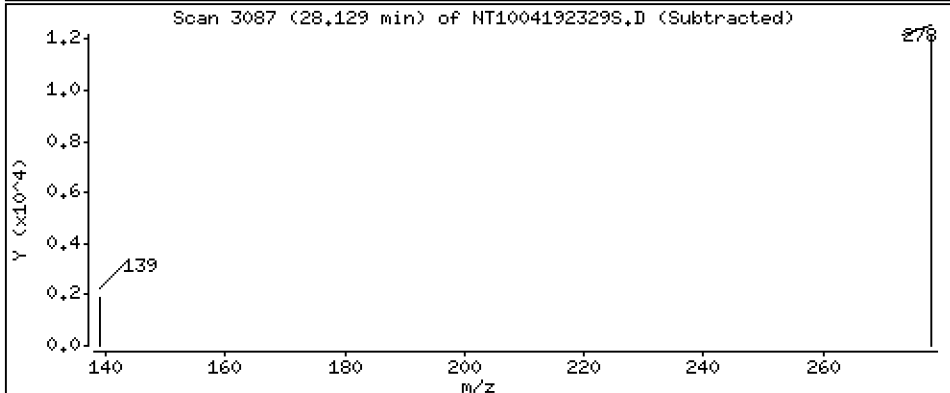
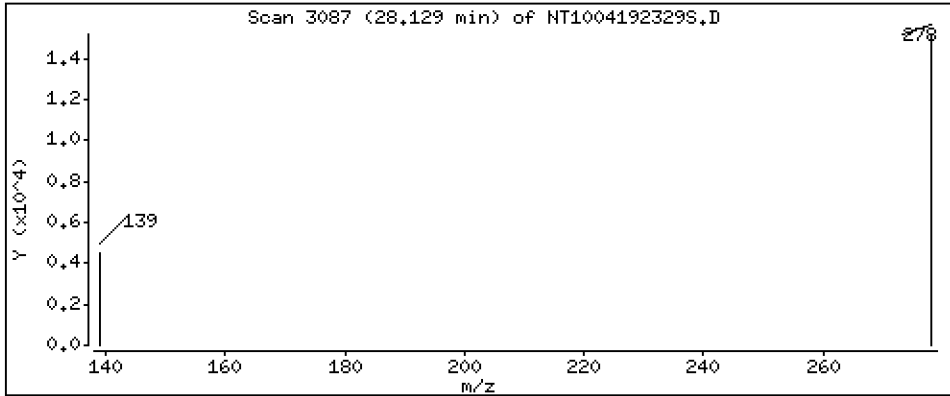
Operator: DSD

Column phase: ZB-5msi

Column diameter: 0,25

79 Dibenzo(a,h)anthracene

Concentration: 0,2824 ug/L



ARI Labs, Inc.

METHOD 8270D-SIM

Data file : \\target\share\chem3\nt10.i\20230419A.b\20230419A.b\NT1004192329S.D
 Lab Smp Id: 23C0774-13
 Inj Date : 20-APR-2023 05:08 MS Autotune Date: 16-JAN-2023 17:42
 Operator : DSD Inst ID: nt10.i
 Smp Info : 23C0774-13
 Misc Info :
 Comment :
 Method : \\target\share\chem3\nt10.i\20230419A.b\20230419A.b\SIMABN2.m
 Meth Date : 20-Apr-2023 16:29 deenayd Quant Type: ISTD
 Cal Date : 16-MAR-2023 01:38 Cal File: NT10031510S.D
 Als bottle: 24
 Dil Factor: 1.00000
 Integrator: HP RTE Compound Sublist: PSDDA.sub
 Target Version: 4.14
 Processing Host: DEENAY-201905

Concentration Formula: Amt * DF * Uf * Vt/(Vo * Vi) * CpndVariable

Name	Value	Description
DF	1.000	Dilution Factor
Vo	1000.000	Volume of sample extracted (mL)
Vt	1000.000	Volume of final extract (uL)
Vi	1.000	Volume injected (uL)
Uf	1.000	ng unit correction factor
Cpnd Variable		Local Compound Variable

Compounds	QUANT	SIG	RT	EXP RT	REL RT	RESPONSE	CONCENTRATIONS	
							ON-COLUMN	FINAL
	MASS						(ug/mL)	(ug/L)
\$ 1 2-Fluorophenol	112		6.617	6.609	(0.750)	191839	4.33224	4.332 (R)
3 Phenol	94		8.240	8.232	(0.933)	4852	0.07987	0.07987
7 1,3-Dichlorobenzene	146		Compound Not Detected.					
* 8 1,4-Dichlorobenzene-d4	152		8.828	8.827	(1.000)	146026	4.00000	
9 1,4-Dichlorobenzene	146		8.859	8.851	(1.004)	1113	0.02028	0.02028
11 Benzyl alcohol	79		9.115	9.107	(1.033)	3785	0.10747	0.1075
12 1,2-Dichlorobenzene	146		Compound Not Detected.					
13 2-Methylphenol	108		9.356	9.340	(1.060)	904	0.02147	0.02147
15 4-Methylphenol	108		9.635	9.611	(1.091)	1632	0.03731	0.03731
16 N-Nitroso-di-n-propylamine	70		Compound Not Detected.					
22 2,4-Dimethylphenol	107		10.665	10.647	(0.943)	551	0.01192	0.01192
24 Benzoic acid	105		10.792	10.792	(0.954)	3132	0.12387	0.1239
26 1,2,4-Trichlorobenzene	180		Compound Not Detected.					
* 27 Naphthalene-d8	136		11.312	11.304	(1.000)	534922	4.00000	
30 Hexachlorobutadiene	225		Compound Not Detected.					
39 Dimethylphthalate	163		14.446	14.430	(0.968)	8298	0.09556	0.09556
* 42 Acenaphthene-d10	162		14.918	14.910	(1.000)	275165	4.00000	
50 Diethylphthalate	149		15.900	15.892	(1.066)	53562	0.59542	0.5954
54 N-Nitrosodiphenylamine	169		Compound Not Detected.					
57 Hexachlorobenzene	284		Compound Not Detected.					

Compounds	QUANT SIG	RT	EXP RT	REL RT	RESPONSE	CONCENTRATIONS	
						ON-COLUMN (ug/mL)	FINAL (ug/L)
58 Pentachlorophenol	266	17.707	17.683	(0.986)	328	0.01866	0.01866
* 59 Phenanthrene-d10	188	17.954	17.939	(1.000)	530157	4.00000	
\$ 66 Terphenyl-d14	244	21.150	21.134	(0.917)	312687	3.78485	3.785(R)
67 Butylbenzylphthalate	149	22.094	22.086	(0.958)	15131	0.22655	0.2266
* 69 Chrysene-d12	240	23.055	23.039	(1.000)	507043	4.00000	
* 77 Perylene-d12	264	25.610	25.586	(1.000)	605026	4.00000	
79 Dibenzo(a,h)anthracene	278	28.128	28.089	(1.098)	56001	0.28236	0.2824
90 N-Nitrosodimethylamine	74	Compound Not Detected.					

QC Flag Legend

R - Spike/Surrogate failed recovery limits.

ARI Labs, Inc.

INTERNAL STANDARD COMPOUNDS
 AREA AND RT SUMMARY

Instrument ID: nt10.i
 Lab File ID: NT1004192329S.D
 Lab Smp Id: 23C0774-13
 Analysis Type: SV
 Quant Type: ISTD
 Operator: DSD
 Method File: \\target\share\chem3\nt10.i\20230419A.b\20230419A.b\SIMABN2.m
 Misc Info:

Calibration Date: 19-APR-2023
 Calibration Time: 22:11
 Level: LOW
 Sample Type: AIR

Test Mode:
 Use Last Continuing Calibrator.

COMPOUND	STANDARD	AREA LIMIT		SAMPLE	%DIFF
		LOWER	UPPER		
8 1,4-Dichlorobenze	154021	77011	308042	146026	-5.19
27 Naphthalene-d8	550458	275229	1100916	534922	-2.82
42 Acenaphthene-d10	294195	147098	588390	275165	-6.47
59 Phenanthrene-d10	508863	254432	1017726	530157	4.18
69 Chrysene-d12	482651	241326	965302	507043	5.05
77 Perylene-d12	560068	280034	1120136	605026	8.03

COMPOUND	STANDARD	RT LIMIT		SAMPLE	%DIFF
		LOWER	UPPER		
8 1,4-Dichlorobenze	8.83	8.33	9.33	8.83	0.00
27 Naphthalene-d8	11.30	10.80	11.80	11.31	0.07
42 Acenaphthene-d10	14.91	14.41	15.41	14.92	0.05
59 Phenanthrene-d10	17.94	17.44	18.44	17.95	0.09
69 Chrysene-d12	23.04	22.54	23.54	23.06	0.07
77 Perylene-d12	25.59	25.09	26.09	25.61	0.09

AREA UPPER LIMIT = +100% of internal standard area.
 AREA LOWER LIMIT = - 50% of internal standard area.
 RT UPPER LIMIT = + 0.50 minutes of internal standard RT.
 RT LOWER LIMIT = - 0.50 minutes of internal standard RT.

REVIEW SUMMARY FOR FILE - NT1004192329S.D

Lab ID: 23C0774-13

nt10.i, 20230419A.b\20230419A.b\SIMABN2.m,

20-APR-2023 05:08

RT CO-ELUTION COMPOUNDS

NO CO-ELUTIONS

Quant Method: ICAL

RRT CHECK

RRT	CCV	RRT	DELTA	COMPOUND
-----	-----	-----	-------	----------

NONE

RRT check based on Ccal File: 20230419A.b/NT1004192318S.D

On Column LOD for nt10.i, 20230419A.b\SIMABN2.m, PSDDA.sub = 0.0000

Exception: 1,2,4-Trichlorobenzene 0.0010

* Only compounds listed in the work order have been verified by the analyst *



Form I
ORGANIC ANALYSIS DATA SHEET
EPA 8270E-SIM
SIM SVOC Organics (Dual scan list)

Laboratory: Analytical Resources, LLC

Client: Anchor OEA, LLC

Project: AOC5 MR Phase 1

Matrix: Sediment

Laboratory ID: 23C0774-14 A

SDG: 23C0774

Sampled: 03/03/23 13:25

Prepared: 04/05/23 16:28

File ID: NT1004192330S.D

% Solids: 51.56

Preparation: EPA 3546 (Microwave)

Analyzed: 04/20/23 05:46

Batch: BLD0057

Sequence: SLD0288

Initial/Final: 19.41 g Wet / 1 mL

Instrument: NT10

Column: ZB-5MSi

Calibration: GC00049

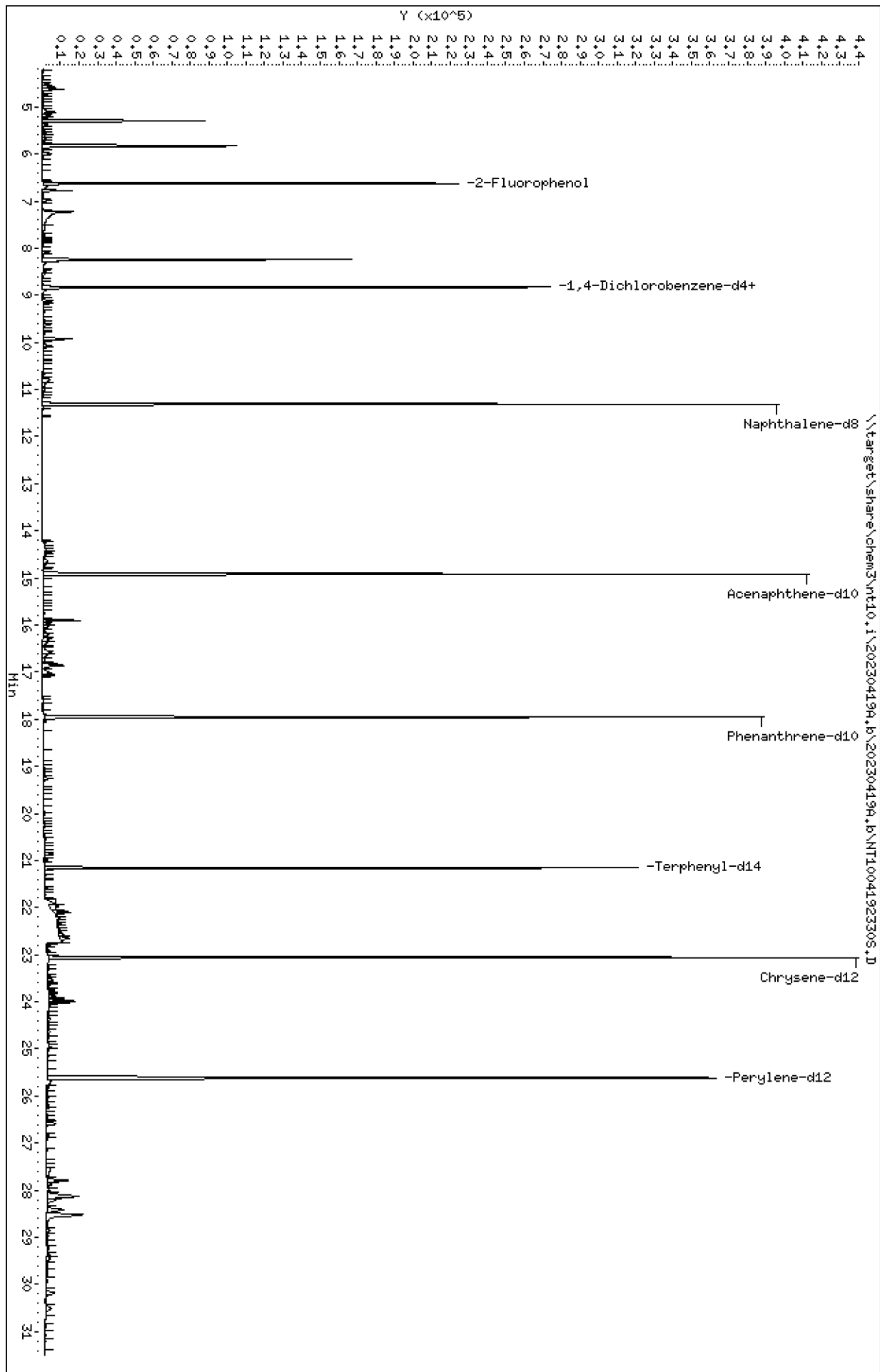
Cleanups: GPC

CAS NO.	COMPOUND	DILUTION	CONC: (ug/kg dry)	Q	DL	RL
106-46-7	1,4-Dichlorobenzene	1	1.3	J	0.6	5.0
95-50-1	1,2-Dichlorobenzene	1	5.0	U	0.7	5.0
100-51-6	Benzyl Alcohol	1	17.2	J	2.5	20.0
65-85-0	Benzoic acid	1	18.1	J	13.4	99.9
105-67-9	2,4-Dimethylphenol	1	20.0	U	2.2	20.0
120-82-1	1,2,4-Trichlorobenzene	1	5.0	U	2.7	5.0
86-30-6	N-Nitrosodiphenylamine	1	5.0	U	1.3	5.0
87-86-5	Pentachlorophenol	1	20.0	U	2.1	20.0

SURROGATES	ADDED: (ug/kg dry)	FOUND: (ug/kg dry)	% REC	QC LIMITS	Q
2-Fluorophenol	749.42	447	59.6	27 - 120	
p-Terphenyl-d14	499.61	434	86.9	37 - 120	

Data File: \\target\share\chem3\nt10.1\20230419H.B\20230419H.B\NT1004192330S.D
 Date: 20-APR-2023 05:46
 Client ID:
 Sample Info: 23C0774-14
 Volume Injected (uL): 1.0
 Column phase: ZB-5msi

Instrument: nt10.1
 Operator: DSD
 Column diameter: 0.25



Date : 20-APR-2023 05:46

Client ID:

Instrument: nt10.i

Sample Info: 23C0774-14

Volume Injected (uL): 1.0

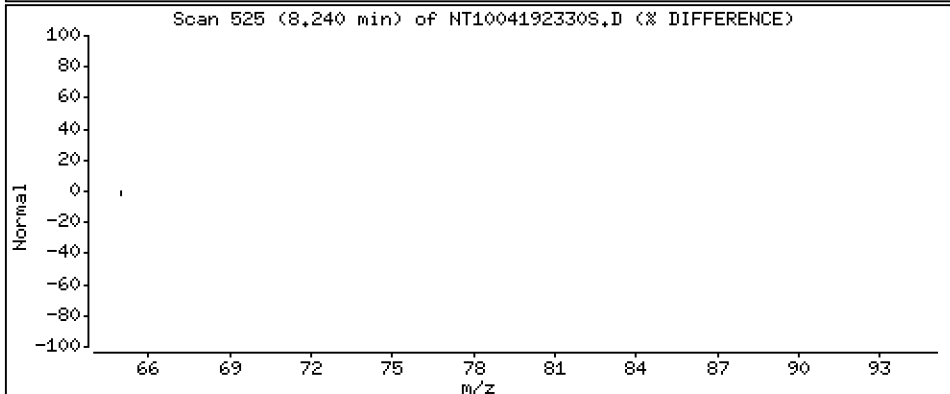
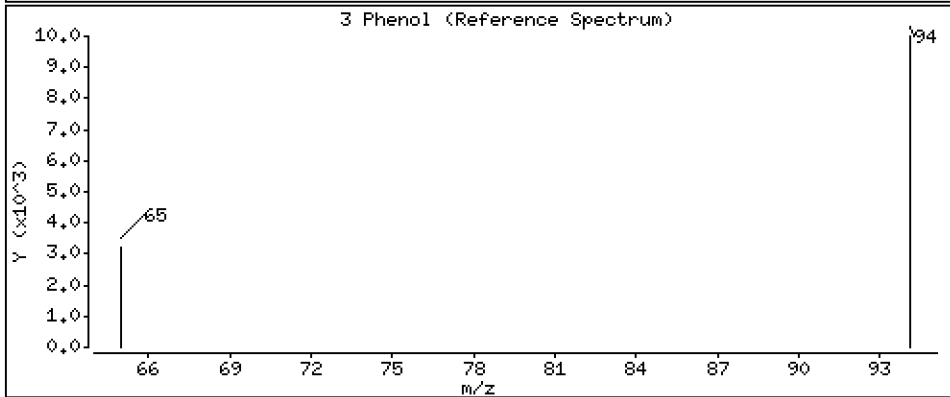
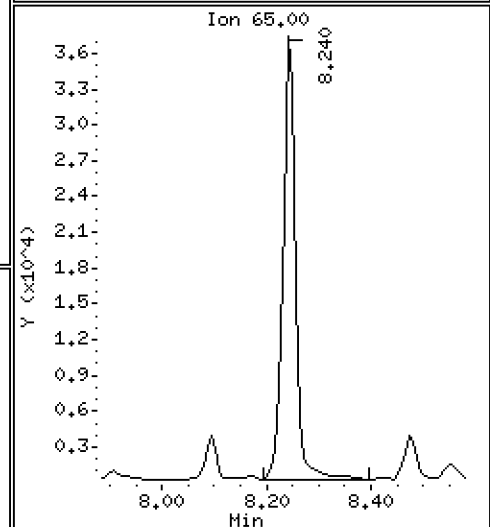
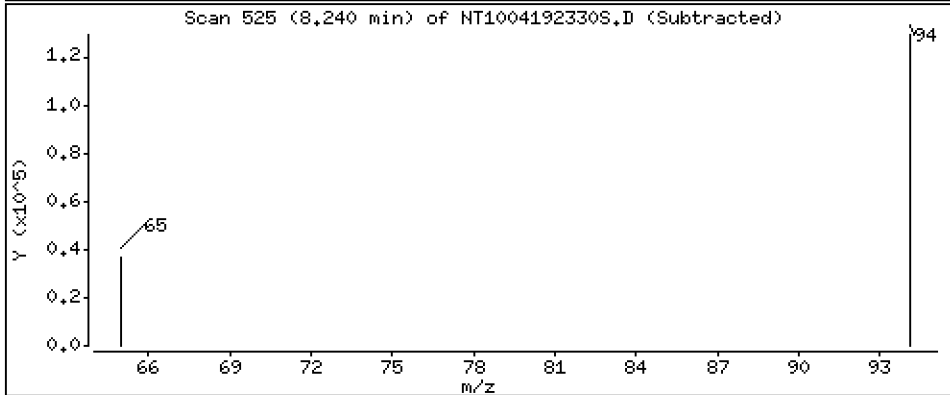
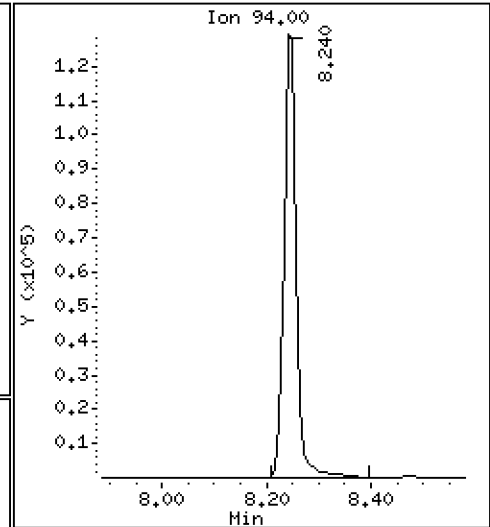
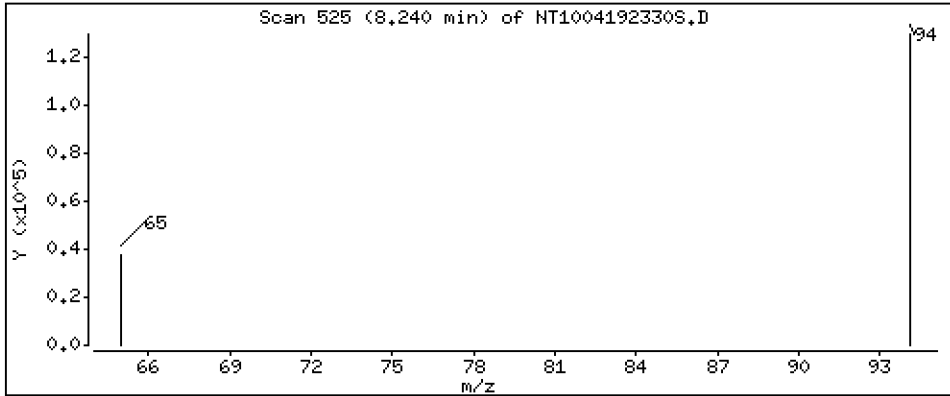
Operator: DSD

Column phase: ZB-5msi

Column diameter: 0.25

3 Phenol

Concentration: 3,001 ug/L



Date : 20-APR-2023 05:46

Client ID:

Instrument: nt10.i

Sample Info: 23C0774-14

Volume Injected (uL): 1.0

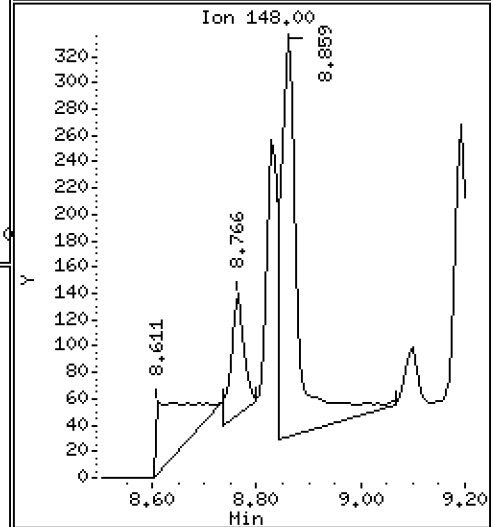
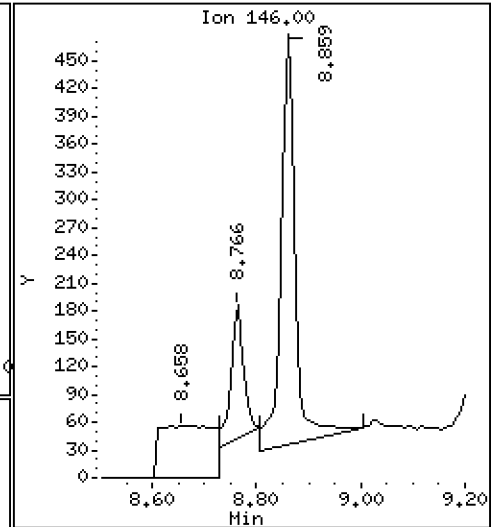
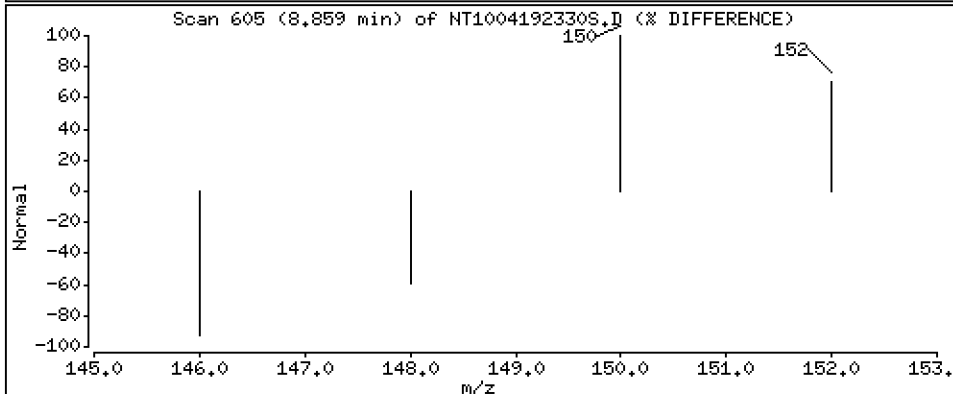
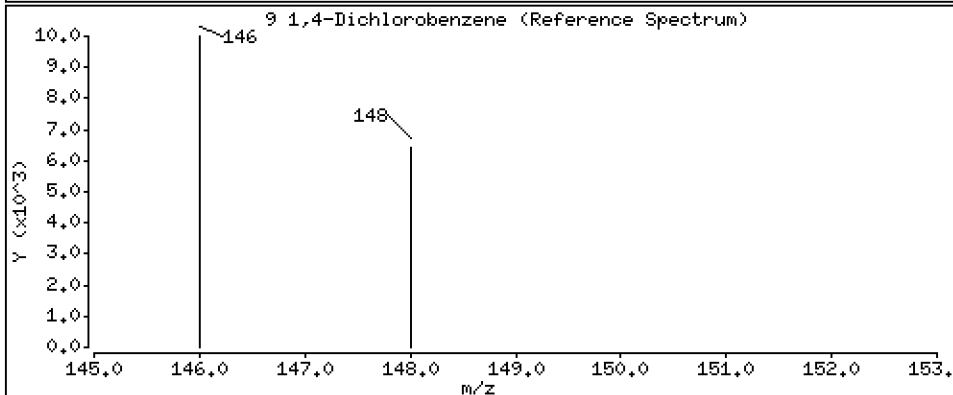
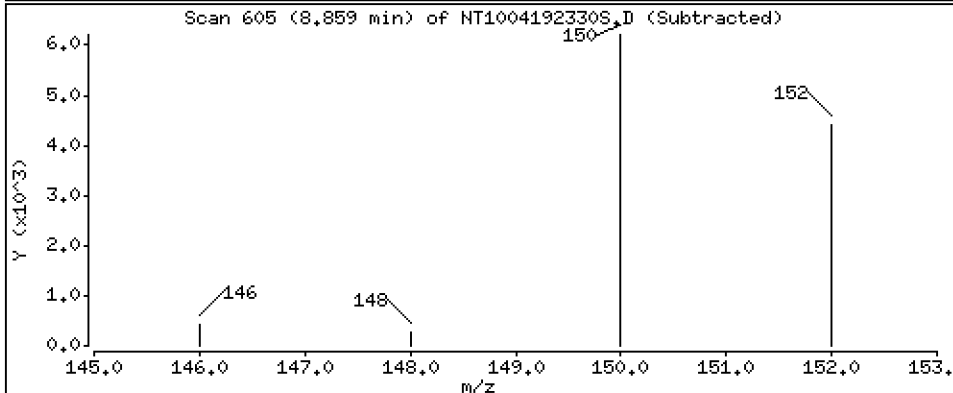
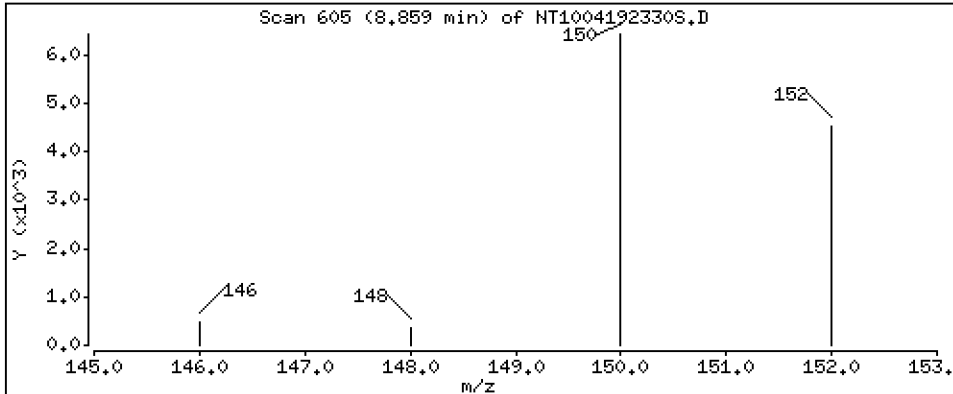
Operator: DSD

Column phase: ZB-5msi

Column diameter: 0,25

9 1,4-Dichlorobenzene

Concentration: 0,01287 ug/L



Date : 20-APR-2023 05:46

Client ID:

Instrument: nt10.i

Sample Info: 23C0774-14

Volume Injected (uL): 1.0

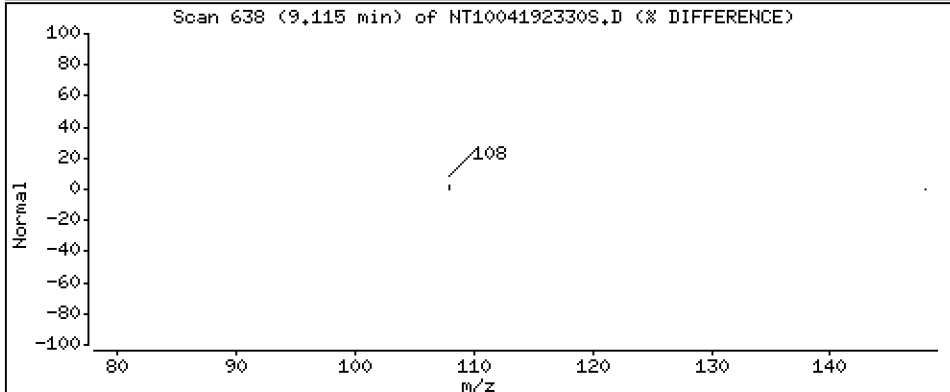
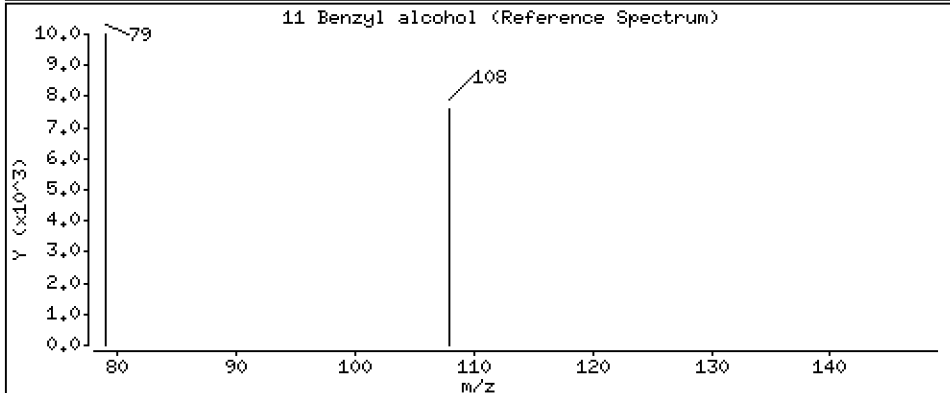
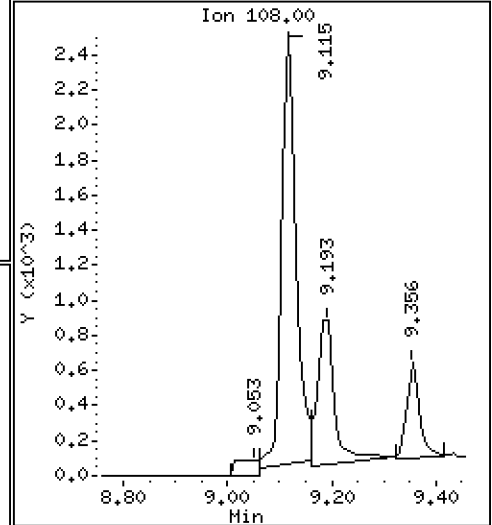
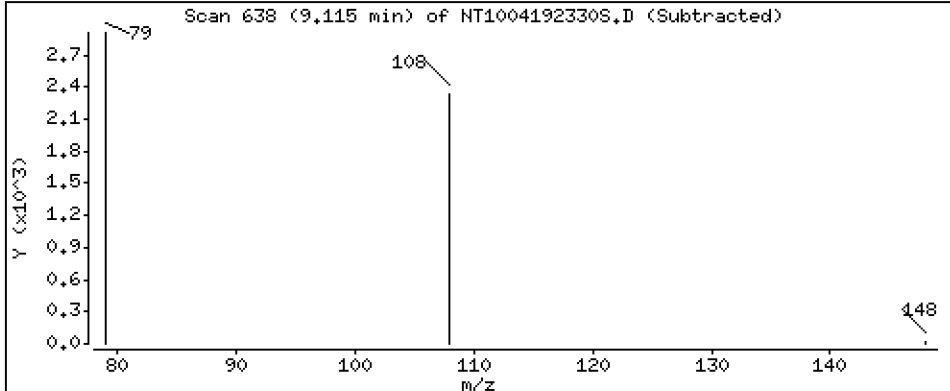
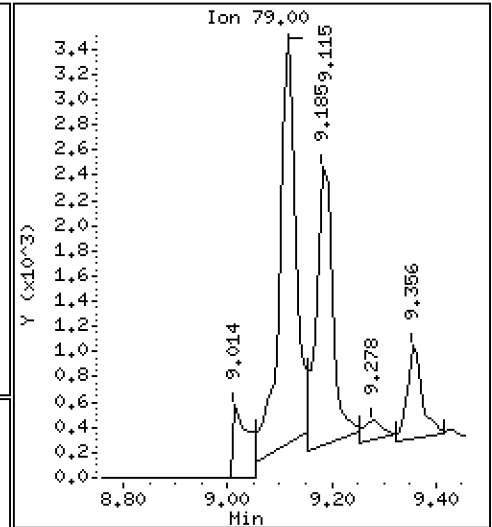
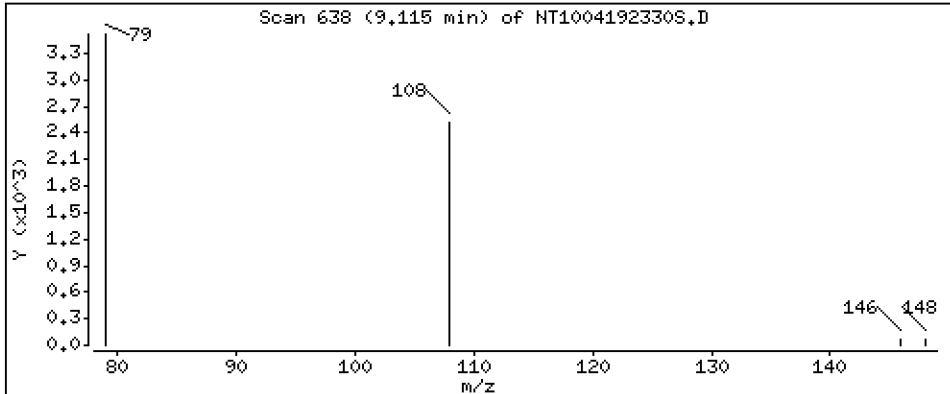
Operator: DSD

Column phase: ZB-5msi

Column diameter: 0.25

11 Benzyl alcohol

Concentration: 0.1721 ug/L



Date : 20-APR-2023 05:46

Client ID:

Instrument: nt10.i

Sample Info: 23C0774-14

Volume Injected (uL): 1.0

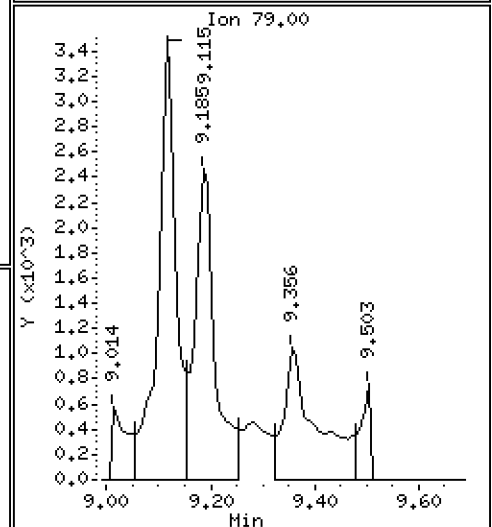
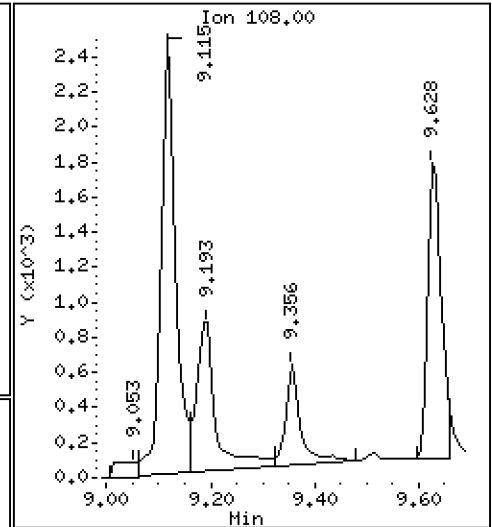
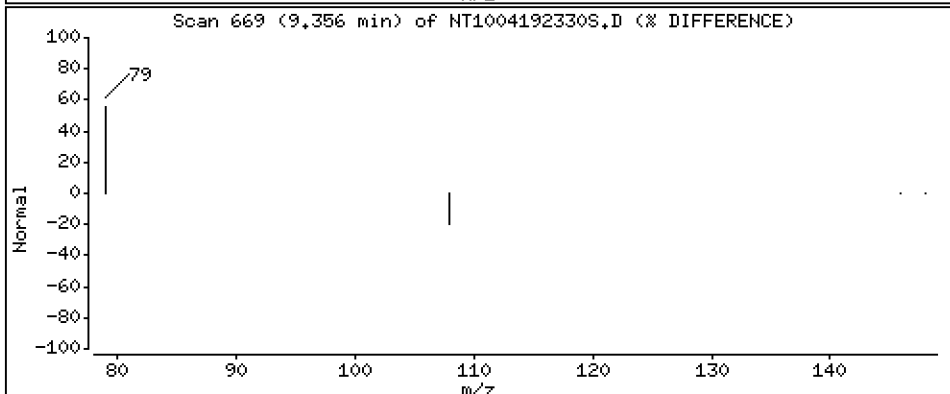
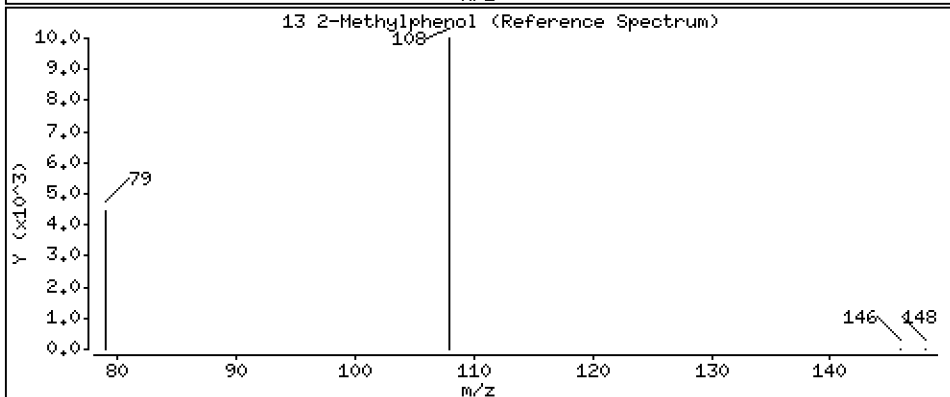
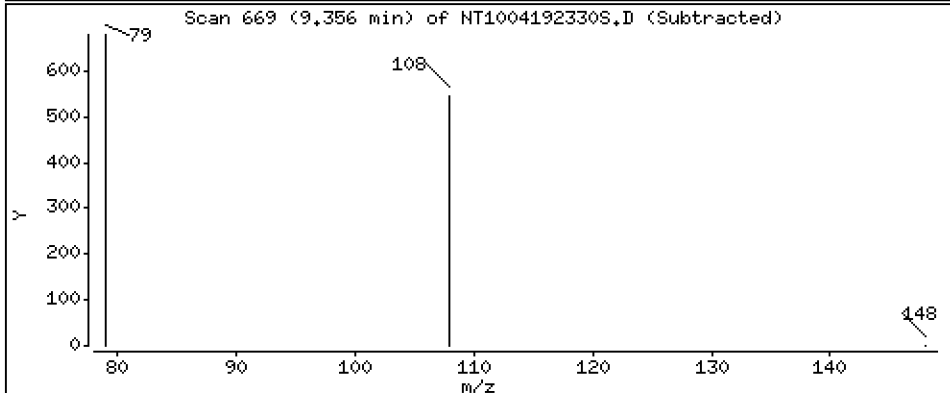
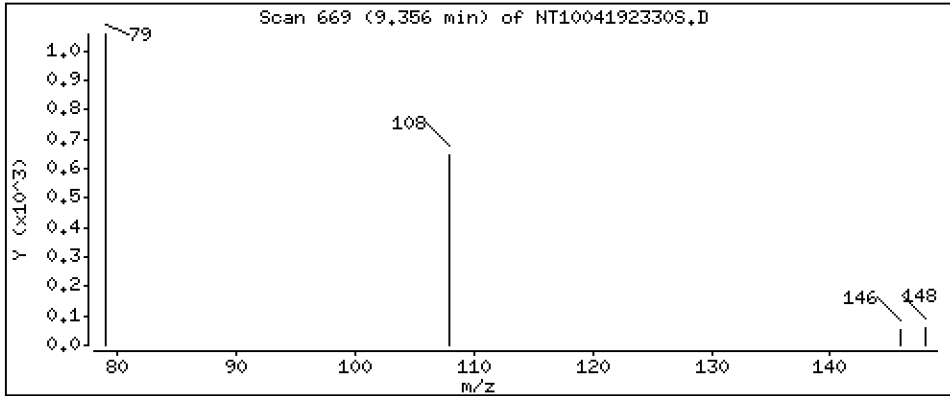
Operator: DSD

Column phase: ZB-5msi

Column diameter: 0.25

13 2-Methylphenol

Concentration: 0.02403 ug/L



Date : 20-APR-2023 05:46

Client ID:

Instrument: nt10.i

Sample Info: 23C0774-14

Volume Injected (uL): 1.0

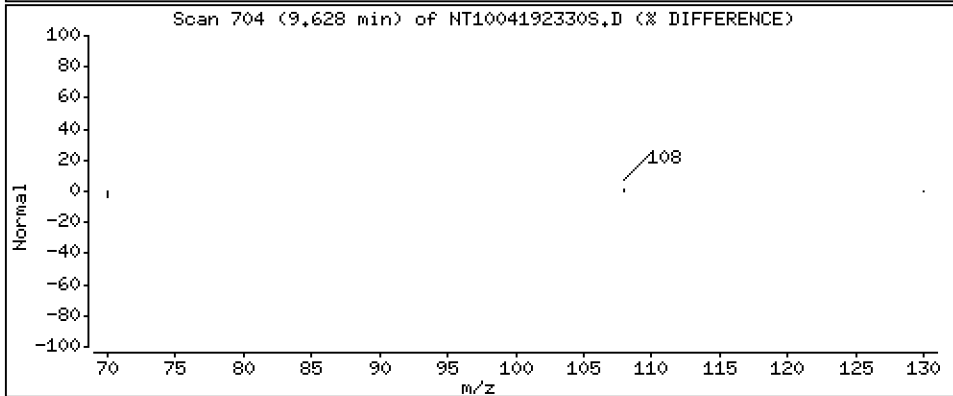
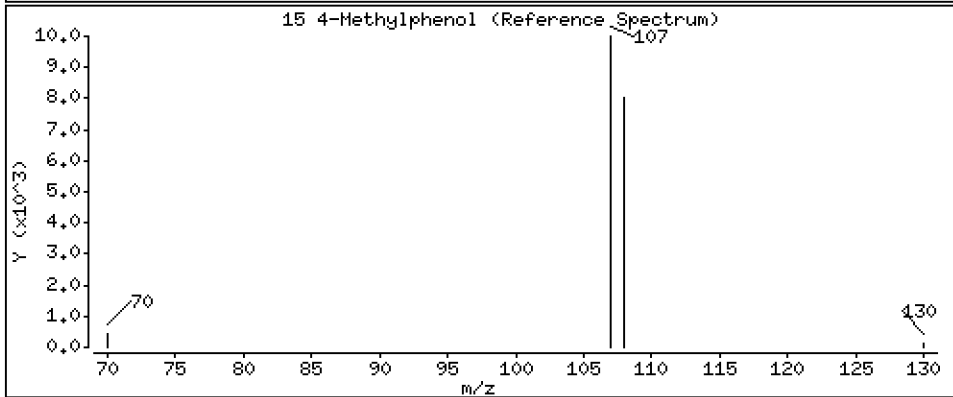
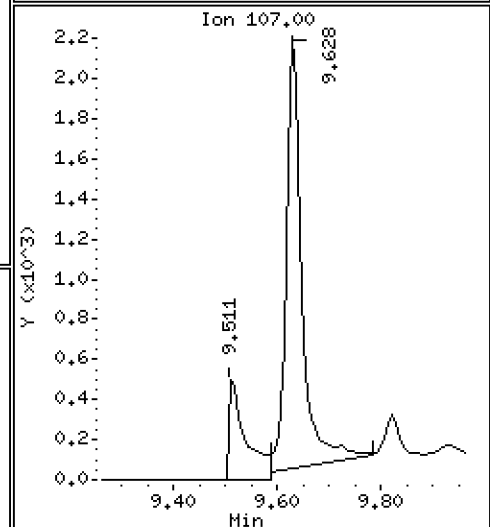
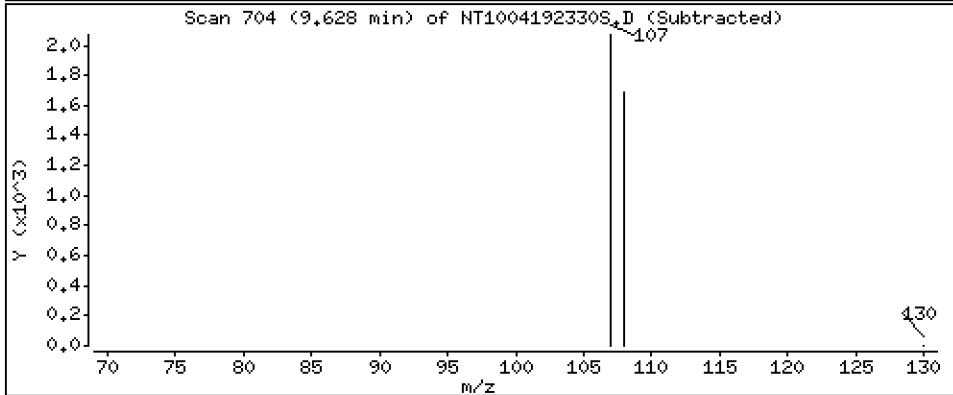
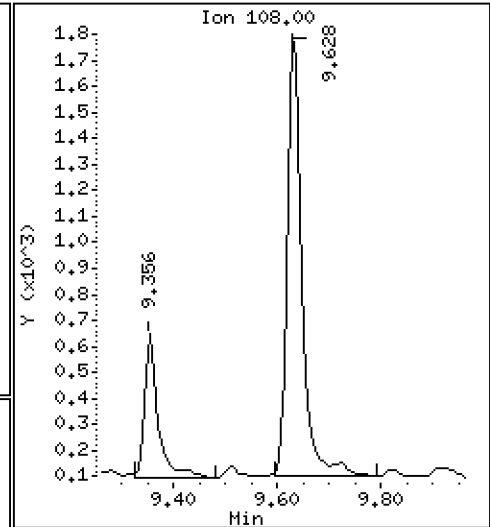
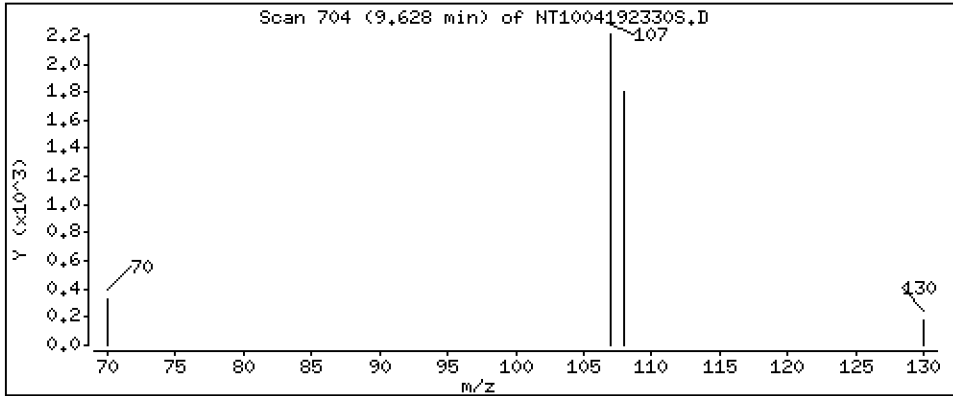
Operator: DSD

Column phase: ZB-5msi

Column diameter: 0.25

15 4-Methylphenol

Concentration: 0.06883 ug/L



Date : 20-APR-2023 05:46

Client ID:

Instrument: nt10.i

Sample Info: 23C0774-14

Volume Injected (uL): 1.0

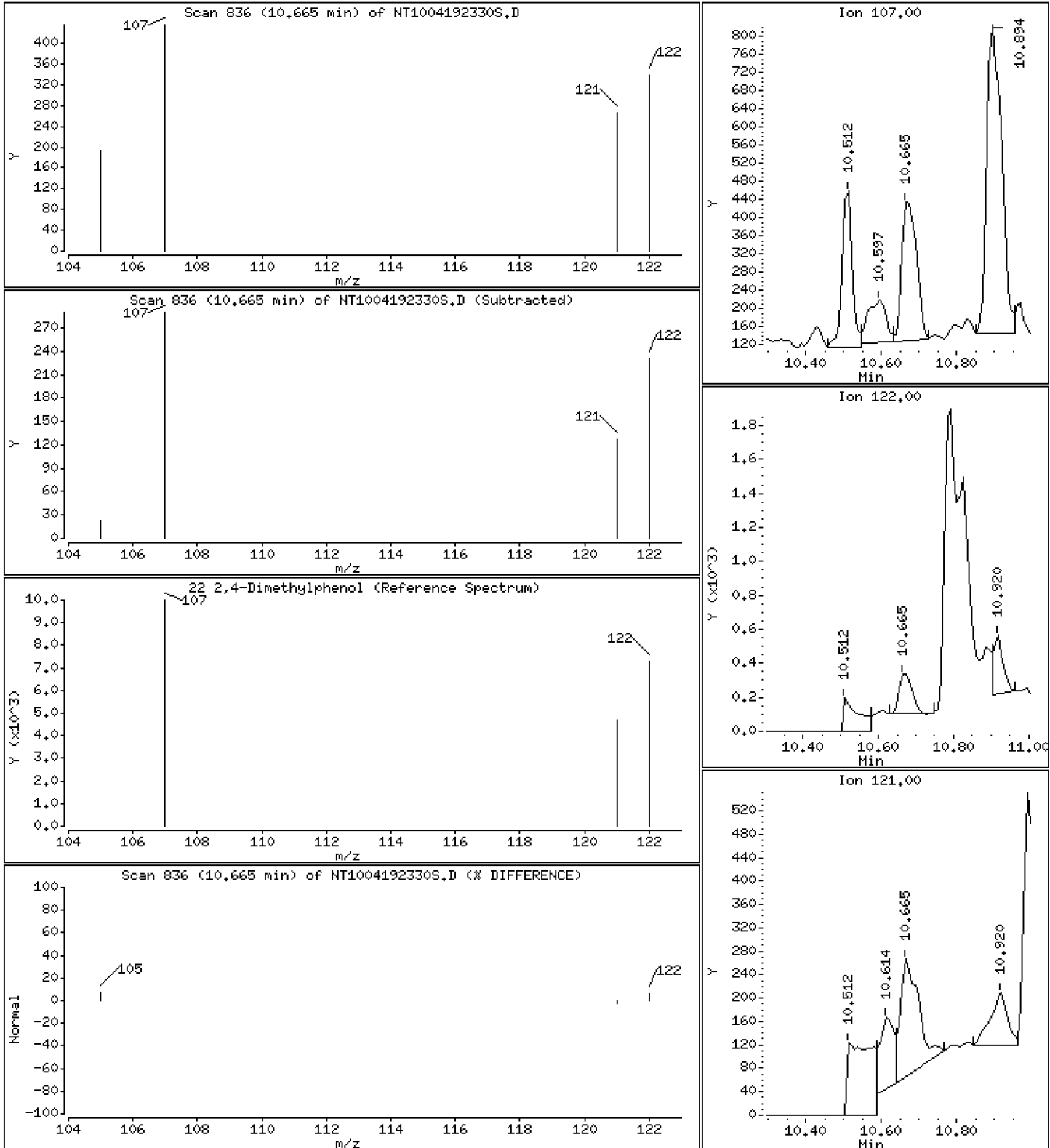
Operator: DSD

Column phase: ZB-5msi

Column diameter: 0.25

22 2,4-Dimethylphenol

Concentration: 0.01545 ug/L



Date : 20-APR-2023 05:46

Client ID:

Instrument: nt10.i

Sample Info: 23C0774-14

Volume Injected (uL): 1.0

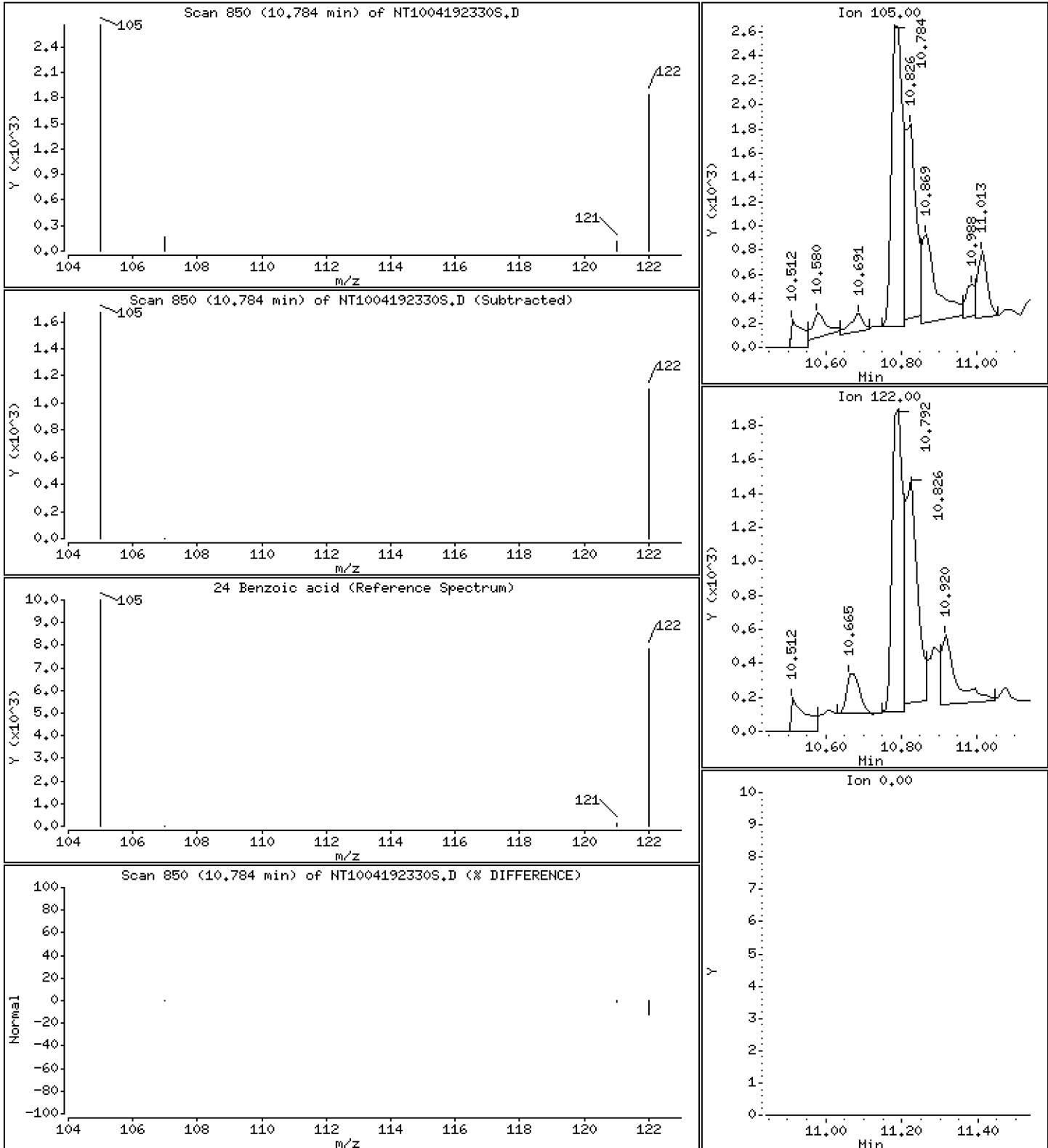
Operator: DSD

Column phase: ZB-5msi

Column diameter: 0.25

24 Benzoic acid

Concentration: 0.1811 ug/L



Date : 20-APR-2023 05:46

Client ID:

Instrument: nt10.i

Sample Info: 23C0774-14

Volume Injected (uL): 1.0

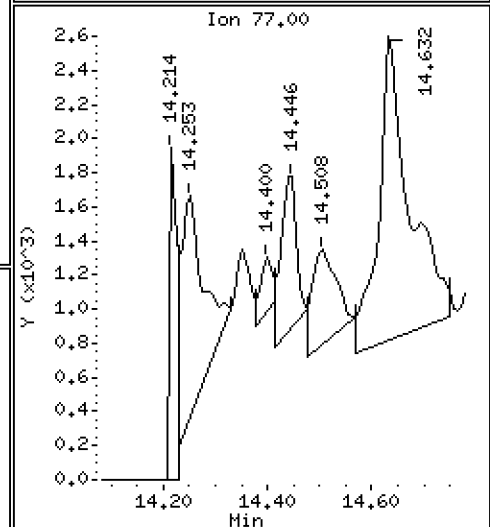
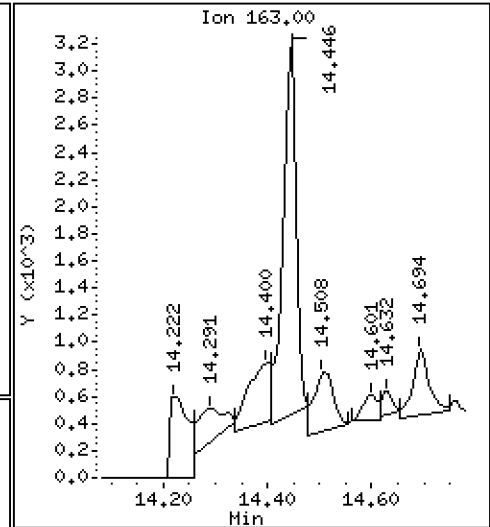
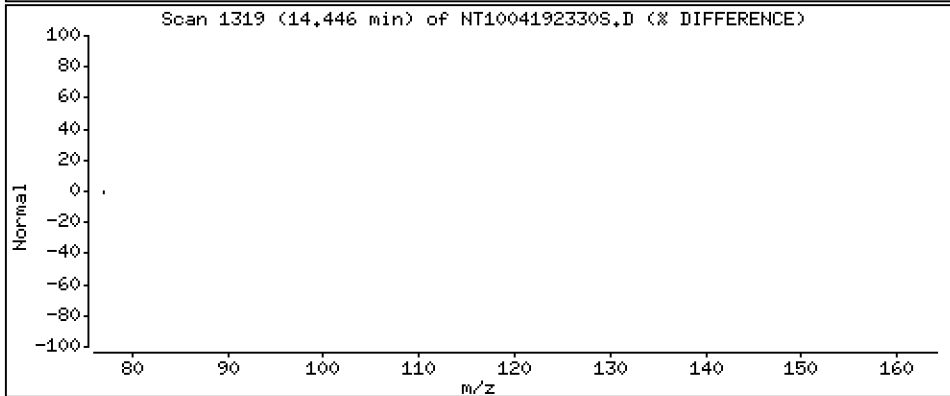
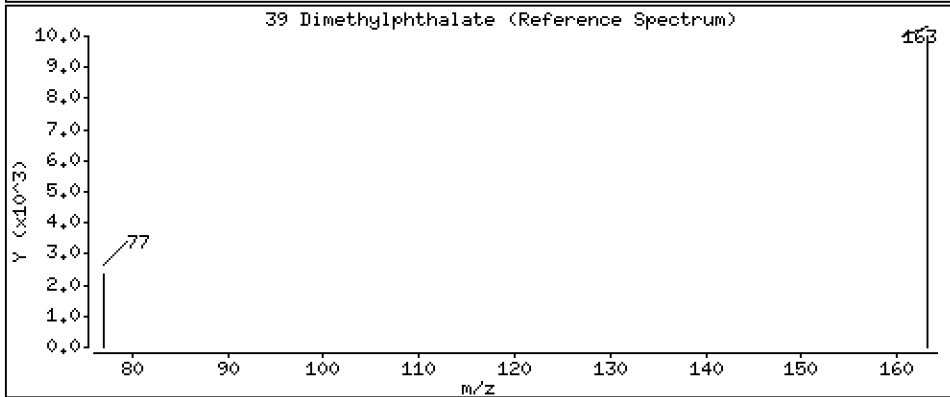
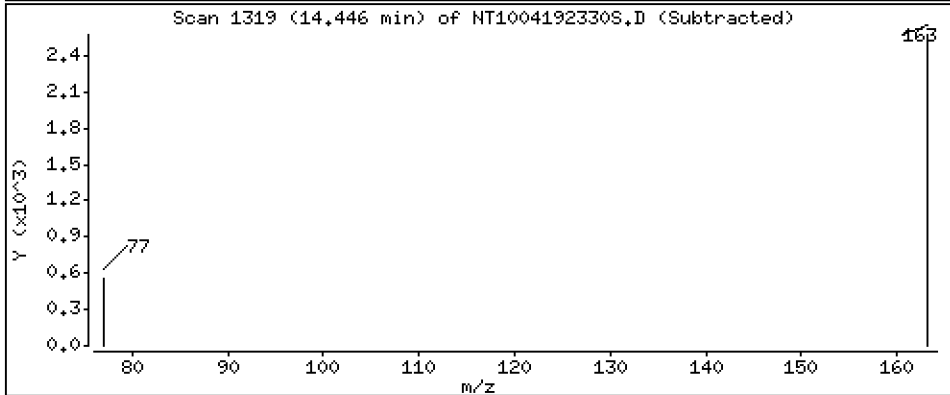
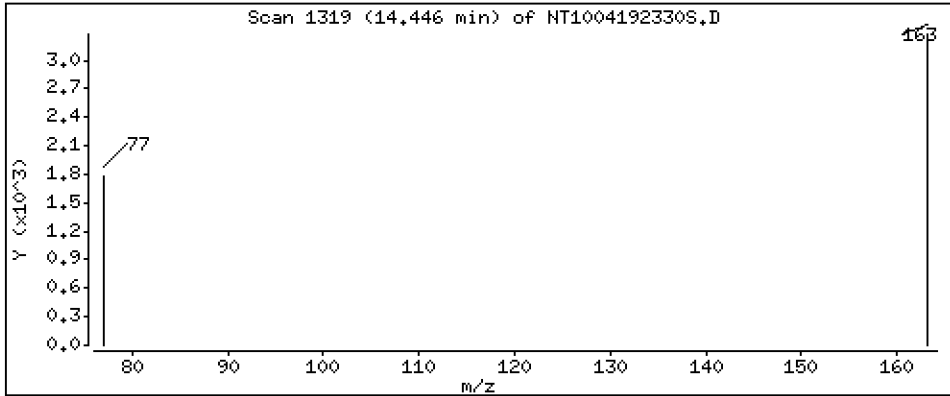
Operator: DSD

Column phase: ZB-5msi

Column diameter: 0,25

39 Dimethylphthalate

Concentration: 0,04713 ug/L



Date : 20-APR-2023 05:46

Client ID:

Instrument: nt10.i

Sample Info: 23C0774-14

Volume Injected (uL): 1.0

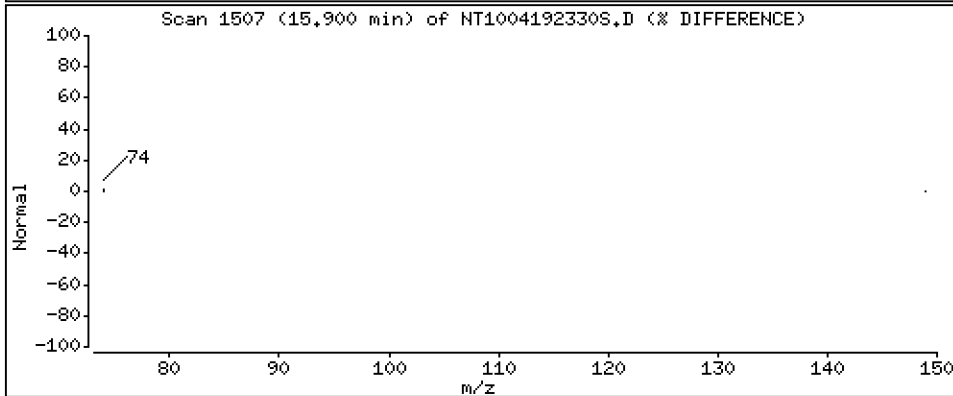
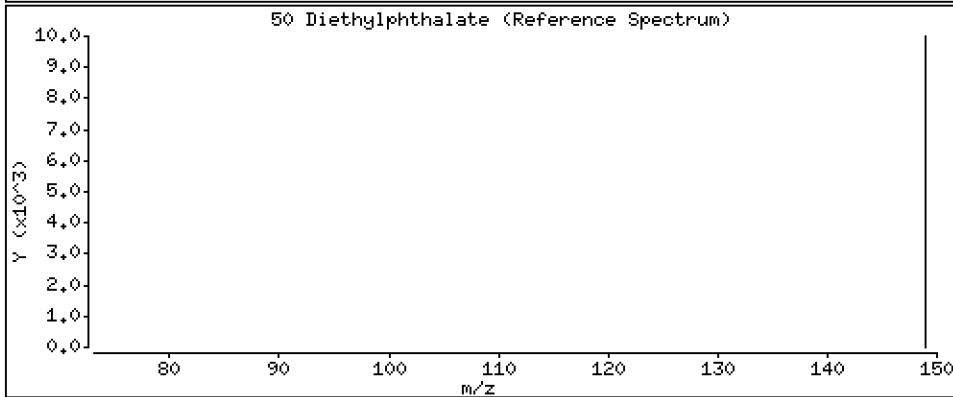
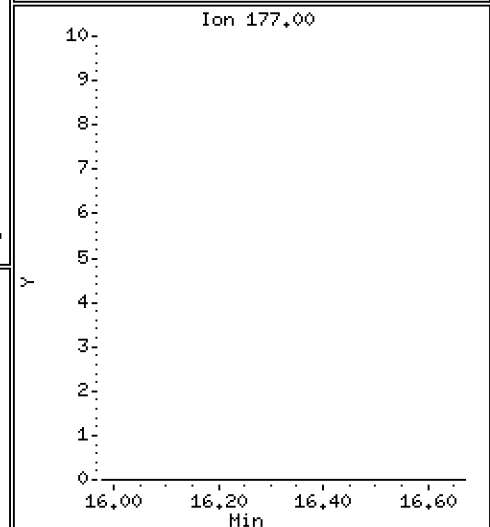
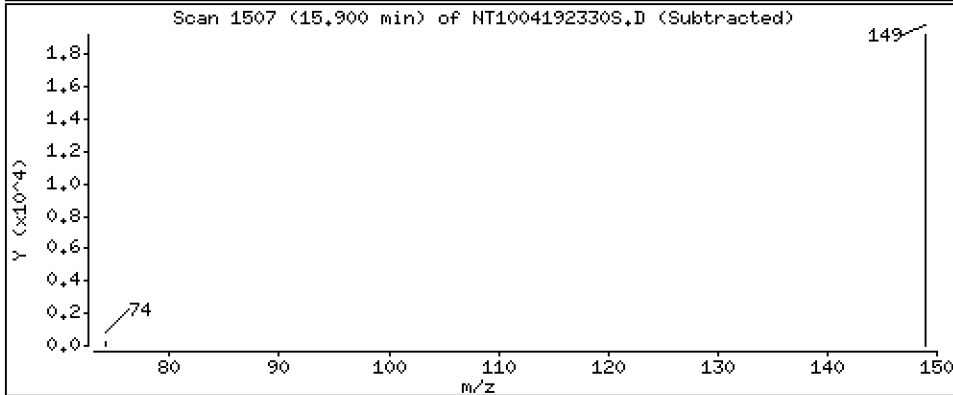
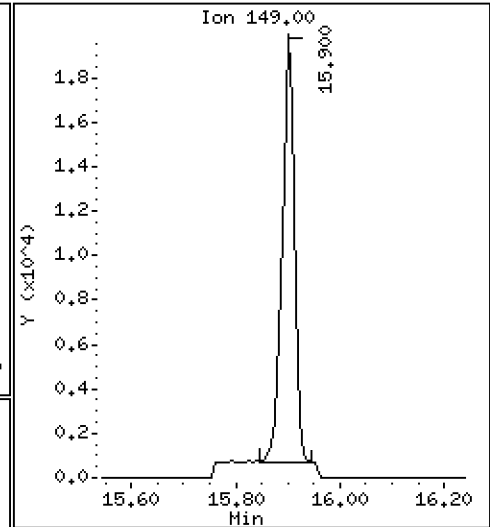
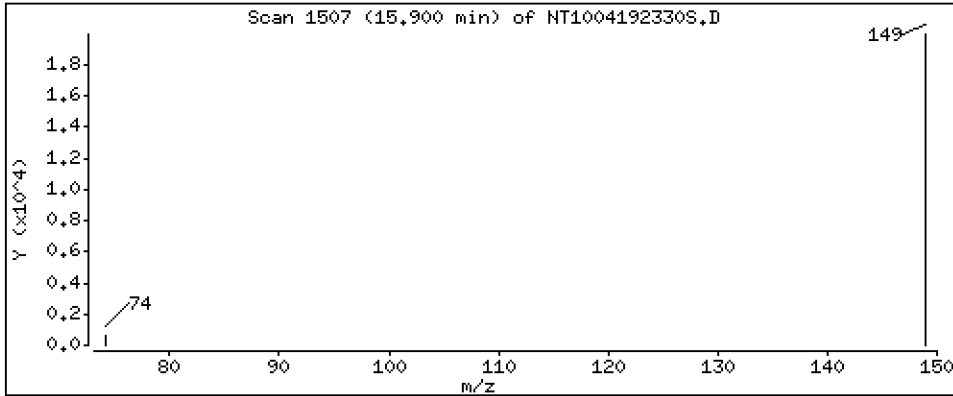
Operator: DSD

Column phase: ZB-5msi

Column diameter: 0,25

50 Diethylphthalate

Concentration: 0,2952 ug/L



Date : 20-APR-2023 05:46

Client ID:

Instrument: nt10.i

Sample Info: 23C0774-14

Volume Injected (uL): 1.0

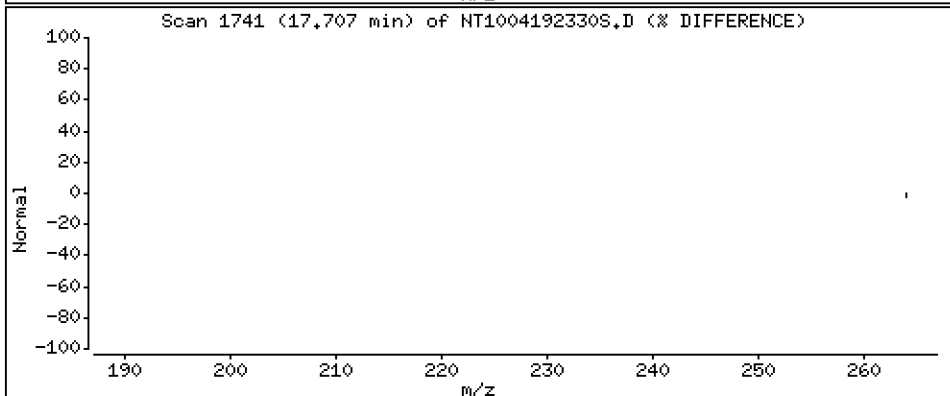
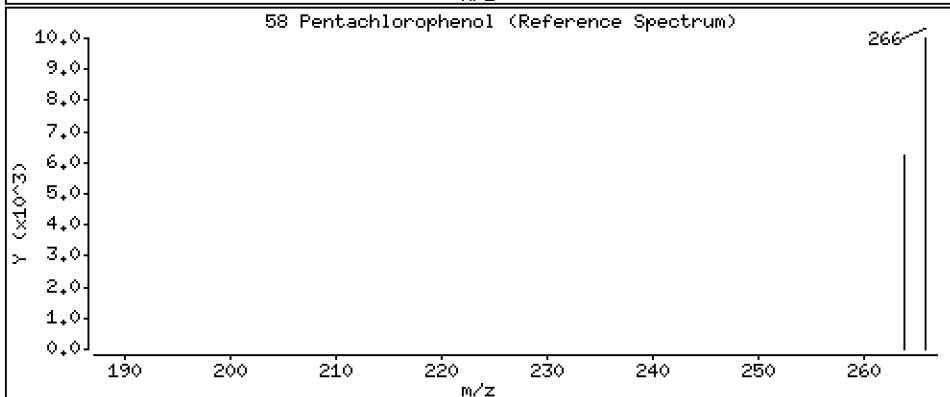
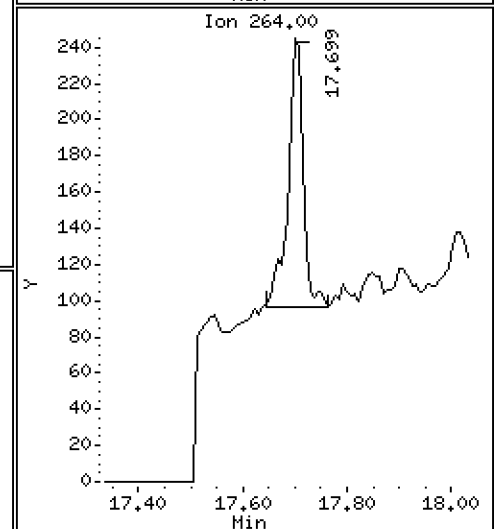
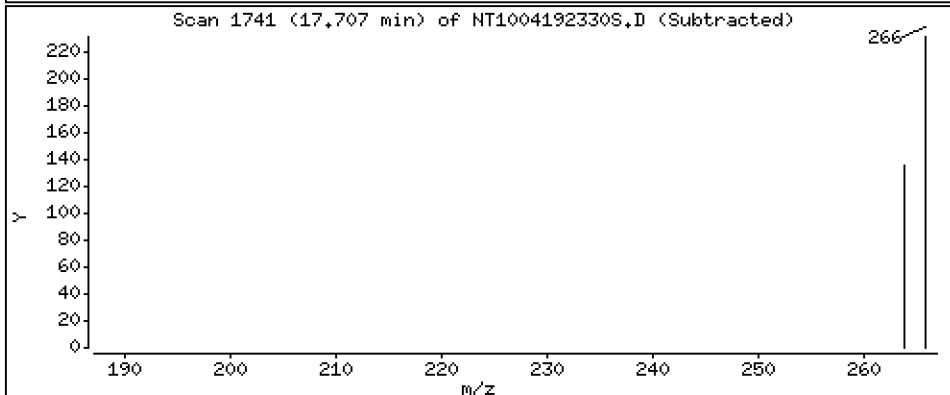
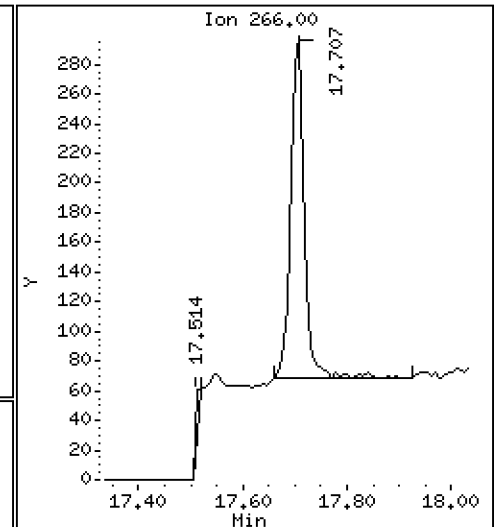
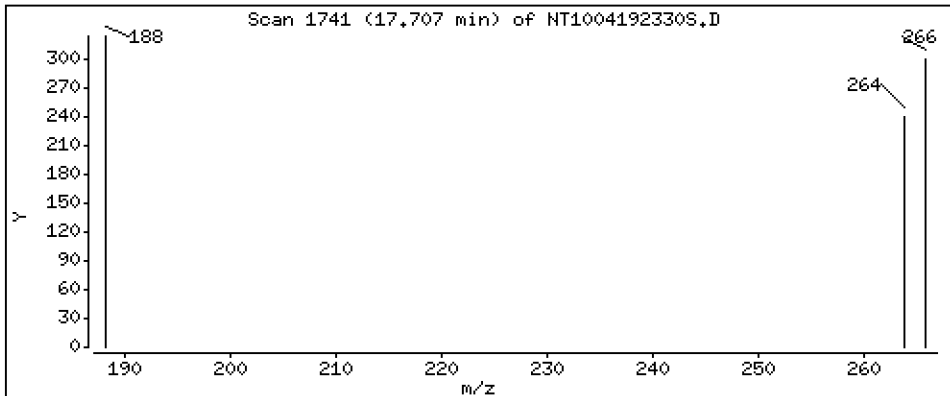
Operator: DSD

Column phase: ZB-5msi

Column diameter: 0,25

58 Pentachlorophenol

Concentration: 0,02006 ug/L



Date : 20-APR-2023 05:46

Client ID:

Instrument: nt10.i

Sample Info: 23C0774-14

Volume Injected (uL): 1.0

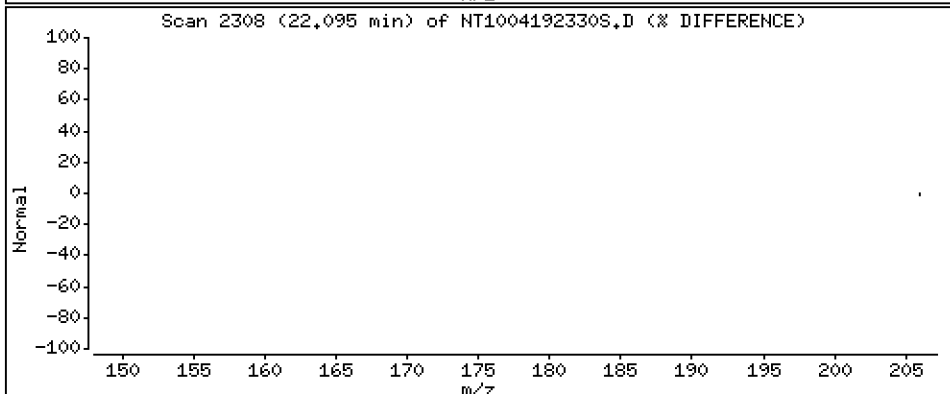
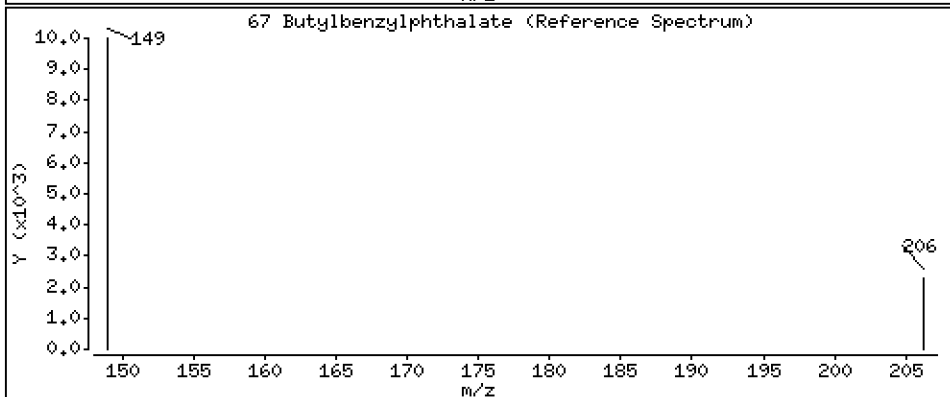
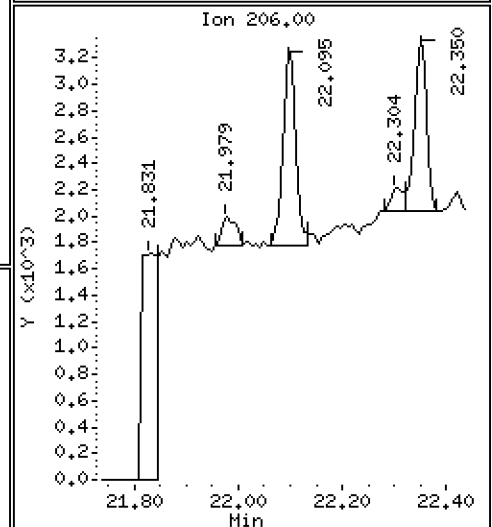
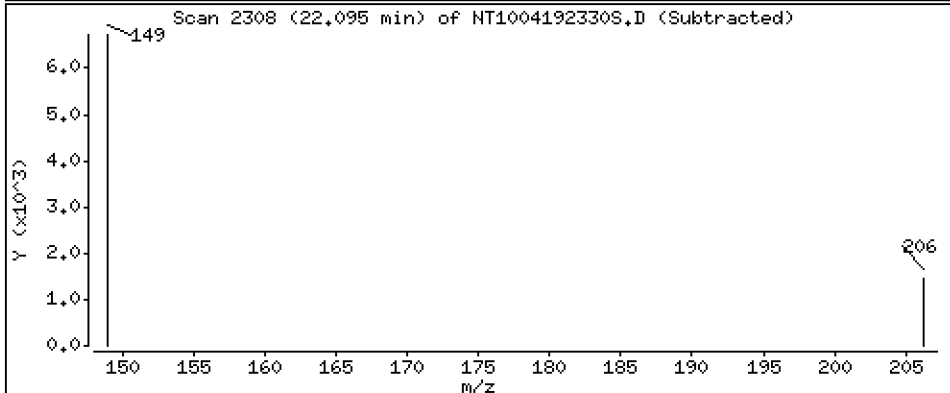
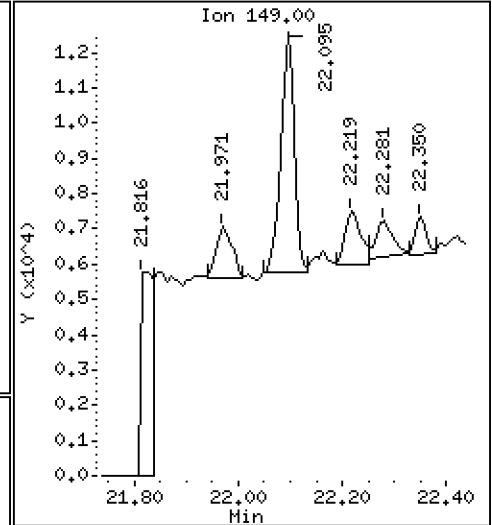
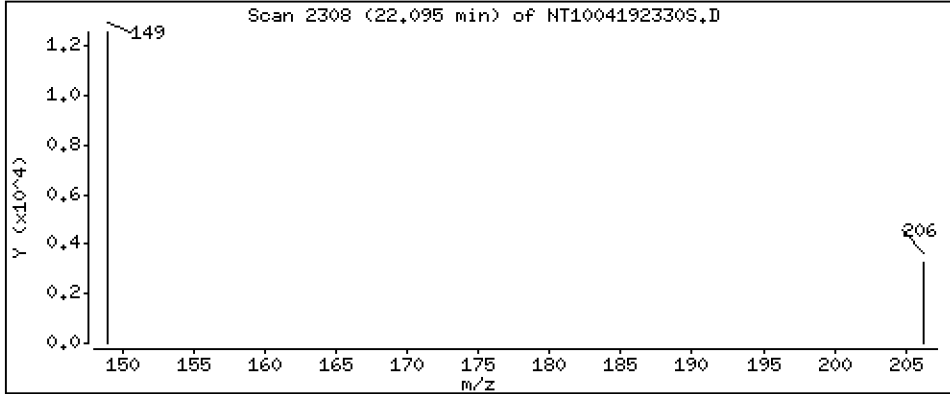
Operator: DSD

Column phase: ZB-5msi

Column diameter: 0.25

67 Butylbenzylphthalate

Concentration: 0.1496 ug/L



Date : 20-APR-2023 05:46

Client ID:

Instrument: nt10.i

Sample Info: 23C0774-14

Volume Injected (uL): 1.0

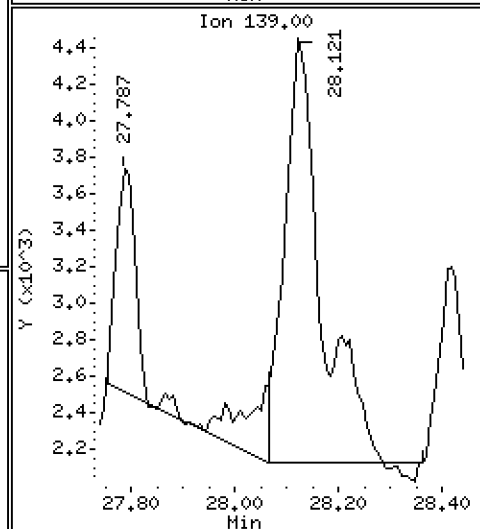
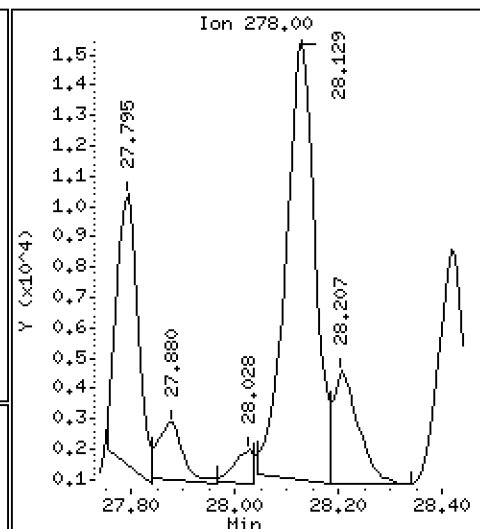
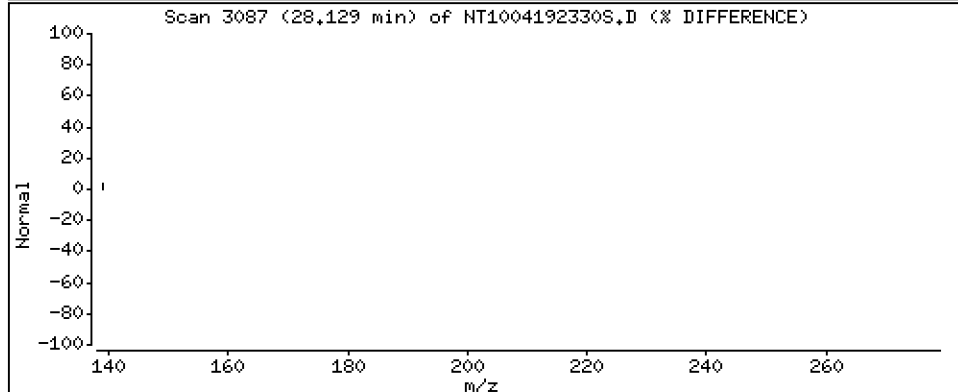
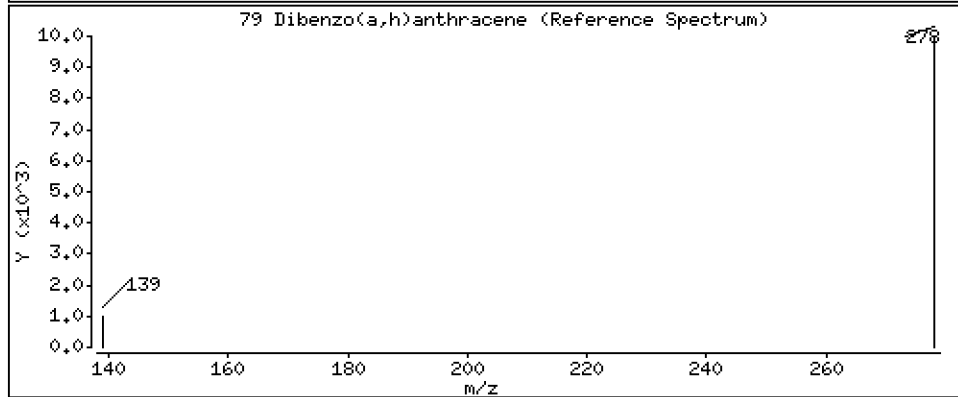
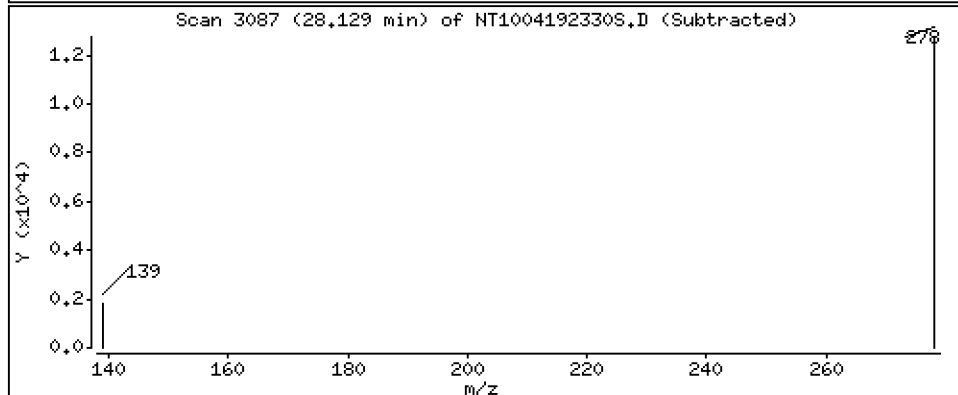
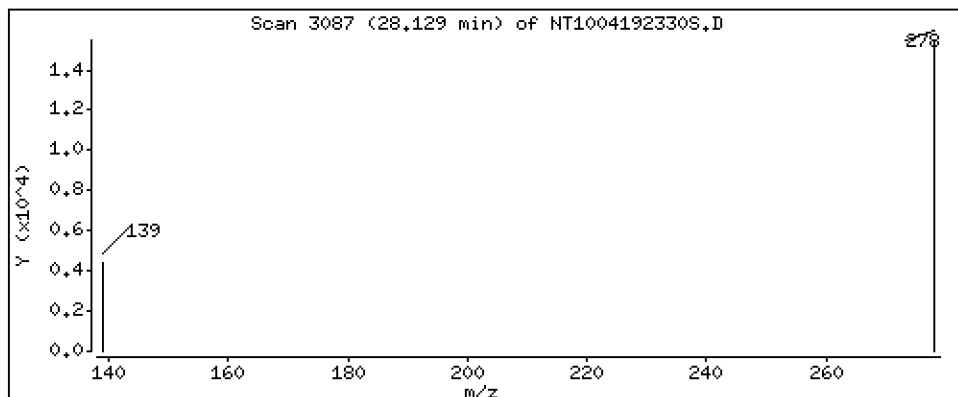
Operator: DSD

Column phase: ZB-5msi

Column diameter: 0,25

79 Dibenzo(a,h)anthracene

Concentration: 0,2652 ug/L



ARI Labs, Inc.

METHOD 8270D-SIM

Data file : \\target\share\chem3\nt10.i\20230419A.b\20230419A.b\NT1004192330S.D
 Lab Smp Id: 23C0774-14
 Inj Date : 20-APR-2023 05:46 MS Autotune Date: 16-JAN-2023 17:42
 Operator : DSD Inst ID: nt10.i
 Smp Info : 23C0774-14
 Misc Info :
 Comment :
 Method : \\target\share\chem3\nt10.i\20230419A.b\20230419A.b\SIMABN2.m
 Meth Date : 20-Apr-2023 16:29 deenayd Quant Type: ISTD
 Cal Date : 16-MAR-2023 01:38 Cal File: NT10031510S.D
 Als bottle: 25
 Dil Factor: 1.00000
 Integrator: HP RTE Compound Sublist: PSDDA.sub
 Target Version: 4.14
 Processing Host: DEENAY-201905

Concentration Formula: Amt * DF * Uf * Vt/(Vo * Vi) * CpndVariable

Name	Value	Description
DF	1.000	Dilution Factor
Vo	1000.000	Volume of sample extracted (mL)
Vt	1000.000	Volume of final extract (uL)
Vi	1.000	Volume injected (uL)
Uf	1.000	ng unit correction factor
Cpnd Variable		Local Compound Variable

Compounds	QUANT	SIG	RT	EXP RT	REL RT	RESPONSE	CONCENTRATIONS	
							ON-COLUMN	FINAL
	MASS						(ug/mL)	(ug/L)
\$ 1 2-Fluorophenol	112		6.625	6.609	(0.750)	226251	4.47049	4.470(R)
3 Phenol	94		8.240	8.232	(0.933)	208396	3.00137	3.001
7 1,3-Dichlorobenzene	146		Compound Not Detected.					
* 8 1,4-Dichlorobenzene-d4	152		8.828	8.827	(1.000)	166894	4.00000	
9 1,4-Dichlorobenzene	146		8.859	8.851	(1.004)	807	0.01287	0.01287
11 Benzyl alcohol	79		9.115	9.107	(1.033)	6926	0.17206	0.1721
12 1,2-Dichlorobenzene	146		Compound Not Detected.					
13 2-Methylphenol	108		9.355	9.340	(1.060)	1156	0.02403	0.02403
15 4-Methylphenol	108		9.627	9.611	(1.091)	3441	0.06883	0.06883
16 N-Nitroso-di-n-propylamine	70		Compound Not Detected.					
22 2,4-Dimethylphenol	107		10.665	10.647	(0.943)	830	0.01545	0.01545
24 Benzoic acid	105		10.783	10.792	(0.953)	5322	0.18112	0.1811
26 1,2,4-Trichlorobenzene	180		Compound Not Detected.					
* 27 Naphthalene-d8	136		11.312	11.304	(1.000)	621538	4.00000	
30 Hexachlorobutadiene	225		Compound Not Detected.					
39 Dimethylphthalate	163		14.446	14.430	(0.968)	4735	0.04713	0.04713
* 42 Acenaphthene-d10	162		14.918	14.910	(1.000)	318349	4.00000	
50 Diethylphthalate	149		15.900	15.892	(1.066)	30723	0.29520	0.2952
54 N-Nitrosodiphenylamine	169		Compound Not Detected.					
57 Hexachlorobenzene	284		Compound Not Detected.					

Compounds	QUANT SIG	RT	EXP RT	REL RT	RESPONSE	CONCENTRATIONS	
						ON-COLUMN (ug/mL)	FINAL (ug/L)
58 Pentachlorophenol	266	17.707	17.683	(0.986)	436	0.02006	0.02006
* 59 Phenanthrene-d10	188	17.954	17.939	(1.000)	655686	4.00000	
\$ 66 Terphenyl-d14	244	21.157	21.134	(0.917)	405869	4.34617	4.346(R)
67 Butylbenzylphthalate	149	22.094	22.086	(0.958)	11286	0.14962	0.1496
* 69 Chrysene-d12	240	23.062	23.039	(1.000)	573143	4.00000	
* 77 Perylene-d12	264	25.617	25.586	(1.000)	664948	4.00000	
79 Dibenzo(a,h)anthracene	278	28.128	28.089	(1.098)	57806	0.26517	0.2652
90 N-Nitrosodimethylamine	74	Compound Not Detected.					

QC Flag Legend

R - Spike/Surrogate failed recovery limits.

ARI Labs, Inc.

INTERNAL STANDARD COMPOUNDS
 AREA AND RT SUMMARY

Instrument ID: nt10.i
 Lab File ID: NT1004192330S.D
 Lab Smp Id: 23C0774-14
 Analysis Type: SV
 Quant Type: ISTD
 Operator: DSD
 Method File: \\target\share\chem3\nt10.i\20230419A.b\20230419A.b\SIMABN2.m
 Misc Info:

Calibration Date: 19-APR-2023
 Calibration Time: 22:11
 Level: LOW
 Sample Type: AIR

Test Mode:
 Use Last Continuing Calibrator.

COMPOUND	STANDARD	AREA LIMIT		SAMPLE	%DIFF
		LOWER	UPPER		
8 1,4-Dichlorobenze	154021	77011	308042	166894	8.36
27 Naphthalene-d8	550458	275229	1100916	621538	12.91
42 Acenaphthene-d10	294195	147098	588390	318349	8.21
59 Phenanthrene-d10	508863	254432	1017726	655686	28.85
69 Chrysene-d12	482651	241326	965302	573143	18.75
77 Perylene-d12	560068	280034	1120136	664948	18.73

COMPOUND	STANDARD	RT LIMIT		SAMPLE	%DIFF
		LOWER	UPPER		
8 1,4-Dichlorobenze	8.83	8.33	9.33	8.83	0.00
27 Naphthalene-d8	11.30	10.80	11.80	11.31	0.07
42 Acenaphthene-d10	14.91	14.41	15.41	14.92	0.05
59 Phenanthrene-d10	17.94	17.44	18.44	17.95	0.09
69 Chrysene-d12	23.04	22.54	23.54	23.06	0.10
77 Perylene-d12	25.59	25.09	26.09	25.62	0.12

AREA UPPER LIMIT = +100% of internal standard area.
 AREA LOWER LIMIT = - 50% of internal standard area.
 RT UPPER LIMIT = + 0.50 minutes of internal standard RT.
 RT LOWER LIMIT = - 0.50 minutes of internal standard RT.

REVIEW SUMMARY FOR FILE - NT1004192330S.D

Lab ID: 23C0774-14

nt10.i, 20230419A.b\20230419A.b\SIMABN2.m,

20-APR-2023 05:46

RT CO-ELUTION COMPOUNDS

NO CO-ELUTIONS

Quant Method: ICAL

RRT CHECK

RRT	CCV	RRT	DELTA	COMPOUND
-----	-----	-----	-------	----------

NONE

RRT check based on Ccal File: 20230419A.b/NT1004192318S.D

On Column LOD for nt10.i, 20230419A.b\SIMABN2.m, PSDDA.sub = 0.0000

Exception: 1,2,4-Trichlorobenzene 0.0010

* Only compounds listed in the work order have been verified by the analyst *



PREPARATION BATCH SUMMARY
EPA 8270E-SIM

Laboratory: Analytical Resources, LLC SDG: 23C0774
Client: Anchor QEA, LLC Project: AOC5 MR Phase 1
Batch: BLD0057 Batch Matrix: Solid Preparation: EPA 3546 (Microwave)

SAMPLE NAME	LAB SAMPLE ID	LAB FILE ID	DATE PREPARED	OBSERVATIONS
LDW23-SC1053A	23C0774-01	NT1004192310S.D	04/05/23 16:28	
LDW23-SC1053B	23C0774-02	NT1004192311S.D	04/05/23 16:28	
LDW23-SC1007A	23C0774-03	NT1004192312S.D	04/05/23 16:28	
LDW23-SC1002A	23C0774-04	NT1004192313S.D	04/05/23 16:28	
LDW23-SC1002B	23C0774-05	NT1004192314S.D	04/05/23 16:28	
LDW23-SC1046A	23C0774-06	NT1004192315S.D	04/05/23 16:28	
LDW23-SC1046B	23C0774-07	NT1004192321S.D	04/05/23 16:28	
LDW23-SC1177A	23C0774-08	NT1004192324S.D	04/05/23 16:28	
LDW23-SC1177B	23C0774-09	NT1004192325S.D	04/05/23 16:28	
LDW23-SC1156B	23C0774-10	NT1004192326S.D	04/05/23 16:28	
LDW23-SC1183A	23C0774-11	NT1004192327S.D	04/05/23 16:28	
LDW23-SC1183B	23C0774-12	NT1004192328S.D	04/05/23 16:28	
LDW23-SC1183C	23C0774-13	NT1004192329S.D	04/05/23 16:28	
LDW23-SS1808	23C0774-14	NT1004192330S.D	04/05/23 16:28	
Blank	BLD0057-BLK2	NT1004192306S.D	04/05/23 16:28	
Blank	BLD0057-BLK4	NT1004192320S.D	04/05/23 16:28	
LCS	BLD0057-BS2	NT1004192307S.D	04/05/23 16:28	
LCS Dup	BLD0057-BSD2	NT1004192308S.D	04/05/23 16:28	
LDW23-SC1046B	BLD0057-MS2	NT1004192322S.D	04/05/23 16:28	
LDW23-SC1046B	BLD0057-MSD2	NT1004192323S.D	04/05/23 16:28	
Reference	BLD0057-SRM2	NT1004192309S.D	04/05/23 16:28	



Batch: BLD0057

Prepared using: EPA 3546 (Microwave)

8270E SVOC (20ug/kg solid or 0.2ug/L low H2O Sepf) in Solid (Version:AOC4 List)

Matrix: Solid

Date Prepared: 4/4/23

Balance ID: 3110462614

Set Up By: CTO 4/4/23

WO Comments

23C0774: <C>BPR SRM, MS, DUP </C> <M>BPR PS, MS/MSD </M> <E>BPR 8270E RM H002055, SIM RM H010158, PCB RM K011477-79, MS/MSD </E>
<H>BPR K011477-79, Dup </H> Store in freezer (except GS) SR see Project Memo
23D0008: <C>BPR SRM, MS, DUP </C> <M>BPR PS, MS/MSD </M> <E>BPR 8270E RM K000591, SIM PAH RM I009127 PCB RM J006840-43,
7935-36,K011477-79, MS/MSD </E>
<H>BPR J006840-43, 7935-36, K011477-79, Dup </H> Store in freezer (except GS)

The following standards may be missing from this batch!

Designator	Description
39	Benzidine Spike
QLS 14	QLS Spike (Freezer)

Analysis: 8270E SVOC (20ug/kg solid or 0.2ug/L low H2O Sepf)

Lab Number & Container	% Solids	Initial (g)		(REQ) GPC C/U (1:1) 1 2 3	Water Wash 1mL	Final Effective Vol (mL)	Vol (mL) to Lab	Extraction Comments
		Target Dry: 10 (Wet)	Actual					
23C0774-01 A	54.2	(18.45)	18.48	(1:1)	1mL	1	0.5	
23C0774-02 A	51.9	(19.25)	19.33	(1:1)	1mL	1	0.5	
23C0774-03 A	58.1	(17.21)	17.23	(1:1)	1mL	1	0.5	
23C0774-04 A	51.1	(19.57)	19.60	(1:1)	1mL	1	0.5	
23C0774-05 A	53.9	(18.56)	18.61	(1:1)	1mL	1	0.5	
23C0774-06 A	53.8	(18.61)	18.61	(1:1)	1mL	1	0.5	
23C0774-07 A	57.1	(17.51)	17.58	(1:1)	1mL	1	0.5	
23C0774-08 A	52.9	(18.92)	18.93	(1:1)	1mL	1	0.5	
23C0774-09 A	53.7	(18.64)	18.64	(1:1)	1mL	1	0.5	
23C0774-10 A	60.9	(16.41)	16.47	(1:1)	1mL	1	0.5	
23C0774-11 A	53.0	(18.88)	18.89	(1:1)	1mL	1	0.5	
23C0774-12 A	53.6	(18.67)	18.68	(1:1)	1mL	1	0.5	
23C0774-13 A	53.1	(18.83)	18.86	(1:1)	1mL	1	0.5	
23C0774-14 A	51.6	(19.40)	19.41	(1:1)	1mL	1	0.5	
23D0008-01 A	51.6	(19.38)	19.38	(1:1)	1mL	1	0.5	
23D0008-03 A	44.1	(22.67)	22.67	(1:1)	1mL	1	0.5	

Batch QC

Lab Number	% Solids	Initial (g)		(REQ) GPC C/U (1:1) 1 2 3	Water Wash 1mL	Final Effective Vol (mL)	Vol (mL) to Lab	Extraction Comments
		Target Dry: 10 (Wet)	Actual					
BLD0057-BLK1	100.0	(10.00)	10.00	(1:1)	1mL	1	0.5	Use 5g Neutral Sodium Sulfate for Blanks
BLD0057-BS1	100.0	(10.00)	10.00	(1:1)	1mL	1	0.5	Use 5g Neutral Sodium Sulfate for Blanks
BLD0057-BSD1	100.0	(10.00)	10.00	(1:1)	1mL	1	0.5	Use 5g Neutral Sodium Sulfate for Blanks
BLD0057-MS1	57.1	(17.51)	17.51	(1:1)	1mL	1	0.5	Use 23C0774-07
BLD0057-MSD1	57.1	(17.51)	17.51	(1:1)	1mL	1	0.5	Use 23C0774-07
BLD0057-SRM1	100.0	(10.00)	1.00	(1:1)	1mL	1	0.5	Use K003477

+1g DI WATER



Batch: BLD0057

Prepared using: EPA 3546 (Microwave)

8270E SVOC (20ug/kg solid or 0.2ug/L low H2O Sepf) in Solid (Version:AOC4 List)

WO Comments

23C0774: <C>BPR SRM, MS, DUP </C> <M>BPR PS, MS/MSD </M> <E>BPR 8270E RM H002055, SIM RM H010158, PCB RM K011477-79, MS/MSD </E>

<H>BPR K011477-79, Dup </H> Store in freezer (except GS) SR see Project Memo

23D0008: <C>BPR SRM, MS, DUP </C> <M>BPR PS, MS/MSD </M> <E>BPR 8270E RM K000591, SIM PAH RM 1009127 PCB RM J006840-43,

7935-36, K011477-79, MS/MSD </E>

<H>BPR J006840-43, 7935-36, K011477-79, Dup </H> Store in freezer (except GS)

cy 4/4/23
Client ID verified By Date

WJ 4/17/23
Preparation Reviewed By Date

4/4/23 16:28
Extraction Date and Time



Batch: BLD0057

Prepared using: EPA 3546 (Microwave)

8270E SVOC (20ug/kg solid or 0.2ug/L low H2O Sepf) in Solid (Version:AOC4 List)

WO Comments

23C0774: <C>BPR SRM, MS, DUP </C> <M>BPR PS, MS/MSD </M> <E>BPR 8270E RM H002055, SIM RM H010158, PCB RM K011477-79, MS/MSD </E>
<H>BPR K011477-79, Dup </H> Store in freezer (except GS) SR see Project Memo
23D0008: <C>BPR SRM, MS, DUP </C> <M>BPR PS, MS/MSD </M> <E>BPR 8270E RM K000591, SIM PAH RM I009127 PCB RM J006840-43,
7935-36,K011477-79, MS/MSD </E>
<H>BPR J006840-43, 7935-36, K011477-79, Dup </H> Store in freezer (except GS)

Prep Steps

Reagents Used

Surrogates & Spike Standards Used

Microwave	Station/Reagent	Standard ID	Type	Vial ID / Standard ID	Vol uL	Analyst	Witness
① 2 3 C7 Analyst/Date 4/16/23	Microwave Analyst: C7/ML Date: 4/16/23		Surrogate	A L001153	50µL		
	Anhydrous Sodium Sulfate	L003261	100/150µg/mL	Exp Date: 8/1/2023		G7	Y
Pre-GPC KD 100°C Exchange to Hexane (add 10 mL to KD)	1:1 Methylene Chloride/Acetone	L002244	Full List Spike (Freezer)	7 L001812 (V)	50µL		
④ 2 4 ⑤ 6 SA 4/17/23 Analyst/Date	Methylene Chloride	L002621	100µg/mL	Exp Date: 4/17/23 8/14/2023		G7	Y
	Pre-Deactivated Glass Wool	L001923	Base Spike	56 L001812 (V)	50µL		
	Pre GPC KD		200µg/mL	Exp Date: 4/17/23 8/20/2023		G7	Y
	Analyst: SA Date: 4/17/23		Acid Spike	38 L001812 (V)	50µL		
	Pre-Deactivated Glass Wool	N/A	100/200µg/mL	Exp Date: 4/17/23 8/20/2023		G7	Y
TurboVap Pre GPC	Anhydrous Sodium Sulfate	N/A	MANUALLY ENTER EXPIRATION DATES! (V) indicates a virtual standard combining two or more physical standards. In these cases the Standard ID refers to the virtual standard, not the parent standards. If a Standard ID is missing, but should be present, check the standard definition in Element LIMS to be sure Standard Info 6 has the correct letter or number designator matching the vial designator in the Standard ID column. If it is correct, check the batch and bench sheet in Element LIMS to be sure the correct standards are selected for surrogate(s) and spike(s).				
1 2 3 ④ 5 MRS 4/17/23 Analyst/Date	Methylene Chloride	L002621					
	Hexane	L001957					
	GPC Filter Prep						
Post GPC KD 80-85°C	Methylene Chloride	L002621					
④ 4 5 ⑥ C7O 4/14/23 Analyst/Date	GPC Filter	L001799					
	GPC						
	Analyst: AA Date: 4-11-23						
TurboVap	Methylene Chloride	L002621					
1 2 3 ④ 5 LS 4/17/23 Analyst/Date	GPC Calibration File	C1C00591-GPC2					
	Post GPC KD						
	Analyst: C7O Date: 4/14/23						
Water Wash	Methylene Chloride	L002621					
LS 4/17/23 Analyst/Date	Vialing						
	Analyst: LS Date: 4/17/23						
	Methylene Chloride	L002621					



Batch: BLD0057

Prepared using: EPA 3546 (Microwave)

8270E SVOC (20ug/kg solid or 0.2ug/L low H2O Seph) in Solid (Version:AOC4 List)

WO Comments
 23C0774: <C>BPR SRM, MS, DUP </C> <M>BPR PS, MS/MSD </M> <E>BPR 8270E RM H002055, SIM RM H010158, PCB RM K011477-79, MS/MSD </E>
 <H>BPR K011477-79, Dup </H> Store in freezer (except GS) SR see Project Memo
 23D0008: <C>BPR SRM, MS, DUP </C> <M>BPR PS, MS/MSD </M> <E>BPR 8270E RM K000591, SIM PAH RM I009127 PCB RM J006840-43,
 7935-36,K011477-79, MS/MSD </E>
 <H>BPR J006840-43, 7935-36, K011477-79, Dup </H> Store in freezer (except GS)

Prep Instructions	
<p>SPECIAL INSTRUCTIONS:</p> <ol style="list-style-type: none"> 1. Weigh into beakers-lightly dry with Sodium Sulfate. 2. Transfer to microwave vessel. 3. Add DCM ONLY to the vessels (until solvent is 3 inches above soil layer after homogenization). 4. Add surr/spike. 5. Microwave on appropriate power setting determined by # of samples. 6. After microwave-re-homogenize while hot then let cool 10-15 min in Refridgerator 05. Re-homogenize while cool. 7. Decant DCM into Erlenmeyer flask with a funnel containing pre-deactivated glasswool. 8. Rinse with DCM 9. Microwave a 2nd time using 1:1 DCM/ACE. 10. Let cool and decant the solvent then empty the soil into the funnel and rinse with DCM. 11. KD: Add 10 mL Hexane directly to extract in the KD. 12. GPC REQUIRED 100°C water bath (CLP) KD to 5mL. 13. Vialers to take 1:5 Split Pre- GPC. 14. (After GPC): KD at 80°C. 15. TurboVap to 1mL in DCM. 16. WATER WASH REQUIRED: <ol style="list-style-type: none"> 16a. Vial 1mL of all extracts in 2mL amber vials in DCM. 16b. Add ~0.5mL DI water and vortex for ~5 seconds each. 16c. Centrifuge extracts for 5 minutes at 1500-2000rpm. 16d. Transfer and vial 0.5mL to new 2mL amber vials (Avoiding collecting water in syringe and cleaning syringe with Acetone and DCM between each vial). 17. Archive water wahed vials and deliever new vials to GC Department for analysis. <p>A. Need Total Solids Y <input type="checkbox"/> N <input checked="" type="checkbox"/></p> <p>B. Archive/Freeze <input checked="" type="checkbox"/> Y <input type="checkbox"/> N</p>	



Extraction Parameter: SWA Extraction Batch BLD0057

Total Solids Batch: BLD0012 Work Order(s): 23C0074

Screens: Soil/Sediment/Solid/Other:	Analyst/Date
<input type="checkbox"/> No Anomalies (standard soil/wet sediment/sand/gravel)=	
<input checked="" type="checkbox"/> Standing Water Decanted (Not shared)= <u>φ7, φ5, φ6, φ8, φ9, 11, 12, 14, 15.</u>	<u>φ4/φ3/23</u>
<input type="checkbox"/> Standing Water Homogenized (Shared samples)=	
<input type="checkbox"/> Clay/Clumps (Difficult to homogenize)=	
<input type="checkbox"/> Rocks (%+size)?	
<input type="checkbox"/> Organics (Leaves/sticks/grass)=	
<input checked="" type="checkbox"/> Oily, obvious fuel/sulfur odors= <u>φ1, φ2 — 15.</u>	<u>φ4/φ3/23</u>
<input type="checkbox"/> Received in 32oz jar(s)=Homogenized in Pyrex dish=	
<input type="checkbox"/> Previously Frozen =	
<input type="checkbox"/> Other (Details)=	
Aqueous:	
<input checked="" type="checkbox"/> No Anomalies	
<input type="checkbox"/> Turbid/Color=	
<input type="checkbox"/> Particulates(%)=(Note: >5%=Notify Supervisor/Lead)	
<input type="checkbox"/> Emulsions (%)=	
<input type="checkbox"/> Oily, obvious fuel/sulfur odors=	
<input type="checkbox"/> Other (Details)=	
<input type="checkbox"/> Received in 1.0L Bottle(s)=No Bottle Rinse=	
<input type="checkbox"/> Other Notes/Comments= (Note problems, concerns, corrective actions).	
<input checked="" type="checkbox"/> Share Samples Y / N	<u>φ4/φ3/23</u>
<input checked="" type="checkbox"/> Multiple Jars Y / N	<u>φ4/φ3/23</u>
<input type="checkbox"/> Sample Pre-Screens indicate analyte activity=	
<input type="checkbox"/> Sample weights/volumes reduced based on Pre-Screen=	



Extraction Parameter: SWA Extraction Batch BLD0054

Total Solids Batch: BLD0036 Work Order(s): 2300008

Screens: Soil/Sediment/Solid/Other:	Analyst/Date
<input type="checkbox"/> No Anomalies (standard soil/wet sediment/sand/gravel)=	
<input checked="" type="checkbox"/> Standing Water Decanted (Not shared)= <u>φ1, φ2, φ3, φ4.</u>	<u>φ4/φ3/23</u>
<input type="checkbox"/> Standing Water Homogenized (Shared samples)=	
<input type="checkbox"/> Clay/Clumps (Difficult to homogenize)=	
<input type="checkbox"/> Rocks (%+size)?	
<input type="checkbox"/> Organics (Leaves/sticks/grass)=	
<input checked="" type="checkbox"/> Oily, obvious fuel/sulfur odors= <u>φ1, φ2, φ3, φ4.</u>	<u>φ4/φ3/23</u>
<input type="checkbox"/> Received in 32oz jar(s)=Homogenized in Pyrex dish=	
<input type="checkbox"/> Previously Frozen =	
<input type="checkbox"/> Other (Details)=	
Aqueous:	
<input checked="" type="checkbox"/> No Anomalies	
<input type="checkbox"/> Turbid/Color=	
<input type="checkbox"/> Particulates(%)=(Note: >5%=Notify Supervisor/Lead)	
<input type="checkbox"/> Emulsions (%)=	
<input type="checkbox"/> Oily, obvious fuel/sulfur odors=	
<input type="checkbox"/> Other (Details)=	
<input type="checkbox"/> Received in 1.0L Bottle(s)=No Bottle Rinse=	
<input type="checkbox"/> Other Notes/Comments= (Note problems, concerns, corrective actions).	
<input checked="" type="checkbox"/> Share Samples Y/N <u>Y</u>	<u>φ4/φ3/23</u>
<input checked="" type="checkbox"/> Multiple Jars Y/N <u>Y</u>	<u>φ4/φ3/23</u>
<input type="checkbox"/> Sample Pre-Screens indicate analyte activity=	
<input type="checkbox"/> Sample weights/volumes reduced based on Pre-Screen=	



CLEANUP BATCH SUMMARY

Laboratory: Analytical Resources, LLC

SDG: 23C0774

Client: Anchor QEA, LLC

Project: AOC5 MR Phase 1

Cleanup Batch: CLD0099

Cleanup Type: GPC

Cleanup Method: EPA 3640A GPC Cleanup 1:1

Analysis: EPA 8270E-SIM

SAMPLE NAME	LAB SAMPLE ID	LAB FILE ID	DATE PREPARED	OBSERVATIONS
LDW23-SC1046B	23C0774-07	NT1004192321S.D	04/17/2023	
LDW23-SS1808	23C0774-14	NT1004192330S.D	04/17/2023	
LDW23-SC1183C	23C0774-13	NT1004192329S.D	04/17/2023	
LDW23-SC1183B	23C0774-12	NT1004192328S.D	04/17/2023	
LDW23-SC1183A	23C0774-11	NT1004192327S.D	04/17/2023	
LDW23-SC1177B	23C0774-09	NT1004192325S.D	04/17/2023	
LDW23-SC1177A	23C0774-08	NT1004192324S.D	04/17/2023	
LDW23-SC1156B	23C0774-10	NT1004192326S.D	04/17/2023	
LDW23-SC1046A	23C0774-06	NT1004192315S.D	04/17/2023	
LDW23-SC1053A	23C0774-01	NT1004192310S.D	04/17/2023	
Reference	BLD0057-SRM2	NT1004192309S.D	04/17/2023	
LDW23-SC1007A	23C0774-03	NT1004192312S.D	04/17/2023	
LDW23-SC1002A	23C0774-04	NT1004192313S.D	04/17/2023	
LDW23-SC1002B	23C0774-05	NT1004192314S.D	04/17/2023	
Blank	BLD0057-BLK2	NT1004192306S.D	04/17/2023	
LCS	BLD0057-BS2	NT1004192307S.D	04/17/2023	
LCS Dup	BLD0057-BSD2	NT1004192308S.D	04/17/2023	
Matrix Spike	BLD0057-MS2	NT1004192322S.D	04/17/2023	
Matrix Spike Dup	BLD0057-MSD2	NT1004192323S.D	04/17/2023	
LDW23-SC1053B	23C0774-02	NT1004192311S.D	04/17/2023	



CLEANUP BENCH SHEET

CLD0099

Matrix: Solid Cleanup using: Organics - EPA 3640A GPC Cleanup 1:1 Check Standard: CLC0059-GPC3 Printed: 4/17/2023 10:06:12AM

Lab Number	Sample Container	Sample Name	Extract Container	Initial (uL)	Final (uL)	Analysis	Clean Up Date	Cleaned By	Cleanup Comments
23C0774-01	A	LDW23-SC1053A	A 01	1	1	VOC (20ug/kg solid or 0.2ug/L low H ₂	4/17/2023	LMJ	
23C0774-01	A	LDW23-SC1053A	A 02	1	1	8270E-SIM Dual Scan SVOC	4/17/2023	LMJ	
23C0774-02	A	LDW23-SC1053B	A 01	1	1	VOC (20ug/kg solid or 0.2ug/L low H ₂	4/17/2023	LMJ	
23C0774-02	A	LDW23-SC1053B	A 02	1	1	8270E-SIM Dual Scan SVOC	4/17/2023	LMJ	
23C0774-03	A	LDW23-SC1007A	A 01	1	1	VOC (20ug/kg solid or 0.2ug/L low H ₂	4/17/2023	LMJ	
23C0774-03	A	LDW23-SC1007A	A 02	1	1	8270E-SIM Dual Scan SVOC	4/17/2023	LMJ	
23C0774-04	A	LDW23-SC1002A	A 01	1	1	VOC (20ug/kg solid or 0.2ug/L low H ₂	4/17/2023	LMJ	
23C0774-04	A	LDW23-SC1002A	A 02	1	1	8270E-SIM Dual Scan SVOC	4/17/2023	LMJ	
23C0774-05	A	LDW23-SC1002B	A 02	1	1	8270E-SIM Dual Scan SVOC	4/17/2023	LMJ	
23C0774-05	A	LDW23-SC1002B	A 01	1	1	VOC (20ug/kg solid or 0.2ug/L low H ₂	4/17/2023	LMJ	
23C0774-06	A	LDW23-SC1046A	A 02	1	1	8270E-SIM Dual Scan SVOC	4/17/2023	LMJ	
23C0774-06	A	LDW23-SC1046A	A 01	1	1	VOC (20ug/kg solid or 0.2ug/L low H ₂	4/17/2023	LMJ	
23C0774-07	A	LDW23-SC1046B	A 02	1	1	8270E-SIM Dual Scan SVOC	4/17/2023	LMJ	
23C0774-07	A	LDW23-SC1046B	A 01	1	1	VOC (20ug/kg solid or 0.2ug/L low H ₂	4/17/2023	LMJ	
23C0774-08	A	LDW23-SC1177A	A 02	1	1	8270E-SIM Dual Scan SVOC	4/17/2023	LMJ	
23C0774-08	A	LDW23-SC1177A	A 01	1	1	VOC (20ug/kg solid or 0.2ug/L low H ₂	4/17/2023	LMJ	
23C0774-09	A	LDW23-SC1177B	A 02	1	1	8270E-SIM Dual Scan SVOC	4/17/2023	LMJ	
23C0774-09	A	LDW23-SC1177B	A 01	1	1	VOC (20ug/kg solid or 0.2ug/L low H ₂	4/17/2023	LMJ	
23C0774-10	A	LDW23-SC1156B	A 02	1	1	8270E-SIM Dual Scan SVOC	4/17/2023	LMJ	
23C0774-10	A	LDW23-SC1156B	A 01	1	1	VOC (20ug/kg solid or 0.2ug/L low H ₂	4/17/2023	LMJ	
23C0774-11	A	LDW23-SC1183A	A 01	1	1	VOC (20ug/kg solid or 0.2ug/L low H ₂	4/17/2023	LMJ	
23C0774-11	A	LDW23-SC1183A	A 02	1	1	8270E-SIM Dual Scan SVOC	4/17/2023	LMJ	



CLEANUP BENCH SHEET

CLD0099

Matrix: Solid Cleanup using: Organics - EPA 3640A GPC Cleanup 1:1 Check Standard: CLC0059-GPC3 Printed: 4/17/2023 10:06:12AM

Lab Number	Sample Container	Sample Name	Extract Container	Initial (uL)	Final (uL)	Analysis	Clean Up Date	Cleaned By	Cleanup Comments
23C0774-12	A	LDW23-SC1183B	A 02	1	1	8270E-SIM Dual Scan SVOC	4/17/2023	LMJ	
23C0774-12	A	LDW23-SC1183B	A 01	1	1	VOC (20ug/kg solid or 0.2ug/L low H ₂	4/17/2023	LMJ	
23C0774-13	A	LDW23-SC1183C	A 01	1	1	VOC (20ug/kg solid or 0.2ug/L low H ₂	4/17/2023	LMJ	
23C0774-13	A	LDW23-SC1183C	A 02	1	1	8270E-SIM Dual Scan SVOC	4/17/2023	LMJ	
23C0774-14	A	LDW23-SS1808	A 02	1	1	8270E-SIM Dual Scan SVOC	4/17/2023	LMJ	
23C0774-14	A	LDW23-SS1808	A 01	1	1	VOC (20ug/kg solid or 0.2ug/L low H ₂	4/17/2023	LMJ	
23D0008-01	A	LDW23-SS1816	A 01	1	1	VOC (20ug/kg solid or 0.2ug/L low H ₂	4/17/2023	LMJ	
23D0008-01	A	LDW23-SS1816	A 02	1	1	8270E-SIM Dual Scan SVOC	4/17/2023	LMJ	
23D0008-03	A	LDW23-SS1817	A 01	1	1	VOC (20ug/kg solid or 0.2ug/L low H ₂	4/17/2023	LMJ	
23D0008-03	A	LDW23-SS1817	A 02	1	1	8270E-SIM Dual Scan SVOC	4/17/2023	LMJ	
BLD0057-BLK1	-	Blank	-	1	1	-	4/17/2023	LMJ	
BLD0057-BLK2	-	Blank	-	1	1	-	4/17/2023	LMJ	
BLD0057-BS1	-	LCS	-	1	1	-	4/17/2023	LMJ	
BLD0057-BS2	-	LCS	-	1	1	-	4/17/2023	LMJ	
BLD0057-BSD1	-	LCS Dup	-	1	1	-	4/17/2023	LMJ	
BLD0057-BSD2	-	LCS Dup	-	1	1	-	4/17/2023	LMJ	
BLD0057-MS1	-	Matrix Spike	-	1	1	-	4/17/2023	LMJ	
BLD0057-MS2	-	Matrix Spike	-	1	1	-	4/17/2023	LMJ	
BLD0057-MSD1	-	Matrix Spike Dup	-	1	1	-	4/17/2023	LMJ	
BLD0057-MSD2	-	Matrix Spike Dup	-	1	1	-	4/17/2023	LMJ	
BLD0057-SRM1	-	Reference	-	1	1	-	4/17/2023	LMJ	
BLD0057-SRM2	-	Reference	-	1	1	-	4/17/2023	LMJ	



CLEANUP BENCH SHEET

CLD0099

Matrix: Solid **Cleanup using: Organics - EPA 3640A GPC Cleanup 1:1** **Check Standard: CLC0059-GPC3** **Printed: 4/17/2023 10:06:12AM**

Lab Number	Sample Container	Sample Name	Extract Container	Initial (uL)	Final (uL)	Analysis	Clean Up Date	Cleaned By	Cleanup Comments
------------	------------------	-------------	-------------------	--------------	------------	----------	---------------	------------	------------------



Form I
METHOD BLANK DATA SHEET
EPA 8270E-SIM

Blank

Laboratory:	<u>Analytical Resources, LLC</u>	SDG:	<u>23C0774</u>
Client:	<u>Anchor QEA, LLC</u>	Project:	<u>AOC5 MR Phase 1</u>
Matrix:	<u>Solid</u>	Laboratory ID:	<u>BLD0057-BLK2</u>
Sampled:	<u>N/A</u>	Prepared:	<u>04/05/23 16:28</u>
Solids:		Preparation:	<u>EPA 3546 (Microwave)</u>
Batch:	<u>BLD0057</u>	Sequence:	<u>SLD0257</u>
Instrument:	<u>NT10</u>	Column:	<u>ZB-5MSi</u>
		File ID:	<u>NT1004192306S.D</u>
		Analyzed:	<u>04/19/23 14:32</u>
		Initial/Final:	<u>10 g / 1 mL</u>
		Calibration:	<u>GC00049</u>
		Cleanups:	<u>GPC</u>

CAS NO.	COMPOUND	DILUTION	CONC: (ug/kg wet)	Q	DL	RL
106-46-7	1,4-Dichlorobenzene	1	0.6	J	0.6	5.0
95-50-1	1,2-Dichlorobenzene	1	5.0	U	0.7	5.0
100-51-6	Benzyl Alcohol	1	20.0	U	2.5	20.0
65-85-0	Benzoic acid	1	100	U	13.4	100
105-67-9	2,4-Dimethylphenol	1	20.0	U	2.2	20.0
120-82-1	1,2,4-Trichlorobenzene	1	5.0	U	2.7	5.0
86-30-6	N-Nitrosodiphenylamine	1	5.0	U	1.3	5.0
87-86-5	Pentachlorophenol	1	20.0	U	2.1	20.0

SURROGATES	ADDED: (ug/kg wet)	FOUND: (ug/kg wet)	% REC	QC LIMITS	Q
2-Fluorophenol	750.00	284	37.8	27 - 120	
p-Terphenyl-d14	500.00	220	44.0	37 - 120	

Data File: \\target\share\chem3\nt10.1\20230419.1\20230419.1\NT10041923065.D

Date: 19-APR-2023 14:32

Client ID:

Sample Info: BLD0057-BLK2

Volume Injected (uL): 1.0

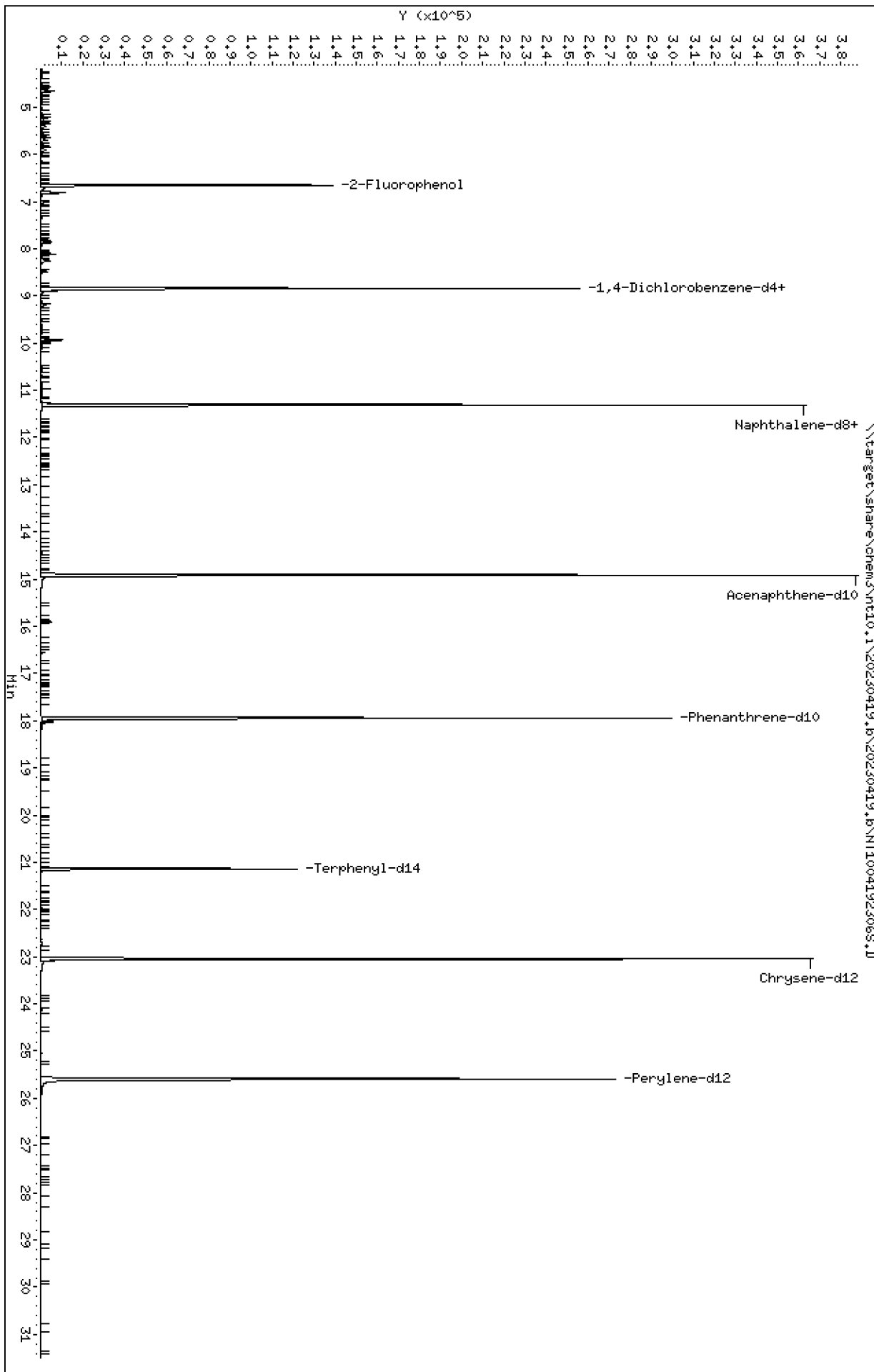
Column phase: ZB-5msi

Instrument: nt10.1

Operator: USD

Column diameter: 0.25

Page 1



Date : 19-APR-2023 14:32

Client ID:

Instrument: nt10.i

Sample Info: BLD0057-BLK2

Volume Injected (uL): 1.0

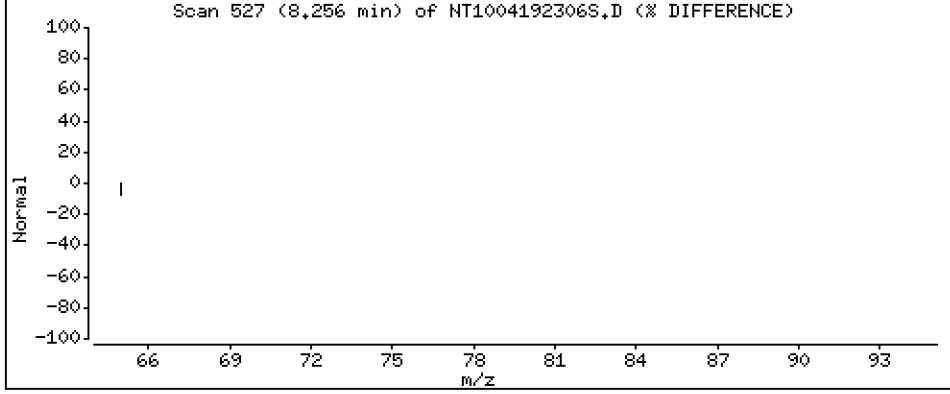
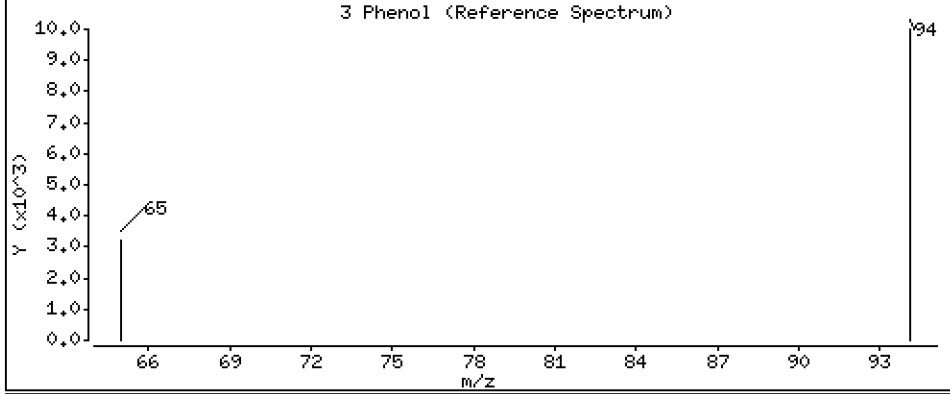
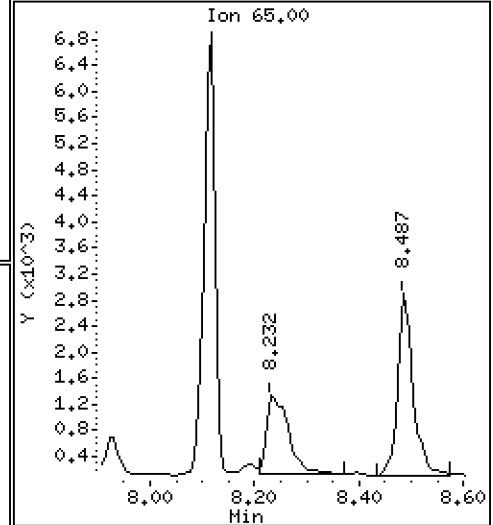
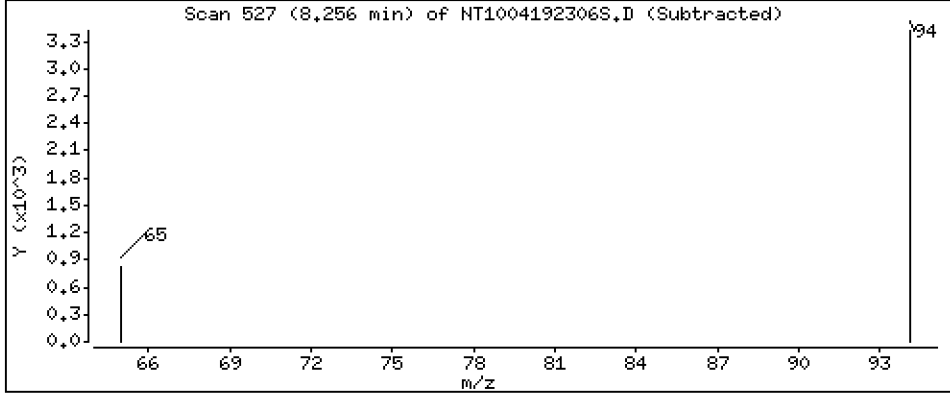
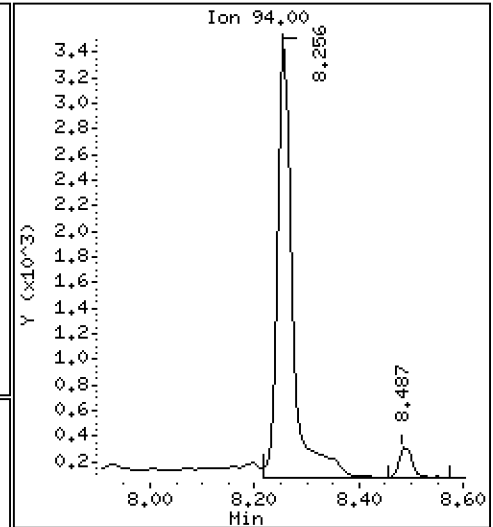
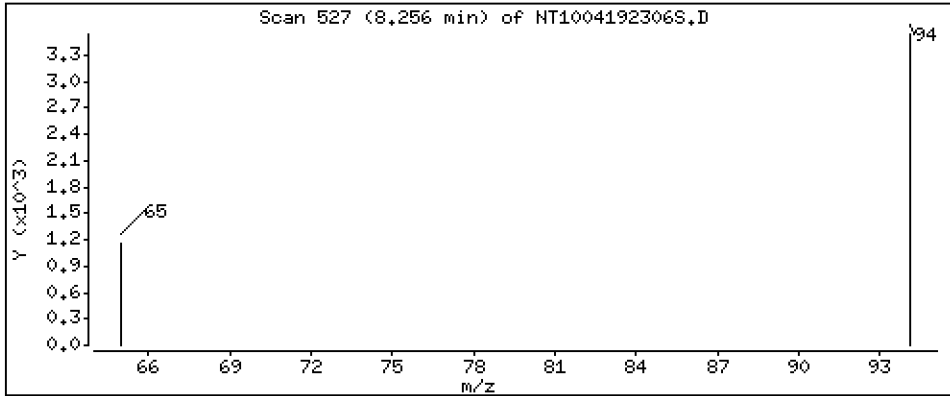
Operator: DSD

Column phase: ZB-5msi

Column diameter: 0,25

3 Phenol

Concentration: 0,09937 ug/L



Date : 19-APR-2023 14:32

Client ID:

Instrument: nt10.i

Sample Info: BLD0057-BLK2

Volume Injected (uL): 1.0

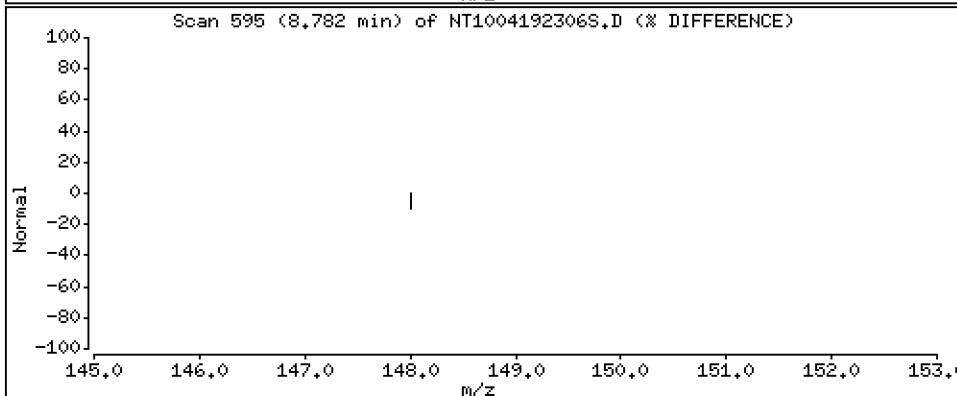
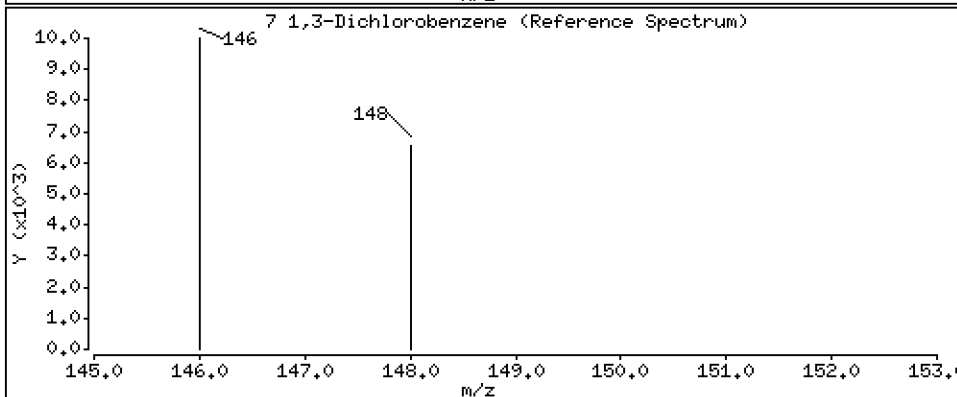
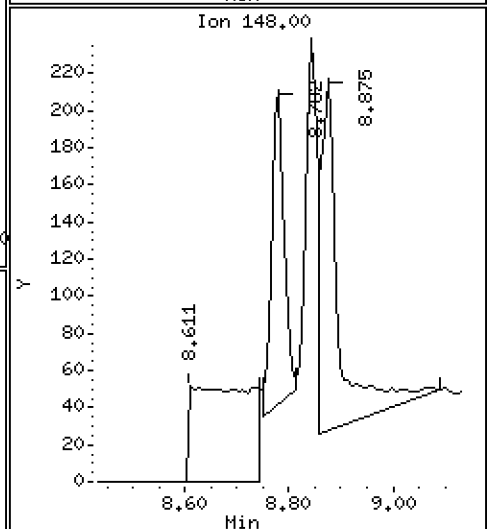
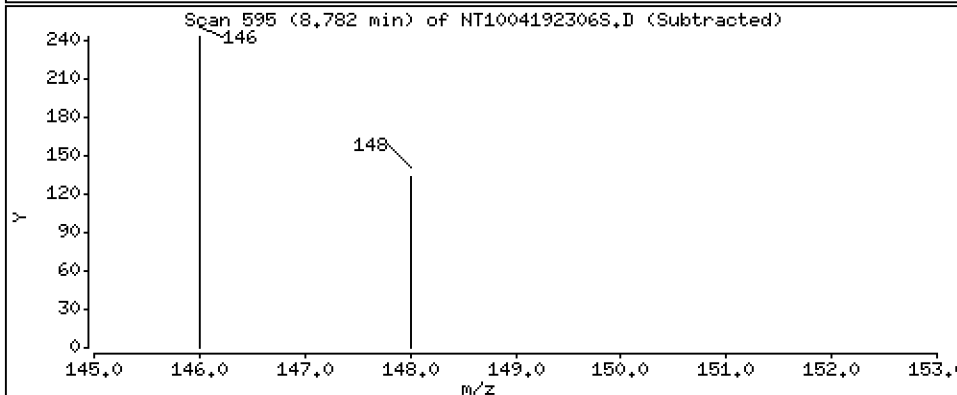
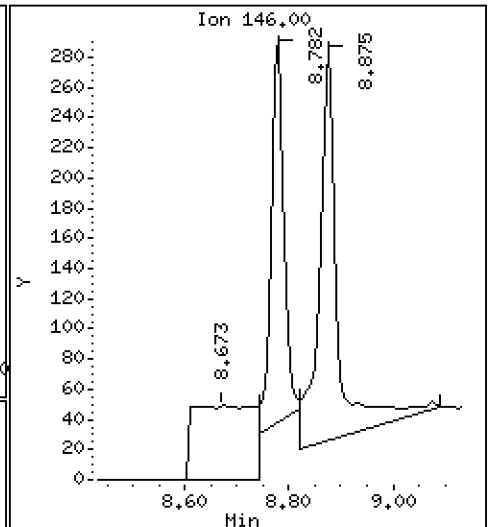
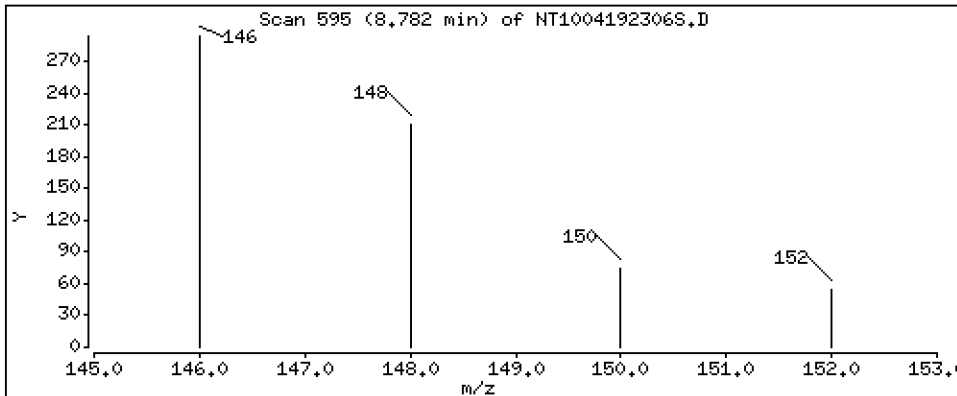
Operator: DSD

Column phase: ZB-5msi

Column diameter: 0,25

7 1,3-Dichlorobenzene

Concentration: 0,007038 ug/L



Date : 19-APR-2023 14:32

Client ID:

Instrument: nt10.i

Sample Info: BLD0057-BLK2

Volume Injected (uL): 1.0

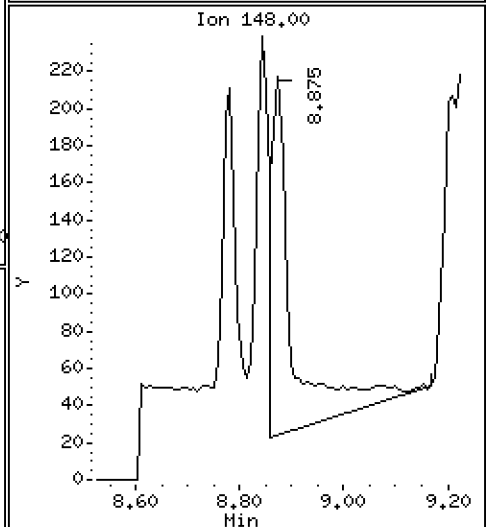
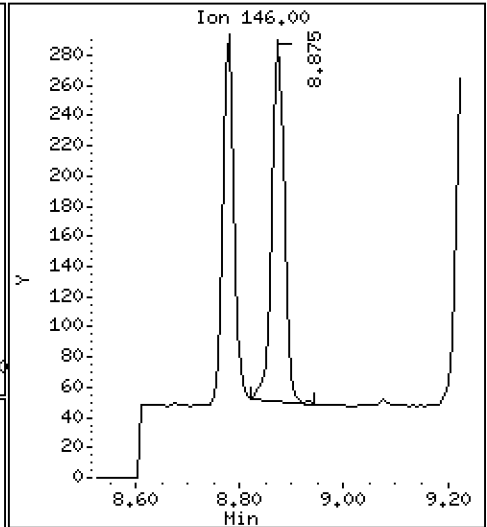
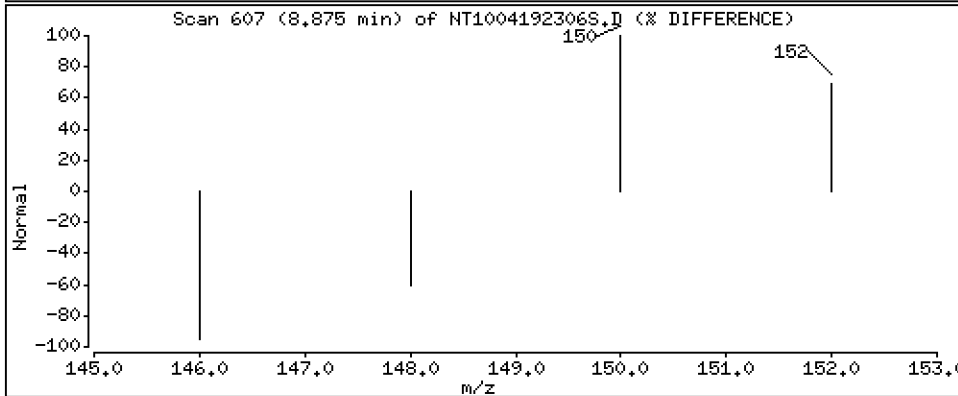
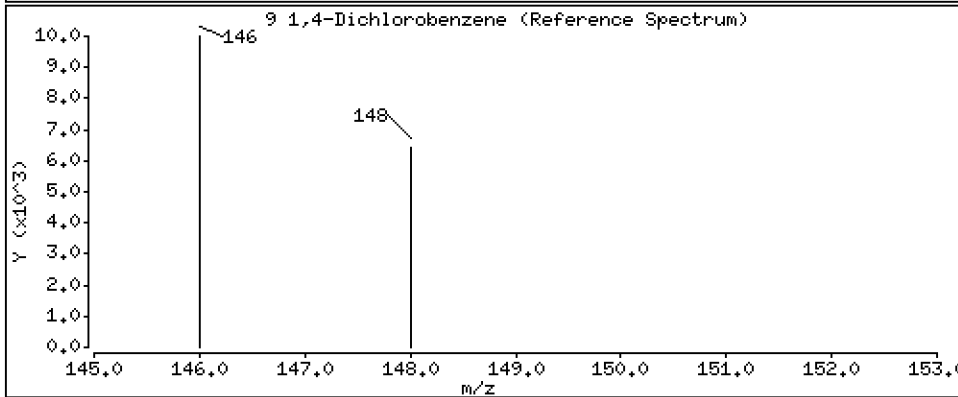
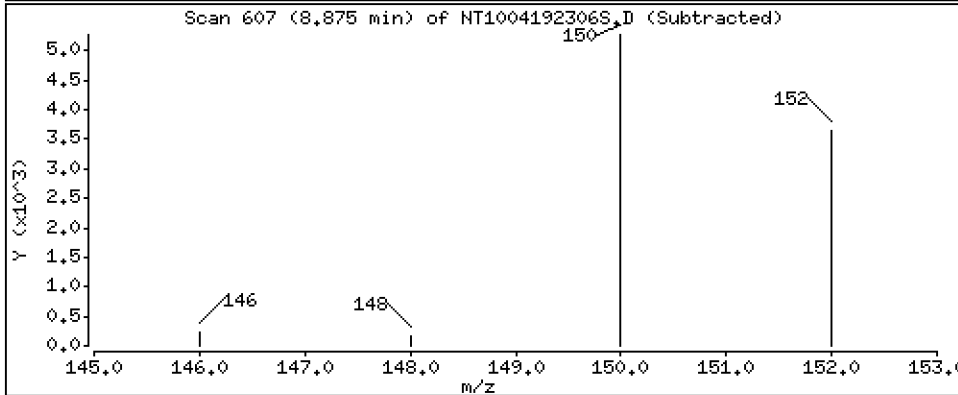
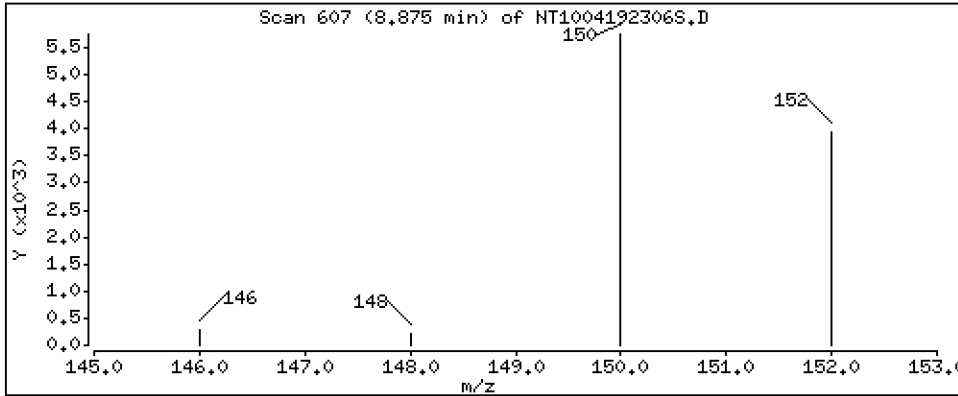
Operator: DSD

Column phase: ZB-5msi

Column diameter: 0,25

9 1,4-Dichlorobenzene

Concentration: 0,006329 ug/L



Date : 19-APR-2023 14:32

Client ID:

Instrument: nt10.i

Sample Info: BLD0057-BLK2

Volume Injected (uL): 1.0

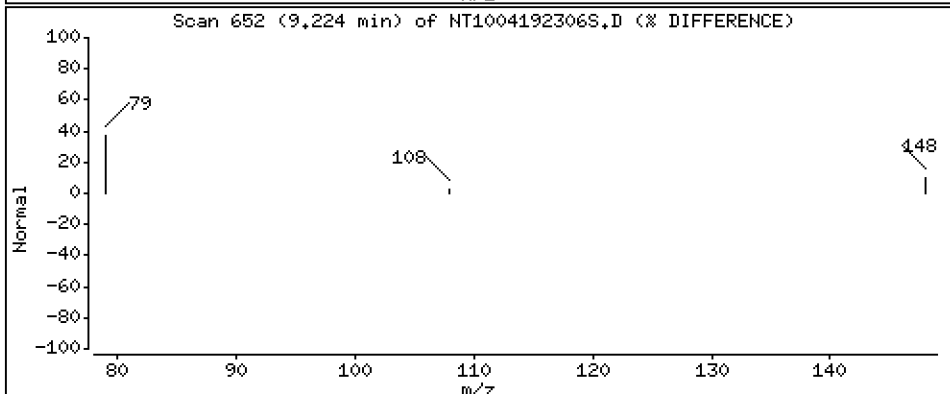
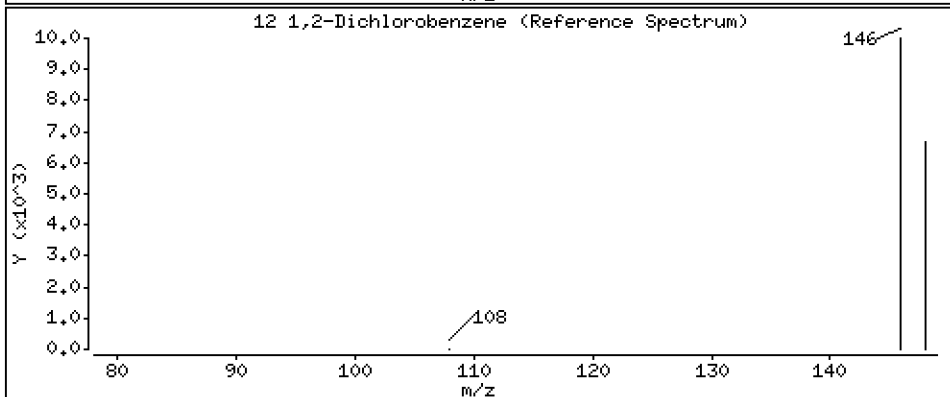
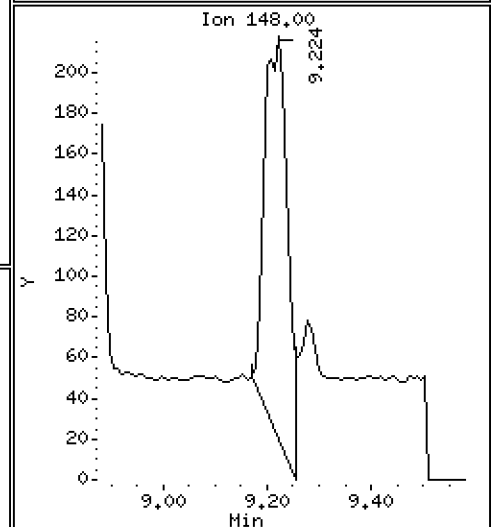
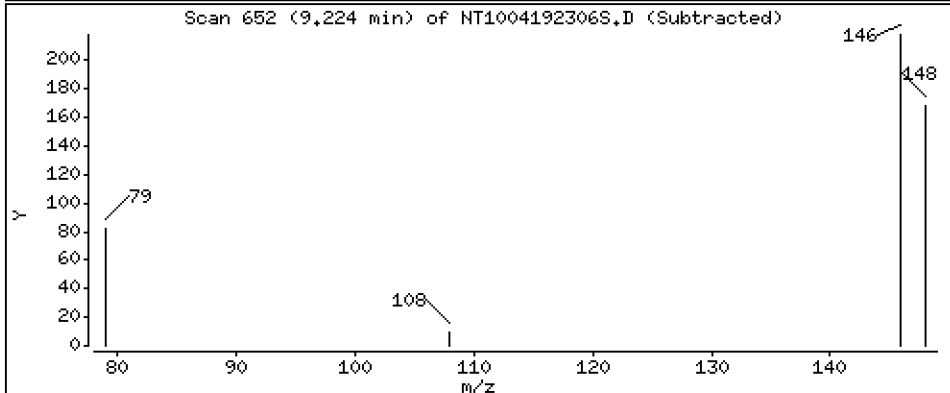
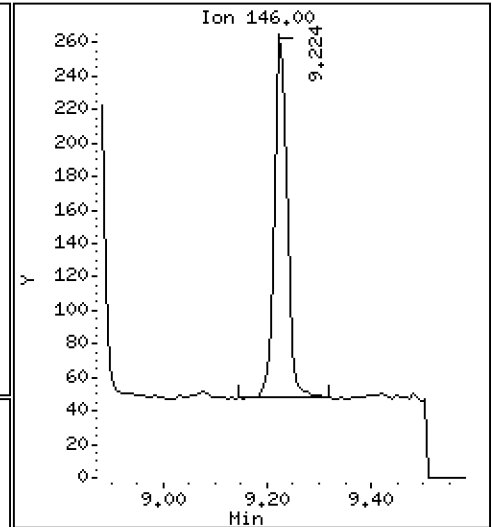
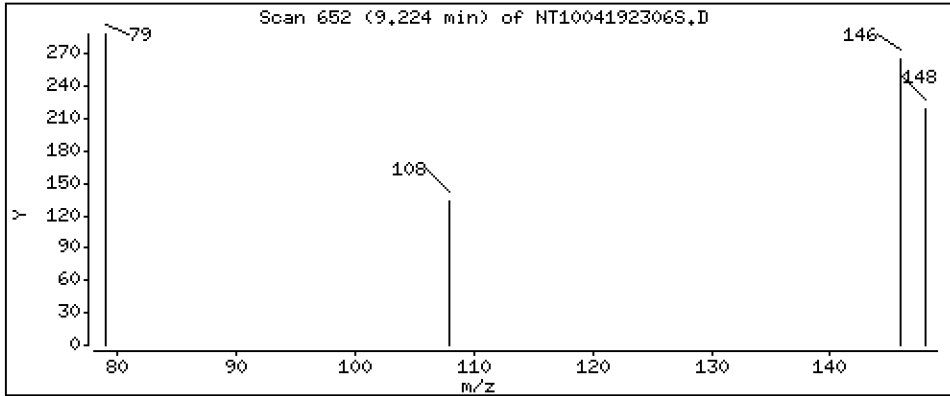
Operator: DSD

Column phase: ZB-5msi

Column diameter: 0,25

12 1,2-Dichlorobenzene

Concentration: 0,006075 ug/L



Date : 19-APR-2023 14:32

Client ID:

Instrument: nt10.i

Sample Info: BLD0057-BLK2

Volume Injected (uL): 1.0

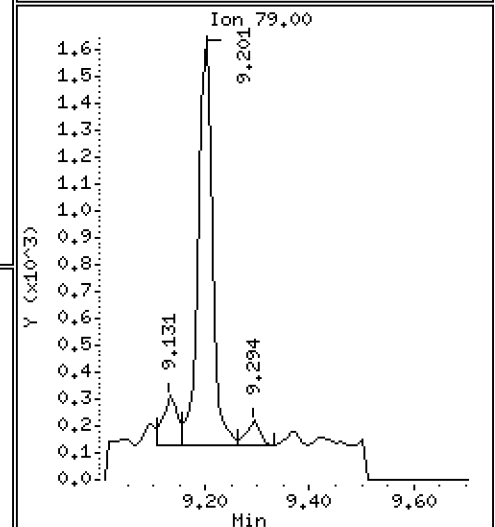
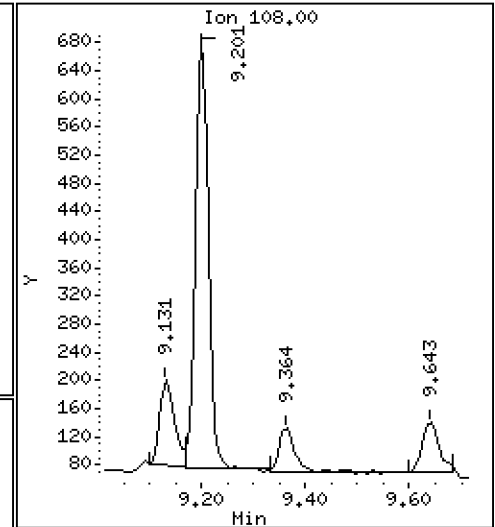
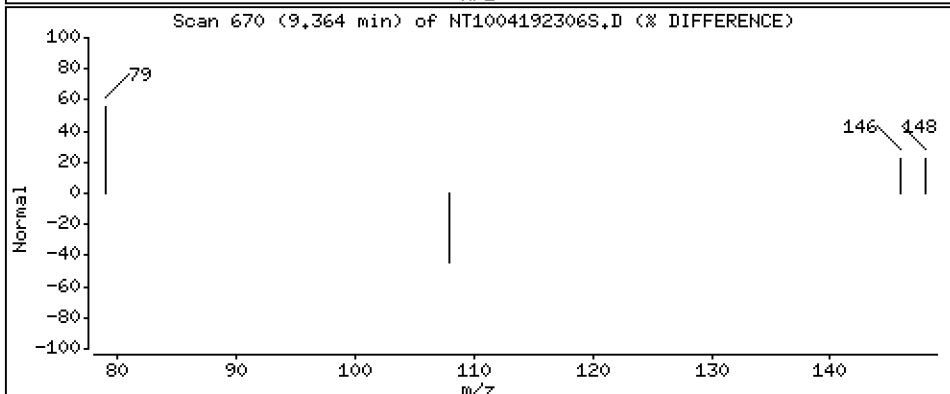
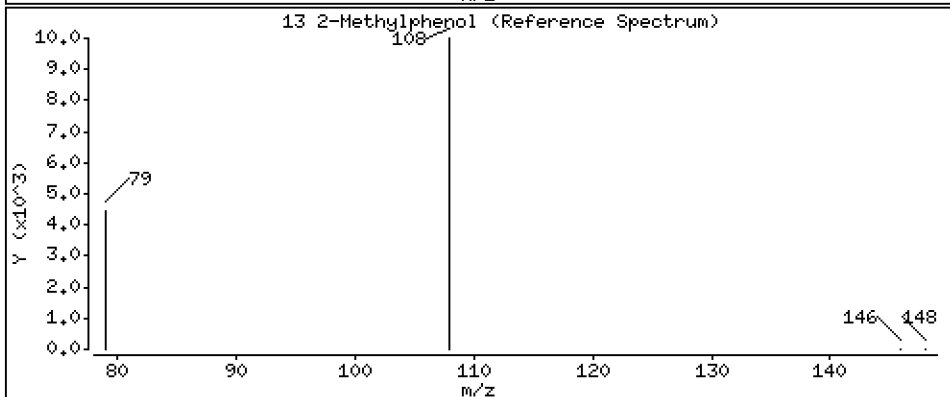
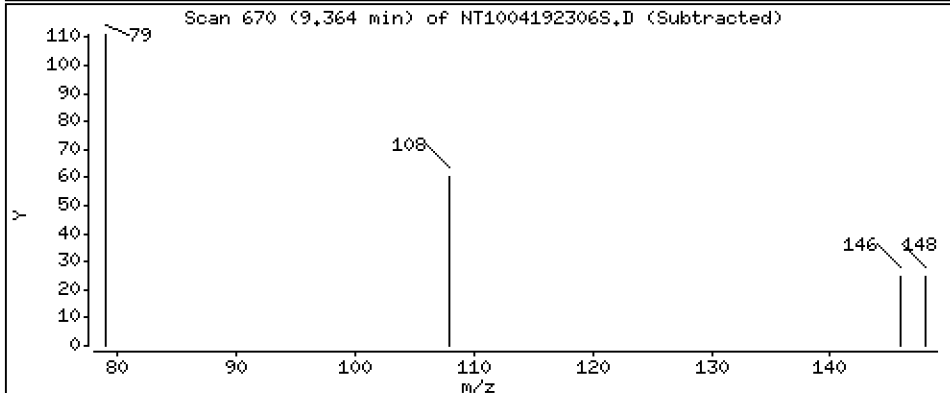
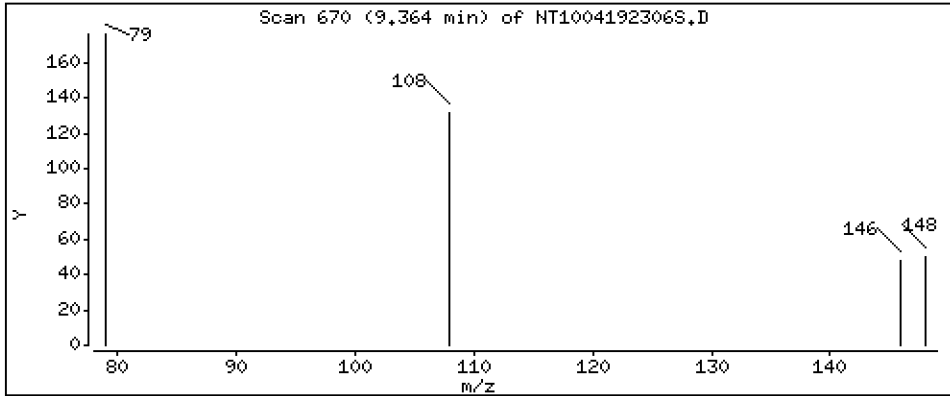
Operator: DSD

Column phase: ZB-5msi

Column diameter: 0.25

13 2-Methylphenol

Concentration: 0.003124 ug/L



Date : 19-APR-2023 14:32

Client ID:

Instrument: nt10.i

Sample Info: BLD0057-BLK2

Volume Injected (uL): 1.0

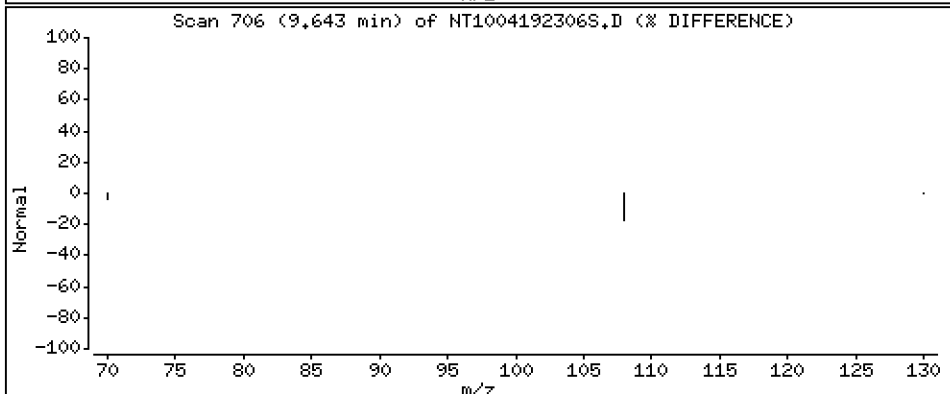
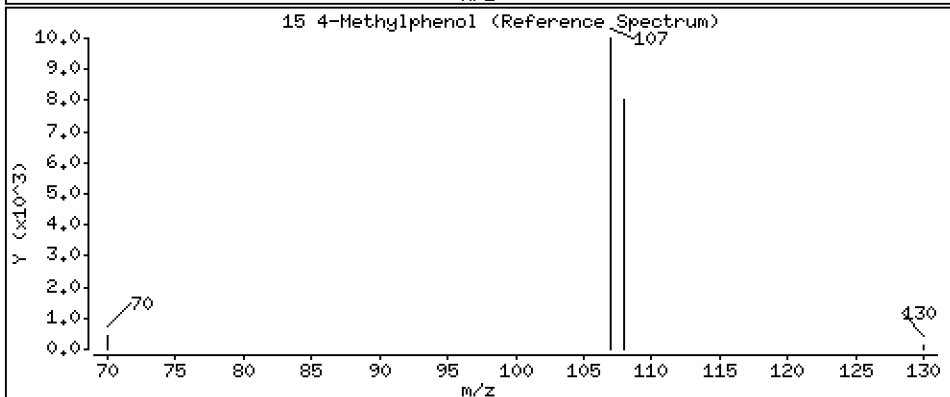
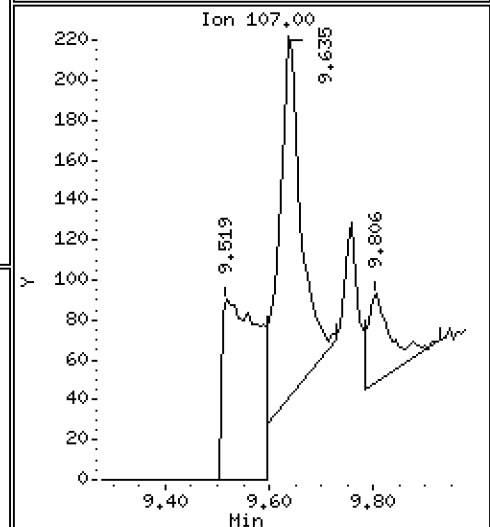
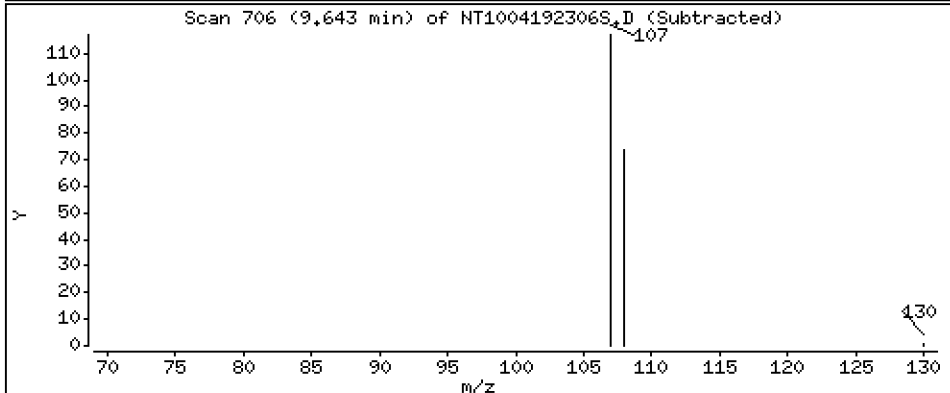
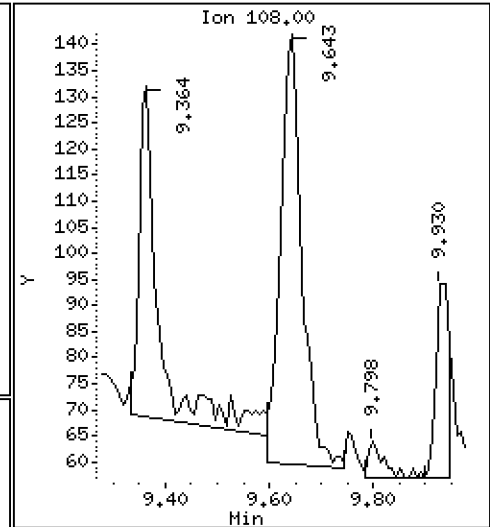
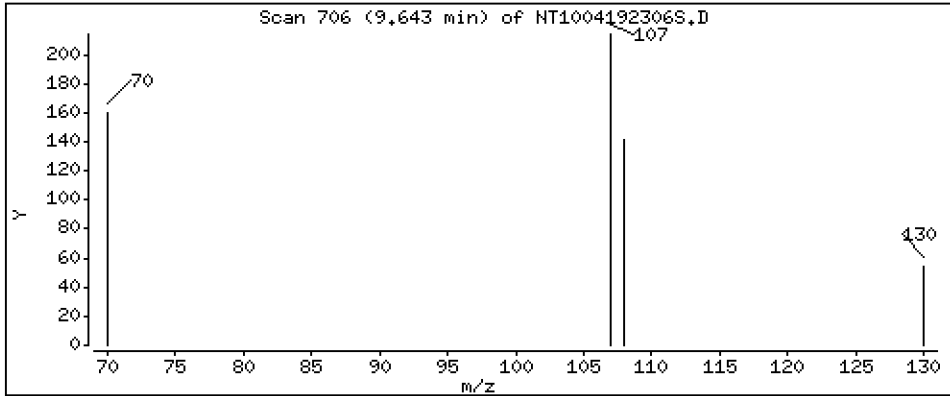
Operator: DSD

Column phase: ZB-5msi

Column diameter: 0,25

15 4-Methylphenol

Concentration: 0,005039 ug/L



Date : 19-APR-2023 14:32

Client ID:

Instrument: nt10.i

Sample Info: BLD0057-BLK2

Volume Injected (uL): 1.0

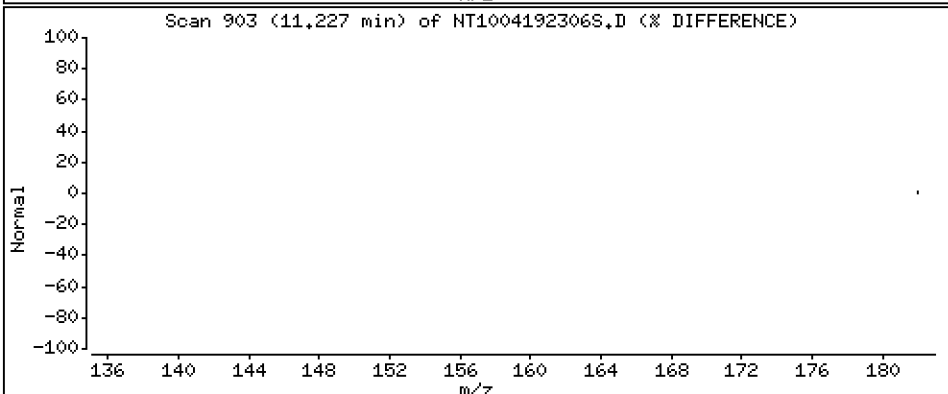
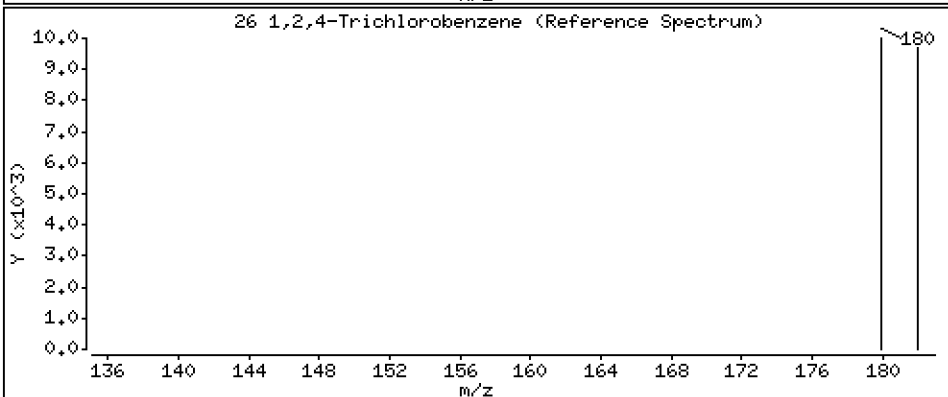
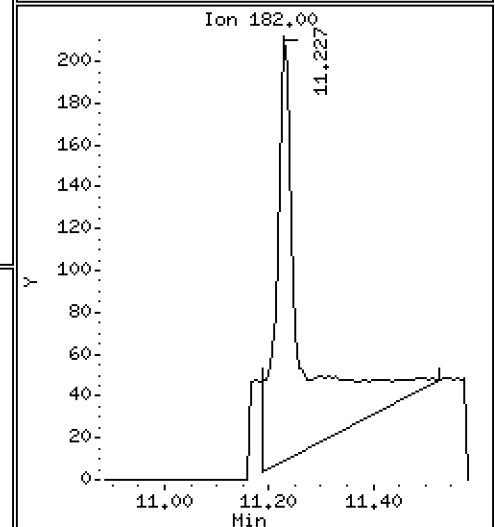
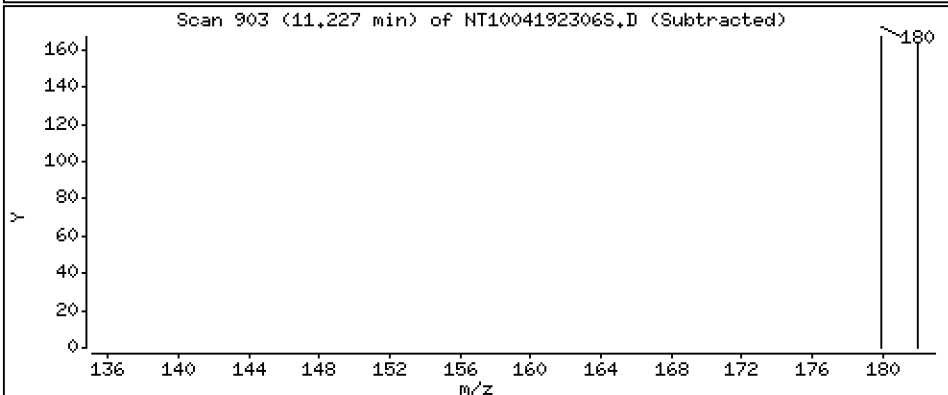
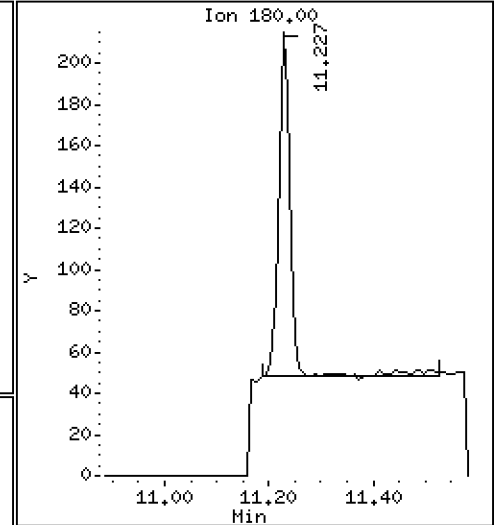
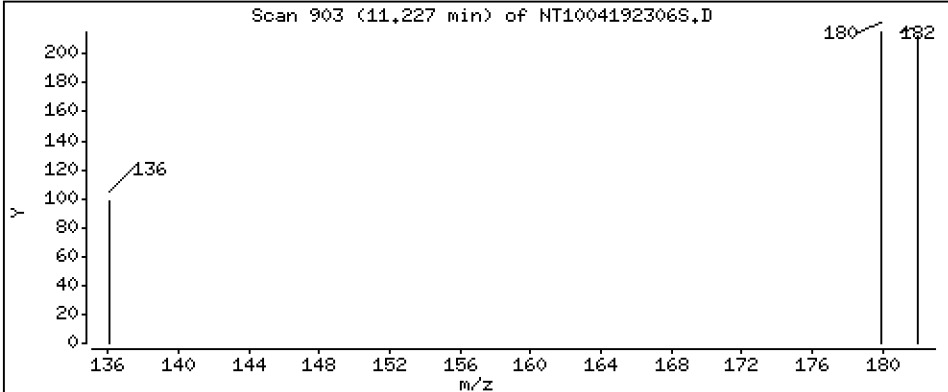
Operator: DSD

Column phase: ZB-5msi

Column diameter: 0,25

26 1,2,4-Trichlorobenzene

Concentration: 0,005378 ug/L



Date : 19-APR-2023 14:32

Client ID:

Instrument: nt10.i

Sample Info: BLD0057-BLK2

Volume Injected (uL): 1.0

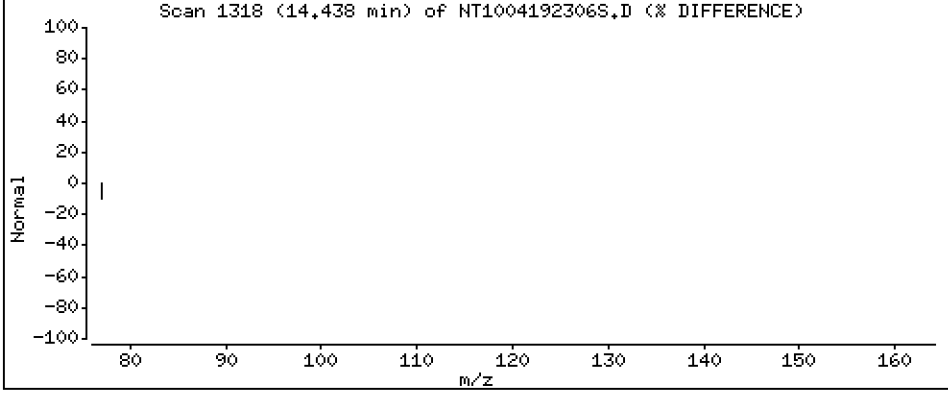
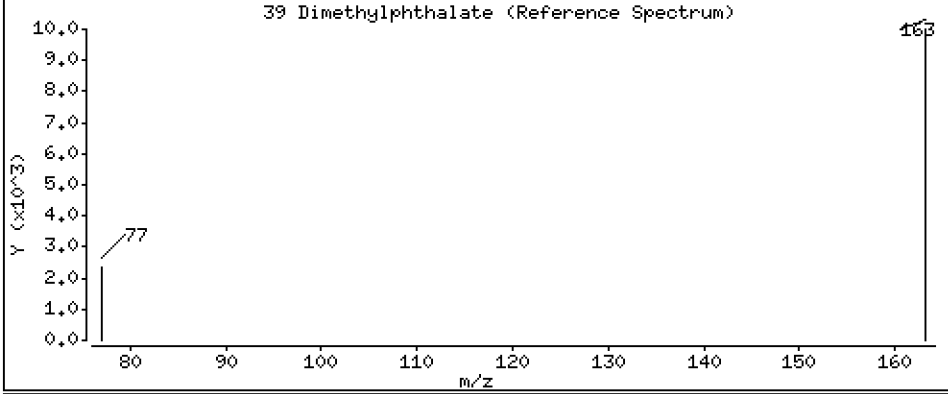
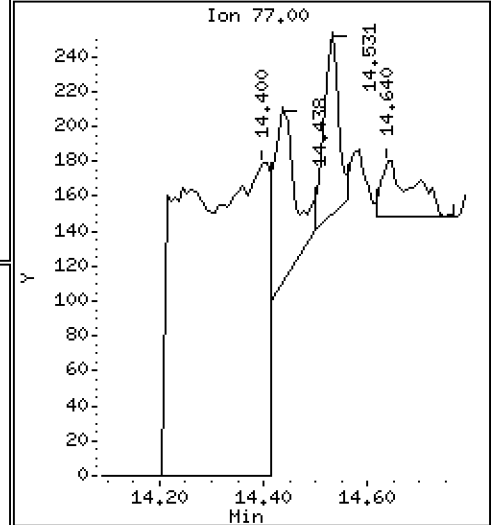
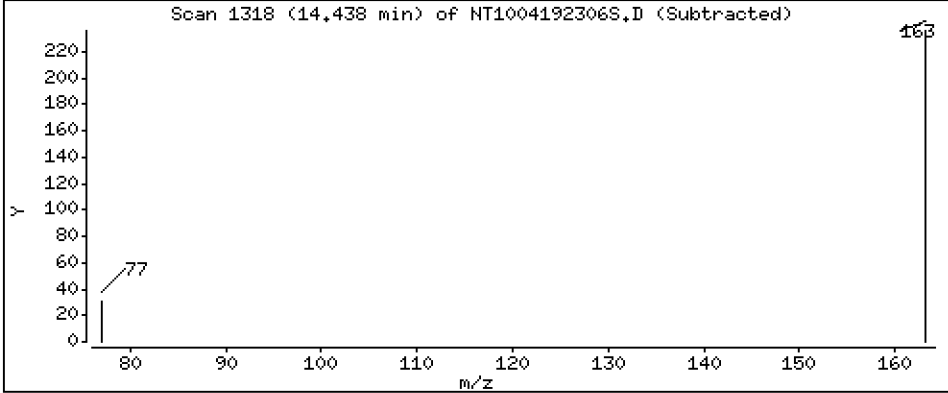
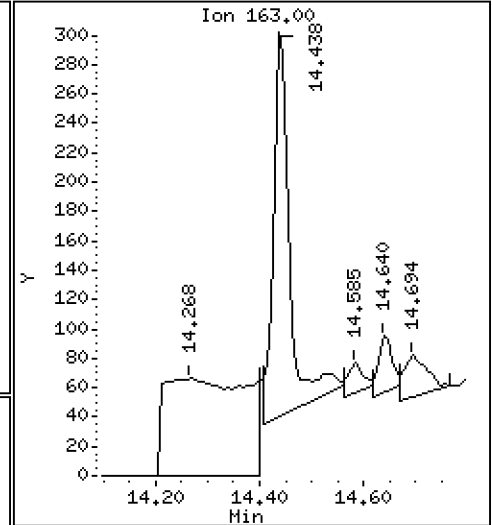
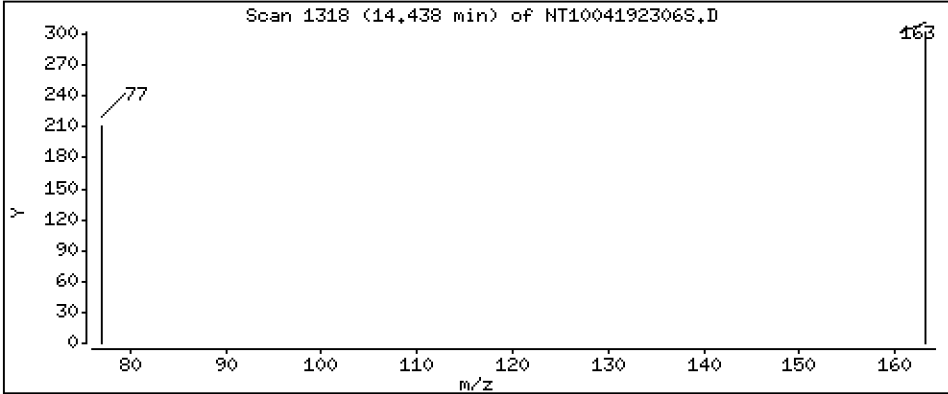
Operator: DSD

Column phase: ZB-5msi

Column diameter: 0,25

39 Dimethylphthalate

Concentration: 0,005514 ug/L



Date : 19-APR-2023 14:32

Client ID:

Instrument: nt10.i

Sample Info: BLD0057-BLK2

Volume Injected (uL): 1.0

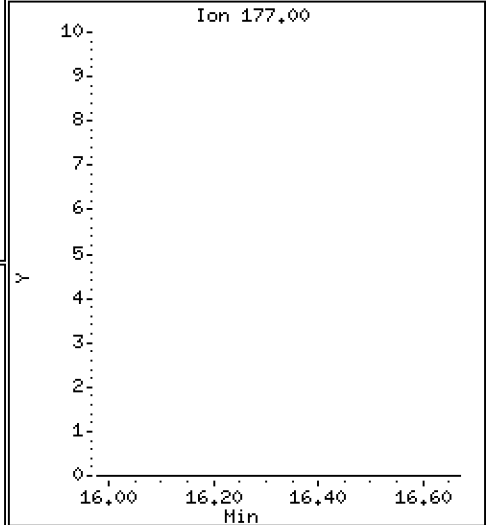
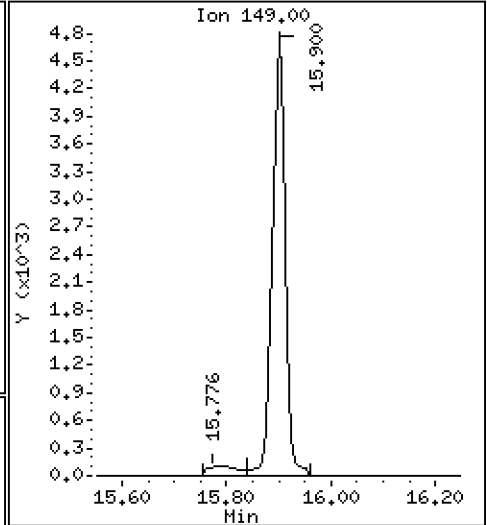
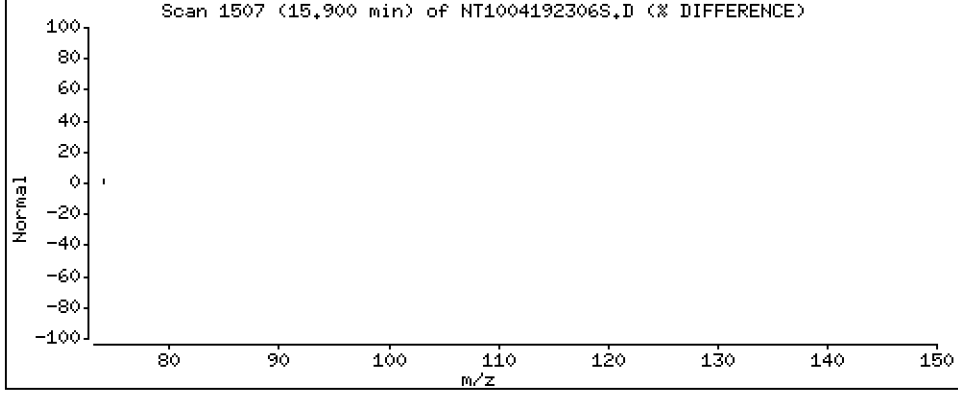
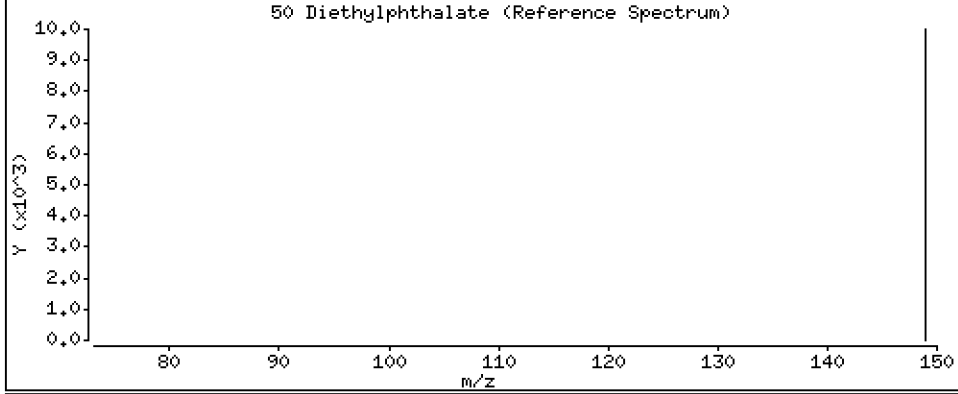
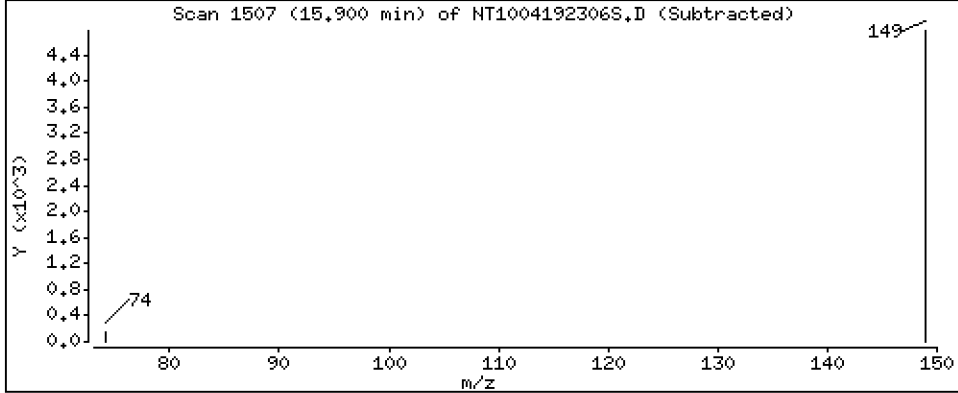
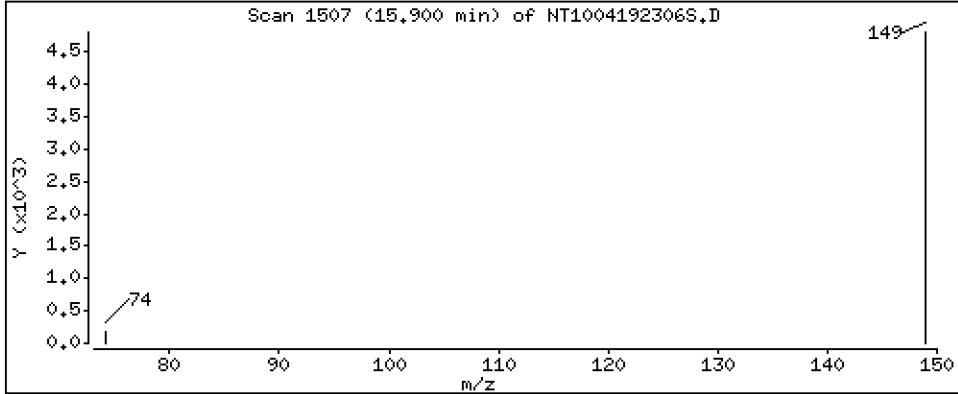
Operator: DSD

Column phase: ZB-5msi

Column diameter: 0,25

50 Diethylphthalate

Concentration: 0,07733 ug/L



ARI Labs, Inc.

METHOD 8270D-SIM

Data file : \\target\share\chem3\nt10.i\20230419.b\20230419.b\NT1004192306S.D
 Lab Smp Id: BLD0057-BLK2
 Inj Date : 19-APR-2023 14:32 MS Autotune Date: 16-JAN-2023 17:42
 Operator : DSD Inst ID: nt10.i
 Smp Info : BLD0057-BLK2
 Misc Info :
 Comment :
 Method : \\target\share\chem3\nt10.i\20230419.b\20230419.b\SIMABN2.m
 Meth Date : 20-Apr-2023 12:04 deenayd Quant Type: ISTD
 Cal Date : 16-MAR-2023 01:38 Cal File: NT10031510S.D
 Als bottle: 6
 Dil Factor: 1.00000
 Integrator: HP RTE Compound Sublist: PSDDA.sub
 Target Version: 4.14
 Processing Host: DEENAY-201905

Concentration Formula: Amt * DF * Uf * Vt/(Vo * Vi) * CpndVariable

Name	Value	Description
DF	1.000	Dilution Factor
Vo	1000.000	Volume of sample extracted (mL)
Vt	1000.000	Volume of final extract (uL)
Vi	1.000	Volume injected (uL)
Uf	1.000	ng unit correction factor
Cpnd Variable		Local Compound Variable

Compounds	QUANT	SIG	RT	EXP RT	REL RT	RESPONSE	CONCENTRATIONS	
							ON-COLUMN	FINAL
	MASS						(ug/mL)	(ug/L)
\$ 1 2-Fluorophenol	112		6.656	6.648	(0.753)	135632	2.83672	2.837 (R)
3 Phenol	94		8.255	8.255	(0.934)	6518	0.09937	0.09937
7 1,3-Dichlorobenzene	146		8.781	8.781	(0.993)	432	0.00704	0.007038
* 8 1,4-Dichlorobenzene-d4	152		8.843	8.843	(1.000)	157671	4.00000	
9 1,4-Dichlorobenzene	146		8.874	8.874	(1.004)	375	0.00633	0.006329 (M)
11 Benzyl alcohol	79		Compound Not Detected.					
12 1,2-Dichlorobenzene	146		9.223	9.231	(1.043)	354	0.00607	0.006075 (M)
13 2-Methylphenol	108		9.363	9.363	(1.059)	142	0.00312	0.003124
15 4-Methylphenol	108		9.643	9.627	(1.090)	238	0.00504	0.005039
16 N-Nitroso-di-n-propylamine	70		Compound Not Detected.					
22 2,4-Dimethylphenol	107		Compound Not Detected.					
24 Benzoic acid	105		Compound Not Detected.					
26 1,2,4-Trichlorobenzene	180		11.227	11.234	(0.992)	268	0.00538	0.005378
* 27 Naphthalene-d8	136		11.312	11.312	(1.000)	573055	4.00000	
30 Hexachlorobutadiene	225		Compound Not Detected.					
39 Dimethylphthalate	163		14.438	14.445	(0.968)	550	0.00551	0.005514
* 42 Acenaphthene-d10	162		14.918	14.917	(1.000)	316100	4.00000	
50 Diethylphthalate	149		15.899	15.899	(1.066)	7991	0.07733	0.07733
54 N-Nitrosodiphenylamine	169		Compound Not Detected.					
57 Hexachlorobenzene	284		Compound Not Detected.					

Compounds	QUANT	SIG	RT	EXP RT	REL RT	RESPONSE	CONCENTRATIONS	
							ON-COLUMN	FINAL
	MASS						(ug/mL)	(ug/L)
=====	=====		=====	=====	=====	=====	=====	=====
58 Pentachlorophenol	266		Compound Not Detected.					
* 59 Phenanthrene-d10	188		17.946	17.946	(1.000)	513823	4.00000	
\$ 66 Terphenyl-d14	244		21.142	21.134	(0.917)	168715	2.19980	2.200(R)
67 Butylbenzylphthalate	149		Compound Not Detected.					
* 69 Chrysene-d12	240		23.047	23.039	(1.000)	470711	4.00000	
* 77 Perylene-d12	264		25.594	25.586	(1.000)	492790	4.00000	
79 Dibenzo(a,h)anthracene	278		Compound Not Detected.					
90 N-Nitrosodimethylamine	74		Compound Not Detected.					

QC Flag Legend

- R - Spike/Surrogate failed recovery limits.
- M - Compound response manually integrated.

ARI Labs, Inc.

INTERNAL STANDARD COMPOUNDS
 AREA AND RT SUMMARY

Instrument ID: nt10.i
 Lab File ID: NT1004192306S.D
 Lab Smp Id: BLD0057-BLK2
 Analysis Type: SV
 Quant Type: ISTD
 Operator: DSD
 Method File: \\target\share\chem3\nt10.i\20230419.b\20230419.b\SIMABN2.m
 Misc Info:

Calibration Date: 19-APR-2023
 Calibration Time: 12:48
 Level: LOW
 Sample Type: AIR

Test Mode:
 Use Last Continuing Calibrator.

COMPOUND	STANDARD	AREA LIMIT		SAMPLE	%DIFF
		LOWER	UPPER		
8 1,4-Dichlorobenze	135171	67586	270342	157671	16.65
27 Naphthalene-d8	487322	243661	974644	573055	17.59
42 Acenaphthene-d10	272909	136455	545818	316100	15.83
59 Phenanthrene-d10	424938	212469	849876	513823	20.92
69 Chrysene-d12	386870	193435	773740	470711	21.67
77 Perylene-d12	449624	224812	899248	492790	9.60

COMPOUND	STANDARD	RT LIMIT		SAMPLE	%DIFF
		LOWER	UPPER		
8 1,4-Dichlorobenze	8.84	8.34	9.34	8.84	0.00
27 Naphthalene-d8	11.31	10.81	11.81	11.31	0.00
42 Acenaphthene-d10	14.92	14.42	15.42	14.92	0.00
59 Phenanthrene-d10	17.95	17.45	18.45	17.95	0.00
69 Chrysene-d12	23.04	22.54	23.54	23.05	0.03
77 Perylene-d12	25.59	25.09	26.09	25.59	0.03

AREA UPPER LIMIT = +100% of internal standard area.
 AREA LOWER LIMIT = - 50% of internal standard area.
 RT UPPER LIMIT = + 0.50 minutes of internal standard RT.
 RT LOWER LIMIT = - 0.50 minutes of internal standard RT.

REVIEW SUMMARY FOR FILE - NT1004192306S.D

Lab ID: BLD0057-BLK2

nt10.i, 20230419.b\20230419.b\SIMABN2.m,

19-APR-2023 14:32

RT CO-ELUTION COMPOUNDS

NO CO-ELUTIONS

Quant Method: ICAL

RRT CHECK

RRT	CCV	RRT	DELTA	COMPOUND
-----	-----	-----	-------	----------

NONE

RRT check based on Ccal File: 20230419.b/NT1004192304S.D

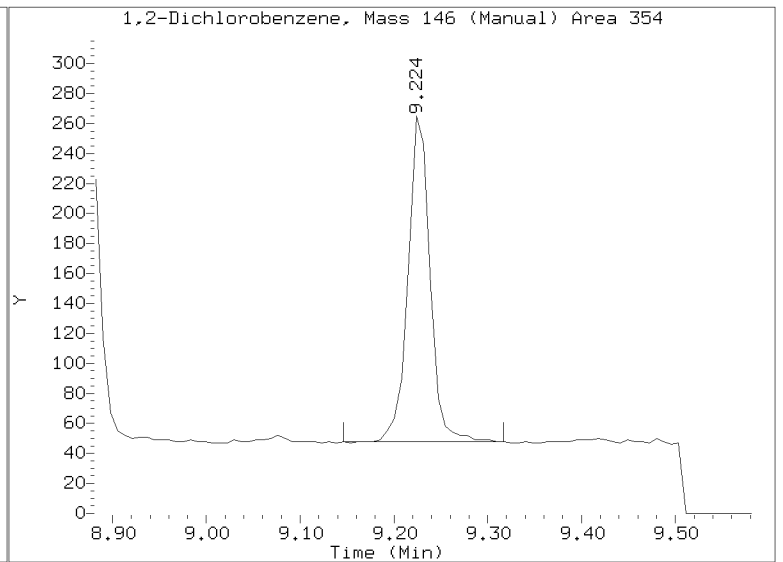
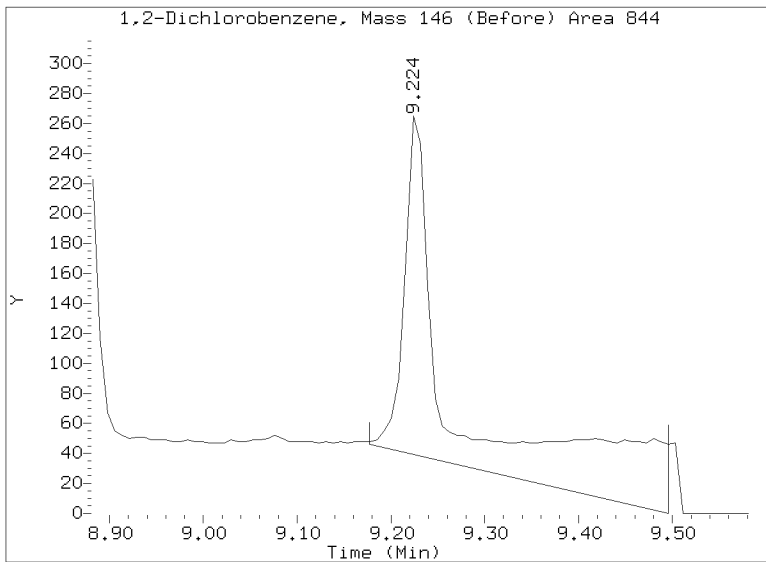
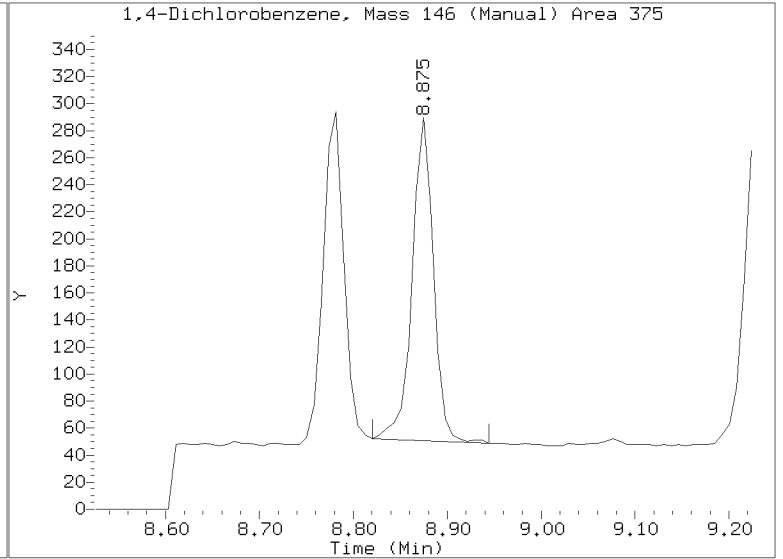
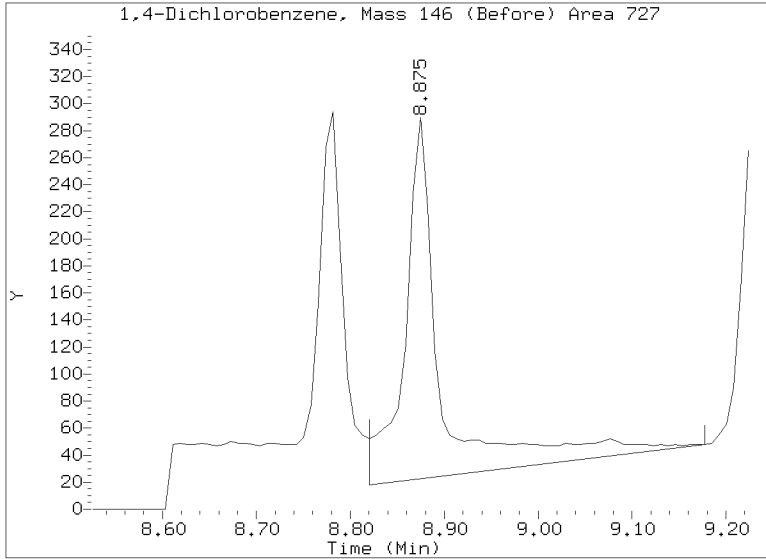
On Column LOD for nt10.i, 20230419.b\SIMABN2.m, PSDDA.sub = 0.0000

Exception: 1,2,4-Trichlorobenzene 0.0010

* Only compounds listed in the work order have been verified by the analyst *

Quant Ion Manual Peak Adjustment Report

Datafile: //target/share/chem3/nt10.i/20230419.b/20230419.b/NT1004192306S.D
Injection Date: 19-APR-2023 14:32
Lab ID:BLD0057-BLK2 Client ID:
Report Date: 04/20/2023 12:35



APPROVED

By Deenay Dunmore at 12:41 pm, Apr 20, 2023



Form I
METHOD BLANK DATA SHEET
EPA 8270E-SIM

Blank

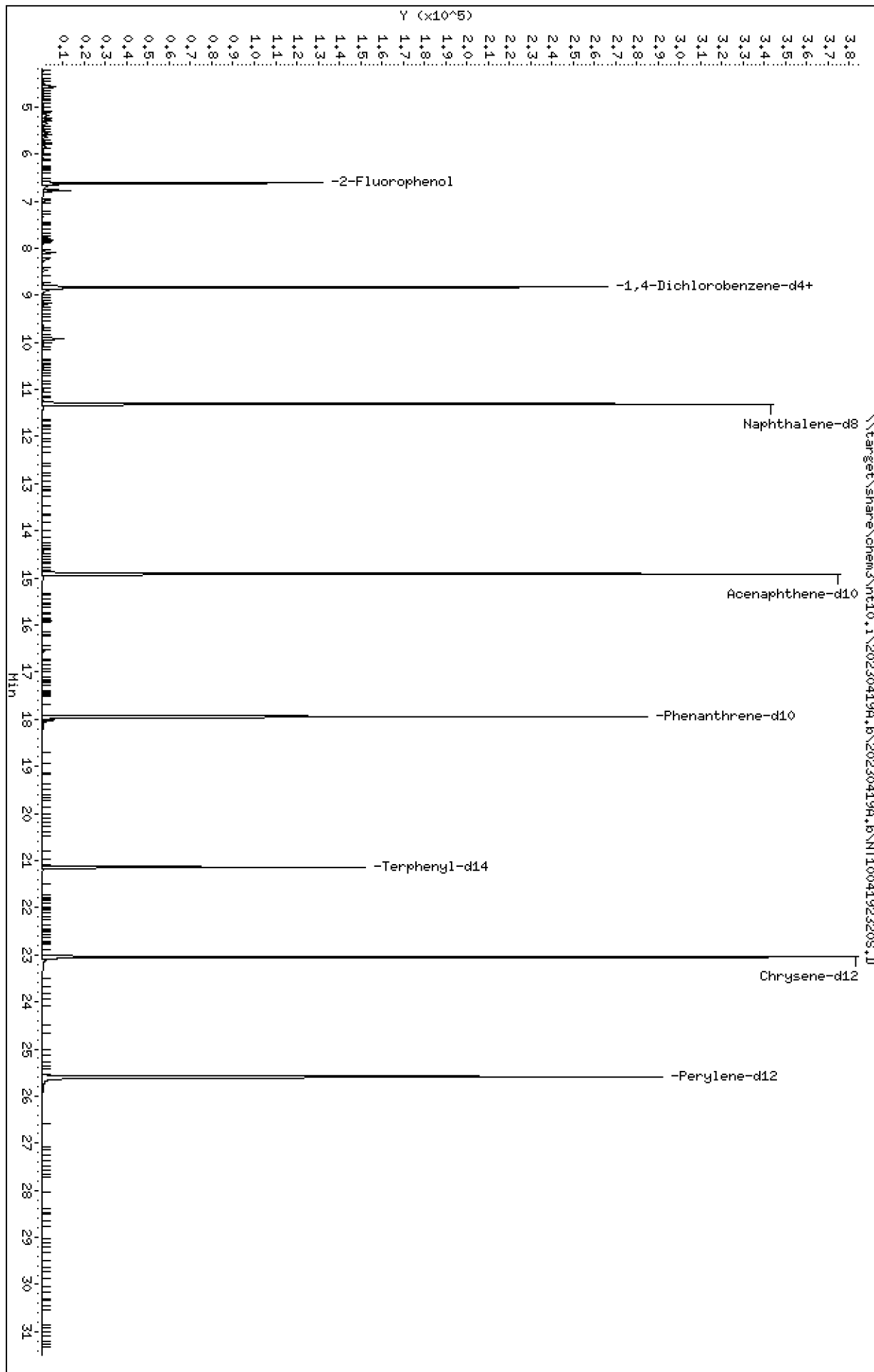
Laboratory:	<u>Analytical Resources, LLC</u>	SDG:	<u>23C0774</u>
Client:	<u>Anchor QEA, LLC</u>	Project:	<u>AOC5 MR Phase 1</u>
Matrix:	<u>Solid</u>	Laboratory ID:	<u>BLD0057-BLK4</u>
Sampled:	<u>N/A</u>	Prepared:	<u>04/05/23 16:28</u>
Solids:		Preparation:	<u>EPA 3546 (Microwave)</u>
Batch:	<u>BLD0057</u>	Sequence:	<u>SLD0288</u>
Instrument:	<u>NT10</u>	Column:	<u>ZB-5MSi</u>
		File ID:	<u>NT1004192320S.D</u>
		Analyzed:	<u>04/19/23 23:27</u>
		Initial/Final:	<u>10 g / 1 mL</u>
		Calibration:	<u>GC00049</u>

CAS NO.	COMPOUND	DILUTION	CONC: (ug/kg wet)	Q	DL	RL
106-46-7	1,4-Dichlorobenzene	1	5.0	U	0.6	5.0
95-50-1	1,2-Dichlorobenzene	1	5.0	U	0.7	5.0
100-51-6	Benzyl Alcohol	1	20.0	U	2.5	20.0
65-85-0	Benzoic acid	1	100	U	13.4	100
105-67-9	2,4-Dimethylphenol	1	20.0	U	2.2	20.0
120-82-1	1,2,4-Trichlorobenzene	1	5.0	U	2.7	5.0
86-30-6	N-Nitrosodiphenylamine	1	5.0	U	1.3	5.0
87-86-5	Pentachlorophenol	1	20.0	U	2.1	20.0

SURROGATES	ADDED: (ug/kg wet)	FOUND: (ug/kg wet)	% REC	QC LIMITS	Q
2-Fluorophenol	750.00	287	38.3	27 - 120	
p-Terphenyl-d14	500.00	237	47.5	37 - 120	

Data File: \\target\share\chem3\nt10.1\20230419H.B\20230419H.B\NT1004192320S.D
 Date: 19-APR-2023 23:27
 Client ID:
 Sample Info: BLD0057-BLK4
 Volume Injected (uL): 1.0
 Column phase: ZB-5msi

Instrument: nt10.1
 Operator: JSD
 Column diameter: 0.25



Date : 19-APR-2023 23:27

Client ID:

Instrument: nt10.i

Sample Info: BLD0057-BLK4

Volume Injected (uL): 1.0

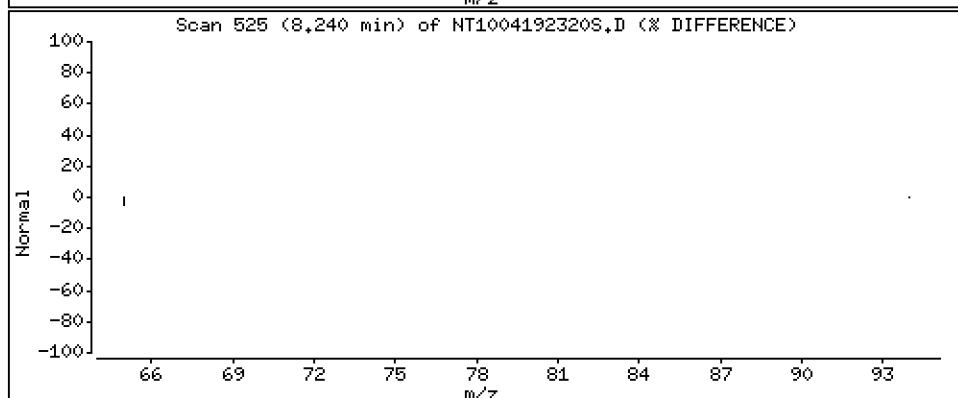
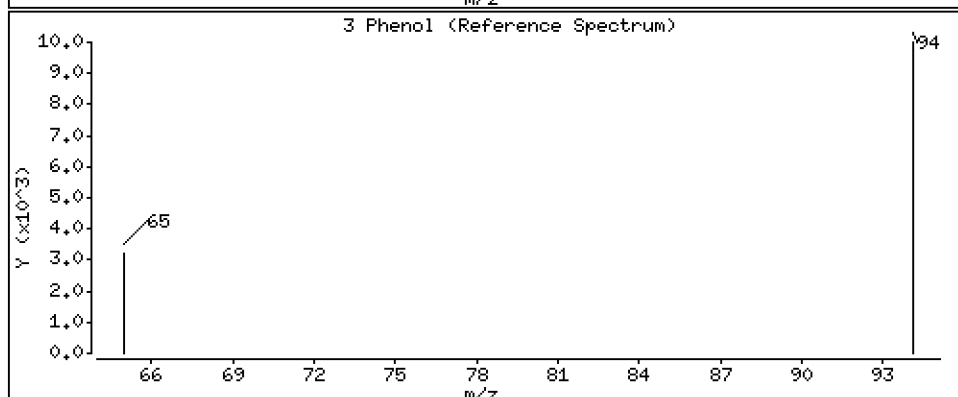
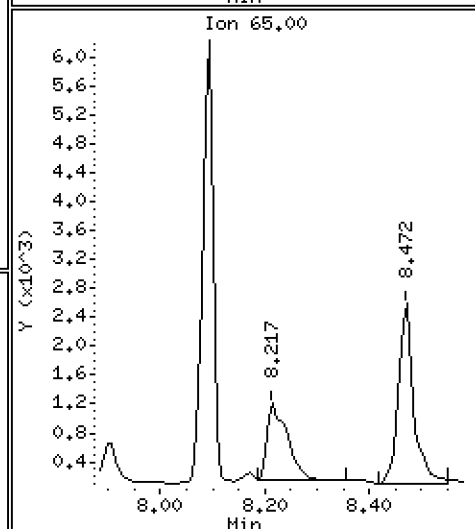
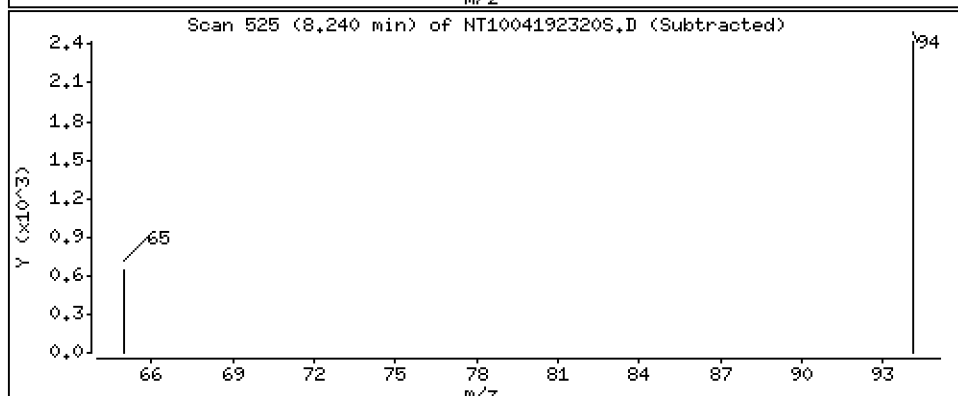
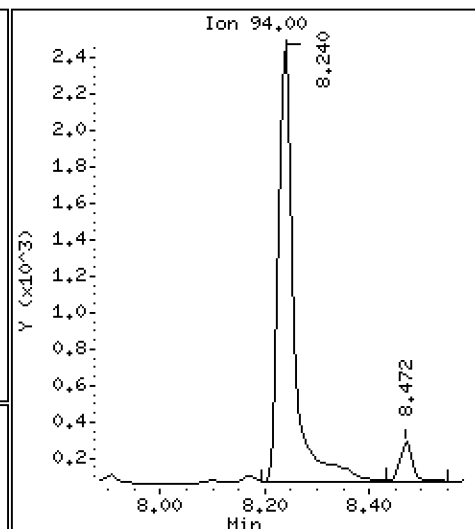
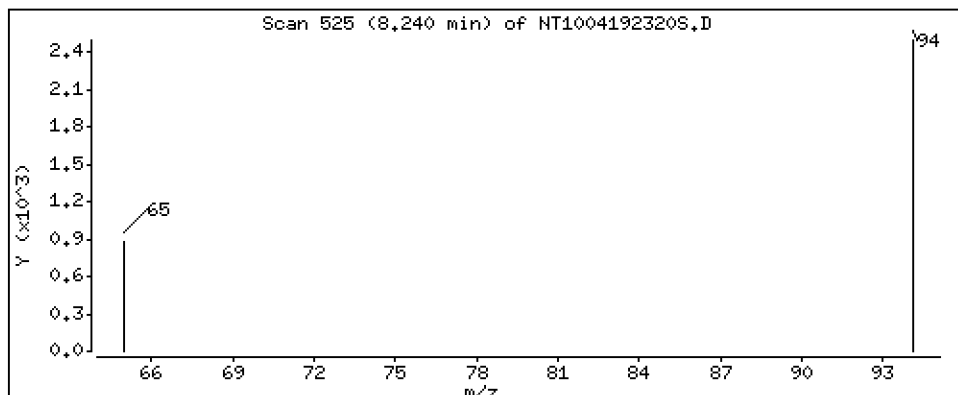
Operator: DSD

Column phase: ZB-5msi

Column diameter: 0.25

3 Phenol

Concentration: 0.07603 ug/L



Date : 19-APR-2023 23:27

Client ID:

Instrument: nt10.i

Sample Info: BLD0057-BLK4

Volume Injected (uL): 1.0

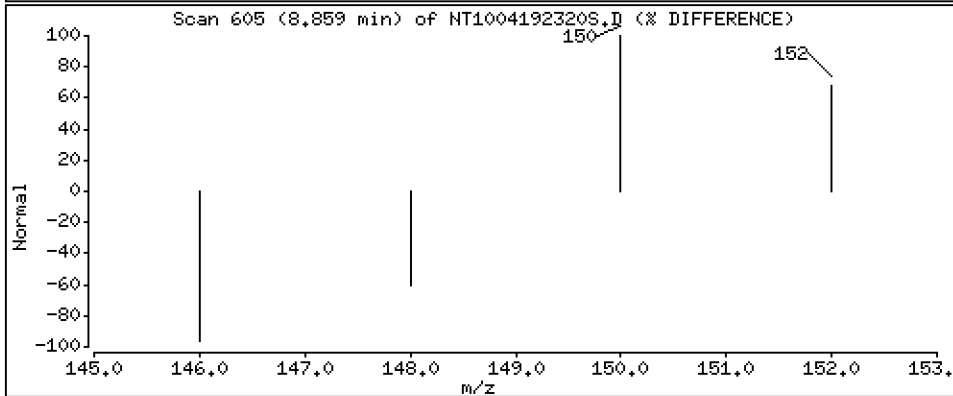
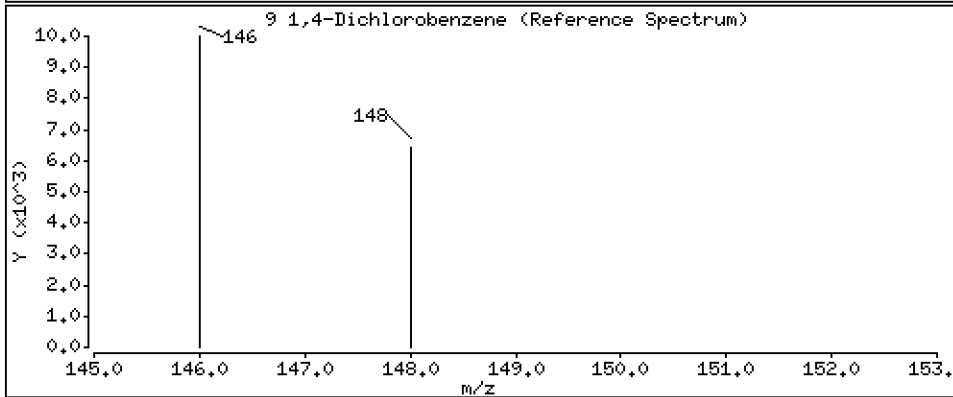
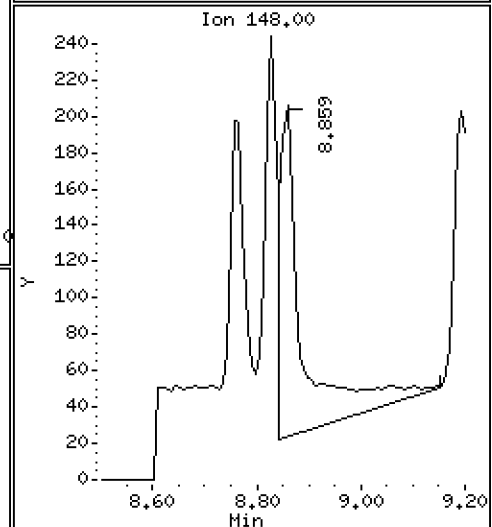
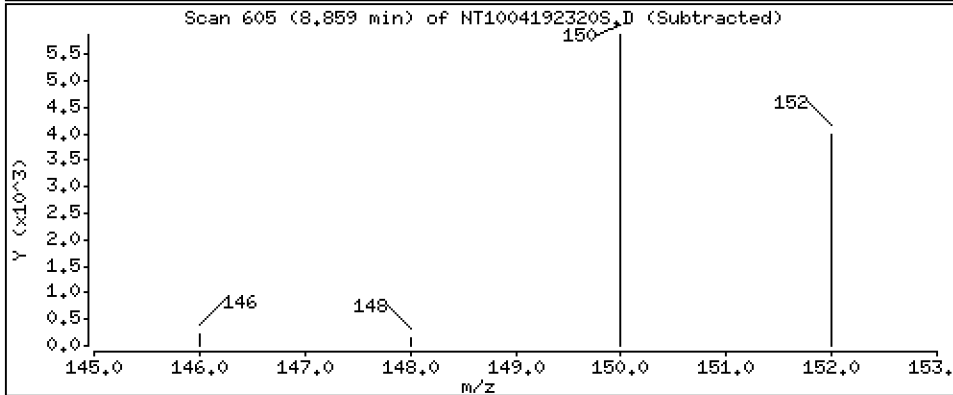
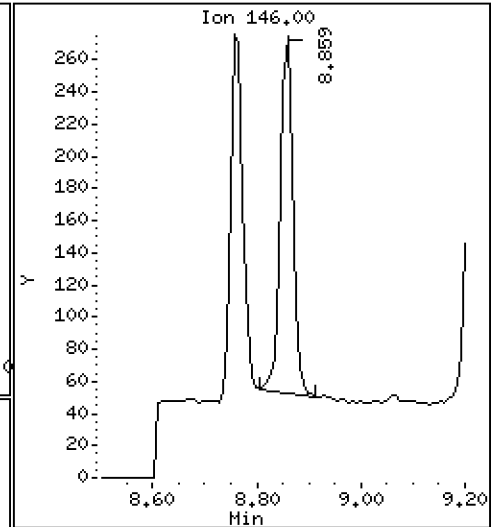
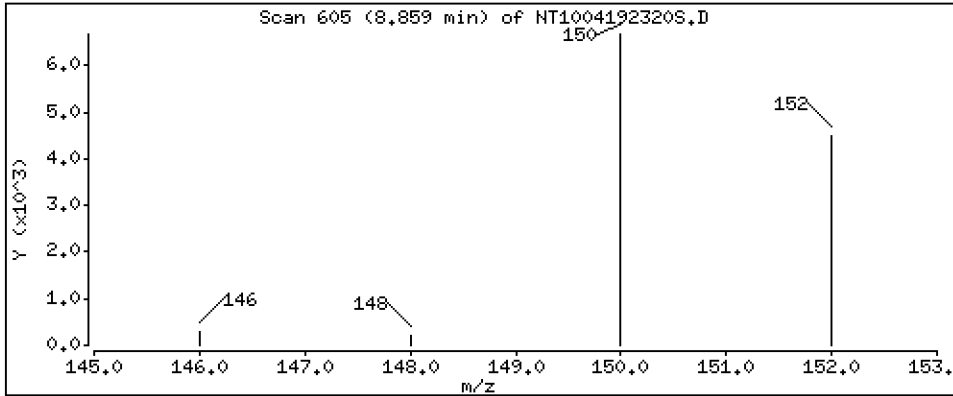
Operator: DSD

Column phase: ZB-5msi

Column diameter: 0,25

9 1,4-Dichlorobenzene

Concentration: 0,005976 ug/L



Date : 19-APR-2023 23:27

Client ID:

Instrument: nt10.i

Sample Info: BLD0057-BLK4

Volume Injected (uL): 1.0

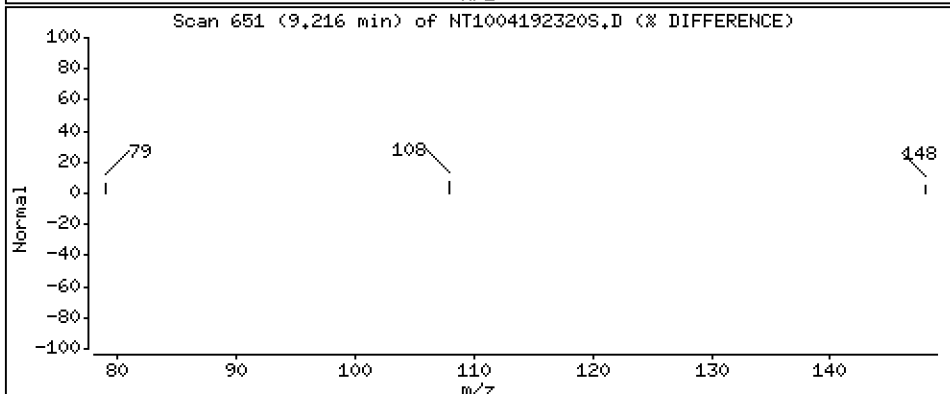
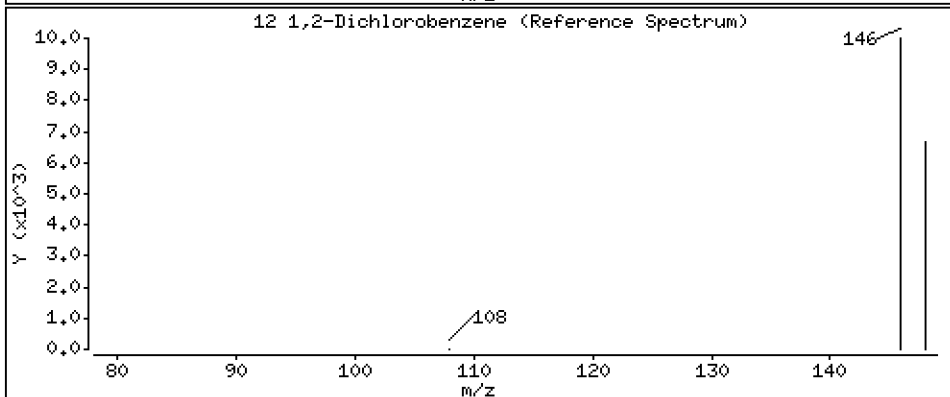
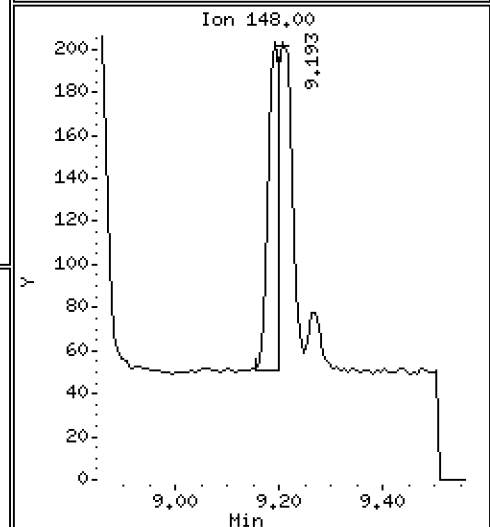
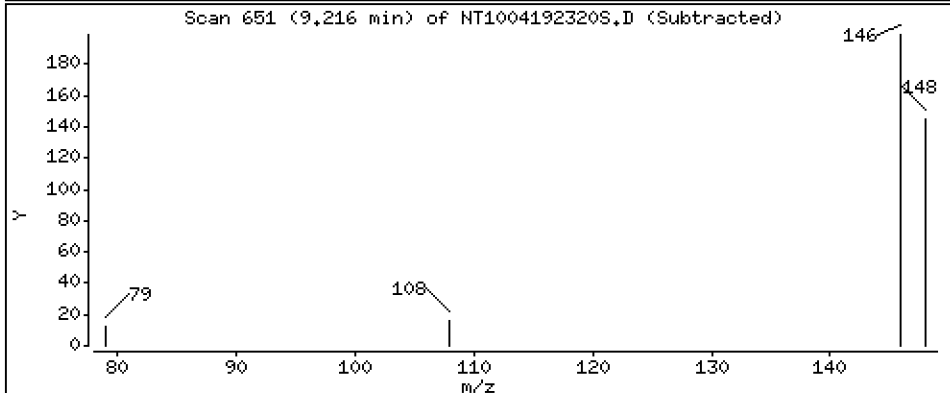
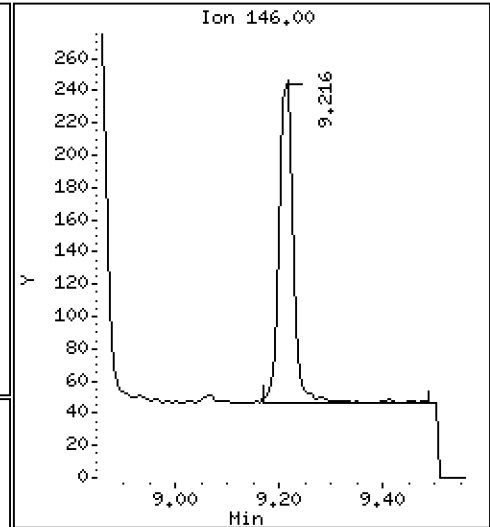
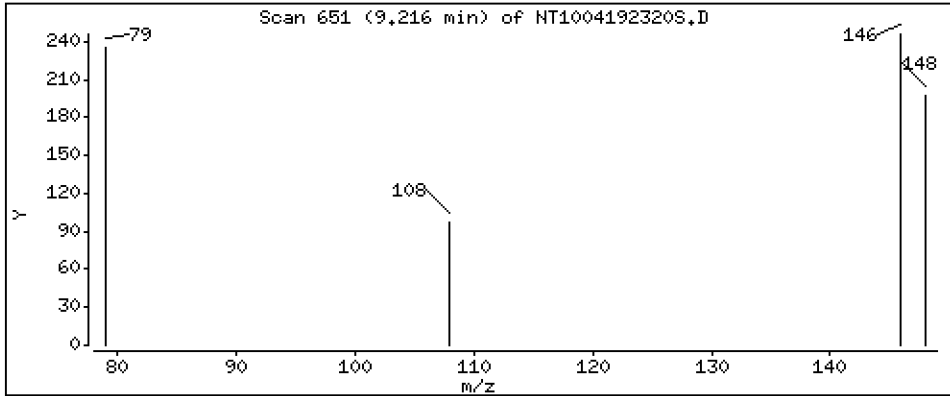
Operator: DSD

Column phase: ZB-5msi

Column diameter: 0,25

12 1,2-Dichlorobenzene

Concentration: 0,006111 ug/L



Date : 19-APR-2023 23:27

Client ID:

Instrument: nt10.i

Sample Info: BLD0057-BLK4

Volume Injected (uL): 1.0

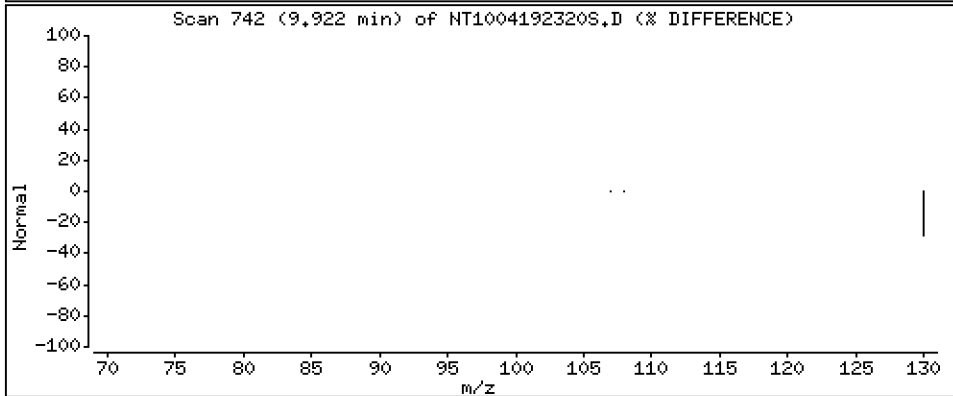
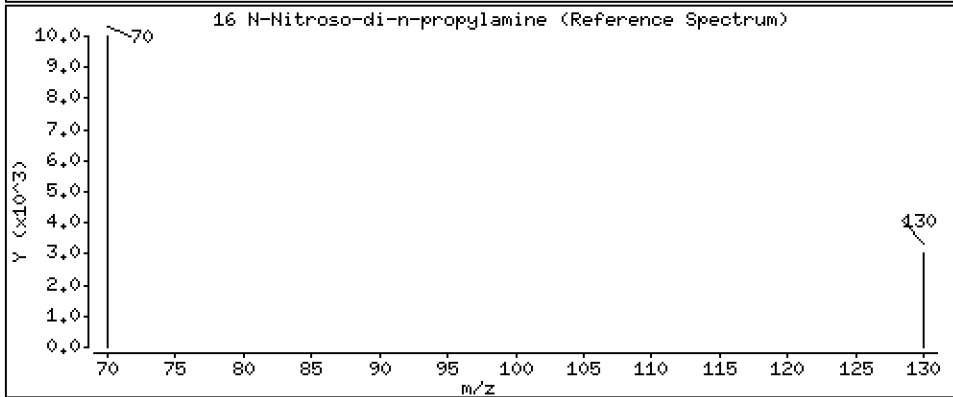
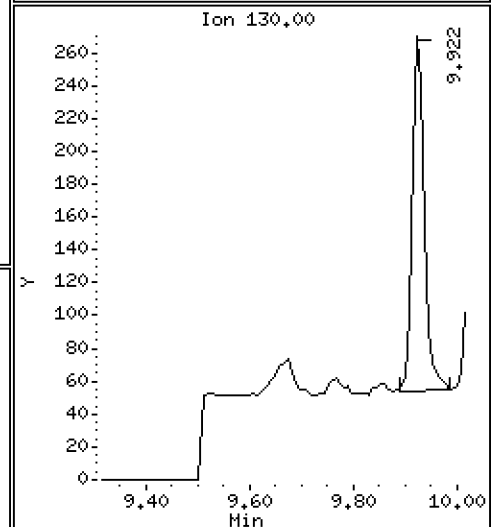
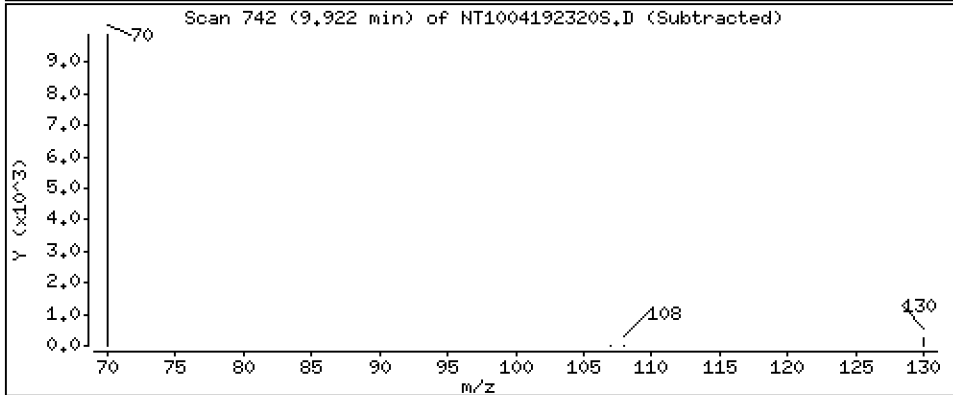
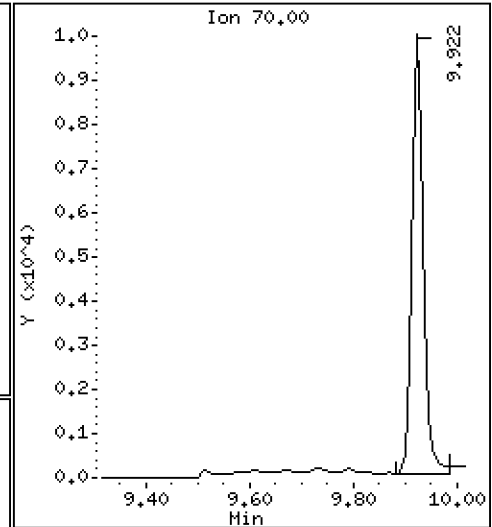
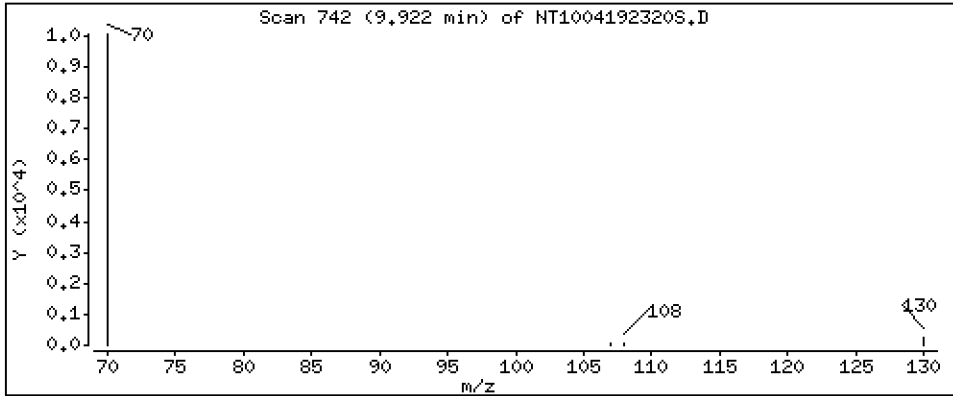
Operator: DSD

Column phase: ZB-5msi

Column diameter: 0,25

16 N-Nitroso-di-n-propylamine

Concentration: 0,4746 ug/L



Date : 19-APR-2023 23:27

Client ID:

Instrument: nt10.i

Sample Info: BLD0057-BLK4

Volume Injected (uL): 1.0

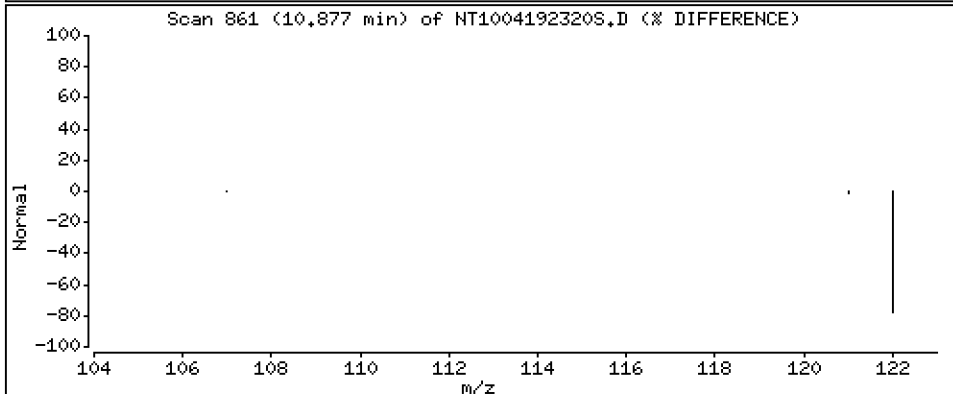
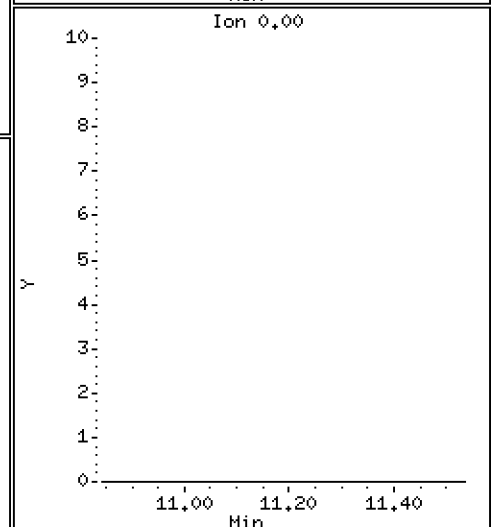
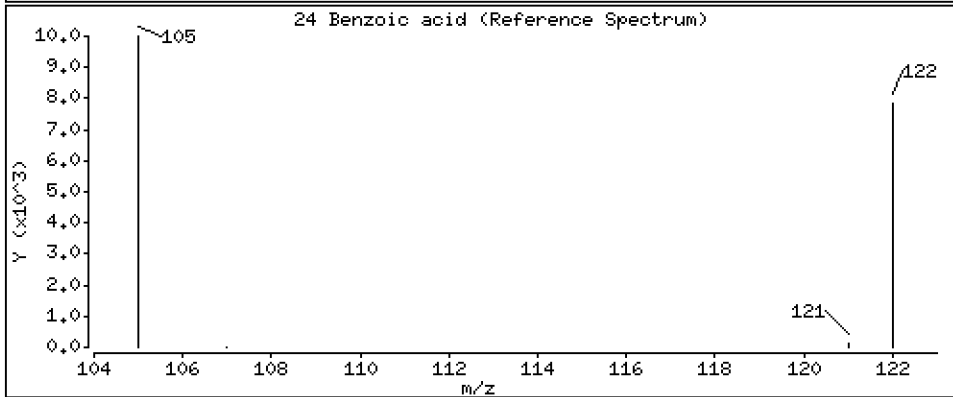
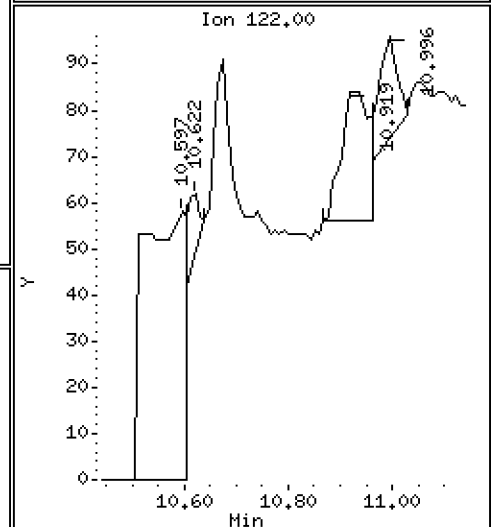
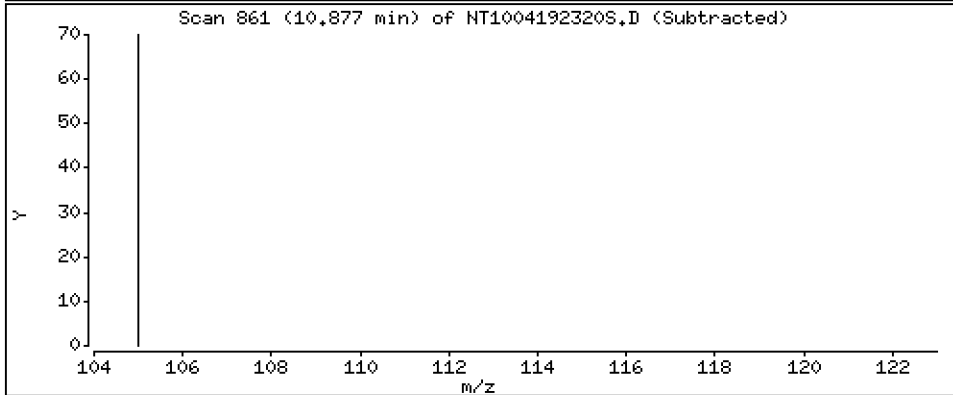
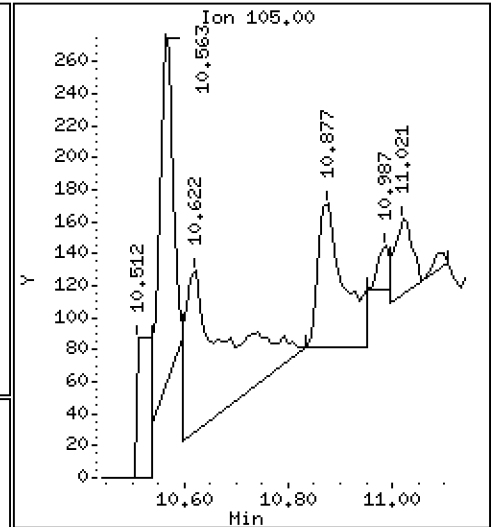
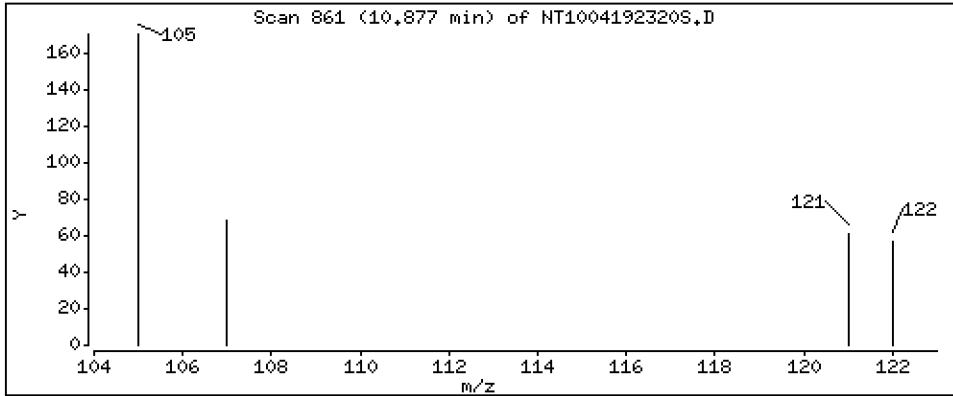
Operator: DSD

Column phase: ZB-5msi

Column diameter: 0,25

24 Benzoic acid

Concentration: 0,01210 ug/L



Date : 19-APR-2023 23:27

Client ID:

Instrument: nt10.i

Sample Info: BLD0057-BLK4

Volume Injected (uL): 1.0

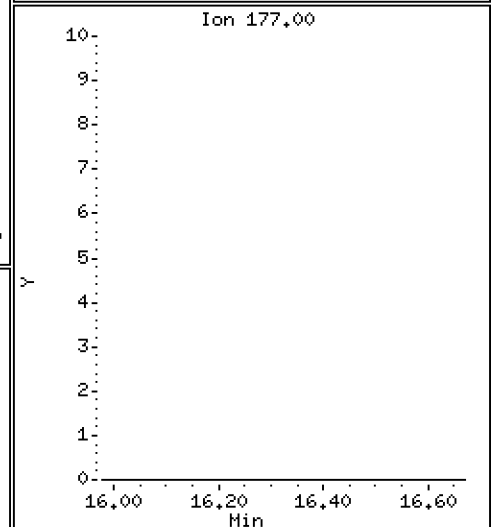
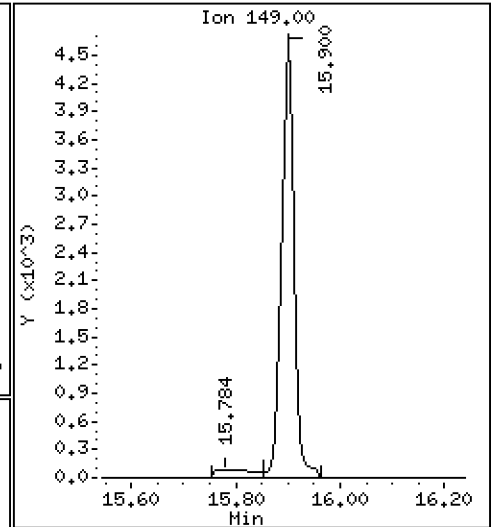
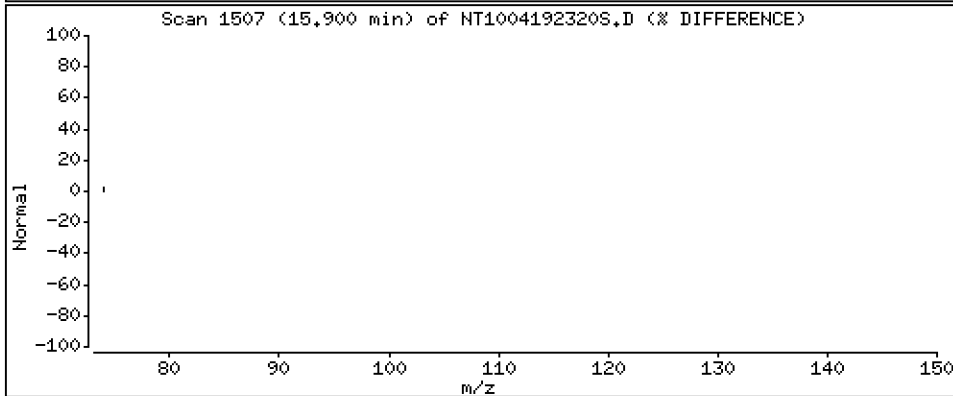
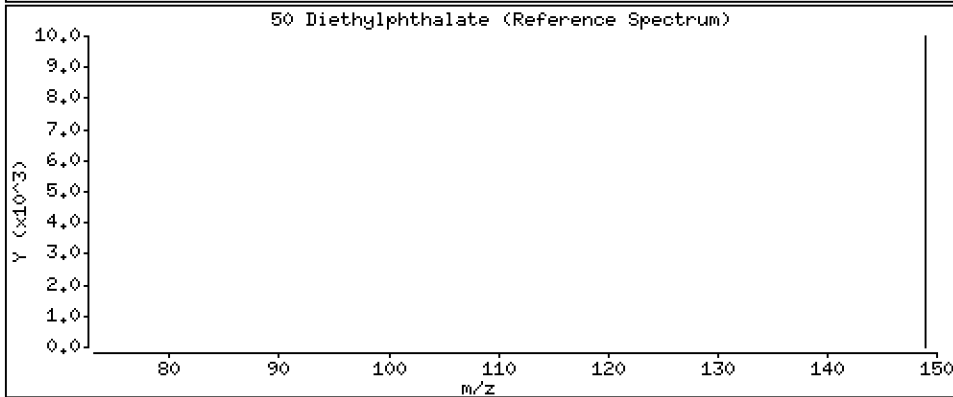
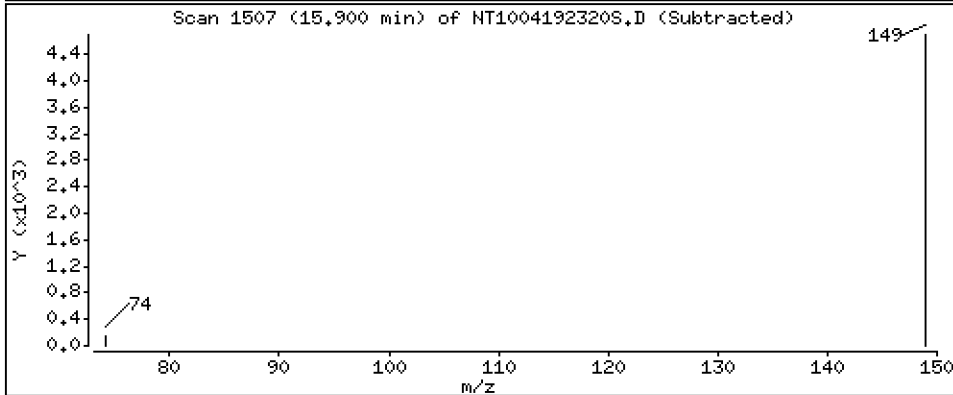
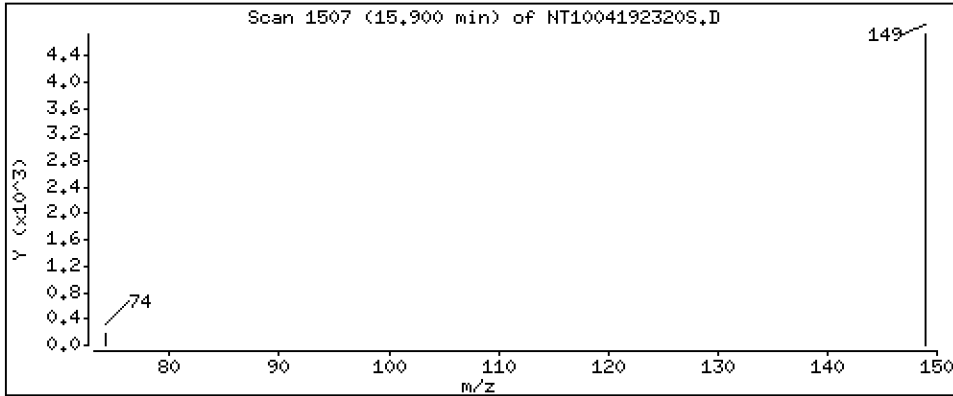
Operator: DSD

Column phase: ZB-5msi

Column diameter: 0,25

50 Diethylphthalate

Concentration: 0,07889 ug/L



ARI Labs, Inc.

METHOD 8270D-SIM

Data file : \\target\share\chem3\nt10.i\20230419A.b\20230419A.b\NT1004192320S.D
 Lab Smp Id: BLD0057-BLK4
 Inj Date : 19-APR-2023 23:27 MS Autotune Date: 16-JAN-2023 17:42
 Operator : DSD Inst ID: nt10.i
 Smp Info : BLD0057-BLK4
 Misc Info :
 Comment :
 Method : \\target\share\chem3\nt10.i\20230419A.b\20230419A.b\SIMABN2.m
 Meth Date : 21-Apr-2023 08:38 deenayd Quant Type: ISTD
 Cal Date : 16-MAR-2023 01:38 Cal File: NT10031510S.D
 Als bottle: 6
 Dil Factor: 1.00000
 Integrator: HP RTE Compound Sublist: PSDDA.sub
 Target Version: 4.14
 Processing Host: DEENAY-201905

Concentration Formula: $\text{Amt} * \text{DF} * \text{Uf} * \text{Vt} / (\text{Vo} * \text{Vi}) * \text{CpndVariable}$

Name	Value	Description
DF	1.000	Dilution Factor
Vo	1000.000	Volume of sample extracted (mL)
Vt	1000.000	Volume of final extract (uL)
Vi	1.000	Volume injected (uL)
Uf	1.000	ng unit correction factor
Cpnd Variable		Local Compound Variable

Compounds	QUANT	SIG	RT	EXP RT	REL RT	RESPONSE	CONCENTRATIONS	
							ON-COLUMN (ug/mL)	FINAL (ug/L)
\$ 1 2-Fluorophenol	112		6.617	6.609	(0.750)	136040	2.87015	2.870 (R)
3 Phenol	94		8.239	8.232	(0.933)	4944	0.07603	0.07603
7 1,3-Dichlorobenzene	146		Compound Not Detected.					
* 8 1,4-Dichlorobenzene-d4	152		8.827	8.827	(1.000)	156303	4.00000	
9 1,4-Dichlorobenzene	146		8.858	8.851	(1.004)	351	0.00598	0.005976 (M)
11 Benzyl alcohol	79		Compound Not Detected.					
12 1,2-Dichlorobenzene	146		9.215	9.208	(1.044)	353	0.00611	0.006111
13 2-Methylphenol	108		Compound Not Detected.					
15 4-Methylphenol	108		Compound Not Detected.					
16 N-Nitroso-di-n-propylamine	70		9.922	9.666	(1.124)	15716	0.47463	0.4746
22 2,4-Dimethylphenol	107		Compound Not Detected.					
24 Benzoic acid	105		10.876	10.792	(0.962)	322	0.01210	0.01210
26 1,2,4-Trichlorobenzene	180		Compound Not Detected.					
* 27 Naphthalene-d8	136		11.304	11.304	(1.000)	563226	4.00000	
30 Hexachlorobutadiene	225		Compound Not Detected.					
39 Dimethylphthalate	163		Compound Not Detected.					
* 42 Acenaphthene-d10	162		14.910	14.910	(1.000)	294600	4.00000	
50 Diethylphthalate	149		15.899	15.892	(1.066)	7598	0.07889	0.07889
54 N-Nitrosodiphenylamine	169		Compound Not Detected.					
57 Hexachlorobenzene	284		Compound Not Detected.					

Compounds	QUANT SIG	RT	EXP RT	REL RT	RESPONSE	CONCENTRATIONS	
						ON-COLUMN (ug/mL)	FINAL (ug/L)
58 Pentachlorophenol	266				Compound Not Detected.		
* 59 Phenanthrene-d10	188	17.954	17.939	(1.000)	497244	4.00000	
\$ 66 Terphenyl-d14	244	21.142	21.134	(0.917)	185578	2.37350	2.374 (R)
67 Butylbenzylphthalate	149				Compound Not Detected.		
* 69 Chrysene-d12	240	23.046	23.039	(1.000)	479866	4.00000	
* 77 Perylene-d12	264	25.594	25.586	(1.000)	529679	4.00000	
79 Dibenzo(a,h)anthracene	278				Compound Not Detected.		
90 N-Nitrosodimethylamine	74				Compound Not Detected.		

QC Flag Legend

- R - Spike/Surrogate failed recovery limits.
- M - Compound response manually integrated.

ARI Labs, Inc.

INTERNAL STANDARD COMPOUNDS
 AREA AND RT SUMMARY

Instrument ID: nt10.i
 Lab File ID: NT1004192320S.D
 Lab Smp Id: BLD0057-BLK4
 Analysis Type: SV
 Quant Type: ISTD
 Operator: DSD
 Method File: \\target\share\chem3\nt10.i\20230419A.b\20230419A.b\SIMABN2.m
 Misc Info:

Calibration Date: 19-APR-2023
 Calibration Time: 22:11
 Level: LOW
 Sample Type: AIR

Test Mode:
 Use Last Continuing Calibrator.

COMPOUND	STANDARD	AREA LIMIT		SAMPLE	%DIFF
		LOWER	UPPER		
8 1,4-Dichlorobenze	154021	77011	308042	156303	1.48
27 Naphthalene-d8	550458	275229	1100916	563226	2.32
42 Acenaphthene-d10	294195	147098	588390	294600	0.14
59 Phenanthrene-d10	508863	254432	1017726	497244	-2.28
69 Chrysene-d12	482651	241326	965302	479866	-0.58
77 Perylene-d12	560068	280034	1120136	529679	-5.43

COMPOUND	STANDARD	RT LIMIT		SAMPLE	%DIFF
		LOWER	UPPER		
8 1,4-Dichlorobenze	8.83	8.33	9.33	8.83	-0.00
27 Naphthalene-d8	11.30	10.80	11.80	11.30	-0.00
42 Acenaphthene-d10	14.91	14.41	15.41	14.91	-0.00
59 Phenanthrene-d10	17.94	17.44	18.44	17.95	0.09
69 Chrysene-d12	23.04	22.54	23.54	23.05	0.03
77 Perylene-d12	25.59	25.09	26.09	25.59	0.03

AREA UPPER LIMIT = +100% of internal standard area.
 AREA LOWER LIMIT = - 50% of internal standard area.
 RT UPPER LIMIT = + 0.50 minutes of internal standard RT.
 RT LOWER LIMIT = - 0.50 minutes of internal standard RT.

REVIEW SUMMARY FOR FILE - NT1004192320S.D

Lab ID: BLD0057-BLK4

nt10.i, 20230419A.b\20230419A.b\SIMABN2.m,

19-APR-2023 23:27

RT CO-ELUTION COMPOUNDS

NO CO-ELUTIONS

Quant Method: ICAL

RRT CHECK

RRT	CCV RRT	DELTA	COMPOUND
1.124	1.095	0.0290	N-Nitroso-di-n-propylamine
0.962	0.955	0.0075	Benzoic acid

RRT check based on Ccal File: 20230419A.b/NT1004192318SA.D

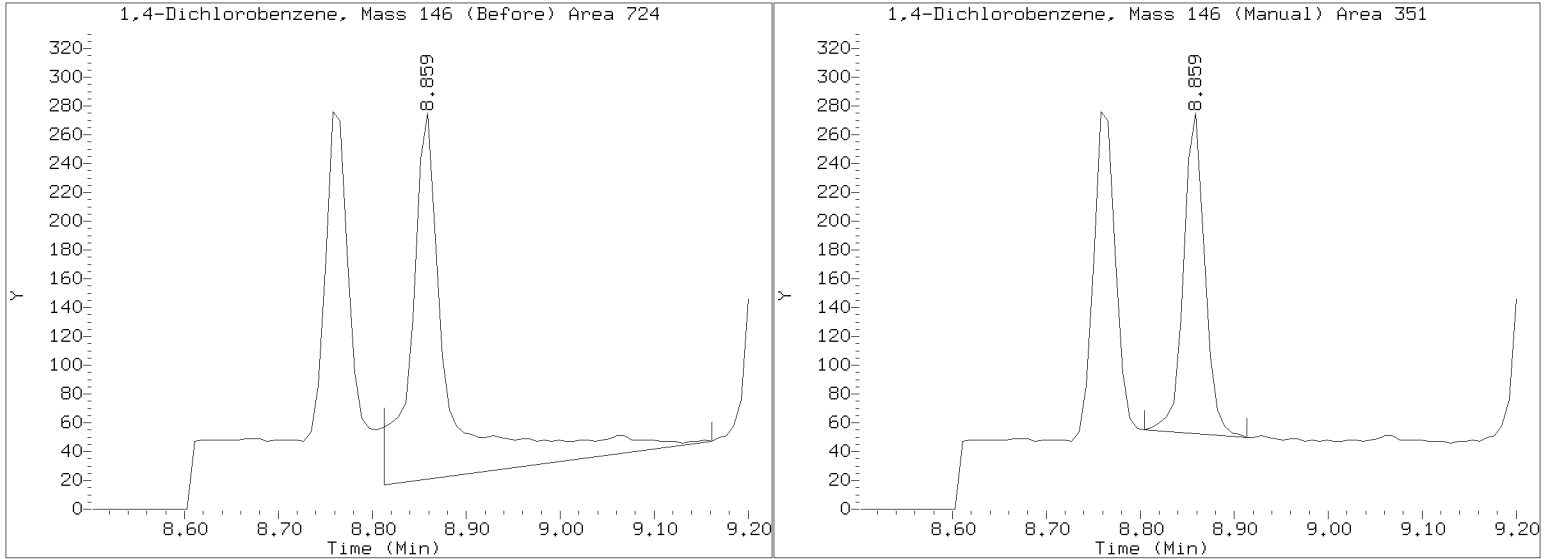
On Column LOD for nt10.i, 20230419A.b\SIMABN2.m, PSDDA.sub = 0.0000

Exception: 1,2,4-Trichlorobenzene 0.0010

* Only compounds listed in the work order have been verified by the analyst *

Quant Ion Manual Peak Adjustment Report

Datafile: //target/share/chem3/nt10.i/20230419A.b/20230419A.b/NT1004192320S.D
Injection Date: 19-APR-2023 23:27
Lab ID:BLD0057-BLK4 Client ID:
Report Date: 04/21/2023 08:38



APPROVED
By Deenay Dunmore at 8:41 am, Apr 21, 2023

Data File: \\target\share\chem3\nt10.1\20230419.1\20230419.1\NT10041923075.D

Page 1

Date : 19-APR-2023 15:10

Client ID:

Instrument: nt10.1

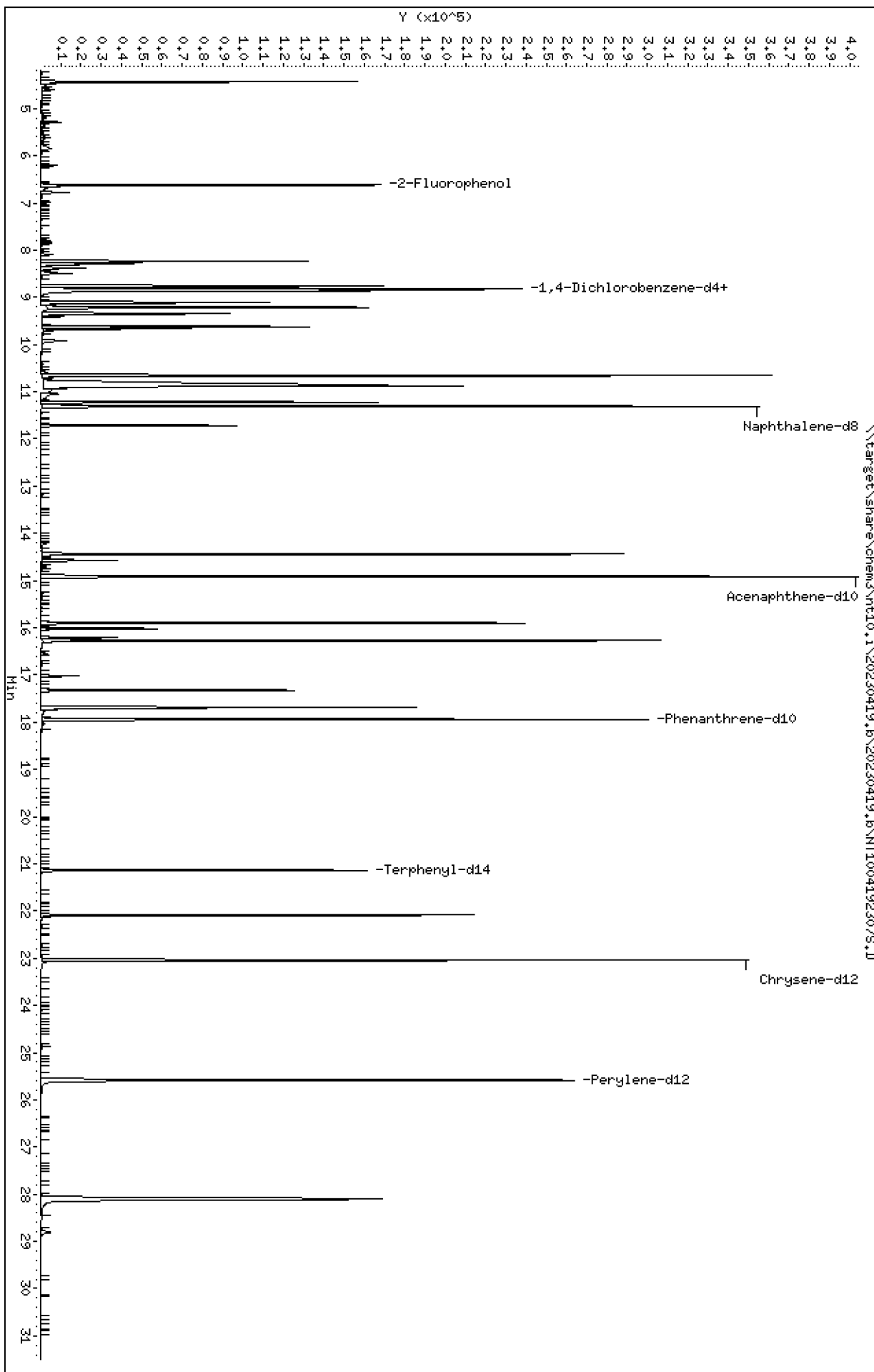
Sample Info: BLD0057-B52

Volume Injected (uL): 1.0

Operator: USD

Column phase: ZB-5msi

Column diameter: 0.25



Date : 19-APR-2023 15:10

Client ID:

Instrument: nt10.i

Sample Info: BLD0057-BS2

Volume Injected (uL): 1.0

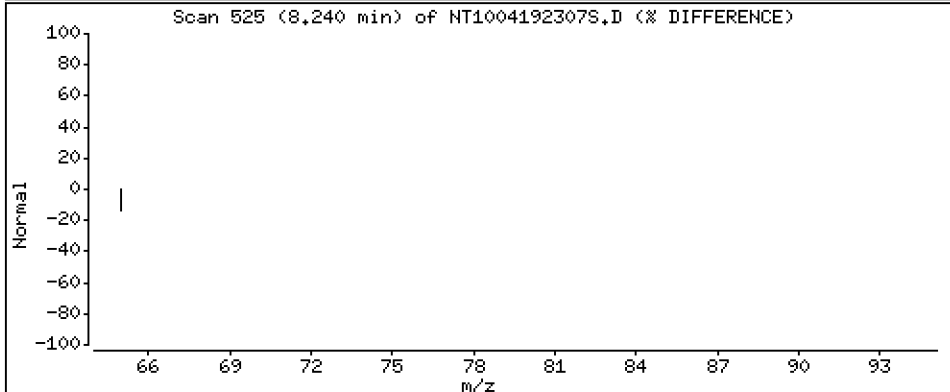
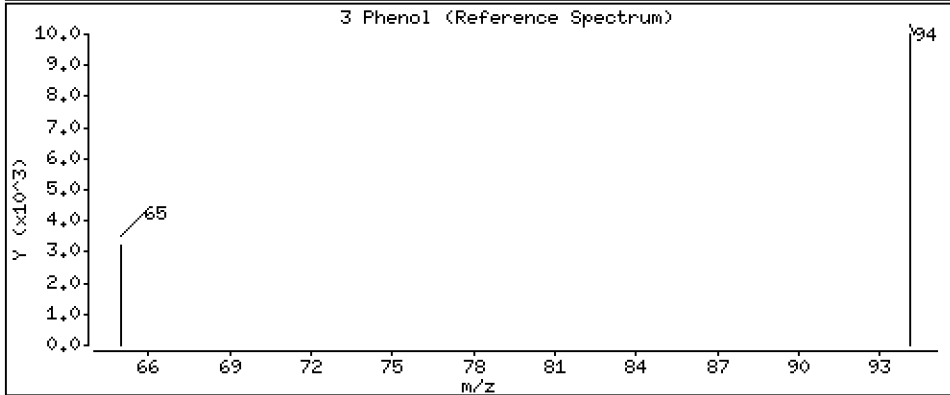
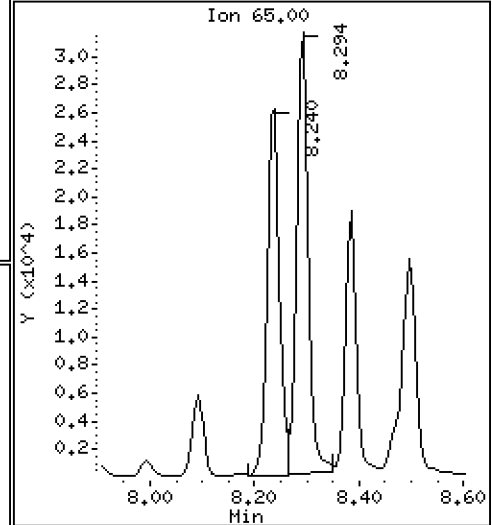
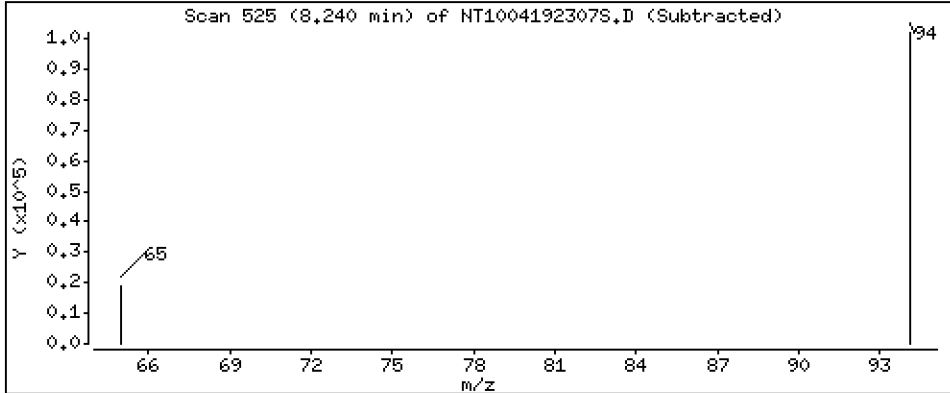
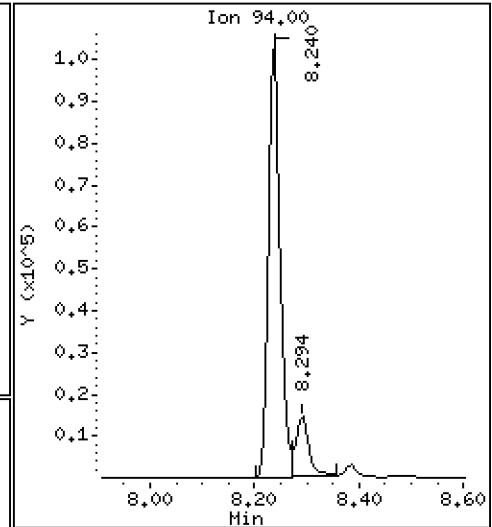
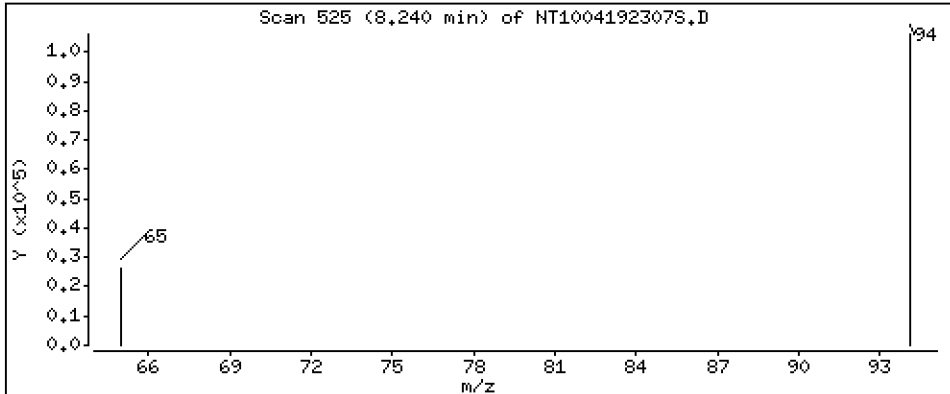
Operator: DSD

Column phase: ZB-5msi

Column diameter: 0.25

3 Phenol

Concentration: 2,634 ug/L



Date : 19-APR-2023 15:10

Client ID:

Instrument: nt10.i

Sample Info: BLD0057-BS2

Volume Injected (uL): 1.0

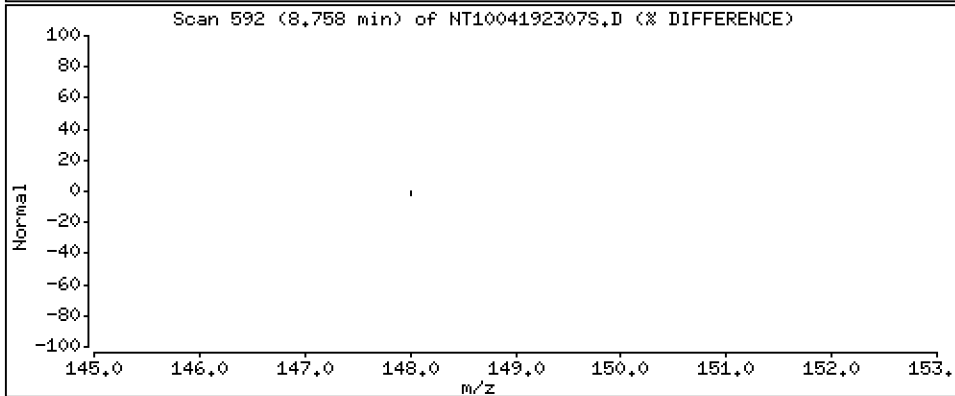
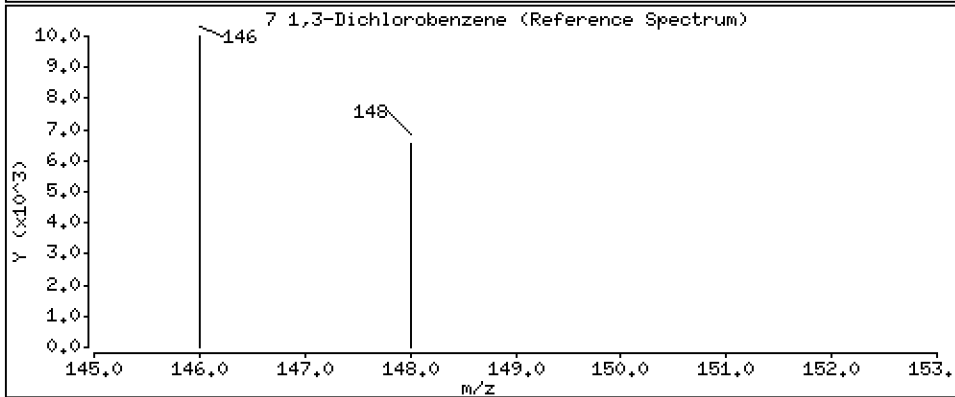
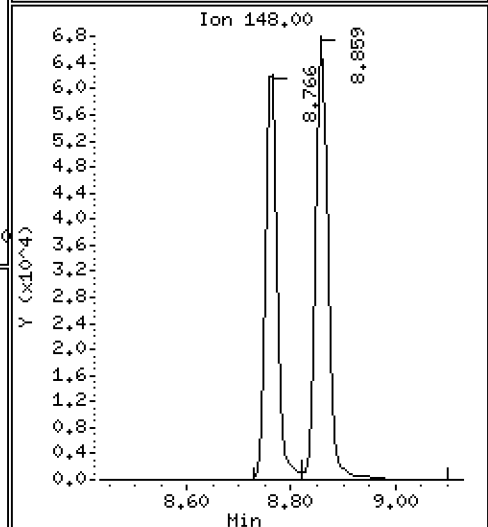
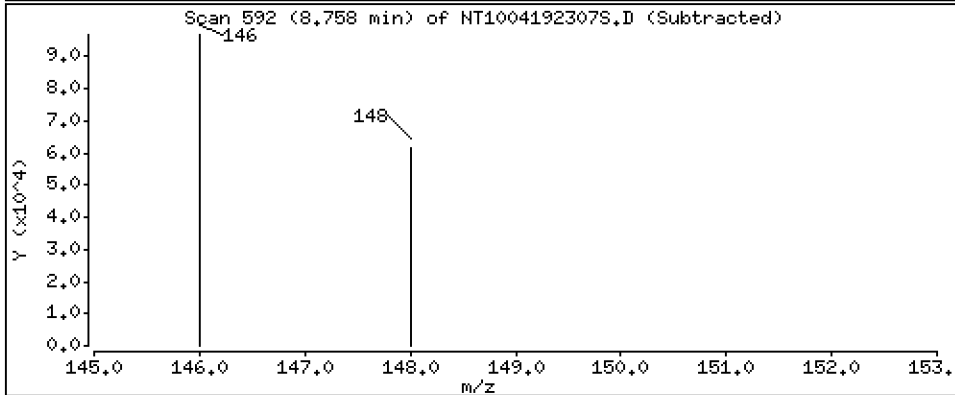
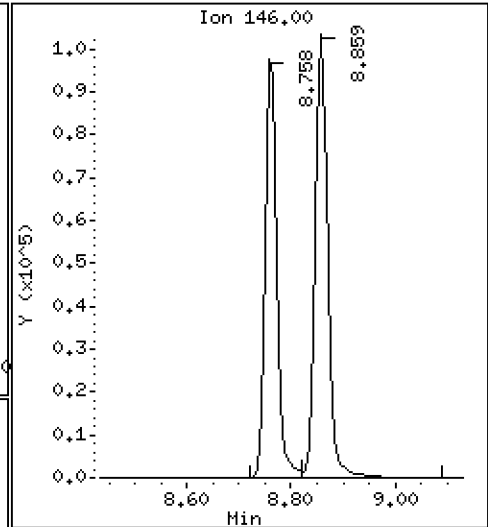
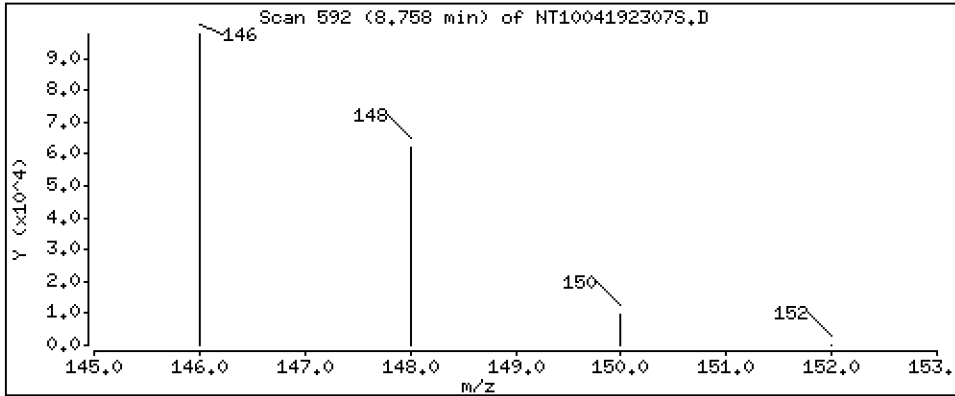
Operator: DSD

Column phase: ZB-5msi

Column diameter: 0,25

7 1,3-Dichlorobenzene

Concentration: 2,798 ug/L



Date : 19-APR-2023 15:10

Client ID:

Instrument: nt10.i

Sample Info: BLD0057-BS2

Volume Injected (uL): 1.0

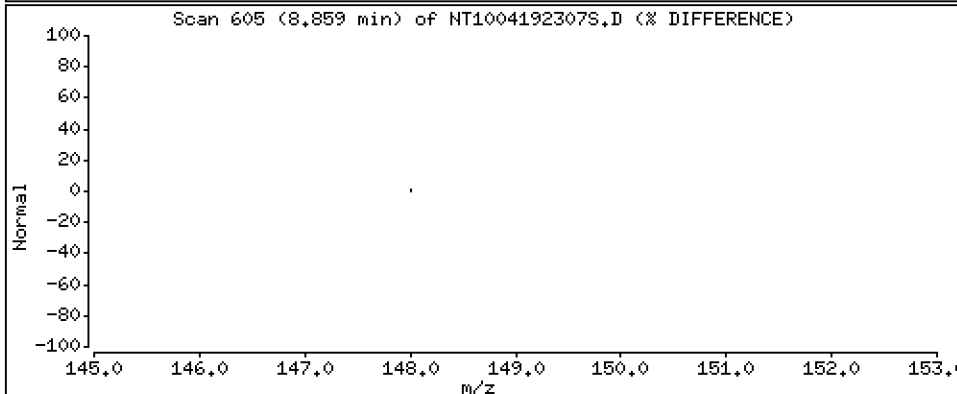
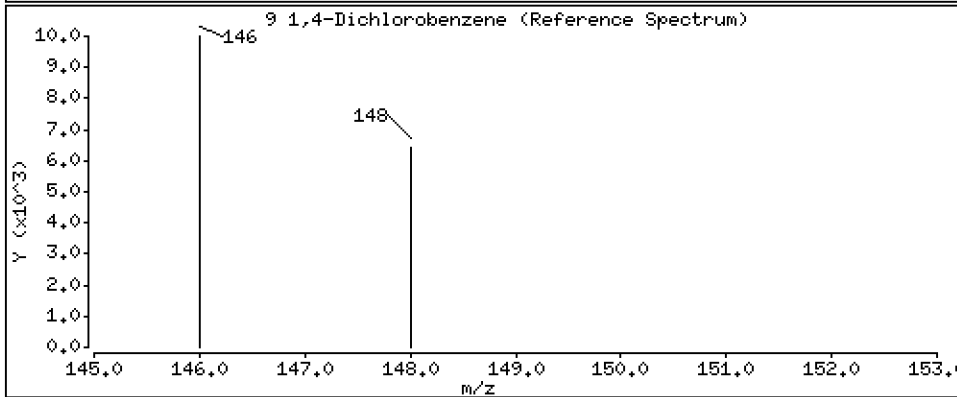
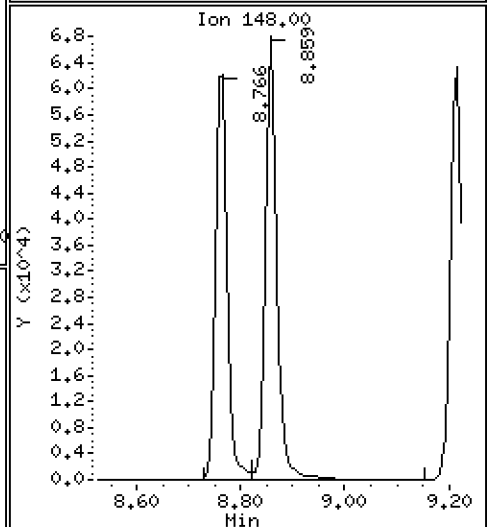
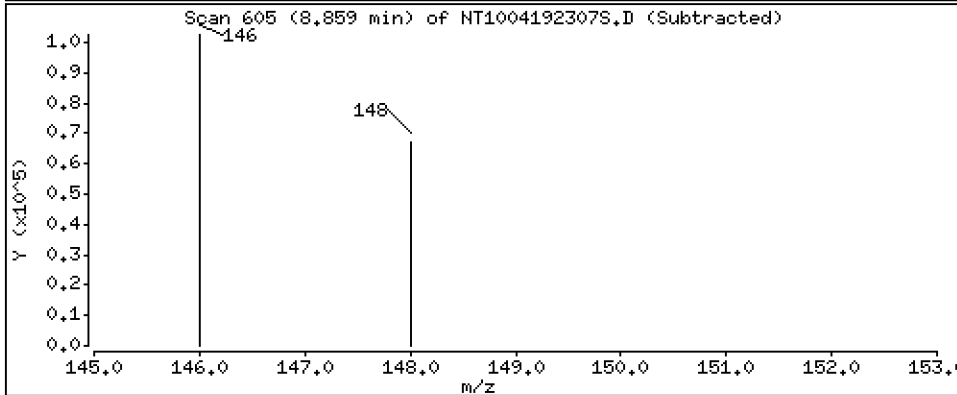
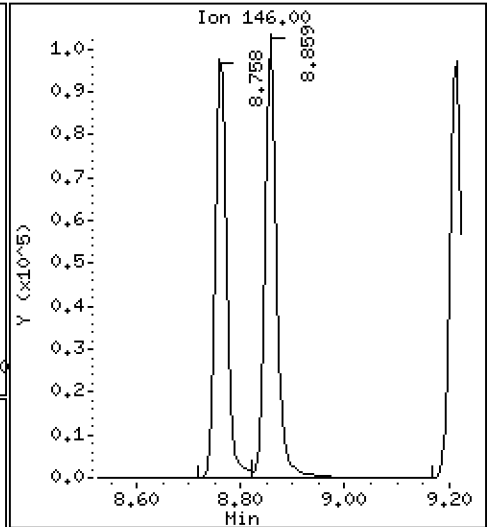
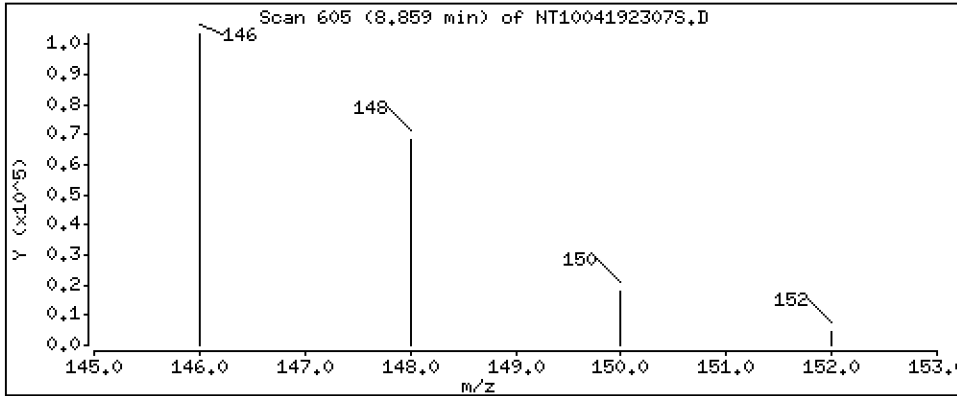
Operator: DSD

Column phase: ZB-5msi

Column diameter: 0.25

9 1,4-Dichlorobenzene

Concentration: 2,962 ug/L



Date : 19-APR-2023 15:10

Client ID:

Instrument: nt10.i

Sample Info: BLD0057-BS2

Volume Injected (uL): 1.0

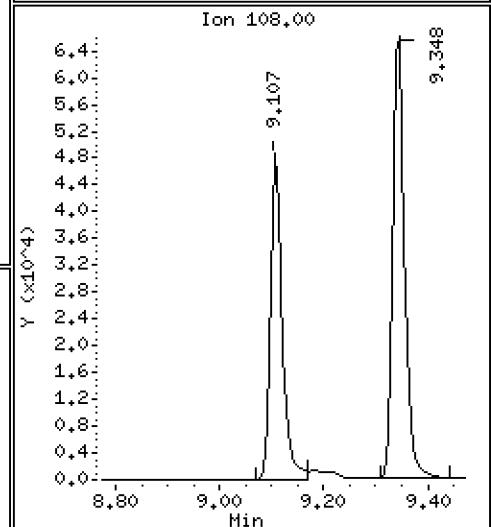
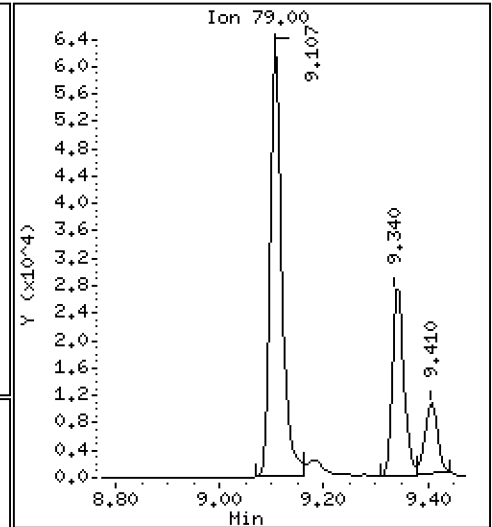
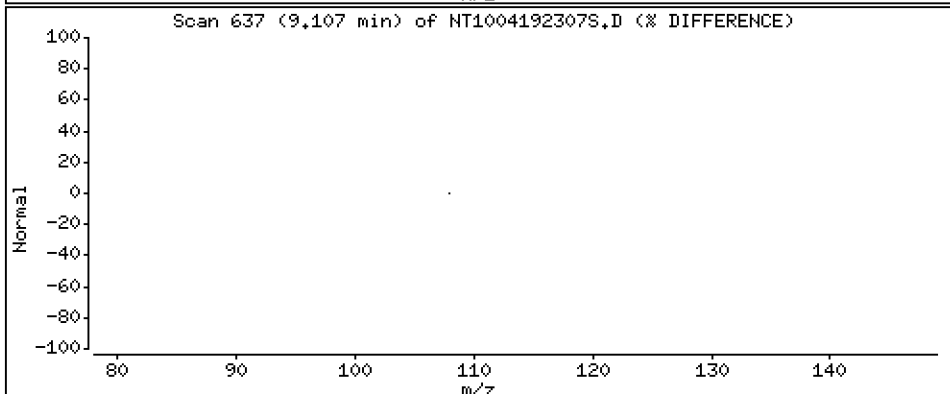
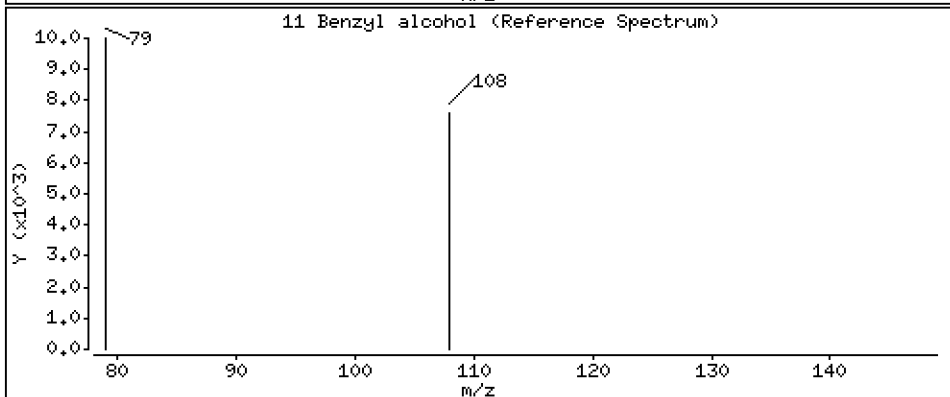
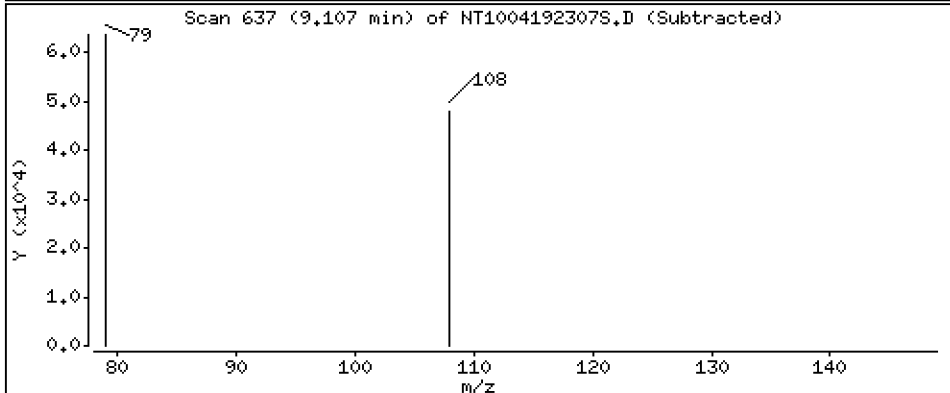
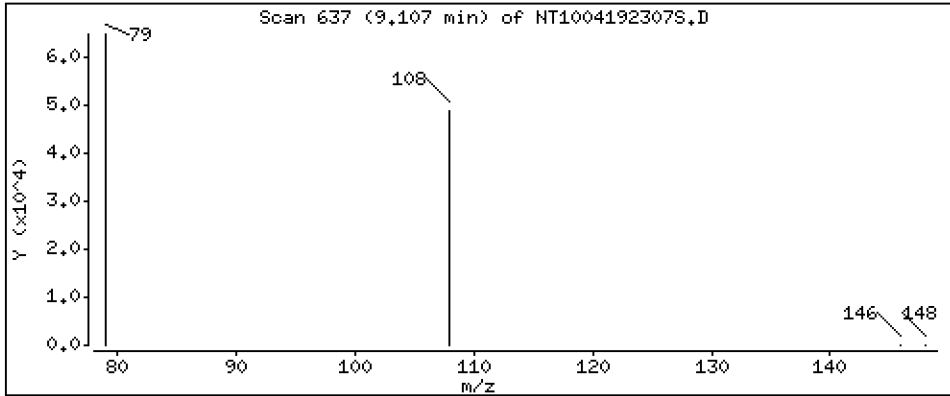
Operator: DSD

Column phase: ZB-5msi

Column diameter: 0.25

11 Benzyl alcohol

Concentration: 2,833 ug/L



Date : 19-APR-2023 15:10

Client ID:

Instrument: nt10.i

Sample Info: BLD0057-BS2

Volume Injected (uL): 1.0

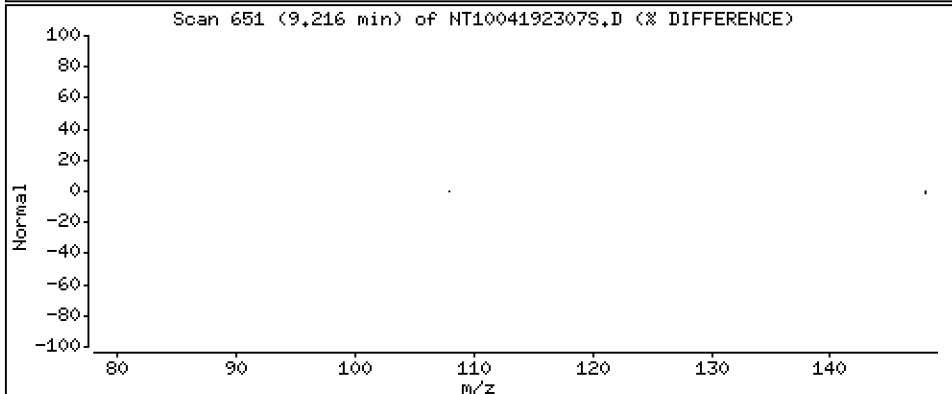
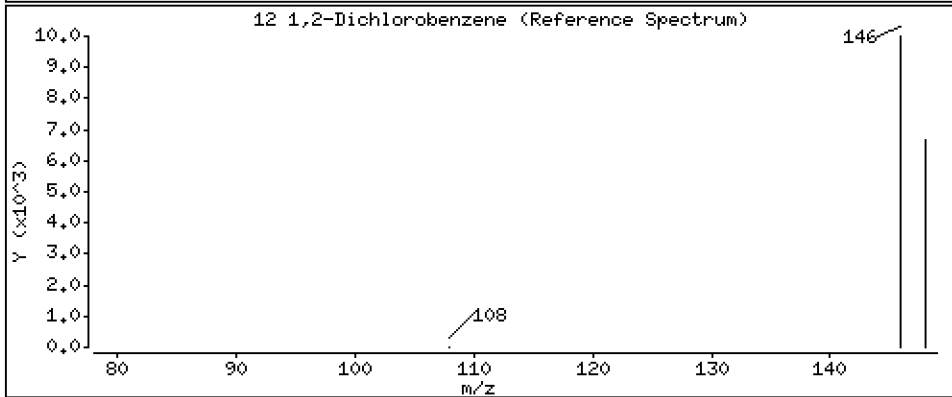
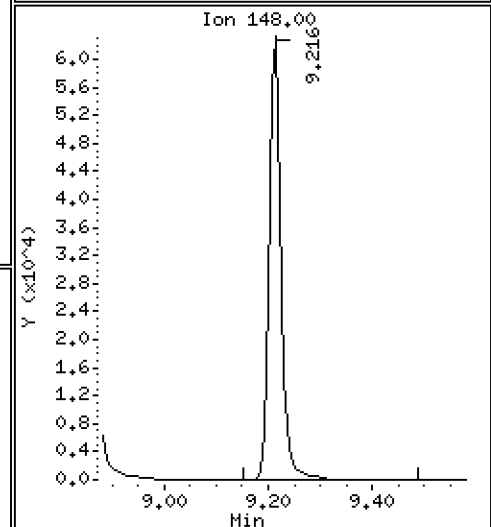
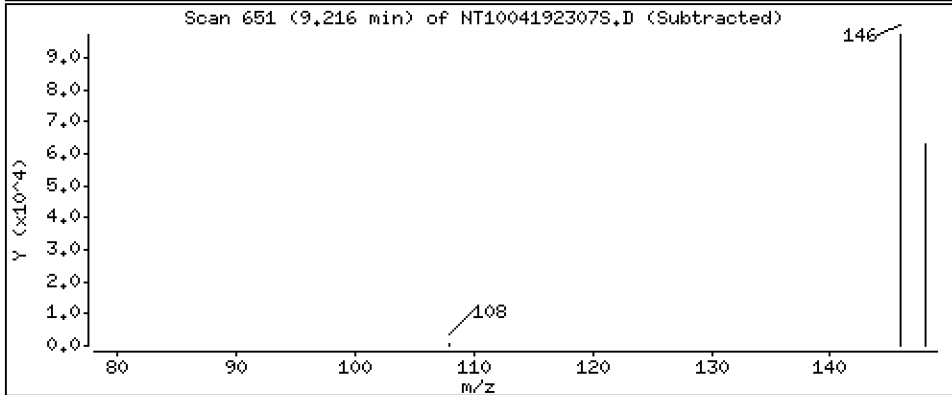
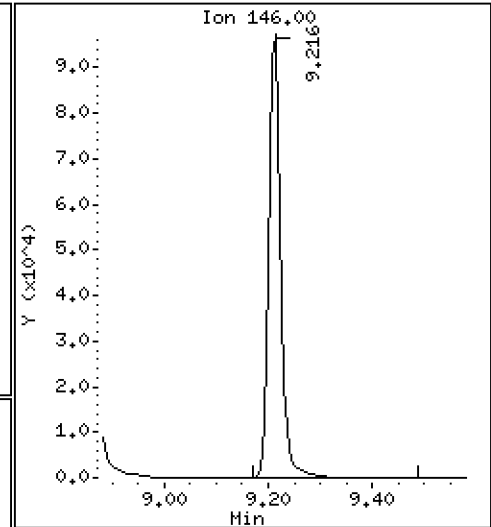
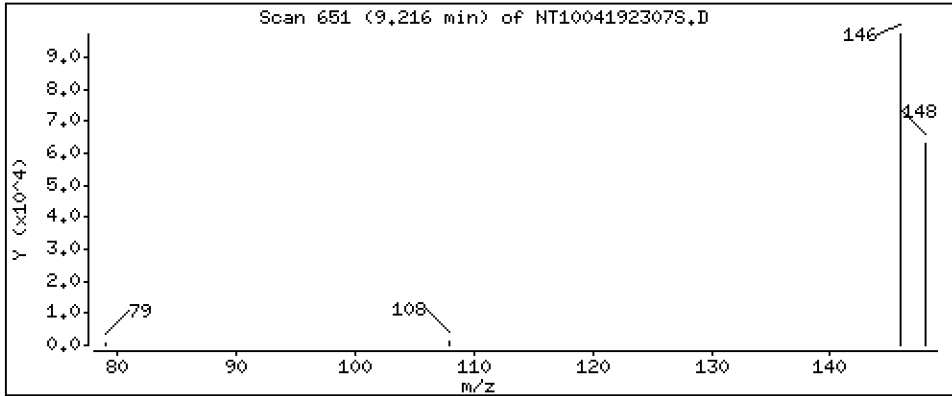
Operator: DSD

Column phase: ZB-5msi

Column diameter: 0.25

12 1,2-Dichlorobenzene

Concentration: 2,942 ug/L



Date : 19-APR-2023 15:10

Client ID:

Instrument: nt10.i

Sample Info: BLD0057-BS2

Volume Injected (uL): 1.0

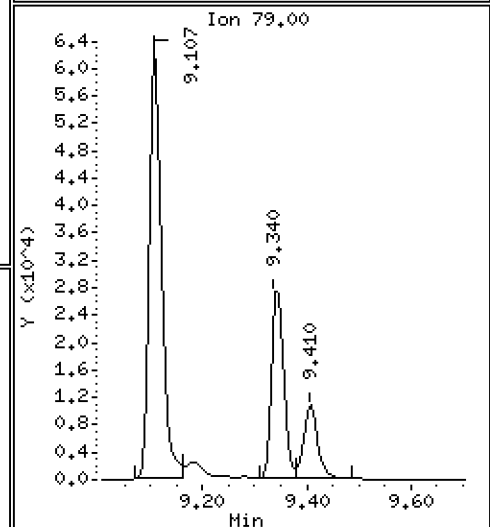
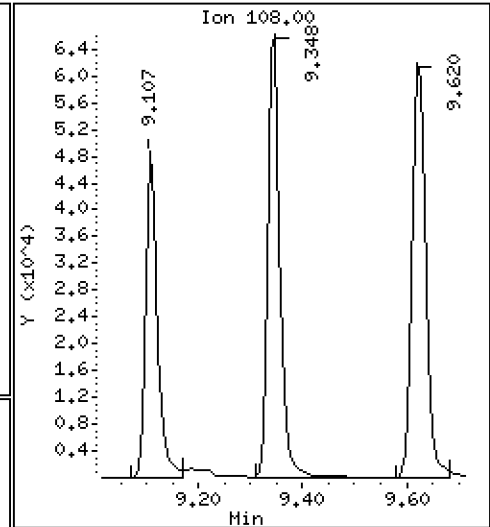
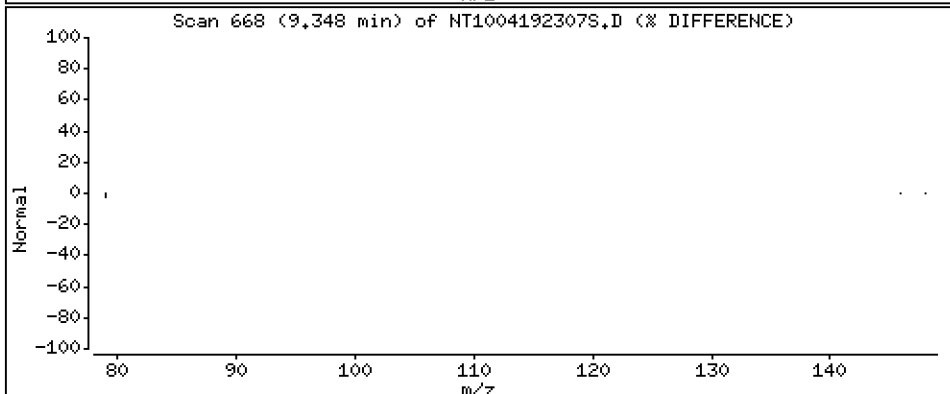
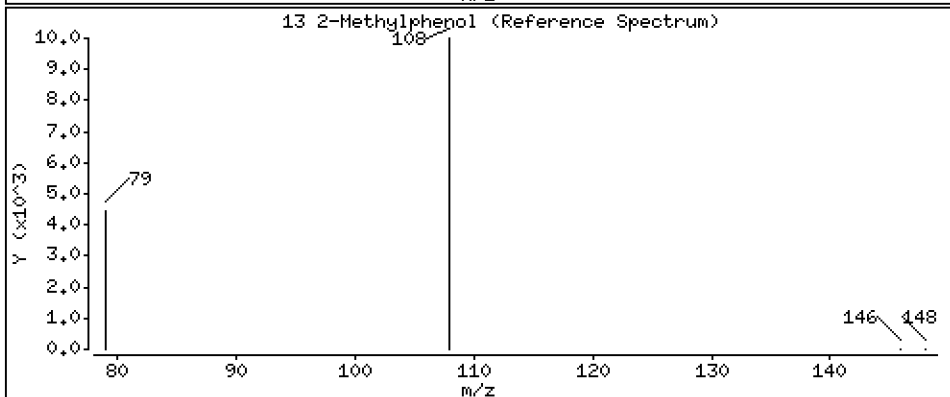
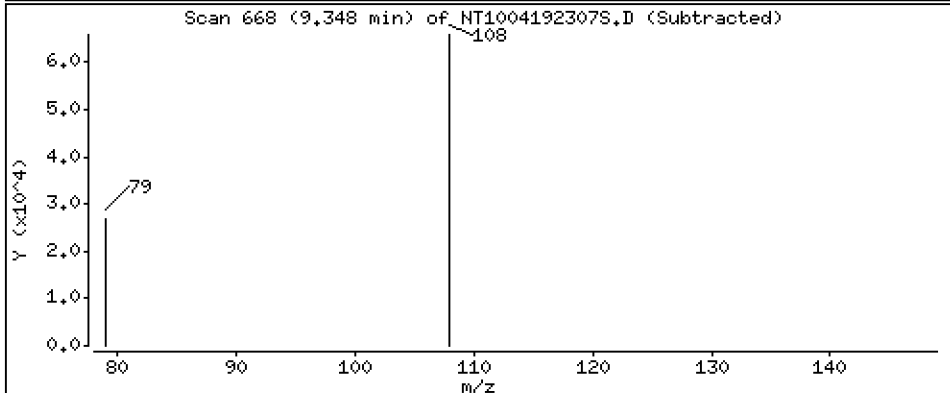
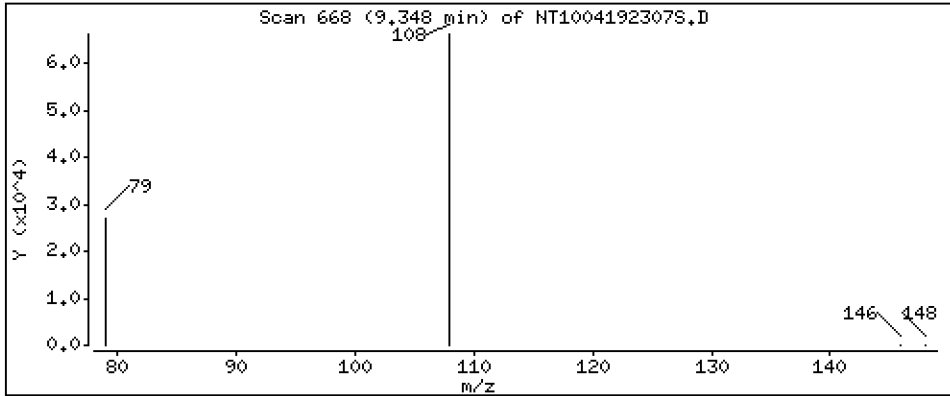
Operator: DSD

Column phase: ZB-5msi

Column diameter: 0,25

13 2-Methylphenol

Concentration: 2,503 ug/L



Date : 19-APR-2023 15:10

Client ID:

Instrument: nt10.i

Sample Info: BLD0057-BS2

Volume Injected (uL): 1.0

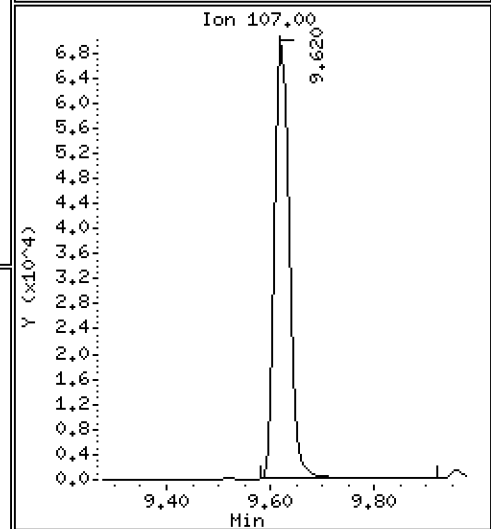
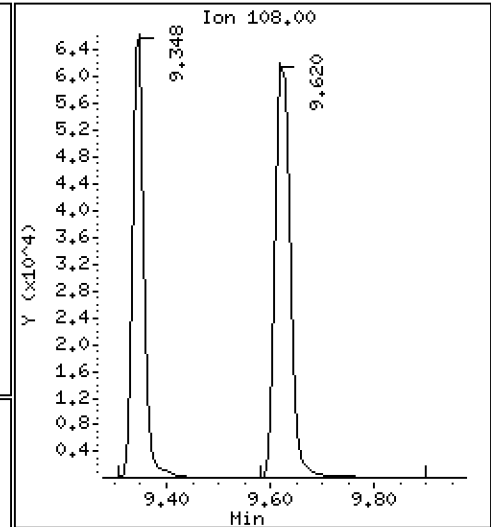
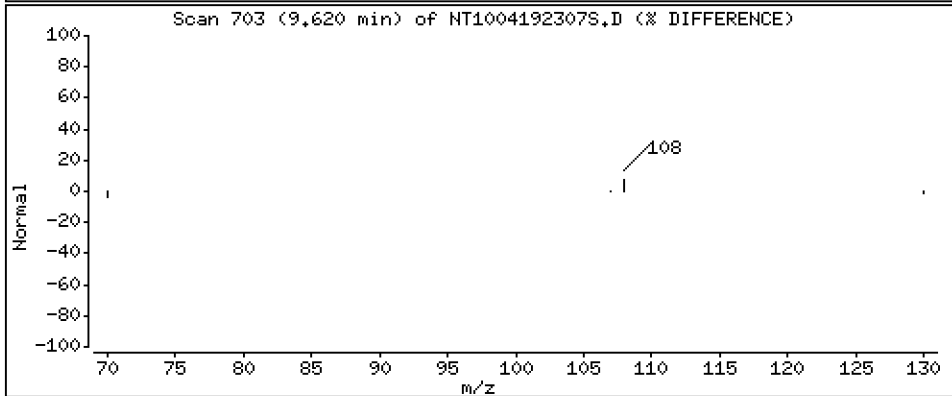
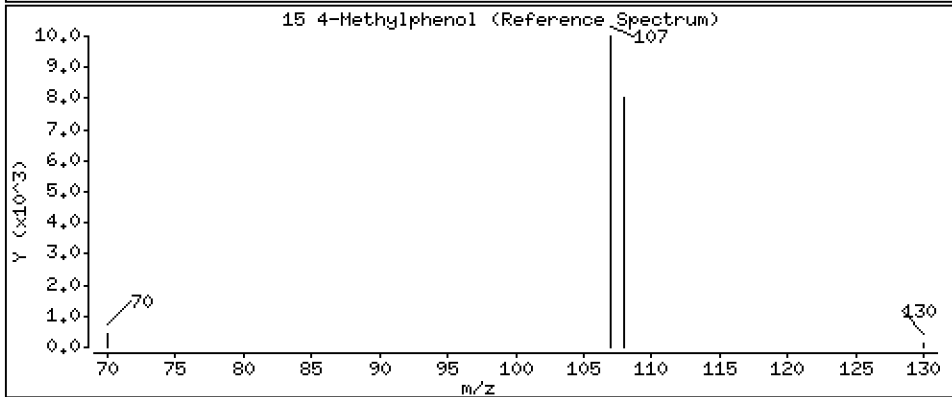
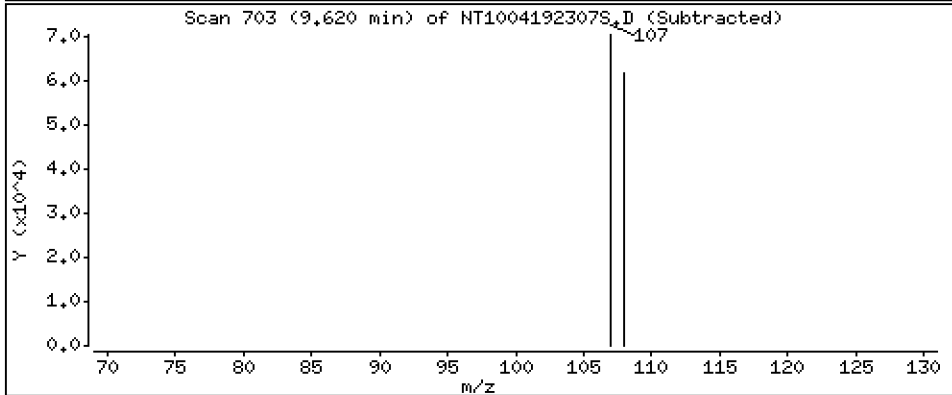
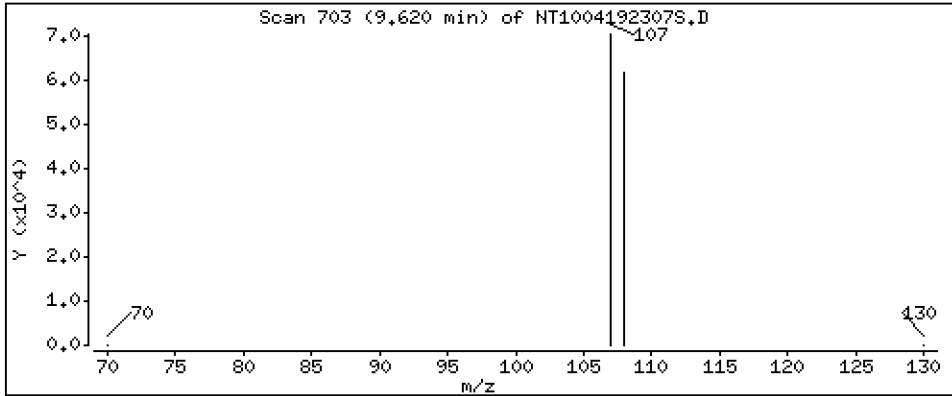
Operator: DSD

Column phase: ZB-5msi

Column diameter: 0.25

15 4-Methylphenol

Concentration: 2,756 ug/L



Date : 19-APR-2023 15:10

Client ID:

Instrument: nt10.i

Sample Info: BLD0057-BS2

Volume Injected (uL): 1.0

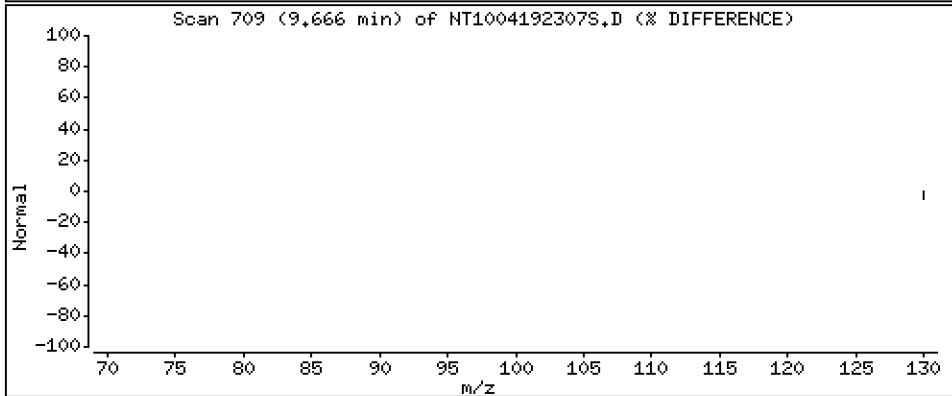
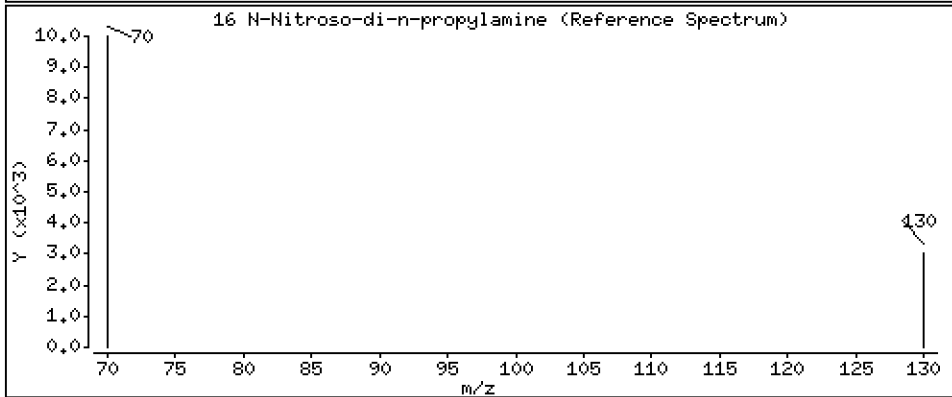
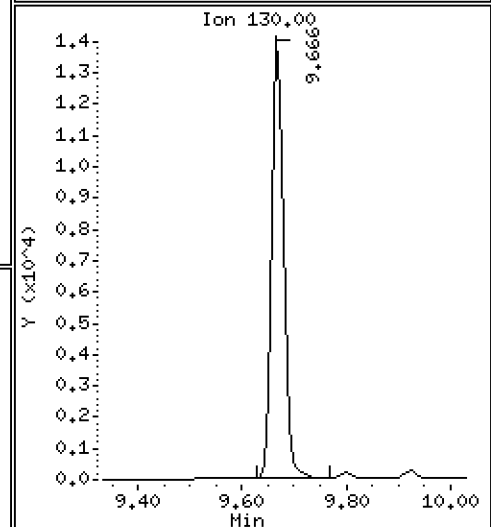
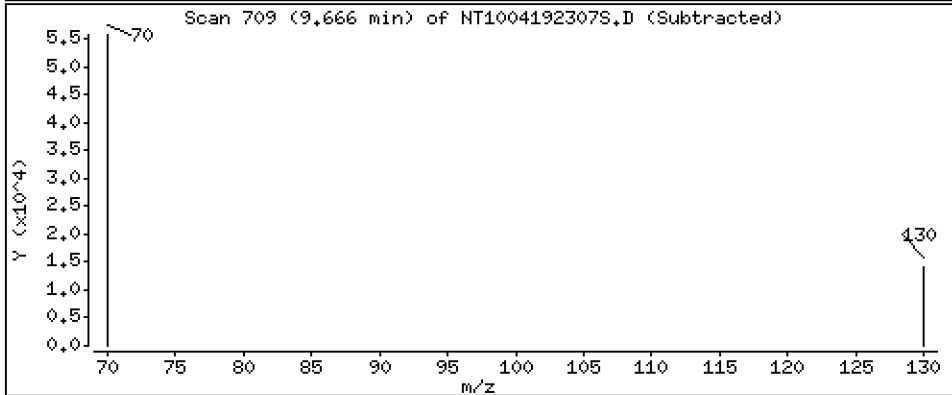
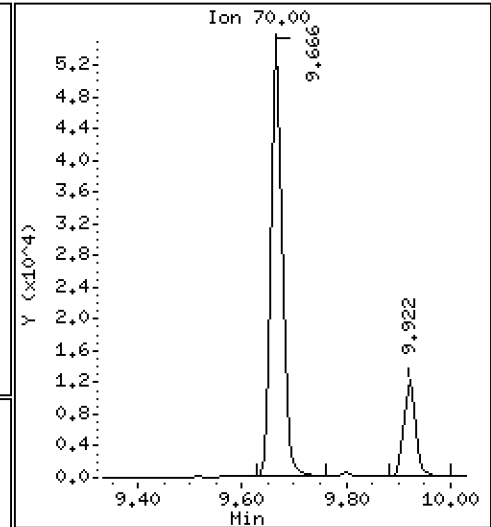
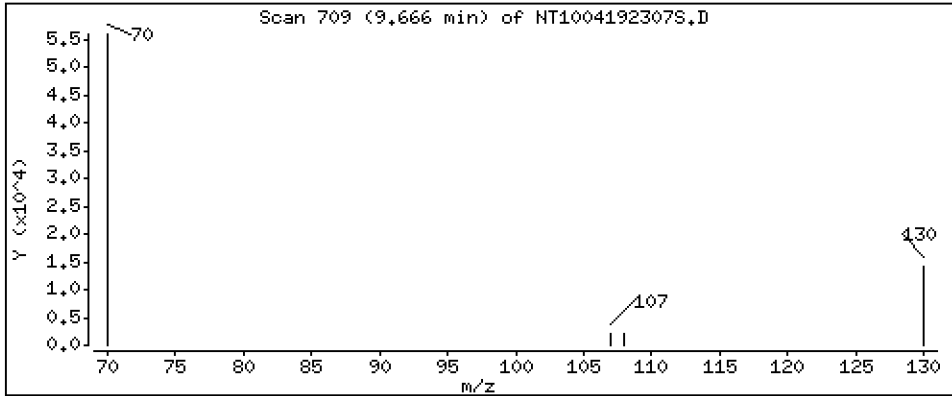
Operator: DSD

Column phase: ZB-5msi

Column diameter: 0.25

16 N-Nitroso-di-n-propylamine

Concentration: 2,628 ug/L



Date : 19-APR-2023 15:10

Client ID:

Instrument: nt10.i

Sample Info: BLD0057-BS2

Volume Injected (uL): 1.0

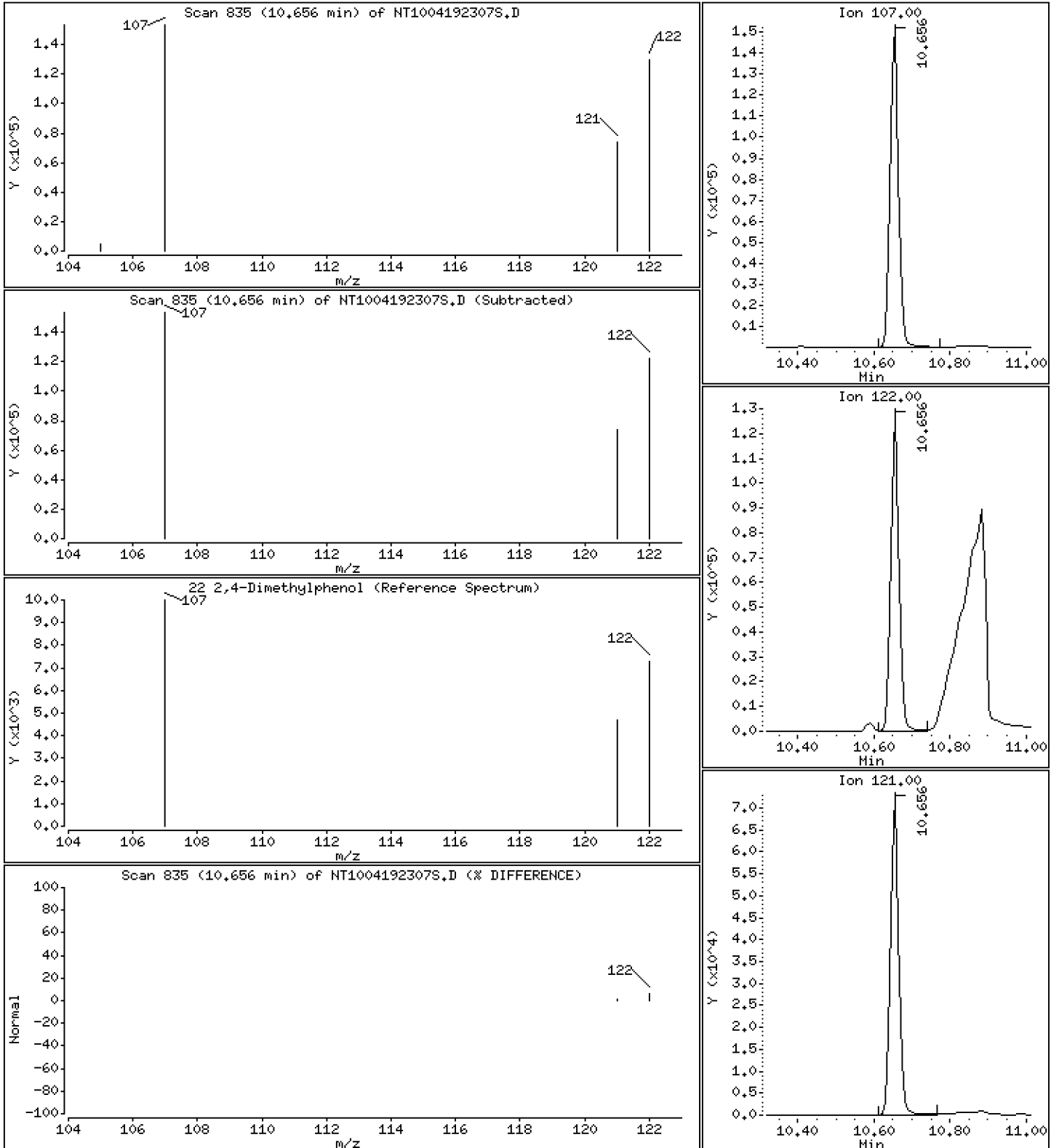
Operator: DSD

Column phase: ZB-5msi

Column diameter: 0.25

22 2,4-Dimethylphenol

Concentration: 4.897 ug/L



Date : 19-APR-2023 15:10

Client ID:

Instrument: nt10.i

Sample Info: BLD0057-BS2

Volume Injected (uL): 1.0

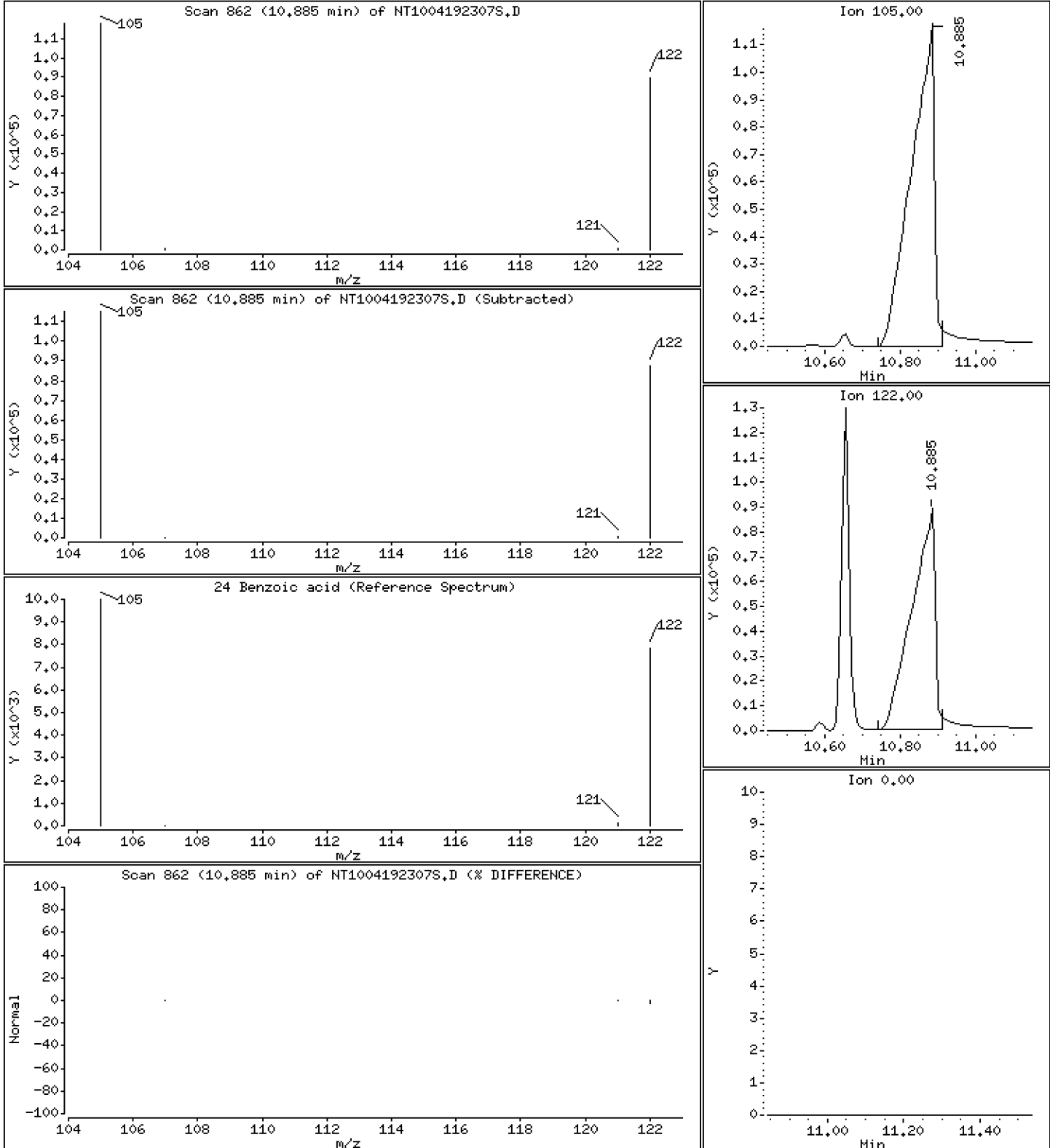
Operator: DSD

Column phase: ZB-5msi

Column diameter: 0.25

24 Benzoic acid

Concentration: 17.76 ug/L



Date : 19-APR-2023 15:10

Client ID:

Instrument: nt10.i

Sample Info: BLD0057-BS2

Volume Injected (uL): 1.0

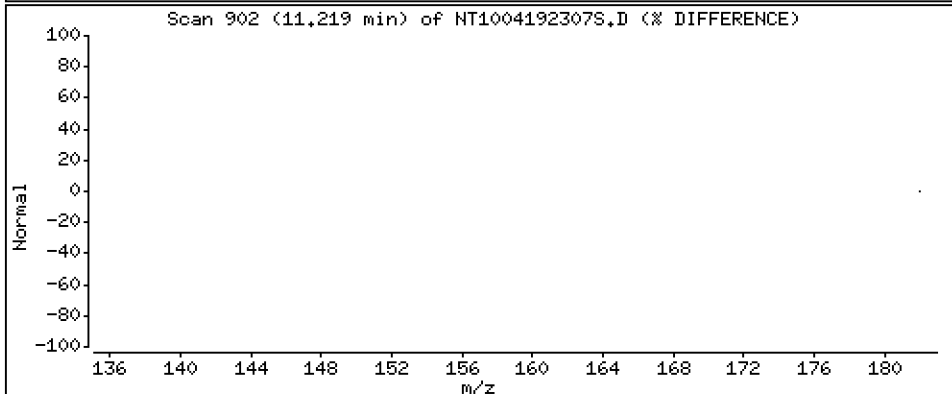
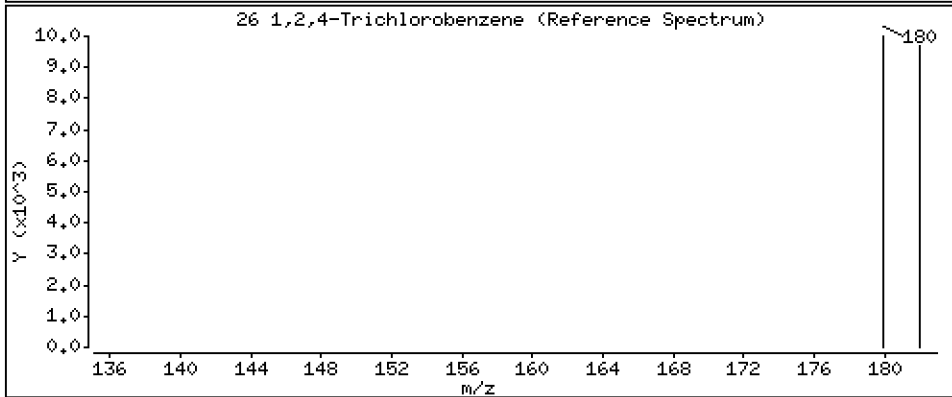
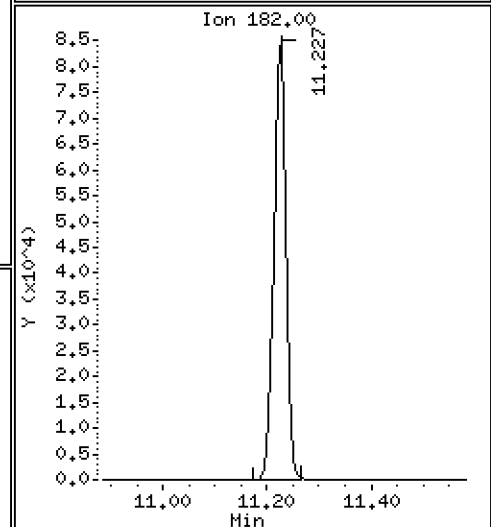
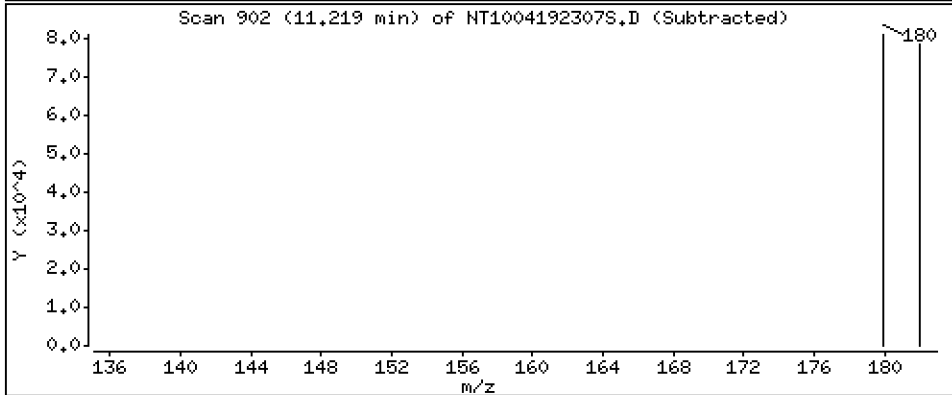
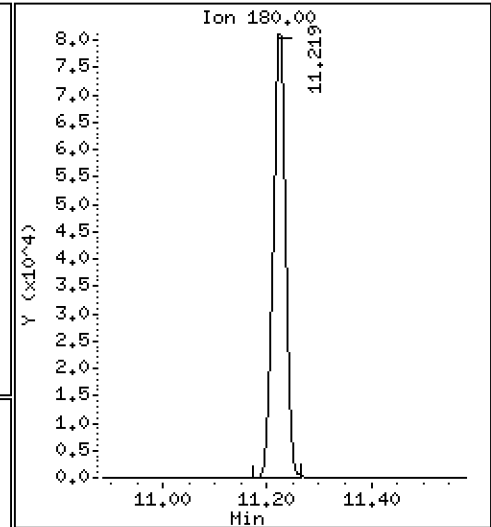
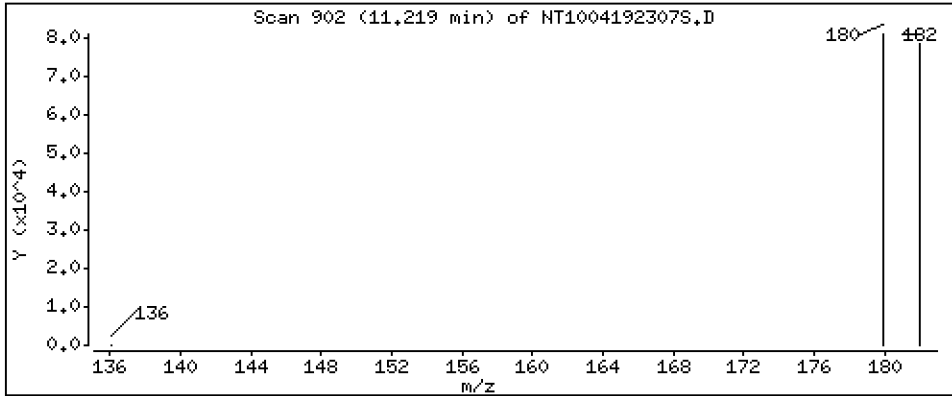
Operator: DSD

Column phase: ZB-5msi

Column diameter: 0,25

26 1,2,4-Trichlorobenzene

Concentration: 2,849 ug/L



Date : 19-APR-2023 15:10

Client ID:

Instrument: nt10.i

Sample Info: BLD0057-BS2

Volume Injected (uL): 1.0

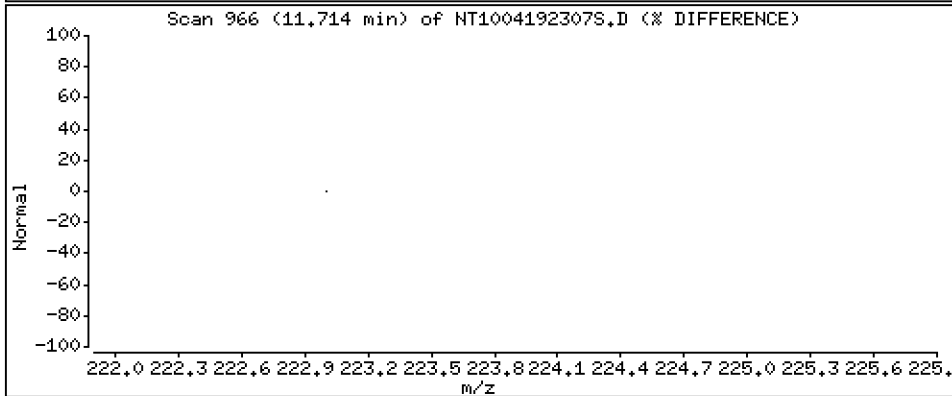
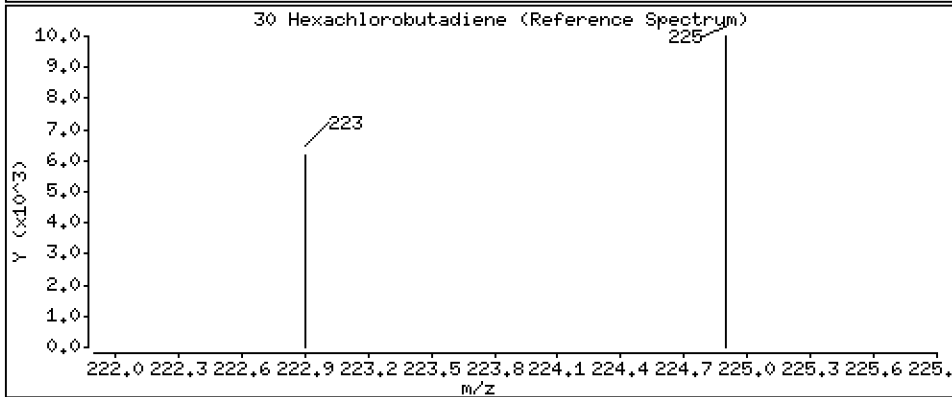
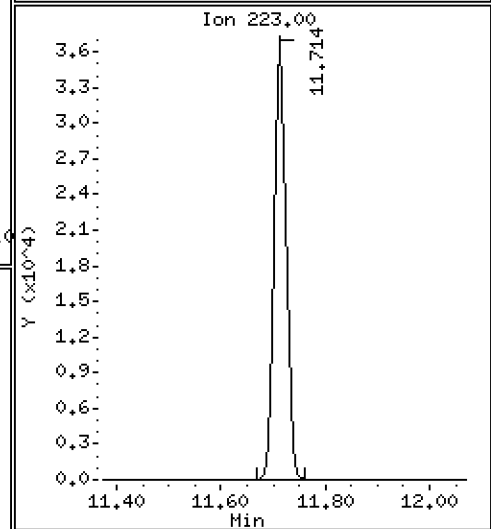
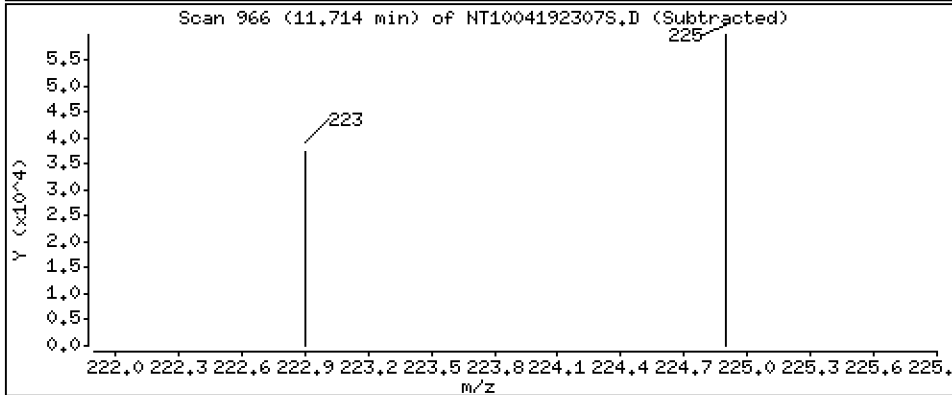
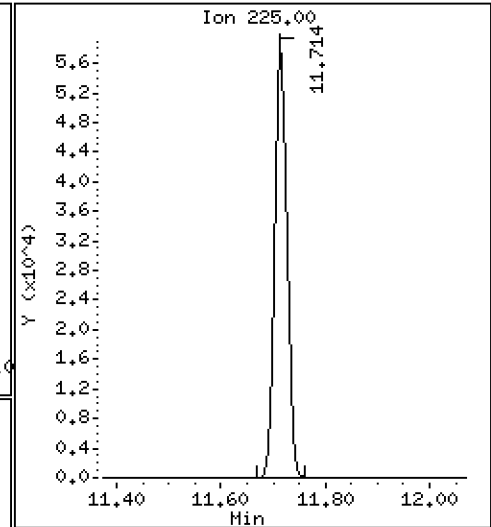
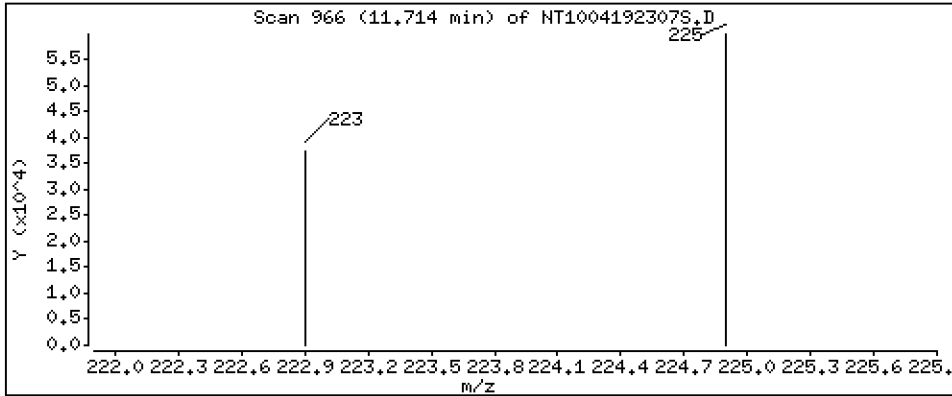
Operator: DSD

Column phase: ZB-5msi

Column diameter: 0,25

30 Hexachlorobutadiene

Concentration: 3,207 ug/L



Date : 19-APR-2023 15:10

Client ID:

Instrument: nt10.i

Sample Info: BLD0057-BS2

Volume Injected (uL): 1.0

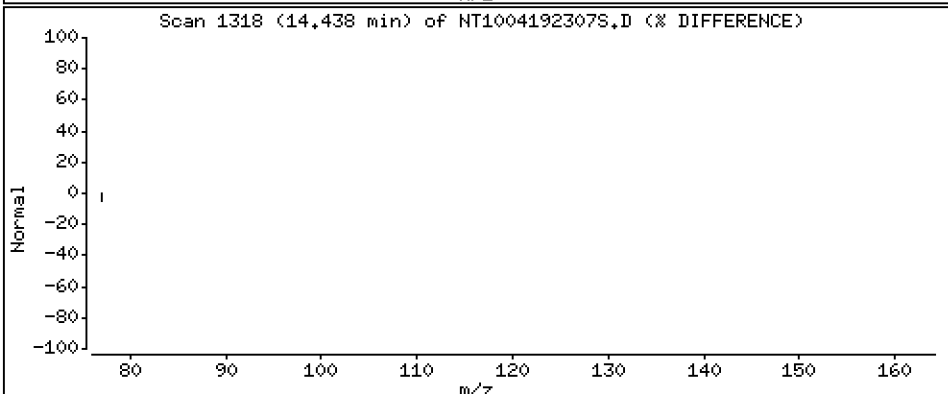
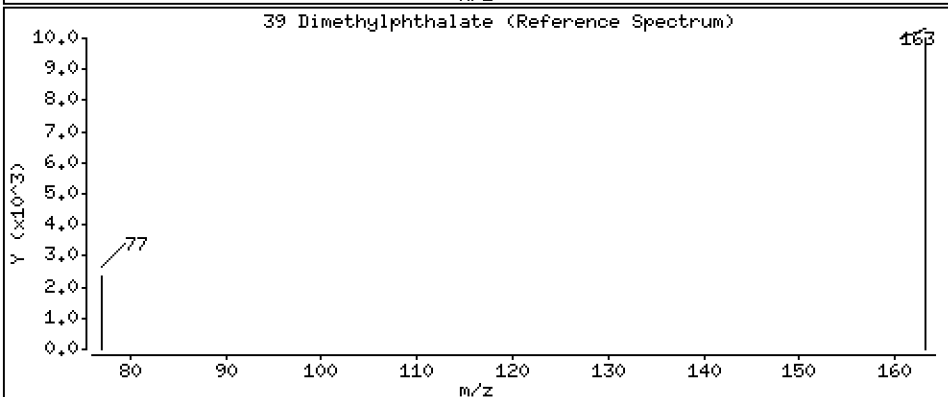
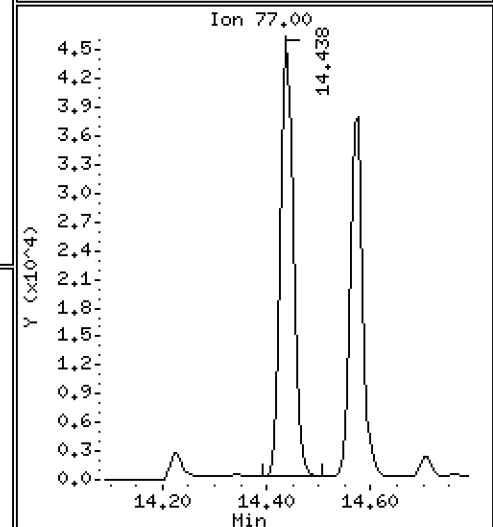
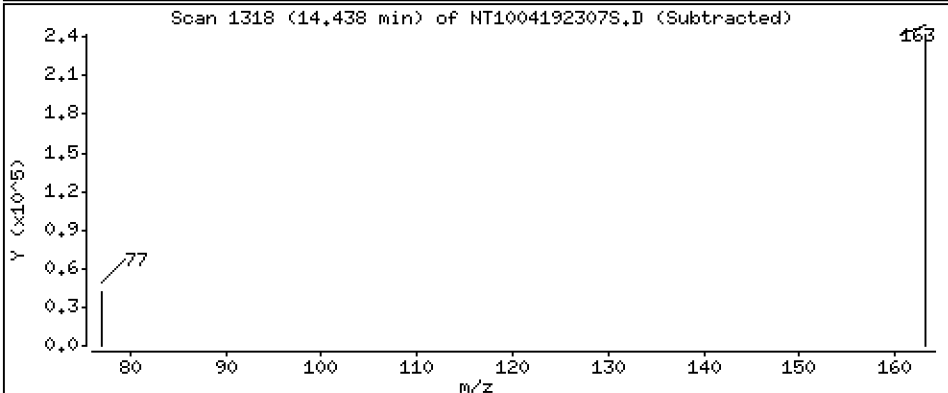
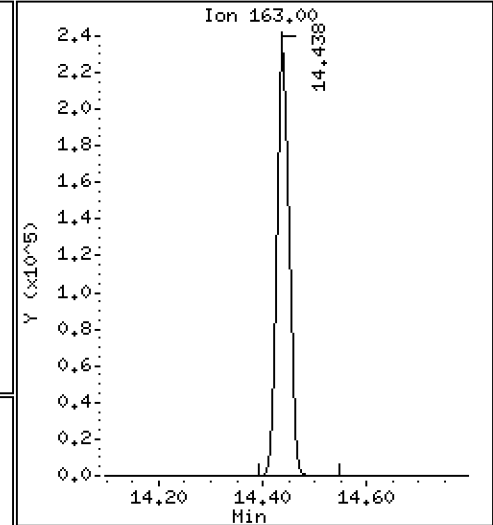
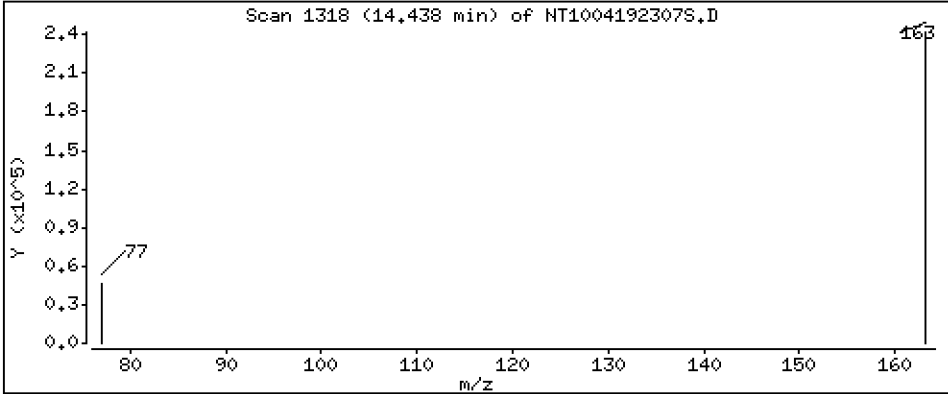
Operator: DSD

Column phase: ZB-5msi

Column diameter: 0,25

39 Dimethylphthalate

Concentration: 3,838 ug/L



Date : 19-APR-2023 15:10

Client ID:

Instrument: nt10.i

Sample Info: BLD0057-BS2

Volume Injected (uL): 1.0

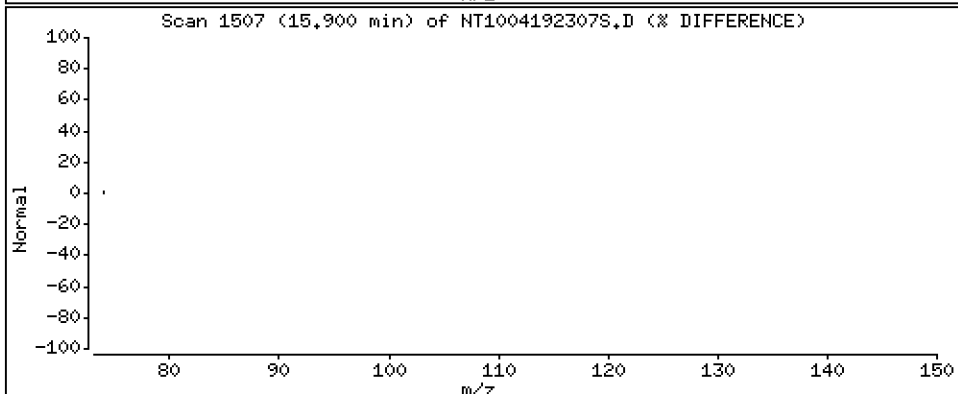
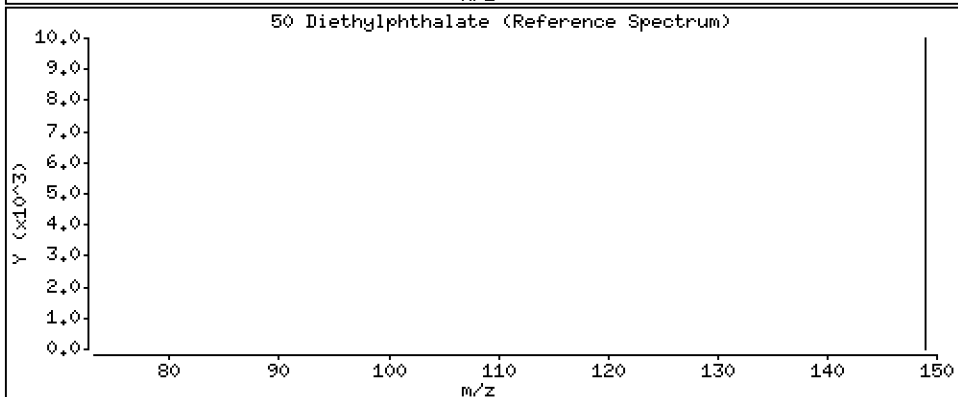
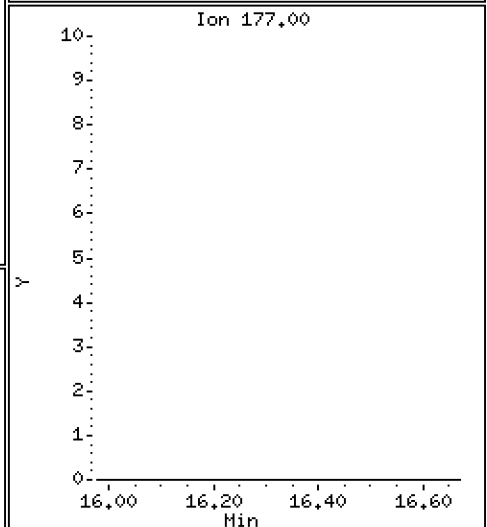
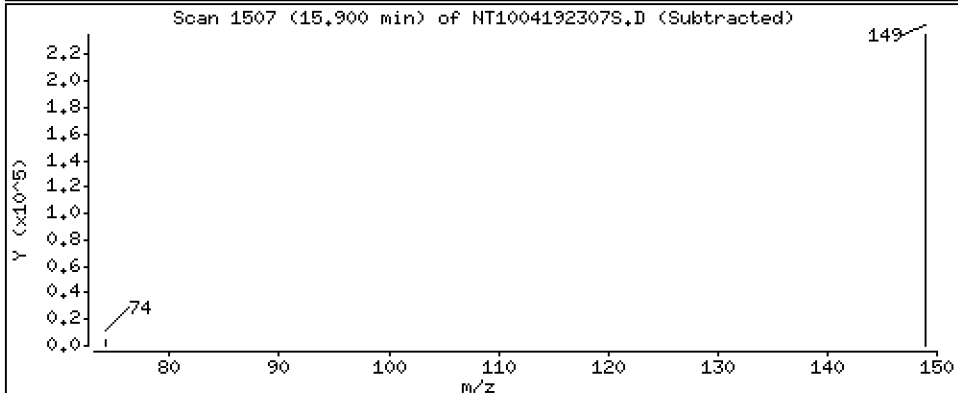
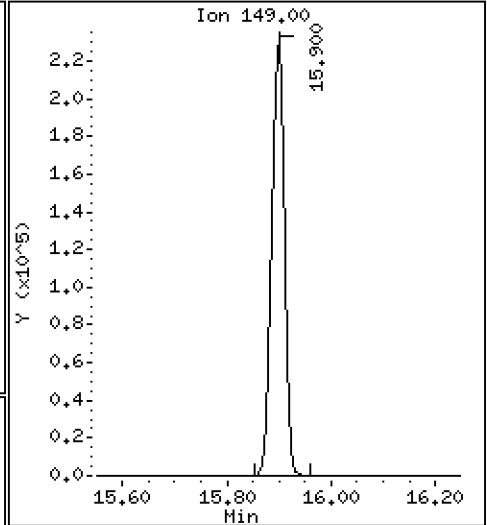
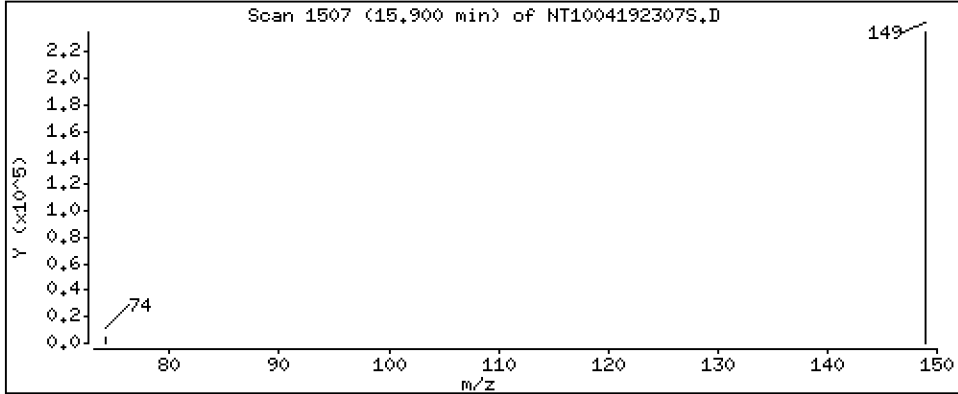
Operator: DSD

Column phase: ZB-5msi

Column diameter: 0,25

50 Diethylphthalate

Concentration: 3,807 ug/L



Date : 19-APR-2023 15:10

Client ID:

Instrument: nt10.i

Sample Info: BLD0057-BS2

Volume Injected (uL): 1.0

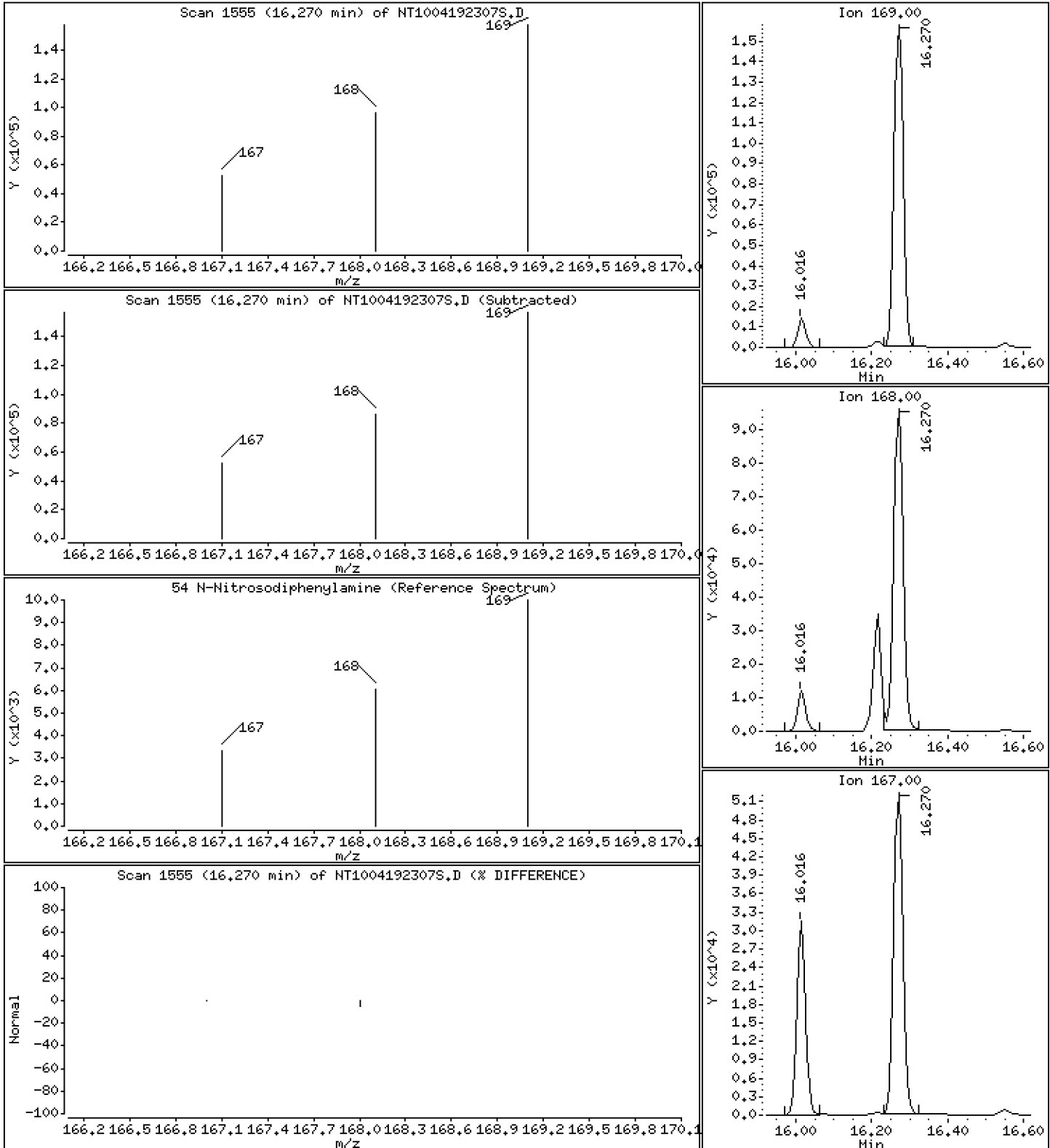
Operator: DSD

Column phase: ZB-5msi

Column diameter: 0.25

54 N-Nitrosodiphenylamine

Concentration: 3,718 ug/L



Date : 19-APR-2023 15:10

Client ID:

Instrument: nt10.i

Sample Info: BLD0057-BS2

Volume Injected (uL): 1.0

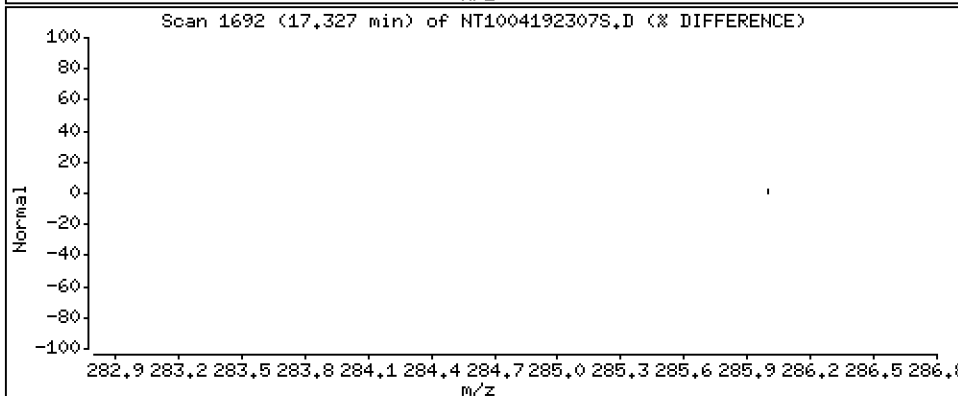
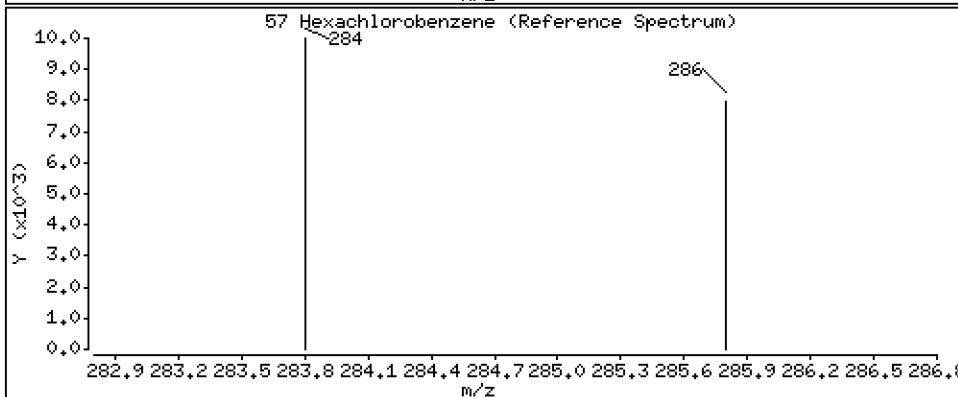
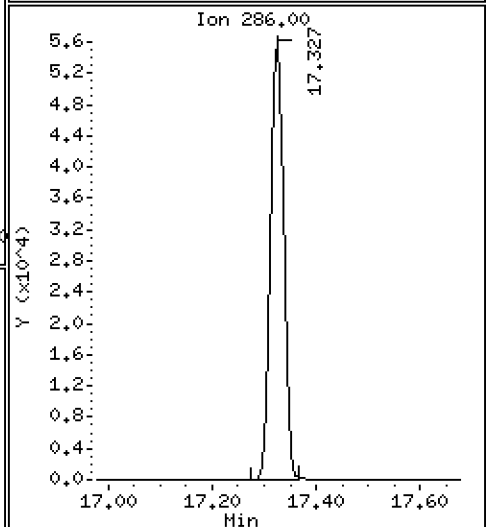
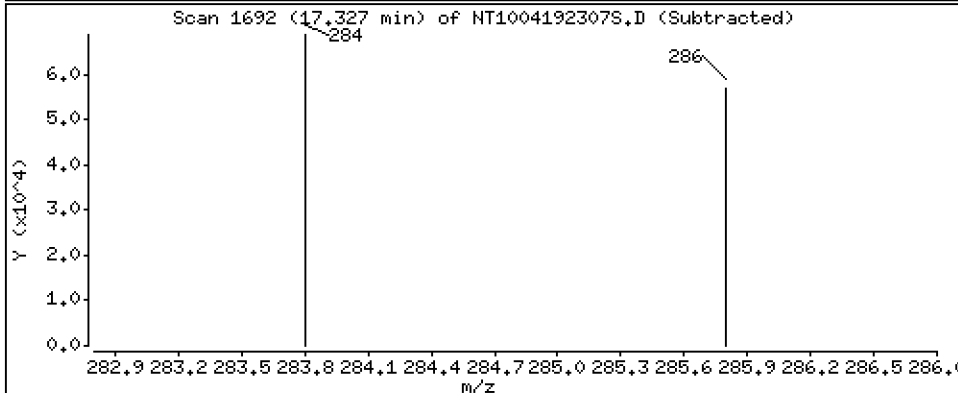
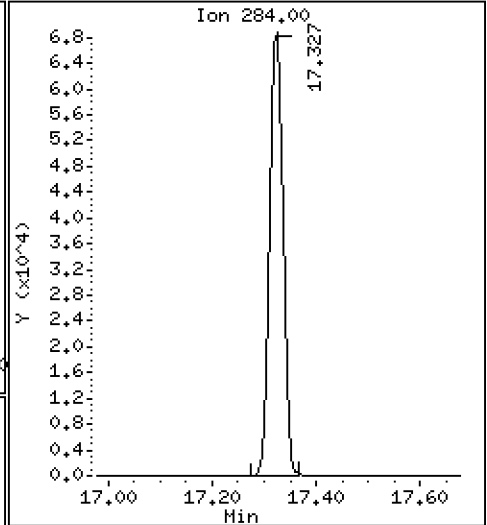
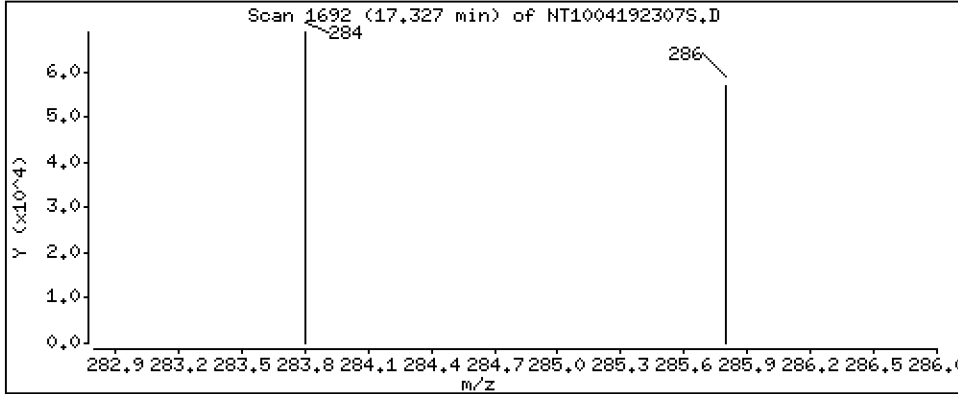
Operator: DSD

Column phase: ZB-5msi

Column diameter: 0.25

57 Hexachlorobenzene

Concentration: 3,949 ug/L



Date : 19-APR-2023 15:10

Client ID:

Instrument: nt10.i

Sample Info: BLD0057-BS2

Volume Injected (uL): 1.0

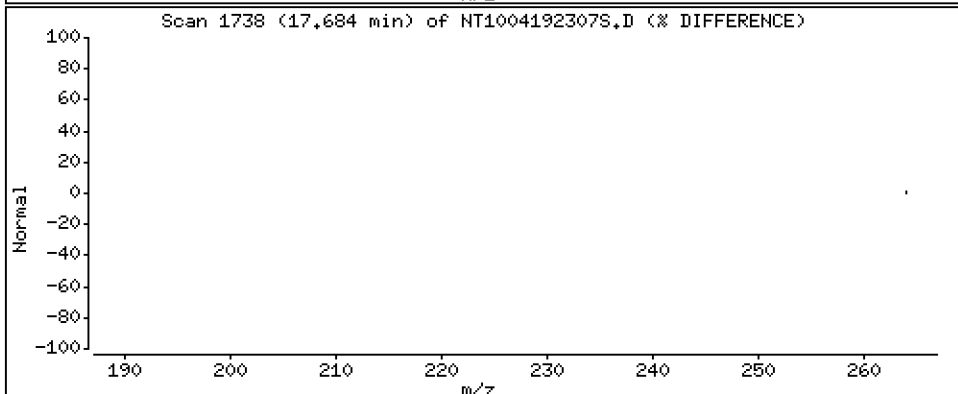
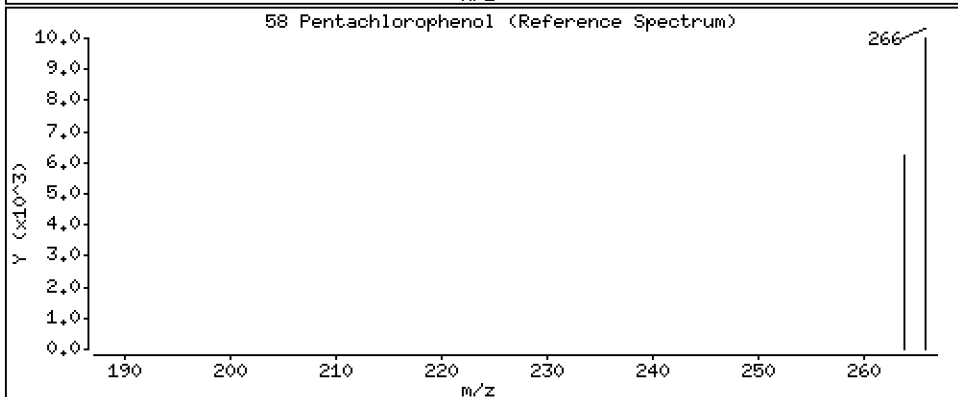
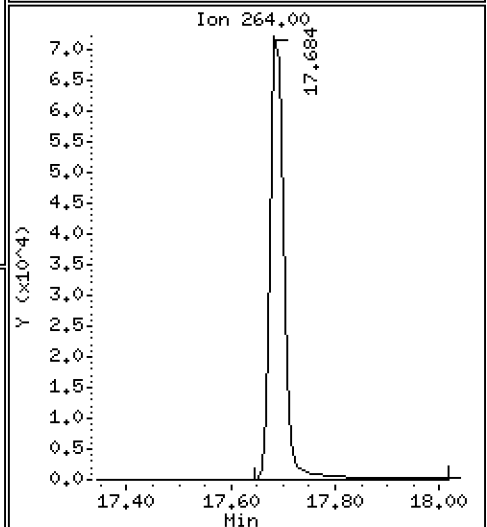
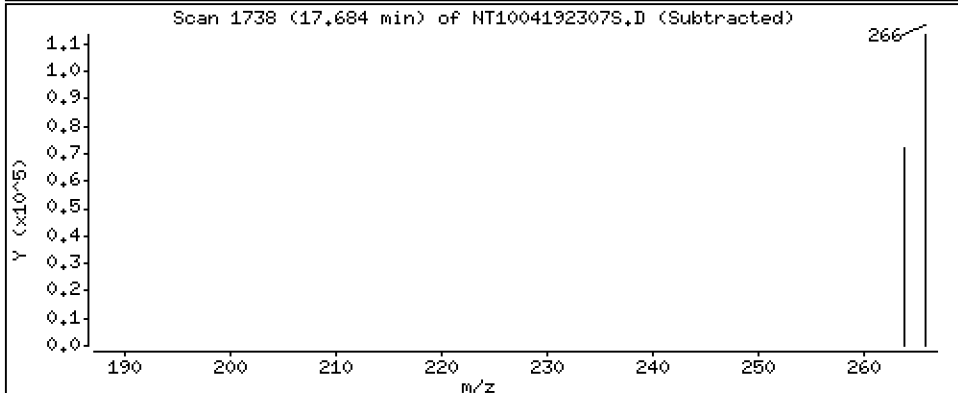
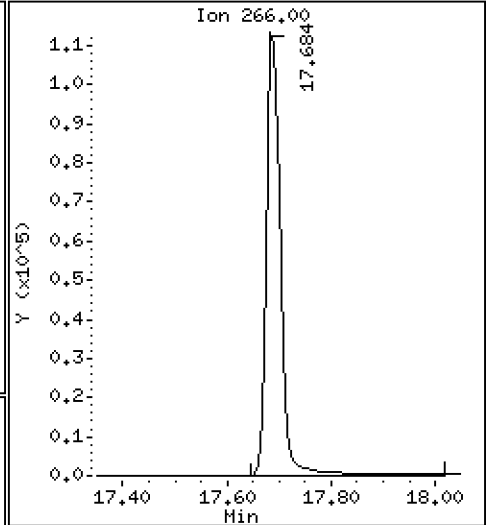
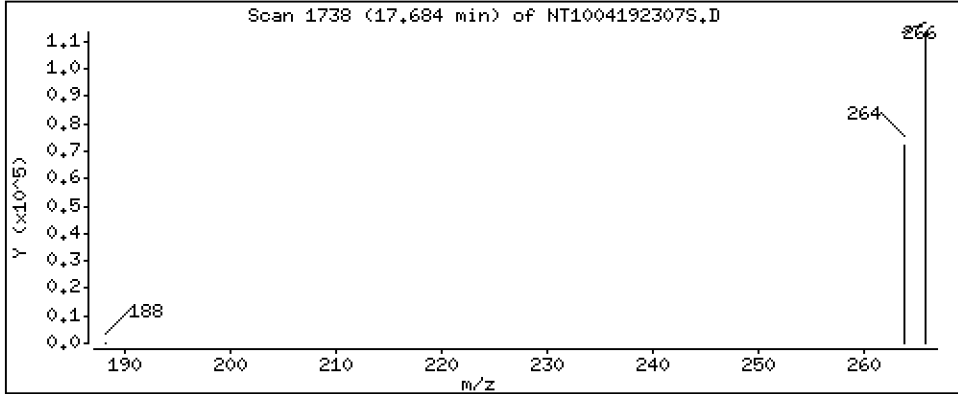
Operator: DSD

Column phase: ZB-5msi

Column diameter: 0,25

58 Pentachlorophenol

Concentration: 11,54 ug/L



Date : 19-APR-2023 15:10

Client ID:

Instrument: nt10.i

Sample Info: BLD0057-BS2

Volume Injected (uL): 1.0

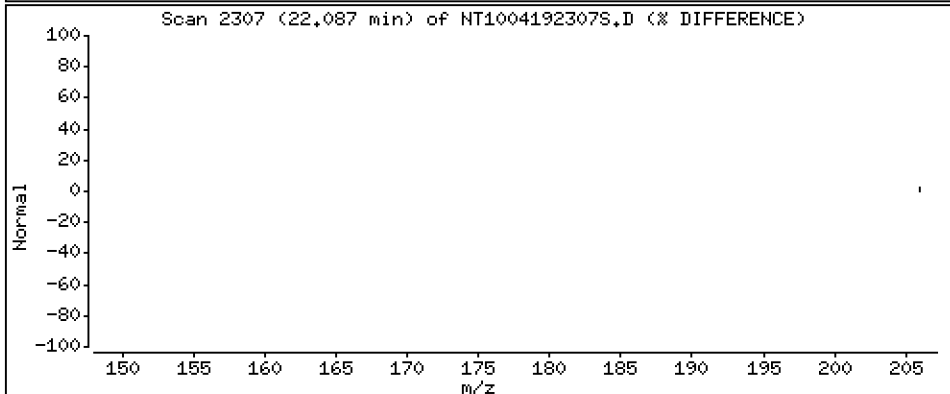
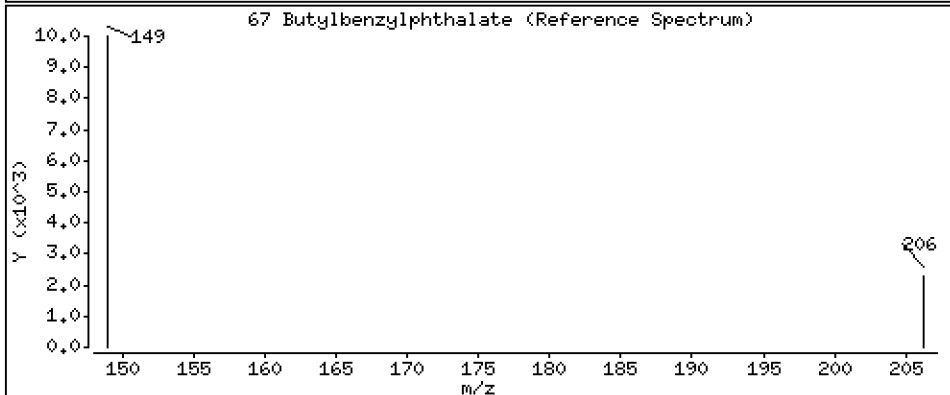
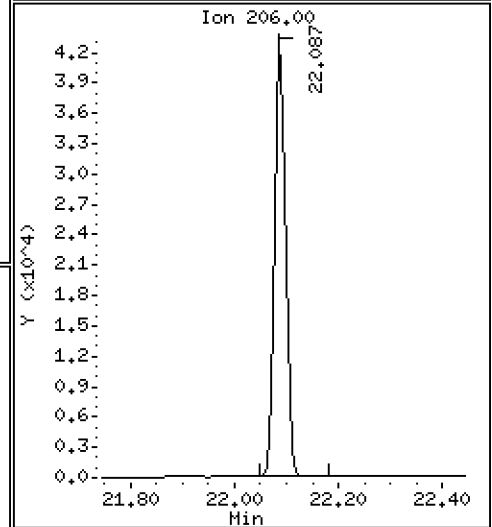
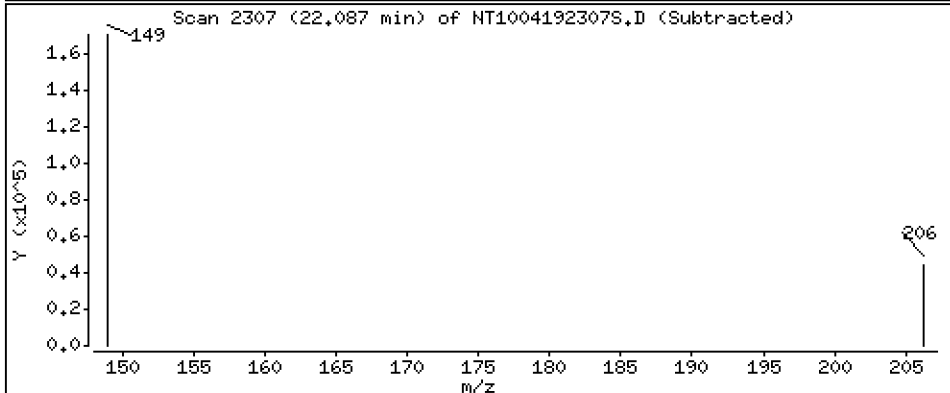
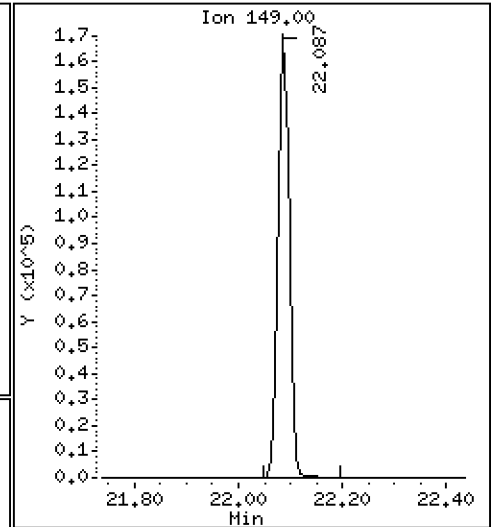
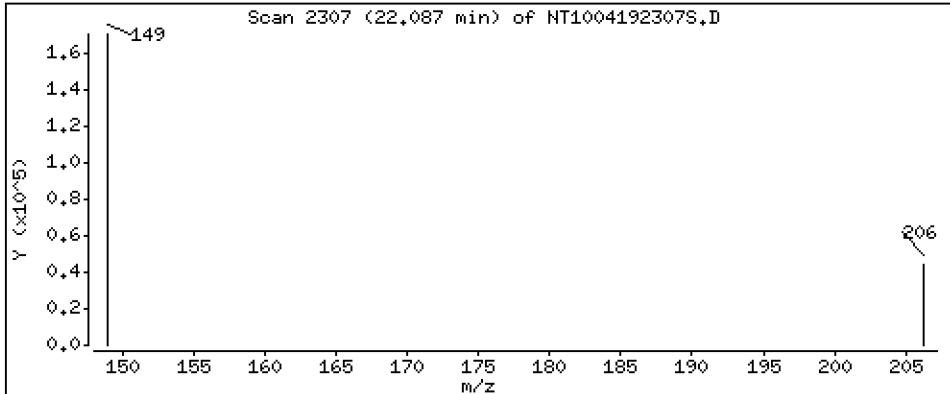
Operator: DSD

Column phase: ZB-5msi

Column diameter: 0,25

67 Butylbenzylphthalate

Concentration: 3,899 ug/L



Date : 19-APR-2023 15:10

Client ID:

Instrument: nt10.i

Sample Info: BLD0057-BS2

Volume Injected (uL): 1.0

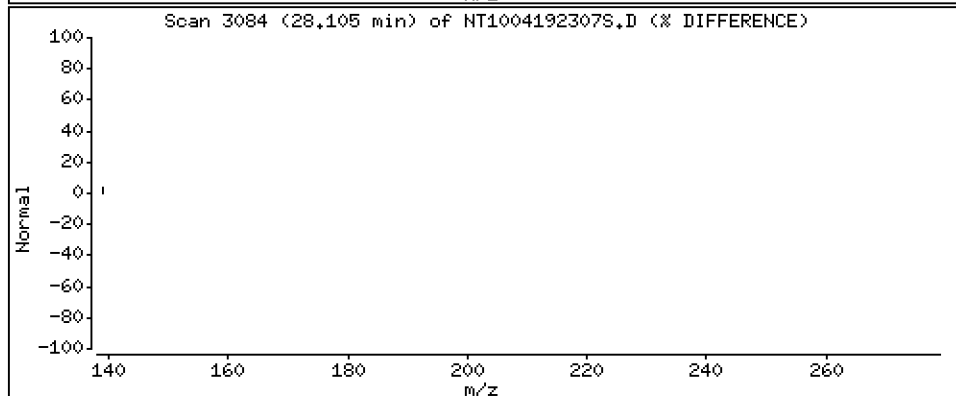
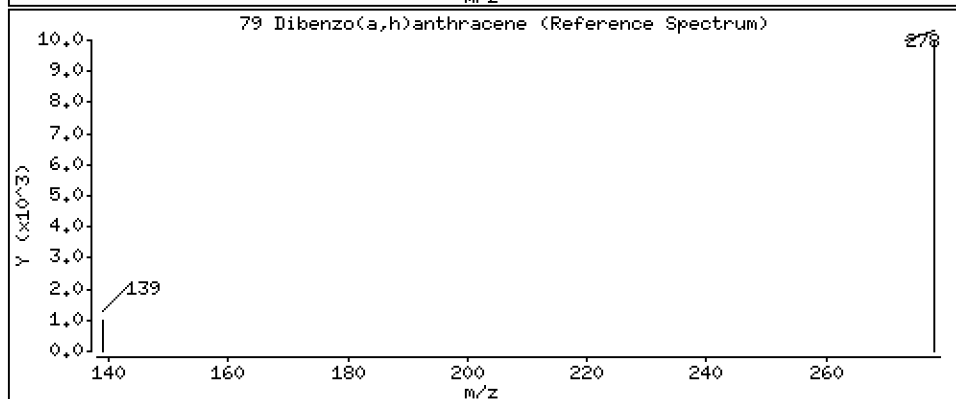
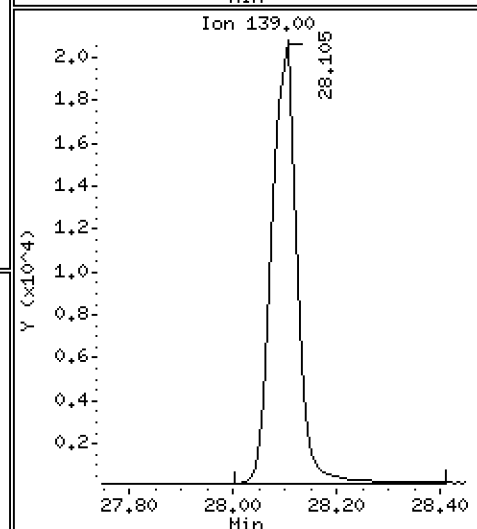
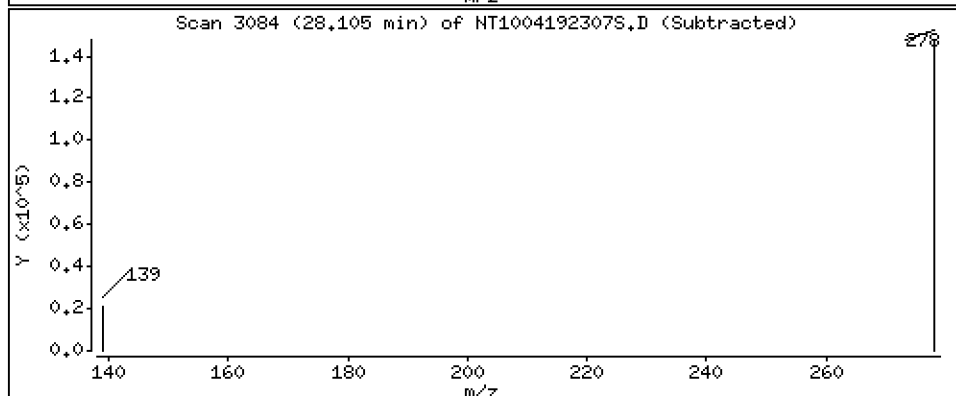
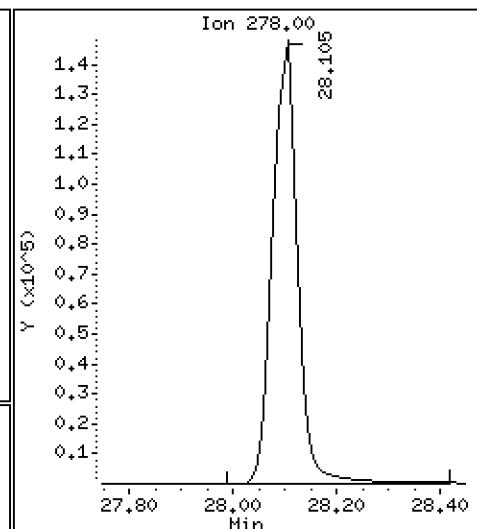
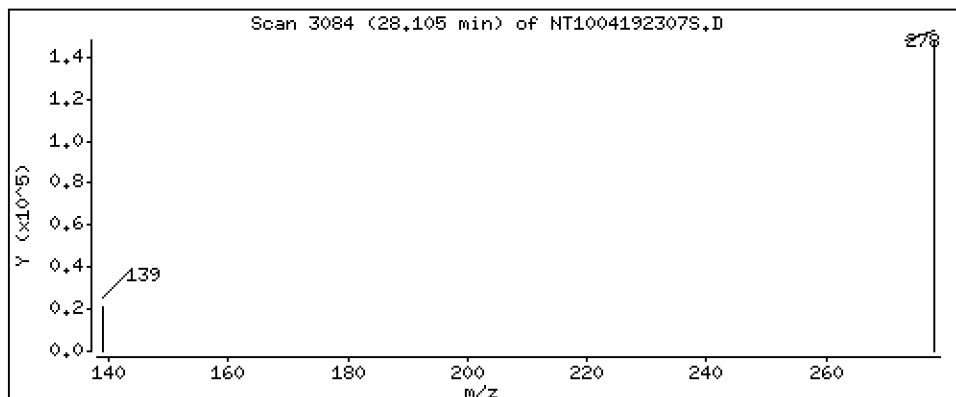
Operator: DSD

Column phase: ZB-5msi

Column diameter: 0,25

79 Dibenzo(a,h)anthracene

Concentration: 3,155 ug/L



Date : 19-APR-2023 15:10

Client ID:

Instrument: nt10.i

Sample Info: BLD0057-BS2

Volume Injected (uL): 1.0

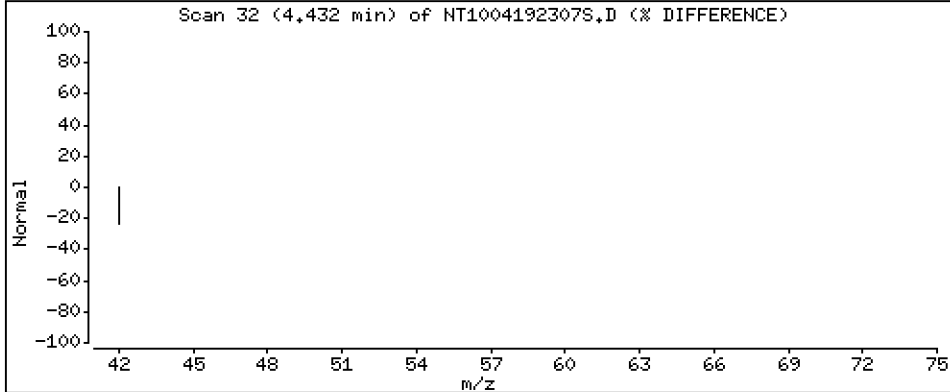
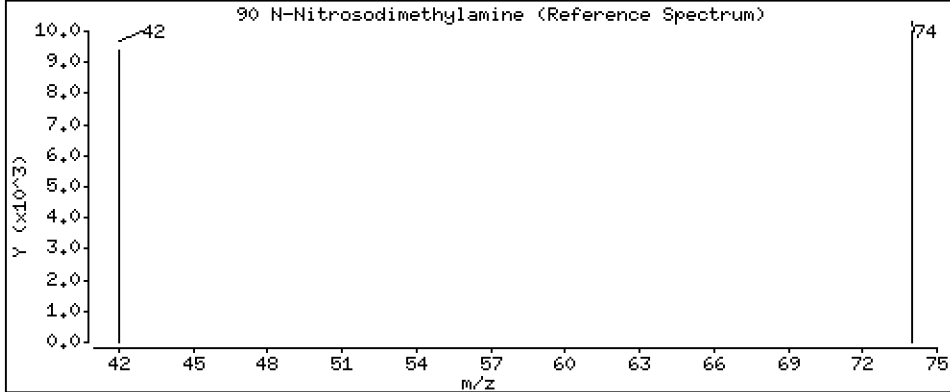
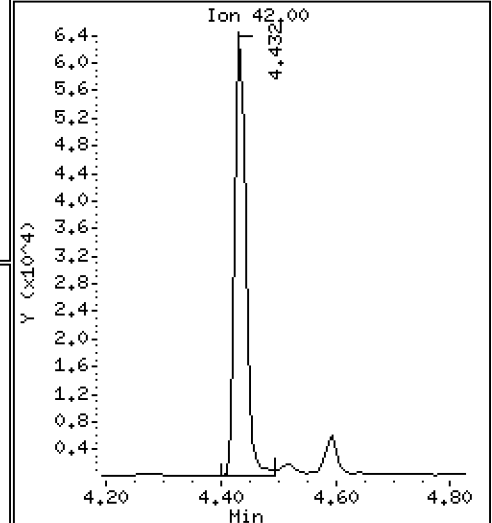
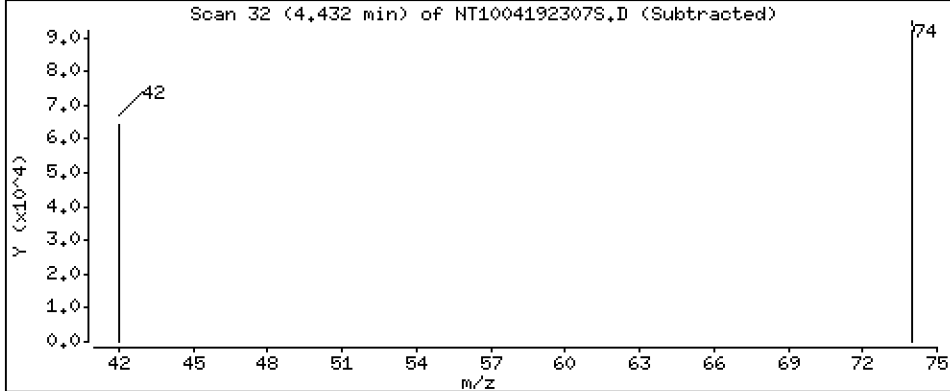
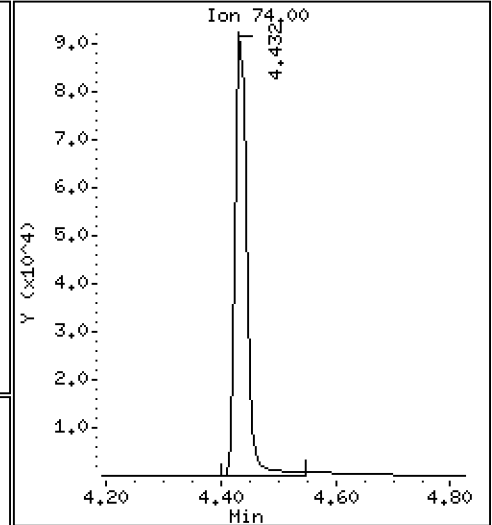
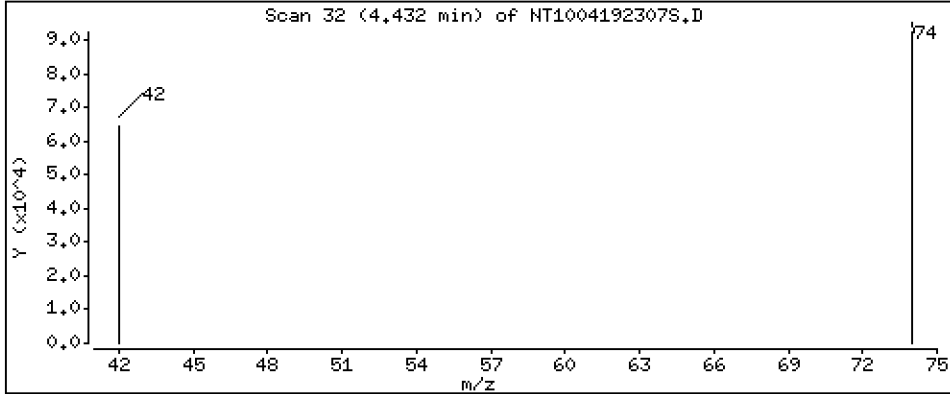
Operator: DSD

Column phase: ZB-5msi

Column diameter: 0,25

90 N-Nitrosodimethylamine

Concentration: 4,698 ug/L



ARI Labs, Inc.

METHOD 8270D-SIM

Data file : \\target\share\chem3\nt10.i\20230419.b\20230419.b\NT1004192307S.D
 Lab Smp Id: BLD0057-BS2
 Inj Date : 19-APR-2023 15:10 MS Autotune Date: 16-JAN-2023 17:42
 Operator : DSD Inst ID: nt10.i
 Smp Info : BLD0057-BS2
 Misc Info :
 Comment :
 Method : \\target\share\chem3\nt10.i\20230419.b\20230419.b\SIMABN2.m
 Meth Date : 20-Apr-2023 12:04 deenayd Quant Type: ISTD
 Cal Date : 16-MAR-2023 01:38 Cal File: NT10031510S.D
 Als bottle: 7
 Dil Factor: 1.00000
 Integrator: HP RTE Compound Sublist: PSDDA.sub
 Target Version: 4.14
 Processing Host: DEENAY-201905

Concentration Formula: Amt * DF * Uf * Vt/(Vo * Vi) * CpndVariable

Name	Value	Description
DF	1.000	Dilution Factor
Vo	1000.000	Volume of sample extracted (mL)
Vt	1000.000	Volume of final extract (uL)
Vi	1.000	Volume injected (uL)
Uf	1.000	ng unit correction factor
Cpnd Variable		Local Compound Variable

Compounds	QUANT	SIG	RT	EXP RT	REL RT	RESPONSE	CONCENTRATIONS	
							ON-COLUMN (ug/mL)	FINAL (ug/L)
\$ 1 2-Fluorophenol	112		6.624	6.648 (0.750)		177345	4.00207	4.002 (R)
3 Phenol	94		8.239	8.255 (0.933)		160139	2.63408	2.634
7 1,3-Dichlorobenzene	146		8.757	8.781 (0.992)		159145	2.79751	2.798
* 8 1,4-Dichlorobenzene-d4	152		8.827	8.843 (1.000)		146130	4.00000	
9 1,4-Dichlorobenzene	146		8.858	8.874 (1.004)		162637	2.96158	2.962
11 Benzyl alcohol	79		9.107	9.122 (1.032)		99833	2.83253	2.833
12 1,2-Dichlorobenzene	146		9.215	9.231 (1.044)		158870	2.94168	2.942
13 2-Methylphenol	108		9.347	9.363 (1.059)		105440	2.50299	2.503
15 4-Methylphenol	108		9.619	9.627 (1.090)		120652	2.75629	2.756
16 N-Nitroso-di-n-propylamine	70		9.666	9.681 (1.095)		81347	2.62776	2.628
22 2,4-Dimethylphenol	107		10.656	10.664 (0.943)		229937	4.89667	4.897
24 Benzoic acid	105		10.885	10.800 (0.963)		492496	17.7577	17.76
26 1,2,4-Trichlorobenzene	180		11.219	11.234 (0.992)		134562	2.84858	2.849
* 27 Naphthalene-d8	136		11.304	11.312 (1.000)		543258	4.00000	
30 Hexachlorobutadiene	225		11.713	11.721 (1.036)		92094	3.20664	3.207
39 Dimethylphthalate	163		14.438	14.445 (0.968)		370307	3.83812	3.838
* 42 Acenaphthene-d10	162		14.910	14.917 (1.000)		305737	4.00000	
50 Diethylphthalate	149		15.899	15.899 (1.066)		380519	3.80707	3.807
54 N-Nitrosodiphenylamine	169		16.270	16.270 (0.907)		248297	3.71845	3.718
57 Hexachlorobenzene	284		17.327	17.327 (0.965)		118031	3.94857	3.949 (H)

Compounds	QUANT	SIG	RT	EXP RT	REL RT	RESPONSE	CONCENTRATIONS	
							ON-COLUMN (ug/mL)	FINAL (ug/L)
58 Pentachlorophenol	266		17.683	17.699	(0.985)	204773	11.5357	11.54
* 59 Phenanthrene-d10	188		17.946	17.946	(1.000)	497692	4.00000	
\$ 66 Terphenyl-d14	244		21.134	21.134	(0.917)	208114	2.89929	2.899(R)
67 Butylbenzylphthalate	149		22.086	22.086	(0.959)	236146	3.89871	3.899
* 69 Chrysene-d12	240		23.039	23.039	(1.000)	440548	4.00000	
* 77 Perylene-d12	264		25.586	25.586	(1.000)	482492	4.00000	
79 Dibenzo(a,h)anthracene	278		28.105	28.097	(1.098)	490635	3.15491	3.155
90 N-Nitrosodimethylamine	74		4.431	4.477	(0.502)	132049	4.69841	4.698

QC Flag Legend

- R - Spike/Surrogate failed recovery limits.
- H - Operator selected an alternate compound hit.

ARI Labs, Inc.

INTERNAL STANDARD COMPOUNDS
 AREA AND RT SUMMARY

Instrument ID: nt10.i
 Lab File ID: NT1004192307S.D
 Lab Smp Id: BLD0057-BS2
 Analysis Type: SV
 Quant Type: ISTD
 Operator: DSD
 Method File: \\target\share\chem3\nt10.i\20230419.b\20230419.b\SIMABN2.m
 Misc Info:

Calibration Date: 19-APR-2023
 Calibration Time: 12:48
 Level: LOW
 Sample Type: AIR

Test Mode:
 Use Last Continuing Calibrator.

COMPOUND	STANDARD	AREA LIMIT		SAMPLE	%DIFF
		LOWER	UPPER		
8 1,4-Dichlorobenze	135171	67586	270342	146130	8.11
27 Naphthalene-d8	487322	243661	974644	543258	11.48
42 Acenaphthene-d10	272909	136455	545818	305737	12.03
59 Phenanthrene-d10	424938	212469	849876	497692	17.12
69 Chrysene-d12	386870	193435	773740	440548	13.87
77 Perylene-d12	449624	224812	899248	482492	7.31

COMPOUND	STANDARD	RT LIMIT		SAMPLE	%DIFF
		LOWER	UPPER		
8 1,4-Dichlorobenze	8.84	8.34	9.34	8.83	-0.18
27 Naphthalene-d8	11.31	10.81	11.81	11.30	-0.07
42 Acenaphthene-d10	14.92	14.42	15.42	14.91	-0.05
59 Phenanthrene-d10	17.95	17.45	18.45	17.95	-0.00
69 Chrysene-d12	23.04	22.54	23.54	23.04	-0.00
77 Perylene-d12	25.59	25.09	26.09	25.59	-0.00

AREA UPPER LIMIT = +100% of internal standard area.
 AREA LOWER LIMIT = - 50% of internal standard area.
 RT UPPER LIMIT = + 0.50 minutes of internal standard RT.
 RT LOWER LIMIT = - 0.50 minutes of internal standard RT.

REVIEW SUMMARY FOR FILE - NT1004192307S.D

Lab ID: BLD0057-BS2

nt10.i, 20230419.b\20230419.b\SIMABN2.m,

19-APR-2023 15:10

RT CO-ELUTION COMPOUNDS

NO CO-ELUTIONS

Quant Method: ICAL

RRT CHECK

RRT	CCV RRT	DELTA	COMPOUND
0.963	0.955	0.0081	Benzoic acid

RRT check based on Ccal File: 20230419.b/NT1004192304S.D

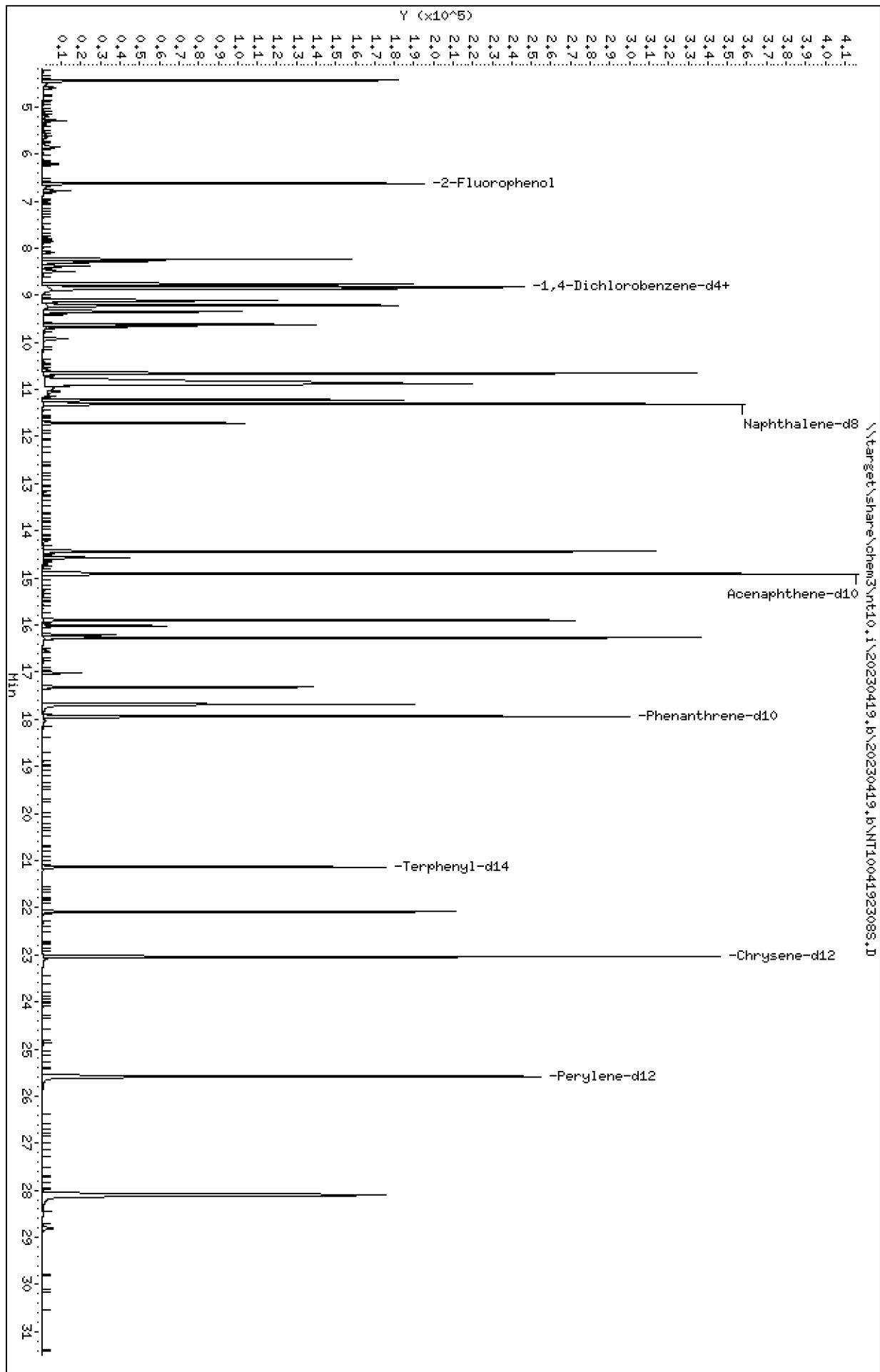
On Column LOD for nt10.i, 20230419.b\SIMABN2.m, PSDDA.sub = 0.0000

Exception: 1,2,4-Trichlorobenzene 0.0010

* Only compounds listed in the work order have been verified by the analyst *

Data File: \\target\share\chem3\nt10.1\20230419.1\20230419.1\NT10041923085.D
 Date: 19-APR-2023 15:49
 Client ID:
 Sample Info: BLD0057-BSM2
 Volume Injected (uL): 1.0
 Column phase: ZB-5msi

Instrument: nt10.1
 Operator: JSD
 Column diameter: 0.25



Date : 19-APR-2023 15:49

Client ID:

Instrument: nt10.i

Sample Info: BLD0057-BSD2

Volume Injected (uL): 1.0

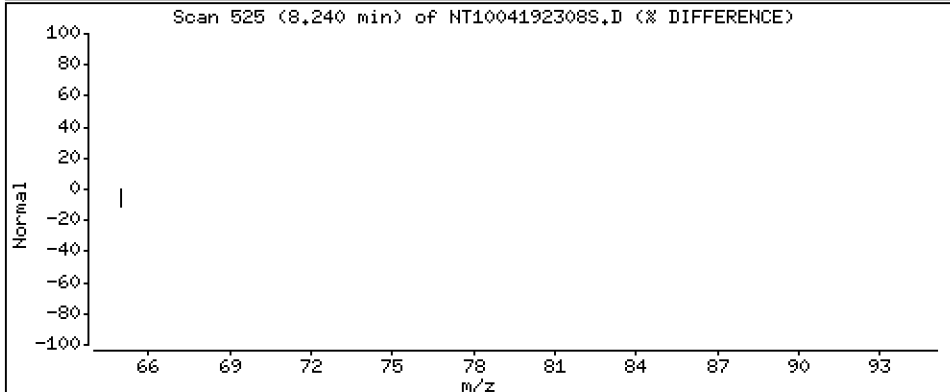
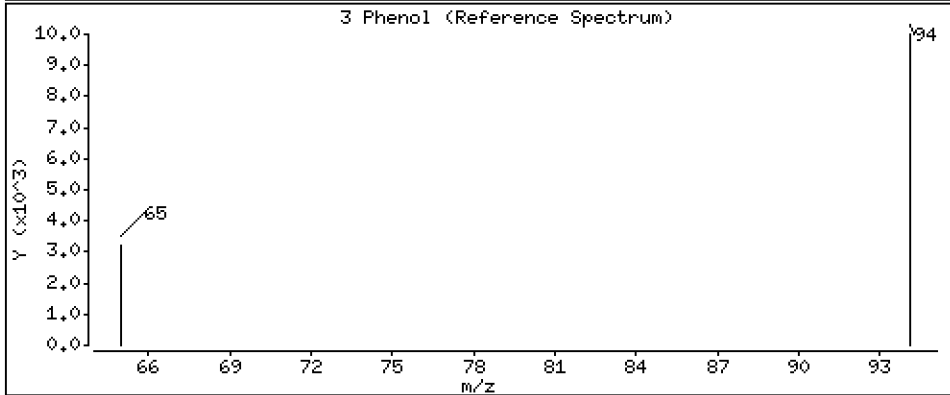
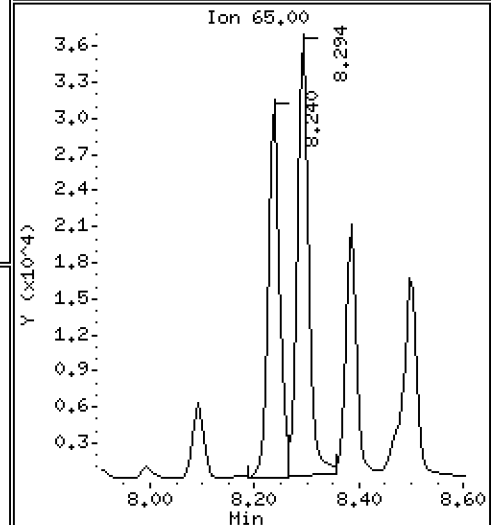
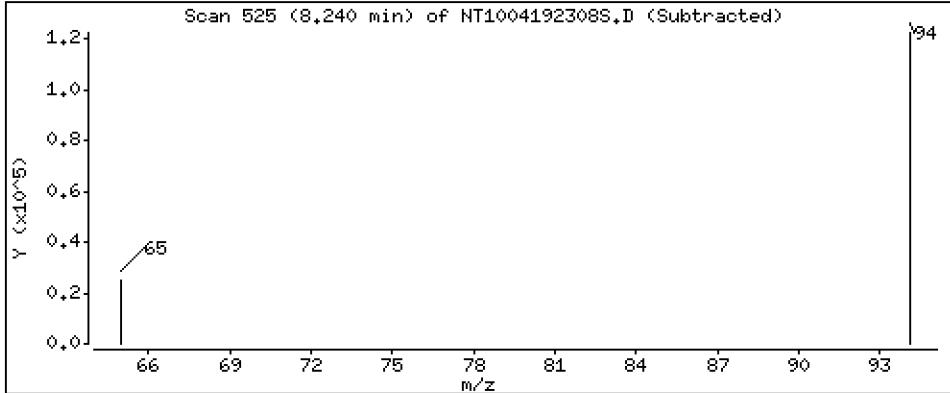
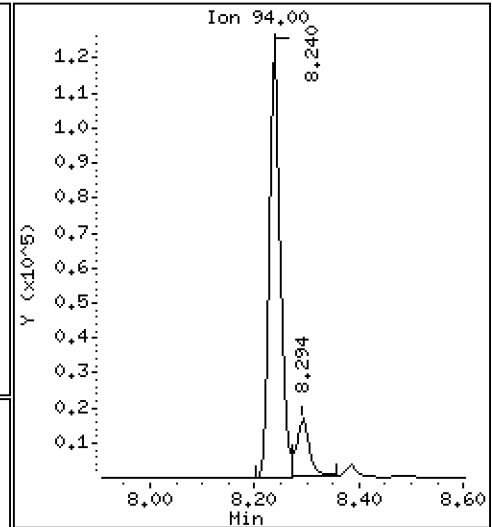
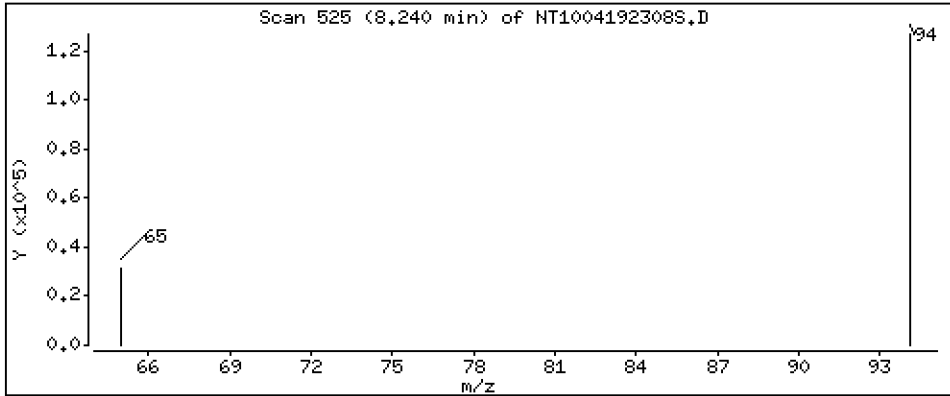
Operator: DSD

Column phase: ZB-5msi

Column diameter: 0.25

3 Phenol

Concentration: 2,790 ug/L



Date : 19-APR-2023 15:49

Client ID:

Instrument: nt10.i

Sample Info: BLD0057-BSD2

Volume Injected (uL): 1.0

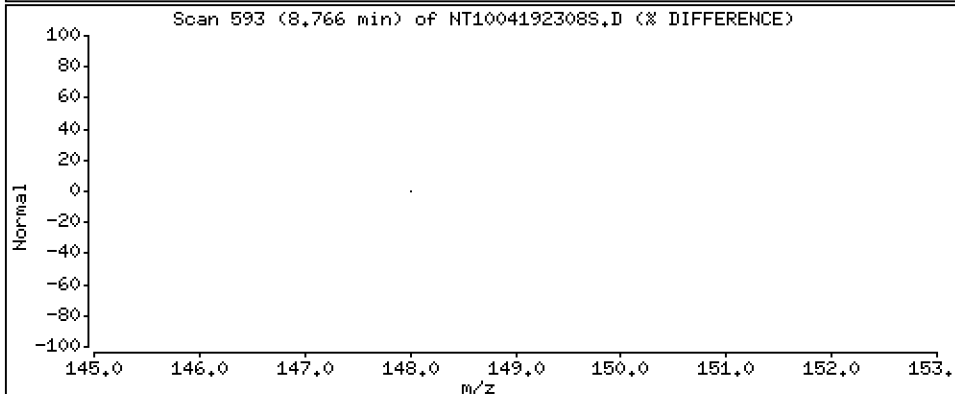
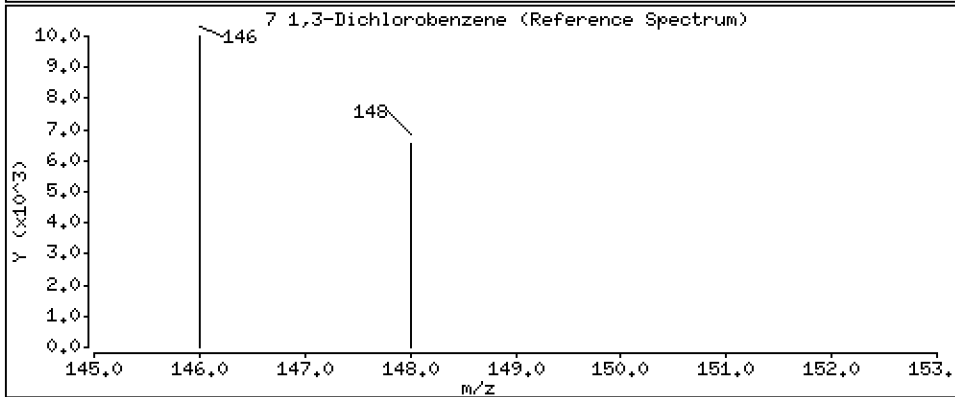
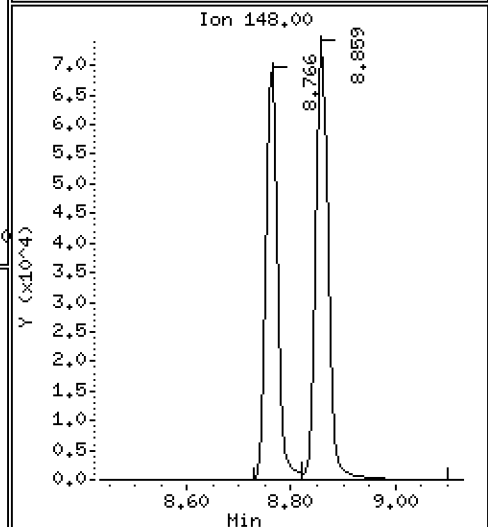
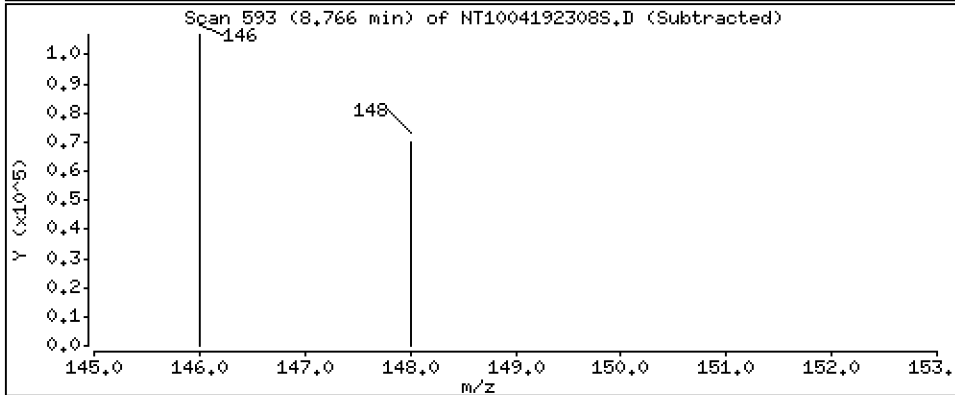
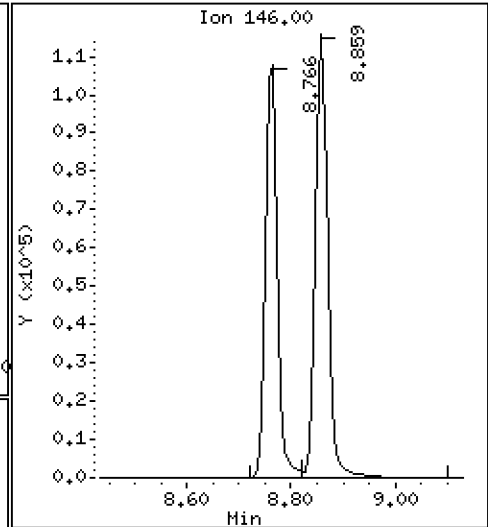
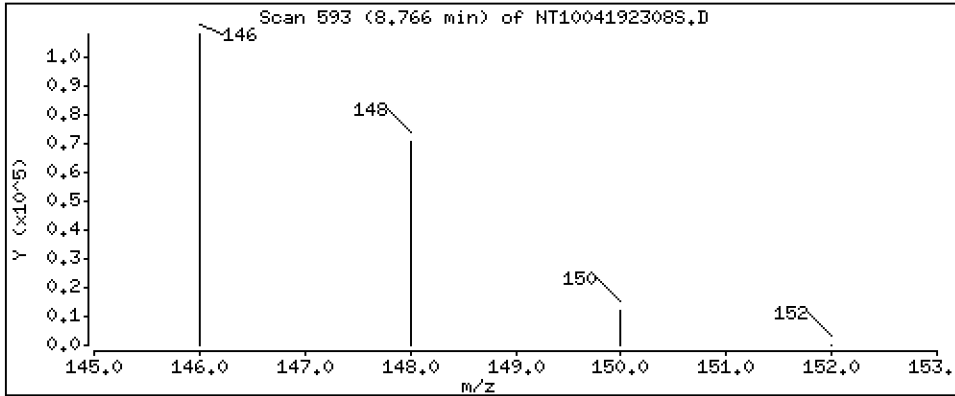
Operator: DSD

Column phase: ZB-5msi

Column diameter: 0.25

7 1,3-Dichlorobenzene

Concentration: 3.001 ug/L



Date : 19-APR-2023 15:49

Client ID:

Instrument: nt10.i

Sample Info: BLD0057-BSD2

Volume Injected (uL): 1.0

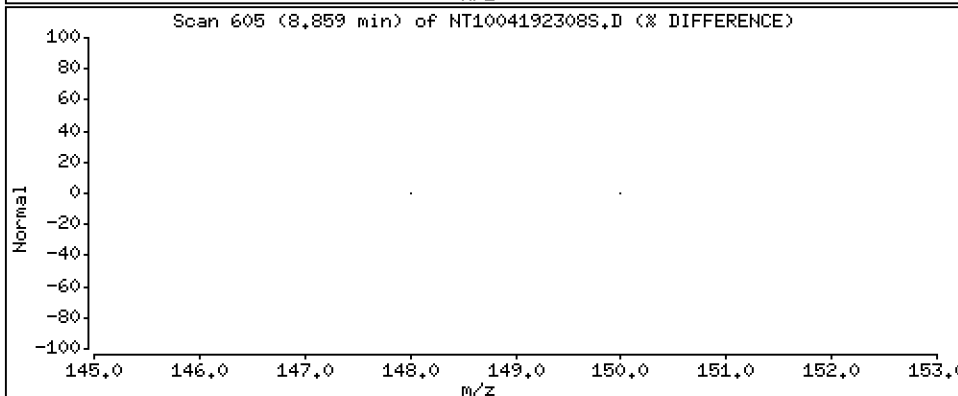
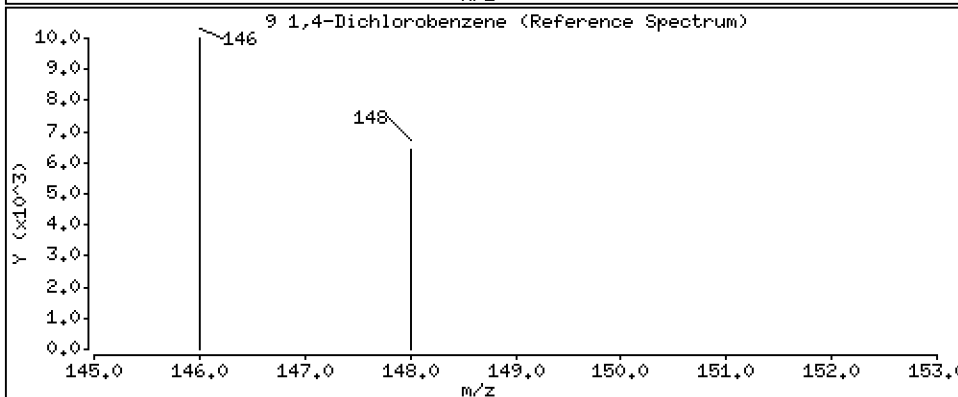
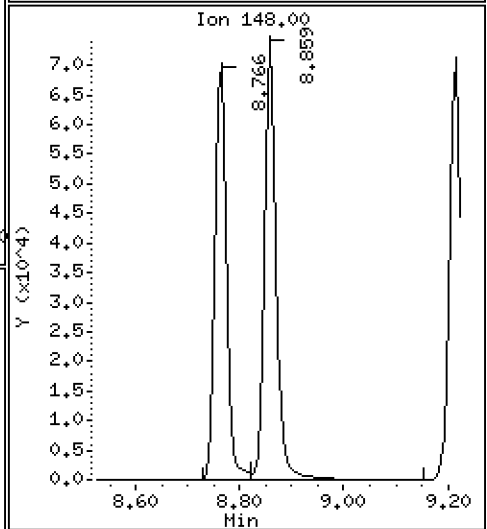
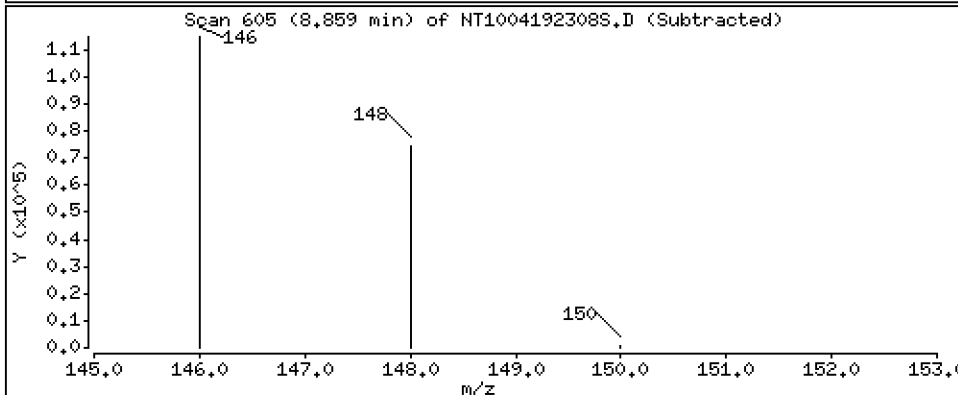
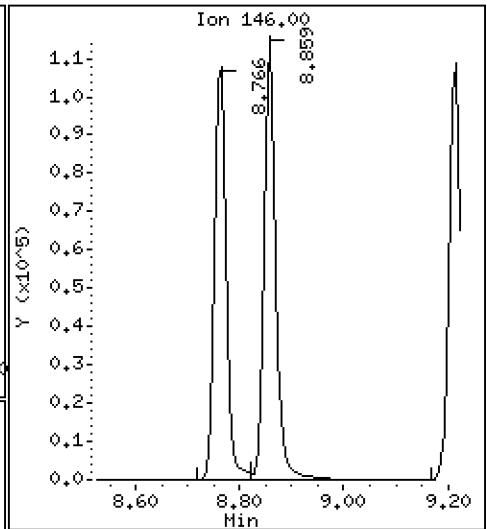
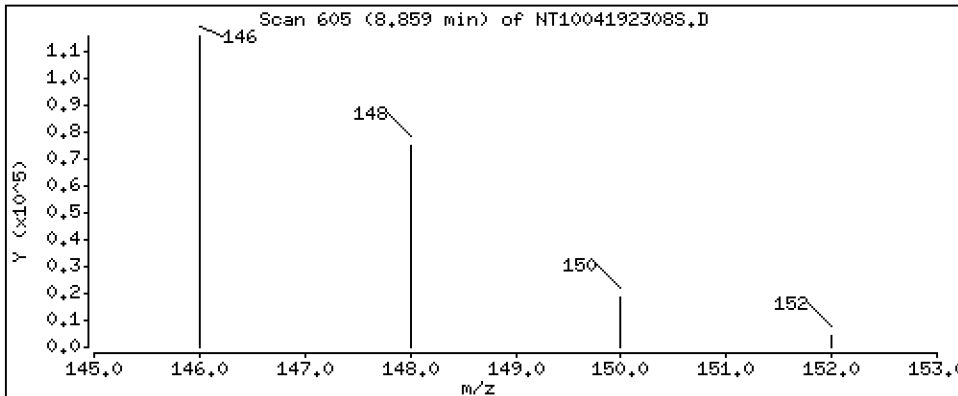
Operator: DSD

Column phase: ZB-5msi

Column diameter: 0.25

9 1,4-Dichlorobenzene

Concentration: 3,140 ug/L



Date : 19-APR-2023 15:49

Client ID:

Instrument: nt10.i

Sample Info: BLD0057-BSD2

Volume Injected (uL): 1.0

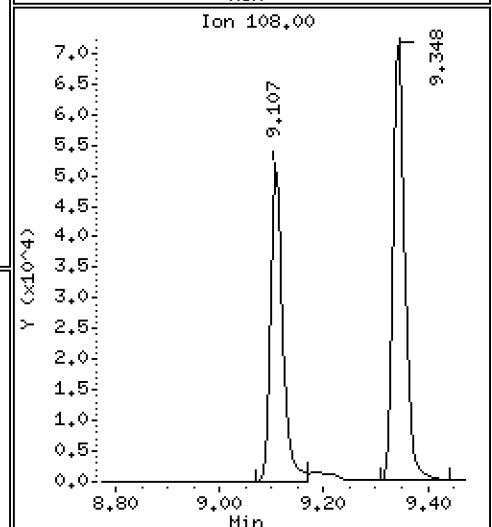
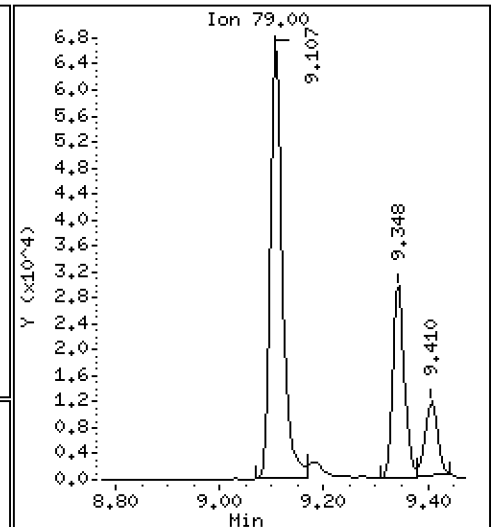
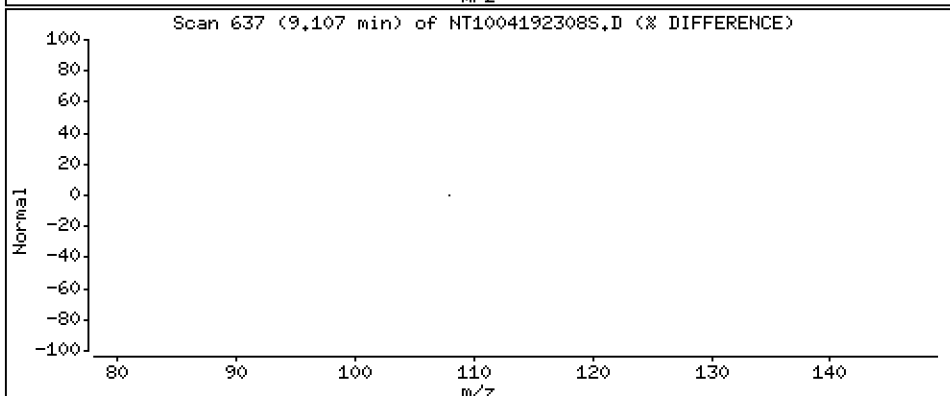
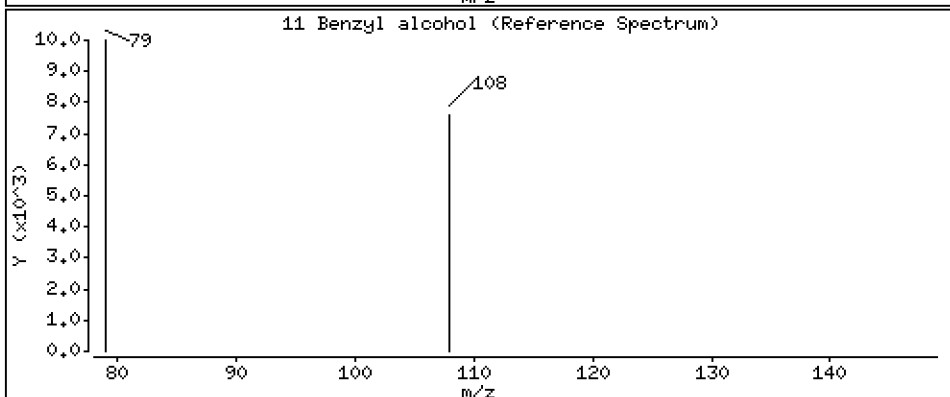
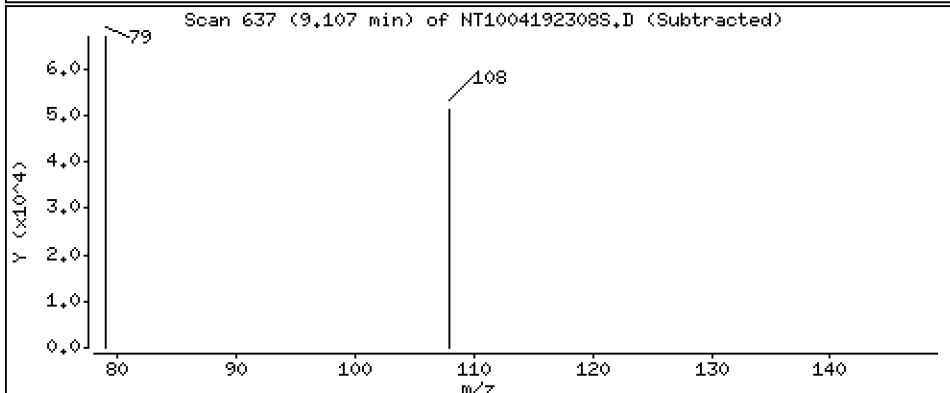
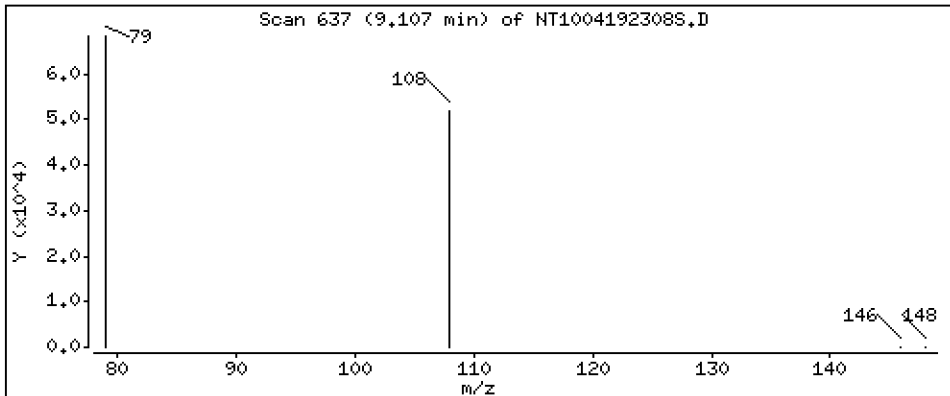
Operator: DSD

Column phase: ZB-5msi

Column diameter: 0.25

11 Benzyl alcohol

Concentration: 2,989 ug/L



Date : 19-APR-2023 15:49

Client ID:

Instrument: nt10.i

Sample Info: BLD0057-BSD2

Volume Injected (uL): 1.0

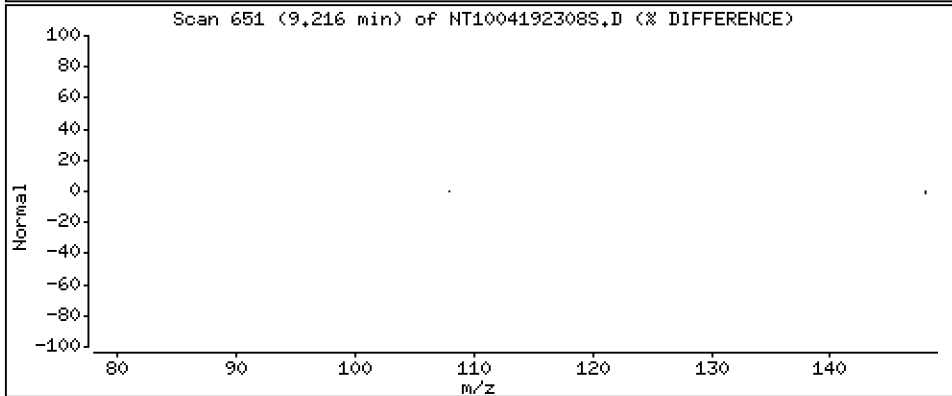
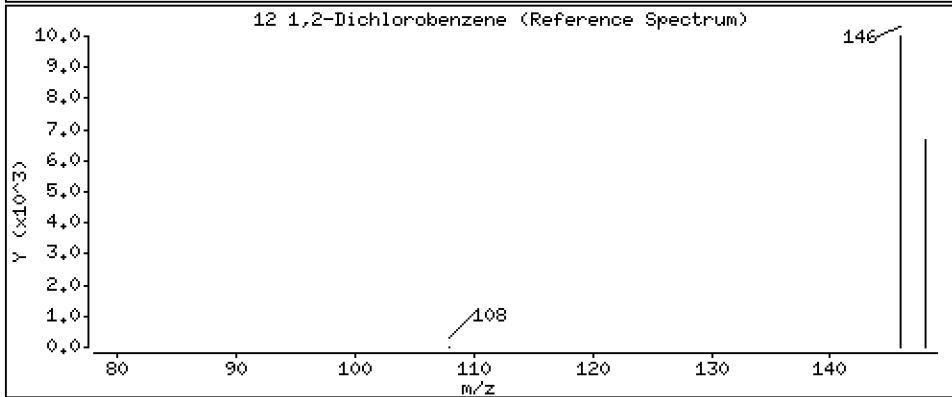
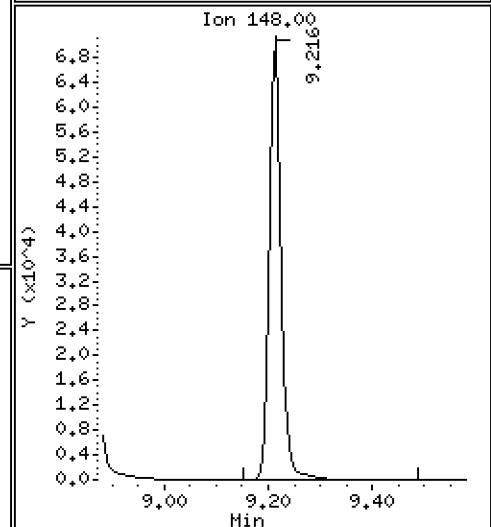
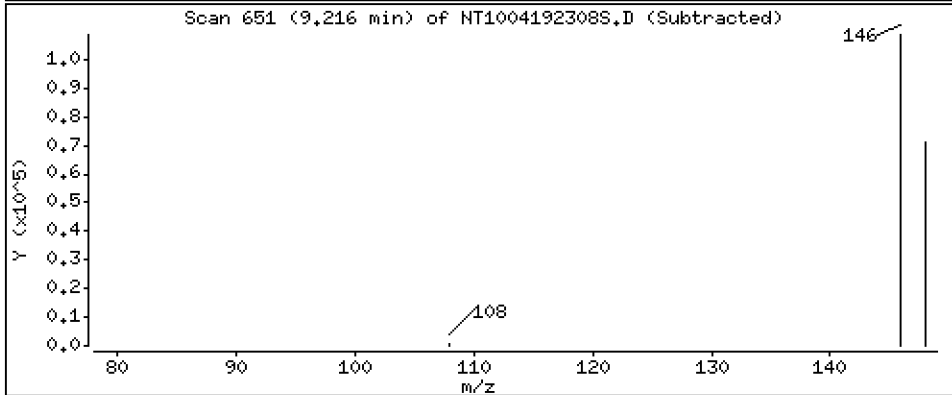
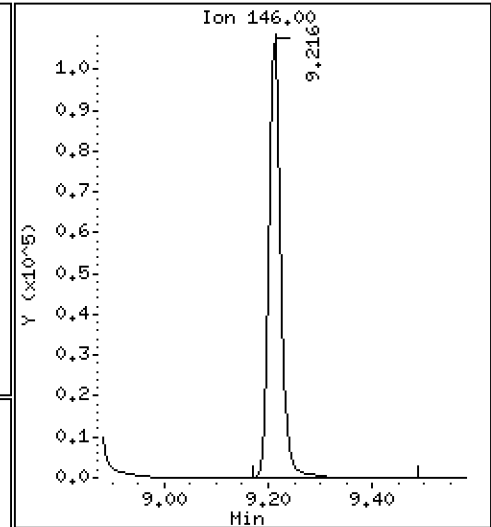
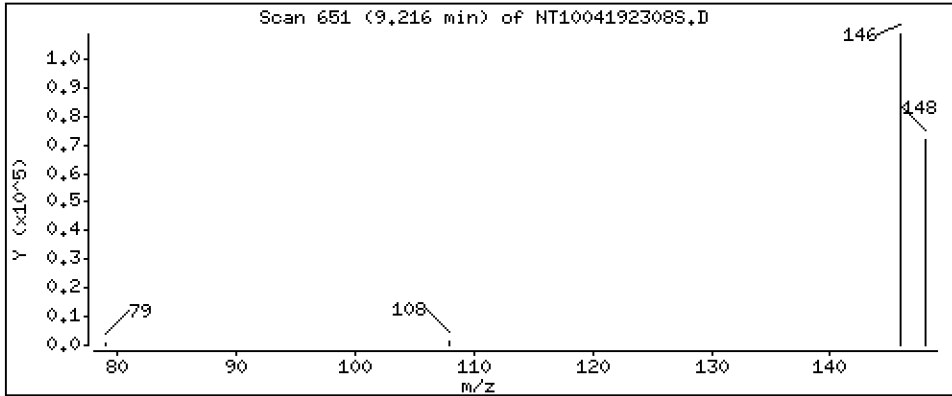
Operator: DSD

Column phase: ZB-5msi

Column diameter: 0.25

12 1,2-Dichlorobenzene

Concentration: 3,129 ug/L



Date : 19-APR-2023 15:49

Client ID:

Instrument: nt10.i

Sample Info: BLD0057-BSD2

Volume Injected (uL): 1.0

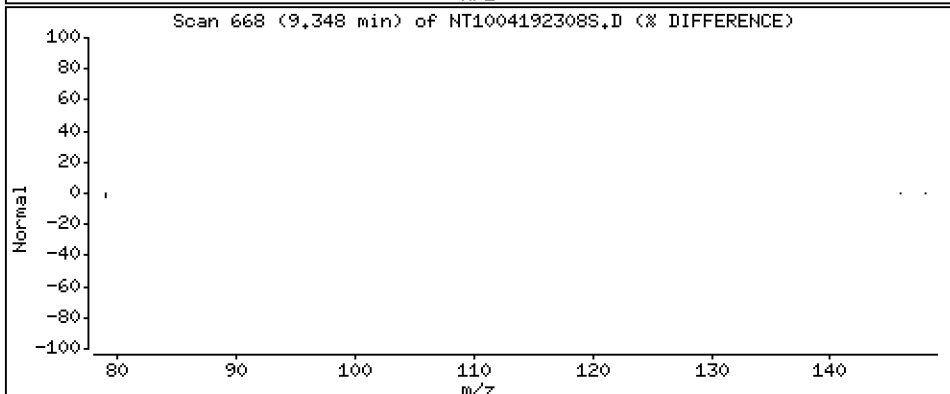
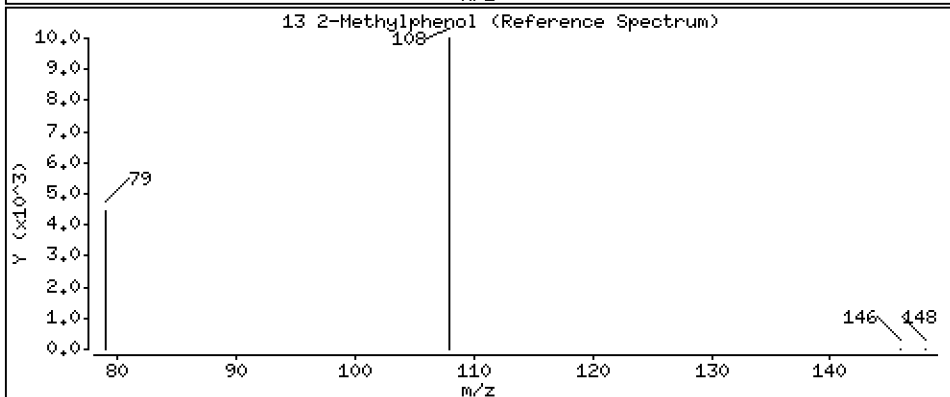
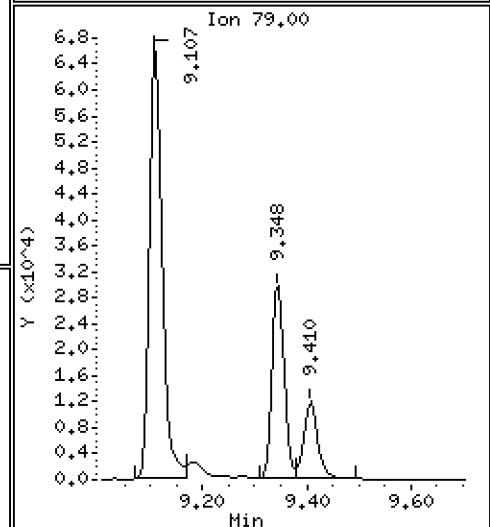
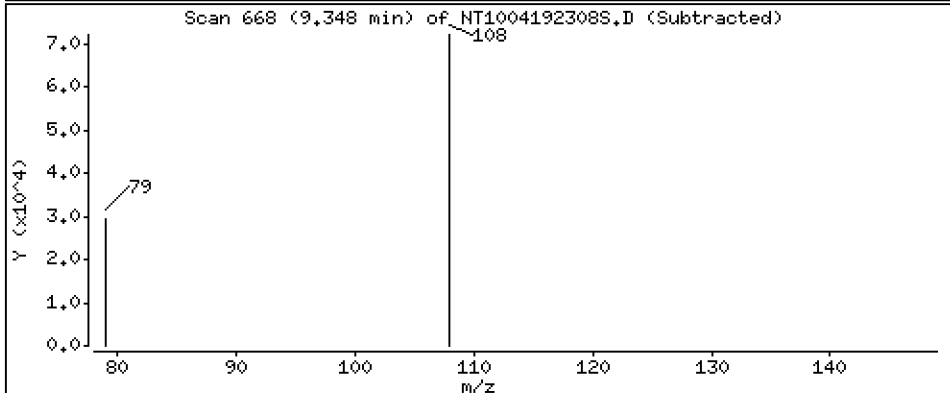
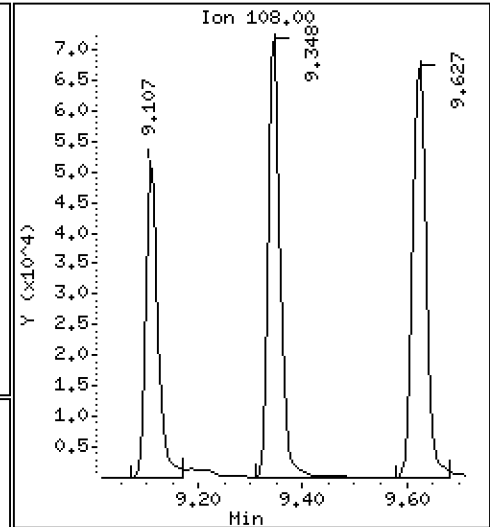
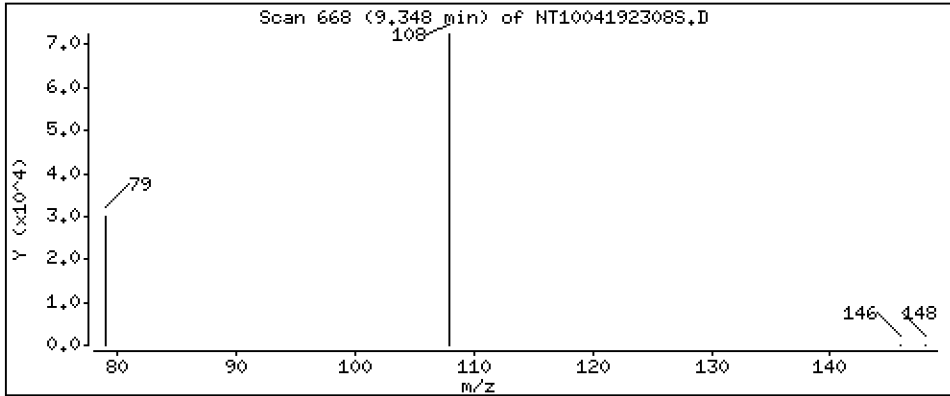
Operator: DSD

Column phase: ZB-5msi

Column diameter: 0.25

13 2-Methylphenol

Concentration: 2,600 ug/L



Date : 19-APR-2023 15:49

Client ID:

Instrument: nt10.i

Sample Info: BLD0057-BSD2

Volume Injected (uL): 1.0

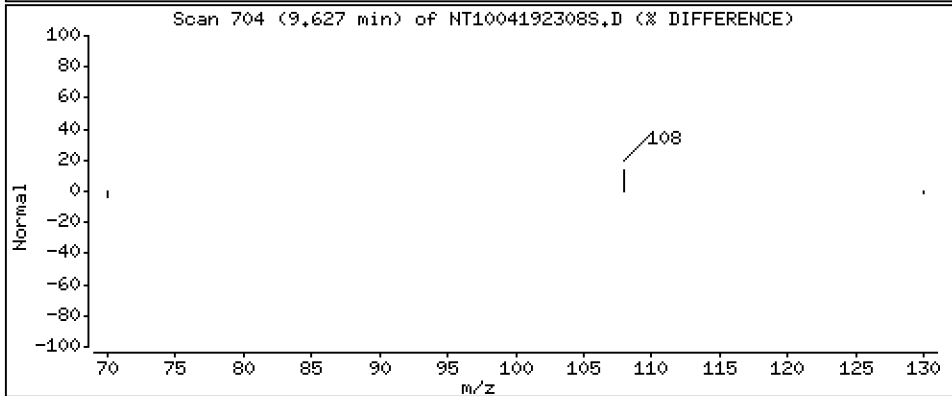
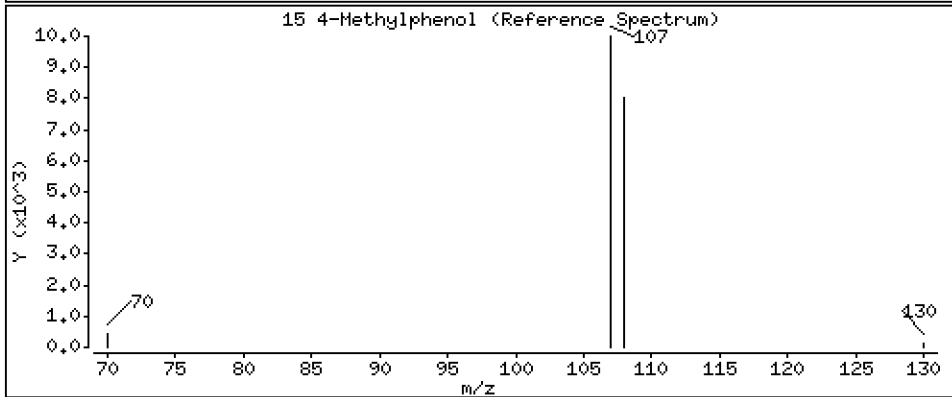
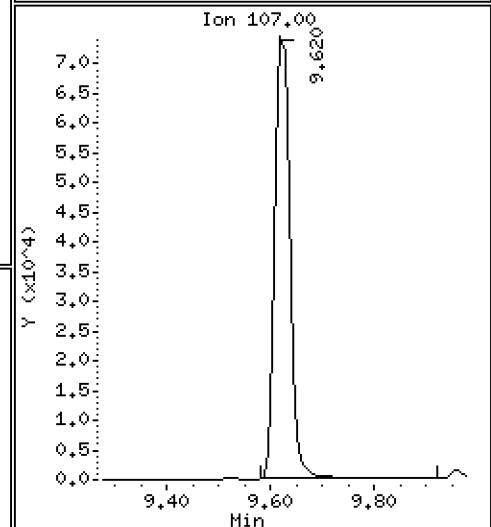
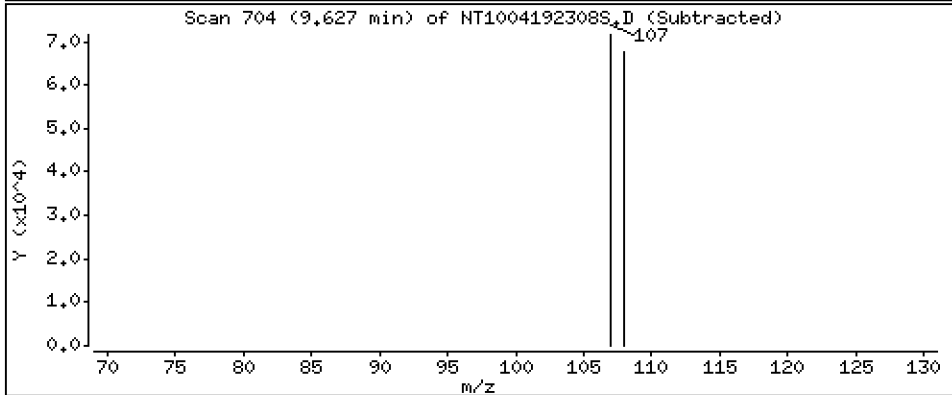
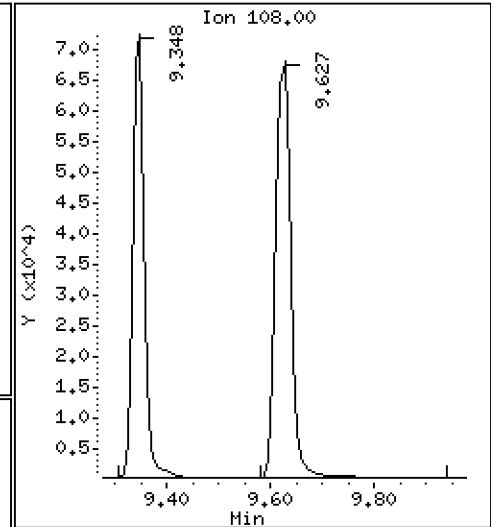
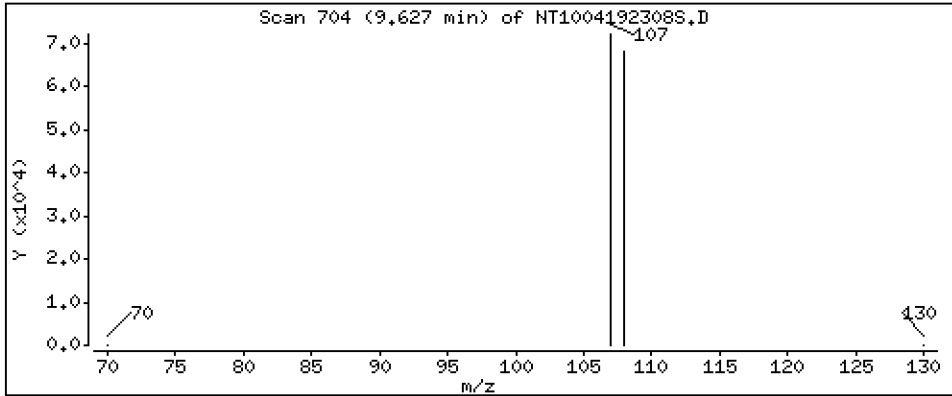
Operator: DSD

Column phase: ZB-5msi

Column diameter: 0.25

15 4-Methylphenol

Concentration: 2,884 ug/L



Date : 19-APR-2023 15:49

Client ID:

Instrument: nt10.i

Sample Info: BLD0057-BSD2

Volume Injected (uL): 1.0

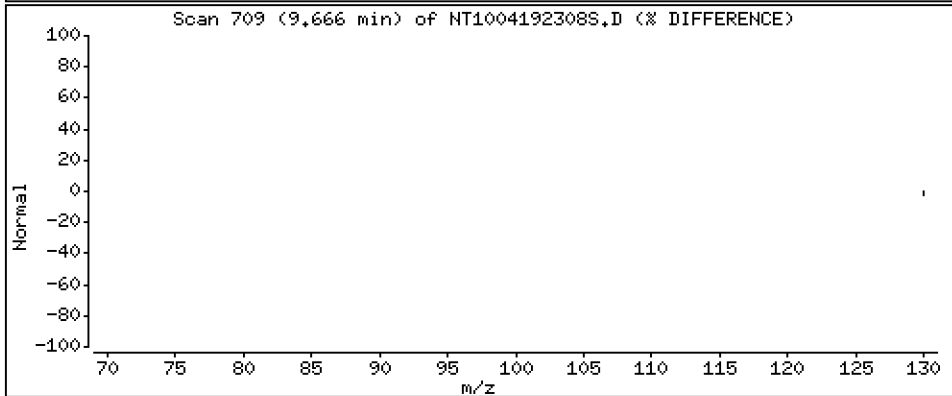
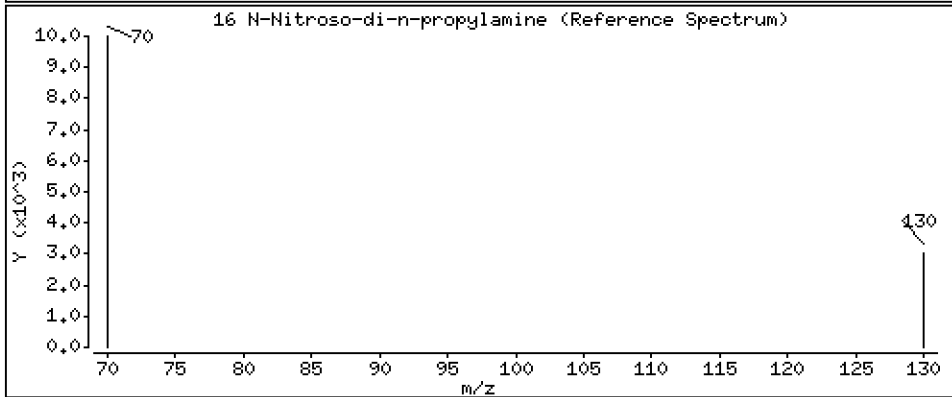
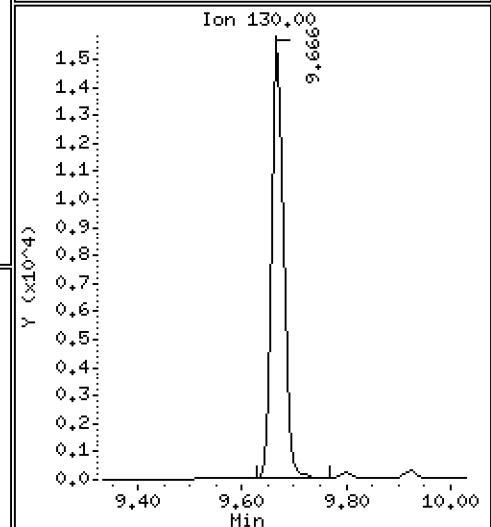
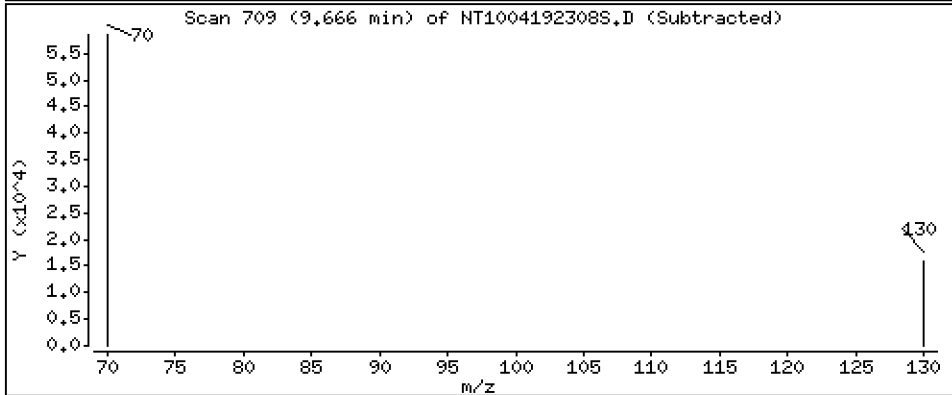
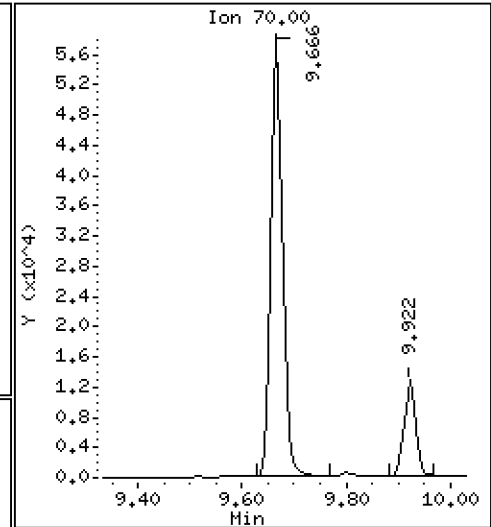
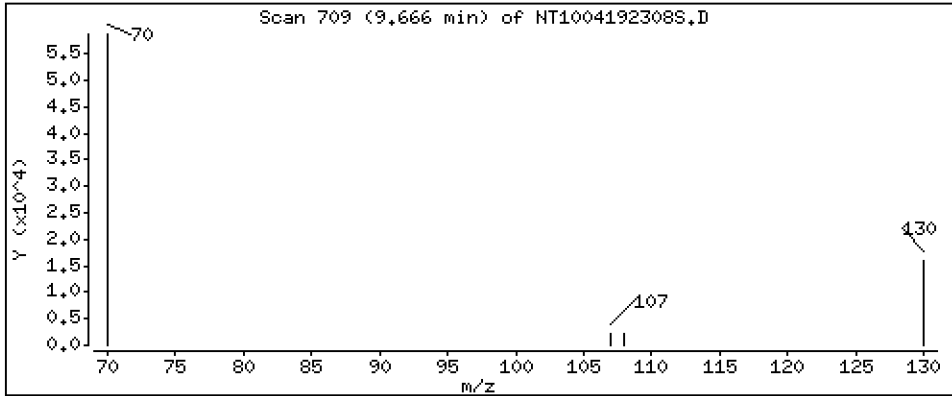
Operator: DSD

Column phase: ZB-5msi

Column diameter: 0,25

16 N-Nitroso-di-n-propylamine

Concentration: 2,724 ug/L



Date : 19-APR-2023 15:49

Client ID:

Instrument: nt10.i

Sample Info: BLD0057-BSD2

Volume Injected (uL): 1.0

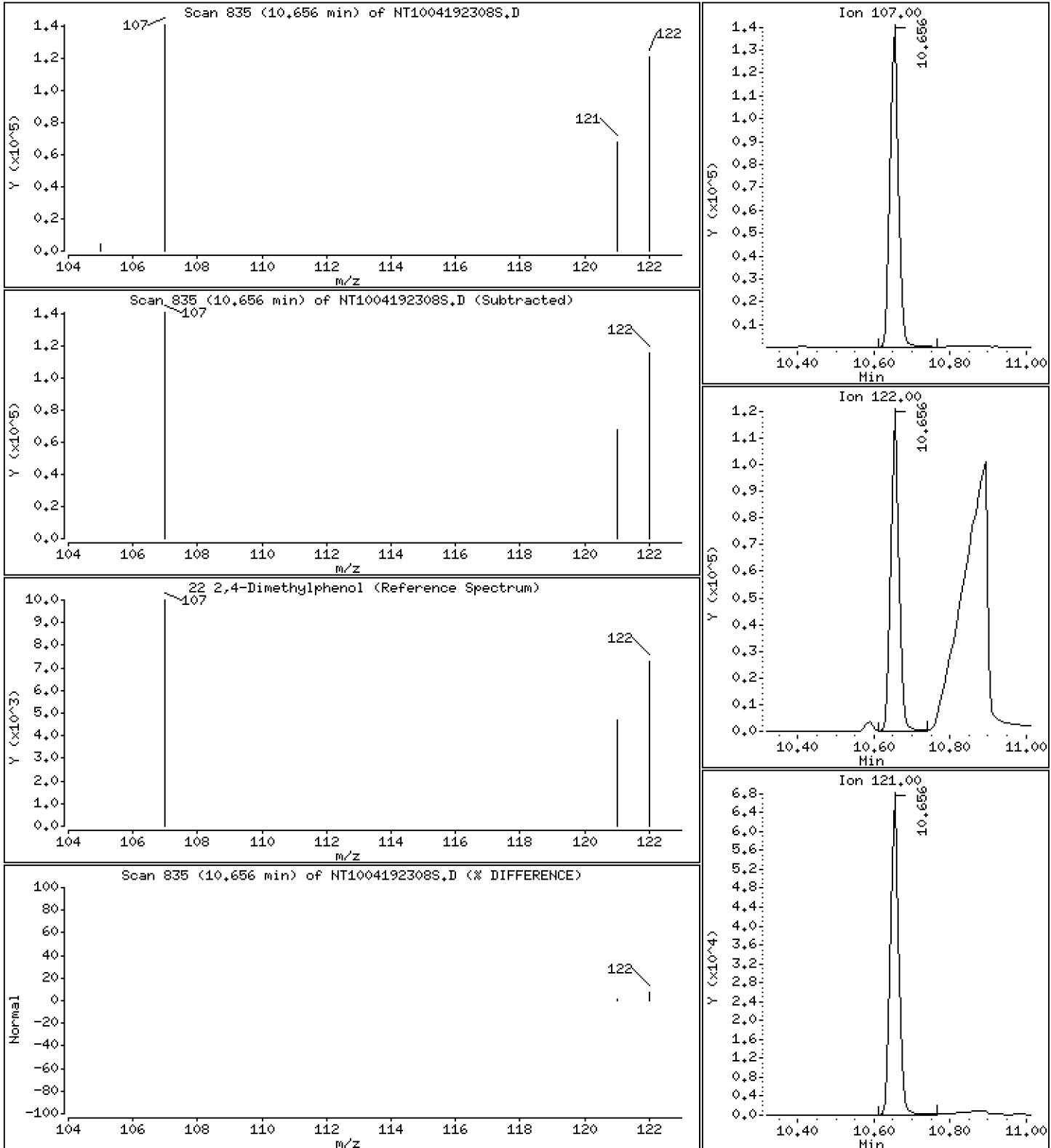
Operator: DSD

Column phase: ZB-5msi

Column diameter: 0.25

22 2,4-Dimethylphenol

Concentration: 4.354 ug/L



Date : 19-APR-2023 15:49

Client ID:

Instrument: nt10.i

Sample Info: BLD0057-BSD2

Volume Injected (uL): 1.0

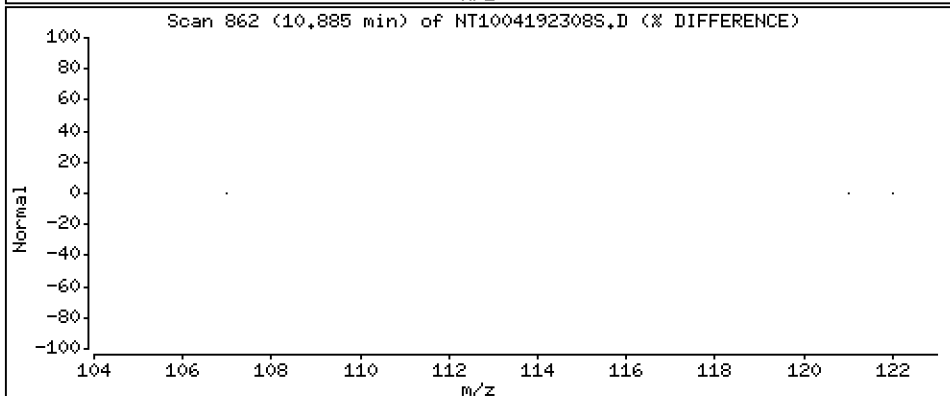
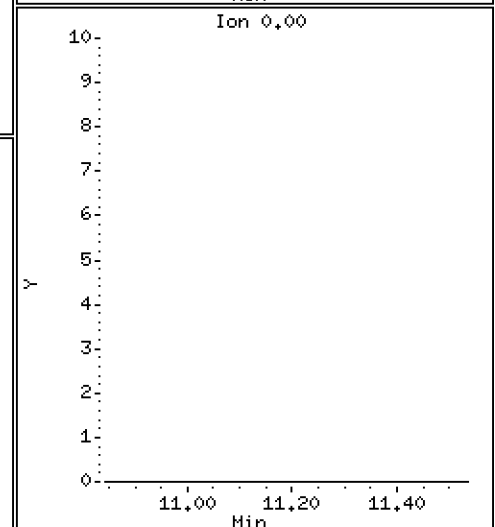
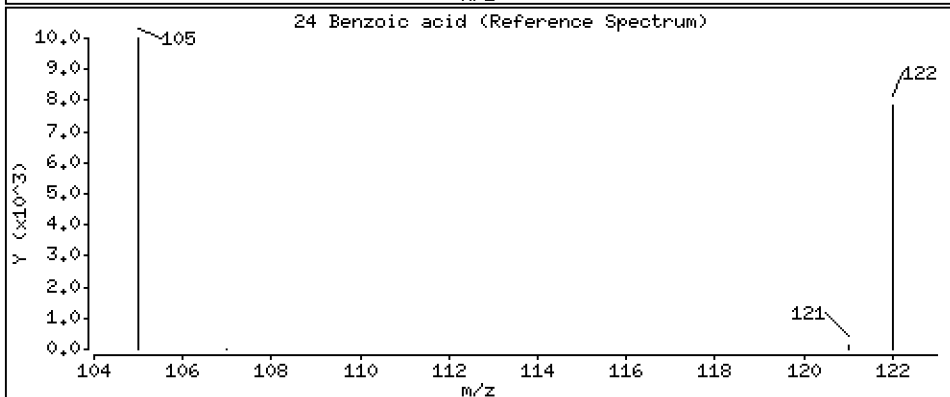
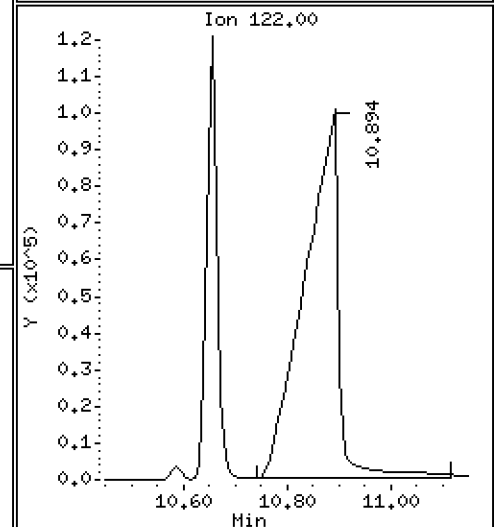
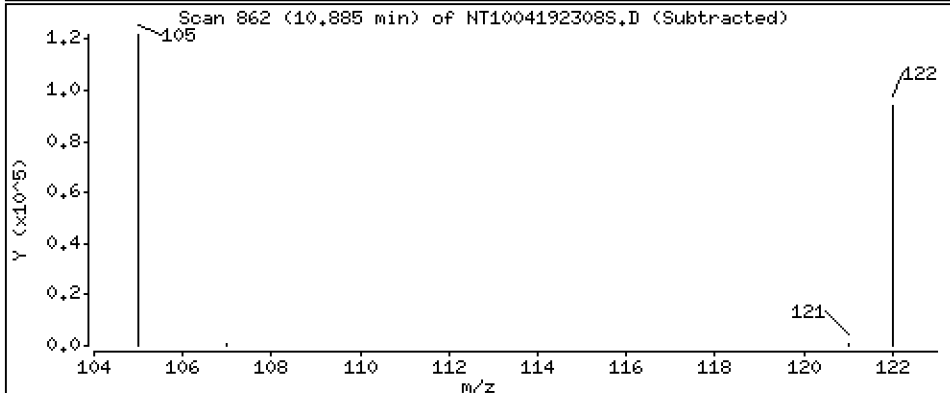
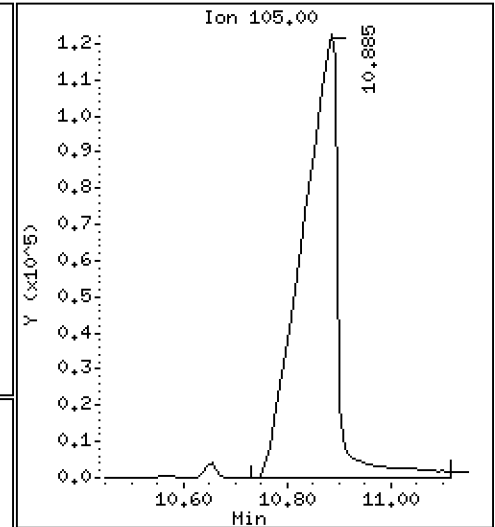
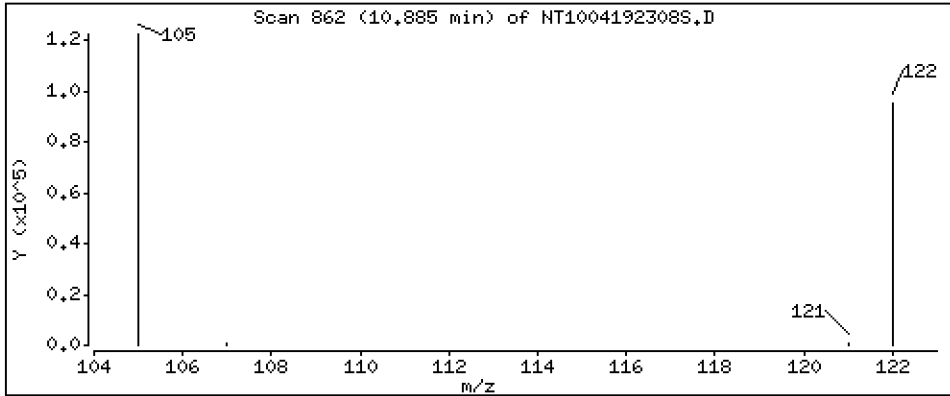
Operator: DSD

Column phase: ZB-5msi

Column diameter: 0,25

24 Benzoic acid

Concentration: 20,31 ug/L



Date : 19-APR-2023 15:49

Client ID:

Instrument: nt10.i

Sample Info: BLD0057-BSD2

Volume Injected (uL): 1.0

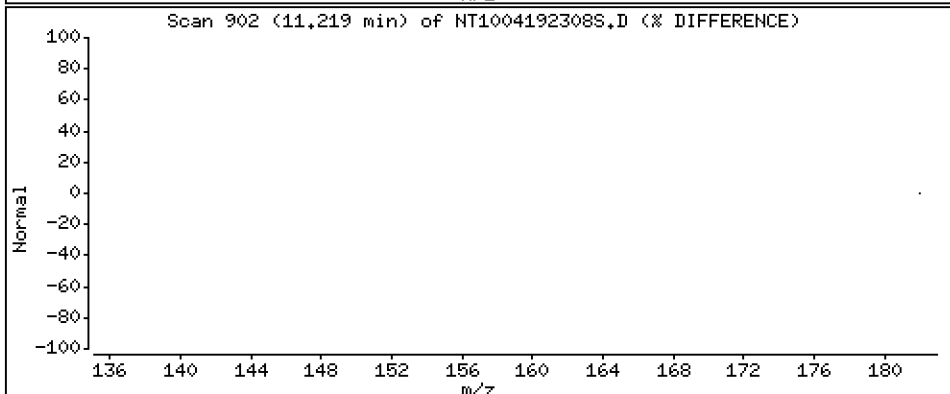
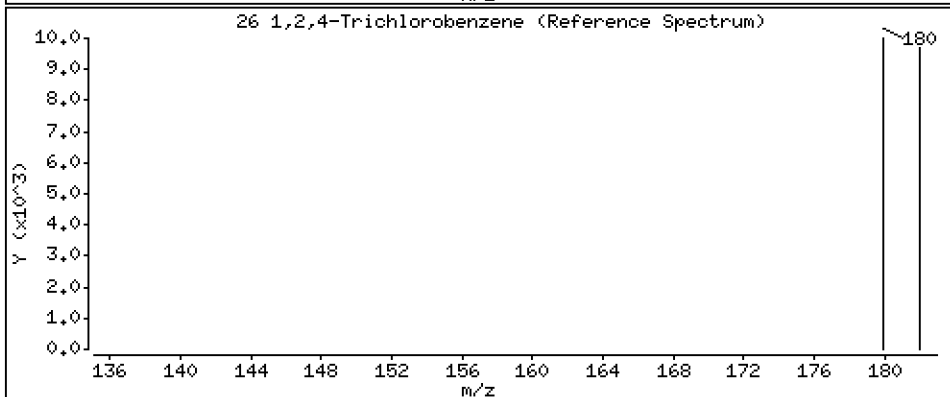
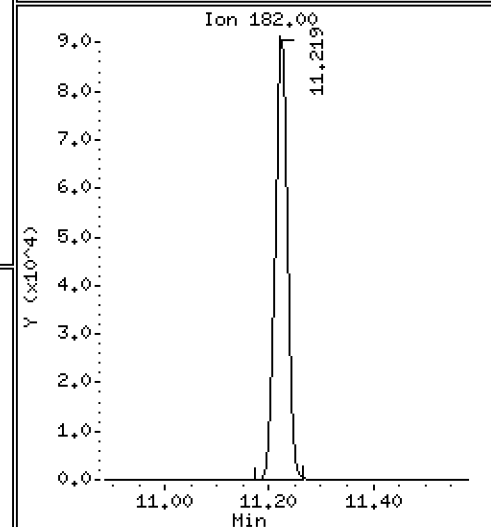
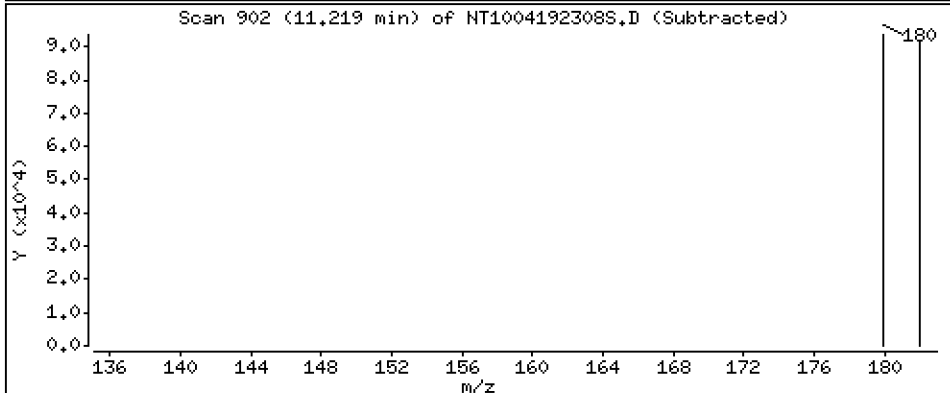
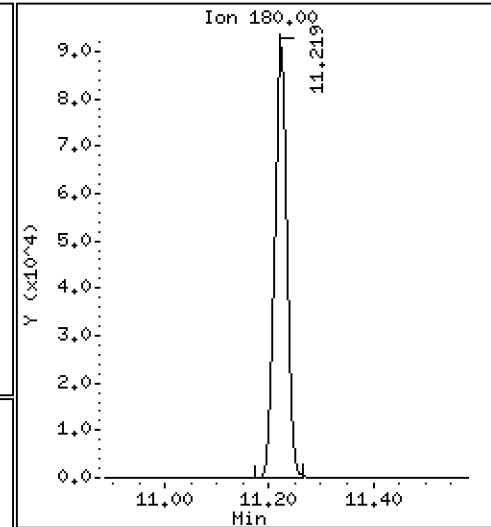
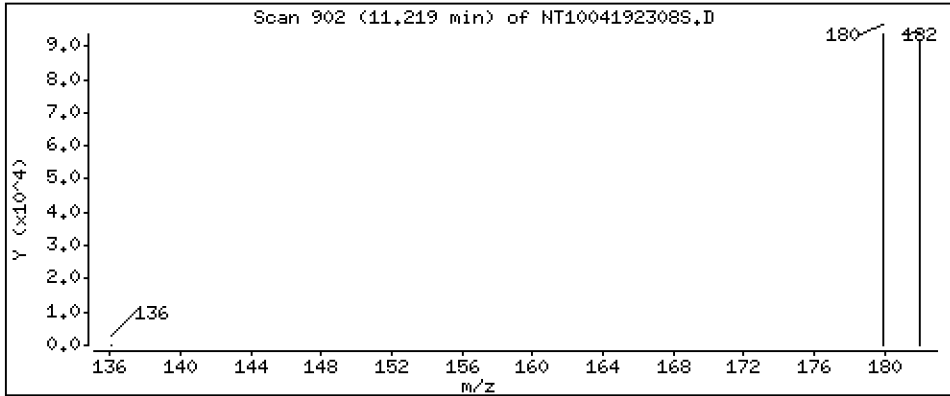
Operator: DSD

Column phase: ZB-5msi

Column diameter: 0.25

26 1,2,4-Trichlorobenzene

Concentration: 2,980 ug/L



Date : 19-APR-2023 15:49

Client ID:

Instrument: nt10.i

Sample Info: BLD0057-BSD2

Volume Injected (uL): 1.0

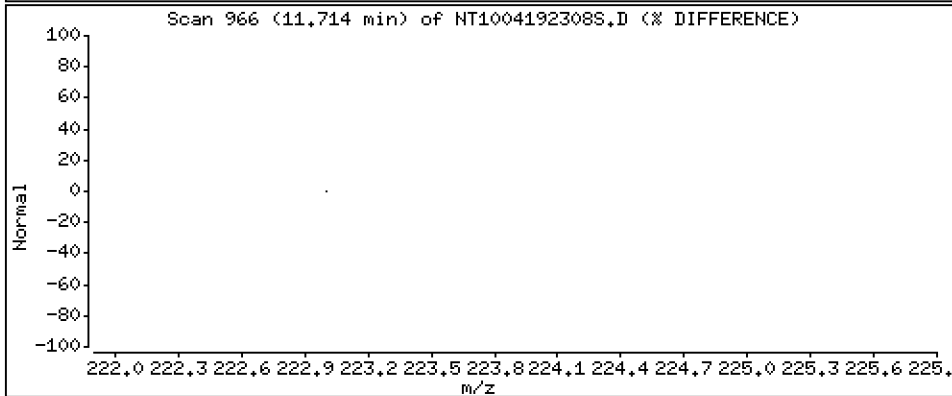
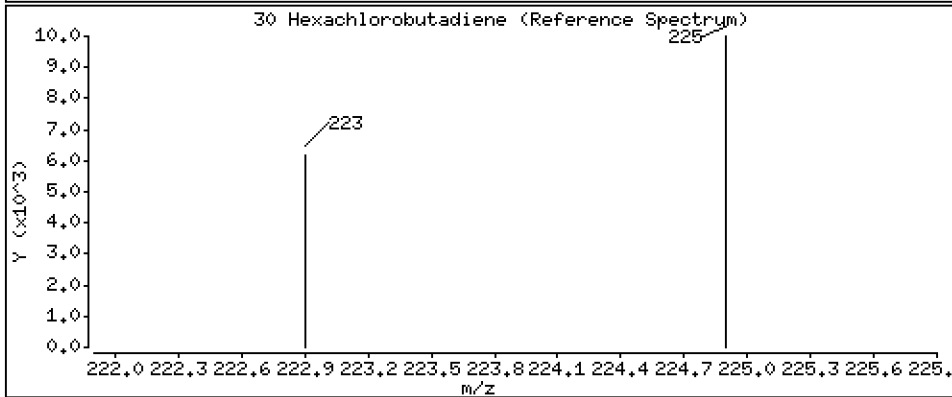
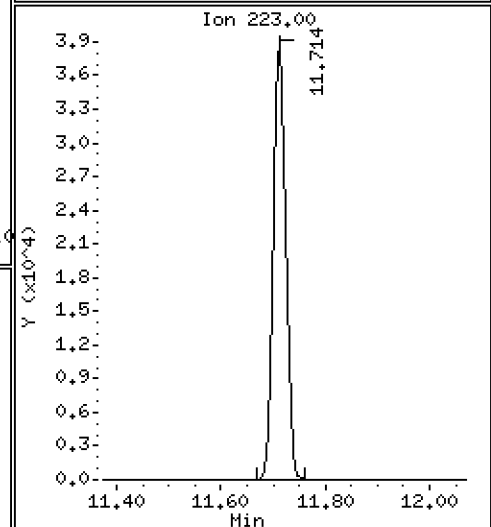
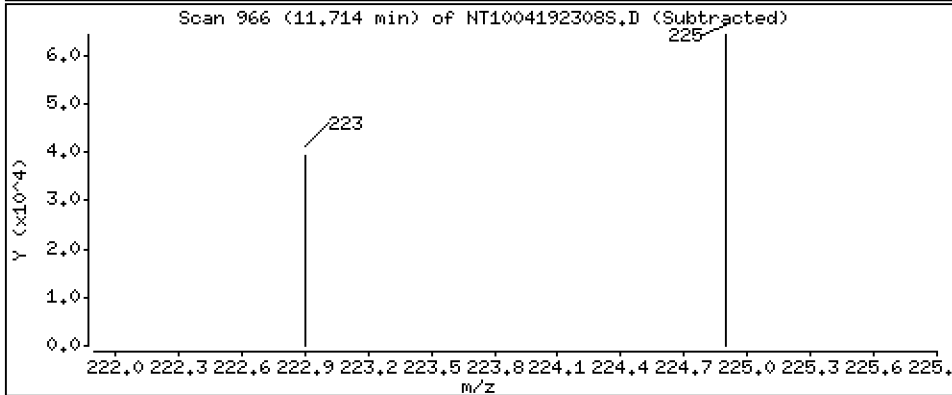
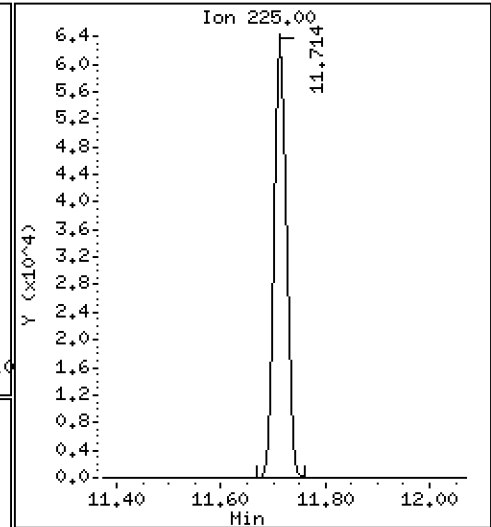
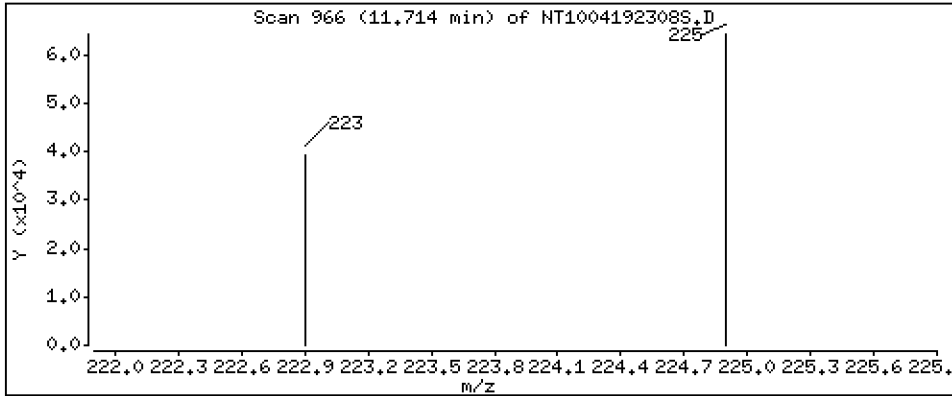
Operator: DSD

Column phase: ZB-5msi

Column diameter: 0,25

30 Hexachlorobutadiene

Concentration: 3,380 ug/L



Date : 19-APR-2023 15:49

Client ID:

Instrument: nt10.i

Sample Info: BLD0057-BSD2

Volume Injected (uL): 1.0

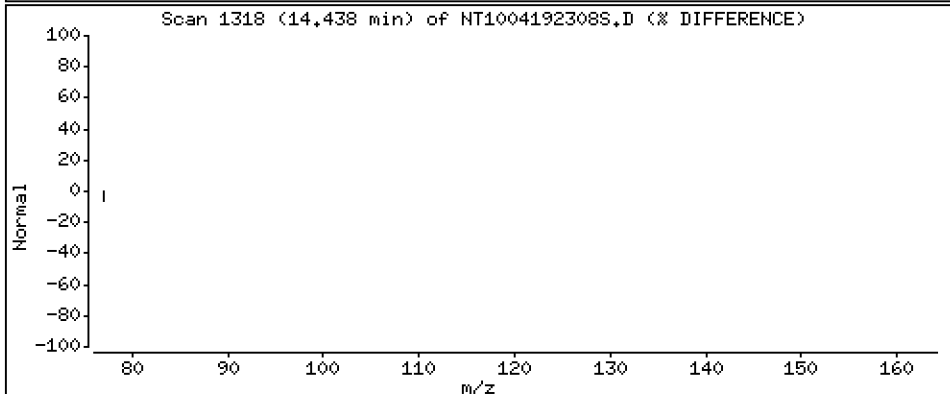
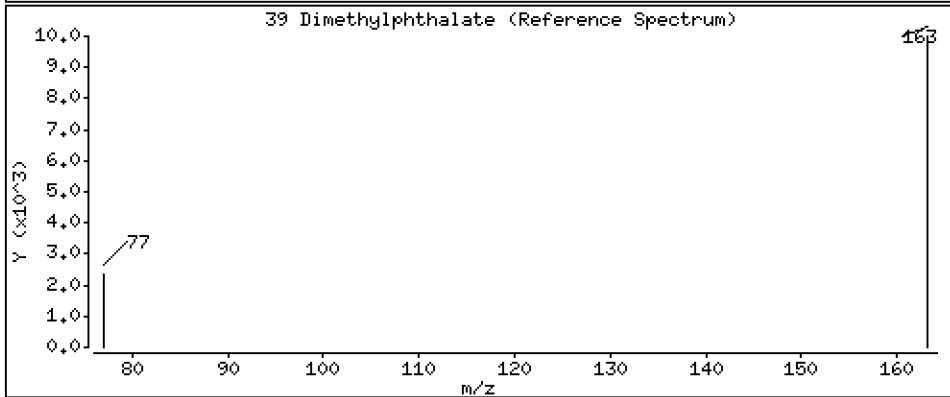
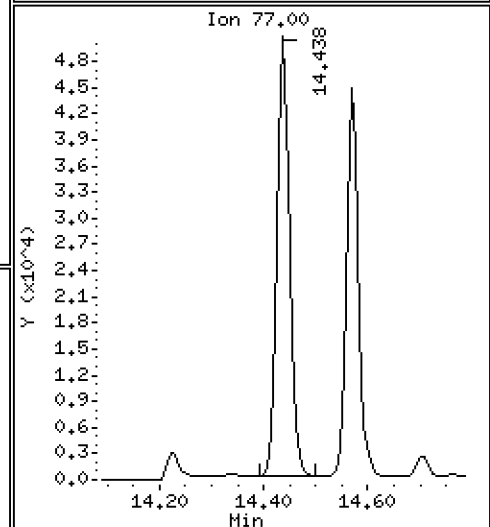
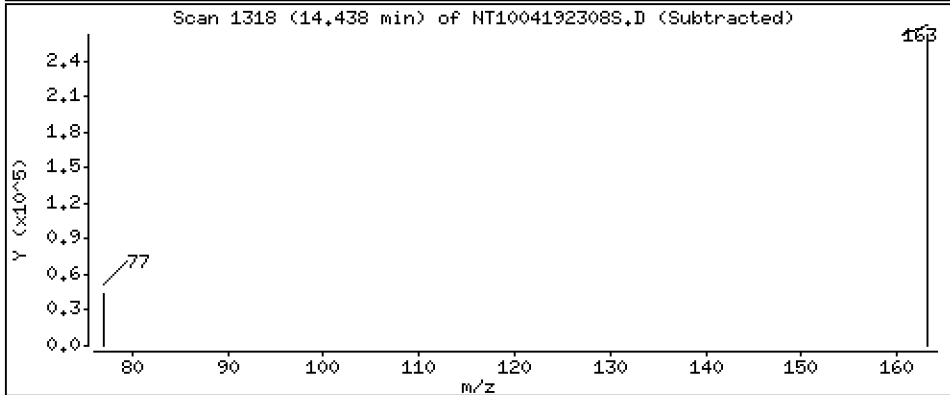
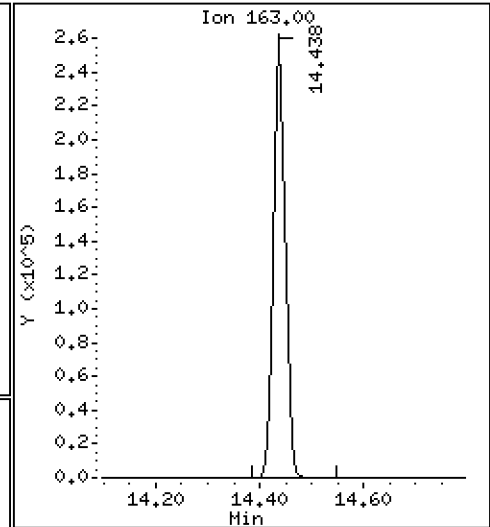
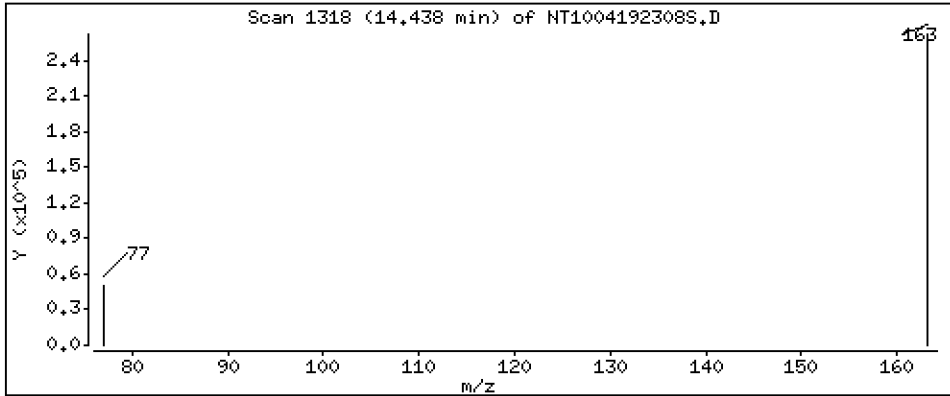
Operator: DSD

Column phase: ZB-5msi

Column diameter: 0,25

39 Dimethylphthalate

Concentration: 3,963 ug/L



Date : 19-APR-2023 15:49

Client ID:

Instrument: nt10.i

Sample Info: BLD0057-BSD2

Volume Injected (uL): 1.0

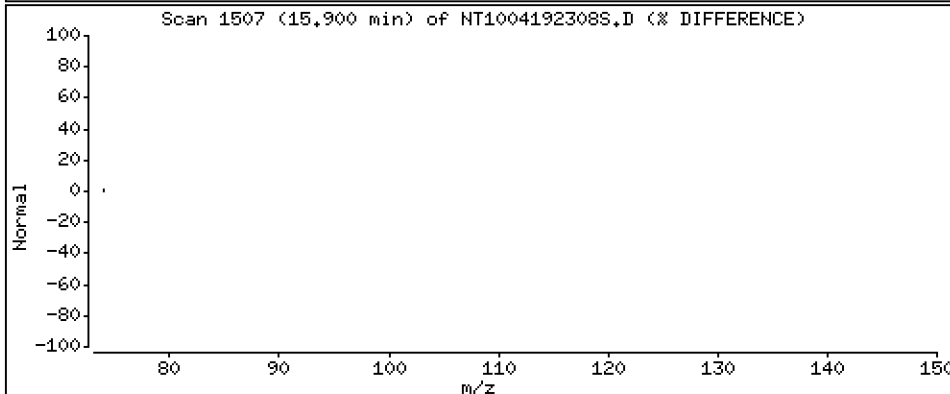
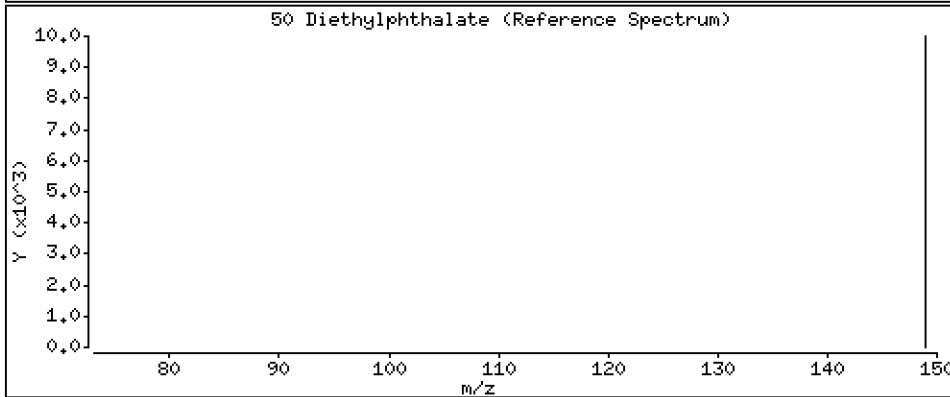
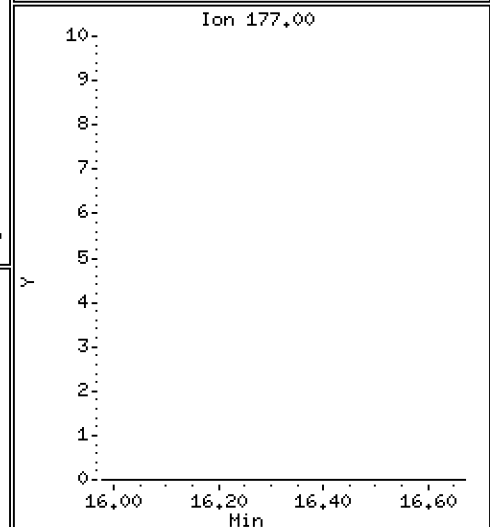
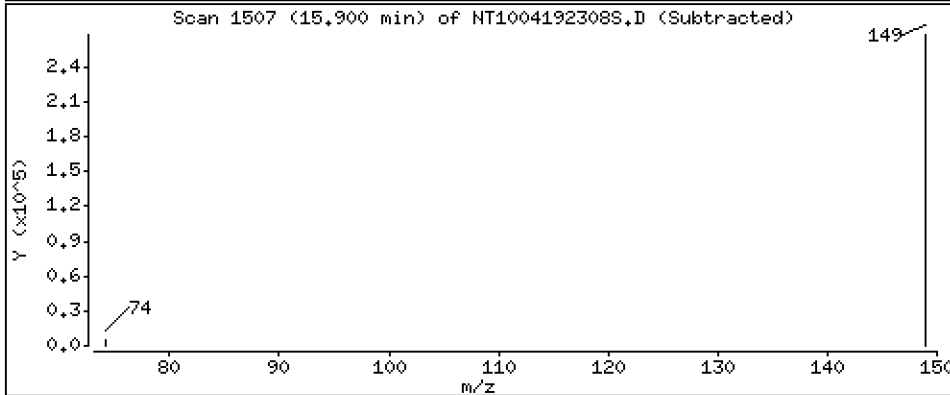
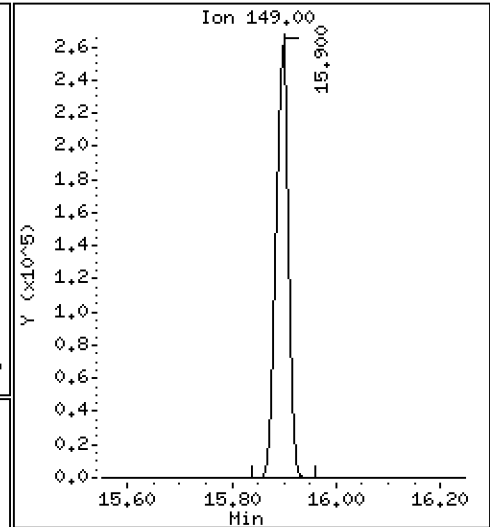
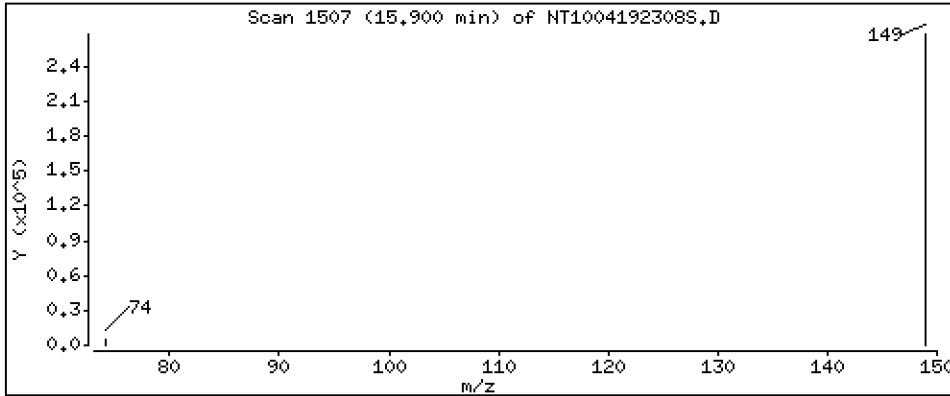
Operator: DSD

Column phase: ZB-5msi

Column diameter: 0,25

50 Diethylphthalate

Concentration: 4,048 ug/L



Date : 19-APR-2023 15:49

Client ID:

Instrument: nt10.i

Sample Info: BLD0057-BSD2

Volume Injected (uL): 1.0

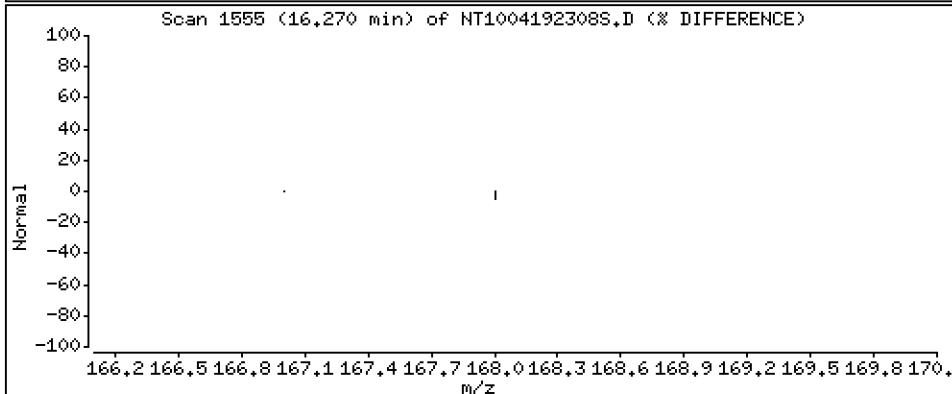
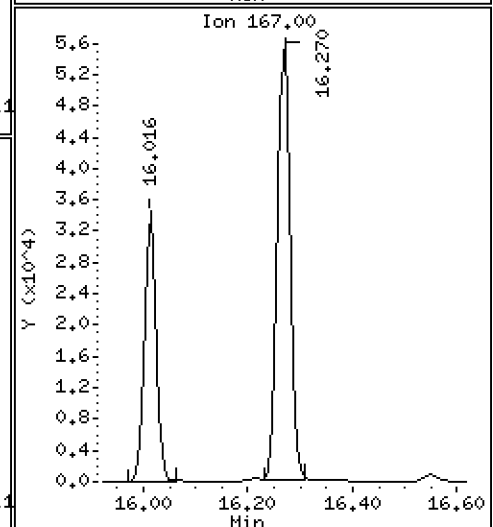
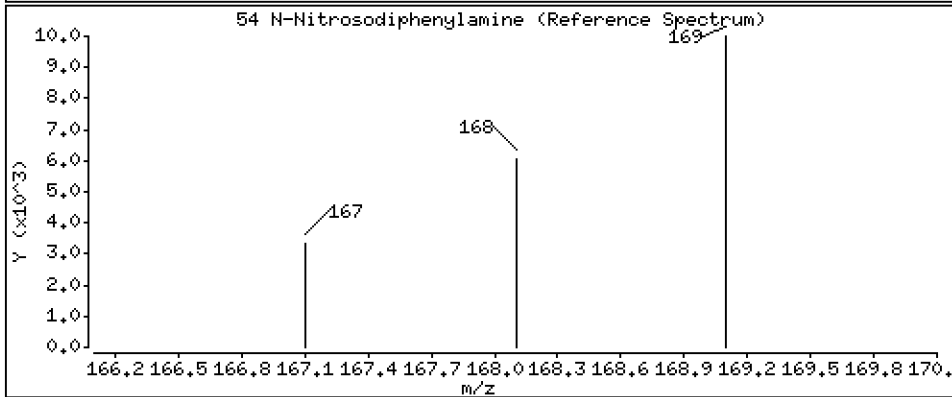
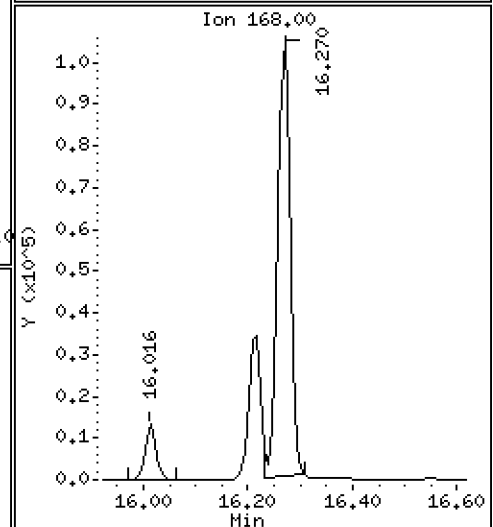
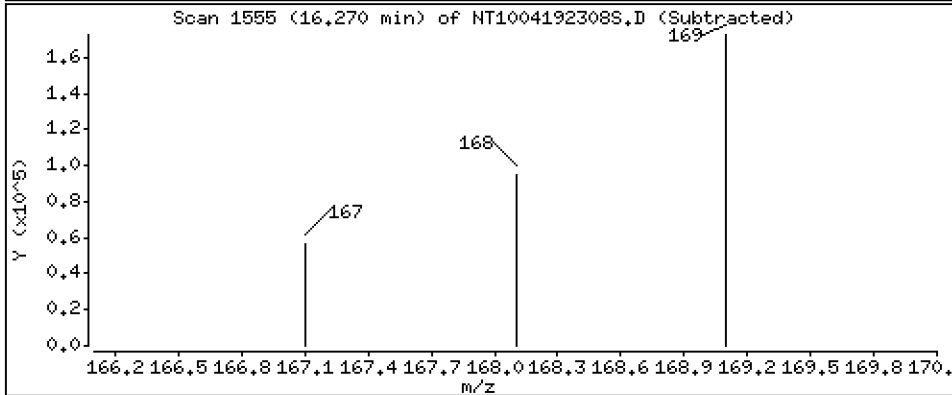
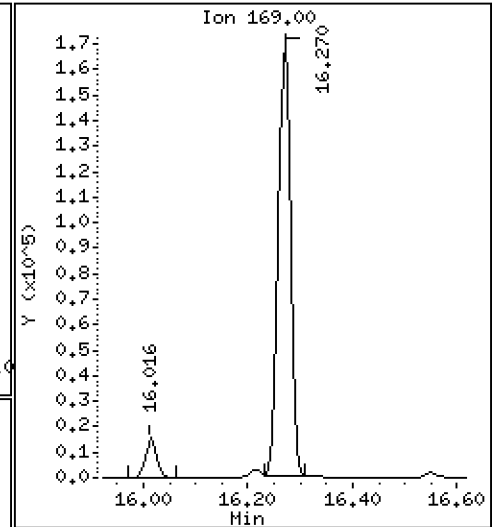
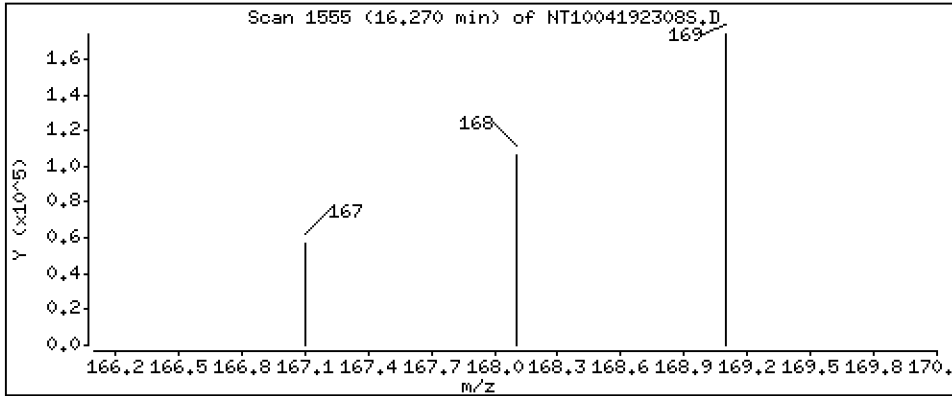
Operator: DSD

Column phase: ZB-5msi

Column diameter: 0.25

54 N-Nitrosodiphenylamine

Concentration: 3,788 ug/L



Date : 19-APR-2023 15:49

Client ID:

Instrument: nt10.i

Sample Info: BLD0057-BSD2

Volume Injected (uL): 1.0

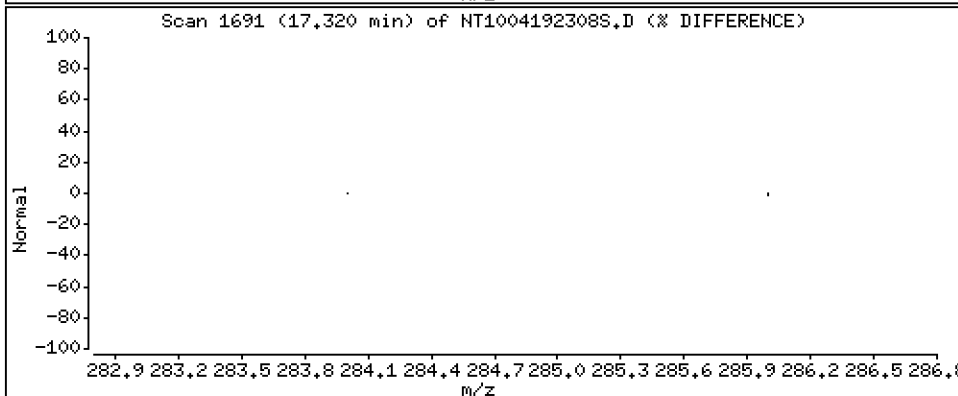
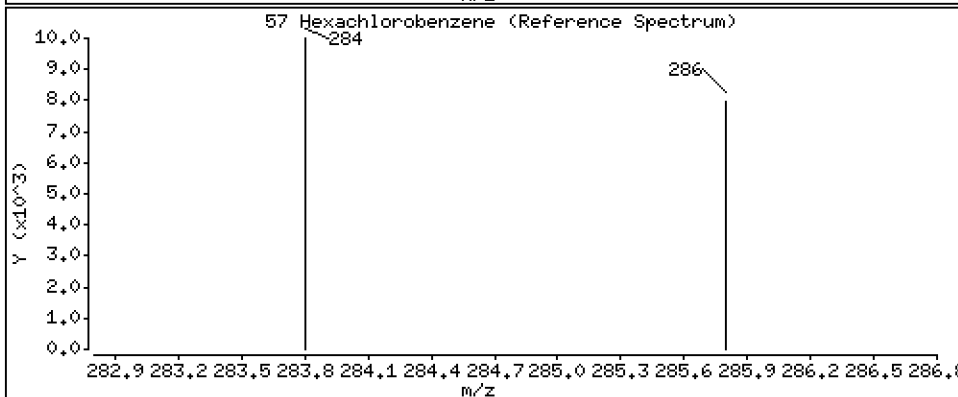
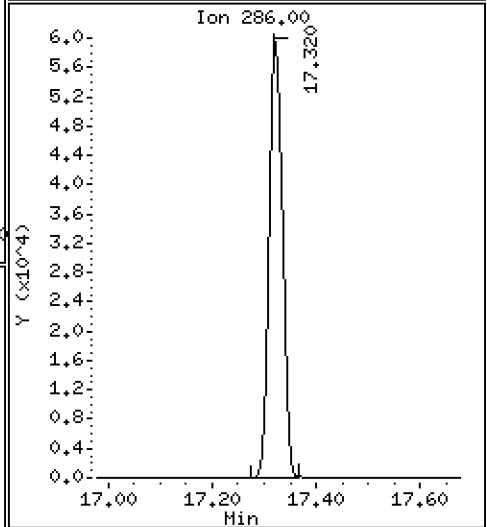
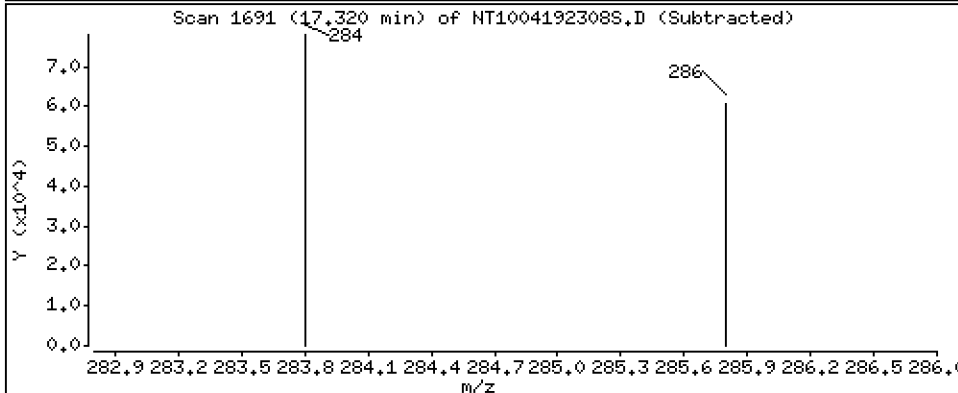
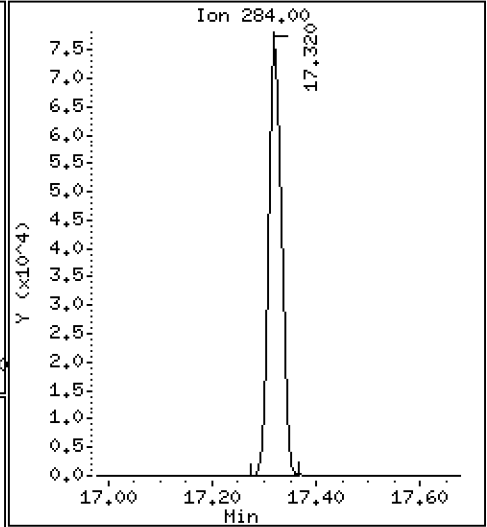
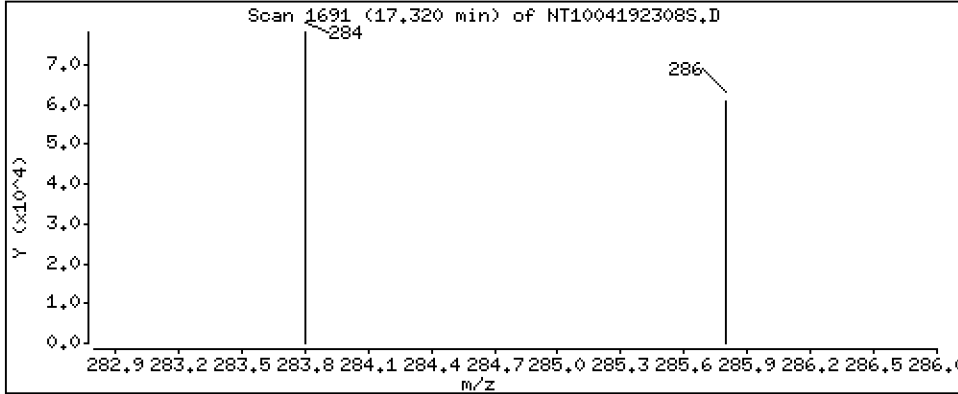
Operator: DSD

Column phase: ZB-5msi

Column diameter: 0,25

57 Hexachlorobenzene

Concentration: 4,127 ug/L



Date : 19-APR-2023 15:49

Client ID:

Instrument: nt10.i

Sample Info: BLD0057-BSD2

Volume Injected (uL): 1.0

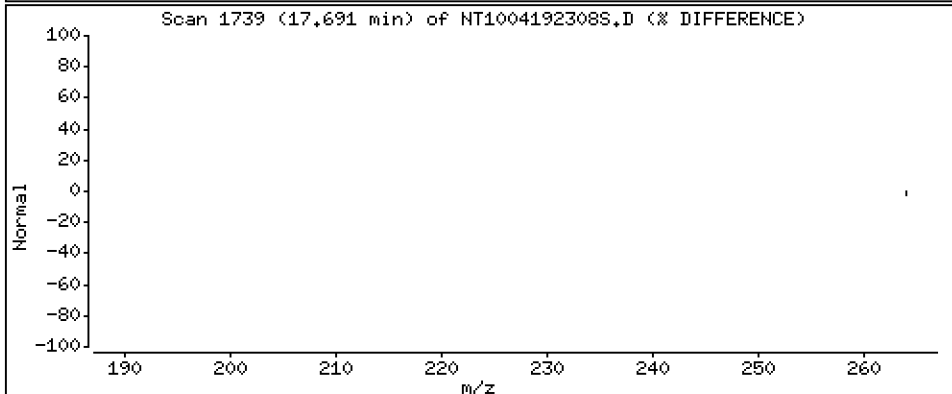
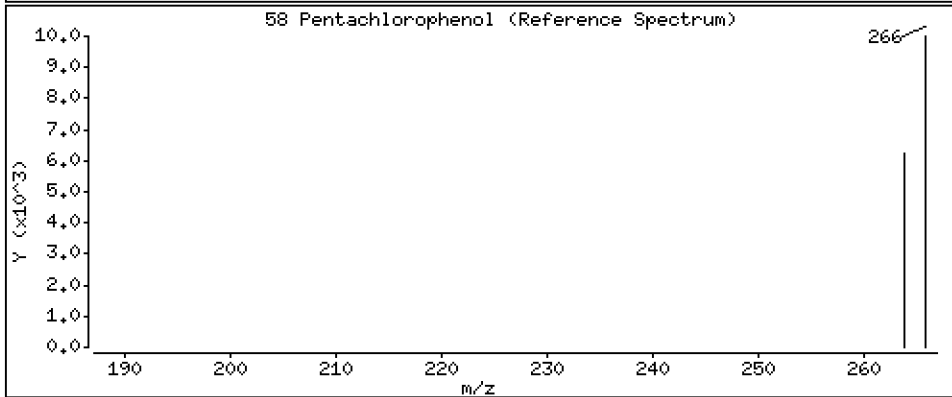
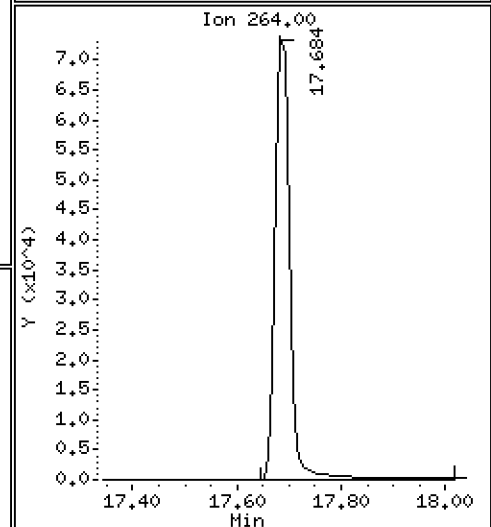
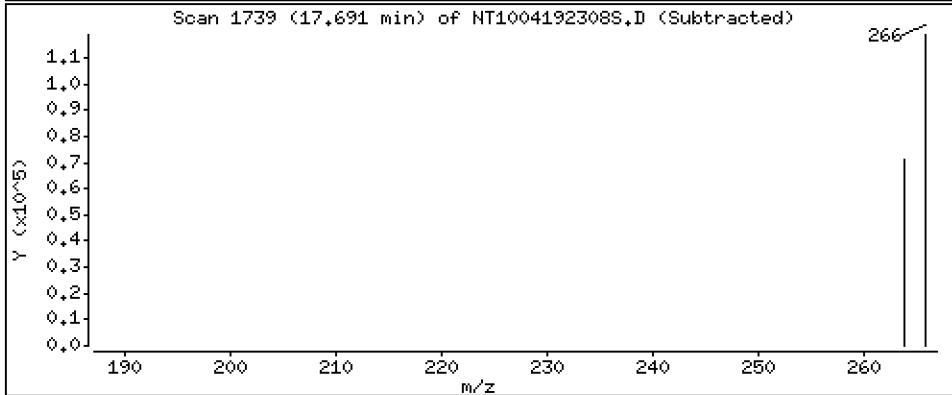
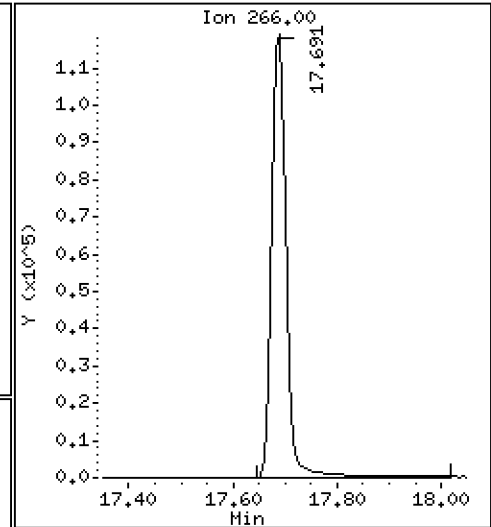
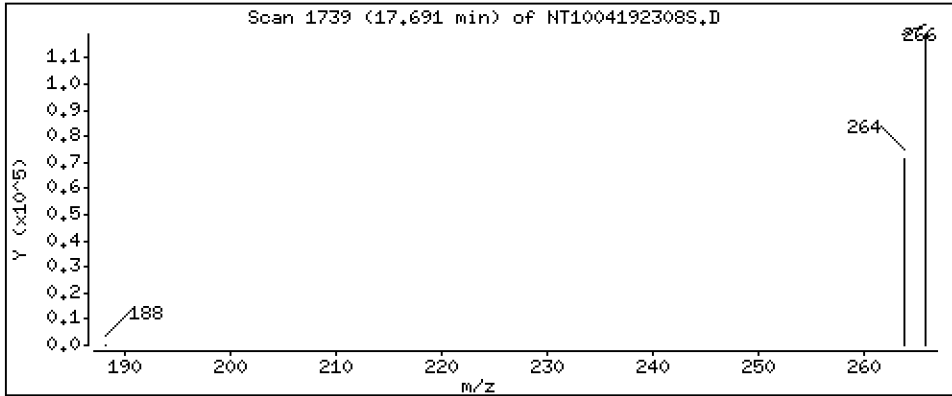
Operator: DSD

Column phase: ZB-5msi

Column diameter: 0,25

58 Pentachlorophenol

Concentration: 12,05 ug/L



Date : 19-APR-2023 15:49

Client ID:

Instrument: nt10.i

Sample Info: BLD0057-BSD2

Volume Injected (uL): 1.0

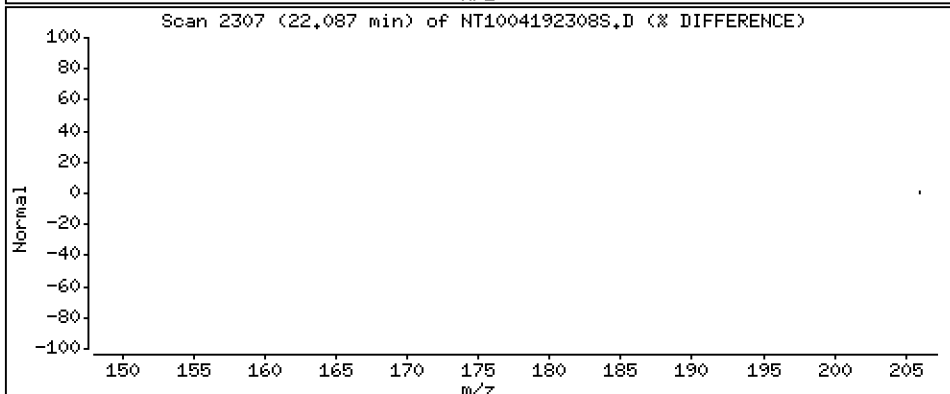
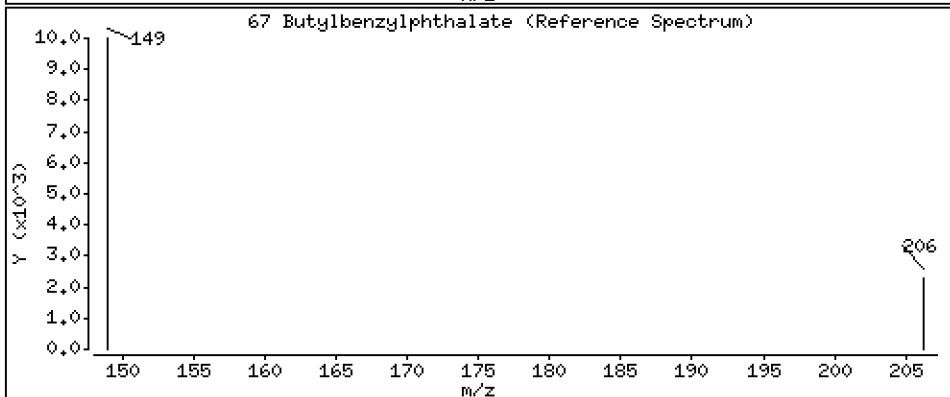
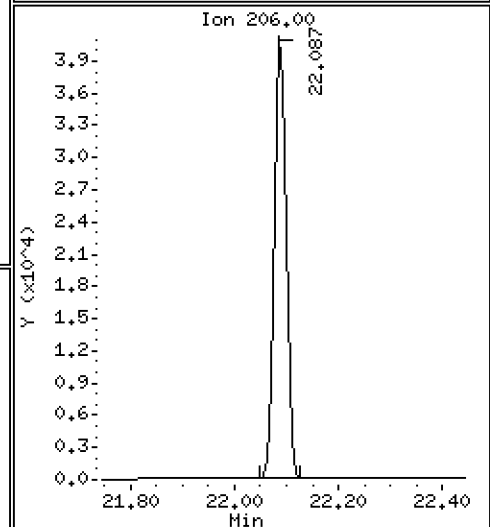
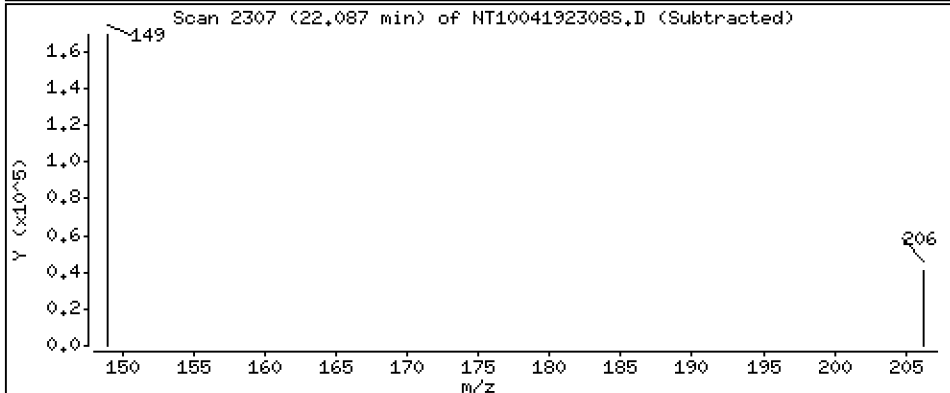
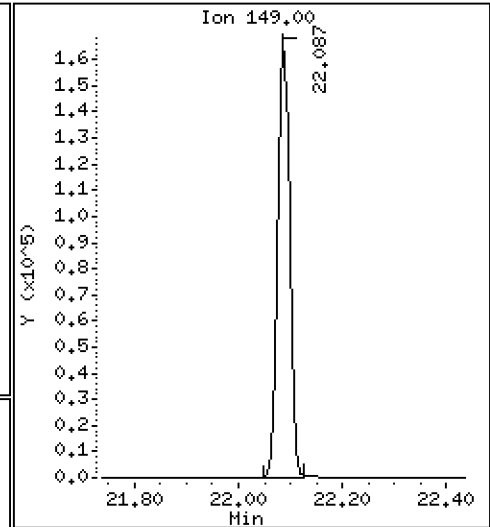
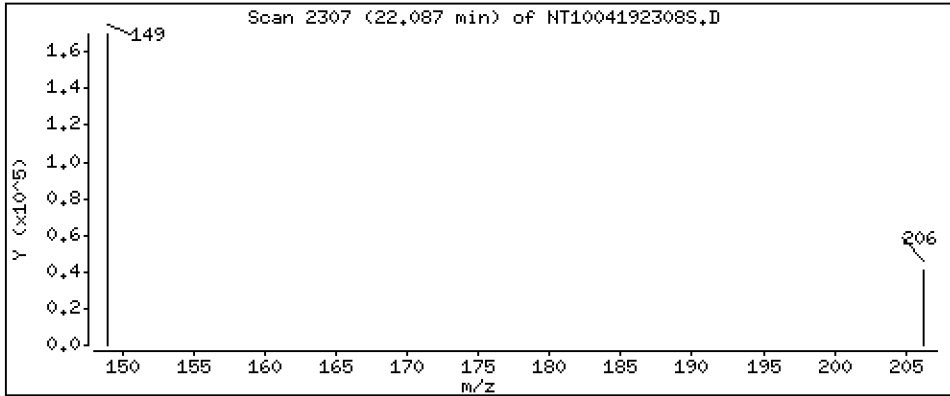
Operator: DSD

Column phase: ZB-5msi

Column diameter: 0,25

67 Butylbenzylphthalate

Concentration: 4,092 ug/L



Date : 19-APR-2023 15:49

Client ID:

Instrument: nt10.i

Sample Info: BLD0057-BSD2

Volume Injected (uL): 1.0

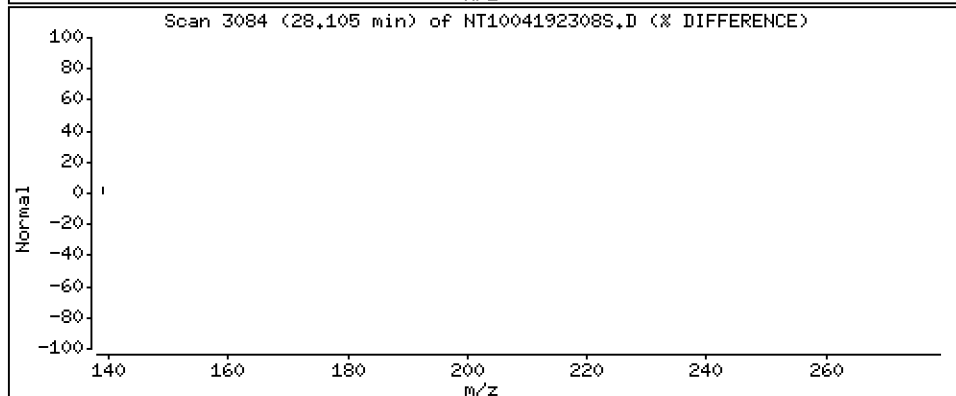
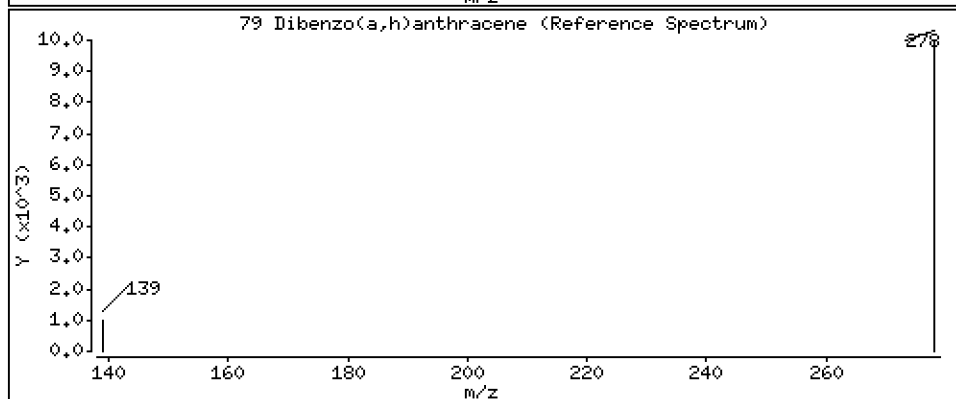
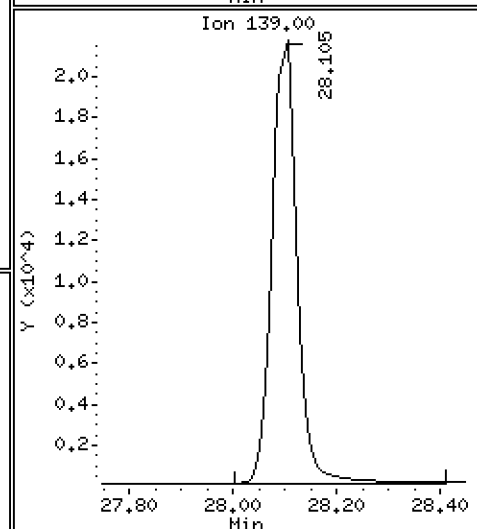
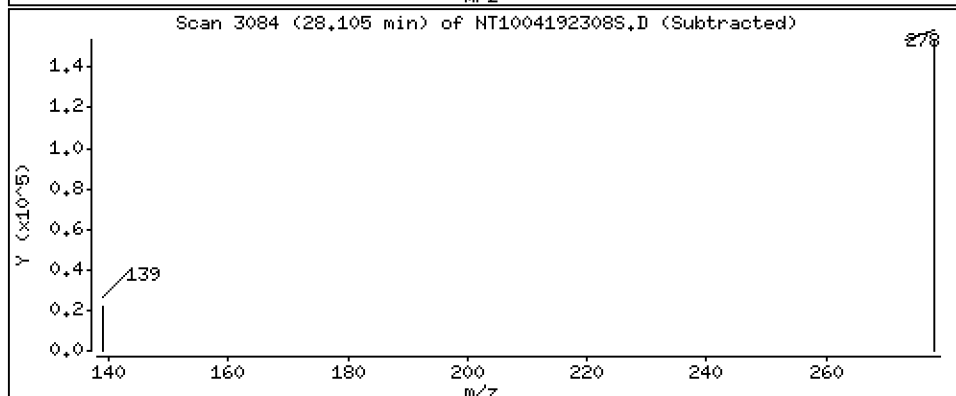
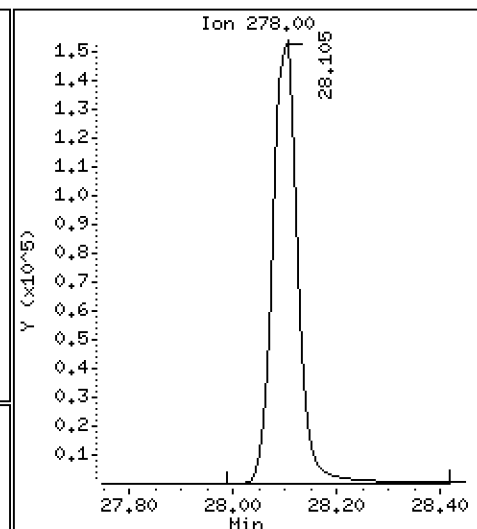
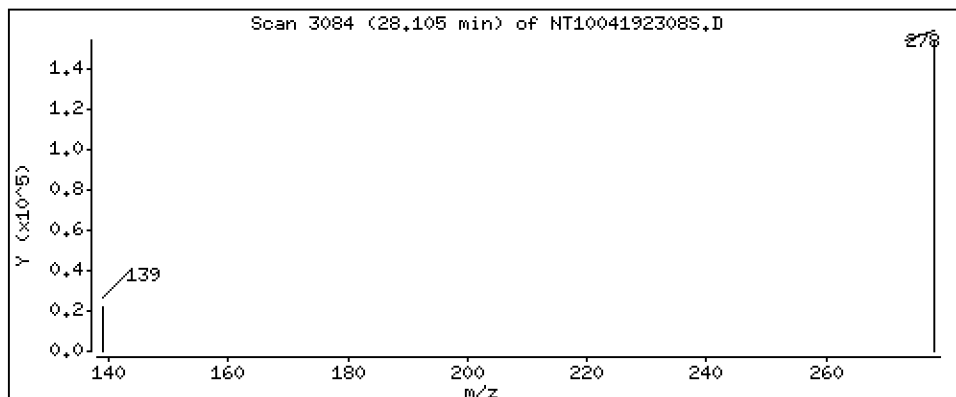
Operator: DSD

Column phase: ZB-5msi

Column diameter: 0,25

79 Dibenzo(a,h)anthracene

Concentration: 3,319 ug/L



Date : 19-APR-2023 15:49

Client ID:

Instrument: nt10.i

Sample Info: BLD0057-BSD2

Volume Injected (uL): 1.0


Operator: DSD

Column phase: ZB-5msi

Column diameter: 0,25

90 N-Nitrosodimethylamine

Concentration: 5,295 ug/L



ARI Labs, Inc.

METHOD 8270D-SIM

Data file : \\target\share\chem3\nt10.i\20230419.b\20230419.b\NT1004192308S.D
 Lab Smp Id: BLD0057-BSD2
 Inj Date : 19-APR-2023 15:49 MS Autotune Date: 16-JAN-2023 17:42
 Operator : DSD Inst ID: nt10.i
 Smp Info : BLD0057-BSD2
 Misc Info :
 Comment :
 Method : \\target\share\chem3\nt10.i\20230419.b\20230419.b\SIMABN2.m
 Meth Date : 20-Apr-2023 12:04 deenayd Quant Type: ISTD
 Cal Date : 16-MAR-2023 01:38 Cal File: NT10031510S.D
 Als bottle: 8
 Dil Factor: 1.00000
 Integrator: HP RTE Compound Sublist: PSDDA.sub
 Target Version: 4.14
 Processing Host: DEENAY-201905

Concentration Formula: $Amt * DF * Uf * Vt / (Vo * Vi) * CpndVariable$

Name	Value	Description
DF	1.000	Dilution Factor
Vo	1000.000	Volume of sample extracted (mL)
Vt	1000.000	Volume of final extract (uL)
Vi	1.000	Volume injected (uL)
Uf	1.000	ng unit correction factor
Cpnd Variable		Local Compound Variable

Compounds	QUANT	SIG	RT	EXP RT	REL RT	RESPONSE	CONCENTRATIONS	
							ON-COLUMN	FINAL
	MASS						(ug/mL)	(ug/L)
\$ 1 2-Fluorophenol	112		6.624	6.648	(0.750)	192881	4.16046	4.160 (R)
3 Phenol	94		8.239	8.255	(0.933)	177461	2.79011	2.790
7 1,3-Dichlorobenzene	146		8.765	8.781	(0.993)	178629	3.00135	3.001
* 8 1,4-Dichlorobenzene-d4	152		8.827	8.843	(1.000)	152881	4.00000	
9 1,4-Dichlorobenzene	146		8.858	8.874	(1.004)	180420	3.14033	3.140
11 Benzyl alcohol	79		9.107	9.122	(1.032)	110213	2.98896	2.989
12 1,2-Dichlorobenzene	146		9.215	9.231	(1.044)	176809	3.12928	3.129
13 2-Methylphenol	108		9.347	9.363	(1.059)	114584	2.59995	2.600
15 4-Methylphenol	108		9.627	9.627	(1.091)	132068	2.88385	2.884
16 N-Nitroso-di-n-propylamine	70		9.666	9.681	(1.095)	88211	2.72366	2.724
22 2,4-Dimethylphenol	107		10.656	10.664	(0.943)	214827	4.35408	4.354
24 Benzoic acid	105		10.885	10.800	(0.963)	599636	20.3140	20.31
26 1,2,4-Trichlorobenzene	180		11.219	11.234	(0.992)	147933	2.98049	2.980
* 27 Naphthalene-d8	136		11.304	11.312	(1.000)	570808	4.00000	
30 Hexachlorobutadiene	225		11.713	11.721	(1.036)	101998	3.38008	3.380
39 Dimethylphthalate	163		14.438	14.445	(0.968)	393846	3.96262	3.963
* 42 Acenaphthene-d10	162		14.910	14.917	(1.000)	314955	4.00000	
50 Diethylphthalate	149		15.899	15.899	(1.066)	416836	4.04836	4.048
54 N-Nitrosodiphenylamine	169		16.270	16.270	(0.907)	261651	3.78820	3.788
57 Hexachlorobenzene	284		17.319	17.327	(0.965)	127621	4.12749	4.127

Compounds	QUANT SIG	RT	EXP RT	REL RT	RESPONSE	CONCENTRATIONS	
						ON-COLUMN (ug/mL)	FINAL (ug/L)
58 Pentachlorophenol	266	17.691	17.699	(0.986)	222004	12.0466	12.05
* 59 Phenanthrene-d10	188	17.938	17.946	(1.000)	514802	4.00000	
\$ 66 Terphenyl-d14	244	21.134	21.134	(0.917)	215433	2.99167	2.992 (R)
67 Butylbenzylphthalate	149	22.086	22.086	(0.959)	249235	4.09177	4.092
* 69 Chrysene-d12	240	23.039	23.039	(1.000)	441959	4.00000	
* 77 Perylene-d12	264	25.586	25.586	(1.000)	480938	4.00000	
79 Dibenzo(a,h)anthracene	278	28.105	28.097	(1.098)	514035	3.31918	3.319
90 N-Nitrosodimethylamine	74	4.439	4.477	(0.503)	155689	5.29492	5.295

QC Flag Legend

R - Spike/Surrogate failed recovery limits.

ARI Labs, Inc.

INTERNAL STANDARD COMPOUNDS
 AREA AND RT SUMMARY

Instrument ID: nt10.i
 Lab File ID: NT1004192308S.D
 Lab Smp Id: BLD0057-BSD2
 Analysis Type: SV
 Quant Type: ISTD
 Operator: DSD
 Method File: \\target\share\chem3\nt10.i\20230419.b\20230419.b\SIMABN2.m
 Misc Info:

Calibration Date: 19-APR-2023
 Calibration Time: 12:48
 Level: LOW
 Sample Type: AIR

Test Mode:
 Use Last Continuing Calibrator.

COMPOUND	STANDARD	AREA LIMIT		SAMPLE	%DIFF
		LOWER	UPPER		
8 1,4-Dichlorobenze	135171	67586	270342	152881	13.10
27 Naphthalene-d8	487322	243661	974644	570808	17.13
42 Acenaphthene-d10	272909	136455	545818	314955	15.41
59 Phenanthrene-d10	424938	212469	849876	514802	21.15
69 Chrysene-d12	386870	193435	773740	441959	14.24
77 Perylene-d12	449624	224812	899248	480938	6.96

COMPOUND	STANDARD	RT LIMIT		SAMPLE	%DIFF
		LOWER	UPPER		
8 1,4-Dichlorobenze	8.84	8.34	9.34	8.83	-0.18
27 Naphthalene-d8	11.31	10.81	11.81	11.30	-0.07
42 Acenaphthene-d10	14.92	14.42	15.42	14.91	-0.05
59 Phenanthrene-d10	17.95	17.45	18.45	17.94	-0.04
69 Chrysene-d12	23.04	22.54	23.54	23.04	-0.00
77 Perylene-d12	25.59	25.09	26.09	25.59	-0.00

AREA UPPER LIMIT = +100% of internal standard area.
 AREA LOWER LIMIT = - 50% of internal standard area.
 RT UPPER LIMIT = + 0.50 minutes of internal standard RT.
 RT LOWER LIMIT = - 0.50 minutes of internal standard RT.

REVIEW SUMMARY FOR FILE - NT1004192308S.D

Lab ID: BLD0057-BSD2

nt10.i, 20230419.b\20230419.b\SIMABN2.m,

19-APR-2023 15:49

RT CO-ELUTION COMPOUNDS

NO CO-ELUTIONS

Quant Method: ICAL

RRT CHECK

RRT	CCV RRT	DELTA	COMPOUND
0.963	0.955	0.0081	Benzoic acid

RRT check based on Ccal File: 20230419.b/NT1004192304S.D

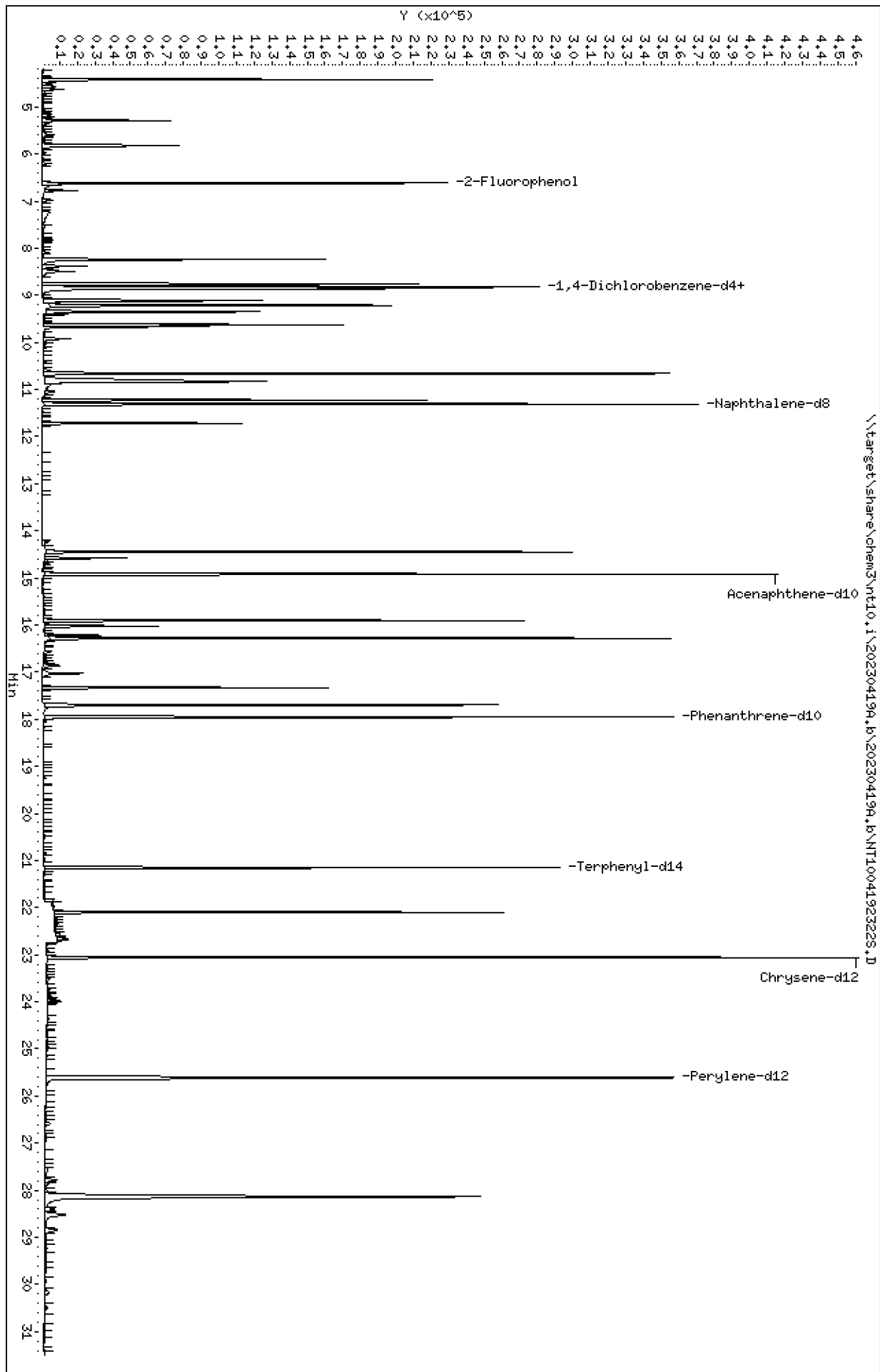
On Column LOD for nt10.i, 20230419.b\SIMABN2.m, PSDDA.sub = 0.0000

Exception: 1,2,4-Trichlorobenzene 0.0010

* Only compounds listed in the work order have been verified by the analyst *

Data File: \\target\share\chem3\nt10.1\20230419H.B\20230419H.B\NT10041923225.D
 Date: 20-APR-2023 00:43
 Client ID:
 Sample Info: BLD0057-HS2
 Volume Injected (uL): 1.0
 Column phase: ZB-5msi

Instrument: nt10.1
 Operator: DSD
 Column diameter: 0.25



Date : 20-APR-2023 00:43

Client ID:

Instrument: nt10.i

Sample Info: BLD0057-MS2

Volume Injected (uL): 1.0

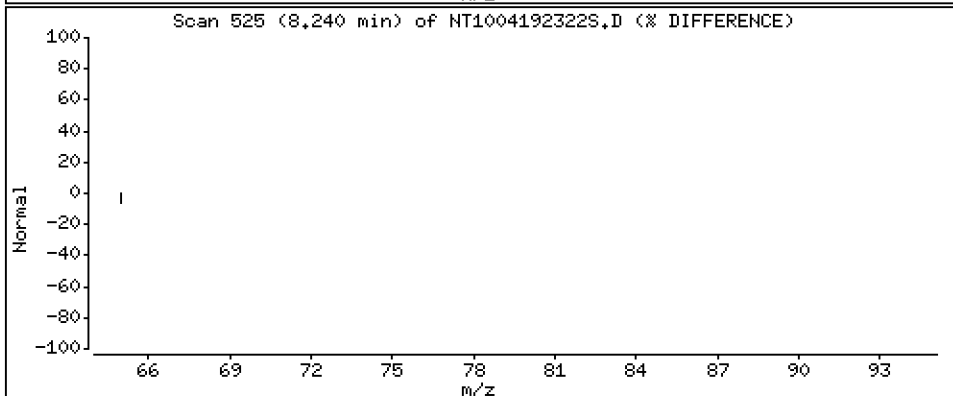
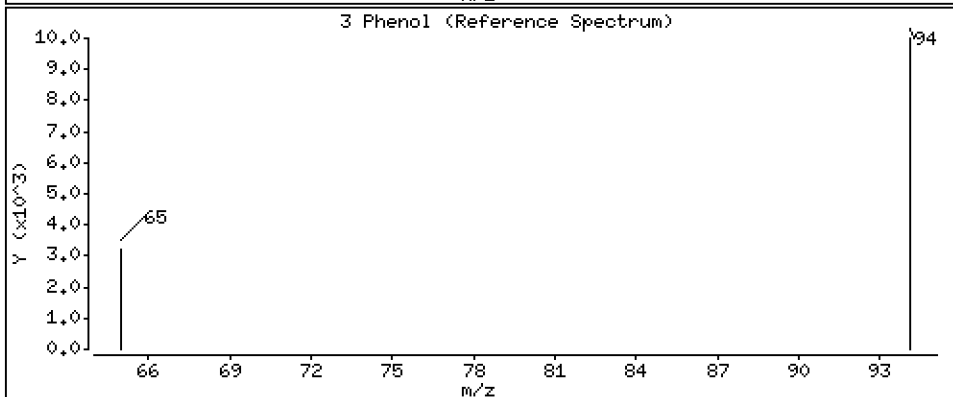
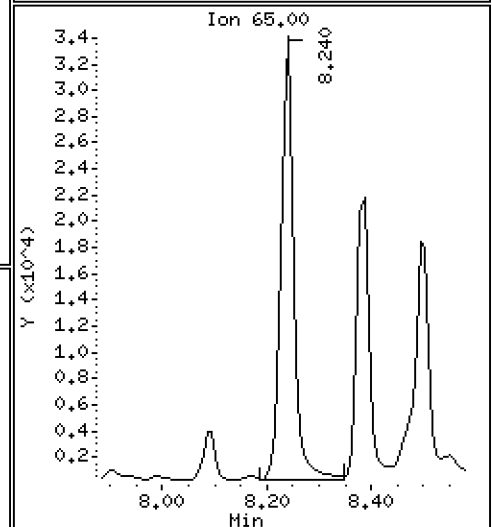
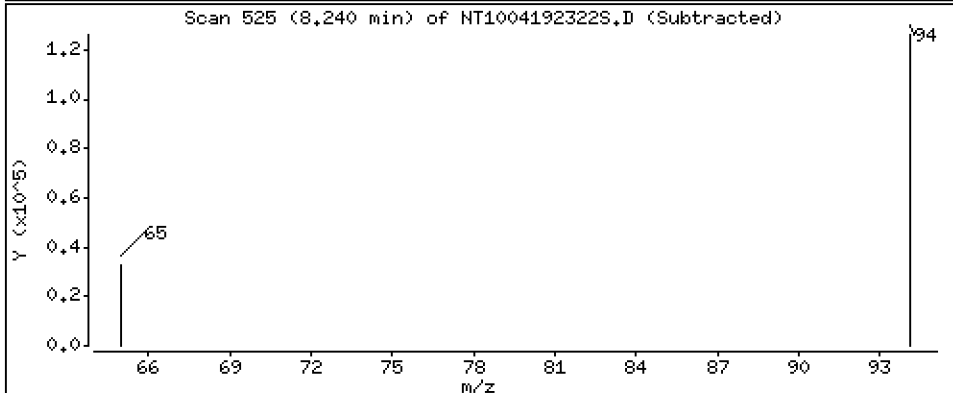
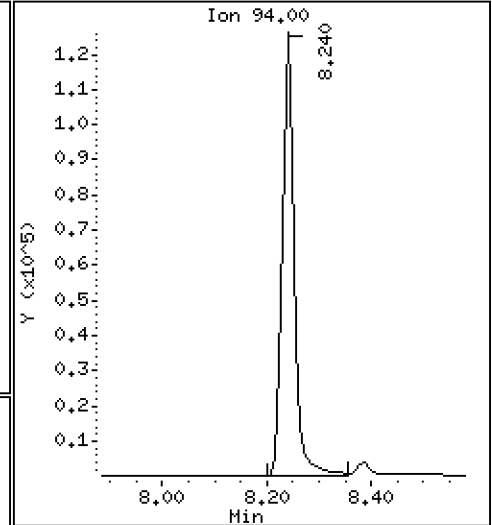
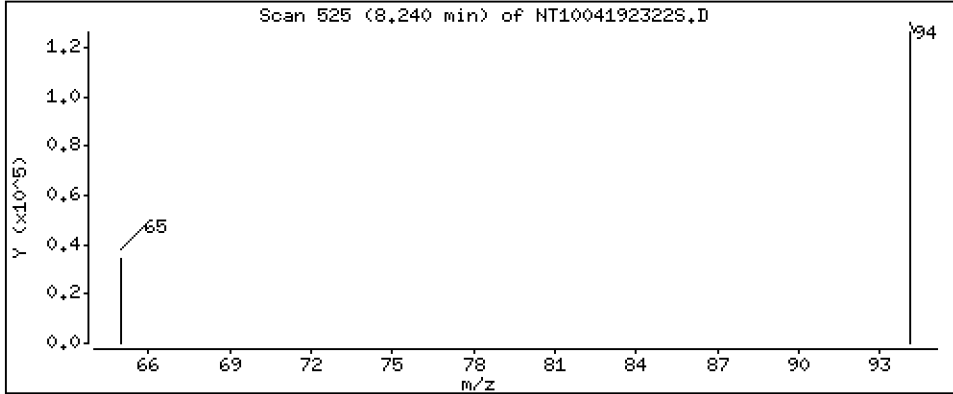
Operator: DSD

Column phase: ZB-5msi

Column diameter: 0.25

3 Phenol

Concentration: 2,824 ug/L



Date : 20-APR-2023 00:43

Client ID:

Instrument: nt10.i

Sample Info: BLD0057-MS2

Volume Injected (uL): 1.0

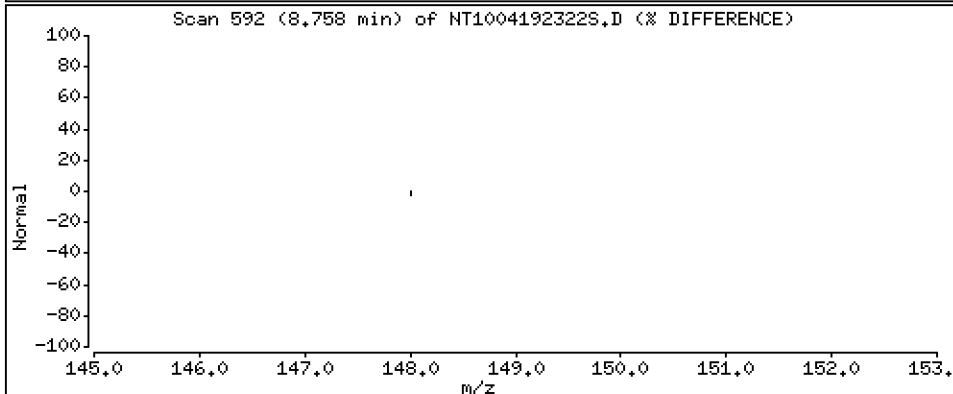
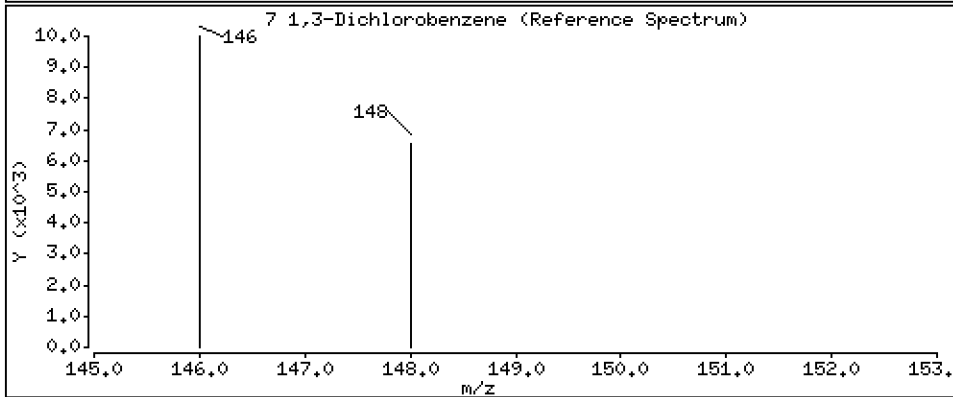
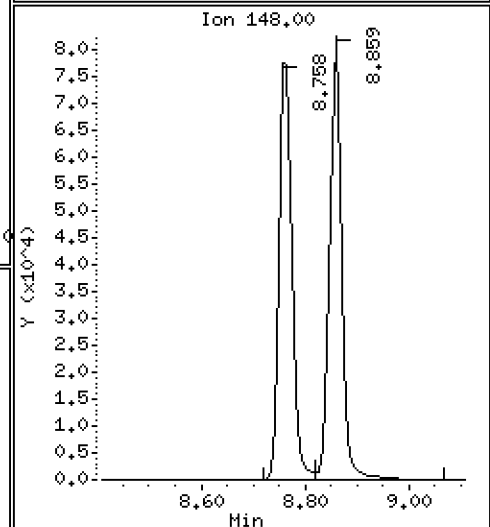
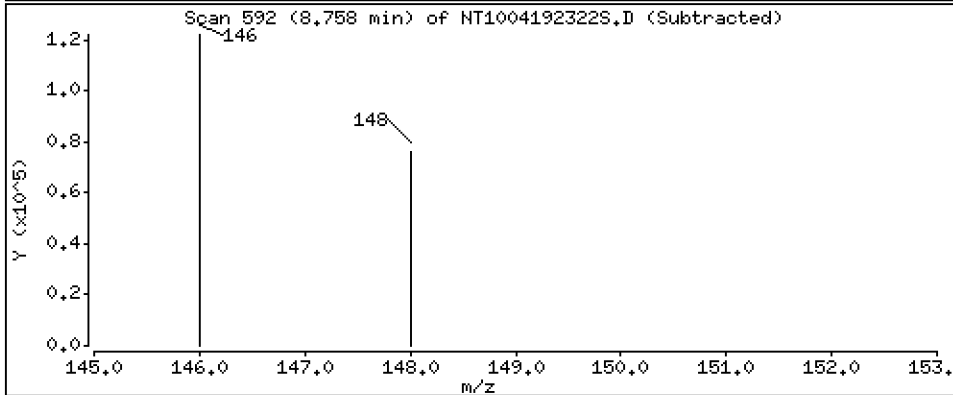
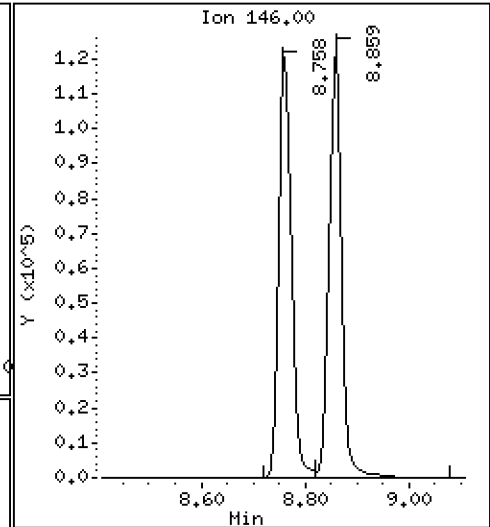
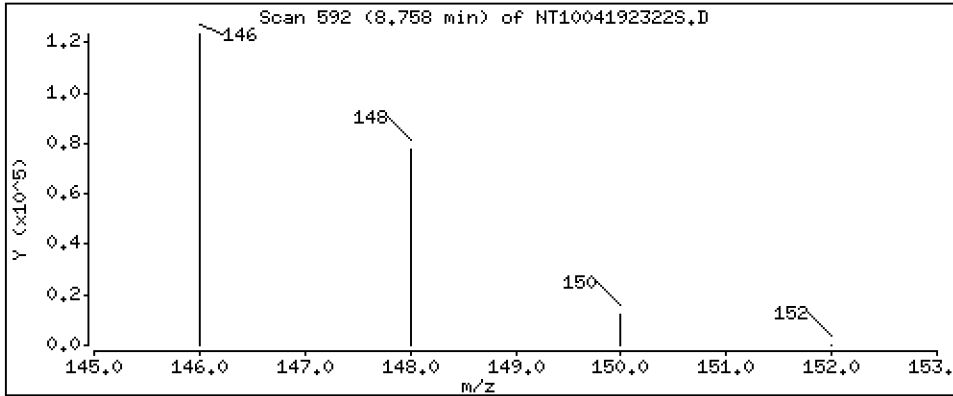
Operator: DSD

Column phase: ZB-5msi

Column diameter: 0.25

7 1,3-Dichlorobenzene

Concentration: 3.060 ug/L



Date : 20-APR-2023 00:43

Client ID:

Instrument: nt10.i

Sample Info: BLD0057-MS2

Volume Injected (uL): 1.0

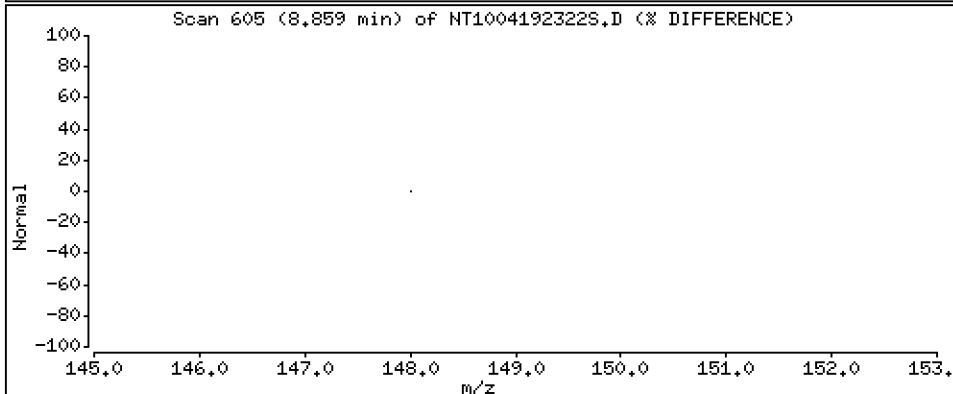
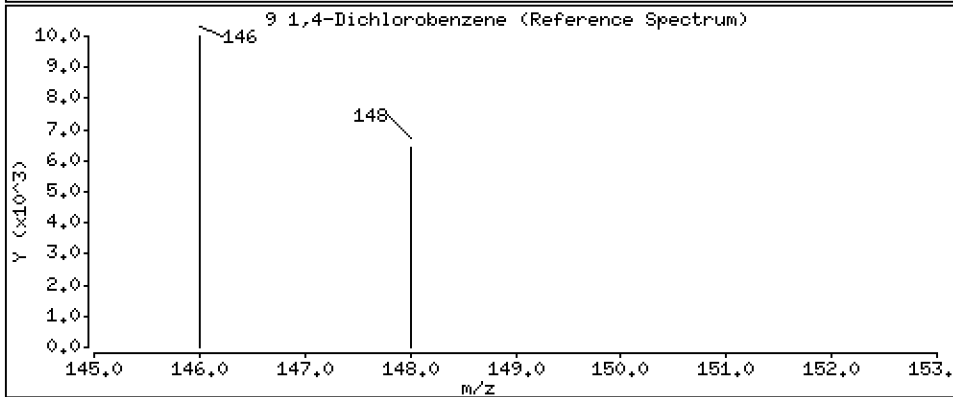
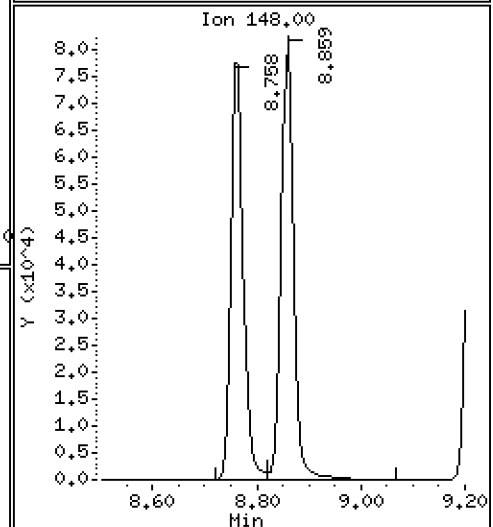
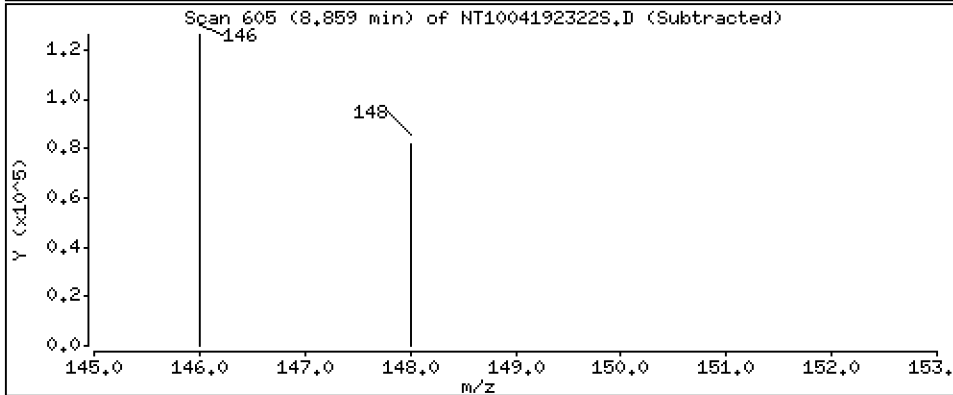
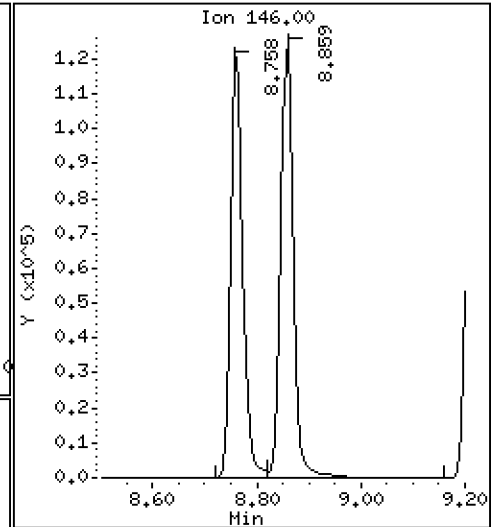
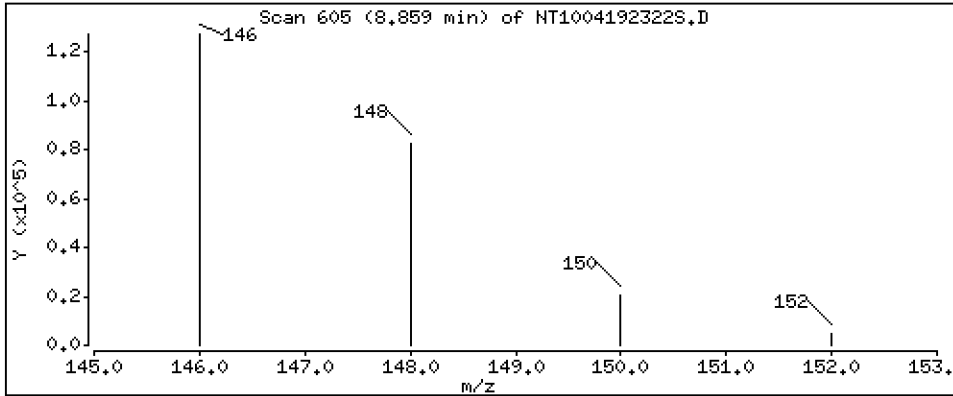
Operator: DSD

Column phase: ZB-5msi

Column diameter: 0,25

9 1,4-Dichlorobenzene

Concentration: 3,173 ug/L



Date : 20-APR-2023 00:43

Client ID:

Instrument: nt10.i

Sample Info: BLD0057-MS2

Volume Injected (uL): 1.0

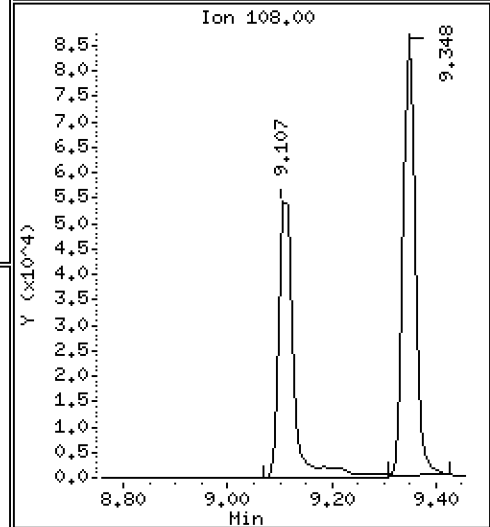
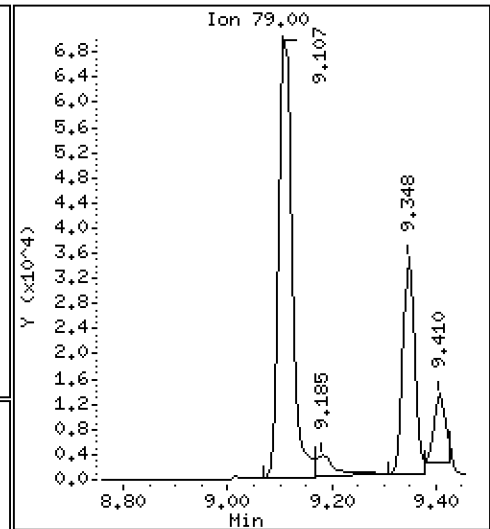
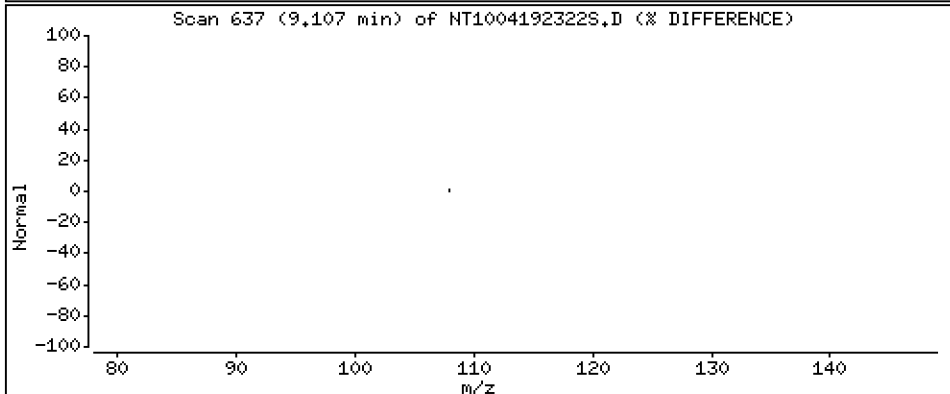
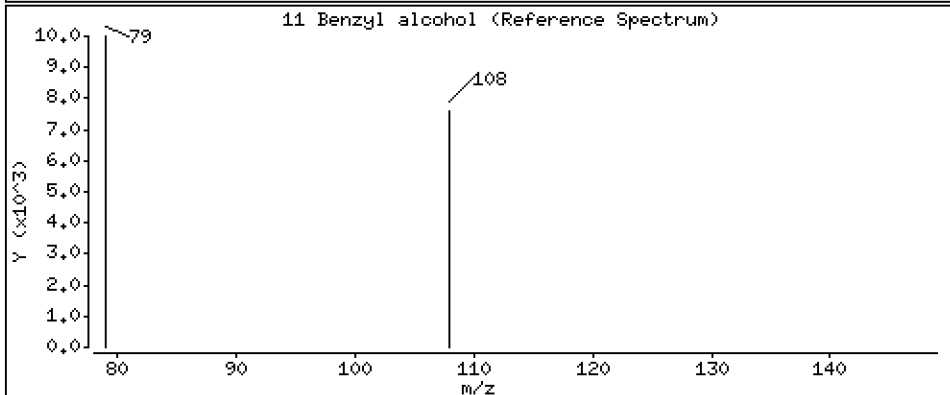
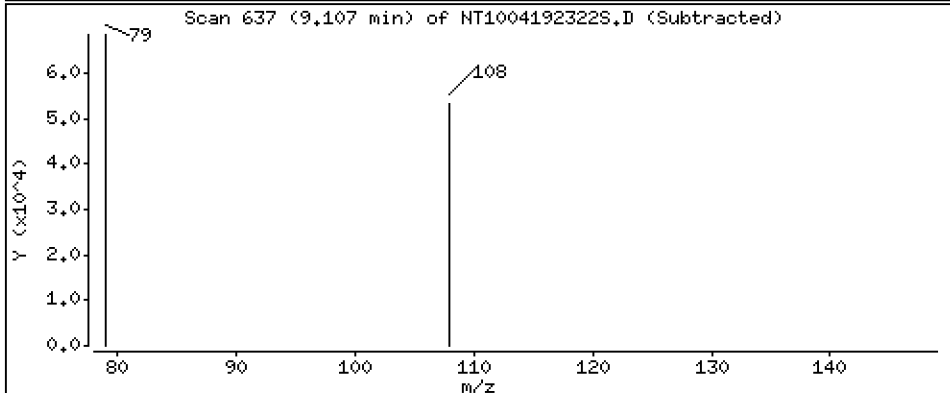
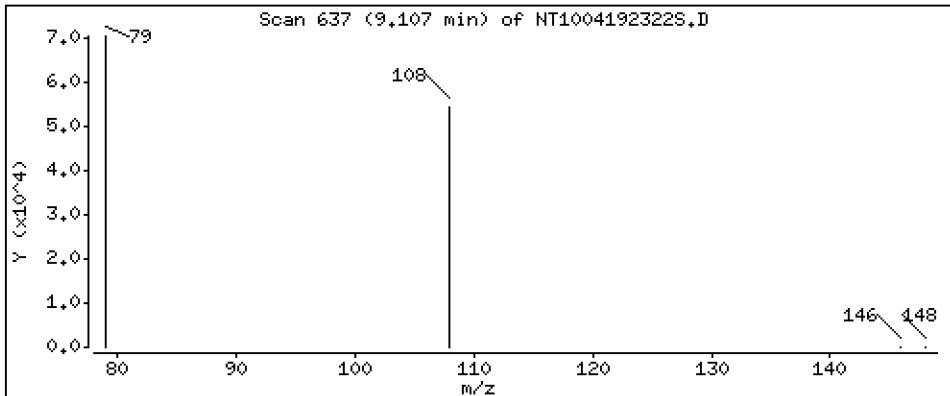
Operator: DSD

Column phase: ZB-5msi

Column diameter: 0.25

11 Benzyl alcohol

Concentration: 2,971 ug/L



Date : 20-APR-2023 00:43

Client ID:

Instrument: nt10.i

Sample Info: BLD0057-MS2

Volume Injected (uL): 1.0

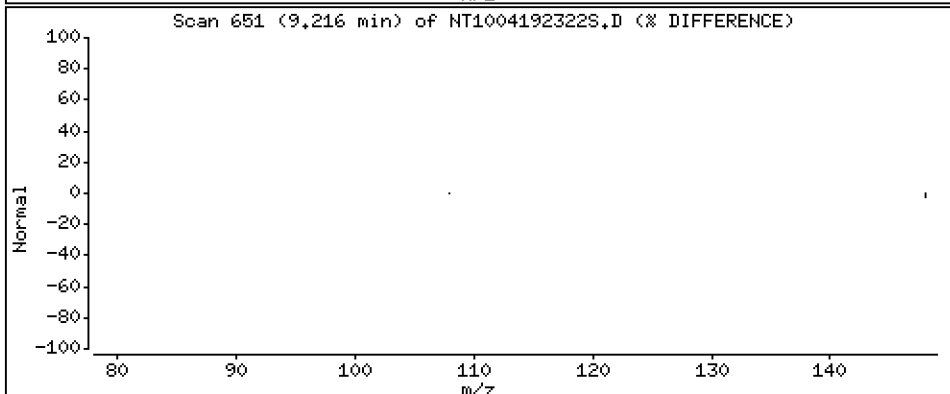
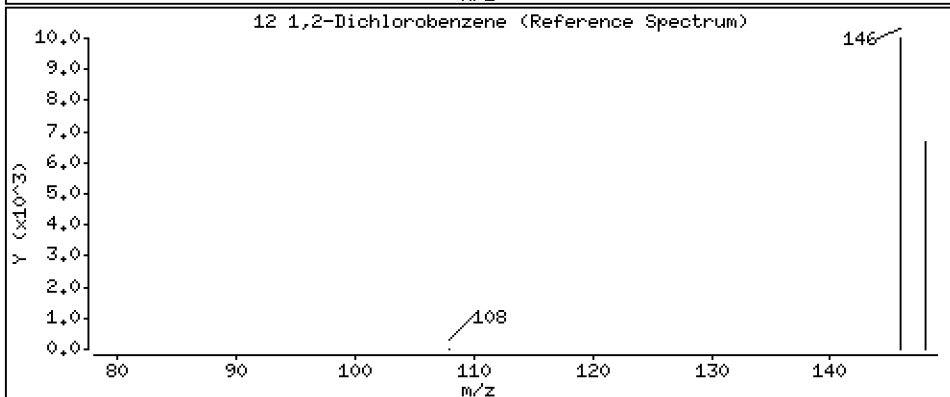
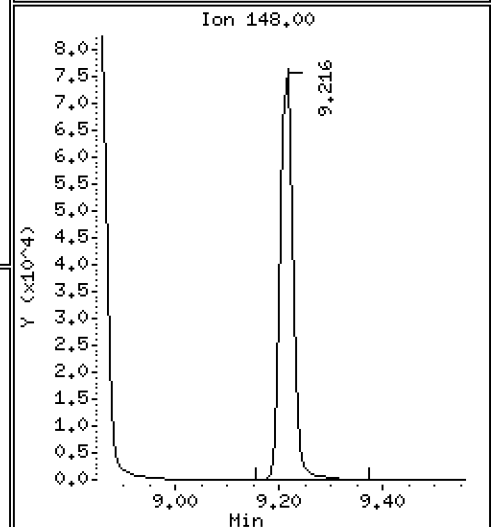
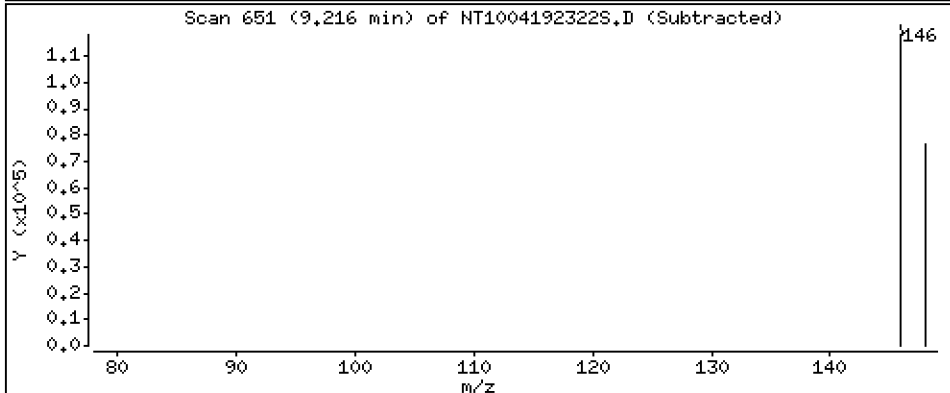
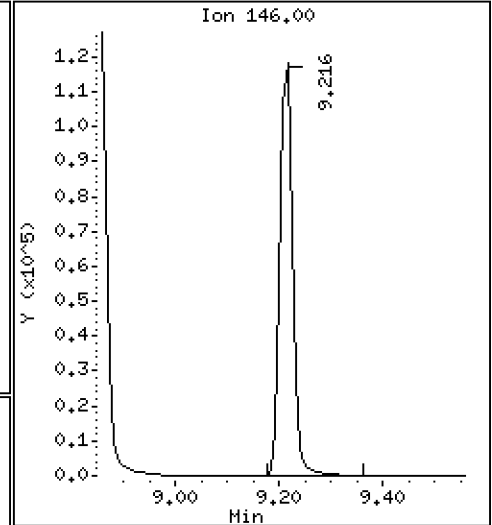
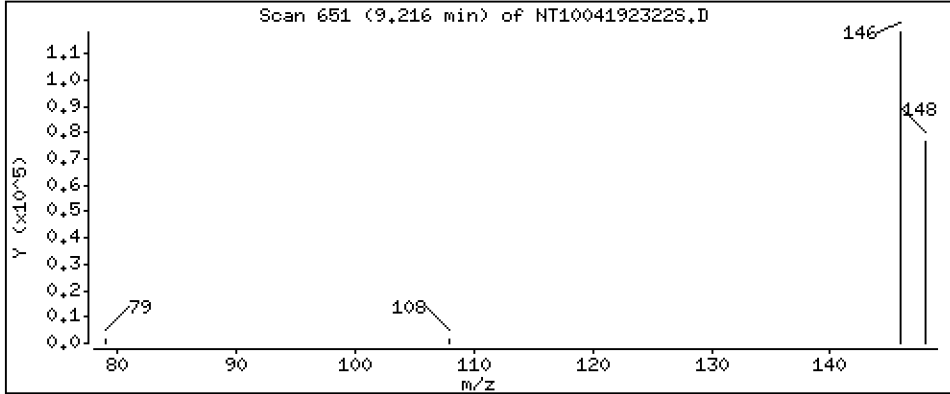
Operator: DSD

Column phase: ZB-5msi

Column diameter: 0.25

12 1,2-Dichlorobenzene

Concentration: 3,113 ug/L



Date : 20-APR-2023 00:43

Client ID:

Instrument: nt10.i

Sample Info: BLD0057-MS2

Volume Injected (uL): 1.0

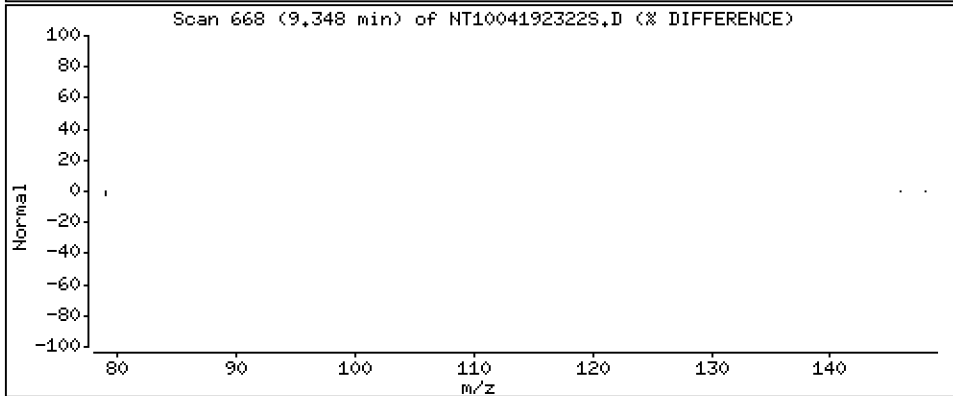
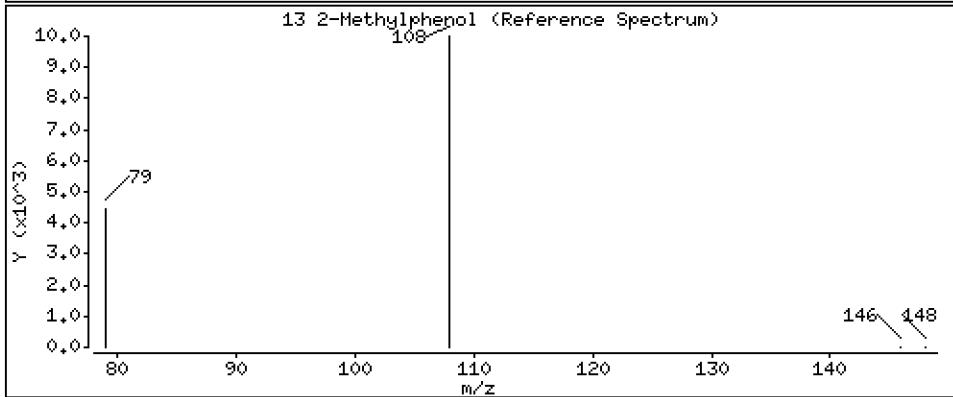
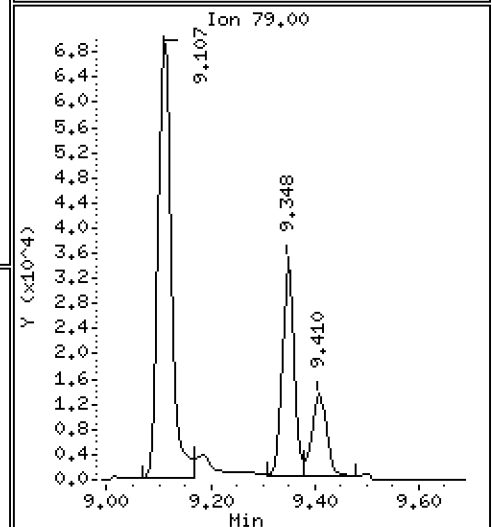
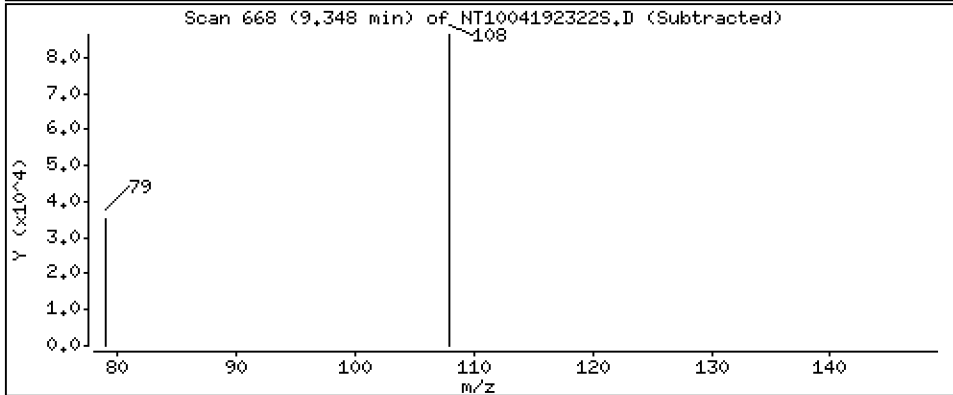
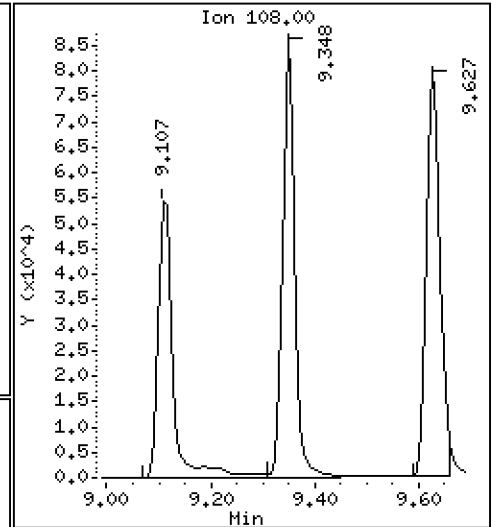
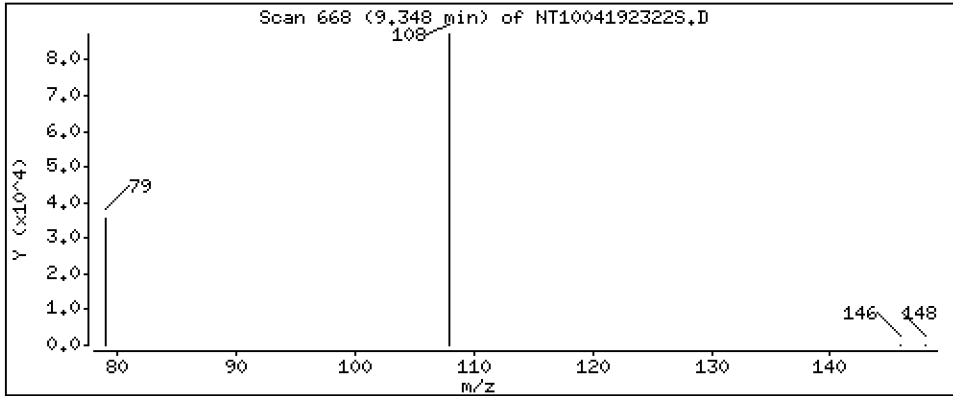
Operator: DSD

Column phase: ZB-5msi

Column diameter: 0.25

13 2-Methylphenol

Concentration: 2,809 ug/L



Date : 20-APR-2023 00:43

Client ID:

Instrument: nt10.i

Sample Info: BLD0057-MS2

Volume Injected (uL): 1.0

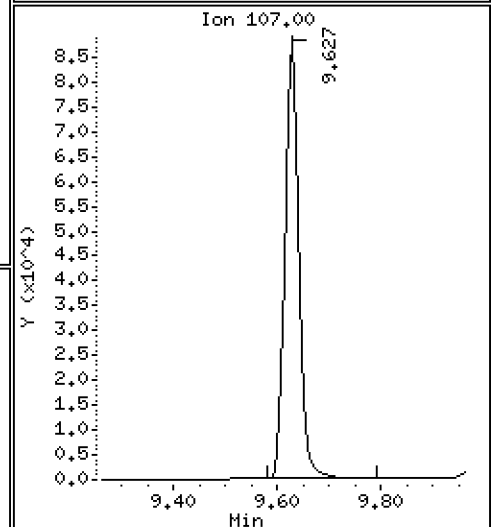
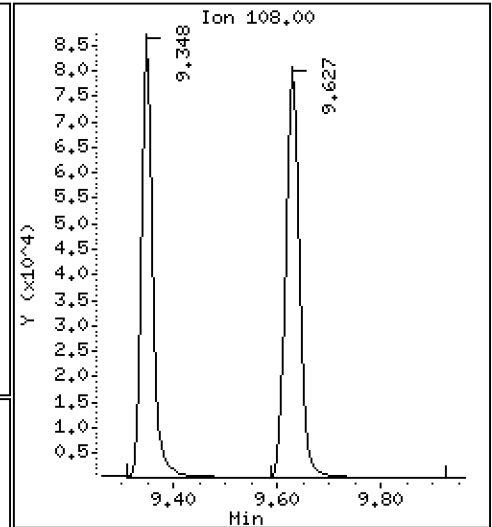
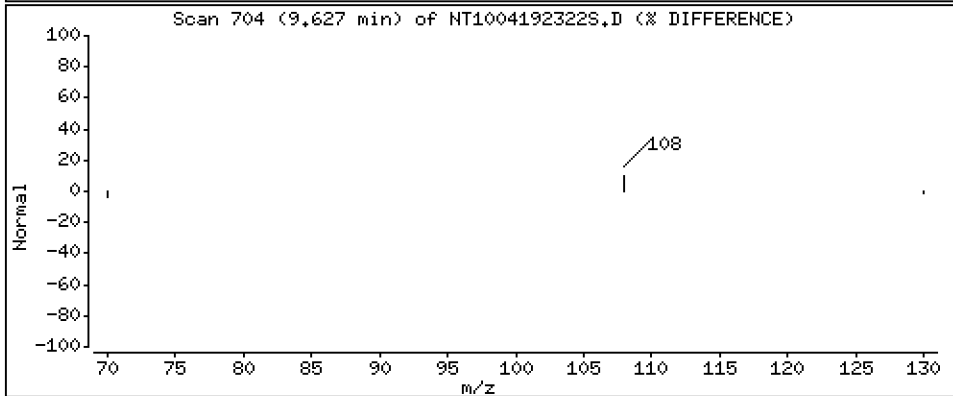
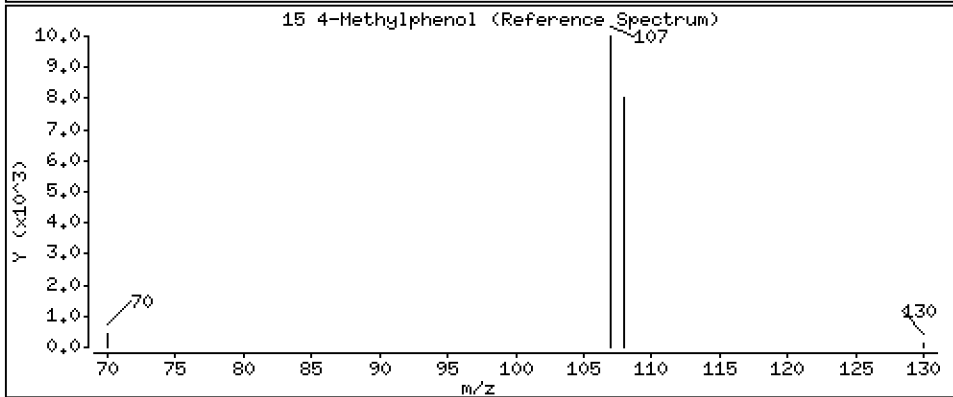
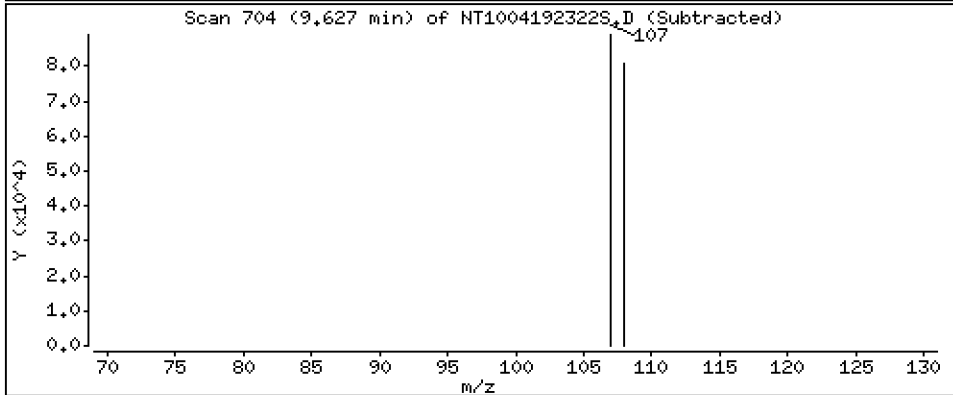
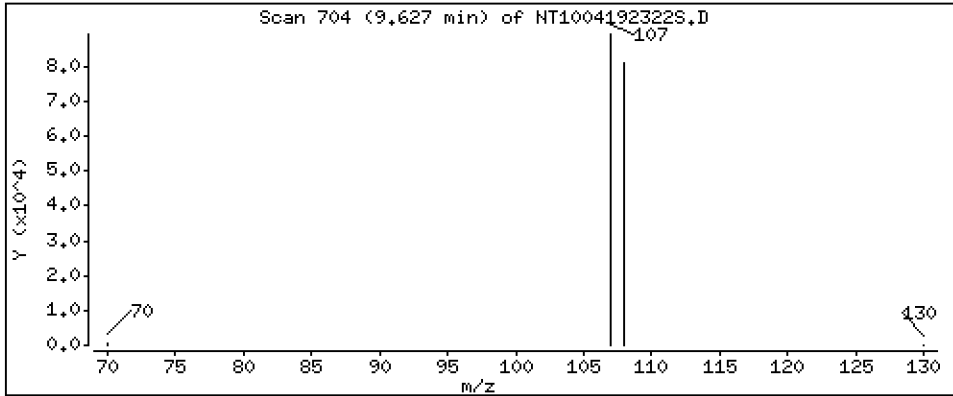
Operator: DSD

Column phase: ZB-5msi

Column diameter: 0,25

15 4-Methylphenol

Concentration: 3,043 ug/L



Date : 20-APR-2023 00:43

Client ID:

Instrument: nt10.i

Sample Info: BLD0057-MS2

Volume Injected (uL): 1.0

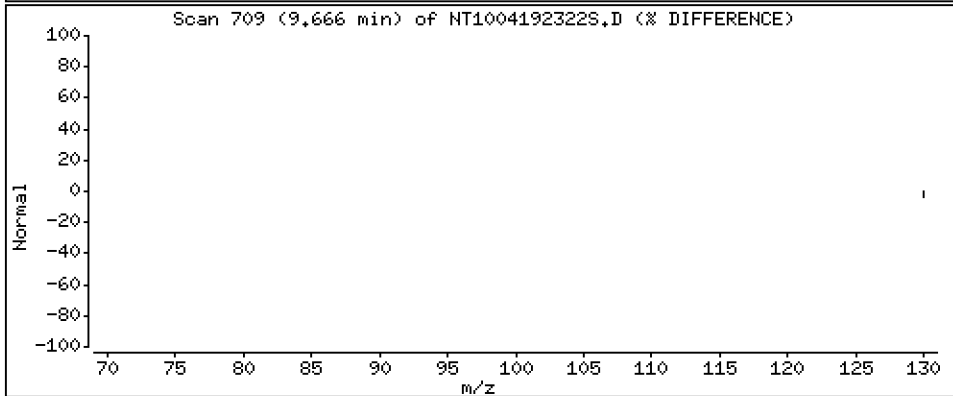
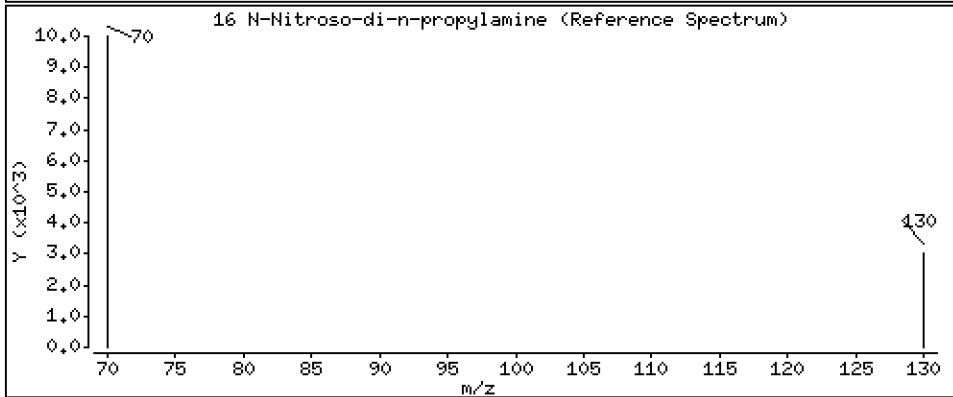
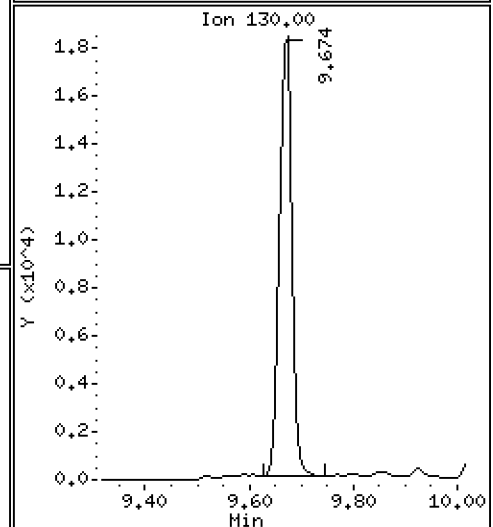
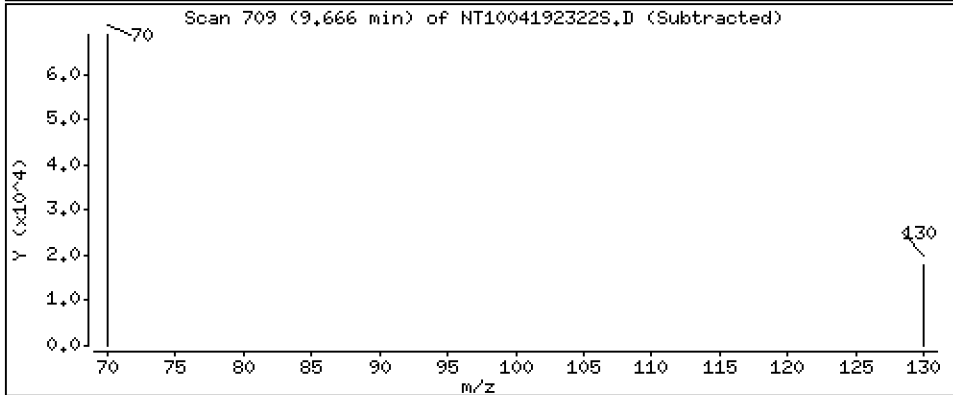
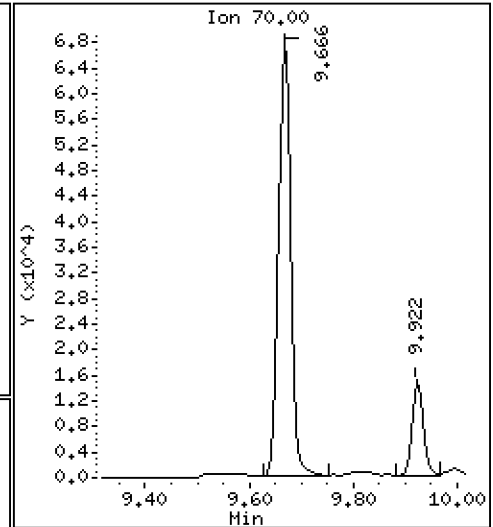
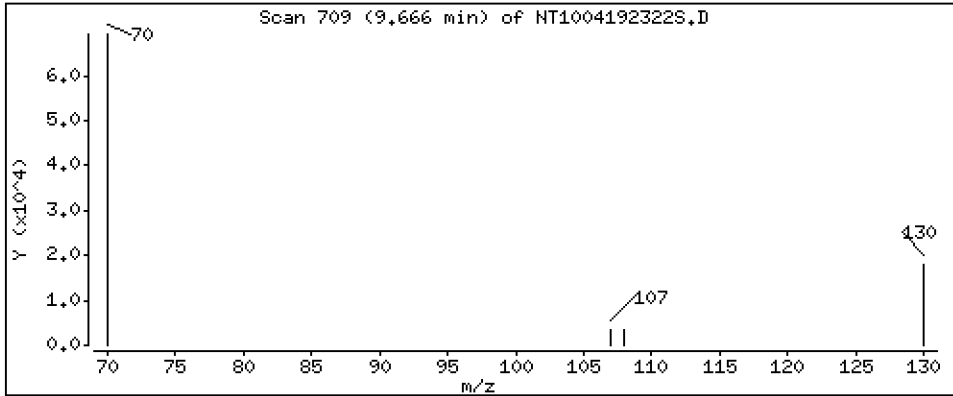
Operator: DSD

Column phase: ZB-5msi

Column diameter: 0.25

16 N-Nitroso-di-n-propylamine

Concentration: 2,974 ug/L



Date : 20-APR-2023 00:43

Client ID:

Instrument: nt10.i

Sample Info: BLD0057-MS2

Volume Injected (uL): 1.0

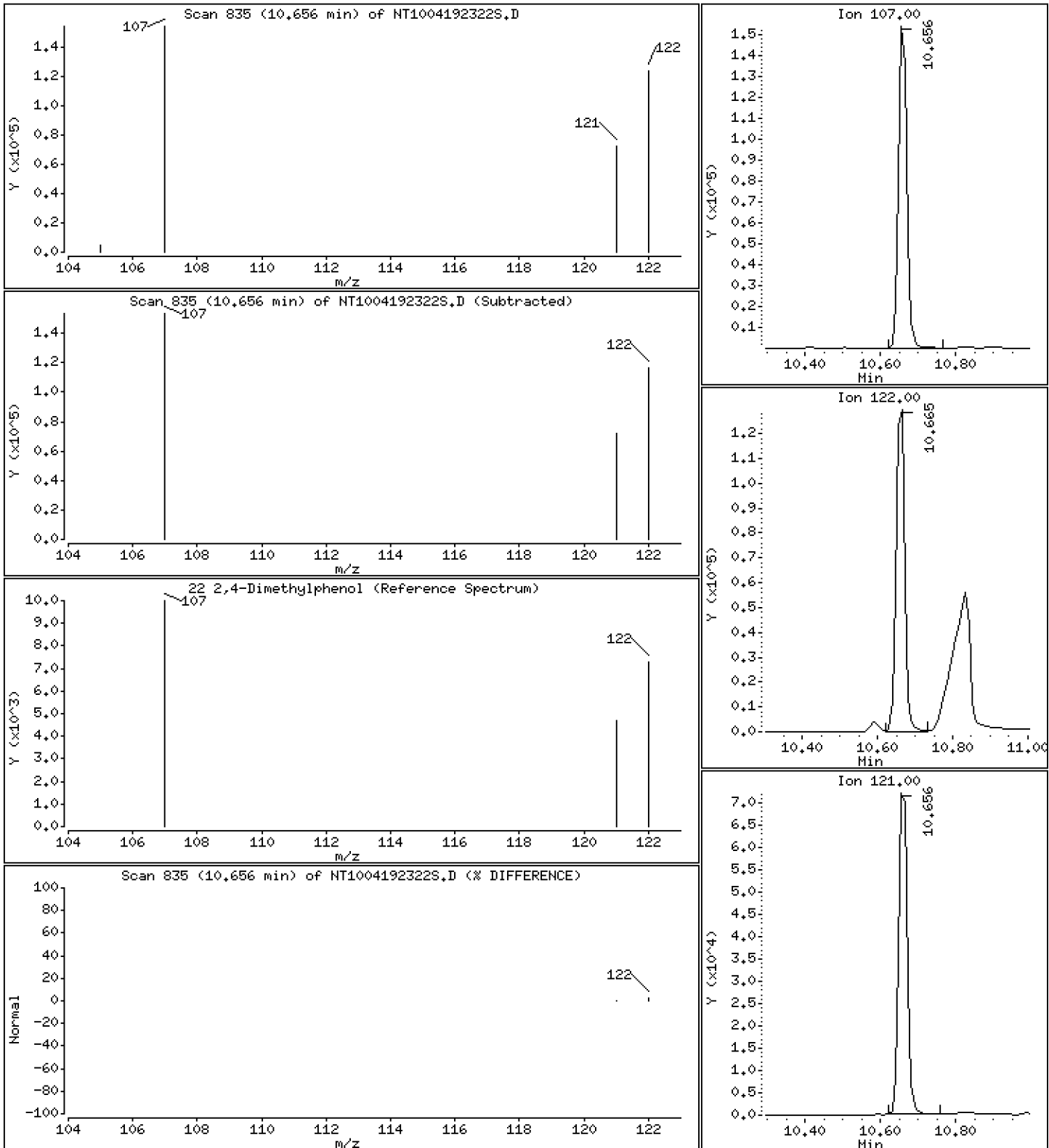
Operator: DSD

Column phase: ZB-5msi

Column diameter: 0.25

22 2,4-Dimethylphenol

Concentration: 4.512 ug/L



Date : 20-APR-2023 00:43

Client ID:

Instrument: nt10.i

Sample Info: BLD0057-MS2

Volume Injected (uL): 1.0

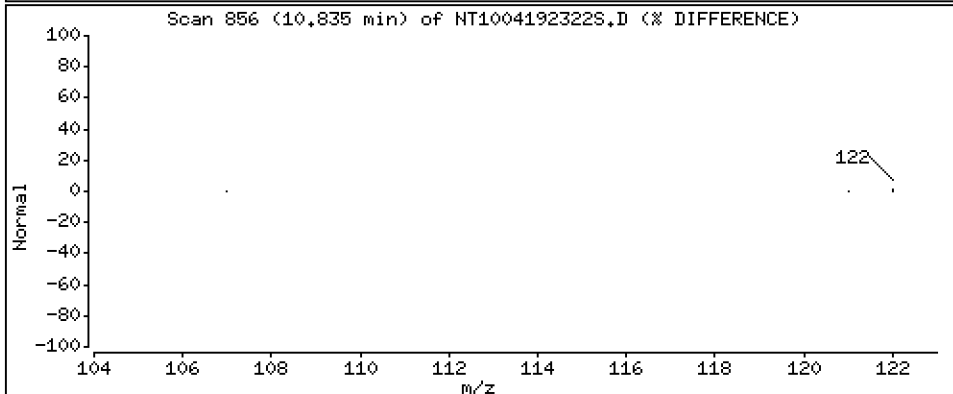
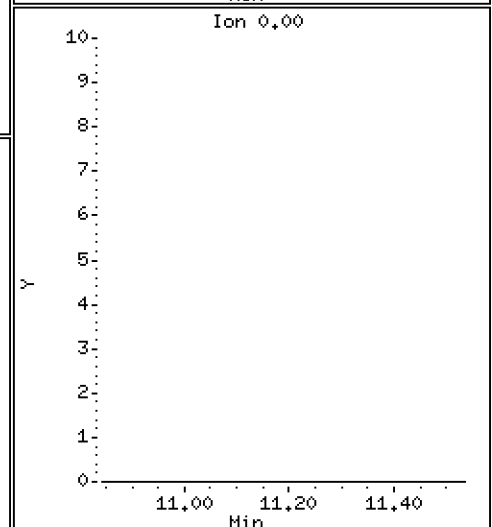
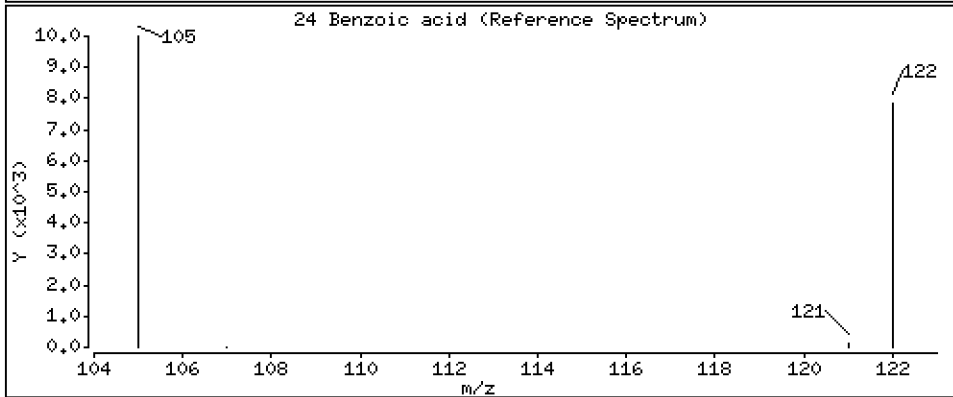
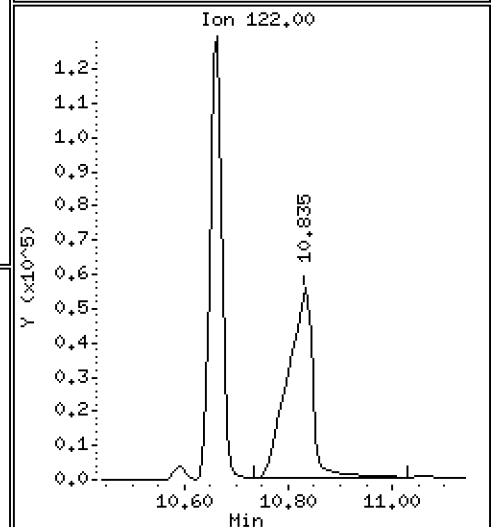
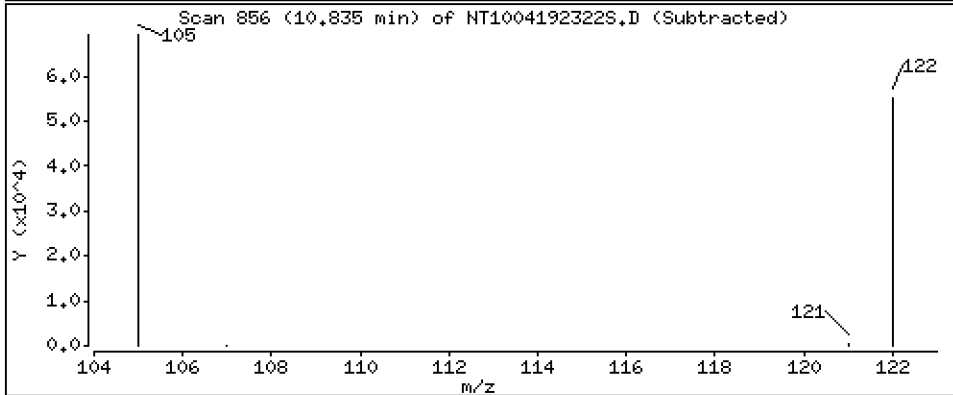
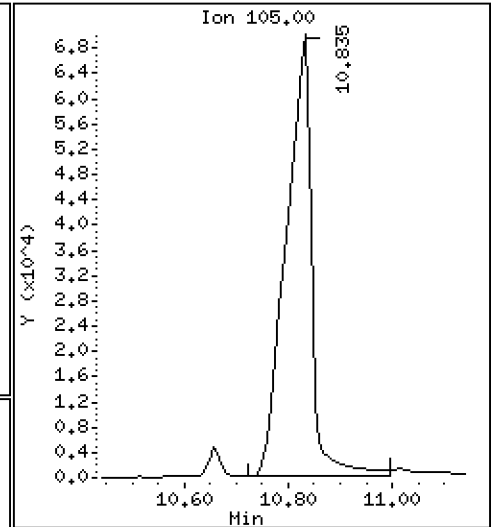
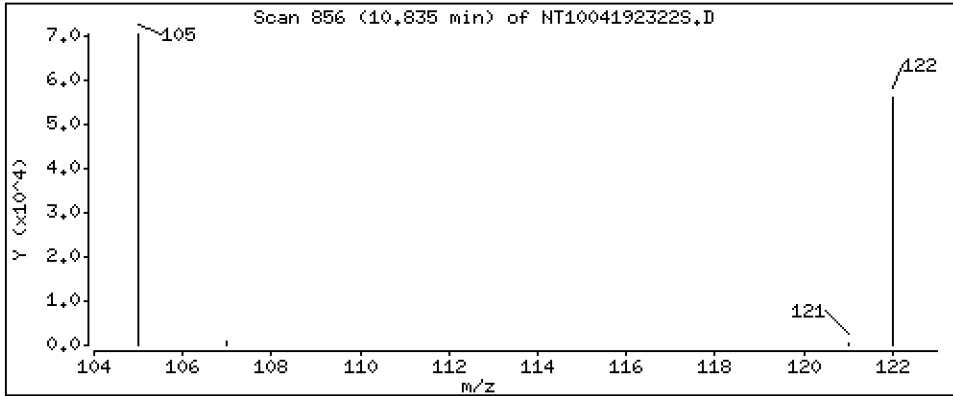
Operator: DSD

Column phase: ZB-5msi

Column diameter: 0.25

24 Benzoic acid

Concentration: 8.074 ug/L



Date : 20-APR-2023 00:43

Client ID:

Instrument: nt10.i

Sample Info: BLD0057-MS2

Volume Injected (uL): 1.0

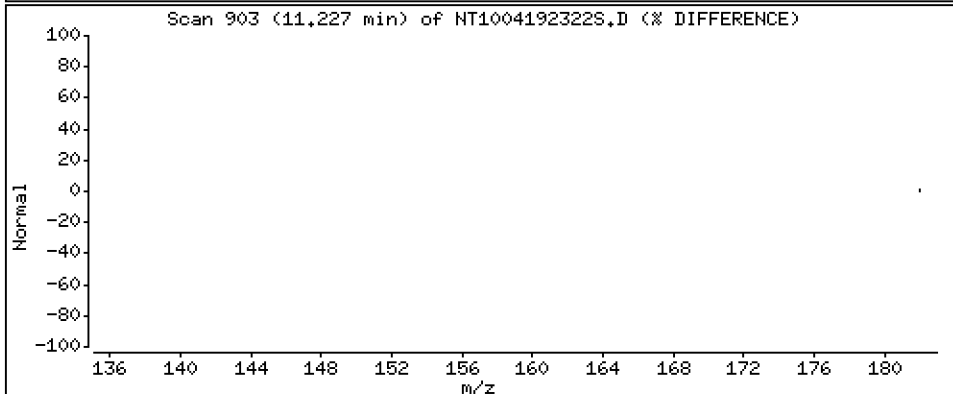
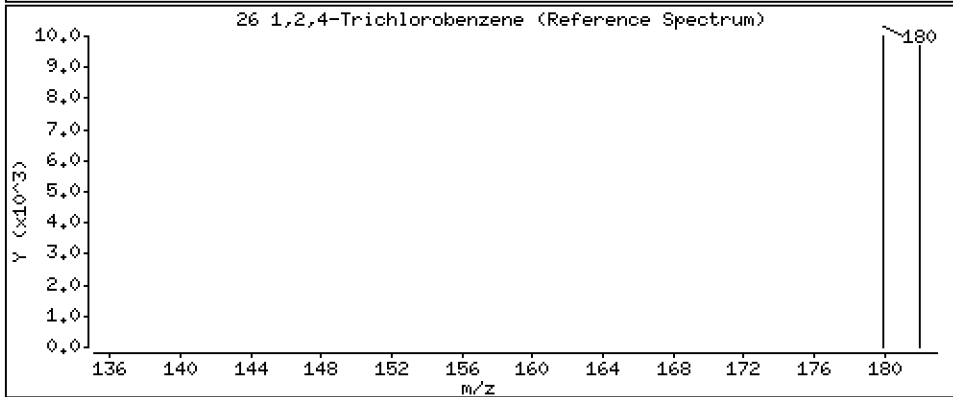
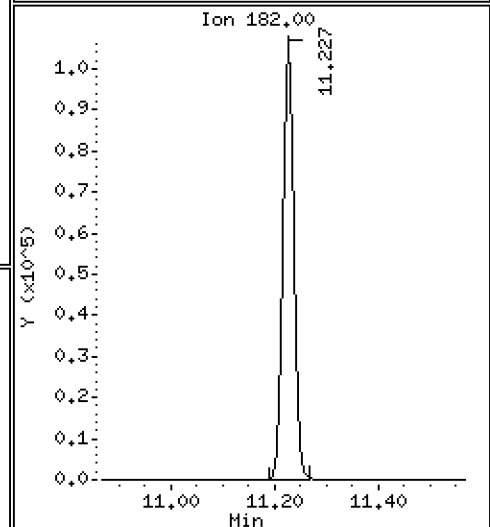
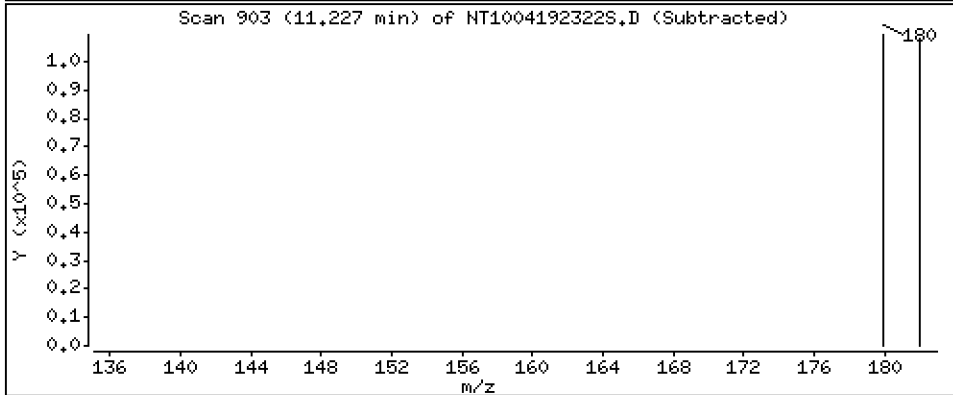
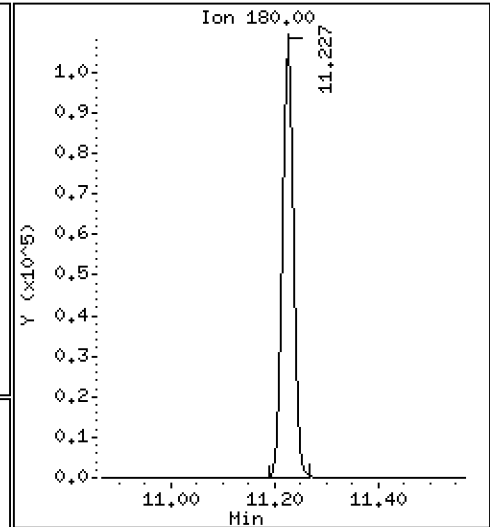
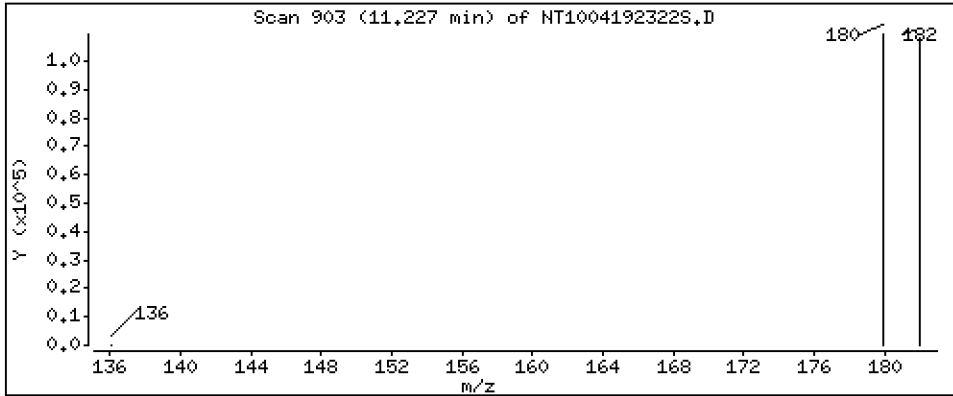
Operator: DSD

Column phase: ZB-5msi

Column diameter: 0,25

26 1,2,4-Trichlorobenzene

Concentration: 3,180 ug/L



Date : 20-APR-2023 00:43

Client ID:

Instrument: nt10.i

Sample Info: BLD0057-MS2

Volume Injected (uL): 1.0

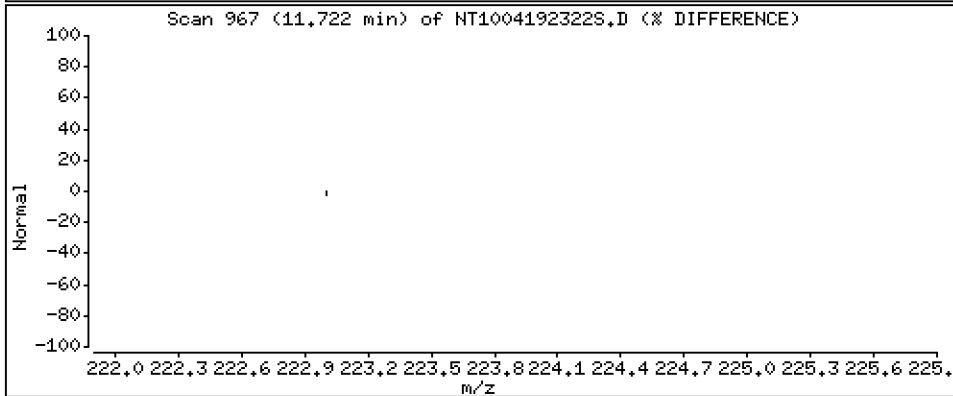
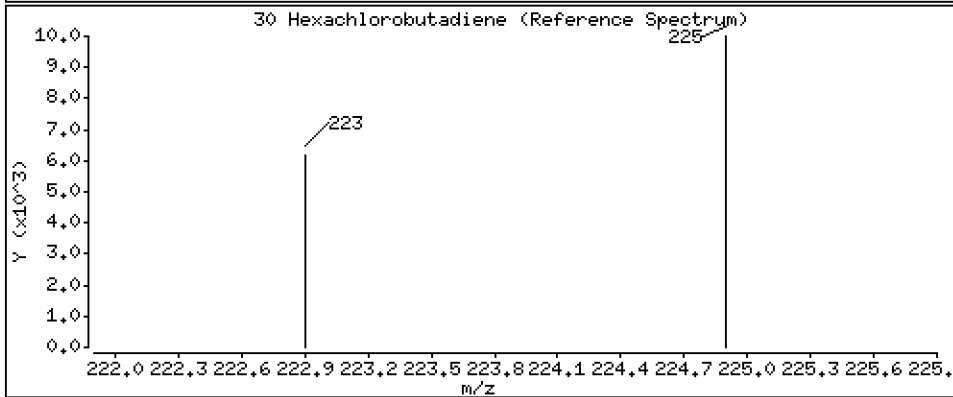
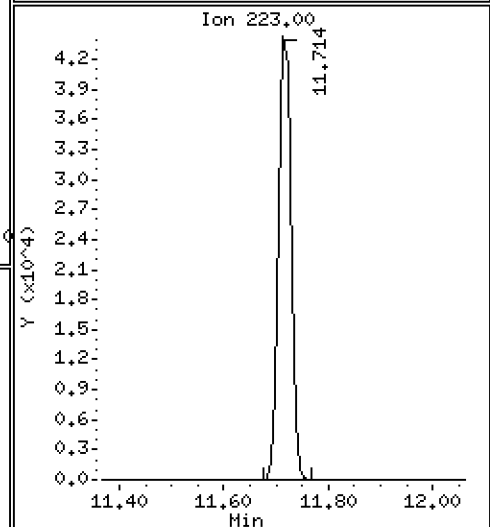
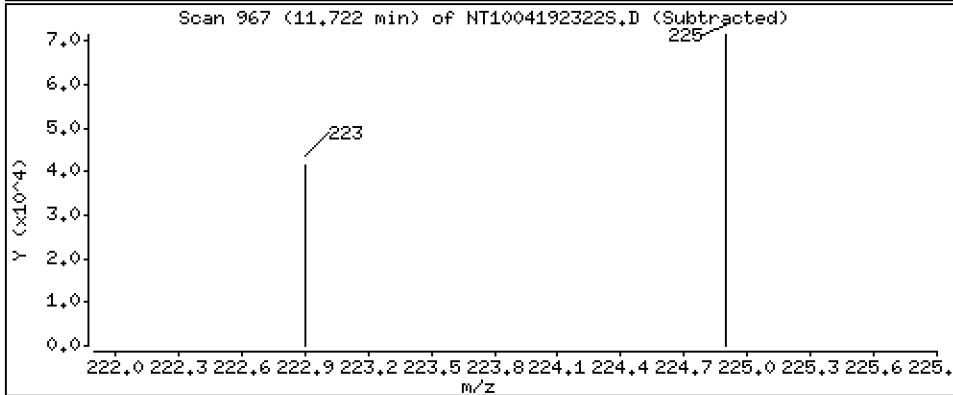
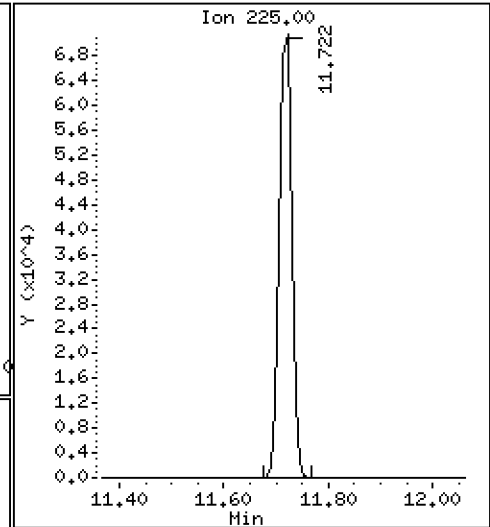
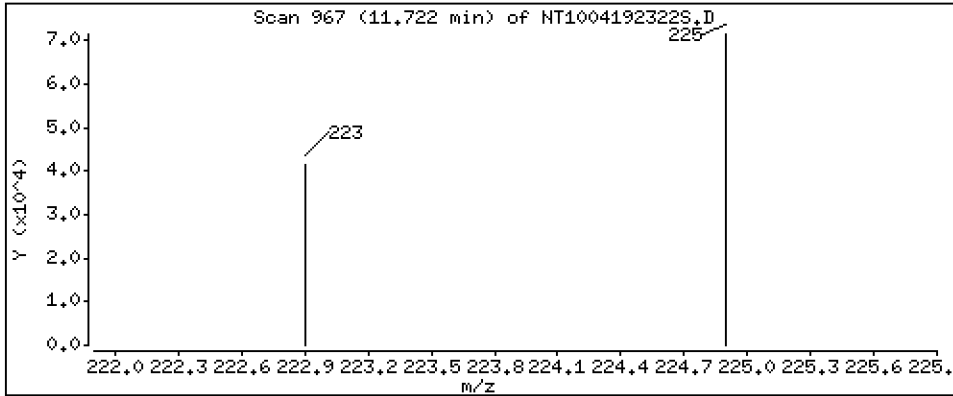
Operator: DSD

Column phase: ZB-5msi

Column diameter: 0,25

30 Hexachlorobutadiene

Concentration: 3,528 ug/L



Date : 20-APR-2023 00:43

Client ID:

Instrument: nt10.i

Sample Info: BLD0057-MS2

Volume Injected (uL): 1.0

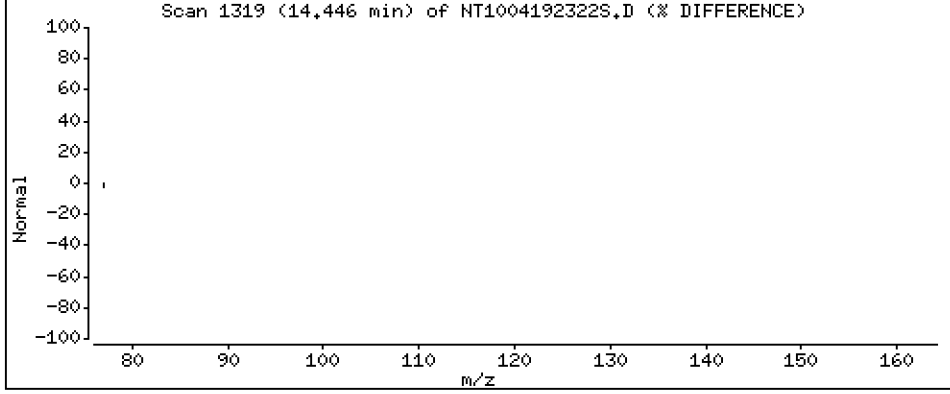
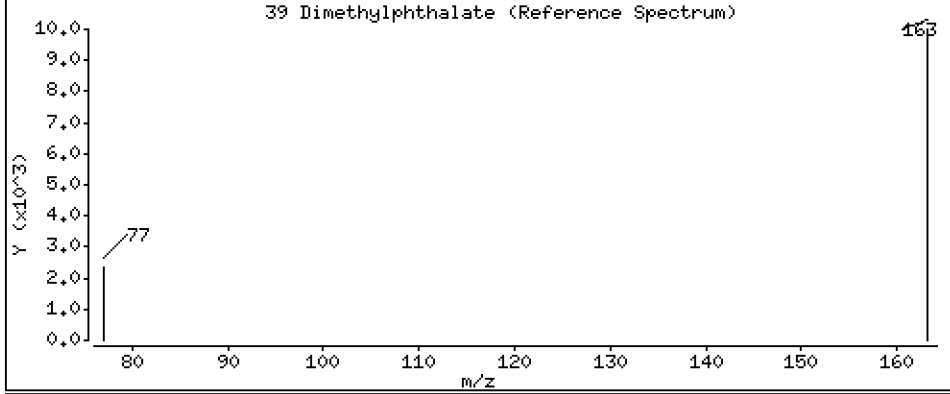
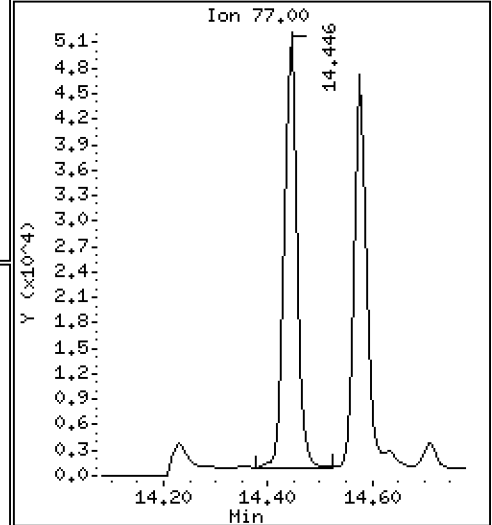
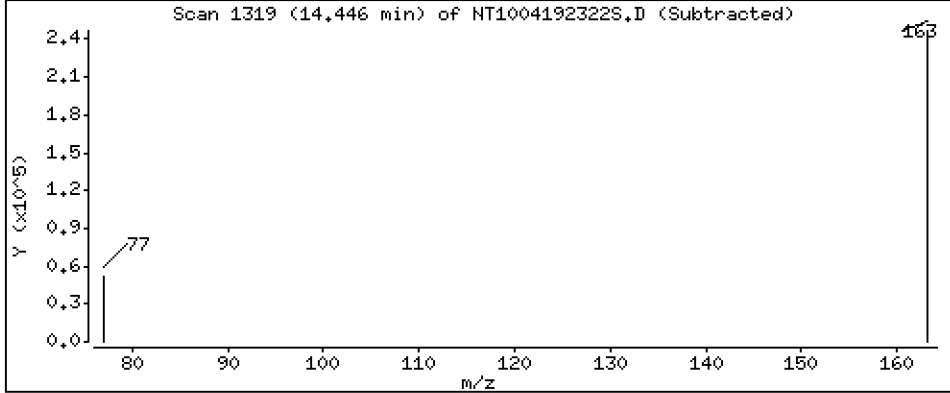
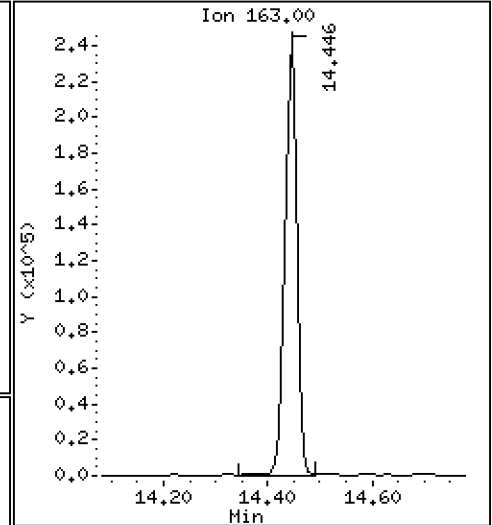
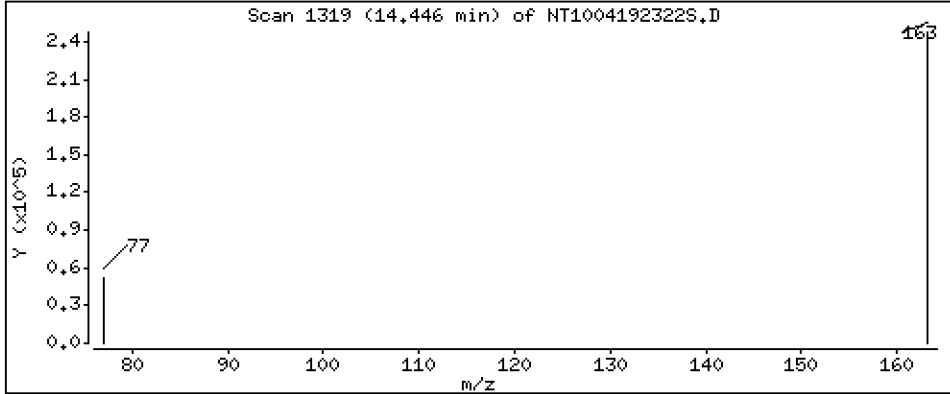
Operator: DSD

Column phase: ZB-5msi

Column diameter: 0,25

39 Dimethylphthalate

Concentration: 3,745 ug/L



Date : 20-APR-2023 00:43

Client ID:

Instrument: nt10.i

Sample Info: BLD0057-MS2

Volume Injected (uL): 1.0

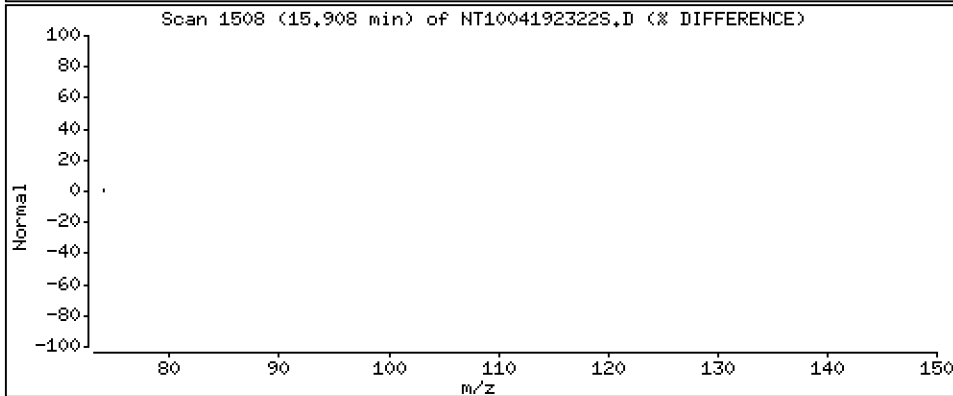
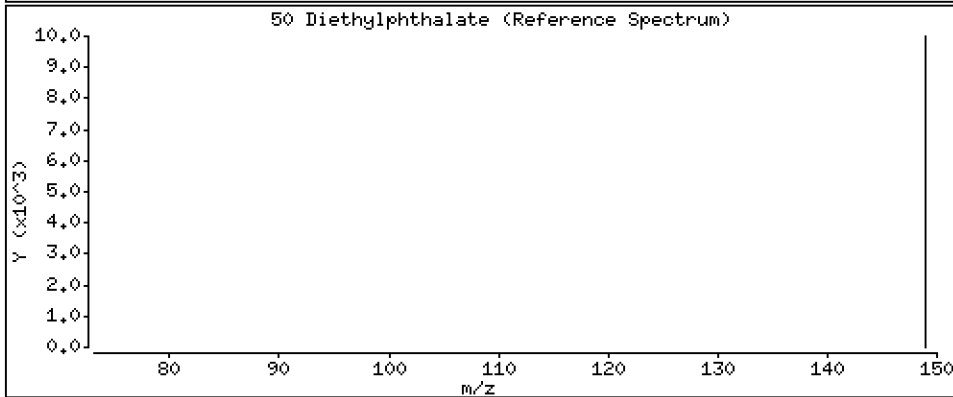
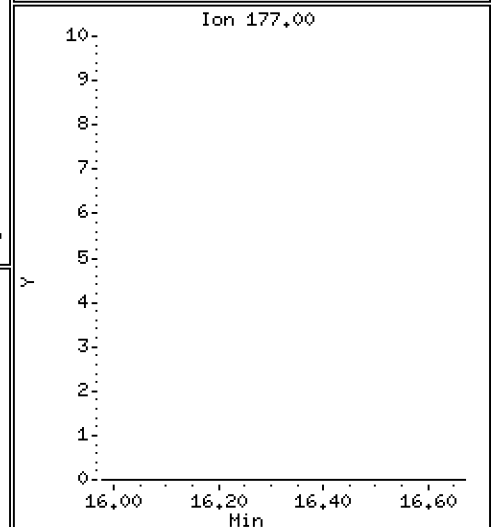
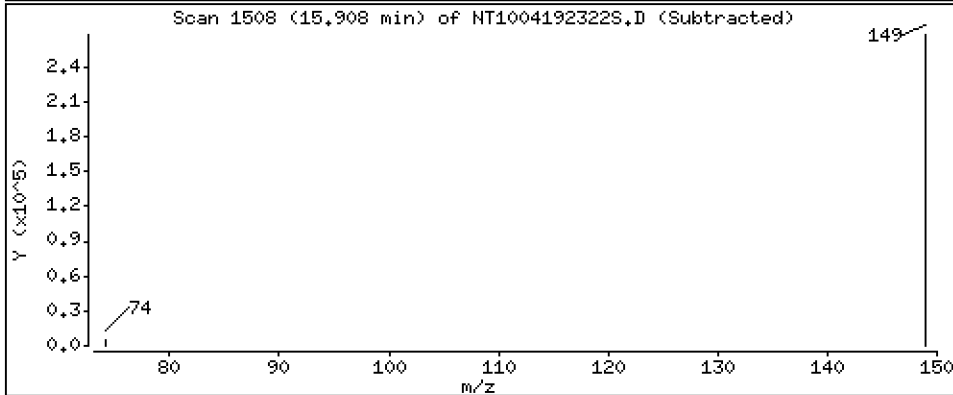
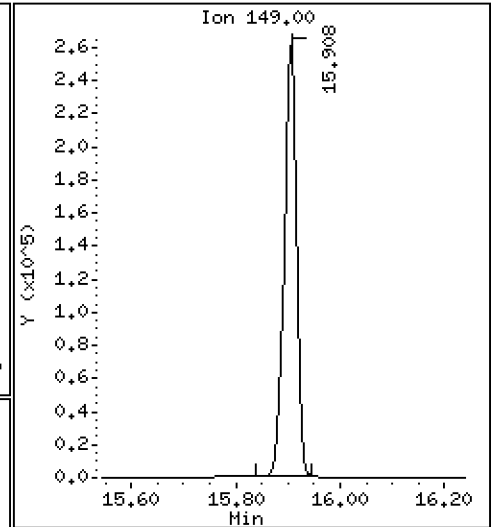
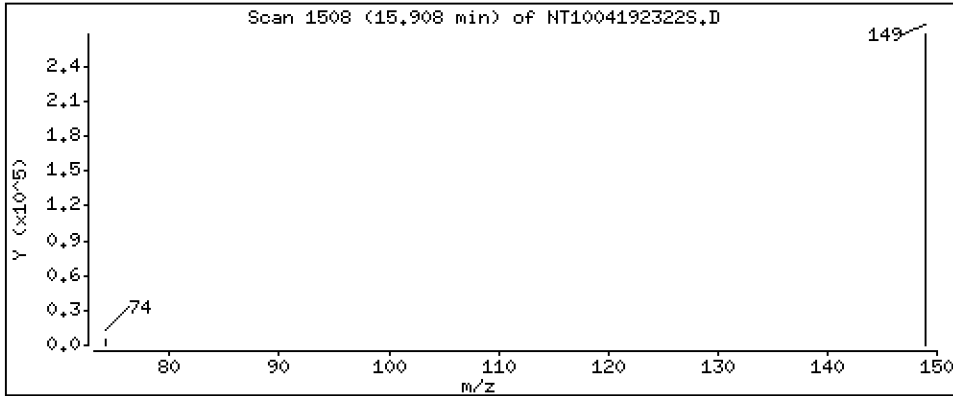
Operator: DSD

Column phase: ZB-5msi

Column diameter: 0,25

50 Diethylphthalate

Concentration: 4,195 ug/L



Date : 20-APR-2023 00:43

Client ID:

Instrument: nt10.i

Sample Info: BLD0057-MS2

Volume Injected (uL): 1.0

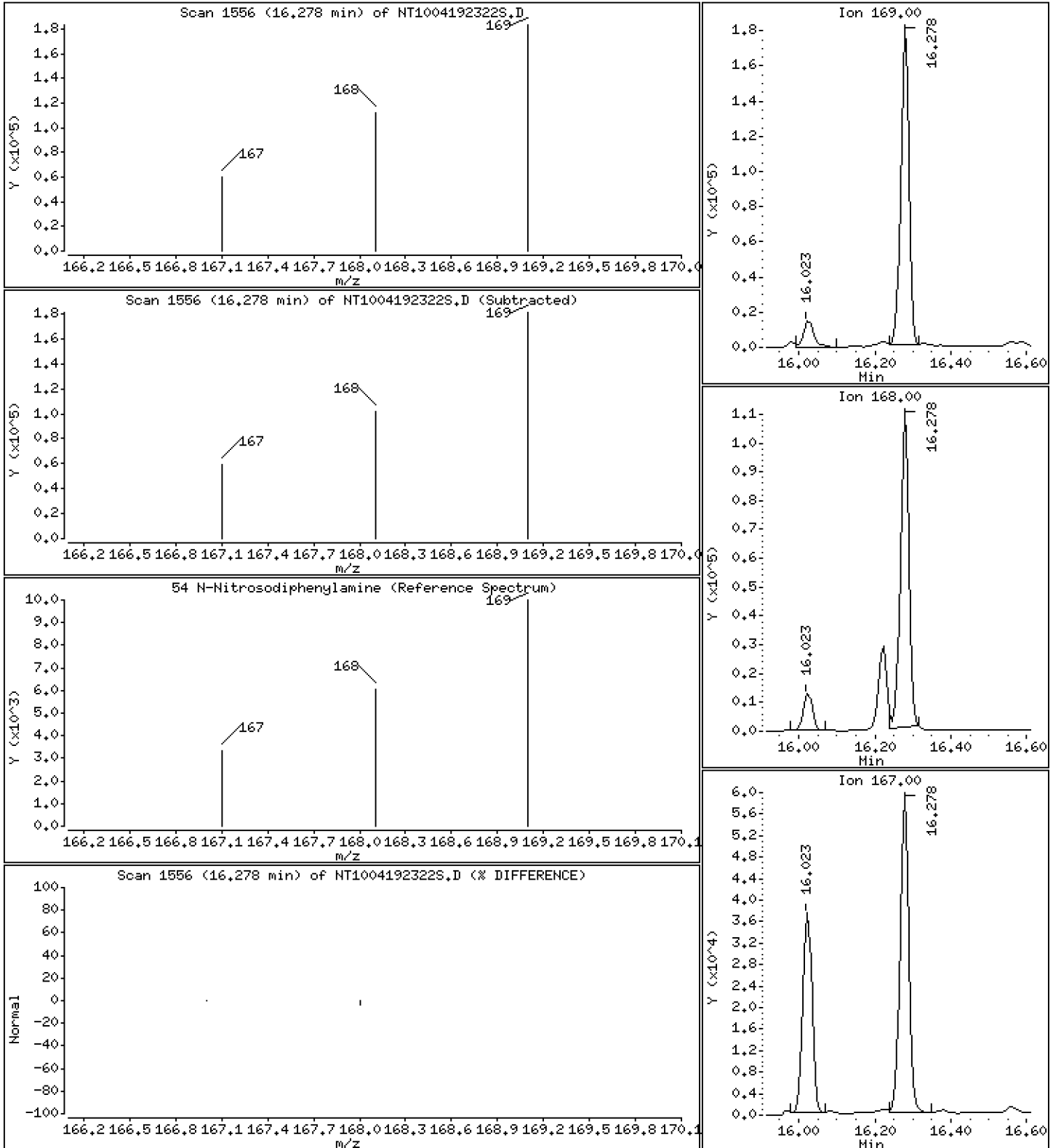
Operator: DSD

Column phase: ZB-5msi

Column diameter: 0,25

54 N-Nitrosodiphenylamine

Concentration: 3,386 ug/L



Date : 20-APR-2023 00:43

Client ID:

Instrument: nt10.i

Sample Info: BLD0057-MS2

Volume Injected (uL): 1.0

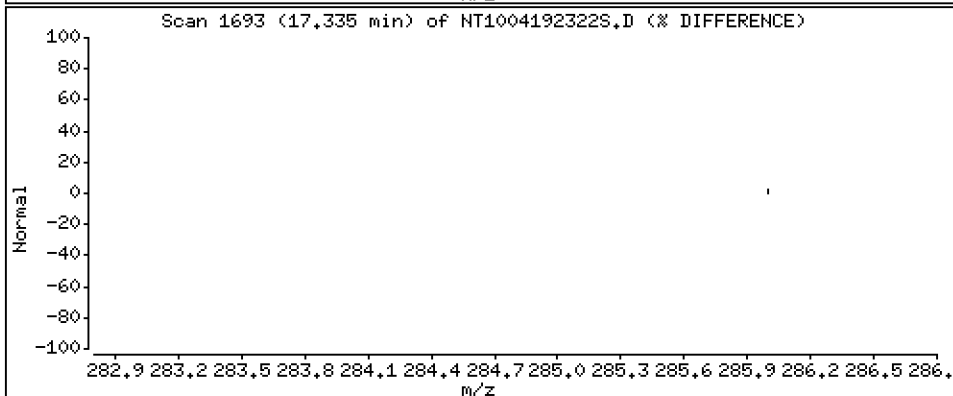
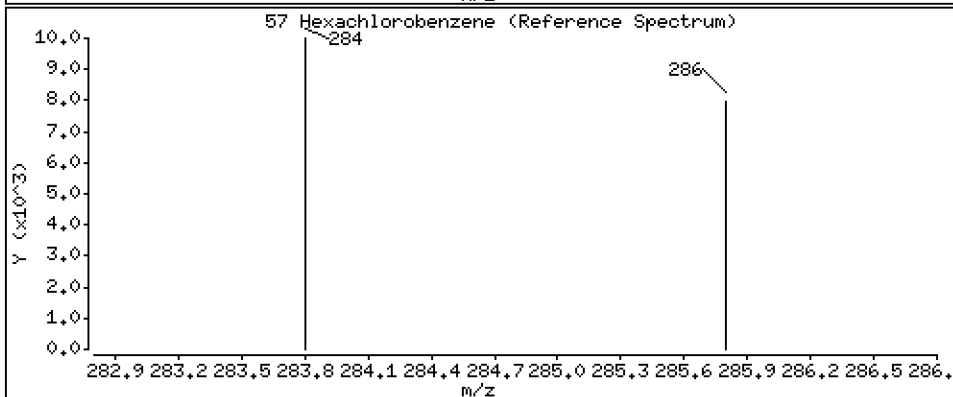
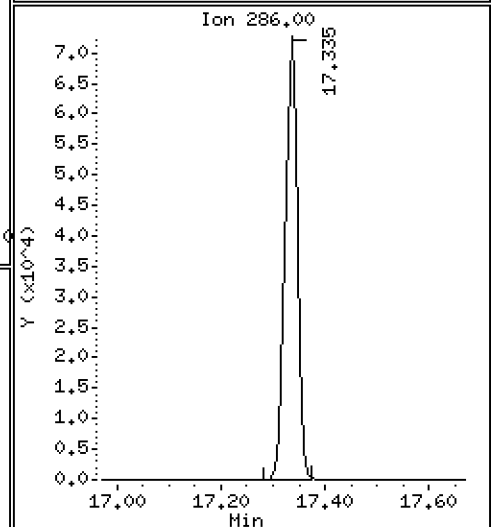
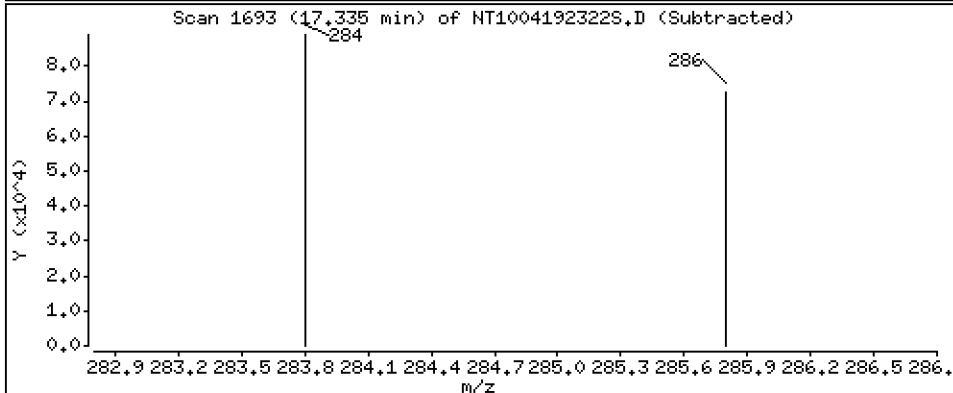
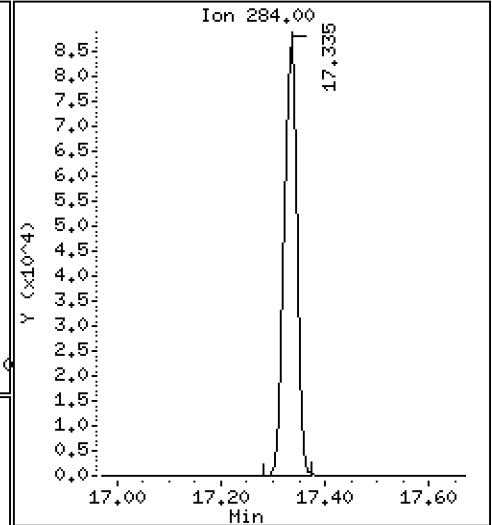
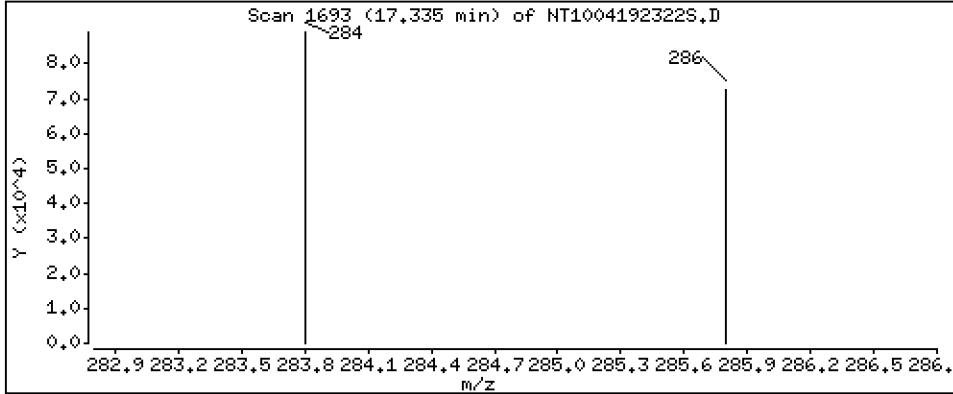
Operator: DSD

Column phase: ZB-5msi

Column diameter: 0.25

57 Hexachlorobenzene

Concentration: 4,000 ug/L



Date : 20-APR-2023 00:43

Client ID:

Instrument: nt10.i

Sample Info: BLD0057-MS2

Volume Injected (uL): 1.0

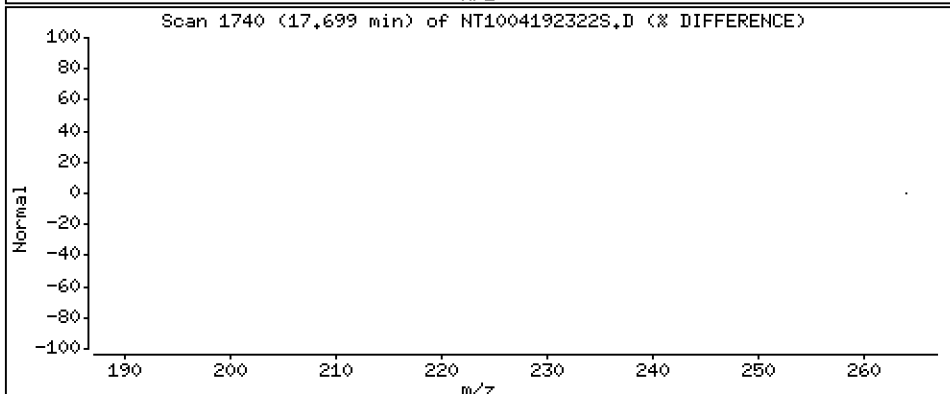
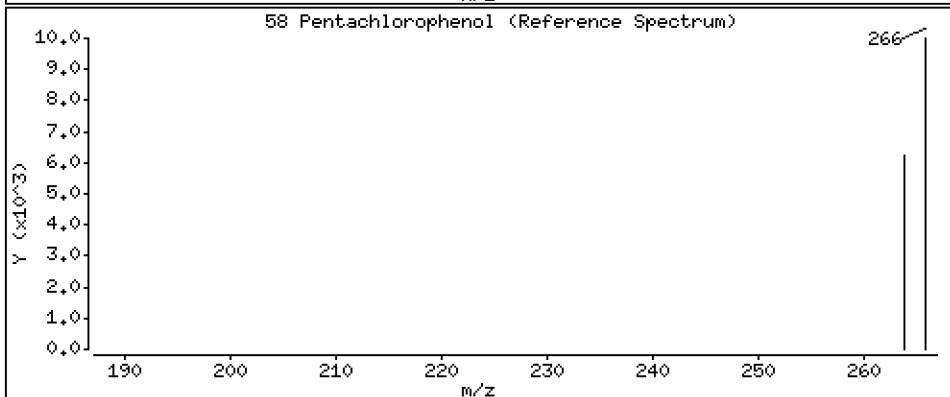
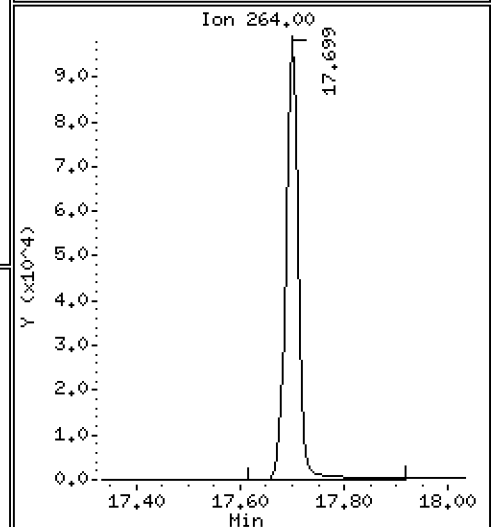
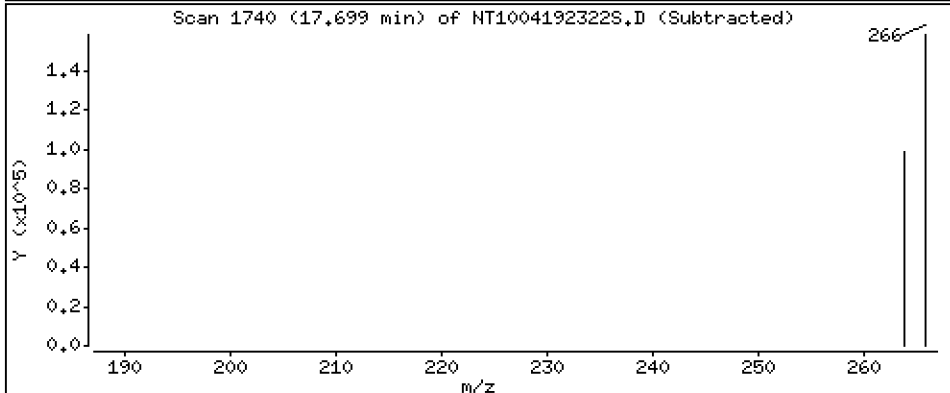
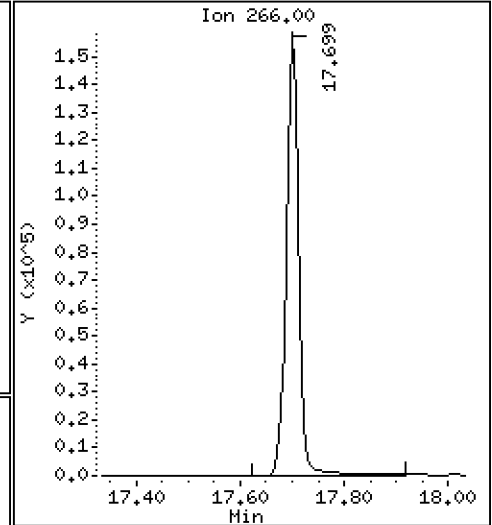
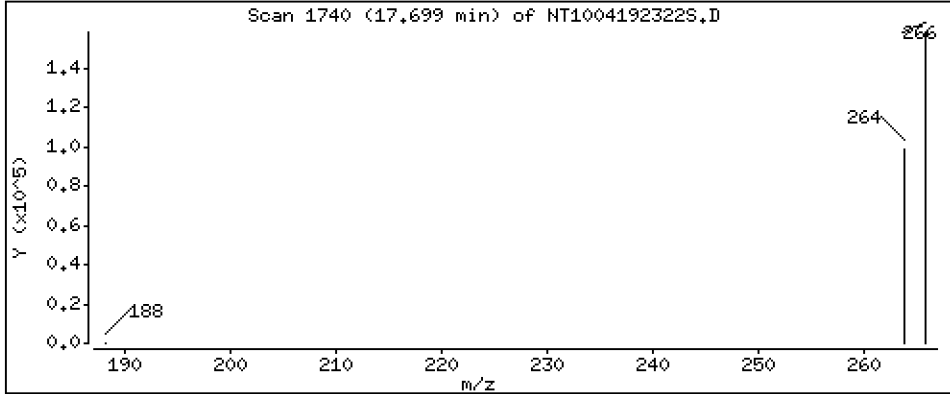
Operator: DSD

Column phase: ZB-5msi

Column diameter: 0,25

58 Pentachlorophenol

Concentration: 12,34 ug/L



Date : 20-APR-2023 00:43

Client ID:

Instrument: nt10.i

Sample Info: BLD0057-MS2

Volume Injected (uL): 1.0

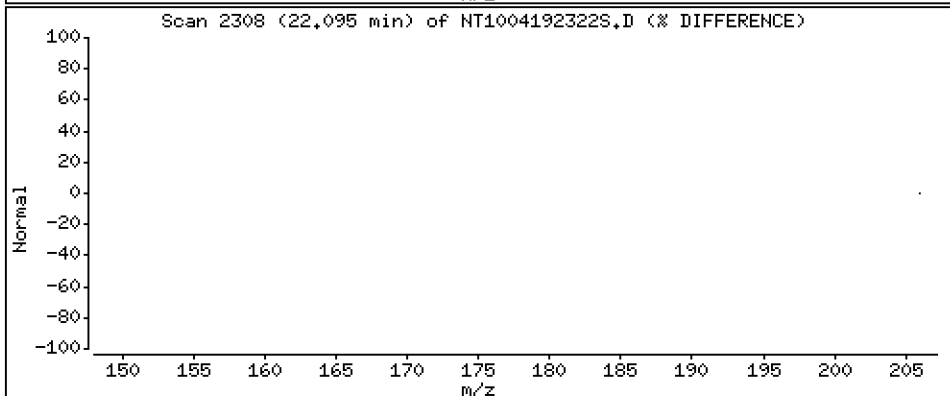
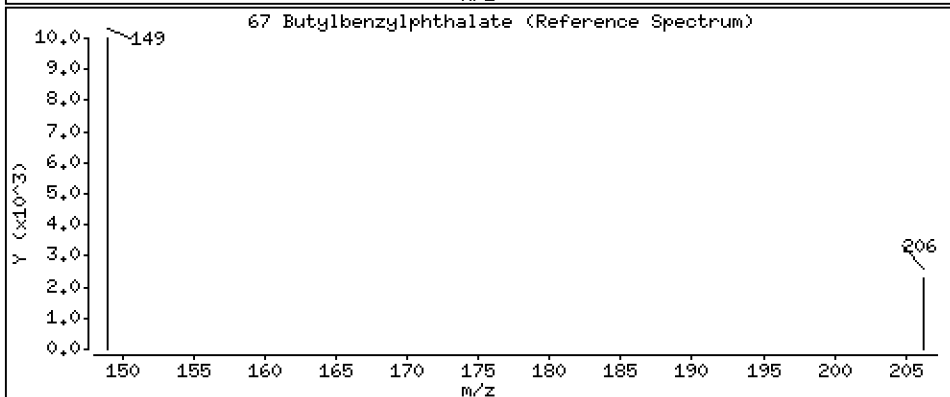
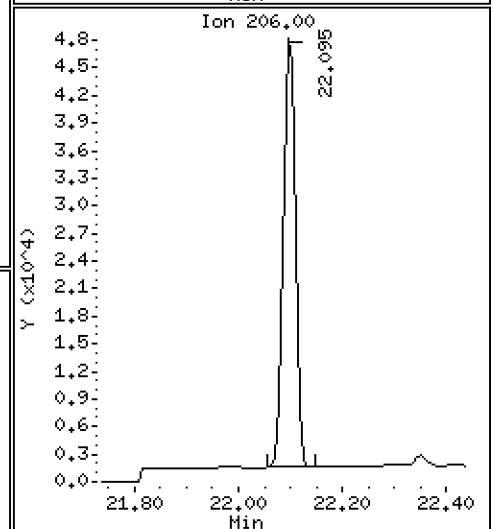
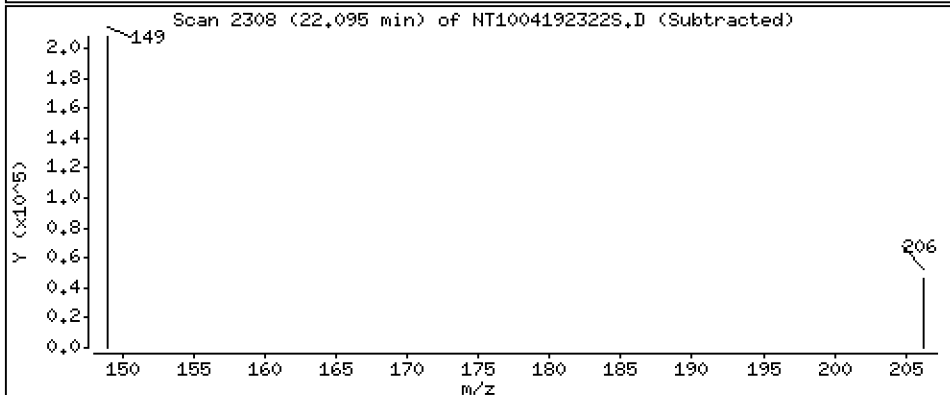
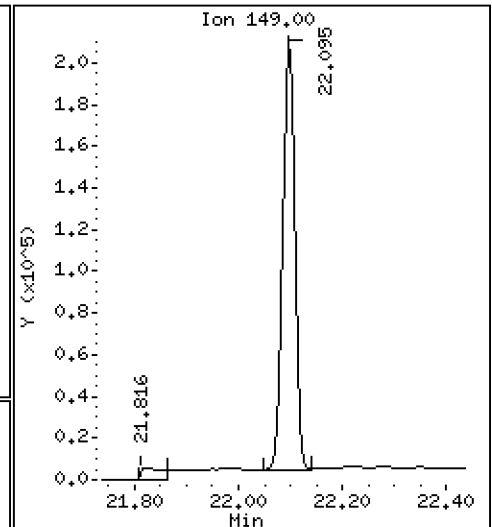
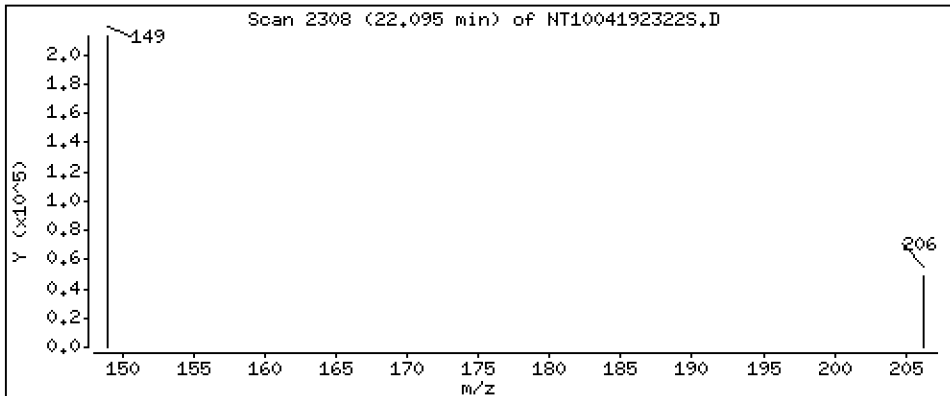
Operator: DSD

Column phase: ZB-5msi

Column diameter: 0,25

67 Butylbenzylphthalate

Concentration: 4,002 ug/L



Date : 20-APR-2023 00:43

Client ID:

Instrument: nt10.i

Sample Info: BLD0057-MS2

Volume Injected (uL): 1.0

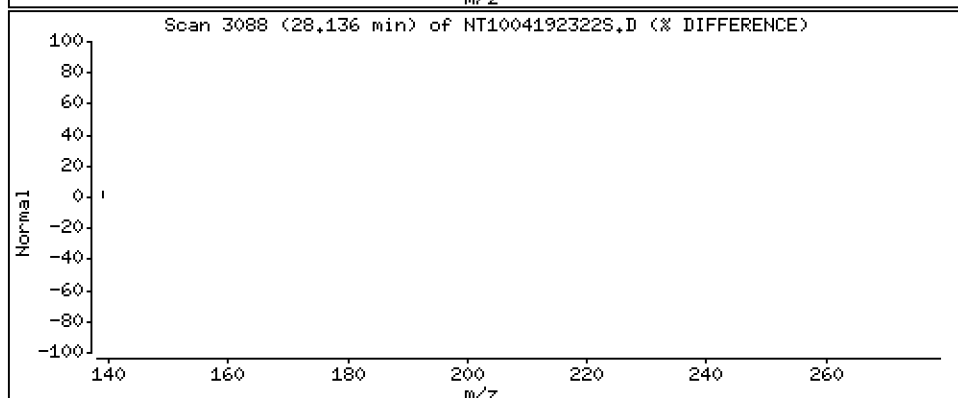
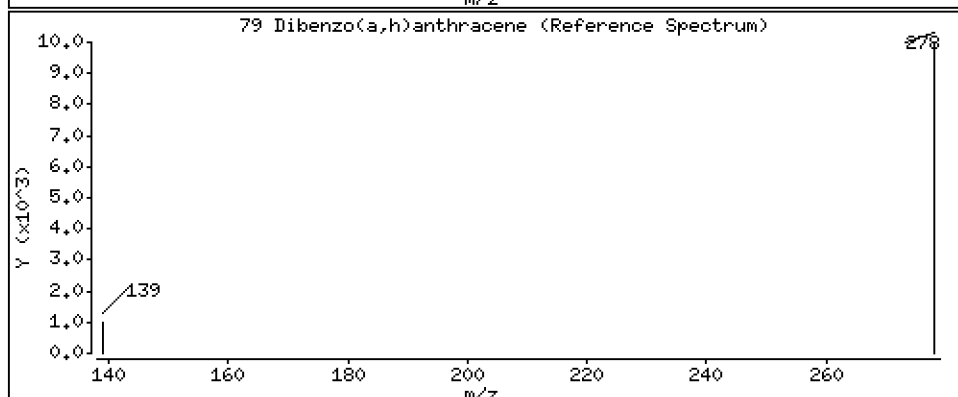
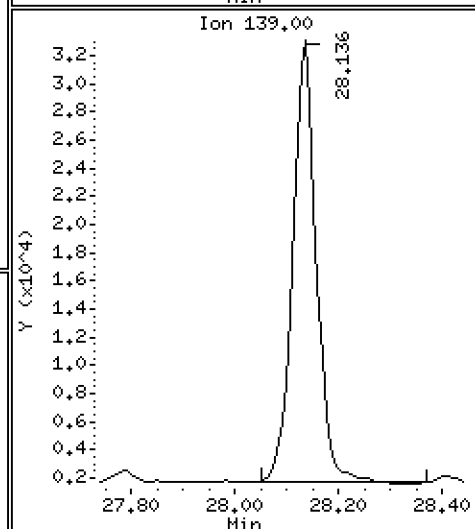
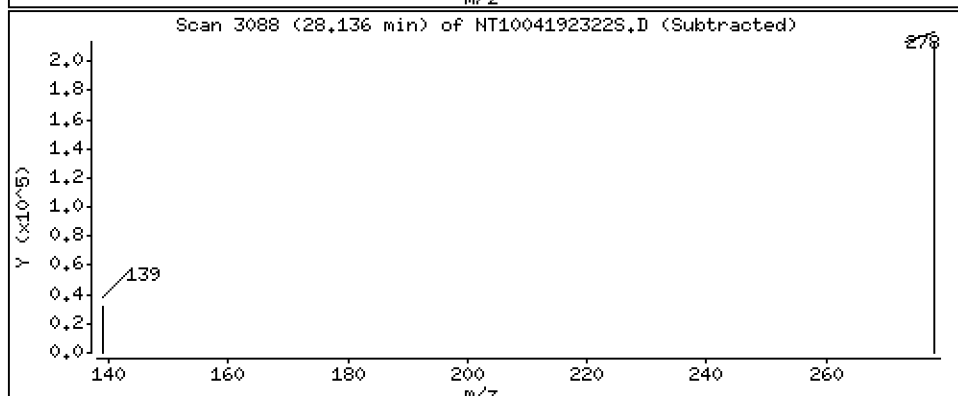
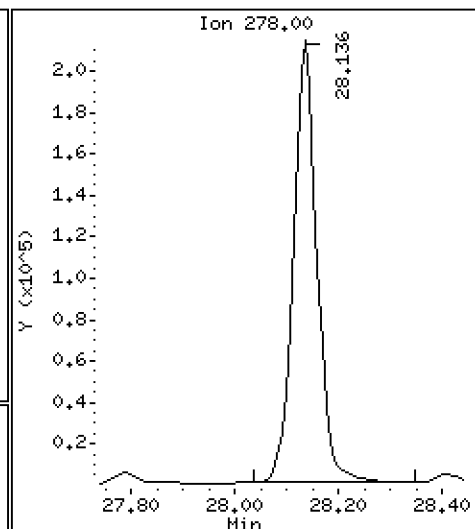
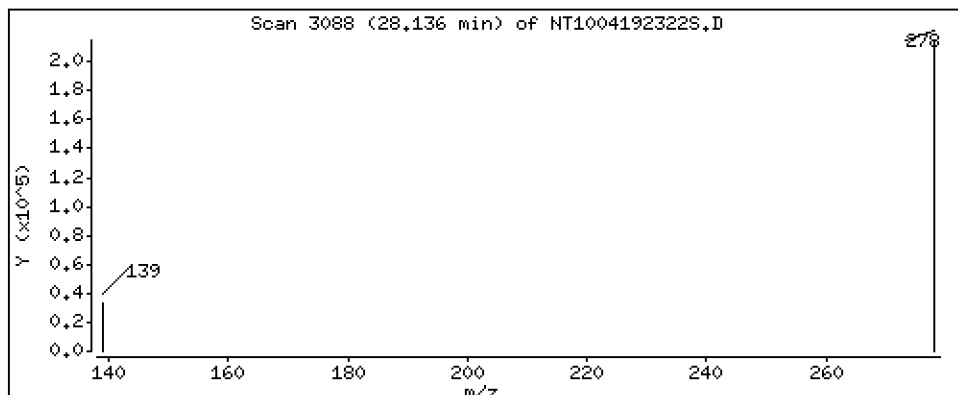
Operator: DSD

Column phase: ZB-5msi

Column diameter: 0,25

79 Dibenzo(a,h)anthracene

Concentration: 3,103 ug/L



Date : 20-APR-2023 00:43

Client ID:

Instrument: nt10.i

Sample Info: BLD0057-MS2

Volume Injected (uL): 1.0

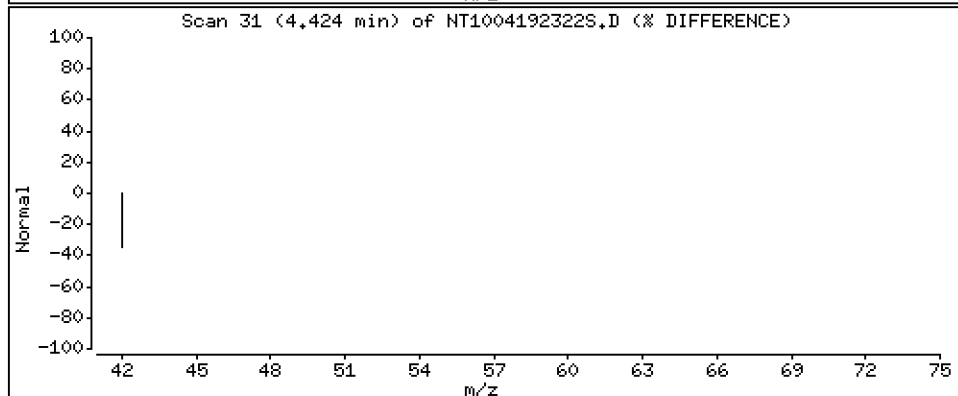
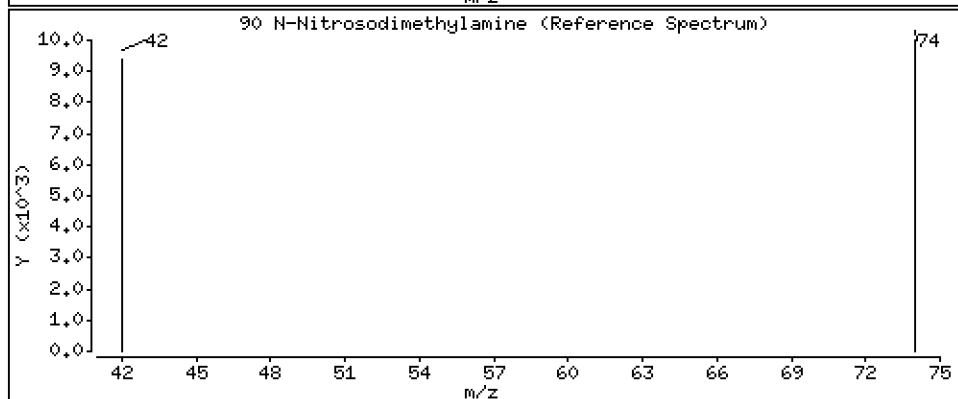
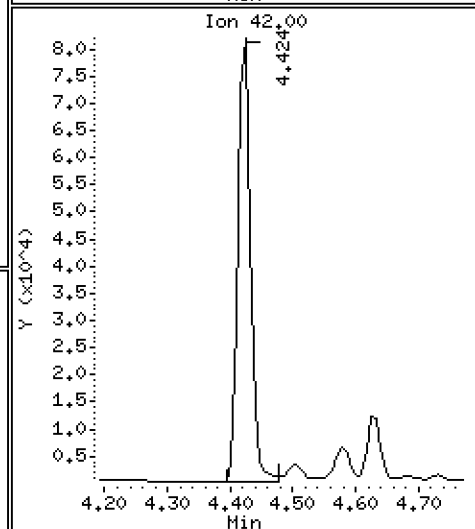
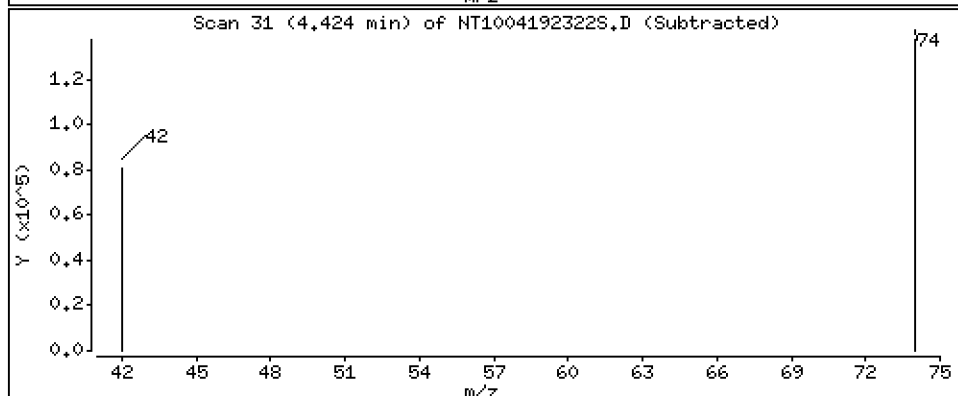
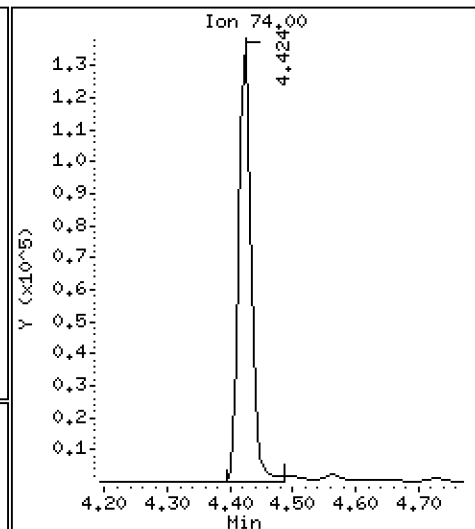
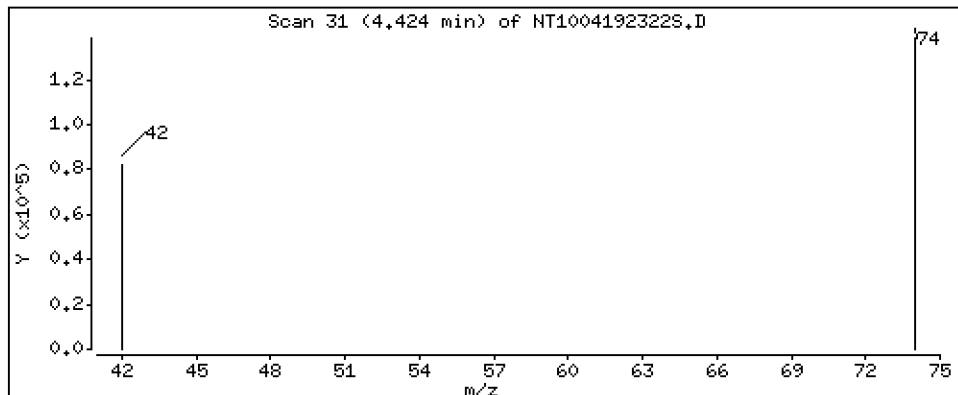
Operator: DSD

Column phase: ZB-5msi

Column diameter: 0.25

90 N-Nitrosodimethylamine

Concentration: 6.011 ug/L



ARI Labs, Inc.

METHOD 8270D-SIM

Data file : \\target\share\chem3\nt10.i\20230419A.b\20230419A.b\NT1004192322S.D
 Lab Smp Id: BLD0057-MS2
 Inj Date : 20-APR-2023 00:43 MS Autotune Date: 16-JAN-2023 17:42
 Operator : DSD Inst ID: nt10.i
 Smp Info : BLD0057-MS2
 Misc Info :
 Comment :
 Method : \\target\share\chem3\nt10.i\20230419A.b\20230419A.b\SIMABN2.m
 Meth Date : 20-Apr-2023 16:29 deenayd Quant Type: ISTD
 Cal Date : 16-MAR-2023 01:38 Cal File: NT10031510S.D
 Als bottle: 17
 Dil Factor: 1.00000
 Integrator: HP RTE Compound Sublist: PSDDA.sub
 Target Version: 4.14
 Processing Host: DEENAY-201905

Concentration Formula: Amt * DF * Uf * Vt/(Vo * Vi) * CpndVariable

Name	Value	Description
DF	1.000	Dilution Factor
Vo	1000.000	Volume of sample extracted (mL)
Vt	1000.000	Volume of final extract (uL)
Vi	1.000	Volume injected (uL)
Uf	1.000	ng unit correction factor
Cpnd Variable		Local Compound Variable

Compounds	QUANT	SIG	RT	EXP RT	REL RT	RESPONSE	CONCENTRATIONS	
							ON-COLUMN (ug/mL)	FINAL (ug/L)
\$ 1 2-Fluorophenol	112		6.617	6.609	(0.750)	229581	4.54831	4.548 (R)
3 Phenol	94		8.240	8.232	(0.933)	195558	2.82394	2.824
7 1,3-Dichlorobenzene	146		8.758	8.758	(0.992)	198303	3.06025	3.060
* 8 1,4-Dichlorobenzene-d4	152		8.827	8.827	(1.000)	166453	4.00000	
9 1,4-Dichlorobenzene	146		8.858	8.851	(1.004)	198484	3.17306	3.173
11 Benzyl alcohol	79		9.107	9.107	(1.032)	119258	2.97055	2.971
12 1,2-Dichlorobenzene	146		9.215	9.208	(1.044)	191517	3.11321	3.113
13 2-Methylphenol	108		9.347	9.340	(1.059)	134809	2.80945	2.809
15 4-Methylphenol	108		9.627	9.611	(1.091)	151736	3.04317	3.043
16 N-Nitroso-di-n-propylamine	70		9.666	9.666	(1.095)	104886	2.97447	2.974
22 2,4-Dimethylphenol	107		10.656	10.647	(0.942)	235824	4.51236	4.512
24 Benzoic acid	105		10.834	10.792	(0.958)	238351	8.07369	8.074
26 1,2,4-Trichlorobenzene	180		11.227	11.219	(0.992)	167162	3.17956	3.180
* 27 Naphthalene-d8	136		11.312	11.304	(1.000)	604620	4.00000	
30 Hexachlorobutadiene	225		11.721	11.713	(1.036)	112784	3.52850	3.528
39 Dimethylphthalate	163		14.445	14.430	(0.968)	374133	3.74463	3.745
* 42 Acenaphthene-d10	162		14.917	14.910	(1.000)	316608	4.00000	
50 Diethylphthalate	149		15.907	15.892	(1.066)	434207	4.19506	4.195
54 N-Nitrosodiphenylamine	169		16.277	16.262	(0.907)	273492	3.38553	3.386
57 Hexachlorobenzene	284		17.335	17.319	(0.966)	144666	4.00038	4.000

Compounds	QUANT SIG	RT	EXP RT	REL RT	RESPONSE	CONCENTRATIONS	
						ON-COLUMN (ug/mL)	FINAL (ug/L)
58 Pentachlorophenol	266	17.699	17.683	(0.986)	266656	12.3449	12.34
* 59 Phenanthrene-d10	188	17.954	17.939	(1.000)	602101	4.00000	
\$ 66 Terphenyl-d14	244	21.149	21.134	(0.917)	373197	4.03674	4.037 (R)
67 Butylbenzylphthalate	149	22.094	22.086	(0.958)	312609	4.00206	4.002
* 69 Chrysene-d12	240	23.054	23.039	(1.000)	567402	4.00000	
* 77 Perylene-d12	264	25.617	25.586	(1.000)	679371	4.00000	
79 Dibenzo(a,h)anthracene	278	28.136	28.089	(1.098)	679753	3.10338	3.103
90 N-Nitrosodimethylamine	74	4.423	4.423	(0.501)	192439	6.01113	6.011

QC Flag Legend

R - Spike/Surrogate failed recovery limits.

ARI Labs, Inc.

INTERNAL STANDARD COMPOUNDS
 AREA AND RT SUMMARY

Instrument ID: nt10.i
 Lab File ID: NT1004192322S.D
 Lab Smp Id: BLD0057-MS2
 Analysis Type: SV
 Quant Type: ISTD
 Operator: DSD
 Method File: \\target\share\chem3\nt10.i\20230419A.b\20230419A.b\SIMABN2.m
 Misc Info:

Calibration Date: 19-APR-2023
 Calibration Time: 22:11
 Level: LOW
 Sample Type: AIR

Test Mode:
 Use Last Continuing Calibrator.

COMPOUND	STANDARD	AREA LIMIT		SAMPLE	%DIFF
		LOWER	UPPER		
8 1,4-Dichlorobenze	154021	77011	308042	166453	8.07
27 Naphthalene-d8	550458	275229	1100916	604620	9.84
42 Acenaphthene-d10	294195	147098	588390	316608	7.62
59 Phenanthrene-d10	508863	254432	1017726	602101	18.32
69 Chrysene-d12	482651	241326	965302	567402	17.56
77 Perylene-d12	560068	280034	1120136	679371	21.30

COMPOUND	STANDARD	RT LIMIT		SAMPLE	%DIFF
		LOWER	UPPER		
8 1,4-Dichlorobenze	8.83	8.33	9.33	8.83	0.00
27 Naphthalene-d8	11.30	10.80	11.80	11.31	0.07
42 Acenaphthene-d10	14.91	14.41	15.41	14.92	0.05
59 Phenanthrene-d10	17.94	17.44	18.44	17.95	0.09
69 Chrysene-d12	23.04	22.54	23.54	23.05	0.07
77 Perylene-d12	25.59	25.09	26.09	25.62	0.12

AREA UPPER LIMIT = +100% of internal standard area.
 AREA LOWER LIMIT = - 50% of internal standard area.
 RT UPPER LIMIT = + 0.50 minutes of internal standard RT.
 RT LOWER LIMIT = - 0.50 minutes of internal standard RT.

REVIEW SUMMARY FOR FILE - NT1004192322S.D

Lab ID: BLD0057-MS2

nt10.i, 20230419A.b\20230419A.b\SIMABN2.m,

20-APR-2023 00:43

RT CO-ELUTION COMPOUNDS

NO CO-ELUTIONS

Quant Method: ICAL

RRT CHECK

RRT	CCV	RRT	DELTA	COMPOUND
-----	-----	-----	-------	----------

NONE

RRT check based on Ccal File: 20230419A.b/NT1004192318S.D

On Column LOD for nt10.i, 20230419A.b\SIMABN2.m, PSDDA.sub = 0.0000

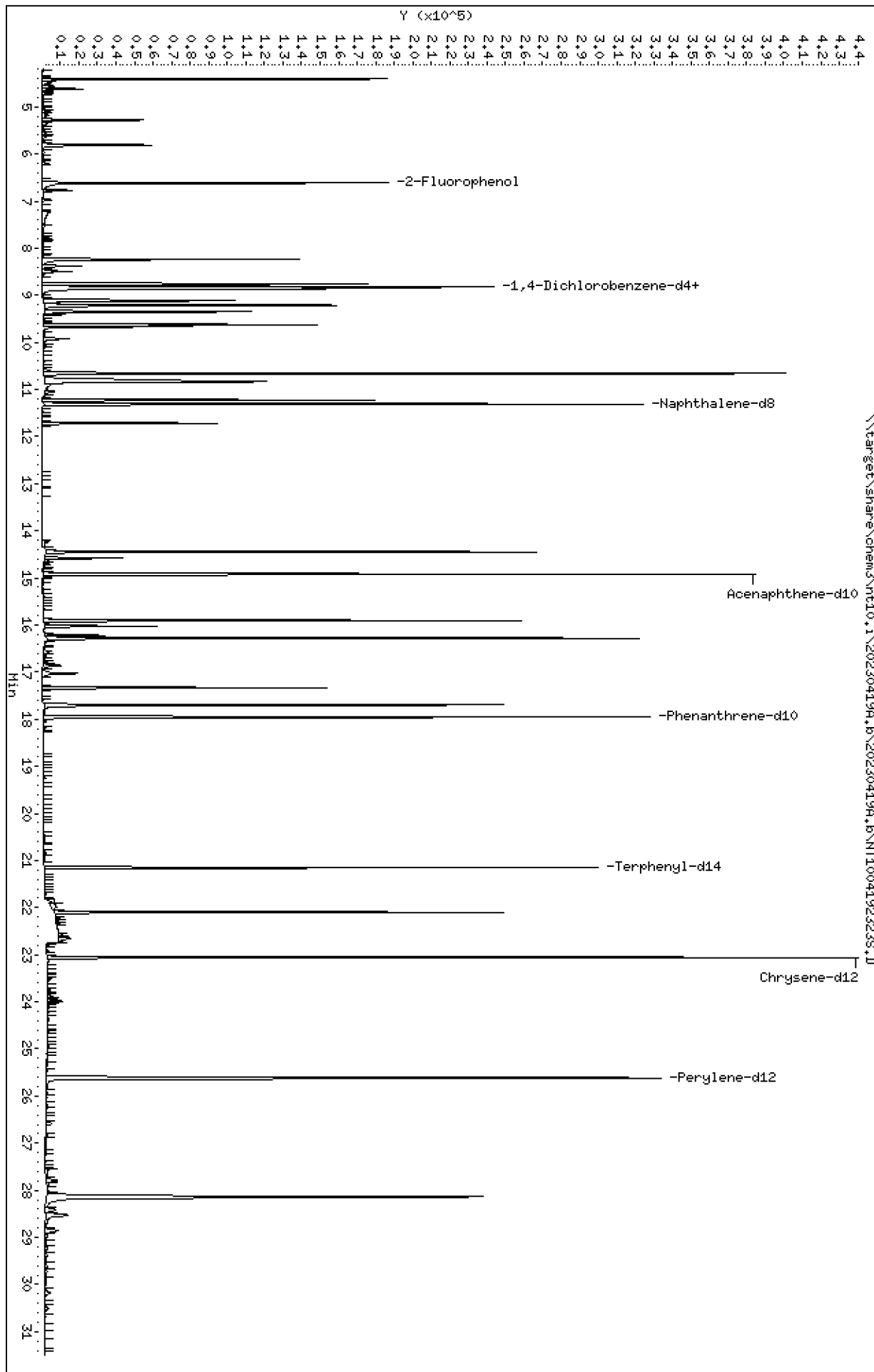
Exception: 1,2,4-Trichlorobenzene 0.0010

* Only compounds listed in the work order have been verified by the analyst *

Data File: \\target\share\chem3\nt10.1\20230419H.B\20230419H.B\NT1004192323S.D
 Date: 20-APR-2023 01:21
 Client ID:
 Sample Info: BLD0057-HSD2
 Volume Injected (uL): 1.0
 Column phase: ZB-5msi

Instrument: nt10.1
 Operator: DSD
 Column diameter: 0.25

\\target\share\chem3\nt10.1\20230419H.B\20230419H.B\NT1004192323S.D



Date : 20-APR-2023 01:21

Client ID:

Instrument: nt10.i

Sample Info: BLD0057-MSD2

Volume Injected (uL): 1.0

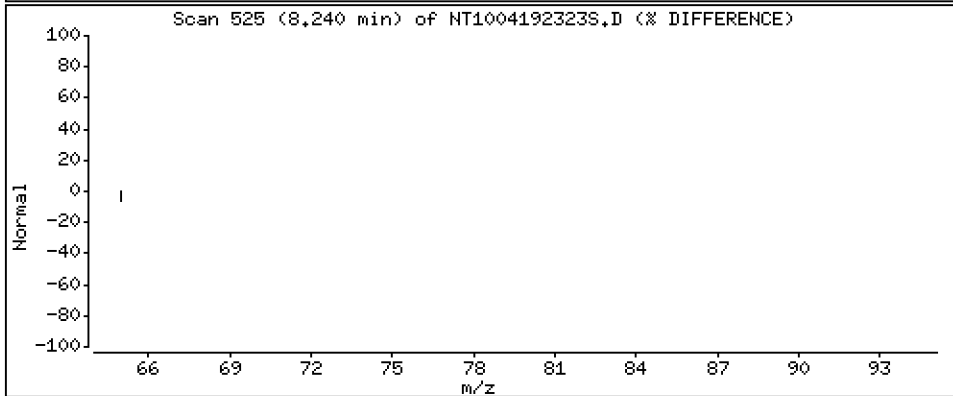
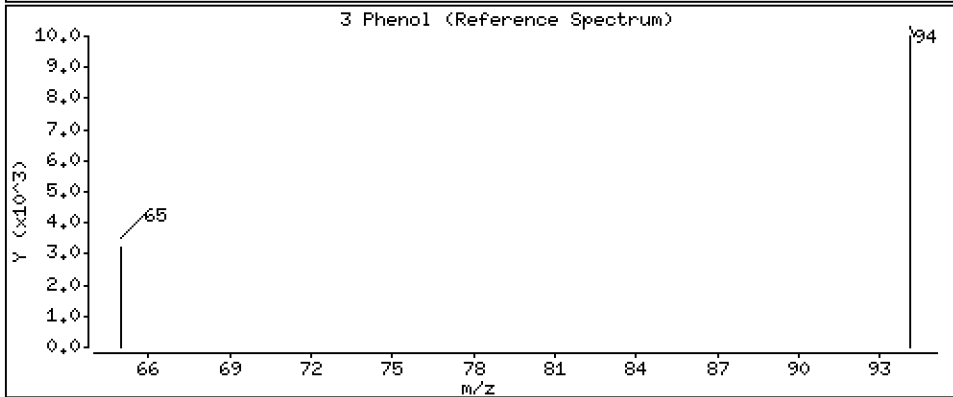
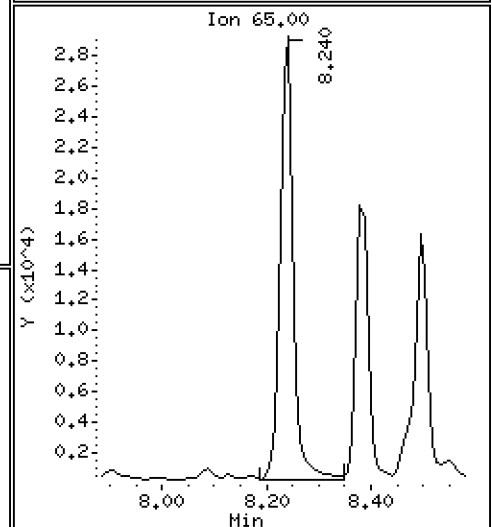
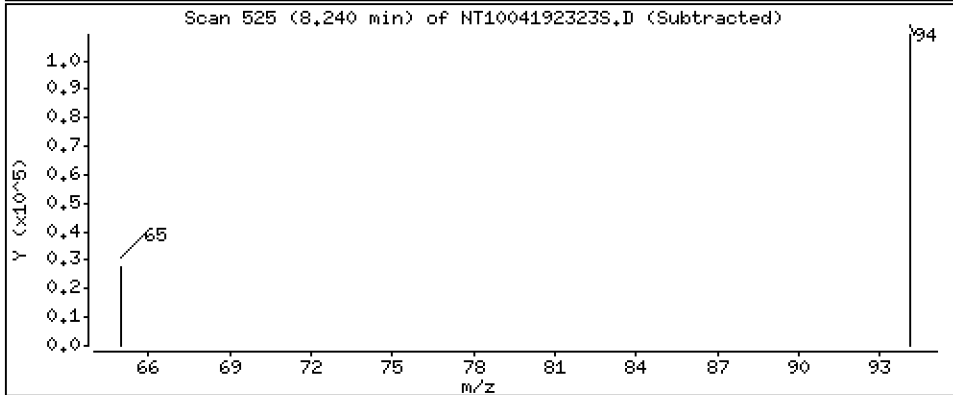
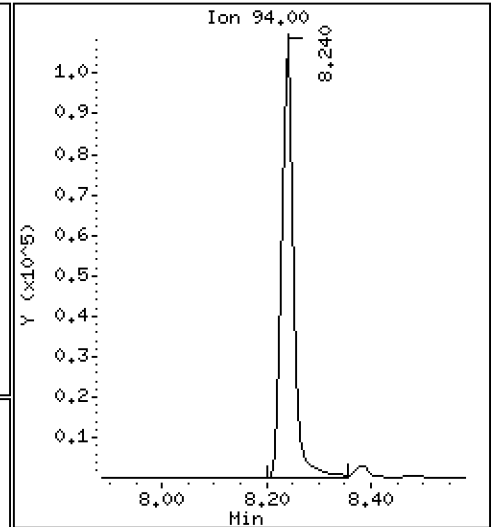
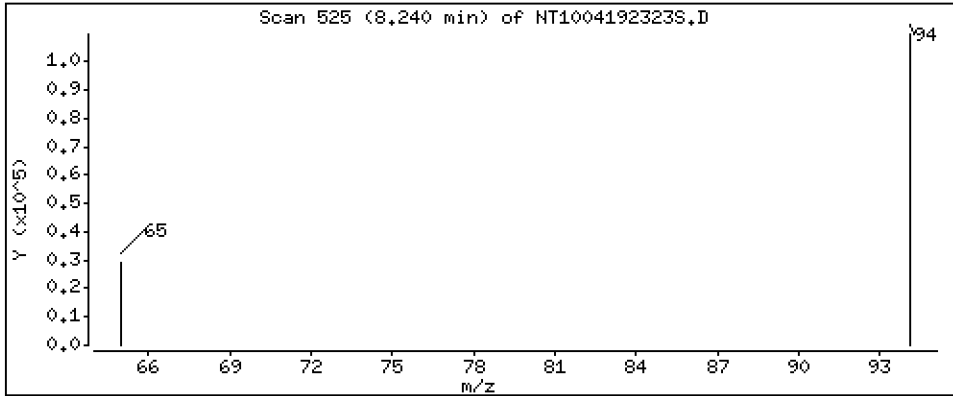
Operator: DSD

Column phase: ZB-5msi

Column diameter: 0.25

3 Phenol

Concentration: 2,675 ug/L



Date : 20-APR-2023 01:21

Client ID:

Instrument: nt10.i

Sample Info: BLD0057-MSD2

Volume Injected (uL): 1.0

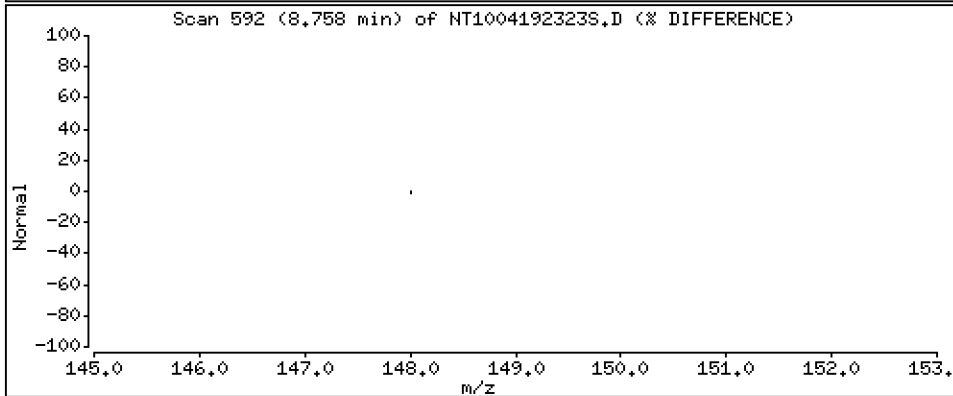
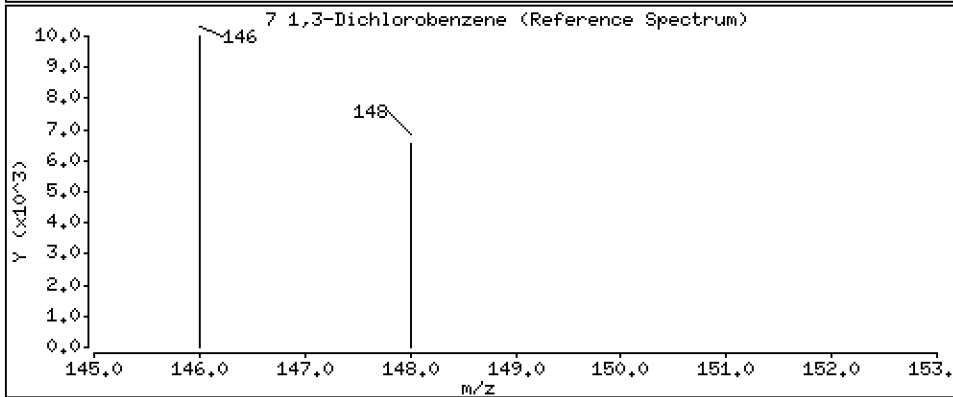
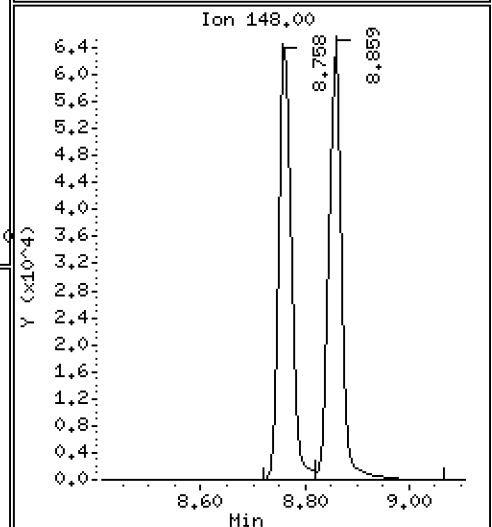
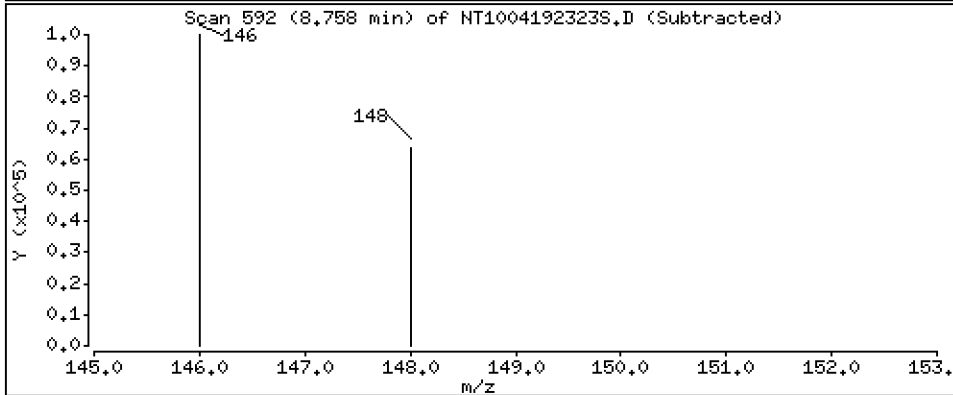
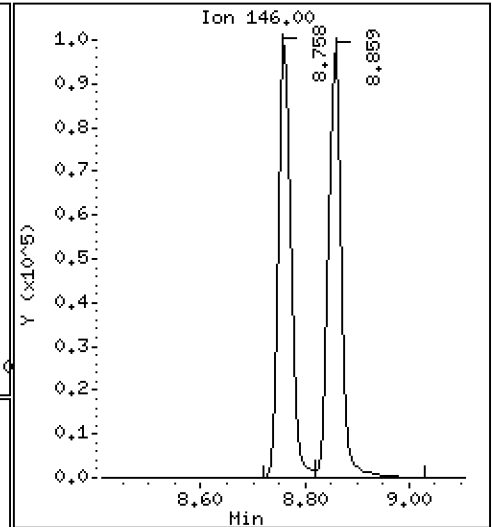
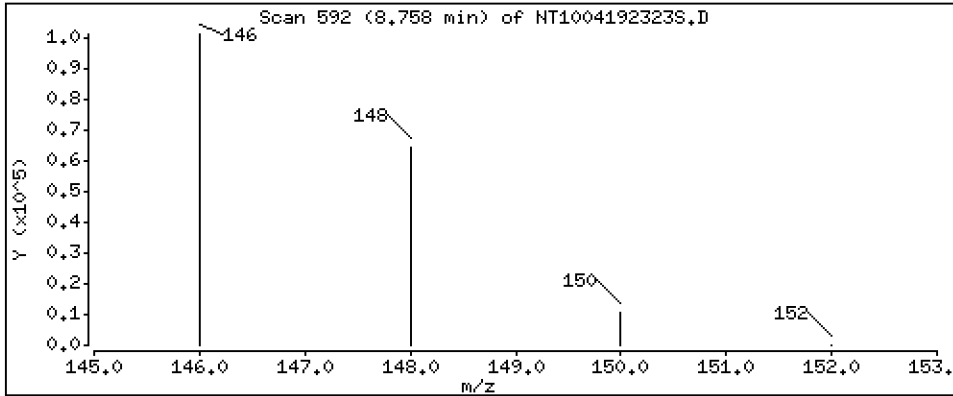
Operator: DSD

Column phase: ZB-5msi

Column diameter: 0.25

7 1,3-Dichlorobenzene

Concentration: 2,792 ug/L



Date : 20-APR-2023 01:21

Client ID:

Instrument: nt10.i

Sample Info: BLD0057-MSD2

Volume Injected (uL): 1.0

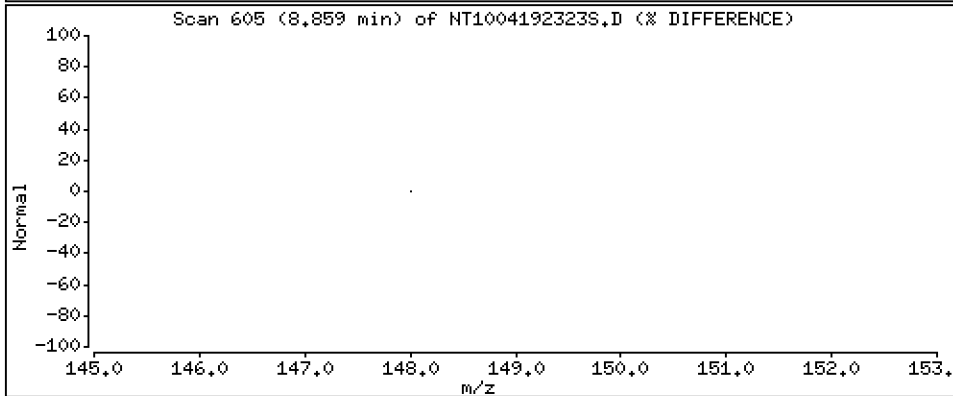
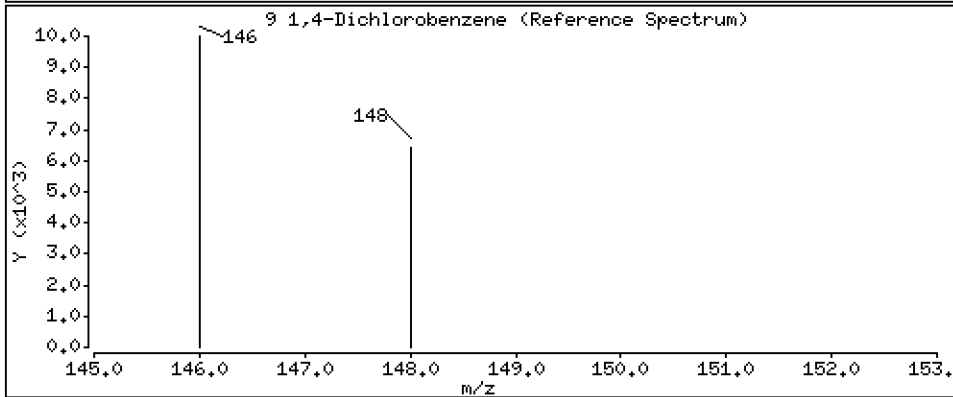
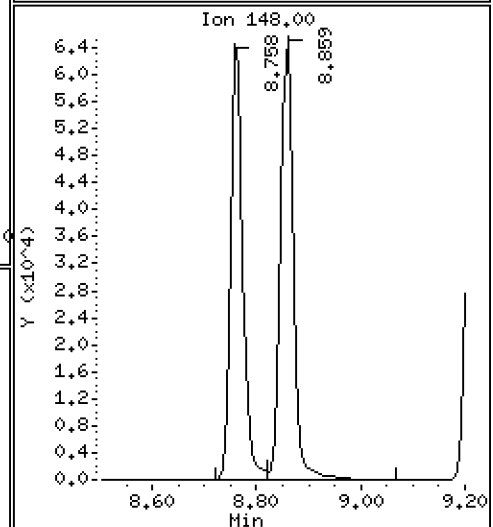
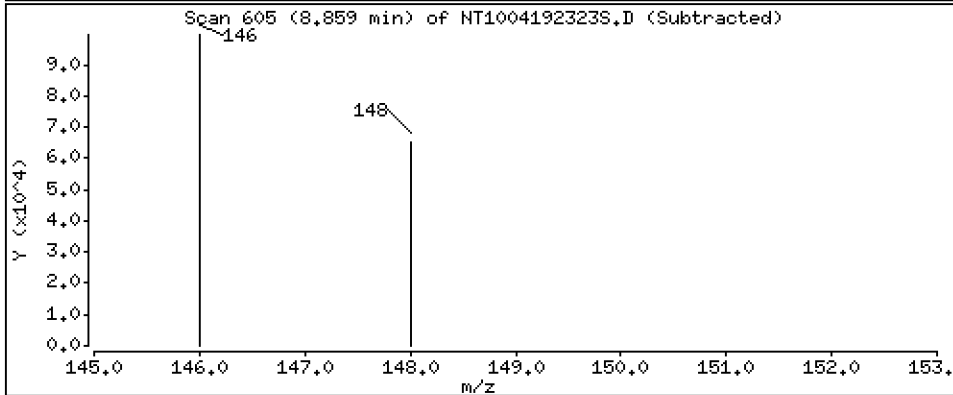
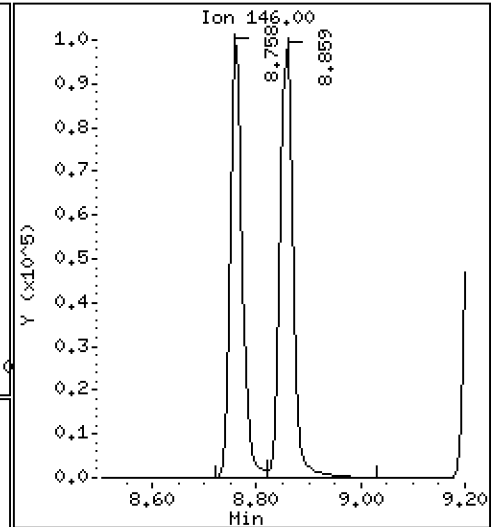
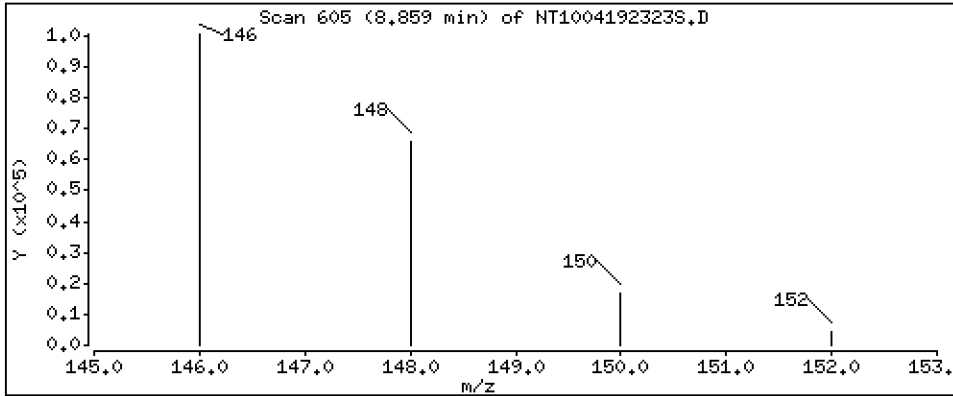
Operator: DSD

Column phase: ZB-5msi

Column diameter: 0.25

9 1,4-Dichlorobenzene

Concentration: 2.913 ug/L



Date : 20-APR-2023 01:21

Client ID:

Instrument: nt10.i

Sample Info: BLD0057-MSD2

Volume Injected (uL): 1.0

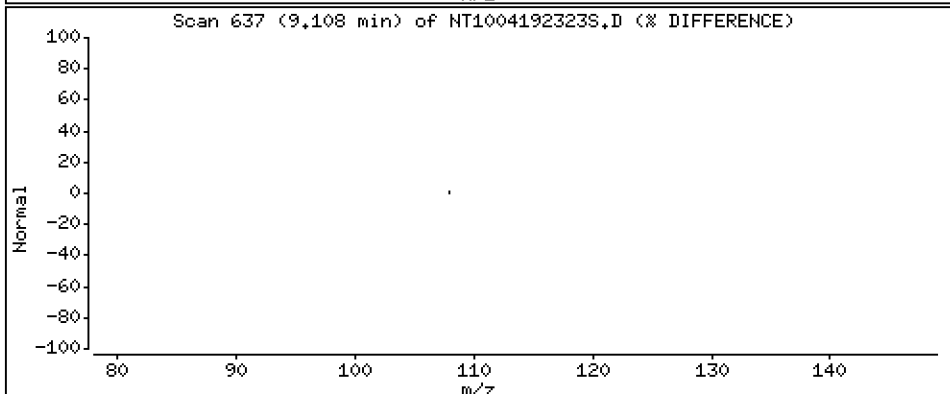
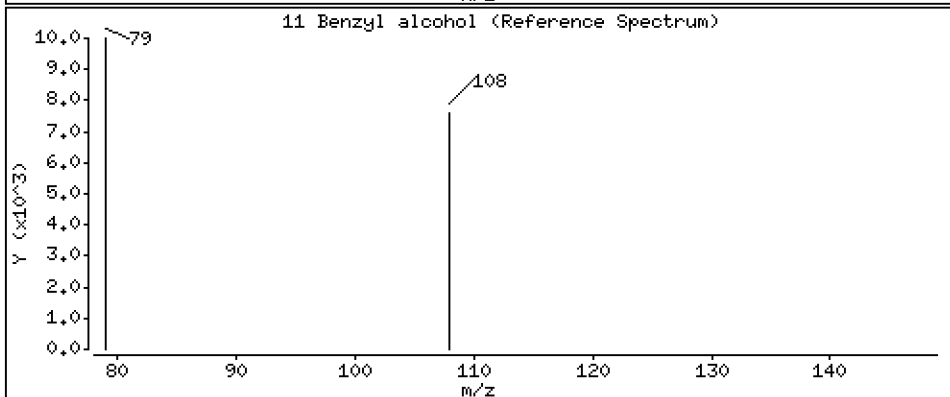
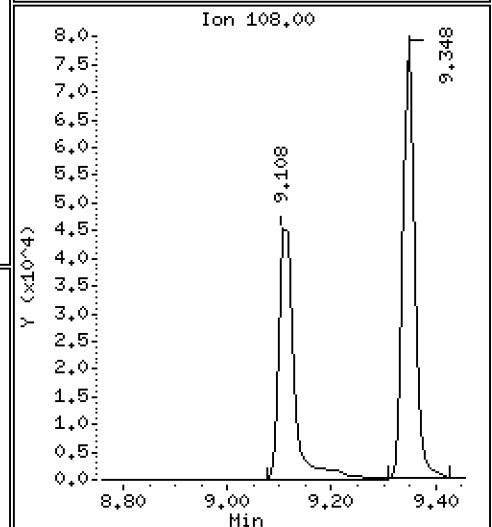
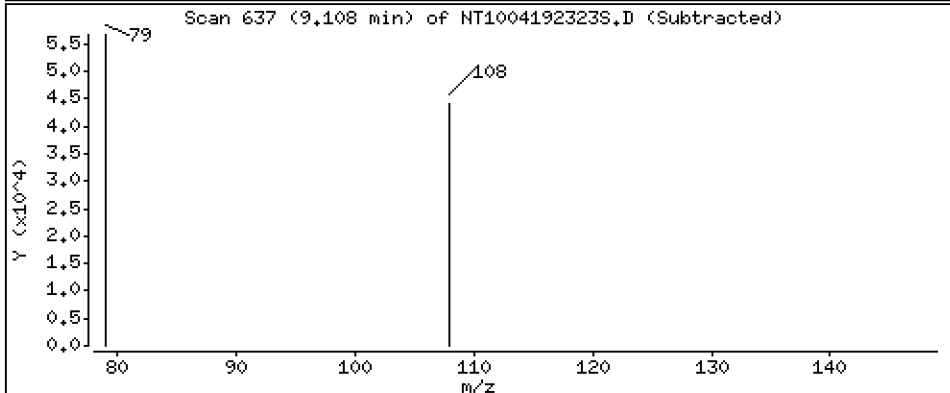
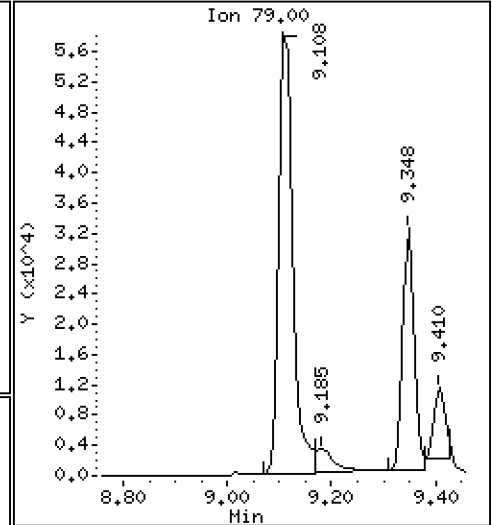
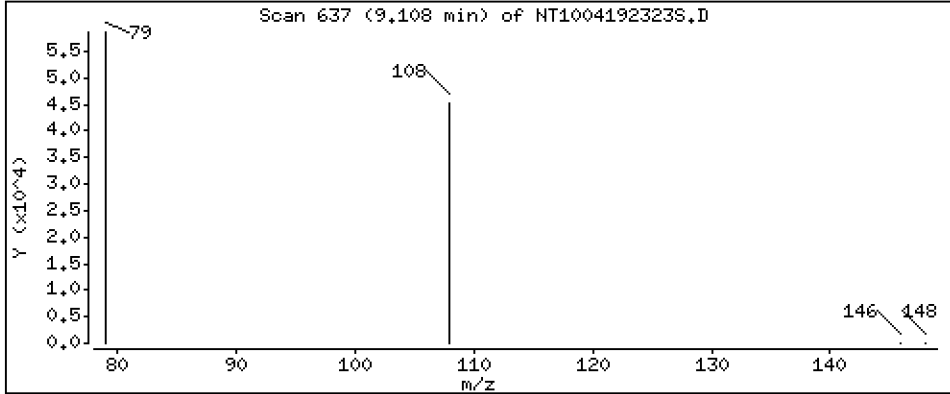
Operator: DSD

Column phase: ZB-5msi

Column diameter: 0.25

11 Benzyl alcohol

Concentration: 2.911 ug/L



Date : 20-APR-2023 01:21

Client ID:

Instrument: nt10.i

Sample Info: BLD0057-MSD2

Volume Injected (uL): 1.0

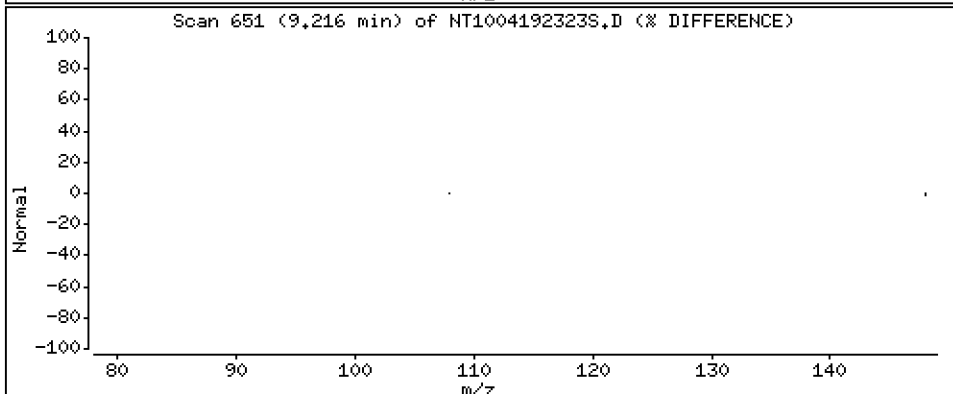
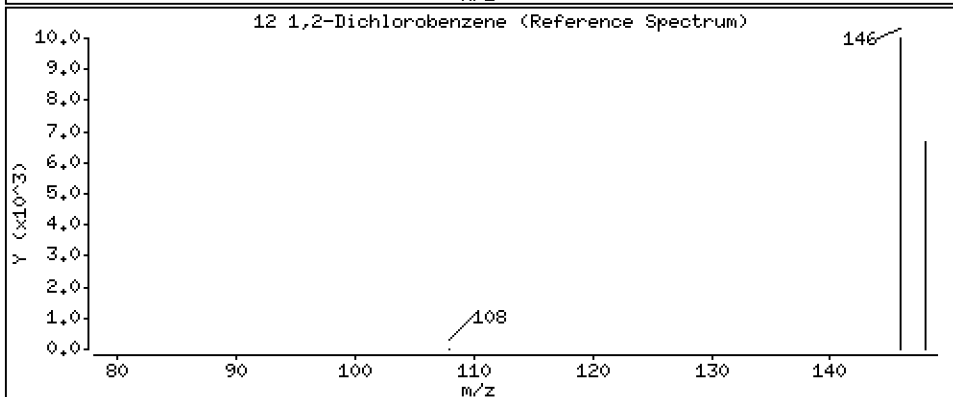
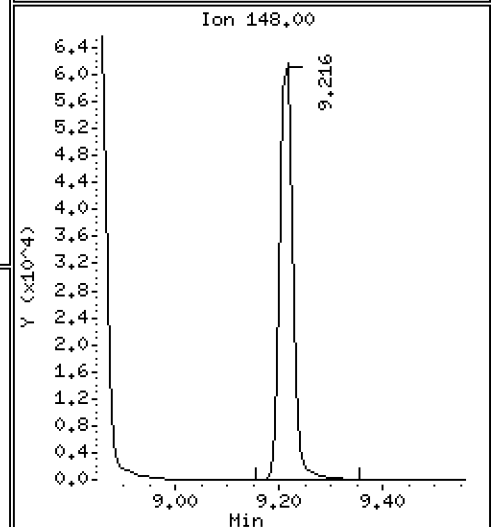
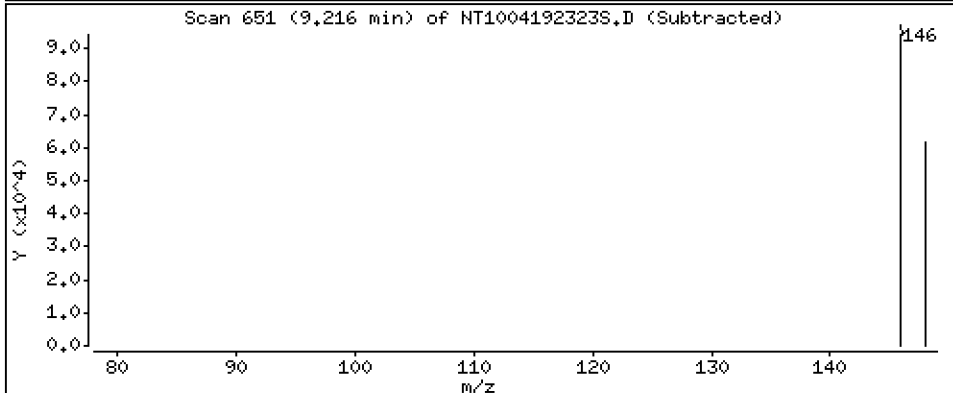
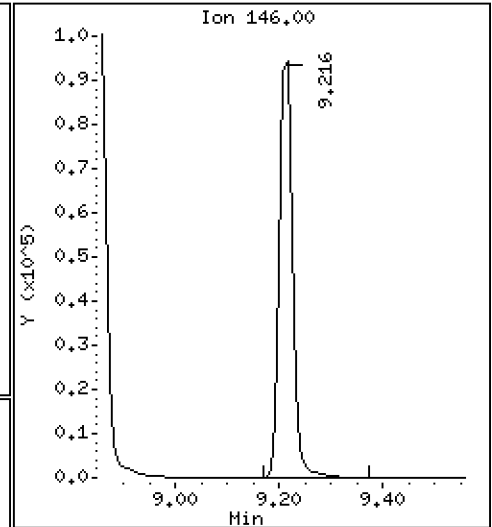
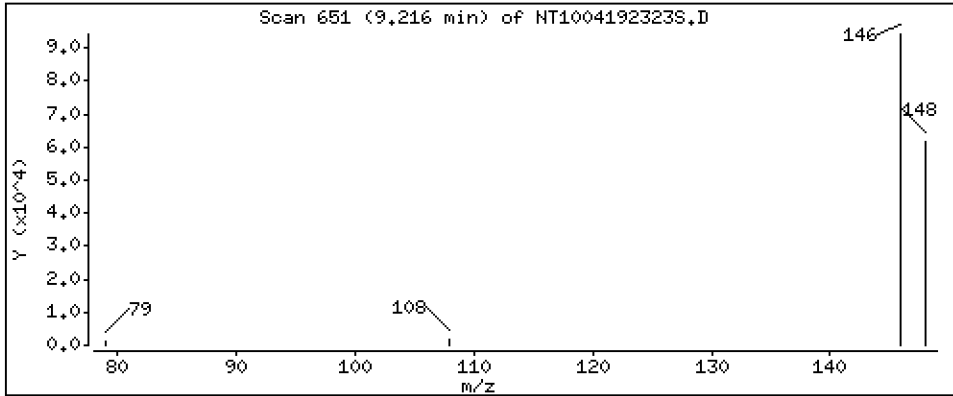
Operator: DSD

Column phase: ZB-5msi

Column diameter: 0.25

12 1,2-Dichlorobenzene

Concentration: 2,881 ug/L



Date : 20-APR-2023 01:21

Client ID:

Instrument: nt10.i

Sample Info: BLD0057-MSD2

Volume Injected (uL): 1.0

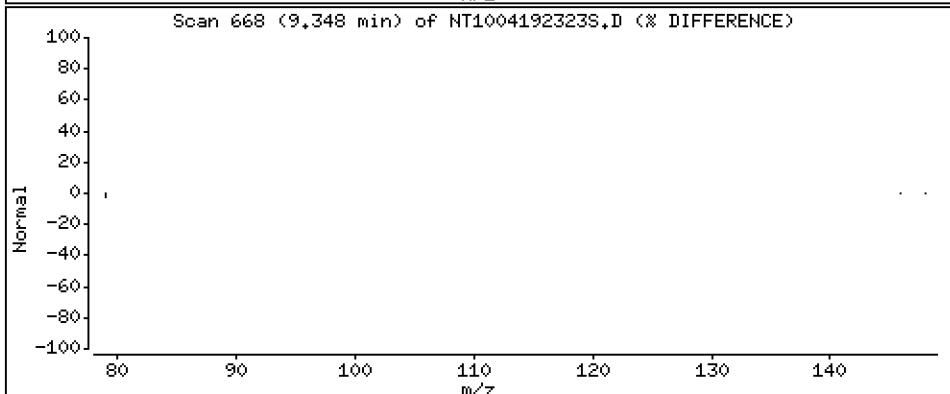
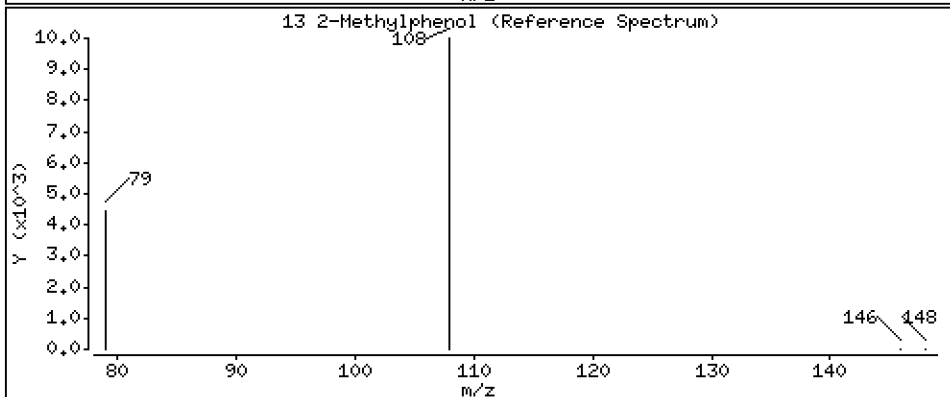
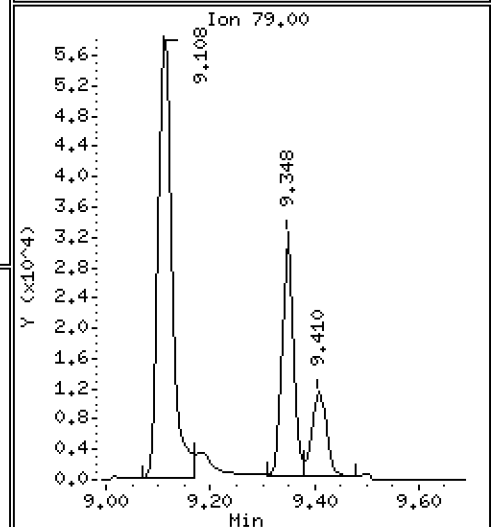
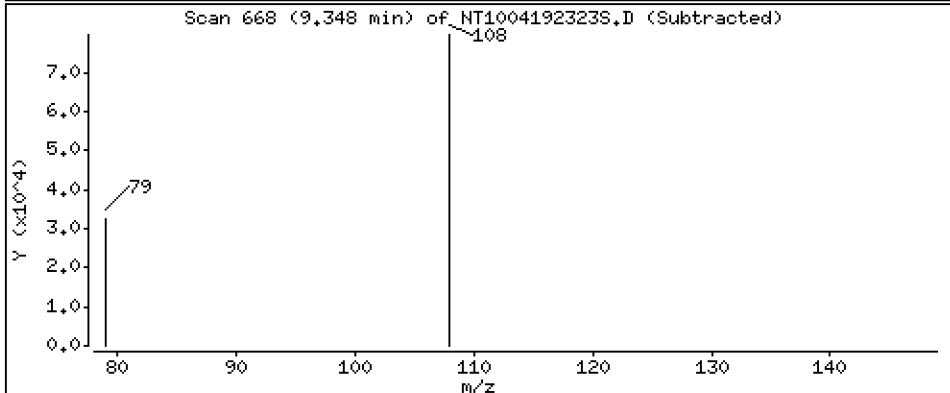
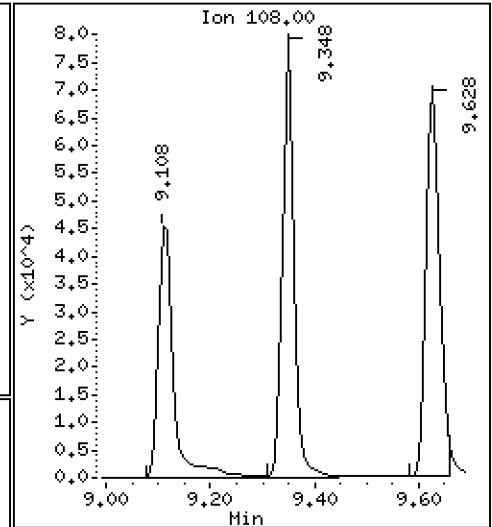
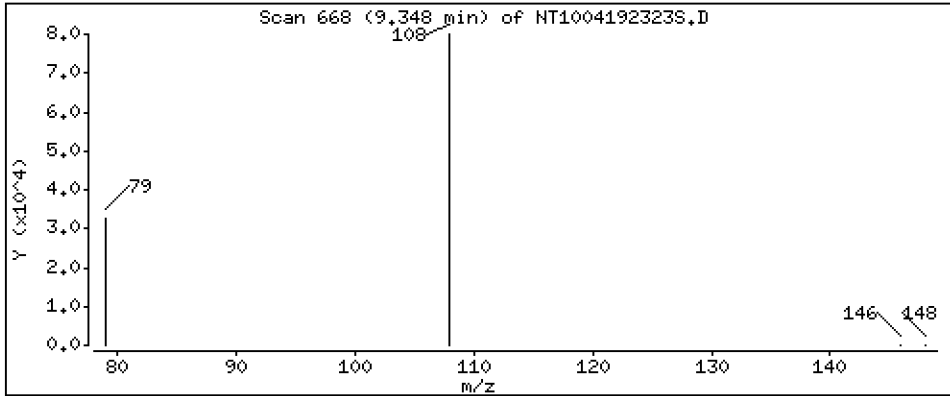
Operator: DSD

Column phase: ZB-5msi

Column diameter: 0.25

13 2-Methylphenol

Concentration: 2,750 ug/L



Date : 20-APR-2023 01:21

Client ID:

Instrument: nt10.i

Sample Info: BLD0057-MSD2

Volume Injected (uL): 1.0

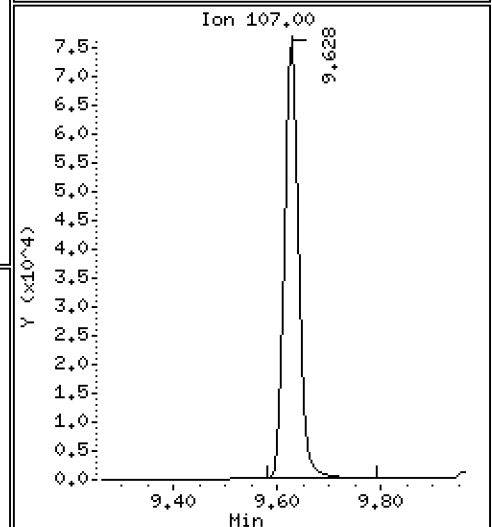
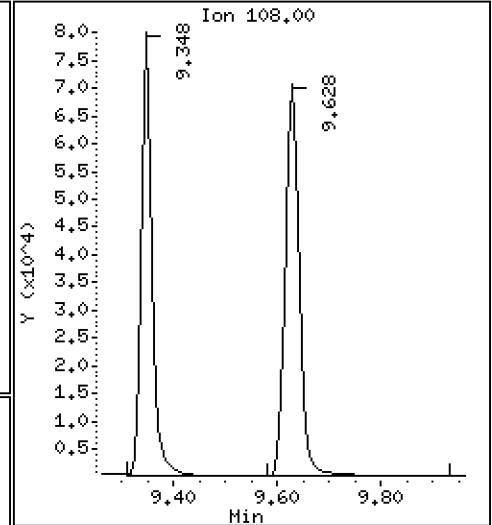
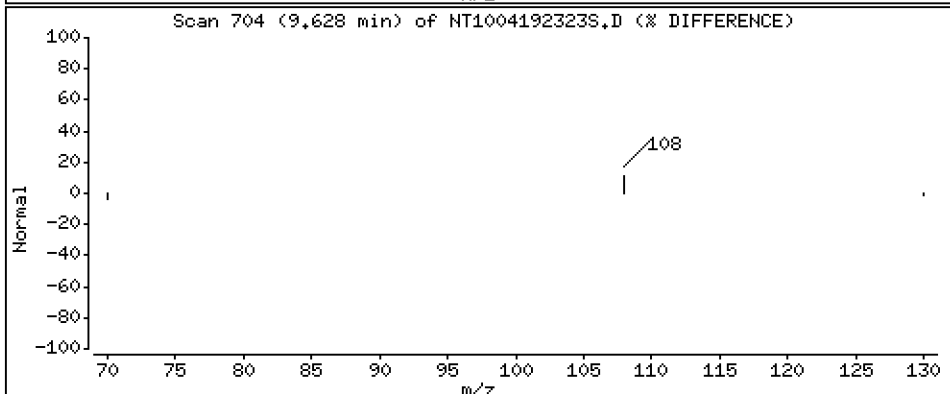
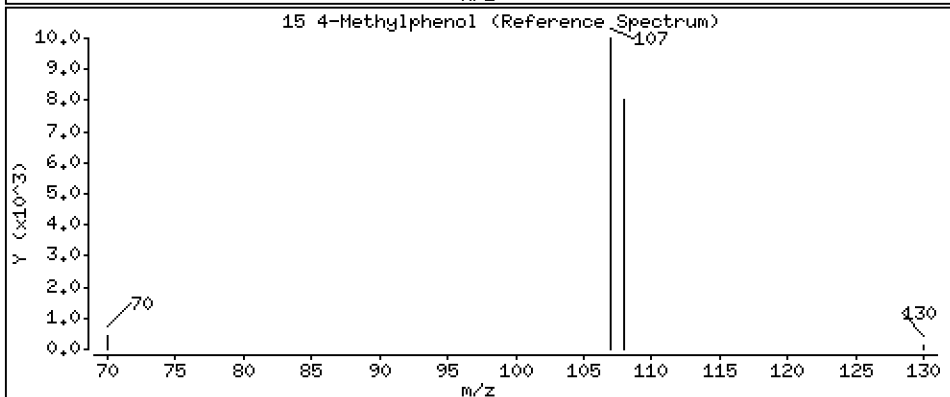
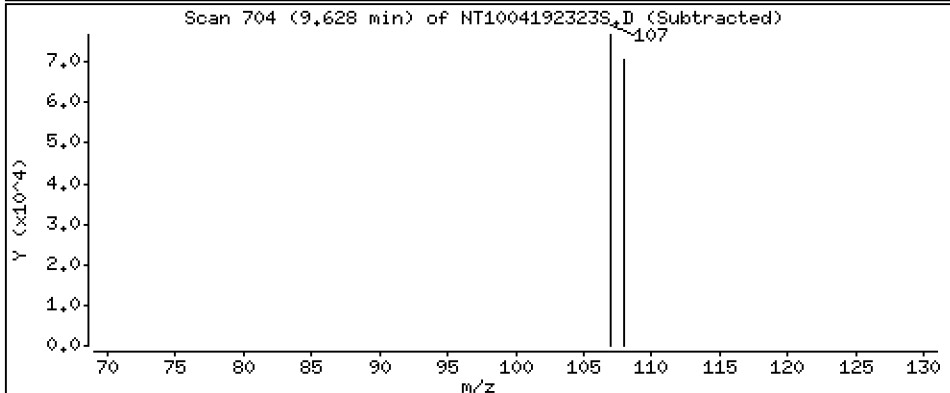
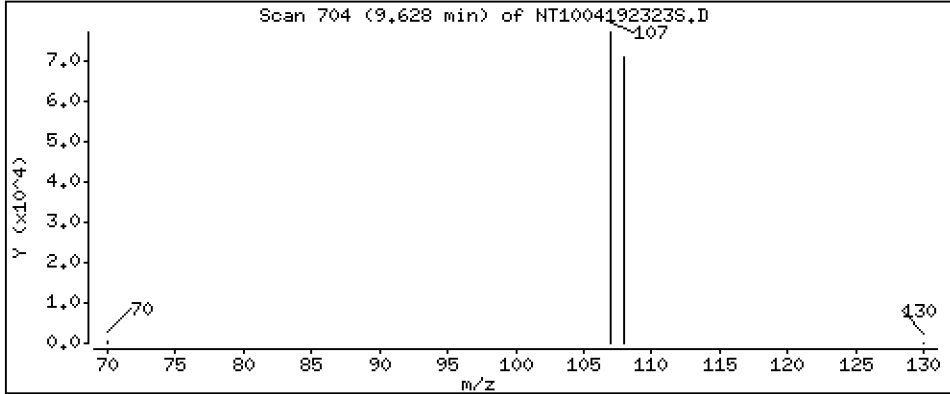
Operator: DSD

Column phase: ZB-5msi

Column diameter: 0.25

15 4-Methylphenol

Concentration: 3.020 ug/L



Date : 20-APR-2023 01:21

Client ID:

Instrument: nt10.i

Sample Info: BLD0057-MSD2

Volume Injected (uL): 1.0

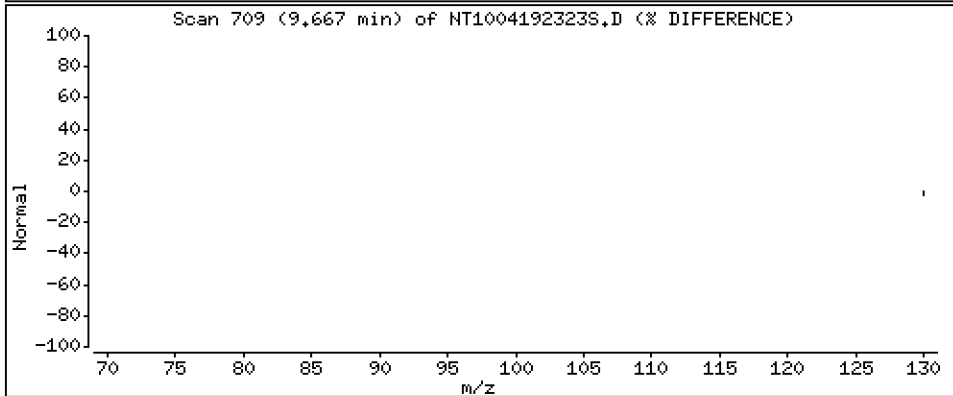
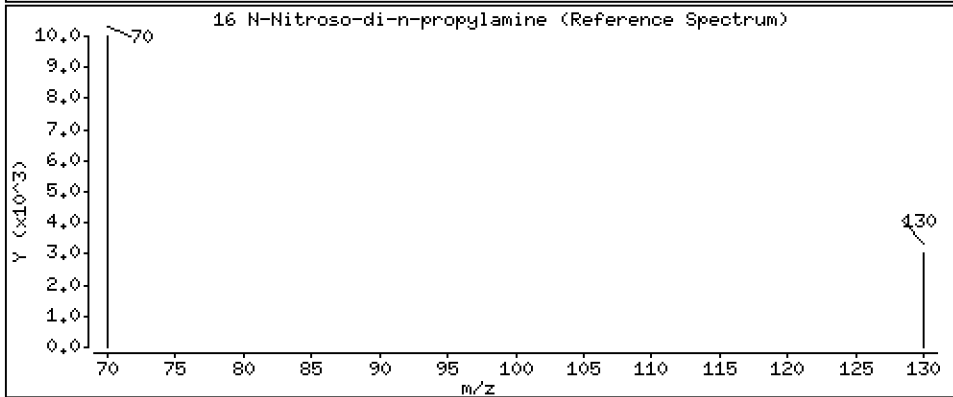
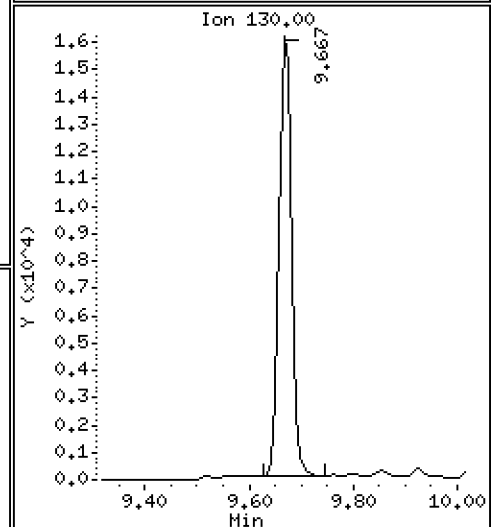
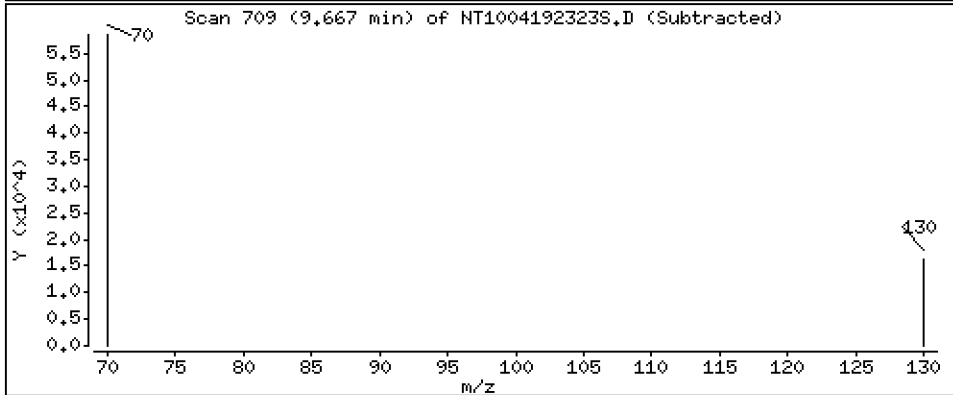
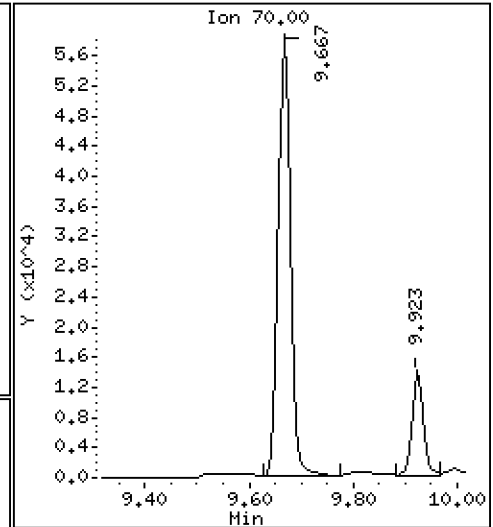
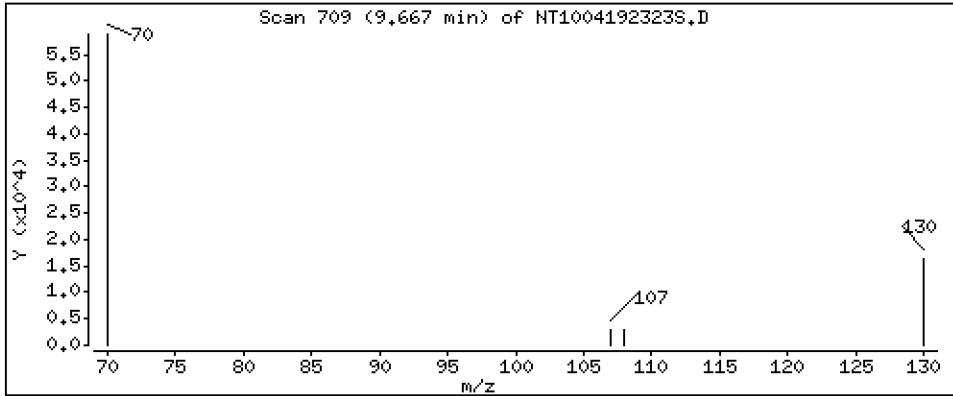
Operator: DSD

Column phase: ZB-5msi

Column diameter: 0,25

16 N-Nitroso-di-n-propylamine

Concentration: 2,865 ug/L



Date : 20-APR-2023 01:21

Client ID:

Instrument: nt10.i

Sample Info: BLD0057-MSD2

Volume Injected (uL): 1.0

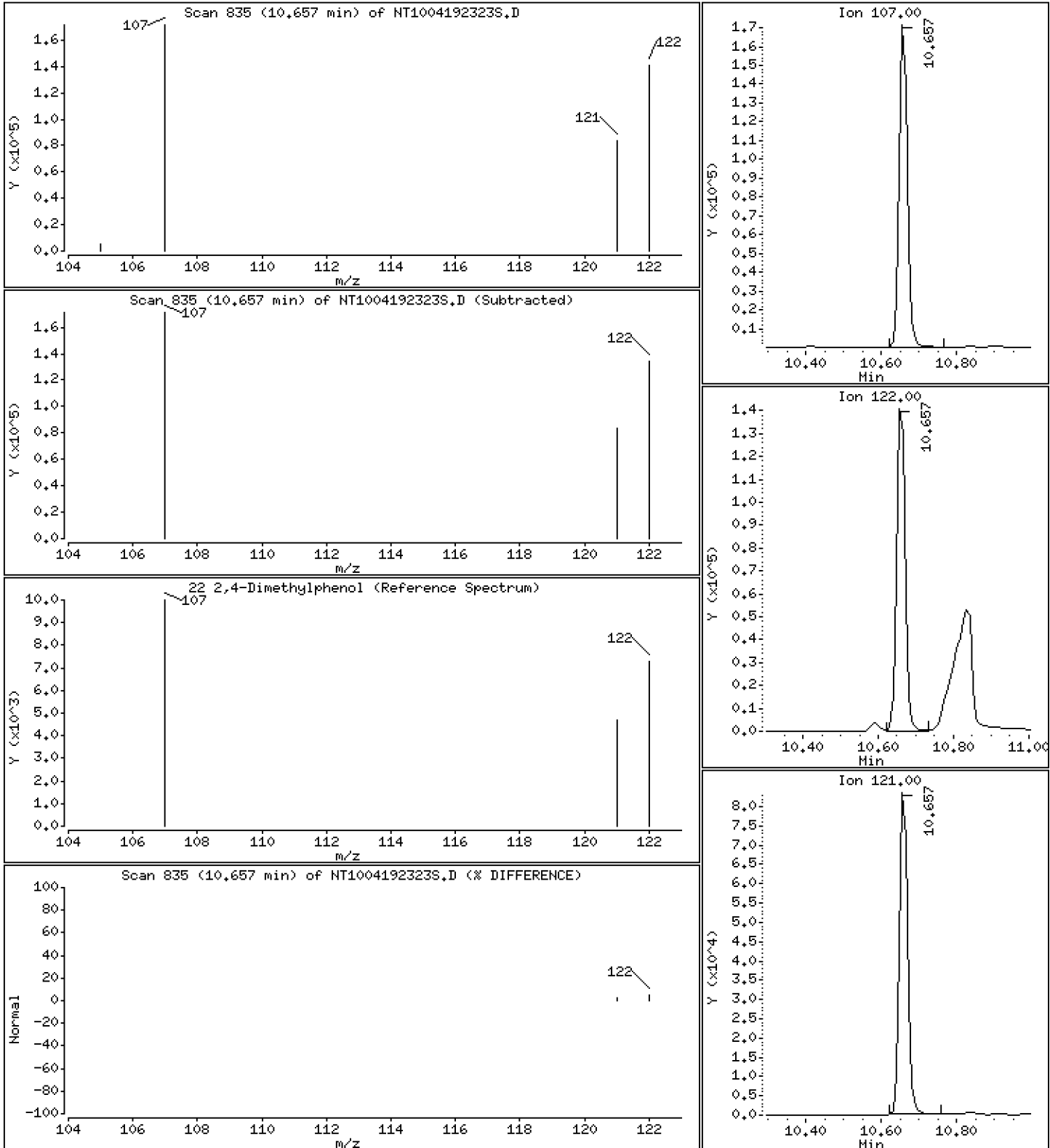
Operator: DSD

Column phase: ZB-5msi

Column diameter: 0,25

22 2,4-Dimethylphenol

Concentration: 5,568 ug/L



Date : 20-APR-2023 01:21

Client ID:

Instrument: nt10.i

Sample Info: BLD0057-MSD2

Volume Injected (uL): 1.0

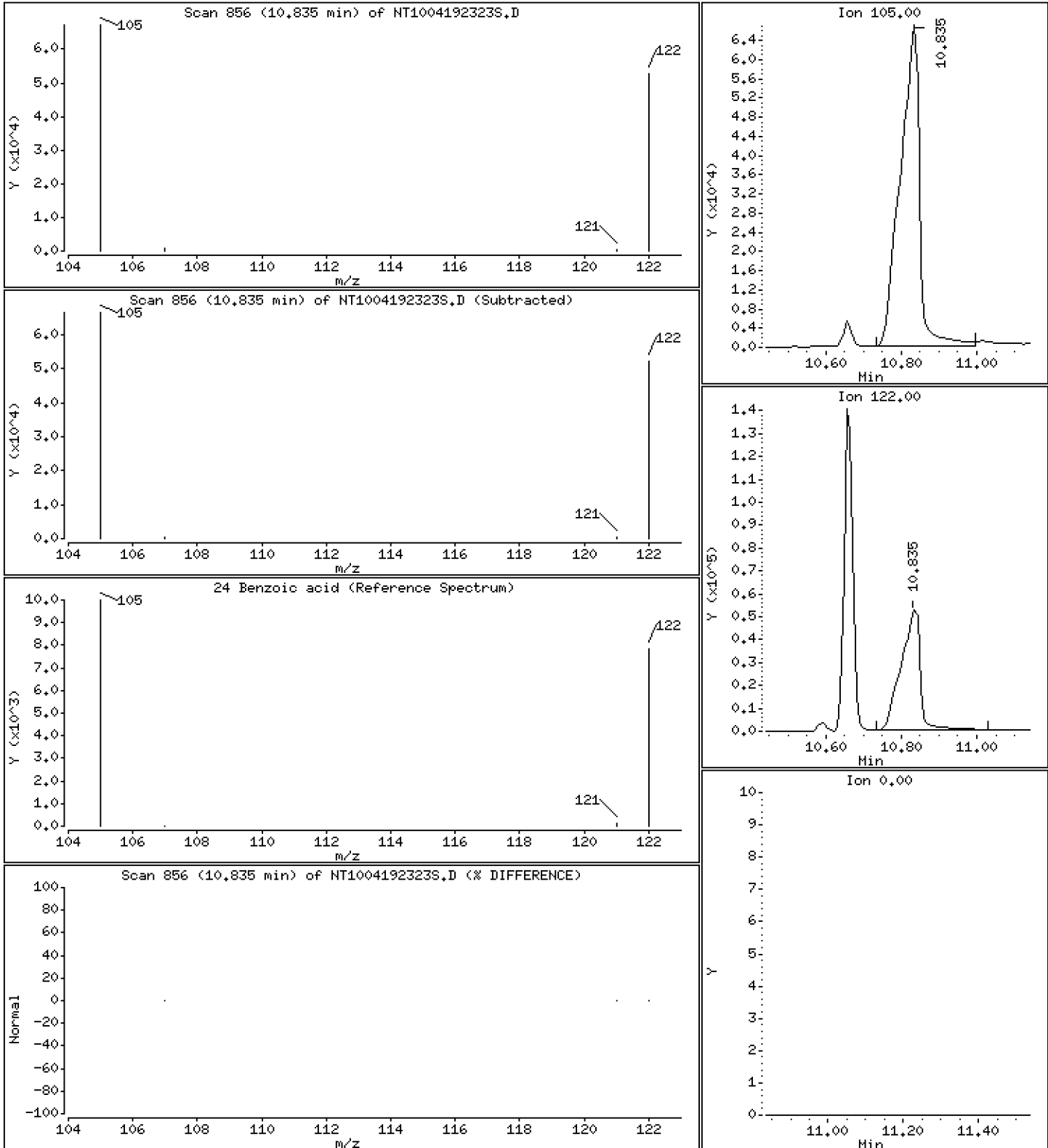
Operator: DSD

Column phase: ZB-5msi

Column diameter: 0,25

24 Benzoic acid

Concentration: 8,980 ug/L



Date : 20-APR-2023 01:21

Client ID:

Instrument: nt10.i

Sample Info: BLD0057-MSD2

Volume Injected (uL): 1.0

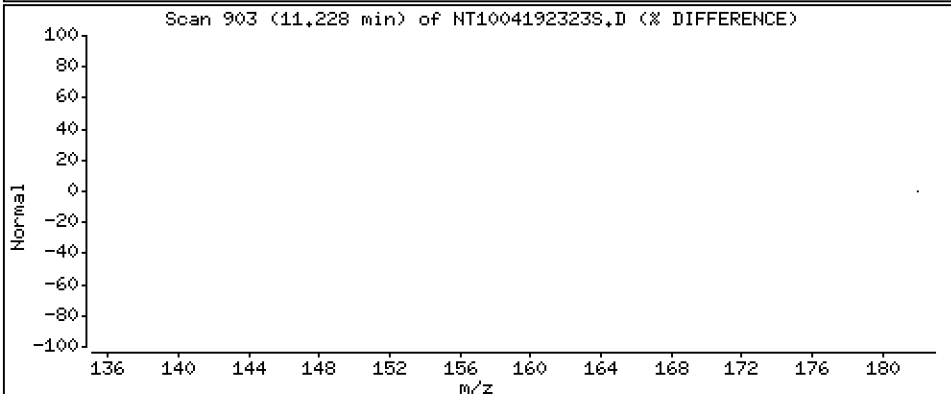
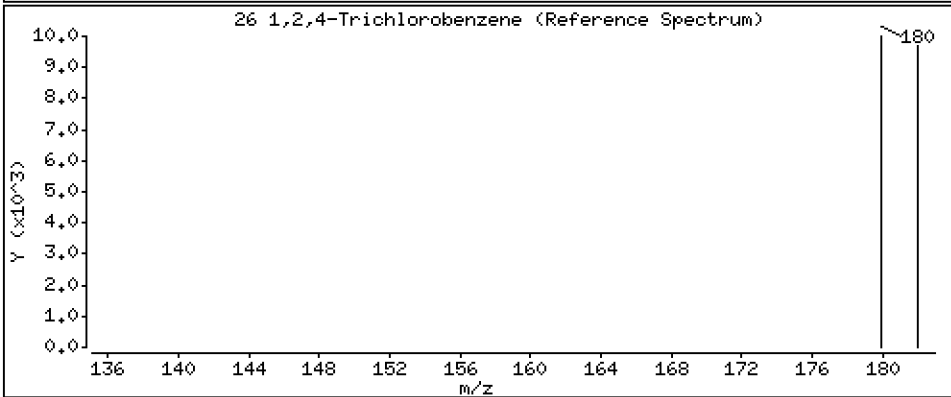
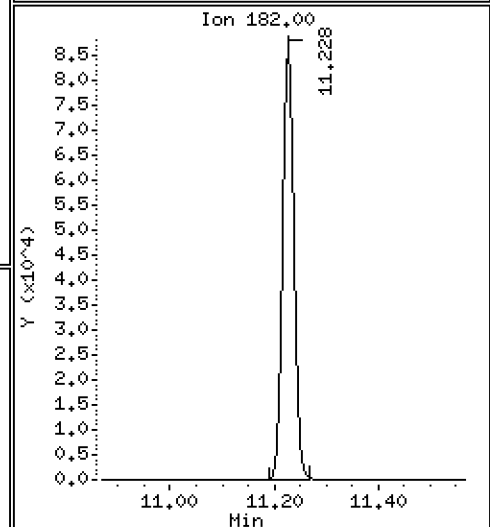
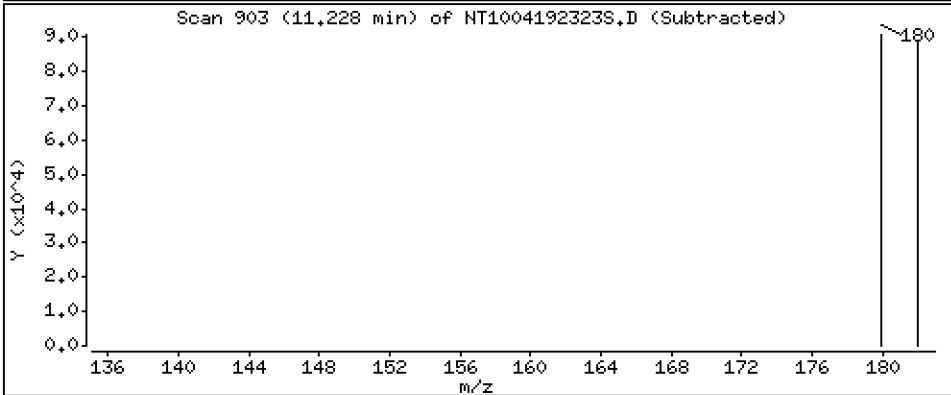
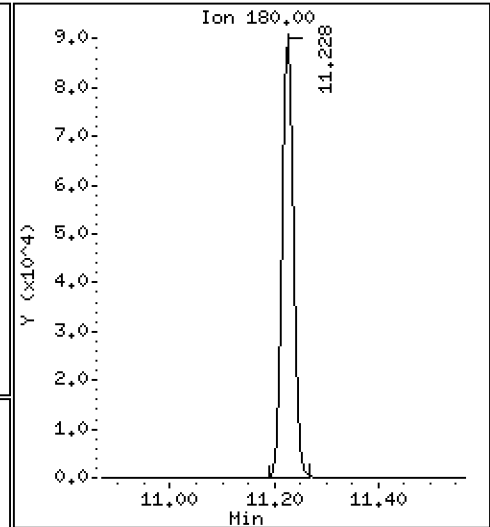
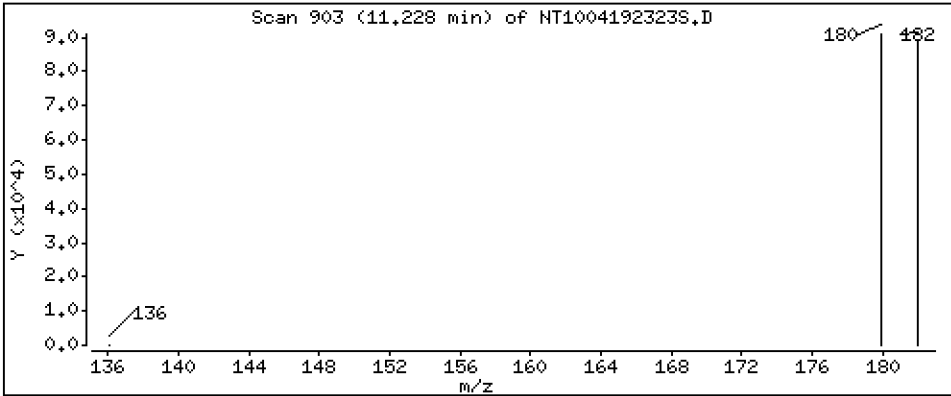
Operator: DSD

Column phase: ZB-5msi

Column diameter: 0,25

26 1,2,4-Trichlorobenzene

Concentration: 3,088 ug/L



Date : 20-APR-2023 01:21

Client ID:

Instrument: nt10.i

Sample Info: BLD0057-MSD2

Volume Injected (uL): 1.0

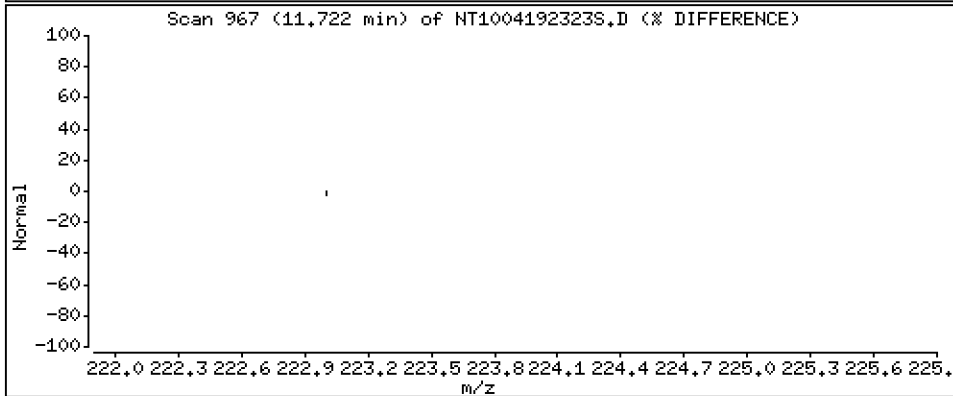
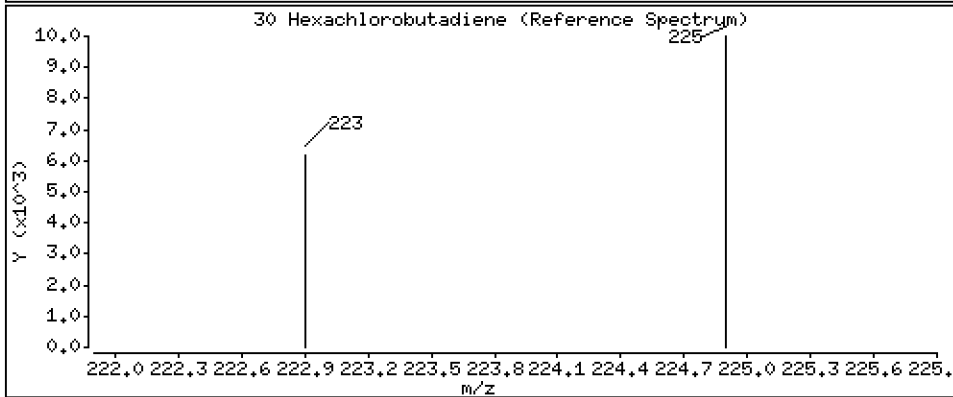
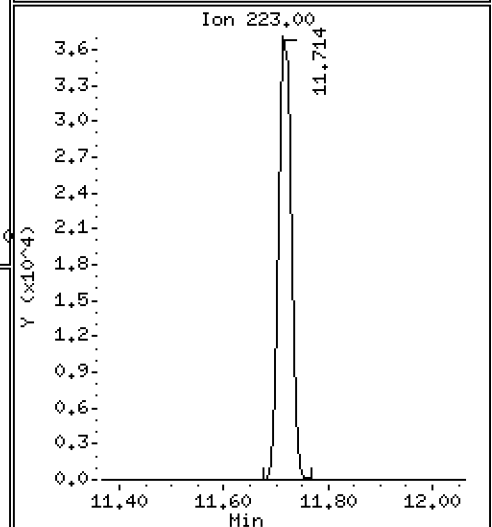
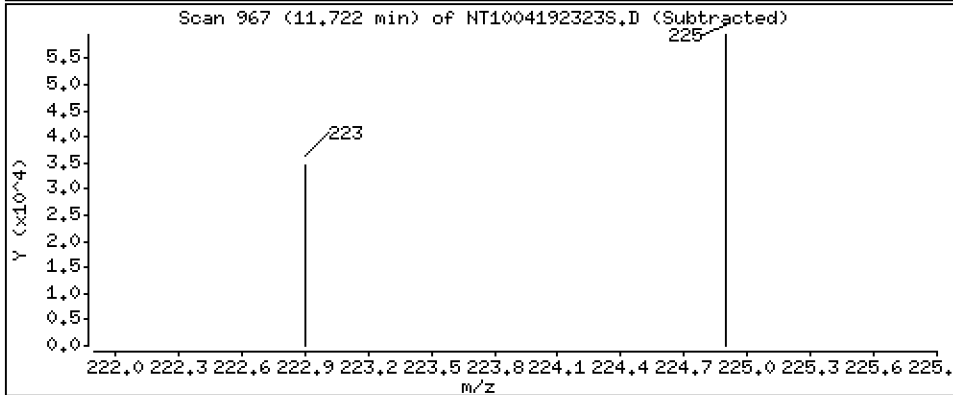
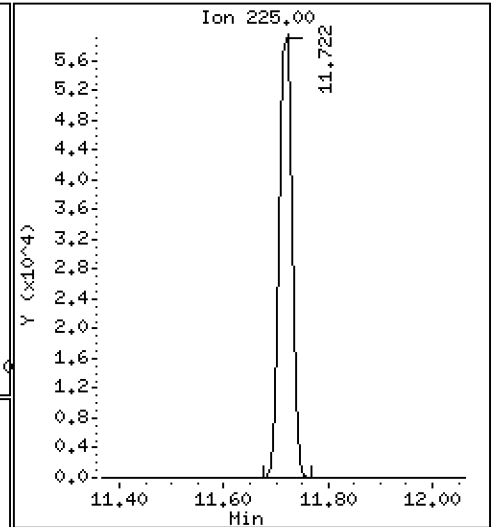
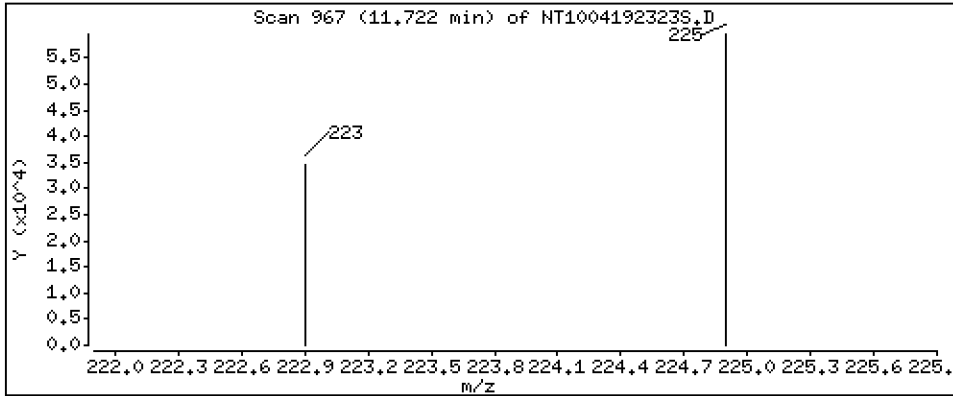
Operator: DSD

Column phase: ZB-5msi

Column diameter: 0,25

30 Hexachlorobutadiene

Concentration: 3,368 ug/L



Date : 20-APR-2023 01:21

Client ID:

Instrument: nt10.i

Sample Info: BLD0057-MSD2

Volume Injected (uL): 1.0

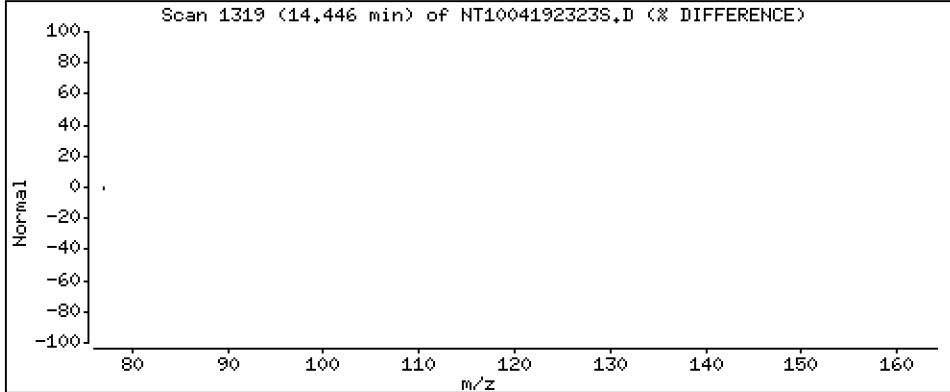
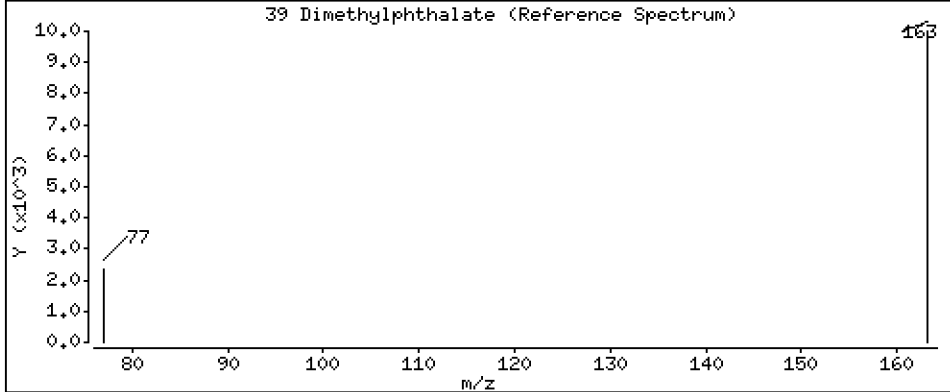
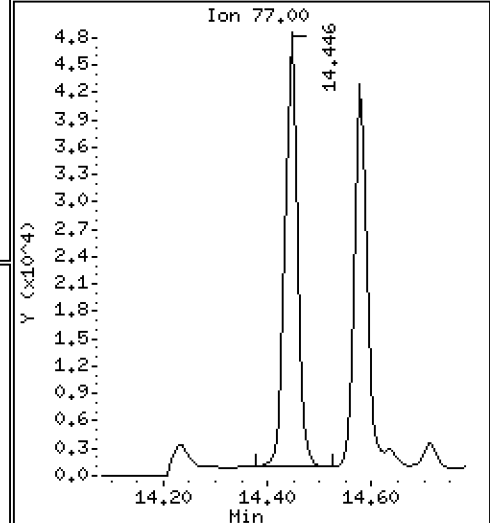
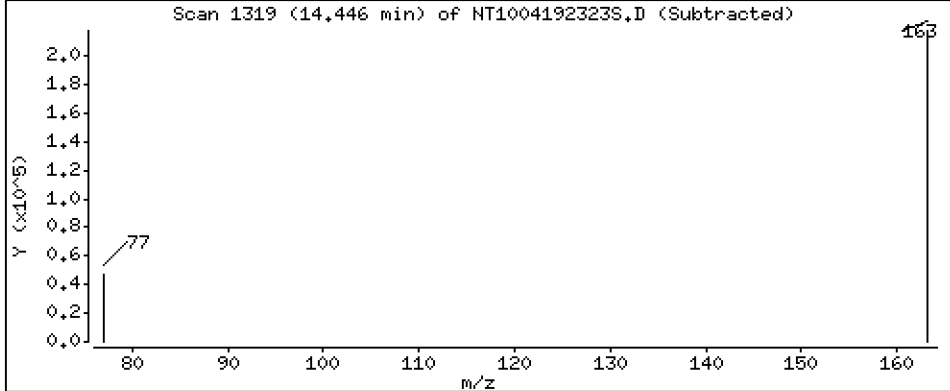
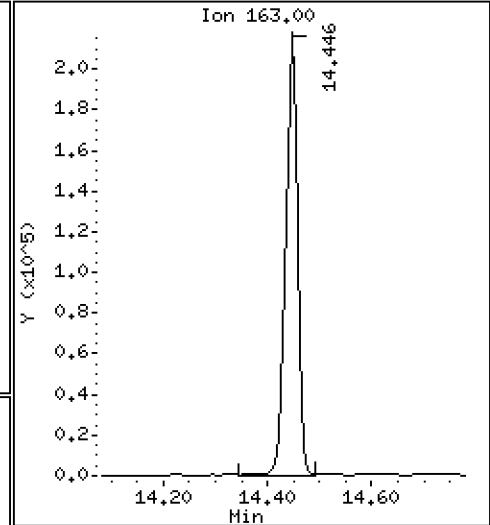
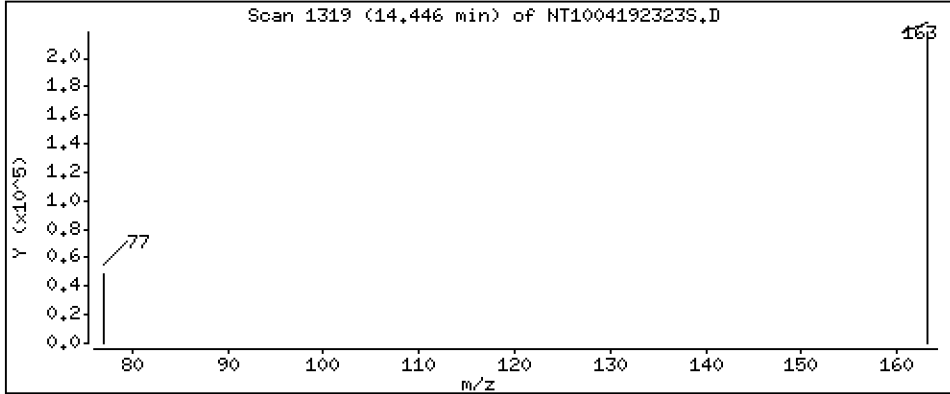
Operator: DSD

Column phase: ZB-5msi

Column diameter: 0,25

39 Dimethylphthalate

Concentration: 3,720 ug/L



Date : 20-APR-2023 01:21

Client ID:

Instrument: nt10.i

Sample Info: BLD0057-MSD2

Volume Injected (uL): 1.0

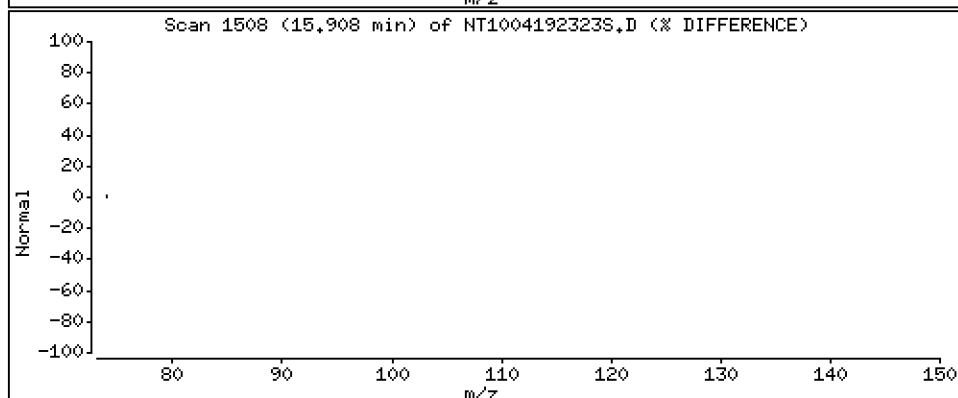
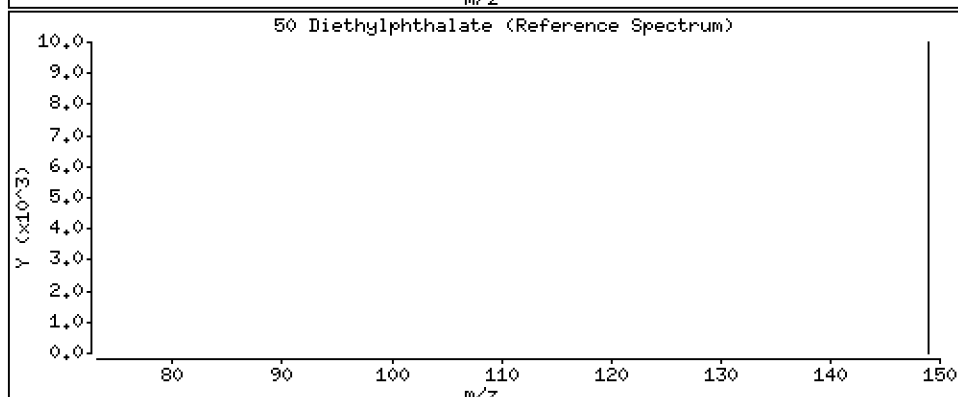
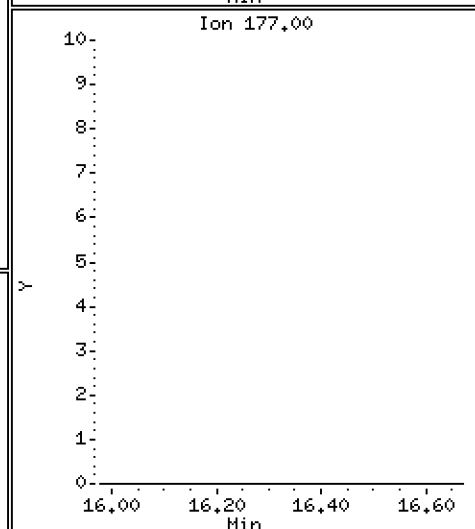
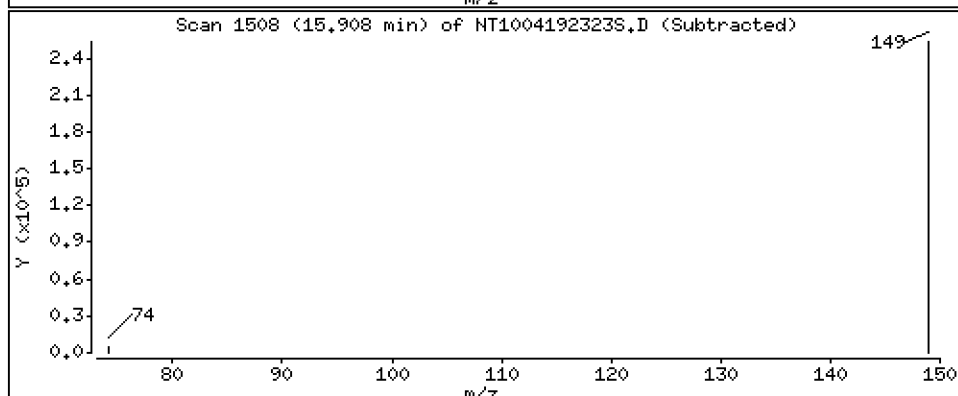
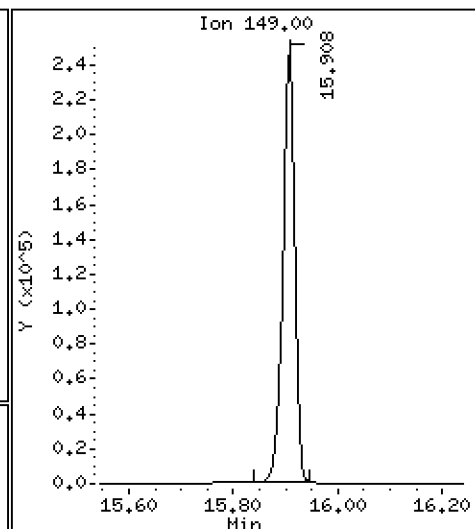
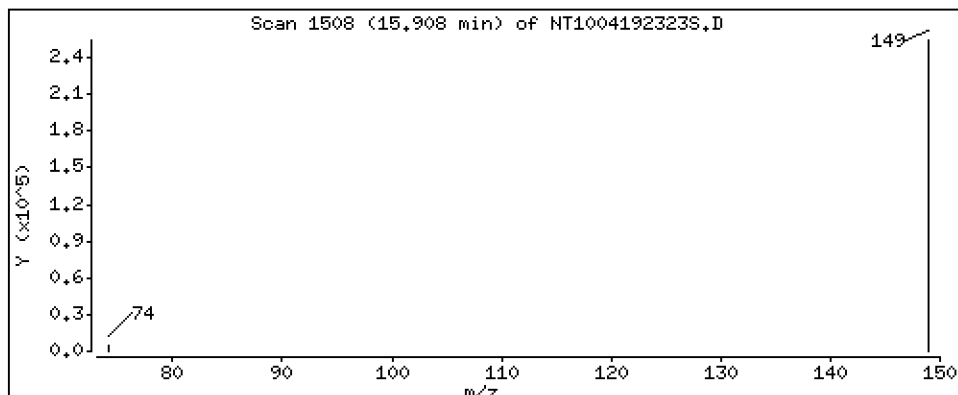
Operator: DSD

Column phase: ZB-5msi

Column diameter: 0,25

50 Diethylphthalate

Concentration: 4,277 ug/L



Date : 20-APR-2023 01:21

Client ID:

Instrument: nt10.i

Sample Info: BLD0057-MSD2

Volume Injected (uL): 1.0

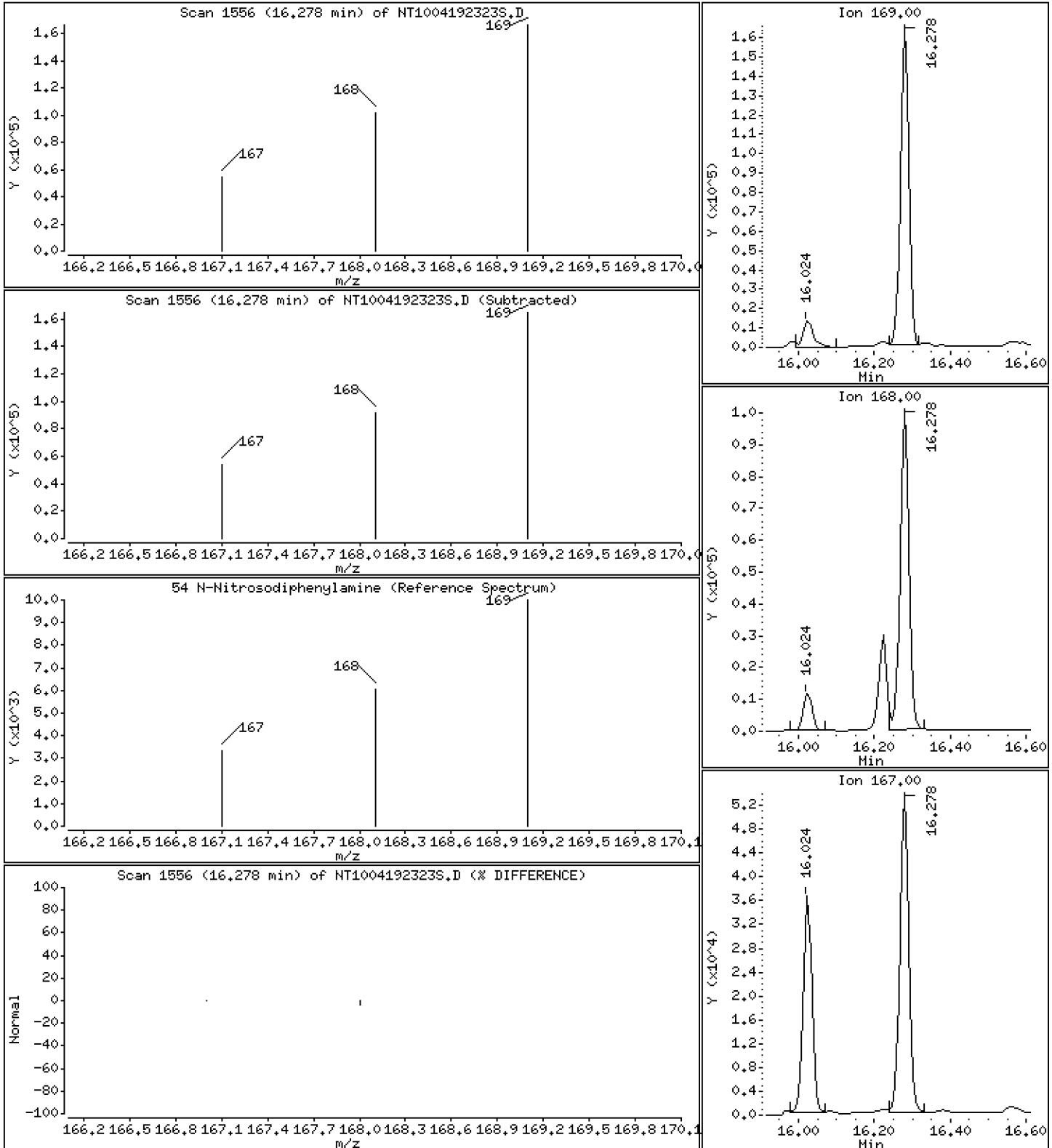
Operator: DSD

Column phase: ZB-5msi

Column diameter: 0.25

54 N-Nitrosodiphenylamine

Concentration: 3.423 ug/L



Date : 20-APR-2023 01:21

Client ID:

Instrument: nt10.i

Sample Info: BLD0057-MSD2

Volume Injected (uL): 1.0


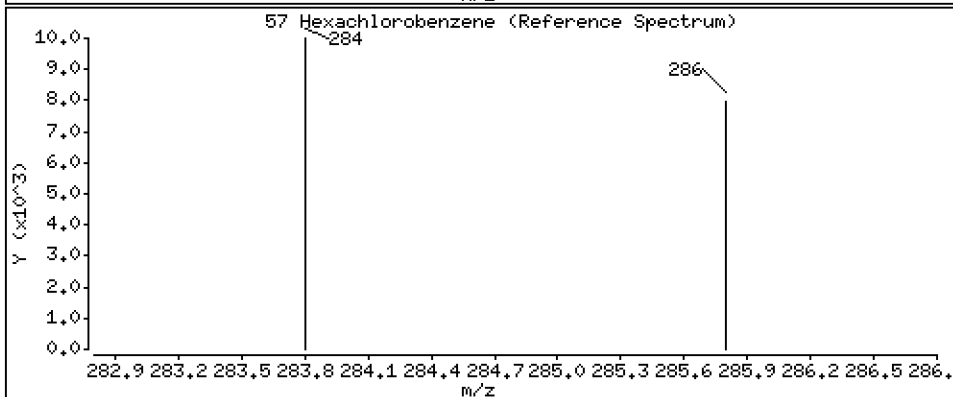
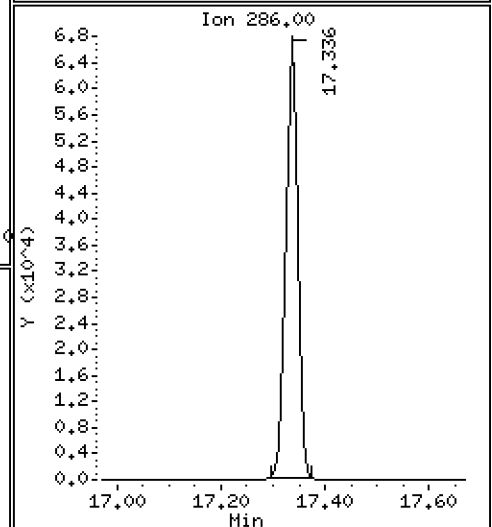
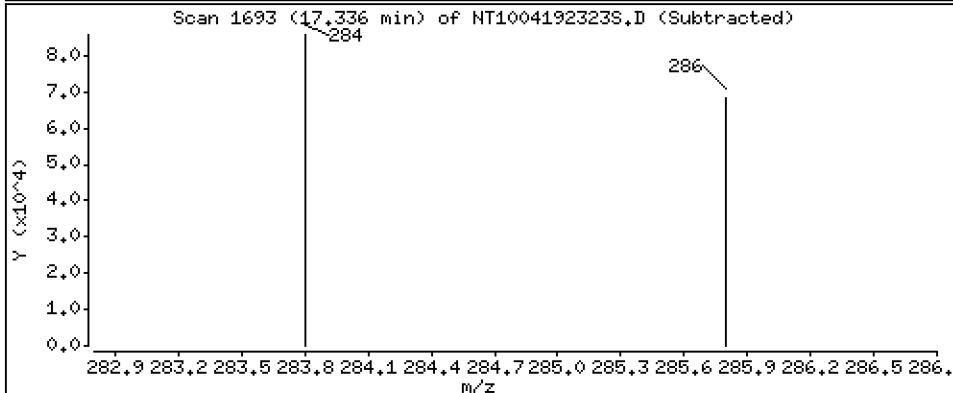
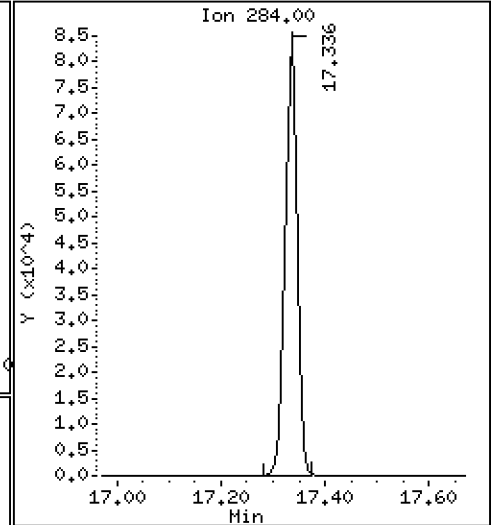
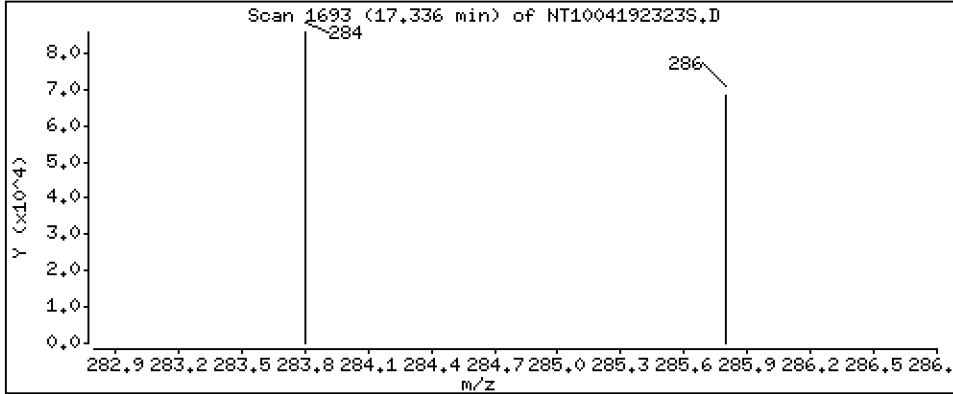
Operator: DSD

Column phase: ZB-5msi

Column diameter: 0,25

57 Hexachlorobenzene

Concentration: 3,955 ug/L



Date : 20-APR-2023 01:21

Client ID:

Instrument: nt10.i

Sample Info: BLD0057-MSD2

Volume Injected (uL): 1.0

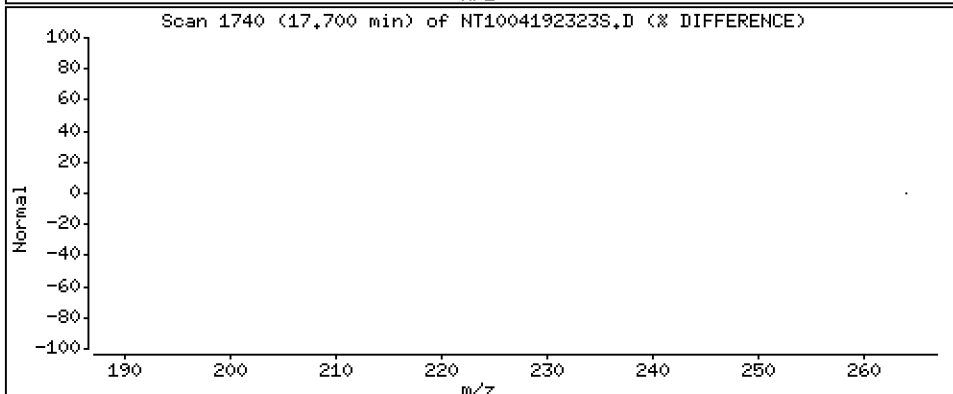
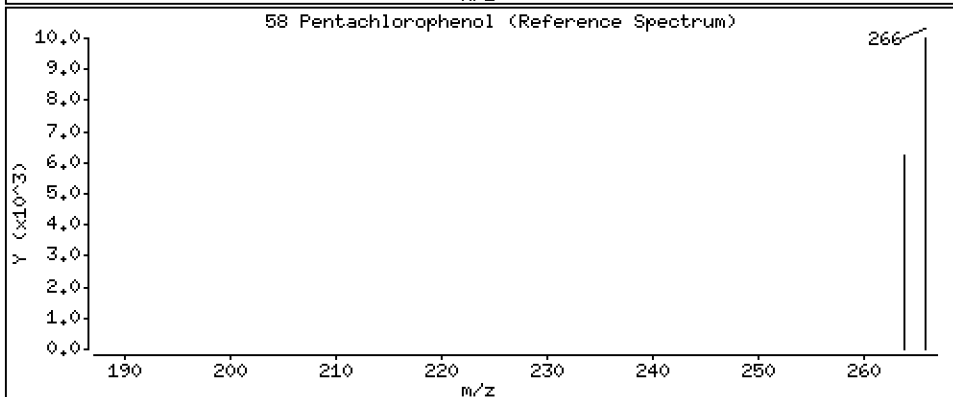
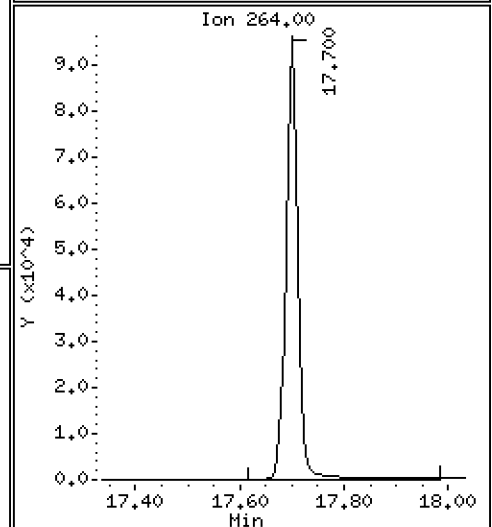
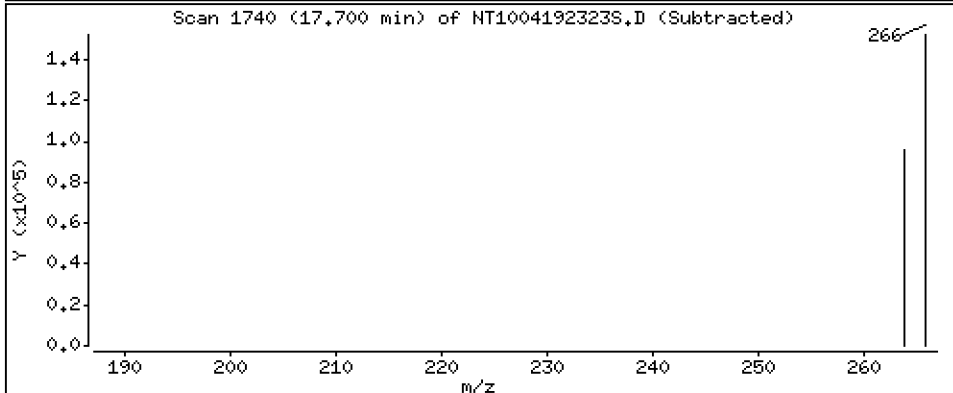
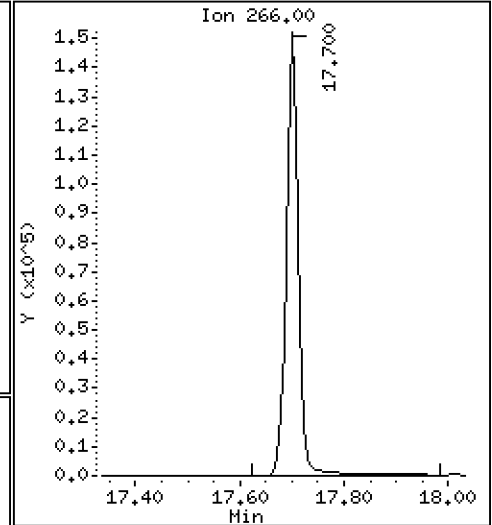
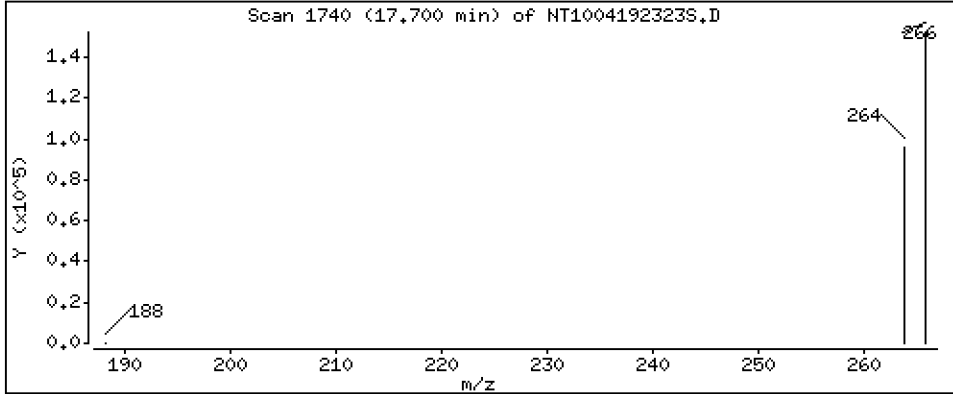
Operator: DSD

Column phase: ZB-5msi

Column diameter: 0,25

58 Pentachlorophenol

Concentration: 12,47 ug/L



Date : 20-APR-2023 01:21

Client ID:

Instrument: nt10.i

Sample Info: BLD0057-MSD2

Volume Injected (uL): 1.0

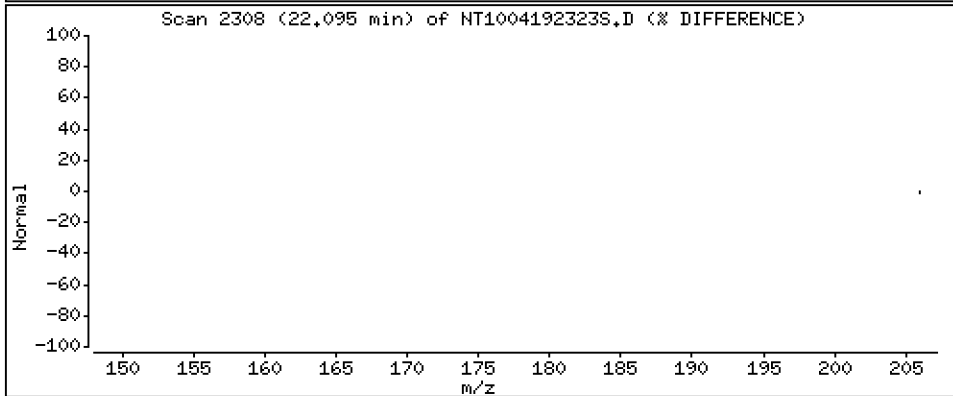
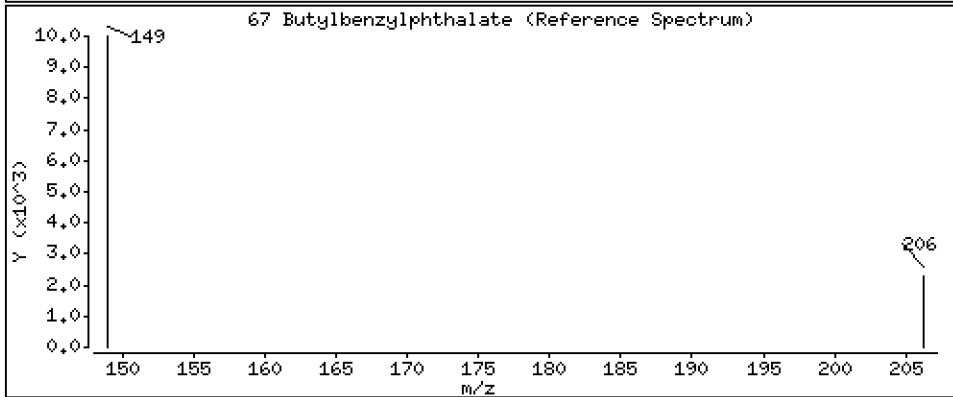
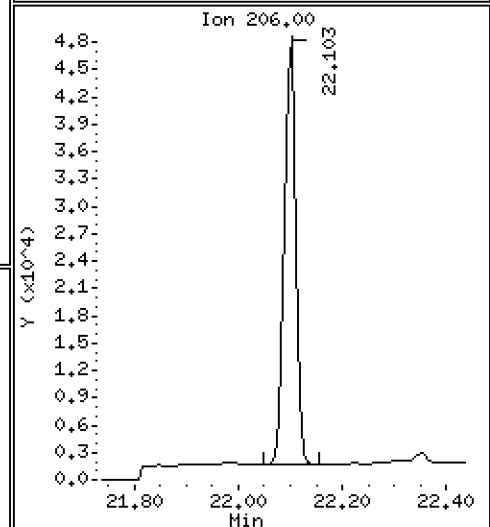
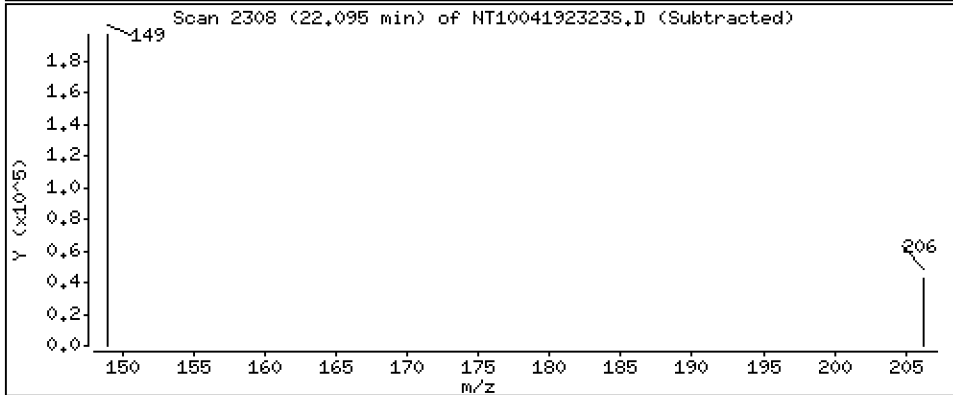
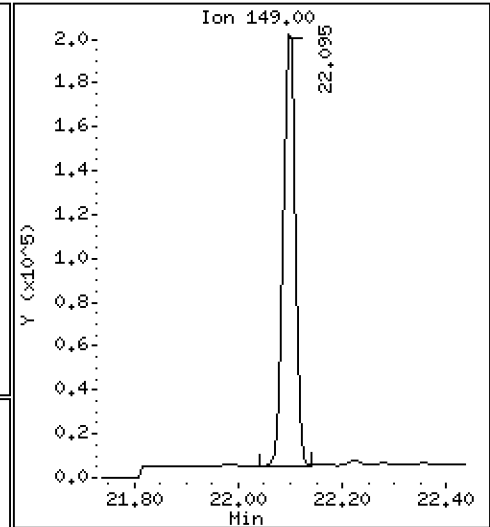
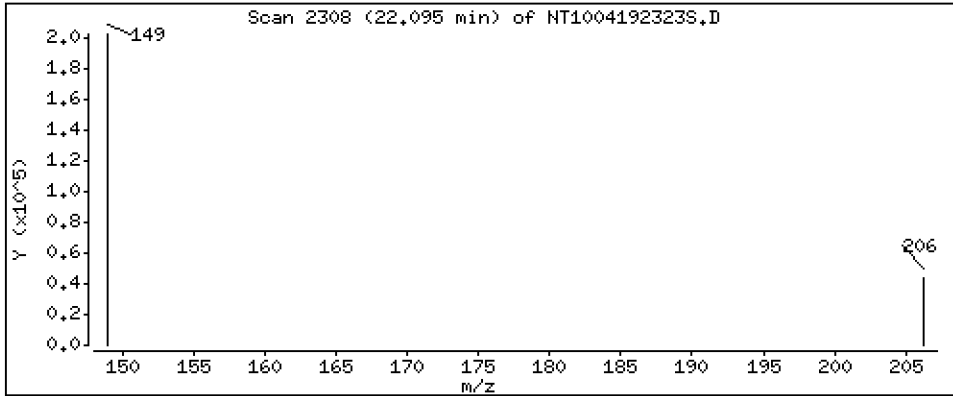
Operator: DSD

Column phase: ZB-5msi

Column diameter: 0,25

67 Butylbenzylphthalate

Concentration: 4,160 ug/L



Date : 20-APR-2023 01:21

Client ID:

Instrument: nt10.i

Sample Info: BLD0057-MSD2

Volume Injected (uL): 1.0

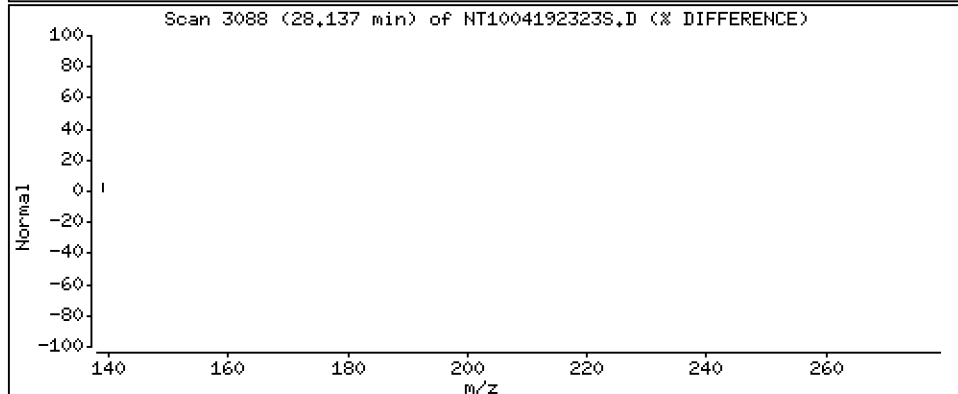
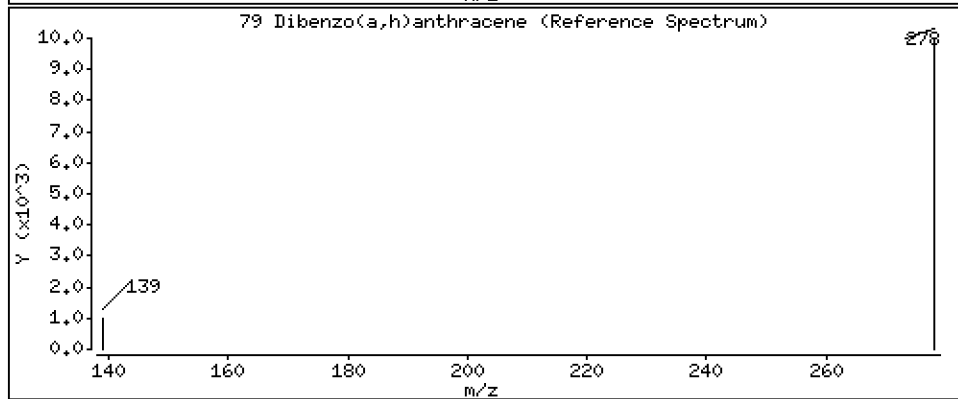
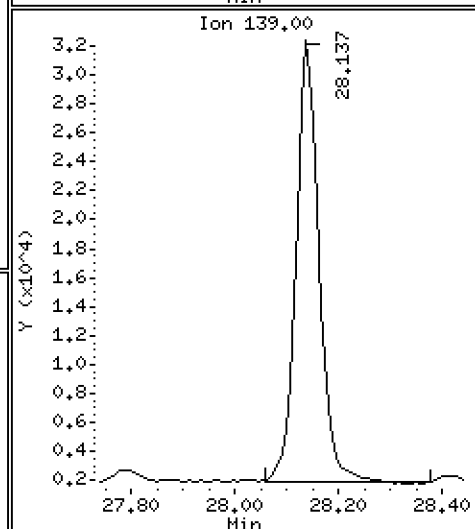
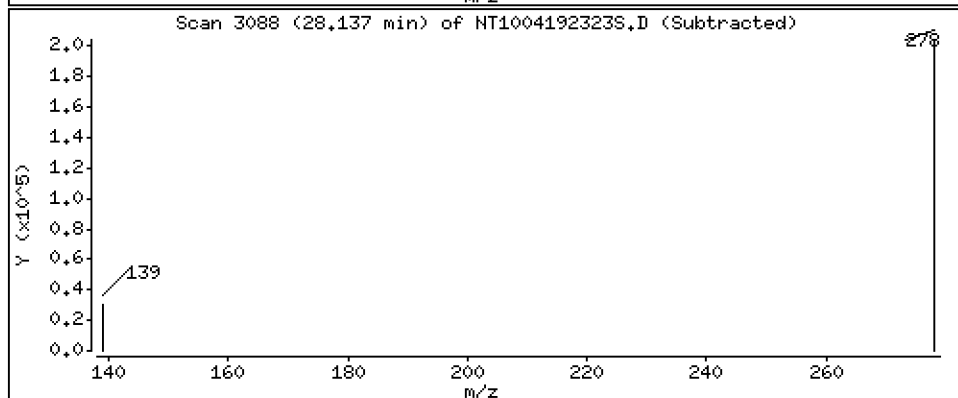
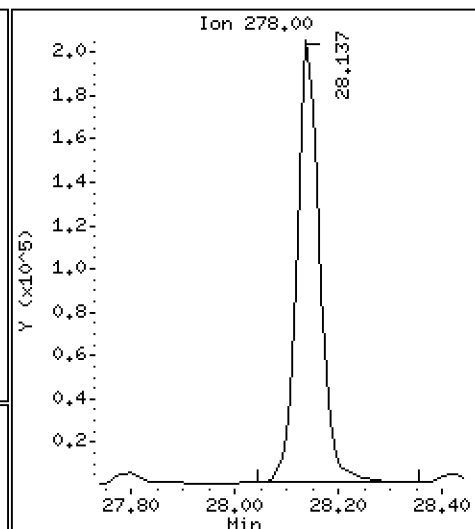
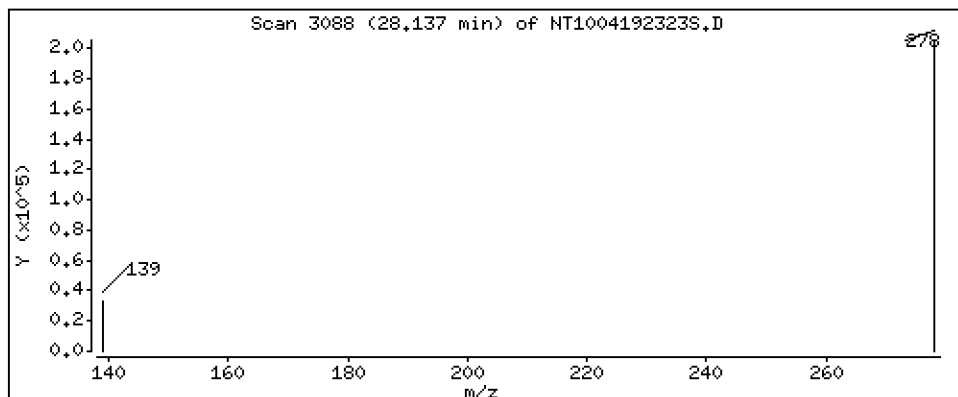
Operator: DSD

Column phase: ZB-5msi

Column diameter: 0,25

79 Dibenzo(a,h)anthracene

Concentration: 3,175 ug/L



Date : 20-APR-2023 01:21

Client ID:

Instrument: nt10.i

Sample Info: BLD0057-MSD2

Volume Injected (uL): 1.0

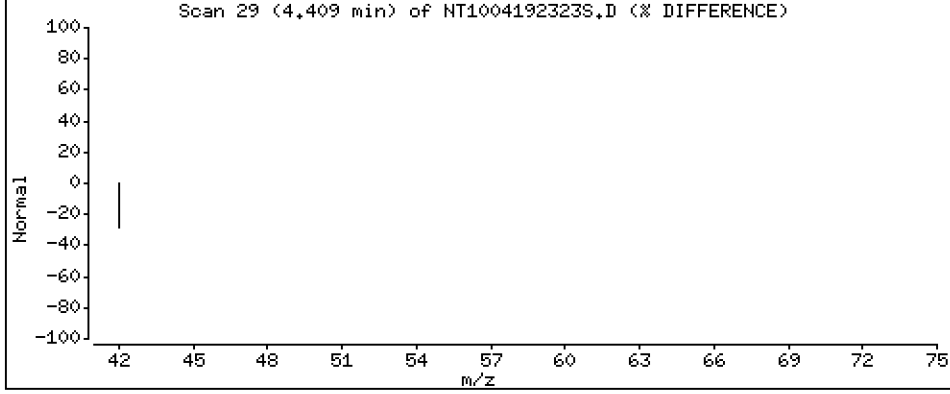
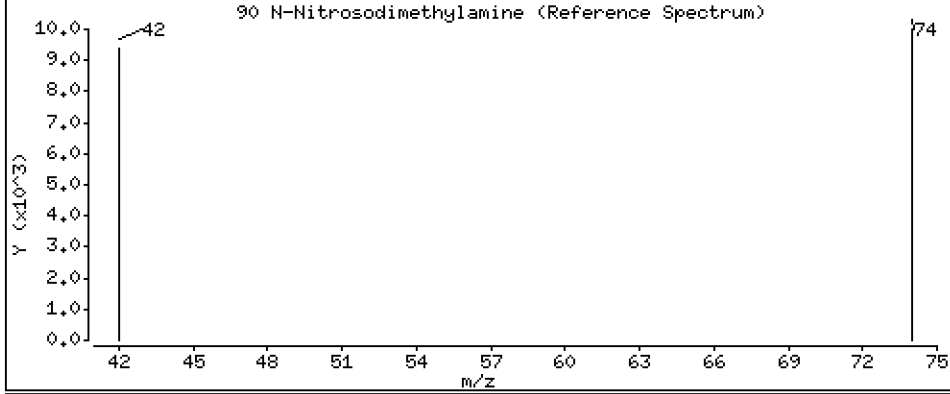
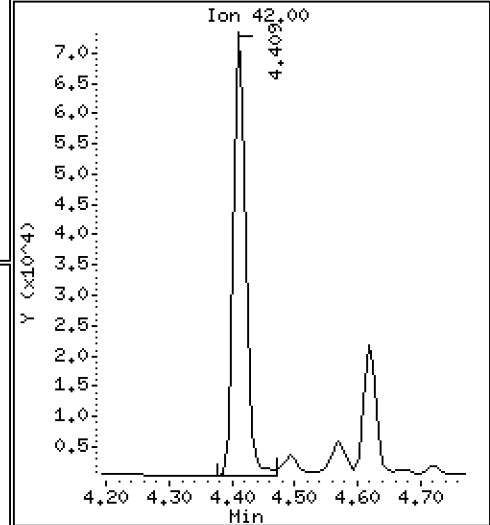
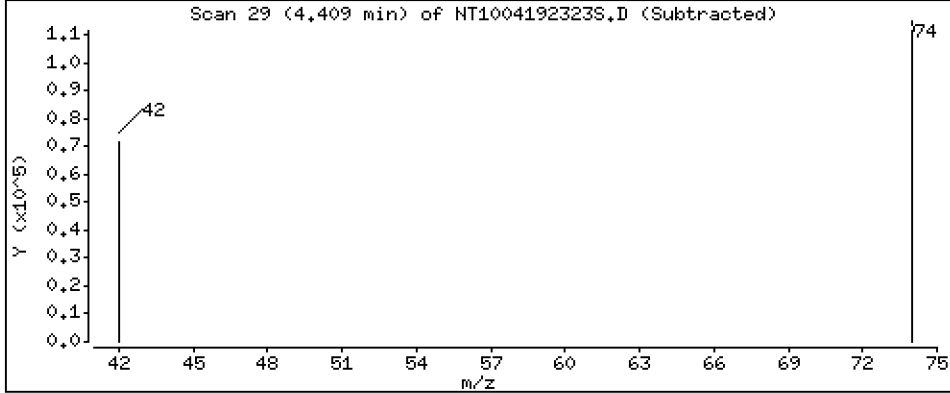
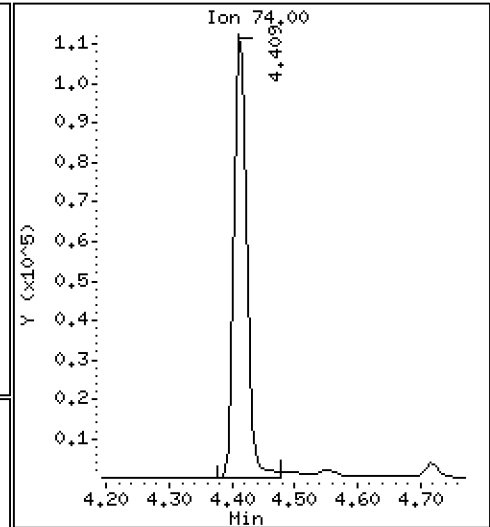
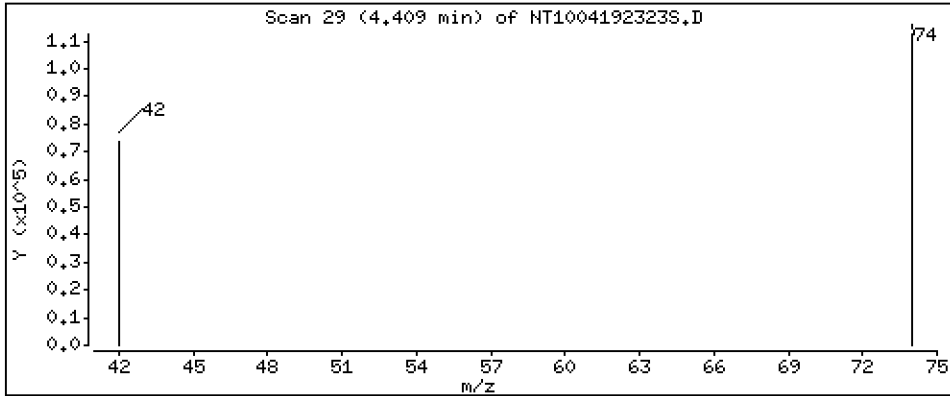
Operator: DSD

Column phase: ZB-5msi

Column diameter: 0.25

90 N-Nitrosodimethylamine

Concentration: 5.713 ug/L



ARI Labs, Inc.

METHOD 8270D-SIM

Data file : \\target\share\chem3\nt10.i\20230419A.b\20230419A.b\NT1004192323S.D
 Lab Smp Id: BLD0057-MSD2
 Inj Date : 20-APR-2023 01:21 MS Autotune Date: 16-JAN-2023 17:42
 Operator : DSD Inst ID: nt10.i
 Smp Info : BLD0057-MSD2
 Misc Info :
 Comment :
 Method : \\target\share\chem3\nt10.i\20230419A.b\20230419A.b\SIMABN2.m
 Meth Date : 20-Apr-2023 16:29 deenayd Quant Type: ISTD
 Cal Date : 16-MAR-2023 01:38 Cal File: NT10031510S.D
 Als bottle: 18
 Dil Factor: 1.00000
 Integrator: HP RTE Compound Sublist: PSDDA.sub
 Target Version: 4.14
 Processing Host: DEENAY-201905

Concentration Formula: Amt * DF * Uf * Vt/(Vo * Vi) * CpndVariable

Name	Value	Description
DF	1.000	Dilution Factor
Vo	1000.000	Volume of sample extracted (mL)
Vt	1000.000	Volume of final extract (uL)
Vi	1.000	Volume injected (uL)
Uf	1.000	ng unit correction factor
Cpnd Variable		Local Compound Variable

Compounds	QUANT	SIG	RT	EXP RT	REL RT	RESPONSE	CONCENTRATIONS	
							ON-COLUMN	FINAL
	MASS						(ug/mL)	(ug/L)
\$ 1 2-Fluorophenol	112		6.617	6.609	(0.750)	200338	4.42454	4.425(R)
3 Phenol	94		8.240	8.232	(0.933)	166166	2.67493	2.675
7 1,3-Dichlorobenzene	146		8.758	8.758	(0.992)	162289	2.79195	2.792
* 8 1,4-Dichlorobenzene-d4	152		8.828	8.827	(1.000)	149314	4.00000	
9 1,4-Dichlorobenzene	146		8.859	8.851	(1.004)	163454	2.91299	2.913
11 Benzyl alcohol	79		9.107	9.107	(1.032)	104824	2.91072	2.911
12 1,2-Dichlorobenzene	146		9.216	9.208	(1.044)	158980	2.88095	2.881
13 2-Methylphenol	108		9.348	9.340	(1.059)	118381	2.75027	2.750
15 4-Methylphenol	108		9.627	9.611	(1.091)	135069	3.01984	3.020
16 N-Nitroso-di-n-propylamine	70		9.666	9.666	(1.095)	90617	2.86479	2.865
22 2,4-Dimethylphenol	107		10.656	10.647	(0.942)	258751	5.56810	5.568
24 Benzoic acid	105		10.834	10.792	(0.958)	236663	8.98035	8.980
26 1,2,4-Trichlorobenzene	180		11.227	11.219	(0.992)	144358	3.08802	3.088
* 27 Naphthalene-d8	136		11.312	11.304	(1.000)	537617	4.00000	
30 Hexachlorobutadiene	225		11.722	11.713	(1.036)	95722	3.36794	3.368
39 Dimethylphthalate	163		14.446	14.430	(0.968)	333508	3.72026	3.720
* 42 Acenaphthene-d10	162		14.918	14.910	(1.000)	284078	4.00000	
50 Diethylphthalate	149		15.907	15.892	(1.066)	397179	4.27673	4.277
54 N-Nitrosodiphenylamine	169		16.278	16.262	(0.907)	254720	3.42255	3.423
57 Hexachlorobenzene	284		17.335	17.319	(0.966)	131765	3.95494	3.955

Compounds	QUANT SIG	RT	EXP RT	REL RT	RESPONSE	CONCENTRATIONS	
						ON-COLUMN (ug/mL)	FINAL (ug/L)
58 Pentachlorophenol	266	17.699	17.683	(0.986)	248448	12.4730	12.47
* 59 Phenanthrene-d10	188	17.954	17.939	(1.000)	554708	4.00000	
\$ 66 Terphenyl-d14	244	21.150	21.134	(0.917)	356315	4.15908	4.159(R)
67 Butylbenzylphthalate	149	22.094	22.086	(0.958)	301692	4.15965	4.160
* 69 Chrysene-d12	240	23.055	23.039	(1.000)	525800	4.00000	
* 77 Perylene-d12	264	25.617	25.586	(1.000)	622827	4.00000	
79 Dibenzo(a,h)anthracene	278	28.136	28.089	(1.098)	637296	3.17499	3.175
90 N-Nitrosodimethylamine	74	4.408	4.423	(0.499)	164053	5.71266	5.713

QC Flag Legend

R - Spike/Surrogate failed recovery limits.

ARI Labs, Inc.

INTERNAL STANDARD COMPOUNDS
 AREA AND RT SUMMARY

Instrument ID: nt10.i
 Lab File ID: NT1004192323S.D
 Lab Smp Id: BLD0057-MSD2
 Analysis Type: SV
 Quant Type: ISTD
 Operator: DSD
 Method File: \\target\share\chem3\nt10.i\20230419A.b\20230419A.b\SIMABN2.m
 Misc Info:

Calibration Date: 19-APR-2023
 Calibration Time: 22:11
 Level: LOW
 Sample Type: AIR

Test Mode:
 Use Last Continuing Calibrator.

COMPOUND	STANDARD	AREA LIMIT		SAMPLE	%DIFF
		LOWER	UPPER		
8 1,4-Dichlorobenze	154021	77011	308042	149314	-3.06
27 Naphthalene-d8	550458	275229	1100916	537617	-2.33
42 Acenaphthene-d10	294195	147098	588390	284078	-3.44
59 Phenanthrene-d10	508863	254432	1017726	554708	9.01
69 Chrysene-d12	482651	241326	965302	525800	8.94
77 Perylene-d12	560068	280034	1120136	622827	11.21

COMPOUND	STANDARD	RT LIMIT		SAMPLE	%DIFF
		LOWER	UPPER		
8 1,4-Dichlorobenze	8.83	8.33	9.33	8.83	0.00
27 Naphthalene-d8	11.30	10.80	11.80	11.31	0.07
42 Acenaphthene-d10	14.91	14.41	15.41	14.92	0.05
59 Phenanthrene-d10	17.94	17.44	18.44	17.95	0.09
69 Chrysene-d12	23.04	22.54	23.54	23.06	0.07
77 Perylene-d12	25.59	25.09	26.09	25.62	0.12

AREA UPPER LIMIT = +100% of internal standard area.
 AREA LOWER LIMIT = - 50% of internal standard area.
 RT UPPER LIMIT = + 0.50 minutes of internal standard RT.
 RT LOWER LIMIT = - 0.50 minutes of internal standard RT.

REVIEW SUMMARY FOR FILE - NT1004192323S.D

Lab ID: BLD0057-MSD2

nt10.i, 20230419A.b\20230419A.b\SIMABN2.m,

20-APR-2023 01:21

RT CO-ELUTION COMPOUNDS

NO CO-ELUTIONS

Quant Method: ICAL

RRT CHECK

RRT	CCV	RRT	DELTA	COMPOUND
-----	-----	-----	-------	----------

NONE

RRT check based on Ccal File: 20230419A.b/NT1004192318S.D

On Column LOD for nt10.i, 20230419A.b\SIMABN2.m, PSDDA.sub = 0.0000

Exception: 1,2,4-Trichlorobenzene 0.0010

* Only compounds listed in the work order have been verified by the analyst *



STANDARD REFERENCE MATERIAL RECOVERY

EPA 8270E-SIM

Laboratory: Analytical Resources, LLC

SDG: 23C0774

Client: Anchor QEA, LLC

Project: AOC5 MR Phase 1

Matrix: Solid

Laboratory ID: BLD0057-SRM2

Batch: BLD0057

Initial/Final: 1 g / 1 mL

Preparation: EPA 3546 (Microwave)

Analyzed: 04/19/2023 16:27

Standard ID: K003477

Expires: 01/31/2024

Standard Lot#: CRM 143 (LRAC8918)

Description: CRM 143 BNAs - Sandy Loam

ANALYTE	TRUE (ug/kg wet)	FOUND (ug/kg wet)	MDL	MRL	Q	SRM % REC.	QC LIMITS REC.
2,4-Dimethylphenol	6357.0	3460	21.7	200		54.4	0 - 220
1,2,4-Trichlorobenzene	1477.0	955	26.8	50.0		64.7	10 - 193
N-Nitrosodiphenylamine	2854.0	2960	13.1	50.0		104	40 - 160
Pentachlorophenol	3411.0	2830	21.3	200		83.1	10 - 206

* Values outside of QC limits

Data File: \\target\share\chem3\nt10.1\20230419.1\20230419.1\NT10041923095.D

Date: 19-APR-2023 16:27

Client ID:

Sample Info: BLD0057-SRM2

Volume Injected (uL): 1.0

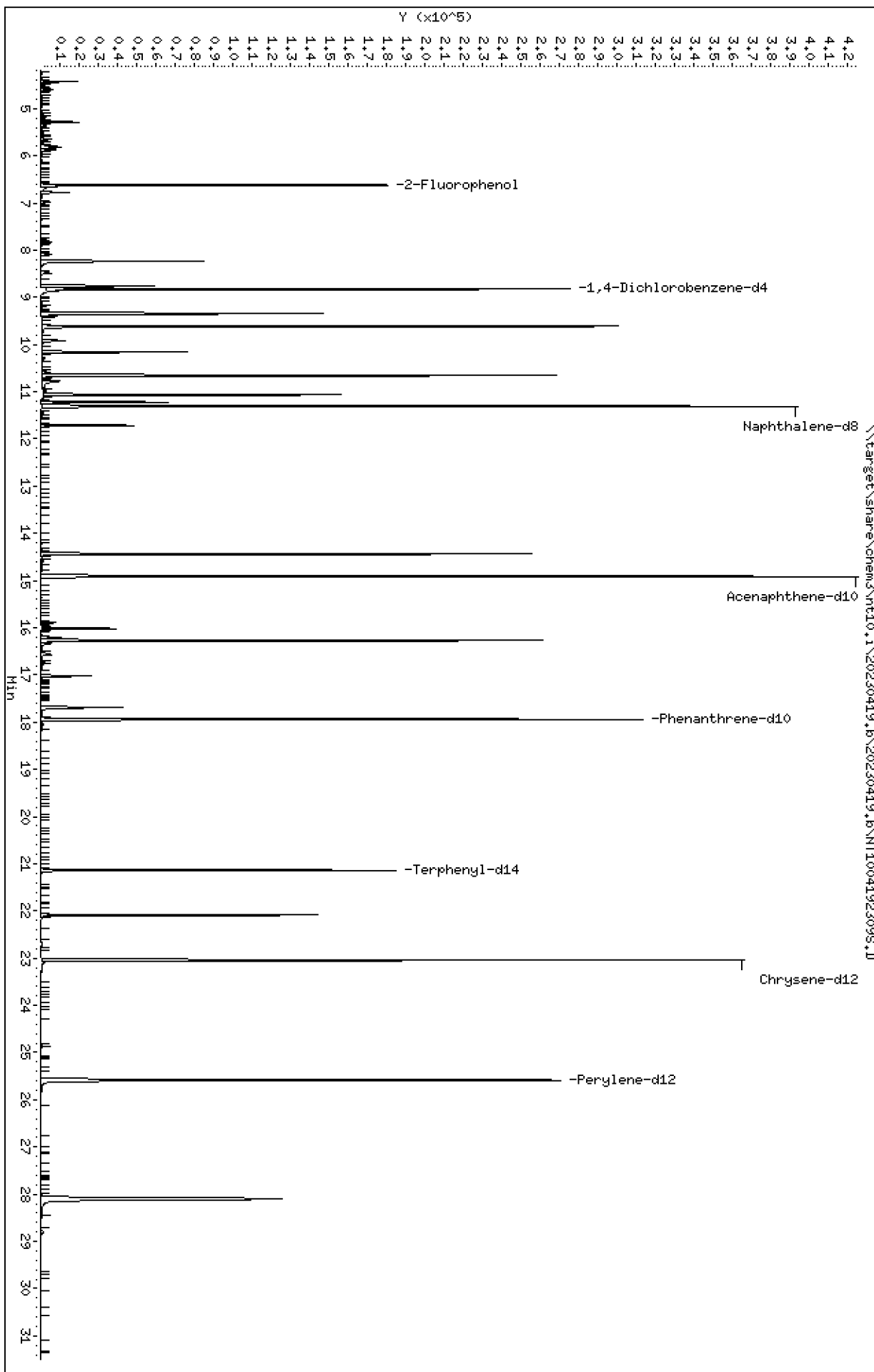
Column phase: ZB-5msi

Instrument: nt10.1

Operator: DSD

Column diameter: 0.25

Page 1



Date : 19-APR-2023 16:27

Client ID:

Instrument: nt10.i

Sample Info: BLD0057-SRM2

Volume Injected (uL): 1.0

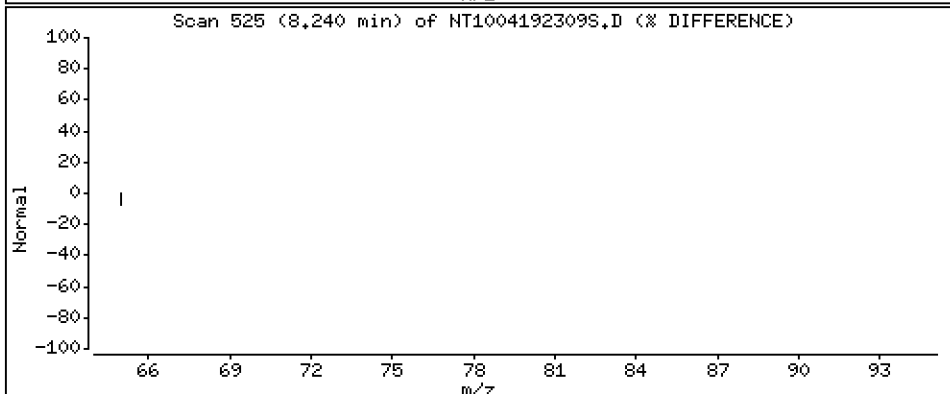
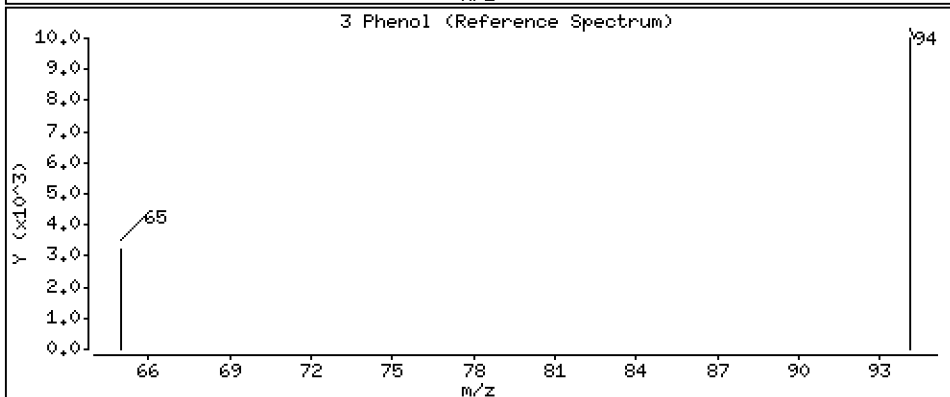
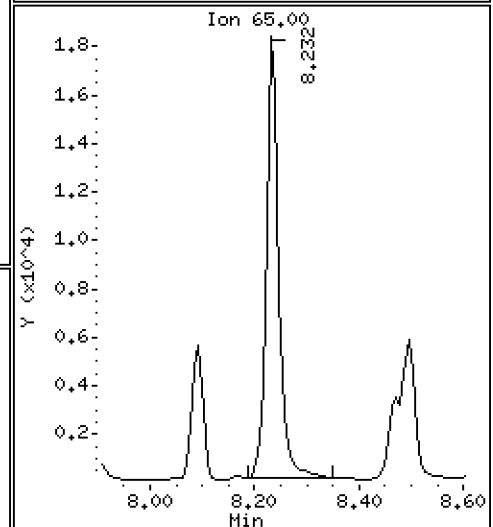
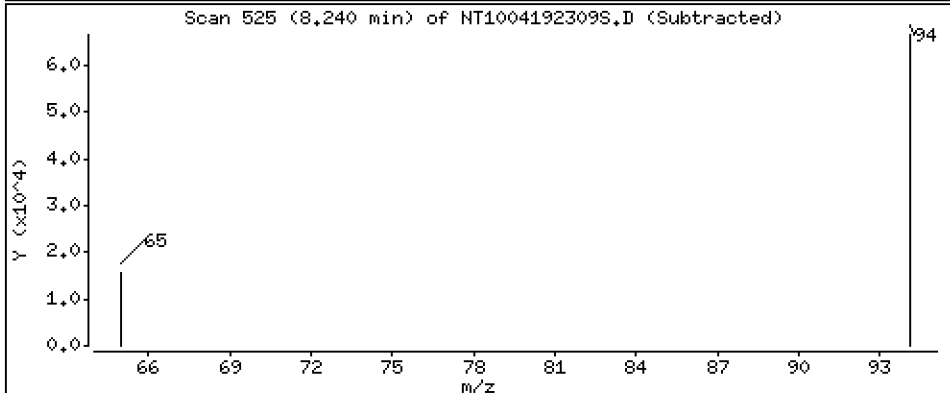
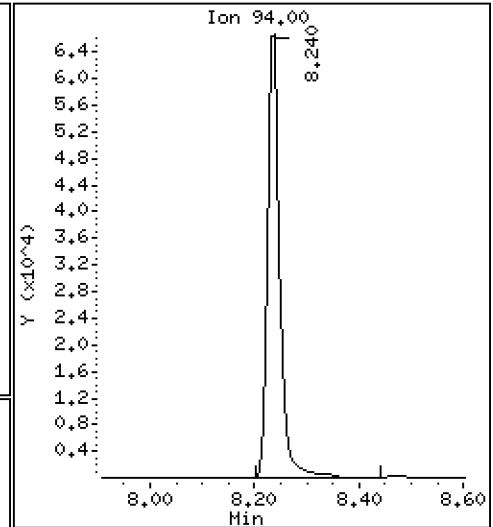
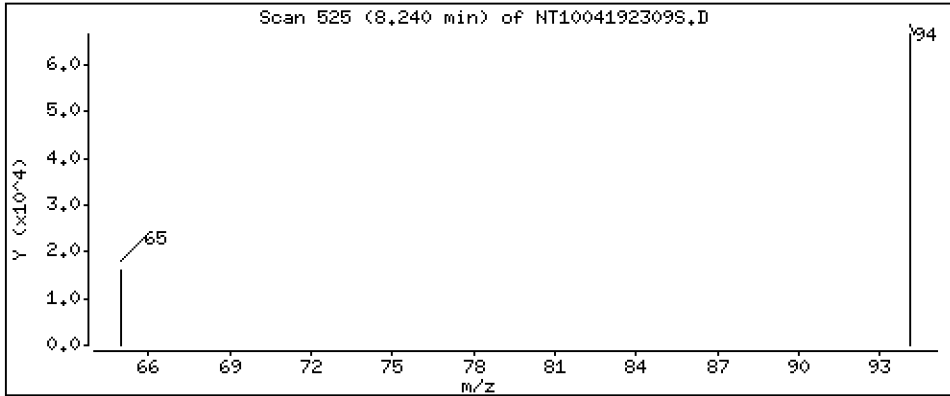
Operator: DSD

Column phase: ZB-5msi

Column diameter: 0.25

3 Phenol

Concentration: 1.605 ug/L



Date : 19-APR-2023 16:27

Client ID:

Instrument: nt10.i

Sample Info: BLD0057-SRM2

Volume Injected (uL): 1.0

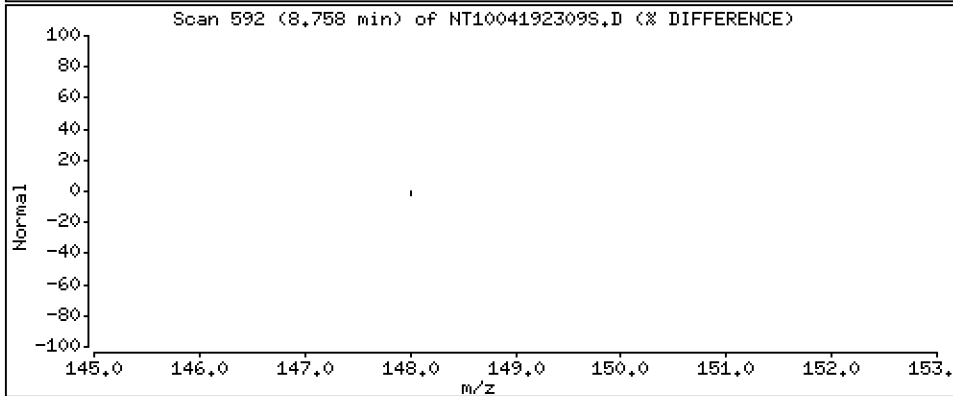
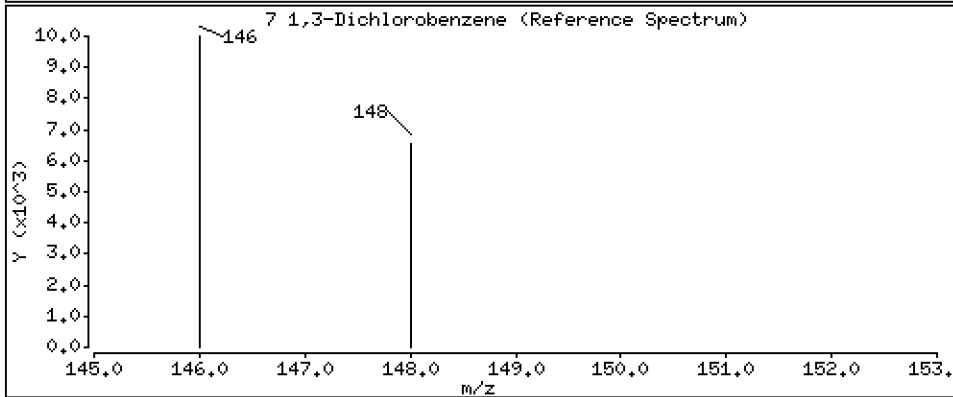
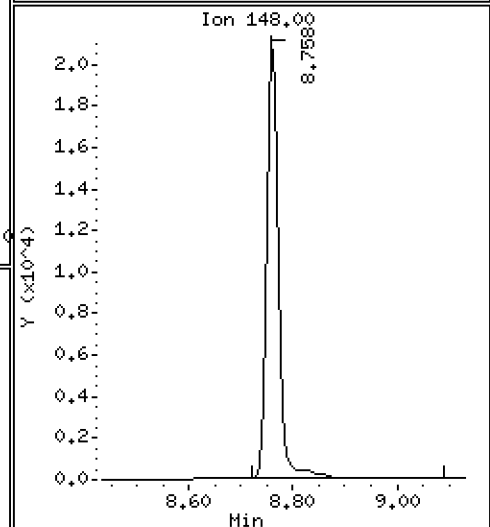
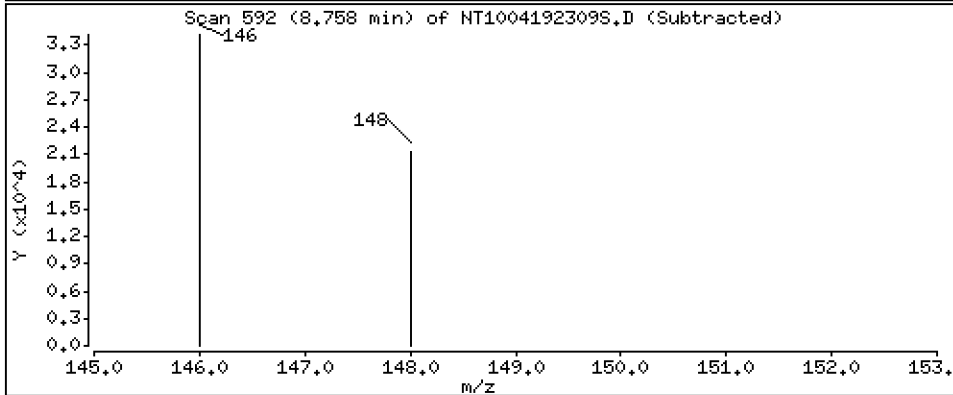
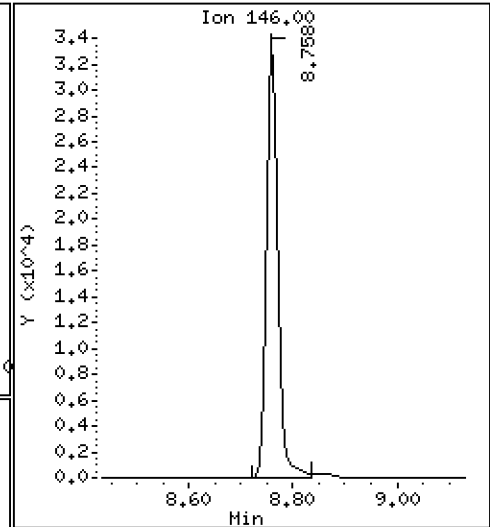
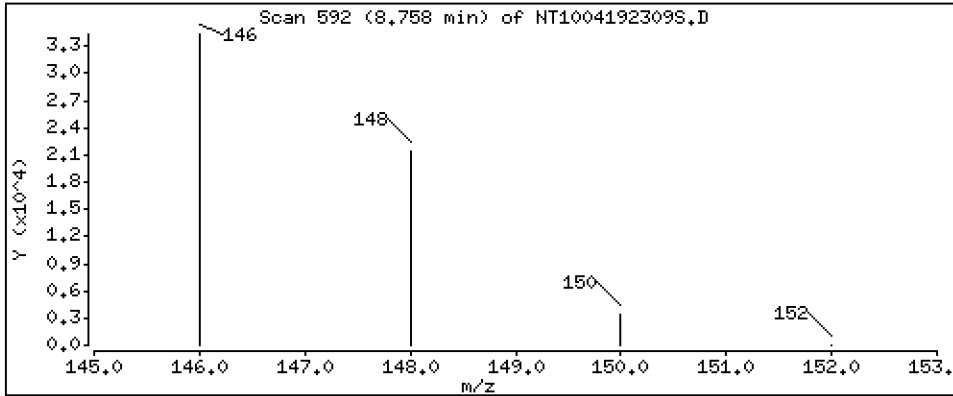
Operator: DSD

Column phase: ZB-5msi

Column diameter: 0,25

7 1,3-Dichlorobenzene

Concentration: 0,8431 ug/L



Date : 19-APR-2023 16:27

Client ID:

Instrument: nt10.i

Sample Info: BLD0057-SRM2

Volume Injected (uL): 1.0

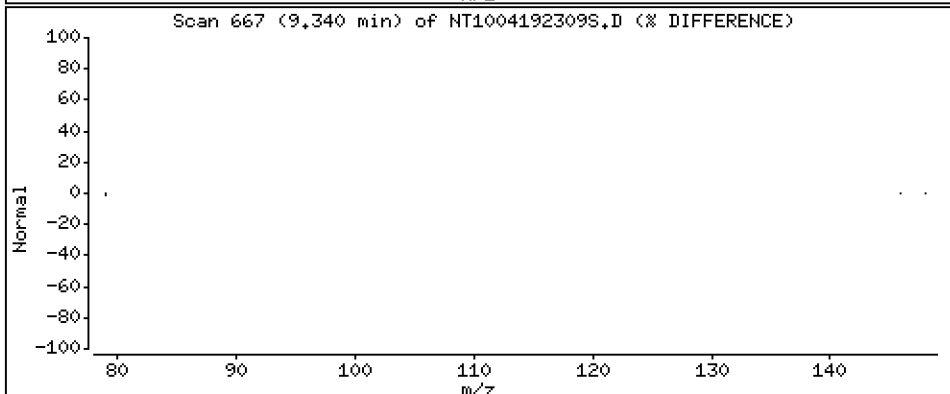
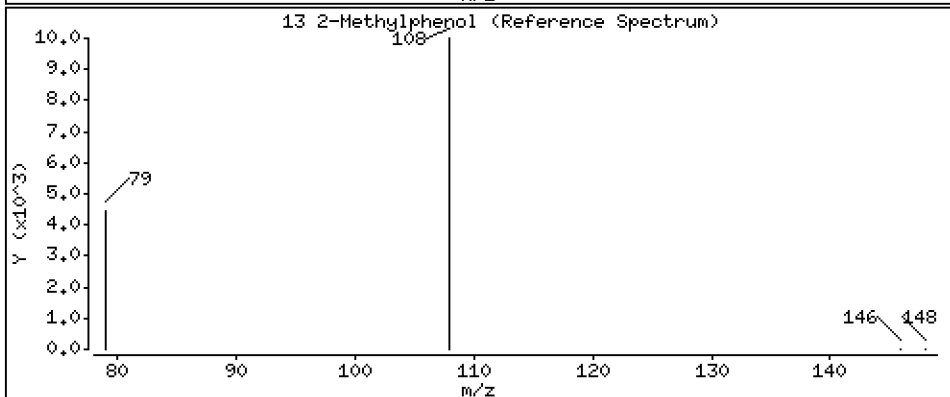
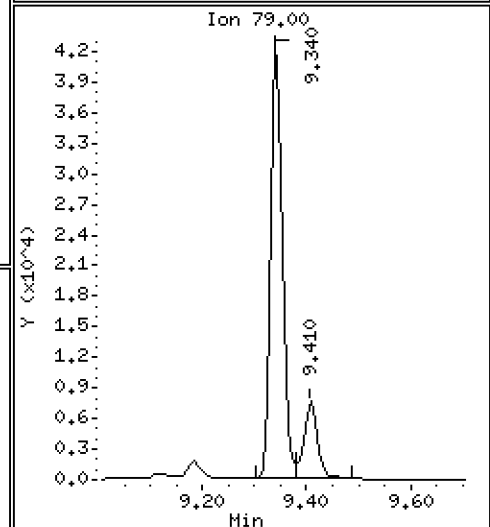
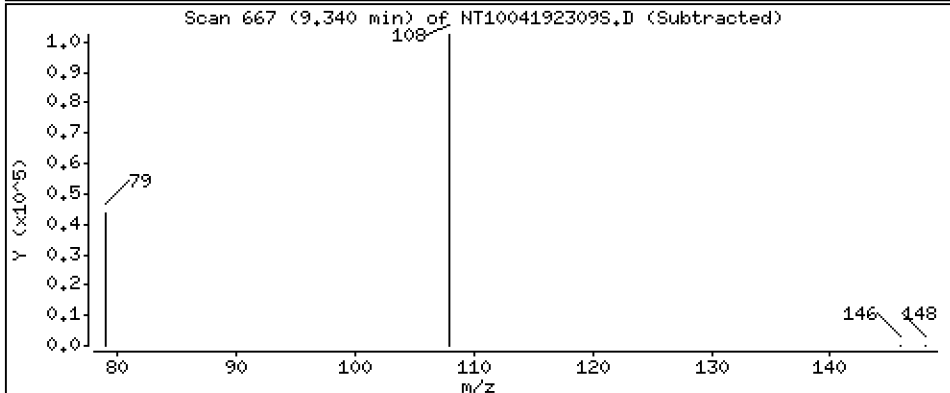
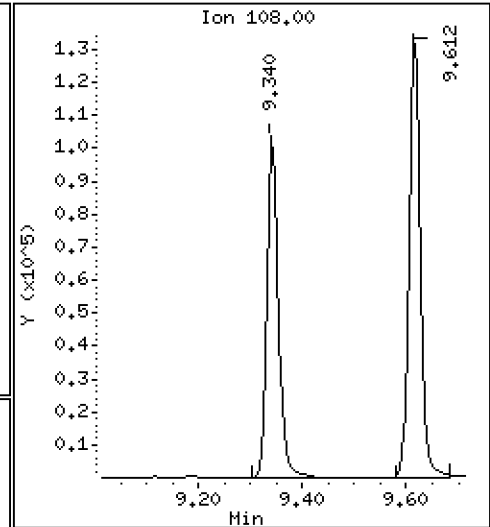
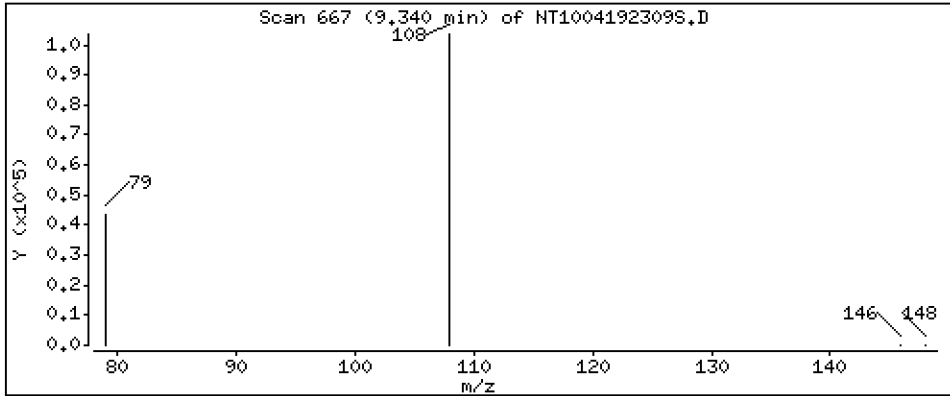
Operator: DSD

Column phase: ZB-5msi

Column diameter: 0.25

13 2-Methylphenol

Concentration: 3,410 ug/L



Date : 19-APR-2023 16:27

Client ID:

Instrument: nt10.i

Sample Info: BLD0057-SRM2

Volume Injected (uL): 1.0

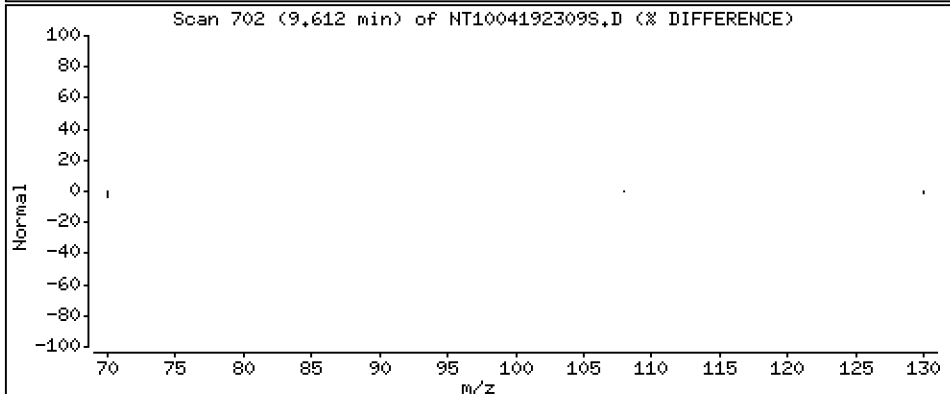
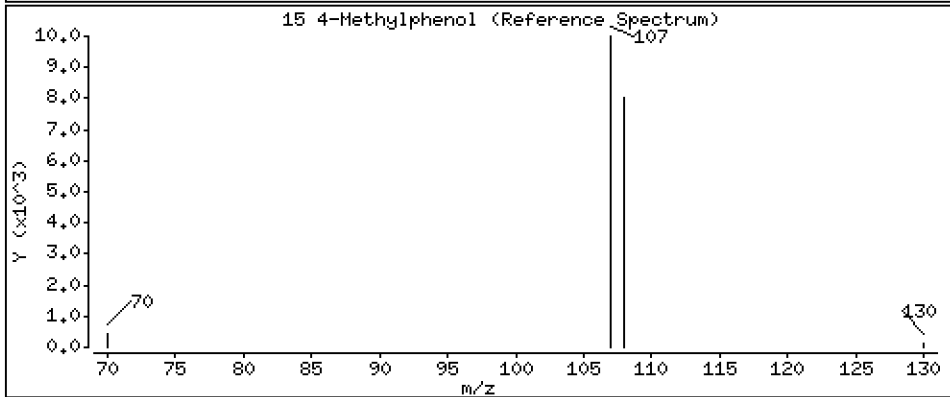
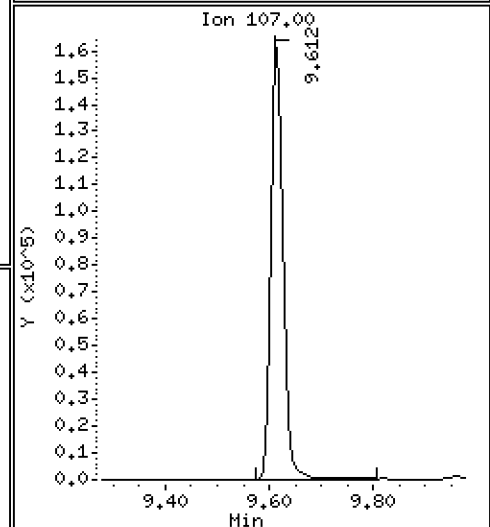
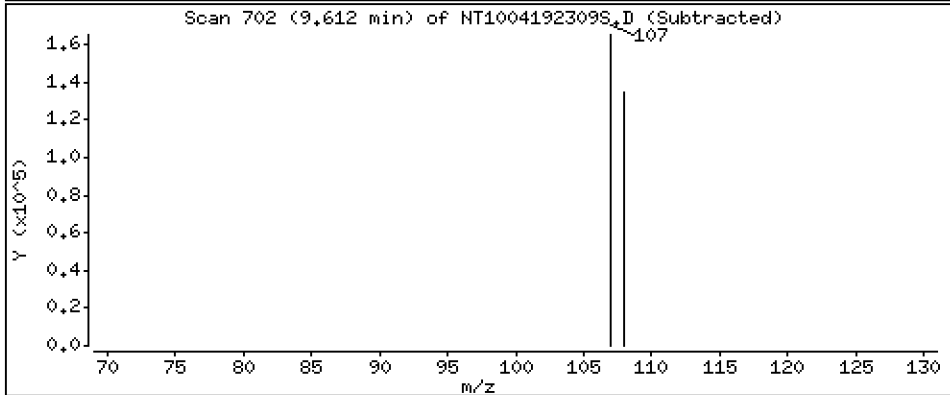
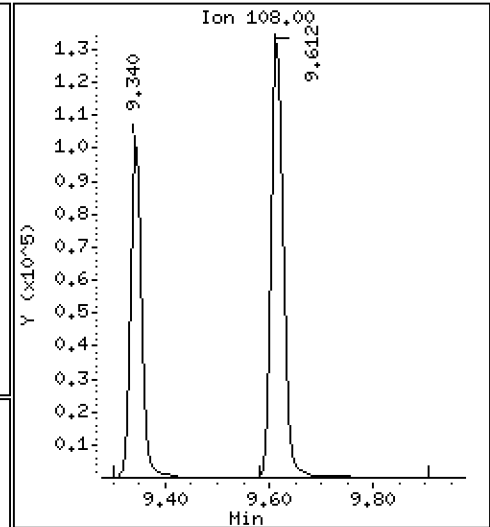
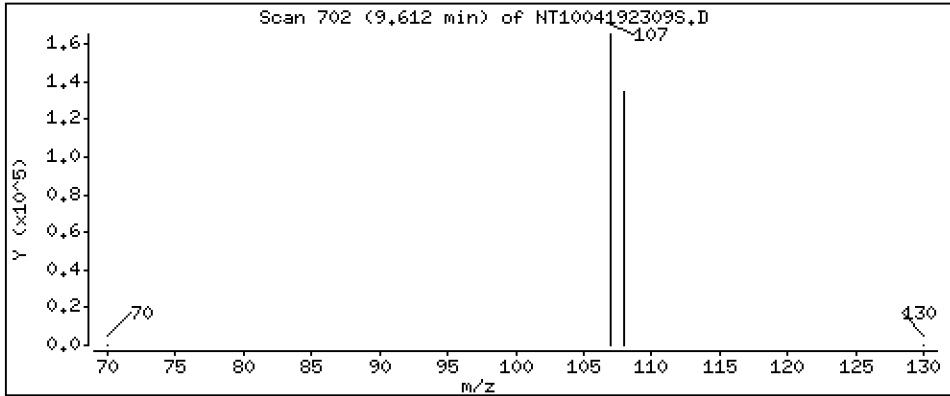
Operator: DSD

Column phase: ZB-5msi

Column diameter: 0.25

15 4-Methylphenol

Concentration: 4.293 ug/L



Date : 19-APR-2023 16:27

Client ID:

Instrument: nt10.i

Sample Info: BLD0057-SRM2

Volume Injected (uL): 1.0

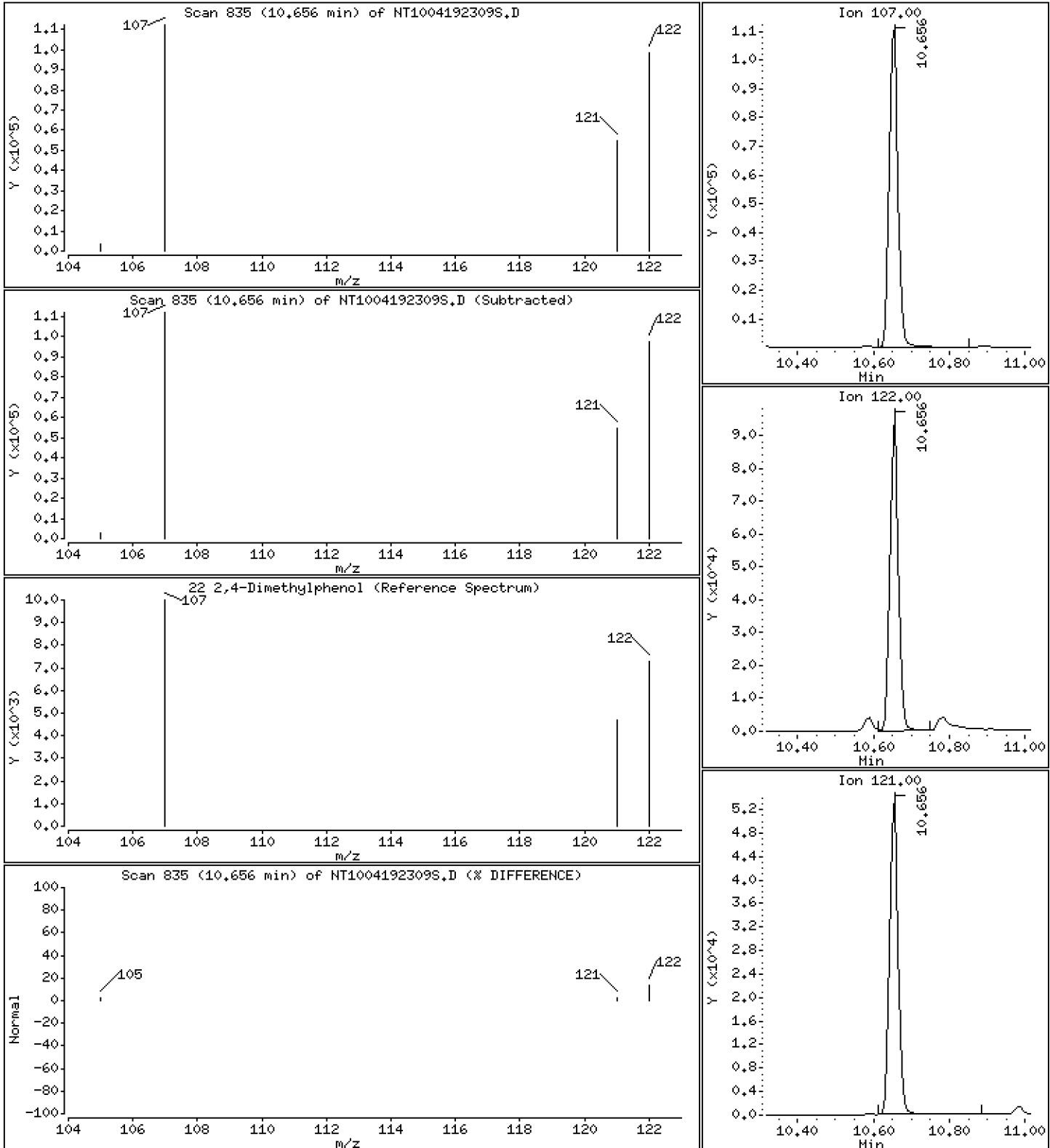
Operator: DSD

Column phase: ZB-5msi

Column diameter: 0.25

22 2,4-Dimethylphenol

Concentration: 3.461 ug/L



Date : 19-APR-2023 16:27

Client ID:

Instrument: nt10.i

Sample Info: BLD0057-SRM2

Volume Injected (uL): 1.0

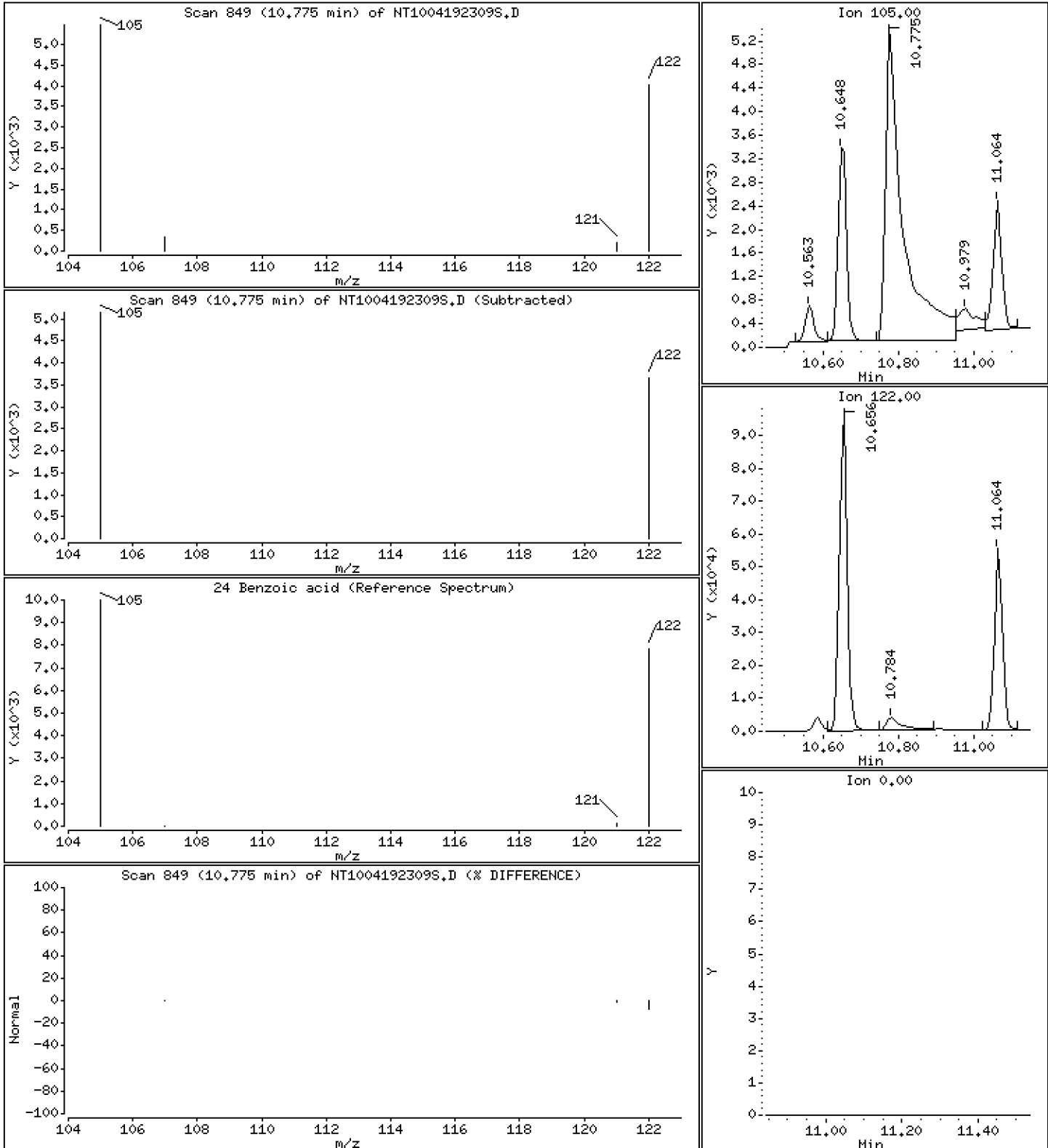
Operator: DSD

Column phase: ZB-5msi

Column diameter: 0,25

24 Benzoic acid

Concentration: 0,6155 ug/L



Date : 19-APR-2023 16:27

Client ID:

Instrument: nt10.i

Sample Info: BLD0057-SRM2

Volume Injected (uL): 1.0

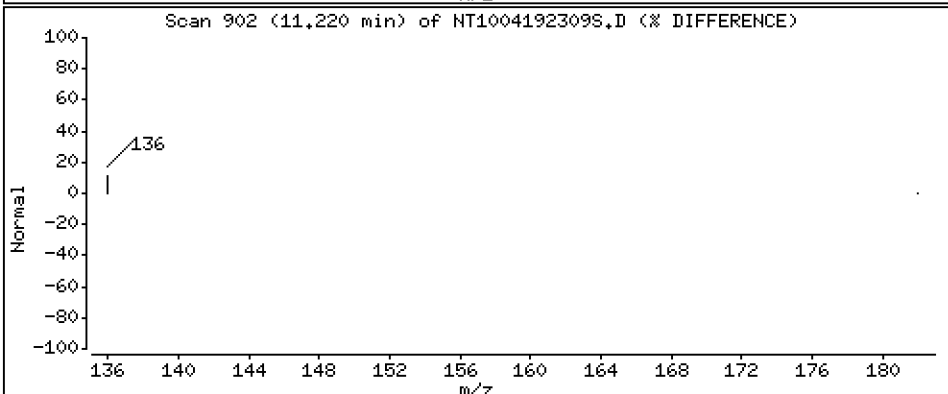
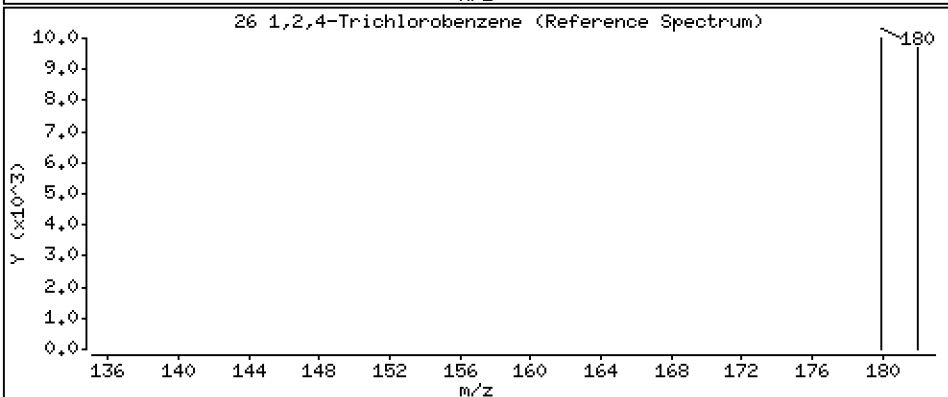
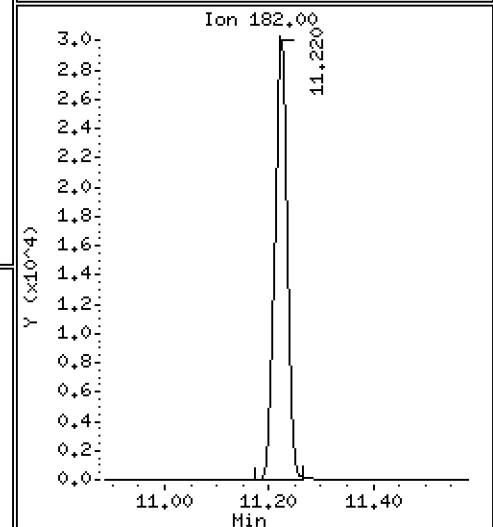
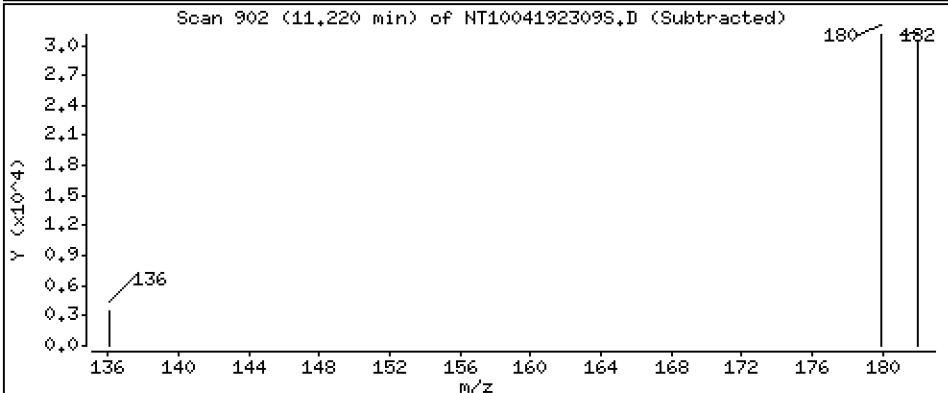
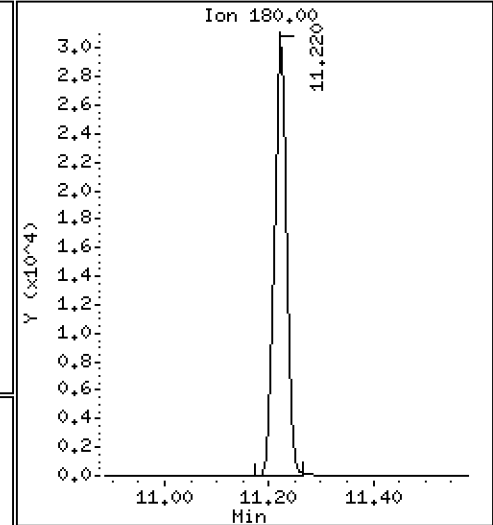
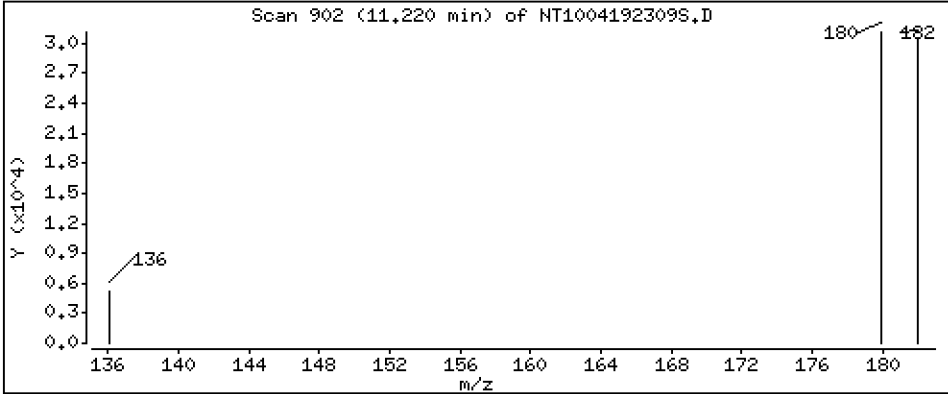
Operator: DSD

Column phase: ZB-5msi

Column diameter: 0.25

26 1,2,4-Trichlorobenzene

Concentration: 0.9553 ug/L



Date : 19-APR-2023 16:27

Client ID:

Instrument: nt10.i

Sample Info: BLD0057-SRM2

Volume Injected (uL): 1.0

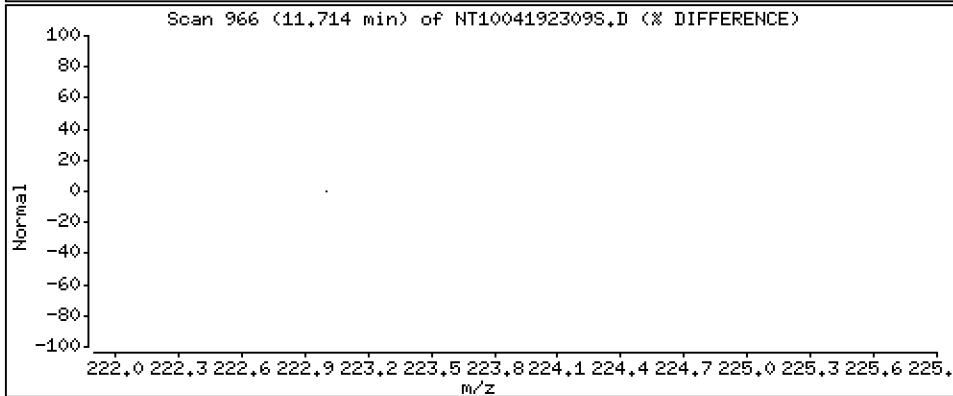
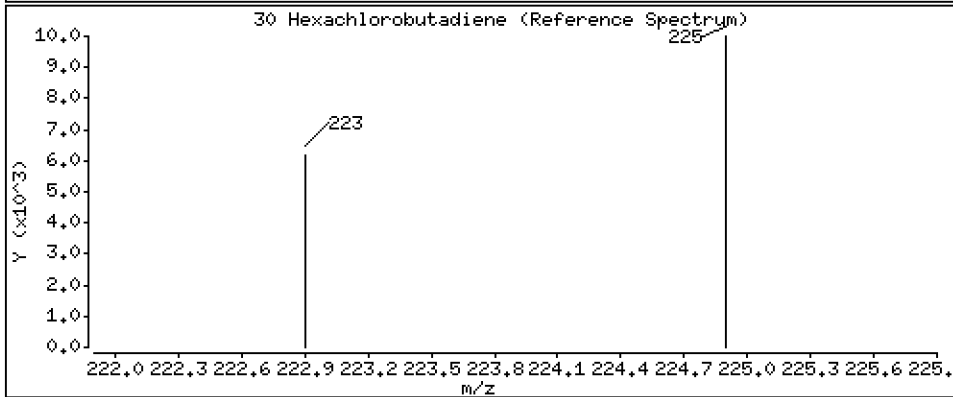
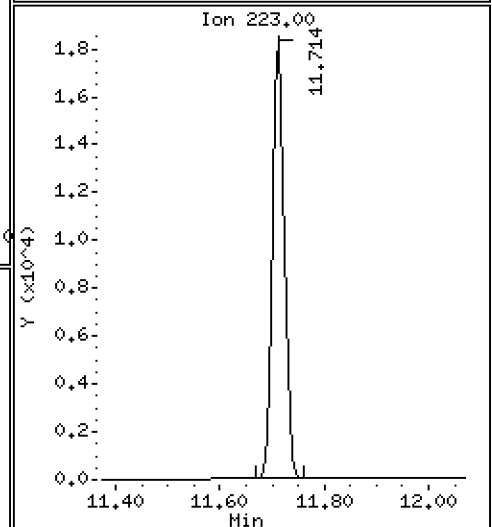
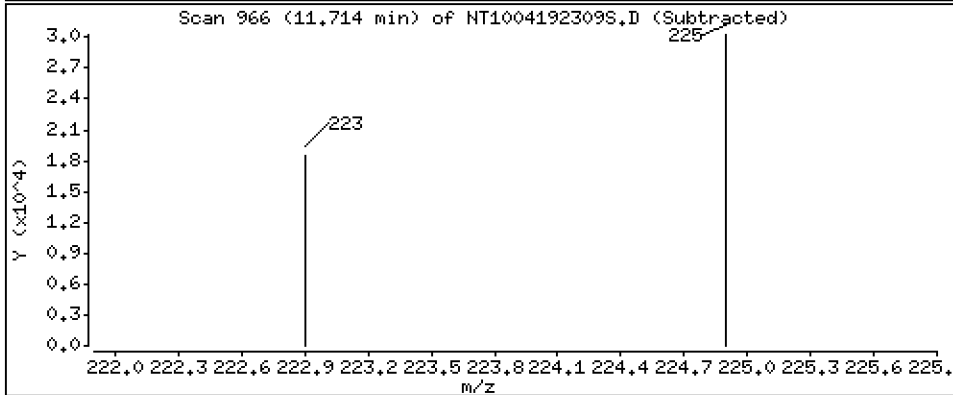
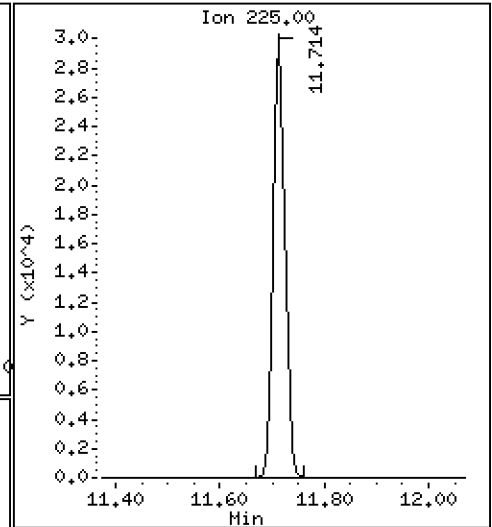
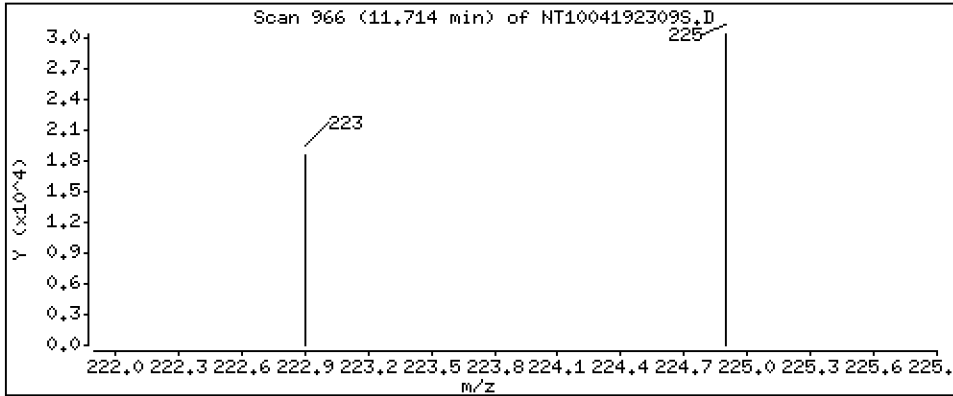
Operator: DSD

Column phase: ZB-5msi

Column diameter: 0.25

30 Hexachlorobutadiene

Concentration: 1.469 ug/L



Date : 19-APR-2023 16:27

Client ID:

Instrument: nt10.i

Sample Info: BLD0057-SRM2

Volume Injected (uL): 1.0

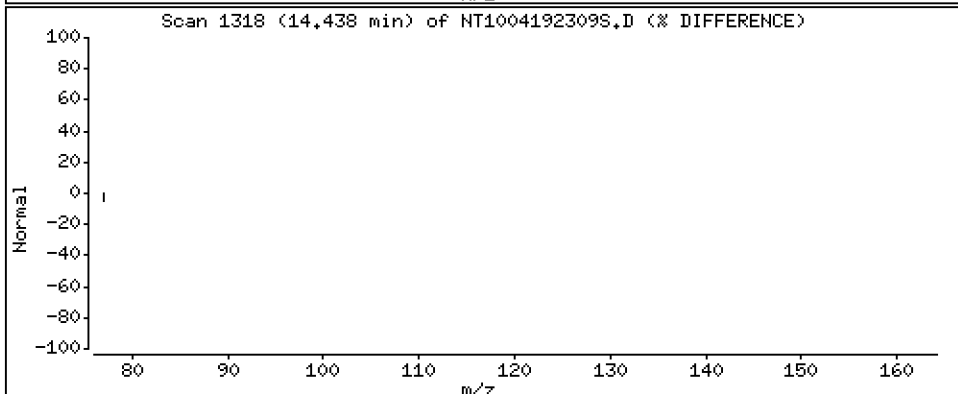
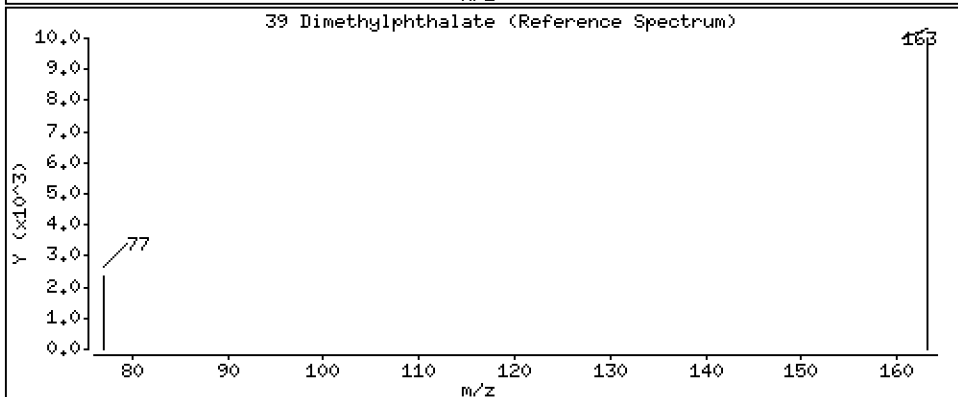
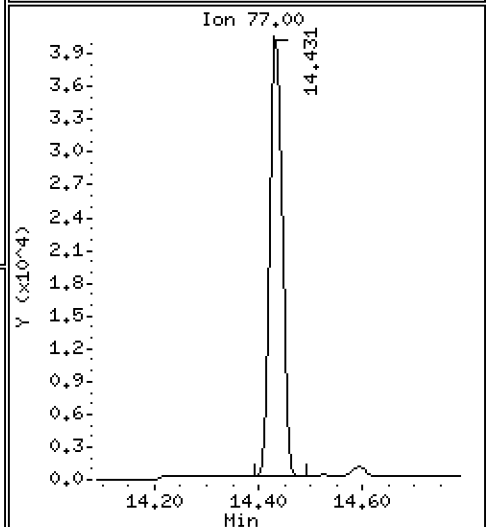
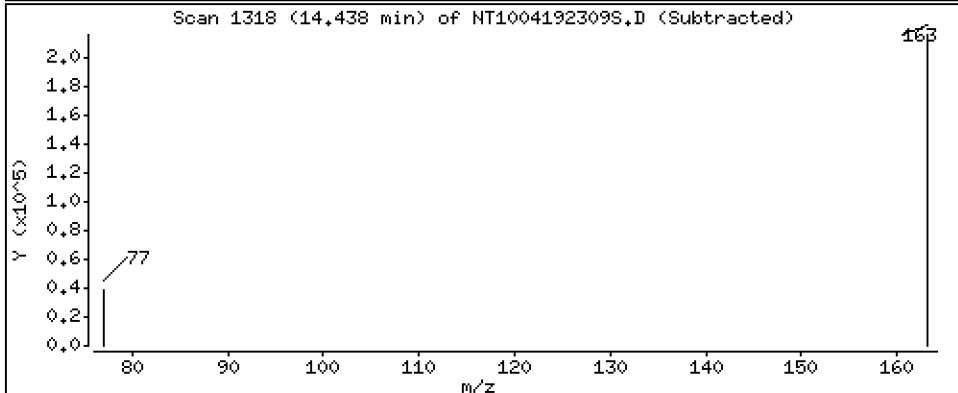
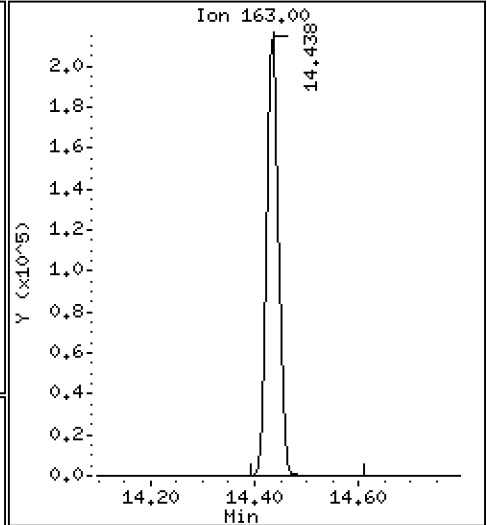
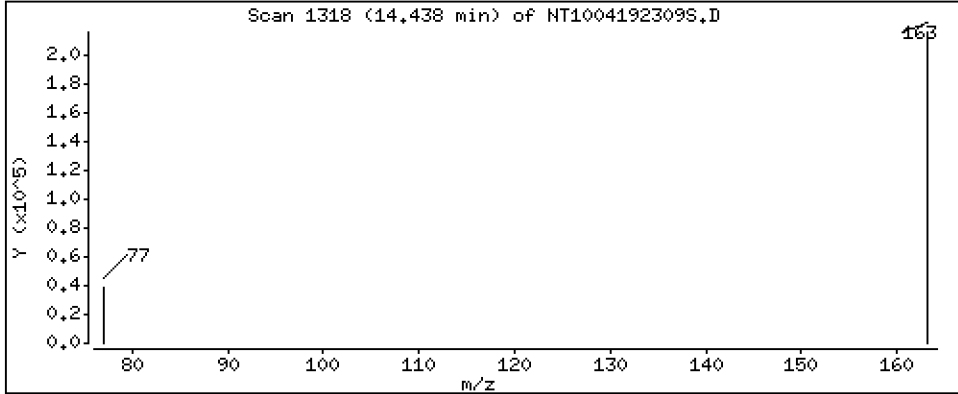
Operator: DSD

Column phase: ZB-5msi

Column diameter: 0.25

39 Dimethylphthalate

Concentration: 3,390 ug/L



Date : 19-APR-2023 16:27

Client ID:

Instrument: nt10.i

Sample Info: BLD0057-SRM2

Volume Injected (uL): 1.0

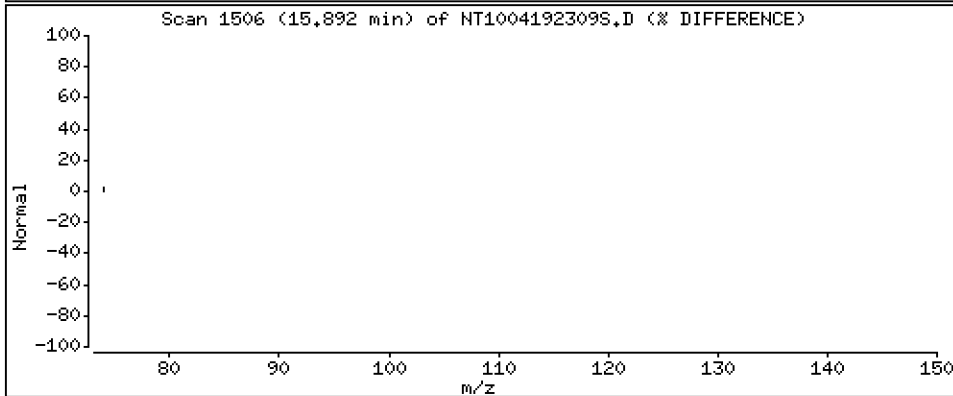
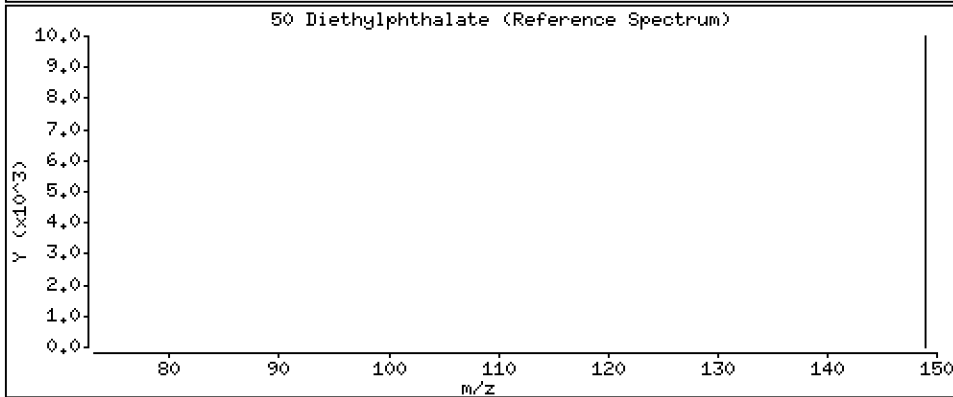
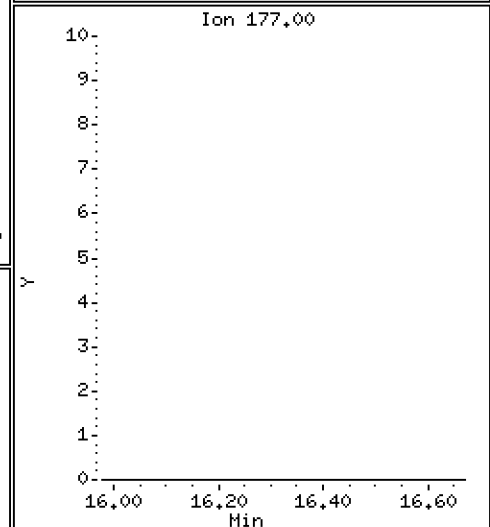
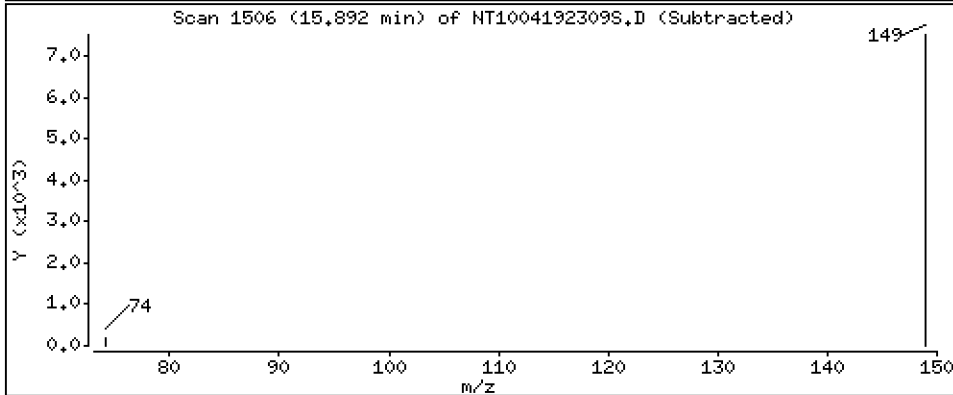
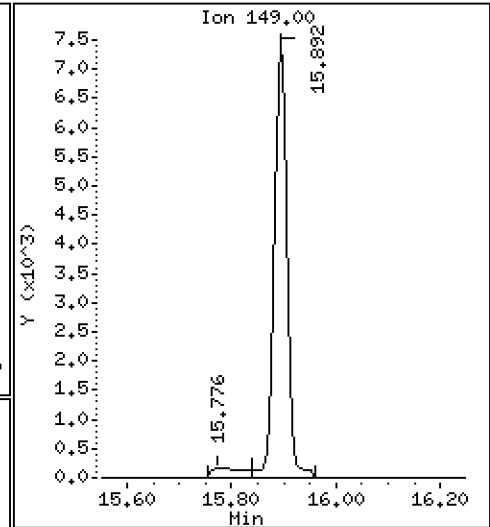
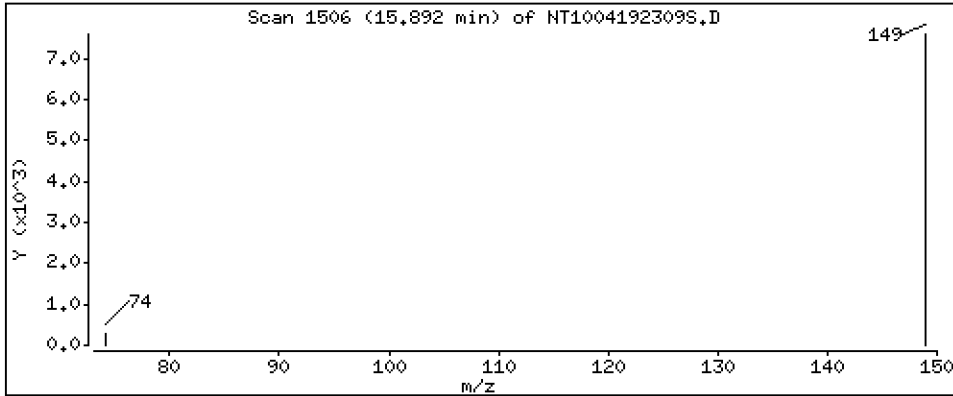
Operator: DSD

Column phase: ZB-5msi

Column diameter: 0,25

50 Diethylphthalate

Concentration: 0,1158 ug/L



Date : 19-APR-2023 16:27

Client ID:

Instrument: nt10.i

Sample Info: BLD0057-SRM2

Volume Injected (uL): 1.0

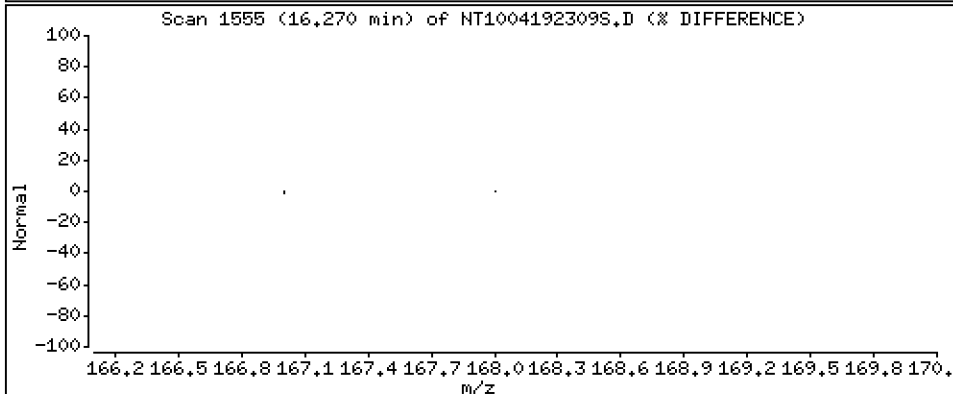
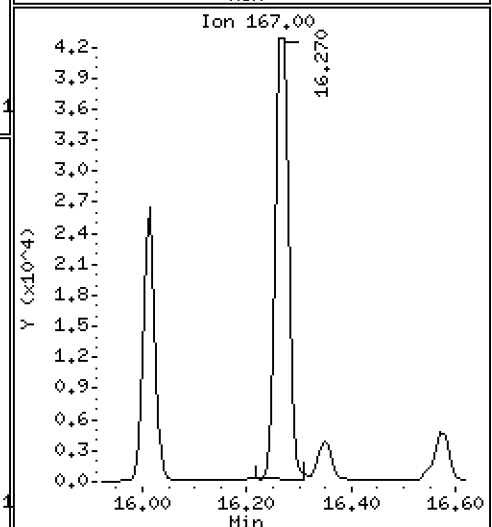
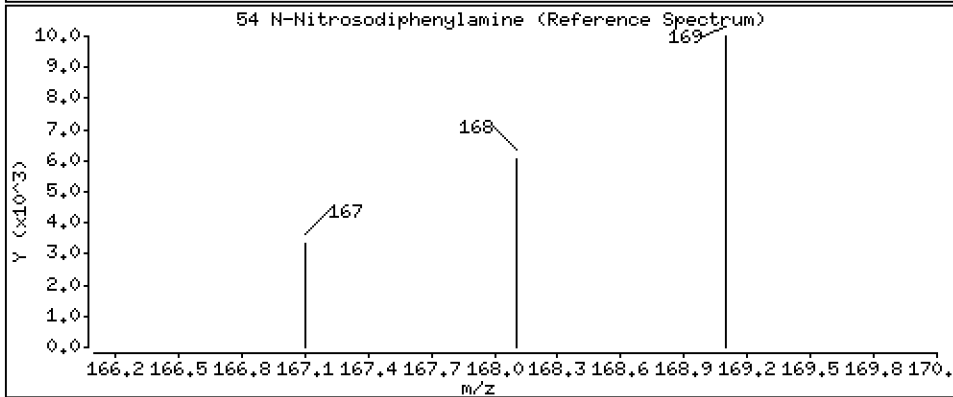
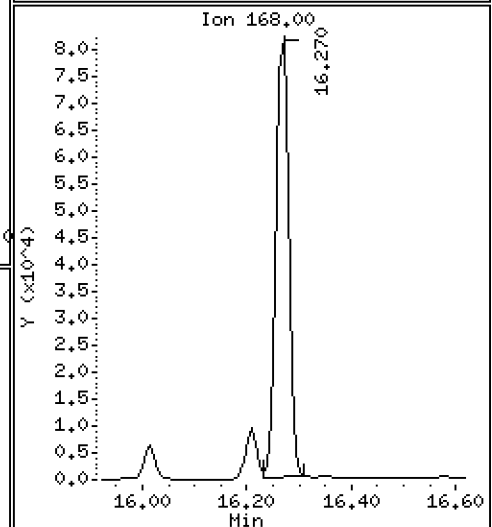
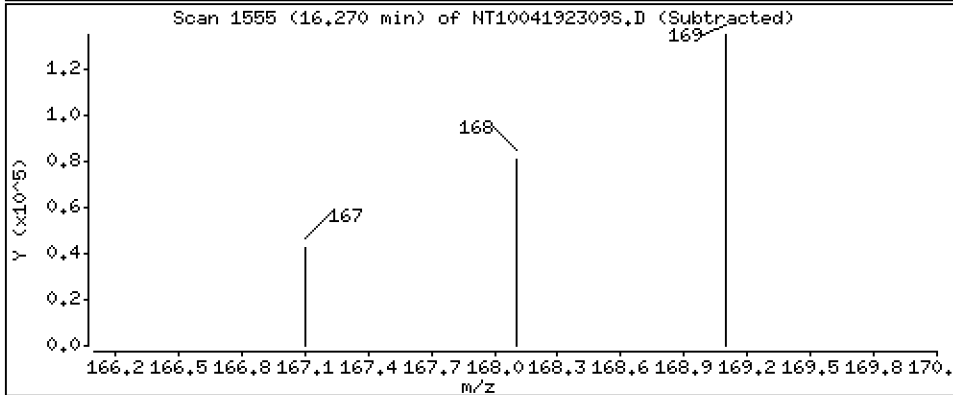
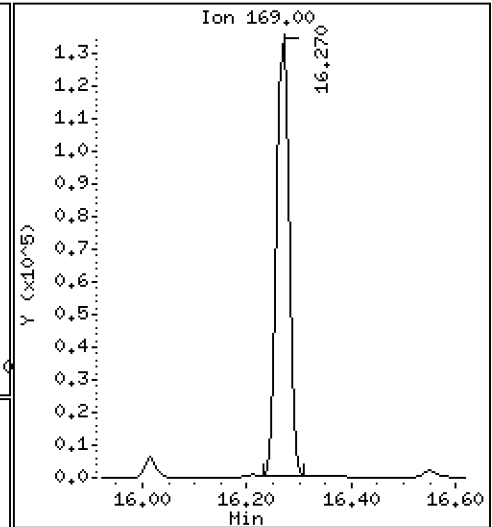
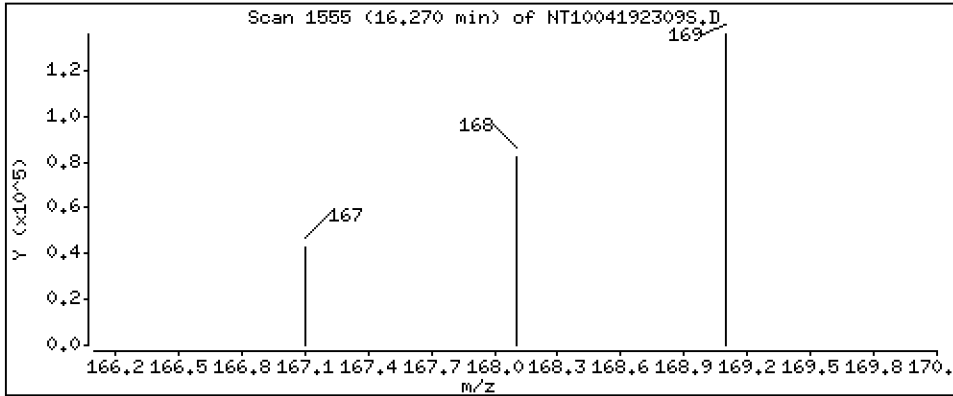
Operator: DSD

Column phase: ZB-5msi

Column diameter: 0.25

54 N-Nitrosodiphenylamine

Concentration: 2.959 ug/L



Date : 19-APR-2023 16:27

Client ID:

Instrument: nt10.i

Sample Info: BLD0057-SRM2

Volume Injected (uL): 1.0


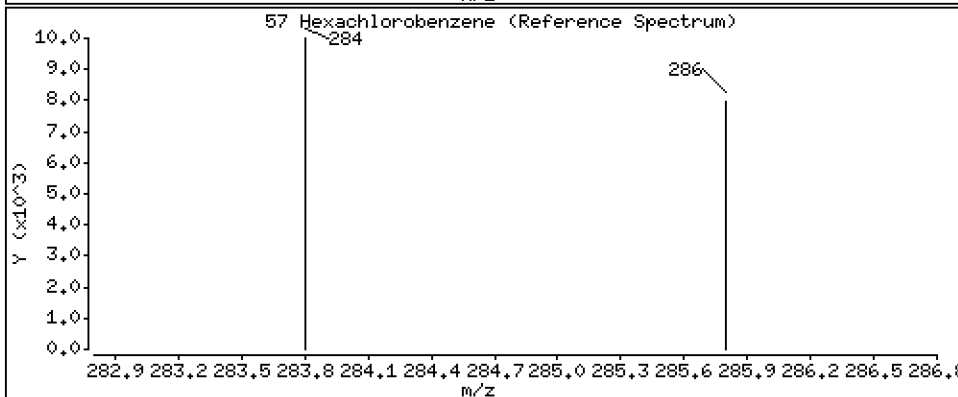
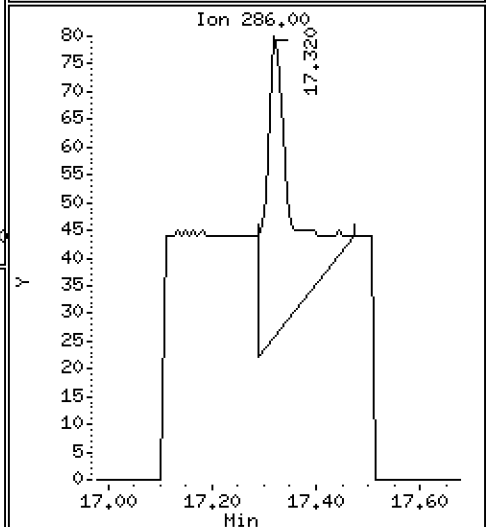
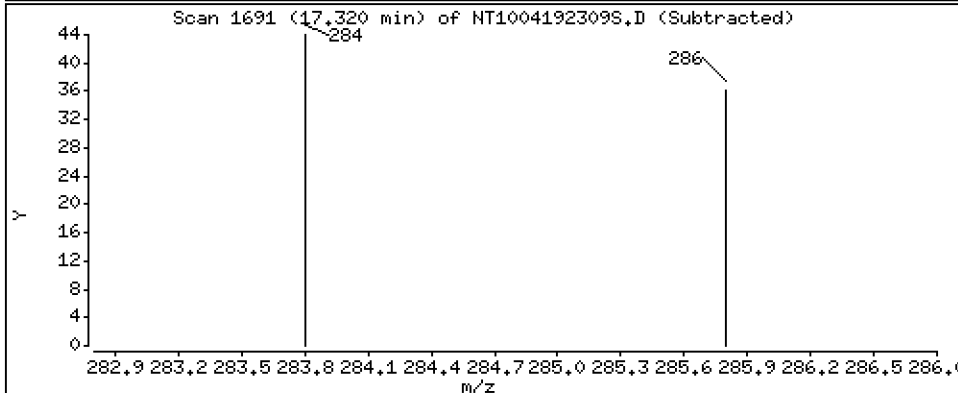
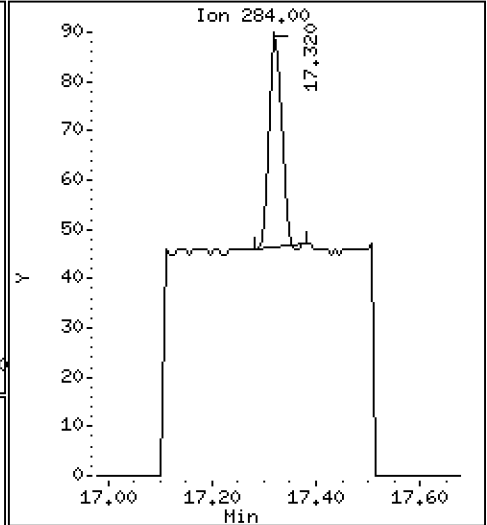
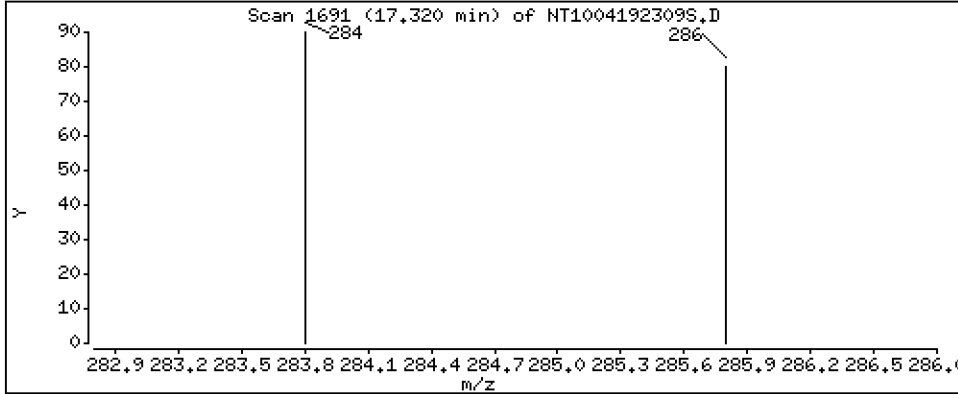
Operator: DSD

Column phase: ZB-5msi

Column diameter: 0,25

57 Hexachlorobenzene

Concentration: 0,002114 ug/L



Date : 19-APR-2023 16:27

Client ID:

Instrument: nt10.i

Sample Info: BLD0057-SRM2

Volume Injected (uL): 1.0

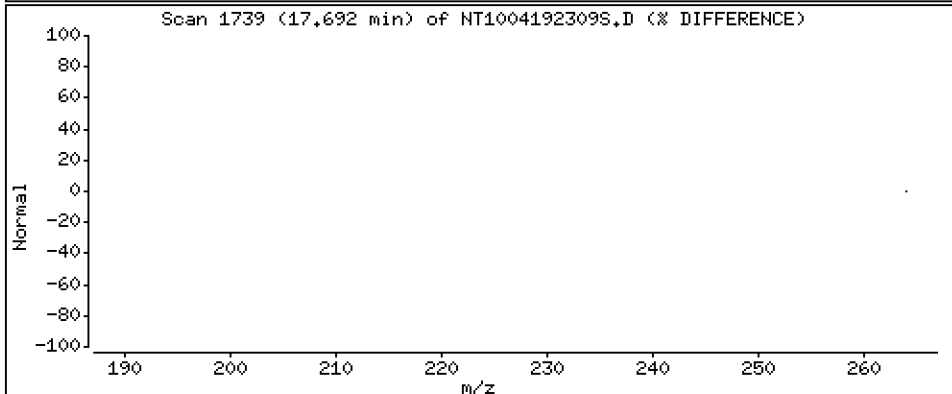
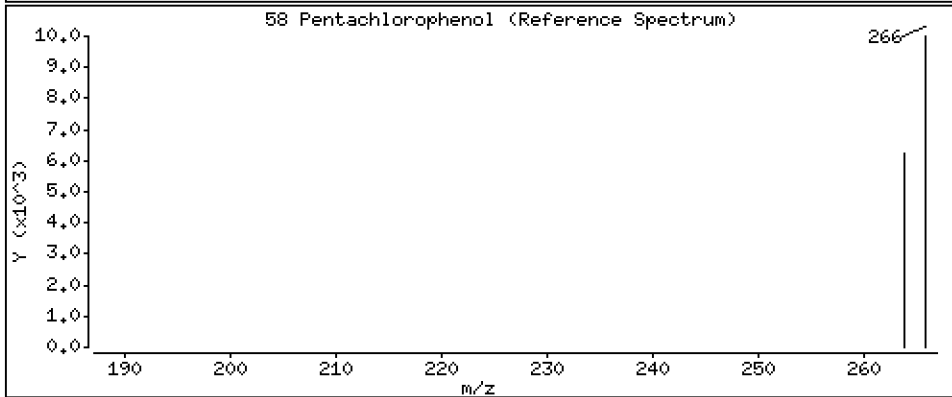
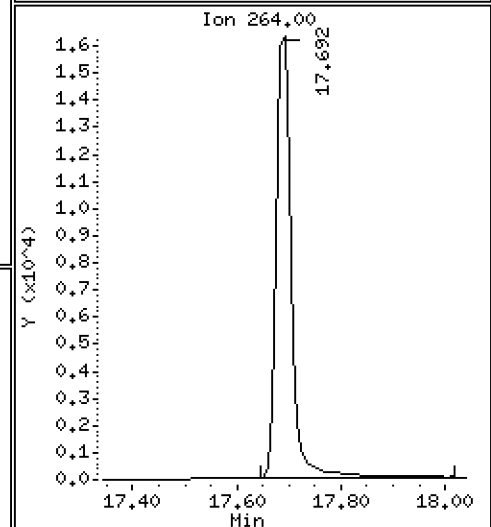
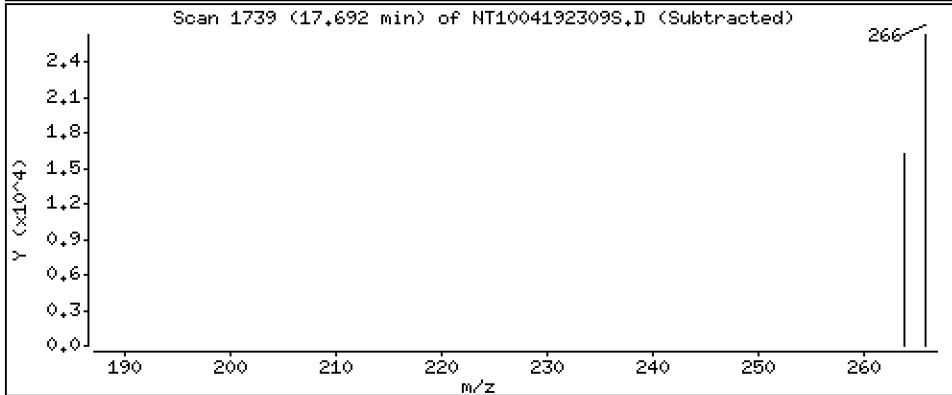
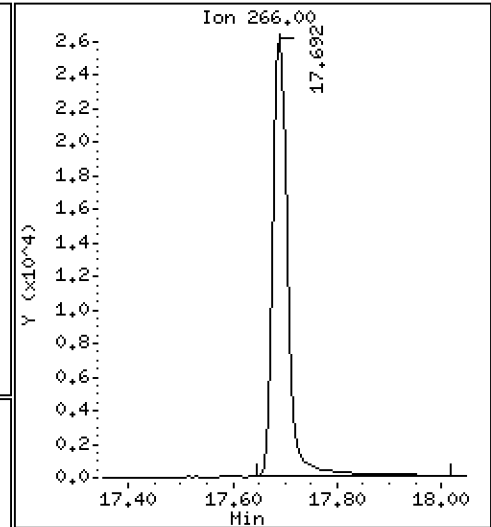
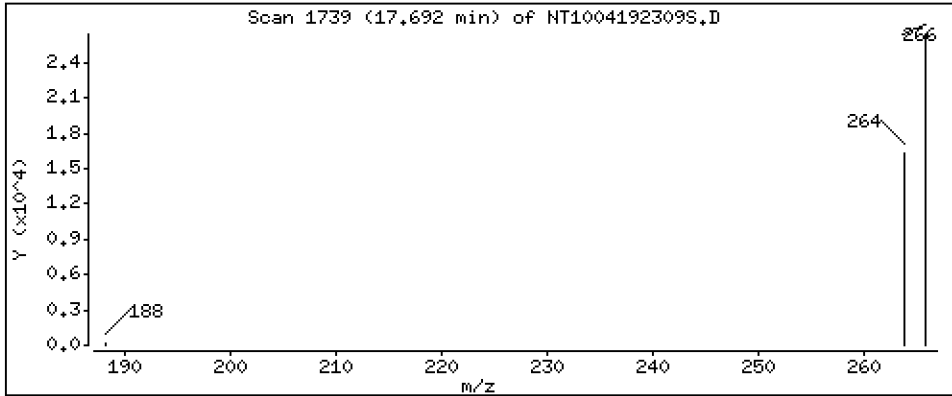
Operator: DSD

Column phase: ZB-5msi

Column diameter: 0,25

58 Pentachlorophenol

Concentration: 2,833 ug/L



Date : 19-APR-2023 16:27

Client ID:

Instrument: nt10.i

Sample Info: BLD0057-SRM2

Volume Injected (uL): 1.0

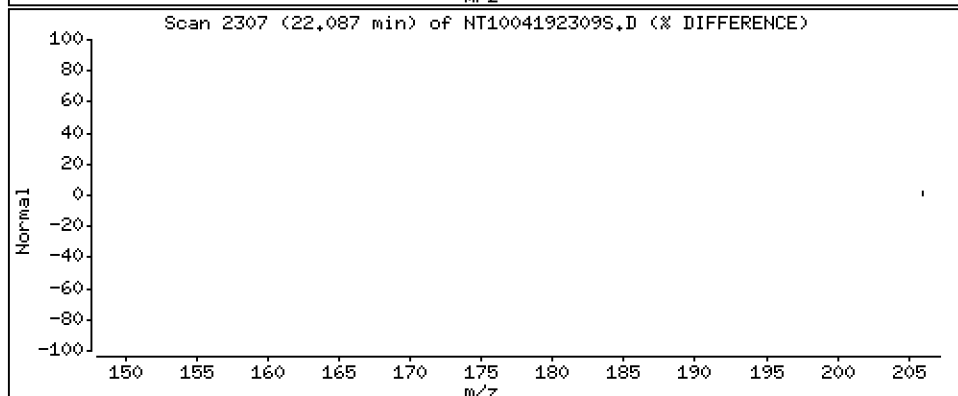
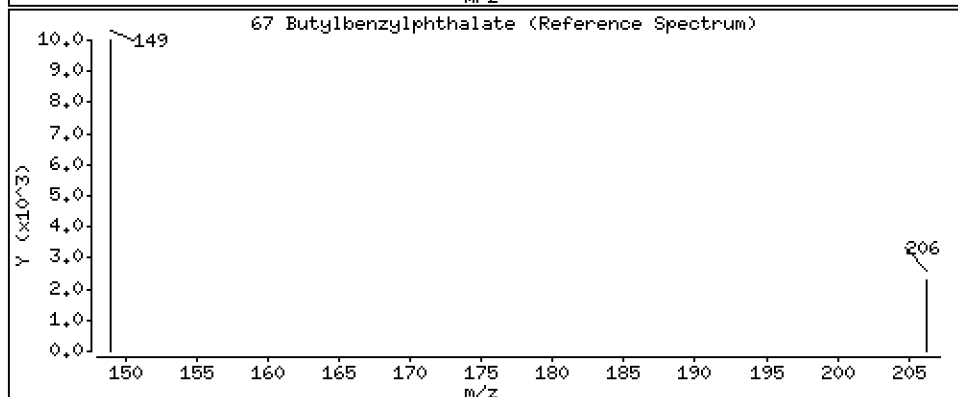
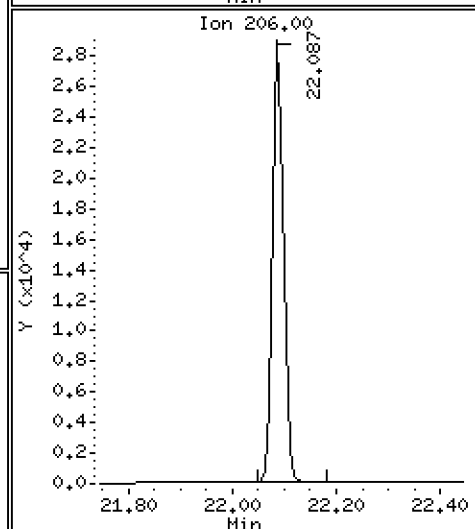
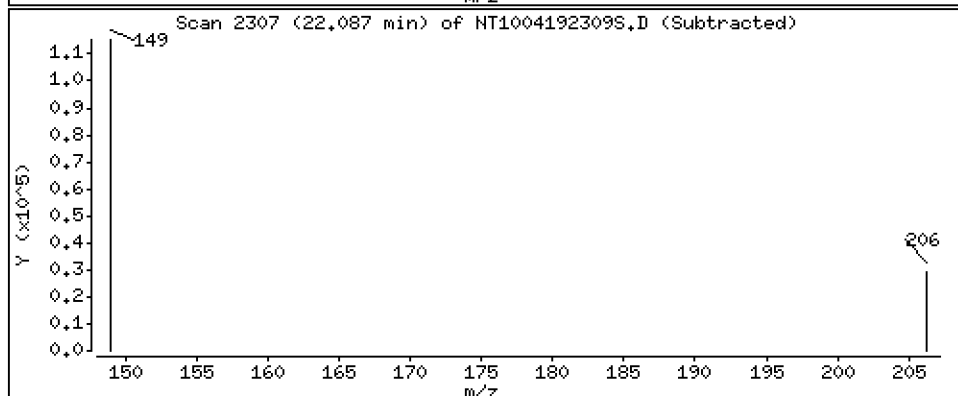
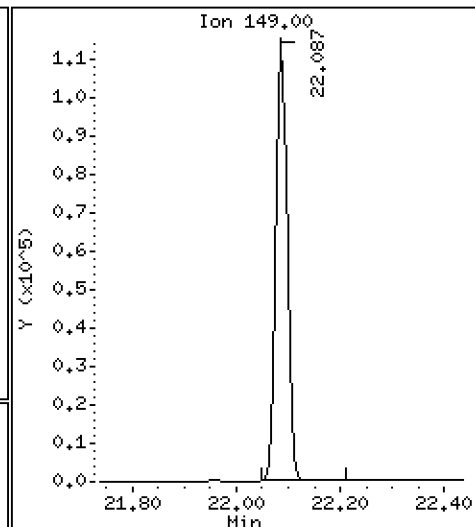
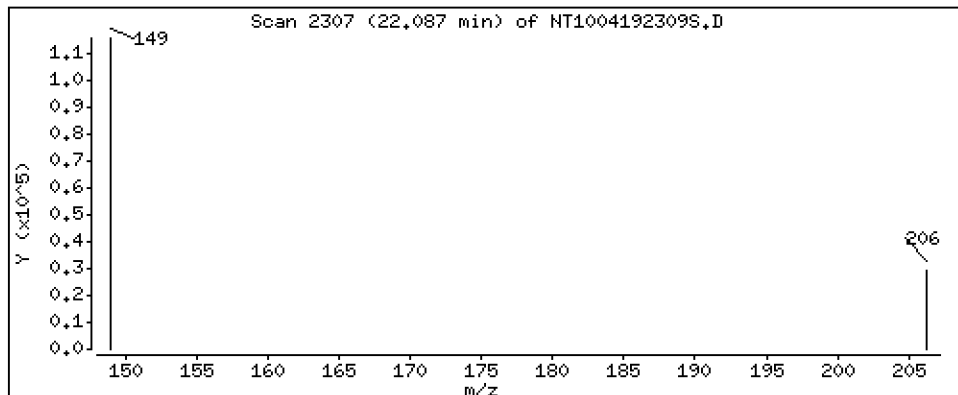
Operator: DSD

Column phase: ZB-5msi

Column diameter: 0,25

67 Butylbenzylphthalate

Concentration: 2,585 ug/L



Date : 19-APR-2023 16:27

Client ID:

Instrument: nt10.i

Sample Info: BLD0057-SRM2

Volume Injected (uL): 1.0

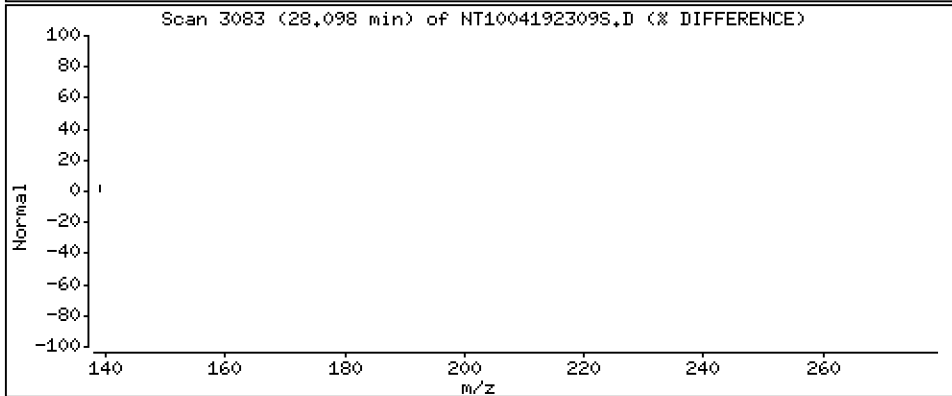
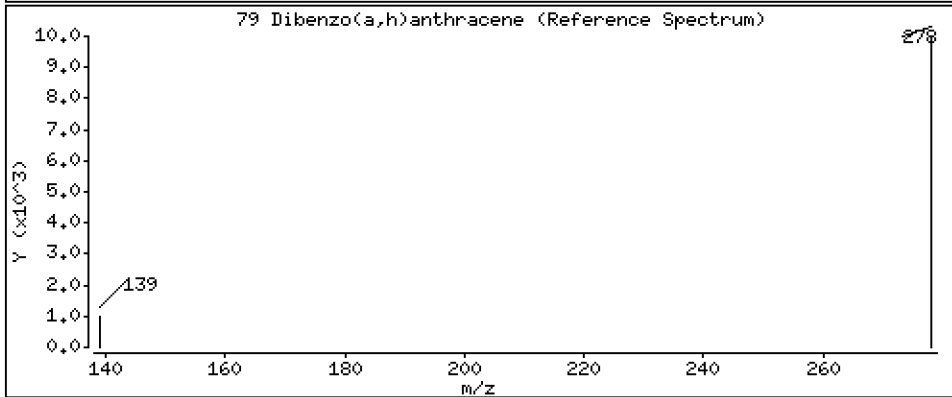
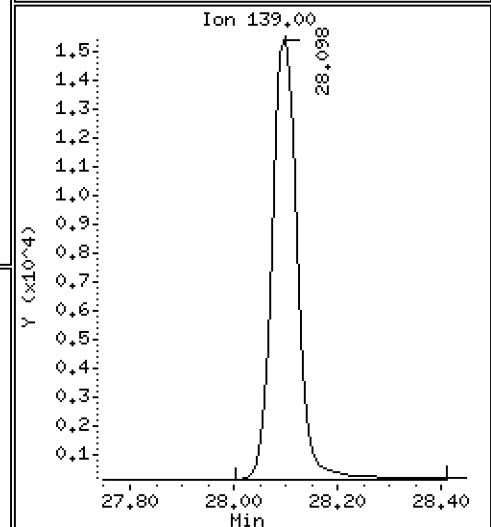
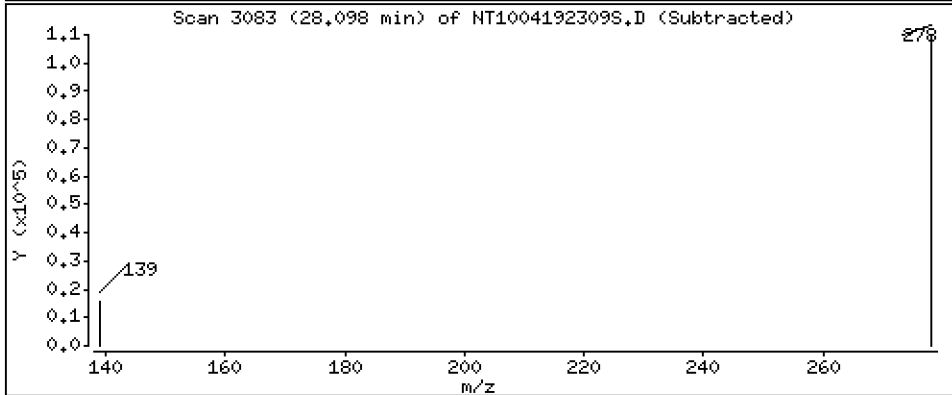
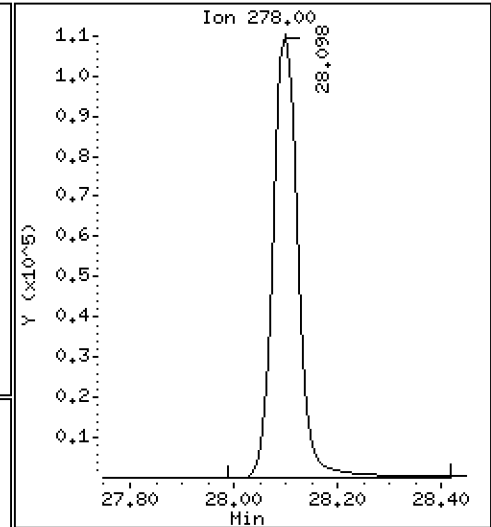
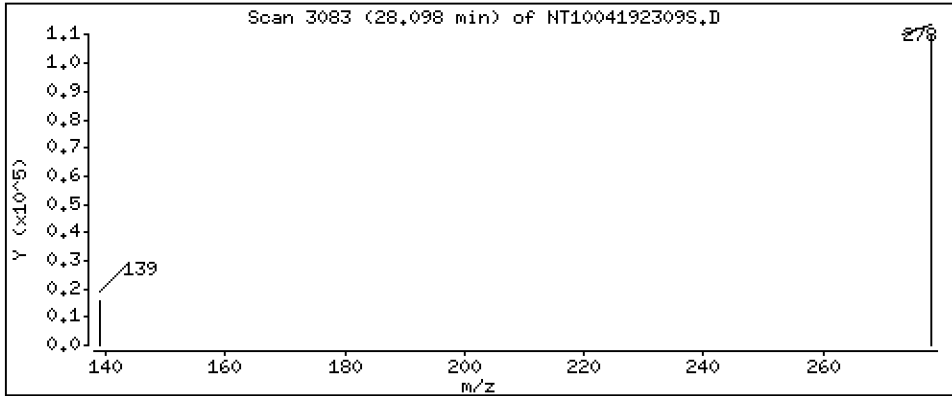
Operator: DSD

Column phase: ZB-5msi

Column diameter: 0,25

79 Dibenzo(a,h)anthracene

Concentration: 2,300 ug/L



Date : 19-APR-2023 16:27

Client ID:

Instrument: nt10.i

Sample Info: BLD0057-SRM2

Volume Injected (uL): 1.0

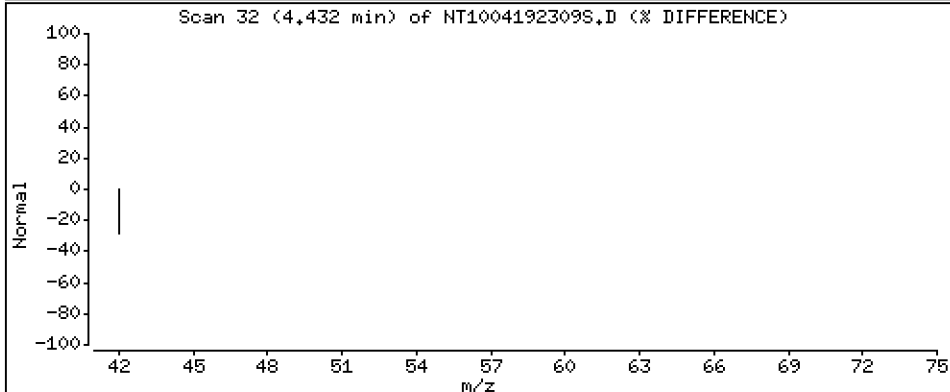
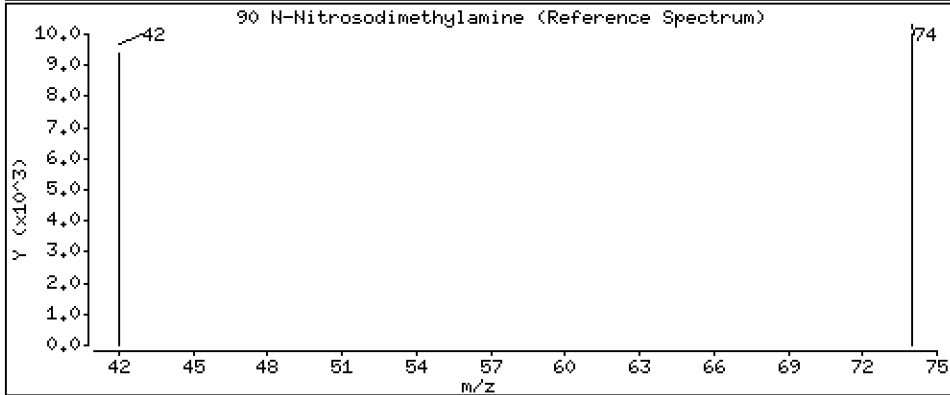
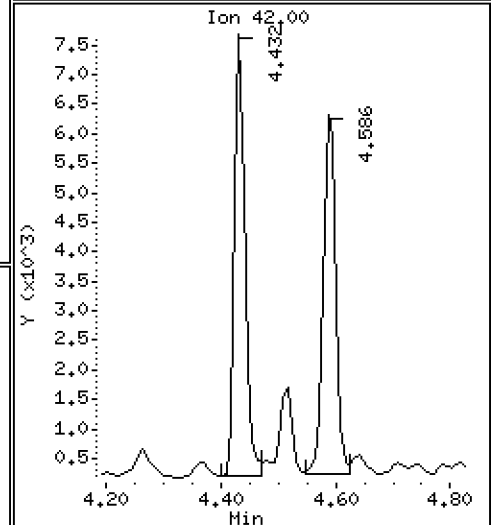
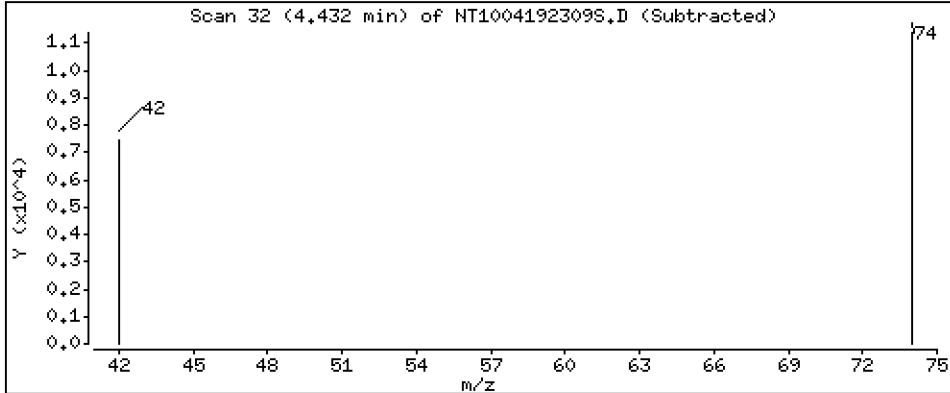
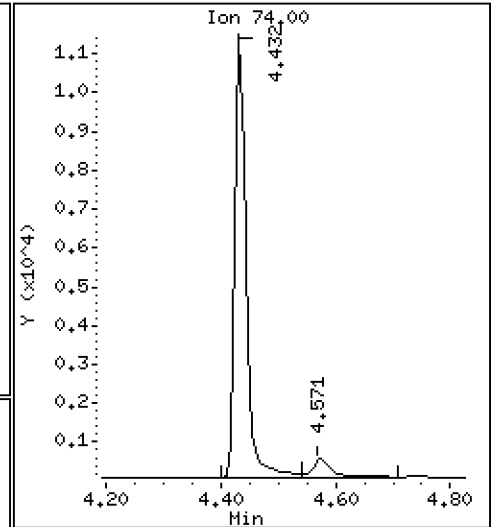
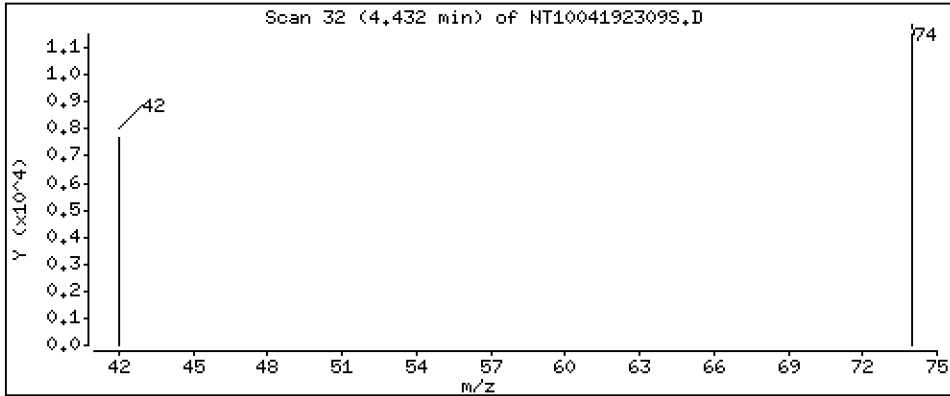
Operator: DSD

Column phase: ZB-5msi

Column diameter: 0.25

90 N-Nitrosodimethylamine

Concentration: 0.5038 ug/L



ARI Labs, Inc.

METHOD 8270D-SIM

Data file : \\target\share\chem3\nt10.i\20230419.b\20230419.b\NT1004192309S.D
 Lab Smp Id: BLD0057-SRM2
 Inj Date : 19-APR-2023 16:27 MS Autotune Date: 16-JAN-2023 17:42
 Operator : DSD Inst ID: nt10.i
 Smp Info : BLD0057-SRM2
 Misc Info :
 Comment :
 Method : \\target\share\chem3\nt10.i\20230419.b\20230419.b\SIMABN2.m
 Meth Date : 20-Apr-2023 12:04 deenayd Quant Type: ISTD
 Cal Date : 16-MAR-2023 01:38 Cal File: NT10031510S.D
 Als bottle: 9
 Dil Factor: 1.00000
 Integrator: HP RTE Compound Sublist: PSDDA.sub
 Target Version: 4.14
 Processing Host: DEENAY-201905

Concentration Formula: Amt * DF * Uf * Vt/(Vo * Vi) * CpndVariable

Name	Value	Description
DF	1.000	Dilution Factor
Vo	1000.000	Volume of sample extracted (mL)
Vt	1000.000	Volume of final extract (uL)
Vi	1.000	Volume injected (uL)
Uf	1.000	ng unit correction factor
Cpnd Variable		Local Compound Variable

Compounds	QUANT	SIG	MASS	RT	EXP RT	REL RT	RESPONSE	CONCENTRATIONS	
								ON-COLUMN	FINAL
								(ug/mL)	(ug/L)
\$ 1 2-Fluorophenol	112		6.625	6.648	(0.750)	188510	3.84175	3.842	(R)
3 Phenol	94		8.240	8.255	(0.933)	108018	1.60456	1.605	
7 1,3-Dichlorobenzene	146		8.758	8.781	(0.992)	53110	0.84311	0.8431	
* 8 1,4-Dichlorobenzene-d4	152		8.828	8.843	(1.000)	161812	4.00000		
9 1,4-Dichlorobenzene	146					Compound Not Detected.			
11 Benzyl alcohol	79					Compound Not Detected.			
12 1,2-Dichlorobenzene	146					Compound Not Detected.			
13 2-Methylphenol	108		9.340	9.363	(1.058)	159058	3.40988	3.410	
15 4-Methylphenol	108		9.612	9.627	(1.089)	208105	4.29340	4.293	
16 N-Nitroso-di-n-propylamine	70					Compound Not Detected.			
22 2,4-Dimethylphenol	107		10.656	10.664	(0.943)	176436	3.46118	3.461	
24 Benzoic acid	105		10.775	10.800	(0.953)	17190	0.61550	0.6155	
26 1,2,4-Trichlorobenzene	180		11.219	11.234	(0.992)	48990	0.95534	0.9553	
* 27 Naphthalene-d8	136		11.304	11.312	(1.000)	589741	4.00000		
30 Hexachlorobutadiene	225		11.714	11.721	(1.036)	45786	1.46858	1.469	
39 Dimethylphthalate	163		14.438	14.445	(0.968)	340109	3.38964	3.390	
* 42 Acenaphthene-d10	162		14.910	14.917	(1.000)	317957	4.00000		
50 Diethylphthalate	149		15.892	15.899	(1.066)	12042	0.11585	0.1158	
54 N-Nitrosodiphenylamine	169		16.270	16.270	(0.907)	212644	2.95948	2.959	
57 Hexachlorobenzene	284		17.320	17.327	(0.965)	68	0.00211	0.002114	(M)

Compounds	QUANT SIG	RT	EXP RT	REL RT	RESPONSE	CONCENTRATIONS	
						ON-COLUMN (ug/mL)	FINAL (ug/L)
58 Pentachlorophenol	266	17.691	17.699	(0.986)	51139	2.83342	2.833
* 59 Phenanthrene-d10	188	17.939	17.946	(1.000)	535536	4.00000	
\$ 66 Terphenyl-d14	244	21.134	21.134	(0.917)	218264	2.90199	2.902 (R)
67 Butylbenzylphthalate	149	22.086	22.086	(0.959)	161452	2.58493	2.585
* 69 Chrysene-d12	240	23.039	23.039	(1.000)	461604	4.00000	
* 77 Perylene-d12	264	25.586	25.586	(1.000)	490866	4.00000	
79 Dibenzo(a,h)anthracene	278	28.097	28.097	(1.098)	365617	2.29952	2.300
90 N-Nitrosodimethylamine	74	4.431	4.477	(0.502)	15678	0.50377	0.5038

QC Flag Legend

- R - Spike/Surrogate failed recovery limits.
- M - Compound response manually integrated.

ARI Labs, Inc.

INTERNAL STANDARD COMPOUNDS
 AREA AND RT SUMMARY

Instrument ID: nt10.i
 Lab File ID: NT1004192309S.D
 Lab Smp Id: BLD0057-SRM2
 Analysis Type: SV
 Quant Type: ISTD
 Operator: DSD
 Method File: \\target\share\chem3\nt10.i\20230419.b\20230419.b\SIMABN2.m
 Misc Info:

Calibration Date: 19-APR-2023
 Calibration Time: 12:48
 Level: LOW
 Sample Type: AIR

Test Mode:
 Use Last Continuing Calibrator.

COMPOUND	STANDARD	AREA LIMIT		SAMPLE	%DIFF
		LOWER	UPPER		
8 1,4-Dichlorobenze	135171	67586	270342	161812	19.71
27 Naphthalene-d8	487322	243661	974644	589741	21.02
42 Acenaphthene-d10	272909	136455	545818	317957	16.51
59 Phenanthrene-d10	424938	212469	849876	535536	26.03
69 Chrysene-d12	386870	193435	773740	461604	19.32
77 Perylene-d12	449624	224812	899248	490866	9.17

COMPOUND	STANDARD	RT LIMIT		SAMPLE	%DIFF
		LOWER	UPPER		
8 1,4-Dichlorobenze	8.84	8.34	9.34	8.83	-0.17
27 Naphthalene-d8	11.31	10.81	11.81	11.30	-0.07
42 Acenaphthene-d10	14.92	14.42	15.42	14.91	-0.05
59 Phenanthrene-d10	17.95	17.45	18.45	17.94	-0.04
69 Chrysene-d12	23.04	22.54	23.54	23.04	0.00
77 Perylene-d12	25.59	25.09	26.09	25.59	0.00

AREA UPPER LIMIT = +100% of internal standard area.
 AREA LOWER LIMIT = - 50% of internal standard area.
 RT UPPER LIMIT = + 0.50 minutes of internal standard RT.
 RT LOWER LIMIT = - 0.50 minutes of internal standard RT.

REVIEW SUMMARY FOR FILE - NT1004192309S.D

Lab ID: BLD0057-SRM2

nt10.i, 20230419.b\20230419.b\SIMABN2.m,

19-APR-2023 16:27

RT CO-ELUTION COMPOUNDS

NO CO-ELUTIONS

Quant Method: ICAL

RRT CHECK

RRT	CCV	RRT	DELTA	COMPOUND
-----	-----	-----	-------	----------

NONE

RRT check based on Ccal File: 20230419.b/NT1004192304S.D

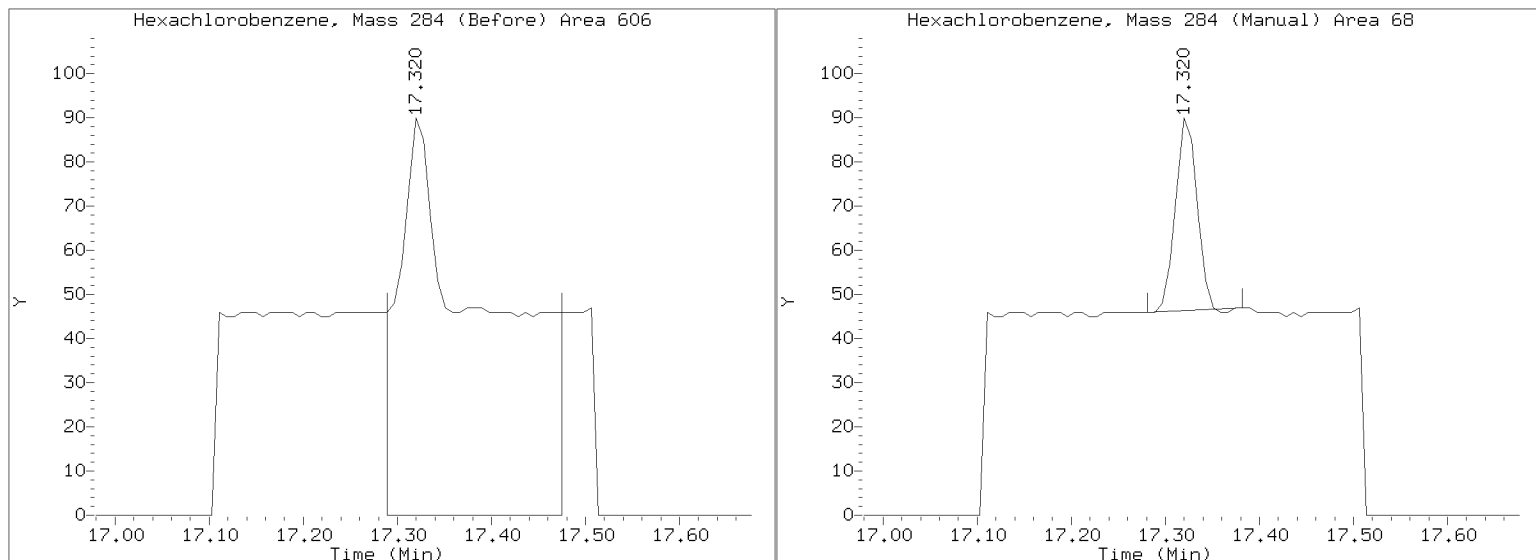
On Column LOD for nt10.i, 20230419.b\SIMABN2.m, PSDDA.sub = 0.0000

Exception: 1,2,4-Trichlorobenzene 0.0010

* Only compounds listed in the work order have been verified by the analyst *

Quant Ion Manual Peak Adjustment Report

Datafile: //target/share/chem3/nt10.i/20230419.b/20230419.b/NT1004192309S.D
Injection Date: 19-APR-2023 16:27
Lab ID:BLD0057-SRM2 Client ID:
Report Date: 04/20/2023 12:35



APPROVED

By Deenay Dunmore at 12:41 pm, Apr 20, 2023



**MASS SPECTROMETER
INSTRUMENT PERFORMANCE CHECK
EPA 8270E-SIM**

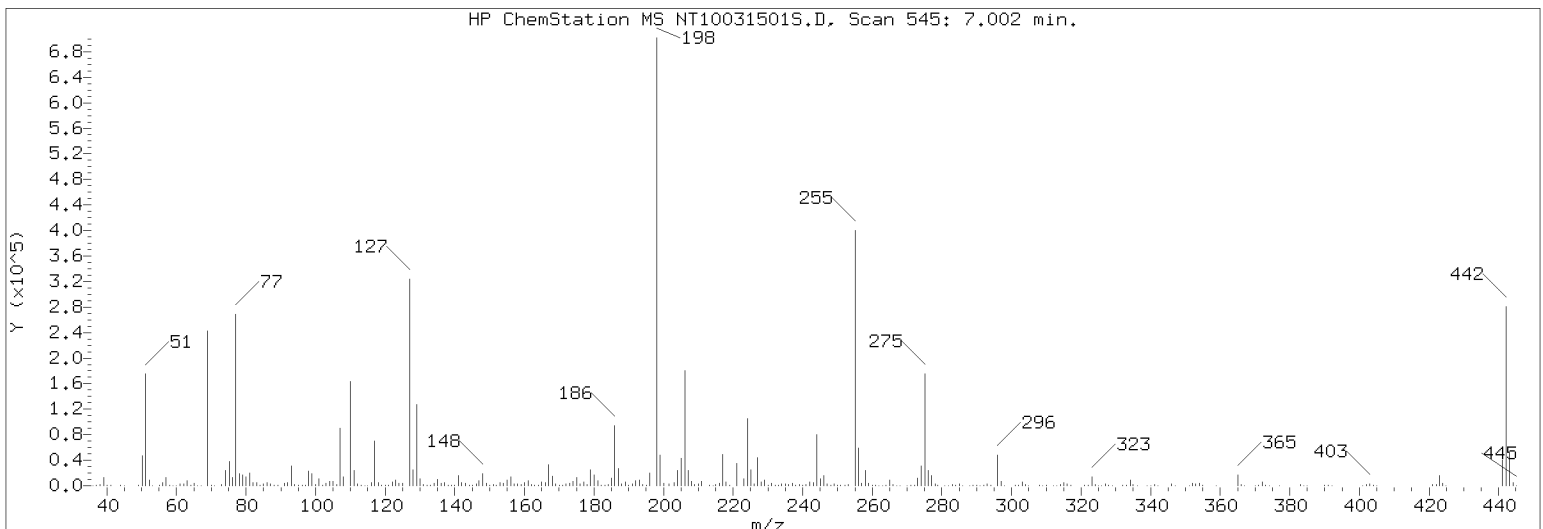
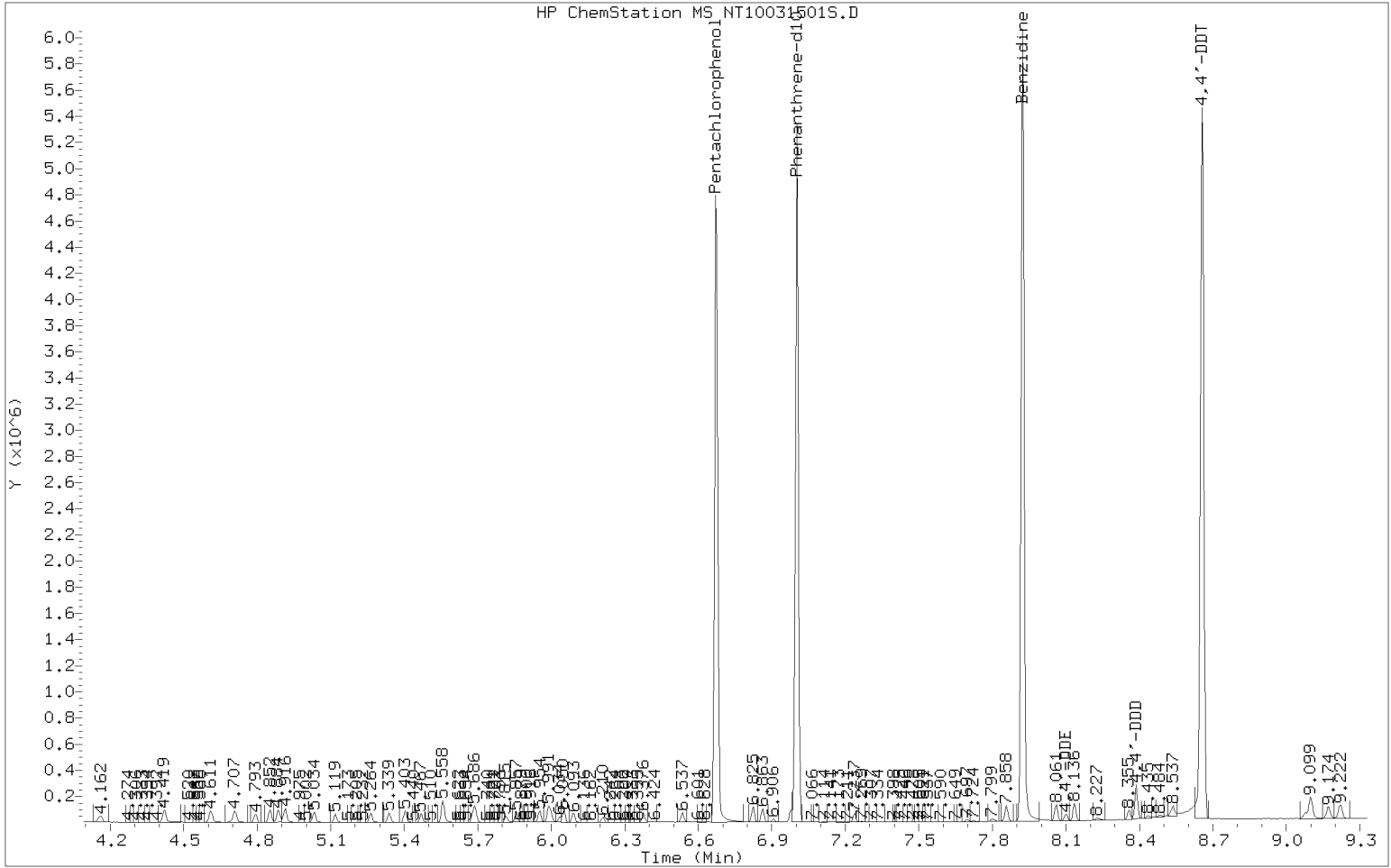
Laboratory:	<u>Analytical Resources, LLC</u>	SDG:	<u>23C0774</u>
Client:	<u>Anchor QEA, LLC</u>	Project:	<u>AOC5 MR Phase 1</u>
Lab File ID:	<u>NT10031501S.D</u>	Injection Date:	<u>03/15/23</u>
Instrument ID:	<u>NT10</u>	Injection Time:	<u>20:19</u>
Sequence:	<u>SLC0238</u>	Lab Sample ID:	<u>SLC0238-TUN1</u>

m/z	ION ABUNDANCE CRITERIA	% RELATIVE ABUNDANCE	
68	Less than 2% of 69	0.372	PASS
69	Less than 100% of 198	36.5	PASS
70	Less than 2% of 69	0.498	PASS
197	Less than 2% of 198	0	PASS
198	Base peak, 100% relative abundance	100	PASS
199	5 - 9% of 198	6.88	PASS
365	1 - 100% of 198	2.52	PASS
441	Less than 150% of 443	77.1	PASS
442	1 - 200% of 198	42.8	PASS
443	15 - 24% of 442	18.5	PASS
4,4'-DDD	Less than 20% of 4,4'-DDT		
4,4'-DDE	Less than 20% of 4,4'-DDT		
4,4'-DDT	Base peak, 100% relative abundance		

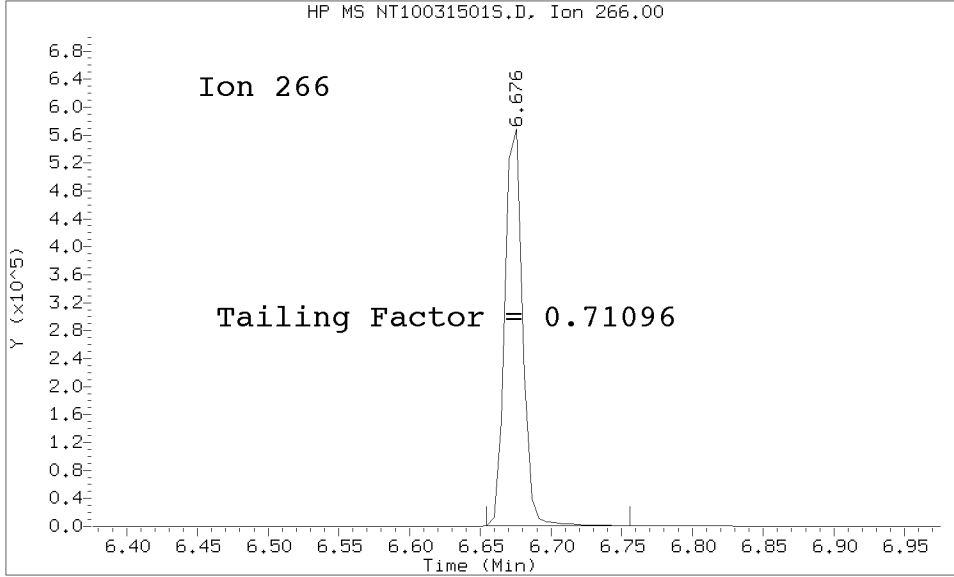
Client Sample ID	Lab Sample ID	Lab File ID	Date Analyzed	Time Analyzed
MS Tune	SLC0238-TUN1	NT10031501S.D	03/15/2023	20:19
Cal Standard	SLC0238-CAL8	NT10031503S.D	03/15/2023	21:12
Cal Standard	SLC0238-CAL7	NT10031504S.D	03/15/2023	21:50
Cal Standard	SLC0238-CAL6	NT10031505S.D	03/15/2023	22:28
Cal Standard	SLC0238-CAL5	NT10031506S.D	03/15/2023	23:06
Cal Standard	SLC0238-CAL4	NT10031507S.D	03/15/2023	23:44
Cal Standard	SLC0238-CAL3	NT10031508S.D	03/16/2023	0:22
Cal Standard	SLC0238-CAL2	NT10031509S.D	03/16/2023	1:00
Cal Standard	SLC0238-CAL1	NT10031510S.D	03/16/2023	1:38
Secondary Cal Check	SLC0238-SCV1	NT10031511S.D	03/16/2023	2:16
Initial Cal Blank	SLC0238-ICB1	NT10031512S.D	03/16/2023	2:54

DFTPP TAILING FACTOR AND BREAKDOWN GRAPHIC REPORT

Datafile Analyzed: /20230315.b/20230315.b/NT10031501S.D/NT10031501S.D
 Method Used: \20230315.b\20230315.b\DFTPP8270E.m Inst: nt10
 Injection Date: 15-MAR-2023 20:19 Operator: JGR
 Sample Info: SLC0238-TUN1 SLC0238-TUN1
 Report Date: 03/16/2023 14:49



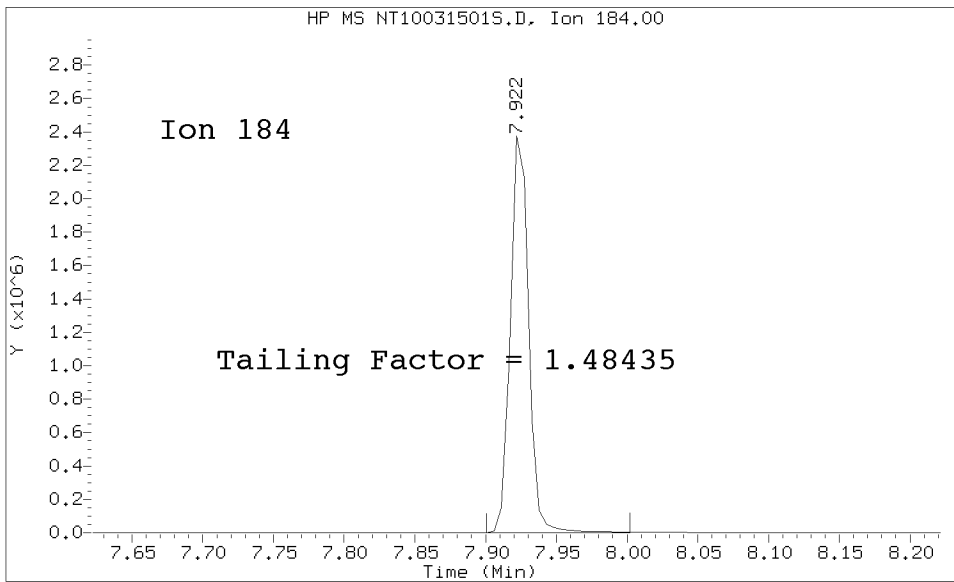
Datafile Analyzed: /20230315.b/20230315.b/NT10031501S.D/NT10031501S.D
Method Used: \20230315.b\20230315.b\DFTPP8270E.m\sw846ddt.m Inst: nt10
Injection Date: 15-MAR-2023 20:19 Operator: JGR
Sample Info: SEQ-TUN1
Report Date: 03/16/2023 14:49



Pentachlorophenol

=====
Exp. RT = 6.676
Found RT = 6.676

Tail Factor = 0.711 Maximum Allowed = 2.0



Benzidine

=====
Exp. RT = 7.922
Found RT = 7.922

Tail Factor = 1.484 Maximum Allowed = 2.0

8270 TAILING FACTOR/BREAKDOWN SUMMARY RESULTS

TAILING ANALYSIS SUMMARY

Compound	Tail Factor	Max Allowed	Test
Pentachlorophenol	0.7109557	2.000	PASS
Benzidine	1.4843493	2.000	PASS

DDT DEGRADATION BREAKDOWN ANALYSIS SUMMARY

Compound	Response	%Breakdown	Max Allowed	Test
4,4-DDT	962640			N/A
4,4-DDE	5158	0.5	20.0	PASS
4,4-DDD	41277	4.1	20.0	PASS
4,4-DDD + DDE	46435	4.6	20.0	PASS

Tuning Sample, nt10.i/20230315.b/20230315.b/NT10031501S.D, *** PASSED ***

m/e	ION ABUNDANCE CRITERIA	% RELATIVE ABUNDANCE
198	Base Peak, 100% relative abundance	100.00
68	Less than 2.00% of mass 69	0.14 (0.37)
69	Mass 69 relative abundance	36.50
70	Less than 2.00% of mass 69	0.18 (0.50)
197	Less than 2.00% of mass 198	0.00
199	5.00 - 9.00% of mass 198	6.88
365	1.00 - 100.00% of mass 198	2.52
441	Less than 150.00% of mass 443	6.11 (77.09)
442	Less than 200.00% of mass 198	42.80
443	15.00 - 24.00% of mass 442	7.92 (18.52)

Data File: NT10031501S.D
 Spectrum: Avg. Scans 544-546 (7.00), Background Scan 536
 Location of Maximum: 198.00
 Number of points: 316

m/z	Y	m/z	Y	m/z	Y	m/z	Y
36.00	226	124.00	3185	207.00	17112	293.00	2318
37.00	575	125.00	2909	208.00	4722	294.00	588
38.00	1820	127.00	243264	209.00	1586	295.00	171
39.00	10159	128.00	18696	210.00	2002	296.00	36168
40.00	405	129.00	96304	211.00	5093	297.00	5056
41.00	312	130.00	8257	213.00	371	298.00	351
42.00	59	131.00	1626	214.00	74	301.00	422
45.00	283	132.00	820	215.00	1549	302.00	552
49.00	910	133.00	415	216.00	2822	303.00	4130
50.00	35800	134.00	2800	217.00	36520	304.00	1107
51.00	136000	135.00	7704	218.00	4515	305.00	126
52.00	7201	136.00	3195	219.00	360	308.00	532
53.00	294	137.00	3970	221.00	25672	309.00	330
55.00	668	138.00	948	222.00	2863	310.00	461
56.00	4206	139.00	563	223.00	8094	312.00	63
57.00	9877	140.00	1193	224.00	76160	313.00	360
58.00	478	141.00	12476	225.00	18680	314.00	1762
59.00	106	142.00	3876	226.00	2197	315.00	4011
60.00	125	143.00	2757	227.00	32752	316.00	2200
61.00	1897	144.00	726	228.00	4949	317.00	416
62.00	2103	145.00	710	229.00	6725	321.00	1068
63.00	6654	146.00	2200	230.00	933	322.00	491
64.00	895	147.00	6157	231.00	2854	323.00	10541
65.00	3279	148.00	13642	232.00	574	324.00	1817
66.00	188	149.00	2992	233.00	660	325.00	178
67.00	249	150.00	753	234.00	2022	326.00	218
68.00	704	151.00	1678	235.00	2475	327.00	2103
69.00	189184	152.00	893	236.00	1621	328.00	1092
70.00	943	153.00	4091	237.00	2803	329.00	211
71.00	156	154.00	3154	238.00	375	332.00	739
73.00	1307	155.00	6743	239.00	1387	333.00	975
74.00	18768	156.00	10344	240.00	943	334.00	6536
75.00	30000	157.00	2091	241.00	1718	335.00	1733
76.00	10364	158.00	2204	242.00	4096	336.00	201
77.00	207552	159.00	1689	243.00	3931	339.00	148
78.00	14246	160.00	3864	244.00	58560	340.00	135
79.00	13356	161.00	5891	245.00	7760	341.00	1142
80.00	10539	162.00	1637	246.00	11941	342.00	277
81.00	15173	163.00	475	247.00	2526	346.00	2192
82.00	3906	164.00	608	248.00	602	347.00	346
83.00	3545	165.00	4507	249.00	2169	351.00	182
84.00	178	166.00	3807	250.00	370	352.00	3059
85.00	2559	167.00	24880	251.00	462	353.00	1950
86.00	4226	168.00	11639	252.00	590	354.00	3010
87.00	1998	169.00	2046	253.00	1331	355.00	569
88.00	783	170.00	776	255.00	296384	359.00	242
89.00	418	171.00	1036	256.00	43272	365.00	13085
91.00	3237	172.00	2248	257.00	3394	366.00	1813
92.00	3764	173.00	2906	258.00	18176	367.00	150

93.00	24104	174.00	5113	259.00	2926	370.00	291
94.00	1672	175.00	9851	260.00	520	371.00	690
95.00	503	176.00	2588	261.00	479	372.00	4605
96.00	1130	177.00	4756	262.00	60	373.00	1002
97.00	380	178.00	1657	263.00	151	374.00	50
98.00	17936	179.00	18424	264.00	377	377.00	67
99.00	14658	180.00	12975	265.00	6992	383.00	1157
100.00	1303	181.00	6000	266.00	984	384.00	328
101.00	8724	182.00	963	267.00	105	385.00	50
102.00	480	183.00	493	268.00	248	390.00	595
103.00	2859	184.00	1456	270.00	285	391.00	401
104.00	5461	185.00	9317	271.00	631	392.00	204
105.00	5056	186.00	70384	272.00	750	401.00	211
106.00	1781	187.00	20112	273.00	8749	402.00	1564
107.00	67936	188.00	2185	274.00	23296	403.00	2292
108.00	10471	189.00	4453	275.00	129008	404.00	796
109.00	595	190.00	772	276.00	17320	405.00	237
110.00	122760	191.00	2090	277.00	11470	421.00	1827
111.00	18400	192.00	5915	278.00	2005	422.00	1658
112.00	2357	193.00	6863	279.00	468	423.00	12304
113.00	756	194.00	1470	281.00	147	424.00	2795
114.00	128	195.00	841	282.00	368	425.00	263
115.00	298	196.00	14341	283.00	1453	441.00	31664
116.00	3871	198.00	518272	284.00	874	442.00	221824
117.00	54088	199.00	35680	285.00	2012	443.00	41072
118.00	3919	200.00	2830	286.00	333	444.00	3778
119.00	531	201.00	2302	288.00	146	445.00	177
120.00	920	203.00	3657	289.00	446		
121.00	362	204.00	18200	290.00	444		
122.00	4396	205.00	31664	291.00	199		
123.00	6778	206.00	132736	292.00	486		



INITIAL CALIBRATION DATA
EPA 8270E-SIM

Laboratory:	Analytical Resources, LLC	SDG:	23C0774
Client:	Anchor QEA, LLC	Project:	AOC5 MR Phase 1
Calibration:	GC00049	Instrument:	NT10
Calibration Date:	03/15/2023	Column (1):	ZB-5MSi

Calibration Comments: SIM ABN ICAL

Compound	Level 01		Level 02		Level 03		Level 04		Level 05		Level 06	
	Conc	RRF	Conc	RRF	Conc	RRF	Conc	RRF	Conc	RRF	Conc	RRF
1,4-Dichlorobenzene	0.05	1.592272	0.1	1.586931	0.2	1.531032	0.5	1.525923	1	1.515432	2.5	1.504782
1,2-Dichlorobenzene	0.05	1.56064	0.1	1.560751	0.2	1.516719	0.5	1.51987	1	1.490507	2.5	1.472424
Benzyl Alcohol	0.05	0.782671	0.1	0.8201691	0.2	0.8740273	0.5	1.001336	1	1.030407	2.5	1.109109
Benzoic acid	0.2		0.4		0.8	6.708155E-03	2	6.190403E-02	4	0.1152489	10	0.1827842
2,4-Dimethylphenol	0.1	0.3036003	0.2	0.3286116	0.4	0.3508719	1	0.3747964	2	0.3711962	5	0.3672727
1,2,4-Trichlorobenzene	0.05	0.3845889	0.1	0.3611836	0.2	0.3536726	0.5	0.3564226	1	0.3477346	2.5	0.3419587
N-Nitrosodiphenylamine	0.05	0.4535426	0.1	0.5106592	0.2	0.5366733	0.5	0.5716845	1	0.5845597	2.5	0.5722409
Pentachlorophenol	0.1	2.310914E-02	0.2	3.752894E-02	0.4	5.531502E-02	1	8.792089E-02	2	0.1125666	5	0.1349126
2-Fluorophenol	0.075	1.096851	0.15	1.182501	0.3	1.198448	0.75	1.278705	1.5	1.28736	3.75	1.294114
p-Terphenyl-d14	0.05	0.6363201	0.1	0.6085315	0.2	0.6174532	0.5	0.6484741	1	0.6506625	2.5	0.6938122



INITIAL CALIBRATION DATA
EPA 8270E-SIM

Laboratory:	Analytical Resources, LLC	SDG:	23C0774
Client:	Anchor QEA, LLC	Project:	AOC5 MR Phase 1
Calibration:	GC00049	Instrument:	NT10
Calibration Date:	03/15/2023	Column (1):	ZB-5MSi

Calibration Comments: SIM ABN ICAL

Compound	Level 07		Level 08		Level 09		Level 10		Level 11		Level 12	
	Conc	RRF	Conc	RRF	Conc	RRF	Conc	RRF	Conc	RRF	Conc	RRF
1,4-Dichlorobenzene	5	1.407857	10	1.361355								
1,2-Dichlorobenzene	5	1.378422	10	1.327177								
Benzyl Alcohol	5	1.078683	10	1.021686								
Benzoic acid	20	0.2157908	40	0.2329458								
2,4-Dimethylphenol	10	0.3419758	20	0.3276736								
1,2,4-Trichlorobenzene	5	0.3213898	10	0.3155673								
N-Nitrosodiphenylamine	5	0.5475779	10	0.5164376								
Pentachlorophenol	10	0.1437906	20	0.1522559								
2-Fluorophenol	7.5	1.204517	15	1.16136								
p-Terphenyl-d14	5	0.6837	10	0.6749908								



ANALYSIS SEQUENCE

SLC0238

Instrument ID: NT10 GCMS Description: Agilent 5975/MS http://bi
Calibration ID: GC00049 GCMS Column ID: L002830
MS EM Level: 1271 EV

Lab Number	Sample Name	Analysis	Container	Order	STD ID	ISTD ID	Analyzed	File ID	Analyst	Comments
SLC0238-TUN1	MS Tune	QC		1	L002618		03/15/2023 20:19	NT10031501S.D	JGR	
SLC0238-CAL8	ABN 10.0	QC		2	K011110	K010831	03/15/2023 21:12	NT10031503S.D	JGR	
SLC0238-CAL7	ABN 5.0	QC		3	K011109	K010831	03/15/2023 21:50	NT10031504S.D	JGR	
SLC0238-CAL6	ABN 2.5	QC		4	K011108	K010831	03/15/2023 22:28	NT10031505S.D	JGR	
SLC0238-CAL5	ABN 1.0	QC		5	K011107	K010831	03/15/2023 23:06	NT10031506S.D	JGR	
SLC0238-CAL4	ABN 0.5	QC		6	K011106	K010831	03/15/2023 23:44	NT10031507S.D	JGR	
SLC0238-CAL3	ABN 0.2	QC		7	K011105	K010831	03/16/2023 00:22	NT10031508S.D	JGR	
SLC0238-CAL2	ABN 0.1	QC		8	L002877	K010831	03/16/2023 01:00	NT10031509S.D	JGR	
SLC0238-CAL1	ABN 0.05	QC		9	L002878	K010831	03/16/2023 01:38	NT10031510S.D	JGR	
SLC0238-SCV1	SCV 5.0	QC		10	K010066	K010831	03/16/2023 02:16	NT10031511S.D	JGR	
SLC0238-ICB1	Initial Cal Blank	QC		11	K005156	K010831	03/16/2023 02:54	NT10031512S.D	JGR	

INTERNAL STANDARD SUMMARY FOR DATABATCH - \\target\share\chem3\nt10.i\20230315.b\20230315.b

Time	Filename	LabID	ClientId	DF														
1	2019	NT10031501S.D	SLC0238-TUN1		1	NO	ISTDS	FOUND										
2	2034	NT10031502S.D	FULL SCAN ONLY		1		9.31	193857	11.78	709633	15.39	344841	18.43	635594	23.46	392013	26.19	449978
3	2112	NT10031503S.D	SLC0238-CAL8		1		9.31	192425	11.78	689875	15.39	341663	18.42	651934	23.45	482051	26.19	502718
4	2150	NT10031504S.D	SLC0238-CAL7		1		9.30	187419	11.77	682446	15.38	331603	18.42	598629	23.45	389338	26.19	466441
5	2228	NT10031505S.D	SLC0238-CAL6		1		9.30	173412	11.78	624286	15.38	310309	18.43	554860	23.46	385144	26.19	456369
6	2306	NT10031506S.D	SLC0238-CAL5		1		9.30	188081	11.77	674549	15.39	328275	18.42	597140	23.45	466503	26.19	518203
7	2344	NT10031507S.D	SLC0238-CAL4		1		9.30	191648	11.77	679665	15.39	335786	18.42	613961	23.45	464623	26.19	521317
8	0022	NT10031508S.D	SLC0238-CAL3		1		9.30	188644	11.78	664117	15.38	328147	18.42	603272	23.46	468991	26.18	525052
9	0100	NT10031509S.D	SLC0238-CAL2		1		9.30	190985	11.77	684638	15.39	328366	18.42	602202	23.45	451316	26.19	517188
10	0138	NT10031510S.D	SLC0238-CAL1		1		9.30	187154	11.78	654413	15.38	318969	18.42	583319	23.46	440533	26.19	488759
11	0216	NT10031511S.D	SLC0238-SCV1		1		9.31	166866	11.78	612104	15.39	302524	18.43	553619	23.46	465428	26.19	532593
12	0254	NT10031512S.D	SLC0238-ICB1		1		9.31	189475	11.77	676186	15.38	328650	18.42	617605	23.45	473513	26.19	534734

MANUAL INTEGRATION SUMMARY FOR DATABATCH - \\target\share\chem3\nt10.i\20230315.b\20230315.b

Instrument: nt10.i Date: 15-MAR-2023

Time	Filename	LabID	DF	Manually Integrated Compounds
2019	NT10031501S.D	SLC0238-TUN1	1	NO MANUAL INTEGRATION
2034	NT10031502S.D	FULL SCAN ONLY	1	NO MANUAL INTEGRATION
2112	NT10031503S.D	SLC0238-CAL8	1	NO MANUAL INTEGRATION
2150	NT10031504S.D	SLC0238-CAL7	1	NO MANUAL INTEGRATION
2228	NT10031505S.D	SLC0238-CAL6	1	NO MANUAL INTEGRATION
2306	NT10031506S.D	SLC0238-CAL5	1	NO MANUAL INTEGRATION
2344	NT10031507S.D	SLC0238-CAL4	1	NO MANUAL INTEGRATION
0022	NT10031508S.D	SLC0238-CAL3	1	Benzoic acid,
0100	NT10031509S.D	SLC0238-CAL2	1	Pentachlorophenol,
0138	NT10031510S.D	SLC0238-CAL1	1	Pentachlorophenol,
0216	NT10031511S.D	SLC0238-SCV1	1	Terphenyl-d14,
0254	NT10031512S.D	SLC0238-ICB1	1	NO MANUAL INTEGRATION

Security Status Report

Date: 16-Mar-2023 14:47

NT10031501S.D	Data Locked	van, 16-Mar-2023 14:47
NT10031502S.D	Data Locked	van, 16-Mar-2023 14:47
NT10031503S.D	Data Locked	van, 16-Mar-2023 14:47
NT10031504S.D	Data Locked	van, 16-Mar-2023 14:47
NT10031505S.D	Data Locked	van, 16-Mar-2023 14:47
NT10031506S.D	Data Locked	van, 16-Mar-2023 14:47
NT10031507S.D	Data Locked	van, 16-Mar-2023 14:47
NT10031508S.D	Data Locked	van, 16-Mar-2023 14:47
NT10031509S.D	Data Locked	van, 16-Mar-2023 14:47
NT10031510S.D	Data Locked	van, 16-Mar-2023 14:47
NT10031511S.D	Data Locked	van, 16-Mar-2023 14:47
NT10031512S.D	Data Locked	van, 16-Mar-2023 14:47

ARI Labs, Inc.

INITIAL CALIBRATION DATA

Start Cal Date : 15-MAR-2023 21:12
 End Cal Date : 16-MAR-2023 01:38
 Quant Method : ISTD
 Origin : Force
 Target Version : 4.14
 Integrator : HP RTE
 Method file : \\target\share\chem3\nt10.i\20230315.b\20230315.b\SIMABN2.m
 Last Edit : 16-Mar-2023 14:34 van

Calibration File Names:

- Level 1: \\target\share\chem3\nt10.i\20230315.b\20230315.b\NT10031510S.D
- Level 2: \\target\share\chem3\nt10.i\20230315.b\20230315.b\NT10031509S.D
- Level 3: \\target\share\chem3\nt10.i\20230315.b\20230315.b\NT10031508S.D
- Level 4: \\target\share\chem3\nt10.i\20230315.b\20230315.b\NT10031507S.D
- Level 5: \\target\share\chem3\nt10.i\20230315.b\20230315.b\NT10031506S.D
- Level 6: \\target\share\chem3\nt10.i\20230315.b\20230315.b\NT10031505S.D
- Level 7: \\target\share\chem3\nt10.i\20230315.b\20230315.b\NT10031504S.D
- Level 8: \\target\share\chem3\nt10.i\20230315.b\20230315.b\NT10031503S.D

Compound	0.0500000	0.1000000	0.2000000	0.5000000	1.0000	2.5000	Curve	b	Coefficients		%RSD or R ²
	Level 1	Level 2	Level 3	Level 4	Level 5	Level 6			m1	m2	
	5.0000	10.0000									
	Level 7	Level 8									
138 Chlorobenzilate	+++++	+++++	+++++	+++++	+++++	+++++					
	+++++	+++++					AVRG		0.000e+000		0.000e+000
139 Isodrin	+++++	+++++	+++++	+++++	+++++	+++++					
	+++++	+++++					AVRG		0.000e+000		0.000e+000
140 Diallate A	+++++	+++++	+++++	+++++	+++++	+++++					
	+++++	+++++					AVRG		0.000e+000		0.000e+000

ARI Labs, Inc.

INITIAL CALIBRATION DATA

Start Cal Date : 15-MAR-2023 21:12
 End Cal Date : 16-MAR-2023 01:38
 Quant Method : ISTD
 Origin : Force
 Target Version : 4.14
 Integrator : HP RTE
 Method file : \\target\share\chem3\nt10.i\20230315.b\20230315.b\SIMABN2.m
 Last Edit : 16-Mar-2023 14:34 van

Compound	0.0500000	0.1000000	0.2000000	0.5000000	1.0000	2.5000	Curve	b	Coefficients		%RSD or R ²
	Level 1	Level 2	Level 3	Level 4	Level 5	Level 6			m1	m2	
	5.0000	10.0000									
	Level 7	Level 8									
141 Diallate B	++++	++++	++++	++++	++++	++++					
	++++	++++					AVRG		0.000e+000		0.000e+000
142 1,2-Dibromo-3-Chloropropane	++++	++++	++++	++++	++++	++++					
	++++	++++					AVRG		0.000e+000		0.000e+000
135 2,3,5,6-Tetrachlorophenol	++++	++++	++++	++++	++++	++++					
	++++	++++					AVRG		0.000e+000		0.000e+000
136 2,3,4,5-tetrachlorophenol	++++	++++	++++	++++	++++	++++					
	++++	++++					AVRG		0.000e+000		0.000e+000
137 NewCpnd_131	++++	++++	++++	++++	++++	++++					
	++++	++++					AVRG		0.000e+000		0.000e+000
133 Butylatedhydroxytoluene	++++	++++	++++	++++	++++	++++					
	++++	++++					AVRG		0.000e+000		0.000e+000
132 3,6-Dimethylphenanthrene	++++	++++	++++	++++	++++	++++					
	++++	++++					AVRG		0.000e+000		0.000e+000

ARI Labs, Inc.

INITIAL CALIBRATION DATA

Start Cal Date : 15-MAR-2023 21:12
 End Cal Date : 16-MAR-2023 01:38
 Quant Method : ISTD
 Origin : Force
 Target Version : 4.14
 Integrator : HP RTE
 Method file : \\target\share\chem3\nt10.i\20230315.b\20230315.b\SIMABN2.m
 Last Edit : 16-Mar-2023 14:34 van

Compound	0.0500000	0.1000000	0.2000000	0.5000000	1.0000	2.5000	Curve	b	Coefficients		%RSD or R^2
	Level 1	Level 2	Level 3	Level 4	Level 5	Level 6			m1	m2	
	5.0000	10.0000									
	Level 7	Level 8									
131 1-Methylphenanthrene	+++++	+++++	+++++	+++++	+++++	+++++					
	+++++	+++++					AVRG		0.000e+000		0.000e+000
146 Benzo(j)fluoranthene	+++++	+++++	+++++	+++++	+++++	+++++					
	+++++	+++++					AVRG		0.000e+000		0.000e+000
130 Dibenzothiophene	+++++	+++++	+++++	+++++	+++++	+++++					
	+++++	+++++					AVRG		0.000e+000		0.000e+000
129 1-Methylfluorene	+++++	+++++	+++++	+++++	+++++	+++++					
	+++++	+++++					AVRG		0.000e+000		0.000e+000
128 N-Hexadecane	+++++	+++++	+++++	+++++	+++++	+++++					
	+++++	+++++					AVRG		0.000e+000		0.000e+000
127 2-Isopropyl-naphthalene	+++++	+++++	+++++	+++++	+++++	+++++					
	+++++	+++++					AVRG		0.000e+000		0.000e+000
126 N-Tetradecane	+++++	+++++	+++++	+++++	+++++	+++++					
	+++++	+++++					AVRG		0.000e+000		0.000e+000

ARI Labs, Inc.

INITIAL CALIBRATION DATA

Start Cal Date : 15-MAR-2023 21:12
 End Cal Date : 16-MAR-2023 01:38
 Quant Method : ISTD
 Origin : Force
 Target Version : 4.14
 Integrator : HP RTE
 Method file : \\target\share\chem3\nt10.i\20230315.b\20230315.b\SIMABN2.m
 Last Edit : 16-Mar-2023 14:34 van

Compound	0.0500000	0.1000000	0.2000000	0.5000000	1.0000	2.5000	Curve	b	Coefficients		%RSD or R ²
	Level 1	Level 2	Level 3	Level 4	Level 5	Level 6			m1	m2	
	5.0000	10.0000									
	Level 7	Level 8									
144 alpha-Terpineol	+++++	+++++	+++++	+++++	+++++	+++++					
	+++++	+++++					AVRG		0.000e+000		0.000e+000
125 Safrole	+++++	+++++	+++++	+++++	+++++	+++++					
	+++++	+++++					AVRG		0.000e+000		0.000e+000
124 3,4-Dimethylphenol	+++++	+++++	+++++	+++++	+++++	+++++					
	+++++	+++++					AVRG		0.000e+000		0.000e+000
123 Acetophenone	+++++	+++++	+++++	+++++	+++++	+++++					
	+++++	+++++					AVRG		0.000e+000		0.000e+000
122 Furfuraldehyde	+++++	+++++	+++++	+++++	+++++	+++++					
	+++++	+++++					AVRG		0.000e+000		0.000e+000
143 1,4-Dioxane	+++++	+++++	+++++	+++++	+++++	+++++					
	+++++	+++++					AVRG		0.000e+000		0.000e+000
121 Quinoline	+++++	+++++	+++++	+++++	+++++	+++++					
	+++++	+++++					AVRG		0.000e+000		0.000e+000

ARI Labs, Inc.

INITIAL CALIBRATION DATA

Start Cal Date : 15-MAR-2023 21:12
 End Cal Date : 16-MAR-2023 01:38
 Quant Method : ISTD
 Origin : Force
 Target Version : 4.14
 Integrator : HP RTE
 Method file : \\target\share\chem3\nt10.i\20230315.b\20230315.b\SIMABN2.m
 Last Edit : 16-Mar-2023 14:34 van

Compound	0.0500000	0.1000000	0.2000000	0.5000000	1.0000	2.5000	Curve	b	Coefficients		%RSD or R ²
	Level 1	Level 2	Level 3	Level 4	Level 5	Level 6			m1	m2	
	5.0000	10.0000									
	Level 7	Level 8									
120 2,3,4,6-Tetrachlorophenol	++++	++++	++++	++++	++++	++++					
	++++	++++					AVRG		0.000e+000		0.000e+000
119 7,12-Dimethylbenz(a)anthracen	++++	++++	++++	++++	++++	++++					
	++++	++++					AVRG		0.000e+000		0.000e+000
118 Triphenyl Phosphate	++++	++++	++++	++++	++++	++++					
	++++	++++					AVRG		0.000e+000		0.000e+000
117 Butyl Diphenyl Phosphate	++++	++++	++++	++++	++++	++++					
	++++	++++					AVRG		0.000e+000		0.000e+000
116 Dibutyl Phenyl Phosphate	++++	++++	++++	++++	++++	++++					
	++++	++++					AVRG		0.000e+000		0.000e+000
115 Tributyl Phosphate	++++	++++	++++	++++	++++	++++					
	++++	++++					AVRG		0.000e+000		0.000e+000
114 Beta-Pinene	++++	++++	++++	++++	++++	++++					
	++++	++++					AVRG		0.000e+000		0.000e+000

ARI Labs, Inc.

INITIAL CALIBRATION DATA

Start Cal Date : 15-MAR-2023 21:12
 End Cal Date : 16-MAR-2023 01:38
 Quant Method : ISTD
 Origin : Force
 Target Version : 4.14
 Integrator : HP RTE
 Method file : \\target\share\chem3\nt10.i\20230315.b\20230315.b\SIMABN2.m
 Last Edit : 16-Mar-2023 14:34 van

Compound	0.0500000	0.1000000	0.2000000	0.5000000	1.0000	2.5000	Curve	b	Coefficients		%RSD or R^2
	Level 1	Level 2	Level 3	Level 4	Level 5	Level 6			m1	m2	
	5.0000	10.0000									
	Level 7	Level 8									
113 Diphenyl Oxide	+++++	+++++	+++++	+++++	+++++	+++++					
	+++++	+++++					AVRG		0.000e+000		0.000e+000
112 Biphenyl	+++++	+++++	+++++	+++++	+++++	+++++					
	+++++	+++++					AVRG		0.000e+000		0.000e+000
111 Azobenzene (1,2-DP-Hydrazine)	+++++	+++++	+++++	+++++	+++++	+++++					
	+++++	+++++					AVRG		0.000e+000		0.000e+000
110 Tetrachloroguaiacol	+++++	+++++	+++++	+++++	+++++	+++++					
	+++++	+++++					AVRG		0.000e+000		0.000e+000
109 3,4,5-Trichloroguaiacol	+++++	+++++	+++++	+++++	+++++	+++++					
	+++++	+++++					AVRG		0.000e+000		0.000e+000
108 4,5,6-Trichloroguaiacol	+++++	+++++	+++++	+++++	+++++	+++++					
	+++++	+++++					AVRG		0.000e+000		0.000e+000
107 4,5-Dichloro-2-Methoxyphenol	+++++	+++++	+++++	+++++	+++++	+++++					
	+++++	+++++					AVRG		0.000e+000		0.000e+000

ARI Labs, Inc.

INITIAL CALIBRATION DATA

Start Cal Date : 15-MAR-2023 21:12
 End Cal Date : 16-MAR-2023 01:38
 Quant Method : ISTD
 Origin : Force
 Target Version : 4.14
 Integrator : HP RTE
 Method file : \\target\share\chem3\nt10.i\20230315.b\20230315.b\SIMABN2.m
 Last Edit : 16-Mar-2023 14:34 van

Compound	0.0500000	0.1000000	0.2000000	0.5000000	1.0000	2.5000	Curve	b	Coefficients		%RSD or R^2
	Level 1	Level 2	Level 3	Level 4	Level 5	Level 6			m1	m2	
	5.0000	10.0000									
	Level 7	Level 8									
106 Guaiacol	++++	++++	++++	++++	++++	++++					
	++++	++++					AVRG		0.000e+000		0.000e+000
105 1-methylnaphthalene	++++	++++	++++	++++	++++	++++					
	++++	++++					AVRG		0.000e+000		0.000e+000
3 Phenol	1.56149	1.65772	1.68063	1.76515	1.75148	1.75667					
	1.62297	1.51697					AVRG		1.66414		5.59099
4 Bis(2-Chloroethyl)ether	++++	++++	++++	++++	++++	++++					
	++++	++++					AVRG		0.000e+000		0.000e+000
6 2-Chlorophenol	++++	++++	++++	++++	++++	++++					
	++++	++++					AVRG		0.000e+000		0.000e+000
7 1,3-Dichlorobenzene	1.66537	1.66694	1.59369	1.58637	1.56403	1.55057					
	1.44651	1.38404					AVRG		1.55719		6.34113
9 1,4-Dichlorobenzene	1.59227	1.58693	1.53103	1.52592	1.51543	1.50478					
	1.40786	1.36136					AVRG		1.50320		5.36917

ARI Labs, Inc.

INITIAL CALIBRATION DATA

Start Cal Date : 15-MAR-2023 21:12
 End Cal Date : 16-MAR-2023 01:38
 Quant Method : ISTD
 Origin : Force
 Target Version : 4.14
 Integrator : HP RTE
 Method file : \\target\share\chem3\nt10.i\20230315.b\20230315.b\SIMABN2.m
 Last Edit : 16-Mar-2023 14:34 van

Compound	0.0500000	0.1000000	0.2000000	0.5000000	1.0000	2.5000	Curve	b	Coefficients		%RSD or R^2
	Level 1	Level 2	Level 3	Level 4	Level 5	Level 6			m1	m2	
	5.0000	10.0000									
	Level 7	Level 8									
11 Benzyl alcohol	0.78267	0.82017	0.87403	1.00134	1.03041	1.10911					
	1.07868	1.02169					AVRG		0.96476		12.69470
12 1,2-Dichlorobenzene	1.56064	1.56075	1.51672	1.51987	1.49051	1.47242					
	1.37842	1.32718					AVRG		1.47831		5.70440
13 2-Methylphenol	1.10796	1.06982	1.09063	1.18375	1.19440	1.23938					
	1.18782	1.15101					AVRG		1.15310		5.09645
14 2,2'-oxybis(1-Chloropropane)	+++++	+++++	+++++	+++++	+++++	+++++					
	+++++	+++++					AVRG		0.000e+000		0.000e+000
15 4-Methylphenol	1.03102	1.10647	1.13727	1.24194	1.26988	1.30504					
	1.27388	1.22012					AVRG		1.19820		8.02665
16 N-Nitroso-di-n-propylamine	0.74420	0.77640	0.80427	0.88191	0.89897	0.92866					
	0.89355	0.85105					AVRG		0.84738		7.74495
17 Hexachloroethane	+++++	+++++	+++++	+++++	+++++	+++++					
	+++++	+++++					AVRG		0.000e+000		0.000e+000

ARI Labs, Inc.

INITIAL CALIBRATION DATA

Start Cal Date : 15-MAR-2023 21:12
 End Cal Date : 16-MAR-2023 01:38
 Quant Method : ISTD
 Origin : Force
 Target Version : 4.14
 Integrator : HP RTE
 Method file : \\target\share\chem3\nt10.i\20230315.b\20230315.b\SIMABN2.m
 Last Edit : 16-Mar-2023 14:34 van

Compound	0.0500000	0.1000000	0.2000000	0.5000000	1.0000	2.5000	Curve	b	Coefficients		%RSD or R^2
	Level 1	Level 2	Level 3	Level 4	Level 5	Level 6			m1	m2	
	5.0000	10.0000									
	Level 7	Level 8									
19 Nitrobenzene	+++++	+++++	+++++	+++++	+++++	+++++					
	+++++	+++++					AVRG		0.000e+000		0.000e+000
20 Isophorone	+++++	+++++	+++++	+++++	+++++	+++++					
	+++++	+++++					AVRG		0.000e+000		0.000e+000
21 2-Nitrophenol	+++++	+++++	+++++	+++++	+++++	+++++					
	+++++	+++++					AVRG		0.000e+000		0.000e+000
22 2,4-Dimethylphenol	0.30360	0.32861	0.35087	0.37480	0.37120	0.36727					
	0.34198	0.32767					AVRG		0.34575		7.24468
23 Bis(2-Chloroethoxy)methane	+++++	+++++	+++++	+++++	+++++	+++++					
	+++++	+++++					AVRG		0.000e+000		0.000e+000
24 Benzoic acid	+++++	+++++	891	21037	77741	285274					
	736328	1607035					QUAD	0.000e+000	5.29174	-0.43541	0.99817
25 2,4-Dichlorophenol	+++++	+++++	+++++	+++++	+++++	+++++					
	+++++	+++++					AVRG		0.000e+000		0.000e+000

ARI Labs, Inc.

INITIAL CALIBRATION DATA

Start Cal Date : 15-MAR-2023 21:12
 End Cal Date : 16-MAR-2023 01:38
 Quant Method : ISTD
 Origin : Force
 Target Version : 4.14
 Integrator : HP RTE
 Method file : \\target\share\chem3\nt10.i\20230315.b\20230315.b\SIMABN2.m
 Last Edit : 16-Mar-2023 14:34 van

Compound	0.0500000	0.1000000	0.2000000	0.5000000	1.0000	2.5000	Curve	b	Coefficients		%RSD or R ²
	Level 1	Level 2	Level 3	Level 4	Level 5	Level 6			m1	m2	
	5.0000	10.0000									
	Level 7	Level 8									
26 1,2,4-Trichlorobenzene	0.38459	0.36118	0.35367	0.35642	0.34773	0.34196					
	0.32139	0.31557					AVRG		0.34781		6.34752
28 Naphthalene	++++	++++	++++	++++	++++	++++					
	++++	++++					AVRG		0.000e+000		0.000e+000
29 4-Chloroaniline	++++	++++	++++	++++	++++	++++					
	++++	++++					AVRG		0.000e+000		0.000e+000
30 Hexachlorobutadiene	0.23044	0.21302	0.21319	0.21525	0.21116	0.21214					
	0.19866	0.19786					AVRG		0.21146		4.82681
31 4-Chloro-3-methylphenol	++++	++++	++++	++++	++++	++++					
	++++	++++					AVRG		0.000e+000		0.000e+000
32 2-Methylnaphthalene	++++	++++	++++	++++	++++	++++					
	++++	++++					AVRG		0.000e+000		0.000e+000
33 Hexachlorocyclopentadiene	++++	++++	++++	++++	++++	++++					
	++++	++++					AVRG		0.000e+000		0.000e+000

ARI Labs, Inc.

INITIAL CALIBRATION DATA

Start Cal Date : 15-MAR-2023 21:12
 End Cal Date : 16-MAR-2023 01:38
 Quant Method : ISTD
 Origin : Force
 Target Version : 4.14
 Integrator : HP RTE
 Method file : \\target\share\chem3\nt10.i\20230315.b\20230315.b\SIMABN2.m
 Last Edit : 16-Mar-2023 14:34 van

Compound	0.0500000	0.1000000	0.2000000	0.5000000	1.0000	2.5000	Curve	b	Coefficients		%RSD or R^2
	Level 1	Level 2	Level 3	Level 4	Level 5	Level 6			m1	m2	
	5.0000	10.0000									
	Level 7	Level 8									
34 2,4,6-Trichlorophenol	+++++	+++++	+++++	+++++	+++++	+++++					
	+++++	+++++					AVRG		0.000e+000		0.000e+000
35 2,4,5-Trichlorophenol	+++++	+++++	+++++	+++++	+++++	+++++					
	+++++	+++++					AVRG		0.000e+000		0.000e+000
37 2-Chloronaphthalene	+++++	+++++	+++++	+++++	+++++	+++++					
	+++++	+++++					AVRG		0.000e+000		0.000e+000
38 2-Nitroaniline	+++++	+++++	+++++	+++++	+++++	+++++					
	+++++	+++++					AVRG		0.000e+000		0.000e+000
39 Dimethylphthalate	1.27787	1.27224	1.24048	1.29313	1.32502	1.28149					
	1.22328	1.18473					AVRG		1.26228		3.49321
40 Acenaphthylene	+++++	+++++	+++++	+++++	+++++	+++++					
	+++++	+++++					AVRG		0.000e+000		0.000e+000
41 2,6-Dinitrotoluene	+++++	+++++	+++++	+++++	+++++	+++++					
	+++++	+++++					AVRG		0.000e+000		0.000e+000

ARI Labs, Inc.

INITIAL CALIBRATION DATA

Start Cal Date : 15-MAR-2023 21:12
 End Cal Date : 16-MAR-2023 01:38
 Quant Method : ISTD
 Origin : Force
 Target Version : 4.14
 Integrator : HP RTE
 Method file : \\target\share\chem3\nt10.i\20230315.b\20230315.b\SIMABN2.m
 Last Edit : 16-Mar-2023 14:34 van

Compound	0.0500000	0.1000000	0.2000000	0.5000000	1.0000	2.5000	Curve	b	Coefficients		%RSD or R ²
	Level 1	Level 2	Level 3	Level 4	Level 5	Level 6			m1	m2	
	5.0000	10.0000									
	Level 7	Level 8									
43 3-Nitroaniline	++++	++++	++++	++++	++++	++++					
	++++	++++					AVRG		0.000e+000		0.000e+000
44 Acenaphthene	++++	++++	++++	++++	++++	++++					
	++++	++++					AVRG		0.000e+000		0.000e+000
45 2,4-Dinitrophenol	++++	++++	++++	++++	++++	++++					
	++++	++++					AVRG		0.000e+000		0.000e+000
46 Dibenzofuran	++++	++++	++++	++++	++++	++++					
	++++	++++					AVRG		0.000e+000		0.000e+000
47 4-Nitrophenol	++++	++++	++++	++++	++++	++++					
	++++	++++					AVRG		0.000e+000		0.000e+000
48 2,4-Dinitrotoluene	++++	++++	++++	++++	++++	++++					
	++++	++++					AVRG		0.000e+000		0.000e+000
49 Fluorene	++++	++++	++++	++++	++++	++++					
	++++	++++					AVRG		0.000e+000		0.000e+000

ARI Labs, Inc.

INITIAL CALIBRATION DATA

Start Cal Date : 15-MAR-2023 21:12
 End Cal Date : 16-MAR-2023 01:38
 Quant Method : ISTD
 Origin : Force
 Target Version : 4.14
 Integrator : HP RTE
 Method file : \\target\share\chem3\nt10.i\20230315.b\20230315.b\SIMABN2.m
 Last Edit : 16-Mar-2023 14:34 van

Compound	0.0500000	0.1000000	0.2000000	0.5000000	1.0000	2.5000	Curve	b	Coefficients		%RSD or R^2
	Level 1	Level 2	Level 3	Level 4	Level 5	Level 6			m1	m2	
	5.0000	10.0000									
	Level 7	Level 8									
50 Diethylphthalate	1.09879 1.35423	1.17308 1.35415	1.27815	1.36289	1.42716	1.41289					
							AVRG		1.30767		8.92477
51 4-Chlorophenyl-phenylether	++++	++++	++++	++++	++++	++++					
	++++	++++					AVRG		0.000e+000		0.000e+000
52 4-Nitroaniline	++++	++++	++++	++++	++++	++++					
	++++	++++					AVRG		0.000e+000		0.000e+000
53 4,6-Dinitro-2-methylphenol	++++	++++	++++	++++	++++	++++					
	++++	++++					AVRG		0.000e+000		0.000e+000
54 N-Nitrosodiphenylamine	0.45354 0.54758	0.51066 0.51644	0.53667	0.57168	0.58456	0.57224					
							AVRG		0.53667		7.99896
56 4-Bromophenyl-phenylether	++++	++++	++++	++++	++++	++++					
	++++	++++					AVRG		0.000e+000		0.000e+000
57 Hexachlorobenzene	0.25043 0.23339	0.25088 0.22020	0.24115	0.24237	0.24203	0.24151					
							AVRG		0.24025		4.08944

ARI Labs, Inc.

INITIAL CALIBRATION DATA

Start Cal Date : 15-MAR-2023 21:12
 End Cal Date : 16-MAR-2023 01:38
 Quant Method : ISTD
 Origin : Force
 Target Version : 4.14
 Integrator : HP RTE
 Method file : \\target\share\chem3\nt10.i\20230315.b\20230315.b\SIMABN2.m
 Last Edit : 16-Mar-2023 14:34 van

Compound	0.0500000	0.1000000	0.2000000	0.5000000	1.0000	2.5000	Curve	b	Coefficients		%RSD or R ²
	Level 1	Level 2	Level 3	Level 4	Level 5	Level 6			m1	m2	
	5.0000	10.0000									
	Level 7	Level 8									
58 Pentachlorophenol	+++++	1130	3337	13495	33609	93572					
	215193	496304					QUAD	0.000e+000	7.54154	-1.29368	0.99963
60 Phenanthrene	+++++	+++++	+++++	+++++	+++++	+++++					
	+++++	+++++					AVRG	0.000e+000			0.000e+000
61 Anthracene	+++++	+++++	+++++	+++++	+++++	+++++					
	+++++	+++++					AVRG	0.000e+000			0.000e+000
62 Carbazole	+++++	+++++	+++++	+++++	+++++	+++++					
	+++++	+++++					AVRG	0.000e+000			0.000e+000
63 Di-n-butylphthalate	+++++	+++++	+++++	+++++	+++++	+++++					
	+++++	+++++					AVRG	0.000e+000			0.000e+000
64 Fluoranthene	+++++	+++++	+++++	+++++	+++++	+++++					
	+++++	+++++					AVRG	0.000e+000			0.000e+000
65 Pyrene	+++++	+++++	+++++	+++++	+++++	+++++					
	+++++	+++++					AVRG	0.000e+000			0.000e+000

ARI Labs, Inc.

INITIAL CALIBRATION DATA

Start Cal Date : 15-MAR-2023 21:12
 End Cal Date : 16-MAR-2023 01:38
 Quant Method : ISTD
 Origin : Force
 Target Version : 4.14
 Integrator : HP RTE
 Method file : \\target\share\chem3\nt10.i\20230315.b\20230315.b\SIMABN2.m
 Last Edit : 16-Mar-2023 14:34 van

Compound	0.0500000	0.1000000	0.2000000	0.5000000	1.0000	2.5000	Curve	b	Coefficients		%RSD or R ²
	Level 1	Level 2	Level 3	Level 4	Level 5	Level 6			m1	m2	
	5.0000	10.0000									
	Level 7	Level 8									
67 Butylbenzylphthalate	1336 271734	3284 722761	7787	24470	56297	133147	QUAD	0.000e+000	1.90264	-0.15728	0.99983
68 Benzo(a)anthracene	++++ ++++	++++ ++++	++++	++++	++++	++++	AVRG	0.000e+000			0.000e+000
70 3,3'-Dichlorobenzidine	++++ ++++	++++ ++++	++++	++++	++++	++++	AVRG	0.000e+000			0.000e+000
71 Chrysene	++++ ++++	++++ ++++	++++	++++	++++	++++	AVRG	0.000e+000			0.000e+000
72 bis(2-Ethylhexyl)phthalate	++++ ++++	++++ ++++	++++	++++	++++	++++	AVRG	0.000e+000			0.000e+000
73 Di-n-octylphthalate	++++ ++++	++++ ++++	++++	++++	++++	++++	AVRG	0.000e+000			0.000e+000
74 Benzo(b)fluoranthene	++++ ++++	++++ ++++	++++	++++	++++	++++	AVRG	0.000e+000			0.000e+000

ARI Labs, Inc.

INITIAL CALIBRATION DATA

Start Cal Date : 15-MAR-2023 21:12
 End Cal Date : 16-MAR-2023 01:38
 Quant Method : ISTD
 Origin : Force
 Target Version : 4.14
 Integrator : HP RTE
 Method file : \\target\share\chem3\nt10.i\20230315.b\20230315.b\SIMABN2.m
 Last Edit : 16-Mar-2023 14:34 van

Compound	0.0500000	0.1000000	0.2000000	0.5000000	1.0000	2.5000	Curve	b	Coefficients		%RSD or R^2
	Level 1	Level 2	Level 3	Level 4	Level 5	Level 6			m1	m2	
	5.0000	10.0000									
	Level 7	Level 8									
75 Benzo(k)fluoranthene	+++++	+++++	+++++	+++++	+++++	+++++					
	+++++	+++++					AVRG		0.000e+000		0.000e+000
76 Benzo(a)pyrene	+++++	+++++	+++++	+++++	+++++	+++++					
	+++++	+++++					AVRG		0.000e+000		0.000e+000
78 Indeno(1,2,3-cd)pyrene	+++++	+++++	+++++	+++++	+++++	+++++					
	+++++	+++++					AVRG		0.000e+000		0.000e+000
79 Dibenzo(a,h)anthracene	4785	11218	24266	72052	155363	368157					
	751404	1559411					QUAD	0.000e+000	0.76135	0.01405	0.99989
80 Benzo(g,h,i)perylene	+++++	+++++	+++++	+++++	+++++	+++++					
	+++++	+++++					AVRG		0.000e+000		0.000e+000
90 N-Nitrosodimethylamine	0.74719	0.78006	0.77776	0.82263	0.80430	0.80649					
	0.73835	0.67774					AVRG		0.76932		6.11057
91 Aniline	+++++	+++++	+++++	+++++	+++++	+++++					
	+++++	+++++					AVRG		0.000e+000		0.000e+000

ARI Labs, Inc.

INITIAL CALIBRATION DATA

Start Cal Date : 15-MAR-2023 21:12
 End Cal Date : 16-MAR-2023 01:38
 Quant Method : ISTD
 Origin : Force
 Target Version : 4.14
 Integrator : HP RTE
 Method file : \\target\share\chem3\nt10.i\20230315.b\20230315.b\SIMABN2.m
 Last Edit : 16-Mar-2023 14:34 van

Compound	0.0500000	0.1000000	0.2000000	0.5000000	1.0000	2.5000	Curve	b	Coefficients		%RSD or R^2
	Level 1	Level 2	Level 3	Level 4	Level 5	Level 6			m1	m2	
	5.0000	10.0000									
	Level 7	Level 8									
92 1,2-Diphenylhydrazine	++++	++++	++++	++++	++++	++++					
	++++	++++					AVRG		0.000e+000		0.000e+000
93 Benzidine	++++	++++	++++	++++	++++	++++					
	++++	++++					AVRG		0.000e+000		0.000e+000
96 p-Cymene	++++	++++	++++	++++	++++	++++					
	++++	++++					AVRG		0.000e+000		0.000e+000
97 Caffeine	++++	++++	++++	++++	++++	++++					
	++++	++++					AVRG		0.000e+000		0.000e+000
98 Retene	++++	++++	++++	++++	++++	++++					
	++++	++++					AVRG		0.000e+000		0.000e+000
99 Perylene	++++	++++	++++	++++	++++	++++					
	++++	++++					AVRG		0.000e+000		0.000e+000
100 3-beta-Coprostanol	++++	++++	++++	++++	++++	++++					
	++++	++++					AVRG		0.000e+000		0.000e+000

ARI Labs, Inc.

INITIAL CALIBRATION DATA

Start Cal Date : 15-MAR-2023 21:12
 End Cal Date : 16-MAR-2023 01:38
 Quant Method : ISTD
 Origin : Force
 Target Version : 4.14
 Integrator : HP RTE
 Method file : \\target\share\chem3\nt10.i\20230315.b\20230315.b\SIMABN2.m
 Last Edit : 16-Mar-2023 14:34 van

Compound	0.0500000	0.1000000	0.2000000	0.5000000	1.0000	2.5000	Curve	b	Coefficients		%RSD or R^2
	Level 1	Level 2	Level 3	Level 4	Level 5	Level 6			m1	m2	
	5.0000	10.0000									
	Level 7	Level 8									
101 Cholesterol	+++++	+++++	+++++	+++++	+++++	+++++					
	+++++	+++++					AVRG		0.000e+000		0.000e+000
102 beta-Sitosterol	+++++	+++++	+++++	+++++	+++++	+++++					
	+++++	+++++					AVRG		0.000e+000		0.000e+000
103 Pyridine	+++++	+++++	+++++	+++++	+++++	+++++					
	+++++	+++++					AVRG		0.000e+000		0.000e+000
\$ 1 2-Fluorophenol	1.09685	1.18250	1.19845	1.27871	1.28736	1.29411					
	1.20452	1.16136					AVRG		1.21298		5.72847
\$ 145 d8-1,4-Dioxane	+++++	+++++	+++++	+++++	+++++	+++++					
	+++++	+++++					AVRG		0.000e+000		0.000e+000
\$ 2 Phenol-d5	+++++	+++++	+++++	+++++	+++++	+++++					
	+++++	+++++					AVRG		0.000e+000		0.000e+000
\$ 5 2-Chlorophenol-d4	+++++	+++++	+++++	+++++	+++++	+++++					
	+++++	+++++					AVRG		0.000e+000		0.000e+000

ARI Labs, Inc.

INITIAL CALIBRATION DATA

Start Cal Date : 15-MAR-2023 21:12
 End Cal Date : 16-MAR-2023 01:38
 Quant Method : ISTD
 Origin : Force
 Target Version : 4.14
 Integrator : HP RTE
 Method file : \\target\share\chem3\nt10.i\20230315.b\20230315.b\SIMABN2.m
 Last Edit : 16-Mar-2023 14:34 van

Compound	0.0500000	0.1000000	0.2000000	0.5000000	1.0000	2.5000	Curve	b	Coefficients		%RSD or R^2
	Level 1	Level 2	Level 3	Level 4	Level 5	Level 6			m1	m2	
	5.0000	10.0000									
	Level 7	Level 8									
\$ 10 1,2-Dichlorobenzene-d4	++++	++++	++++	++++	++++	++++					
	++++	++++					AVRG		0.000e+000		0.000e+000
\$ 18 Nitrobenzene-d5	++++	++++	++++	++++	++++	++++					
	++++	++++					AVRG		0.000e+000		0.000e+000
\$ 36 2-Fluorobiphenyl	++++	++++	++++	++++	++++	++++					
	++++	++++					AVRG		0.000e+000		0.000e+000
\$ 55 2,4,6-Tribromophenol	++++	++++	++++	++++	++++	++++					
	++++	++++					AVRG		0.000e+000		0.000e+000
\$ 66 Terphenyl-d14	0.63632	0.60853	0.61745	0.64847	0.65066	0.69381					
	0.68370	0.67499					AVRG		0.65174		4.72002
\$ 85 p-Cresol-d4	++++	++++	++++	++++	++++	++++					
	++++	++++					AVRG		0.000e+000		0.000e+000
\$ 86 Anthracene-d10	++++	++++	++++	++++	++++	++++					
	++++	++++					AVRG		0.000e+000		0.000e+000

ARI Labs, Inc.

INITIAL CALIBRATION DATA

Start Cal Date : 15-MAR-2023 21:12
 End Cal Date : 16-MAR-2023 01:38
 Quant Method : ISTD
 Origin : Force
 Target Version : 4.14
 Integrator : HP RTE
 Method file : \\target\share\chem3\nt10.i\20230315.b\20230315.b\SIMABN2.m
 Last Edit : 16-Mar-2023 14:34 van

Compound	0.0500000	0.1000000	0.2000000	0.5000000	1.0000	2.5000	Curve	b	Coefficients		%RSD or R^2
	Level 1	Level 2	Level 3	Level 4	Level 5	Level 6			m1	m2	
	5.0000	10.0000									
	Level 7	Level 8									
\$ 87 Fluoranthene-d10	+++++	+++++	+++++	+++++	+++++	+++++					
	+++++	+++++					AVRG		0.000e+000		0.000e+000
\$ 88 Dibenz(a,h)anthracene-d14	+++++	+++++	+++++	+++++	+++++	+++++					
	+++++	+++++					AVRG		0.000e+000		0.000e+000
\$ 89 Diphenyl-d10	+++++	+++++	+++++	+++++	+++++	+++++					
	+++++	+++++					AVRG		0.000e+000		0.000e+000
\$ 95 D10-1-methylnaphthalene	+++++	+++++	+++++	+++++	+++++	+++++					
	+++++	+++++					AVRG		0.000e+000		0.000e+000

ARI Labs, Inc.

INITIAL CALIBRATION DATA

Start Cal Date : 15-MAR-2023 21:12
End Cal Date : 16-MAR-2023 01:38
Quant Method : ISTD
Origin : Force
Target Version : 4.14
Integrator : HP RTE
Method file : \\target\share\chem3\nt10.i\20230315.b\20230315.b\SIMABN2.m
Last Edit : 16-Mar-2023 14:34 van

Curve	Formula	Units
Averaged	Amt = Rsp/m1	Response
Quad	Amt = b + m1*Rsp + m2*Rsp^2	Response

ARI Labs, Inc.
RETENTION TIME SUMMARY REPORT

Method File: \\target\share\chem3\nt10.i\20230315.b\20230315.b\SIMABN2.m
Batch File: \\target\share\chem3\nt10.i\20230315.b\20230315.b
Inst ID: nt10.i

ID: RT01 RT02 RT03 RT04 RT05 RT06 RT07 RT08
FILENAME: NT10031503S NT10031504S NT10031505S NT10031506S NT10031507S NT10031508S NT10031509S NT10031510S
INJ. DATE: 15-MAR-2023 15-MAR-2023 15-MAR-2023 15-MAR-2023 15-MAR-2023 16-MAR-2023 16-MAR-2023 16-MAR-2023
INJ. TIME: 21:12 21:50 22:28 23:06 23:44 00:22 01:00 01:38

Table with columns: Compound, RT01, RT02, RT03, RT04, RT05, RT06, RT07, RT08, EXPEC RT, RT WINDOW, AVG RT, STD DEV. Rows include various chemical compounds like 2-Fluorophenol, Chlorobenzilate, Isodrin, etc.

Reviewer 1 _____ Date: _____
Reviewer 2 _____ Date: _____

ARI Labs, Inc.
RETENTION TIME SUMMARY REPORT

Method File: \\target\share\chem3\nt10.i\20230315.b\20230315.b\SIMABN2.m
Batch File: \\target\share\chem3\nt10.i\20230315.b\20230315.b
Inst ID: nt10.i

Compound	RT01	RT02	RT03	RT04	RT05	RT06	RT07	RT08	EXPEC RT	RT WINDOW	AVG RT	STD DEV
127 2-Isopropyl-naphthalene	+++++	+++++	+++++	+++++	+++++	+++++	+++++	+++++	23.349	22.849-23.849	+++++	+++++
126 N-Tetradecane	+++++	+++++	+++++	+++++	+++++	+++++	+++++	+++++	22.474	21.974-22.974	+++++	+++++
144 alpha-Terpineol	+++++	+++++	+++++	+++++	+++++	+++++	+++++	+++++	11.191	10.691-11.691	+++++	+++++
125 Safrole	+++++	+++++	+++++	+++++	+++++	+++++	+++++	+++++	17.779	17.279-18.279	+++++	+++++
124 3,4-Dimethylphenol	+++++	+++++	+++++	+++++	+++++	+++++	+++++	+++++	16.310	15.810-16.810	+++++	+++++
123 Acetophenone	+++++	+++++	+++++	+++++	+++++	+++++	+++++	+++++	17.707	17.207-18.207	+++++	+++++
122 Furfuraldehyde	+++++	+++++	+++++	+++++	+++++	+++++	+++++	+++++	8.921	8.421-9.421	+++++	+++++
143 1,4-Dioxane	+++++	+++++	+++++	+++++	+++++	+++++	+++++	+++++	3.736	3.236-4.236	+++++	+++++
145 d8-1,4-Dioxane	+++++	+++++	+++++	+++++	+++++	+++++	+++++	+++++	2.914	2.414-3.414	+++++	+++++
121 Quinoline	+++++	+++++	+++++	+++++	+++++	+++++	+++++	+++++	20.148	19.648-20.648	+++++	+++++
120 2,3,4,6-Tetrachlorophe	+++++	+++++	+++++	+++++	+++++	+++++	+++++	+++++	15.588	15.088-16.088	+++++	+++++
119 7,12-Dimethylbenz(a)an	+++++	+++++	+++++	+++++	+++++	+++++	+++++	+++++	38.587	38.087-39.087	+++++	+++++
118 Triphenyl Phosphate	+++++	+++++	+++++	+++++	+++++	+++++	+++++	+++++	20.382	19.882-20.882	+++++	+++++
117 Butyl Diphenyl Phospha	+++++	+++++	+++++	+++++	+++++	+++++	+++++	+++++	18.734	18.234-19.234	+++++	+++++
116 Dibutyl Phenyl Phospha	+++++	+++++	+++++	+++++	+++++	+++++	+++++	+++++	16.987	16.487-17.487	+++++	+++++
115 Tributyl Phosphate	+++++	+++++	+++++	+++++	+++++	+++++	+++++	+++++	15.204	14.704-15.704	+++++	+++++
114 Beta-Pinene	+++++	+++++	+++++	+++++	+++++	+++++	+++++	+++++	14.540	14.040-15.040	+++++	+++++
113 Diphenyl Oxide	+++++	+++++	+++++	+++++	+++++	+++++	+++++	+++++	21.586	21.086-22.086	+++++	+++++
112 Biphenyl	+++++	+++++	+++++	+++++	+++++	+++++	+++++	+++++	17.692	17.192-18.192	+++++	+++++
111 Azobenzene (1,2-DP-Hyd	+++++	+++++	+++++	+++++	+++++	+++++	+++++	+++++	16.268	15.768-16.768	+++++	+++++
110 Tetrachloroguaiacol	+++++	+++++	+++++	+++++	+++++	+++++	+++++	+++++	18.055	17.555-18.555	+++++	+++++
109 3,4,5-Trichloroguaiacol	+++++	+++++	+++++	+++++	+++++	+++++	+++++	+++++	17.228	16.728-17.728	+++++	+++++

ARI Labs, Inc.
RETENTION TIME SUMMARY REPORT

Method File: \\target\share\chem3\nt10.i\20230315.b\20230315.b\SIMABN2.m
Batch File: \\target\share\chem3\nt10.i\20230315.b\20230315.b
Inst ID: nt10.i

Compound	RT01	RT02	RT03	RT04	RT05	RT06	RT07	RT08	EXPEC RT	RT WINDOW	AVG RT	STD DEV
108 4,5,6-Trichloroguaiaco	+++++	+++++	+++++	+++++	+++++	+++++	+++++	+++++	16.517	16.017-17.017	+++++	+++++
107 4,5-Dichloro-2-Methoxy	+++++	+++++	+++++	+++++	+++++	+++++	+++++	+++++	14.803	14.303-15.303	+++++	+++++
106 Guaiacol	+++++	+++++	+++++	+++++	+++++	+++++	+++++	+++++	11.843	11.343-12.343	+++++	+++++
105 1-methylnaphthalene	+++++	+++++	+++++	+++++	+++++	+++++	+++++	+++++	12.927	12.427-13.427	+++++	+++++
\$ 2 Phenol-d5	+++++	+++++	+++++	+++++	+++++	+++++	+++++	+++++	8.235	7.735-8.735	+++++	+++++
3 Phenol	8.664	8.665	8.657	8.657	8.657	8.657	8.657	8.665	8.665	8.165-9.165	8.660	0.004
4 Bis(2-Chloroethyl)ethe	+++++	+++++	+++++	+++++	+++++	+++++	+++++	+++++	8.397	7.897-8.897	+++++	+++++
\$ 5 2-Chlorophenol-d4	+++++	+++++	+++++	+++++	+++++	+++++	+++++	+++++	8.490	7.990-8.990	+++++	+++++
6 2-Chlorophenol	+++++	+++++	+++++	+++++	+++++	+++++	+++++	+++++	8.521	8.021-9.021	+++++	+++++
7 1,3-Dichlorobenzene	9.236	9.237	9.237	9.237	9.237	9.237	9.237	9.237	9.237	8.737-9.737	9.237	0.000
* 8 1,4-Dichlorobenzene-d4	9.306	9.299	9.299	9.299	9.299	9.299	9.299	9.299	9.299	8.799-9.799	9.300	0.003
9 1,4-Dichlorobenzene	9.330	9.330	9.330	9.330	9.330	9.330	9.330	9.330	9.330	8.830-9.830	9.330	0.000
\$ 10 1,2-Dichlorobenzene-d4	+++++	+++++	+++++	+++++	+++++	+++++	+++++	+++++	9.230	8.730-9.730	+++++	+++++
11 Benzyl alcohol	9.562	9.563	9.563	9.563	9.563	9.563	9.563	9.570	9.570	9.070-10.070	9.564	0.003
12 1,2-Dichlorobenzene	9.687	9.687	9.687	9.687	9.687	9.687	9.687	9.687	9.687	9.187-10.187	9.687	0.000
13 2-Methylphenol	9.780	9.772	9.772	9.772	9.772	9.772	9.772	9.772	9.772	9.272-10.272	9.773	0.003
14 2,2'-oxybis(1-Chloropr	+++++	+++++	+++++	+++++	+++++	+++++	+++++	+++++	9.413	8.913-9.913	+++++	+++++
15 4-Methylphenol	10.044	10.036	10.036	10.036	10.036	10.036	10.036	10.036	10.036	9.536-10.536	10.037	0.003
16 N-Nitroso-di-n-propyla	10.121	10.114	10.114	10.114	10.114	10.114	10.114	10.114	10.114	9.614-10.614	10.115	0.003
17 Hexachloroethane	+++++	+++++	+++++	+++++	+++++	+++++	+++++	+++++	9.809	9.309-10.309	+++++	+++++
\$ 18 Nitrobenzene-d5	+++++	+++++	+++++	+++++	+++++	+++++	+++++	+++++	9.917	9.417-10.417	+++++	+++++
19 Nitrobenzene	+++++	+++++	+++++	+++++	+++++	+++++	+++++	+++++	9.948	9.448-10.448	+++++	+++++
20 Isophorone	+++++	+++++	+++++	+++++	+++++	+++++	+++++	+++++	10.399	9.899-10.899	+++++	+++++
21 2-Nitrophenol	+++++	+++++	+++++	+++++	+++++	+++++	+++++	+++++	10.575	10.075-11.075	+++++	+++++

ARI Labs, Inc.
RETENTION TIME SUMMARY REPORT

Method File: \\target\share\chem3\nt10.i\20230315.b\20230315.b\SIMABN2.m

Batch File: \\target\share\chem3\nt10.i\20230315.b\20230315.b

Inst ID: nt10.i

Compound	RT01	RT02	RT03	RT04	RT05	RT06	RT07	RT08	EXPEC RT	RT WINDOW	AVG RT	STD DEV
22 2,4-Dimethylphenol	11.086	11.086	11.079	11.078	11.086	11.079	11.086	11.087	11.087	10.587-11.587	11.083	0.004
23 Bis(2-Chloroethoxy)met	+++++	+++++	+++++	+++++	+++++	+++++	+++++	+++++	10.830	10.330-11.330	+++++	+++++
24 Benzoic acid	11.332	11.273	11.223	11.188	11.171	11.189	+++++	+++++	11.189	10.689-11.689	11.229	0.062
25 2,4-Dichlorophenol	+++++	+++++	+++++	+++++	+++++	+++++	+++++	+++++	11.033	10.533-11.533	+++++	+++++
26 1,2,4-Trichlorobenzene	11.689	11.690	11.691	11.689	11.690	11.691	11.690	11.690	11.690	11.190-12.190	11.690	0.001
* 27 Naphthalene-d8	11.782	11.775	11.775	11.774	11.775	11.775	11.775	11.775	11.775	11.275-12.275	11.776	0.003
28 Naphthalene	+++++	+++++	+++++	+++++	+++++	+++++	+++++	+++++	11.326	10.826-11.826	+++++	+++++
29 4-Chloroaniline	+++++	+++++	+++++	+++++	+++++	+++++	+++++	+++++	11.457	10.957-11.957	+++++	+++++
30 Hexachlorobutadiene	12.176	12.169	12.169	12.176	12.176	12.169	12.176	12.169	12.169	11.669-12.669	12.173	0.004
31 4-Chloro-3-methylpheno	+++++	+++++	+++++	+++++	+++++	+++++	+++++	+++++	12.432	11.932-12.932	+++++	+++++
32 2-Methylnaphthalene	+++++	+++++	+++++	+++++	+++++	+++++	+++++	+++++	12.710	12.210-13.210	+++++	+++++
33 Hexachlorocyclopentadi	+++++	+++++	+++++	+++++	+++++	+++++	+++++	+++++	13.182	12.682-13.682	+++++	+++++
34 2,4,6-Trichlorophenol	+++++	+++++	+++++	+++++	+++++	+++++	+++++	+++++	13.330	12.830-13.830	+++++	+++++
35 2,4,5-Trichlorophenol	+++++	+++++	+++++	+++++	+++++	+++++	+++++	+++++	13.415	12.915-13.915	+++++	+++++
\$ 36 2-Fluorobiphenyl	+++++	+++++	+++++	+++++	+++++	+++++	+++++	+++++	13.484	12.984-13.984	+++++	+++++
37 2-Chloronaphthalene	+++++	+++++	+++++	+++++	+++++	+++++	+++++	+++++	13.686	13.186-14.186	+++++	+++++
38 2-Nitroaniline	+++++	+++++	+++++	+++++	+++++	+++++	+++++	+++++	13.941	13.441-14.441	+++++	+++++
39 Dimethylphthalate	14.885	14.877	14.878	14.877	14.877	14.878	14.877	14.878	14.878	14.378-15.378	14.878	0.003
40 Acenaphthylene	+++++	+++++	+++++	+++++	+++++	+++++	+++++	+++++	14.545	14.045-15.045	+++++	+++++
41 2,6-Dinitrotoluene	+++++	+++++	+++++	+++++	+++++	+++++	+++++	+++++	14.506	14.006-15.006	+++++	+++++
* 42 Acenaphthene-d10	15.388	15.380	15.381	15.388	15.388	15.381	15.388	15.381	15.381	14.881-15.881	15.384	0.004
43 3-Nitroaniline	+++++	+++++	+++++	+++++	+++++	+++++	+++++	+++++	14.785	14.285-15.285	+++++	+++++
44 Acenaphthene	+++++	+++++	+++++	+++++	+++++	+++++	+++++	+++++	14.924	14.424-15.424	+++++	+++++

ARI Labs, Inc.
RETENTION TIME SUMMARY REPORT

Method File: \\target\share\chem3\nt10.i\20230315.b\20230315.b\SIMABN2.m
Batch File: \\target\share\chem3\nt10.i\20230315.b\20230315.b
Inst ID: nt10.i

Compound	RT01	RT02	RT03	RT04	RT05	RT06	RT07	RT08	EXPEC RT	RT WINDOW	AVG RT	STD DEV
45 2,4-Dinitrophenol	+++++	+++++	+++++	+++++	+++++	+++++	+++++	+++++	15.001	14.501-15.501	+++++	+++++
46 Dibenzofuran	+++++	+++++	+++++	+++++	+++++	+++++	+++++	+++++	15.248	14.748-15.748	+++++	+++++
47 4-Nitrophenol	+++++	+++++	+++++	+++++	+++++	+++++	+++++	+++++	15.171	14.671-15.671	+++++	+++++
48 2,4-Dinitrotoluene	+++++	+++++	+++++	+++++	+++++	+++++	+++++	+++++	15.302	14.802-15.802	+++++	+++++
49 Fluorene	+++++	+++++	+++++	+++++	+++++	+++++	+++++	+++++	15.952	15.452-16.452	+++++	+++++
50 Diethylphthalate	16.339	16.331	16.332	16.331	16.331	16.324	16.331	16.324	16.324	15.824-16.824	16.330	0.005
51 4-Chlorophenyl-phenyle	+++++	+++++	+++++	+++++	+++++	+++++	+++++	+++++	15.952	15.452-16.452	+++++	+++++
52 4-Nitroaniline	+++++	+++++	+++++	+++++	+++++	+++++	+++++	+++++	16.037	15.537-16.537	+++++	+++++
53 4,6-Dinitro-2-methylph	+++++	+++++	+++++	+++++	+++++	+++++	+++++	+++++	16.145	15.645-16.645	+++++	+++++
54 N-Nitrosodiphenylamine	16.724	16.717	16.718	16.724	16.717	16.718	16.717	16.718	16.718	16.218-17.218	16.719	0.003
55 2,4,6-Tribromophenol	+++++	+++++	+++++	+++++	+++++	+++++	+++++	+++++	16.477	15.977-16.977	+++++	+++++
56 4-Bromophenyl-phenylet	+++++	+++++	+++++	+++++	+++++	+++++	+++++	+++++	16.939	16.439-17.439	+++++	+++++
57 Hexachlorobenzene	17.797	17.797	17.798	17.797	17.797	17.790	17.797	17.798	17.798	17.298-18.298	17.797	0.003
58 Pentachlorophenol	18.153	18.146	18.154	18.153	18.154	18.154	18.154	18.154	18.154	17.654-18.654	18.153	0.003
59 Phenanthrene-d10	18.424	18.417	18.425	18.424	18.424	18.418	18.424	18.417	18.417	17.917-18.917	18.422	0.004
60 Phenanthrene	+++++	+++++	+++++	+++++	+++++	+++++	+++++	+++++	17.899	17.399-18.399	+++++	+++++
61 Anthracene	+++++	+++++	+++++	+++++	+++++	+++++	+++++	+++++	17.991	17.491-18.491	+++++	+++++
62 Carbazole	+++++	+++++	+++++	+++++	+++++	+++++	+++++	+++++	18.324	17.824-18.824	+++++	+++++
63 Di-n-butylphthalate	+++++	+++++	+++++	+++++	+++++	+++++	+++++	+++++	19.152	18.652-19.652	+++++	+++++
64 Fluoranthene	+++++	+++++	+++++	+++++	+++++	+++++	+++++	+++++	20.289	19.789-20.789	+++++	+++++
65 Pyrene	+++++	+++++	+++++	+++++	+++++	+++++	+++++	+++++	20.715	20.215-21.215	+++++	+++++
66 Terphenyl-d14	21.542	21.542	21.543	21.542	21.542	21.543	21.542	21.543	21.543	21.043-22.043	21.543	0.000
67 Butylbenzylphthalate	22.464	22.456	22.465	22.464	22.464	22.465	22.464	22.465	22.465	21.965-22.965	22.463	0.003
68 Benzo(a)anthracene	+++++	+++++	+++++	+++++	+++++	+++++	+++++	+++++	22.875	22.375-23.375	+++++	+++++

ARI Labs, Inc.
RETENTION TIME SUMMARY REPORT

Method File: \\target\share\chem3\nt10.i\20230315.b\20230315.b\SIMABN2.m
Batch File: \\target\share\chem3\nt10.i\20230315.b\20230315.b
Inst ID: nt10.i

Compound	RT01	RT02	RT03	RT04	RT05	RT06	RT07	RT08	EXPEC RT	RT WINDOW	AVG RT	STD DEV
* 69 Chrysene-d12	23.455	23.455	23.456	23.455	23.455	23.456	23.455	23.456	23.456	22.956-23.956	23.455	0.000
70 3,3'-Dichlorobenzidine	+++++	+++++	+++++	+++++	+++++	+++++	+++++	+++++	22.844	22.344-23.344	+++++	+++++
71 Chrysene	+++++	+++++	+++++	+++++	+++++	+++++	+++++	+++++	22.952	22.452-23.452	+++++	+++++
72 bis(2-Ethylhexyl)phtha	+++++	+++++	+++++	+++++	+++++	+++++	+++++	+++++	23.007	22.507-23.507	+++++	+++++
73 Di-n-octylphthalate	+++++	+++++	+++++	+++++	+++++	+++++	+++++	+++++	23.990	23.490-24.490	+++++	+++++
74 Benzo(b)fluoranthene	+++++	+++++	+++++	+++++	+++++	+++++	+++++	+++++	24.687	24.187-25.187	+++++	+++++
75 Benzo(k)fluoranthene	+++++	+++++	+++++	+++++	+++++	+++++	+++++	+++++	24.725	24.225-25.225	+++++	+++++
76 Benzo(a)pyrene	+++++	+++++	+++++	+++++	+++++	+++++	+++++	+++++	25.283	24.783-25.783	+++++	+++++
* 77 Perylene-d12	26.188	26.188	26.189	26.188	26.188	26.181	26.188	26.189	26.189	25.689-26.689	26.187	0.003
78 Indeno(1,2,3-cd)pyrene	+++++	+++++	+++++	+++++	+++++	+++++	+++++	+++++	27.794	27.294-28.294	+++++	+++++
79 Dibenzo(a,h)anthracene	29.033	29.018	29.019	29.010	29.010	29.003	29.010	29.019	29.019	28.519-29.519	29.015	0.009
80 Benzo(g,h,i)perylene	+++++	+++++	+++++	+++++	+++++	+++++	+++++	+++++	28.494	27.994-28.994	+++++	+++++
\$ 85 p-Cresol-d4	+++++	+++++	+++++	+++++	+++++	+++++	+++++	+++++	17.238	16.738-17.738	+++++	+++++
\$ 86 Anthracene-d10	+++++	+++++	+++++	+++++	+++++	+++++	+++++	+++++	29.316	28.816-29.816	+++++	+++++
\$ 87 Fluoranthene-d10	+++++	+++++	+++++	+++++	+++++	+++++	+++++	+++++	26.007	25.507-26.507	+++++	+++++
\$ 88 Dibenz(a,h)anthracene-	+++++	+++++	+++++	+++++	+++++	+++++	+++++	+++++	44.609	44.109-45.109	+++++	+++++
\$ 89 Diphenyl-d10	+++++	+++++	+++++	+++++	+++++	+++++	+++++	+++++	16.085	15.585-16.585	+++++	+++++
90 N-Nitrosodimethylamine	4.941	4.933	4.926	4.941	4.941	4.941	4.941	4.949	4.949	4.449-5.449	4.939	0.007
91 Aniline	+++++	+++++	+++++	+++++	+++++	+++++	+++++	+++++	8.305	7.805-8.805	+++++	+++++
92 1,2-Diphenylhydrazine	+++++	+++++	+++++	+++++	+++++	+++++	+++++	+++++	21.615	21.115-22.115	+++++	+++++
93 Benzidine	+++++	+++++	+++++	+++++	+++++	+++++	+++++	+++++	20.529	20.029-21.029	+++++	+++++
\$ 95 D10-1-methylnaphthalen	+++++	+++++	+++++	+++++	+++++	+++++	+++++	+++++	17.686	17.186-18.186	+++++	+++++
96 p-Cymene	+++++	+++++	+++++	+++++	+++++	+++++	+++++	+++++	14.540	14.040-15.040	+++++	+++++
97 Caffeine	+++++	+++++	+++++	+++++	+++++	+++++	+++++	+++++	26.957	26.457-27.457	+++++	+++++

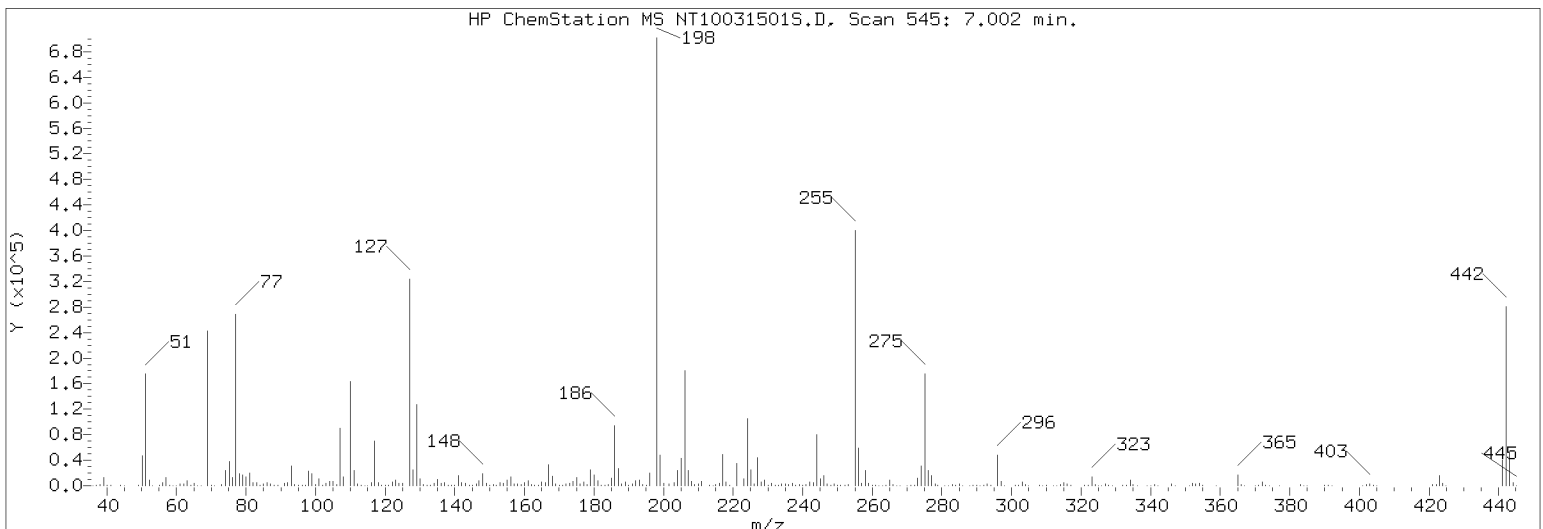
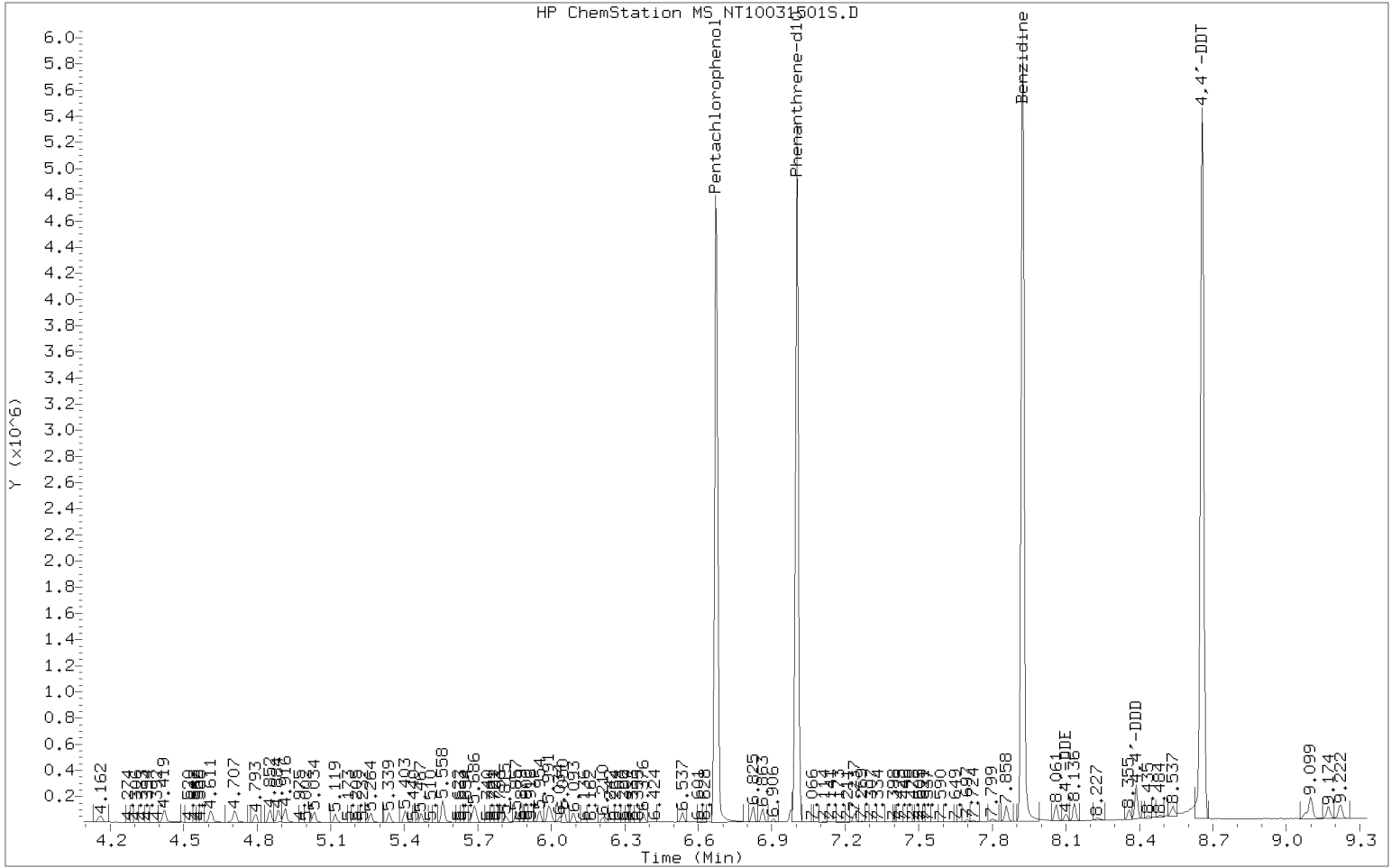
ARI Labs, Inc.
RETENTION TIME SUMMARY REPORT

Method File: \\target\share\chem3\nt10.i\20230315.b\20230315.b\SIMABN2.m
 Batch File: \\target\share\chem3\nt10.i\20230315.b\20230315.b
 Inst ID: nt10.i

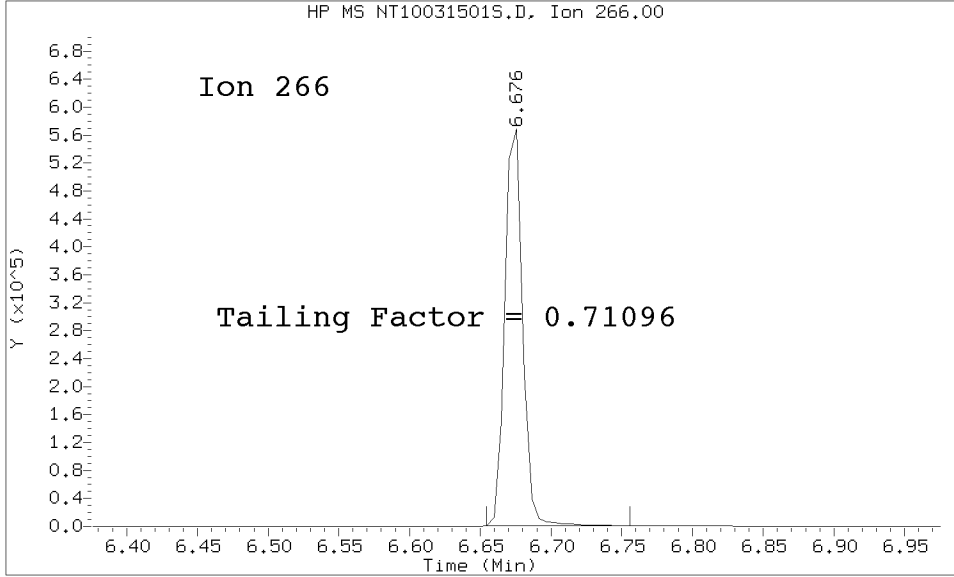
Compound	RT01	RT02	RT03	RT04	RT05	RT06	RT07	RT08	EXPEC RT	RT WINDOW	AVG RT	STD DEV
98 Retene	+++++	+++++	+++++	+++++	+++++	+++++	+++++	+++++	19.609	19.109-20.109	+++++	+++++
99 Perylene	+++++	+++++	+++++	+++++	+++++	+++++	+++++	+++++	25.438	24.938-25.938	+++++	+++++
100 3-beta-Coprostanol	+++++	+++++	+++++	+++++	+++++	+++++	+++++	+++++	26.384	25.884-26.884	+++++	+++++
101 Cholesterol	+++++	+++++	+++++	+++++	+++++	+++++	+++++	+++++	43.881	43.381-44.381	+++++	+++++
102 beta-Sitosterol	+++++	+++++	+++++	+++++	+++++	+++++	+++++	+++++	45.573	45.073-46.073	+++++	+++++
103 Pyridine	+++++	+++++	+++++	+++++	+++++	+++++	+++++	+++++	4.535	4.035-5.035	+++++	+++++

DFTPP TAILING FACTOR AND BREAKDOWN GRAPHIC REPORT

Datafile Analyzed: /20230315.b/20230315.b/NT10031501S.D/NT10031501S.D
 Method Used: \20230315.b\20230315.b\DFTPP8270E.m Inst: nt10
 Injection Date: 15-MAR-2023 20:19 Operator: JGR
 Sample Info: SLC0238-TUN1 SLC0238-TUN1
 Report Date: 03/16/2023 14:49



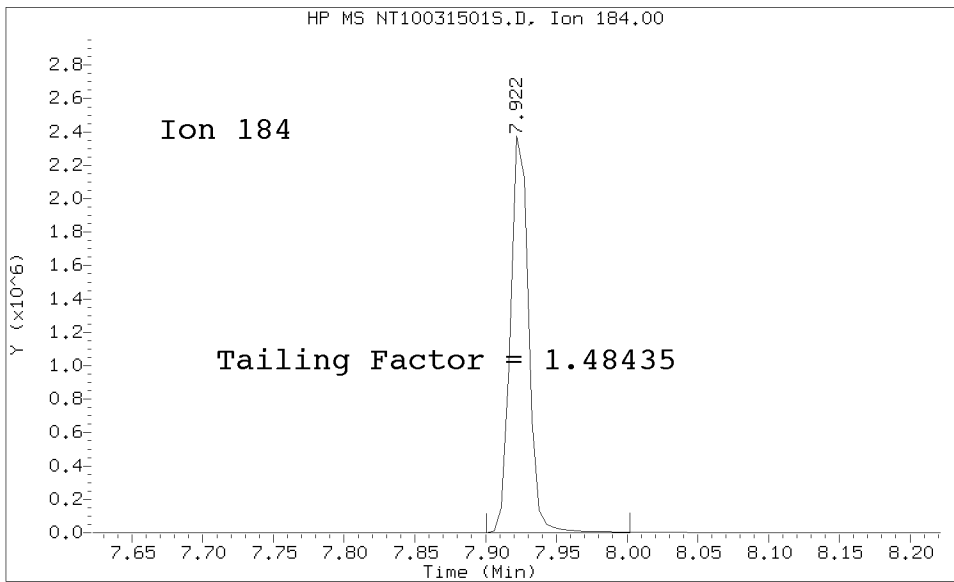
Datafile Analyzed: /20230315.b/20230315.b/NT10031501S.D/NT10031501S.D
Method Used: \20230315.b\20230315.b\DFTPP8270E.m\sw846ddt.m Inst: nt10
Injection Date: 15-MAR-2023 20:19 Operator: JGR
Sample Info: SEQ-TUN1
Report Date: 03/16/2023 14:49



Pentachlorophenol

=====
Exp. RT = 6.676
Found RT = 6.676

Tail Factor = 0.711 Maximum Allowed = 2.0



Benzidine

=====
Exp. RT = 7.922
Found RT = 7.922

Tail Factor = 1.484 Maximum Allowed = 2.0

8270 TAILING FACTOR/BREAKDOWN SUMMARY RESULTS

TAILING ANALYSIS SUMMARY

Compound	Tail Factor	Max Allowed	Test
Pentachlorophenol	0.7109557	2.000	PASS
Benzidine	1.4843493	2.000	PASS

DDT DEGRADATION BREAKDOWN ANALYSIS SUMMARY

Compound	Response	%Breakdown	Max Allowed	Test
4,4-DDT	962640			N/A
4,4-DDE	5158	0.5	20.0	PASS
4,4-DDD	41277	4.1	20.0	PASS
4,4-DDD + DDE	46435	4.6	20.0	PASS

Tuning Sample, nt10.i/20230315.b/20230315.b/NT10031501S.D, *** PASSED ***

m/e	ION ABUNDANCE CRITERIA	% RELATIVE ABUNDANCE
198	Base Peak, 100% relative abundance	100.00
68	Less than 2.00% of mass 69	0.14 (0.37)
69	Mass 69 relative abundance	36.50
70	Less than 2.00% of mass 69	0.18 (0.50)
197	Less than 2.00% of mass 198	0.00
199	5.00 - 9.00% of mass 198	6.88
365	1.00 - 100.00% of mass 198	2.52
441	Less than 150.00% of mass 443	6.11 (77.09)
442	Less than 200.00% of mass 198	42.80
443	15.00 - 24.00% of mass 442	7.92 (18.52)

Data File: NT10031501S.D
Spectrum: Avg. Scans 544-546 (7.00), Background Scan 536
Location of Maximum: 198.00
Number of points: 316

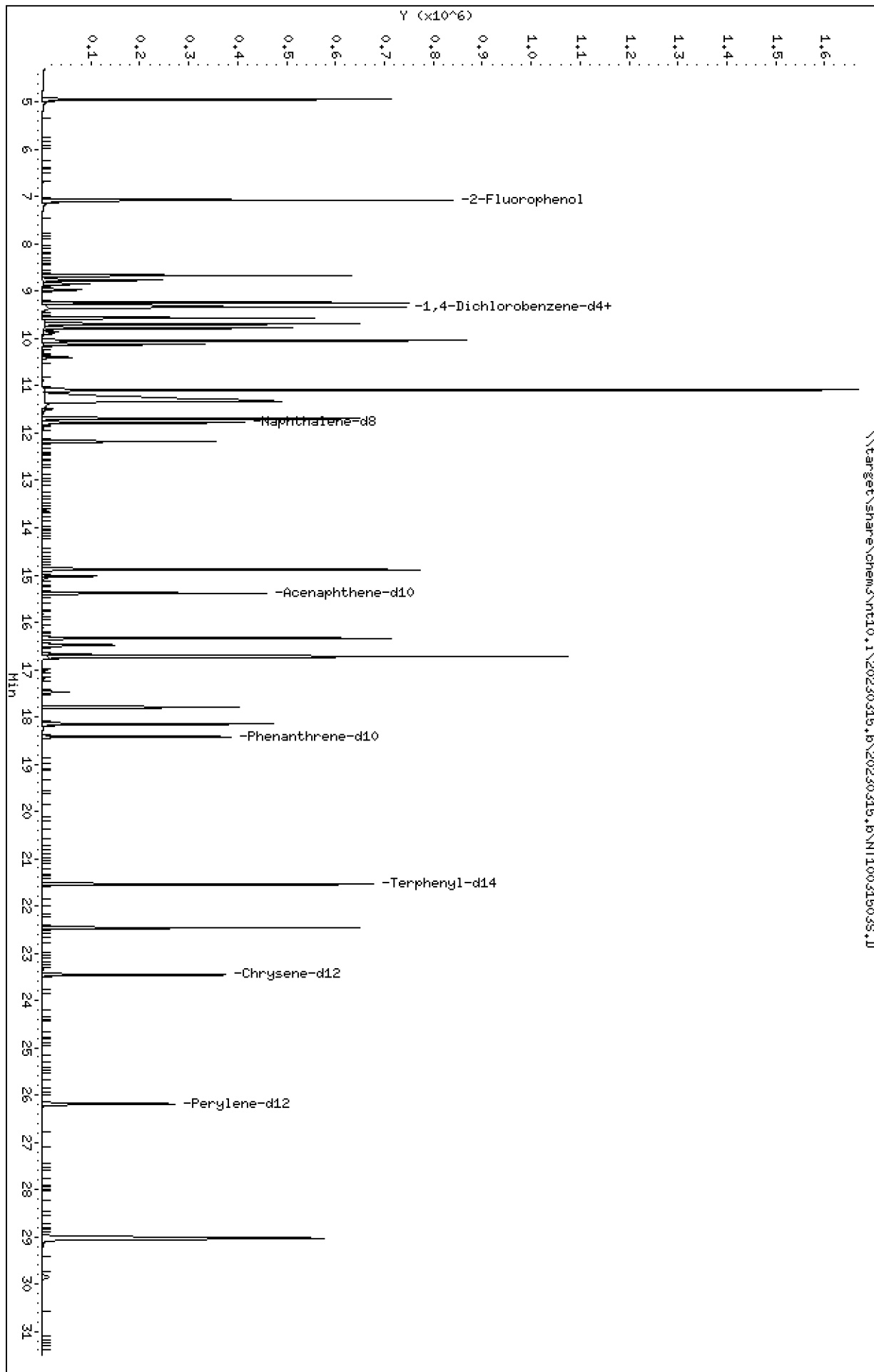
m/z	Y	m/z	Y	m/z	Y	m/z	Y
36.00	226	124.00	3185	207.00	17112	293.00	2318
37.00	575	125.00	2909	208.00	4722	294.00	588
38.00	1820	127.00	243264	209.00	1586	295.00	171
39.00	10159	128.00	18696	210.00	2002	296.00	36168
40.00	405	129.00	96304	211.00	5093	297.00	5056
41.00	312	130.00	8257	213.00	371	298.00	351
42.00	59	131.00	1626	214.00	74	301.00	422
45.00	283	132.00	820	215.00	1549	302.00	552
49.00	910	133.00	415	216.00	2822	303.00	4130
50.00	35800	134.00	2800	217.00	36520	304.00	1107
51.00	136000	135.00	7704	218.00	4515	305.00	126
52.00	7201	136.00	3195	219.00	360	308.00	532
53.00	294	137.00	3970	221.00	25672	309.00	330
55.00	668	138.00	948	222.00	2863	310.00	461
56.00	4206	139.00	563	223.00	8094	312.00	63
57.00	9877	140.00	1193	224.00	76160	313.00	360
58.00	478	141.00	12476	225.00	18680	314.00	1762
59.00	106	142.00	3876	226.00	2197	315.00	4011
60.00	125	143.00	2757	227.00	32752	316.00	2200
61.00	1897	144.00	726	228.00	4949	317.00	416
62.00	2103	145.00	710	229.00	6725	321.00	1068
63.00	6654	146.00	2200	230.00	933	322.00	491
64.00	895	147.00	6157	231.00	2854	323.00	10541
65.00	3279	148.00	13642	232.00	574	324.00	1817
66.00	188	149.00	2992	233.00	660	325.00	178
67.00	249	150.00	753	234.00	2022	326.00	218
68.00	704	151.00	1678	235.00	2475	327.00	2103
69.00	189184	152.00	893	236.00	1621	328.00	1092
70.00	943	153.00	4091	237.00	2803	329.00	211
71.00	156	154.00	3154	238.00	375	332.00	739
73.00	1307	155.00	6743	239.00	1387	333.00	975
74.00	18768	156.00	10344	240.00	943	334.00	6536
75.00	30000	157.00	2091	241.00	1718	335.00	1733
76.00	10364	158.00	2204	242.00	4096	336.00	201
77.00	207552	159.00	1689	243.00	3931	339.00	148
78.00	14246	160.00	3864	244.00	58560	340.00	135
79.00	13356	161.00	5891	245.00	7760	341.00	1142
80.00	10539	162.00	1637	246.00	11941	342.00	277
81.00	15173	163.00	475	247.00	2526	346.00	2192
82.00	3906	164.00	608	248.00	602	347.00	346
83.00	3545	165.00	4507	249.00	2169	351.00	182
84.00	178	166.00	3807	250.00	370	352.00	3059
85.00	2559	167.00	24880	251.00	462	353.00	1950
86.00	4226	168.00	11639	252.00	590	354.00	3010
87.00	1998	169.00	2046	253.00	1331	355.00	569
88.00	783	170.00	776	255.00	296384	359.00	242
89.00	418	171.00	1036	256.00	43272	365.00	13085
91.00	3237	172.00	2248	257.00	3394	366.00	1813
92.00	3764	173.00	2906	258.00	18176	367.00	150

93.00	24104	174.00	5113	259.00	2926	370.00	291
94.00	1672	175.00	9851	260.00	520	371.00	690
95.00	503	176.00	2588	261.00	479	372.00	4605
96.00	1130	177.00	4756	262.00	60	373.00	1002
97.00	380	178.00	1657	263.00	151	374.00	50
98.00	17936	179.00	18424	264.00	377	377.00	67
99.00	14658	180.00	12975	265.00	6992	383.00	1157
100.00	1303	181.00	6000	266.00	984	384.00	328
101.00	8724	182.00	963	267.00	105	385.00	50
102.00	480	183.00	493	268.00	248	390.00	595
103.00	2859	184.00	1456	270.00	285	391.00	401
104.00	5461	185.00	9317	271.00	631	392.00	204
105.00	5056	186.00	70384	272.00	750	401.00	211
106.00	1781	187.00	20112	273.00	8749	402.00	1564
107.00	67936	188.00	2185	274.00	23296	403.00	2292
108.00	10471	189.00	4453	275.00	129008	404.00	796
109.00	595	190.00	772	276.00	17320	405.00	237
110.00	122760	191.00	2090	277.00	11470	421.00	1827
111.00	18400	192.00	5915	278.00	2005	422.00	1658
112.00	2357	193.00	6863	279.00	468	423.00	12304
113.00	756	194.00	1470	281.00	147	424.00	2795
114.00	128	195.00	841	282.00	368	425.00	263
115.00	298	196.00	14341	283.00	1453	441.00	31664
116.00	3871	198.00	518272	284.00	874	442.00	221824
117.00	54088	199.00	35680	285.00	2012	443.00	41072
118.00	3919	200.00	2830	286.00	333	444.00	3778
119.00	531	201.00	2302	288.00	146	445.00	177
120.00	920	203.00	3657	289.00	446		
121.00	362	204.00	18200	290.00	444		
122.00	4396	205.00	31664	291.00	199		
123.00	6778	206.00	132736	292.00	486		

Data File: \\target\share\chem3\nt10.1\20230315.1\20230315.1\NT10031503S.D
Date: 15-MAR-2023 21:12
Client ID:
Sample Info: SLC0238-CAL8
Volume Injected (uL): 1.0
Column phase: ZB-5msi

Instrument: nt10.1
Operator: JGR
Column diameter: 0.25

\\target\share\chem3\nt10.1\20230315.1\20230315.1\NT10031503S.D



ARI Labs, Inc.

METHOD 8270D-SIM

Data file : \\target\share\chem3\nt10.i\20230315.b\20230315.b\NT10031503S.D
 Lab Smp Id: SLC0238-CAL8
 Inj Date : 15-MAR-2023 21:12 MS Autotune Date: 16-JAN-2023 17:42
 Operator : JGR Inst ID: nt10.i
 Smp Info : SLC0238-CAL8
 Misc Info :
 Comment :
 Method : \\target\share\chem3\nt10.i\20230315.b\20230315.b\SIMABN2.m
 Meth Date : 16-Mar-2023 14:39 van Quant Type: ISTD
 Cal Date : 16-MAR-2023 01:38 Cal File: NT10031510S.D
 Als bottle: 3 Calibration Sample, Level: 8
 Dil Factor: 1.00000
 Integrator: HP RTE Compound Sublist: PSDDA.sub
 Target Version: 4.14
 Processing Host: VANS-201906

Concentration Formula: Amt * DF * Uf * Vt/(Vo * Vi) * CpndVariable

Name	Value	Description
DF	1.000	Dilution Factor
Vo	1000.000	Volume of sample extracted (mL)
Vt	1000.000	Volume of final extract (uL)
Vi	1.000	Volume injected (uL)
Uf	1.000	ng unit correction factor
Cpnd Variable		Local Compound Variable

Compounds	QUANT	SIG	RT	EXP RT	REL RT	RESPONSE	AMOUNTS	
							CAL-AMT (ug/mL)	ON-COL (ug/mL)
\$ 1 2-Fluorophenol	112		7.072	7.073 (0.760)		838030	15.0000	14.36
3 Phenol	94		8.664	8.664 (0.931)		729755	10.0000	9.116
7 1,3-Dichlorobenzene	146		9.236	9.236 (0.992)		665810	10.0000	8.888
* 8 1,4-Dichlorobenzene-d4	152		9.306	9.298 (1.000)		192425	4.00000	
9 1,4-Dichlorobenzene	146		9.329	9.329 (1.002)		654897	10.0000	9.056
11 Benzyl alcohol	79		9.562	9.570 (1.028)		491495	10.0000	10.59
12 1,2-Dichlorobenzene	146		9.686	9.686 (1.041)		638455	10.0000	8.978
13 2-Methylphenol	108		9.779	9.772 (1.051)		553708	10.0000	9.982
15 4-Methylphenol	108		10.043	10.036 (1.079)		586952	10.0000	10.18
16 N-Nitroso-di-n-propylamine	70		10.121	10.113 (1.088)		409406	10.0000	10.04
22 2,4-Dimethylphenol	107		11.085	11.087 (0.941)		1130269	20.0000	18.95
24 Benzoic acid	105		11.332	11.189 (0.962)		1607035	40.0000	39.86
26 1,2,4-Trichlorobenzene	180		11.689	11.690 (0.992)		544255	10.0000	9.073
* 27 Naphthalene-d8	136		11.781	11.775 (1.000)		689875	4.00000	
30 Hexachlorobutadiene	225		12.175	12.169 (1.033)		341241	10.0000	9.357
39 Dimethylphthalate	163		14.884	14.877 (0.967)		1011946	10.0000	9.386
* 42 Acenaphthene-d10	162		15.387	15.380 (1.000)		341663	4.00000	
50 Diethylphthalate	149		16.338	16.324 (1.062)		1156658	10.0000	10.36
54 N-Nitrosodiphenylamine	169		16.724	16.717 (0.908)		841708	10.0000	9.623
57 Hexachlorobenzene	284		17.797	17.798 (0.966)		358890	10.0000	9.166

Compounds	QUANT SIG						AMOUNTS	
	MASS		RT	EXP RT	REL RT	RESPONSE	CAL-AMT (ug/mL)	ON-COL (ug/mL)
=====	=====		=====	=====	=====	=====	=====	=====
58 Pentachlorophenol	266		18.153	18.154	(0.985)	496304	20.0000	19.97
* 59 Phenanthrene-d10	188		18.424	18.417	(1.000)	651934	4.00000	
\$ 66 Terphenyl-d14	244		21.542	21.543	(0.918)	813450	10.0000	10.36
67 Butylbenzylphthalate	149		22.463	22.465	(0.958)	722761	10.0000	9.997
* 69 Chrysene-d12	240		23.454	23.455	(1.000)	482051	4.00000	
* 77 Perylene-d12	264		26.187	26.188	(1.000)	502718	4.00000	
79 Dibenzo(a,h)anthracene	278		29.033	29.019	(1.109)	1559411	10.0000	9.987
90 N-Nitrosodimethylamine	74		4.940	4.948	(0.531)	652075	20.0000	17.62

ARI Labs, Inc.

INTERNAL STANDARD COMPOUNDS
 AREA AND RT SUMMARY

Instrument ID: nt10.i
 Lab File ID: NT10031503S.D
 Lab Smp Id: SLC0238-CAL8
 Analysis Type: SV
 Quant Type: ISTD
 Operator: JGR
 Method File: \\target\share\chem3\nt10.i\20230315.b\20230315.b\SIMABN2.m
 Misc Info:

Calibration Date: 15-MAR-2023
 Calibration Time: 23:06
 Level: LOW
 Sample Type: AIR

Test Mode:
 Use Last Continuing Calibrator.

COMPOUND	STANDARD	AREA LIMIT		SAMPLE	%DIFF
		LOWER	UPPER		
8 1,4-Dichlorobenze	188081	94041	376162	192425	2.31
27 Naphthalene-d8	674549	337275	1349098	689875	2.27
42 Acenaphthene-d10	328275	164138	656550	341663	4.08
59 Phenanthrene-d10	597140	298570	1194280	651934	9.18
69 Chrysene-d12	466503	233252	933006	482051	3.33
77 Perylene-d12	518203	259102	1036406	502718	-2.99

COMPOUND	STANDARD	RT LIMIT		SAMPLE	%DIFF
		LOWER	UPPER		
8 1,4-Dichlorobenze	9.30	8.80	9.80	9.31	0.08
27 Naphthalene-d8	11.77	11.27	12.27	11.78	0.06
42 Acenaphthene-d10	15.39	14.89	15.89	15.39	-0.00
59 Phenanthrene-d10	18.42	17.92	18.92	18.42	-0.00
69 Chrysene-d12	23.45	22.95	23.95	23.45	-0.00
77 Perylene-d12	26.19	25.69	26.69	26.19	-0.00

AREA UPPER LIMIT = +100% of internal standard area.
 AREA LOWER LIMIT = - 50% of internal standard area.
 RT UPPER LIMIT = + 0.50 minutes of internal standard RT.
 RT LOWER LIMIT = - 0.50 minutes of internal standard RT.

REVIEW SUMMARY FOR FILE - NT10031503S.D

Lab ID: SLC0238-CAL8

nt10.i, 20230315.b\20230315.b\SIMABN2.m,

15-MAR-2023 21:12

RT CO-ELUTION COMPOUNDS

NO CO-ELUTIONS

Quant Method: ICAL

RRT CHECK

RRT	CCV	RRT	DELTA	COMPOUND
0.962	0.000	0.9618		Benzoic acid

RRT check based on Ccal File: 20230315.b/NT10031510S.D

On Column LOD for nt10.i, 20230315.b\SIMABN2.m, PSDDA.sub = 0.0000

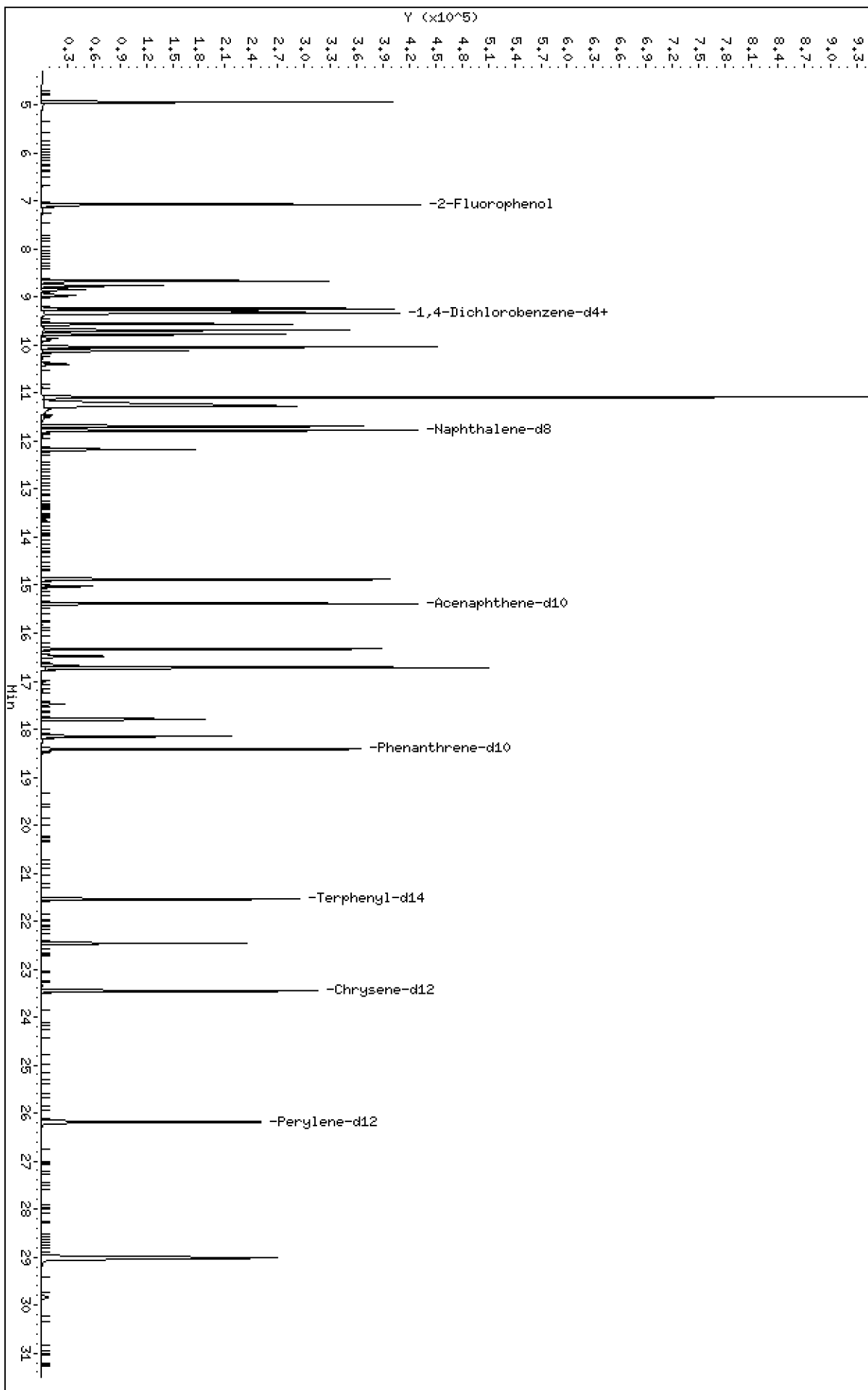
Exception: 1,2,4-Trichlorobenzene 0.0010

* Only compounds listed in the work order have been verified by the analyst *

Data File: \\target\share\chem3\nt10.1\20230315.1\20230315.1\NT10031504S.D
Date: 15-MAR-2023 21:50
Client ID:
Sample Info: SLC0238-CAL7
Volume Injected (uL): 1.0
Column phase: ZB-5msi

Instrument: nt10.1
Operator: JGR
Column diameter: 0.25

\\target\share\chem3\nt10.1\20230315.1\20230315.1\NT10031504S.D



ARI Labs, Inc.

METHOD 8270D-SIM

Data file : \\target\share\chem3\nt10.i\20230315.b\20230315.b\NT10031504S.D
 Lab Smp Id: SLC0238-CAL7
 Inj Date : 15-MAR-2023 21:50 MS Autotune Date: 16-JAN-2023 17:42
 Operator : JGR Inst ID: nt10.i
 Smp Info : SLC0238-CAL7
 Misc Info :
 Comment :
 Method : \\target\share\chem3\nt10.i\20230315.b\20230315.b\SIMABN2.m
 Meth Date : 16-Mar-2023 14:39 van Quant Type: ISTD
 Cal Date : 16-MAR-2023 01:38 Cal File: NT10031510S.D
 Als bottle: 4 Calibration Sample, Level: 7
 Dil Factor: 1.00000
 Integrator: HP RTE Compound Sublist: PSDDA.sub
 Target Version: 4.14
 Processing Host: VANS-201906

Concentration Formula: Amt * DF * Uf * Vt/(Vo * Vi) * CpndVariable

Name	Value	Description
DF	1.000	Dilution Factor
Vo	1000.000	Volume of sample extracted (mL)
Vt	1000.000	Volume of final extract (uL)
Vi	1.000	Volume injected (uL)
Uf	1.000	ng unit correction factor
Cpnd Variable		Local Compound Variable

Compounds	QUANT	SIG	RT	EXP RT	REL RT	RESPONSE	AMOUNTS	
							CAL-AMT (ug/mL)	ON-COL (ug/mL)
\$ 1 2-Fluorophenol	112		7.073	7.073	(0.761)	423280	7.50000	7.448
3 Phenol	94		8.664	8.664	(0.932)	380220	5.00000	4.876
7 1,3-Dichlorobenzene	146		9.236	9.236	(0.993)	338879	5.00000	4.645
* 8 1,4-Dichlorobenzene-d4	152		9.298	9.298	(1.000)	187419	4.00000	
9 1,4-Dichlorobenzene	146		9.329	9.329	(1.003)	329824	5.00000	4.683
11 Benzyl alcohol	79		9.562	9.570	(1.028)	252707	5.00000	5.590
12 1,2-Dichlorobenzene	146		9.686	9.686	(1.042)	322928	5.00000	4.662
13 2-Methylphenol	108		9.772	9.772	(1.051)	278276	5.00000	5.151
15 4-Methylphenol	108		10.036	10.036	(1.079)	298436	5.00000	5.316
16 N-Nitroso-di-n-propylamine	70		10.113	10.113	(1.088)	209335	5.00000	5.272
22 2,4-Dimethylphenol	107		11.086	11.087	(0.942)	583450	10.0000	9.891
24 Benzoic acid	105		11.272	11.189	(0.957)	736328	20.0000	20.81
26 1,2,4-Trichlorobenzene	180		11.689	11.690	(0.993)	274164	5.00000	4.620
* 27 Naphthalene-d8	136		11.774	11.775	(1.000)	682446	4.00000	
30 Hexachlorobutadiene	225		12.168	12.169	(1.033)	169468	5.00000	4.697
39 Dimethylphthalate	163		14.877	14.877	(0.967)	507054	5.00000	4.846
* 42 Acenaphthene-d10	162		15.380	15.380	(1.000)	331603	4.00000	
50 Diethylphthalate	149		16.331	16.324	(1.062)	561334	5.00000	5.178
54 N-Nitrosodiphenylamine	169		16.716	16.717	(0.908)	409745	5.00000	5.102
57 Hexachlorobenzene	284		17.797	17.798	(0.966)	174645	5.00000	4.857

Compounds	QUANT SIG						AMOUNTS	
	MASS		RT	EXP RT	REL RT	RESPONSE	CAL-AMT (ug/mL)	ON-COL (ug/mL)
=====	=====		=====	=====	=====	=====	=====	=====
58 Pentachlorophenol	266		18.145	18.154	(0.985)	215193	10.0000	10.18
* 59 Phenanthrene-d10	188		18.416	18.417	(1.000)	598629	4.00000	
\$ 66 Terphenyl-d14	244		21.542	21.543	(0.918)	332738	5.00000	5.245
67 Butylbenzylphthalate	149		22.456	22.465	(0.957)	271734	5.00000	5.005
* 69 Chrysene-d12	240		23.454	23.455	(1.000)	389338	4.00000	
* 77 Perylene-d12	264		26.187	26.188	(1.000)	466441	4.00000	
79 Dibenzo(a,h)anthracene	278		29.017	29.019	(1.108)	751404	5.00000	5.052
90 N-Nitrosodimethylamine	74		4.933	4.948	(0.531)	345951	10.0000	9.597

ARI Labs, Inc.

INTERNAL STANDARD COMPOUNDS
 AREA AND RT SUMMARY

Instrument ID: nt10.i
 Lab File ID: NT10031504S.D
 Lab Smp Id: SLC0238-CAL7
 Analysis Type: SV
 Quant Type: ISTD
 Operator: JGR
 Method File: \\target\share\chem3\nt10.i\20230315.b\20230315.b\SIMABN2.m
 Misc Info:

Calibration Date: 15-MAR-2023
 Calibration Time: 23:06
 Level: LOW
 Sample Type: AIR

Test Mode:
 Use Last Continuing Calibrator.

COMPOUND	STANDARD	AREA LIMIT		SAMPLE	%DIFF
		LOWER	UPPER		
8 1,4-Dichlorobenze	188081	94041	376162	187419	-0.35
27 Naphthalene-d8	674549	337275	1349098	682446	1.17
42 Acenaphthene-d10	328275	164138	656550	331603	1.01
59 Phenanthrene-d10	597140	298570	1194280	598629	0.25
69 Chrysene-d12	466503	233252	933006	389338	-16.54
77 Perylene-d12	518203	259102	1036406	466441	-9.99

COMPOUND	STANDARD	RT LIMIT		SAMPLE	%DIFF
		LOWER	UPPER		
8 1,4-Dichlorobenze	9.30	8.80	9.80	9.30	0.00
27 Naphthalene-d8	11.77	11.27	12.27	11.77	0.00
42 Acenaphthene-d10	15.39	14.89	15.89	15.38	-0.05
59 Phenanthrene-d10	18.42	17.92	18.92	18.42	-0.04
69 Chrysene-d12	23.45	22.95	23.95	23.45	0.00
77 Perylene-d12	26.19	25.69	26.69	26.19	0.00

AREA UPPER LIMIT = +100% of internal standard area.
 AREA LOWER LIMIT = - 50% of internal standard area.
 RT UPPER LIMIT = + 0.50 minutes of internal standard RT.
 RT LOWER LIMIT = - 0.50 minutes of internal standard RT.

REVIEW SUMMARY FOR FILE - NT10031504S.D

Lab ID: SLC0238-CAL7

nt10.i, 20230315.b\20230315.b\SIMABN2.m,

15-MAR-2023 21:50

RT CO-ELUTION COMPOUNDS

NO CO-ELUTIONS

Quant Method: ICAL

RRT CHECK

RRT	CCV	RRT	DELTA	COMPOUND
0.957	0.000	0.9574		Benzoic acid

RRT check based on Ccal File: 20230315.b/NT10031510S.D

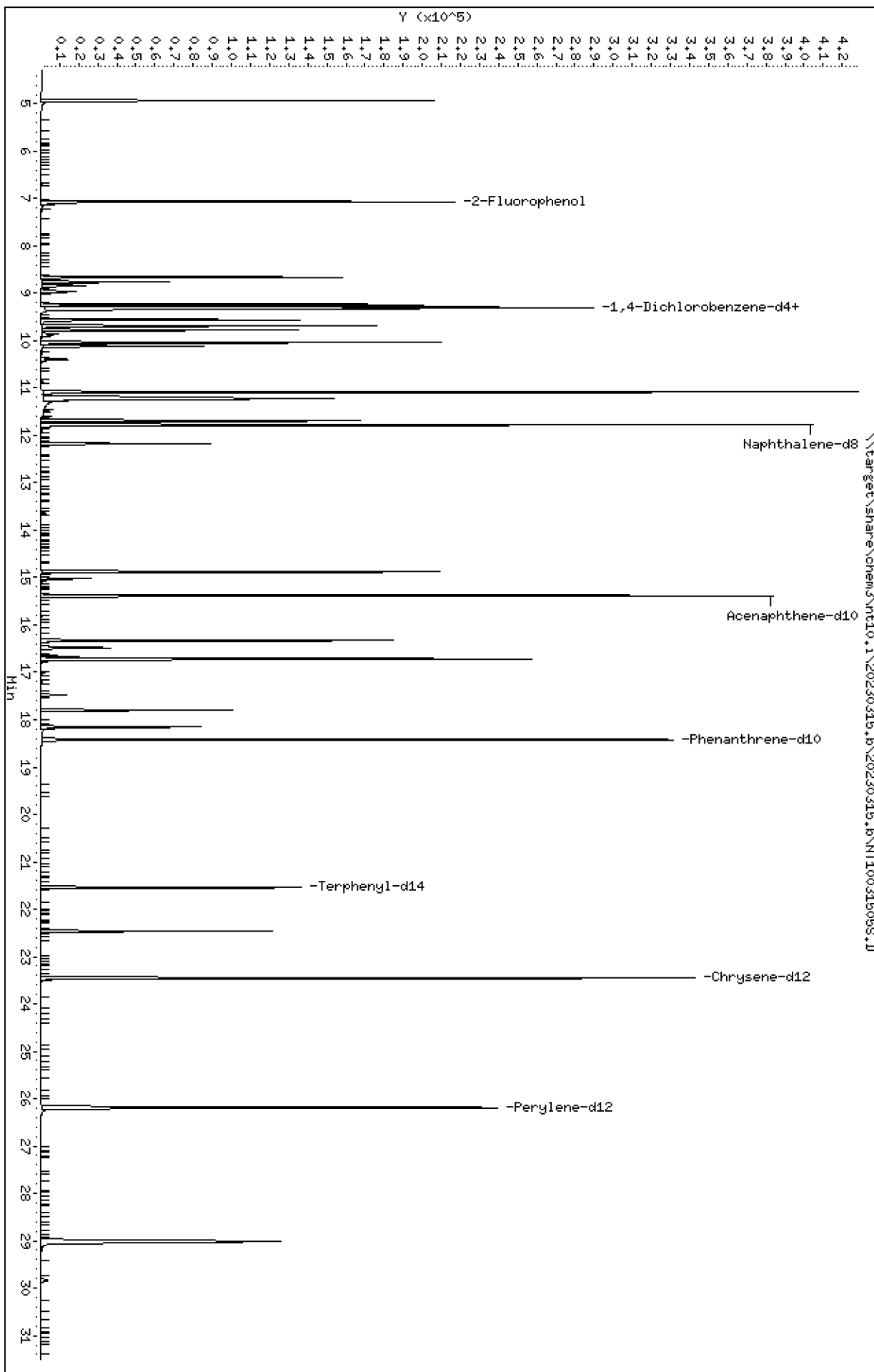
On Column LOD for nt10.i, 20230315.b\SIMABN2.m, PSDDA.sub = 0.0000

Exception: 1,2,4-Trichlorobenzene 0.0010

* Only compounds listed in the work order have been verified by the analyst *

Data File: \\target\share\chem3\nt10.1\20230315.1\20230315.1\NT100315055.D
Date: 15-MAR-2023 22:28
Client ID:
Sample Info: SLC0238-CAL6
Volume Injected (uL): 1.0
Column phase: ZB-5msi

Instrument: nt10.1
Operator: JGR
Column diameter: 0.25



ARI Labs, Inc.

METHOD 8270D-SIM

Data file : \\target\share\chem3\nt10.i\20230315.b\20230315.b\NT10031505S.D
 Lab Smp Id: SLC0238-CAL6
 Inj Date : 15-MAR-2023 22:28 MS Autotune Date: 16-JAN-2023 17:42
 Operator : JGR Inst ID: nt10.i
 Smp Info : SLC0238-CAL6
 Misc Info :
 Comment :
 Method : \\target\share\chem3\nt10.i\20230315.b\20230315.b\SIMABN2.m
 Meth Date : 16-Mar-2023 14:39 van Quant Type: ISTD
 Cal Date : 16-MAR-2023 01:38 Cal File: NT10031510S.D
 Als bottle: 5 Calibration Sample, Level: 6
 Dil Factor: 1.00000
 Integrator: HP RTE Compound Sublist: PSDDA.sub
 Target Version: 4.14
 Processing Host: VANS-201906

Concentration Formula: Amt * DF * Uf * Vt/(Vo * Vi) * CpndVariable

Name	Value	Description
DF	1.000	Dilution Factor
Vo	1000.000	Volume of sample extracted (mL)
Vt	1000.000	Volume of final extract (uL)
Vi	1.000	Volume injected (uL)
Uf	1.000	ng unit correction factor
Cpnd Variable		Local Compound Variable

Compounds	QUANT	SIG	RT	EXP RT	REL RT	RESPONSE	AMOUNTS	
							CAL-AMT (ug/mL)	ON-COL (ug/mL)
\$ 1 2-Fluorophenol	112		7.065	7.073 (0.760)		210389	3.75000	4.001
3 Phenol	94		8.657	8.664 (0.931)		190392	2.50000	2.639
7 1,3-Dichlorobenzene	146		9.236	9.236 (0.993)		168055	2.50000	2.489
* 8 1,4-Dichlorobenzene-d4	152		9.299	9.298 (1.000)		173412	4.00000	
9 1,4-Dichlorobenzene	146		9.330	9.329 (1.003)		163092	2.50000	2.503
11 Benzyl alcohol	79		9.562	9.570 (1.028)		120208	2.50000	2.874
12 1,2-Dichlorobenzene	146		9.687	9.686 (1.042)		159585	2.50000	2.490
13 2-Methylphenol	108		9.772	9.772 (1.051)		134327	2.50000	2.687
15 4-Methylphenol	108		10.036	10.036 (1.079)		141444	2.50000	2.723
16 N-Nitroso-di-n-propylamine	70		10.114	10.113 (1.088)		100651	2.50000	2.740
22 2,4-Dimethylphenol	107		11.078	11.087 (0.941)		286604	5.00000	5.311
24 Benzoic acid	105		11.222	11.189 (0.953)		285274	10.0000	9.309
26 1,2,4-Trichlorobenzene	180		11.690	11.690 (0.993)		133425	2.50000	2.458
* 27 Naphthalene-d8	136		11.775	11.775 (1.000)		624286	4.00000	
30 Hexachlorobutadiene	225		12.169	12.169 (1.033)		82773	2.50000	2.508
39 Dimethylphthalate	163		14.878	14.877 (0.967)		248536	2.50000	2.538
* 42 Acenaphthene-d10	162		15.381	15.380 (1.000)		310309	4.00000	
50 Diethylphthalate	149		16.332	16.324 (1.062)		274020	2.50000	2.701
54 N-Nitrosodiphenylamine	169		16.717	16.717 (0.907)		198446	2.50000	2.666
57 Hexachlorobenzene	284		17.798	17.798 (0.966)		83753	2.50000	2.513

Compounds	QUANT SIG						AMOUNTS	
	MASS		RT	EXP RT	REL RT	RESPONSE	CAL-AMT (ug/mL)	ON-COL (ug/mL)
=====	=====		=====	=====	=====	=====	=====	=====
58 Pentachlorophenol	266		18.154	18.154	(0.985)	93572	5.00000	4.940
* 59 Phenanthrene-d10	188		18.425	18.417	(1.000)	554860	4.00000	
\$ 66 Terphenyl-d14	244		21.543	21.543	(0.918)	167011	2.50000	2.661
67 Butylbenzylphthalate	149		22.464	22.465	(0.958)	133147	2.50000	2.556
* 69 Chrysene-d12	240		23.455	23.455	(1.000)	385144	4.00000	
* 77 Perylene-d12	264		26.188	26.188	(1.000)	456369	4.00000	
79 Dibenzo(a,h)anthracene	278		29.018	29.019	(1.108)	368157	2.50000	2.493
90 N-Nitrosodimethylamine	74		4.925	4.948	(0.530)	174819	5.00000	5.242

ARI Labs, Inc.

INTERNAL STANDARD COMPOUNDS
 AREA AND RT SUMMARY

Instrument ID: nt10.i
 Lab File ID: NT10031505S.D
 Lab Smp Id: SLC0238-CAL6
 Analysis Type: SV
 Quant Type: ISTD
 Operator: JGR
 Method File: \\target\share\chem3\nt10.i\20230315.b\20230315.b\SIMABN2.m
 Misc Info:

Calibration Date: 15-MAR-2023
 Calibration Time: 23:06
 Level: LOW
 Sample Type: AIR

Test Mode:
 Use Last Continuing Calibrator.

COMPOUND	STANDARD	AREA LIMIT		SAMPLE	%DIFF
		LOWER	UPPER		
8 1,4-Dichlorobenze	188081	94041	376162	173412	-7.80
27 Naphthalene-d8	674549	337275	1349098	624286	-7.45
42 Acenaphthene-d10	328275	164138	656550	310309	-5.47
59 Phenanthrene-d10	597140	298570	1194280	554860	-7.08
69 Chrysene-d12	466503	233252	933006	385144	-17.44
77 Perylene-d12	518203	259102	1036406	456369	-11.93

COMPOUND	STANDARD	RT LIMIT		SAMPLE	%DIFF
		LOWER	UPPER		
8 1,4-Dichlorobenze	9.30	8.80	9.80	9.30	0.00
27 Naphthalene-d8	11.77	11.27	12.27	11.78	0.01
42 Acenaphthene-d10	15.39	14.89	15.89	15.38	-0.04
59 Phenanthrene-d10	18.42	17.92	18.92	18.43	0.01
69 Chrysene-d12	23.45	22.95	23.95	23.46	0.00
77 Perylene-d12	26.19	25.69	26.69	26.19	0.00

AREA UPPER LIMIT = +100% of internal standard area.
 AREA LOWER LIMIT = - 50% of internal standard area.
 RT UPPER LIMIT = + 0.50 minutes of internal standard RT.
 RT LOWER LIMIT = - 0.50 minutes of internal standard RT.

REVIEW SUMMARY FOR FILE - NT10031505S.D

Lab ID: SLC0238-CAL6

nt10.i, 20230315.b\20230315.b\SIMABN2.m,

15-MAR-2023 22:28

RT CO-ELUTION COMPOUNDS

NO CO-ELUTIONS

Quant Method: ICAL

RRT CHECK

RRT	CCV	RRT	DELTA	COMPOUND
0.953	0.000	0.9531		Benzoic acid

RRT check based on Ccal File: 20230315.b/NT10031510S.D

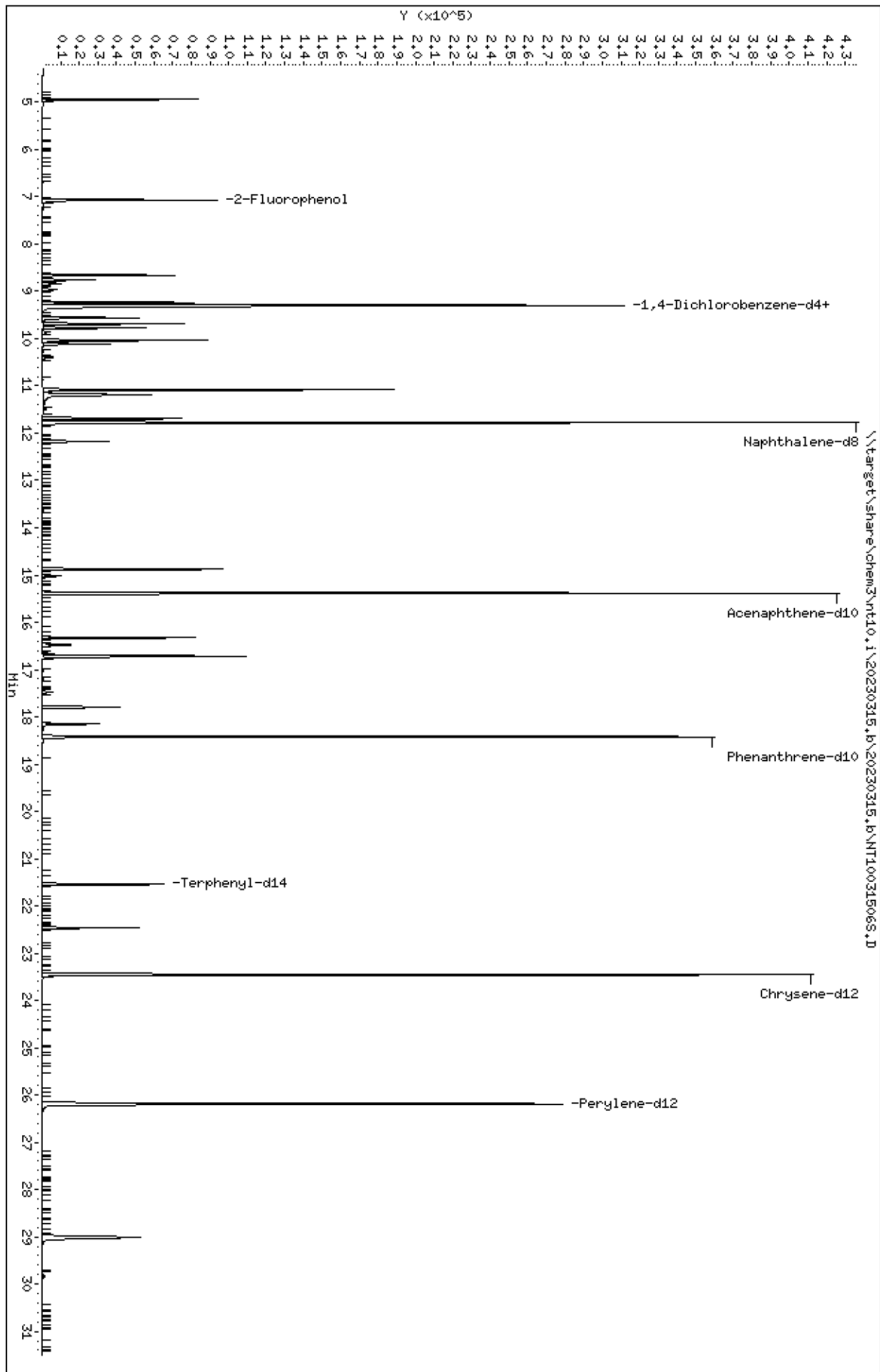
On Column LOD for nt10.i, 20230315.b\SIMABN2.m, PSDDA.sub = 0.0000

Exception: 1,2,4-Trichlorobenzene 0.0010

* Only compounds listed in the work order have been verified by the analyst *

Data File: \\target\share\chem3\nt10.1\20230315.1\20230315.1\NT10031506S.D
 Date: 15-MAR-2023 23:06
 Client ID:
 Sample Info: SLC0238-CAL5
 Volume Injected (uL): 1.0
 Column phase: ZB-5msi

Instrument: nt10.1
 Operator: JGR
 Column diameter: 0.25



ARI Labs, Inc.

METHOD 8270D-SIM

Data file : \\target\share\chem3\nt10.i\20230315.b\20230315.b\NT10031506S.D
 Lab Smp Id: SLC0238-CAL5
 Inj Date : 15-MAR-2023 23:06 MS Autotune Date: 16-JAN-2023 17:42
 Operator : JGR Inst ID: nt10.i
 Smp Info : SLC0238-CAL5
 Misc Info :
 Comment :
 Method : \\target\share\chem3\nt10.i\20230315.b\20230315.b\SIMABN2.m
 Meth Date : 16-Mar-2023 14:39 van Quant Type: ISTD
 Cal Date : 16-MAR-2023 01:38 Cal File: NT10031510S.D
 Als bottle: 6 Calibration Sample, Level: 5
 Dil Factor: 1.00000
 Integrator: HP RTE Compound Sublist: PSDDA.sub
 Target Version: 4.14
 Processing Host: VANS-201906

Concentration Formula: Amt * DF * Uf * Vt/(Vo * Vi) * CpndVariable

Name	Value	Description
DF	1.000	Dilution Factor
Vo	1000.000	Volume of sample extracted (mL)
Vt	1000.000	Volume of final extract (uL)
Vi	1.000	Volume injected (uL)
Uf	1.000	ng unit correction factor
Cpnd Variable		Local Compound Variable

Compounds	QUANT	SIG	RT	EXP RT	REL RT	RESPONSE	AMOUNTS	
							CAL-AMT (ug/mL)	ON-COL (ug/mL)
\$ 1 2-Fluorophenol	112		7.072	7.073 (0.761)		90798	1.50000	1.592
3 Phenol	94		8.656	8.664 (0.931)		82355	1.00000	1.052
7 1,3-Dichlorobenzene	146		9.236	9.236 (0.993)		73541	1.00000	1.004
* 8 1,4-Dichlorobenzene-d4	152		9.298	9.298 (1.000)		188081	4.00000	
9 1,4-Dichlorobenzene	146		9.329	9.329 (1.003)		71256	1.00000	1.008
11 Benzyl alcohol	79		9.562	9.570 (1.028)		48450	1.00000	1.068
12 1,2-Dichlorobenzene	146		9.686	9.686 (1.042)		70084	1.00000	1.008
13 2-Methylphenol	108		9.772	9.772 (1.051)		56161	1.00000	1.036
15 4-Methylphenol	108		10.036	10.036 (1.079)		59710	1.00000	1.060
16 N-Nitroso-di-n-propylamine	70		10.113	10.113 (1.088)		42270	1.00000	1.061
22 2,4-Dimethylphenol	107		11.077	11.087 (0.941)		125195	2.00000	2.147
24 Benzoic acid	105		11.187	11.189 (0.950)		77741	4.00000	2.416
26 1,2,4-Trichlorobenzene	180		11.689	11.690 (0.993)		58641	1.00000	0.9998
* 27 Naphthalene-d8	136		11.774	11.775 (1.000)		674549	4.00000	
30 Hexachlorobutadiene	225		12.176	12.169 (1.034)		35610	1.00000	0.9986
39 Dimethylphthalate	163		14.877	14.877 (0.967)		108743	1.00000	1.050
* 42 Acenaphthene-d10	162		15.387	15.380 (1.000)		328275	4.00000	
50 Diethylphthalate	149		16.330	16.324 (1.061)		117125	1.00000	1.091
54 N-Nitrosodiphenylamine	169		16.724	16.717 (0.908)		87266	1.00000	1.089
57 Hexachlorobenzene	284		17.797	17.798 (0.966)		36131	1.00000	1.007

Compounds	QUANT SIG		AMOUNTS					
	MASS		RT	EXP RT	REL RT	RESPONSE	CAL-AMT (ug/mL)	ON-COL (ug/mL)
58 Pentachlorophenol	266		18.153	18.154	(0.985)	33609	2.00000	1.681
* 59 Phenanthrene-d10	188		18.424	18.417	(1.000)	597140	4.00000	
\$ 66 Terphenyl-d14	244		21.542	21.543	(0.918)	75884	1.00000	0.9983
67 Butylbenzylphthalate	149		22.463	22.465	(0.958)	56297	1.00000	0.9093
* 69 Chrysene-d12	240		23.454	23.455	(1.000)	466503	4.00000	
* 77 Perylene-d12	264		26.187	26.188	(1.000)	518203	4.00000	
79 Dibenzo(a,h)anthracene	278		29.009	29.019	(1.108)	155363	1.00000	0.9181
90 N-Nitrosodimethylamine	74		4.940	4.948	(0.531)	75637	2.00000	2.091

ARI Labs, Inc.

INTERNAL STANDARD COMPOUNDS
 AREA AND RT SUMMARY

Instrument ID: nt10.i
 Lab File ID: NT10031506S.D
 Lab Smp Id: SLC0238-CAL5
 Analysis Type: SV
 Quant Type: ISTD
 Operator: JGR
 Method File: \\target\share\chem3\nt10.i\20230315.b\20230315.b\SIMABN2.m
 Misc Info:

Calibration Date: 15-MAR-2023
 Calibration Time: 23:06
 Level: LOW
 Sample Type: AIR

Test Mode:
 Use Last Continuing Calibrator.

COMPOUND	STANDARD	AREA LIMIT		SAMPLE	%DIFF
		LOWER	UPPER		
8 1,4-Dichlorobenze	188081	94041	376162	188081	0.00
27 Naphthalene-d8	674549	337275	1349098	674549	0.00
42 Acenaphthene-d10	328275	164138	656550	328275	0.00
59 Phenanthrene-d10	597140	298570	1194280	597140	0.00
69 Chrysene-d12	466503	233252	933006	466503	0.00
77 Perylene-d12	518203	259102	1036406	518203	0.00

COMPOUND	STANDARD	RT LIMIT		SAMPLE	%DIFF
		LOWER	UPPER		
8 1,4-Dichlorobenze	9.30	8.80	9.80	9.30	0.00
27 Naphthalene-d8	11.77	11.27	12.27	11.77	0.00
42 Acenaphthene-d10	15.39	14.89	15.89	15.39	0.00
59 Phenanthrene-d10	18.42	17.92	18.92	18.42	0.00
69 Chrysene-d12	23.45	22.95	23.95	23.45	0.00
77 Perylene-d12	26.19	25.69	26.69	26.19	0.00

AREA UPPER LIMIT = +100% of internal standard area.
 AREA LOWER LIMIT = - 50% of internal standard area.
 RT UPPER LIMIT = + 0.50 minutes of internal standard RT.
 RT LOWER LIMIT = - 0.50 minutes of internal standard RT.

REVIEW SUMMARY FOR FILE - NT10031506S.D

Lab ID: SLC0238-CAL5

nt10.i, 20230315.b\20230315.b\SIMABN2.m,

15-MAR-2023 23:06

RT CO-ELUTION COMPOUNDS

NO CO-ELUTIONS

Quant Method: ICAL

RRT CHECK

RRT	CCV	RRT	DELTA	COMPOUND
0.950	0.000	0.9502		Benzoic acid

RRT check based on Ccal File: 20230315.b/NT10031510S.D

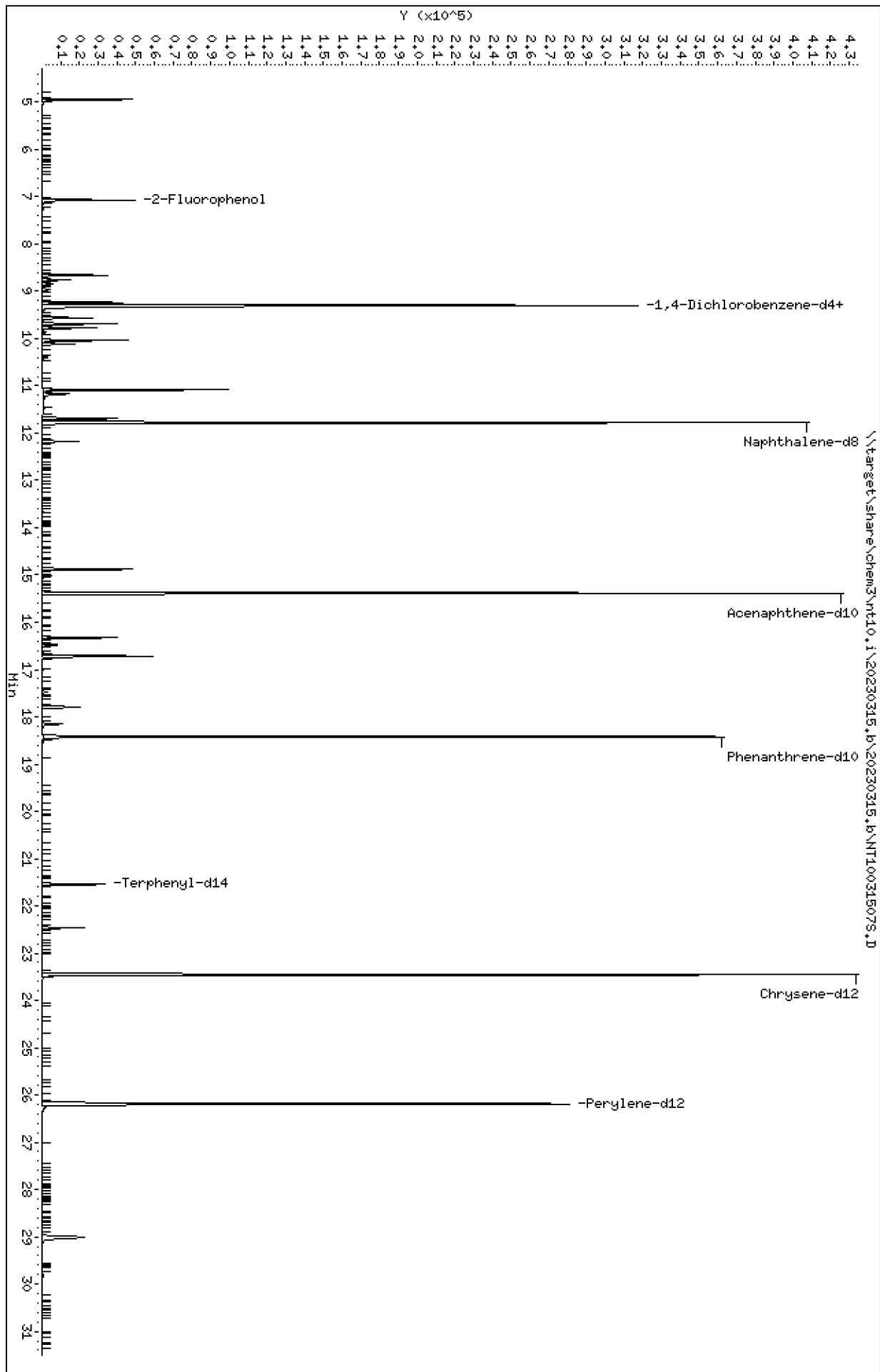
On Column LOD for nt10.i, 20230315.b\SIMABN2.m, PSDDA.sub = 0.0000

Exception: 1,2,4-Trichlorobenzene 0.0010

* Only compounds listed in the work order have been verified by the analyst *

Data File: \\target\share\chem3\nt10.1\20230315.1\20230315.1\NT10031507S.D
Date: 15-MAR-2023 23:44
Client ID:
Sample Info: SLC0238-CAL4
Volume Injected (uL): 1.0
Column phase: ZB-5msi

Instrument: nt10.1
Operator: JGR
Column diameter: 0.25



ARI Labs, Inc.

METHOD 8270D-SIM

Data file : \\target\share\chem3\nt10.i\20230315.b\20230315.b\NT10031507S.D
 Lab Smp Id: SLC0238-CAL4
 Inj Date : 15-MAR-2023 23:44 MS Autotune Date: 16-JAN-2023 17:42
 Operator : JGR Inst ID: nt10.i
 Smp Info : SLC0238-CAL4
 Misc Info :
 Comment :
 Method : \\target\share\chem3\nt10.i\20230315.b\20230315.b\SIMABN2.m
 Meth Date : 16-Mar-2023 14:39 van Quant Type: ISTD
 Cal Date : 16-MAR-2023 01:38 Cal File: NT10031510S.D
 Als bottle: 7 Calibration Sample, Level: 4
 Dil Factor: 1.00000
 Integrator: HP RTE Compound Sublist: PSDDA.sub
 Target Version: 4.14
 Processing Host: VANS-201906

Concentration Formula: Amt * DF * Uf * Vt/(Vo * Vi) * CpndVariable

Name	Value	Description
DF	1.000	Dilution Factor
Vo	1000.000	Volume of sample extracted (mL)
Vt	1000.000	Volume of final extract (uL)
Vi	1.000	Volume injected (uL)
Uf	1.000	ng unit correction factor
Cpnd Variable		Local Compound Variable

Compounds	QUANT	SIG	RT	EXP RT	REL RT	RESPONSE	AMOUNTS	
							CAL-AMT (ug/mL)	ON-COL (ug/mL)
\$ 1 2-Fluorophenol	112		7.073	7.073	(0.761)	45949	0.75000	0.7906
3 Phenol	94		8.657	8.664	(0.931)	42286	0.50000	0.5304
7 1,3-Dichlorobenzene	146		9.236	9.236	(0.993)	38003	0.50000	0.5094
* 8 1,4-Dichlorobenzene-d4	152		9.298	9.298	(1.000)	191648	4.00000	
9 1,4-Dichlorobenzene	146		9.329	9.329	(1.003)	36555	0.50000	0.5076
11 Benzyl alcohol	79		9.562	9.570	(1.028)	23988	0.50000	0.5190
12 1,2-Dichlorobenzene	146		9.686	9.686	(1.042)	36410	0.50000	0.5141
13 2-Methylphenol	108		9.772	9.772	(1.051)	28358	0.50000	0.5133
15 4-Methylphenol	108		10.036	10.036	(1.079)	29752	0.50000	0.5183
16 N-Nitroso-di-n-propylamine	70		10.113	10.113	(1.088)	21127	0.50000	0.5204
22 2,4-Dimethylphenol	107		11.086	11.087	(0.942)	63684	1.00000	1.084
24 Benzoic acid	105		11.171	11.189	(0.949)	21037	2.00000	0.6535
26 1,2,4-Trichlorobenzene	180		11.689	11.690	(0.993)	30281	0.50000	0.5124
* 27 Naphthalene-d8	136		11.774	11.775	(1.000)	679665	4.00000	
30 Hexachlorobutadiene	225		12.176	12.169	(1.034)	18287	0.50000	0.5089
39 Dimethylphthalate	163		14.877	14.877	(0.967)	54277	0.50000	0.5122
* 42 Acenaphthene-d10	162		15.387	15.380	(1.000)	335786	4.00000	
50 Diethylphthalate	149		16.331	16.324	(1.061)	57205	0.50000	0.5211
54 N-Nitrosodiphenylamine	169		16.716	16.717	(0.907)	43874	0.50000	0.5326
57 Hexachlorobenzene	284		17.797	17.798	(0.966)	18601	0.50000	0.5044

Compounds	QUANT SIG						AMOUNTS	
	MASS		RT	EXP RT	REL RT	RESPONSE	CAL-AMT (ug/mL)	ON-COL (ug/mL)
=====	=====		=====	=====	=====	=====	=====	=====
58 Pentachlorophenol	266		18.153	18.154	(0.985)	13495	1.00000	0.6606
* 59 Phenanthrene-d10	188		18.424	18.417	(1.000)	613961	4.00000	
\$ 66 Terphenyl-d14	244		21.542	21.543	(0.918)	37662	0.50000	0.4975
67 Butylbenzylphthalate	149		22.463	22.465	(0.958)	24470	0.50000	0.3991
* 69 Chrysene-d12	240		23.454	23.455	(1.000)	464623	4.00000	
* 77 Perylene-d12	264		26.187	26.188	(1.000)	521317	4.00000	
79 Dibenzo(a,h)anthracene	278		29.010	29.019	(1.108)	72052	0.50000	0.4220
90 N-Nitrosodimethylamine	74		4.941	4.948	(0.531)	39414	1.00000	1.069

ARI Labs, Inc.

INTERNAL STANDARD COMPOUNDS
 AREA AND RT SUMMARY

Instrument ID: nt10.i
 Lab File ID: NT10031507S.D
 Lab Smp Id: SLC0238-CAL4
 Analysis Type: SV
 Quant Type: ISTD
 Operator: JGR
 Method File: \\target\share\chem3\nt10.i\20230315.b\20230315.b\SIMABN2.m
 Misc Info:

Calibration Date: 15-MAR-2023
 Calibration Time: 23:06
 Level: LOW
 Sample Type: AIR

Test Mode:
 Use Last Continuing Calibrator.

COMPOUND	STANDARD	AREA LIMIT		SAMPLE	%DIFF
		LOWER	UPPER		
8 1,4-Dichlorobenze	188081	94041	376162	191648	1.90
27 Naphthalene-d8	674549	337275	1349098	679665	0.76
42 Acenaphthene-d10	328275	164138	656550	335786	2.29
59 Phenanthrene-d10	597140	298570	1194280	613961	2.82
69 Chrysene-d12	466503	233252	933006	464623	-0.40
77 Perylene-d12	518203	259102	1036406	521317	0.60

COMPOUND	STANDARD	RT LIMIT		SAMPLE	%DIFF
		LOWER	UPPER		
8 1,4-Dichlorobenze	9.30	8.80	9.80	9.30	0.00
27 Naphthalene-d8	11.77	11.27	12.27	11.77	0.00
42 Acenaphthene-d10	15.39	14.89	15.89	15.39	0.00
59 Phenanthrene-d10	18.42	17.92	18.92	18.42	0.00
69 Chrysene-d12	23.45	22.95	23.95	23.45	0.00
77 Perylene-d12	26.19	25.69	26.69	26.19	0.00

AREA UPPER LIMIT = +100% of internal standard area.
 AREA LOWER LIMIT = - 50% of internal standard area.
 RT UPPER LIMIT = + 0.50 minutes of internal standard RT.
 RT LOWER LIMIT = - 0.50 minutes of internal standard RT.

REVIEW SUMMARY FOR FILE - NT10031507S.D

Lab ID: SLC0238-CAL4

nt10.i, 20230315.b\20230315.b\SIMABN2.m,

15-MAR-2023 23:44

RT CO-ELUTION COMPOUNDS

NO CO-ELUTIONS

Quant Method: ICAL

RRT CHECK

RRT	CCV	RRT	DELTA	COMPOUND
0.949	0.000	0.9487		Benzoic acid

RRT check based on Ccal File: 20230315.b/NT10031510S.D

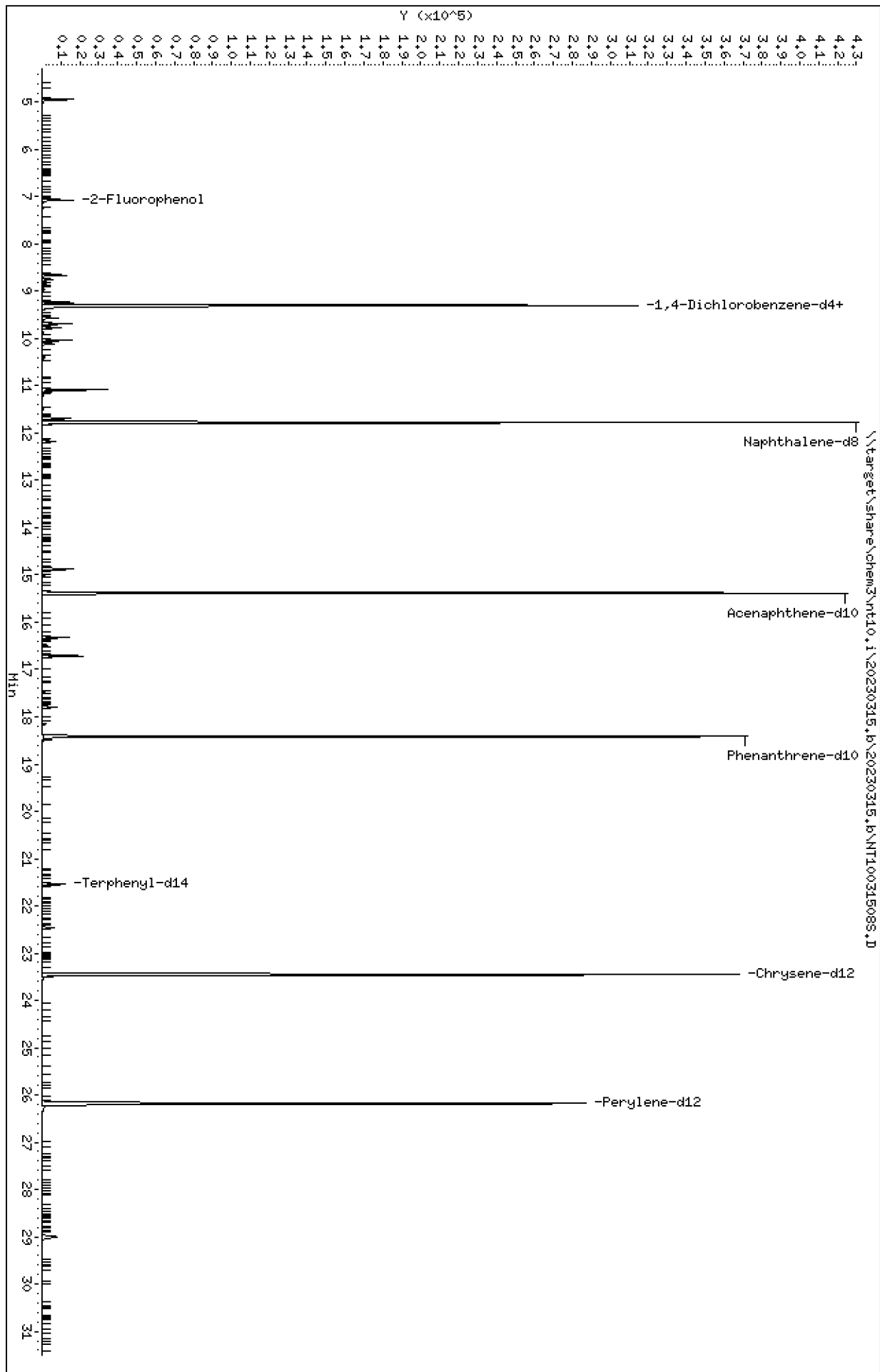
On Column LOD for nt10.i, 20230315.b\SIMABN2.m, PSDDA.sub = 0.0000

Exception: 1,2,4-Trichlorobenzene 0.0010

* Only compounds listed in the work order have been verified by the analyst *

Data File: \\target\share\chem3\nt10.1\20230315.1\20230315.1\NT100315085.D
 Date: 16-MAR-2023 00:22
 Client ID:
 Sample Info: SLC0238-CAL3
 Volume Injected (uL): 1.0
 Column phase: ZB-Smsi

Instrument: nt10.1
 Operator: JGR
 Column diameter: 0.25



ARI Labs, Inc.

METHOD 8270D-SIM

Data file : \\target\share\chem3\nt10.i\20230315.b\20230315.b\NT10031508S.D
 Lab Smp Id: SLC0238-CAL3
 Inj Date : 16-MAR-2023 00:22 MS Autotune Date: 16-JAN-2023 17:42
 Operator : JGR Inst ID: nt10.i
 Smp Info : SLC0238-CAL3
 Misc Info :
 Comment :
 Method : \\target\share\chem3\nt10.i\20230315.b\20230315.b\SIMABN2.m
 Meth Date : 16-Mar-2023 14:39 van Quant Type: ISTD
 Cal Date : 16-MAR-2023 01:38 Cal File: NT10031510S.D
 Als bottle: 8 Calibration Sample, Level: 3
 Dil Factor: 1.00000
 Integrator: HP RTE Compound Sublist: PSDDA.sub
 Target Version: 4.14
 Processing Host: VANS-201906

Concentration Formula: $\text{Amt} * \text{DF} * \text{Uf} * \text{Vt} / (\text{Vo} * \text{Vi}) * \text{CpndVariable}$

Name	Value	Description
DF	1.000	Dilution Factor
Vo	1000.000	Volume of sample extracted (mL)
Vt	1000.000	Volume of final extract (uL)
Vi	1.000	Volume injected (uL)
Uf	1.000	ng unit correction factor
Cpnd Variable		Local Compound Variable

Compounds	QUANT	SIG	RT	EXP RT	REL RT	RESPONSE	AMOUNTS	
							CAL-AMT (ug/mL)	ON-COL (ug/mL)
\$ 1 2-Fluorophenol	112		7.073	7.073	(0.761)	16956	0.30000	0.2964
3 Phenol	94		8.657	8.664	(0.931)	15852	0.20000	0.2020
7 1,3-Dichlorobenzene	146		9.236	9.236	(0.993)	15032	0.20000	0.2047
* 8 1,4-Dichlorobenzene-d4	152		9.299	9.298	(1.000)	188644	4.00000	
9 1,4-Dichlorobenzene	146		9.330	9.329	(1.003)	14441	0.20000	0.2037
11 Benzyl alcohol	79		9.562	9.570	(1.028)	8244	0.20000	0.1812
12 1,2-Dichlorobenzene	146		9.687	9.686	(1.042)	14306	0.20000	0.2052
13 2-Methylphenol	108		9.772	9.772	(1.051)	10287	0.20000	0.1892
15 4-Methylphenol	108		10.036	10.036	(1.079)	10727	0.20000	0.1898
16 N-Nitroso-di-n-propylamine	70		10.114	10.113	(1.088)	7586	0.20000	0.1898
22 2,4-Dimethylphenol	107		11.078	11.087	(0.941)	23302	0.40000	0.4059
24 Benzoic acid	105		11.189	11.189	(0.950)	891	0.80000	0.02840 (M)
26 1,2,4-Trichlorobenzene	180		11.690	11.690	(0.993)	11744	0.20000	0.2034
* 27 Naphthalene-d8	136		11.775	11.775	(1.000)	664117	4.00000	
30 Hexachlorobutadiene	225		12.169	12.169	(1.033)	7079	0.20000	0.2016
39 Dimethylphthalate	163		14.878	14.877	(0.967)	20353	0.20000	0.1965
* 42 Acenaphthene-d10	162		15.381	15.380	(1.000)	328147	4.00000	
50 Diethylphthalate	149		16.324	16.324	(1.061)	20971	0.20000	0.1955
54 N-Nitrosodiphenylamine	169		16.717	16.717	(0.908)	16188	0.20000	0.2000
57 Hexachlorobenzene	284		17.790	17.798	(0.966)	7274	0.20000	0.2008

Compounds	QUANT SIG						AMOUNTS	
	MASS		RT	EXP RT	REL RT	RESPONSE	CAL-AMT (ug/mL)	ON-COL (ug/mL)
58 Pentachlorophenol	266		18.154	18.154	(0.986)	3337	0.40000	0.1667
* 59 Phenanthrene-d10	188		18.417	18.417	(1.000)	603272	4.00000	
\$ 66 Terphenyl-d14	244		21.543	21.543	(0.918)	14479	0.20000	0.1895
67 Butylbenzylphthalate	149		22.464	22.465	(0.958)	7787	0.20000	0.1262
* 69 Chrysene-d12	240		23.455	23.455	(1.000)	468991	4.00000	
* 77 Perylene-d12	264		26.181	26.188	(1.000)	525052	4.00000	
79 Dibenzo(a,h)anthracene	278		29.003	29.019	(1.108)	24266	0.20000	0.1409
90 N-Nitrosodimethylamine	74		4.941	4.948	(0.531)	14672	0.40000	0.4044

QC Flag Legend

M - Compound response manually integrated.

ARI Labs, Inc.

INTERNAL STANDARD COMPOUNDS
 AREA AND RT SUMMARY

Instrument ID: nt10.i
 Lab File ID: NT10031508S.D
 Lab Smp Id: SLC0238-CAL3
 Analysis Type: SV
 Quant Type: ISTD
 Operator: JGR
 Method File: \\target\share\chem3\nt10.i\20230315.b\20230315.b\SIMABN2.m
 Misc Info:

Calibration Date: 15-MAR-2023
 Calibration Time: 23:06
 Level: LOW
 Sample Type: AIR

Test Mode:
 Use Last Continuing Calibrator.

COMPOUND	STANDARD	AREA LIMIT		SAMPLE	%DIFF
		LOWER	UPPER		
8 1,4-Dichlorobenze	188081	94041	376162	188644	0.30
27 Naphthalene-d8	674549	337275	1349098	664117	-1.55
42 Acenaphthene-d10	328275	164138	656550	328147	-0.04
59 Phenanthrene-d10	597140	298570	1194280	603272	1.03
69 Chrysene-d12	466503	233252	933006	468991	0.53
77 Perylene-d12	518203	259102	1036406	525052	1.32

COMPOUND	STANDARD	RT LIMIT		SAMPLE	%DIFF
		LOWER	UPPER		
8 1,4-Dichlorobenze	9.30	8.80	9.80	9.30	0.00
27 Naphthalene-d8	11.77	11.27	12.27	11.78	0.01
42 Acenaphthene-d10	15.39	14.89	15.89	15.38	-0.04
59 Phenanthrene-d10	18.42	17.92	18.92	18.42	-0.04
69 Chrysene-d12	23.45	22.95	23.95	23.46	0.00
77 Perylene-d12	26.19	25.69	26.69	26.18	-0.03

AREA UPPER LIMIT = +100% of internal standard area.
 AREA LOWER LIMIT = - 50% of internal standard area.
 RT UPPER LIMIT = + 0.50 minutes of internal standard RT.
 RT LOWER LIMIT = - 0.50 minutes of internal standard RT.

REVIEW SUMMARY FOR FILE - NT10031508S.D

Lab ID: SLC0238-CAL3

nt10.i, 20230315.b\20230315.b\SIMABN2.m,

16-MAR-2023 00:22

RT CO-ELUTION COMPOUNDS

NO CO-ELUTIONS

Quant Method: ICAL

RRT CHECK

RRT	CCV	RRT	DELTA	COMPOUND
0.950	0.000	0.9502		Benzoic acid

RRT check based on Ccal File: 20230315.b/NT10031510S.D

On Column LOD for nt10.i, 20230315.b\SIMABN2.m, PSDDA.sub = 0.0000

Exception: 1,2,4-Trichlorobenzene 0.0010

* Only compounds listed in the work order have been verified by the analyst *

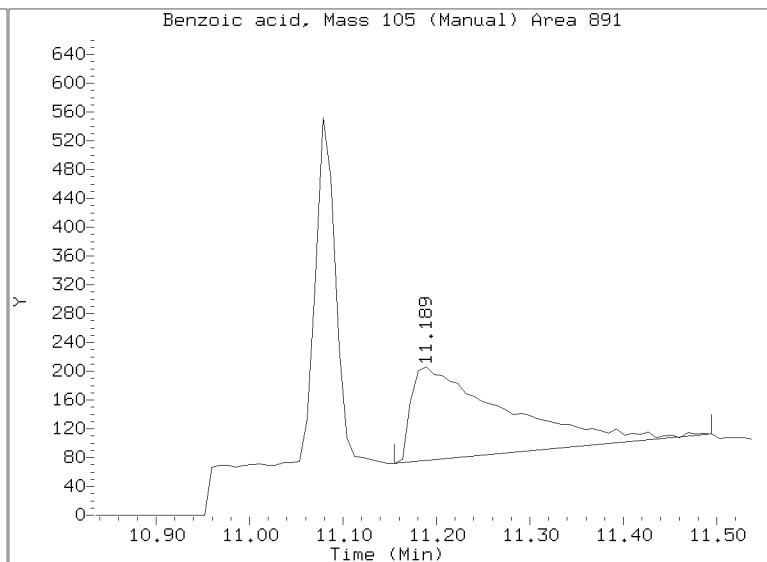
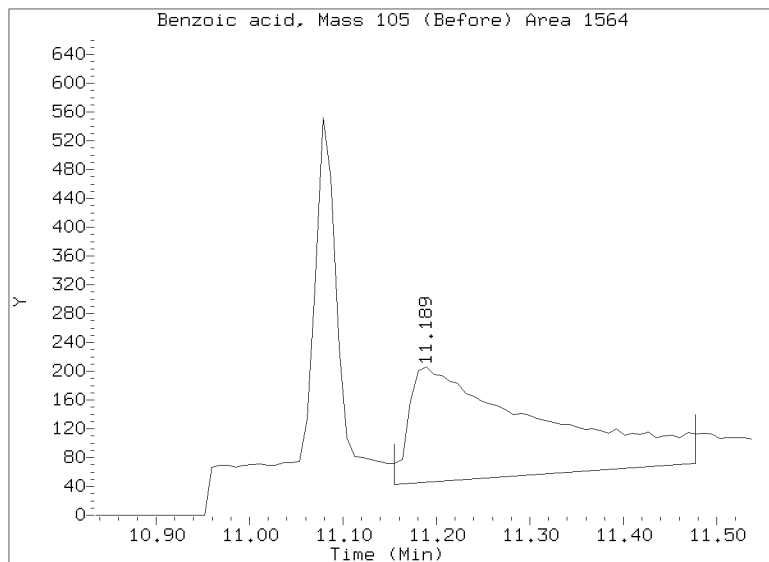
Quant Ion Manual Peak Adjustment Report

Datafile: //target/share/chem3/nt10.i/20230315.b/20230315.b/NT10031508S.D

Injection Date: 16-MAR-2023 00:22

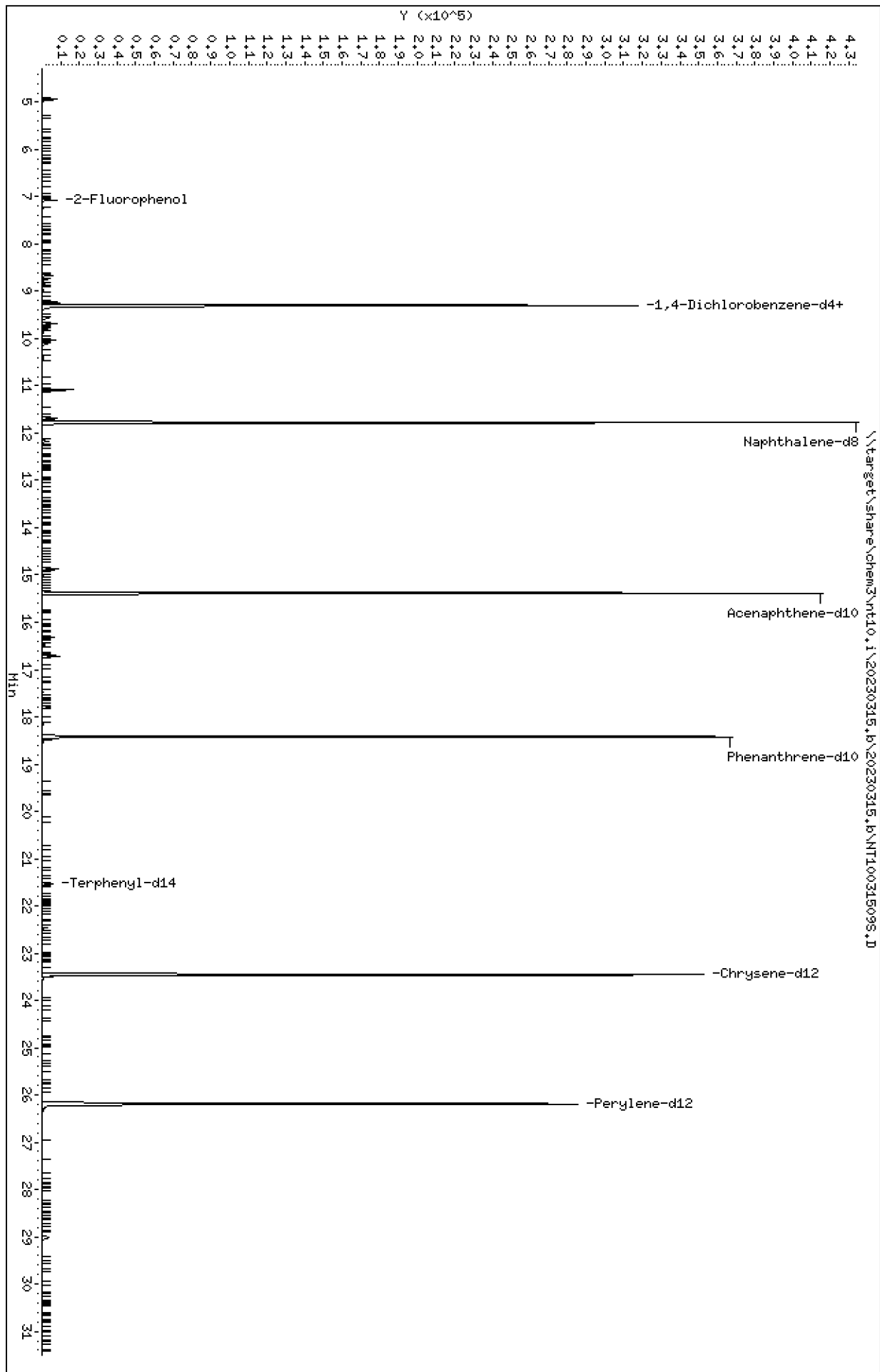
Lab ID: SLC0238-CAL3 Client ID:

Report Date: 03/16/2023 14:49



Data File: \\target\share\chem3\nt10.1\20230315.1\20230315.1\NT10031509S.D
 Date: 16-MAR-2023 01:00
 Client ID:
 Sample Info: SLC0238-CAL2
 Volume Injected (uL): 1.0
 Column phase: ZB-5msi

Instrument: nt10.1
 Operator: JGR
 Column diameter: 0.25



ARI Labs, Inc.

METHOD 8270D-SIM

Data file : \\target\share\chem3\nt10.i\20230315.b\20230315.b\NT10031509S.D
 Lab Smp Id: SLC0238-CAL2
 Inj Date : 16-MAR-2023 01:00 MS Autotune Date: 16-JAN-2023 17:42
 Operator : JGR Inst ID: nt10.i
 Smp Info : SLC0238-CAL2
 Misc Info :
 Comment :
 Method : \\target\share\chem3\nt10.i\20230315.b\20230315.b\SIMABN2.m
 Meth Date : 16-Mar-2023 14:39 van Quant Type: ISTD
 Cal Date : 16-MAR-2023 01:38 Cal File: NT10031510S.D
 Als bottle: 9 Calibration Sample, Level: 2
 Dil Factor: 1.00000
 Integrator: HP RTE Compound Sublist: PSDDA.sub
 Target Version: 4.14
 Processing Host: VANS-201906

Concentration Formula: Amt * DF * Uf * Vt/(Vo * Vi) * CpndVariable

Name	Value	Description
DF	1.000	Dilution Factor
Vo	1000.000	Volume of sample extracted (mL)
Vt	1000.000	Volume of final extract (uL)
Vi	1.000	Volume injected (uL)
Uf	1.000	ng unit correction factor
Cpnd Variable		Local Compound Variable

Compounds	QUANT	SIG	RT	EXP RT	REL RT	RESPONSE	AMOUNTS	
							CAL-AMT (ug/mL)	ON-COL (ug/mL)
\$ 1 2-Fluorophenol	112		7.073	7.073	(0.761)	8469	0.15000	0.1462
3 Phenol	94		8.657	8.664	(0.931)	7915	0.10000	0.09961
7 1,3-Dichlorobenzene	146		9.236	9.236	(0.993)	7959	0.10000	0.1070
* 8 1,4-Dichlorobenzene-d4	152		9.298	9.298	(1.000)	190985	4.00000	
9 1,4-Dichlorobenzene	146		9.329	9.329	(1.003)	7577	0.10000	0.1056
11 Benzyl alcohol	79		9.562	9.570	(1.028)	3916	0.10000	0.08501
12 1,2-Dichlorobenzene	146		9.686	9.686	(1.042)	7452	0.10000	0.1056
13 2-Methylphenol	108		9.772	9.772	(1.051)	5108	0.10000	0.09278
15 4-Methylphenol	108		10.036	10.036	(1.079)	5283	0.10000	0.09234
16 N-Nitroso-di-n-propylamine	70		10.113	10.113	(1.088)	3707	0.10000	0.09162
22 2,4-Dimethylphenol	107		11.086	11.087	(0.942)	11249	0.20000	0.1901
24 Benzoic acid	105		Compound Not Detected.					
26 1,2,4-Trichlorobenzene	180		11.689	11.690	(0.993)	6182	0.10000	0.1038
* 27 Naphthalene-d8	136		11.774	11.775	(1.000)	684638	4.00000	
30 Hexachlorobutadiene	225		12.176	12.169	(1.034)	3646	0.10000	0.1007
39 Dimethylphthalate	163		14.877	14.877	(0.967)	10444	0.10000	0.1008
* 42 Acenaphthene-d10	162		15.387	15.380	(1.000)	328366	4.00000	
50 Diethylphthalate	149		16.331	16.324	(1.061)	9630	0.10000	0.08971
54 N-Nitrosodiphenylamine	169		16.716	16.717	(0.907)	7688	0.10000	0.09515
57 Hexachlorobenzene	284		17.797	17.798	(0.966)	3777	0.10000	0.1044

Compounds	QUANT SIG						AMOUNTS	
	MASS		RT	EXP RT	REL RT	RESPONSE	CAL-AMT (ug/mL)	ON-COL (ug/mL)
58 Pentachlorophenol	266		18.153	18.154	(0.985)	1130	0.20000	0.05659 (M)
* 59 Phenanthrene-d10	188		18.424	18.417	(1.000)	602202	4.00000	
\$ 66 Terphenyl-d14	244		21.542	21.543	(0.918)	6866	0.10000	0.09337
67 Butylbenzylphthalate	149		22.463	22.465	(0.958)	3284	0.10000	0.05534
* 69 Chrysene-d12	240		23.454	23.455	(1.000)	451316	4.00000	
* 77 Perylene-d12	264		26.187	26.188	(1.000)	517188	4.00000	
79 Dibenzo(a,h)anthracene	278		29.010	29.019	(1.108)	11218	0.10000	0.06608
90 N-Nitrosodimethylamine	74		4.941	4.948	(0.531)	7449	0.20000	0.2028

QC Flag Legend

M - Compound response manually integrated.

ARI Labs, Inc.

INTERNAL STANDARD COMPOUNDS
 AREA AND RT SUMMARY

Instrument ID: nt10.i
 Lab File ID: NT10031509S.D
 Lab Smp Id: SLC0238-CAL2
 Analysis Type: SV
 Quant Type: ISTD
 Operator: JGR
 Method File: \\target\share\chem3\nt10.i\20230315.b\20230315.b\SIMABN2.m
 Misc Info:

Calibration Date: 15-MAR-2023
 Calibration Time: 23:06
 Level: LOW
 Sample Type: AIR

Test Mode:
 Use Last Continuing Calibrator.

COMPOUND	STANDARD	AREA LIMIT		SAMPLE	%DIFF
		LOWER	UPPER		
8 1,4-Dichlorobenze	188081	94041	376162	190985	1.54
27 Naphthalene-d8	674549	337275	1349098	684638	1.50
42 Acenaphthene-d10	328275	164138	656550	328366	0.03
59 Phenanthrene-d10	597140	298570	1194280	602202	0.85
69 Chrysene-d12	466503	233252	933006	451316	-3.26
77 Perylene-d12	518203	259102	1036406	517188	-0.20

COMPOUND	STANDARD	RT LIMIT		SAMPLE	%DIFF
		LOWER	UPPER		
8 1,4-Dichlorobenze	9.30	8.80	9.80	9.30	0.00
27 Naphthalene-d8	11.77	11.27	12.27	11.77	0.00
42 Acenaphthene-d10	15.39	14.89	15.89	15.39	0.00
59 Phenanthrene-d10	18.42	17.92	18.92	18.42	0.00
69 Chrysene-d12	23.45	22.95	23.95	23.45	0.00
77 Perylene-d12	26.19	25.69	26.69	26.19	0.00

AREA UPPER LIMIT = +100% of internal standard area.
 AREA LOWER LIMIT = - 50% of internal standard area.
 RT UPPER LIMIT = + 0.50 minutes of internal standard RT.
 RT LOWER LIMIT = - 0.50 minutes of internal standard RT.

REVIEW SUMMARY FOR FILE - NT10031509S.D

Lab ID: SLC0238-CAL2

nt10.i, 20230315.b\20230315.b\SIMABN2.m, 16-MAR-2023 01:00

RT CO-ELUTION COMPOUNDS

NO CO-ELUTIONS

Quant Method: ICAL

RRT CHECK

RRT	CCV	RRT	DELTA	COMPOUND
-----	-----	-----	-------	----------

NONE

RRT check based on Ccal File: 20230315.b/NT10031510S.D

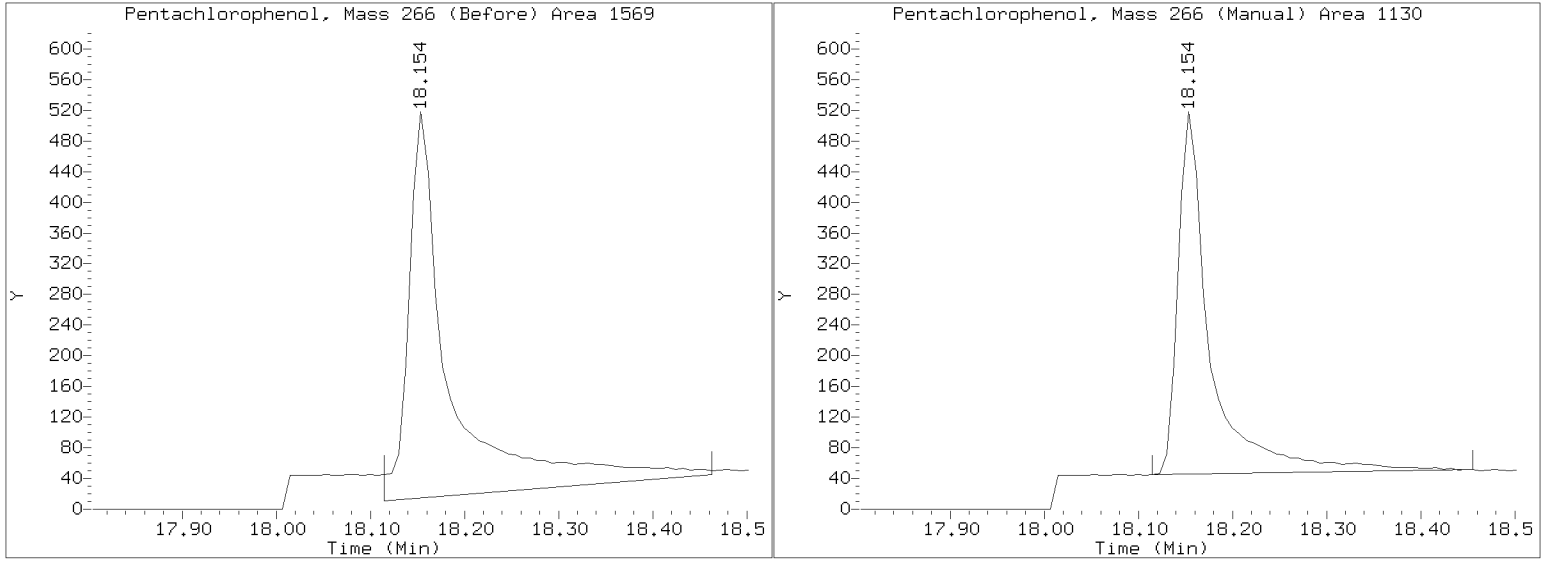
On Column LOD for nt10.i, 20230315.b\SIMABN2.m, PSDDA.sub = 0.0000

Exception: 1,2,4-Trichlorobenzene 0.0010

* Only compounds listed in the work order have been verified by the analyst *

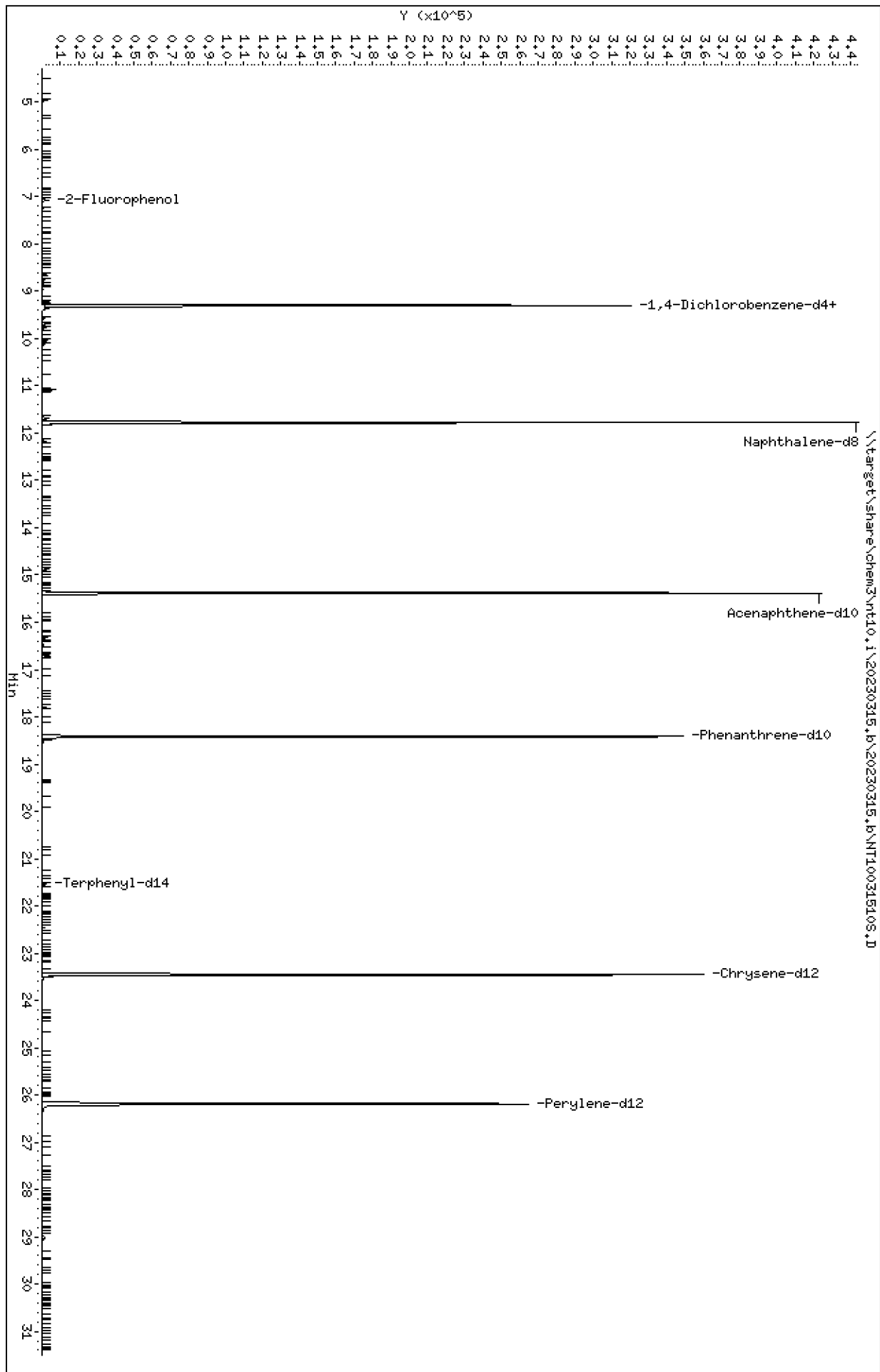
Quant Ion Manual Peak Adjustment Report

Datafile: //target/share/chem3/nt10.i/20230315.b/20230315.b/NT10031509S.D
Injection Date: 16-MAR-2023 01:00
Lab ID: SLC0238-CAL2 Client ID:
Report Date: 03/16/2023 14:49



Data File: \\target\share\chem3\nt10.1\20230315.1\20230315.1\NT10031510S.D
 Date : 16-MAR-2023 01:38
 Client ID:
 Sample Info: SLC0238-CAL1
 Volume Injected (uL): 1.0
 Column phase: ZB-5msi

Instrument: nt10.1
 Operator: JGR
 Column diameter: 0.25



ARI Labs, Inc.

METHOD 8270D-SIM

Data file : \\target\share\chem3\nt10.i\20230315.b\20230315.b\NT10031510S.D
 Lab Smp Id: SLC0238-CAL1
 Inj Date : 16-MAR-2023 01:38 MS Autotune Date: 16-JAN-2023 17:42
 Operator : JGR Inst ID: nt10.i
 Smp Info : SLC0238-CAL1
 Misc Info :
 Comment :
 Method : \\target\share\chem3\nt10.i\20230315.b\20230315.b\SIMABN2.m
 Meth Date : 16-Mar-2023 14:39 van Quant Type: ISTD
 Cal Date : 16-MAR-2023 01:38 Cal File: NT10031510S.D
 Als bottle: 10 Calibration Sample, Level: 1
 Dil Factor: 1.00000
 Integrator: HP RTE Compound Sublist: PSDDA.sub
 Target Version: 4.14
 Processing Host: VANS-201906

Concentration Formula: Amt * DF * Uf * Vt/(Vo * Vi) * CpndVariable

Name	Value	Description
DF	1.000	Dilution Factor
Vo	1000.000	Volume of sample extracted (mL)
Vt	1000.000	Volume of final extract (uL)
Vi	1.000	Volume injected (uL)
Uf	1.000	ng unit correction factor
Cpnd Variable		Local Compound Variable

Compounds	QUANT	SIG	RT	EXP RT	REL RT	RESPONSE	AMOUNTS	
							CAL-AMT	ON-COL
	MASS						(ug/mL)	(ug/mL)
\$ 1 2-Fluorophenol	112		7.073	7.073	(0.761)	3849	0.07500	0.06782
3 Phenol	94		8.664	8.664	(0.932)	3653	0.05000	0.04692
7 1,3-Dichlorobenzene	146		9.236	9.236	(0.993)	3896	0.05000	0.05347
* 8 1,4-Dichlorobenzene-d4	152		9.298	9.298	(1.000)	187154	4.00000	
9 1,4-Dichlorobenzene	146		9.329	9.329	(1.003)	3725	0.05000	0.05296
11 Benzyl alcohol	79		9.570	9.570	(1.029)	1831	0.05000	0.04056
12 1,2-Dichlorobenzene	146		9.686	9.686	(1.042)	3651	0.05000	0.05278
13 2-Methylphenol	108		9.772	9.772	(1.051)	2592	0.05000	0.04804
15 4-Methylphenol	108		10.036	10.036	(1.079)	2412	0.05000	0.04302
16 N-Nitroso-di-n-propylamine	70		10.113	10.113	(1.088)	1741	0.05000	0.04391
22 2,4-Dimethylphenol	107		11.087	11.087	(0.942)	4967	0.10000	0.08781
24 Benzoic acid	105		Compound Not Detected.					
26 1,2,4-Trichlorobenzene	180		11.690	11.690	(0.993)	3146	0.05000	0.05529
* 27 Naphthalene-d8	136		11.775	11.775	(1.000)	654413	4.00000	
30 Hexachlorobutadiene	225		12.169	12.169	(1.033)	1885	0.05000	0.05449
39 Dimethylphthalate	163		14.877	14.877	(0.967)	5095	0.05000	0.05062
* 42 Acenaphthene-d10	162		15.380	15.380	(1.000)	318969	4.00000	
50 Diethylphthalate	149		16.324	16.324	(1.061)	4381	0.05000	0.04201
54 N-Nitrosodiphenylamine	169		16.717	16.717	(0.908)	3307	0.05000	0.04226
57 Hexachlorobenzene	284		17.798	17.798	(0.966)	1826	0.05000	0.05212

Compounds	QUANT SIG						AMOUNTS	
	MASS		RT	EXP RT	REL RT	RESPONSE	CAL-AMT (ug/mL)	ON-COL (ug/mL)
=====	=====		=====	=====	=====	=====	=====	=====
58 Pentachlorophenol	266		18.154	18.154	(0.986)	337	0.10000	0.01743 (M)
* 59 Phenanthrene-d10	188		18.417	18.417	(1.000)	583319	4.00000	
\$ 66 Terphenyl-d14	244		21.543	21.543	(0.918)	3504	0.05000	0.04882
67 Butylbenzylphthalate	149		22.464	22.465	(0.958)	1336	0.05000	0.02307
* 69 Chrysene-d12	240		23.455	23.455	(1.000)	440533	4.00000	
* 77 Perylene-d12	264		26.188	26.188	(1.000)	488759	4.00000	
79 Dibenzo(a,h)anthracene	278		29.018	29.019	(1.108)	4785	0.05000	0.02982
90 N-Nitrosodimethylamine	74		4.948	4.948	(0.532)	3496	0.10000	0.09712

QC Flag Legend

M - Compound response manually integrated.

ARI Labs, Inc.

INTERNAL STANDARD COMPOUNDS
 AREA AND RT SUMMARY

Instrument ID: nt10.i
 Lab File ID: NT10031510S.D
 Lab Smp Id: SLC0238-CAL1
 Analysis Type: SV
 Quant Type: ISTD
 Operator: JGR
 Method File: \\target\share\chem3\nt10.i\20230315.b\20230315.b\SIMABN2.m
 Misc Info:

Calibration Date: 15-MAR-2023
 Calibration Time: 23:06
 Level: LOW
 Sample Type: AIR

Test Mode:
 Use Last Continuing Calibrator.

COMPOUND	STANDARD	AREA LIMIT		SAMPLE	%DIFF
		LOWER	UPPER		
8 1,4-Dichlorobenze	188081	94041	376162	187154	-0.49
27 Naphthalene-d8	674549	337275	1349098	654413	-2.99
42 Acenaphthene-d10	328275	164138	656550	318969	-2.83
59 Phenanthrene-d10	597140	298570	1194280	583319	-2.31
69 Chrysene-d12	466503	233252	933006	440533	-5.57
77 Perylene-d12	518203	259102	1036406	488759	-5.68

COMPOUND	STANDARD	RT LIMIT		SAMPLE	%DIFF
		LOWER	UPPER		
8 1,4-Dichlorobenze	9.30	8.80	9.80	9.30	0.00
27 Naphthalene-d8	11.77	11.27	12.27	11.78	0.01
42 Acenaphthene-d10	15.39	14.89	15.89	15.38	-0.04
59 Phenanthrene-d10	18.42	17.92	18.92	18.42	-0.04
69 Chrysene-d12	23.45	22.95	23.95	23.46	0.00
77 Perylene-d12	26.19	25.69	26.69	26.19	0.00

AREA UPPER LIMIT = +100% of internal standard area.
 AREA LOWER LIMIT = - 50% of internal standard area.
 RT UPPER LIMIT = + 0.50 minutes of internal standard RT.
 RT LOWER LIMIT = - 0.50 minutes of internal standard RT.

REVIEW SUMMARY FOR FILE - NT10031510S.D

Lab ID: SLC0238-CAL1

nt10.i, 20230315.b\20230315.b\SIMABN2.m,

16-MAR-2023 01:38

RT CO-ELUTION COMPOUNDS

NO CO-ELUTIONS

Quant Method: ICAL

RRT CHECK

RRT	CCV	RRT	DELTA	COMPOUND
-----	-----	-----	-------	----------

NONE

RRT check based on Ccal File: 20230315.b/NT10031510S.D

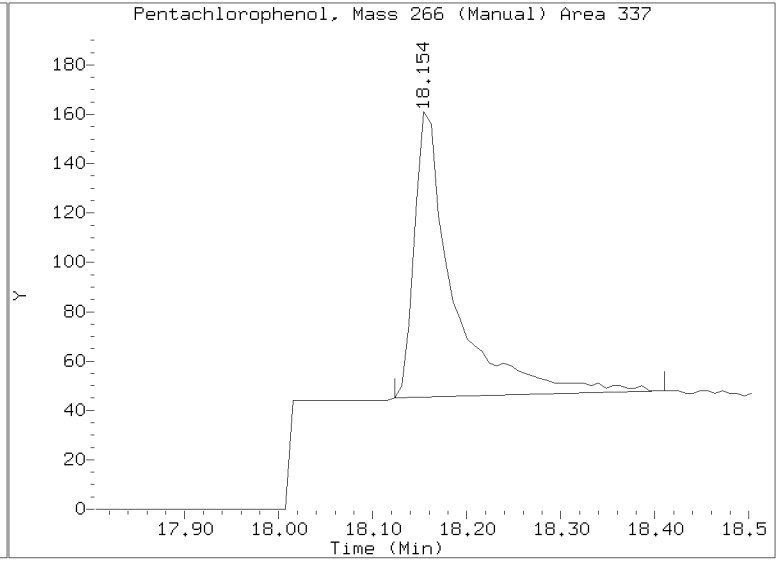
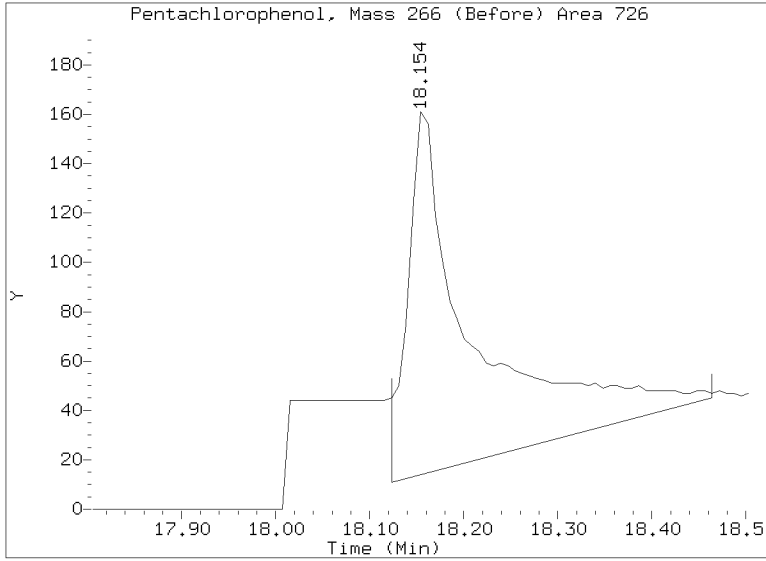
On Column LOD for nt10.i, 20230315.b\SIMABN2.m, PSDDA.sub = 0.0000

Exception: 1,2,4-Trichlorobenzene 0.0010

* Only compounds listed in the work order have been verified by the analyst *

Quant Ion Manual Peak Adjustment Report

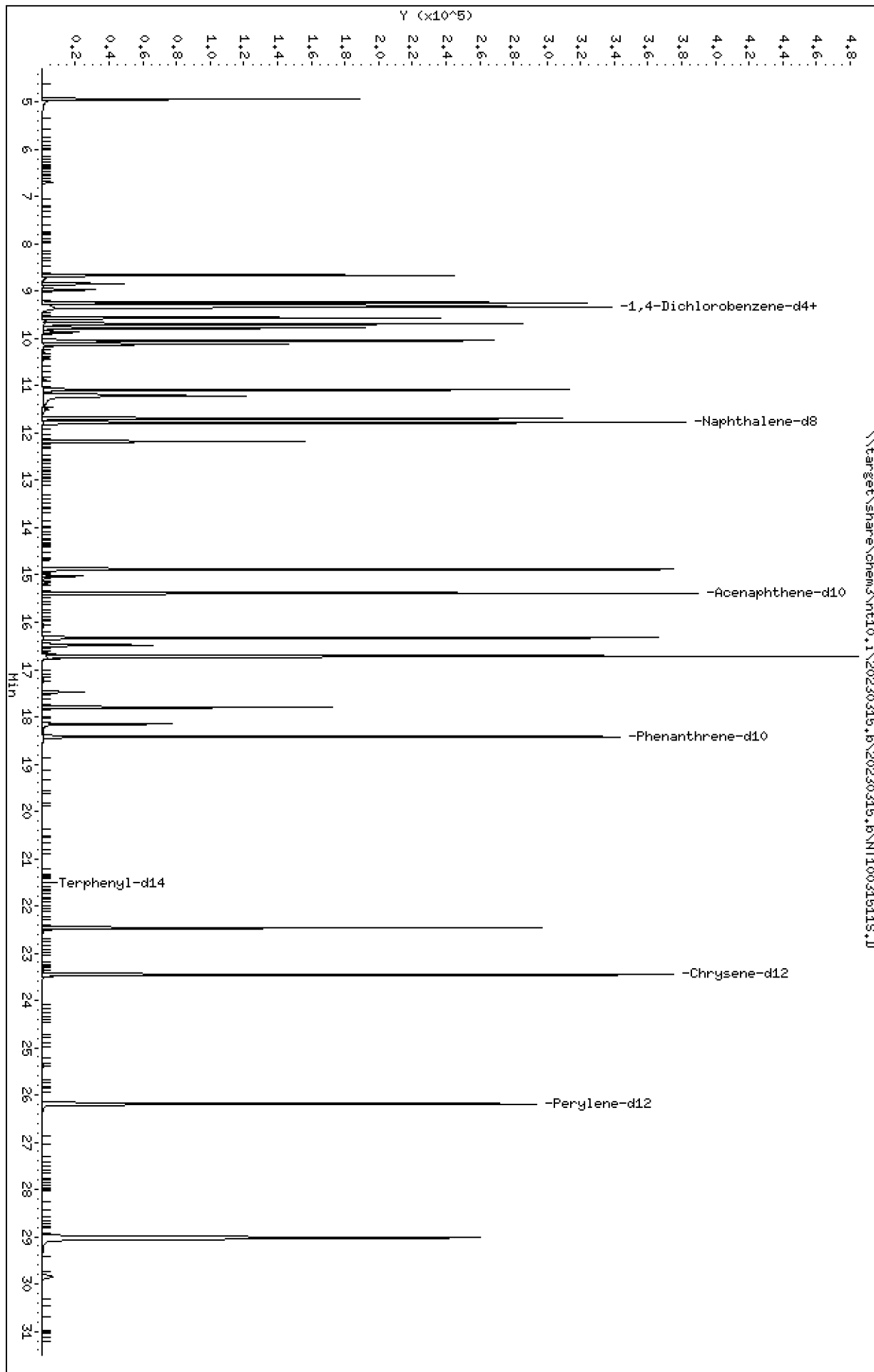
Datafile: //target/share/chem3/nt10.i/20230315.b/20230315.b/NT10031510S.D
Injection Date: 16-MAR-2023 01:38
Lab ID: SLC0238-CAL1 Client ID:
Report Date: 03/16/2023 14:49



Data File: \\target\share\chem3\nt10.1\20230315.1\20230315.1\NT100315115.D
Date: 16-MAR-2023 02:16
Client ID:
Sample Info: SLC0238-SCV1
Volume Injected (uL): 1.0
Column phase: ZB-5msi

Instrument: nt10.1
Operator: JGR
Column diameter: 0.25

\\target\share\chem3\nt10.1\20230315.1\20230315.1\NT100315115.D



Date : 16-MAR-2023 02:16

Client ID:

Instrument: nt10.i

Sample Info: SLC0238-SCV1

Volume Injected (uL): 1.0

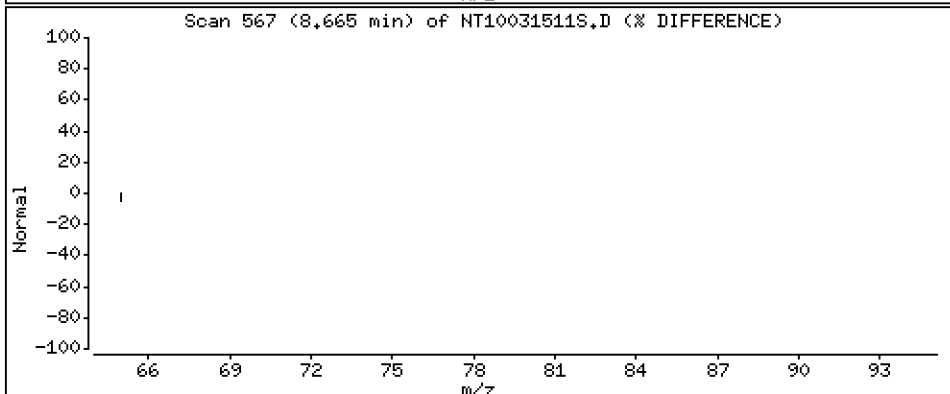
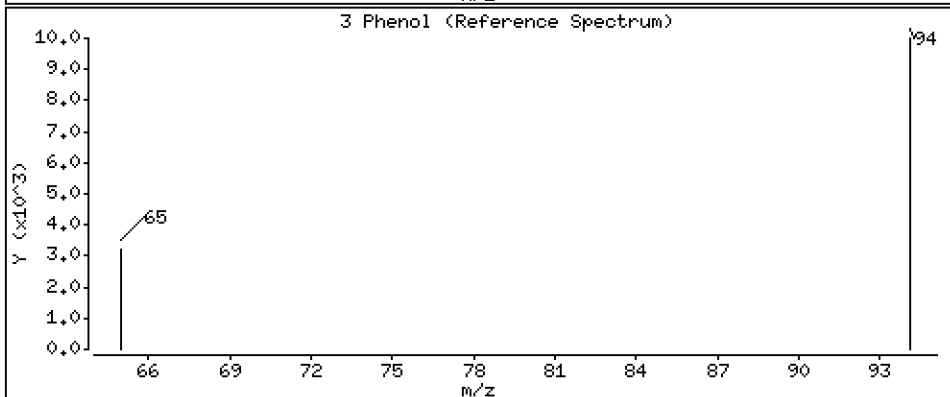
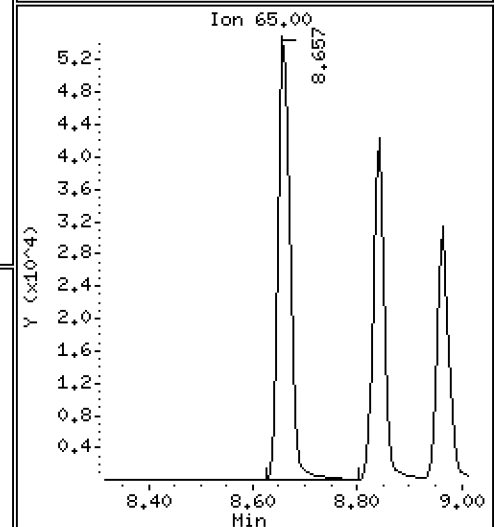
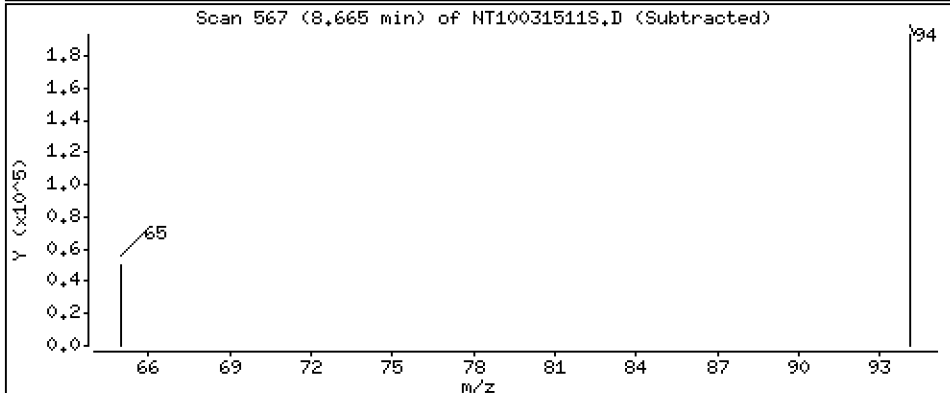
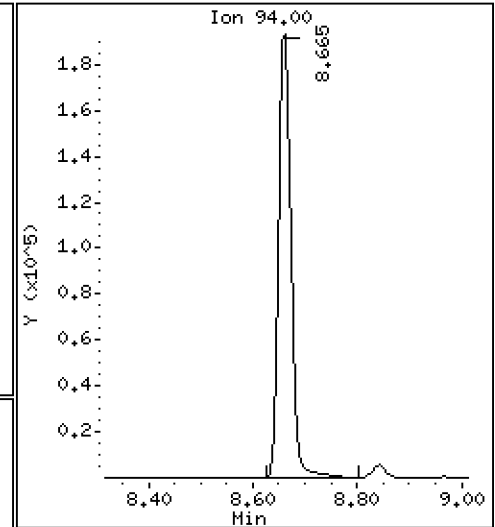
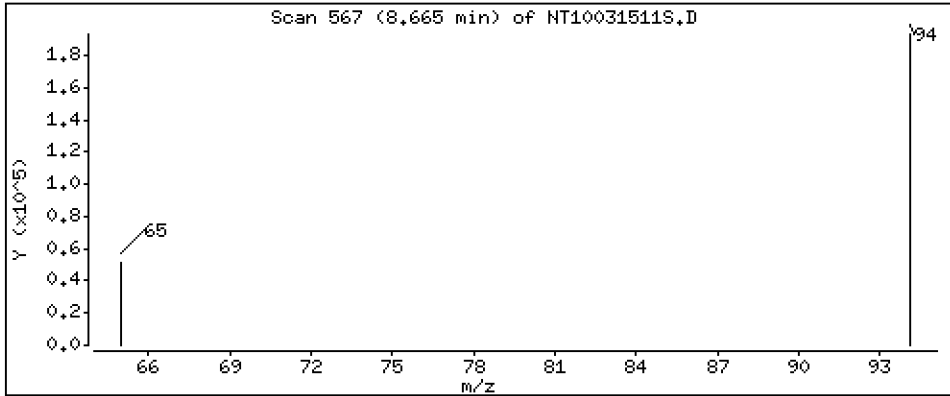
Operator: JGR

Column phase: ZB-5msi

Column diameter: 0.25

3 Phenol

Concentration: 4.373 ug/L



Date : 16-MAR-2023 02:16

Client ID:

Instrument: nt10.i

Sample Info: SLC0238-SCV1

Volume Injected (uL): 1.0

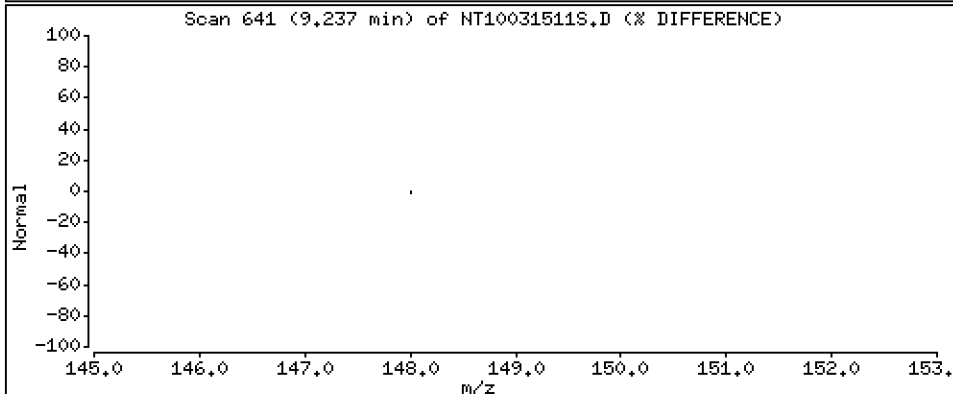
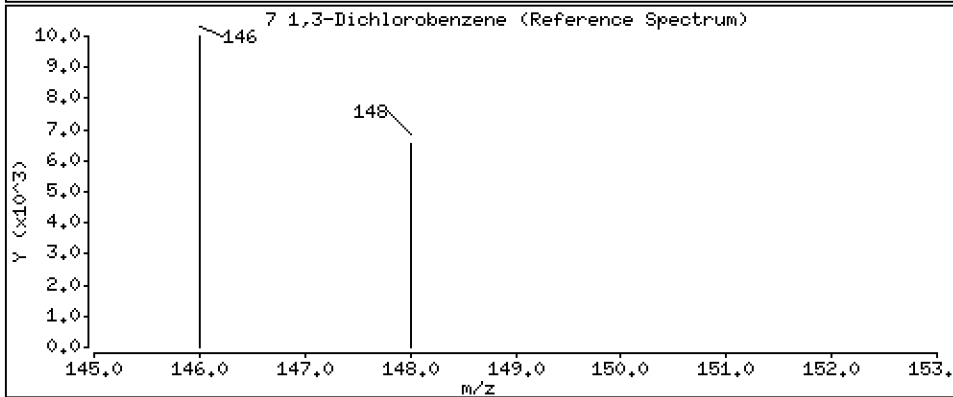
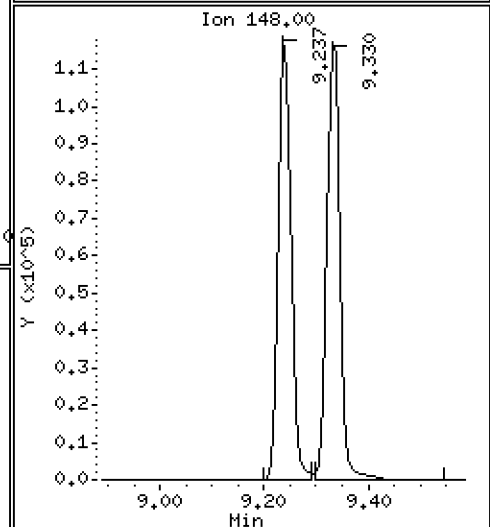
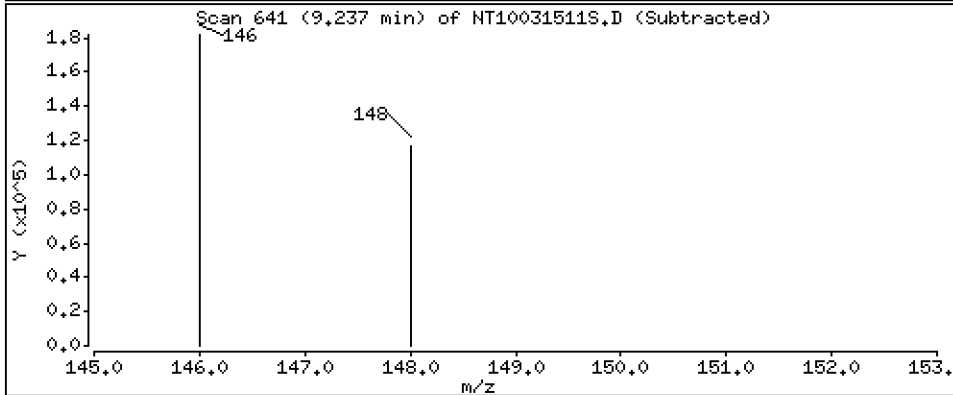
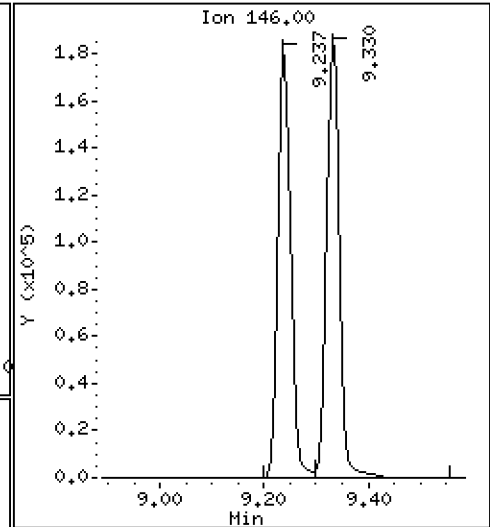
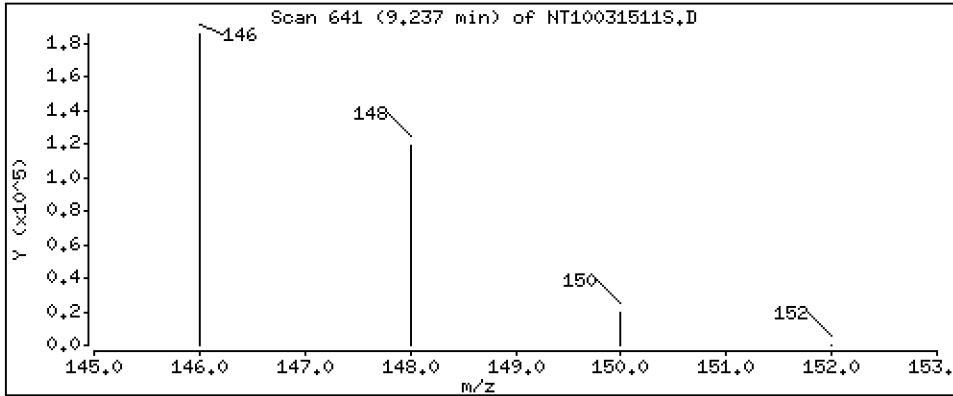
Operator: JGR

Column phase: ZB-5msi

Column diameter: 0.25

7 1,3-Dichlorobenzene

Concentration: 4.643 ug/L



Date : 16-MAR-2023 02:16

Client ID:

Instrument: nt10.i

Sample Info: SLC0238-SCV1

Volume Injected (uL): 1.0

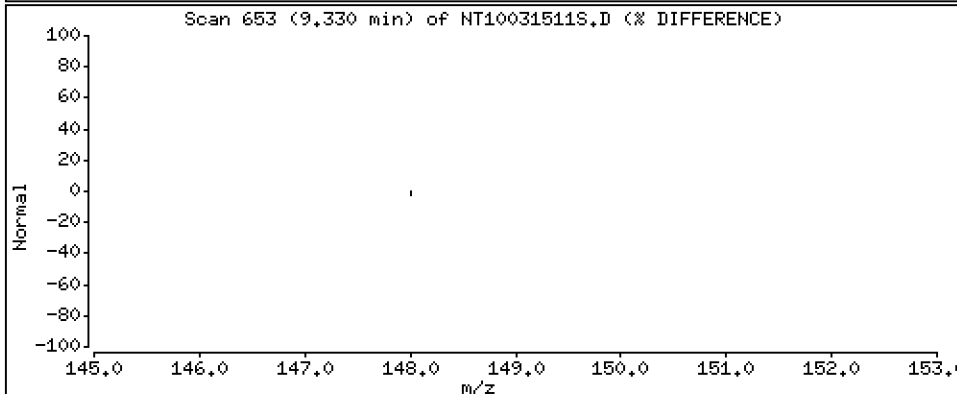
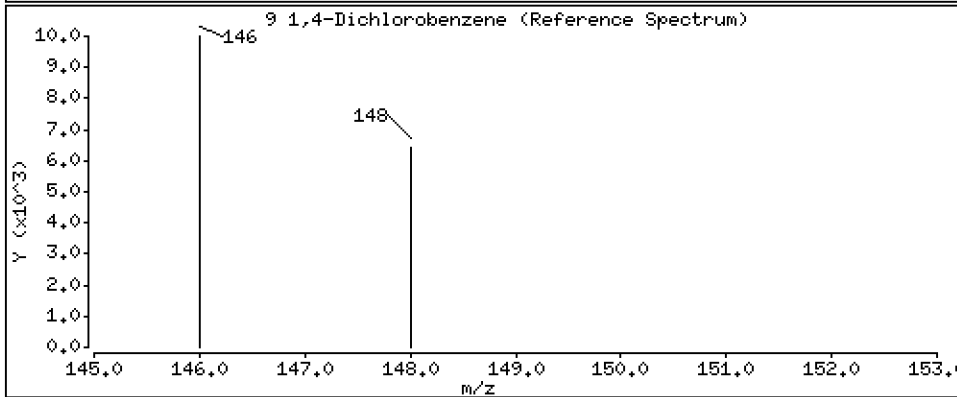
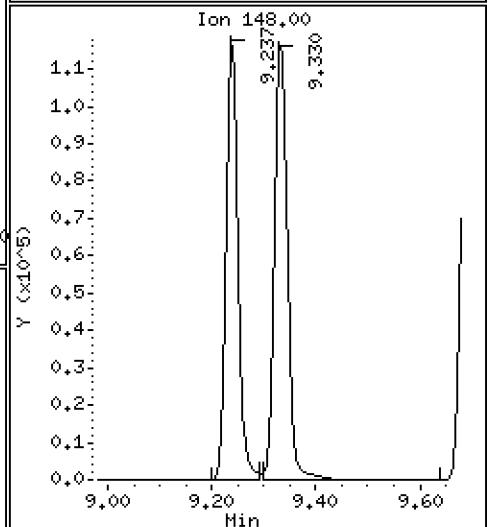
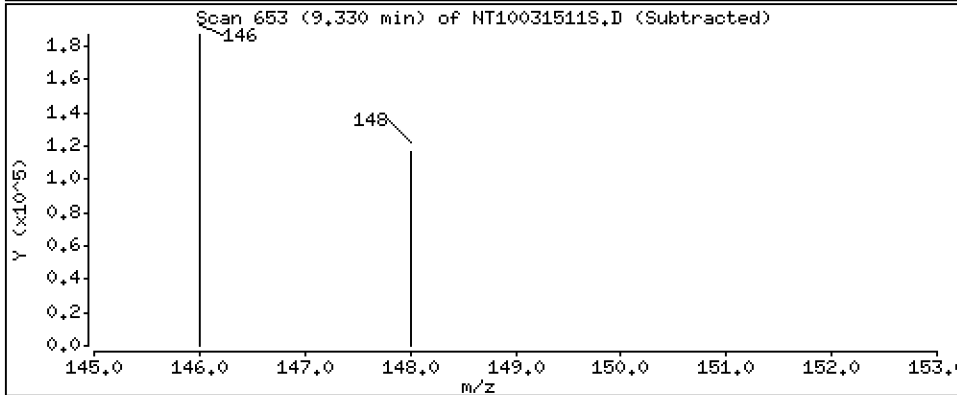
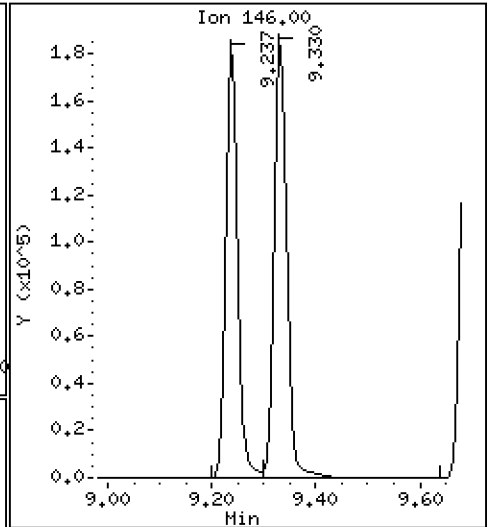
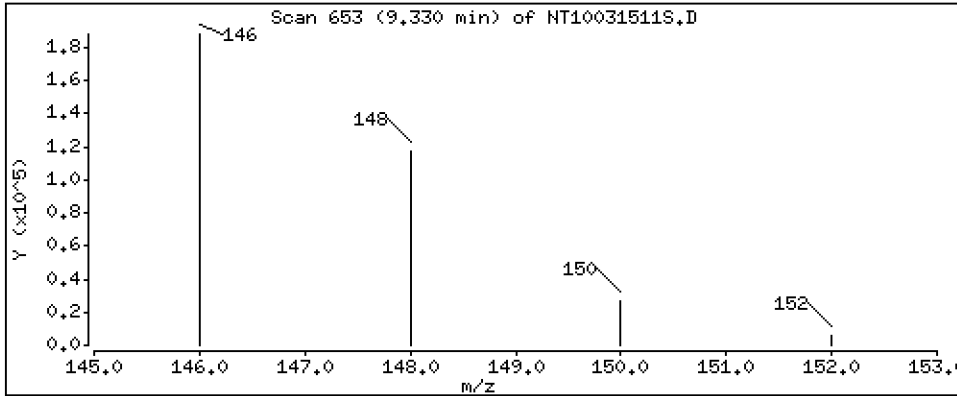
Operator: JGR

Column phase: ZB-5msi

Column diameter: 0.25

9 1,4-Dichlorobenzene

Concentration: 4.838 ug/L



Date : 16-MAR-2023 02:16

Client ID:

Instrument: nt10.i

Sample Info: SLC0238-SCV1

Volume Injected (uL): 1.0

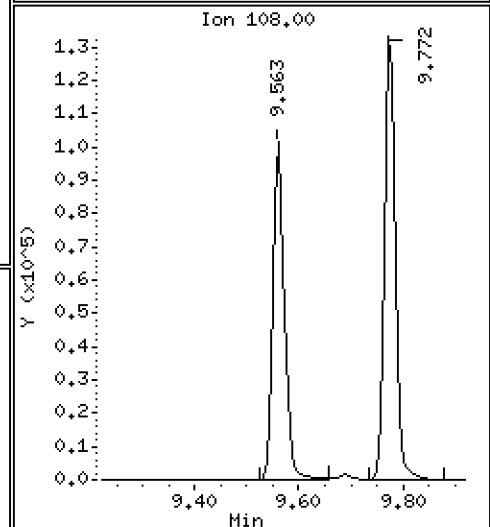
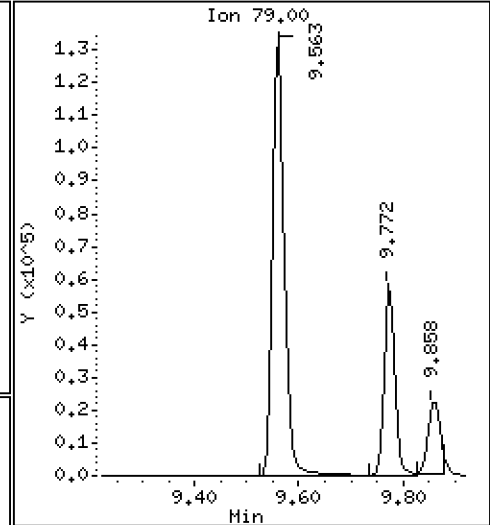
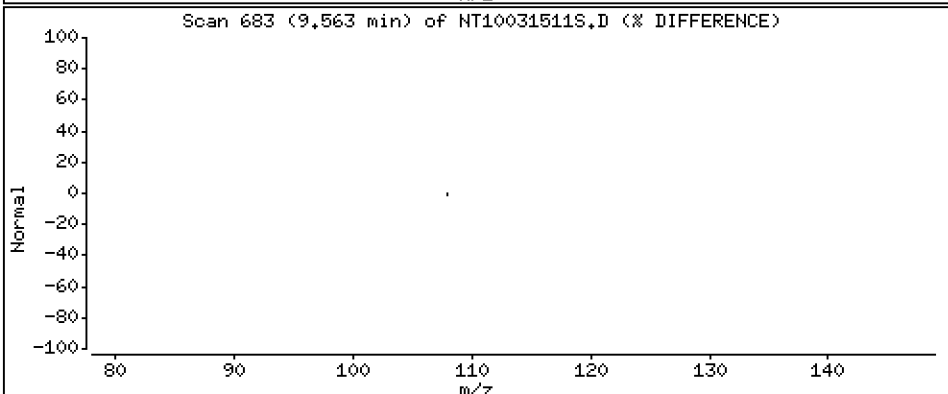
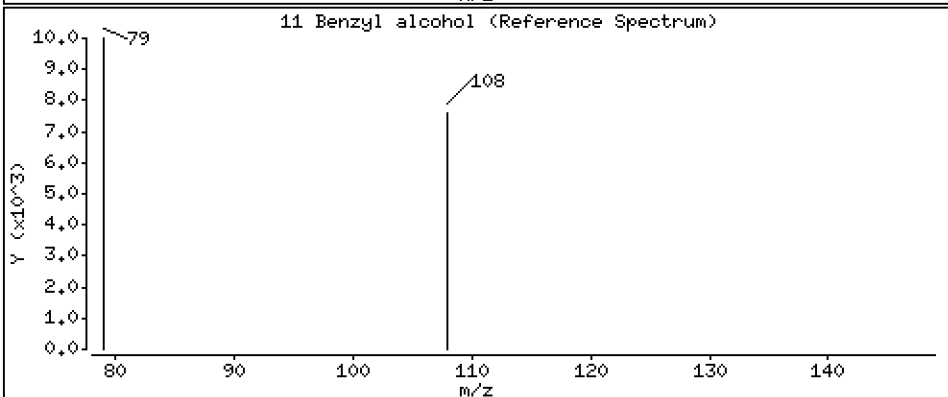
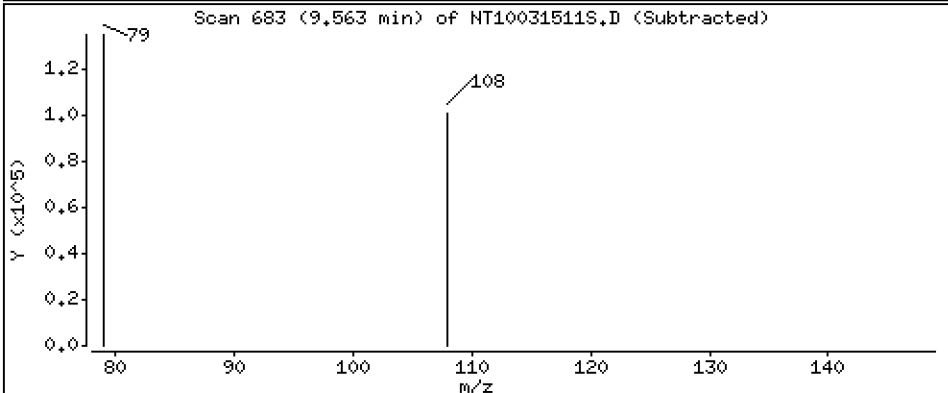
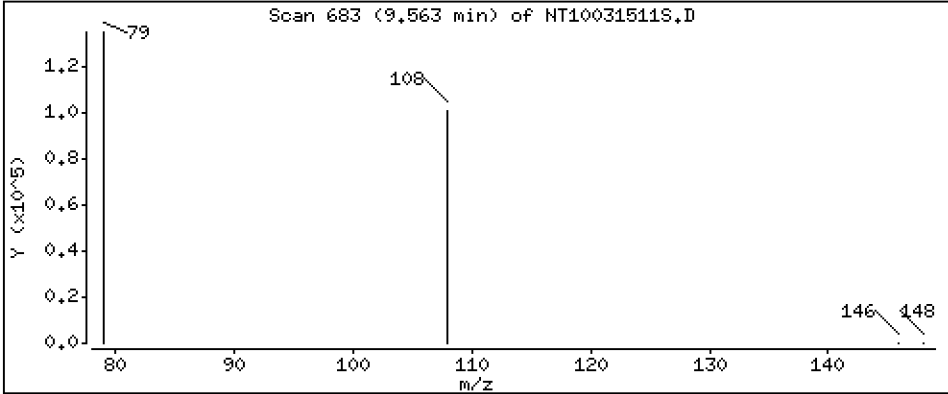
Operator: JGR

Column phase: ZB-5msi

Column diameter: 0.25

11 Benzyl alcohol

Concentration: 5.181 ug/L



Date : 16-MAR-2023 02:16

Client ID:

Instrument: nt10.i

Sample Info: SLC0238-SCV1

Volume Injected (uL): 1.0

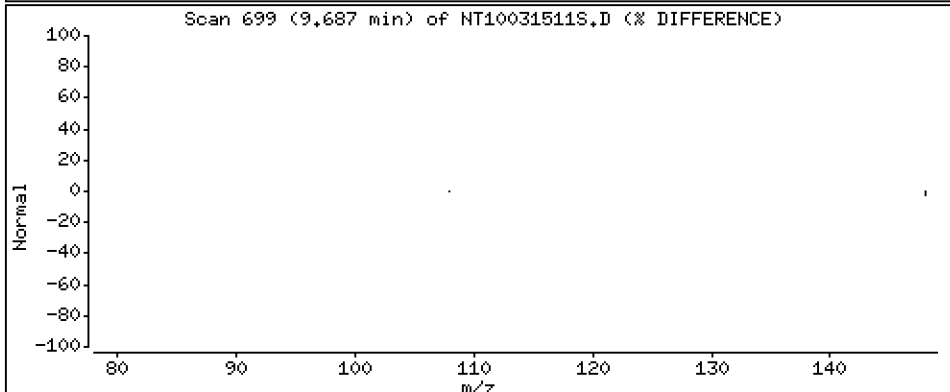
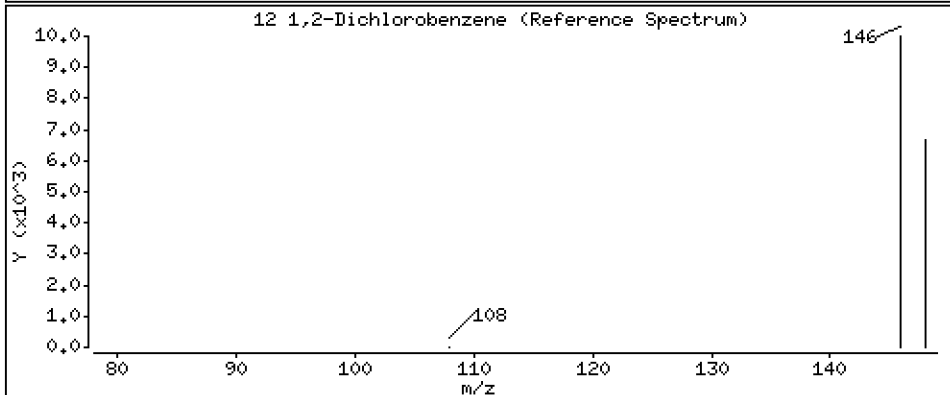
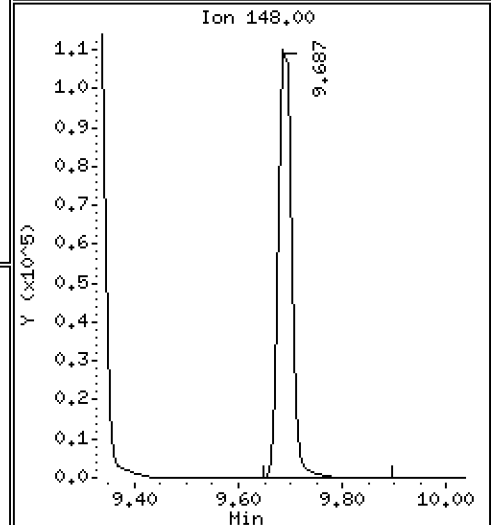
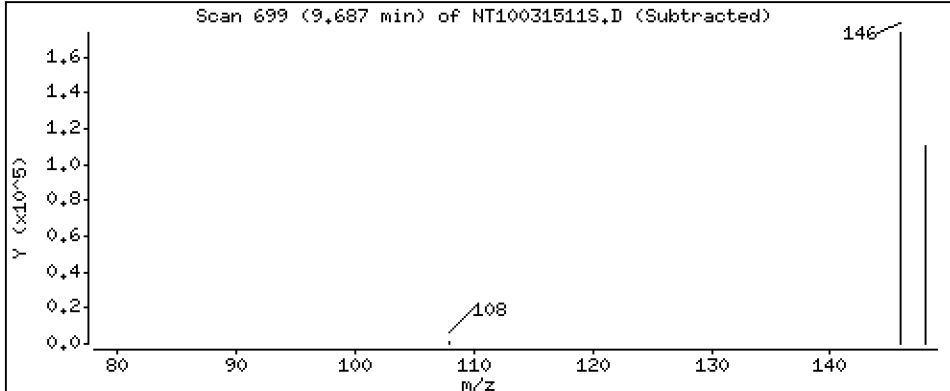
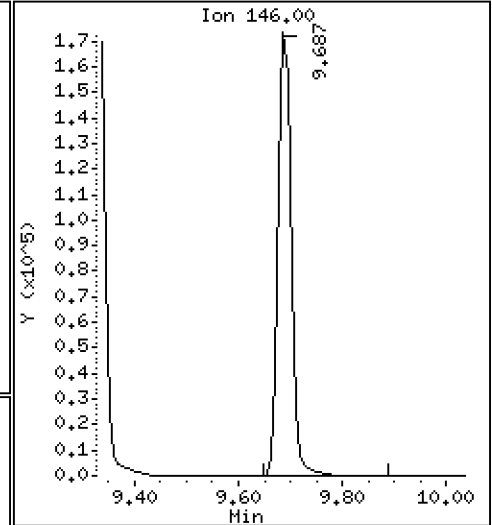
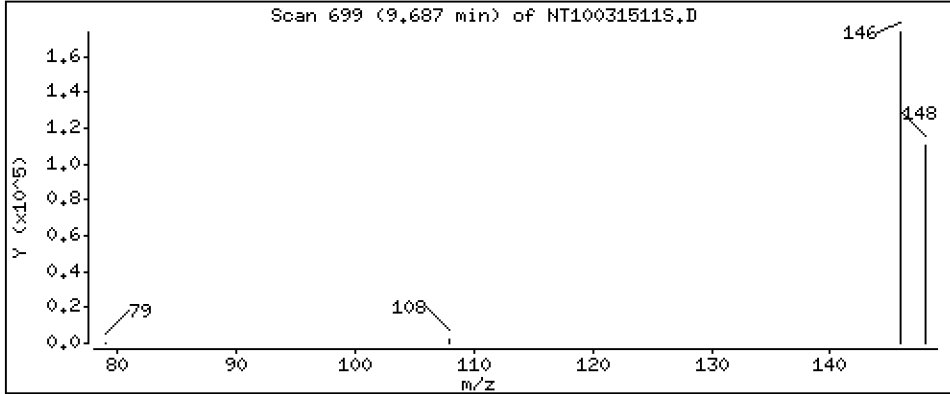
Operator: JGR

Column phase: ZB-5msi

Column diameter: 0.25

12 1,2-Dichlorobenzene

Concentration: 4.679 ug/L



Date : 16-MAR-2023 02:16

Client ID:

Instrument: nt10.i

Sample Info: SLC0238-SCV1

Volume Injected (uL): 1.0

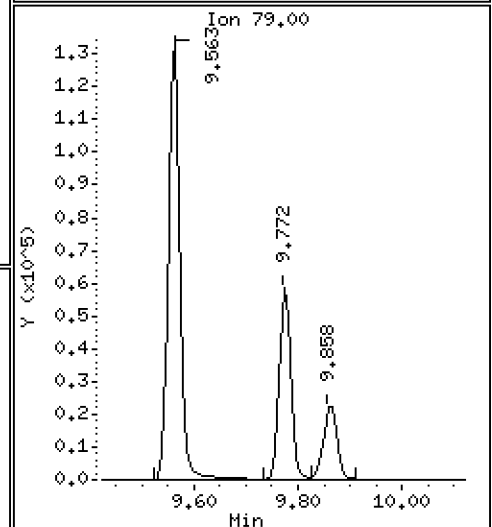
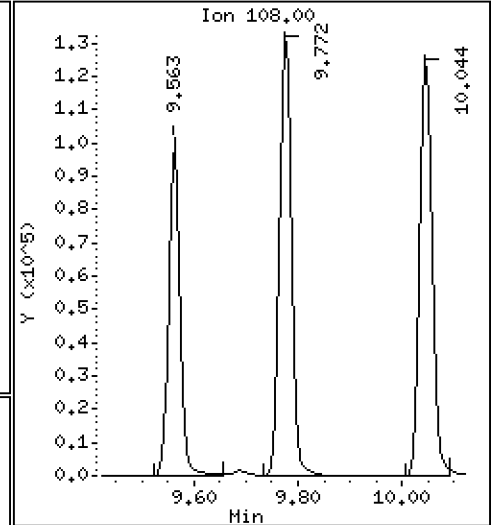
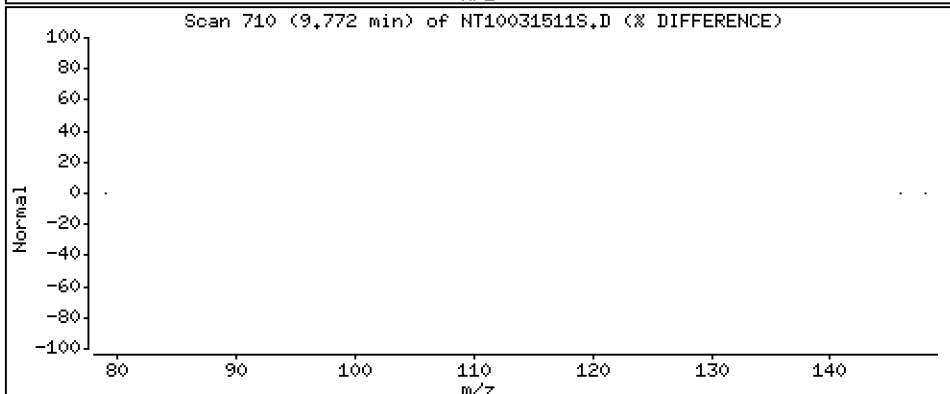
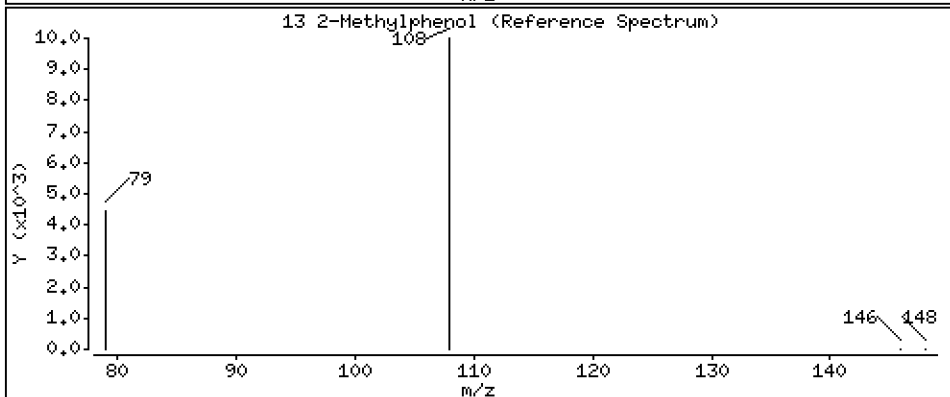
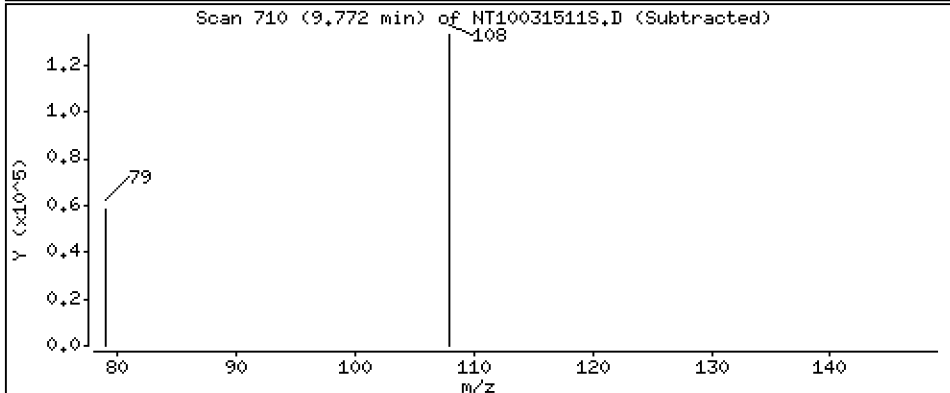
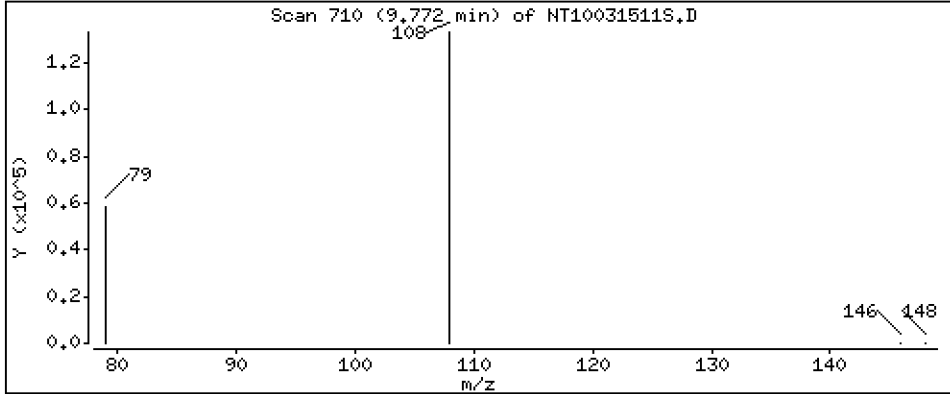
Operator: JGR

Column phase: ZB-5msi

Column diameter: 0.25

13 2-Methylphenol

Concentration: 4.197 ug/L



Date : 16-MAR-2023 02:16

Client ID:

Instrument: nt10.i

Sample Info: SLC0238-SCV1

Volume Injected (uL): 1.0

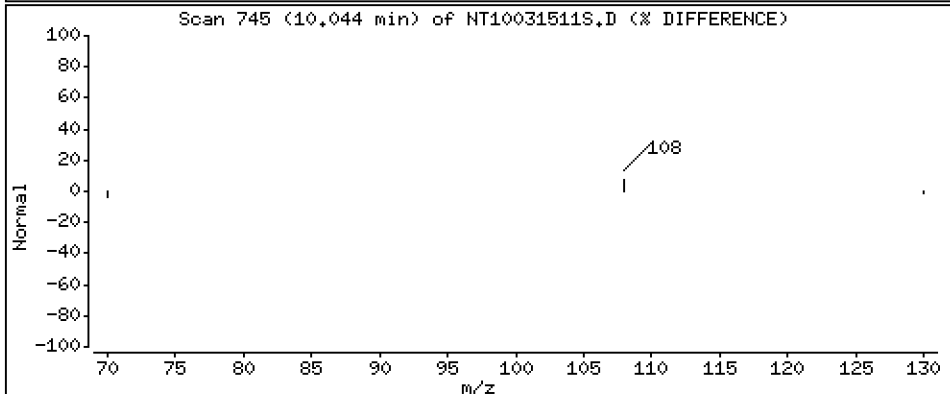
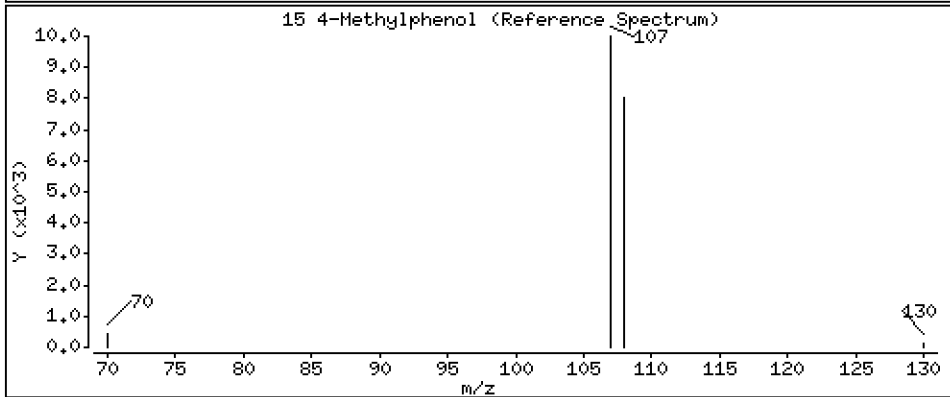
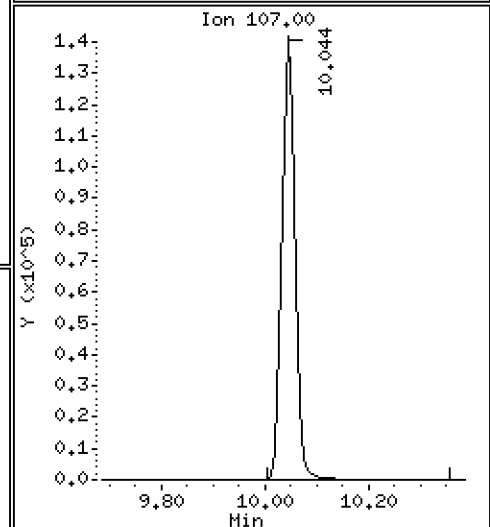
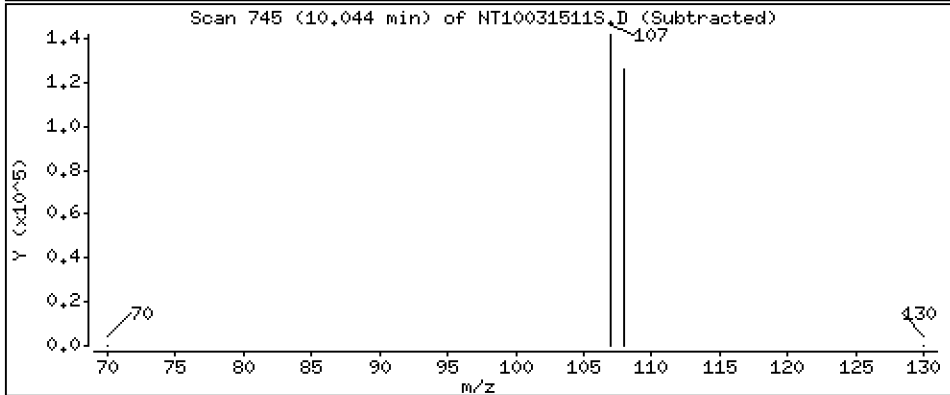
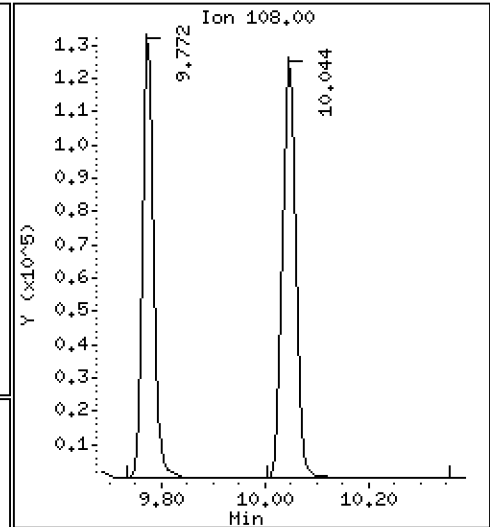
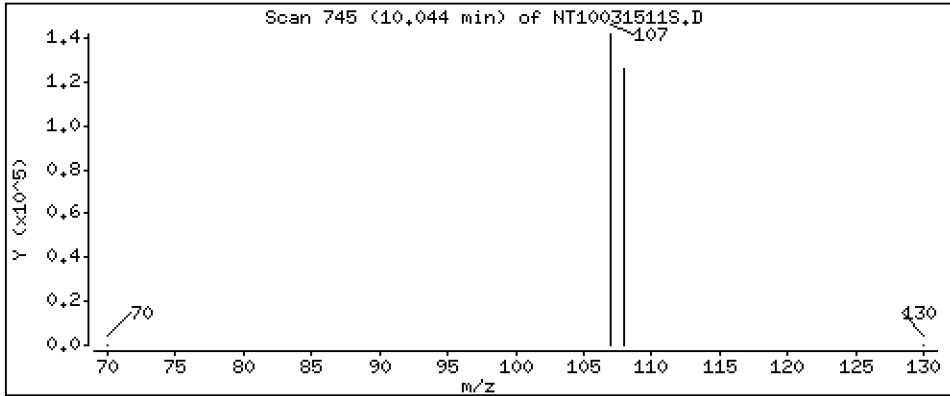
Operator: JGR

Column phase: ZB-5msi

Column diameter: 0.25

15 4-Methylphenol

Concentration: 4.463 ug/L



Date : 16-MAR-2023 02:16

Client ID:

Instrument: nt10.i

Sample Info: SLC0238-SCV1

Volume Injected (uL): 1.0

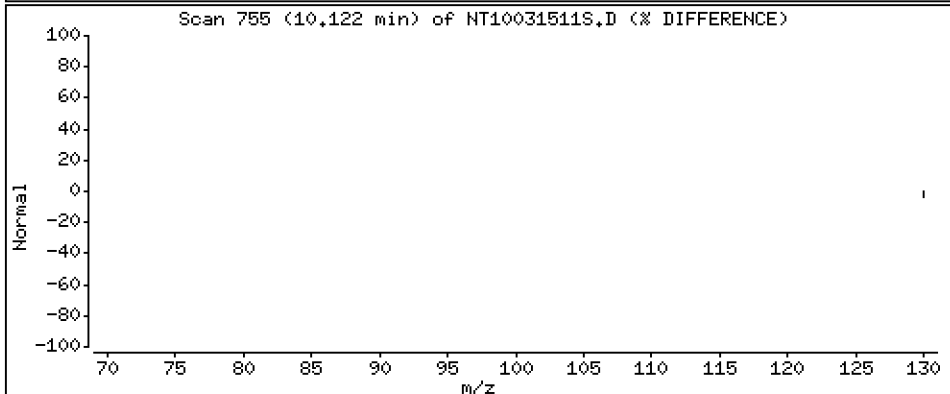
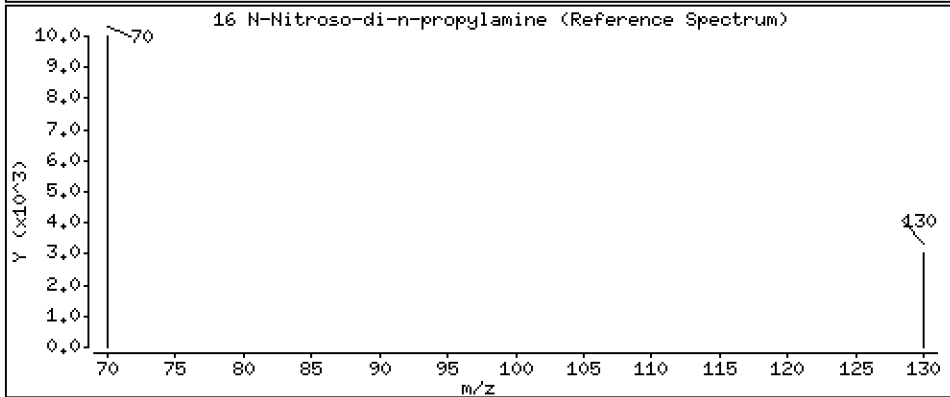
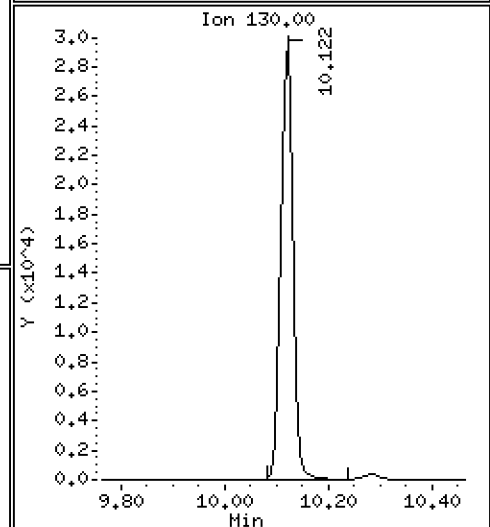
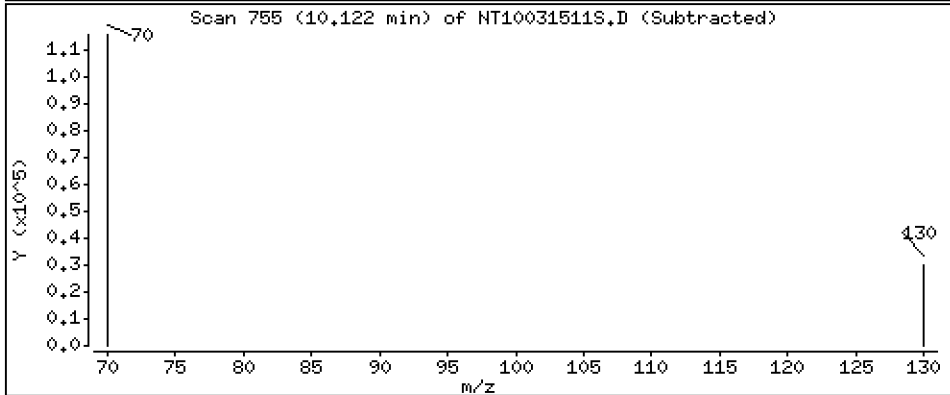
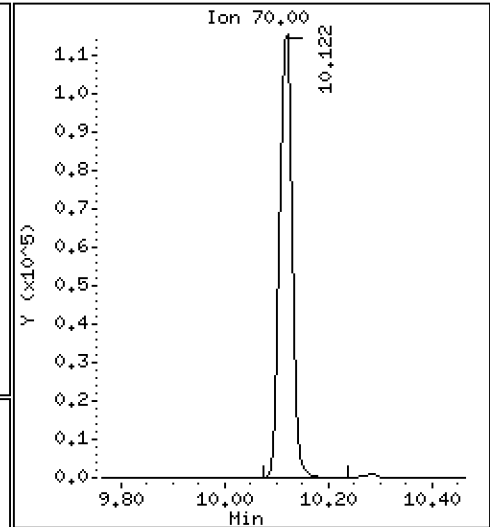
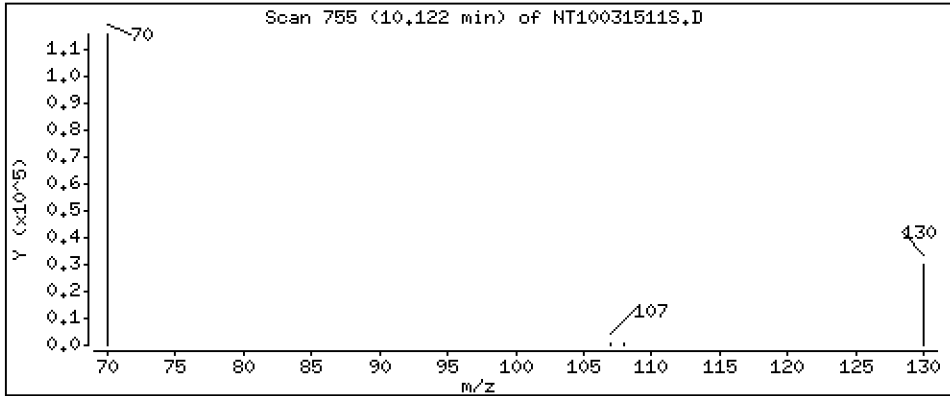
Operator: JGR

Column phase: ZB-5msi

Column diameter: 0,25

16 N-Nitroso-di-n-propylamine

Concentration: 5,282 ug/L



Date : 16-MAR-2023 02:16

Client ID:

Instrument: nt10.i

Sample Info: SLC0238-SCV1

Volume Injected (uL): 1.0

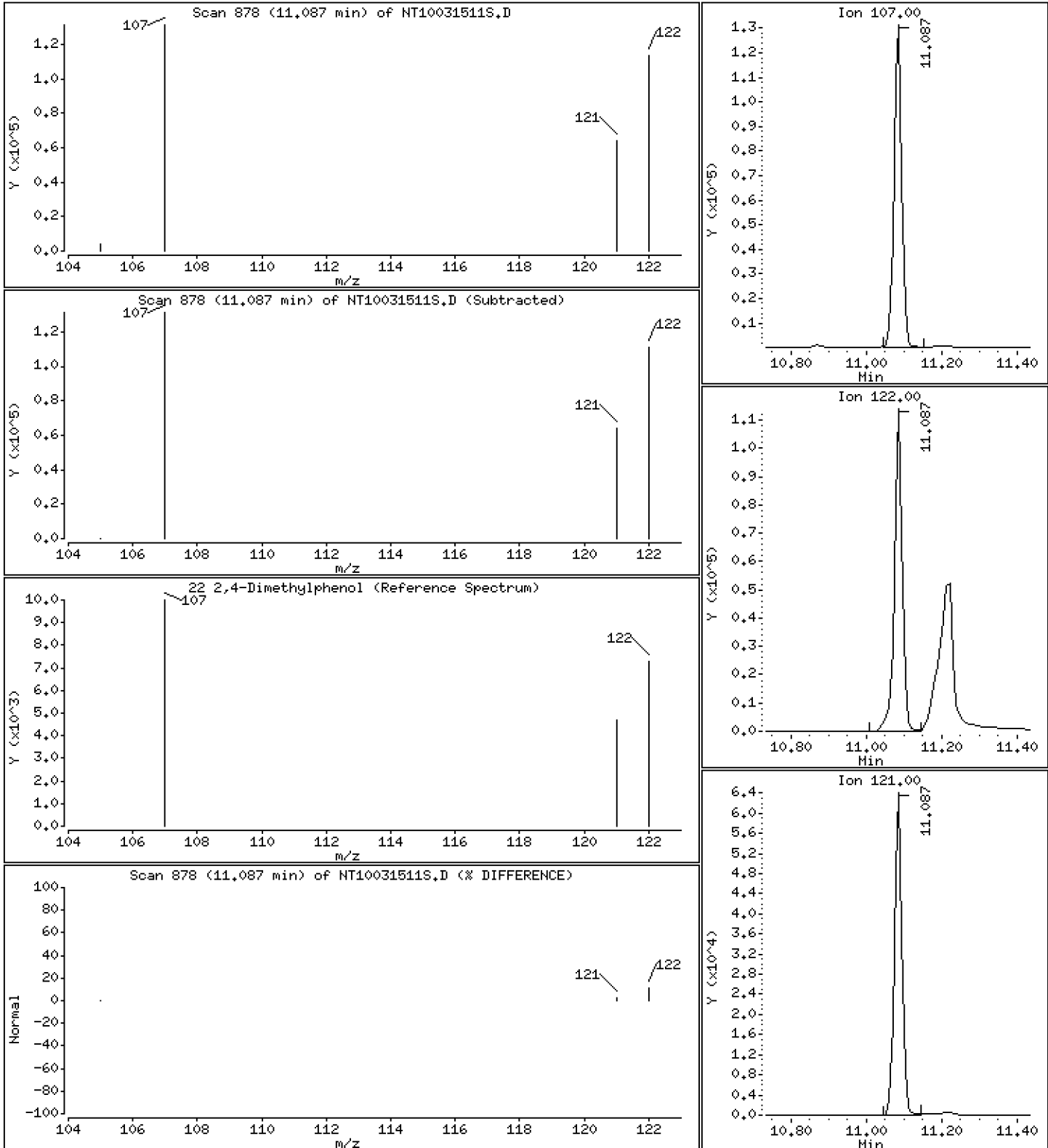
Operator: JGR

Column phase: ZB-5msi

Column diameter: 0.25

22 2,4-Dimethylphenol

Concentration: 3,660 ug/L



Date : 16-MAR-2023 02:16

Client ID:

Instrument: nt10.i

Sample Info: SLC0238-SCV1

Volume Injected (uL): 1.0

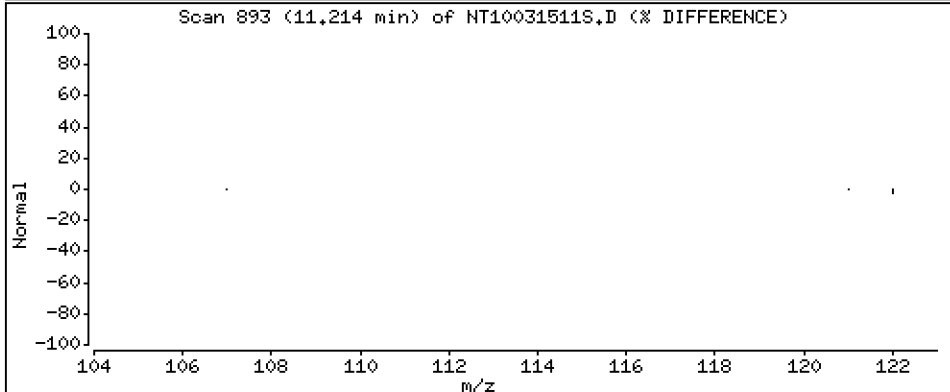
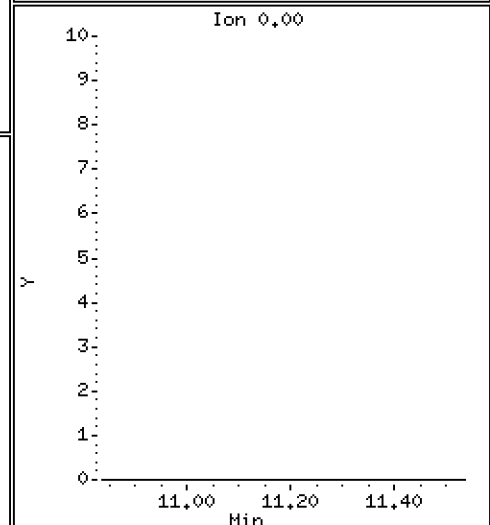
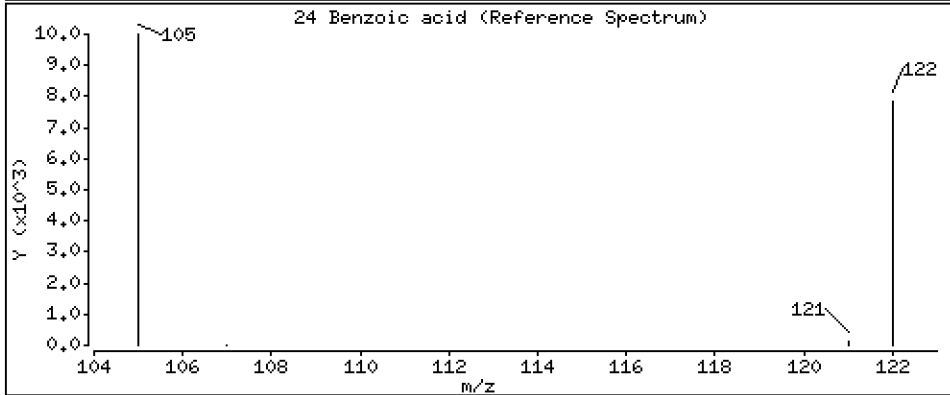
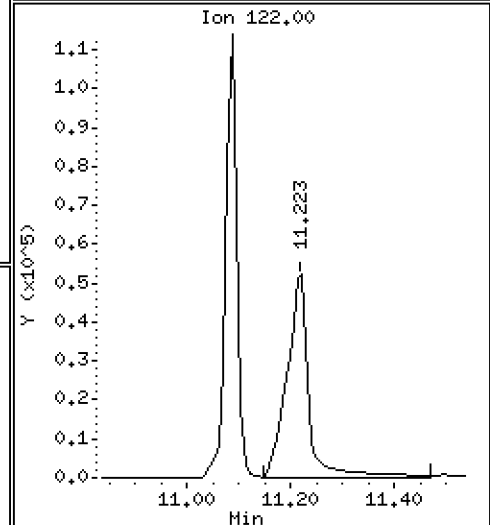
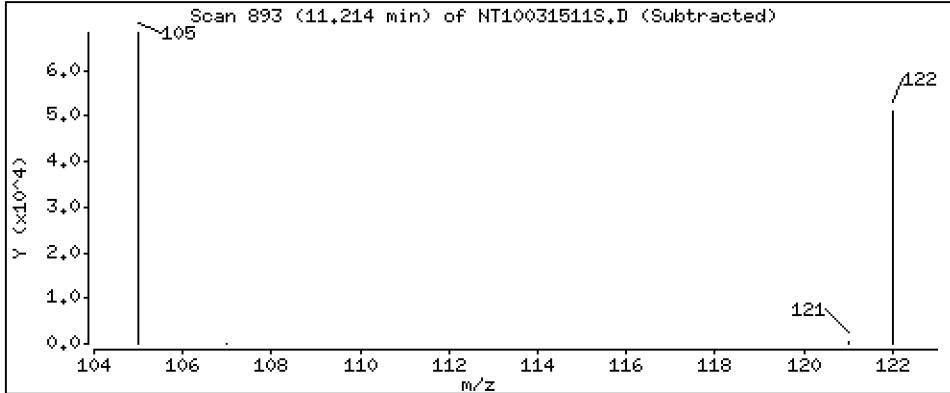
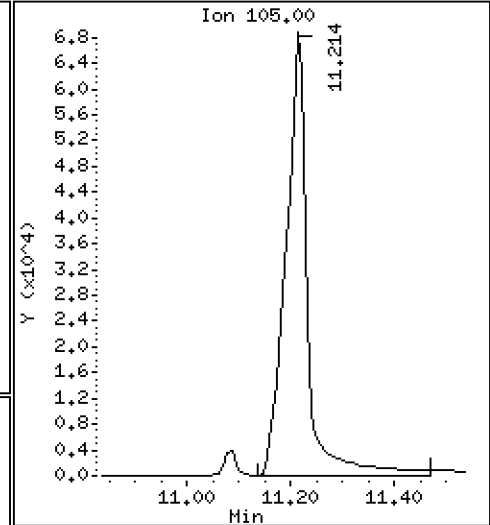
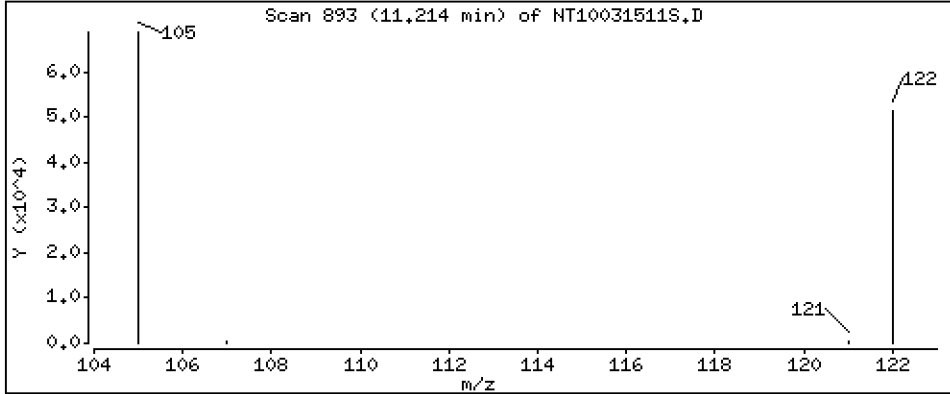
Operator: JGR

Column phase: ZB-5msi

Column diameter: 0.25

24 Benzoic acid

Concentration: 6,746 ug/L



Date : 16-MAR-2023 02:16

Client ID:

Instrument: nt10.i

Sample Info: SLC0238-SCV1

Volume Injected (uL): 1.0

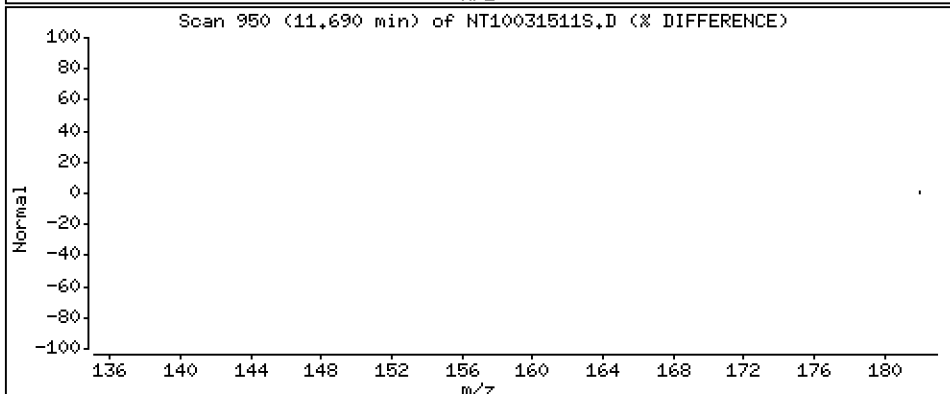
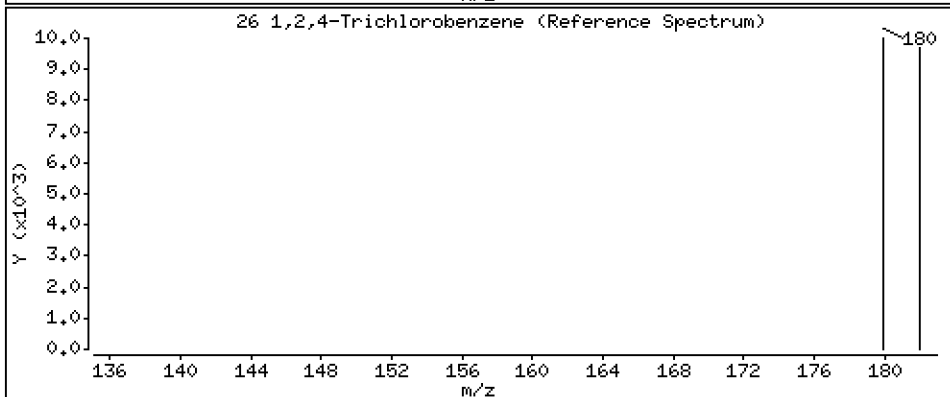
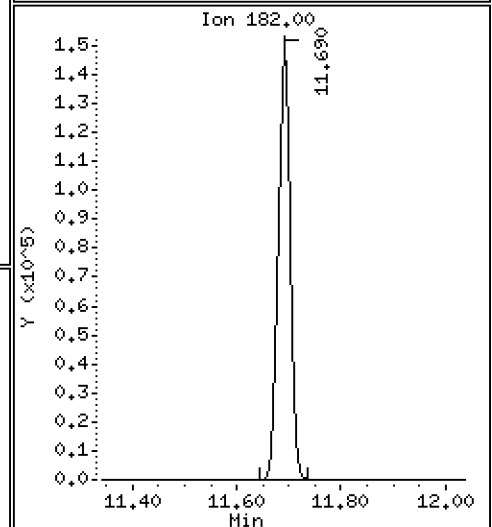
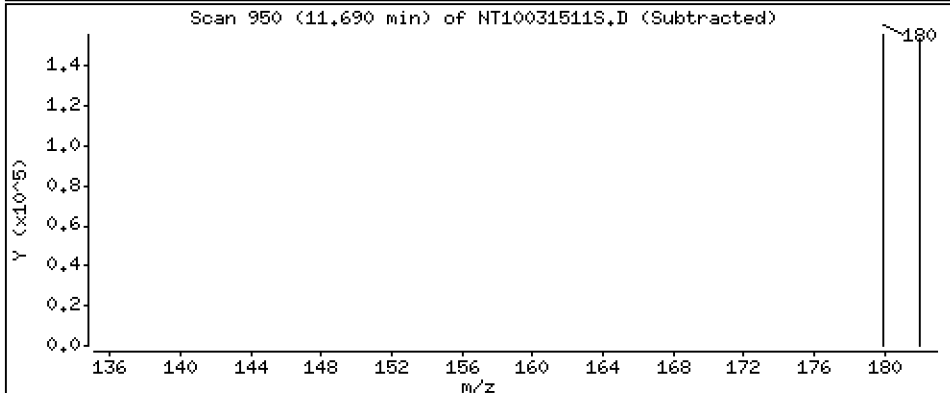
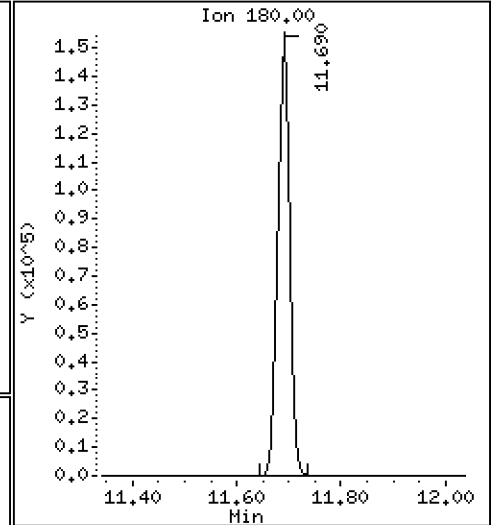
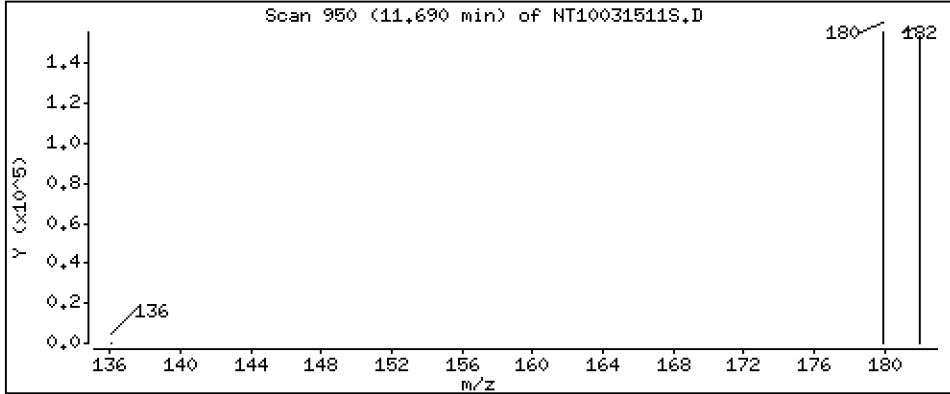
Operator: JGR

Column phase: ZB-5msi

Column diameter: 0,25

26 1,2,4-Trichlorobenzene

Concentration: 4,445 ug/L



Date : 16-MAR-2023 02:16

Client ID:

Instrument: nt10.i

Sample Info: SLC0238-SCV1

Volume Injected (uL): 1.0

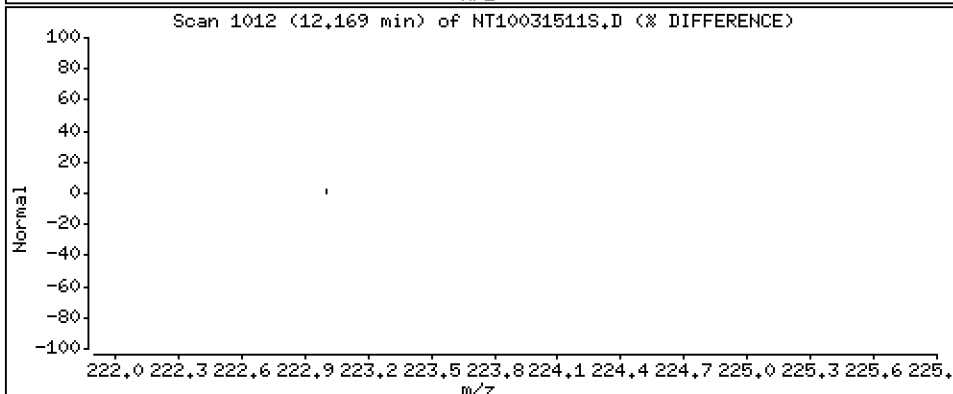
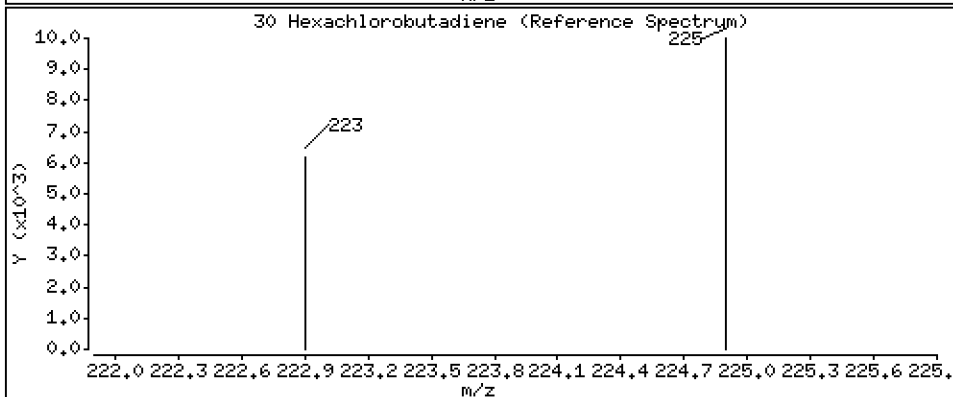
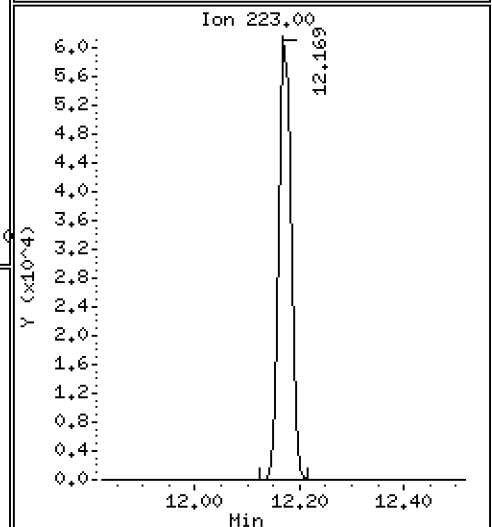
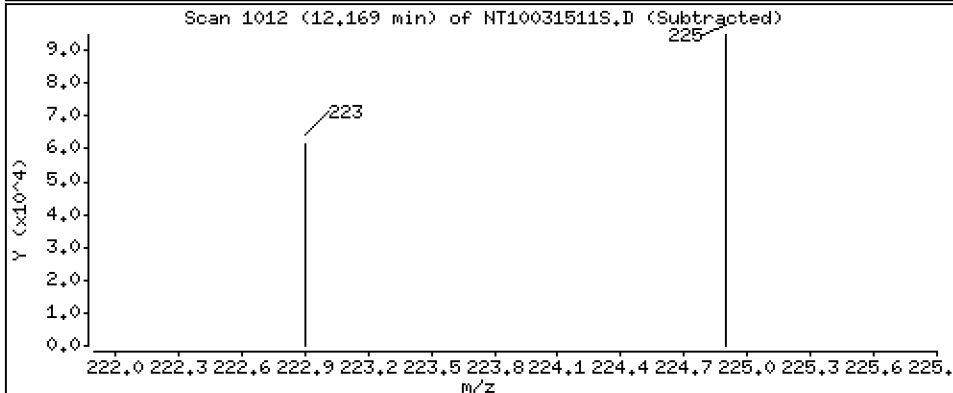
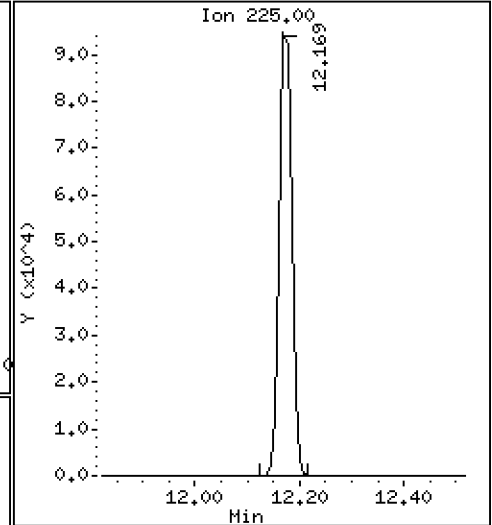
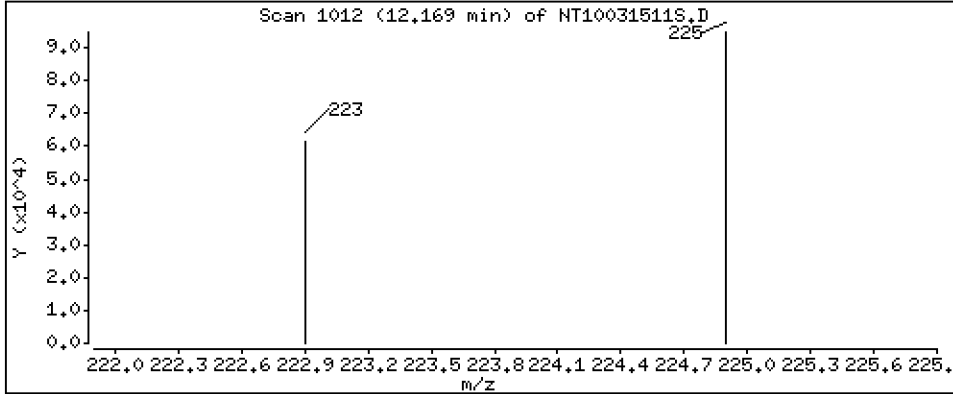
Operator: JGR

Column phase: ZB-5msi

Column diameter: 0,25

30 Hexachlorobutadiene

Concentration: 4,653 ug/L



Date : 16-MAR-2023 02:16

Client ID:

Instrument: nt10.i

Sample Info: SLC0238-SCV1

Volume Injected (uL): 1.0

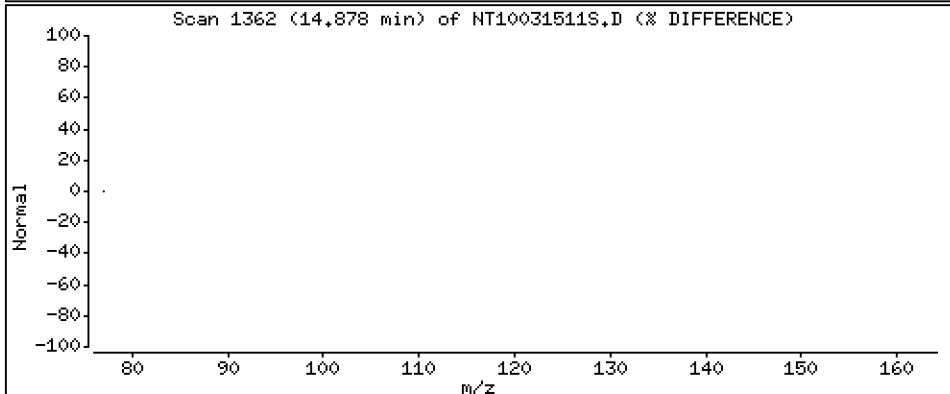
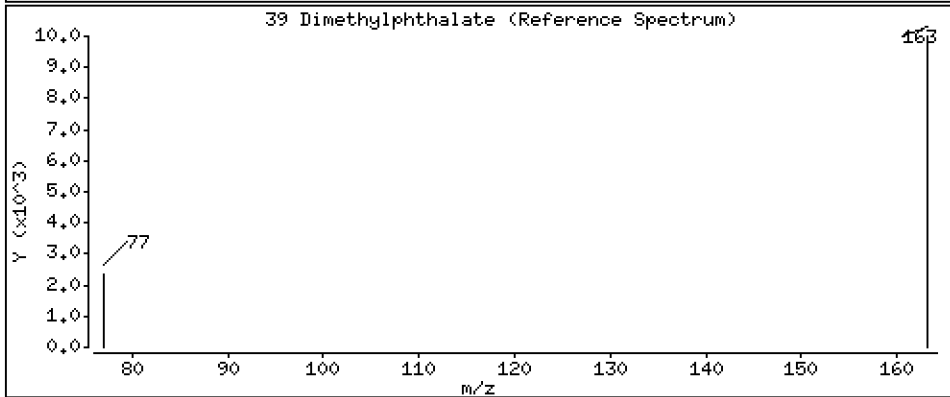
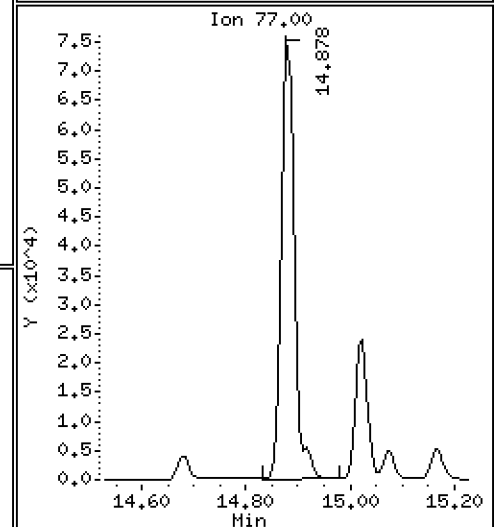
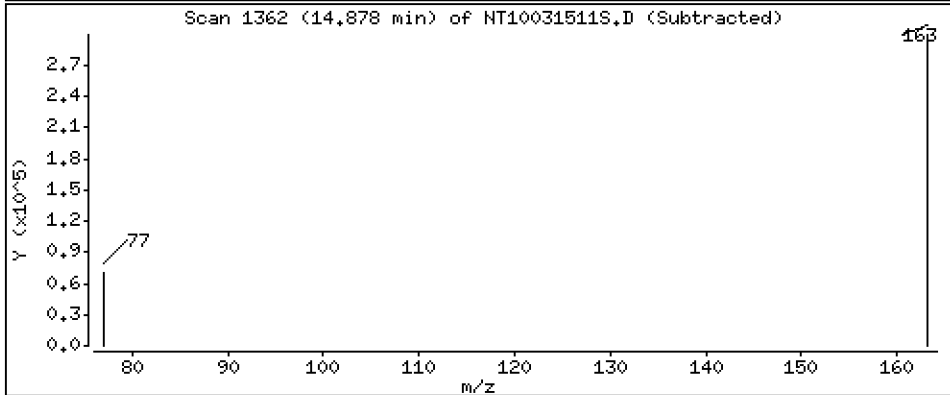
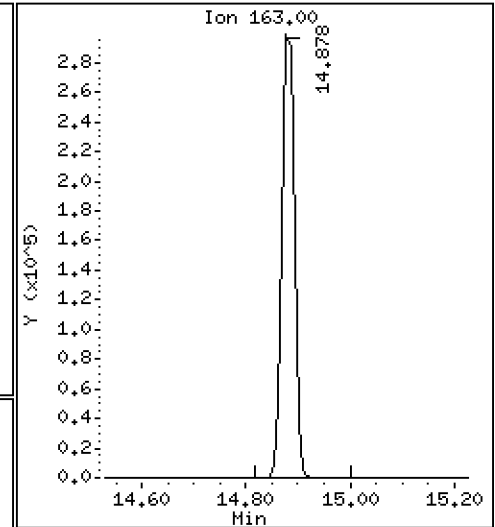
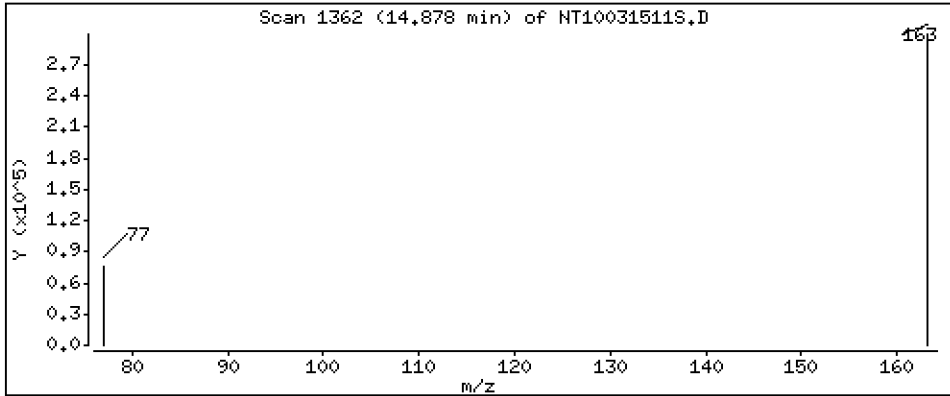
Operator: JGR

Column phase: ZB-5msi

Column diameter: 0,25

39 Dimethylphthalate

Concentration: 4,948 ug/L



Date : 16-MAR-2023 02:16

Client ID:

Instrument: nt10.i

Sample Info: SLC0238-SCV1

Volume Injected (uL): 1.0

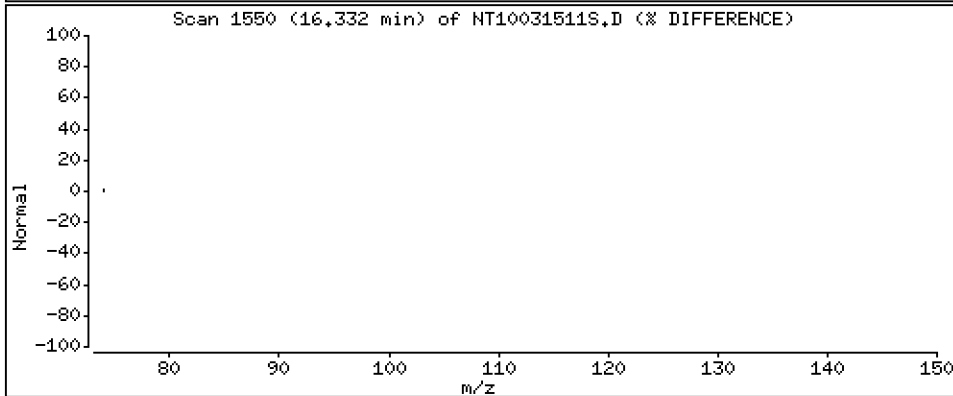
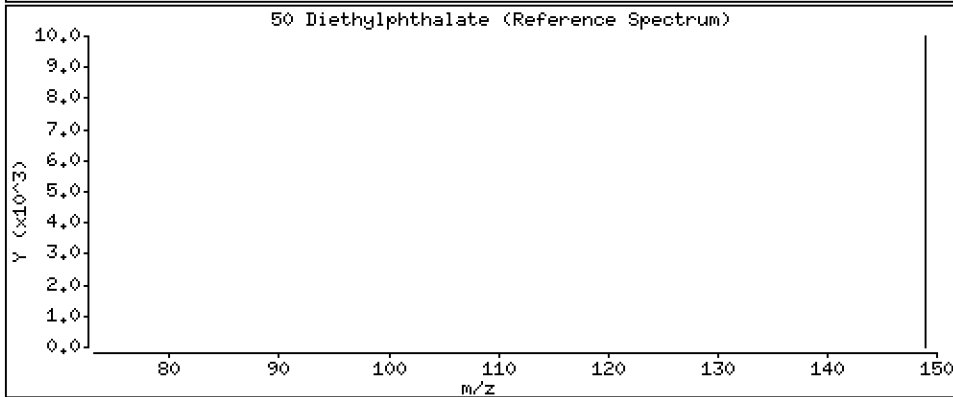
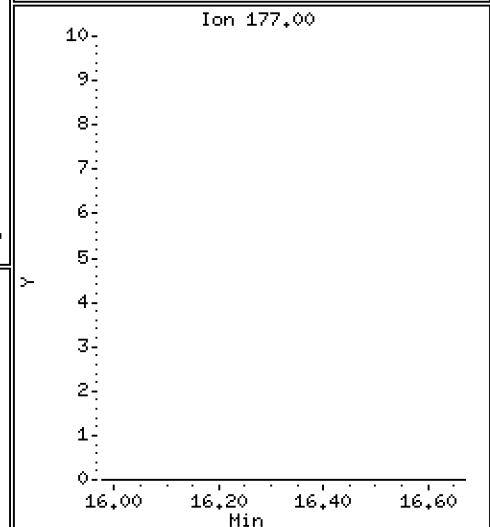
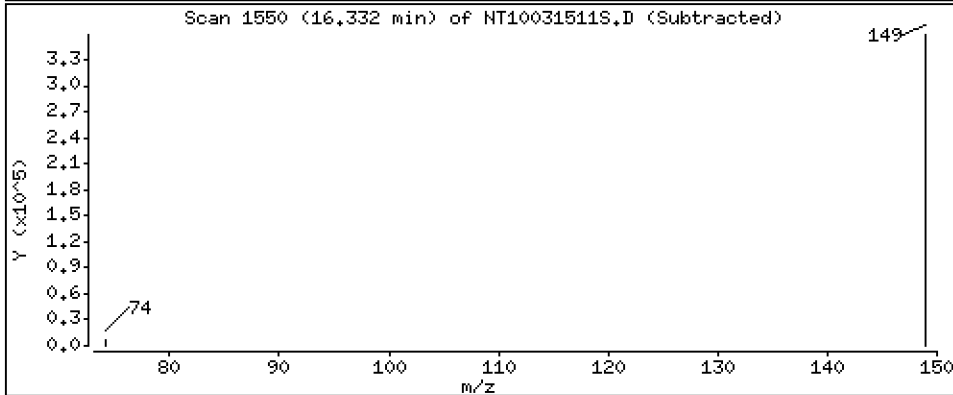
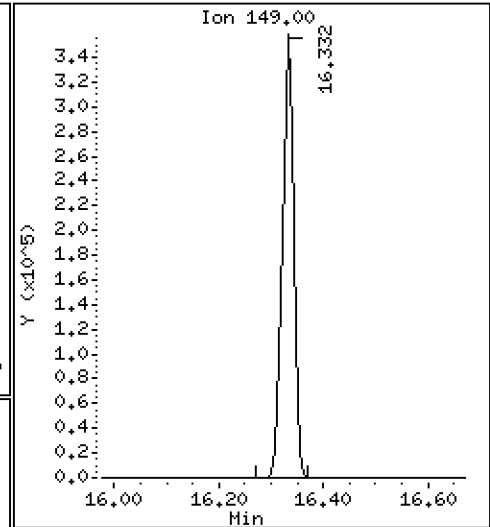
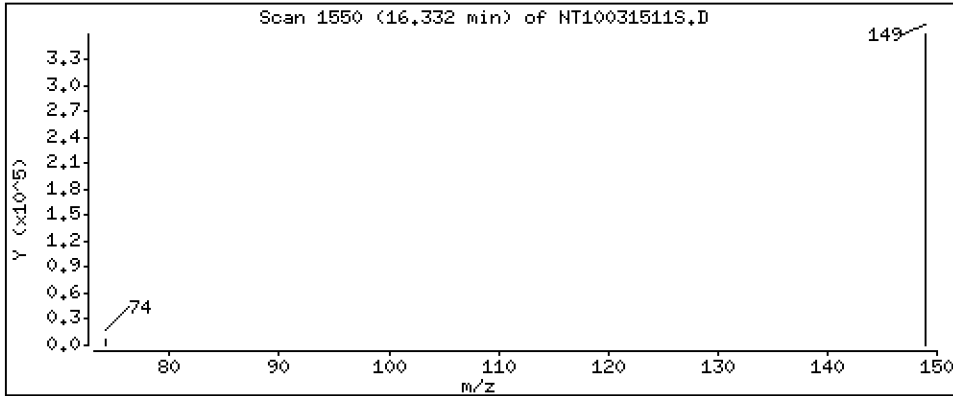
Operator: JGR

Column phase: ZB-5msi

Column diameter: 0.25

50 Diethylphthalate

Concentration: 5.364 ug/L



Date : 16-MAR-2023 02:16

Client ID:

Instrument: nt10.i

Sample Info: SLC0238-SCV1

Volume Injected (uL): 1.0

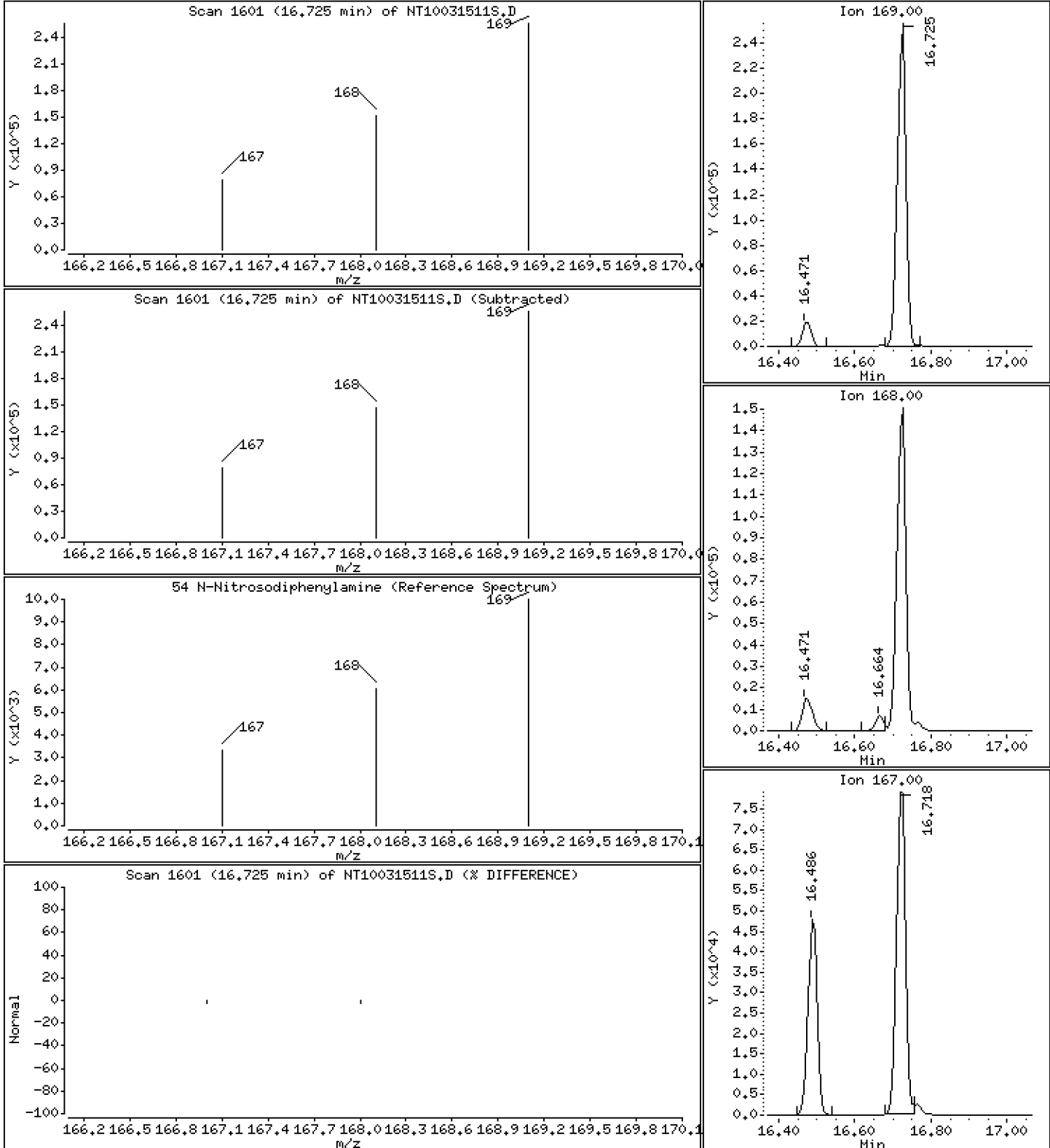
Operator: JGR

Column phase: ZB-5msi

Column diameter: 0.25

54 N-Nitrosodiphenylamine

Concentration: 5.080 ug/L



Date : 16-MAR-2023 02:16

Client ID:

Instrument: nt10.i

Sample Info: SLC0238-SCV1

Volume Injected (uL): 1.0

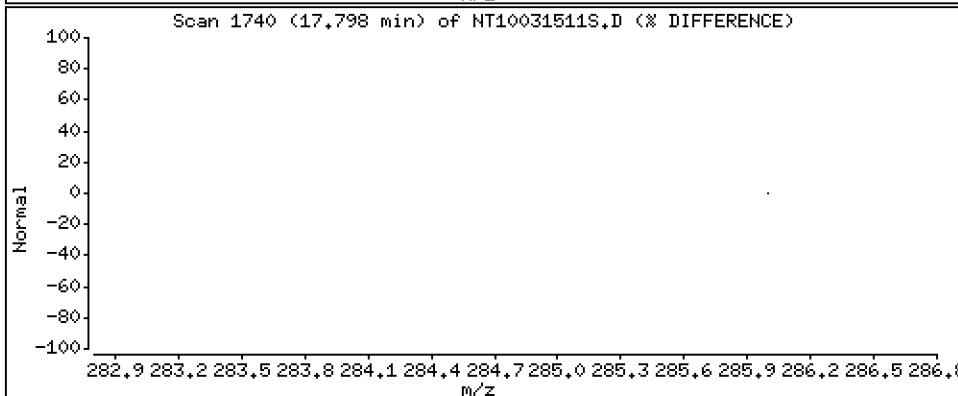
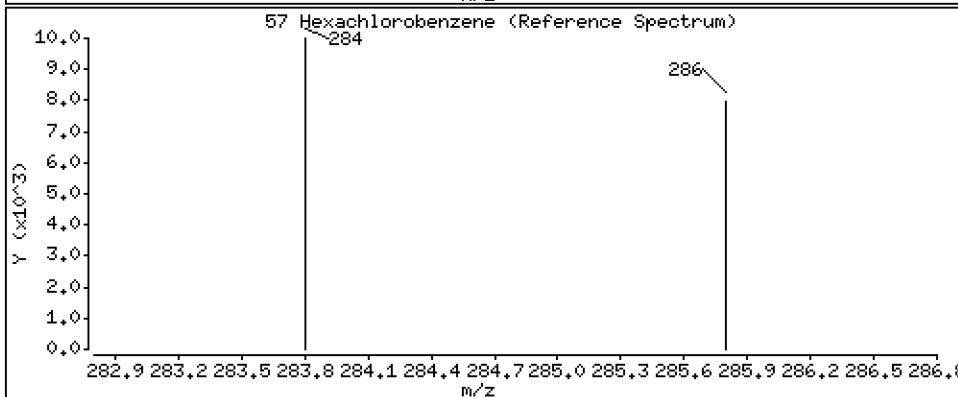
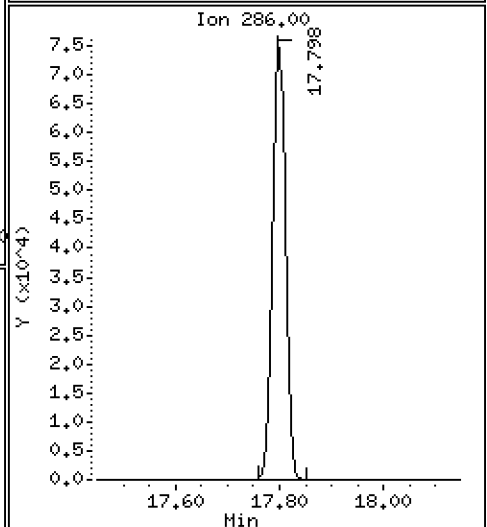
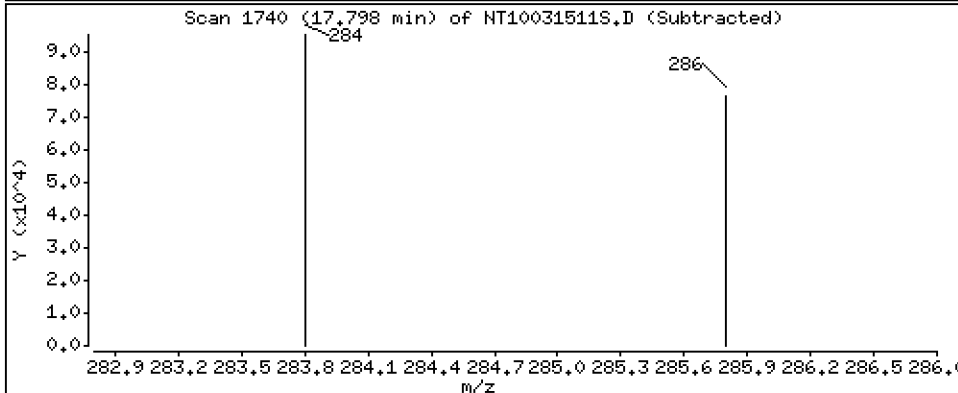
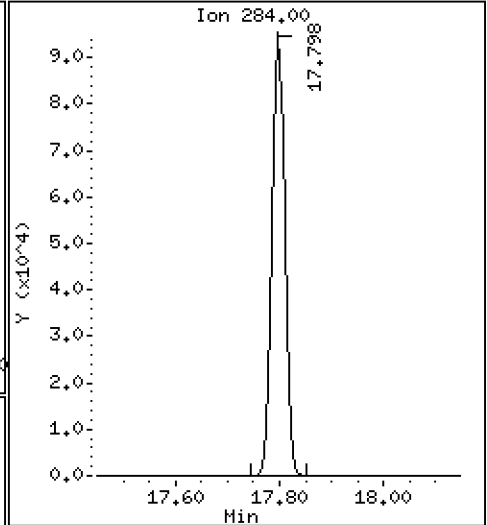
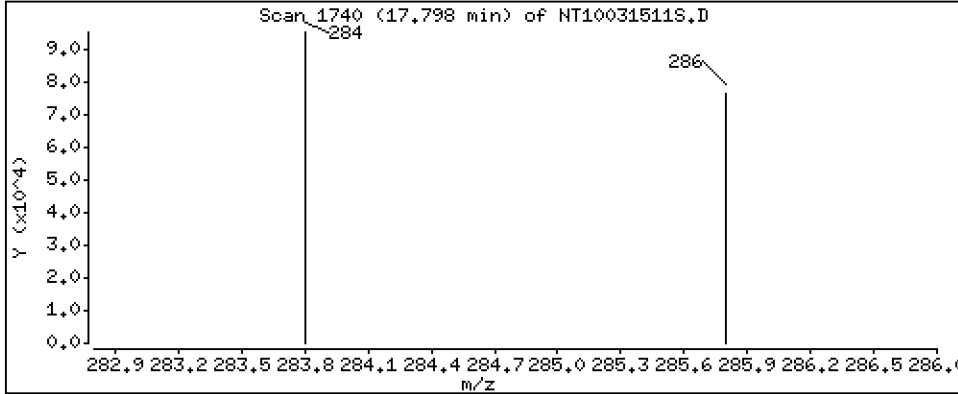
Operator: JGR

Column phase: ZB-5msi

Column diameter: 0,25

57 Hexachlorobenzene

Concentration: 4,614 ug/L



Date : 16-MAR-2023 02:16

Client ID:

Instrument: nt10.i

Sample Info: SLC0238-SCV1

Volume Injected (uL): 1.0

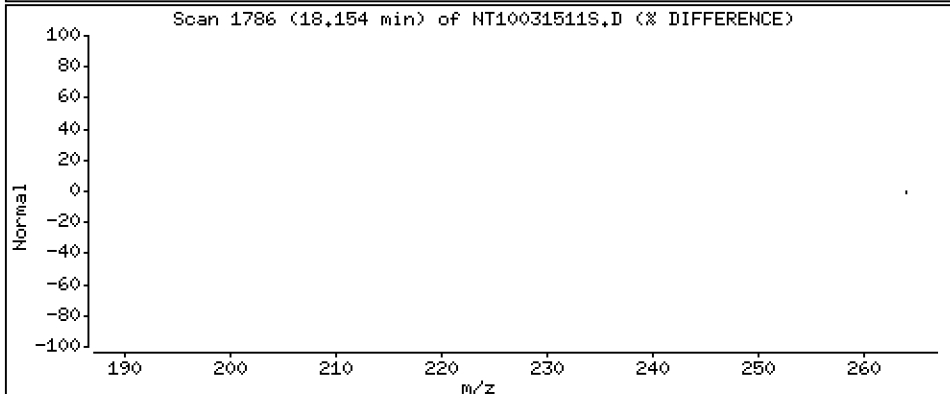
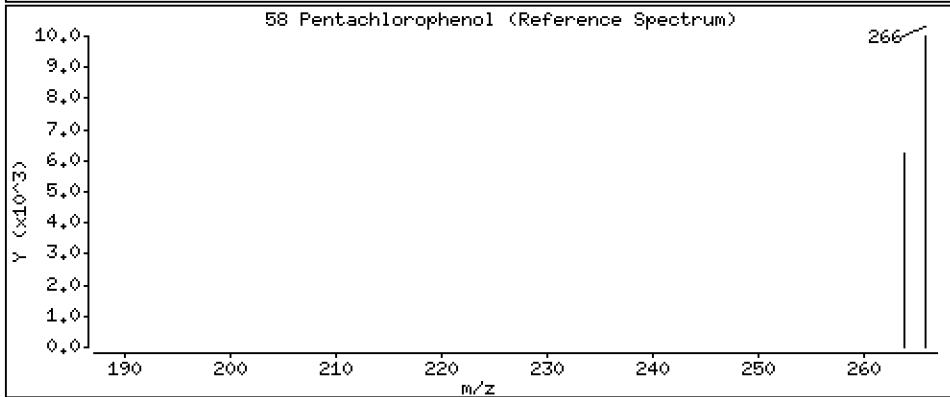
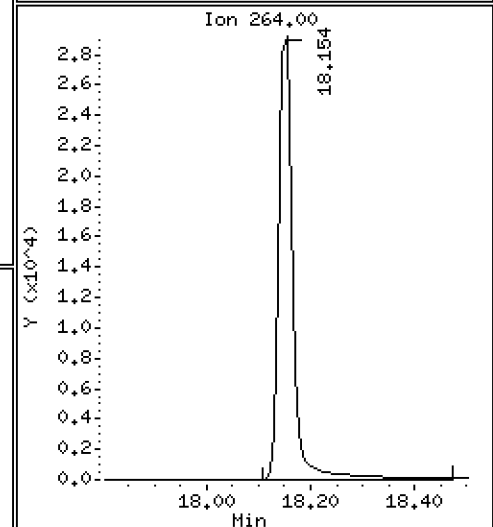
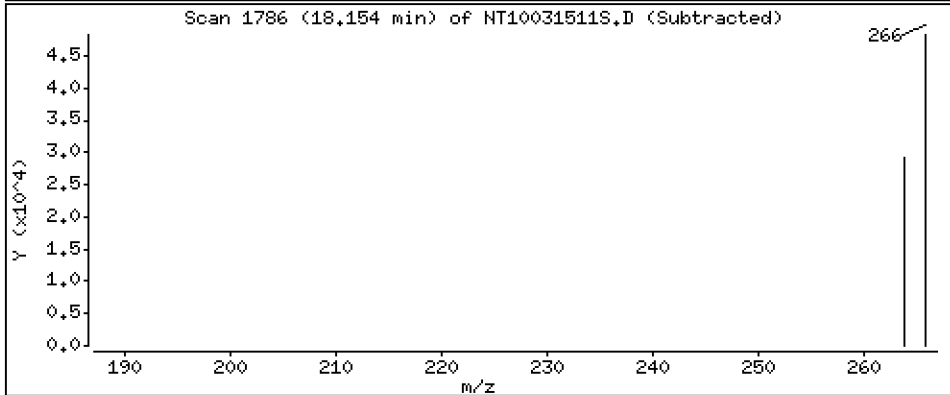
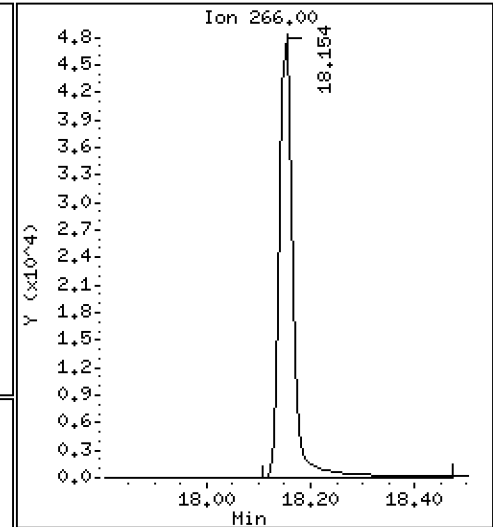
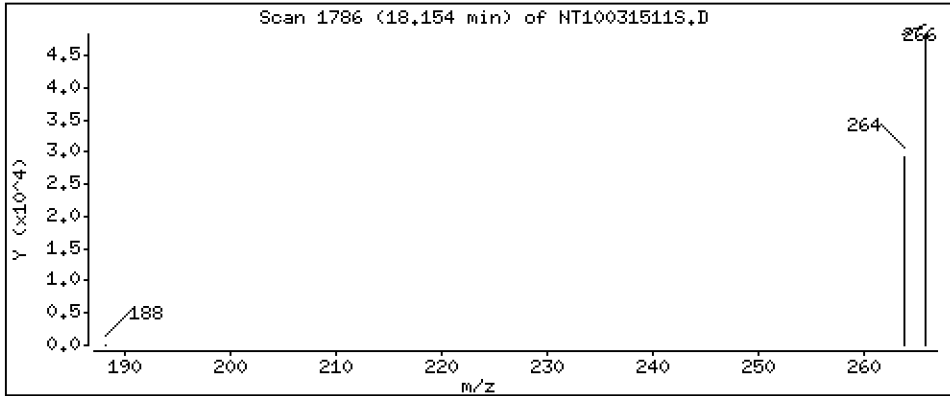
Operator: JGR

Column phase: ZB-5msi

Column diameter: 0,25

58 Pentachlorophenol

Concentration: 4,418 ug/L



Date : 16-MAR-2023 02:16

Client ID:

Instrument: nt10.i

Sample Info: SLC0238-SCV1

Volume Injected (uL): 1.0

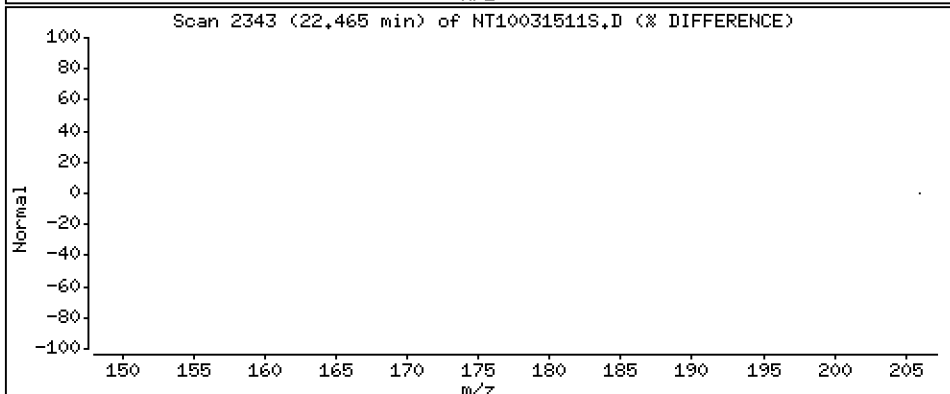
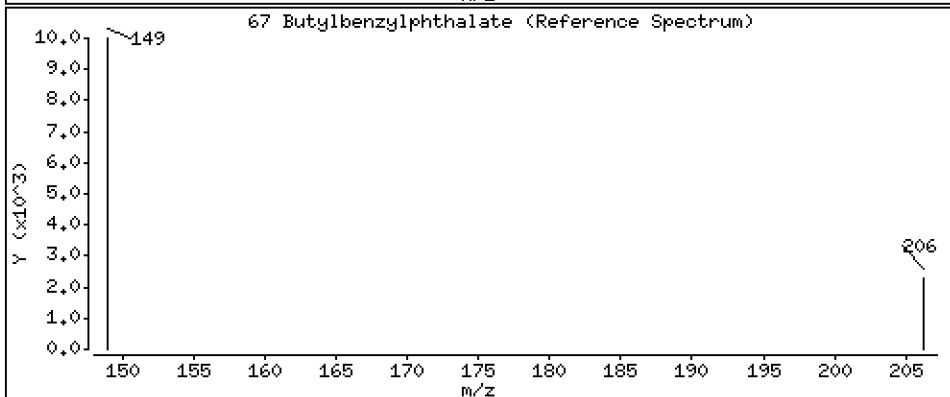
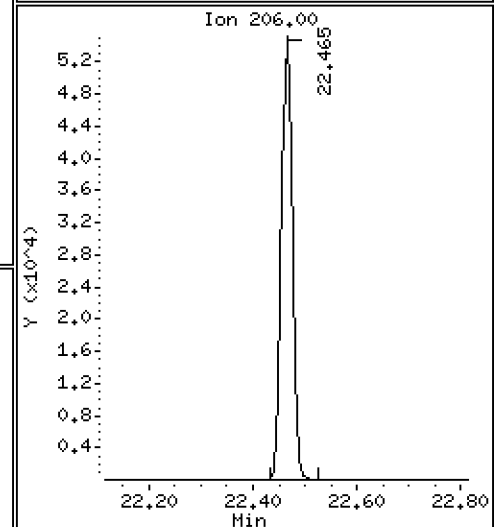
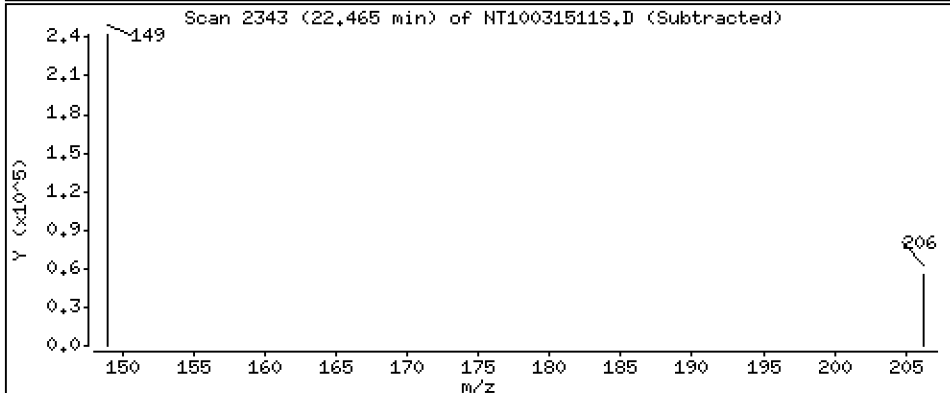
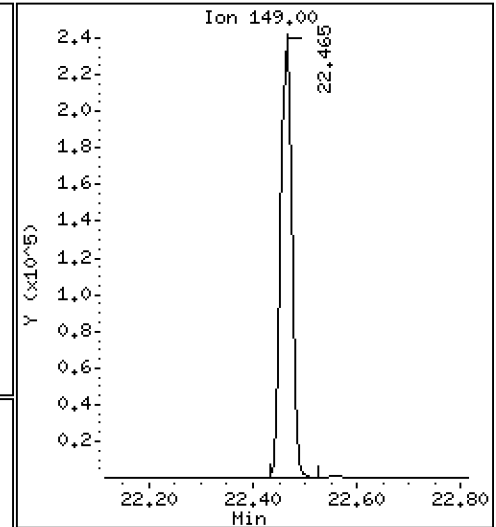
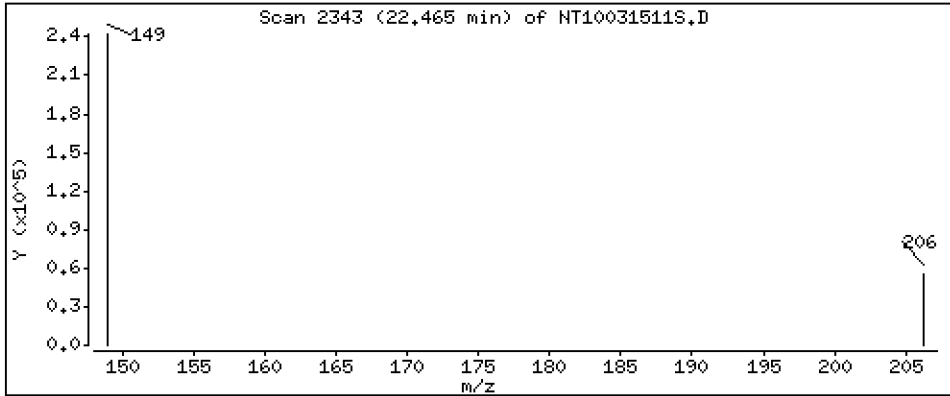
Operator: JGR

Column phase: ZB-5msi

Column diameter: 0,25

67 Butylbenzylphthalate

Concentration: 5,121 ug/L



Date : 16-MAR-2023 02:16

Client ID:

Instrument: nt10.i

Sample Info: SLC0238-SCV1

Volume Injected (uL): 1.0

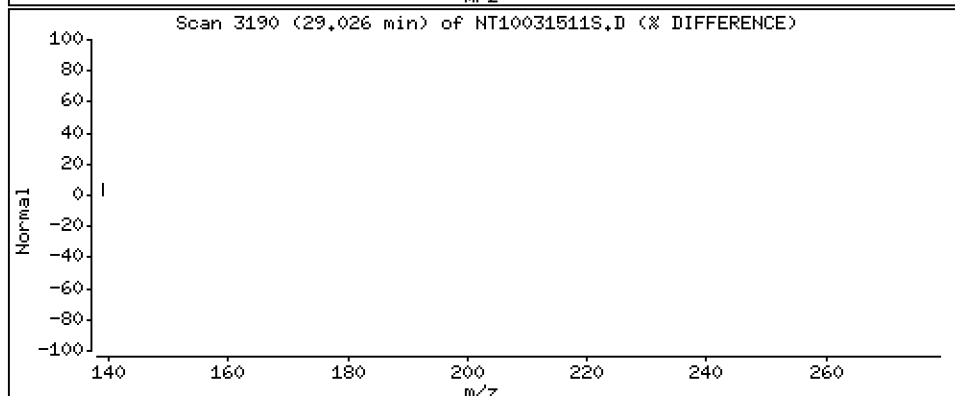
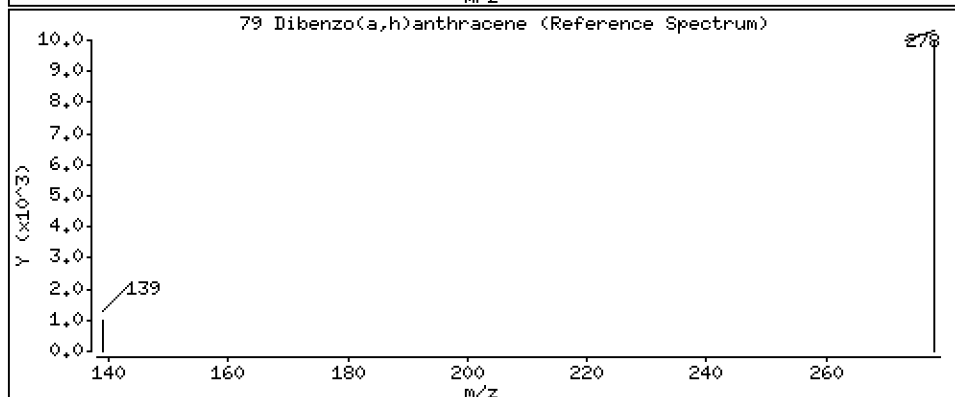
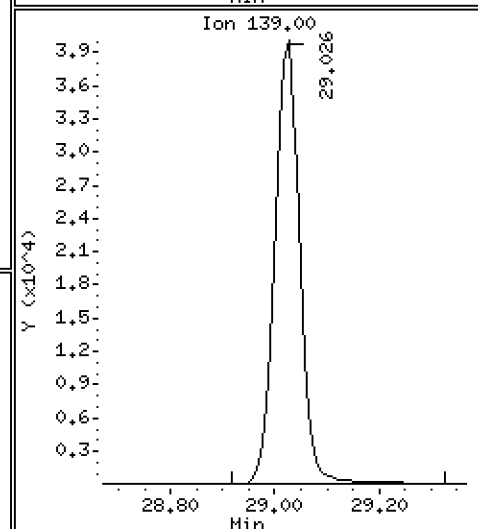
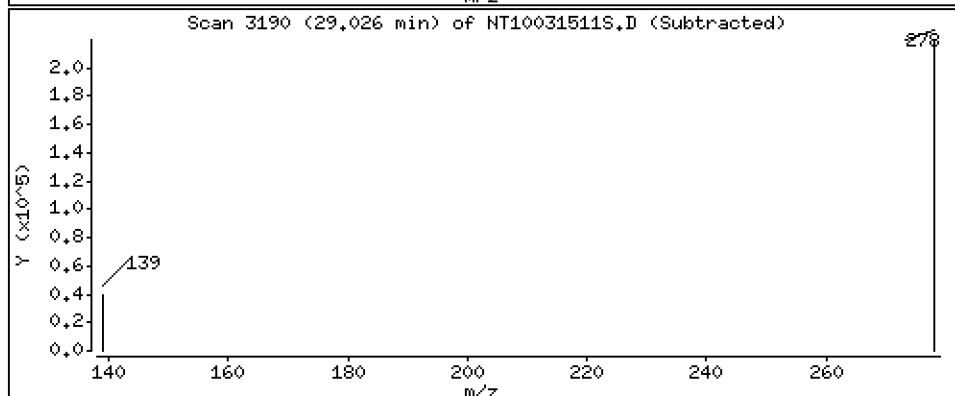
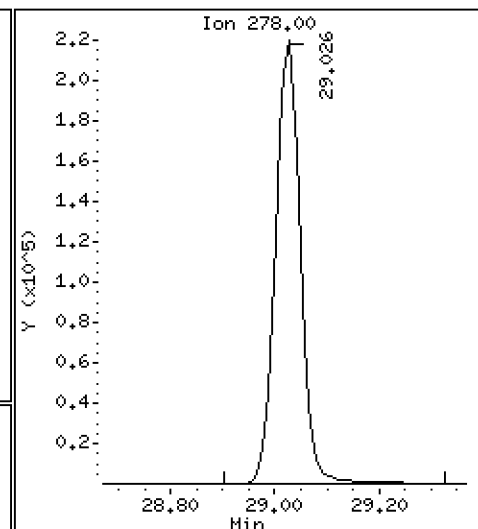
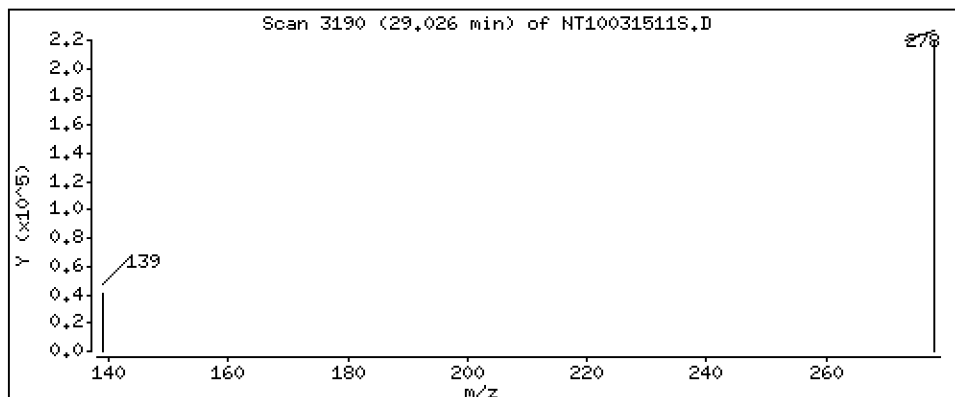
Operator: JGR

Column phase: ZB-5msi

Column diameter: 0,25

79 Dibenzo(a,h)anthracene

Concentration: 4,238 ug/L



Date : 16-MAR-2023 02:16

Client ID:

Instrument: nt10.i

Sample Info: SLC0238-SCV1

Volume Injected (uL): 1.0

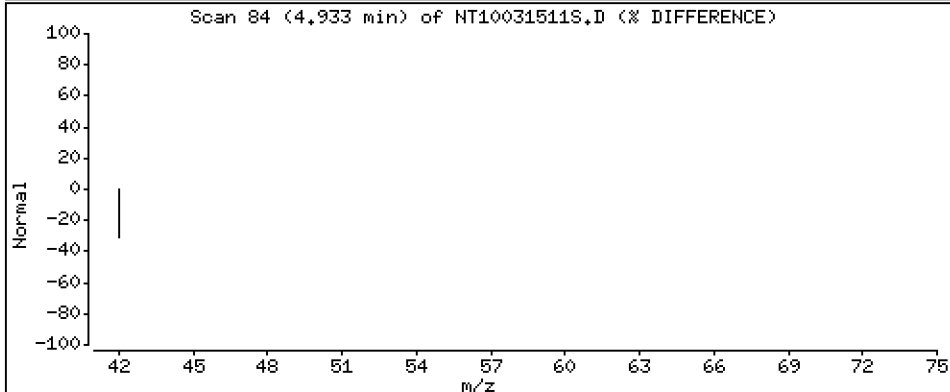
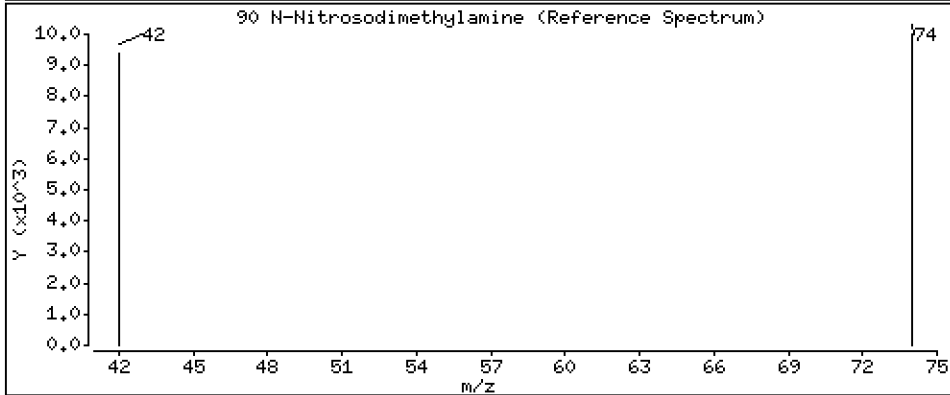
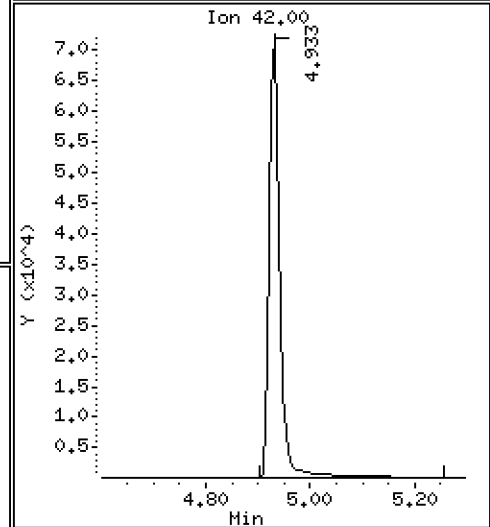
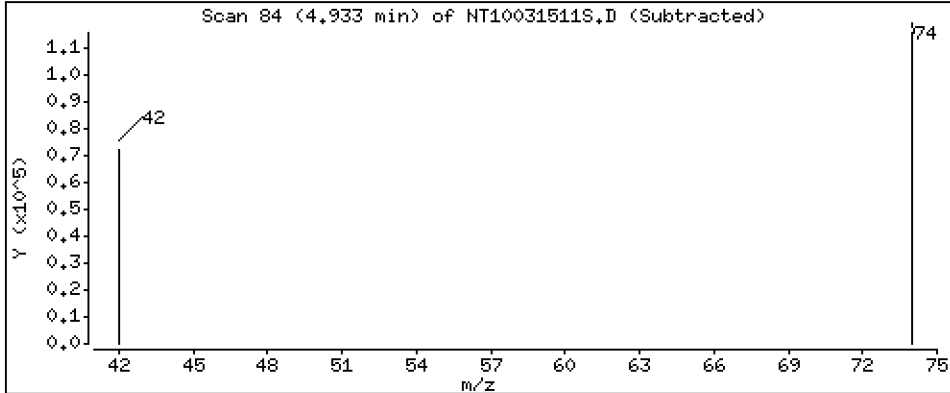
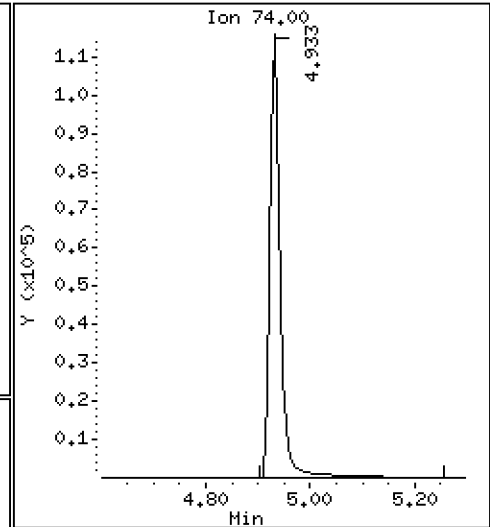
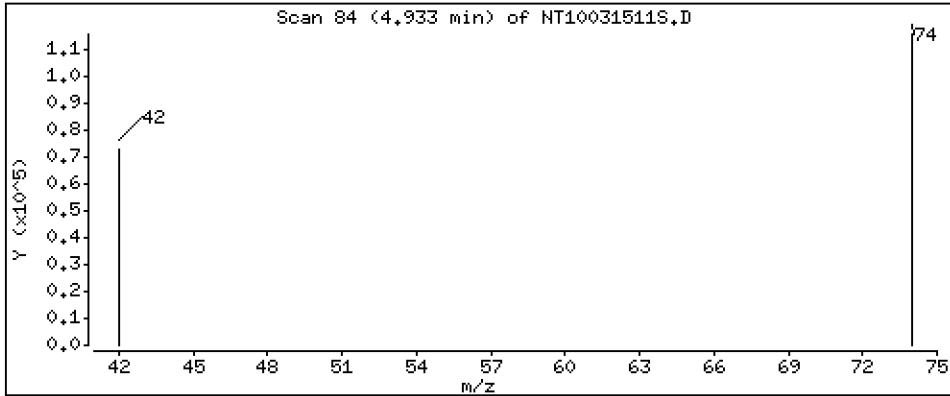
Operator: JGR

Column phase: ZB-5msi

Column diameter: 0.25

90 N-Nitrosodimethylamine

Concentration: 5.096 ug/L



ARI Labs, Inc.

METHOD 8270D-SIM

Data file : \\target\share\chem3\nt10.i\20230315.b\20230315.b\NT10031511S.D
 Lab Smp Id: SLC0238-SCV1
 Inj Date : 16-MAR-2023 02:16 MS Autotune Date: 16-JAN-2023 17:42
 Operator : JGR Inst ID: nt10.i
 Smp Info : SLC0238-SCV1
 Misc Info :
 Comment :
 Method : \\target\share\chem3\nt10.i\20230315.b\20230315.b\SIMABN2.m
 Meth Date : 16-Mar-2023 14:39 van Quant Type: ISTD
 Cal Date : 16-MAR-2023 01:38 Cal File: NT10031510S.D
 Als bottle: 11
 Dil Factor: 1.00000
 Integrator: HP RTE Compound Sublist: PSDDA.sub
 Target Version: 4.14
 Processing Host: VANS-201906

Concentration Formula: Amt * DF * Uf * Vt/(Vo * Vi) * CpndVariable

Name	Value	Description
DF	1.000	Dilution Factor
Vo	1000.000	Volume of sample extracted (mL)
Vt	1000.000	Volume of final extract (uL)
Vi	1.000	Volume injected (uL)
Uf	1.000	ng unit correction factor
Cpnd Variable		Local Compound Variable

Compounds	QUANT	SIG	RT	EXP RT	REL RT	RESPONSE	CONCENTRATIONS	
							ON-COLUMN	FINAL
	MASS						(ug/mL)	(ug/L)
\$ 1 2-Fluorophenol	112		Compound Not Detected.					
3 Phenol	94		8.664	8.664	(0.931)	303581	4.37299	4.373
7 1,3-Dichlorobenzene	146		9.236	9.236	(0.992)	301605	4.64290	4.643
* 8 1,4-Dichlorobenzene-d4	152		9.306	9.298	(1.000)	166866	4.00000	
9 1,4-Dichlorobenzene	146		9.329	9.329	(1.002)	303390	4.83813	4.838
11 Benzyl alcohol	79		9.562	9.570	(1.028)	208505	5.18071	5.181
12 1,2-Dichlorobenzene	146		9.686	9.686	(1.041)	288539	4.67875	4.679
13 2-Methylphenol	108		9.772	9.772	(1.050)	201888	4.19698	4.197
15 4-Methylphenol	108		10.043	10.036	(1.079)	223083	4.46301	4.463
16 N-Nitroso-di-n-propylamine	70		10.121	10.113	(1.088)	186707	5.28174	5.282
22 2,4-Dimethylphenol	107		11.086	11.087	(0.942)	193654	3.66015	3.660
24 Benzoic acid	105		11.214	11.189	(0.952)	200487	6.74612	6.746
26 1,2,4-Trichlorobenzene	180		11.690	11.690	(0.993)	236605	4.44540	4.445
* 27 Naphthalene-d8	136		11.775	11.775	(1.000)	612104	4.00000	
30 Hexachlorobutadiene	225		12.169	12.169	(1.033)	150581	4.65339	4.653
39 Dimethylphthalate	163		14.877	14.877	(0.967)	472341	4.94766	4.948
* 42 Acenaphthene-d10	162		15.388	15.380	(1.000)	302524	4.00000	
50 Diethylphthalate	149		16.331	16.324	(1.061)	530540	5.36440	5.364
54 N-Nitrosodiphenylamine	169		16.725	16.717	(0.908)	377357	5.08034	5.080
57 Hexachlorobenzene	284		17.798	17.798	(0.966)	153405	4.61353	4.614

Compounds	QUANT SIG	RT	EXP RT	REL RT	RESPONSE	CONCENTRATIONS	
						ON-COLUMN (ug/mL)	FINAL (ug/L)
58 Pentachlorophenol	266	18.154	18.154	(0.985)	83223	4.41780	4.418
* 59 Phenanthrene-d10	188	18.425	18.417	(1.000)	553619	4.00000	
\$ 66 Terphenyl-d14	244	21.543	21.543	(0.918)	117	0.00154	0.001543 (RM)
67 Butylbenzylphthalate	149	22.464	22.465	(0.958)	332887	5.12147	5.121
* 69 Chrysene-d12	240	23.455	23.455	(1.000)	465428	4.00000	
* 77 Perylene-d12	264	26.188	26.188	(1.000)	532593	4.00000	
79 Dibenzo(a,h)anthracene	278	29.026	29.019	(1.108)	722983	4.23762	4.238
90 N-Nitrosodimethylamine	74	4.933	4.948	(0.530)	163555	5.09625	5.096

QC Flag Legend

- R - Spike/Surrogate failed recovery limits.
- M - Compound response manually integrated.

ARI Labs, Inc.

INTERNAL STANDARD COMPOUNDS
 AREA AND RT SUMMARY

Instrument ID: nt10.i
 Lab File ID: NT10031511S.D
 Lab Smp Id: SLC0238-SCV1
 Analysis Type: SV
 Quant Type: ISTD
 Operator: JGR
 Method File: \\target\share\chem3\nt10.i\20230315.b\20230315.b\SIMABN2.m
 Misc Info:

Calibration Date: 15-MAR-2023
 Calibration Time: 23:06
 Level: LOW
 Sample Type: AIR

Test Mode:
 Use Last Continuing Calibrator.

COMPOUND	STANDARD	AREA LIMIT		SAMPLE	%DIFF
		LOWER	UPPER		
8 1,4-Dichlorobenze	188081	94041	376162	166866	-11.28
27 Naphthalene-d8	674549	337275	1349098	612104	-9.26
42 Acenaphthene-d10	328275	164138	656550	302524	-7.84
59 Phenanthrene-d10	597140	298570	1194280	553619	-7.29
69 Chrysene-d12	466503	233252	933006	465428	-0.23
77 Perylene-d12	518203	259102	1036406	532593	2.78

COMPOUND	STANDARD	RT LIMIT		SAMPLE	%DIFF
		LOWER	UPPER		
8 1,4-Dichlorobenze	9.30	8.80	9.80	9.31	0.08
27 Naphthalene-d8	11.77	11.27	12.27	11.78	0.01
42 Acenaphthene-d10	15.39	14.89	15.89	15.39	0.01
59 Phenanthrene-d10	18.42	17.92	18.92	18.43	0.00
69 Chrysene-d12	23.45	22.95	23.95	23.46	0.00
77 Perylene-d12	26.19	25.69	26.69	26.19	0.00

AREA UPPER LIMIT = +100% of internal standard area.
 AREA LOWER LIMIT = - 50% of internal standard area.
 RT UPPER LIMIT = + 0.50 minutes of internal standard RT.
 RT LOWER LIMIT = - 0.50 minutes of internal standard RT.

REVIEW SUMMARY FOR FILE - NT10031511S.D

Lab ID: SLC0238-SCV1

nt10.i, 20230315.b\20230315.b\SIMABN2.m,

16-MAR-2023 02:16

RT CO-ELUTION COMPOUNDS

NO CO-ELUTIONS

Quant Method: ICAL

RRT CHECK

RRT	CCV	RRT	DELTA	COMPOUND
0.952	0.000	0.9524		Benzoic acid

RRT check based on Ccal File: 20230315.b/NT10031510S.D

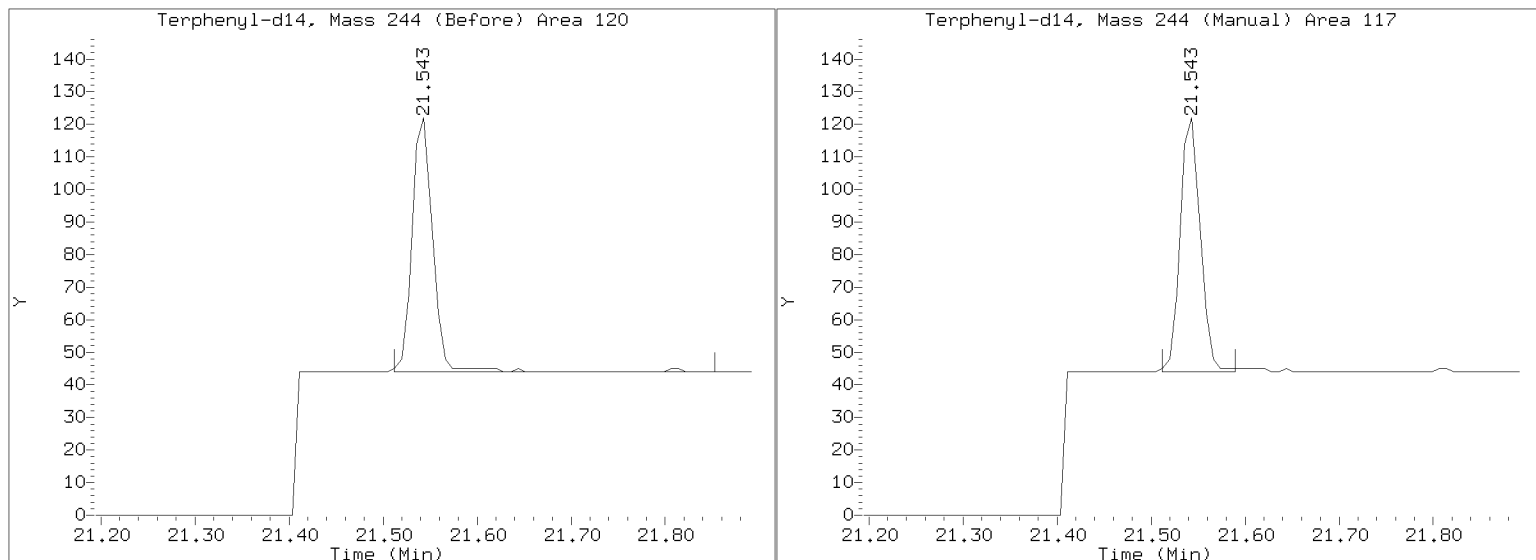
On Column LOD for nt10.i, 20230315.b\SIMABN2.m, PSDDA.sub = 0.0000

Exception: 1,2,4-Trichlorobenzene 0.0010

* Only compounds listed in the work order have been verified by the analyst *

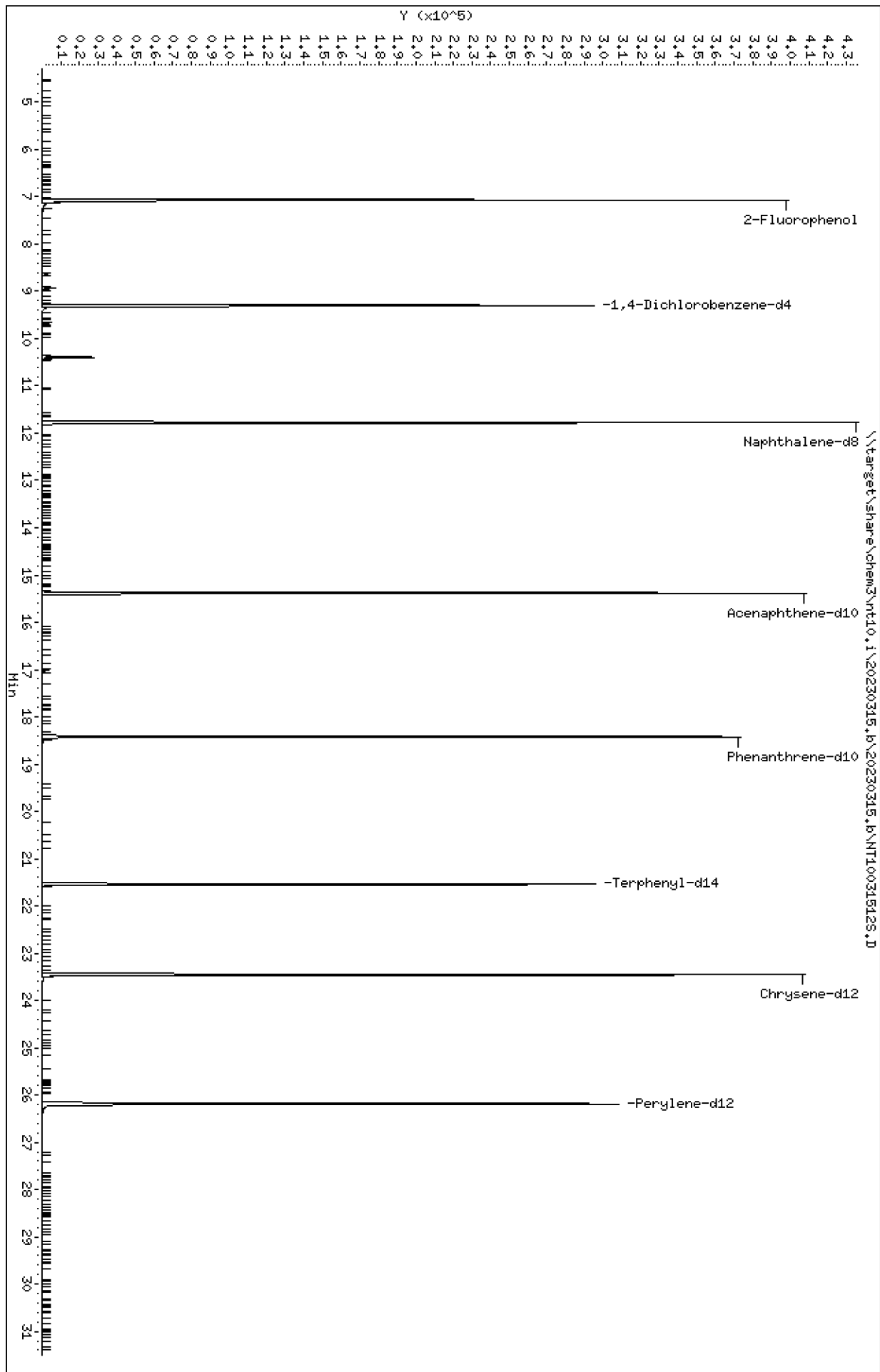
Quant Ion Manual Peak Adjustment Report

Datafile: //target/share/chem3/nt10.i/20230315.b/20230315.b/NT10031511S.D
Injection Date: 16-MAR-2023 02:16
Lab ID: SLC0238-SCV1 Client ID:
Report Date: 03/16/2023 14:49



Data File: \\target\share\chem3\nt10.1\20230315.1\20230315.1\NT10031512S.D
Date : 16-MAR-2023 02:54
Client ID:
Sample Info: SLC0238-ICB1
Volume Injected (uL): 1.0
Column phase: ZB-5msi

Instrument: nt10.1
Operator: JGR
Column diameter: 0.25



ARI Labs, Inc.

METHOD 8270D-SIM

Data file : \\target\share\chem3\nt10.i\20230315.b\20230315.b\NT10031512S.D
 Lab Smp Id: SLC0238-ICB1
 Inj Date : 16-MAR-2023 02:54 MS Autotune Date: 16-JAN-2023 17:42
 Operator : JGR Inst ID: nt10.i
 Smp Info : SLC0238-ICB1
 Misc Info :
 Comment :
 Method : \\target\share\chem3\nt10.i\20230315.b\20230315.b\SIMABN2.m
 Meth Date : 16-Mar-2023 14:39 van Quant Type: ISTD
 Cal Date : 16-MAR-2023 01:38 Cal File: NT10031510S.D
 Als bottle: 12
 Dil Factor: 1.00000
 Integrator: HP RTE Compound Sublist: PSDDA.sub
 Target Version: 4.14
 Processing Host: VANS-201906

Concentration Formula: Amt * DF * Uf * Vt/(Vo * Vi) * CpndVariable

Name	Value	Description
DF	1.000	Dilution Factor
Vo	1000.000	Volume of sample extracted (mL)
Vt	1000.000	Volume of final extract (uL)
Vi	1.000	Volume injected (uL)
Uf	1.000	ng unit correction factor
Cpnd Variable		Local Compound Variable

Compounds	QUANT	SIG	RT	EXP RT	REL RT	RESPONSE	CONCENTRATIONS	
							ON-COLUMN	FINAL
	MASS						(ug/mL)	(ug/L)
\$ 1 2-Fluorophenol	112		7.072	7.073	(0.760)	392056	6.82342	6.823(R)
3 Phenol	94					Compound Not Detected.		
7 1,3-Dichlorobenzene	146					Compound Not Detected.		
* 8 1,4-Dichlorobenzene-d4	152		9.306	9.298	(1.000)	189475	4.00000	
9 1,4-Dichlorobenzene	146					Compound Not Detected.		
11 Benzyl alcohol	79					Compound Not Detected.		
12 1,2-Dichlorobenzene	146					Compound Not Detected.		
13 2-Methylphenol	108					Compound Not Detected.		
15 4-Methylphenol	108					Compound Not Detected.		
16 N-Nitroso-di-n-propylamine	70					Compound Not Detected.		
22 2,4-Dimethylphenol	107					Compound Not Detected.		
24 Benzoic acid	105					Compound Not Detected.		
26 1,2,4-Trichlorobenzene	180					Compound Not Detected.		
* 27 Naphthalene-d8	136		11.774	11.775	(1.000)	676186	4.00000	
30 Hexachlorobutadiene	225					Compound Not Detected.		
39 Dimethylphthalate	163					Compound Not Detected.		
* 42 Acenaphthene-d10	162		15.379	15.380	(1.000)	328650	4.00000	
50 Diethylphthalate	149					Compound Not Detected.		
54 N-Nitrosodiphenylamine	169					Compound Not Detected.		
57 Hexachlorobenzene	284					Compound Not Detected.		

Compounds	QUANT	SIG	RT	EXP RT	REL RT	RESPONSE	CONCENTRATIONS	
							ON-COLUMN	FINAL
	MASS						(ug/mL)	(ug/L)
=====	=====		=====	=====	=====	=====	=====	=====
58 Pentachlorophenol	266		Compound Not Detected.					
* 59 Phenanthrene-d10	188		18.424	18.417	(1.000)	617605	4.00000	
\$ 66 Terphenyl-d14	244		21.542	21.543	(0.918)	340833	4.41767	4.418 (R)
67 Butylbenzylphthalate	149		Compound Not Detected.					
* 69 Chrysene-d12	240		23.454	23.455	(1.000)	473513	4.00000	
* 77 Perylene-d12	264		26.187	26.188	(1.000)	534734	4.00000	
79 Dibenzo(a,h)anthracene	278		Compound Not Detected.					
90 N-Nitrosodimethylamine	74		Compound Not Detected.					

QC Flag Legend

R - Spike/Surrogate failed recovery limits.

ARI Labs, Inc.

INTERNAL STANDARD COMPOUNDS
 AREA AND RT SUMMARY

Instrument ID: nt10.i
 Lab File ID: NT10031512S.D
 Lab Smp Id: SLC0238-ICB1
 Analysis Type: SV
 Quant Type: ISTD
 Operator: JGR
 Method File: \\target\share\chem3\nt10.i\20230315.b\20230315.b\SIMABN2.m
 Misc Info:

Calibration Date: 15-MAR-2023
 Calibration Time: 23:06
 Level: LOW
 Sample Type: AIR

Test Mode:
 Use Last Continuing Calibrator.

COMPOUND	STANDARD	AREA LIMIT		SAMPLE	%DIFF
		LOWER	UPPER		
8 1,4-Dichlorobenze	188081	94041	376162	189475	0.74
27 Naphthalene-d8	674549	337275	1349098	676186	0.24
42 Acenaphthene-d10	328275	164138	656550	328650	0.11
59 Phenanthrene-d10	597140	298570	1194280	617605	3.43
69 Chrysene-d12	466503	233252	933006	473513	1.50
77 Perylene-d12	518203	259102	1036406	534734	3.19

COMPOUND	STANDARD	RT LIMIT		SAMPLE	%DIFF
		LOWER	UPPER		
8 1,4-Dichlorobenze	9.30	8.80	9.80	9.31	0.08
27 Naphthalene-d8	11.77	11.27	12.27	11.77	-0.00
42 Acenaphthene-d10	15.39	14.89	15.89	15.38	-0.05
59 Phenanthrene-d10	18.42	17.92	18.92	18.42	-0.00
69 Chrysene-d12	23.45	22.95	23.95	23.45	-0.00
77 Perylene-d12	26.19	25.69	26.69	26.19	-0.00

AREA UPPER LIMIT = +100% of internal standard area.
 AREA LOWER LIMIT = - 50% of internal standard area.
 RT UPPER LIMIT = + 0.50 minutes of internal standard RT.
 RT LOWER LIMIT = - 0.50 minutes of internal standard RT.

REVIEW SUMMARY FOR FILE - NT10031512S.D

Lab ID: SLC0238-ICB1

nt10.i, 20230315.b\20230315.b\SIMABN2.m, 16-MAR-2023 02:54

RT CO-ELUTION COMPOUNDS

NO CO-ELUTIONS

Quant Method: ICAL

RRT CHECK

RRT	CCV	RRT	DELTA	COMPOUND
-----	-----	-----	-------	----------

NONE

RRT check based on Ccal File: 20230315.b/NT10031510S.D

On Column LOD for nt10.i, 20230315.b\SIMABN2.m, PSDDA.sub = 0.0000

Exception: 1,2,4-Trichlorobenzene 0.0010

* Only compounds listed in the work order have been verified by the analyst *



SECOND-SOURCE CALIBRATION VERIFICATION
EPA 8270E-SIM

Laboratory: Analytical Resources, LLC

SDG: 23C0774

Client: Anchor QEA, LLC

Project: AOC5 MR Phase 1

Calibration: GC00049

Laboratory ID: SLC0238-SCV1

Sequence: SLC0238

Sequence Name: SCV 5.0

Standard ID: K010066

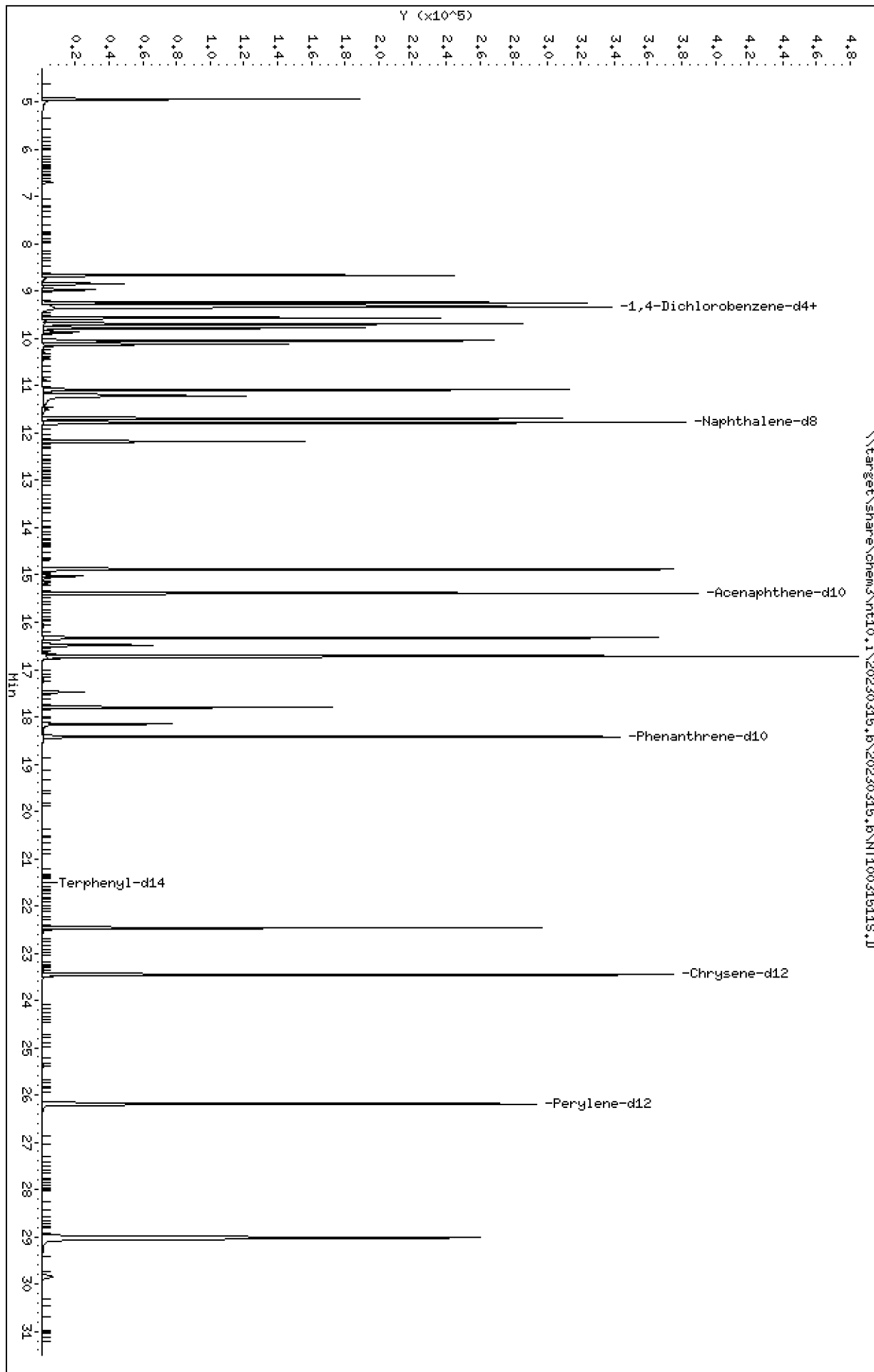
ANALYTE	EXPECTED (ug/mL)	FOUND (ug/mL)	% DRIFT	QC LIMIT
1,4-Dichlorobenzene	5.0000	4.8	-3.2	20.00
1,2-Dichlorobenzene	5.0000	4.7	-6.4	20.00
Benzyl Alcohol	5.0000	5.2	3.6	20.00
Benzoic acid	10.000	6.7	-32.5 *	20.00
2,4-Dimethylphenol	5.0000	3.7	-26.8 *	20.00
1,2,4-Trichlorobenzene	5.0000	4.4	-11.1	20.00
N-Nitrosodiphenylamine	5.0000	5.1	1.6	20.00
Pentachlorophenol	5.0000	4.4	-11.6	20.00
2-Fluorophenol	7.5000	0.00		
p-Terphenyl-d14	5.0000	0.00154	-100	

* Indicates values outside of QC limits

Data File: \\target\share\chem3\nt10.1\20230315.1\20230315.1\NT100315115.D
Date: 16-MAR-2023 02:16
Client ID:
Sample Info: SLC0238-SCV1
Volume Injected (uL): 1.0
Column phase: ZB-5msi

Instrument: nt10.1
Operator: JGR
Column diameter: 0.25

\\target\share\chem3\nt10.1\20230315.1\20230315.1\NT100315115.D



Date : 16-MAR-2023 02:16

Client ID:

Instrument: nt10.i

Sample Info: SLC0238-SCV1

Volume Injected (uL): 1.0

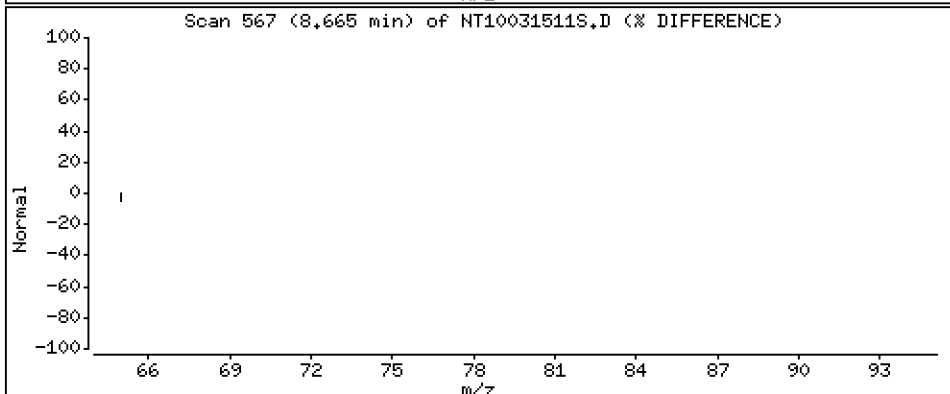
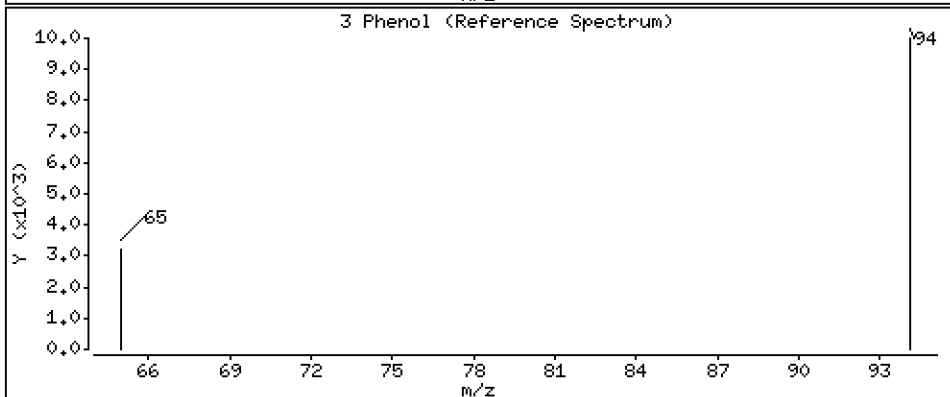
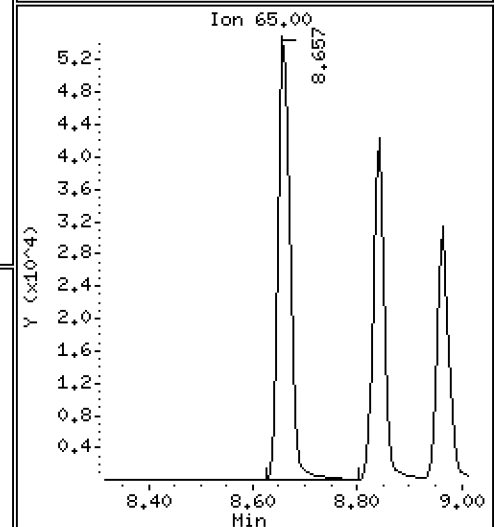
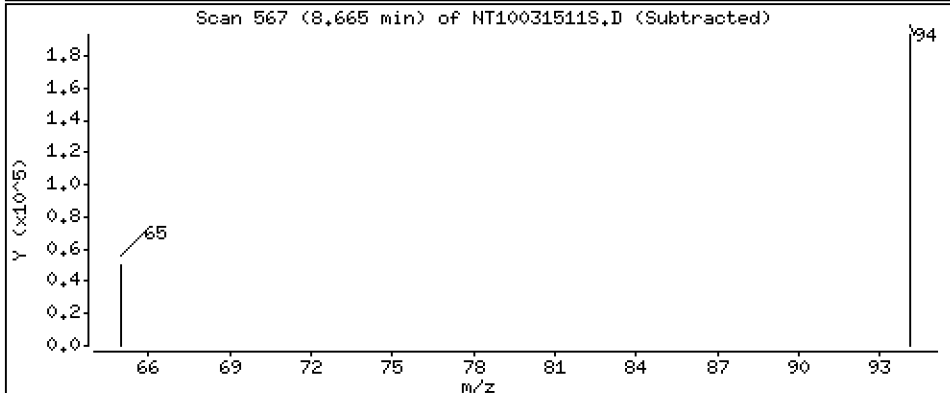
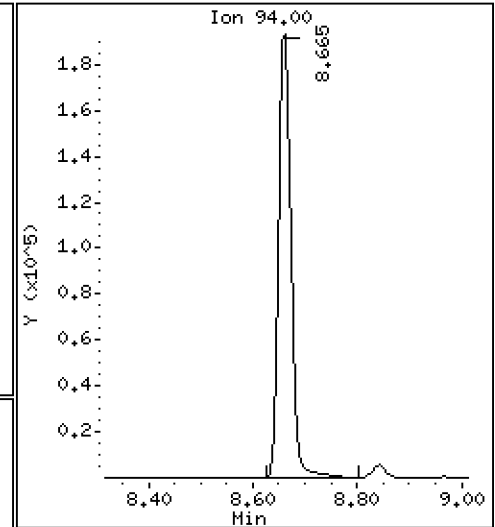
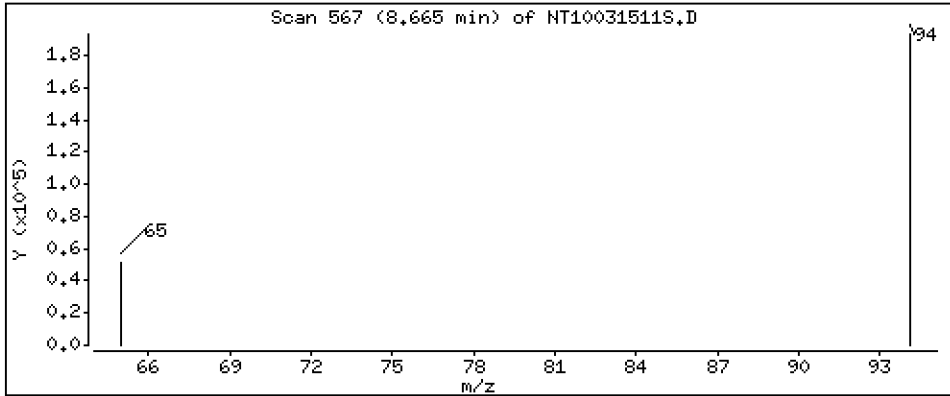
Operator: JGR

Column phase: ZB-5msi

Column diameter: 0.25

3 Phenol

Concentration: 4.373 ug/L



Date : 16-MAR-2023 02:16

Client ID:

Instrument: nt10.i

Sample Info: SLC0238-SCV1

Volume Injected (uL): 1.0

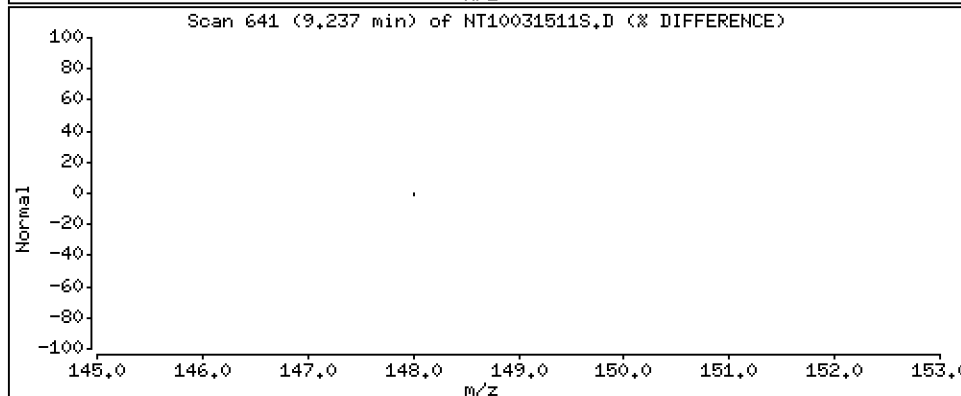
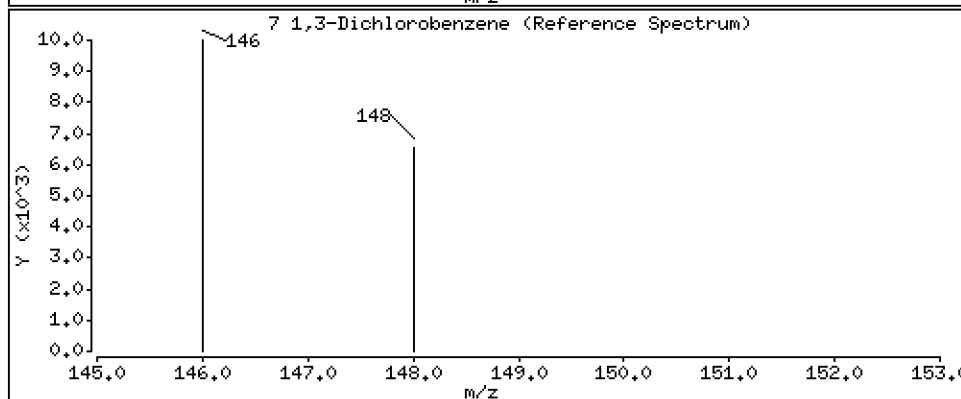
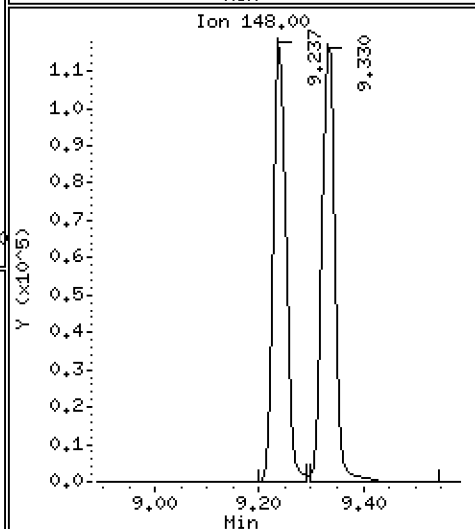
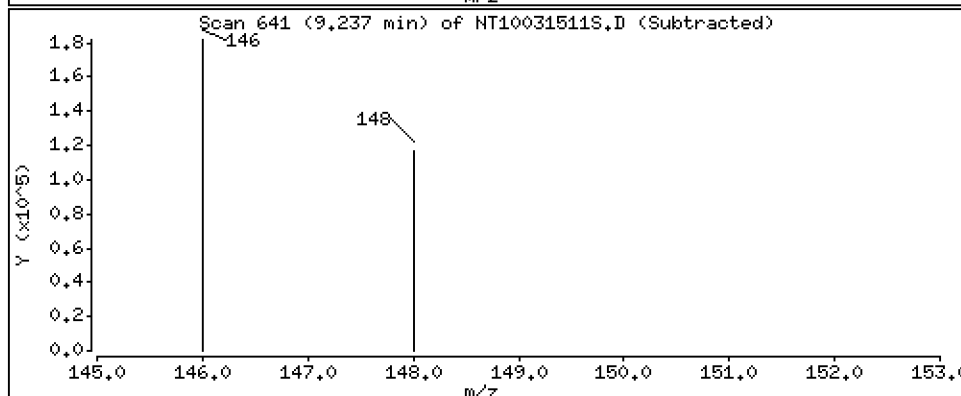
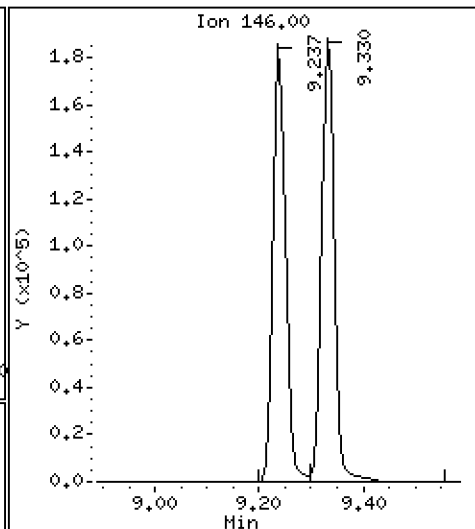
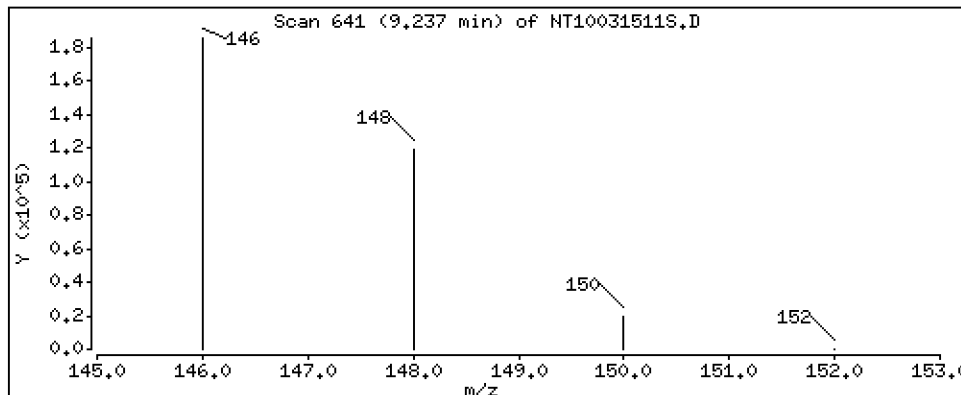
Operator: JGR

Column phase: ZB-5msi

Column diameter: 0.25

7 1,3-Dichlorobenzene

Concentration: 4.643 ug/L



Date : 16-MAR-2023 02:16

Client ID:

Instrument: nt10.i

Sample Info: SLC0238-SCV1

Volume Injected (uL): 1.0

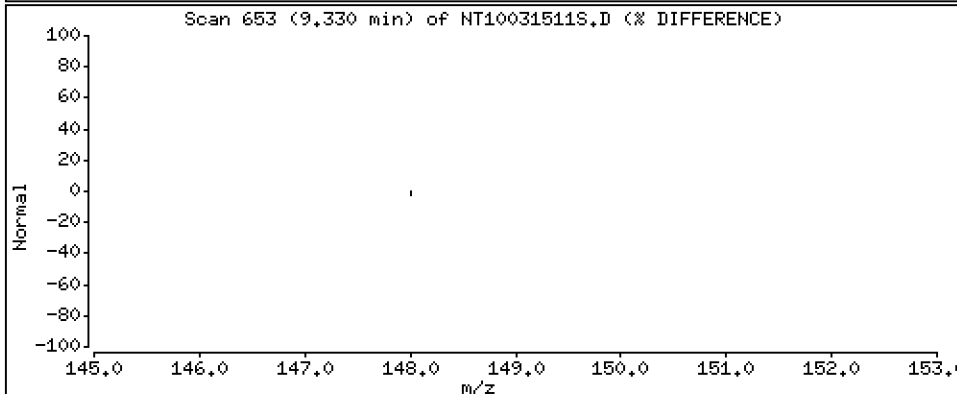
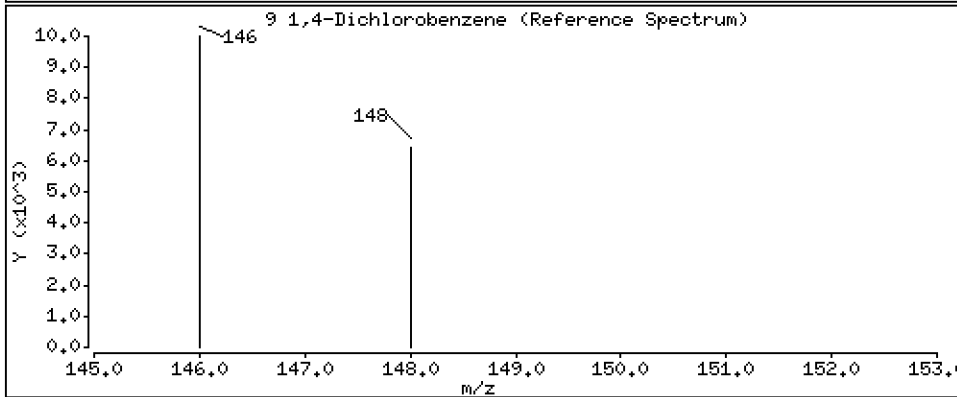
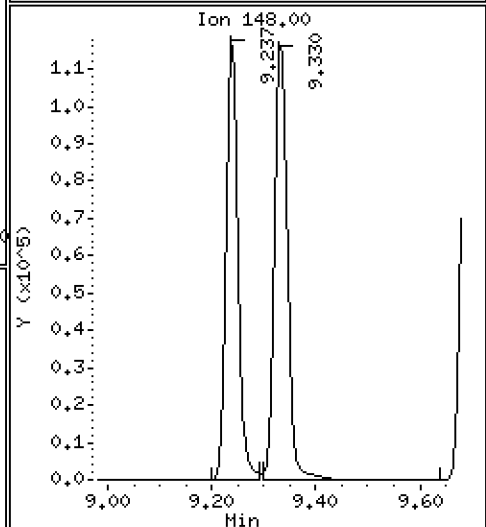
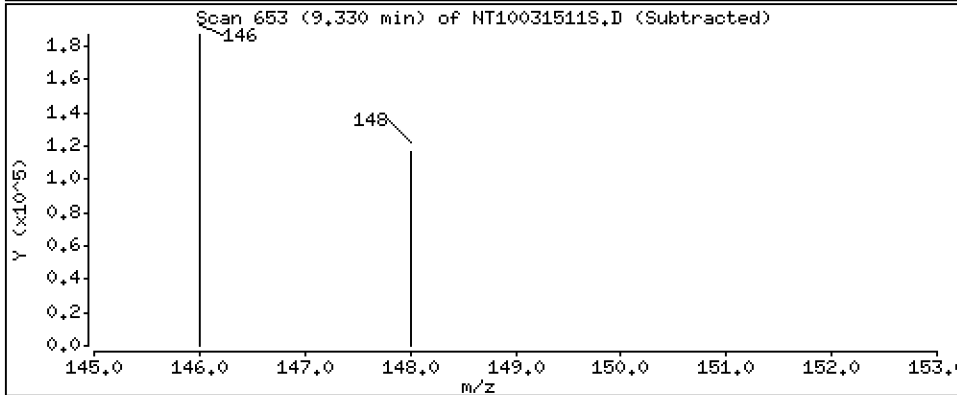
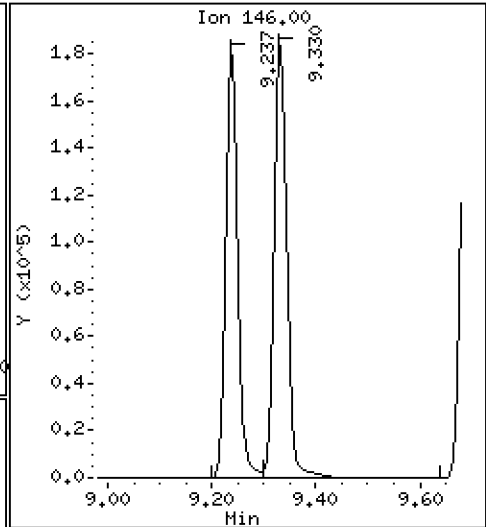
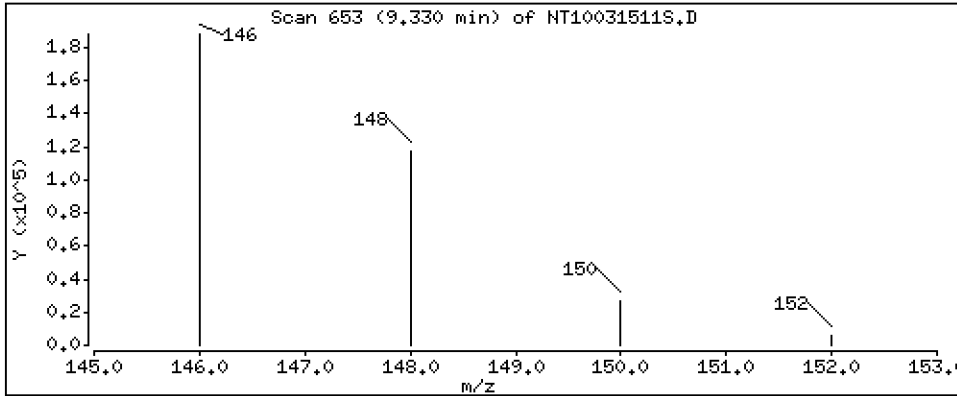
Operator: JGR

Column phase: ZB-5msi

Column diameter: 0.25

9 1,4-Dichlorobenzene

Concentration: 4.838 ug/L



Date : 16-MAR-2023 02:16

Client ID:

Instrument: nt10.i

Sample Info: SLC0238-SCV1

Volume Injected (uL): 1.0

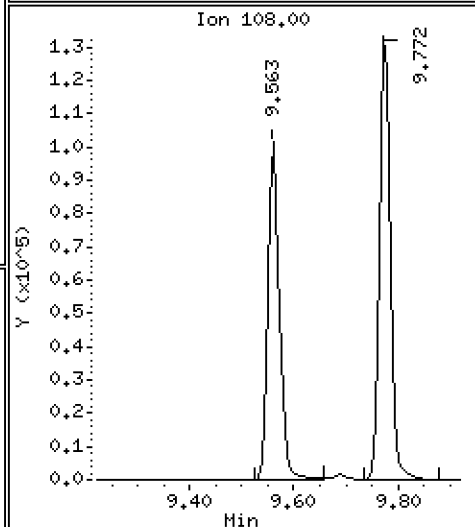
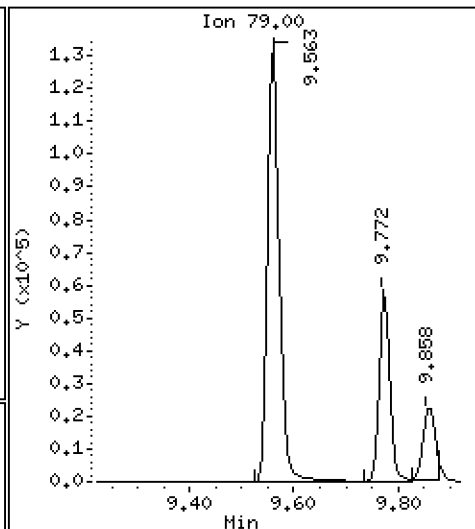
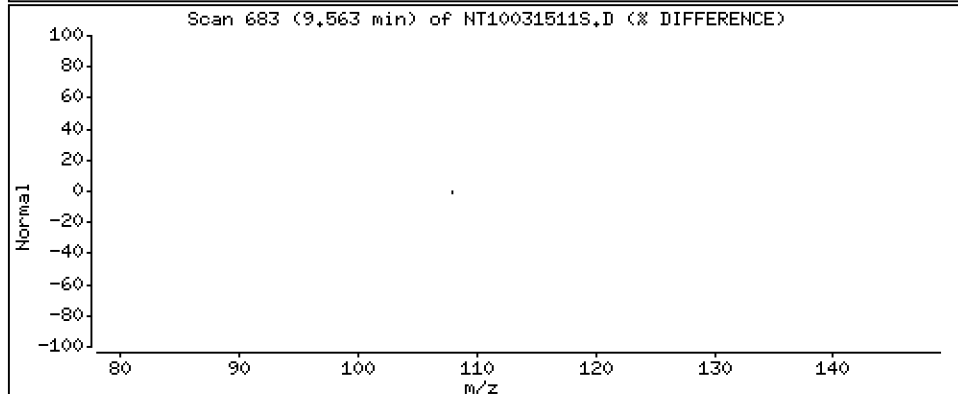
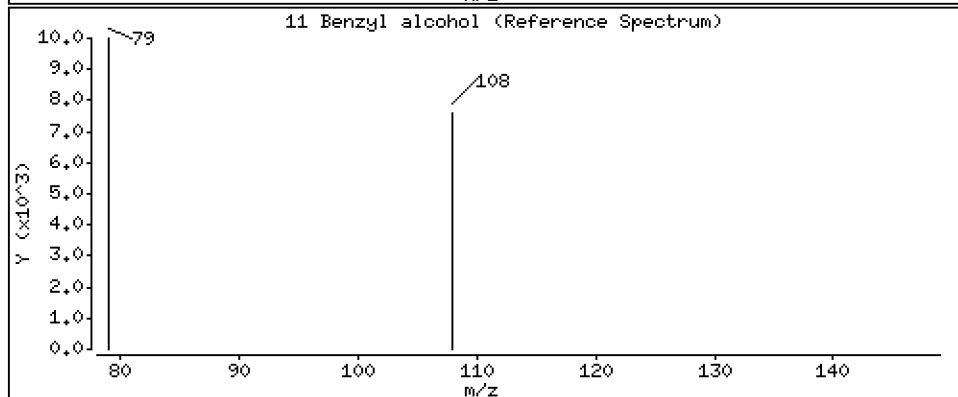
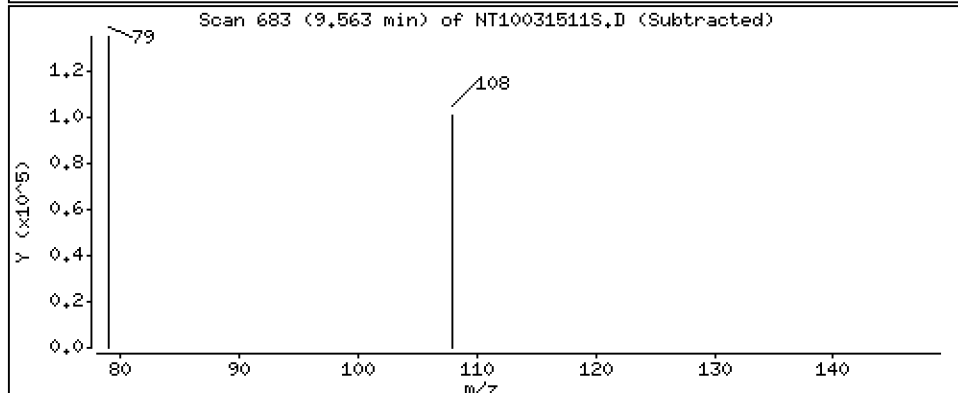
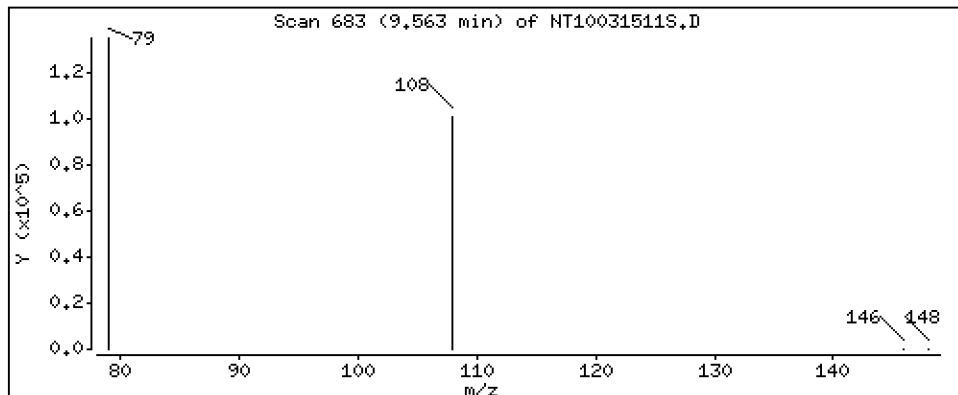
Operator: JGR

Column phase: ZB-5msi

Column diameter: 0.25

11 Benzyl alcohol

Concentration: 5.181 ug/L



Date : 16-MAR-2023 02:16

Client ID:

Instrument: nt10.i

Sample Info: SLC0238-SCV1

Volume Injected (uL): 1.0

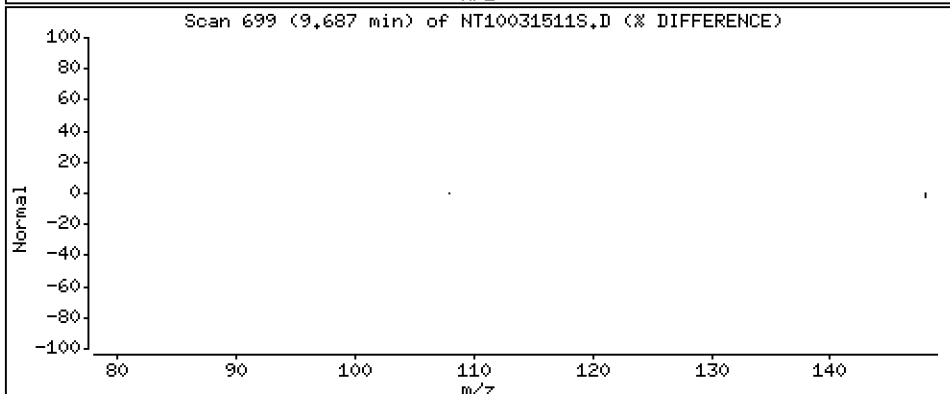
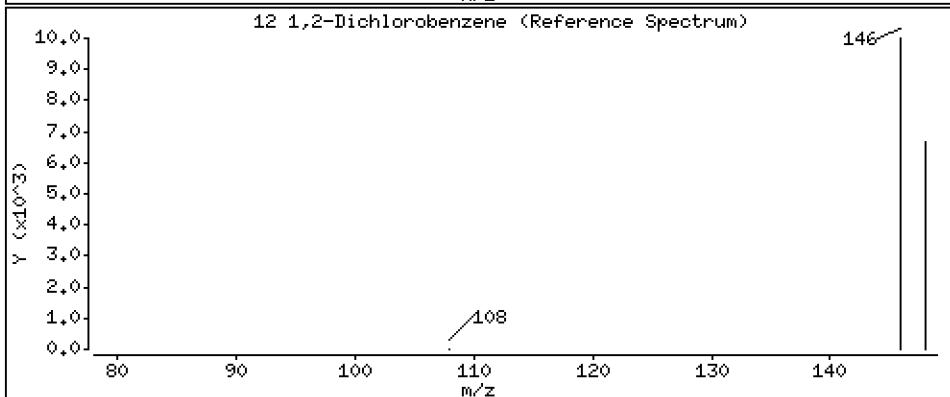
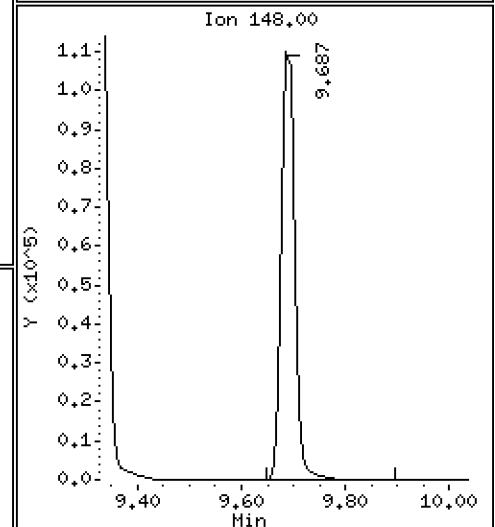
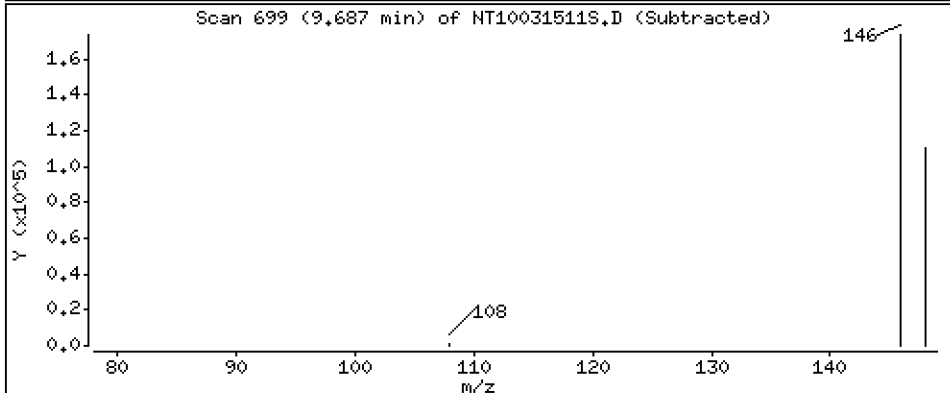
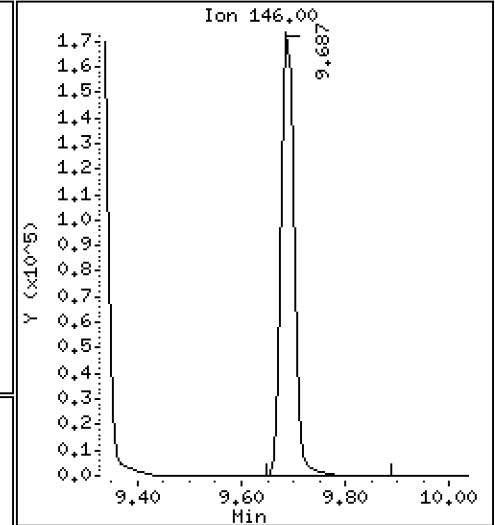
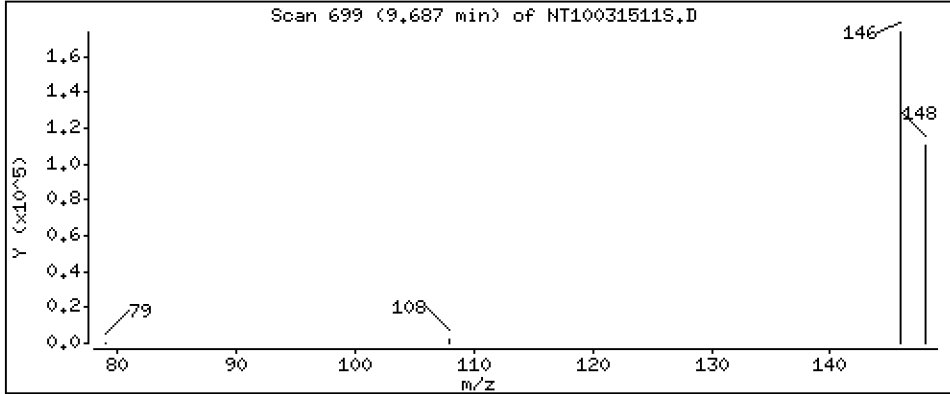
Operator: JGR

Column phase: ZB-5msi

Column diameter: 0.25

12 1,2-Dichlorobenzene

Concentration: 4.679 ug/L



Date : 16-MAR-2023 02:16

Client ID:

Instrument: nt10.i

Sample Info: SLC0238-SCV1

Volume Injected (uL): 1.0

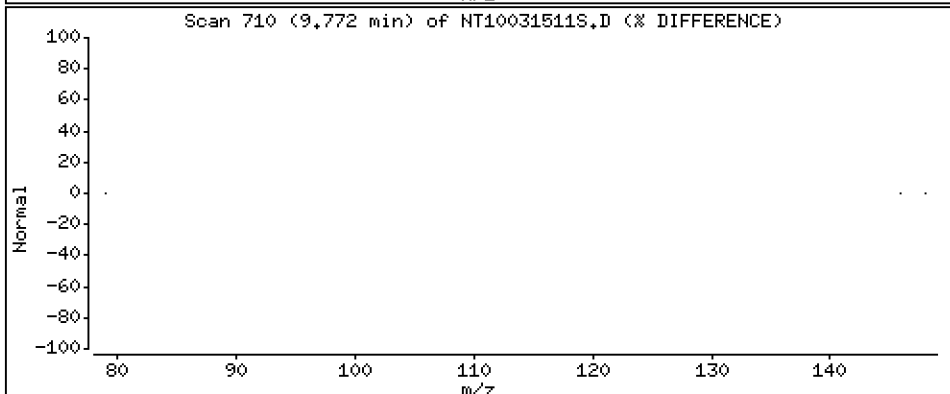
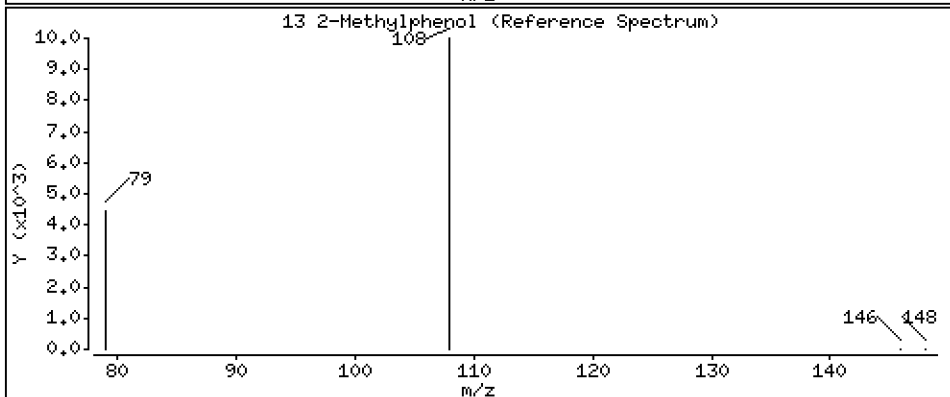
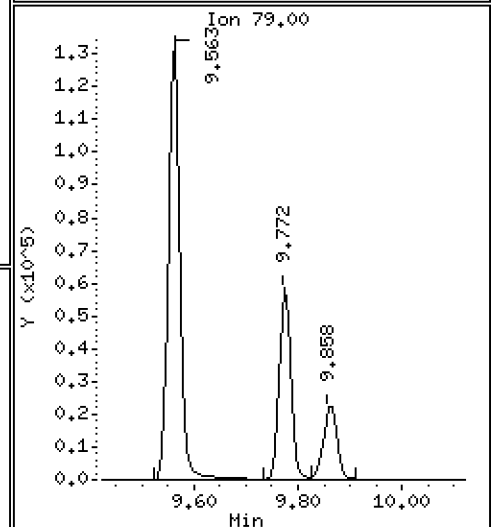
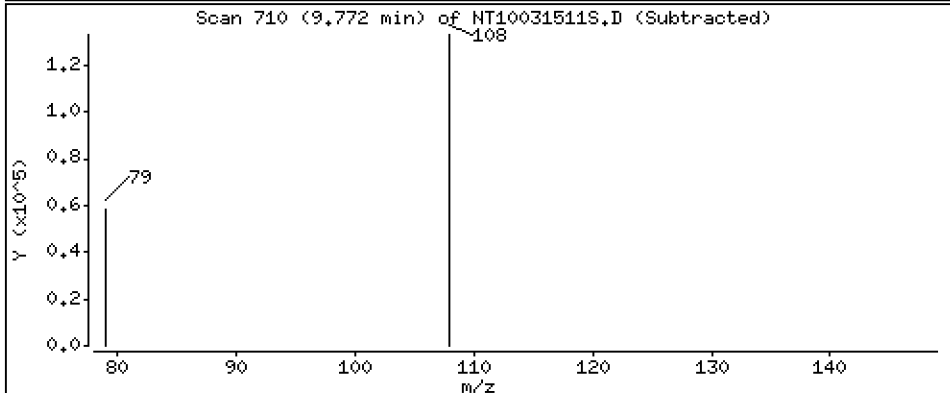
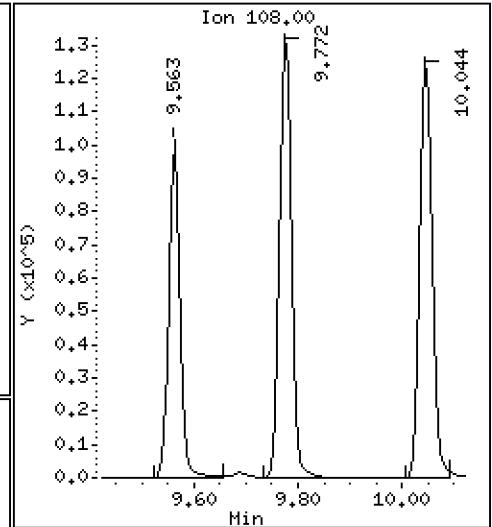
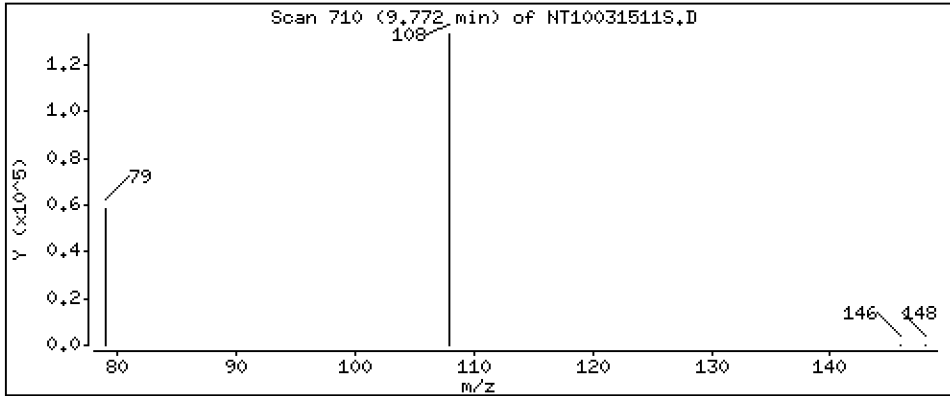
Operator: JGR

Column phase: ZB-5msi

Column diameter: 0.25

13 2-Methylphenol

Concentration: 4.197 ug/L



Date : 16-MAR-2023 02:16

Client ID:

Instrument: nt10.i

Sample Info: SLC0238-SCV1

Volume Injected (uL): 1.0

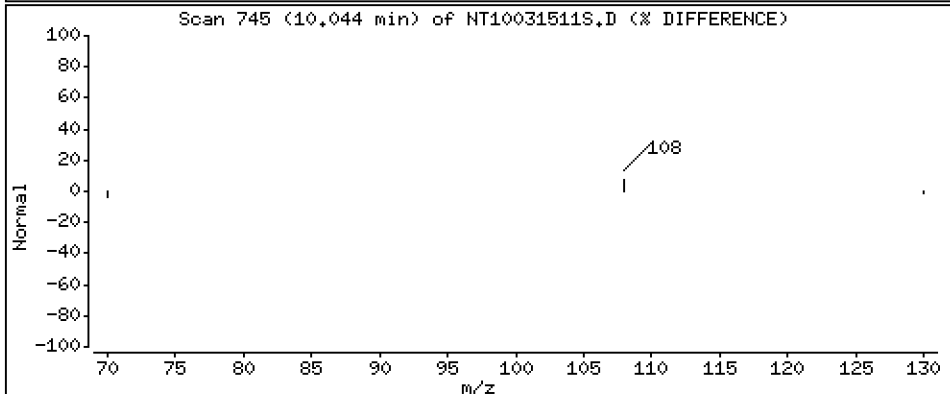
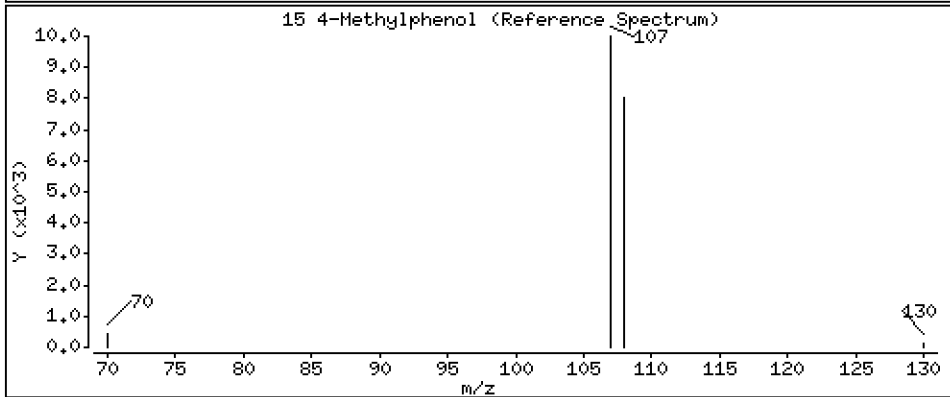
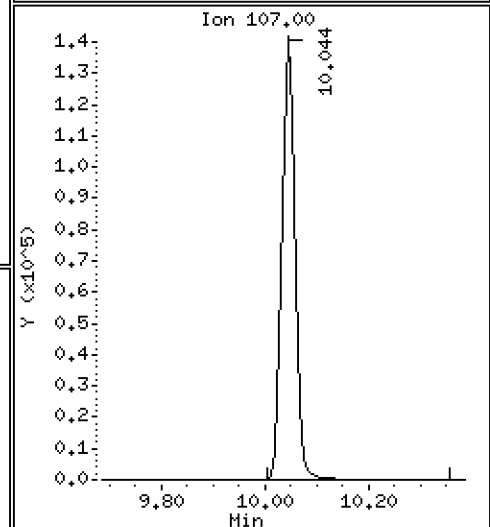
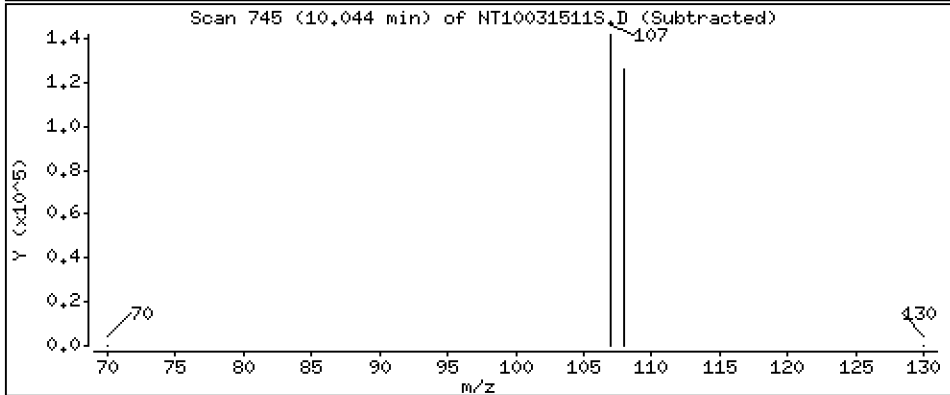
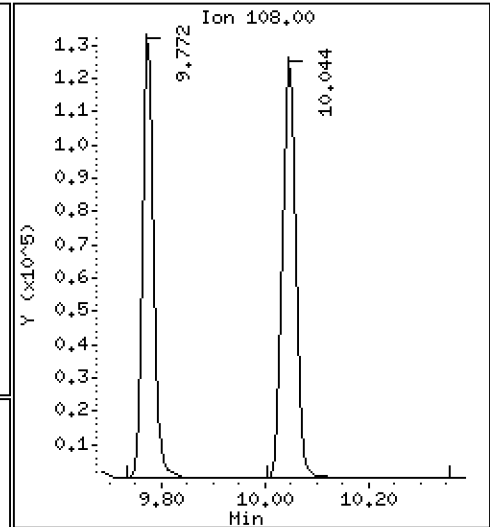
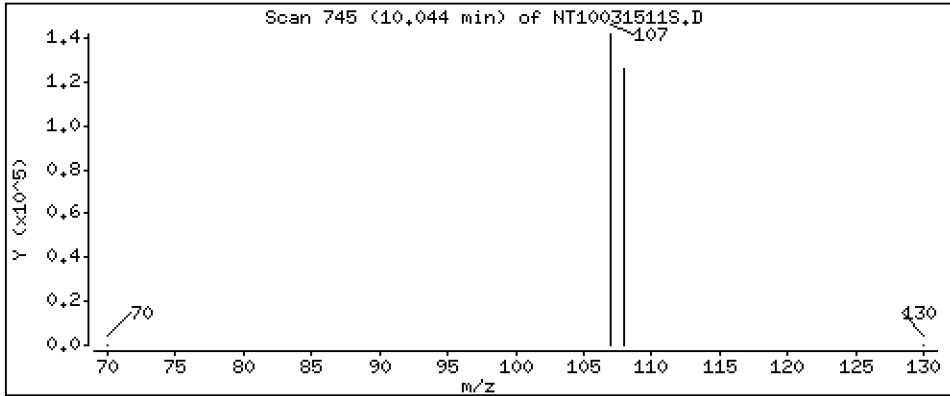
Operator: JGR

Column phase: ZB-5msi

Column diameter: 0.25

15 4-Methylphenol

Concentration: 4.463 ug/L



Date : 16-MAR-2023 02:16

Client ID:

Instrument: nt10.i

Sample Info: SLC0238-SCV1

Volume Injected (uL): 1.0

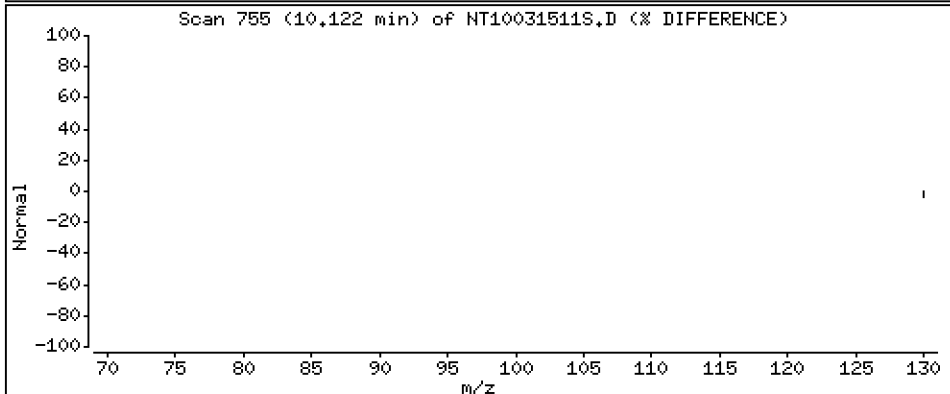
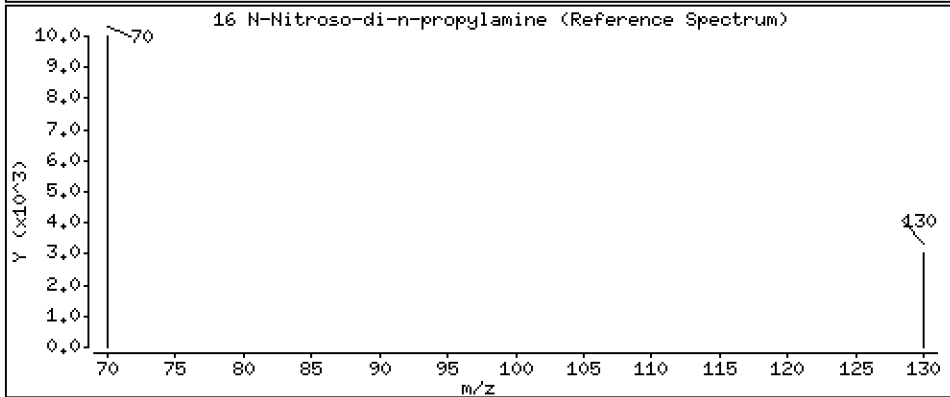
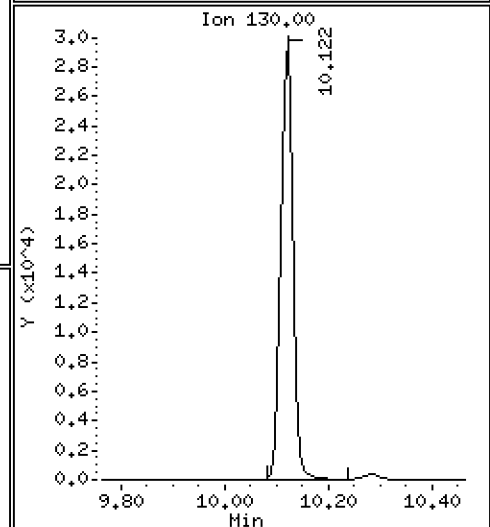
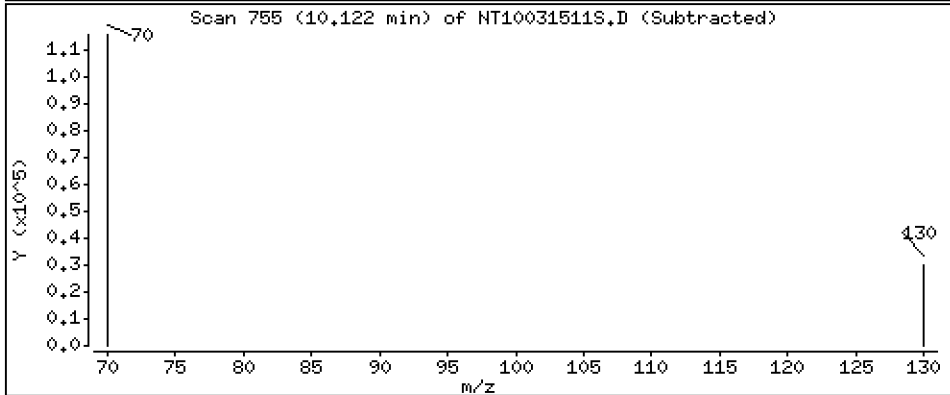
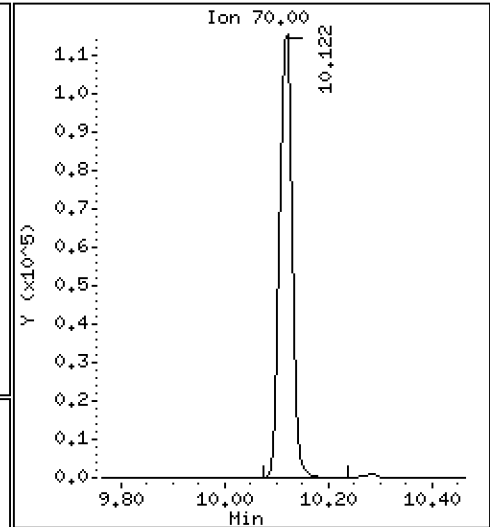
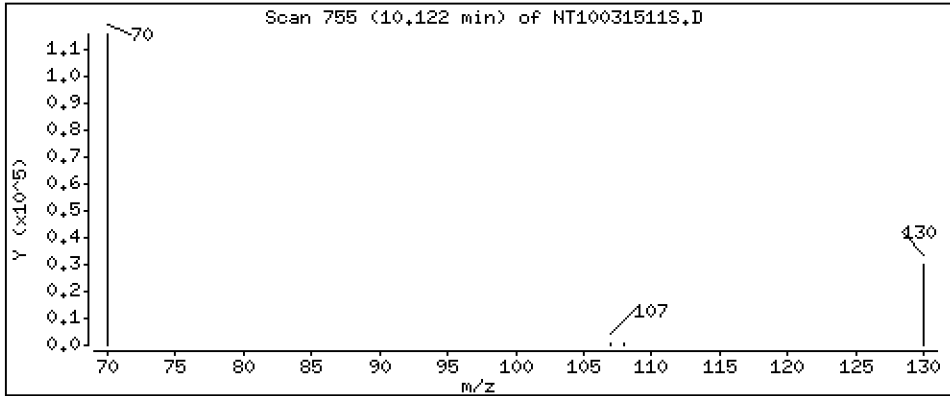
Operator: JGR

Column phase: ZB-5msi

Column diameter: 0,25

16 N-Nitroso-di-n-propylamine

Concentration: 5,282 ug/L



Date : 16-MAR-2023 02:16

Client ID:

Instrument: nt10.i

Sample Info: SLC0238-SCV1

Volume Injected (uL): 1.0

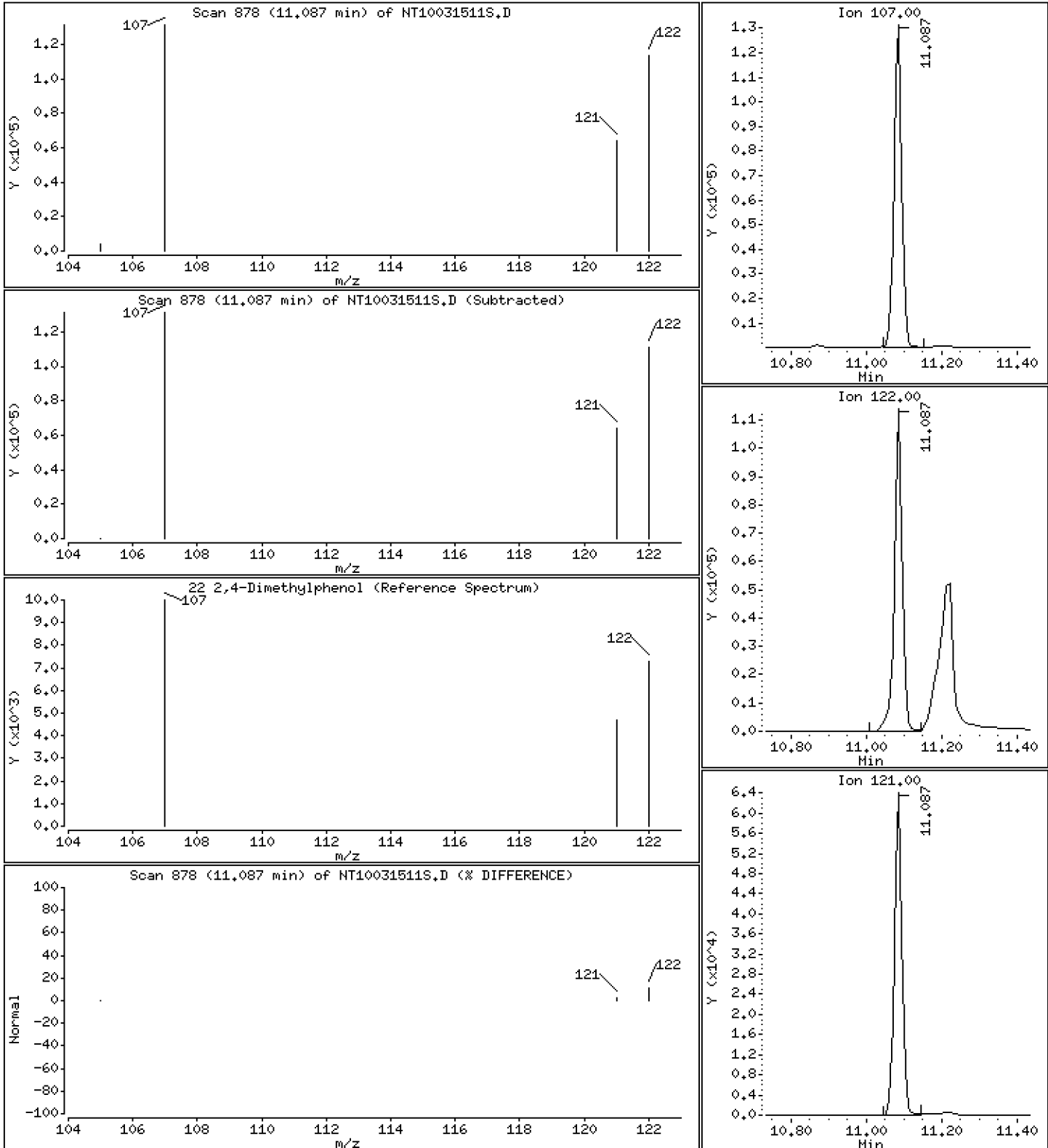
Operator: JGR

Column phase: ZB-5msi

Column diameter: 0.25

22 2,4-Dimethylphenol

Concentration: 3,660 ug/L



Date : 16-MAR-2023 02:16

Client ID:

Instrument: nt10.i

Sample Info: SLC0238-SCV1

Volume Injected (uL): 1.0

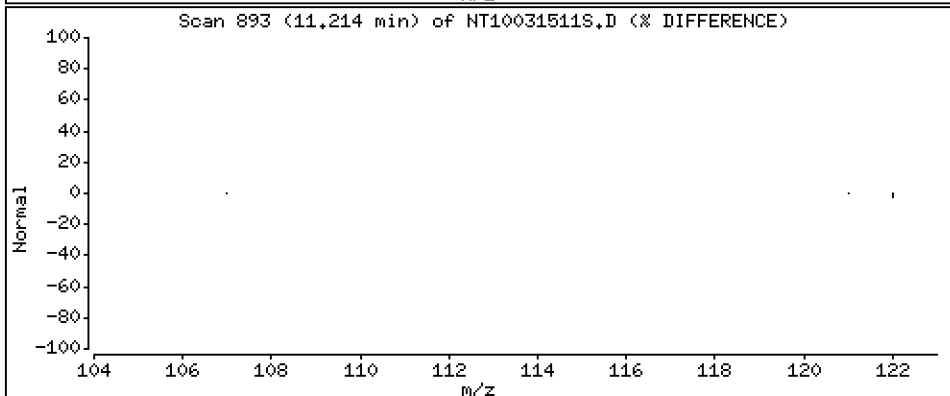
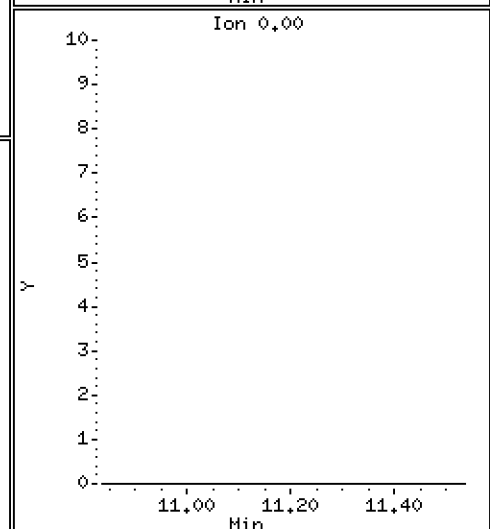
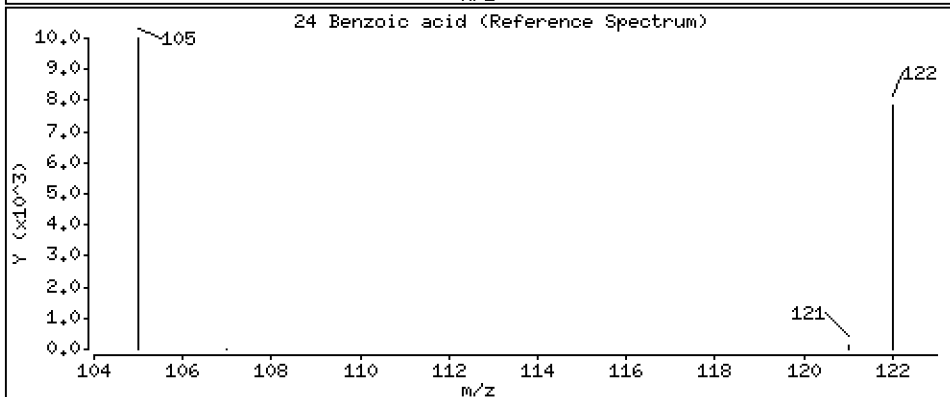
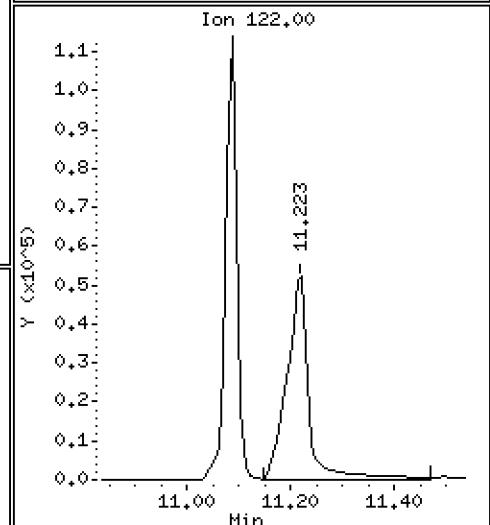
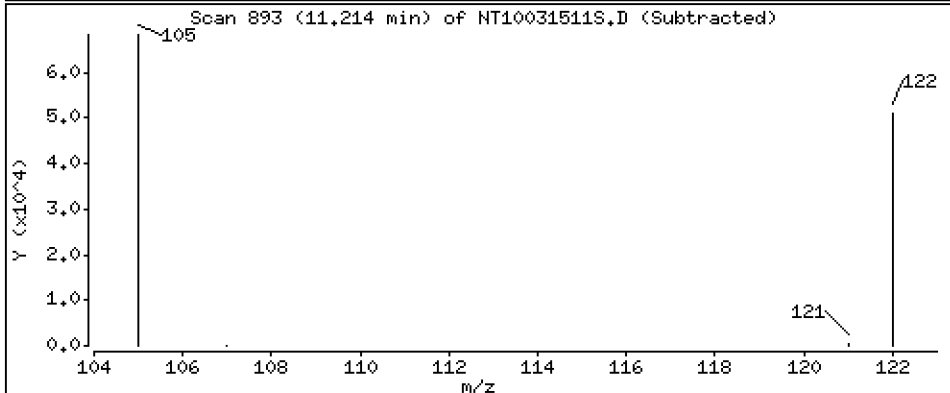
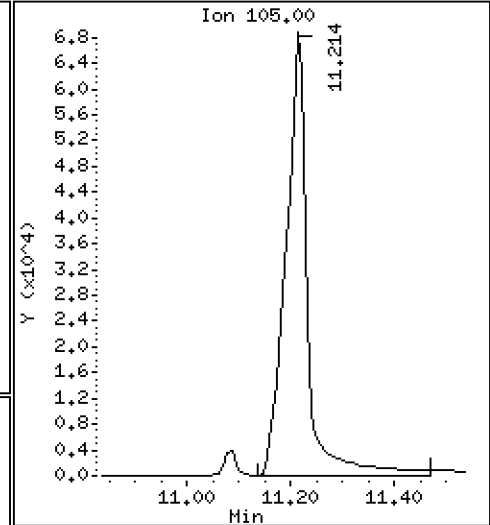
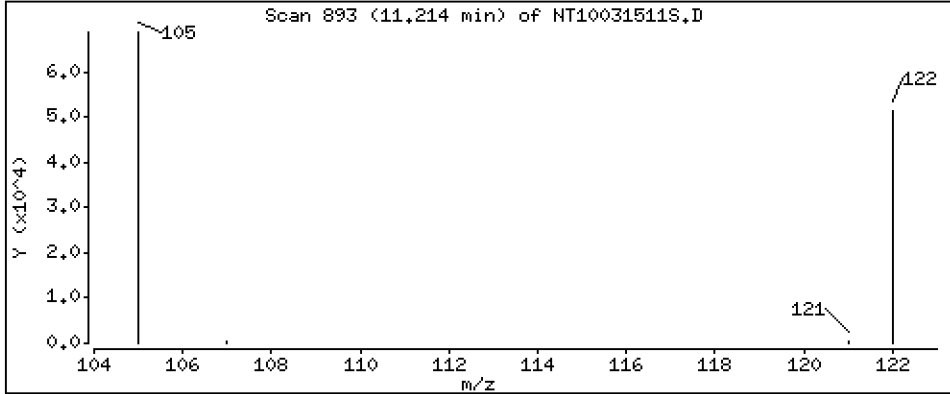
Operator: JGR

Column phase: ZB-5msi

Column diameter: 0.25

24 Benzoic acid

Concentration: 6,746 ug/L



Date : 16-MAR-2023 02:16

Client ID:

Instrument: nt10.i

Sample Info: SLC0238-SCV1

Volume Injected (uL): 1.0

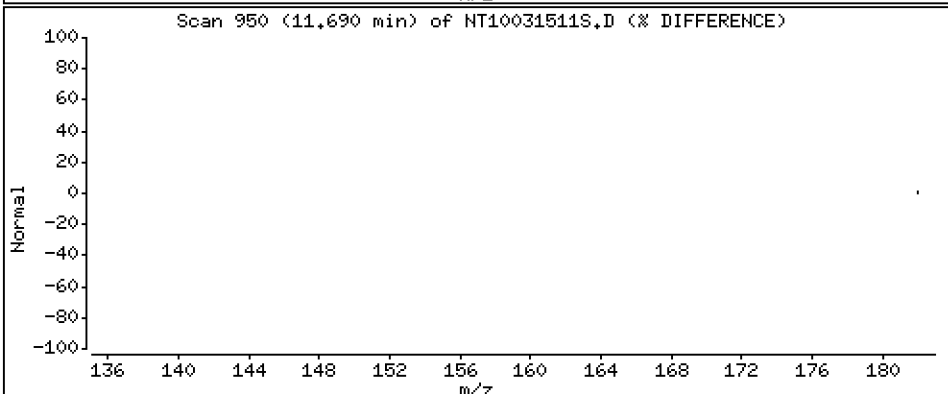
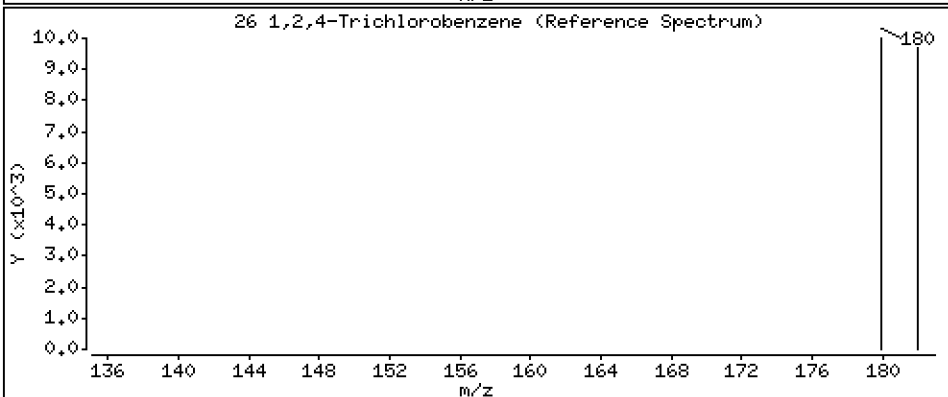
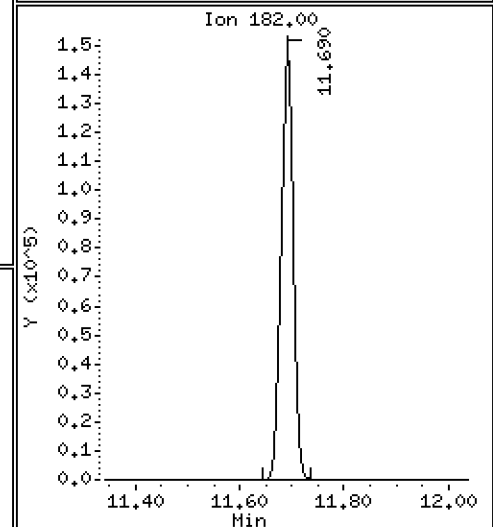
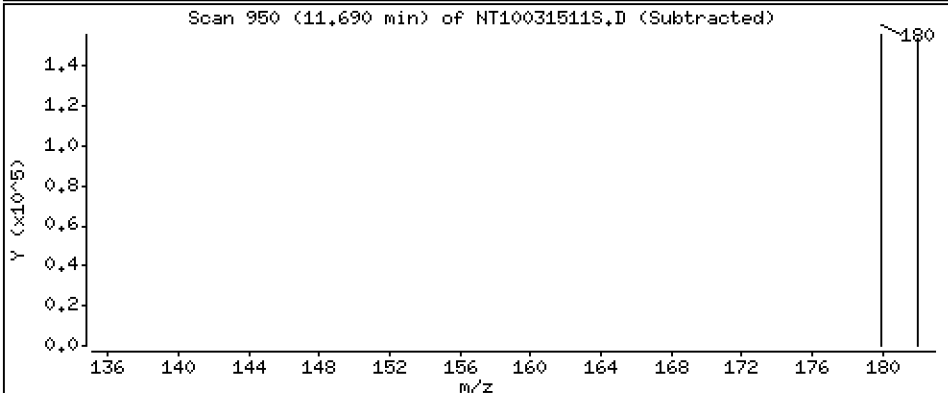
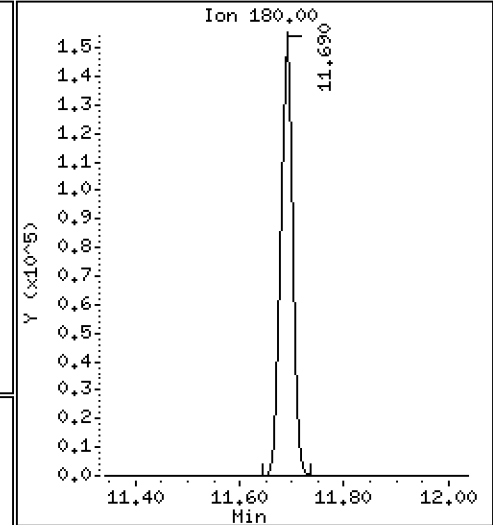
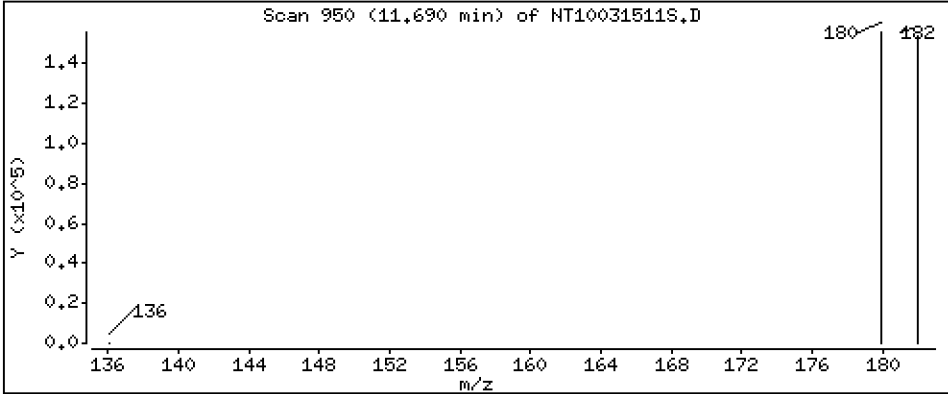
Operator: JGR

Column phase: ZB-5msi

Column diameter: 0,25

26 1,2,4-Trichlorobenzene

Concentration: 4,445 ug/L



Date : 16-MAR-2023 02:16

Client ID:

Instrument: nt10.i

Sample Info: SLC0238-SCV1

Volume Injected (uL): 1.0

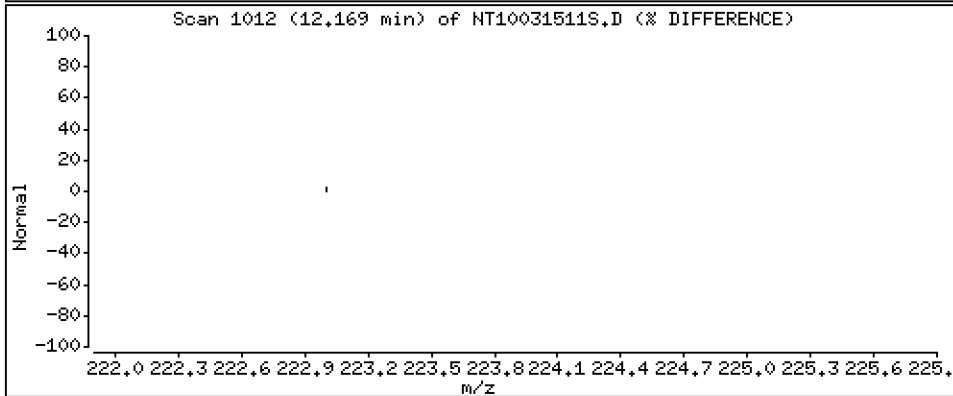
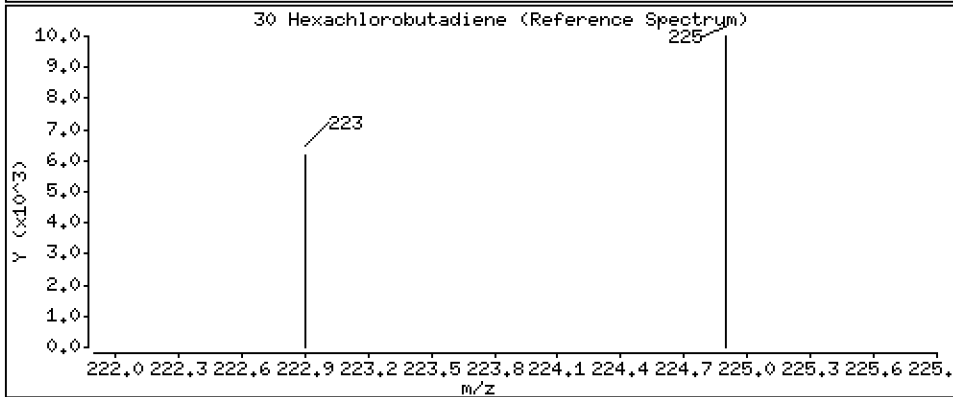
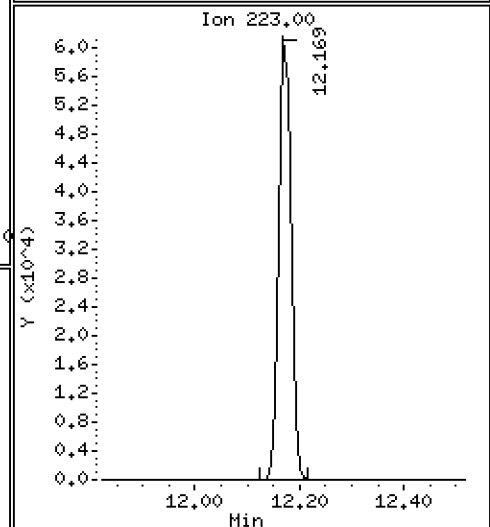
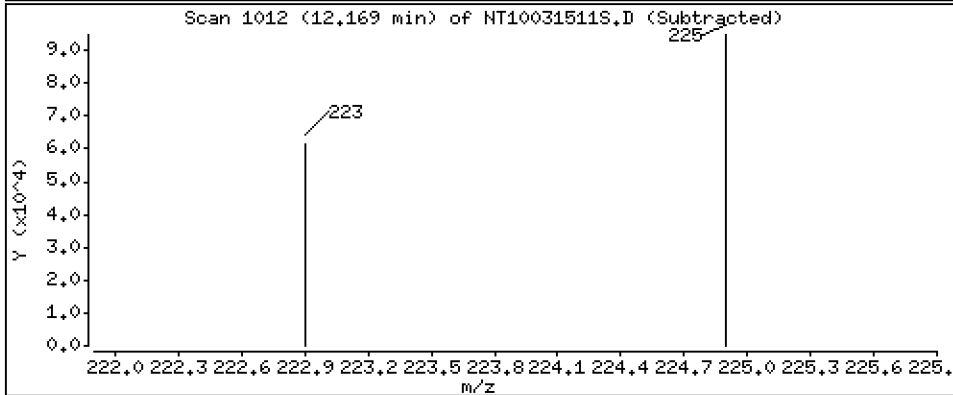
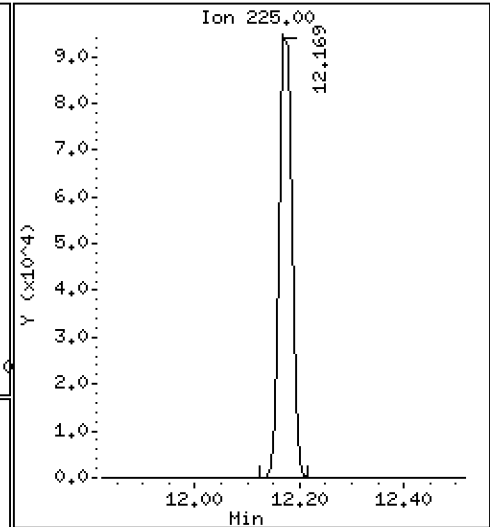
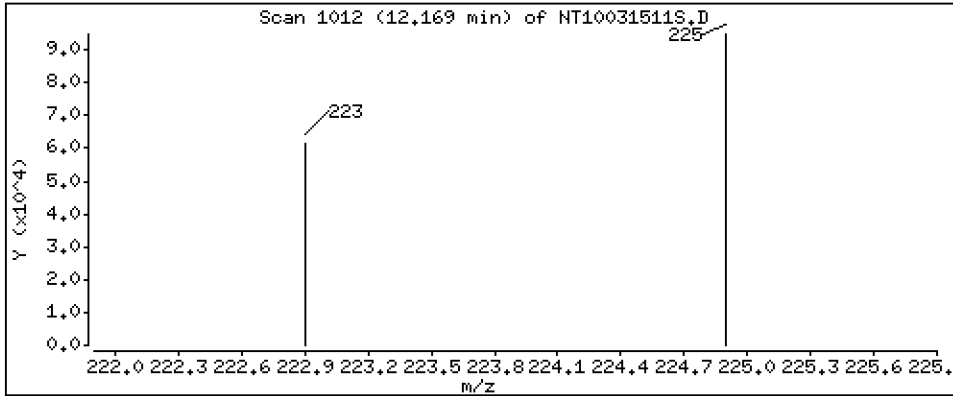
Operator: JGR

Column phase: ZB-5msi

Column diameter: 0,25

30 Hexachlorobutadiene

Concentration: 4,653 ug/L



Date : 16-MAR-2023 02:16

Client ID:

Instrument: nt10.i

Sample Info: SLC0238-SCV1

Volume Injected (uL): 1.0

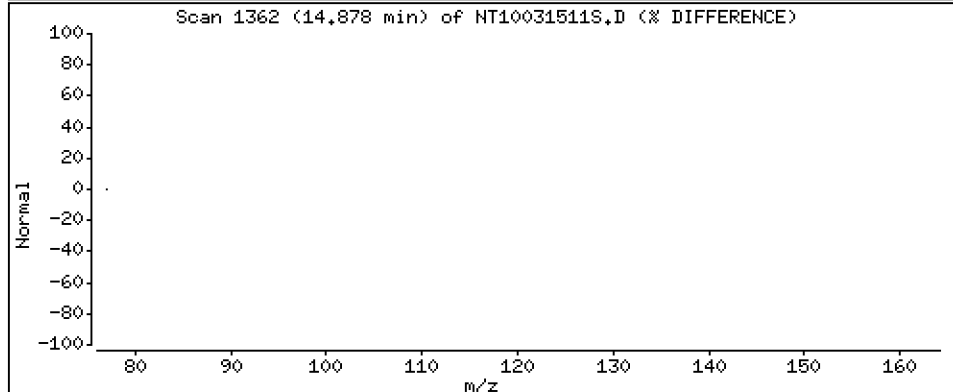
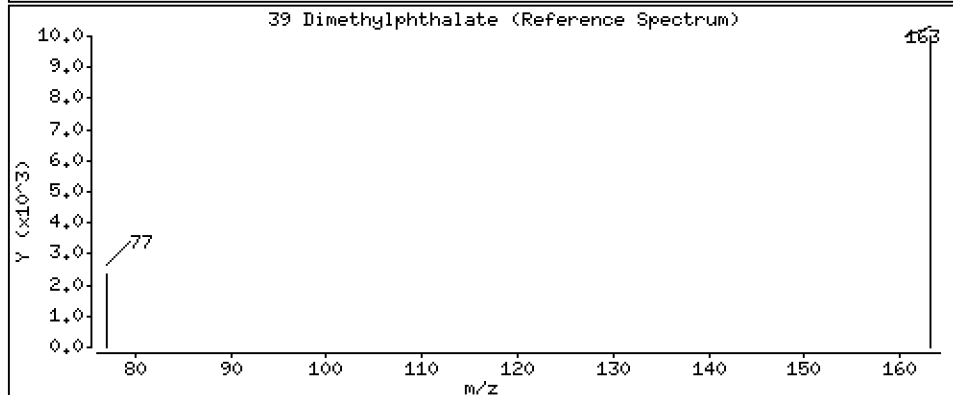
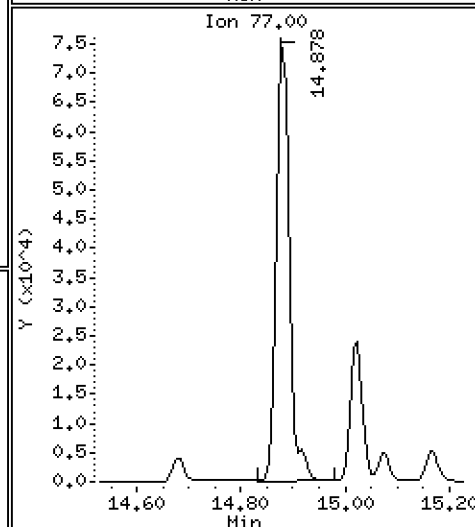
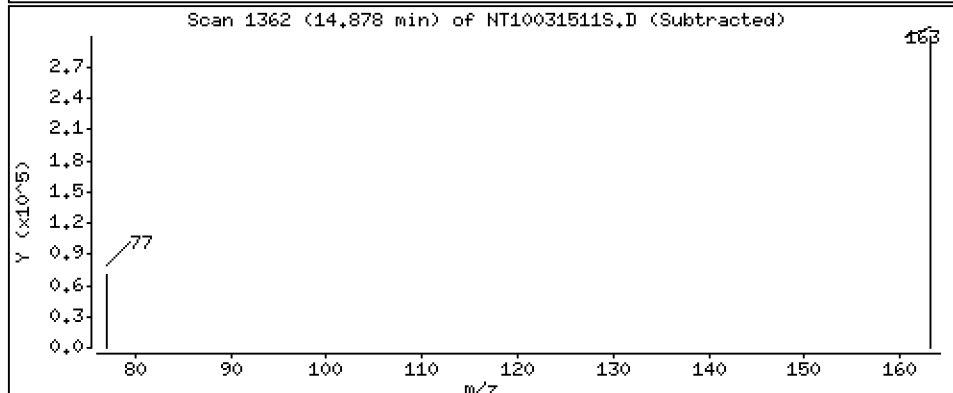
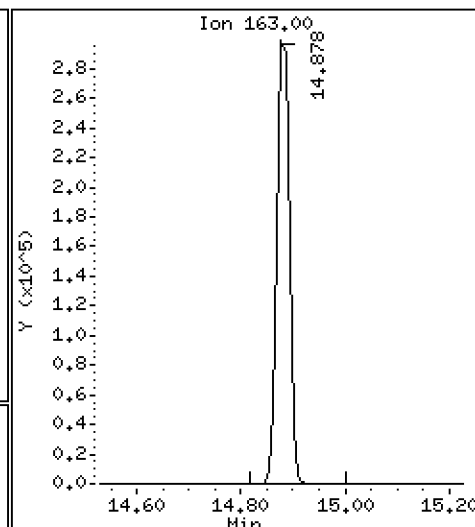
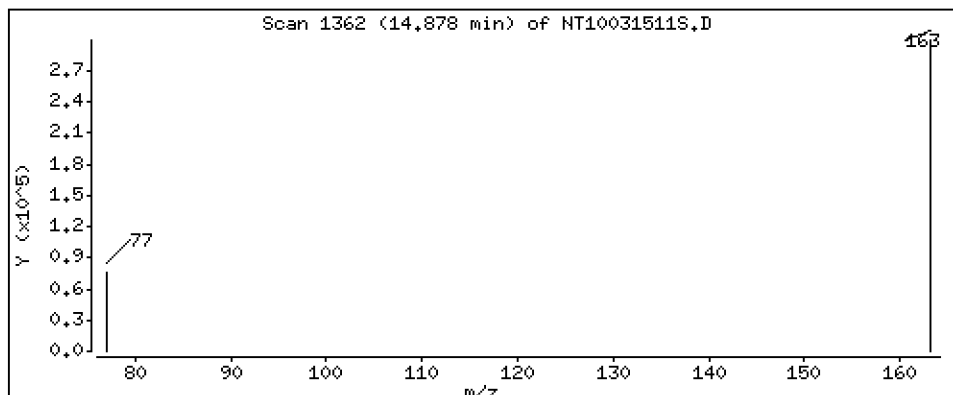
Operator: JGR

Column phase: ZB-5msi

Column diameter: 0,25

39 Dimethylphthalate

Concentration: 4,948 ug/L



Date : 16-MAR-2023 02:16

Client ID:

Instrument: nt10.i

Sample Info: SLC0238-SCV1

Volume Injected (uL): 1.0

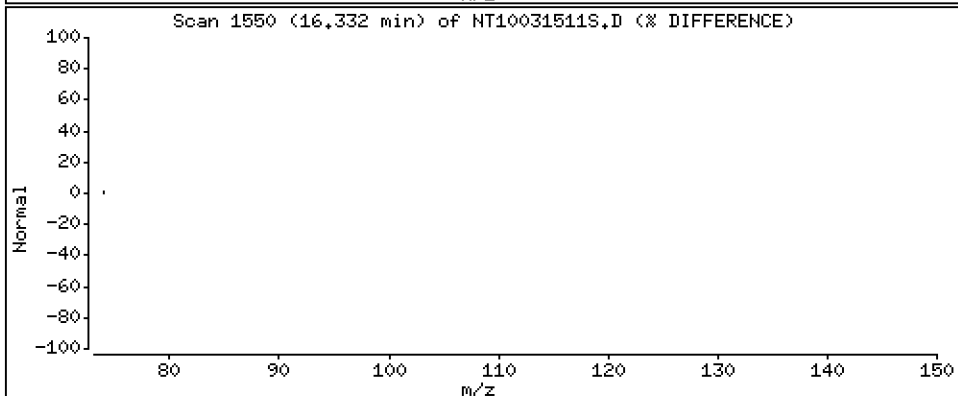
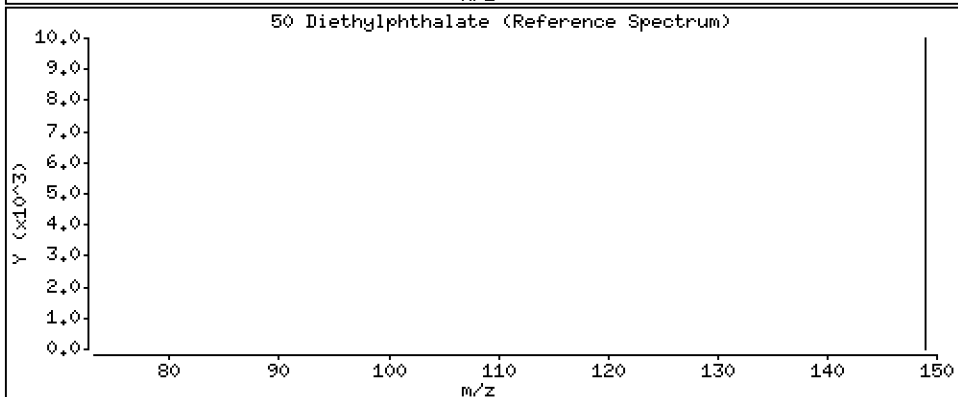
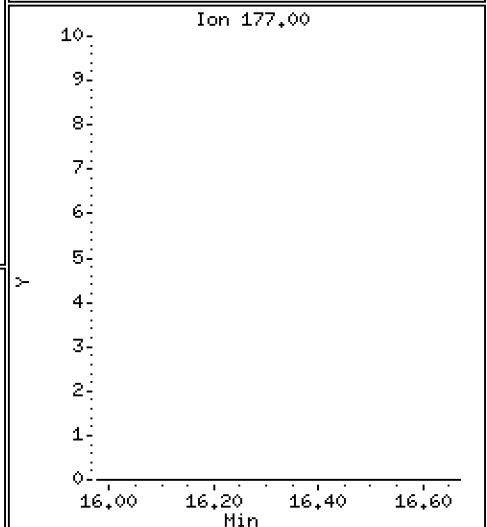
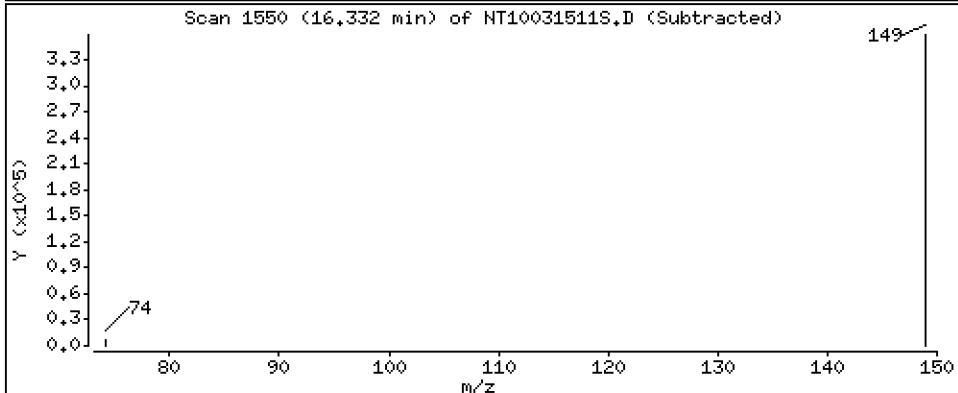
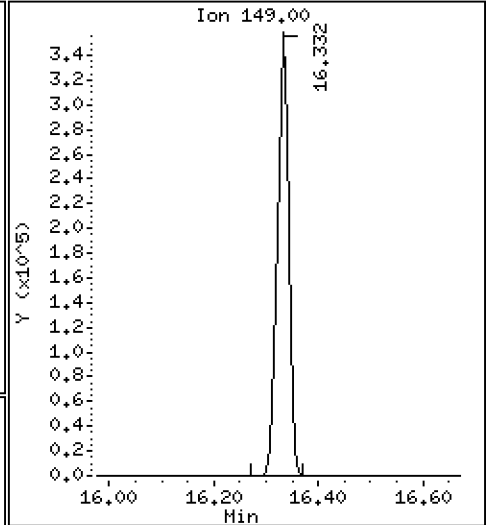
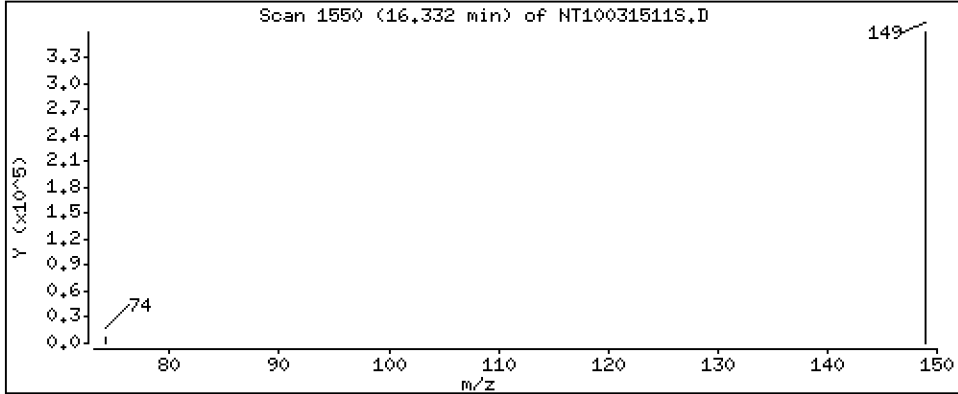
Operator: JGR

Column phase: ZB-5msi

Column diameter: 0,25

50 Diethylphthalate

Concentration: 5,364 ug/L



Date : 16-MAR-2023 02:16

Client ID:

Instrument: nt10.i

Sample Info: SLC0238-SCV1

Volume Injected (uL): 1.0

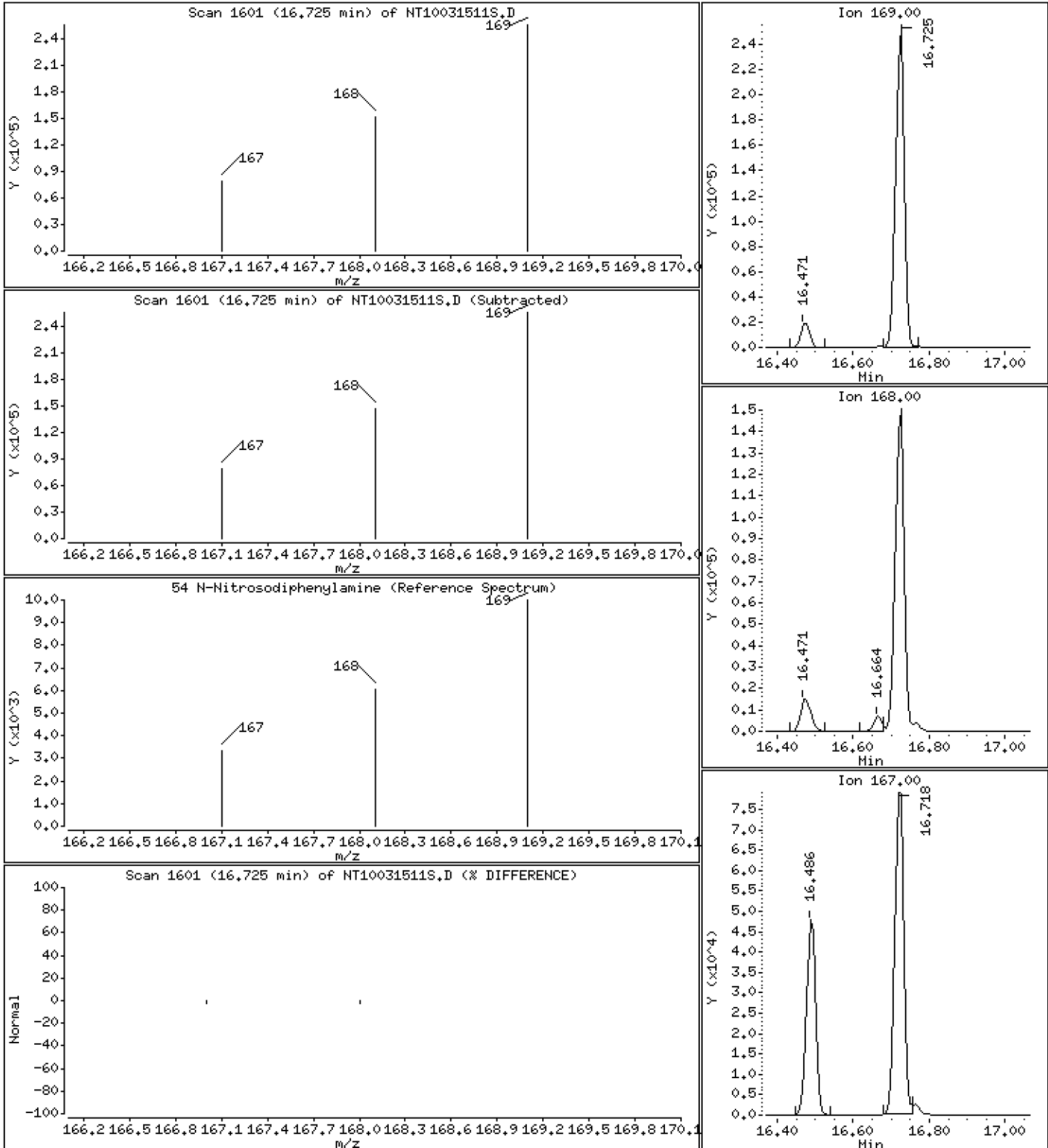
Operator: JGR

Column phase: ZB-5msi

Column diameter: 0.25

54 N-Nitrosodiphenylamine

Concentration: 5.080 ug/L



Date : 16-MAR-2023 02:16

Client ID:

Instrument: nt10.i

Sample Info: SLC0238-SCV1

Volume Injected (uL): 1.0

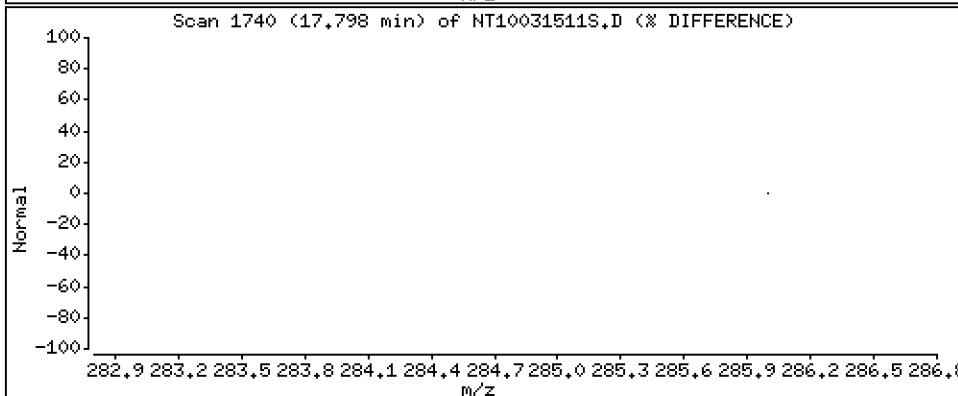
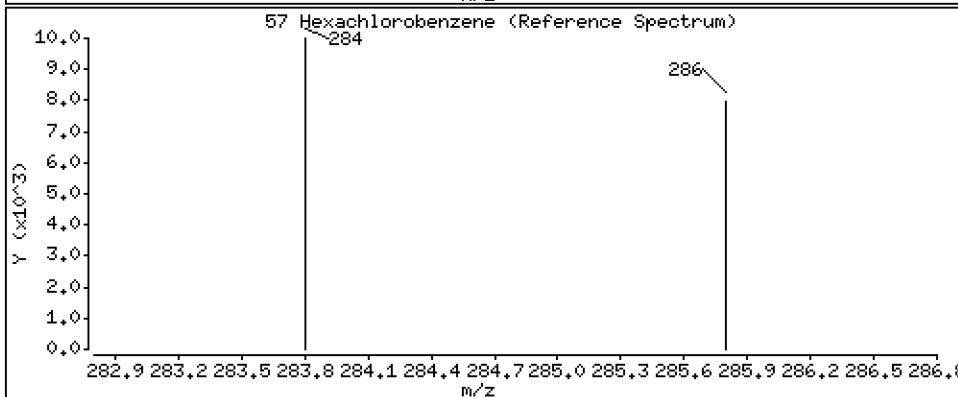
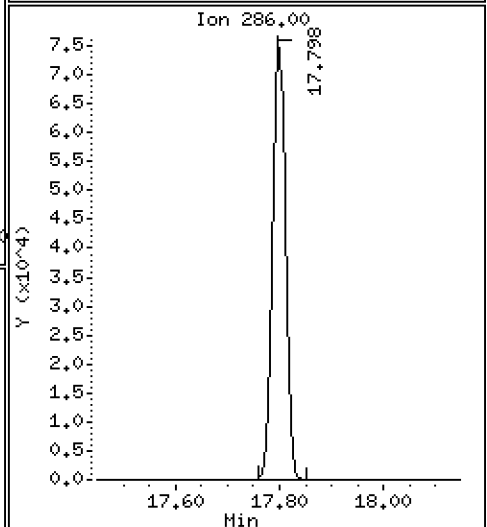
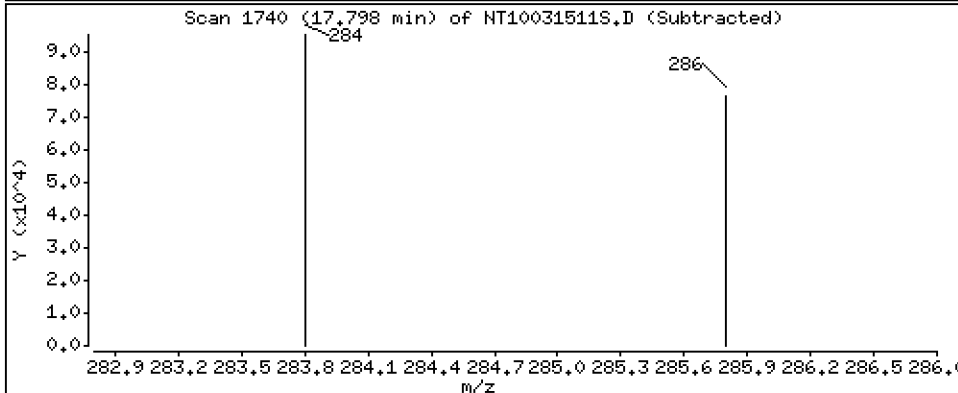
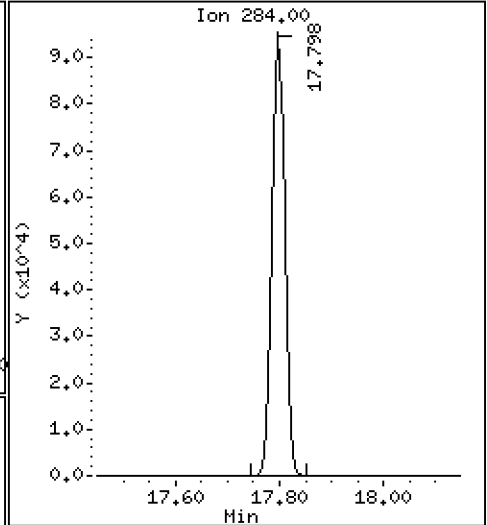
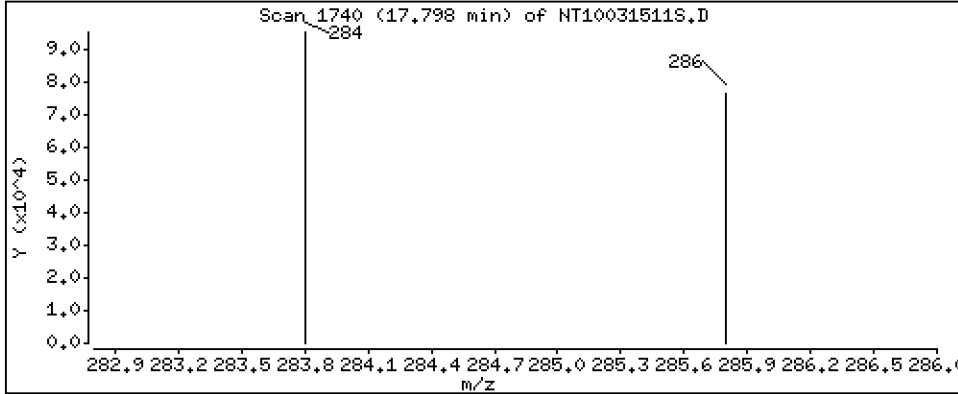
Operator: JGR

Column phase: ZB-5msi

Column diameter: 0,25

57 Hexachlorobenzene

Concentration: 4,614 ug/L



Date : 16-MAR-2023 02:16

Client ID:

Instrument: nt10.i

Sample Info: SLC0238-SCV1

Volume Injected (uL): 1.0

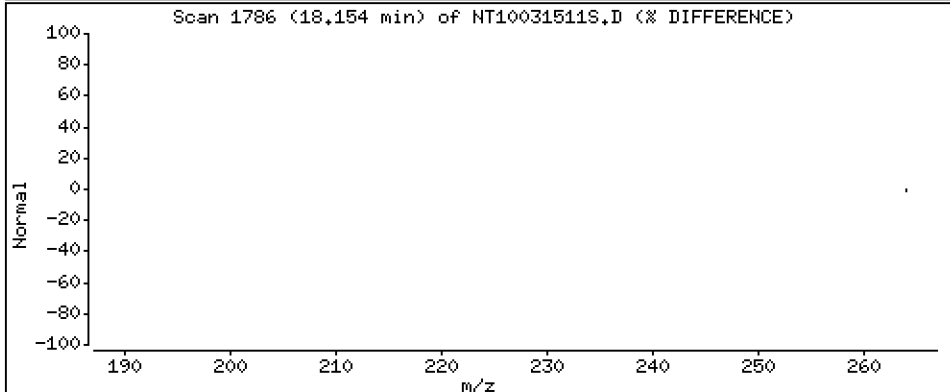
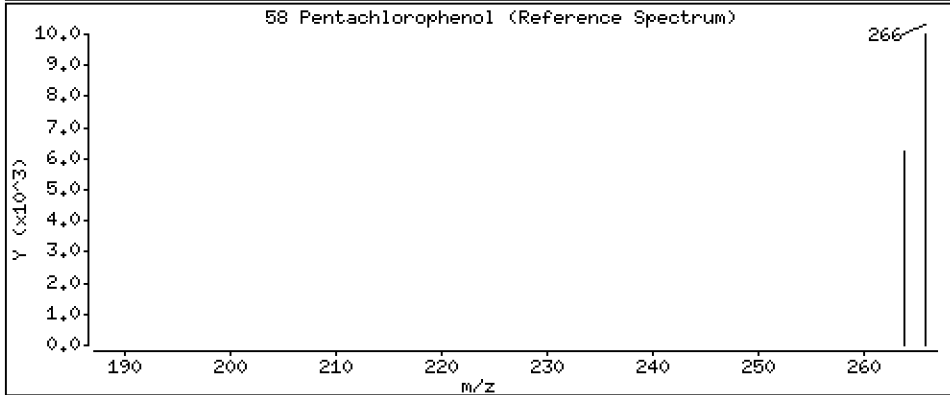
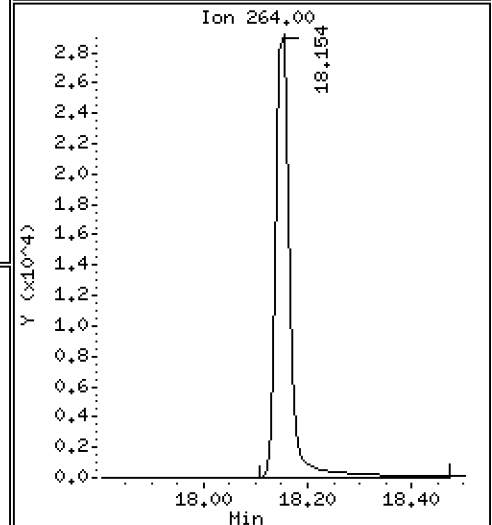
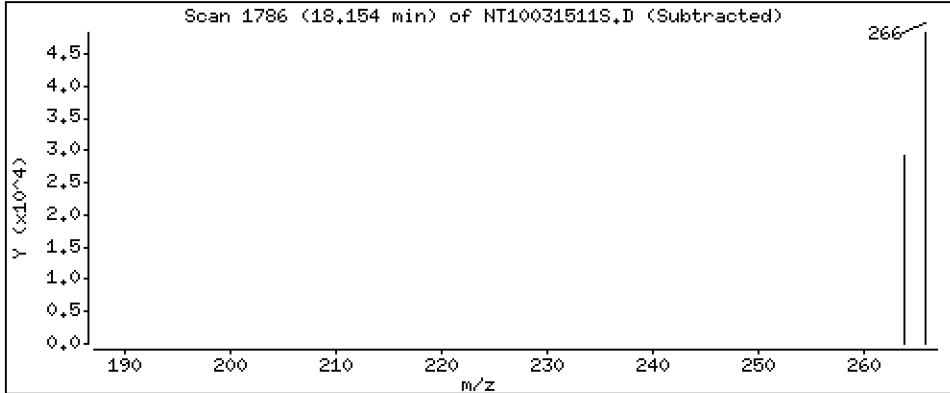
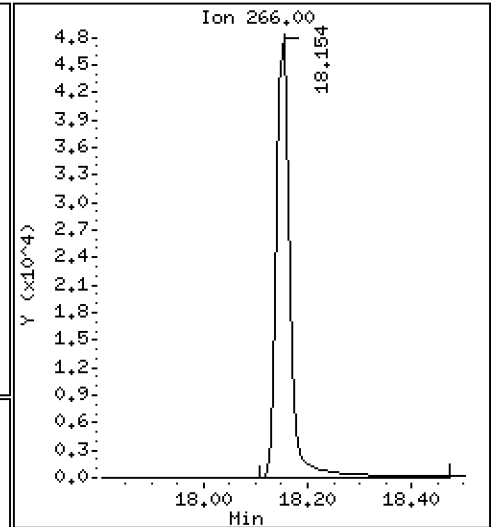
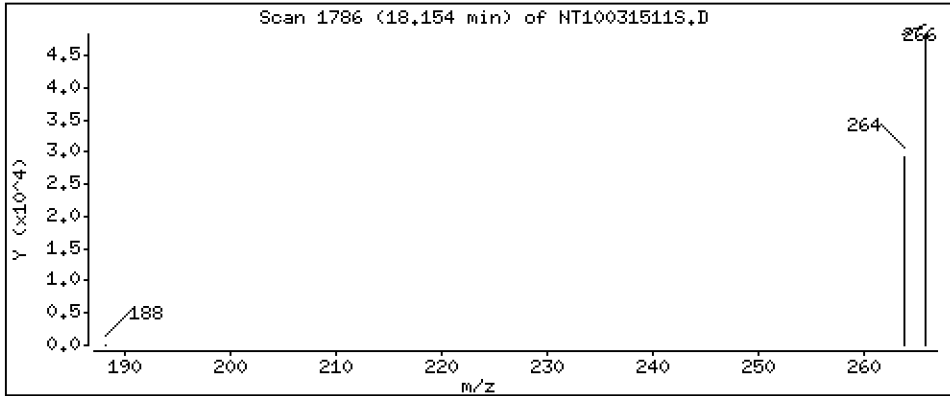
Operator: JGR

Column phase: ZB-5msi

Column diameter: 0,25

58 Pentachlorophenol

Concentration: 4,418 ug/L



Date : 16-MAR-2023 02:16

Client ID:

Instrument: nt10.i

Sample Info: SLC0238-SCV1

Volume Injected (uL): 1.0

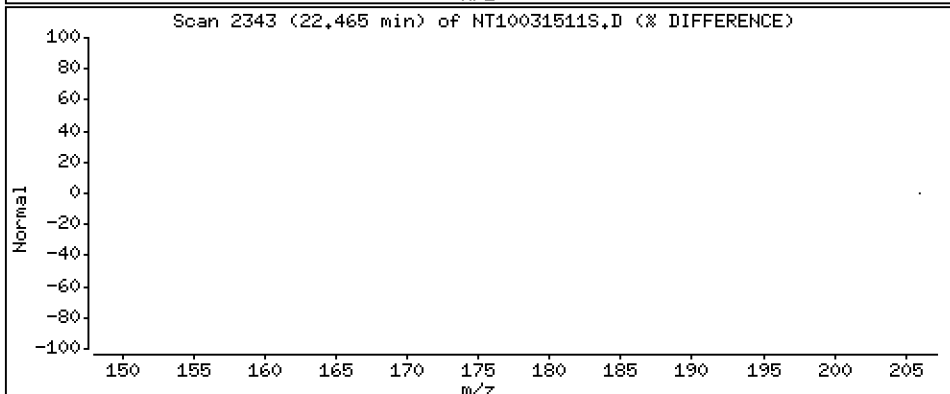
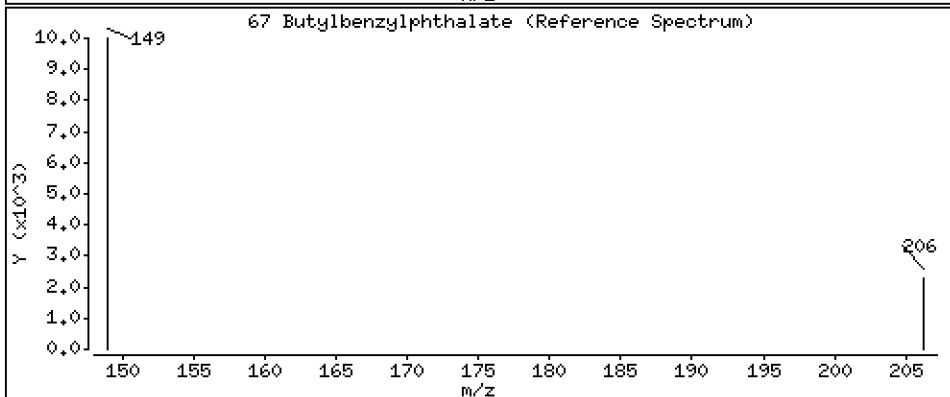
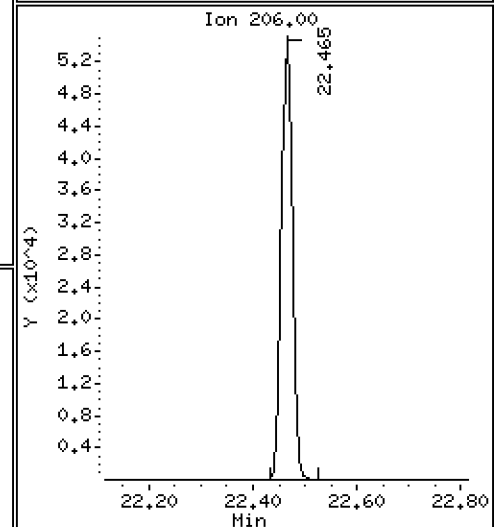
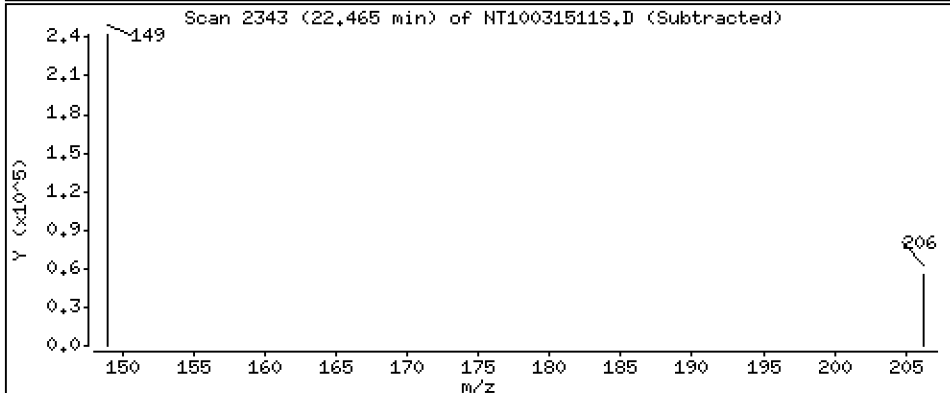
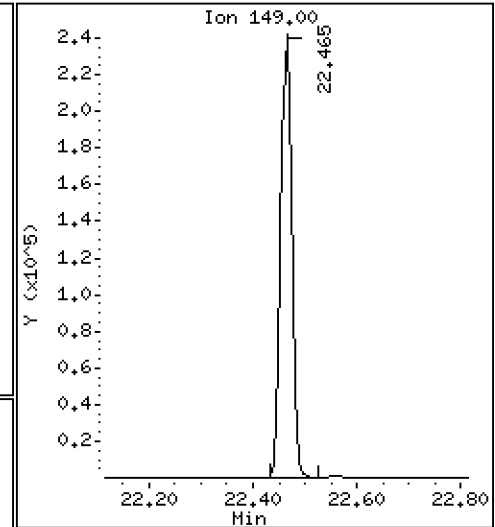
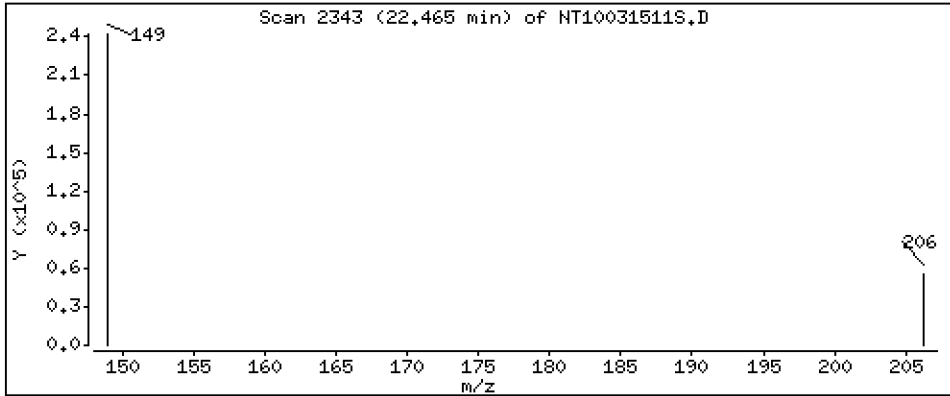
Operator: JGR

Column phase: ZB-5msi

Column diameter: 0,25

67 Butylbenzylphthalate

Concentration: 5,121 ug/L



Date : 16-MAR-2023 02:16

Client ID:

Instrument: nt10.i

Sample Info: SLC0238-SCV1

Volume Injected (uL): 1.0

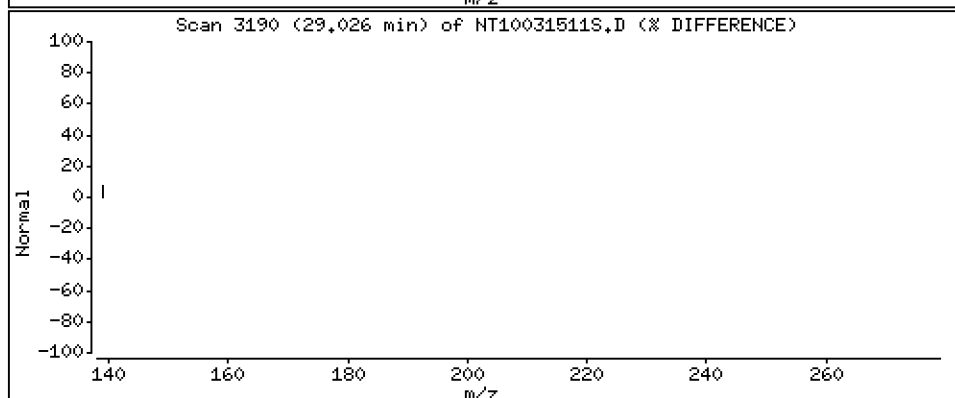
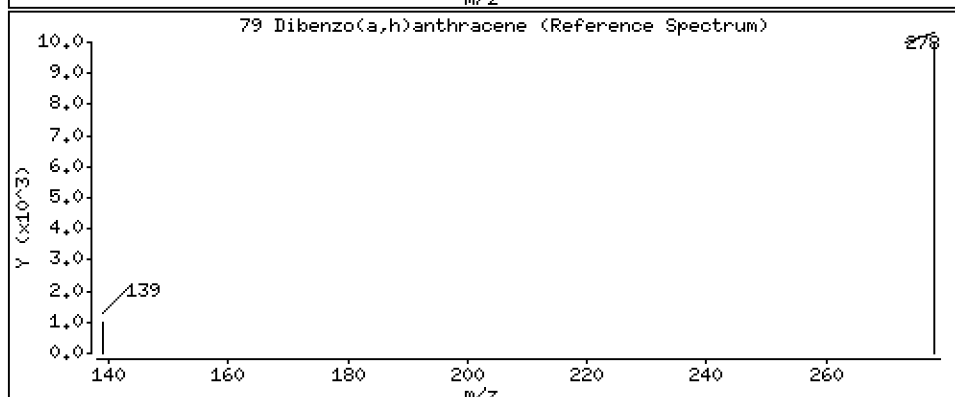
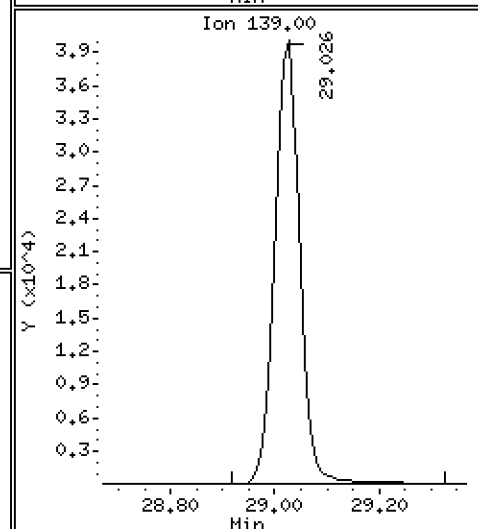
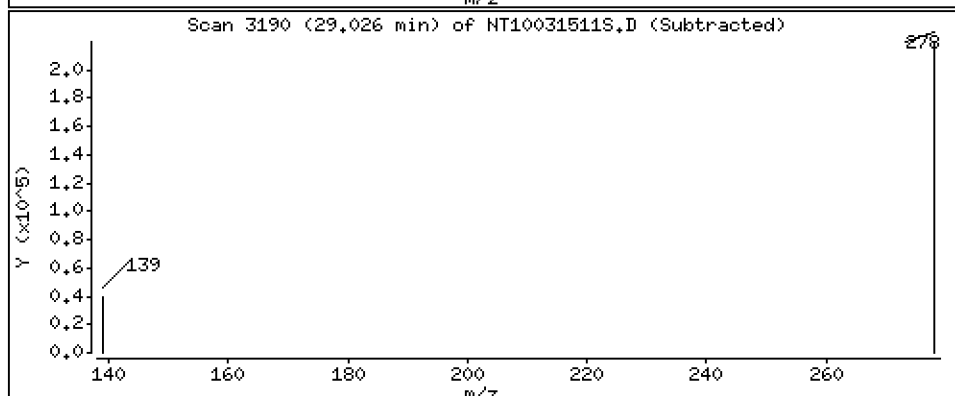
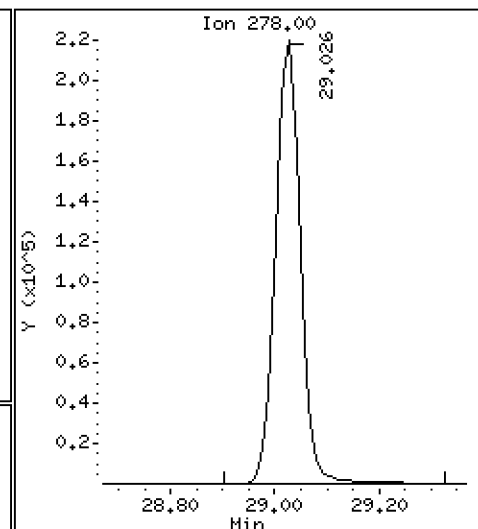
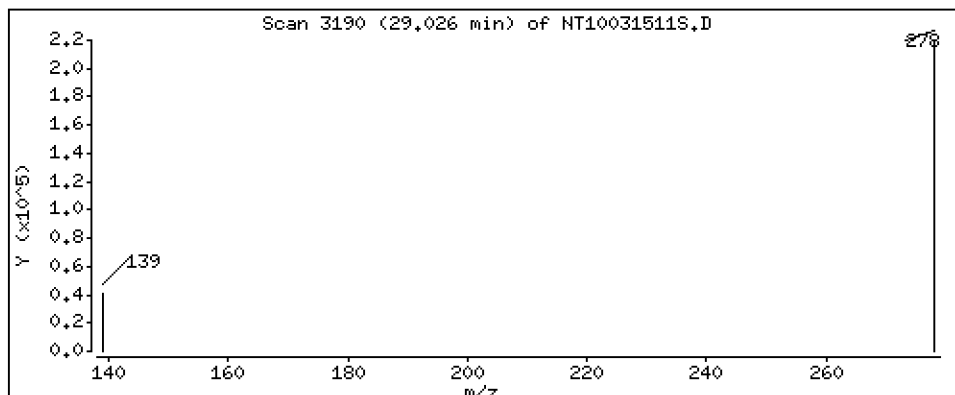
Operator: JGR

Column phase: ZB-5msi

Column diameter: 0,25

79 Dibenzo(a,h)anthracene

Concentration: 4,238 ug/L



Date : 16-MAR-2023 02:16

Client ID:

Instrument: nt10.i

Sample Info: SLC0238-SCV1

Volume Injected (uL): 1.0

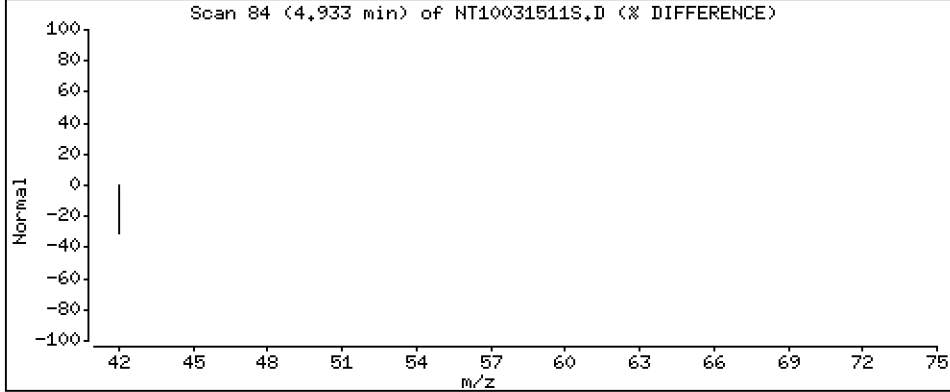
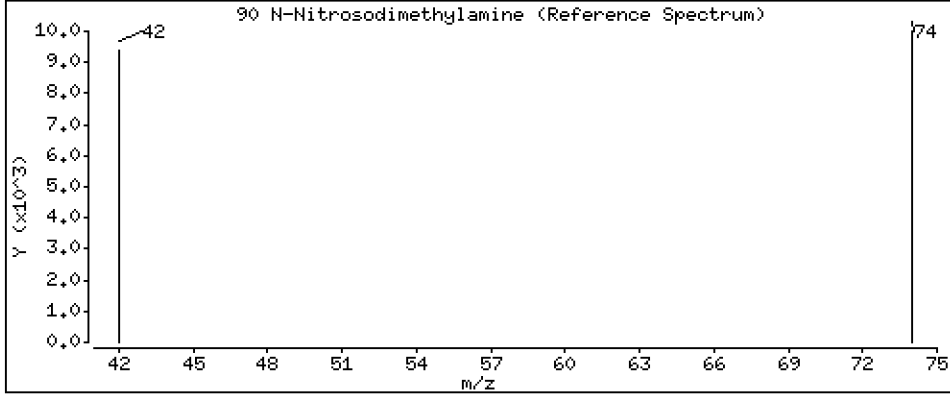
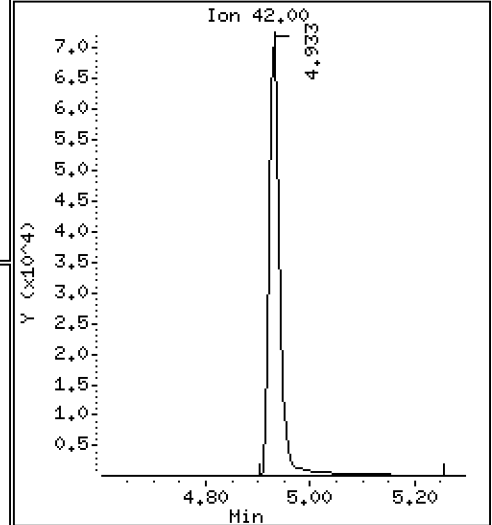
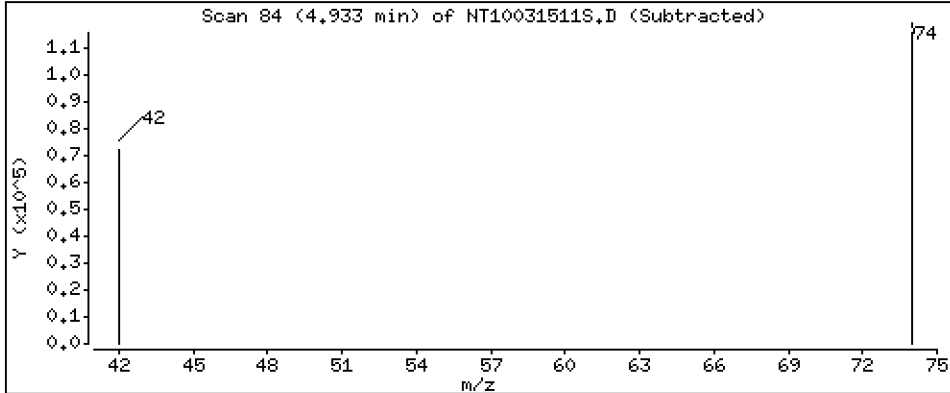
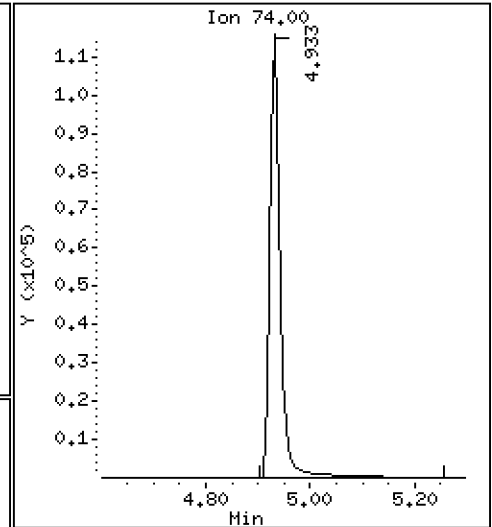
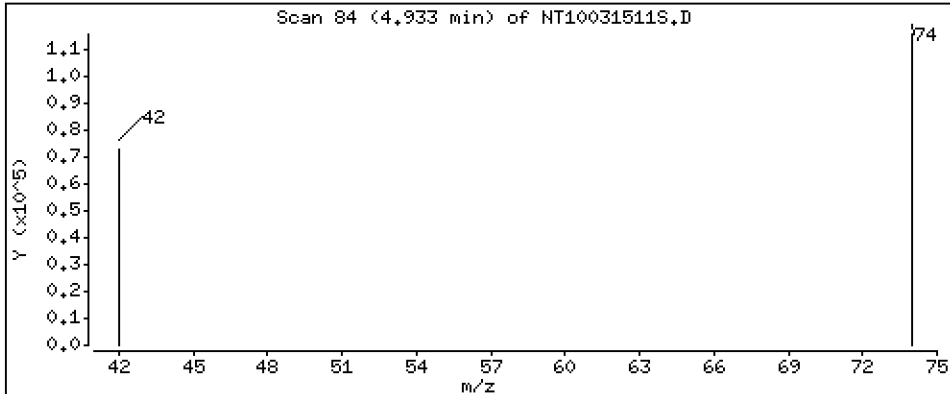
Operator: JGR

Column phase: ZB-5msi

Column diameter: 0.25

90 N-Nitrosodimethylamine

Concentration: 5.096 ug/L



ARI Labs, Inc.

METHOD 8270D-SIM

Data file : \\target\share\chem3\nt10.i\20230315.b\20230315.b\NT10031511S.D
 Lab Smp Id: SLC0238-SCV1
 Inj Date : 16-MAR-2023 02:16 MS Autotune Date: 16-JAN-2023 17:42
 Operator : JGR Inst ID: nt10.i
 Smp Info : SLC0238-SCV1
 Misc Info :
 Comment :
 Method : \\target\share\chem3\nt10.i\20230315.b\20230315.b\SIMABN2.m
 Meth Date : 16-Mar-2023 14:39 van Quant Type: ISTD
 Cal Date : 16-MAR-2023 01:38 Cal File: NT10031510S.D
 Als bottle: 11
 Dil Factor: 1.00000
 Integrator: HP RTE Compound Sublist: PSDDA.sub
 Target Version: 4.14
 Processing Host: VANS-201906

Concentration Formula: Amt * DF * Uf * Vt/(Vo * Vi) * CpndVariable

Name	Value	Description
DF	1.000	Dilution Factor
Vo	1000.000	Volume of sample extracted (mL)
Vt	1000.000	Volume of final extract (uL)
Vi	1.000	Volume injected (uL)
Uf	1.000	ng unit correction factor
Cpnd Variable		Local Compound Variable

Compounds	QUANT	SIG	RT	EXP RT	REL RT	RESPONSE	CONCENTRATIONS	
							ON-COLUMN	FINAL
	MASS						(ug/mL)	(ug/L)
\$ 1 2-Fluorophenol	112		Compound Not Detected.					
3 Phenol	94		8.664	8.664	(0.931)	303581	4.37299	4.373
7 1,3-Dichlorobenzene	146		9.236	9.236	(0.992)	301605	4.64290	4.643
* 8 1,4-Dichlorobenzene-d4	152		9.306	9.298	(1.000)	166866	4.00000	
9 1,4-Dichlorobenzene	146		9.329	9.329	(1.002)	303390	4.83813	4.838
11 Benzyl alcohol	79		9.562	9.570	(1.028)	208505	5.18071	5.181
12 1,2-Dichlorobenzene	146		9.686	9.686	(1.041)	288539	4.67875	4.679
13 2-Methylphenol	108		9.772	9.772	(1.050)	201888	4.19698	4.197
15 4-Methylphenol	108		10.043	10.036	(1.079)	223083	4.46301	4.463
16 N-Nitroso-di-n-propylamine	70		10.121	10.113	(1.088)	186707	5.28174	5.282
22 2,4-Dimethylphenol	107		11.086	11.087	(0.942)	193654	3.66015	3.660
24 Benzoic acid	105		11.214	11.189	(0.952)	200487	6.74612	6.746
26 1,2,4-Trichlorobenzene	180		11.690	11.690	(0.993)	236605	4.44540	4.445
* 27 Naphthalene-d8	136		11.775	11.775	(1.000)	612104	4.00000	
30 Hexachlorobutadiene	225		12.169	12.169	(1.033)	150581	4.65339	4.653
39 Dimethylphthalate	163		14.877	14.877	(0.967)	472341	4.94766	4.948
* 42 Acenaphthene-d10	162		15.388	15.380	(1.000)	302524	4.00000	
50 Diethylphthalate	149		16.331	16.324	(1.061)	530540	5.36440	5.364
54 N-Nitrosodiphenylamine	169		16.725	16.717	(0.908)	377357	5.08034	5.080
57 Hexachlorobenzene	284		17.798	17.798	(0.966)	153405	4.61353	4.614

Compounds	QUANT SIG	RT	EXP RT	REL RT	RESPONSE	CONCENTRATIONS	
						ON-COLUMN (ug/mL)	FINAL (ug/L)
58 Pentachlorophenol	266	18.154	18.154	(0.985)	83223	4.41780	4.418
* 59 Phenanthrene-d10	188	18.425	18.417	(1.000)	553619	4.00000	
\$ 66 Terphenyl-d14	244	21.543	21.543	(0.918)	117	0.00154	0.001543 (RM)
67 Butylbenzylphthalate	149	22.464	22.465	(0.958)	332887	5.12147	5.121
* 69 Chrysene-d12	240	23.455	23.455	(1.000)	465428	4.00000	
* 77 Perylene-d12	264	26.188	26.188	(1.000)	532593	4.00000	
79 Dibenzo(a,h)anthracene	278	29.026	29.019	(1.108)	722983	4.23762	4.238
90 N-Nitrosodimethylamine	74	4.933	4.948	(0.530)	163555	5.09625	5.096

QC Flag Legend

- R - Spike/Surrogate failed recovery limits.
- M - Compound response manually integrated.

ARI Labs, Inc.

INTERNAL STANDARD COMPOUNDS
 AREA AND RT SUMMARY

Instrument ID: nt10.i
 Lab File ID: NT10031511S.D
 Lab Smp Id: SLC0238-SCV1
 Analysis Type: SV
 Quant Type: ISTD
 Operator: JGR
 Method File: \\target\share\chem3\nt10.i\20230315.b\20230315.b\SIMABN2.m
 Misc Info:

Calibration Date: 15-MAR-2023
 Calibration Time: 23:06
 Level: LOW
 Sample Type: AIR

Test Mode:
 Use Last Continuing Calibrator.

COMPOUND	STANDARD	AREA LIMIT		SAMPLE	%DIFF
		LOWER	UPPER		
8 1,4-Dichlorobenze	188081	94041	376162	166866	-11.28
27 Naphthalene-d8	674549	337275	1349098	612104	-9.26
42 Acenaphthene-d10	328275	164138	656550	302524	-7.84
59 Phenanthrene-d10	597140	298570	1194280	553619	-7.29
69 Chrysene-d12	466503	233252	933006	465428	-0.23
77 Perylene-d12	518203	259102	1036406	532593	2.78

COMPOUND	STANDARD	RT LIMIT		SAMPLE	%DIFF
		LOWER	UPPER		
8 1,4-Dichlorobenze	9.30	8.80	9.80	9.31	0.08
27 Naphthalene-d8	11.77	11.27	12.27	11.78	0.01
42 Acenaphthene-d10	15.39	14.89	15.89	15.39	0.01
59 Phenanthrene-d10	18.42	17.92	18.92	18.43	0.00
69 Chrysene-d12	23.45	22.95	23.95	23.46	0.00
77 Perylene-d12	26.19	25.69	26.69	26.19	0.00

AREA UPPER LIMIT = +100% of internal standard area.
 AREA LOWER LIMIT = - 50% of internal standard area.
 RT UPPER LIMIT = + 0.50 minutes of internal standard RT.
 RT LOWER LIMIT = - 0.50 minutes of internal standard RT.

REVIEW SUMMARY FOR FILE - NT10031511S.D

Lab ID: SLC0238-SCV1

nt10.i, 20230315.b\20230315.b\SIMABN2.m,

16-MAR-2023 02:16

RT CO-ELUTION COMPOUNDS

NO CO-ELUTIONS

Quant Method: ICAL

RRT CHECK

RRT	CCV	RRT	DELTA	COMPOUND
0.952	0.000	0.9524		Benzoic acid

RRT check based on Ccal File: 20230315.b/NT10031510S.D

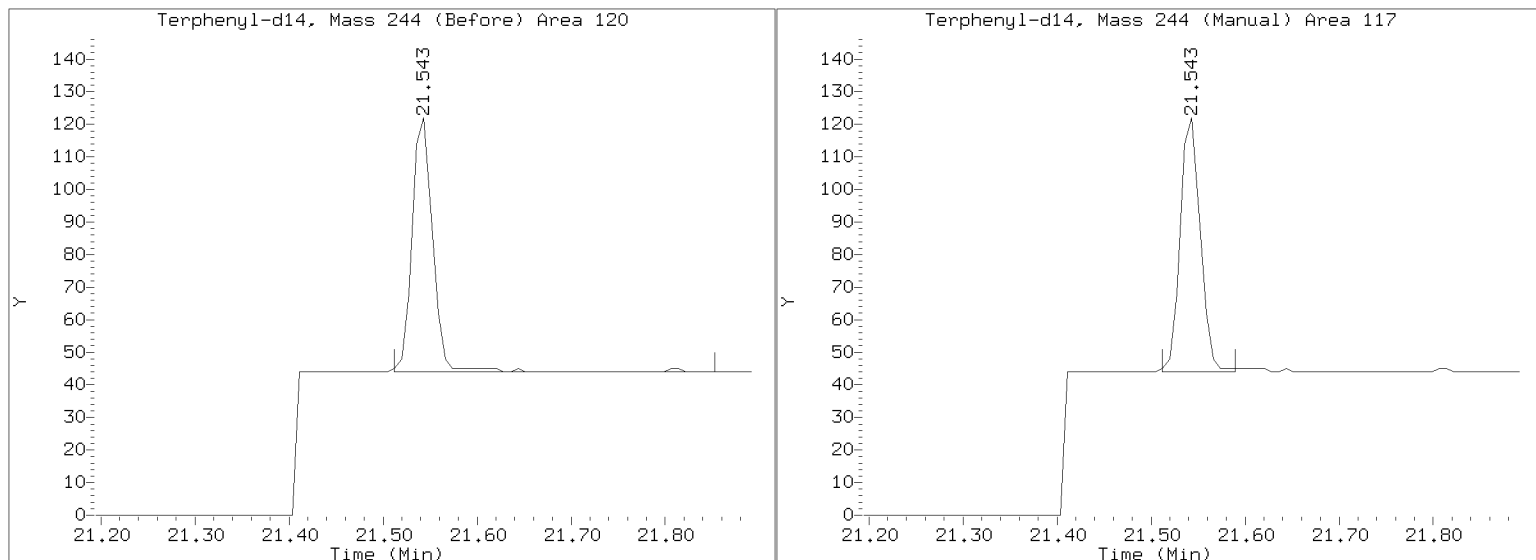
On Column LOD for nt10.i, 20230315.b\SIMABN2.m, PSDDA.sub = 0.0000

Exception: 1,2,4-Trichlorobenzene 0.0010

* Only compounds listed in the work order have been verified by the analyst *

Quant Ion Manual Peak Adjustment Report

Datafile: //target/share/chem3/nt10.i/20230315.b/20230315.b/NT10031511S.D
Injection Date: 16-MAR-2023 02:16
Lab ID: SLC0238-SCV1 Client ID:
Report Date: 03/16/2023 14:49





SECOND-SOURCE CALIBRATION VERIFICATION

EPA 8270E-SIM

Laboratory: Analytical Resources, LLC

SDG: 23C0774

Client: Anchor QEA, LLC

Project: AOC5 MR Phase 1

Calibration: GC00049

Laboratory ID: SLC0238-SCV1

Sequence: SLC0238

Standard ID: K010066

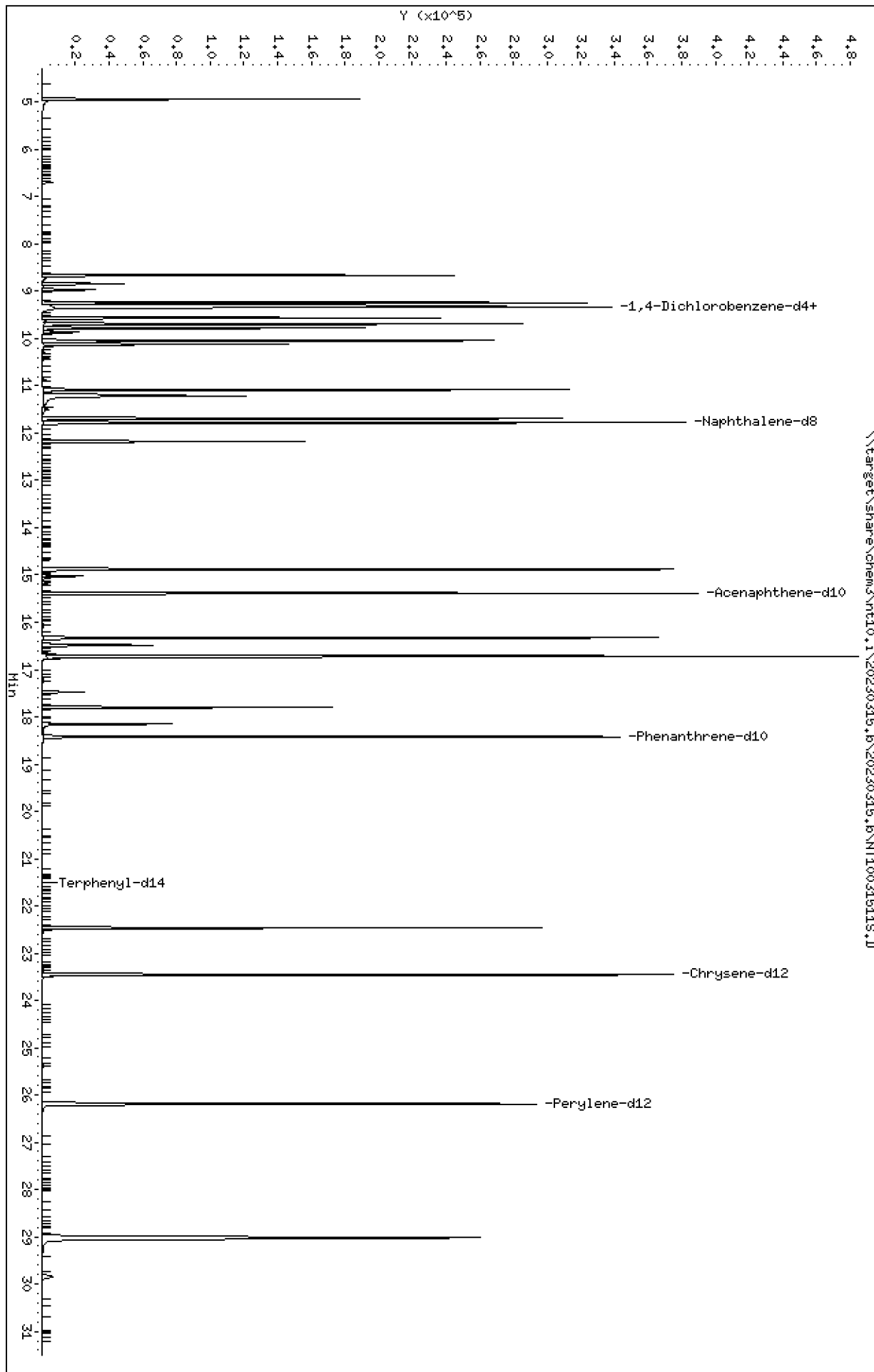
ANALYTE	EXPECTED (ug/mL)	FOUND (ug/mL)	% DRIFT	QC LIMIT
1,4-Dichlorobenzene	5.0000	4.8	-3.2	20.00
1,2-Dichlorobenzene	5.0000	4.7	-6.4	20.00
Benzyl Alcohol	5.0000	5.2	3.6	20.00
Benzoic acid	10.000	6.7	-32.5 *	20.00
2,4-Dimethylphenol	5.0000	3.7	-26.8 *	20.00
1,2,4-Trichlorobenzene	5.0000	4.4	-11.1	20.00
N-Nitrosodiphenylamine	5.0000	5.1	1.6	20.00
Pentachlorophenol	5.0000	4.4	-11.6	20.00
2-Fluorophenol	7.5000	0.00		
p-Terphenyl-d14	5.0000	0.00154	-100	

* Values outside of QC limits

Data File: \\target\share\chem3\nt10.1\20230315.1\20230315.1\NT100315115.D
Date: 16-MAR-2023 02:16
Client ID:
Sample Info: SLC0238-SCV1
Volume Injected (uL): 1.0
Column phase: ZB-5msi

Instrument: nt10.1
Operator: JGR
Column diameter: 0.25

\\target\share\chem3\nt10.1\20230315.1\20230315.1\NT100315115.D



Date : 16-MAR-2023 02:16

Client ID:

Instrument: nt10.i

Sample Info: SLC0238-SCV1

Volume Injected (uL): 1.0

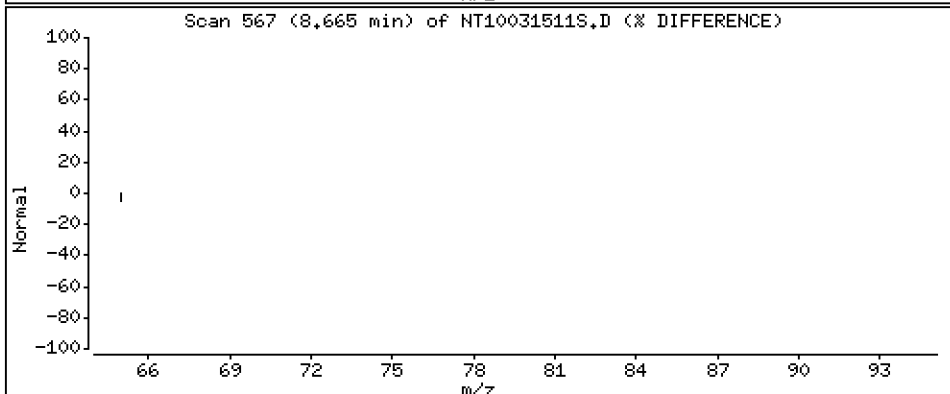
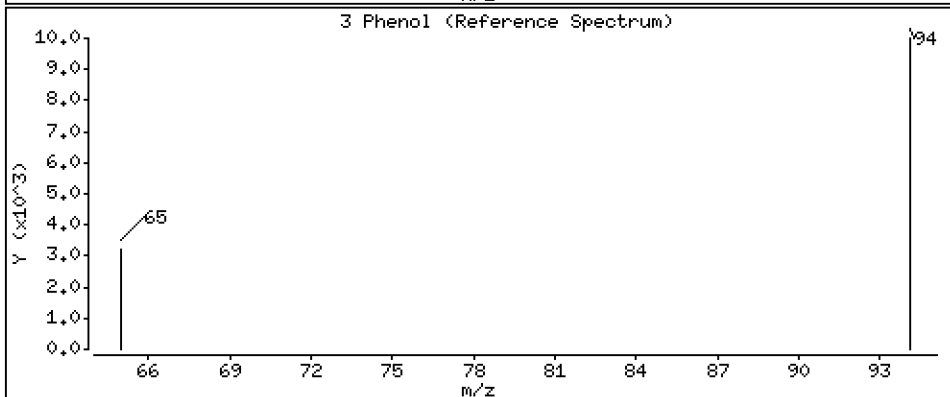
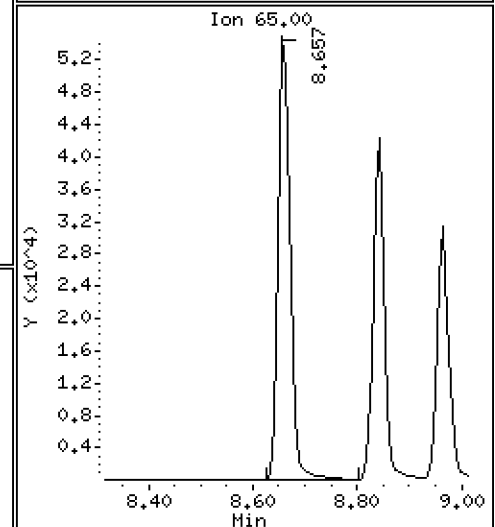
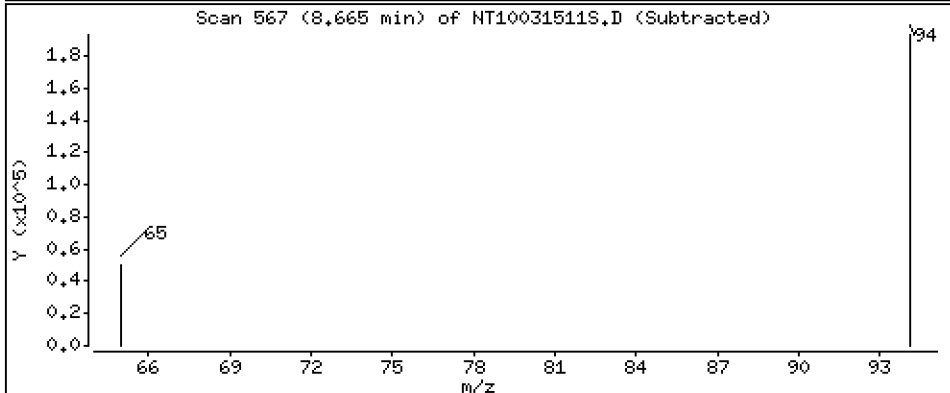
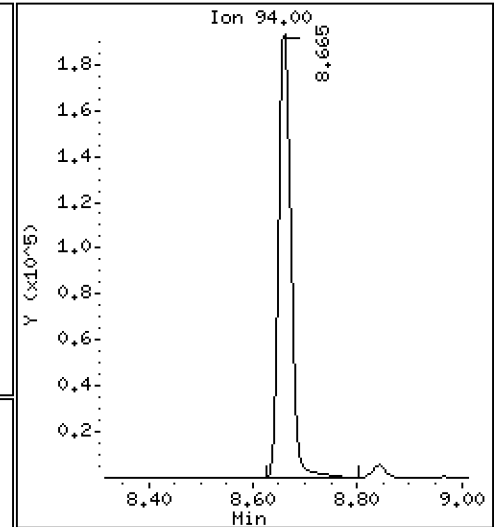
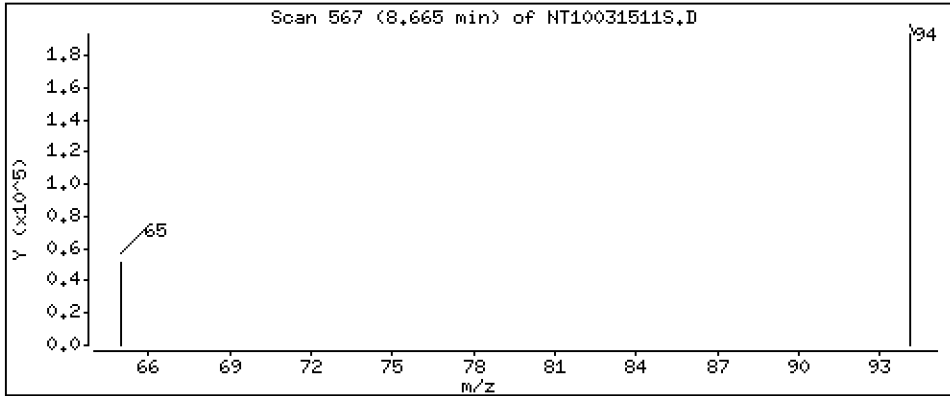
Operator: JGR

Column phase: ZB-5msi

Column diameter: 0.25

3 Phenol

Concentration: 4.373 ug/L



Date : 16-MAR-2023 02:16

Client ID:

Instrument: nt10.i

Sample Info: SLC0238-SCV1

Volume Injected (uL): 1.0

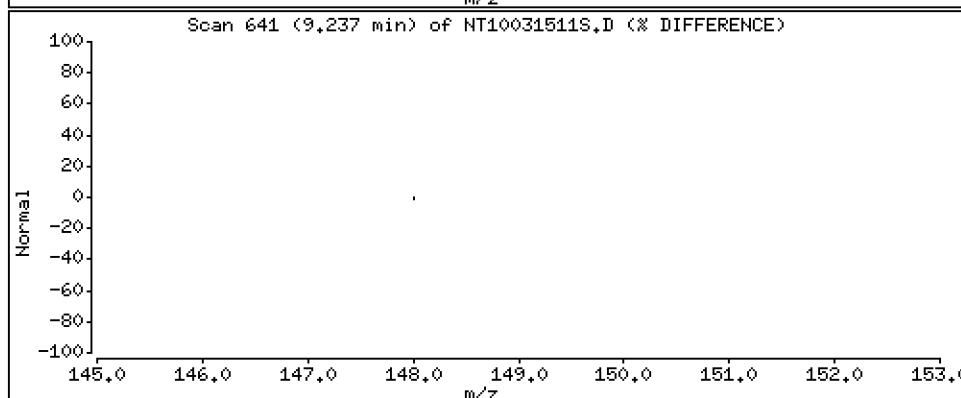
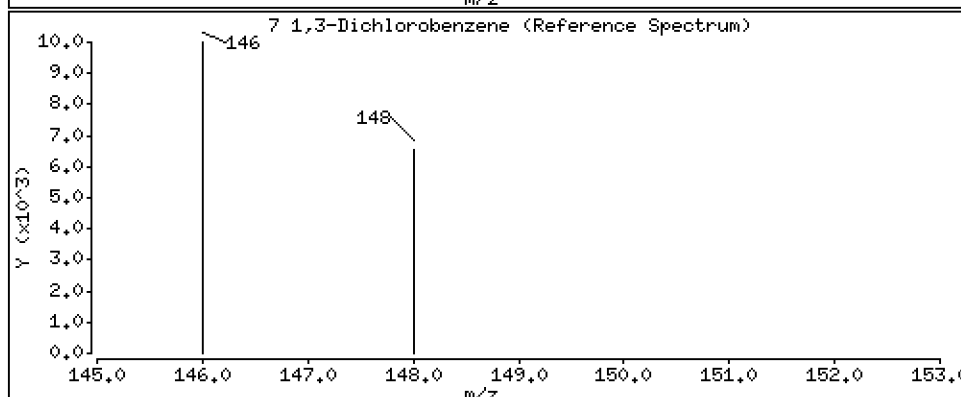
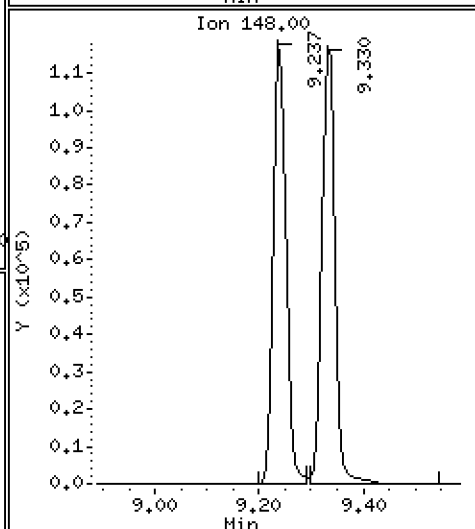
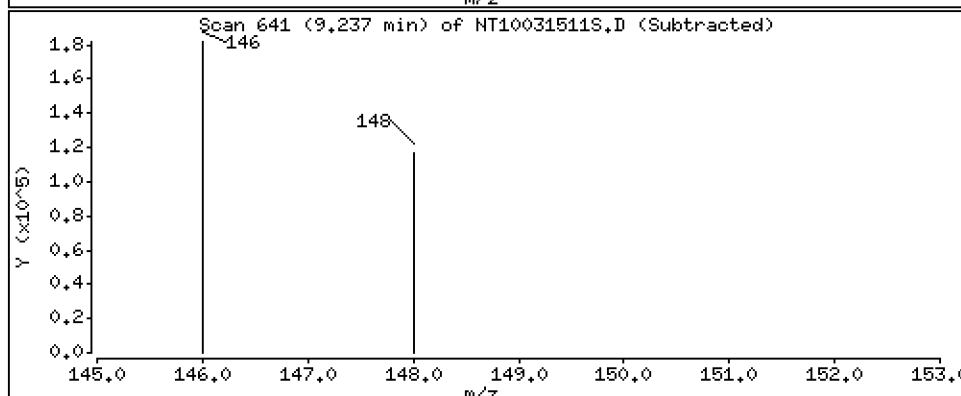
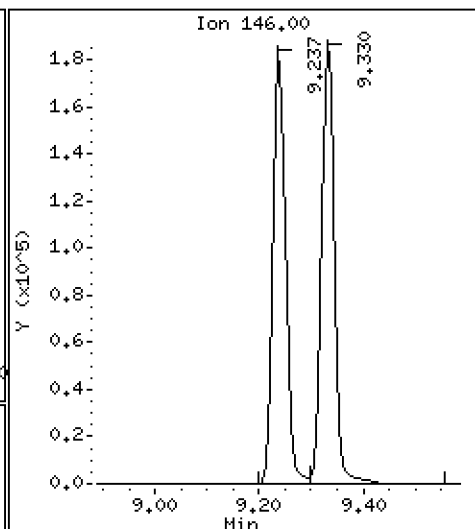
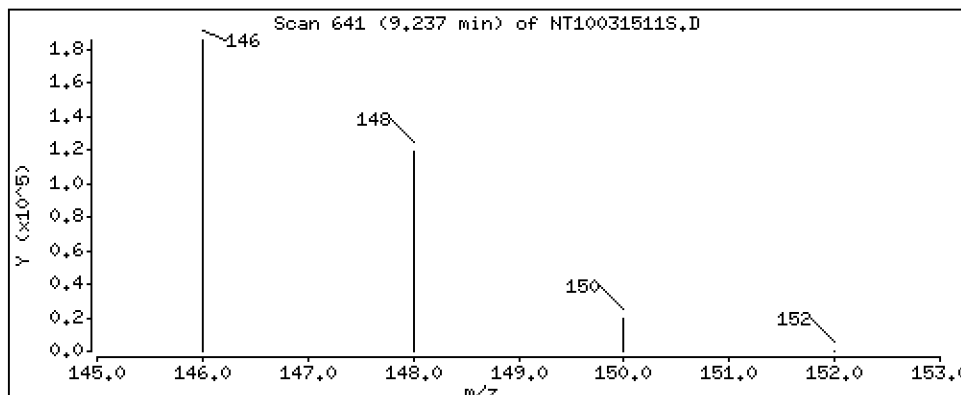
Operator: JGR

Column phase: ZB-5msi

Column diameter: 0.25

7 1,3-Dichlorobenzene

Concentration: 4.643 ug/L



Date : 16-MAR-2023 02:16

Client ID:

Instrument: nt10.i

Sample Info: SLC0238-SCV1

Volume Injected (uL): 1.0

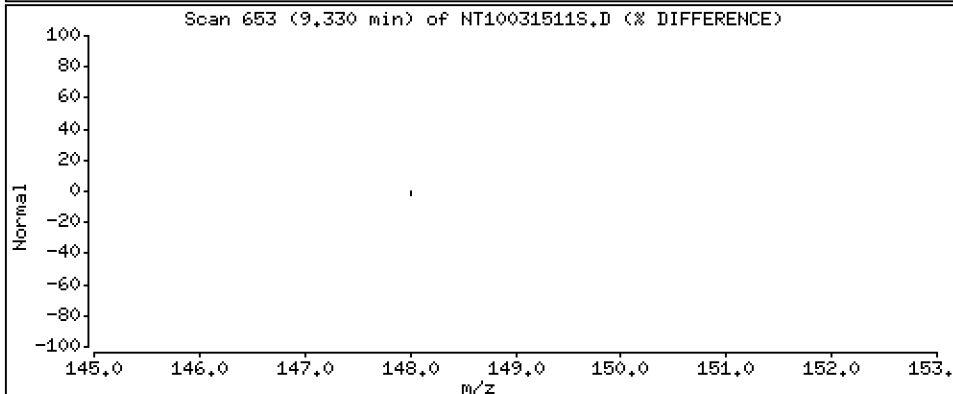
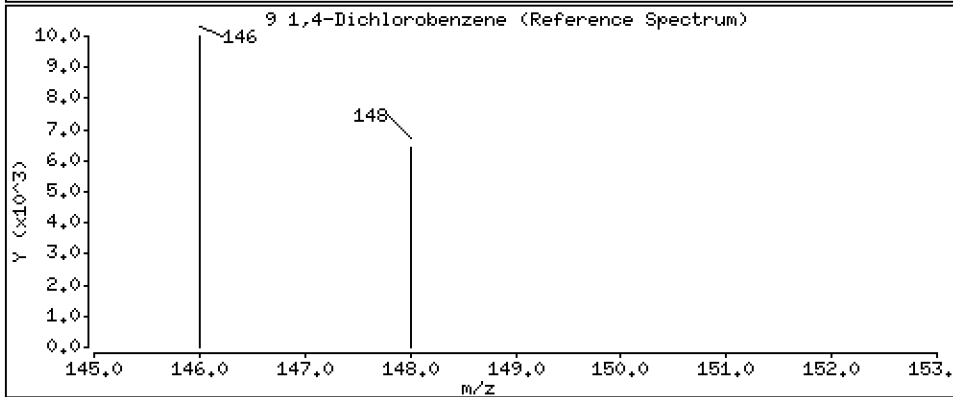
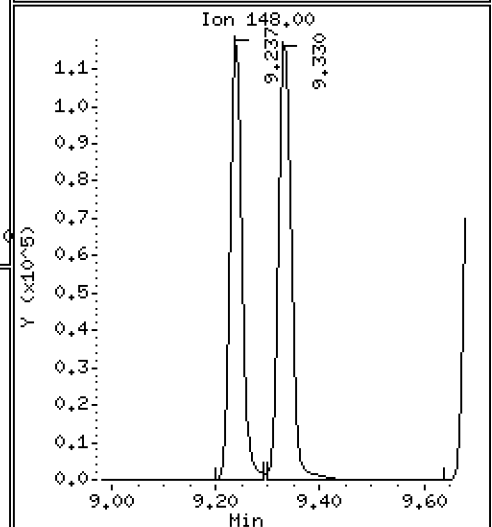
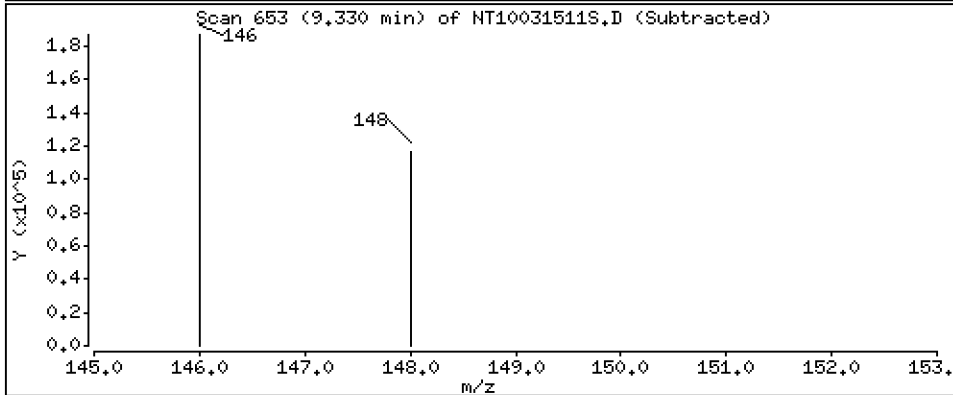
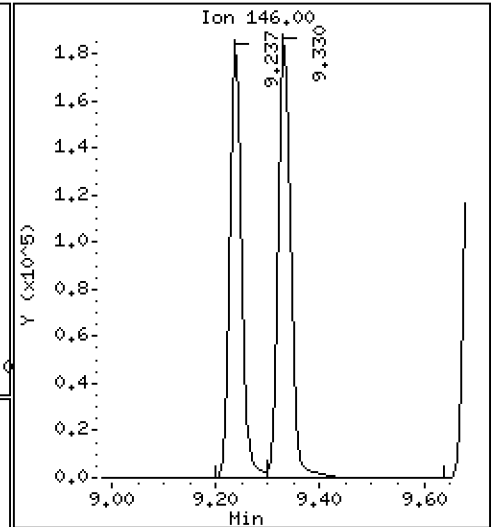
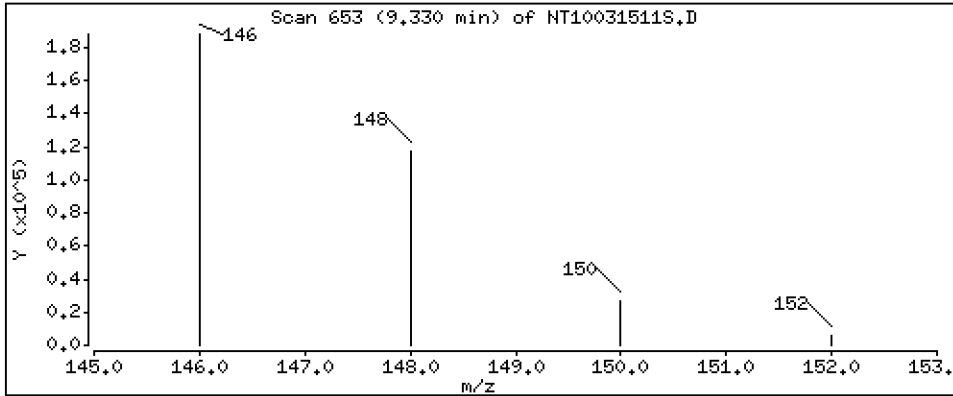
Operator: JGR

Column phase: ZB-5msi

Column diameter: 0.25

9 1,4-Dichlorobenzene

Concentration: 4.838 ug/L



Date : 16-MAR-2023 02:16

Client ID:

Instrument: nt10.i

Sample Info: SLC0238-SCV1

Volume Injected (uL): 1.0

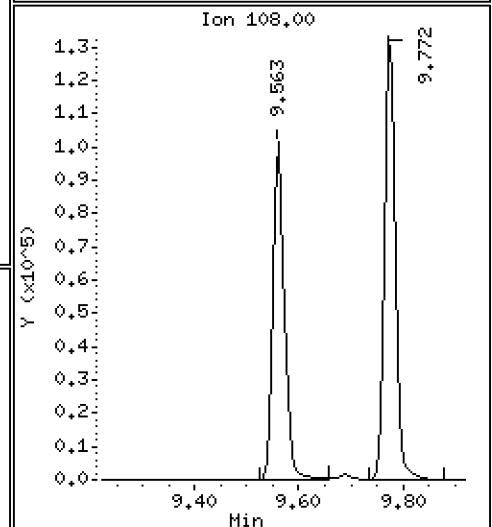
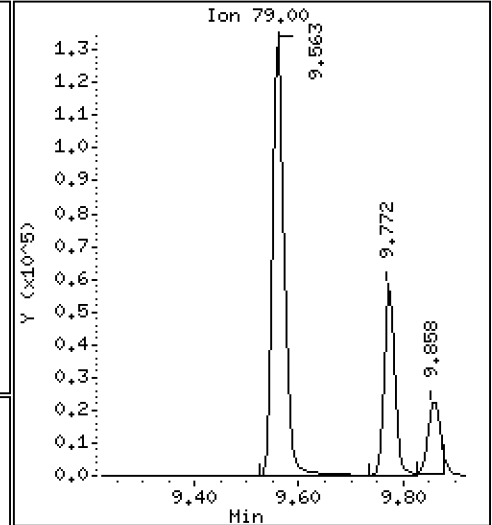
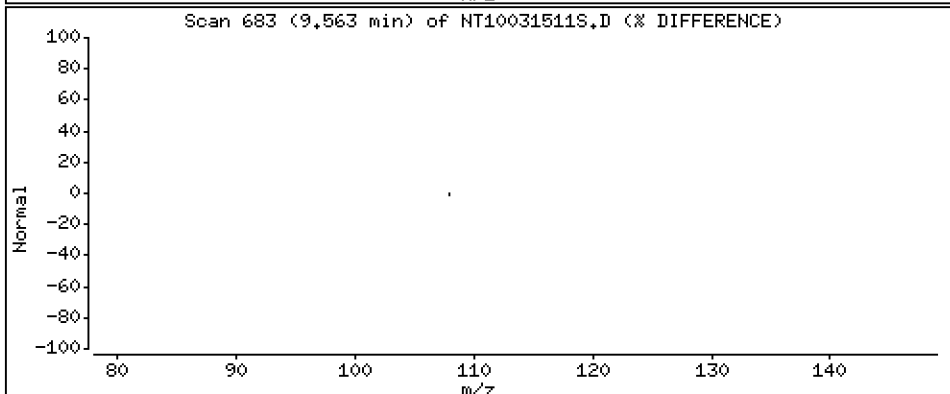
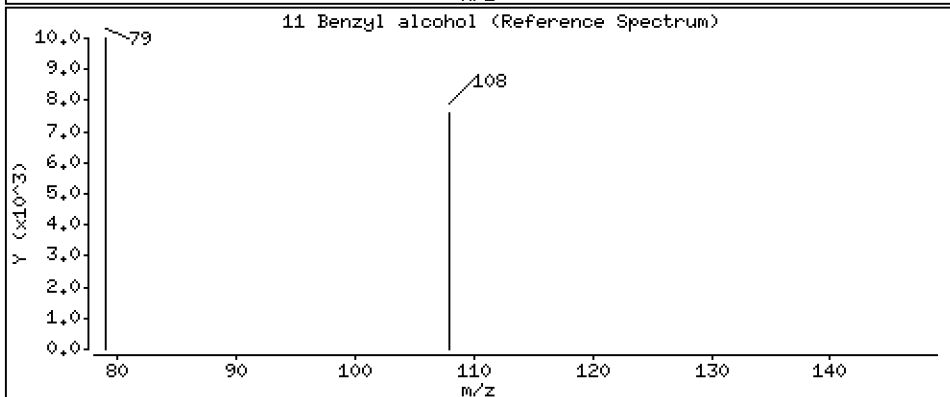
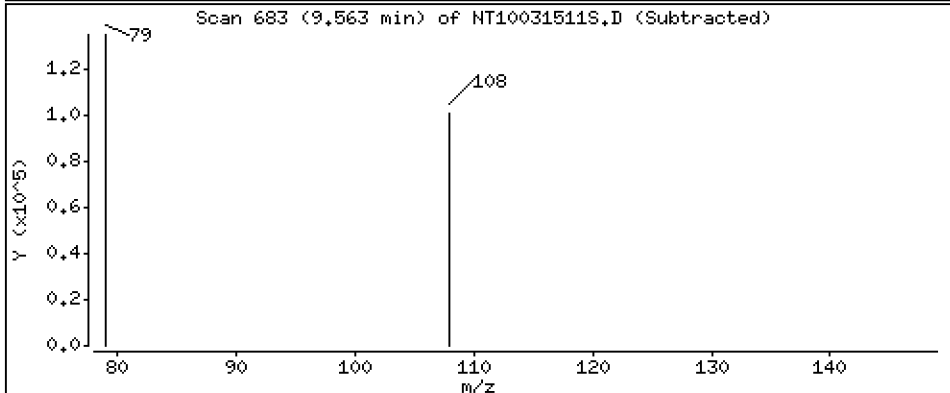
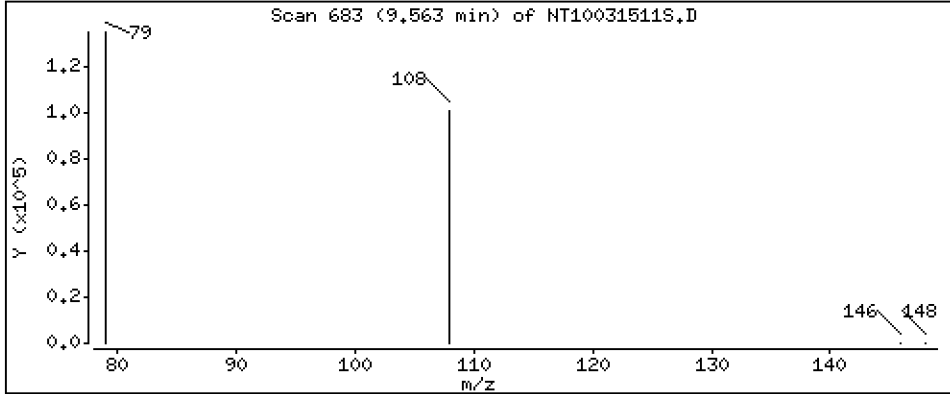
Operator: JGR

Column phase: ZB-5msi

Column diameter: 0.25

11 Benzyl alcohol

Concentration: 5.181 ug/L



Date : 16-MAR-2023 02:16

Client ID:

Instrument: nt10.i

Sample Info: SLC0238-SCV1

Volume Injected (uL): 1.0

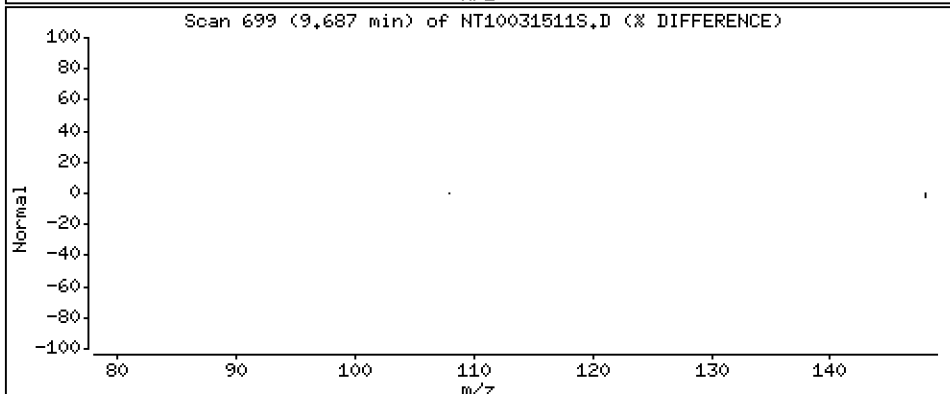
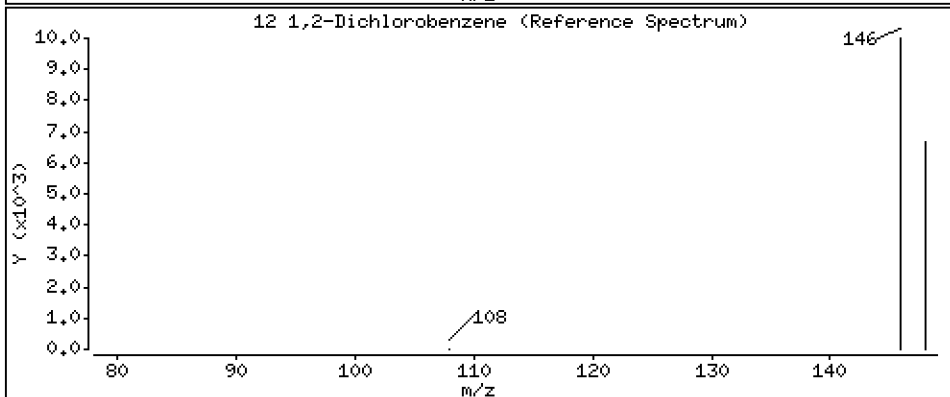
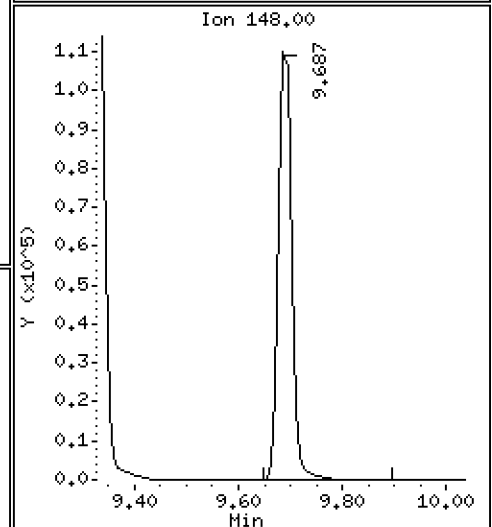
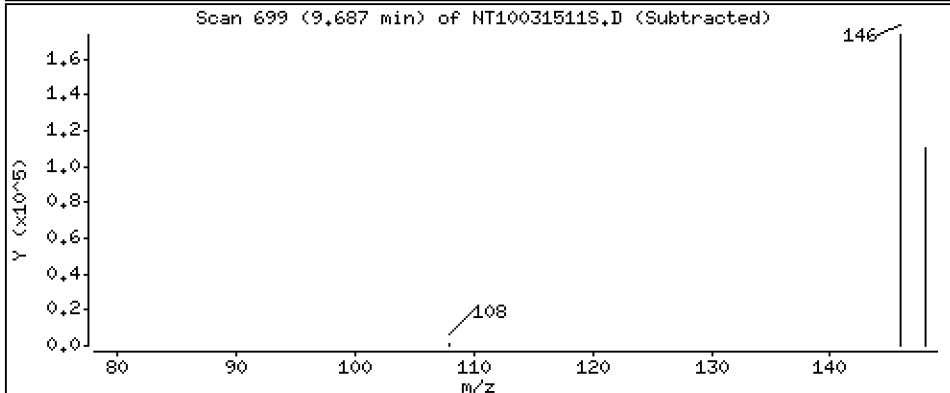
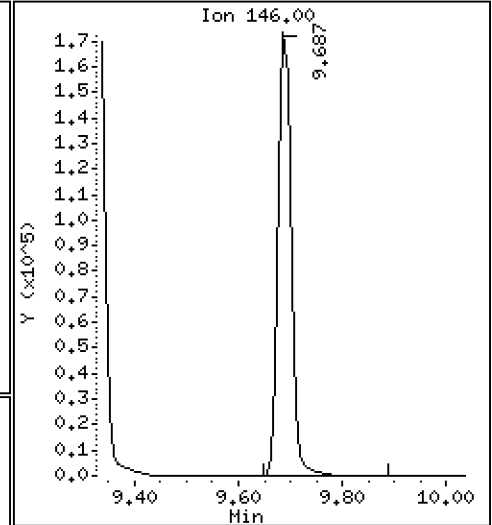
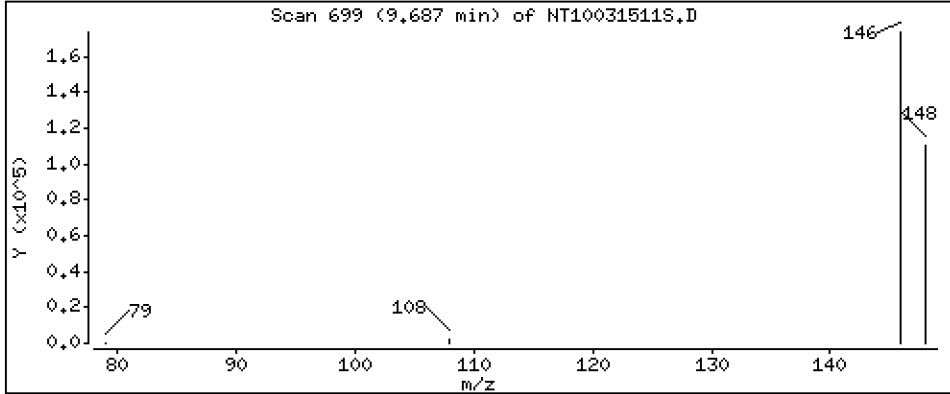
Operator: JGR

Column phase: ZB-5msi

Column diameter: 0.25

12 1,2-Dichlorobenzene

Concentration: 4.679 ug/L



Date : 16-MAR-2023 02:16

Client ID:

Instrument: nt10.i

Sample Info: SLC0238-SCV1

Volume Injected (uL): 1.0

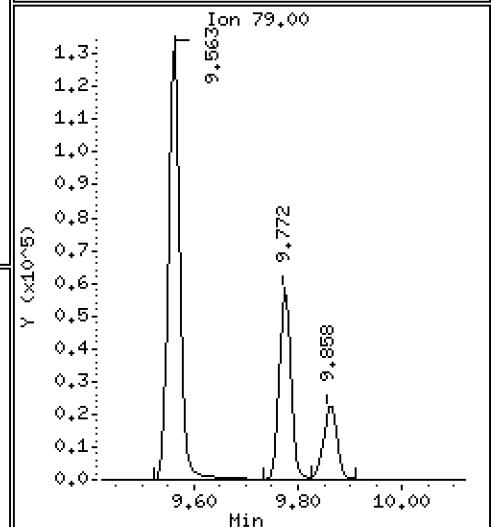
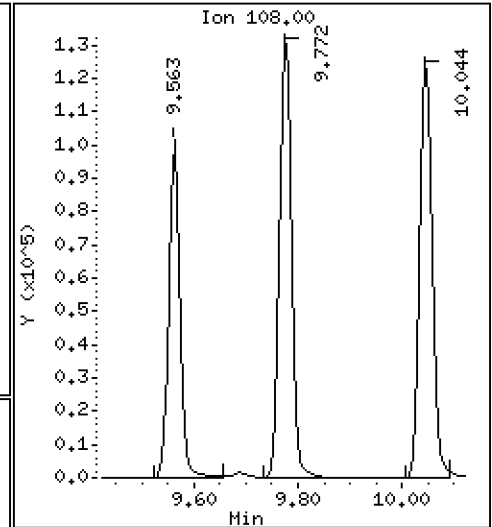
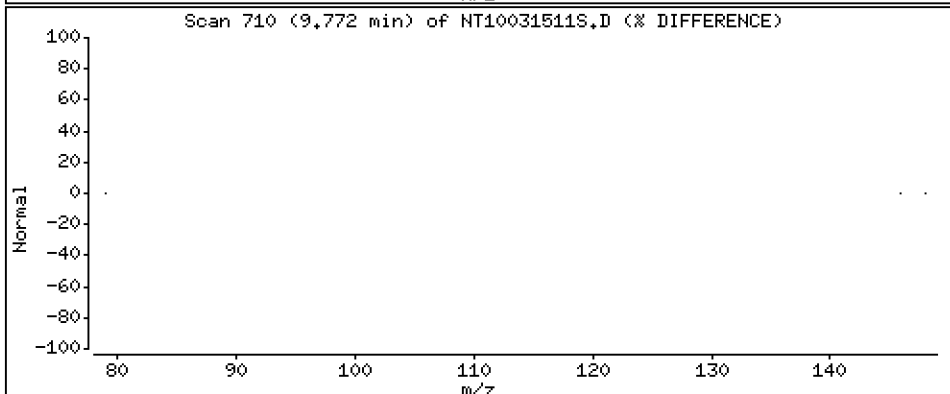
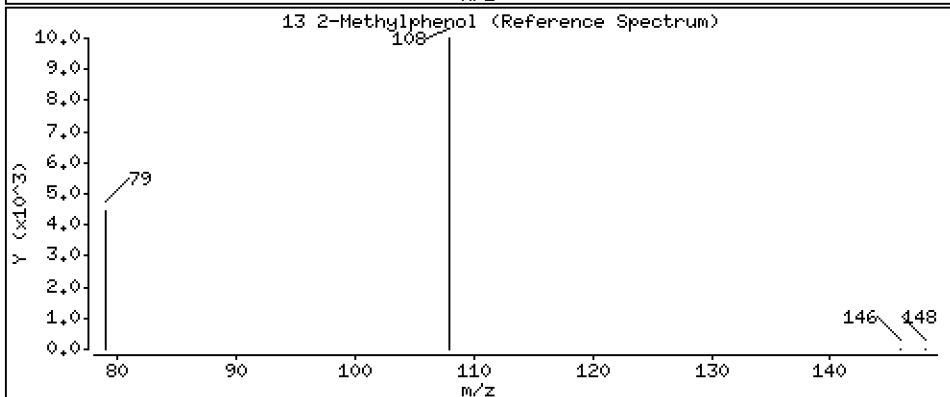
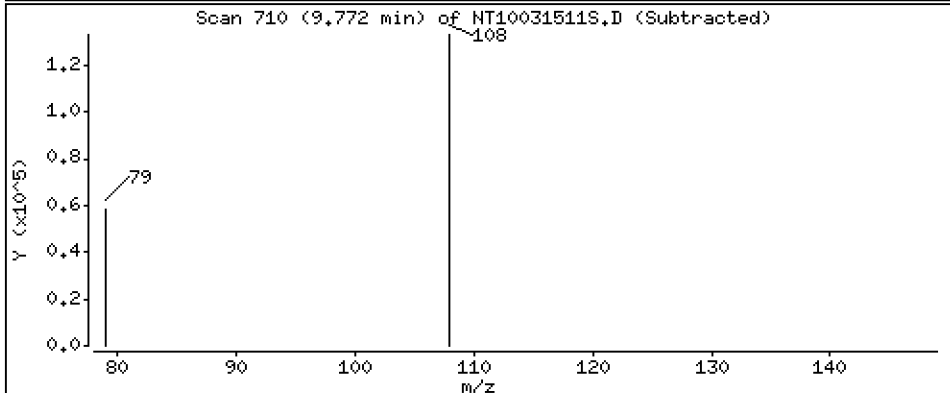
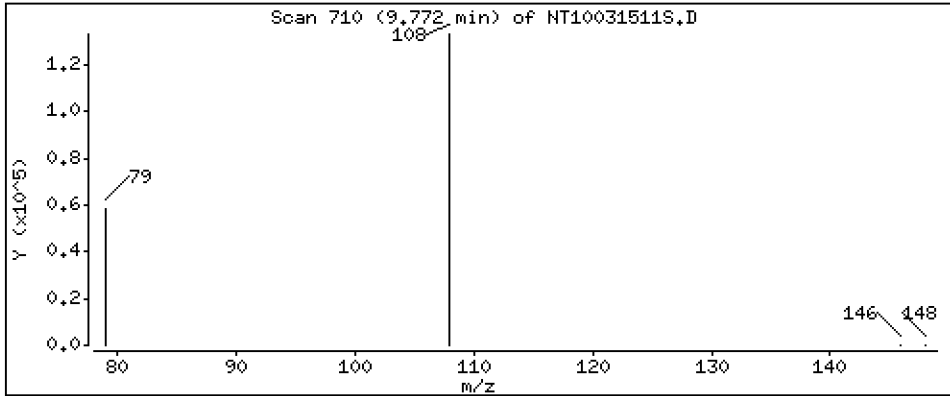
Operator: JGR

Column phase: ZB-5msi

Column diameter: 0.25

13 2-Methylphenol

Concentration: 4.197 ug/L



Date : 16-MAR-2023 02:16

Client ID:

Instrument: nt10.i

Sample Info: SLC0238-SCV1

Volume Injected (uL): 1.0

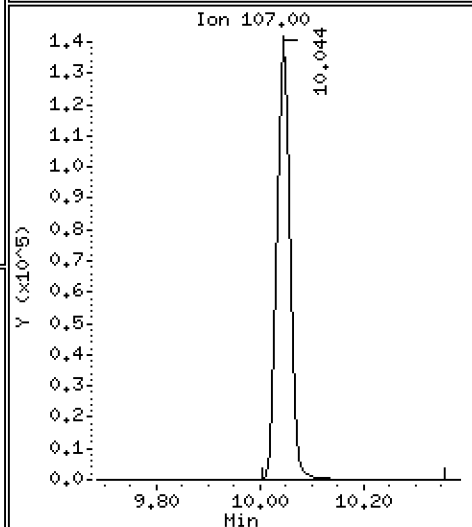
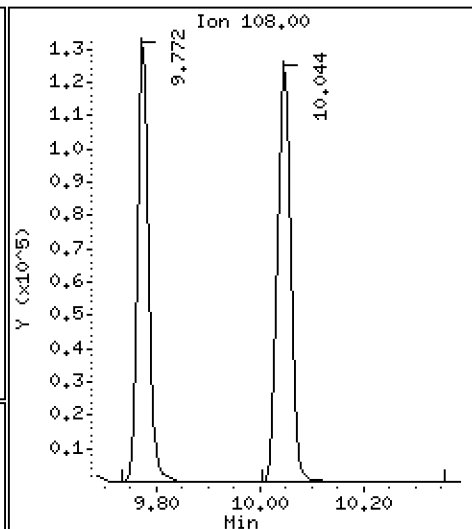
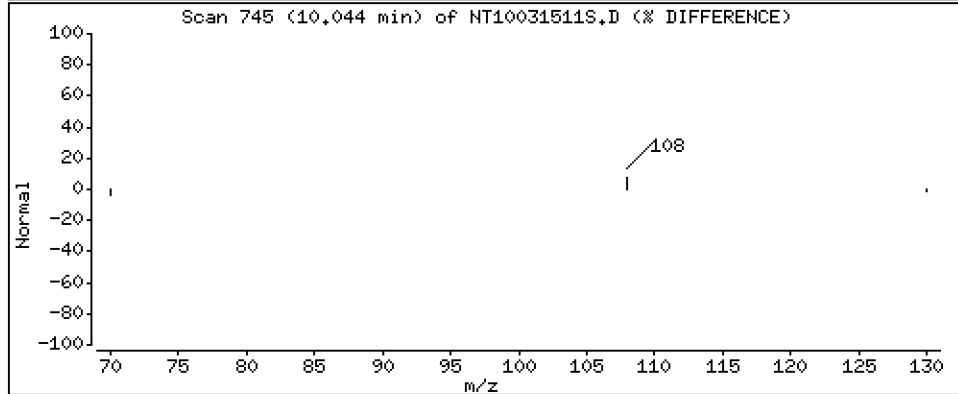
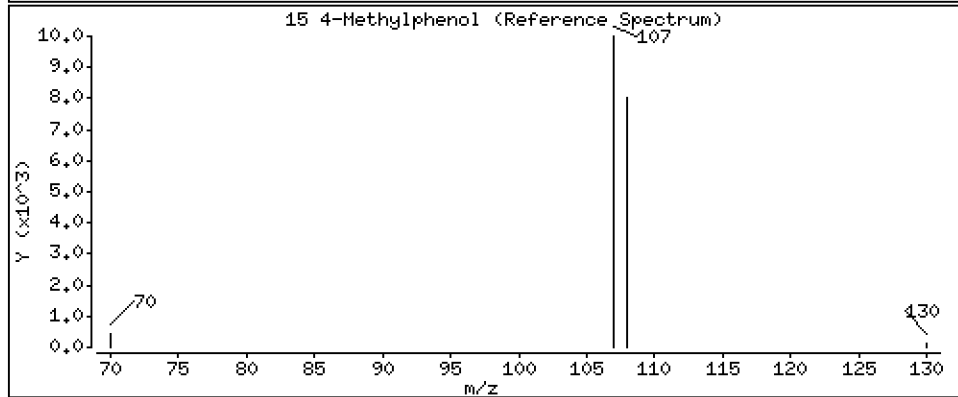
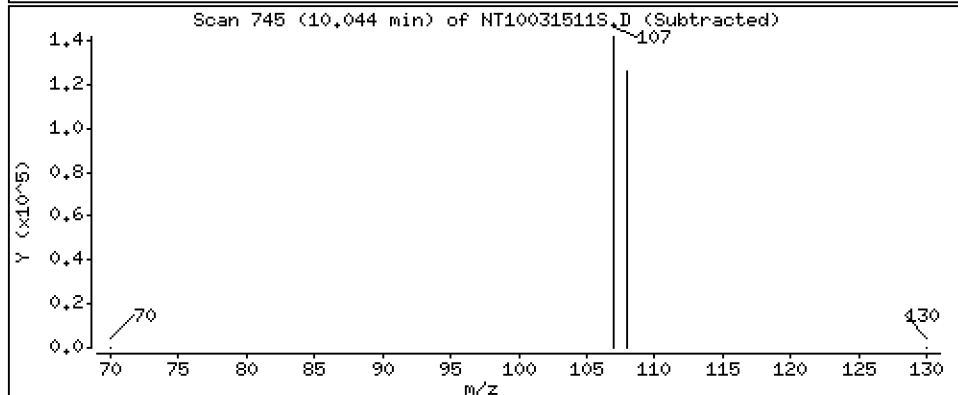
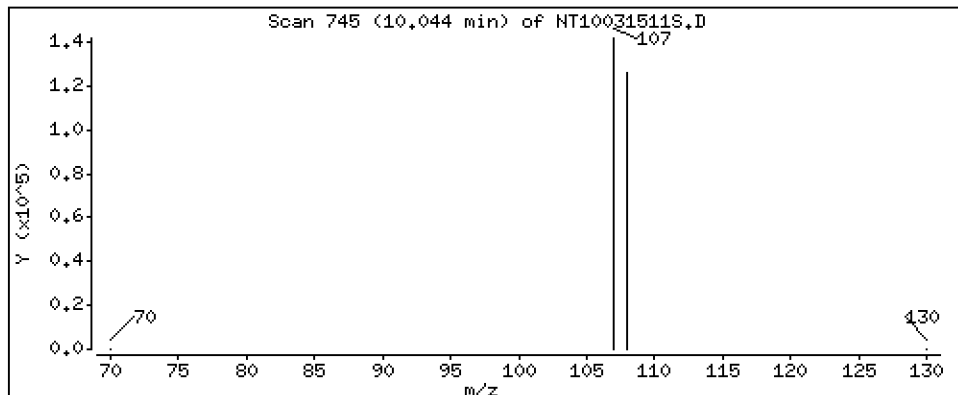
Operator: JGR

Column phase: ZB-5msi

Column diameter: 0.25

15 4-Methylphenol

Concentration: 4.463 ug/L



Date : 16-MAR-2023 02:16

Client ID:

Instrument: nt10.i

Sample Info: SLC0238-SCV1

Volume Injected (uL): 1.0

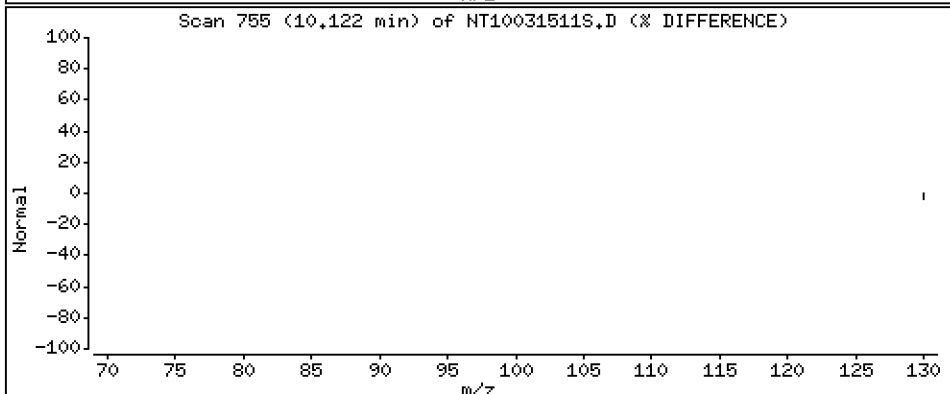
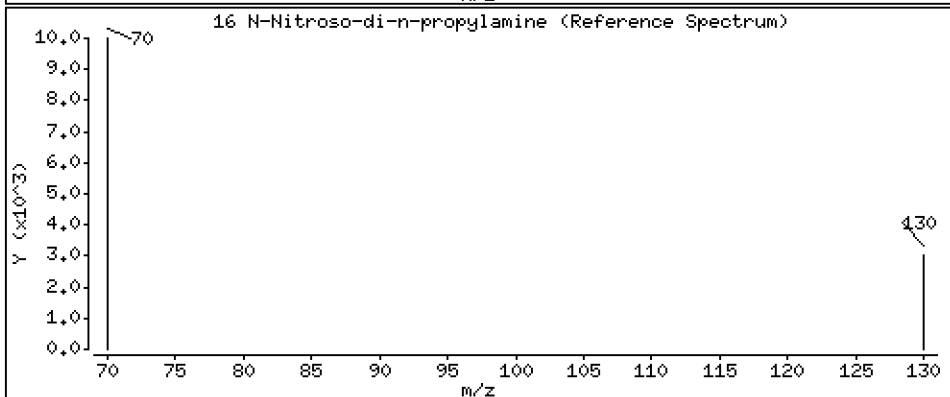
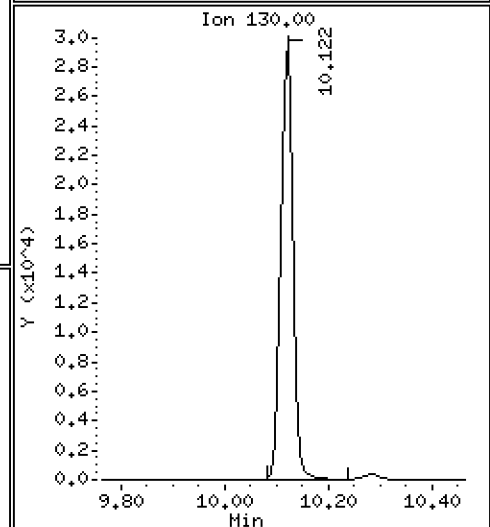
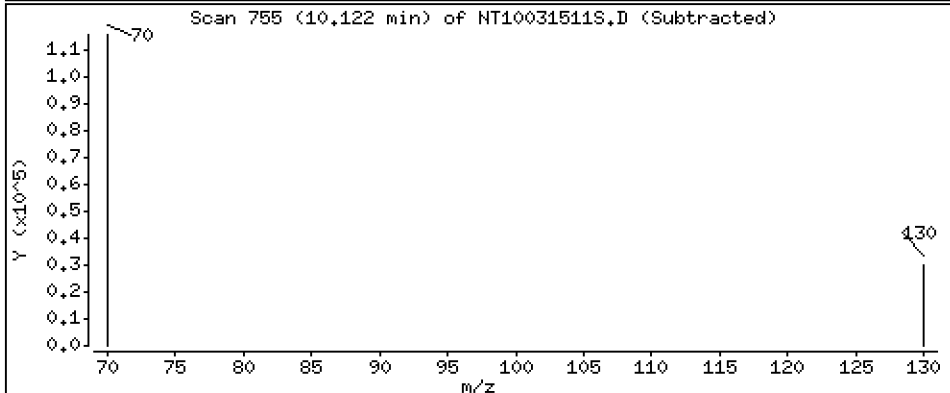
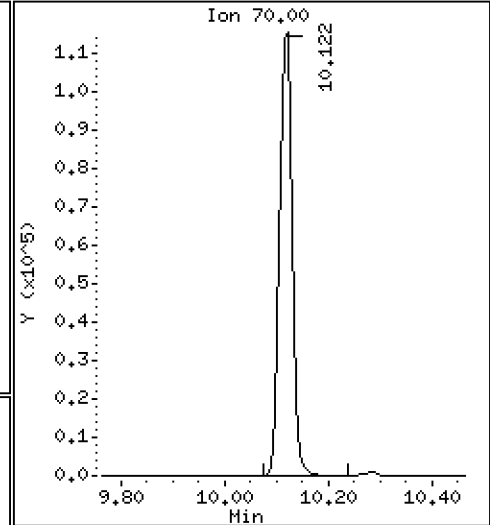
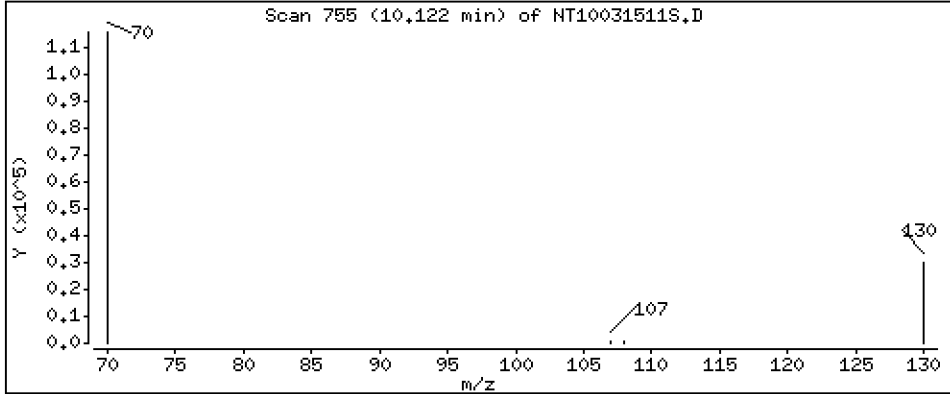
Operator: JGR

Column phase: ZB-5msi

Column diameter: 0,25

16 N-Nitroso-di-n-propylamine

Concentration: 5,282 ug/L



Date : 16-MAR-2023 02:16

Client ID:

Instrument: nt10.i

Sample Info: SLC0238-SCV1

Volume Injected (uL): 1.0

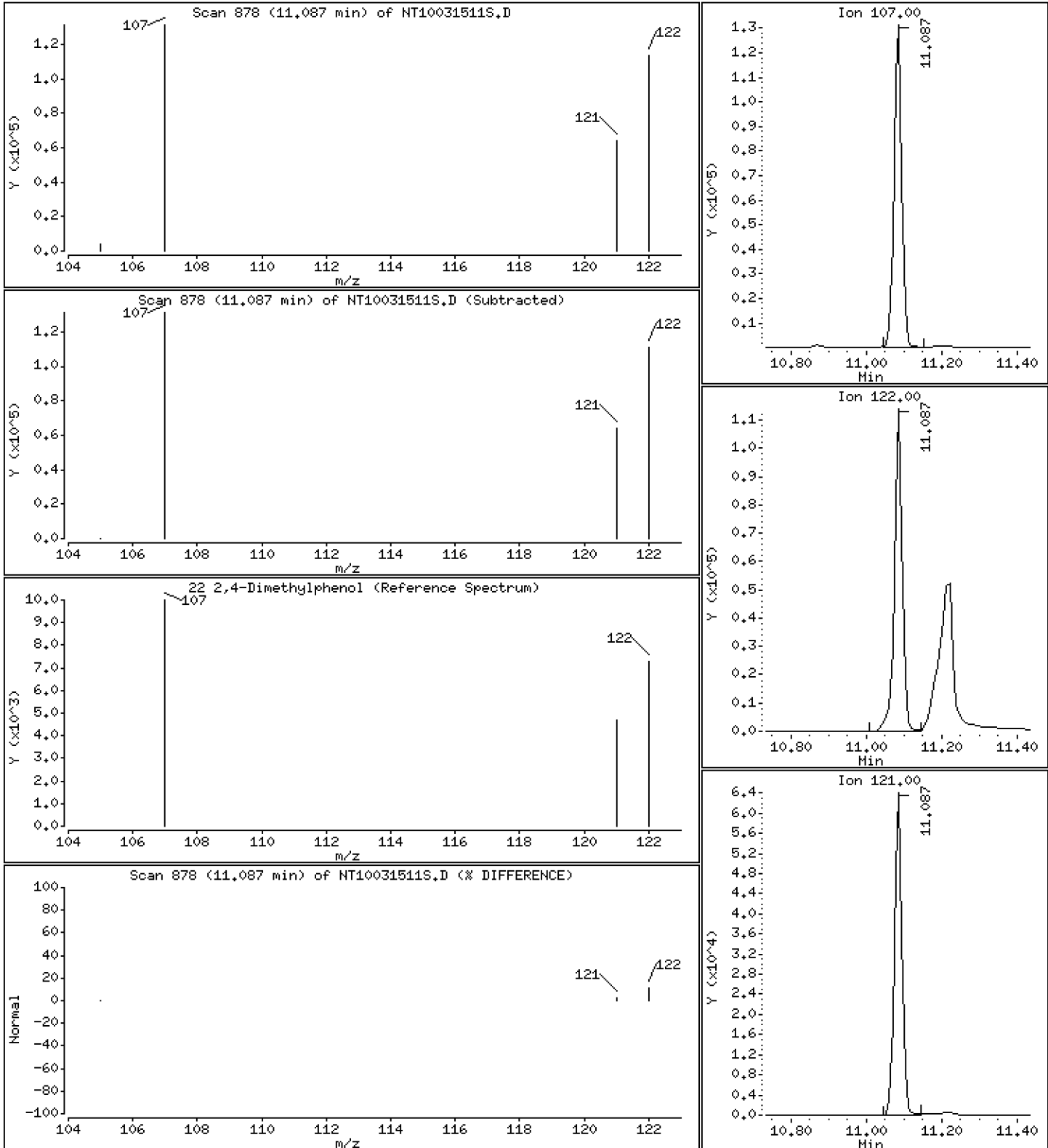
Operator: JGR

Column phase: ZB-5msi

Column diameter: 0.25

22 2,4-Dimethylphenol

Concentration: 3,660 ug/L



Date : 16-MAR-2023 02:16

Client ID:

Instrument: nt10.i

Sample Info: SLC0238-SCV1

Volume Injected (uL): 1.0

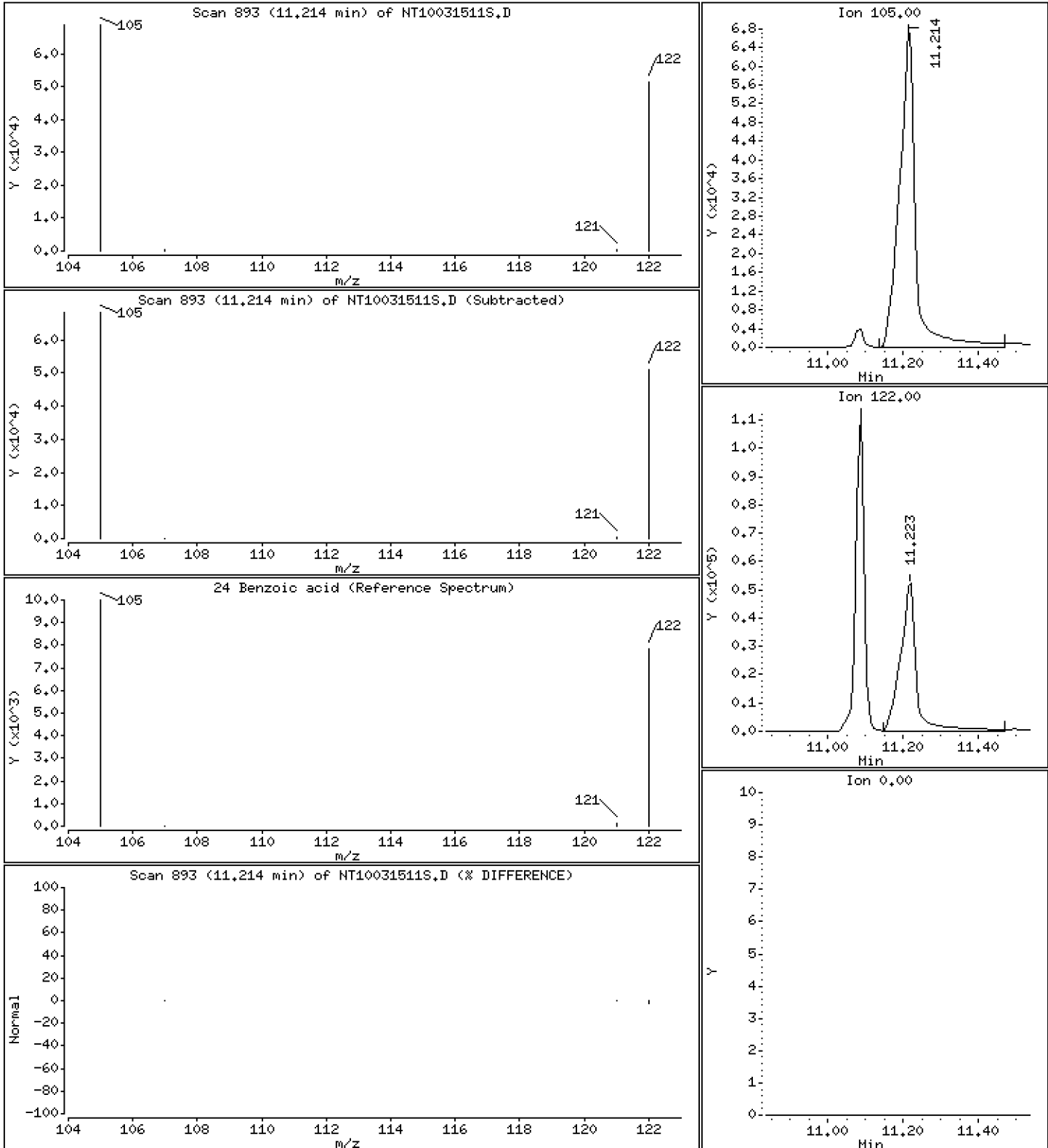
Operator: JGR

Column phase: ZB-5msi

Column diameter: 0.25

24 Benzoic acid

Concentration: 6,746 ug/L



Date : 16-MAR-2023 02:16

Client ID:

Instrument: nt10.i

Sample Info: SLC0238-SCV1

Volume Injected (uL): 1.0

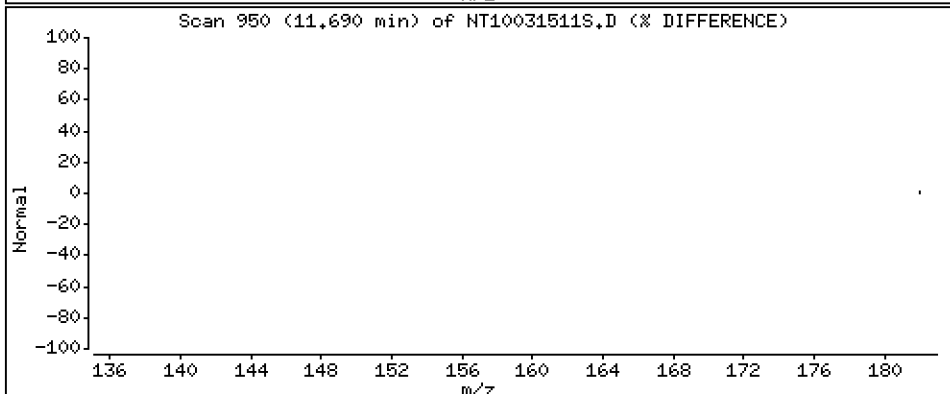
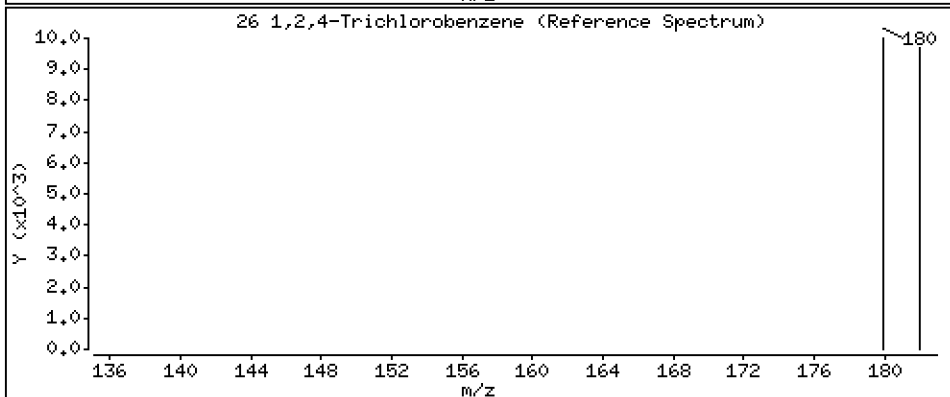
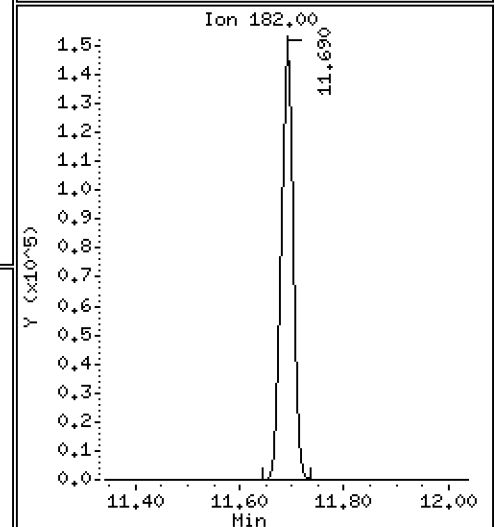
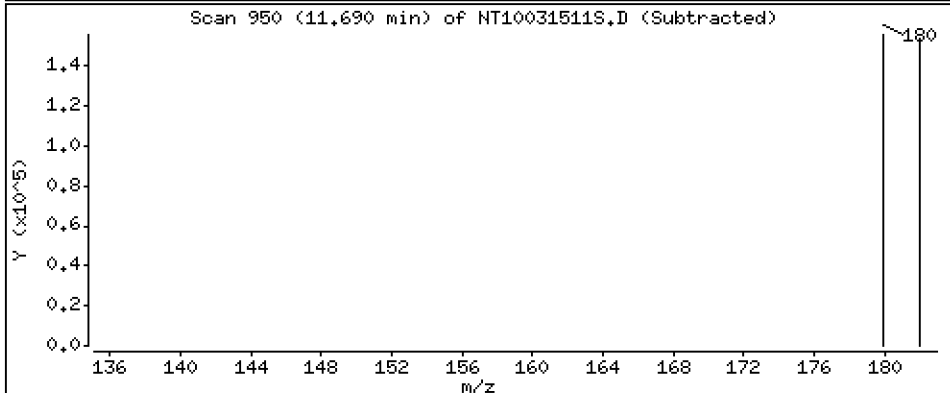
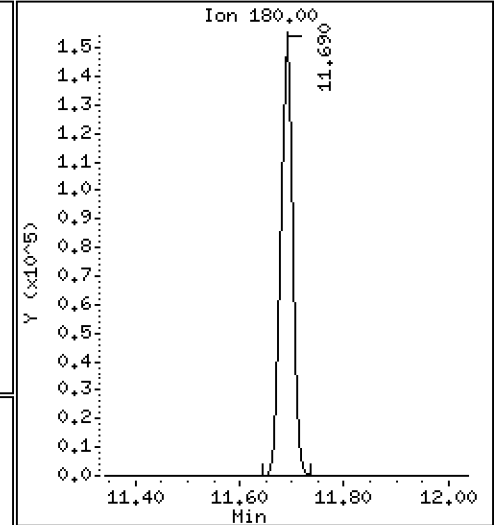
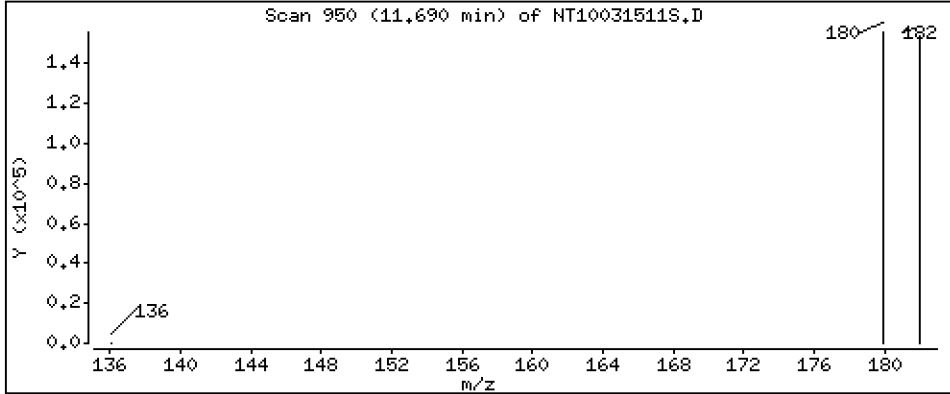
Operator: JGR

Column phase: ZB-5msi

Column diameter: 0,25

26 1,2,4-Trichlorobenzene

Concentration: 4,445 ug/L



Date : 16-MAR-2023 02:16

Client ID:

Instrument: nt10.i

Sample Info: SLC0238-SCV1

Volume Injected (uL): 1.0

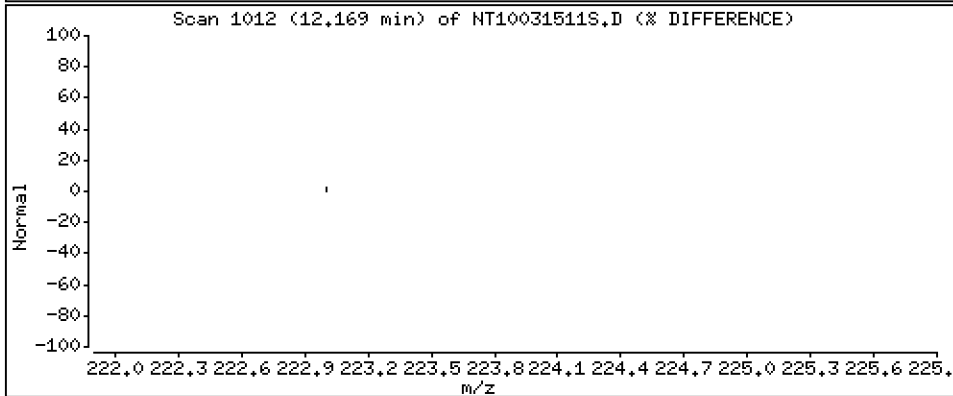
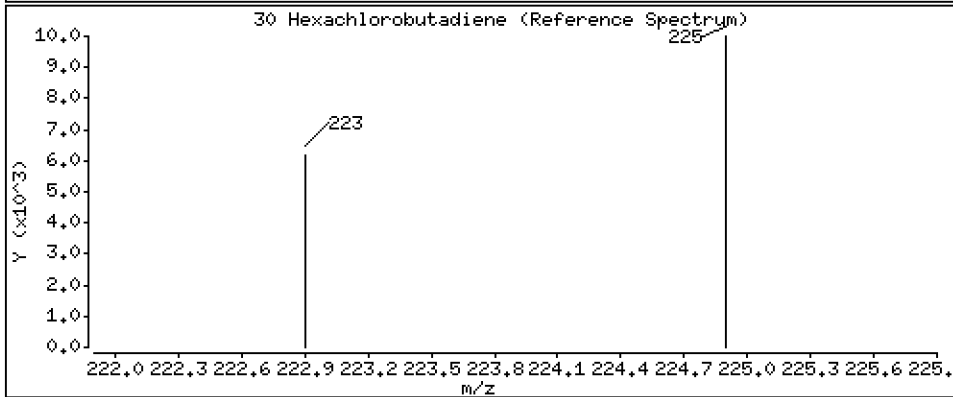
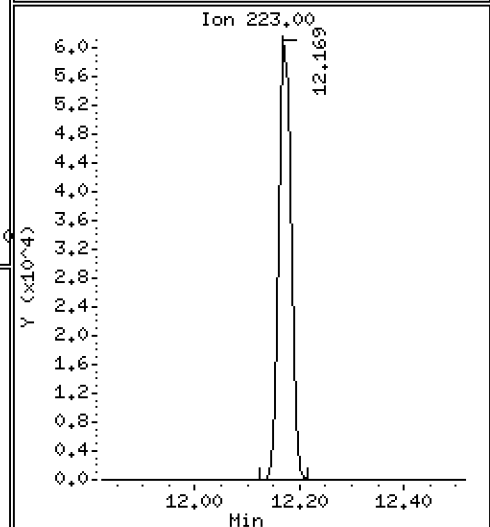
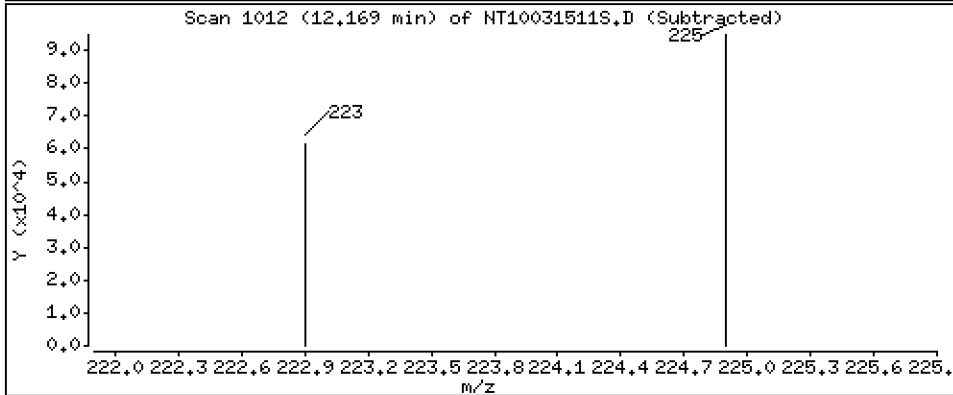
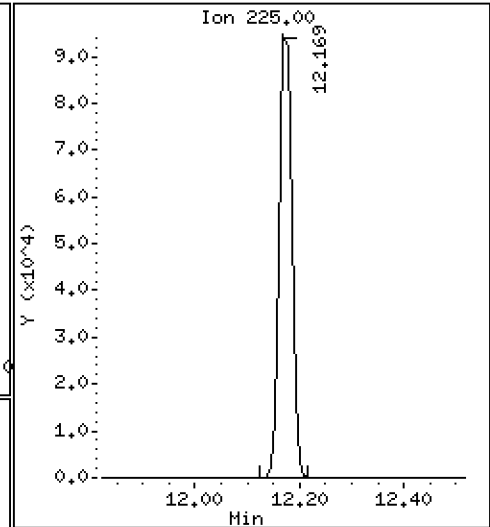
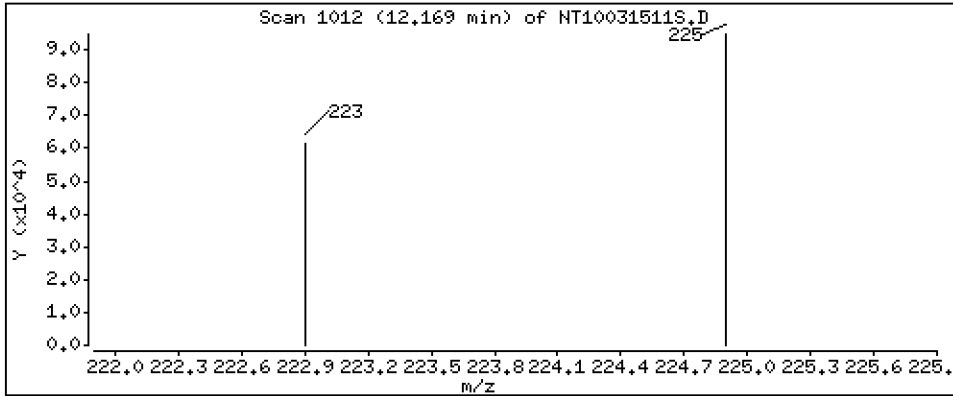
Operator: JGR

Column phase: ZB-5msi

Column diameter: 0,25

30 Hexachlorobutadiene

Concentration: 4,653 ug/L



Date : 16-MAR-2023 02:16

Client ID:

Instrument: nt10.i

Sample Info: SLC0238-SCV1

Volume Injected (uL): 1.0

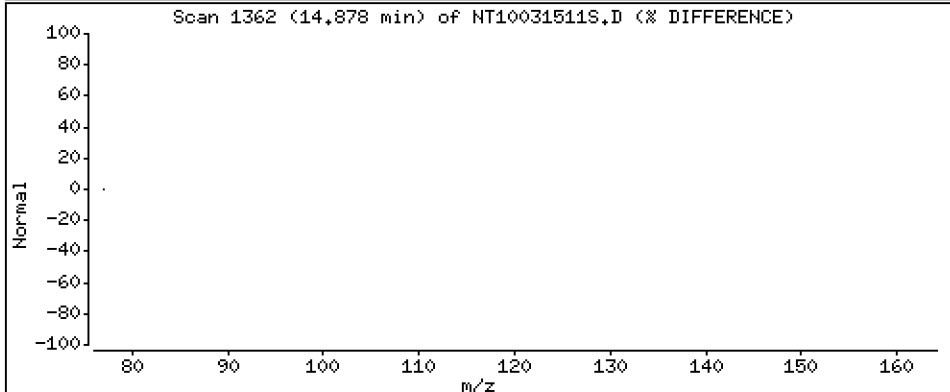
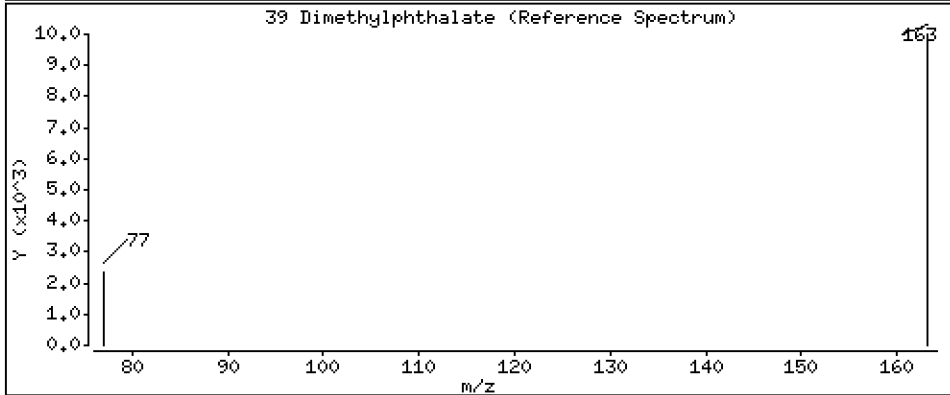
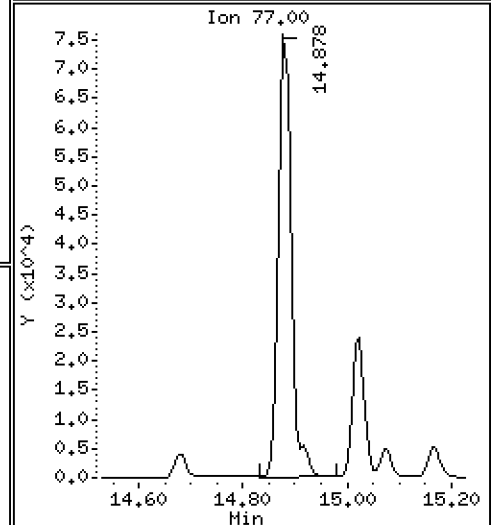
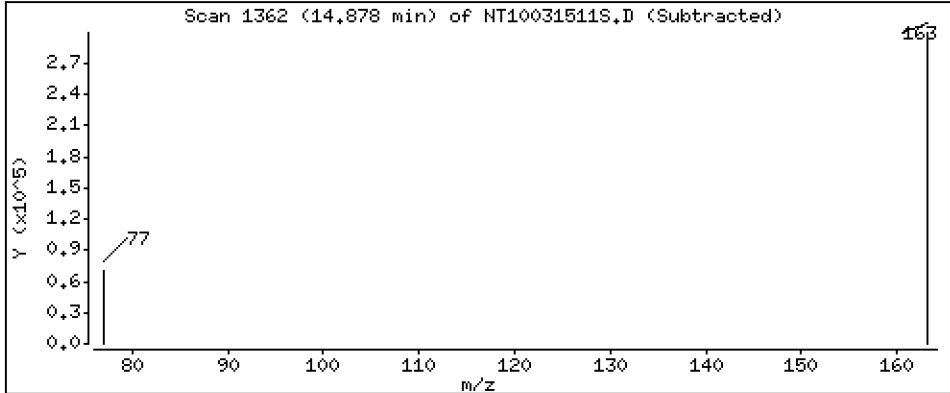
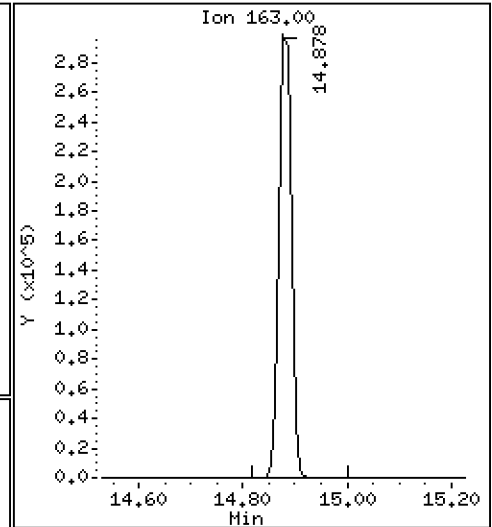
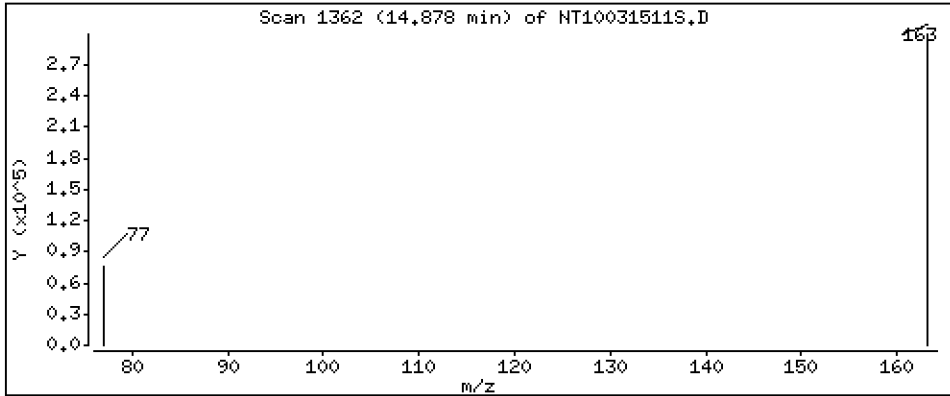
Operator: JGR

Column phase: ZB-5msi

Column diameter: 0,25

39 Dimethylphthalate

Concentration: 4,948 ug/L



Date : 16-MAR-2023 02:16

Client ID:

Instrument: nt10.i

Sample Info: SLC0238-SCV1

Volume Injected (uL): 1.0

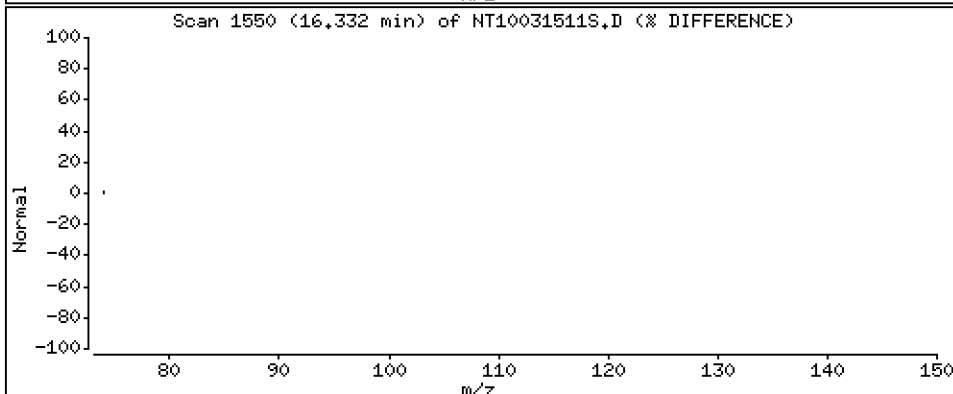
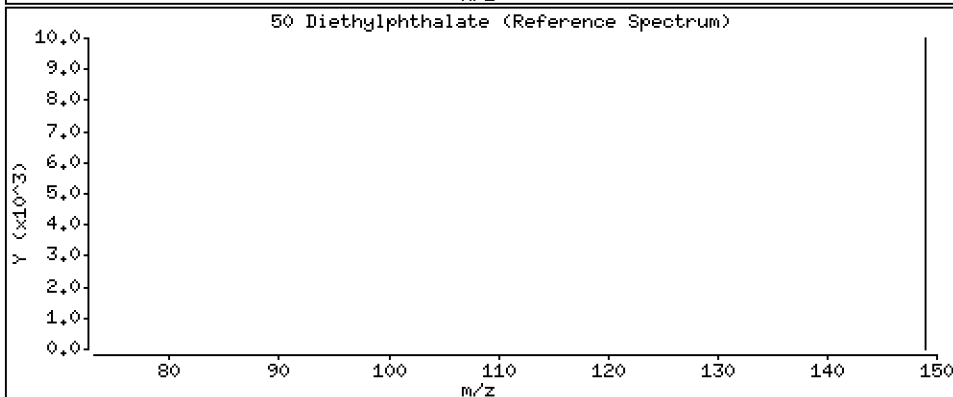
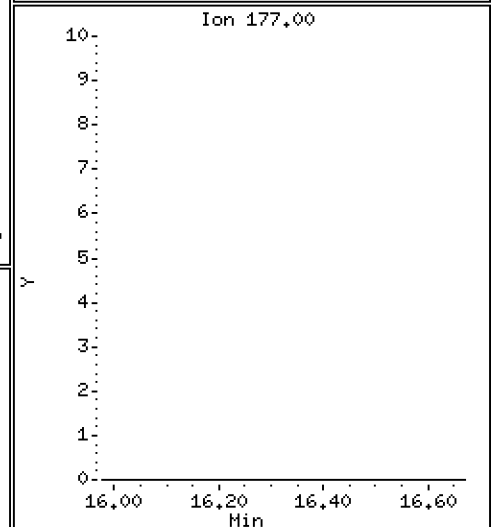
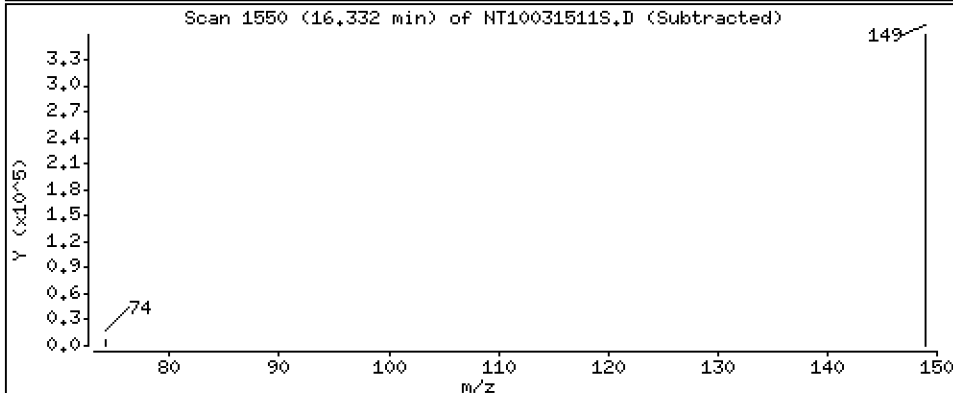
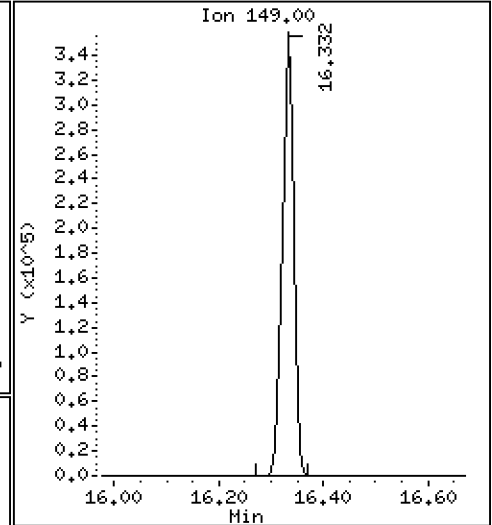
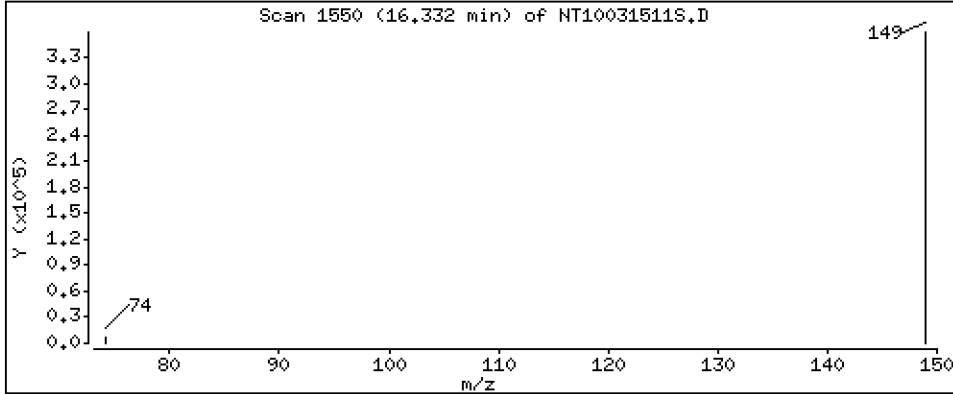
Operator: JGR

Column phase: ZB-5msi

Column diameter: 0.25

50 Diethylphthalate

Concentration: 5.364 ug/L



Date : 16-MAR-2023 02:16

Client ID:

Instrument: nt10.i

Sample Info: SLC0238-SCV1

Volume Injected (uL): 1.0

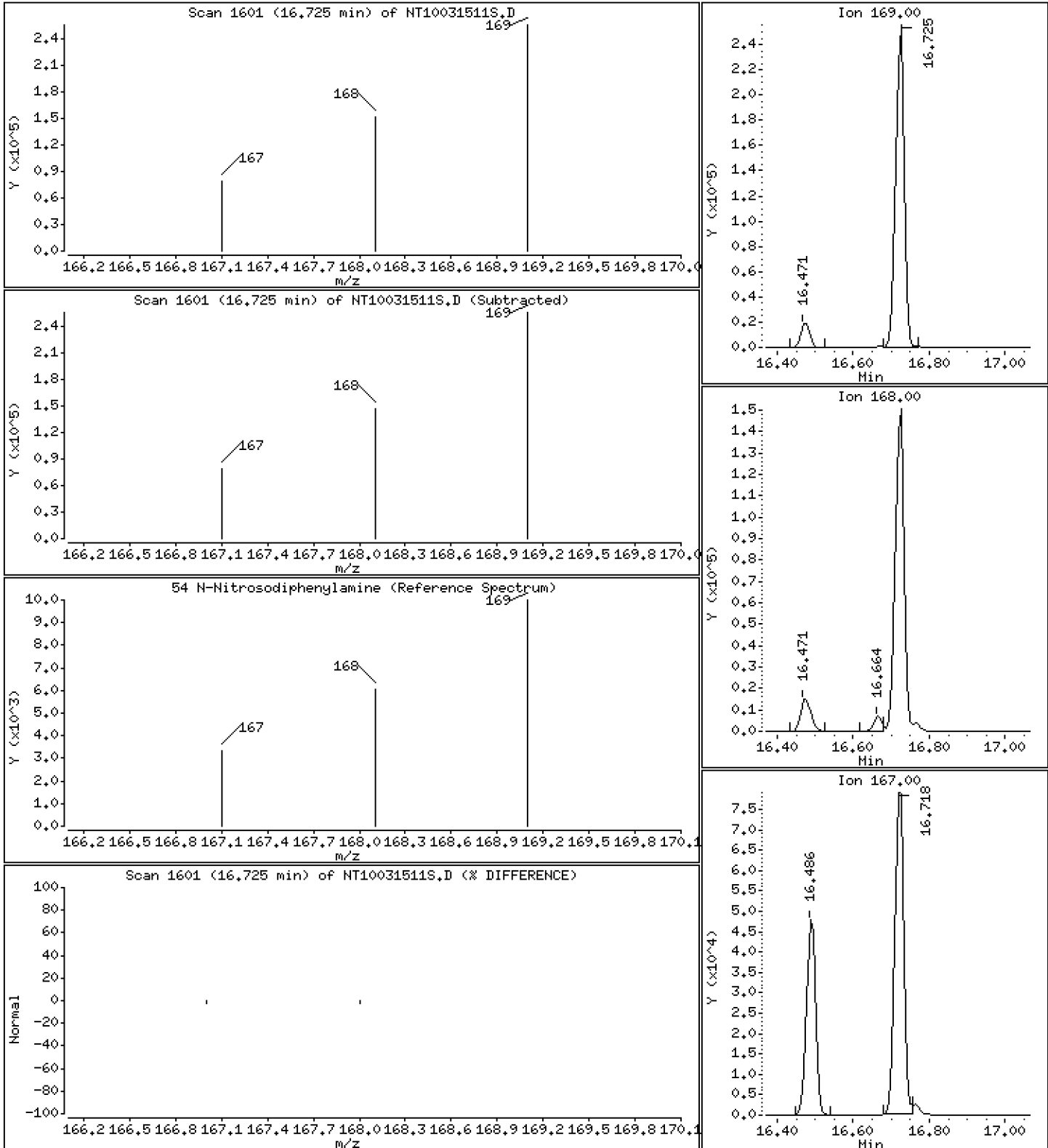
Operator: JGR

Column phase: ZB-5msi

Column diameter: 0.25

54 N-Nitrosodiphenylamine

Concentration: 5.080 ug/L



Date : 16-MAR-2023 02:16

Client ID:

Instrument: nt10.i

Sample Info: SLC0238-SCV1

Volume Injected (uL): 1.0

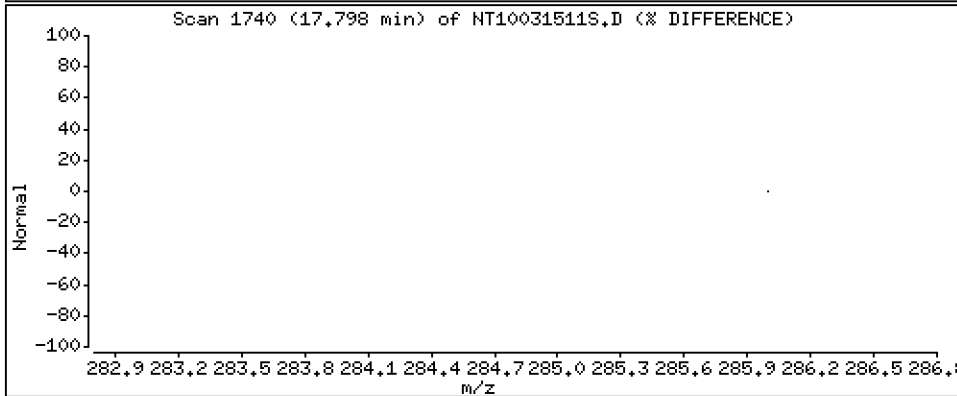
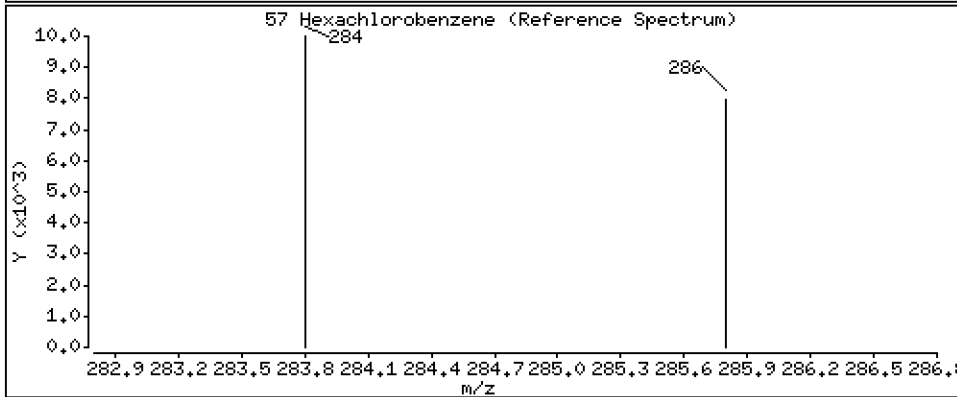
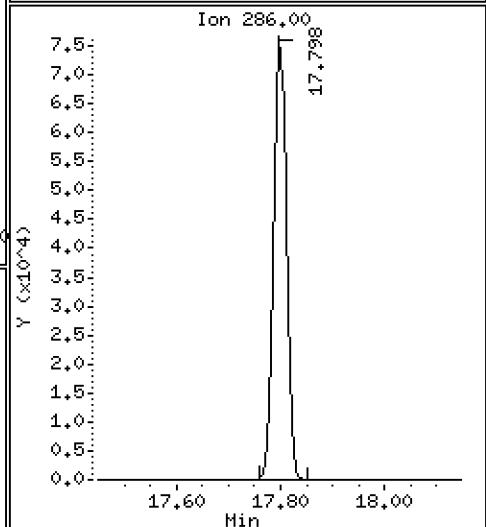
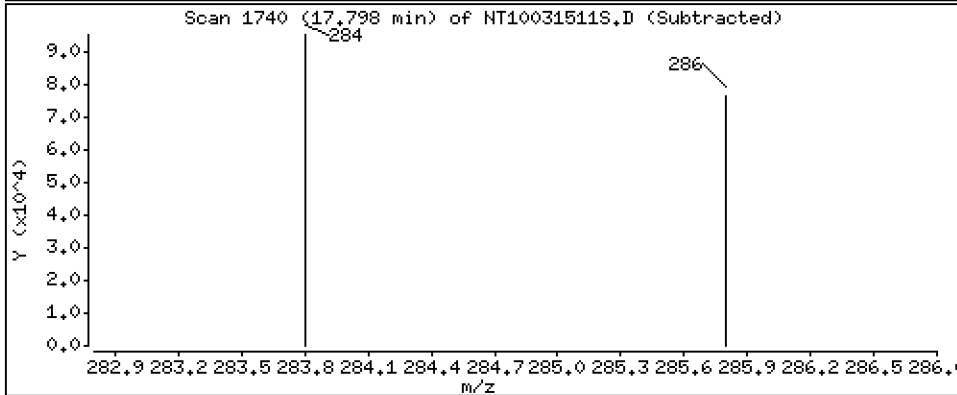
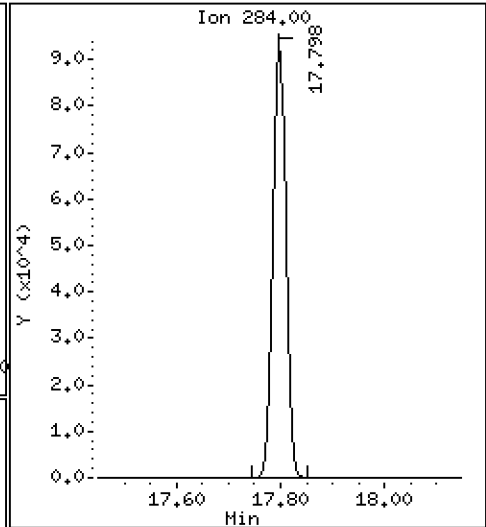
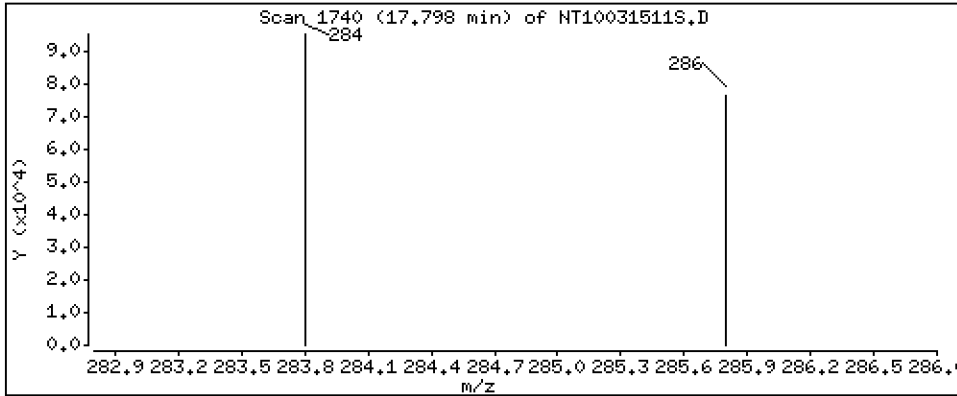
Operator: JGR

Column phase: ZB-5msi

Column diameter: 0,25

57 Hexachlorobenzene

Concentration: 4,614 ug/L



Date : 16-MAR-2023 02:16

Client ID:

Instrument: nt10.i

Sample Info: SLC0238-SCV1

Volume Injected (uL): 1.0

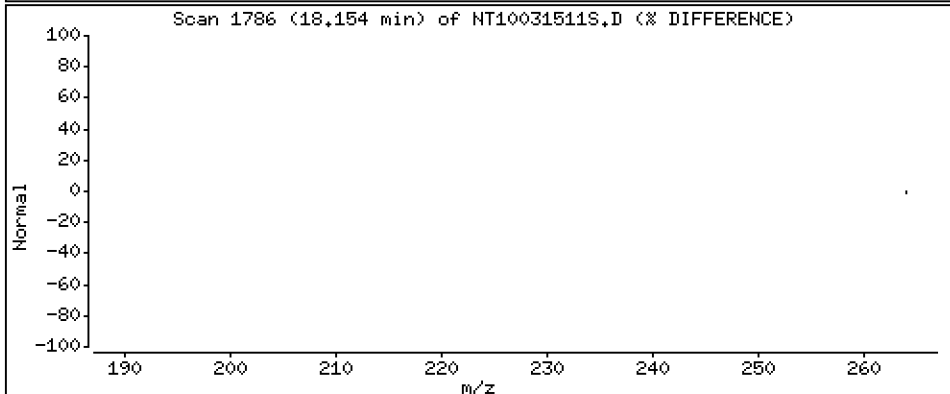
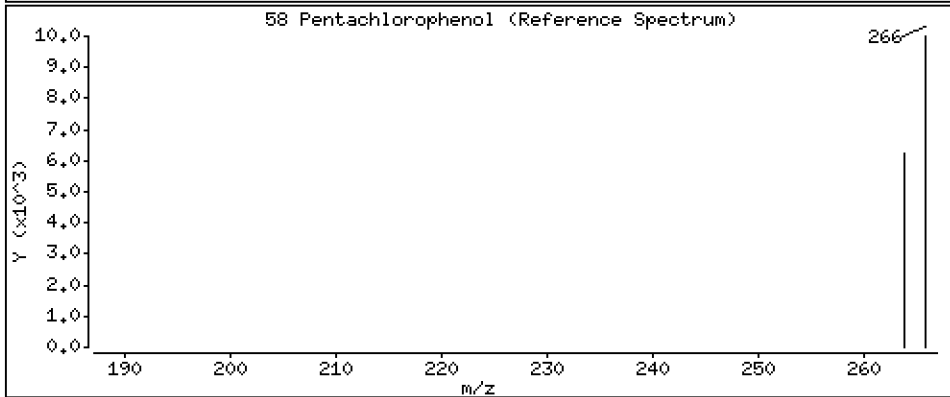
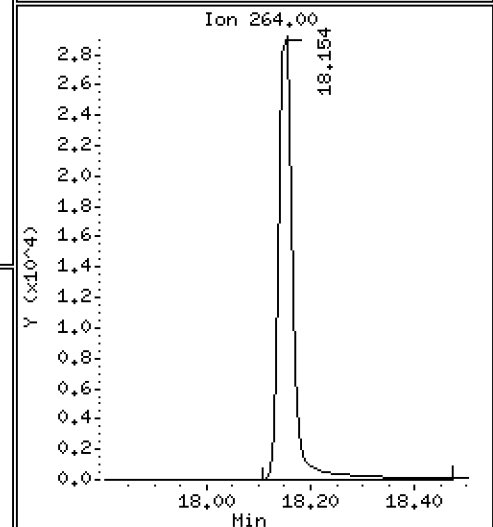
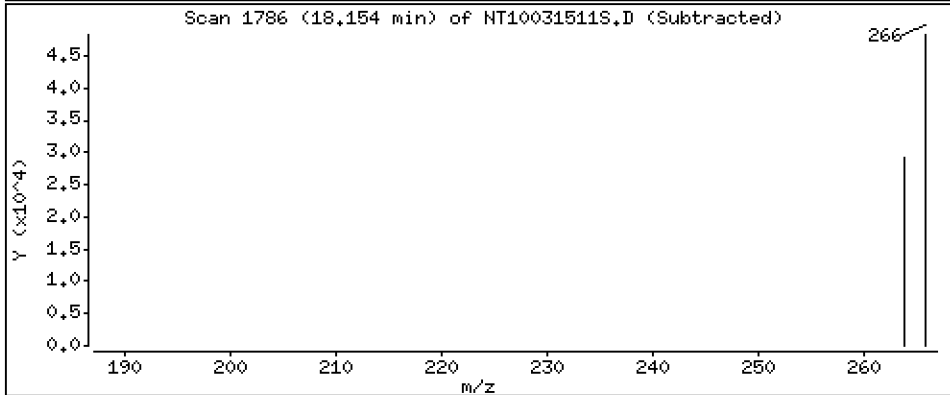
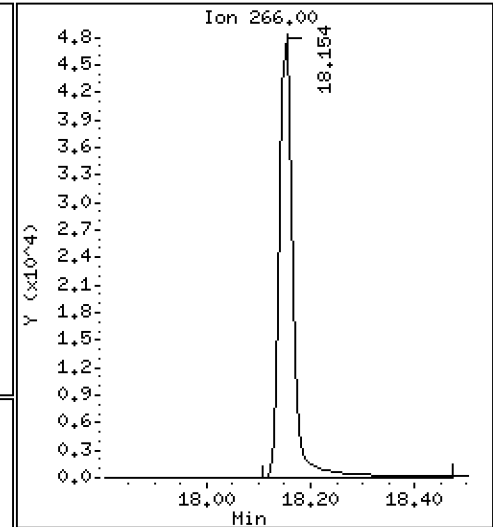
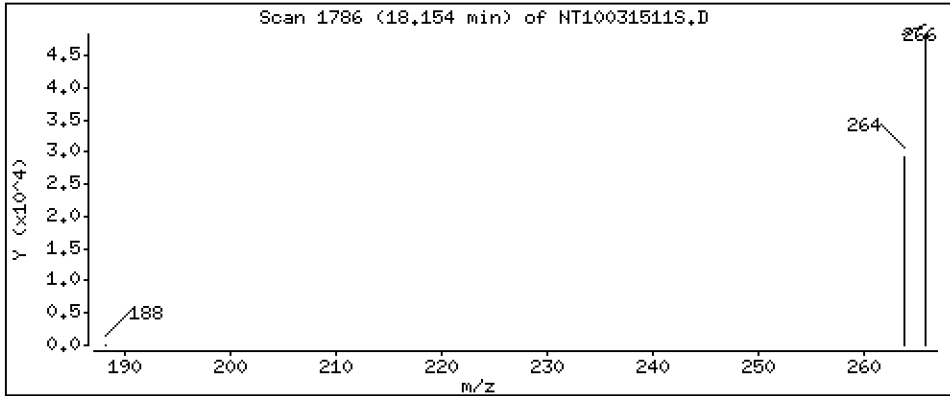
Operator: JGR

Column phase: ZB-5msi

Column diameter: 0,25

58 Pentachlorophenol

Concentration: 4,418 ug/L



Date : 16-MAR-2023 02:16

Client ID:

Instrument: nt10.i

Sample Info: SLC0238-SCV1

Volume Injected (uL): 1.0

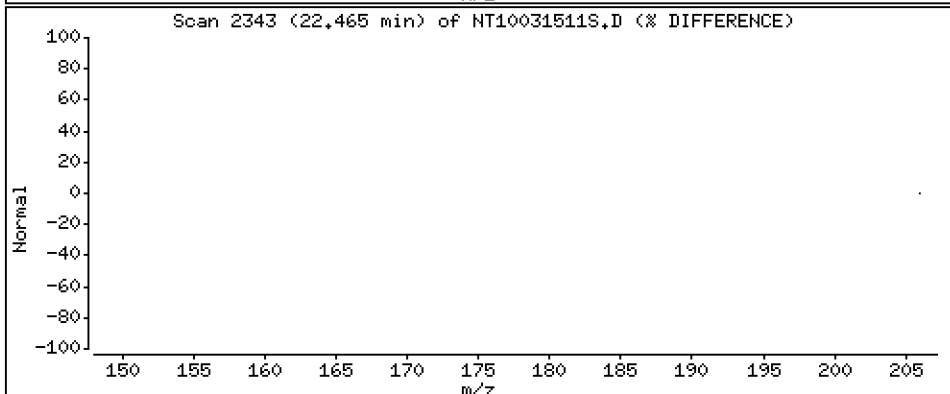
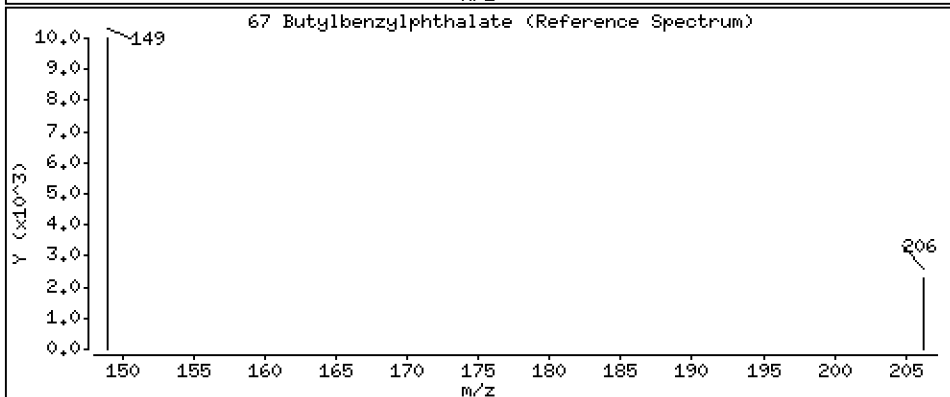
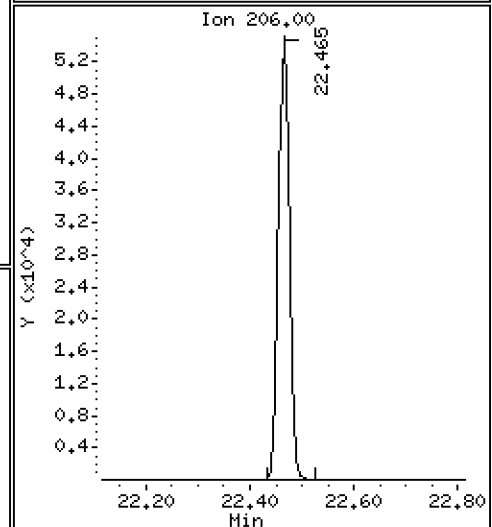
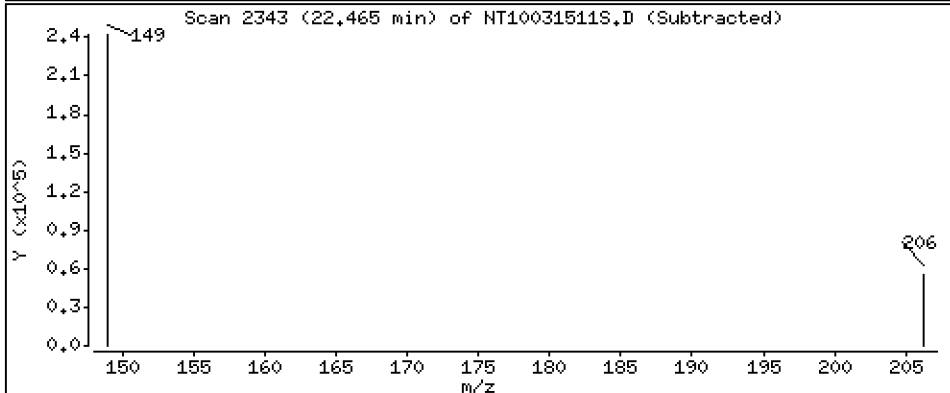
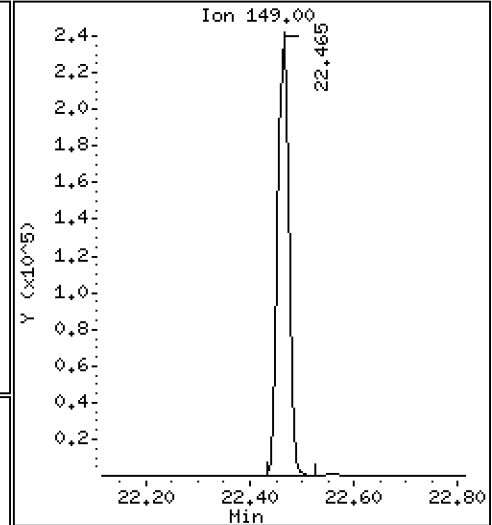
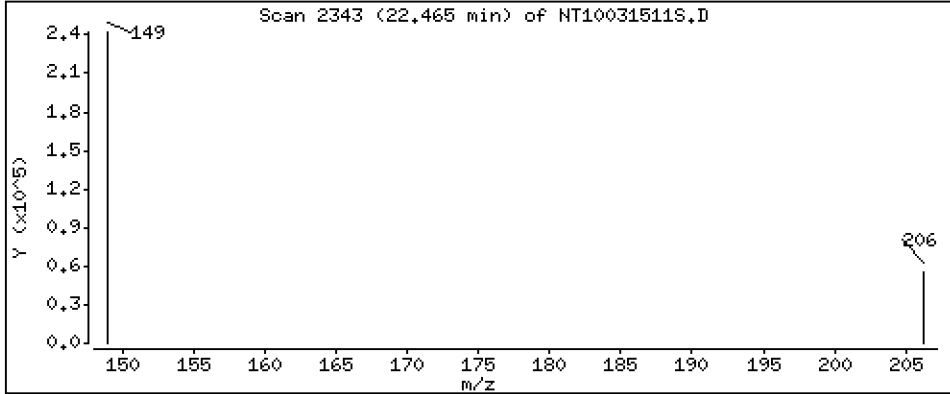
Operator: JGR

Column phase: ZB-5msi

Column diameter: 0,25

67 Butylbenzylphthalate

Concentration: 5,121 ug/L



Date : 16-MAR-2023 02:16

Client ID:

Instrument: nt10.i

Sample Info: SLC0238-SCV1

Volume Injected (uL): 1.0

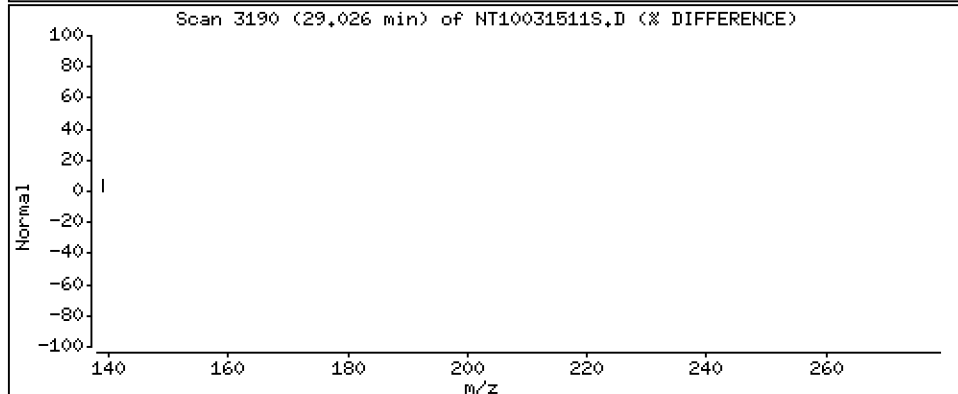
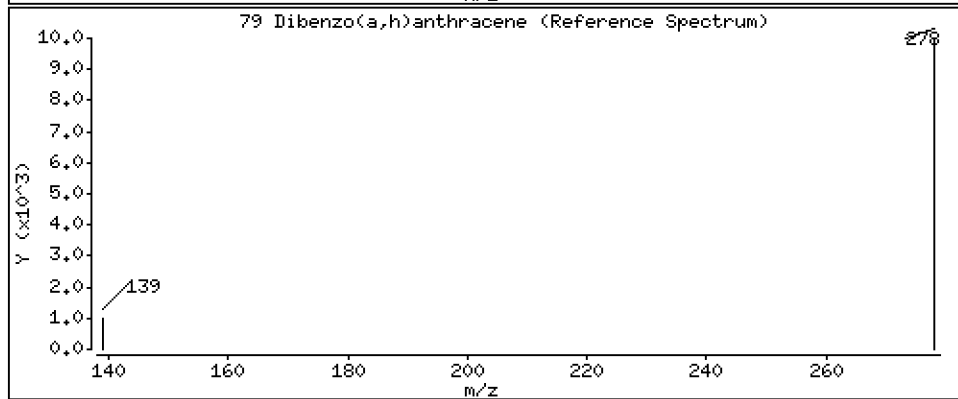
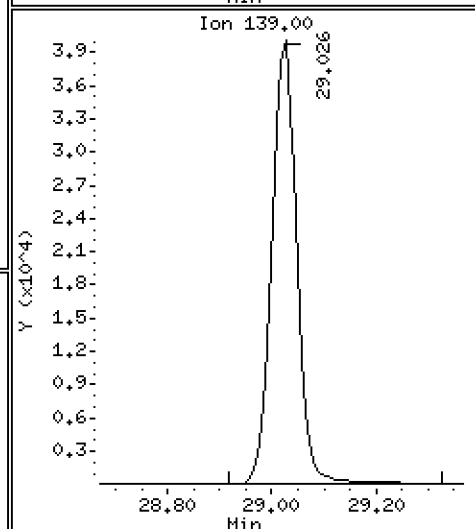
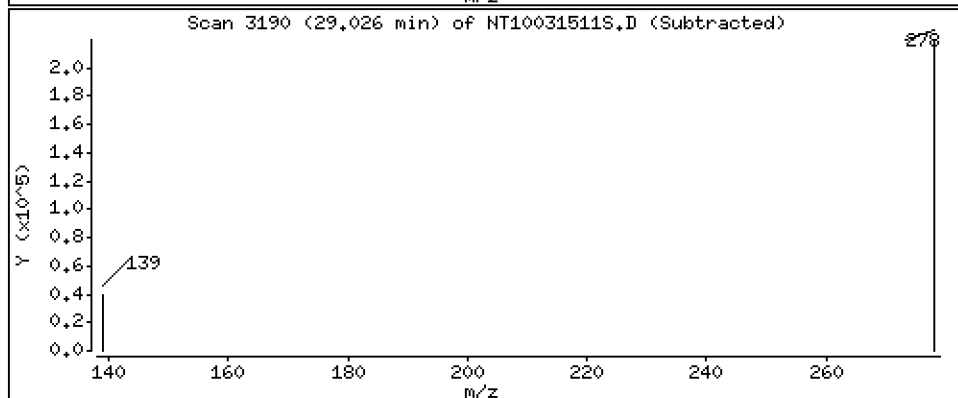
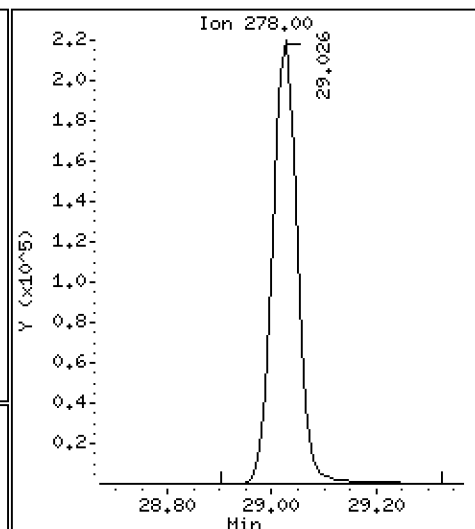
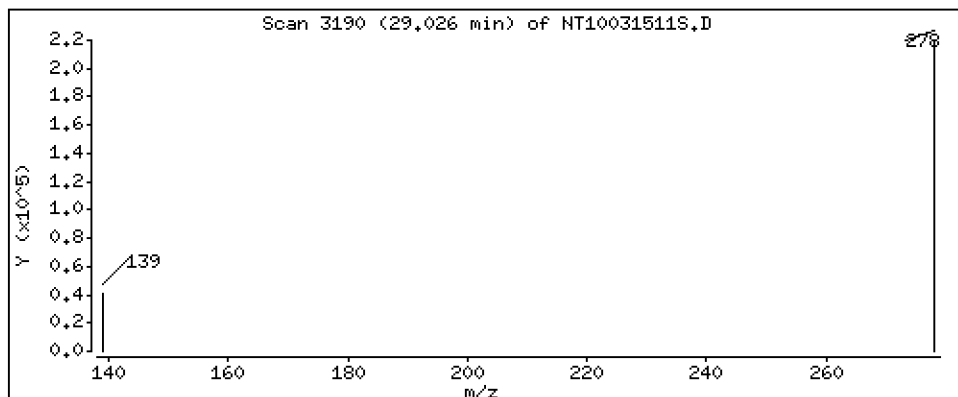
Operator: JGR

Column phase: ZB-5msi

Column diameter: 0,25

79 Dibenzo(a,h)anthracene

Concentration: 4,238 ug/L



Date : 16-MAR-2023 02:16

Client ID:

Instrument: nt10.i

Sample Info: SLC0238-SCV1

Volume Injected (uL): 1.0

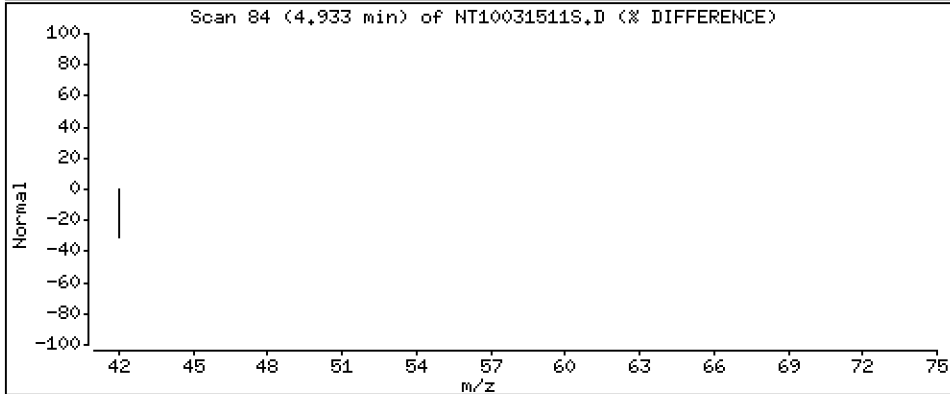
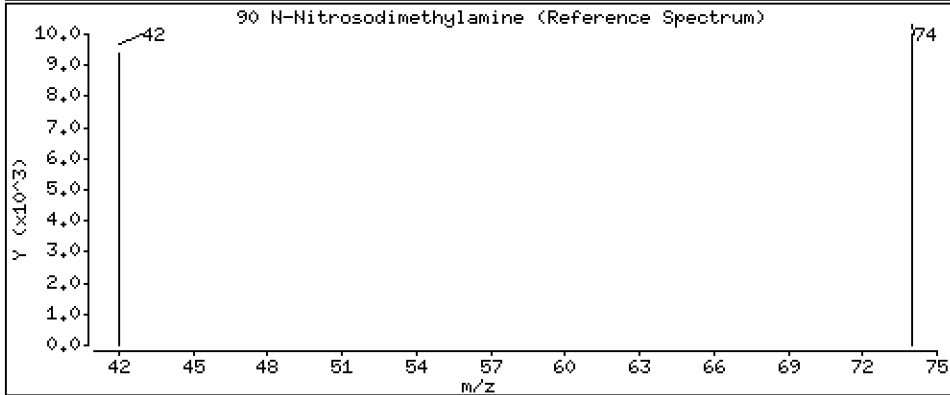
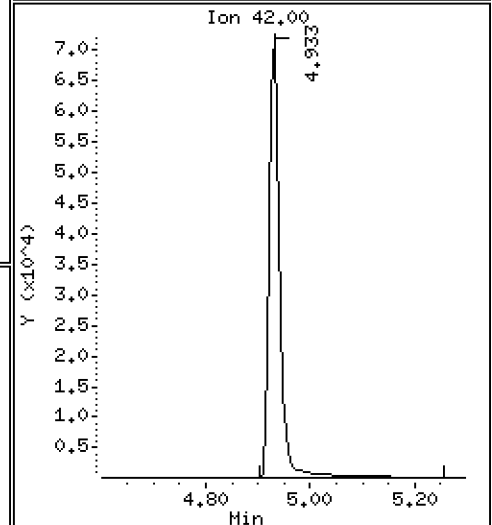
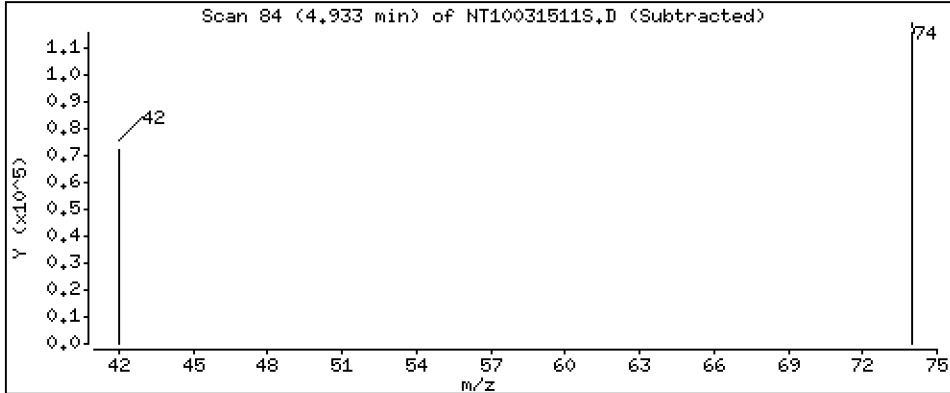
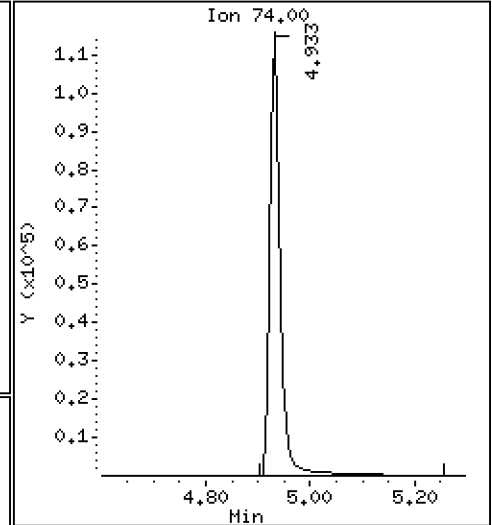
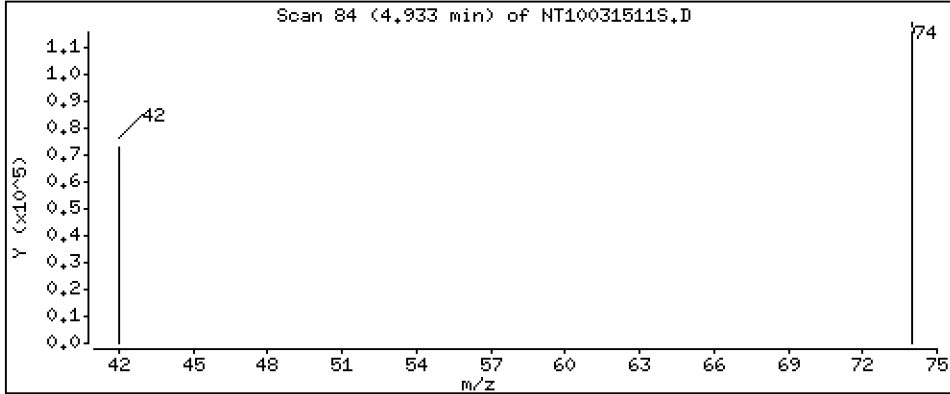
Operator: JGR

Column phase: ZB-5msi

Column diameter: 0.25

90 N-Nitrosodimethylamine

Concentration: 5.096 ug/L



ARI Labs, Inc.

METHOD 8270D-SIM

Data file : \\target\share\chem3\nt10.i\20230315.b\20230315.b\NT10031511S.D
 Lab Smp Id: SLC0238-SCV1
 Inj Date : 16-MAR-2023 02:16 MS Autotune Date: 16-JAN-2023 17:42
 Operator : JGR Inst ID: nt10.i
 Smp Info : SLC0238-SCV1
 Misc Info :
 Comment :
 Method : \\target\share\chem3\nt10.i\20230315.b\20230315.b\SIMABN2.m
 Meth Date : 16-Mar-2023 14:39 van Quant Type: ISTD
 Cal Date : 16-MAR-2023 01:38 Cal File: NT10031510S.D
 Als bottle: 11
 Dil Factor: 1.00000
 Integrator: HP RTE Compound Sublist: PSDDA.sub
 Target Version: 4.14
 Processing Host: VANS-201906

Concentration Formula: $Amt * DF * Uf * Vt / (Vo * Vi) * CpndVariable$

Name	Value	Description
DF	1.000	Dilution Factor
Vo	1000.000	Volume of sample extracted (mL)
Vt	1000.000	Volume of final extract (uL)
Vi	1.000	Volume injected (uL)
Uf	1.000	ng unit correction factor
Cpnd Variable		Local Compound Variable

Compounds	QUANT	SIG	RT	EXP RT	REL RT	RESPONSE	CONCENTRATIONS	
							ON-COLUMN	FINAL
	MASS						(ug/mL)	(ug/L)
\$ 1 2-Fluorophenol	112		Compound Not Detected.					
3 Phenol	94		8.664	8.664	(0.931)	303581	4.37299	4.373
7 1,3-Dichlorobenzene	146		9.236	9.236	(0.992)	301605	4.64290	4.643
* 8 1,4-Dichlorobenzene-d4	152		9.306	9.298	(1.000)	166866	4.00000	
9 1,4-Dichlorobenzene	146		9.329	9.329	(1.002)	303390	4.83813	4.838
11 Benzyl alcohol	79		9.562	9.570	(1.028)	208505	5.18071	5.181
12 1,2-Dichlorobenzene	146		9.686	9.686	(1.041)	288539	4.67875	4.679
13 2-Methylphenol	108		9.772	9.772	(1.050)	201888	4.19698	4.197
15 4-Methylphenol	108		10.043	10.036	(1.079)	223083	4.46301	4.463
16 N-Nitroso-di-n-propylamine	70		10.121	10.113	(1.088)	186707	5.28174	5.282
22 2,4-Dimethylphenol	107		11.086	11.087	(0.942)	193654	3.66015	3.660
24 Benzoic acid	105		11.214	11.189	(0.952)	200487	6.74612	6.746
26 1,2,4-Trichlorobenzene	180		11.690	11.690	(0.993)	236605	4.44540	4.445
* 27 Naphthalene-d8	136		11.775	11.775	(1.000)	612104	4.00000	
30 Hexachlorobutadiene	225		12.169	12.169	(1.033)	150581	4.65339	4.653
39 Dimethylphthalate	163		14.877	14.877	(0.967)	472341	4.94766	4.948
* 42 Acenaphthene-d10	162		15.388	15.380	(1.000)	302524	4.00000	
50 Diethylphthalate	149		16.331	16.324	(1.061)	530540	5.36440	5.364
54 N-Nitrosodiphenylamine	169		16.725	16.717	(0.908)	377357	5.08034	5.080
57 Hexachlorobenzene	284		17.798	17.798	(0.966)	153405	4.61353	4.614

Compounds	QUANT SIG	RT	EXP RT	REL RT	RESPONSE	CONCENTRATIONS	
						ON-COLUMN (ug/mL)	FINAL (ug/L)
58 Pentachlorophenol	266	18.154	18.154	(0.985)	83223	4.41780	4.418
* 59 Phenanthrene-d10	188	18.425	18.417	(1.000)	553619	4.00000	
\$ 66 Terphenyl-d14	244	21.543	21.543	(0.918)	117	0.00154	0.001543 (RM)
67 Butylbenzylphthalate	149	22.464	22.465	(0.958)	332887	5.12147	5.121
* 69 Chrysene-d12	240	23.455	23.455	(1.000)	465428	4.00000	
* 77 Perylene-d12	264	26.188	26.188	(1.000)	532593	4.00000	
79 Dibenzo(a,h)anthracene	278	29.026	29.019	(1.108)	722983	4.23762	4.238
90 N-Nitrosodimethylamine	74	4.933	4.948	(0.530)	163555	5.09625	5.096

QC Flag Legend

- R - Spike/Surrogate failed recovery limits.
- M - Compound response manually integrated.

ARI Labs, Inc.

INTERNAL STANDARD COMPOUNDS
 AREA AND RT SUMMARY

Instrument ID: nt10.i
 Lab File ID: NT10031511S.D
 Lab Smp Id: SLC0238-SCV1
 Analysis Type: SV
 Quant Type: ISTD
 Operator: JGR
 Method File: \\target\share\chem3\nt10.i\20230315.b\20230315.b\SIMABN2.m
 Misc Info:

Calibration Date: 15-MAR-2023
 Calibration Time: 23:06
 Level: LOW
 Sample Type: AIR

Test Mode:
 Use Last Continuing Calibrator.

COMPOUND	STANDARD	AREA LIMIT		SAMPLE	%DIFF
		LOWER	UPPER		
8 1,4-Dichlorobenze	188081	94041	376162	166866	-11.28
27 Naphthalene-d8	674549	337275	1349098	612104	-9.26
42 Acenaphthene-d10	328275	164138	656550	302524	-7.84
59 Phenanthrene-d10	597140	298570	1194280	553619	-7.29
69 Chrysene-d12	466503	233252	933006	465428	-0.23
77 Perylene-d12	518203	259102	1036406	532593	2.78

COMPOUND	STANDARD	RT LIMIT		SAMPLE	%DIFF
		LOWER	UPPER		
8 1,4-Dichlorobenze	9.30	8.80	9.80	9.31	0.08
27 Naphthalene-d8	11.77	11.27	12.27	11.78	0.01
42 Acenaphthene-d10	15.39	14.89	15.89	15.39	0.01
59 Phenanthrene-d10	18.42	17.92	18.92	18.43	0.00
69 Chrysene-d12	23.45	22.95	23.95	23.46	0.00
77 Perylene-d12	26.19	25.69	26.69	26.19	0.00

AREA UPPER LIMIT = +100% of internal standard area.
 AREA LOWER LIMIT = - 50% of internal standard area.
 RT UPPER LIMIT = + 0.50 minutes of internal standard RT.
 RT LOWER LIMIT = - 0.50 minutes of internal standard RT.

REVIEW SUMMARY FOR FILE - NT10031511S.D

Lab ID: SLC0238-SCV1

nt10.i, 20230315.b\20230315.b\SIMABN2.m,

16-MAR-2023 02:16

RT CO-ELUTION COMPOUNDS

NO CO-ELUTIONS

Quant Method: ICAL

RRT CHECK

RRT	CCV	RRT	DELTA	COMPOUND
0.952	0.000	0.9524		Benzoic acid

RRT check based on Ccal File: 20230315.b/NT10031510S.D

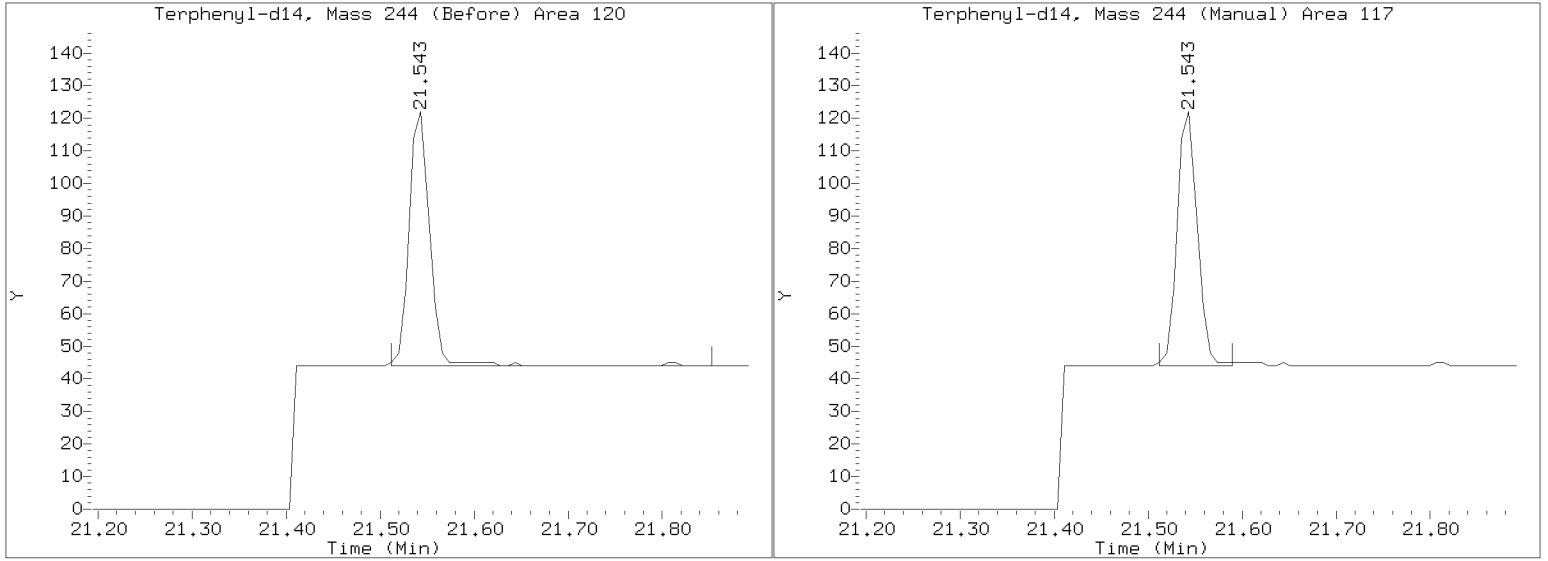
On Column LOD for nt10.i, 20230315.b\SIMABN2.m, PSDDA.sub = 0.0000

Exception: 1,2,4-Trichlorobenzene 0.0010

* Only compounds listed in the work order have been verified by the analyst *

Quant Ion Manual Peak Adjustment Report

Datafile: //target/share/chem3/nt10.i/20230315.b/20230315.b/NT10031511S.D
Injection Date: 16-MAR-2023 02:16
Lab ID: SLC0238-SCV1 Client ID:
Report Date: 03/16/2023 14:49



Data File: \\target\share\chem3\nt10.1\20230419.1\20230419.1\NT10041923045.D

Date: 19-APR-2023 12:48

Client ID:

Sample Info: SLD0267-ICV1

Volume Injected (uL): 1.0

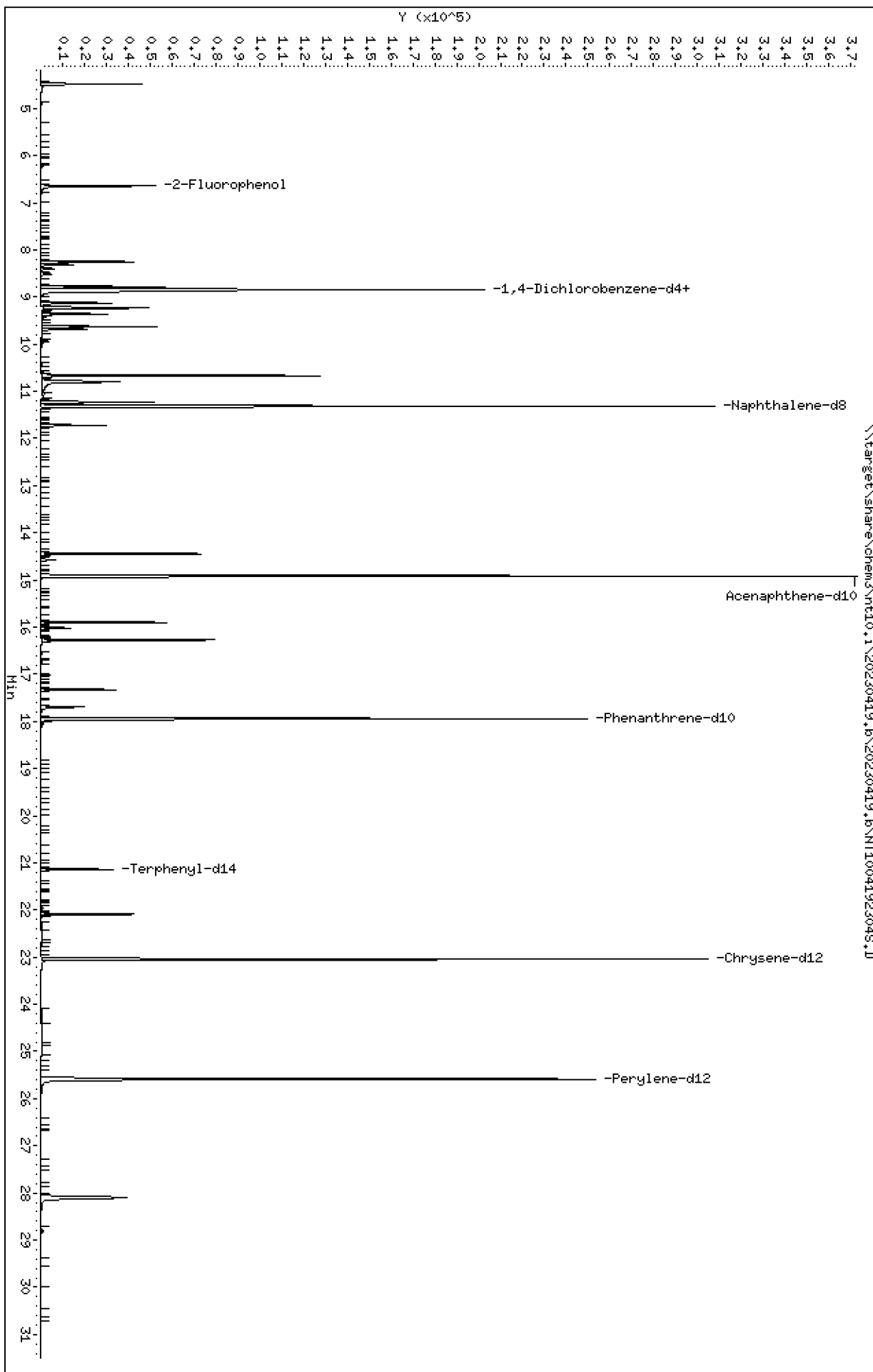
Column phase: ZB-5msi

Instrument: nt10.1

Operator: DSD

Column diameter: 0.25

Page 1



ARI Labs, Inc.

METHOD 8270D-SIM

Data file : \\target\share\chem3\nt10.i\20230419.b\20230419.b\NT1004192304S.D
 Lab Smp Id: SLD0257-ICV1
 Inj Date : 19-APR-2023 12:48 MS Autotune Date: 16-JAN-2023 17:42
 Operator : DSD Inst ID: nt10.i
 Smp Info : SLD0257-ICV1
 Misc Info :
 Comment :
 Method : \\target\share\chem3\nt10.i\20230419.b\20230419.b\SIMABN2.m
 Meth Date : 20-Apr-2023 12:04 deenayd Quant Type: ISTD
 Cal Date : 16-MAR-2023 01:38 Cal File: NT10031510S.D
 Als bottle: 4 Continuing Calibration Sample
 Dil Factor: 1.00000
 Integrator: HP RTE Compound Sublist: PSDDA.sub
 Target Version: 4.14
 Processing Host: DEENAY-201905

Concentration Formula: Amt * DF * Uf * Vt/(Vo * Vi) * CpndVariable

Name	Value	Description
DF	1.000	Dilution Factor
Vo	1000.000	Volume of sample extracted (mL)
Vt	1000.000	Volume of final extract (uL)
Vi	1.000	Volume injected (uL)
Uf	1.000	ng unit correction factor
Cpnd Variable		Local Compound Variable

Compounds	QUANT	SIG	RT	EXP RT	REL RT	RESPONSE	AMOUNTS	
							CAL-AMT	ON-COL
	MASS						(ug/mL)	(ug/mL)
\$ 1 2-Fluorophenol	112		6.648	6.648	(0.752)	53956	1.50000	1.316
3 Phenol	94		8.255	8.255	(0.934)	49683	1.00000	0.8835
7 1,3-Dichlorobenzene	146		8.781	8.781	(0.993)	50240	1.00000	0.9547
* 8 1,4-Dichlorobenzene-d4	152		8.843	8.843	(1.000)	135171	4.00000	
9 1,4-Dichlorobenzene	146		8.874	8.874	(1.004)	49600	1.00000	0.9764
11 Benzyl alcohol	79		9.122	9.122	(1.032)	30262	1.00000	0.9282
12 1,2-Dichlorobenzene	146		9.231	9.231	(1.044)	48626	1.00000	0.9734
13 2-Methylphenol	108		9.363	9.363	(1.059)	34557	1.00000	0.8868
15 4-Methylphenol	108		9.627	9.627	(1.089)	36082	1.00000	0.8911
16 N-Nitroso-di-n-propylamine	70		9.681	9.681	(1.095)	23480	1.00000	0.8200
22 2,4-Dimethylphenol	107		10.664	10.664	(0.943)	81077	2.00000	1.925
24 Benzoic acid	105		10.800	10.800	(0.955)	57629	4.00000	2.479
26 1,2,4-Trichlorobenzene	180		11.234	11.234	(0.993)	40485	1.00000	0.9554
* 27 Naphthalene-d8	136		11.312	11.312	(1.000)	487322	4.00000	
30 Hexachlorobutadiene	225		11.721	11.721	(1.036)	27373	1.00000	1.063
39 Dimethylphthalate	163		14.445	14.445	(0.968)	95630	1.00000	1.110
* 42 Acenaphthene-d10	162		14.917	14.917	(1.000)	272909	4.00000	
50 Diethylphthalate	149		15.899	15.899	(1.066)	85867	1.00000	0.9624
54 N-Nitrosodiphenylamine	169		16.270	16.270	(0.907)	62258	1.00000	1.092
57 Hexachlorobenzene	284		17.327	17.327	(0.965)	29659	1.00000	1.162

Compounds	QUANT SIG						AMOUNTS	
	MASS		RT	EXP RT	REL RT	RESPONSE	CAL-AMT (ug/mL)	ON-COL (ug/mL)
=====	=====		=====	=====	=====	=====	=====	=====
58 Pentachlorophenol	266		17.699	17.699	(0.986)	23999	2.00000	1.687
* 59 Phenanthrene-d10	188		17.946	17.946	(1.000)	424938	4.00000	
\$ 66 Terphenyl-d14	244		21.134	21.134	(0.917)	43097	1.00000	0.6837
67 Butylbenzylphthalate	149		22.086	22.086	(0.959)	51987	1.00000	1.011
* 69 Chrysene-d12	240		23.039	23.039	(1.000)	386870	4.00000	
* 77 Perylene-d12	264		25.586	25.586	(1.000)	449624	4.00000	
79 Dibenzo(a,h)anthracene	278		28.097	28.097	(1.098)	118500	1.00000	0.8065
90 N-Nitrosodimethylamine	74		4.477	4.477	(0.506)	39221	2.00000	1.509

ARI Labs, Inc.

INTERNAL STANDARD COMPOUNDS
 AREA AND RT SUMMARY

Instrument ID: nt10.i
 Lab File ID: NT1004192304S.D
 Lab Smp Id: SLD0257-ICV1
 Analysis Type: SV
 Quant Type: ISTD
 Operator: DSD
 Method File: \\target\share\chem3\nt10.i\20230419.b\20230419.b\SIMABN2.m
 Misc Info:

Calibration Date: 23-MAR-2023
 Calibration Time: 03:52
 Level: LOW
 Sample Type: AIR

Test Mode:
 Use Last Continuing Calibrator.

COMPOUND	STANDARD	AREA LIMIT		SAMPLE	%DIFF
		LOWER	UPPER		
8 1,4-Dichlorobenze	135171	67586	270342	135171	0.00
27 Naphthalene-d8	487322	243661	974644	487322	0.00
42 Acenaphthene-d10	272909	136455	545818	272909	0.00
59 Phenanthrene-d10	424938	212469	849876	424938	0.00
69 Chrysene-d12	386870	193435	773740	386870	0.00
77 Perylene-d12	449624	224812	899248	449624	0.00

COMPOUND	STANDARD	RT LIMIT		SAMPLE	%DIFF
		LOWER	UPPER		
8 1,4-Dichlorobenze	8.84	8.34	9.34	8.84	0.00
27 Naphthalene-d8	11.31	10.81	11.81	11.31	0.00
42 Acenaphthene-d10	14.92	14.42	15.42	14.92	0.00
59 Phenanthrene-d10	17.95	17.45	18.45	17.95	0.00
69 Chrysene-d12	23.04	22.54	23.54	23.04	0.00
77 Perylene-d12	25.59	25.09	26.09	25.59	0.00

AREA UPPER LIMIT = +100% of internal standard area.
 AREA LOWER LIMIT = - 50% of internal standard area.
 RT UPPER LIMIT = + 0.50 minutes of internal standard RT.
 RT LOWER LIMIT = - 0.50 minutes of internal standard RT.

REVIEW SUMMARY FOR FILE - NT1004192304S.D

Lab ID: SLD0257-ICV1

nt10.i, 20230419.b\20230419.b\SIMABN2.m,

19-APR-2023 12:48

RT CO-ELUTION COMPOUNDS

NO CO-ELUTIONS

Quant Method: ICAL

No RRT check. Ccal file.

On Column LOD for nt10.i, 20230419.b\SIMABN2.m, PSDDA.sub = 0.0000

Exception: 1,2,4-Trichlorobenzene 0.0010

* Only compounds listed in the work order have been verified by the analyst *

Q-FLAG SUMMARY FOR DATABATCH - \\target\share\chem3\nt10.i\20230419.b\20230419.b

Instrument: nt10.i Date: 19-APR-2023 Method: 20230419.b\SIMABN2.m

INITIAL CAL: 15-MAR-2023

Compound	%RSD or R ²

NO Q-FLAGS	

ICV CAL: NT1004192304S.D 19-APR-2023 12:48

Compound	%D

Benzoic acid	-38.0
N-Nitrosodimethylamine	-24.6
Terphenyl-d14	-31.6



INITIAL CALIBRATION CHECK
EPA 8270E-SIM

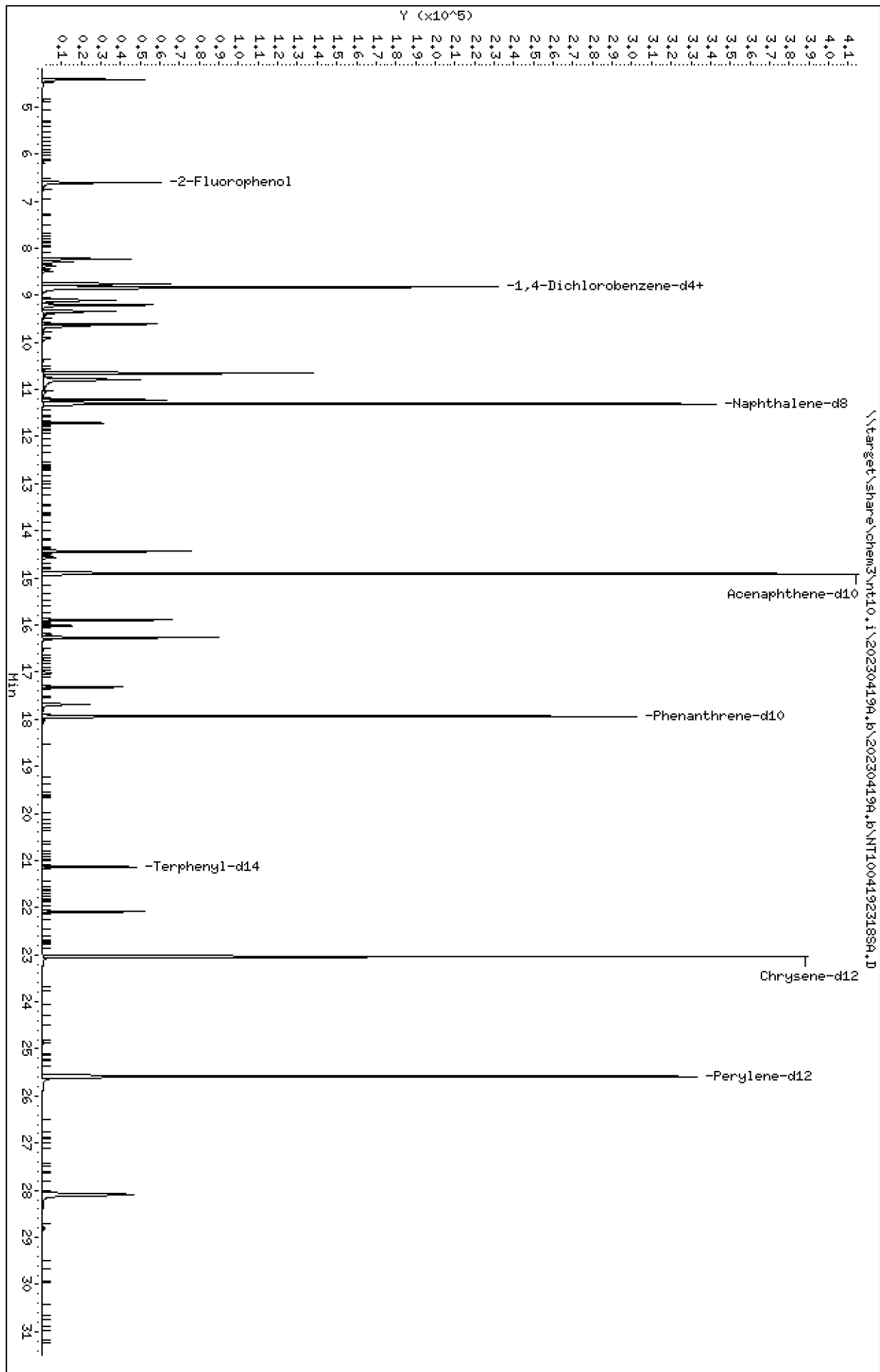
Laboratory:	<u>Analytical Resources, LLC</u>	SDG:	<u>23C0774</u>
Client:	<u>Anchor OEA, LLC</u>	Project:	<u>AOC5 MR Phase 1</u>
Instrument ID:	<u>NT10</u>	Calibration:	<u>GC00049</u>
Lab File ID:	<u>NT1004192318SA.D</u>	Calibration Date:	<u>03/15/2023</u>
Sequence:	<u>SLD0288</u>	Injection Date:	<u>04/19/23</u>
Lab Sample ID:	<u>SLD0288-ICV1</u>	Injection Time:	<u>22:11</u>
Sequence Name:	<u>Initial Cal Check</u>		

COMPOUND	TYPE	CONC. (ug/mL)		RESPONSE FACTOR			% DRIFT/DIFF	
		STD	ICV	ICAL	ICV	MIN	ICV	LIMIT
1,4-Dichlorobenzene	A	1.0000	1.0	1.5031980	1.4473870		-3.7	+/-20
1,2-Dichlorobenzene	A	1.0000	1.0	1.4783140	1.4141710		-4.3	+/-20
Benzyl Alcohol	A	1.0000	0.9	0.9647610	0.8705306		-9.8	+/-20
Benzoic acid	A	4.0000	2.7	0.1358970	0.1305404		-31.7	+/-20 *
2,4-Dimethylphenol	A	2.0000	2.0	0.3457498	0.3375916		-2.4	+/-20
1,2,4-Trichlorobenzene	A	1.0000	1.0	0.3478148	0.3413376		-1.9	+/-20
N-Nitrosodiphenylamine	A	1.0000	1.0	0.5366720	0.5416075		0.9	+/-20
Pentachlorophenol	A	2.0000	1.8	0.0934250	0.1173086		-12.4	+/-20
2-Fluorophenol	A	1.5000	1.35	1.2129820	1.0897390		-10.1	+/-20
p-Terphenyl-d14	A	1.0000	0.780	0.6517430	0.5085165		-22.0	+/-20 *
1,4-Dichlorobenzene-d4	A	4.0000	4.0	46867.7500	1.0000		0.0	
Naphthalene-d8	A	4.0000	4.0	167312.2000	1.0000		0.0	
Acenaphthene-d10	A	4.0000	4.0	81972.4400	1.0000		0.0	
Phenanthrene-d10	A	4.0000	4.0	150166.2000	1.0000		0.0	
Chrysene-d12	A	4.0000	4.0	110890.6000	1.0000		0.0	
Perylene-d12	A	4.0000	4.0	124876.5000	1.0000		0.0	

* Values outside of QC limits

Data File: \\target\share\chem3\nt10.1\20230419A,B\20230419A,B\NT1004192318SA.D
Date: 19-APR-2023 22:11
Client ID:
Sample Info: SLD0288-ICV1
Volume Injected (uL): 1.0
Column phase: ZB-5msi

Instrument: nt10.1
Operator: DSD
Column diameter: 0.25



ARI Labs, Inc.

METHOD 8270D-SIM

Data file : \\target\share\chem3\nt10.i\20230419A.b\20230419A.b\NT1004192318SA.D
 Lab Smp Id: SLD0288-ICV1
 Inj Date : 19-APR-2023 22:11 MS Autotune Date: 16-JAN-2023 17:42
 Operator : DSD Inst ID: nt10.i
 Smp Info : SLD0288-ICV1
 Misc Info :
 Comment :
 Method : \\target\share\chem3\nt10.i\20230419A.b\20230419A.b\SIMABN2.m
 Meth Date : 20-Apr-2023 16:29 deenayd Quant Type: ISTD
 Cal Date : 16-MAR-2023 01:38 Cal File: NT10031510S.D
 Als bottle: 4 Continuing Calibration Sample
 Dil Factor: 1.00000
 Integrator: HP RTE Compound Sublist: PSDDA.sub
 Target Version: 4.14
 Processing Host: DEENAY-201905

Concentration Formula: Amt * DF * Uf * Vt/(Vo * Vi) * CpndVariable

Name	Value	Description
DF	1.000	Dilution Factor
Vo	1000.000	Volume of sample extracted (mL)
Vt	1000.000	Volume of final extract (uL)
Vi	1.000	Volume injected (uL)
Uf	1.000	ng unit correction factor
Cpnd Variable		Local Compound Variable

Compounds	QUANT	SIG	RT	EXP RT	REL RT	RESPONSE	AMOUNTS	
							CAL-AMT	ON-COL
	MASS						(ug/mL)	(ug/mL)
\$ 1 2-Fluorophenol	112		6.609	6.609	(0.749)	62941	1.50000	1.348
3 Phenol	94		8.232	8.232	(0.933)	54785	1.00000	0.8550
7 1,3-Dichlorobenzene	146		8.758	8.758	(0.992)	56725	1.00000	0.9460
* 8 1,4-Dichlorobenzene-d4	152		8.827	8.827	(1.000)	154021	4.00000	
9 1,4-Dichlorobenzene	146		8.851	8.851	(1.003)	55732	1.00000	0.9629
11 Benzyl alcohol	79		9.107	9.107	(1.032)	33520	1.00000	0.9023
12 1,2-Dichlorobenzene	146		9.208	9.208	(1.043)	54453	1.00000	0.9566
13 2-Methylphenol	108		9.340	9.340	(1.058)	40524	1.00000	0.9127
15 4-Methylphenol	108		9.611	9.611	(1.089)	42333	1.00000	0.9175
16 N-Nitroso-di-n-propylamine	70		9.666	9.666	(1.095)	27853	1.00000	0.8536
22 2,4-Dimethylphenol	107		10.647	10.647	(0.942)	92915	2.00000	1.953
24 Benzoic acid	105		10.792	10.792	(0.955)	71857	4.00000	2.733
26 1,2,4-Trichlorobenzene	180		11.219	11.219	(0.992)	46973	1.00000	0.9814
* 27 Naphthalene-d8	136		11.304	11.304	(1.000)	550458	4.00000	
30 Hexachlorobutadiene	225		11.713	11.713	(1.036)	30632	1.00000	1.053
39 Dimethylphthalate	163		14.430	14.430	(0.968)	96473	1.00000	1.039
* 42 Acenaphthene-d10	162		14.910	14.910	(1.000)	294195	4.00000	
50 Diethylphthalate	149		15.892	15.892	(1.066)	98023	1.00000	1.019
54 N-Nitrosodiphenylamine	169		16.262	16.262	(0.907)	68901	1.00000	1.009
57 Hexachlorobenzene	284		17.319	17.319	(0.965)	35916	1.00000	1.175

Compounds	QUANT SIG						AMOUNTS	
	MASS		RT	EXP RT	REL RT	RESPONSE	CAL-AMT (ug/mL)	ON-COL (ug/mL)
=====	=====		=====	=====	=====	=====	=====	=====
58 Pentachlorophenol	266		17.683	17.683	(0.986)	29847	2.00000	1.752
* 59 Phenanthrene-d10	188		17.939	17.939	(1.000)	508863	4.00000	
\$ 66 Terphenyl-d14	244		21.134	21.134	(0.917)	61359	1.00000	0.7802
67 Butylbenzylphthalate	149		22.086	22.086	(0.959)	62253	1.00000	0.9712
* 69 Chrysene-d12	240		23.039	23.039	(1.000)	482651	4.00000	
* 77 Perylene-d12	264		25.586	25.586	(1.000)	560068	4.00000	
79 Dibenzo(a,h)anthracene	278		28.089	28.089	(1.098)	136203	1.00000	0.7439
90 N-Nitrosodimethylamine	74		4.423	4.423	(0.501)	48248	2.00000	1.629

ARI Labs, Inc.

INTERNAL STANDARD COMPOUNDS
 AREA AND RT SUMMARY

Instrument ID: nt10.i
 Lab File ID: NT1004192318SA.D
 Lab Smp Id: SLD0288-ICV1
 Analysis Type: SV
 Quant Type: ISTD
 Operator: DSD
 Method File: \\target\share\chem3\nt10.i\20230419A.b\20230419A.b\SIMABN2.m
 Misc Info:

Calibration Date: 15-MAR-2023
 Calibration Time: 23:06
 Level: LOW
 Sample Type: AIR

Test Mode:
 Use Last Continuing Calibrator.

COMPOUND	STANDARD	AREA LIMIT		SAMPLE	%DIFF
		LOWER	UPPER		
8 1,4-Dichlorobenze	154021	77011	308042	154021	0.00
27 Naphthalene-d8	550458	275229	1100916	550458	0.00
42 Acenaphthene-d10	294195	147098	588390	294195	0.00
59 Phenanthrene-d10	508863	254432	1017726	508863	0.00
69 Chrysene-d12	482651	241326	965302	482651	0.00
77 Perylene-d12	560068	280034	1120136	560068	0.00

COMPOUND	STANDARD	RT LIMIT		SAMPLE	%DIFF
		LOWER	UPPER		
8 1,4-Dichlorobenze	8.83	8.33	9.33	8.83	0.00
27 Naphthalene-d8	11.30	10.80	11.80	11.30	0.00
42 Acenaphthene-d10	14.91	14.41	15.41	14.91	0.00
59 Phenanthrene-d10	17.94	17.44	18.44	17.94	0.00
69 Chrysene-d12	23.04	22.54	23.54	23.04	0.00
77 Perylene-d12	25.59	25.09	26.09	25.59	0.00

AREA UPPER LIMIT = +100% of internal standard area.
 AREA LOWER LIMIT = - 50% of internal standard area.
 RT UPPER LIMIT = + 0.50 minutes of internal standard RT.
 RT LOWER LIMIT = - 0.50 minutes of internal standard RT.

REVIEW SUMMARY FOR FILE - NT1004192318SA.D

Lab ID: SLD0288-ICV1

nt10.i, 20230419A.b\20230419A.b\SIMABN2.m,

19-APR-2023 22:11

RT CO-ELUTION COMPOUNDS

NO CO-ELUTIONS

Quant Method: ICAL

No RRT check. Ccal file.

On Column LOD for nt10.i, 20230419A.b\SIMABN2.m, PSDDA.sub = 0.0000

Exception: 1,2,4-Trichlorobenzene 0.0010

* Only compounds listed in the work order have been verified by the analyst *

Q-FLAG SUMMARY FOR DATABATCH - \\target\share\chem3\nt10.i\20230419A.b\20230419A

Instrument: nt10.i Date: 19-APR-2023 Method: 20230419A.b\SIMABN2.m

INITIAL CAL: 15-MAR-2023

Compound	%RSD or R ²

NO Q-FLAGS	

ICV CAL: NT1004192318SA.D 19-APR-2023 22:11

Compound	%D

Benzoic acid	-31.7
Dibenzo(a,h)anthracene	-25.6
Terphenyl-d14	-22.0



**SECOND-SOURCE
CONTINUING CALIBRATION CHECK
EPA 8270E-SIM**

Laboratory:	<u>Analytical Resources, LLC</u>	SDG:	<u>23C0774</u>
Client:	<u>Anchor QEA, LLC</u>	Project:	<u>AOC5 MR Phase 1</u>
Instrument ID:	<u>NT10</u>	Calibration:	<u>GC00049</u>
Lab File ID:	<u>NT10031511S.D</u>	Calibration Date:	<u>03/15/2023</u>
Sequence:	<u>SLC0238</u>	Injection Date:	<u>03/16/23</u>
Lab Sample ID:	<u>SLC0238-SCV1</u>	Injection Time:	<u>02:16</u>
Sequence Name:	<u>SCV 5.0</u>		

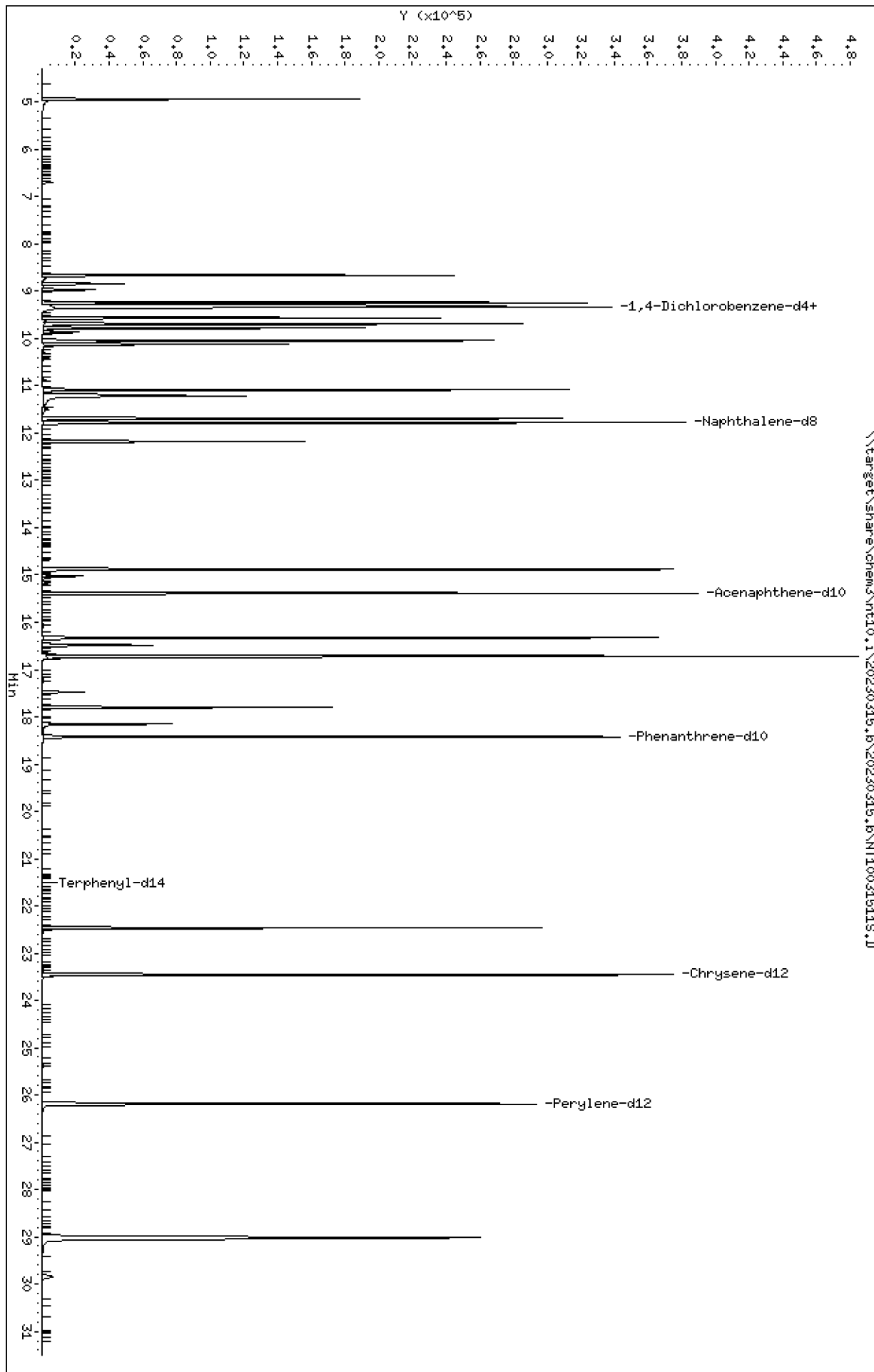
COMPOUND	TYPE	CONC. (ug/mL)		RESPONSE FACTOR (RRF)			% DRIFT/DIFF	
		STD	CCV	ICAL	CCV	MIN	CCV	LIMIT
1,4-Dichlorobenzene	A	5.0000	4.8	1.5031980	1.4545320		-3.2	+/-20
1,2-Dichlorobenzene	A	5.0000	4.7	1.4783140	1.3833330		-6.4	+/-20
Benzyl Alcohol	A	5.0000	5.2	0.9647610	0.9996284		3.6	+/-20
Benzoic acid	A	10.000	6.7	0.1358970	0.1310150		-32.5	+/-20 *
2,4-Dimethylphenol	A	5.0000	3.7	0.3457498	0.2530995		-26.8	+/-20 *
1,2,4-Trichlorobenzene	A	5.0000	4.4	0.3478148	0.3092350		-11.1	+/-20
N-Nitrosodiphenylamine	A	5.0000	5.1	0.5366720	0.5452949		1.6	+/-20
Pentachlorophenol	A	5.0000	4.4	0.0934250	0.1202603		-11.6	+/-20
2-Fluorophenol	A	7.5000	0.00	1.2129820				
p-Terphenyl-d14	A	5.0000	0.00154	0.6517430	0.0002011		-100	

* Values outside of QC limits

Data File: \\target\share\chem3\nt10.1\20230315.1\20230315.1\NT100315115.D
 Date: 16-MAR-2023 02:16
 Client ID:
 Sample Info: SLC0238-SCV1
 Volume Injected (uL): 1.0
 Column phase: ZB-5msi

Instrument: nt10.1
 Operator: JGR
 Column diameter: 0.25

\\target\share\chem3\nt10.1\20230315.1\20230315.1\NT100315115.D



Date : 16-MAR-2023 02:16

Client ID:

Instrument: nt10.i

Sample Info: SLC0238-SCV1

Volume Injected (uL): 1.0

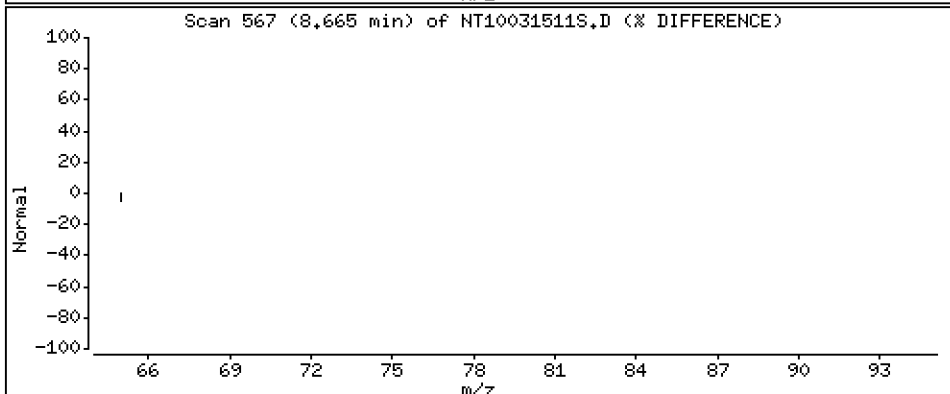
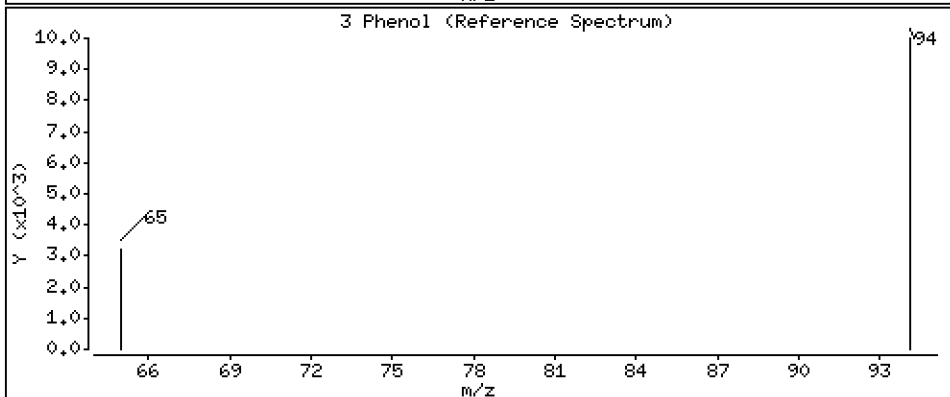
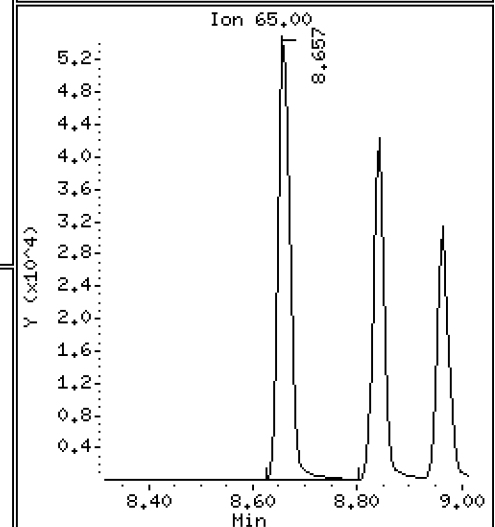
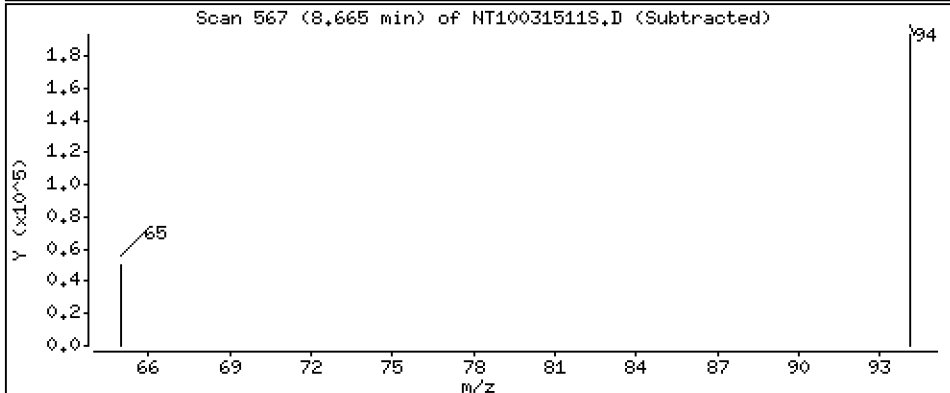
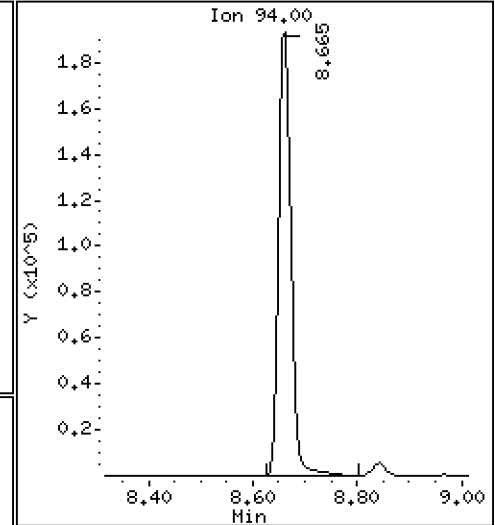
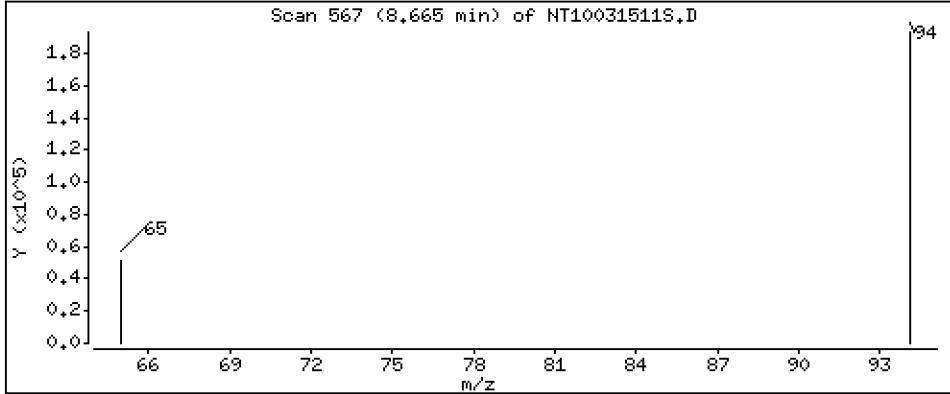
Operator: JGR

Column phase: ZB-5msi

Column diameter: 0.25

3 Phenol

Concentration: 4.373 ug/L



Date : 16-MAR-2023 02:16

Client ID:

Instrument: nt10.i

Sample Info: SLC0238-SCV1

Volume Injected (uL): 1.0

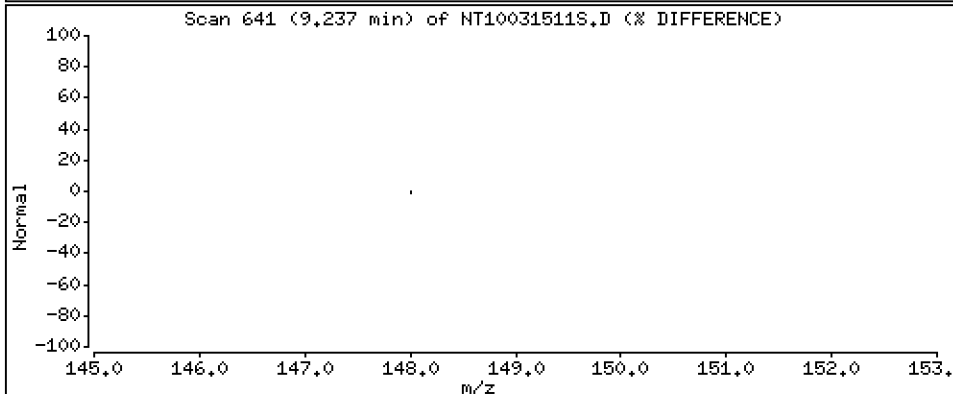
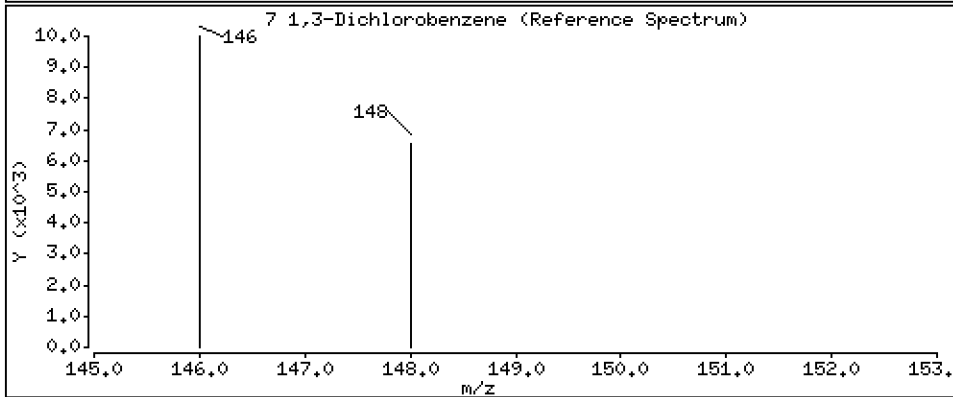
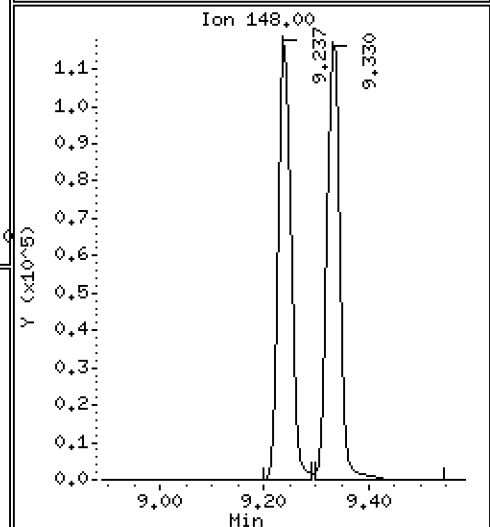
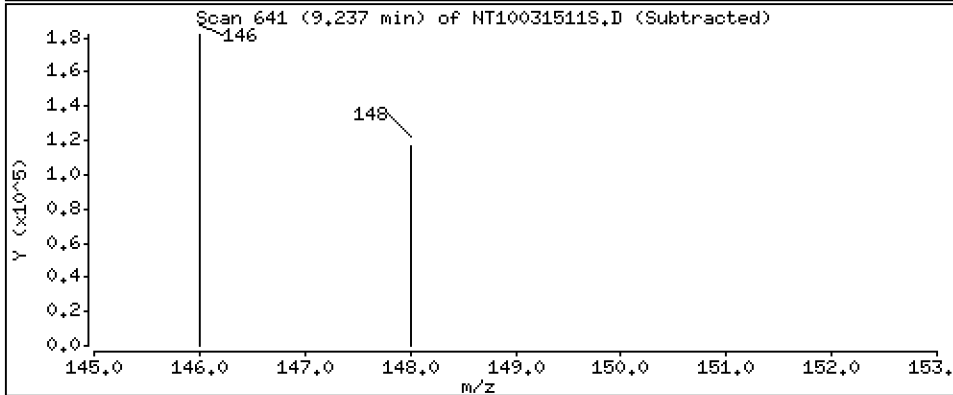
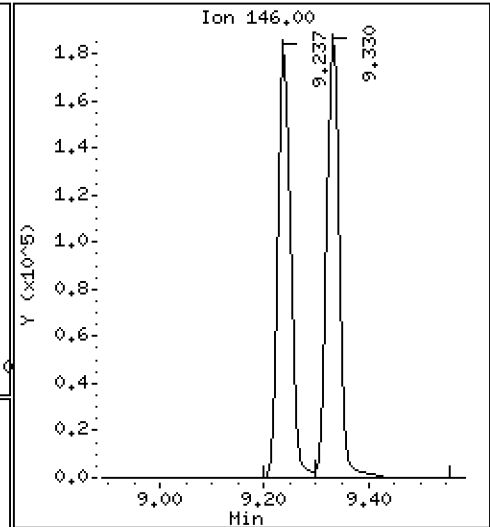
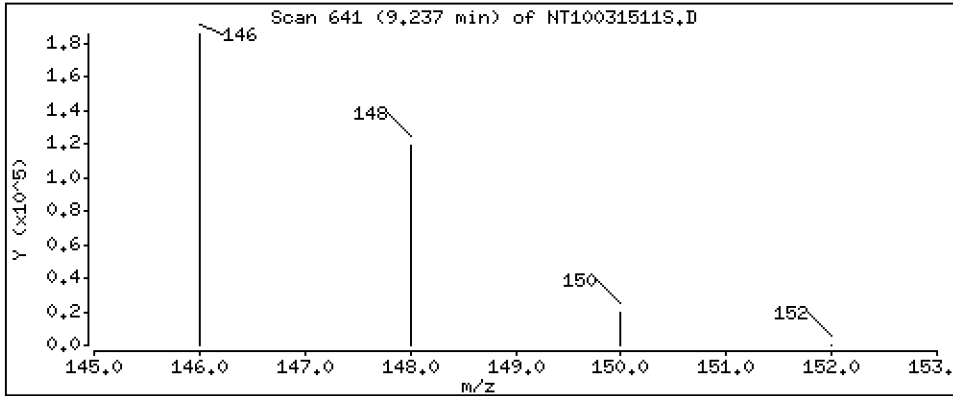
Operator: JGR

Column phase: ZB-5msi

Column diameter: 0.25

7 1,3-Dichlorobenzene

Concentration: 4.643 ug/L



Date : 16-MAR-2023 02:16

Client ID:

Instrument: nt10.i

Sample Info: SLC0238-SCV1

Volume Injected (uL): 1.0

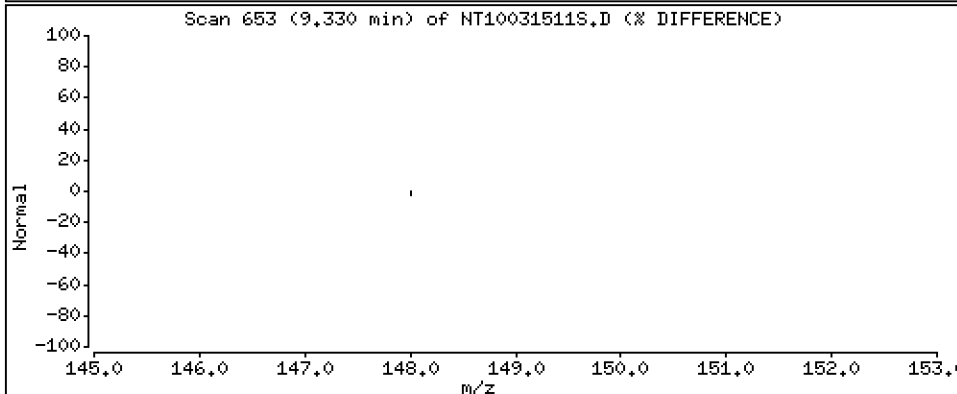
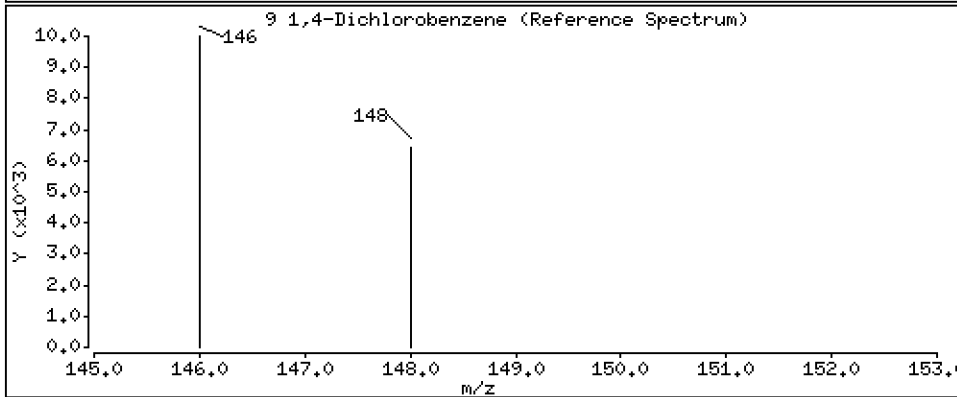
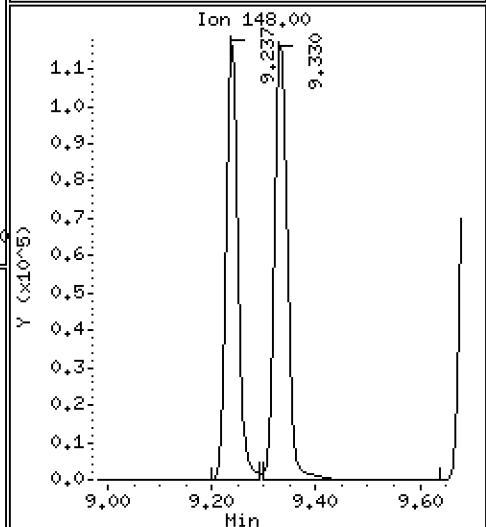
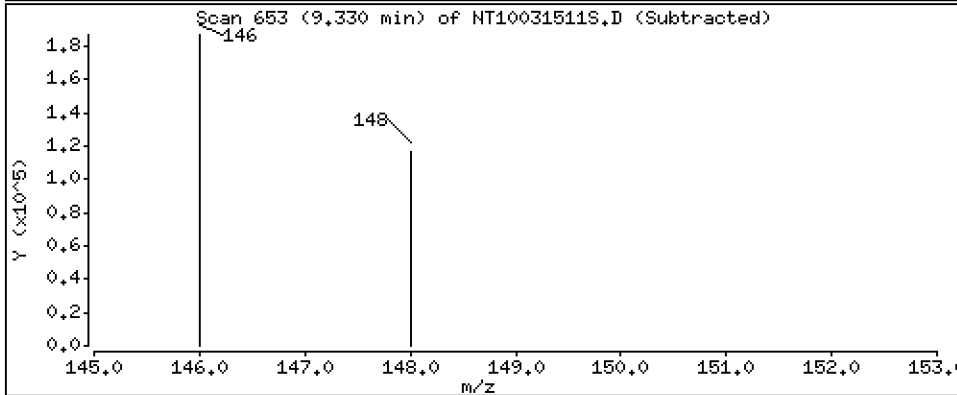
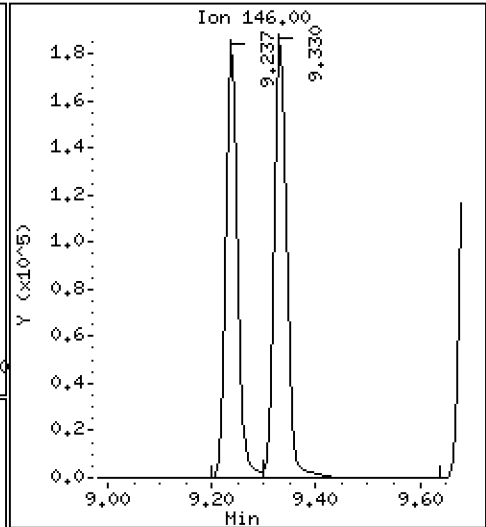
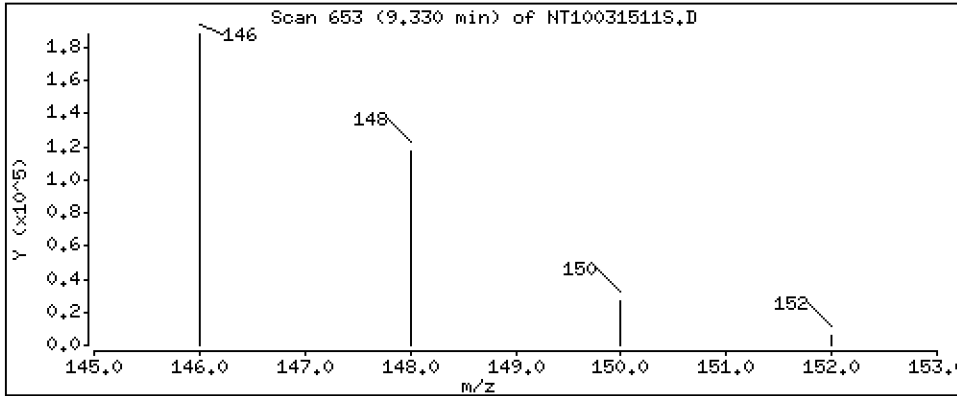
Operator: JGR

Column phase: ZB-5msi

Column diameter: 0.25

9 1,4-Dichlorobenzene

Concentration: 4.838 ug/L



Date : 16-MAR-2023 02:16

Client ID:

Instrument: nt10.i

Sample Info: SLC0238-SCV1

Volume Injected (uL): 1.0

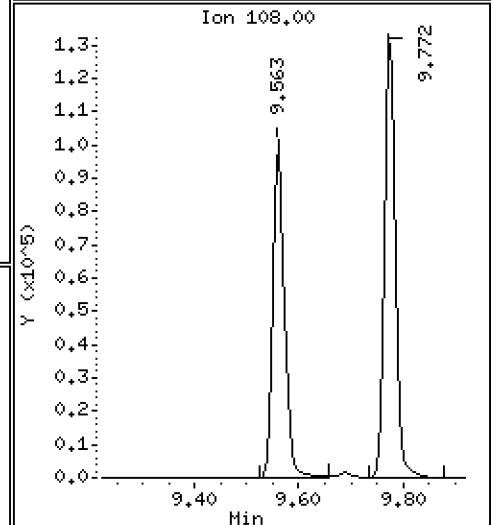
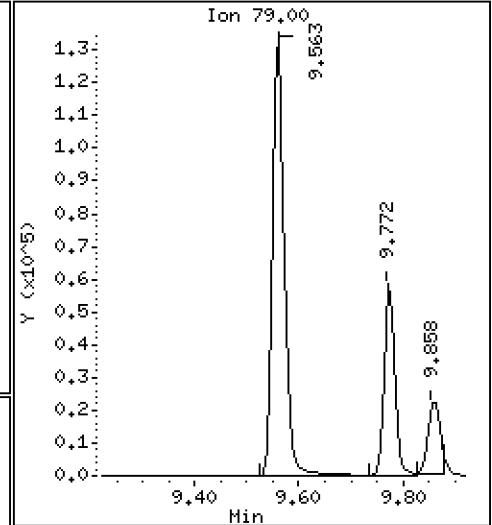
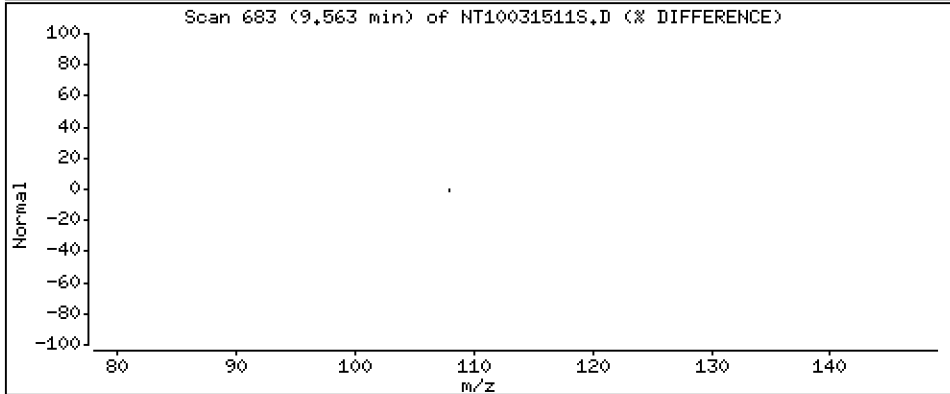
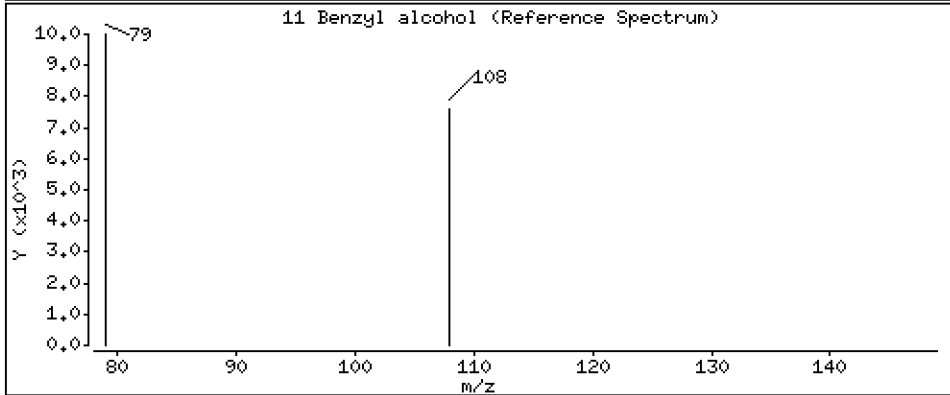
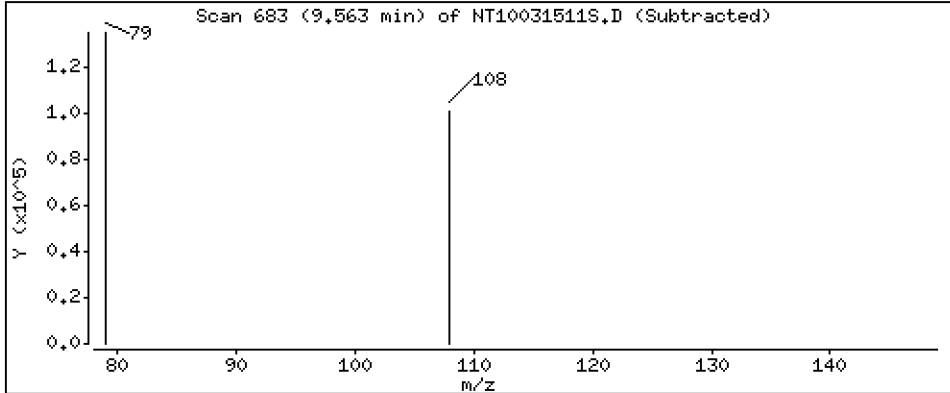
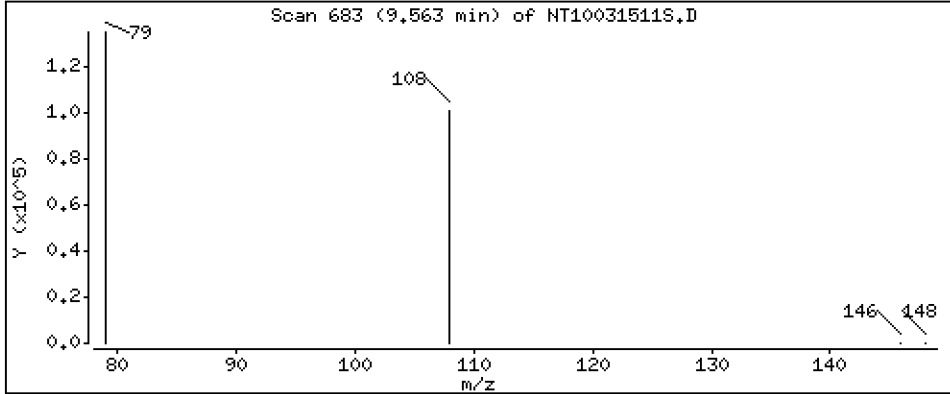
Operator: JGR

Column phase: ZB-5msi

Column diameter: 0.25

11 Benzyl alcohol

Concentration: 5.181 ug/L



Date : 16-MAR-2023 02:16

Client ID:

Instrument: nt10.i

Sample Info: SLC0238-SCV1

Volume Injected (uL): 1.0

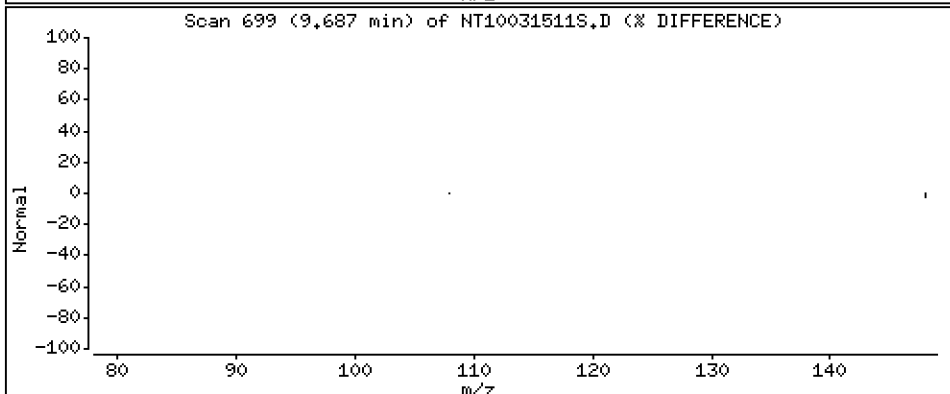
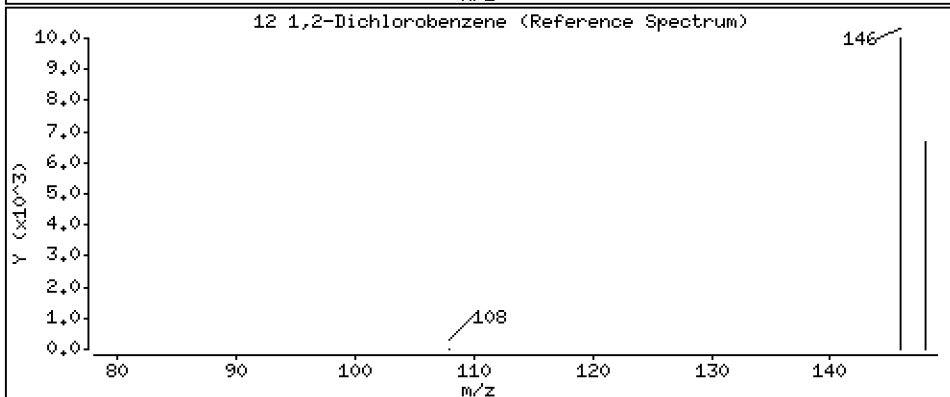
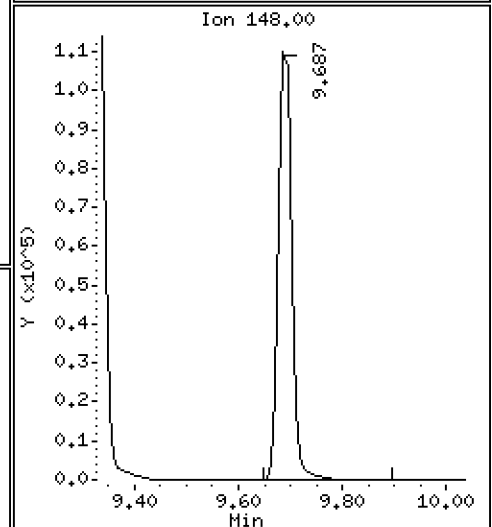
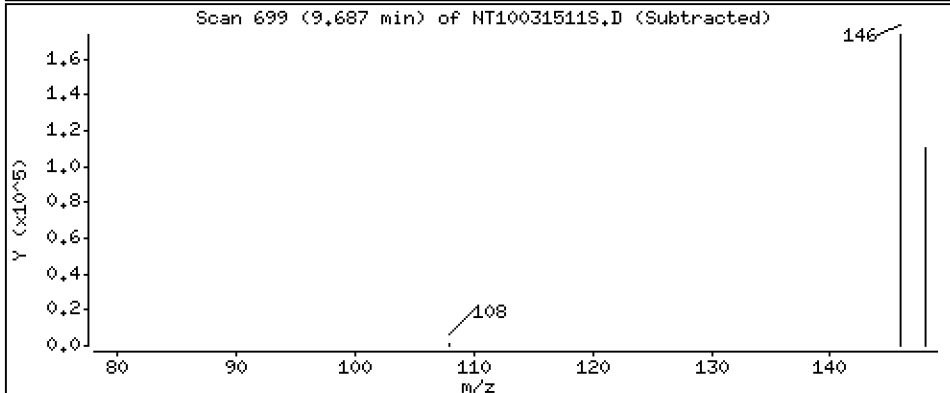
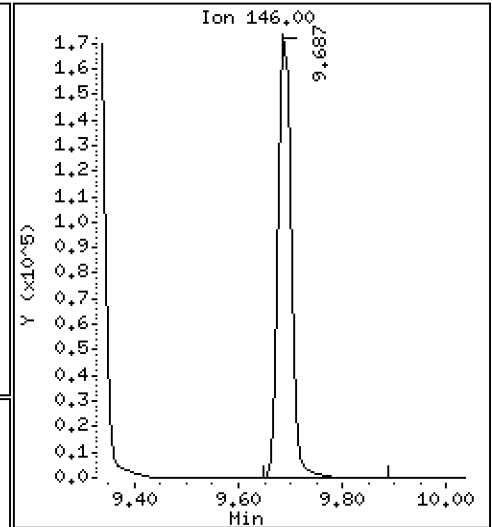
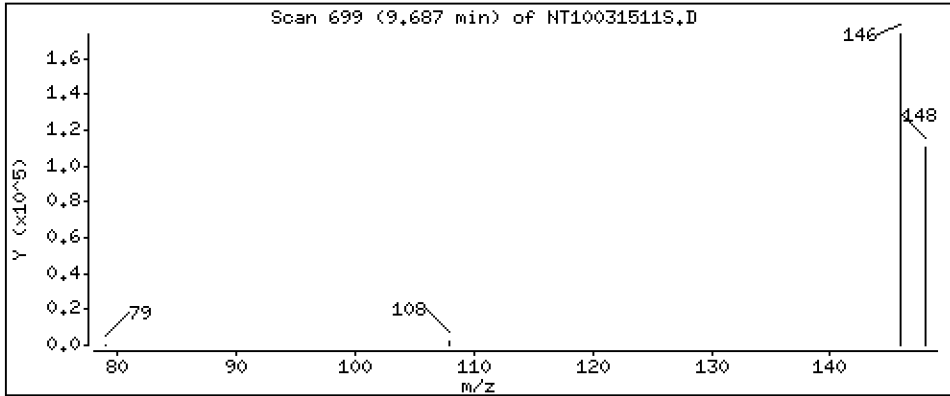
Operator: JGR

Column phase: ZB-5msi

Column diameter: 0.25

12 1,2-Dichlorobenzene

Concentration: 4.679 ug/L



Date : 16-MAR-2023 02:16

Client ID:

Instrument: nt10.i

Sample Info: SLC0238-SCV1

Volume Injected (uL): 1.0

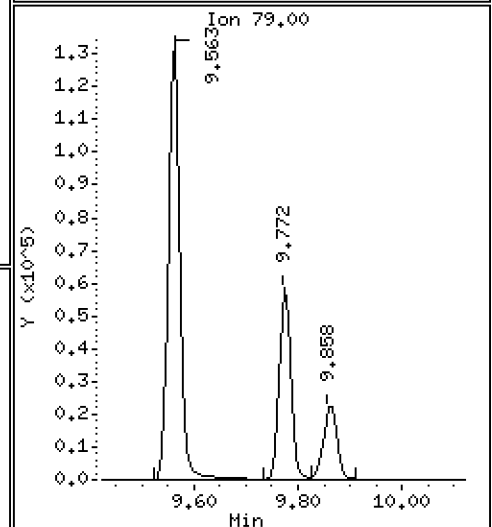
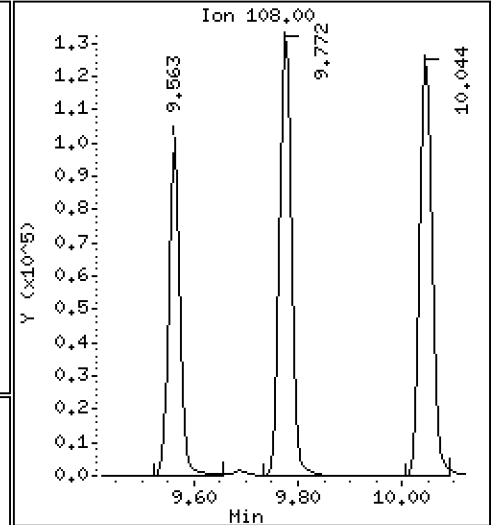
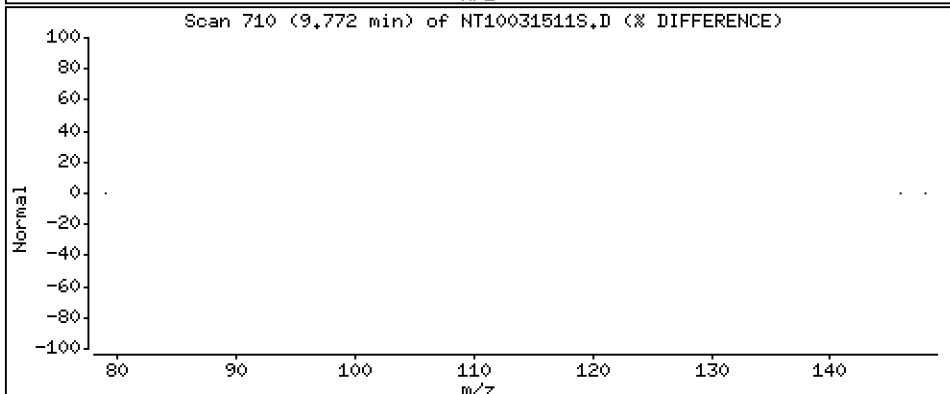
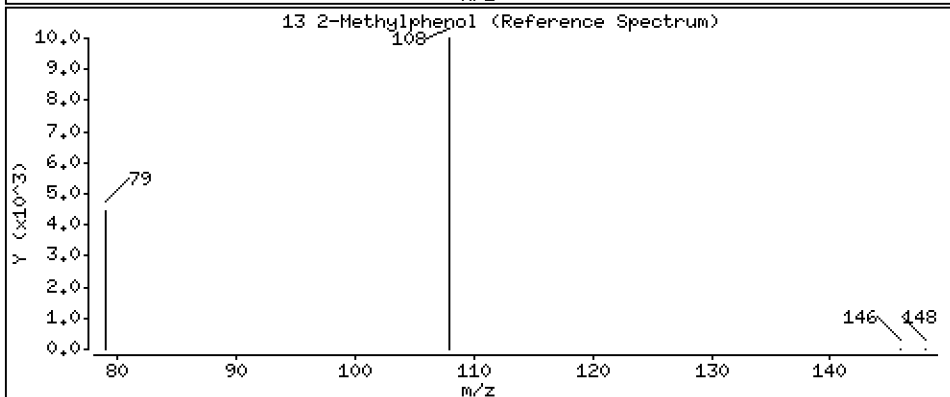
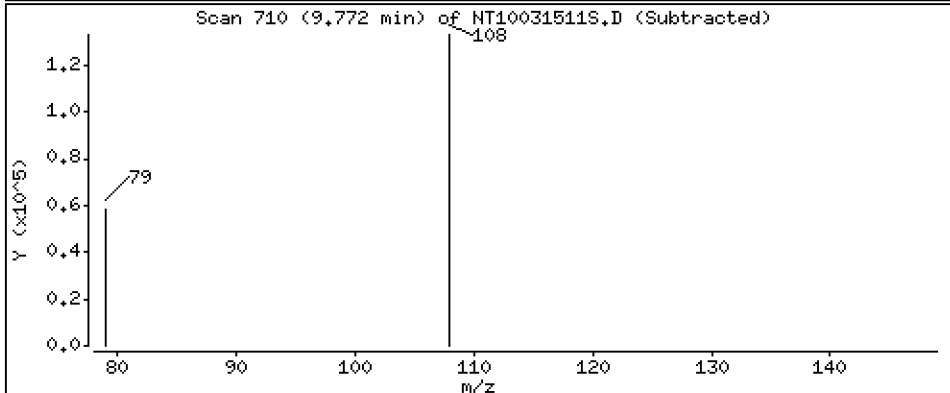
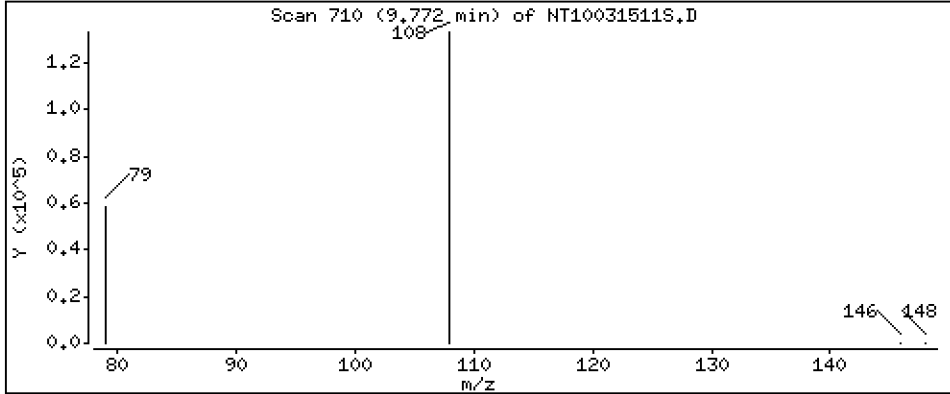
Operator: JGR

Column phase: ZB-5msi

Column diameter: 0.25

13 2-Methylphenol

Concentration: 4.197 ug/L



Date : 16-MAR-2023 02:16

Client ID:

Instrument: nt10.i

Sample Info: SLC0238-SCV1

Volume Injected (uL): 1.0

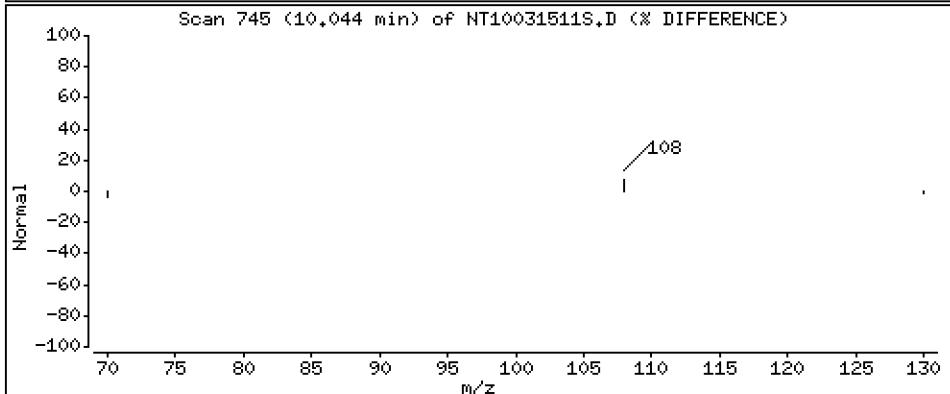
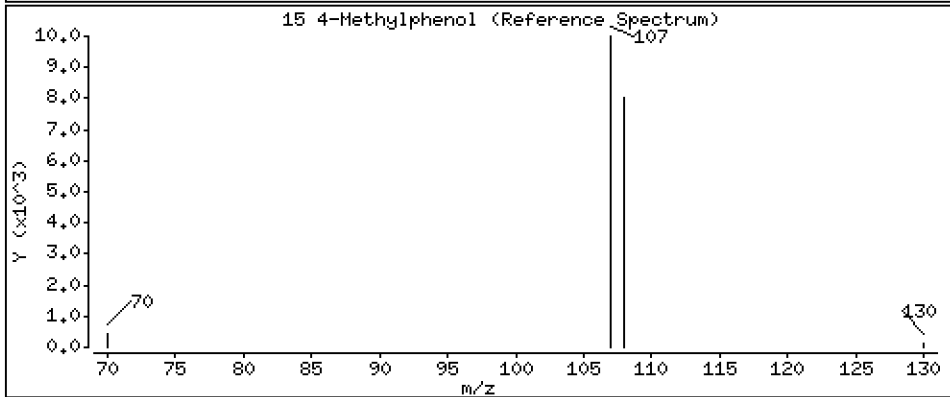
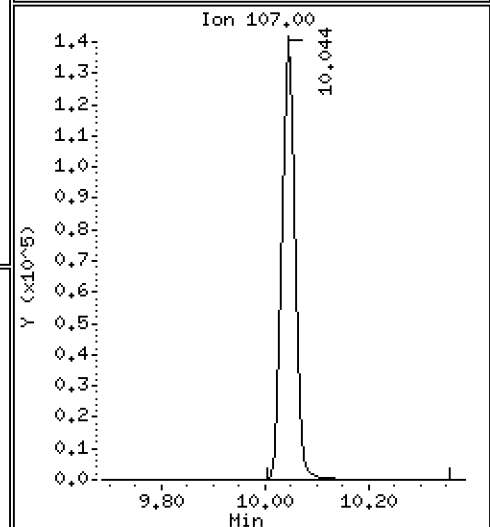
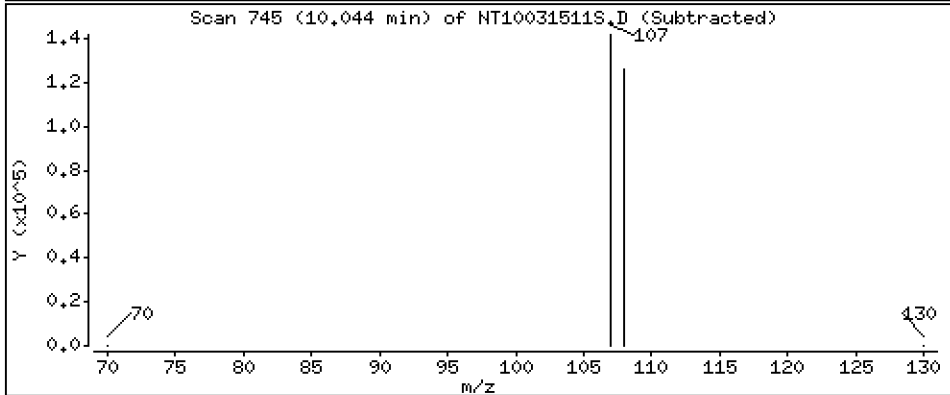
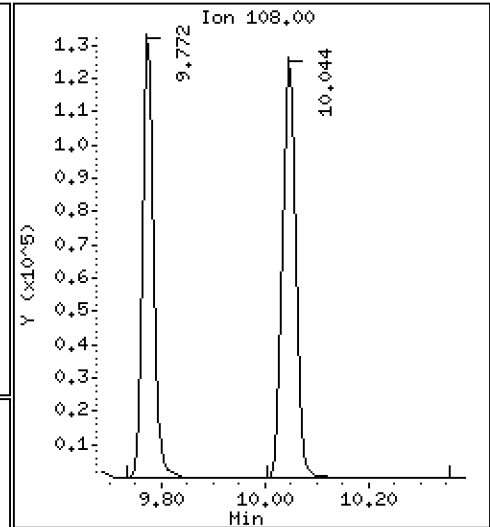
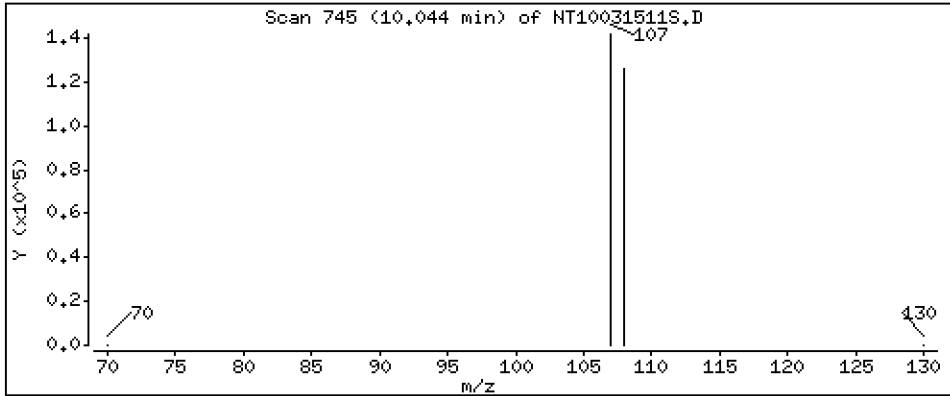
Operator: JGR

Column phase: ZB-5msi

Column diameter: 0.25

15 4-Methylphenol

Concentration: 4.463 ug/L



Date : 16-MAR-2023 02:16

Client ID:

Instrument: nt10.i

Sample Info: SLC0238-SCV1

Volume Injected (uL): 1.0

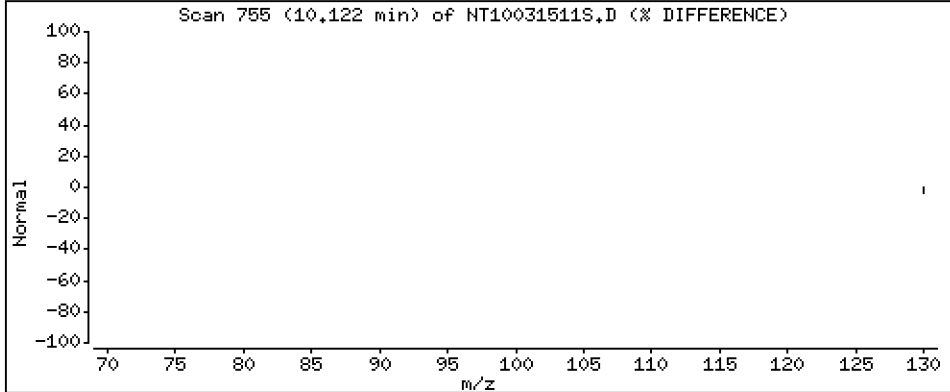
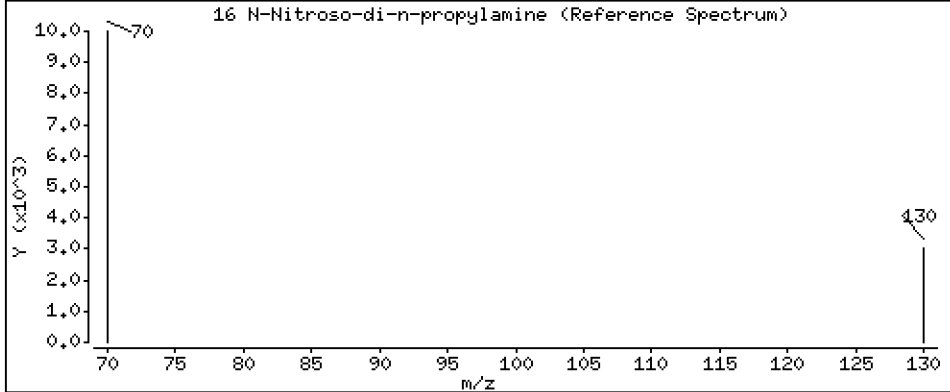
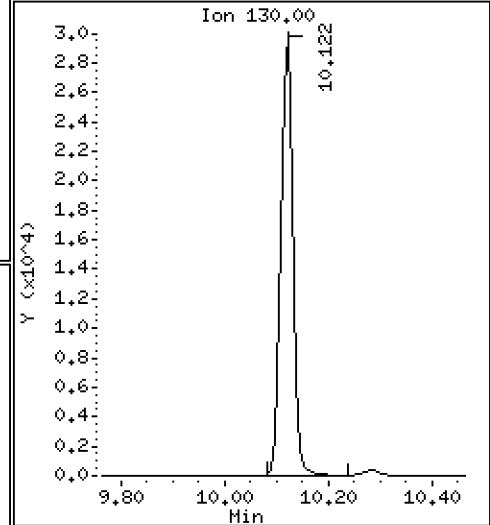
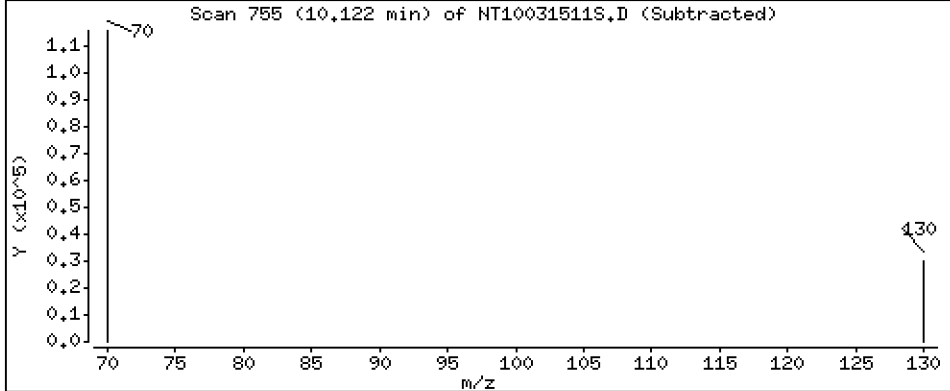
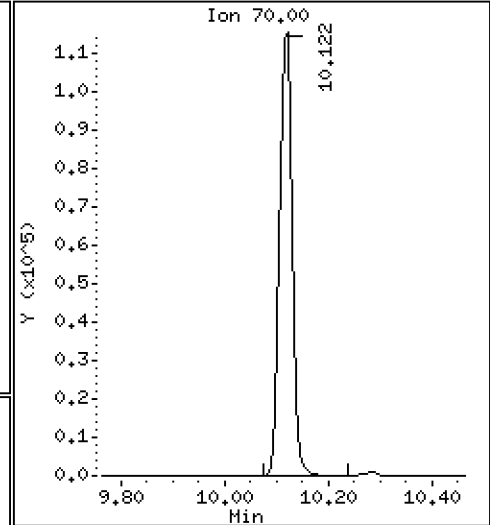
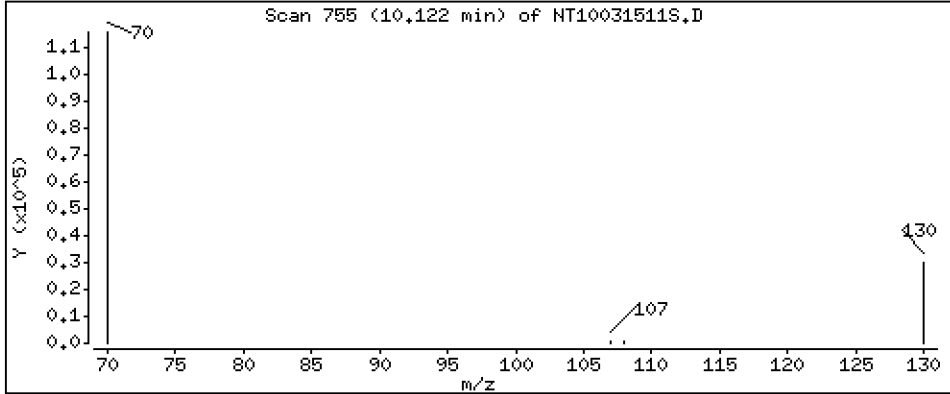
Operator: JGR

Column phase: ZB-5msi

Column diameter: 0,25

16 N-Nitroso-di-n-propylamine

Concentration: 5,282 ug/L



Date : 16-MAR-2023 02:16

Client ID:

Instrument: nt10.i

Sample Info: SLC0238-SCV1

Volume Injected (uL): 1.0

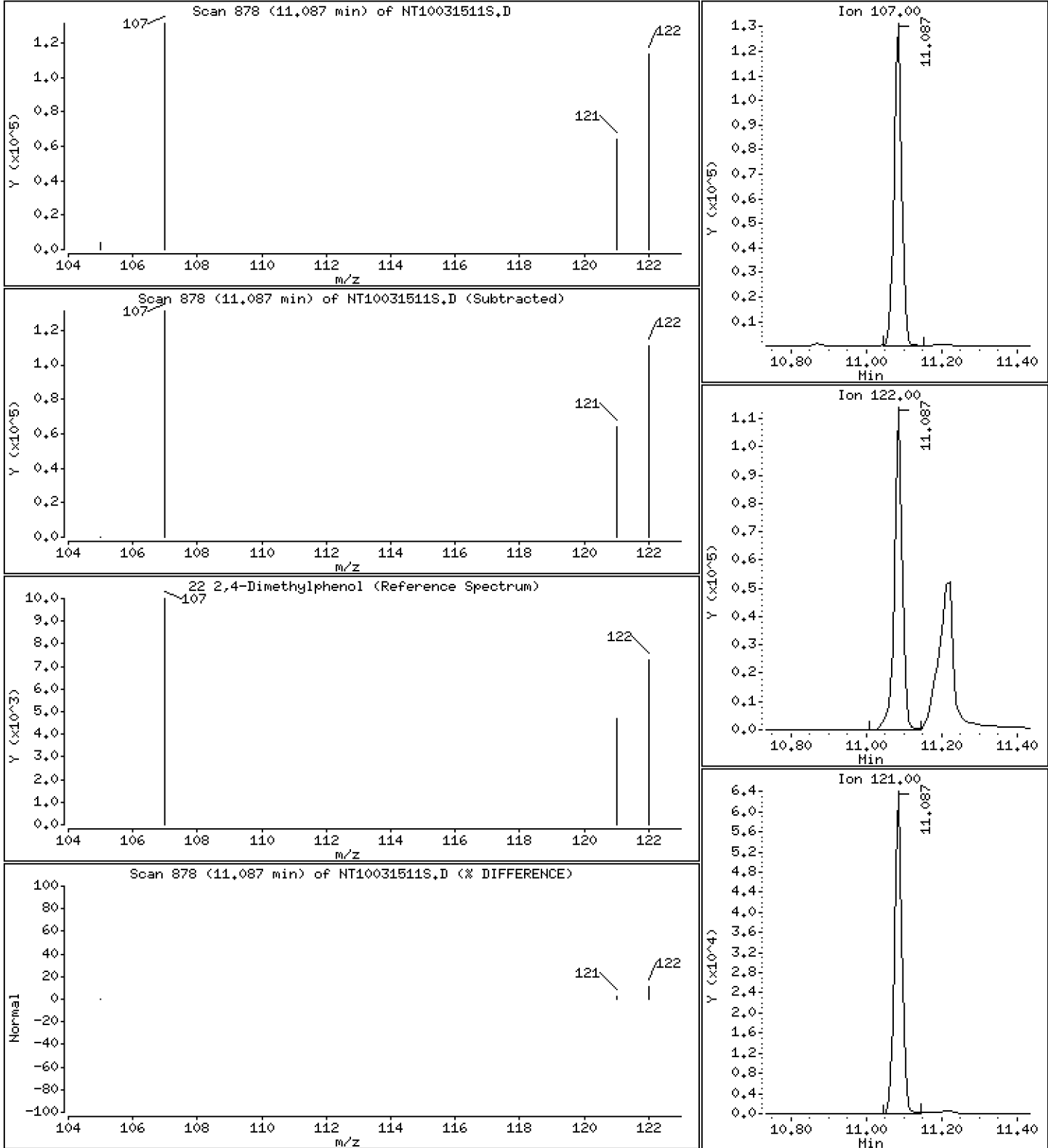
Operator: JGR

Column phase: ZB-5msi

Column diameter: 0.25

22 2,4-Dimethylphenol

Concentration: 3,660 ug/L



Date : 16-MAR-2023 02:16

Client ID:

Instrument: nt10.i

Sample Info: SLC0238-SCV1

Volume Injected (uL): 1.0

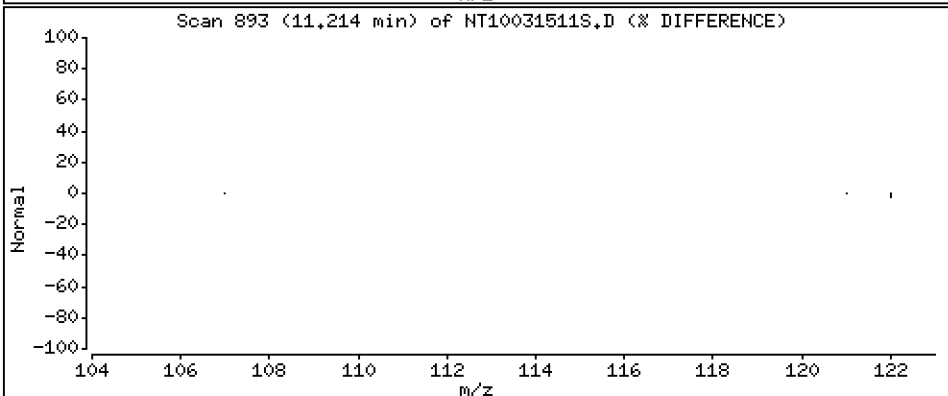
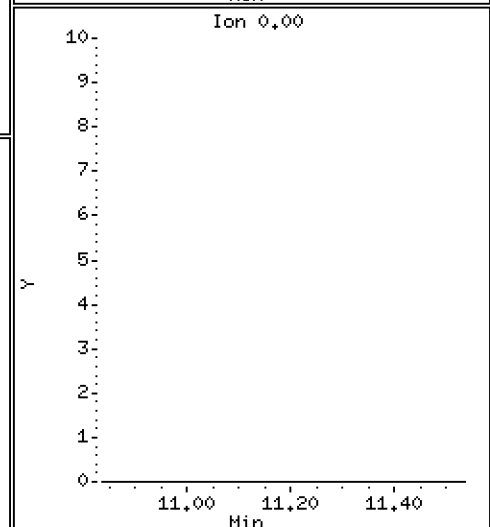
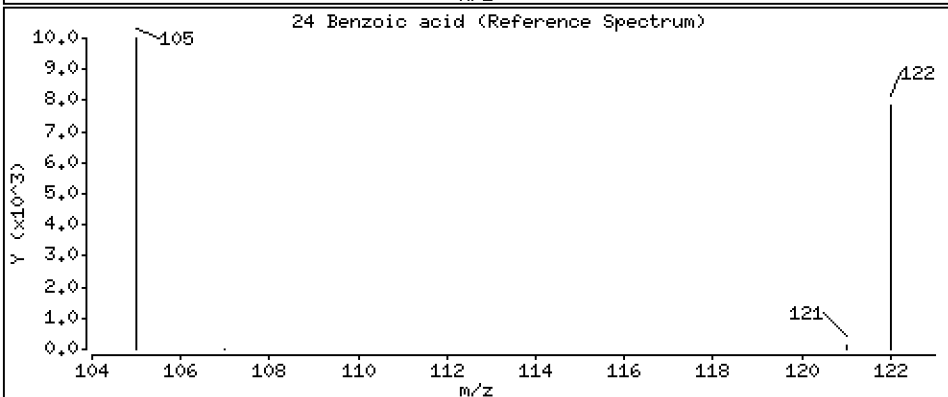
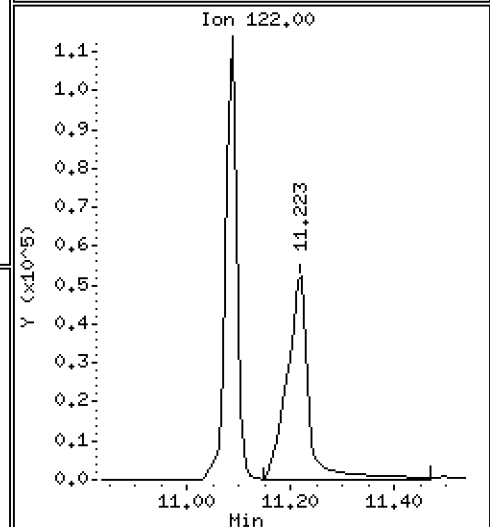
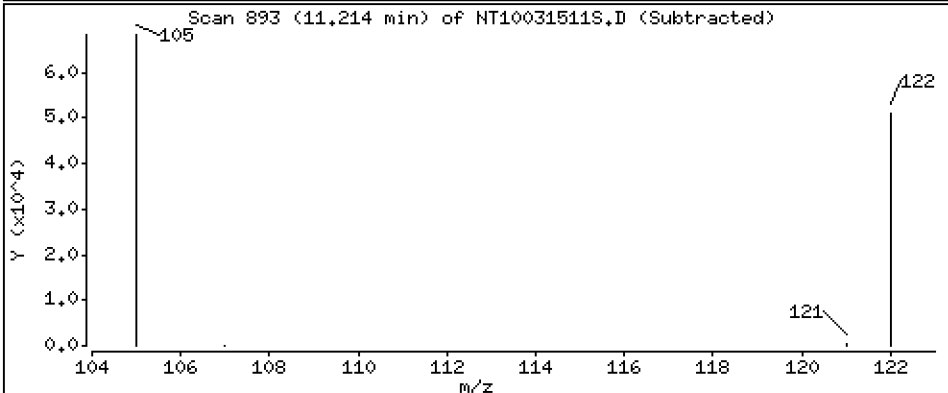
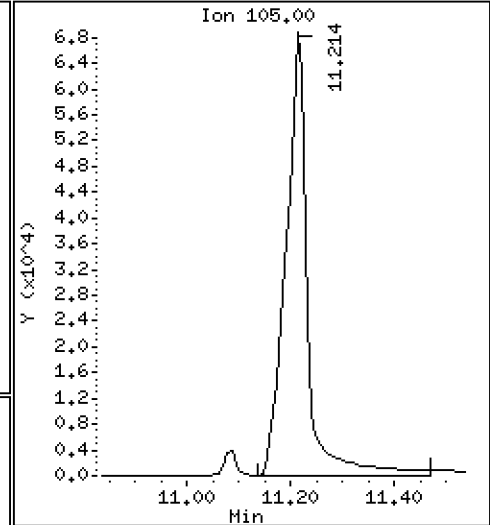
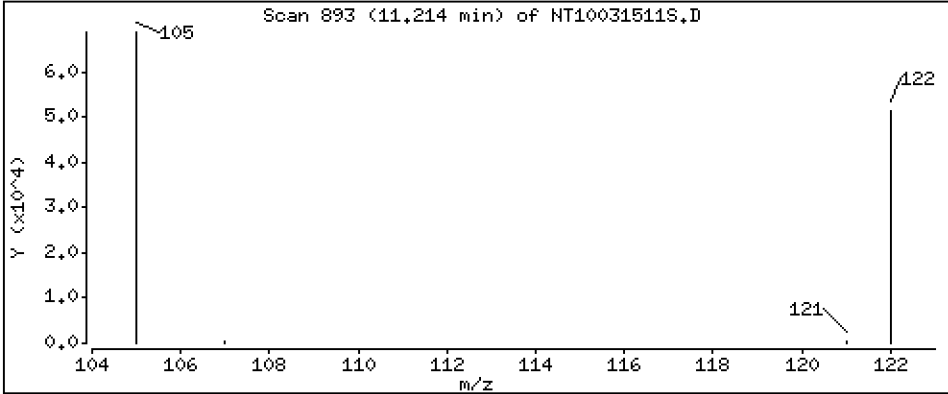
Operator: JGR

Column phase: ZB-5msi

Column diameter: 0.25

24 Benzoic acid

Concentration: 6.746 ug/L



Date : 16-MAR-2023 02:16

Client ID:

Instrument: nt10.i

Sample Info: SLC0238-SCV1

Volume Injected (uL): 1.0

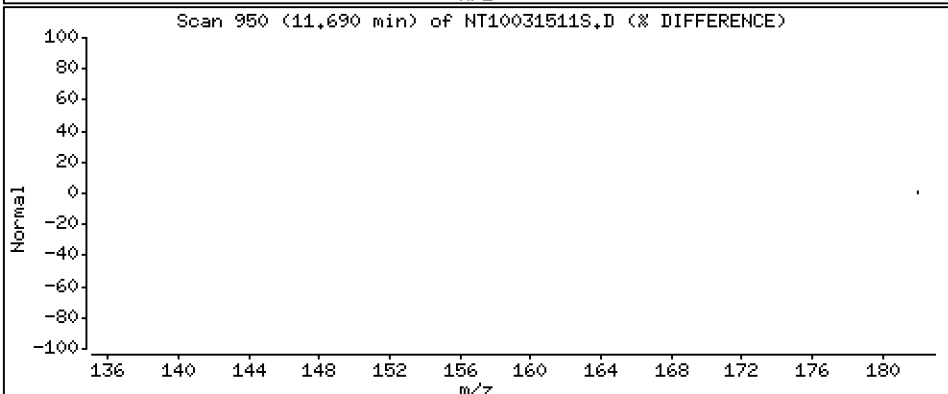
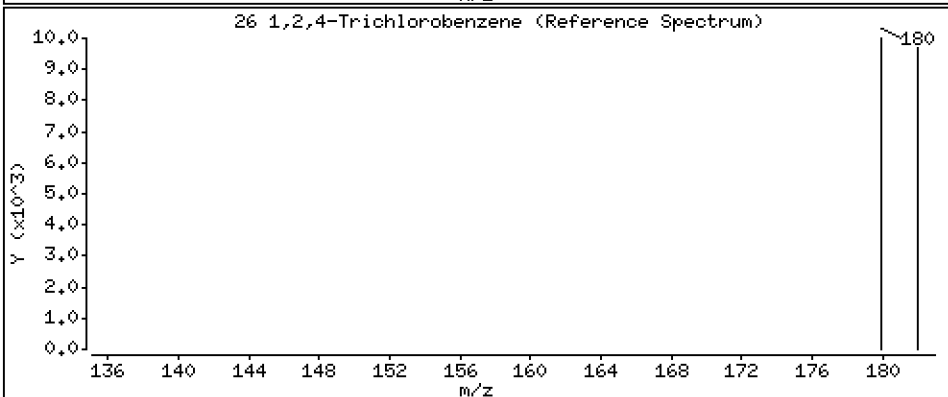
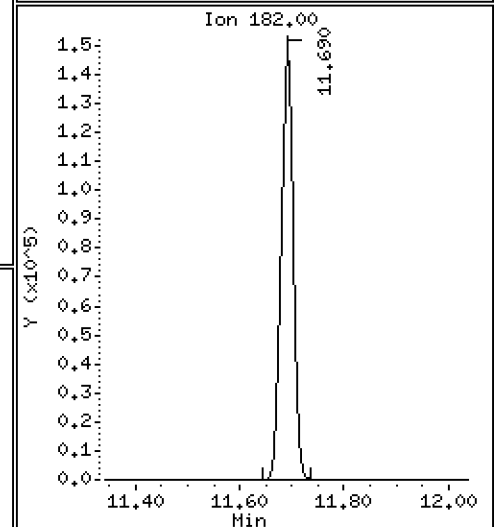
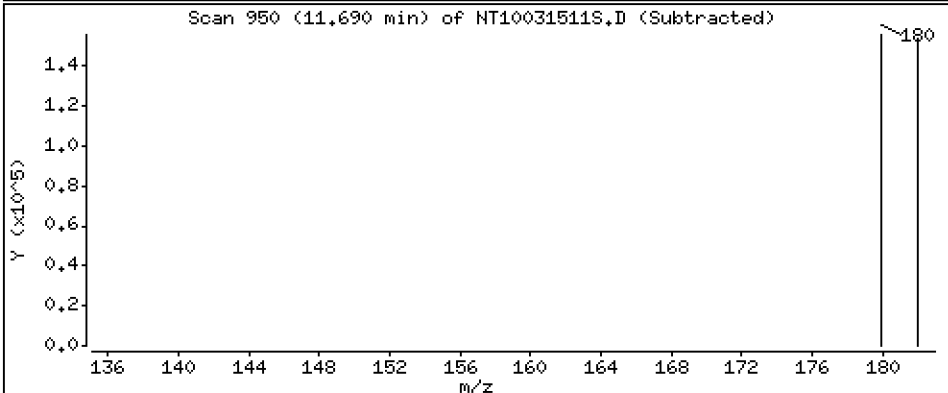
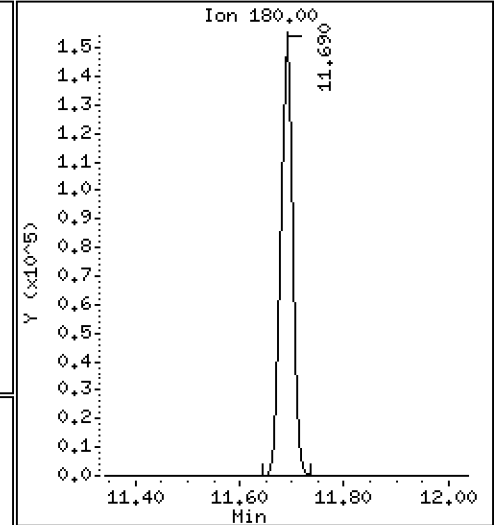
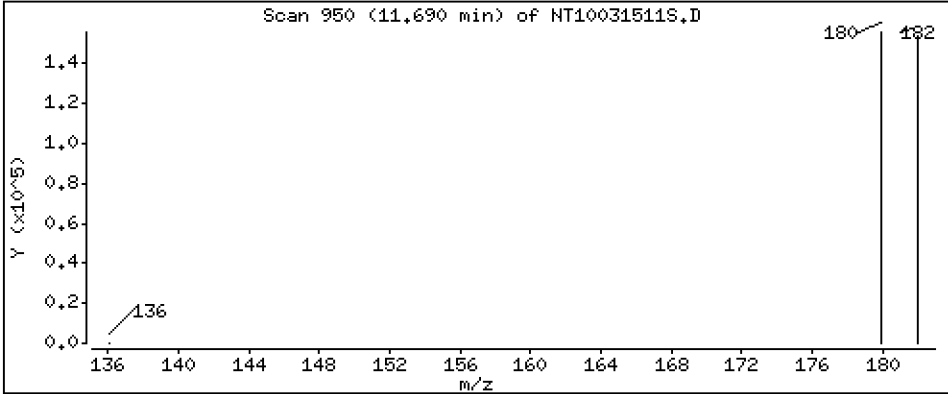
Operator: JGR

Column phase: ZB-5msi

Column diameter: 0,25

26 1,2,4-Trichlorobenzene

Concentration: 4,445 ug/L



Date : 16-MAR-2023 02:16

Client ID:

Instrument: nt10.i

Sample Info: SLC0238-SCV1

Volume Injected (uL): 1.0

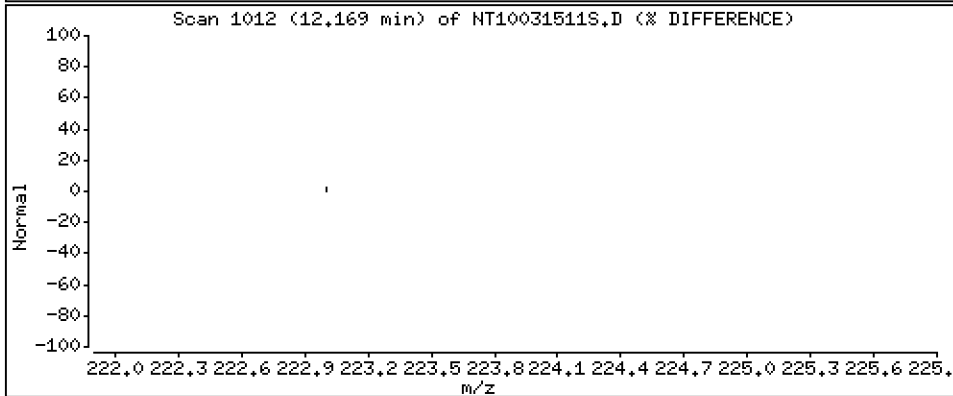
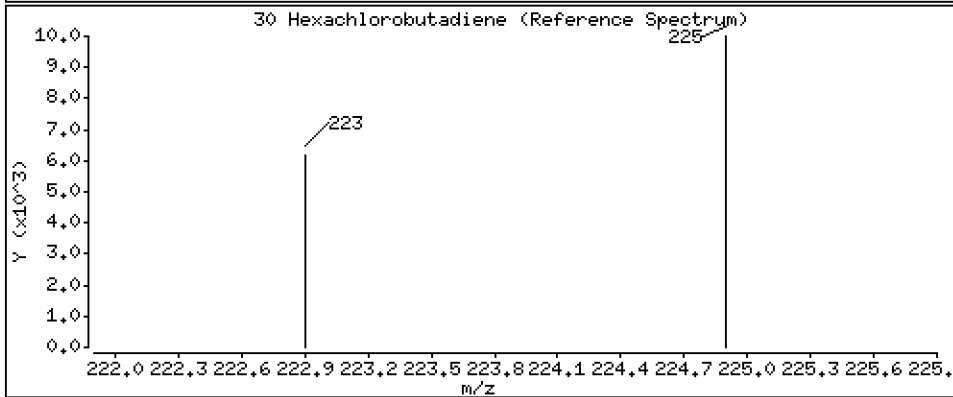
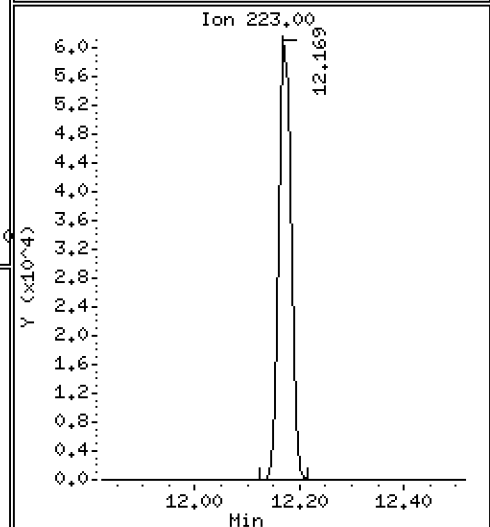
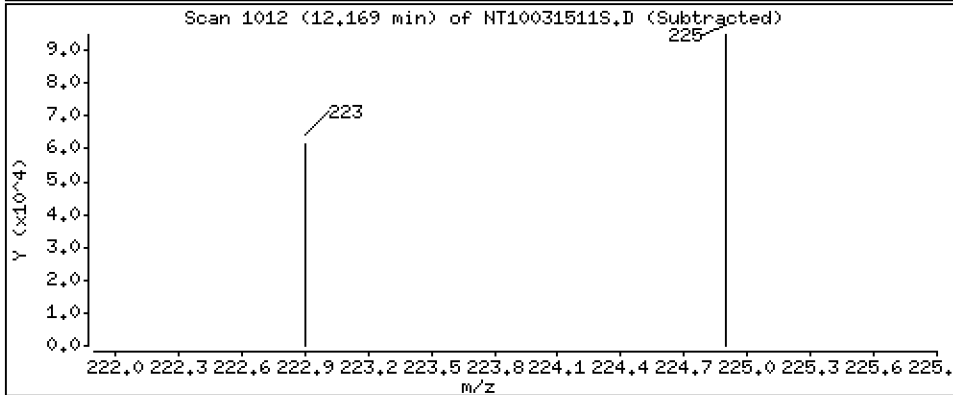
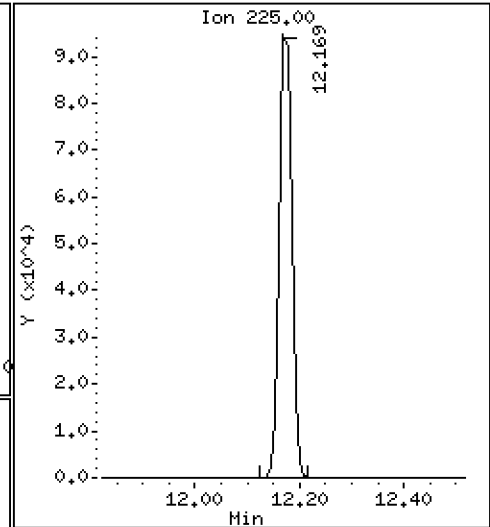
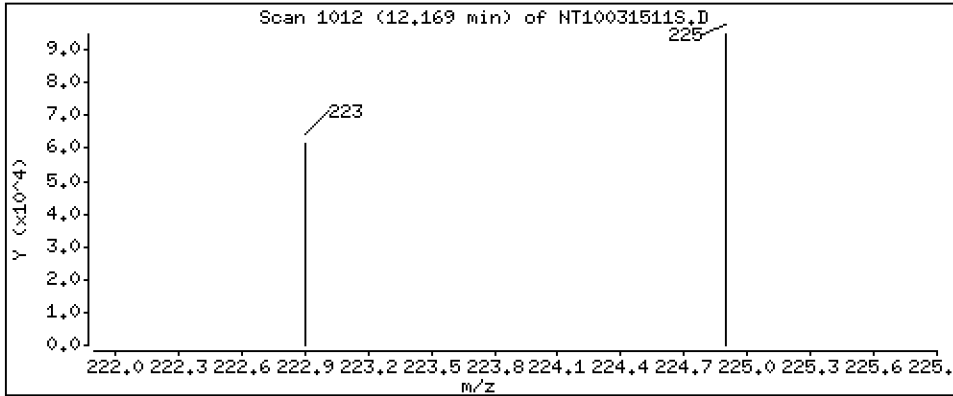
Operator: JGR

Column phase: ZB-5msi

Column diameter: 0,25

30 Hexachlorobutadiene

Concentration: 4,653 ug/L



Date : 16-MAR-2023 02:16

Client ID:

Instrument: nt10.i

Sample Info: SLC0238-SCV1

Volume Injected (uL): 1.0

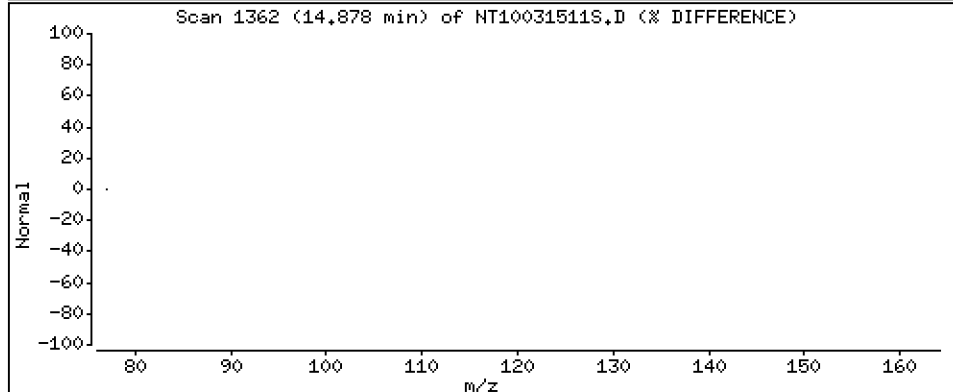
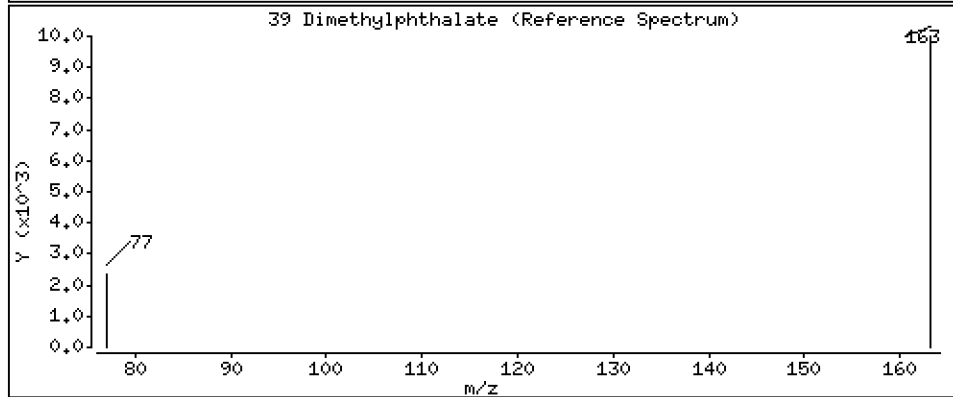
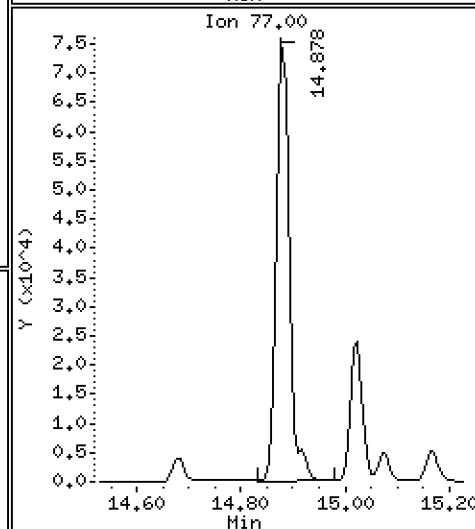
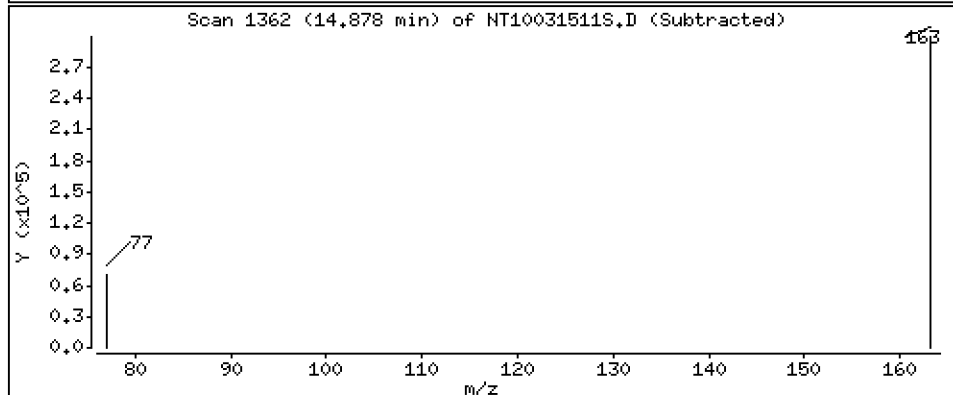
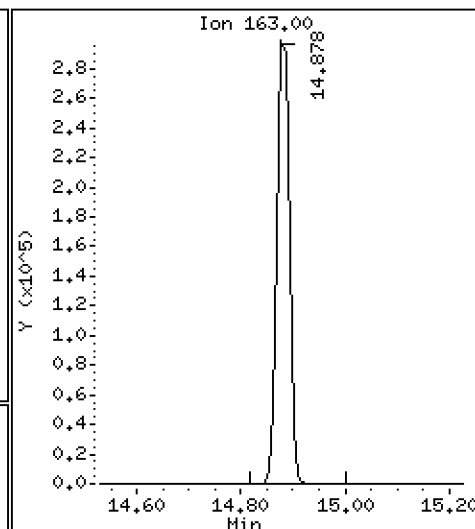
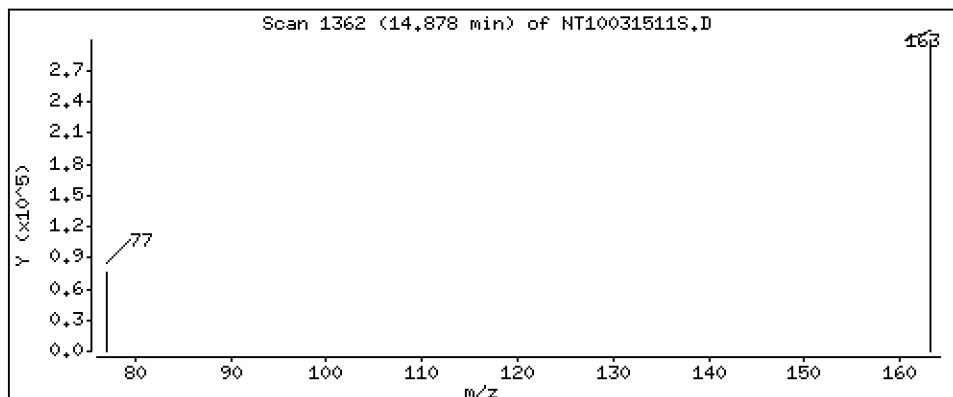
Operator: JGR

Column phase: ZB-5msi

Column diameter: 0,25

39 Dimethylphthalate

Concentration: 4,948 ug/L



Date : 16-MAR-2023 02:16

Client ID:

Instrument: nt10.i

Sample Info: SLC0238-SCV1

Volume Injected (uL): 1.0

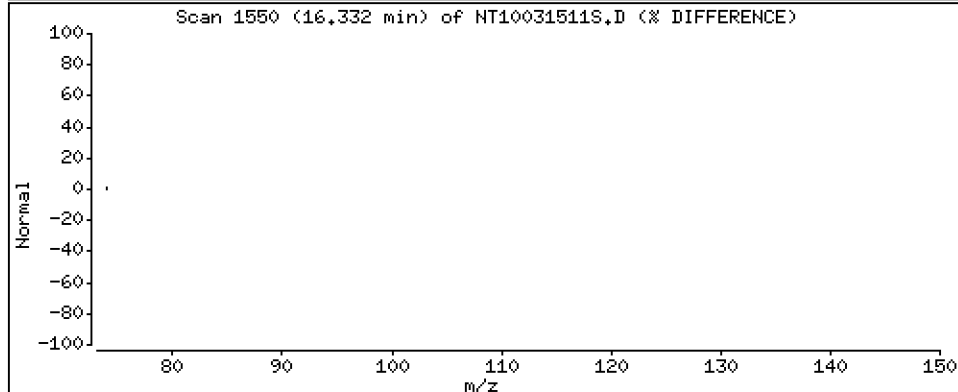
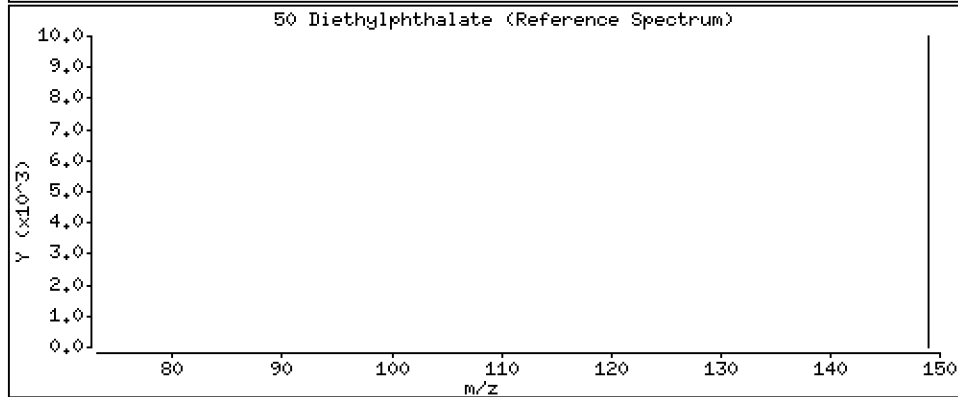
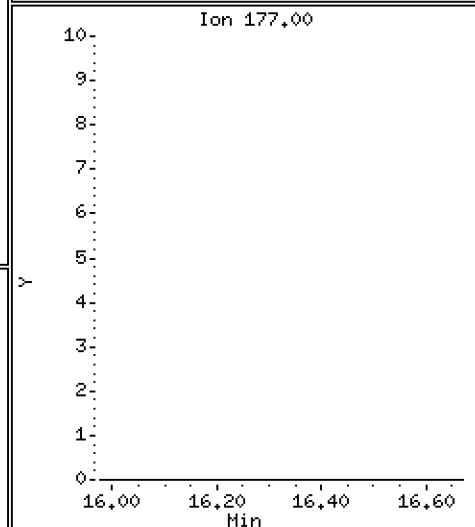
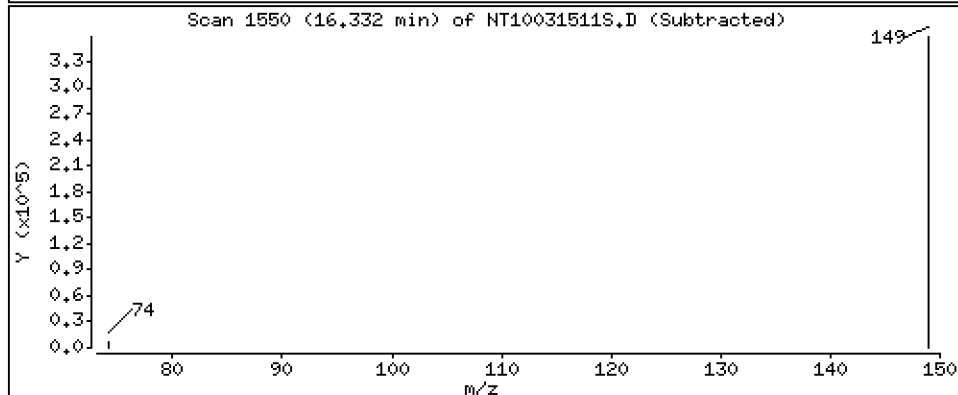
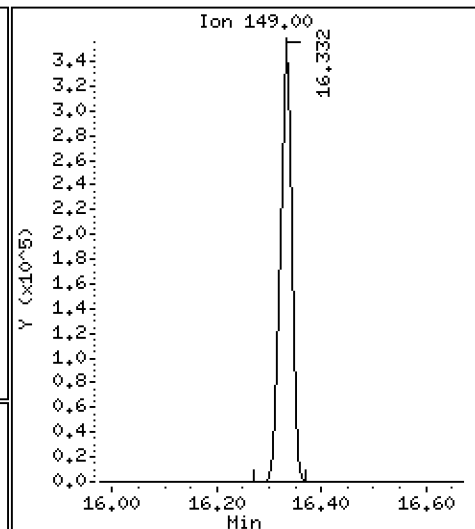
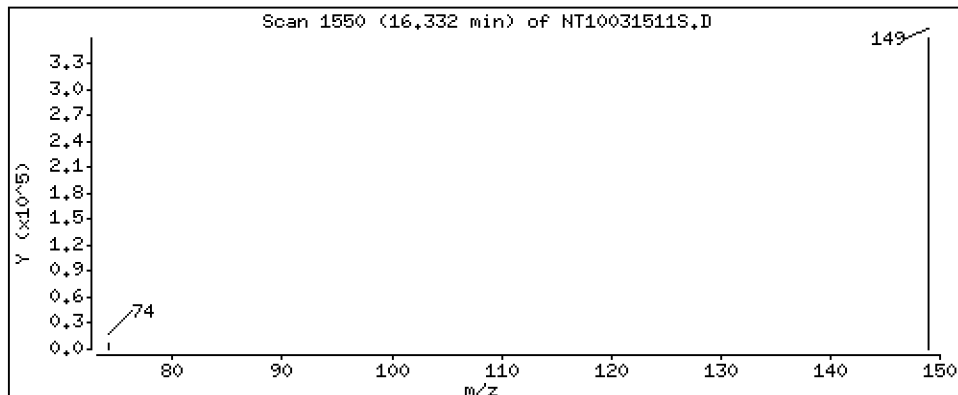
Operator: JGR

Column phase: ZB-5msi

Column diameter: 0,25

50 Diethylphthalate

Concentration: 5,364 ug/L



Date : 16-MAR-2023 02:16

Client ID:

Instrument: nt10.i

Sample Info: SLC0238-SCV1

Volume Injected (uL): 1.0

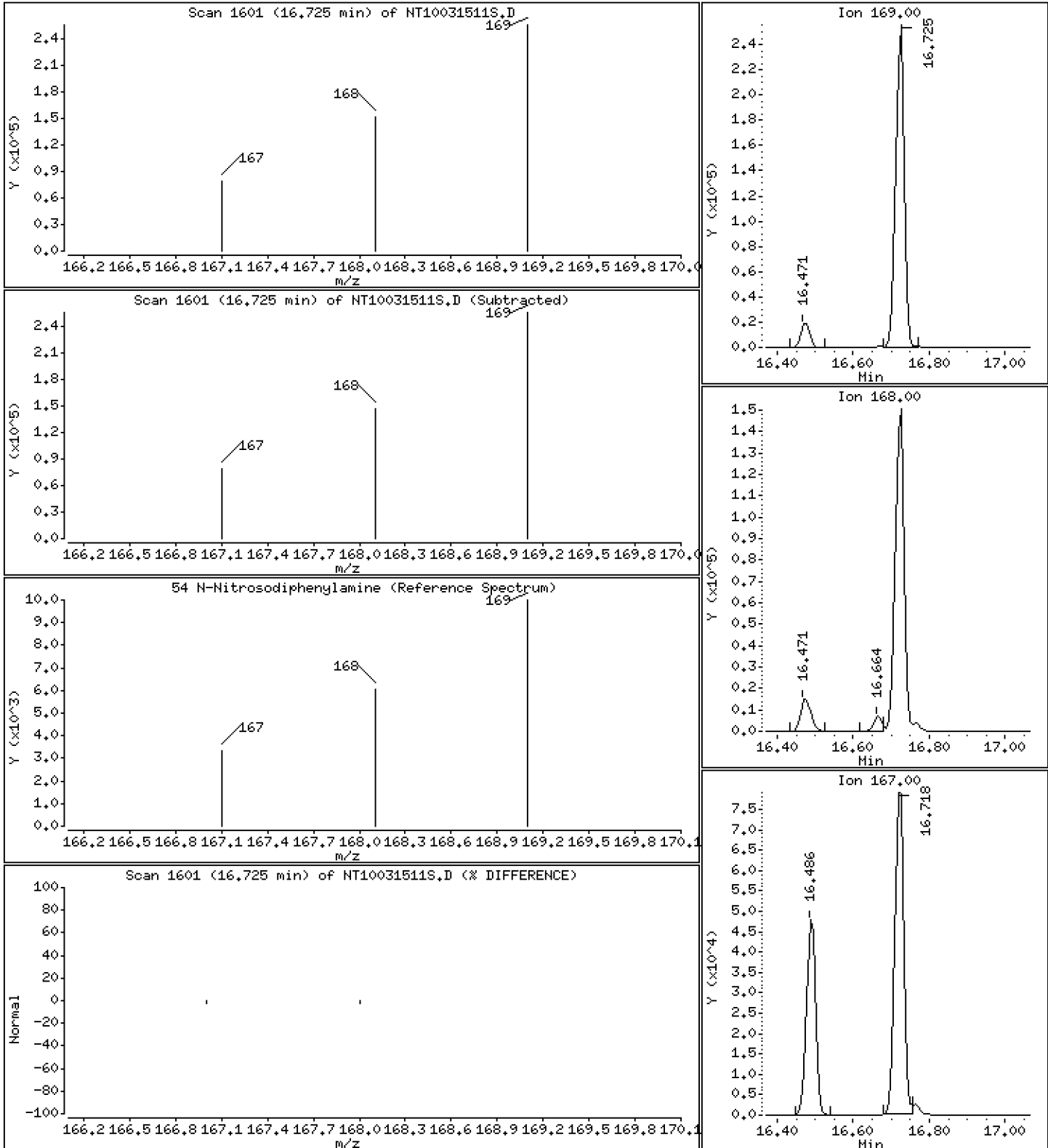
Operator: JGR

Column phase: ZB-5msi

Column diameter: 0.25

54 N-Nitrosodiphenylamine

Concentration: 5.080 ug/L



Date : 16-MAR-2023 02:16

Client ID:

Instrument: nt10.i

Sample Info: SLC0238-SCV1

Volume Injected (uL): 1.0

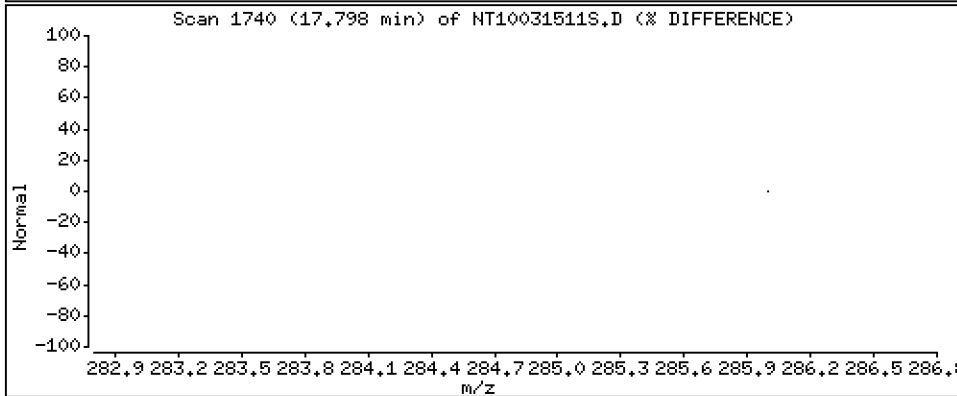
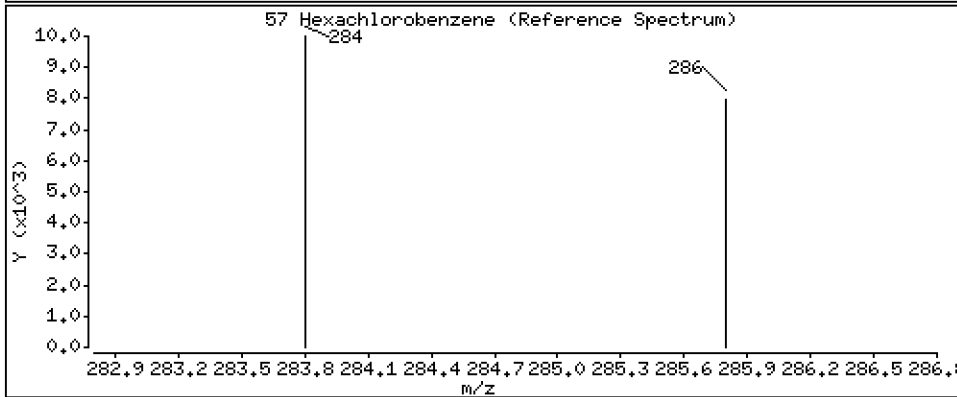
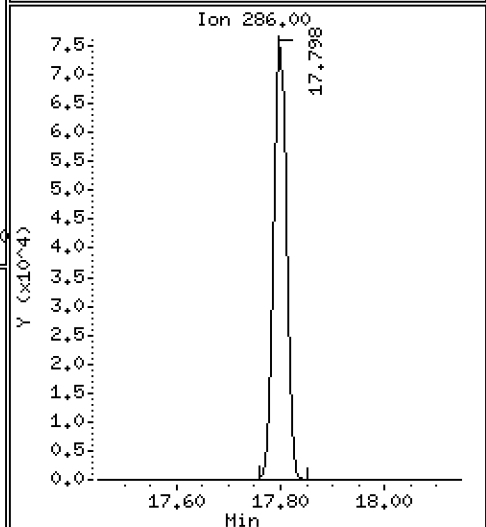
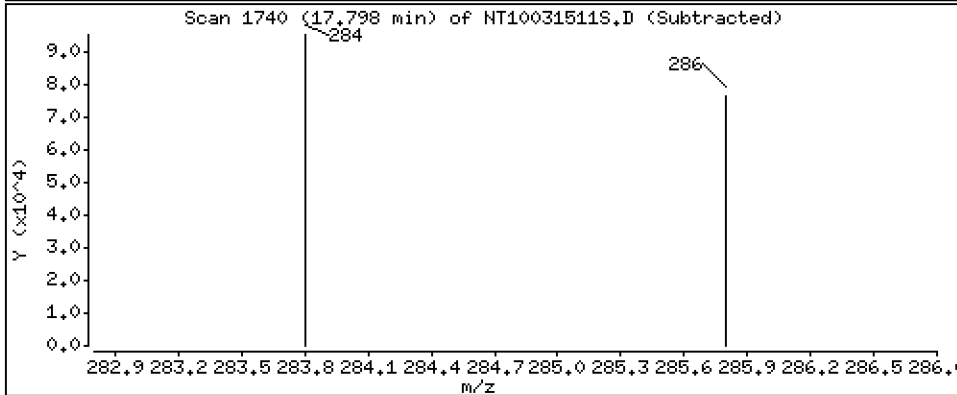
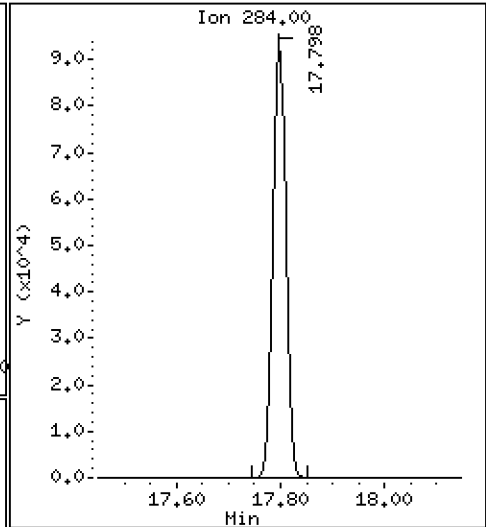
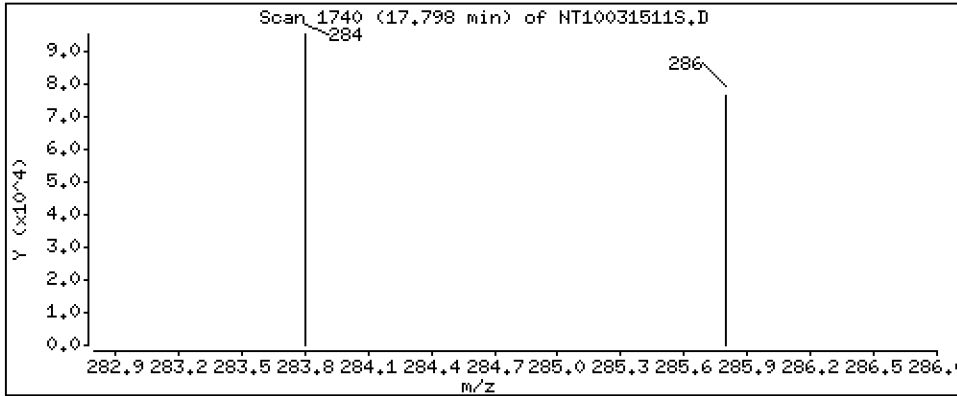
Operator: JGR

Column phase: ZB-5msi

Column diameter: 0,25

57 Hexachlorobenzene

Concentration: 4,614 ug/L



Date : 16-MAR-2023 02:16

Client ID:

Instrument: nt10.i

Sample Info: SLC0238-SCV1

Volume Injected (uL): 1.0

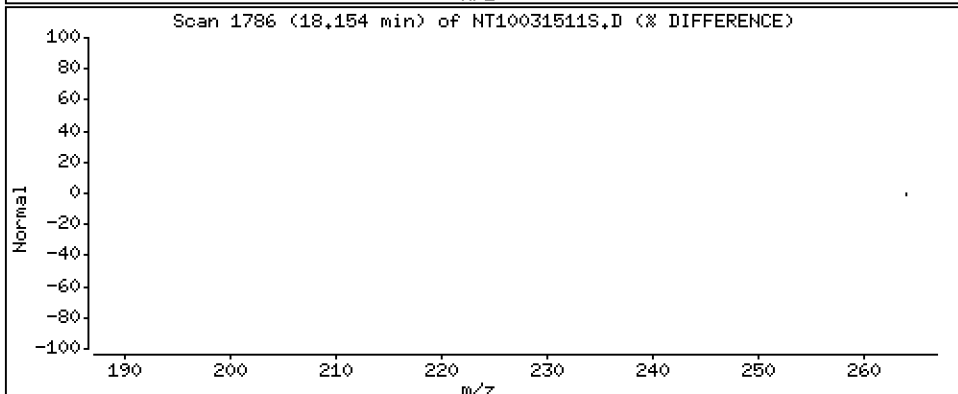
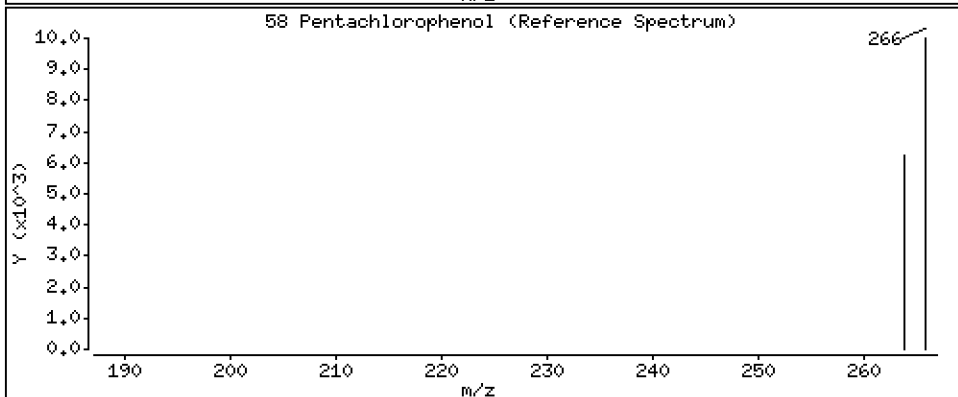
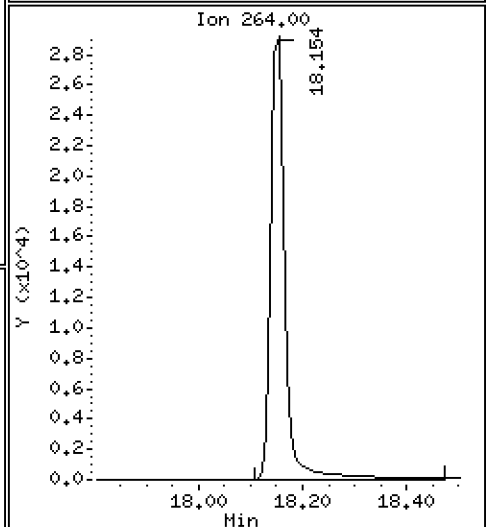
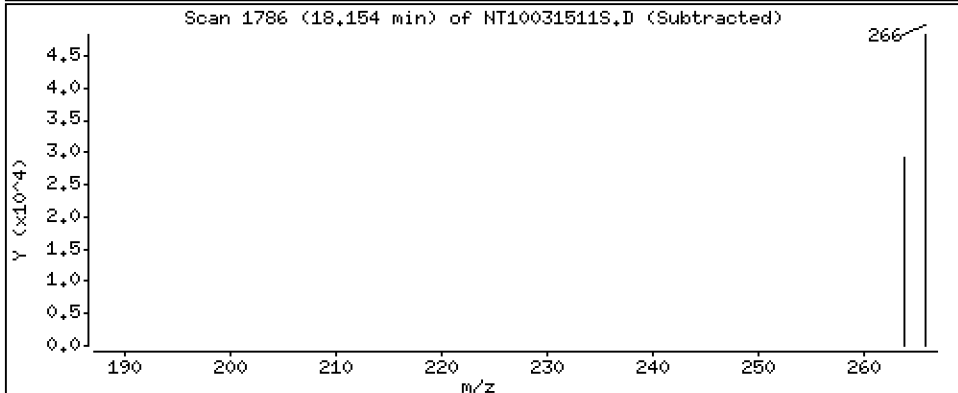
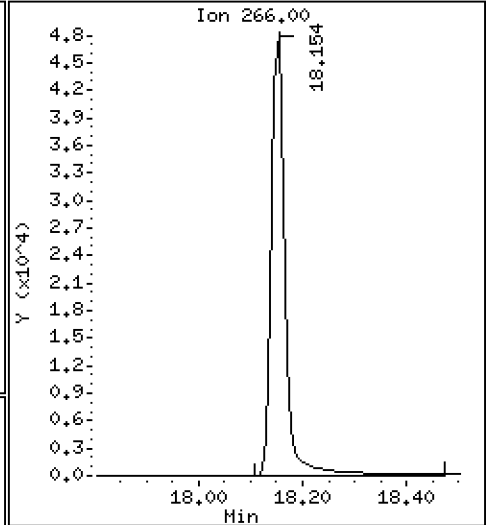
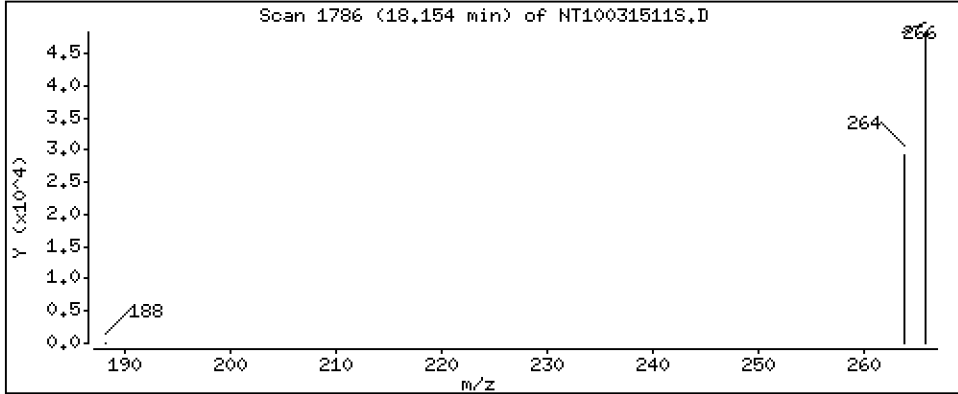
Operator: JGR

Column phase: ZB-5msi

Column diameter: 0,25

58 Pentachlorophenol

Concentration: 4,418 ug/L



Date : 16-MAR-2023 02:16

Client ID:

Instrument: nt10.i

Sample Info: SLC0238-SCV1

Volume Injected (uL): 1.0

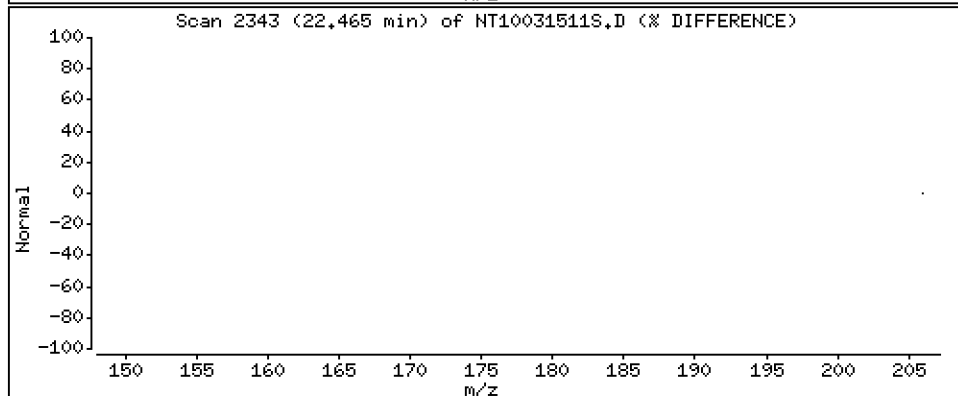
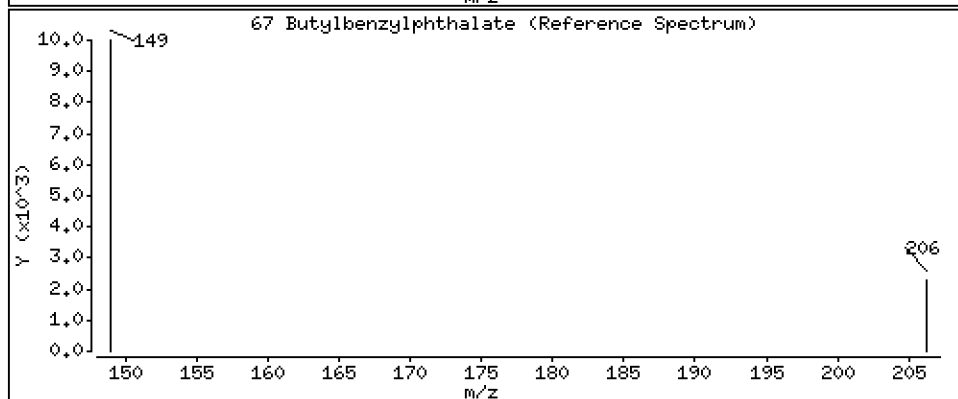
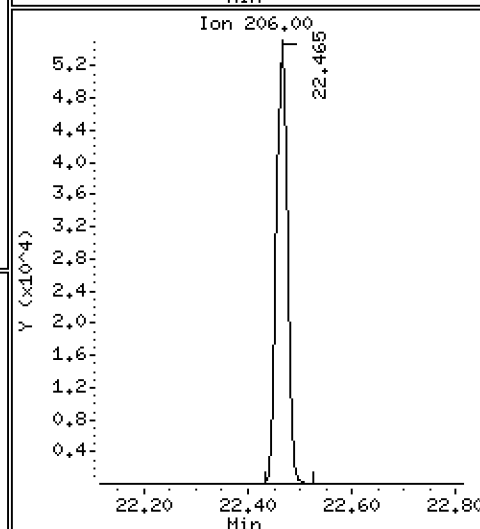
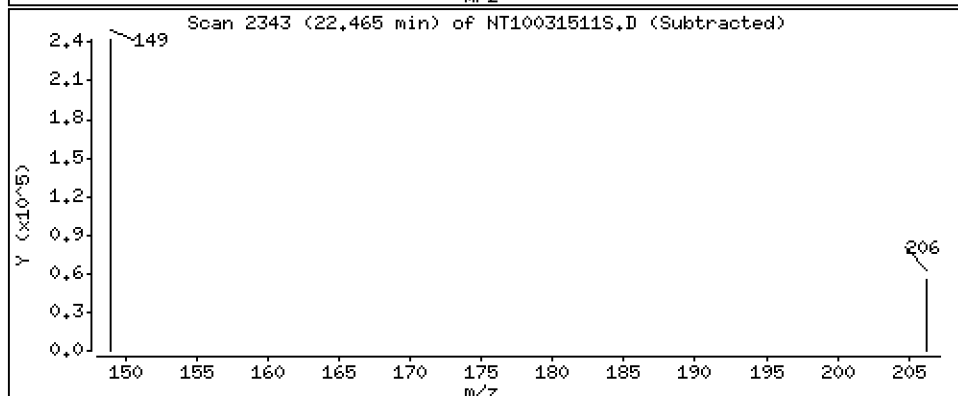
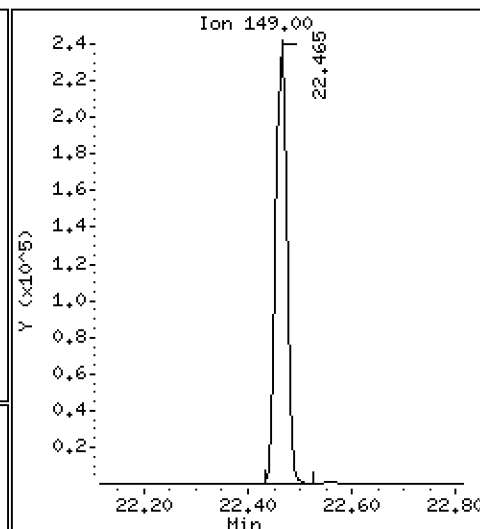
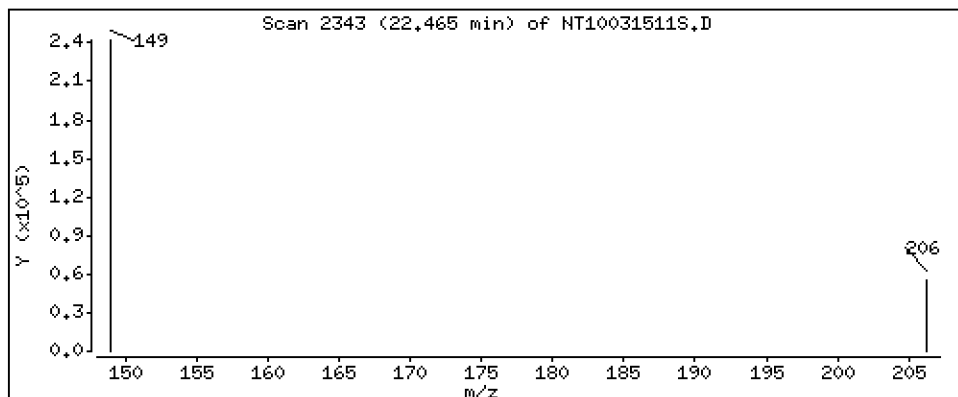
Operator: JGR

Column phase: ZB-5msi

Column diameter: 0,25

67 Butylbenzylphthalate

Concentration: 5,121 ug/L



Date : 16-MAR-2023 02:16

Client ID:

Instrument: nt10.i

Sample Info: SLC0238-SCV1

Volume Injected (uL): 1.0

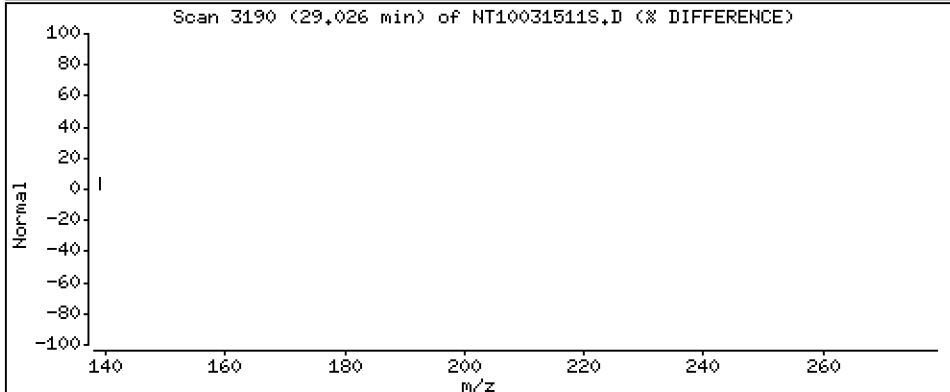
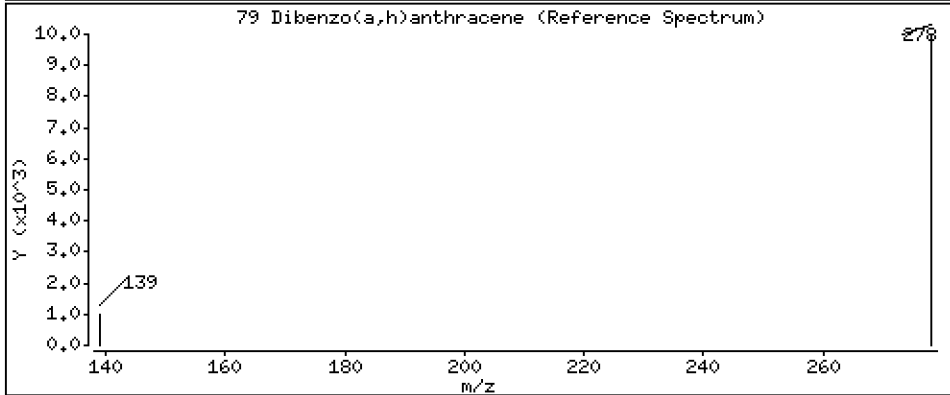
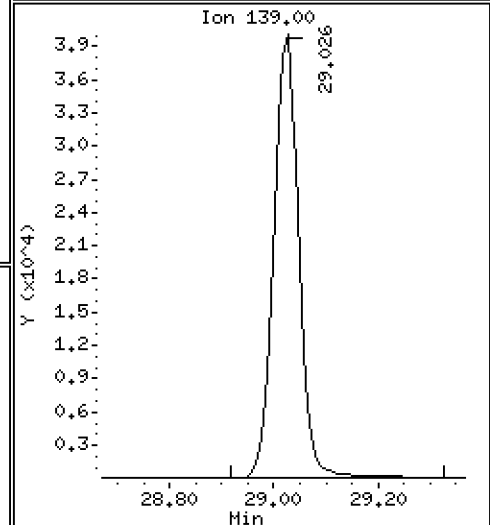
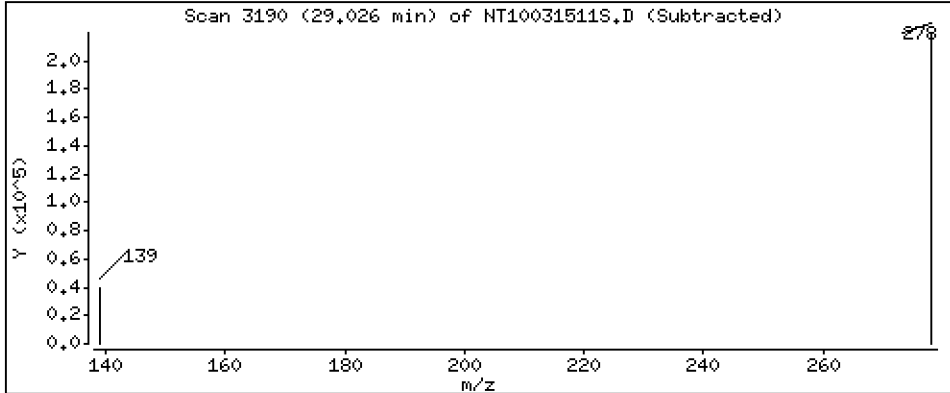
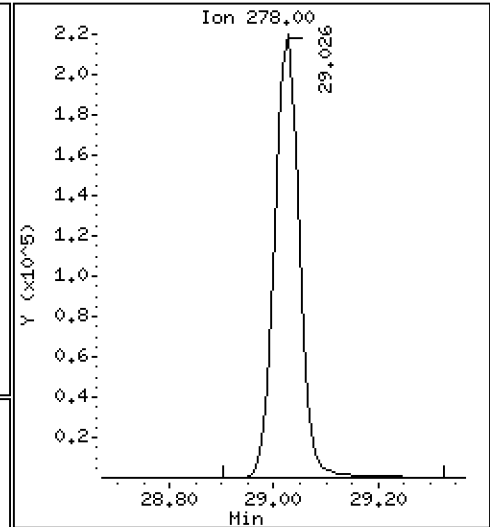
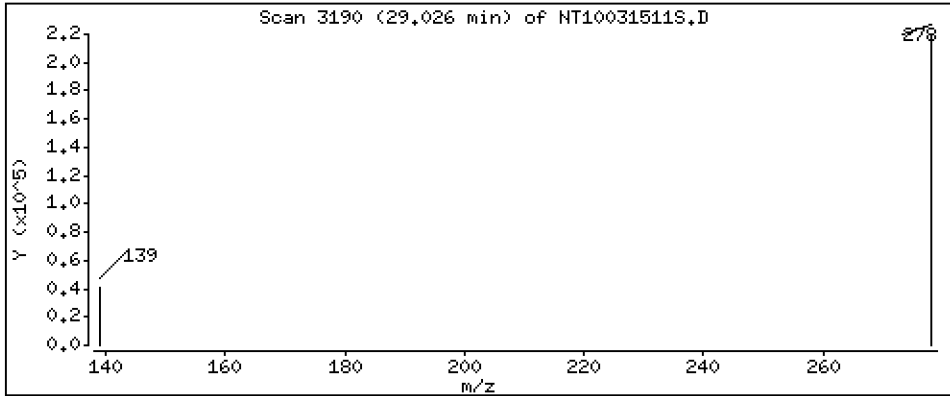
Operator: JGR

Column phase: ZB-5msi

Column diameter: 0,25

79 Dibenzo(a,h)anthracene

Concentration: 4,238 ug/L



Date : 16-MAR-2023 02:16

Client ID:

Instrument: nt10.i

Sample Info: SLC0238-SCV1

Volume Injected (uL): 1.0

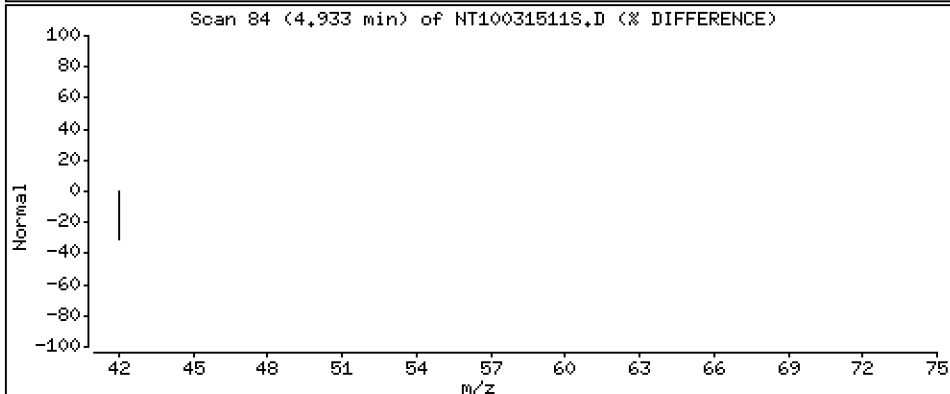
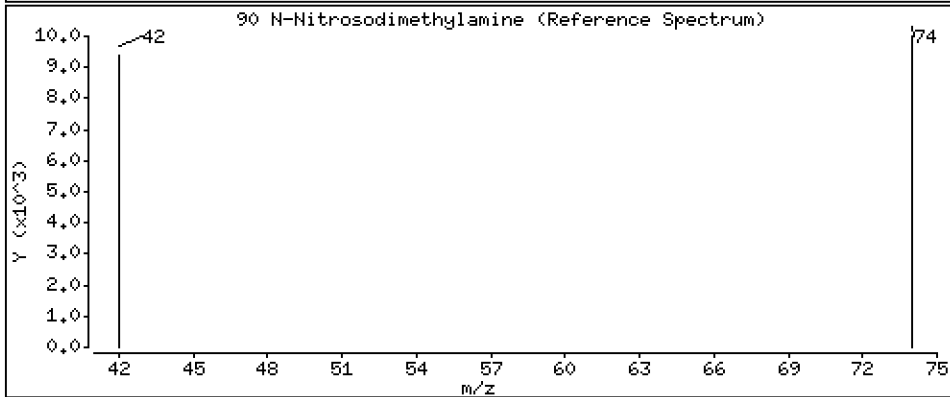
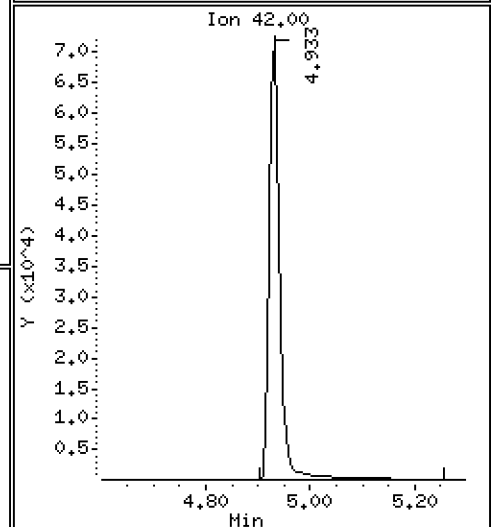
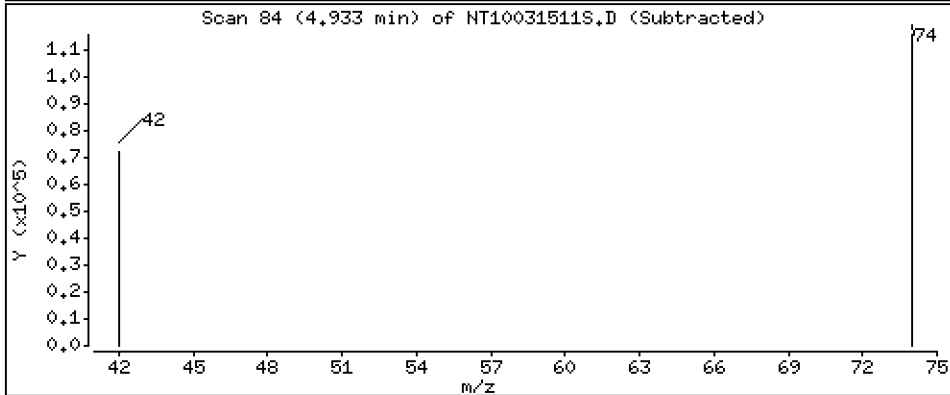
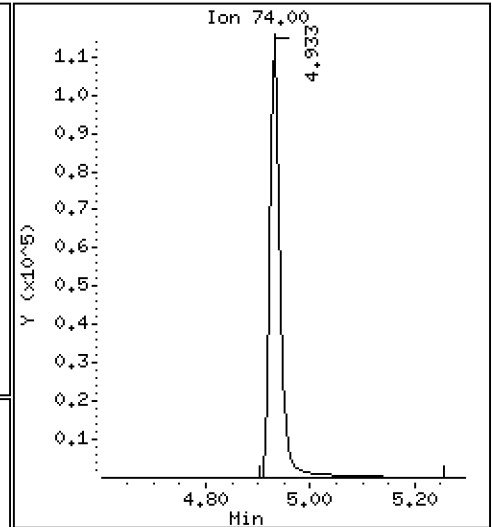
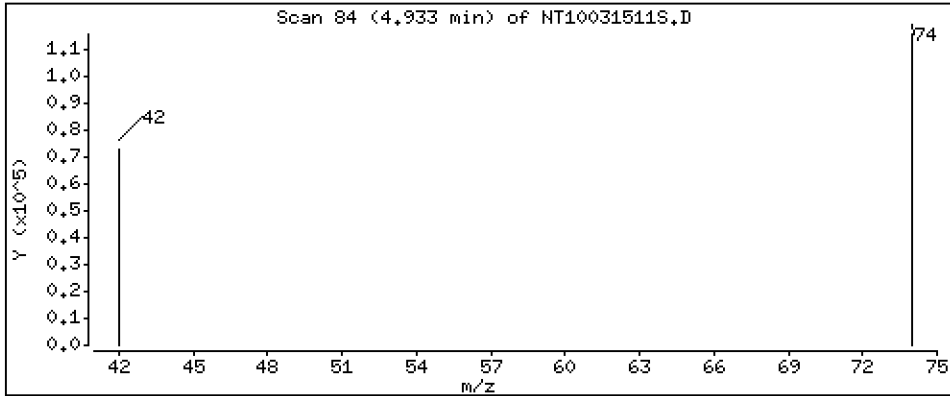
Operator: JGR

Column phase: ZB-5msi

Column diameter: 0.25

90 N-Nitrosodimethylamine

Concentration: 5.096 ug/L



ARI Labs, Inc.

METHOD 8270D-SIM

Data file : \\target\share\chem3\nt10.i\20230315.b\20230315.b\NT10031511S.D
 Lab Smp Id: SLC0238-SCV1
 Inj Date : 16-MAR-2023 02:16 MS Autotune Date: 16-JAN-2023 17:42
 Operator : JGR Inst ID: nt10.i
 Smp Info : SLC0238-SCV1
 Misc Info :
 Comment :
 Method : \\target\share\chem3\nt10.i\20230315.b\20230315.b\SIMABN2.m
 Meth Date : 16-Mar-2023 14:39 van Quant Type: ISTD
 Cal Date : 16-MAR-2023 01:38 Cal File: NT10031510S.D
 Als bottle: 11
 Dil Factor: 1.00000
 Integrator: HP RTE Compound Sublist: PSDDA.sub
 Target Version: 4.14
 Processing Host: VANS-201906

Concentration Formula: Amt * DF * Uf * Vt/(Vo * Vi) * CpndVariable

Name	Value	Description
DF	1.000	Dilution Factor
Vo	1000.000	Volume of sample extracted (mL)
Vt	1000.000	Volume of final extract (uL)
Vi	1.000	Volume injected (uL)
Uf	1.000	ng unit correction factor
Cpnd Variable		Local Compound Variable

Compounds	QUANT	SIG	RT	EXP RT	REL RT	RESPONSE	CONCENTRATIONS	
							ON-COLUMN	FINAL
	MASS						(ug/mL)	(ug/L)
\$ 1 2-Fluorophenol	112		Compound Not Detected.					
3 Phenol	94		8.664	8.664	(0.931)	303581	4.37299	4.373
7 1,3-Dichlorobenzene	146		9.236	9.236	(0.992)	301605	4.64290	4.643
* 8 1,4-Dichlorobenzene-d4	152		9.306	9.298	(1.000)	166866	4.00000	
9 1,4-Dichlorobenzene	146		9.329	9.329	(1.002)	303390	4.83813	4.838
11 Benzyl alcohol	79		9.562	9.570	(1.028)	208505	5.18071	5.181
12 1,2-Dichlorobenzene	146		9.686	9.686	(1.041)	288539	4.67875	4.679
13 2-Methylphenol	108		9.772	9.772	(1.050)	201888	4.19698	4.197
15 4-Methylphenol	108		10.043	10.036	(1.079)	223083	4.46301	4.463
16 N-Nitroso-di-n-propylamine	70		10.121	10.113	(1.088)	186707	5.28174	5.282
22 2,4-Dimethylphenol	107		11.086	11.087	(0.942)	193654	3.66015	3.660
24 Benzoic acid	105		11.214	11.189	(0.952)	200487	6.74612	6.746
26 1,2,4-Trichlorobenzene	180		11.690	11.690	(0.993)	236605	4.44540	4.445
* 27 Naphthalene-d8	136		11.775	11.775	(1.000)	612104	4.00000	
30 Hexachlorobutadiene	225		12.169	12.169	(1.033)	150581	4.65339	4.653
39 Dimethylphthalate	163		14.877	14.877	(0.967)	472341	4.94766	4.948
* 42 Acenaphthene-d10	162		15.388	15.380	(1.000)	302524	4.00000	
50 Diethylphthalate	149		16.331	16.324	(1.061)	530540	5.36440	5.364
54 N-Nitrosodiphenylamine	169		16.725	16.717	(0.908)	377357	5.08034	5.080
57 Hexachlorobenzene	284		17.798	17.798	(0.966)	153405	4.61353	4.614

Compounds	QUANT SIG	RT	EXP RT	REL RT	RESPONSE	CONCENTRATIONS	
						ON-COLUMN (ug/mL)	FINAL (ug/L)
58 Pentachlorophenol	266	18.154	18.154	(0.985)	83223	4.41780	4.418
* 59 Phenanthrene-d10	188	18.425	18.417	(1.000)	553619	4.00000	
\$ 66 Terphenyl-d14	244	21.543	21.543	(0.918)	117	0.00154	0.001543 (RM)
67 Butylbenzylphthalate	149	22.464	22.465	(0.958)	332887	5.12147	5.121
* 69 Chrysene-d12	240	23.455	23.455	(1.000)	465428	4.00000	
* 77 Perylene-d12	264	26.188	26.188	(1.000)	532593	4.00000	
79 Dibenzo(a,h)anthracene	278	29.026	29.019	(1.108)	722983	4.23762	4.238
90 N-Nitrosodimethylamine	74	4.933	4.948	(0.530)	163555	5.09625	5.096

QC Flag Legend

- R - Spike/Surrogate failed recovery limits.
- M - Compound response manually integrated.

ARI Labs, Inc.

INTERNAL STANDARD COMPOUNDS
 AREA AND RT SUMMARY

Instrument ID: nt10.i
 Lab File ID: NT10031511S.D
 Lab Smp Id: SLC0238-SCV1
 Analysis Type: SV
 Quant Type: ISTD
 Operator: JGR
 Method File: \\target\share\chem3\nt10.i\20230315.b\20230315.b\SIMABN2.m
 Misc Info:

Calibration Date: 15-MAR-2023
 Calibration Time: 23:06
 Level: LOW
 Sample Type: AIR

Test Mode:
 Use Last Continuing Calibrator.

COMPOUND	STANDARD	AREA LIMIT		SAMPLE	%DIFF
		LOWER	UPPER		
8 1,4-Dichlorobenze	188081	94041	376162	166866	-11.28
27 Naphthalene-d8	674549	337275	1349098	612104	-9.26
42 Acenaphthene-d10	328275	164138	656550	302524	-7.84
59 Phenanthrene-d10	597140	298570	1194280	553619	-7.29
69 Chrysene-d12	466503	233252	933006	465428	-0.23
77 Perylene-d12	518203	259102	1036406	532593	2.78

COMPOUND	STANDARD	RT LIMIT		SAMPLE	%DIFF
		LOWER	UPPER		
8 1,4-Dichlorobenze	9.30	8.80	9.80	9.31	0.08
27 Naphthalene-d8	11.77	11.27	12.27	11.78	0.01
42 Acenaphthene-d10	15.39	14.89	15.89	15.39	0.01
59 Phenanthrene-d10	18.42	17.92	18.92	18.43	0.00
69 Chrysene-d12	23.45	22.95	23.95	23.46	0.00
77 Perylene-d12	26.19	25.69	26.69	26.19	0.00

AREA UPPER LIMIT = +100% of internal standard area.
 AREA LOWER LIMIT = - 50% of internal standard area.
 RT UPPER LIMIT = + 0.50 minutes of internal standard RT.
 RT LOWER LIMIT = - 0.50 minutes of internal standard RT.

REVIEW SUMMARY FOR FILE - NT10031511S.D

Lab ID: SLC0238-SCV1

nt10.i, 20230315.b\20230315.b\SIMABN2.m,

16-MAR-2023 02:16

RT CO-ELUTION COMPOUNDS

NO CO-ELUTIONS

Quant Method: ICAL

RRT CHECK

RRT	CCV	RRT	DELTA	COMPOUND
0.952	0.000	0.9524		Benzoic acid

RRT check based on Ccal File: 20230315.b/NT10031510S.D

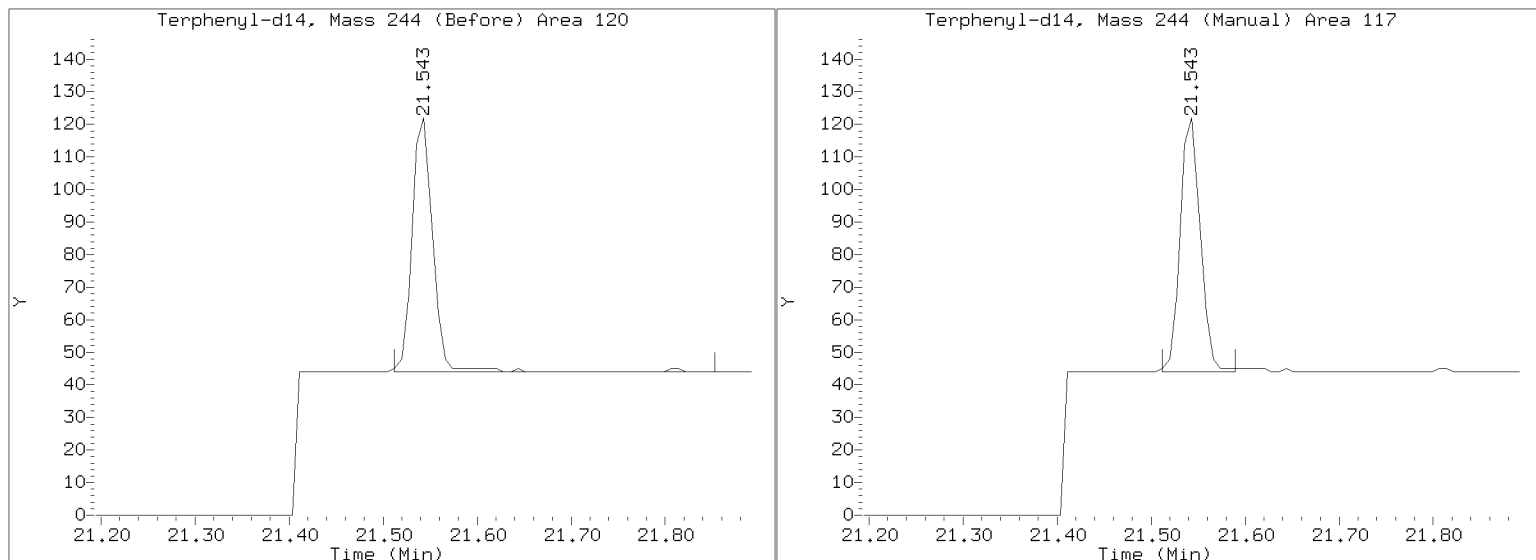
On Column LOD for nt10.i, 20230315.b\SIMABN2.m, PSDDA.sub = 0.0000

Exception: 1,2,4-Trichlorobenzene 0.0010

* Only compounds listed in the work order have been verified by the analyst *

Quant Ion Manual Peak Adjustment Report

Datafile: //target/share/chem3/nt10.i/20230315.b/20230315.b/NT10031511S.D
Injection Date: 16-MAR-2023 02:16
Lab ID: SLC0238-SCV1 Client ID:
Report Date: 03/16/2023 14:49





CONTINUING CALIBRATION CHECK
EPA 8270E-SIM

Laboratory:	<u>Analytical Resources, LLC</u>	SDG:	<u>23C0774</u>
Client:	<u>Anchor QEA, LLC</u>	Project:	<u>AOC5 MR Phase 1</u>
Instrument ID:	<u>NT10</u>	Calibration:	<u>GC00049</u>
Lab File ID:	<u>NT1004192318S.D</u>	Calibration Date:	<u>03/15/2023</u>
Sequence:	<u>SLD0257</u>	Injection Date:	<u>04/19/23</u>
Lab Sample ID:	<u>SLD0257-CCV1</u>	Injection Time:	<u>22:11</u>
Sequence Name:	<u>Calibration Check</u>		

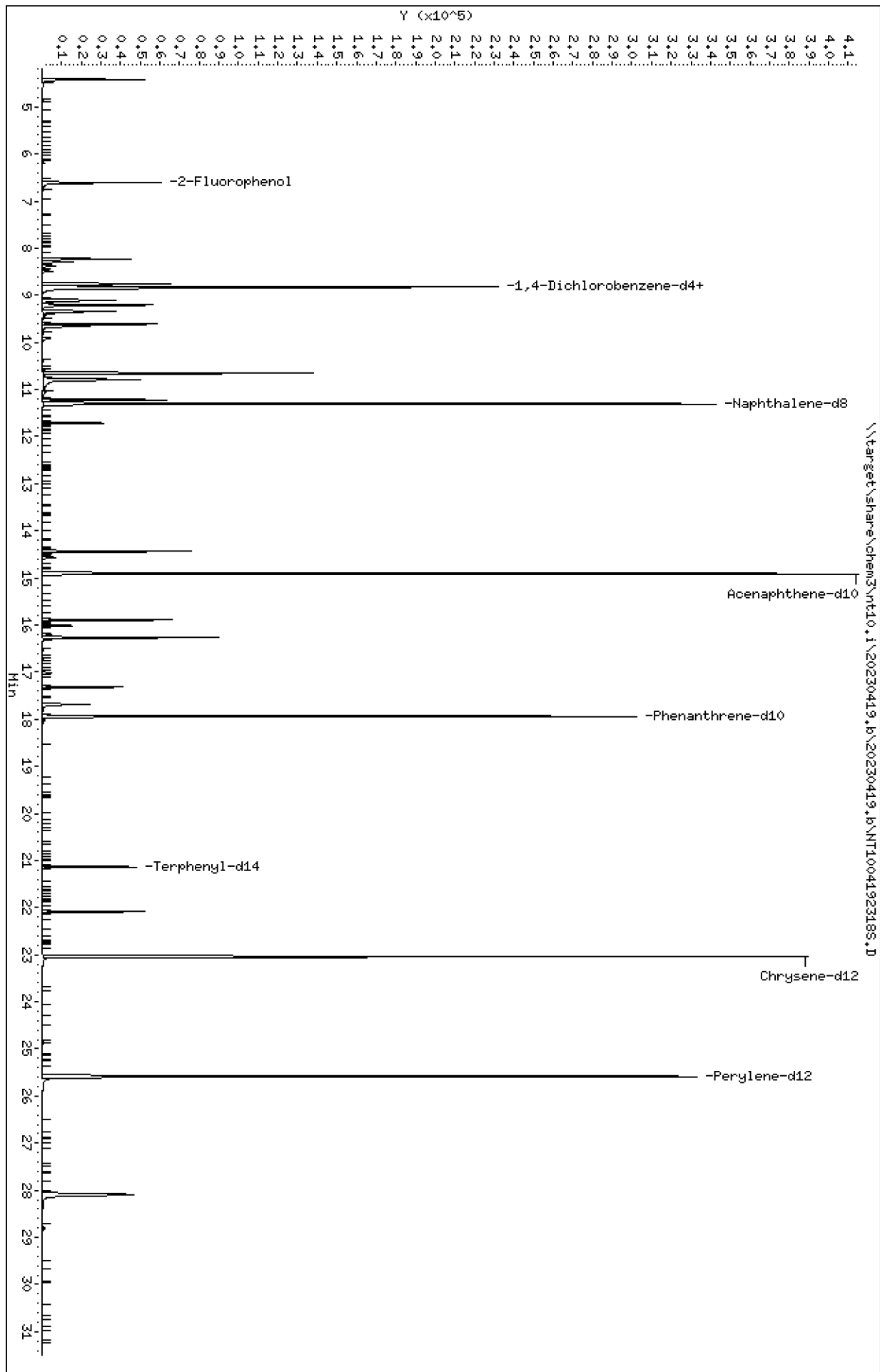
COMPOUND	TYPE	CONC. (ug/mL)		RESPONSE FACTOR (RRF)			% DRIFT/DIFF	
		STD	CCV	ICAL	CCV	MIN	CCV	LIMIT
1,4-Dichlorobenzene	A	1.0000	1.0	1.5031980	1.4473870		-3.7	+/-50
1,2-Dichlorobenzene	A	1.0000	1.0	1.4783140	1.4141710		-4.3	+/-50
Benzyl Alcohol	A	1.0000	0.9	0.9647610	0.8705306		-9.8	+/-50
Benzoic acid	A	4.0000	2.7	0.1358970	0.1305404		-31.7	+/-50
2,4-Dimethylphenol	A	2.0000	2.0	0.3457498	0.3375916		-2.4	+/-50
1,2,4-Trichlorobenzene	A	1.0000	1.0	0.3478148	0.3413376		-1.9	+/-50
N-Nitrosodiphenylamine	A	1.0000	1.0	0.5366720	0.5416075		0.9	+/-50
Pentachlorophenol	A	2.0000	1.8	0.0934250	0.1173086		-12.4	+/-50
2-Fluorophenol	A	1.5000	1.35	1.2129820	1.0897390		-10.2	+/-50
p-Terphenyl-d14	A	1.0000	0.780	0.6517430	0.5085165		-22.0	+/-50

* Values outside of QC limits

* Values outside of QC limits

Data File: \\target\share\chem3\nt10.1\20230419.1\20230419.1\NT10041923185.D
Date: 19-APR-2023 22:11
Client ID:
Sample Info: SLD0267-CCV1
Volume Injected (uL): 1.0
Column phase: ZB-5msi

Instrument: nt10.1
Operator: JSD
Column diameter: 0.25



Date : 19-APR-2023 22:11

Client ID:

Instrument: nt10.i

Sample Info: SLD0257-CCV1

Volume Injected (uL): 1.0

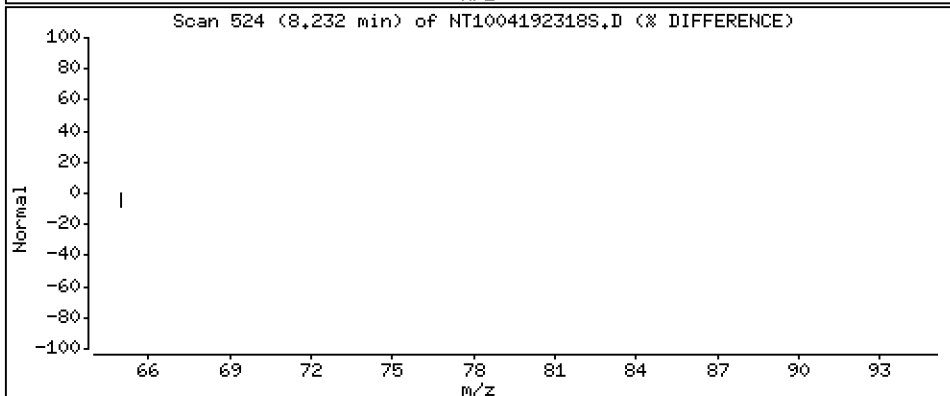
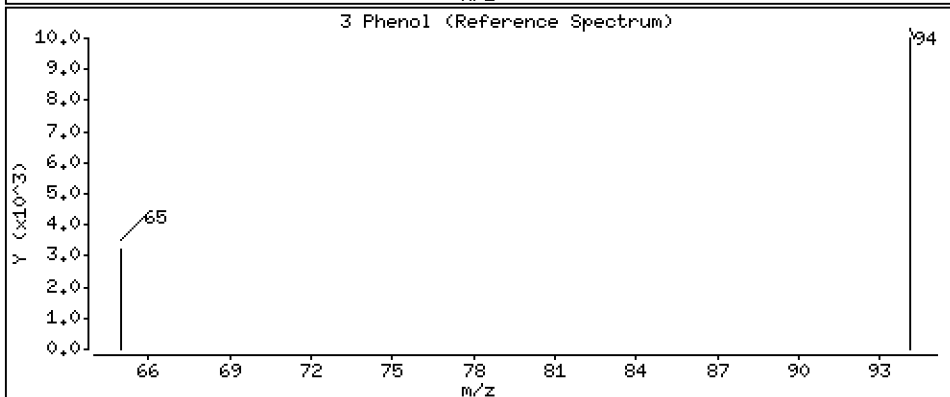
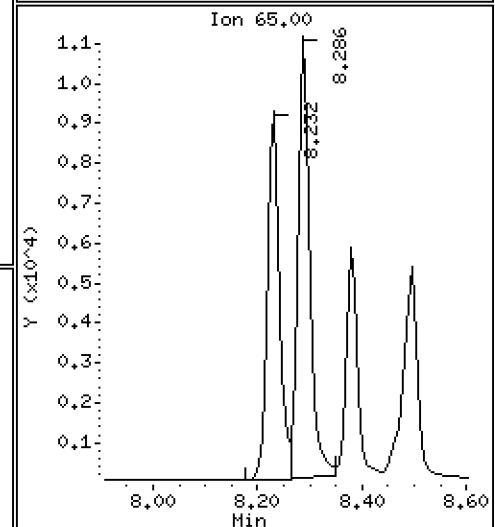
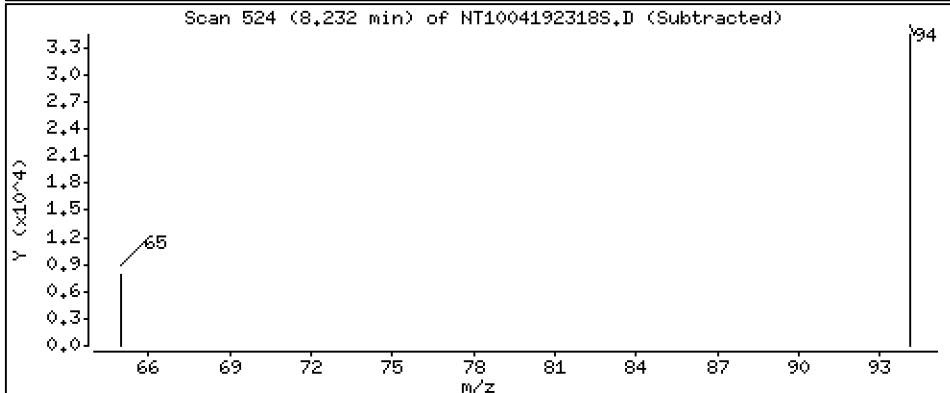
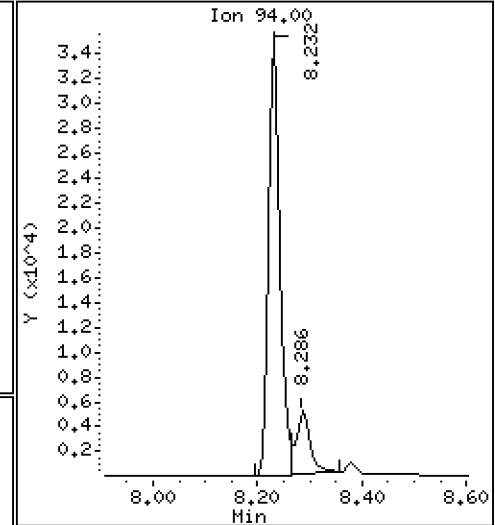
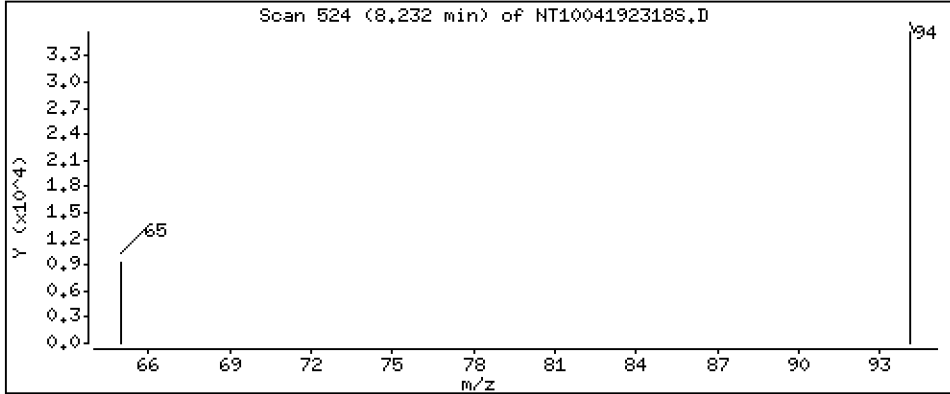
Operator: DSD

Column phase: ZB-5msi

Column diameter: 0.25

3 Phenol

Concentration: 0.8550 ug/L



Date : 19-APR-2023 22:11

Client ID:

Instrument: nt10.i

Sample Info: SLD0257-CCV1

Volume Injected (uL): 1.0

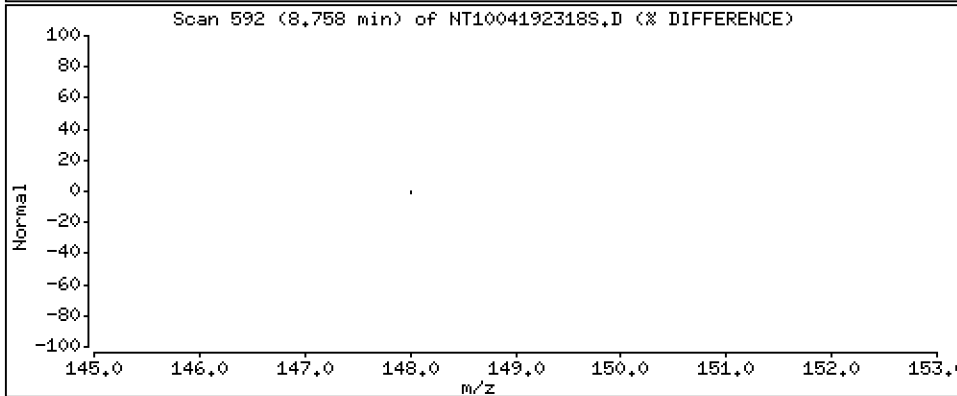
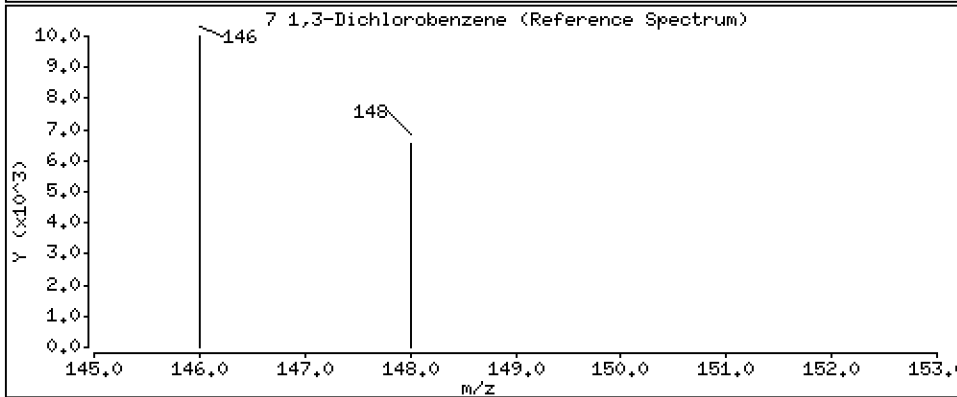
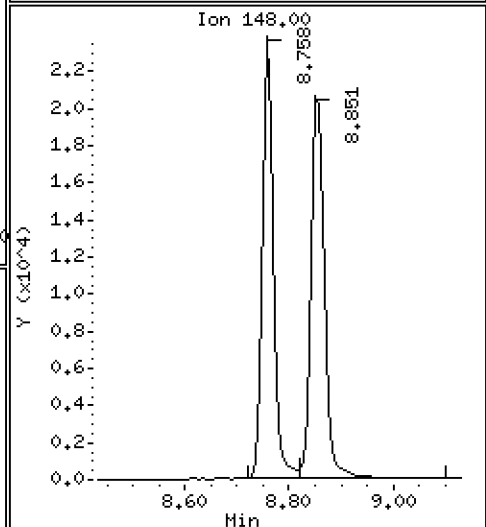
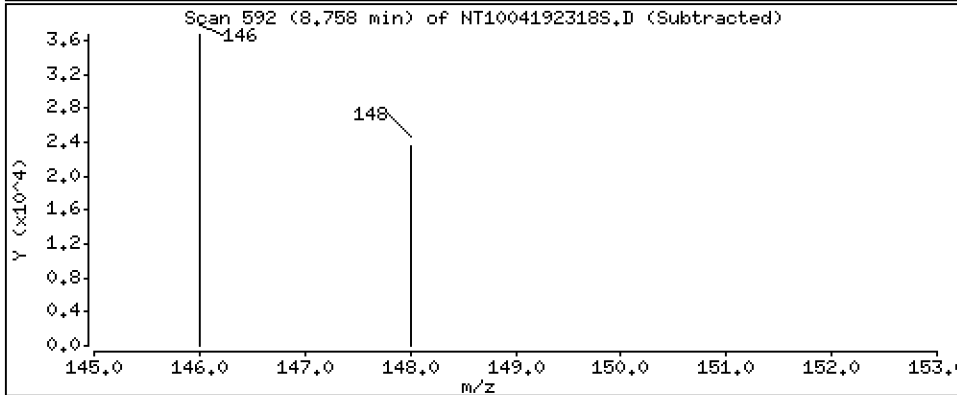
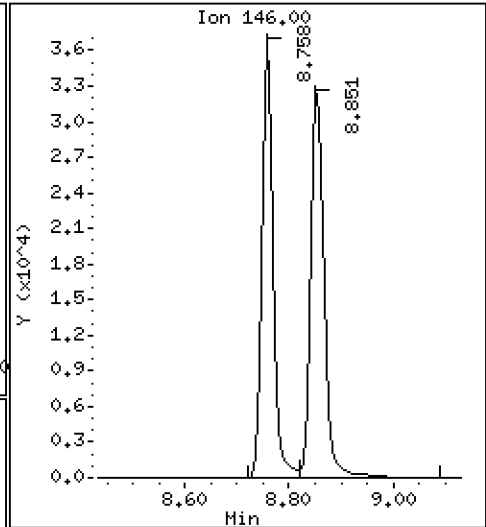
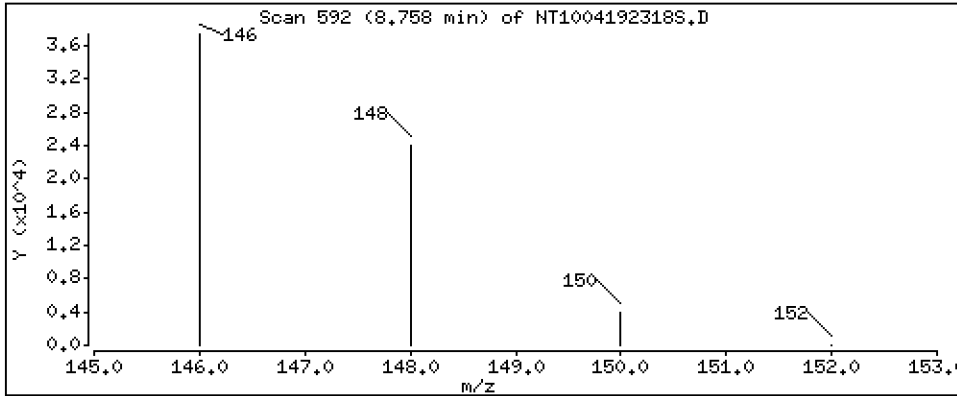
Operator: DSD

Column phase: ZB-5msi

Column diameter: 0,25

7 1,3-Dichlorobenzene

Concentration: 0,9460 ug/L



Date : 19-APR-2023 22:11

Client ID:

Instrument: nt10.i

Sample Info: SLD0257-CCV1

Volume Injected (uL): 1.0

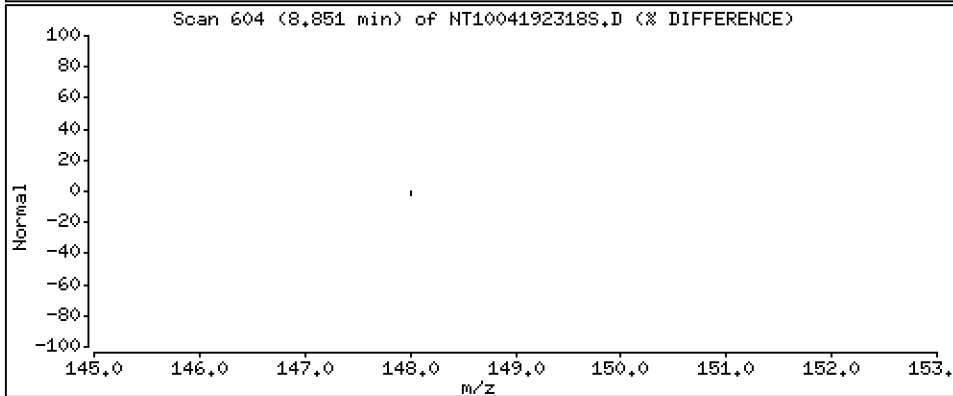
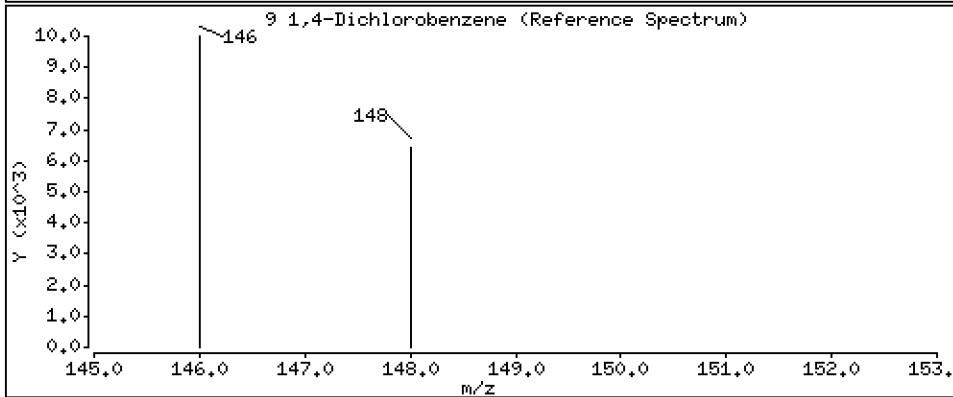
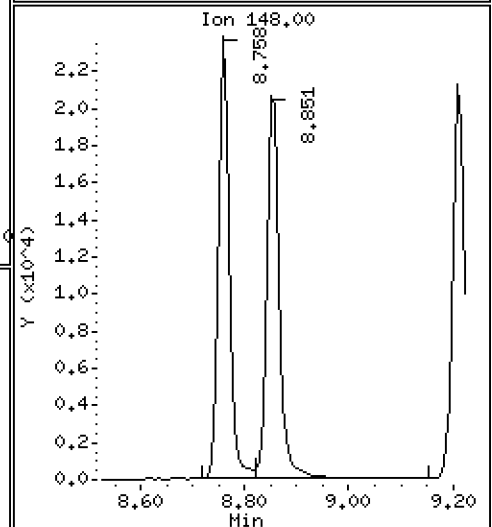
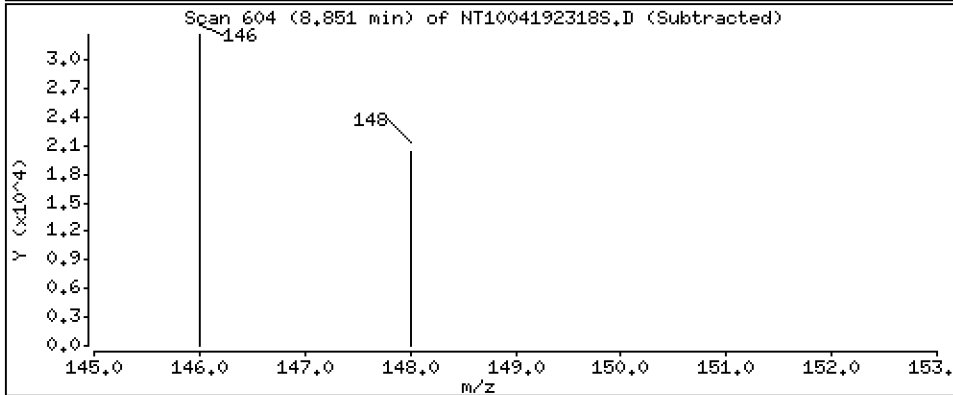
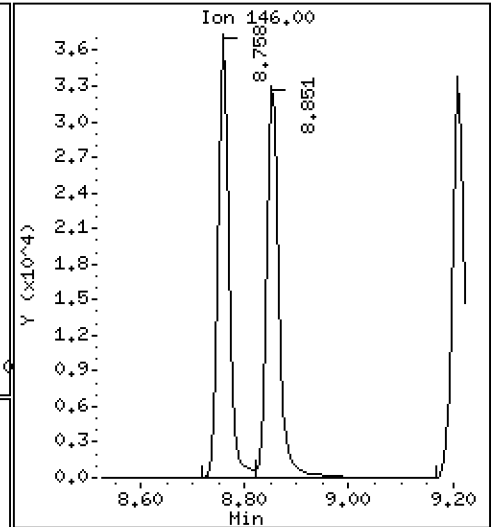
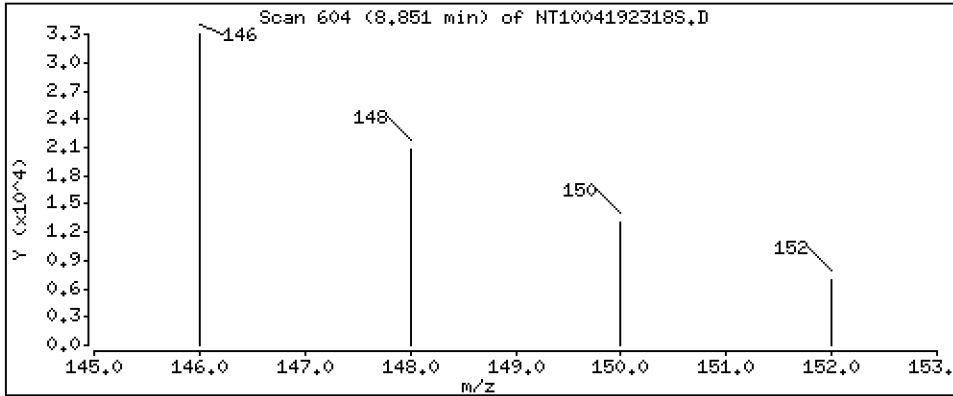
Operator: DSD

Column phase: ZB-5msi

Column diameter: 0.25

9 1,4-Dichlorobenzene

Concentration: 0.9629 ug/L



Date : 19-APR-2023 22:11

Client ID:

Instrument: nt10.i

Sample Info: SLD0257-CCV1

Volume Injected (uL): 1.0

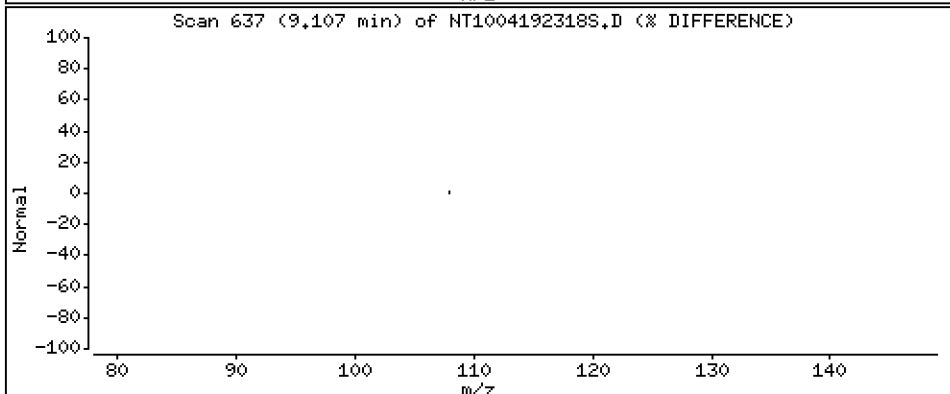
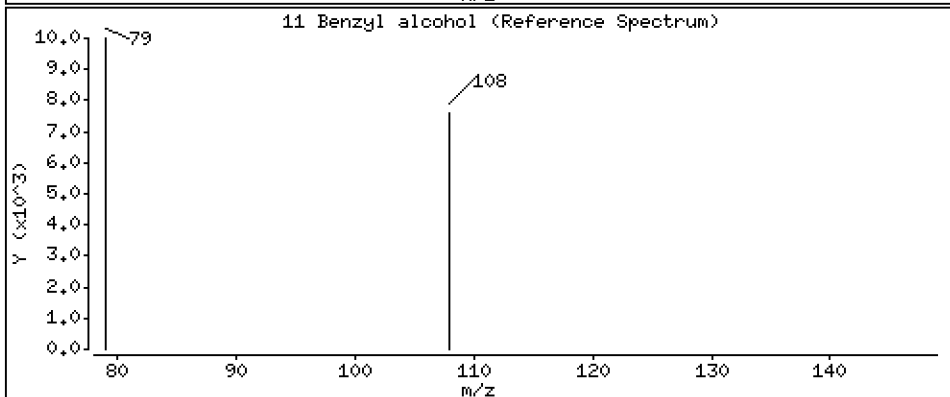
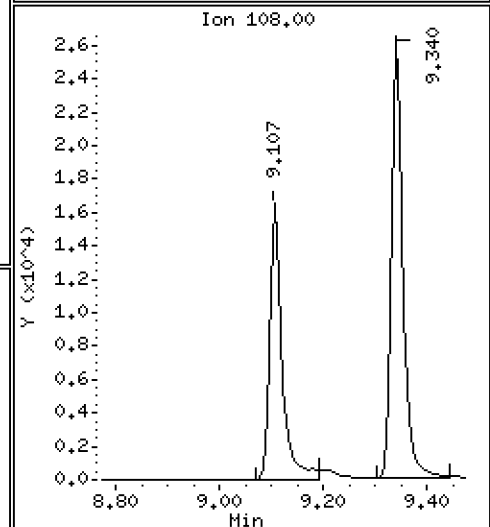
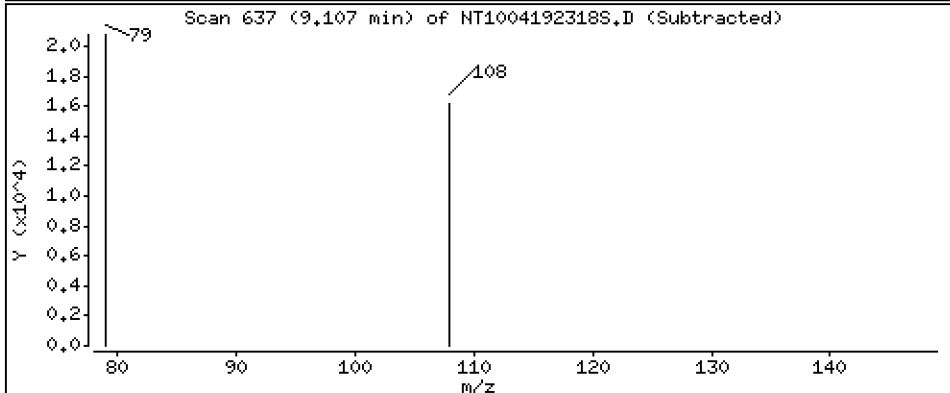
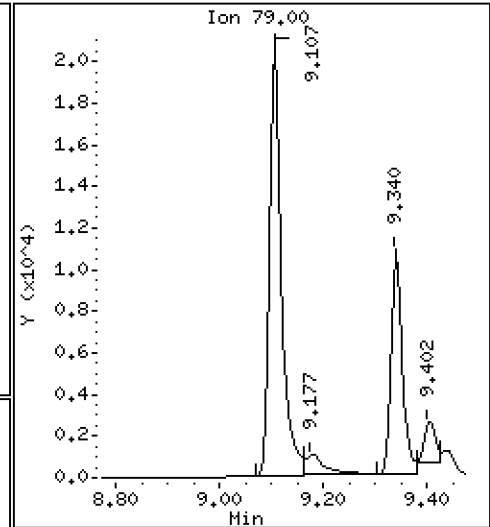
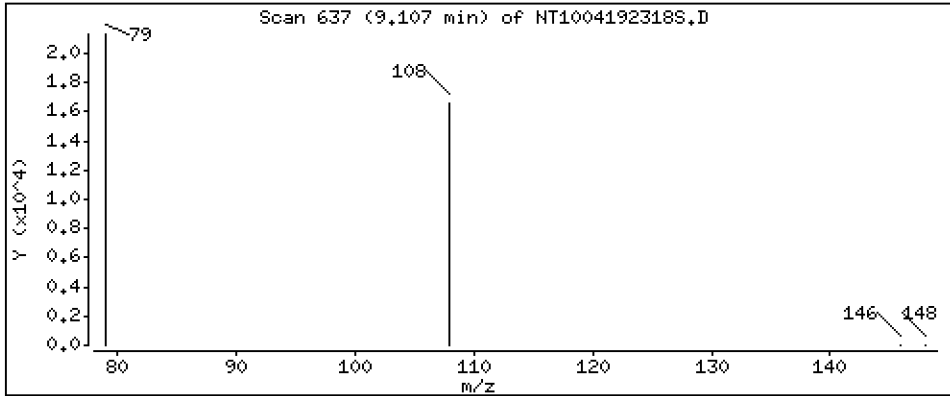
Operator: DSD

Column phase: ZB-5msi

Column diameter: 0.25

11 Benzyl alcohol

Concentration: 0.9023 ug/L



Date : 19-APR-2023 22:11

Client ID:

Instrument: nt10.i

Sample Info: SLD0257-CCV1

Volume Injected (uL): 1.0

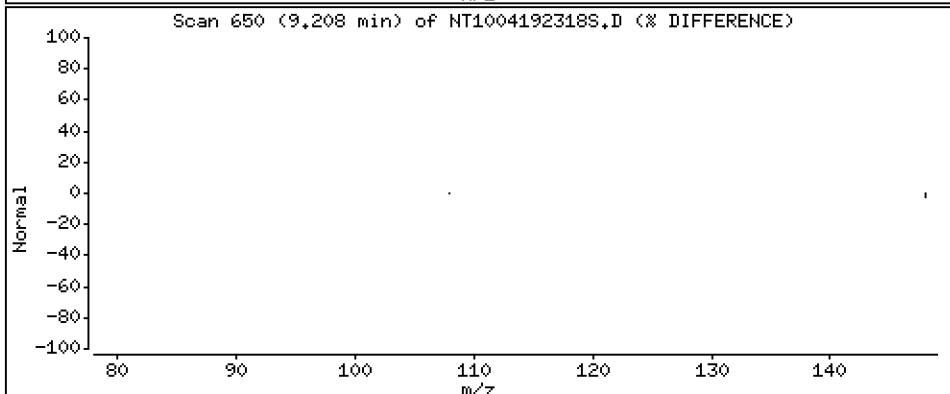
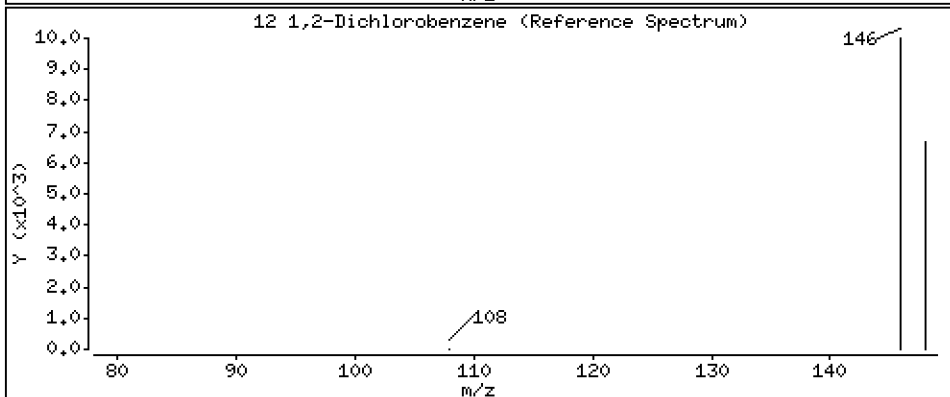
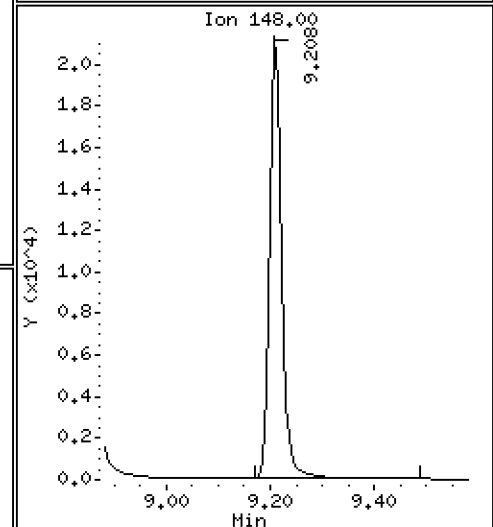
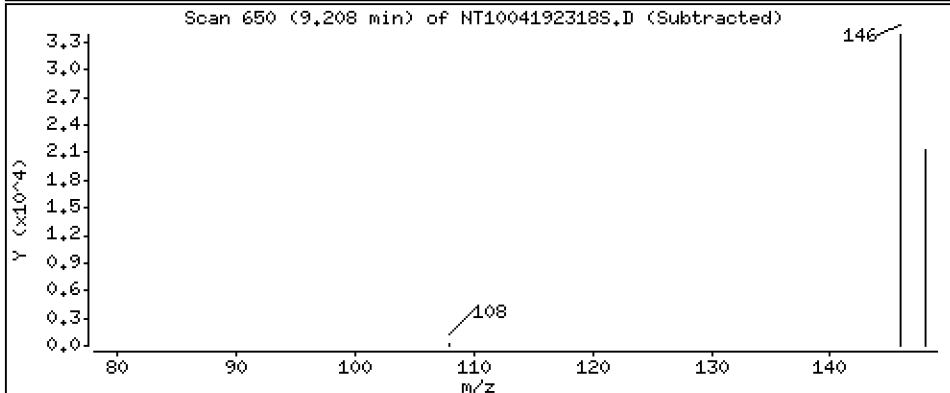
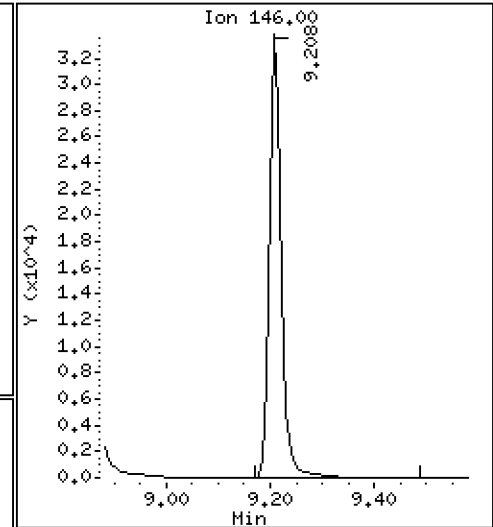
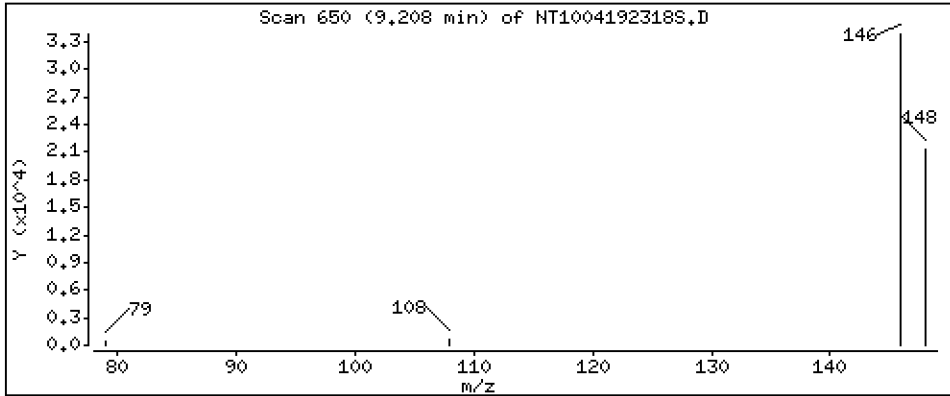
Operator: DSD

Column phase: ZB-5msi

Column diameter: 0.25

12 1,2-Dichlorobenzene

Concentration: 0.9566 ug/L



Date : 19-APR-2023 22:11

Client ID:

Instrument: nt10.i

Sample Info: SLD0257-CCV1

Volume Injected (uL): 1.0

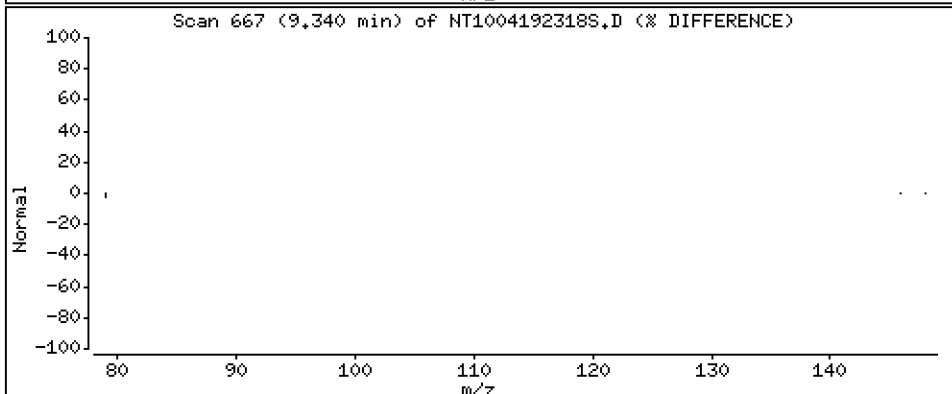
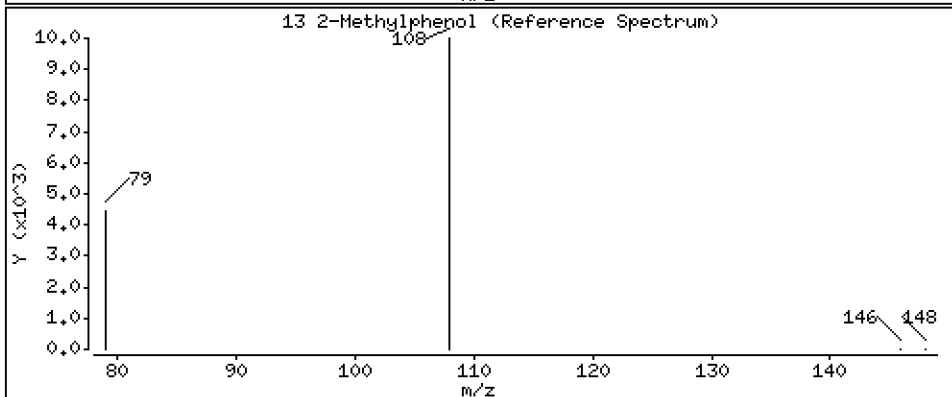
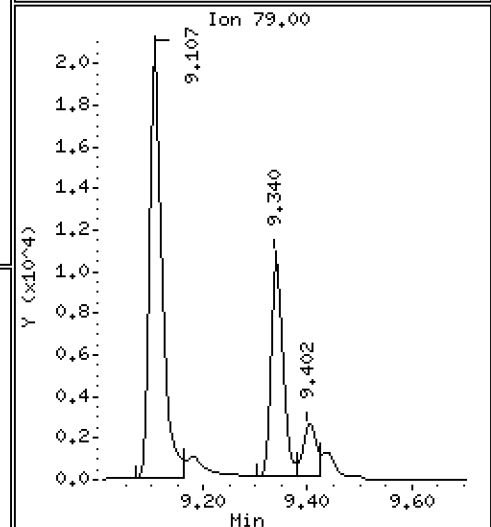
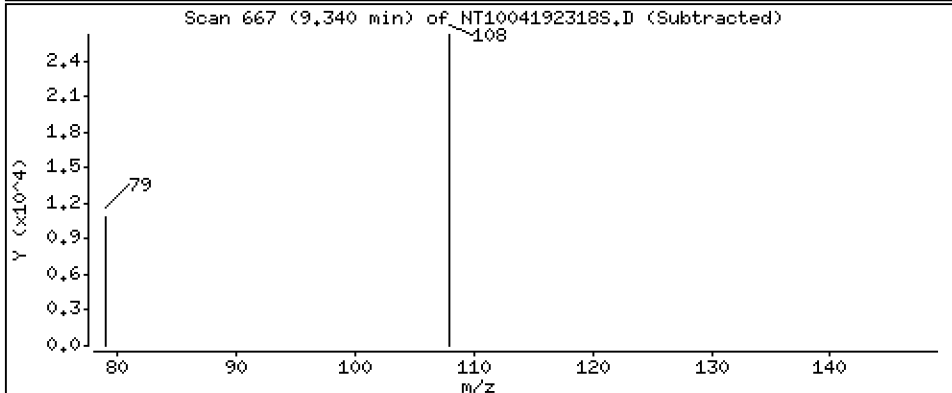
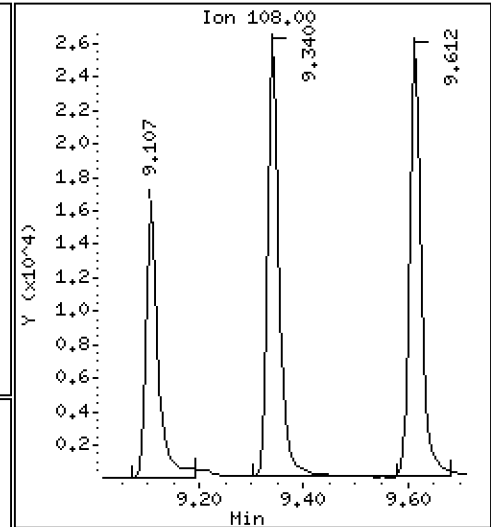
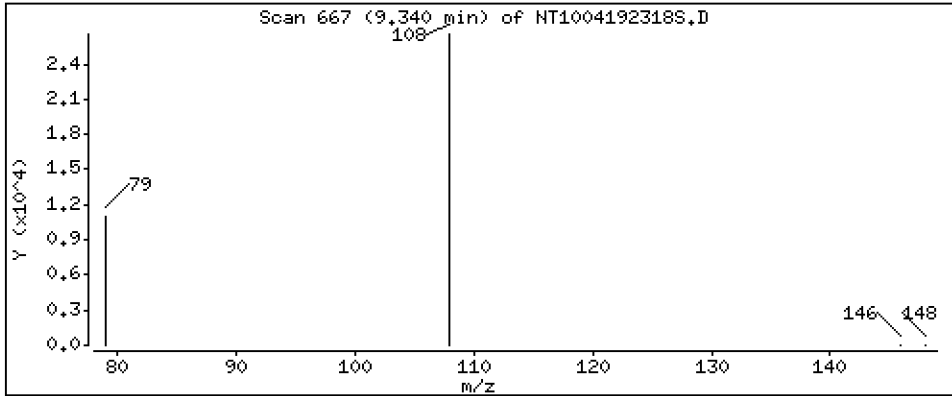
Operator: DSD

Column phase: ZB-5msi

Column diameter: 0.25

13 2-Methylphenol

Concentration: 0.9127 ug/L



Date : 19-APR-2023 22:11

Client ID:

Instrument: nt10.i

Sample Info: SLD0257-CCV1

Volume Injected (uL): 1.0

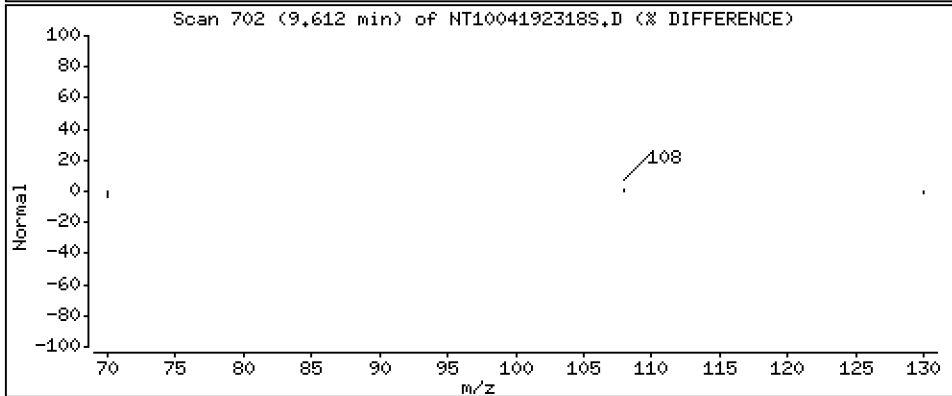
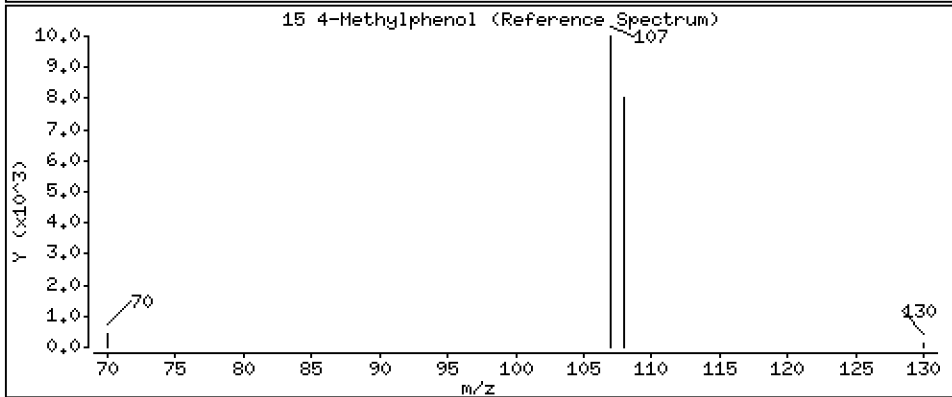
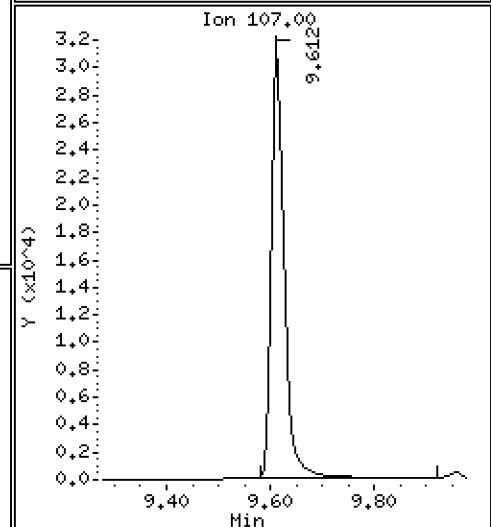
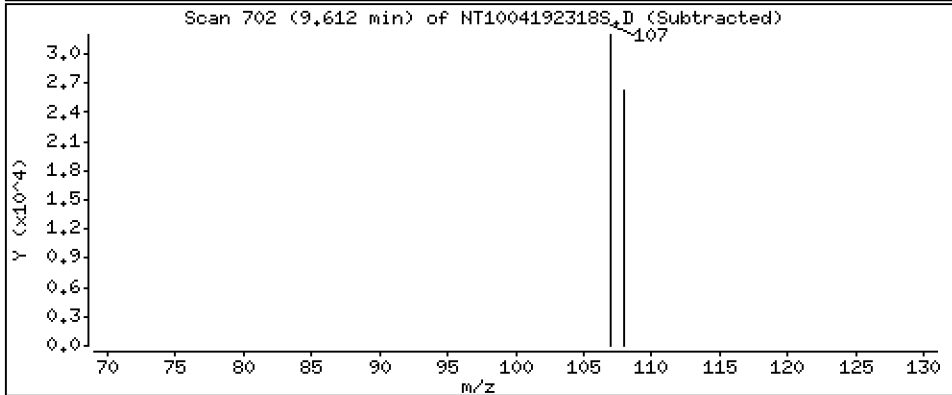
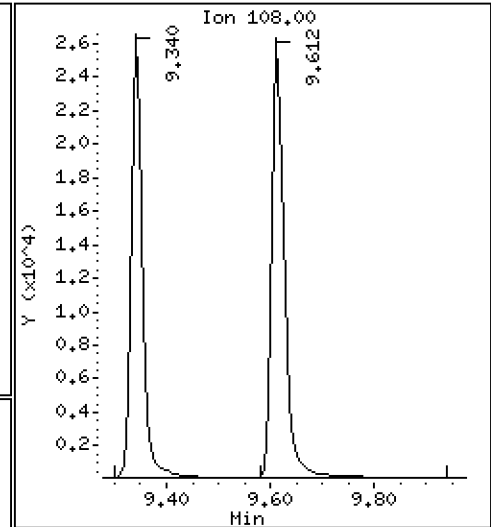
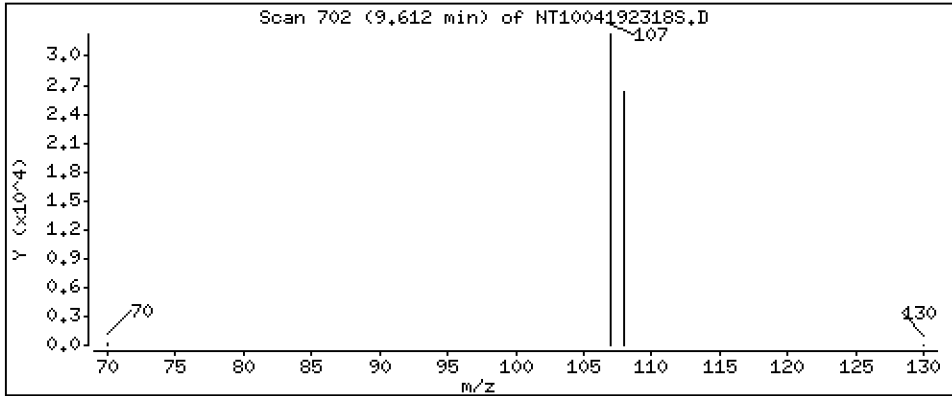
Operator: DSD

Column phase: ZB-5msi

Column diameter: 0.25

15 4-Methylphenol

Concentration: 0.9175 ug/L



Date : 19-APR-2023 22:11

Client ID:

Instrument: nt10.i

Sample Info: SLD0257-CCV1

Volume Injected (uL): 1.0

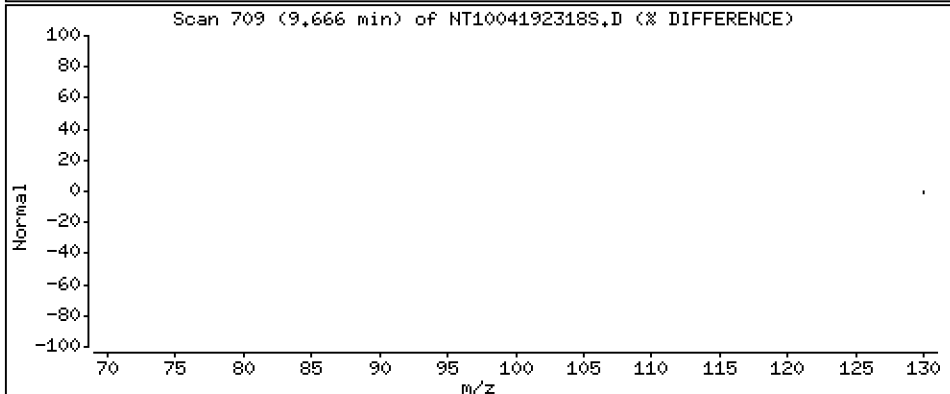
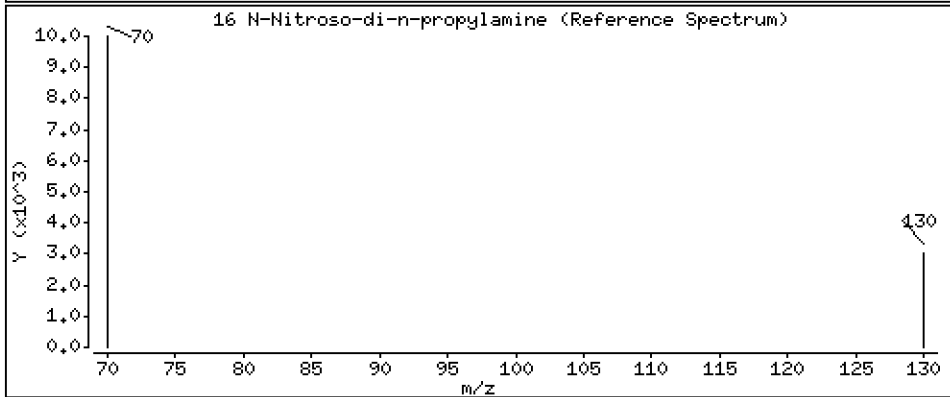
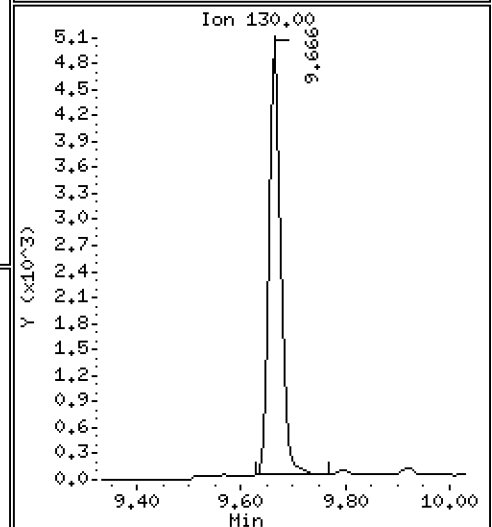
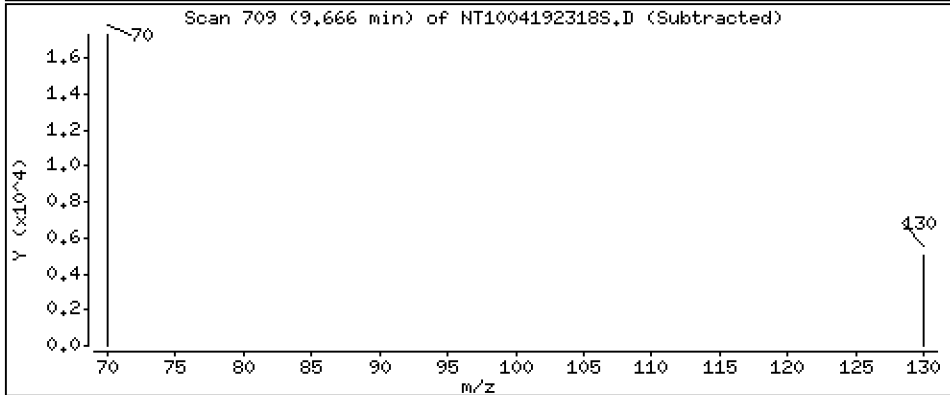
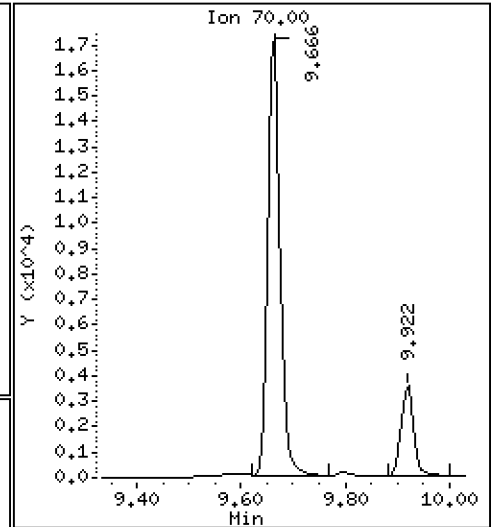
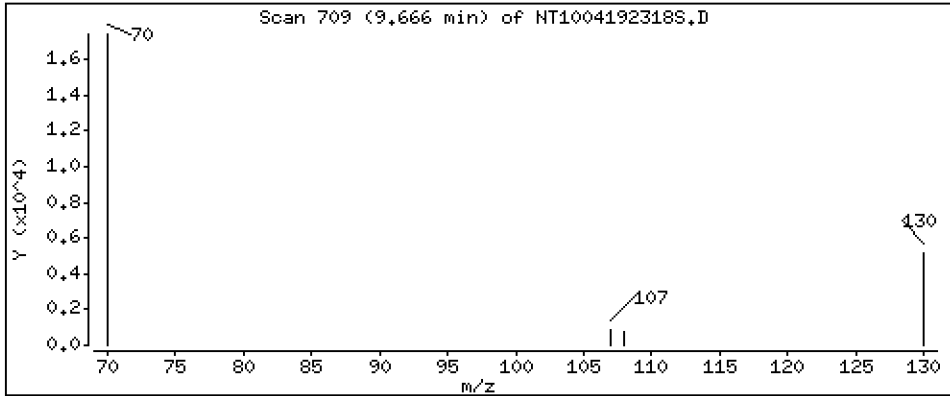
Operator: DSD

Column phase: ZB-5msi

Column diameter: 0.25

16 N-Nitroso-di-n-propylamine

Concentration: 0.8536 ug/L



Date : 19-APR-2023 22:11

Client ID:

Instrument: nt10.i

Sample Info: SLD0257-CCV1

Volume Injected (uL): 1.0

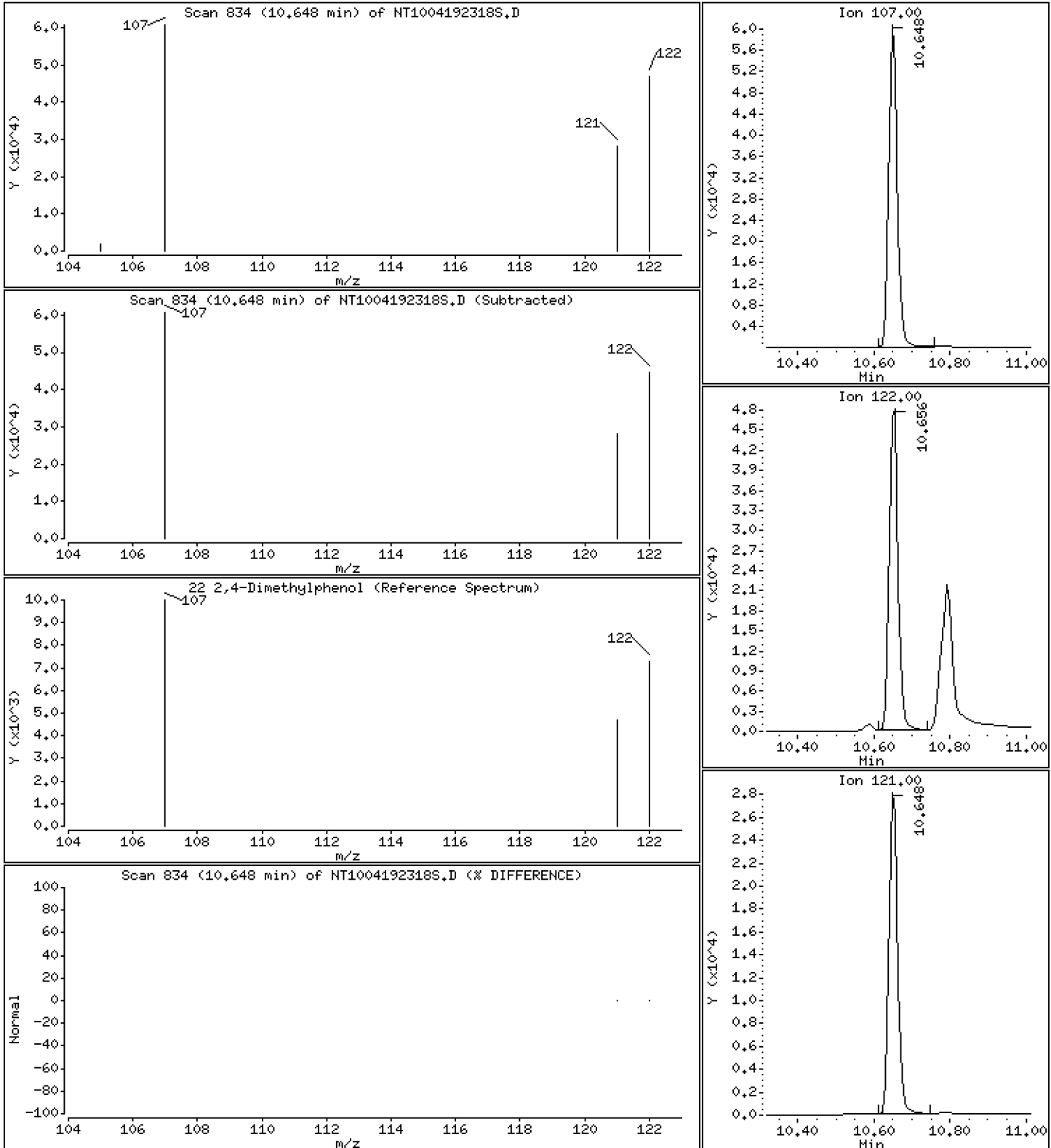
Operator: DSD

Column phase: ZB-5msi

Column diameter: 0.25

22 2,4-Dimethylphenol

Concentration: 1.953 ug/L



Date : 19-APR-2023 22:11

Client ID:

Instrument: nt10.i

Sample Info: SLD0257-CCV1

Volume Injected (uL): 1.0

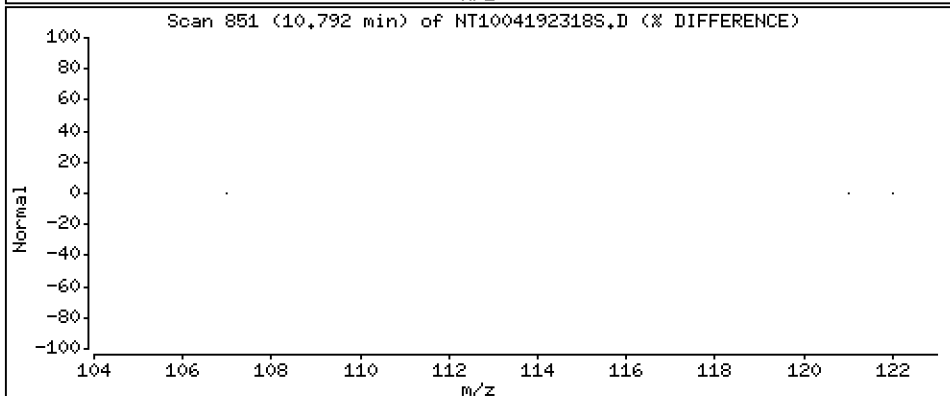
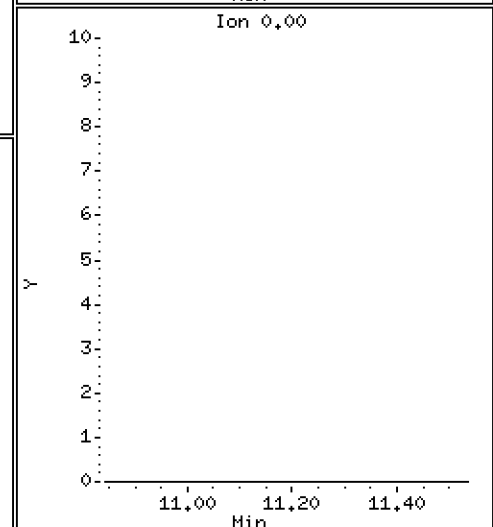
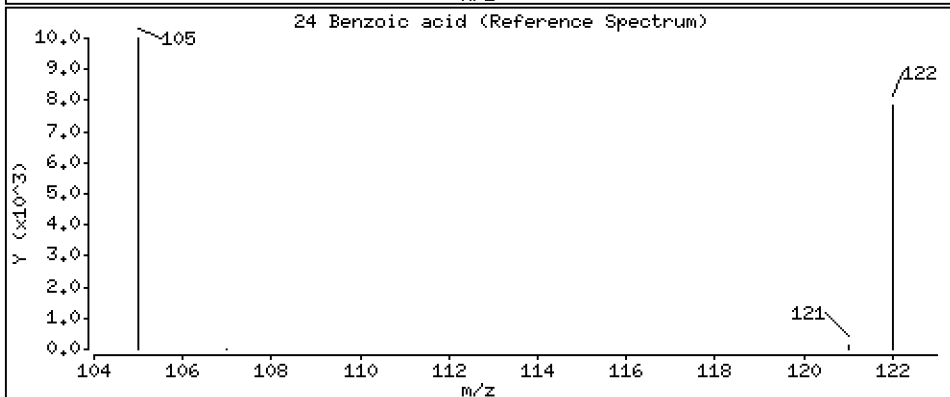
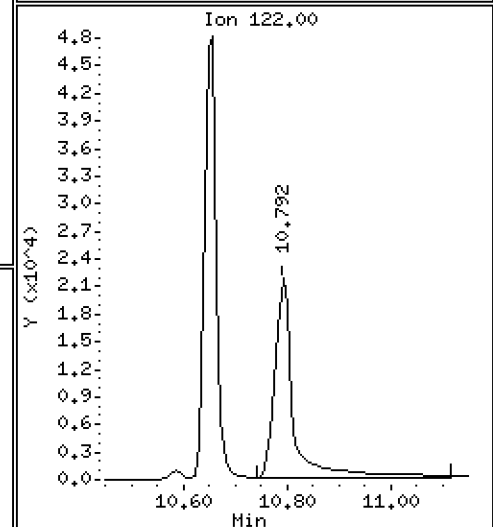
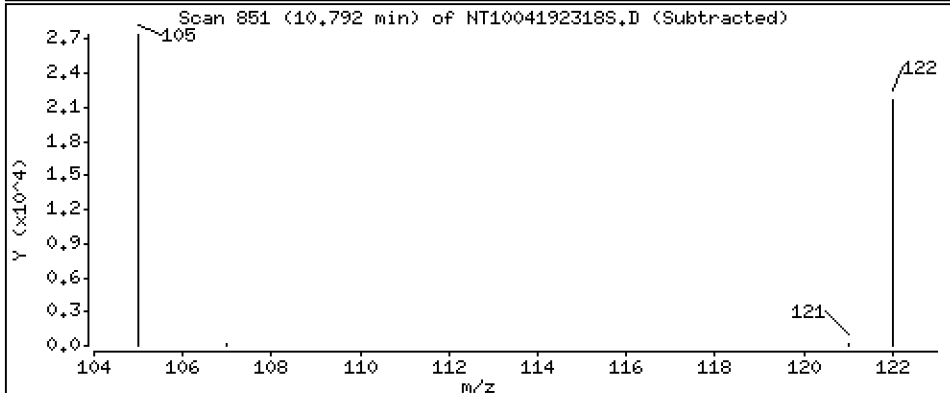
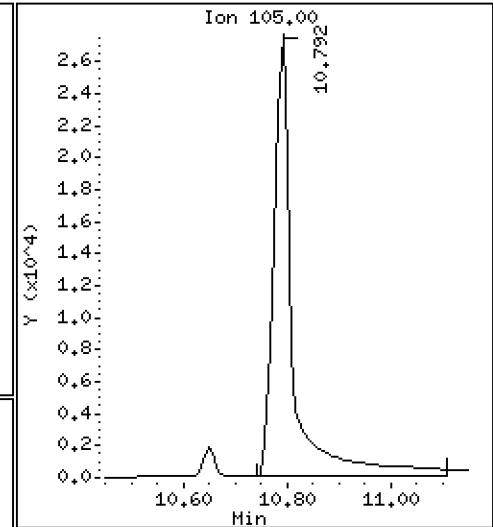
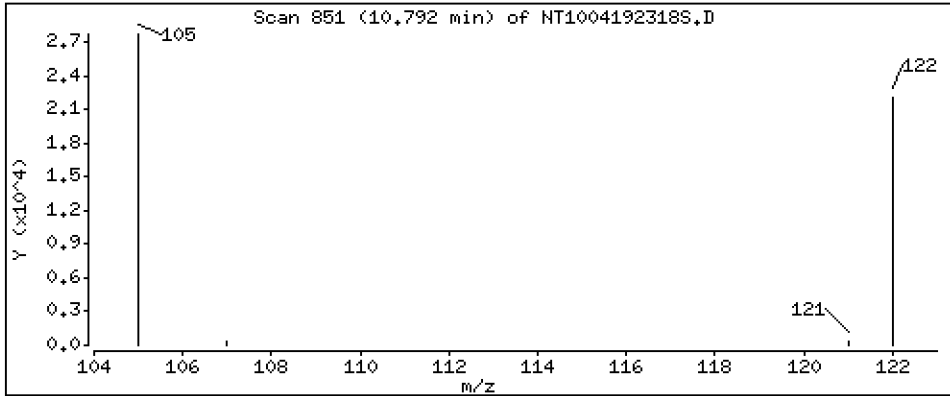
Operator: DSD

Column phase: ZB-5msi

Column diameter: 0.25

24 Benzoic acid

Concentration: 2,733 ug/L



Date : 19-APR-2023 22:11

Client ID:

Instrument: nt10.i

Sample Info: SLD0257-CCV1

Volume Injected (uL): 1.0

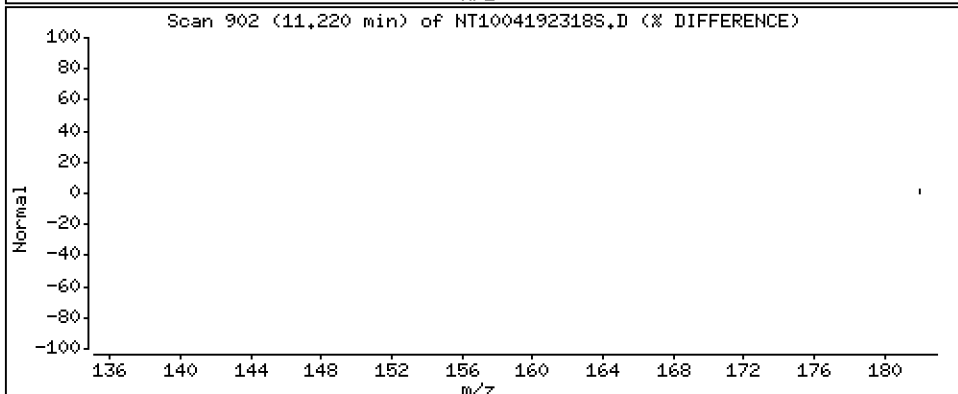
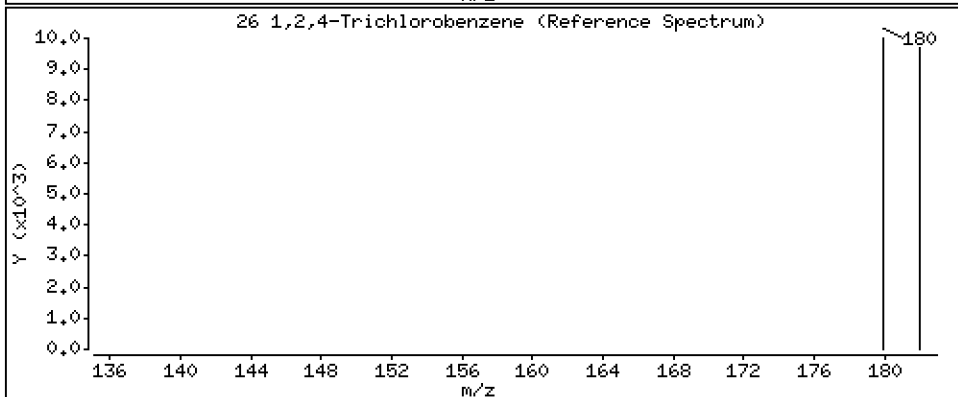
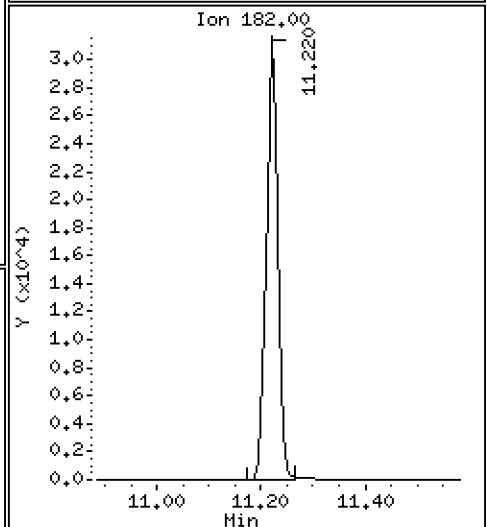
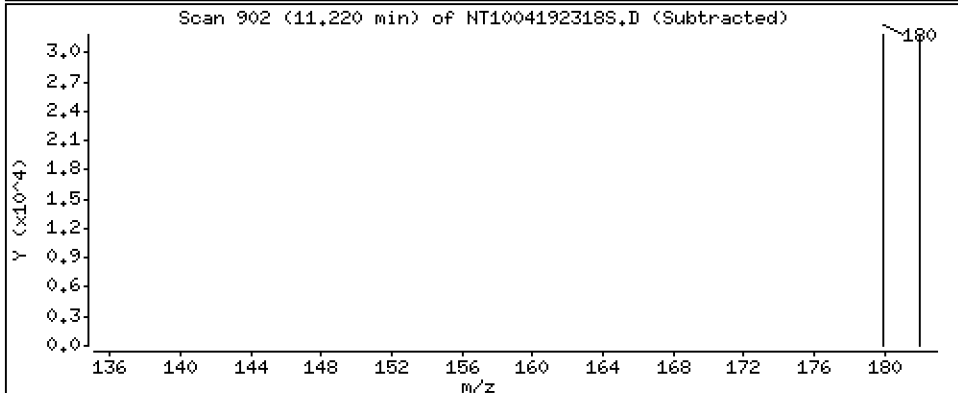
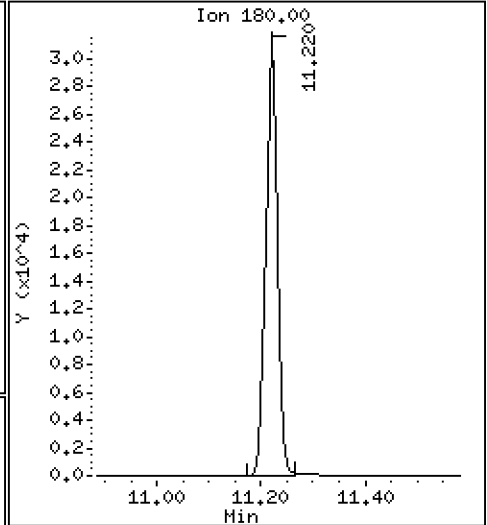
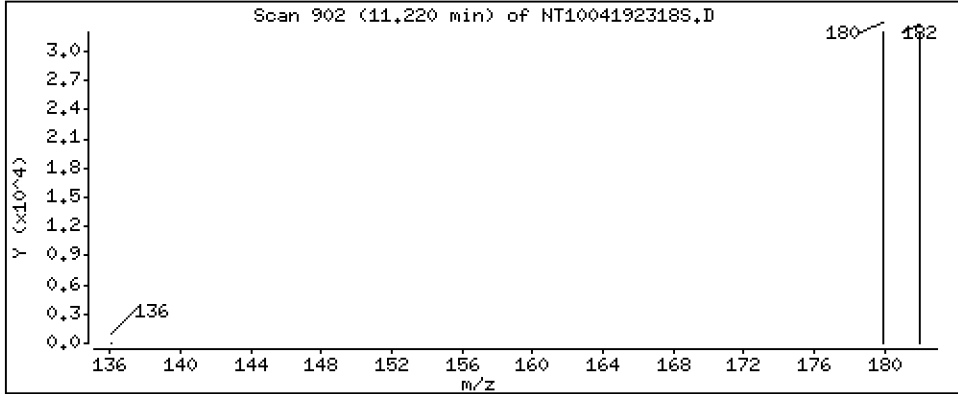
Operator: DSD

Column phase: ZB-5msi

Column diameter: 0.25

26 1,2,4-Trichlorobenzene

Concentration: 0.9814 ug/L



Date : 19-APR-2023 22:11

Client ID:

Instrument: nt10.i

Sample Info: SLD0257-CCV1

Volume Injected (uL): 1.0

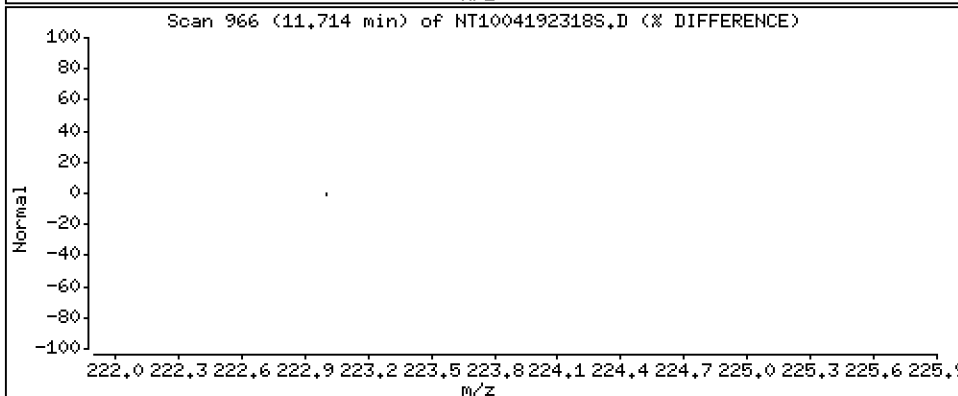
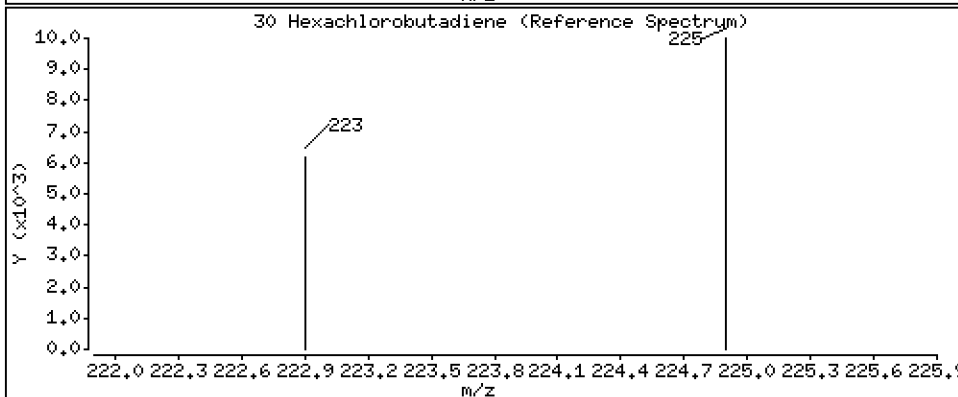
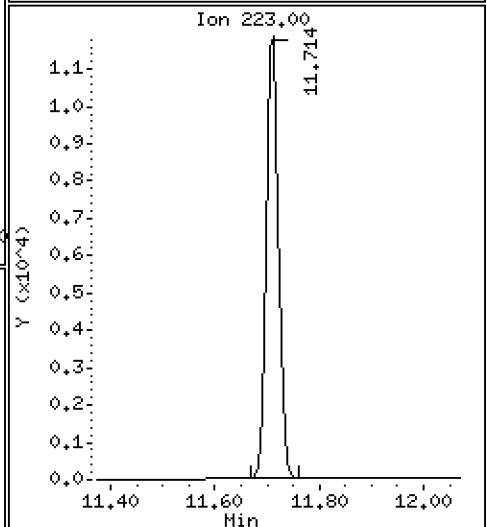
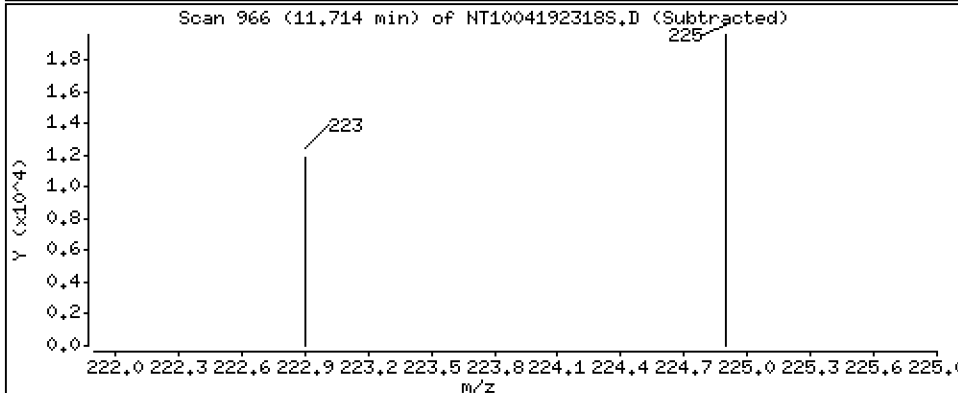
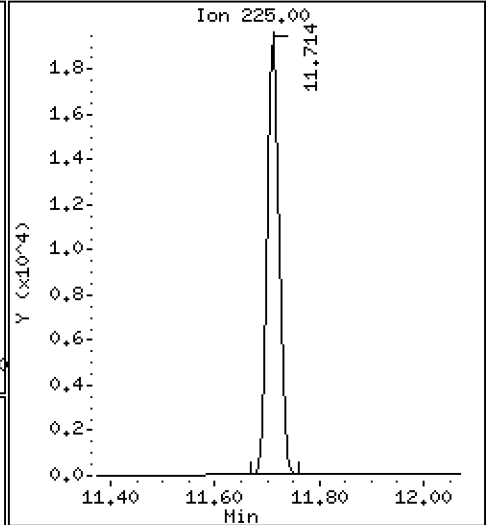
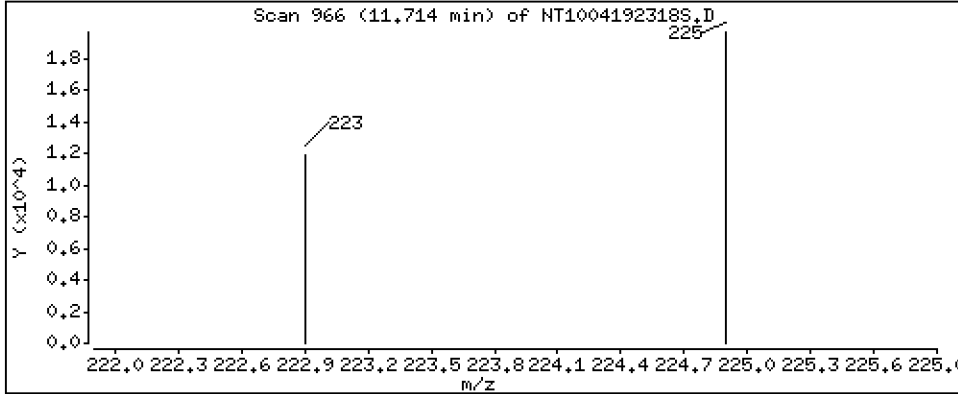
Operator: DSD

Column phase: ZB-5msi

Column diameter: 0.25

30 Hexachlorobutadiene

Concentration: 1.053 ug/L



Date : 19-APR-2023 22:11

Client ID:

Instrument: nt10.i

Sample Info: SLD0257-CCV1

Volume Injected (uL): 1.0

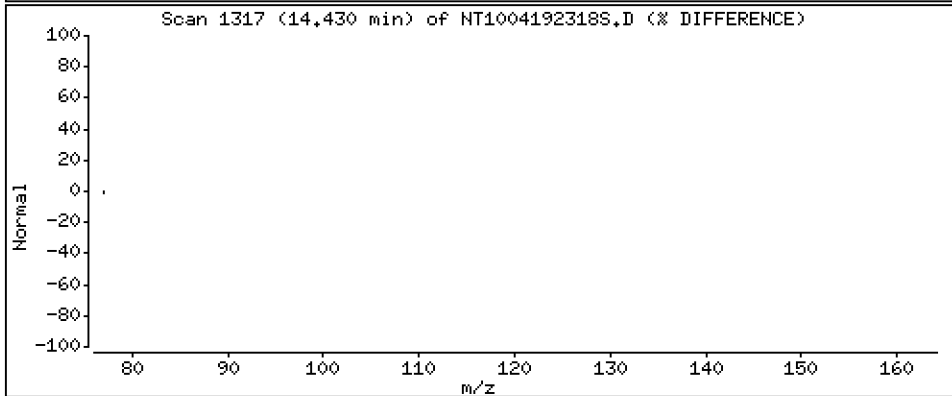
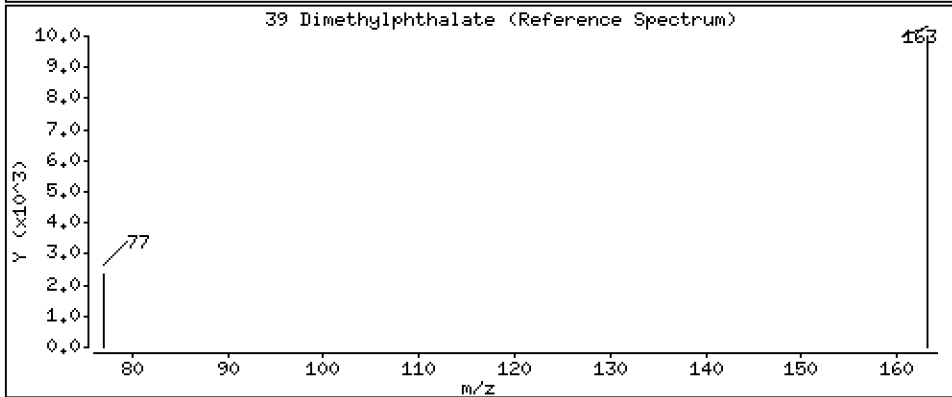
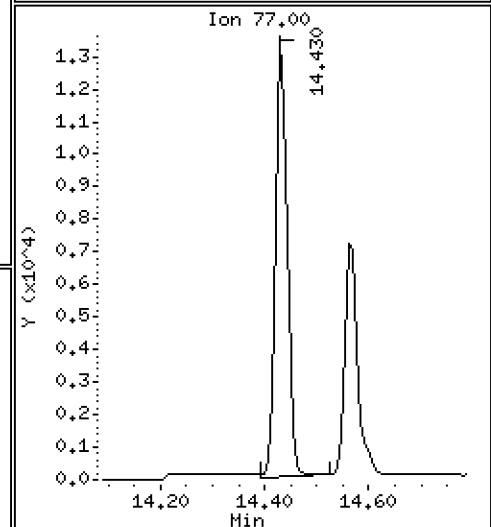
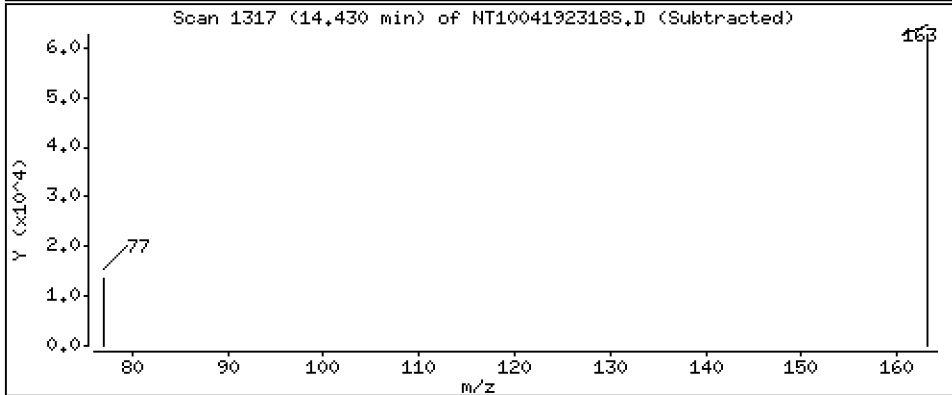
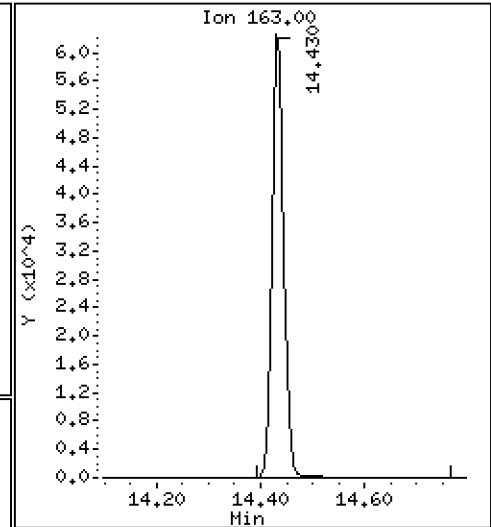
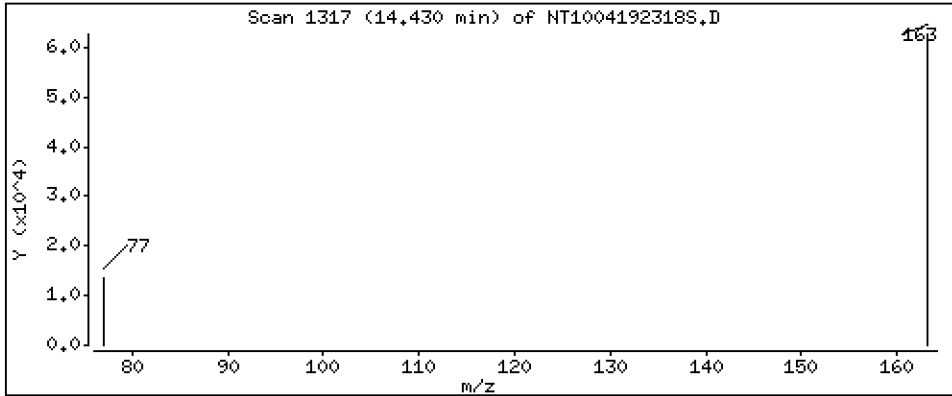
Operator: DSD

Column phase: ZB-5msi

Column diameter: 0,25

39 Dimethylphthalate

Concentration: 1,039 ug/L



Date : 19-APR-2023 22:11

Client ID:

Instrument: nt10.i

Sample Info: SLD0257-CCV1

Volume Injected (uL): 1.0

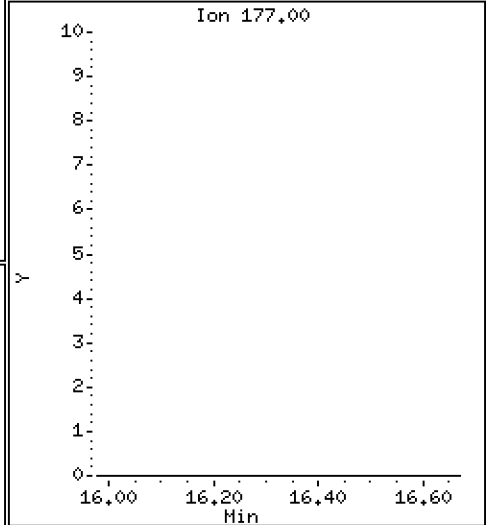
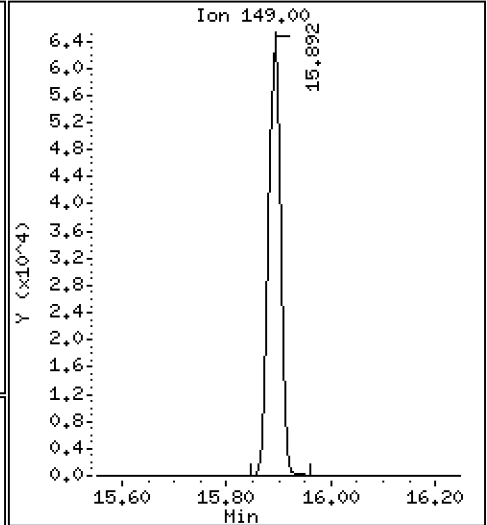
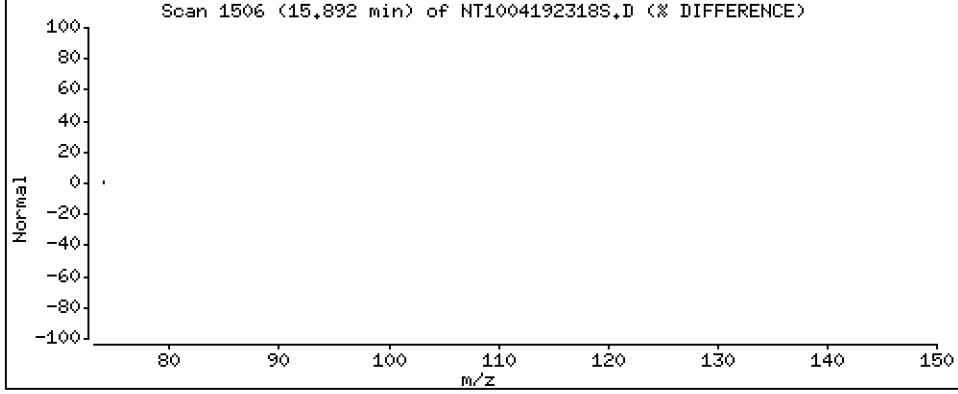
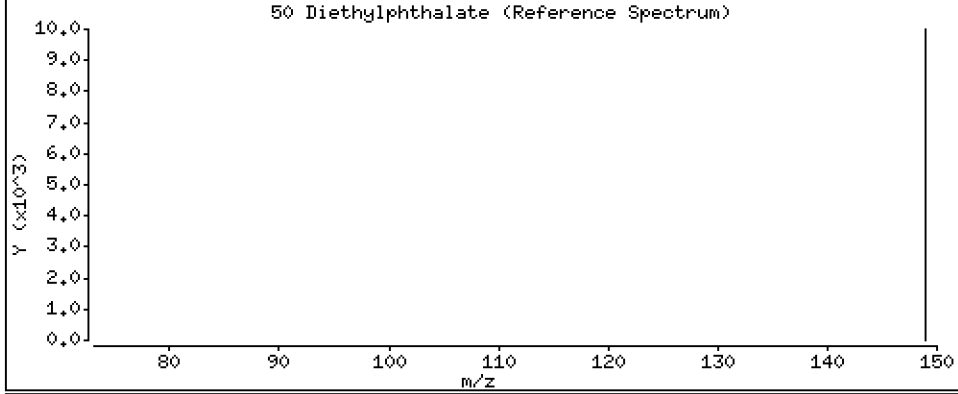
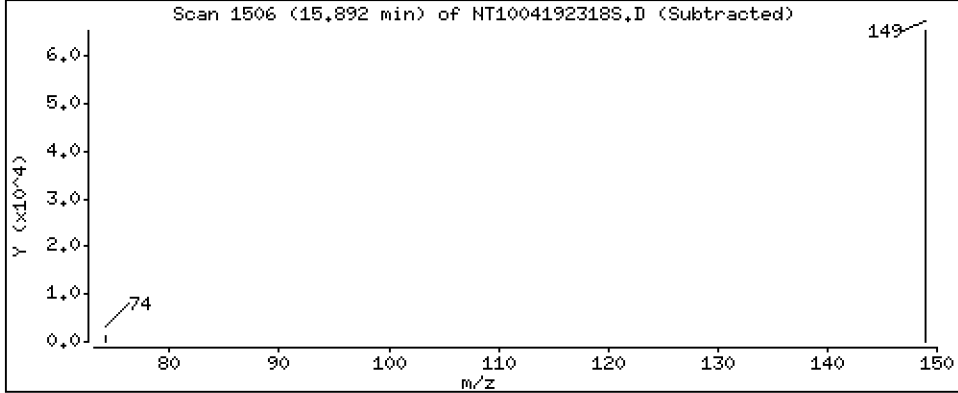
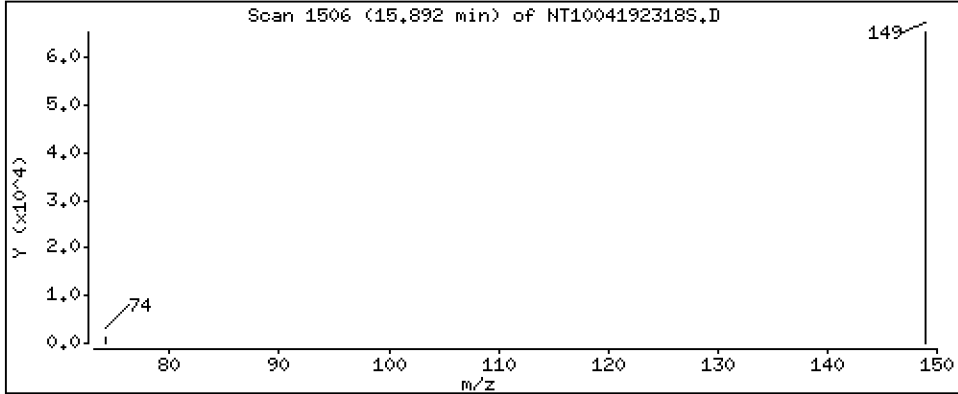
Operator: DSD

Column phase: ZB-5msi

Column diameter: 0,25

50 Diethylphthalate

Concentration: 1,019 ug/L



Date : 19-APR-2023 22:11

Client ID:

Instrument: nt10.i

Sample Info: SLD0257-CCV1

Volume Injected (uL): 1.0

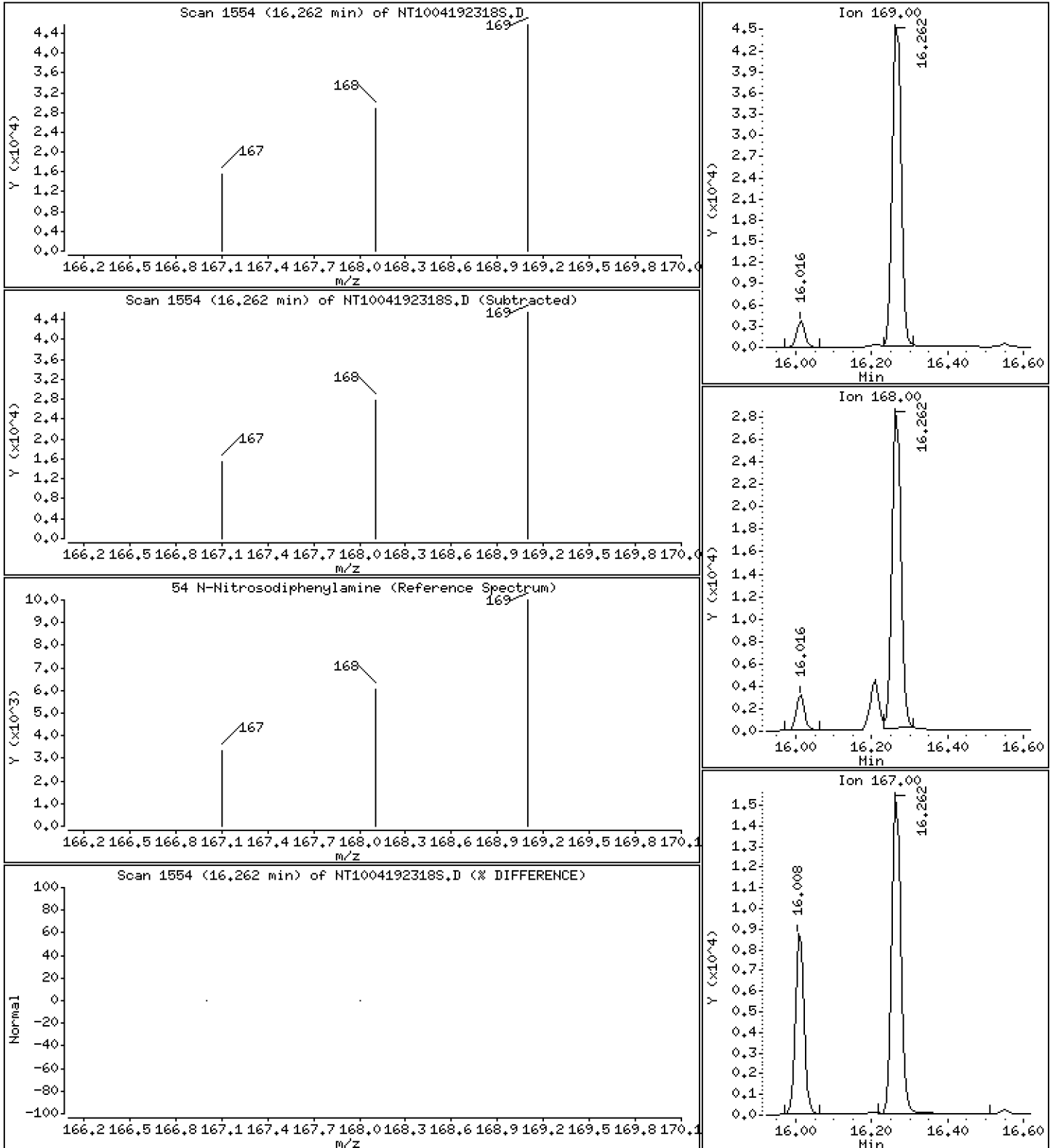
Operator: DSD

Column phase: ZB-5msi

Column diameter: 0.25

54 N-Nitrosodiphenylamine

Concentration: 1.009 ug/L



Date : 19-APR-2023 22:11

Client ID:

Instrument: nt10.i

Sample Info: SLD0257-CCV1

Volume Injected (uL): 1.0

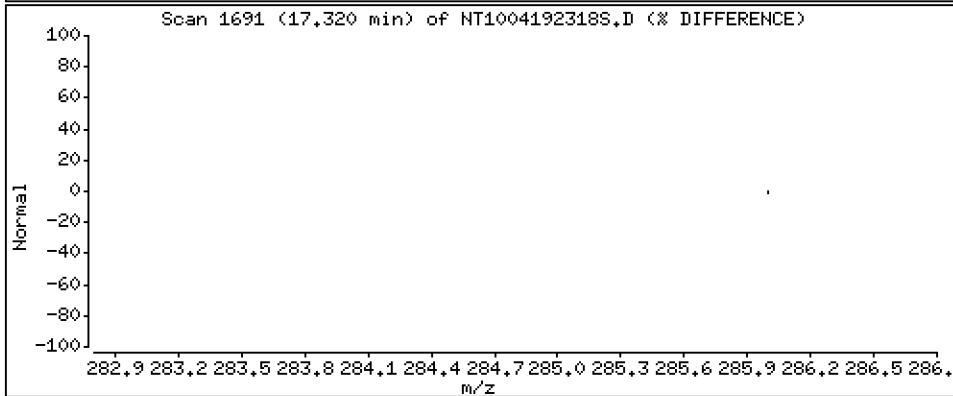
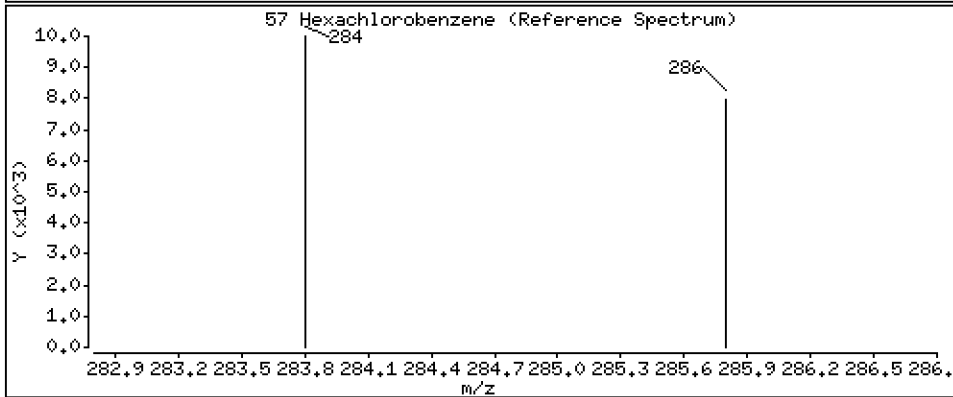
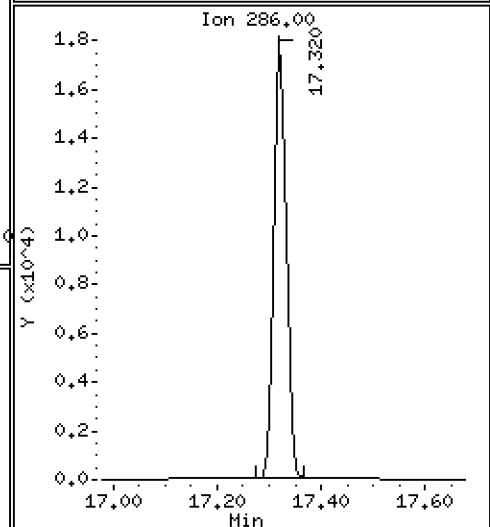
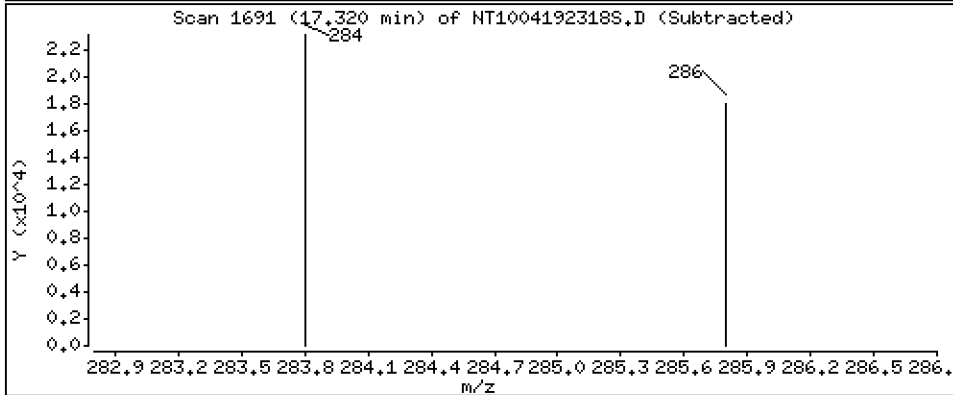
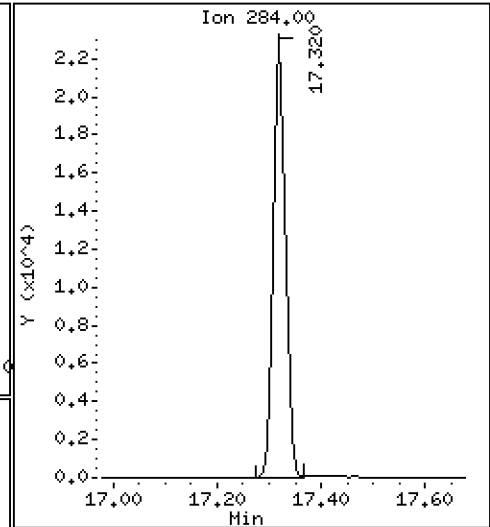
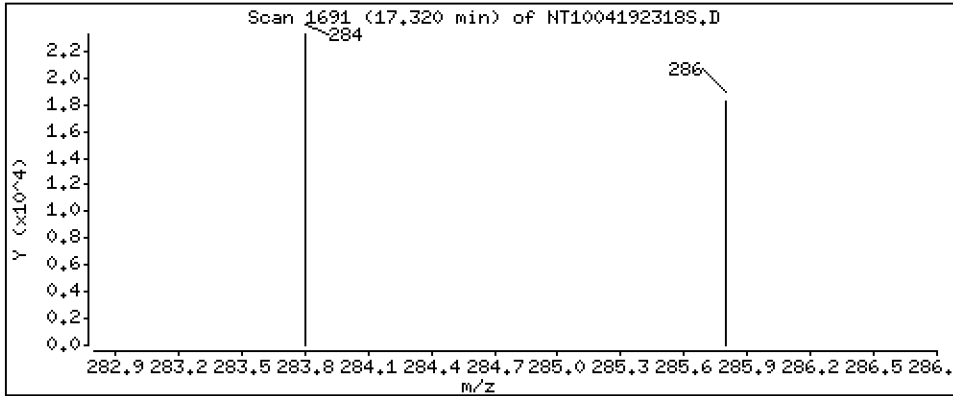
Operator: DSD

Column phase: ZB-5msi

Column diameter: 0,25

57 Hexachlorobenzene

Concentration: 1,175 ug/L



Date : 19-APR-2023 22:11

Client ID:

Instrument: nt10.i

Sample Info: SLD0257-CCV1

Volume Injected (uL): 1.0

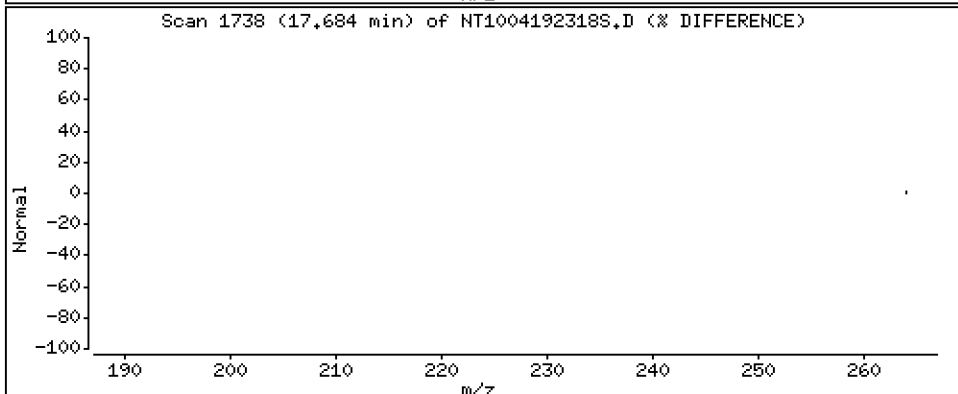
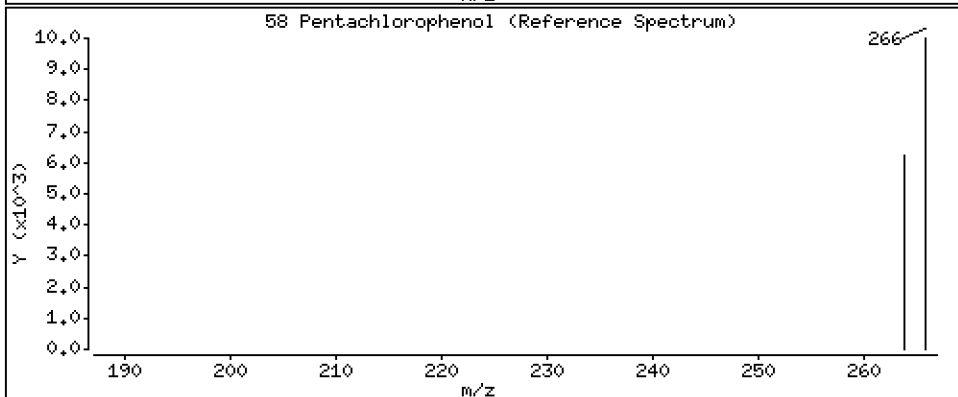
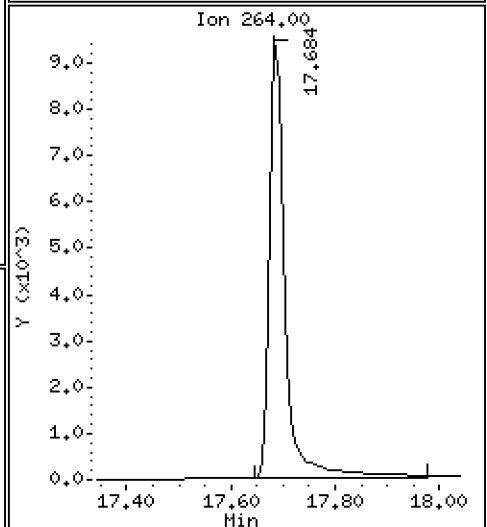
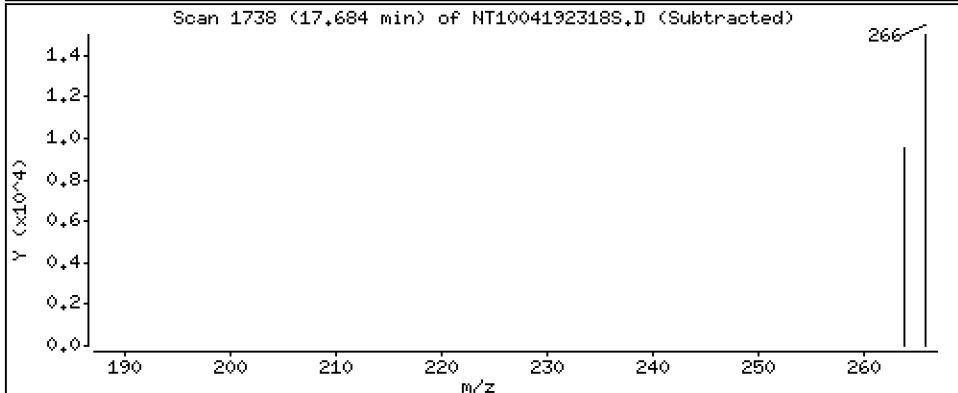
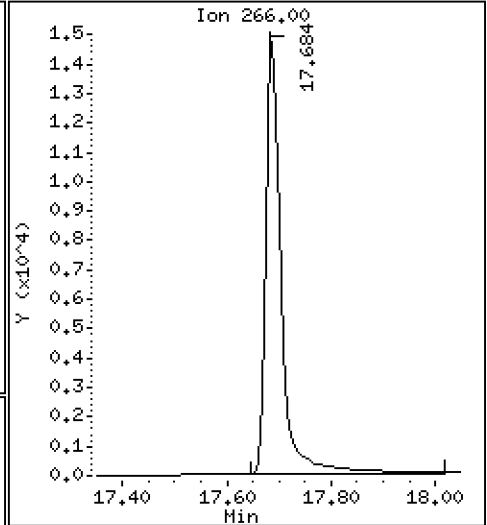
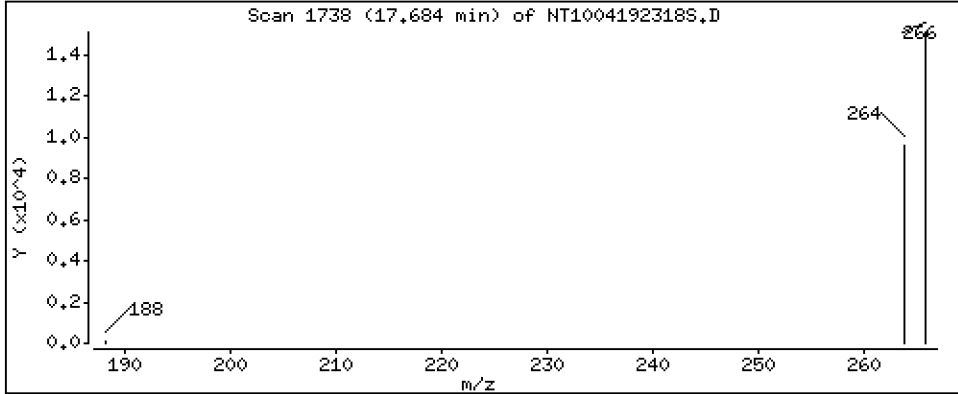
Operator: DSD

Column phase: ZB-5msi

Column diameter: 0,25

58 Pentachlorophenol

Concentration: 1,752 ug/L



Date : 19-APR-2023 22:11

Client ID:

Instrument: nt10.i

Sample Info: SLD0257-CCV1

Volume Injected (uL): 1.0

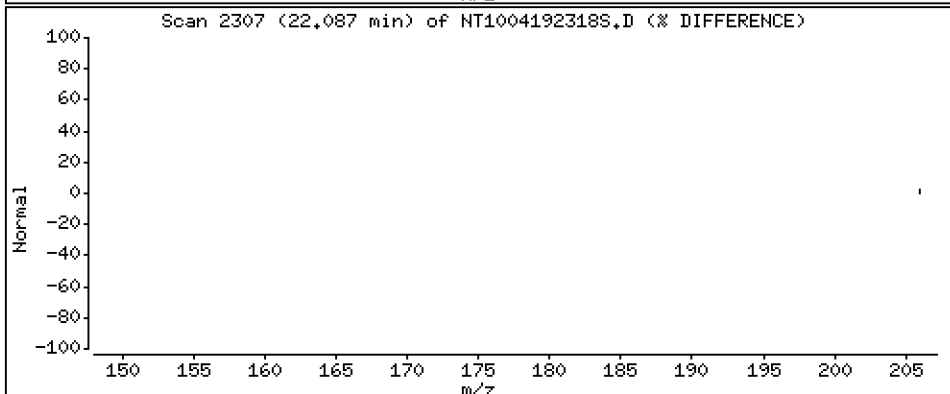
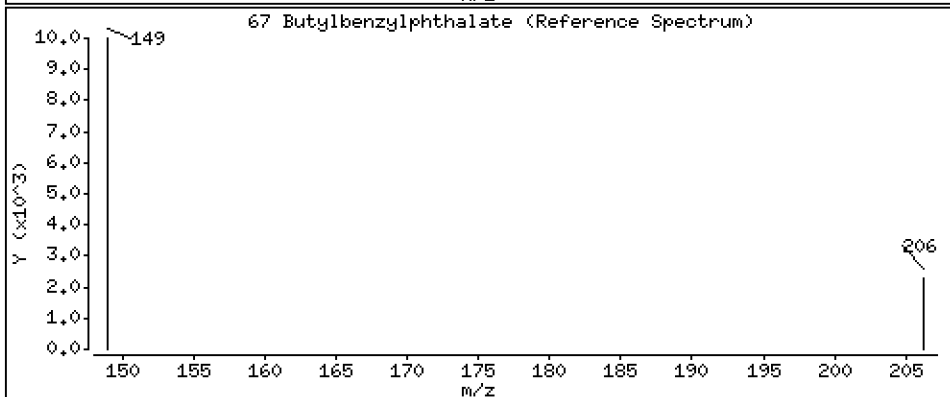
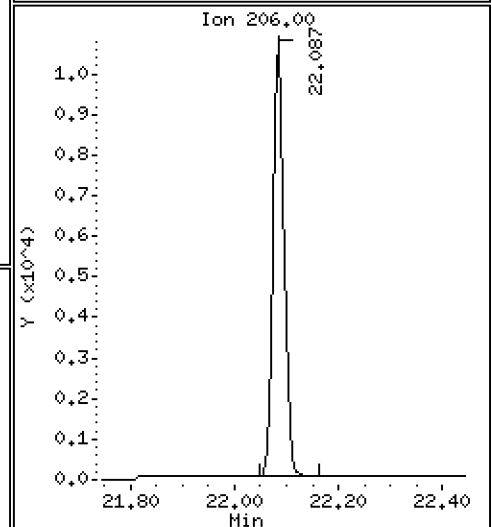
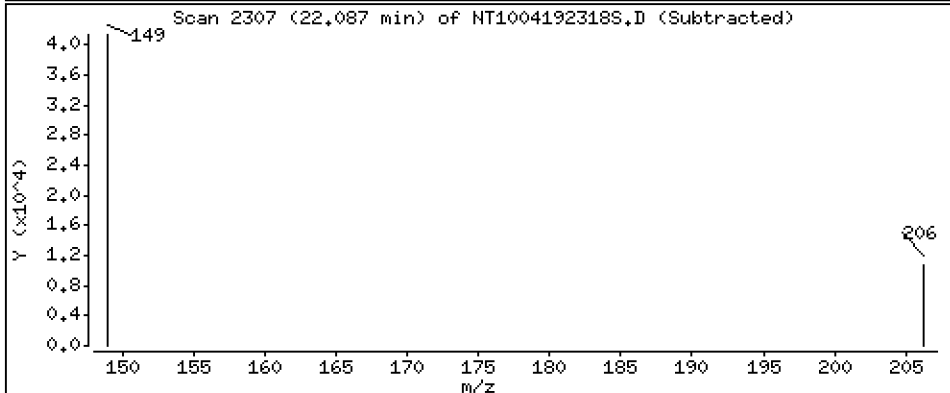
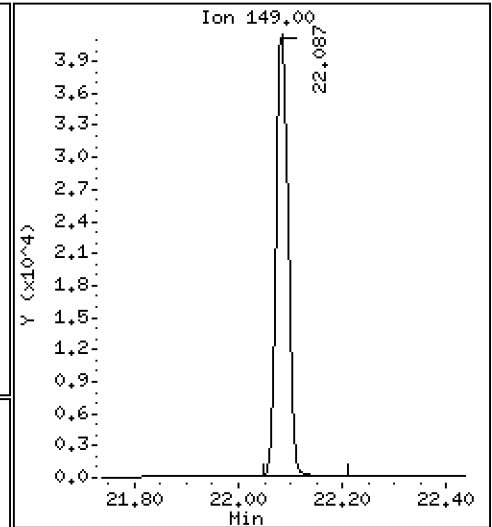
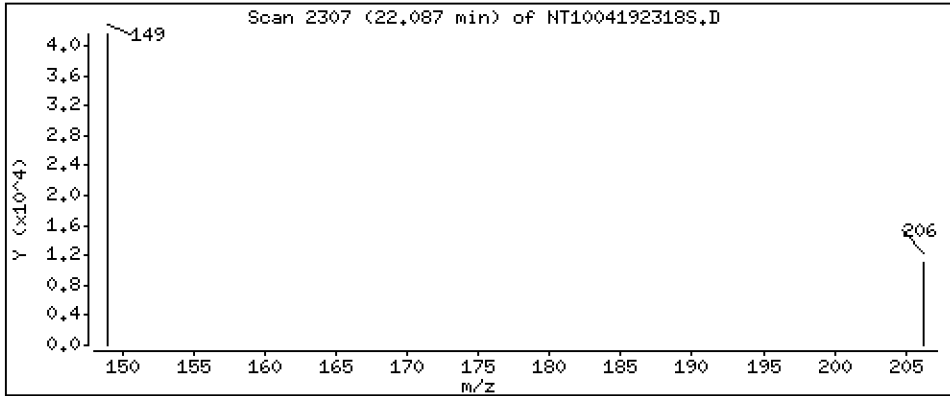
Operator: DSD

Column phase: ZB-5msi

Column diameter: 0,25

67 Butylbenzylphthalate

Concentration: 0,9712 ug/L



Date : 19-APR-2023 22:11

Client ID:

Instrument: nt10.i

Sample Info: SLD0257-CCV1

Volume Injected (uL): 1.0

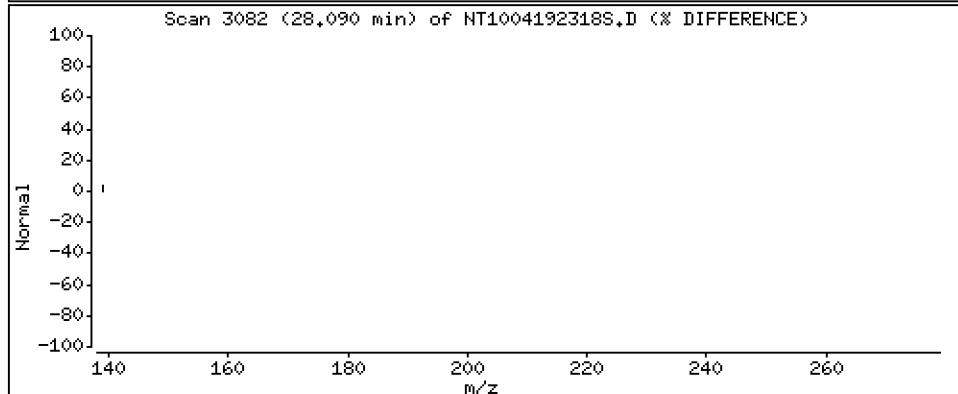
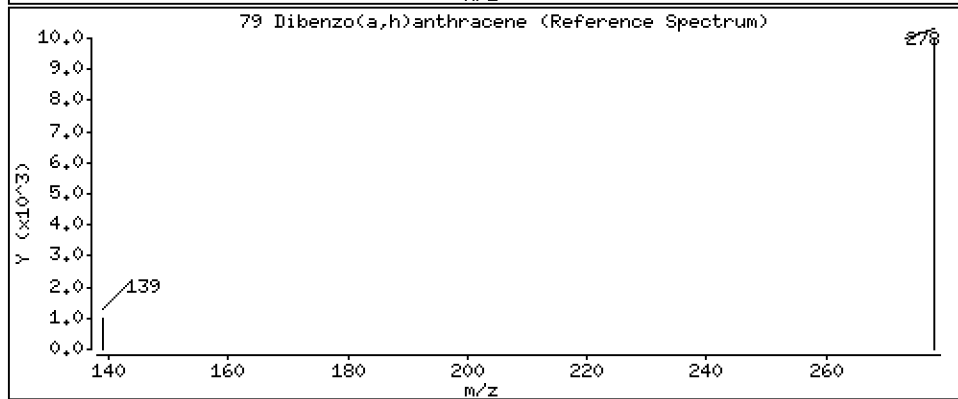
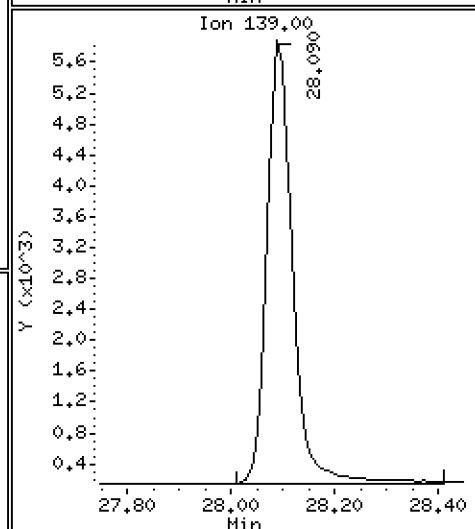
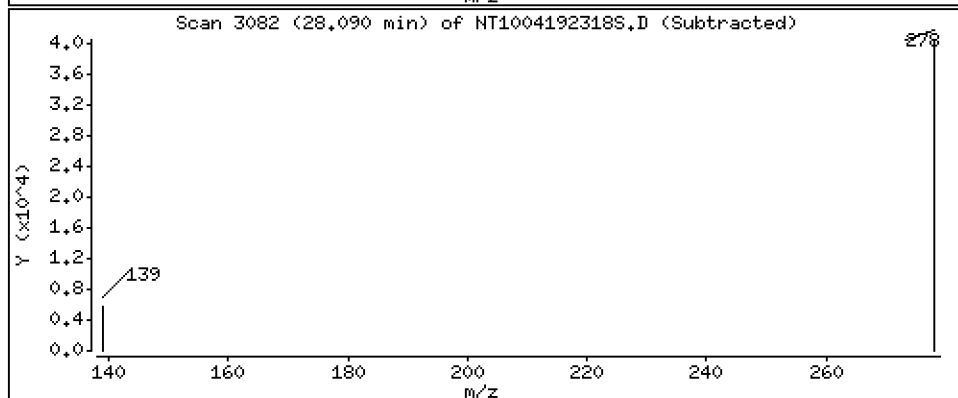
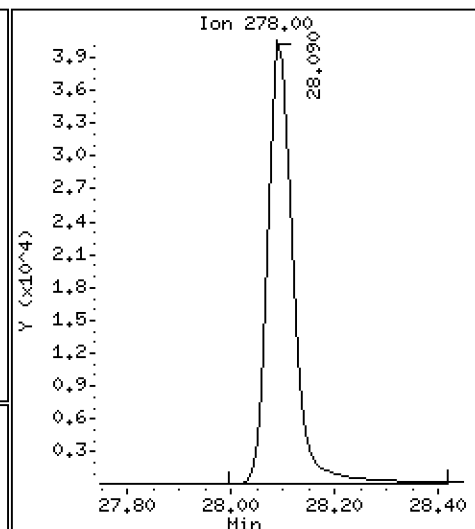
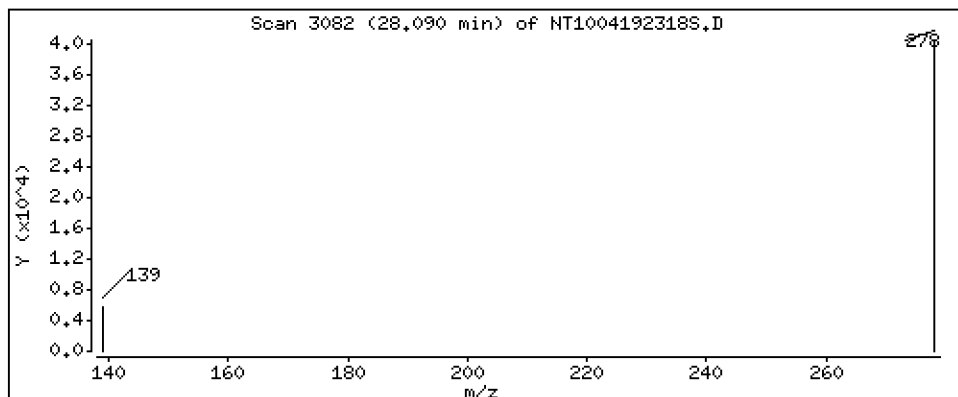
Operator: DSD

Column phase: ZB-5msi

Column diameter: 0,25

79 Dibenzo(a,h)anthracene

Concentration: 0,7439 ug/L



Date : 19-APR-2023 22:11

Client ID:

Instrument: nt10.i

Sample Info: SLD0257-CCV1

Volume Injected (uL): 1.0

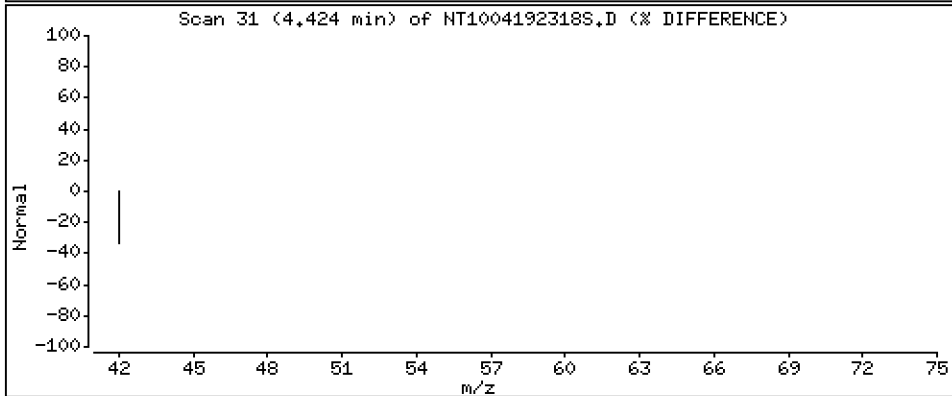
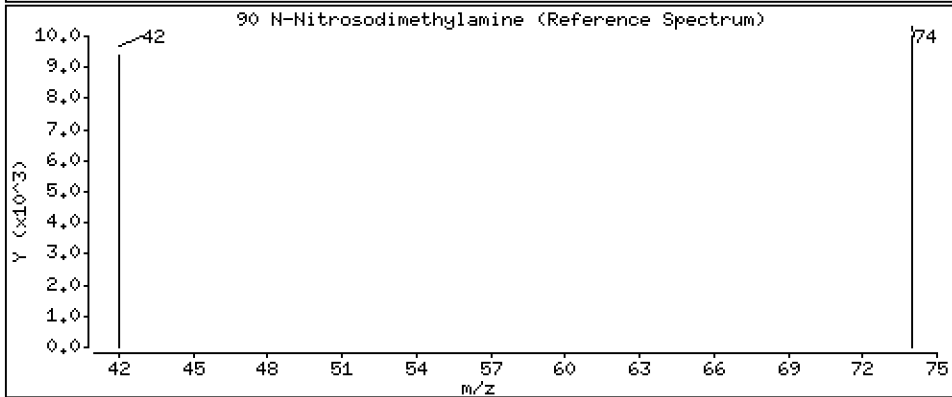
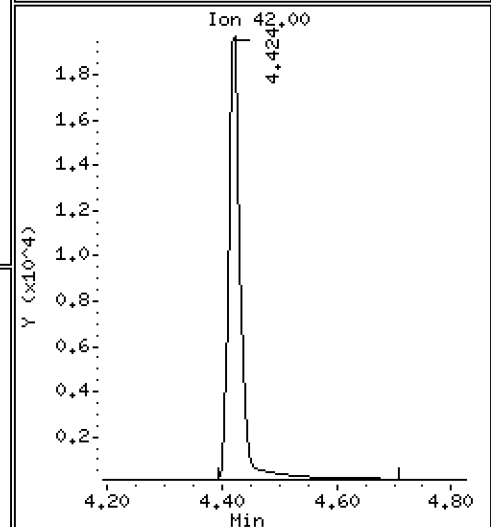
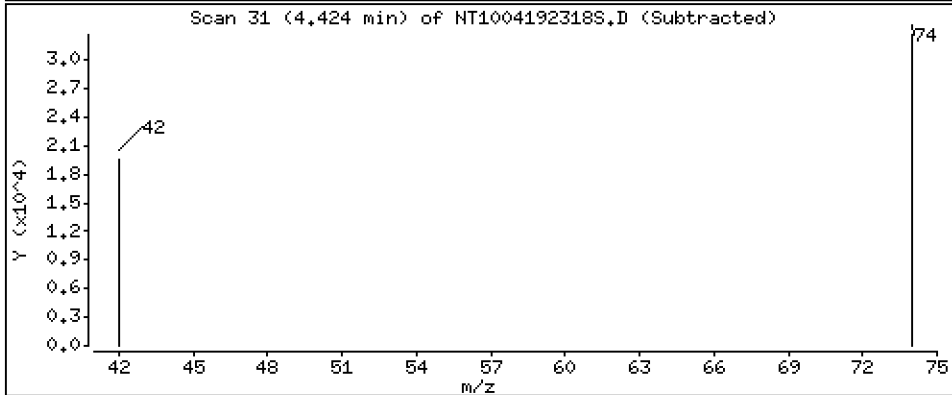
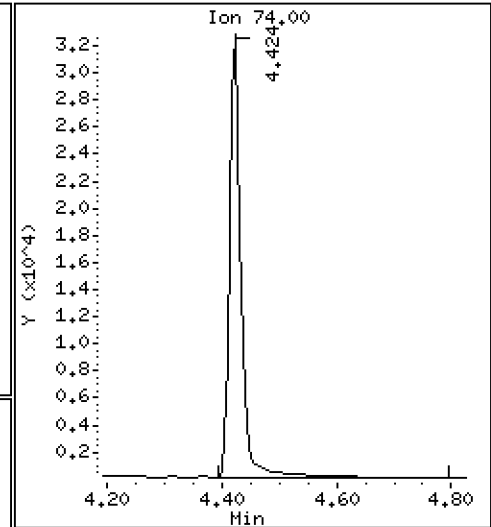
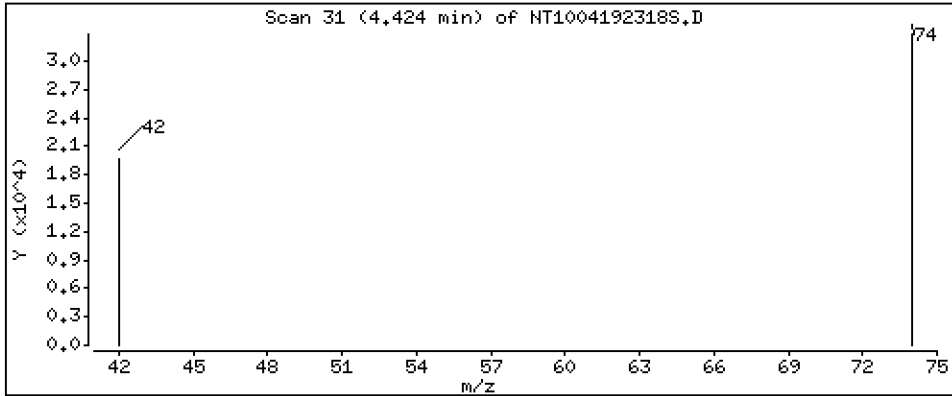
Operator: DSD

Column phase: ZB-5msi

Column diameter: 0,25

90 N-Nitrosodimethylamine

Concentration: 1,629 ug/L



ARI Labs, Inc.

METHOD 8270D-SIM

Data file : \\target\share\chem3\nt10.i\20230419.b\20230419.b\NT1004192318S.D
 Lab Smp Id: SLD0257-CCV1
 Inj Date : 19-APR-2023 22:11 MS Autotune Date: 16-JAN-2023 17:42
 Operator : DSD Inst ID: nt10.i
 Smp Info : SLD0257-CCV1
 Misc Info :
 Comment :
 Method : \\target\share\chem3\nt10.i\20230419.b\20230419.b\SIMABN2.m
 Meth Date : 20-Apr-2023 12:04 deenayd Quant Type: ISTD
 Cal Date : 16-MAR-2023 01:38 Cal File: NT10031510S.D
 Als bottle: 4
 Dil Factor: 1.00000
 Integrator: HP RTE Compound Sublist: PSDDA.sub
 Target Version: 4.14
 Processing Host: DEENAY-201905

Concentration Formula: $Amt * DF * Uf * Vt / (Vo * Vi) * CpndVariable$

Name	Value	Description
DF	1.000	Dilution Factor
Vo	1000.000	Volume of sample extracted (mL)
Vt	1000.000	Volume of final extract (uL)
Vi	1.000	Volume injected (uL)
Uf	1.000	ng unit correction factor
Cpnd Variable		Local Compound Variable

Compounds	QUANT	SIG	RT	EXP RT	REL RT	RESPONSE	CONCENTRATIONS	
							ON-COLUMN	FINAL
	MASS						(ug/mL)	(ug/L)
\$ 1 2-Fluorophenol	112		6.609	6.648 (0.749)		62941	1.34759	1.348 (R)
3 Phenol	94		8.232	8.255 (0.933)		54785	0.85497	0.8550
7 1,3-Dichlorobenzene	146		8.758	8.781 (0.992)		56725	0.94605	0.9460
* 8 1,4-Dichlorobenzene-d4	152		8.827	8.843 (1.000)		154021	4.00000	
9 1,4-Dichlorobenzene	146		8.851	8.874 (1.003)		55732	0.96287	0.9629
11 Benzyl alcohol	79		9.107	9.122 (1.032)		33520	0.90233	0.9023
12 1,2-Dichlorobenzene	146		9.208	9.231 (1.043)		54453	0.95661	0.9566
13 2-Methylphenol	108		9.340	9.363 (1.058)		40524	0.91270	0.9127
15 4-Methylphenol	108		9.611	9.627 (1.089)		42333	0.91755	0.9175
16 N-Nitroso-di-n-propylamine	70		9.666	9.681 (1.095)		27853	0.85364	0.8536
22 2,4-Dimethylphenol	107		10.647	10.664 (0.942)		92915	1.95281	1.953
24 Benzoic acid	105		10.792	10.800 (0.955)		71857	2.73346	2.733
26 1,2,4-Trichlorobenzene	180		11.219	11.234 (0.992)		46973	0.98138	0.9814
* 27 Naphthalene-d8	136		11.304	11.312 (1.000)		550458	4.00000	
30 Hexachlorobutadiene	225		11.713	11.721 (1.036)		30632	1.05263	1.053
39 Dimethylphthalate	163		14.430	14.445 (0.968)		96473	1.03914	1.039
* 42 Acenaphthene-d10	162		14.910	14.917 (1.000)		294195	4.00000	
50 Diethylphthalate	149		15.892	15.899 (1.066)		98023	1.01919	1.019
54 N-Nitrosodiphenylamine	169		16.262	16.270 (0.907)		68901	1.00920	1.009
57 Hexachlorobenzene	284		17.319	17.327 (0.965)		35916	1.17515	1.175

Compounds	QUANT SIG	RT	EXP RT	REL RT	RESPONSE	CONCENTRATIONS	
						ON-COLUMN (ug/mL)	FINAL (ug/L)
58 Pentachlorophenol	266	17.683	17.699	(0.986)	29847	1.75157	1.752
* 59 Phenanthrene-d10	188	17.939	17.946	(1.000)	508863	4.00000	
\$ 66 Terphenyl-d14	244	21.134	21.134	(0.917)	61359	0.78024	0.7802 (R)
67 Butylbenzylphthalate	149	22.086	22.086	(0.959)	62253	0.97115	0.9712
* 69 Chrysene-d12	240	23.039	23.039	(1.000)	482651	4.00000	
* 77 Perylene-d12	264	25.586	25.586	(1.000)	560068	4.00000	
79 Dibenzo(a,h)anthracene	278	28.089	28.097	(1.098)	136203	0.74394	0.7439
90 N-Nitrosodimethylamine	74	4.423	4.477	(0.501)	48248	1.62875	1.629

QC Flag Legend

R - Spike/Surrogate failed recovery limits.

ARI Labs, Inc.

INTERNAL STANDARD COMPOUNDS
 AREA AND RT SUMMARY

Instrument ID: nt10.i
 Lab File ID: NT1004192318S.D
 Lab Smp Id: SLD0257-CCV1
 Analysis Type: SV
 Quant Type: ISTD
 Operator: DSD
 Method File: \\target\share\chem3\nt10.i\20230419.b\20230419.b\SIMABN2.m
 Misc Info:

Calibration Date: 19-APR-2023
 Calibration Time: 12:48
 Level: LOW
 Sample Type: AIR

Test Mode:
 Use Last Continuing Calibrator.

COMPOUND	STANDARD	AREA LIMIT		SAMPLE	%DIFF
		LOWER	UPPER		
8 1,4-Dichlorobenze	135171	67586	270342	154021	13.95
27 Naphthalene-d8	487322	243661	974644	550458	12.96
42 Acenaphthene-d10	272909	136455	545818	294195	7.80
59 Phenanthrene-d10	424938	212469	849876	508863	19.75
69 Chrysene-d12	386870	193435	773740	482651	24.76
77 Perylene-d12	449624	224812	899248	560068	24.56

COMPOUND	STANDARD	RT LIMIT		SAMPLE	%DIFF
		LOWER	UPPER		
8 1,4-Dichlorobenze	8.84	8.34	9.34	8.83	-0.18
27 Naphthalene-d8	11.31	10.81	11.81	11.30	-0.07
42 Acenaphthene-d10	14.92	14.42	15.42	14.91	-0.05
59 Phenanthrene-d10	17.95	17.45	18.45	17.94	-0.04
69 Chrysene-d12	23.04	22.54	23.54	23.04	0.00
77 Perylene-d12	25.59	25.09	26.09	25.59	0.00

AREA UPPER LIMIT = +100% of internal standard area.
 AREA LOWER LIMIT = - 50% of internal standard area.
 RT UPPER LIMIT = + 0.50 minutes of internal standard RT.
 RT LOWER LIMIT = - 0.50 minutes of internal standard RT.

REVIEW SUMMARY FOR FILE - NT1004192318S.D

Lab ID: SLD0257-CCV1

nt10.i, 20230419.b\20230419.b\SIMABN2.m,

19-APR-2023 22:11

RT CO-ELUTION COMPOUNDS

NO CO-ELUTIONS

Quant Method: ICAL

RRT CHECK

RRT	CCV RRT	DELTA	COMPOUND
-----	---------	-------	----------

0.501	0.506	-0.0052	N-Nitrosodimethylamine
-------	-------	---------	------------------------

RRT check based on Ccal File: 20230419.b/NT1004192304S.D

On Column LOD for nt10.i, 20230419.b\SIMABN2.m, PSDDA.sub = 0.0000

Exception: 1,2,4-Trichlorobenzene 0.0010

* Only compounds listed in the work order have been verified by the analyst *



**LOW-CONCENTRATION
CONTINUING CALIBRATION CHECK
EPA 8270E-SIM**

Laboratory:	<u>Analytical Resources, LLC</u>	SDG:	<u>23C0774</u>
Client:	<u>Anchor QEA, LLC</u>	Project:	<u>AOC5 MR Phase 1</u>
Instrument ID:	<u>NT10</u>	Calibration:	<u>GC00049</u>
Lab File ID:	<u>NT1004192305S.D</u>	Calibration Date:	<u>03/15/2023</u>
Sequence:	<u>SLD0257</u>	Injection Date:	<u>04/19/23</u>
Lab Sample ID:	<u>SLD0257-LCV1</u>	Injection Time:	<u>13:26</u>
Sequence Name:	<u>ABN 0.1</u>		

COMPOUND	TYPE	CONC. (ug/mL)		RESPONSE FACTOR (RRF)			% DRIFT/DIFF	
		STD	CCV	ICAL	CCV	MIN	CCV	LIMIT
1,4-Dichlorobenzene	A	0.10000	0.1	1.5031980	1.5509770		3.2	
1,2-Dichlorobenzene	A	0.10000	0.1	1.4783140	1.5006910		1.5	
Benzyl Alcohol	A	0.10000	0.09	0.9647610	0.9088396		-5.8	
Benzoic acid	A	0.40000	0.01	0.1358970	0.0051380		-97.3	
2,4-Dimethylphenol	A	0.20000	0.2	0.3457498	0.3069244		-11.2	
1,2,4-Trichlorobenzene	A	0.10000	0.1	0.3478148	0.3499005		0.6	
N-Nitrosodiphenylamine	A	0.10000	0.1	0.5366720	0.5306958		-1.1	
Pentachlorophenol	A	0.20000	0.03	0.0934250	0.0215750		-83.7	
2-Fluorophenol	A	0.15000	0.126	1.2129820	1.0171350		-16.1	
p-Terphenyl-d14	A	0.10000	0.0727	0.6517430	0.4738775		-27.3	

* Values outside of QC limits

Data File: \\target\share\chem3\nt10.1\20230419.1\20230419.1\NT10041923055.D

Page 1

Date: 19-APR-2023 13:26

Client ID:

Instrument: nt10.1

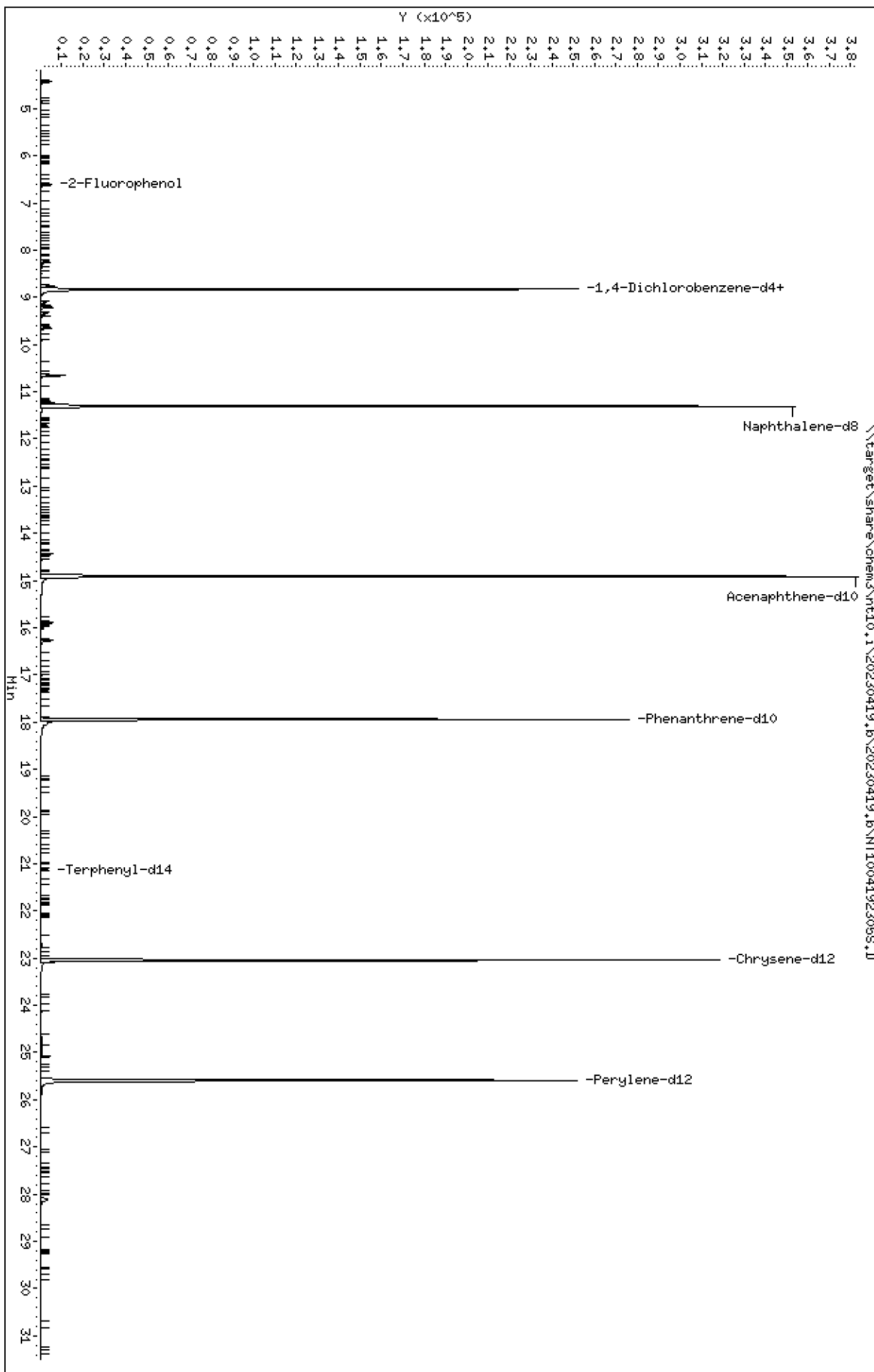
Sample Info: SLD0267-LCW1

Volume Injected (uL): 1.0

Operator: DSD

Column phase: ZB-5msi

Column diameter: 0.25



Date : 19-APR-2023 13:26

Client ID:

Instrument: nt10.i

Sample Info: SLD0257-LCV1

Volume Injected (uL): 1.0

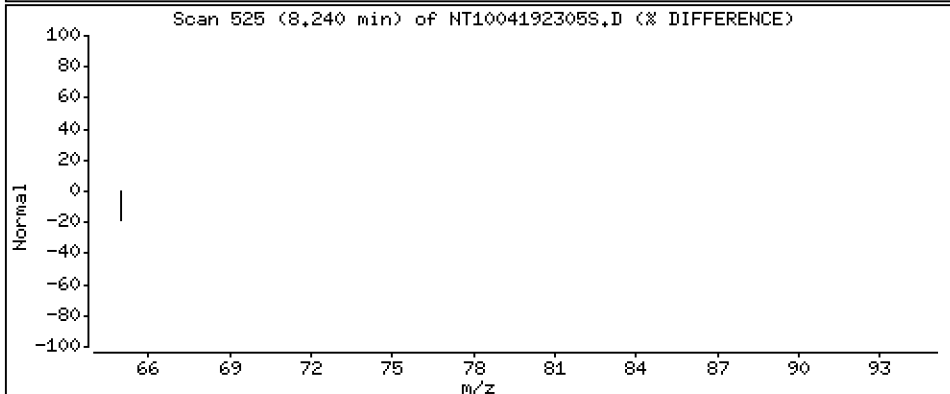
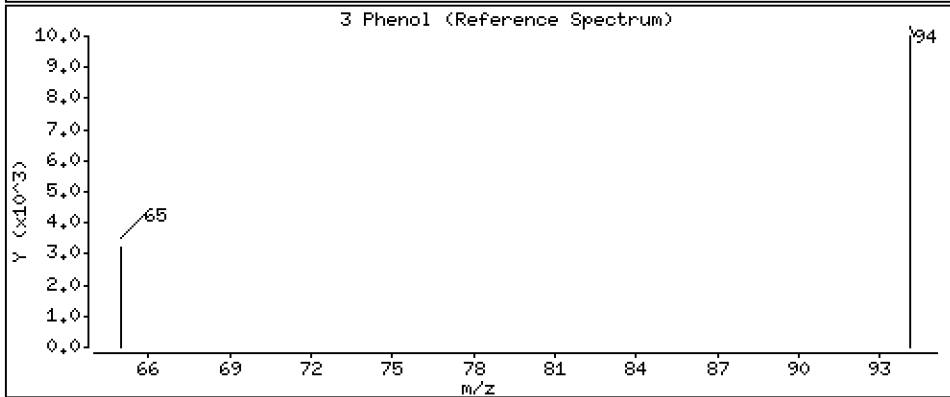
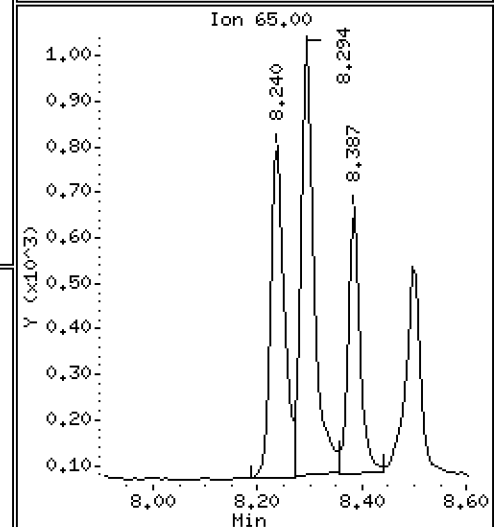
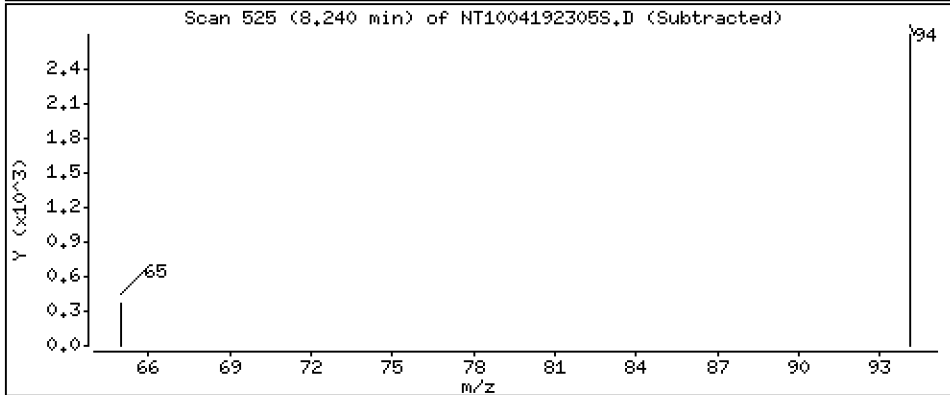
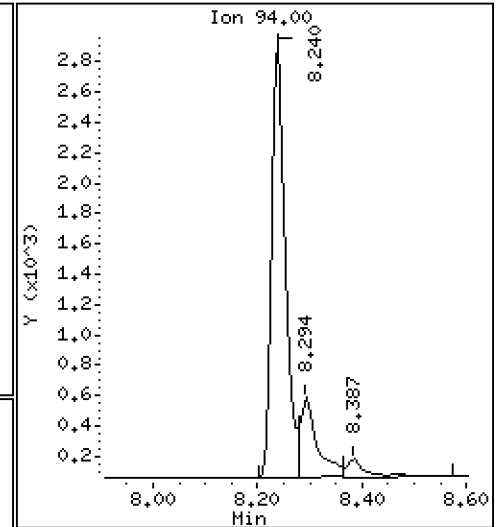
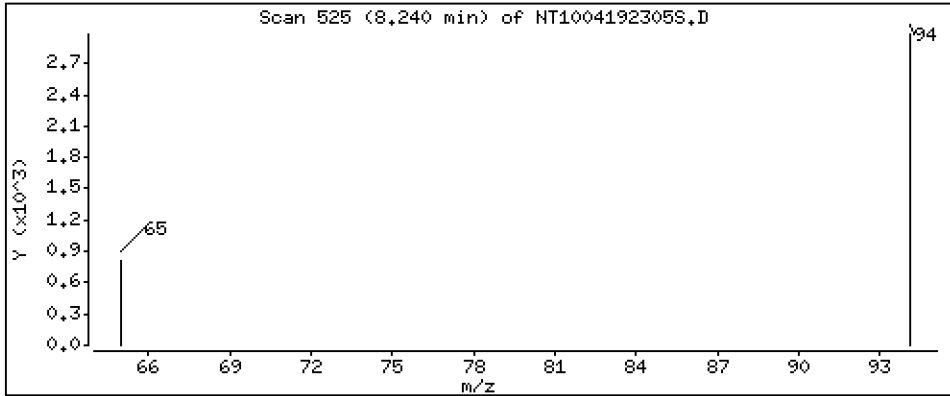
Operator: DSD

Column phase: ZB-5msi

Column diameter: 0,25

3 Phenol

Concentration: 0,08113 ug/L



Date : 19-APR-2023 13:26

Client ID:

Instrument: nt10.i

Sample Info: SLD0257-LCV1

Volume Injected (uL): 1.0

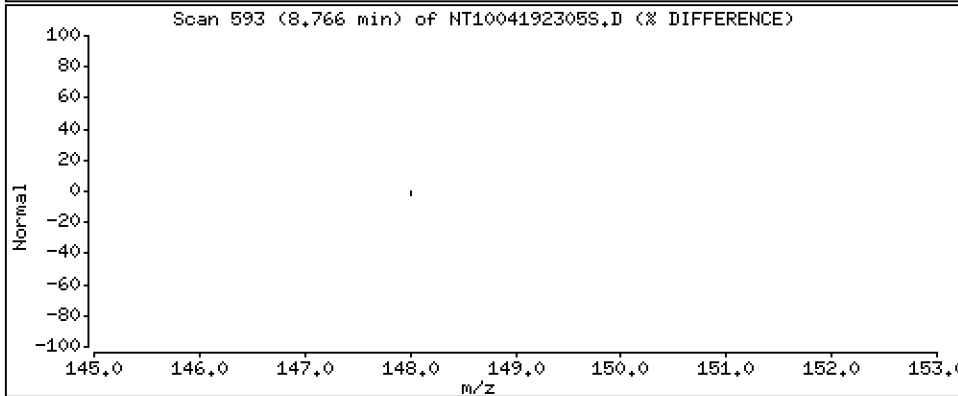
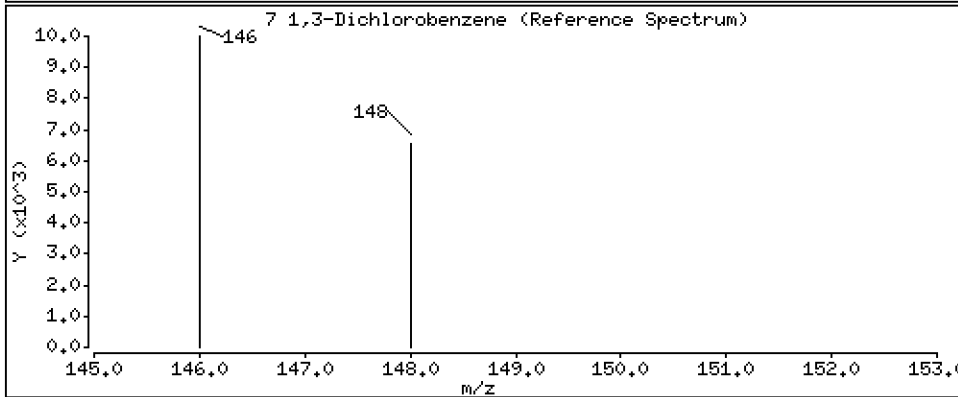
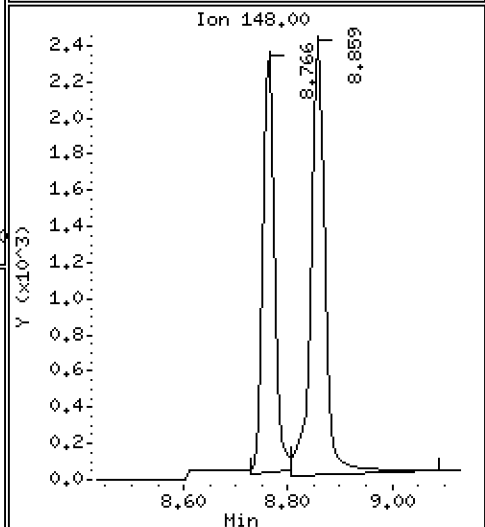
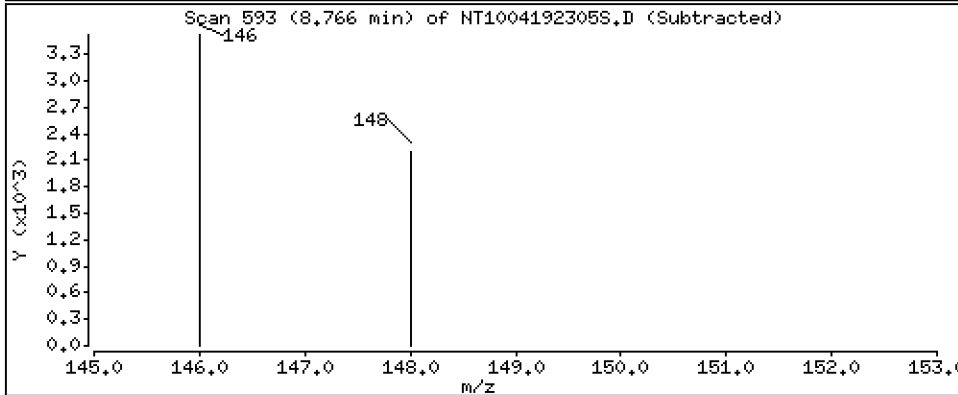
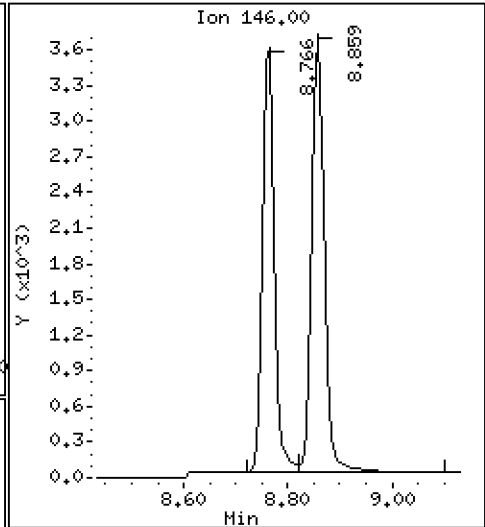
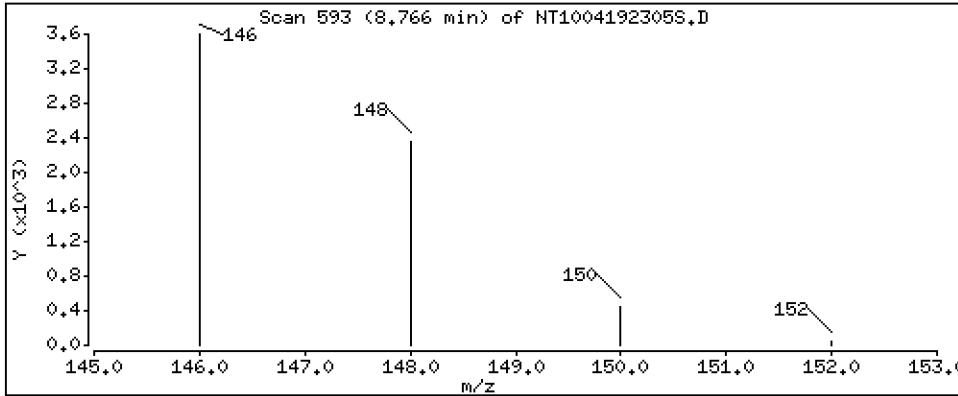
Operator: DSD

Column phase: ZB-5msi

Column diameter: 0.25

7 1,3-Dichlorobenzene

Concentration: 0.09977 ug/L



Date : 19-APR-2023 13:26

Client ID:

Instrument: nt10.i

Sample Info: SLD0257-LCV1

Volume Injected (uL): 1.0

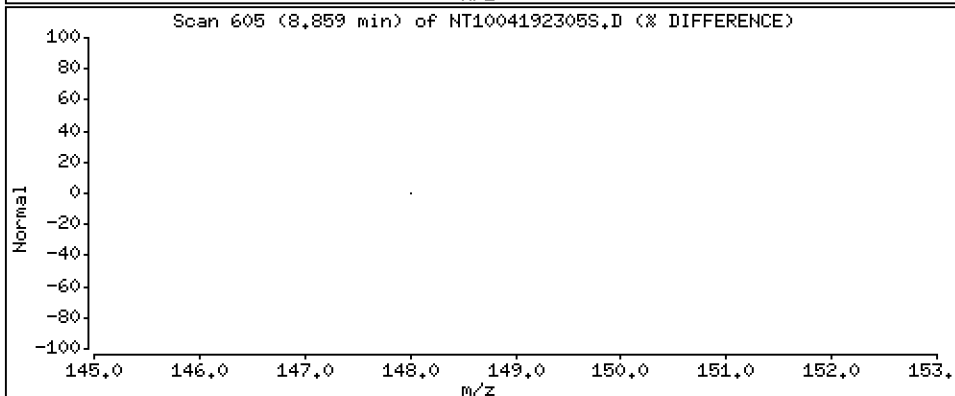
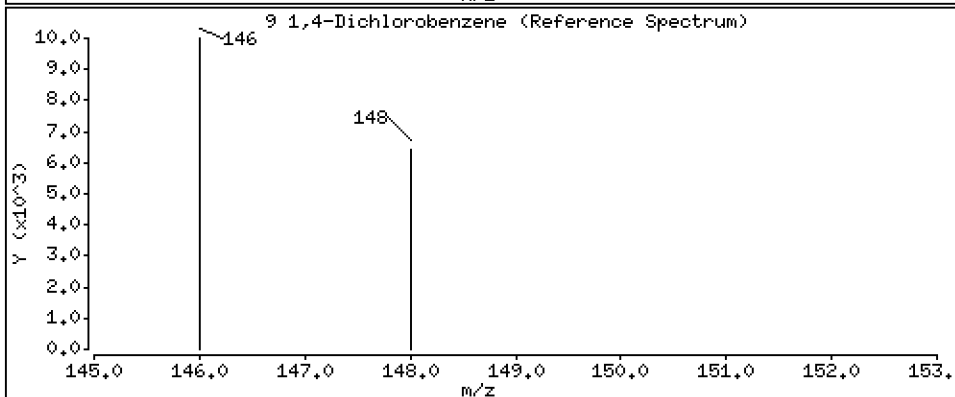
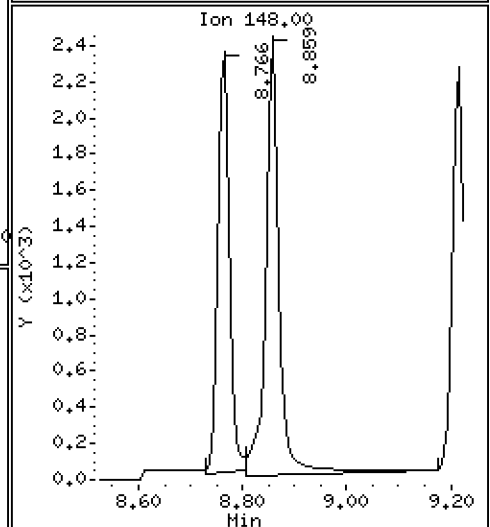
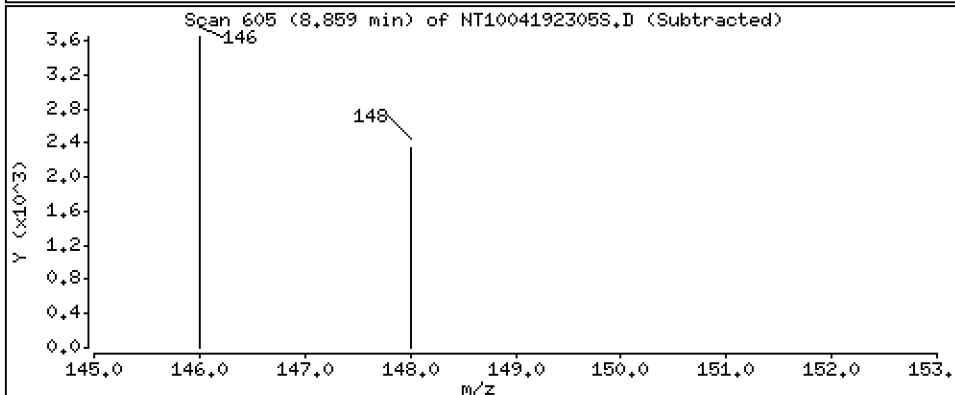
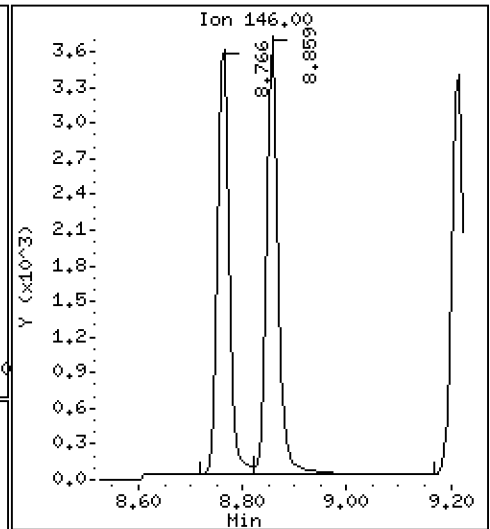
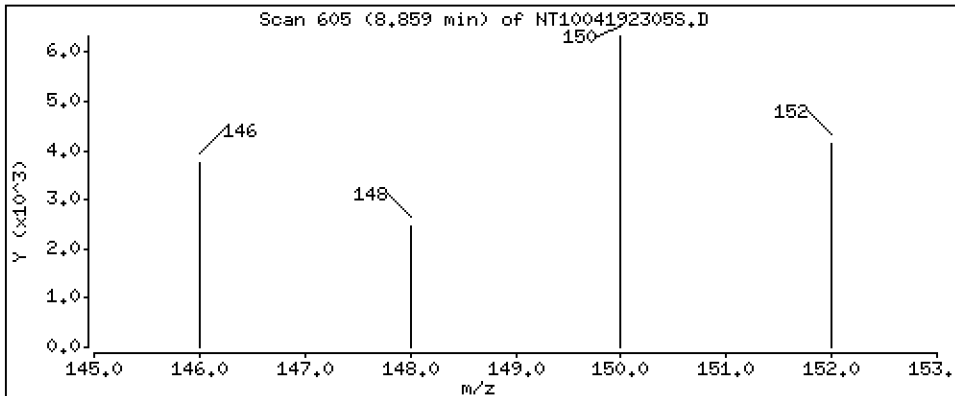
Operator: DSD

Column phase: ZB-5msi

Column diameter: 0.25

9 1,4-Dichlorobenzene

Concentration: 0.1032 ug/L



Date : 19-APR-2023 13:26

Client ID:

Instrument: nt10.i

Sample Info: SLD0257-LCV1

Volume Injected (uL): 1.0

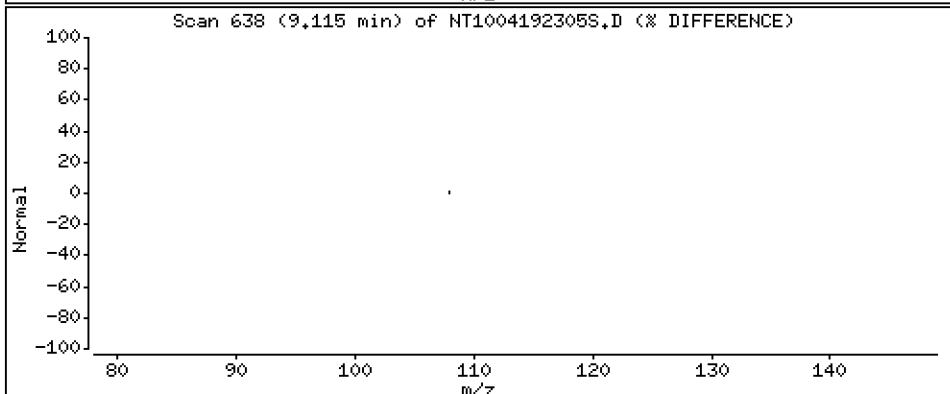
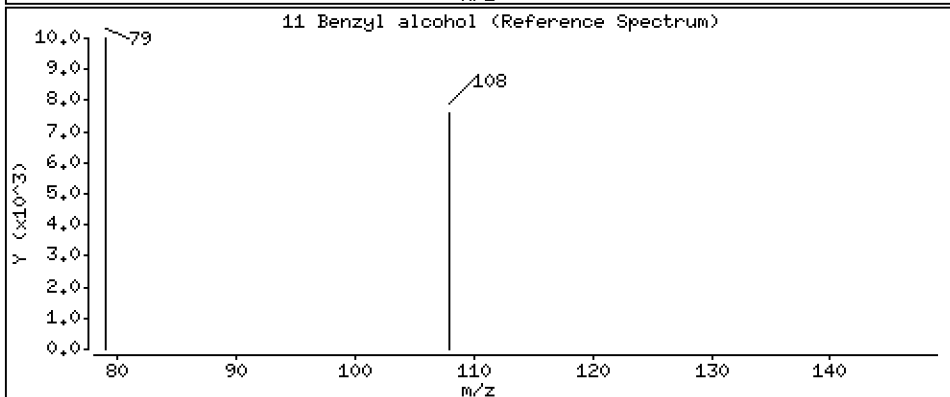
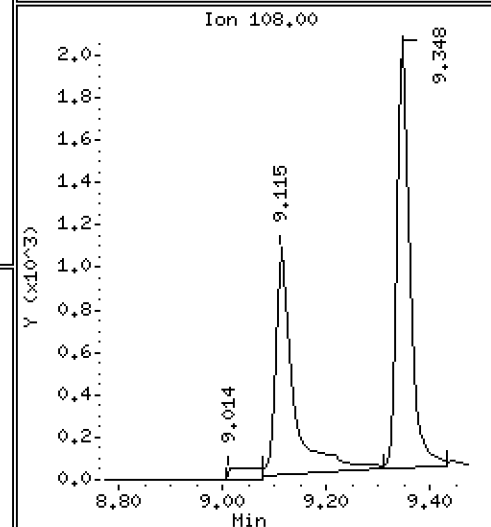
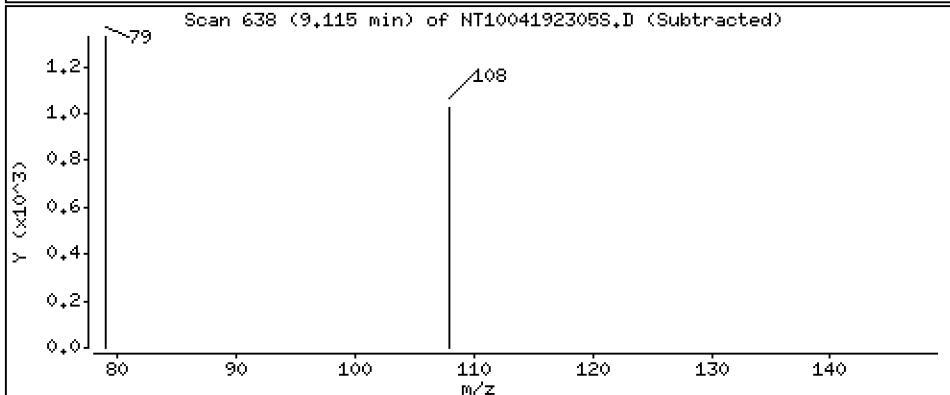
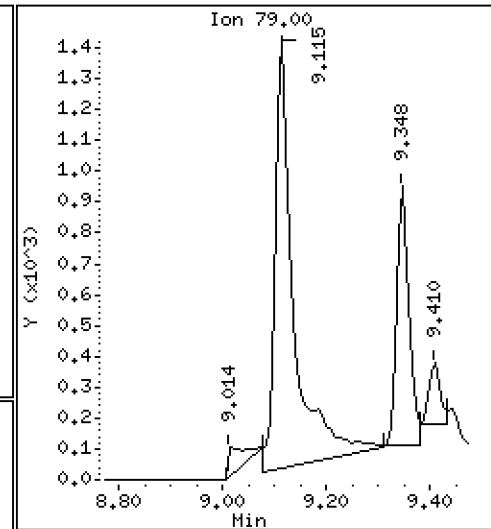
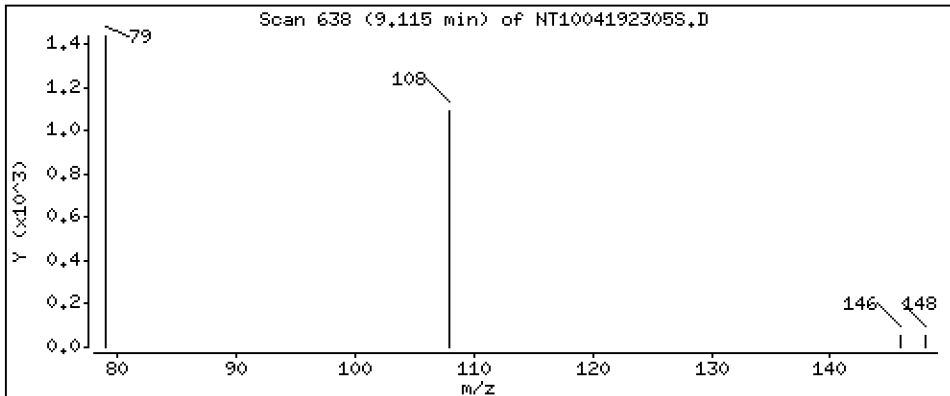
Operator: DSD

Column phase: ZB-5msi

Column diameter: 0.25

11 Benzyl alcohol

Concentration: 0.09420 ug/L



Date : 19-APR-2023 13:26

Client ID:

Instrument: nt10.i

Sample Info: SLD0257-LCV1

Volume Injected (uL): 1.0

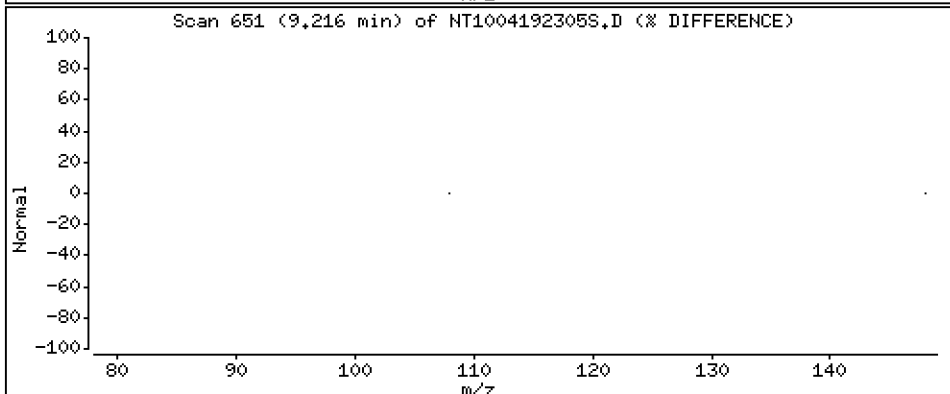
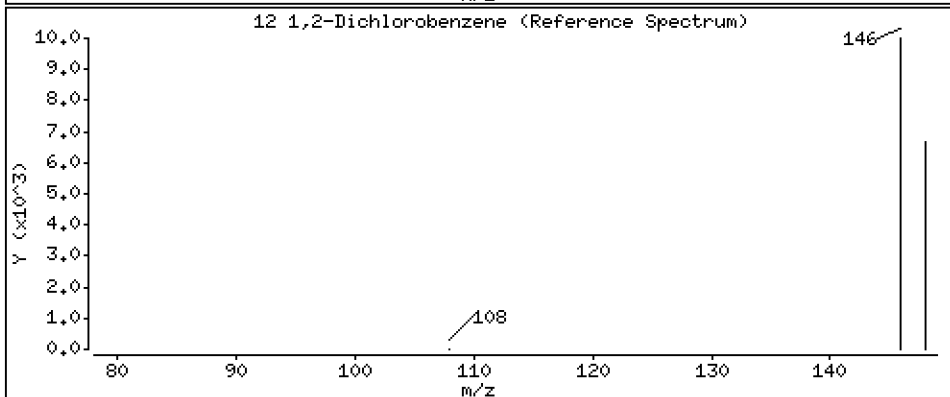
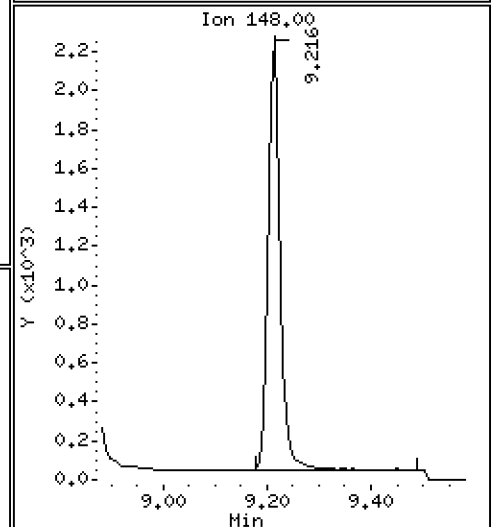
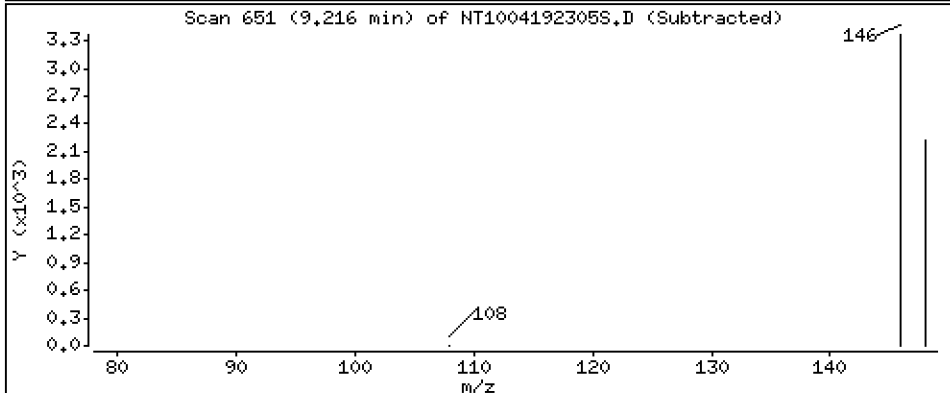
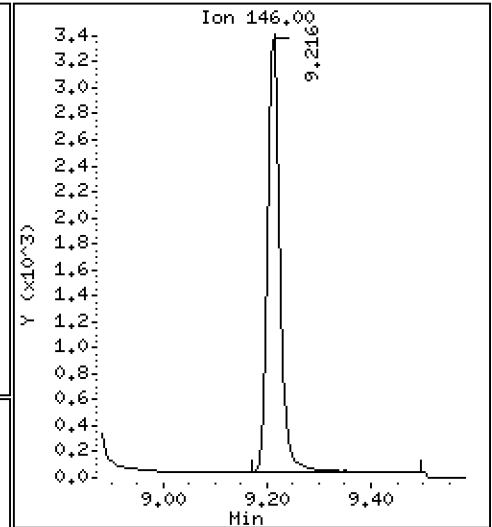
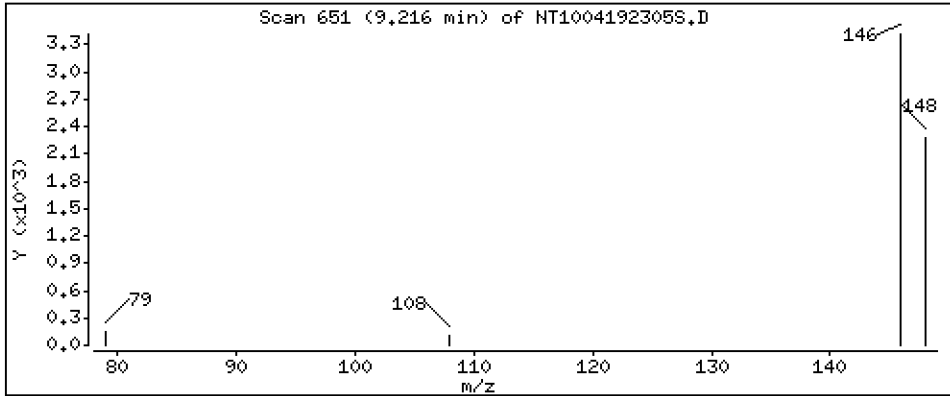
Operator: DSD

Column phase: ZB-5msi

Column diameter: 0.25

12 1,2-Dichlorobenzene

Concentration: 0.1015 ug/L



Date : 19-APR-2023 13:26

Client ID:

Instrument: nt10.i

Sample Info: SLD0257-LCV1

Volume Injected (uL): 1.0

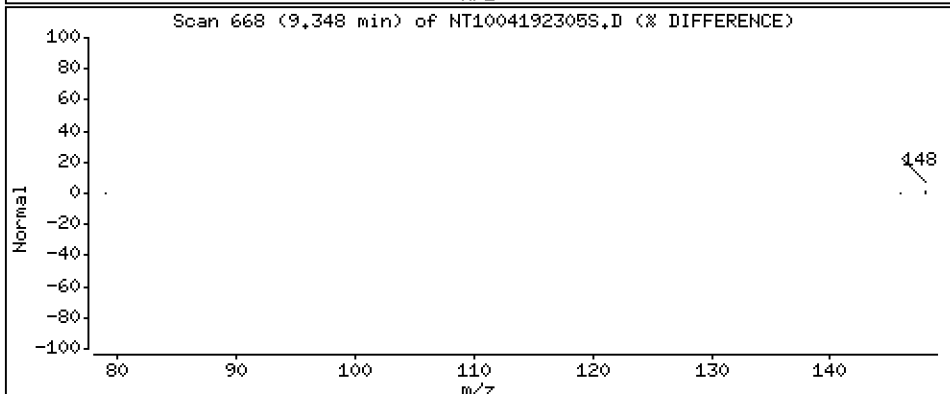
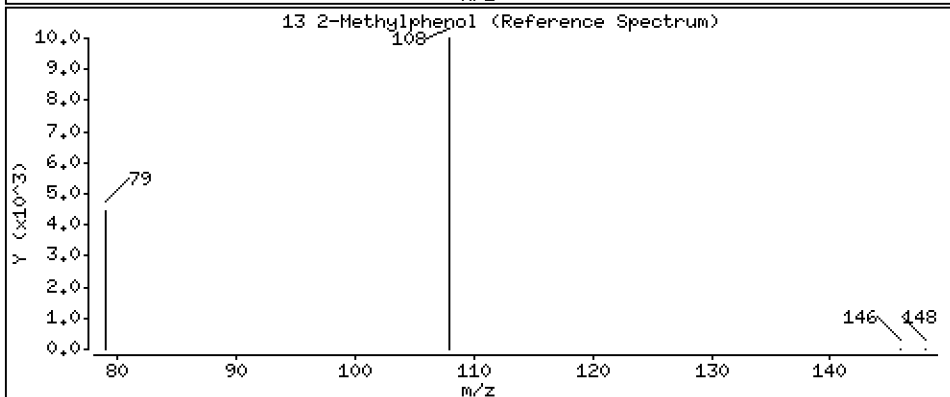
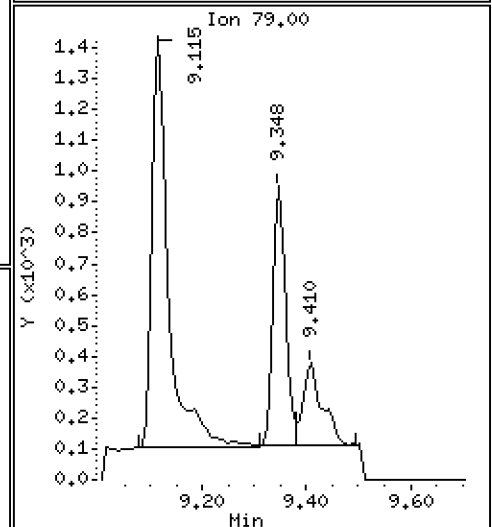
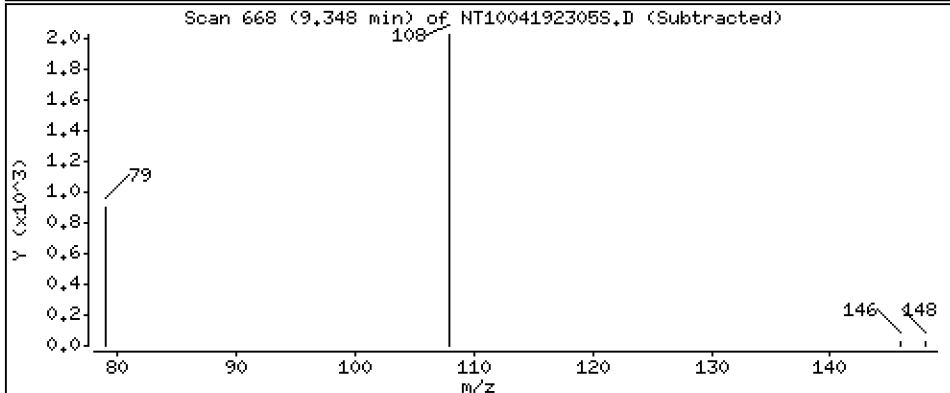
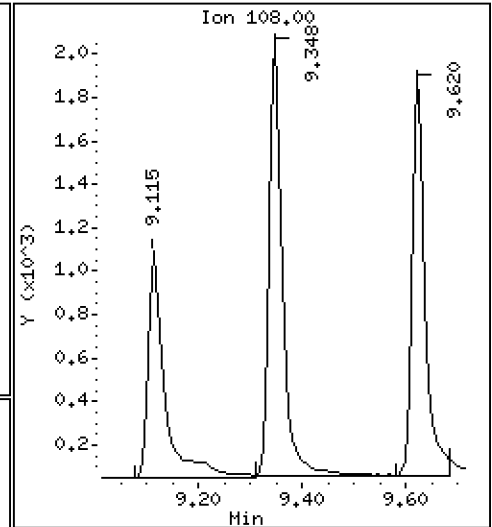
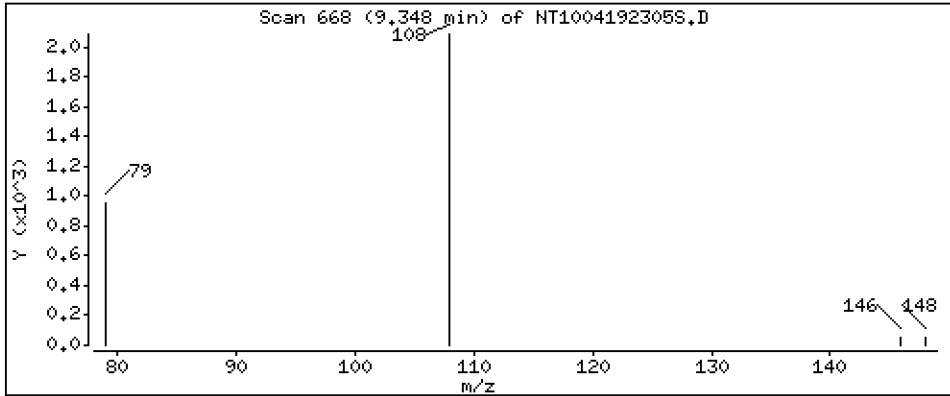
Operator: DSD

Column phase: ZB-5msi

Column diameter: 0.25

13 2-Methylphenol

Concentration: 0.08058 ug/L



Date : 19-APR-2023 13:26

Client ID:

Instrument: nt10.i

Sample Info: SLD0257-LCV1

Volume Injected (uL): 1.0

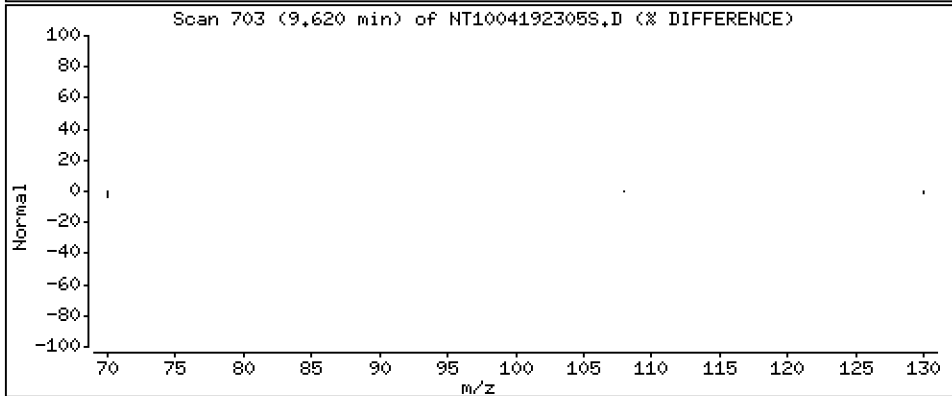
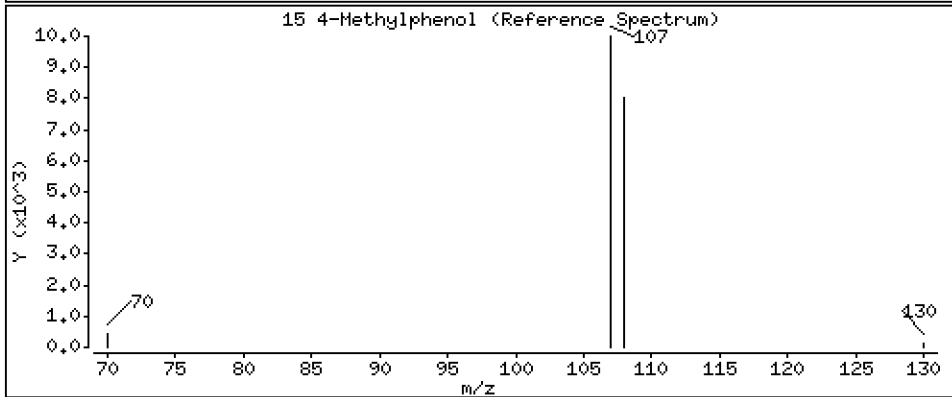
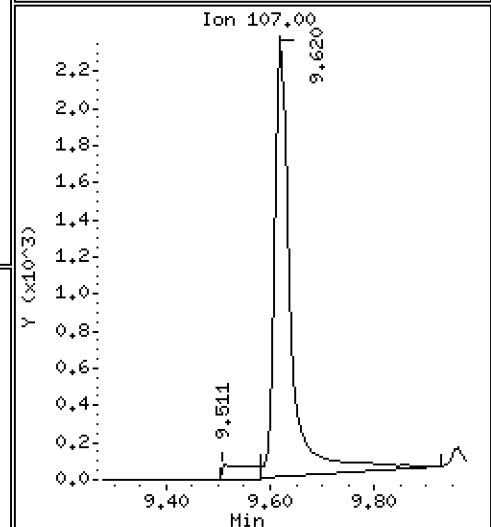
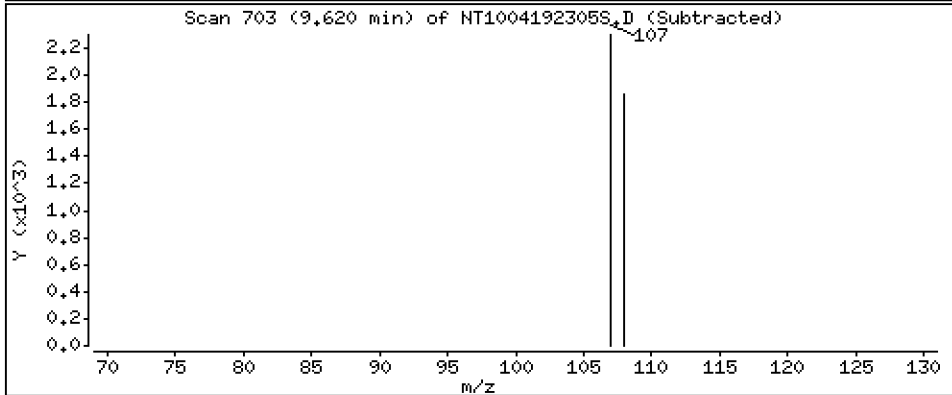
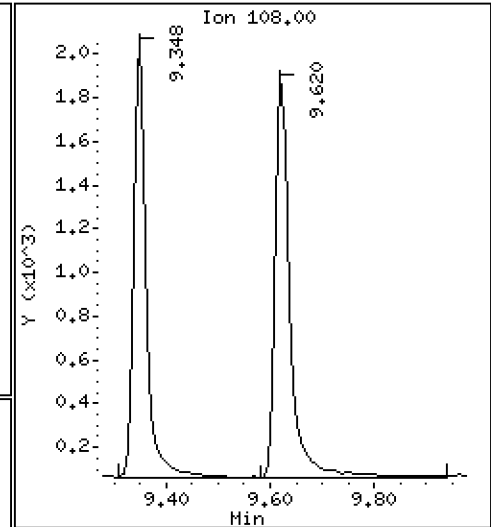
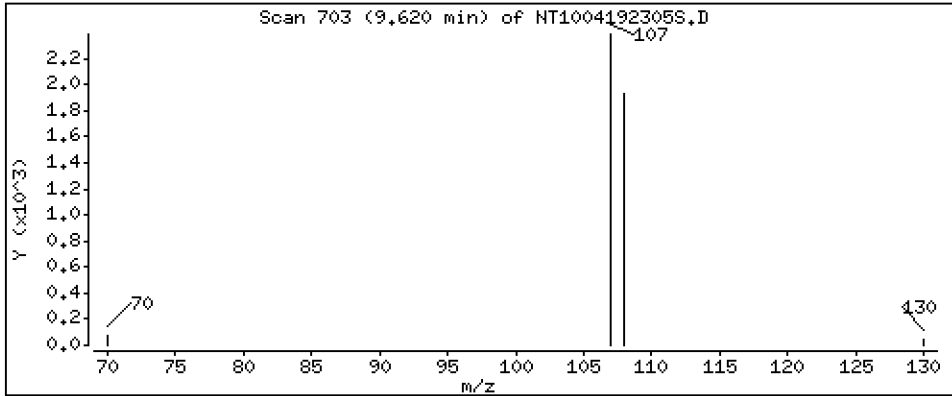
Operator: DSD

Column phase: ZB-5msi

Column diameter: 0.25

15 4-Methylphenol

Concentration: 0.07708 ug/L



Date : 19-APR-2023 13:26

Client ID:

Instrument: nt10.i

Sample Info: SLD0257-LCV1

Volume Injected (uL): 1.0

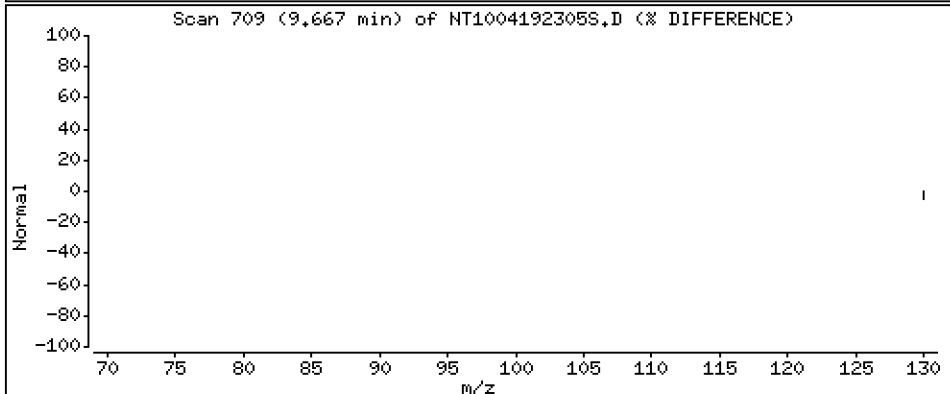
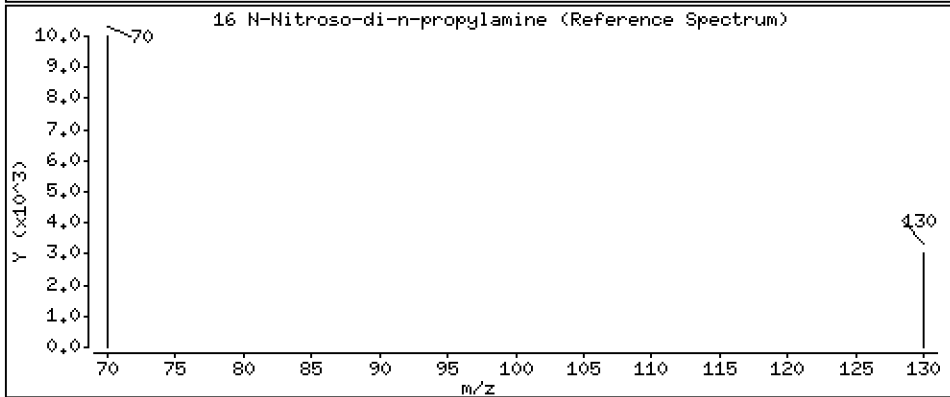
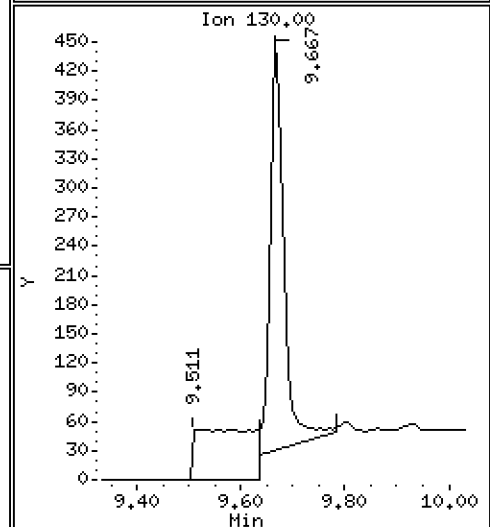
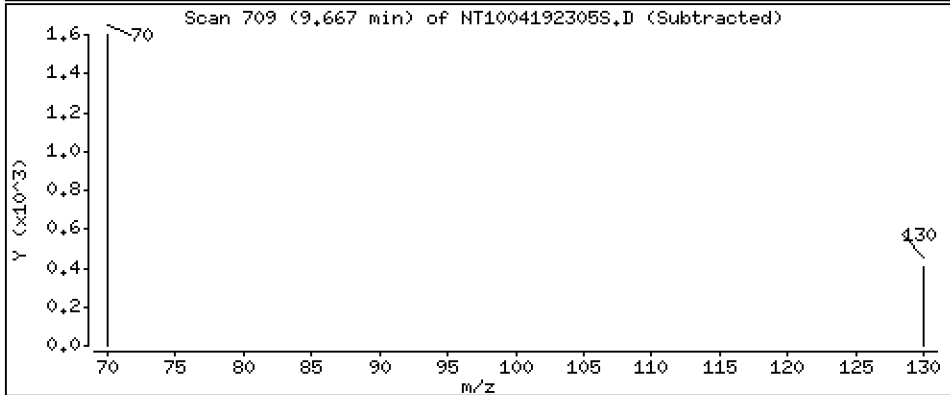
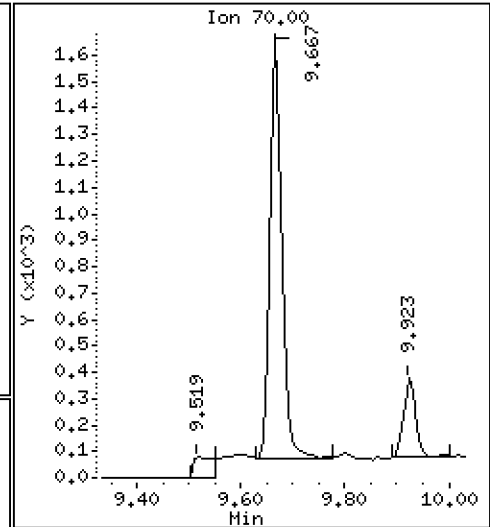
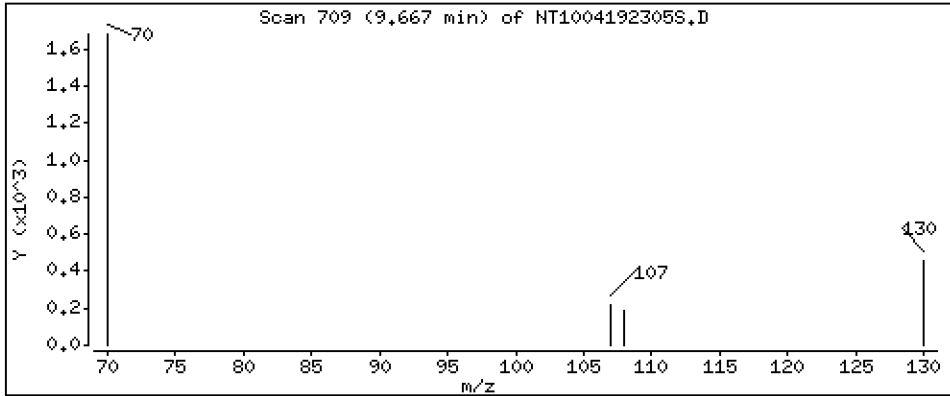
Operator: DSD

Column phase: ZB-5msi

Column diameter: 0.25

16 N-Nitroso-di-n-propylamine

Concentration: 0.07575 ug/L



Date : 19-APR-2023 13:26

Client ID:

Instrument: nt10.i

Sample Info: SLD0257-LCV1

Volume Injected (uL): 1.0

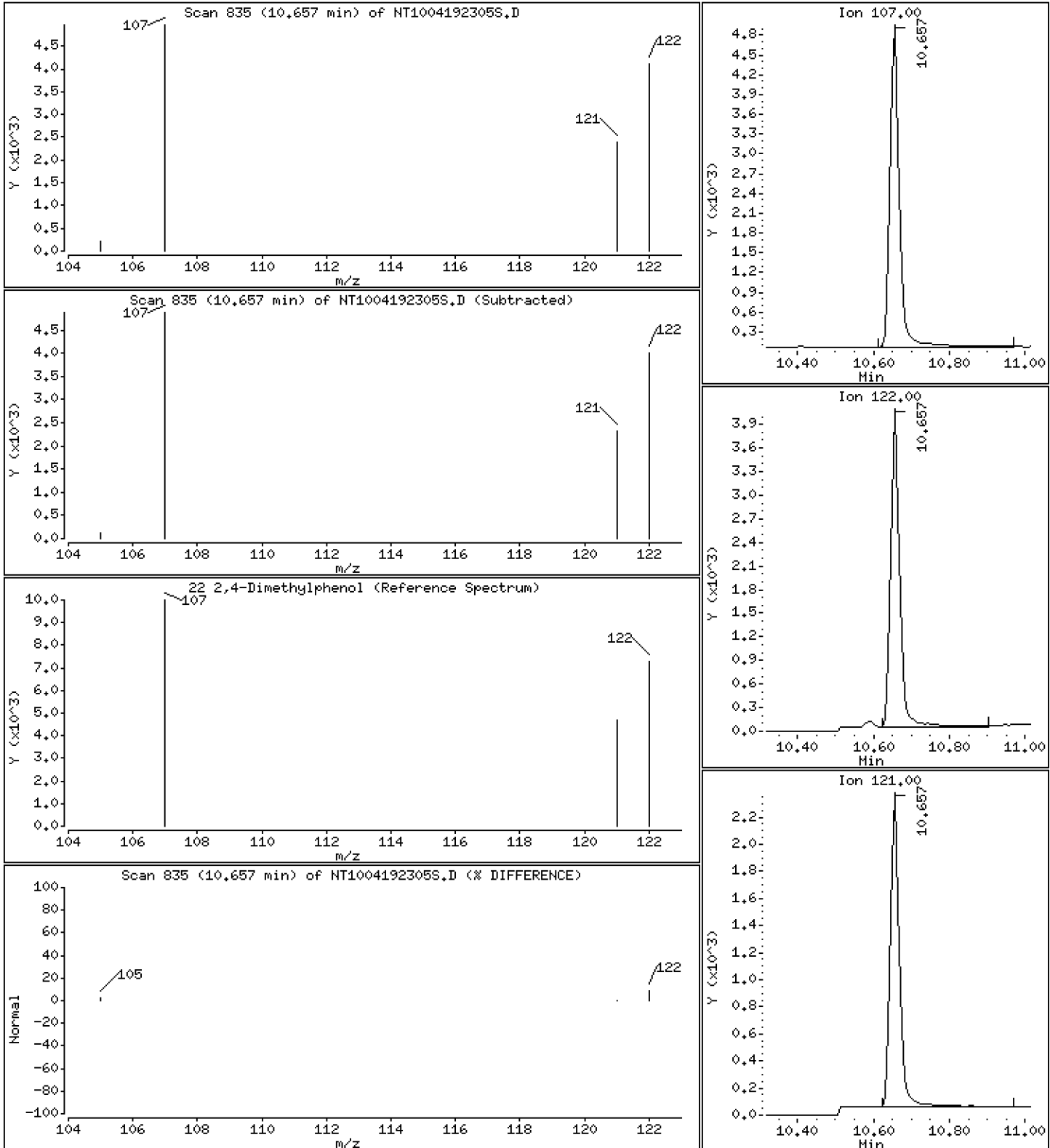
Operator: DSD

Column phase: ZB-5msi

Column diameter: 0.25

22 2,4-Dimethylphenol

Concentration: 0.1775 ug/L



Date : 19-APR-2023 13:26

Client ID:

Instrument: nt10.i

Sample Info: SLD0257-LCV1

Volume Injected (uL): 1.0

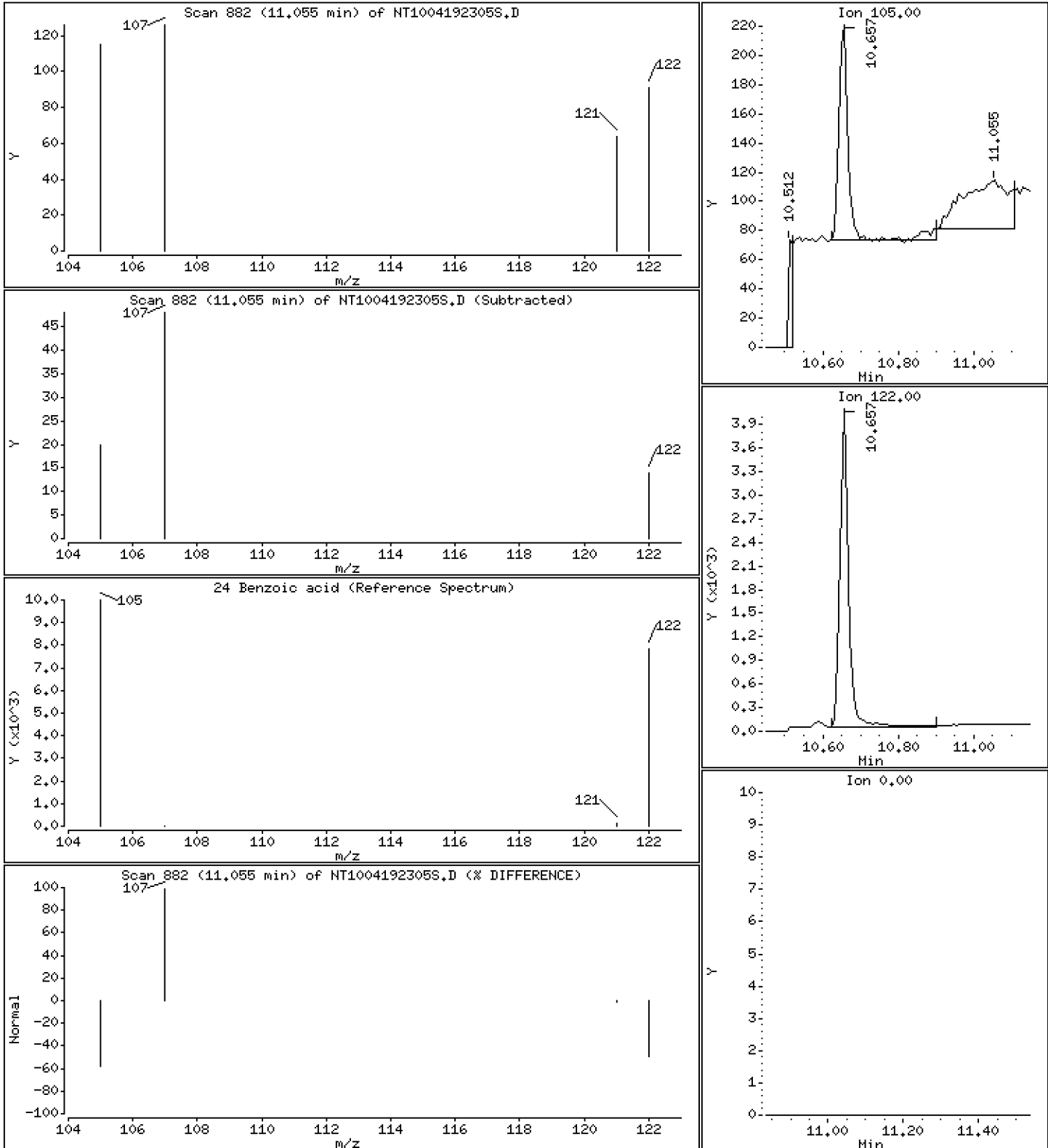
Operator: DSD

Column phase: ZB-5msi

Column diameter: 0.25

24 Benzoic acid

Concentration: 0.01088 ug/L



Date : 19-APR-2023 13:26

Client ID:

Instrument: nt10.i

Sample Info: SLD0257-LCV1

Volume Injected (uL): 1.0

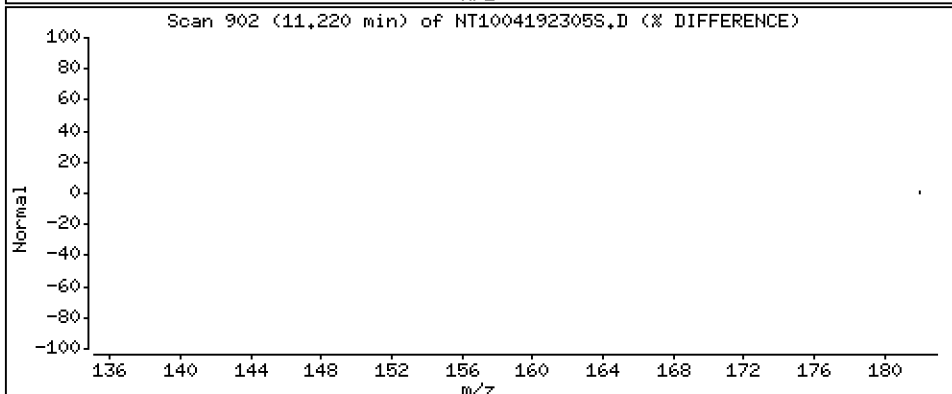
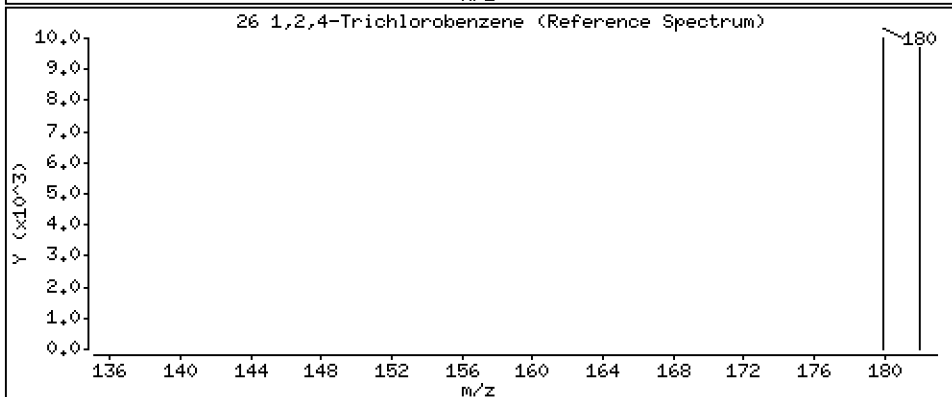
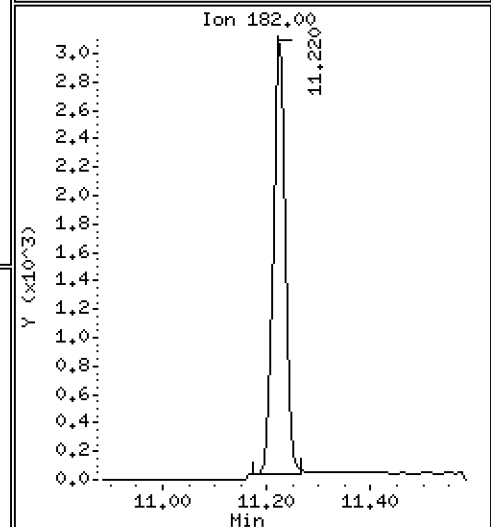
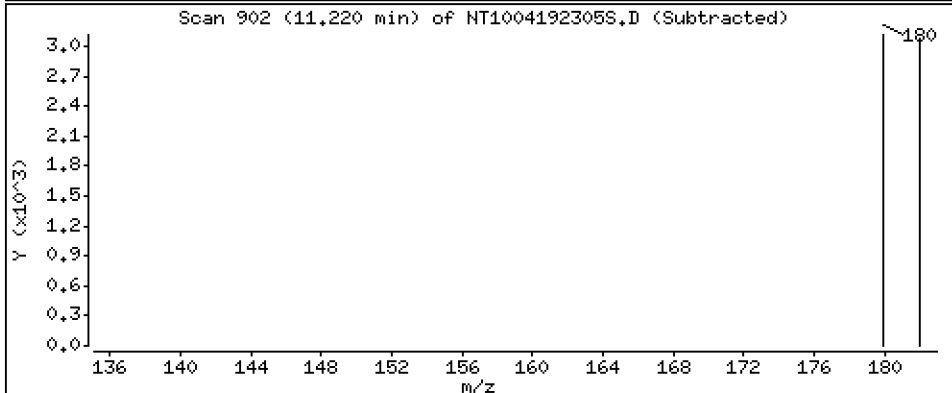
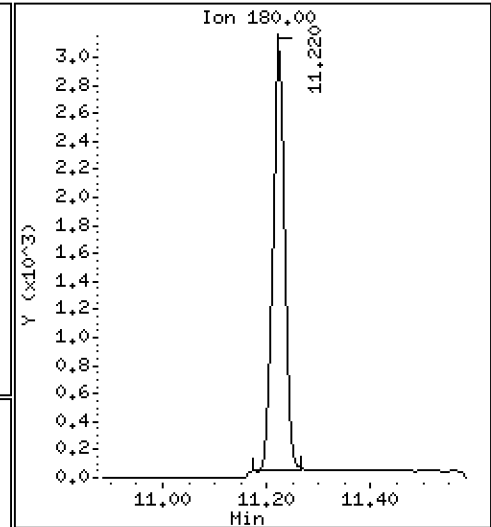
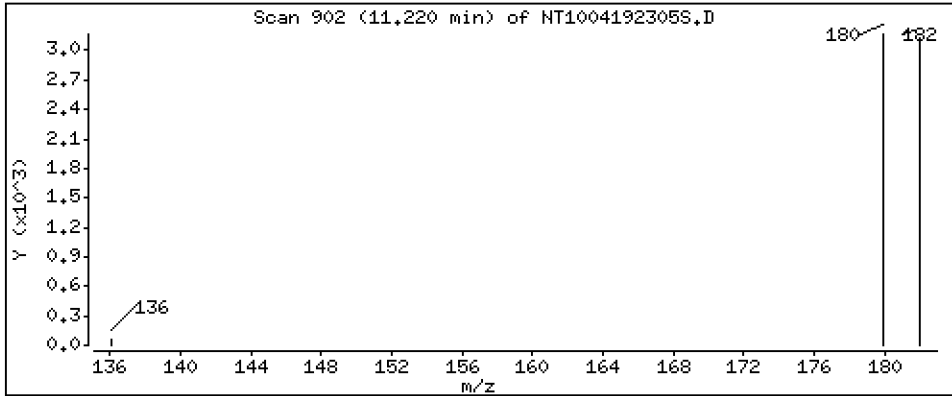
Operator: DSD

Column phase: ZB-5msi

Column diameter: 0.25

26 1,2,4-Trichlorobenzene

Concentration: 0.1006 ug/L



Date : 19-APR-2023 13:26

Client ID:

Instrument: nt10.i

Sample Info: SLD0257-LCV1

Volume Injected (uL): 1.0

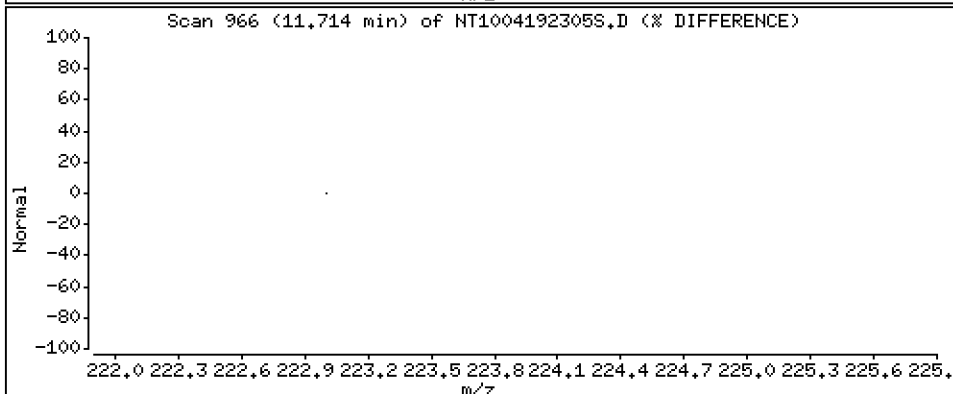
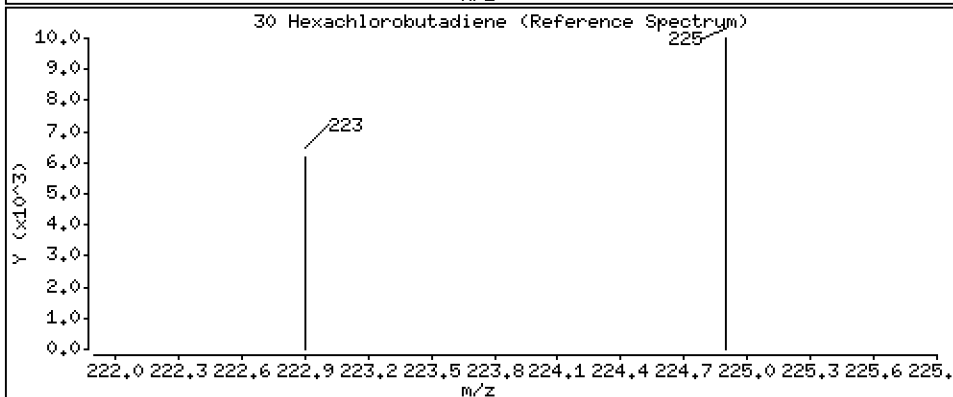
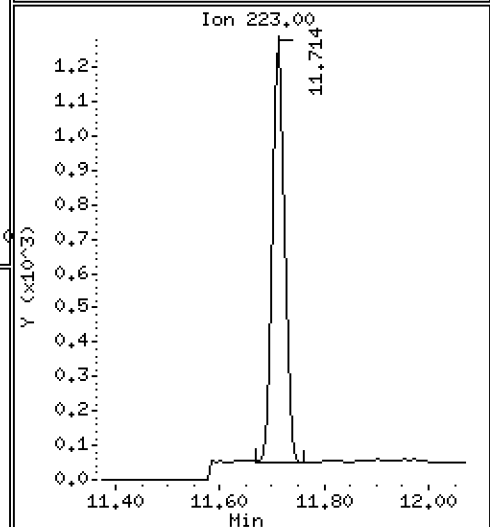
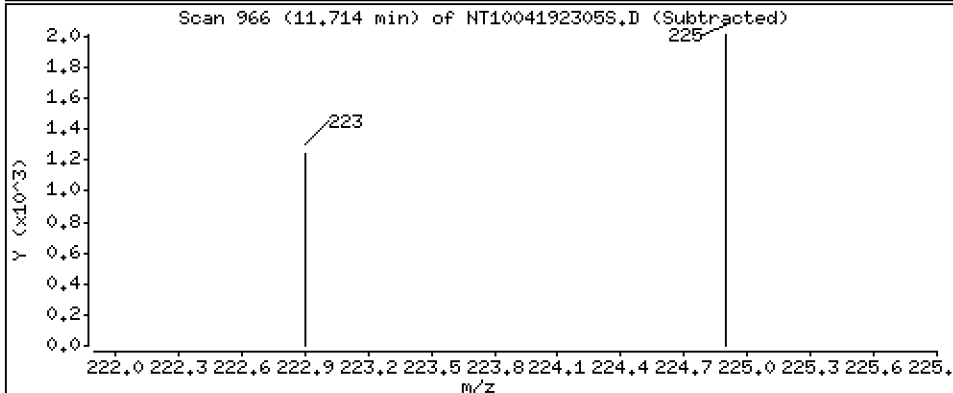
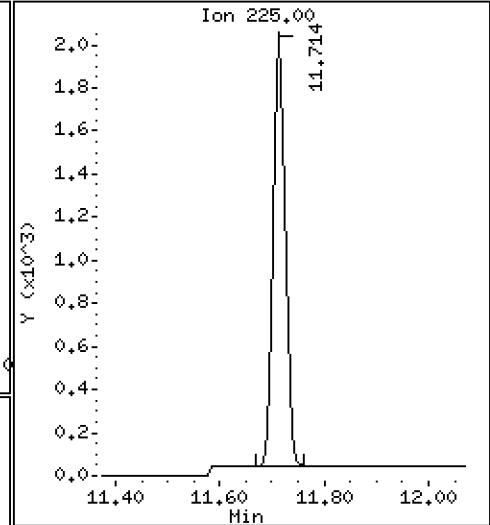
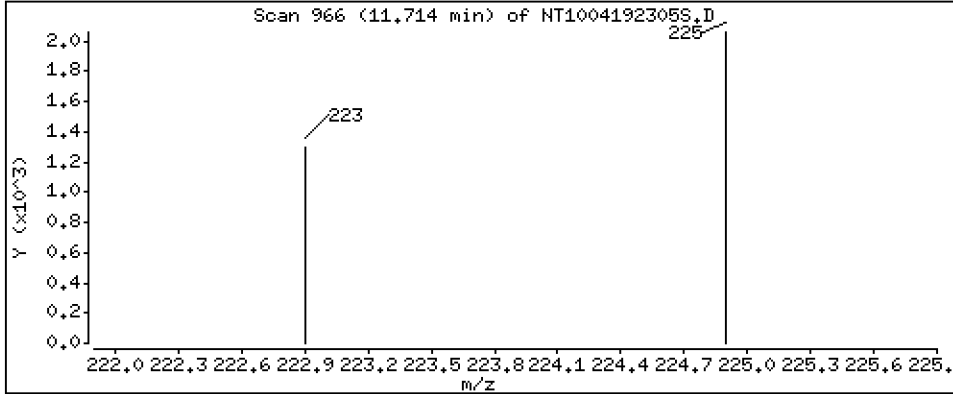
Operator: DSD

Column phase: ZB-5msi

Column diameter: 0.25

30 Hexachlorobutadiene

Concentration: 0.1077 ug/L



Date : 19-APR-2023 13:26

Client ID:

Instrument: nt10.i

Sample Info: SLD0257-LCV1

Volume Injected (uL): 1.0

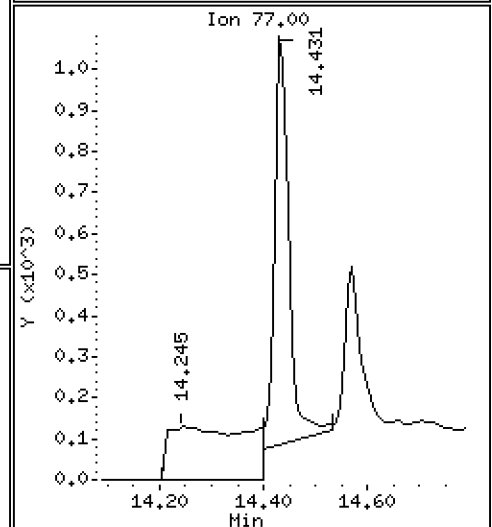
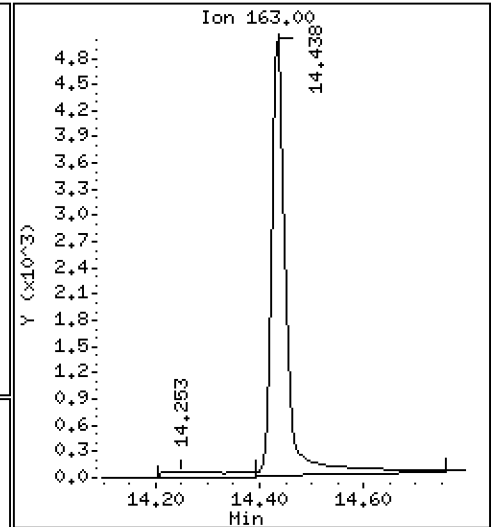
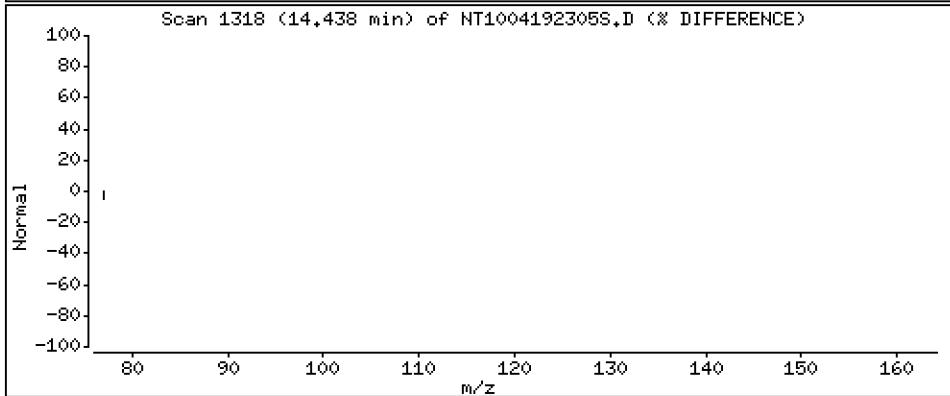
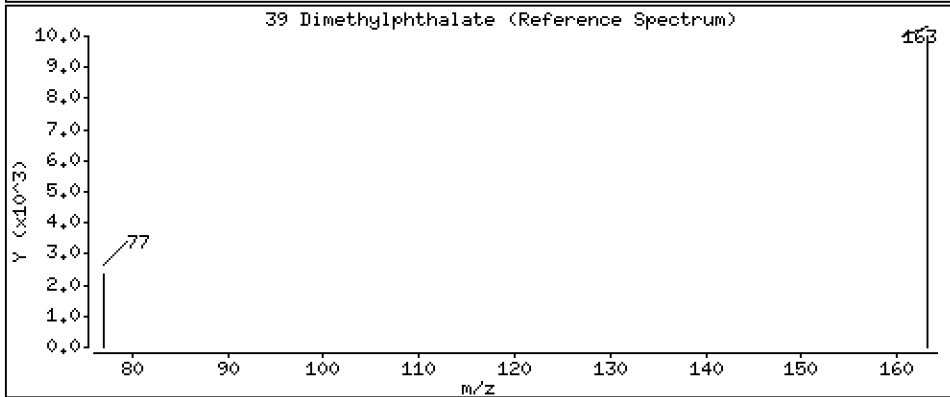
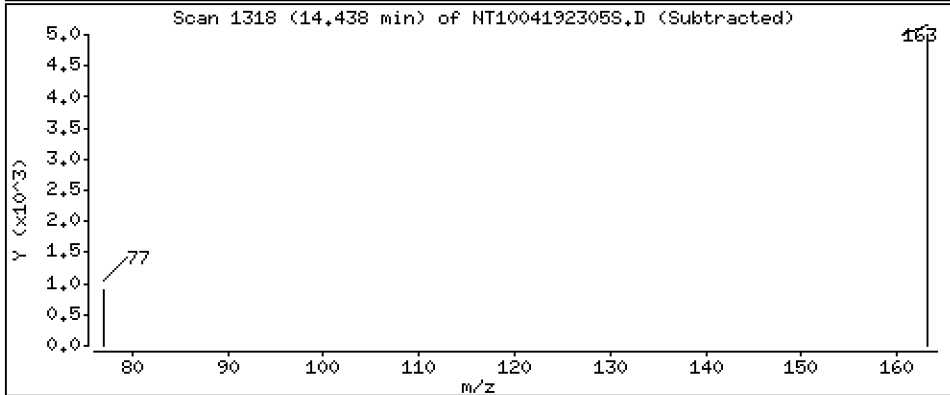
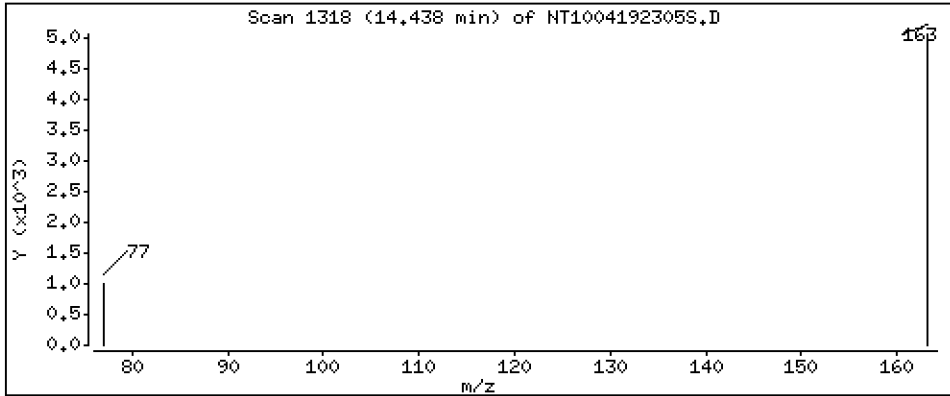
Operator: DSD

Column phase: ZB-5msi

Column diameter: 0.25

39 Dimethylphthalate

Concentration: 0.1043 ug/L



Date : 19-APR-2023 13:26

Client ID:

Instrument: nt10.i

Sample Info: SLD0257-LCV1

Volume Injected (uL): 1.0

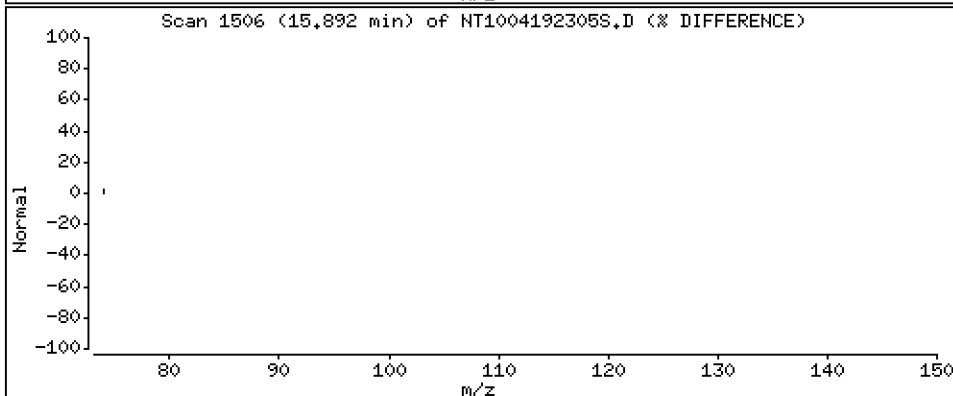
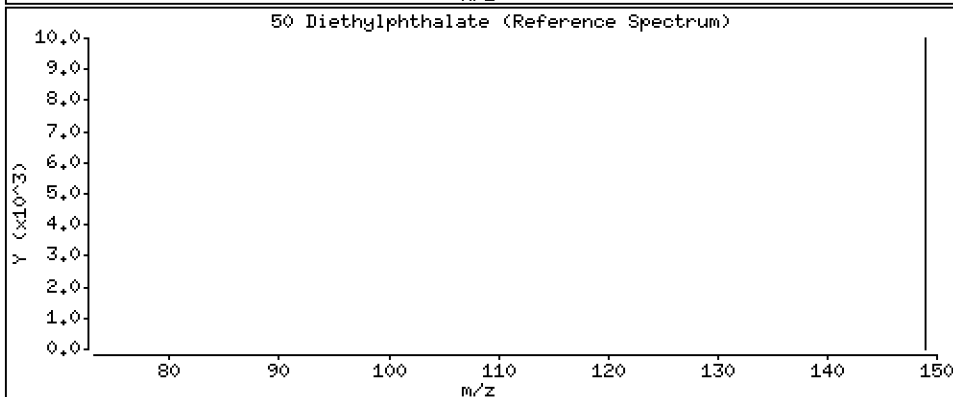
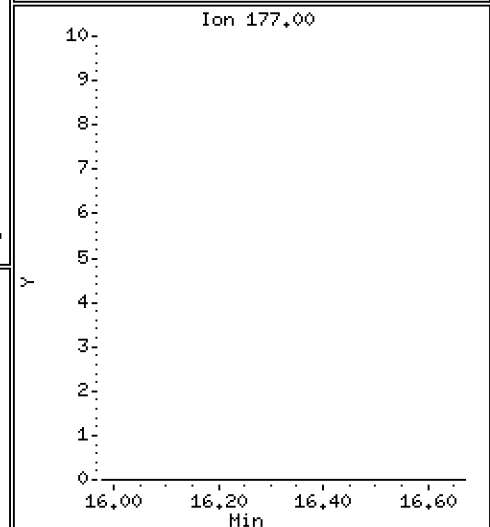
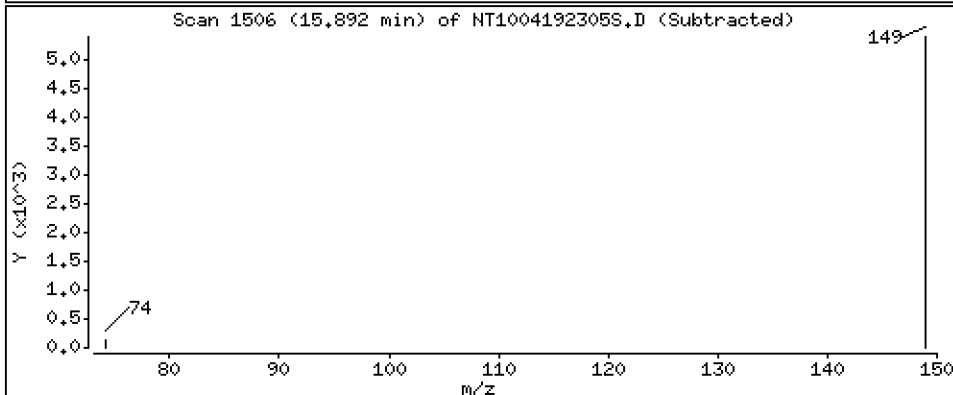
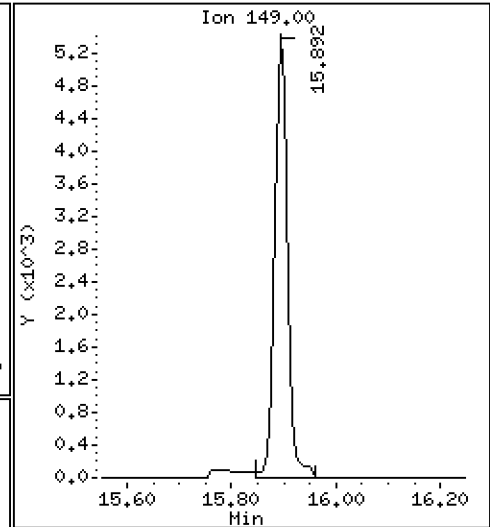
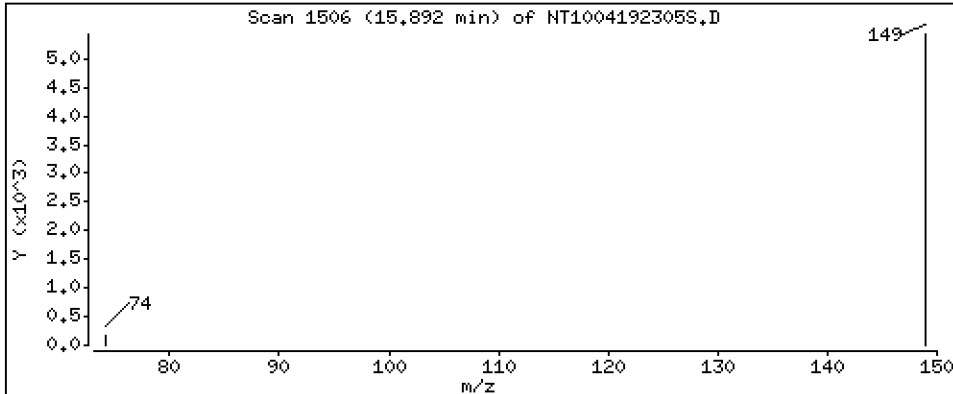
Operator: DSD

Column phase: ZB-5msi

Column diameter: 0,25

50 Diethylphthalate

Concentration: 0,09043 ug/L



Date : 19-APR-2023 13:26

Client ID:

Instrument: nt10.i

Sample Info: SLD0257-LCV1

Volume Injected (uL): 1.0

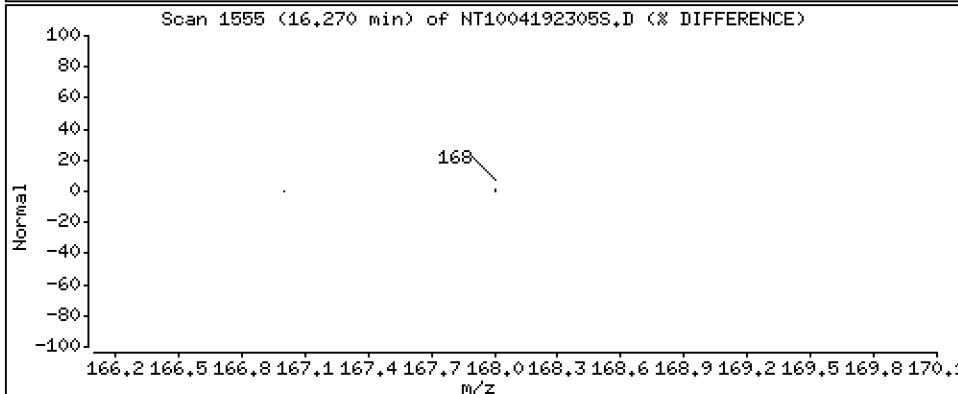
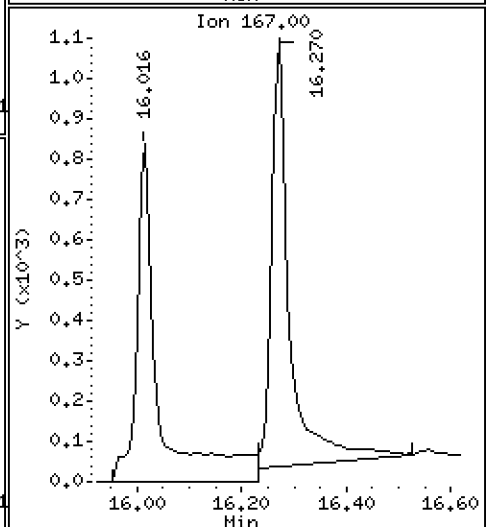
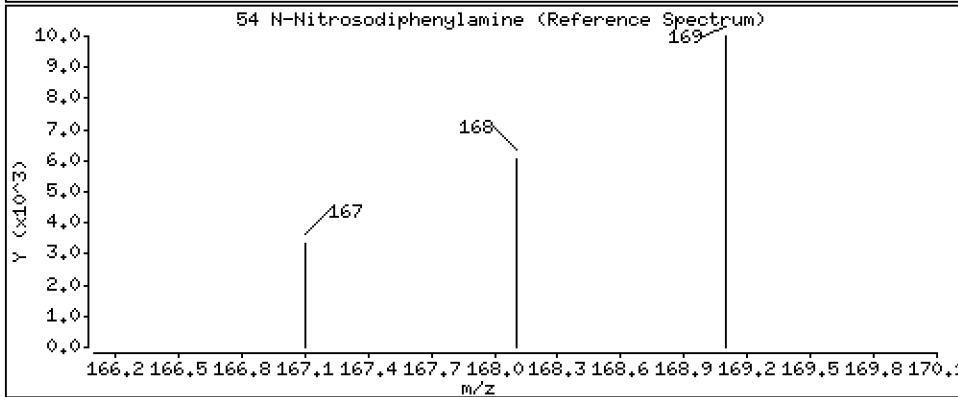
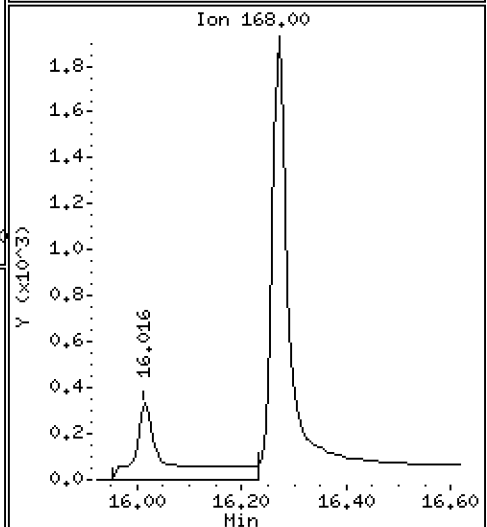
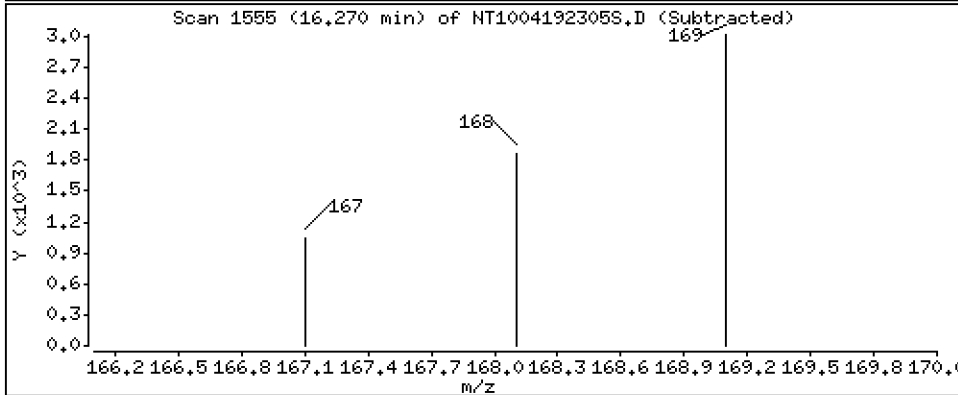
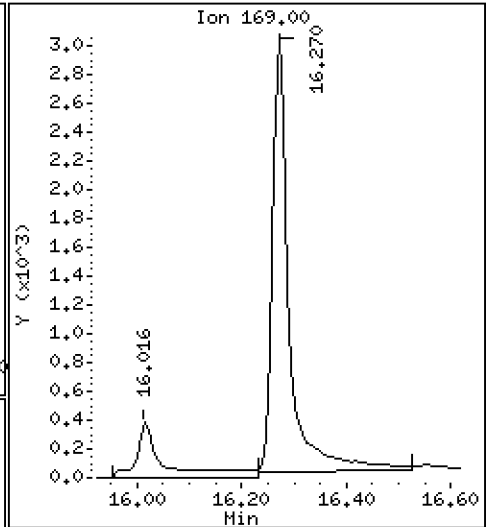
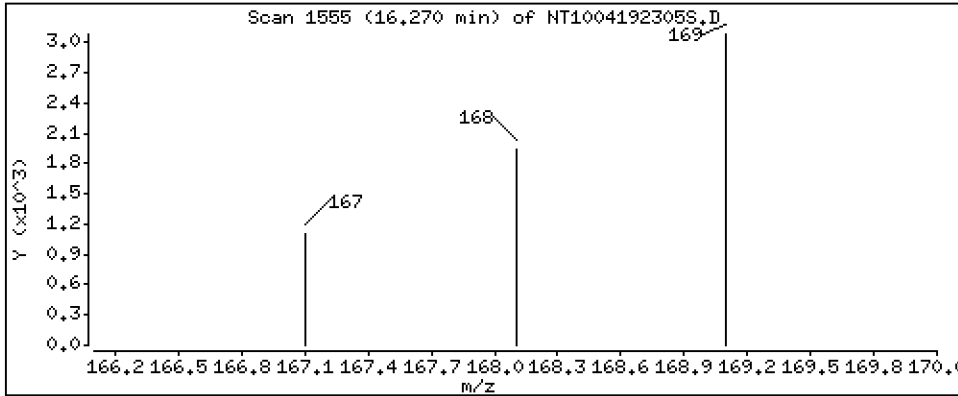
Operator: DSD

Column phase: ZB-5msi

Column diameter: 0.25

54 N-Nitrosodiphenylamine

Concentration: 0.09889 ug/L



Date : 19-APR-2023 13:26

Client ID:

Instrument: nt10.i

Sample Info: SLD0257-LCV1

Volume Injected (uL): 1.0

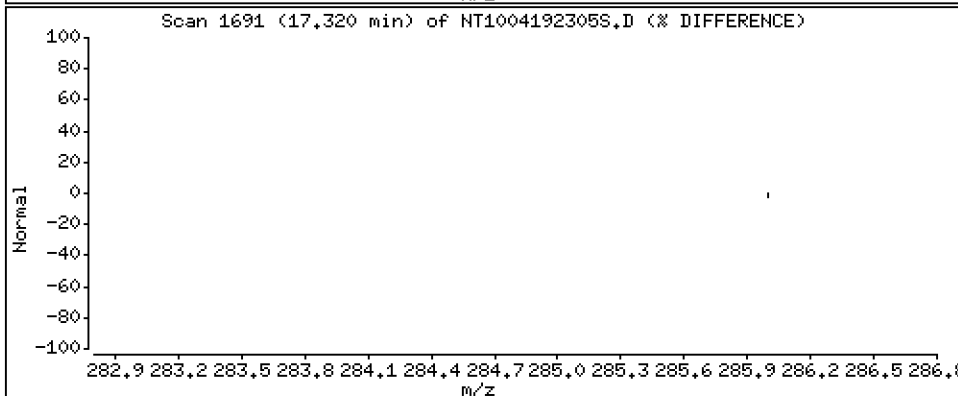
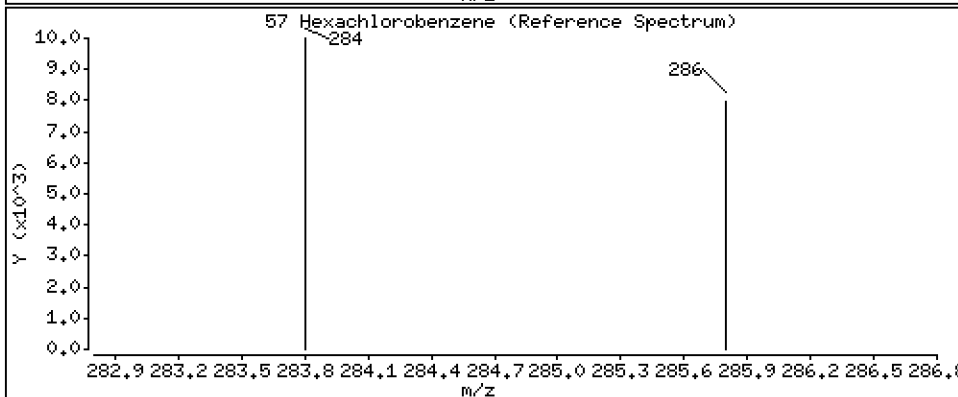
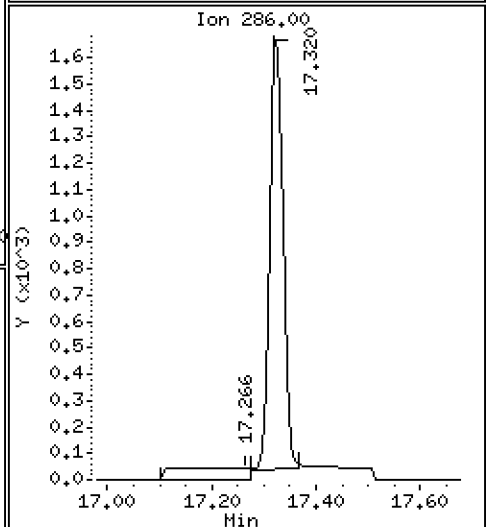
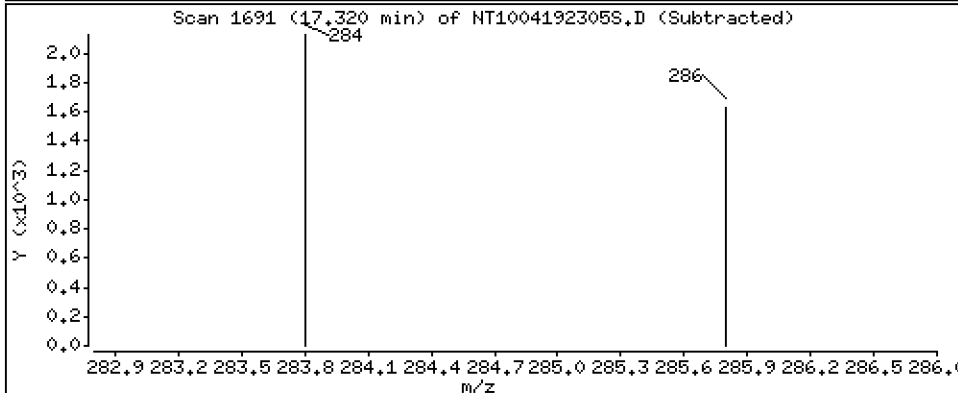
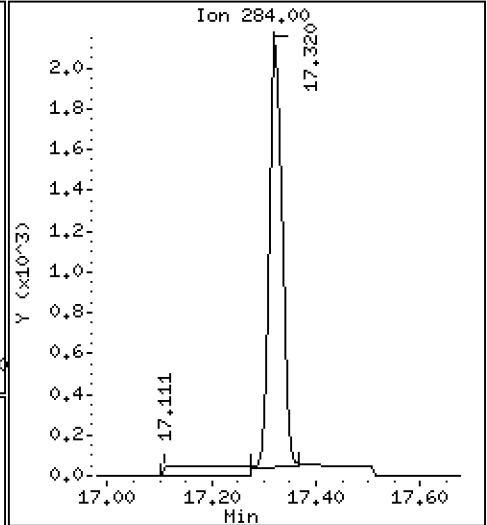
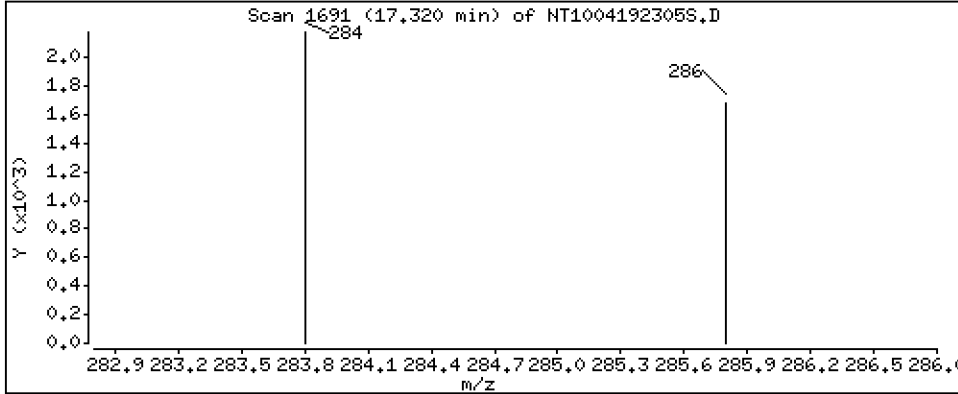
Operator: DSD

Column phase: ZB-5msi

Column diameter: 0,25

57 Hexachlorobenzene

Concentration: 0,1185 ug/L



Date : 19-APR-2023 13:26

Client ID:

Instrument: nt10.i

Sample Info: SLD0257-LCV1

Volume Injected (uL): 1.0

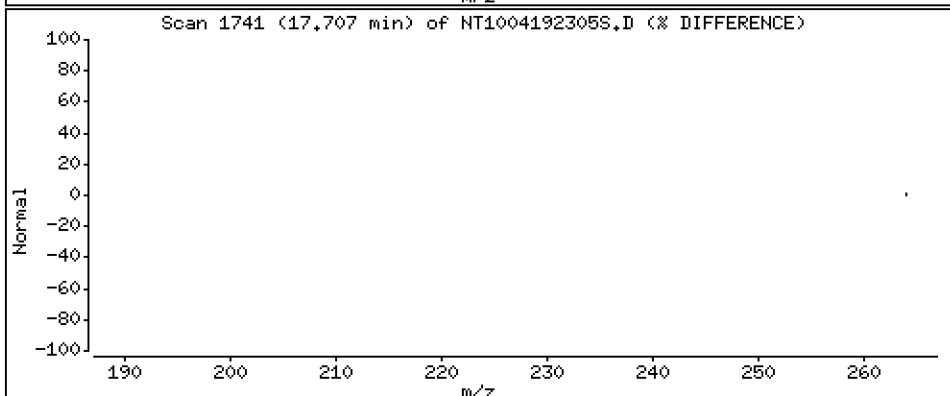
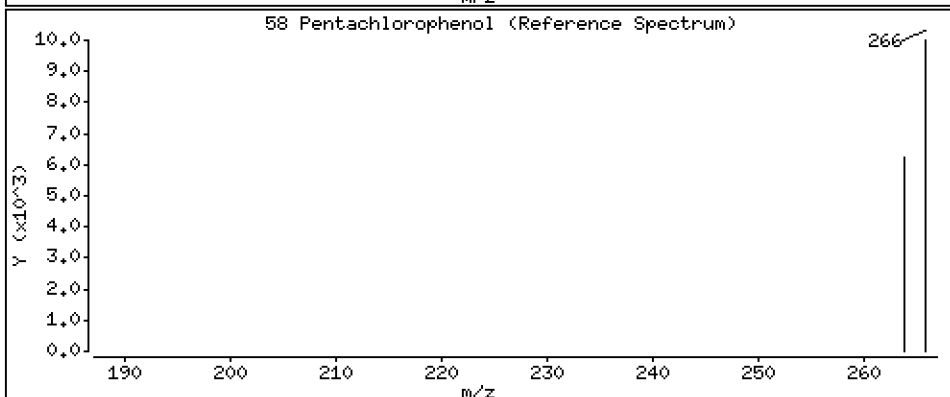
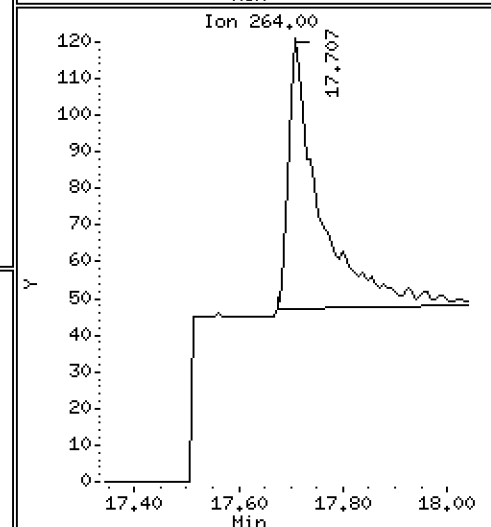
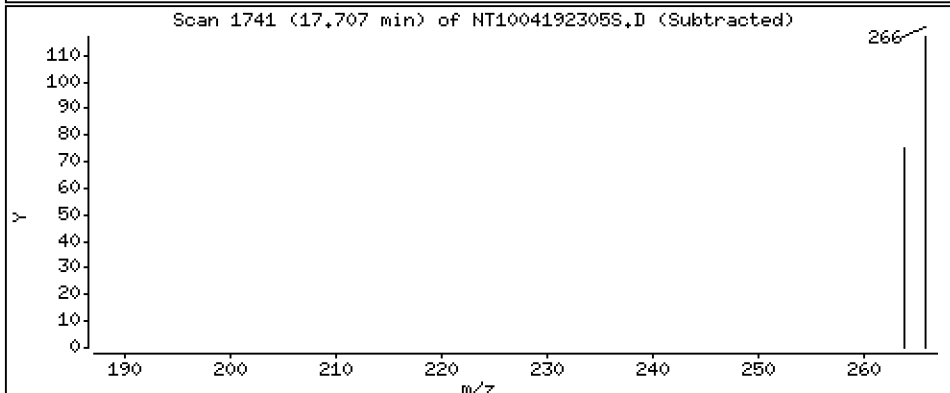
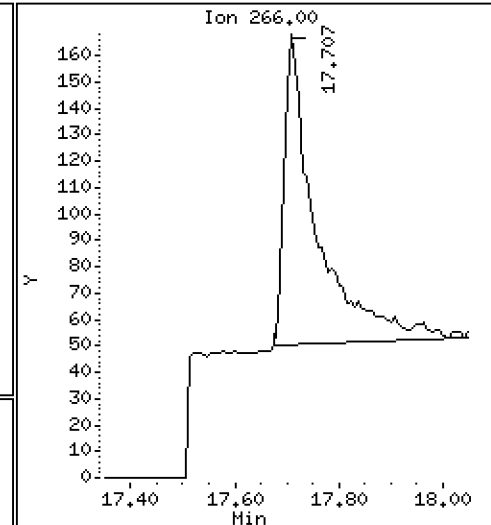
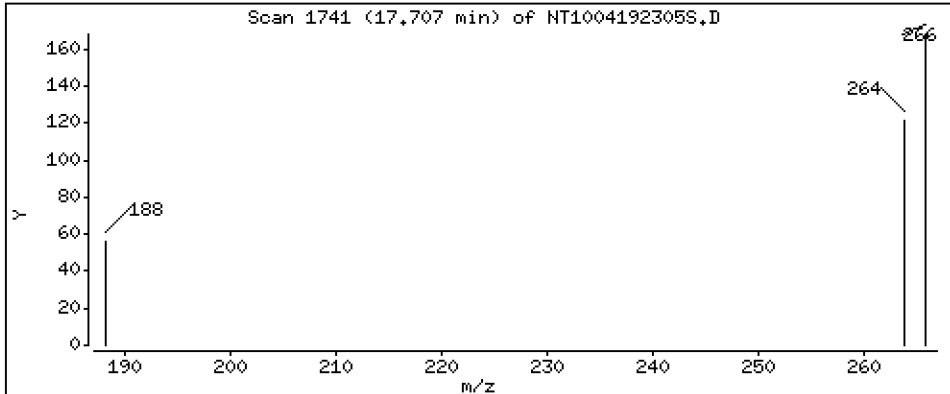
Operator: DSD

Column phase: ZB-5msi

Column diameter: 0,25

58 Pentachlorophenol

Concentration: 0,03254 ug/L



Date : 19-APR-2023 13:26

Client ID:

Instrument: nt10.i

Sample Info: SLD0257-LCV1

Volume Injected (uL): 1.0

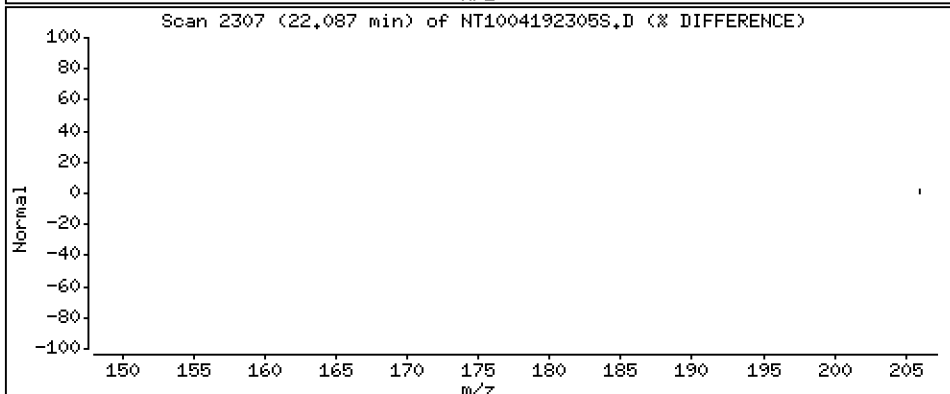
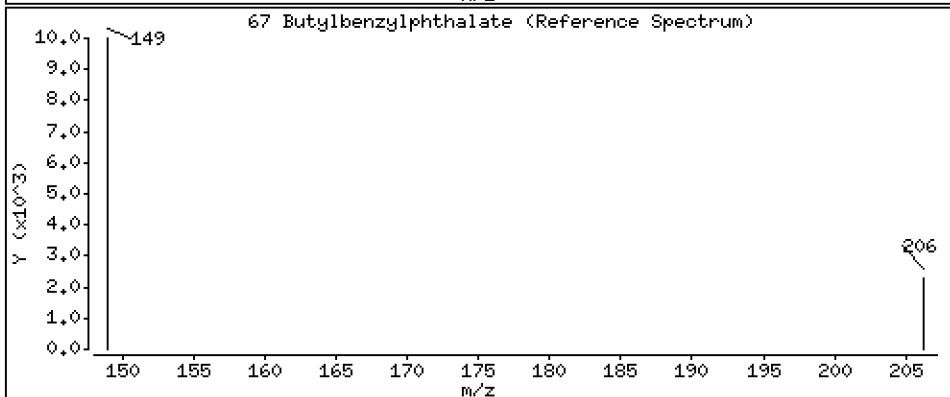
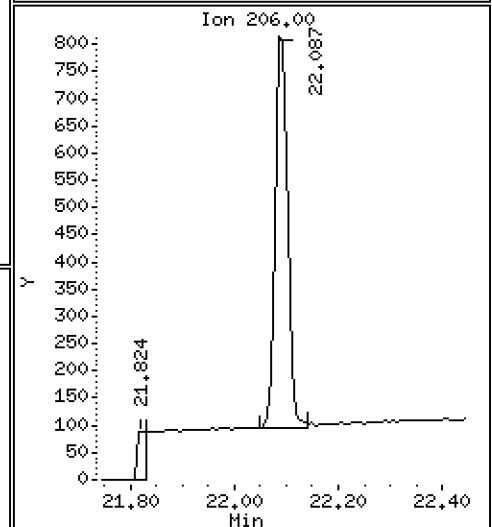
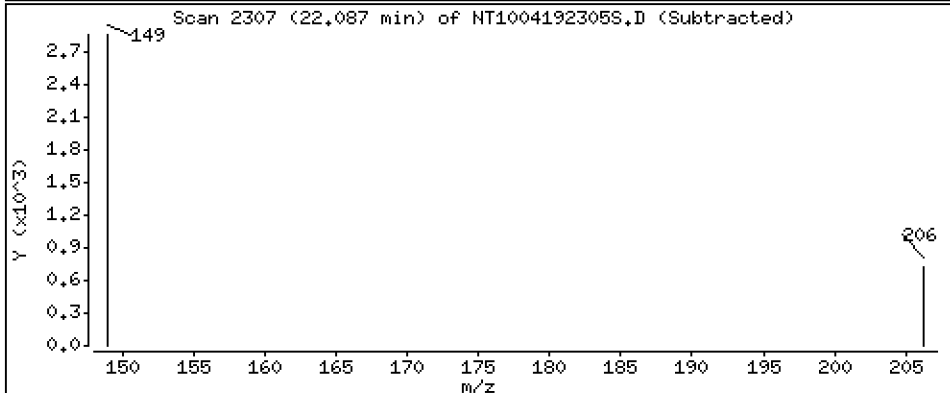
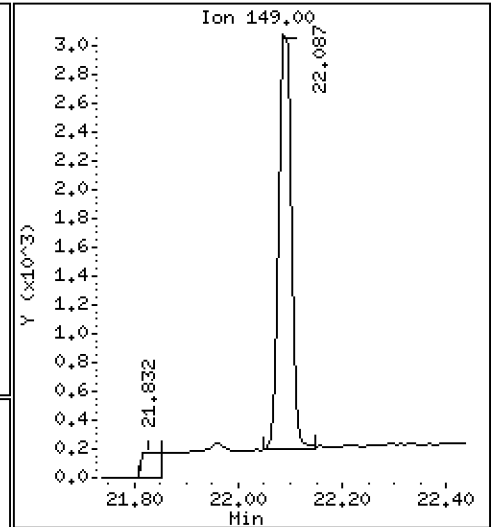
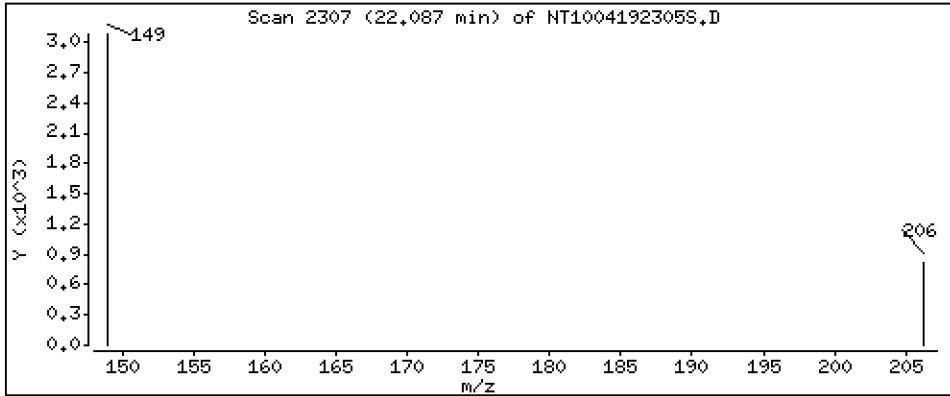
Operator: DSD

Column phase: ZB-5msi

Column diameter: 0,25

67 Butylbenzylphthalate

Concentration: 0,08245 ug/L



Date : 19-APR-2023 13:26

Client ID:

Instrument: nt10.i

Sample Info: SLD0257-LCV1

Volume Injected (uL): 1.0

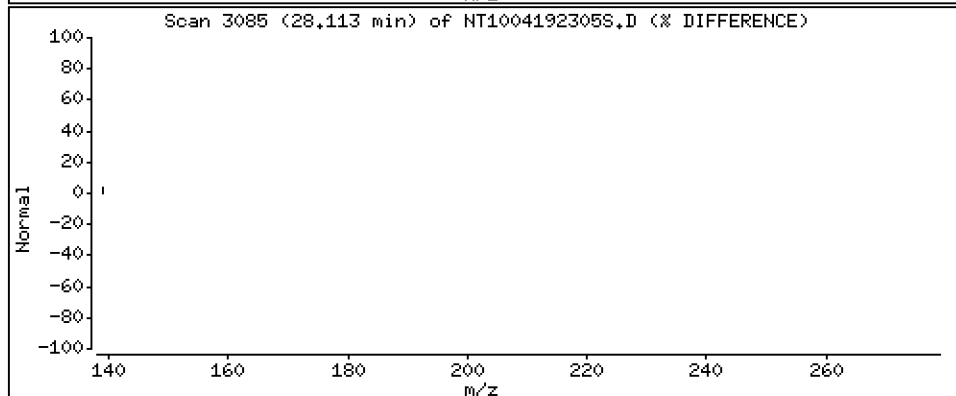
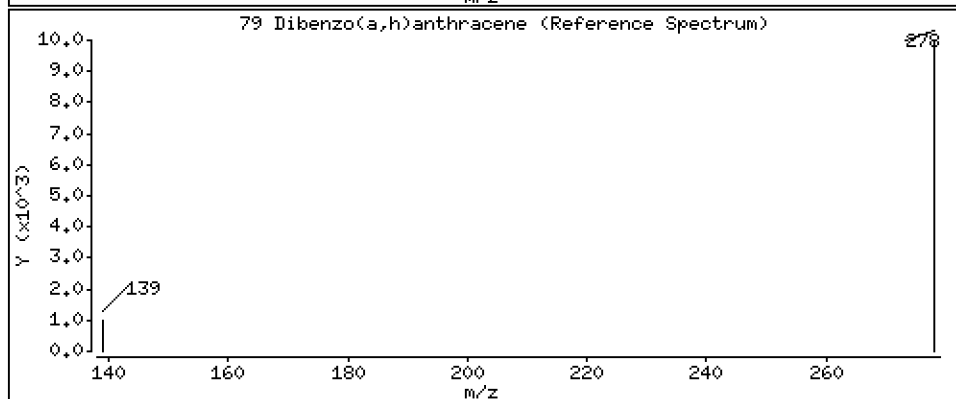
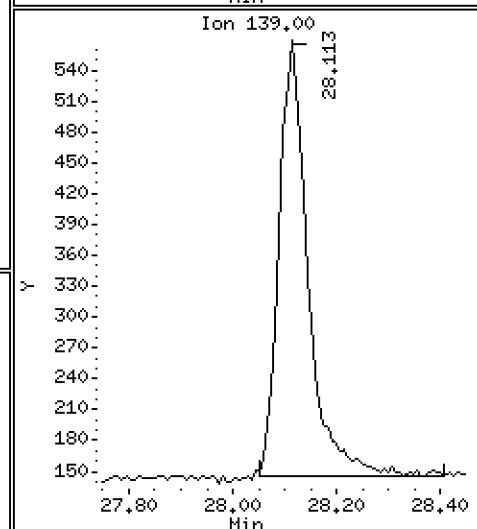
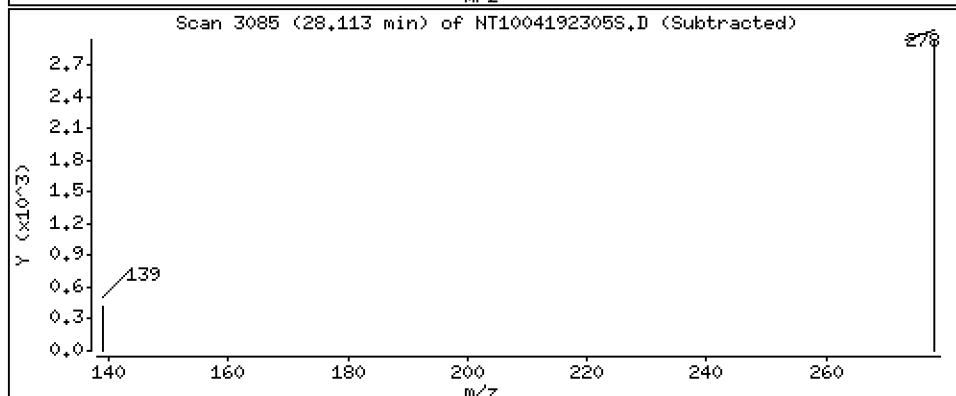
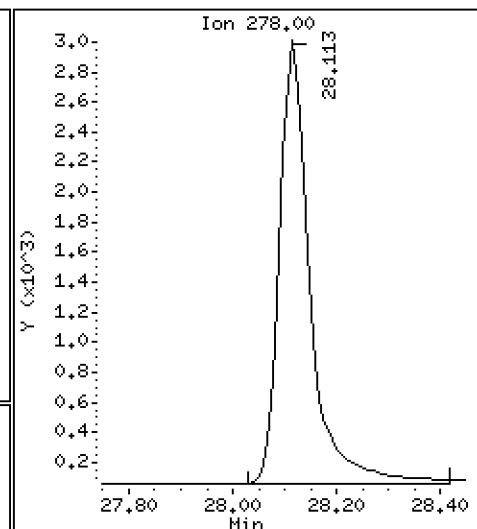
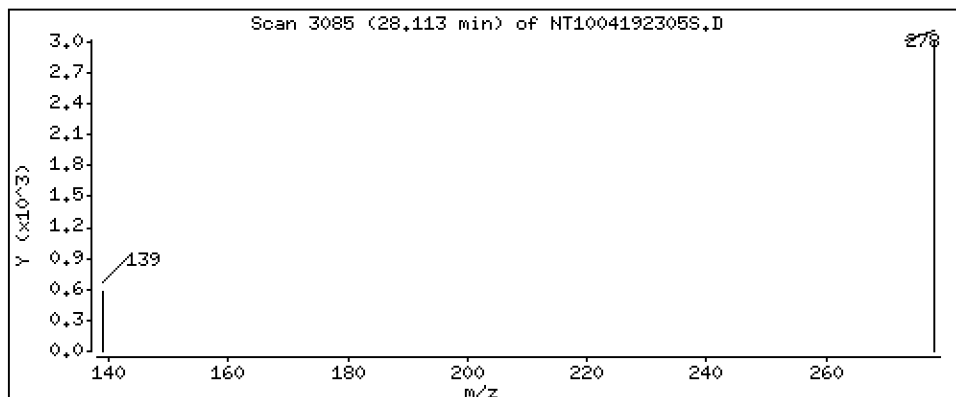
Operator: DSD

Column phase: ZB-5msi

Column diameter: 0.25

79 Dibenzo(a,h)anthracene

Concentration: 0.07908 ug/L



Date : 19-APR-2023 13:26

Client ID:

Instrument: nt10.i

Sample Info: SLD0257-LCV1

Volume Injected (uL): 1.0

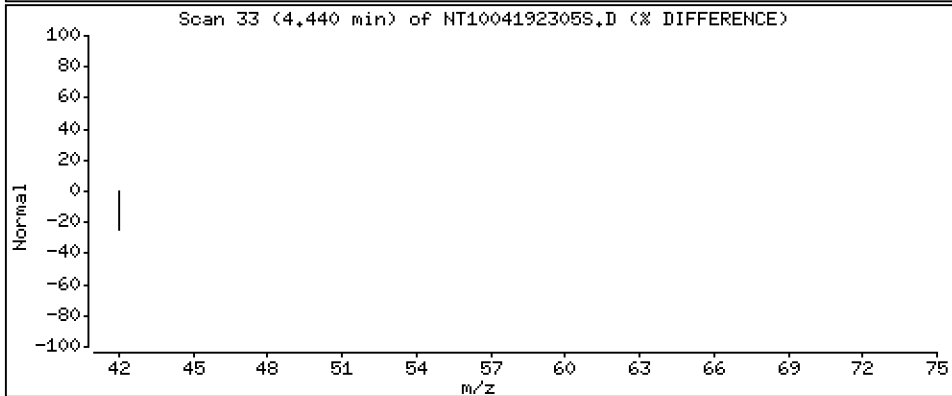
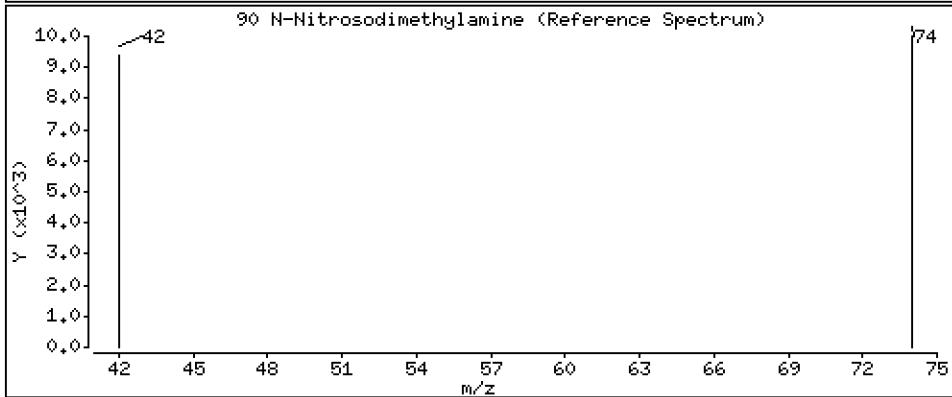
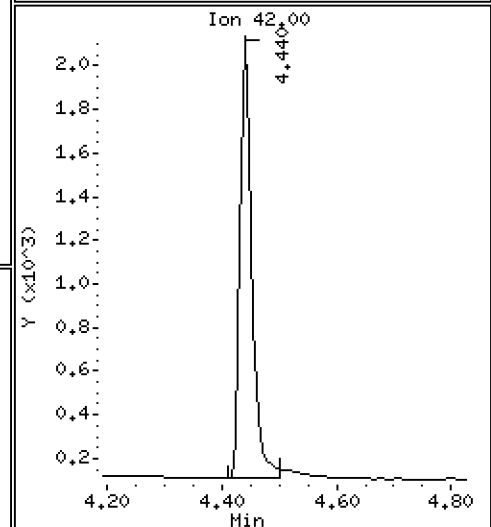
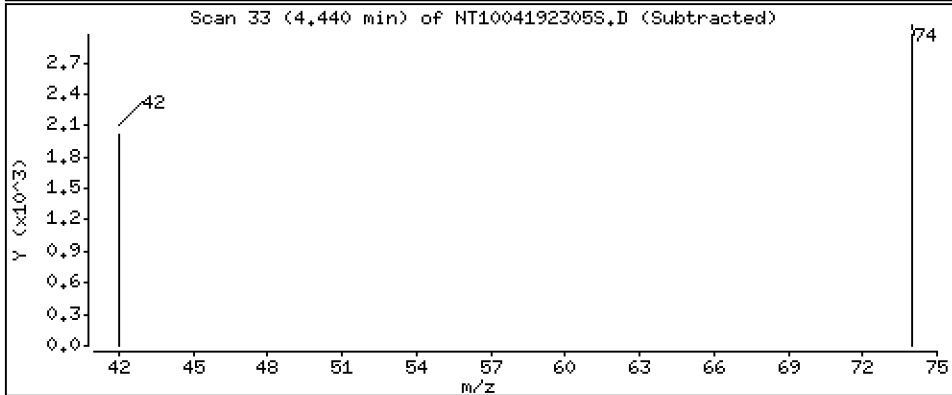
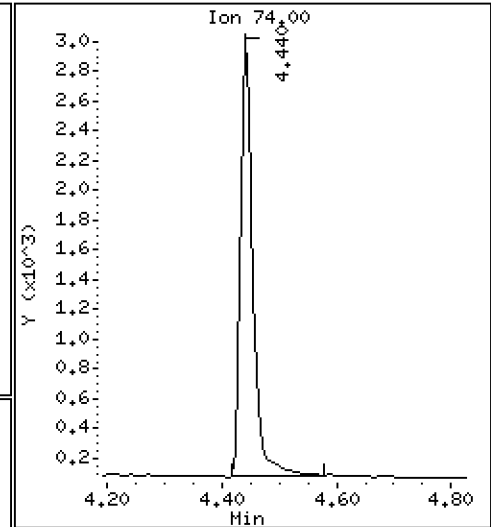
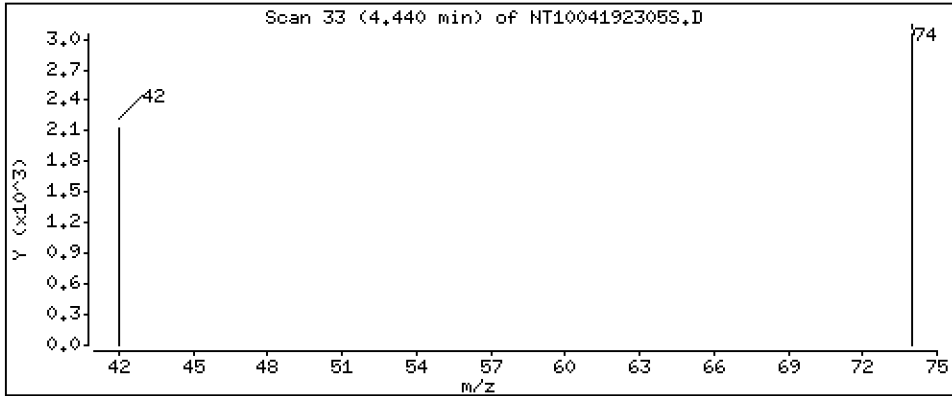
Operator: DSD

Column phase: ZB-5msi

Column diameter: 0.25

90 N-Nitrosodimethylamine

Concentration: 0.1504 ug/L



ARI Labs, Inc.

METHOD 8270D-SIM

Data file : \\target\share\chem3\nt10.i\20230419.b\20230419.b\NT1004192305S.D
 Lab Smp Id: SLD0257-LCV1
 Inj Date : 19-APR-2023 13:26 MS Autotune Date: 16-JAN-2023 17:42
 Operator : DSD Inst ID: nt10.i
 Smp Info : SLD0257-LCV1
 Misc Info :
 Comment :
 Method : \\target\share\chem3\nt10.i\20230419.b\20230419.b\SIMABN2.m
 Meth Date : 20-Apr-2023 12:04 deenayd Quant Type: ISTD
 Cal Date : 16-MAR-2023 01:38 Cal File: NT10031510S.D
 Als bottle: 5
 Dil Factor: 1.00000
 Integrator: HP RTE Compound Sublist: PSDDA.sub
 Target Version: 4.14
 Processing Host: DEENAY-201905

Concentration Formula: $Amt * DF * Uf * Vt / (Vo * Vi) * CpndVariable$

Name	Value	Description
DF	1.000	Dilution Factor
Vo	1000.000	Volume of sample extracted (mL)
Vt	1000.000	Volume of final extract (uL)
Vi	1.000	Volume injected (uL)
Uf	1.000	ng unit correction factor
Cpnd Variable		Local Compound Variable

Compounds	QUANT	SIG	RT	EXP RT	REL RT	RESPONSE	CONCENTRATIONS	
							ON-COLUMN	FINAL
	MASS						(ug/mL)	(ug/L)
\$ 1 2-Fluorophenol	112		6.617	6.648	(0.750)	5795	0.12578	0.1258 (R)
3 Phenol	94		8.240	8.255	(0.933)	5128	0.08113	0.08113
7 1,3-Dichlorobenzene	146		8.766	8.781	(0.993)	5901	0.09977	0.09977
* 8 1,4-Dichlorobenzene-d4	152		8.828	8.843	(1.000)	151930	4.00000	
9 1,4-Dichlorobenzene	146		8.859	8.874	(1.004)	5891	0.10318	0.1032
11 Benzyl alcohol	79		9.115	9.122	(1.033)	3452	0.09420	0.09420
12 1,2-Dichlorobenzene	146		9.216	9.231	(1.044)	5700	0.10151	0.1015
13 2-Methylphenol	108		9.348	9.363	(1.059)	3529	0.08058	0.08058
15 4-Methylphenol	108		9.619	9.627	(1.090)	3508	0.07708	0.07708
16 N-Nitroso-di-n-propylamine	70		9.666	9.681	(1.095)	2438	0.07575	0.07575
22 2,4-Dimethylphenol	107		10.656	10.664	(0.943)	8363	0.17754	0.1775
24 Benzoic acid	105		11.055	10.800	(0.978)	280	0.01088	0.01088 (H)
26 1,2,4-Trichlorobenzene	180		11.219	11.234	(0.992)	4767	0.10060	0.1006
* 27 Naphthalene-d8	136		11.304	11.312	(1.000)	544955	4.00000	
30 Hexachlorobutadiene	225		11.714	11.721	(1.036)	3102	0.10767	0.1077
39 Dimethylphthalate	163		14.438	14.445	(0.968)	9739	0.10428	0.1043
* 42 Acenaphthene-d10	162		14.910	14.917	(1.000)	295939	4.00000	
50 Diethylphthalate	149		15.892	15.899	(1.066)	8749	0.09043	0.09043
54 N-Nitrosodiphenylamine	169		16.270	16.270	(0.907)	6420	0.09889	0.09889
57 Hexachlorobenzene	284		17.320	17.327	(0.965)	3443	0.11847	0.1185

Compounds	QUANT SIG	RT	EXP RT	REL RT	RESPONSE	CONCENTRATIONS	
						ON-COLUMN (ug/mL)	FINAL (ug/L)
58 Pentachlorophenol	266	17.707	17.699	(0.987)	522	0.03254	0.03254 (M)
* 59 Phenanthrene-d10	188	17.947	17.946	(1.000)	483893	4.00000	
\$ 66 Terphenyl-d14	244	21.134	21.134	(0.917)	4922	0.07271	0.07271 (R)
67 Butylbenzylphthalate	149	22.087	22.086	(0.959)	4505	0.08245	0.08245
* 69 Chrysene-d12	240	23.039	23.039	(1.000)	415466	4.00000	
* 77 Perylene-d12	264	25.586	25.586	(1.000)	461664	4.00000	
79 Dibenzo(a,h)anthracene	278	28.113	28.097	(1.099)	11982	0.07908	0.07908
90 N-Nitrosodimethylamine	74	4.439	4.477	(0.503)	4396	0.15044	0.1504

QC Flag Legend

- R - Spike/Surrogate failed recovery limits.
- M - Compound response manually integrated.
- H - Operator selected an alternate compound hit.

ARI Labs, Inc.

INTERNAL STANDARD COMPOUNDS
 AREA AND RT SUMMARY

Instrument ID: nt10.i
 Lab File ID: NT1004192305S.D
 Lab Smp Id: SLD0257-LCV1
 Analysis Type: SV
 Quant Type: ISTD
 Operator: DSD
 Method File: \\target\share\chem3\nt10.i\20230419.b\20230419.b\SIMABN2.m
 Misc Info:

Calibration Date: 19-APR-2023
 Calibration Time: 12:48
 Level: LOW
 Sample Type: AIR

Test Mode:
 Use Last Continuing Calibrator.

COMPOUND	STANDARD	AREA LIMIT		SAMPLE	%DIFF
		LOWER	UPPER		
8 1,4-Dichlorobenze	135171	67586	270342	151930	12.40
27 Naphthalene-d8	487322	243661	974644	544955	11.83
42 Acenaphthene-d10	272909	136455	545818	295939	8.44
59 Phenanthrene-d10	424938	212469	849876	483893	13.87
69 Chrysene-d12	386870	193435	773740	415466	7.39
77 Perylene-d12	449624	224812	899248	461664	2.68

COMPOUND	STANDARD	RT LIMIT		SAMPLE	%DIFF
		LOWER	UPPER		
8 1,4-Dichlorobenze	8.84	8.34	9.34	8.83	-0.17
27 Naphthalene-d8	11.31	10.81	11.81	11.30	-0.07
42 Acenaphthene-d10	14.92	14.42	15.42	14.91	-0.05
59 Phenanthrene-d10	17.95	17.45	18.45	17.95	0.00
69 Chrysene-d12	23.04	22.54	23.54	23.04	0.00
77 Perylene-d12	25.59	25.09	26.09	25.59	0.00

AREA UPPER LIMIT = +100% of internal standard area.
 AREA LOWER LIMIT = - 50% of internal standard area.
 RT UPPER LIMIT = + 0.50 minutes of internal standard RT.
 RT LOWER LIMIT = - 0.50 minutes of internal standard RT.

REVIEW SUMMARY FOR FILE - NT1004192305S.D

Lab ID: SLD0257-LCV1

nt10.i, 20230419.b\20230419.b\SIMABN2.m,

19-APR-2023 13:26

RT CO-ELUTION COMPOUNDS

NO CO-ELUTIONS

Quant Method: ICAL

RRT CHECK

RRT	CCV RRT	DELTA	COMPOUND
0.978	0.955	0.0232	Benzoic acid

RRT check based on Ccal File: 20230419.b/NT1004192304S.D

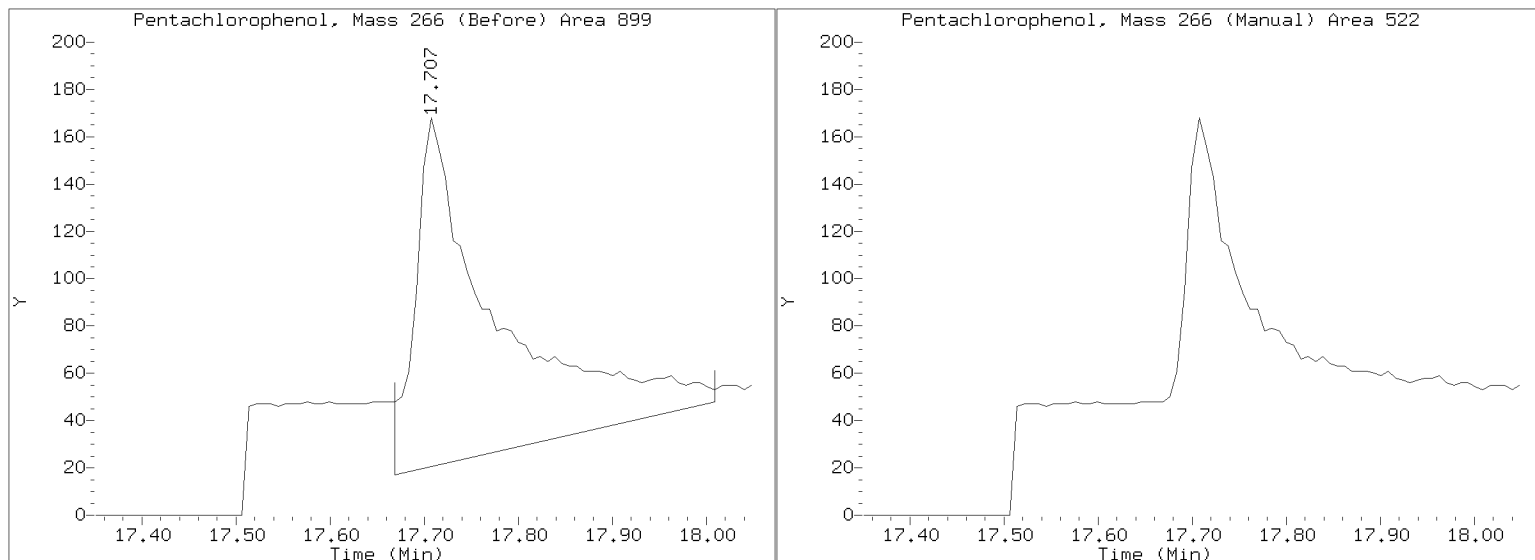
On Column LOD for nt10.i, 20230419.b\SIMABN2.m, PSDDA.sub = 0.0000

Exception: 1,2,4-Trichlorobenzene 0.0010

* Only compounds listed in the work order have been verified by the analyst *

Quant Ion Manual Peak Adjustment Report

Datafile: //target/share/chem3/nt10.i/20230419.b/20230419.b/NT1004192305S.D
Injection Date: 19-APR-2023 13:26
Lab ID:SLD0257-LCV1 Client ID:
Report Date: 04/20/2023 12:35



APPROVED
By Deenay Dunmore at 12:41 pm, Apr 20, 2023



CONTINUING CALIBRATION CHECK
EPA 8270E-SIM

Laboratory:	<u>Analytical Resources, LLC</u>	SDG:	<u>23C0774</u>
Client:	<u>Anchor QEA, LLC</u>	Project:	<u>AOC5 MR Phase 1</u>
Instrument ID:	<u>NT10</u>	Calibration:	<u>GC00049</u>
Lab File ID:	<u>NT1004192335S.D</u>	Calibration Date:	<u>03/15/2023</u>
Sequence:	<u>SLD0288</u>	Injection Date:	<u>04/20/23</u>
Lab Sample ID:	<u>SLD0288-CCV1</u>	Injection Time:	<u>08:57</u>
Sequence Name:	<u>Calibration Check</u>		

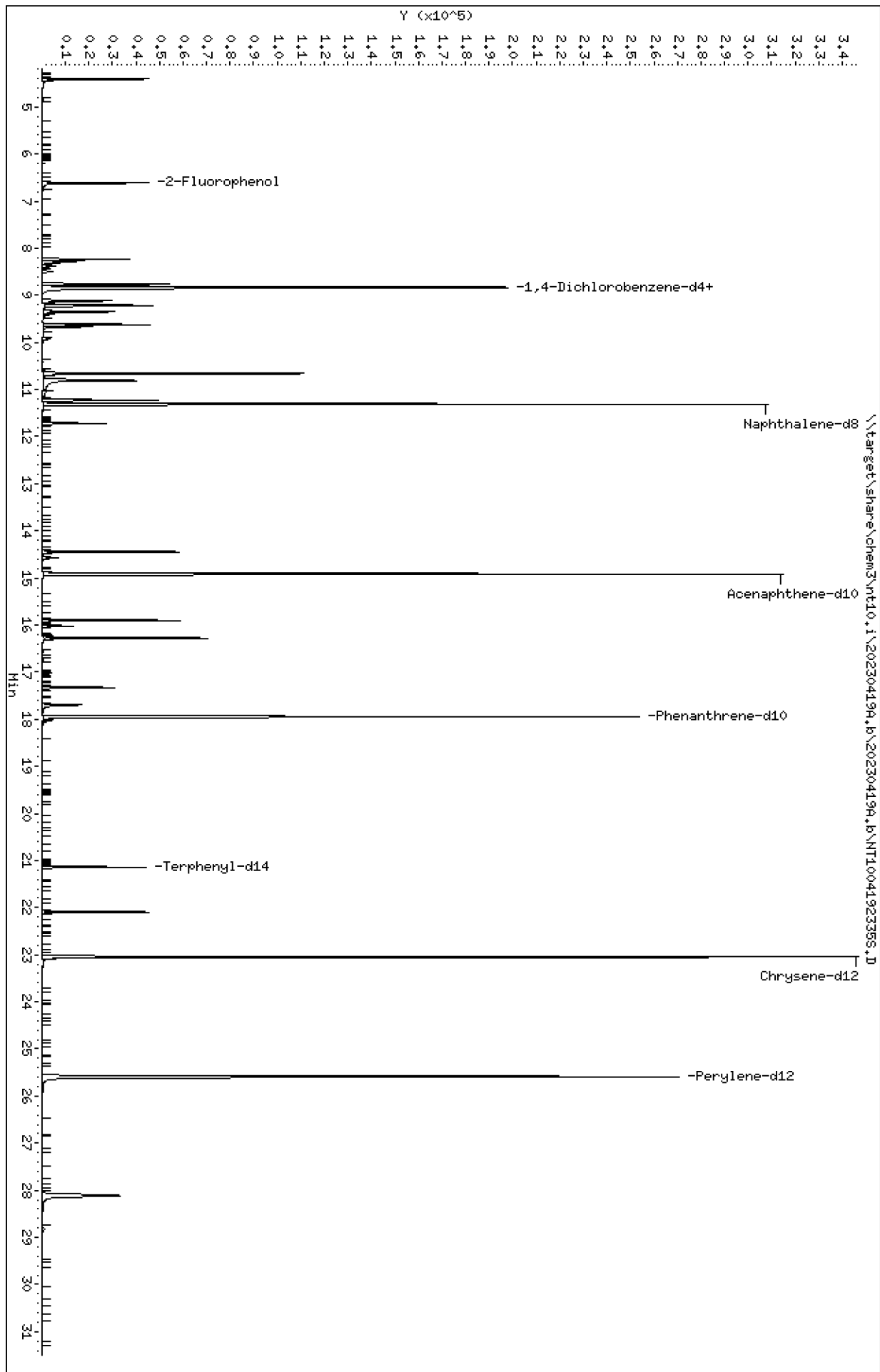
COMPOUND	TYPE	CONC. (ug/mL)		RESPONSE FACTOR (RRF)			% DRIFT/DIFF	
		STD	CCV	ICAL	CCV	MIN	CCV	LIMIT
1,4-Dichlorobenzene	A	1.0000	0.9	1.5031980	1.4269610		-5.1	+/-50
1,2-Dichlorobenzene	A	1.0000	0.9	1.4783140	1.3921000		-5.8	+/-50
Benzyl Alcohol	A	1.0000	0.9	0.9647610	0.8830614		-8.5	+/-50
Benzoic acid	A	4.0000	2.9	0.1358970	0.1369262		-28.4	+/-50
2,4-Dimethylphenol	A	2.0000	2.0	0.3457498	0.3404570		-1.5	+/-50
1,2,4-Trichlorobenzene	A	1.0000	1.0	0.3478148	0.3382551		-2.7	+/-50
N-Nitrosodiphenylamine	A	1.0000	1.0	0.5366720	0.5223797		-2.7	+/-50
Pentachlorophenol	A	2.0000	1.6	0.0934250	0.1064047		-20.5	+/-50
2-Fluorophenol	A	1.5000	1.35	1.2129820	1.0889220		-10.2	+/-50
p-Terphenyl-d14	A	1.0000	0.784	0.6517430	0.5110734		-21.6	+/-50

* Values outside of QC limits

* Values outside of QC limits

Data File: \\target\share\chem3\nt10.1\20230419A,B\20230419A,B\NT1004192335S.D
Date: 20-APR-2023 08:57
Client ID:
Sample Info: SLD0288-CCW1
Volume Injected (uL): 1.0
Column phase: ZB-5msi

Instrument: nt10.1
Operator: DSD
Column diameter: 0.25



Date : 20-APR-2023 08:57

Client ID:

Instrument: nt10.i

Sample Info: SLD0288-CCV1

Volume Injected (uL): 1.0

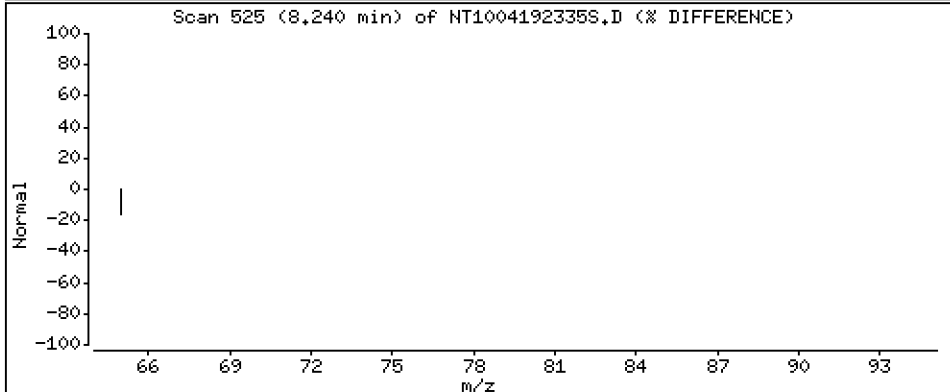
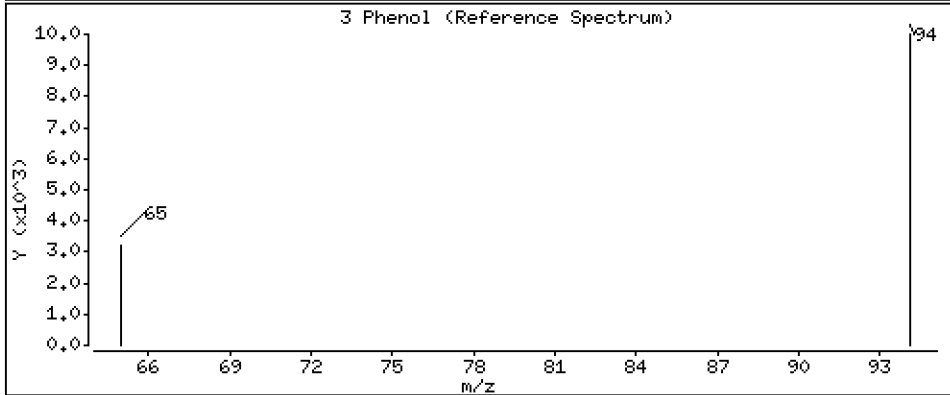
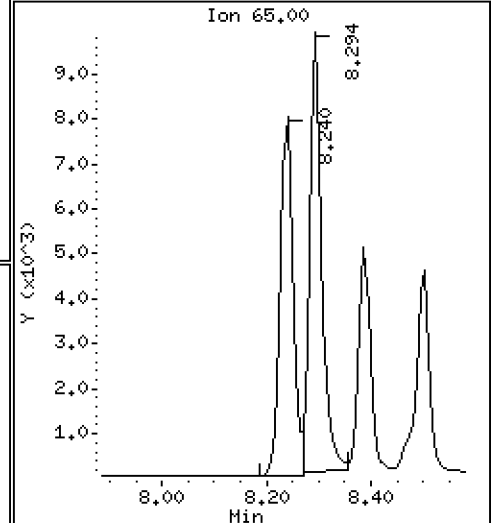
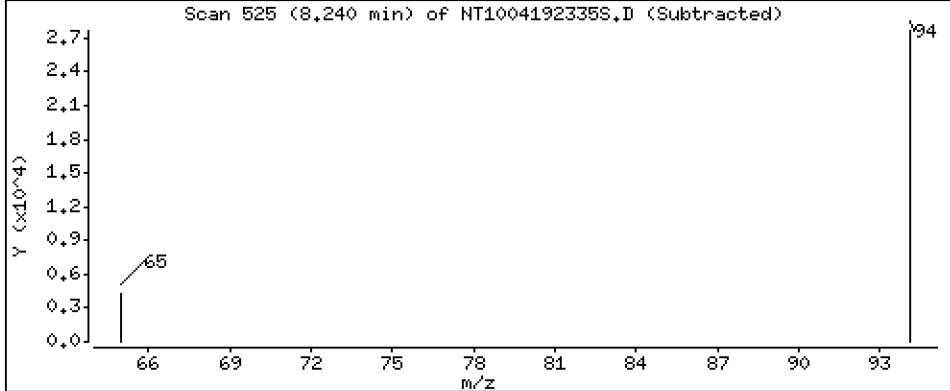
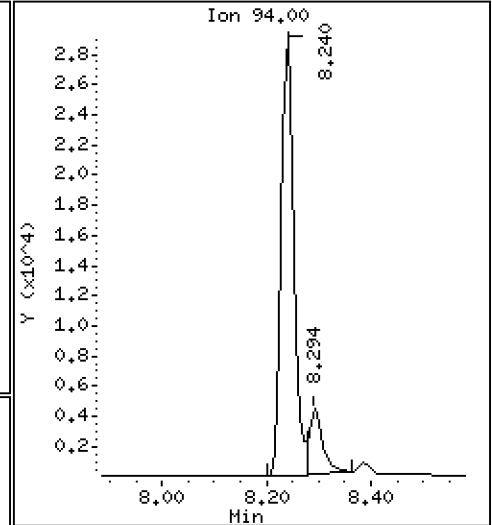
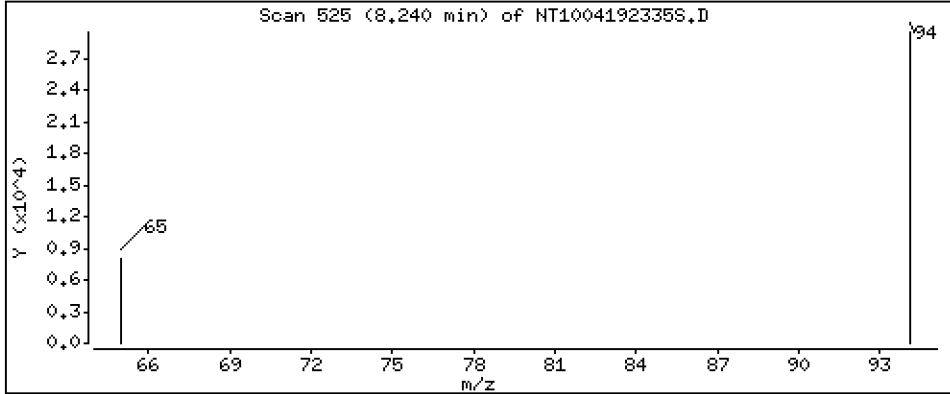
Operator: DSD

Column phase: ZB-5msi

Column diameter: 0,25

3 Phenol

Concentration: 0,8747 ug/L



Date : 20-APR-2023 08:57

Client ID:

Instrument: nt10.i

Sample Info: SLD0288-CCV1

Volume Injected (uL): 1.0

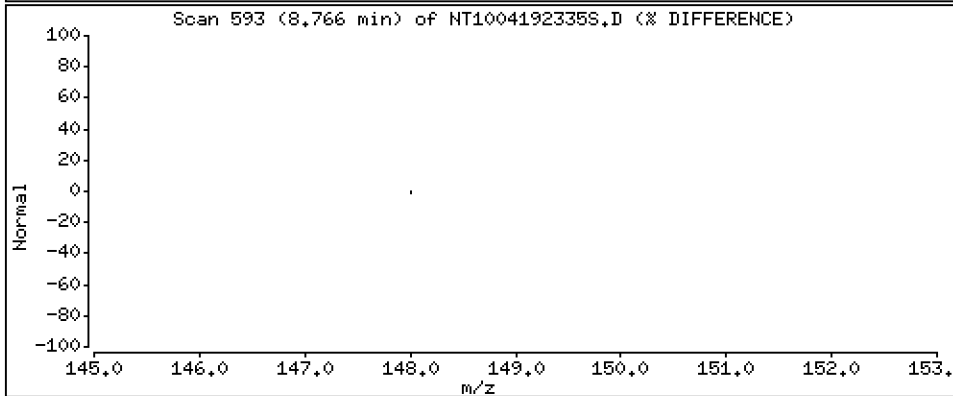
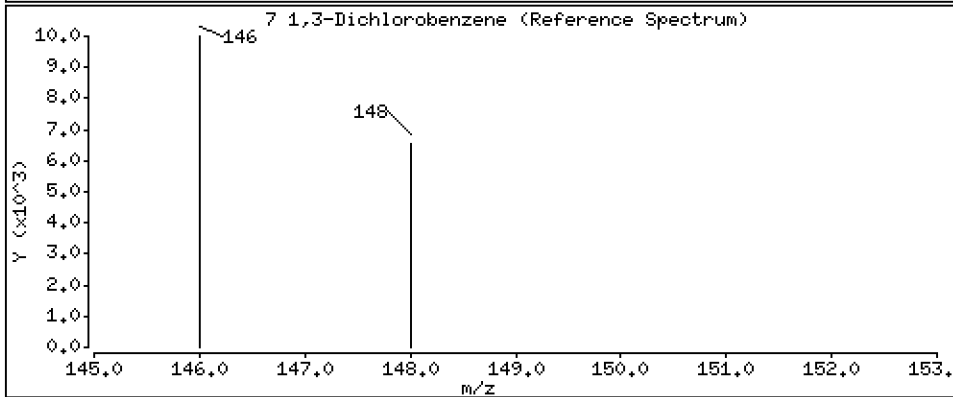
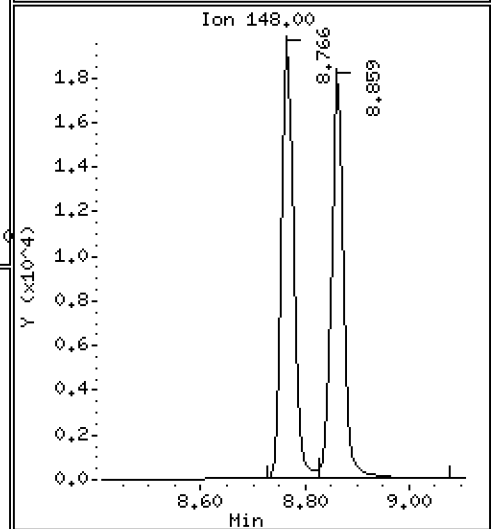
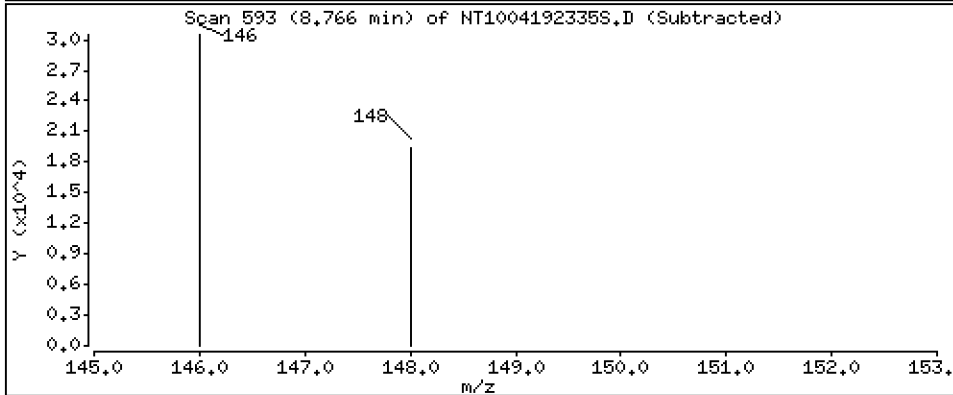
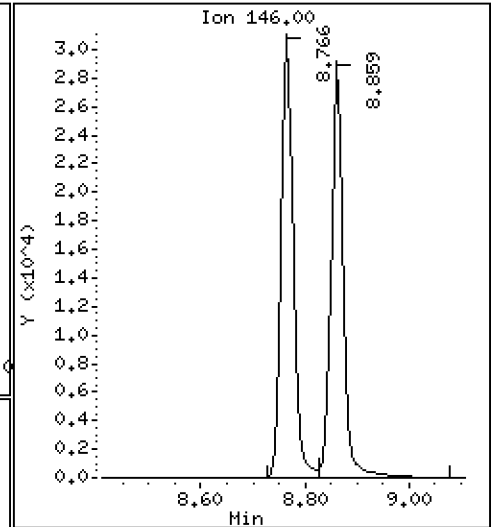
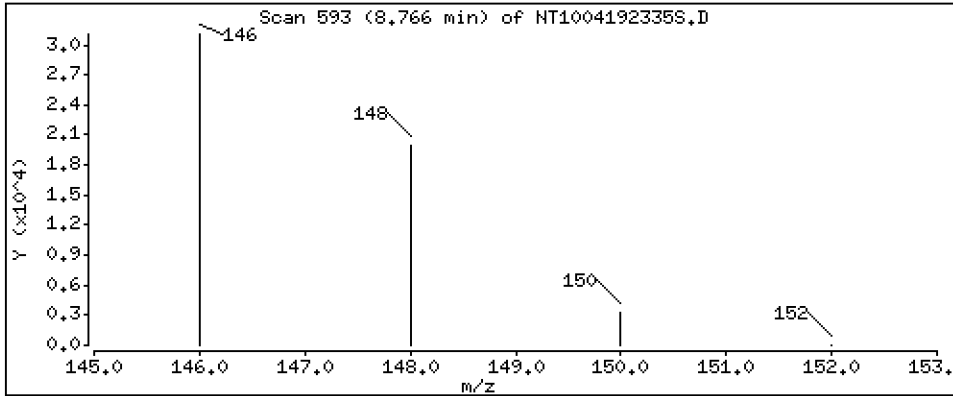
Operator: DSD

Column phase: ZB-5msi

Column diameter: 0.25

7 1,3-Dichlorobenzene

Concentration: 0.9398 ug/L



Date : 20-APR-2023 08:57

Client ID:

Instrument: nt10.i

Sample Info: SLD0288-CCV1

Volume Injected (uL): 1.0

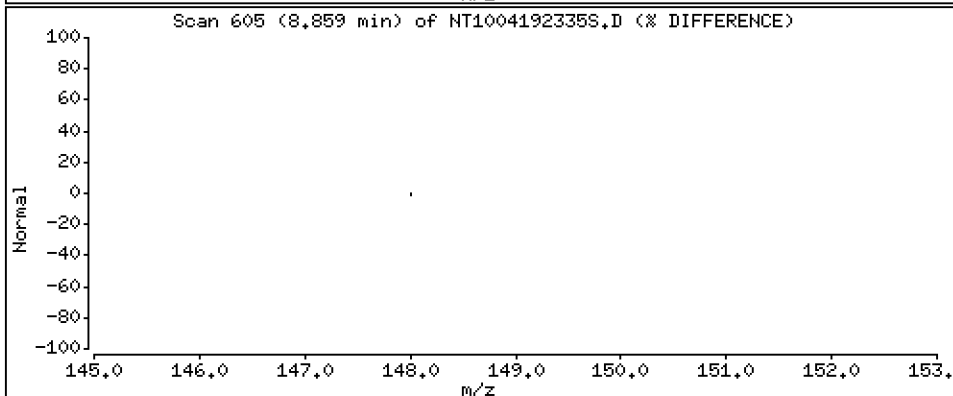
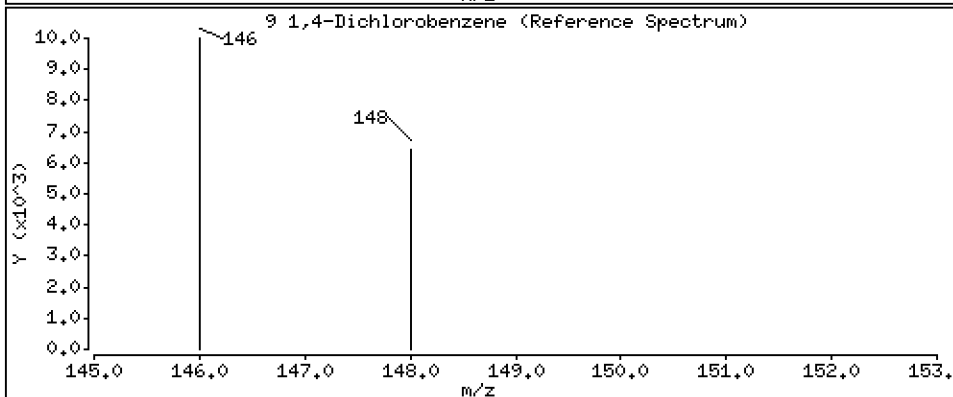
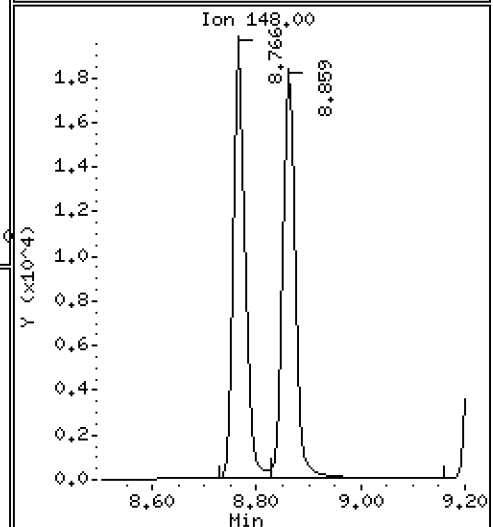
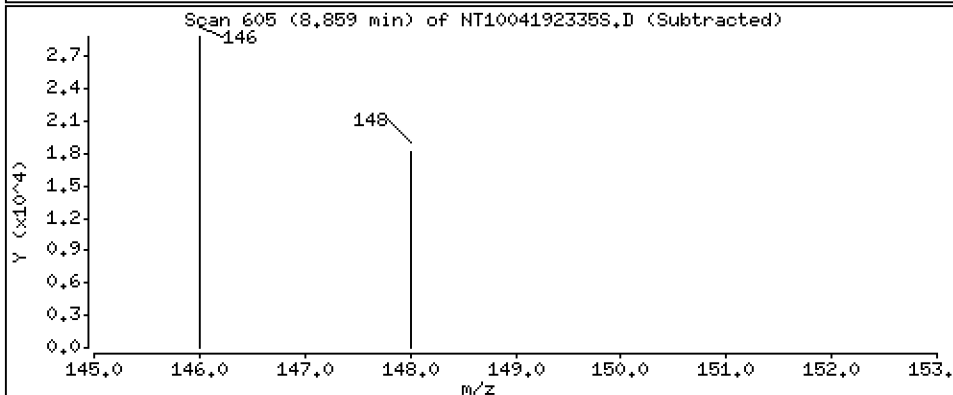
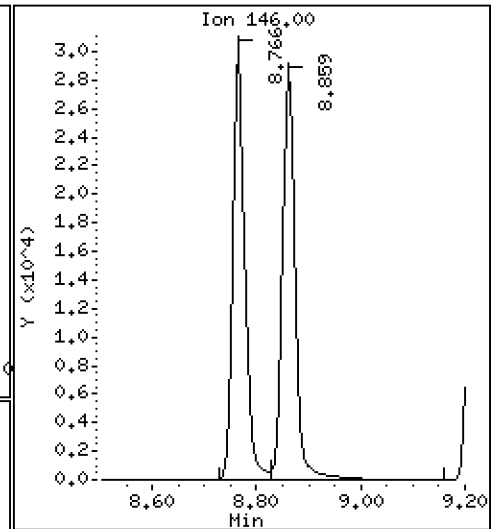
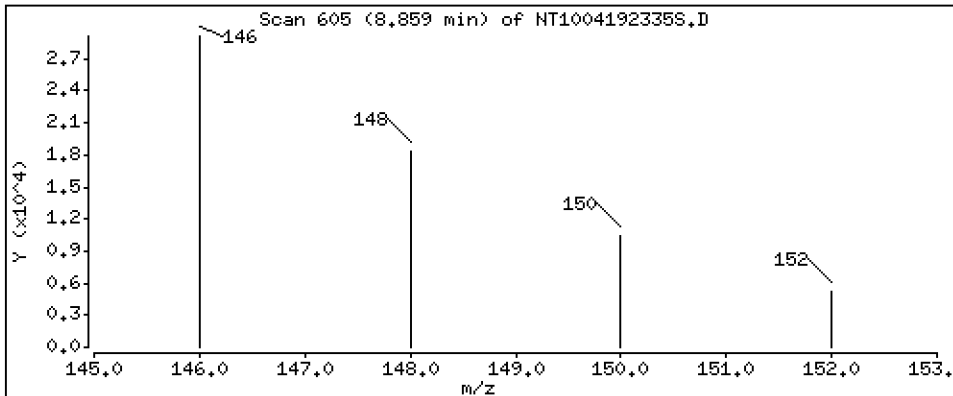
Operator: DSD

Column phase: ZB-5msi

Column diameter: 0.25

9 1,4-Dichlorobenzene

Concentration: 0.9493 ug/L



Date : 20-APR-2023 08:57

Client ID:

Instrument: nt10.i

Sample Info: SLD0288-CCV1

Volume Injected (uL): 1.0

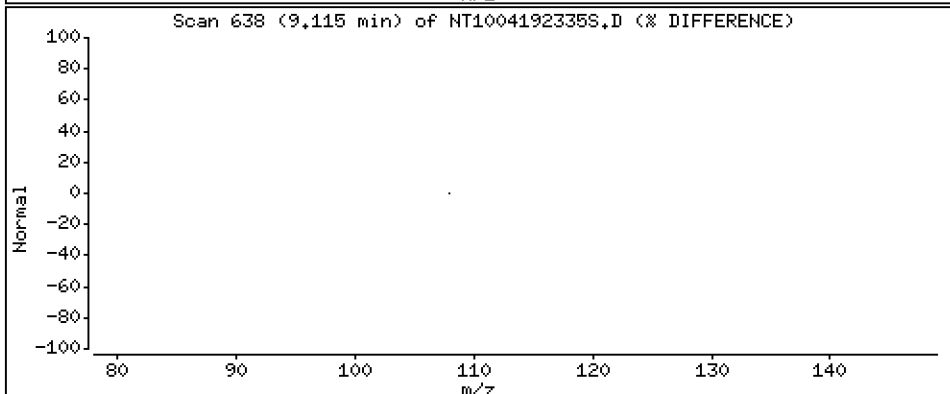
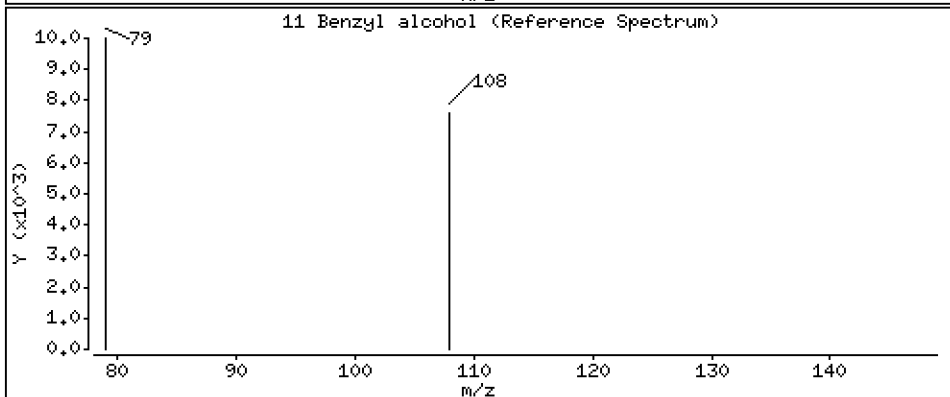
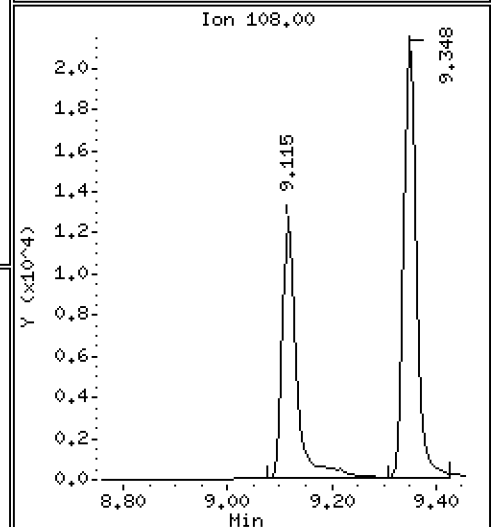
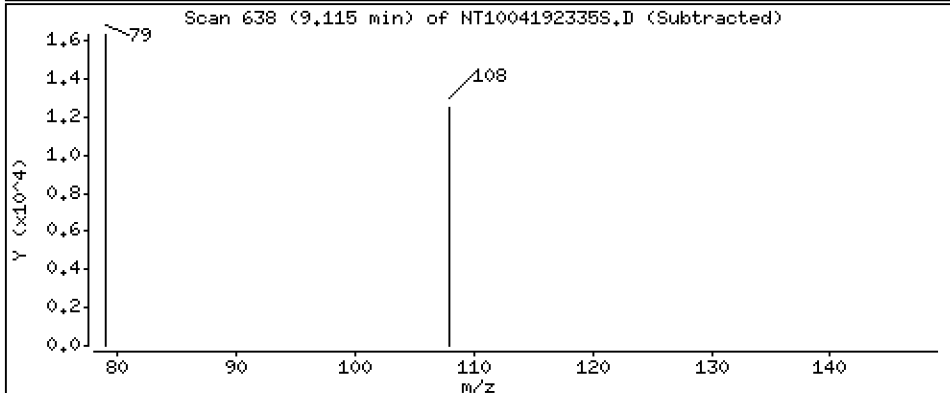
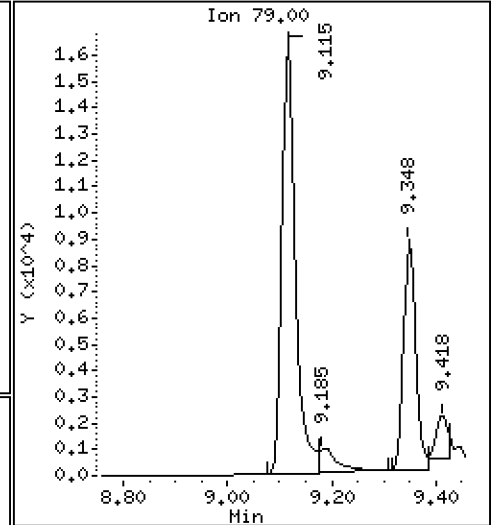
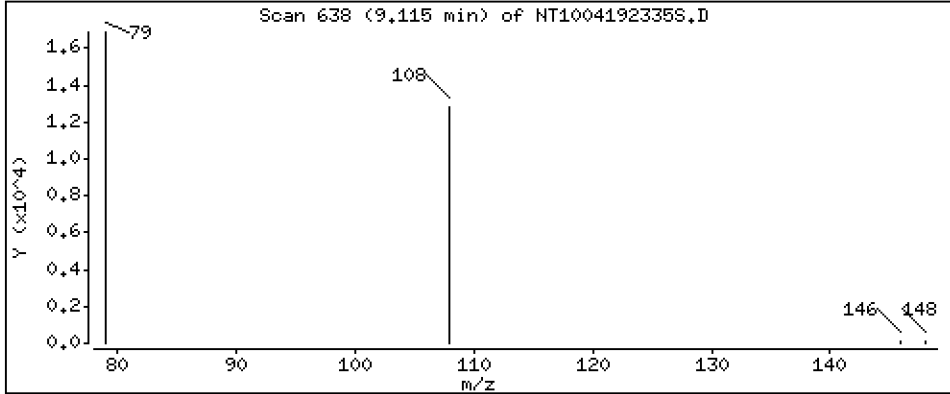
Operator: DSD

Column phase: ZB-5msi

Column diameter: 0.25

11 Benzyl alcohol

Concentration: 0.9153 ug/L



Date : 20-APR-2023 08:57

Client ID:

Instrument: nt10.i

Sample Info: SLD0288-CCV1

Volume Injected (uL): 1.0

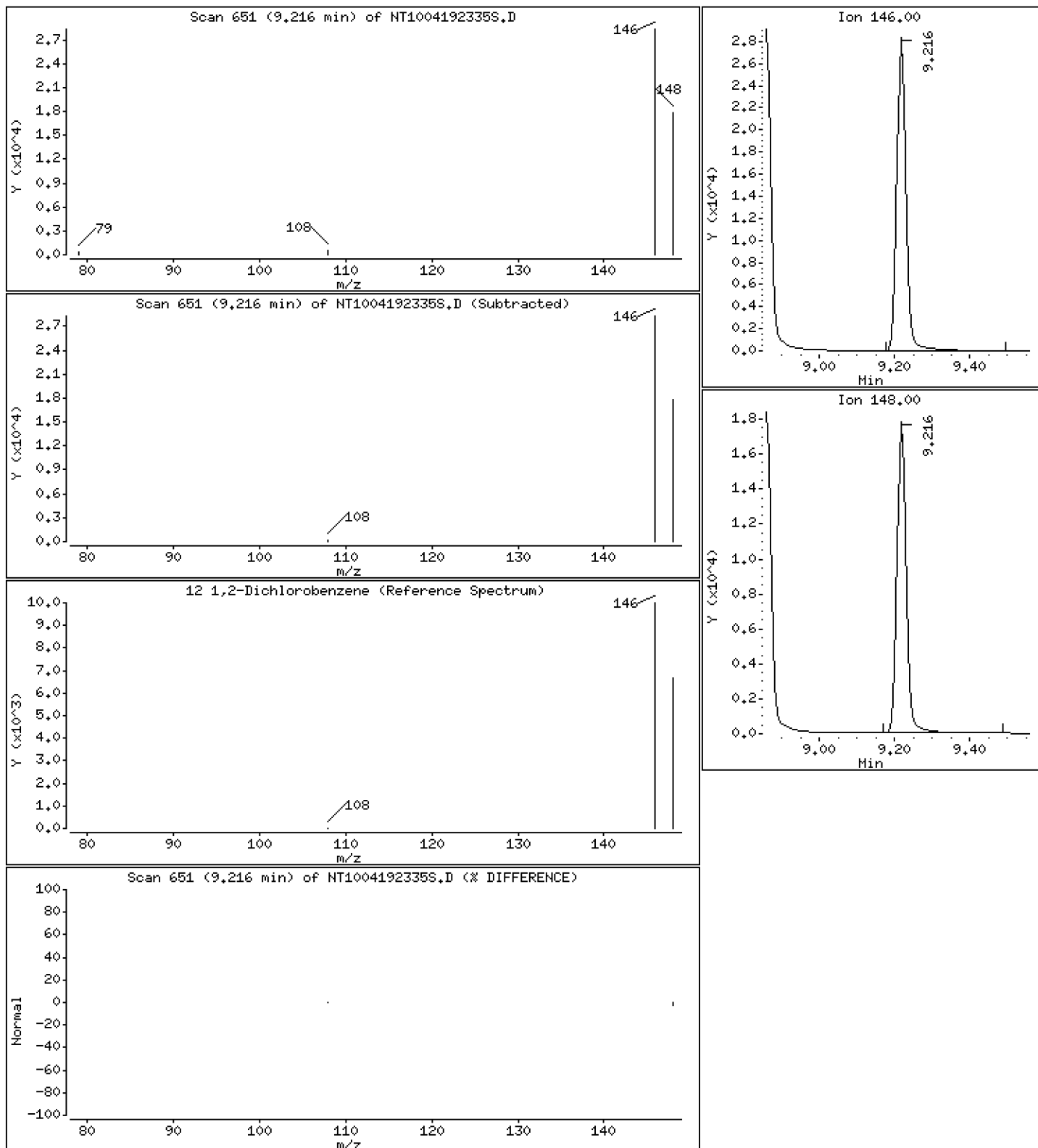
Operator: DSD

Column phase: ZB-5msi

Column diameter: 0.25

12 1,2-Dichlorobenzene

Concentration: 0.9417 ug/L



Date : 20-APR-2023 08:57

Client ID:

Instrument: nt10.i

Sample Info: SLD0288-CCV1

Volume Injected (uL): 1.0

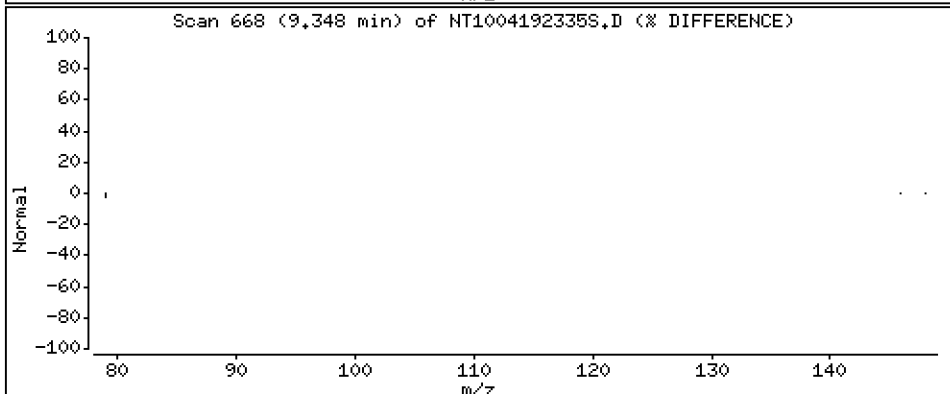
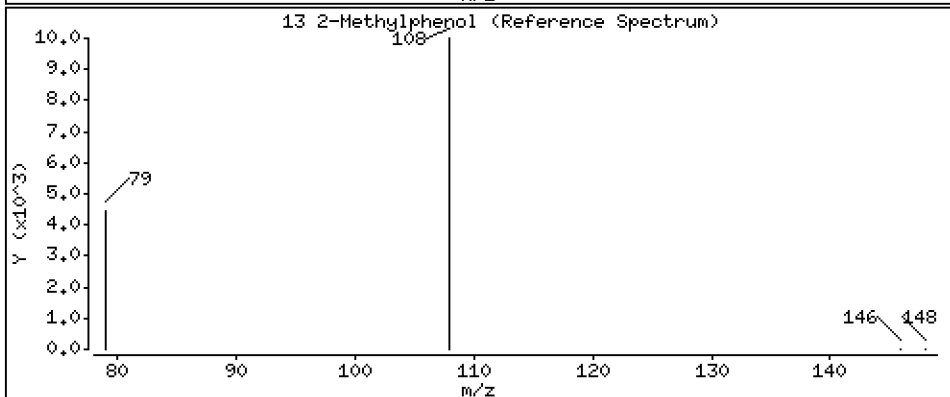
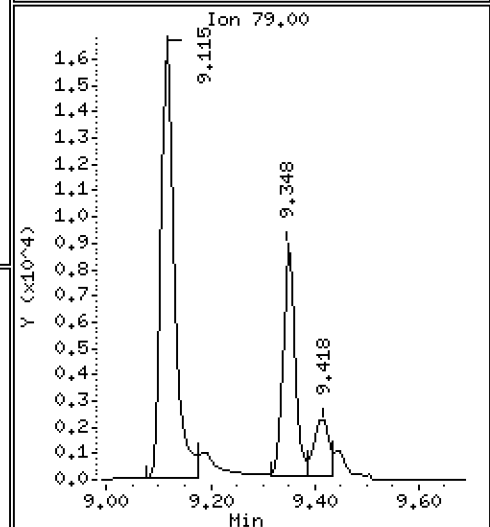
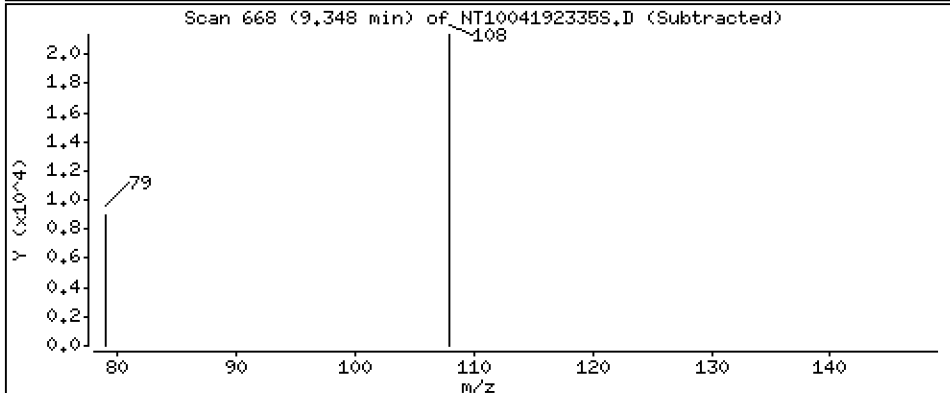
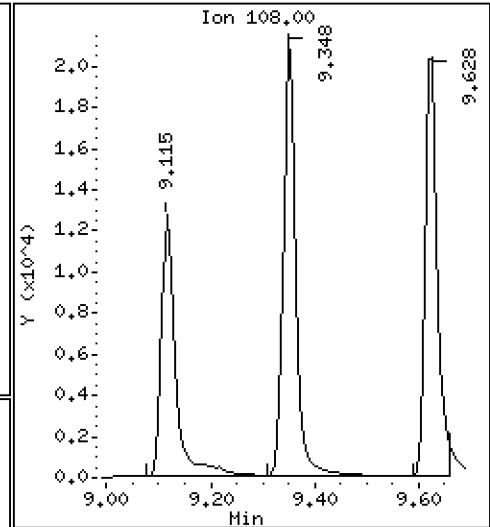
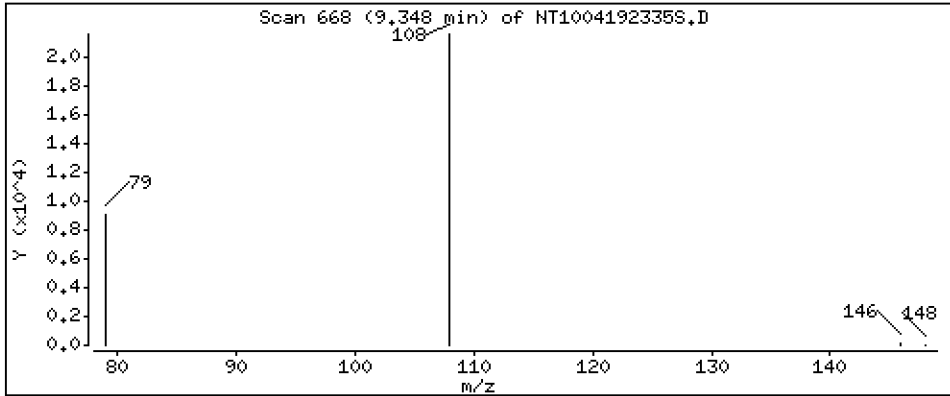
Operator: DSD

Column phase: ZB-5msi

Column diameter: 0.25

13 2-Methylphenol

Concentration: 0.9431 ug/L



Date : 20-APR-2023 08:57

Client ID:

Instrument: nt10.i

Sample Info: SLD0288-CCV1

Volume Injected (uL): 1.0

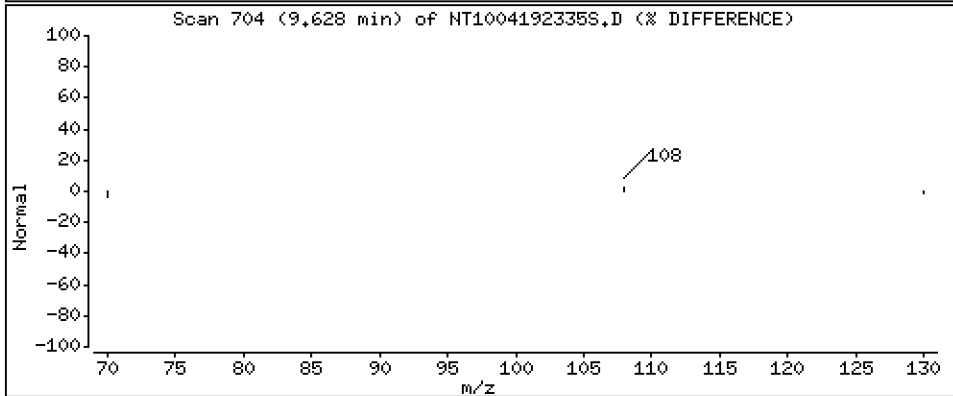
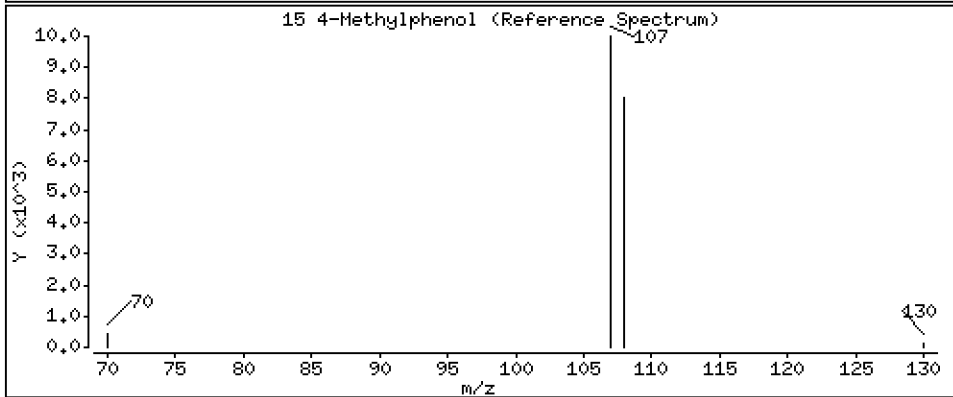
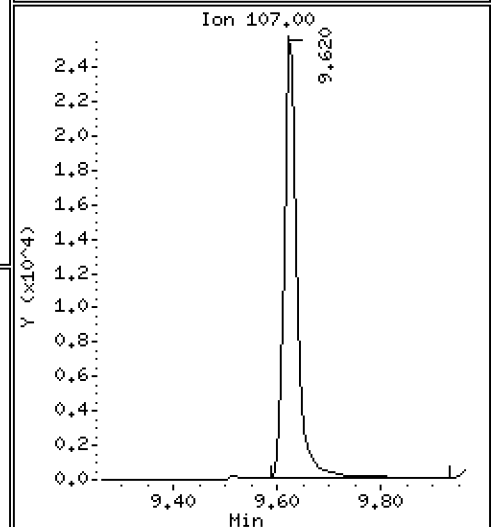
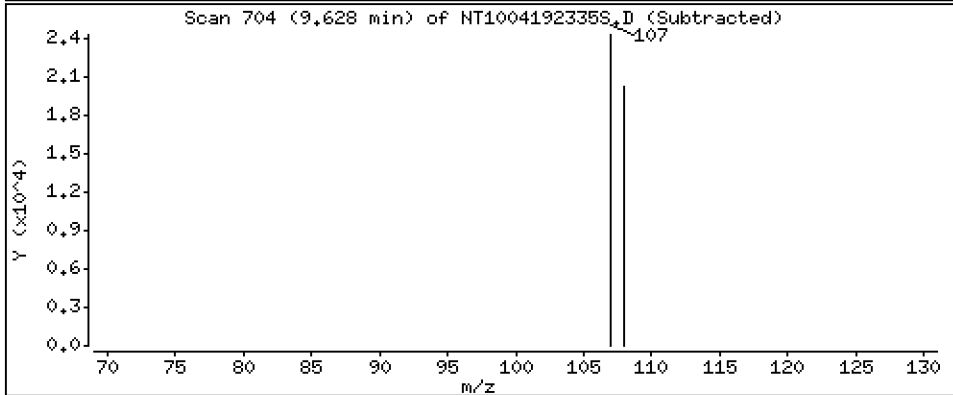
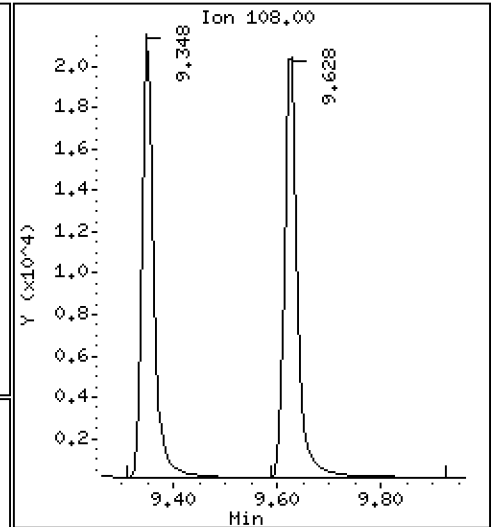
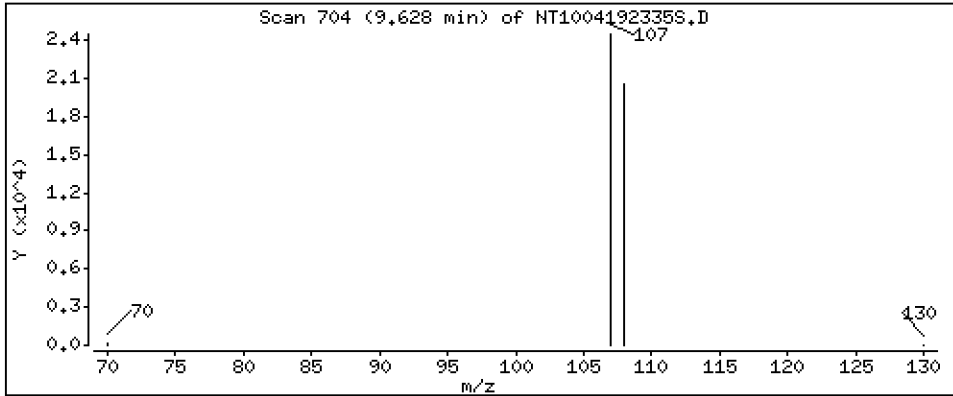
Operator: DSD

Column phase: ZB-5msi

Column diameter: 0.25

15 4-Methylphenol

Concentration: 0.9415 ug/L



Date : 20-APR-2023 08:57

Client ID:

Instrument: nt10.i

Sample Info: SLD0288-CCV1

Volume Injected (uL): 1.0

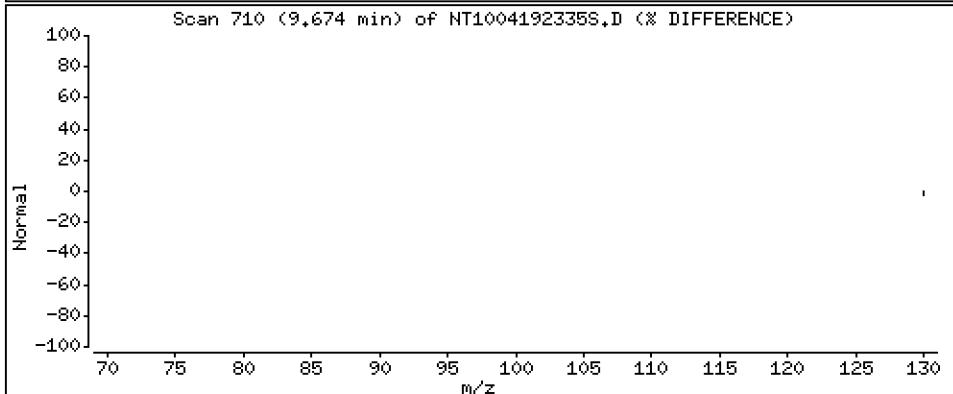
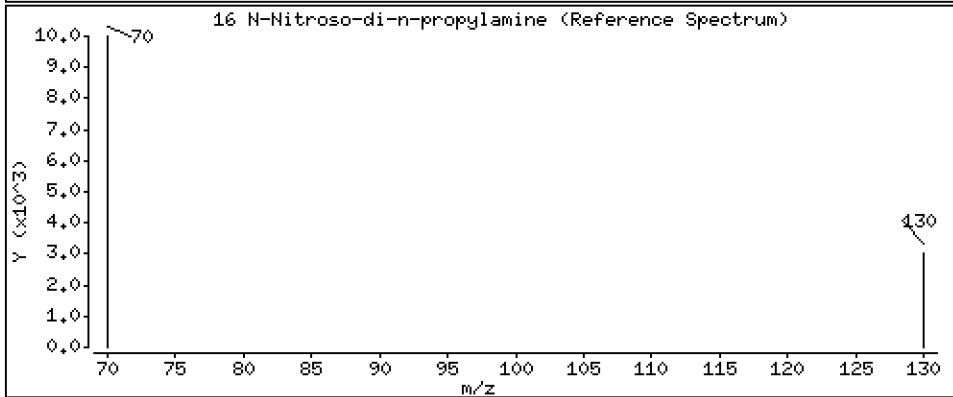
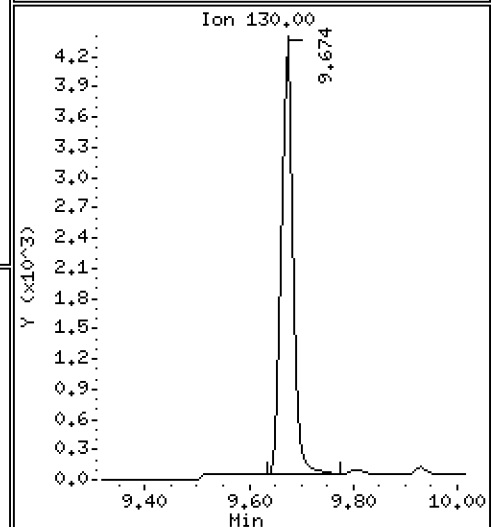
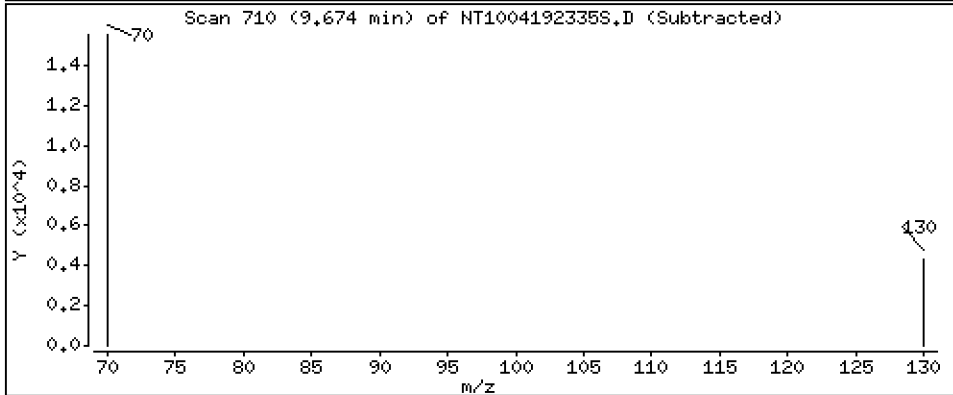
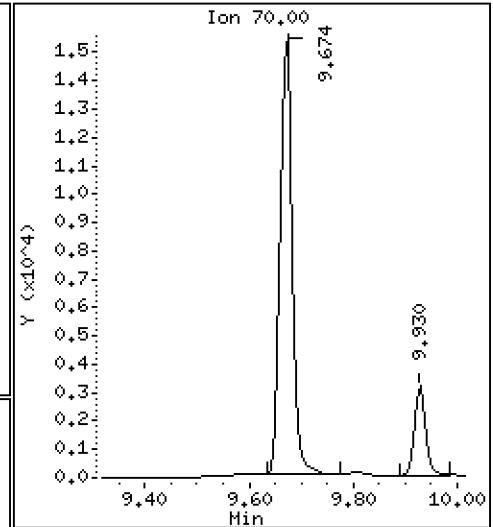
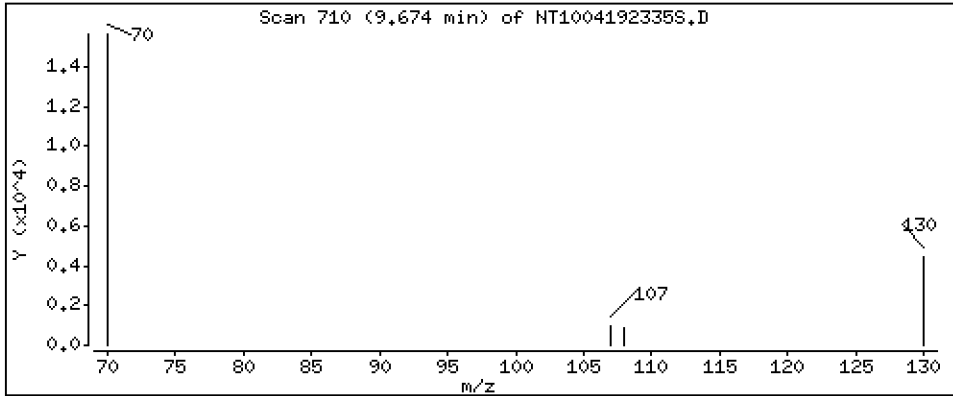
Operator: DSD

Column phase: ZB-5msi

Column diameter: 0.25

16 N-Nitroso-di-n-propylamine

Concentration: 0.8838 ug/L



Date : 20-APR-2023 08:57

Client ID:

Instrument: nt10.i

Sample Info: SLD0288-CCV1

Volume Injected (uL): 1.0

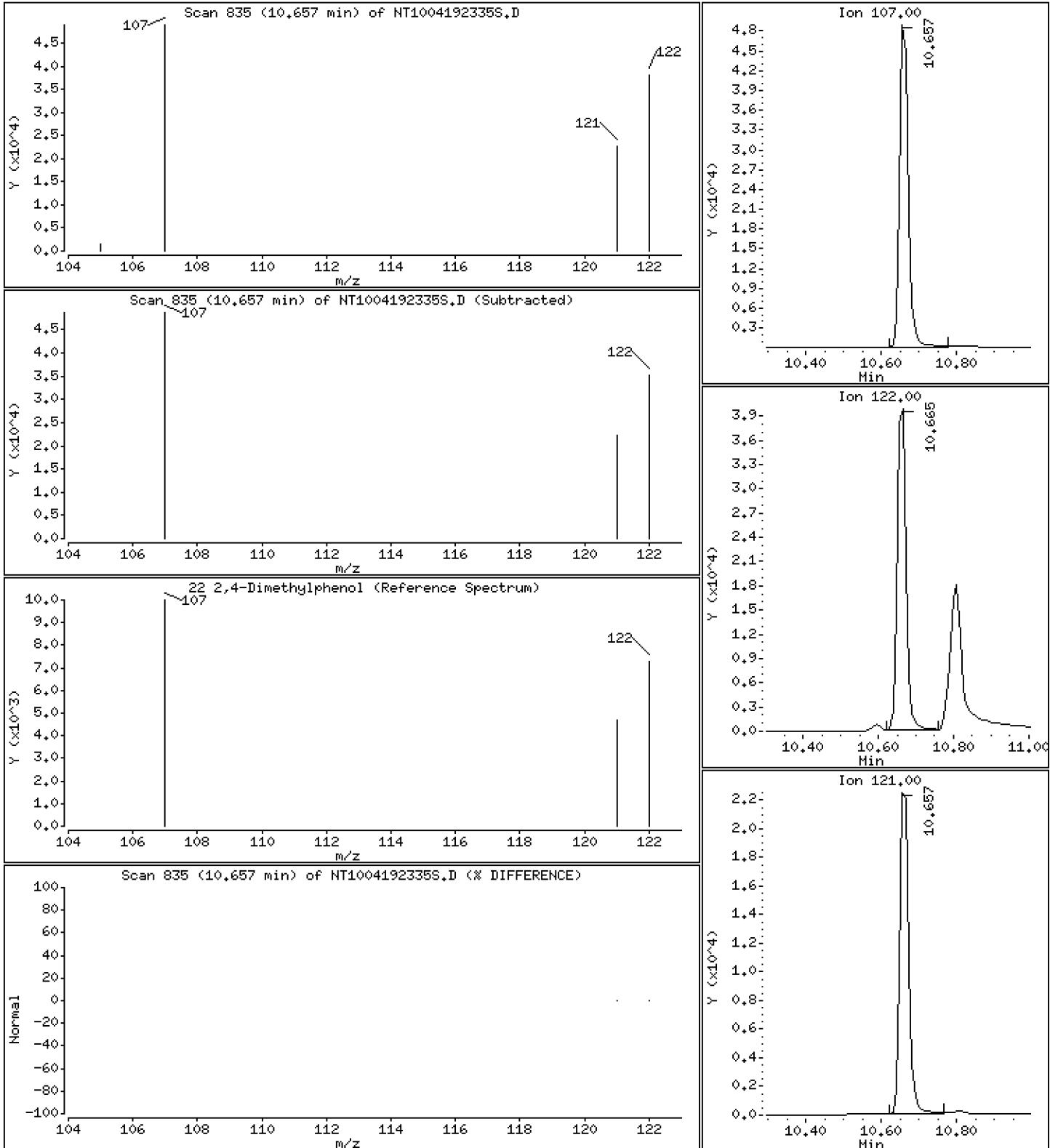
Operator: DSD

Column phase: ZB-5msi

Column diameter: 0.25

22 2,4-Dimethylphenol

Concentration: 1.969 ug/L



Date : 20-APR-2023 08:57

Client ID:

Instrument: nt10.i

Sample Info: SLD0288-CCV1

Volume Injected (uL): 1.0

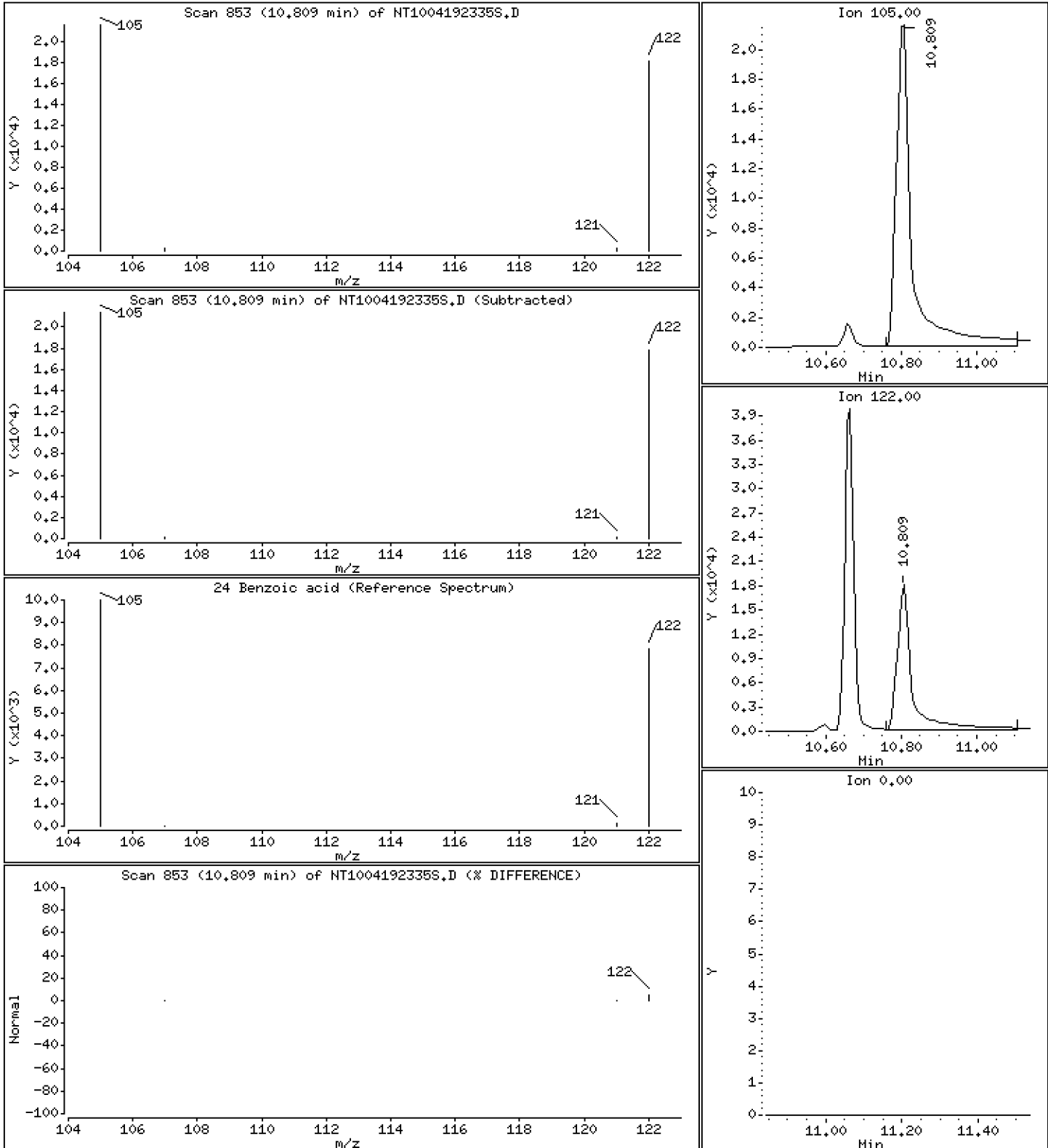
Operator: DSD

Column phase: ZB-5msi

Column diameter: 0.25

24 Benzoic acid

Concentration: 2,866 ug/L



Date : 20-APR-2023 08:57

Client ID:

Instrument: nt10.i

Sample Info: SLD0288-CCV1

Volume Injected (uL): 1.0

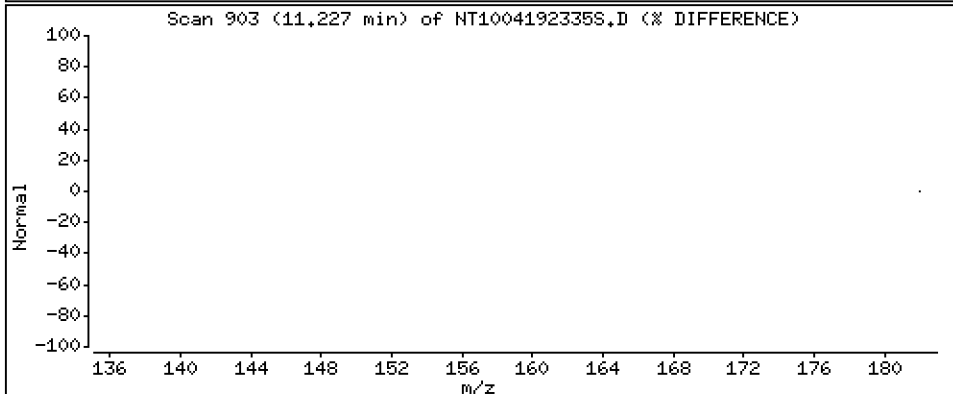
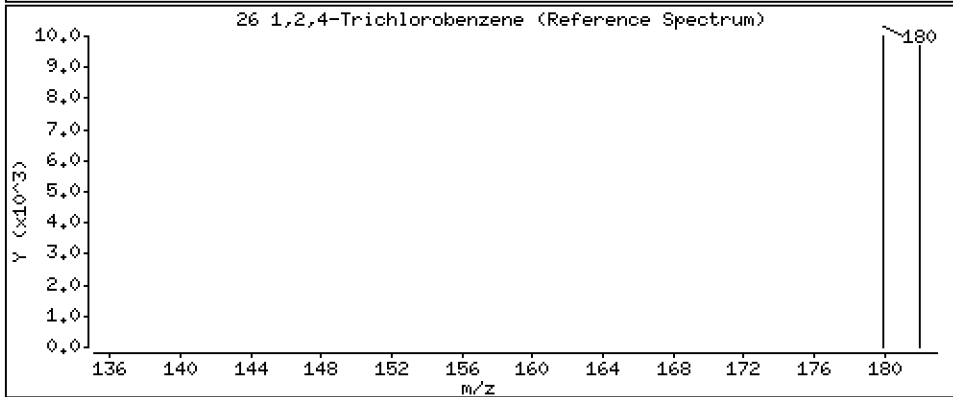
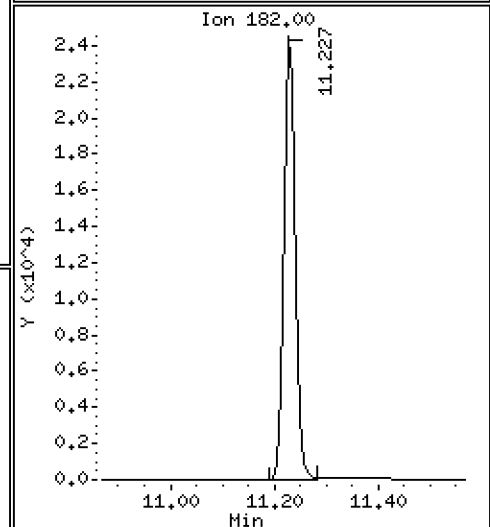
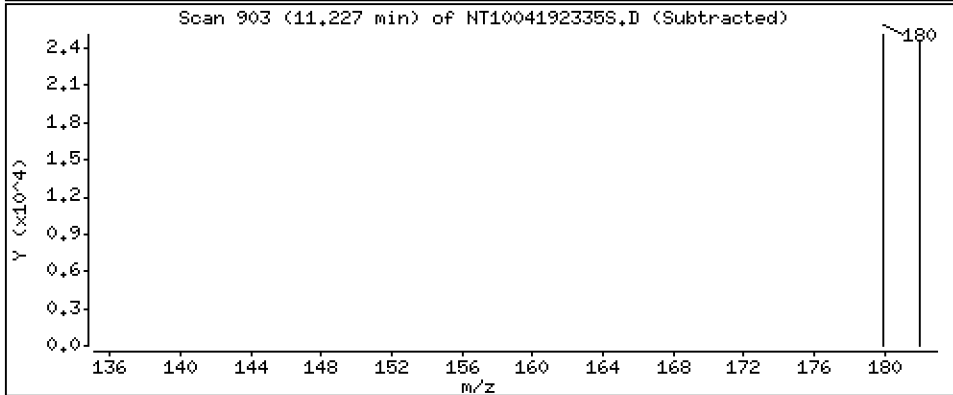
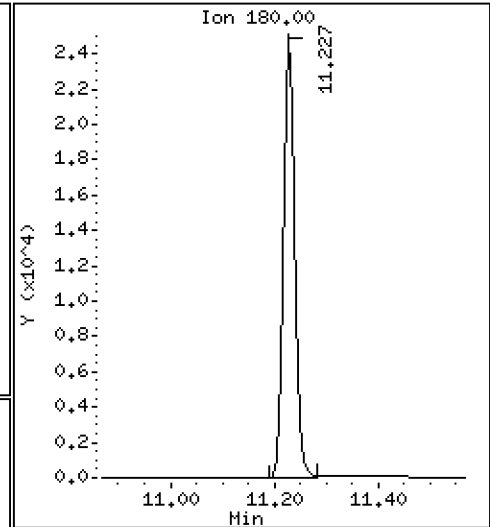
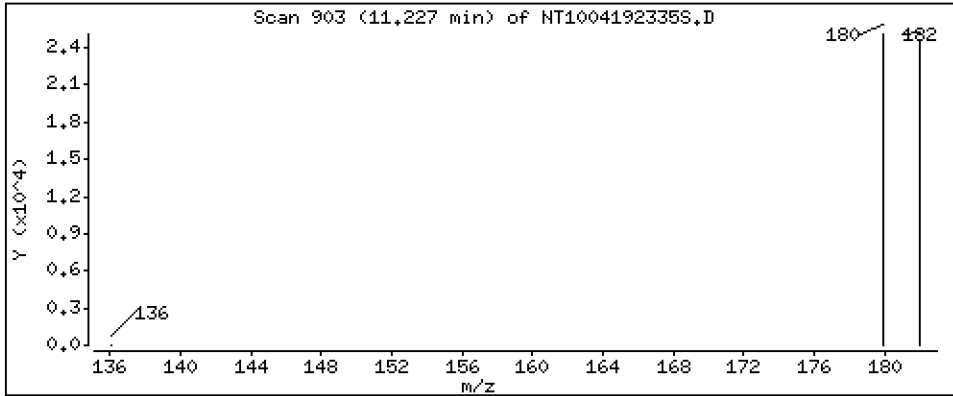
Operator: DSD

Column phase: ZB-5msi

Column diameter: 0,25

26 1,2,4-Trichlorobenzene

Concentration: 0,9725 ug/L



Date : 20-APR-2023 08:57

Client ID:

Instrument: nt10.i

Sample Info: SLD0288-CCV1

Volume Injected (uL): 1.0

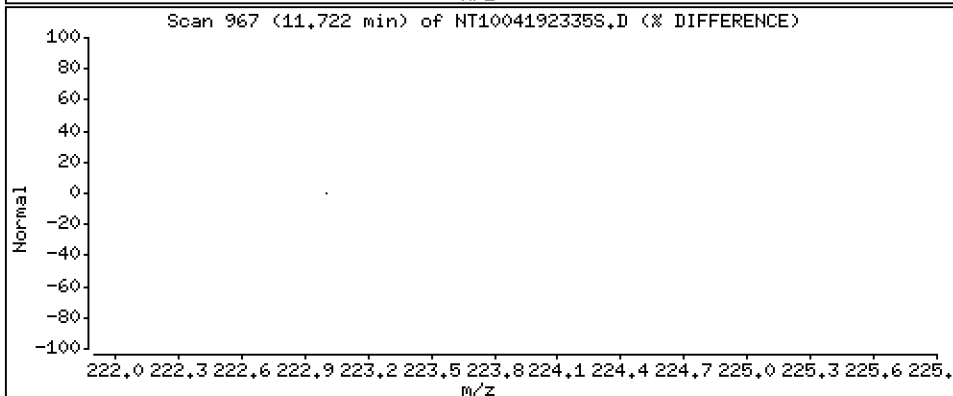
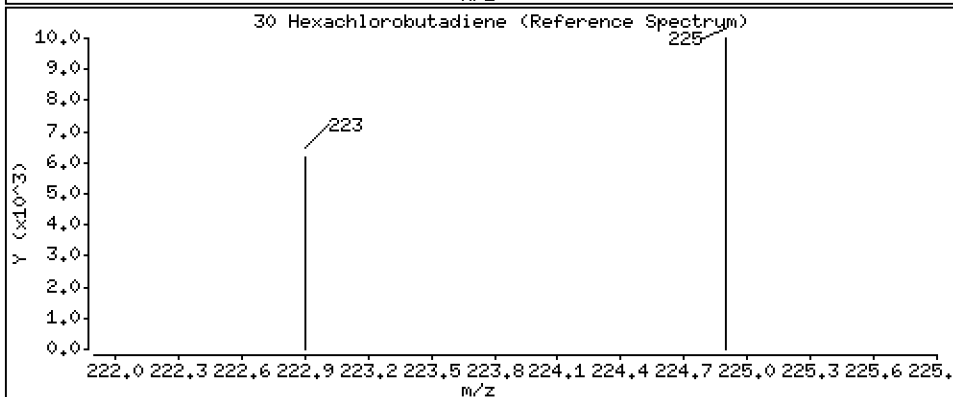
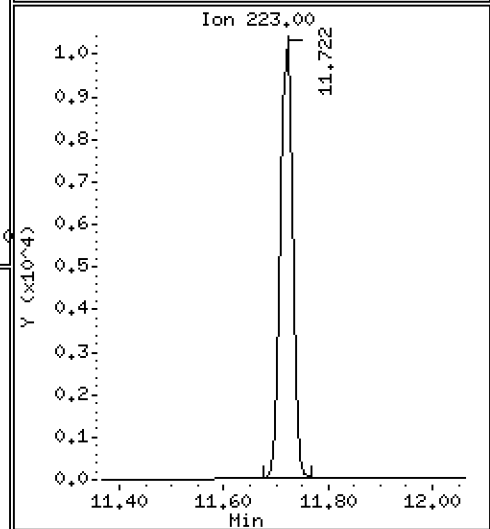
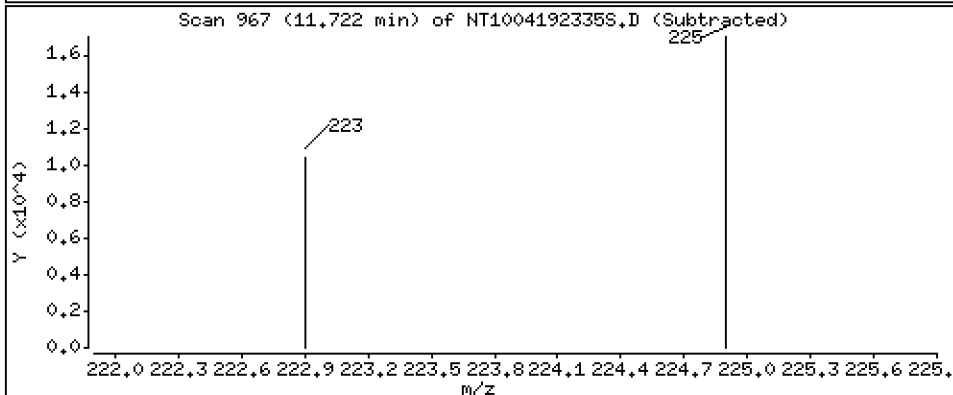
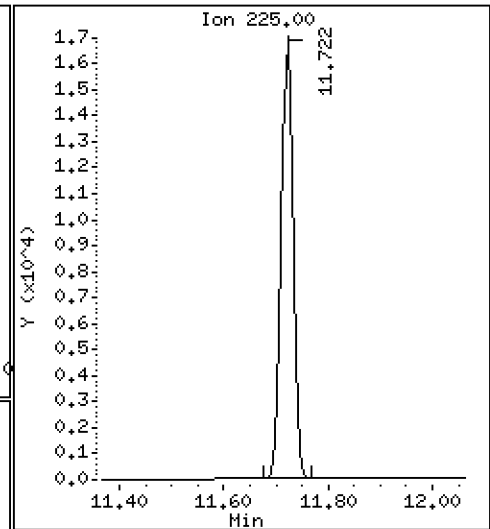
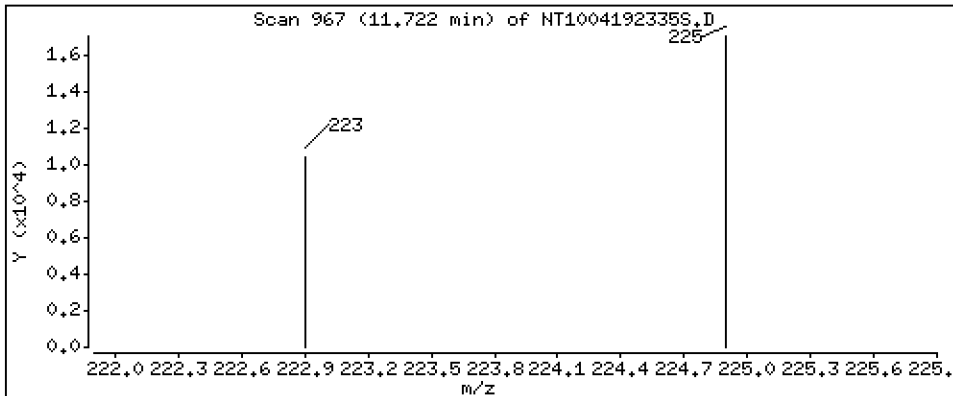
Operator: DSD

Column phase: ZB-5msi

Column diameter: 0,25

30 Hexachlorobutadiene

Concentration: 1,045 ug/L



Date : 20-APR-2023 08:57

Client ID:

Instrument: nt10.i

Sample Info: SLD0288-CCV1

Volume Injected (uL): 1.0

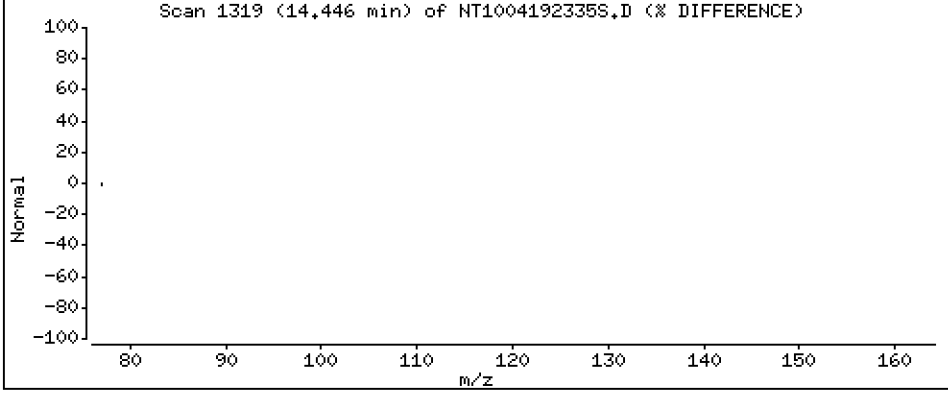
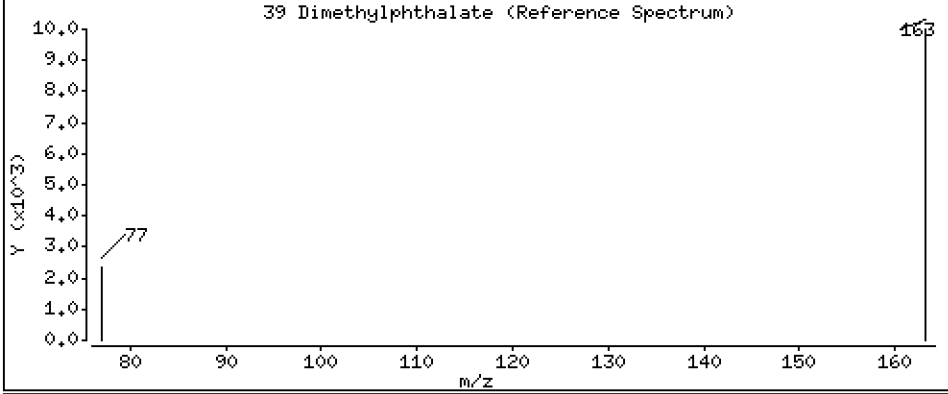
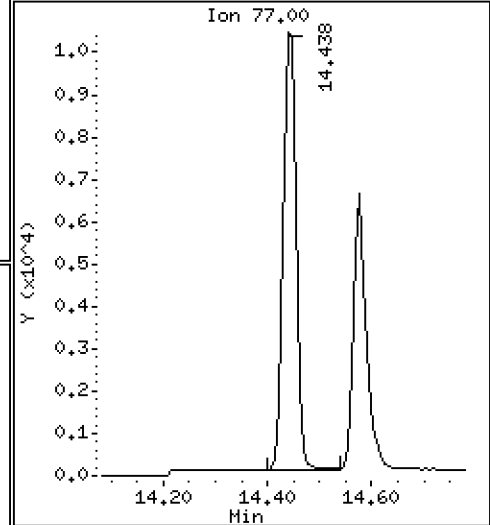
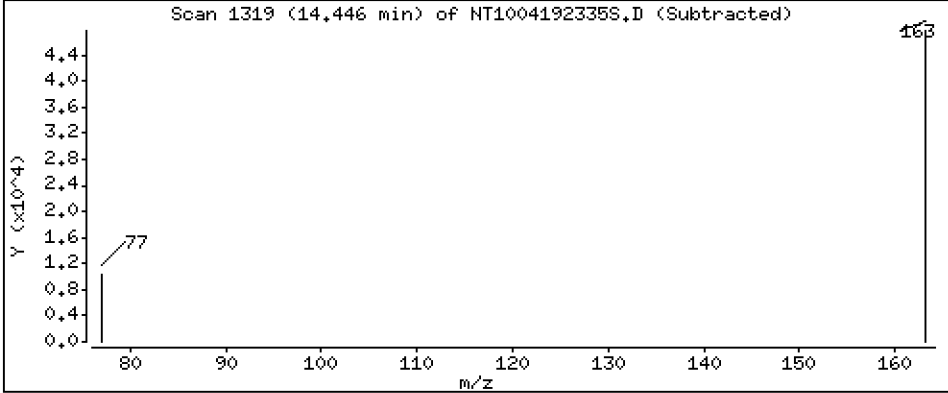
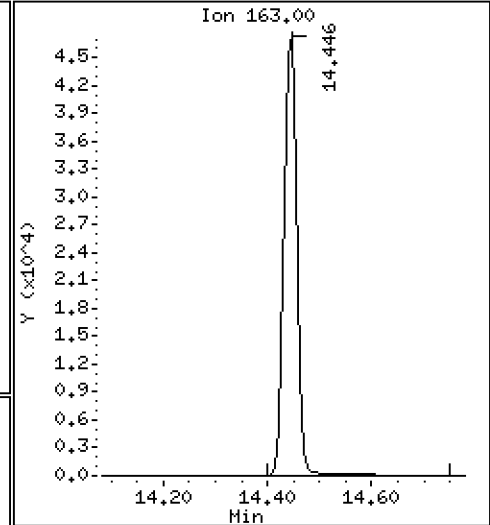
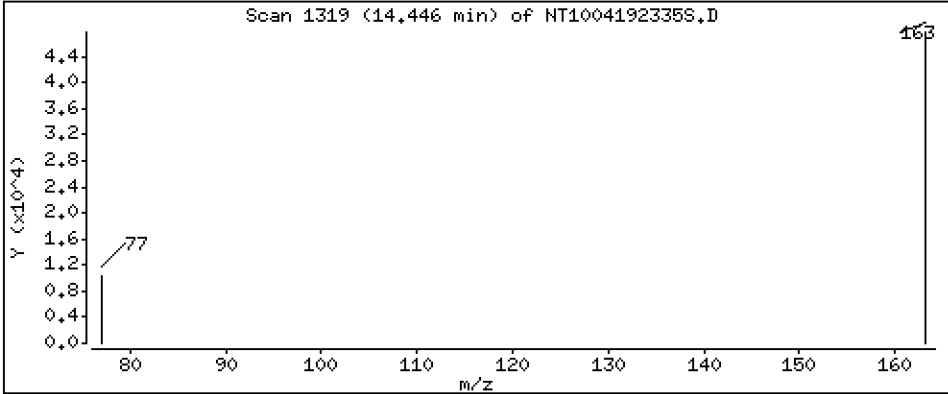
Operator: DSD

Column phase: ZB-5msi

Column diameter: 0,25

39 Dimethylphthalate

Concentration: 1,025 ug/L



Date : 20-APR-2023 08:57

Client ID:

Instrument: nt10.i

Sample Info: SLD0288-CCV1

Volume Injected (uL): 1.0

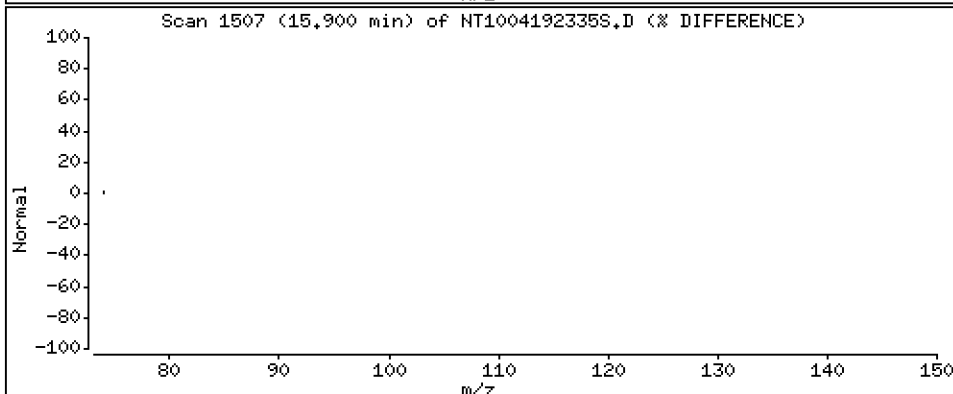
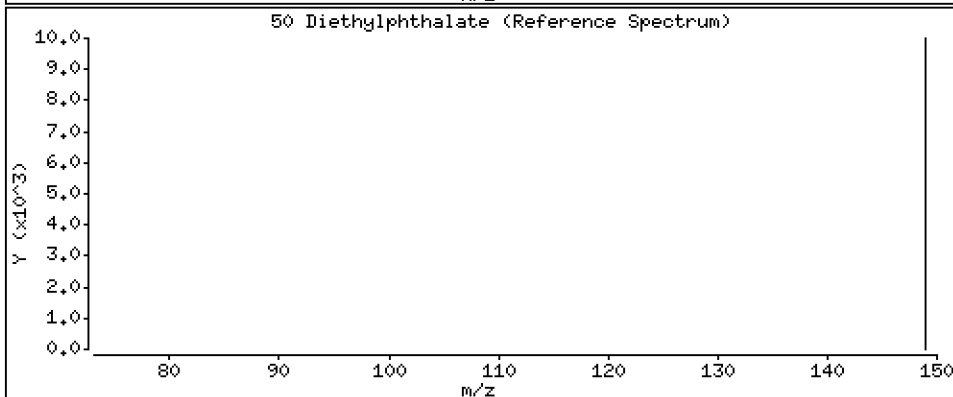
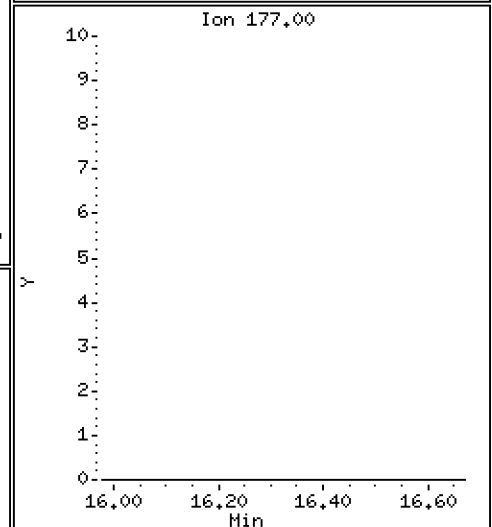
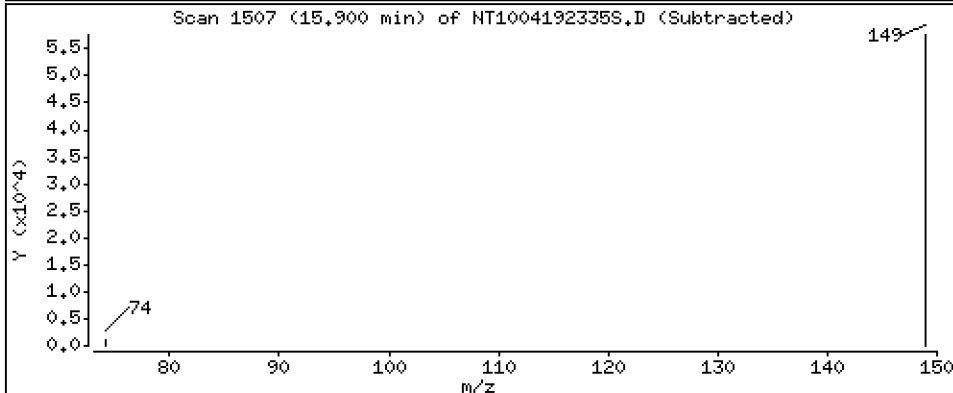
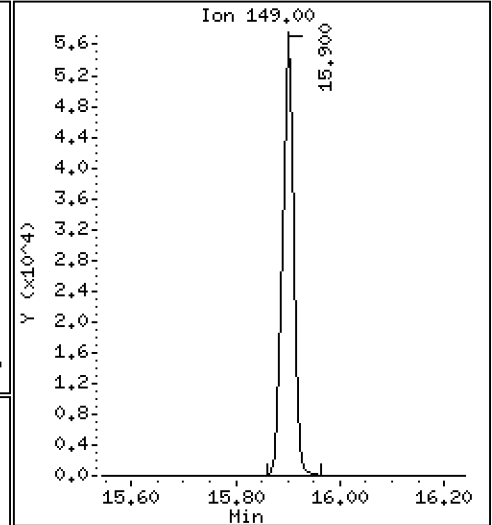
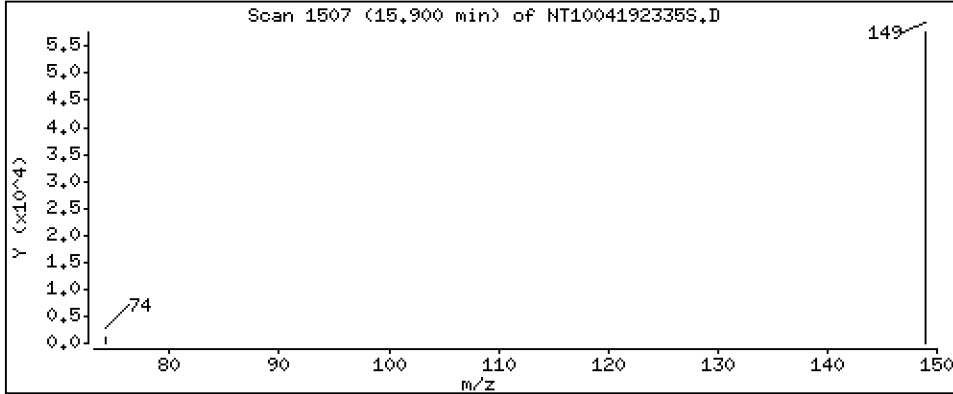
Operator: DSD

Column phase: ZB-5msi

Column diameter: 0,25

50 Diethylphthalate

Concentration: 1,047 ug/L



Date : 20-APR-2023 08:57

Client ID:

Instrument: nt10.i

Sample Info: SLD0288-CCV1

Volume Injected (uL): 1.0

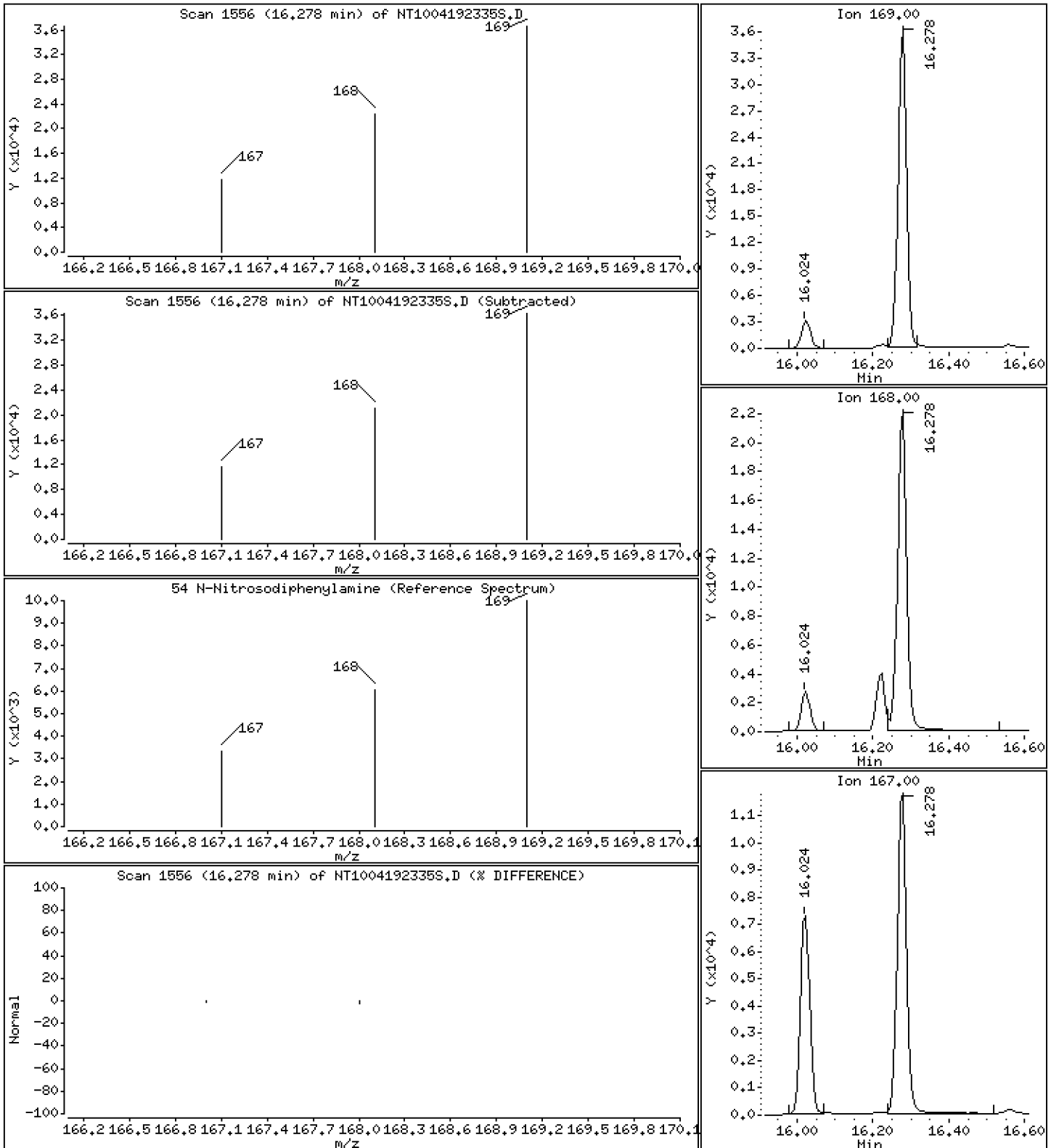
Operator: DSD

Column phase: ZB-5msi

Column diameter: 0.25

54 N-Nitrosodiphenylamine

Concentration: 0.9734 ug/L



Date : 20-APR-2023 08:57

Client ID:

Instrument: nt10.i

Sample Info: SLD0288-CCV1

Volume Injected (uL): 1.0


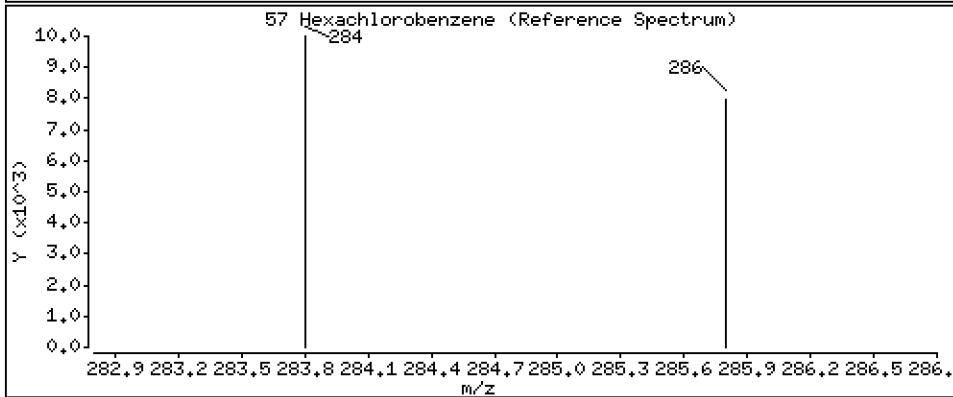
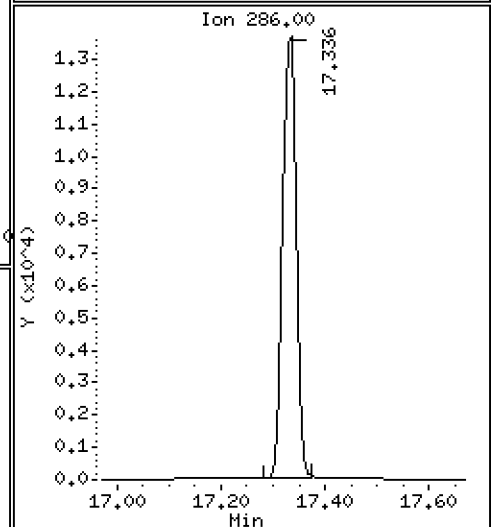
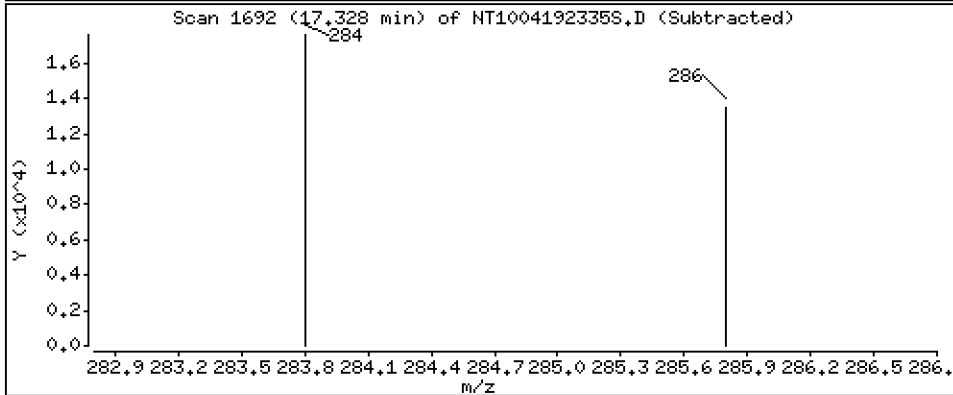
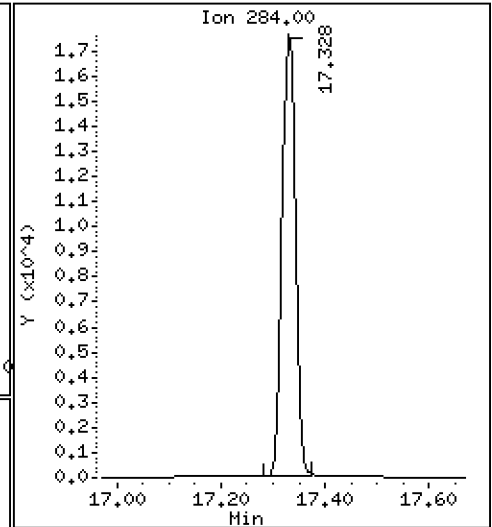
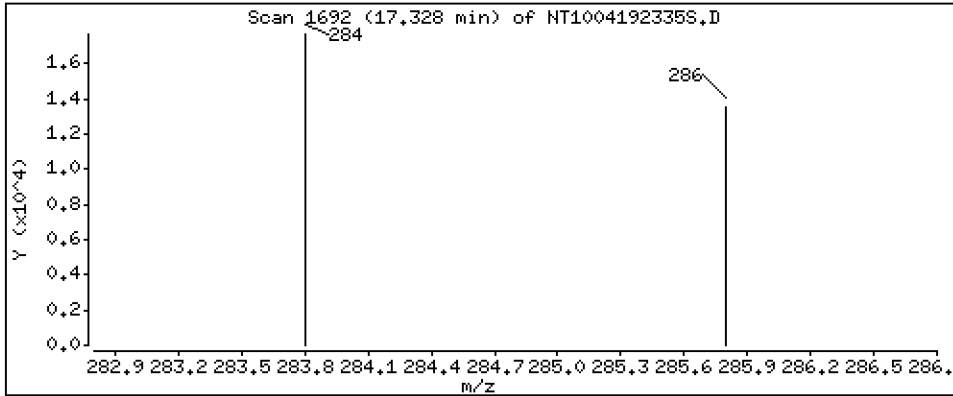
Operator: DSD

Column phase: ZB-5msi

Column diameter: 0.25

57 Hexachlorobenzene

Concentration: 1.157 ug/L



Date : 20-APR-2023 08:57

Client ID:

Instrument: nt10.i

Sample Info: SLD0288-CCV1

Volume Injected (uL): 1.0

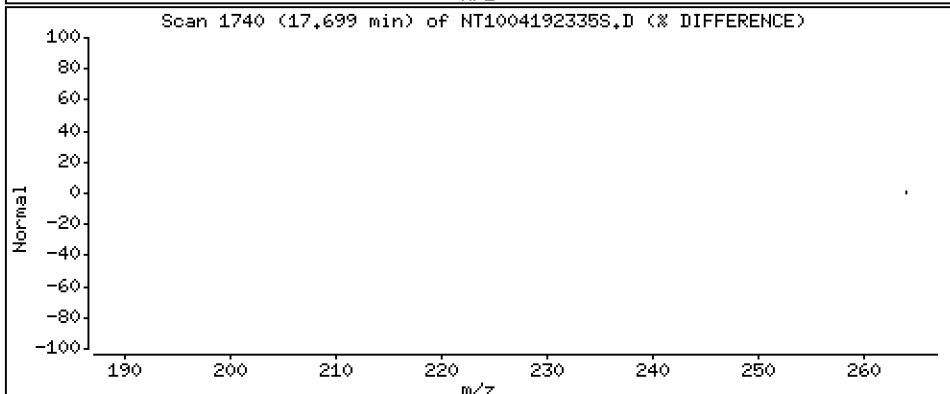
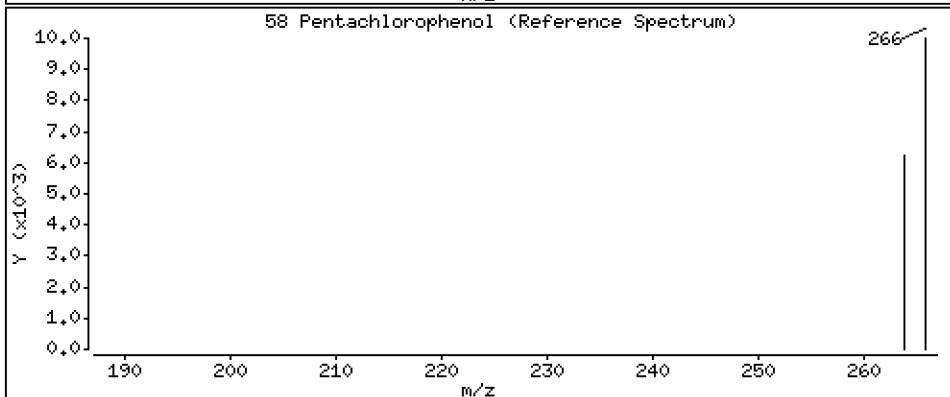
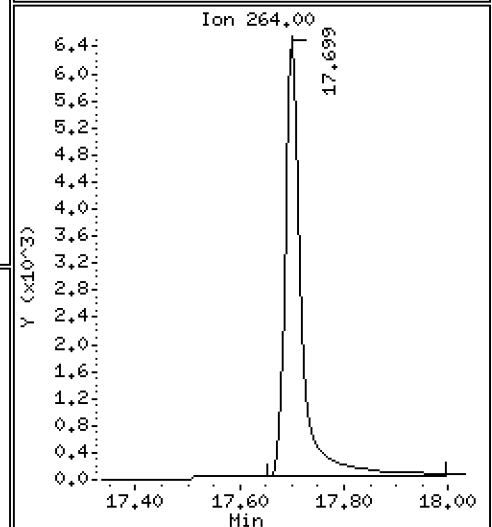
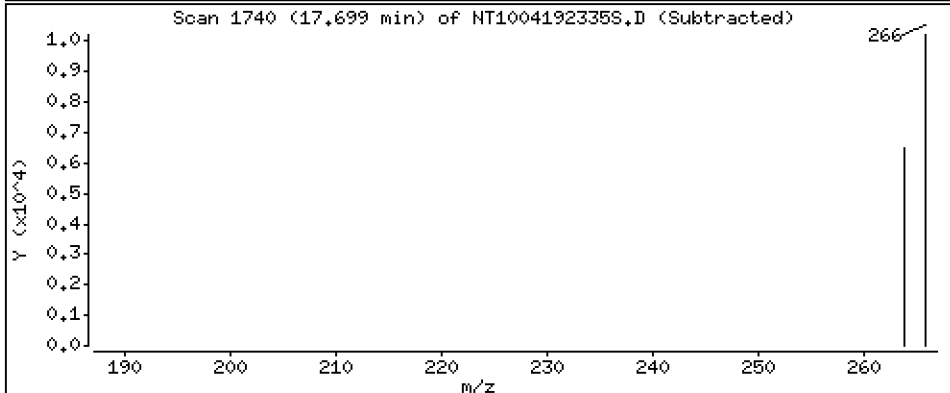
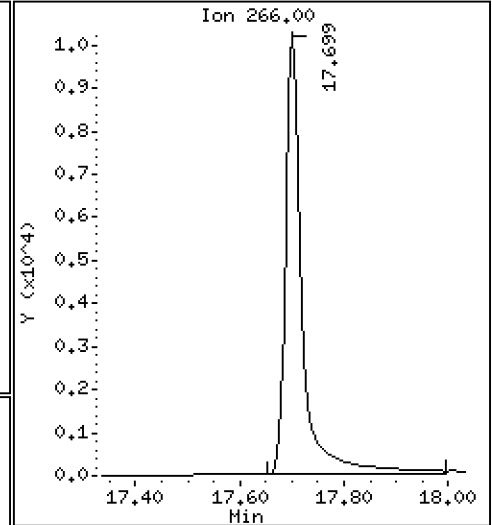
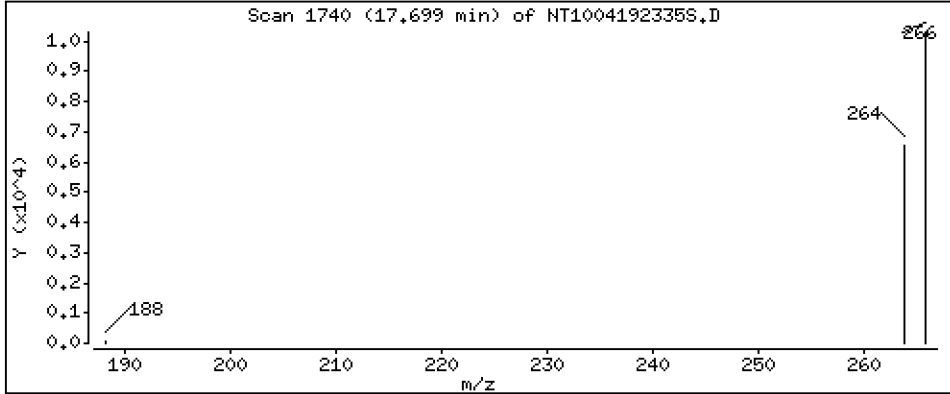
Operator: DSD

Column phase: ZB-5msi

Column diameter: 0,25

58 Pentachlorophenol

Concentration: 1,590 ug/L



Date : 20-APR-2023 08:57

Client ID:

Instrument: nt10.i

Sample Info: SLD0288-CCV1

Volume Injected (uL): 1.0

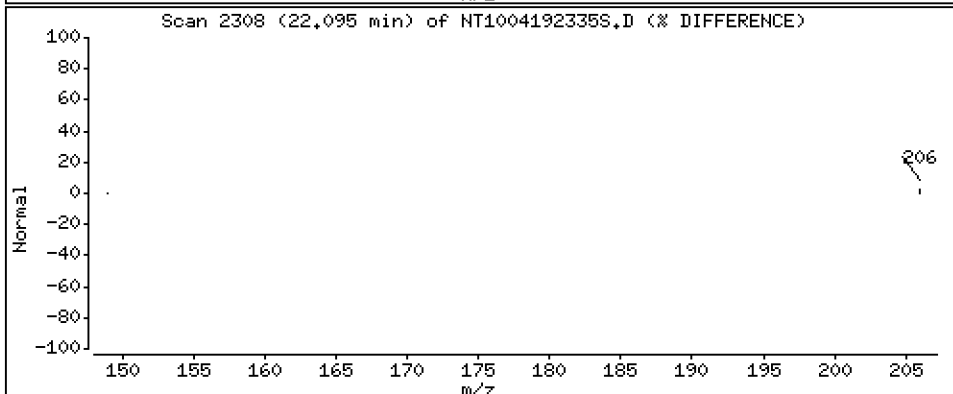
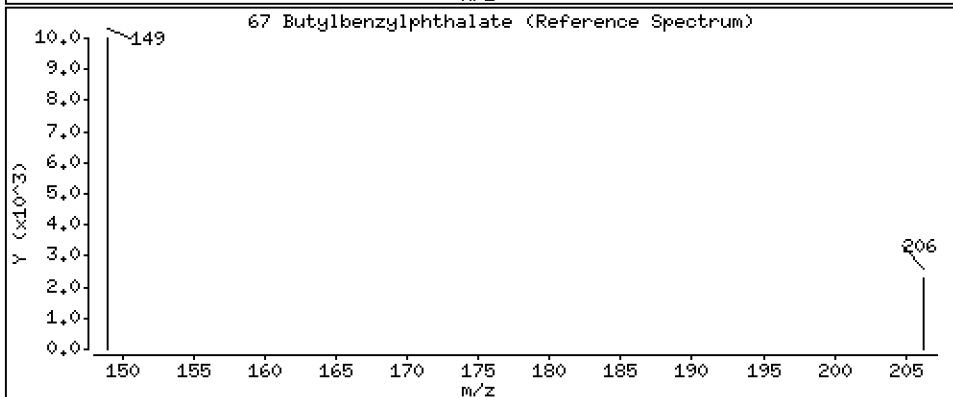
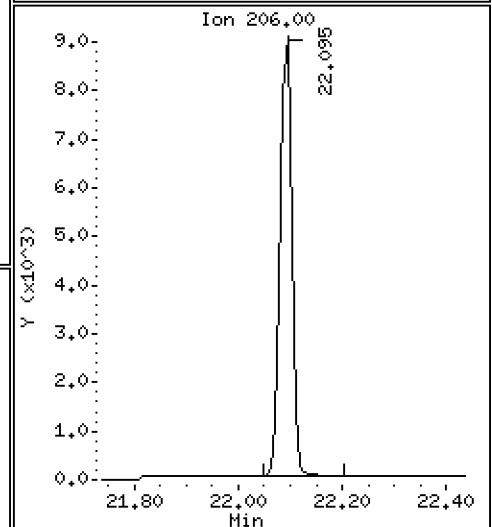
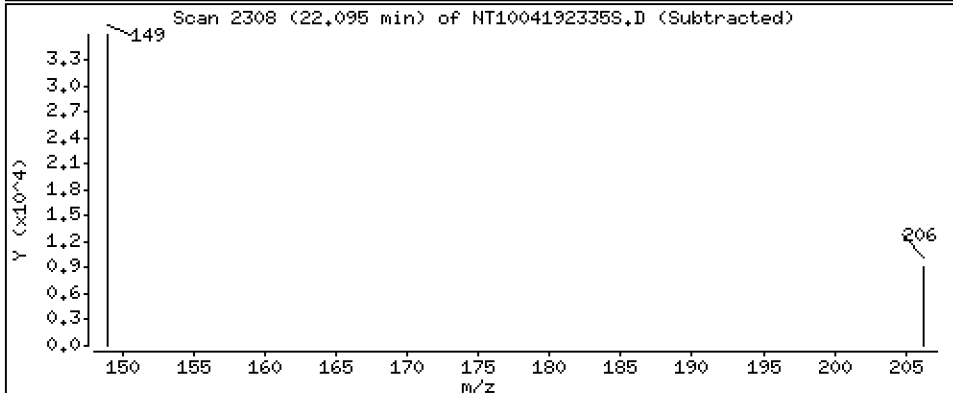
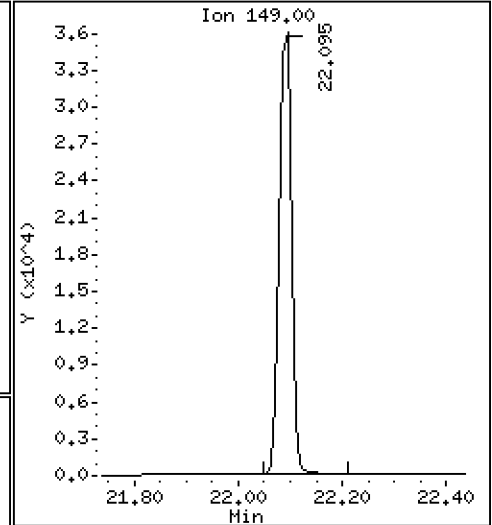
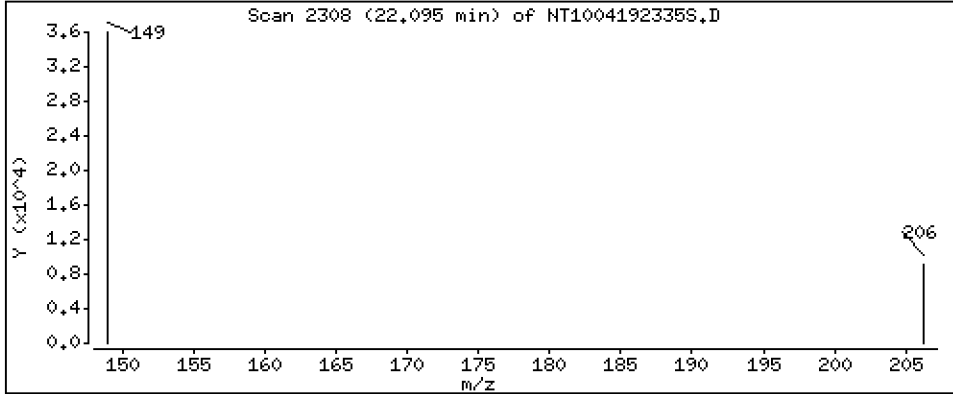
Operator: DSD

Column phase: ZB-5msi

Column diameter: 0.25

67 Butylbenzylphthalate

Concentration: 0.9554 ug/L



Date : 20-APR-2023 08:57

Client ID:

Instrument: nt10.i

Sample Info: SLD0288-CCV1

Volume Injected (uL): 1.0

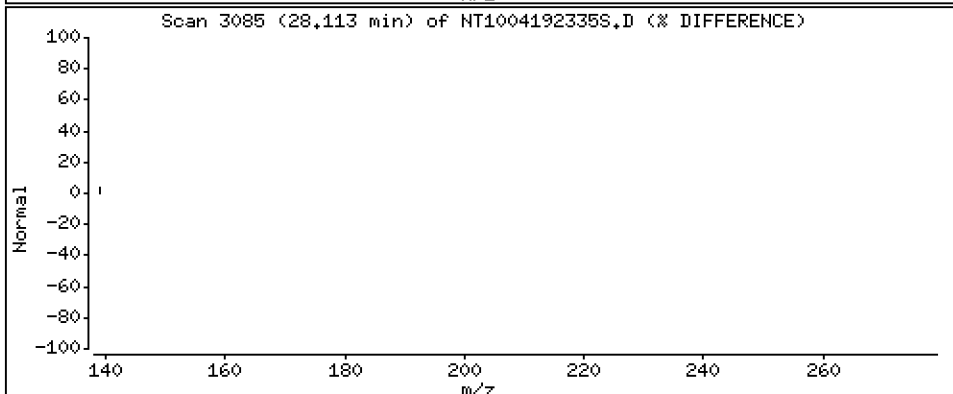
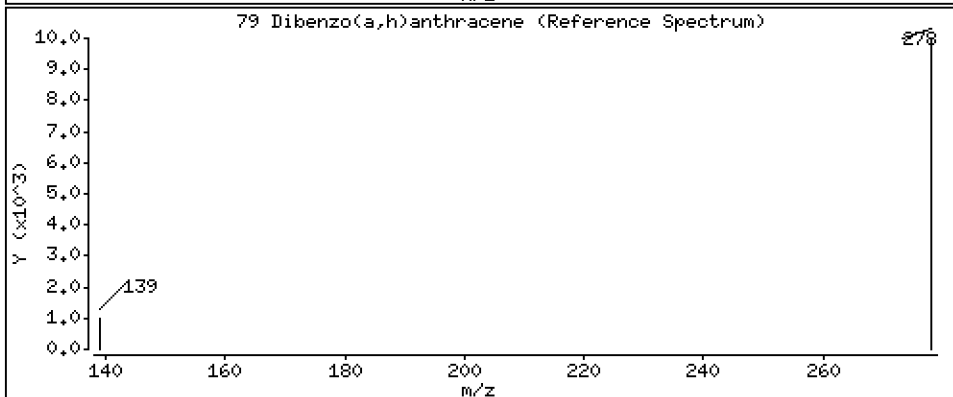
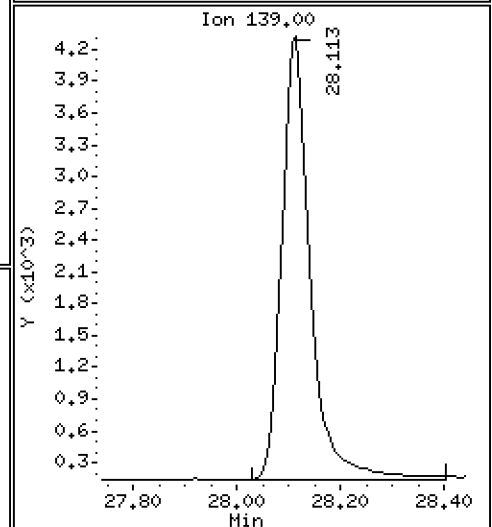
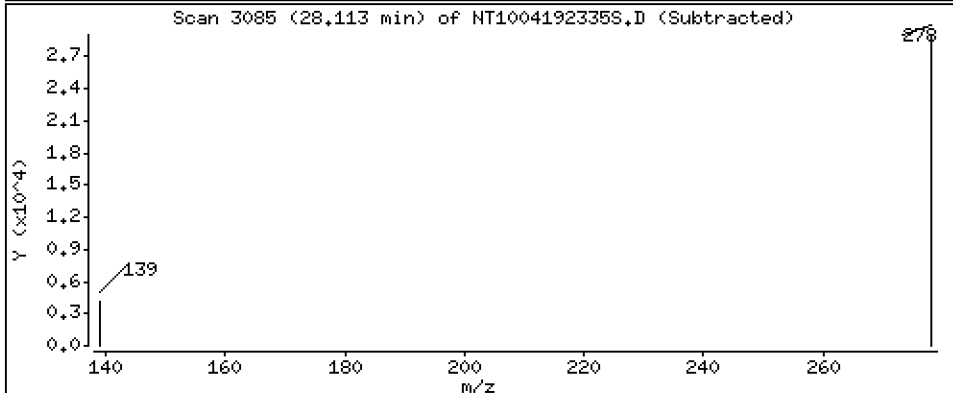
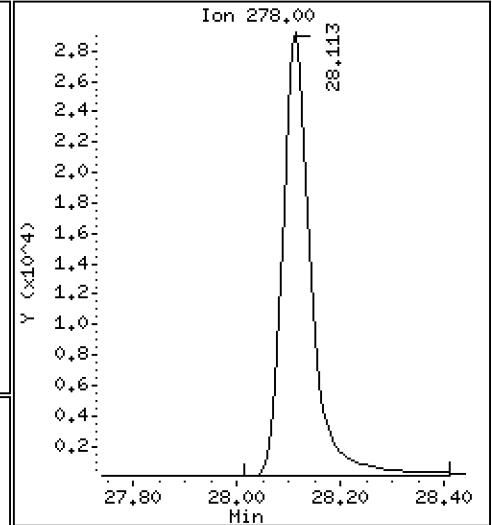
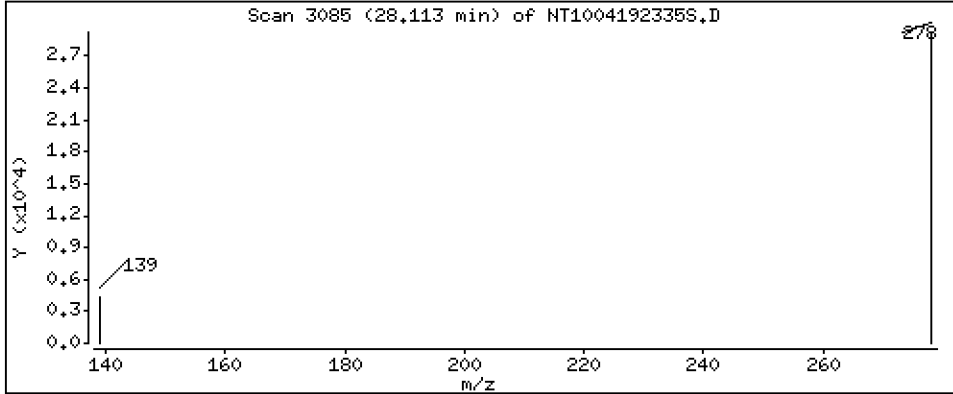
Operator: DSD

Column phase: ZB-5msi

Column diameter: 0,25

79 Dibenzo(a,h)anthracene

Concentration: 0,6974 ug/L



Date : 20-APR-2023 08:57

Client ID:

Instrument: nt10.i

Sample Info: SLD0288-CCV1

Volume Injected (uL): 1.0

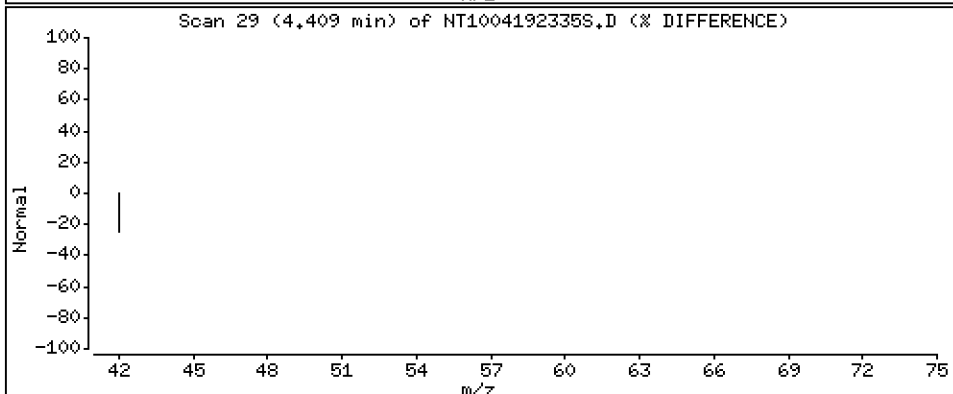
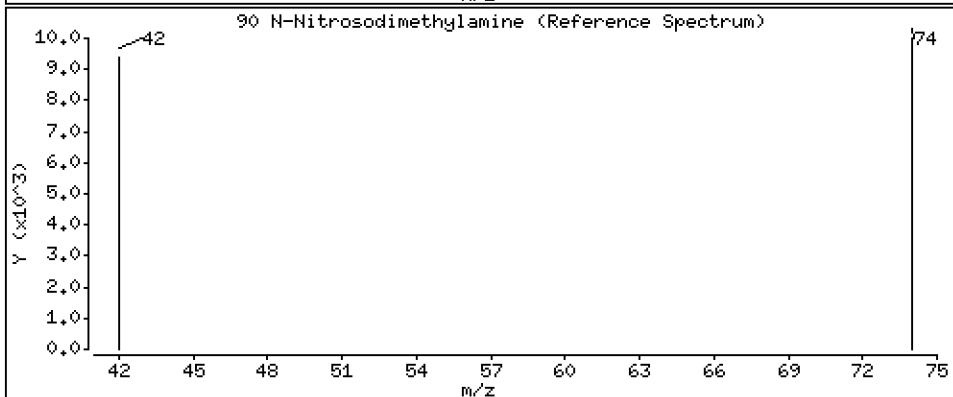
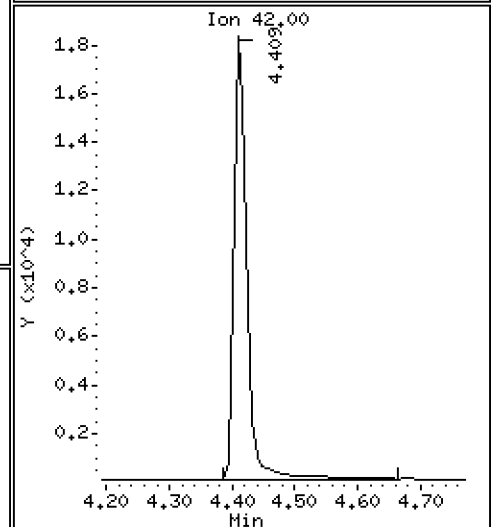
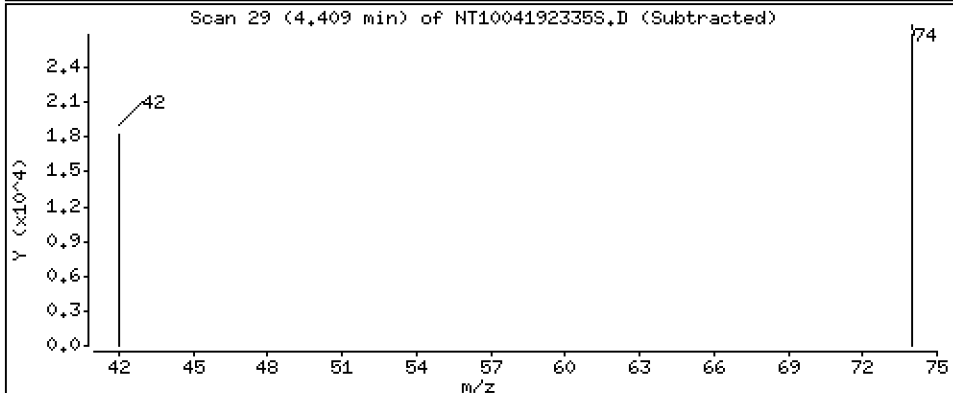
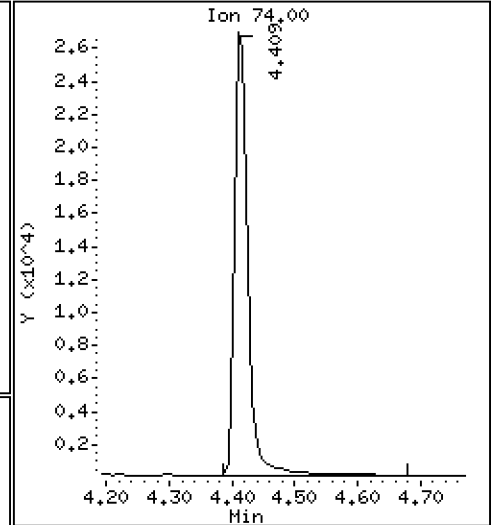
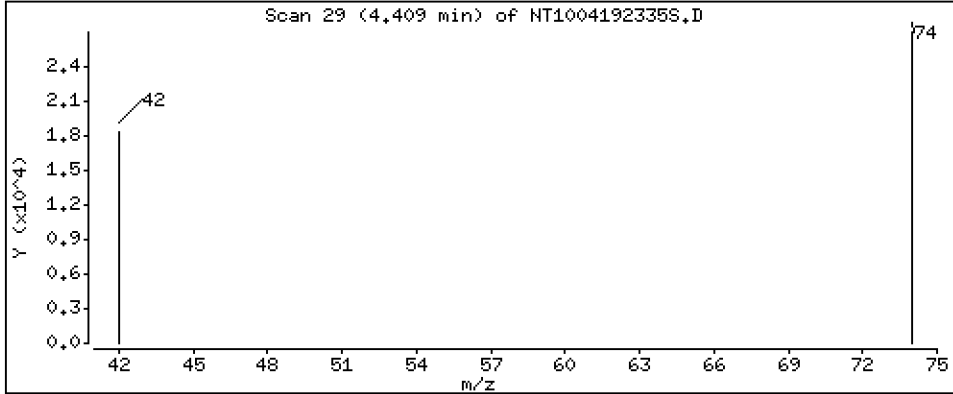
Operator: DSD

Column phase: ZB-5msi

Column diameter: 0,25

90 N-Nitrosodimethylamine

Concentration: 1,643 ug/L



ARI Labs, Inc.

METHOD 8270D-SIM

Data file : \\target\share\chem3\nt10.i\20230419A.b\20230419A.b\NT1004192335S.D
 Lab Smp Id: SLD0288-CCV1
 Inj Date : 20-APR-2023 08:57 MS Autotune Date: 16-JAN-2023 17:42
 Operator : DSD Inst ID: nt10.i
 Smp Info : SLD0288-CCV1
 Misc Info :
 Comment :
 Method : \\target\share\chem3\nt10.i\20230419A.b\20230419A.b\SIMABN2.m
 Meth Date : 21-Apr-2023 08:38 deenayd Quant Type: ISTD
 Cal Date : 16-MAR-2023 01:38 Cal File: NT10031510S.D
 Als bottle: 4
 Dil Factor: 1.00000
 Integrator: HP RTE Compound Sublist: PSSDA.sub
 Target Version: 4.14
 Processing Host: DEENAY-201905

Concentration Formula: $Amt * DF * Uf * Vt / (Vo * Vi) * CpndVariable$

Name	Value	Description
DF	1.000	Dilution Factor
Vo	1000.000	Volume of sample extracted (mL)
Vt	1000.000	Volume of final extract (uL)
Vi	1.000	Volume injected (uL)
Uf	1.000	ng unit correction factor
Cpnd Variable		Local Compound Variable

Compounds	QUANT	SIG	RT	EXP RT	REL RT	RESPONSE	CONCENTRATIONS	
							ON-COLUMN	FINAL
	MASS						(ug/mL)	(ug/L)
\$ 1 2-Fluorophenol	112		6.617	6.609	(0.749)	52383	1.34658	1.347 (R)
3 Phenol	94		8.240	8.232	(0.933)	46682	0.87470	0.8747
7 1,3-Dichlorobenzene	146		8.766	8.758	(0.992)	46935	0.93984	0.9398
* 8 1,4-Dichlorobenzene-d4	152		8.835	8.827	(1.000)	128281	4.00000	
9 1,4-Dichlorobenzene	146		8.859	8.851	(1.003)	45763	0.94928	0.9493
11 Benzyl alcohol	79		9.115	9.107	(1.032)	28320	0.91532	0.9153
12 1,2-Dichlorobenzene	146		9.216	9.208	(1.043)	44645	0.94168	0.9417
13 2-Methylphenol	108		9.348	9.340	(1.058)	34876	0.94310	0.9431
15 4-Methylphenol	108		9.627	9.611	(1.090)	36177	0.94145	0.9415
16 N-Nitroso-di-n-propylamine	70		9.674	9.666	(1.095)	24017	0.88377	0.8838
22 2,4-Dimethylphenol	107		10.656	10.647	(0.942)	78085	1.96938	1.969
24 Benzoic acid	105		10.809	10.792	(0.956)	62809	2.86566	2.866
26 1,2,4-Trichlorobenzene	180		11.227	11.219	(0.992)	38790	0.97252	0.9725
* 27 Naphthalene-d8	136		11.312	11.304	(1.000)	458707	4.00000	
30 Hexachlorobutadiene	225		11.721	11.713	(1.036)	25338	1.04487	1.045
39 Dimethylphthalate	163		14.446	14.430	(0.968)	78719	1.02529	1.025
* 42 Acenaphthene-d10	162		14.918	14.910	(1.000)	243296	4.00000	
50 Diethylphthalate	149		15.900	15.892	(1.066)	83239	1.04654	1.047
54 N-Nitrosodiphenylamine	169		16.278	16.262	(0.907)	56659	0.97337	0.9734
57 Hexachlorobenzene	284		17.327	17.319	(0.965)	30153	1.15716	1.157

Compounds	QUANT SIG	RT	EXP RT	REL RT	RESPONSE	CONCENTRATIONS	
						ON-COLUMN (ug/mL)	FINAL (ug/L)
58 Pentachlorophenol	266	17.699	17.683	(0.986)	23082	1.59026	1.590
* 59 Phenanthrene-d10	188	17.947	17.939	(1.000)	433853	4.00000	
\$ 66 Terphenyl-d14	244	21.142	21.134	(0.917)	55632	0.78416	0.7842 (R)
67 Butylbenzylphthalate	149	22.094	22.086	(0.959)	55240	0.95541	0.9554
* 69 Chrysene-d12	240	23.047	23.039	(1.000)	435413	4.00000	
* 77 Perylene-d12	264	25.594	25.586	(1.000)	490854	4.00000	
79 Dibenzo(a,h)anthracene	278	28.113	28.089	(1.098)	111941	0.69744	0.6974
90 N-Nitrosodimethylamine	74	4.408	4.423	(0.499)	40528	1.64266	1.643

QC Flag Legend

R - Spike/Surrogate failed recovery limits.

ARI Labs, Inc.

INTERNAL STANDARD COMPOUNDS
 AREA AND RT SUMMARY

Instrument ID: nt10.i
 Lab File ID: NT1004192335S.D
 Lab Smp Id: SLD0288-CCV1
 Analysis Type: SV
 Quant Type: ISTD
 Operator: DSD
 Method File: \\target\share\chem3\nt10.i\20230419A.b\20230419A.b\SIMABN2.m
 Misc Info:

Calibration Date: 19-APR-2023
 Calibration Time: 22:11
 Level: LOW
 Sample Type: AIR

Test Mode:
 Use Last Continuing Calibrator.

COMPOUND	STANDARD	AREA LIMIT		SAMPLE	%DIFF
		LOWER	UPPER		
8 1,4-Dichlorobenze	154021	77011	308042	128281	-16.71
27 Naphthalene-d8	550458	275229	1100916	458707	-16.67
42 Acenaphthene-d10	294195	147098	588390	243296	-17.30
59 Phenanthrene-d10	508863	254432	1017726	433853	-14.74
69 Chrysene-d12	482651	241326	965302	435413	-9.79
77 Perylene-d12	560068	280034	1120136	490854	-12.36

COMPOUND	STANDARD	RT LIMIT		SAMPLE	%DIFF
		LOWER	UPPER		
8 1,4-Dichlorobenze	8.83	8.33	9.33	8.84	0.09
27 Naphthalene-d8	11.30	10.80	11.80	11.31	0.07
42 Acenaphthene-d10	14.91	14.41	15.41	14.92	0.05
59 Phenanthrene-d10	17.94	17.44	18.44	17.95	0.04
69 Chrysene-d12	23.04	22.54	23.54	23.05	0.03
77 Perylene-d12	25.59	25.09	26.09	25.59	0.03

AREA UPPER LIMIT = +100% of internal standard area.
 AREA LOWER LIMIT = - 50% of internal standard area.
 RT UPPER LIMIT = + 0.50 minutes of internal standard RT.
 RT LOWER LIMIT = - 0.50 minutes of internal standard RT.

REVIEW SUMMARY FOR FILE - NT1004192335S.D

Lab ID: SLD0288-CCV1

nt10.i, 20230419A.b\20230419A.b\SIMABN2.m,

20-APR-2023 08:57

RT CO-ELUTION COMPOUNDS

NO CO-ELUTIONS

Quant Method: ICAL

RRT CHECK

RRT	CCV	RRT	DELTA	COMPOUND
-----	-----	-----	-------	----------

NONE

RRT check based on Ccal File: 20230419A.b/NT1004192318SA.D

On Column LOD for nt10.i, 20230419A.b\SIMABN2.m, PSDDA.sub = 0.0000

Exception: 1,2,4-Trichlorobenzene 0.0010

* Only compounds listed in the work order have been verified by the analyst *



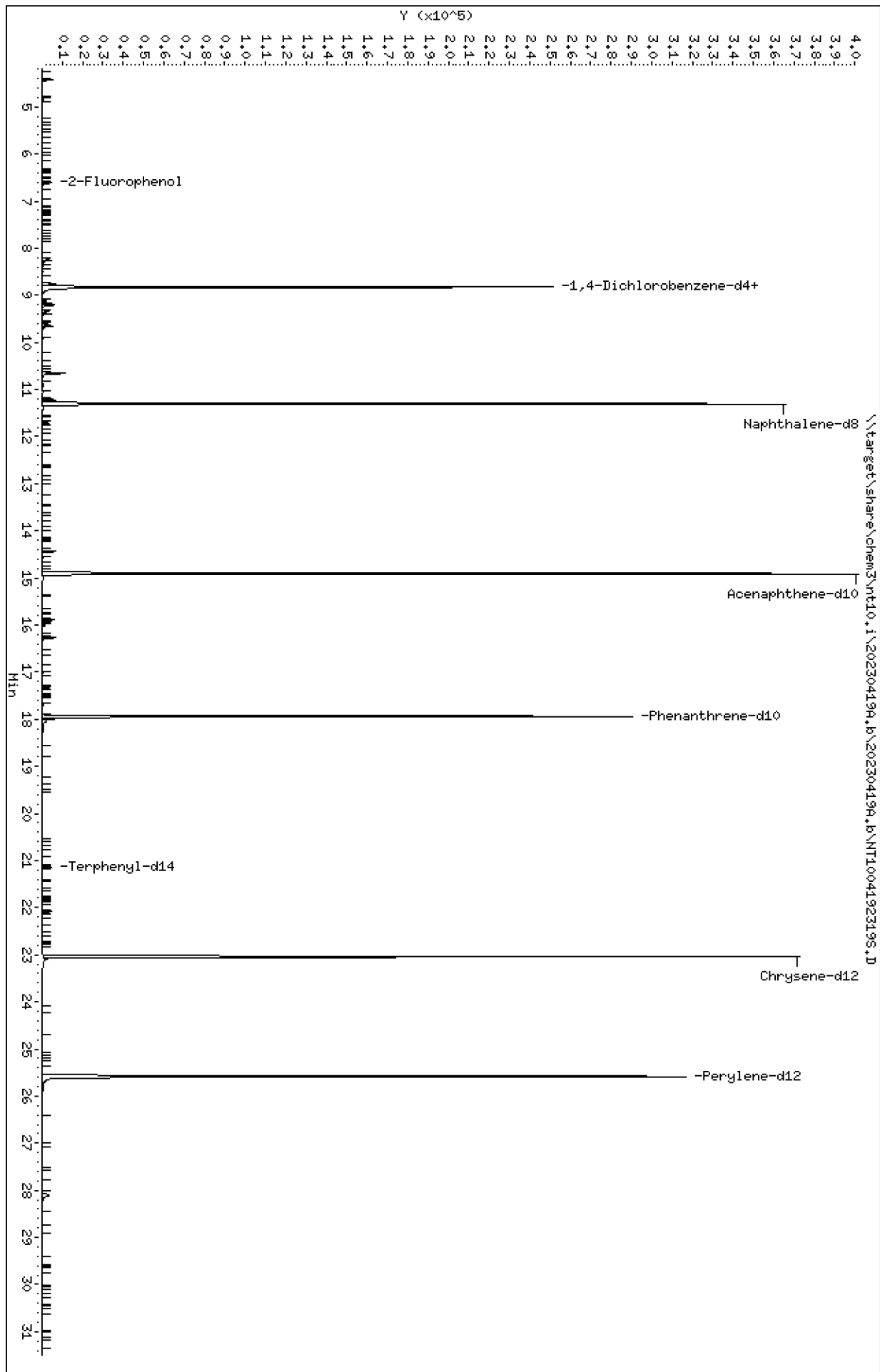
**LOW-CONCENTRATION
CONTINUING CALIBRATION CHECK
EPA 8270E-SIM**

Laboratory:	<u>Analytical Resources, LLC</u>	SDG:	<u>23C0774</u>
Client:	<u>Anchor QEA, LLC</u>	Project:	<u>AOC5 MR Phase 1</u>
Instrument ID:	<u>NT10</u>	Calibration:	<u>GC00049</u>
Lab File ID:	<u>NT1004192319S.D</u>	Calibration Date:	<u>03/15/2023</u>
Sequence:	<u>SLD0288</u>	Injection Date:	<u>04/19/23</u>
Lab Sample ID:	<u>SLD0288-LCV1</u>	Injection Time:	<u>22:49</u>
Sequence Name:	<u>ABN 0.1</u>		

COMPOUND	TYPE	CONC. (ug/mL)		RESPONSE FACTOR (RRF)			% DRIFT/DIFF	
		STD	CCV	ICAL	CCV	MIN	CCV	LIMIT
1,4-Dichlorobenzene	A	0.10000	0.1	1.5031980	1.5215130		1.2	
1,2-Dichlorobenzene	A	0.10000	0.1	1.4783140	1.4819570		0.3	
Benzyl Alcohol	A	0.10000	0.09	0.9647610	0.9002097		-6.7	
Benzoic acid	A	0.40000	0.03	0.1358970	0.0158032		-91.6	
2,4-Dimethylphenol	A	0.20000	0.2	0.3457498	0.3086413		-10.7	
1,2,4-Trichlorobenzene	A	0.10000	0.1	0.3478148	0.3578265		2.9	
N-Nitrosodiphenylamine	A	0.10000	0.09	0.5366720	0.4964504		-7.5	
Pentachlorophenol	A	0.20000	0.08	0.0934250	0.0519161		-60.9	
2-Fluorophenol	A	0.15000	0.127	1.2129820	1.0292910		-15.1	
p-Terphenyl-d14	A	0.10000	0.0753	0.6517430	0.4909645		-24.7	

* Values outside of QC limits

Data File: \\target\share\chem3\nt10.1\20230419H.B\20230419H.B\NT1004192319S.D
 Date: 19-APR-2023 22:49
 Client ID:
 Instrument: nt10.1
 Sample Info: SLD0288-LCWI
 Volume Injected (uL): 1.0
 Operator: DSD
 Column phase: ZB-5msi
 Column diameter: 0.25



Date : 19-APR-2023 22:49

Client ID:

Instrument: nt10.i

Sample Info: SLD0288-LCV1

Volume Injected (uL): 1.0

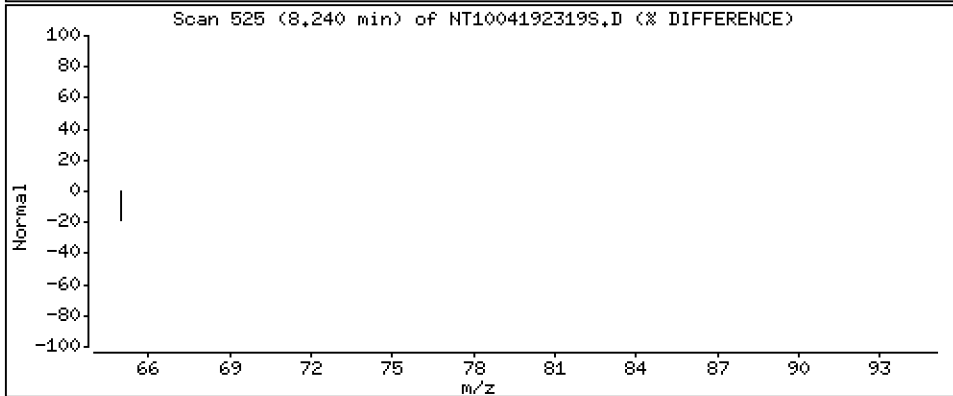
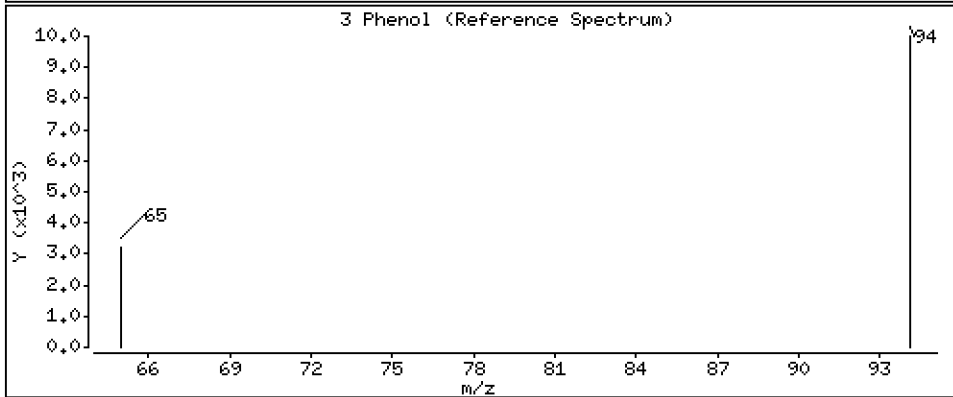
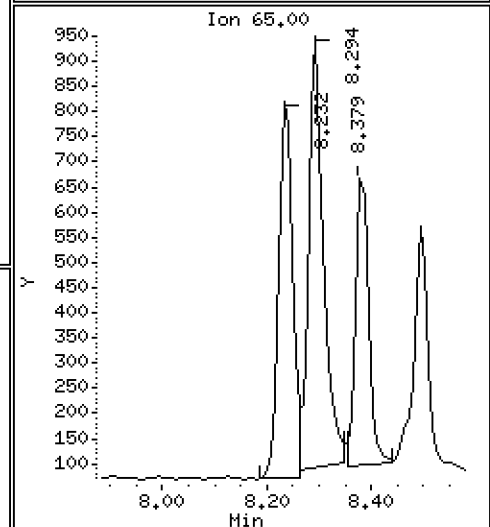
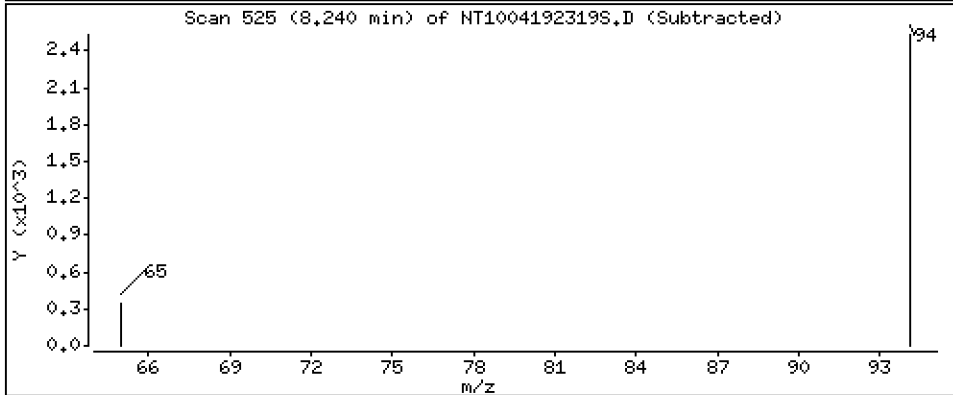
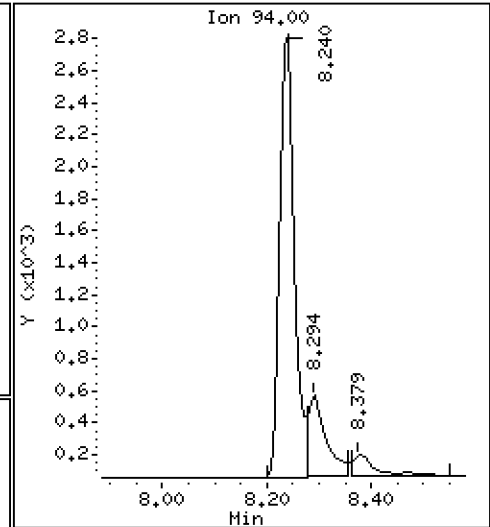
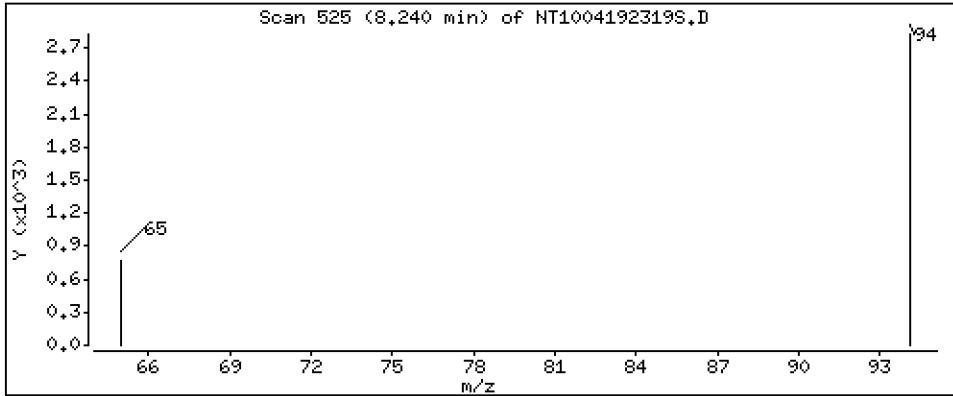
Operator: DSD

Column phase: ZB-5msi

Column diameter: 0,25

3 Phenol

Concentration: 0,07973 ug/L



Date : 19-APR-2023 22:49

Client ID:

Instrument: nt10.i

Sample Info: SLD0288-LCV1

Volume Injected (uL): 1.0

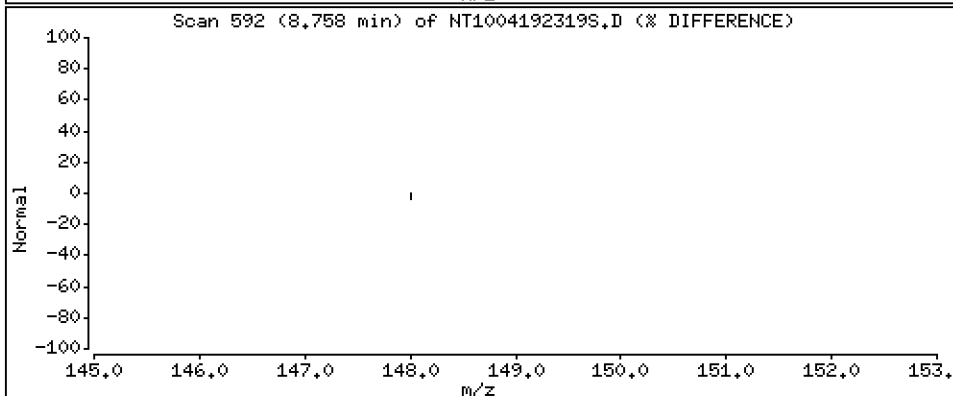
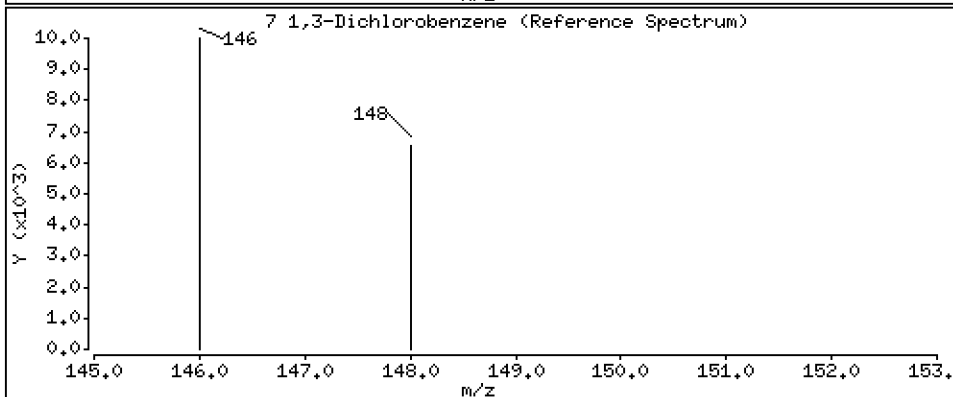
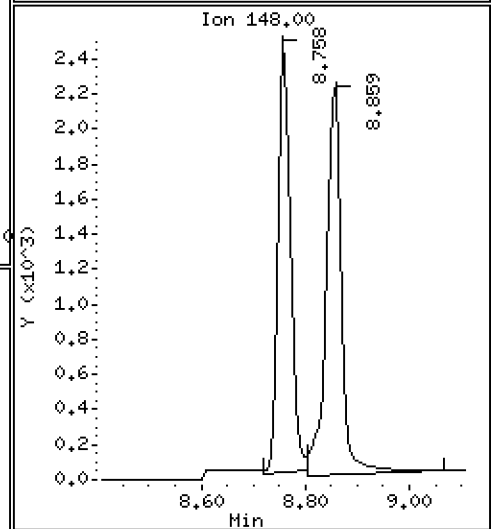
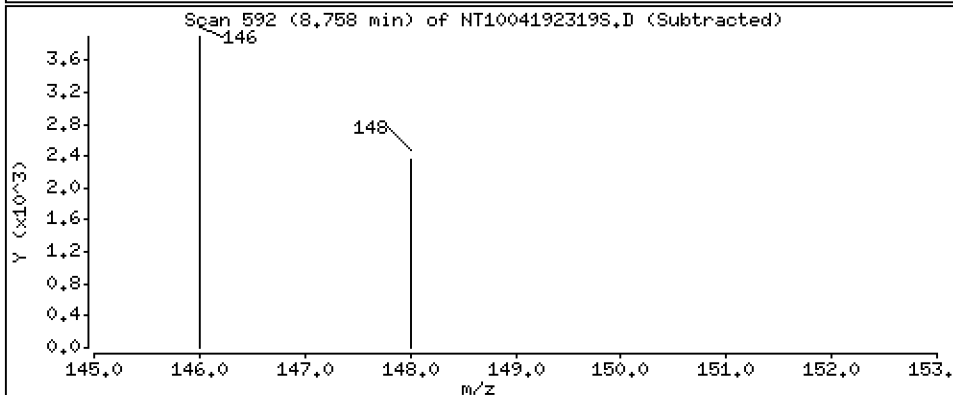
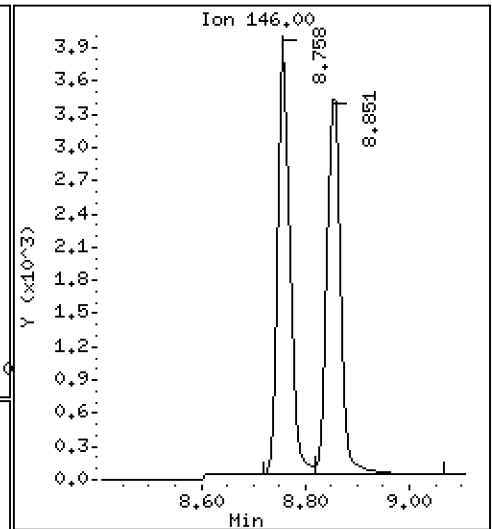
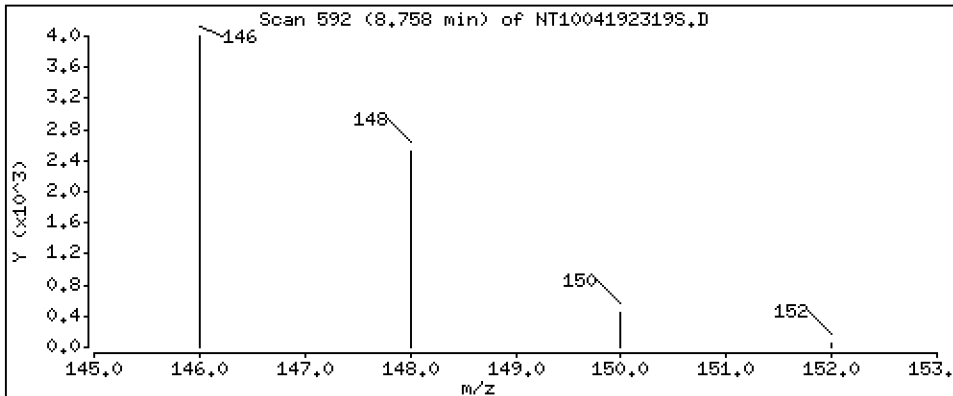
Operator: DSD

Column phase: ZB-5msi

Column diameter: 0.25

7 1,3-Dichlorobenzene

Concentration: 0.1000 ug/L



Date : 19-APR-2023 22:49

Client ID:

Instrument: nt10.i

Sample Info: SLD0288-LCV1

Volume Injected (uL): 1.0

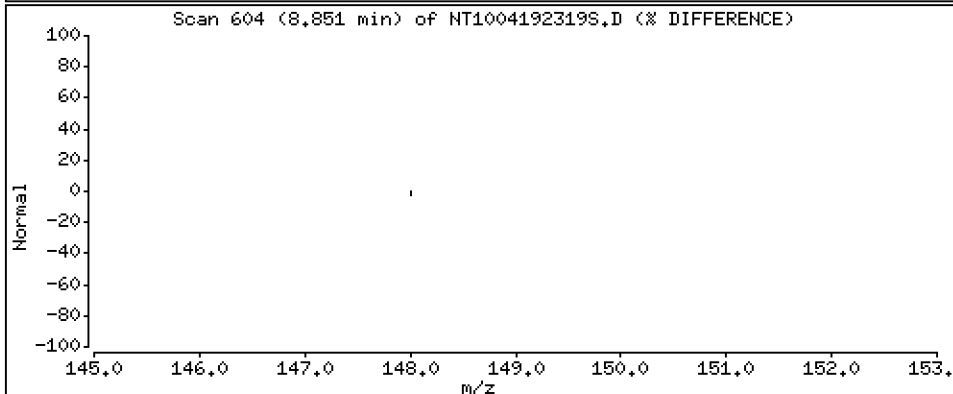
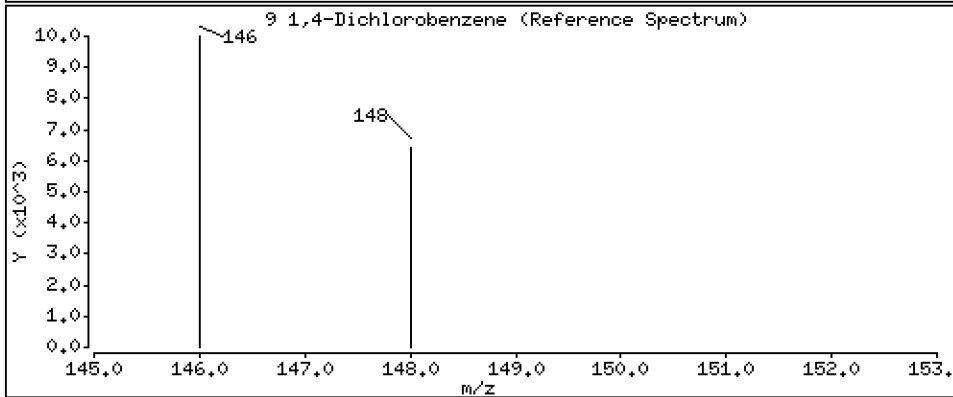
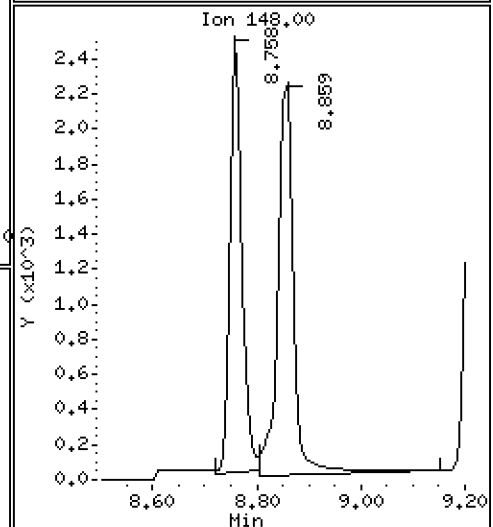
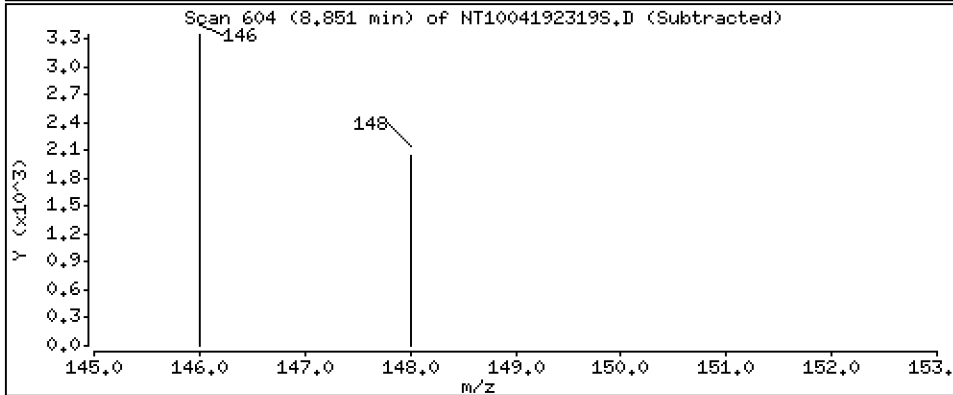
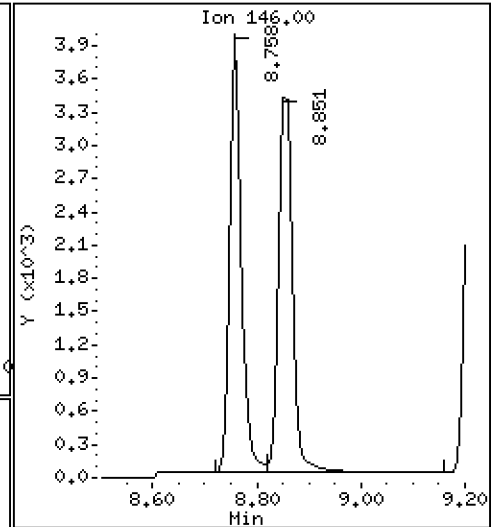
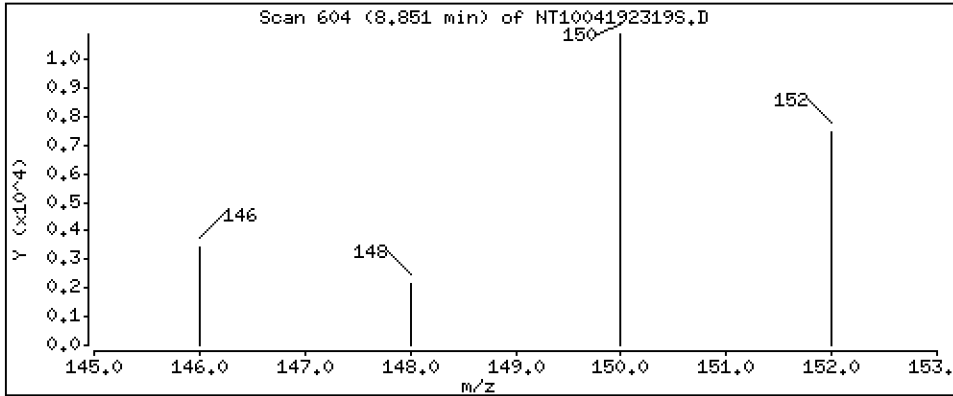
Operator: DSD

Column phase: ZB-5msi

Column diameter: 0.25

9 1,4-Dichlorobenzene

Concentration: 0.1012 ug/L



Date : 19-APR-2023 22:49

Client ID:

Instrument: nt10.i

Sample Info: SLD0288-LCV1

Volume Injected (uL): 1.0

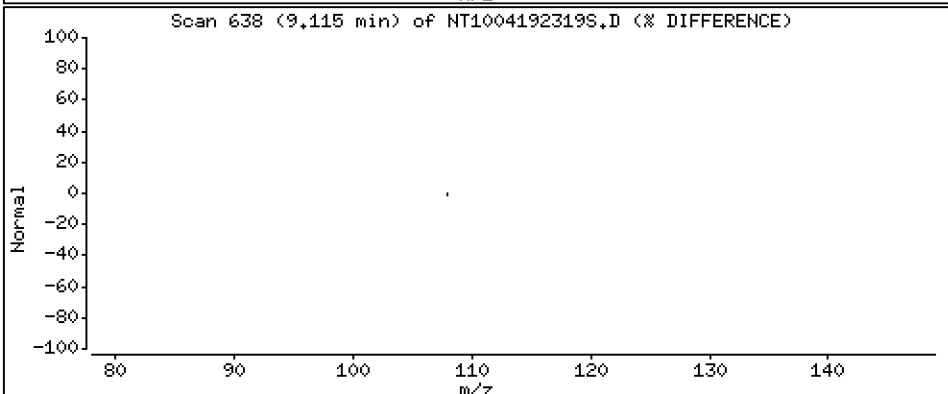
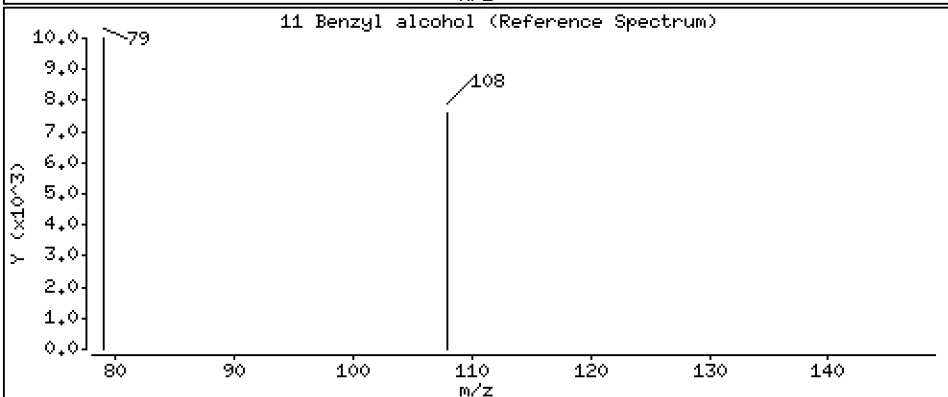
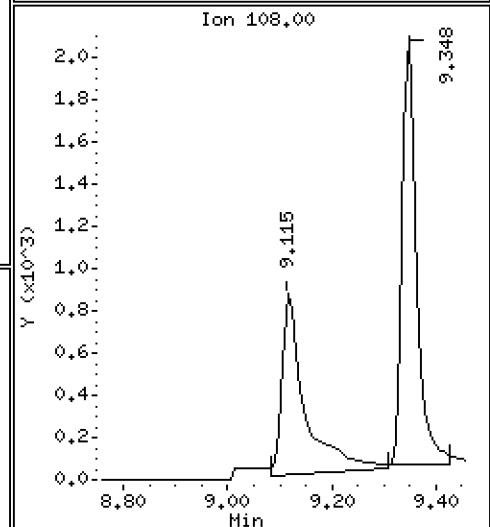
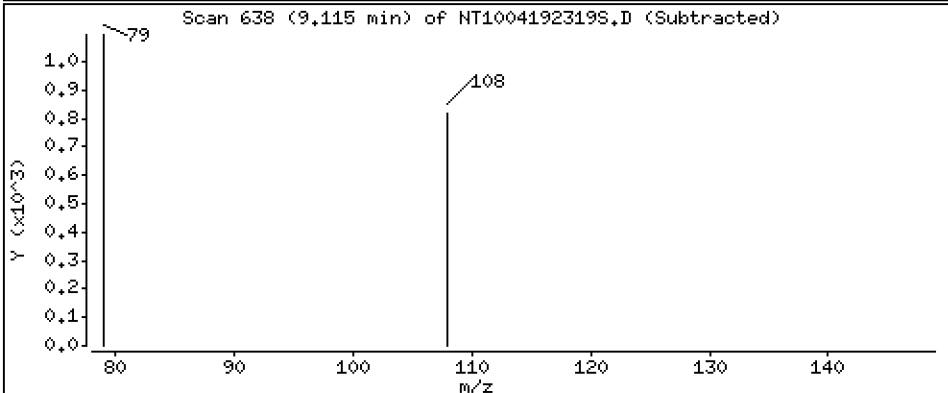
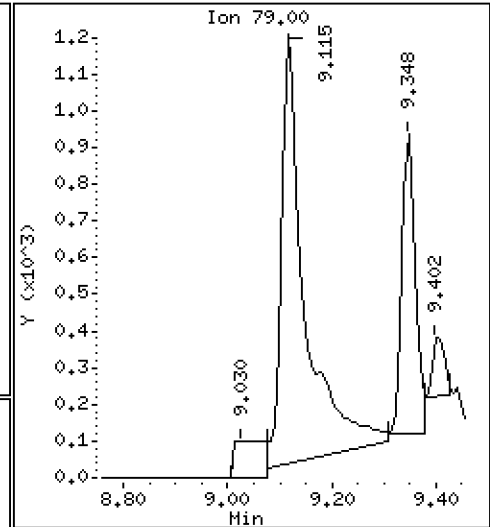
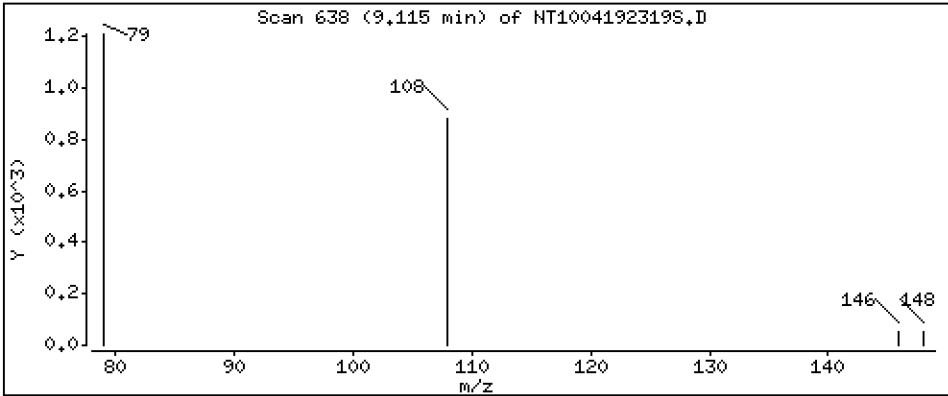
Operator: DSD

Column phase: ZB-5msi

Column diameter: 0.25

11 Benzyl alcohol

Concentration: 0.09331 ug/L



Date : 19-APR-2023 22:49

Client ID:

Instrument: nt10.i

Sample Info: SLD0288-LCV1

Volume Injected (uL): 1.0

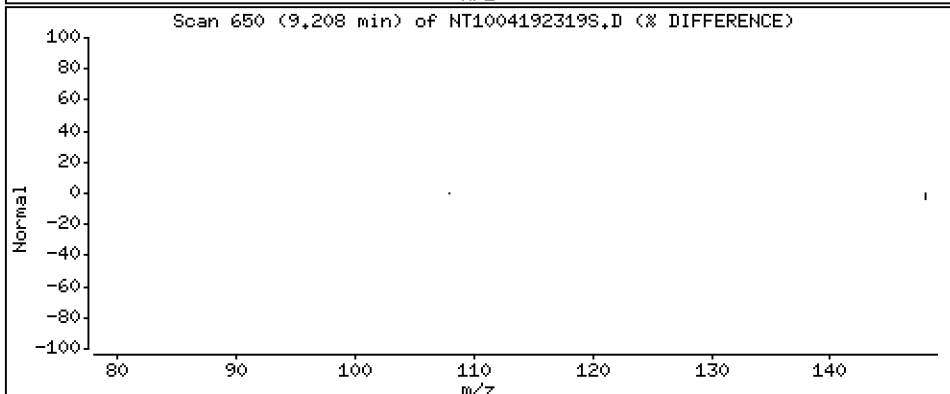
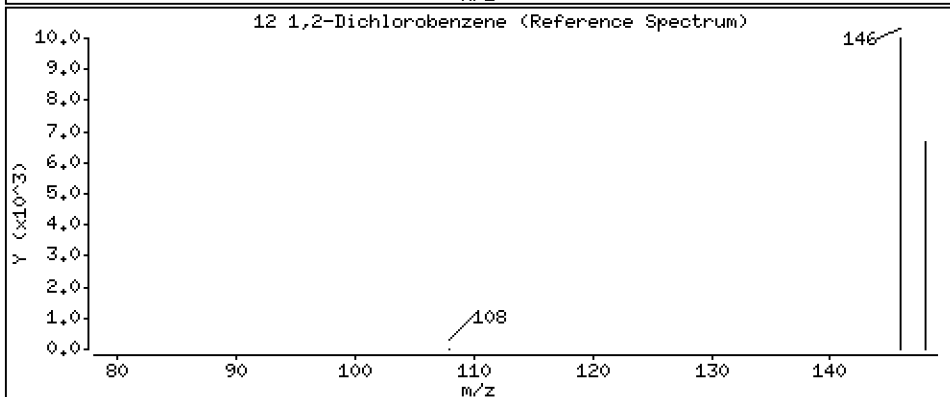
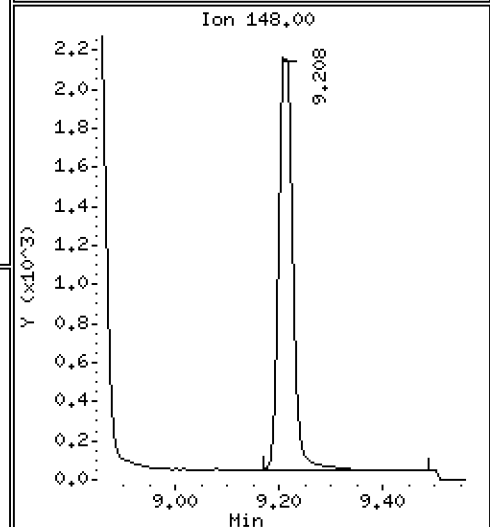
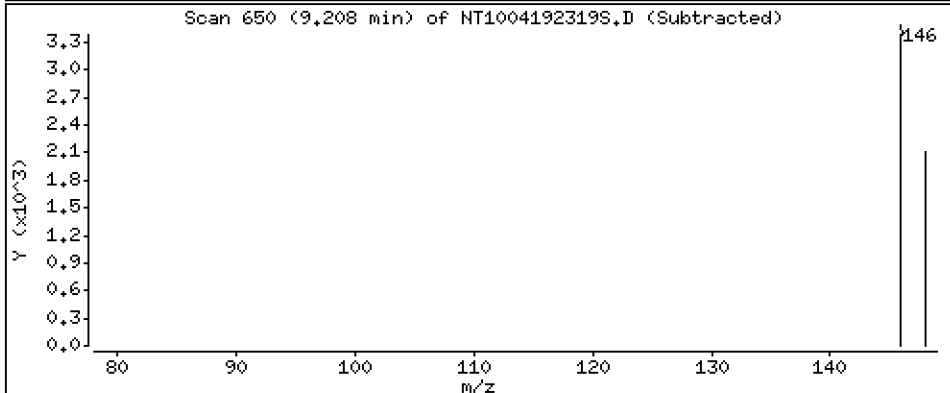
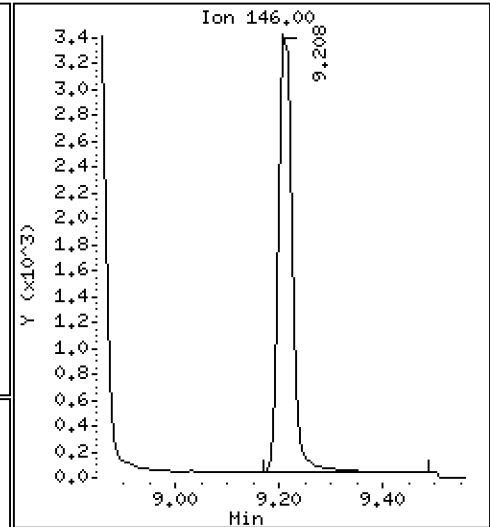
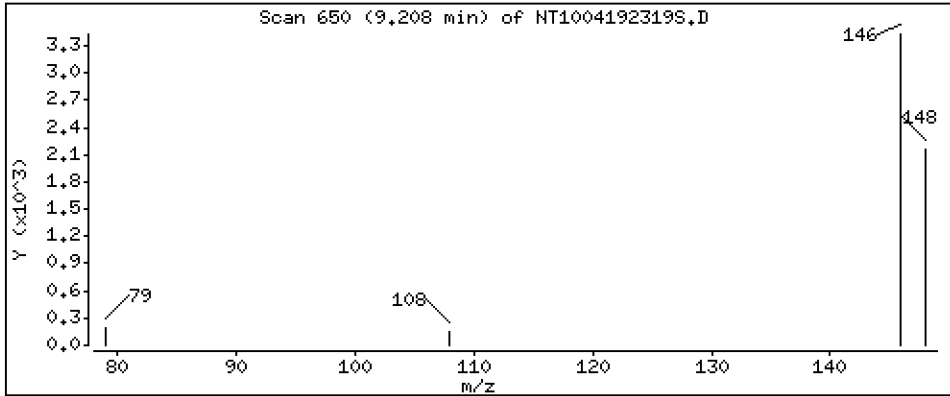
Operator: DSD

Column phase: ZB-5msi

Column diameter: 0.25

12 1,2-Dichlorobenzene

Concentration: 0.1002 ug/L



Date : 19-APR-2023 22:49

Client ID:

Instrument: nt10.i

Sample Info: SLD0288-LCV1

Volume Injected (uL): 1.0

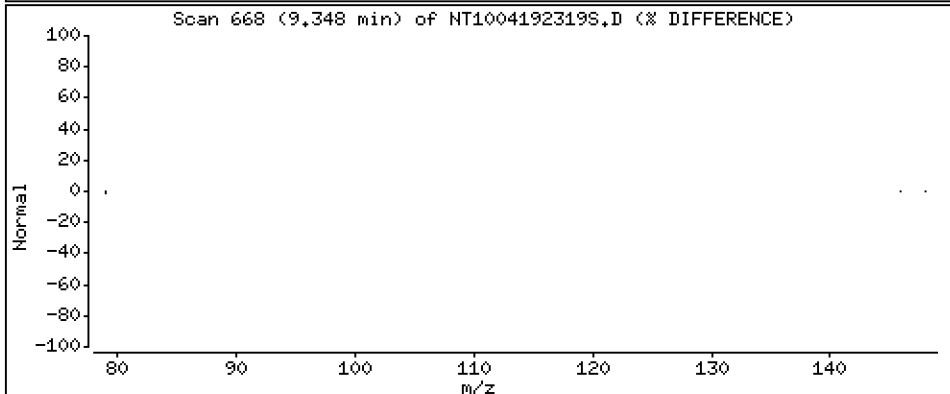
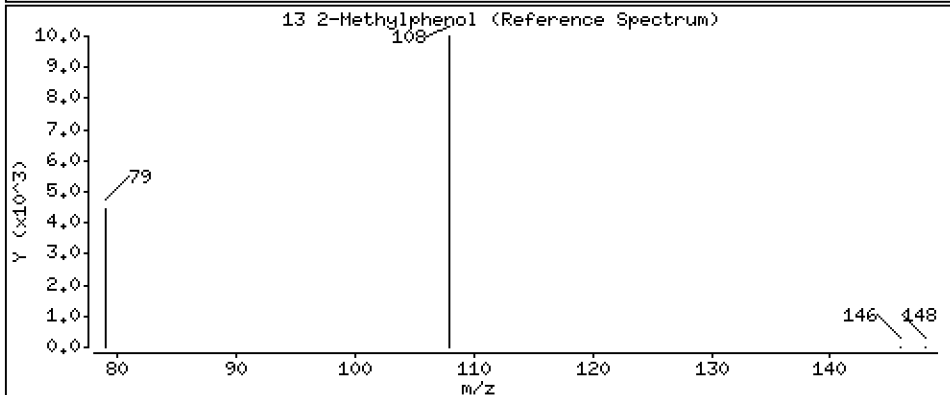
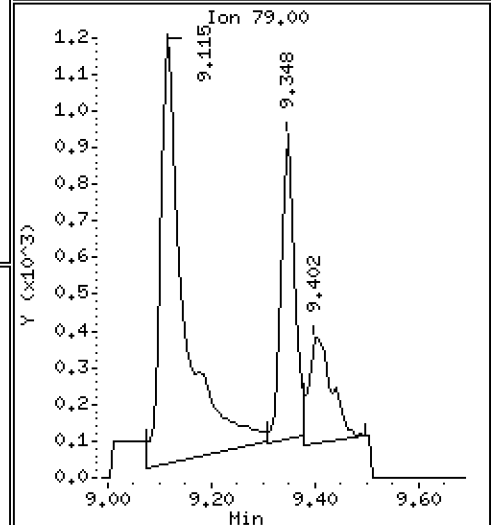
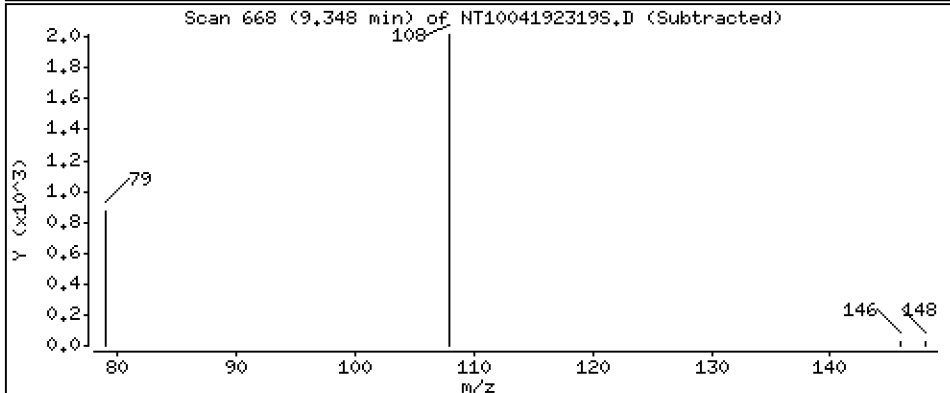
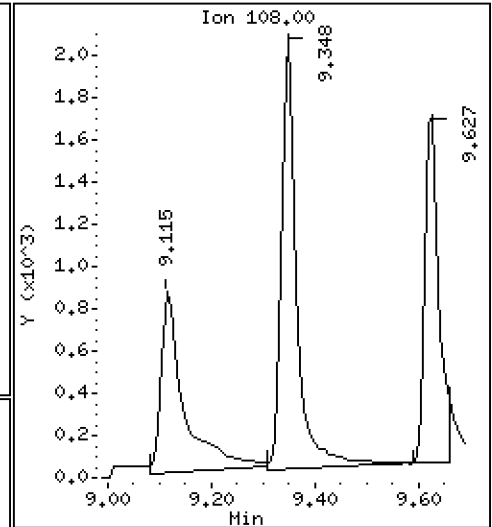
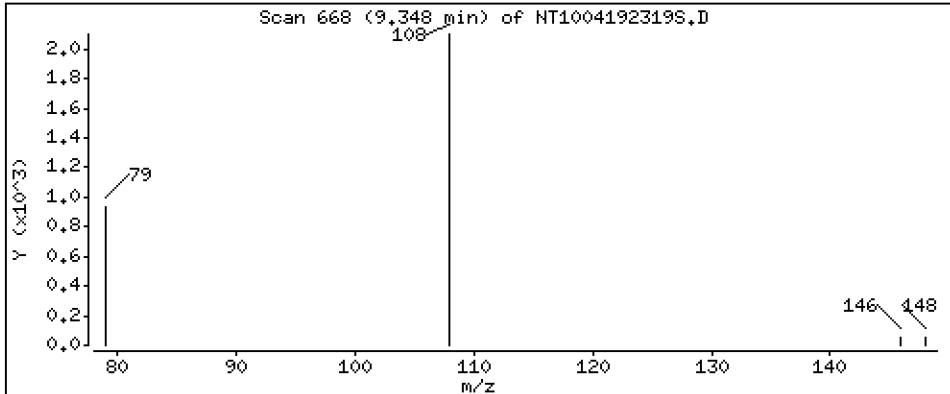
Operator: DSD

Column phase: ZB-5msi

Column diameter: 0.25

13 2-Methylphenol

Concentration: 0.08991 ug/L



Date : 19-APR-2023 22:49

Client ID:

Instrument: nt10.i

Sample Info: SLD0288-LCV1

Volume Injected (uL): 1.0

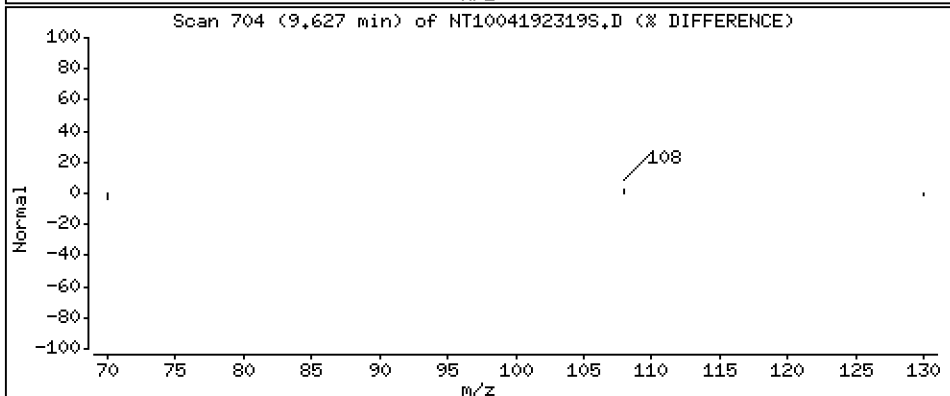
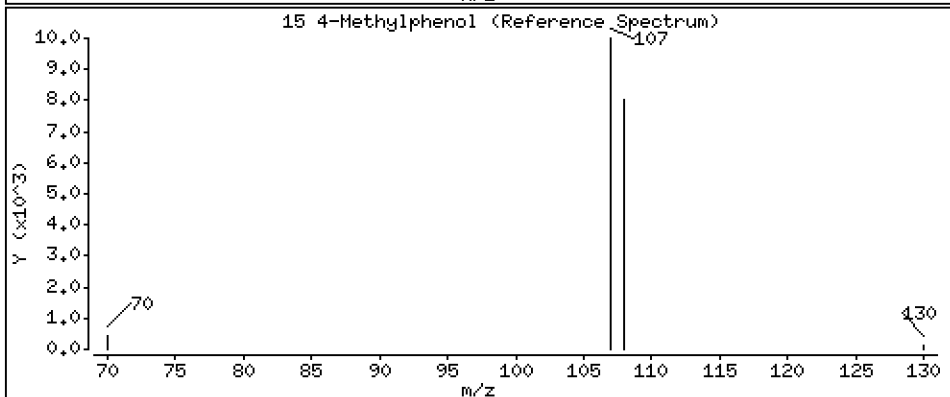
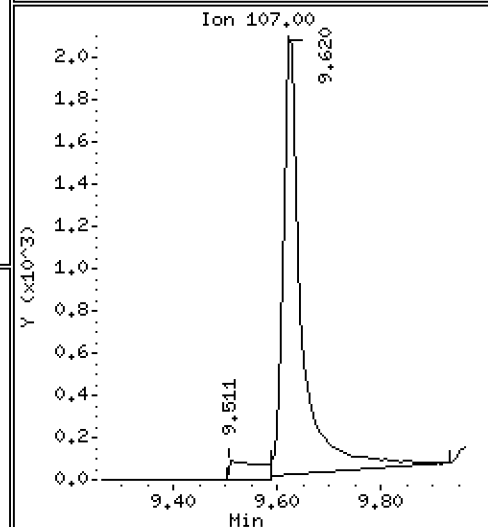
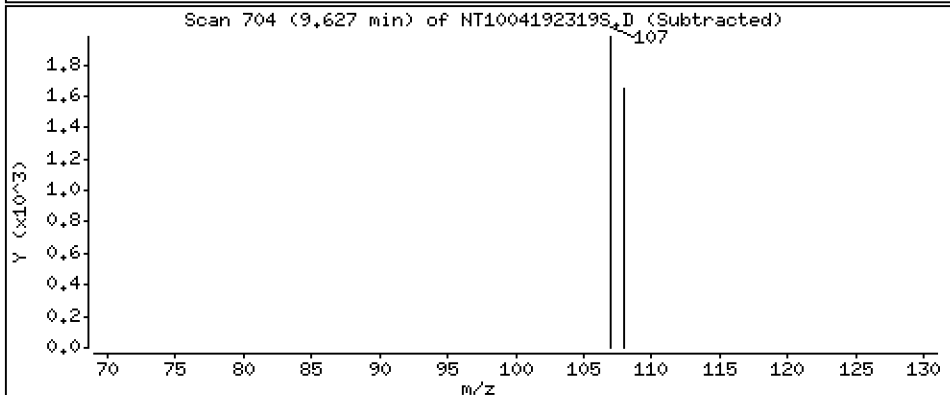
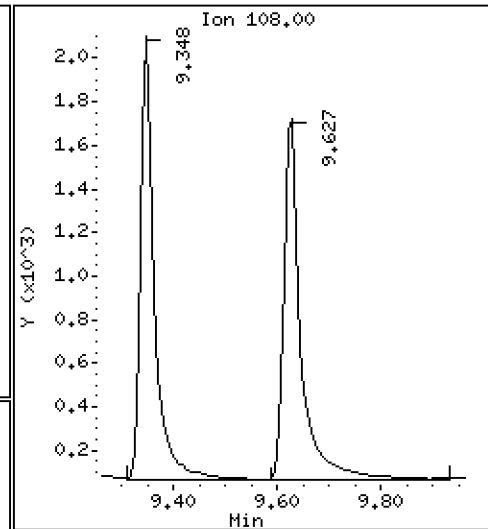
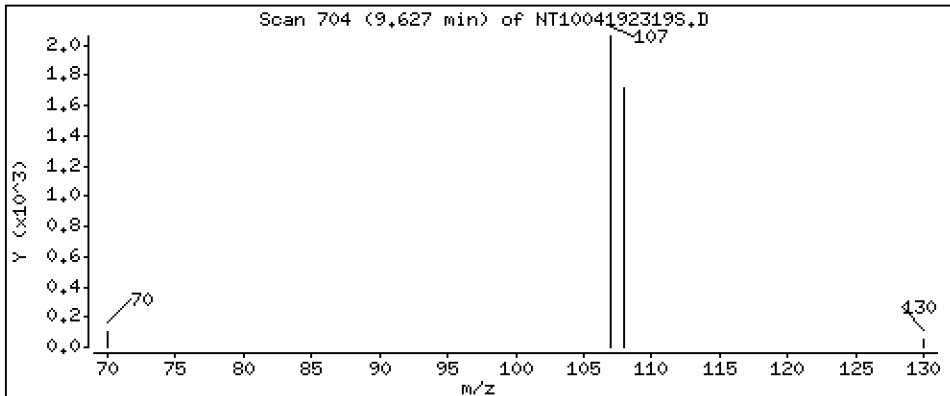
Operator: DSD

Column phase: ZB-5msi

Column diameter: 0.25

15 4-Methylphenol

Concentration: 0.07889 ug/L



Date : 19-APR-2023 22:49

Client ID:

Instrument: nt10.i

Sample Info: SLD0288-LCV1

Volume Injected (uL): 1.0

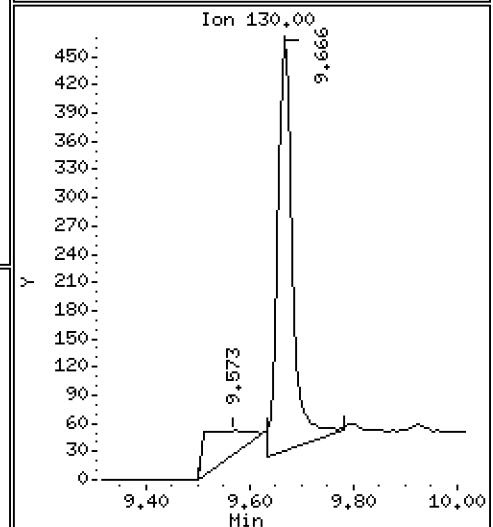
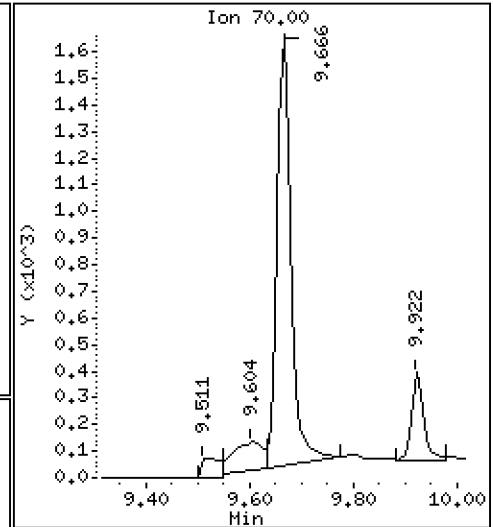
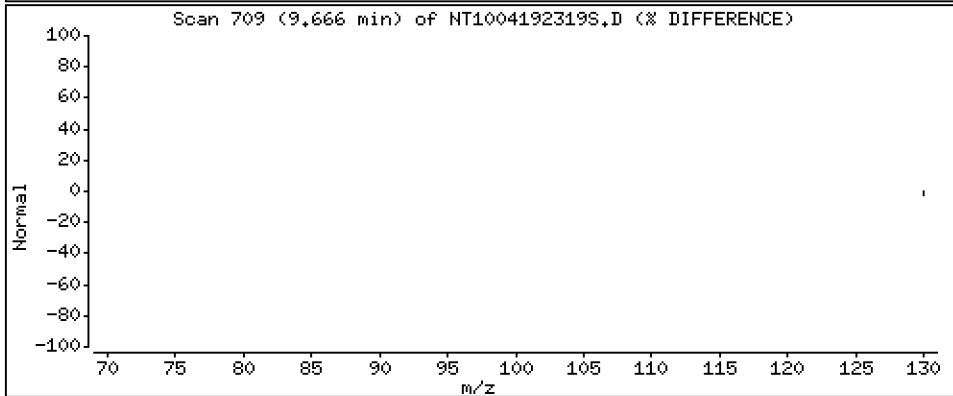
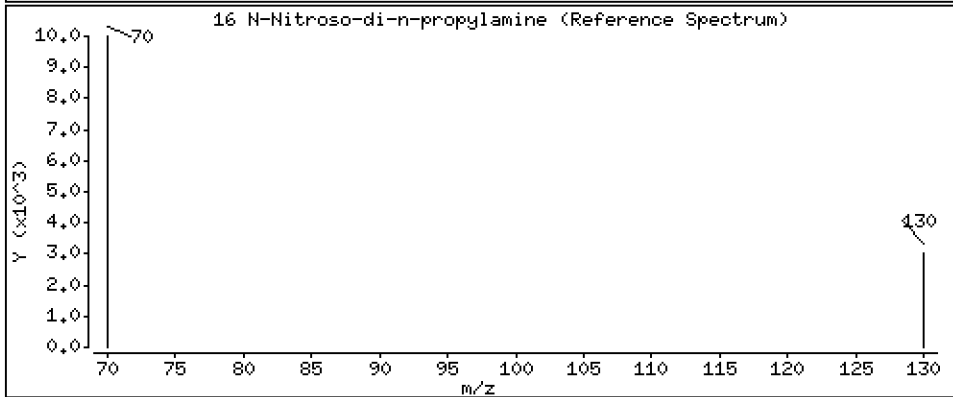
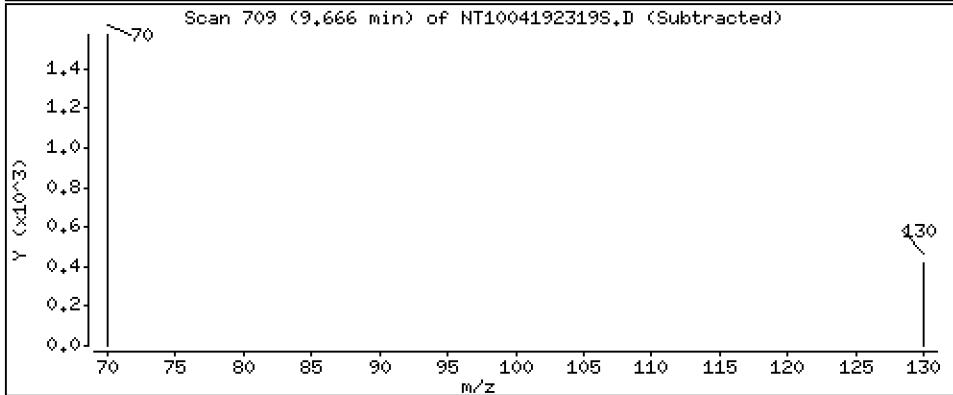
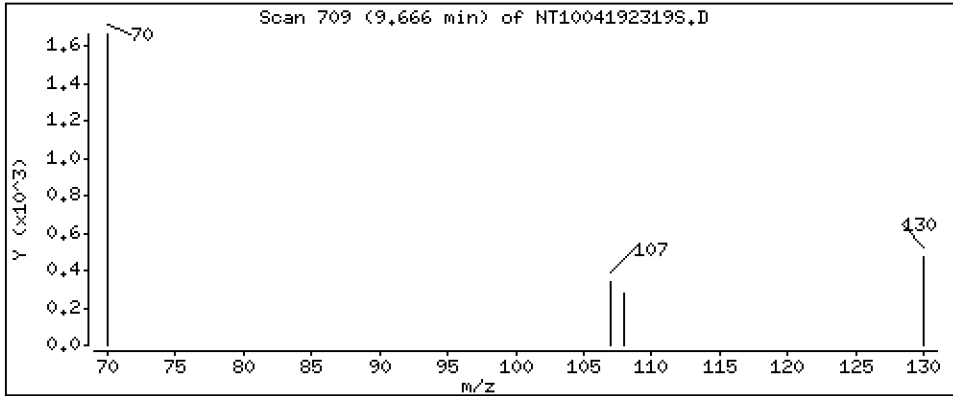
Operator: DSD

Column phase: ZB-5msi

Column diameter: 0.25

16 N-Nitroso-di-n-propylamine

Concentration: 0.08480 ug/L



Date : 19-APR-2023 22:49

Client ID:

Instrument: nt10.i

Sample Info: SLD0288-LCV1

Volume Injected (uL): 1.0

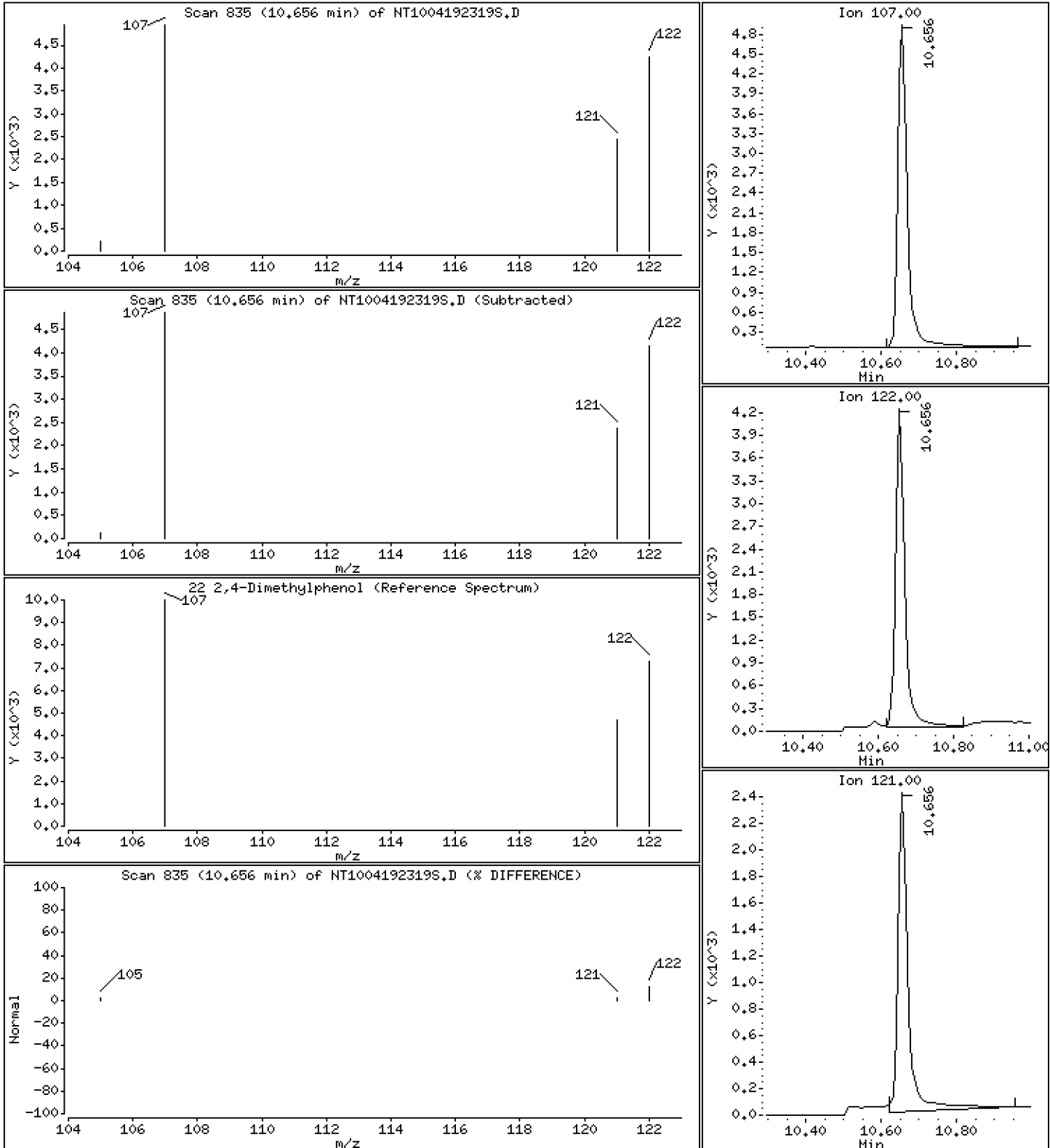
Operator: DSD

Column phase: ZB-5msi

Column diameter: 0.25

22 2,4-Dimethylphenol

Concentration: 0.1785 ug/L



Date : 19-APR-2023 22:49

Client ID:

Instrument: nt10.i

Sample Info: SLD0288-LCV1

Volume Injected (uL): 1.0


Operator: DSD

Column phase: ZB-5msi

Column diameter: 0,25

24 Benzoic acid

Concentration: 0,03345 ug/L



Date : 19-APR-2023 22:49

Client ID:

Instrument: nt10.i

Sample Info: SLD0288-LCV1

Volume Injected (uL): 1.0

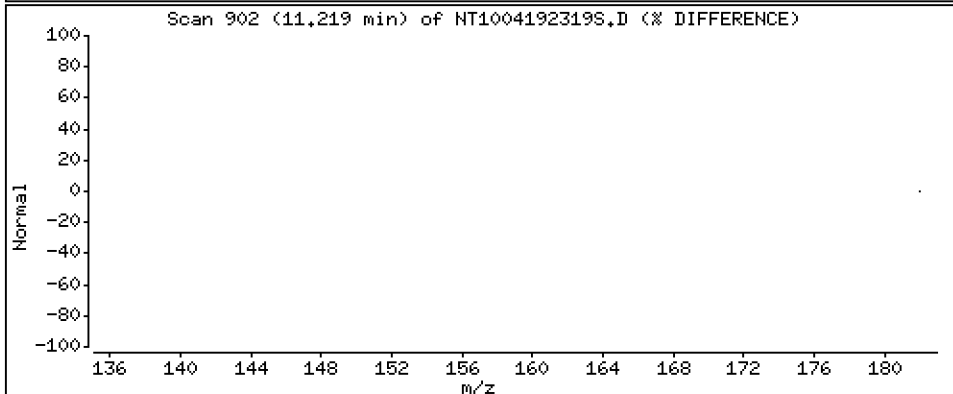
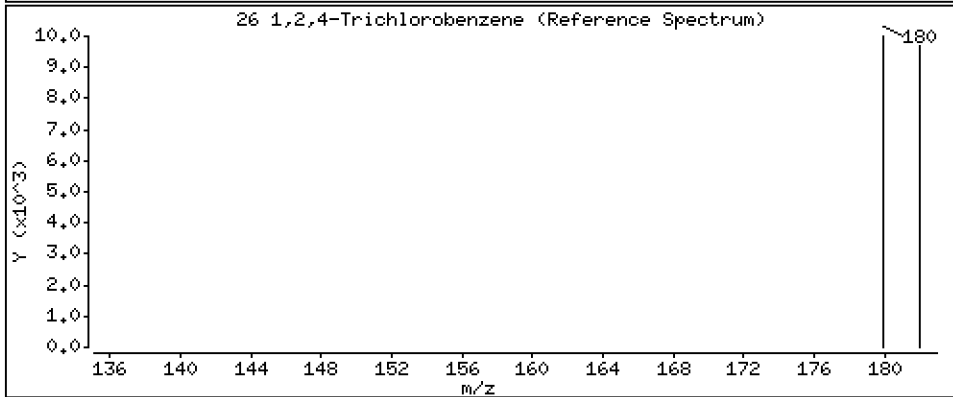
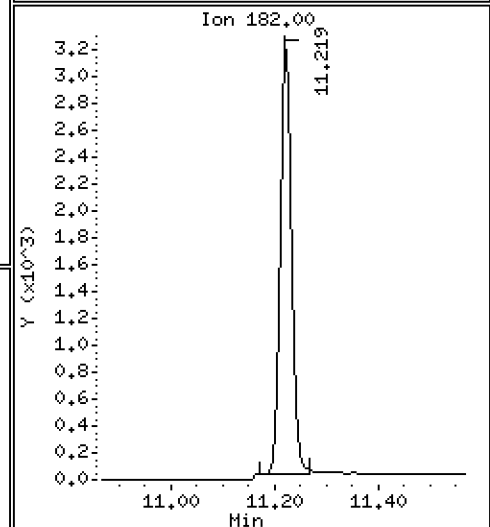
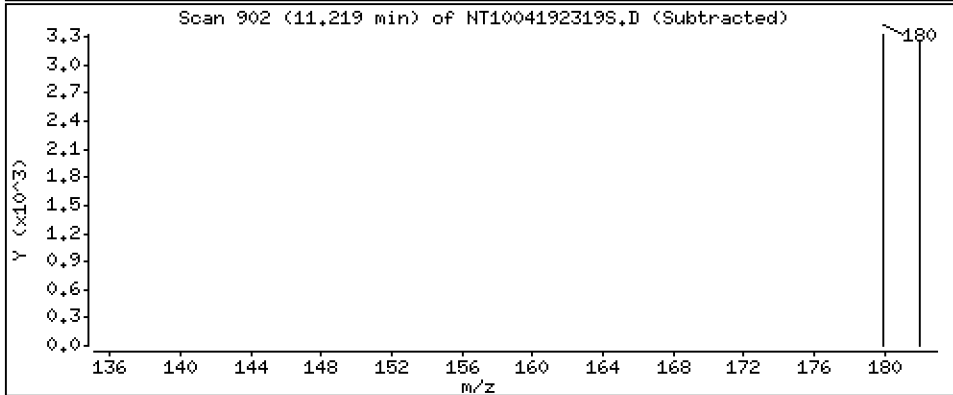
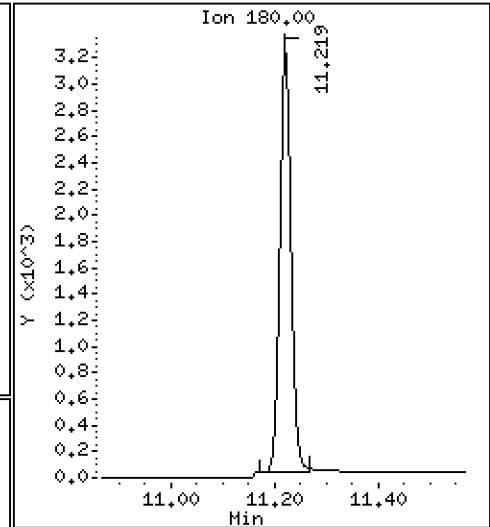
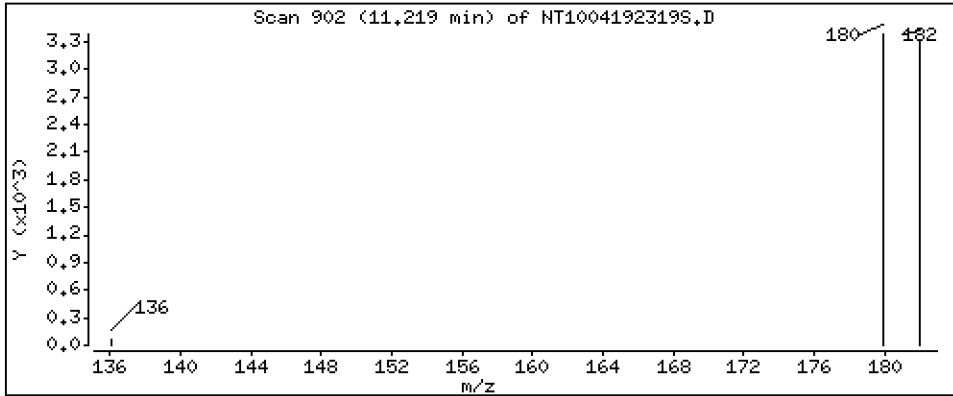
Operator: DSD

Column phase: ZB-5msi

Column diameter: 0.25

26 1,2,4-Trichlorobenzene

Concentration: 0.1029 ug/L



Date : 19-APR-2023 22:49

Client ID:

Instrument: nt10.i

Sample Info: SLD0288-LCV1

Volume Injected (uL): 1.0

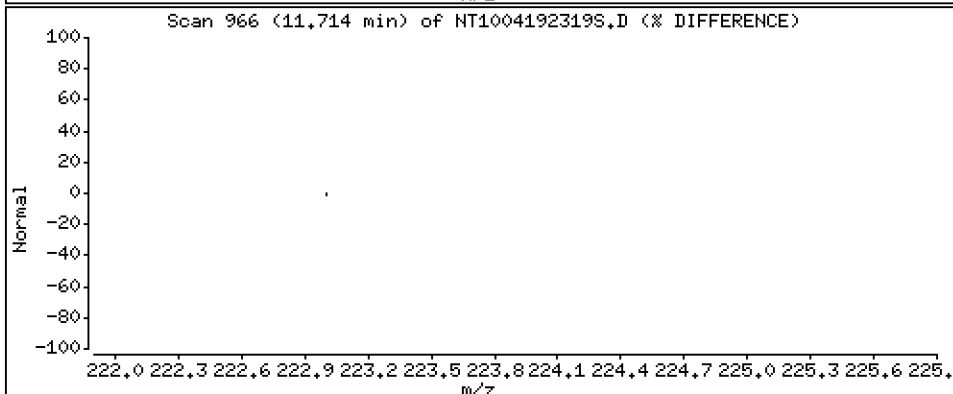
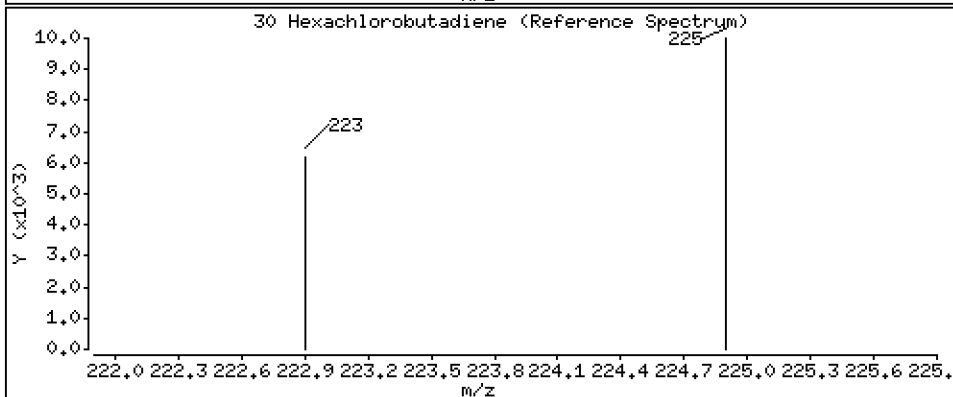
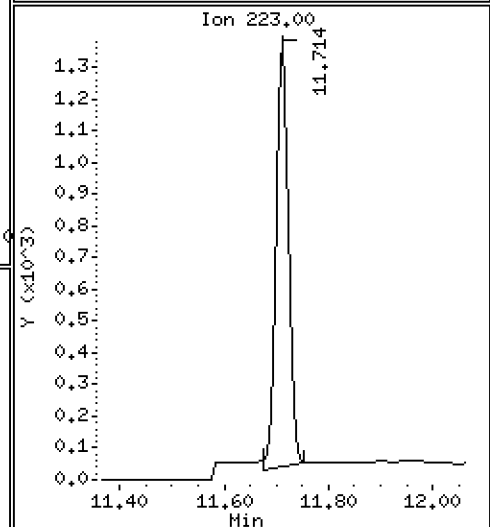
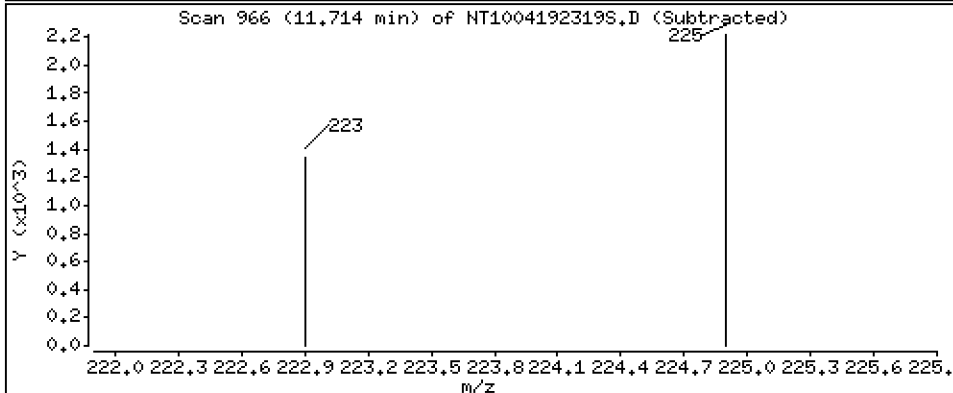
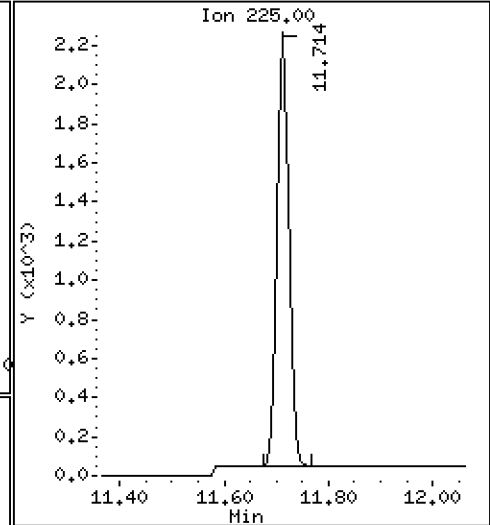
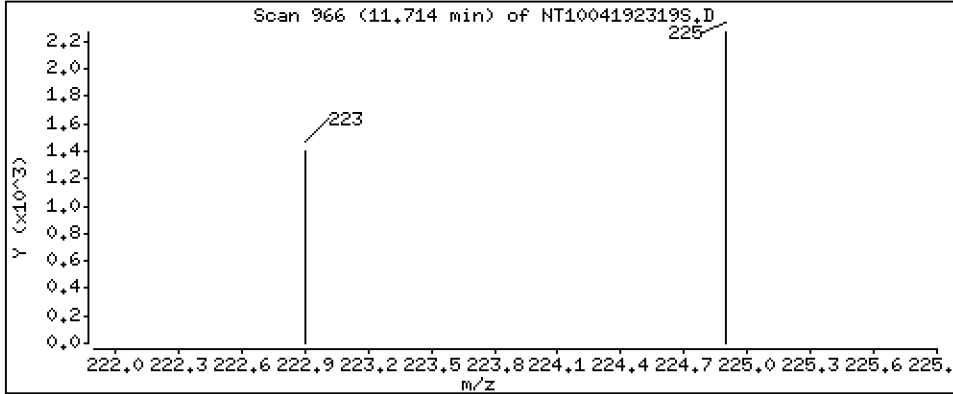
Operator: DSD

Column phase: ZB-5msi

Column diameter: 0,25

30 Hexachlorobutadiene

Concentration: 0,1096 ug/L



Date : 19-APR-2023 22:49

Client ID:

Instrument: nt10.i

Sample Info: SLD0288-LCV1

Volume Injected (uL): 1.0

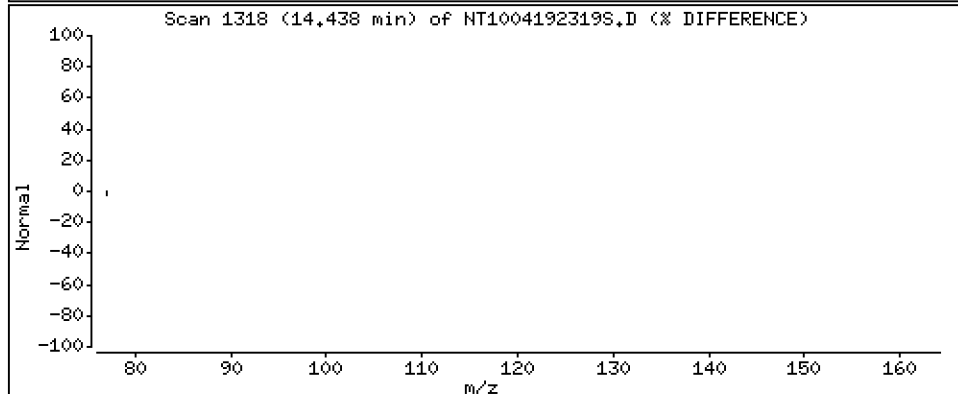
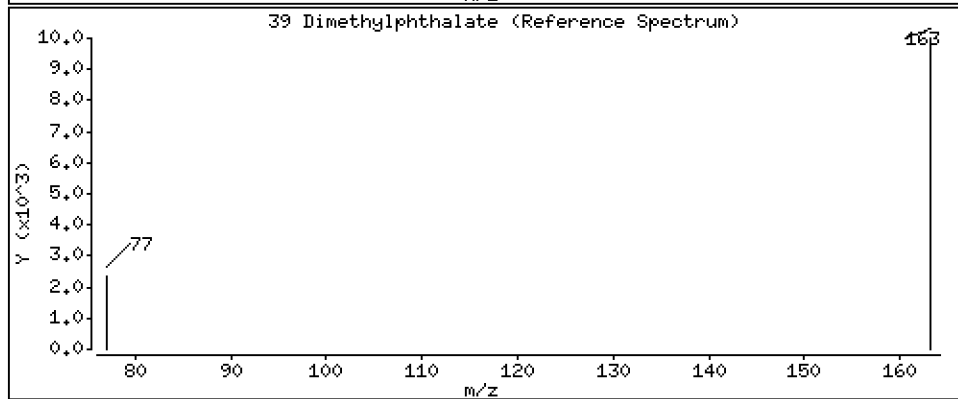
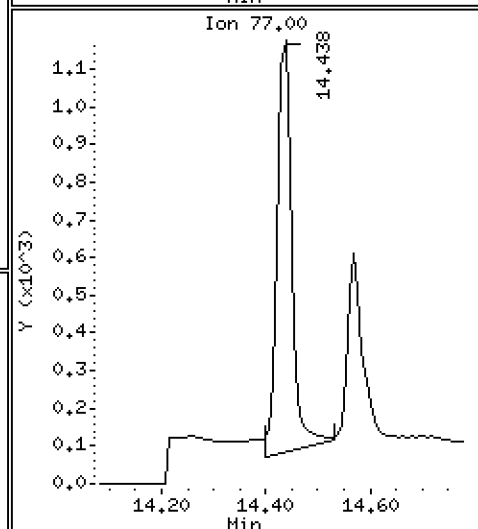
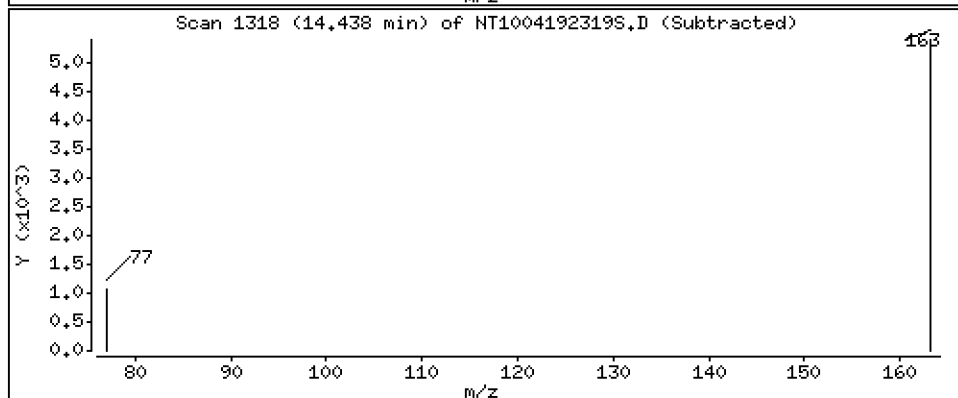
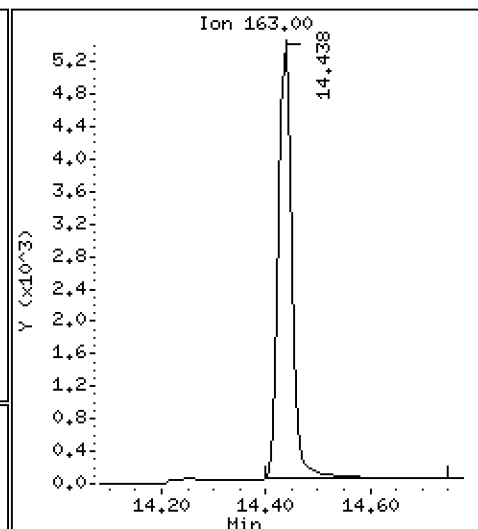
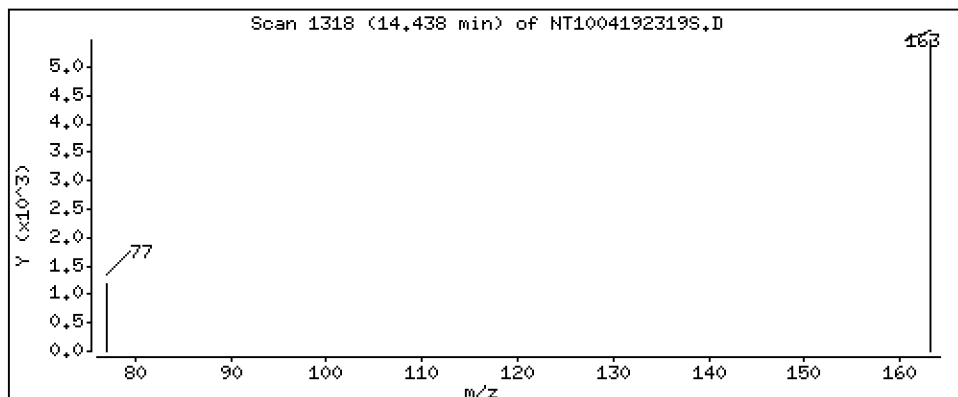
Operator: DSD

Column phase: ZB-5msi

Column diameter: 0,25

39 Dimethylphthalate

Concentration: 0,1001 ug/L



Date : 19-APR-2023 22:49

Client ID:

Instrument: nt10.i

Sample Info: SLD0288-LCV1

Volume Injected (uL): 1.0

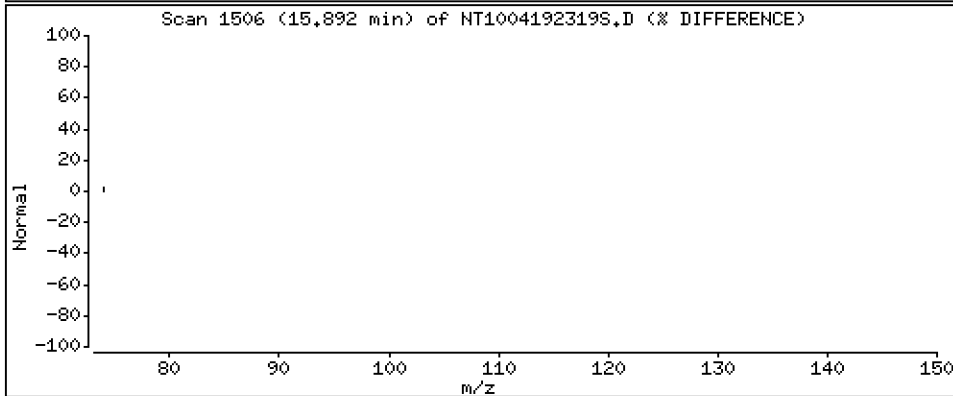
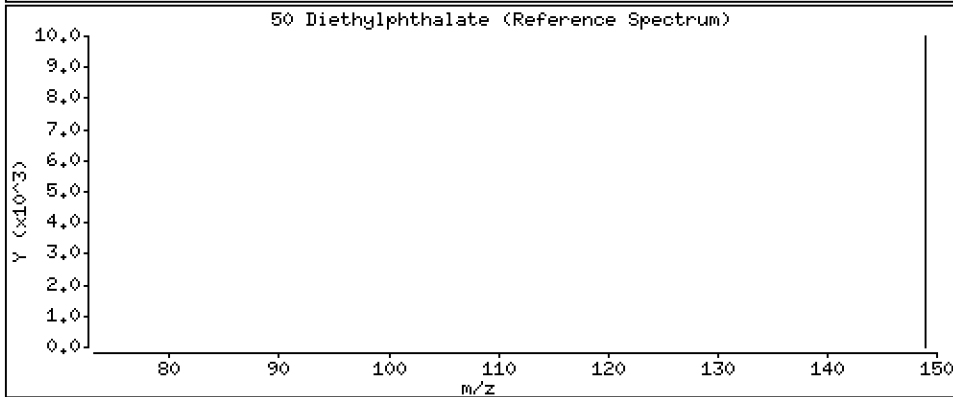
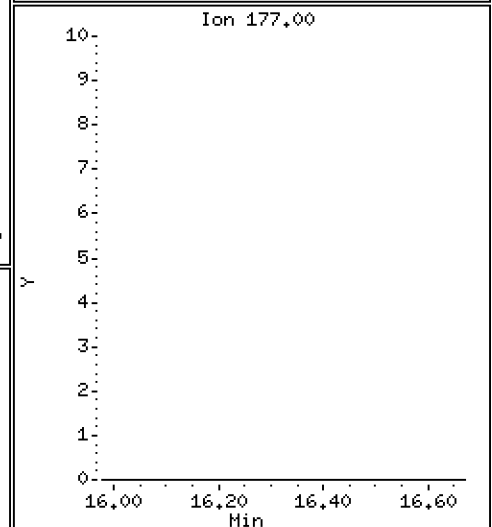
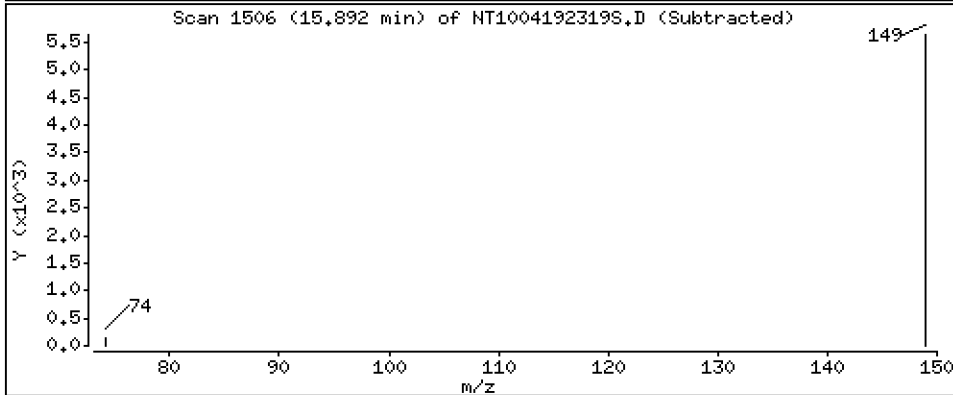
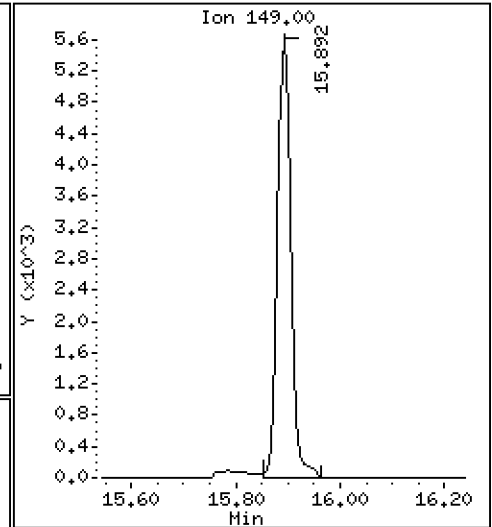
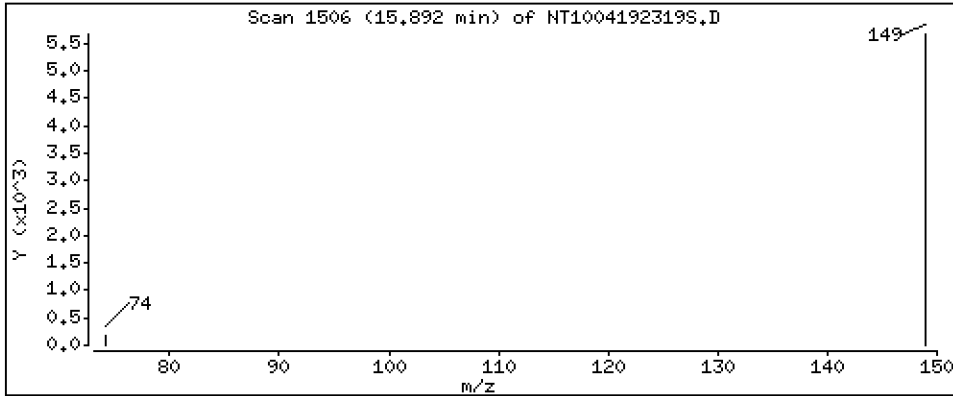
Operator: DSD

Column phase: ZB-5msi

Column diameter: 0,25

50 Diethylphthalate

Concentration: 0,09938 ug/L



Date : 19-APR-2023 22:49

Client ID:

Instrument: nt10.i

Sample Info: SLD0288-LCV1

Volume Injected (uL): 1.0

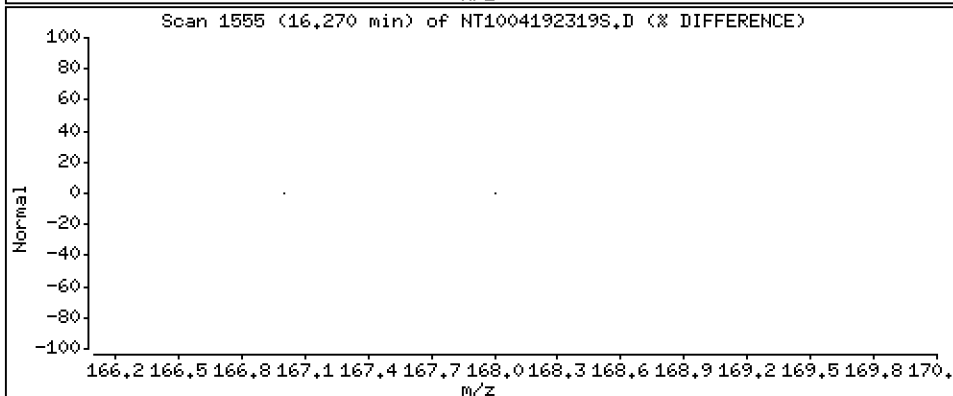
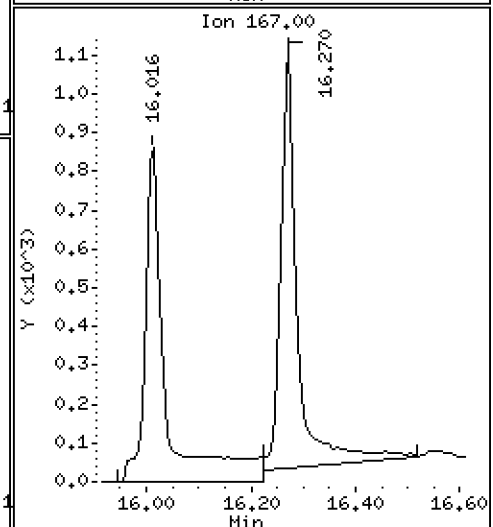
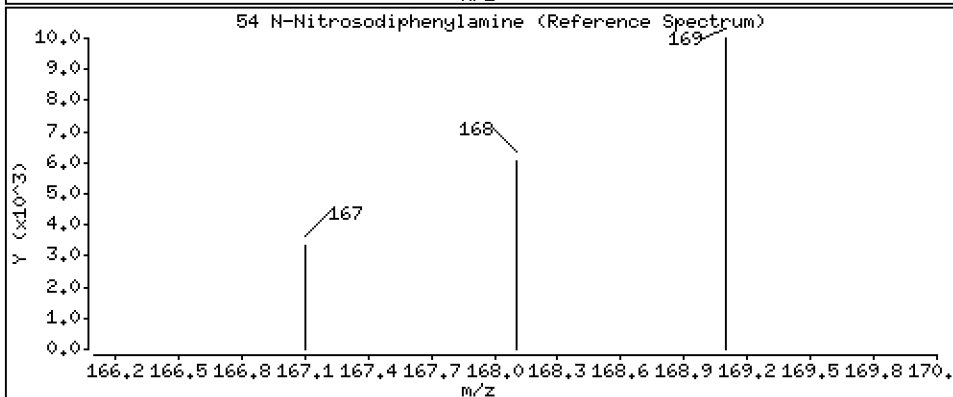
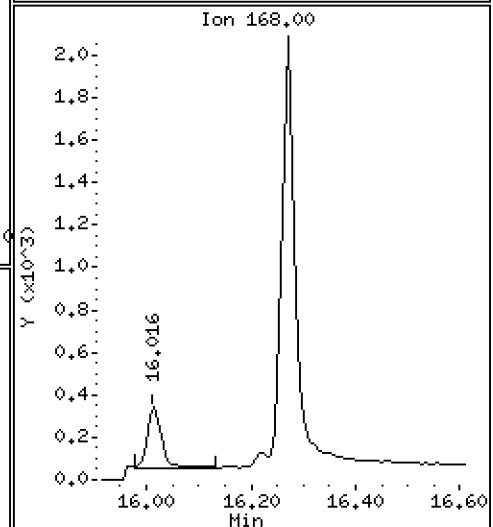
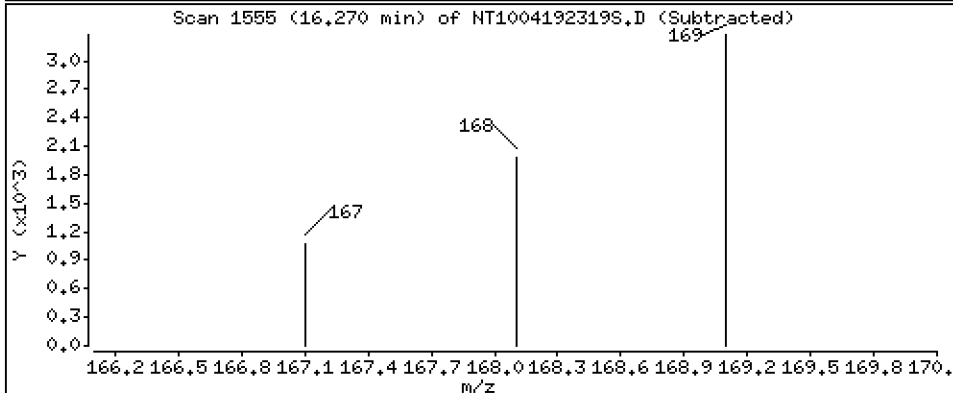
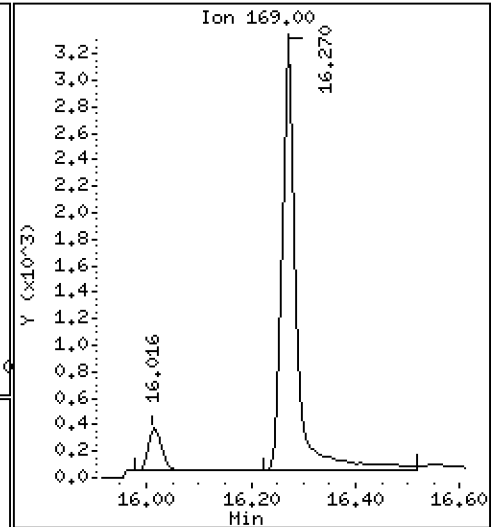
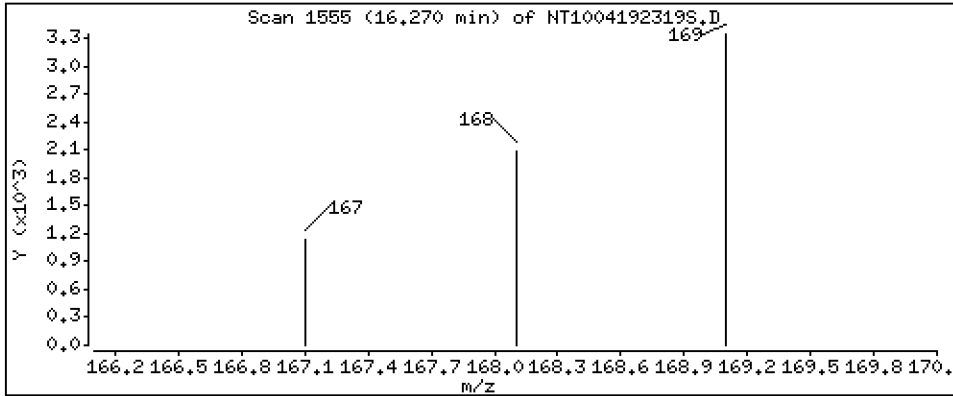
Operator: DSD

Column phase: ZB-5msi

Column diameter: 0.25

54 N-Nitrosodiphenylamine

Concentration: 0.09251 ug/L



Date : 19-APR-2023 22:49

Client ID:

Instrument: nt10.i

Sample Info: SLD0288-LCV1

Volume Injected (uL): 1.0

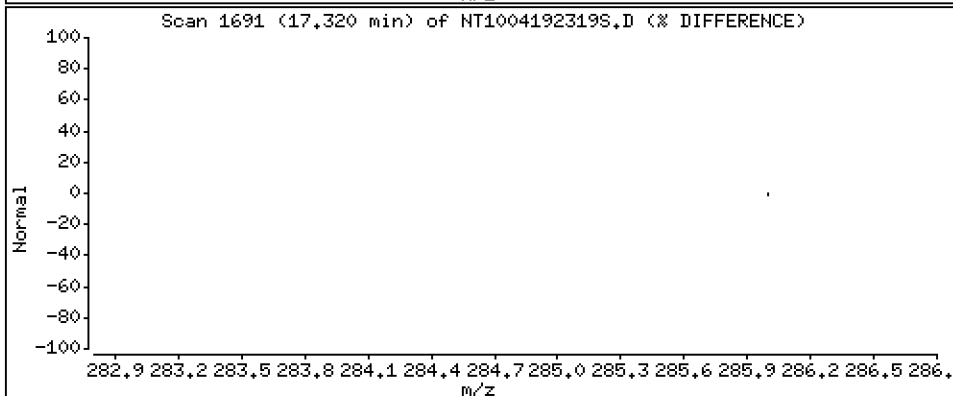
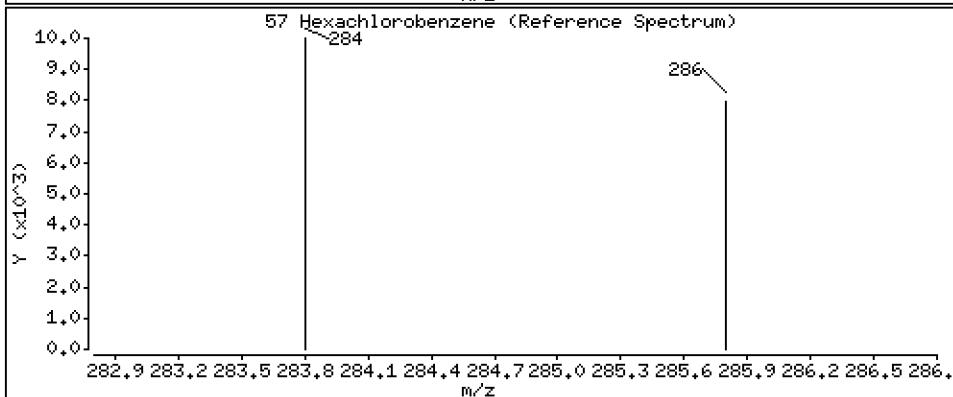
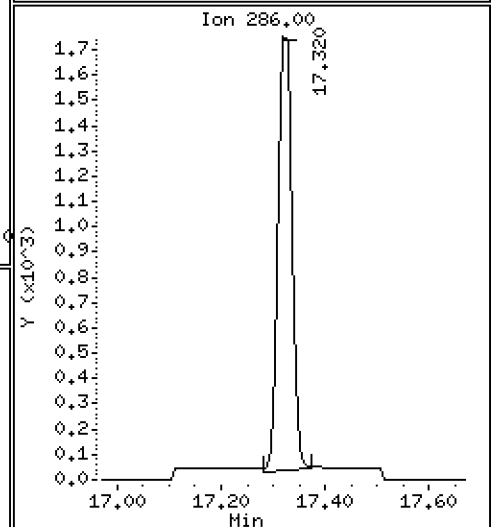
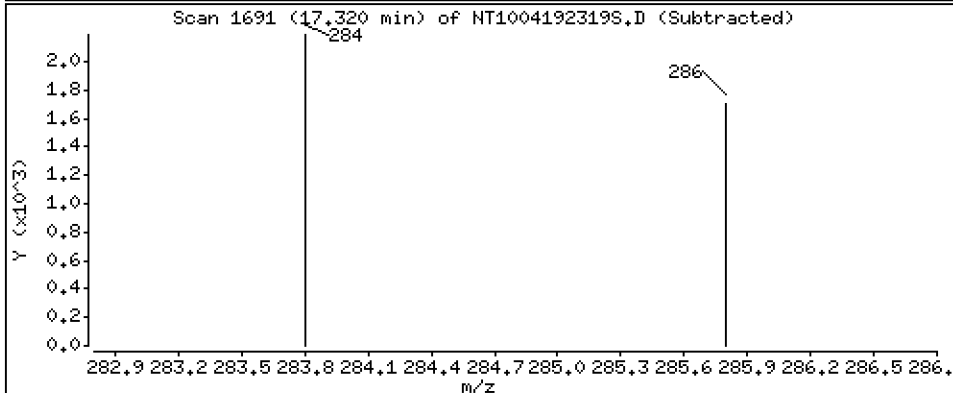
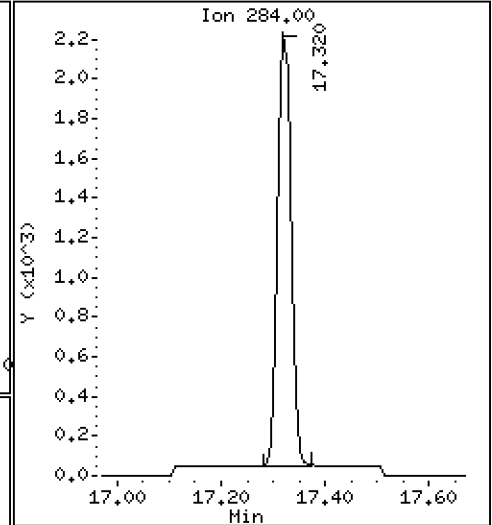
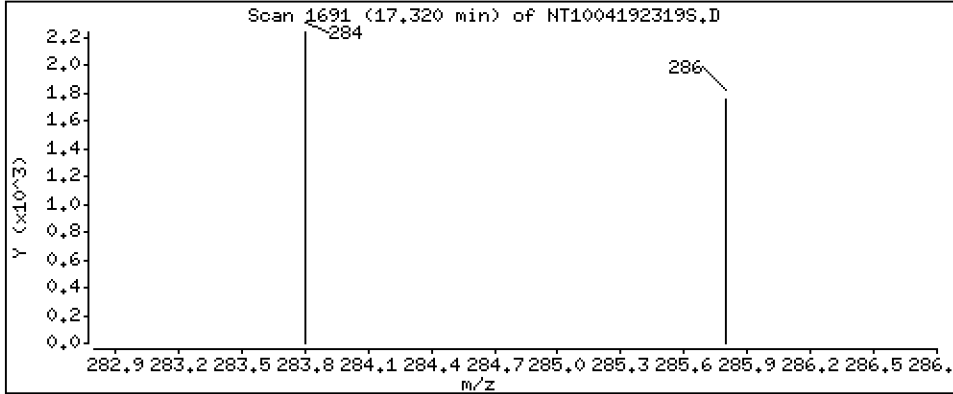
Operator: DSD

Column phase: ZB-5msi

Column diameter: 0,25

57 Hexachlorobenzene

Concentration: 0,1267 ug/L



Date : 19-APR-2023 22:49

Client ID:

Instrument: nt10.i

Sample Info: SLD0288-LCV1

Volume Injected (uL): 1.0

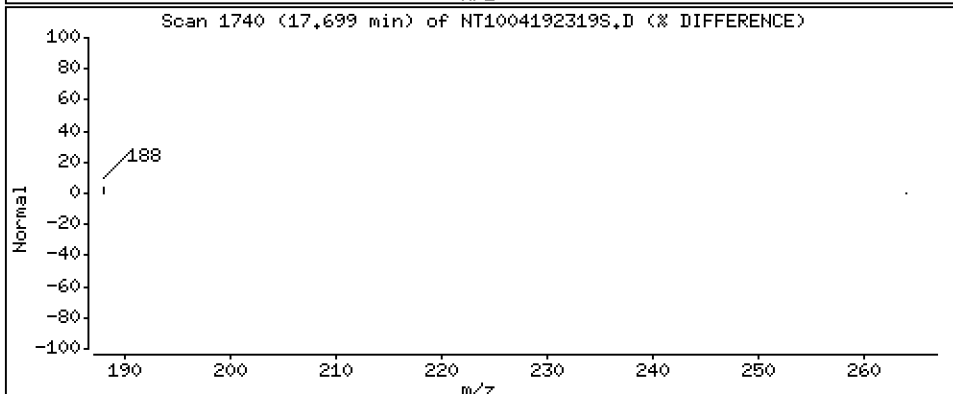
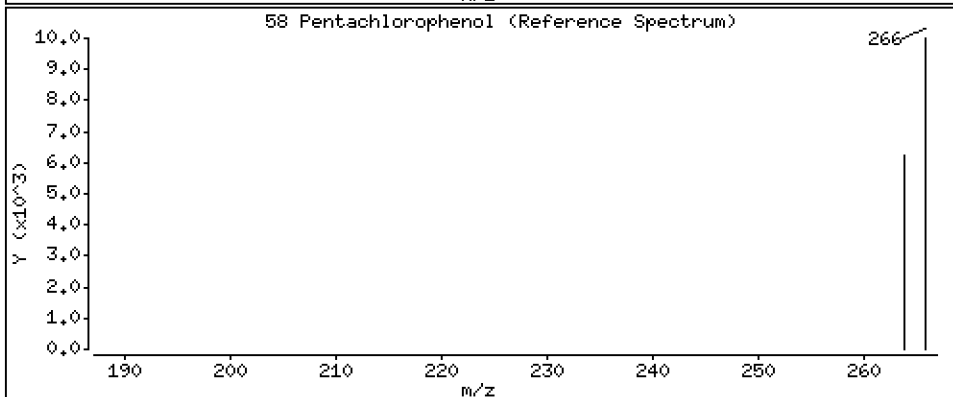
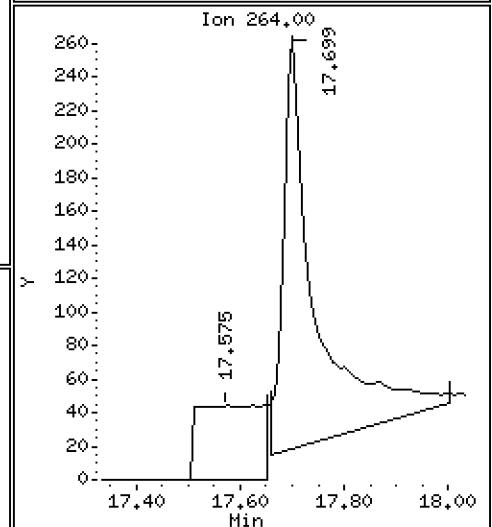
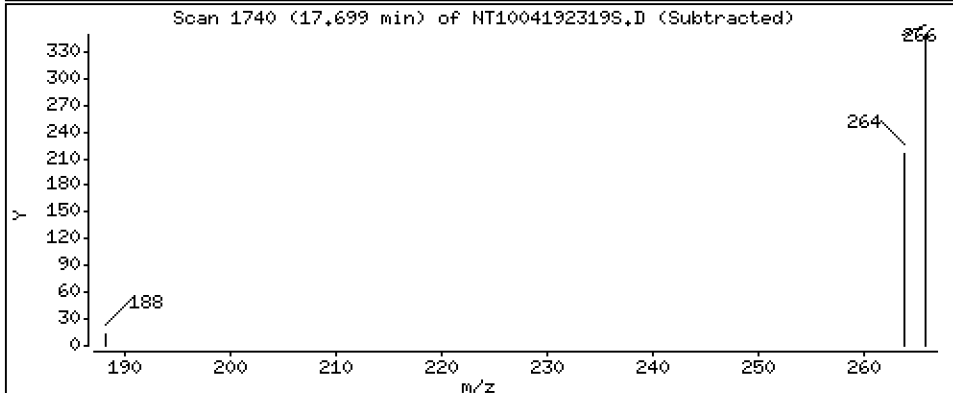
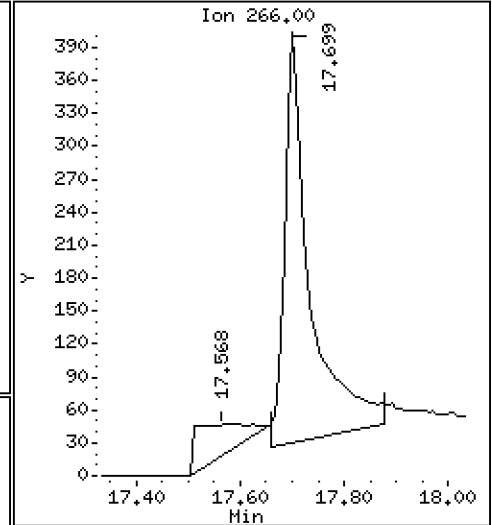
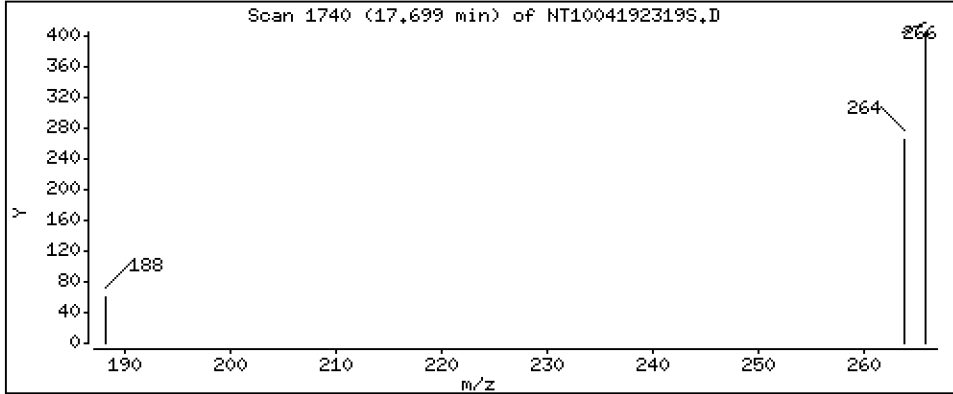
Operator: DSD

Column phase: ZB-5msi

Column diameter: 0,25

58 Pentachlorophenol

Concentration: 0,07827 ug/L



Date : 19-APR-2023 22:49

Client ID:

Instrument: nt10.i

Sample Info: SLD0288-LCV1

Volume Injected (uL): 1.0

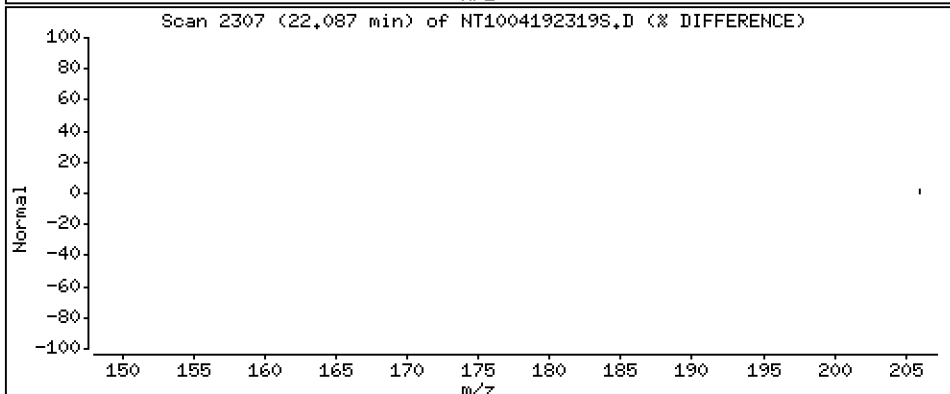
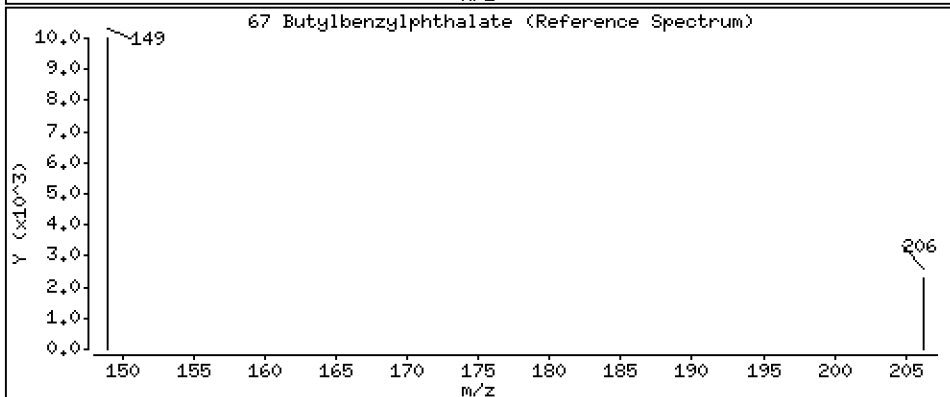
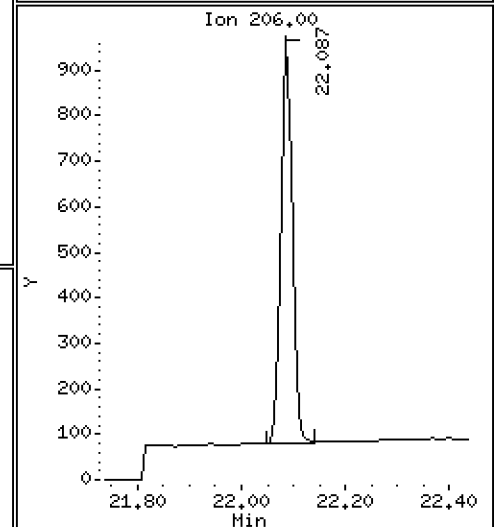
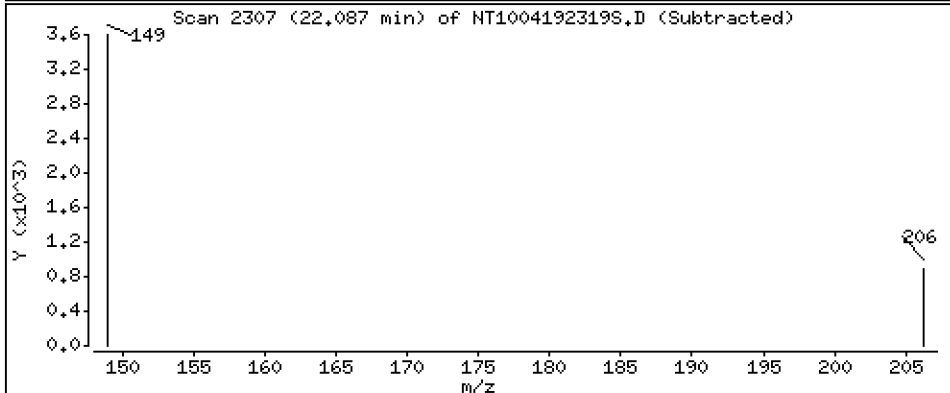
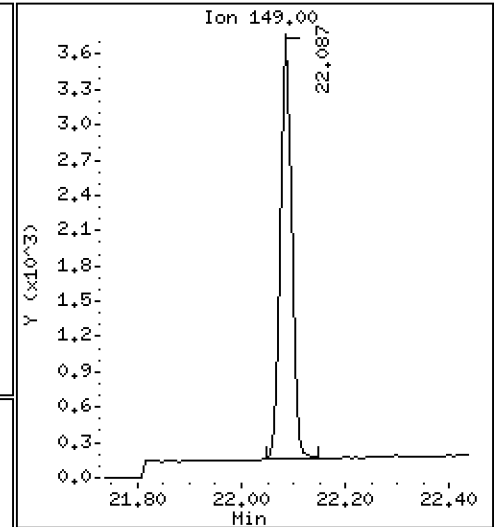
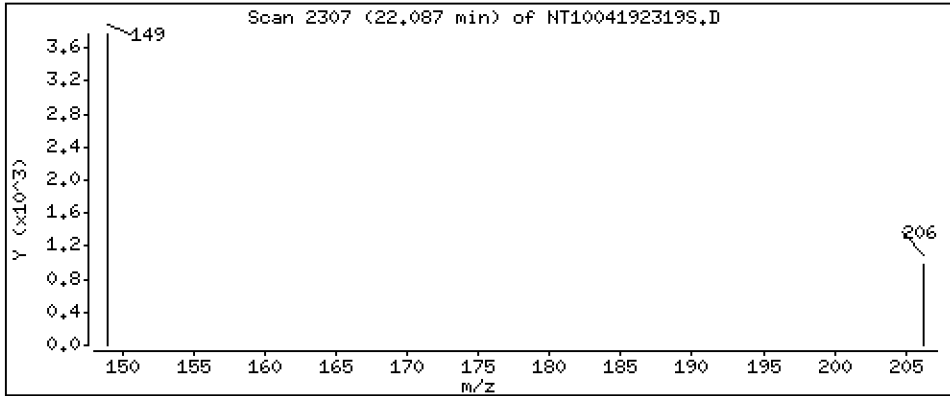
Operator: DSD

Column phase: ZB-5msi

Column diameter: 0,25

67 Butylbenzylphthalate

Concentration: 0,08169 ug/L



Date : 19-APR-2023 22:49

Client ID:

Instrument: nt10.i

Sample Info: SLD0288-LCV1

Volume Injected (uL): 1.0

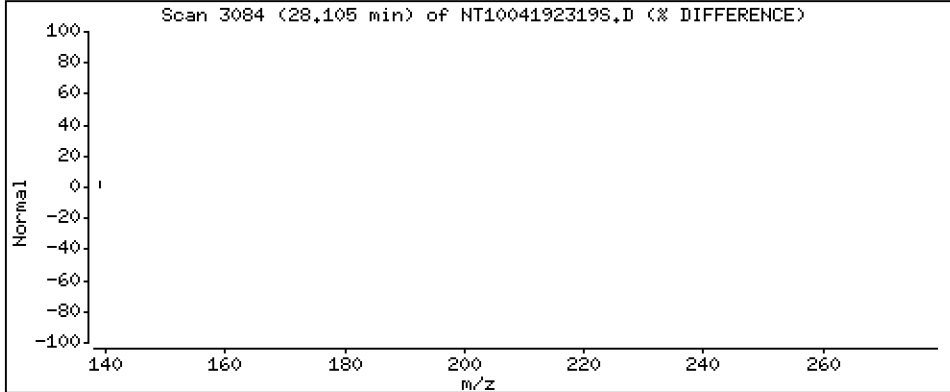
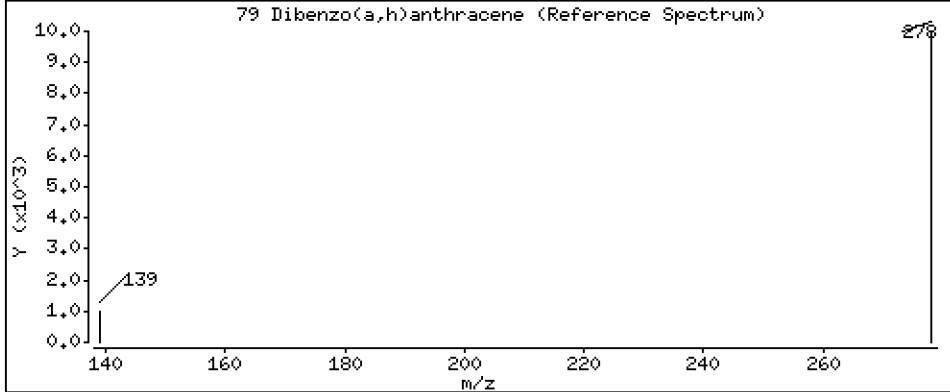
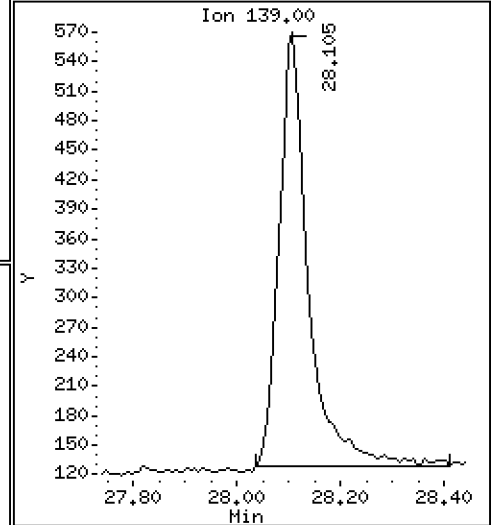
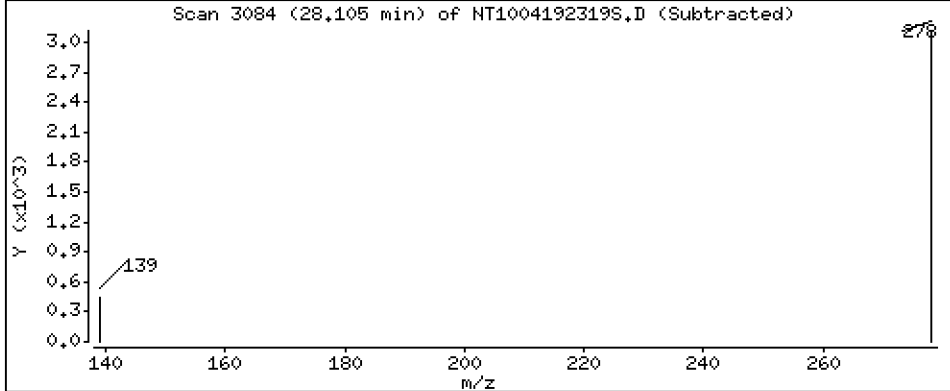
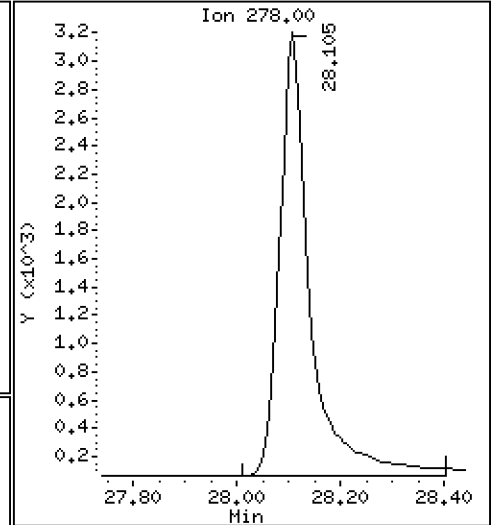
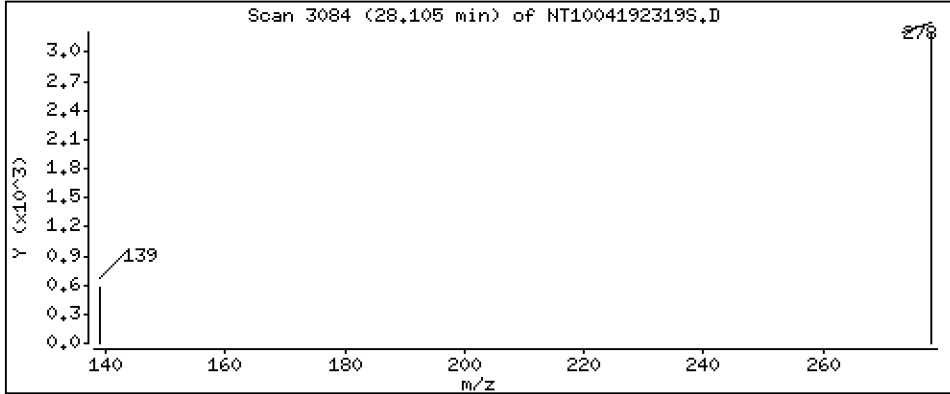
Operator: DSD

Column phase: ZB-5msi

Column diameter: 0,25

79 Dibenzo(a,h)anthracene

Concentration: 0,07320 ug/L



Date : 19-APR-2023 22:49

Client ID:

Instrument: nt10.i

Sample Info: SLD0288-LCV1

Volume Injected (uL): 1.0

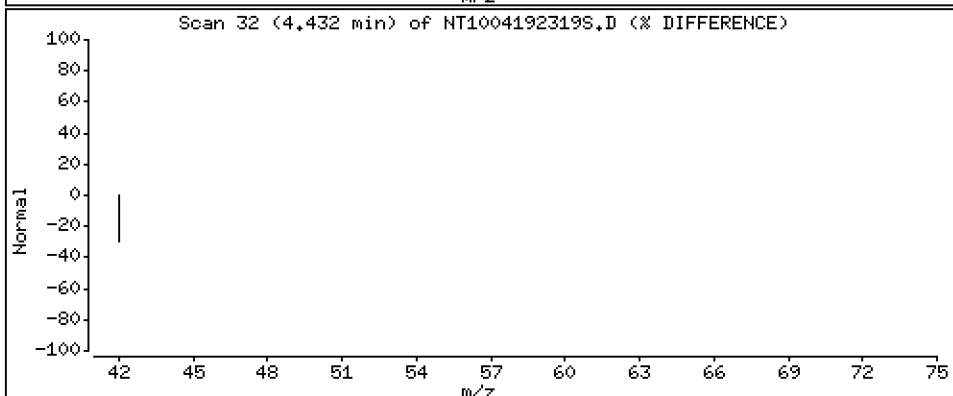
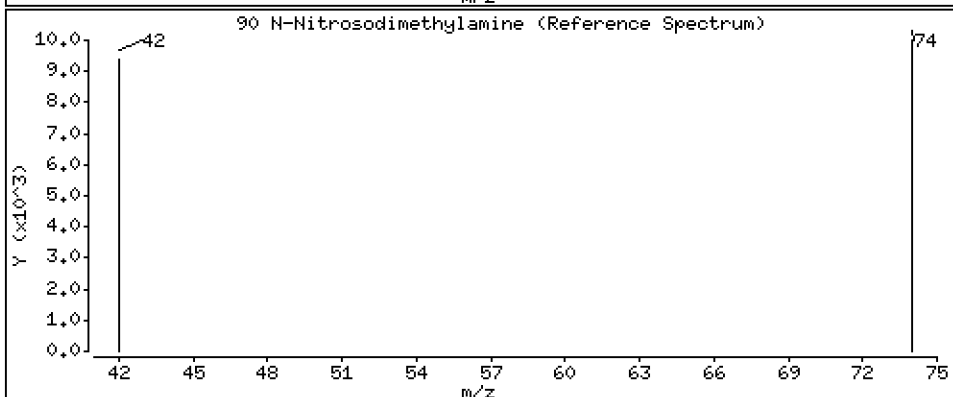
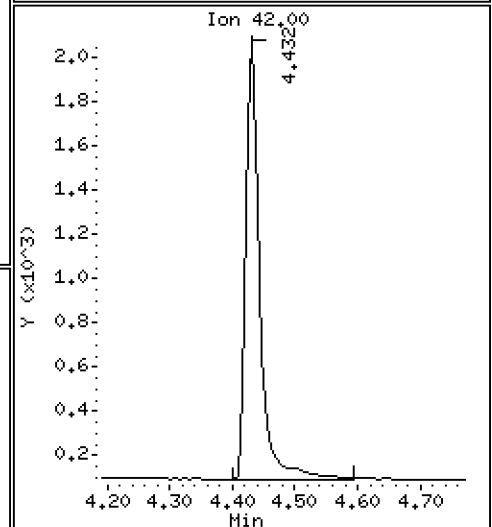
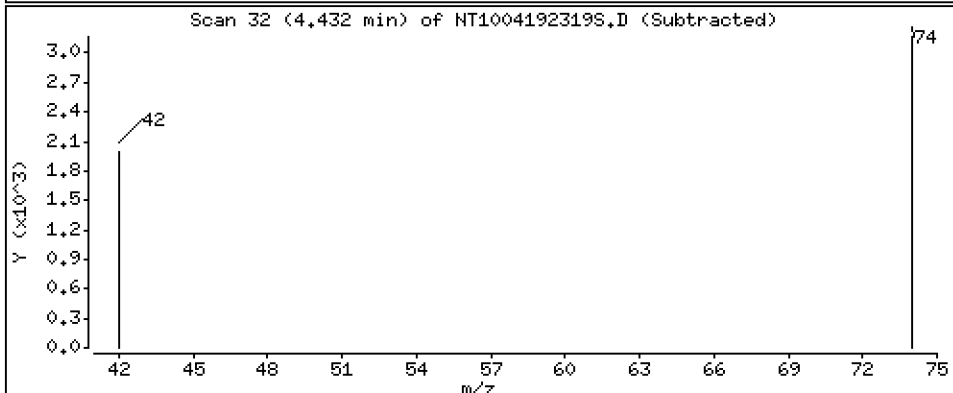
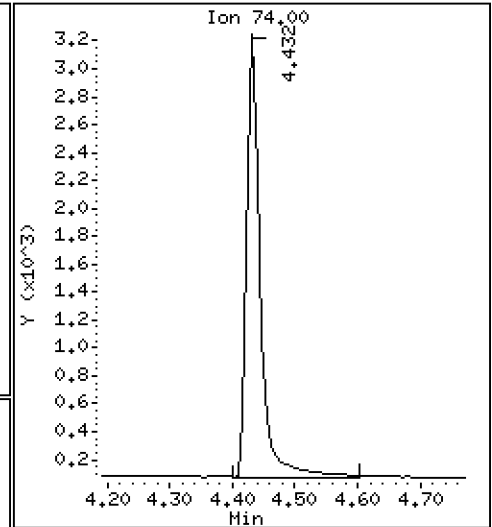
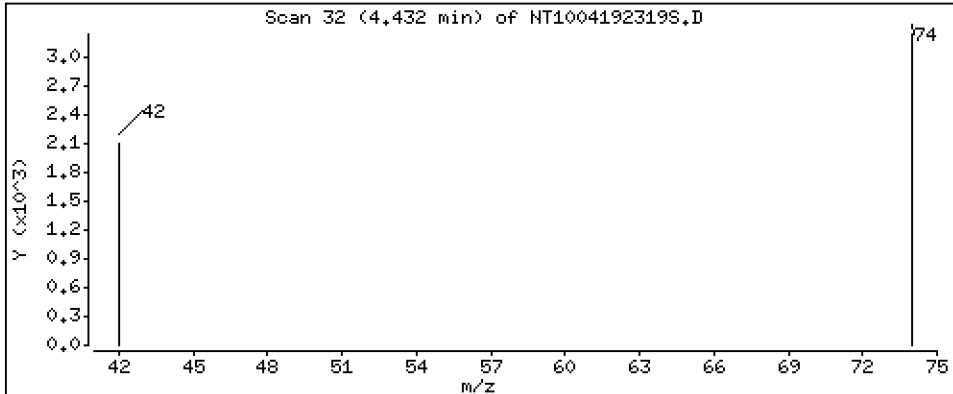
Operator: DSD

Column phase: ZB-5msi

Column diameter: 0.25

90 N-Nitrosodimethylamine

Concentration: 0.1590 ug/L



ARI Labs, Inc.

METHOD 8270D-SIM

Data file : \\target\share\chem3\nt10.i\20230419A.b\20230419A.b\NT1004192319S.D
 Lab Smp Id: SLD0288-LCV1
 Inj Date : 19-APR-2023 22:49 MS Autotune Date: 16-JAN-2023 17:42
 Operator : DSD Inst ID: nt10.i
 Smp Info : SLD0288-LCV1
 Misc Info :
 Comment :
 Method : \\target\share\chem3\nt10.i\20230419A.b\20230419A.b\SIMABN2.m
 Meth Date : 20-Apr-2023 16:29 deenayd Quant Type: ISTD
 Cal Date : 16-MAR-2023 01:38 Cal File: NT10031510S.D
 Als bottle: 5
 Dil Factor: 1.00000
 Integrator: HP RTE Compound Sublist: PSSDA.sub
 Target Version: 4.14
 Processing Host: DEENAY-201905

Concentration Formula: $Amt * DF * Uf * Vt / (Vo * Vi) * CpndVariable$

Name	Value	Description
DF	1.000	Dilution Factor
Vo	1000.000	Volume of sample extracted (mL)
Vt	1000.000	Volume of final extract (uL)
Vi	1.000	Volume injected (uL)
Uf	1.000	ng unit correction factor
Cpnd Variable		Local Compound Variable

Compounds	QUANT	SIG	RT	EXP RT	REL RT	RESPONSE	CONCENTRATIONS	
							ON-COLUMN	FINAL
	MASS						(ug/mL)	(ug/L)
\$ 1 2-Fluorophenol	112		6.609	6.609	(0.749)	6128	0.12728	0.1273 (R)
3 Phenol	94		8.239	8.232	(0.933)	5266	0.07973	0.07973
7 1,3-Dichlorobenzene	146		8.758	8.758	(0.992)	6183	0.10004	0.1000
* 8 1,4-Dichlorobenzene-d4	152		8.827	8.827	(1.000)	158763	4.00000	
9 1,4-Dichlorobenzene	146		8.851	8.851	(1.003)	6039	0.10122	0.1012
11 Benzyl alcohol	79		9.114	9.107	(1.033)	3573	0.09331	0.09331
12 1,2-Dichlorobenzene	146		9.208	9.208	(1.043)	5882	0.10025	0.1002
13 2-Methylphenol	108		9.347	9.340	(1.059)	4115	0.08991	0.08991
15 4-Methylphenol	108		9.627	9.611	(1.091)	3752	0.07889	0.07889
16 N-Nitroso-di-n-propylamine	70		9.666	9.666	(1.095)	2852	0.08480	0.08480
22 2,4-Dimethylphenol	107		10.656	10.647	(0.943)	8691	0.17853	0.1785
24 Benzoic acid	105		10.919	10.792	(0.966)	890	0.03345	0.03345
26 1,2,4-Trichlorobenzene	180		11.219	11.219	(0.992)	5038	0.10288	0.1029
* 27 Naphthalene-d8	136		11.304	11.304	(1.000)	563178	4.00000	
30 Hexachlorobutadiene	225		11.713	11.713	(1.036)	3263	0.10960	0.1096
39 Dimethylphthalate	163		14.438	14.430	(0.968)	9331	0.10006	0.1001
* 42 Acenaphthene-d10	162		14.910	14.910	(1.000)	295506	4.00000	
50 Diethylphthalate	149		15.892	15.892	(1.066)	9601	0.09938	0.09938
54 N-Nitrosodiphenylamine	169		16.270	16.262	(0.907)	6077	0.09251	0.09251
57 Hexachlorobenzene	284		17.319	17.319	(0.965)	3727	0.12673	0.1267

Compounds	QUANT SIG	RT	EXP RT	REL RT	RESPONSE	CONCENTRATIONS	
						ON-COLUMN (ug/mL)	FINAL (ug/L)
58 Pentachlorophenol	266	17.699	17.683	(0.987)	1271	0.07827	0.07827
* 59 Phenanthrene-d10	188	17.939	17.939	(1.000)	489636	4.00000	
\$ 66 Terphenyl-d14	244	21.134	21.134	(0.917)	5774	0.07533	0.07533(R)
67 Butylbenzylphthalate	149	22.086	22.086	(0.959)	5054	0.08169	0.08169
* 69 Chrysene-d12	240	23.039	23.039	(1.000)	470421	4.00000	
* 77 Perylene-d12	264	25.586	25.586	(1.000)	536459	4.00000	
79 Dibenzo(a,h)anthracene	278	28.105	28.089	(1.098)	12888	0.07320	0.07320
90 N-Nitrosodimethylamine	74	4.431	4.423	(0.502)	4856	0.15903	0.1590

QC Flag Legend

R - Spike/Surrogate failed recovery limits.

ARI Labs, Inc.

INTERNAL STANDARD COMPOUNDS
 AREA AND RT SUMMARY

Instrument ID: nt10.i
 Lab File ID: NT1004192319S.D
 Lab Smp Id: SLD0288-LCV1
 Analysis Type: SV
 Quant Type: ISTD
 Operator: DSD
 Method File: \\target\share\chem3\nt10.i\20230419A.b\20230419A.b\SIMABN2.m
 Misc Info:

Calibration Date: 19-APR-2023
 Calibration Time: 22:11
 Level: LOW
 Sample Type: AIR

Test Mode:
 Use Last Continuing Calibrator.

COMPOUND	STANDARD	AREA LIMIT		SAMPLE	%DIFF
		LOWER	UPPER		
8 1,4-Dichlorobenze	154021	77011	308042	158763	3.08
27 Naphthalene-d8	550458	275229	1100916	563178	2.31
42 Acenaphthene-d10	294195	147098	588390	295506	0.45
59 Phenanthrene-d10	508863	254432	1017726	489636	-3.78
69 Chrysene-d12	482651	241326	965302	470421	-2.53
77 Perylene-d12	560068	280034	1120136	536459	-4.22

COMPOUND	STANDARD	RT LIMIT		SAMPLE	%DIFF
		LOWER	UPPER		
8 1,4-Dichlorobenze	8.83	8.33	9.33	8.83	-0.00
27 Naphthalene-d8	11.30	10.80	11.80	11.30	-0.00
42 Acenaphthene-d10	14.91	14.41	15.41	14.91	-0.00
59 Phenanthrene-d10	17.94	17.44	18.44	17.94	-0.00
69 Chrysene-d12	23.04	22.54	23.54	23.04	-0.00
77 Perylene-d12	25.59	25.09	26.09	25.59	-0.00

AREA UPPER LIMIT = +100% of internal standard area.
 AREA LOWER LIMIT = - 50% of internal standard area.
 RT UPPER LIMIT = + 0.50 minutes of internal standard RT.
 RT LOWER LIMIT = - 0.50 minutes of internal standard RT.

REVIEW SUMMARY FOR FILE - NT1004192319S.D

Lab ID: SLD0288-LCV1

nt10.i, 20230419A.b\20230419A.b\SIMABN2.m,

19-APR-2023 22:49

RT CO-ELUTION COMPOUNDS

NO CO-ELUTIONS

Quant Method: ICAL

RRT CHECK

RRT	CCV RRT	DELTA	COMPOUND
0.966	0.955	0.0113	Benzoic acid

RRT check based on Ccal File: 20230419A.b/NT1004192318S.D

On Column LOD for nt10.i, 20230419A.b\SIMABN2.m, PSDDA.sub = 0.0000

Exception: 1,2,4-Trichlorobenzene 0.0010

* Only compounds listed in the work order have been verified by the analyst *



ANALYSIS BATCH (SEQUENCE) SUMMARY

EPA 8270E-SIM

Laboratory: Analytical Resources, LLC

SDG: 23C0774

Client: Anchor QEA, LLC

Project: AOC5 MR Phase 1

Sequence: SLC0238

Instrument: NT10

Calibration: GC00049

Sample Name	Lab Sample ID	Lab File ID	Matrix	Analysis Date/Time
MS Tune	SLC0238-TUN1	NT10031501S.D	NA	03/15/23 20:19
ABN 10.0	SLC0238-CAL8	NT10031503S.D	NA	03/15/23 21:12
ABN 5.0	SLC0238-CAL7	NT10031504S.D	NA	03/15/23 21:50
ABN 2.5	SLC0238-CAL6	NT10031505S.D	NA	03/15/23 22:28
ABN 1.0	SLC0238-CAL5	NT10031506S.D	NA	03/15/23 23:06
ABN 0.5	SLC0238-CAL4	NT10031507S.D	NA	03/15/23 23:44
ABN 0.2	SLC0238-CAL3	NT10031508S.D	NA	03/16/23 00:22
ABN 0.1	SLC0238-CAL2	NT10031509S.D	NA	03/16/23 01:00
ABN 0.05	SLC0238-CAL1	NT10031510S.D	NA	03/16/23 01:38
SCV 5.0	SLC0238-SCV1	NT10031511S.D	NA	03/16/23 02:16
Initial Cal Blank	SLC0238-ICB1	NT10031512S.D	NA	03/16/23 02:54



ANALYSIS SEQUENCE

SLC0238

Instrument ID: NT10 GCMS Description: Agilent 5975/MS http://bi
Calibration ID: GC00049 GCMS Column ID: L002830
MS EM Level: 1271 EV

Lab Number	Sample Name	Analysis	Container	Order	STD ID	ISTD ID	Analyzed	File ID	Analyst	Comments
SLC0238-TUN1	MS Tune	QC		1	L002618		03/15/2023 20:19	NT10031501S.D	JGR	
SLC0238-CAL8	ABN 10.0	QC		2	K011110	K010831	03/15/2023 21:12	NT10031503S.D	JGR	
SLC0238-CAL7	ABN 5.0	QC		3	K011109	K010831	03/15/2023 21:50	NT10031504S.D	JGR	
SLC0238-CAL6	ABN 2.5	QC		4	K011108	K010831	03/15/2023 22:28	NT10031505S.D	JGR	
SLC0238-CAL5	ABN 1.0	QC		5	K011107	K010831	03/15/2023 23:06	NT10031506S.D	JGR	
SLC0238-CAL4	ABN 0.5	QC		6	K011106	K010831	03/15/2023 23:44	NT10031507S.D	JGR	
SLC0238-CAL3	ABN 0.2	QC		7	K011105	K010831	03/16/2023 00:22	NT10031508S.D	JGR	
SLC0238-CAL2	ABN 0.1	QC		8	L002877	K010831	03/16/2023 01:00	NT10031509S.D	JGR	
SLC0238-CAL1	ABN 0.05	QC		9	L002878	K010831	03/16/2023 01:38	NT10031510S.D	JGR	
SLC0238-SCV1	SCV 5.0	QC		10	K010066	K010831	03/16/2023 02:16	NT10031511S.D	JGR	
SLC0238-ICB1	Initial Cal Blank	QC		11	K005156	K010831	03/16/2023 02:54	NT10031512S.D	JGR	

INTERNAL STANDARD SUMMARY FOR DATABATCH - \\target\share\chem3\nt10.i\20230315.b\20230315.b

Time	Filename	LabID	ClientId	DF																			
1	2019	NT10031501S.D	SLC0238-TUN1		1		NO	ISTDS	FOUND														
2	2034	NT10031502S.D	FULL SCAN ONLY		1		9.31	193857		11.78	709633		15.39	344841		18.43	635594		23.46	392013		26.19	449978
3	2112	NT10031503S.D	SLC0238-CAL8		1		9.31	192425		11.78	689875		15.39	341663		18.42	651934		23.45	482051		26.19	502718
4	2150	NT10031504S.D	SLC0238-CAL7		1		9.30	187419		11.77	682446		15.38	331603		18.42	598629		23.45	389338		26.19	466441
5	2228	NT10031505S.D	SLC0238-CAL6		1		9.30	173412		11.78	624286		15.38	310309		18.43	554860		23.46	385144		26.19	456369
6	2306	NT10031506S.D	SLC0238-CAL5		1		9.30	188081		11.77	674549		15.39	328275		18.42	597140		23.45	466503		26.19	518203
7	2344	NT10031507S.D	SLC0238-CAL4		1		9.30	191648		11.77	679665		15.39	335786		18.42	613961		23.45	464623		26.19	521317
8	0022	NT10031508S.D	SLC0238-CAL3		1		9.30	188644		11.78	664117		15.38	328147		18.42	603272		23.46	468991		26.18	525052
9	0100	NT10031509S.D	SLC0238-CAL2		1		9.30	190985		11.77	684638		15.39	328366		18.42	602202		23.45	451316		26.19	517188
10	0138	NT10031510S.D	SLC0238-CAL1		1		9.30	187154		11.78	654413		15.38	318969		18.42	583319		23.46	440533		26.19	488759
11	0216	NT10031511S.D	SLC0238-SCV1		1		9.31	166866		11.78	612104		15.39	302524		18.43	553619		23.46	465428		26.19	532593
12	0254	NT10031512S.D	SLC0238-ICB1		1		9.31	189475		11.77	676186		15.38	328650		18.42	617605		23.45	473513		26.19	534734

MANUAL INTEGRATION SUMMARY FOR DATABATCH - \\target\share\chem3\nt10.i\20230315.b\20230315.b

Instrument: nt10.i Date: 15-MAR-2023

Time	Filename	LabID	DF	Manually Integrated Compounds
2019	NT10031501S.D	SLC0238-TUN1	1	NO MANUAL INTEGRATION
2034	NT10031502S.D	FULL SCAN ONLY	1	NO MANUAL INTEGRATION
2112	NT10031503S.D	SLC0238-CAL8	1	NO MANUAL INTEGRATION
2150	NT10031504S.D	SLC0238-CAL7	1	NO MANUAL INTEGRATION
2228	NT10031505S.D	SLC0238-CAL6	1	NO MANUAL INTEGRATION
2306	NT10031506S.D	SLC0238-CAL5	1	NO MANUAL INTEGRATION
2344	NT10031507S.D	SLC0238-CAL4	1	NO MANUAL INTEGRATION
0022	NT10031508S.D	SLC0238-CAL3	1	Benzoic acid,
0100	NT10031509S.D	SLC0238-CAL2	1	Pentachlorophenol,
0138	NT10031510S.D	SLC0238-CAL1	1	Pentachlorophenol,
0216	NT10031511S.D	SLC0238-SCV1	1	Terphenyl-d14,
0254	NT10031512S.D	SLC0238-ICB1	1	NO MANUAL INTEGRATION

Security Status Report

Date: 16-Mar-2023 14:47

NT10031501S.D	Data Locked	van, 16-Mar-2023 14:47
NT10031502S.D	Data Locked	van, 16-Mar-2023 14:47
NT10031503S.D	Data Locked	van, 16-Mar-2023 14:47
NT10031504S.D	Data Locked	van, 16-Mar-2023 14:47
NT10031505S.D	Data Locked	van, 16-Mar-2023 14:47
NT10031506S.D	Data Locked	van, 16-Mar-2023 14:47
NT10031507S.D	Data Locked	van, 16-Mar-2023 14:47
NT10031508S.D	Data Locked	van, 16-Mar-2023 14:47
NT10031509S.D	Data Locked	van, 16-Mar-2023 14:47
NT10031510S.D	Data Locked	van, 16-Mar-2023 14:47
NT10031511S.D	Data Locked	van, 16-Mar-2023 14:47
NT10031512S.D	Data Locked	van, 16-Mar-2023 14:47



ANALYSIS BATCH (SEQUENCE) SUMMARY

EPA 8270E-SIM

Laboratory: Analytical Resources, LLC

SDG: 23C0774

Client: Anchor QEA, LLC

Project: AOC5 MR Phase 1

Sequence: SLD0257

Instrument: NT10

Calibration: GC00049

Sample Name	Lab Sample ID	Lab File ID	Matrix	Analysis Date/Time
MS Tune	SLD0257-TUN1	NT1004192301S.D	NA	04/19/23 10:48
Initial Cal Check	SLD0257-ICV1	NT1004192304S.D	NA	04/19/23 12:48
ABN 0.1	SLD0257-LCV1	NT1004192305S.D	NA	04/19/23 13:26
Blank	BLD0057-BLK2	NT1004192306S.D	Solid	04/19/23 14:32
LCS	BLD0057-BS2	NT1004192307S.D	Solid	04/19/23 15:10
LCS Dup	BLD0057-BSD2	NT1004192308S.D	Solid	04/19/23 15:49
Reference	BLD0057-SRM2	NT1004192309S.D	Solid	04/19/23 16:27
LDW23-SC1053A	23C0774-01	NT1004192310S.D	Solid	04/19/23 17:06
LDW23-SC1053B	23C0774-02	NT1004192311S.D	Solid	04/19/23 17:44
LDW23-SC1007A	23C0774-03	NT1004192312S.D	Solid	04/19/23 18:22
LDW23-SC1002A	23C0774-04	NT1004192313S.D	Solid	04/19/23 19:00
LDW23-SC1002B	23C0774-05	NT1004192314S.D	Solid	04/19/23 19:39
LDW23-SC1046A	23C0774-06	NT1004192315S.D	Solid	04/19/23 20:17
Calibration Check	SLD0257-CCV1	NT1004192318S.D	NA	04/19/23 22:11



ANALYSIS SEQUENCE

SLD0257

Instrument ID: NT10 GCMS Description: Agilent 5975/MS http://bi
Calibration ID: GC00049 GCMS Column ID: L002738
MS EM Level: 1317.6 EV

Lab Number	Sample Name	Analysis	Container	Order	STD ID	ISTD ID	Analyzed	File ID	Analyst	Comments
SLD0257-TUN1	MS Tune	QC		1	L002618		04/19/2023 10:48	NT1004192301S.D	DSD	
SLD0257-ICV1	Initial Cal Check	QC		2	K011107	K010831	04/19/2023 12:48	NT1004192304S.D	DSD	
SLD0257-LCV1	ABN 0.1	QC		3	K011452	K010831	04/19/2023 13:26	NT1004192305S.D	DSD	
BLD0057-BLK2	Blank	QC		4		K010831	04/19/2023 14:32	NT1004192306S.D	DSD	
BLD0057-BS2	LCS	QC		5		K010831	04/19/2023 15:10	NT1004192307S.D	DSD	
BLD0057-BSD2	LCS Dup	QC		6		K010831	04/19/2023 15:49	NT1004192308S.D	DSD	
BLD0057-SRM2	Reference	QC		7		K010831	04/19/2023 16:27	NT1004192309S.D	DSD	
23C0774-01	LDW23-SC1053A	270E-SIM Dual Scan SVO	A 02	8		K010831	04/19/2023 17:06	NT1004192310S.D	DSD	
23C0774-02	LDW23-SC1053B	270E-SIM Dual Scan SVO	A 02	9		K010831	04/19/2023 17:44	NT1004192311S.D	DSD	
23C0774-03	LDW23-SC1007A	270E-SIM Dual Scan SVO	A 02	10		K010831	04/19/2023 18:22	NT1004192312S.D	DSD	
23C0774-04	LDW23-SC1002A	270E-SIM Dual Scan SVO	A 02	11		K010831	04/19/2023 19:00	NT1004192313S.D	DSD	
23C0774-05	LDW23-SC1002B	270E-SIM Dual Scan SVO	A 02	12		K010831	04/19/2023 19:39	NT1004192314S.D	DSD	
23C0774-06	LDW23-SC1046A	270E-SIM Dual Scan SVO	A 02	13		K010831	04/19/2023 20:17	NT1004192315S.D	DSD	
SLD0257-CCV1	Calibration Check	QC		14	K011107	K010831	04/19/2023 22:11	NT1004192318S.D	DSD	

INTERNAL STANDARD SUMMARY FOR DATABATCH - \\target\share\chem3\nt10.i\20230419.b\20230419.b

Time	Filename	LabID	ClientId	DF													
1	1048	NT1004192301S.D	SLD0257-TUN1	1		NO ISTDS FOUND											
2	1248	NT1004192304S.D	SLD0257-ICV1	1		8.84	135171	11.31	487322	14.92	272909	17.95	424938	23.04	386870	25.59	449624
3	1326	NT1004192305S.D	SLD0257-LCV1	1		8.83	151930	11.30	544955	14.91	295939	17.95	483893	23.04	415466	25.59	461664
4	1432	NT1004192306S.D	BLD0057-BLK2	1		8.84	157671	11.31	573055	14.92	316100	17.95	513823	23.05	470711	25.59	492790
5	1510	NT1004192307S.D	BLD0057-BS2	1		8.83	146130	11.30	543258	14.91	305737	17.95	497692	23.04	440548	25.59	482492
6	1549	NT1004192308S.D	BLD0057-BSD2	1		8.83	152881	11.30	570808	14.91	314955	17.94	514802	23.04	441959	25.59	480938
7	1627	NT1004192309S.D	BLD0057-SRM2	1		8.83	161812	11.30	589741	14.91	317957	17.94	535536	23.04	461604	25.59	490866
8	1706	NT1004192310S.D	23C0774-01	1		8.83	166084	11.30	601239	14.91	324381	17.95	621541	23.05	639586	25.60	727919
9	1744	NT1004192311S.D	23C0774-02	1		8.83	192552	11.30	691723	14.91	349924	17.95	691325	23.05	666085	25.60	753994
10	1822	NT1004192312S.D	23C0774-03	1		8.83	178709	11.30	645924	14.91	330513	17.95	651713	23.05	598917	25.59	718786
11	1900	NT1004192313S.D	23C0774-04	1		8.83	175021	11.30	638960	14.91	325772	17.95	663174	23.05	587289	25.61	687791
12	1939	NT1004192314S.D	23C0774-05	1		8.83	165726	11.30	603553	14.91	310157	17.95	589480	23.05	547874	25.60	676634
13	2017	NT1004192315S.D	23C0774-06	1		8.83	171928	11.30	627542	14.91	313634	17.95	617763	23.05	561006	25.60	689519
14	2211	NT1004192318S.D	SLD0257-CCV1	1		8.83	154021	11.30	550458	14.91	294195	17.94	508863	23.04	482651	25.59	560068

MANUAL INTEGRATION SUMMARY FOR DATABATCH - \\target\share\chem3\nt10.i\20230419.b\20230419.b

ARI Job No.: SLD0 Method: DFTPP8270E.m Instrument: nt10.i Date: 19-APR-2023

Time	Filename	LabID	ClientId	DF	Manually Integrated Compounds
1048	NT1004192301S.D	SLD0257-TUN1		1	NO MANUAL INTEGRATION
1108	NT1004192302S.D	SEQ-ICV1		1	NO MANUAL INTEGRATION
1147	NT1004192303S.D			1	NO MANUAL INTEGRATION
1248	NT1004192304S.D	SLD0257-ICV1		1	NO MANUAL INTEGRATION
1326	NT1004192305S.D	SLD0257-LCV1		1	Pentachlorophenol,
1432	NT1004192306S.D	BLD0057-BLK2		1	1,4-Dichlorobenzene, 1,2-Dichlorobenzene,
1510	NT1004192307S.D	BLD0057-BS2		1	NO MANUAL INTEGRATION
1549	NT1004192308S.D	BLD0057-BSD2		1	NO MANUAL INTEGRATION
1627	NT1004192309S.D	BLD0057-SRM2		1	Hexachlorobenzene,
1706	NT1004192310S.D	23C0774-01		1	1,4-Dichlorobenzene, 1,2,4-Trichlorobenzene,
1744	NT1004192311S.D	23C0774-02		1	1,4-Dichlorobenzene, 1,2,4-Trichlorobenzene,
1822	NT1004192312S.D	23C0774-03		1	NO MANUAL INTEGRATION
1900	NT1004192313S.D	23C0774-04		1	1,2-Dichlorobenzene, 1,2,4-Trichlorobenzene, Pentachlorophenol,
1939	NT1004192314S.D	23C0774-05		1	1,2-Dichlorobenzene, 1,2,4-Trichlorobenzene,
2017	NT1004192315S.D	23C0774-06		1	1,2-Dichlorobenzene, 1,2,4-Trichlorobenzene,
2055	NT1004192316S.D	SEQ-ICV2		1	NO MANUAL INTEGRATION
2133	NT1004192317S.D	SEQ-LCV2		1	NO MANUAL INTEGRATION

MANUAL INTEGRATION SUMMARY FOR DATABATCH - \\target\share\chem3\nt10.i\20230419.b\20230419.b

Time	Filename	LabID	ClientId	DF	Manually Integrated Compounds
2211	NT1004192318S.D	SLD0257-CCV1		1	NO MANUAL INTEGRATION

Security Status Report

Date: 20-Apr-2023 13:34

NT1004192301S.D	Data Locked	deenayd, 20-
NT1004192302S.D	Data Locked	deenayd, 20-
NT1004192303S.D	Data Locked	deenayd, 20-
NT1004192304S.D	Data Locked	deenayd, 20-
NT1004192305S.D	Data Locked	deenayd, 20-
NT1004192306S.D	Data Locked	deenayd, 20-
NT1004192307S.D	Data Locked	deenayd, 20-
NT1004192308S.D	Data Locked	deenayd, 20-
NT1004192309S.D	Data Locked	deenayd, 20-
NT1004192310S.D	Data Locked	deenayd, 20-
NT1004192311S.D	Data Locked	deenayd, 20-
NT1004192312S.D	Data Locked	deenayd, 20-
NT1004192313S.D	Data Locked	deenayd, 20-
NT1004192314S.D	Data Locked	deenayd, 20-
NT1004192315S.D	Data Locked	deenayd, 20-
NT1004192316S.D	Data Locked	deenayd, 20-
NT1004192317S.D	Data Locked	deenayd, 20-
NT1004192318S.D	Data Locked	deenayd, 20-



ANALYSIS BATCH (SEQUENCE) SUMMARY

EPA 8270E-SIM

Laboratory: Analytical Resources, LLC

SDG: 23C0774

Client: Anchor QEA, LLC

Project: AOC5 MR Phase 1

Sequence: SLD0288

Instrument: NT10

Calibration: GC00049

Sample Name	Lab Sample ID	Lab File ID	Matrix	Analysis Date/Time
MS Tune	SLD0288-TUN1	NT1004192301SA.D	NA	04/19/23 10:48
Initial Cal Check	SLD0288-ICV1	NT1004192318SA.D	NA	04/19/23 22:11
ABN 0.1	SLD0288-LCV1	NT1004192319S.D	NA	04/19/23 22:49
Blank	BLD0057-BLK4	NT1004192320S.D	Solid	04/19/23 23:27
LDW23-SC1046B	23C0774-07	NT1004192321S.D	Solid	04/20/23 00:05
LDW23-SC1046B	BLD0057-MS2	NT1004192322S.D	Solid	04/20/23 00:43
LDW23-SC1046B	BLD0057-MSD2	NT1004192323S.D	Solid	04/20/23 01:21
LDW23-SC1177A	23C0774-08	NT1004192324S.D	Solid	04/20/23 01:59
LDW23-SC1177B	23C0774-09	NT1004192325S.D	Solid	04/20/23 02:37
LDW23-SC1156B	23C0774-10	NT1004192326S.D	Solid	04/20/23 03:15
LDW23-SC1183A	23C0774-11	NT1004192327S.D	Solid	04/20/23 03:52
LDW23-SC1183B	23C0774-12	NT1004192328S.D	Solid	04/20/23 04:30
LDW23-SC1183C	23C0774-13	NT1004192329S.D	Solid	04/20/23 05:08
LDW23-SS1808	23C0774-14	NT1004192330S.D	Solid	04/20/23 05:46
ZZZZZ	23D0008-01	NT1004192331S.D	Solid	04/20/23 06:24
ZZZZZ	23D0008-03	NT1004192332S.D	Solid	04/20/23 07:03
Calibration Check	SLD0288-CCV1	NT1004192335S.D	NA	04/20/23 08:57



ANALYSIS SEQUENCE

SLD0288

Instrument ID: NT10 GCMS Description: Agilent 5975/MS http://bi
Calibration ID: GC00049 GCMS Column ID: L002738
MS EM Level: 1317.6 EV

Lab Number	Sample Name	Analysis	Container	Order	STD ID	ISTD ID	Analyzed	File ID	Analyst	Comments
SLD0288-TUN1	MS Tune	QC		1	L002618		04/19/2023 10:48	NT1004192301SA.D	DSD	
SLD0288-ICV1	Initial Cal Check	QC		2	K011107	K010831	04/19/2023 22:11	NT1004192318SA.D	DSD	
SLD0288-LCV1	ABN 0.1	QC		3	K011452	K010831	04/19/2023 22:49	NT1004192319S.D	DSD	
BLD0057-BLK4	Blank	QC		4		K010831	04/19/2023 23:27	NT1004192320S.D	DSD	
23C0774-07	LDW23-SC1046B	270E-SIM Dual Scan SVO	A 02	5		K010831	04/20/2023 00:05	NT1004192321S.D	DSD	
BLD0057-MS2	Matrix Spike	QC		6		K010831	04/20/2023 00:43	NT1004192322S.D	DSD	
BLD0057-MSD2	Matrix Spike Dup	QC		7		K010831	04/20/2023 01:21	NT1004192323S.D	DSD	
23C0774-08	LDW23-SC1177A	270E-SIM Dual Scan SVO	A 02	8		K010831	04/20/2023 01:59	NT1004192324S.D	DSD	
23C0774-09	LDW23-SC1177B	270E-SIM Dual Scan SVO	A 02	9		K010831	04/20/2023 02:37	NT1004192325S.D	DSD	
23C0774-10	LDW23-SC1156B	270E-SIM Dual Scan SVO	A 02	10		K010831	04/20/2023 03:15	NT1004192326S.D	DSD	
23C0774-11	LDW23-SC1183A	270E-SIM Dual Scan SVO	A 02	11		K010831	04/20/2023 03:52	NT1004192327S.D	DSD	
23C0774-12	LDW23-SC1183B	270E-SIM Dual Scan SVO	A 02	12		K010831	04/20/2023 04:30	NT1004192328S.D	DSD	
23C0774-13	LDW23-SC1183C	270E-SIM Dual Scan SVO	A 02	13		K010831	04/20/2023 05:08	NT1004192329S.D	DSD	
23C0774-14	LDW23-SS1808	270E-SIM Dual Scan SVO	A 02	14		K010831	04/20/2023 05:46	NT1004192330S.D	DSD	
23D0008-01	LDW23-SS1816	270E-SIM Dual Scan SVO	A 02	15		K010831	04/20/2023 06:24	NT1004192331S.D	DSD	
23D0008-03	LDW23-SS1817	270E-SIM Dual Scan SVO	A 02	16		K010831	04/20/2023 07:03	NT1004192332S.D	DSD	
SLD0288-CCV1	Calibration Check	QC		17	K011107	K010831	04/20/2023 08:57	NT1004192335S.D	DSD	

INTERNAL STANDARD SUMMARY FOR DATABATCH - \\target\share\chem3\nt10.i\20230419A.b\20230419A.b

Time	Filename	LabID	ClientId	DF											
1	1048	NT1004192301SA.D	SLD0288-TUN1	1		NO ISTDS FOUND									
2	2055	NT1004192316S.D	SEQ-ICV2	1		8.83	161264	11.30	578315	14.91	300033	17.95	553009	23.04 510454	25.59 621521
3	2133	NT1004192317S.D	SEQ-LCV2	1		8.83	144471	11.30	517108	14.91	272346	17.94	455697	23.04 406994	25.59 504011
4	2211	NT1004192318SA.D	SLD0288-ICV1	1		8.83	154021	11.30	550458	14.91	294195	17.94	508863	23.04 482651	25.59 560068
5	2249	NT1004192319S.D	SLD0288-LCV1	1		8.83	158763	11.30	563178	14.91	295506	17.94	489636	23.04 470421	25.59 536459
6	2327	NT1004192320S.D	BLD0057-BLK4	1		8.83	156303	11.30	563226	14.91	294600	17.95	497244	23.05 479866	25.59 529679
7	0005	NT1004192321S.D	23C0774-07	1		8.83	158271	11.31	573725	14.92	312399	17.95	575680	23.05 593335	25.61 705257
8	0043	NT1004192322S.D	BLD0057-MS2	1		8.83	166453	11.31	604620	14.92	316608	17.95	602101	23.05 567402	25.62 679371
9	0121	NT1004192323S.D	BLD0057-MSD2	1		8.83	149314	11.31	537617	14.92	284078	17.95	554708	23.06 525800	25.62 622827
10	0159	NT1004192324S.D	23C0774-08	1		8.84	180527	11.31	655632	14.92	336763	17.96	662547	23.06 608742	25.62 710809
11	0237	NT1004192325S.D	23C0774-09	1		8.83	148301	11.31	545024	14.92	279318	17.95	539643	23.05 512608	25.61 614374
12	0315	NT1004192326S.D	23C0774-10	1		8.83	166638	11.31	604193	14.92	312955	17.95	615235	23.05 576632	25.61 692424
13	0352	NT1004192327S.D	23C0774-11	1		8.83	151984	11.31	556313	14.92	284591	17.95	551107	23.05 511869	25.61 612878
14	0430	NT1004192328S.D	23C0774-12	1		8.83	156236	11.31	572295	14.92	292565	17.95	565560	23.06 543657	25.61 649221
15	0508	NT1004192329S.D	23C0774-13	1		8.83	146026	11.31	534922	14.92	275165	17.95	530157	23.06 507043	25.61 605026
16	0546	NT1004192330S.D	23C0774-14	1		8.83	166894	11.31	621538	14.92	318349	17.95	655686	23.06 573143	25.62 664948
17	0624	NT1004192331S.D	23D0008-01	1		8.83	143093	11.31	534888	14.92	271450	17.95	547144	23.05 512754	25.61 599607
18	0703	NT1004192332S.D	23D0008-03	1		8.83	153621	11.31	564917	14.92	291015	17.95	572816	23.05 542779	25.61 639269
19	0741	NT1004192333S.D	SEQ-FULLCCV1	1		8.84	146062	11.31	528339	14.92	279368	17.95	529589	23.05 503195	25.59 594250
20	0819	NT1004192334S.D	SEQ-LCV3	1		8.83	146655	11.31	520214	14.92	266049	17.95	478769	23.05 464341	25.59 544336

INTERNAL STANDARD SUMMARY FOR DATABATCH - \\target\share\chem3\nt10.i\20230419A.b\20230419A.b

Time	Filename	LabID	ClientId	DF									
21	0857	NT1004192335S.D	SLD0288-CCV1		1		8.84	128281 11.31	458707 14.92	243296 17.95	433853 23.05	435413 25.59	490854

MANUAL INTEGRATION SUMMARY FOR DATABATCH - \\target\share\chem3\nt10.i\20230419A.b\20230419A.b

ARI Job No.: SLD0 Method: DFTPP8270E.m Instrument: nt10.i Date: 19-APR-2023

Time	Filename	LabID	ClientId	DF	Manually Integrated Compounds
1048	NT1004192301SA.D	SLD0288-TUN1		1	NO MANUAL INTEGRATION
2055	NT1004192316S.D	SEQ-ICV2		1	NO MANUAL INTEGRATION
2133	NT1004192317S.D	SEQ-LCV2		1	NO MANUAL INTEGRATION
2211	NT1004192318SA.D	SLD0288-ICV1		1	NO MANUAL INTEGRATION
2249	NT1004192319S.D	SLD0288-LCV1		1	NO MANUAL INTEGRATION
2327	NT1004192320S.D	BLD0057-BLK4		1	1,4-Dichlorobenzene,
0005	NT1004192321S.D	23C0774-07		1	1,4-Dichlorobenzene, 1,2-Dichlorobenzene,
0043	NT1004192322S.D	BLD0057-MS2		1	NO MANUAL INTEGRATION
0121	NT1004192323S.D	BLD0057-MSD2		1	NO MANUAL INTEGRATION
0159	NT1004192324S.D	23C0774-08		1	NO MANUAL INTEGRATION
0237	NT1004192325S.D	23C0774-09		1	NO MANUAL INTEGRATION
0315	NT1004192326S.D	23C0774-10		1	NO MANUAL INTEGRATION
0352	NT1004192327S.D	23C0774-11		1	1,4-Dichlorobenzene,
0430	NT1004192328S.D	23C0774-12		1	NO MANUAL INTEGRATION
0508	NT1004192329S.D	23C0774-13		1	NO MANUAL INTEGRATION
0546	NT1004192330S.D	23C0774-14		1	NO MANUAL INTEGRATION
0624	NT1004192331S.D	23D0008-01		1	NO MANUAL INTEGRATION

MANUAL INTEGRATION SUMMARY FOR DATABATCH - \\target\share\chem3\nt10.i\20230419A.b\20230419A.b

Time	Filename	LabID	ClientId	DF	Manually Integrated Compounds
0703	NT1004192332S.D	23D0008-03		1	NO MANUAL INTEGRATION
0741	NT1004192333S.D	SEQ-FULLCCV1		1	NO MANUAL INTEGRATION
0819	NT1004192334S.D	SEQ-LCV3		1	NO MANUAL INTEGRATION
0857	NT1004192335S.D	SLD0288-CCV1		1	NO MANUAL INTEGRATION

Security Status Report

Date: 21-Apr-2023 10:17

NT1004192301SA.D	Data Locked	deenayd, 21-
NT1004192316S.D	Data Locked	deenayd, 21-
NT1004192317S.D	Data Locked	deenayd, 21-
NT1004192318SA.D	Data Locked	deenayd, 21-
NT1004192319S.D	Data Locked	deenayd, 21-
NT1004192320S.D	Data Locked	deenayd, 21-
NT1004192321S.D	Data Locked	deenayd, 21-
NT1004192322S.D	Data Locked	deenayd, 21-
NT1004192323S.D	Data Locked	deenayd, 21-
NT1004192324S.D	Data Locked	deenayd, 21-
NT1004192325S.D	Data Locked	deenayd, 21-
NT1004192326S.D	Data Locked	deenayd, 21-
NT1004192327S.D	Data Locked	deenayd, 21-
NT1004192328S.D	Data Locked	deenayd, 21-
NT1004192329S.D	Data Locked	deenayd, 21-
NT1004192330S.D	Data Locked	deenayd, 21-
NT1004192331S.D	Data Locked	deenayd, 21-
NT1004192332S.D	Data Locked	deenayd, 21-
NT1004192333S.D	Data Locked	deenayd, 21-
NT1004192334S.D	Data Locked	deenayd, 21-
NT1004192335S.D	Data Locked	deenayd, 21-



SURROGATE RECOVERY AND RT SUMMARY
EPA 8270E-SIM

Laboratory:	<u>Analytical Resources, LLC</u>	SDG/WO:	<u>23C0774</u>
Client:	<u>Anchor OEA, LLC</u>	Project:	<u>AOC5 MR Phase 1</u>
Sequence:	<u>SLC0238</u>	Instrument:	<u>NT10</u>
Calibration:	<u>GC00049</u>	Calibration Date:	<u>03/16/2023</u>

Surrogate Compound	Spike Level ug/mL	% Recovery	Recovery Limits	RT	Calibration Mean RT	RT Diff	RT Diff Limit	Q
SLC0238-SCV1 (Solid)		Lab File ID: NT10031511S.D			Analyzed: 03/16/23 02:16			
2-Fluorophenol	7.5000		0 - 200		7.07175	-7.0718	N/A	
p-Terphenyl-d14	5.0000	0.0308	0 - 200	21.543	21.54237	0.0006	N/A	
SLC0238-ICB1 (Solid)		Lab File ID: NT10031512S.D			Analyzed: 03/16/23 02:54			
2-Fluorophenol	7.5000	91.0	27 - 120	7.072	7.07175	0.0003	N/A	
p-Terphenyl-d14	5.0000	88.4	37 - 120	21.542	21.54237	-0.0004	N/A	



SURROGATE RECOVERY AND RT SUMMARY
EPA 8270E-SIM

Laboratory:	<u>Analytical Resources, LLC</u>	SDG/WO:	<u>23C0774</u>
Client:	<u>Anchor QEA, LLC</u>	Project:	<u>AOC5 MR Phase 1</u>
Sequence:	<u>SLD0257</u>	Instrument:	<u>NT10</u>
Calibration:	<u>GC00049</u>	Calibration Date:	<u>03/16/2023</u>

Surrogate Compound	Spike Level ug/mL	% Recovery	Recovery Limits	RT	Calibration Mean RT	RT Diff	RT Diff Limit	Q
SLD0257-ICV1 (Solid) Lab File ID: NT1004192304S.D Analyzed: 04/19/23 12:48								
2-Fluorophenol	1.5000	87.7	80 - 120	6.648	7.07175	-0.4238	N/A	
p-Terphenyl-d14	1.0000	68.4	80 - 120	21.134	21.54237	-0.4084	N/A	*
SLD0257-LCV1 (Solid) Lab File ID: NT1004192305S.D Analyzed: 04/19/23 13:26								
2-Fluorophenol	0.15000	83.9	0 - 200	6.617	7.07175	-0.4548	N/A	
p-Terphenyl-d14	0.10000	72.7	0 - 200	21.134	21.54237	-0.4084	N/A	
BLD0057-BLK2 (Solid) Lab File ID: NT1004192306S.D Analyzed: 04/19/23 14:32								
2-Fluorophenol	750.00	37.8	27 - 120	6.656	7.07175	-0.4158	N/A	
p-Terphenyl-d14	500.00	44.0	37 - 120	21.142	21.54237	-0.4004	N/A	
BLD0057-BS2 (Solid) Lab File ID: NT1004192307S.D Analyzed: 04/19/23 15:10								
2-Fluorophenol	750.00	53.4	27 - 120	6.624	7.07175	-0.4478	N/A	
p-Terphenyl-d14	500.00	58.0	37 - 120	21.134	21.54237	-0.4084	N/A	
BLD0057-BSD2 (Solid) Lab File ID: NT1004192308S.D Analyzed: 04/19/23 15:49								
2-Fluorophenol	750.00	55.5	27 - 120	6.624	7.07175	-0.4478	N/A	
p-Terphenyl-d14	500.00	59.8	37 - 120	21.134	21.54237	-0.4084	N/A	
BLD0057-SRM2 (Solid) Lab File ID: NT1004192309S.D Analyzed: 04/19/23 16:27								
2-Fluorophenol	7500.0	51.2	27 - 120	6.625	7.07175	-0.4468	N/A	
p-Terphenyl-d14	5000.0	58.0	37 - 120	21.134	21.54237	-0.4084	N/A	
23C0774-01 (Solid) Lab File ID: NT1004192310S.D Analyzed: 04/19/23 17:06								
2-Fluorophenol	748.65	57.2	27 - 120	6.617	7.07175	-0.4548	N/A	
p-Terphenyl-d14	499.10	77.2	37 - 120	21.142	21.54237	-0.4004	N/A	
23C0774-02 (Solid) Lab File ID: NT1004192311S.D Analyzed: 04/19/23 17:44								
2-Fluorophenol	747.01	57.5	27 - 120	6.617	7.07175	-0.4548	N/A	
p-Terphenyl-d14	498.01	76.5	37 - 120	21.142	21.54237	-0.4004	N/A	
23C0774-03 (Solid) Lab File ID: NT1004192312S.D Analyzed: 04/19/23 18:22								
2-Fluorophenol	749.20	58.1	27 - 120	6.617	7.07175	-0.4548	N/A	
p-Terphenyl-d14	499.47	77.9	37 - 120	21.134	21.54237	-0.4084	N/A	



SURROGATE RECOVERY AND RT SUMMARY
EPA 8270E-SIM

Laboratory: Analytical Resources, LLC
 Client: Anchor QEA, LLC
 Sequence: SLD0288
 Calibration: GC00049

SDG/WO: 23C0774
 Project: AOC5 MR Phase 1
 Instrument: NT10
 Calibration Date: 03/16/2023

Surrogate Compound	Spike Level ug/kg dry	% Recovery	Recovery Limits	RT	Calibration Mean RT	RT Diff	RT Diff Limit	Q
23C0774-11 (Solid)		Lab File ID: NT1004192327S.D			Analyzed: 04/20/23 03:52			
2-Fluorophenol	749.41	58.6	27 - 120	6.617	7.07175	-0.4548	N/A	
p-Terphenyl-d14	499.60	82.9	37 - 120	21.15	21.54237	-0.3924	N/A	
23C0774-12 (Solid)		Lab File ID: NT1004192328S.D			Analyzed: 04/20/23 04:30			
2-Fluorophenol	749.48	60.1	27 - 120	6.617	7.07175	-0.4548	N/A	
p-Terphenyl-d14	499.66	80.5	37 - 120	21.15	21.54237	-0.3924	N/A	
23C0774-13 (Solid)		Lab File ID: NT1004192329S.D			Analyzed: 04/20/23 05:08			
2-Fluorophenol	748.76	57.8	27 - 120	6.617	7.07175	-0.4548	N/A	
p-Terphenyl-d14	499.17	75.7	37 - 120	21.15	21.54237	-0.3924	N/A	
23C0774-14 (Solid)		Lab File ID: NT1004192330S.D			Analyzed: 04/20/23 05:46			
2-Fluorophenol	749.42	59.6	27 - 120	6.625	7.07175	-0.4468	N/A	
p-Terphenyl-d14	499.61	86.9	37 - 120	21.157	21.54237	-0.3854	N/A	
SLD0288-CCV1 (Solid)		Lab File ID: NT1004192335S.D			Analyzed: 04/20/23 08:57			
2-Fluorophenol	1.5000	89.8	50 - 150	6.617	7.07175	-0.4548	N/A	
p-Terphenyl-d14	1.0000	78.4	50 - 150	21.142	21.54237	-0.4004	N/A	



INTERNAL STANDARD AREA AND RT SUMMARY
EPA 8270E-SIM

Laboratory: Analytical Resources, LLC

SDG: 23C0774

Client: Anchor QEA, LLC

Project: AOC5 MR Phase 1

Sequence: SLC0238

Instrument: NT10

Calibration: GC00049

Internal Standard	Response	RT	Reference Response	Reference RT	Area %	Area % Limits	RT Diff	RT Diff Limit	Q
Secondary Cal Check (SLC0238-SCV1)		(Solid)	Lab File ID: NT10031511S.D			Analyzed: 03/16/23 02:16			
1,4-Dichlorobenzene-d4	166866	9.306	188081	9.298	89	50 - 200	0.008	+/-0.50	
Naphthalene-d8	612104	11.775	674549	11.774	91	50 - 200	0.001	+/-0.50	
Acenaphthene-d10	302524	15.388	328275	15.387	92	50 - 200	0.001	+/-0.50	
Phenanthrene-d10	553619	18.425	597140	18.424	93	50 - 200	0.001	+/-0.50	
Chrysene-d12	465428	23.455	466503	23.454	100	50 - 200	0.001	+/-0.50	
Perylene-d12	532593	26.188	518203	26.187	103	50 - 200	0.001	+/-0.50	
Initial Cal Blank (SLC0238-ICB1)		(Solid)	Lab File ID: NT10031512S.D			Analyzed: 03/16/23 02:54			
1,4-Dichlorobenzene-d4	189475	9.306	188081	9.298	101	50 - 200	0.008	+/-0.50	
Naphthalene-d8	676186	11.774	674549	11.774	100	50 - 200	0.000	+/-0.50	
Acenaphthene-d10	328650	15.379	328275	15.387	100	50 - 200	-0.008	+/-0.50	
Phenanthrene-d10	617605	18.424	597140	18.424	103	50 - 200	0.000	+/-0.50	
Chrysene-d12	473513	23.454	466503	23.454	102	50 - 200	0.000	+/-0.50	
Perylene-d12	534734	26.187	518203	26.187	103	50 - 200	0.000	+/-0.50	



INTERNAL STANDARD AREA AND RT SUMMARY
EPA 8270E-SIM

Laboratory: Analytical Resources, LLC

SDG: 23C0774

Client: Anchor QEA, LLC

Project: AOC5 MR Phase 1

Sequence: SLD0257

Instrument: NT10

Calibration: GC00049

Internal Standard	Response	RT	Reference Response	Reference RT	Area %	Area % Limits	RT Diff	RT Diff Limit	Q
Initial Cal Check (SLD0257-ICV1)		(Solid)	Lab File ID: NT1004192304S.D			Analyzed: 04/19/23 12:48			
1,4-Dichlorobenzene-d4	135171	8.843	135171	8.843	100	50 - 200	0.000	+/-0.50	
Naphthalene-d8	487322	11.312	487322	11.312	100	50 - 200	0.000	+/-0.50	
Acenaphthene-d10	272909	14.917	272909	14.917	100	50 - 200	0.000	+/-0.50	
Phenanthrene-d10	424938	17.946	424938	17.946	100	50 - 200	0.000	+/-0.50	
Chrysene-d12	386870	23.039	386870	23.039	100	50 - 200	0.000	+/-0.50	
Perylene-d12	449624	25.586	449624	25.586	100	50 - 200	0.000	+/-0.50	
Low Cal Check (SLD0257-LCV1)		(Solid)	Lab File ID: NT1004192305S.D			Analyzed: 04/19/23 13:26			
1,4-Dichlorobenzene-d4	151930	8.828	135171	8.843	112	50 - 200	-0.015	+/-0.50	
Naphthalene-d8	544955	11.304	487322	11.312	112	50 - 200	-0.008	+/-0.50	
Acenaphthene-d10	295939	14.91	272909	14.917	108	50 - 200	-0.007	+/-0.50	
Phenanthrene-d10	483893	17.947	424938	17.946	114	50 - 200	0.001	+/-0.50	
Chrysene-d12	415466	23.039	386870	23.039	107	50 - 200	0.000	+/-0.50	
Perylene-d12	461664	25.586	449624	25.586	103	50 - 200	0.000	+/-0.50	
Blank (BLD0057-BLK2)		(Solid)	Lab File ID: NT1004192306S.D			Analyzed: 04/19/23 14:32			
1,4-Dichlorobenzene-d4	157671	8.843	135171	8.843	117	50 - 200	0.000	+/-0.50	
Naphthalene-d8	573055	11.312	487322	11.312	118	50 - 200	0.000	+/-0.50	
Acenaphthene-d10	316100	14.918	272909	14.917	116	50 - 200	0.001	+/-0.50	
Phenanthrene-d10	513823	17.946	424938	17.946	121	50 - 200	0.000	+/-0.50	
Chrysene-d12	470711	23.047	386870	23.039	122	50 - 200	0.008	+/-0.50	
Perylene-d12	492790	25.594	449624	25.586	110	50 - 200	0.008	+/-0.50	
LCS (BLD0057-BS2)		(Solid)	Lab File ID: NT1004192307S.D			Analyzed: 04/19/23 15:10			
1,4-Dichlorobenzene-d4	146130	8.827	135171	8.843	108	50 - 200	-0.016	+/-0.50	
Naphthalene-d8	543258	11.304	487322	11.312	111	50 - 200	-0.008	+/-0.50	
Acenaphthene-d10	305737	14.91	272909	14.917	112	50 - 200	-0.007	+/-0.50	
Phenanthrene-d10	497692	17.946	424938	17.946	117	50 - 200	0.000	+/-0.50	
Chrysene-d12	440548	23.039	386870	23.039	114	50 - 200	0.000	+/-0.50	
Perylene-d12	482492	25.586	449624	25.586	107	50 - 200	0.000	+/-0.50	



INTERNAL STANDARD AREA AND RT SUMMARY
EPA 8270E-SIM

Laboratory: Analytical Resources, LLC
Client: Anchor OEA, LLC
Sequence: SLD0257

SDG: 23C0774
Project: AOC5 MR Phase 1
Instrument: NT10
Calibration: GC00049

Internal Standard	Response	RT	Reference Response	Reference RT	Area %	Area % Limits	RT Diff	RT Diff Limit	Q
LCS Dup (BLD0057-BSD2)		(Solid)	Lab File ID: NT1004192308S.D			Analyzed: 04/19/23 15:49			
1,4-Dichlorobenzene-d4	152881	8.827	135171	8.843	113	50 - 200	-0.016	+/-0.50	
Naphthalene-d8	570808	11.304	487322	11.312	117	50 - 200	-0.008	+/-0.50	
Acenaphthene-d10	314955	14.91	272909	14.917	115	50 - 200	-0.007	+/-0.50	
Phenanthrene-d10	514802	17.938	424938	17.946	121	50 - 200	-0.008	+/-0.50	
Chrysene-d12	441959	23.039	386870	23.039	114	50 - 200	0.000	+/-0.50	
Perylene-d12	480938	25.586	449624	25.586	107	50 - 200	0.000	+/-0.50	
Reference (BLD0057-SRM2)		(Solid)	Lab File ID: NT1004192309S.D			Analyzed: 04/19/23 16:27			
1,4-Dichlorobenzene-d4	161812	8.828	135171	8.843	120	50 - 200	-0.015	+/-0.50	
Naphthalene-d8	589741	11.304	487322	11.312	121	50 - 200	-0.008	+/-0.50	
Acenaphthene-d10	317957	14.91	272909	14.917	117	50 - 200	-0.007	+/-0.50	
Phenanthrene-d10	535536	17.939	424938	17.946	126	50 - 200	-0.007	+/-0.50	
Chrysene-d12	461604	23.039	386870	23.039	119	50 - 200	0.000	+/-0.50	
Perylene-d12	490866	25.586	449624	25.586	109	50 - 200	0.000	+/-0.50	
LDW23-SC1053A (23C0774-01)		(Solid)	Lab File ID: NT1004192310S.D			Analyzed: 04/19/23 17:06			
1,4-Dichlorobenzene-d4	166084	8.828	135171	8.843	123	50 - 200	-0.015	+/-0.50	
Naphthalene-d8	601239	11.304	487322	11.312	123	50 - 200	-0.008	+/-0.50	
Acenaphthene-d10	324381	14.91	272909	14.917	119	50 - 200	-0.007	+/-0.50	
Phenanthrene-d10	621541	17.947	424938	17.946	146	50 - 200	0.001	+/-0.50	
Chrysene-d12	639586	23.047	386870	23.039	165	50 - 200	0.008	+/-0.50	
Perylene-d12	727919	25.602	449624	25.586	162	50 - 200	0.016	+/-0.50	
LDW23-SC1053B (23C0774-02)		(Solid)	Lab File ID: NT1004192311S.D			Analyzed: 04/19/23 17:44			
1,4-Dichlorobenzene-d4	192552	8.827	135171	8.843	142	50 - 200	-0.016	+/-0.50	
Naphthalene-d8	691723	11.304	487322	11.312	142	50 - 200	-0.008	+/-0.50	
Acenaphthene-d10	349924	14.91	272909	14.917	128	50 - 200	-0.007	+/-0.50	
Phenanthrene-d10	691325	17.946	424938	17.946	163	50 - 200	0.000	+/-0.50	
Chrysene-d12	666085	23.046	386870	23.039	172	50 - 200	0.007	+/-0.50	
Perylene-d12	753994	25.601	449624	25.586	168	50 - 200	0.015	+/-0.50	



INTERNAL STANDARD AREA AND RT SUMMARY
EPA 8270E-SIM

Laboratory: Analytical Resources, LLC

SDG: 23C0774

Client: Anchor OEA, LLC

Project: AOC5 MR Phase 1

Sequence: SLD0257

Instrument: NT10

Calibration: GC00049

Internal Standard	Response	RT	Reference Response	Reference RT	Area %	Area % Limits	RT Diff	RT Diff Limit	Q
LDW23-SC1007A (23C0774-03)		(Solid)	Lab File ID: NT1004192312S.D			Analyzed: 04/19/23 18:22			
1,4-Dichlorobenzene-d4	178709	8.828	135171	8.843	132	50 - 200	-0.015	+/-0.50	
Naphthalene-d8	645924	11.304	487322	11.312	133	50 - 200	-0.008	+/-0.50	
Acenaphthene-d10	330513	14.91	272909	14.917	121	50 - 200	-0.007	+/-0.50	
Phenanthrene-d10	651713	17.946	424938	17.946	153	50 - 200	0.000	+/-0.50	
Chrysene-d12	598917	23.047	386870	23.039	155	50 - 200	0.008	+/-0.50	
Perylene-d12	718786	25.594	449624	25.586	160	50 - 200	0.008	+/-0.50	
LDW23-SC1002A (23C0774-04)		(Solid)	Lab File ID: NT1004192313S.D			Analyzed: 04/19/23 19:00			
1,4-Dichlorobenzene-d4	175021	8.828	135171	8.843	129	50 - 200	-0.015	+/-0.50	
Naphthalene-d8	638960	11.304	487322	11.312	131	50 - 200	-0.008	+/-0.50	
Acenaphthene-d10	325772	14.91	272909	14.917	119	50 - 200	-0.007	+/-0.50	
Phenanthrene-d10	663174	17.947	424938	17.946	156	50 - 200	0.001	+/-0.50	
Chrysene-d12	587289	23.054	386870	23.039	152	50 - 200	0.015	+/-0.50	
Perylene-d12	687791	25.609	449624	25.586	153	50 - 200	0.023	+/-0.50	
LDW23-SC1002B (23C0774-05)		(Solid)	Lab File ID: NT1004192314S.D			Analyzed: 04/19/23 19:39			
1,4-Dichlorobenzene-d4	165726	8.828	135171	8.843	123	50 - 200	-0.015	+/-0.50	
Naphthalene-d8	603553	11.304	487322	11.312	124	50 - 200	-0.008	+/-0.50	
Acenaphthene-d10	310157	14.91	272909	14.917	114	50 - 200	-0.007	+/-0.50	
Phenanthrene-d10	589480	17.947	424938	17.946	139	50 - 200	0.001	+/-0.50	
Chrysene-d12	547874	23.047	386870	23.039	142	50 - 200	0.008	+/-0.50	
Perylene-d12	676634	25.602	449624	25.586	150	50 - 200	0.016	+/-0.50	
LDW23-SC1046A (23C0774-06)		(Solid)	Lab File ID: NT1004192315S.D			Analyzed: 04/19/23 20:17			
1,4-Dichlorobenzene-d4	171928	8.828	135171	8.843	127	50 - 200	-0.015	+/-0.50	
Naphthalene-d8	627542	11.304	487322	11.312	129	50 - 200	-0.008	+/-0.50	
Acenaphthene-d10	313634	14.91	272909	14.917	115	50 - 200	-0.007	+/-0.50	
Phenanthrene-d10	617763	17.946	424938	17.946	145	50 - 200	0.000	+/-0.50	
Chrysene-d12	561006	23.047	386870	23.039	145	50 - 200	0.008	+/-0.50	
Perylene-d12	689519	25.602	449624	25.586	153	50 - 200	0.016	+/-0.50	



INTERNAL STANDARD AREA AND RT SUMMARY
EPA 8270E-SIM

Laboratory: Analytical Resources, LLC

SDG: 23C0774

Client: Anchor OEA, LLC

Project: AOC5 MR Phase 1

Sequence: SLD0257

Instrument: NT10

Calibration: GC00049

Internal Standard	Response	RT	Reference Response	Reference RT	Area %	Area % Limits	RT Diff	RT Diff Limit	Q
Calibration Check (SLD0257-CCV1)		(Solid)	Lab File ID: NT1004192318S.D			Analyzed: 04/19/23 22:11			
1,4-Dichlorobenzene-d4	154021	8.827	135171	8.843	114	50 - 200	-0.016	+/-0.50	
Naphthalene-d8	550458	11.304	487322	11.312	113	50 - 200	-0.008	+/-0.50	
Acenaphthene-d10	294195	14.91	272909	14.917	108	50 - 200	-0.007	+/-0.50	
Phenanthrene-d10	508863	17.939	424938	17.946	120	50 - 200	-0.007	+/-0.50	
Chrysene-d12	482651	23.039	386870	23.039	125	50 - 200	0.000	+/-0.50	
Perylene-d12	560068	25.586	449624	25.586	125	50 - 200	0.000	+/-0.50	



INTERNAL STANDARD AREA AND RT SUMMARY
EPA 8270E-SIM

Laboratory: Analytical Resources, LLC

SDG: 23C0774

Client: Anchor QEA, LLC

Project: AOC5 MR Phase 1

Sequence: SLD0288

Instrument: NT10

Calibration: GC00049

Internal Standard	Response	RT	Reference Response	Reference RT	Area %	Area % Limits	RT Diff	RT Diff Limit	Q
Initial Cal Check (SLD0288-ICV1)		(Solid)	Lab File ID: NT1004192318SA.D			Analyzed: 04/19/23 22:11			
1,4-Dichlorobenzene-d4	154021	8.827	154021	8.827	100	50 - 200	0.000	+/-0.50	
Naphthalene-d8	550458	11.304	550458	11.304	100	50 - 200	0.000	+/-0.50	
Acenaphthene-d10	294195	14.91	294195	14.91	100	50 - 200	0.000	+/-0.50	
Phenanthrene-d10	508863	17.939	508863	17.939	100	50 - 200	0.000	+/-0.50	
Chrysene-d12	482651	23.039	482651	23.039	100	50 - 200	0.000	+/-0.50	
Perylene-d12	560068	25.586	560068	25.586	100	50 - 200	0.000	+/-0.50	
Low Cal Check (SLD0288-LCV1)		(Solid)	Lab File ID: NT1004192319S.D			Analyzed: 04/19/23 22:49			
1,4-Dichlorobenzene-d4	158763	8.827	154021	8.827	103	50 - 200	0.000	+/-0.50	
Naphthalene-d8	563178	11.304	550458	11.304	102	50 - 200	0.000	+/-0.50	
Acenaphthene-d10	295506	14.91	294195	14.91	100	50 - 200	0.000	+/-0.50	
Phenanthrene-d10	489636	17.939	508863	17.939	96	50 - 200	0.000	+/-0.50	
Chrysene-d12	470421	23.039	482651	23.039	97	50 - 200	0.000	+/-0.50	
Perylene-d12	536459	25.586	560068	25.586	96	50 - 200	0.000	+/-0.50	
Blank (BLD0057-BLK4)		(Solid)	Lab File ID: NT1004192320S.D			Analyzed: 04/19/23 23:27			
1,4-Dichlorobenzene-d4	156303	8.827	154021	8.827	101	50 - 200	0.000	+/-0.50	
Naphthalene-d8	563226	11.304	550458	11.304	102	50 - 200	0.000	+/-0.50	
Acenaphthene-d10	294600	14.91	294195	14.91	100	50 - 200	0.000	+/-0.50	
Phenanthrene-d10	497244	17.954	508863	17.939	98	50 - 200	0.015	+/-0.50	
Chrysene-d12	479866	23.046	482651	23.039	99	50 - 200	0.007	+/-0.50	
Perylene-d12	529679	25.594	560068	25.586	95	50 - 200	0.008	+/-0.50	
LDW23-SC1046B (23C0774-07)		(Solid)	Lab File ID: NT1004192321S.D			Analyzed: 04/20/23 00:05			
1,4-Dichlorobenzene-d4	158271	8.827	154021	8.827	103	50 - 200	0.000	+/-0.50	
Naphthalene-d8	573725	11.312	550458	11.304	104	50 - 200	0.008	+/-0.50	
Acenaphthene-d10	312399	14.917	294195	14.91	106	50 - 200	0.007	+/-0.50	
Phenanthrene-d10	575680	17.954	508863	17.939	113	50 - 200	0.015	+/-0.50	
Chrysene-d12	593335	23.054	482651	23.039	123	50 - 200	0.015	+/-0.50	
Perylene-d12	705257	25.609	560068	25.586	126	50 - 200	0.023	+/-0.50	



INTERNAL STANDARD AREA AND RT SUMMARY
EPA 8270E-SIM

Laboratory: Analytical Resources, LLC

SDG: 23C0774

Client: Anchor OEA, LLC

Project: AOC5 MR Phase 1

Sequence: SLD0288

Instrument: NT10

Calibration: GC00049

Internal Standard	Response	RT	Reference Response	Reference RT	Area %	Area % Limits	RT Diff	RT Diff Limit	Q
Matrix Spike (BLD0057-MS2)		(Solid)	Lab File ID: NT1004192322S.D			Analyzed: 04/20/23 00:43			
1,4-Dichlorobenzene-d4	166453	8.827	154021	8.827	108	50 - 200	0.000	+/-0.50	
Naphthalene-d8	604620	11.312	550458	11.304	110	50 - 200	0.008	+/-0.50	
Acenaphthene-d10	316608	14.917	294195	14.91	108	50 - 200	0.007	+/-0.50	
Phenanthrene-d10	602101	17.954	508863	17.939	118	50 - 200	0.015	+/-0.50	
Chrysene-d12	567402	23.054	482651	23.039	118	50 - 200	0.015	+/-0.50	
Perylene-d12	679371	25.617	560068	25.586	121	50 - 200	0.031	+/-0.50	
Matrix Spike Dup (BLD0057-MSD2)		(Solid)	Lab File ID: NT1004192323S.D			Analyzed: 04/20/23 01:21			
1,4-Dichlorobenzene-d4	149314	8.828	154021	8.827	97	50 - 200	0.001	+/-0.50	
Naphthalene-d8	537617	11.312	550458	11.304	98	50 - 200	0.008	+/-0.50	
Acenaphthene-d10	284078	14.918	294195	14.91	97	50 - 200	0.008	+/-0.50	
Phenanthrene-d10	554708	17.954	508863	17.939	109	50 - 200	0.015	+/-0.50	
Chrysene-d12	525800	23.055	482651	23.039	109	50 - 200	0.016	+/-0.50	
Perylene-d12	622827	25.617	560068	25.586	111	50 - 200	0.031	+/-0.50	
LDW23-SC1177A (23C0774-08)		(Solid)	Lab File ID: NT1004192324S.D			Analyzed: 04/20/23 01:59			
1,4-Dichlorobenzene-d4	180527	8.835	154021	8.827	117	50 - 200	0.008	+/-0.50	
Naphthalene-d8	655632	11.312	550458	11.304	119	50 - 200	0.008	+/-0.50	
Acenaphthene-d10	336763	14.917	294195	14.91	114	50 - 200	0.007	+/-0.50	
Phenanthrene-d10	662547	17.962	508863	17.939	130	50 - 200	0.023	+/-0.50	
Chrysene-d12	608742	23.062	482651	23.039	126	50 - 200	0.023	+/-0.50	
Perylene-d12	710809	25.617	560068	25.586	127	50 - 200	0.031	+/-0.50	
LDW23-SC1177B (23C0774-09)		(Solid)	Lab File ID: NT1004192325S.D			Analyzed: 04/20/23 02:37			
1,4-Dichlorobenzene-d4	148301	8.827	154021	8.827	96	50 - 200	0.000	+/-0.50	
Naphthalene-d8	545024	11.312	550458	11.304	99	50 - 200	0.008	+/-0.50	
Acenaphthene-d10	279318	14.917	294195	14.91	95	50 - 200	0.007	+/-0.50	
Phenanthrene-d10	539643	17.954	508863	17.939	106	50 - 200	0.015	+/-0.50	
Chrysene-d12	512608	23.054	482651	23.039	106	50 - 200	0.015	+/-0.50	
Perylene-d12	614374	25.609	560068	25.586	110	50 - 200	0.023	+/-0.50	



INTERNAL STANDARD AREA AND RT SUMMARY
EPA 8270E-SIM

Laboratory: Analytical Resources, LLC

SDG: 23C0774

Client: Anchor OEA, LLC

Project: AOC5 MR Phase 1

Sequence: SLD0288

Instrument: NT10

Calibration: GC00049

Internal Standard	Response	RT	Reference Response	Reference RT	Area %	Area % Limits	RT Diff	RT Diff Limit	Q
LDW23-SC1156B (23C0774-10)		(Solid)	Lab File ID: NT1004192326S.D			Analyzed: 04/20/23 03:15			
1,4-Dichlorobenzene-d4	166638	8.828	154021	8.827	108	50 - 200	0.001	+/-0.50	
Naphthalene-d8	604193	11.312	550458	11.304	110	50 - 200	0.008	+/-0.50	
Acenaphthene-d10	312955	14.918	294195	14.91	106	50 - 200	0.008	+/-0.50	
Phenanthrene-d10	615235	17.954	508863	17.939	121	50 - 200	0.015	+/-0.50	
Chrysene-d12	576632	23.054	482651	23.039	119	50 - 200	0.015	+/-0.50	
Perylene-d12	692424	25.609	560068	25.586	124	50 - 200	0.023	+/-0.50	
LDW23-SC1183A (23C0774-11)		(Solid)	Lab File ID: NT1004192327S.D			Analyzed: 04/20/23 03:52			
1,4-Dichlorobenzene-d4	151984	8.828	154021	8.827	99	50 - 200	0.001	+/-0.50	
Naphthalene-d8	556313	11.312	550458	11.304	101	50 - 200	0.008	+/-0.50	
Acenaphthene-d10	284591	14.918	294195	14.91	97	50 - 200	0.008	+/-0.50	
Phenanthrene-d10	551107	17.954	508863	17.939	108	50 - 200	0.015	+/-0.50	
Chrysene-d12	511869	23.054	482651	23.039	106	50 - 200	0.015	+/-0.50	
Perylene-d12	612878	25.609	560068	25.586	109	50 - 200	0.023	+/-0.50	
LDW23-SC1183B (23C0774-12)		(Solid)	Lab File ID: NT1004192328S.D			Analyzed: 04/20/23 04:30			
1,4-Dichlorobenzene-d4	156236	8.828	154021	8.827	101	50 - 200	0.001	+/-0.50	
Naphthalene-d8	572295	11.312	550458	11.304	104	50 - 200	0.008	+/-0.50	
Acenaphthene-d10	292565	14.918	294195	14.91	99	50 - 200	0.008	+/-0.50	
Phenanthrene-d10	565560	17.954	508863	17.939	111	50 - 200	0.015	+/-0.50	
Chrysene-d12	543657	23.055	482651	23.039	113	50 - 200	0.016	+/-0.50	
Perylene-d12	649221	25.609	560068	25.586	116	50 - 200	0.023	+/-0.50	
LDW23-SC1183C (23C0774-13)		(Solid)	Lab File ID: NT1004192329S.D			Analyzed: 04/20/23 05:08			
1,4-Dichlorobenzene-d4	146026	8.828	154021	8.827	95	50 - 200	0.001	+/-0.50	
Naphthalene-d8	534922	11.312	550458	11.304	97	50 - 200	0.008	+/-0.50	
Acenaphthene-d10	275165	14.918	294195	14.91	94	50 - 200	0.008	+/-0.50	
Phenanthrene-d10	530157	17.954	508863	17.939	104	50 - 200	0.015	+/-0.50	
Chrysene-d12	507043	23.055	482651	23.039	105	50 - 200	0.016	+/-0.50	
Perylene-d12	605026	25.61	560068	25.586	108	50 - 200	0.024	+/-0.50	



INTERNAL STANDARD AREA AND RT SUMMARY
EPA 8270E-SIM

Laboratory: Analytical Resources, LLC

SDG: 23C0774

Client: Anchor OEA, LLC

Project: AOC5 MR Phase 1

Sequence: SLD0288

Instrument: NT10

Calibration: GC00049

Internal Standard	Response	RT	Reference Response	Reference RT	Area %	Area % Limits	RT Diff	RT Diff Limit	Q
LDW23-SS1808 (23C0774-14)		(Solid)	Lab File ID: NT1004192330S.D			Analyzed: 04/20/23 05:46			
1,4-Dichlorobenzene-d4	166894	8.828	154021	8.827	108	50 - 200	0.001	+/-0.50	
Naphthalene-d8	621538	11.312	550458	11.304	113	50 - 200	0.008	+/-0.50	
Acenaphthene-d10	318349	14.918	294195	14.91	108	50 - 200	0.008	+/-0.50	
Phenanthrene-d10	655686	17.954	508863	17.939	129	50 - 200	0.015	+/-0.50	
Chrysene-d12	573143	23.062	482651	23.039	119	50 - 200	0.023	+/-0.50	
Perylene-d12	664948	25.617	560068	25.586	119	50 - 200	0.031	+/-0.50	
Calibration Check (SLD0288-CCV1)		(Solid)	Lab File ID: NT1004192335S.D			Analyzed: 04/20/23 08:57			
1,4-Dichlorobenzene-d4	128281	8.835	154021	8.827	83	50 - 200	0.008	+/-0.50	
Naphthalene-d8	458707	11.312	550458	11.304	83	50 - 200	0.008	+/-0.50	
Acenaphthene-d10	243296	14.918	294195	14.91	83	50 - 200	0.008	+/-0.50	
Phenanthrene-d10	433853	17.947	508863	17.939	85	50 - 200	0.008	+/-0.50	
Chrysene-d12	435413	23.047	482651	23.039	90	50 - 200	0.008	+/-0.50	
Perylene-d12	490854	25.594	560068	25.586	88	50 - 200	0.008	+/-0.50	



HOLDING TIME SUMMARY

Analysis: EPA 8270E-SIM

Laboratory: Analytical Resources, LLC

SDG: 23C0774

Client: Anchor QEA, LLC

Project: AOC5 MR Phase 1

Sample Name	Date Collected	Date Received	Date Prepared	Days to Prep	Max Days to Prep	Date Analyzed	Days to Analysis	Max Days to Analysis	Q
LDW23-SC1053A 23C0774-01	12/16/22 09:12	12/16/22 15:47	04/05/23 16:28	110	365	04/19/23 17:06	14	40	
LDW23-SC1053B 23C0774-02	12/16/22 09:12	12/16/22 15:47	04/05/23 16:28	110	365	04/19/23 17:44	14	40	
LDW23-SC1007A 23C0774-03	12/16/22 10:43	12/16/22 15:47	04/05/23 16:28	110	365	04/19/23 18:22	14	40	
LDW23-SC1002A 23C0774-04	12/16/22 11:20	12/16/22 15:47	04/05/23 16:28	110	365	04/19/23 19:00	14	40	
LDW23-SC1002B 23C0774-05	12/16/22 11:20	12/16/22 15:47	04/05/23 16:28	110	365	04/19/23 19:39	14	40	
LDW23-SC1046A 23C0774-06	12/15/22 11:32	12/16/22 15:47	04/05/23 16:28	111	365	04/19/23 20:17	14	40	
LDW23-SC1046B 23C0774-07	12/15/22 11:32	12/16/22 15:47	04/05/23 16:28	111	365	04/20/23 00:05	14	40	
LDW23-SC1177A 23C0774-08	12/14/22 08:04	12/16/22 15:47	04/05/23 16:28	112	365	04/20/23 01:59	14	40	
LDW23-SC1177B 23C0774-09	12/14/22 08:04	12/16/22 15:47	04/05/23 16:28	112	365	04/20/23 02:37	14	40	
LDW23-SC1156B 23C0774-10	12/14/22 10:44	12/16/22 15:47	04/05/23 16:28	112	365	04/20/23 03:15	14	40	
LDW23-SC1183A 23C0774-11	12/14/22 14:09	12/16/22 15:47	04/05/23 16:28	112	365	04/20/23 03:52	14	40	
LDW23-SC1183B 23C0774-12	12/14/22 14:09	12/16/22 15:47	04/05/23 16:28	112	365	04/20/23 04:30	15	40	
LDW23-SC1183C 23C0774-13	12/14/22 14:09	12/16/22 15:47	04/05/23 16:28	112	365	04/20/23 05:08	15	40	
LDW23-SS1808 23C0774-14	03/03/23 13:25	12/16/22 15:47	04/05/23 16:28	33	365	04/20/23 05:46	15	40	
Matrix Spike BLD0057-MS2	12/15/22 11:32	12/16/22 15:47	04/05/23 16:28	111	365	04/20/23 00:43	14	40	
Matrix Spike Dup BLD0057-MSD2	12/15/22 11:32	12/16/22 15:47	04/05/23 16:28	111	365	04/20/23 01:21	14	40	

* Indicates hold time exceedance.



**METHOD DETECTION
AND REPORTING LIMITS**

EPA 8270E-SIM

Laboratory: Analytical Resources, LLC

SDG: 23C0774

Client: Anchor QEA, LLC

Project: AOC5 MR Phase 1

Matrix: Solid

Instrument: NT10

Analyte	MDL	RL	Units
1,4-Dichlorobenzene	0.6	5.0	ug/kg
1,2-Dichlorobenzene	0.7	5.0	ug/kg
Benzyl Alcohol	2.5	20.0	ug/kg
Benzoic acid	13.4	100	ug/kg
2,4-Dimethylphenol	2.2	20.0	ug/kg
1,2,4-Trichlorobenzene	2.7	5.0	ug/kg
N-Nitrosodiphenylamine	1.3	5.0	ug/kg
Pentachlorophenol	2.1	20.0	ug/kg



Appendix 20.1

ALTERNATE CERTIFICATE OF ANALYSIS

The manufacturer of the below chemical was unable to provide a Certificate of Analysis at the time of request by ARI.

Date Requested from Manufacturer: NA

Chemical: Tributyl Phosphate

Manufacturer: Chemservice

Product #: 0-916

Lot #: 59-57A

Purity: 99%

Analyst: VFB

Element: B000954



Description: SVOC 4,4 DDT Expires: 31-Dec-29
Standard Type: Calibration Stan Prepared: 23-Sep-13
Solvent: N/A Prepared By: Jianqing Zhou
Final Volume (mls): 1 Department: Organics
Vials: 1 Last Edit: 23-Sep-13 11:46 by JZ
Vendor: Chem Service Lot #: 198-128A
Vendor Catalog #:

Comments

Neat, Purity @ 99.2%. (ARI#: 790A)

Analyte	CAS Number	Concentration	Units
4,4'-DDT	50-29-3	1000000	ug/mL



Appendix 20.1

ALTERNATE CERTIFICATE OF ANALYSIS

The manufacturer of the below chemical was unable to provide a Certificate of Analysis at the time of request by ARI.

Date Requested from Manufacturer: _____

Chemical: 4,4' DDT

Manufacturer: Chem Service

Product #: _____

Lot #: 198-128A

Purity: 99.2%

Analyst: AS



Description:	SVOC alpha-Terpineol	Expires:	31-Dec-29
Standard Type:	Calibration Stan	Prepared:	31-Dec-12
Solvent:	N/A	Prepared By:	Jianqing Zhou
Final Volume (mls):	1	Department:	Organics
Vials:	1	Last Edit:	23-Sep-13 12:13 by JZ
Vendor:	ACROS Organics	Lot #:	AD16481201
Vendor Catalog #:			

Comments

Neat, Purity @ 98%. (ARI#: I1582A)

Analyte	CAS Number	Concentration	Units
alpha-Terpineol	98-55-5	1000000	ug/mL

Reviewed By

Date



Appendix 20.1

ALTERNATE CERTIFICATE OF ANALYSIS

The manufacturer of the below chemical was unable to provide a Certificate of Analysis at the time of request by ARI.

Date Requested from Manufacturer: _____

Chemical: alpha-Terpineol

Manufacturer: Acros Organics

Product #: _____

Lot #: AD6481201

Purity: 98%

Analyst: 12



Description: SVOA Dibutyl Phenyl phosphate Expires: 31-Dec-29
Standard Type: Calibration Stan Prepared: 31-Dec-12
Solvent: NA Prepared By: Jianqing Zhou
Final Volume (mls): 1 Department: Organics
Vials: 1 Last Edit: 23-Sep-13 15:45 by JZ
Vendor: Monsanto Lot #: N/A
Vendor Catalog #:

Comments

Neat, Purity @ 98.9%.

Analyte	CAS Number	Concentration	Units
Dibutyl Phenyl Phosphate	2528-36-1	1000000	ug/mL

Reviewed By

Date



Appendix 20.1

ALTERNATE CERTIFICATE OF ANALYSIS

The manufacturer of the below chemical was unable to provide a Certificate of Analysis at the time of request by ARI.

Date Requested from Manufacturer: _____

Chemical: Dibutyl Phenyl Phosphate

Manufacturer: Monsanto

Product #: N/A

Lot #: N/A

Purity: 98.9%

Analyst: AD



Description: SVOC Triphenyl Phosphate Expires: 31-Dec-29
Standard Type: Calibration Stan Prepared: 31-Dec-12
Solvent: NA Prepared By: Jianqing Zhou
Final Volume (mls): 1 Department: Organics
Vials: 1 Last Edit: 23-Sep-13 15:59 by JZ
Vendor: Aldrich Lot #: 04902CM
Vendor Catalog #:

Comments

Neat, Purity @ 99%.

Analyte	CAS Number	Concentration	Units
Triphenyl Phosphate	115-86-6	1000000	ug/mL

Reviewed By

Date



Appendix 20.1

ALTERNATE CERTIFICATE OF ANALYSIS

The manufacturer of the below chemical was unable to provide a Certificate of Analysis at the time of request by ARI.

Date Requested from Manufacturer: _____

Chemical: Triphenyl phosphate

Manufacturer: Aldrich

Product #: _____

Lot #: 04902CM

Purity: 99%

Analyst: [Signature]



Description:	SVOC Butylated Hydroxytoluene	Expires:	31-Dec-29
Standard Type:	Calibration Stan	Prepared:	31-Dec-12
Solvent:	NA	Prepared By:	Jianqing Zhou
Final Volume (mls):	1	Department:	Organics
Vials:	1	Last Edit:	23-Sep-13 16:18 by JZ
Vendor:	SIGMA	Lot #:	39F-0197
Vendor Catalog #:			

Comments

neat,Purity @ 99.9%.

Analyte	CAS Number	Concentration	Units
Butylated Hydroxytoluene	128-37-0	1000000	ug/mL

Reviewed By

Date



Appendix 20.1

ALTERNATE CERTIFICATE OF ANALYSIS

The manufacturer of the below chemical was unable to provide a Certificate of Analysis at the time of request by ARI.

Date Requested from Manufacturer: _____

Chemical: Bulkyated Hydroxytoluene

Manufacturer: Sigma

Product #: _____

Lot #: 39F-0197

Purity: 99.8%

Analyst: AB



Description: SVOC Butyl Diphenyl Phosphate Expires: 31-Dec-29
Standard Type: Calibration Stan Prepared: 31-Dec-12
Solvent: NA Prepared By: Jianqing Zhou
Final Volume (mls): 1 Department: Organics
Vials: 1 Last Edit: 23-Sep-13 17:02 by JZ
Vendor: Monsanto Lot #: N/A
Vendor Catalog #:

Comments

Neat, Purity @ 98%.

Analyte	CAS Number	Concentration	Units
Butyl Diphenyl Phosphate	2752-95-6	1000000	ug/mL

Reviewed By

Date



Appendix 20.1

ALTERNATE CERTIFICATE OF ANALYSIS

The manufacturer of the below chemical was unable to provide a Certificate of Analysis at the time of request by ARI.

Date Requested from Manufacturer: _____

Chemical: Butyl Diphenyl Phosphate

Manufacturer: Monsanto

Product #: NA

Lot #: NA

Purity: 99%

Analyst: [Signature]



Description:	SVOC 2,4-Dinitrophenol	Expires:	31-Dec-29
Standard Type:	Calibration Stan	Prepared:	25-Sep-13
Solvent:	NA	Prepared By:	Jianqing Zhou
Final Volume (mls):	1	Department:	Organics
Vials:	1	Last Edit:	25-Sep-13 13:45 by JZ
Vendor:	SIGMA	Lot #:	65H5021
Vendor Catalog #:			

Comments

Neat, Purity @ 90-95%. (ARI#: 0466)

Analyte	CAS Number	Concentration	Units
2,4-Dinitrophenol	51-28-5	1000000	ug/mL

B001941

SVOA 2,4-Dinitrophenol
Expires 12/31/2029
Prepared By Jianqing Zhou 9/25/2013



Appendix 20.1

ALTERNATE CERTIFICATE OF ANALYSIS

The manufacturer of the below chemical was unable to provide a Certificate of Analysis at the time of request by ARI.

Date Requested from Manufacturer: _____

Chemical: 2,4-Dinitrophenol

Manufacturer: Sigma

Product #: _____

Lot #: 644 5021

Purity: 90.29%

Analyst: AB



Description:	SVOC Benzoic Acid	Expires:	31-Dec-29
Standard Type:	Calibration Stan	Prepared:	31-Dec-12
Solvent:	NA	Prepared By:	Jianqing Zhou
Final Volume (mls):	1	Department:	Organics
Vials:	1	Last Edit:	25-Sep-13 15:23 by JZ
Vendor:	ACROS Organics	Lot #:	A0224339
Vendor Catalog #:			

Comments

Neat, Purity @ 98%.

Analyte	CAS Number	Concentration	Units
Benzoic acid	65-85-0	1000000	ug/mL

B001945

SVOC Benzoic Acid
Expires 12/31/2029

Prepared By Jianqing Zhou 12/31/2012

Reviewed By

Date



Appendix 20.1

ALTERNATE CERTIFICATE OF ANALYSIS

The manufacturer of the below chemical was unable to provide a Certificate of Analysis at the time of request by ARI.

Date Requested from Manufacturer: _____

Chemical: Benzoic Acid

Manufacturer: Acros Organics

Product #: _____

Lot #: A0224339

Purity: 98%

Analyst: AB



Description:	SVOC 4,6-Dinitro-2-Methylphenol	Expires:	31-Dec-29
Standard Type:	Calibration Stan	Prepared:	25-Sep-13
Solvent:	NA	Prepared By:	Jianqing Zhou
Final Volume (mls):	1	Department:	Organics
Vials:	1	Last Edit:	25-Sep-13 15:37 by JZ
Vendor:	Chem Service	Lot #:	179-31A
Vendor Catalog #:			

Comments

Neat, Purity @ 99%. (ARI#: 009A)

Analyte	CAS Number	Concentration	Units
4,6-Dinitro-2-methylphenol	534-52-1	1000000	ug/mL

B001948

SVOA 4,6-Dinitro-2-Methylphenol
Expires 12/31/2029
Prepared By Jianqing Zhou 9/25/2013



Appendix 20.1

ALTERNATE CERTIFICATE OF ANALYSIS

The manufacturer of the below chemical was unable to provide a Certificate of Analysis at the time of request by ARI.

Date Requested from Manufacturer: _____

Chemical: 4,6-Dinitro-2-Methylphenol

Manufacturer: Chem Service

Product #: _____

Lot #: 179-31A

Purity: 99%

Analyst: RB



Description:	SVOA 1-Methylnaphthalene	Expires:	02-Apr-14
Standard Type:	Analyte Spike	Prepared:	13-Dec-12
Solvent:	NA	Prepared By:	Jianqing Zhou
Final Volume (mls):	1	Department:	Organics
Vials:	1	Last Edit:	04-Oct-13 18:32 by JZ
Vendor:	Chem Service	Lot #:	62-5B
Vendor Catalog #:			

Comments

Neat, Purity @ 99%

Analyte	CAS Number	Concentration	Units
1-Methylnaphthalene	90-12-0	1000000	ug/mL



B002054
SVOA 1-Methylnaphthalene
Solvent / Lot: NA
Prep: 12/13/2012 by JZ
Exp: 12/31/2029
Location:



Appendix 20.1

ALTERNATE CERTIFICATE OF ANALYSIS

The manufacturer of the below chemical was unable to provide a Certificate of Analysis at the time of request by ARI.

Date Requested from Manufacturer: _____

Chemical: 1-Methyl naphthalene

Manufacturer: Chem Service

Product #: 0787

Lot #: 62-53

Purity: 99%

Analyst: AB



Description: SVOA Benzidine Expires: 31-Dec-29
Standard Type: Analyte Spike Prepared: 15-Oct-13
Solvent: N/A Prepared By: Jianqing Zhou
Final Volume (mls): 1 Department: Organics
Vials: 1 Last Edit: 15-Oct-13 12:07 by JZ
Vendor: SIGMA Lot #: 18C0024
Vendor Catalog #:

Comments

Purity @ 95%. ARI#: 0467.

Analyte	CAS Number	Concentration	Units
Benzidine	92-87-5	1000000	ug/mL



Appendix 20.1

ALTERNATE CERTIFICATE OF ANALYSIS

The manufacturer of the below chemical was unable to provide a Certificate of Analysis at the time of request by ARI.

Date Requested from Manufacturer: _____

Chemical: Benzidine

Manufacturer: Sigma

Product #: B-3503

Lot #: 18C0024

Purity: 95%

Analyst: B.

Certificate of Analysis

Product Name: 1,2,4,5-Tetrachlorobenzene
Product Description: 98%
Product Brand: Sigma-Aldrich
Product Number: 131857
Molecular Weight: 215.89
CAS Number: 95-94-3

TEST

APPEARANCE
INFRARED SPECTRUM

GAS LIQUID

QUALITY CONTROL

SPECIFICATION

WHITE POWDER, CHIPS OR CRYSTALS
CONFORMS TO STRUCTURE.

97.5% (MINIMUM)

LOT 19309JR RESULTS

WHITE CHIPS
CONFORMS TO STRUCTURE AND
STANDARD AS
ILLUSTRATED ON PAGE 1011C OF EDITION
I,
VOLUME 1 OF "THE ALDRICH LIBRARY OF
FT-IR
SPECTRA".
99.9 %
JULY 1997



Barbara Rajzer, Supervisor
Quality Control
Milwaukee, Wisconsin USA

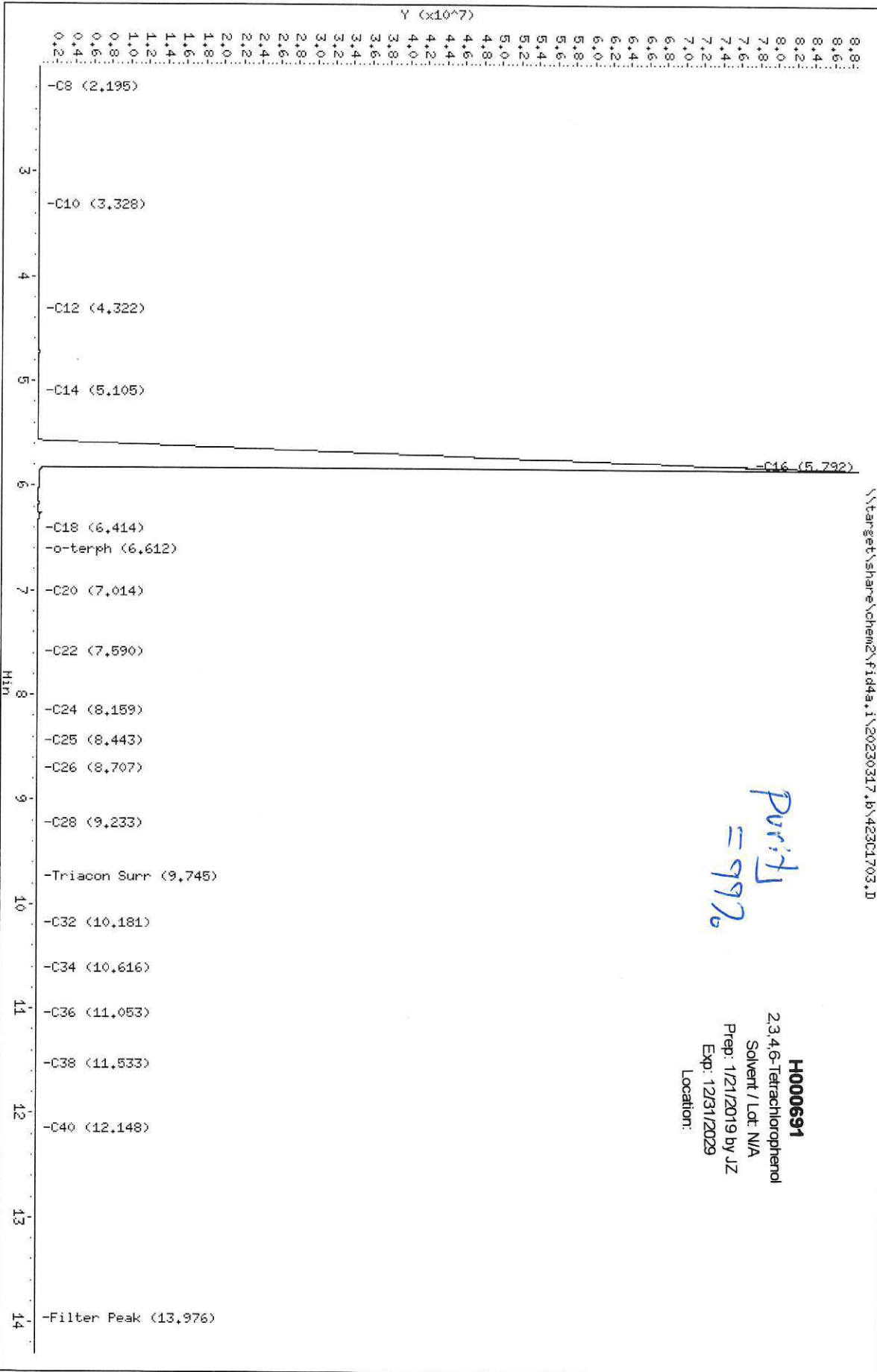
F009172

SVOC 1,2,4,5-Tetrachlorobenzene
Expires 12/31/2079
Prepared By Joshua Rains 10/6/2017

Data File: \\target\share\chem2\fid4a,1\20230317,1\42301703.D
Date: 17-MAR-2023 10:46
Client ID:
Sample Info: K007226

Column phase: RTX-1

Instrument: fid4a.i
Operator: AA
Column diameter: 0.25



Purity = 99%

H000691
2,3,4,6-Tetrachlorophenol
Solvent / Lot: N/A
Prep: 1/21/2019 by JZ
Exp: 12/31/2029
Location:

H000691

ARI Labs, Inc.

Data file : \\target\share\chem2\fid4a.i\20230317.b\423C1703.D
 Lab Smp Id: K007226
 Inj Date : 17-MAR-2023 10:46
 Operator : AA Inst ID: fid4a.i
 Smp Info : K007226
 Misc Info :
 Comment :
 Method : \\target\share\chem2\fid4a.i\20230317.b\FID4TPH.m
 Meth Date : 17-Mar-2023 16:58 alfonso Quant Type: AREA%
 Cal Date : 18-AUG-2022 11:51 Cal File: 422H1803.D
 Als bottle: 10
 Dil Factor: 1.00000
 Integrator: Falcon+ Compound Sublist: tph.sub
 Target Version: 4.14
 Processing Host: ALFONSO-201901

Concentration Formula: Amt * DF * CpndVariable
 Cpnd Variable Local Compound Variable

RT	AREA	HEIGHT	HT/AREA	% AREA	COMPOUNDS
2.043	81395	55677	0.684	0.012	1 Toluene
2.074	68503	39991	0.584	0.010	
2.104	85451	37158	0.435	0.012	
2.146	59381	25207	0.424	0.008	
2.181	11414	22862	2.003	0.001	
2.195	34939	23199	0.664	0.005	2 C8
2.218	8679	21808	2.513	0.001	
2.224	21070	21832	1.036	0.003	
2.243	45086	20191	0.448	0.006	
2.286	3130	15677	5.009	0.000	
2.291	12615	15880	1.259	0.001	
2.313	20979	15888	0.757	0.003	
2.333	7621	15373	2.017	0.001	
2.348	31874	17112	0.537	0.004	
2.373	4619	13267	2.872	0.000	
2.380	12003	13446	1.120	0.001	
2.393	10327	13347	1.292	0.001	
2.408	9963	12697	1.274	0.001	
2.446	24366	11882	0.488	0.003	
2.498	24898	10214	0.410	0.003	
2.557	1592	6395	4.017	0.000	
2.570	4427	6384	1.442	0.000	
2.583	4275	6215	1.454	0.000	
2.595	1208	6068	5.024	0.000	
2.602	3076	6230	2.025	0.000	
2.607	1560	6270	4.019	0.000	
2.631	17195	8933	0.520	0.002	
2.654	17386	7637	0.439	0.002	
2.703	4531	5468	1.207	0.000	
2.717	9156	5741	0.627	0.001	
2.740	3955	5045	1.275	0.000	

RT	AREA	HEIGHT	HT/AREA	% AREA	COMPOUNDS
2.768	1029	4134	4.017	0.000	
2.771	830	4189	5.050	0.000	
2.778	1924	4438	2.307	0.000	
2.784	5498	4564	0.830	0.000	
2.846	25970	8400	0.323	0.003	
2.880	939	3165	3.370	0.000	
2.884	1885	3183	1.688	0.000	
2.901	4805	3504	0.729	0.000	
2.938	581	1990	3.423	0.000	
2.944	1450	2016	1.390	0.000	
2.955	449	1816	4.043	0.000	
2.967	1234	2009	1.629	0.000	
2.982	712	2087	2.931	0.000	
2.988	1000	2338	2.337	0.000	
3.001	3475	3541	1.019	0.000	
3.018	3528	3705	1.050	0.000	
3.033	983	2521	2.564	0.000	
3.038	1297	2686	2.070	0.000	
3.044	2547	2541	0.997	0.000	
3.069	389	1330	3.418	0.000	
3.078	728	1545	2.123	0.000	
3.085	1244	1637	1.316	0.000	
3.098	1115	1624	1.457	0.000	
3.108	926	1475	1.593	0.000	
3.119	239	1202	5.036	0.000	
3.125	540	1251	2.315	0.000	
3.133	409	1219	2.978	0.000	
3.144	2600	1886	0.725	0.000	
3.165	620	1604	2.588	0.000	
3.173	554	1647	2.972	0.000	
3.192	2423	2273	0.938	0.000	
3.197	582	2418	4.158	0.000	
3.204	1161	2723	2.346	0.000	
3.208	825	2777	3.364	0.000	
3.228	4472	3391	0.758	0.000	
3.246	1586	2676	1.688	0.000	
3.279	1194	2070	1.734	0.000	
3.293	854	1951	2.285	0.000	
3.298	595	2029	3.408	0.000	
3.315	2640	2597	0.984	0.000	
3.320	1015	2542	2.504	0.000	
3.328	1549	2593	1.674	0.000	3 C10
3.338	1314	2533	1.928	0.000	
3.350	523	2159	4.130	0.000	
3.358	1776	2105	1.185	0.000	
3.371	356	1797	5.043	0.000	
3.378	914	1880	2.057	0.000	
3.383	380	1927	5.068	0.000	
3.387	595	2023	3.399	0.000	
3.395	1390	2270	1.633	0.000	
3.405	1490	1994	1.338	0.000	
3.423	690	1601	2.321	0.000	
3.435	821	1554	1.894	0.000	
3.441	387	1583	4.087	0.000	
3.444	401	1625	4.051	0.000	
3.448	403	1636	4.060	0.000	
3.455	1216	1700	1.398	0.000	

RT	AREA	HEIGHT	HT/AREA	% AREA	COMPOUNDS
3.478	235	1185	5.047	0.000	
3.482	412	1229	2.986	0.000	
3.488	695	1177	1.694	0.000	
3.501	239	969	4.063	0.000	
3.509	914	1149	1.258	0.000	
3.520	1078	1069	0.992	0.000	
3.540	301	927	3.079	0.000	
3.556	406	849	2.089	0.000	
3.567	370	873	2.359	0.000	
3.572	178	939	5.270	0.000	
3.578	591	1171	1.981	0.000	
3.591	869	1353	1.556	0.000	
3.596	741	1352	1.826	0.000	
3.606	471	1401	2.976	0.000	
3.613	548	1411	2.577	0.000	
3.618	433	1521	3.511	0.000	
3.625	710	1635	2.303	0.000	
3.630	910	1667	1.832	0.000	
3.652	661	1562	2.362	0.000	
3.670	462	1214	2.627	0.000	
3.686	1036	1453	1.403	0.000	
3.690	829	1374	1.658	0.000	
3.702	531	1191	2.241	0.000	
3.712	452	1355	3.001	0.000	
3.716	820	1423	1.736	0.000	
3.736	2685	2093	0.780	0.000	
3.752	689	2030	2.946	0.000	
3.760	4109	2349	0.572	0.000	
3.805	3183	2036	0.640	0.000	
3.823	496	1686	3.401	0.000	
3.835	1641	2314	1.410	0.000	
3.859	9243	4616	0.499	0.001	
3.897	851	1745	2.051	0.000	
3.904	503	1721	3.419	0.000	
3.927	3866	3293	0.852	0.000	
3.941	5520	3558	0.645	0.000	
3.980	573	1715	2.991	0.000	
3.992	1027	1794	1.748	0.000	
3.995	1494	1860	1.245	0.000	
4.010	887	1639	1.847	0.000	
4.021	663	1724	2.602	0.000	
4.026	1380	1776	1.287	0.000	
4.045	306	1546	5.059	0.000	
4.053	1001	1758	1.757	0.000	
4.061	1137	1804	1.586	0.000	
4.072	779	1773	2.275	0.000	
4.080	989	1896	1.917	0.000	
4.087	561	1905	3.396	0.000	
4.098	1956	2156	1.103	0.000	
4.106	1168	2044	1.750	0.000	
4.127	1049	1627	1.551	0.000	
4.142	587	1545	2.633	0.000	
4.148	1155	1572	1.361	0.000	
4.173	3682	2398	0.651	0.000	
4.189	1023	1738	1.700	0.000	
4.204	549	1627	2.961	0.000	
4.213	628	1658	2.641	0.000	

RT	AREA	HEIGHT	HT/AREA	% AREA	COMPOUNDS
4.221	1039	1830	1.761	0.000	
4.227	447	1814	4.058	0.000	
4.248	2703	2638	0.976	0.000	
4.256	1387	2945	2.123	0.000	
4.260	743	2988	4.022	0.000	
4.265	912	3081	3.378	0.000	
4.268	779	3140	4.031	0.000	
4.275	1736	3217	1.853	0.000	
4.289	2688	3495	1.300	0.000	
4.295	3466	3448	0.995	0.000	
4.322	1054	2680	2.543	0.000	4 C12
4.330	1686	2627	1.558	0.000	
4.358	1066	1974	1.852	0.000	
4.378	434	1758	4.054	0.000	
4.384	1324	1879	1.419	0.000	
4.403	860	1608	1.869	0.000	
4.414	457	1567	3.431	0.000	
4.421	1117	1675	1.499	0.000	
4.433	910	1538	1.690	0.000	
4.439	865	1534	1.774	0.000	
4.449	764	1302	1.705	0.000	
4.471	433	1123	2.593	0.000	
4.476	734	1135	1.546	0.000	
4.490	385	1005	2.610	0.000	
4.498	555	1186	2.137	0.000	
4.502	695	1166	1.677	0.000	
4.518	587	949	1.618	0.000	
4.526	316	925	2.924	0.000	
4.533	560	989	1.765	0.000	
4.543	469	1001	2.135	0.000	
4.548	222	916	4.130	0.000	
4.553	188	980	5.207	0.000	
4.558	255	1038	4.076	0.000	
4.568	652	1157	1.775	0.000	
4.573	338	1151	3.409	0.000	
4.580	487	1283	2.636	0.000	
4.596	3801	1950	0.513	0.000	
4.631	531	1429	2.692	0.000	
4.663	4548	3737	0.822	0.000	
4.667	2815	3822	1.358	0.000	
4.679	2199	3760	1.710	0.000	
4.688	1068	3585	3.356	0.000	
4.694	2166	3742	1.727	0.000	
4.723	372603	172476	0.463	0.055	
4.894	47034	21828	0.464	0.006	
4.956	80510	28154	0.350	0.011	
4.999	54273	16950	0.312	0.008	
5.068	1137	5713	5.027	0.000	
5.072	8415	5792	0.688	0.001	
5.105	4203	4316	1.027	0.000	5 C14
5.146	660	2685	4.070	0.000	
5.153	2524	2649	1.050	0.000	
5.170	1076	2437	2.265	0.000	
5.174	2371	2438	1.028	0.000	
5.201	1013	2011	1.986	0.000	
5.210	2064	2332	1.130	0.000	
5.224	1083	2304	2.127	0.000	

RT	AREA	HEIGHT	HT/AREA	% AREA	COMPOUNDS
5.228	2027	2354	1.162	0.000	
5.276	4673	2682	0.574	0.000	
5.322	195	844	4.328	0.000	
5.331	977	1203	1.231	0.000	
5.356	490	993	2.027	0.000	
5.361	814	1044	1.283	0.000	
5.382	115	387	3.351	0.000	
5.399	619	960	1.551	0.000	
5.406	402	1035	2.576	0.000	
5.410	378	1122	2.968	0.000	
5.423	1663	1555	0.935	0.000	
5.452	5951	5020	0.844	0.000	
5.501	290	797	2.753	0.000	
5.523	2317	2472	1.067	0.000	
5.538	5946	6823	1.147	0.000	
5.792	501855376	76456669	0.152	74.449	6 C16
5.807	79757019	82319946	1.032	11.775	
5.823	77929961	88539160	1.136	11.505	
5.962	75333	84828	1.126	0.011	
5.986	474748	124326	0.262	0.070	
6.070	17103	57180	3.343	0.002	
6.074	120761	57565	0.477	0.017	
6.113	90233	47140	0.522	0.013	
6.165	407438	218439	0.536	0.060	
6.263	944101	374166	0.396	0.139	
6.414	114839	39498	0.344	0.016	7 C18
6.464	53190	31177	0.586	0.007	
6.523	31509	25870	0.821	0.004	
6.551	4785	23963	5.008	0.000	
6.559	51194	25409	0.496	0.007	
6.590	21354	21666	1.015	0.003	
6.612	35061	21127	0.603	0.005	\$ 8 o-terph
6.638	17712	19934	1.125	0.002	
6.672	22159	19651	0.887	0.003	
6.683	26846	19268	0.718	0.003	
6.708	5413	18142	3.351	0.000	
6.713	24941	18247	0.732	0.003	
6.747	50657	18478	0.365	0.007	
6.795	23973	17444	0.728	0.003	
6.814	28457	17895	0.629	0.004	
6.837	10746	15445	1.437	0.001	
6.871	29974	21406	0.714	0.004	
6.874	4287	21471	5.009	0.000	
6.882	20520	21675	1.056	0.003	
6.944	32864	17445	0.531	0.004	
6.978	9138	15347	1.679	0.001	
7.014	4130	13830	3.348	0.000	9 C20
7.025	12567	14083	1.121	0.001	
7.038	4952	14274	2.882	0.000	
7.044	6508	14578	2.240	0.000	
7.050	25344	14736	0.581	0.003	
7.099	5531	12365	2.236	0.000	
7.108	16440	12371	0.752	0.002	
7.129	9415	11275	1.198	0.001	
7.175	3589	10327	2.878	0.000	
7.182	7285	10474	1.438	0.001	
7.212	11252	10002	0.889	0.001	

RT	AREA	HEIGHT	HT/AREA	% AREA	COMPOUNDS
7.227	5193	9506	1.830	0.000	
7.237	5172	9476	1.832	0.000	
7.247	4652	9357	2.011	0.000	
7.254	3258	9369	2.875	0.000	
7.259	7003	9455	1.350	0.001	
7.272	5540	9252	1.670	0.000	
7.283	4511	9087	2.014	0.000	
7.296	5828	9031	1.550	0.000	
7.308	4850	8866	1.828	0.000	
7.318	3111	9014	2.897	0.000	
7.324	3191	9168	2.873	0.000	
7.328	2775	9325	3.360	0.000	
7.339	6190	9713	1.569	0.000	
7.344	2920	9761	3.343	0.000	
7.350	17091	9874	0.578	0.002	
7.379	7217	8616	1.194	0.001	
7.395	5430	8408	1.548	0.000	
7.404	2492	8342	3.348	0.000	
7.409	1666	8354	5.014	0.000	
7.415	2955	8500	2.877	0.000	
7.423	3887	8782	2.259	0.000	
7.465	28160	14253	0.506	0.004	
7.471	6466	14499	2.242	0.000	
7.480	6649	15111	2.273	0.000	
7.484	26595	15197	0.571	0.003	
7.514	13964	13621	0.975	0.002	
7.539	8118	12614	1.554	0.001	
7.553	10540	12495	1.185	0.001	
7.584	2820	11307	4.010	0.000	
7.590	4522	11429	2.527	0.000	10 C22
7.620	16634	10435	0.627	0.002	
7.653	6793	9783	1.440	0.001	
7.663	8606	9666	1.123	0.001	
7.675	2827	9464	3.347	0.000	
7.683	9373	9620	1.026	0.001	
7.699	3657	9205	2.517	0.000	
7.708	5071	9290	1.832	0.000	
7.713	10483	9274	0.885	0.001	
7.735	10686	9257	0.866	0.001	
7.752	4732	8664	1.831	0.000	
7.765	5624	8765	1.558	0.000	
7.773	5614	8686	1.547	0.000	
7.784	3375	8506	2.520	0.000	
7.793	2118	8517	4.021	0.000	
7.799	10086	8544	0.847	0.001	
7.817	7761	8325	1.073	0.001	
7.833	2415	8088	3.350	0.000	
7.838	2838	8160	2.875	0.000	
7.844	3649	8173	2.240	0.000	
7.858	2009	8069	4.017	0.000	
7.864	4482	8197	1.829	0.000	
7.871	3688	8223	2.230	0.000	
7.879	4875	8269	1.696	0.000	
7.889	2009	8061	4.013	0.000	
7.897	4080	8308	2.036	0.000	
7.916	17828	10103	0.567	0.002	
7.935	4052	9086	2.242	0.000	

RT	AREA	HEIGHT	HT/AREA	% AREA	COMPOUNDS
7.940	2229	8948	4.015	0.000	
7.945	5765	8973	1.556	0.000	
7.954	6458	8765	1.357	0.000	
7.976	2099	8428	4.016	0.000	
7.984	10213	8807	0.862	0.001	
7.999	4897	8282	1.691	0.000	
8.013	8782	8112	0.924	0.001	
8.028	5860	7858	1.341	0.000	
8.040	3929	7871	2.003	0.000	
8.054	9161	8146	0.889	0.001	
8.067	2701	7766	2.876	0.000	
8.074	3069	7702	2.510	0.000	
8.081	2694	7742	2.874	0.000	
8.088	2705	7793	2.881	0.000	
8.095	5842	7832	1.341	0.000	
8.104	5419	7841	1.447	0.000	
8.119	5740	7735	1.348	0.000	
8.134	4986	7768	1.558	0.000	
8.141	5893	8009	1.359	0.000	
8.159	9098	8027	0.882	0.001	11 C24
8.174	3156	7971	2.526	0.000	
8.185	2376	7967	3.353	0.000	
8.190	4739	7937	1.675	0.000	
8.202	5181	8028	1.549	0.000	
8.212	1994	8027	4.025	0.000	
8.223	6137	8270	1.348	0.000	
8.236	6864	8171	1.190	0.001	
8.248	2383	7986	3.351	0.000	
8.253	2405	8059	3.351	0.000	
8.259	5294	8207	1.550	0.000	
8.268	2866	8235	2.874	0.000	
8.280	6583	8312	1.263	0.000	
8.289	4538	8296	1.828	0.000	
8.295	2060	8300	4.029	0.000	
8.300	2063	8291	4.020	0.000	
8.313	7062	8400	1.189	0.001	
8.318	1667	8375	5.023	0.000	
8.332	11362	9100	0.801	0.001	
8.343	4357	8741	2.006	0.000	
8.358	1267	8458	6.676	0.000	
8.363	2991	8621	2.882	0.000	
8.371	3980	8983	2.257	0.000	
8.379	6330	9083	1.435	0.000	
8.385	3111	8963	2.881	0.000	
8.393	6706	9050	1.349	0.000	
8.404	4903	8943	1.824	0.000	
8.417	8437	8972	1.063	0.001	
8.438	7166	9103	1.270	0.001	
8.443	3211	9227	2.873	0.000	12 C25
8.450	3688	9295	2.521	0.000	
8.455	2313	9276	4.010	0.000	
8.475	30054	13714	0.456	0.004	
8.504	5760	9733	1.690	0.000	
8.519	2799	9376	3.350	0.000	
8.529	4766	9710	2.037	0.000	
8.537	4875	9815	2.013	0.000	
8.543	8411	9973	1.186	0.001	

RT	AREA	HEIGHT	HT/AREA	% AREA	COMPOUNDS
8.555	2969	9916	3.340	0.000	
8.560	3974	9987	2.513	0.000	
8.568	2483	9997	4.026	0.000	
8.572	5007	10043	2.006	0.000	
8.591	14074	10725	0.762	0.002	
8.602	2648	10665	4.028	0.000	
8.606	2159	10862	5.032	0.000	
8.609	2183	10952	5.017	0.000	
8.633	7361	10561	1.435	0.001	
8.647	6774	10495	1.549	0.001	
8.658	2596	10420	4.014	0.000	
8.663	4723	10573	2.239	0.000	
8.669	3156	10589	3.355	0.000	
8.687	15405	11334	0.736	0.002	
8.699	6103	11158	1.828	0.000	
8.707	2223	11136	5.009	0.000	13 C26
8.730	28697	12536	0.437	0.004	
8.754	8658	11553	1.334	0.001	
8.763	2896	11612	4.010	0.000	
8.780	15029	12352	0.822	0.002	
8.788	1833	12243	6.680	0.000	
8.798	11854	12679	1.070	0.001	
8.806	1873	12509	6.677	0.000	
8.809	3133	12565	4.011	0.000	
8.813	2506	12550	5.008	0.000	
8.819	7588	12757	1.681	0.001	
8.829	4418	12679	2.870	0.000	
8.835	6988	12762	1.826	0.001	
8.848	13711	13258	0.967	0.002	
8.872	26625	13656	0.513	0.003	
8.894	4575	13127	2.869	0.000	
8.898	2631	13188	5.013	0.000	
8.902	5918	13262	2.241	0.000	
8.914	8577	13313	1.552	0.001	
8.922	4011	13433	3.349	0.000	
8.926	4724	13546	2.867	0.000	
8.933	6787	13651	2.011	0.001	
8.946	9614	13923	1.448	0.001	
8.951	6274	14004	2.232	0.000	
8.960	5592	14036	2.510	0.000	
8.966	3513	14090	4.011	0.000	
8.969	2829	14171	5.009	0.000	
8.973	4976	14233	2.860	0.000	
8.980	4289	14365	3.350	0.000	
8.996	27708	16441	0.593	0.004	
9.013	8129	14847	1.827	0.001	
9.025	8129	14840	1.826	0.001	
9.036	7503	15229	2.030	0.001	
9.040	4559	15225	3.340	0.000	
9.057	14920	16251	1.089	0.002	
9.067	9915	16831	1.698	0.001	
9.076	8535	17331	2.031	0.001	
9.081	5250	17596	3.352	0.000	
9.084	10558	17675	1.674	0.001	
9.095	4386	17601	4.013	0.000	
9.111	30564	19262	0.630	0.004	
9.128	8346	18722	2.243	0.001	

RT	AREA	HEIGHT	HT/AREA	% AREA	COMPOUNDS
9.139	15095	18986	1.258	0.002	
9.149	6655	19050	2.862	0.000	
9.158	23240	19719	0.848	0.003	
9.171	1903	19042	10.005	0.000	
9.175	4773	19156	4.013	0.000	
9.187	23630	19927	0.843	0.003	
9.199	4925	19763	4.013	0.000	
9.208	14115	20394	1.445	0.002	
9.219	12303	20691	1.682	0.001	
9.226	7266	20831	2.867	0.001	
9.233	15622	21000	1.344	0.002	14 C28
9.247	9280	20714	2.232	0.001	
9.262	45057	27849	0.618	0.006	
9.281	22651	23200	1.024	0.003	
9.304	13489	22820	1.692	0.001	
9.307	18038	22862	1.267	0.002	
9.328	8656	21778	2.516	0.001	
9.334	8635	21650	2.507	0.001	
9.343	16240	21738	1.339	0.002	
9.354	5409	21709	4.013	0.000	
9.367	16481	22234	1.349	0.002	
9.370	6683	22346	3.344	0.000	
9.382	14775	23166	1.568	0.002	
9.390	11679	23531	2.015	0.001	
9.394	12888	23584	1.830	0.001	
9.408	18752	23645	1.261	0.002	
9.416	4675	23396	5.004	0.000	
9.428	25138	24392	0.970	0.003	
9.438	20233	24095	1.191	0.002	
9.468	67429	26696	0.396	0.009	
9.496	8413	24122	2.867	0.001	
9.507	12049	24259	2.013	0.001	
9.527	36362	25771	0.709	0.005	
9.538	12891	25911	2.010	0.001	
9.543	6452	25853	4.007	0.000	
9.551	10420	26202	2.515	0.001	
9.557	29750	26593	0.894	0.004	
9.574	6252	25071	4.010	0.000	
9.593	29143	27655	0.949	0.004	
9.599	40783	27905	0.684	0.006	
9.620	13159	26364	2.004	0.001	
9.632	17259	26799	1.553	0.002	
9.640	13210	26592	2.013	0.001	
9.664	35362	28170	0.797	0.005	
9.672	27890	28134	1.009	0.004	
9.696	26737	28634	1.071	0.003	
9.711	53475	30848	0.577	0.007	
9.745	33266	29504	0.887	0.004	\$ 15 Triacon Surr
9.752	7348	29501	4.015	0.001	
9.756	20542	29565	1.439	0.003	
9.768	7255	29059	4.005	0.001	
9.773	7275	29173	4.010	0.001	
9.785	31543	30611	0.970	0.004	
9.803	46804	32832	0.701	0.006	
9.821	10456	30060	2.875	0.001	
9.833	30772	31156	1.012	0.004	
9.860	77784	33514	0.431	0.011	

RT	AREA	HEIGHT	HT/AREA	% AREA	COMPOUNDS
9.881	12779	32069	2.510	0.001	
9.892	14531	32668	2.248	0.002	
9.896	8201	32902	4.012	0.001	
9.908	23357	33882	1.451	0.003	
9.912	27050	34095	1.260	0.003	
9.939	14585	32570	2.233	0.002	
9.951	23032	33095	1.437	0.003	
9.956	11596	33292	2.871	0.001	
9.966	16544	33271	2.011	0.002	
9.971	11660	33391	2.864	0.001	
9.975	10051	33617	3.345	0.001	
9.983	15209	33983	2.234	0.002	
9.988	15177	33830	2.229	0.002	
9.996	10128	33907	3.348	0.001	
10.018	43348	35629	0.822	0.006	
10.021	7133	35693	5.004	0.001	
10.025	8960	35988	4.016	0.001	
10.034	42064	36944	0.878	0.006	
10.063	65447	38699	0.591	0.009	
10.077	7375	36906	5.004	0.001	
10.083	16743	37428	2.235	0.002	
10.095	34467	38665	1.122	0.005	
10.118	90921	40621	0.447	0.013	
10.151	37738	38047	1.008	0.005	
10.158	11383	38037	3.342	0.001	
10.168	36074	38274	1.061	0.005	
10.181	15072	37809	2.509	0.002	16 C32
10.185	5655	37746	6.675	0.000	
10.198	43905	38471	0.876	0.006	
10.208	24771	38177	1.541	0.003	
10.218	19031	38113	2.003	0.002	
10.228	13353	38279	2.867	0.001	
10.237	21225	38826	1.829	0.003	
10.243	30946	38929	1.258	0.004	
10.266	43064	39733	0.923	0.006	
10.275	11912	39784	3.340	0.001	
10.278	19932	39886	2.001	0.002	
10.293	46366	40725	0.878	0.006	
10.318	46465	41024	0.883	0.006	
10.328	24720	41353	1.673	0.003	
10.334	10308	41278	4.005	0.001	
10.343	29100	41866	1.439	0.004	
10.354	22822	41695	1.827	0.003	
10.360	16568	41490	2.504	0.002	
10.376	31388	42321	1.348	0.004	
10.384	36478	43119	1.182	0.005	
10.393	21427	43144	2.014	0.003	
10.416	82339	44731	0.543	0.012	
10.434	23173	42257	1.824	0.003	
10.455	42801	43684	1.021	0.006	
10.459	19648	44004	2.240	0.002	
10.469	19632	43883	2.235	0.002	
10.492	56113	45807	0.816	0.008	
10.497	20626	45915	2.226	0.003	
10.503	27439	45837	1.671	0.004	
10.513	31833	45842	1.440	0.004	
10.523	6773	45190	6.672	0.001	

RT	AREA	HEIGHT	HT/AREA	% AREA	COMPOUNDS
10.529	22697	45513	2.005	0.003	
10.543	39087	46432	1.188	0.005	
10.552	16284	46719	2.869	0.002	
10.558	18796	47158	2.509	0.002	
10.576	69878	48769	0.698	0.010	
10.586	12085	48384	4.004	0.001	
10.592	21757	48469	2.228	0.003	
10.609	46960	50482	1.075	0.006	
10.616	40486	50812	1.255	0.005	17 C34
10.628	52392	50284	0.960	0.007	
10.665	99744	52644	0.528	0.014	
10.680	20832	52264	2.509	0.003	
10.699	126137	55939	0.443	0.018	
10.723	18258	52316	2.865	0.002	
10.733	65550	52928	0.807	0.009	
10.751	49102	51903	1.057	0.007	
10.765	10288	51490	5.005	0.001	
10.777	73220	52877	0.722	0.010	
10.791	15621	52150	3.338	0.002	
10.799	46819	52190	1.115	0.006	
10.817	52000	52328	1.006	0.007	
10.828	13014	52167	4.008	0.001	
10.833	18275	52280	2.861	0.002	
10.838	67284	52271	0.777	0.009	
10.860	15395	51401	3.339	0.002	
10.867	15366	51252	3.335	0.002	
10.874	25712	51608	2.007	0.003	
10.885	59363	52064	0.877	0.008	
10.901	33199	51247	1.544	0.004	
10.911	35859	51446	1.435	0.005	
10.925	15150	50526	3.335	0.002	
10.936	27761	50508	1.819	0.004	
10.954	40634	51235	1.261	0.005	
10.958	17973	51428	2.861	0.002	
10.982	101216	54997	0.543	0.014	
10.999	80380	54264	0.675	0.011	
11.022	15822	52869	3.342	0.002	
11.029	23878	53171	2.227	0.003	
11.032	23908	53219	2.226	0.003	
11.044	39793	53228	1.338	0.005	
11.053	13218	52959	4.007	0.001	19 C36
11.057	26491	53088	2.004	0.003	
11.069	47933	53454	1.115	0.007	
11.079	78088	52997	0.679	0.011	
11.132	4853	48537	10.002	0.000	
11.138	21933	48845	2.227	0.003	
11.148	46678	49317	1.057	0.006	
11.158	12248	49060	4.006	0.001	
11.164	14711	49102	3.338	0.002	
11.179	64473	49939	0.775	0.009	
11.192	19751	49439	2.503	0.002	
11.197	14848	49541	3.337	0.002	
11.202	17336	49566	2.859	0.002	
11.206	12400	49639	4.003	0.001	
11.212	56808	49881	0.878	0.008	
11.230	26830	48794	1.819	0.003	
11.263	19014	47590	2.503	0.002	

RT	AREA	HEIGHT	HT/AREA	% AREA	COMPOUNDS
11.267	11927	47790	4.007	0.001	
11.285	66432	50042	0.753	0.009	
11.308	17214	49235	2.860	0.002	
11.312	19684	49285	2.504	0.002	
11.322	19740	49570	2.511	0.002	
11.331	27467	50208	1.828	0.004	
11.334	12565	50301	4.003	0.001	
11.338	17617	50367	2.859	0.002	
11.356	50450	50688	1.005	0.007	
11.383	31641	48774	1.541	0.004	
11.392	14562	48589	3.337	0.002	
11.398	14566	48593	3.336	0.002	
11.405	21947	48858	2.226	0.003	
11.418	36961	49602	1.342	0.005	
11.428	52174	49838	0.955	0.007	
11.438	46900	49605	1.058	0.006	
11.456	66003	49218	0.746	0.009	
11.481	84312	48818	0.579	0.012	
11.518	39837	46996	1.180	0.005	
11.533	55836	46822	0.839	0.008	20 C38
11.560	30101	46465	1.544	0.004	
11.568	20916	46512	2.224	0.003	
11.573	11637	46596	4.004	0.001	
11.579	23274	46598	2.002	0.003	
11.586	13953	46531	3.335	0.002	
11.591	9318	46631	5.004	0.001	
11.623	97892	48831	0.499	0.014	
11.631	17107	48984	2.863	0.002	
11.638	22090	49260	2.230	0.003	
11.642	32050	49351	1.540	0.004	
11.669	95446	50981	0.534	0.014	
11.685	95822	49865	0.520	0.014	
11.788	8918	44609	5.002	0.001	
11.791	35704	44768	1.254	0.005	
11.804	11082	44350	4.002	0.001	
11.813	22172	44403	2.003	0.003	
11.823	19993	44543	2.228	0.002	
11.829	13395	44754	3.341	0.001	
11.837	20184	44981	2.228	0.002	
11.852	26933	44942	1.669	0.003	
11.866	36041	45224	1.255	0.005	
11.877	15835	45355	2.864	0.002	
11.883	18222	45726	2.509	0.002	
11.889	15985	45741	2.861	0.002	
11.896	20679	46117	2.230	0.003	
11.905	23259	46896	2.016	0.003	
11.929	70146	49826	0.710	0.010	
11.936	52288	50085	0.958	0.007	
11.951	14787	49369	3.339	0.002	
11.957	17313	49595	2.865	0.002	
11.961	32199	49647	1.542	0.004	
11.971	19578	49063	2.506	0.002	
11.980	34244	49065	1.433	0.005	
12.019	96987	51133	0.527	0.014	
12.025	48685	51499	1.058	0.007	
12.053	38386	51386	1.339	0.005	
12.062	38575	51549	1.336	0.005	

RT	AREA	HEIGHT	HT/AREA	% AREA	COMPOUNDS
12.070	17923	51300	2.862	0.002	
12.078	45780	51141	1.117	0.006	
12.105	31495	48817	1.550	0.004	
12.118	85510	48295	0.565	0.012	
12.148	55474	46657	0.841	0.008	21 C40
12.172	34299	45899	1.338	0.005	
12.181	18286	45754	2.502	0.002	
12.188	20565	45727	2.223	0.003	
12.198	29701	45787	1.542	0.004	
12.212	11377	45530	4.002	0.001	
12.218	29576	45566	1.541	0.004	
12.237	41054	45750	1.114	0.006	
12.243	13695	45701	3.337	0.002	
12.253	27528	46122	1.675	0.004	
12.260	16149	46201	2.861	0.002	
12.272	32473	46571	1.434	0.004	
12.347	231342	54259	0.235	0.034	
12.355	96470	54322	0.563	0.014	
12.383	13155	52687	4.005	0.001	
12.389	52817	52930	1.002	0.007	
12.434	117936	55204	0.468	0.017	
12.440	19323	55283	2.861	0.002	
12.448	22049	55156	2.502	0.003	
12.460	127044	56114	0.442	0.018	
12.500	63536	55700	0.877	0.009	
12.519	44746	56237	1.257	0.006	
12.523	16928	56556	3.341	0.002	
12.528	14154	56666	4.003	0.002	
12.532	14154	56644	4.002	0.002	
12.538	25607	57089	2.229	0.003	
12.543	31284	57010	1.822	0.004	
12.560	76588	57084	0.745	0.011	
12.574	22463	56167	2.500	0.003	
12.583	192414	56305	0.293	0.028	
12.668	201456	54098	0.269	0.029	
12.722	63529	49368	0.777	0.009	
12.744	14574	48683	3.340	0.002	
12.757	68233	49046	0.719	0.010	
12.777	29106	48653	1.672	0.004	
12.802	69072	49884	0.722	0.010	
12.805	19947	49915	2.502	0.002	
12.813	12457	49907	4.006	0.001	
12.826	42860	50672	1.182	0.006	
12.830	15192	50711	3.338	0.002	
12.835	63121	50727	0.804	0.009	
12.856	30109	50299	1.671	0.004	
12.871	12459	49875	4.003	0.001	
12.876	24950	49913	2.001	0.003	
12.883	12458	49860	4.002	0.001	
12.892	24999	50091	2.004	0.003	
12.904	37682	50442	1.339	0.005	
12.918	60965	51059	0.838	0.009	
12.929	15268	50972	3.338	0.002	
12.950	101236	52476	0.518	0.014	
12.991	32619	50285	1.542	0.004	
13.030	23826	47690	2.002	0.003	
13.047	49429	47410	0.959	0.007	

RT	AREA	HEIGHT	HT/AREA	% AREA	COMPOUNDS
13.072	11668	46709	4.003	0.001	
13.077	14056	46964	3.341	0.002	
13.083	21201	47214	2.227	0.003	
13.092	45034	47490	1.055	0.006	
13.103	33139	47401	1.430	0.004	
13.119	58622	47300	0.807	0.008	
13.136	61979	46406	0.749	0.009	
13.163	36232	45399	1.253	0.005	
13.172	13552	45219	3.337	0.002	
13.178	13550	45211	3.337	0.002	
13.183	13581	45318	3.337	0.002	
13.188	15867	45365	2.859	0.002	
13.193	11350	45433	4.003	0.001	
13.206	54879	45909	0.837	0.008	
13.233	74220	46899	0.632	0.010	
13.246	18724	46923	2.506	0.002	
13.250	14089	47028	3.338	0.002	
13.254	9392	46999	5.004	0.001	
13.261	35241	47103	1.337	0.005	
13.270	21093	46884	2.223	0.003	
13.278	16404	46889	2.858	0.002	
13.284	28108	46937	1.670	0.004	
13.309	27777	46575	1.677	0.004	
13.313	11643	46617	4.004	0.001	
13.323	30391	46938	1.544	0.004	
13.337	49696	47554	0.957	0.007	
13.345	11906	47686	4.005	0.001	
13.352	21499	47921	2.229	0.003	
13.358	14416	48133	3.339	0.002	
13.366	24163	48487	2.007	0.003	
13.391	108474	49842	0.459	0.016	
13.411	39818	49922	1.254	0.005	
13.421	140245	49882	0.356	0.020	
13.468	75433	46221	0.613	0.011	
13.519	59701	44435	0.744	0.008	
13.538	26345	44021	1.671	0.003	
13.553	17475	43727	2.502	0.002	
13.559	19699	43828	2.225	0.002	
13.566	15324	43832	2.860	0.002	
13.574	28519	43956	1.541	0.004	
13.585	21950	43943	2.002	0.003	
13.595	26497	44341	1.673	0.003	
13.603	22230	44574	2.005	0.003	
13.608	11135	44585	4.004	0.001	
13.633	100703	46371	0.460	0.014	
13.650	25255	45974	1.820	0.003	
13.663	20511	45675	2.227	0.003	
13.670	15945	45584	2.859	0.002	
13.677	40973	45642	1.114	0.006	
13.688	4544	45448	10.002	0.000	
13.693	29520	45508	1.542	0.004	
13.718	24720	44995	1.820	0.003	
13.727	11216	44890	4.002	0.001	
13.735	29185	45025	1.543	0.004	
13.752	17874	44782	2.505	0.002	
13.767	35874	45020	1.255	0.005	
13.775	36036	45104	1.252	0.005	

RT	AREA	HEIGHT	HT/AREA	% AREA	COMPOUNDS
13.785	11226	44939	4.003	0.001	
13.790	47016	44953	0.956	0.006	
13.813	11118	44516	4.004	0.001	
13.818	37641	44507	1.182	0.005	
13.832	15424	44192	2.865	0.002	
13.838	17564	43967	2.503	0.002	
13.844	26339	43892	1.666	0.003	
13.855	30567	43821	1.434	0.004	
13.865	23854	43526	1.825	0.003	
13.882	28266	43639	1.544	0.004	
13.886	30418	43629	1.434	0.004	
13.901	34702	43472	1.253	0.005	
13.920	48162	44005	0.914	0.007	
13.928	17577	43956	2.501	0.002	
13.941	15410	44084	2.861	0.002	
13.946	11045	44251	4.006	0.001	
13.949	24369	44341	1.820	0.003	
13.959	22103	44264	2.003	0.003	
13.967	22088	44195	2.001	0.003	
13.976	33207	44336	1.335	0.004	18 Filter Peak
13.998	24195	44018	1.819	0.003	
14.007	15335	43888	2.862	0.002	
14.014	17519	43863	2.504	0.002	
14.019	54335	43870	0.807	0.008	
14.046	10722	42915	4.003	0.001	
14.052	19305	42955	2.225	0.002	
14.058	8568	42864	5.003	0.001	
14.067	38739	43159	1.114	0.005	
14.077	15012	42931	2.860	0.002	
14.083	25753	42977	1.669	0.003	
14.102	25682	42913	1.671	0.003	
14.108	19267	42865	2.225	0.002	
14.116	12834	42815	3.336	0.001	
14.126	25874	43369	1.676	0.003	
14.133	56339	43595	0.774	0.008	
14.161	32503	43582	1.341	0.004	
14.165	10909	43696	4.006	0.001	
14.170	15313	43822	2.862	0.002	
14.175	10960	43911	4.007	0.001	
14.178	13176	43945	3.335	0.001	
14.183	19785	43976	2.223	0.002	
14.191	8796	44018	5.005	0.001	
14.197	17636	44177	2.505	0.002	
14.208	28815	44459	1.543	0.004	
14.219	8873	44379	5.002	0.001	
14.223	13318	44445	3.337	0.001	
14.229	28860	44456	1.540	0.004	
14.247	15436	44194	2.863	0.002	
14.260	37147	43758	1.178	0.005	
14.274	45685	43705	0.957	0.006	
===== 677340272	===== 268782821	===== 100.000			

Total unknown % area = 25.478

Certificate of Composition - Analytical Standard

ACID STOCK

Product no.: 22523046
Lot no.: LRAC9812
Expiry Date: May 2023
Manufacturing Date: May 2021
Storage: Refrigerate
Solvent/Matrix: Dichloromethane
Certificate version: LRAC9812.01 (Note: Certificates may be updated due to the availability of new data. Check our website at: www.sigma-aldrich.com for the most current version.)

J005200
 SVOA-ABN ACID STOCK-200-800ug/ml
 Solvent / Lot: DCM
 Prep: 5/18/2021 by JZ
 Exp: 5/31/2023
 Location:

 5/18/21

Analyte	Assigned Value	Units	Raw Material Purity, %	Raw Material Lot
2,4-DIMETHYLPHENOL CAS# 105-67-9	802	µg/mL	99.9	LB88935
2,4-DICHLOROPHENOL CAS# 120-83-2	802	µg/mL	100.0	BCBZ6787
2,4,5-TRICHLOROPHENOL CAS# 95-95-4	802	µg/mL	99.9	JS00008
2,4-DINITROPHENOL CAS# 51-28-5	1806	µg/mL	75.9	MKBP5833V
2,4,6-TRICHLOROPHENOL CAS# 88-06-2	803	µg/mL	98.7	LB82983
4-CHLORO-3-METHYLPHENOL CAS# 59-50-7	801	µg/mL	99.9	JS00013
4-NITROPHENOL CAS# 100-02-7	801	µg/mL	99.9	LC10889
2-METHYL-4,6-DINITROPHENOL CAS# 534-52-1	1804	µg/mL	99.7	LC18338
PENTACHLOROPHENOL CAS# 87-86-5	803	µg/mL	98.7	MKCK8156
BENZOIC ACID CAS# 65-85-0	1805	µg/mL	99.9	LC16514

Measurement method: Where applicable, the assigned value is based on a purity determination by mass balance and gravimetrically prepared value.

Intended use: Intended for R&D and Analytical Use only. Not for drug, household or other uses.

Packaging: 1 mL in amber ampule

Instructions for handling and correct use: Use on the as is basis. The internal pressure of the container may be slightly different from the atmospheric pressure at the user's location. Open slowly and carefully to avoid dispersion of the material.

Health and safety information: All chemical reference materials should be considered potentially hazardous and should be used only by qualified laboratory personnel. Please refer to the Safety Data Sheet for detailed information about the nature of any hazard and appropriate precautions to be taken.



Certificate of Analysis

J008074

 SVOA PAH STD 2000ug/ml
 Expires 6/30/2023
 Prepared By Joshua Rains 8/5/2021

Product Name: PAH Standard

Product Number: US-106N-1

Lot Issue Date: 11-Jun-2020

Lot Number: 0006540449

Expiration Date: 30-Jun-2023

Description:

This analytical reference material (RM) was manufactured and verified in accordance with an ISO 9001 registered quality system, and analyte concentrations were verified by an ISO 17025 accredited laboratory. The concentration and uncertainty value at the 95% confidence level for each analyte, determined gravimetrically, is listed below.

Analyte	CAS#	Analyte Lot	Concentration ± Uncertainty
acenaphthene	000083-32-9	RM10879	2008 ± 10 µg/mL
acenaphthylene	000208-96-8	RM10891	2003 ± 10 µg/mL
anthracene	000120-12-7	RM14212	2006 ± 10 µg/mL
benz[a]anthracene	000056-55-3	RM16072	2006 ± 10 µg/mL
benzo[b]fluoranthene	000205-99-2	RM14571	2005 ± 10 µg/mL
benzo[k]fluoranthene	000207-08-9	RM14321	2009 ± 10 µg/mL
benzo[ghi]perylene	000191-24-2	RM15761	2008 ± 10 µg/mL
benzo[a]pyrene	000050-32-8	RM12669	2009 ± 10 µg/mL
chrysene	000218-01-9	RM12260	2009 ± 10 µg/mL
dibenz[a,h]anthracene	000053-70-3	RM06786	2009 ± 10 µg/mL
fluoranthene	000206-44-0	RM12277	2004 ± 10 µg/mL
fluorene	000086-73-7	RM09441	2009 ± 10 µg/mL
indeno[1,2,3-cd]pyrene	000193-39-5	RM14192	2009 ± 10 µg/mL
naphthalene	000091-20-3	NT00970	2008 ± 10 µg/mL
phenanthrene	000085-01-8	RM10495	2009 ± 10 µg/mL
pyrene	000129-00-0	RM03479	2008 ± 10 µg/mL

Matrix: methylene chloride/benzene (1:1)

 ISO 17034 Cert No.
 AR-1936

RM was produced in accordance with TUV USA Inc registered ISO 9001 Quality Management System. Cert # 56 100 18560026

Page: 1 of 2

www.agilent.com/quality/

 ISO 17025 Cert
 No. AT-1937

Certificate of Analysis

Product Number: US-106N-1

Lot Number: 0006540449

Storage Conditions: Store at Room Temperature (15° to 30°C).

Traceability:

The balances used for these measurements are calibrated with weights traceable to NIST in compliance with ANSI/NCSL Z540.3, ISO 9001, ISO 17025, and ISO 17034. Calibrated Class A glassware is used for volumetric measurements. Thermometers are calibrated against a NIST traceable thermometer in accordance with NIST Special Publication 1088.

Homogeneity:

This RM was unitized according to an in-house procedure and is guaranteed to be homogeneous. There is no minimum sub-sample size required.

Intended Use:

This RM is intended for the preparation of working reference samples for use in routine laboratory analyses, calibration of instruments, validation of analytical methods, assessments of measurement methods, and continuing calibration verification.

Instructions for Use:

Sample aliquots for analysis should be withdrawn at 20°C to 25°C immediately after opening the container and should be processed without delay for the certified values to be valid within the stated uncertainties.

Hazards:

Refer to the Safety Data Sheet on www.agilent.com for information regarding this RM.

Expiration of Certification:

The certification of this RM is valid until the expiration date specified above, provided the RM is handled and stored in accordance with the instructions given in this certificate. This certification is nullified if the RM is damaged, contaminated, or otherwise modified.

Maintenance of Certification:

If substantive changes are noted that affect the certification before the expiration of this certificate, Agilent will notify the purchaser.

Sample lot approver:



Monica Bourgeois
QMS Representative



ISO 17034 Cert No.
AR-1936

RM was produced in accordance with TUV USA Inc registered ISO 9001 Quality Management System. Cert # 56 100 18560026

Page: 2 of 2

www.agilent.com/quality/



ISO 17025 Cert
No. AT-1937

Certificate of Analysis

Produced by Phenova

6390 Joyce Drive STE 100, Golden, CO 80403 USA ■ Tel: 303-940-0033 ■ Fax: 303-940-0043 ■ info@phenova.com
Access your Safety Data Sheets and digital Certificates at www.phenova.com/documents.

Certified Reference Material

This product is certified in accordance with Phenova's ISO 17034 accreditation and supported by Phenova's ISO/IEC 17025 chemical testing accreditation

Catalog No.: AL0-101244

Lot Number: CL16062

Description: Benzidines Standard

Certification Date: November 19, 2020

Storage: 4 °C

Expiration Date: November 30, 2030

Provided As: 1 mL in 2 mL Ampoule in Methylene Chloride



Andrea Gill, Certified Reference Materials Manager

Component	CAS #	Certified Value µg/mL	Expanded Uncertainty
Benzidine	92-87-5	2000	± 2.740%
3,3'-Dichlorobenzidine	91-94-1	2000	± 3.229%

J008310

Benzidines std @2000ug/ml
Expires 11/30/2030
Prepared By Van Spohn 8/12/2021

Certificate of Analysis

Produced by Phenova

6390 Joyce Drive STE 100, Golden, CO 80403 USA ■ Tel: 303-940-0033 ■ Fax: 303-940-0043 ■ info@phenova.com

Access your Safety Data Sheets and digital Certificates at www.phenova.com/documents.

1. Quality Document: This Certificate of Analysis has been created in accordance with ISO Guide 31¹ and ISO Guide 35.²
2. Quality Standards: Phenova is accredited by A2LA to ISO 17034³ and ISO/IEC 17025⁴ as a producer of Certified Reference Materials and Reference Materials. This ensures that our manufacturing processes have been accredited to and meet strict international standards.
3. Intended Use: The product is manufactured for use in calibration, calibration verification, quantification, identification and other appropriate analytical control applications. The product is intended for routine laboratory analysis and research purposes only. Only trained personnel should handle this product.
4. Handling and Usage Notes: Store according to recommended conditions listed and avoid prolonged exposure to light. Visually inspect the solution inside the ampoule for any un-dissolved material. If particulate is visible, sonicate the unopened ampoule until material is fully dissolved. Dilute as required, use only class A glassware and diluents compatible with all analytes in the mixture. Considerations should be made related to repeated use of the opened product. Once opened, exposure to light, air, heat, objects, and additional transfer vessels may cause evaporation, degradation or contamination resulting in changes in concentration, uncertainty and stability duration. Store opened standards in a clean, tightly capped vessel under the recommended temperature. Appropriate controls, such as the use of additional verification standards should be used to confirm the opened product is fit for purpose under repeated use conditions.
5. Hazardous Situation: The product is intended for use by experienced professional personnel. A Safety Data Sheet (SDS) is available at www.phenova.com/documents.
6. Level of Homogeneity: The product has been certified to guarantee the certified values and their uncertainties at a volume of 2 µL.
7. Certified Value: Certified Value is based upon gravimetric and volumetric preparation using calibrated balances and Class A glassware.
8. Raw Materials and Purity: Phenova reference standard products are prepared from the highest quality starting materials. The purity of this material was verified using an ISO/IEC 17025 methodology.
9. Expanded Uncertainty: The expanded uncertainty (uCRM) as stated is determined in accordance with ISO/IEC Guide 98⁵ and ISO Guide 35 incorporating Type A standard uncertainty at a 95% confidence level. The uncertainty contains elements of manufacturing (uM), homogeneity analysis (uH) and long-term stability testing (uLTS). The uncertainty is calculated based on the root-sum-of-squares equation times a coverage factor (k=2).

$$uCRM = k\sqrt{uM^2 + uH^2 + uLTS^2}$$

Transport conditions (short-term stability) have been tested such that there is no contribution to the uncertainty reported. The expanded uncertainty applies to the product as received.

10. Metrological Traceability: The property value (certified value and its uncertainty) are traceable through an unbroken chain of calibration to the SI base unit kg through a NIST traceable weight in accordance with ISO 17034. This is achieved through calibration of balances, verification of weights, use of national methodology for glassware calibration and product homogeneity and stability testing utilizing an ISO/IEC 17025 methodology.
11. Values Obtained During Product Testing: This product is subjected to verification, homogeneity and stability testing using an ISO/IEC 17025 chromatographic methodology. All values obtained during testing meet criteria in accordance with ISO 17034.
12. Period of Validity: The Certified Values, Uncertainties and Expiration Date are based on the unopened product being stored according to the recommended storage condition listed and are guaranteed until the expiration date. This product will be monitored during the period of validity and customers notified of any significant changes in stability.

References:

- ¹ ISO Guide 31 – Reference Materials – Contents of Certificates and Labels.
- ² ISO Guide 35 – Reference Material – General and Statistical Principles for Certification.
- ³ ISO 17034 – General Requirements for the Competence of Reference Material Producers.
- ⁴ ISO/IEC 17025 – General Requirements for the Competence of Testing and Calibration Laboratories.
- ⁵ ISO/IEC Guide 98-3:2008(E) – Uncertainty of Measurement – Part 3: Guide to Expression of Uncertainty in Measurement (GUM: 1995)



Reference Material Producer
Certificate No. 2427.02



Phenova is an accredited ISO/IEC 17034 Reference Material
Producer and ISO/IEC 17025 accredited Chemical Testing Laboratory.

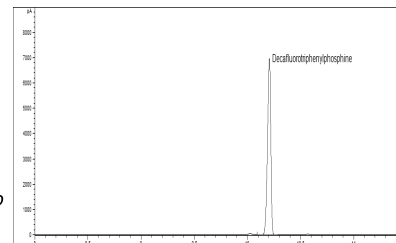


Chemical Testing Laboratory
Certificate No. 2427.03

Certificate of Analysis - Certified Reference Material

Decafluorotriphenylphosphine solution

Product no.: 48724-U
Lot no.: LRAD0628
Expiry Date: October 2024
Manufacturing Date: September 2021
Storage: ROOM TEMPERATURE
Solvent/Matrix: DICHLOROMETHANE
Certificate version: LRAD0628.01 (Note: Certificates may be updated due to the availability of new data. Check our website at: www.sigma-aldrich.com for the most current version.)



Certified Values:

Analyte	Certified Value	Units	Raw Material Purity, %	Raw Material Lot
DFTPP CAS# 5074-71-5	25.2 ± 2.6	mg/mL	97.0	10220909

ASSAY Method

METHOD: GC (BELLEFONTE)

Column: SPB-5, 30 m × 0.53 mm I.D., 1.5 µm film thickness

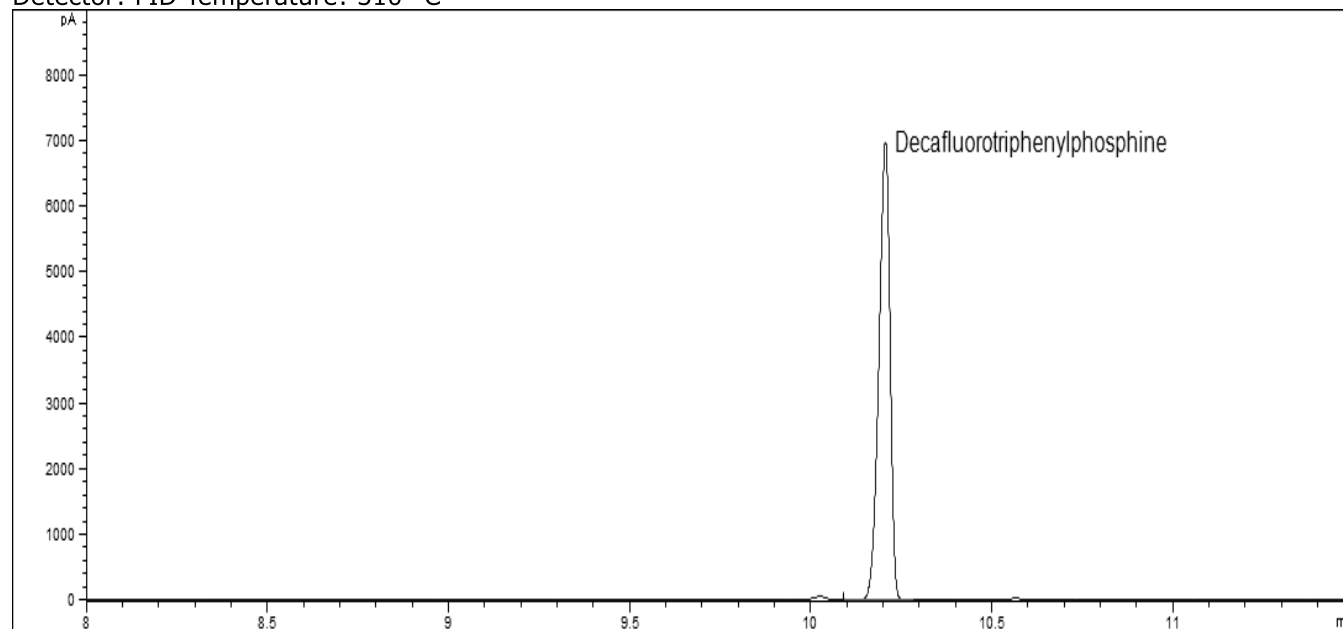
Carrier Gas: H₂ Flow Rate: 4.3 mL/min

Inlet Temperature: 250 °C Injection Volume: 1 µL

Injection Mode: 25:1

Temperature Program: 120 °C (Hold 0 min) @ 12 °C/min to 260 °C (Hold 0 min)

Detector: FID Temperature: 310 °C



Elution details:

EO	RT(MIN)	ANALYTE
1	10.206	Decafluorotriphenylphosphine

Metrological traceability: Traceable to the SI and higher order standards from NIST through an unbroken chain of comparisons. The balance used to weigh raw materials is accurate to +/-0.0001 g and calibrated regularly using mass standards traceable to NIST. All dilutions were performed gravimetrically. Additionally, individual analytes are traceable to NIST SRMs where available and specified above.

Measurement method: Where applicable, the assigned value is based on a purity determination by mass balance and gravimetrically prepared value.

Intended use: Intended for R&D and Analytical Use only. Not for drug, household or other uses.

Minimum sample size: 1 µL

Packaging: 1 mL in amber ampule

Instructions for handling and correct use: Use on the as is basis. The internal pressure of the container may be slightly different from the atmospheric pressure at the user`s location. Open slowly and carefully to avoid dispersion of the material.

Health and safety information: All chemical reference materials should be considered potentially hazardous and should be used only by qualified laboratory personnel. Please refer to the Safety Data Sheet for detailed information about the nature of any hazard and appropriate precautions to be taken.

Accreditation: Sigma-Aldrich RTC is accredited by the US accreditation authority ANAB as a registered reference material producer AR-1470 in accordance with ISO 17034.

Certificate issue date: 30-Sep-2021



Andy Ommen - QC Manager

Scott Stetler - QA Manager

Details on metrological traceability: This standard has been gravimetrically prepared using balances that have been fully qualified and calibrated to ISO 17025 requirements. All calibrations utilize NIST traceable weights which are calibrated externally by a qualified ISO 17025 accredited calibration laboratory to NIST standards. Qualification of each balance includes the assignment of a minimum weighing by a qualified and ISO 17025 accredited calibration vendor taking into consideration the balance and installed environmental conditions to ensure compliance with USP tolerances of NMT 0.10% relative error. Fill volume to predetermined specifications is gravimetrically verified throughout the dispensing process using qualified and calibrated balances. Further traceability to a corresponding Primary Standard may be achieved through a direct comparison assay. Where a Primary Standard is available, the assay value will be included in the specified section of the COA.

Associated uncertainty: Ucrm - Uncertainty values in this document are expressed as Expanded Uncertainty (Ucrm) corresponding to the 95% confidence interval. Ucrm is derived from the combined standard uncertainty multiplied by the coverage factor k, which is obtained from a t-distribution and degrees of freedom. The components of combined standard uncertainty include the uncertainties due to characterization, homogeneity, long term stability, and short term stability (transport). The components due to stability are generally considered to be negligible unless otherwise indicated by stability studies. The mathematical representation of the Ucrm calculation is as follows:

$$u_{CRM} = \sqrt{u_{char}^2 + u_{homogeneity}^2 + u_{stability}^2}$$

Homogeneity assessment: Homogeneity was assessed in accordance with ISO Guide 35. Completed units were sampled using a random stratified sampling protocol. The results of chemical analysis were then compared by Single Factor Analysis of Variance (ANOVA). The uncertainty due to homogeneity was derived from the ANOVA. Heterogeneity was not detected under the conditions of the ANOVA.

Stability assessment:

Significance of the stability assessment will be demonstrated if the analytical result of the study and the range of values represented by the Expanded Uncertainty do not overlap the result of the original assay and the range of its values represented by the Expanded Uncertainty. The method employed will usually be the same method used to characterize the assay value in the initial

Certificate of analysis revision history:

Certificate version	Date	Reason for version
LRAD0628.01	30-Sep-2021	Original Release Date

Disclaimer: The purchaser is required to determine the suitability of this product for any particular application. Sigma-Aldrich RTC makes no warranty of any kind, express or implied, other than its products meet all quality control standards set by Sigma-Aldrich RTC. We do not guarantee that the product can be used for any particular application.

The vibrant M, Supelco, TraceCERT and Sigma-Aldrich are trademarks of Merck KGaA, Darmstadt, Germany or its affiliates. All other trademarks are the property of their respective owners. Detailed information on trademarks is available via publicly accessible resources. © 2018 Merck KGaA, Darmstadt, Germany and/or its affiliates. All Rights Reserved.

The life science business of Merck KGaA, Darmstadt, Germany
operates as MilliporeSigma in the US and Canada.



Certificate of Analysis

BNAs - Sandy Loam 1

*Certified
Reference
Material*

Description

Product ID CRM143-50G
Lot LRAC8918
Expiration Date January 2024
Manufacturing Date January 2021
Storage Conditions Refrigerate
Solvent/Matrix SOIL

Certified Values

Analyte	Units	Certified ^{1,4} Value
1,2,4-Trichlorobenzene	µg/Kg	1477 ± 181
1,3-Dichlorobenzene (m-Dichlorobenzene)	µg/Kg	1625 ± 292
1-Chloronaphthalene	µg/Kg	2809 ± 84
2,3-Dimethylphenol	µg/Kg	4552 ± 137
2,4,5-Trichlorophenol	µg/Kg	3438 ± 245
2,4,6-Trichlorophenol	µg/Kg	2194 ± 251
2,4-Dichlorophenol	µg/Kg	6991 ± 394
2,4-Dimethylphenol	µg/Kg	6357 ± 879
2,4-Dinitrophenol	µg/Kg	2922 ± 523
2,4-Dinitrotoluene (2,4-DNT)	µg/Kg	3318 ± 442
2,6-Dichlorophenol	µg/Kg	4578 ± 874
2,6-Dimethylphenol	µg/Kg	7582 ± 228
2-Chloronaphthalene	µg/Kg	2223 ± 168
2-Chlorophenol	µg/Kg	1678 ± 202
2-Methyl-4,6-dinitrophenol (4,6-Dinitro-2-methylphenol)	µg/Kg	5148 ± 685
2-Methylphenol (o-Cresol)	µg/Kg	6004 ± 573
2-Nitrophenol	µg/Kg	6456 ± 383
3,4-Dimethylphenol	µg/Kg	7185 ± 216
3+4-Methylphenol (m+p-Cresol)	µg/Kg	8033 ± 1613
4-Bromophenyl phenyl ether (BDE-3)	µg/Kg	7169 ± 310
4-Chloro-3-methylphenol	µg/Kg	2071 ± 110
4-Chlorophenyl phenylether	µg/Kg	2052 ± 113
4-Methylphenol (p-Cresol)	µg/Kg	6617 ± 1371
4-Nitrophenol	µg/Kg	6812 ± 595
Acenaphthene	µg/Kg	5489 ± 380



SIGMA-ALDRICH®

2931 Soldier Springs Rd. Laramie, Wyoming 82070 USA
800-325-5832
TechService@milliporesigma.com www.sigma-aldrich.com

Description

Lot **LRAC8918**
Expiration Date January 2024
Manufacturing Date January 2021
Storage Conditions Refrigerate
Solvent/Matrix SOIL

Acenaphthylene	µg/Kg	1948 ± 240
Anthracene	µg/Kg	2866 ± 237
Benzo(a)anthracene	µg/Kg	5751 ± 552
Benzo(a)pyrene	µg/Kg	5902 ± 612
Benzo(b)fluoranthene	µg/Kg	3010 ± 409
Benzo(b+k)fluoranthene	µg/Kg	6534 ± 196
Benzo(g,h,i)perylene	µg/Kg	1380 ± 136
Benzo(k)fluoranthene	µg/Kg	2215 ± 237
Butyl benzyl phthalate	µg/Kg	3511 ± 384
Carbazole	µg/Kg	5412 ± 407
Chrysene	µg/Kg	1477 ± 72
Di(2-ethylhexyl) phthalate (bis(2-Ethylhexyl)phthalate, DEHP)	µg/Kg	2905 ± 321
Dibenzo(a,h)anthracene	µg/Kg	3420 ± 302
Dibenzofuran	µg/Kg	6130 ± 253
Dimethyl phthalate	µg/Kg	4537 ± 250
Di-n-butyl phthalate	µg/Kg	1721 ± 154
Di-n-octyl phthalate	µg/Kg	2744 ± 288
Fluoranthene	µg/Kg	2497 ± 222
Fluorene	µg/Kg	3724 ± 222
Hexachlorobutadiene	µg/Kg	1877 ± 245
Indeno(1,2,3-cd) pyrene	µg/Kg	3914 ± 409
Isophorone	µg/Kg	1615 ± 170
Naphthalene	µg/Kg	4458 ± 480
Nitrobenzene	µg/Kg	3539 ± 266
n-Nitrosodimethylamine	µg/Kg	1580 ± 402
n-Nitrosodiphenylamine	µg/Kg	2854 ± 379
Pentachlorophenol	µg/Kg	3411 ± 358
Phenanthrene	µg/Kg	5052 ± 385
Phenol	µg/Kg	2660 ± 184
Pyrene	µg/Kg	2964 ± 256
Pyridine	µg/Kg	1008 ± 30

Informational Values



Certificate of Analysis

BNAs - Sandy Loam 1

*Certified
Reference
Material*

Description

Product ID CRM143-50G
Lot LRAC8918
Expiration Date January 2024
Manufacturing Date January 2021
Storage Conditions Refrigerate
Solvent/Matrix SOIL

Analyte	Units	Suggested Acceptance Windows	Standard Deviation
1,2,4-Trichlorobenzene	µg/Kg	148 to 2853	459
1,3-Dichlorobenzene (m-Dichlorobenzene)	µg/Kg	163 to 3440	605
1-Chloronaphthalene	µg/Kg	1123 to 4494	562
2,3-Dimethylphenol	µg/Kg	1821 to 7284	910
2,4,5-Trichlorophenol	µg/Kg	1003 to 5872	811
2,4,6-Trichlorophenol	µg/Kg	640 to 3748	518
2,4-Dichlorophenol	µg/Kg	2391 to 11591	1533
2,4-Dimethylphenol	µg/Kg	0.00 to 13959	2534
2,4-Dinitrophenol	µg/Kg	1169 to 4675	584
2,4-Dinitrotoluene (2,4-DNT)	µg/Kg	1248 to 5388	690
2,6-Dichlorophenol	µg/Kg	1831 to 7324	916
2,6-Dimethylphenol	µg/Kg	3033 to 12132	1516
2-Chloronaphthalene	µg/Kg	748 to 3699	492
2-Chlorophenol	µg/Kg	415 to 2942	421
2-Methyl-4,6-dinitrophenol (4,6-Dinitro-2-methylphenol)	µg/Kg	0.00 to 10347	1733
2-Methylphenol (o-Cresol)	µg/Kg	1306 to 10702	1566
2-Nitrophenol	µg/Kg	1534 to 11379	1641
3,4-Dimethylphenol	µg/Kg	2874 to 11495	1437
3+4-Methylphenol (m+p-Cresol)	µg/Kg	4054 to 16218	2027
4-Bromophenyl phenyl ether (BDE-3)	µg/Kg	2901 to 11437	1423
4-Chloro-3-methylphenol	µg/Kg	677 to 3464	464
4-Chlorophenyl phenylether	µg/Kg	756 to 3348	432
4-Methylphenol (p-Cresol)	µg/Kg	2647 to 10587	1323
4-Nitrophenol	µg/Kg	681 to 14762	2650
Acenaphthene	µg/Kg	2243 to 8736	1082
Acenaphthylene	µg/Kg	712 to 3183	412
Anthracene	µg/Kg	1218 to 4515	550
Benzo(a)anthracene	µg/Kg	2806 to 8696	982
Benzo(a)pyrene	µg/Kg	2512 to 9292	1130
Benzo(b)fluoranthene	µg/Kg	1197 to 4822	604
Benzo(b+k)fluoranthene	µg/Kg	2614 to 10454	1307



SIGMA-ALDRICH®

2931 Soldier Springs Rd. Laramie, Wyoming 82070 USA
800-325-5832
TechService@milliporesigma.com www.sigma-aldrich.com

Description

Lot **LRAC8918**
Expiration Date January 2024
Manufacturing Date January 2021
Storage Conditions Refrigerate
Solvent/Matrix SOIL

Benzo(g,h,i)perylene	µg/Kg	489 to 2271	297
Benzo(k)fluoranthene	µg/Kg	892 to 3537	441
Butyl benzyl phthalate	µg/Kg	1255 to 5766	752
Carbazole	µg/Kg	2032 to 8792	1127
Chrysene	µg/Kg	669 to 2284	269
Di(2-ethylhexyl) phthalate (bis(2-Ethylhexyl)phthalate, DEHP)	µg/Kg	765 to 5045	713
Dibenzo(a,h)anthracene	µg/Kg	1257 to 5583	721
Dibenzofuran	µg/Kg	2766 to 9493	1121
Dimethyl phthalate	µg/Kg	1842 to 7231	898
Di-n-butyl phthalate	µg/Kg	495 to 2947	409
Di-n-octyl phthalate	µg/Kg	690 to 4798	685
Fluoranthene	µg/Kg	984 to 4009	504
Fluorene	µg/Kg	1638 to 5810	695
Hexachlorobutadiene	µg/Kg	425 to 3329	484
Indeno(1,2,3-cd) pyrene	µg/Kg	870 to 6957	1015
Isophorone	µg/Kg	437 to 2792	392
Naphthalene	µg/Kg	1131 to 7784	1109
Nitrobenzene	µg/Kg	1024 to 6054	838
n-Nitrosodimethylamine	µg/Kg	632 to 2528	316
n-Nitrosodiphenylamine	µg/Kg	1142 to 4567	571
Pentachlorophenol	µg/Kg	341 to 7037	1209
Phenanthrene	µg/Kg	2307 to 7798	915
Phenol	µg/Kg	681 to 4639	660
Pyrene	µg/Kg	1118 to 4810	615
Pyridine	µg/Kg	403 to 1613	202

Additional Information:

DESCRIPTION

The organic sample is a soil containing extractable BNAs for analysis by 8100, 8270, 8310 or equivalent methods.

This product consist of a 5 vials each containing 10g of soil for analysis of PAHs. Each vial is identical and has been tested how homogeneity. Only one vial is need for test the remaining vials are to be used for multiple methods or routine testing.

The soil has been sterilized to minimize degradation of the sample.

The sample has been sized to 100 mesh.

Required storage condition is 4°C.

The sample has been intentionally prepared with an apparent headspace.

STORAGE

The sample should be stored at 4°C. It has been determined to be stable for the duration of the expiration date.

After sub-sampling replace cap securely and store remaining sample at 4°C.

The shelf life of the product was determined by historic stability of similar CRM's. The expiration date may be extended based on stock and popularity upon successful stability testing by a 17025 accredited laboratory.



Certificate of Analysis

BNAs - Sandy Loam 1

*Certified
Reference
Material*

Description

Product ID CRM143-50G
Lot LRAC8918
Expiration Date January 2024
Manufacturing Date January 2021
Storage Conditions Refrigerate
Solvent/Matrix SOIL

Stability and shelf life after opening must be determined by the user, taking into account sampling frequency/volume and all local conditions.

SAMPLE PREPARATION

Extract the complete contents of a single vial. Transfer entire contents of one vial to extraction vessel. Rinse vial and cap with extraction solvent.

Assume a 10g sample size for all calculations.

Note: Sample extracts and calibration solutions should be in the same solvent.

Report all results on a wet weight basis, do not correct for moisture.

NOTE: For method 8100 and using a packed column gas chromatographic method or cannot adequately resolve the following may coelute in four pairs of compounds: anthracene and phenanthrene; chrysene and benzo(a)anthracene; benzo(b)fluoranthene and benzo(k)fluoranthene; and dibenzo(a,h)anthracene and indeno(1,2,3-cd)pyrene.

SCOPE AND APPLICATION

The BNAs in Soil Certified Reference Material (CRM) consists of 5 10mL VOA vials, with a Teflon lined closures containing approximately 10 grams of soil, fortified with BNAs. Being a natural matrix waste sample the analyst is challenged by the same preparation problems, analytical interferences, etc. as is typical for similar matrices received by the laboratory for analysis.



SIGMA-ALDRICH®

2931 Soldier Springs Rd. Laramie, Wyoming 82070 USA
800-325-5832
TechService@milliporesigma.com www.sigma-aldrich.com

Description

Lot **LRAC8918**
Expiration Date January 2024
Manufacturing Date January 2021
Storage Conditions Refrigerate
Solvent/Matrix SOIL

1 Metrological traceability: Traceable to the SI and higher order standards from NIST through an unbroken chain of comparisons. The balance used to weigh raw materials is accurate to +/-0.0001 g and calibrated regularly using mass standards traceable to NIST. All dilutions were performed gravimetrically. Additionally, individual analytes are traceable to NIST SRMs where available and specified above.
4 Ucrm - Uncertainty values in this document are expressed as Expanded Uncertainty (Ucrm) corresponding to the 95% confidence interval. Ucrm is derived from the combined standard uncertainty multiplied by the coverage factor k, which is obtained from a t-distribution and degrees of freedom. K=2 unless specified. The components of combined standard uncertainty include the uncertainties due to characterization, homogeneity, long term stability, and short term stability (transport). The components due to stability are generally considered to be negligible unless otherwise indicated by stability studies. The mathematical representation of the Ucrm calculation is as follows:

$$u_{CRM} = \sqrt{u_{char}^2 + u_{homogeneity}^2 + u_{stability}^2}$$

k: Coverage factor derived from a t-distribution table, based on the degrees of freedom of the data set. Assume 2.0 for a **Confidence interval = 95%**

6 Analytical Value- For QC verification of the certified value only- not to be used in calculations. Represents the analytical data obtained by comparison to a standard as analyzed by the method described in the CoA or another acceptable method. The result may differ from the certified value and UCRM based on method uncertainty as well as the uncertainty associated with the standard used for comparison.

Traceability: The standard was manufactured under an ISO/IEC 17025:2017 certified quality system. The balance used to weigh raw materials is accurate to +/- 0.0001g and calibrated regularly using mass standards traceable to NIST. All dilutions were performed gravimetrically. Additionally, individual analytes are traceable to NIST SRMs where available and specified above.

Homogeneity: Homogeneity was assessed in accordance with ISO 17034:2016. Completed units were sampled using a random stratified sampling protocol. The results of chemical analysis were then compared using a one-way analysis of variance approach as described by TNI EL-V3-2009 Appendix A.2. See Instructions for minimum sub-sample size.

Expiration is at end of month given on certificate and label.

MSDS reports for components comprising greater than 1.0% of the solution or 0.1% for components known to be carcinogens are available upon request.

THIS PRODUCT WAS DESIGNED, PRODUCED AND VERIFIED FOR ACCURACY AND STABILITY IN ACCORDANCE WITH ISO/IEC 17025:2017 (ANAB Cert AT-1467) and ISO 17034:2016 (ANAB Cert AR-1470).



Andy Ommen - QC Manager



Mark Pooler - QA Supervisor

Certification Date January 05, 2021
Version 0-152021





Certificate of Analysis

Product Name: Toxic Substances Standard

Product Number: US-103N-1

Lot Issue Date: 25-May-2021

Lot Number: 0006609664

Expiration Date: 30-Jun-2024

Description:

This analytical reference material (RM) was manufactured and verified in accordance with an ISO 9001 registered quality system and analyte concentrations were verified by an ISO 17025 accredited laboratory. The concentration and uncertainty value at the 95% confidence level for each analyte, determined gravimetrically, is listed below.

Analyte	CAS#	Analyte Lot	Concentration ± Uncertainty
benzoic acid	000065-85-0	RM01884	2005 ± 10 µg/mL
o-cresol	000095-48-7	RM12877	2005 ± 10 µg/mL
p-cresol	000106-44-5	RM01988	2005 ± 10 µg/mL
2,4,5-trichlorophenol	000095-95-4	NT00344	2004 ± 10 µg/mL

Matrix: methylene chloride (dichloromethane)

Storage Conditions: Store at Room Temperature (15° to 30°C).

Traceability:

The balances used for these measurements are calibrated with weights traceable to NIST in compliance with ANSI/NCCL Z540.3, ISO 9001, ISO 17025, and ISO 17034. Calibrated Class A glassware is used for volumetric measurements. Thermometers are calibrated against a NIST traceable thermometer in accordance with NIST Special Publication 1088.

Homogeneity:

This RM was unitized according to an in-house procedure and is guaranteed to be homogeneous. There is no minimum sub-sample size required.

Intended Use:

This RM is intended for the preparation of working reference samples for use in routine laboratory analyses, calibration of instruments, validation of analytical methods, assessments of measurement methods, and continuing calibration verification.

Instructions for Use:

Sample aliquots for analysis should be withdrawn at 20°C to 25°C immediately after opening the container and should be processed without delay for the certified values to be valid within the stated uncertainties.

Hazards:

Refer to the Safety Data Sheet on www.agilent.com for information regarding this RM.

[Handwritten signature]
5/11/22

K004539

toxic sub mix#1

Solvent / Lot: methylene chloride

Prep: 5/11/2022 by JZ

Exp: 6/30/2024

Location:



ISO 17034 Cert
No. AR-1936

RM was produced in accordance with TUV USA Inc registered ISO 9001 Quality Management System. Cert # 56 100 18560026

Page: 1 of 2

www.agilent.com/quality/
CSD-QA-015.1



ISO 17025 Cert
No. AT-1937



Reference Material Certificate

Product Name: Phenols Standard **Lot Number:** 0006648297
Product Number: US-107N-1 **Lot Issue Date:** 17-Nov-2021
Storage Conditions: Store at Room Temperature (15° to 30°C). **Expiration Date:** 31-Dec-2024

Component Name	CERTIFIED VALUES			CAS#	Analyte Lot
	Concentration	Expanded Uncertainty			
4-chloro-3-methylphenol	2006	± 10 µg/mL		000059-50-7	RM01885
2-chlorophenol	2007	± 10 µg/mL		000095-57-8	RM01871
2,4-dichlorophenol	2005	± 10 µg/mL		000120-83-2	RM13878
2,4-dimethylphenol	2006	± 10 µg/mL		000105-67-9	RM13009
2,4-dinitrophenol	2006	± 10 µg/mL		000051-28-5	RM02112
2-methyl-4,6-dinitrophenol	2005	± 10 µg/mL		000534-52-1	RM02292
2-nitrophenol	2007	± 10 µg/mL		000088-75-5	RM13445
4-nitrophenol	2006	± 10 µg/mL		000100-02-7	RM03752
pentachlorophenol	2006	± 10 µg/mL		000087-86-5	RM02474
phenol	2006	± 10 µg/mL		000108-95-2	RM11471
2,4,6-trichlorophenol	2006	± 10 µg/mL		000088-06-2	RM18096

Matrix: methylene chloride (dichloromethane)

Description:

This document is prepared in accordance with ISO 17034 and Guide 31. This analytical reference material standard was manufactured and verified in accordance with an ISO 9001 registered quality system and analyte concentrations were verified by an ISO 17025 accredited laboratory. The concentration and uncertainty value at the 95% confidence level for each analyte, determined gravimetrically, is listed above.

Traceability:

The balances used for these measurements are calibrated with weights traceable to NIST in compliance with ANSI/NCSS Z540.3, ISO 9001, ISO 17025, and ISO 17034. Calibrated Class A glassware is used for volumetric measurements. Thermometers are calibrated against a NIST traceable thermometer in accordance with NIST Special Publication 1088.

Homogeneity:

This analytical reference standard was unitized according to an in-house procedure and is guaranteed to be homogeneous. There is no minimum sub-sample size required.

Instructions for Use:

Sample aliquots for analysis should be withdrawn at 20°C to 25°C immediately after opening the container and should be processed without delay for the certified values to be valid within the stated uncertainties.

Safety:

Refer to the Safety Data Sheet on www.agilent.com for information regarding this analytical reference material.

JZ 5/11/22

ISO 17034



Agilent

Trusted Answers

Reference Material Certificate

Product Name: PAH Standard

Lot Number: 0006627349

Product Number: US-106N-1

Lot Issue Date: 17-Sep-2021

Storage Conditions: Store at Room Temperature (15° to 30°C).

Expiration Date: 31-Oct-2024

Component Name	CERTIFIED VALUES			CAS#	Analyte Lot
	Concentration	Expanded Uncertainty			
acenaphthene	2007	± 10 µg/mL		000083-32-9	RM10879
acenaphthylene	2004	± 10 µg/mL		000208-96-8	RM10891
anthracene	2006	± 10 µg/mL		000120-12-7	RM14212
benz[a]anthracene	2006	± 10 µg/mL		000056-55-3	RM16072
benzo[b]fluoranthene	2006	± 10 µg/mL		000205-99-2	RM14571
benzo[k]fluoranthene	2006	± 10 µg/mL		000207-08-9	RM18376
benzo[ghi]perylene	2006	± 10 µg/mL		000191-24-2	RM15761
benzo[a]pyrene	2006	± 10 µg/mL		000050-32-8	RM17573
chrysene	2007	± 10 µg/mL		000218-01-9	RM13771
dibenz[a,h]anthracene	2006	± 10 µg/mL		000053-70-3	RM06786
fluoranthene	2006	± 10 µg/mL		000206-44-0	RM12277
fluorene	2006	± 10 µg/mL		000086-73-7	RM09441
indeno[1,2,3-cd]pyrene	2006	± 10 µg/mL		000193-39-5	RM14192
naphthalene	2007	± 10 µg/mL		000091-20-3	RM10445
phenanthrene	2005	± 10 µg/mL		000085-01-8	RM10495
pyrene	2005	± 10 µg/mL		000129-00-0	RM16126

Matrix: methylene chloride/benzene (1:1)

Description:

This document is prepared in accordance with ISO 17034 and Guide 31. This analytical reference material standard was manufactured and verified in accordance with an ISO 9001 registered quality system and analyte concentrations were verified by an ISO 17025 accredited laboratory. The concentration and uncertainty value at the 95% confidence level for each analyte, determined gravimetrically, is listed above.

Traceability:

The balances used for these measurements are calibrated with weights traceable to NIST in compliance with ANSI/NCSL Z540.3, ISO 9001, ISO 17025, and ISO 17034. Calibrated Class A glassware is used for volumetric measurements. Thermometers are calibrated against a NIST traceable thermometer in accordance with NIST Special Publication 1088.

Homogeneity:

This analytical reference standard was unitized according to an in-house procedure and is guaranteed to be homogeneous. There is no minimum sub-sample size required.

K004541

SVOA PAH STD 2000ug/ml

Solvent / Lot: DCM/BENZENE

Prep: 5/11/2022 by JZ

Exp: 10/31/2024

Location: Fridge 19

Page: 1 of 2

CSD-QA-015.1



Reference Materials Producer
Cert #2495.01



Certificate of Analysis



Chemical Testing
Cert #2495.02

Catalog Number: ECS-A-030

Lot No. AA210126005

Description: Base/Neutrals Mix 1

Matrix: Methylene Chloride

Manufactured Date: 1-26-2021

Expiration Date: 1-26-2024

This SPEXOrganics® Certified Reference Material, CRM, is intended primarily for use as a calibration standard or quality control standard for organic chromatography instrumentation such as GC, GC-MS, LC, and LC-MS. It can be employed in USEPA, ASTM and other methods relevant to the certified properties listed below.

Certified Compounds:

<u>Compound</u>	<u>CAS #</u>	<u>Labeled</u>	<u>Purity</u>	<u>Certified†</u>	<u>Uncertainty</u>
1,2,4-Trichlorobenzene	120-82-1	2000 µg/mL	99%	2010 µg/mL	± 50 µg/mL
1,2-Dichlorobenzene	95-50-1	2000 µg/mL	99%	2002 µg/mL	± 50 µg/mL
1,3-Dichlorobenzene	541-73-1	2000 µg/mL	98%	2021 µg/mL	± 51 µg/mL
1,4-Dichlorobenzene	106-46-7	2000 µg/mL	99%	2012 µg/mL	± 50 µg/mL
2,4-Dinitrotoluene	121-14-2	2000 µg/mL	97%	2006 µg/mL	± 50 µg/mL
2,6-Dinitrotoluene	606-20-2	2000 µg/mL	99.6%	2012 µg/mL	± 50 µg/mL
2-Chloronaphthalene	91-58-7	2000 µg/mL	98%	2004 µg/mL	± 50 µg/mL
4-Bromodiphenyl ether	101-55-3	2000 µg/mL	99%	2022 µg/mL	± 51 µg/mL
4-Chlorophenyl-phenyl ether	7005-72-3	2000 µg/mL	98%	2001 µg/mL	± 50 µg/mL
Azobenzene	103-33-3	2000 µg/mL	98%	2001 µg/mL	± 50 µg/mL
Bis(2-chloro-1-methylethyl) ether	108-60-1	2000 µg/mL	98.9%	2010 µg/mL	± 50 µg/mL
bis(2-Chloroethoxy)methane	111-91-1	2000 µg/mL	97%	2001 µg/mL	± 50 µg/mL
bis(2-Chloroethyl)ether	111-44-4	2000 µg/mL	99%	2002 µg/mL	± 50 µg/mL
Bis(2-Ethylhexyl)phthalate	117-81-7	2000 µg/mL	99%	2003 µg/mL	± 50 µg/mL
Butylbenzyl phthalate	85-68-7	2000 µg/mL	98%	2000 µg/mL	± 50 µg/mL
Carbazole	86-74-8	2000 µg/mL	95%	2009 µg/mL	± 50 µg/mL
Di-n-butyl phthalate	84-74-2	2000 µg/mL	99%	2020 µg/mL	± 50 µg/mL
Di-n-octyl phthalate	117-84-0	2000 µg/mL	98%	2000 µg/mL	± 50 µg/mL
Diethyl phthalate	84-66-2	2000 µg/mL	99.5%	2002 µg/mL	± 50 µg/mL
Dimethyl phthalate	131-11-3	2000 µg/mL	99%	2006 µg/mL	± 50 µg/mL
Hexachlorobenzene	118-74-1	2000 µg/mL	99%	2003 µg/mL	± 50 µg/mL
Hexachlorobutadiene	87-68-3	2000 µg/mL	97%	2003 µg/mL	± 50 µg/mL
Hexachlorocyclopentadiene	77-47-4	2000 µg/mL	99%	2003 µg/mL	± 50 µg/mL
Hexachloroethane	67-72-1	2000 µg/mL	98%	2003 µg/mL	± 50 µg/mL
Isophorone	78-59-1	2000 µg/mL	97%	2003 µg/mL	± 50 µg/mL
N-Nitrosodi-n-propylamine	621-64-7	2000 µg/mL	98%	2000 µg/mL	± 50 µg/mL
N-Nitrosodiphenylamine	86-30-6	2000 µg/mL	97%	2001 µg/mL	± 50 µg/mL
Nitrobenzene	98-95-3	2000 µg/mL	99%	2001 µg/mL	± 50 µg/mL
Pyridine	110-86-1	2000 µg/mL	99%	2004 µg/mL	± 50 µg/mL
N-Nitrosodimethylamine	62-75-9	2000 µg/mL	97%	2000 µg/mL	± 50 µg/mL

Certificate of Reference Material

Catalog Number:	ECS-A-030	Lot No.	AA210126005
Description:	Base/Neutrals Mix 1	Manufactured Date:	1-26-2021
Matrix:	Methylene Chloride	Expiration Date:	1-26-2024

Final Solution Verification:

Final solution integrity verified by Gas Chromatography/Mass Spectrometry. The mass spectrum of each compound was confirmed against the NIST mass spectral database.

† Certified concentration based on gravimetric weights and corrected for the purity of the compound(s) used to prepare the standard. Analytical balance calibration is verified daily with C1 weight set #23-190006 which is registered with Atlantic Scale, and traceable to NIST and NJ Division of Weights and Measures.

This CRM is guaranteed stable and accurate to within the uncertainty listed for the certified value. This includes uncertainty components due to preparation, homogeneity, short term and long term stability. During the stated period of validity, the purchaser will be notified if this product is recalled due to any significant changes in the stability of the solution. For further information, contact the Sales Support Department at crmsales@spexcsp.com.

Date of Certification: 1-26-2021

Certifying Officer: Shannon Mave

Report of Certification

Catalog Number: ECS-A-030 **Lot No.** AA210126005
Description: Base/Neutrals Mix 1
Matrix: Methylene Chloride **Manufactured Date:** 1-26-2021
Expiration Date: 1-26-2024

This Certified Reference Material (CRM) has been prepared and certified under an ISO 9001:2008, ISO 17025:2005, and ISO Guide 34:2009 Quality System consistent with the following standards:

- ISO 9001:2008: Quality management systems - Requirements - Certified by UL-DQS
- ISO 17025:2005: General Requirements for the Competence of Testing and Calibration Laboratories - Accredited by A2LA
- ISO Guide 34:2009: General Requirements for the Competence of Reference Material Producers - Accredited by A2LA
- ISO Guide 31:2000: Reference Materials - Contents of Certificates and Labels
- ISO Guide 35:2006: Reference Materials - General and statistical principals for certification
- Guide to the Expression of Uncertainty in Measurement 1997
- EURACHEM/CITAC Guide: Qualifying Uncertainty in Analytical Measurements - Second Edition
- ASTM Guide D6362-98
- NIST Technical Note 1297
- ILAC-G12-2000: Guidelines for the requirements for the competence of reference material producers
- ISO/REMCO N280

Storage Requirements:

To ensure the stability of the product once it arrives in your laboratory, please store this product in a refrigerator (2°C to 8°C). Note: Shipping conditions may differ from storage conditions. The EXPIRATION DATE is calculated from the MANUFACTURED DATE using our stability data and is applicable only if the product is unopened and stored under the prescribed conditions.

Instructions for Use:

Let material come to room temperature before use. Check for precipitate and if necessary sonicate for one minute. If compounds do not dissolve after one minute then sonicate further until the product is dissolved. A clear appearance is acceptable. The minimum recommended amount that should be removed from this vial is 5 µL with a 25 µL gas tight syringe. All solutions should be thoroughly mixed, by shaking, prior to use. All surfaces that come in contact with the solution must be thoroughly cleaned prior to use. Dilutions should be performed only with Class A volumetric glassware.

Material Source:

All analytes and matrix materials are obtained and verified by SPEX CertiPrep from pre-qualified vendors as per ISO guidelines. Vendor identifications are proprietary, however sources of all materials used in the preparation and testing of SPEX CertiPrep CRMs are tracked and documented. For assistance, please contact sales support at crmsales@spexcsp.com.

Method of Preparation:

Clean laboratory procedures and techniques have been used throughout the preparation. All materials, equipment, and analytical instrumentation have been qualified prior to use. The highest purity solvents and Class A / calibrated volumetrics have been used in all preparations.

Homogeneity:

The homogeneity of this CRM has been confirmed by procedures consistent with ISO 17025:2005, ISO Guide 34:2009, and ASTM D6362-98 Appendix X2. Random, replicate samples of the final, packaged material have been analyzed to prove homogeneity in accordance with our internal procedure 4300-HOMOGEN-1A. This is consistent with the intended use of this CRM. The Degree of Homogeneity, as expressed as maximum between-bottle variation, is 1.2%

Statistical Estimator and Confidence Limits:

The Certified value 'X' as listed on the reverse of this document is at the 95% level of confidence and can be expressed as:

- $X = x \pm U$ where X=certified value, U=expanded uncertainty, x=property value
- $U = k u_c$ where k=2 is the coverage factor at the 95% confidence level
- $u_c =$ combined standard uncertainty obtained by combining the individual compound standard uncertainty components u_i , where $u_c = \sqrt{\sum u_i^2}$

Legal Notice:

SPEX CertiPrep Certified Reference Materials are not for any cosmetic, drug, or household application and are to be used only by qualified individuals who are trained in appropriate procedures. No claims against SPEX CertiPrep of any kind whatsoever, whether based on breach of warranty, alleged negligence, or otherwise, with respect to this Reference Material shall be greater than the purchase price. In no event shall SPEX CertiPrep be liable for any loss of profits or any incidental, special, or consequential damages.

Distributed By SPEX CertiPrep

SPEX CertiPrep®

Your Science is Our Passion.®

203 Norcross Ave. Metuchen, NJ 08840

www.spexcertiprep.com • E-mail: crmsales@spexcsp.com

Phone: 1-732-549-7144 • Fax 1-732-603-9647





Reference Materials Producer
Cert #2495.01



Certificate of Analysis



Chemical Testing
Cert #2495.02

Catalog Number: ECS-A-030

Lot No. AA210126005

Description: Base/Neutrals Mix 1

Matrix: Methylene Chloride

Manufactured Date: 1-26-2021

Expiration Date: 1-26-2024

This SPEXOrganics® Certified Reference Material, CRM, is intended primarily for use as a calibration standard or quality control standard for organic chromatography instrumentation such as GC, GC-MS, LC, and LC-MS. It can be employed in USEPA, ASTM and other methods relevant to the certified properties listed below.

Certified Compounds:

<u>Compound</u>	<u>CAS #</u>	<u>Labeled</u>	<u>Purity</u>	<u>Certified†</u>	<u>Uncertainty</u>
1,2,4-Trichlorobenzene	120-82-1	2000 µg/mL	99%	2010 µg/mL	± 50 µg/mL
1,2-Dichlorobenzene	95-50-1	2000 µg/mL	99%	2002 µg/mL	± 50 µg/mL
1,3-Dichlorobenzene	541-73-1	2000 µg/mL	98%	2021 µg/mL	± 51 µg/mL
1,4-Dichlorobenzene	106-46-7	2000 µg/mL	99%	2012 µg/mL	± 50 µg/mL
2,4-Dinitrotoluene	121-14-2	2000 µg/mL	97%	2006 µg/mL	± 50 µg/mL
2,6-Dinitrotoluene	606-20-2	2000 µg/mL	99.6%	2012 µg/mL	± 50 µg/mL
2-Chloronaphthalene	91-58-7	2000 µg/mL	98%	2004 µg/mL	± 50 µg/mL
4-Bromodiphenyl ether	101-55-3	2000 µg/mL	99%	2022 µg/mL	± 51 µg/mL
4-Chlorophenyl-phenyl ether	7005-72-3	2000 µg/mL	98%	2001 µg/mL	± 50 µg/mL
Azobenzene	103-33-3	2000 µg/mL	98%	2001 µg/mL	± 50 µg/mL
Bis(2-chloro-1-methylethyl) ether	108-60-1	2000 µg/mL	98.9%	2010 µg/mL	± 50 µg/mL
bis(2-Chloroethoxy)methane	111-91-1	2000 µg/mL	97%	2001 µg/mL	± 50 µg/mL
bis(2-Chloroethyl)ether	111-44-4	2000 µg/mL	99%	2002 µg/mL	± 50 µg/mL
Bis(2-Ethylhexyl)phthalate	117-81-7	2000 µg/mL	99%	2003 µg/mL	± 50 µg/mL
Butylbenzyl phthalate	85-68-7	2000 µg/mL	98%	2000 µg/mL	± 50 µg/mL
Carbazole	86-74-8	2000 µg/mL	95%	2009 µg/mL	± 50 µg/mL
Di-n-butyl phthalate	84-74-2	2000 µg/mL	99%	2020 µg/mL	± 50 µg/mL
Di-n-octyl phthalate	117-84-0	2000 µg/mL	98%	2000 µg/mL	± 50 µg/mL
Diethyl phthalate	84-66-2	2000 µg/mL	99.5%	2002 µg/mL	± 50 µg/mL
Dimethyl phthalate	131-11-3	2000 µg/mL	99%	2006 µg/mL	± 50 µg/mL
Hexachlorobenzene	118-74-1	2000 µg/mL	99%	2003 µg/mL	± 50 µg/mL
Hexachlorobutadiene	87-68-3	2000 µg/mL	97%	2003 µg/mL	± 50 µg/mL
Hexachlorocyclopentadiene	77-47-4	2000 µg/mL	99%	2003 µg/mL	± 50 µg/mL
Hexachloroethane	67-72-1	2000 µg/mL	98%	2003 µg/mL	± 50 µg/mL
Isophorone	78-59-1	2000 µg/mL	97%	2003 µg/mL	± 50 µg/mL
N-Nitrosodi-n-propylamine	621-64-7	2000 µg/mL	98%	2000 µg/mL	± 50 µg/mL
N-Nitrosodiphenylamine	86-30-6	2000 µg/mL	97%	2001 µg/mL	± 50 µg/mL
Nitrobenzene	98-95-3	2000 µg/mL	99%	2001 µg/mL	± 50 µg/mL
Pyridine	110-86-1	2000 µg/mL	99%	2004 µg/mL	± 50 µg/mL
N-Nitrosodimethylamine	62-75-9	2000 µg/mL	97%	2000 µg/mL	± 50 µg/mL

K004542

Certificate of Reference Material

Catalog Number: ECS-A-030

Lot No. AA210126005

Description: Base/Neutrals Mix 1

Matrix: Methylene Chloride

Manufactured Date: 1-26-2021

Expiration Date: 1-26-2024

Final Solution Verification:

Final solution integrity verified by Gas Chromatography/Mass Spectrometry. The mass spectrum of each compound was confirmed against the NIST mass spectral database.

† Certified concentration based on gravimetric weights and corrected for the purity of the compound(s) used to prepare the standard. Analytical balance calibration is verified daily with C1 weight set #23-190006 which is registered with Atlantic Scale, and traceable to NIST and NJ Division of Weights and Measures.

This CRM is guaranteed stable and accurate to within the uncertainty listed for the certified value. This includes uncertainty components due to preparation, homogeneity, short term and long term stability. During the stated period of validity, the purchaser will be notified if this product is recalled due to any significant changes in the stability of the solution. For further information, contact the Sales Support Department at crmsales@spexcsp.com.

Date of Certification: 1-26-2021

Certifying Officer: Shannon Moore

Report of Certification

Catalog Number: ECS-A-030 **Lot No.** AA210126005
Description: Base/Neutrals Mix 1
Matrix: Methylene Chloride **Manufactured Date:** 1-26-2021
Expiration Date: 1-26-2024

This Certified Reference Material (CRM) has been prepared and certified under an ISO 9001:2008, ISO 17025:2005, and ISO Guide 34:2009 Quality System consistent with the following standards:

- ISO 9001:2008: Quality management systems - Requirements - Certified by UL-DQS
- ISO 17025:2005: General Requirements for the Competence of Testing and Calibration Laboratories - Accredited by A2LA
- ISO Guide 34:2009: General Requirements for the Competence of Reference Material Producers - Accredited by A2LA
- ISO Guide 31:2000: Reference Materials - Contents of Certificates and Labels
- ISO Guide 35:2006: Reference Materials - General and statistical principals for certification
- Guide to the Expression of Uncertainty in Measurement 1997
- EURACHEM/CITAC Guide: Qualifying Uncertainty in Analytical Measurements - Second Edition
- ASTM Guide D6362-98
- NIST Technical Note 1297
- ILAC-G12-2000: Guidelines for the requirements for the competence of reference material producers
- ISO/REMCO N280

Storage Requirements:

To ensure the stability of the product once it arrives in your laboratory, please store this product in a refrigerator (2°C to 8°C). Note: Shipping conditions may differ from storage conditions. The EXPIRATION DATE is calculated from the MANUFACTURED DATE using our stability data and is applicable only if the product is unopened and stored under the prescribed conditions.

Instructions for Use:

Let material come to room temperature before use. Check for precipitate and if necessary sonicate for one minute. If compounds do not dissolve after one minute then sonicate further until the product is dissolved. A clear appearance is acceptable. The minimum recommended amount that should be removed from this vial is 5 µL with a 25 µL gas tight syringe. All solutions should be thoroughly mixed, by shaking, prior to use. All surfaces that come in contact with the solution must be thoroughly cleaned prior to use. Dilutions should be performed only with Class A volumetric glassware.

Material Source:

All analytes and matrix materials are obtained and verified by SPEX CertiPrep from pre-qualified vendors as per ISO guidelines. Vendor identifications are proprietary, however sources of all materials used in the preparation and testing of SPEX CertiPrep CRMs are tracked and documented. For assistance, please contact sales support at crmsales@spexcsp.com.

Method of Preparation:

Clean laboratory procedures and techniques have been used throughout the preparation. All materials, equipment, and analytical instrumentation have been qualified prior to use. The highest purity solvents and Class A / calibrated volumetrics have been used in all preparations.

Homogeneity:

The homogeneity of this CRM has been confirmed by procedures consistent with ISO 17025:2005, ISO Guide 34:2009, and ASTM D6362-98 Appendix X2. Random, replicate samples of the final, packaged material have been analyzed to prove homogeneity in accordance with our internal procedure 4300-HOMOGEN-1A. This is consistent with the intended use of this CRM. The Degree of Homogeneity, as expressed as maximum between-bottle variation, is 1.2%

Statistical Estimator and Confidence Limits:

The Certified value 'X' as listed on the reverse of this document is at the 95% level of confidence and can be expressed as:

- $X = x \pm U$ where X=certified value, U=expanded uncertainty, x=property value
- $U = k u_c$ where k=2 is the coverage factor at the 95% confidence level
- u_c = combined standard uncertainty obtained by combining the individual compound standard uncertainty components u_i , where $u_c = \sqrt{\sum u_i^2}$

Legal Notice:

SPEX CertiPrep Certified Reference Materials are not for any cosmetic, drug, or household application and are to be used only by qualified individuals who are trained in appropriate procedures. No claims against SPEX CertiPrep of any kind whatsoever, whether based on breach of warranty, alleged negligence, or otherwise, with respect to this Reference Material shall be greater than the purchase price. In no event shall SPEX CertiPrep be liable for any loss of profits or any incidental, special, or consequential damages.

Distributed By SPEX CertiPrep

SPEX CertiPrep

Your Science is Our Passion.®

203 Norcross Ave. Metuchen NJ 08840

www.spexcertiprep.com • E-mail: crmsales@spexcsp.com

Phone: 1-732-549-7144 • Fax 1-732-603-9647





Certificate of Analysis

Product Name: 1-Methylnaphthalene Standard

Product Number: EPA-1225-1

Lot Issue Date: 19-Jul-2021

Lot Number: 0006624769

Expiration Date: 31-Jul-2023

Description:

This analytical reference material (RM) was manufactured and verified in accordance with an ISO 9001 registered quality system and analyte concentrations were verified by an ISO 17025 accredited laboratory. The concentration and uncertainty value at the 95% confidence level for each analyte, determined gravimetrically, is listed below.

Analyte	CAS#	Analyte Lot	Concentration ± Uncertainty
1-methylnaphthalene	000090-12-0	RM07712	999.3 ± 5.0 µg/mL

Matrix: methanol (methyl alcohol)

Storage Conditions: Store at Room Temperature (15° to 30°C).

Traceability:

The balances used for these measurements are calibrated with weights traceable to NIST in compliance with ANSI/NCSL Z540.3, ISO 9001, ISO 17025, and ISO 17034. Calibrated Class A glassware is used for volumetric measurements. Thermometers are calibrated against a NIST traceable thermometer in accordance with NIST Special Publication 1088.

Homogeneity:

This RM was unitized according to an in-house procedure and is guaranteed to be homogeneous. There is no minimum sub-sample size required.

Intended Use:

This RM is intended for the preparation of working reference samples for use in routine laboratory analyses, calibration of instruments, validation of analytical methods, assessments of measurement methods, and continuing calibration verification.

Instructions for Use:

Sample aliquots for analysis should be withdrawn at 20°C to 25°C immediately after opening the container and should be processed without delay for the certified values to be valid within the stated uncertainties.

Hazards:

Refer to the Safety Data Sheet on www.agilent.com for information regarding this RM.

Expiration of Certification:

The certification of this RM is valid until the expiration date specified above, provided the RM is handled and stored in accordance with the instructions given in this certificate. This certification is nullified if the RM is damaged, contaminated, or otherwise modified.

Maintenance of Certification:

If substantive changes are noted that affect the certification before the expiration of this certificate, Agilent will notify the purchaser.

K004543

1-Methylnaphthalene
Solvent / Lot: MEOH
Prep: 5/11/2022 by JZ
Exp: 7/31/2023
Location:

JZ
5/11/22

Sample lot approver:

Monica Bourgeois
Monica Bourgeois
QMS Representative



ISO 17034 Cert
No. AR-1936

RM was produced in accordance with TUV USA Inc registered ISO 9001 Quality Management System. Cert # 56 100 18560026

Page: 1 of 1

www.agilent.com/quality/
CSD-QA-015.1



ISO 17025 Cert
No. AT-1937



Certificate of Analysis

Product Name: Toxic Substances Standard

Product Number: US-104N-1

Lot Issue Date: 02-Jul-2021

Lot Number: 0006620643

Expiration Date: 31-Jul-2023

Description:

This analytical reference material (RM) was manufactured and verified in accordance with an ISO 9001 registered quality system and analyte concentrations were verified by an ISO 17025 accredited laboratory. The concentration and uncertainty value at the 95% confidence level for each analyte, determined gravimetrically, is listed below.

Analyte	CAS#	Analyte Lot	Concentration ± Uncertainty
aniline	000062-53-3	RM12853	2005 ± 10 µg/mL
benzyl alcohol	000100-51-6	RM10547	2004 ± 10 µg/mL
4-chloroaniline	000106-47-8	RM01886	2002 ± 10 µg/mL
dibenzofuran	000132-64-9	RM02077	2002 ± 10 µg/mL
2-methylnaphthalene	000091-57-6	RM01258	2006 ± 10 µg/mL
2-nitroaniline	000088-74-4	RM02402	2003 ± 10 µg/mL
3-nitroaniline	000099-09-2	RM02424	2003 ± 10 µg/mL
4-nitroaniline	000100-01-6	RM02425	2003 ± 10 µg/mL

Matrix: methylene chloride (dichloromethane)

Storage Conditions: Store at Room Temperature (15° to 30°C).

Traceability:

The balances used for these measurements are calibrated with weights traceable to NIST in compliance with ANSI/NCCL Z540.3, ISO 9001, ISO 17025, and ISO 17034. Calibrated Class A glassware is used for volumetric measurements. Thermometers are calibrated against a NIST traceable thermometer in accordance with NIST Special Publication 1088.

Homogeneity:

This RM was unitized according to an in-house procedure and is guaranteed to be homogeneous. There is no minimum sub-sample size required.

Intended Use:

This RM is intended for the preparation of working reference samples for use in routine laboratory analyses, calibration of instruments, validation of analytical methods, assessments of measurement methods, and continuing calibration verification.

K004544

toxic sub mix#2

Solvent / Lot: methylene chloride

Prep: 5/11/2022 by JZ

Exp: 7/31/2023

Location:

JZ 05/11/22



ISO 17034 Cert
No. AR-1936

RM was produced in accordance with TUV USA Inc registered ISO 9001 Quality Management System. Cert # 56 100 18560026

Page: 1 of 2

www.agilent.com/quality/
CSD-QA-015.1



ISO 17025 Cert
No. AT-1937



CERTIFIED REFERENCE MATERIAL

110 Benner Circle
Bellefonte, PA 16823-8812
Tel: (800)356-1688
Fax: (814)353-1309

www.restek.com

Certificate of Analysis



FOR LABORATORY USE ONLY-READ SDS PRIOR TO USE.

This Reference Material is intended for Laboratory Use Only as a standard for the qualitative and/or quantitative determination of the analyte(s) listed.

Catalog No.: 31493 Lot No.: A0181243
Description: CLP 04.1 BNA Surrogate Mix
CLP 04.1 BNA Surrogate Mix 1000-1500 µg/mL, Methylene Chloride, 1mL/ampul
Container Size: 2 mL Pkg Amt: > 1 mL
Expiration Date: October 31, 2025 Storage: 10°C or colder
Handling: Sonicate prior to use. Ship: Ambient

Handwritten signature and date: 05/11/22

K004545
CLP 04.1 BNA SURR MIX
Solvent / Lot: AO175316
Prep: 5/11/2022 by JZ
Exp: 10/20/2025
Location:

Table with 7 columns: Elution Order, Compound, CAS #, Purity, Weight, µg/mL, and Stressed. Contains 7 rows of data for various compounds like 2-Fluorophenol, Phenol-d6, 2-Chlorophenol-d4, 1,2-Dichlorobenzene-d4, Nitrobenzene-d5, 2-Fluorobiphenyl, and 2,4,6-Tribromophenol.

Certificate of Analysis

Produced by Phenova

6390 Joyce Drive STE 100, Golden, CO 80403 USA ■ Tel: 303-940-0033 ■ Fax: 303-940-0043 ■ info@phenova.com
Access your Safety Data Sheets and digital Certificates at www.phenova.com/documents.

Certified Reference Material

This product is certified in accordance with Phenova's ISO 17034 accreditation and supported by Phenova's ISO/IEC 17025 chemical testing accreditation

Catalog No.: AL0-101246

Lot Number: CL17953

Description: Benzoic Acid

Certification Date: January 31, 2022

Storage: 4 °C

Expiration Date: January 31, 2032

Provided As: 1 mL in 2 mL Ampoule in Methylene Chloride

Andrea Gill

Andrea Gill, Certified Reference Materials Manager

Component	CAS #	Certified Value µg/mL	Expanded Uncertainty
Benzoic acid	65-85-0	2000	± 2.714%

K004603

Benzoic Acid @2000ug/ml

Solvent / Lot: N/A

Prep: 5/13/2022 by JZ

Exp: 1/31/2032

Location: GC

5/13/22



Reference Material Producer
Certificate No. 2427.02



Phenova is an accredited ISO/IEC 17034 Reference Material
Producer and ISO/IEC 17025 accredited Chemical Testing Laboratory.



Chemical Testing Laboratory
Certificate No. 2427.03

Certificate of Analysis

Produced by Phenova

6390 Joyce Drive STE 100, Golden, CO 80403 USA ■ Tel: 303-940-0033 ■ Fax: 303-940-0043 ■ info@phenova.com
Access your Safety Data Sheets and digital Certificates at www.phenova.com/documents.

Certified Reference Material

This product is certified in accordance with Phenova's ISO 17034 accreditation and supported by Phenova's ISO/IEC 17025 chemical testing accreditation

Catalog No.: AL0-101244

Lot Number: CL17662

Description: Benzidines Standard

Certification Date: December 2, 2021

Storage: 4 °C

Expiration Date: November 30, 2031

Provided As: 1 mL in 2 mL Ampoule in Methylene Chloride

Andrea Gill

Andrea Gill, Certified Reference Materials Manager

Component	CAS #	Certified Value µg/mL	Expanded Uncertainty
Benzidine	92-87-5	2000	± 0.211%
3,3'-Dichlorobenzidine	91-94-1	2000	± 1.305%

K004604

Benzidines std @2000ug/ml
Solvent / Lot: Mecl2
Prep: 5/13/2022 by JZ
Exp: 11/30/2031
Location: GC

JZ 5/13/22



Reference Material Producer
Certificate No. 2427.02



Phenova is an accredited ISO/IEC 17034 Reference Material
Producer and ISO/IEC 17025 accredited Chemical Testing Laboratory.

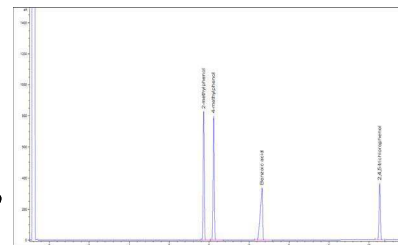


Chemical Testing Laboratory
Certificate No. 2427.03

Certificate of Analysis - Certified Reference Material

EPA TCL Hazardous Substances Mix 1

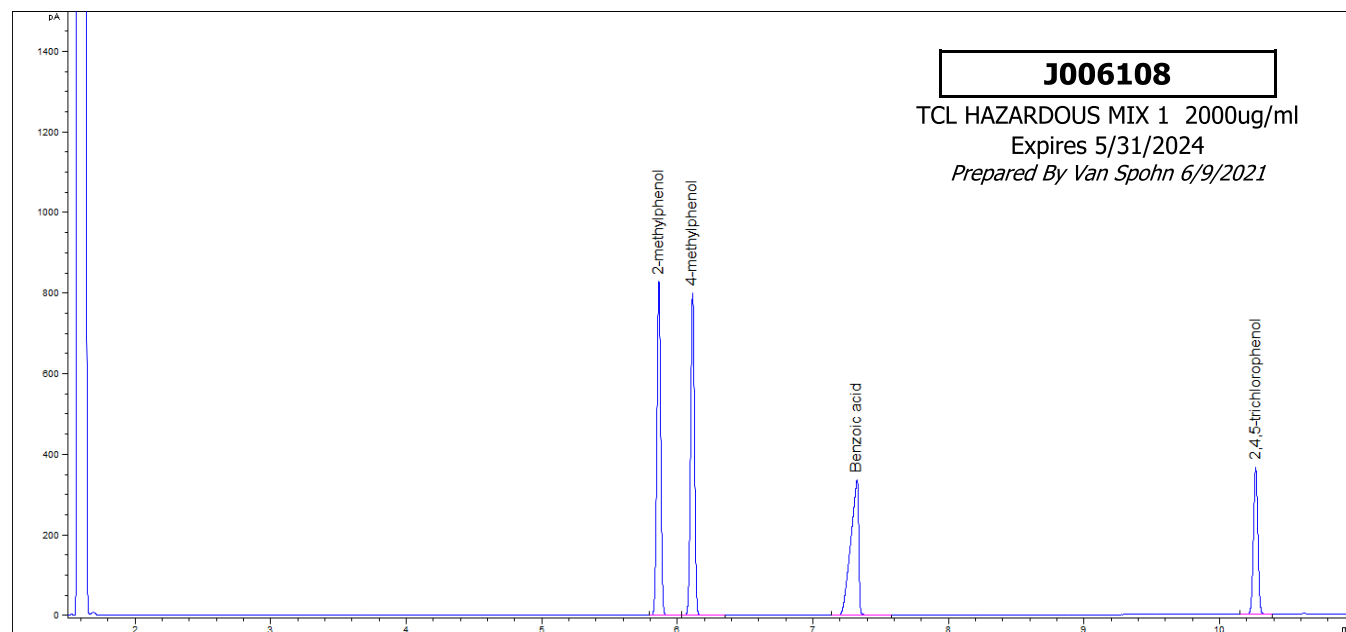
Product no.: 48907
Lot no.: LRAC9610
Expiry Date: May 2024
Manufacturing Date: May 2021
Storage: Refrigerate
Solvent/Matrix: DICHLOROMETHANE
Certificate version: LRAC9610.01 (Note: Certificates may be updated due to the availability of new data. Check our website at: www.sigma-aldrich.com for the most current version.)



Certified Values:

Analyte	Certified Value	Units	Raw Material Purity, %	Elution order	Raw Material Lot
2-METHYLPHENOL CAS# 95-48-7	2004 ± 9	µg/mL	99.0	1	G1735A
4-METHYLPHENOL CAS# 106-44-5	2004 ± 13	µg/mL	98.9	2	06921MG
BENZOIC ACID CAS# 65-85-0	2012 ± 6	µg/mL	99.9	3	LC16514
2,4,5-TRICHLOROPHENOL CAS# 95-95-4	2003 ± 6	µg/mL	99.9	4	JS00008

Informational Values:



Additional Information:

Analytical Method Parameters:
 Column: Equity-5, 30 m × 0.53 mm I.D., 1.5 µm film thickness (Column #98)
 Carrier Gas: H₂, Flow: 4.5 mL/min
 Inlet Temperature: 170 °C, Injection Volume: 1 µL
 Injection Mode: Split, Split Ratio: 20:1



Temperature Program: 80 °C @ 10 °C/min to 190 °C (Hold 5 min)
Detector: FID
Detector Temperature: 310 °C

Metrological traceability: Traceable to the SI and higher order standards from NIST through an unbroken chain of comparisons. The balance used to weigh raw materials is accurate to +/-0.0001 g and calibrated regularly using mass standards traceable to NIST. All dilutions were performed gravimetrically. Additionally, individual analytes are traceable to NIST SRMs where available and specified above.

Measurement method: Where applicable, the assigned value is based on a purity determination by mass balance and gravimetrically prepared value.

Intended use: Intended for R&D and Analytical Use only. Not for drug, household or other uses.

Packaging: 1 mL in amber ampule

Instructions for handling and correct use: Use on the as is basis. The internal pressure of the container may be slightly different from the atmospheric pressure at the user`s location. Open slowly and carefully to avoid dispersion of the material.

Health and safety information: All chemical reference materials should be considered potentially hazardous and should be used only by qualified laboratory personnel. Please refer to the Safety Data Sheet for detailed information about the nature of any hazard and appropriate precautions to be taken.

Accreditation: Sigma-Aldrich RTC is accredited by the US accreditation authority ANAB as a registered reference material producer AR-1470 in accordance with ISO 17034.

Certificate issue date: 20-May-2021



Handwritten signature of Andy Ommen in black ink.

Andy Ommen - QC Manager

Handwritten signature of Mark Pooler in black ink.

Mark Pooler - QA Supervisor

Details on metrological traceability: This standard has been gravimetrically prepared using balances that have been fully qualified and calibrated to ISO 17025 requirements. All calibrations utilize NIST traceable weights which are calibrated externally by a qualified ISO 17025 accredited calibration laboratory to NIST standards. Qualification of each balance includes the assignment of a minimum weighing by a qualified and ISO 17025 accredited calibration vendor taking into consideration the balance and installed environmental conditions to ensure compliance with USP tolerances of NMT 0.10% relative error. Fill volume to predetermined specifications is gravimetrically verified throughout the dispensing process using qualified and calibrated balances. Further traceability to a corresponding Primary Standard may be achieved through a direct comparison assay. Where a Primary Standard is available, the assay value will be included in the specified section of the COA.

Associated uncertainty: Ucrm - Uncertainty values in this document are expressed as Expanded Uncertainty (Ucrm) corresponding to the 95% confidence interval. Ucrm is derived from the combined standard uncertainty multiplied by the coverage factor k, which is obtained from a t-distribution and degrees of freedom. The components of combined standard uncertainty include the uncertainties due to characterization, homogeneity, long term stability, and short term stability (transport). The components due to stability are generally considered to be negligible unless otherwise indicated by stability studies. The mathematical representation of the Ucrm calculation is as follows:

$$u_{CRM} = \sqrt{u_{char}^2 + u_{homogeneity}^2 + u_{stability}^2}$$

Homogeneity assessment: Homogeneity was assessed in accordance with ISO Guide 35. Completed units were sampled using a random stratified sampling protocol. The results of chemical analysis were then compared by Single Factor Analysis of Variance (ANOVA). The uncertainty due to homogeneity was derived from the ANOVA. Heterogeneity was not detected under the conditions of the ANOVA.

Stability assessment:

Significance of the stability assessment will be demonstrated if the analytical result of the study and the range of values represented by the Expanded Uncertainty do not overlap the result of the original assay and the range of its values represented by the Expanded Uncertainty. The method employed will usually be the same method used to characterize the assay value in the initial

Certificate of analysis revision history:

Certificate version	Date	Reason for version
LRAC9610.01	20-May-2021	Original Release Date

Disclaimer: The purchaser is required to determine the suitability of this product for any particular application. Sigma-Aldrich RTC makes no warranty of any kind, express or implied, other than its products meet all quality control standards set by Sigma-Aldrich RTC. We do not guarantee that the product can be used for any particular application.

The vibrant M, Supelco, TraceCERT and Sigma-Aldrich are trademarks of Merck KGaA, Darmstadt, Germany or its affiliates. All other trademarks are the property of their respective owners. Detailed information on trademarks is available via publicly accessible resources. © 2018 Merck KGaA, Darmstadt, Germany and/or its affiliates. All Rights Reserved.


The life science business of Merck KGaA, Darmstadt, Germany
operates as MilliporeSigma in the US and Canada.



Certificate of Analysis - Certified Reference Material

EPA TCL Phenols Mix

Product no.: 48904
Lot no.: LRAD0139
Expiry Date: July 2024
Manufacturing Date: July 2021
Storage: REFRIGERATE
Solvent/Matrix: DICHLOROMETHANE
Certificate version: LRAD0139.01 (Note: Certificates may be updated due to the availability of new data. Check our website at: www.sigma-aldrich.com for the most current version.)



Certified Values:

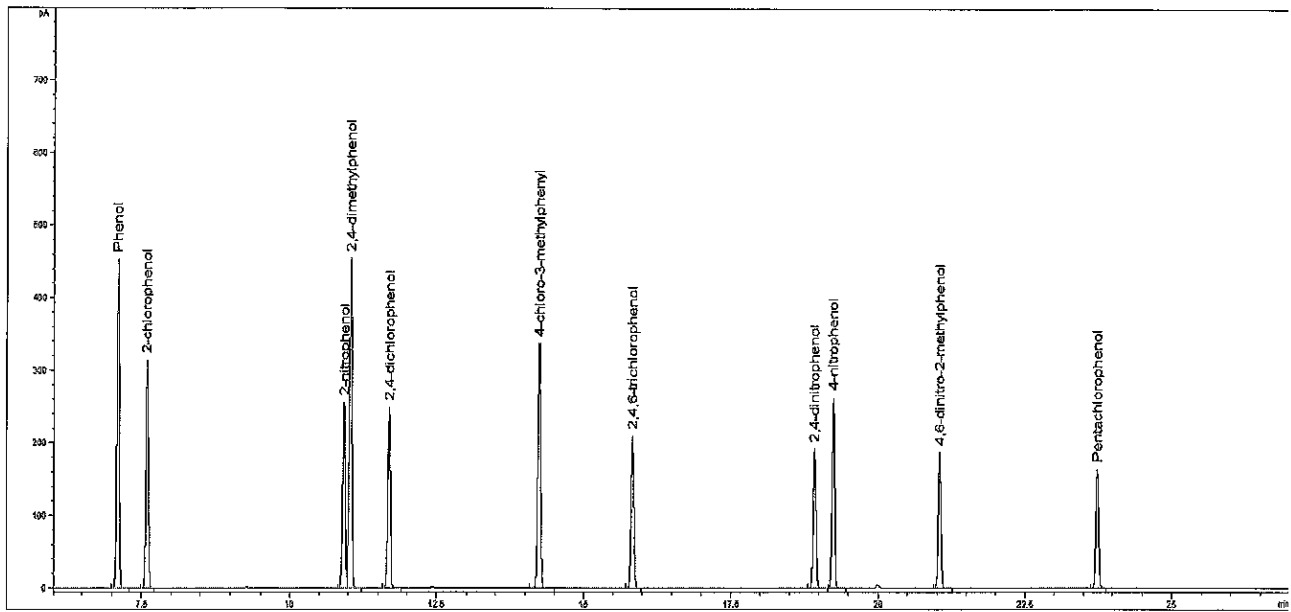
Analyte	Certified Value	Units	Raw Material Purity, %	Raw Material Lot
2-CHLOROPHENOL CAS# 95-57-8	2001 ± 25	µg/mL	99.9	STBG3033V
2-NITROPHENOL CAS# 88-75-5	1999 ± 18	µg/mL	99.3	15905BB
2,4-DIMETHYLPHENOL CAS# 105-67-9	2000 ± 14	µg/mL	99.2	05421CO
2,4-DICHLOROPHENOL CAS# 120-83-2	2000 ± 17	µg/mL	99.5	03221TN
4-CHLORO-3-METHYLPHENOL CAS# 59-50-7	2000 ± 5	µg/mL	99.9	JS00013
2,4,6-TRICHLOROPHENOL CAS# 88-06-2	2002 ± 5	µg/mL	99.5	04212PS
2,4-DINITROPHENOL CAS# 51-28-5	2000 ± 28	µg/mL	66.9	STBJ5751
4-NITROPHENOL CAS# 100-02-7	2000 ± 33	µg/mL	99.0	04628LT
2-METHYL-4,6-DINITROPHENOL CAS# 534-52-1	2000 ± 27	µg/mL	99.7	LC18338
PENTACHLOROPHENOL CAS# 87-86-5	1999 ± 25	µg/mL	97.9	MKCD2150

ASSAY Method

J013597

TCL Phenols Mix 2000ug/ml
 Solvent / Lot: LRAD0139
 Prep: 12/30/2021 by VS
 Exp: 7/31/2024
 Location:





METHOD: GC (Bellefonte Method)

Column: SPB-5, 30 m x 0.53 mm I.D., 1.5 µm film thickness

Carrier Gas: H₂ Flow Rate: 4.5 mL/min

Inlet Temperature: 200 °C Injection Volume: 1.0 µL

Injection Mode: 25:1

Temperature Program: 80 °C (Hold 2 min) @ 6 °C/min to 260 °C (Hold 5 min)

Detector: FID Temperature: 310 °C

Elution details:

EO	RT(MIN)	ANALYTE
1	7.095	Phenol
2	7.585	2-chlorophenol
3	10.925	2-nitrophenol
4	11.037	2,4-dimethylphenol
5	11.696	2,4-dichlorophenol
6	14.242	4-chloro-3-methylphenol
7	15.842	2,4,6-trichlorophenol
8	18.93	2,4-dinitrophenol
9	19.25	4-nitrophenol
10	21.05	4,6-dinitro-2-methylphenol
11	23.752	Pentachlorophenol

Metrological traceability: Traceable to the SI and higher order standards from NIST through an unbroken chain of comparisons. The balance used to weigh raw materials is accurate to +/-0.0001 g and calibrated regularly using mass standards traceable to NIST. All dilutions were performed gravimetrically. Additionally, individual analytes are traceable to NIST SRMs where available and specified above.

Measurement method: Where applicable, the assigned value is based on a purity determination by mass balance and gravimetrically prepared value.

Intended use: Intended for R&D and Analytical Use only. Not for drug, household or other uses.

Packaging: 1 mL in amber ampule

Instructions for handling and correct use: Use on the as is basis. The internal pressure of the container may be slightly different from the atmospheric pressure at the user`s location. Open slowly and carefully to avoid dispersion of the material.

Health and safety information: All chemical reference materials should be considered potentially hazardous and should be used only by qualified laboratory personnel. Please refer to the Safety Data Sheet for detailed information about the nature of any hazard and appropriate precautions to be taken.

Accreditation: Sigma-Aldrich RTC is accredited by the US accreditation authority ANAB as a registered reference material producer AR-1470 in accordance with ISO 17034.

Certificate issue date: 12-Jul-2021



Andy Ommen

Mark Pooler

Andy Ommen - QC Manager

Mark Pooler - QA Supervisor

Details on metrological traceability:

This standard has been gravimetrically prepared using balances that have been fully qualified and calibrated to ISO 17025 requirements. All calibrations utilize NIST traceable weights which are calibrated externally by a qualified ISO 17025 accredited calibration laboratory to NIST standards. Qualification of each balance includes the assignment of a minimum weighing by a qualified and ISO 17025 accredited calibration vendor taking into consideration the balance and installed environmental conditions to ensure compliance with USP tolerances of NMT 0.10% relative error. Fill volume to predetermined specifications is gravimetrically verified throughout the dispensing process using qualified and calibrated balances. Further traceability to a corresponding Primary Standard may be achieved through a direct comparison assay. Where a Primary Standard is available, the assay value will be included in the specified section of the COA.

Associated uncertainty:

Ucrm - Uncertainty values in this document are expressed as Expanded Uncertainty (Ucrm) corresponding to the 95% confidence interval. Ucrm is derived from the combined standard uncertainty multiplied by the coverage factor k, which is obtained from a t-distribution and degrees of freedom. The components of combined standard uncertainty include the uncertainties due to characterization, homogeneity, long term stability, and short term stability (transport). The components due to stability are generally considered to be negligible unless otherwise indicated by stability studies. The mathematical representation of the Ucrm calculation is as follows:

$$u_{CRM} = \sqrt{u_{char}^2 + u_{homogeneity}^2 + u_{stability}^2}$$

Homogeneity assessment:

Homogeneity was assessed in accordance with ISO Guide 35. Completed units were sampled using a random stratified sampling protocol. The results of chemical analysis were then compared by Single Factor Analysis of Variance (ANOVA). The uncertainty due to homogeneity was derived from the ANOVA. Heterogeneity was not detected under the conditions of the ANOVA.

Stability assessment:

Significance of the stability assessment will be demonstrated if the analytical result of the study and the range of values represented by the Expanded Uncertainty do not overlap the result of the original assay and the range of its values represented by the Expanded Uncertainty. The method employed will usually be the same method used to characterize the assay value in the initial

Certificate of analysis revision history:

Certificate version	Date	Reason for version
LRAD0139.01	12-Jul-2021	Original Release Date

Disclaimer: The purchaser is required to determine the suitability of this product for any particular application. Sigma-Aldrich RTC makes no warranty of any kind, express or implied, other than its products meet all quality control standards set by Sigma-Aldrich RTC. We do not guarantee that the product can be used for any particular application.

The vibrant M, Supelco, TraceCERT and Sigma-Aldrich are trademarks of Merck KGaA, Darmstadt, Germany or its affiliates. All other trademarks are the property of their respective owners. Detailed information on trademarks is available via publicly accessible resources. © 2018 Merck KGaA, Darmstadt, Germany and/or its affiliates. All Rights Reserved.

The life science business of Merck KGaA, Darmstadt, Germany operates as MilliporeSigma in the US and Canada.





110 Benner Circle
 Bellefonte, PA 16823-8812
 Tel: (800)356-1688
 Fax: (814)353-1309

www.restek.com

K007194
 CLP 04.1 BNA SURR MIX
 Solvent / Lot: A0187400
 Prep: 8/5/2022 by VS
 Exp: 4/30/2026
 Location:

IAL



Certificate of Analysis



FOR LABORATORY USE ONLY-READ SDS PRIOR TO USE.

This Reference Material is intended for Laboratory Use Only as a standard for the qualitative and/or quantitative determination of the analyte(s) listed.

Catalog No. : 31493 **Lot No.:** A0187400
Description : CLP 04.1 BNA Surrogate Mix
CLP 04.1 BNA Surrogate Mix 1000-1500 µg/mL, Methylene Chloride, 1mL/ampul
Container Size : 2 mL **Pkg Amt:** > 1 mL
Expiration Date : April 30, 2026 **Storage:** 10°C or colder
Handling: Sonicate prior to use. **Ship:** Ambient

CERTIFIED VALUES

Elution Order	Compound	Grav. Conc. (weight/volume)	Expanded Uncertainty (95% C.L.; K=2)			
1	2-Fluorophenol	1,508.0 µg/mL	+/-	8.9571	µg/mL	Gravimetric
	CAS # 367-12-4 (Lot STBJ3299)		+/-	44.0466	µg/mL	Unstressed
	Purity 99%		+/-	53.4340	µg/mL	Stressed
2	Phenol-d6	1,510.0 µg/mL	+/-	8.9689	µg/mL	Gravimetric
	CAS # 13127-88-3 (Lot SL210831)		+/-	44.1050	µg/mL	Unstressed
	Purity 99%		+/-	53.5049	µg/mL	Stressed
3	2-Chlorophenol-d4	1,512.0 µg/mL	+/-	8.9808	µg/mL	Gravimetric
	CAS # 93951-73-6 (Lot PR-30568)		+/-	44.1635	µg/mL	Unstressed
	Purity 99%		+/-	53.5758	µg/mL	Stressed
4	1,2-Dichlorobenzene-d4	1,004.0 µg/mL	+/-	5.9635	µg/mL	Gravimetric
	CAS # 2199-69-1 (Lot PR-32597)		+/-	29.3255	µg/mL	Unstressed
	Purity 99%		+/-	35.5754	µg/mL	Stressed
5	Nitrobenzene-d5	1,004.0 µg/mL	+/-	5.9635	µg/mL	Gravimetric
	CAS # 4165-60-0 (Lot PR-29940A)		+/-	29.3255	µg/mL	Unstressed
	Purity 99%		+/-	35.5754	µg/mL	Stressed
6	2-Fluorobiphenyl	1,004.0 µg/mL	+/-	5.9635	µg/mL	Gravimetric
	CAS # 321-60-8 (Lot 00021384)		+/-	29.3255	µg/mL	Unstressed
	Purity 99%		+/-	35.5754	µg/mL	Stressed
7	2,4,6-Tribromophenol	1,502.0 µg/mL	+/-	8.9214	µg/mL	Gravimetric
	CAS # 118-79-6 (Lot MKCJ7664)		+/-	43.8714	µg/mL	Unstressed
	Purity 99%		+/-	53.2214	µg/mL	Stressed

8	p-Terphenyl-d14		1,002.0 µg/mL	+/- 5.9516	µg/mL	Gravimetric
	CAS # 1718-51-0	(Lot PR-30504)		+/- 29.2671	µg/mL	Unstressed
	Purity 99%			+/- 35.5046	µg/mL	Stressed

Solvent: Methylene chloride
CAS # 75-09-2
Purity 99%

Tech Tips:

Due to the limited solubility of p-terphenyl-d14 in methanol, we do not recommend that this mixture be diluted in methanol.

Column:
30m x 0.25mm x 0.25µm
Rtx-5 (cat.#10223)

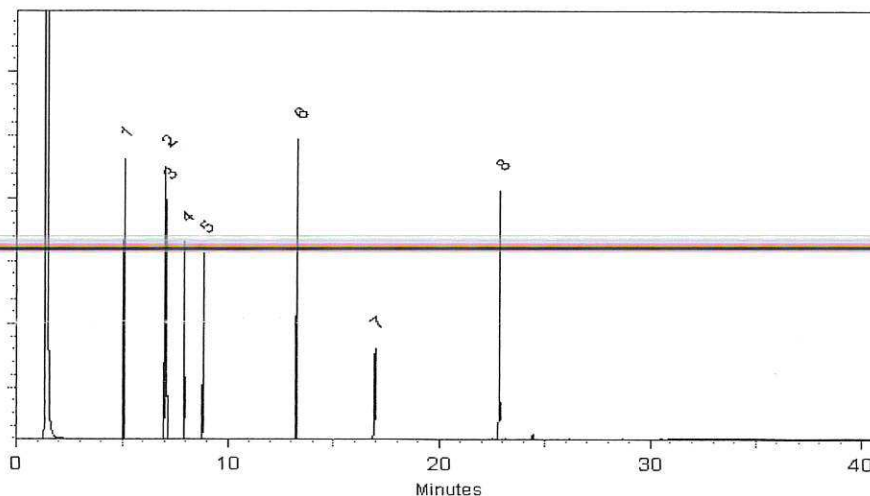
Carrier Gas:
hydrogen-constant pressure 10 psi.

Temp. Program:
40°C (hold 2 min.) to 330°C
@ 10°C/min. (hold 10 min.)

Inj. Temp:
250°C

Det. Temp:
330°C

Det. Type:
FID



This chromatogram represents a general set of testing conditions chosen for product acceptance. For optimal results in your lab, conditions should be adjusted for your specific instrument, method, and application.

Bryan Snyder
Bryan Snyder - Operations Tech I

Date Mixed: 17-Jul-2022 Balance: 1128353505

Christie Mills
Christie Mills - Operations Tech II - ARM QC

Date Passed: 21-Jul-2022

Manufactured under Restek's ISO 9001:2015
Registered Quality System
Certificate #FM 80397

General Certified Reference Material Notes

Expiration Notes:

- Expiration date valid for unopened ampul stored in compliance with the recommended conditions.
- Uncertainty, concentration, and expiration of the CRM are based on the unopened product being stored according to the recommended condition found in the storage field.

Purity Notes:

- Purity and/or chemical identity are determined by one or more of the following techniques: GC/FID, HPLC, GC/ μ ECD, GC/MS, LC/MS, RI, and/or melting point.
- Compounds with a listed purity of less than 99% have been weight corrected to compensate for impurities and/or salts. A correction factor is used to calculate the amount of compound necessary to achieve the desired concentration of the parent compound in solution.
- Purity of isomeric compounds is reported as the sum of the isomers.
- Purity values are rounded to the nearest whole number.

Certified Uncertainty Value Notes:

- The uncertainties are determined in accordance with ISO 17034 and Guide 35. The certified combined stressed uncertainty value (includes gravimetric uncertainty, homogeneity between-ampul uncertainty, storage stability uncertainty and shipping stability uncertainty and were combined using the following formula:

$$U_{combined\ stressed} = k \sqrt{U_{gravimetric}^2 + U_{homogeneity}^2 + U_{storage\ stability}^2 + U_{shipping\ stability}^2}$$

k is a coverage factor of 2, which gives a level of confidence of approximately 95%.

- It is important to note that the shipping stability uncertainty was obtained under temperature extremes for specific time intervals; therefore, the certified combined stressed uncertainty value should only be applied to the product if it was stored at non-standard temperature conditions up to and including 7 days. Contact Restek Technical Service at www.restek.com/Contact-Us for use recommendations if your shipment was in-transit for more than 7 days at non-standard temperature conditions.
- Apply the certified combined unstressed uncertainty value if the product was received under standard shipping conditions. Apply the certified combined stressed uncertainty value if the product was received under non-standard conditions as specified below.

Label Conditions	Standard Conditions	Non-Standard Conditions
25°C Nominal (Room Temperature)	< 60°C	≥ 60°C up to 7 days
10°C or colder (Refrigerate)	< 40°C	≥ 40°C up to 7 days
0°C or colder (Freezer) -20°C or colder (Deep Freezer)	< 25°C	≥ 25°C up to 7 days

- Separate (not combined) uncertainty values for gravimetric uncertainty are also displayed on the certificate, if needed, separate homogeneity between-ampul uncertainty, storage stability uncertainty and shipping stability uncertainty values are available by contacting Restek Technical Service at www.restek.com/Contact-Us.
- The packaged amount is the minimum sample size for which uncertainty is valid. The ampules are over-filled to ensure that the minimum packaged amount can be sufficiently transferred.

Manufacturing Notes:

- Concentration is based upon gravimetric preparation using either a balance whose calibration has been verified daily using NIST traceable weights, and/or dilutions with Class A glassware.

Handling Notes:

- Stability of the unopened product, when stored in compliance with the recommended conditions, is guaranteed through the expiration displayed on the product label and certificate. Contact Restek for additional opened product stability information, with the knowledge/understanding that open product stability is subject to the specific handling and environmental conditions to which the product is exposed. For your convenience Restek supplies deactivated vials with most standards packed in 2mL ampules. Larger volume deactivated vials are available through Restek as a custom ordered item. Additionally, Restek sells DMDCS for the purpose of glassware deactivation as catalog number 31861, which includes complete instructions.

Certificate of Analysis

Produced by Phenova

6390 Joyce Drive STE 100, Golden, CO 80403 USA ■ Tel: 303-940-0033 ■ Fax: 303-940-0043 ■ info@phenova.com
Access your Safety Data Sheets and digital Certificates at www.phenova.com/documents.

Certified Reference Material

This product is certified in accordance with Phenova's ISO 17034 accreditation and supported by Phenova's ISO/IEC 17025 chemical testing accreditation

Catalog No.: AL0-101444

Lot Number: CL18355

Description: 8270 Calibration Standard

Certification Date: July 25, 2022

Storage: -18 °C

Expiration Date: August 31, 2023

Provided As: 1 mL in 2 mL Ampoule in MeCl₂/Methanol (97:3)

K007995

SVOA-8270 LCS MIX 1000ug/ml

Solvent / Lot: N/A

Prep: 8/29/2022 by JZ

Exp: 8/31/2023

Location: FREEZER 44



Aaron Dukes, Certified Reference Materials Manager

Component	CAS #	Certified Value µg/mL	Expanded Uncertainty
Acenaphthene	83-32-9	1000	± 0.300%
Acenaphthylene	208-96-8	1000	± 0.225%
Anthracene	120-12-7	1000	± 6.858%
Azobenzene	103-33-3	1000	± 0.224%
Benzo(a)anthracene	56-55-3	1000	± 0.247%
Benzo(a)pyrene	50-32-8	1000	± 0.270%
Benzo(b)fluoranthene	205-99-2	1000	± 0.635%
Benzo(k)fluoranthene	207-08-9	1000	± 0.682%
Benzo(g,h,i)perylene	191-24-2	1000	± 0.272%
Benzyl alcohol	100-51-6	1000	± 0.231%
Benzyl butyl phthalate	85-68-7	1000	± 0.480%
bis(2-Chloroethoxy)methane	111-91-1	1000	± 0.479%
bis(2-Chloroethyl) ether	111-44-4	1000	± 0.479%
bis(2-Chloroisopropyl) ether	108-60-1	1000	± 0.550%
bis(2-Ethylhexyl) adipate	103-23-1	1000	± 0.479%
bis(2-Ethylhexyl) phthalate	117-81-7	1000	± 0.479%
4-Bromophenyl phenyl ether	101-55-3	1000	± 0.479%
Carbazole	86-74-8	1000	± 0.146%

Certificate of Analysis

Produced by Phenova

6390 Joyce Drive STE 100, Golden, CO 80403 USA ■ Tel: 303-940-0033 ■ Fax: 303-940-0043 ■ info@phenova.com
Access your Safety Data Sheets and digital Certificates at www.phenova.com/documents.

Certified Reference Material

This product is certified in accordance with Phenova's ISO 17034 accreditation and supported by Phenova's ISO/IEC 17025 chemical testing accreditation

Catalog No.: AL0-101444

Lot Number: CL18355

Description: 8270 Calibration Standard

Certification Date: July 25, 2022

Storage: -18 °C

Expiration Date: August 31, 2023

Provided As: 1 mL in 2 mL Ampoule in MeCl₂/Methanol (97:3)

Component	CAS #	Certified Value µg/mL	Expanded Uncertainty
4-Chloroaniline	106-47-8	1000	± 0.300%
4-Chloro-3-methylphenol	59-50-7	1000	± 0.545%
2-Chloronaphthalene	91-58-7	1000	± 0.224%
2-Chlorophenol	95-57-8	1000	± 0.507%
4-Chlorophenyl phenyl ether	7005-72-3	1000	± 0.479%
Chrysene	218-01-9	1000	± 0.145%
Dibenz(a,h)anthracene	53-70-3	1000	± 1.058%
Dibenzofuran	132-64-9	1000	± 0.302%
Di-n-butyl phthalate	84-74-2	1000	± 0.518%
1,2-Dichlorobenzene	95-50-1	1000	± 0.247%
1,3-Dichlorobenzene	541-73-1	1000	± 0.225%
1,4-Dichlorobenzene	106-46-7	1000	± 0.224%
2,4-Dichlorophenol	120-83-2	1000	± 0.545%
Diethyl phthalate	84-66-2	1000	± 0.518%
2,4-Dimethylphenol	105-67-9	1000	± 0.507%
Dimethyl phthalate	131-11-3	1000	± 0.518%
1,2-Dinitrobenzene	528-29-0	1000	± 0.361%
1,3-Dinitrobenzene	99-65-0	1000	± 0.300%
1,4-Dinitrobenzene	100-25-4	1000	± 0.242%
2,4-Dinitrophenol	51-28-5	1000	± 0.545%
2,4-Dinitrotoluene	121-14-2	1000	± 1.128%

Certificate of Analysis

Produced by Phenova

6390 Joyce Drive STE 100, Golden, CO 80403 USA ■ Tel: 303-940-0033 ■ Fax: 303-940-0043 ■ info@phenova.com
Access your Safety Data Sheets and digital Certificates at www.phenova.com/documents.

Certified Reference Material

This product is certified in accordance with Phenova's ISO 17034 accreditation and supported by Phenova's ISO/IEC 17025 chemical testing accreditation

Catalog No.: AL0-101444

Lot Number: CL18355

Description: 8270 Calibration Standard

Certification Date: July 25, 2022

Storage: -18 °C

Expiration Date: August 31, 2023

Provided As: 1 mL in 2 mL Ampoule in MeCl₂/Methanol (97:3)

Component	CAS #	Certified Value µg/mL	Expanded Uncertainty
2,6-Dinitrotoluene	606-20-2	1000	± 0.224%
Di-n-octyl phthalate	117-84-0	1000	± 0.486%
Fluoranthene	206-44-0	1000	± 0.224%
Fluorene	86-73-7	1000	± 0.224%
Hexachlorobenzene	118-74-1	1000	± 0.152%
Hexachlorobutadiene	87-68-3	1000	± 0.746%
Hexachlorocyclopentadiene	77-47-4	1000	± 0.153%
Hexachloroethane	67-72-1	1000	± 0.300%
Indeno(1,2,3-cd)pyrene	193-39-5	1000	± 0.883%
Isophorone	78-59-1	1000	± 0.145%
2-Methyl-4,6-dinitrophenol	534-52-1	1000	± 0.508%
1-Methylnaphthalene	90-12-0	1000	± 0.479%
2-Methylnaphthalene	91-57-6	1000	± 0.487%
2-Methylphenol	95-48-7	1000	± 0.545%
3-Methylphenol	108-39-4	500	± 0.279%
4-Methylphenol	106-44-5	500	± 0.399%
Naphthalene	91-20-3	1000	± 0.226%
2-Nitroaniline	88-74-4	1000	± 0.224%
3-Nitroaniline	99-09-2	1000	± 0.235%
4-Nitroaniline	100-01-6	1000	± 0.300%
Nitrobenzene	98-95-3	1000	± 0.300%

Certificate of Analysis

Produced by Phenova

6390 Joyce Drive STE 100, Golden, CO 80403 USA ■ Tel: 303-940-0033 ■ Fax: 303-940-0043 ■ info@phenova.com
Access your Safety Data Sheets and digital Certificates at www.phenova.com/documents.

Certified Reference Material

This product is certified in accordance with Phenova's ISO 17034 accreditation and supported by Phenova's ISO/IEC 17025 chemical testing accreditation

Catalog No.: AL0-101444 **Lot Number:** CL18355
Description: 8270 Calibration Standard **Certification Date:** July 25, 2022
Storage: -18 °C **Expiration Date:** August 31, 2023
Provided As: 1 mL in 2 mL Ampoule in MeCl₂/Methanol (97:3)

Component	CAS #	Certified Value µg/mL	Expanded Uncertainty
2-Nitrophenol	88-75-5	1000	± 0.514%
4-Nitrophenol	100-02-7	1000	± 0.519%
N-Nitrosodimethylamine	62-75-9	1000	± 0.503%
N-Nitrosodiphenylamine	86-30-6	1000	± 0.476%
N-Nitrosodi-n-propylamine	621-64-7	1000	± 0.461%
Pentachlorophenol	87-86-5	1000	± 0.202%
Phenanthrene	85-01-8	1000	± 0.145%
Phenol	108-95-2	1000	± 0.545%
Pyrene	129-00-0	1000	± 0.147%
Pyridine	110-86-1	1000	± 0.503%
2,3,4,6-Tetrachlorophenol	58-90-2	1000	± 0.247%
2,3,5,6-Tetrachlorophenol	935-95-5	1000	± 0.247%
1,2,4-Trichlorobenzene	120-82-1	1000	± 0.224%
2,4,5-Trichlorophenol	95-95-4	1000	± 0.507%
2,4,6-Trichlorophenol	88-06-2	1000	± 0.509%

Notes: The proper chemical name for Bis(2-Chloroisopropyl) ether is 2,2'-oxybis(1-chloropropane). The analytical uncertainty contribution to the expanded uncertainty for 3 and 4-Methylphenol is measured as the total of the two analytes. N-Nitrosodiphenylamine presents as Diphenylamine at 854 µg/mL.

Certificate of Analysis

Produced by Phenova

6390 Joyce Drive STE 100, Golden, CO 80403 USA ■ Tel: 303-940-0033 ■ Fax: 303-940-0043 ■ info@phenova.com

Access your Safety Data Sheets and digital Certificates at www.phenova.com/documents.

1. Quality Document: This Certificate of Analysis has been created in accordance with ISO Guide 31¹ and ISO Guide 35.²
2. Quality Standards: Phenova is accredited by A2LA to ISO 17034³ and ISO/IEC 17025⁴ as a producer of Certified Reference Materials and Reference Materials. This ensures that our manufacturing processes have been accredited to and meet strict international standards.
3. Intended Use: The product is manufactured for use in calibration, calibration verification, quantification, identification and other appropriate analytical control applications. The product is intended for routine laboratory analysis and research purposes only. Only trained personnel should handle this product.
4. Handling and Usage Notes: Store according to recommended conditions listed and avoid prolonged exposure to light. Visually inspect the solution inside the ampoule for any un-dissolved material. If particulate is visible, sonicate the unopened ampoule until material is fully dissolved. Dilute as required, use only class A glassware and diluents compatible with all analytes in the mixture. Considerations should be made related to repeated use of the opened product. Once opened, exposure to light, air, heat, objects, and additional transfer vessels may cause evaporation, degradation or contamination resulting in changes in concentration, uncertainty and stability duration. Store opened standards in a clean, tightly capped vessel under the recommended temperature. Appropriate controls, such as the use of additional verification standards should be used to confirm the opened product is fit for purpose under repeated use conditions.
5. Hazardous Situation: The product is intended for use by experienced professional personnel. A Safety Data Sheet (SDS) is available at www.phenova.com/documents.
6. Level of Homogeneity: The product has been certified to guarantee the certified values and their uncertainties at a volume of 2 µL.
7. Certified Value: Certified Value is based upon gravimetric and volumetric preparation using calibrated balances and Class A glassware.
8. Raw Materials and Purity: Phenova reference standard products are prepared from the highest quality starting materials. The purity of this material was verified using an ISO/IEC 17025 methodology.
9. Expanded Uncertainty: The expanded uncertainty (uCRM) as stated is determined in accordance with ISO/IEC Guide 98⁵ and ISO Guide 35 incorporating Type A standard uncertainty at a 95% confidence level. The uncertainty contains elements of manufacturing (uM), homogeneity analysis (uH) and long-term stability testing (uLTS). The uncertainty is calculated based on the root-sum-of-squares equation times a coverage factor (k=2).

$$u_{CRM} = \sqrt{u_M^2 + u_H^2 + u_{LTS}^2}$$

Transport conditions (short-term stability) have been tested such that there is no contribution to the uncertainty reported. The expanded uncertainty applies to the product as received.

10. Metrological Traceability: The property value (certified value and its uncertainty) are traceable through an unbroken chain of calibration to the SI base unit kg through a NIST traceable weight in accordance with ISO 17034. This is achieved through calibration of balances, verification of weights, use of national methodology for glassware calibration and product homogeneity and stability testing utilizing an ISO/IEC 17025 methodology.
11. Values Obtained During Product Testing: This product is subjected to verification, homogeneity and stability testing using an ISO/IEC 17025 chromatographic methodology. All values obtained during testing meet criteria in accordance with ISO 17034.
12. Period of Validity: The Certified Values, Uncertainties and Expiration Date are based on the unopened product being stored according to the recommended storage condition listed and are guaranteed until the expiration date. This product will be monitored during the period of validity and customers notified of any significant changes in stability.

References:

- ¹ ISO Guide 31 – Reference Materials – Contents of Certificates and Labels.
- ² ISO Guide 35 – Reference Material – General and Statistical Principles for Certification.
- ³ ISO 17034 – General Requirements for the Competence of Reference Material Producers.
- ⁴ ISO/IEC 17025 – General Requirements for the Competence of Testing and Calibration Laboratories.
- ⁵ ISO/IEC Guide 98-3:2008(E) – Uncertainty of Measurement – Part 3: Guide to Expression of Uncertainty in Measurement (GUM: 1995)



Reference Material Producer
Certificate No. 2427.02



Phenova is an accredited ISO/IEC 17034 Reference Material
Producer and ISO/IEC 17025 accredited Chemical Testing Laboratory.



Chemical Testing Laboratory
Certificate No. 2427.03

Certificate of Composition - Analytical Standard

BASE STOCK

Product no.: 22523051
Lot no.: LRAD2751
Expiry Date: June 2024
Manufacturing Date: June 2022
Storage: REFRIGERATE
Solvent/Matrix: DICHLOROMETHANE
Certificate version: LRAD2751.01 *(Note: Certificates may be updated due to the availability of new data. Check our website at: www.sigma-aldrich.com for the most current version.)*

Analyte	Assigned Value	Units	Raw Material Purity, %	Raw Material Lot
3,3'-DICHLOROBENZIDINE, 100MG, NEAT CAS# 91-94-1	799	µg/mL	99.8	LRAD2376
2,4-DINITROTOLUENE CAS# 121-14-2	801	µg/mL	97.8	LB46632
2,6-DINITROTOLUENE CAS# 606-20-2	800	µg/mL	99.2	11231AN
HEXACHLOROCYCLOPENTADIENE CAS# 77-47-4	800	µg/mL	96.0	LB95525
N-NITROSODIMETHYLAMINE CAS# 62-75-9	800	µg/mL	95.0	2019-030598 5
PERYLENE CAS# 198-55-0	200	µg/mL	99.6	04101PG
ANILINE CAS# 62-53-3	800	µg/mL	99.9	LA41596
4-CHLOROANILINE CAS# 106-47-8	800	µg/mL	100.0	MKBZ6909V
2-NITROANILINE CAS# 88-74-4	799	µg/mL	99.9	07411KN
3-NITROANILINE CAS# 99-09-2	800	µg/mL	99.9	LC09264
4-NITROANILINE CAS# 100-01-6	800	µg/mL	99.9	15609AA
PYRIDINE (LOW WATER) CAS# 110-86-1	800	µg/mL	100.0	SHBJ9218

Measurement method: Where applicable, the assigned value is based on a purity determination by mass balance and gravimetrically prepared value.

Intended use: Intended for R&D and Analytical Use only. Not for drug, household or other uses.

Packaging: 1 mL in amber ampule

Instructions for handling and correct use: Use on the as is basis. The internal pressure of the container may be slightly different from the atmospheric pressure at the user's location. Open slowly and carefully to avoid dispersion of the material.



Health and safety information:

All chemical reference materials should be considered potentially hazardous and should be used only by qualified laboratory personnel. Please refer to the Safety Data Sheet for detailed information about the nature of any hazard and appropriate precautions to be taken.

Certificate issue date:

03 JUN 2022



Andy Ommen - QC Manager



Scott Stetler - QA Manager

Certificate of analysis revision history:

Certificate version	Date	Reason for version
LRAD2751.01	03 JUN 2022	Original Release Date

Disclaimer: The purchaser is required to determine the suitability of this product for any particular application. Sigma-Aldrich RTC makes no warranty of any kind, express or implied, other than its products meet all quality control standards set by Sigma-Aldrich RTC. We do not guarantee that the product can be used for any particular application.

The vibrant M, Supelco, TraceCERT and Sigma-Aldrich are trademarks of Merck KGaA, Darmstadt, Germany or its affiliates. All other trademarks are the property of their respective owners. Detailed information on trademarks is available via publicly accessible resources. © 2018 Merck KGaA, Darmstadt, Germany and/or its affiliates. All Rights Reserved.

The life science business of Merck KGaA, Darmstadt, Germany operates as MilliporeSigma in the US and Canada.



Certificate of Composition - Analytical Standard

ACID STOCK

Product no.: 22523046
Lot no.: LRAD2750
Expiry Date: June 2024
Manufacturing Date: June 2022
Storage: REFRIGERATE
Solvent/Matrix: DICHLOROMETHANE
Certificate version: LRAD2750.01 (Note: Certificates may be updated due to the availability of new data. Check our website at: www.sigma-aldrich.com for the most current version.)

Analyte	Assigned Value	Units	Raw Material Purity, %	Raw Material Lot
2,4-DIMETHYLPHENOL CAS# 105-67-9	800	µg/mL	99.9	LB88935
2,4-DICHLOROPHENOL CAS# 120-83-2	800	µg/mL	100.0	BCBZ6787
2,4,5-TRICHLOROPHENOL CAS# 95-95-4	801	µg/mL	99.9	JS00008
2,4-DINITROPHENOL CAS# 51-28-5	1799	µg/mL	66.9	STBJ5751
2,4,6-TRICHLOROPHENOL CAS# 88-06-2	800	µg/mL	98.7	LB82983
4-CHLORO-3-METHYLPHENOL CAS# 59-50-7	800	µg/mL	100.0	BCCD4461
4-NITROPHENOL CAS# 100-02-7	800	µg/mL	100.0	MKCN1089
2-METHYL-4,6-DINITROPHENOL CAS# 534-52-1	1800	µg/mL	100.0	BCBX5762
PENTACHLOROPHENOL CAS# 87-86-5	800	µg/mL	99.0	23614-01
BENZOIC ACID CAS# 65-85-0	1800	µg/mL	99.9	LC16514

Measurement method: Where applicable, the assigned value is based on a purity determination by mass balance and gravimetrically prepared value.

Intended use: Intended for R&D and Analytical Use only. Not for drug, household or other uses.

Packaging: 1 mL in amber ampule

Instructions for handling and correct use: Use on the as is basis. The internal pressure of the container may be slightly different from the atmospheric pressure at the user's location. Open slowly and carefully to avoid dispersion of the material.

Health and safety information: All chemical reference materials should be considered potentially hazardous and should be used only by qualified laboratory personnel. Please refer to the Safety Data Sheet for detailed information about the nature of any hazard and appropriate precautions to be taken.



Certificate issue date:

03 JUN 2022



Andy Ommen - QC Manager



Scott Stetler - QA Manager

Certificate of analysis revision history:

Certificate version	Date	Reason for version
LRAD2750.01	03 JUN 2022	Original Release Date

Disclaimer: The purchaser is required to determine the suitability of this product for any particular application. Sigma-Aldrich RTC makes no warranty of any kind, express or implied, other than its products meet all quality control standards set by Sigma-Aldrich RTC. We do not guarantee that the product can be used for any particular application.

The vibrant M, Supelco, TraceCERT and Sigma-Aldrich are trademarks of Merck KGaA, Darmstadt, Germany or its affiliates. All other trademarks are the property of their respective owners. Detailed information on trademarks is available via publicly accessible resources. © 2018 Merck KGaA, Darmstadt, Germany and/or its affiliates. All Rights Reserved.

The life science business of Merck KGaA, Darmstadt, Germany operates as MilliporeSigma in the US and Canada.



Certificate of Analysis

Produced by Phenova

6390 Joyce Drive STE 100, Golden, CO 80403 USA ■ Tel: 303-940-0033 ■ Fax: 303-940-0043 ■ info@phenova.com
Access your Safety Data Sheets and digital Certificates at www.phenova.com/documents.

Certified Reference Material

This product is certified in accordance with Phenova's ISO 17034 accreditation and supported by Phenova's ISO/IEC 17025 chemical testing accreditation

Catalog No.: AL0-101244

Lot Number: CL18939

Description: Benzidines Standard

Certification Date: September 7, 2022

Storage: 4 °C

Expiration Date: August 31, 2032

Provided As: 1 mL in 2 mL Ampoule in Methylene Chloride



Aaron Dukes, Certified Reference Materials Manager

Component	CAS #	Certified Value µg/mL	Expanded Uncertainty
Benzidine	92-87-5	2000	± 3.812%
3,3'-Dichlorobenzidine	91-94-1	2000	± 1.419%

L001288

Benzidines std @2000ug/ml
Solvent / Lot: CL18939
Prep: 2/7/2023 by VS
Exp: 8/31/2032
Location: GC



Reference Material Producer
Certificate No. 2427.02



Phenova is an accredited ISO/IEC 17034 Reference Material
Producer and ISO/IEC 17025 accredited Chemical Testing Laboratory.



Chemical Testing Laboratory
Certificate No. 2427.03

Certificate of Analysis

Produced by Phenova

6390 Joyce Drive STE 100, Golden, CO 80403 USA ■ Tel: 303-940-0033 ■ Fax: 303-940-0043 ■ info@phenova.com
Access your Safety Data Sheets and digital Certificates at www.phenova.com/documents.

Certified Reference Material

This product is certified in accordance with Phenova's ISO 17034 accreditation and supported by Phenova's ISO/IEC 17025 chemical testing accreditation

Catalog No.: AL0-101443

Lot Number: CL18741

Description: Aniline

Certification Date: July 21, 2022

Storage: 4 °C

Expiration Date: July 31, 2030

Provided As: 1 mL in 2 mL Ampoule in Methylene Chloride



Aaron Duker, Certified Reference Materials Manager

Component	CAS #	Certified Value µg/mL	Expanded Uncertainty
Aniline	62-53-3	1000	± 1.719%

L001290

Aniline-1000ug/mL
Solvent / Lot: CL18741
Prep: 2/7/2023 by VS
Exp: 7/31/2030
Location: GC



Reference Material Producer
Certificate No. 2427.02



Phenova is an accredited ISO/IEC 17034 Reference Material
Producer and ISO/IEC 17025 accredited Chemical Testing Laboratory.



Chemical Testing Laboratory
Certificate No. 2427.03

Certificate of Analysis

Produced by Phenova

6390 Joyce Drive STE 100, Golden, CO 80403 USA ■ Tel: 303-940-0033 ■ Fax: 303-940-0043 ■ info@phenova.com
Access your Safety Data Sheets and digital Certificates at www.phenova.com/documents.

Certified Reference Material

This product is certified in accordance with Phenova's ISO 17034 accreditation and supported by Phenova's ISO/IEC 17025 chemical testing accreditation

Catalog No.: AL0-101444

Lot Number: CL18811

Description: 8270 Calibration Standard

Certification Date: August 9, 2022

Storage: -18 °C

Expiration Date: November 30, 2023

Provided As: 1 mL in 2 mL Ampoule in MeCl₂/Methanol (97:3)

L001291

SVOA-8270 LCS MIX 1000ug/ml

Solvent / Lot: CL18811

Prep: 2/7/2023 by VS

Exp: 11/30/2023

Location: FREEZER 44



Aaron Duker, Certified Reference Materials Manager

Component	CAS #	µg/mL	Expanded Uncertainty
Acenaphthene	83-32-9	1000	± 1.643%
Acenaphthylene	208-96-8	1000	± 1.317%
Anthracene	120-12-7	1000	± 2.136%
Azobenzene	103-33-3	1000	± 1.630%
Benzo(a)anthracene	56-55-3	1000	± 2.372%
Benzo(a)pyrene	50-32-8	1000	± 3.028%
Benzo(b)fluoranthene	205-99-2	1000	± 2.377%
Benzo(k)fluoranthene	207-08-9	1000	± 2.286%
Benzo(g,h,i)perylene	191-24-2	1000	± 2.561%
Benzyl alcohol	100-51-6	1000	± 1.803%
Benzyl butyl phthalate	85-68-7	1000	± 1.855%
bis(2-Chloroethoxy)methane	111-91-1	1000	± 1.626%
bis(2-Chloroethyl) ether	111-44-4	1000	± 1.776%
bis(2-Chloroisopropyl) ether	108-60-1	1000	± 2.406%
bis(2-Ethylhexyl) adipate	103-23-1	1000	± 2.415%
bis(2-Ethylhexyl) phthalate	117-81-7	1000	± 2.350%
4-Bromophenyl phenyl ether	101-55-3	1000	± 1.708%
Carbazole	86-74-8	1000	± 1.844%



Reference Material Producer
Certificate No. 2427.02



Phenova is an accredited ISO/IEC 17034 Reference Material
Producer and ISO/IEC 17025 accredited Chemical Testing Laboratory.



Chemical Testing Laboratory
Certificate No. 2427.03

Certificate of Analysis

Produced by Phenova

6390 Joyce Drive STE 100, Golden, CO 80403 USA ■ Tel: 303-940-0033 ■ Fax: 303-940-0043 ■ info@phenova.com
Access your Safety Data Sheets and digital Certificates at www.phenova.com/documents.

Certified Reference Material

This product is certified in accordance with Phenova's ISO 17034 accreditation and supported by Phenova's ISO/IEC 17025 chemical testing accreditation

Catalog No.: AL0-101444	Lot Number: CL18811
Description: 8270 Calibration Standard	Certification Date: August 9, 2022
Storage: -18 °C	Expiration Date: November 30, 2023
Provided As: 1 mL in 2 mL Ampoule in MeCl ₂ /Methanol (97:3)	

Component	CAS #	Certified Value µg/mL	Expanded Uncertainty
4-Chloroaniline	106-47-8	1000	± 2.831%
4-Chloro-3-methylphenol	59-50-7	1000	± 1.571%
2-Chloronaphthalene	91-58-7	1000	± 2.022%
2-Chlorophenol	95-57-8	1000	± 2.001%
4-Chlorophenyl phenyl ether	7005-72-3	1000	± 1.634%
Chrysene	218-01-9	1000	± 2.358%
Dibenz(a,h)anthracene	53-70-3	1000	± 2.452%
Dibenzofuran	132-64-9	1000	± 0.310%
Di-n-butyl phthalate	84-74-2	1000	± 2.347%
1,2-Dichlorobenzene	95-50-1	1000	± 1.803%
1,3-Dichlorobenzene	541-73-1	1000	± 1.808%
1,4-Dichlorobenzene	106-46-7	1000	± 1.503%
2,4-Dichlorophenol	120-83-2	1000	± 1.393%
Diethyl phthalate	84-66-2	1000	± 1.870%
2,4-Dimethylphenol	105-67-9	1000	± 2.495%
Dimethyl phthalate	131-11-3	1000	± 2.113%
1,2-Dinitrobenzene	528-29-0	1000	± 0.240%
1,3-Dinitrobenzene	99-65-0	1000	± 1.221%
1,4-Dinitrobenzene	100-25-4	1000	± 0.246%
2,4-Dinitrophenol	51-28-5	1000	± 0.519%
2,4-Dinitrotoluene	121-14-2	1000	± 2.242%



Reference Material Producer
Certificate No. 2427.02



Phenova is an accredited ISO/IEC 17034 Reference Material
Producer and ISO/IEC 17025 accredited Chemical Testing Laboratory.



Chemical Testing Laboratory
Certificate No. 2427.03

Certificate of Analysis

Produced by Phenova

6390 Joyce Drive STE 100, Golden, CO 80403 USA ■ Tel: 303-940-0033 ■ Fax: 303-940-0043 ■ info@phenova.com
Access your Safety Data Sheets and digital Certificates at www.phenova.com/documents.

Certified Reference Material

This product is certified in accordance with Phenova's ISO 17034 accreditation and supported by Phenova's ISO/IEC 17025 chemical testing accreditation

Catalog No.: AL0-101444 **Lot Number:** CL18811
Description: 8270 Calibration Standard **Certification Date:** August 9, 2022
Storage: -18 °C **Expiration Date:** November 30, 2023
Provided As: 1 mL in 2 mL Ampoule in MeCl₂/Methanol (97:3)

Component	CAS #	Certified Value µg/mL	Expanded Uncertainty
2,6-Dinitrotoluene	606-20-2	1000	± 2.154%
Di-n-octyl phthalate	117-84-0	1000	± 2.670%
Fluoranthene	206-44-0	1000	± 2.103%
Fluorene	86-73-7	1000	± 0.890%
Hexachlorobenzene	118-74-1	1000	± 1.210%
Hexachlorobutadiene	87-68-3	1000	± 1.304%
Hexachlorocyclopentadiene	77-47-4	1000	± 1.510%
Hexachloroethane	67-72-1	1000	± 3.281%
Indeno(1,2,3-cd)pyrene	193-39-5	1000	± 1.921%
Isophorone	78-59-1	1000	± 2.022%
2-Methyl-4,6-dinitrophenol	534-52-1	1000	± 1.661%
1-Methylnaphthalene	90-12-0	1000	± 1.929%
2-Methylnaphthalene	91-57-6	1000	± 2.220%
2-Methylphenol	95-48-7	1000	± 2.168%
3-Methylphenol	108-39-4	500	± 1.025%
4-Methylphenol	106-44-5	500	± 1.064%
Naphthalene	91-20-3	1000	± 1.199%
2-Nitroaniline	88-74-4	1000	± 1.874%
3-Nitroaniline	99-09-2	1000	± 2.146%
4-Nitroaniline	100-01-6	1000	± 0.300%
Nitrobenzene	98-95-3	1000	± 1.704%



Reference Material Producer
Certificate No. 2427.02



Phenova is an accredited ISO/IEC 17034 Reference Material Producer and ISO/IEC 17025 accredited Chemical Testing Laboratory.



Chemical Testing Laboratory
Certificate No. 2427.03

Certificate of Analysis

Produced by Phenova

6390 Joyce Drive STE 100, Golden, CO 80403 USA ■ Tel: 303-940-0033 ■ Fax: 303-940-0043 ■ info@phenova.com
Access your Safety Data Sheets and digital Certificates at www.phenova.com/documents.

Certified Reference Material

This product is certified in accordance with Phenova's ISO 17034 accreditation and supported by Phenova's ISO/IEC 17025 chemical testing accreditation

Catalog No.: AL0-101444

Lot Number: CL18811

Description: 8270 Calibration Standard

Certification Date: August 9, 2022

Storage: -18 °C

Expiration Date: November 30, 2023

Provided As: 1 mL in 2 mL Ampoule in MeCl₂/Methanol (97:3)

Component	CAS #	Certified Value µg/mL	Expanded Uncertainty
2-Nitrophenol	88-75-5	1000	± 2.051%
4-Nitrophenol	100-02-7	1000	± 1.413%
N-Nitrosodimethylamine	62-75-9	1000	± 0.545%
N-Nitrosodiphenylamine	86-30-6	1000	± 1.669%
N-Nitrosodi-n-propylamine	621-64-7	1000	± 0.712%
Pentachlorophenol	87-86-5	1000	± 2.454%
Phenanthrene	85-01-8	1000	± 2.072%
Phenol	108-95-2	1000	± 2.140%
Pyrene	129-00-0	1000	± 1.869%
Pyridine	110-86-1	1000	± 0.545%
2,3,4,6-Tetrachlorophenol	58-90-2	1000	± 2.552%
2,3,5,6-Tetrachlorophenol	935-95-5	1000	± 2.220%
1,2,4-Trichlorobenzene	120-82-1	1000	± 1.632%
2,4,5-Trichlorophenol	95-95-4	1000	± 1.596%
2,4,6-Trichlorophenol	88-06-2	1000	± 0.481%

Notes: The proper chemical name for Bis(2-Chloroisopropyl) ether is 2,2'-oxybis(1-chloropropane). The analytical uncertainty contribution to the expanded uncertainty for 3 and 4-Methylphenol is measured as the total of the two analytes. N-Nitrosodiphenylamine presents as Diphenylamine at 854 µg/mL.



Reference Material Producer
Certificate No. 2427.02



Phenova is an accredited ISO/IEC 17034 Reference Material
Producer and ISO/IEC 17025 accredited Chemical Testing Laboratory.



Chemical Testing Laboratory
Certificate No. 2427.03

Certificate of Analysis

Produced by Phenova

6390 Joyce Drive STE 100, Golden, CO 80403 USA ■ Tel: 303-940-0033 ■ Fax: 303-940-0043 ■ info@phenova.com
Access your Safety Data Sheets and digital Certificates at www.phenova.com/documents.

1. **Quality Document:** This Certificate of Analysis has been created in accordance with ISO Guide 31¹ and ISO Guide 35.²
2. **Quality Standards:** Phenova is accredited by A2LA to ISO 17034³ and ISO/IEC 17025⁴ as a producer of Certified Reference Materials and Reference Materials. This ensures that our manufacturing processes have been accredited to and meet strict international standards.
3. **Intended Use:** The product is manufactured for use in calibration, calibration verification, quantification, identification and other appropriate analytical control applications. The product is intended for routine laboratory analysis and research purposes only. Only trained personnel should handle this product.
4. **Handling and Usage Notes:** Store according to recommended conditions listed and avoid prolonged exposure to light. Visually inspect the solution inside the ampoule for any un-dissolved material. If particulate is visible, sonicate the unopened ampoule until material is fully dissolved. Dilute as required, use only class A glassware and diluents compatible with all analytes in the mixture. Considerations should be made related to repeated use of the opened product. Once opened, exposure to light, air, heat, objects, and additional transfer vessels may cause evaporation, degradation or contamination resulting in changes in concentration, uncertainty and stability duration. Store opened standards in a clean, tightly capped vessel under the recommended temperature. Appropriate controls, such as the use of additional verification standards should be used to confirm the opened product is fit for purpose under repeated use conditions.
5. **Hazardous Situation:** The product is intended for use by experienced professional personnel. A Safety Data Sheet (SDS) is available at www.phenova.com/documents.
6. **Level of Homogeneity:** The product has been certified to guarantee the certified values and their uncertainties at a volume of 2 µL.
7. **Certified Value:** Certified Value is based upon gravimetric and volumetric preparation using calibrated balances and Class A glassware.
8. **Raw Materials and Purity:** Phenova reference standard products are prepared from the highest quality starting materials. The purity of this material was verified using an ISO/IEC 17025 methodology.
9. **Expanded Uncertainty:** The expanded uncertainty (uCRM) as stated is determined in accordance with ISO/IEC Guide 98⁵ and ISO Guide 35 incorporating Type A standard uncertainty at a 95% confidence level. The uncertainty contains elements of manufacturing (uM), homogeneity analysis (uH) and long-term stability testing (uLTS). The uncertainty is calculated based on the root-sum-of-squares equation times a coverage factor (k=2).

$$uCRM = k\sqrt{uM^2 + uH^2 + uLTS^2}$$

Transport conditions (short-term stability) have been tested such that there is no contribution to the uncertainty reported. The expanded uncertainty applies to the product as received.

10. **Metrological Traceability:** The property value (certified value and its uncertainty) are traceable through an unbroken chain of calibration to the SI base unit kg through a NIST traceable weight in accordance with ISO 17034. This is achieved through calibration of balances, verification of weights, use of national methodology for glassware calibration and product homogeneity and stability testing utilizing an ISO/IEC 17025 methodology.
11. **Values Obtained During Product Testing:** This product is subjected to verification, homogeneity and stability testing using an ISO/IEC 17025 chromatographic methodology. All values obtained during testing meet criteria in accordance with ISO 17034.
12. **Period of Validity:** The Certified Values, Uncertainties and Expiration Date are based on the unopened product being stored according to the recommended storage condition listed and are guaranteed until the expiration date. This product will be monitored during the period of validity and customers notified of any significant changes in stability.

References:

- ¹ ISO Guide 31 – Reference Materials – Contents of Certificates and Labels.
- ² ISO Guide 35 – Reference Material – General and Statistical Principles for Certification.
- ³ ISO 17034 – General Requirements for the Competence of Reference Material Producers.
- ⁴ ISO/IEC 17025 – General Requirements for the Competence of Testing and Calibration Laboratories.
- ⁵ ISO/IEC Guide 98-3:2008(E) – Uncertainty of Measurement – Part 3: Guide to Expression of Uncertainty in Measurement (GUM: 1995)



Reference Material Producer
Certificate No. 2427.02



Phenova is an accredited ISO/IEC 17034 Reference Material
Producer and ISO/IEC 17025 accredited Chemical Testing Laboratory.



Chemical Testing Laboratory
Certificate No. 2427.03



ORGANIC ANALYSIS DATA SHEET
EPA 8081B

Laboratory: Analytical Resources, LLC SDG: 23C0774
 Client: Anchor QEA, LLC
 Project: AOC5 MR Phase 1
 Matrix: Solid Laboratory ID: 23C0774-01 A File ID: 23041813.D
 Sampled: 12/16/22 09:12 Prepared: 04/05/23 11:19 Analyzed: 04/18/23 17:25
 % Solids: 54.21 Preparation: EPA 3546 (Microwave) Initial/Final: 23.07 g Wet / 2.5 mL
 Batch: BLD0058 Sequence: SLD0275 Calibration: GD00035
 Instrument: ECD6 Column 1: STX-CLP Column 2: STX-CLPII

CAS NO.	COMPOUND	Col #	DILUTION	CONC. (ug/kg dry)	MDL	MRL	Q
118-74-1	Hexachlorobenzene	1	1	0.50	0.14	0.50	U

SURROGATES	Col #	ADDED (ug/kg dry)	CONC (ug/kg dry)	% REC	QC LIMITS	Q
<i>Decachlorobiphenyl</i>	1	7.9960	7.29	91.2	30 - 160	
<i>Decachlorobiphenyl</i>	2	7.9960	8.46	106	30 - 160	
<i>Tetrachlorometaxylene</i>	1	7.9960	6.31	78.9	30 - 160	
<i>Tetrachlorometaxylene</i>	2	7.9960	6.35	79.4	30 - 160	

Analytical Resources Inc.
Dual Column 8081 Pesticide Quantitation Report

Data file 1: /20230418.b/23041813.D
Data file 2: /20230418.b/B20230418.b/23041813.D
Method: \20230418.b\PEST.m
Compound Sublist: INDA.sub
Instrument, Inj. Vol.: ecd6.i, 1ul
Operator: JGR

ARI ID: 23C0774-01
Client ID:
Injection Date: 18-APR-2023 17:25
Report Date: 04/20/2023 12:31
Units: ng/mL
Dilution Factor: 1.000

RT	STX-CLP Col Shift Response	CLP2 Col Shift Response	STX-CLP on col	CLP2 on col	RPD	Compound/Flag
----	----	----	0.00	0.00	---	alpha-BHC
----	----	----	0.00	0.00	---	beta-BHC
----	----	----	0.00	0.00	---	delta-BHC
----	----	----	0.00	0.00	---	gamma-BHC (Lindane)
----	----	----	0.00	0.00	---	Heptachlor
----	----	----	0.00	0.00	---	Aldrin
----	----	----	0.00	0.00	---	Heptachlor epoxide b
----	----	----	0.00	0.00	---	Endosulfan I
----	----	----	0.00	0.00	---	Dieldrin
----	----	----	0.00	0.00	---	4,4'-DDE
----	----	----	0.00	0.00	---	Endrin
----	----	----	0.00	0.00	---	Endosulfan II
----	----	----	0.00	0.00	---	4,4'-DDD
----	----	----	0.00	0.00	---	Endosulfan sulfate
----	----	----	0.00	0.00	---	4,4'-DDT
----	----	----	0.00	0.00	---	Methoxychlor
----	----	----	0.00	0.00	---	Endrin ketone
----	----	----	0.00	0.00	---	Endrin aldehyde
----	----	----	0.00	0.00	---	trans-Chlordane
----	----	----	0.00	0.00	---	cis-Chlordane
----	----	----	0.00	0.00	---	Hexachlorobutadiene
----	----	4.606 -0.016 12079	0.00	0.60	---	Hexachlorobenzene
3.814 -0.005 384241	4.129 -0.007 471032		31.58	31.76	0.6	Tetrachloro-m-xylene
9.362 -0.004 206668	10.300 -0.006 243120		36.48	42.32	14.8	Decachlorobiphenyl

* Indicates RPD > 40%

A Indicates Peak Height was used for Column 1 quantitation instead of Area

B Indicates Peak Height was used for Column 2 quantitation instead of Area

M Indicates Column 1 peak was manually integrated

N Indicates Column 2 peak was manually integrated

~ Indicates recovery outside QC Limits

INTERNAL STANDARD SUMMARY

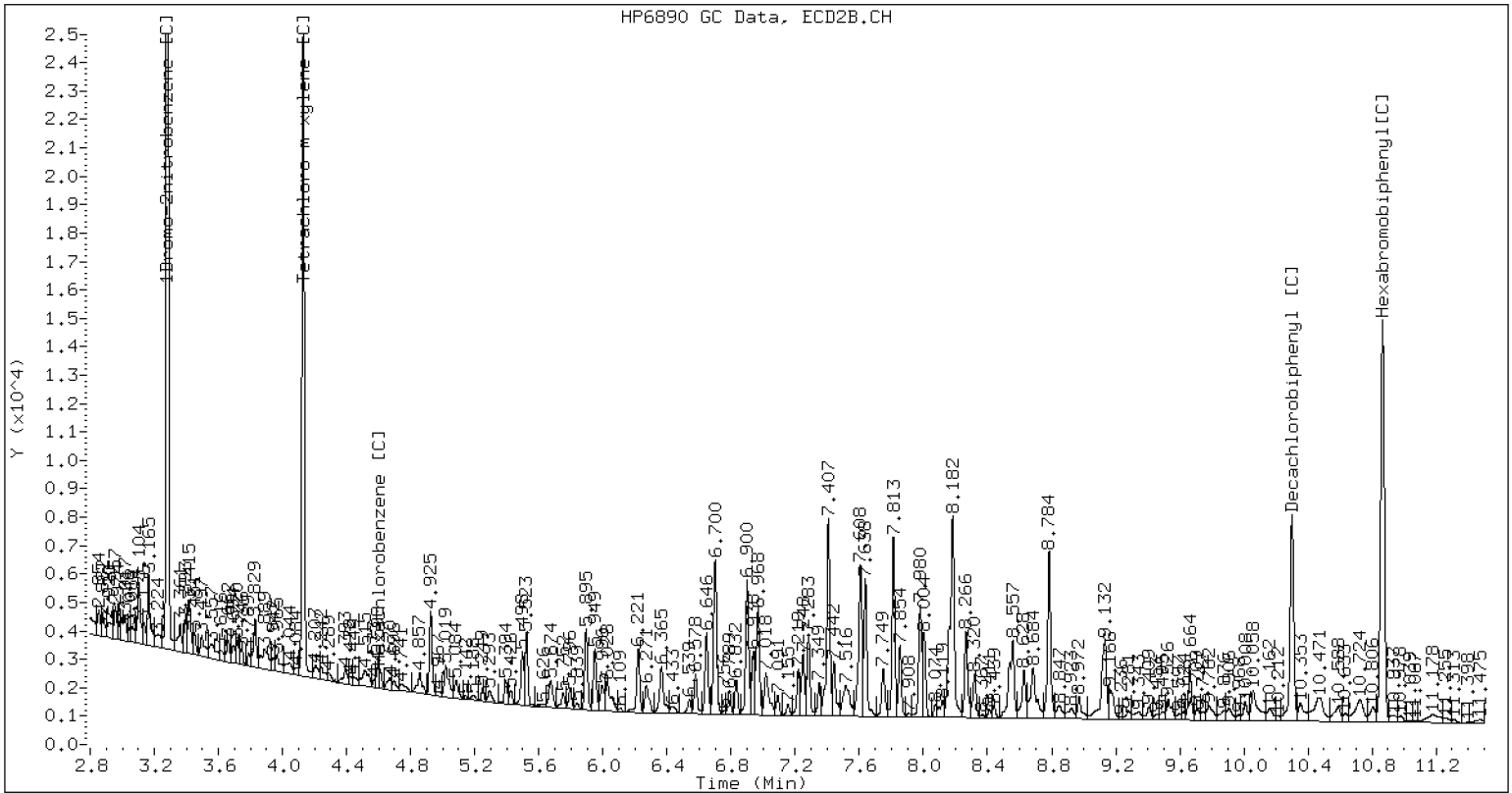
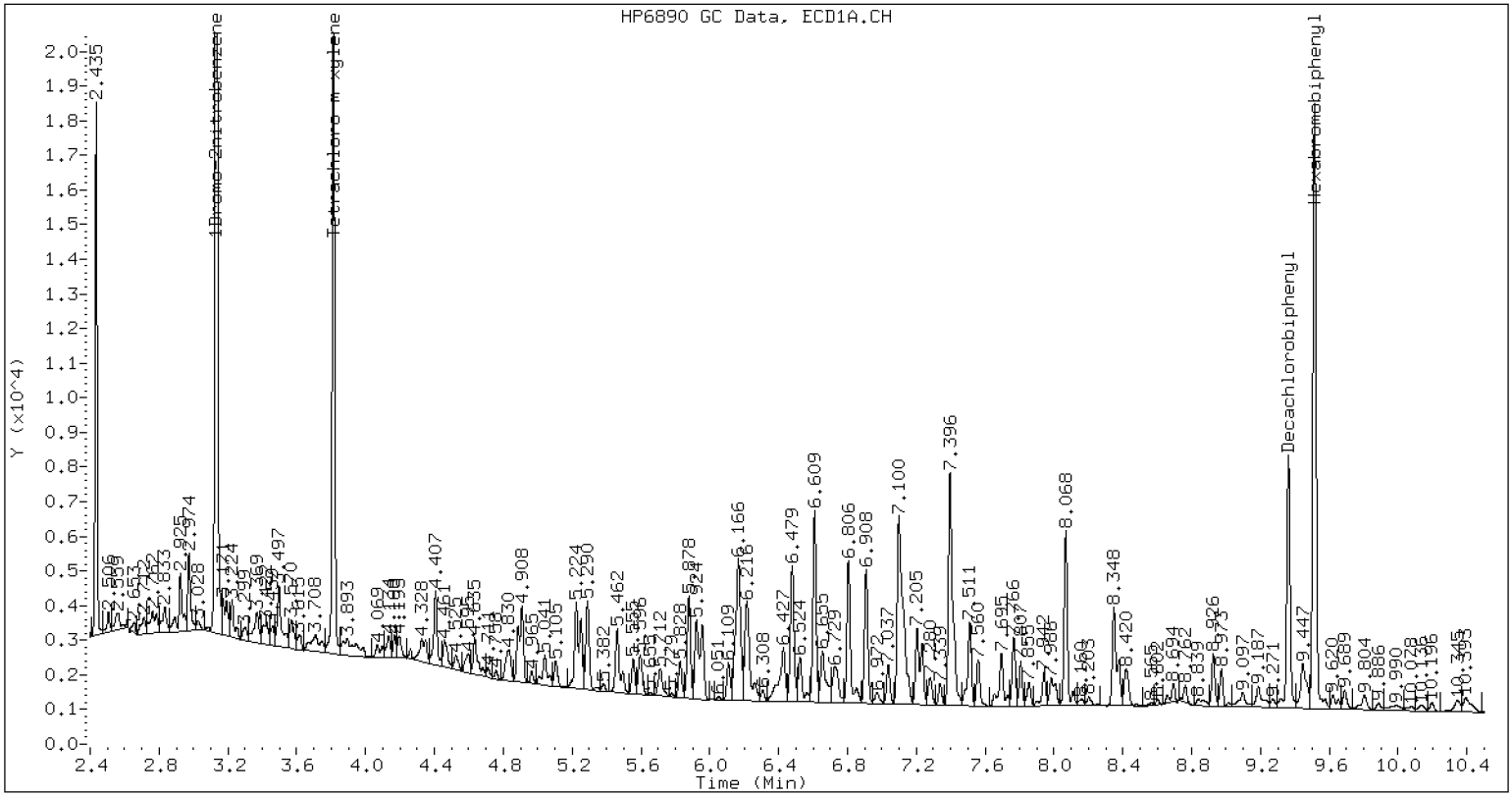
Standard Cpnd	Column 1		%D
	Standard Area*	Sample Area	
Bromo-Nitrobenzene	864333	869631	0.6
Hexabromobiphenyl	663237	480370	-27.6

Standard Cpnd	Column 2		%D
	Standard Area*	Sample Area	
Bromo-Nitrobenzene	1480846	1078637	-27.2
Hexabromobiphenyl	870561	476002	-45.3

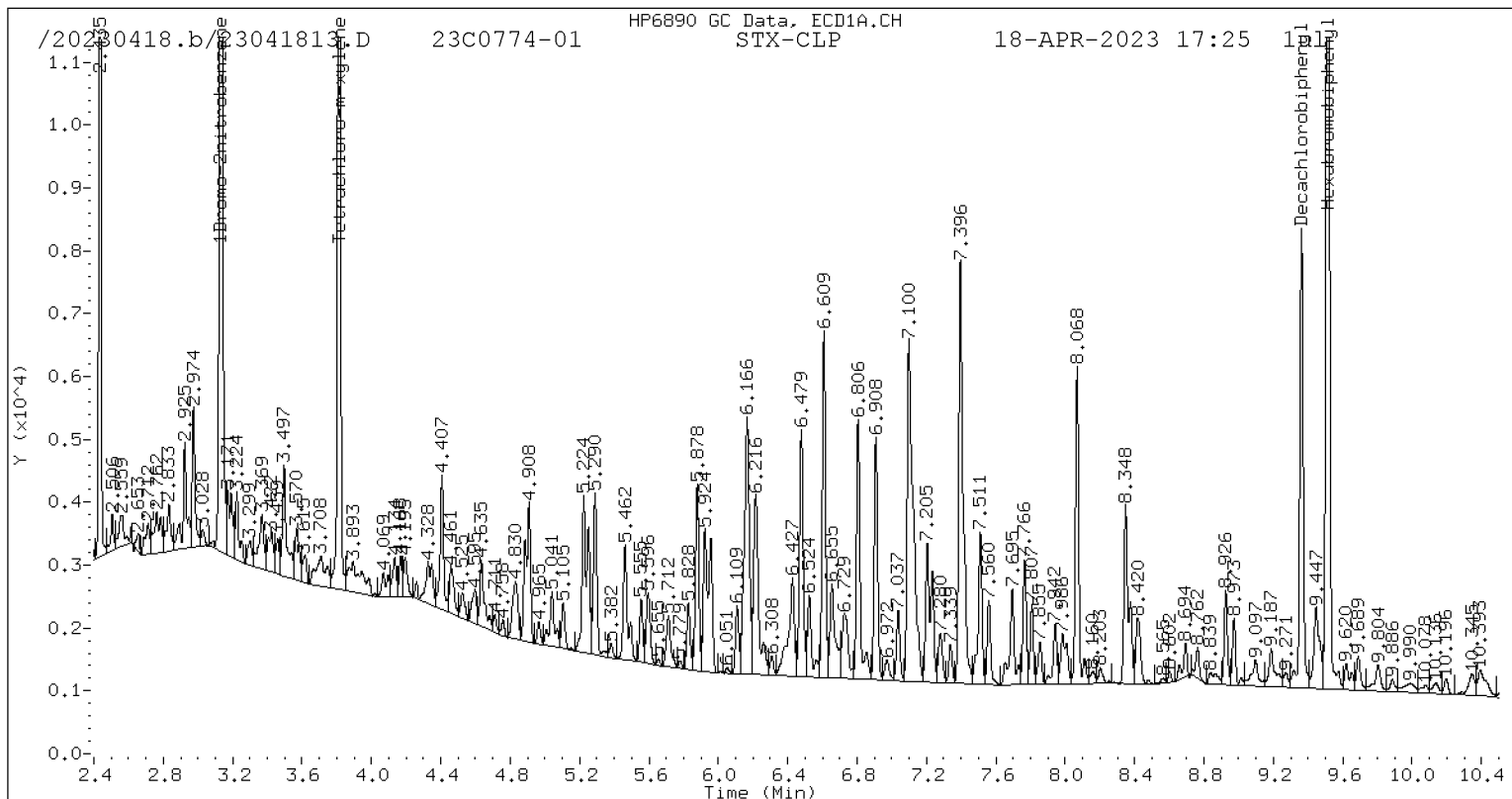
* Standard Areas taken from Initial Cal Level 5

Initial Calibration Date: 12-APR-2023

<- Indicates standard response outside Limits (-50 to +100%)

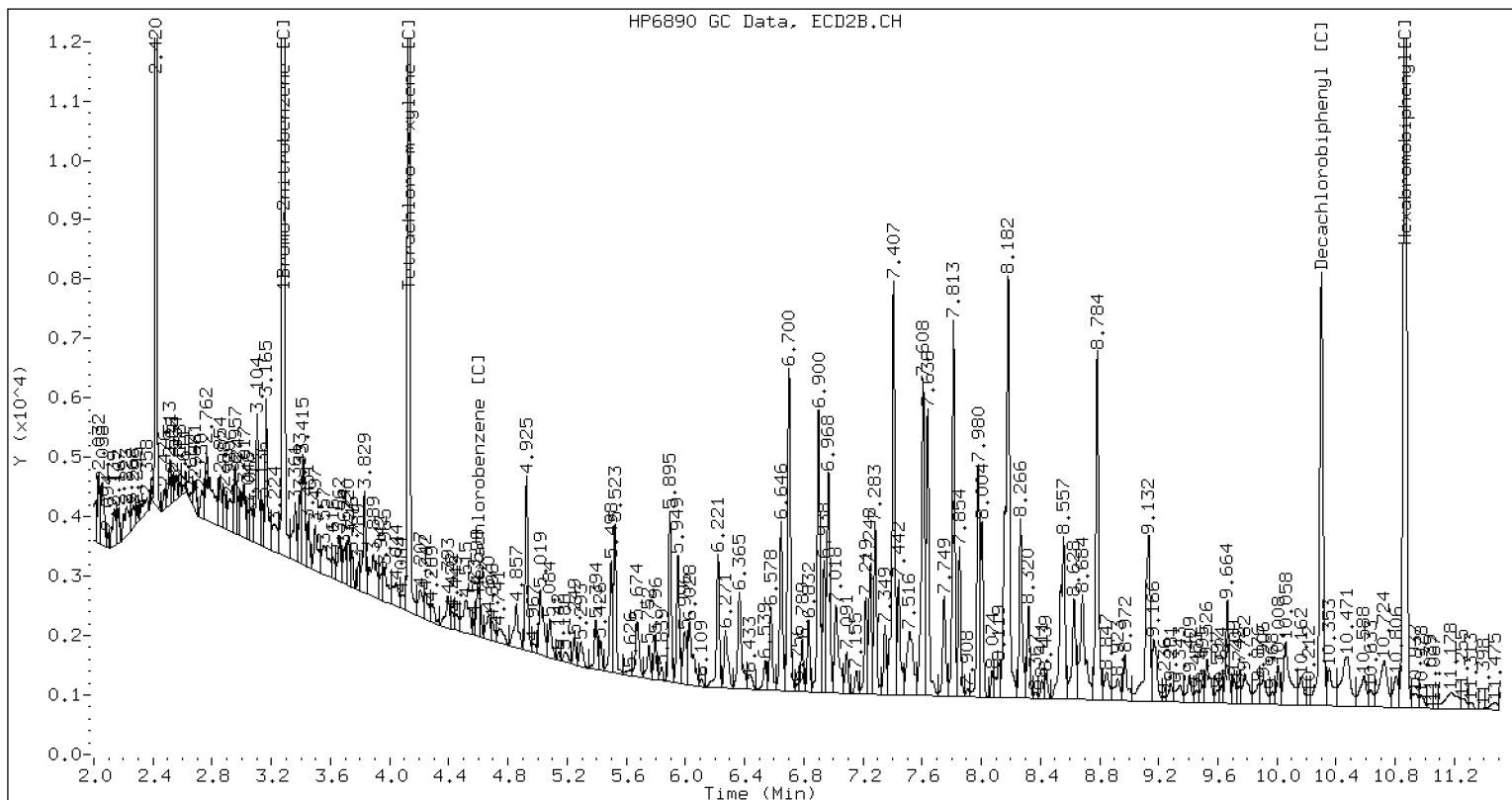


Pesticide Dual Column Chromatograms



STX-CLP Manual Integration: YES

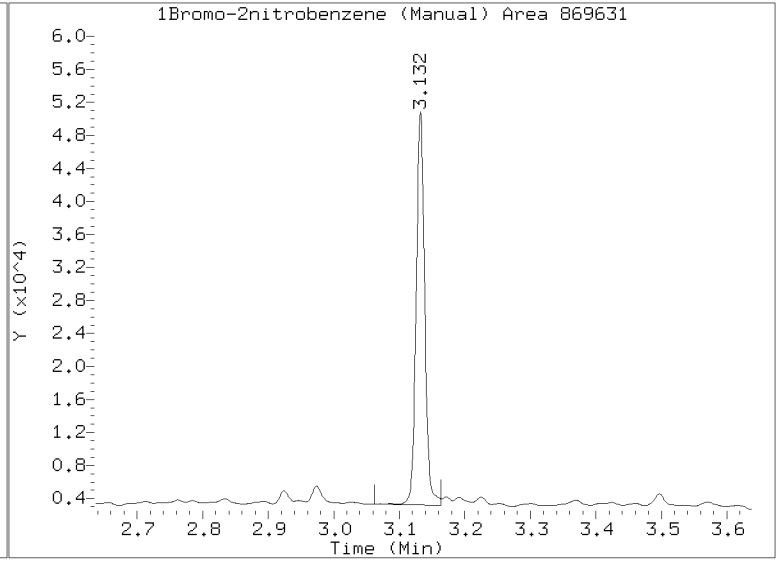
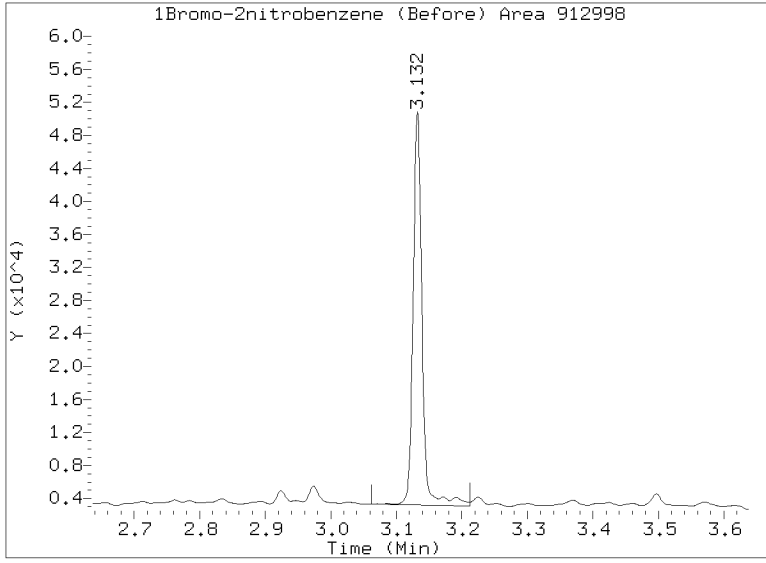
/20230418.b/B20230418.b/23041813.D 23C0774-01 CLP2



CLP-2 Manual Integration: YES

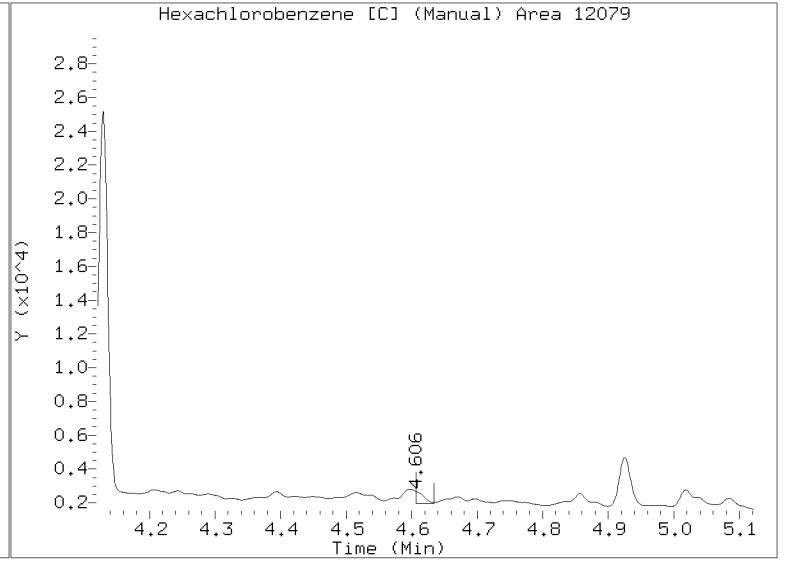
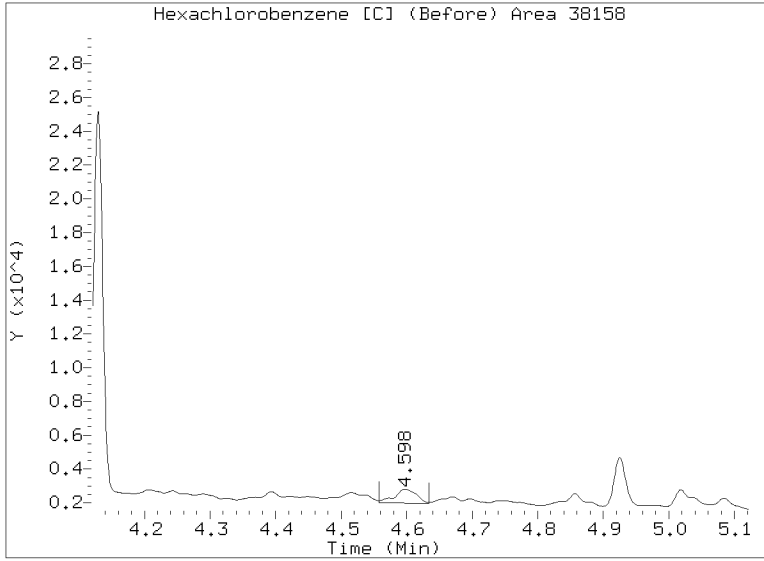
Manual Peak Adjustment Report, STX-CLP

Datafile: /20230418.b/23041813.D
Injection Date: 18-APR-2023 17:25
Lab ID:23C0774-01 Client ID:
Report Date: 04/20/2023 12:31



Manual Peak Adjustment Report, CLP-2

Datafile: /20230418.b/B20230418.b/23041813.D
Injection Date: 18-APR-2023 17:25
Lab ID:23C0774-01 Client ID:





ORGANIC ANALYSIS DATA SHEET
EPA 8081B

Laboratory: Analytical Resources, LLC SDG: 23C0774
 Client: Anchor QEA, LLC
 Project: AOC5 MR Phase 1
 Matrix: Solid Laboratory ID: 23C0774-02 A File ID: 23041814.D
 Sampled: 12/16/22 09:12 Prepared: 04/05/23 11:19 Analyzed: 04/18/23 17:43
 % Solids: 51.94 Preparation: EPA 3546 (Microwave) Initial/Final: 24.11 g Wet / 2.5 mL
 Batch: BLD0058 Sequence: SLD0275 Calibration: GD00035
 Instrument: ECD6 Column 1: STX-CLP Column 2: STX-CLPII

CAS NO.	COMPOUND	Col #	DILUTION	CONC. (ug/kg dry)	MDL	MRL	Q
118-74-1	Hexachlorobenzene	1	1	0.50	0.14	0.50	U

SURROGATES	Col #	ADDED (ug/kg dry)	CONC (ug/kg dry)	% REC	QC LIMITS	Q
<i>Decachlorobiphenyl</i>	1	7.9855	6.52	81.6	30 - 160	
<i>Decachlorobiphenyl</i>	2	7.9855	7.01	87.7	30 - 160	
<i>Tetrachlorometaxylene</i>	1	7.9855	5.90	73.9	30 - 160	
<i>Tetrachlorometaxylene</i>	2	7.9855	5.90	73.9	30 - 160	

Analytical Resources Inc.
Dual Column 8081 Pesticide Quantitation Report

Data file 1: /20230418.b/23041814.D
Data file 2: /20230418.b/B20230418.b/23041814.D
Method: \20230418.b\PEST.m
Compound Sublist: INDA.sub
Instrument, Inj. Vol.: ecd6.i, 1ul
Operator: JGR

ARI ID: 23C0774-02
Client ID:
Injection Date: 18-APR-2023 17:43
Report Date: 04/20/2023 12:31
Units: ng/mL
Dilution Factor: 1.000

RT	STX-CLP Col Shift Response	CLP2 Col Shift Response	STX-CLP on col	CLP2 on col	RPD	Compound/Flag
----	----	----	0.00	0.00	---	alpha-BHC
----	----	----	0.00	0.00	---	beta-BHC
----	----	----	0.00	0.00	---	delta-BHC
----	----	----	0.00	0.00	---	gamma-BHC (Lindane)
----	----	----	0.00	0.00	---	Heptachlor
----	----	----	0.00	0.00	---	Aldrin
----	----	----	0.00	0.00	---	Heptachlor epoxide b
----	----	----	0.00	0.00	---	Endosulfan I
----	----	----	0.00	0.00	---	Dieldrin
----	----	----	0.00	0.00	---	4,4'-DDE
----	----	----	0.00	0.00	---	Endrin
----	----	----	0.00	0.00	---	Endosulfan II
----	----	----	0.00	0.00	---	4,4'-DDD
----	----	----	0.00	0.00	---	Endosulfan sulfate
----	----	----	0.00	0.00	---	4,4'-DDT
----	----	----	0.00	0.00	---	Methoxychlor
----	----	----	0.00	0.00	---	Endrin ketone
----	----	----	0.00	0.00	---	Endrin aldehyde
----	----	----	0.00	0.00	---	trans-Chlordane
----	----	----	0.00	0.00	---	cis-Chlordane
----	----	----	0.00	0.00	---	Hexachlorobutadiene
3.814	-0.005 379457	4.601 -0.021 34552	0.00	1.63	---	Hexachlorobenzene
9.363	-0.003 192964	4.129 -0.007 464163	29.55	29.56	0.0	Tetrachloro-m-xylene
		10.301 -0.005 206244	32.64	35.10	7.3	Decachlorobiphenyl

* Indicates RPD > 40%

A Indicates Peak Height was used for Column 1 quantitation instead of Area

B Indicates Peak Height was used for Column 2 quantitation instead of Area

M Indicates Column 1 peak was manually integrated

N Indicates Column 2 peak was manually integrated

~ Indicates recovery outside QC Limits

INTERNAL STANDARD SUMMARY

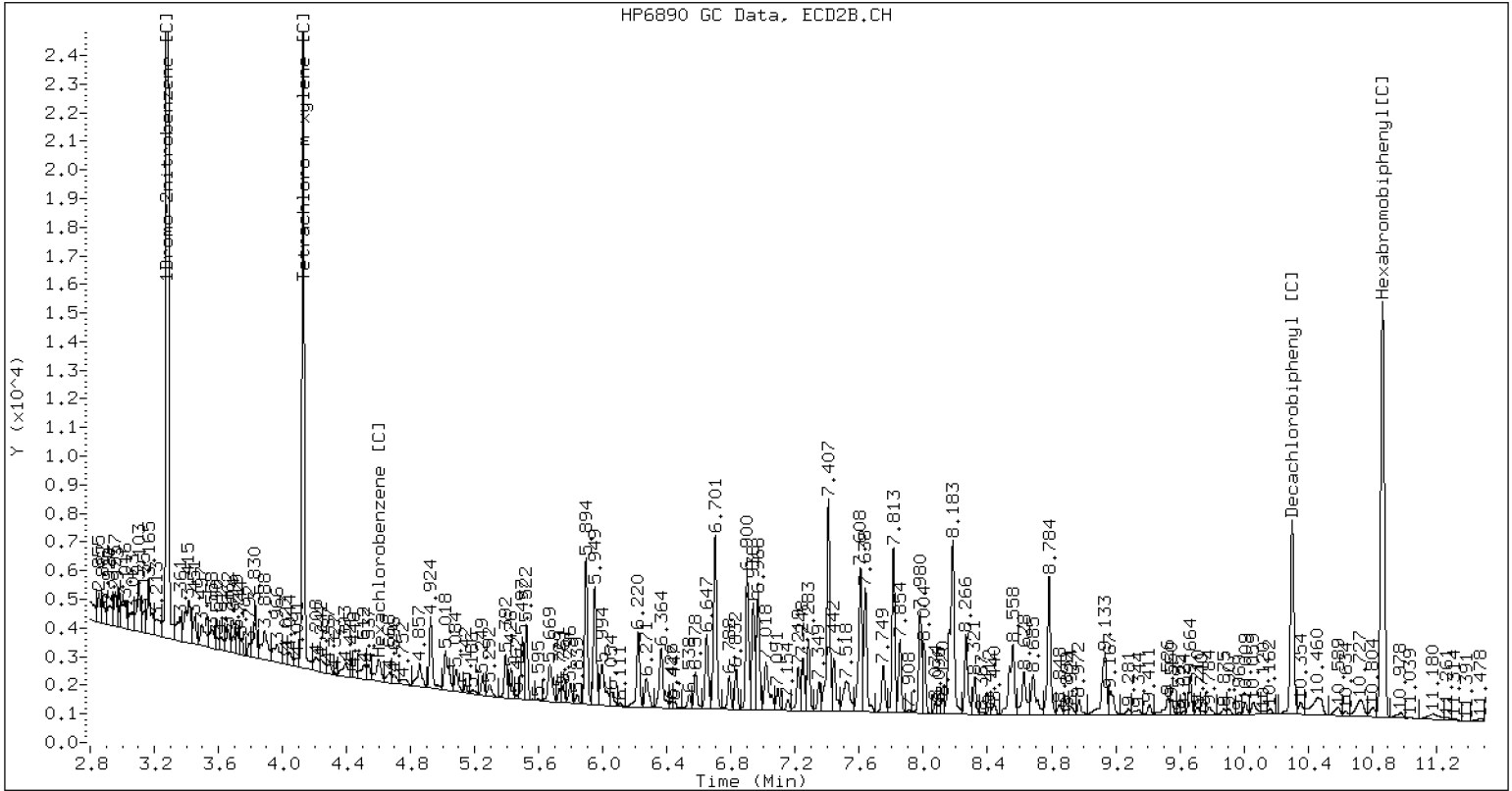
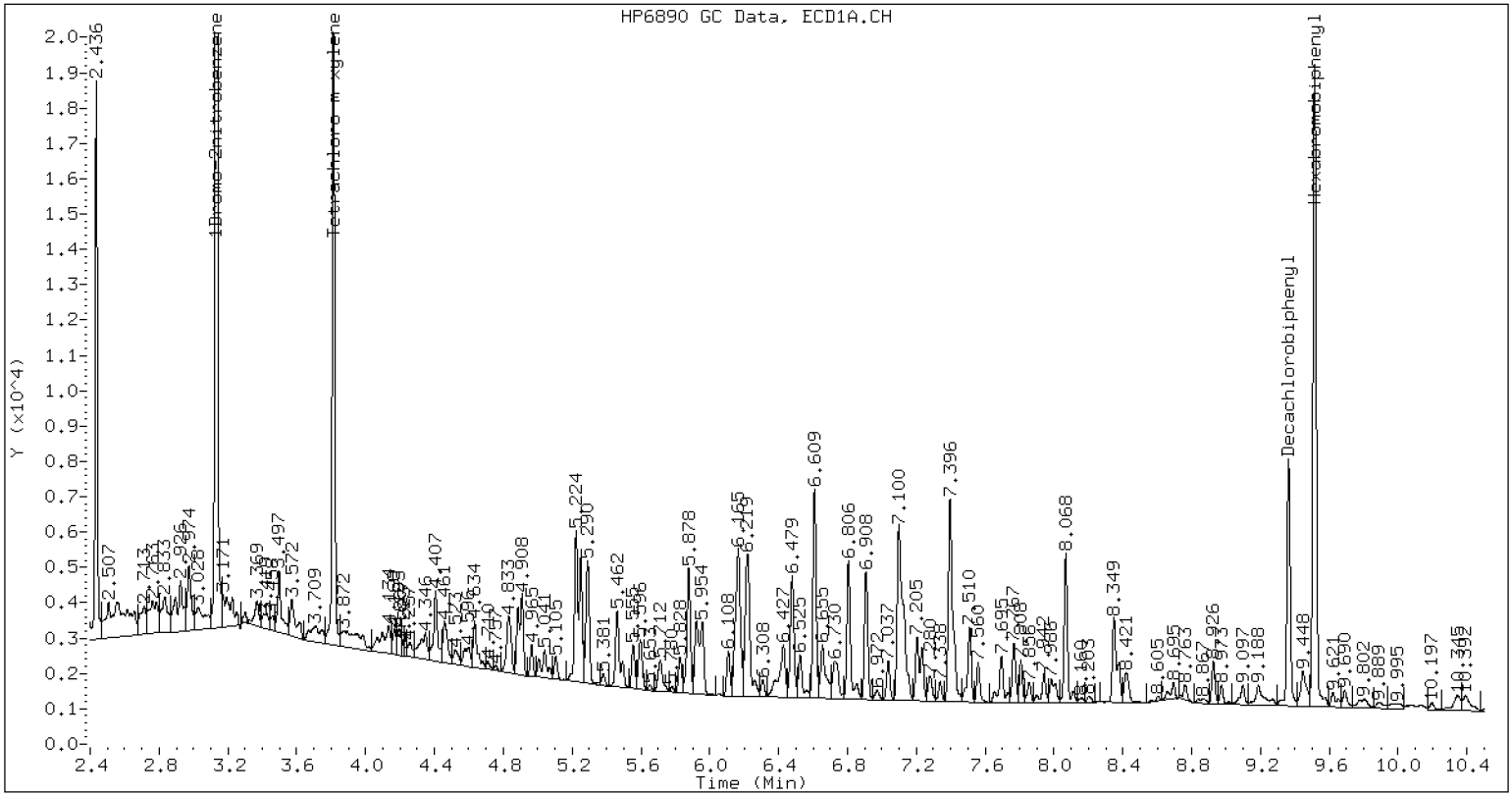
Standard Cpnd	Column 1		%D
	Standard Area*	Sample Area	
Bromo-Nitrobenzene	864333	917858	6.2
Hexabromobiphenyl	663237	501193	-24.4

Standard Cpnd	Column 2		%D
	Standard Area*	Sample Area	
Bromo-Nitrobenzene	1480846	1142031	-22.9
Hexabromobiphenyl	870561	486850	-44.1

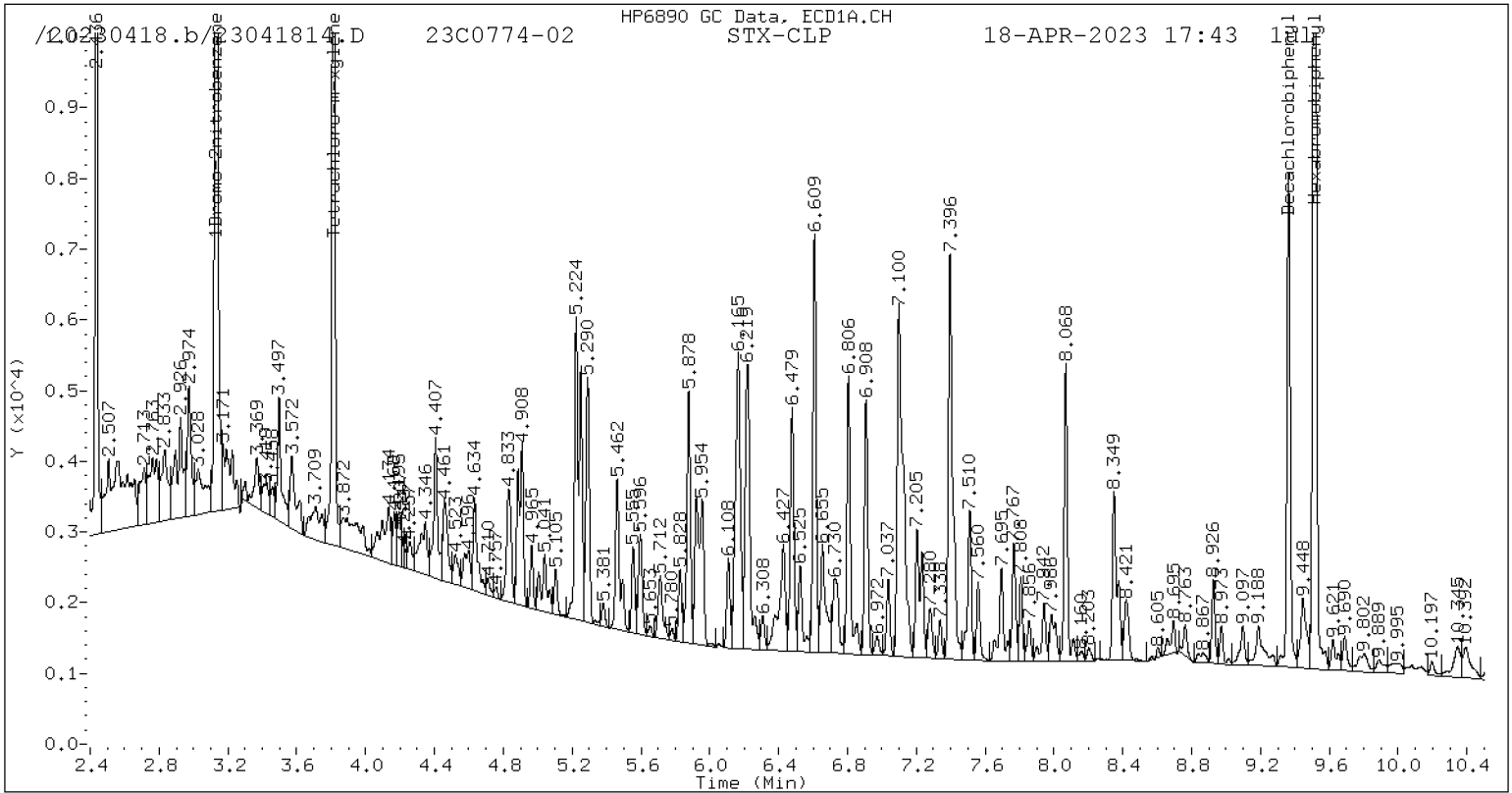
* Standard Areas taken from Initial Cal Level 5

Initial Calibration Date: 12-APR-2023

<- Indicates standard response outside Limits (-50 to +100%)

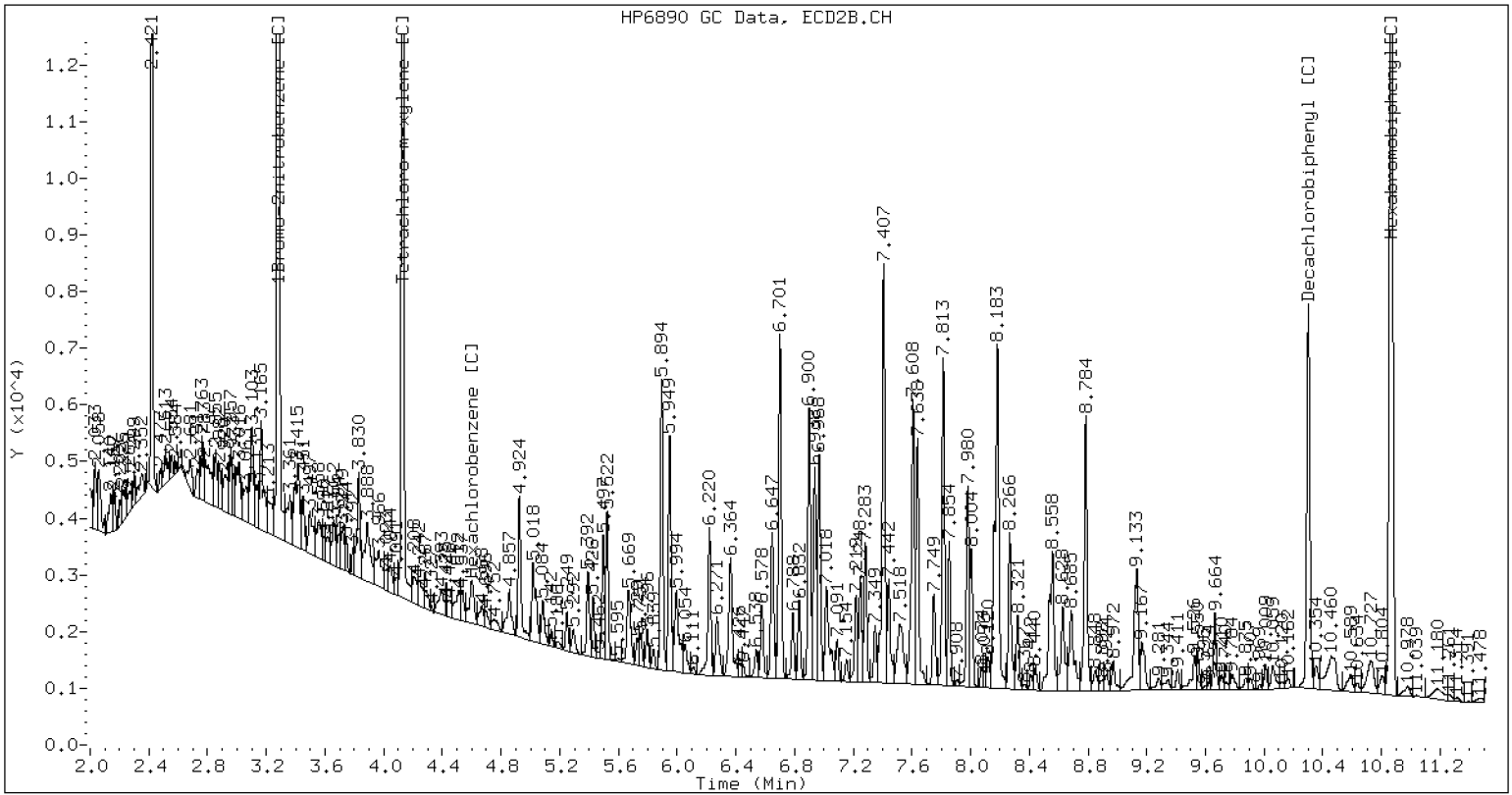


Pesticide Dual Column Chromatograms



STX-CLP Manual Integration: YES

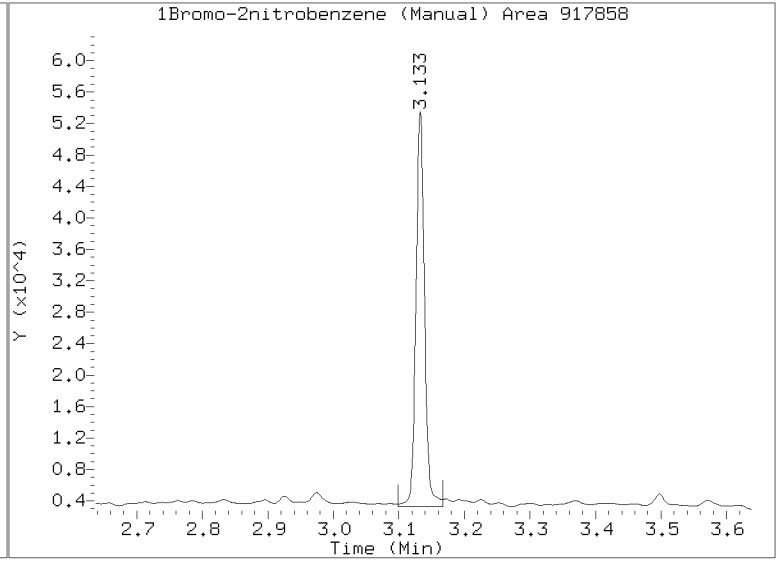
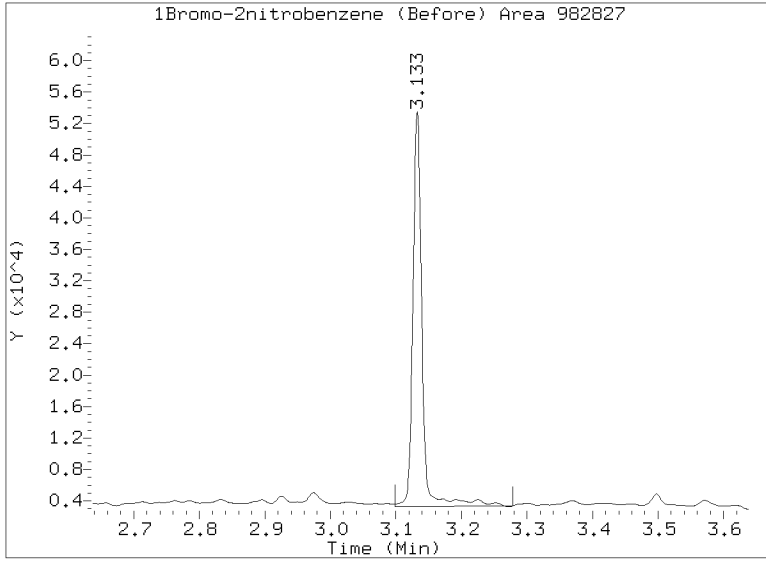
/20230418.b/B20230418.b/23041814.D 23C0774-02 CLP2



CLP-2 Manual Integration: NO

Manual Peak Adjustment Report, STX-CLP

Datafile: /20230418.b/23041814.D
Injection Date: 18-APR-2023 17:43
Lab ID:23C0774-02 Client ID:
Report Date: 04/20/2023 12:31





ORGANIC ANALYSIS DATA SHEET
EPA 8081B

Laboratory: Analytical Resources, LLC SDG: 23C0774
 Client: Anchor QEA, LLC
 Project: AOC5 MR Phase 1
 Matrix: Solid Laboratory ID: 23C0774-03 A File ID: 23041815.D
 Sampled: 12/16/22 10:43 Prepared: 04/05/23 11:19 Analyzed: 04/18/23 18:02
 % Solids: .58.10 Preparation: EPA 3546 (Microwave) Initial/Final: 21.57 g Wet / 2.5 mL
 Batch: BLD0058 Sequence: SLD0275 Calibration: GD00035
 Instrument: ECD6 Column 1: STX-CLP Column 2: STX-CLPII

CAS NO.	COMPOUND	Col #	DILUTION	CONC. (ug/kg dry)	MDL	MRL	Q
118-74-1	Hexachlorobenzene	1	1	0.50	0.14	0.50	U

SURROGATES	Col #	ADDED (ug/kg dry)	CONC (ug/kg dry)	% REC	QC LIMITS	Q
<i>Decachlorobiphenyl</i>	1	7.9795	7.70	96.5	30 - 160	
<i>Decachlorobiphenyl</i>	2	7.9795	9.13	114	30 - 160	
<i>Tetrachlorometaxylene</i>	1	7.9795	5.81	72.8	30 - 160	
<i>Tetrachlorometaxylene</i>	2	7.9795	6.11	76.5	30 - 160	

Analytical Resources Inc.
Dual Column 8081 Pesticide Quantitation Report

Data file 1: /20230418.b/23041815.D
Data file 2: /20230418.b/B20230418.b/23041815.D
Method: \20230418.b\PEST.m
Compound Sublist: INDA.sub
Instrument, Inj. Vol.: ecd6.i, 1ul
Operator: JGR

ARI ID: 23C0774-03
Client ID:
Injection Date: 18-APR-2023 18:02
Report Date: 04/20/2023 12:31
Units: ng/mL
Dilution Factor: 1.000

RT	STX-CLP Col Shift Response	CLP2 Col Shift Response	STX-CLP on col	CLP2 on col	RPD	Compound/Flag
----	----	----	0.00	0.00	---	alpha-BHC
----	----	----	0.00	0.00	---	beta-BHC
----	----	----	0.00	0.00	---	delta-BHC
----	----	----	0.00	0.00	---	gamma-BHC (Lindane)
----	----	----	0.00	0.00	---	Heptachlor
----	----	----	0.00	0.00	---	Aldrin
----	----	----	0.00	0.00	---	Heptachlor epoxide b
----	----	----	0.00	0.00	---	Endosulfan I
----	----	----	0.00	0.00	---	Dieldrin
----	----	----	0.00	0.00	---	4,4'-DDE
----	----	----	0.00	0.00	---	Endrin
----	----	----	0.00	0.00	---	Endosulfan II
----	----	----	0.00	0.00	---	4,4'-DDD
----	----	----	0.00	0.00	---	Endosulfan sulfate
----	----	----	0.00	0.00	---	4,4'-DDT
----	----	----	0.00	0.00	---	Methoxychlor
----	----	----	0.00	0.00	---	Endrin ketone
----	----	----	0.00	0.00	---	Endrin aldehyde
----	----	----	0.00	0.00	---	trans-Chlordane
----	----	----	0.00	0.00	---	cis-Chlordane
----	----	----	0.00	0.00	---	Hexachlorobutadiene
3.815	-0.004 185485	4.607 -0.015 5822	0.00	0.55	---	Hexachlorobenzene
9.361	-0.005 118988	4.130 -0.006 240400	29.13	30.61	5.0	Tetrachloro-m-xylene
		10.299 -0.007 149016	38.60	45.77	17.0	Decachlorobiphenyl

* Indicates RPD > 40%

A Indicates Peak Height was used for Column 1 quantitation instead of Area

B Indicates Peak Height was used for Column 2 quantitation instead of Area

M Indicates Column 1 peak was manually integrated

N Indicates Column 2 peak was manually integrated

~ Indicates recovery outside QC Limits

INTERNAL STANDARD SUMMARY

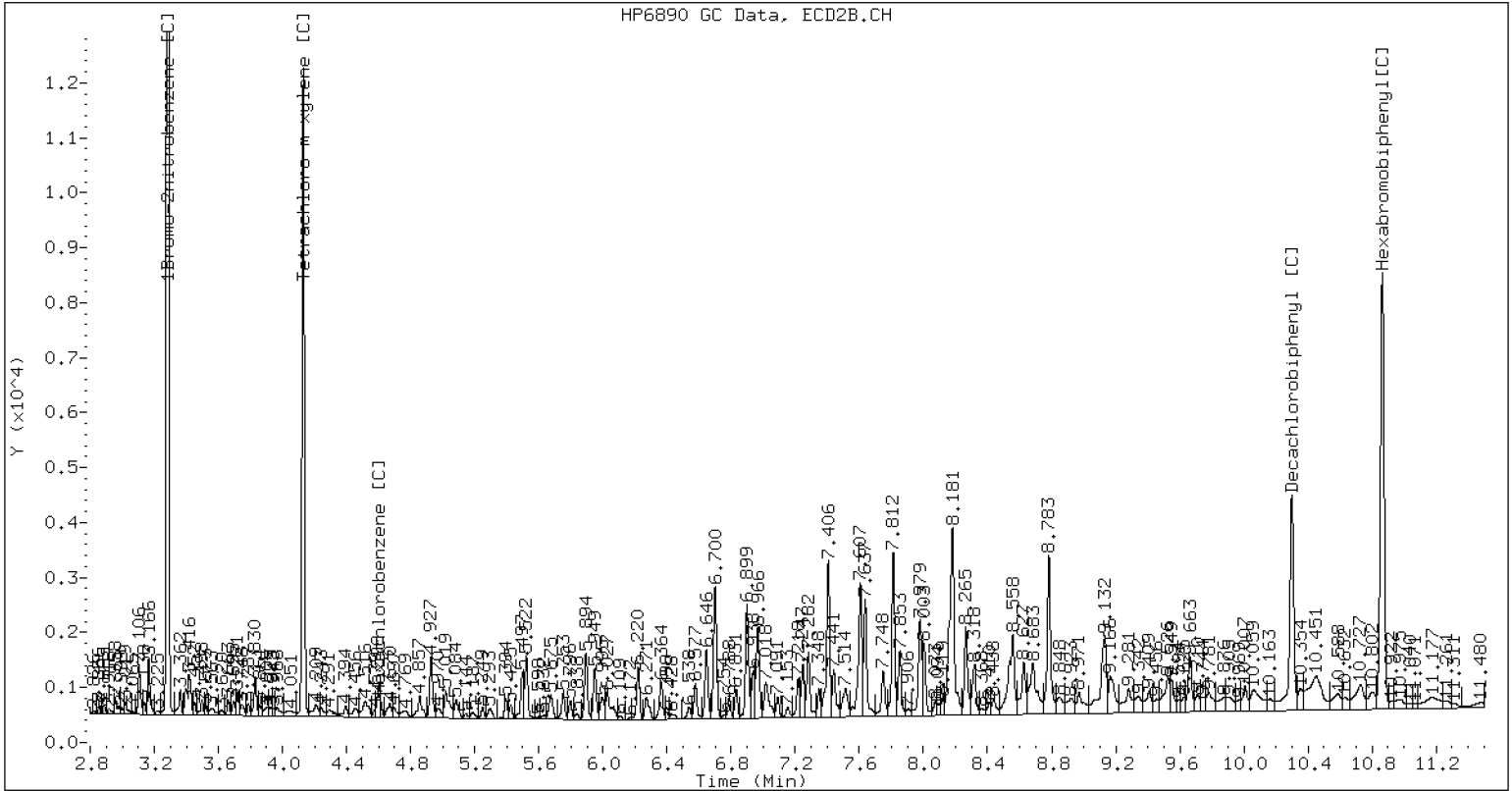
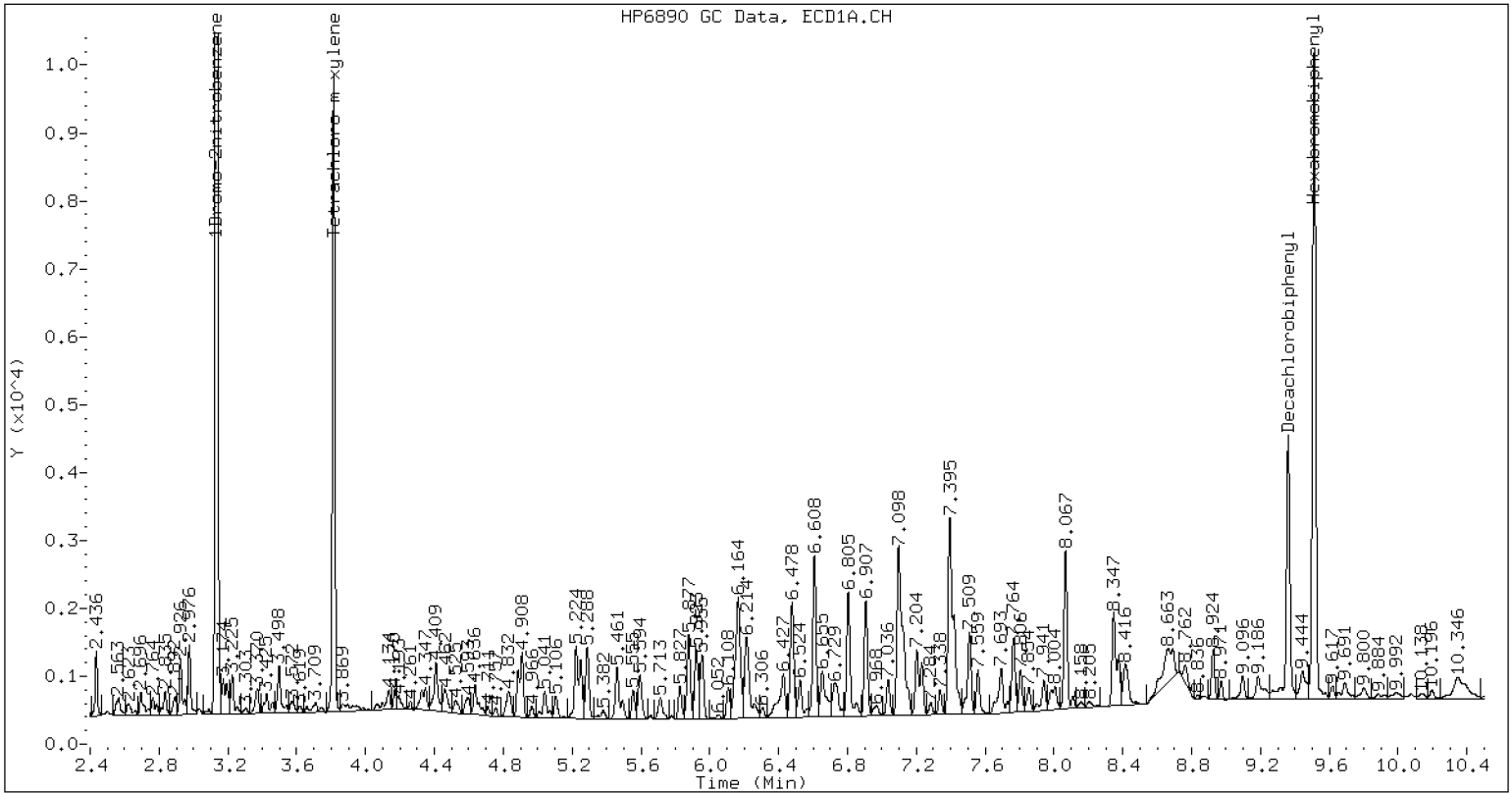
Standard Cpnd	Column 1		%D
	Standard Area*	Sample Area	
Bromo-Nitrobenzene	864333	455122	-47.3
Hexabromobiphenyl	663237	261370	-60.6 <-

Standard Cpnd	Column 2		%D
	Standard Area*	Sample Area	
Bromo-Nitrobenzene	1480846	571085	-61.4 <-
Hexabromobiphenyl	870561	269740	-69.0 <-

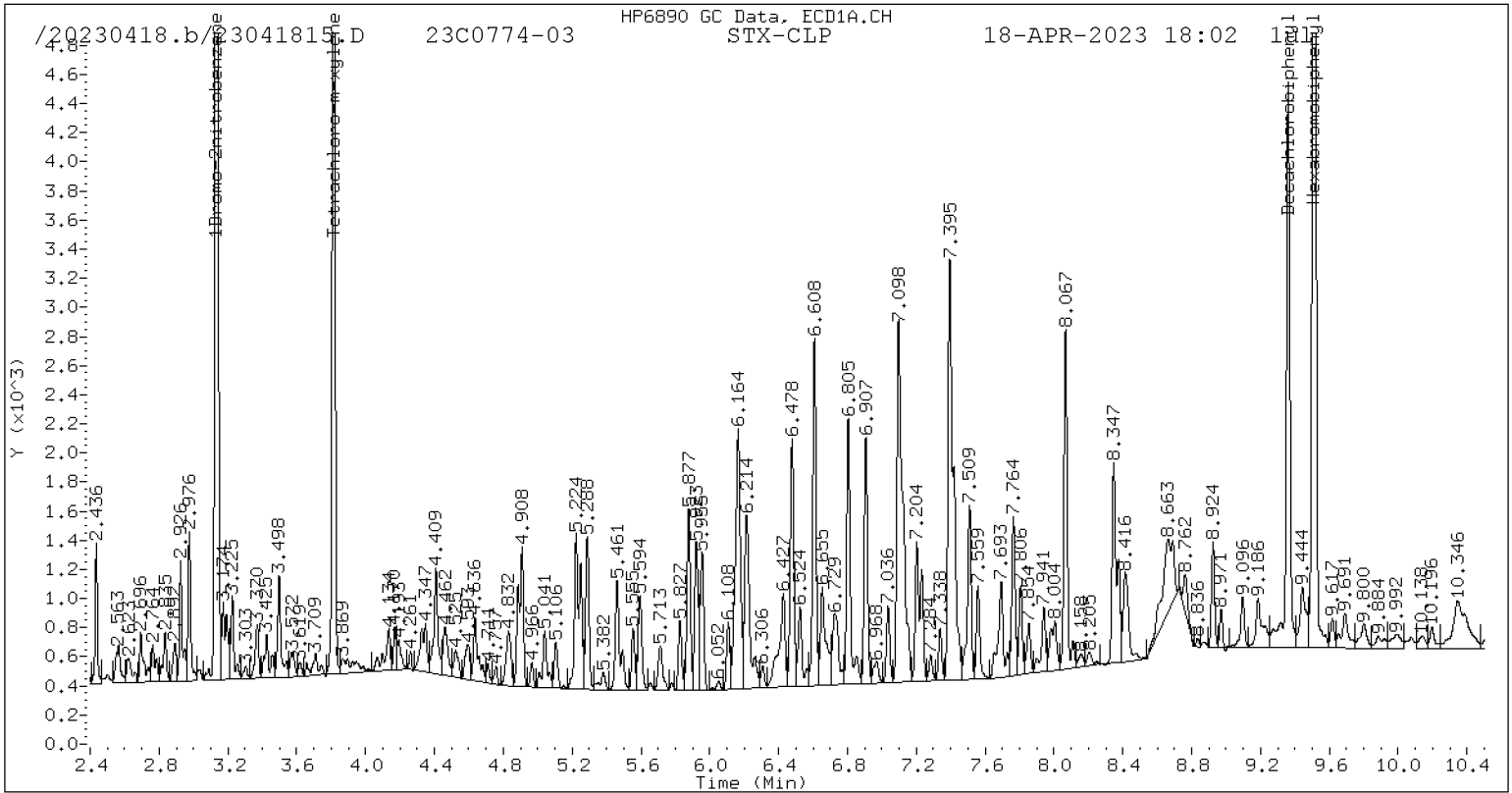
* Standard Areas taken from Initial Cal Level 5

Initial Calibration Date: 12-APR-2023

<- Indicates standard response outside Limits (-50 to +100%)

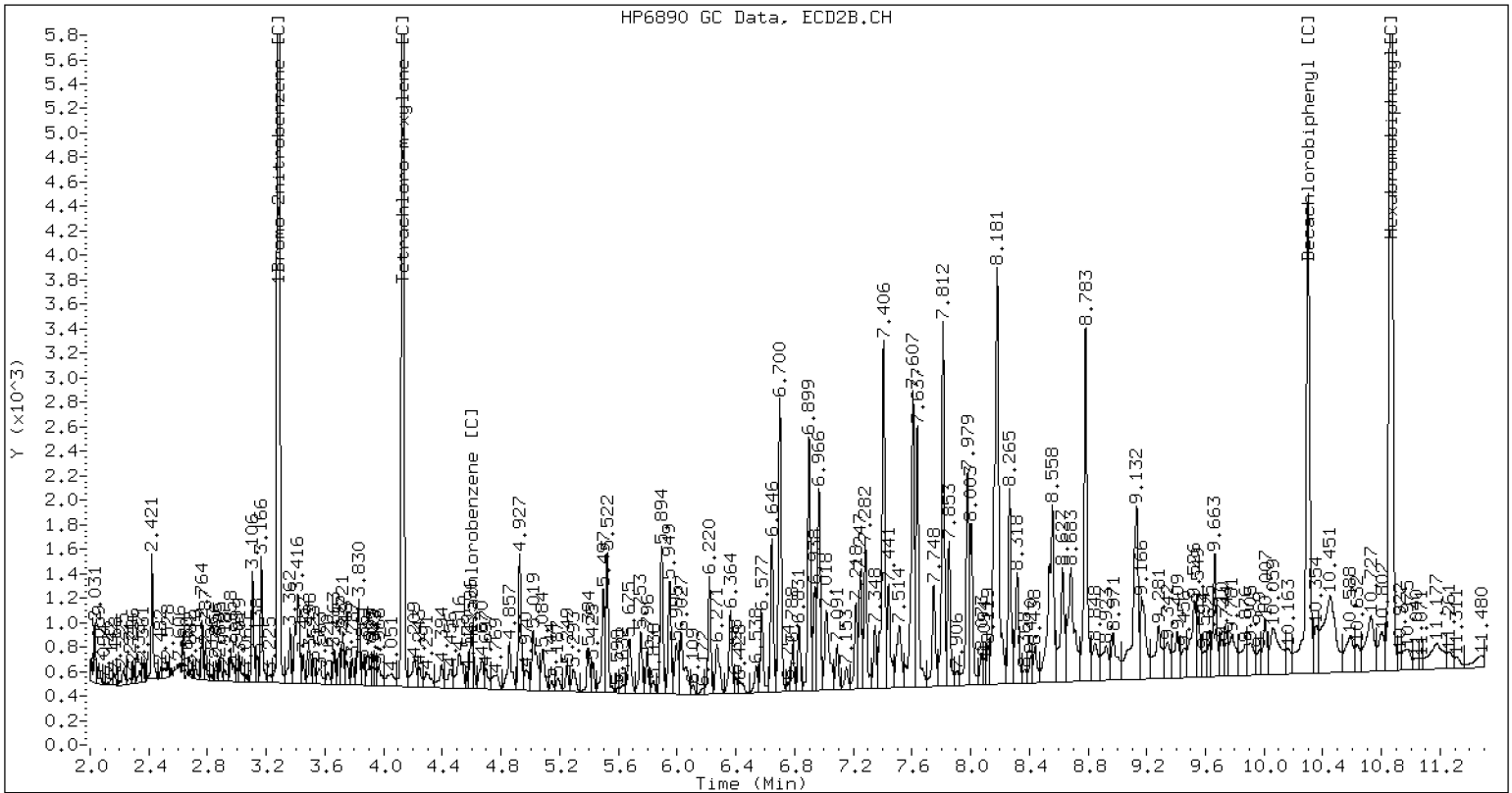


Pesticide Dual Column Chromatograms



STX-CLP Manual Integration: YES

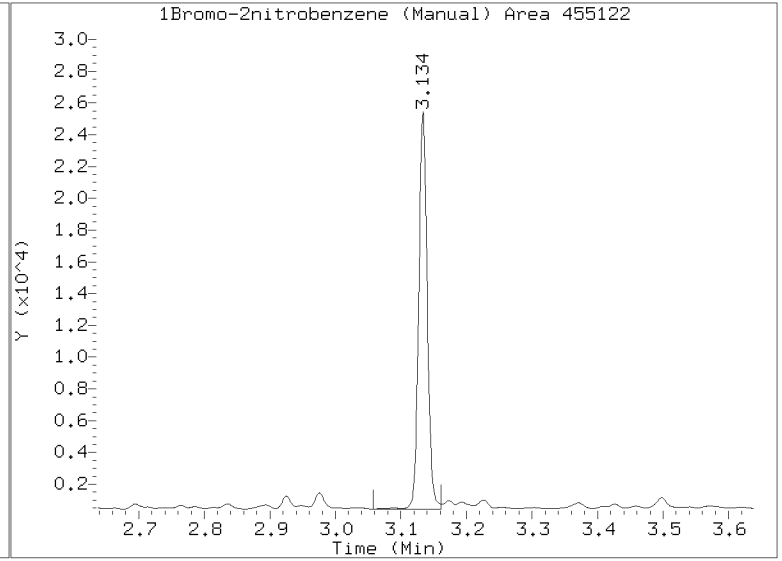
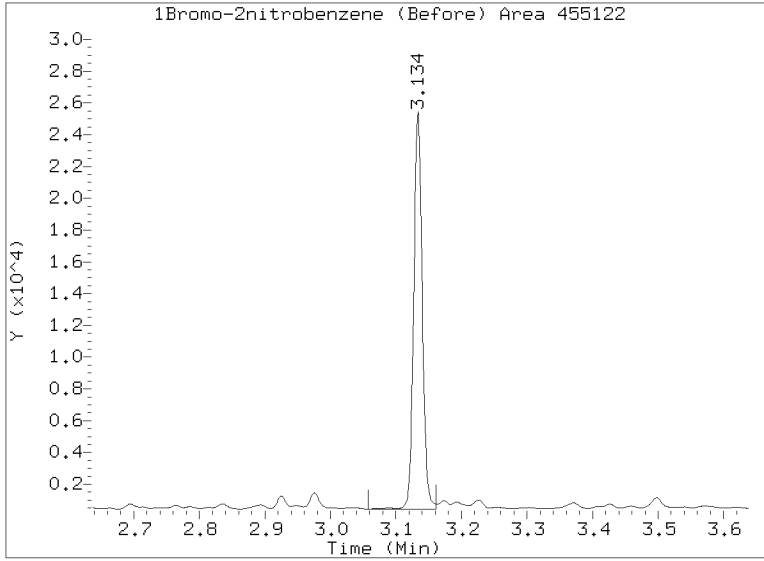
/20230418.b/B20230418.b/23041815.D 23C0774-03 CLP2



CLP-2 Manual Integration: YES

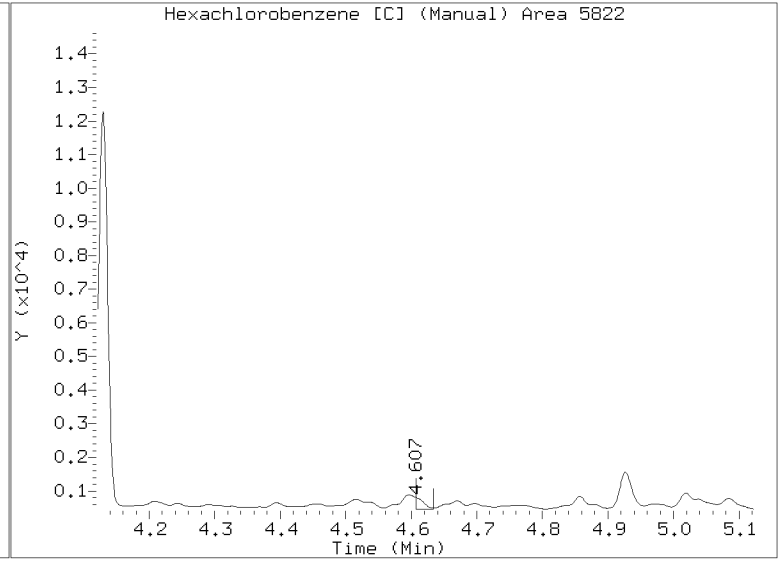
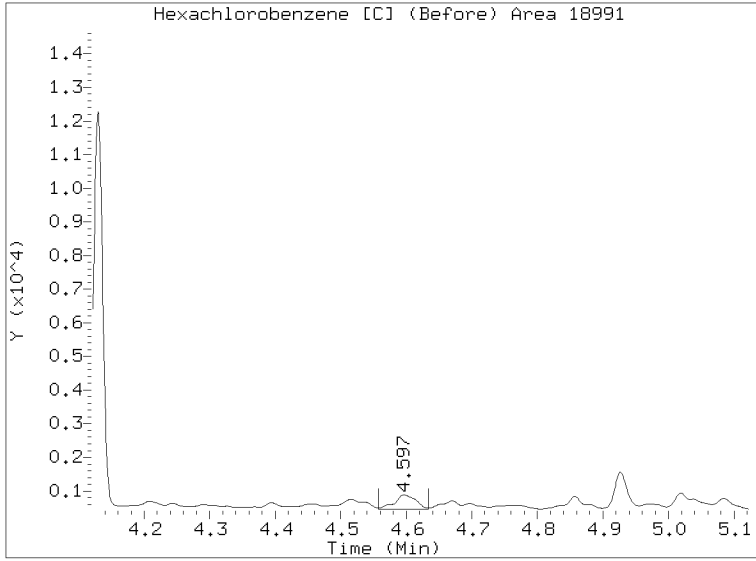
Manual Peak Adjustment Report, STX-CLP

Datafile: /20230418.b/23041815.D
Injection Date: 18-APR-2023 18:02
Lab ID:23C0774-03 Client ID:
Report Date: 04/20/2023 12:31



Manual Peak Adjustment Report, CLP-2

Datafile: /20230418.b/B20230418.b/23041815.D
Injection Date: 18-APR-2023 18:02
Lab ID:23C0774-03 Client ID:





ORGANIC ANALYSIS DATA SHEET
EPA 8081B

Laboratory: Analytical Resources, LLC SDG: 23C0774
 Client: Anchor QEA, LLC
 Project: AOC5 MR Phase 1
 Matrix: Solid Laboratory ID: 23C0774-04 A File ID: 23041816.D
 Sampled: 12/16/22 11:20 Prepared: 04/05/23 11:19 Analyzed: 04/18/23 18:20
 % Solids: 51.09 Preparation: EPA 3546 (Microwave) Initial/Final: 24.28 g Wet / 2.5 mL
 Batch: BLD0058 Sequence: SLD0275 Calibration: GD00035
 Instrument: ECD6 Column 1: STX-CLP Column 2: STX-CLPII

CAS NO.	COMPOUND	Col #	DILUTION	CONC. (ug/kg dry)	MDL	MRL	Q
118-74-1	Hexachlorobenzene	1	1	0.50	0.15	0.50	U

SURROGATES	Col #	ADDED (ug/kg dry)	CONC (ug/kg dry)	% REC	QC LIMITS	Q
<i>Decachlorobiphenyl</i>	1	8.0615	7.65	95.0	30 - 160	
<i>Decachlorobiphenyl</i>	2	8.0615	9.23	115	30 - 160	
<i>Tetrachlorometaxylene</i>	1	8.0615	6.53	81.0	30 - 160	
<i>Tetrachlorometaxylene</i>	2	8.0615	6.40	79.4	30 - 160	

Analytical Resources Inc.
Dual Column 8081 Pesticide Quantitation Report

Data file 1: /20230418.b/23041816.D
Data file 2: /20230418.b/B20230418.b/23041816.D
Method: \20230418.b\PEST.m
Compound Sublist: INDA.sub
Instrument, Inj. Vol.: ecd6.i, 1ul
Operator: JGR

ARI ID: 23C0774-04
Client ID:
Injection Date: 18-APR-2023 18:20
Report Date: 04/20/2023 12:31
Units: ng/mL
Dilution Factor: 1.000

RT	STX-CLP Col Shift Response	CLP2 Col Shift Response	STX-CLP on col	CLP2 on col	RPD	Compound/Flag
----	----	----	0.00	0.00	---	alpha-BHC
----	----	----	0.00	0.00	---	beta-BHC
----	----	----	0.00	0.00	---	delta-BHC
----	----	----	0.00	0.00	---	gamma-BHC (Lindane)
----	----	----	0.00	0.00	---	Heptachlor
----	----	----	0.00	0.00	---	Aldrin
----	----	----	0.00	0.00	---	Heptachlor epoxide b
----	----	----	0.00	0.00	---	Endosulfan I
----	----	----	0.00	0.00	---	Dieldrin
----	----	----	0.00	0.00	---	4,4'-DDE
----	----	----	0.00	0.00	---	Endrin
----	----	----	0.00	0.00	---	Endosulfan II
----	----	----	0.00	0.00	---	4,4'-DDD
----	----	----	0.00	0.00	---	Endosulfan sulfate
----	----	----	0.00	0.00	---	4,4'-DDT
----	----	----	0.00	0.00	---	Methoxychlor
----	----	----	0.00	0.00	---	Endrin ketone
----	----	----	0.00	0.00	---	Endrin aldehyde
----	----	----	0.00	0.00	---	trans-Chlordane
----	----	----	0.00	0.00	---	cis-Chlordane
----	----	----	0.00	0.00	---	Hexachlorobutadiene
3.815	-0.004 205679	4.597 -0.025 28066	0.00	2.69	---	Hexachlorobenzene
9.361	-0.005 117592	4.130 -0.006 246074	32.41	31.75	2.1	Tetrachloro-m-xylene
		10.301 -0.005 142578	37.98	45.82	18.7	Decachlorobiphenyl

* Indicates RPD > 40%

A Indicates Peak Height was used for Column 1 quantitation instead of Area

B Indicates Peak Height was used for Column 2 quantitation instead of Area

M Indicates Column 1 peak was manually integrated

N Indicates Column 2 peak was manually integrated

~ Indicates recovery outside QC Limits

INTERNAL STANDARD SUMMARY

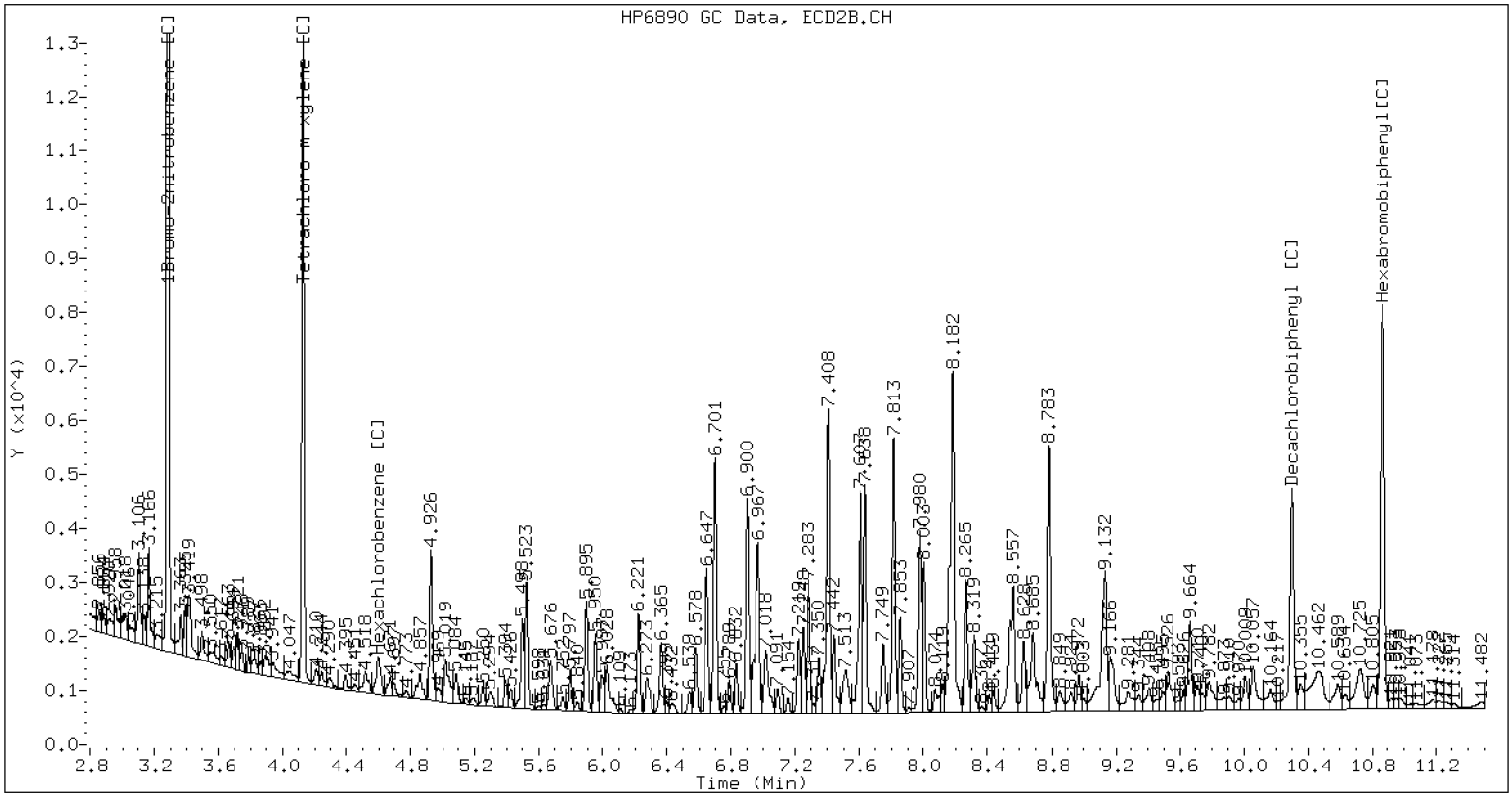
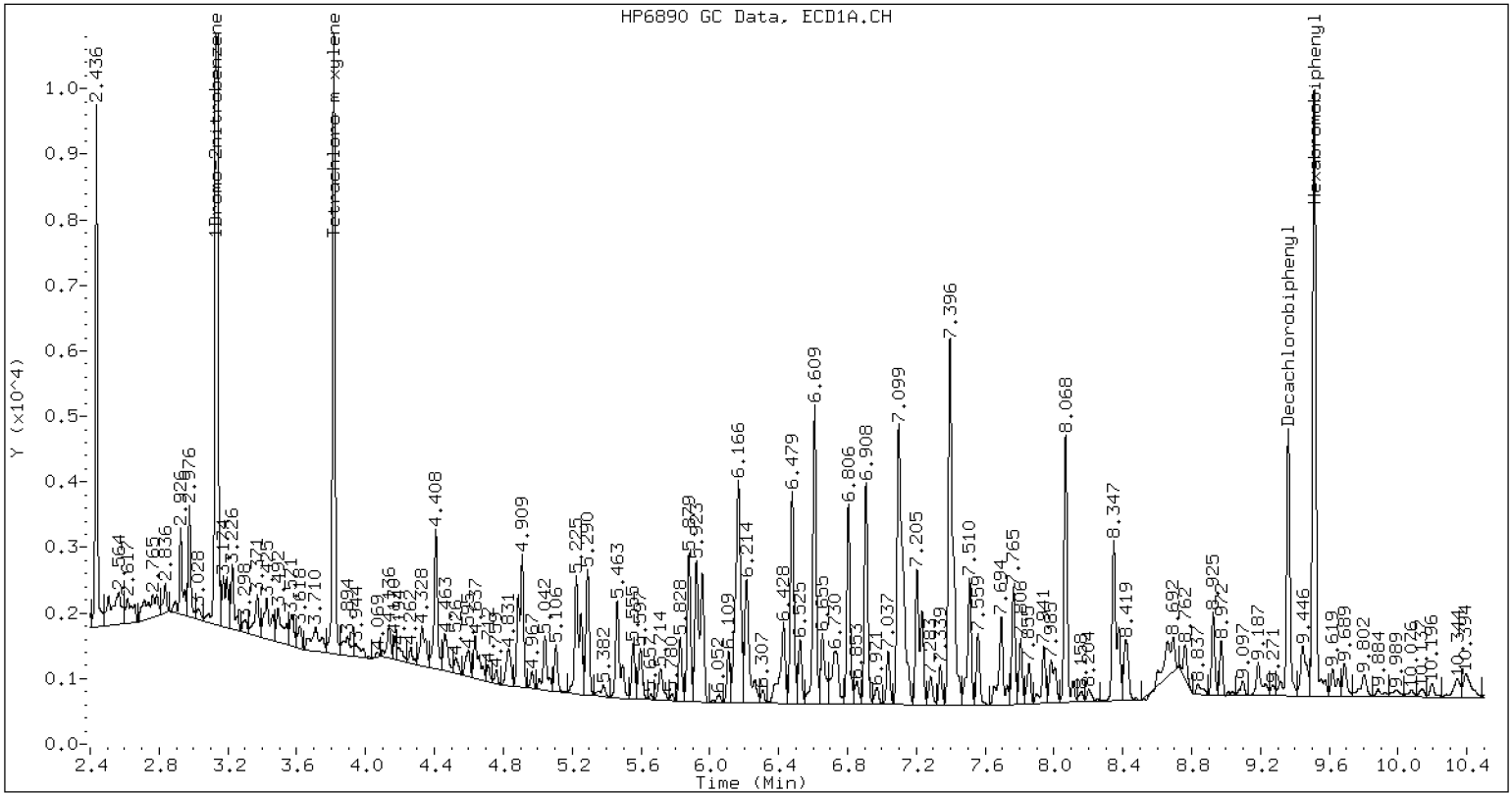
Standard Cpnd	Column 1		%D
	Standard Area*	Sample Area	
Bromo-Nitrobenzene	864333	453583	-47.5
Hexabromobiphenyl	663237	262480	-60.4 <-

Standard Cpnd	Column 2		%D
	Standard Area*	Sample Area	
Bromo-Nitrobenzene	1480846	563703	-61.9 <-
Hexabromobiphenyl	870561	257817	-70.4 <-

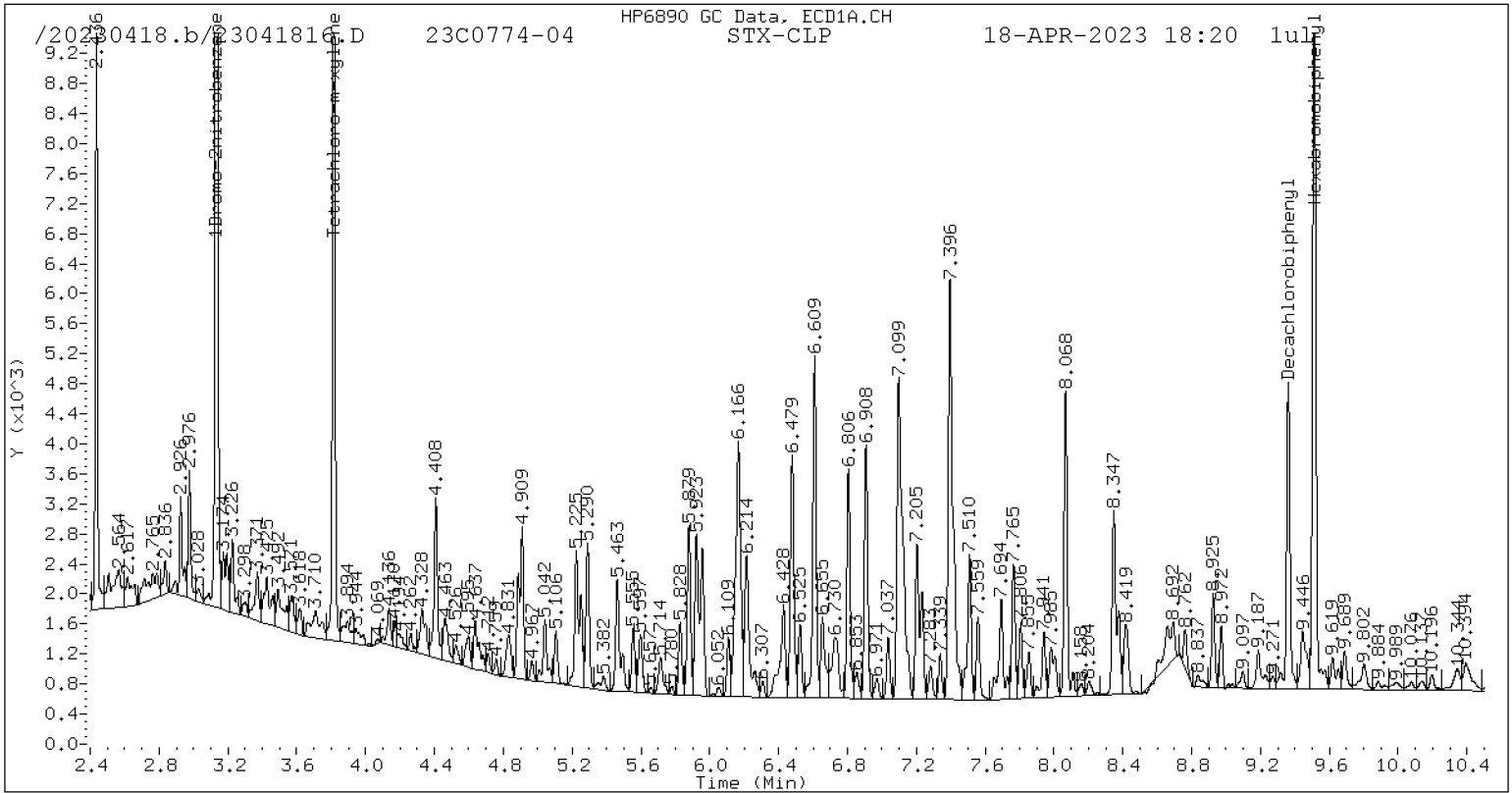
* Standard Areas taken from Initial Cal Level 5

Initial Calibration Date: 12-APR-2023

<- Indicates standard response outside Limits (-50 to +100%)

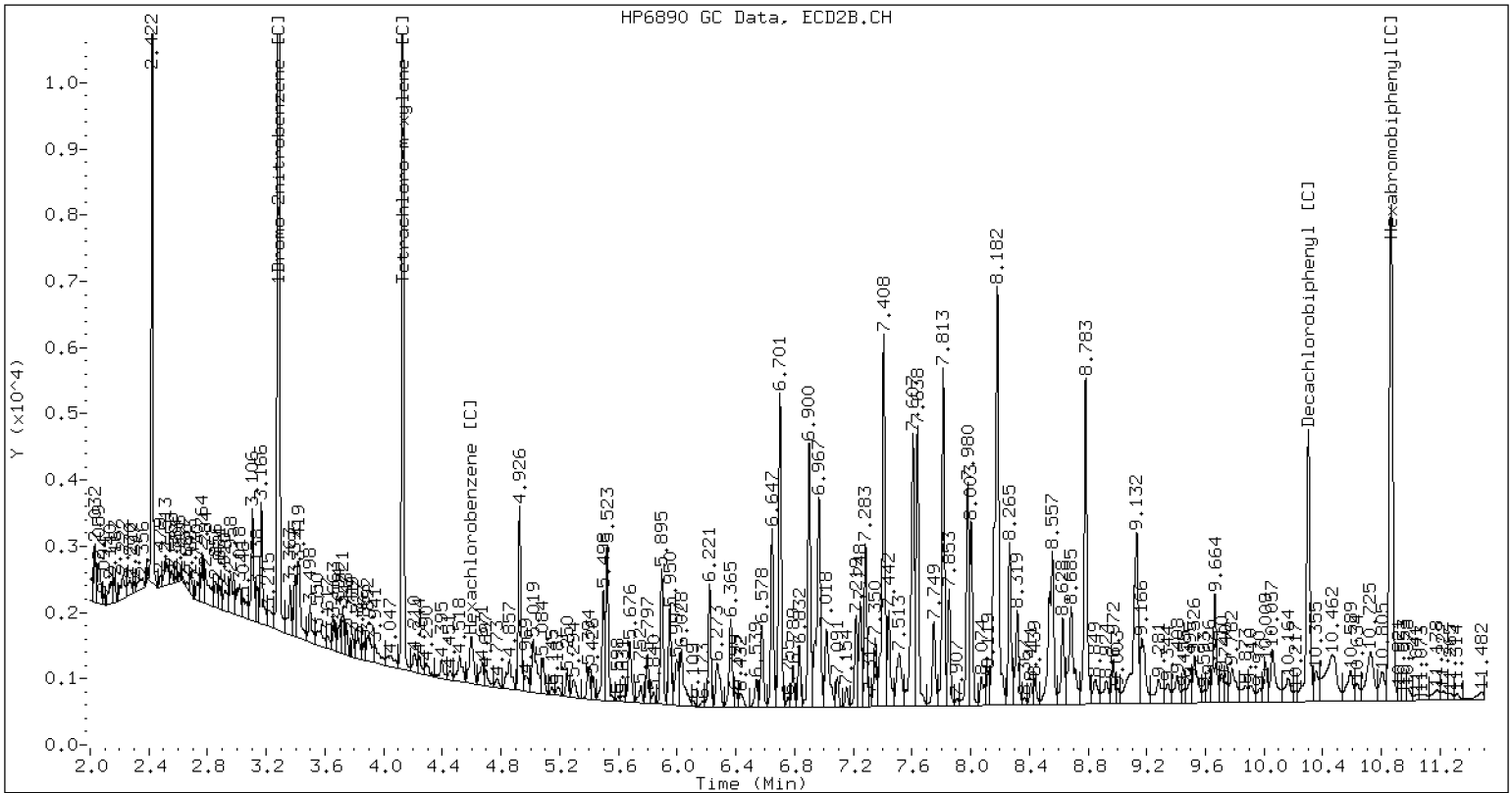


Pesticide Dual Column Chromatograms



STX-CLP Manual Integration: YES

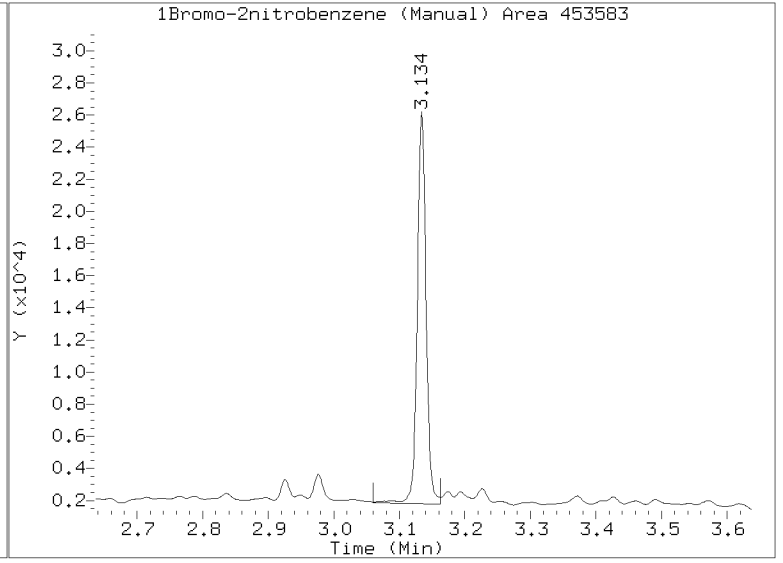
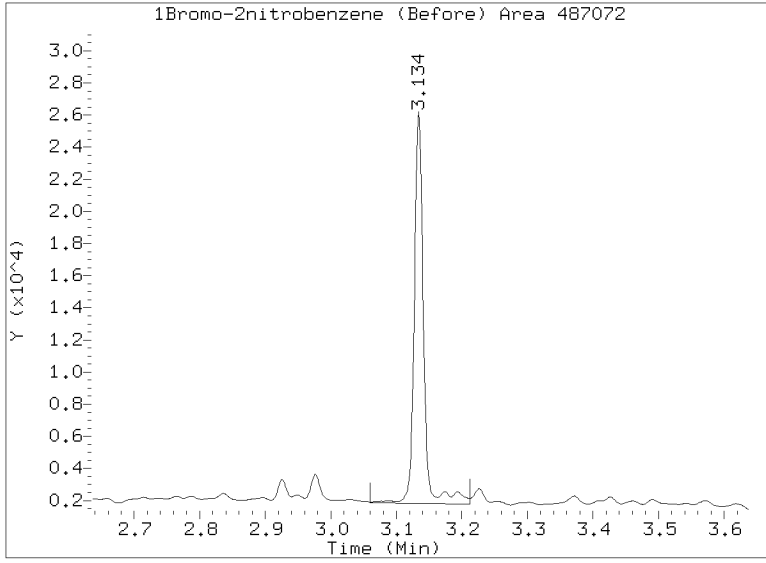
/20230418.b/B20230418.b/23041816.D 23C0774-04 CLP2



CLP-2 Manual Integration: NO

Manual Peak Adjustment Report, STX-CLP

Datafile: /20230418.b/23041816.D
Injection Date: 18-APR-2023 18:20
Lab ID:23C0774-04 Client ID:
Report Date: 04/20/2023 12:31





LDW23-SC1002B

Dual Column

ORGANIC ANALYSIS DATA SHEET
EPA 8081B

Laboratory: <u>Analytical Resources, LLC</u>	SDG: <u>23C0774</u>
Client: <u>Anchor QEA, LLC</u>	
Project: <u>AOC5 MR Phase 1</u>	
Matrix: <u>Solid</u>	Laboratory ID: <u>23C0774-05 A</u>
	File ID: <u>23041817.D</u>
Sampled: <u>12/16/22 11:20</u>	Prepared: <u>04/05/23 11:19</u>
	Analyzed: <u>04/18/23 18:39</u>
% Solids: <u>53.89</u>	Preparation: <u>EPA 3546 (Microwave)</u>
	Initial/Final: <u>23.29 g Wet / 2.5 mL</u>
Batch: <u>BLD0058</u>	Sequence: <u>SLD0275</u>
	Calibration: <u>GD00035</u>
Instrument: <u>ECD6</u>	Column 1: <u>STX-CLP</u>
	Column 2: <u>STX-CLPII</u>

CAS NO.	COMPOUND	Col #	DILUTION	CONC. (ug/kg dry)	MDL	MRL	Q
118-74-1	Hexachlorobenzene	1	1	0.50	0.14	0.50	U

SURROGATES	Col #	ADDED (ug/kg dry)	CONC (ug/kg dry)	% REC	QC LIMITS	Q
<i>Decachlorobiphenyl</i>	1	7.9675	6.83	85.8	30 - 160	
<i>Decachlorobiphenyl</i>	2	7.9675	8.05	101	30 - 160	
<i>Tetrachlorometaxylene</i>	1	7.9675	6.05	76.0	30 - 160	
<i>Tetrachlorometaxylene</i>	2	7.9675	5.92	74.3	30 - 160	

Analytical Resources Inc.
Dual Column 8081 Pesticide Quantitation Report

Data file 1: /20230418.b/23041817.D
Data file 2: /20230418.b/B20230418.b/23041817.D
Method: \20230418.b\PEST.m
Compound Sublist: INDA.sub
Instrument, Inj. Vol.: ecd6.i, 1ul
Operator: JGR

ARI ID: 23C0774-05
Client ID:
Injection Date: 18-APR-2023 18:39
Report Date: 04/20/2023 12:31
Units: ng/mL
Dilution Factor: 1.000

RT	STX-CLP Col Shift Response	CLP2 Col Shift Response	STX-CLP on col	CLP2 on col	RPD	Compound/Flag
----	----	----	0.00	0.00	---	alpha-BHC
----	----	----	0.00	0.00	---	beta-BHC
----	----	----	0.00	0.00	---	delta-BHC
----	----	----	0.00	0.00	---	gamma-BHC (Lindane)
----	----	----	0.00	0.00	---	Heptachlor
----	----	----	0.00	0.00	---	Aldrin
----	----	----	0.00	0.00	---	Heptachlor epoxide b
----	----	----	0.00	0.00	---	Endosulfan I
----	----	----	0.00	0.00	---	Dieldrin
----	----	----	0.00	0.00	---	4,4'-DDE
----	----	----	0.00	0.00	---	Endrin
----	----	----	0.00	0.00	---	Endosulfan II
----	----	----	0.00	0.00	---	4,4'-DDD
----	----	----	0.00	0.00	---	Endosulfan sulfate
----	----	----	0.00	0.00	---	4,4'-DDT
----	----	----	0.00	0.00	---	Methoxychlor
----	----	----	0.00	0.00	---	Endrin ketone
----	----	----	0.00	0.00	---	Endrin aldehyde
----	----	----	0.00	0.00	---	trans-Chlordane
----	----	----	0.00	0.00	---	cis-Chlordane
----	----	----	0.00	0.00	---	Hexachlorobutadiene
3.814	-0.005 394106	4.601 -0.021 51786	0.00	2.38	---	Hexachlorobenzene
9.363	-0.003 204827	4.130 -0.006 479920	30.39	29.74	2.2	Tetrachloro-m-xylene
		10.301 -0.005 240745	34.30	40.43	16.4	Decachlorobiphenyl

* Indicates RPD > 40%

A Indicates Peak Height was used for Column 1 quantitation instead of Area

B Indicates Peak Height was used for Column 2 quantitation instead of Area

M Indicates Column 1 peak was manually integrated

N Indicates Column 2 peak was manually integrated

~ Indicates recovery outside QC Limits

INTERNAL STANDARD SUMMARY

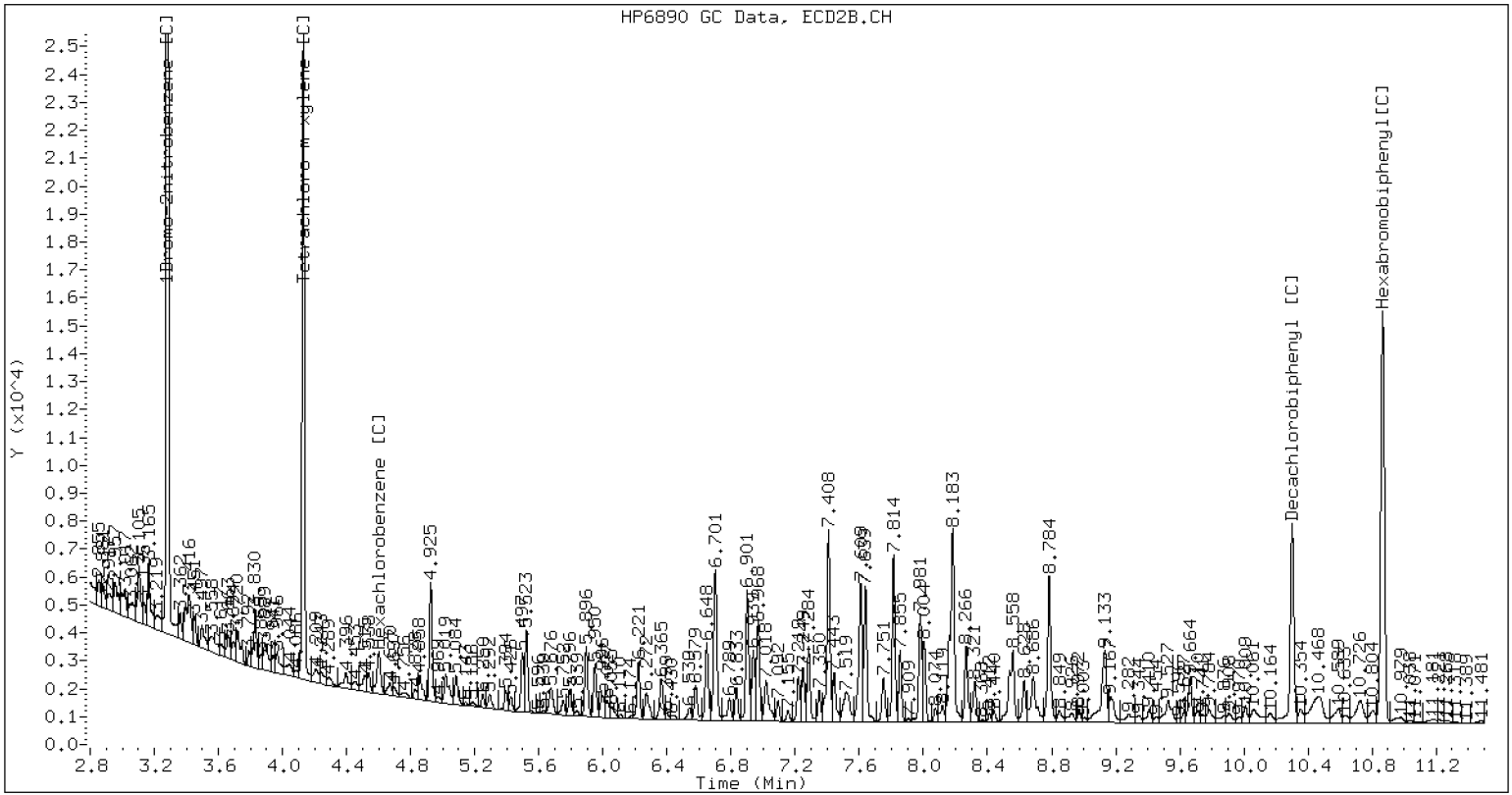
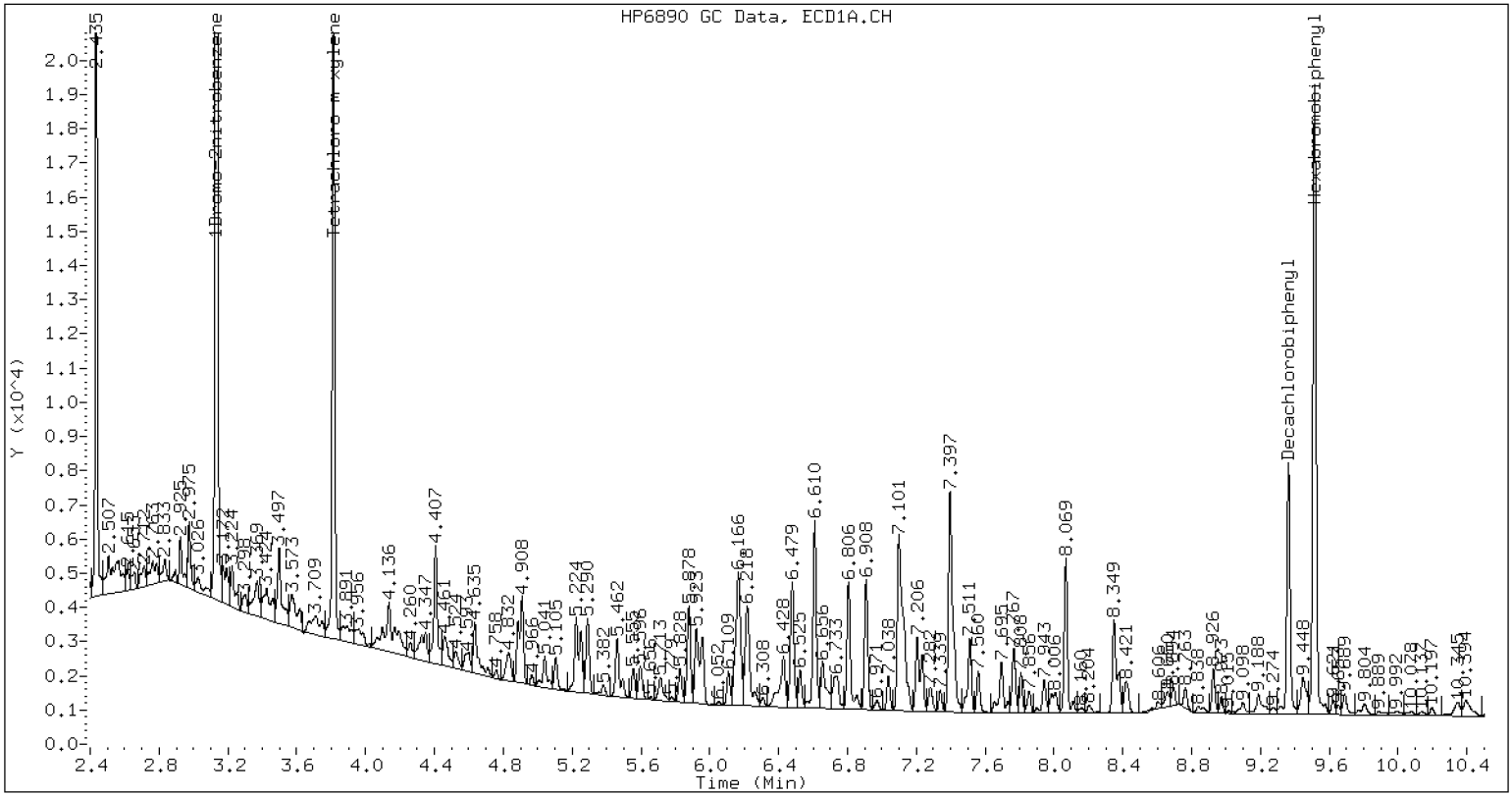
Standard Cpnd	Column 1		%D
	Standard Area*	Sample Area	
Bromo-Nitrobenzene	864333	926720	7.2
Hexabromobiphenyl	663237	506249	-23.7

Standard Cpnd	Column 2		%D
	Standard Area*	Sample Area	
Bromo-Nitrobenzene	1480846	1173556	-20.8
Hexabromobiphenyl	870561	493361	-43.3

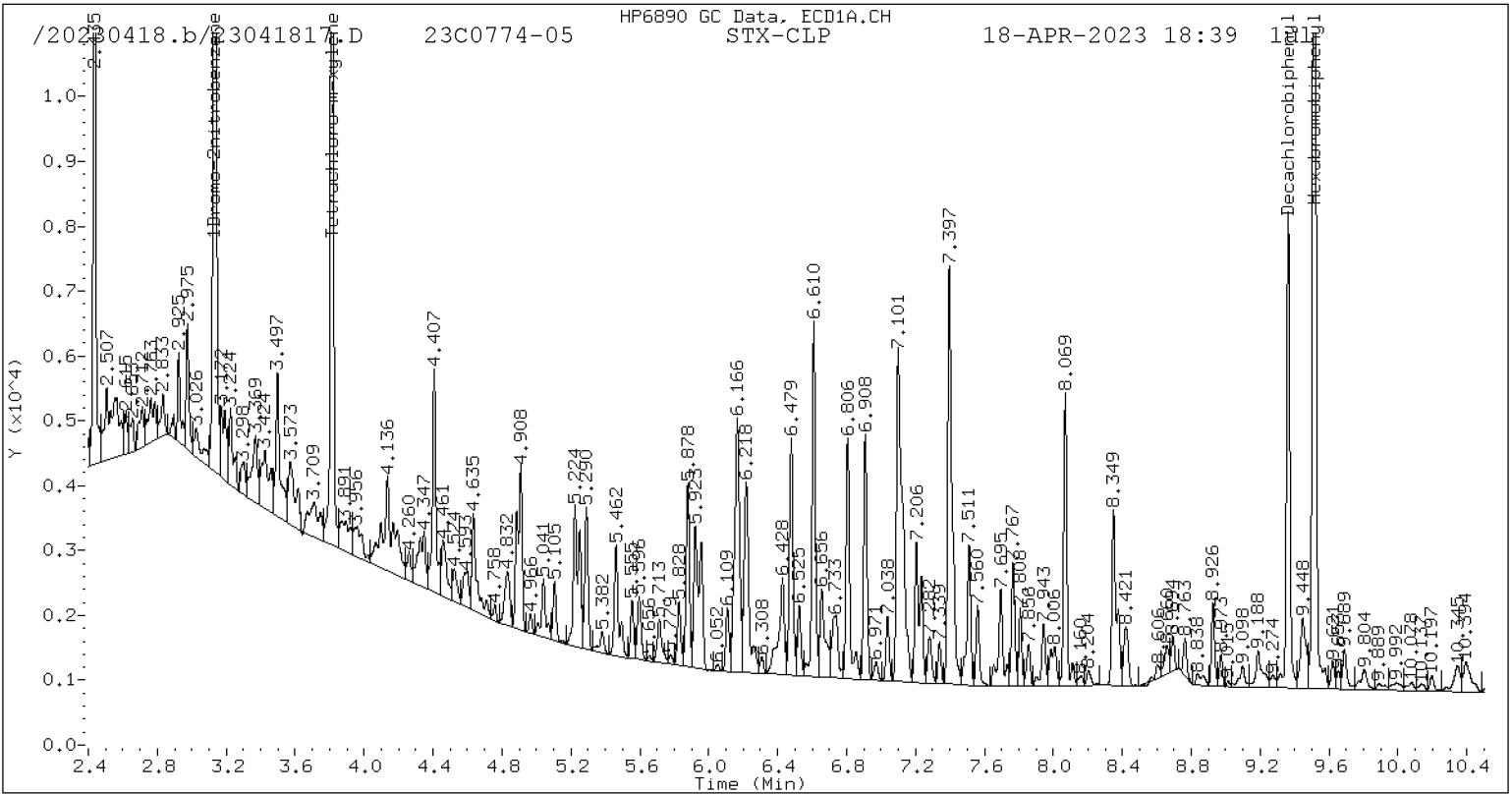
* Standard Areas taken from Initial Cal Level 5

Initial Calibration Date: 12-APR-2023

<- Indicates standard response outside Limits (-50 to +100%)

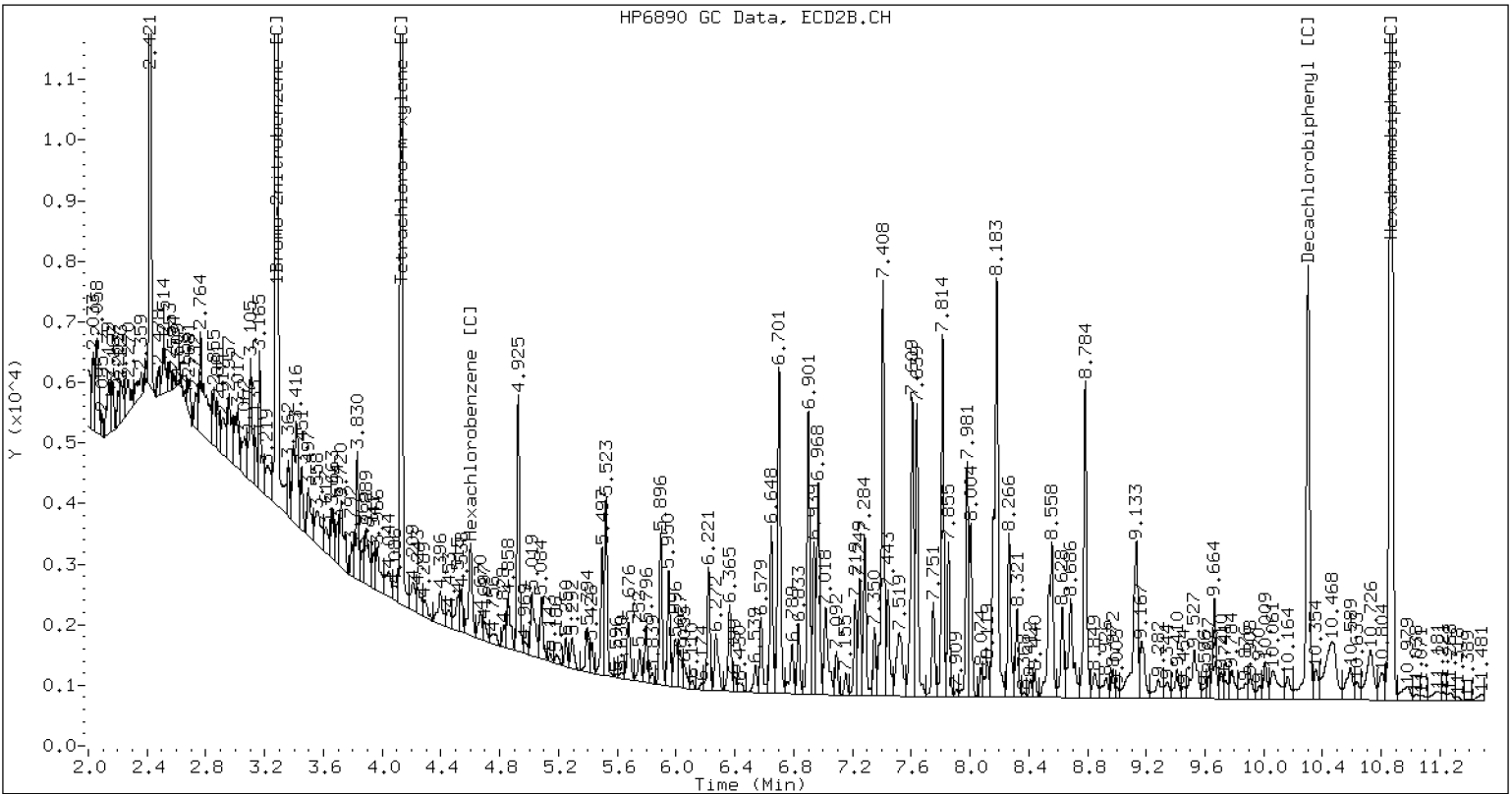


Pesticide Dual Column Chromatograms



STX-CLP Manual Integration: YES

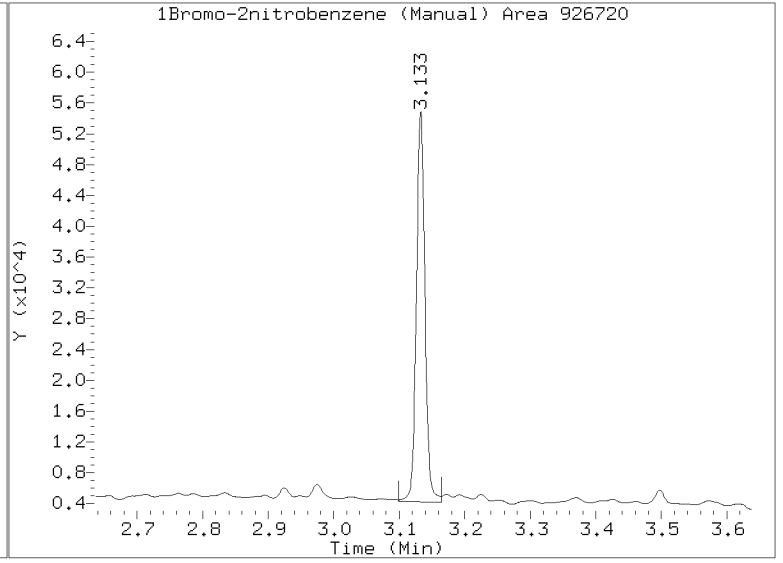
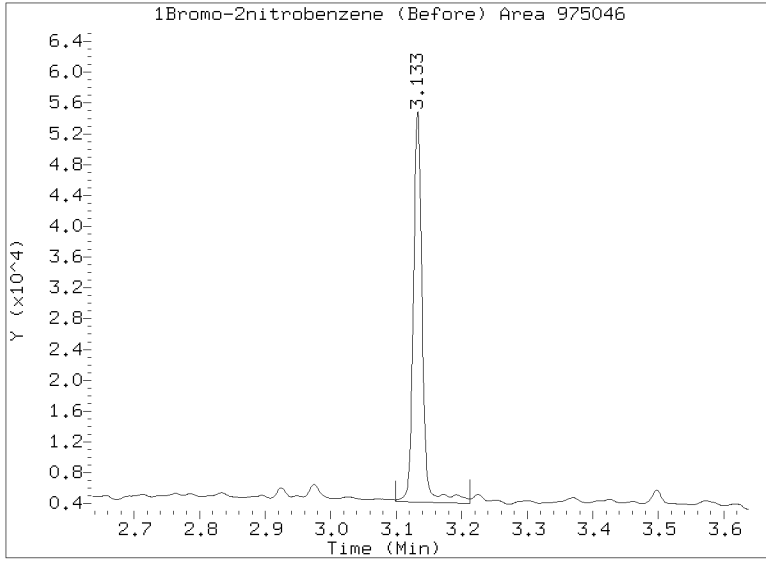
/20230418.b/B20230418.b/23041817.D 23C0774-05 CLP2



CLP-2 Manual Integration: NO

Manual Peak Adjustment Report, STX-CLP

Datafile: /20230418.b/23041817.D
Injection Date: 18-APR-2023 18:39
Lab ID:23C0774-05 Client ID:
Report Date: 04/20/2023 12:31





Dual Column

LDW23-SC1046A

ORGANIC ANALYSIS DATA SHEET
EPA 8081B

Laboratory: <u>Analytical Resources, LLC</u>		SDG: <u>23C0774</u>
Client: <u>Anchor QEA, LLC</u>		
Project: <u>AOC5 MR Phase 1</u>		
Matrix: <u>Solid</u>	Laboratory ID: <u>23C0774-06 A</u>	File ID: <u>23041818.D</u>
Sampled: <u>12/15/22 11:32</u>	Prepared: <u>04/05/23 11:19</u>	Analyzed: <u>04/18/23 18:57</u>
% Solids: <u>53.75</u>	Preparation: <u>EPA 3546 (Microwave)</u>	Initial/Final: <u>23.28 g Wet / 2.5 mL</u>
Batch: <u>BLD0058</u>	Sequence: <u>SLD0275</u>	Calibration: <u>GD00035</u>
Instrument: <u>ECD6</u>	Column 1: <u>STX-CLP</u>	Column 2: <u>STX-CLPII</u>

CAS NO.	COMPOUND	Col #	DILUTION	CONC. (ug/kg dry)	MDL	MRL	Q
118-74-1	Hexachlorobenzene	1	1	0.50	0.14	0.50	U

SURROGATES	Col #	ADDED (ug/kg dry)	CONC (ug/kg dry)	% REC	QC LIMITS	Q
<i>Decachlorobiphenyl</i>	1	7.9917	6.82	85.4	30 - 160	
<i>Decachlorobiphenyl</i>	2	7.9917	7.84	98.1	30 - 160	
<i>Tetrachlorometaxylene</i>	1	7.9917	6.08	76.1	30 - 160	
<i>Tetrachlorometaxylene</i>	2	7.9917	6.11	76.4	30 - 160	

Analytical Resources Inc.
Dual Column 8081 Pesticide Quantitation Report

Data file 1: /20230418.b/23041818.D
Data file 2: /20230418.b/B20230418.b/23041818.D
Method: \20230418.b\PEST.m
Compound Sublist: INDA.sub
Instrument, Inj. Vol.: ecd6.i, 1ul
Operator: JGR

ARI ID: 23C0774-06
Client ID:
Injection Date: 18-APR-2023 18:57
Report Date: 04/20/2023 12:31
Units: ng/mL
Dilution Factor: 1.000

RT	STX-CLP Col Shift Response	CLP2 Col Shift Response	RT	STX-CLP on col	CLP2 on col	RPD	Compound/Flag		
----			----	0.00	0.00	---	alpha-BHC		
----			----	0.00	0.00	---	beta-BHC		
----			----	0.00	0.00	---	delta-BHC		
----			----	0.00	0.00	---	gamma-BHC (Lindane)		
----			----	0.00	0.00	---	Heptachlor		
----			----	0.00	0.00	---	Aldrin		
----			----	0.00	0.00	---	Heptachlor epoxide b		
----			----	0.00	0.00	---	Endosulfan I		
----			----	0.00	0.00	---	Dieldrin		
----			----	0.00	0.00	---	4,4'-DDE		
----			----	0.00	0.00	---	Endrin		
----			----	0.00	0.00	---	Endosulfan II		
----			----	0.00	0.00	---	4,4'-DDD		
----			----	0.00	0.00	---	Endosulfan sulfate		
----			----	0.00	0.00	---	4,4'-DDT		
----			----	0.00	0.00	---	Methoxychlor		
----			----	0.00	0.00	---	Endrin ketone		
----			----	0.00	0.00	---	Endrin aldehyde		
----			----	0.00	0.00	---	trans-Chlordane		
----			----	0.00	0.00	---	cis-Chlordane		
----			----	0.00	0.00	---	Hexachlorobutadiene		
4.170	-0.005	56938	----	3.34	0.00	---	Hexachlorobenzene		
3.814	-0.005	375170	4.129	-0.007	462665	30.43	30.57	0.4	Tetrachloro-m-xylene
9.362	-0.004	195546	10.301	-0.005	227320	34.16	39.25	13.9	Decachlorobiphenyl

* Indicates RPD > 40%

A Indicates Peak Height was used for Column 1 quantitation instead of Area

B Indicates Peak Height was used for Column 2 quantitation instead of Area

M Indicates Column 1 peak was manually integrated

N Indicates Column 2 peak was manually integrated

~ Indicates recovery outside QC Limits

INTERNAL STANDARD SUMMARY

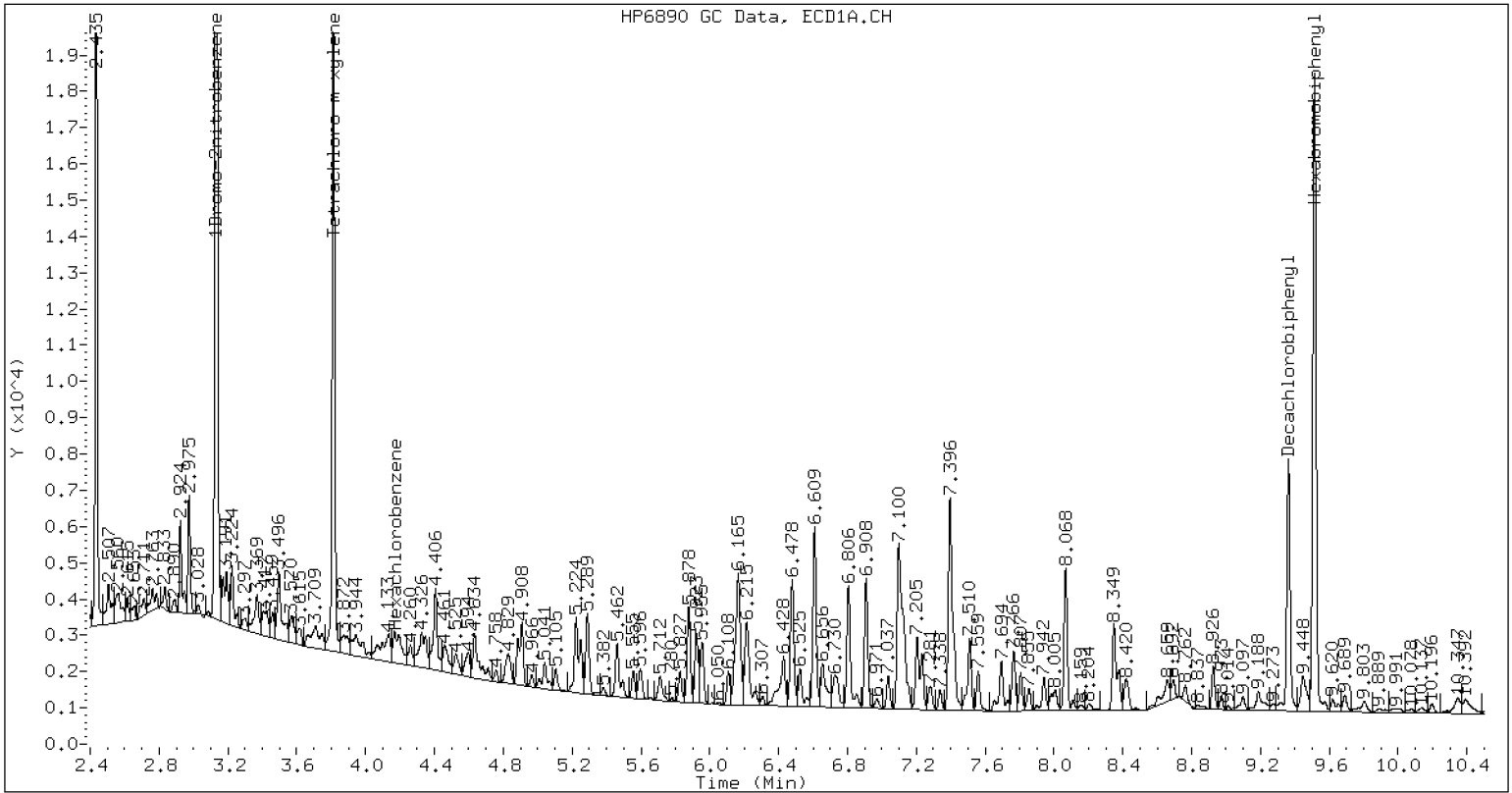
Standard Cpnd	Column 1		%D
	Standard Area*	Sample Area	
Bromo-Nitrobenzene	864333	881028	1.9
Hexabromobiphenyl	663237	485334	-26.8

Standard Cpnd	Column 2		%D
	Standard Area*	Sample Area	
Bromo-Nitrobenzene	1480846	1100695	-25.7
Hexabromobiphenyl	870561	479834	-44.9

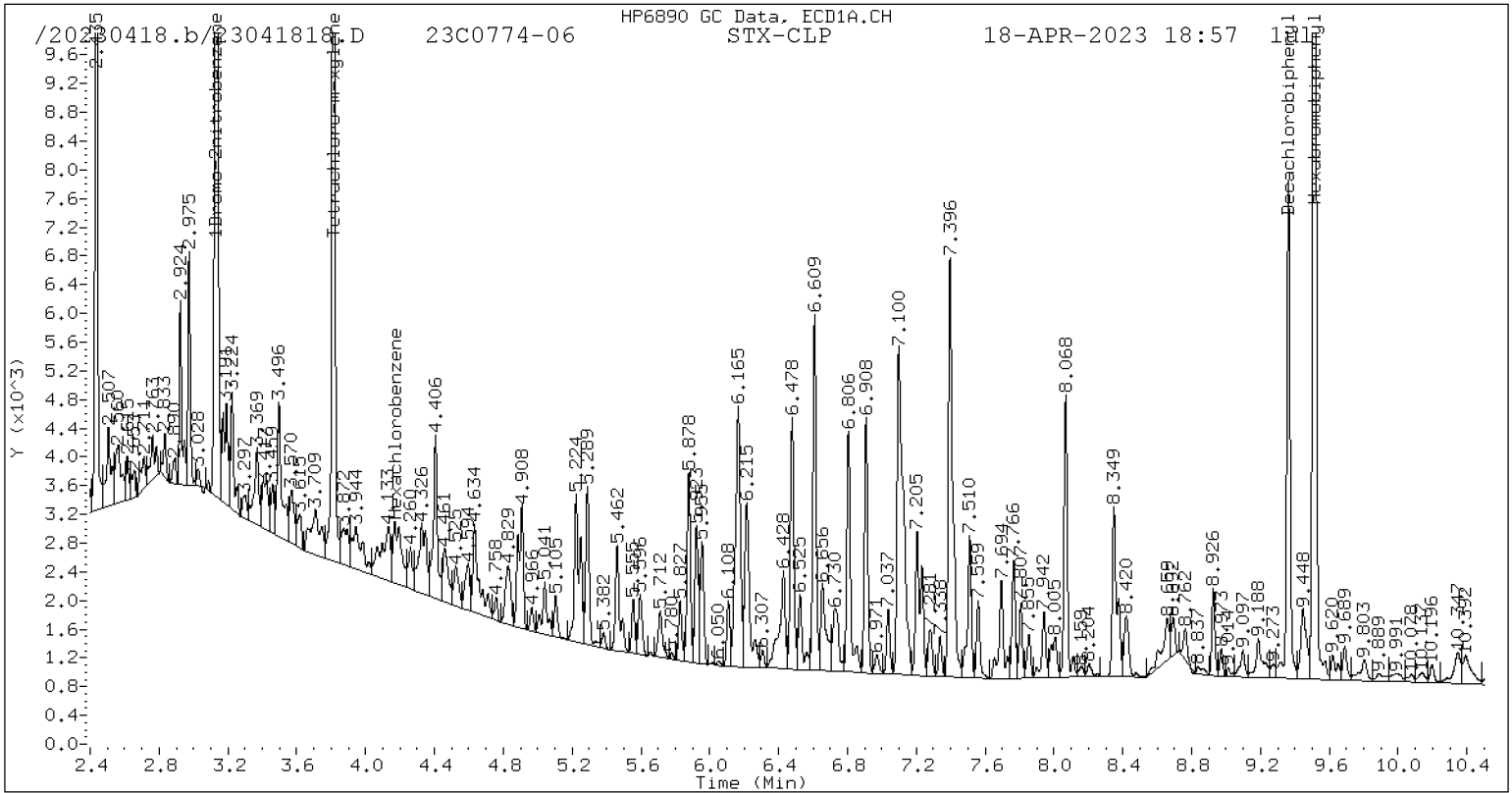
* Standard Areas taken from Initial Cal Level 5

Initial Calibration Date: 12-APR-2023

<- Indicates standard response outside Limits (-50 to +100%)

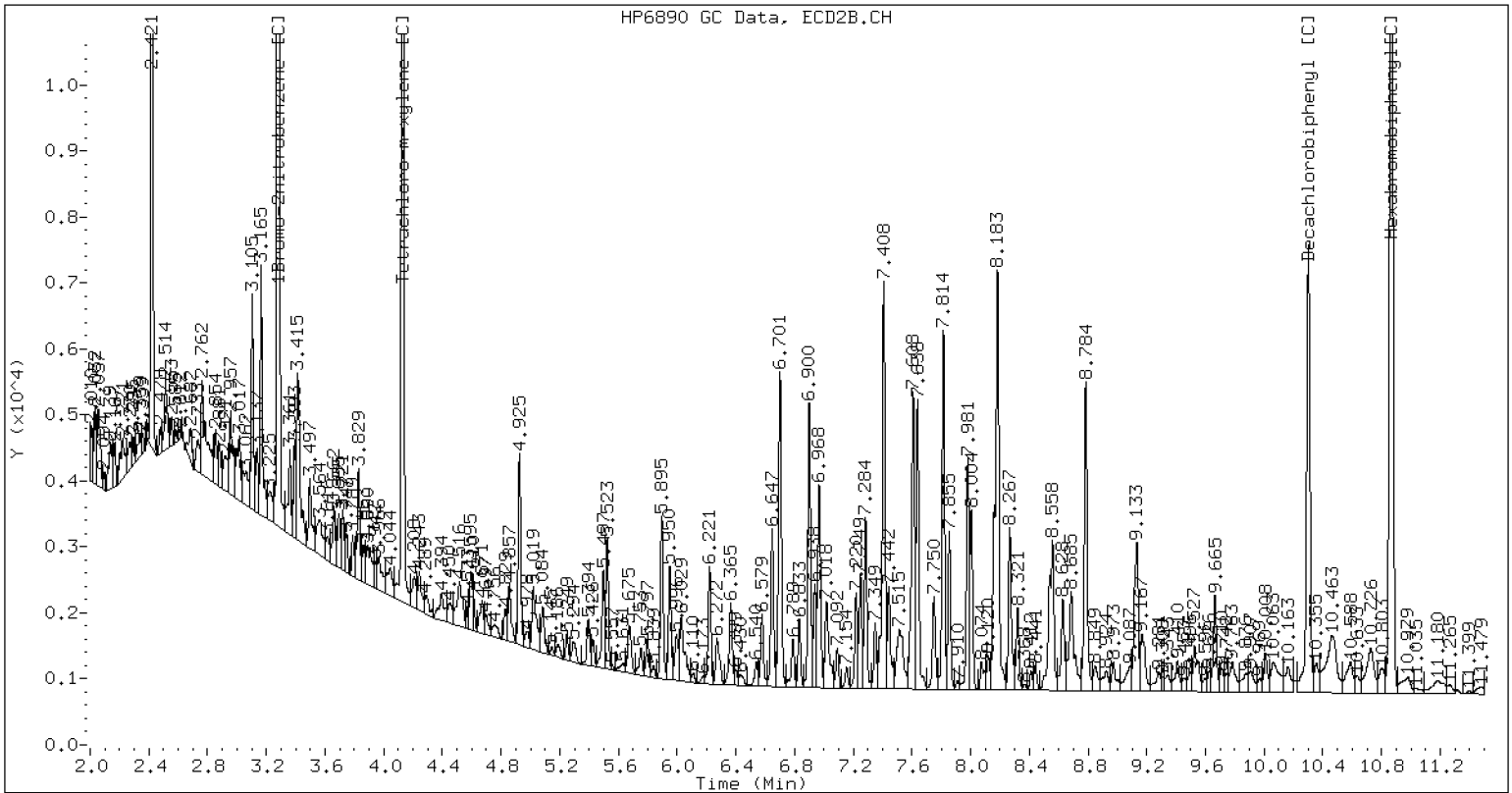


Pesticide Dual Column Chromatograms



STX-CLP Manual Integration: YES

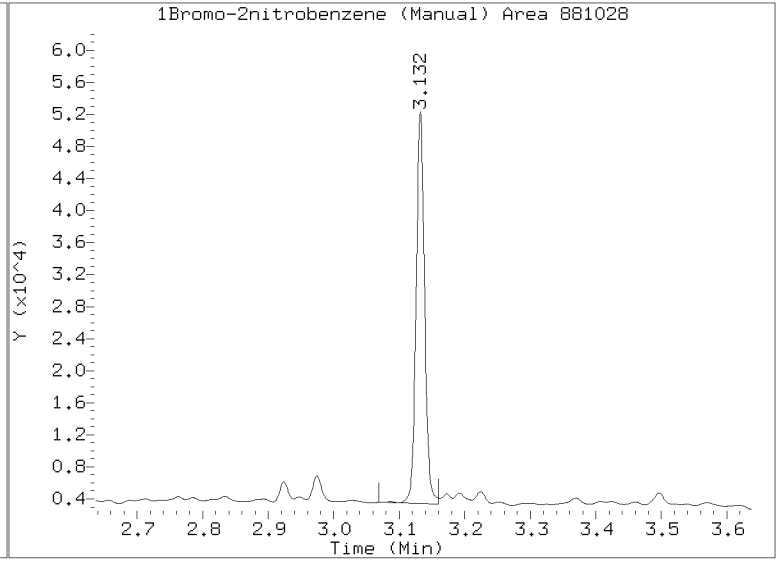
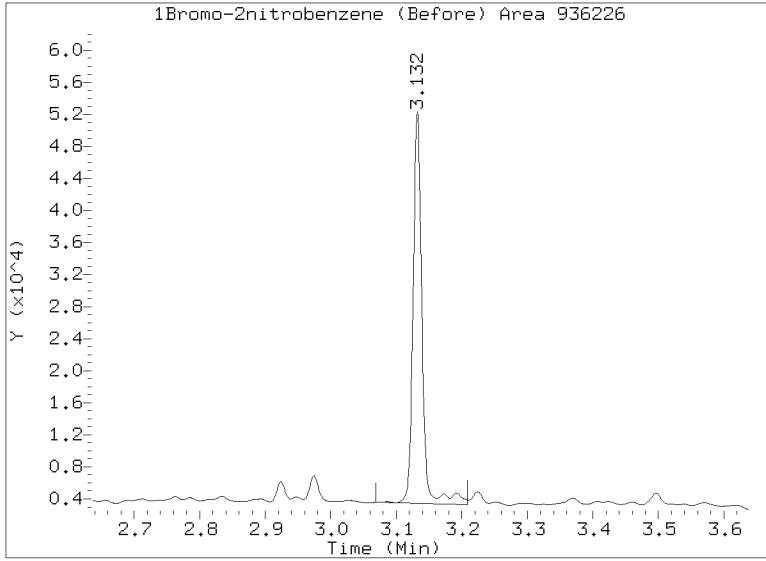
/20230418.b/B2030418.b/23041818.D 23C0774-06 CLP2



CLP-2 Manual Integration: NO

Manual Peak Adjustment Report, STX-CLP

Datafile: /20230418.b/23041818.D
Injection Date: 18-APR-2023 18:57
Lab ID:23C0774-06 Client ID:
Report Date: 04/20/2023 12:31





Dual Column

LDW23-SC1046B

ORGANIC ANALYSIS DATA SHEET
EPA 8081B

Laboratory: Analytical Resources, LLC SDG: 23C0774
 Client: Anchor QEA, LLC
 Project: AOC5 MR Phase 1
 Matrix: Solid Laboratory ID: 23C0774-07A File ID: 23041819.D
 Sampled: 12/15/22 11:32 Prepared: 04/05/23 11:19 Analyzed: 04/18/23 19:16
 % Solids: 57.11 Preparation: EPA 3546 (Microwave) Initial/Final: 21.89 g Wet / 2.5 mL
 Batch: BLD0058 Sequence: SLD0275 Calibration: GD00035
 Instrument: ECD6 Column 1: STX-CLP Column 2: STX-CLPII

CAS NO.	COMPOUND	Col #	DILUTION	CONC. (ug/kg dry)	MDL	MRL	Q
118-74-1	Hexachlorobenzene	1	1	0.50	0.14	0.50	U

SURROGATES	Col #	ADDED (ug/kg dry)	CONC (ug/kg dry)	% REC	QC LIMITS	Q
<i>Decachlorobiphenyl</i>	1	7.9991	7.10	88.8	30 - 160	
<i>Decachlorobiphenyl</i>	2	7.9991	7.80	97.5	30 - 160	
<i>Tetrachlorometaxylene</i>	1	7.9991	6.06	75.8	30 - 160	
<i>Tetrachlorometaxylene</i>	2	7.9991	6.37	79.6	30 - 160	

Analytical Resources Inc.
Dual Column 8081 Pesticide Quantitation Report

Data file 1: /20230418.b/23041819.D
Data file 2: /20230418.b/B20230418.b/23041819.D
Method: \20230418.b\PEST.m
Compound Sublist: INDA.sub
Instrument, Inj. Vol.: ecd6.i, 1ul
Operator: JGR

ARI ID: 23C0774-07
Client ID:
Injection Date: 18-APR-2023 19:16
Report Date: 04/20/2023 12:31
Units: ng/mL
Dilution Factor: 1.000

RT	STX-CLP Col Shift Response	CLP2 Col Shift Response	RT	CLP2 Col Shift Response	STX-CLP on col	CLP2 on col	RPD	Compound/Flag	
----			----		0.00	0.00	---	alpha-BHC	
----			----		0.00	0.00	---	beta-BHC	
----			----		0.00	0.00	---	delta-BHC	
----			----		0.00	0.00	---	gamma-BHC (Lindane)	
----			----		0.00	0.00	---	Heptachlor	
----			----		0.00	0.00	---	Aldrin	
----			----		0.00	0.00	---	Heptachlor epoxide b	
----			----		0.00	0.00	---	Endosulfan I	
----			----		0.00	0.00	---	Dieldrin	
----			----		0.00	0.00	---	4,4'-DDE	
----			----		0.00	0.00	---	Endrin	
----			----		0.00	0.00	---	Endosulfan II	
----			----		0.00	0.00	---	4,4'-DDD	
----			----		0.00	0.00	---	Endosulfan sulfate	
----			----		0.00	0.00	---	4,4'-DDT	
----			----		0.00	0.00	---	Methoxychlor	
----			----		0.00	0.00	---	Endrin ketone	
----			----		0.00	0.00	---	Endrin aldehyde	
----			----		0.00	0.00	---	trans-Chlordane	
----			----		0.00	0.00	---	cis-Chlordane	
----			----		0.00	0.00	---	Hexachlorobutadiene	
----			----		0.00	0.00	---	Hexachlorobenzene	
3.814	-0.005	392068	4.130	-0.006	491812	30.33	31.84	4.9	Tetrachloro-m-xylene
9.363	-0.003	204181	10.302	-0.004	222346	35.51	39.02	9.4	Decachlorobiphenyl

* Indicates RPD > 40%

A Indicates Peak Height was used for Column 1 quantitation instead of Area

B Indicates Peak Height was used for Column 2 quantitation instead of Area

M Indicates Column 1 peak was manually integrated

N Indicates Column 2 peak was manually integrated

~ Indicates recovery outside QC Limits

INTERNAL STANDARD SUMMARY

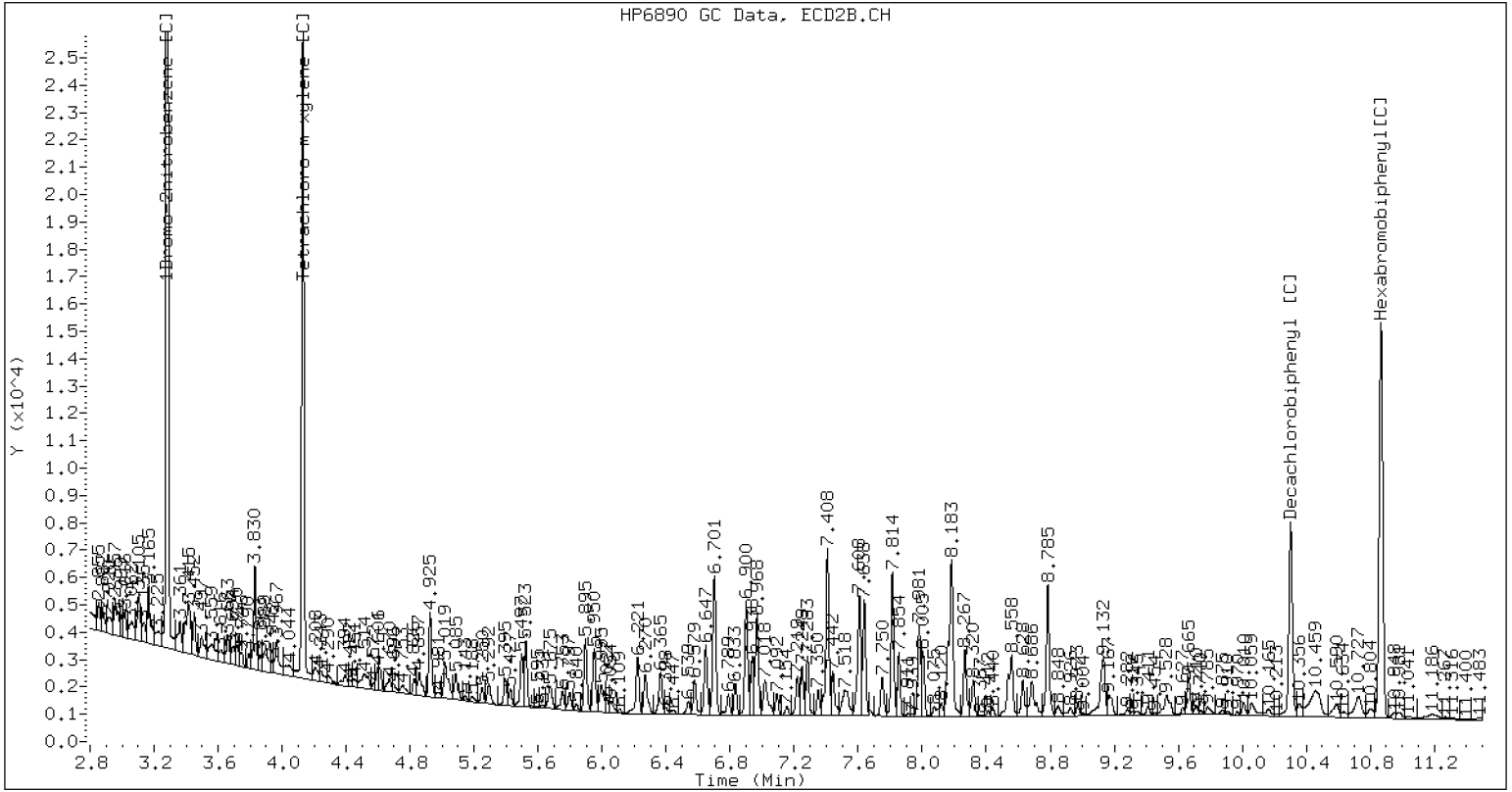
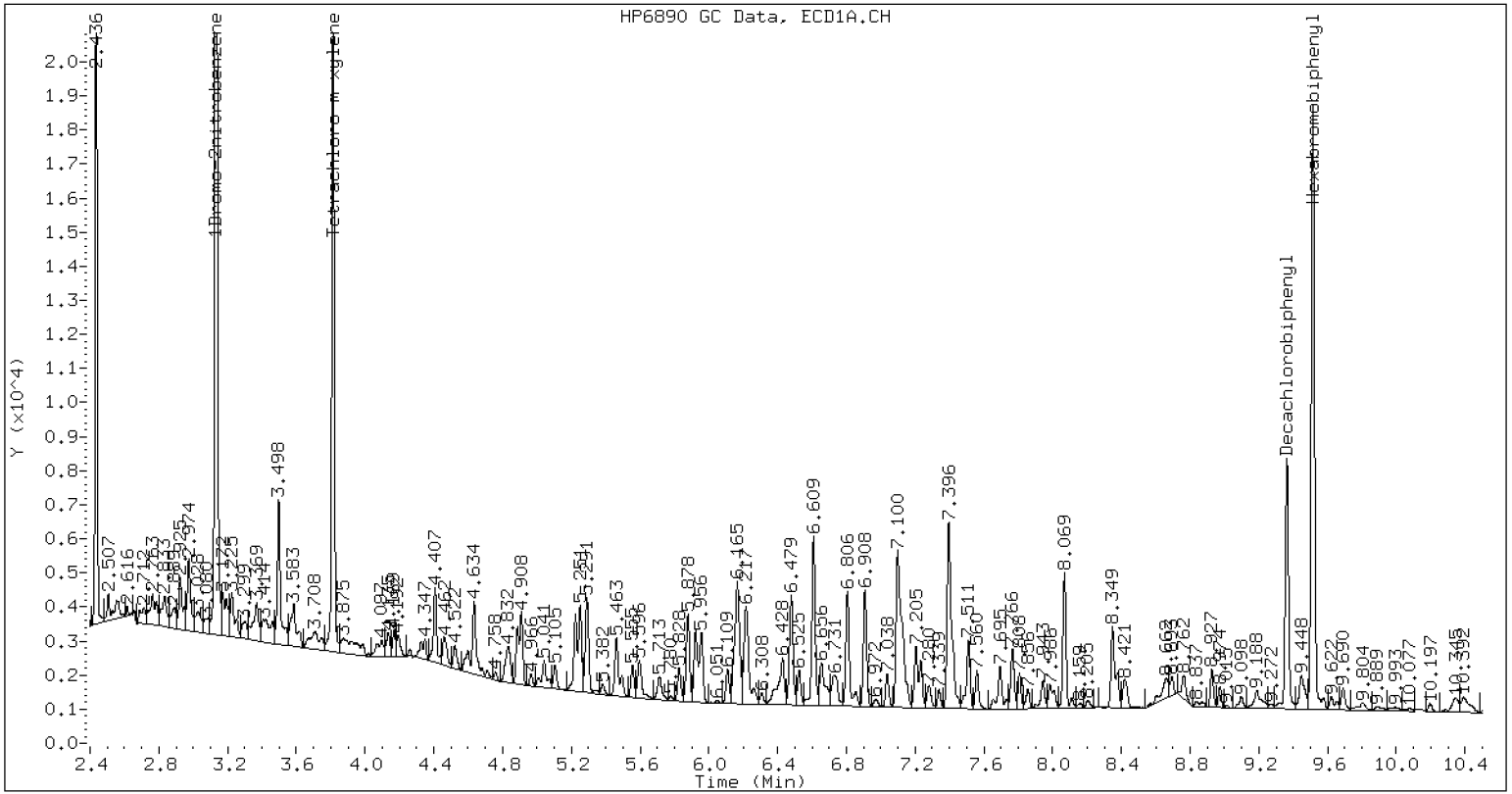
Standard Cpnd	Column 1		%D
	Standard Area*	Sample Area	
Bromo-Nitrobenzene	864333	923995	6.9
Hexabromobiphenyl	663237	487509	-26.5

Standard Cpnd	Column 2		%D
	Standard Area*	Sample Area	
Bromo-Nitrobenzene	1480846	1123445	-24.1
Hexabromobiphenyl	870561	472138	-45.8

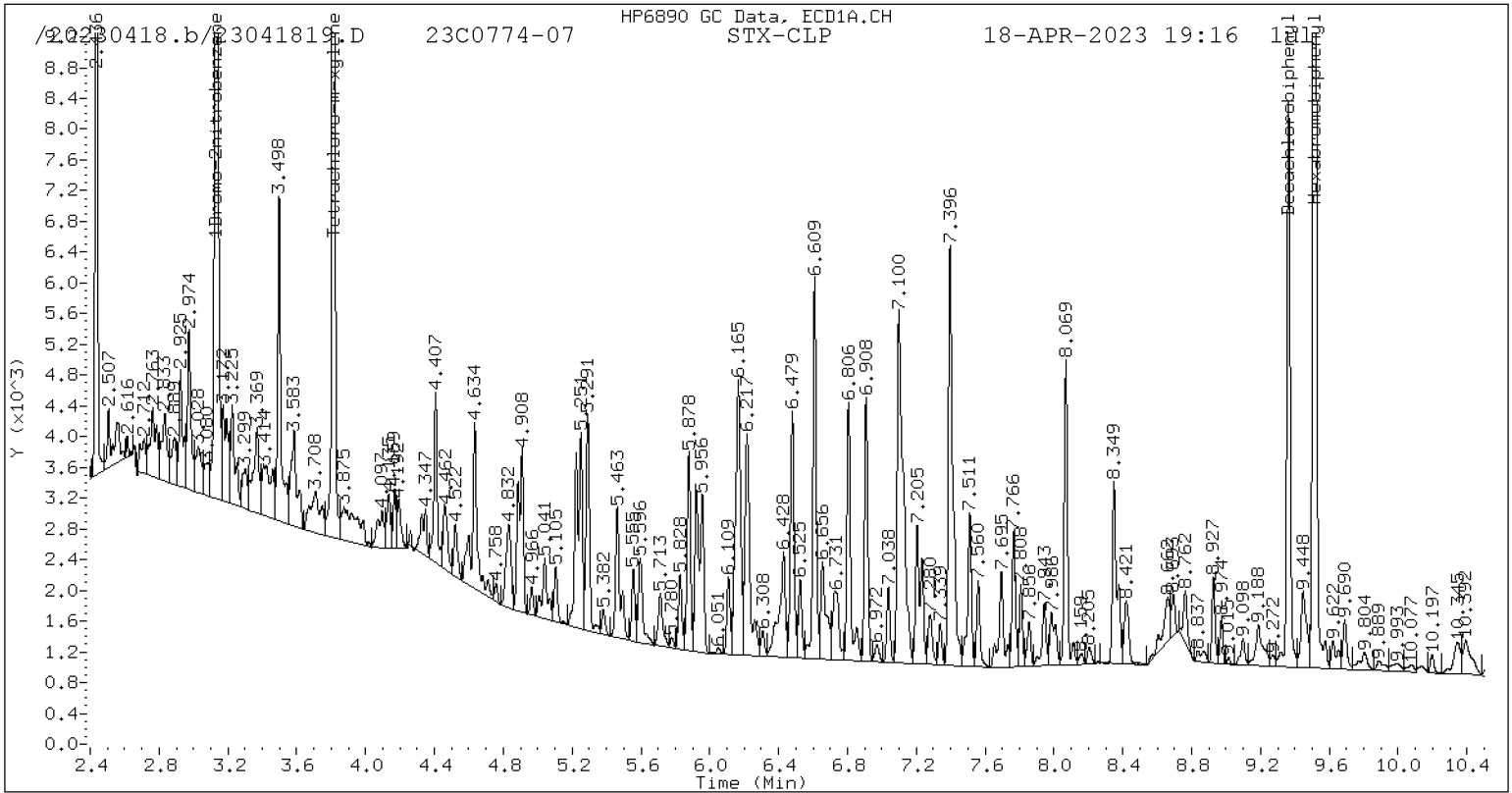
* Standard Areas taken from Initial Cal Level 5

Initial Calibration Date: 12-APR-2023

<- Indicates standard response outside Limits (-50 to +100%)

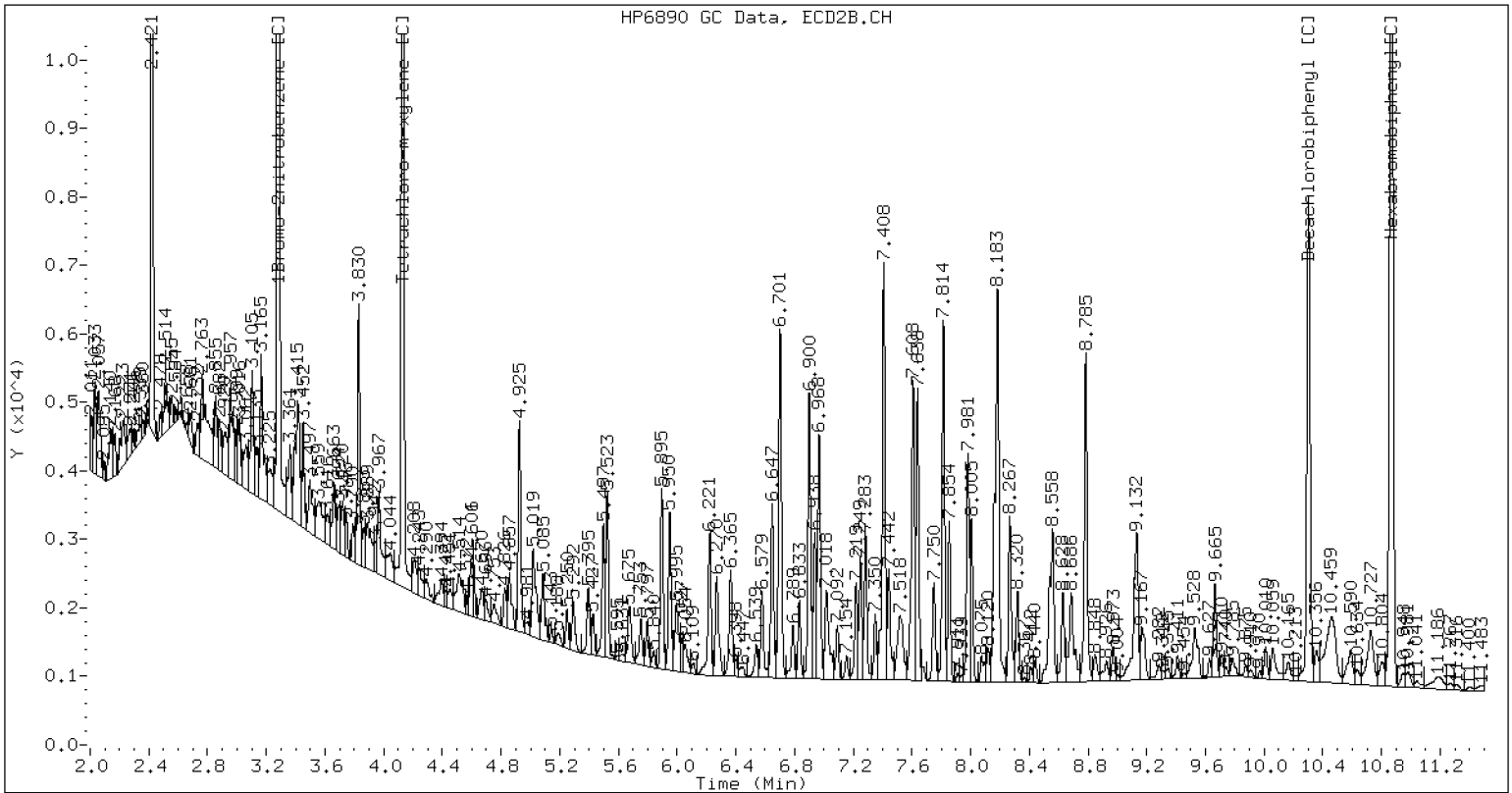


Pesticide Dual Column Chromatograms



STX-CLP Manual Integration: YES

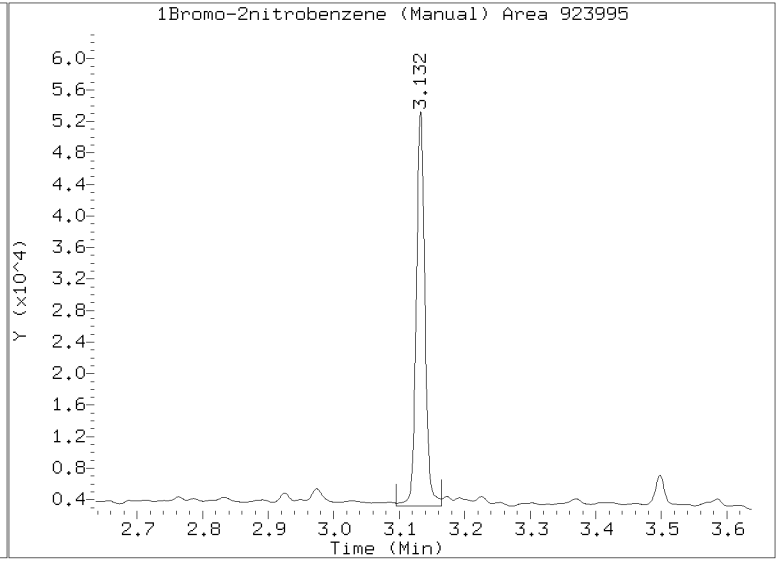
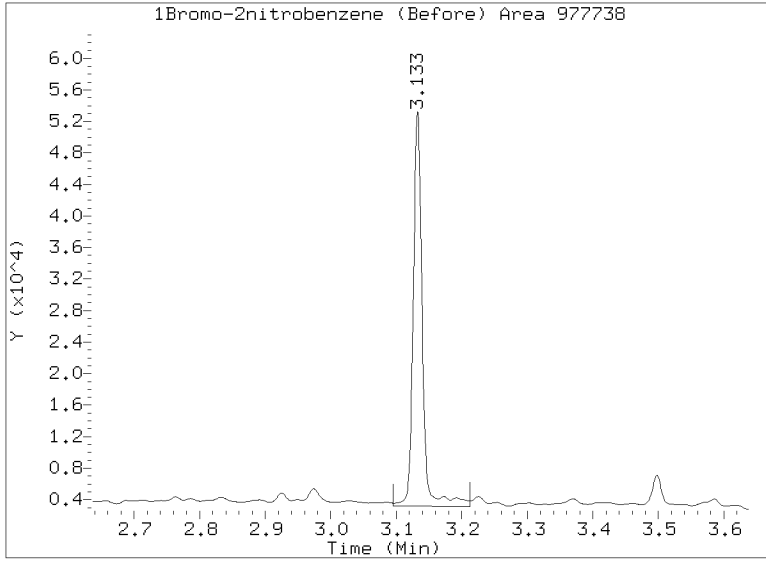
/20230418.b/B20230418.b/23041819.D 23C0774-07 CLP2



CLP-2 Manual Integration: NO

Manual Peak Adjustment Report, STX-CLP

Datafile: /20230418.b/23041819.D
Injection Date: 18-APR-2023 19:16
Lab ID:23C0774-07 Client ID:
Report Date: 04/20/2023 12:31





ORGANIC ANALYSIS DATA SHEET
EPA 8081B

Laboratory: Analytical Resources, LLC SDG: 23C0774
 Client: Anchor QEA, LLC
 Project: AOC5 MR Phase 1
 Matrix: Solid Laboratory ID: 23C0774-08 A File ID: 23041820.D
 Sampled: 12/14/22 08:04 Prepared: 04/05/23 11:19 Analyzed: 04/18/23 19:35
 % Solids: 52.85 Preparation: EPA 3546 (Microwave) Initial/Final: 23.68 g Wet / 2.5 mL
 Batch: BLD0058 Sequence: SLD0275 Calibration: GD00035
 Instrument: ECD6 Column 1: STX-CLP Column 2: STX-CLPII

CAS NO.	COMPOUND	Col #	DILUTION	CONC. (ug/kg dry)	MDL	MRL	Q
118-74-1	Hexachlorobenzene	1	1	0.50	0.14	0.50	U

SURROGATES	Col #	ADDED (ug/kg dry)	CONC (ug/kg dry)	% REC	QC LIMITS	Q
<i>Decachlorobiphenyl</i>	1	7.9905	6.71	84.0	30 - 160	
<i>Decachlorobiphenyl</i>	2	7.9905	7.95	99.5	30 - 160	
<i>Tetrachlorometaxylene</i>	1	7.9905	5.72	71.5	30 - 160	
<i>Tetrachlorometaxylene</i>	2	7.9905	5.99	75.0	30 - 160	

Analytical Resources Inc.
Dual Column 8081 Pesticide Quantitation Report

Data file 1: /20230418.b/23041820.D
 Data file 2: /20230418.b/B20230418.b/23041820.D
 Method: \20230418.b\PEST.m
 Compound Sublist: INDA.sub
 Instrument, Inj. Vol.: ecd6.i, 1ul
 Operator: JGR

ARI ID: 23C0774-08
 Client ID:
 Injection Date: 18-APR-2023 19:35
 Report Date: 04/20/2023 12:31
 Units: ng/mL
 Dilution Factor: 1.000

RT	STX-CLP Col Shift Response	CLP2 Col Shift Response	RT	STX-CLP on col	CLP2 on col	RPD	Compound/Flag
----	----	----	----	0.00	0.00	---	alpha-BHC
----	----	----	----	0.00	0.00	---	beta-BHC
----	----	----	----	0.00	0.00	---	delta-BHC
----	----	----	----	0.00	0.00	---	gamma-BHC (Lindane)
----	----	----	----	0.00	0.00	---	Heptachlor
----	----	----	----	0.00	0.00	---	Aldrin
----	----	----	----	0.00	0.00	---	Heptachlor epoxide b
----	----	----	----	0.00	0.00	---	Endosulfan I
----	----	----	----	0.00	0.00	---	Dieldrin
----	----	----	----	0.00	0.00	---	4,4'-DDE
----	----	----	----	0.00	0.00	---	Endrin
----	----	----	----	0.00	0.00	---	Endosulfan II
----	----	----	----	0.00	0.00	---	4,4'-DDD
----	----	----	----	0.00	0.00	---	Endosulfan sulfate
----	----	----	----	0.00	0.00	---	4,4'-DDT
----	----	----	----	0.00	0.00	---	Methoxychlor
----	----	----	----	0.00	0.00	---	Endrin ketone
----	----	----	----	0.00	0.00	---	Endrin aldehyde
----	----	----	----	0.00	0.00	---	trans-Chlordane
----	----	----	----	0.00	0.00	---	cis-Chlordane
----	----	----	----	0.00	0.00	---	Hexachlorobutadiene
----	----	----	----	0.00	0.00	---	Hexachlorobenzene
3.814	-0.005 374022	4.129 -0.007 457222	28.61	30.00	4.7	Tetrachloro-m-xylene	
9.364	-0.002 196790	10.303 -0.003 229472	33.58	39.79	16.9	Decachlorobiphenyl	

- * Indicates RPD > 40%
- A Indicates Peak Height was used for Column 1 quantitation instead of Area
- B Indicates Peak Height was used for Column 2 quantitation instead of Area
- M Indicates Column 1 peak was manually integrated
- N Indicates Column 2 peak was manually integrated

- ~ Indicates recovery outside QC Limits

INTERNAL STANDARD SUMMARY

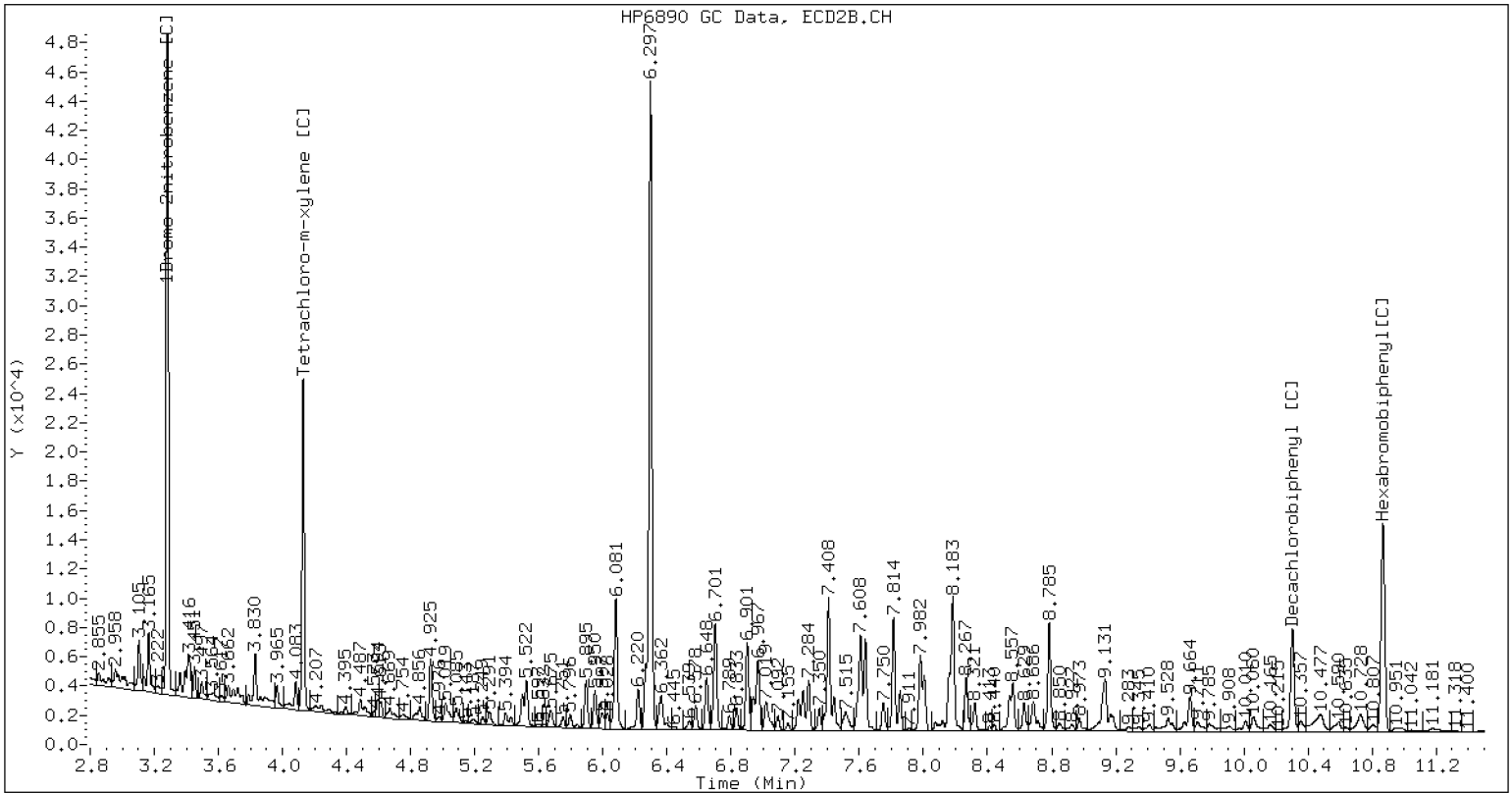
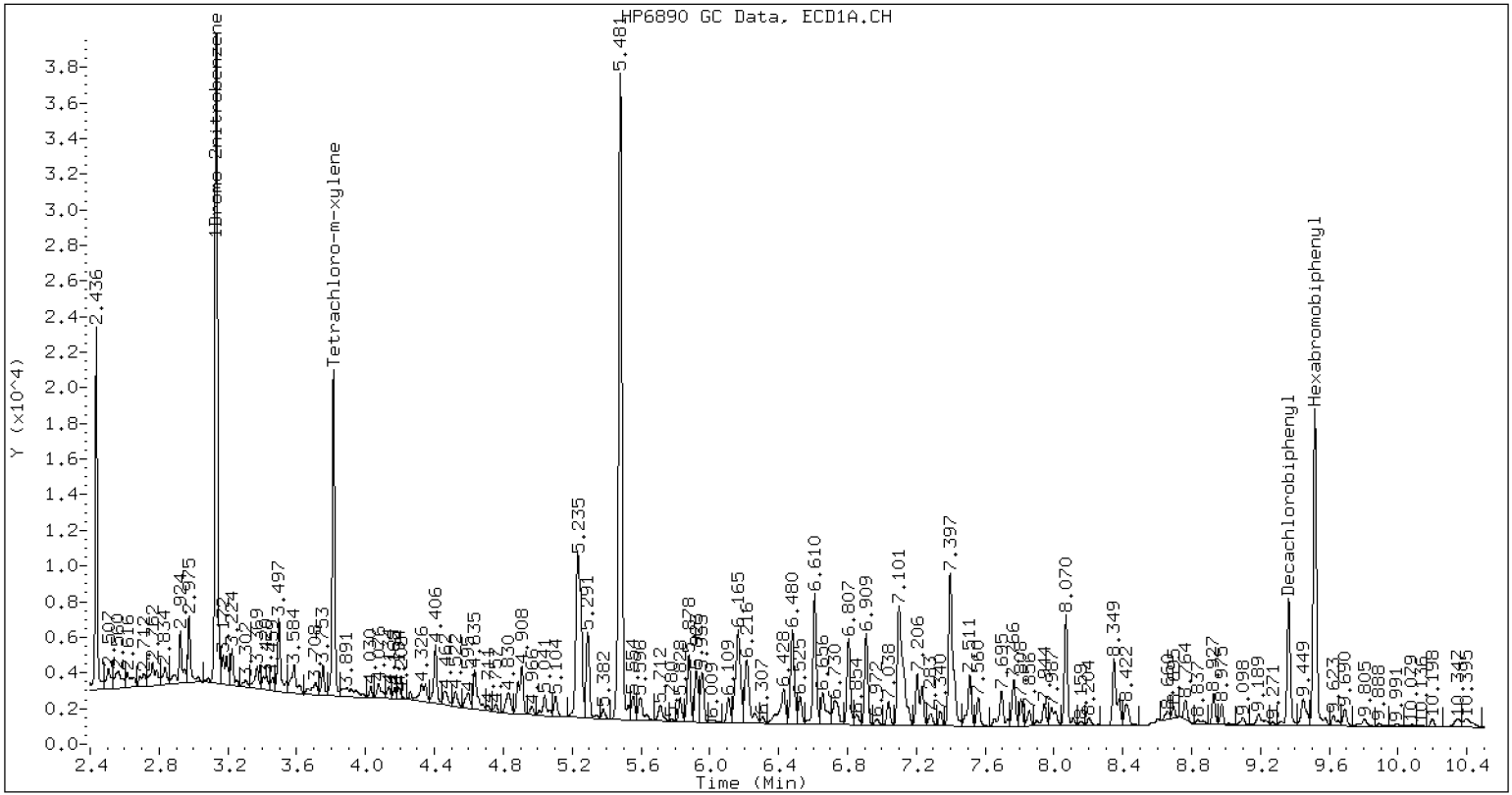
Standard Cpnd	Column 1		%D
	Standard Area*	Sample Area	
Bromo-Nitrobenzene	864333	934302	8.1
Hexabromobiphenyl	663237	496797	-25.1

Standard Cpnd	Column 2		%D
	Standard Area*	Sample Area	
Bromo-Nitrobenzene	1480846	1108382	-25.2
Hexabromobiphenyl	870561	477778	-45.1

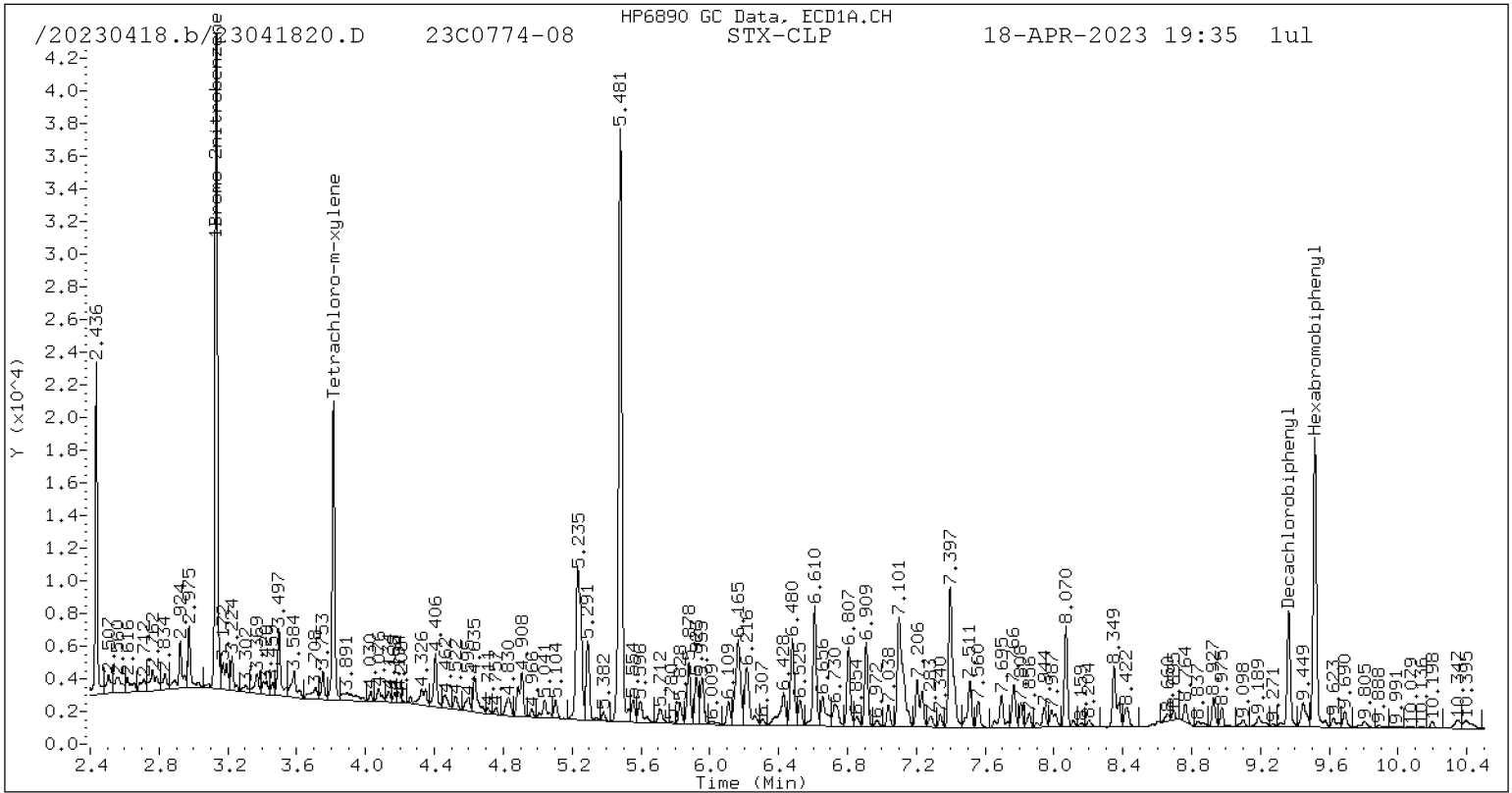
* Standard Areas taken from Initial Cal Level 5

Initial Calibration Date: 12-APR-2023

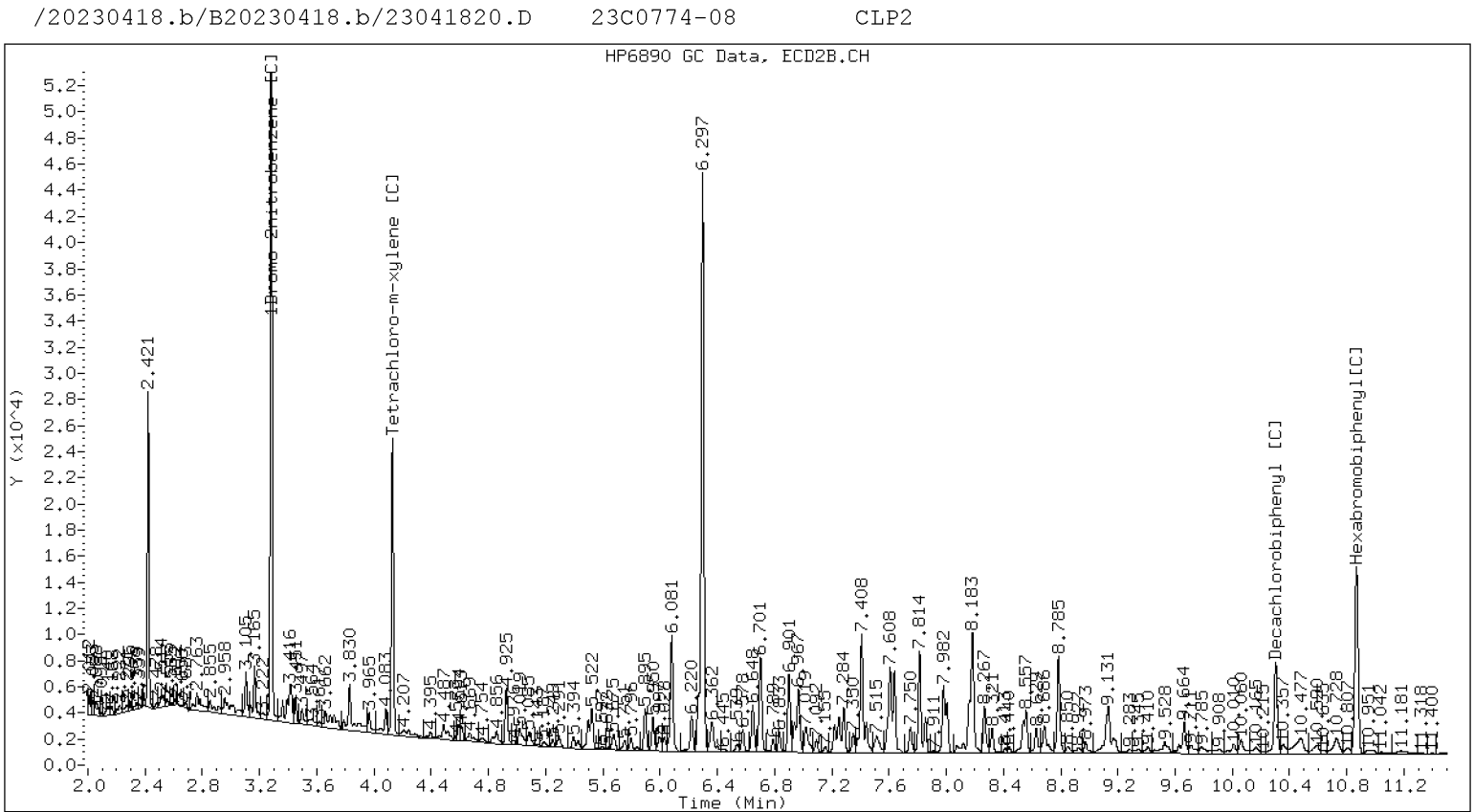
<- Indicates standard response outside Limits (-50 to +100%)



Pesticide Dual Column Chromatograms



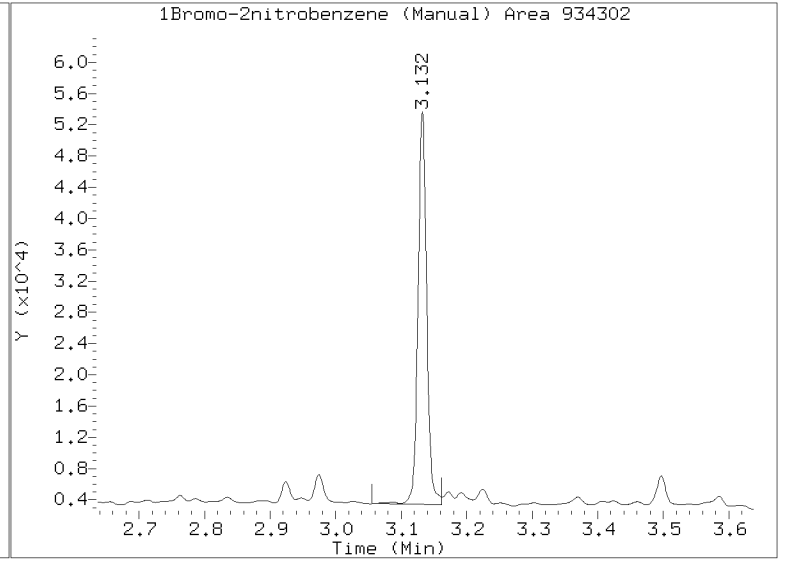
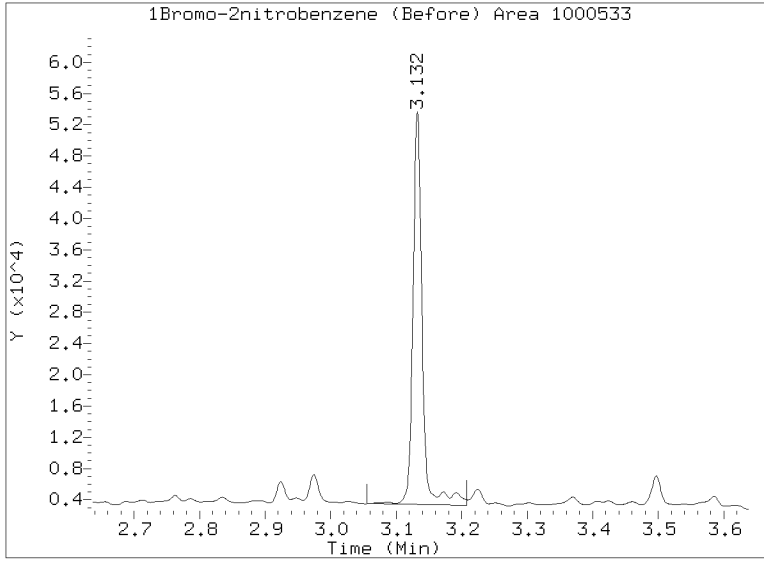
STX-CLP Manual Integration: YES



CLP-2 Manual Integration: NO

Manual Peak Adjustment Report, STX-CLP

Datafile: /20230418.b/23041820.D
Injection Date: 18-APR-2023 19:35
Lab ID:23C0774-08 Client ID:
Report Date: 04/20/2023 12:31





LDW23-SC1177B

Dual Column

**ORGANIC ANALYSIS DATA SHEET
EPA 8081B**

Laboratory: <u>Analytical Resources, LLC</u>	SDG: <u>23C0774</u>
Client: <u>Anchor QEA, LLC</u>	
Project: <u>AOC5 MR Phase 1</u>	
Matrix: <u>Solid</u>	Laboratory ID: <u>23C0774-09 A</u>
	File ID: <u>23041823.D</u>
Sampled: <u>12/14/22 08:04</u>	Prepared: <u>04/05/23 11:19</u>
	Analyzed: <u>04/18/23 20:30</u>
% Solids: <u>53.66</u>	Preparation: <u>EPA 3546 (Microwave)</u>
	Initial/Final: <u>23.36 g Wet / 2.5 mL</u>
Batch: <u>BLD0058</u>	Sequence: <u>SLD0275</u>
	Calibration: <u>GD00035</u>
Instrument: <u>ECD6</u>	Column 1: <u>STX-CLP</u>
	Column 2: <u>STX-CLPII</u>

CAS NO.	COMPOUND	Col #	DILUTION	CONC. (ug/kg dry)	MDL	MRL	Q
118-74-1	Hexachlorobenzene	1	1	0.50	0.14	0.50	U

SURROGATES	Col #	ADDED (ug/kg dry)	CONC (ug/kg dry)	% REC	QC LIMITS	Q
<i>Decachlorobiphenyl</i>	1	7.9777	6.37	79.9	30 - 160	
<i>Decachlorobiphenyl</i>	2	7.9777	6.81	85.3	30 - 160	
<i>Tetrachlorometaxylene</i>	1	7.9777	5.55	69.6	30 - 160	
<i>Tetrachlorometaxylene</i>	2	7.9777	5.49	68.9	30 - 160	

Analytical Resources Inc.
Dual Column 8081 Pesticide Quantitation Report

Data file 1: /20230418.b/23041823.D
Data file 2: /20230418.b/B20230418.b/23041823.D
Method: \20230418.b\PEST.m
Compound Sublist: INDA.sub
Instrument, Inj. Vol.: ecd6.i, 1ul
Operator: JGR

ARI ID: 23C0774-09
Client ID:
Injection Date: 18-APR-2023 20:30
Report Date: 04/20/2023 12:58
Units: ng/mL
Dilution Factor: 1.000

RT	STX-CLP Col Shift Response	CLP2 Col Shift Response	STX-CLP on col	CLP2 on col	RPD	Compound/Flag
----	----	----	0.00	0.00	---	alpha-BHC
----	----	----	0.00	0.00	---	beta-BHC
----	----	----	0.00	0.00	---	delta-BHC
----	----	----	0.00	0.00	---	gamma-BHC (Lindane)
----	----	----	0.00	0.00	---	Heptachlor
----	----	----	0.00	0.00	---	Aldrin
----	----	----	0.00	0.00	---	Heptachlor epoxide b
----	----	----	0.00	0.00	---	Endosulfan I
----	----	----	0.00	0.00	---	Dieldrin
----	----	----	0.00	0.00	---	4,4'-DDE
----	----	----	0.00	0.00	---	Endrin
----	----	----	0.00	0.00	---	Endosulfan II
----	----	----	0.00	0.00	---	4,4'-DDD
----	----	----	0.00	0.00	---	Endosulfan sulfate
----	----	----	0.00	0.00	---	4,4'-DDT
----	----	----	0.00	0.00	---	Methoxychlor
----	----	----	0.00	0.00	---	Endrin ketone
----	----	----	0.00	0.00	---	Endrin aldehyde
----	----	----	0.00	0.00	---	trans-Chlordane
----	----	----	0.00	0.00	---	cis-Chlordane
----	----	----	0.00	0.00	---	Hexachlorobutadiene
----	----	4.606 -0.016 13020	0.00	0.58	---	Hexachlorobenzene
3.814 -0.005 374324	4.129 -0.007 457601	27.83 27.54	1.0			Tetrachloro-m-xylene
9.362 -0.004 193213	10.301 -0.005 203678	31.94 34.12	6.6			Decachlorobiphenyl

* Indicates RPD > 40%

A Indicates Peak Height was used for Column 1 quantitation instead of Area

B Indicates Peak Height was used for Column 2 quantitation instead of Area

M Indicates Column 1 peak was manually integrated

N Indicates Column 2 peak was manually integrated

~ Indicates recovery outside QC Limits

INTERNAL STANDARD SUMMARY

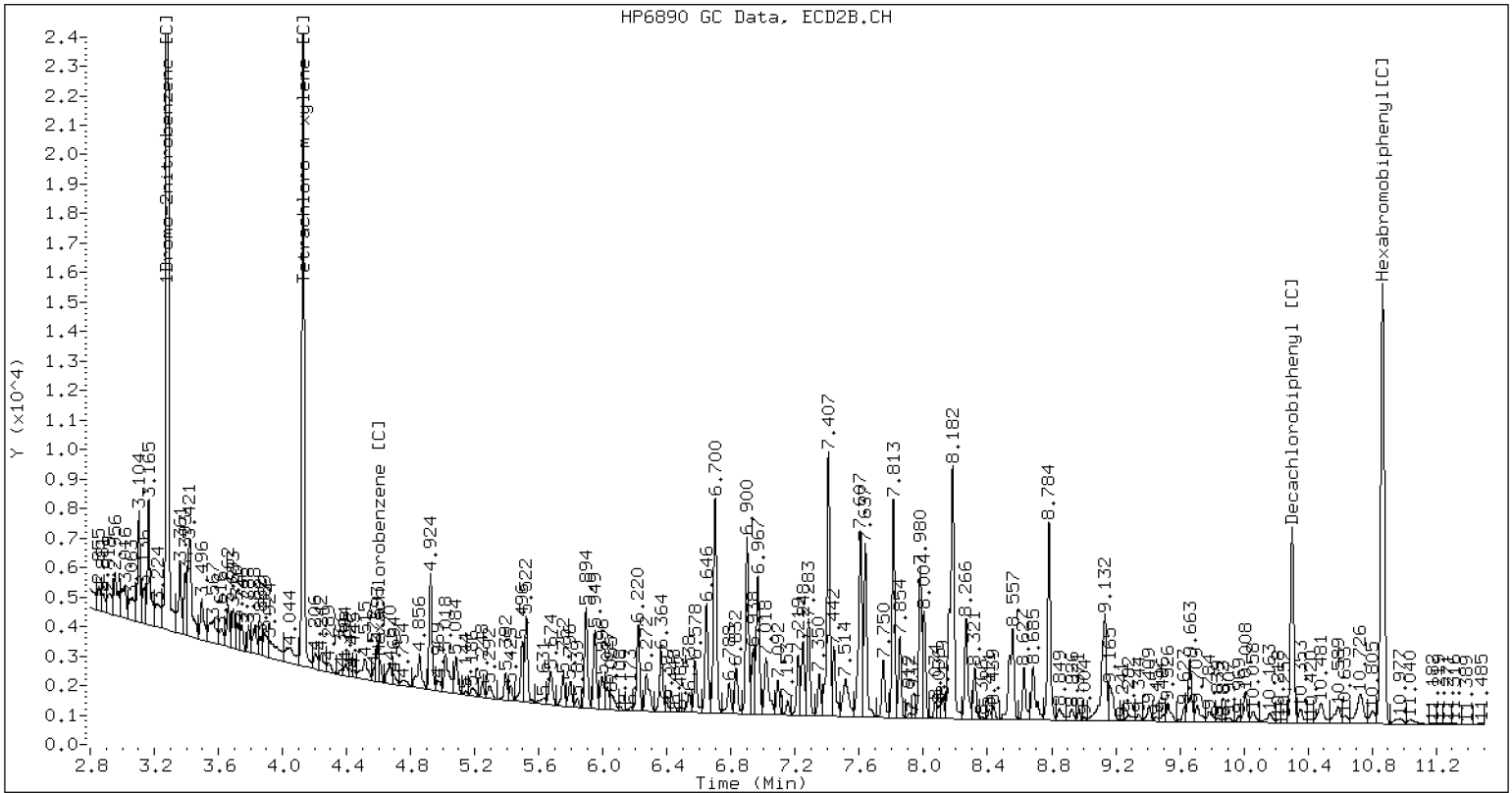
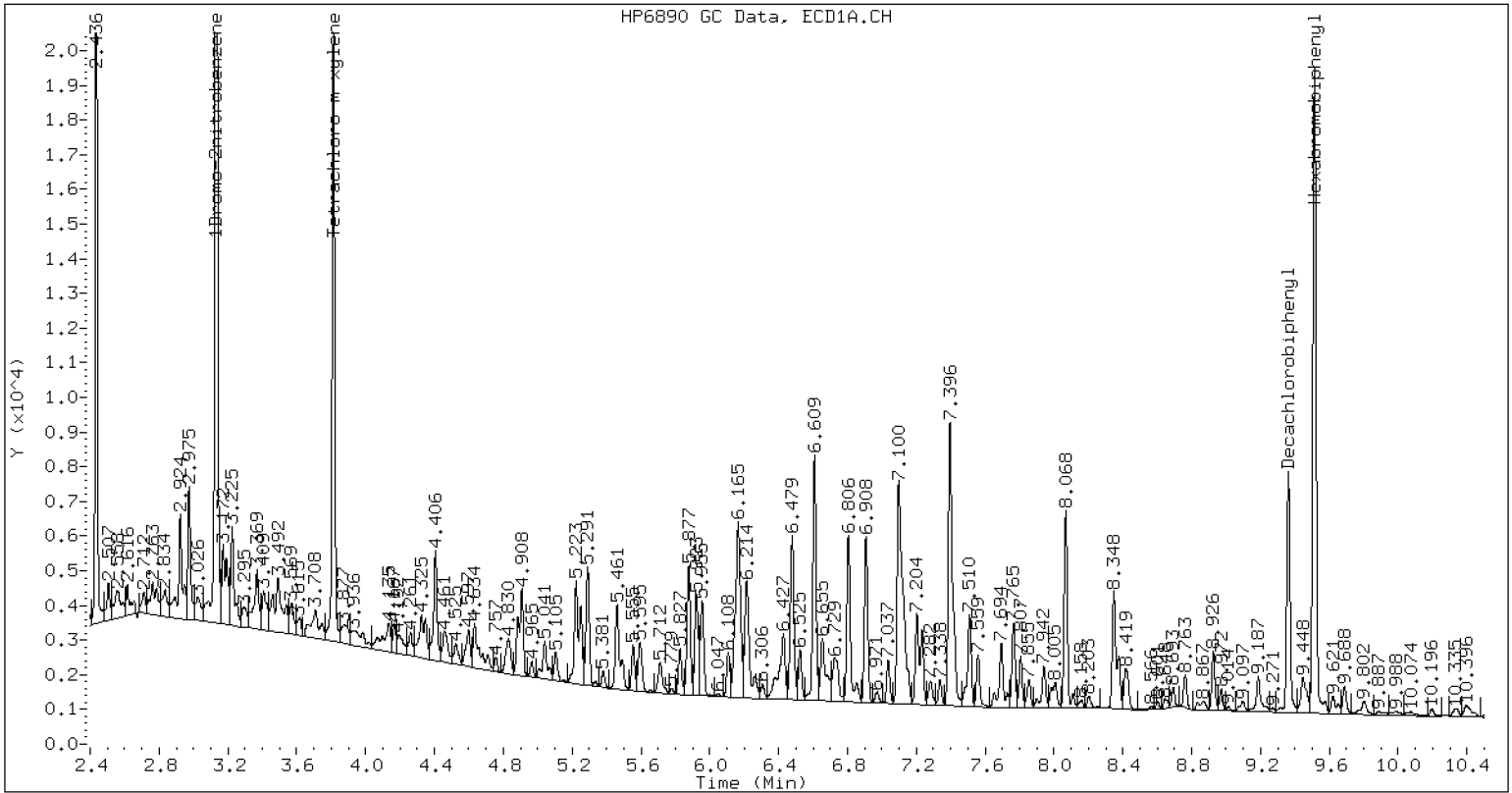
Standard Cpnd	Column 1		%D
	Standard Area*	Sample Area	
Bromo-Nitrobenzene	864333	961440	11.2
Hexabromobiphenyl	663237	512847	-22.7

Standard Cpnd	Column 2		%D
	Standard Area*	Sample Area	
Bromo-Nitrobenzene	1480846	1208358	-18.4
Hexabromobiphenyl	870561	494528	-43.2

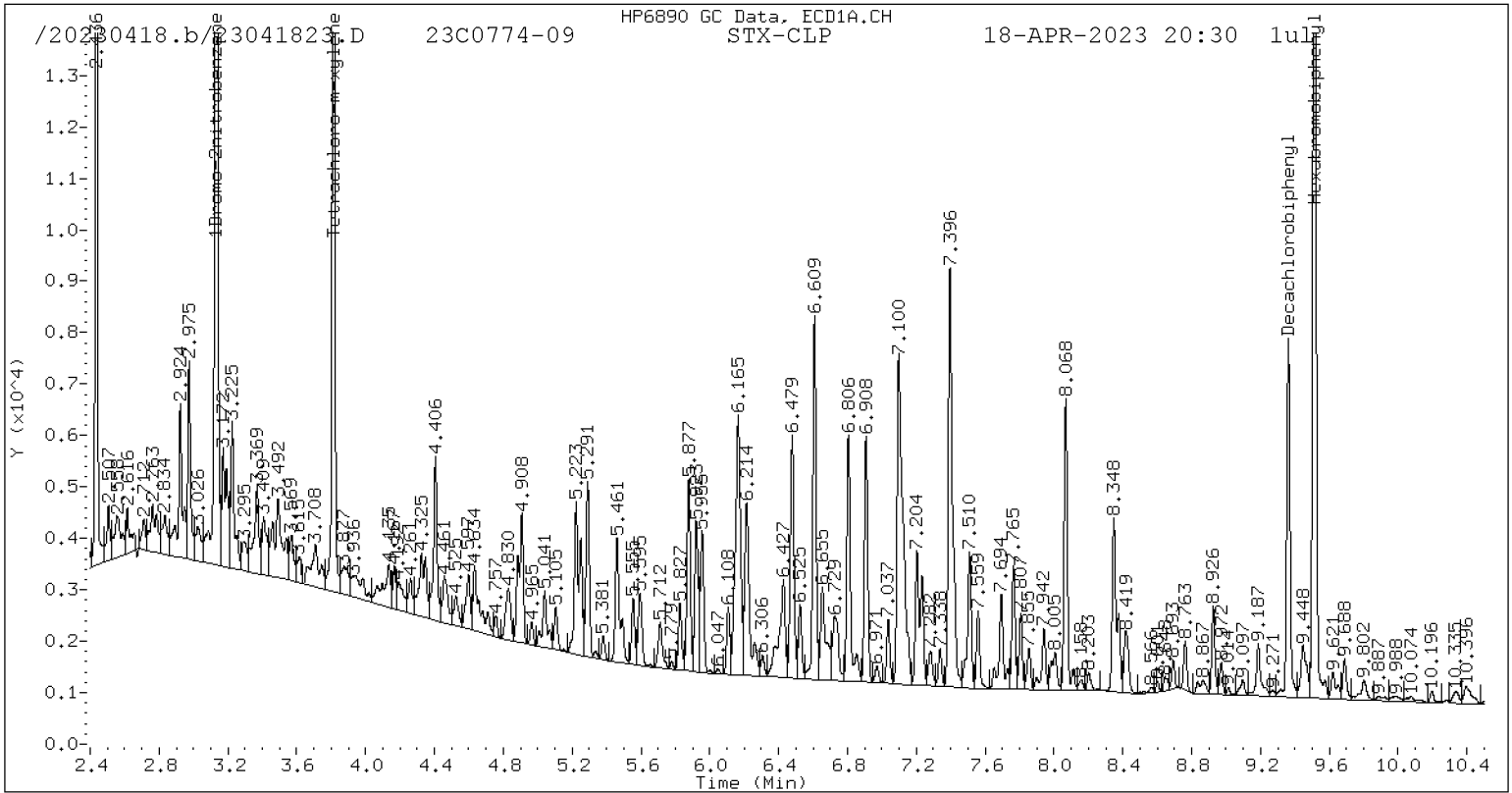
* Standard Areas taken from Initial Cal Level 5

Initial Calibration Date: 12-APR-2023

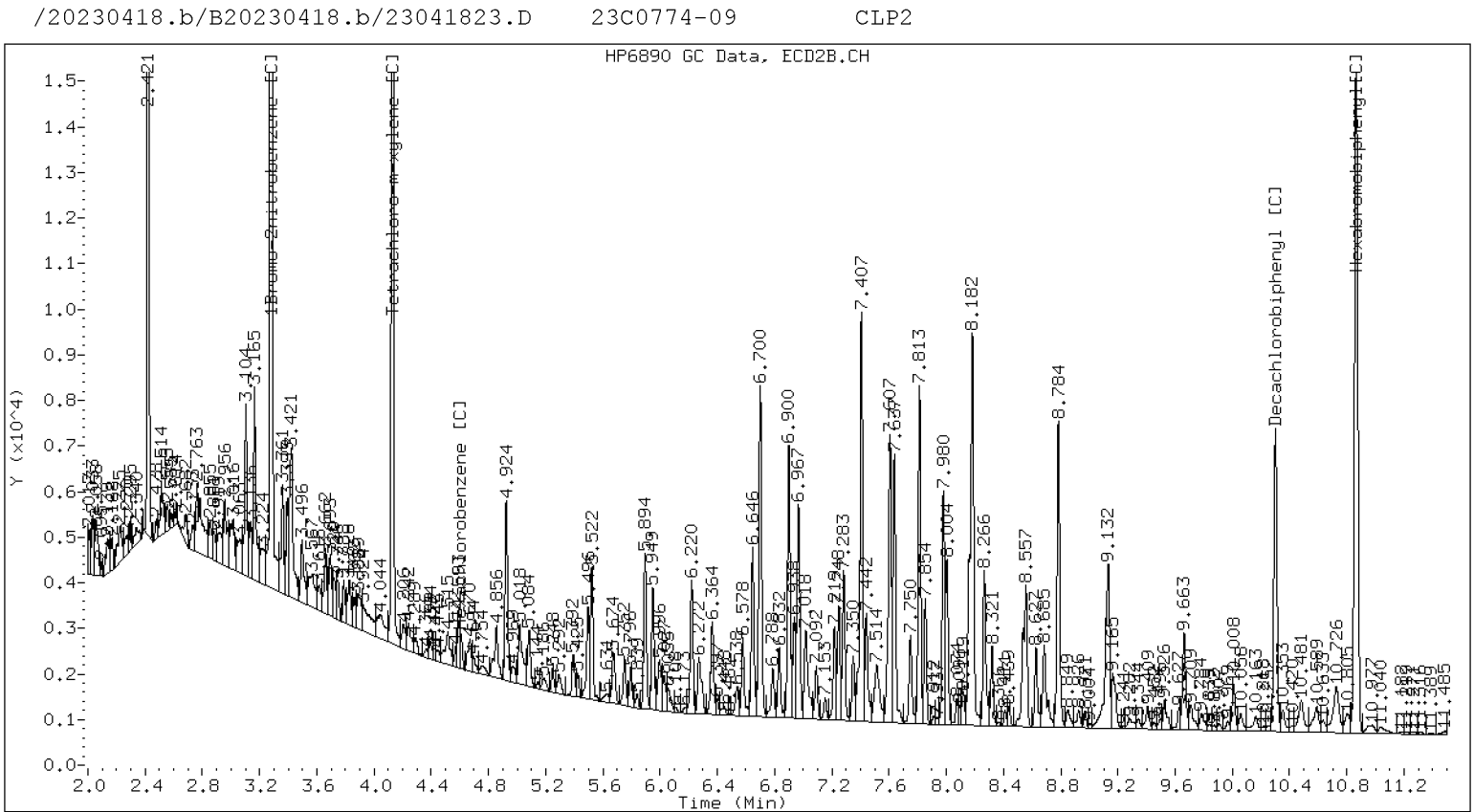
<- Indicates standard response outside Limits (-50 to +100%)



Pesticide Dual Column Chromatograms



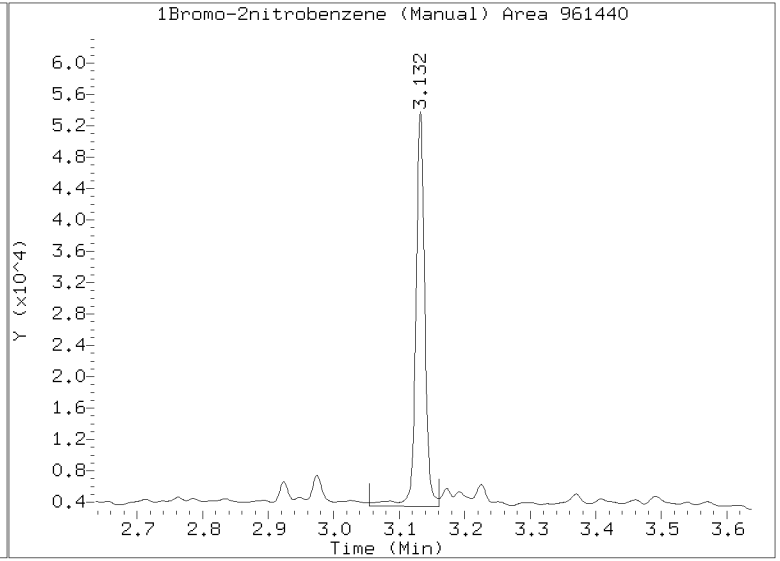
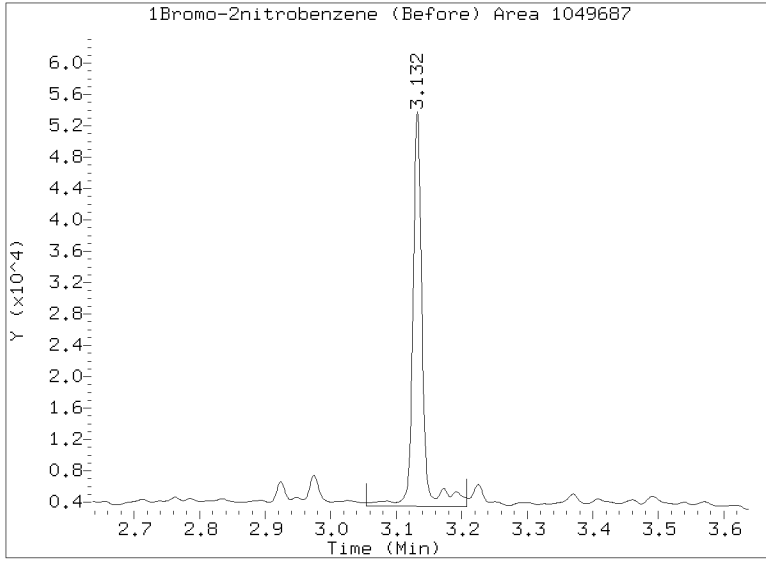
STX-CLP Manual Integration: YES



CLP-2 Manual Integration: YES

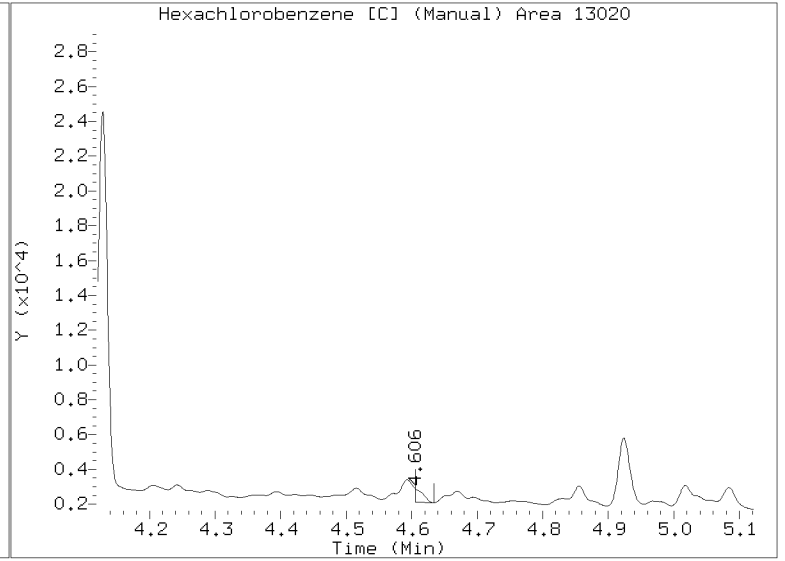
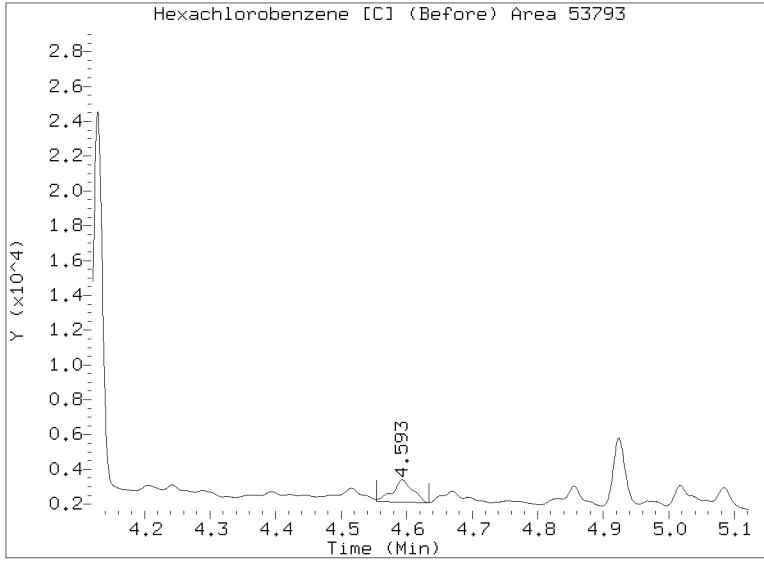
Manual Peak Adjustment Report, STX-CLP

Datafile: /20230418.b/23041823.D
Injection Date: 18-APR-2023 20:30
Lab ID:23C0774-09 Client ID:
Report Date: 04/20/2023 12:58



Manual Peak Adjustment Report, CLP-2

Datafile: /20230418.b/B20230418.b/23041823.D
Injection Date: 18-APR-2023 20:30
Lab ID:23C0774-09 Client ID:



Analytical Resources Inc.
Dual Column 8081 Pesticide Quantitation Report

Data file 1: /20230418.b/23041824.D
Data file 2: /20230418.b/B20230418.b/23041824.D
Method: \20230418.b\PEST.m
Compound Sublist: INDA.sub
Instrument, Inj. Vol.: ecd6.i, 1ul
Operator: JGR

ARI ID: 23C0774-10
Client ID:
Injection Date: 18-APR-2023 20:49
Report Date: 04/20/2023 12:31
Units: ng/mL
Dilution Factor: 1.000

RT	STX-CLP Col Shift Response	CLP2 Col Shift Response	STX-CLP on col	CLP2 on col	RPD	Compound/Flag
----	----	----	0.00	0.00	---	alpha-BHC
----	----	----	0.00	0.00	---	beta-BHC
----	----	----	0.00	0.00	---	delta-BHC
----	----	----	0.00	0.00	---	gamma-BHC (Lindane)
----	----	----	0.00	0.00	---	Heptachlor
----	----	----	0.00	0.00	---	Aldrin
----	----	----	0.00	0.00	---	Heptachlor epoxide b
----	----	----	0.00	0.00	---	Endosulfan I
----	----	----	0.00	0.00	---	Dieldrin
----	----	----	0.00	0.00	---	4,4'-DDE
----	----	----	0.00	0.00	---	Endrin
----	----	----	0.00	0.00	---	Endosulfan II
----	----	----	0.00	0.00	---	4,4'-DDD
----	----	----	0.00	0.00	---	Endosulfan sulfate
----	----	----	0.00	0.00	---	4,4'-DDT
----	----	----	0.00	0.00	---	Methoxychlor
----	----	----	0.00	0.00	---	Endrin ketone
----	----	----	0.00	0.00	---	Endrin aldehyde
----	----	----	0.00	0.00	---	trans-Chlordane
----	----	----	0.00	0.00	---	cis-Chlordane
----	----	----	0.00	0.00	---	Hexachlorobutadiene
3.814	-0.005 179855	4.597 -0.025 24913	0.00	2.40	---	Hexachlorobenzene
9.361	-0.005 125834	4.129 -0.007 230667	27.87	29.93	7.1	Tetrachloro-m-xylene
		10.300 -0.006 142348	40.73	43.46	6.5	Decachlorobiphenyl

* Indicates RPD > 40%

A Indicates Peak Height was used for Column 1 quantitation instead of Area

B Indicates Peak Height was used for Column 2 quantitation instead of Area

M Indicates Column 1 peak was manually integrated

N Indicates Column 2 peak was manually integrated

~ Indicates recovery outside QC Limits

INTERNAL STANDARD SUMMARY

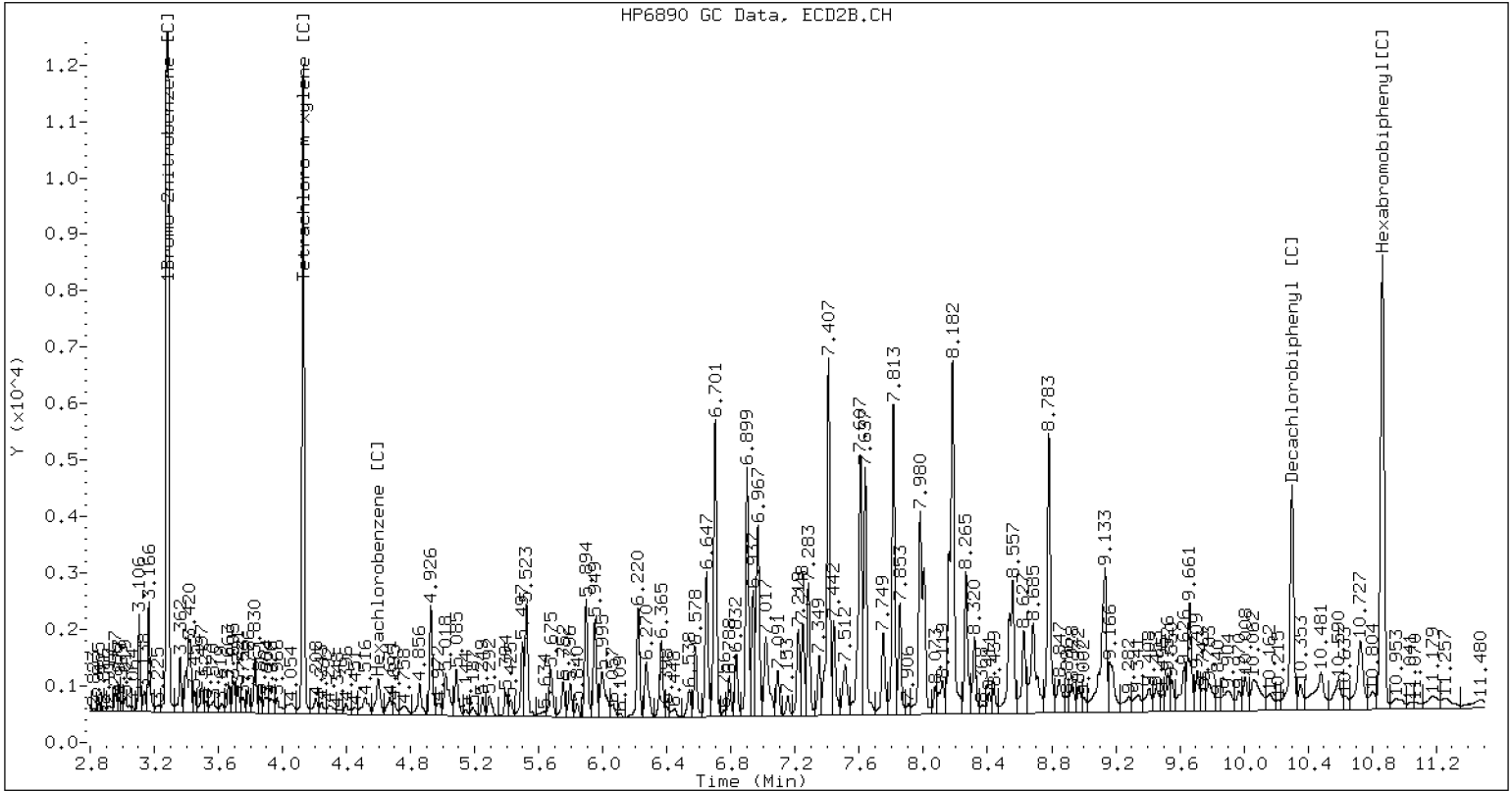
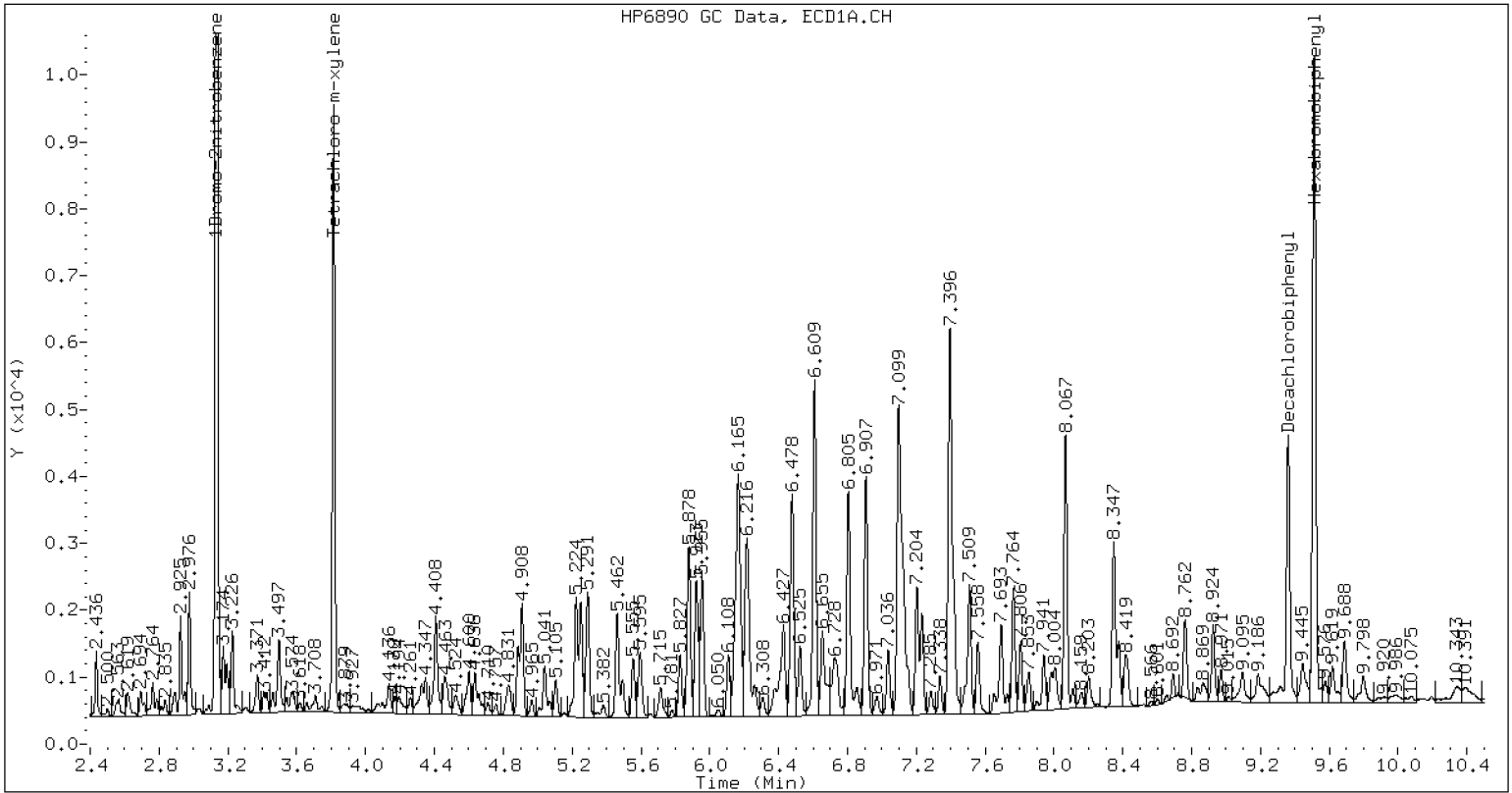
Standard Cpnd	Column 1		%D
	Standard Area*	Sample Area	
Bromo-Nitrobenzene	864333	461218	-46.6
Hexabromobiphenyl	663237	261914	-60.5 <-

Standard Cpnd	Column 2		%D
	Standard Area*	Sample Area	
Bromo-Nitrobenzene	1480846	560524	-62.1 <-
Hexabromobiphenyl	870561	271343	-68.8 <-

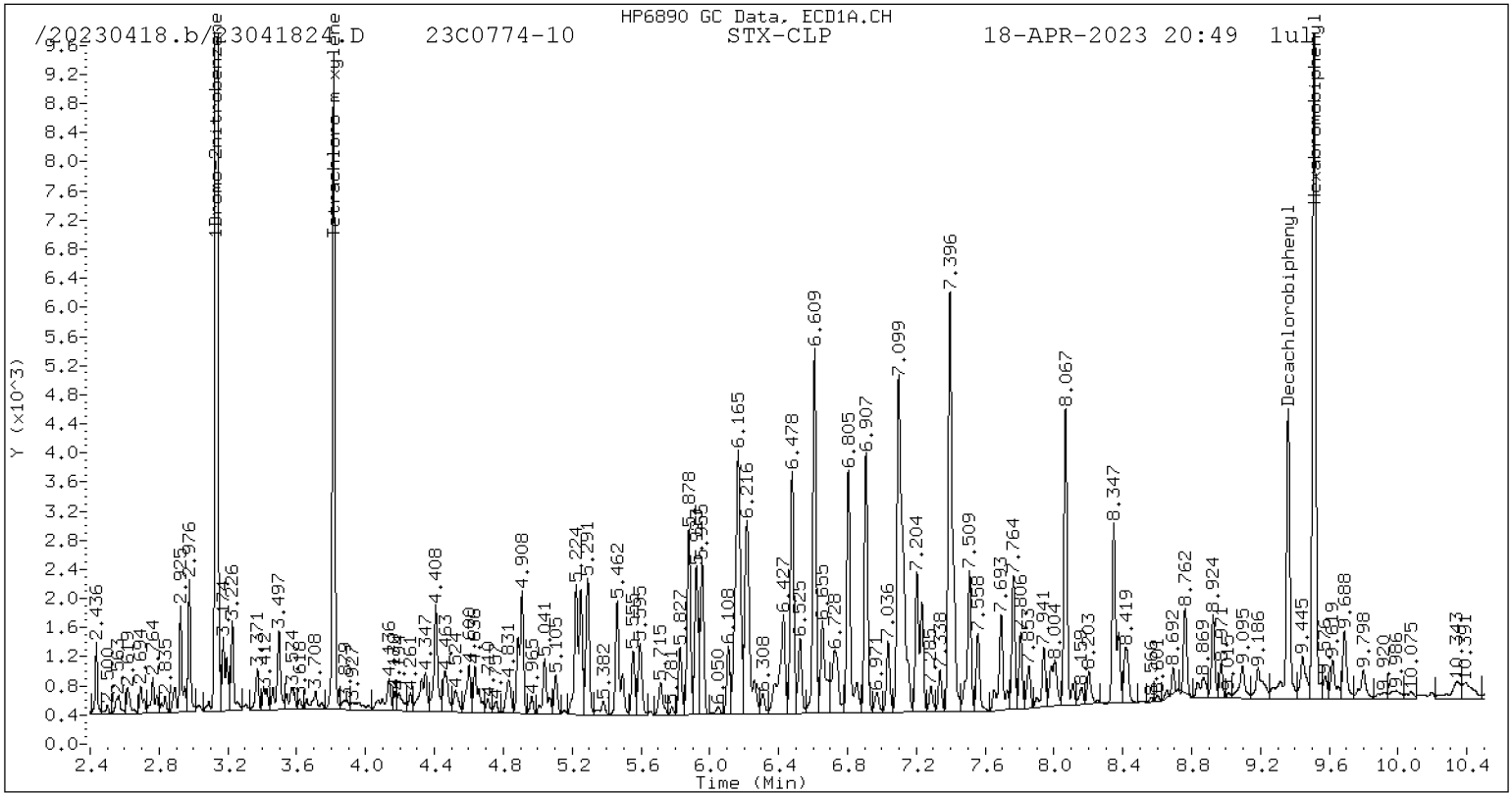
* Standard Areas taken from Initial Cal Level 5

Initial Calibration Date: 12-APR-2023

<- Indicates standard response outside Limits (-50 to +100%)

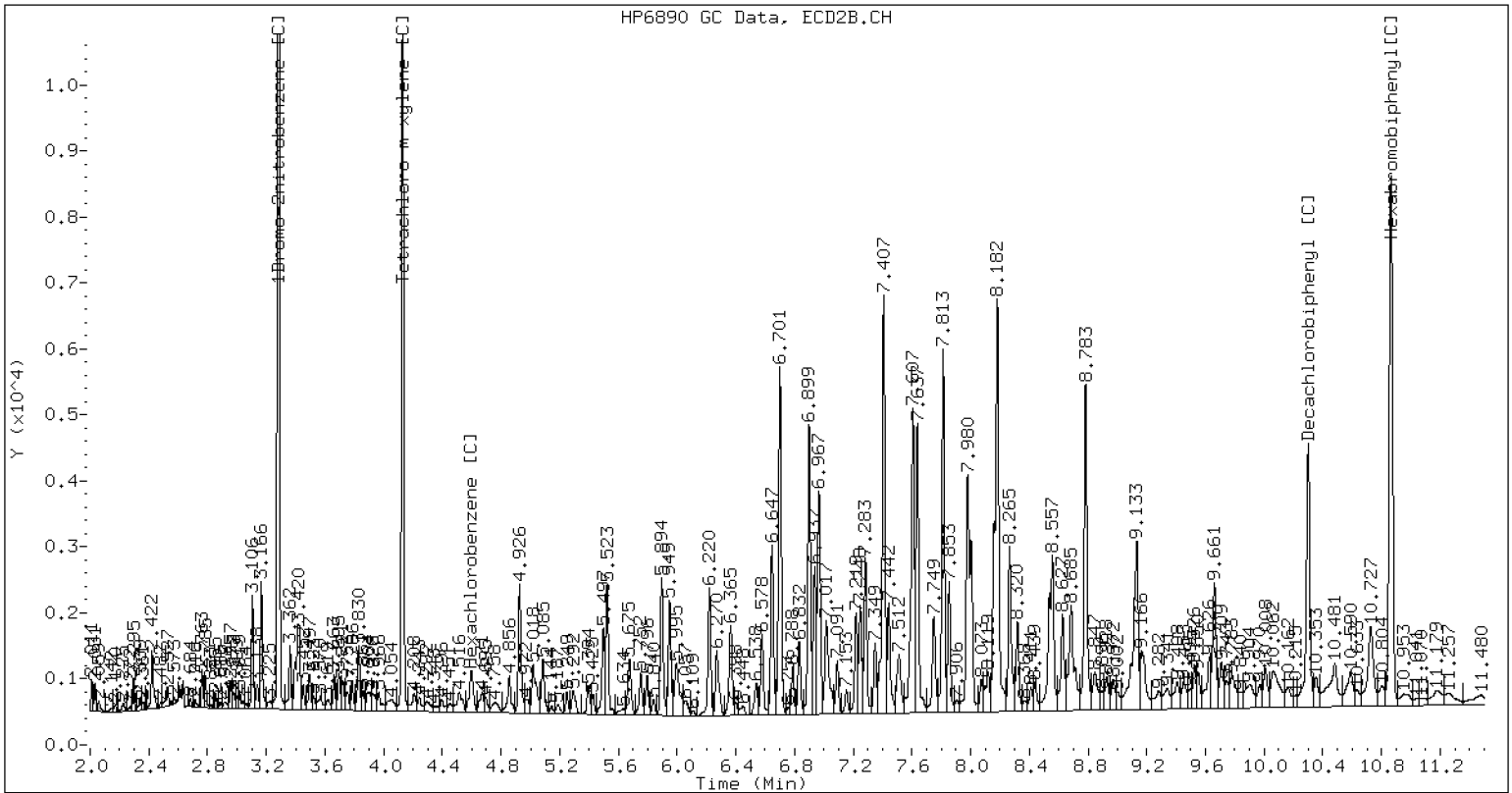


Pesticide Dual Column Chromatograms



STX-CLP Manual Integration: YES

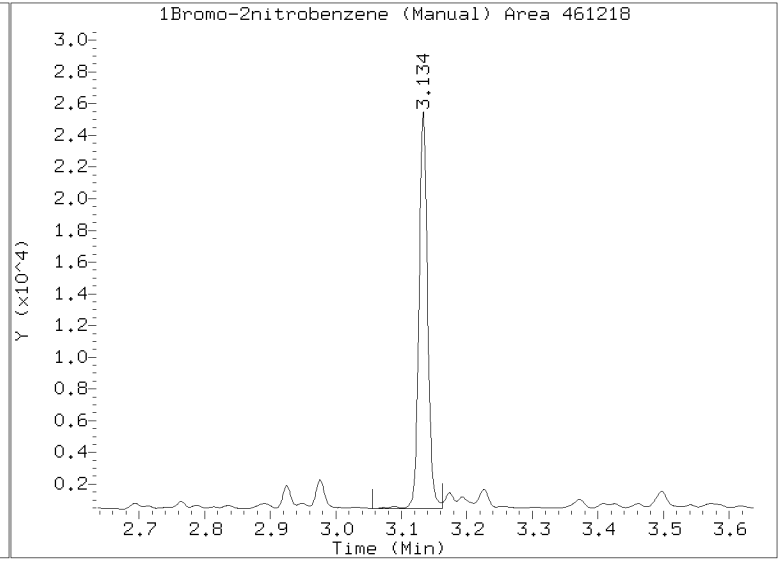
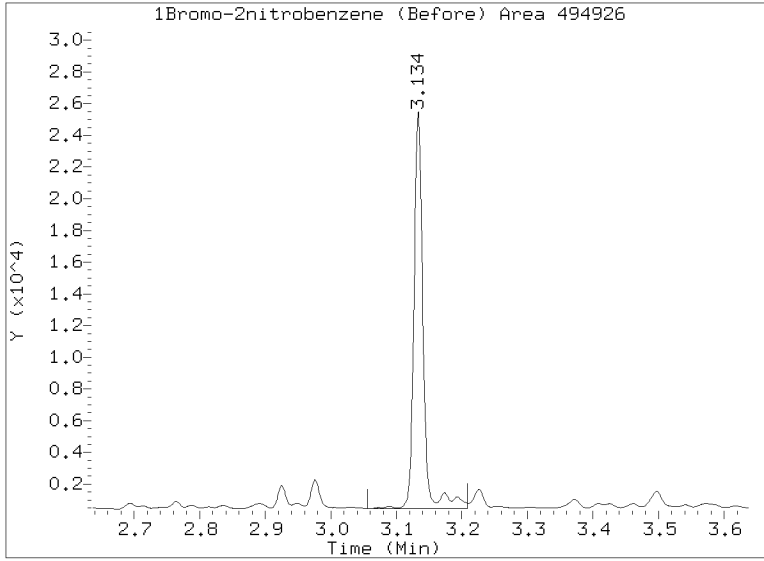
/20230418.b/B20230418.b/23041824.D 23C0774-10 CLP2



CLP-2 Manual Integration: NO

Manual Peak Adjustment Report, STX-CLP

Datafile: /20230418.b/23041824.D
Injection Date: 18-APR-2023 20:49
Lab ID:23C0774-10 Client ID:
Report Date: 04/20/2023 12:31





ORGANIC ANALYSIS DATA SHEET
EPA 8081B

Laboratory:	<u>Analytical Resources, LLC</u>	SDG:	<u>23C0774</u>
Client:	<u>Anchor QEA, LLC</u>		
Project:	<u>AOC5 MR Phase 1</u>		
Matrix:	<u>Solid</u>	Laboratory ID:	<u>23C0774-11 A</u>
		File ID:	<u>23041825.D</u>
Sampled:	<u>12/14/22 14:09</u>	Prepared:	<u>04/05/23 11:19</u>
		Analyzed:	<u>04/18/23 21:07</u>
% Solids:	<u>52.98</u>	Preparation:	<u>EPA 3546 (Microwave)</u>
		Initial/Final:	<u>23.61 g Wet / 2.5 mL</u>
Batch:	<u>BLD0058</u>	Sequence:	<u>SLD0275</u>
		Calibration:	<u>GD00035</u>
Instrument:	<u>ECD6</u>	Column 1:	<u>STX-CLP</u>
		Column 2:	<u>STX-CLPII</u>

CAS NO.	COMPOUND	Col #	DILUTION	CONC. (ug/kg dry)	MDL	MRL	Q
118-74-1	Hexachlorobenzene	1	1	0.50	0.14	0.50	U

SURROGATES	Col #	ADDED (ug/kg dry)	CONC (ug/kg dry)	% REC	QC LIMITS	Q
<i>Decachlorobiphenyl</i>	1	7.9945	7.42	92.8	30 - 160	
<i>Decachlorobiphenyl</i>	2	7.9945	8.72	109	30 - 160	
<i>Tetrachlorometaxylene</i>	1	7.9945	6.22	77.8	30 - 160	
<i>Tetrachlorometaxylene</i>	2	7.9945	6.43	80.5	30 - 160	

Analytical Resources Inc.
Dual Column 8081 Pesticide Quantitation Report

Data file 1: /20230418.b/23041825.D
Data file 2: /20230418.b/B20230418.b/23041825.D
Method: \20230418.b\PEST.m
Compound Sublist: INDA.sub
Instrument, Inj. Vol.: ecd6.i, 1ul
Operator: JGR

ARI ID: 23C0774-11
Client ID:
Injection Date: 18-APR-2023 21:07
Report Date: 04/20/2023 12:31
Units: ng/mL
Dilution Factor: 1.000

RT	STX-CLP Col Shift Response	CLP2 Col Shift Response	RT	STX-CLP on col	CLP2 on col	RPD	Compound/Flag		
----	----	----	----	0.00	0.00	---	alpha-BHC		
----	----	----	----	0.00	0.00	---	beta-BHC		
----	----	----	----	0.00	0.00	---	delta-BHC		
----	----	----	----	0.00	0.00	---	gamma-BHC (Lindane)		
----	----	----	----	0.00	0.00	---	Heptachlor		
----	----	----	----	0.00	0.00	---	Aldrin		
----	----	----	----	0.00	0.00	---	Heptachlor epoxide b		
----	----	----	----	0.00	0.00	---	Endosulfan I		
----	----	----	----	0.00	0.00	---	Dieldrin		
----	----	----	----	0.00	0.00	---	4,4'-DDE		
----	----	----	----	0.00	0.00	---	Endrin		
----	----	----	----	0.00	0.00	---	Endosulfan II		
----	----	----	----	0.00	0.00	---	4,4'-DDD		
----	----	----	----	0.00	0.00	---	Endosulfan sulfate		
----	----	----	----	0.00	0.00	---	4,4'-DDT		
----	----	----	----	0.00	0.00	---	Methoxychlor		
----	----	----	----	0.00	0.00	---	Endrin ketone		
----	----	----	----	0.00	0.00	---	Endrin aldehyde		
----	----	----	----	0.00	0.00	---	trans-Chlordane		
----	----	----	----	0.00	0.00	---	cis-Chlordane		
----	----	----	----	0.00	0.00	---	Hexachlorobutadiene		
----	----	----	----	0.00	0.00	---	Hexachlorobenzene		
3.813	-0.006	205835	4.129	-0.007	257112	31.14	32.20	3.3	Tetrachloro-m-xylene
9.361	-0.005	116109	10.300	-0.006	138009	37.14	43.61	16.0	Decachlorobiphenyl

* Indicates RPD > 40%

A Indicates Peak Height was used for Column 1 quantitation instead of Area

B Indicates Peak Height was used for Column 2 quantitation instead of Area

M Indicates Column 1 peak was manually integrated

N Indicates Column 2 peak was manually integrated

~ Indicates recovery outside QC Limits

INTERNAL STANDARD SUMMARY

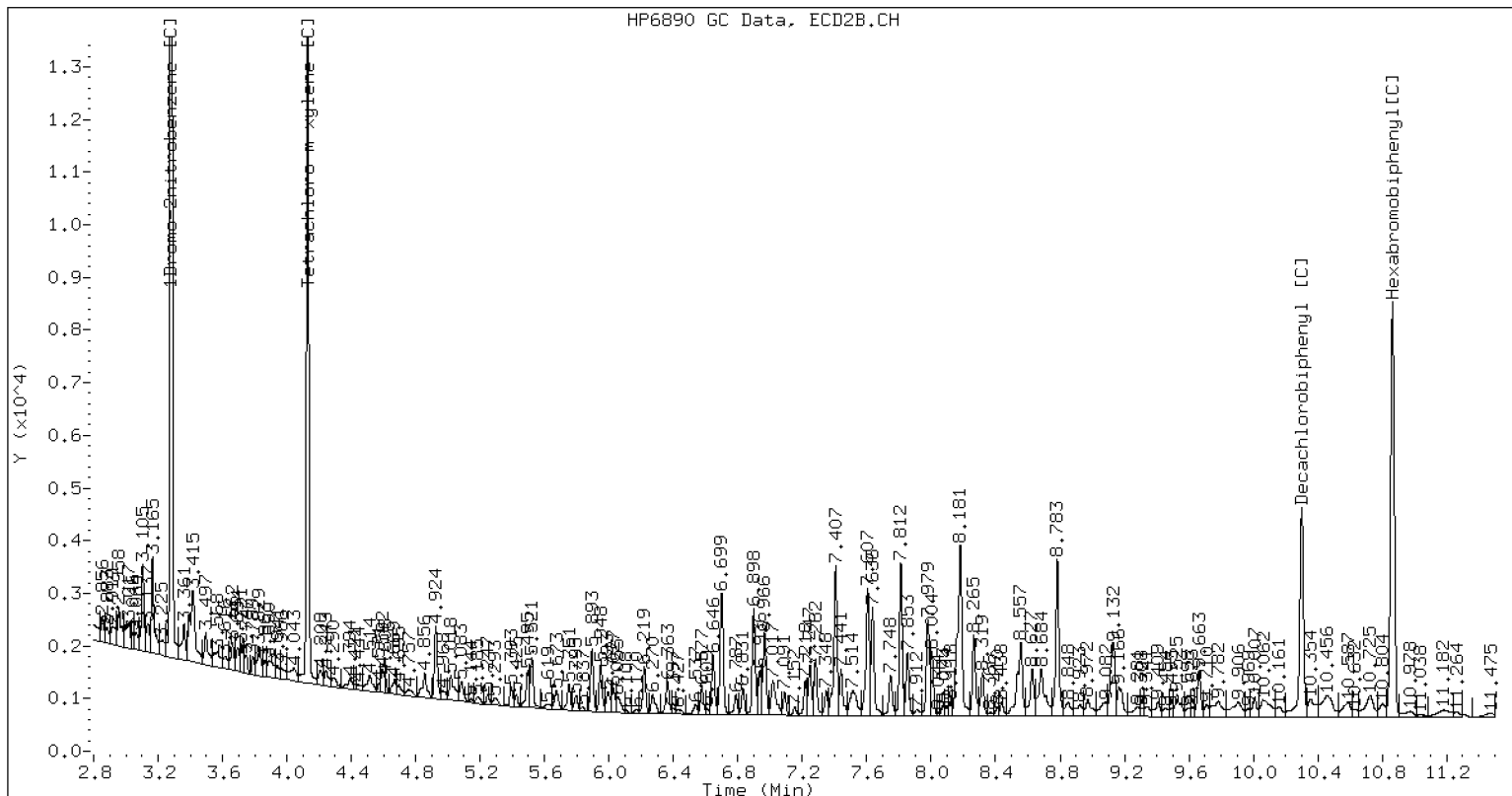
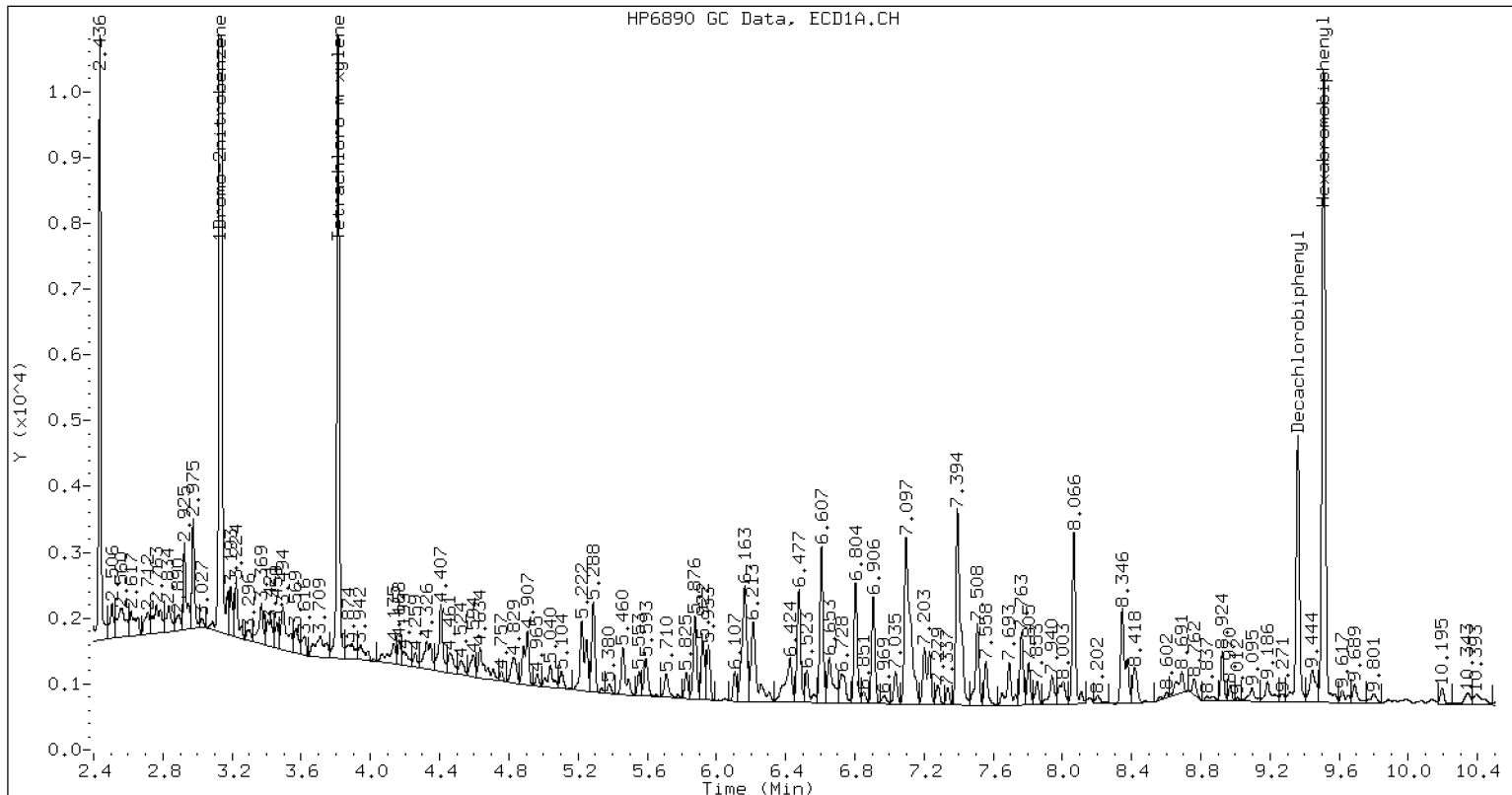
Standard Cpnd	Column 1		%D
	Standard Area*	Sample Area	
Bromo-Nitrobenzene	864333	472415	-45.3
Hexabromobiphenyl	663237	265067	-60.0 <-

Standard Cpnd	Column 2		%D
	Standard Area*	Sample Area	
Bromo-Nitrobenzene	1480846	580773	-60.8 <-
Hexabromobiphenyl	870561	262193	-69.9 <-

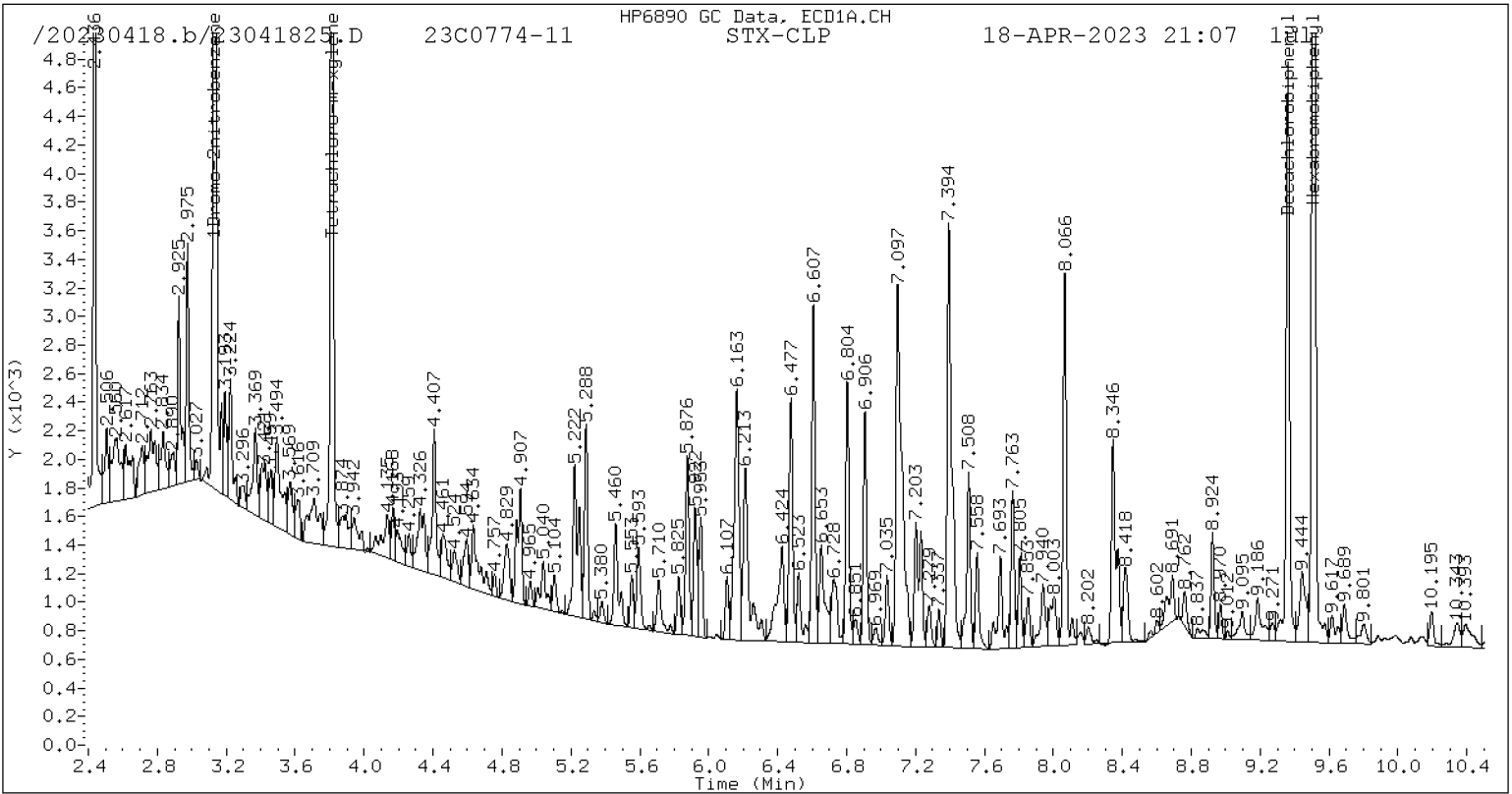
* Standard Areas taken from Initial Cal Level 5

Initial Calibration Date: 12-APR-2023

<- Indicates standard response outside Limits (-50 to +100%)

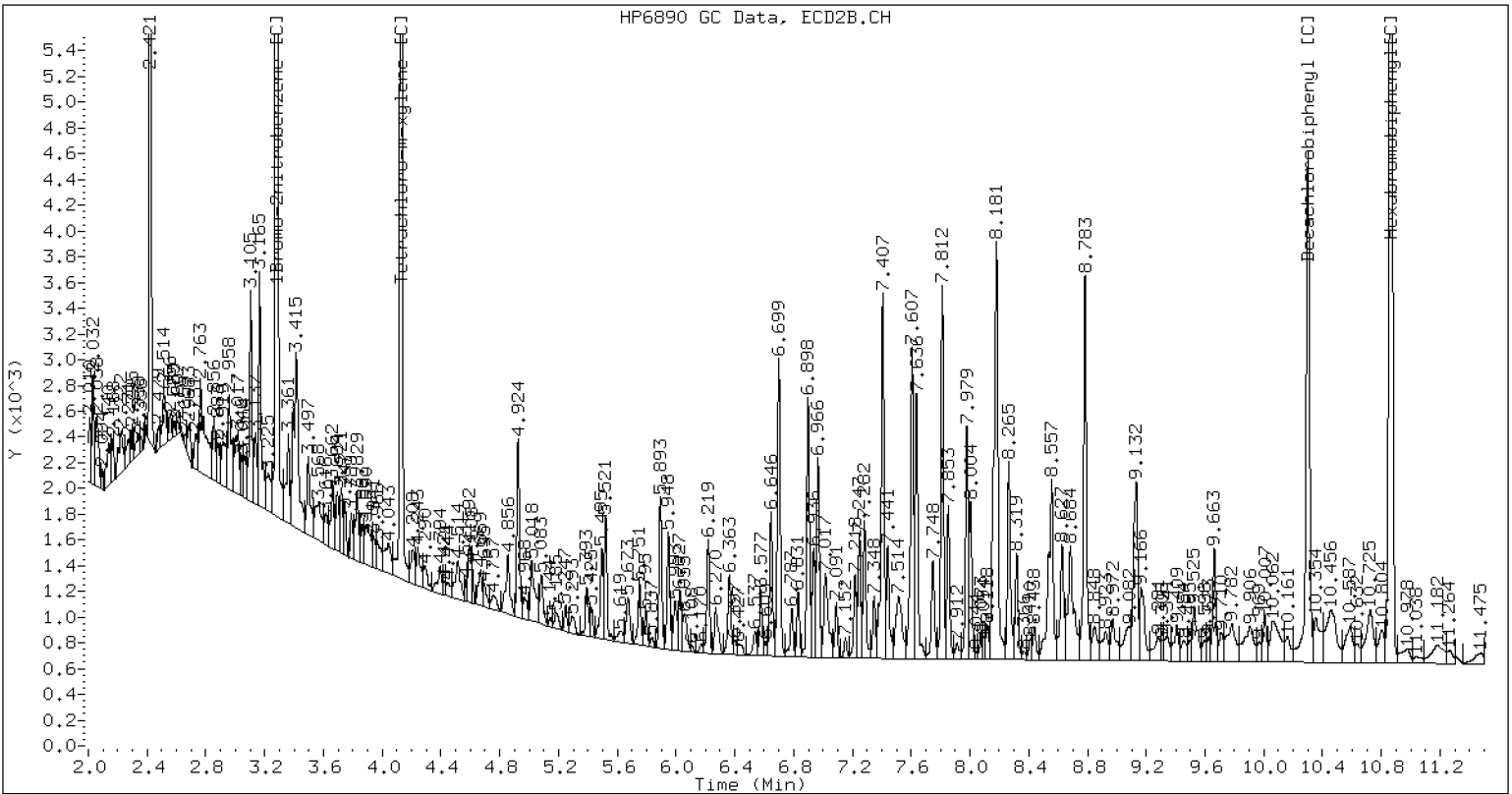


Pesticide Dual Column Chromatograms



STX-CLP Manual Integration: NO

/20230418.b/B20230418.b/23041825.D 23C0774-11 CLP2



CLP-2 Manual Integration: NO



Dual Column

**ORGANIC ANALYSIS DATA SHEET
EPA 8081B**

Laboratory: Analytical Resources, LLC SDG: 23C0774
 Client: Anchor QEA, LLC
 Project: AOC5 MR Phase 1
 Matrix: Solid Laboratory ID: 23C0774-12 A File ID: 23041826.D
 Sampled: 12/14/22 14:09 Prepared: 04/05/23 11:19 Analyzed: 04/18/23 21:25
 % Solids: 53.57 Preparation: EPA 3546 (Microwave) Initial/Final: 23.34 g Wet / 2.5 mL
 Batch: BLD0058 Sequence: SLD0275 Calibration: GD00035
 Instrument: ECD6 Column 1: STX-CLP Column 2: STX-CLPII

CAS NO.	COMPOUND	Col #	DILUTION	CONC. (ug/kg dry)	MDL	MRL	Q
118-74-1	Hexachlorobenzene	1	1	0.50	0.14	0.50	U

SURROGATES	Col #	ADDED (ug/kg dry)	CONC (ug/kg dry)	% REC	QC LIMITS	Q
<i>Decachlorobiphenyl</i>	1	7.9979	6.91	86.3	30 - 160	
<i>Decachlorobiphenyl</i>	2	7.9979	7.75	96.9	30 - 160	
<i>Tetrachlorometaxylene</i>	1	7.9979	5.47	68.4	30 - 160	
<i>Tetrachlorometaxylene</i>	2	7.9979	5.66	70.8	30 - 160	

Analytical Resources Inc.
Dual Column 8081 Pesticide Quantitation Report

Data file 1: /20230418.b/23041826.D
Data file 2: /20230418.b/B20230418.b/23041826.D
Method: \20230418.b\PEST.m
Compound Sublist: INDA.sub
Instrument, Inj. Vol.: ecd6.i, 1ul
Operator: JGR

ARI ID: 23C0774-12
Client ID:
Injection Date: 18-APR-2023 21:25
Report Date: 04/20/2023 12:31
Units: ng/mL
Dilution Factor: 1.000

RT	STX-CLP Col Shift Response	CLP2 Col Shift Response	RT	CLP2 Shift Response	STX-CLP on col	CLP2 on col	RPD	Compound/Flag	
----			----		0.00	0.00	---	alpha-BHC	
----			----		0.00	0.00	---	beta-BHC	
----			----		0.00	0.00	---	delta-BHC	
----			----		0.00	0.00	---	gamma-BHC (Lindane)	
----			----		0.00	0.00	---	Heptachlor	
----			----		0.00	0.00	---	Aldrin	
----			----		0.00	0.00	---	Heptachlor epoxide b	
----			----		0.00	0.00	---	Endosulfan I	
----			----		0.00	0.00	---	Dieldrin	
----			----		0.00	0.00	---	4,4'-DDE	
----			----		0.00	0.00	---	Endrin	
----			----		0.00	0.00	---	Endosulfan II	
----			----		0.00	0.00	---	4,4'-DDD	
----			----		0.00	0.00	---	Endosulfan sulfate	
----			----		0.00	0.00	---	4,4'-DDT	
----			----		0.00	0.00	---	Methoxychlor	
----			----		0.00	0.00	---	Endrin ketone	
----			----		0.00	0.00	---	Endrin aldehyde	
----			----		0.00	0.00	---	trans-Chlordane	
----			----		0.00	0.00	---	cis-Chlordane	
----			----		0.00	0.00	---	Hexachlorobutadiene	
----			----		0.00	0.00	---	Hexachlorobenzene	
3.814	-0.005	189208	4.129	-0.007	227375	27.36	28.31	3.4	Tetrachloro-m-xylene
9.361	-0.005	115998	10.301	-0.005	128782	34.53	38.76	11.5	Decachlorobiphenyl

* Indicates RPD > 40%

A Indicates Peak Height was used for Column 1 quantitation instead of Area

B Indicates Peak Height was used for Column 2 quantitation instead of Area

M Indicates Column 1 peak was manually integrated

N Indicates Column 2 peak was manually integrated

~ Indicates recovery outside QC Limits

INTERNAL STANDARD SUMMARY

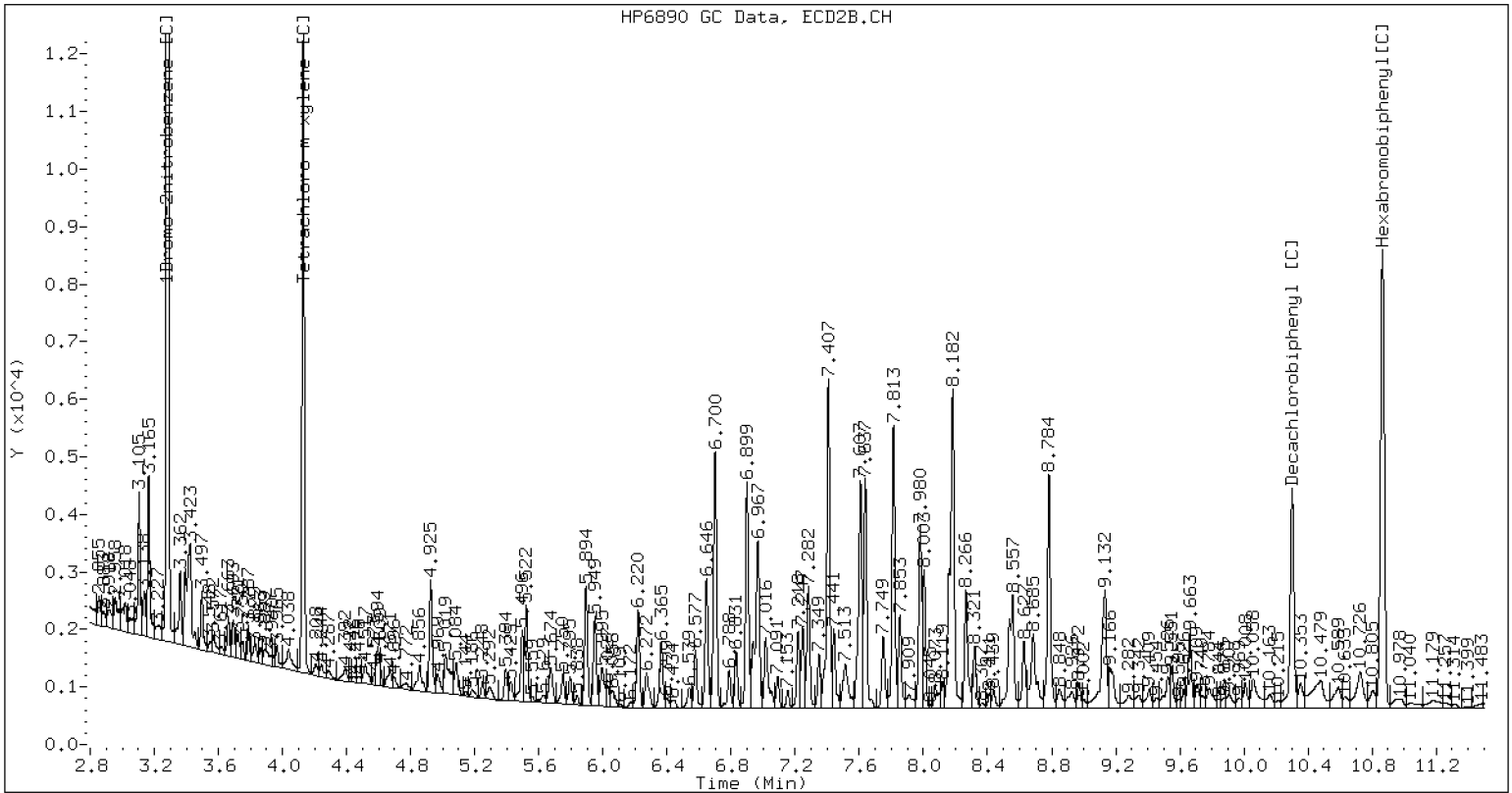
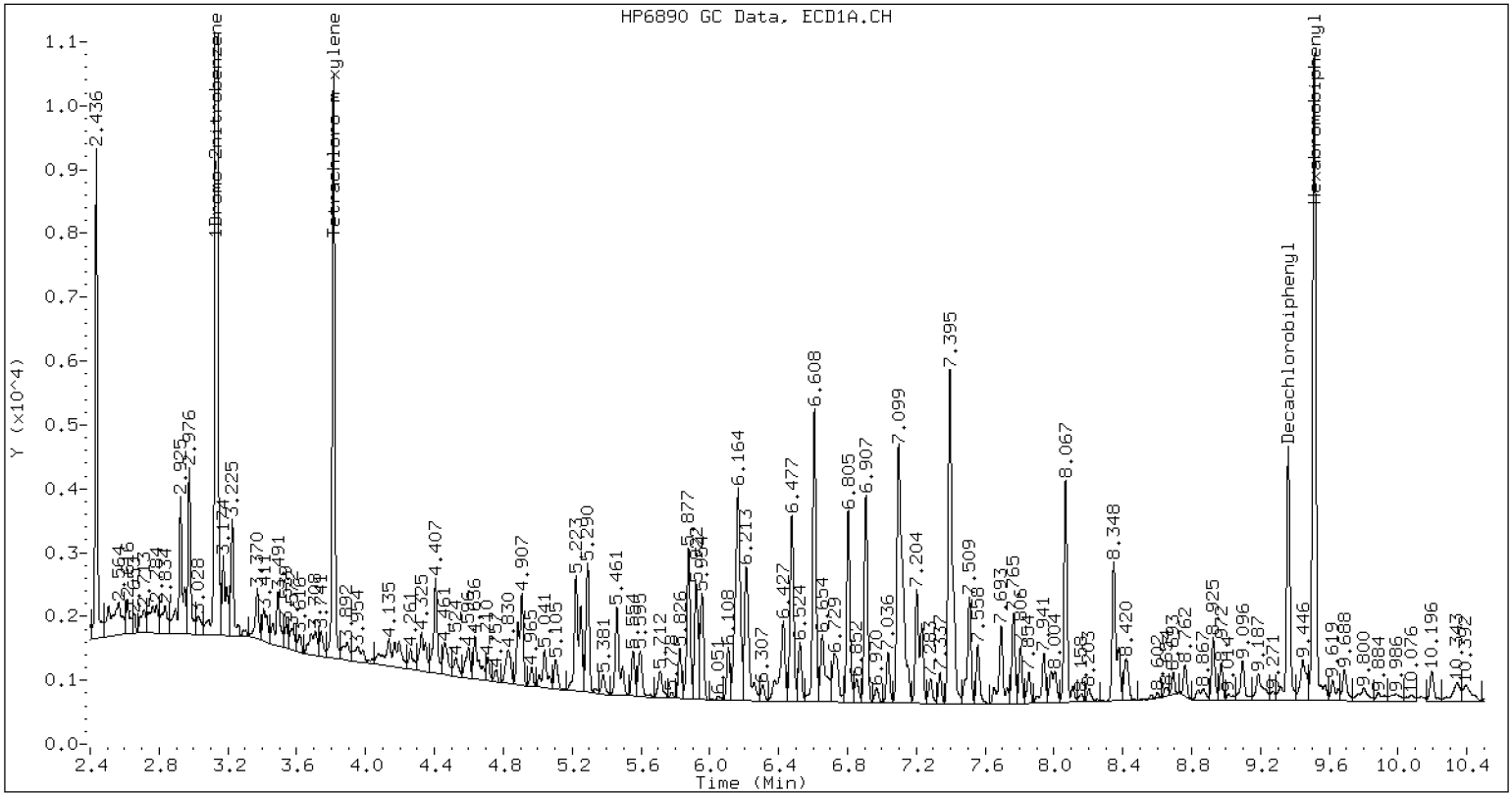
Standard Cpnd	Column 1		%D
	Standard Area*	Sample Area	
Bromo-Nitrobenzene	864333	494232	-42.8
Hexabromobiphenyl	663237	284770	-57.1 <-

Standard Cpnd	Column 2		%D
	Standard Area*	Sample Area	
Bromo-Nitrobenzene	1480846	584116	-60.6 <-
Hexabromobiphenyl	870561	275300	-68.4 <-

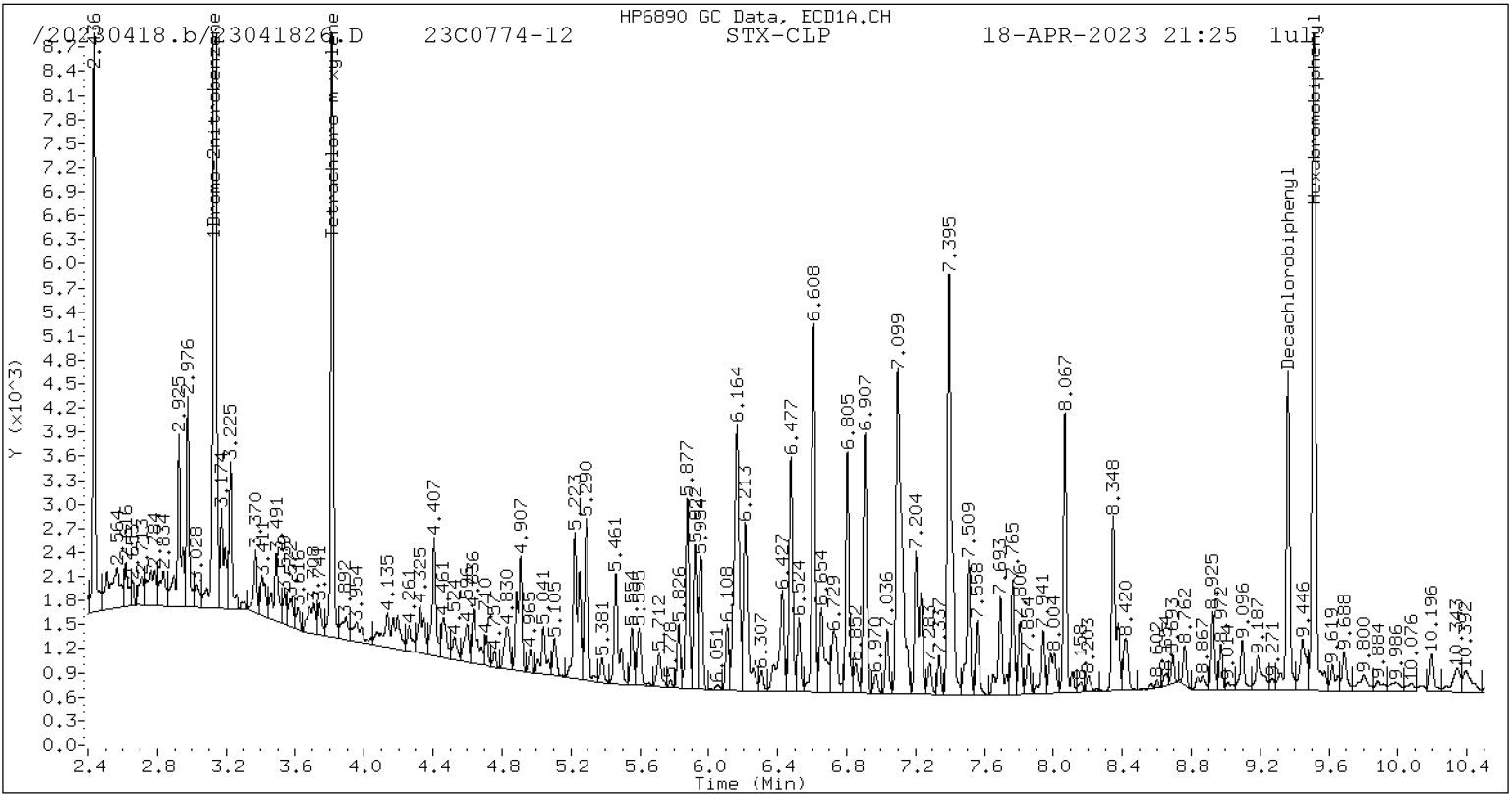
* Standard Areas taken from Initial Cal Level 5

Initial Calibration Date: 12-APR-2023

<- Indicates standard response outside Limits (-50 to +100%)

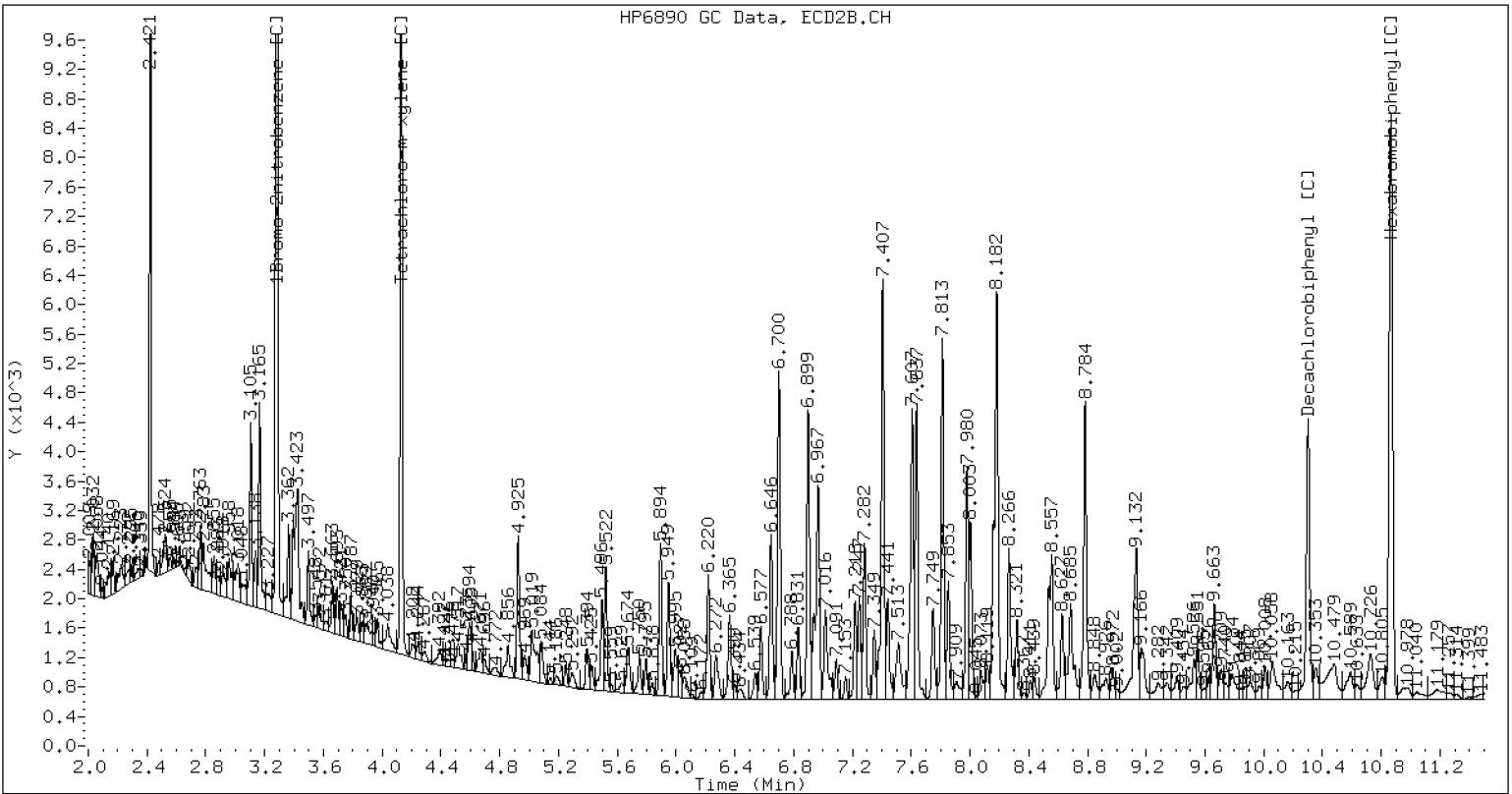


Pesticide Dual Column Chromatograms



STX-CLP Manual Integration: YES

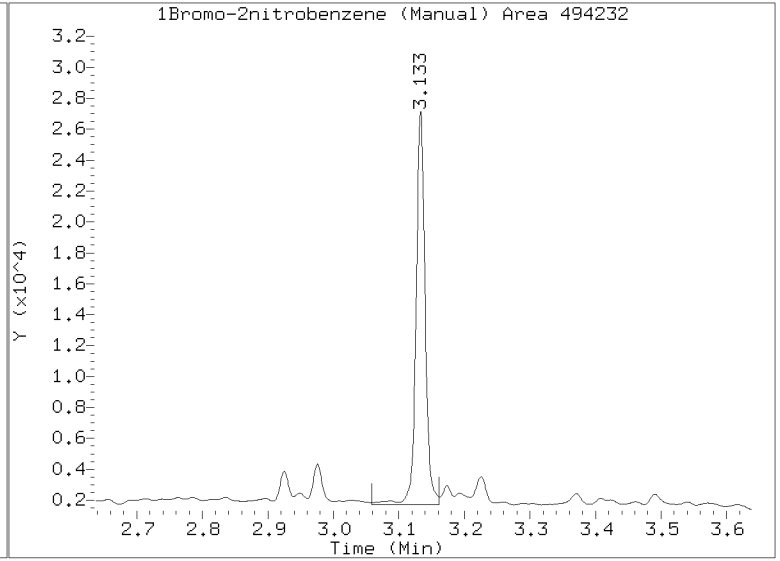
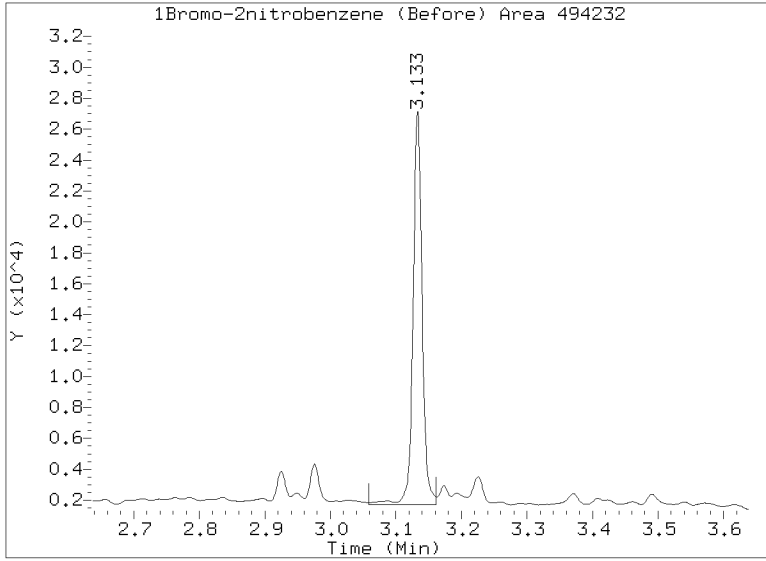
/20230418.b/B20230418.b/23041826.D 23C0774-12 CLP2



CLP-2 Manual Integration: NO

Manual Peak Adjustment Report, STX-CLP

Datafile: /20230418.b/23041826.D
Injection Date: 18-APR-2023 21:25
Lab ID:23C0774-12 Client ID:
Report Date: 04/20/2023 12:31





ORGANIC ANALYSIS DATA SHEET
EPA 8081B

Laboratory: <u>Analytical Resources, LLC</u>	SDG: <u>23C0774</u>
Client: <u>Anchor QEA, LLC</u>	
Project: <u>AOC5 MR Phase 1</u>	
Matrix: <u>Solid</u>	Laboratory ID: <u>23C0774-13 A</u>
	File ID: <u>23041827.D</u>
Sampled: <u>12/14/22 14:09</u>	Prepared: <u>04/05/23 11:19</u>
	Analyzed: <u>04/18/23 21:44</u>
% Solids: <u>53.11</u>	Preparation: <u>EPA 3546 (Microwave)</u>
	Initial/Final: <u>23.58 g Wet / 2.5 mL</u>
Batch: <u>BLD0058</u>	Sequence: <u>SLD0275</u>
	Calibration: <u>GD00035</u>
Instrument: <u>ECD6</u>	Column 1: <u>STX-CLP</u>
	Column 2: <u>STX-CLPII</u>

CAS NO.	COMPOUND	Col #	DILUTION	CONC. (ug/kg dry)	MDL	MRL	Q
118-74-1	Hexachlorobenzene	1	1	0.50	0.14	0.50	U

SURROGATES	Col #	ADDED (ug/kg dry)	CONC (ug/kg dry)	% REC	QC LIMITS	Q
<i>Decachlorobiphenyl</i>	1	7.9851	6.90	86.4	30 - 160	
<i>Decachlorobiphenyl</i>	2	7.9851	8.11	102	30 - 160	
<i>Tetrachlorometaxylene</i>	1	7.9851	5.63	70.5	30 - 160	
<i>Tetrachlorometaxylene</i>	2	7.9851	5.79	72.5	30 - 160	

Analytical Resources Inc.
Dual Column 8081 Pesticide Quantitation Report

Data file 1: /20230418.b/23041827.D
Data file 2: /20230418.b/B20230418.b/23041827.D
Method: \20230418.b\PEST.m
Compound Sublist: INDA.sub
Instrument, Inj. Vol.: ecd6.i, 1ul
Operator: JGR

ARI ID: 23C0774-13
Client ID:
Injection Date: 18-APR-2023 21:44
Report Date: 04/20/2023 12:31
Units: ng/mL
Dilution Factor: 1.000

RT	STX-CLP Col Shift Response	CLP2 Col Shift Response	RT	STX-CLP on col	CLP2 on col	RPD	Compound/Flag
----	----	----	----	0.00	0.00	---	alpha-BHC
----	----	----	----	0.00	0.00	---	beta-BHC
----	----	----	----	0.00	0.00	---	delta-BHC
----	----	----	----	0.00	0.00	---	gamma-BHC (Lindane)
----	----	----	----	0.00	0.00	---	Heptachlor
----	----	----	----	0.00	0.00	---	Aldrin
----	----	----	----	0.00	0.00	---	Heptachlor epoxide b
----	----	----	----	0.00	0.00	---	Endosulfan I
----	----	----	----	0.00	0.00	---	Dieldrin
----	----	----	----	0.00	0.00	---	4,4'-DDE
----	----	----	----	0.00	0.00	---	Endrin
----	----	----	----	0.00	0.00	---	Endosulfan II
----	----	----	----	0.00	0.00	---	4,4'-DDD
----	----	----	----	0.00	0.00	---	Endosulfan sulfate
----	----	----	----	0.00	0.00	---	4,4'-DDT
----	----	----	----	0.00	0.00	---	Methoxychlor
----	----	----	----	0.00	0.00	---	Endrin ketone
----	----	----	----	0.00	0.00	---	Endrin aldehyde
----	----	----	----	0.00	0.00	---	trans-Chlordane
----	----	----	----	0.00	0.00	---	cis-Chlordane
----	----	----	----	0.00	0.00	---	Hexachlorobutadiene
----	----	----	----	0.00	0.00	---	Hexachlorobenzene
3.814	-0.005 184489	4.129 -0.007 229756	28.19	29.00	2.8	Tetrachloro-m-xylene	
9.361	-0.005 108039	10.300 -0.006 129606	34.56	40.64	16.2	Decachlorobiphenyl	

* Indicates RPD > 40%

A Indicates Peak Height was used for Column 1 quantitation instead of Area

B Indicates Peak Height was used for Column 2 quantitation instead of Area

M Indicates Column 1 peak was manually integrated

N Indicates Column 2 peak was manually integrated

~ Indicates recovery outside QC Limits

INTERNAL STANDARD SUMMARY

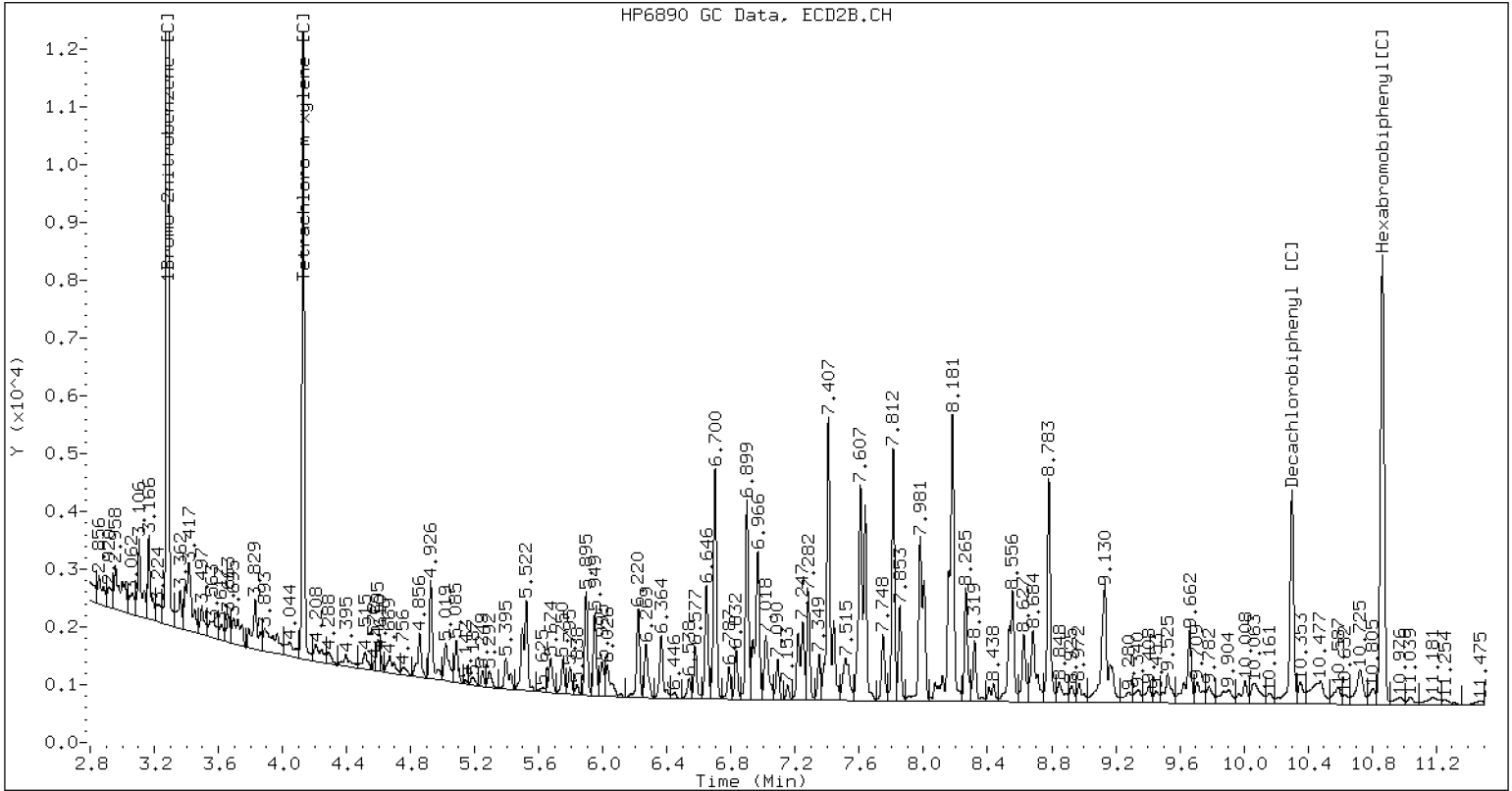
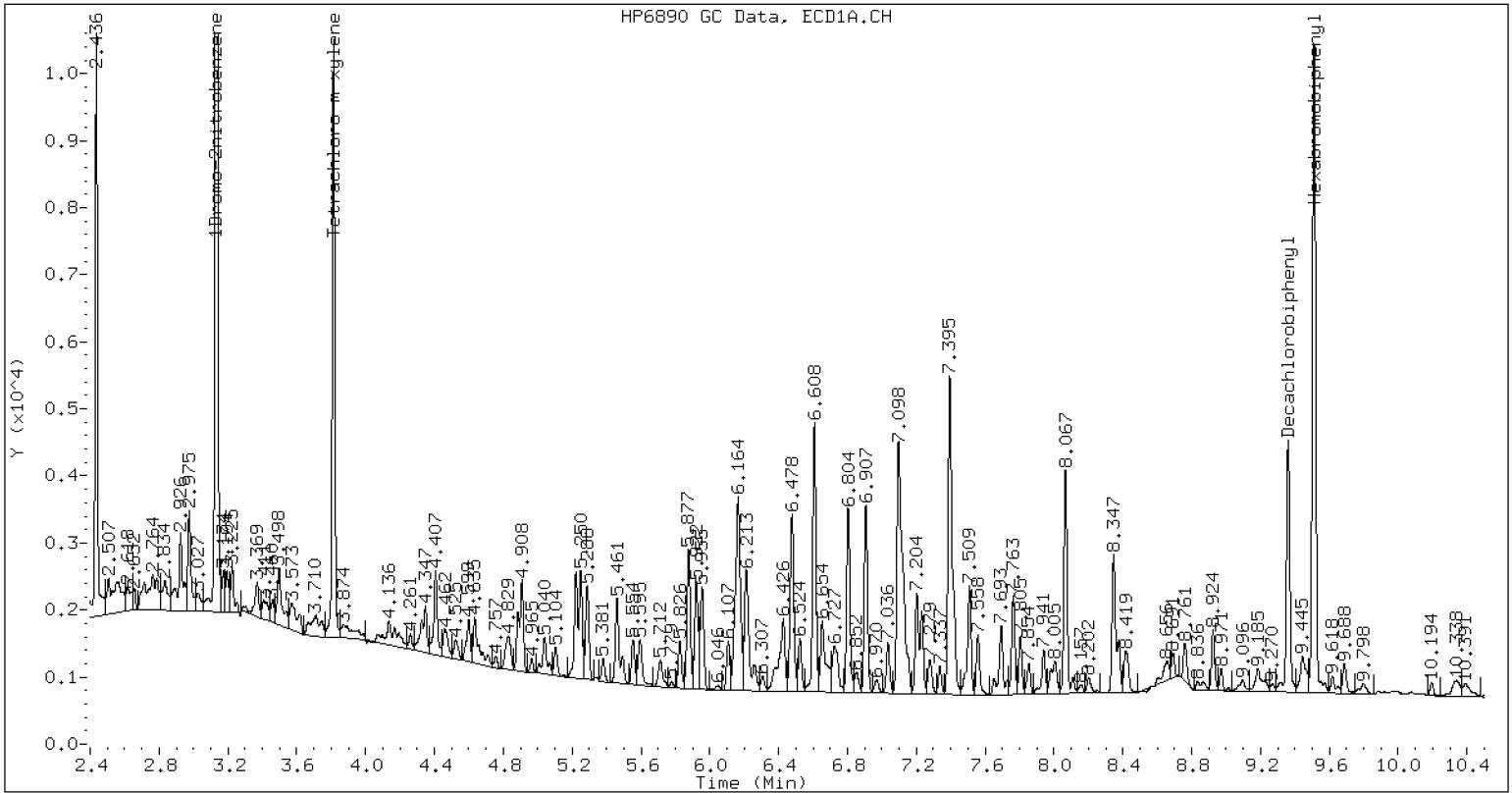
Standard Cpnd	Column 1		%D
	Standard Area*	Sample Area	
Bromo-Nitrobenzene	864333	467721	-45.9
Hexabromobiphenyl	663237	265046	-60.0 <-

Standard Cpnd	Column 2		%D
	Standard Area*	Sample Area	
Bromo-Nitrobenzene	1480846	576228	-61.1 <-
Hexabromobiphenyl	870561	264236	-69.6 <-

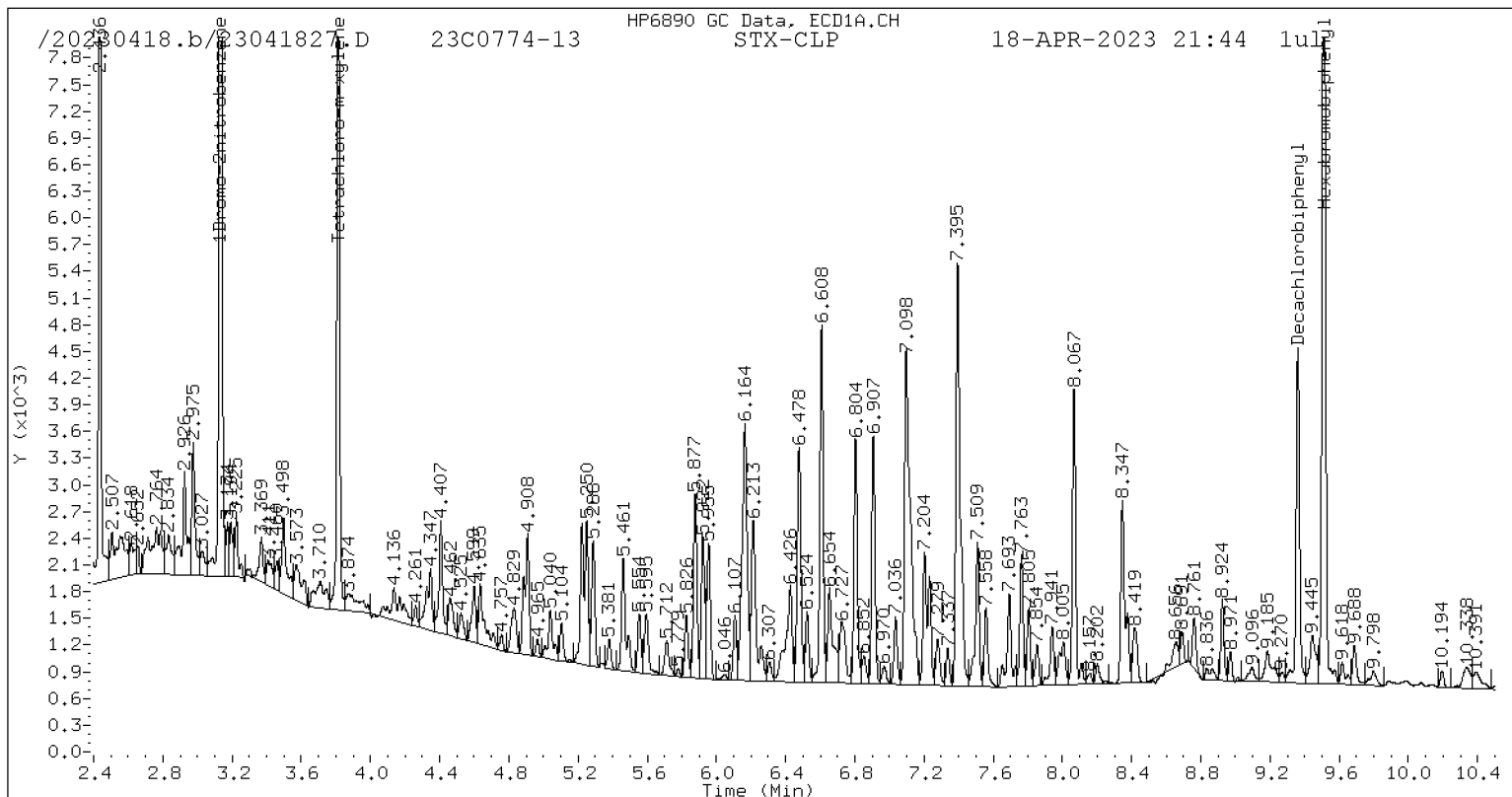
* Standard Areas taken from Initial Cal Level 5

Initial Calibration Date: 12-APR-2023

<- Indicates standard response outside Limits (-50 to +100%)

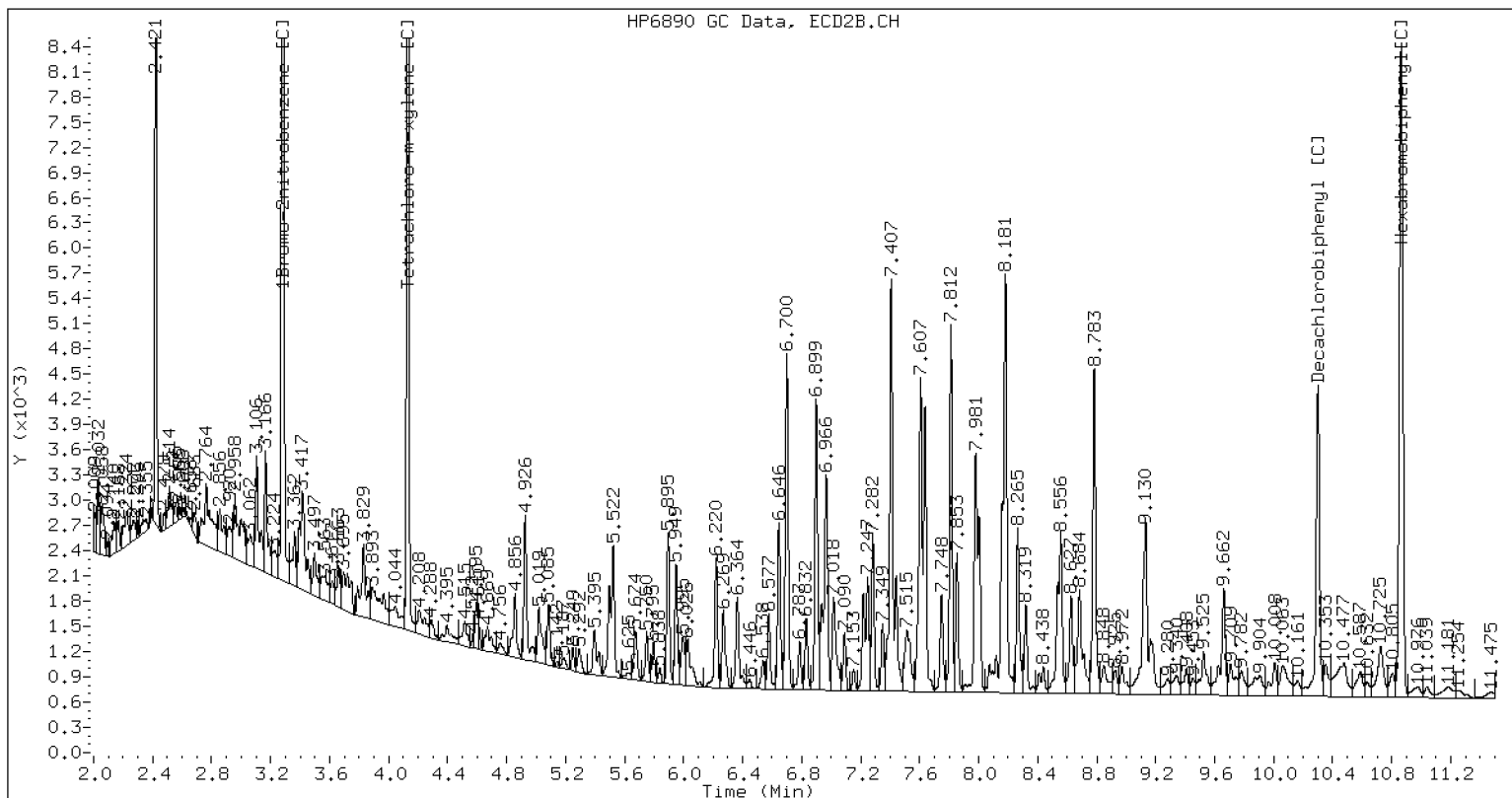


Pesticide Dual Column Chromatograms



STX-CLP Manual Integration: YES

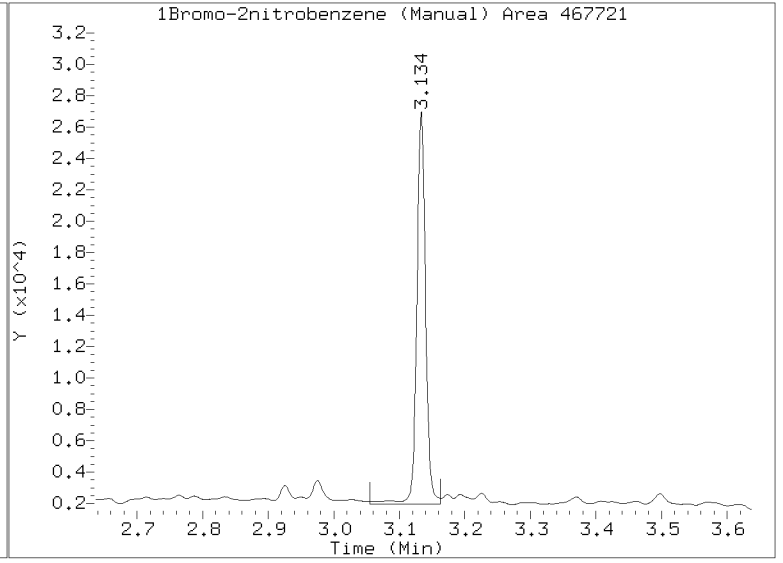
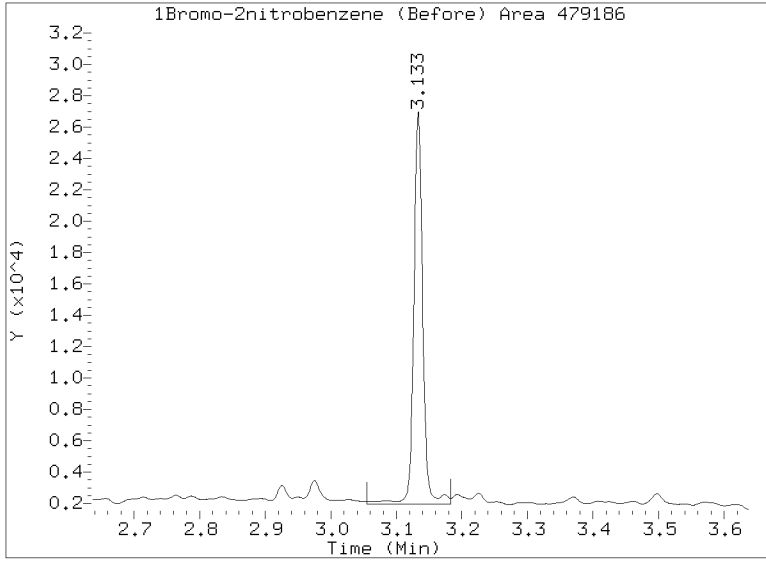
/20230418.b/B20230418.b/23041827.D 23C0774-13 CLP2



CLP-2 Manual Integration: NO

Manual Peak Adjustment Report, STX-CLP

Datafile: /20230418.b/23041827.D
Injection Date: 18-APR-2023 21:44
Lab ID:23C0774-13 Client ID:
Report Date: 04/20/2023 12:31





ORGANIC ANALYSIS DATA SHEET
EPA 8081B

Laboratory: <u>Analytical Resources, LLC</u>	SDG: <u>23C0774</u>
Client: <u>Anchor QEA, LLC</u>	
Project: <u>AOC5 MR Phase 1</u>	
Matrix: <u>Solid</u>	Laboratory ID: <u>23C0774-14 A</u>
	File ID: <u>23041828.D</u>
Sampled: <u>03/03/23 13:25</u>	Prepared: <u>04/05/23 11:19</u>
	Analyzed: <u>04/18/23 22:02</u>
% Solids: <u>51.56</u>	Preparation: <u>EPA 3546 (Microwave)</u>
	Initial/Final: <u>24.3 g Wet / 2.5 mL</u>
Batch: <u>BLD0058</u>	Sequence: <u>SLD0275</u>
	Calibration: <u>GD00035</u>
Instrument: <u>ECD6</u>	Column 1: <u>STX-CLP</u>
	Column 2: <u>STX-CLPII</u>

CAS NO.	COMPOUND	Col #	DILUTION	CONC. (ug/kg dry)	MDL	MRL	Q
118-74-1	Hexachlorobenzene	1	1	0.50	0.14	0.50	U

SURROGATES	Col #	ADDED (ug/kg dry)	CONC (ug/kg dry)	% REC	QC LIMITS	Q
<i>Decachlorobiphenyl</i>	1	7.9814	6.87	86.0	30 - 160	
<i>Decachlorobiphenyl</i>	2	7.9814	7.77	97.4	30 - 160	
<i>Tetrachlorometaxylene</i>	1	7.9814	6.15	77.1	30 - 160	
<i>Tetrachlorometaxylene</i>	2	7.9814	6.23	78.1	30 - 160	

Analytical Resources Inc.
Dual Column 8081 Pesticide Quantitation Report

Data file 1: /20230418.b/23041828.D
Data file 2: /20230418.b/B20230418.b/23041828.D
Method: \20230418.b\PEST.m
Compound Sublist: INDA.sub
Instrument, Inj. Vol.: ecd6.i, 1ul
Operator: JGR

ARI ID: 23C0774-14
Client ID:
Injection Date: 18-APR-2023 22:02
Report Date: 04/20/2023 12:31
Units: ng/mL
Dilution Factor: 1.000

RT	STX-CLP Col Shift Response	CLP2 Col Shift Response	RT	STX-CLP on col	CLP2 on col	RPD	Compound/Flag
----	----	----	----	0.00	0.00	---	alpha-BHC
----	----	----	----	0.00	0.00	---	beta-BHC
----	----	----	----	0.00	0.00	---	delta-BHC
----	----	----	----	0.00	0.00	---	gamma-BHC (Lindane)
----	----	----	----	0.00	0.00	---	Heptachlor
----	----	----	----	0.00	0.00	---	Aldrin
----	----	----	----	0.00	0.00	---	Heptachlor epoxide b
----	----	----	----	0.00	0.00	---	Endosulfan I
----	----	----	----	0.00	0.00	---	Dieldrin
----	----	----	----	0.00	0.00	---	4,4'-DDE
----	----	----	----	0.00	0.00	---	Endrin
----	----	----	----	0.00	0.00	---	Endosulfan II
----	----	----	----	0.00	0.00	---	4,4'-DDD
----	----	----	----	0.00	0.00	---	Endosulfan sulfate
----	----	----	----	0.00	0.00	---	4,4'-DDT
----	----	----	----	0.00	0.00	---	Methoxychlor
----	----	----	----	0.00	0.00	---	Endrin ketone
----	----	----	----	0.00	0.00	---	Endrin aldehyde
----	----	----	----	0.00	0.00	---	trans-Chlordane
----	----	----	----	0.00	0.00	---	cis-Chlordane
----	----	----	----	0.00	0.00	---	Hexachlorobutadiene
4.167	-0.008 15379	----	----	0.88	0.00	---	Hexachlorobenzene
3.813	-0.006 387526	4.128	-0.008 488067	30.82	31.22	1.3	Tetrachloro-m-xylene
9.362	-0.004 203636	10.301	-0.005 231328	34.41	38.94	12.4	Decachlorobiphenyl

- * Indicates RPD > 40%
- A Indicates Peak Height was used for Column 1 quantitation instead of Area
- B Indicates Peak Height was used for Column 2 quantitation instead of Area
- M Indicates Column 1 peak was manually integrated
- N Indicates Column 2 peak was manually integrated
- ~ Indicates recovery outside QC Limits

INTERNAL STANDARD SUMMARY

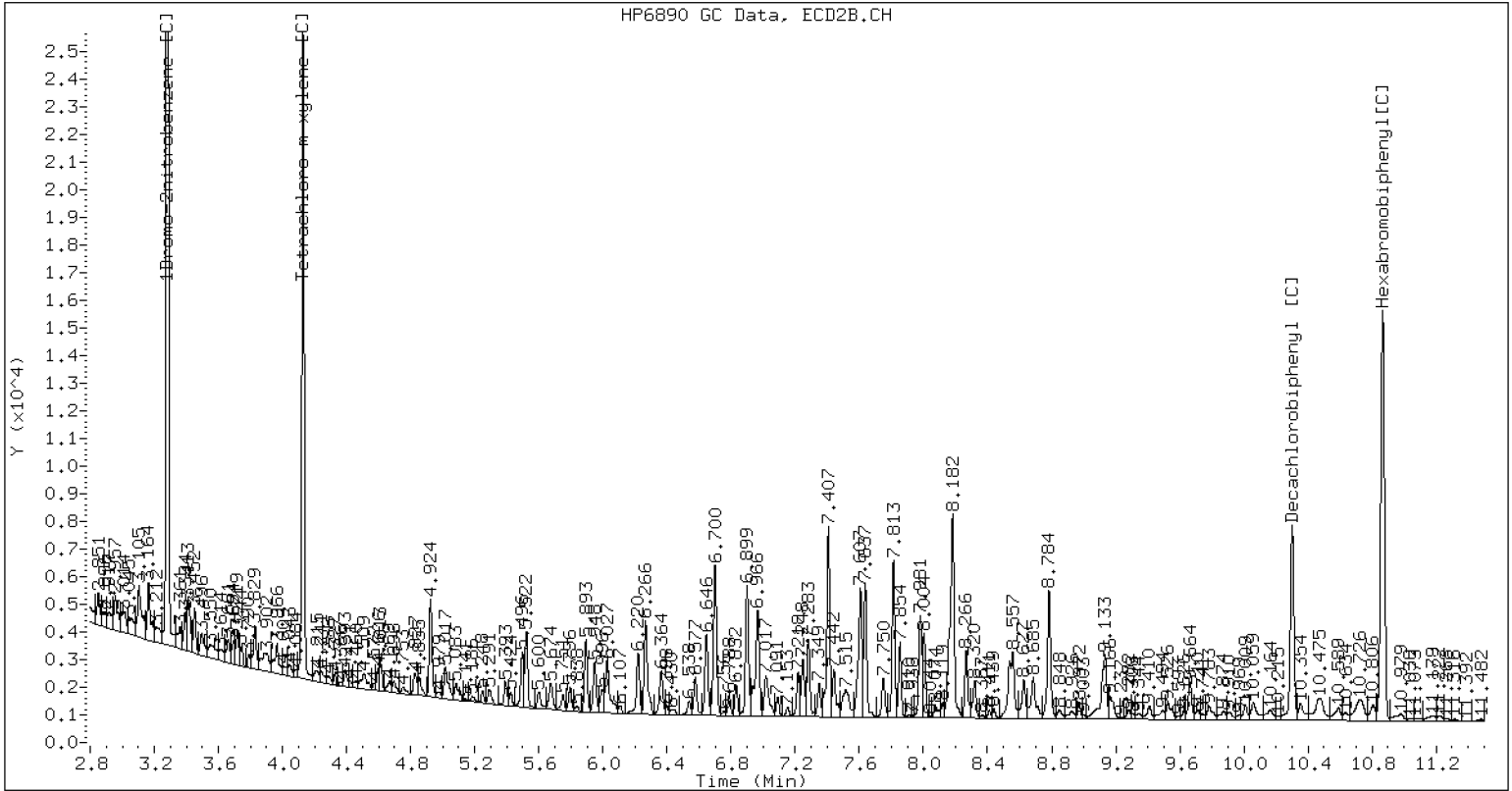
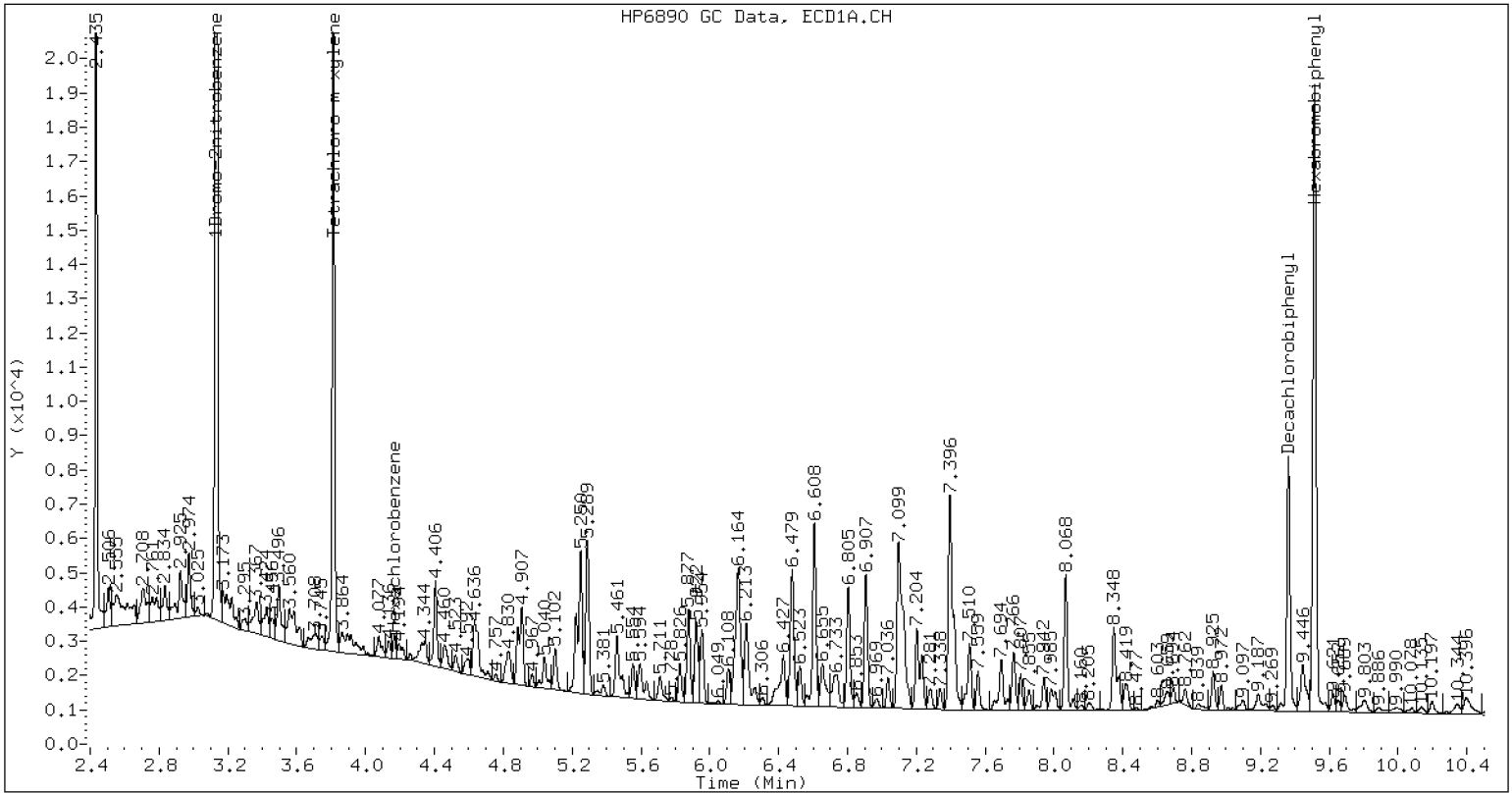
Standard Cpnd	Column 1		%D
	Standard Area*	Sample Area	
Bromo-Nitrobenzene	864333	898548	4.0
Hexabromobiphenyl	663237	501691	-24.4

Standard Cpnd	Column 2		%D
	Standard Area*	Sample Area	
Bromo-Nitrobenzene	1480846	1136737	-23.2
Hexabromobiphenyl	870561	492134	-43.5

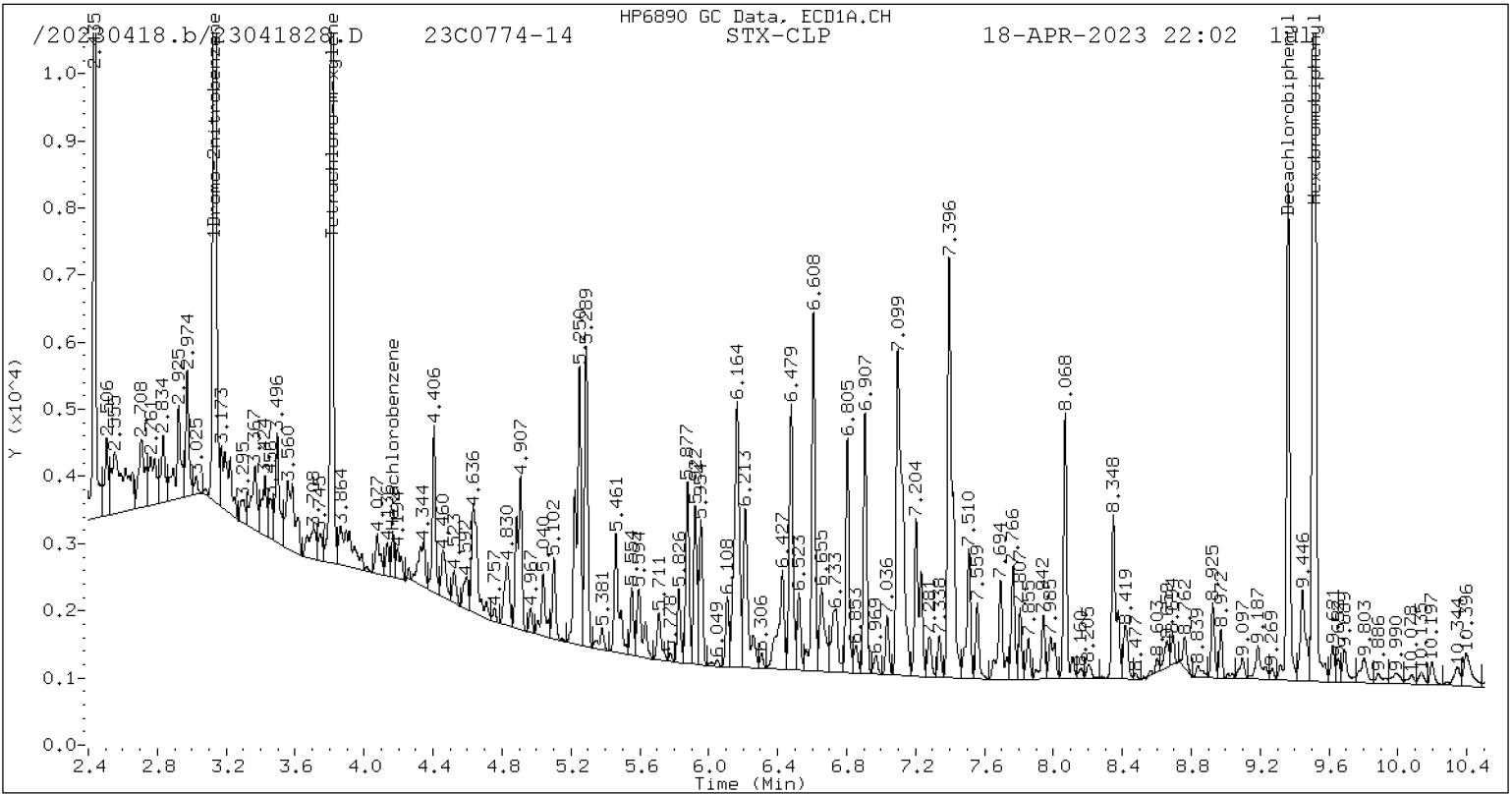
* Standard Areas taken from Initial Cal Level 5

Initial Calibration Date: 12-APR-2023

<- Indicates standard response outside Limits (-50 to +100%)

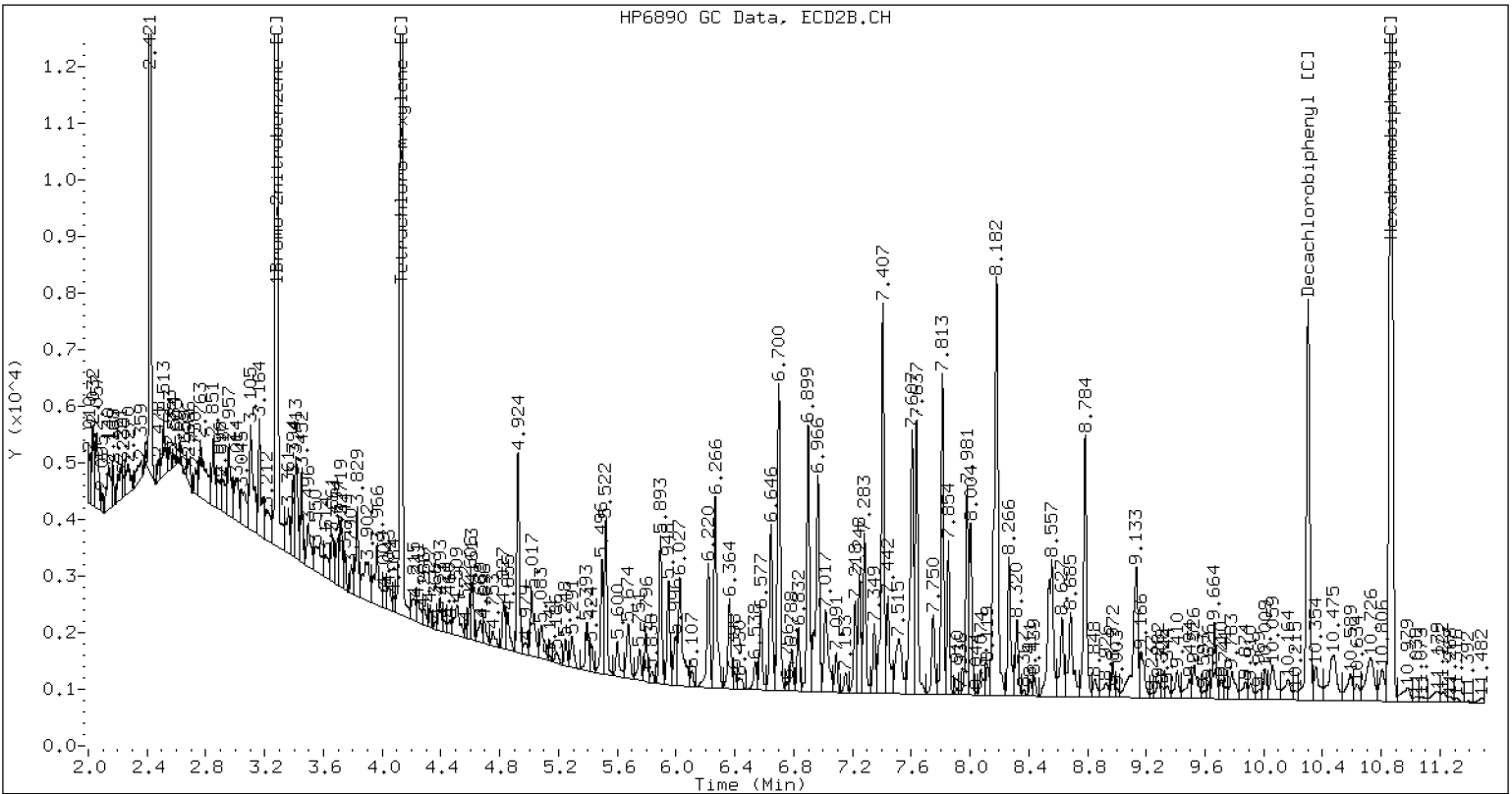


Pesticide Dual Column Chromatograms



STX-CLP Manual Integration: YES

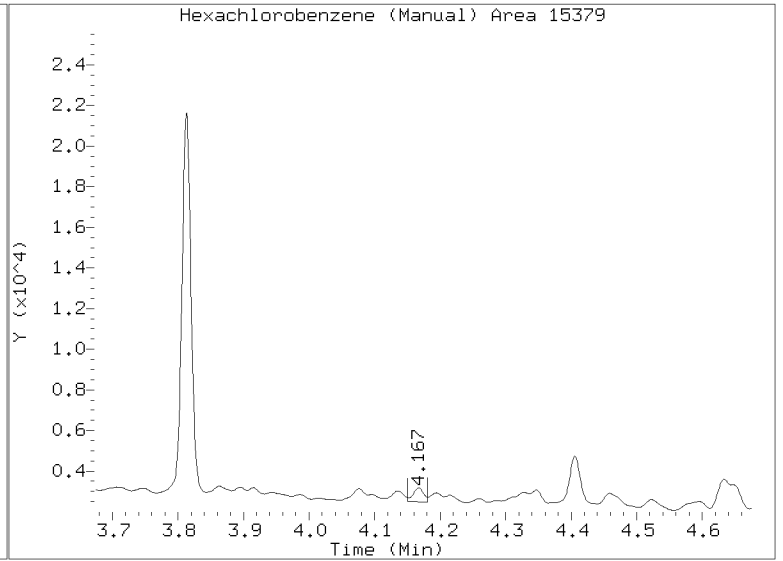
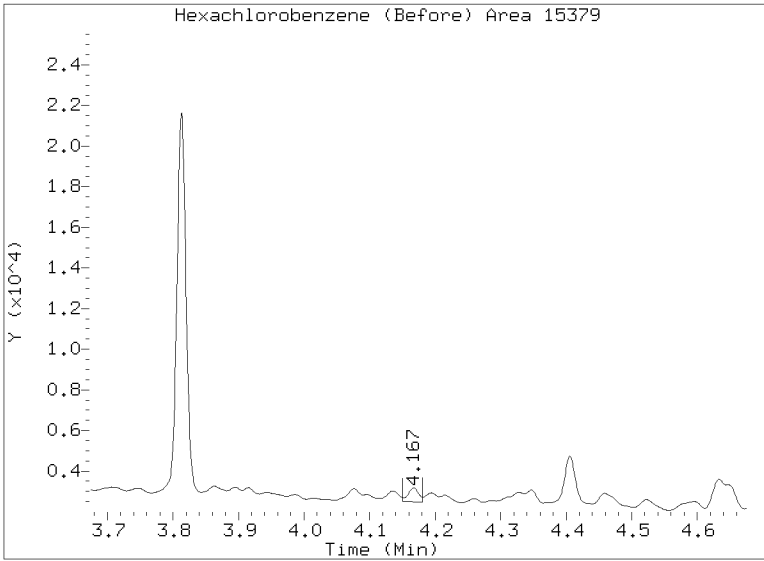
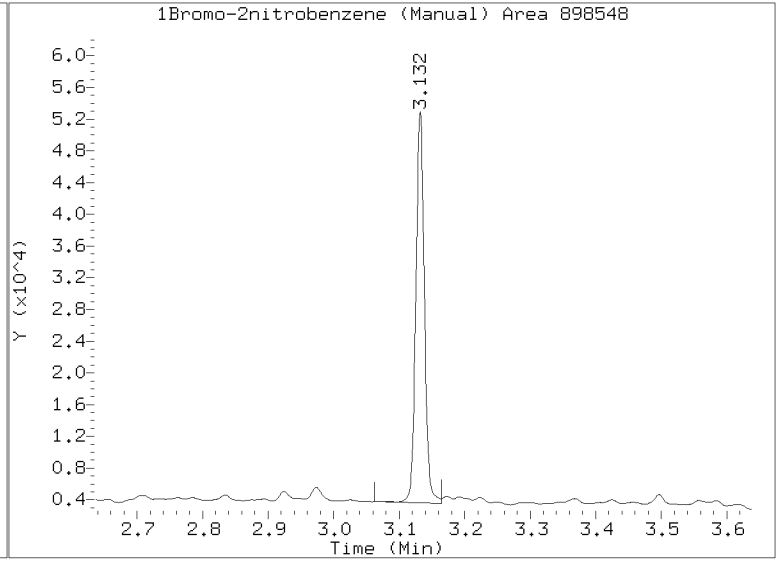
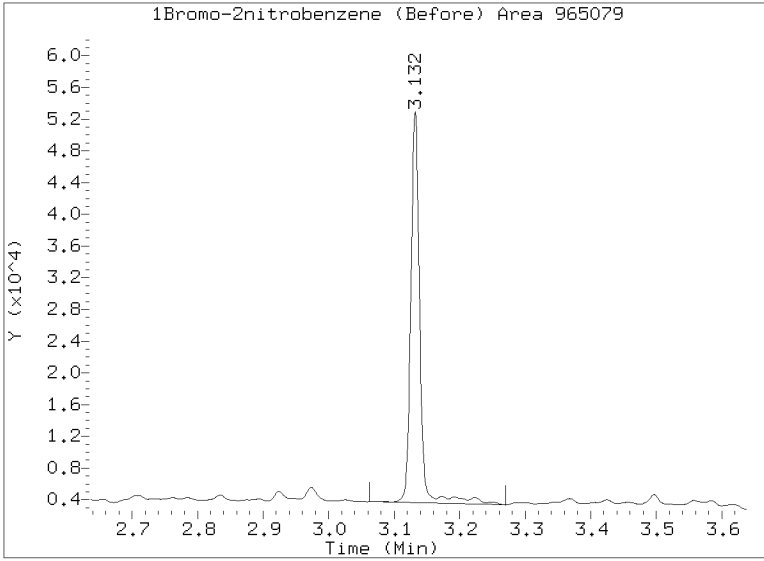
/20230418.b/B20230418.b/23041828.D 23C0774-14 CLP2



CLP-2 Manual Integration: NO

Manual Peak Adjustment Report, STX-CLP

Datafile: /20230418.b/23041828.D
Injection Date: 18-APR-2023 22:02
Lab ID:23C0774-14 Client ID:
Report Date: 04/20/2023 12:31





PREPARATION BATCH SUMMARY
EPA 8081B

Laboratory: Analytical Resources, LLC SDG: 23C0774
Client: Anchor QEA, LLC Project: AOC5 MR Phase 1
Batch: BLD0058 Batch Matrix: Solid Preparation: EPA 3546 (Microwave)

SAMPLE NAME	LAB SAMPLE ID	LAB FILE ID	DATE PREPARED	OBSERVATIONS
LDW23-SC1053A	23C0774-01	23041813.D	04/05/23 11:19	
LDW23-SC1053B	23C0774-02	23041814.D	04/05/23 11:19	
LDW23-SC1007A	23C0774-03	23041815.D	04/05/23 11:19	
LDW23-SC1002A	23C0774-04	23041816.D	04/05/23 11:19	
LDW23-SC1002B	23C0774-05	23041817.D	04/05/23 11:19	
LDW23-SC1046A	23C0774-06	23041818.D	04/05/23 11:19	
LDW23-SC1046B	23C0774-07	23041819.D	04/05/23 11:19	
LDW23-SC1177A	23C0774-08	23041820.D	04/05/23 11:19	
LDW23-SC1177B	23C0774-09	23041823.D	04/05/23 11:19	
LDW23-SC1156B	23C0774-10	23041824.D	04/05/23 11:19	
LDW23-SC1183A	23C0774-11	23041825.D	04/05/23 11:19	
LDW23-SC1183B	23C0774-12	23041826.D	04/05/23 11:19	
LDW23-SC1183C	23C0774-13	23041827.D	04/05/23 11:19	
LDW23-SS1808	23C0774-14	23041828.D	04/05/23 11:19	
Blank	BLD0058-BLK1	23041808.D	04/05/23 11:19	
LCS	BLD0058-BS1	23041809.D	04/05/23 11:19	
LCS Dup	BLD0058-BSD1	23041810.D	04/05/23 11:19	
LDW23-SC1156B	BLD0058-MS1	23041811.D	04/05/23 11:19	
LDW23-SC1156B	BLD0058-MSD1	23041812.D	04/05/23 11:19	



Batch: BLD0058

Prepared using: EPA 3546 (Microwave)

8081B Pest (PSDDA) in Solid (Version: HCB Only)

Matrix: Solid

Date Prepared: 04/05/23

Balance ID: B146462614

Set Up By: CTO 4/4/23

WO Comments

23C0774: <C>BPR SRM, MS, DUP </C> <M>BPR PS, MS/MSD </M> <E>BPR 8270E RM H002055, SIM RM H010158, PCB RM K011477-79, MS/MSD </E>
<H>BPR K011477-79, Dup </H> Store in freezer (except GS) SR see Project Memo
23D0008: <C>BPR SRM, MS, DUP </C> <M>BPR PS, MS/MSD </M> <E>BPR 8270E RM K000591, SIM PAH RM I009127 PCB RM J006840-43,
7935-36, K011477-79, MS/MSD </E>
<H>BPR J006840-43, 7935-36, K011477-79, Dup </H> Store in freezer (except GS)

The following standards may be missing from this batch!

Designator	Description
62	Toxaphene
44	WND
QLS 10	QLS Spike

Analysis: 8081B Pest (PSDDA)

Lab Number & Container	% Solids	Initial (g)		(REQ) GPC (1:1)	<input checked="" type="checkbox"/> Yes / No Acid Clean 5mL	(REQ) Sulfur C/U 4.5mL+0.5 mL Ethyl Acetate	(REQ) Silica Gel C/U (2:5)	Final Effective Vol (mL)	Vol (mL) to Lab	Extraction Comments
		Target Dry: 12.5 (Wet)	Actual							
23C0774-01 A	54.2	(23.06)	<u>23.07</u>	(1:1)	5mL	5mL	(2:5) 2mL	2.5	1.0	
23C0774-02 A	51.9	(24.07)	<u>24.11</u>	(1:1)	5mL	5mL	(2:5) 2mL	2.5	1.0	
23C0774-03 A	58.1	(21.52)	<u>21.57</u>	(1:1)	5mL	5mL	(2:5) 2mL	2.5	1.0	
23C0774-04 A	51.1	(24.47)	<u>24.48</u>	(1:1)	5mL	5mL	(2:5) 2mL	2.5	1.0	
23C0774-05 A	53.9	(23.20)	<u>23.29</u>	(1:1)	5mL	5mL	(2:5) 2mL	2.5	1.0	
23C0774-06 A	53.8	(23.26)	<u>23.28</u>	(1:1)	5mL	5mL	(2:5) 2mL	2.5	1.0	
23C0774-07 A	57.1	(21.89)	<u>21.89</u>	(1:1)	5mL	5mL	(2:5) 2mL	2.5	1.0	
23C0774-08 A	52.9	(23.65)	<u>23.68</u>	(1:1)	5mL	5mL	(2:5) 2mL	2.5	1.0	
23C0774-09 A	53.7	(23.30)	<u>23.36</u>	(1:1)	5mL	5mL	(2:5) 2mL	2.5	1.0	
23C0774-10 A	60.9	(20.51)	<u>20.51</u>	(1:1)	5mL	5mL	(2:5) 2mL	2.5	1.0	
23C0774-11 A	53.0	(23.59)	<u>23.61</u>	(1:1)	5mL	5mL	(2:5) 2mL	2.5	1.0	
23C0774-12 A	53.6	(23.33)	<u>23.34</u>	(1:1)	5mL	5mL	(2:5) 2mL	2.5	1.0	
23C0774-13 A	53.1	(23.54)	<u>23.58</u>	(1:1)	5mL	5mL	(2:5) 2mL	2.5	1.0	
23C0774-14 A	51.6	(24.24)	<u>24.26</u>	(1:1)	5mL	5mL	(2:5) 2mL	2.5	1.0	
23D0008-01 A	51.6	(24.23)	<u>24.25</u>	(1:1)	5mL	5mL	(2:5) 2mL	2.5	1.0	
23D0008-03 A	44.1	(28.34)	<u>24.38</u>	(1:1)	5mL	5mL	(2:5) 2mL	2.5	1.0	

Batch QC

Lab Number	% Solids	Initial (g)		(REQ) GPC (1:1)	<input checked="" type="checkbox"/> Yes / No Acid Clean 5mL	(REQ) Sulfur C/U 4.5mL+0.5 mL Ethyl Acetate	(REQ) Silica Gel C/U (2:5)	Final Effective Vol (mL)	Vol (mL) to Lab	Extraction Comments
		Target Dry: 12.5 (Wet)	Actual							
BLD0058-BLK1	100.0	(12.50)	<u>12.50</u>	(1:1)	5mL	5mL	(2:5) 2mL	2.5	1.0	
BLD0058-BS1	100.0	(12.50)	<u>12.50</u>	(1:1)	5mL	5mL	(2:5) 2mL	2.5	1.0	
BLD0058-BSD1	100.0	(12.50)	<u>12.50</u>	(1:1)	5mL	5mL	(2:5) 2mL	2.5	1.0	
BLD0058-MS1	60.9	(20.51)	<u>20.51</u>	(1:1)	5mL	5mL	(2:5) 2mL	2.5	1.0	Use 23C0774-10
BLD0058-MSD1	60.9	(20.51)	<u>20.51</u>	(1:1)	5mL	5mL	(2:5) 2mL	2.5	1.0	Use 23C0774-10

Client verified By: [Signature] Date: 04/05/23

Preparation Reviewed By: [Signature] Date: 04/17/23

Extraction Date and Time: 04/05/23 11:19



Batch: BLD0058

Prepared using: EPA 3546 (Microwave)
8081B Pest (PSDDA) in Solid (Version: HCB Only)

WO Comments

23C0774: <C>BPR SRM, MS, DUP </C> <M>BPR PS, MS/MSD </M> <E>BPR 8270E RM H002055, SIM RM H010158, PCB RM K011477-79, MS/MSD </E>
<H>BPR K011477-79, Dup </H> Store in freezer (except GS) SR see Project Memo
23D0008: <C>BPR SRM, MS, DUP </C> <M>BPR PS, MS/MSD </M> <E>BPR 8270E RM K000591, SIM PAH RM 1009127 PCB RM J006840-43,
7935-36, K011477-79, MS/MSD </E>
<H>BPR J006840-43, 7935-36, K011477-79, Dup </H> Store in freezer (except GS)

Prep Steps

Reagents Used

Surrogates & Spike Standards Used

Station/Reagent	Standard ID
Microwave	
Microwave	
Analyst: <i>ph kt</i> Date: <i>4/10/23</i>	
Hexane	<i>L001957</i>
80:20 Hexane/Acetone	<i>L002246</i>
1:1 Hexane/Acetone	<i>L002245</i>
Neutral Glass Wool	<i>L002437</i>
Anhydrous Sodium Sulfate	<i>L003261</i>
Pre GPC KD	
Analyst: <i>SA</i> Date: <i>4/6/23</i>	
Hexane	<i>L001957</i>
Anhydrous Sodium Sulfate	<i>N/A</i>
Neutral Glass Wool	<i>N/A</i>
GPC Filter Prep	
Analyst: <i>LJ</i> Date: <i>4/6/23</i>	
Methylene Chloride	<i>L002621</i>
GPC Filter	<i>L001799</i>
GPC	
Analyst: <i>NRK</i> Date:	
Methylene Chloride	<i>L002621</i>
GPC Calibration File	<i>CLP0132</i>
Post GPC KD	
Analyst: <i>CR</i> Date: <i>4/14/23</i>	
Methylene Chloride	<i>L001957</i> <i>L002621</i>
Hexane	<i>L001957</i>
Vialing	
Analyst: <i>LJ</i> Date: <i>4/17/23</i>	
Hexane	<i>L001957</i>
Sulfuric Acid	<i>L001033</i>
Ethyl Acetate	<i>N/A</i>
Tetrabutylammonium hydrogensulfate (TBAS)	<i>L003024</i>
Sodium Sulfite	<i>L002437</i>

Type	Vial ID / Standard ID	Vol uL	Analyst	Witness
Surrogate	N L000773	50uL		
2µg/mL	Exp Date: <i>7/21/23</i>		<i>CT</i>	<i>N</i>
Spike (Freezer)	3 K011471	100uL		
0.5/1.5µg/mL	Exp Date: <i>6/11/23</i>		<i>G</i>	<i>N</i>

MANUALLY ENTER EXPIRATION DATES!

(V) indicates a virtual standard combining two or more physical standards. In these cases the Standard ID refers to the virtual standard, not the parent standards.

If a Standard ID is missing, but should be present, check the standard definition in Element LIMS to be sure Standard Info 6 has the correct letter or number designator matching the vial designator in the Standard ID column. If it is correct, check the batch and bench sheet in Element LIMS to be sure the correct standards are selected for surrogate(s) and spike(s).



Batch: BLD0058

Prepared using: EPA 3546 (Microwave)
8081B Pest (PSDDA) in Solid (Version: HCB Only)

WO Comments

23C0774: <C>BPR SRM, MS, DUP </C> <M>BPR PS, MS/MSD </M> <E>BPR 8270E RM H002055, SIM RM H010158, PCB RM K011477-79, MS/MSD </E>
<H>BPR K011477-79, Dup </H> Store in freezer (except GS) SR see Project Memo
23D0008: <C>BPR SRM, MS, DUP </C> <M>BPR PS, MS/MSD </M> <E>BPR 8270E RM K000591, SIM PAH RM 1009127 PCB RM J006840-43,
7935-36, K011477-79, MS/MSD </E>
<H>BPR J006840-43, 7935-36, K011477-79, Dup </H> Store in freezer (except GS)

Silica Gel (SPE) Darts	100330
------------------------	--------



Batch: BLD0058

Prepared using: EPA 3546 (Microwave)

8081B Pest (PSDDA) in Solid (Version: HCB Only)

WO Comments

23C0774: <C>BPR SRM, MS, DUP </C> <M>BPR PS, MS/MSD </M> <E>BPR 8270B RM H002055, SIM RM H010158, PCB RM K011477-79, MS/MSD </E>
<H>BPR K011477-79, Dup </H> Store in freezer (except GS) SR see Project Memo
23D0008: <C>BPR SRM, MS, DUP </C> <M>BPR PS, MS/MSD </M> <E>BPR 8270E RM K000591, SIM PAH RM I009127 PCB RM J006840-43,
7935-36, K011477-79, MS/MSD </E>
<H>BPR J006840-43, 7935-36, K011477-79, Dup </H> Store in freezer (except GS)

Prep Instructions	
<p>SPECIAL INSTRUCTIONS:</p> <ol style="list-style-type: none"> 1. Weigh into beakers-lightly dry with Sodium Sulfate. 2. Transfer to microwave vessels. 3. Add 1:1 Hex/ACE to the vessels (until solvent is 3" above soil layer after homogenization). 4. Add surr/spike. 5. Microwave on appropriate power setting determined by # of samples. 6. After microwave-re-homogenize while hot then let cool 15 min in cold water. Re-homogenize while cool. 7. Decant 1:1 Hex/ACE into Erlenmeyer flask using a funnel containing neutral glasswool. 8. Rinse with Hexane. 9. Microwave a 2nd time using 8:2 Hex/Ace (until solvent is 3" above soil layer after homogenization). 10. Let cool and decant the solvent then empty the soil into the funnel and rinse with Hexane. 11. KD to 5mL at 100°C. (NO HEXANE EXCHANGE). 12. TurboVap 13. GPC 14. After GPC: KD at 80 - 85°C 15. Exchange to Hexane at 100°C 2 x 20 mL). 16. TurboVap. 17. Cleanups, if Acid cleaning do not add Ethyl Acetate for Sulfur Clean. Do Not Acid Clean if Acid liable compounds are requested. 18. Vial in Hexane. <p>A. Need Total Solids Y <input type="checkbox"/> N <input checked="" type="checkbox"/></p> <p>B. Archive/Freeze <input checked="" type="checkbox"/> Y <input type="checkbox"/> N <input type="checkbox"/></p>	



Extraction Parameter: PEST Extraction Batch BLD0058

Total Solids Batch: BLD0012 Work Order(s): 23C0444

Screens: Soil/Sediment/Solid/Other:	Analyst/Date
<input type="checkbox"/> No Anomalies (standard soil/wet sediment/sand/gravel)=	
<input checked="" type="checkbox"/> Standing Water Decanted (Not shared)= <u>φ4, φ5, φ6, φ8, φ9, 11, 12, 14, 15.</u>	<u>φ4/φ3/23</u>
<input type="checkbox"/> Standing Water Homogenized (Shared samples)=	
<input type="checkbox"/> Clay/Clumps (Difficult to homogenize)=	
<input type="checkbox"/> Rocks (%+size)?	
<input type="checkbox"/> Organics (Leaves/sticks/grass)=	
<input checked="" type="checkbox"/> Oily, obvious fuel/sulfur odors= <u>φ1, φ2 — 15.</u>	<u>φ4/φ3/23</u>
<input type="checkbox"/> Received in 32oz jar(s)=Homogenized in Pyrex dish=	<u>φ</u>
<input type="checkbox"/> Previously Frozen =	
<input type="checkbox"/> Other (Details)=	
Aqueous:	
<input checked="" type="checkbox"/> No Anomalies	
<input type="checkbox"/> Turbid/Color=	
<input type="checkbox"/> Particulates(%)=(Note: >5%=Notify Supervisor/Lead)	
<input type="checkbox"/> Emulsions (%)=	
<input type="checkbox"/> Oily, obvious fuel/sulfur odors=	
<input type="checkbox"/> Other (Details)=	
<input type="checkbox"/> Received in 1.0L Bottle(s)=No Bottle Rinse=	
<input type="checkbox"/> Other Notes/Comments= (Note problems, concerns, corrective actions).	
<input checked="" type="checkbox"/> Share Samples Y/N	<u>φ4/φ3/23</u>
<input checked="" type="checkbox"/> Multiple Jars Y/N	<u>φ4/φ3/23</u>
<input type="checkbox"/> Sample Pre-Screens indicate analyte activity=	<u>φ</u>
<input type="checkbox"/> Sample weights/volumes reduced based on Pre-Screen=	



Extraction Parameter: PEST Extraction Batch BLD0058

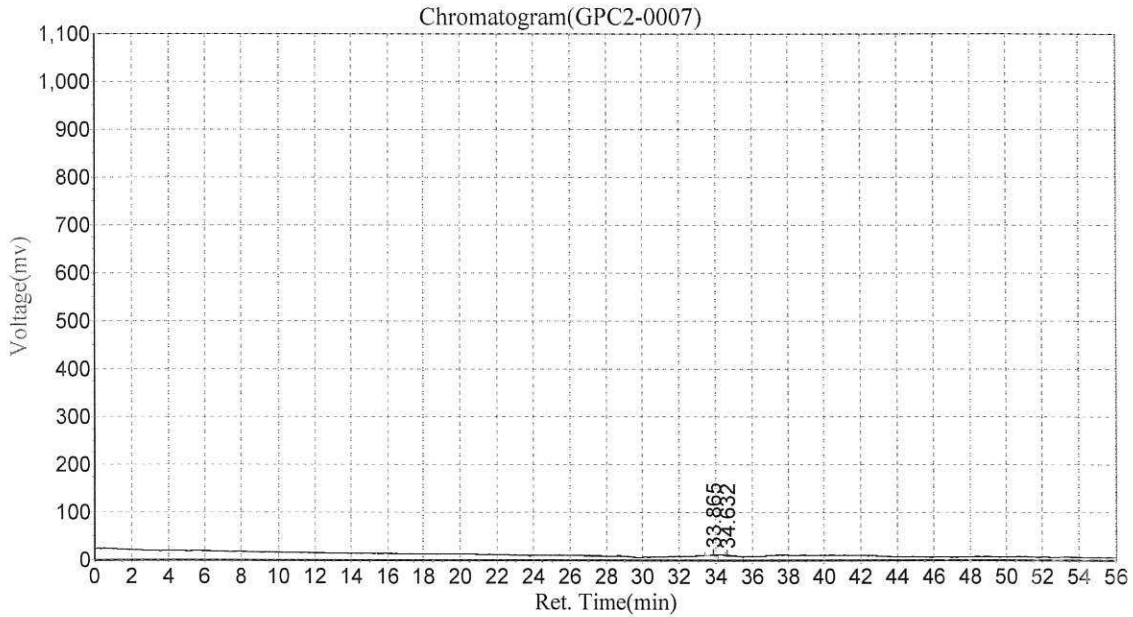
Total Solids Batch: BLD0036 Work Order(s): 2300008

Screens: Soil/Sediment/Solid/Other:	Analyst/Date
<input type="checkbox"/> No Anomalies (standard soil/wet sediment/sand/gravel)=	
<input checked="" type="checkbox"/> Standing Water Decanted (Not shared)= <u>φ1, φ2, φ3, φ4.</u>	<u>✓ φ4/φ3/23</u>
<input type="checkbox"/> Standing Water Homogenized (Shared samples)=	
<input type="checkbox"/> Clay/Clumps (Difficult to homogenize)=	
<input type="checkbox"/> Rocks (%+size)?	
<input type="checkbox"/> Organics (Leaves/sticks/grass)=	
<input checked="" type="checkbox"/> Oily, obvious fuel/sulfur odors= <u>φ1, φ2, φ3, φ4.</u>	<u>✓ φ4/φ3/23</u>
<input type="checkbox"/> Received in 32oz jar(s)=Homogenized in Pyrex dish=	
<input type="checkbox"/> Previously Frozen =	
<input type="checkbox"/> Other (Details)=	
Aqueous:	
<input checked="" type="checkbox"/> No Anomalies	
<input type="checkbox"/> Turbid/Color=	
<input type="checkbox"/> Particulates(%)=(Note: >5%=Notify Supervisor/Lead)	
<input type="checkbox"/> Emulsions (%)=	
<input type="checkbox"/> Oily, obvious fuel/sulfur odors=	
<input type="checkbox"/> Other (Details)=	
<input type="checkbox"/> Received in 1.0L Bottle(s)=No Bottle Rinse=	
<input type="checkbox"/> Other Notes/Comments= (Note problems, concerns, corrective actions).	
<input checked="" type="checkbox"/> Share Samples Y/N <u>Y</u>	<u>✓ φ4/φ3/23</u>
<input checked="" type="checkbox"/> Multiple Jars Y/N <u>Y</u>	<u>✓ φ4/φ3/23</u>
<input type="checkbox"/> Sample Pre-Screens indicate analyte activity=	
<input type="checkbox"/> Sample weights/volumes reduced based on Pre-Screen=	

BLK1
BLD0060/058 23D0027/23C0774

Date:2023-04-11,11:08:48 PM
Data File:c:\n2000\data\gpc2\041123\GPC2-0007
Method File:E:\GPC2_InHouse.mtd

Analyst:°NRB
Date/Time:2023-04-11,11:08:48 PM



Results

Peak No.	Peak ID	Ret Time	Height	Area	Conc
1		33.865	3836.882	133138.578	56.5269
2		34.632	3407.692	102392.695	43.4731
Total			7244.574	235531.273	100.000

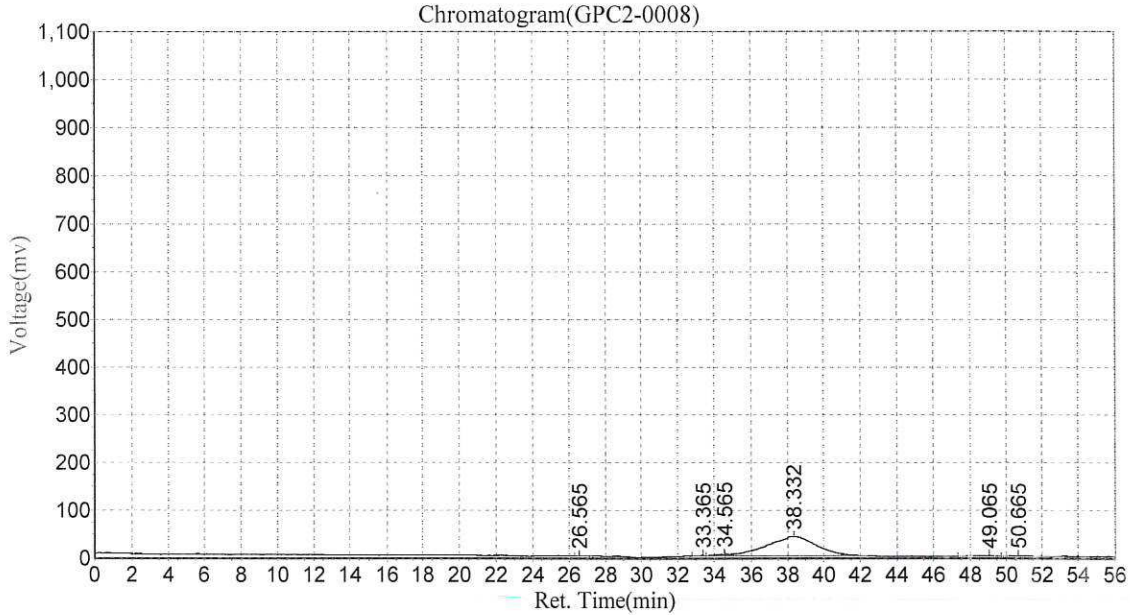
Ingredient Table

No	Peak ID	Ret Time	Peak Width	Factor1	Factor2	ISTD Wt.
1	Collect Pest	29.000	0.010	0.00E+000	0.00E+000	0.0000
2	Dump Pest	46.000	0.010	0.00E+000	0.00E+000	0.0000
3	Dump BAN	48.000	0.010	0.00E+000	0.00E+000	0.0000
4	Collect BAN	24.000	0.010	0.00E+000	0.00E+000	0.0000

BS1
BLD0060/058 23D0027/23C0774

Date:2023-04-12,12:06:29 AM
Data File:c:\n2000\data\gpc2\041123\GPC2-0008
Method File:E:\GPC2_InHouse.mtd

Analyst£°NRB
Date/Time2023-04-12,12:06:30 AM



Results

Peak No.	Peak ID	Ret Time	Height	Area	Conc
1		26.565	2357.031	119681.148	1.3473
2		33.365	3244.640	134428.859	1.5133
3		34.565	5610.496	277691.281	3.1260
4		38.332	41020.266	8013206.500	90.2053
5		49.065	1752.000	164842.750	1.8556
6		50.665	2004.538	173443.938	1.9525
Total			55988.971	8883294.477	100.000

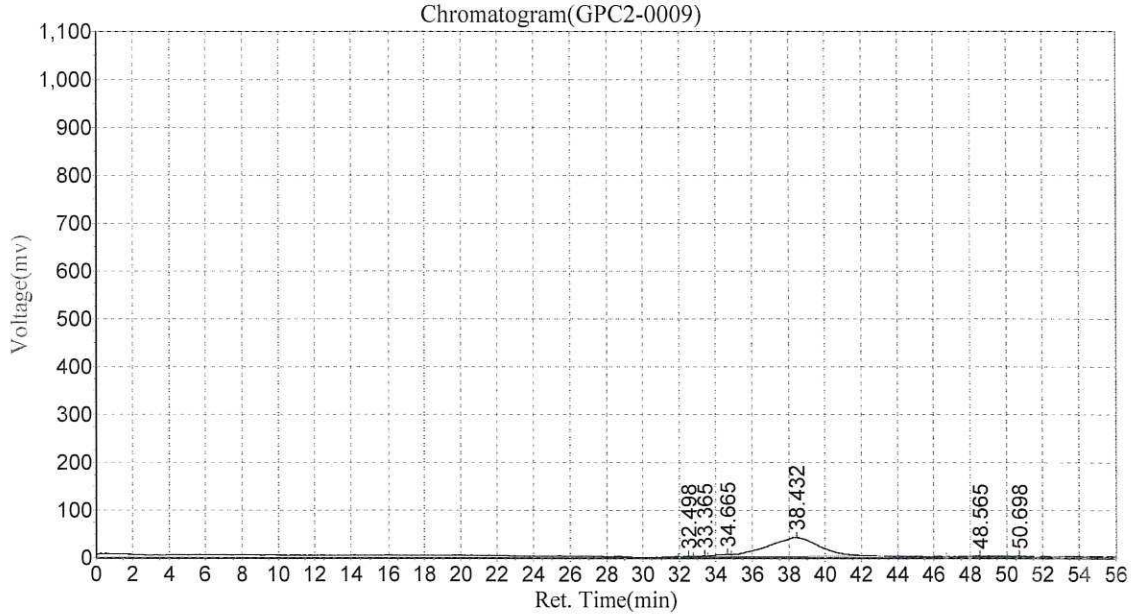
Ingredient Table

No	Peak ID	Ret Time	Peak Width	Factor1	Factor2	ISTD Wt.
1	Collect Pest	29.000	0.010	0.00E+000	0.00E+000	0.0000
2	Dump Pest	46.000	0.010	0.00E+000	0.00E+000	0.0000
3	Dump BAN	48.000	0.010	0.00E+000	0.00E+000	0.0000
4	Collect BAN	24.000	0.010	0.00E+000	0.00E+000	0.0000

BLD0060/058 23D0027/23C0774

Date:2023-04-12,1:04:18 AM
Data File:c:\n2000\data\gpc2\041123\GPC2-0009
Method File:E:\GPC2_InHouse.mtd

Analyst:NRB
Date/Time:2023-04-12,1:04:19 AM



Results

Table with 6 columns: Peak No., Peak ID, Ret Time, Height, Area, Conc. It lists 6 peaks and a total row.

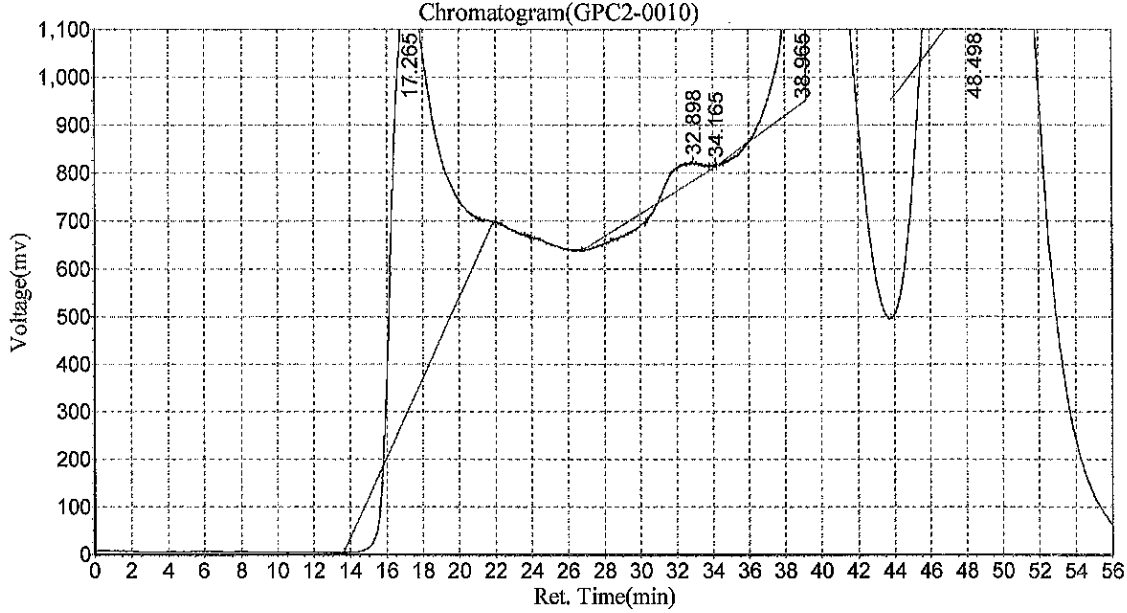
Ingredient Table

Table with 7 columns: No, Peak ID, Ret Time, Peak Width, Factor1, Factor2, ISTD Wt. It lists 4 ingredients.

MSI
BLD0060/058 23D0027/23C0774

Date:2023-04-12,2:02:00 AM
Data File:c:\n2000\data\gpc2\041123\GPC2-0010
Method File:E:\GPC2_InHouse.mtd

Analyst:NRB
Date/Time:2023-04-12,2:02:00 AM



Results

Peak No.	Peak ID	Ret Time	Height	Area	Conc
1		17.265	909262.813	138365840.000	70.5230
2		32.898	38776.398	1363957.250	0.6952
3		34.165	3672.926	128688.398	0.0656
4		38.965	308066.375	28437128.000	14.4940
5		48.498	45116.945	27903942.000	14.2222
Total			1304895.457	196199555.648	100.000

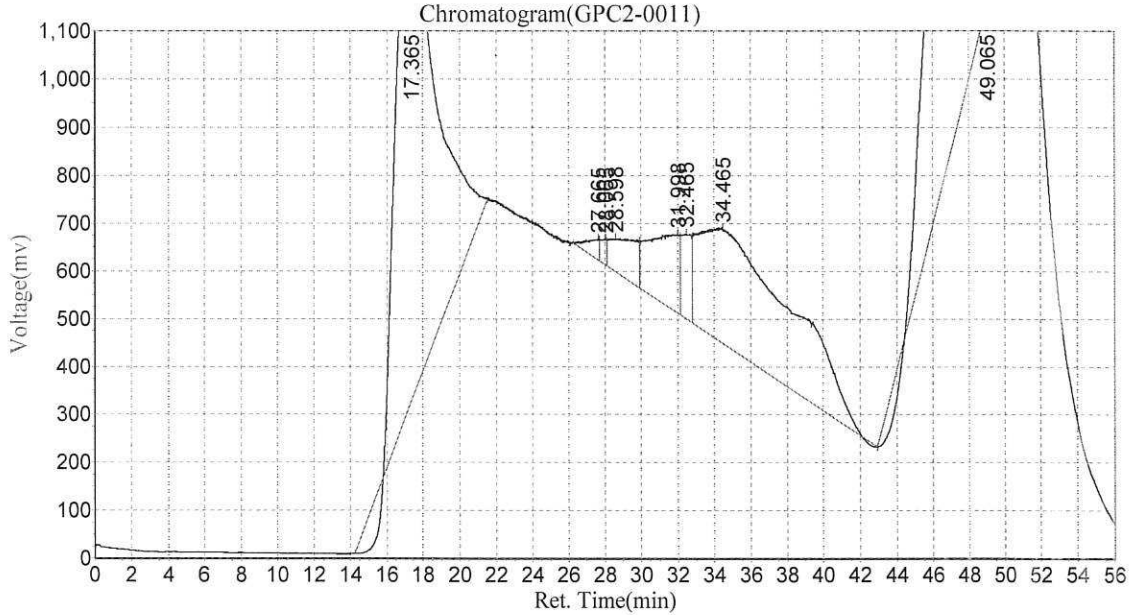
Ingredient Table

No	Peak ID	Ret Time	Peak Width	Factor1	Factor2	ISTD Wt.
1	Collect Pest	29.000	0.010	0.00E+000	0.00E+000	0.0000
2	Dump Pest	46.000	0.010	0.00E+000	0.00E+000	0.0000
3	Dump BAN	48.000	0.010	0.00E+000	0.00E+000	0.0000
4	Collect BAN	24.000	0.010	0.00E+000	0.00E+000	0.0000

MSD1
BLD0060/058 23D0027/23C0774

Date:2023-04-12,2:59:48 AM
Data File:c:\n2000\data\gpc2\041123\GPC2-0011
Method File:E:\GPC2_InHouse.mtd

Analyst:°NRB
Date/Time:2023-04-12,2:59:48 AM



Results

Peak No.	Peak ID	Ret Time	Height	Area	Conc
1		17.365	927075.500	151957200.000	41.4911
2		27.665	42946.926	1950360.750	0.5325
3		28.065	53638.191	1189028.625	0.3247
4		28.598	68022.539	8336026.500	2.2761
5		31.998	163301.797	17524688.000	4.7850
6		32.465	176024.094	7018663.000	1.9164
7		34.465	239897.422	91082000.000	24.8695
8		49.065	100841.906	87182184.000	23.8046
Total			1771748.375	366240150.875	100.000

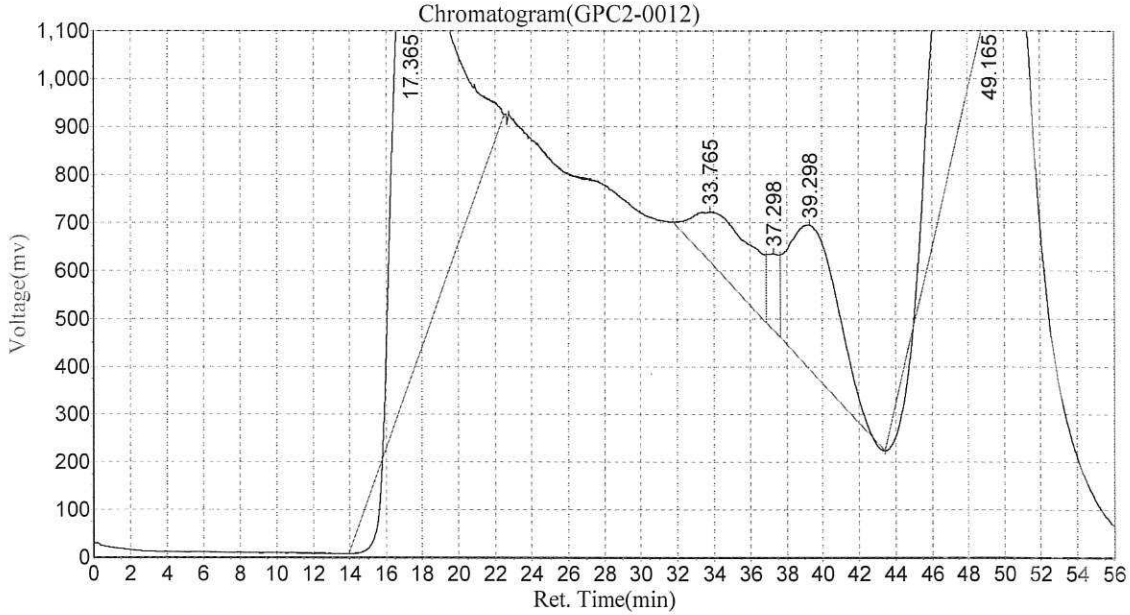
Ingredient Table

No	Peak ID	Ret Time	Peak Width	Factor1	Factor2	ISTD Wt.
1	Collect Pest	29.000	0.010	0.00E+000	0.00E+000	0.0000
2	Dump Pest	46.000	0.010	0.00E+000	0.00E+000	0.0000
3	Dump BAN	48.000	0.010	0.00E+000	0.00E+000	0.0000
4	Collect BAN	24.000	0.010	0.00E+000	0.00E+000	0.0000

BLD0060/058 23D0027/23C0774

Date:2023-04-12,3:57:29 AM
Data File:c:\n2000\data\gpc2\041123\GPC2-0012
Method File:E:\GPC2_InHouse.mtd

Analyst:°NRB
Date/Time:2023-04-12,3:57:30 AM



Results

Peak No.	Peak ID	Ret Time	Height	Area	Conc
1		17.365	879995.188	189352528.000	53.2439
2		33.765	102223.508	28996530.000	8.1535
3		37.298	160027.609	6904552.500	1.9415
4		39.298	301081.125	58039224.000	16.3200
5		49.165	88164.195	72339432.000	20.3411
Total			1531491.625	355632266.500	100.000

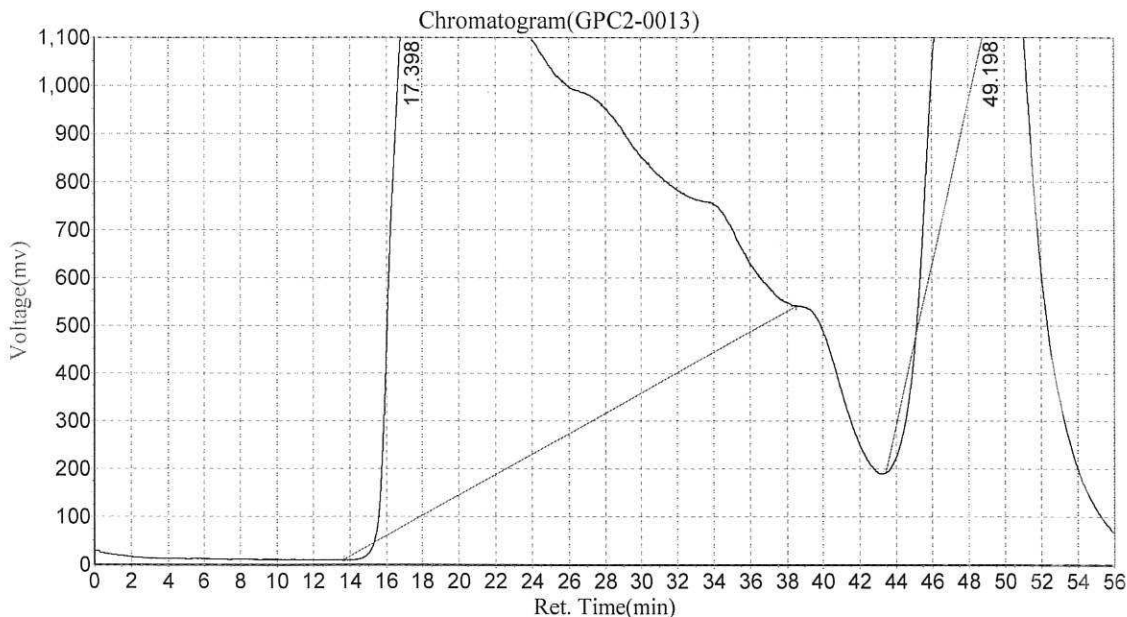
Ingredient Table

No	Peak ID	Ret Time	Peak Width	Factor1	Factor2	ISTD Wt.
1	Collect Pest	29.000	0.010	0.00E+000	0.00E+000	0.0000
2	Dump Pest	46.000	0.010	0.00E+000	0.00E+000	0.0000
3	Dump BAN	48.000	0.010	0.00E+000	0.00E+000	0.0000
4	Collect BAN	24.000	0.010	0.00E+000	0.00E+000	0.0000

BLD0060/058 23D0027/23C0774

Date:2023-04-12,4:55:17 AM
 Data File:c:\n2000\data\gpc2\041123\GPC2-0013
 Method File:E:\GPC2_InHouse.mtd

Analyst£°NRB
 Date/Time2023-04-12,4:55:18 AM



Results

Peak No.	Peak ID	Ret Time	Height	Area	Conc
1		17.398	1163491.250	875328448.000	92.5167
2		49.198	91001.711	70802168.000	7.4833
Total			1254492.961	946130616.000	100.000

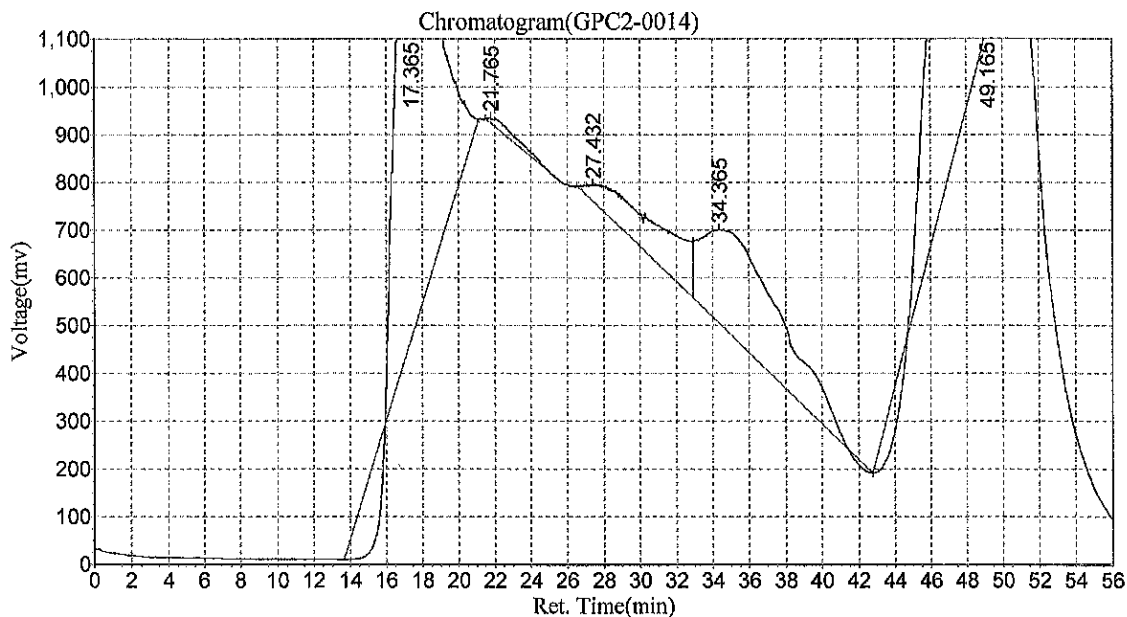
Ingredient Table

No	Peak ID	Ret Time	Peak Width	Factor1	Factor2	ISTD Wt.
1	Collect Pest	29.000	0.010	0.00E+000	0.00E+000	0.0000
2	Dump Pest	46.000	0.010	0.00E+000	0.00E+000	0.0000
3	Dump BAN	48.000	0.010	0.00E+000	0.00E+000	0.0000
4	Collect BAN	24.000	0.010	0.00E+000	0.00E+000	0.0000

BLD0060/058 23D0027/23C0774

Date:2023-04-12,5:52:59 AM
 Data File:c:\n2000\data\gpc2\041123\GPC2-0014
 Method File:E:\GPC2_InHouse.mtd

Analyst:NRB
 Date/Time:2023-04-12,5:52:59 AM



Results

Peak No.	Peak ID	Ret Time	Height	Area	Conc
1		17.365	785834.625	129166768.000	41.7598
2		21.765	10402.410	2218122.000	0.7171
3		27.432	34820.313	25631528.000	8.2867
4		34.365	197259.813	67841896.000	21.9334
5		49.165	135610.156	84450696.000	27.3030
Total			1163927.316	309309010.000	100.000

Ingredient Table

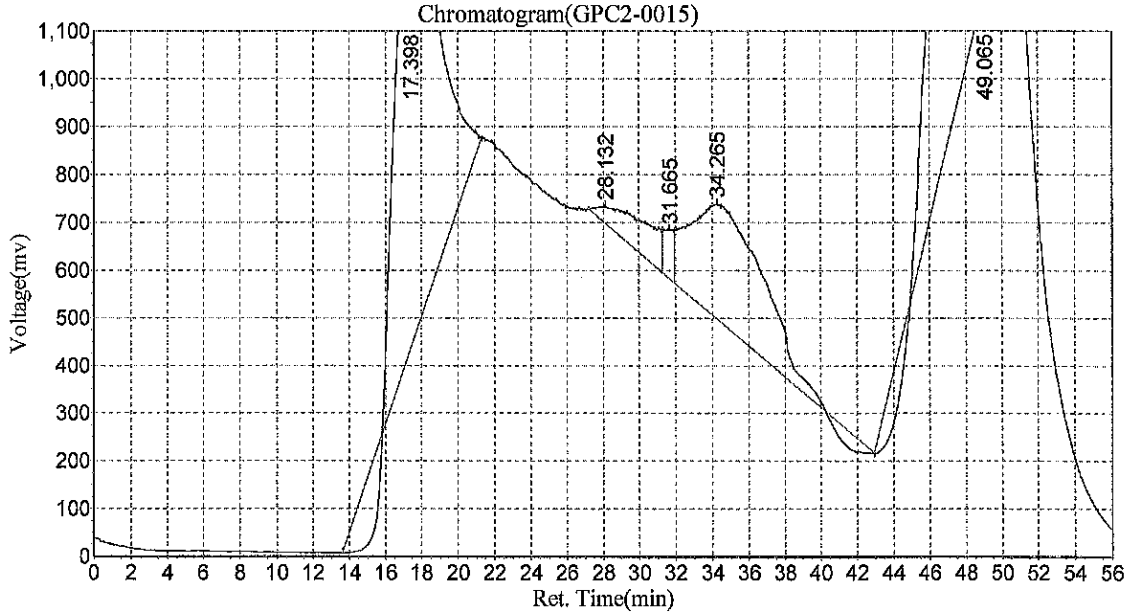
No	Peak ID	Ret Time	Peak Width	Factor1	Factor2	ISTD Wt.
1	Collect Pest	29.000	0.010	0.00E+000	0.00E+000	0.0000
2	Dump Pest	46.000	0.010	0.00E+000	0.00E+000	0.0000
3	Dump BAN	48.000	0.010	0.00E+000	0.00E+000	0.0000
4	Collect BAN	24.000	0.010	0.00E+000	0.00E+000	0.0000

BLD0060/058 23D0027/23C0774

02

Date:2023-04-12,6:50:42 AM
Data File:c:\n2000\data\gpc2\041123\GPC2-0015
Method File:E:\GPC2_InHouse.mtd

Analyst:NRB
Date/Time:2023-04-12,6:50:43 AM



Results

Peak No.	Peak ID	Ret Time	Height	Area	Conc
1		17.398	818300.375	138580064.000	48.2900
2		28.132	36843.340	13066809.000	4.5533
3		31.665	103684.547	4010579.000	1.3975
4		34.265	240269.422	67975104.000	23.6868
5		49.065	64288.500	63341856.000	22.0723
Total			1263386.184	286974412.000	100.000

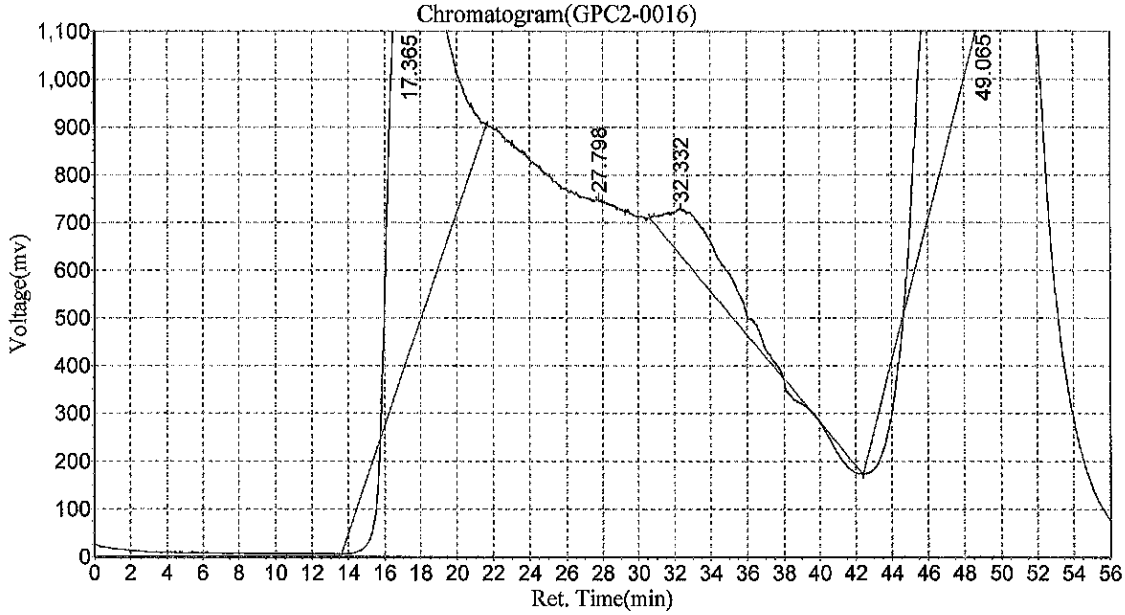
Ingredient Table

No	Peak ID	Ret Time	Peak Width	Factor1	Factor2	ISTD Wt.
1	Collect Pest	29.000	0.010	0.00E+000	0.00E+000	0.0000
2	Dump Pest	46.000	0.010	0.00E+000	0.00E+000	0.0000
3	Dump BAN	48.000	0.010	0.00E+000	0.00E+000	0.0000
4	Collect BAN	24.000	0.010	0.00E+000	0.00E+000	0.0000

BLD0060/058 23D0027/23C0774 ⁰³

Date:2023-04-12,7:48:24 AM
 Data File:c:\n2000\data\gpc2\041123\GPC2-0016
 Method File:E:\GPC2_InHouse.mtd

Analyst:NRB
 Date/Time:2023-04-12,7:48:24 AM



Results

Peak No.	Peak ID	Ret Time	Height	Area	Conc
1		17.365	826703.750	162138448.000	62.2999
2		27.798	3329.583	156259.203	0.0600
3		32.332	96928.133	25070626.000	9.6331
4		49.065	98744.117	72889512.000	28.0070
Total			1025705.583	260254845.203	100.000

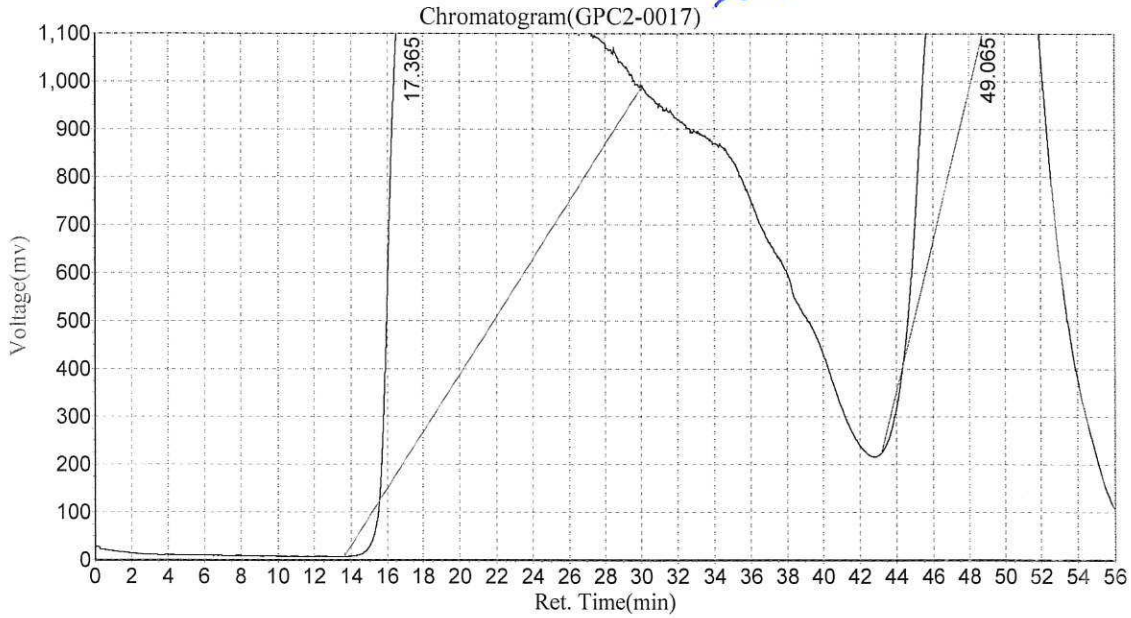
Ingredient Table

No	Peak ID	Ret Time	Peak Width	Factor1	Factor2	ISTD Wt.
1	Collect Pest	29.000	0.010	0.00E+000	0.00E+000	0.0000
2	Dump Pest	46.000	0.010	0.00E+000	0.00E+000	0.0000
3	Dump BAN	48.000	0.010	0.00E+000	0.00E+000	0.0000
4	Collect BAN	24.000	0.010	0.00E+000	0.00E+000	0.0000

BLD0060/058 23D0027/23C0774 ⁻⁰⁴

Date:2023-04-12,8:46:08 AM
 Data File:c:\n2000\data\gpc2\041123\GPC2-0017
 Method File:E:\GPC2_InHouse.mtd

Analyst:°NRB
 Date/Time:2023-04-12,8:46:09 AM



Results

Peak No.	Peak ID	Ret Time	Height	Area	Conc
1		17.365	1022171.500	504075520.000	84.6499
2		49.065	105913.672	91407328.000	15.3501
Total			1128085.172	595482848.000	100.000

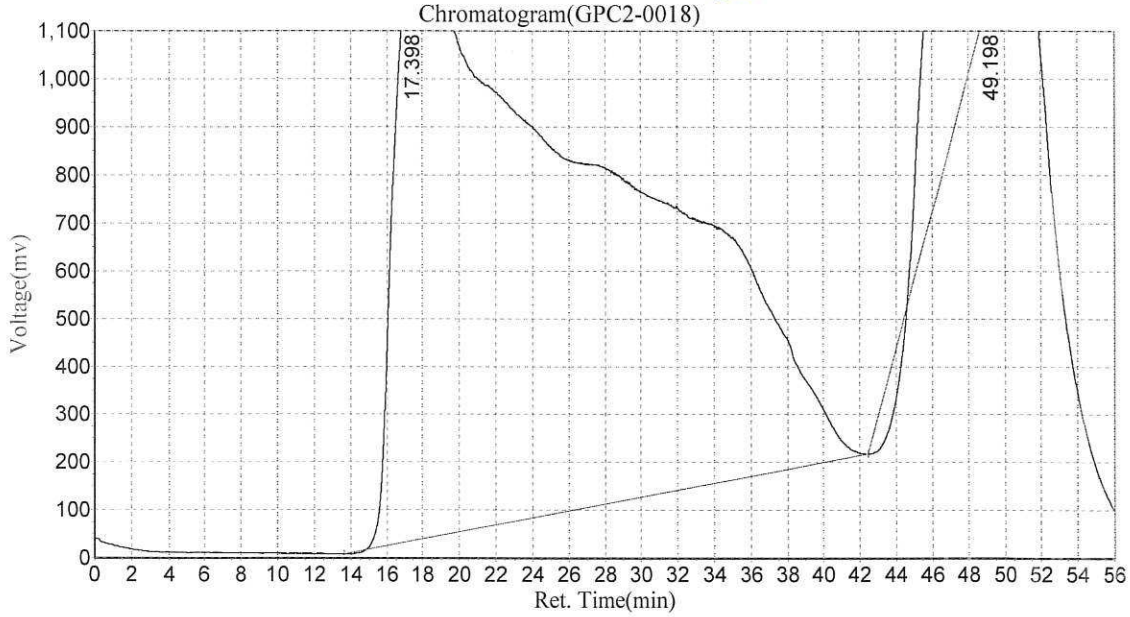
Ingredient Table

No	Peak ID	Ret Time	Peak Width	Factor1	Factor2	ISTD Wt.
1	Collect Pest	29.000	0.010	0.00E+000	0.00E+000	0.0000
2	Dump Pest	46.000	0.010	0.00E+000	0.00E+000	0.0000
3	Dump BAN	48.000	0.010	0.00E+000	0.00E+000	0.0000
4	Collect BAN	24.000	0.010	0.00E+000	0.00E+000	0.0000

BLD0060/058 23D0027/23C0774

Date:2023-04-12,9:43:50 AM
 Data File:c:\n2000\data\gpc2\041123\GPC2-0018
 Method File:E:\GPC2_InHouse.mtd

Analyst:°NRB
 Date/Time:2023-04-12,9:43:50 AM



Results

Peak No.	Peak ID	Ret Time	Height	Area	Conc
1		17.398	1217109.625	1014656832.000	93.2077
2		49.198	76804.023	73940616.000	6.7923
Total			1293913.648	1088597448.000	100.000

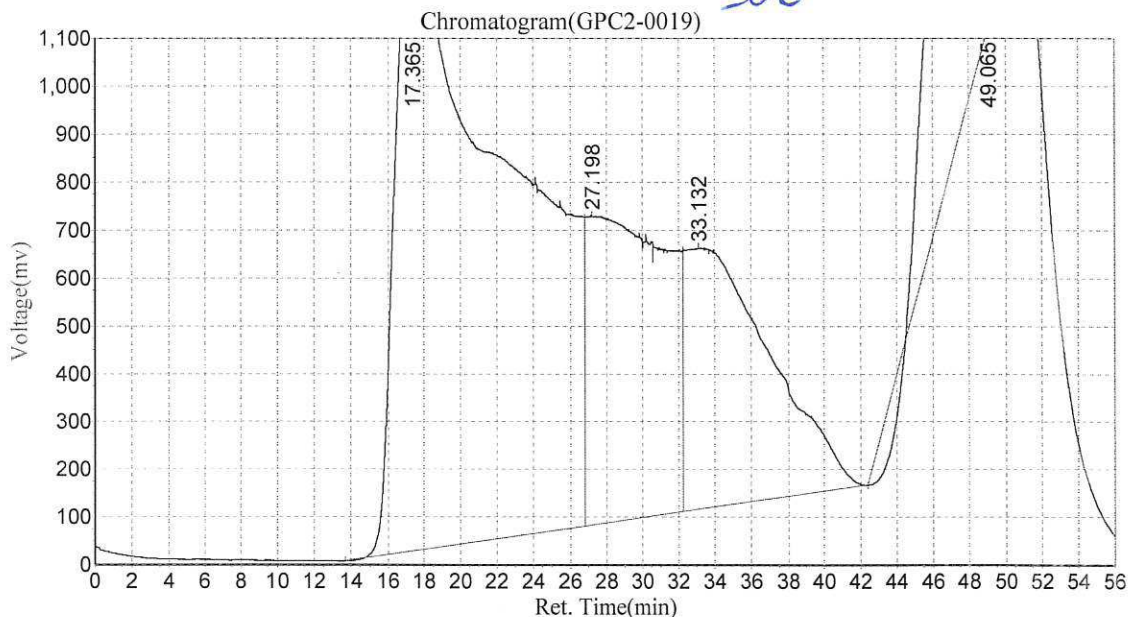
Ingredient Table

No	Peak ID	Ret Time	Peak Width	Factor1	Factor2	ISTD Wt.
1	Collect Pest	29.000	0.010	0.00E+000	0.00E+000	0.0000
2	Dump Pest	46.000	0.010	0.00E+000	0.00E+000	0.0000
3	Dump BAN	48.000	0.010	0.00E+000	0.00E+000	0.0000
4	Collect BAN	24.000	0.010	0.00E+000	0.00E+000	0.0000

BLD0060/058 23D0027/23C0774

Date:2023-04-12,10:41:33 AM
 Data File:c:\n2000\data\gpc2\041123\GPC2-0019
 Method File:E:\GPC2_InHouse.mtd

Analyst:NRB
 Date/Time:2023-04-12,10:41:34 AM



Results

Peak No.	Peak ID	Ret Time	Height	Area	Conc
1		17.365	1225020.500	563617792.000	55.1197
2		27.198	646745.313	195767072.000	19.1453
3		33.132	547013.750	175384672.000	17.1520
4		49.065	134330.969	87764080.000	8.5830
Total			2553110.531	1022533616.000	100.000

Ingredient Table

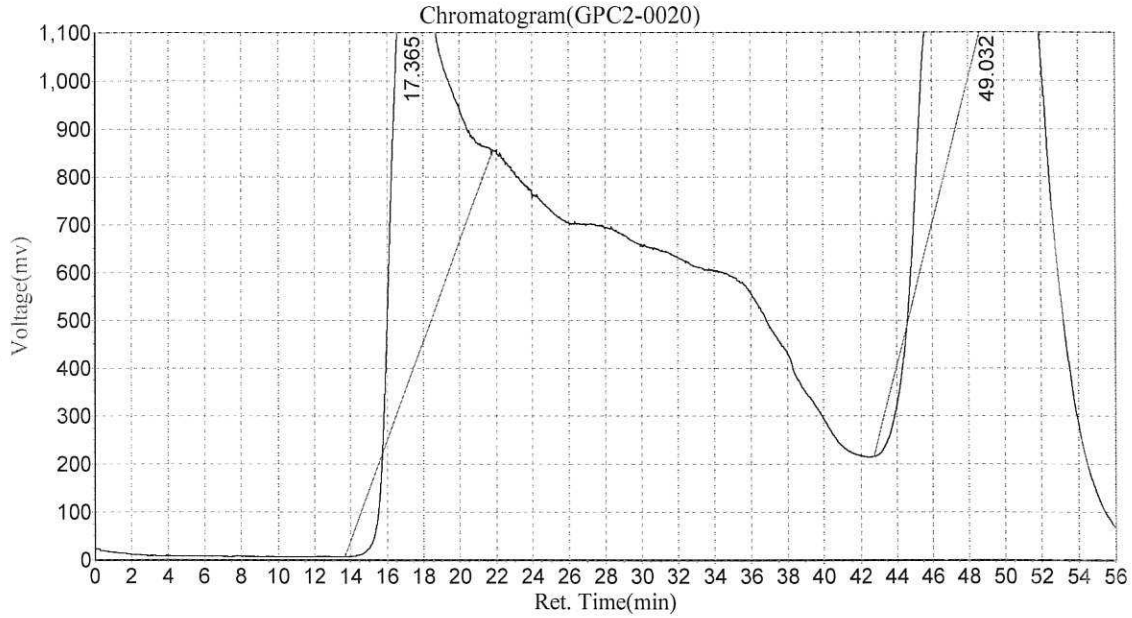
No	Peak ID	Ret Time	Peak Width	Factor1	Factor2	ISTD Wt.
1	Collect Pest	29.000	0.010	0.00E+000	0.00E+000	0.0000
2	Dump Pest	46.000	0.010	0.00E+000	0.00E+000	0.0000
3	Dump BAN	48.000	0.010	0.00E+000	0.00E+000	0.0000
4	Collect BAN	24.000	0.010	0.00E+000	0.00E+000	0.0000

BLD0060/058 23D0027/23C0774

07
04
W 4/13/23

Date:2023-04-12,11:39:15 AM
Data File:c:\n2000\data\gpc2\041123\GPC2-0020
Method File:E:\GPC2_InHouse.mtd

Analyst:NRB
Date/Time:2023-04-12,11:39:15 AM



Results

Peak No.	Peak ID	Ret Time	Height	Area	Conc
1		17.365	863918.500	158276256.000	66.2055
2		49.032	100558.797	80791840.000	33.7945
Total			964477.297	239068096.000	100.000

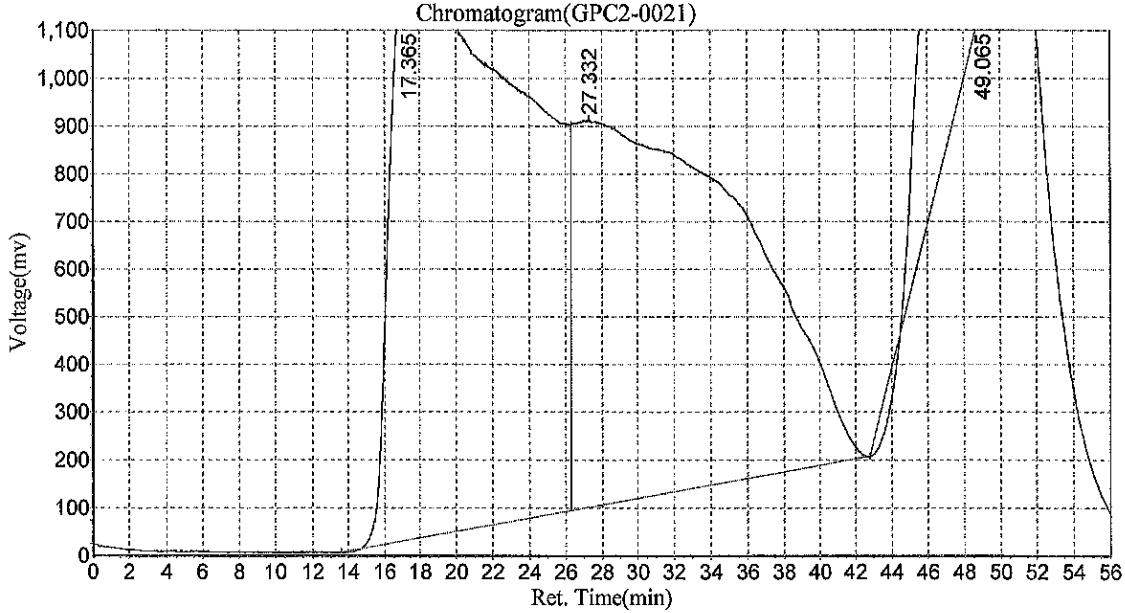
Ingredient Table

No	Peak ID	Ret Time	Peak Width	Factor1	Factor2	ISTD Wt.
1	Collect Pest	29.000	0.010	0.00E+000	0.00E+000	0.0000
2	Dump Pest	46.000	0.010	0.00E+000	0.00E+000	0.0000
3	Dump BAN	48.000	0.010	0.00E+000	0.00E+000	0.0000
4	Collect BAN	24.000	0.010	0.00E+000	0.00E+000	0.0000

BLD0060/058 23D0027/23C0774

Date:2023-04-12,12:37:03 PM
 Data File:c:\n2000\data\gpc2\041123\GPC2-0021
 Method File:E:\GPC2_InHouse.mtd

Analyst:NRB
 Date/Time:2023-04-12,12:37:04 PM



Results

Peak No.	Peak ID	Ret Time	Height	Area	Conc
1		17.365	1220407.500	619499072.000	50.4954
2		27.332	809929.875	521582432.000	42.5142
3		49.065	101254.484	85761368.000	6.9904
Total			2131591.859	1226842872.000	100.000

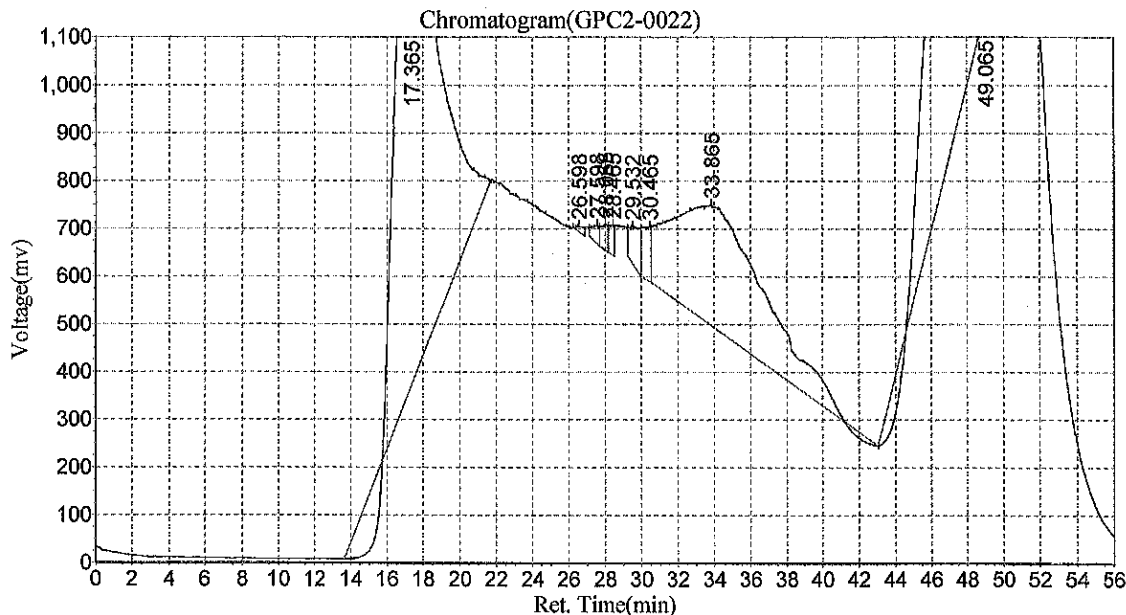
Ingredient Table

No	Peak ID	Ret Time	Peak Width	Factor1	Factor2	ISTD Wt.
1	Collect Pest	29.000	0.010	0.00E+000	0.00E+000	0.0000
2	Dump Pest	46.000	0.010	0.00E+000	0.00E+000	0.0000
3	Dump BAN	48.000	0.010	0.00E+000	0.00E+000	0.0000
4	Collect BAN	24.000	0.010	0.00E+000	0.00E+000	0.0000

BLD0060/058 23D0027/23C0774

Date:2023-04-12,1:34:44 PM
 Data File:c:\n2000\data\gpc2\041123\GPC2-0022
 Method File:E:\GPC2_InHouse.mtd

Analyst:NRB
 Date/Time:2023-04-12,1:34:45 PM



Results

Peak No.	Peak ID	Ret Time	Height	Area	Conc
1		17.365	881416.000	158682640.000	46.1285
2		26.598	11612.158	409390.250	0.1190
3		27.598	39490.633	1196598.625	0.3478
4		28.065	55781.855	1400050.750	0.4070
5		28.465	64184.047	1213868.750	0.3529
6		29.532	91194.555	4040730.000	1.1746
7		30.465	115681.000	3492101.500	1.0151
8		33.865	254526.609	92136552.000	26.7838
9		49.065	101319.789	81429512.000	23.6713
Total			1615206.646	344001443.875	100.000

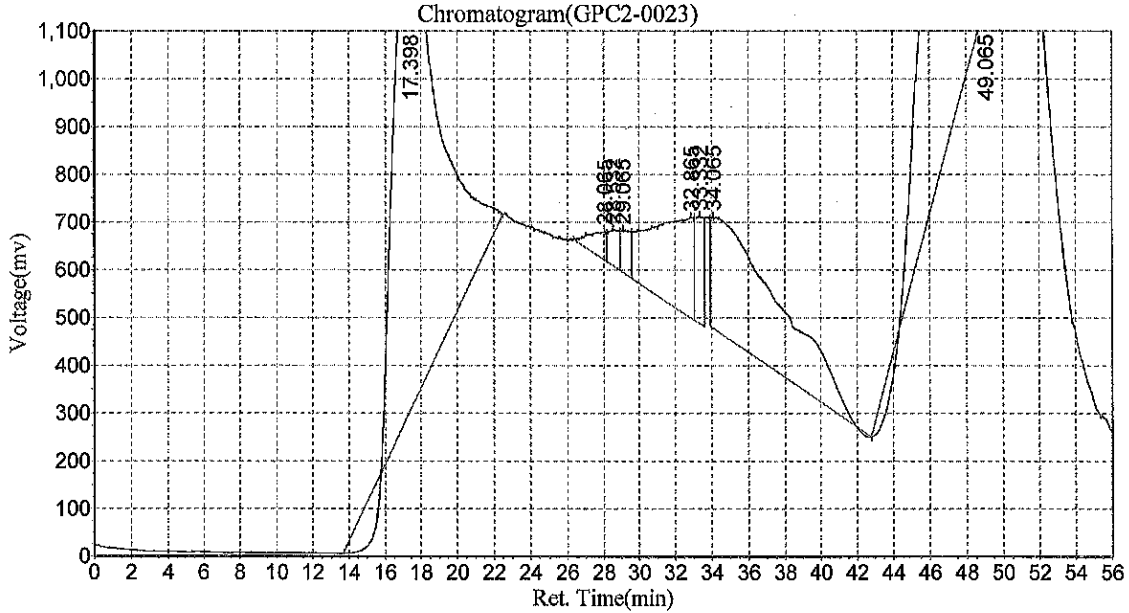
Ingredient Table

No	Peak ID	Ret Time	Peak Width	Factor1	Factor2	ISTD Wt.
1	Collect Pest	29.000	0.010	0.00E+000	0.00E+000	0.0000
2	Dump Pest	46.000	0.010	0.00E+000	0.00E+000	0.0000
3	Dump BAN	48.000	0.010	0.00E+000	0.00E+000	0.0000
4	Collect BAN	24.000	0.010	0.00E+000	0.00E+000	0.0000

BLD0060/058 23D0027/23C0774

Date:2023-04-12,2:32:28 PM
 Data File:c:\n2000\data\gpc2\041123\GPC2-0023
 Method File:E:\GPC2_InHouse.mtd

Analyst:NRB
 Date/Time:2023-04-12,2:32:29 PM



Results

Peak No.	Peak ID	Ret Time	Height	Area	Conc
1		17.398	948678.063	170501168.000	45.0604
2		28.065	59239.051	3673444.000	0.9708
3		28.532	75570.102	3273183.250	0.8650
4		29.065	87572.734	3660270.000	0.9673
5		32.865	210406.734	32564778.000	8.6063
6		33.332	223838.781	7120148.000	1.8817
7		34.065	241194.156	70108120.000	18.5283
8		49.065	97051.508	87482752.000	23.1201
Total			1943551.129	378383863.250	100.000

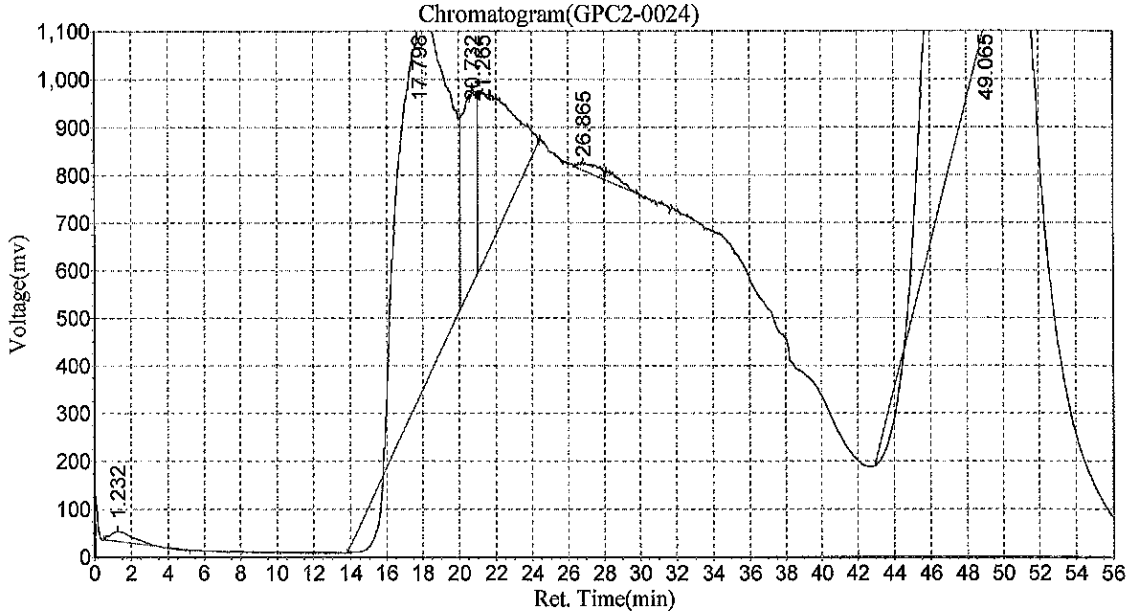
Ingredient Table

No	Peak ID	Ret Time	Peak Width	Factor1	Factor2	ISTD Wt.
1	Collect Pest	29.000	0.010	0.00E+000	0.00E+000	0.0000
2	Dump Pest	46.000	0.010	0.00E+000	0.00E+000	0.0000
3	Dump BAN	48.000	0.010	0.00E+000	0.00E+000	0.0000
4	Collect BAN	24.000	0.010	0.00E+000	0.00E+000	0.0000

BLD0060/058 23D0027/23C0774

Date:2023-04-12,3:30:10 PM
 Data File:c:\n2000\data\gpc2\041123\GPC2-0024
 Method File:E:\GPC2_InHouse.mtd

Analyst:NRB
 Date/Time:2023-04-12,3:30:11 PM



Results

Peak No.	Peak ID	Ret Time	Height	Area	Conc
1		1.232	21659.361	2038261.750	0.6766
2		17.798	792023.750	140890432.000	46.7655
3		20.732	409869.625	22517054.000	7.4740
4		21.265	356380.906	41654992.000	13.8265
5		26.865	13855.471	2544412.750	0.8446
6		49.065	141044.047	91624736.000	30.4128
Total			1734833.160	301269888.500	100.000

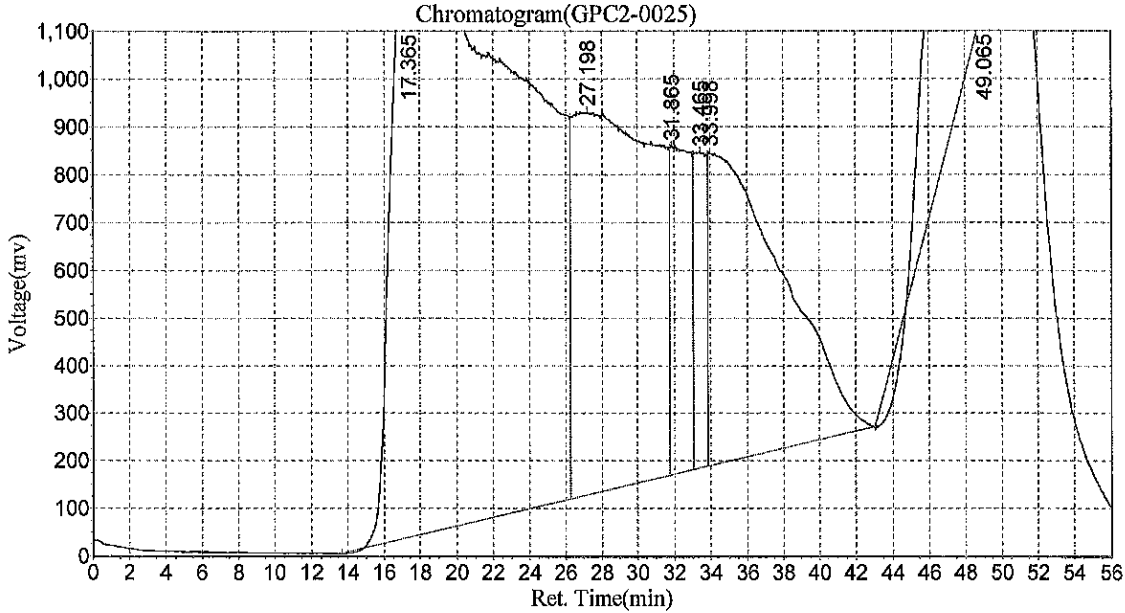
Ingredient Table

No	Peak ID	Ret Time	Peak Width	Factor1	Factor2	ISTD Wt.
1	Collect Pest	29.000	0.010	0.00E+000	0.00E+000	0.0000
2	Dump Pest	46.000	0.010	0.00E+000	0.00E+000	0.0000
3	Dump BAN	48.000	0.010	0.00E+000	0.00E+000	0.0000
4	Collect BAN	24.000	0.010	0.00E+000	0.00E+000	0.0000

BLD0060/058 23D0027/23C0774

Date:2023-04-12,4:27:58 PM
 Data File:c:\n2000\data\gpc2\041123\GPC2-0025
 Method File:E:\GPC2_InHouse.mtd

Analyst:NRB
 Date/Time:2023-04-12,4:27:58 PM



Results

Peak No.	Peak ID	Ret Time	Height	Area	Conc
1		17.365	1212978.750	616261184.000	51.1770
2		27.198	800552.750	246255984.000	20.4502
3		31.865	687740.688	54081076.000	4.4911
4		33.465	661006.875	31625734.000	2.6263
5		33.998	655611.563	182068832.000	15.1198
6		49.065	98799.117	73883328.000	6.1356
Total			4116689.742	1204176138.000	100.000

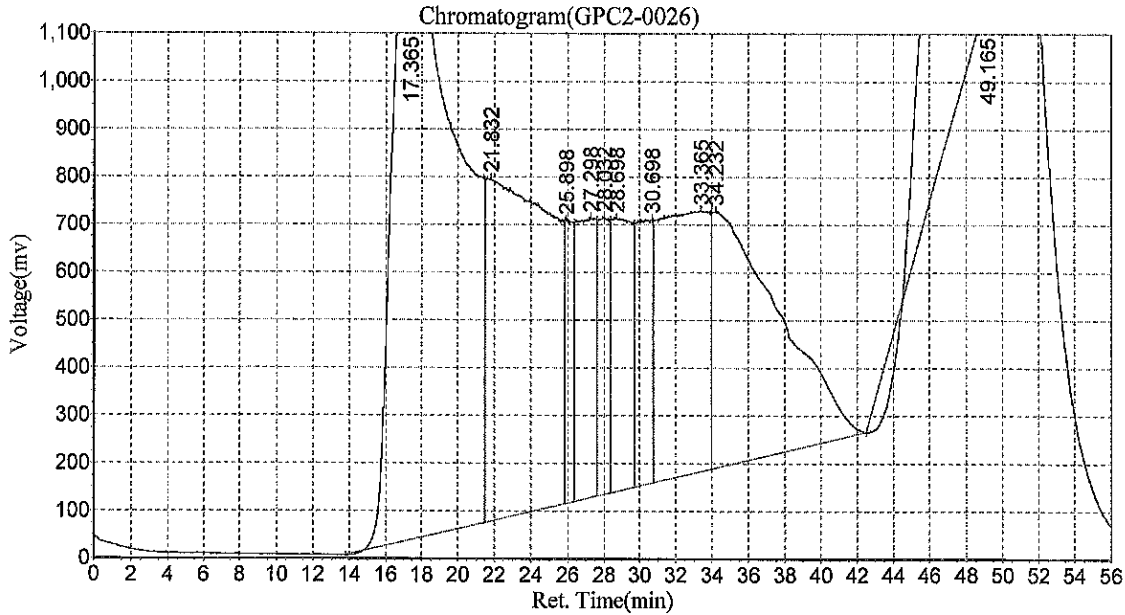
Ingredient Table

No	Peak ID	Ret Time	Peak Width	Factor1	Factor2	ISTD Wt.
1	Collect Pest	29.000	0.010	0.00E+000	0.00E+000	0.0000
2	Dump Pest	46.000	0.010	0.00E+000	0.00E+000	0.0000
3	Dump BAN	48.000	0.010	0.00E+000	0.00E+000	0.0000
4	Collect BAN	24.000	0.010	0.00E+000	0.00E+000	0.0000

BLD0060/058 23D0027/23C0774 ¹³

Date:2023-04-12,5:25:39 PM
 Data File:c:\n2000\data\gpc2\041123\GPC2-0026
 Method File:E:\GPC2_InHouse.mtd

Analyst:NRB
 Date/Time:2023-04-12,5:25:40 PM



Results

Peak No.	Peak ID	Ret Time	Height	Area	Conc
1		17.365	1212995.500	318307296.000	32.7129
2		21.832	716727.375	170814656.000	17.5549
3		25.898	593137.063	18834526.000	1.9357
4		27.298	584516.625	44271704.000	4.5499
5		28.032	577875.938	25341316.000	2.6044
6		28.698	571316.250	45135972.000	4.6387
7		30.698	549623.063	35318240.000	3.6297
8		33.365	545118.188	104834952.000	10.7740
9		34.232	535165.563	134472592.000	13.8200
10		49.165	74075.016	75701136.000	7.7799
Total			5960550.578	973032390.000	100.000

Ingredient Table

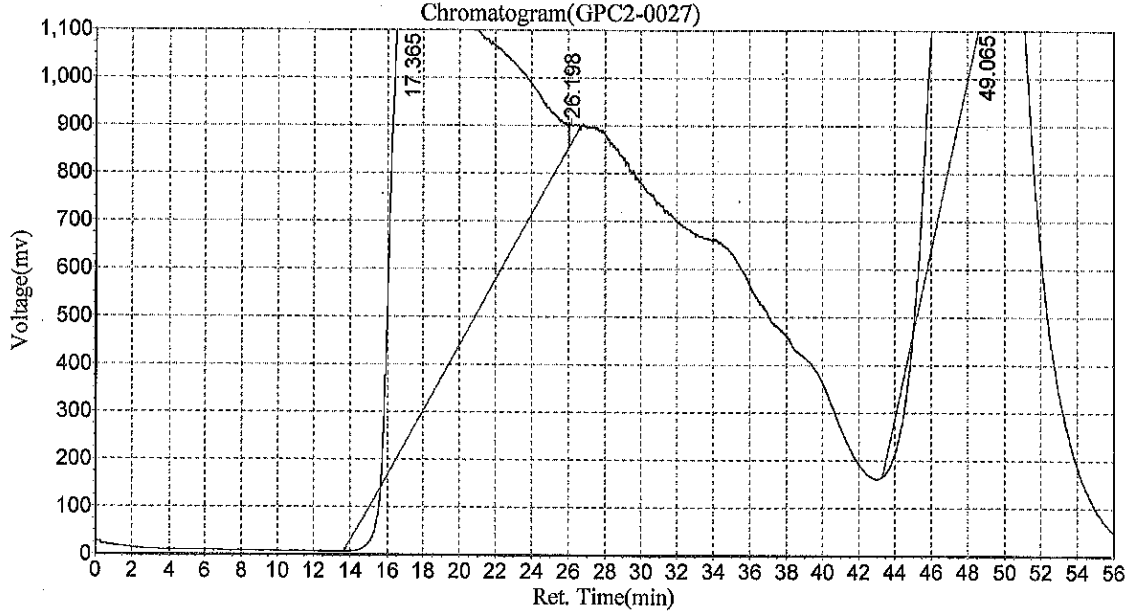
No	Peak ID	Ret Time	Peak Width	Factor1	Factor2	ISTD Wt.
1	Collect Pest	29.000	0.010	0.00E+000	0.00E+000	0.0000
2	Dump Pest	46.000	0.010	0.00E+000	0.00E+000	0.0000
3	Dump BAN	48.000	0.010	0.00E+000	0.00E+000	0.0000
4	Collect BAN	24.000	0.010	0.00E+000	0.00E+000	0.0000

BLD0060/058 23D0027/23C0774

14

Date:2023-04-12,6:23:23 PM
Data File:c:\n2000\data\gpc2\041123\GPC2-0027
Method File:E:\GPC2_InHouse.mtd

Analyst:NRB
Date/Time:2023-04-12,6:23:24 PM



Results

Peak No.	Peak ID	Ret Time	Height	Area	Conc
1		17.365	991759.625	347332480.000	83.6610
2		26.198	36029.098	889682.938	0.2143
3		49.065	71692.281	66944256.000	16.1247
Total			1099481.004	415166418.938	100.000

Ingredient Table

No	Peak ID	Ret Time	Peak Width	Factor1	Factor2	ISTD Wt.
1	Collect Pest	29.000	0.010	0.00E+000	0.00E+000	0.0000
2	Dump Pest	46.000	0.010	0.00E+000	0.00E+000	0.0000
3	Dump BAN	48.000	0.010	0.00E+000	0.00E+000	0.0000
4	Collect BAN	24.000	0.010	0.00E+000	0.00E+000	0.0000



CLEANUP BATCH SUMMARY

Laboratory: Analytical Resources, LLC

SDG: 23C0774

Client: Anchor QEA, LLC

Project: AOC5 MR Phase 1

Cleanup Batch: CLD0107

Cleanup Type: GPC

Cleanup Method: EPA 3640A GPC Cleanup 1:1

Analysis: EPA 8081B

SAMPLE NAME	LAB SAMPLE ID	LAB FILE ID	DATE PREPARED	OBSERVATIONS
LDW23-SC1183A	23C0774-11	23041825.D	04/17/2023	
LDW23-SC1002A	23C0774-04	23041816.D	04/17/2023	
LDW23-SC1177B	23C0774-09	23041823.D	04/17/2023	
LCS Dup	BLD0058-BSD1	23041810.D	04/17/2023	
LDW23-SS1808	23C0774-14	23041828.D	04/17/2023	
LCS	BLD0058-BS1	23041809.D	04/17/2023	
Blank	BLD0058-BLK1	23041808.D	04/17/2023	
Matrix Spike Dup	BLD0058-MSD1	23041812.D	04/17/2023	
LDW23-SC1177A	23C0774-08	23041820.D	04/17/2023	
LDW23-SC1053B	23C0774-02	23041814.D	04/17/2023	
LDW23-SC1183B	23C0774-12	23041826.D	04/17/2023	
LDW23-SC1002B	23C0774-05	23041817.D	04/17/2023	
Matrix Spike	BLD0058-MS1	23041811.D	04/17/2023	
LDW23-SC1156B	23C0774-10	23041824.D	04/17/2023	
LDW23-SC1053A	23C0774-01	23041813.D	04/17/2023	
LDW23-SC1046B	23C0774-07	23041819.D	04/17/2023	
LDW23-SC1046A	23C0774-06	23041818.D	04/17/2023	
LDW23-SC1007A	23C0774-03	23041815.D	04/17/2023	
LDW23-SC1183C	23C0774-13	23041827.D	04/17/2023	



CLEANUP BENCH SHEET

CLD0107

Matrix: Solid Cleanup using: Organics - EPA 3640A GPC Cleanup 1:1 Check Standard: CLB0132-GPC2 Printed: 4/17/2023 4:17:50PM

Lab Number	Sample Container	Sample Name	Extract Container	Initial (uL)	Final (uL)	Analysis	Clean Up Date	Cleaned By	Cleanup Comments
23C0774-01	A	LDW23-SC1053A	A 03	2.5	2.5	8081B Pest (PSDDA)	4/17/2023	LMJ	
23C0774-02	A	LDW23-SC1053B	A 03	2.5	2.5	8081B Pest (PSDDA)	4/17/2023	LMJ	
23C0774-03	A	LDW23-SC1007A	A 03	2.5	2.5	8081B Pest (PSDDA)	4/17/2023	LMJ	
23C0774-04	A	LDW23-SC1002A	A 03	2.5	2.5	8081B Pest (PSDDA)	4/17/2023	LMJ	
23C0774-05	A	LDW23-SC1002B	A 03	2.5	2.5	8081B Pest (PSDDA)	4/17/2023	LMJ	
23C0774-06	A	LDW23-SC1046A	A 03	2.5	2.5	8081B Pest (PSDDA)	4/17/2023	LMJ	
23C0774-07	A	LDW23-SC1046B	A 03	2.5	2.5	8081B Pest (PSDDA)	4/17/2023	LMJ	
23C0774-08	A	LDW23-SC1177A	A 03	2.5	2.5	8081B Pest (PSDDA)	4/17/2023	LMJ	
23C0774-09	A	LDW23-SC1177B	A 03	2.5	2.5	8081B Pest (PSDDA)	4/17/2023	LMJ	
23C0774-10	A	LDW23-SC1156B	A 03	2.5	2.5	8081B Pest (PSDDA)	4/17/2023	LMJ	
23C0774-11	A	LDW23-SC1183A	A 03	2.5	2.5	8081B Pest (PSDDA)	4/17/2023	LMJ	
23C0774-12	A	LDW23-SC1183B	A 03	2.5	2.5	8081B Pest (PSDDA)	4/17/2023	LMJ	
23C0774-13	A	LDW23-SC1183C	A 03	2.5	2.5	8081B Pest (PSDDA)	4/17/2023	LMJ	
23C0774-14	A	LDW23-SS1808	A 03	2.5	2.5	8081B Pest (PSDDA)	4/17/2023	LMJ	
23D0008-01	A	LDW23-SS1816	A 03	2.5	2.5	8081B Pest (PSDDA)	4/17/2023	LMJ	
23D0008-03	A	LDW23-SS1817	A 03	2.5	2.5	8081B Pest (PSDDA)	4/17/2023	LMJ	
BLD0058-BLK1	-	Blank	-	2.5	2.5	-	4/17/2023	LMJ	
BLD0058-BS1	-	LCS	-	2.5	2.5	-	4/17/2023	LMJ	
BLD0058-BSD1	-	LCS Dup	-	2.5	2.5	-	4/17/2023	LMJ	
BLD0058-MS1	-	Matrix Spike	-	2.5	2.5	-	4/17/2023	LMJ	
BLD0058-MSD1	-	Matrix Spike Dup	-	2.5	2.5	-	4/17/2023	LMJ	



CLEANUP BATCH SUMMARY

Laboratory: Analytical Resources, LLC

SDG: 23C0774

Client: Anchor QEA, LLC

Project: AOC5 MR Phase 1

Cleanup Batch: CLD0108

Cleanup Type: Silica Gel

Cleanup Method: EPA 3630C Silica Gel Cleanup - uL

Analysis: EPA 8081B

SAMPLE NAME	LAB SAMPLE ID	LAB FILE ID	DATE PREPARED	OBSERVATIONS
LDW23-SC1177A	23C0774-08	23041820.D	04/17/2023	
LDW23-SC1002B	23C0774-05	23041817.D	04/17/2023	
LDW23-SC1002A	23C0774-04	23041816.D	04/17/2023	
Blank	BLD0058-BLK1	23041808.D	04/17/2023	
Matrix Spike Dup	BLD0058-MSD1	23041812.D	04/17/2023	
Matrix Spike	BLD0058-MS1	23041811.D	04/17/2023	
LDW23-SS1808	23C0774-14	23041828.D	04/17/2023	
LDW23-SC1183B	23C0774-12	23041826.D	04/17/2023	
LDW23-SC1183C	23C0774-13	23041827.D	04/17/2023	
LDW23-SC1046B	23C0774-07	23041819.D	04/17/2023	
LCS Dup	BLD0058-BSD1	23041810.D	04/17/2023	
LDW23-SC1156B	23C0774-10	23041824.D	04/17/2023	
LCS	BLD0058-BS1	23041809.D	04/17/2023	
LDW23-SC1053B	23C0774-02	23041814.D	04/17/2023	
LDW23-SC1007A	23C0774-03	23041815.D	04/17/2023	
LDW23-SC1053A	23C0774-01	23041813.D	04/17/2023	
LDW23-SC1177B	23C0774-09	23041823.D	04/17/2023	
LDW23-SC1046A	23C0774-06	23041818.D	04/17/2023	
LDW23-SC1183A	23C0774-11	23041825.D	04/17/2023	



CLEANUP BENCH SHEET

CLD0108

Matrix: Solid

Cleanup using: Organics - EPA 3630C Silica Gel Cleanup - uL

Printed: 4/17/2023 4:18:40PM

Lab Number	Sample Container	Sample Name	Extract Container	Initial (uL)	Final (uL)	Analysis	Clean Up Date	Cleaned By	Cleanup Comments
23C0774-01	A	LDW23-SC1053A	A 03	2.5	2.5	8081B Pest (PSDDA)	4/17/2023	LMJ	
23C0774-02	A	LDW23-SC1053B	A 03	2.5	2.5	8081B Pest (PSDDA)	4/17/2023	LMJ	
23C0774-03	A	LDW23-SC1007A	A 03	2.5	2.5	8081B Pest (PSDDA)	4/17/2023	LMJ	
23C0774-04	A	LDW23-SC1002A	A 03	2.5	2.5	8081B Pest (PSDDA)	4/17/2023	LMJ	
23C0774-05	A	LDW23-SC1002B	A 03	2.5	2.5	8081B Pest (PSDDA)	4/17/2023	LMJ	
23C0774-06	A	LDW23-SC1046A	A 03	2.5	2.5	8081B Pest (PSDDA)	4/17/2023	LMJ	
23C0774-07	A	LDW23-SC1046B	A 03	2.5	2.5	8081B Pest (PSDDA)	4/17/2023	LMJ	
23C0774-08	A	LDW23-SC1177A	A 03	2.5	2.5	8081B Pest (PSDDA)	4/17/2023	LMJ	
23C0774-09	A	LDW23-SC1177B	A 03	2.5	2.5	8081B Pest (PSDDA)	4/17/2023	LMJ	
23C0774-10	A	LDW23-SC1156B	A 03	2.5	2.5	8081B Pest (PSDDA)	4/17/2023	LMJ	
23C0774-11	A	LDW23-SC1183A	A 03	2.5	2.5	8081B Pest (PSDDA)	4/17/2023	LMJ	
23C0774-12	A	LDW23-SC1183B	A 03	2.5	2.5	8081B Pest (PSDDA)	4/17/2023	LMJ	
23C0774-13	A	LDW23-SC1183C	A 03	2.5	2.5	8081B Pest (PSDDA)	4/17/2023	LMJ	
23C0774-14	A	LDW23-SS1808	A 03	2.5	2.5	8081B Pest (PSDDA)	4/17/2023	LMJ	
23D0008-01	A	LDW23-SS1816	A 03	2.5	2.5	8081B Pest (PSDDA)	4/17/2023	LMJ	
23D0008-03	A	LDW23-SS1817	A 03	2.5	2.5	8081B Pest (PSDDA)	4/17/2023	LMJ	
BLD0058-BLK1	-	Blank	-	2.5	2.5	-	4/17/2023	LMJ	
BLD0058-BS1	-	LCS	-	2.5	2.5	-	4/17/2023	LMJ	
BLD0058-BSD1	-	LCS Dup	-	2.5	2.5	-	4/17/2023	LMJ	
BLD0058-MS1	-	Matrix Spike	-	2.5	2.5	-	4/17/2023	LMJ	
BLD0058-MSD1	-	Matrix Spike Dup	-	2.5	2.5	-	4/17/2023	LMJ	



CLEANUP BATCH SUMMARY

Laboratory: Analytical Resources, LLC

SDG: 23C0774

Client: Anchor QEA, LLC

Project: AOC5 MR Phase 1

Cleanup Batch: CLD0109

Cleanup Type: Sulfur

Cleanup Method: EPA 3660B Sulfur Cleanup - uL

Analysis: EPA 8081B

SAMPLE NAME	LAB SAMPLE ID	LAB FILE ID	DATE PREPARED	OBSERVATIONS
LDW23-SC1007A	23C0774-03	23041815.D	04/17/2023	
Matrix Spike	BLD0058-MS1	23041811.D	04/17/2023	
LCS Dup	BLD0058-BSD1	23041810.D	04/17/2023	
Blank	BLD0058-BLK1	23041808.D	04/17/2023	
LDW23-SC1183C	23C0774-13	23041827.D	04/17/2023	
LDW23-SC1053B	23C0774-02	23041814.D	04/17/2023	
LCS	BLD0058-BS1	23041809.D	04/17/2023	
LDW23-SS1808	23C0774-14	23041828.D	04/17/2023	
Matrix Spike Dup	BLD0058-MSD1	23041812.D	04/17/2023	
LDW23-SC1002B	23C0774-05	23041817.D	04/17/2023	
LDW23-SC1046B	23C0774-07	23041819.D	04/17/2023	
LDW23-SC1046A	23C0774-06	23041818.D	04/17/2023	
LDW23-SC1177A	23C0774-08	23041820.D	04/17/2023	
LDW23-SC1053A	23C0774-01	23041813.D	04/17/2023	
LDW23-SC1183B	23C0774-12	23041826.D	04/17/2023	
LDW23-SC1156B	23C0774-10	23041824.D	04/17/2023	
LDW23-SC1177B	23C0774-09	23041823.D	04/17/2023	
LDW23-SC1183A	23C0774-11	23041825.D	04/17/2023	
LDW23-SC1002A	23C0774-04	23041816.D	04/17/2023	



CLEANUP BENCH SHEET

CLD0109

Matrix: Solid

Cleanup using: Organics - EPA 3660B Sulfur Cleanup - uL

Printed: 4/17/2023 4:19:18PM

Lab Number	Sample Container	Sample Name	Extract Container	Initial (uL)	Final (uL)	Analysis	Clean Up Date	Cleaned By	Cleanup Comments
23C0774-01	A	LDW23-SC1053A	A 03	2.5	2.5	8081B Pest (PSDDA)	4/17/2023	LMJ	
23C0774-02	A	LDW23-SC1053B	A 03	2.5	2.5	8081B Pest (PSDDA)	4/17/2023	LMJ	
23C0774-03	A	LDW23-SC1007A	A 03	2.5	2.5	8081B Pest (PSDDA)	4/17/2023	LMJ	
23C0774-04	A	LDW23-SC1002A	A 03	2.5	2.5	8081B Pest (PSDDA)	4/17/2023	LMJ	
23C0774-05	A	LDW23-SC1002B	A 03	2.5	2.5	8081B Pest (PSDDA)	4/17/2023	LMJ	
23C0774-06	A	LDW23-SC1046A	A 03	2.5	2.5	8081B Pest (PSDDA)	4/17/2023	LMJ	
23C0774-07	A	LDW23-SC1046B	A 03	2.5	2.5	8081B Pest (PSDDA)	4/17/2023	LMJ	
23C0774-08	A	LDW23-SC1177A	A 03	2.5	2.5	8081B Pest (PSDDA)	4/17/2023	LMJ	
23C0774-09	A	LDW23-SC1177B	A 03	2.5	2.5	8081B Pest (PSDDA)	4/17/2023	LMJ	
23C0774-10	A	LDW23-SC1156B	A 03	2.5	2.5	8081B Pest (PSDDA)	4/17/2023	LMJ	
23C0774-11	A	LDW23-SC1183A	A 03	2.5	2.5	8081B Pest (PSDDA)	4/17/2023	LMJ	
23C0774-12	A	LDW23-SC1183B	A 03	2.5	2.5	8081B Pest (PSDDA)	4/17/2023	LMJ	
23C0774-13	A	LDW23-SC1183C	A 03	2.5	2.5	8081B Pest (PSDDA)	4/17/2023	LMJ	
23C0774-14	A	LDW23-SS1808	A 03	2.5	2.5	8081B Pest (PSDDA)	4/17/2023	LMJ	
23D0008-01	A	LDW23-SS1816	A 03	2.5	2.5	8081B Pest (PSDDA)	4/17/2023	LMJ	
23D0008-03	A	LDW23-SS1817	A 03	2.5	2.5	8081B Pest (PSDDA)	4/17/2023	LMJ	
BLD0058-BLK1	-	Blank	-	2.5	2.5	-	4/17/2023	LMJ	
BLD0058-BS1	-	LCS	-	2.5	2.5	-	4/17/2023	LMJ	
BLD0058-BSD1	-	LCS Dup	-	2.5	2.5	-	4/17/2023	LMJ	
BLD0058-MS1	-	Matrix Spike	-	2.5	2.5	-	4/17/2023	LMJ	
BLD0058-MSD1	-	Matrix Spike Dup	-	2.5	2.5	-	4/17/2023	LMJ	



CLEANUP BATCH SUMMARY

Laboratory: Analytical Resources, LLC

SDG: 23C0774

Client: Anchor QEA, LLC

Project: AOC5 MR Phase 1

Cleanup Batch: CLD0110

Cleanup Type: Sulfuric Acid

Cleanup Method: EPA 3665 Sulfuric Acid Cleanup - uL

Analysis: EPA 8081B

SAMPLE NAME	LAB SAMPLE ID	LAB FILE ID	DATE PREPARED	OBSERVATIONS
LDW23-SC1156B	23C0774-10	23041824.D	04/17/2023	
LCS	BLD0058-BS1	23041809.D	04/17/2023	
LCS Dup	BLD0058-BSD1	23041810.D	04/17/2023	
Matrix Spike	BLD0058-MS1	23041811.D	04/17/2023	
LDW23-SS1808	23C0774-14	23041828.D	04/17/2023	
LDW23-SC1183C	23C0774-13	23041827.D	04/17/2023	
LDW23-SC1183B	23C0774-12	23041826.D	04/17/2023	
LDW23-SC1183A	23C0774-11	23041825.D	04/17/2023	
Blank	BLD0058-BLK1	23041808.D	04/17/2023	
LDW23-SC1177A	23C0774-08	23041820.D	04/17/2023	
LDW23-SC1002B	23C0774-05	23041817.D	04/17/2023	
LDW23-SC1053B	23C0774-02	23041814.D	04/17/2023	
LDW23-SC1053A	23C0774-01	23041813.D	04/17/2023	
LDW23-SC1046B	23C0774-07	23041819.D	04/17/2023	
LDW23-SC1046A	23C0774-06	23041818.D	04/17/2023	
LDW23-SC1007A	23C0774-03	23041815.D	04/17/2023	
LDW23-SC1002A	23C0774-04	23041816.D	04/17/2023	
Matrix Spike Dup	BLD0058-MSD1	23041812.D	04/17/2023	
LDW23-SC1177B	23C0774-09	23041823.D	04/17/2023	



CLEANUP BENCH SHEET

CLD0110

Matrix: Solid

Cleanup using: Organics - EPA 3665 Sulfuric Acid Cleanup - uL

Printed: 4/17/2023 4:19:56PM

Lab Number	Sample Container	Sample Name	Extract Container	Initial (uL)	Final (uL)	Analysis	Clean Up Date	Cleaned By	Cleanup Comments
23C0774-01	A	LDW23-SC1053A	A 03	2.5	2.5	8081B Pest (PSDDA)	4/17/2023	LMJ	
23C0774-02	A	LDW23-SC1053B	A 03	2.5	2.5	8081B Pest (PSDDA)	4/17/2023	LMJ	
23C0774-03	A	LDW23-SC1007A	A 03	2.5	2.5	8081B Pest (PSDDA)	4/17/2023	LMJ	
23C0774-04	A	LDW23-SC1002A	A 03	2.5	2.5	8081B Pest (PSDDA)	4/17/2023	LMJ	
23C0774-05	A	LDW23-SC1002B	A 03	2.5	2.5	8081B Pest (PSDDA)	4/17/2023	LMJ	
23C0774-06	A	LDW23-SC1046A	A 03	2.5	2.5	8081B Pest (PSDDA)	4/17/2023	LMJ	
23C0774-07	A	LDW23-SC1046B	A 03	2.5	2.5	8081B Pest (PSDDA)	4/17/2023	LMJ	
23C0774-08	A	LDW23-SC1177A	A 03	2.5	2.5	8081B Pest (PSDDA)	4/17/2023	LMJ	
23C0774-09	A	LDW23-SC1177B	A 03	2.5	2.5	8081B Pest (PSDDA)	4/17/2023	LMJ	
23C0774-10	A	LDW23-SC1156B	A 03	2.5	2.5	8081B Pest (PSDDA)	4/17/2023	LMJ	
23C0774-11	A	LDW23-SC1183A	A 03	2.5	2.5	8081B Pest (PSDDA)	4/17/2023	LMJ	
23C0774-12	A	LDW23-SC1183B	A 03	2.5	2.5	8081B Pest (PSDDA)	4/17/2023	LMJ	
23C0774-13	A	LDW23-SC1183C	A 03	2.5	2.5	8081B Pest (PSDDA)	4/17/2023	LMJ	
23C0774-14	A	LDW23-SS1808	A 03	2.5	2.5	8081B Pest (PSDDA)	4/17/2023	LMJ	
23D0008-01	A	LDW23-SS1816	A 03	2.5	2.5	8081B Pest (PSDDA)	4/17/2023	LMJ	
23D0008-03	A	LDW23-SS1817	A 03	2.5	2.5	8081B Pest (PSDDA)	4/17/2023	LMJ	
BLD0058-BLK1	-	Blank	-	2.5	2.5	-	4/17/2023	LMJ	
BLD0058-BS1	-	LCS	-	2.5	2.5	-	4/17/2023	LMJ	
BLD0058-BSD1	-	LCS Dup	-	2.5	2.5	-	4/17/2023	LMJ	
BLD0058-MS1	-	Matrix Spike	-	2.5	2.5	-	4/17/2023	LMJ	
BLD0058-MSD1	-	Matrix Spike Dup	-	2.5	2.5	-	4/17/2023	LMJ	



Form I
METHOD BLANK DATA SHEET
EPA 8081B

Blank

Laboratory:	<u>Analytical Resources, LLC</u>	SDG:	<u>23C0774</u>
Client:	<u>Anchor QEA, LLC</u>	Project:	<u>AOC5 MR Phase 1</u>
Matrix:	<u>Solid</u>	Laboratory ID:	<u>BLD0058-BLK1</u>
Sampled:	<u>N/A</u>	Prepared:	<u>04/05/23 11:19</u>
Solids:		Preparation:	<u>EPA 3546 (Microwave)</u>
Batch:	<u>BLD0058</u>	Sequence:	<u>SLD0275</u>
Instrument:	<u>ECD6</u>	Column:	<u>STX-CLP</u>
		File ID:	<u>23041808.D</u>
		Analyzed:	<u>04/18/23 15:52</u>
		Initial/Final:	<u>12.5 g / 2.5 mL</u>
		Calibration:	<u>GD00035</u>
		Cleanups:	<u>GPC, Silica Gel, Sulfur, Sulfuric Acid</u>

CAS NO.	COMPOUND	DILUTION	CONC: (ug/kg wet)	Q	DL	RL
118-74-1	Hexachlorobenzene	1	0.50	U	0.15	0.50
SURROGATES		ADDED: (ug/kg wet)	FOUND: (ug/kg wet)	% REC	QC LIMITS	Q
Decachlorobiphenyl		8.0000	6.63	82.9	30 - 160	
Decachlorobiphenyl [2C]		8.0000	6.92	86.5	30 - 160	
Tetrachlorometaxylene		8.0000	5.42	67.8	30 - 160	
Tetrachlorometaxylene [2C]		8.0000	5.59	69.9	30 - 160	

[2C] indicates second-column analyte, present if quantification on any batch samples used second column data.

Analytical Resources Inc.
Dual Column 8081 Pesticide Quantitation Report

Data file 1: /20230418.b/23041808.D
Data file 2: /20230418.b/B20230418.b/23041808.D
Method: \20230418.b\PEST.m
Compound Sublist: INDA.sub
Instrument, Inj. Vol.: ecd6.i, 1ul
Operator: JGR

ARI ID: BLD0058-BLK1
Client ID:
Injection Date: 18-APR-2023 15:52
Report Date: 04/20/2023 12:30
Units: ng/mL
Dilution Factor: 1.000

RT	STX-CLP Col Shift Response	CLP2 Col Shift Response	RT	CLP2 Col Shift Response	STX-CLP on col	CLP2 on col	RPD	Compound/Flag	
----			----		0.00	0.00	---	alpha-BHC	
----			----		0.00	0.00	---	beta-BHC	
----			----		0.00	0.00	---	delta-BHC	
----			----		0.00	0.00	---	gamma-BHC (Lindane)	
----			----		0.00	0.00	---	Heptachlor	
----			----		0.00	0.00	---	Aldrin	
----			----		0.00	0.00	---	Heptachlor epoxide b	
----			----		0.00	0.00	---	Endosulfan I	
----			----		0.00	0.00	---	Dieldrin	
----			----		0.00	0.00	---	4,4'-DDE	
----			----		0.00	0.00	---	Endrin	
----			----		0.00	0.00	---	Endosulfan II	
----			----		0.00	0.00	---	4,4'-DDD	
----			----		0.00	0.00	---	Endosulfan sulfate	
----			----		0.00	0.00	---	4,4'-DDT	
----			----		0.00	0.00	---	Methoxychlor	
----			----		0.00	0.00	---	Endrin ketone	
----			----		0.00	0.00	---	Endrin aldehyde	
----			----		0.00	0.00	---	trans-Chlordane	
----			----		0.00	0.00	---	cis-Chlordane	
----			----		0.00	0.00	---	Hexachlorobutadiene	
----			----		0.00	0.00	---	Hexachlorobenzene	
3.814	-0.005	355175	4.129	-0.007	472054	27.10	27.94	3.0	Tetrachloro-m-xylene
9.359	-0.007	277155	10.299	-0.007	302314	33.15	34.59	4.2	Decachlorobiphenyl

* Indicates RPD > 40%

A Indicates Peak Height was used for Column 1 quantitation instead of Area

B Indicates Peak Height was used for Column 2 quantitation instead of Area

M Indicates Column 1 peak was manually integrated

N Indicates Column 2 peak was manually integrated

~ Indicates recovery outside QC Limits

INTERNAL STANDARD SUMMARY

Standard Cpnd	Column 1		%D
	Standard Area*	Sample Area	
Bromo-Nitrobenzene	864333	936500	8.3
Hexabromobiphenyl	663237	708723	6.9

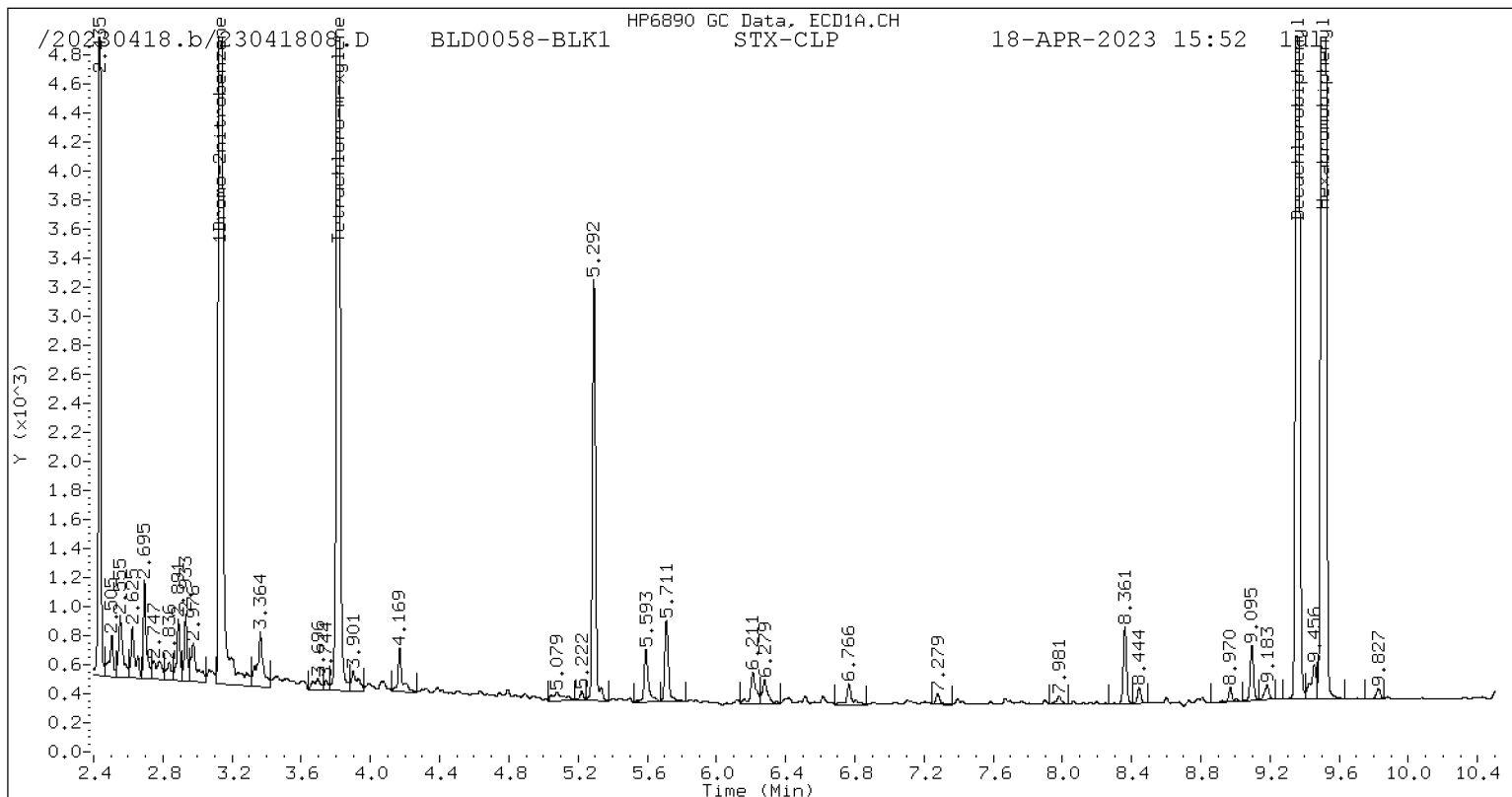
Standard Cpnd	Column 2		%D
	Standard Area*	Sample Area	
Bromo-Nitrobenzene	1480846	1228600	-17.0
Hexabromobiphenyl	870561	724058	-16.8

* Standard Areas taken from Initial Cal Level 5

Initial Calibration Date: 12-APR-2023

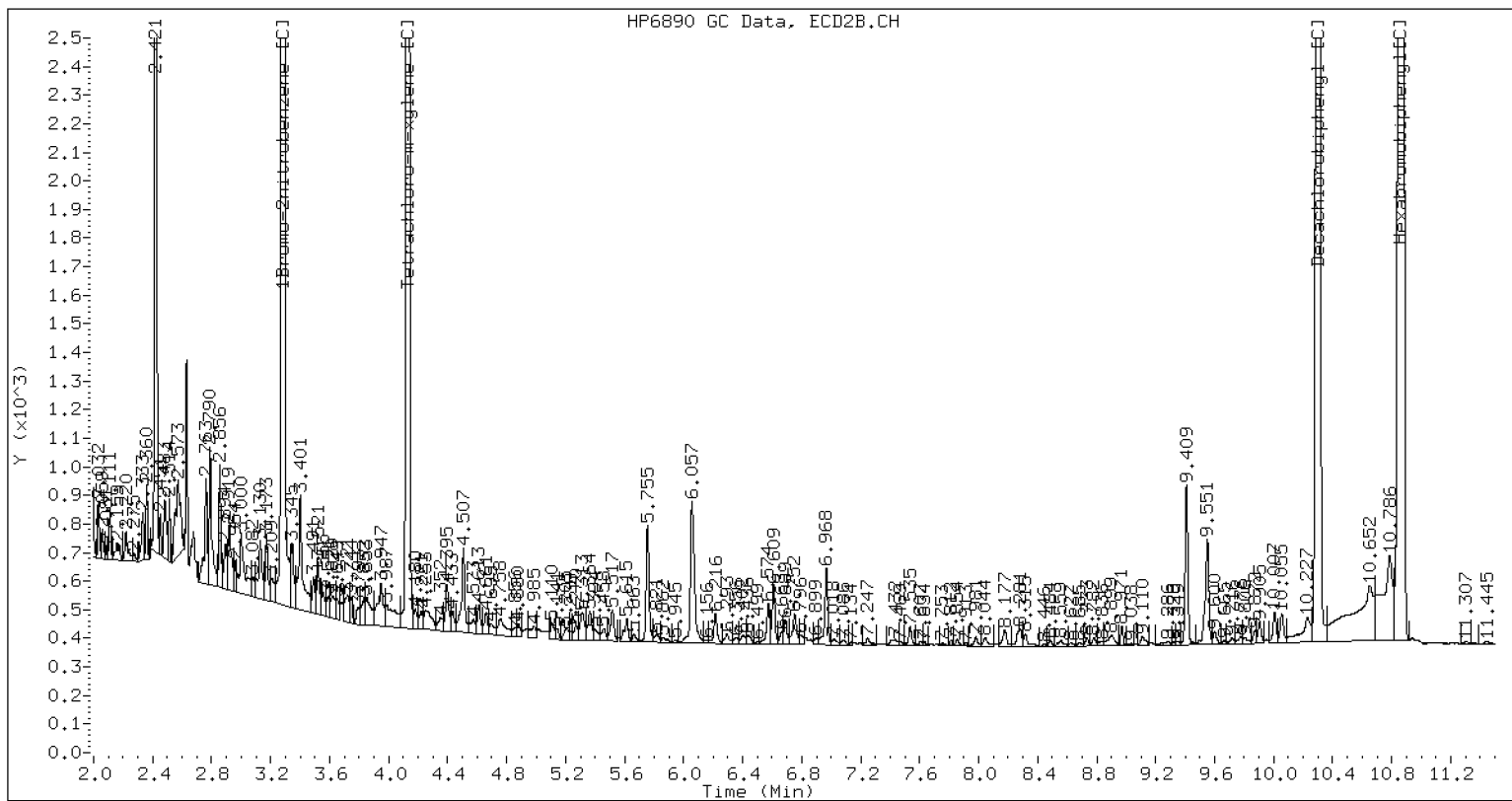
<- Indicates standard response outside Limits (-50 to +100%)

Pesticide Dual Column Chromatograms



STX-CLP Manual Integration: NO

/20230418.b/B20230418.b/23041808.D BLD0058-BLK1 CLP2



CLP-2 Manual Integration: NO



LCS / LCS DUPLICATE RECOVERY
EPA 8081B

Laboratory:	<u>Analytical Resources, LLC</u>	SDG:	<u>23C0774</u>
Client:	<u>Anchor QEA, LLC</u>	Project:	<u>AOC5 MR Phase 1</u>
Matrix:	<u>Solid</u>	Analyzed:	<u>04/18/23 16:10</u>
Batch:	<u>BLD0058</u>	Laboratory ID:	<u>BLD0058-BS1</u>
Preparation:	<u>EPA 3546 (Microwave)</u>	Sequence Name:	<u>LCS</u>
Initial/Final:	<u>12.5 g / 2.5 mL</u>		

COMPOUND	SPIKE ADDED (ug/kg wet)	LCS CONCENTRATION (ug/kg wet)	Q	LCS % REC. #	QC LIMITS REC.
Hexachlorobenzene [2C]	4.00	2.44		61.1	26 - 128

* Indicates values outside of QC limits

COMPOUND	SPIKE ADDED (ug/kg wet)	LCSD CONCENTRATION (ug/kg wet)	Q	LCSD % REC. #	% RPD #	QC LIMITS	
						RPD	REC.
Hexachlorobenzene	4.00	3.21	*	80.2	31.5 *	30	26 - 128

* Indicates values outside of QC limits

Analytical Resources Inc.
Dual Column 8081 Pesticide Quantitation Report

Data file 1: /20230418.b/23041809.D
Data file 2: /20230418.b/B20230418.b/23041809.D
Method: \20230418.b\PEST.m
Compound Sublist: INDA.sub
Instrument, Inj. Vol.: ecd6.i, 1ul
Operator: JGR

ARI ID: BLD0058-BS1
Client ID:
Injection Date: 18-APR-2023 16:10
Report Date: 04/20/2023 12:30
Units: ng/mL
Dilution Factor: 1.000

RT	STX-CLP Col Shift Response	CLP2 Col Response	RT	CLP2 Col Shift Response	CLP2 Col Response	STX-CLP on col	CLP2 on col	RPD	Compound/Flag
4.327	-0.006	248298	4.753	-0.009	321138	11.99	12.74	6.0	alpha-BHC
4.710	-0.007	112717	5.220	-0.010	132311	13.63	13.21	3.1	beta-BHC
4.894	-0.007	252158	5.567	-0.010	290957	13.45	12.96	3.7	delta-BHC
4.630	-0.007	233359	5.142	-0.010	286917	12.83	12.94	0.9	gamma-BHC (Lindane)
5.118	-0.006	215576	5.661	-0.010	228118	12.80	11.73	8.7	Heptachlor
5.441	-0.007	203314	6.061	-0.010	230256	11.87	11.41	3.9	Aldrin
6.117	-0.008	202850	6.719	-0.010	244477	13.12	13.76	4.8	Heptachlor epoxide b
6.559	-0.008	298000	7.163	-0.009	350996	21.62	23.19	7.0	Endosulfan I
----			7.451	-0.015	6978	0.00	0.42	---	Dieldrin
6.482	-0.007	365758	7.248	-0.009	446020	26.60	28.24	6.0	4,4'-DDE
----			7.788	-0.002	3587	0.00	0.25	---	Endrin
7.306	-0.008	111242	7.991	-0.010	98907	9.53	7.24	27.3	Endosulfan II
7.129	-0.007	321854	7.853	-0.009	389354	28.77	29.44	2.3	4,4'-DDD
8.169	-0.008	277972	8.589	-0.009	321053	25.26	25.51	1.0	Endosulfan sulfate
7.423	-0.008	345672	8.172	-0.009	400420	28.69	30.01	4.5	4,4'-DDT
7.911	-0.009	25137	8.812	-0.010	31467	4.87	5.50	12.2	Methoxychlor
8.444	-0.008	299964	9.111	-0.008	287097	23.89	20.89	13.4	Endrin ketone
7.735	-0.008	59830	8.314	-0.017	408556	6.72	41.34	144.1*	Endrin aldehyde
6.259	-0.007	238679	6.930	-0.009	242704	15.78	14.25	10.2	trans-Chlordane
6.406	-0.007	210389	7.091	-0.009	232966	13.85	13.89	0.3	cis-Chlordane
2.305	-0.005	238103	2.448	-0.005	233568	11.15	10.20	8.9	Hexachlorobutadiene
4.168	-0.007	214037	4.614	-0.008	269076	11.68	12.22	4.5	Hexachlorobenzene
3.813	-0.006	327853	4.128	-0.008	475352	24.75	29.09	16.1	Tetrachloro-m-xylene
9.359	-0.007	279187	10.298	-0.008	302540	32.81	34.87	6.1	Decachlorobiphenyl

* Indicates RPD > 40%

A Indicates Peak Height was used for Column 1 quantitation instead of Area

B Indicates Peak Height was used for Column 2 quantitation instead of Area

M Indicates Column 1 peak was manually integrated

N Indicates Column 2 peak was manually integrated

~ Indicates recovery outside QC Limits

INTERNAL STANDARD SUMMARY

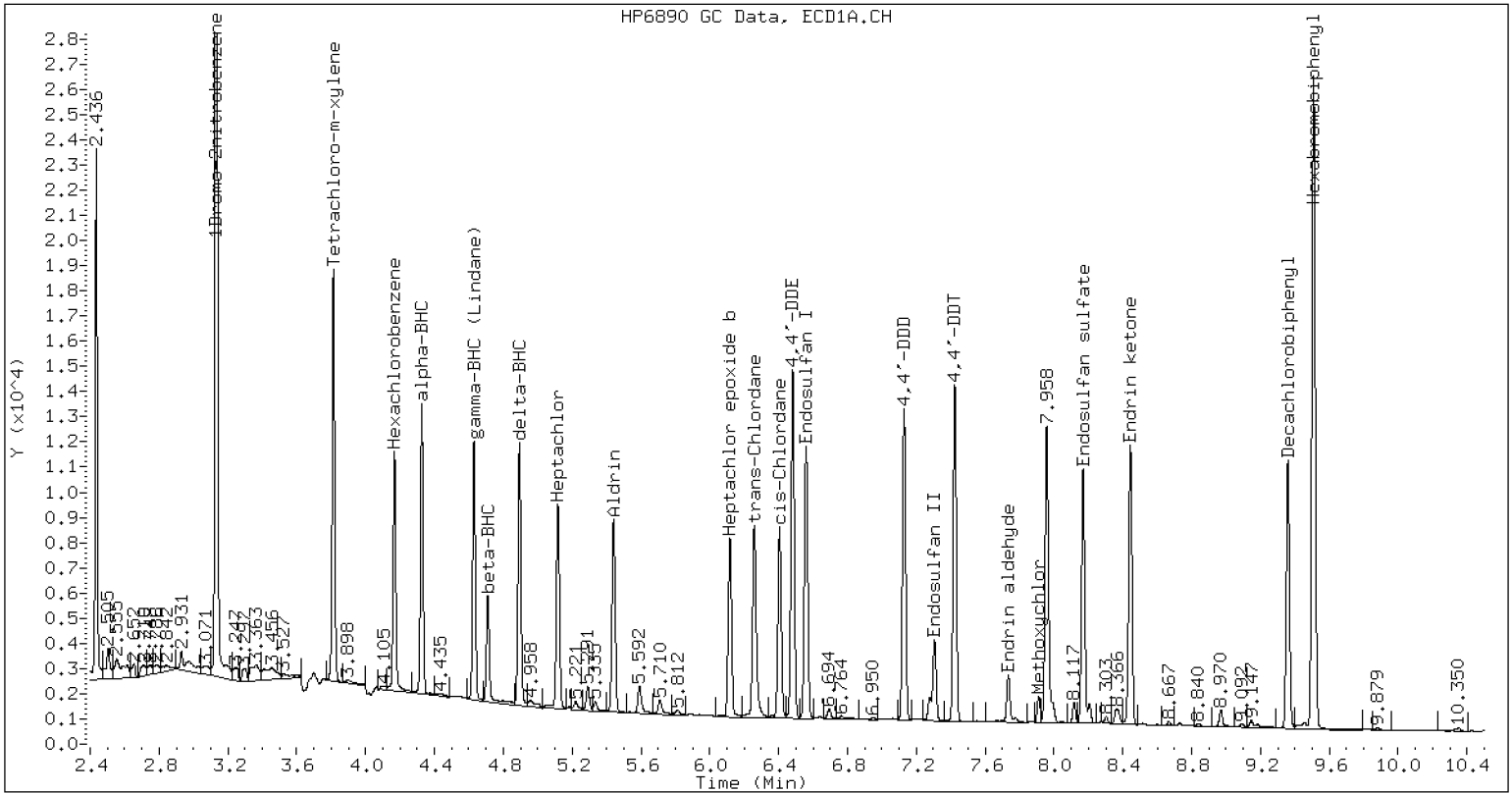
Standard Cpnd	Column 1		%D
	Standard Area*	Sample Area	
Bromo-Nitrobenzene	864333	946880	9.6
Hexabromobiphenyl	663237	721326	8.8

Standard Cpnd	Column 2		%D
	Standard Area*	Sample Area	
Bromo-Nitrobenzene	1480846	1188515	-19.7
Hexabromobiphenyl	870561	718790	-17.4

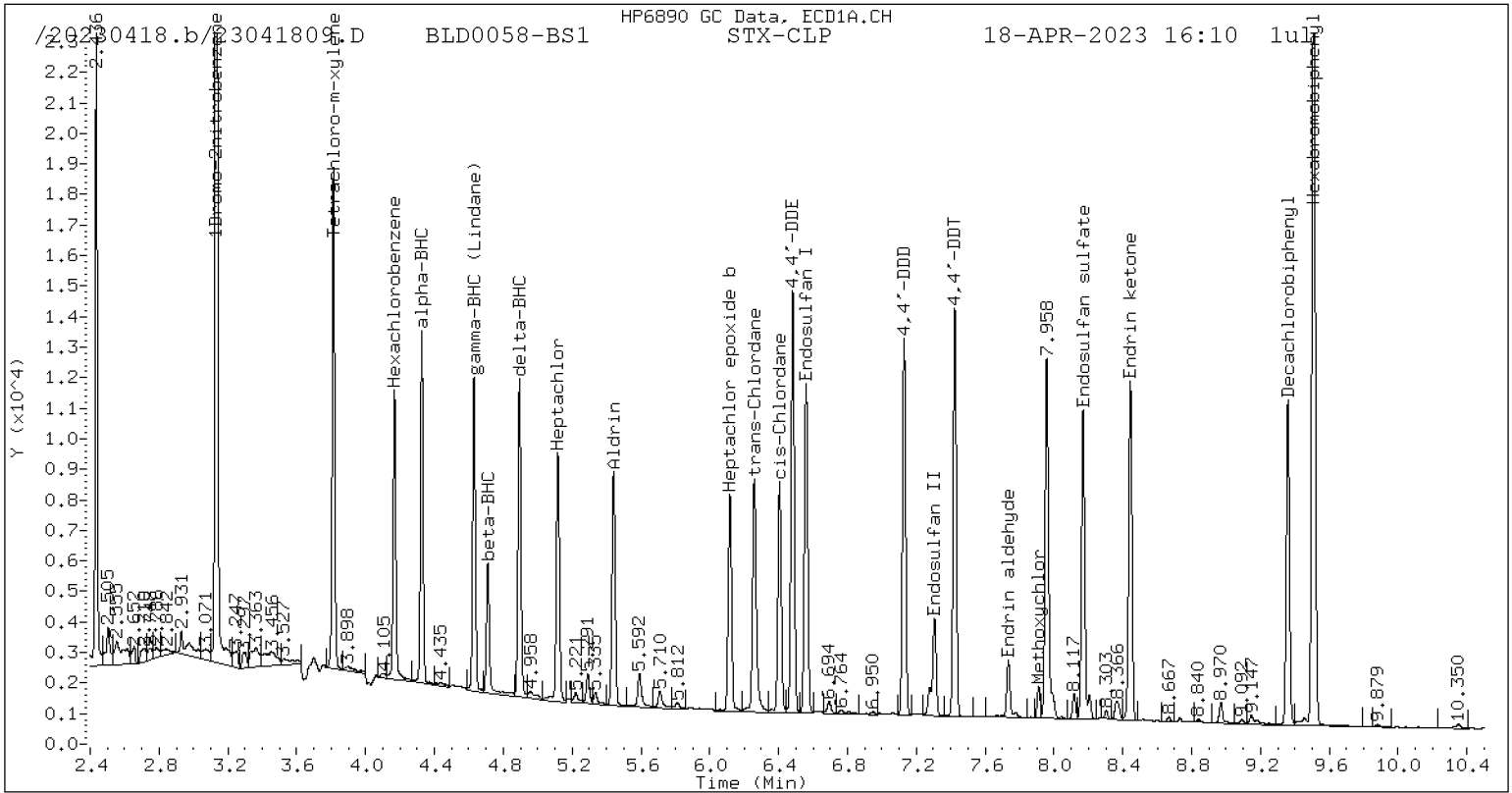
* Standard Areas taken from Initial Cal Level 5

Initial Calibration Date: 12-APR-2023

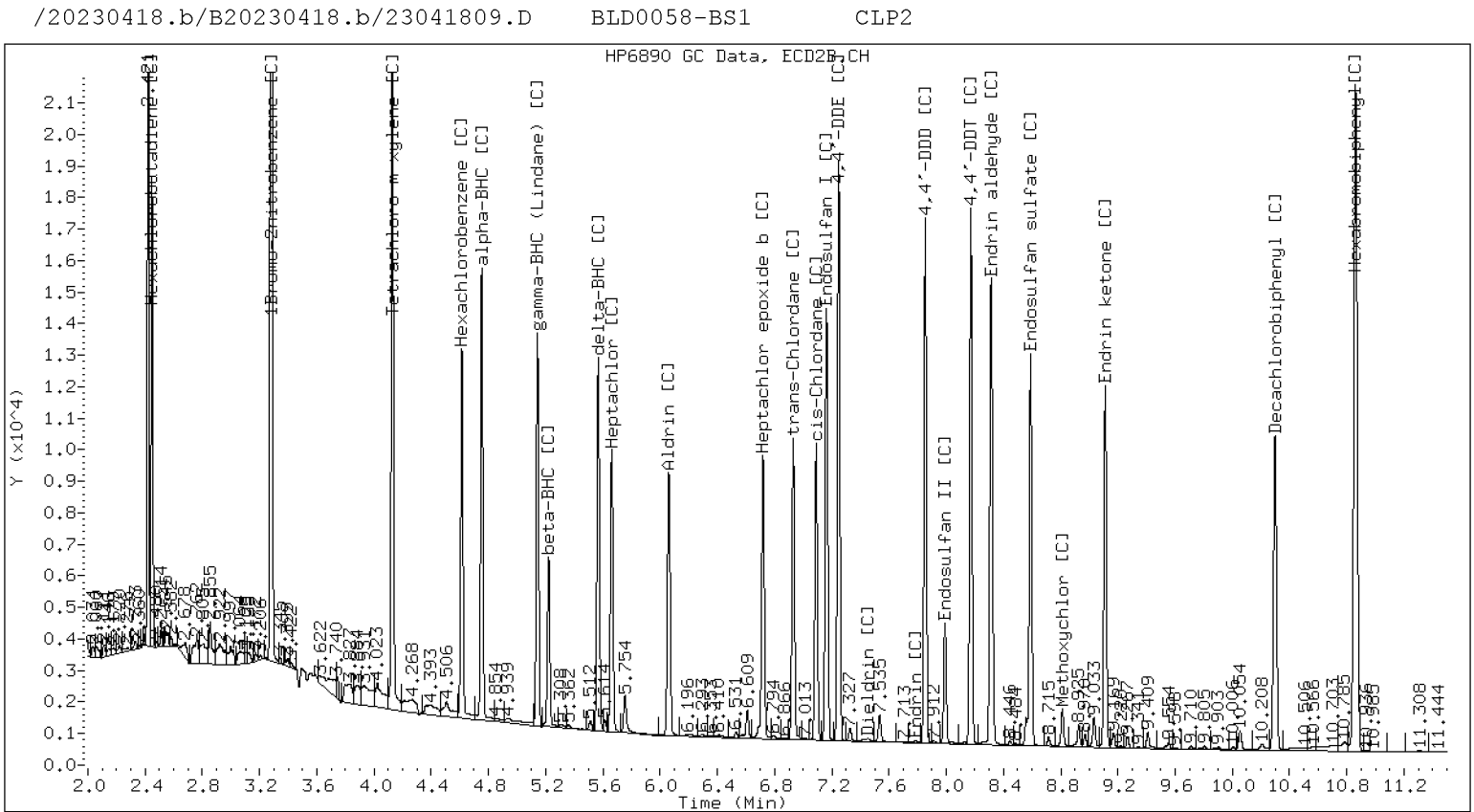
<- Indicates standard response outside Limits (-50 to +100%)



Pesticide Dual Column Chromatograms



STX-CLP Manual Integration: NO



CLP-2 Manual Integration: NO

Analytical Resources Inc.
Dual Column 8081 Pesticide Quantitation Report

Data file 1: /20230418.b/23041810.D
Data file 2: /20230418.b/B20230418.b/23041810.D
Method: \20230418.b\PEST.m
Compound Sublist: INDA.sub
Instrument, Inj. Vol.: ecd6.i, 1ul
Operator: JGR

ARI ID: BLD0058-BSD1
Client ID:
Injection Date: 18-APR-2023 16:29
Report Date: 04/20/2023 12:31
Units: ng/mL
Dilution Factor: 1.000

RT	STX-CLP Col Shift Response	CLP2 Col Response	RT	CLP2 Col Shift Response	CLP2 Col Response	STX-CLP on col	CLP2 on col	RPD	Compound/Flag
4.328	-0.005	312497	4.755	-0.007	370169	16.08	15.01	6.9	alpha-BHC
4.712	-0.005	129020	5.222	-0.008	148332	16.62	15.14	9.3	beta-BHC
4.896	-0.005	288568	5.569	-0.008	343865	16.40	15.66	4.6	delta-BHC
4.632	-0.005	276306	5.144	-0.008	324067	16.18	14.94	7.9	gamma-BHC (Lindane)
5.120	-0.004	243183	5.663	-0.008	257874	15.38	13.56	12.6	Heptachlor
5.443	-0.005	227895	6.062	-0.009	260568	14.17	13.20	7.1	Aldrin
6.119	-0.006	217797	6.720	-0.009	276771	15.01	15.93	5.9	Heptachlor epoxide b
6.561	-0.006	328654	7.164	-0.008	389385	25.40	26.30	3.5	Endosulfan I
----			----			0.00	0.00	---	Dieldrin
6.483	-0.006	407439	7.248	-0.009	503317	31.56	32.58	3.2	4,4'-DDE
----			7.788	-0.002	3693	0.00	0.26	---	Endrin
7.307	-0.007	120266	7.991	-0.010	119930	10.76	8.94	18.5	Endosulfan II
7.129	-0.007	364424	7.853	-0.009	442141	34.03	34.06	0.1	4,4'-DDD
8.170	-0.007	297783	8.589	-0.009	355302	28.27	28.76	1.7	Endosulfan sulfate
7.424	-0.007	391344	8.173	-0.008	449578	33.93	34.33	1.2	4,4'-DDT
7.912	-0.008	35435	8.812	-0.010	39091	7.17	6.96	3.0	Methoxychlor
8.444	-0.008	344170	9.111	-0.008	327865	28.63	24.30	16.4	Endrin ketone
7.736	-0.007	69165	8.323	-0.008	64179	8.11	6.62	20.3	Endrin aldehyde
6.260	-0.006	257017	6.931	-0.008	271925	18.10	16.32	10.3	trans-Chlordane
6.407	-0.006	231684	7.091	-0.009	261734	16.25	15.95	1.9	cis-Chlordane
2.305	-0.005	248227	2.448	-0.005	271271	12.38	12.11	2.2	Hexachlorobutadiene
4.169	-0.006	276016	4.615	-0.007	299884	16.05	13.92	14.2	Hexachlorobenzene
3.814	-0.005	429320	4.129	-0.007	516638	34.52	32.32	6.6	Tetrachloro-m-xylene
9.359	-0.007	309062	10.299	-0.007	335766	37.95	39.43	3.8	Decachlorobiphenyl

* Indicates RPD > 40%

A Indicates Peak Height was used for Column 1 quantitation instead of Area

B Indicates Peak Height was used for Column 2 quantitation instead of Area

M Indicates Column 1 peak was manually integrated

N Indicates Column 2 peak was manually integrated

~ Indicates recovery outside QC Limits

INTERNAL STANDARD SUMMARY

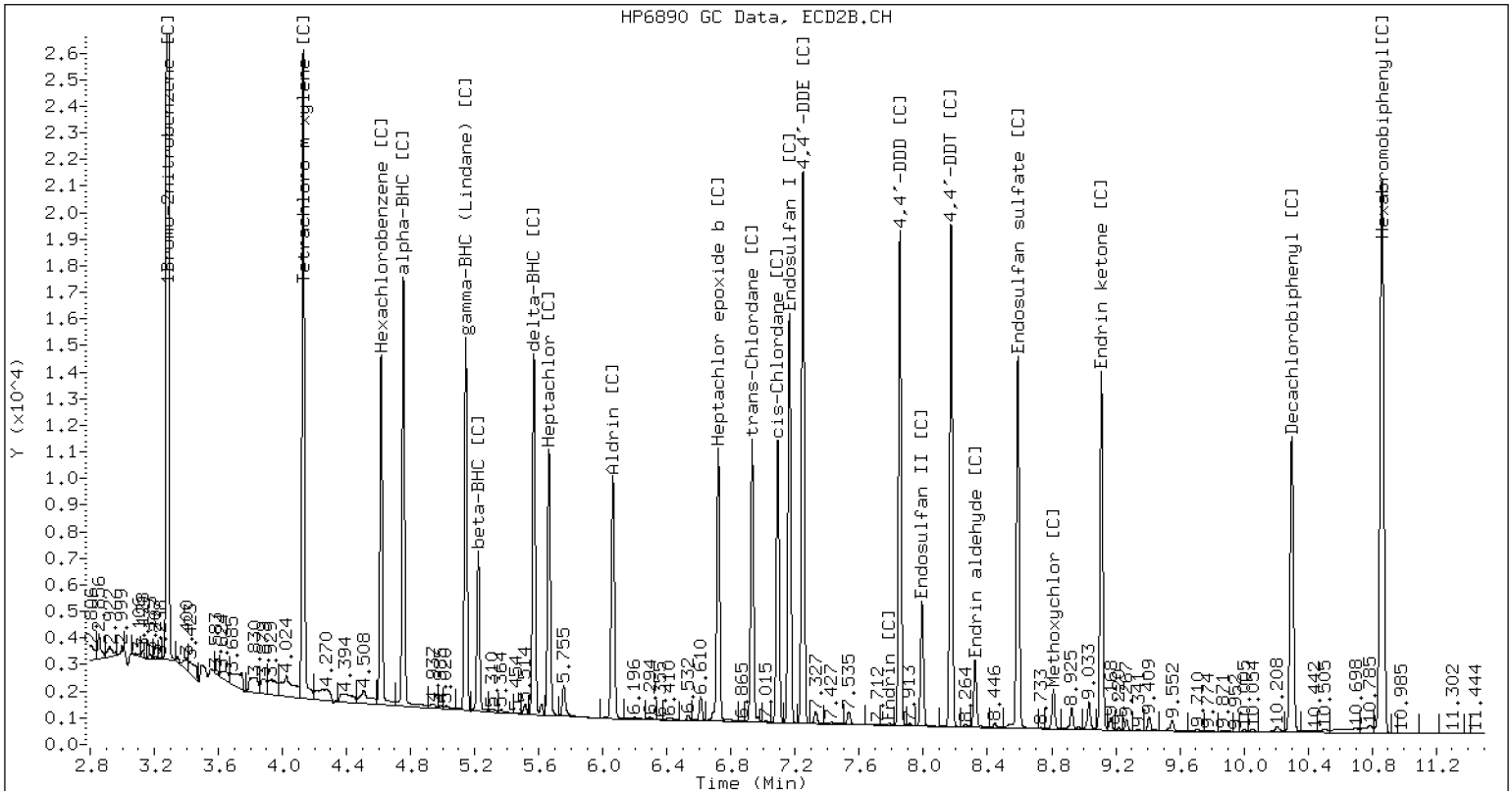
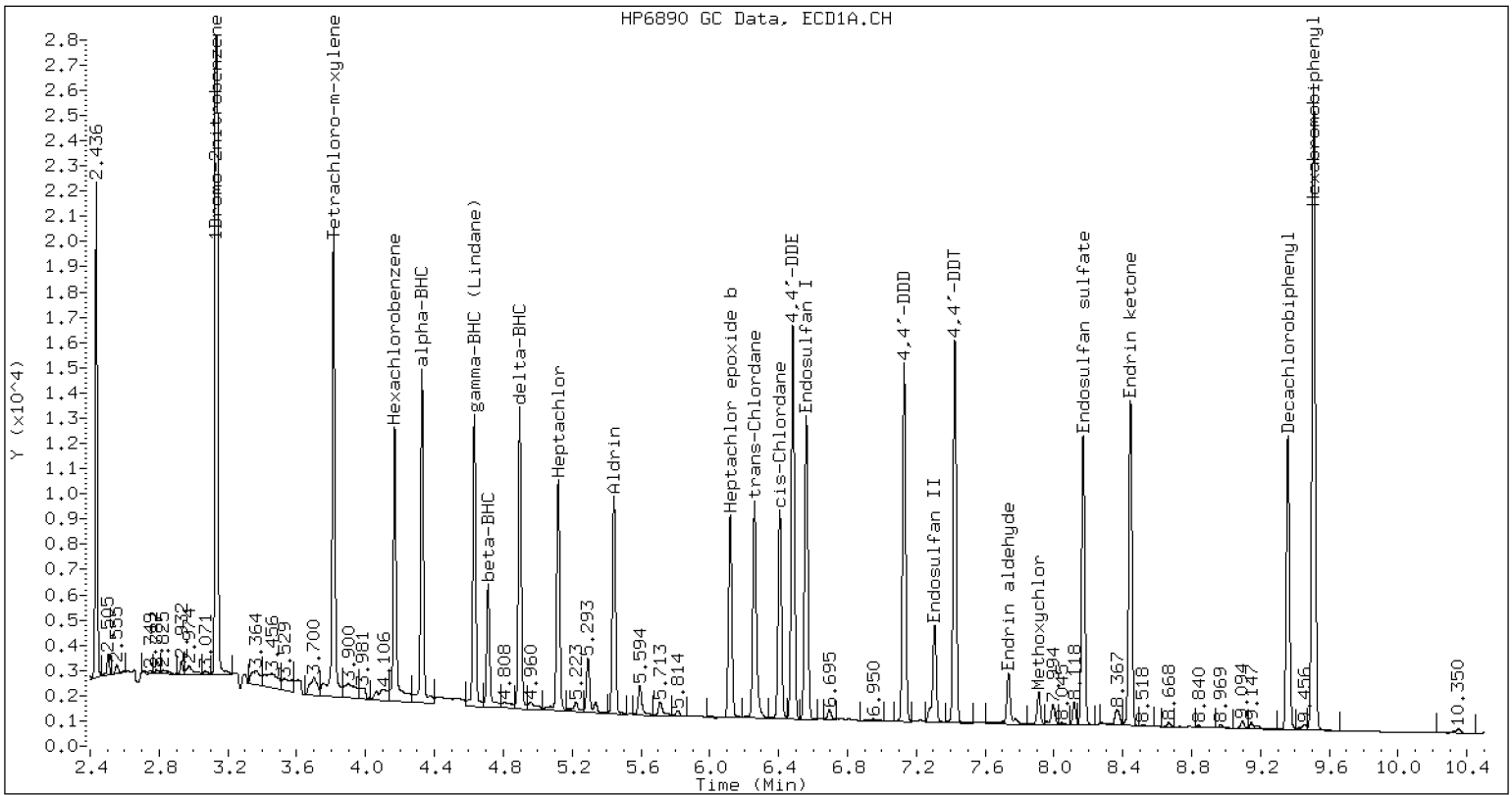
Standard Cpnd	Column 1		%D
	Standard Area*	Sample Area	
Bromo-Nitrobenzene	864333	888788	2.8
Hexabromobiphenyl	663237	690390	4.1

Standard Cpnd	Column 2		%D
	Standard Area*	Sample Area	
Bromo-Nitrobenzene	1480846	1162622	-21.5
Hexabromobiphenyl	870561	705582	-19.0

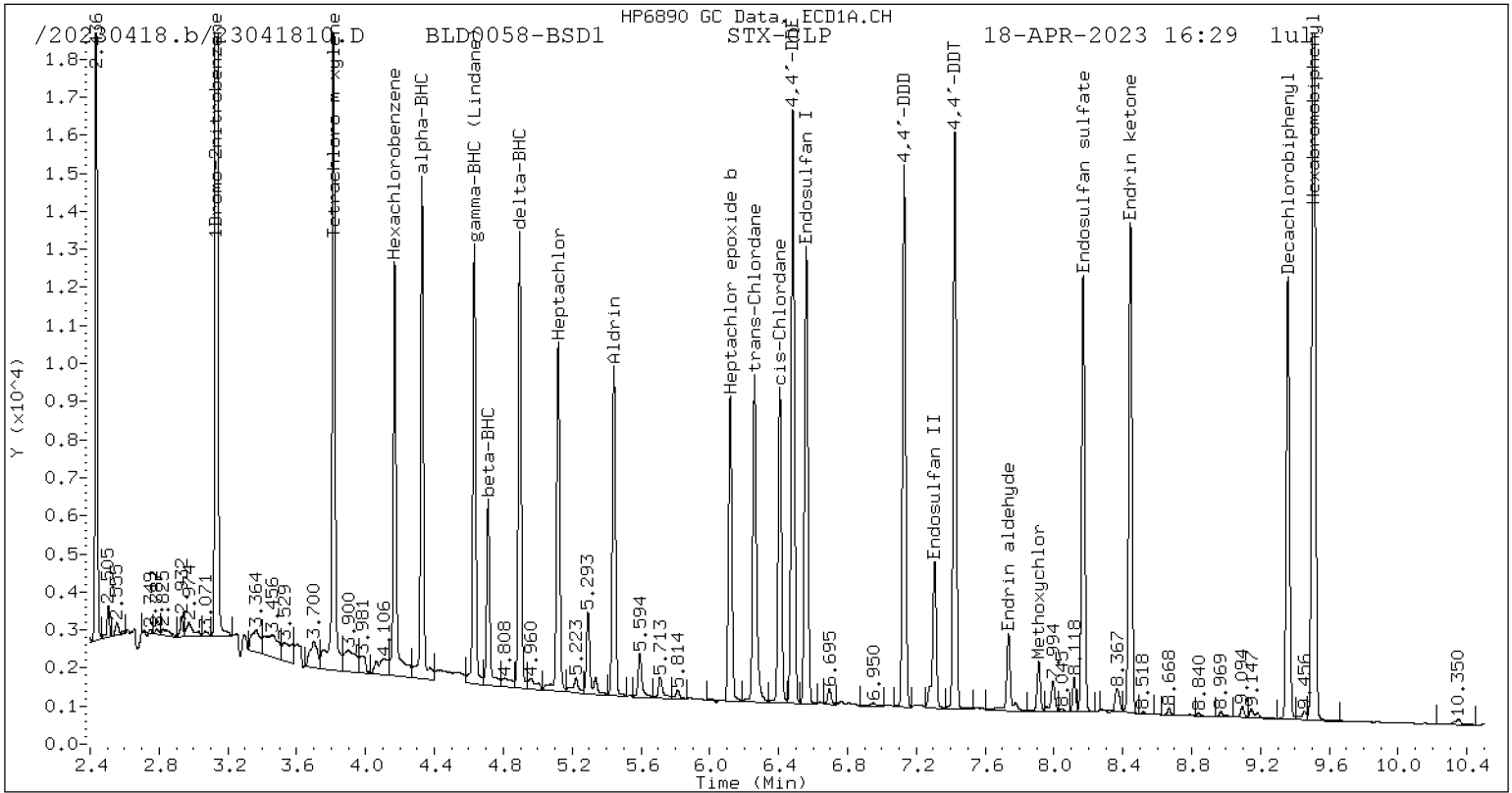
* Standard Areas taken from Initial Cal Level 5

Initial Calibration Date: 12-APR-2023

<- Indicates standard response outside Limits (-50 to +100%)

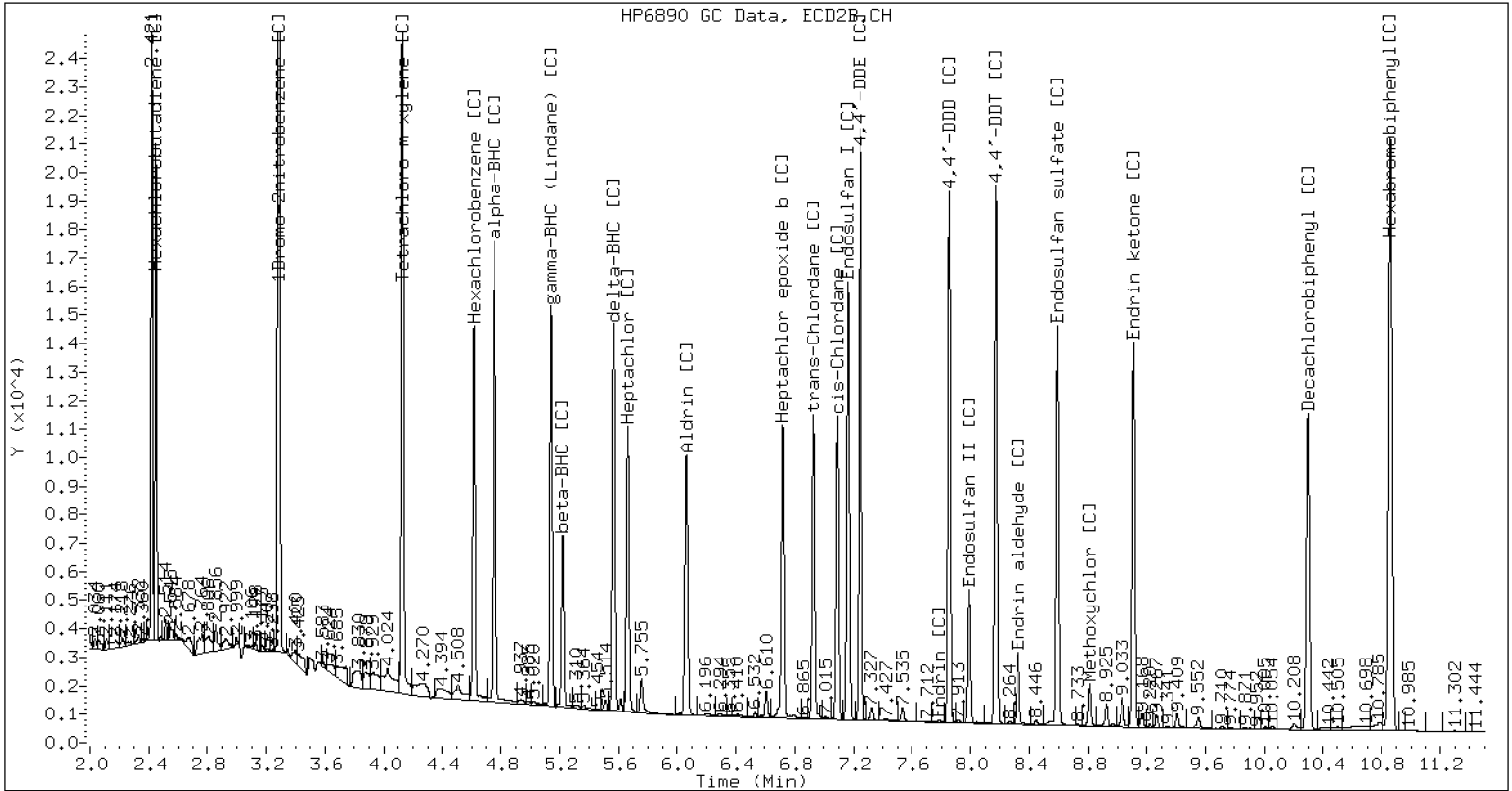


Pesticide Dual Column Chromatograms



STX-CLP Manual Integration: NO

/20230418.b/B20230418.b/23041810.D BLD0058-BSD1 CLP2



CLP-2 Manual Integration: NO



MS / MS DUPLICATE RECOVERY
EPA 8081B

Laboratory:	<u>Analytical Resources, LLC</u>	SDG:	<u>23C0774</u>
Client:	<u>Anchor QEA, LLC</u>	Project:	<u>AOC5 MR Phase 1</u>
Matrix:	<u>Solid</u>	Analyzed:	<u>04/18/23 17:06</u>
Batch:	<u>BLD0058</u>	Laboratory ID:	<u>BLD0058-MSD1</u>
Preparation:	<u>EPA 3546 (Microwave)</u>	Sequence Name:	<u>Matrix Spike Dup</u>
Initial/Final:	<u>20.51 g / 2.5 mL</u>	Source Sample:	<u>LDW23-SC1156B</u>

COMPOUND	SPIKE ADDED (ug/kg dry)	MSD CONCENTRATION (ug/kg dry)	Q	MSD % REC. #	% RPD #	QC LIMITS	
						RPD	REC.
Hexachlorobenzene	4.00	2.66		66.5	4.64	30	26 - 128

* Values outside of QC limits

[2C] indicates second-column analyte, present if quantification on any batch samples used second column data.

Analytical Resources Inc.
Dual Column 8081 Pesticide Quantitation Report

Data file 1: /20230418.b/23041811.D
Data file 2: /20230418.b/B20230418.b/23041811.D
Method: \20230418.b\PEST.m
Compound Sublist: INDA.sub
Instrument, Inj. Vol.: ecd6.i, 1ul
Operator: JGR

ARI ID: BLD0058-MS1
Client ID:
Injection Date: 18-APR-2023 16:48
Report Date: 04/20/2023 12:31
Units: ng/mL
Dilution Factor: 1.000

RT	STX-CLP Col Shift Response	CLP2 Col Shift Response	RT	CLP2 Col Shift Response	STX-CLP on col	CLP2 on col	RPD	Compound/Flag	
4.329	-0.004	327397	4.755	-0.007	274174	13.94	11.36	20.4	alpha-BHC
4.714	-0.003	91600	5.227	-0.003	187701	9.77	19.57	66.9*	beta-BHC
4.896	-0.005	417992	5.570	-0.007	237655	19.66	11.06	56.0*	delta-BHC
4.634	-0.003	407764	5.147	-0.005	301031	19.76	14.18	32.8	gamma-BHC (Lindane)
5.120	-0.004	231296	5.664	-0.007	302129	12.11	16.23	29.1	Heptachlor
5.446	-0.002	327567	6.063	-0.008	208231	16.86	10.78	44.0*	Aldrin
6.119	-0.006	201645	6.705	-0.024	462421	11.50	27.19	81.1*	Heptachlor epoxide b
6.563	-0.004	225692	7.166	-0.006	262119	14.44	18.09	22.5	Endosulfan I
6.808	-0.020	181385	7.444	-0.022	88981	10.96	5.60	64.7*	Dieldrin
6.485	-0.004	547239	7.251	-0.006	521445	35.08	34.49	1.7	4,4'-DDE
----			7.815	0.025	267616	0.00	26.98	---	Endrin
7.307	-0.007	110571	7.983	-0.018	376078	13.47	40.13	99.5*	Endosulfan II
7.131	-0.005	671513	7.855	-0.007	372627	85.37	41.09	70.0*	4,4'-DDD
8.173	-0.004	220786	8.592	-0.006	214718	28.54	24.88	13.7	Endosulfan sulfate
7.425	-0.006	667714	8.179	-0.002	759816	78.82	83.05	5.2	4,4'-DDT
7.945	0.025	66302	8.844	0.022	38690	18.27	9.86	59.8*	Methoxychlor
8.446	-0.006	254411	9.115	-0.004	426951	28.82	45.31	44.5*	Endrin ketone
7.767	0.024	97048	8.322	-0.009	78528	15.50	11.59	28.8	Endrin aldehyde
6.263	-0.003	224287	6.935	-0.004	337806	13.07	20.71	45.3*	trans-Chlordane
6.411	-0.002	304748	7.094	-0.006	231953	17.69	14.44	20.2	cis-Chlordane
2.305	-0.004	282799	2.448	-0.005	291351	11.67	13.29	13.0	Hexachlorobutadiene
4.171	-0.004	263770	4.616	-0.006	308867	12.69	14.65	14.3	Hexachlorobenzene
3.816	-0.004	379469	4.131	-0.005	431446	25.25	27.57	8.8	Tetrachloro-m-xylene
9.365	-0.001	217438	10.302	-0.004	235794	36.35	39.63	8.6	Decachlorobiphenyl

* Indicates RPD > 40%

A Indicates Peak Height was used for Column 1 quantitation instead of Area

B Indicates Peak Height was used for Column 2 quantitation instead of Area

M Indicates Column 1 peak was manually integrated

N Indicates Column 2 peak was manually integrated

~ Indicates recovery outside QC Limits

INTERNAL STANDARD SUMMARY

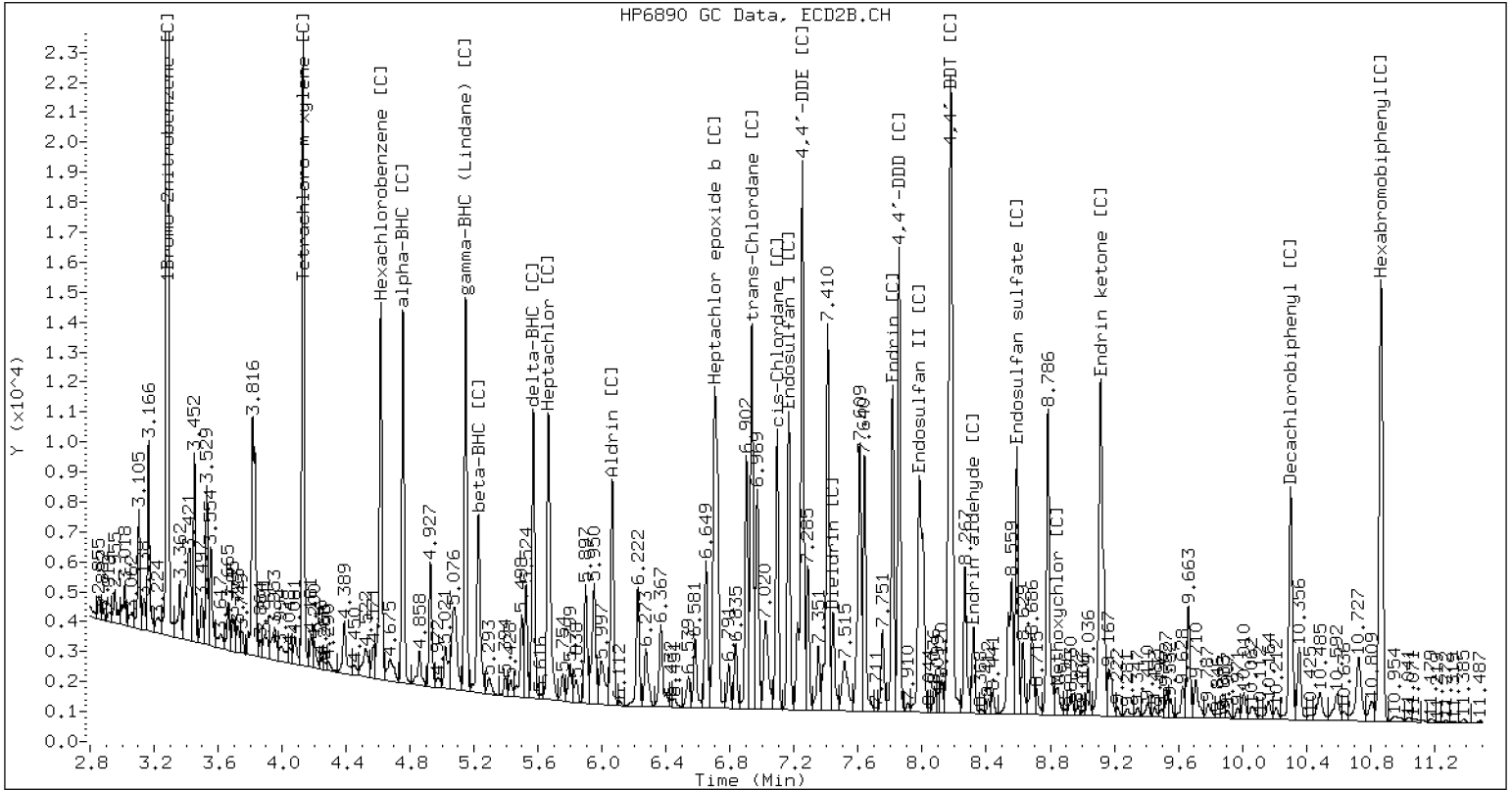
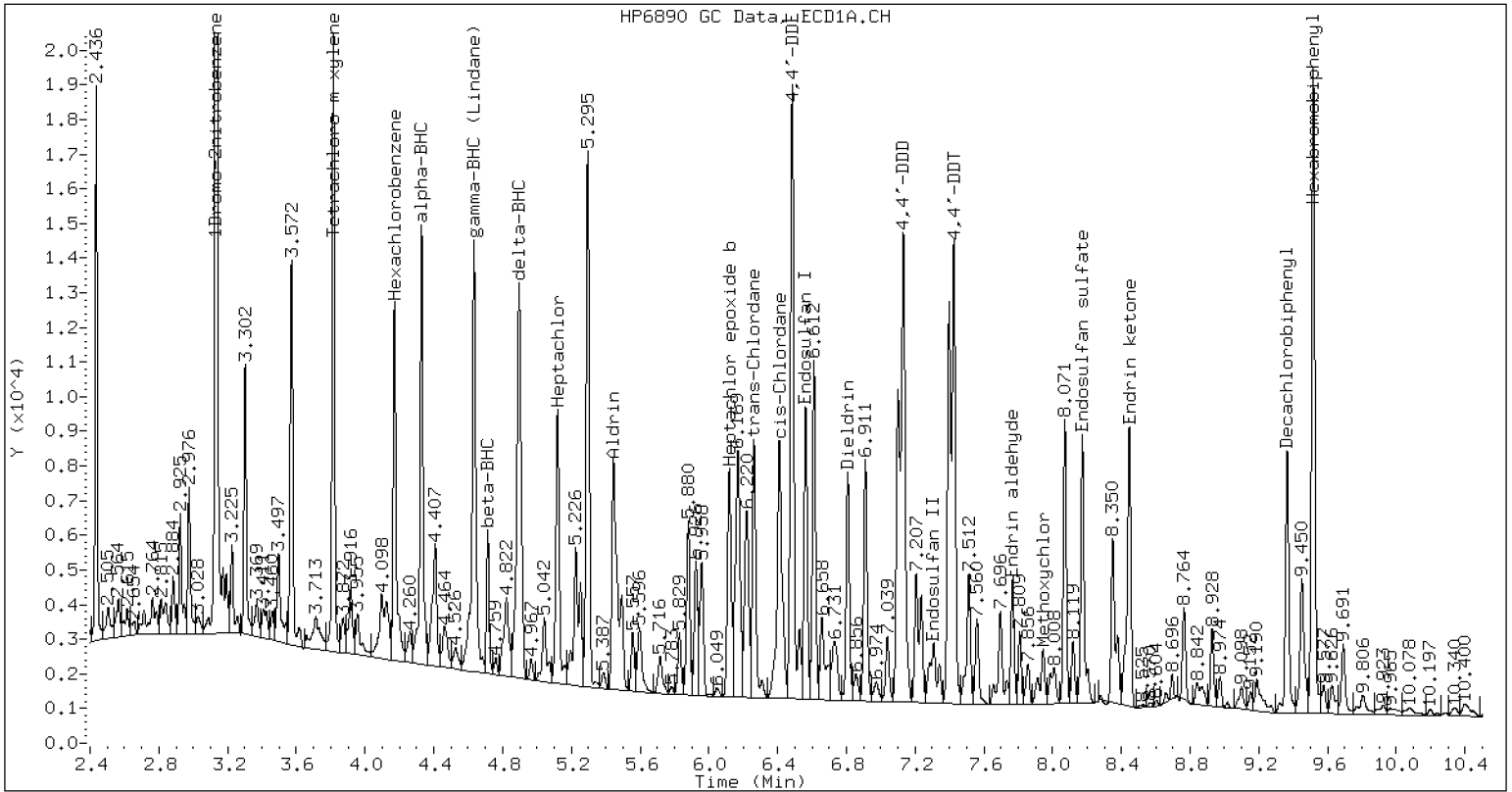
Standard Cpnd	Column 1		%D
	Standard Area*	Sample Area	
Bromo-Nitrobenzene	864333	1074113	24.3
Hexabromobiphenyl	663237	507112	-23.5

Standard Cpnd	Column 2		%D
	Standard Area*	Sample Area	
Bromo-Nitrobenzene	1480846	1137916	-23.2
Hexabromobiphenyl	870561	492901	-43.4

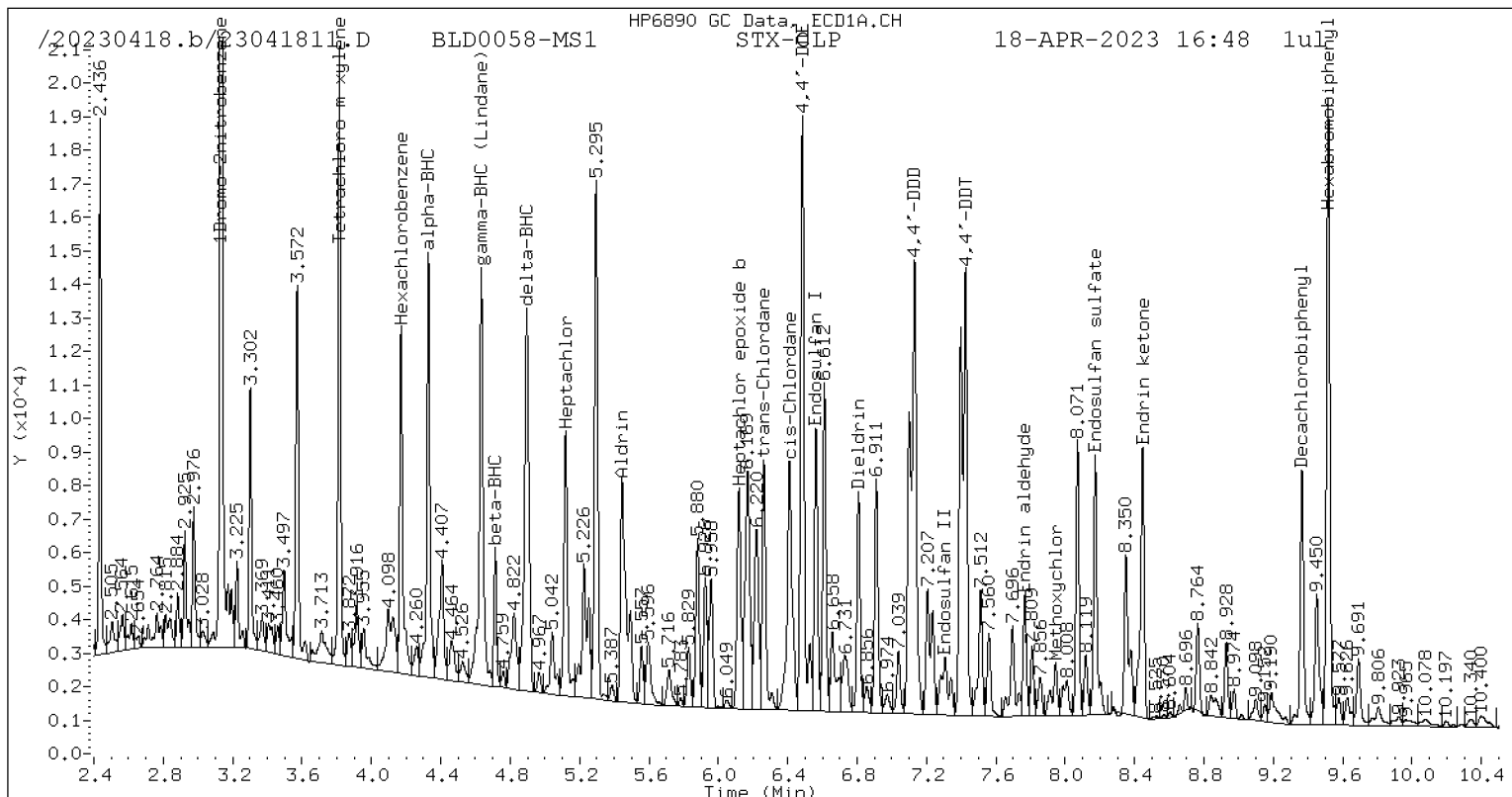
* Standard Areas taken from Initial Cal Level 5

Initial Calibration Date: 12-APR-2023

<- Indicates standard response outside Limits (-50 to +100%)

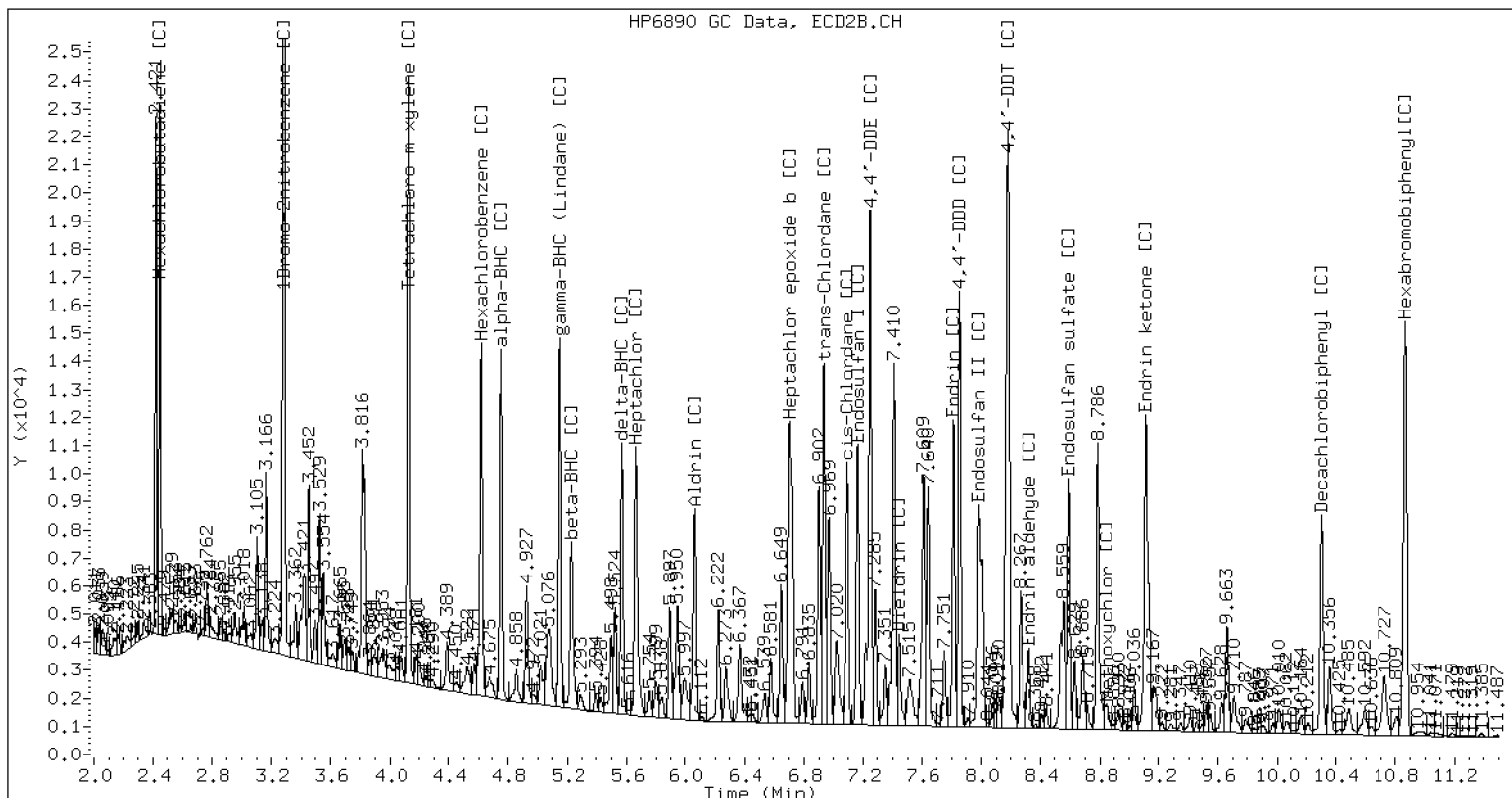


Pesticide Dual Column Chromatograms



STX-CLP Manual Integration: NO

/20230418.b/B20230418.b/23041811.D BLD0058-MS1 CLP2



CLP-2 Manual Integration: NO

Analytical Resources Inc.
Dual Column 8081 Pesticide Quantitation Report

Data file 1: /20230418.b/23041812.D
Data file 2: /20230418.b/B20230418.b/23041812.D
Method: \20230418.b\PEST.m
Compound Sublist: INDA.sub
Instrument, Inj. Vol.: ecd6.i, 1ul
Operator: JGR

ARI ID: BLD0058-MSD1
Client ID:
Injection Date: 18-APR-2023 17:06
Report Date: 04/20/2023 12:31
Units: ng/mL
Dilution Factor: 1.000

RT	STX-CLP Col Shift Response	CLP2 Col Shift Response	RT	CLP2 Col Shift Response	STX-CLP on col	CLP2 on col	RPD	Compound/Flag	
4.327	-0.006	299624	4.754	-0.008	279799	12.65	11.66	8.1	alpha-BHC
4.711	-0.006	90816	5.222	-0.008	129717	9.60	13.61	34.6	beta-BHC
4.895	-0.006	335860	5.568	-0.009	240830	15.66	11.28	32.5	delta-BHC
4.631	-0.006	327099	5.143	-0.009	253864	15.71	12.04	26.5	gamma-BHC (Lindane)
5.118	-0.006	211494	5.663	-0.008	264722	10.98	14.31	26.4	Heptachlor
5.444	-0.004	271984	6.061	-0.010	212331	13.88	11.06	22.6	Aldrin
6.116	-0.009	204192	6.702	-0.027	446450	11.54	26.41	78.3*	Heptachlor epoxide b
6.561	-0.006	226122	7.164	-0.008	259131	14.34	17.99	22.6	Endosulfan I
6.807	-0.021	176743	7.443	-0.023	83383	10.59	5.28	66.9*	Dieldrin
6.482	-0.007	531286	7.249	-0.008	435592	33.76	28.99	15.2	4,4'-DDE
----			7.813	0.023	264422	0.00	26.13	---	Endrin
7.306	-0.008	104627	7.982	-0.019	357929	12.99	37.44	97.0*	Endosulfan II
7.129	-0.007	664679	7.855	-0.007	362333	86.10	39.17	74.9*	4,4'-DDD
8.171	-0.006	215179	8.591	-0.007	213729	28.34	24.28	15.4	Endosulfan sulfate
7.424	-0.007	649261	8.178	-0.003	737671	78.09	79.04	1.2	4,4'-DDT
7.943	0.023	63440	8.848	0.026	34002	17.81	8.50	70.8*	Methoxychlor
8.445	-0.007	258846	9.115	-0.004	440234	29.87	45.80	42.1*	Endrin ketone
7.765	0.022	102656	8.321	-0.010	80327	16.70	11.62	35.9	Endrin aldehyde
6.260	-0.006	200402	6.933	-0.006	293162	11.58	18.09	43.9*	trans-Chlordane
6.409	-0.004	273948	7.092	-0.008	203684	15.77	12.76	21.1	cis-Chlordane
2.304	-0.005	264233	2.448	-0.005	277166	10.81	12.72	16.2	Hexachlorobutadiene
4.169	-0.006	278666	4.615	-0.007	298838	13.29	14.26	7.0	Hexachlorobenzene
3.813	-0.006	372301	4.129	-0.007	454277	24.56	29.21	17.3	Tetrachloro-m-xylene
9.363	-0.003	209348	10.302	-0.004	244546	35.66	40.30	12.2	Decachlorobiphenyl

* Indicates RPD > 40%

A Indicates Peak Height was used for Column 1 quantitation instead of Area

B Indicates Peak Height was used for Column 2 quantitation instead of Area

M Indicates Column 1 peak was manually integrated

N Indicates Column 2 peak was manually integrated

~ Indicates recovery outside QC Limits

INTERNAL STANDARD SUMMARY

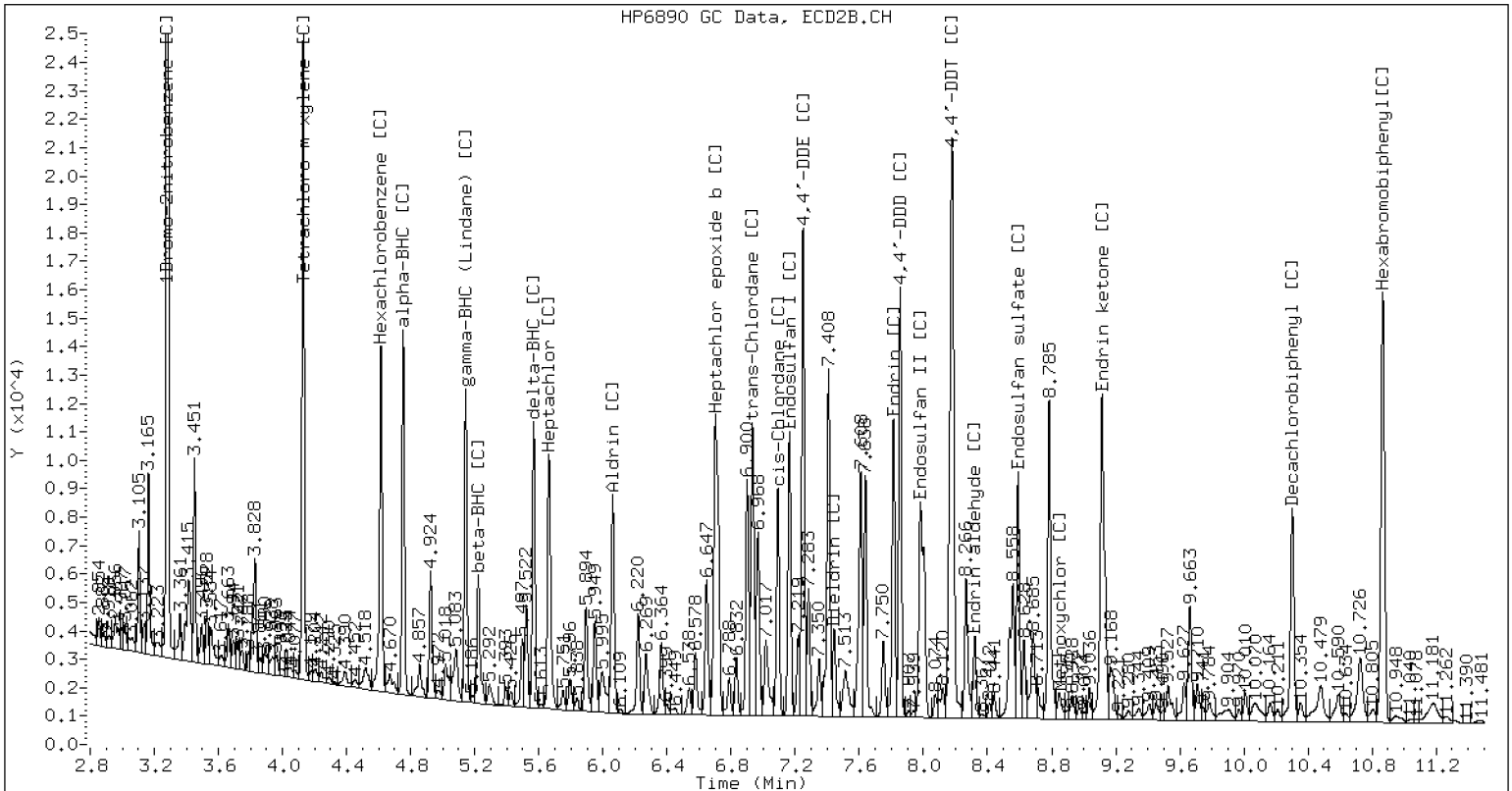
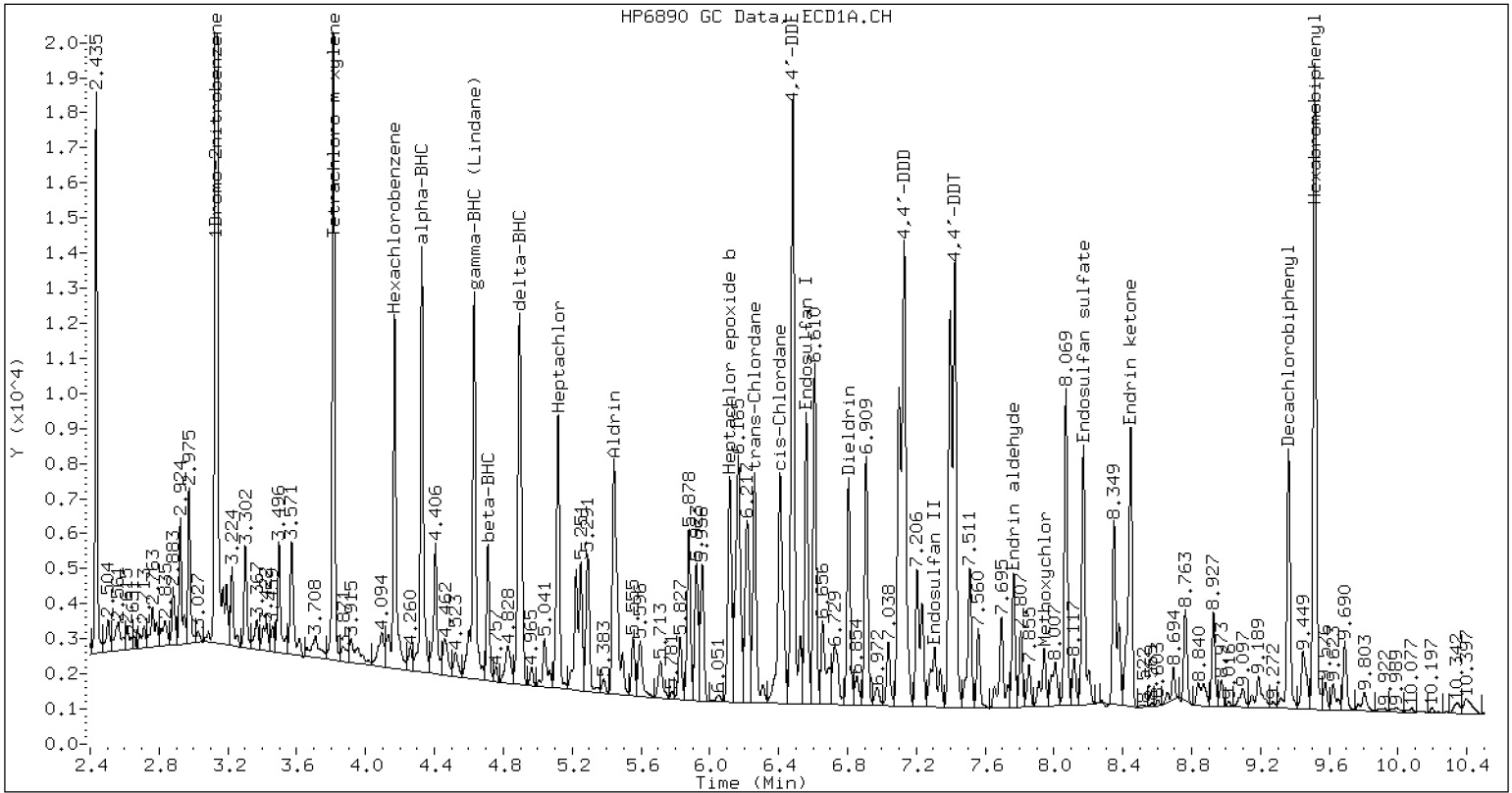
Standard Cpnd	Column 1		%D
	Standard Area*	Sample Area	
Bromo-Nitrobenzene	864333	1083364	25.3
Hexabromobiphenyl	663237	497719	-25.0

Standard Cpnd	Column 2		%D
	Standard Area*	Sample Area	
Bromo-Nitrobenzene	1480846	1130944	-23.6
Hexabromobiphenyl	870561	502754	-42.2

* Standard Areas taken from Initial Cal Level 5

Initial Calibration Date: 12-APR-2023

<- Indicates standard response outside Limits (-50 to +100%)





INITIAL CALIBRATION DATA
EPA 8081B

Laboratory:	Analytical Resources, LLC	SDG:	23C0774
Client:	Anchor QEA, LLC	Project:	AOC5 MR Phase 1
Calibration:	GD00035	Instrument:	ECD6
Calibration Date:	04/12/2023	Column (1):	STX-CLP

Calibration Comments: PEST

Compound	Level 07		Level 08		Level 09		Level 10		Level 11		Level 12	
	Conc	RRF	Conc	RRF	Conc	RRF	Conc	RRF	Conc	RRF	Conc	RRF
alpha-BHC	80	1.622443										
beta-BHC	80	0.6090197										
gamma-BHC (Lindane)	80	1.407841										
delta-BHC	80	1.454462										
Heptachlor	80	1.192761										
Aldrin	80	1.256117										
Heptachlor Epoxide	80	1.032478										
trans-Chlordane (beta-Chlordane)	80	1.139256										
cis-Chlordane (alpha-chlordane)	80	1.125338										
Endosulfan I	80	0.9739344										
4,4'-DDE	160	0.9837787										
Dieldrin	160	1.020371										
Endrin	160	1.12944										
Endosulfan II	160	1.048725										
4,4'-DDD	160	1.049731										
Endrin Aldehyde	160	0.8100832										
4,4'-DDT	160	1.140812										
Endosulfan Sulfate	160	1.00702										
Endrin Ketone	160	1.130227										
Methoxychlor	800	0.4708452										
Hexachlorobutadiene	80	1.550879										
Hexachlorobenzene	80	1.319539										
Decachlorobiphenyl	160	0.7377625										
Tetrachlorometaxylene	160	0.9251255										



INITIAL CALIBRATION DATA
EPA 8081B

Laboratory:	Analytical Resources, LLC	SDG:	23C0774
Client:	Anchor QEA, LLC	Project:	AOC5 MR Phase 1
Calibration:	GD00035	Instrument:	ECD6
Calibration Date:	04/12/2023	Column (2):	STX-CLPII
Calibration Comments:	PEST		

COMPOUND	Mean RRF	RRF RSD	Linear COD	Quad COD	Limit Type & Limit	Q
alpha-BHC [2C]	1.697132	2.8	0.9995		LCOD ()	
beta-BHC [2C]	0.6741426	6.8	0.9993		LCOD ()	
gamma-BHC (Lindane) [2C]	1.4921	2.7	0.9993		LCOD ()	
delta-BHC [2C]	1.51078	2.8	0.9992		LCOD ()	
Heptachlor [2C]	1.308521	6.2	0.9978		LCOD ()	
Aldrin [2C]	1.358332	5.0	0.9981		LCOD ()	
Heptachlor Epoxide [2C]	1.195694	14.9	0.9980		LCOD ()	
trans-Chlordane (beta-Chlordane) [2C]	1.146512	4.1	0.9990		LCOD ()	
cis-Chlordane (alpha-chlordane) [2C]	1.129016	5.0	0.9991		LCOD ()	
Endosulfan I [2C]	1.01878	6.5	0.9981		LCOD ()	
4,4'-DDE [2C]	1.062934	8.0	0.9974		LCOD ()	
Dieldrin [2C]	1.11666	7.9	0.9982		LCOD ()	
Endrin [2C]	1.610157	9.4	0.9981		LCOD ()	
Endosulfan II [2C]	1.521076	8.2	0.9991		LCOD ()	
4,4'-DDD [2C]	1.471886	6.3	0.9991		LCOD ()	
Endrin Aldehyde [2C]	1.099808	9.4	0.9989		LCOD ()	
4,4'-DDT [2C]	1.484993	6.1	0.9993		LCOD ()	
Endosulfan Sulfate [2C]	1.400615	8.0	0.9990		LCOD ()	
Endrin Ketone [2C]	1.529495	10.0	0.9993		LCOD ()	
Methoxychlor [2C]	0.6367416	11.7	0.9999		LCOD ()	
Hexachlorobutadiene [2C]	1.540827	7.5	0.9979		LCOD ()	
Hexachlorobenzene [2C]	1.482121	8.1	0.9988		LCOD ()	
Decachlorobiphenyl [2C]	0.9656082	11.4	0.9994		LCOD ()	
Tetrachlorometaxylene [2C]	1.100056	9.8	0.9976		LCOD ()	



ANALYSIS SEQUENCE

SLD0187

Instrument: ECD6
Calibration ID: UNASSIGNED

Printed: 4/14/2023 8:38:57AM

Lab Number	Analysis	Container	Order	Position	STD ID	ISTD ID	Client	Comments
SLD0187-PEM1	QC		1		L002116	L000844		
SLD0187-CAL1	QC		2		L003348	L000844		
SLD0187-CAL2	QC		3		L003347	L000844		
SLD0187-CAL3	QC		4		L003346	L000844		
SLD0187-CAL4	QC		5		L003345	L000844		
SLD0187-CAL5	QC		6		L003344	L000844		
SLD0187-CAL6	QC		7		L003343	L000844		
SLD0187-CAL7	QC		8		L000560	L000844		
SLD0187-CAL8	QC		9		L003342	L000844		
SLD0187-CAL9	QC		10		L003341	L000844		
SLD0187-CALA	QC		11		L003340	L000844		
SLD0187-CALB	QC		12		L003339	L000844		
SLD0187-CALC	QC		13		L003338	L000844		
SLD0187-CALD	QC		14		L003337	L000844		
SLD0187-CALE	QC		15		L000377	L000844		
SLD0187-CALF	QC		16		L003398	L000844		
SLD0187-CALG	QC		17		L003397	L000844		
SLD0187-CALH	QC		18		L003396	L000844		
SLD0187-CALI	QC		19		L003395	L000844		
SLD0187-CALJ	QC		20		L003394	L000844		
SLD0187-CALK	QC		21		L003393	L000844		

Samples Loaded By _____ Date _____

Data Processed By _____ Date _____



ANALYSIS SEQUENCE

SLD0187

Instrument: ECD6
Calibration ID: UNASSIGNED

Printed: 4/14/2023 8:38:57AM

Lab Number	Analysis	Container	Order	Position	STD ID	ISTD ID	Client	Comments
SLD0187-CALL	QC		22		L000559	L000844		
SLD0187-SCV1	QC		23		L003155	L000844		
SLD0187-SCV2	QC		24		L003156	L000844		
SLD0187-PEM2	QC		25		L002116	L000844		
SLD0187-ICV1	QC		26		L003344	L000844		
SLD0187-ICV2	QC		27		L003338	L000844		
BLD0075-BLK1	QC		28			L000844		
BLD0075-BS1	QC		29			L000844		
BLD0075-MRL1	QC		30			L000844		
23D0028-01	8081B Pest	E 01	31			L000844	Associated Earth Sciences, Inc	
SLD0187-PEM3	QC		32		L002116	L000844		
SLD0187-CCV1	QC		33		L003344	L000844		
SLD0187-CCV2	QC		34		L003338	L000844		
BLD0009-BLK1	QC		35			L000844		
BLD0009-BS1	QC		36			L000844		
BLD0009-BSD1	QC		37			L000844		
BLD0009-MS1	QC		38			L000844		
BLD0009-MSD1	QC		39			L000844		
23C0752-01	8081B Pest (PSDDA)	A 03	40			L000844	Anchor QEA, LLC	
23C0752-02	8081B Pest (PSDDA)	A 03	41			L000844	Anchor QEA, LLC	
23C0752-03	8081B Pest (PSDDA)	A 03	42			L000844	Anchor QEA, LLC	

Samples Loaded By _____ Date _____

Data Processed By _____ Date _____

GC LOG SUMMARY FOR DATABATCH - \\target\share\chem4\ecd6.i\20230412.b

	Inject	Date/Time	Filename	DF	LabID	ClientID
1	12-APR-2023	14:57	23041202.D	1	SEQ-IB	
2	12-APR-2023	15:16	23041203.D	1	SEQ-PEM1	
3	12-APR-2023	15:34	23041204.D	1	SEQ-CAL1	
4	12-APR-2023	15:53	23041205.D	1	SEQ-CAL2	
5	12-APR-2023	16:11	23041206.D	1	SEQ-CAL3	
6	12-APR-2023	16:30	23041207.D	1	SEQ-CAL5	
7	12-APR-2023	16:48	23041208.D	1	SEQ-CAL4	
8	12-APR-2023	17:06	23041209.D	1	SEQ-CAL6	
9	12-APR-2023	17:25	23041210.D	1	SEQ-CAL7	
10	12-APR-2023	17:43	23041211.D	1	SEQ-CAL8	
11	12-APR-2023	18:02	23041212.D	1	SEQ-CAL9	
12	12-APR-2023	18:20	23041213.D	1	SEQ-CALA	
13	12-APR-2023	18:38	23041214.D	1	SEQ-CALB	
14	12-APR-2023	18:57	23041215.D	1	SEQ-CALC	
15	12-APR-2023	19:15	23041216.D	1	SEQ-CALD	
16	12-APR-2023	19:34	23041217.D	1	SEQ-CALE	
17	12-APR-2023	19:52	23041218.D	1	SEQ-CALF	
18	12-APR-2023	20:10	23041219.D	1	SEQ-CALG	
19	12-APR-2023	20:29	23041220.D	1	SEQ-CALH	
20	12-APR-2023	20:47	23041221.D	1	SEQ-CALI	
21	12-APR-2023	21:05	23041222.D	1	SEQ-CALJ	
22	12-APR-2023	21:24	23041223.D	1	SEQ-CALK	
23	12-APR-2023	21:42	23041224.D	1	SEQ-CALL	
24	12-APR-2023	22:00	23041225.D	1	SEQ-SCV1	
25	12-APR-2023	22:19	23041226.D	1	SEQ-SCV2	
26	12-APR-2023	22:37	23041227.D	1	SEQ-PEM2	
27	12-APR-2023	22:55	23041228.D	1	SEQ-ICV1	
28	12-APR-2023	23:14	23041229.D	1	SEQ-ICV2	
29	12-APR-2023	23:32	23041230.D	1	BLD0075-BLK1	
30	12-APR-2023	23:50	23041231.D	1	BLD0075-BS1	
31	13-APR-2023	00:09	23041232.D	1	BLD0075-MRL1	
32	13-APR-2023	00:27	23041233.D	1	23D0028-01	
33	13-APR-2023	00:45	23041234.D	1	SEQ-PEM3	
34	13-APR-2023	01:04	23041235.D	1	SEQ-CCV1	
35	13-APR-2023	01:22	23041236.D	1	SEQ-CCV2	
36	13-APR-2023	01:40	23041237.D	1	BLD0009-BLK1	
37	13-APR-2023	01:59	23041238.D	1	BLD0009-BS1	
38	13-APR-2023	02:17	23041239.D	1	BLD0009-BSD1	
39	13-APR-2023	02:35	23041240.D	1	BLD0009-MS1	
40	13-APR-2023	02:53	23041241.D	1	BLD0009-MSD1	
41	13-APR-2023	03:12	23041242.D	1	23C0752-01	
42	13-APR-2023	03:30	23041243.D	1	23C0752-02	
43	13-APR-2023	03:48	23041244.D	1	23C0752-03	
44	13-APR-2023	04:07	23041245.D	1	23C0752-04	
45	13-APR-2023	04:25	23041246.D	1	23C0752-06	
46	13-APR-2023	04:43	23041247.D	1	SEQ-PEM4	
47	13-APR-2023	05:02	23041248.D	1	SEQ-CCV3	
48	13-APR-2023	05:20	23041249.D	1	SEQ-CCV4	

MANUAL INTEGRATION SUMMARY FOR DATABATCH - \\target\share\chem4\ecd6.i\20230412.b

ARI Job No.: SEQ- Method: PEST.m Instrument: ecd6.i Date: 12-APR-2023

Time	Filename	LabID	ClientId	DF	Manually Integrated Compounds
1457	23041202.D	SEQ-IB		1	NO MANUAL INTEGRATION
1516	23041203.D	SEQ-PEM1		1	NO MANUAL INTEGRATION
1534	23041204.D	SEQ-CAL1		1	NO MANUAL INTEGRATION
1553	23041205.D	SEQ-CAL2		1	NO MANUAL INTEGRATION
1611	23041206.D	SEQ-CAL3		1	NO MANUAL INTEGRATION
1630	23041207.D	SEQ-CAL5		1	NO MANUAL INTEGRATION
1648	23041208.D	SEQ-CAL4		1	NO MANUAL INTEGRATION
1706	23041209.D	SEQ-CAL6		1	NO MANUAL INTEGRATION
1725	23041210.D	SEQ-CAL7		1	alpha-BHC, beta-BHC, delta-BHC, gamma-BHC (Lindane), Heptachlor, Aldrin, Heptachlor epoxide b, Endosulfan I, Dieldrin, 4,4'-DDE, Endrin, Endosulfan II, 4,4'-DDD, Endosulfan sulfate, 4,4'-DDT, Methoxychlor, Endrin ketone, Endrin aldehyde, trans-Chlordane, cis-Chlordane, Hexachlorobene
1743	23041211.D	SEQ-CAL8		1	NO MANUAL INTEGRATION
1802	23041212.D	SEQ-CAL9		1	NO MANUAL INTEGRATION
1820	23041213.D	SEQ-CALA		1	NO MANUAL INTEGRATION
1838	23041214.D	SEQ-CALB		1	NO MANUAL INTEGRATION
1857	23041215.D	SEQ-CALC		1	NO MANUAL INTEGRATION
1915	23041216.D	SEQ-CALD		1	NO MANUAL INTEGRATION
1934	23041217.D	SEQ-CALE		1	Oxychlordane, 2,4-DDE, trans-Nonachlor, 2,4-DDD, 2,4-DDT, cis-Nonachlor, Mirex,
1952	23041218.D	SEQ-CALF		1	NO MANUAL INTEGRATION

MANUAL INTEGRATION SUMMARY FOR DATABATCH - \\target\share\chem4\ecd6.i\20230412.b

Time	Filename	LabID	ClientId	DF	Manually Integrated Compounds
2010	23041219.D	SEQ-CALG	1		NO MANUAL INTEGRATION
2029	23041220.D	SEQ-CALH	1		NO MANUAL INTEGRATION
2047	23041221.D	SEQ-CALI	1		NO MANUAL INTEGRATION
2105	23041222.D	SEQ-CALJ	1		NO MANUAL INTEGRATION
2124	23041223.D	SEQ-CALK	1		NO MANUAL INTEGRATION
2142	23041224.D	SEQ-CALL	1		NO MANUAL INTEGRATION
2200	23041225.D	SEQ-SCV1	1		NO MANUAL INTEGRATION
2219	23041226.D	SEQ-SCV2	1		NO MANUAL INTEGRATION
2237	23041227.D	SEQ-PEM2	1		NO MANUAL INTEGRATION
2255	23041228.D	SEQ-ICV1	1		NO MANUAL INTEGRATION
2314	23041229.D	SEQ-ICV2	1		NO MANUAL INTEGRATION
2332	23041230.D	BLD0075-BLK1	1		NO MANUAL INTEGRATION
2350	23041231.D	BLD0075-BS1	1		NO MANUAL INTEGRATION
0009	23041232.D	BLD0075-MRL1	1		NO MANUAL INTEGRATION
0027	23041233.D	23D0028-01	1		NO MANUAL INTEGRATION
0045	23041234.D	SEQ-PEM3	1		Endrin, 4,4'-DDD,
0104	23041235.D	SEQ-CCV1	1		NO MANUAL INTEGRATION
0122	23041236.D	SEQ-CCV2	1		NO MANUAL INTEGRATION

MANUAL INTEGRATION SUMMARY FOR DATABATCH - \\target\share\chem4\ecd6.i\20230412.b

Time	Filename	LabID	ClientId	DF	Manually Integrated Compounds
0140	23041237.D	BLD0009-BLK1		1	NO MANUAL INTEGRATION
0159	23041238.D	BLD0009-BS1		1	NO MANUAL INTEGRATION
0217	23041239.D	BLD0009-BSD1		1	NO MANUAL INTEGRATION
0235	23041240.D	BLD0009-MS1		1	Endrin, 4,4'-DDD, 4,4'-DDT,
0253	23041241.D	BLD0009-MSD1		1	Aldrin,
0312	23041242.D	23C0752-01		1	delta-BHC, gamma-BHC (Lindane), Endrin, 4,4'-DDD, 4,4'-DDT, Endrin aldehyde, Toxaphene, cis-Nonachlor,
0330	23041243.D	23C0752-02		1	Endrin, 4,4'-DDD, 4,4'-DDT, trans-Chlordane, cis-Chlordane, Toxaphene, trans-Nonachlor, cis-Nonachlor, Chlordane (NOS),
0348	23041244.D	23C0752-03		1	Dieldrin, 4,4'-DDD, cis-Chlordane, Hexachlorobenzene, trans-Nonachlor, cis-Nonachlor, Chlordane (NOS),
0407	23041245.D	23C0752-04		1	delta-BHC, Endrin, 4,4'-DDD, 4,4'-DDT, trans-Chlordane, cis-Chlordane, Toxaphene, trans-Nonachlor, cis-Nonachlor, Chlordane (NOS),
0425	23041246.D	23C0752-06		1	Endrin, 4,4'-DDT, cis-Chlordane, Toxaphene, cis-Nonachlor, Mirex, Chlordane (NOS),
0443	23041247.D	SEQ-PEM4		1	Endrin, 4,4'-DDD,
0502	23041248.D	SEQ-CCV3		1	Hexabromobiphenyl,
0520	23041249.D	SEQ-CCV4		1	NO MANUAL INTEGRATION

Security Status Report

Date: 14-Apr-2023 08:24

23041202.D	Data Locked	yev, 14-
23041203.D	Data Locked	yev, 14-
23041204.D	Data Locked	yev, 14-
23041205.D	Data Locked	yev, 14-
23041206.D	Data Locked	yev, 14-
23041207.D	Data Locked	yev, 14-
23041208.D	Data Locked	yev, 14-
23041209.D	Data Locked	yev, 14-
23041210.D	Data Locked	yev, 14-
23041211.D	Data Locked	yev, 14-
23041212.D	Data Locked	yev, 14-
23041213.D	Data Locked	yev, 14-
23041214.D	Data Locked	yev, 14-
23041215.D	Data Locked	yev, 14-
23041216.D	Data Locked	yev, 14-
23041217.D	Data Locked	yev, 14-
23041218.D	Data Locked	yev, 14-
23041219.D	Data Locked	yev, 14-
23041220.D	Data Locked	yev, 14-
23041221.D	Data Locked	yev, 14-
23041222.D	Data Locked	yev, 14-
23041223.D	Data Locked	yev, 14-
23041224.D	Data Locked	yev, 14-
23041225.D	Data Locked	yev, 14-
23041226.D	Data Locked	yev, 14-
23041227.D	Data Locked	yev, 14-
23041228.D	Data Locked	yev, 14-
23041229.D	Data Locked	yev, 14-
23041230.D	Data Locked	yev, 14-
23041231.D	Data Locked	yev, 14-
23041232.D	Data Locked	yev, 14-
23041233.D	Data Locked	yev, 14-
23041234.D	Data Locked	yev, 14-
23041235.D	Data Locked	yev, 14-
23041236.D	Data Locked	yev, 14-
23041237.D	Data Locked	yev, 14-
23041238.D	Data Locked	yev, 14-
23041239.D	Data Locked	yev, 14-
23041240.D	Data Locked	yev, 14-
23041241.D	Data Locked	yev, 14-
23041242.D	Data Locked	yev, 14-
23041243.D	Data Locked	yev, 14-
23041244.D	Data Locked	yev, 14-
23041245.D	Data Locked	yev, 14-
23041246.D	Data Locked	yev, 14-
23041247.D	Data Locked	yev, 14-
23041248.D	Data Locked	yev, 14-
23041249.D	Data Locked	yev, 14-

ARI Labs, Inc.
RETENTION TIME SUMMARY REPORT

Method File: \\target\share\chem4\ecd6.i\20230412.b\PEST.m
Batch File: \\target\share\chem4\ecd6.i\20230412.b
Inst ID: ecd6.i

Table with 7 columns: ID, RT01, RT02, RT03, RT04, RT05, RT06, RT07. Rows include FILENAME, INJ. DATE, and INJ. TIME for each RT column.

Main data table with columns: Compound, RT01, RT02, RT03, RT04, RT05, RT06, RT07, EXPEC RT, RT WINDOW, AVG RT, STD DEV. Lists 17 compounds with their respective retention times and standard deviations.

Reviewer 1 _____ Date: _____
Reviewer 2 _____ Date: _____

ARI Labs, Inc.
RETENTION TIME SUMMARY REPORT

Method File: \\target\share\chem4\ecd6.i\20230412.b\PEST.m
Batch File: \\target\share\chem4\ecd6.i\20230412.b
Inst ID: ecd6.i

Compound	RT01	RT02	RT03	RT04	RT05	RT06	RT07	EXPEC RT	RT WINDOW	AVG RT	STD DEV
18 4,4'-DDE	6.491	6.490	6.489	6.490	6.490	6.489	6.489	6.491	6.461-6.521	6.490	0.001
19 Dieldrin	6.828	6.828	6.828	6.828	6.828	6.829	6.828	6.828	6.798-6.858	6.828	0.000
20 Endrin	7.079	7.079	7.078	7.078	7.078	7.078	7.078	7.079	7.049-7.109	7.078	0.000
21 4,4'-DDD	7.138	7.138	7.137	7.137	7.137	7.137	7.136	7.138	7.108-7.168	7.137	0.001
22 Endosulfan II	7.315	7.315	7.315	7.315	7.314	7.314	7.314	7.315	7.285-7.345	7.315	0.000
23 4,4'-DDT	7.431	7.431	7.431	7.431	7.431	7.431	7.431	7.431	7.401-7.461	7.431	0.000
24 Endrin aldehyde	7.744	7.743	7.743	7.743	7.743	7.743	7.743	7.744	7.714-7.774	7.743	0.000
25 Methoxychlor	7.920	7.920	7.919	7.920	7.920	7.920	7.920	7.920	7.890-7.950	7.920	0.000
26 Endosulfan sulfate	8.178	8.178	8.177	8.177	8.178	8.178	8.177	8.178	8.148-8.208	8.178	0.000
27 Endrin ketone	8.453	8.453	8.452	8.452	8.452	8.452	8.452	8.453	8.423-8.482	8.452	0.000
28 Decachlorobiphenyl	9.367	9.367	9.366	9.366	9.366	9.367	9.366	9.367	9.337-9.397	9.366	0.000
29 Aroclor-1016	+++++	+++++	+++++	+++++	+++++	+++++	+++++	3.765	3.735-3.795	+++++	+++++
30 Aroclor-1221	+++++	+++++	+++++	+++++	+++++	+++++	+++++	4.881	4.851-4.911	+++++	+++++
31 Aroclor-1232	+++++	+++++	+++++	+++++	+++++	+++++	+++++	5.359	5.329-5.389	+++++	+++++
32 Aroclor-1242	+++++	+++++	+++++	+++++	+++++	+++++	+++++	3.765	3.735-3.795	+++++	+++++
33 Aroclor-1248	+++++	+++++	+++++	+++++	+++++	+++++	+++++	4.418	4.388-4.448	+++++	+++++
34 Aroclor-1254	+++++	+++++	+++++	+++++	+++++	+++++	+++++	5.257	5.227-5.287	+++++	+++++
35 Aroclor-1260	+++++	+++++	+++++	+++++	+++++	+++++	+++++	6.045	6.015-6.075	+++++	+++++
36 Aroclor-1262	+++++	+++++	+++++	+++++	+++++	+++++	+++++	8.301	8.271-8.331	+++++	+++++
37 Aroclor-1268	+++++	+++++	+++++	+++++	+++++	+++++	+++++	11.259	11.229-11.289	+++++	+++++
38 Toxaphene	+++++	+++++	+++++	+++++	+++++	+++++	+++++	7.430	7.400-7.460	+++++	+++++
39 2,4-DDE	+++++	+++++	+++++	+++++	+++++	+++++	+++++	6.106	6.076-6.136	+++++	+++++

ARI Labs, Inc.
RETENTION TIME SUMMARY REPORT

Method File: \\target\share\chem4\ecd6.i\20230412.b\PEST.m
Batch File: \\target\share\chem4\ecd6.i\20230412.b
Inst ID: ecd6.i

Compound	RT01	RT02	RT03	RT04	RT05	RT06	RT07	EXPEC RT	RT WINDOW	AVG RT	STD DEV
40 2,4-DDD	+++++	+++++	+++++	+++++	+++++	+++++	+++++	6.682	6.652-6.712	+++++	+++++
41 2,4-DDT	+++++	+++++	+++++	+++++	+++++	+++++	+++++	6.959	6.929-6.989	+++++	+++++
42 Hexachloroethane	+++++	+++++	+++++	+++++	+++++	+++++	+++++	1.774	1.744-1.804	+++++	+++++
43 Oxychlorane	+++++	+++++	+++++	+++++	+++++	+++++	+++++	6.010	5.980-6.040	+++++	+++++
44 trans-Nonachlor	+++++	+++++	+++++	+++++	+++++	+++++	+++++	6.396	6.366-6.426	+++++	+++++
45 cis-Nonachlor	+++++	+++++	+++++	+++++	+++++	+++++	+++++	7.112	7.082-7.142	+++++	+++++
46 Mirex	+++++	+++++	+++++	+++++	+++++	+++++	+++++	8.086	8.056-8.116	+++++	+++++
47 bis-(2-ethylhexyl) Pht	+++++	+++++	+++++	+++++	+++++	+++++	+++++	20.156	20.126-20.186	+++++	+++++
48 Chlordane (NOS)	+++++	+++++	+++++	+++++	+++++	+++++	+++++	5.593	5.563-5.623	+++++	+++++
49 Trifluralin	+++++	+++++	+++++	+++++	+++++	+++++	+++++	6.319	6.289-6.349	+++++	+++++
50 Dacthal	+++++	+++++	+++++	+++++	+++++	+++++	+++++	9.936	9.906-9.966	+++++	+++++
51 Oxadiazon	+++++	+++++	+++++	+++++	+++++	+++++	+++++	11.891	11.861-11.921	+++++	+++++
52 Kelthane	+++++	+++++	+++++	+++++	+++++	+++++	+++++	14.827	14.797-14.857	+++++	+++++
53 Chlorpyrifos	+++++	+++++	+++++	+++++	+++++	+++++	+++++	9.750	9.720-9.780	+++++	+++++
54 Methyl Parathion	+++++	+++++	+++++	+++++	+++++	+++++	+++++	9.107	9.077-9.137	+++++	+++++
55 Ethyl Parathion	+++++	+++++	+++++	+++++	+++++	+++++	+++++	10.251	10.221-10.281	+++++	+++++
56 Kepone	+++++	+++++	+++++	+++++	+++++	+++++	+++++	6.588	6.558-6.618	+++++	+++++
57 1-Chloropyrene	+++++	+++++	+++++	+++++	+++++	+++++	+++++	6.953	6.923-6.983	+++++	+++++

ARI Labs, Inc.
RETENTION TIME SUMMARY REPORT

Method File: \\target\share\chem4\ecd6.i\20230412.b\PEST.m
Batch File: \\target\share\chem4\ecd6.i\20230412.b
Inst ID: ecd6.i

Table with 7 columns: ID, RT01, RT02, RT03, RT04, RT05, RT06, RT07. Rows include FILENAME, INJ. DATE, and INJ. TIME for each RT column.

Main data table with columns: Compound, RT01, RT02, RT03, RT04, RT05, RT06, RT07, EXPECT RT, RT WINDOW, AVG RT, STD DEV. Lists 17 compounds with their retention times and associated values.

Reviewer 1 _____ Date: _____
Reviewer 2 _____ Date: _____

ARI Labs, Inc.
RETENTION TIME SUMMARY REPORT

Method File: \\target\share\chem4\ecd6.i\20230412.b\PEST.m
Batch File: \\target\share\chem4\ecd6.i\20230412.b
Inst ID: ecd6.i

Compound	RT01	RT02	RT03	RT04	RT05	RT06	RT07	EXPEC RT	RT WINDOW	AVG RT	STD DEV
18 4,4'-DDE	+++++	+++++	+++++	+++++	+++++	+++++	+++++	6.489	6.459-6.519	+++++	+++++
19 Dieldrin	+++++	+++++	+++++	+++++	+++++	+++++	+++++	6.828	6.798-6.858	+++++	+++++
20 Endrin	+++++	+++++	+++++	+++++	+++++	+++++	+++++	7.078	7.048-7.108	+++++	+++++
21 4,4'-DDD	+++++	+++++	+++++	+++++	+++++	+++++	+++++	7.136	7.106-7.166	+++++	+++++
22 Endosulfan II	+++++	+++++	+++++	+++++	+++++	+++++	+++++	7.314	7.284-7.344	+++++	+++++
23 4,4'-DDT	+++++	+++++	+++++	+++++	+++++	+++++	+++++	7.431	7.401-7.461	+++++	+++++
24 Endrin aldehyde	+++++	+++++	+++++	+++++	+++++	+++++	+++++	7.743	7.713-7.773	+++++	+++++
25 Methoxychlor	+++++	+++++	+++++	+++++	+++++	+++++	+++++	7.920	7.890-7.950	+++++	+++++
26 Endosulfan sulfate	+++++	+++++	+++++	+++++	+++++	+++++	+++++	8.177	8.147-8.207	+++++	+++++
27 Endrin ketone	+++++	+++++	+++++	+++++	+++++	+++++	+++++	8.452	8.422-8.482	+++++	+++++
28 Decachlorobiphenyl	+++++	+++++	+++++	+++++	+++++	+++++	+++++	9.366	9.336-9.396	+++++	+++++
29 Aroclor-1016	+++++	+++++	+++++	+++++	+++++	+++++	+++++	3.765	3.735-3.795	+++++	+++++
30 Aroclor-1221	+++++	+++++	+++++	+++++	+++++	+++++	+++++	4.881	4.851-4.911	+++++	+++++
31 Aroclor-1232	+++++	+++++	+++++	+++++	+++++	+++++	+++++	5.359	5.329-5.389	+++++	+++++
32 Aroclor-1242	+++++	+++++	+++++	+++++	+++++	+++++	+++++	3.765	3.735-3.795	+++++	+++++
33 Aroclor-1248	+++++	+++++	+++++	+++++	+++++	+++++	+++++	4.418	4.388-4.448	+++++	+++++
34 Aroclor-1254	+++++	+++++	+++++	+++++	+++++	+++++	+++++	5.257	5.227-5.287	+++++	+++++
35 Aroclor-1260	+++++	+++++	+++++	+++++	+++++	+++++	+++++	6.045	6.015-6.075	+++++	+++++
36 Aroclor-1262	+++++	+++++	+++++	+++++	+++++	+++++	+++++	8.301	8.271-8.331	+++++	+++++
37 Aroclor-1268	+++++	+++++	+++++	+++++	+++++	+++++	+++++	11.259	11.229-11.289	+++++	+++++
38 Toxaphene	+++++	+++++	+++++	+++++	+++++	+++++	+++++	7.430	7.400-7.460	+++++	+++++
39 2,4-DDE	+++++	6.106	6.106	6.106	6.106	6.106	6.105	6.106	6.076-6.136	6.106	0.001

ARI Labs, Inc.
RETENTION TIME SUMMARY REPORT

Method File: \\target\share\chem4\ecd6.i\20230412.b\PEST.m
Batch File: \\target\share\chem4\ecd6.i\20230412.b
Inst ID: ecd6.i

Compound	RT01	RT02	RT03	RT04	RT05	RT06	RT07	EXPEC RT	RT WINDOW	AVG RT	STD DEV
40 2,4-DDD	+++++	6.682	6.682	6.682	6.681	6.681	6.681	6.682	6.652-6.712	6.681	0.000
41 2,4-DDT	+++++	6.959	6.959	6.960	6.959	6.958	6.959	6.959	6.929-6.989	6.959	0.000
42 Hexachloroethane	+++++	+++++	+++++	+++++	+++++	+++++	+++++	1.774	1.744-1.804	+++++	+++++
43 Oxychlorane	+++++	6.010	6.009	6.010	6.010	6.010	6.009	6.010	5.980-6.040	6.010	0.000
44 trans-Nonachlor	+++++	6.396	6.396	6.396	6.396	6.395	6.395	6.396	6.366-6.426	6.395	0.000
45 cis-Nonachlor	+++++	7.112	7.112	7.112	7.112	7.112	7.112	7.112	7.082-7.142	7.112	0.000
46 Mirex	+++++	8.086	8.086	8.086	8.086	8.086	8.086	8.086	8.056-8.116	8.086	0.000
47 bis-(2-ethylhexyl) Pht	+++++	+++++	+++++	+++++	+++++	+++++	+++++	20.156	20.126-20.186	+++++	+++++
48 Chlordane (NOS)	+++++	+++++	+++++	+++++	+++++	+++++	+++++	5.593	5.563-5.623	+++++	+++++
49 Trifluralin	+++++	+++++	+++++	+++++	+++++	+++++	+++++	6.319	6.289-6.349	+++++	+++++
50 Dacthal	+++++	+++++	+++++	+++++	+++++	+++++	+++++	9.936	9.906-9.966	+++++	+++++
51 Oxadiazon	+++++	+++++	+++++	+++++	+++++	+++++	+++++	11.891	11.861-11.921	+++++	+++++
52 Kelthane	+++++	+++++	+++++	+++++	+++++	+++++	+++++	14.827	14.797-14.857	+++++	+++++
53 Chlorpyrifos	+++++	+++++	+++++	+++++	+++++	+++++	+++++	9.750	9.720-9.780	+++++	+++++
54 Methyl Parathion	+++++	+++++	+++++	+++++	+++++	+++++	+++++	9.107	9.077-9.137	+++++	+++++
55 Ethyl Parathion	+++++	+++++	+++++	+++++	+++++	+++++	+++++	10.251	10.221-10.281	+++++	+++++
56 Kepone	+++++	+++++	+++++	+++++	+++++	+++++	+++++	6.588	6.558-6.618	+++++	+++++
57 1-Chloropyrene	+++++	+++++	+++++	+++++	+++++	+++++	+++++	6.953	6.923-6.983	+++++	+++++

ARI Labs, Inc.
RETENTION TIME SUMMARY REPORT

Method File: \\target\share\chem4\ecd6.i\20230412.b\PEST.m\PESTB.m
Batch File: \\target\share\chem4\ecd6.i\20230412.b\B20230412.b
Inst ID: ecd6.i

ID: RT01 RT02 RT03 RT04 RT05 RT06 RT07
FILENAME: 23041204 23041205 23041206 23041207 23041208 23041209 23041210
INJ. DATE: 12-APR-2023 12-APR-2023 12-APR-2023 12-APR-2023 12-APR-2023 12-APR-2023 12-APR-2023
INJ. TIME: 15:34 15:53 16:11 16:30 16:48 17:06 17:25

Table with columns: Compound, RT01, RT02, RT03, RT04, RT05, RT06, RT07, EXPEC RT, RT WINDOW, AVG RT, STD DEV. Rows include compounds like Hexachlorobutadiene, 1Bromo-2nitrobenzene, Hexabromobiphenyl, Tetrachloro-m-xylene, Hexachlorobenzene, alpha-BHC, gamma-BHC (Lindane), beta-BHC, delta-BHC, Heptachlor, Chlorthalonil, Aldrin, Heptachlor Epoxide a, Heptachlor epoxide b, cis-Chlordane, trans-Chlordane, and Endosulfan I.

Reviewer 1 _____ Date: _____
Reviewer 2 _____ Date: _____

ARI Labs, Inc.
RETENTION TIME SUMMARY REPORT

Method File: \\target\share\chem4\ecd6.i\20230412.b\PEST.m\PESTB.m
Batch File: \\target\share\chem4\ecd6.i\20230412.b\B20230412.b
Inst ID: ecd6.i

Compound	RT01	RT02	RT03	RT04	RT05	RT06	RT07	EXPEC RT	RT WINDOW	AVG RT	STD DEV
18 4,4'-DDE [C]	7.257	7.257	7.257	7.257	7.257	7.257	7.257	7.257	7.227-7.287	7.257	0.000
19 Dieldrin [C]	7.466	7.466	7.465	7.466	7.466	7.466	7.466	7.466	7.436-7.496	7.466	0.000
20 Endrin [C]	7.789	7.790	7.789	7.790	7.789	7.790	7.790	7.790	7.760-7.820	7.790	0.000
21 4,4'-DDD [C]	7.862	7.862	7.862	7.862	7.862	7.862	7.862	7.862	7.832-7.892	7.862	0.000
22 Endosulfan II [C]	8.001	8.000	8.000	8.000	8.000	8.001	8.001	8.001	7.971-8.031	8.000	0.000
23 4,4'-DDT [C]	8.180	8.180	8.180	8.180	8.181	8.181	8.181	8.181	8.151-8.211	8.180	0.000
24 Endrin aldehyde [C]	8.331	8.331	8.330	8.331	8.331	8.332	8.331	8.331	8.301-8.361	8.331	0.000
25 Endosulfan sulfate [C]	8.598	8.598	8.597	8.598	8.598	8.598	8.598	8.598	8.568-8.628	8.598	0.000
26 Methoxychlor [C]	8.820	8.821	8.820	8.821	8.821	8.821	8.822	8.822	8.792-8.852	8.821	0.001
27 Endrin ketone [C]	9.119	9.119	9.119	9.119	9.119	9.120	9.119	9.119	9.089-9.149	9.119	0.000
28 Decachlorobiphenyl [C]	10.306	10.306	10.305	10.305	10.306	10.306	10.306	10.306	10.276-10.336	10.306	0.000
29 Aroclor-1016	+++++	+++++	+++++	+++++	+++++	+++++	+++++	4.180	4.150-4.210	+++++	+++++
30 Aroclor-1221	+++++	+++++	+++++	+++++	+++++	+++++	+++++	5.051	5.021-5.081	+++++	+++++
31 Aroclor-1232	+++++	+++++	+++++	+++++	+++++	+++++	+++++	5.171	5.141-5.201	+++++	+++++
32 Aroclor-1242	+++++	+++++	+++++	+++++	+++++	+++++	+++++	4.970	4.940-5.000	+++++	+++++
33 Aroclor-1248	+++++	+++++	+++++	+++++	+++++	+++++	+++++	5.285	5.255-5.315	+++++	+++++
34 Aroclor-1254	+++++	+++++	+++++	+++++	+++++	+++++	+++++	5.968	5.938-5.998	+++++	+++++
35 Aroclor-1260	+++++	+++++	+++++	+++++	+++++	+++++	+++++	6.767	6.737-6.797	+++++	+++++
36 Aroclor-1262	+++++	+++++	+++++	+++++	+++++	+++++	+++++	9.714	9.684-9.744	+++++	+++++
37 Aroclor-1268	+++++	+++++	+++++	+++++	+++++	+++++	+++++	11.791	11.761-11.821	+++++	+++++
38 Toxaphene [C]	+++++	+++++	+++++	+++++	+++++	+++++	+++++	7.440	7.410-7.470	+++++	+++++
39 2,4-DDE [C]	+++++	+++++	+++++	+++++	+++++	+++++	+++++	6.921	6.891-6.951	+++++	+++++

ARI Labs, Inc.
RETENTION TIME SUMMARY REPORT

Method File: \\target\share\chem4\ecd6.i\20230412.b\PEST.m\PESTB.m
Batch File: \\target\share\chem4\ecd6.i\20230412.b\B20230412.b
Inst ID: ecd6.i

Compound	RT01	RT02	RT03	RT04	RT05	RT06	RT07	EXPEC RT	RT WINDOW	AVG RT	STD DEV
40 2,4-DDD [C]	+++++	+++++	+++++	+++++	+++++	+++++	+++++	7.477	7.447-7.507	+++++	+++++
41 2,4-DDT [C]	+++++	+++++	+++++	+++++	+++++	+++++	+++++	7.799	7.769-7.829	+++++	+++++
42 Hexachloroethane [C]	+++++	+++++	+++++	+++++	+++++	+++++	+++++	1.676	1.646-1.706	+++++	+++++
43 Oxychlorane [C]	+++++	+++++	+++++	+++++	+++++	+++++	+++++	6.624	6.594-6.654	+++++	+++++
44 trans-Nonachlor [C]	+++++	+++++	+++++	+++++	+++++	+++++	+++++	7.039	7.009-7.069	+++++	+++++
45 cis-Nonachlor [C]	+++++	+++++	+++++	+++++	+++++	+++++	+++++	7.859	7.829-7.889	+++++	+++++
46 Mirex [C]	+++++	+++++	+++++	+++++	+++++	+++++	+++++	9.101	9.071-9.131	+++++	+++++
47 bis-(2-ethylhexyl) Pht	+++++	+++++	+++++	+++++	+++++	+++++	+++++	21.499	21.469-21.529	+++++	+++++
48 Chlordane (NOS) [C]	+++++	+++++	+++++	+++++	+++++	+++++	+++++	5.612	5.582-5.642	+++++	+++++
49 Trifluralin	+++++	+++++	+++++	+++++	+++++	+++++	+++++	4.871	4.841-4.901	+++++	+++++
50 Dacthal	+++++	+++++	+++++	+++++	+++++	+++++	+++++	6.640	6.610-6.670	+++++	+++++
51 Oxadiazon	+++++	+++++	+++++	+++++	+++++	+++++	+++++	8.115	8.085-8.145	+++++	+++++
52 Kelthane	+++++	+++++	+++++	+++++	+++++	+++++	+++++	11.286	11.256-11.316	+++++	+++++
53 Chlorpyrifos	+++++	+++++	+++++	+++++	+++++	+++++	+++++	6.527	6.497-6.557	+++++	+++++
54 Methyl Parathion	+++++	+++++	+++++	+++++	+++++	+++++	+++++	6.342	6.312-6.372	+++++	+++++
55 Ethyl Parathion	+++++	+++++	+++++	+++++	+++++	+++++	+++++	6.841	6.811-6.871	+++++	+++++
56 Kepone [C]	+++++	+++++	+++++	+++++	+++++	+++++	+++++	7.336	7.306-7.366	+++++	+++++
57 1-Chloropyrene	+++++	+++++	+++++	+++++	+++++	+++++	+++++	7.745	7.715-7.775	+++++	+++++

ARI Labs, Inc.
RETENTION TIME SUMMARY REPORT

Method File: \\target\share\chem4\ecd6.i\20230412.b\PEST.m\PESTB.m
Batch File: \\target\share\chem4\ecd6.i\20230412.b\B20230412.b
Inst ID: ecd6.i

Table with 7 columns: ID, RT01, RT02, RT03, RT04, RT05, RT06, RT07. Rows include FILENAME, INJ. DATE, and INJ. TIME for each RT column.

Main data table with columns: Compound, RT01, RT02, RT03, RT04, RT05, RT06, RT07, EXPECT RT, RT WINDOW, AVG RT, STD DEV. Lists 17 compounds with their retention times and standard deviations.

Reviewer 1 _____ Date: _____
Reviewer 2 _____ Date: _____

ARI Labs, Inc.
RETENTION TIME SUMMARY REPORT

Method File: \\target\share\chem4\ecd6.i\20230412.b\PEST.m\PESTB.m
Batch File: \\target\share\chem4\ecd6.i\20230412.b\B20230412.b
Inst ID: ecd6.i

Compound	RT01	RT02	RT03	RT04	RT05	RT06	RT07	EXPEC RT	RT WINDOW	AVG RT	STD DEV
18 4,4'-DDE [C]	+++++	+++++	+++++	+++++	+++++	+++++	+++++	7.257	7.227-7.287	+++++	+++++
19 Dieldrin [C]	+++++	+++++	+++++	+++++	+++++	+++++	+++++	7.466	7.436-7.496	+++++	+++++
20 Endrin [C]	+++++	+++++	+++++	+++++	+++++	+++++	+++++	7.790	7.760-7.820	+++++	+++++
21 4,4'-DDD [C]	+++++	+++++	+++++	+++++	+++++	+++++	+++++	7.862	7.832-7.892	+++++	+++++
22 Endosulfan II [C]	+++++	+++++	+++++	+++++	+++++	+++++	+++++	8.001	7.971-8.031	+++++	+++++
23 4,4'-DDT [C]	+++++	+++++	+++++	+++++	+++++	+++++	+++++	8.181	8.151-8.211	+++++	+++++
24 Endrin aldehyde [C]	+++++	+++++	+++++	+++++	+++++	+++++	+++++	8.331	8.301-8.361	+++++	+++++
25 Endosulfan sulfate [C]	+++++	+++++	+++++	+++++	+++++	+++++	+++++	8.598	8.568-8.628	+++++	+++++
26 Methoxychlor [C]	+++++	+++++	+++++	+++++	+++++	+++++	+++++	8.822	8.792-8.852	+++++	+++++
27 Endrin ketone [C]	+++++	+++++	+++++	+++++	+++++	+++++	+++++	9.119	9.089-9.149	+++++	+++++
\$ 28 Decachlorobiphenyl [C]	+++++	+++++	+++++	10.309	10.309	10.309	10.308	10.306	10.276-10.336	10.309	0.001
29 Aroclor-1016	+++++	+++++	+++++	+++++	+++++	+++++	+++++	4.180	4.150-4.210	+++++	+++++
30 Aroclor-1221	+++++	+++++	+++++	+++++	+++++	+++++	+++++	5.051	5.021-5.081	+++++	+++++
31 Aroclor-1232	+++++	+++++	+++++	+++++	+++++	+++++	+++++	5.171	5.141-5.201	+++++	+++++
32 Aroclor-1242	+++++	+++++	+++++	+++++	+++++	+++++	+++++	4.970	4.940-5.000	+++++	+++++
33 Aroclor-1248	+++++	+++++	+++++	+++++	+++++	+++++	+++++	5.285	5.255-5.315	+++++	+++++
34 Aroclor-1254	+++++	+++++	+++++	+++++	+++++	+++++	+++++	5.968	5.938-5.998	+++++	+++++
35 Aroclor-1260	+++++	+++++	+++++	+++++	+++++	+++++	+++++	6.767	6.737-6.797	+++++	+++++
36 Aroclor-1262	+++++	+++++	+++++	+++++	+++++	+++++	+++++	9.714	9.684-9.744	+++++	+++++
37 Aroclor-1268	+++++	+++++	+++++	+++++	+++++	+++++	+++++	11.791	11.761-11.821	+++++	+++++
38 Toxaphene [C]	+++++	+++++	+++++	+++++	+++++	+++++	+++++	7.440	7.410-7.470	+++++	+++++
39 2,4-DDE [C]	6.922	6.921	6.921	6.922	6.921	6.921	6.921	6.921	6.891-6.951	6.921	0.000

ARI Labs, Inc.
RETENTION TIME SUMMARY REPORT

Method File: \\target\share\chem4\ecd6.i\20230412.b\PEST.m\PESTB.m
 Batch File: \\target\share\chem4\ecd6.i\20230412.b\B20230412.b
 Inst ID: ecd6.i

Compound	RT01	RT02	RT03	RT04	RT05	RT06	RT07	EXPEC RT	RT WINDOW	AVG RT	STD DEV
40 2,4-DDD [C]	7.477	7.477	7.477	7.476	7.476	7.476	7.477	7.477	7.447-7.507	7.476	0.000
41 2,4-DDT [C]	7.799	7.798	7.799	7.799	7.799	7.798	7.799	7.799	7.769-7.829	7.799	0.000
42 Hexachloroethane [C]	+++++	+++++	+++++	+++++	+++++	+++++	+++++	1.676	1.646-1.706	+++++	+++++
43 Oxychlordane [C]	6.624	6.624	6.624	6.624	6.624	6.624	6.624	6.624	6.594-6.654	6.624	0.000
44 trans-Nonachlor [C]	7.039	7.038	7.039	7.039	7.039	7.039	7.039	7.039	7.009-7.069	7.039	0.000
45 cis-Nonachlor [C]	7.859	7.858	7.859	7.859	7.859	7.858	7.859	7.859	7.829-7.889	7.859	0.000
46 Mirex [C]	9.102	9.101	9.101	9.101	9.101	9.101	9.101	9.101	9.071-9.131	9.101	0.000
47 bis-(2-ethylhexyl) Pht	+++++	+++++	+++++	+++++	+++++	+++++	+++++	21.499	21.469-21.529	+++++	+++++
48 Chlordane (NOS) [C]	+++++	+++++	+++++	+++++	+++++	+++++	+++++	5.612	5.582-5.642	+++++	+++++
49 Trifluralin	+++++	+++++	+++++	+++++	+++++	+++++	+++++	4.871	4.841-4.901	+++++	+++++
50 Dacthal	+++++	+++++	+++++	+++++	+++++	+++++	+++++	6.640	6.610-6.670	+++++	+++++
51 Oxadiazon	+++++	+++++	+++++	+++++	+++++	+++++	+++++	8.115	8.085-8.145	+++++	+++++
52 Kelthane	+++++	+++++	+++++	+++++	+++++	+++++	+++++	11.286	11.256-11.316	+++++	+++++
53 Chlorpyrifos	+++++	+++++	+++++	+++++	+++++	+++++	+++++	6.527	6.497-6.557	+++++	+++++
54 Methyl Parathion	+++++	+++++	+++++	+++++	+++++	+++++	+++++	6.342	6.312-6.372	+++++	+++++
55 Ethyl Parathion	+++++	+++++	+++++	+++++	+++++	+++++	+++++	6.841	6.811-6.871	+++++	+++++
56 Kepone [C]	+++++	+++++	+++++	+++++	+++++	+++++	+++++	7.336	7.306-7.366	+++++	+++++
57 1-Chloropyrene	+++++	+++++	+++++	+++++	+++++	+++++	+++++	7.745	7.715-7.775	+++++	+++++

ARI Labs, Inc.

INITIAL CALIBRATION DATA

Start Cal Date : 12-APR-2023 15:34
 End Cal Date : 12-APR-2023 21:42
 Quant Method : ISTD
 Origin : Disabled
 Target Version : 4.14
 Integrator : HP Genie
 Method file : \\target\share\chem4\ecd6.i\20230412.b\PEST.m
 Last Edit : 13-Apr-2023 13:06 ecd6.i
 Curve Type : Average

Calibration File Names:

Level 1: \\target\share\chem4\ecd6.i\20230412.b\23041218.D
 Level 2: \\target\share\chem4\ecd6.i\20230412.b\23041219.D
 Level 3: \\target\share\chem4\ecd6.i\20230412.b\23041220.D
 Level 4: \\target\share\chem4\ecd6.i\20230412.b\23041221.D
 Level 5: \\target\share\chem4\ecd6.i\20230412.b\23041222.D
 Level 6: \\target\share\chem4\ecd6.i\20230412.b\23041223.D
 Level 7: \\target\share\chem4\ecd6.i\20230412.b\23041224.D

Compound	1.250 Level 1	2.500 Level 2	5.000 Level 3	10.000 Level 4	20.000 Level 5	40.000 Level 6	RRF	% RSD
1 Hexachlorobutadiene	2.06676 1.55088	1.98551	1.84558	1.81938	1.70622	1.65553	1.80426	10.110
5 Hexachlorobenzene	1.76245 1.31954	1.68993	1.60717	1.57099	1.46814	1.41798	1.54803	10.064
6 alpha-BHC	1.75845 1.62244	1.79303	1.78792	1.82015	1.74640	1.71680	1.74931	3.739
7 gamma-BHC (Lindane)	1.55969 1.40784	1.58392	1.58235	1.59868	1.52927	1.49902	1.53725	4.344
8 beta-BHC	0.78879 0.60902	0.75698	0.71551	0.70150	0.66783	0.65017	0.69854	8.893
9 delta-BHC	1.59762 1.45446	1.62693	1.62475	1.65308	1.58886	1.54105	1.58382	4.244
10 Heptachlor	1.55444 1.19276	1.53135	1.49709	1.48384	1.38462	1.31527	1.42277	9.267
11 Aldrin	1.52950 1.25612	1.52030	1.51102	1.51498	1.42775	1.37062	1.44718	7.111

ARI Labs, Inc.

INITIAL CALIBRATION DATA

Start Cal Date : 12-APR-2023 15:34
 End Cal Date : 12-APR-2023 21:42
 Quant Method : ISTD
 Origin : Disabled
 Target Version : 4.14
 Integrator : HP Genie
 Method file : \\target\share\chem4\ecd6.i\20230412.b\PEST.m
 Last Edit : 13-Apr-2023 13:06 ecd6.i
 Curve Type : Average

Compound	1.250 Level 1	2.500 Level 2	5.000 Level 3	10.000 Level 4	20.000 Level 5	40.000 Level 6	RRF	% RSD
80.000 Level 7								
12 Chlorthalonil	+++++	+++++	+++++	+++++	+++++	+++++	+++++	+++++
13 Heptachlor Epoxide a	+++++	+++++	+++++	+++++	+++++	+++++	+++++	+++++
14 Heptachlor epoxide b	1.77461 1.03248	1.35433	1.32261	1.30465	1.21044	1.14473	1.30626	18.012
15 cis-Chlordane	1.38132 1.12534	1.35475	1.32741	1.32583	1.25243	1.21449	1.28308	7.051
16 trans-Chlordane	1.35410 1.13926	1.33073	1.31479	1.32467	1.25766	1.22594	1.27816	5.931
17 Endosulfan I	1.28039 0.97393	1.25168	1.22150	1.21676	1.13336	1.07368	1.16447	9.443
18 4,4'-DDE	1.24170 0.98378	1.24927	1.22317	1.21706	1.13776	1.08081	1.16194	8.584
19 Dieldrin	1.34743 1.02037	1.34643	1.30489	1.29164	1.19395	1.12151	1.23232	10.143
20 Endrin	1.57568 1.12944	1.51238	1.45431	1.42357	1.32589	1.25651	1.38254	11.211
21 4,4'-DDD	1.35634 1.04973	1.32763	1.29400	1.28872	1.20844	1.16122	1.24087	8.699
22 Endosulfan II	1.47728 1.04873	1.43199	1.36585	1.33268	1.23064	1.17531	1.29464	11.695

ARI Labs, Inc.

INITIAL CALIBRATION DATA

Start Cal Date : 12-APR-2023 15:34
 End Cal Date : 12-APR-2023 21:42
 Quant Method : ISTD
 Origin : Disabled
 Target Version : 4.14
 Integrator : HP Genie
 Method file : \\target\share\chem4\ecd6.i\20230412.b\PEST.m
 Last Edit : 13-Apr-2023 13:06 ecd6.i
 Curve Type : Average

Compound	1.250 Level 1	2.500 Level 2	5.000 Level 3	10.000 Level 4	20.000 Level 5	40.000 Level 6	RRF	% RSD
23 4,4'-DDT	1.46240 1.14081	1.43318	1.38952	1.37913	1.29284	1.25728	1.33645	8.438
24 Endrin aldehyde	1.14396 0.81008	1.08101	1.04038	1.00916	0.93237	0.89937	0.98805	11.597
25 Methoxychlor	0.70887 0.47085	0.65387	0.60096	0.56348	0.51256	0.49735	0.57256	15.240
26 Endosulfan sulfate	1.38827 1.00702	1.35363	1.28002	1.24749	1.15302	1.11454	1.22057	11.169
27 Endrin ketone	1.70062 1.13023	1.57515	1.43531	1.38817	1.27796	1.24181	1.39275	14.203
29 Aroclor-1016(1)	+++++	+++++	+++++	+++++	+++++	+++++	+++++	+++++
(2)	+++++	+++++	+++++	+++++	+++++	+++++	+++++	+++++
(3)	+++++	+++++	+++++	+++++	+++++	+++++	+++++	+++++
(4)	+++++	+++++	+++++	+++++	+++++	+++++	+++++	+++++
(5)	+++++	+++++	+++++	+++++	+++++	+++++	+++++	+++++
30 Aroclor-1221(1)	+++++	+++++	+++++	+++++	+++++	+++++	+++++	+++++

ARI Labs, Inc.

INITIAL CALIBRATION DATA

Start Cal Date : 12-APR-2023 15:34
 End Cal Date : 12-APR-2023 21:42
 Quant Method : ISTD
 Origin : Disabled
 Target Version : 4.14
 Integrator : HP Genie
 Method file : \\target\share\chem4\ecd6.i\20230412.b\PEST.m
 Last Edit : 13-Apr-2023 13:06 ecd6.i
 Curve Type : Average

Compound	1.250 Level 1	2.500 Level 2	5.000 Level 3	10.000 Level 4	20.000 Level 5	40.000 Level 6	80.000 Level 7	RRF	% RSD
(2)	+++++	+++++	+++++	+++++	+++++	+++++		+++++	+++++
(3)	+++++	+++++	+++++	+++++	+++++	+++++		+++++	+++++
(4)	+++++	+++++	+++++	+++++	+++++	+++++		+++++	+++++
31 Aroclor-1232 (1)	+++++	+++++	+++++	+++++	+++++	+++++		+++++	+++++
(2)	+++++	+++++	+++++	+++++	+++++	+++++		+++++	+++++
(3)	+++++	+++++	+++++	+++++	+++++	+++++		+++++	+++++
(4)	+++++	+++++	+++++	+++++	+++++	+++++		+++++	+++++
(5)	+++++	+++++	+++++	+++++	+++++	+++++		+++++	+++++
32 Aroclor-1242 (1)	+++++	+++++	+++++	+++++	+++++	+++++		+++++	+++++
(2)	+++++	+++++	+++++	+++++	+++++	+++++		+++++	+++++
(3)	+++++	+++++	+++++	+++++	+++++	+++++		+++++	+++++

ARI Labs, Inc.

INITIAL CALIBRATION DATA

Start Cal Date : 12-APR-2023 15:34
 End Cal Date : 12-APR-2023 21:42
 Quant Method : ISTD
 Origin : Disabled
 Target Version : 4.14
 Integrator : HP Genie
 Method file : \\target\share\chem4\ecd6.i\20230412.b\PEST.m
 Last Edit : 13-Apr-2023 13:06 ecd6.i
 Curve Type : Average

Compound	1.250 Level 1	2.500 Level 2	5.000 Level 3	10.000 Level 4	20.000 Level 5	40.000 Level 6	80.000 Level 7	RRF	% RSD
(4)	+++++	+++++	+++++	+++++	+++++	+++++		+++++	+++++
(5)	+++++	+++++	+++++	+++++	+++++	+++++		+++++	+++++
(6)	+++++	+++++	+++++	+++++	+++++	+++++		+++++	+++++
33 Aroclor-1248(1)	+++++	+++++	+++++	+++++	+++++	+++++		+++++	+++++
(2)	+++++	+++++	+++++	+++++	+++++	+++++		+++++	+++++
(3)	+++++	+++++	+++++	+++++	+++++	+++++		+++++	+++++
(4)	+++++	+++++	+++++	+++++	+++++	+++++		+++++	+++++
(5)	+++++	+++++	+++++	+++++	+++++	+++++		+++++	+++++
34 Aroclor-1254(1)	+++++	+++++	+++++	+++++	+++++	+++++		+++++	+++++
(2)	+++++	+++++	+++++	+++++	+++++	+++++		+++++	+++++
(3)	+++++	+++++	+++++	+++++	+++++	+++++		+++++	+++++

ARI Labs, Inc.

INITIAL CALIBRATION DATA

Start Cal Date : 12-APR-2023 15:34
 End Cal Date : 12-APR-2023 21:42
 Quant Method : ISTD
 Origin : Disabled
 Target Version : 4.14
 Integrator : HP Genie
 Method file : \\target\share\chem4\ecd6.i\20230412.b\PEST.m
 Last Edit : 13-Apr-2023 13:06 ecd6.i
 Curve Type : Average

Compound	1.250 Level 1	2.500 Level 2	5.000 Level 3	10.000 Level 4	20.000 Level 5	40.000 Level 6	80.000 Level 7	RRF	% RSD
(4)	+++++	+++++	+++++	+++++	+++++	+++++		+++++	+++++
(5)	+++++	+++++	+++++	+++++	+++++	+++++		+++++	+++++
35 Aroclor-1260(1)	+++++	+++++	+++++	+++++	+++++	+++++		+++++	+++++
(2)	+++++	+++++	+++++	+++++	+++++	+++++		+++++	+++++
(3)	+++++	+++++	+++++	+++++	+++++	+++++		+++++	+++++
(4)	+++++	+++++	+++++	+++++	+++++	+++++		+++++	+++++
(5)	+++++	+++++	+++++	+++++	+++++	+++++		+++++	+++++
36 Aroclor-1262(1)	+++++	+++++	+++++	+++++	+++++	+++++		+++++	+++++
(2)	+++++	+++++	+++++	+++++	+++++	+++++		+++++	+++++
(3)	+++++	+++++	+++++	+++++	+++++	+++++		+++++	+++++
(4)	+++++	+++++	+++++	+++++	+++++	+++++		+++++	+++++

ARI Labs, Inc.

INITIAL CALIBRATION DATA

Start Cal Date : 12-APR-2023 15:34
 End Cal Date : 12-APR-2023 21:42
 Quant Method : ISTD
 Origin : Disabled
 Target Version : 4.14
 Integrator : HP Genie
 Method file : \\target\share\chem4\ecd6.i\20230412.b\PEST.m
 Last Edit : 13-Apr-2023 13:06 ecd6.i
 Curve Type : Average

Compound	1.250 Level 1	2.500 Level 2	5.000 Level 3	10.000 Level 4	20.000 Level 5	40.000 Level 6	RRF	% RSD
(5)	+++++	+++++	+++++	+++++	+++++	+++++	+++++	+++++
37 Aroclor-1268(1)	+++++	+++++	+++++	+++++	+++++	+++++	+++++	+++++
(2)	+++++	+++++	+++++	+++++	+++++	+++++	+++++	+++++
(3)	+++++	+++++	+++++	+++++	+++++	+++++	+++++	+++++
(4)	+++++	+++++	+++++	+++++	+++++	+++++	+++++	+++++
(5)	+++++	+++++	+++++	+++++	+++++	+++++	+++++	+++++
38 Toxaphene(1)	0.02964 0.02076	0.03226	0.03521	0.03252	0.03126	0.02556	0.02960	16.566
(2)	0.04237 0.02651	0.04244	0.04595	0.04487	0.04047	0.03477	0.03962	17.214
(3)	0.05862 0.03584	0.05791	0.06487	0.06029	0.05391	0.04678	0.05403	18.141
(4)	0.04172 0.03028	0.04045	0.05069	0.04873	0.04618	0.04013	0.04260	16.014
(5)	0.02406 0.01877	0.02417	0.03063	0.02984	0.02781	0.02427	0.02565	15.995

ARI Labs, Inc.

INITIAL CALIBRATION DATA

Start Cal Date : 12-APR-2023 15:34
 End Cal Date : 12-APR-2023 21:42
 Quant Method : ISTD
 Origin : Disabled
 Target Version : 4.14
 Integrator : HP Genie
 Method file : \\target\share\chem4\ecd6.i\20230412.b\PEST.m
 Last Edit : 13-Apr-2023 13:06 ecd6.i
 Curve Type : Average

Compound	1.250 Level 1	2.500 Level 2	5.000 Level 3	10.000 Level 4	20.000 Level 5	40.000 Level 6	RRF	% RSD
39 2,4-DDE	++++ 0.70837	0.96271	0.96579	0.91868	0.86843	0.79752	0.87025	11.664
40 2,4-DDD	++++ 0.67816	0.88281	0.89873	0.85426	0.81245	0.75323	0.81327	10.387
41 2,4-DDT	++++ 0.81933	1.07731	1.07494	1.02816	0.97817	0.90679	0.98078	10.395
42 Hexachloroethane	++++ ++++	++++	++++	++++	++++	++++	++++	++++
43 Oxychlordane	++++ 1.02406	1.26894	1.32532	1.26543	1.20607	1.12176	1.20193	9.252
44 trans-Nonachlor	++++ 1.23122	1.54141	1.51800	1.46473	1.41186	1.32985	1.41618	8.360
45 cis-Nonachlor	++++ 1.29610	1.59233	1.57870	1.52677	1.47421	1.39620	1.47739	7.740
46 Mirex	++++ 0.78527	0.99781	0.99695	0.94201	0.89770	0.84639	0.91102	9.320
47 bis-(2-ethylhexyl) Phthalate	++++ ++++	++++	++++	++++	++++	++++	++++	++++
48 Chlordane (NOS) (1)	++++ ++++	++++	++++	++++	++++	++++	++++	++++
(2)	++++ ++++	++++	++++	++++	++++	++++	++++	++++

ARI Labs, Inc.

INITIAL CALIBRATION DATA

Start Cal Date : 12-APR-2023 15:34
 End Cal Date : 12-APR-2023 21:42
 Quant Method : ISTD
 Origin : Disabled
 Target Version : 4.14
 Integrator : HP Genie
 Method file : \\target\share\chem4\ecd6.i\20230412.b\PEST.m
 Last Edit : 13-Apr-2023 13:06 ecd6.i
 Curve Type : Average

Compound	1.250 Level 1	2.500 Level 2	5.000 Level 3	10.000 Level 4	20.000 Level 5	40.000 Level 6	80.000 Level 7	RRF	% RSD
(3)	++++	++++	++++	++++	++++	++++		++++	++++
49 Trifluralin	++++	++++	++++	++++	++++	++++		++++	++++
50 Dacthal	++++	++++	++++	++++	++++	++++		++++	++++
51 Oxadiazon	++++	++++	++++	++++	++++	++++		++++	++++
52 Kelthane	++++	++++	++++	++++	++++	++++		++++	++++
53 Chlorpyrifos	++++	++++	++++	++++	++++	++++		++++	++++
54 Methyl Parathion	++++	++++	++++	++++	++++	++++		++++	++++
55 Ethyl Parathion	++++	++++	++++	++++	++++	++++		++++	++++
56 Kepone	++++	++++	++++	++++	++++	++++		++++	++++
57 1-Chloropyrene	++++	++++	++++	++++	++++	++++		++++	++++
4 Tetrachloro-m-xylene	1.25566 0.92513	1.22780	1.18265	1.15804	1.07105	1.01536		1.11939	10.740

ARI Labs, Inc.

INITIAL CALIBRATION DATA

Start Cal Date : 12-APR-2023 15:34
 End Cal Date : 12-APR-2023 21:42
 Quant Method : ISTD
 Origin : Disabled
 Target Version : 4.14
 Integrator : HP Genie
 Method file : \\target\share\chem4\ecd6.i\20230412.b\PEST.m
 Last Edit : 13-Apr-2023 13:06 ecd6.i
 Curve Type : Average

Compound	1.250 Level 1	2.500 Level 2	5.000 Level 3	10.000 Level 4	20.000 Level 5	40.000 Level 6	RRF	% RSD
80.000 Level 7								
\$ 28 Decachlorobiphenyl	1.22265	1.12837	0.97683	0.90966	0.82714	0.80277	0.94360	18.860
	0.73776							

ARI Labs, Inc.

INITIAL CALIBRATION DATA

Start Cal Date : 12-APR-2023 15:34
 End Cal Date : 12-APR-2023 21:42
 Quant Method : ISTD
 Origin : Disabled
 Target Version : 4.14
 Integrator : HP Genie
 Method file : \\target\share\chem4\ecd6.i\20230412.b\PEST.m\PESTB.m
 Last Edit : 13-Apr-2023 12:43 ecd6.i
 Curve Type : Average

Calibration File Names:

Level 1: \\target\share\chem4\ecd6.i\20230412.b\B20230412.b\23041218.D
 Level 2: \\target\share\chem4\ecd6.i\20230412.b\B20230412.b\23041219.D
 Level 3: \\target\share\chem4\ecd6.i\20230412.b\B20230412.b\23041220.D
 Level 4: \\target\share\chem4\ecd6.i\20230412.b\B20230412.b\23041221.D
 Level 5: \\target\share\chem4\ecd6.i\20230412.b\B20230412.b\23041222.D
 Level 6: \\target\share\chem4\ecd6.i\20230412.b\B20230412.b\23041223.D
 Level 7: \\target\share\chem4\ecd6.i\20230412.b\B20230412.b\23041224.D

Compound	1.250 Level 1	2.500 Level 2	5.000 Level 3	10.000 Level 4	20.000 Level 5	40.000 Level 6	RRF	% RSD
1 Hexachlorobutadiene [C]	1.68175 1.33902	1.59096	1.60748	1.61038	1.49696	1.45925	1.54083	7.539
5 Hexachlorobenzene [C]	1.63765 1.29419	1.58192	1.53225	1.52323	1.42721	1.37840	1.48212	8.145
6 alpha-BHC [C]	1.63462 1.64801	1.67867	1.71056	1.77219	1.71975	1.71612	1.69713	2.779
7 gamma-BHC (Lindane) [C]	1.48009 1.41985	1.48711	1.51015	1.55733	1.49836	1.49181	1.49210	2.737
8 beta-BHC [C]	0.74714 0.60839	0.70583	0.68405	0.68422	0.64813	0.64123	0.67414	6.802
9 delta-BHC [C]	1.48755 1.44063	1.49763	1.52471	1.57911	1.52554	1.52030	1.51078	2.809
10 Heptachlor [C]	1.37389 1.15202	1.35320	1.35361	1.37453	1.29676	1.25563	1.30852	6.247
11 Chlorthalonil	+++++	+++++	+++++	+++++	+++++	+++++	+++++	+++++

ARI Labs, Inc.

INITIAL CALIBRATION DATA

Start Cal Date : 12-APR-2023 15:34
 End Cal Date : 12-APR-2023 21:42
 Quant Method : ISTD
 Origin : Disabled
 Target Version : 4.14
 Integrator : HP Genie
 Method file : \\target\share\chem4\ecd6.i\20230412.b\PEST.m\PESTB.m
 Last Edit : 13-Apr-2023 12:43 ecd6.i
 Curve Type : Average

Compound	1.250 Level 1	2.500 Level 2	5.000 Level 3	10.000 Level 4	20.000 Level 5	40.000 Level 6	RRF	% RSD
80.000 Level 7								
12 Aldrin [C]	1.39523 1.22309	1.38135	1.39556	1.42793	1.36125	1.32392	1.35833	4.993
13 Heptachlor Epoxide a	+++++	+++++	+++++	+++++	+++++	+++++	+++++	+++++
14 Heptachlor epoxide b [C]	1.56323 0.99933	1.20249	1.18929	1.19890	1.12726	1.08936	1.19569	14.872
15 cis-Chlordane [C]	1.19498 1.02977	1.16010	1.15172	1.16525	1.10932	1.09197	1.12902	4.952
16 trans-Chlordane [C]	1.19368 1.05677	1.16300	1.16384	1.18747	1.13804	1.12279	1.14651	4.085
17 Endosulfan I [C]	1.08731 0.89638	1.05822	1.05274	1.06193	1.00305	0.97183	1.01878	6.548
18 4,4'-DDE [C]	1.12212 0.90867	1.12143	1.12052	1.12760	1.04668	0.99351	1.06293	7.992
19 Dieldrin [C]	1.19866 0.96463	1.18503	1.16992	1.16774	1.08900	1.04163	1.11666	7.871
20 Endrin [C]	1.78067 1.36399	1.74471	1.68317	1.66518	1.56413	1.46925	1.61016	9.423
21 4,4'-DDD [C]	1.57958 1.31906	1.54965	1.50467	1.51523	1.44353	1.39149	1.47189	6.277
22 Endosulfan II [C]	1.67704 1.33218	1.62917	1.57040	1.56415	1.47191	1.40267	1.52108	8.159

ARI Labs, Inc.

INITIAL CALIBRATION DATA

Start Cal Date : 12-APR-2023 15:34
 End Cal Date : 12-APR-2023 21:42
 Quant Method : ISTD
 Origin : Disabled
 Target Version : 4.14
 Integrator : HP Genie
 Method file : \\target\share\chem4\ecd6.i\20230412.b\PEST.m\PESTB.m
 Last Edit : 13-Apr-2023 12:43 ecd6.i
 Curve Type : Average

Compound	1.250 Level 1	2.500 Level 2	5.000 Level 3	10.000 Level 4	20.000 Level 5	40.000 Level 6	RRF	% RSD
23 4,4'-DDT [C]	1.60092 1.34107	1.55757	1.51411	1.52351	1.44879	1.40898	1.48499	6.076
24 Endrin aldehyde [C]	1.25337 0.95076	1.18287	1.12863	1.11827	1.05217	1.01258	1.09981	9.372
25 Endosulfan sulfate [C]	1.55683 1.23196	1.49557	1.43410	1.42713	1.35325	1.30546	1.40062	7.982
26 Methoxychlor [C]	0.75597 0.56181	0.70472	0.65874	0.63180	0.58097	0.56318	0.63674	11.732
27 Endrin ketone [C]	1.75477 1.32623	1.67216	1.56779	1.54355	1.44756	1.39441	1.52949	9.953
29 Aroclor-1016(1)	+++++	+++++	+++++	+++++	+++++	+++++	+++++	+++++
(2)	+++++	+++++	+++++	+++++	+++++	+++++	+++++	+++++
(3)	+++++	+++++	+++++	+++++	+++++	+++++	+++++	+++++
(4)	+++++	+++++	+++++	+++++	+++++	+++++	+++++	+++++
(5)	+++++	+++++	+++++	+++++	+++++	+++++	+++++	+++++
30 Aroclor-1221(1)	+++++	+++++	+++++	+++++	+++++	+++++	+++++	+++++

ARI Labs, Inc.

INITIAL CALIBRATION DATA

Start Cal Date : 12-APR-2023 15:34
 End Cal Date : 12-APR-2023 21:42
 Quant Method : ISTD
 Origin : Disabled
 Target Version : 4.14
 Integrator : HP Genie
 Method file : \\target\share\chem4\ecd6.i\20230412.b\PEST.m\PESTB.m
 Last Edit : 13-Apr-2023 12:43 ecd6.i
 Curve Type : Average

Compound	1.250 Level 1	2.500 Level 2	5.000 Level 3	10.000 Level 4	20.000 Level 5	40.000 Level 6	RRF	% RSD
	80.000 Level 7							
(2)	+++++	+++++	+++++	+++++	+++++	+++++	+++++	+++++
(3)	+++++	+++++	+++++	+++++	+++++	+++++	+++++	+++++
(4)	+++++	+++++	+++++	+++++	+++++	+++++	+++++	+++++
31 Aroclor-1232 (1)	+++++	+++++	+++++	+++++	+++++	+++++	+++++	+++++
(2)	+++++	+++++	+++++	+++++	+++++	+++++	+++++	+++++
(3)	+++++	+++++	+++++	+++++	+++++	+++++	+++++	+++++
(4)	+++++	+++++	+++++	+++++	+++++	+++++	+++++	+++++
(5)	+++++	+++++	+++++	+++++	+++++	+++++	+++++	+++++
32 Aroclor-1242 (1)	+++++	+++++	+++++	+++++	+++++	+++++	+++++	+++++
(2)	+++++	+++++	+++++	+++++	+++++	+++++	+++++	+++++
(3)	+++++	+++++	+++++	+++++	+++++	+++++	+++++	+++++

ARI Labs, Inc.

INITIAL CALIBRATION DATA

Start Cal Date : 12-APR-2023 15:34
 End Cal Date : 12-APR-2023 21:42
 Quant Method : ISTD
 Origin : Disabled
 Target Version : 4.14
 Integrator : HP Genie
 Method file : \\target\share\chem4\ecd6.i\20230412.b\PEST.m\PESTB.m
 Last Edit : 13-Apr-2023 12:43 ecd6.i
 Curve Type : Average

Compound	1.250 Level 1	2.500 Level 2	5.000 Level 3	10.000 Level 4	20.000 Level 5	40.000 Level 6	RRF	% RSD
(4)	+++++	+++++	+++++	+++++	+++++	+++++	+++++	+++++
(5)	+++++	+++++	+++++	+++++	+++++	+++++	+++++	+++++
33 Aroclor-1248(1)	+++++	+++++	+++++	+++++	+++++	+++++	+++++	+++++
(2)	+++++	+++++	+++++	+++++	+++++	+++++	+++++	+++++
(3)	+++++	+++++	+++++	+++++	+++++	+++++	+++++	+++++
(4)	+++++	+++++	+++++	+++++	+++++	+++++	+++++	+++++
(5)	+++++	+++++	+++++	+++++	+++++	+++++	+++++	+++++
34 Aroclor-1254(1)	+++++	+++++	+++++	+++++	+++++	+++++	+++++	+++++
(2)	+++++	+++++	+++++	+++++	+++++	+++++	+++++	+++++
(3)	+++++	+++++	+++++	+++++	+++++	+++++	+++++	+++++
(4)	+++++	+++++	+++++	+++++	+++++	+++++	+++++	+++++

ARI Labs, Inc.

INITIAL CALIBRATION DATA

Start Cal Date : 12-APR-2023 15:34
 End Cal Date : 12-APR-2023 21:42
 Quant Method : ISTD
 Origin : Disabled
 Target Version : 4.14
 Integrator : HP Genie
 Method file : \\target\share\chem4\ecd6.i\20230412.b\PEST.m\PESTB.m
 Last Edit : 13-Apr-2023 12:43 ecd6.i
 Curve Type : Average

Compound	1.250 Level 1	2.500 Level 2	5.000 Level 3	10.000 Level 4	20.000 Level 5	40.000 Level 6	RRF	% RSD
(5)	+++++	+++++	+++++	+++++	+++++	+++++	+++++	+++++
35 Aroclor-1260(1)	+++++	+++++	+++++	+++++	+++++	+++++	+++++	+++++
(2)	+++++	+++++	+++++	+++++	+++++	+++++	+++++	+++++
(3)	+++++	+++++	+++++	+++++	+++++	+++++	+++++	+++++
(4)	+++++	+++++	+++++	+++++	+++++	+++++	+++++	+++++
(5)	+++++	+++++	+++++	+++++	+++++	+++++	+++++	+++++
36 Aroclor-1262(1)	+++++	+++++	+++++	+++++	+++++	+++++	+++++	+++++
(2)	+++++	+++++	+++++	+++++	+++++	+++++	+++++	+++++
(3)	+++++	+++++	+++++	+++++	+++++	+++++	+++++	+++++
(4)	+++++	+++++	+++++	+++++	+++++	+++++	+++++	+++++
(5)	+++++	+++++	+++++	+++++	+++++	+++++	+++++	+++++

ARI Labs, Inc.

INITIAL CALIBRATION DATA

Start Cal Date : 12-APR-2023 15:34
 End Cal Date : 12-APR-2023 21:42
 Quant Method : ISTD
 Origin : Disabled
 Target Version : 4.14
 Integrator : HP Genie
 Method file : \\target\share\chem4\ecd6.i\20230412.b\PEST.m\PESTB.m
 Last Edit : 13-Apr-2023 12:43 ecd6.i
 Curve Type : Average

Compound	1.250 Level 1	2.500 Level 2	5.000 Level 3	10.000 Level 4	20.000 Level 5	40.000 Level 6	80.000 Level 7	RRF	% RSD
37 Aroclor-1268 (1)	++++	++++	++++	++++	++++	++++		++++	++++
(2)	++++	++++	++++	++++	++++	++++		++++	++++
(3)	++++	++++	++++	++++	++++	++++		++++	++++
(4)	++++	++++	++++	++++	++++	++++		++++	++++
(5)	++++	++++	++++	++++	++++	++++		++++	++++
38 Toxaphene [C] (1)	0.02960 0.01995	0.02897	0.02869	0.02664	0.02372	0.02271		0.02576	14.316
(2)	0.08918 0.05881	0.08648	0.08486	0.07864	0.06865	0.06553		0.07602	15.453
(3)	0.06792 0.04648	0.06646	0.06603	0.06172	0.05457	0.05229		0.05935	13.972
(4)	0.07276 0.05156	0.07135	0.06974	0.06542	0.05866	0.05671		0.06374	12.837
(5)	0.03882 0.02918	0.03832	0.03789	0.03573	0.03246	0.03203		0.03492	10.684
39 2,4-DDE [C]	0.75845 0.53401	0.72899	0.70778	0.69440	0.65651	0.59759		0.66825	11.787

ARI Labs, Inc.

INITIAL CALIBRATION DATA

Start Cal Date : 12-APR-2023 15:34
 End Cal Date : 12-APR-2023 21:42
 Quant Method : ISTD
 Origin : Disabled
 Target Version : 4.14
 Integrator : HP Genie
 Method file : \\target\share\chem4\ecd6.i\20230412.b\PEST.m\PESTB.m
 Last Edit : 13-Apr-2023 12:43 ecd6.i
 Curve Type : Average

Compound	1.250 Level 1	2.500 Level 2	5.000 Level 3	10.000 Level 4	20.000 Level 5	40.000 Level 6	RRF	% RSD
40 2,4-DDD [C]	1.12937 0.84627	1.06142	1.05101	1.01695	0.98327	0.92485	1.00188	9.375
41 2,4-DDT [C]	1.28576 0.96934	1.20894	1.19812	1.16271	1.12721	1.06684	1.14556	9.038
42 Hexachloroethane [C]	+++++	+++++	+++++	+++++	+++++	+++++	+++++	+++++
43 Oxychlordan [C]	0.99553 0.78529	0.97475	0.94837	0.94350	0.90717	0.84779	0.91463	8.155
44 trans-Nonachlor [C]	1.85055 1.46338	1.66441	1.77907	1.73821	1.69126	1.60386	1.68439	7.480
45 cis-Nonachlor [C]	1.87416 1.53301	1.79479	1.80526	1.78076	1.73947	1.66348	1.74156	6.446
46 Mirex [C]	1.14525 0.87240	1.09368	1.04777	0.99189	0.96224	0.92321	1.00520	9.580
47 bis-(2-ethylhexyl) Phthalate	+++++	+++++	+++++	+++++	+++++	+++++	+++++	+++++
48 Chlordane (NOS) [C] (1)	+++++	+++++	+++++	+++++	+++++	+++++	+++++	+++++
(2)	+++++	+++++	+++++	+++++	+++++	+++++	+++++	+++++
(3)	+++++	+++++	+++++	+++++	+++++	+++++	+++++	+++++

ARI Labs, Inc.

INITIAL CALIBRATION DATA

Start Cal Date : 12-APR-2023 15:34
 End Cal Date : 12-APR-2023 21:42
 Quant Method : ISTD
 Origin : Disabled
 Target Version : 4.14
 Integrator : HP Genie
 Method file : \\target\share\chem4\ecd6.i\20230412.b\PEST.m\PESTB.m
 Last Edit : 13-Apr-2023 12:43 ecd6.i
 Curve Type : Average

Compound	1.250 Level 1	2.500 Level 2	5.000 Level 3	10.000 Level 4	20.000 Level 5	40.000 Level 6	80.000 Level 7	RRF	% RSD
49 Trifluralin	+++++	+++++	+++++	+++++	+++++	+++++		+++++	+++++
50 Dacthal	+++++	+++++	+++++	+++++	+++++	+++++		+++++	+++++
51 Oxadiazon	+++++	+++++	+++++	+++++	+++++	+++++		+++++	+++++
52 Kelthane	+++++	+++++	+++++	+++++	+++++	+++++		+++++	+++++
53 Chlorpyrifos	+++++	+++++	+++++	+++++	+++++	+++++		+++++	+++++
54 Methyl Parathion	+++++	+++++	+++++	+++++	+++++	+++++		+++++	+++++
55 Ethyl Parathion	+++++	+++++	+++++	+++++	+++++	+++++		+++++	+++++
56 Kepone [C]	+++++	+++++	+++++	+++++	+++++	+++++		+++++	+++++
57 1-Chloropyrene	+++++	+++++	+++++	+++++	+++++	+++++		+++++	+++++
\$ 4 Tetrachloro-m-xylene [C]	1.21095 0.92008	1.18796	1.16281	1.15216	1.06273	1.00371		1.10006	9.801
\$ 28 Decachlorobiphenyl [C]	1.11095 0.82279	1.06919	1.03174	0.97149	0.89134	0.86176		0.96561	11.420

7E
8081 DDT/ENDRIN BREAKDOWN VERIFICATION SUMMARY

Lab ID: SEQ-PEM1 InstID,Data File: ecd6.i, 23041203.D

Analysis Date: 12-APR-2023 15:16 Init. Calib. Date: 12-APR-2023

GC Column: STX-CLP1 ID: 0.53(mm)

COMPOUND	RT	AREA
1Bromo-2nitrobenzene	3.138	944928
4,4'-DDE	6.491	7178
Endrin	7.079	1094493
4,4'-DDD	7.138	----
4,4'-DDT	7.432	1044833
Endrin ketone	8.453	17361
Endrin aldehyde	7.745	11672
Hexabromobiphenyl	9.517	750693
Tetrachloro-m-xylene	3.820	499864
Decachlorobiphenyl	9.367	304586

DDT Percent Breakdown = 0.7 %
((7178+0) * 100)/(7178+0+1044833)

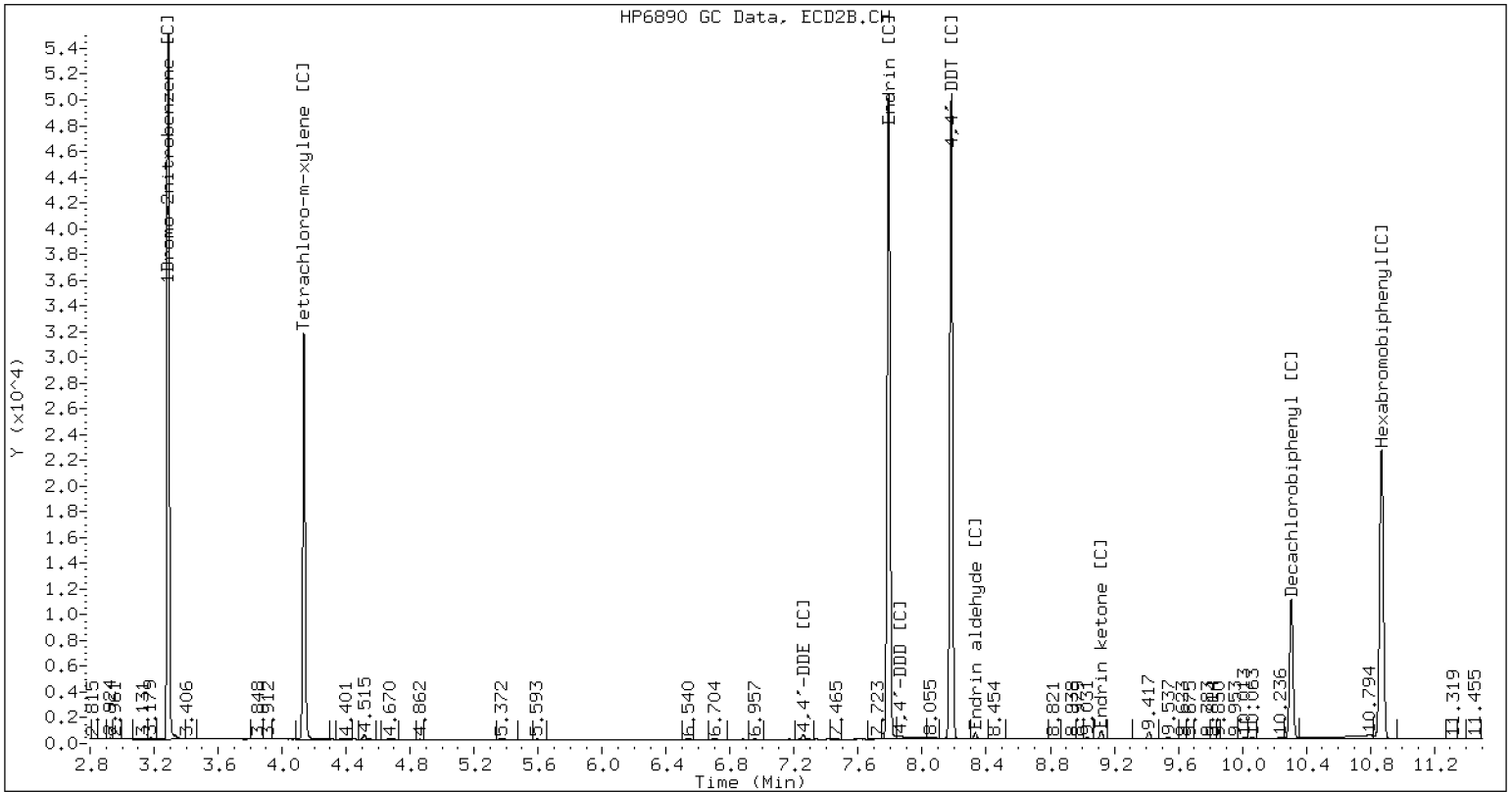
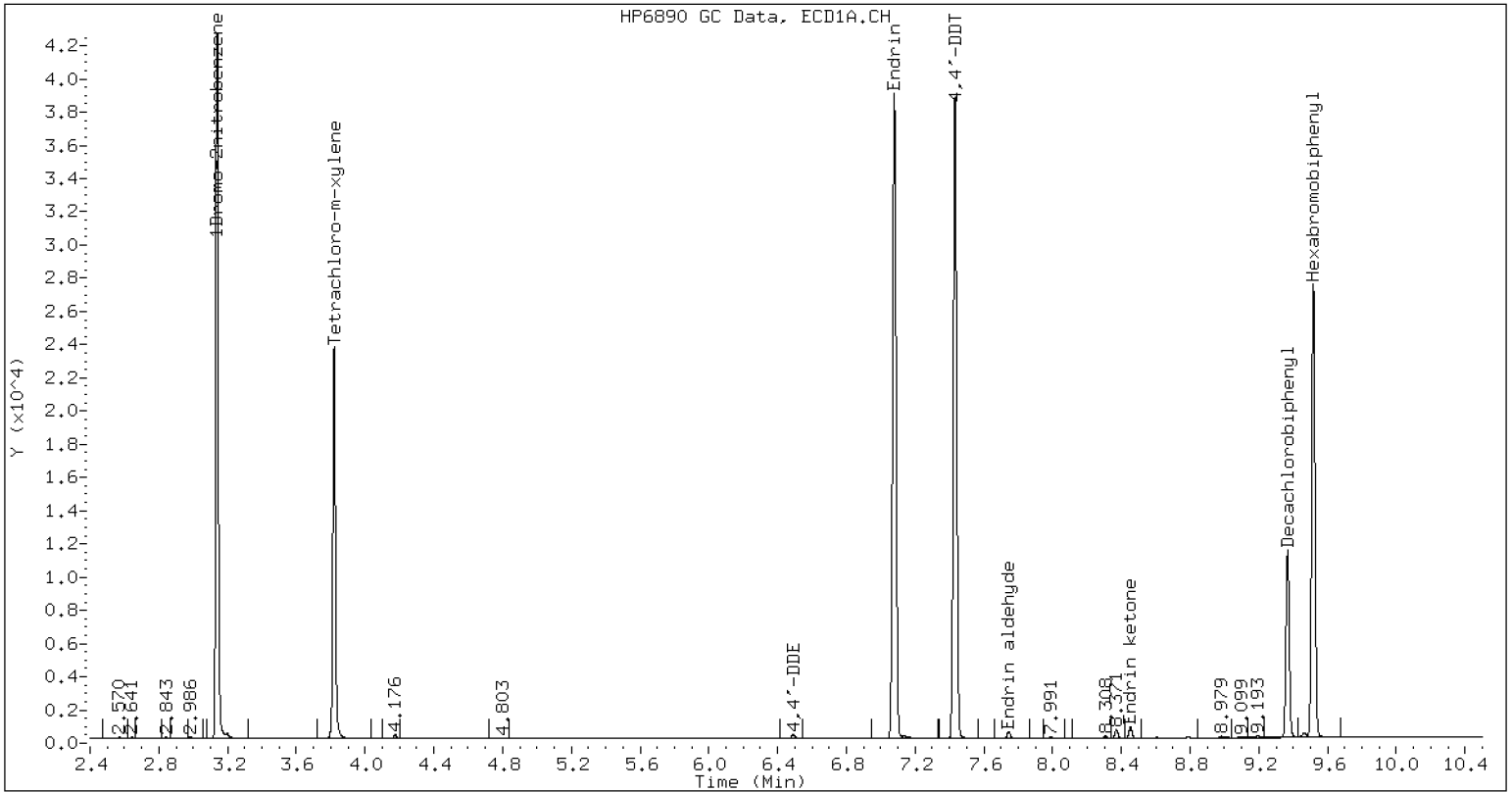
Endrin Percent Breakdown = 2.6 %
((11672+17361) * 100)/(11672+17361+1094493)

GC Column: STX-CLP2 ID: 0.53(mm)

COMPOUND	RT	AREA
1Bromo-2nitrobenzene [C]	3.288	1250764
4,4'-DDE [C]	7.257	9310
Endrin [C]	7.790	1308045
4,4'-DDD [C]	7.862	32953
4,4'-DDT [C]	8.181	1208253
Endrin ketone [C]	9.119	16410
Endrin aldehyde [C]	8.332	13846
Hexabromobiphenyl [C]	10.870	749199
Tetrachloro-m-xylene [C]	4.136	659084
Decachlorobiphenyl [C]	10.306	328819

DDT Percent Breakdown = 3.4 %
((9310+32953) * 100)/(9310+32953+1208253)

Endrin Percent Breakdown = 2.3 %
((13846+16410) * 100)/(13846+16410+1308045)



Analytical Resources Inc.
Dual Column 8081 Pesticide Quantitation Report

Data file 1: /20230412.b/23041204.D
Data file 2: /20230412.b/B20230412.b/23041204.D
Method: \20230412.b\PEST.m
Compound Sublist: INDA.sub
Instrument, Inj. Vol.: ecd6.i, 1ul
Operator: JGR

ARI ID: SEQ-CAL1
Client ID:
Injection Date: 12-APR-2023 15:34
Report Date: 04/13/2023 12:57
Units: ng/mL
Dilution Factor: 1.000

RT	STX-CLP Col Shift Response	CLP2 Col Shift Response	RT	CLP2 Shift Response	STX-CLP on col	CLP2 on col	RPD	Compound/Flag	
4.333	0.000	25454	4.761	-0.001	31321	1.26	1.20	4.3	alpha-BHC
4.718	0.000	11418	5.230	-0.000	14316	1.41	1.39	1.9	beta-BHC
4.902	0.000	23126	5.578	0.001	28503	1.26	1.23	2.4	delta-BHC
4.637	0.000	22577	5.152	-0.000	28360	1.27	1.24	2.3	gamma-BHC (Lindane)
5.125	0.000	22501	5.671	0.000	26325	1.37	1.31	4.0	Heptachlor
5.449	0.000	22140	6.070	-0.001	26734	1.32	1.28	2.9	Aldrin
6.127	0.000	25688	6.728	-0.001	29953	1.70	1.63	3.8	Heptachlor epoxide b
6.568	0.000	18534	7.172	0.000	20834	1.37	1.33	3.0	Endosulfan I
6.828	0.000	39009	7.466	0.000	45935	2.73	2.68	1.8	Dieldrin
6.491	0.000	35948	7.257	-0.000	43002	2.67	2.64	1.2	4,4'-DDE
7.079	0.000	36220	7.789	-0.001	40635	2.85	2.76	3.0	Endrin
7.315	0.000	33958	8.001	-0.000	38270	2.85	2.76	3.4	Endosulfan II
7.138	0.000	31178	7.862	0.000	36046	2.73	2.68	1.8	4,4'-DDD
8.178	0.000	31912	8.598	0.000	35527	2.84	2.78	2.3	Endosulfan sulfate
7.431	0.000	33616	8.180	-0.001	36533	2.74	2.70	1.5	4,4'-DDT
7.920	0.000	81474	8.820	-0.002	86256	15.48	14.84	4.2	Methoxychlor
8.453	0.000	39092	9.119	0.000	40044	3.05	2.87	6.2	Endrin ketone
7.744	0.000	26296	8.331	0.000	28602	2.89	2.85	1.6	Endrin aldehyde
6.267	0.000	19601	6.939	0.000	22872	1.32	1.30	1.7	trans-Chlordane
6.414	0.000	19995	7.099	-0.001	22897	1.35	1.32	1.7	cis-Chlordane
2.308	0.000	29917	2.452	-0.001	32224	1.43	1.36	4.8	Hexachlorobutadiene
4.175	0.000	25512	4.622	0.000	31379	1.42	1.38	3.0	Hexachlorobenzene
3.819	0.000	36352	4.136	-0.000	46406	2.80	2.75	1.9	Tetrachloro-m-xylene
9.367	0.000	28105	10.307	0.000	25352	3.24	2.88	11.9	Decachlorobiphenyl N

* Indicates RPD > 40%

A Indicates Peak Height was used for Column 1 quantitation instead of Area

B Indicates Peak Height was used for Column 2 quantitation instead of Area

M Indicates Column 1 peak was manually integrated

N Indicates Column 2 peak was manually integrated

~ Indicates recovery outside QC Limits

INTERNAL STANDARD SUMMARY

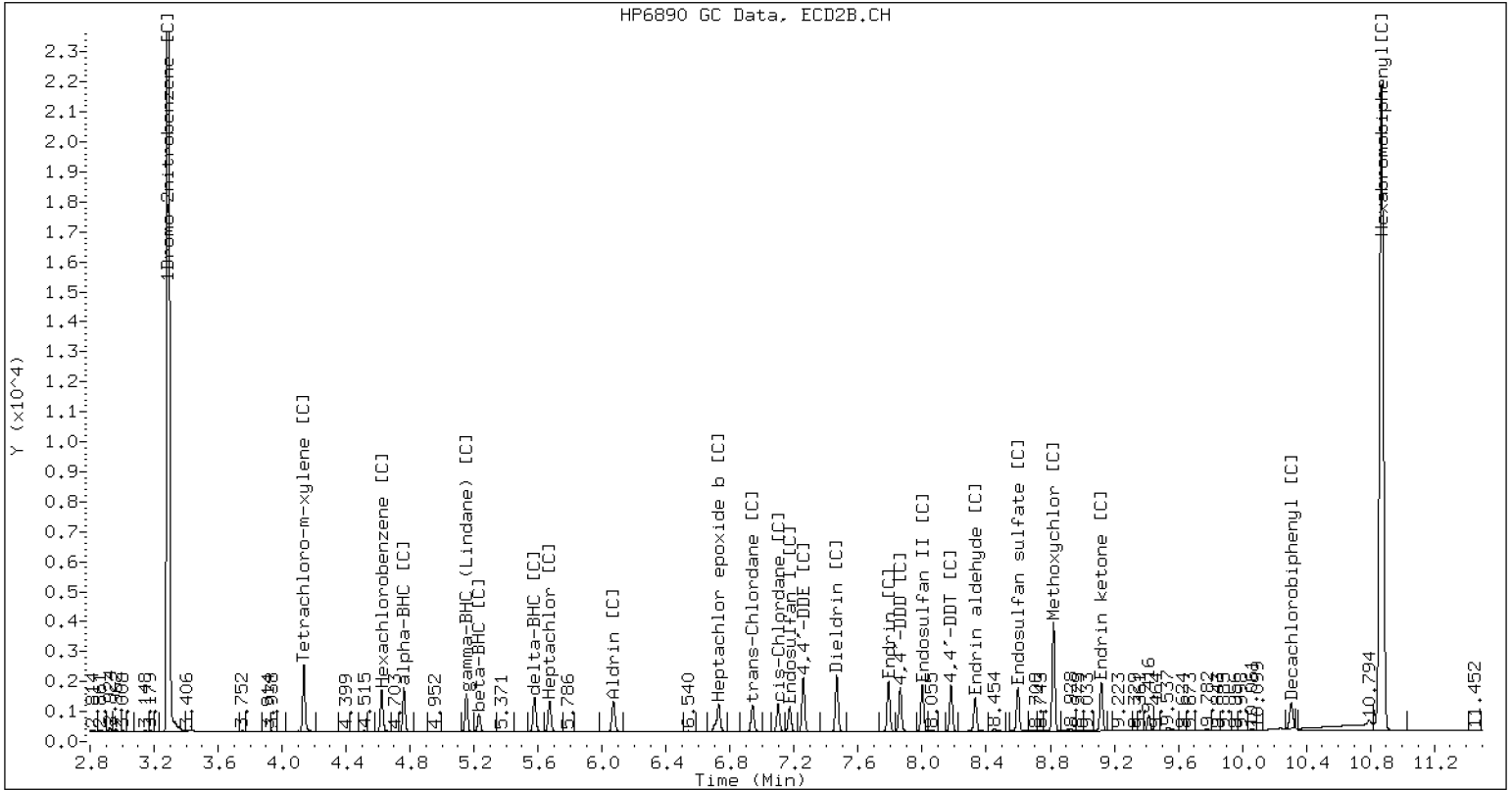
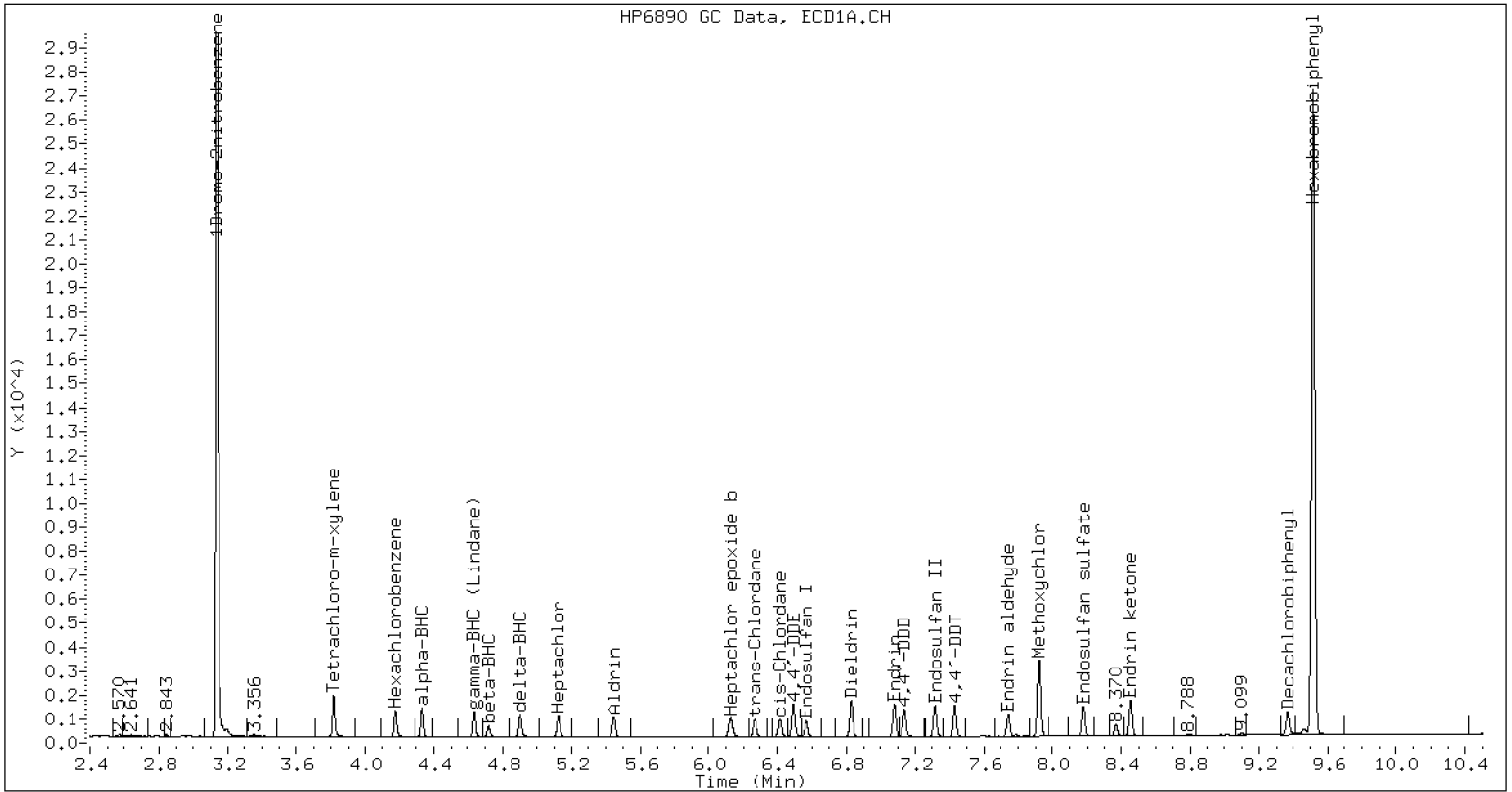
Standard Cpnd	Column 1		%D
	Standard Area*	Sample Area	
Bromo-Nitrobenzene	864333	926418	7.2
Hexabromobiphenyl	663237	735580	10.9

Standard Cpnd	Column 2		%D
	Standard Area*	Sample Area	
Bromo-Nitrobenzene	1480846	1226303	-17.2
Hexabromobiphenyl	870561	730241	-16.1

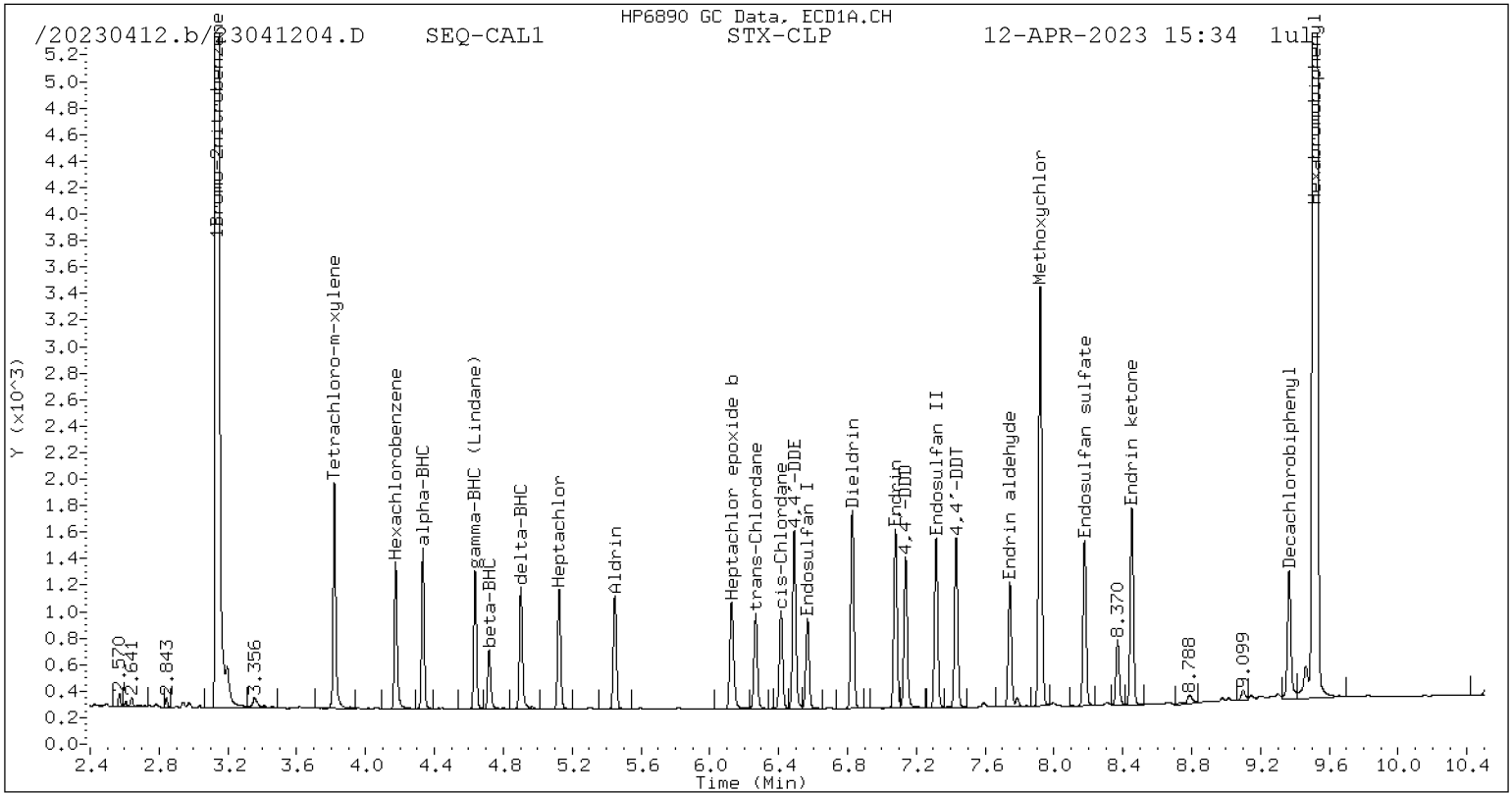
* Standard Areas taken from Initial Cal Level 5

Initial Calibration Date: 12-APR-2023

<- Indicates standard response outside Limits (-50 to +100%)

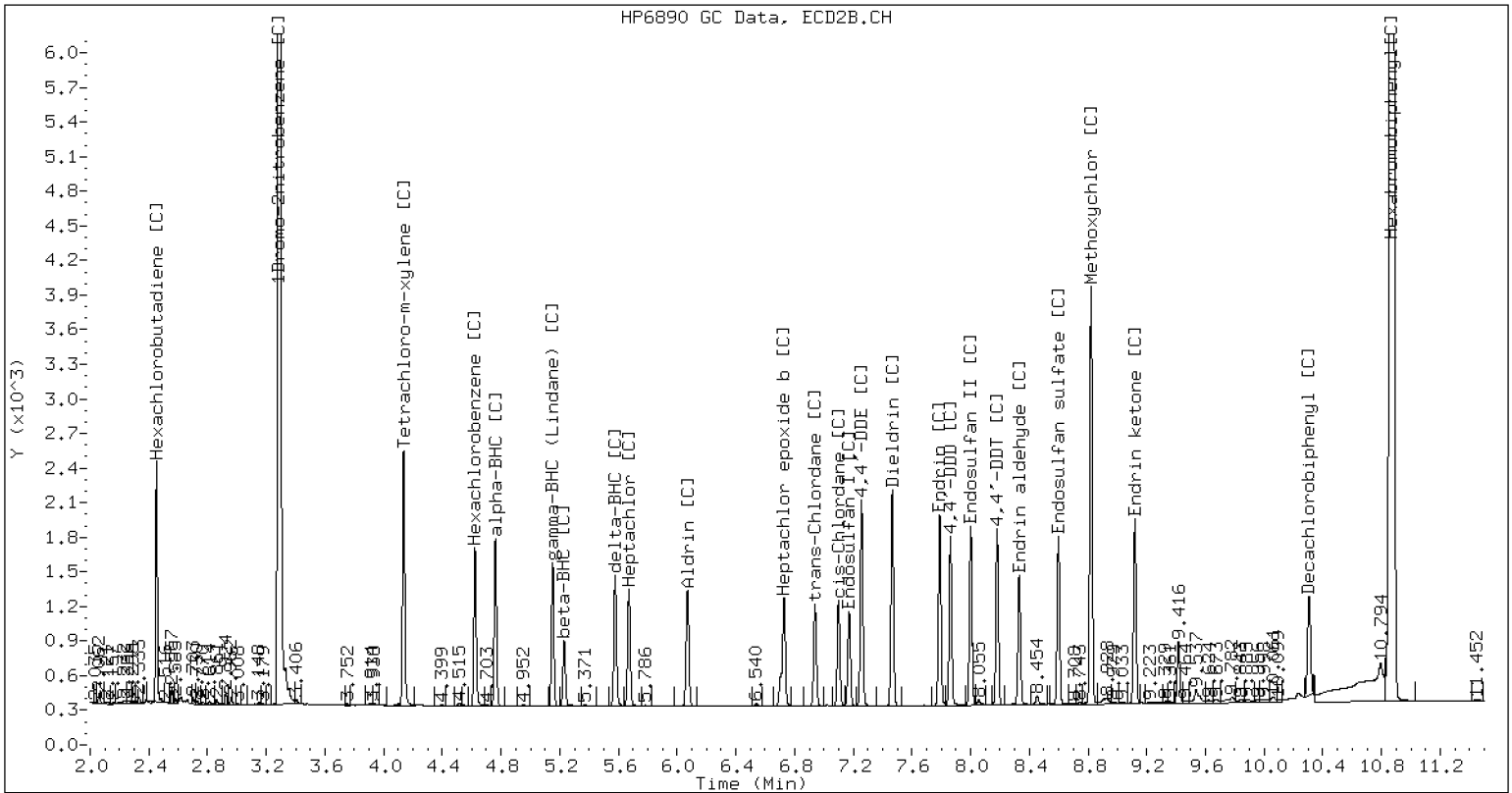


Pesticide Dual Column Chromatograms



STX-CLP Manual Integration: NO

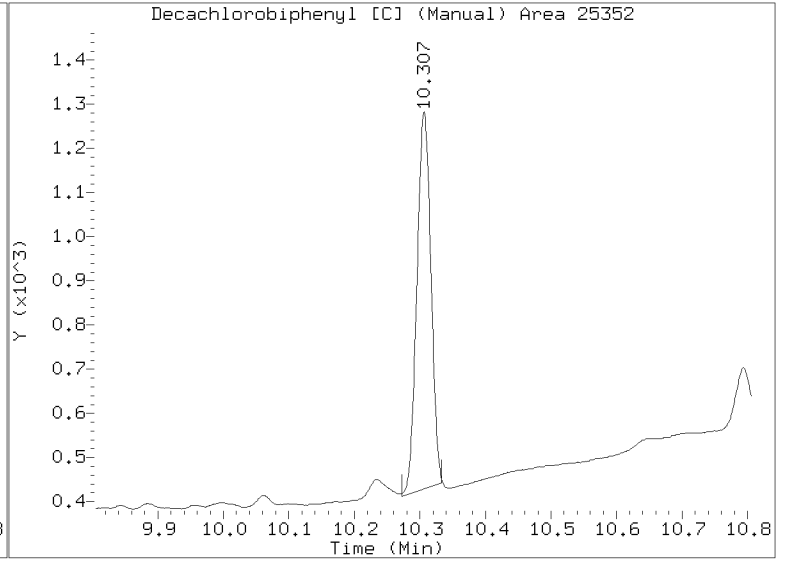
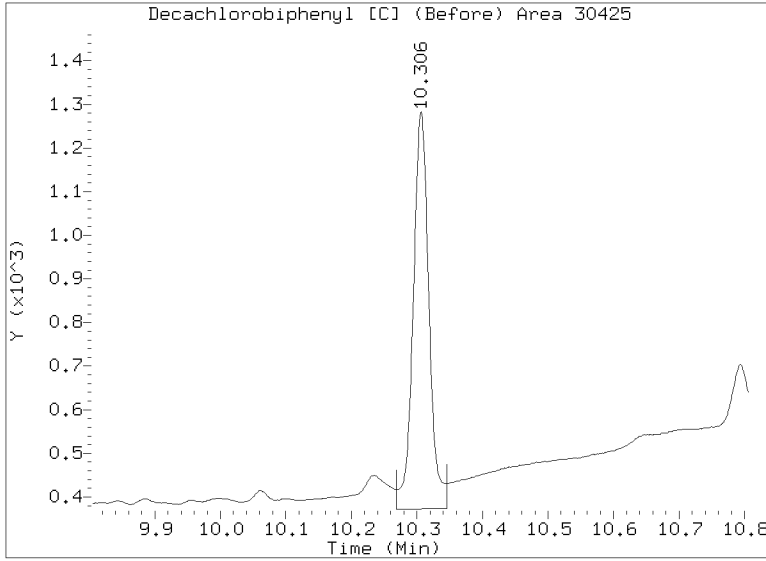
/20230412.b/B20230412.b/23041204.D SEQ-CAL1 CLP2



CLP-2 Manual Integration: YES

Manual Peak Adjustment Report, CLP-2

Datafile: /20230412.b/B20230412.b/23041204.D
Injection Date: 12-APR-2023 15:34
Lab ID:SEQ-CAL1 Client ID:



Analytical Resources Inc.
Dual Column 8081 Pesticide Quantitation Report

Data file 1: /20230412.b/23041205.D
Data file 2: /20230412.b/B20230412.b/23041205.D
Method: \20230412.b\PEST.m
Compound Sublist: INDA.sub
Instrument, Inj. Vol.: ecd6.i, 1ul
Operator: JGR

ARI ID: SEQ-CAL2
Client ID:
Injection Date: 12-APR-2023 15:53
Report Date: 04/13/2023 12:57
Units: ng/mL
Dilution Factor: 1.000

RT	STX-CLP Col Shift Response	CLP2 Col Response	RT	CLP2 Col Shift Response	CLP2 Col Response	STX-CLP on col	CLP2 on col	RPD	Compound/Flag
4.334	0.000	51739	4.762	-0.000	64823	2.56	2.47	3.6	alpha-BHC
4.718	-0.000	21843	5.230	-0.000	27256	2.71	2.62	3.4	beta-BHC
4.902	-0.001	46946	5.577	0.000	57832	2.57	2.48	3.6	delta-BHC
4.637	0.000	45705	5.152	-0.000	57426	2.58	2.49	3.3	gamma-BHC (Lindane)
5.125	0.000	44188	5.671	0.000	52255	2.69	2.59	4.0	Heptachlor
5.449	-0.000	43869	6.070	-0.001	53342	2.63	2.54	3.2	Aldrin
6.125	-0.002	39080	6.728	-0.001	46435	2.59	2.51	3.0	Heptachlor epoxide b
6.567	-0.001	36118	7.172	0.000	40864	2.69	2.60	3.4	Endosulfan I
6.828	-0.000	77704	7.466	0.000	91522	5.46	5.31	2.9	Dieldrin
6.490	-0.001	72097	7.257	0.000	86610	5.38	5.28	1.9	4,4'-DDE
7.079	-0.000	69966	7.790	-0.000	80652	5.47	5.42	1.0	Endrin
7.315	-0.000	66247	8.000	-0.001	75311	5.53	5.36	3.2	Endosulfan II
7.138	-0.000	61419	7.862	-0.000	71635	5.35	5.26	1.6	4,4'-DDD
8.178	0.000	62622	8.598	0.000	69135	5.55	5.34	3.8	Endosulfan sulfate
7.431	-0.000	66302	8.180	-0.001	72001	5.36	5.24	2.2	4,4'-DDT
7.920	-0.000	151246	8.821	-0.001	162884	28.55	27.67	3.1	Methoxychlor
8.453	0.000	72870	9.119	0.000	77298	5.65	5.47	3.4	Endrin ketone
7.743	-0.000	50010	8.331	0.000	54680	5.47	5.38	1.7	Endrin aldehyde
6.267	-0.000	38399	6.940	0.001	44910	2.60	2.54	2.6	trans-Chlordane
6.414	0.000	39092	7.100	-0.000	44798	2.64	2.57	2.7	cis-Chlordane
2.308	0.000	57293	2.452	-0.001	61436	2.75	2.58	6.4	Hexachlorobutadiene
4.175	-0.000	48764	4.622	0.000	61087	2.73	2.67	2.3	Hexachlorobenzene
3.820	0.000	70858	4.136	0.000	91748	5.48	5.40	1.6	Tetrachloro-m-xylene
9.367	-0.000	52201	10.306	-0.000	49425	5.98	5.54	7.7	Decachlorobiphenyl N

* Indicates RPD > 40%

A Indicates Peak Height was used for Column 1 quantitation instead of Area

B Indicates Peak Height was used for Column 2 quantitation instead of Area

M Indicates Column 1 peak was manually integrated

N Indicates Column 2 peak was manually integrated

~ Indicates recovery outside QC Limits

INTERNAL STANDARD SUMMARY

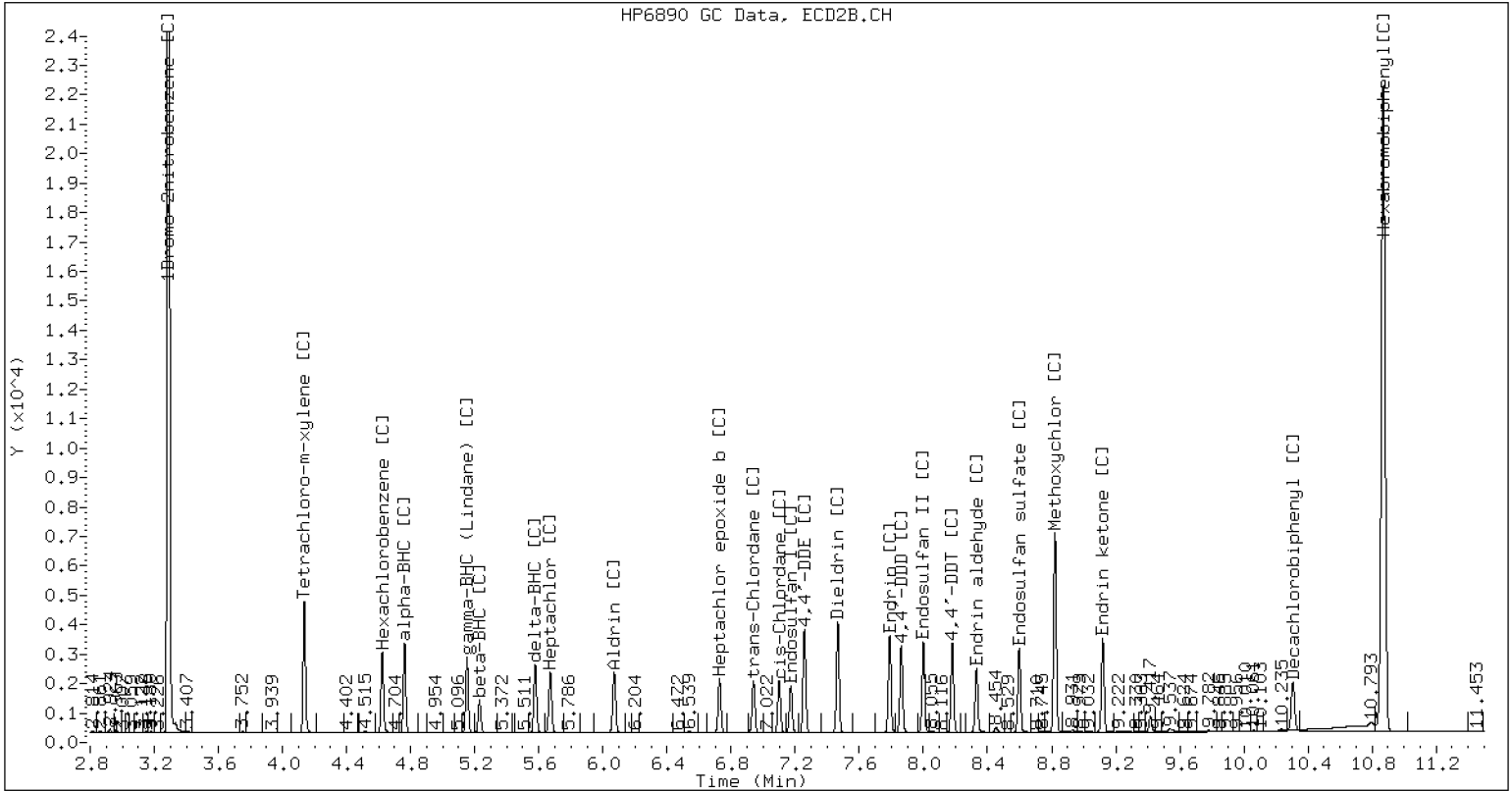
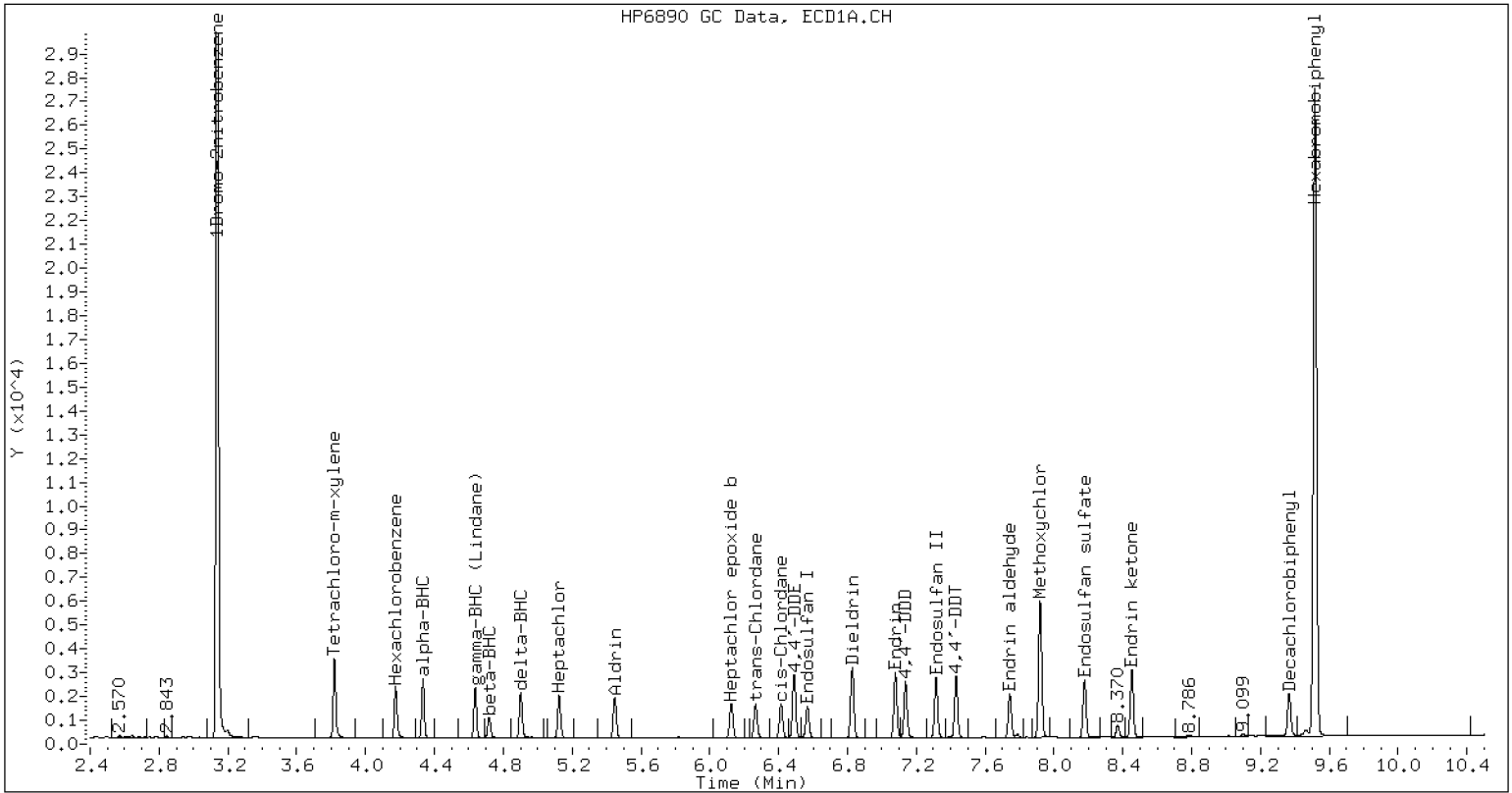
Standard Cpnd	Column 1		%D
	Standard Area*	Sample Area	
Bromo-Nitrobenzene	864333	923378	6.8
Hexabromobiphenyl	663237	740194	11.6

Standard Cpnd	Column 2		%D
	Standard Area*	Sample Area	
Bromo-Nitrobenzene	1480846	1235705	-16.6
Hexabromobiphenyl	870561	739625	-15.0

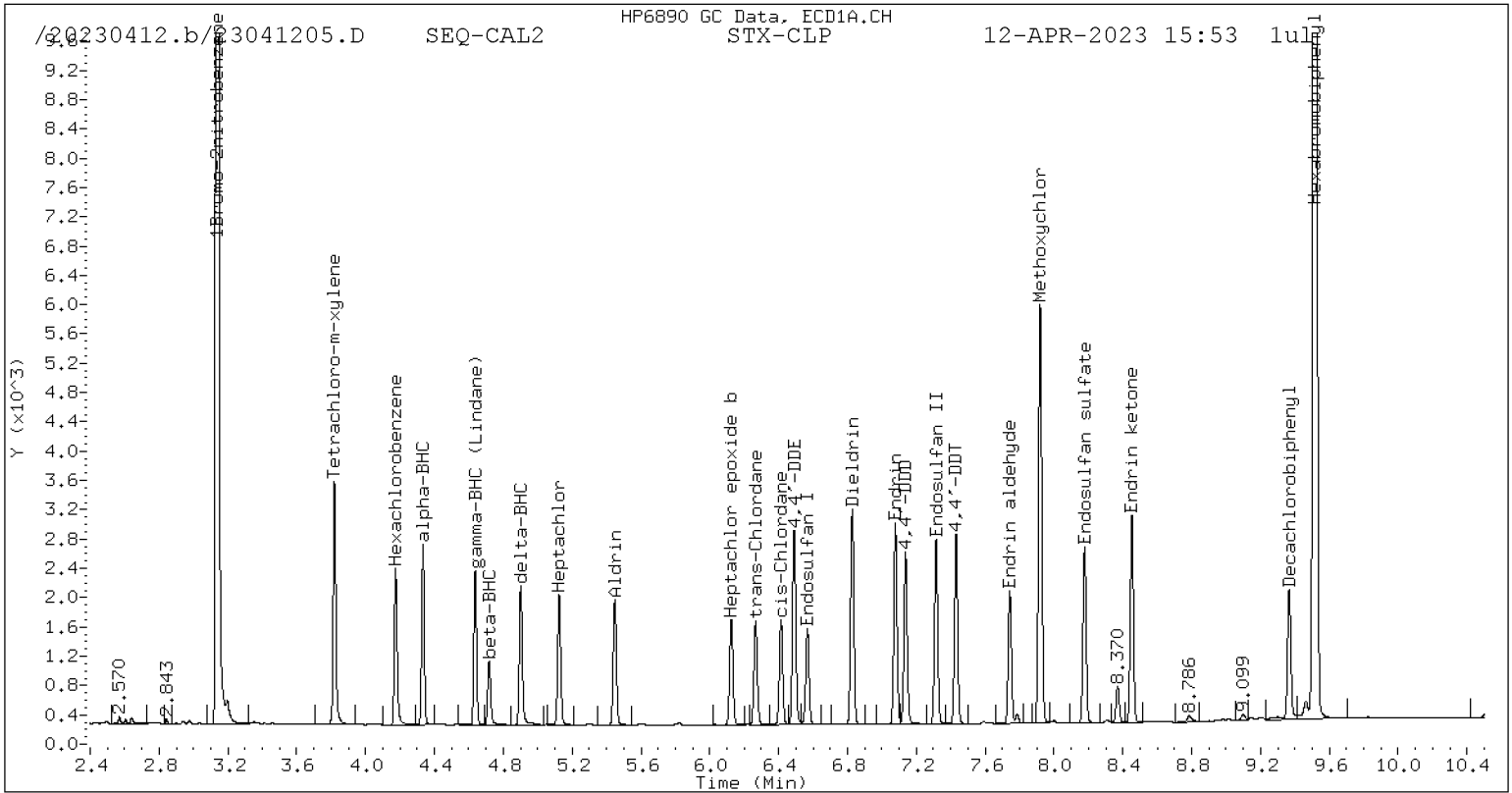
* Standard Areas taken from Initial Cal Level 5

Initial Calibration Date: 12-APR-2023

<- Indicates standard response outside Limits (-50 to +100%)

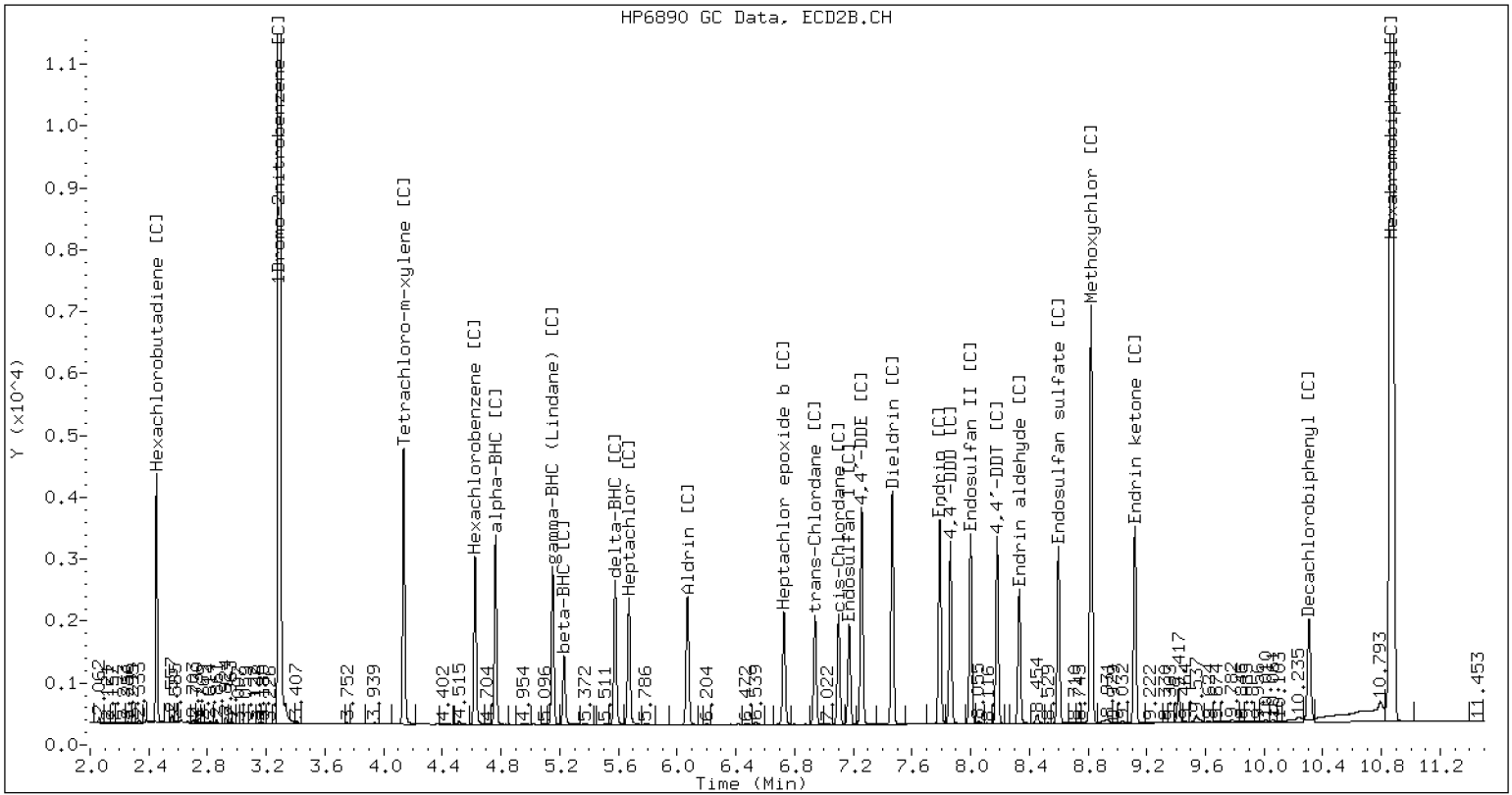


Pesticide Dual Column Chromatograms



STX-CLP Manual Integration: NO

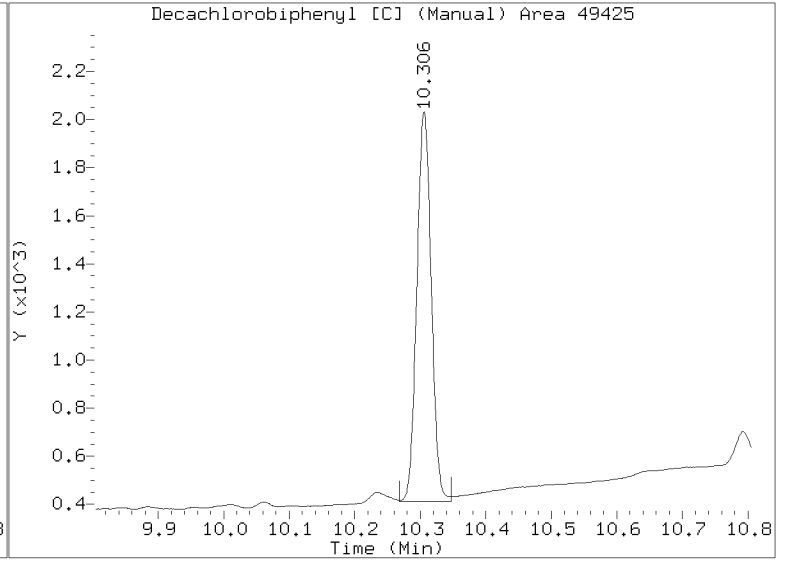
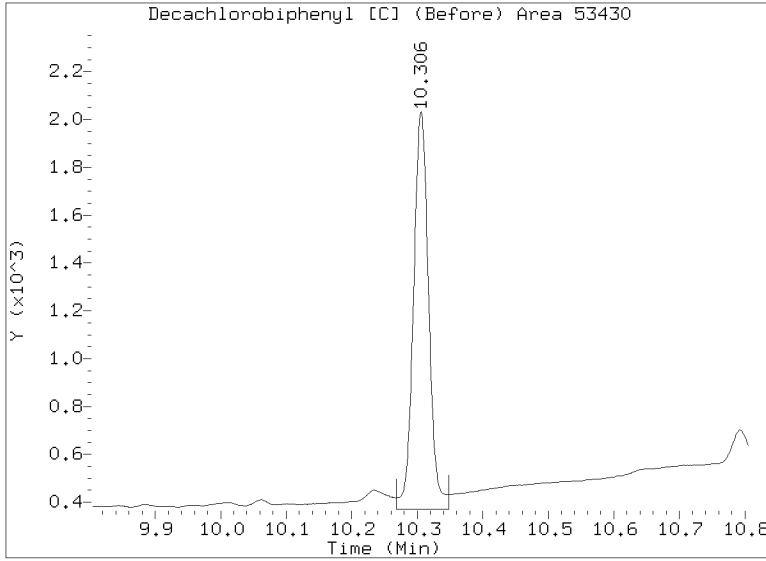
/20230412.b/B20230412.b/23041205.D SEQ-CAL2 CLP2



CLP-2 Manual Integration: YES

Manual Peak Adjustment Report, CLP-2

Datafile: /20230412.b/B20230412.b/23041205.D
Injection Date: 12-APR-2023 15:53
Lab ID:SEQ-CAL2 Client ID:



Analytical Resources Inc.
Dual Column 8081 Pesticide Quantitation Report

Data file 1: /20230412.b/23041206.D
Data file 2: /20230412.b/B20230412.b/23041206.D
Method: \20230412.b\PEST.m
Compound Sublist: INDA.sub
Instrument, Inj. Vol.: ecd6.i, 1ul
Operator: JGR

ARI ID: SEQ-CAL3
Client ID:
Injection Date: 12-APR-2023 16:11
Report Date: 04/13/2023 12:57
Units: ng/mL
Dilution Factor: 1.000

RT	STX-CLP Col Shift Response	CLP2 Col Response	RT	CLP2 Col Shift Response	CLP2 Col Response	STX-CLP on col	CLP2 on col	RPD	Compound/Flag
4.333	0.000	103568	4.761	-0.001	131810	5.11	5.04	1.4	alpha-BHC
4.717	-0.001	41447	5.229	-0.001	52711	5.12	5.07	0.9	beta-BHC
4.902	-0.001	94116	5.576	-0.001	117489	5.13	5.05	1.6	delta-BHC
4.637	0.000	91660	5.151	-0.001	116367	5.15	5.06	1.7	gamma-BHC (Lindane)
5.125	-0.000	86721	5.670	-0.001	104305	5.26	5.17	1.7	Heptachlor
5.449	-0.000	87528	6.070	-0.001	107537	5.22	5.14	1.6	Aldrin
6.125	-0.002	76614	6.728	-0.001	91643	5.06	4.97	1.8	Heptachlor epoxide b
6.567	-0.001	70757	7.171	-0.001	81121	5.24	5.17	1.5	Endosulfan I
6.828	-0.000	151176	7.465	-0.001	180300	10.59	10.48	1.1	Dieldrin
6.489	-0.001	141708	7.257	-0.000	172687	10.53	10.54	0.1	4,4'-DDE
7.078	-0.001	135408	7.789	-0.001	157942	10.52	10.45	0.6	Endrin
7.315	-0.001	127172	8.000	-0.001	147360	10.55	10.32	2.2	Endosulfan II
7.137	-0.001	120482	7.862	-0.000	141192	10.43	10.22	2.0	4,4'-DDD
8.177	-0.001	119181	8.597	-0.001	134570	10.49	10.24	2.4	Endosulfan sulfate
7.431	-0.001	129376	8.180	-0.001	142078	10.40	10.20	2.0	4,4'-DDT
7.919	-0.001	279773	8.820	-0.002	309068	52.48	51.73	1.4	Methoxychlor
8.452	-0.000	133639	9.119	-0.000	147115	10.31	10.25	0.5	Endrin ketone
7.743	-0.001	96868	8.330	-0.001	105906	10.53	10.26	2.6	Endrin aldehyde
6.267	-0.000	76161	6.939	-0.000	89682	5.14	5.08	1.3	trans-Chlordane
6.414	-0.000	76892	7.099	-0.001	88748	5.17	5.10	1.4	cis-Chlordane
2.308	0.000	106908	2.452	-0.001	123867	5.11	5.22	2.0	Hexachlorobutadiene
4.175	-0.000	93098	4.622	-0.000	118070	5.19	5.17	0.4	Hexachlorobenzene
3.819	-0.000	137014	4.136	-0.000	179204	10.57	10.57	0.0	Tetrachloro-m-xylene
9.366	-0.001	90951	10.305	-0.001	96814	10.35	10.68	3.2	Decachlorobiphenyl

* Indicates RPD > 40%

A Indicates Peak Height was used for Column 1 quantitation instead of Area

B Indicates Peak Height was used for Column 2 quantitation instead of Area

M Indicates Column 1 peak was manually integrated

N Indicates Column 2 peak was manually integrated

~ Indicates recovery outside QC Limits

INTERNAL STANDARD SUMMARY

Standard Cpnd	Column 1		%D
	Standard Area*	Sample Area	
Bromo-Nitrobenzene	864333	926824	7.2
Hexabromobiphenyl	663237	744867	12.3

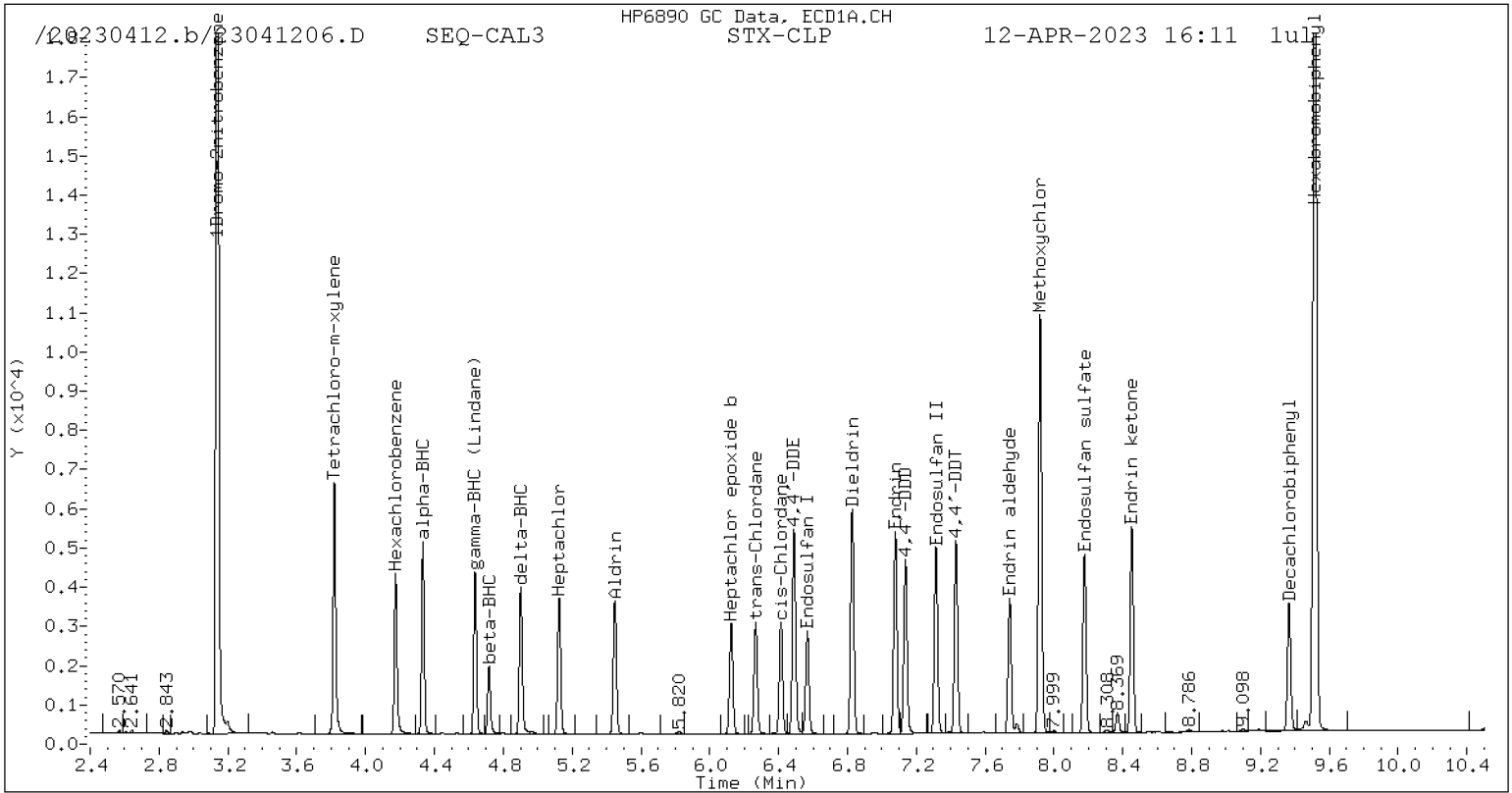
Standard Cpnd	Column 2		%D
	Standard Area*	Sample Area	
Bromo-Nitrobenzene	1480846	1232907	-16.7
Hexabromobiphenyl	870561	750687	-13.8

* Standard Areas taken from Initial Cal Level 5

Initial Calibration Date: 12-APR-2023

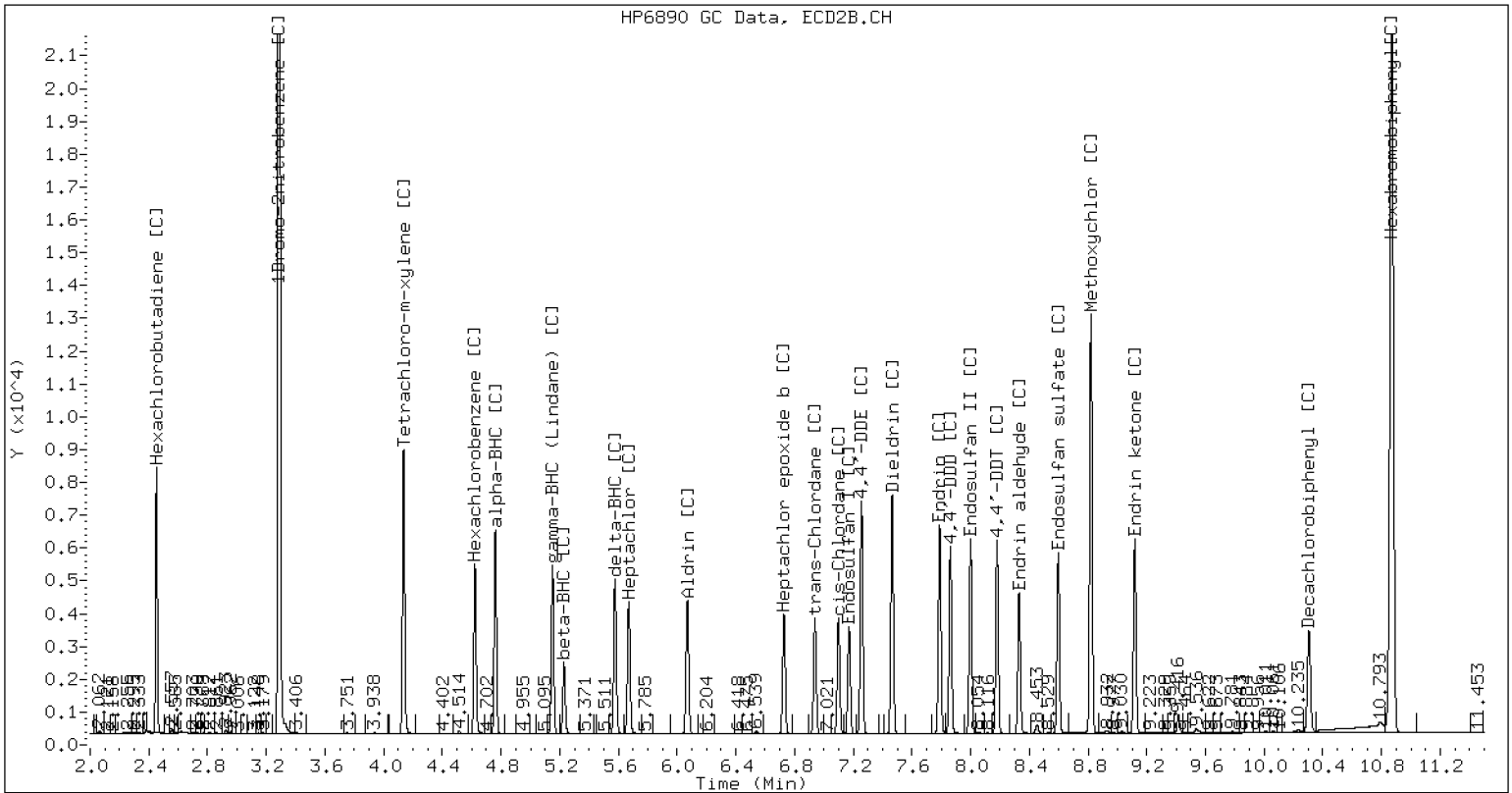
<- Indicates standard response outside Limits (-50 to +100%)

Pesticide Dual Column Chromatograms



STX-CLP Manual Integration: NO

/20230412.b/B20230412.b/23041206.D SEQ-CAL3 CLP2



CLP-2 Manual Integration: NO

Analytical Resources Inc.
Dual Column 8081 Pesticide Quantitation Report

Data file 1: /20230412.b/23041207.D
Data file 2: /20230412.b/B20230412.b/23041207.D
Method: \20230412.b\PEST.m
Compound Sublist: INDA.sub
Instrument, Inj. Vol.: ecd6.i, 1ul
Operator: JGR

ARI ID: SEQ-CAL5
Client ID:
Injection Date: 12-APR-2023 16:30
Report Date: 04/13/2023 12:57
Units: ng/mL
Dilution Factor: 1.000

RT	STX-CLP Col Shift Response	CLP2 Col Response	RT	CLP2 Col Shift Response	CLP2 Col Response	STX-CLP on col	CLP2 on col	RPD	Compound/Flag
4.334	0.001	407241	4.762	0.000	536848	19.97	20.27	1.5	alpha-BHC
4.717	-0.001	155730	5.230	-0.000	202325	19.12	19.23	0.6	beta-BHC
4.902	-0.001	370506	5.577	-0.000	476223	20.06	20.20	0.7	delta-BHC
4.637	0.000	356610	5.152	-0.000	467736	19.90	20.08	0.9	gamma-BHC (Lindane)
5.125	0.000	322878	5.671	-0.000	404806	19.46	19.82	1.8	Heptachlor
5.449	0.000	332937	6.070	-0.001	424935	19.73	20.04	1.6	Aldrin
6.125	-0.002	282261	6.728	-0.001	351893	18.53	18.86	1.7	Heptachlor epoxide b
6.568	-0.000	264288	7.172	-0.000	313117	19.47	19.69	1.2	Endosulfan I
6.828	0.000	556831	7.466	-0.000	679897	38.75	39.01	0.7	Dieldrin
6.490	-0.001	530626	7.257	-0.000	653476	39.17	39.39	0.6	4,4'-DDE
7.078	-0.000	494177	7.790	-0.000	590171	38.36	38.86	1.3	Endrin
7.315	-0.001	458674	8.000	-0.001	555378	38.02	38.71	1.8	Endosulfan II
7.137	-0.001	450400	7.862	0.000	544668	38.95	39.23	0.7	4,4'-DDD
8.177	-0.001	429746	8.598	-0.000	510603	37.79	38.65	2.3	Endosulfan sulfate
7.431	-0.000	481860	8.180	-0.001	546653	38.69	39.02	0.8	4,4'-DDT
7.920	-0.001	955187	8.821	-0.001	1096057	179.04	182.48	1.9	Methoxychlor
8.452	-0.000	476313	9.119	-0.000	546190	36.70	37.86	3.1	Endrin ketone
7.743	-0.000	347507	8.331	0.000	397001	37.75	38.27	1.4	Endrin aldehyde
6.267	-0.000	293273	6.939	0.000	355259	19.68	19.85	0.9	trans-Chlordane
6.413	-0.001	292054	7.099	-0.001	346293	19.52	19.65	0.7	cis-Chlordane
2.309	0.001	397872	2.452	-0.001	467299	18.91	19.43	2.7	Hexachlorobutadiene
4.175	0.000	342355	4.623	0.001	445526	18.97	19.26	1.5	Hexachlorobenzene
3.819	0.000	499517	4.136	0.000	663494	38.27	38.64	1.0	Tetrachloro-m-xylene
9.366	-0.001	308287	10.305	-0.001	336318	35.06	36.92	5.2	Decachlorobiphenyl

* Indicates RPD > 40%

A Indicates Peak Height was used for Column 1 quantitation instead of Area

B Indicates Peak Height was used for Column 2 quantitation instead of Area

M Indicates Column 1 peak was manually integrated

N Indicates Column 2 peak was manually integrated

~ Indicates recovery outside QC Limits

INTERNAL STANDARD SUMMARY

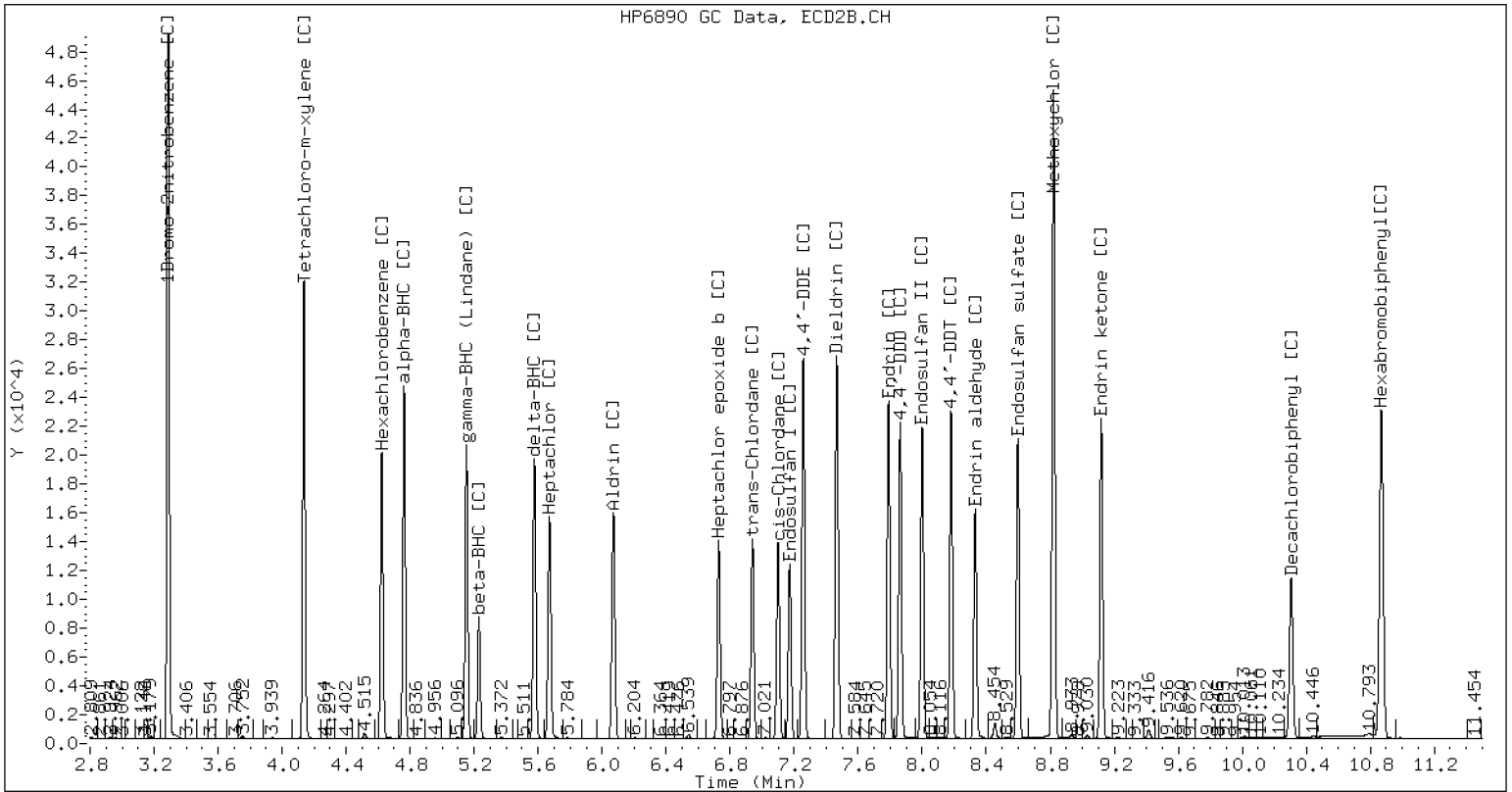
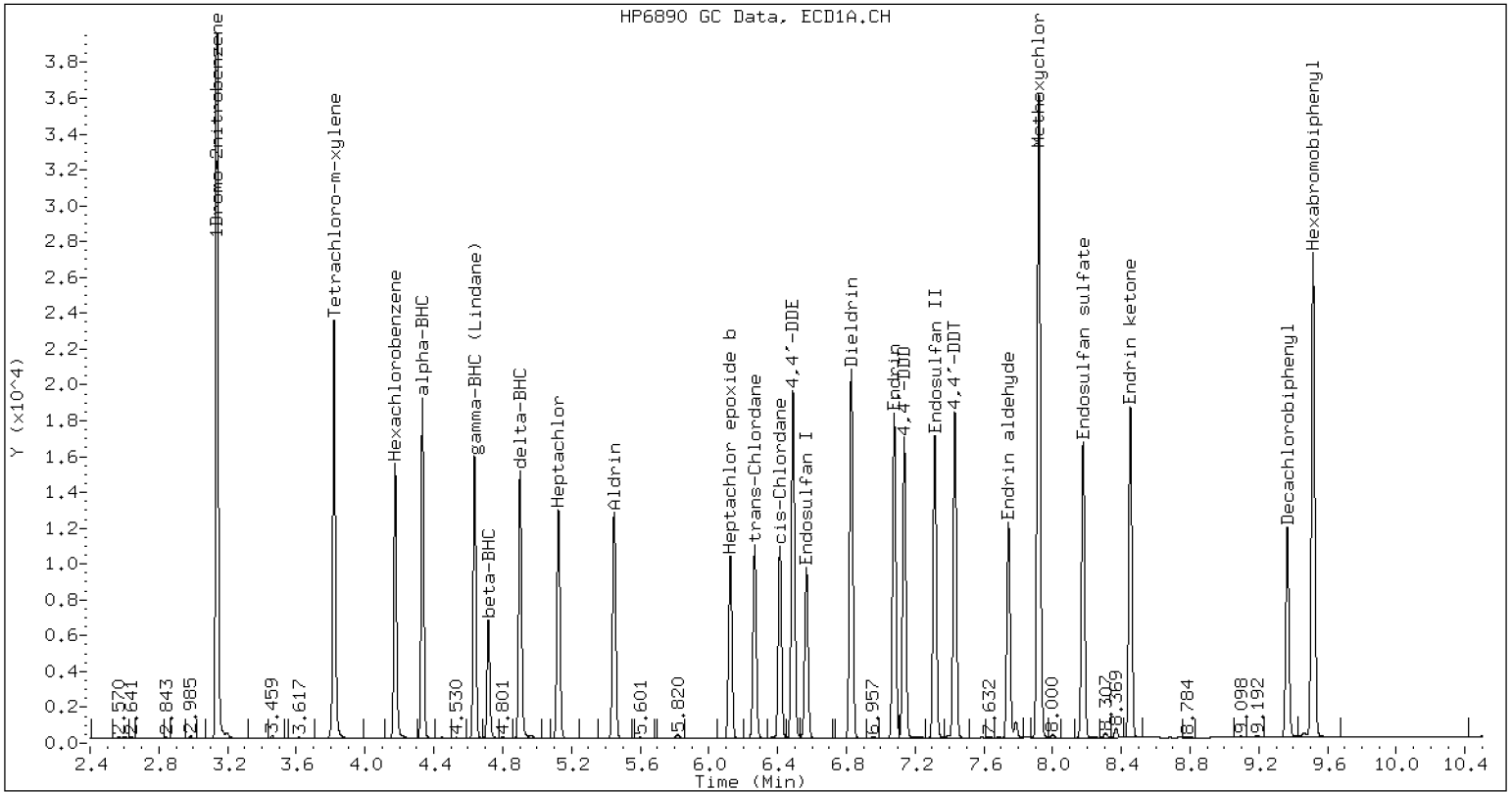
Standard Cpnd	Column 1		%D
	Standard Area*	Sample Area	
Bromo-Nitrobenzene	864333	932757	7.9
Hexabromobiphenyl	663237	745426	12.4

Standard Cpnd	Column 2		%D
	Standard Area*	Sample Area	
Bromo-Nitrobenzene	1480846	1248665	-15.7
Hexabromobiphenyl	870561	754634	-13.3

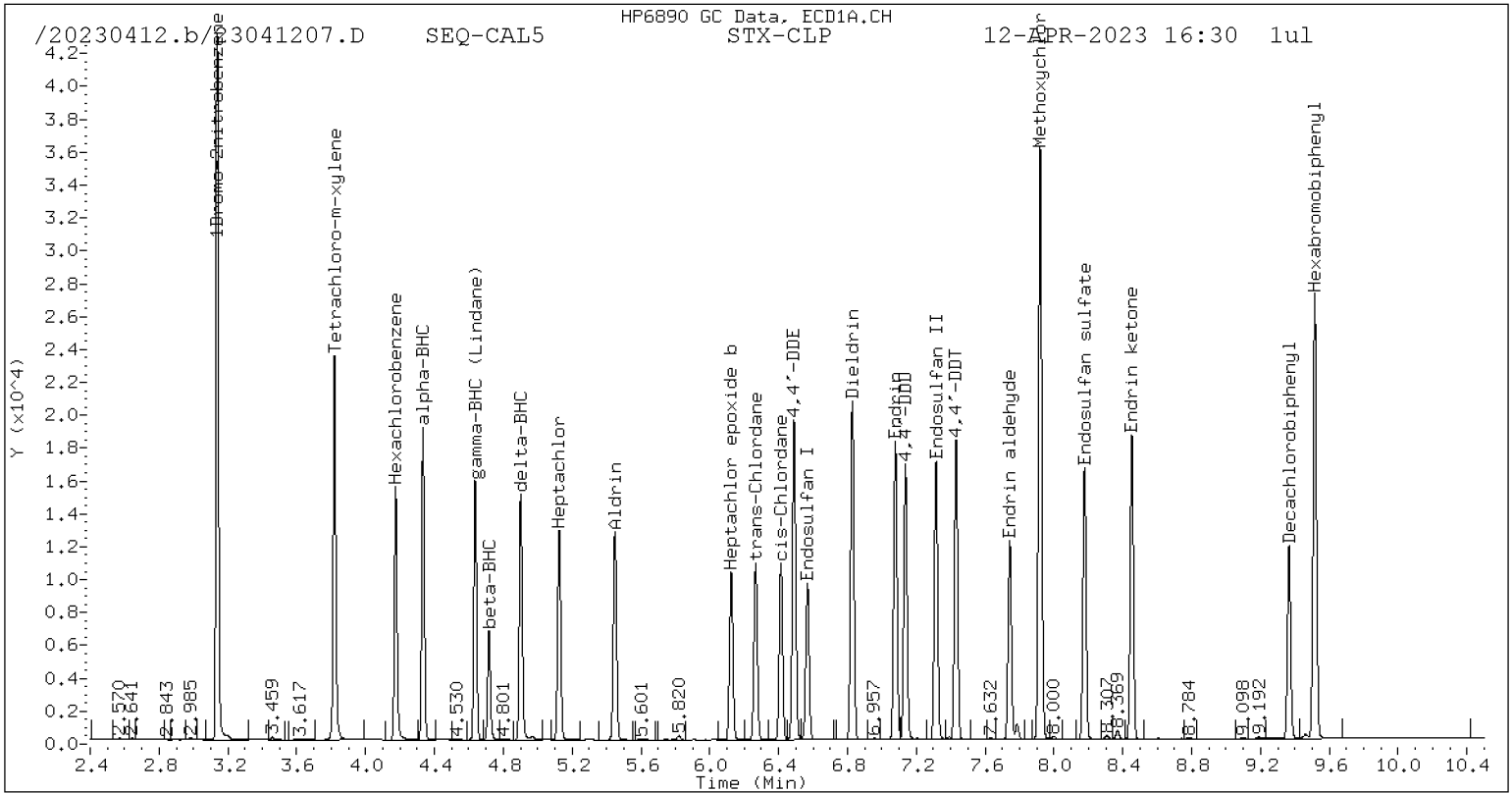
* Standard Areas taken from Initial Cal Level 5

Initial Calibration Date: 12-APR-2023

<- Indicates standard response outside Limits (-50 to +100%)

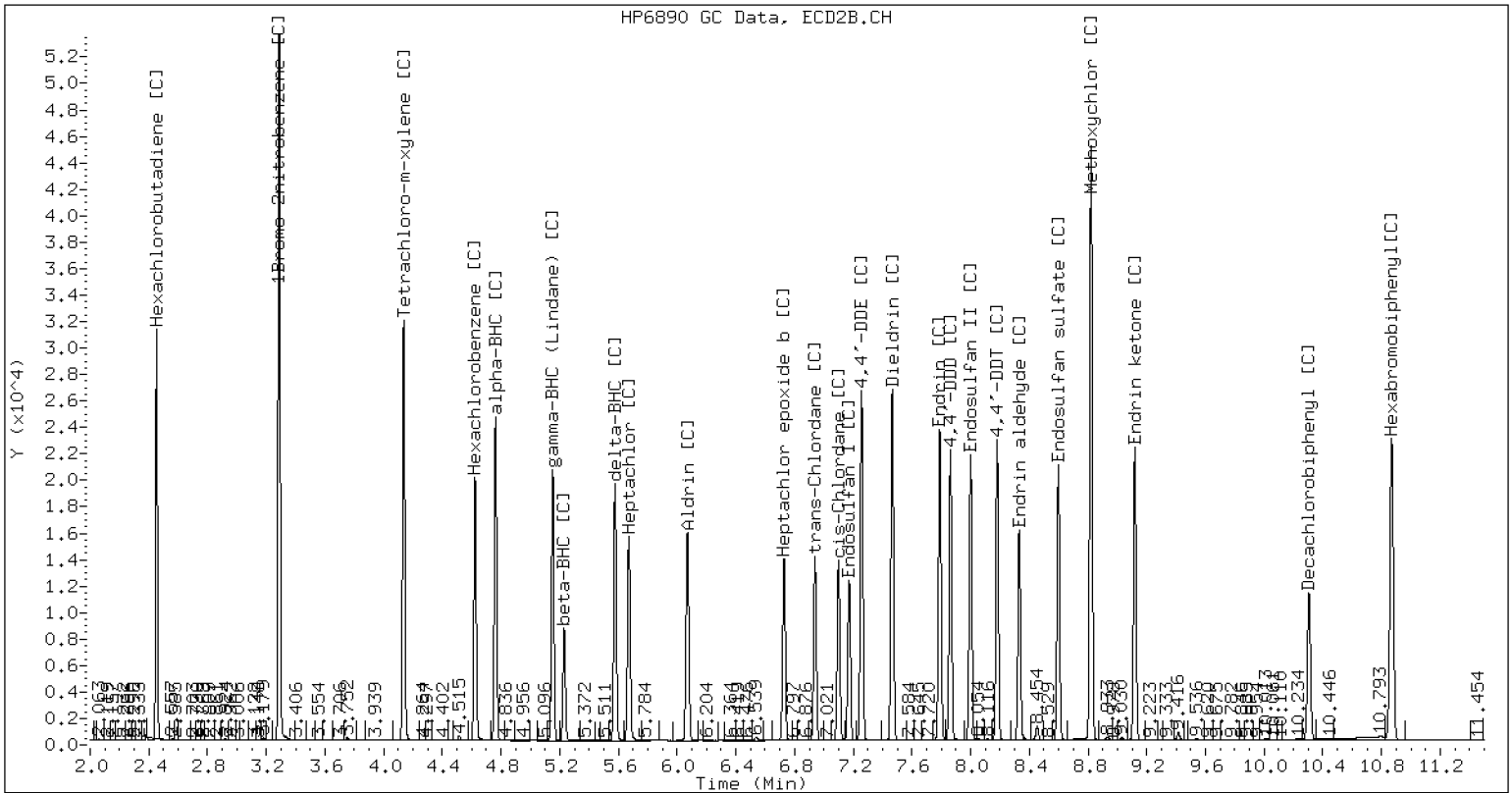


Pesticide Dual Column Chromatograms



STX-CLP Manual Integration: NO

/20230412.b/B20230412.b/23041207.D SEQ-CAL5 CLP2



CLP-2 Manual Integration: NO

Analytical Resources Inc.
Dual Column 8081 Pesticide Quantitation Report

Data file 1: /20230412.b/23041208.D
Data file 2: /20230412.b/B20230412.b/23041208.D
Method: \20230412.b\PEST.m
Compound Sublist: INDA.sub
Instrument, Inj. Vol.: ecd6.i, 1ul
Operator: JGR

ARI ID: SEQ-CAL4
Client ID:
Injection Date: 12-APR-2023 16:48
Report Date: 04/13/2023 12:57
Units: ng/mL
Dilution Factor: 1.000

RT	STX-CLP Col Shift Response	CLP2 Col Response	RT	CLP2 Col Shift Response	CLP2 Col Response	STX-CLP on col	CLP2 on col	RPD	Compound/Flag
4.333	0.000	207054	4.762	-0.000	269032	10.40	10.44	0.4	alpha-BHC
4.717	-0.001	79800	5.230	-0.000	103870	10.04	10.15	1.1	beta-BHC
4.901	-0.001	188049	5.577	0.000	239720	10.44	10.45	0.1	delta-BHC
4.637	0.000	181860	5.152	-0.000	236414	10.40	10.44	0.4	gamma-BHC (Lindane)
5.125	0.000	168797	5.672	0.001	208664	10.43	10.50	0.7	Heptachlor
5.449	0.000	172339	6.070	-0.001	216770	10.47	10.51	0.4	Aldrin
6.125	-0.002	148413	6.728	-0.001	182002	9.99	10.03	0.4	Heptachlor epoxide b
6.567	-0.001	138415	7.172	0.000	161209	10.45	10.42	0.2	Endosulfan I
6.828	-0.000	293866	7.466	0.000	354543	20.96	20.91	0.2	Dieldrin
6.490	-0.001	276898	7.257	0.000	342356	20.95	21.22	1.3	4,4'-DDE
7.078	-0.001	260570	7.789	-0.001	308995	20.59	20.68	0.4	Endrin
7.314	-0.001	243933	8.000	-0.001	290249	20.59	20.57	0.1	Endosulfan II
7.137	-0.001	235887	7.862	0.000	281171	20.77	20.59	0.9	4,4'-DDD
8.178	-0.000	228340	8.598	-0.000	264823	20.44	20.38	0.3	Endosulfan sulfate
7.431	-0.001	252435	8.181	-0.000	282707	20.64	20.52	0.6	4,4'-DDT
7.920	-0.000	515694	8.821	-0.001	586198	98.41	99.22	0.8	Methoxychlor
8.452	-0.000	254090	9.119	-0.000	286425	19.93	20.18	1.2	Endrin ketone
7.743	-0.001	184716	8.331	0.000	207509	20.43	20.34	0.4	Endrin aldehyde
6.267	-0.000	150690	6.939	0.000	180266	10.36	10.36	0.1	trans-Chlordane
6.413	-0.001	150822	7.100	-0.000	176894	10.33	10.32	0.1	cis-Chlordane
2.308	0.000	206966	2.452	-0.001	244467	10.08	10.45	3.6	Hexachlorobutadiene
4.175	-0.000	178711	4.622	-0.000	231238	10.15	10.28	1.3	Hexachlorobenzene
3.819	0.000	263469	4.136	-0.000	349814	20.69	20.95	1.2	Tetrachloro-m-xylene
9.366	-0.001	166503	10.306	-0.000	180273	19.28	20.12	4.3	Decachlorobiphenyl

* Indicates RPD > 40%

A Indicates Peak Height was used for Column 1 quantitation instead of Area

B Indicates Peak Height was used for Column 2 quantitation instead of Area

M Indicates Column 1 peak was manually integrated

N Indicates Column 2 peak was manually integrated

~ Indicates recovery outside QC Limits

INTERNAL STANDARD SUMMARY

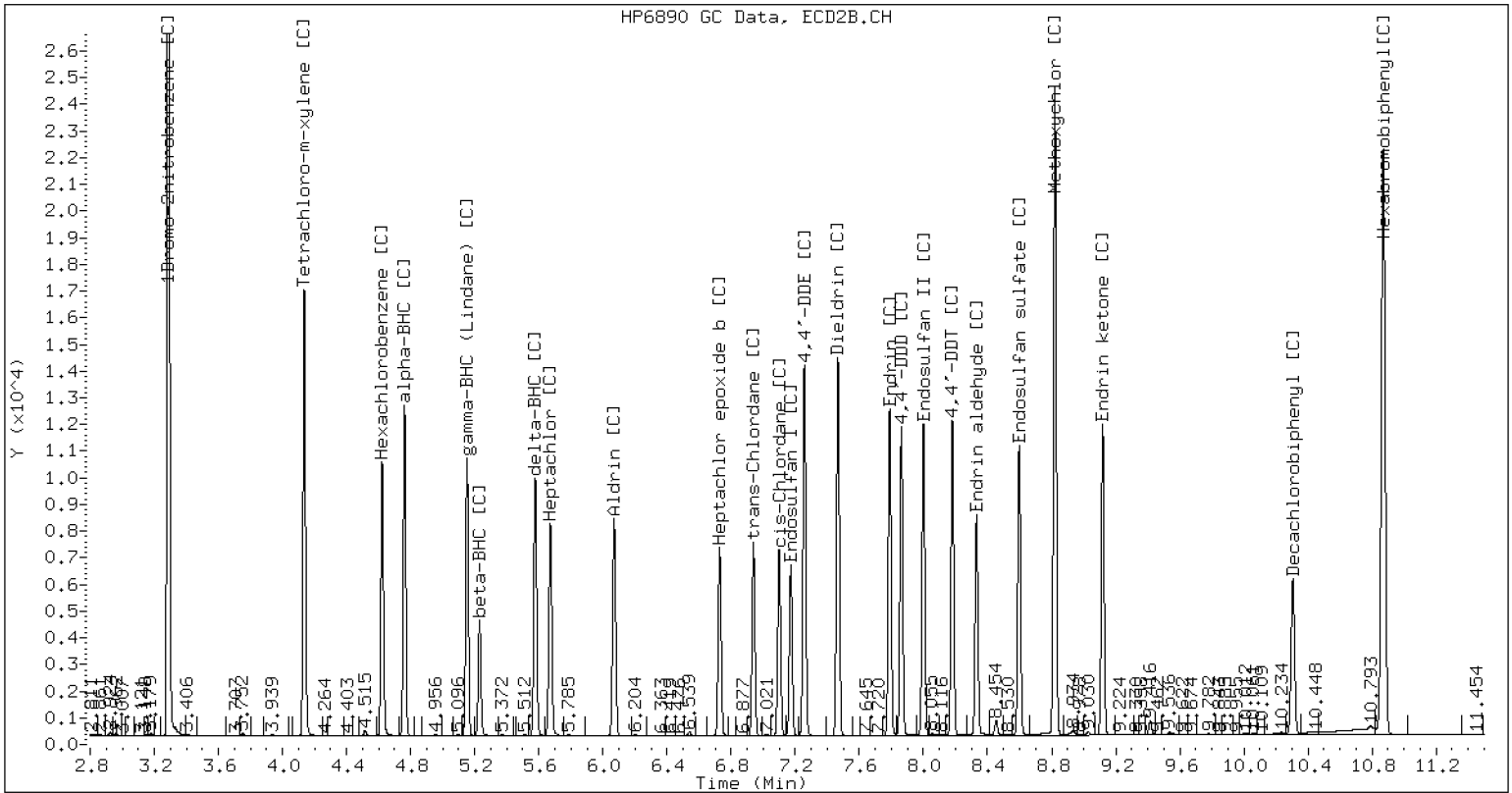
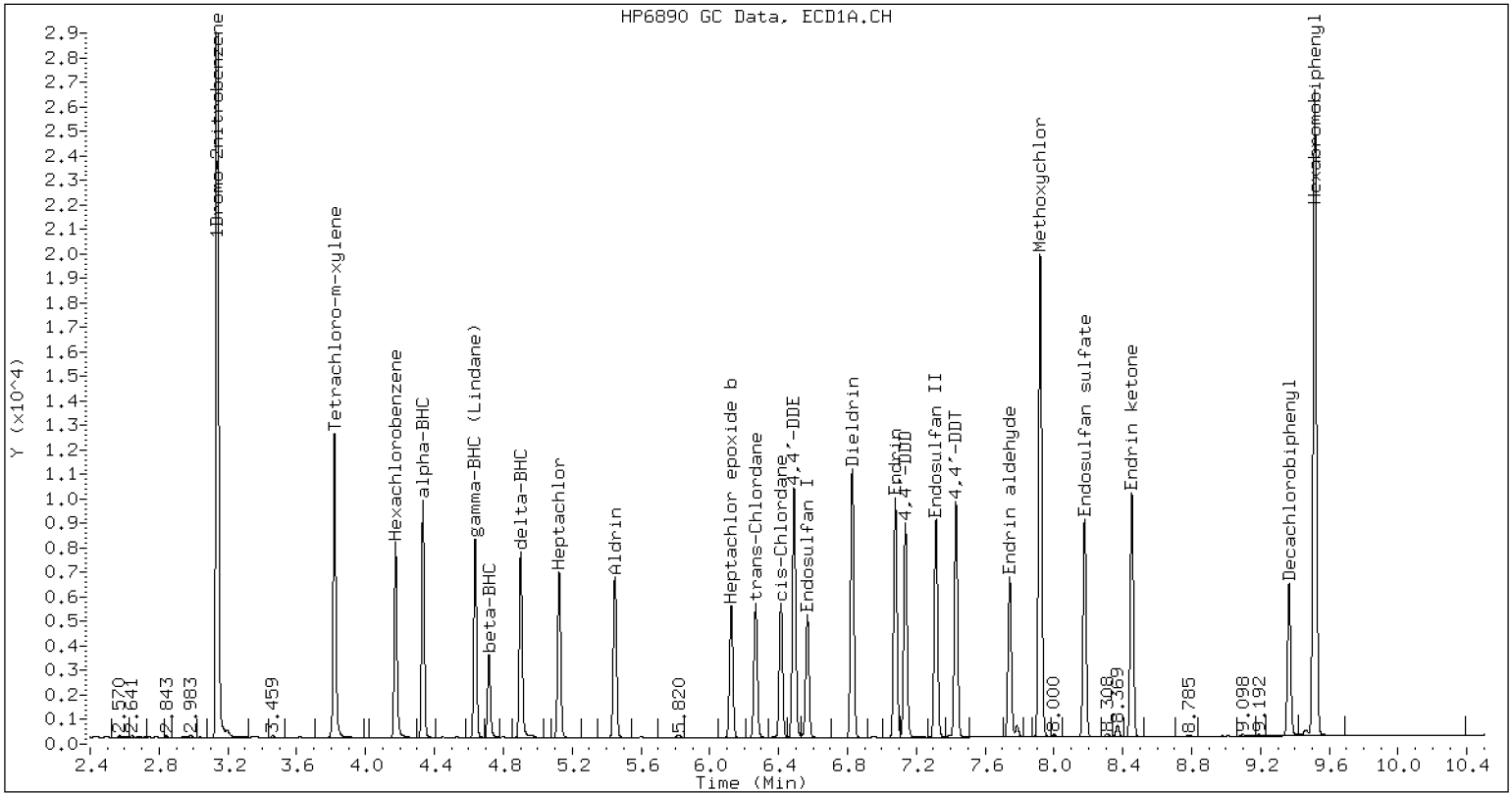
Standard Cpnd	Column 1		%D
	Standard Area*	Sample Area	
Bromo-Nitrobenzene	864333	910053	5.3
Hexabromobiphenyl	663237	732158	10.4

Standard Cpnd	Column 2		%D
	Standard Area*	Sample Area	
Bromo-Nitrobenzene	1480846	1214458	-18.0
Hexabromobiphenyl	870561	742252	-14.7

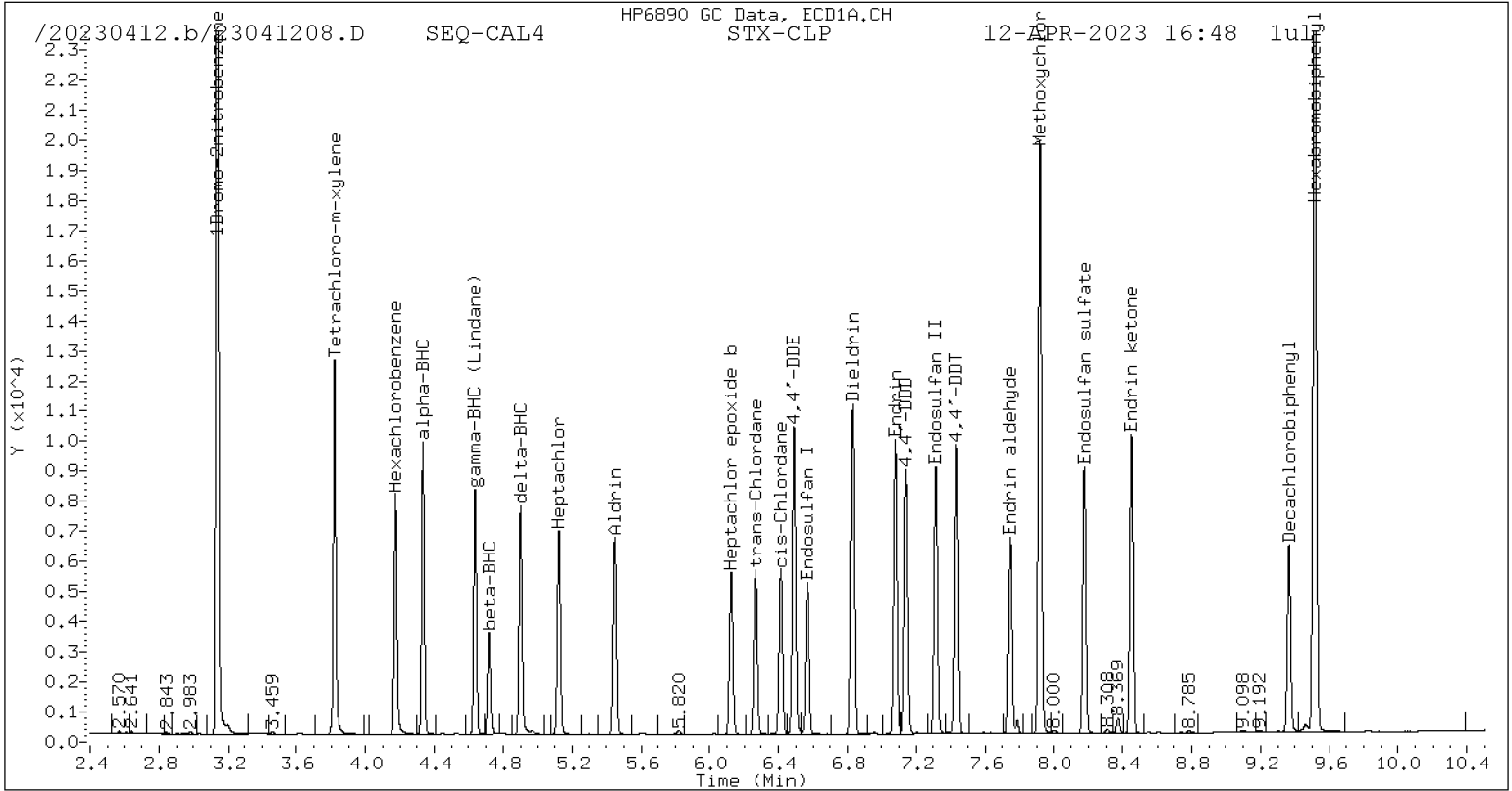
* Standard Areas taken from Initial Cal Level 5

Initial Calibration Date: 12-APR-2023

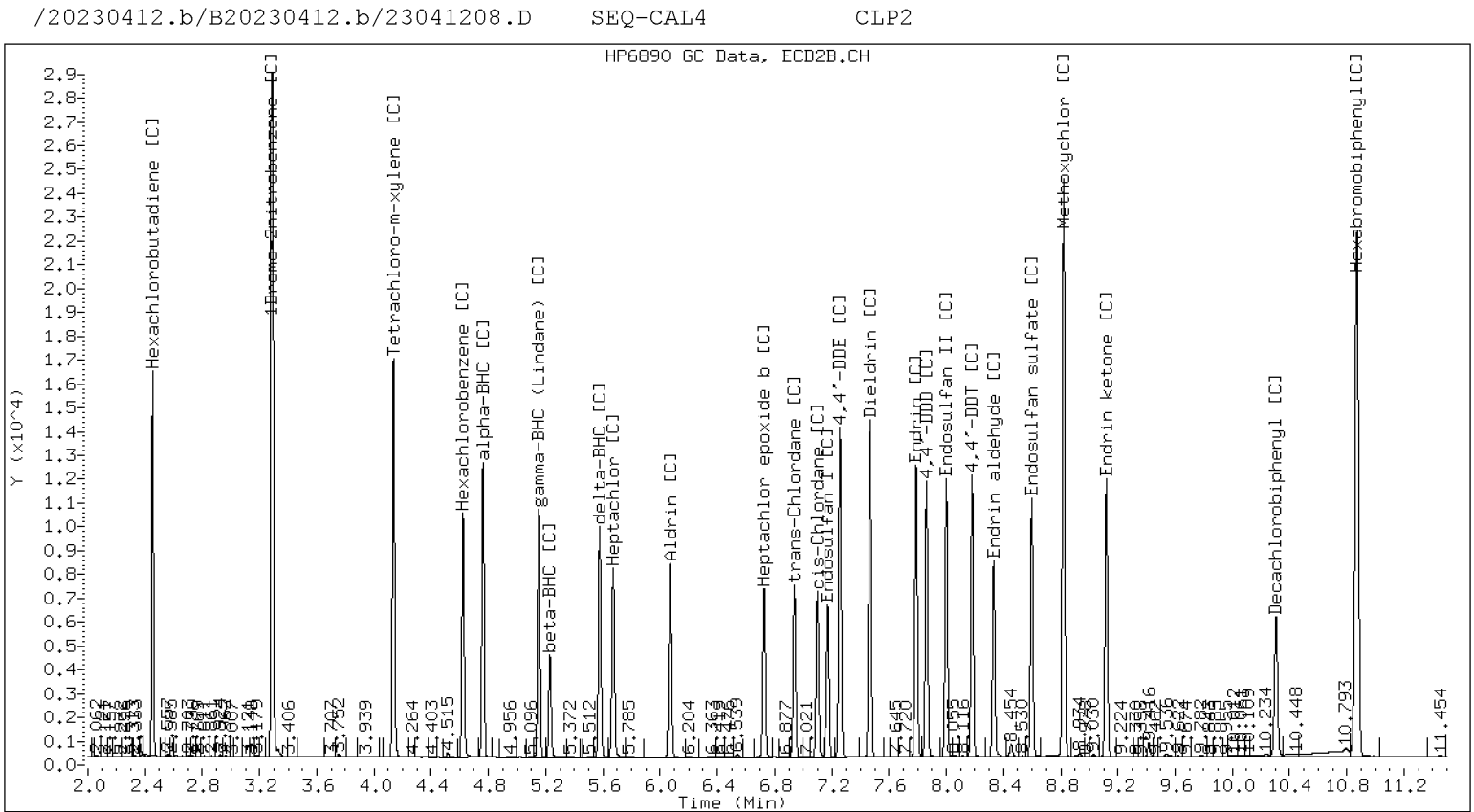
<- Indicates standard response outside Limits (-50 to +100%)



Pesticide Dual Column Chromatograms



STX-CLP Manual Integration: NO



CLP-2 Manual Integration: NO

Analytical Resources Inc.
Dual Column 8081 Pesticide Quantitation Report

Data file 1: /20230412.b/23041209.D
Data file 2: /20230412.b/B20230412.b/23041209.D
Method: \20230412.b\PEST.m
Compound Sublist: INDA.sub
Instrument, Inj. Vol.: ecd6.i, 1ul
Operator: JGR

ARI ID: SEQ-CAL6
Client ID:
Injection Date: 12-APR-2023 17:06
Report Date: 04/13/2023 12:57
Units: ng/mL
Dilution Factor: 1.000

RT	STX-CLP Col Shift Response	CLP2 Col Shift Response	RT	CLP2 Col Shift Response	STX-CLP on col	CLP2 on col	RPD	Compound/Flag	
4.333	0.000	789082	4.762	0.000	1053745	39.26	40.45	3.0	alpha-BHC
4.717	-0.001	298836	5.230	-0.000	393735	37.23	38.05	2.2	beta-BHC
4.901	-0.001	708304	5.577	0.000	933504	38.92	40.25	3.4	delta-BHC
4.637	0.000	688986	5.152	-0.000	916016	39.01	39.99	2.5	gamma-BHC (Lindane)
5.125	-0.000	604529	5.671	0.000	770994	36.98	38.38	3.7	Heptachlor
5.448	-0.000	629969	6.071	-0.000	812922	37.88	38.99	2.9	Aldrin
6.125	-0.002	526148	6.729	-0.000	668897	35.05	36.44	3.9	Heptachlor epoxide b
6.567	-0.001	493488	7.173	0.001	596729	36.88	38.16	3.4	Endosulfan I
6.829	0.000	1030944	7.466	0.000	1279184	72.81	74.62	2.5	Dieldrin
6.489	-0.001	993535	7.257	0.000	1220084	74.41	74.77	0.5	4,4'-DDE
7.078	-0.001	907557	7.790	-0.000	1098211	72.71	73.00	0.4	Endrin
7.314	-0.001	848911	8.001	-0.000	1048450	72.63	73.77	1.6	Endosulfan II
7.137	-0.001	838729	7.862	0.000	1040087	74.86	75.63	1.0	4,4'-DDD
8.178	-0.000	805013	8.598	0.000	975785	73.05	74.56	2.1	Endosulfan sulfate
7.431	-0.000	908115	8.181	0.000	1053162	75.26	75.90	0.9	4,4'-DDT
7.920	-0.001	1796134	8.821	-0.001	2104774	347.45	353.79	1.8	Methoxychlor
8.452	-0.000	896939	9.120	0.001	1042272	71.33	72.93	2.2	Endrin ketone
7.743	-0.001	649599	8.332	0.001	756869	72.82	73.66	1.1	Endrin aldehyde
6.266	-0.000	563470	6.940	0.001	689422	38.37	39.17	2.1	trans-Chlordane
6.414	-0.000	558211	7.100	-0.000	670499	37.86	38.69	2.2	cis-Chlordane
2.309	0.001	760920	2.453	-0.000	896023	36.70	37.88	3.2	Hexachlorobutadiene
4.175	-0.000	651738	4.623	0.001	846379	36.64	37.20	1.5	Hexachlorobenzene
3.819	-0.000	933369	4.136	0.000	1232611	72.57	72.99	0.6	Tetrachloro-m-xylene
9.367	0.000	579829	10.306	0.000	644132	68.06	71.40	4.8	Decachlorobiphenyl

* Indicates RPD > 40%

A Indicates Peak Height was used for Column 1 quantitation instead of Area

B Indicates Peak Height was used for Column 2 quantitation instead of Area

M Indicates Column 1 peak was manually integrated

N Indicates Column 2 peak was manually integrated

~ Indicates recovery outside QC Limits

INTERNAL STANDARD SUMMARY

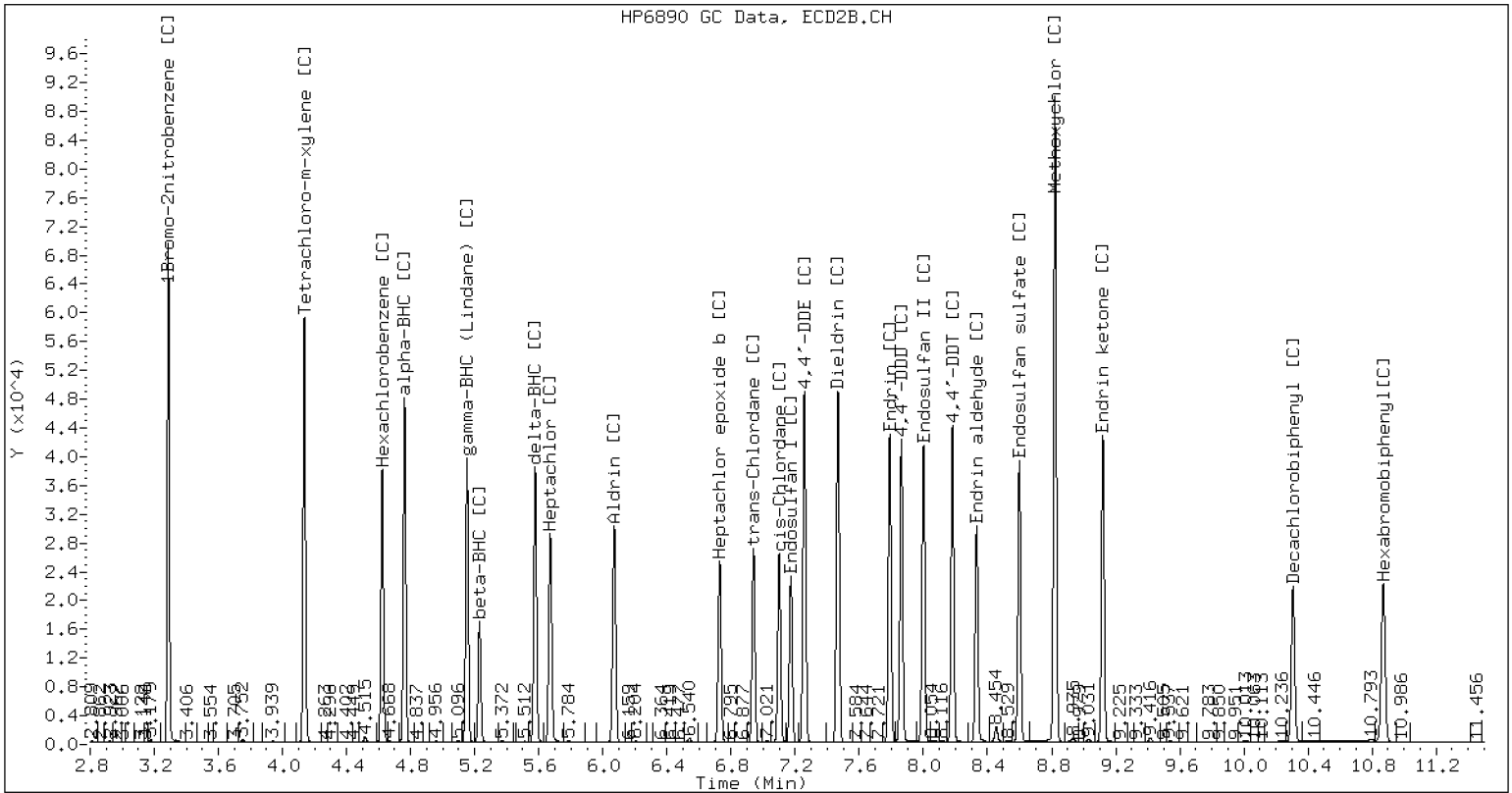
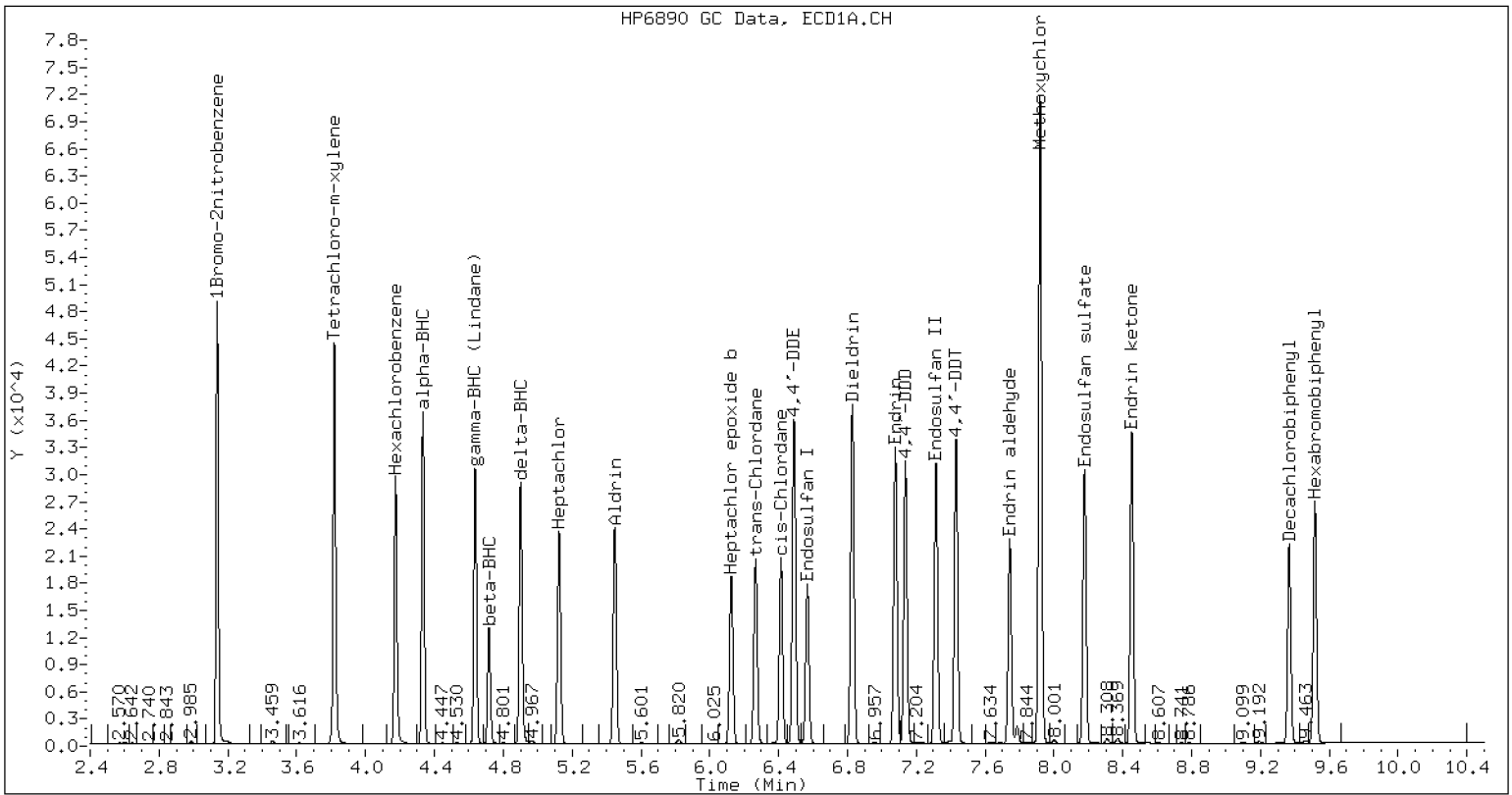
Standard Cpnd	Column 1		%D
	Standard Area*	Sample Area	
Bromo-Nitrobenzene	864333	919249	6.4
Hexabromobiphenyl	663237	722285	8.9

Standard Cpnd	Column 2		%D
	Standard Area*	Sample Area	
Bromo-Nitrobenzene	1480846	1228056	-17.1
Hexabromobiphenyl	870561	747465	-14.1

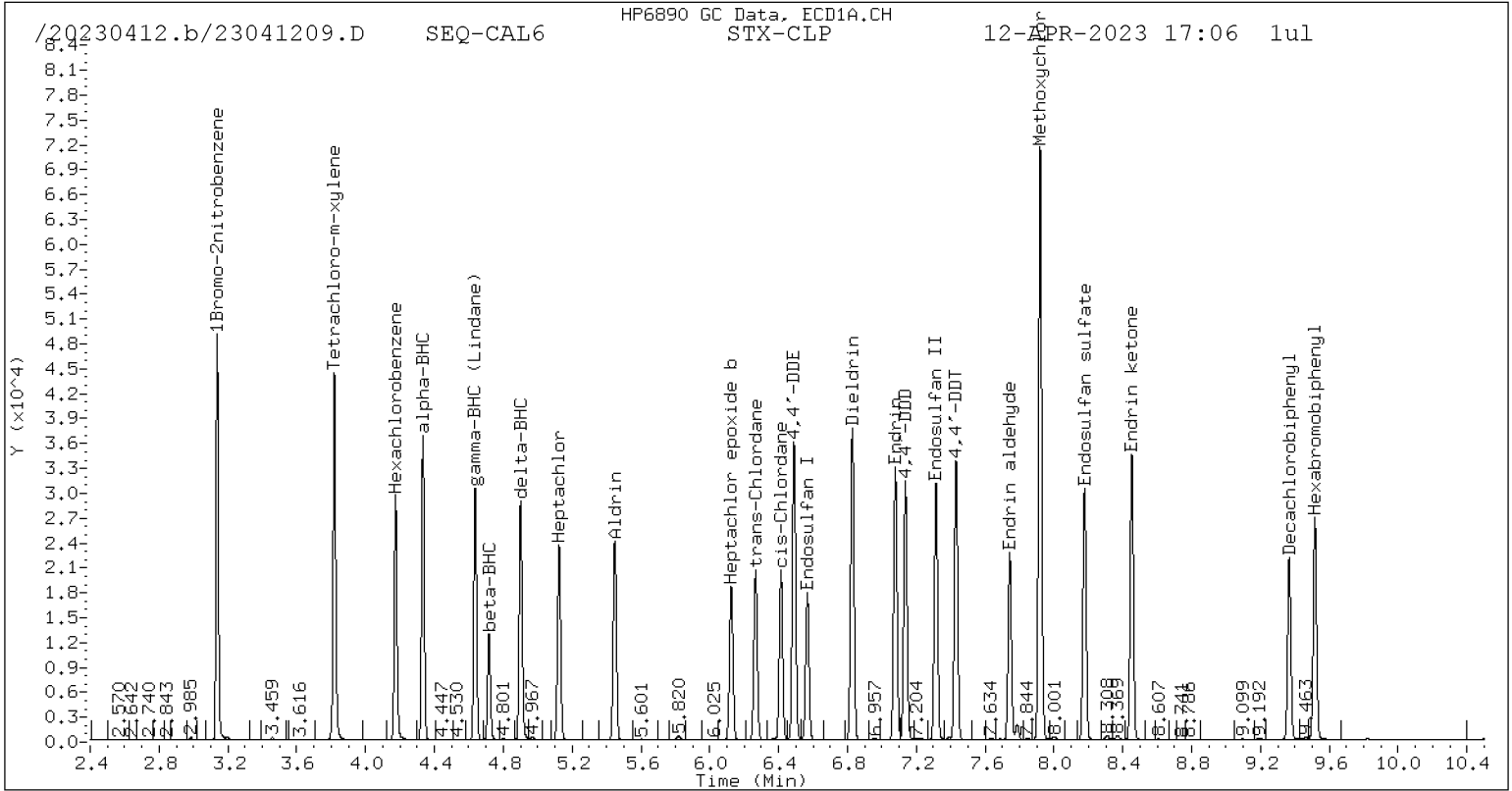
* Standard Areas taken from Initial Cal Level 5

Initial Calibration Date: 12-APR-2023

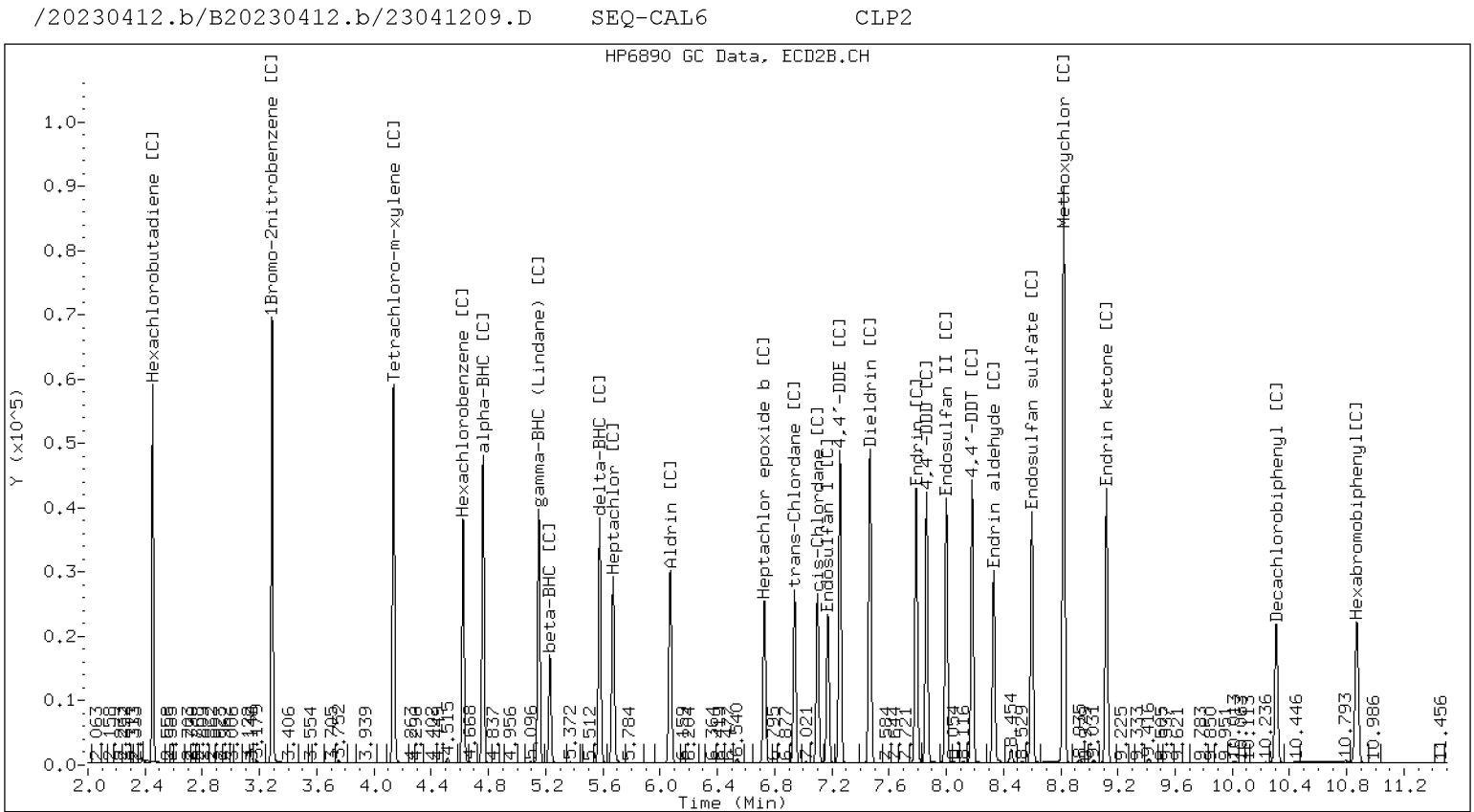
<- Indicates standard response outside Limits (-50 to +100%)



Pesticide Dual Column Chromatograms



STX-CLP Manual Integration: NO



CLP-2 Manual Integration: NO

Analytical Resources Inc.
Dual Column 8081 Pesticide Quantitation Report

Data file 1: /20230412.b/23041210.D
Data file 2: /20230412.b/B20230412.b/23041210.D
Method: \20230412.b\PEST.m
Compound Sublist: INDA.sub
Instrument, Inj. Vol.: ecd6.i, 1ul
Operator: JGR

ARI ID: SEQ-CAL7
Client ID:
Injection Date: 12-APR-2023 17:25
Report Date: 04/13/2023 12:57
Units: ng/mL
Dilution Factor: 1.000

RT	STX-CLP Col Shift Response	CLP2 Col Shift Response	RT	STX-CLP on col	CLP2 on col	RPD	Compound/Flag			
4.333	0.000	1504143	4.762	0.000	2036495	74.20	77.68	4.6	alpha-BHC	M
4.717	-0.001	564613	5.230	-0.000	751802	69.75	72.20	3.5	beta-BHC	M
4.901	-0.002	1348410	5.577	-0.000	1780227	73.47	76.29	3.8	delta-BHC	M
4.637	-0.000	1305188	5.152	-0.000	1754548	73.27	76.13	3.8	gamma-BHC (Lindane)	M
5.124	-0.001	1105791	5.671	-0.000	1423580	67.07	70.43	4.9	Heptachlor	M
5.448	-0.000	1164527	6.071	-0.000	1511414	69.44	72.04	3.7	Aldrin	M
6.125	-0.002	957195	6.729	-0.000	1234899	63.23	66.86	5.6	Heptachlor epoxide b	M
6.567	-0.001	902920	7.172	0.000	1107682	66.91	70.39	5.1	Endosulfan I	M
6.828	-0.000	1891941	7.466	0.000	2384054	132.48	138.22	4.2	Dieldrin	M
6.489	-0.001	1824093	7.257	0.000	2245750	135.47	136.78	1.0	4,4'-DDE	M
7.078	-0.001	1667189	7.790	0.000	2038096	130.71	135.54	3.6	Endrin	M
7.314	-0.001	1548044	8.001	-0.000	1990565	129.61	140.13	7.8	Endosulfan II	M
7.136	-0.002	1549529	7.862	0.000	1970951	135.35	143.39	5.8	4,4'-DDD	M
8.177	-0.001	1486482	8.598	-0.000	1840819	132.01	140.73	6.4	Endosulfan sulfate	M
7.431	-0.001	1683975	8.181	-0.000	2003848	136.58	144.49	5.6	4,4'-DDT	M
7.920	-0.000	3475120	8.822	-0.000	4197295	657.88	705.85	7.0	Methoxychlor	M
8.452	-0.001	1668350	9.119	0.000	1981664	129.84	138.74	6.6	Endrin ketone	M
7.743	-0.001	1195780	8.331	0.000	1420645	131.18	138.32	5.3	Endrin aldehyde	M
6.266	-0.001	1056187	6.939	0.000	1305882	71.31	73.74	3.4	trans-Chlordane	M
6.413	-0.001	1043284	7.100	-0.000	1272519	70.16	72.97	3.9	cis-Chlordane	M
2.309	0.001	1437797	2.453	0.000	1654665	68.77	69.52	1.1	Hexachlorobutadiene	
4.175	-0.001	1223325	4.622	0.000	1599265	68.19	69.86	2.4	Hexachlorobenzene	M
3.819	0.000	1715340	4.136	0.000	2273933	132.23	133.82	1.2	Tetrachloro-m-xylene	M
9.366	-0.000	1089026	10.306	-0.000	1229420	125.10	136.33	8.6	Decachlorobiphenyl	M

* Indicates RPD > 40%

A Indicates Peak Height was used for Column 1 quantitation instead of Area

B Indicates Peak Height was used for Column 2 quantitation instead of Area

M Indicates Column 1 peak was manually integrated

N Indicates Column 2 peak was manually integrated

~ Indicates recovery outside QC Limits

INTERNAL STANDARD SUMMARY

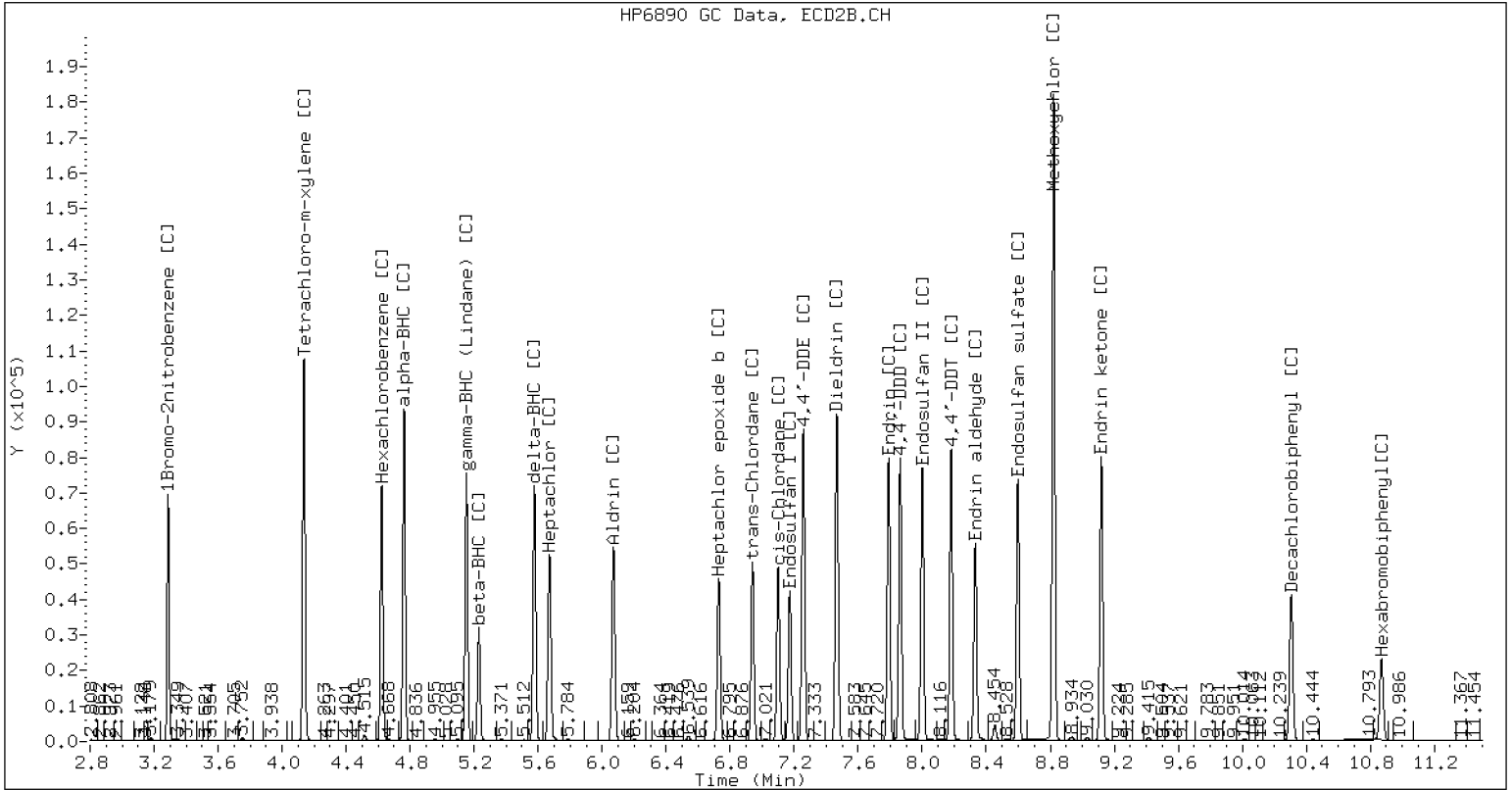
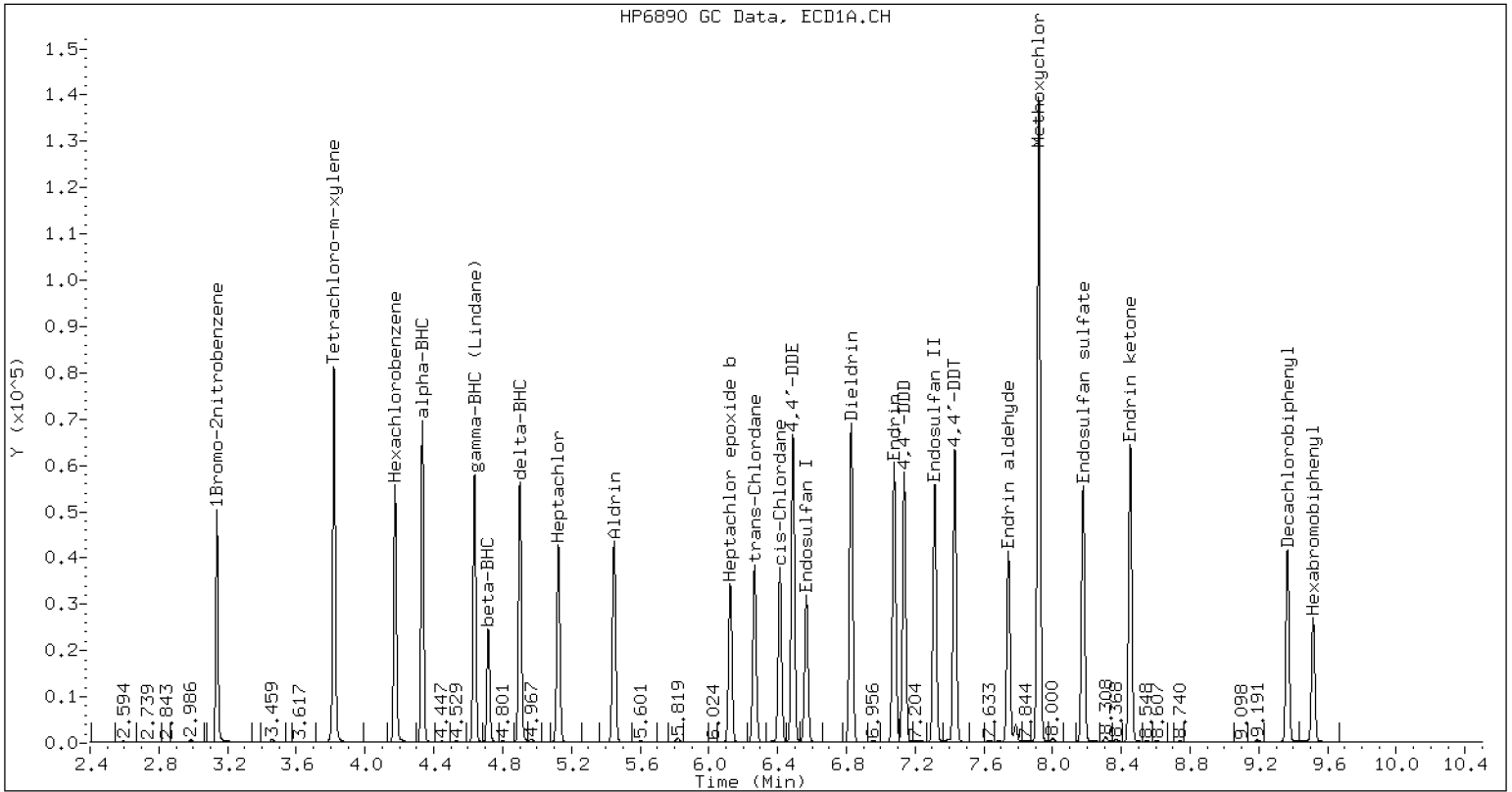
Standard Cpnd	Column 1		%D
	Standard Area*	Sample Area	
Bromo-Nitrobenzene	864333	927085	7.3
Hexabromobiphenyl	663237	738060	11.3

Standard Cpnd	Column 2		%D
	Standard Area*	Sample Area	
Bromo-Nitrobenzene	1480846	1235730	-16.6
Hexabromobiphenyl	870561	747107	-14.2

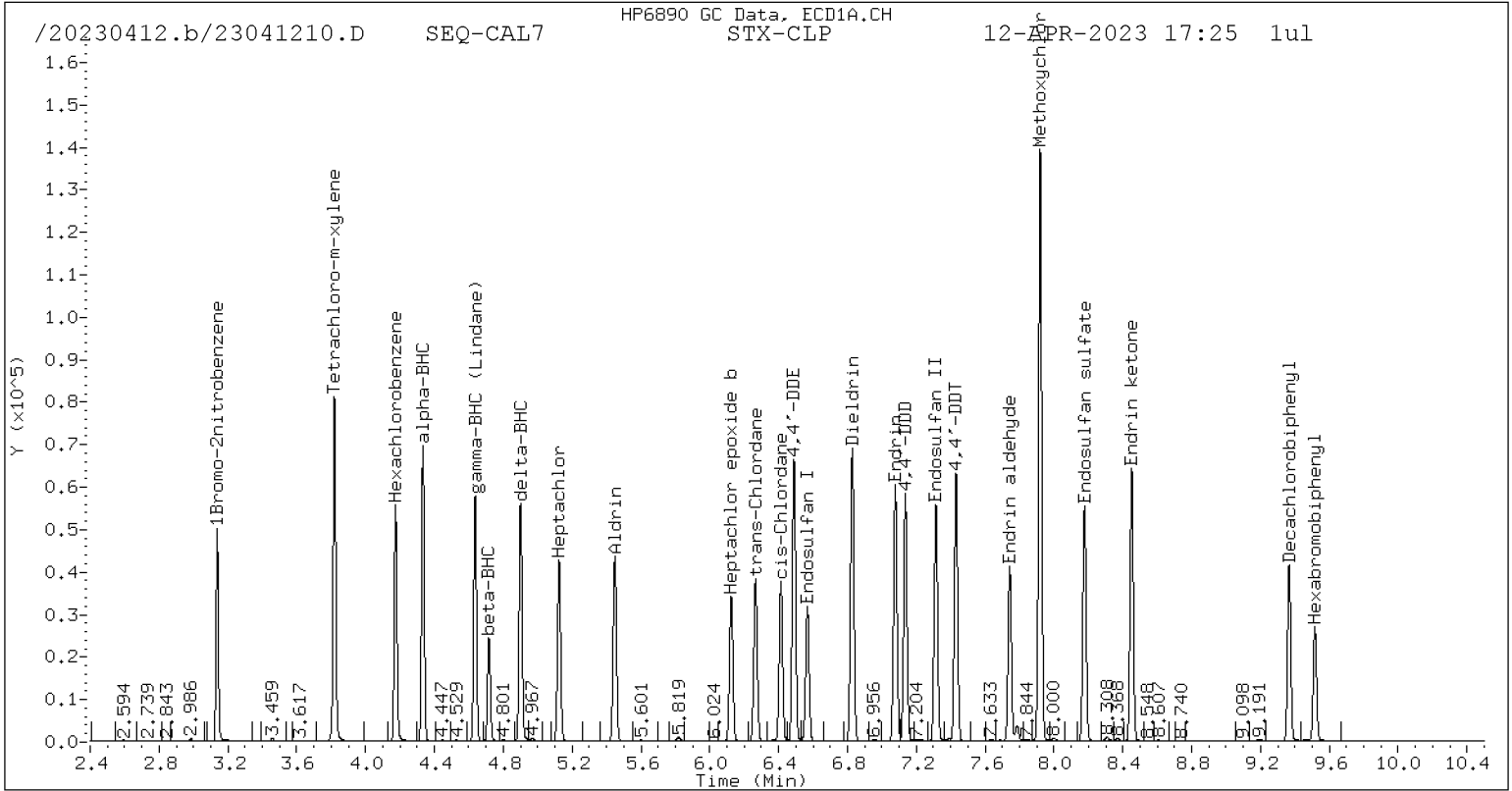
* Standard Areas taken from Initial Cal Level 5

Initial Calibration Date: 12-APR-2023

<- Indicates standard response outside Limits (-50 to +100%)

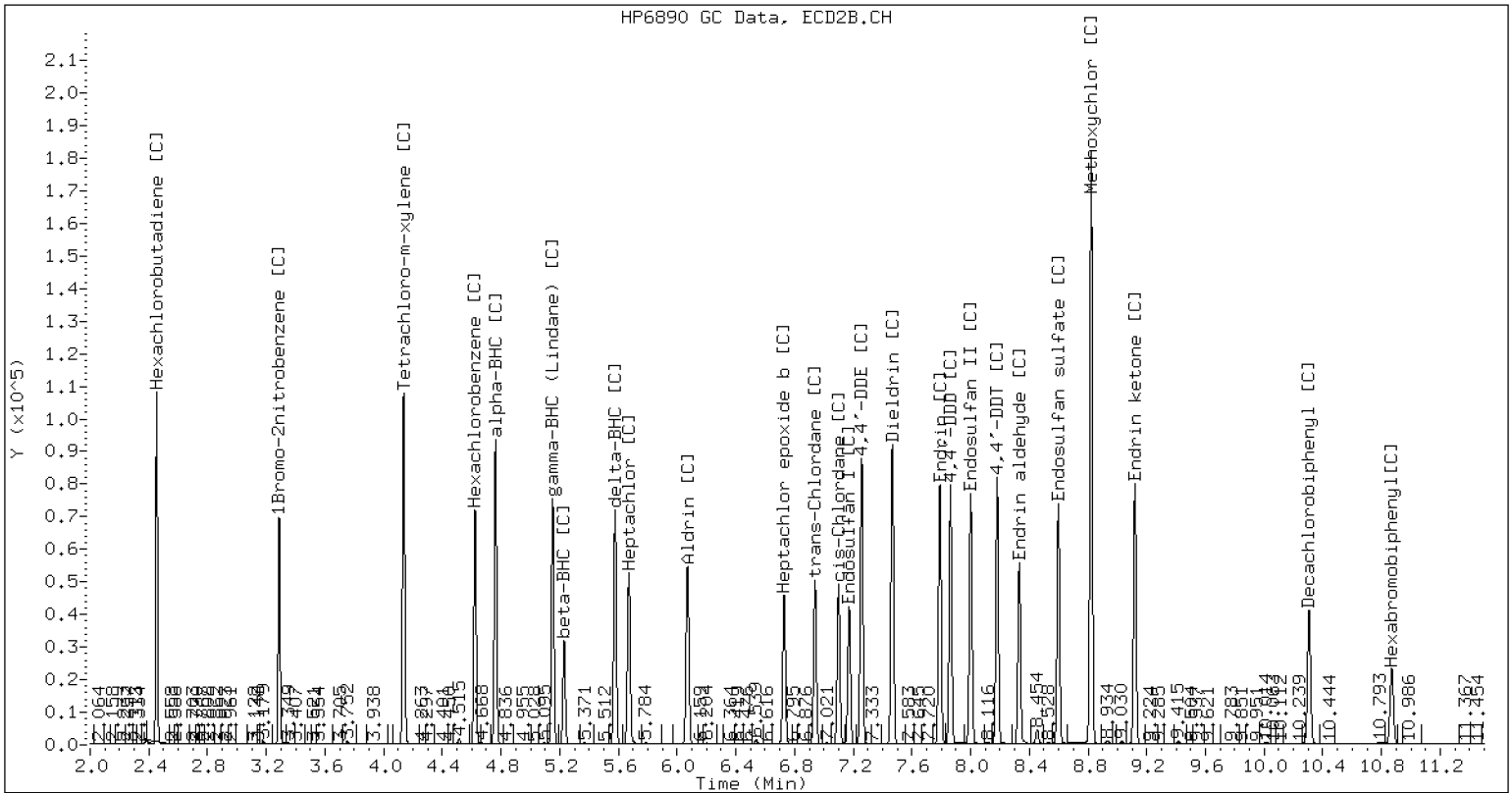


Pesticide Dual Column Chromatograms



STX-CLP Manual Integration: YES

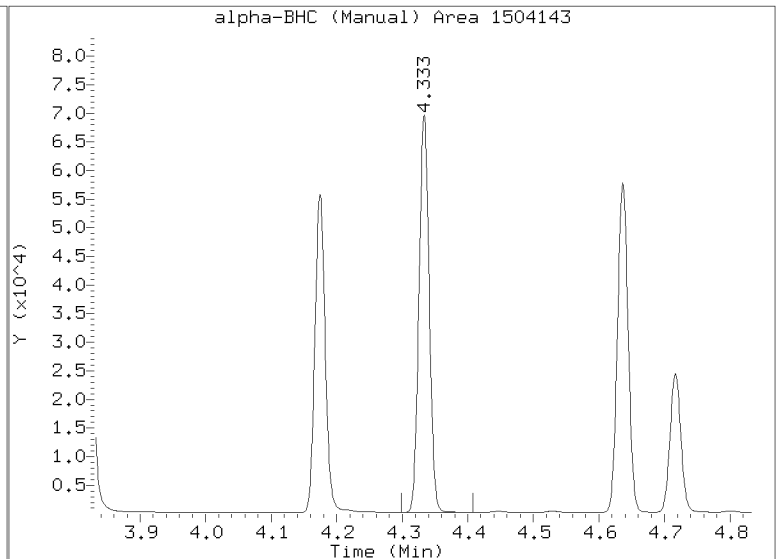
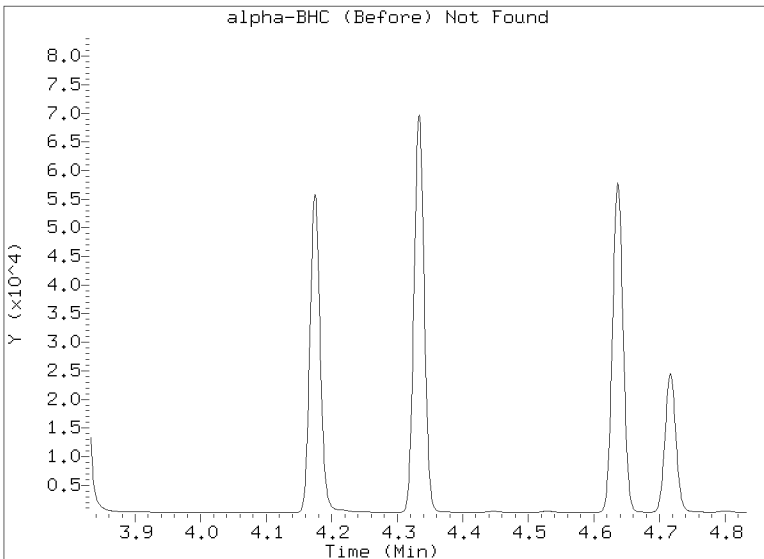
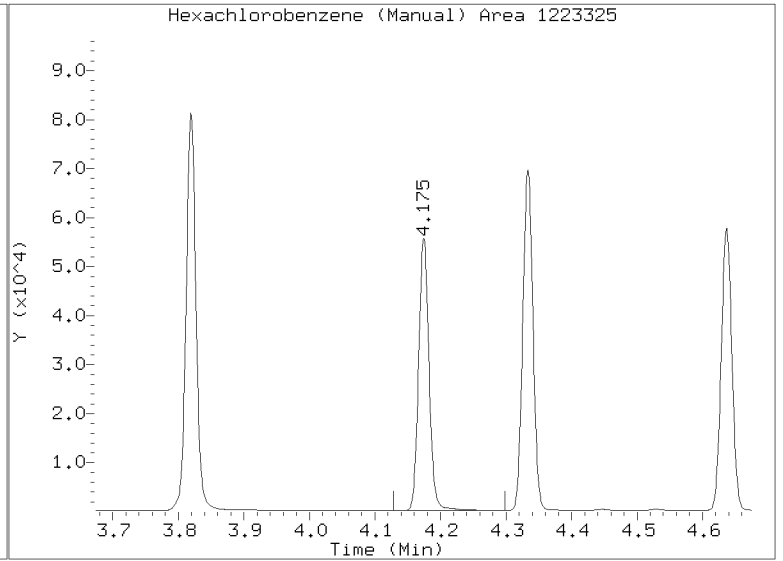
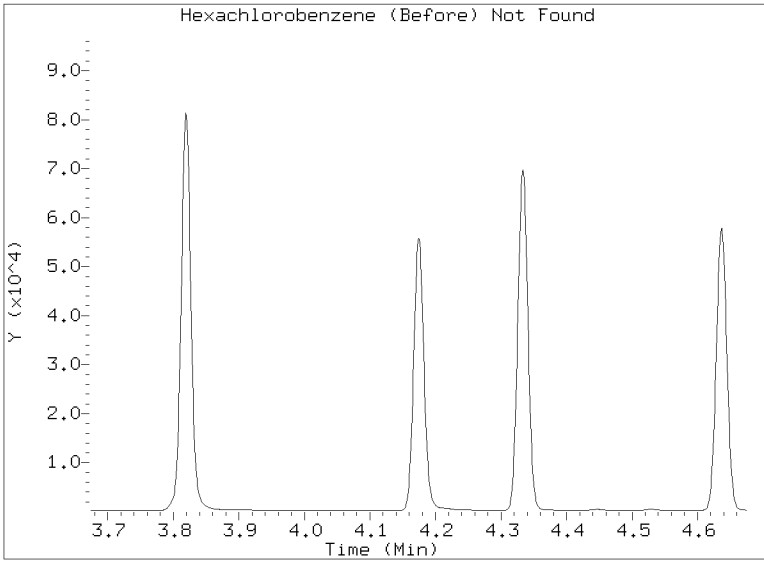
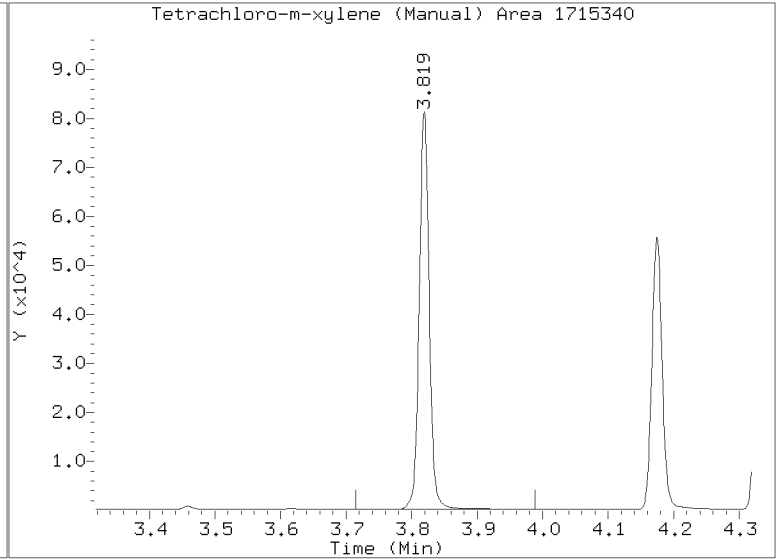
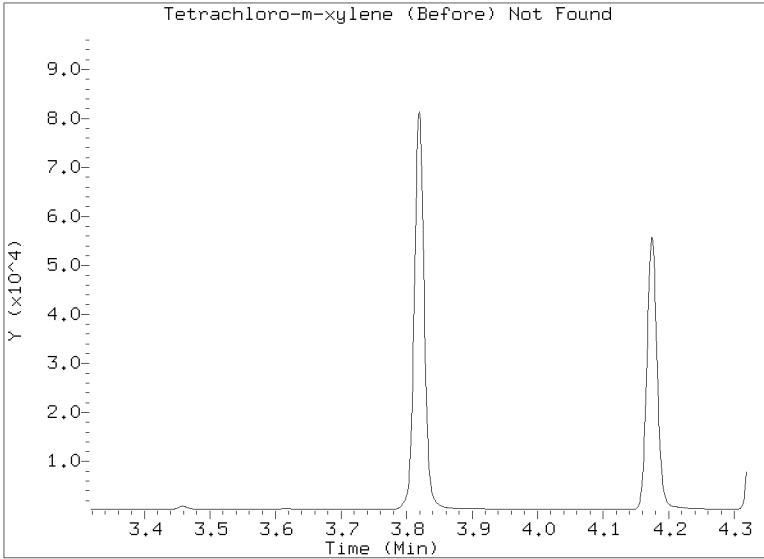
/20230412.b/B20230412.b/23041210.D SEQ-CAL7 CLP2



CLP-2 Manual Integration: YES

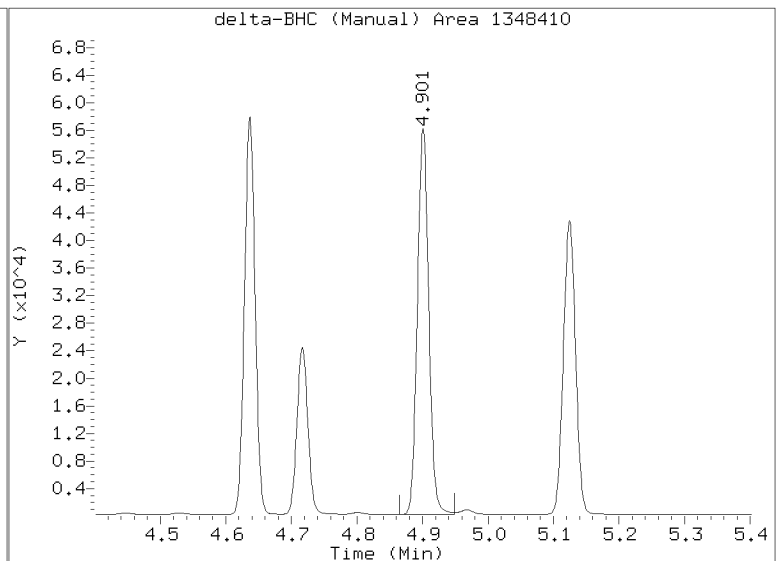
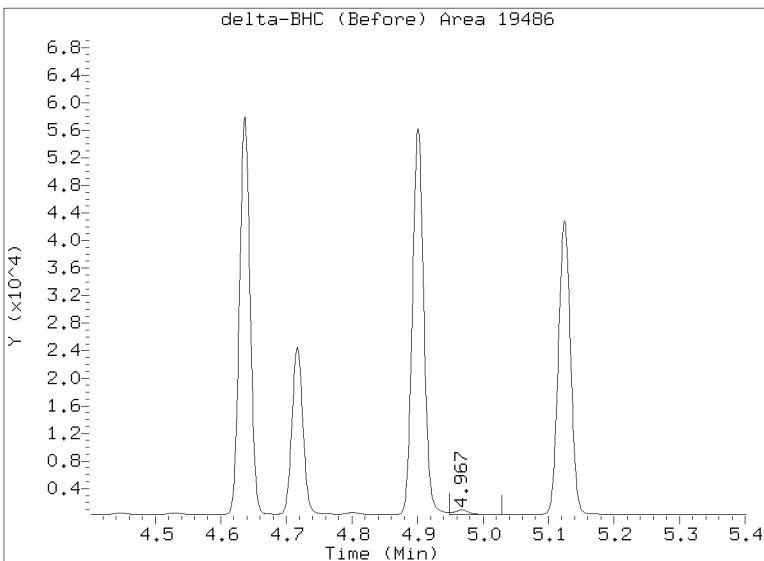
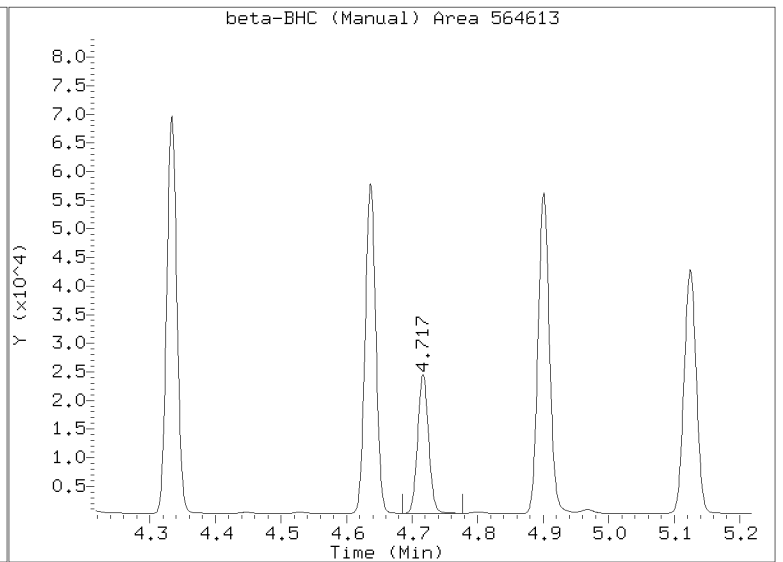
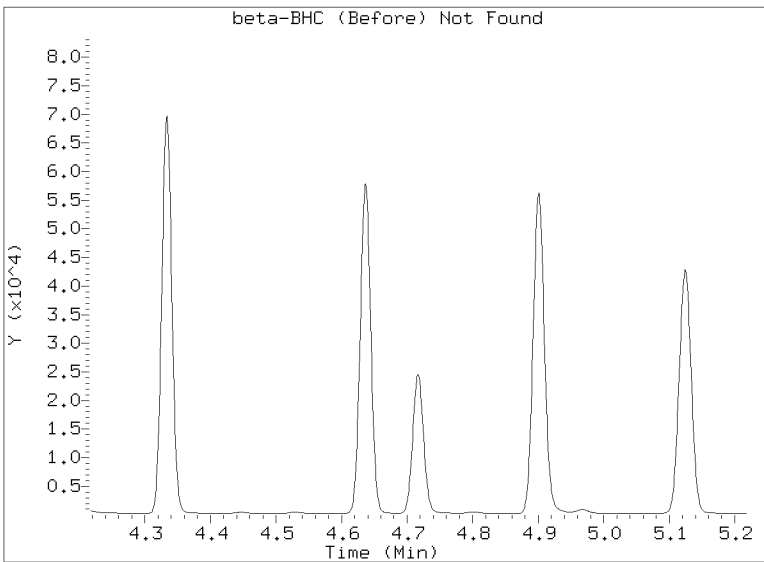
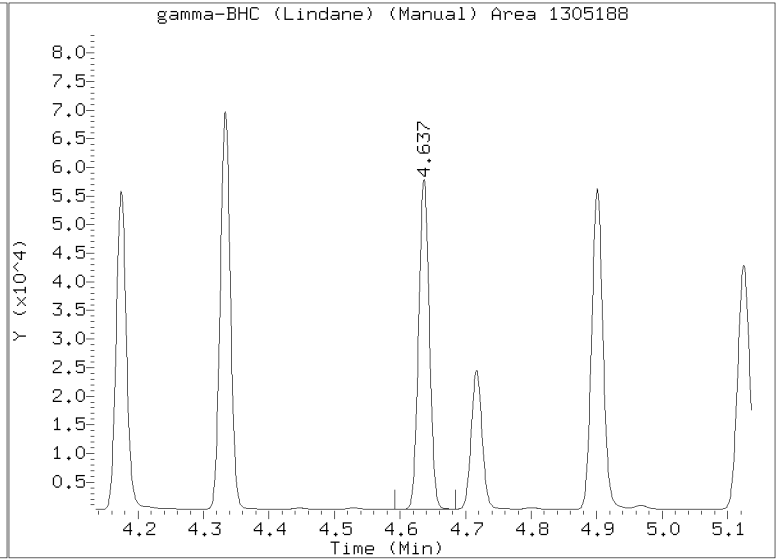
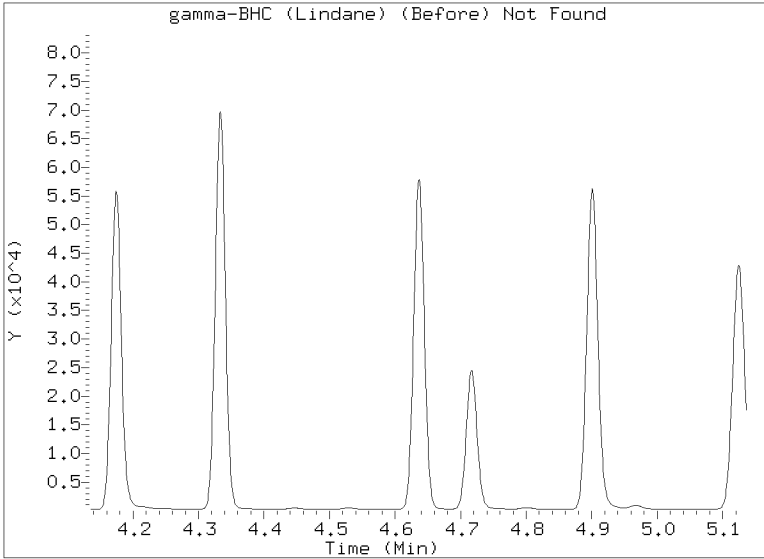
Manual Peak Adjustment Report, STX-CLP

Datafile: /20230412.b/23041210.D
Injection Date: 12-APR-2023 17:25
Lab ID:SEQ-CAL7 Client ID:
Report Date: 04/13/2023 12:57



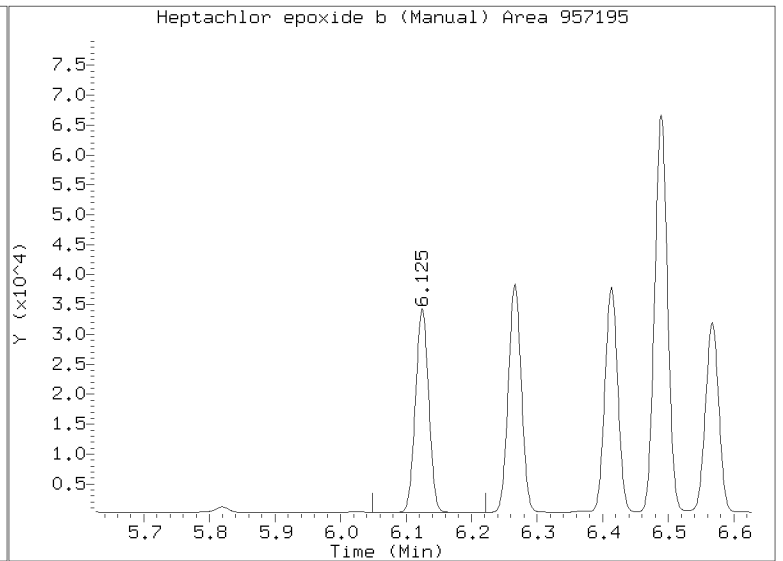
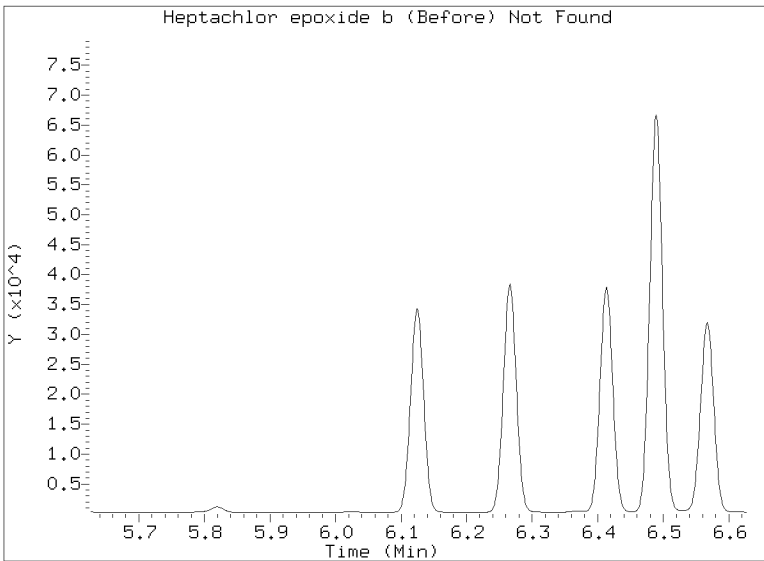
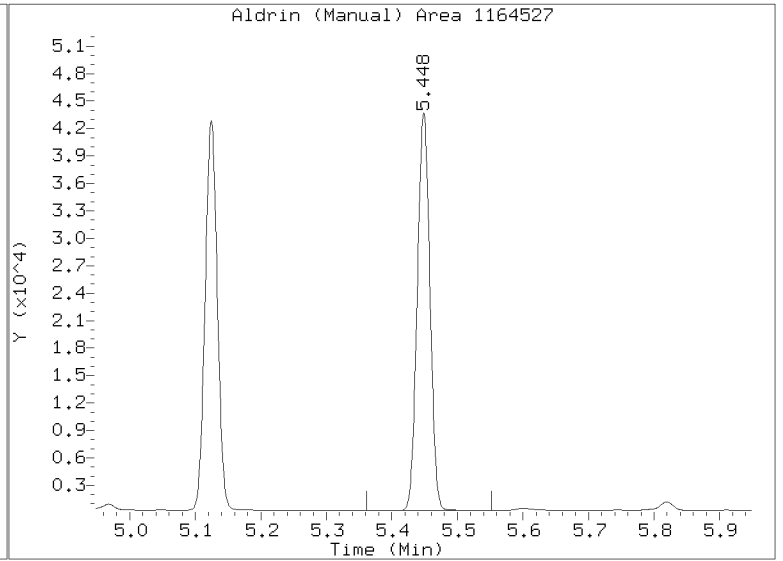
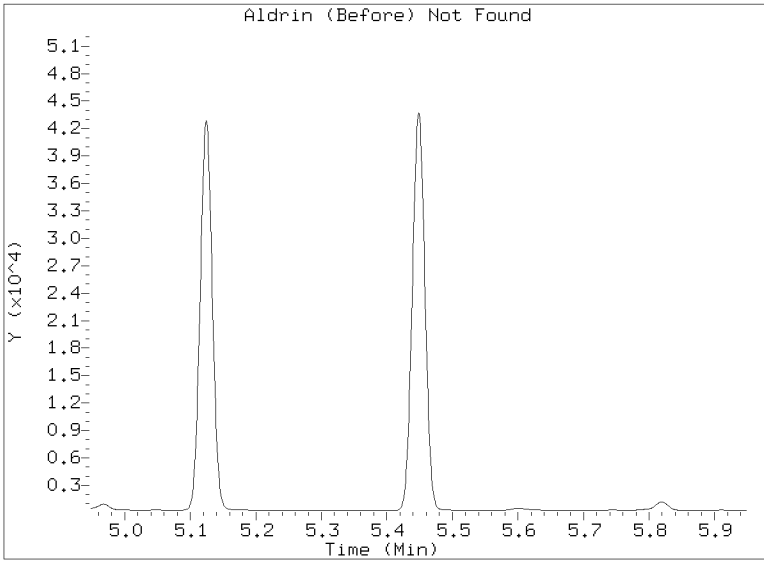
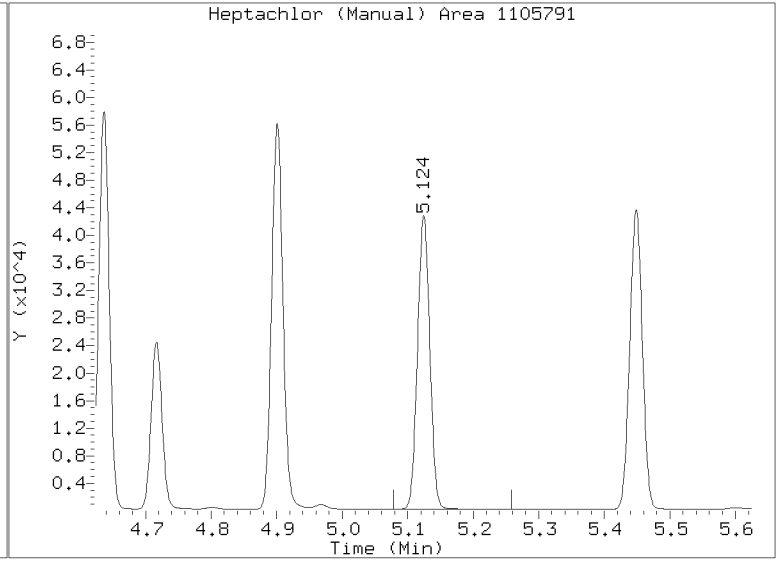
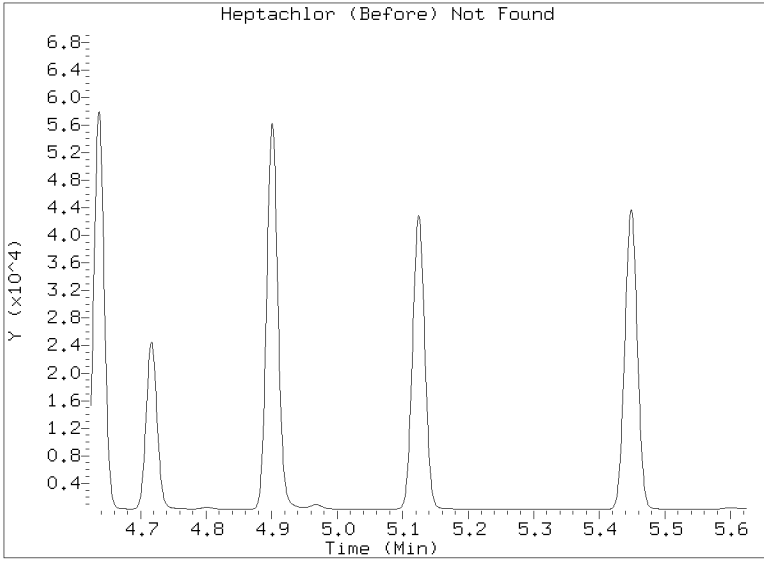
Manual Peak Adjustment Report, STX-CLP

Datafile: /20230412.b/23041210.D
Injection Date: 12-APR-2023 17:25
Lab ID:SEQ-CAL7 Client ID:
Report Date: 04/13/2023 12:57



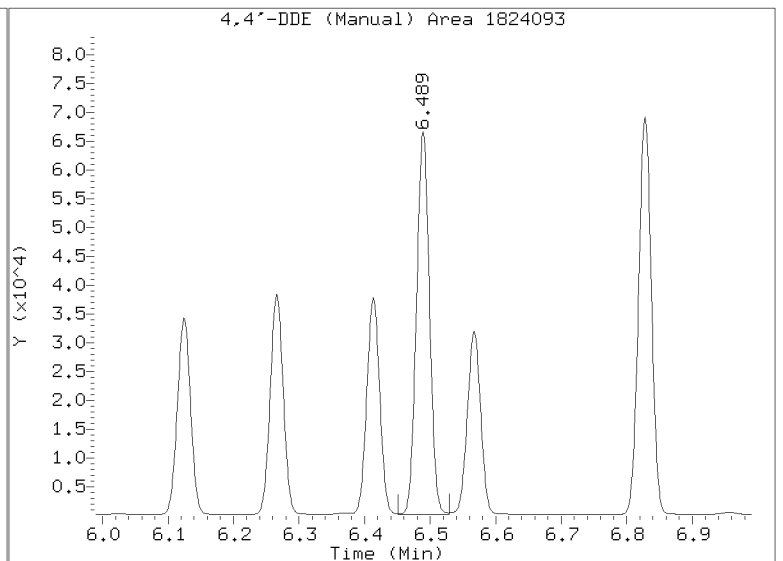
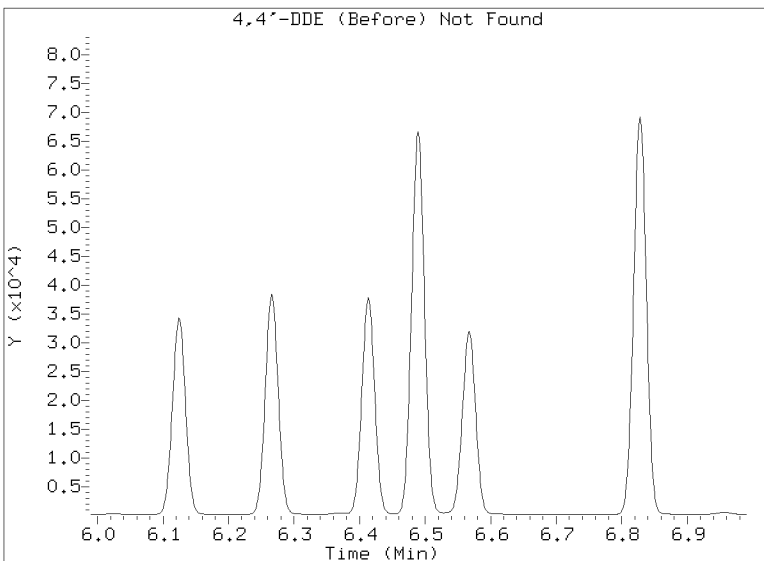
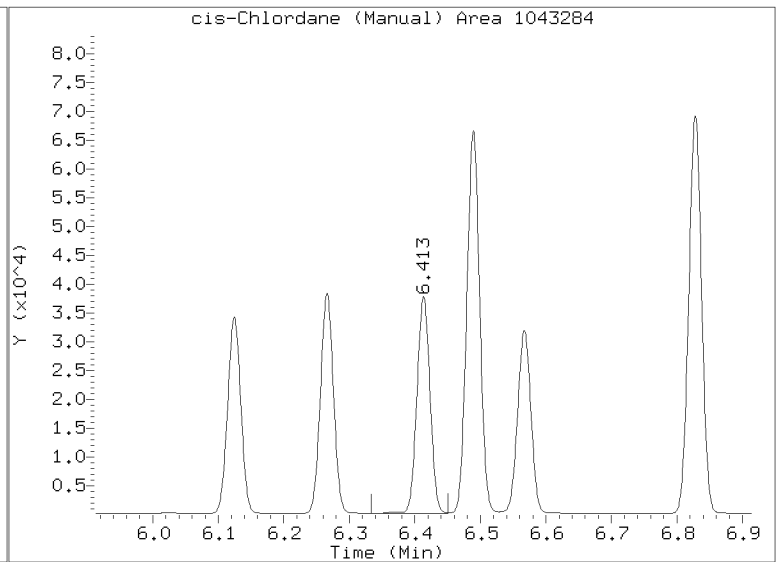
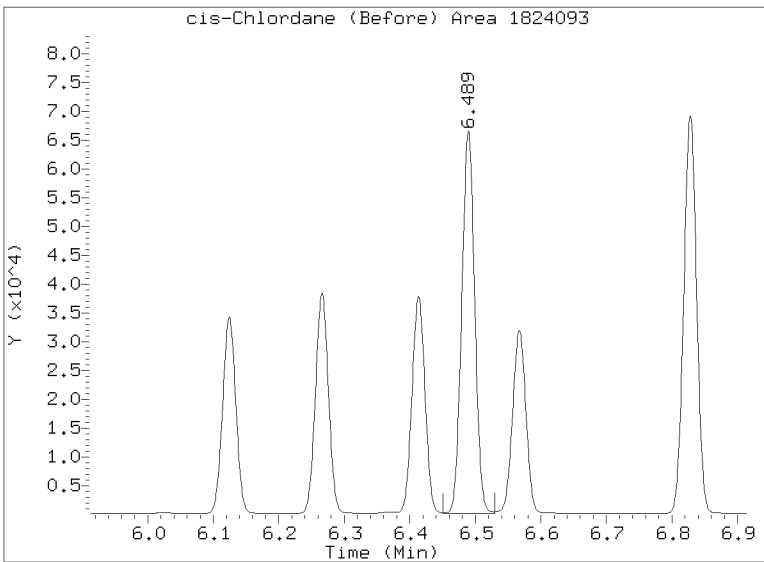
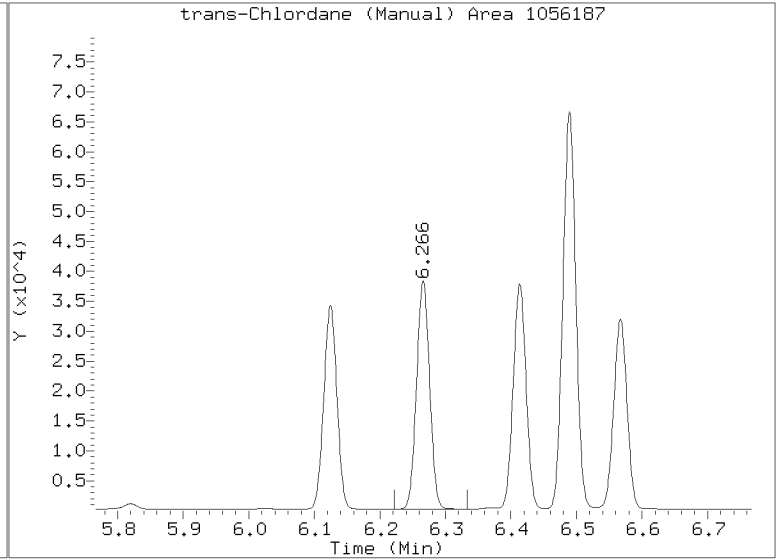
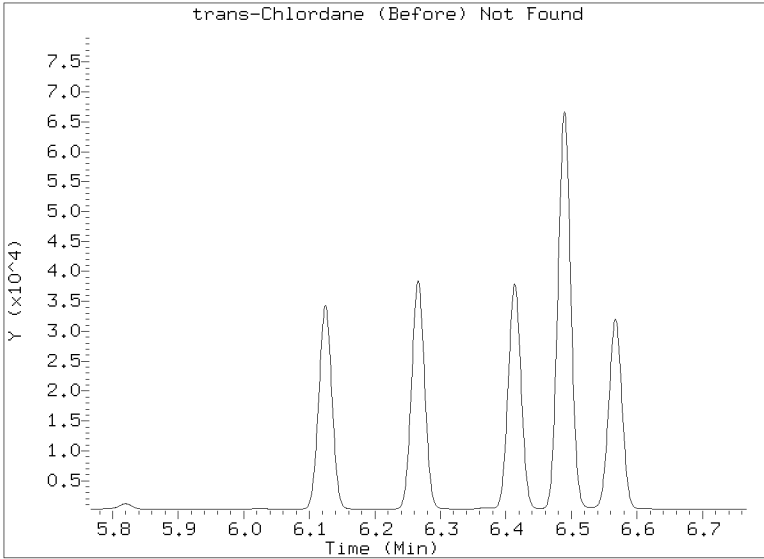
Manual Peak Adjustment Report, STX-CLP

Datafile: /20230412.b/23041210.D
Injection Date: 12-APR-2023 17:25
Lab ID:SEQ-CAL7 Client ID:
Report Date: 04/13/2023 12:57



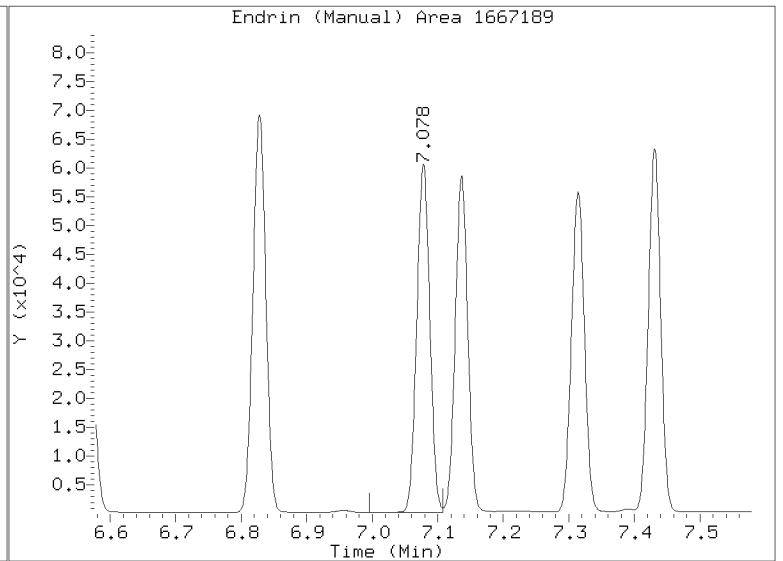
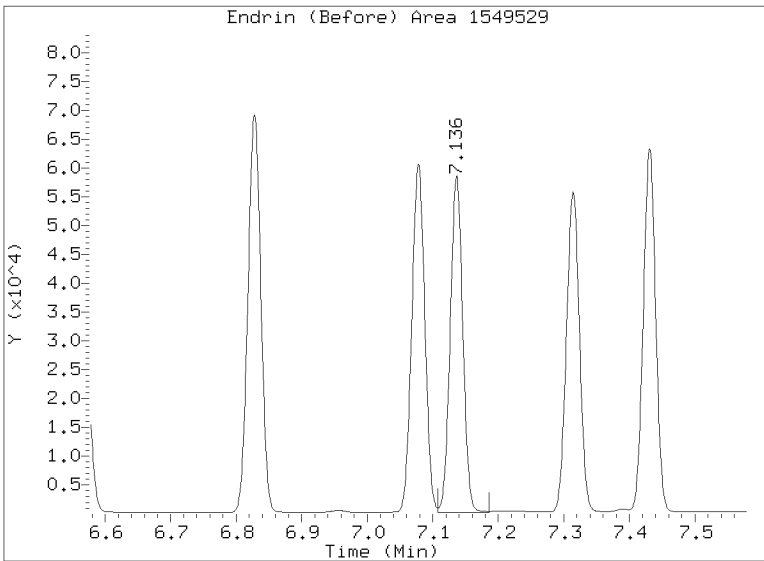
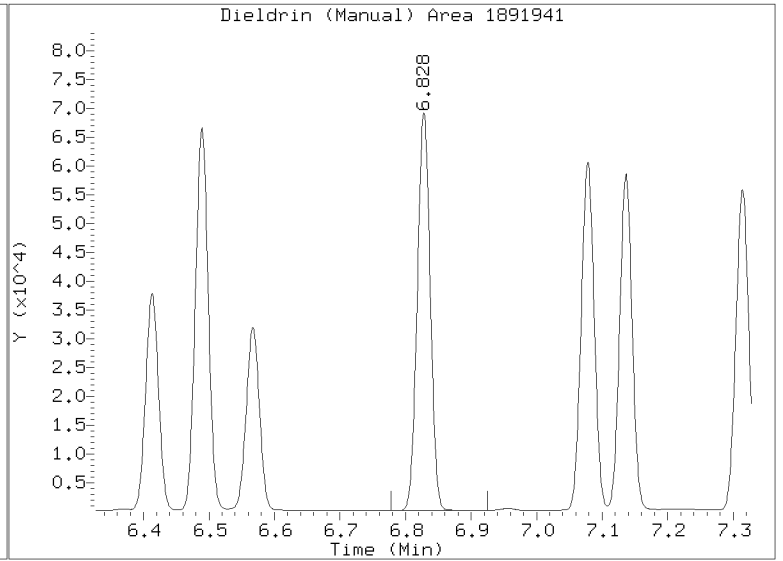
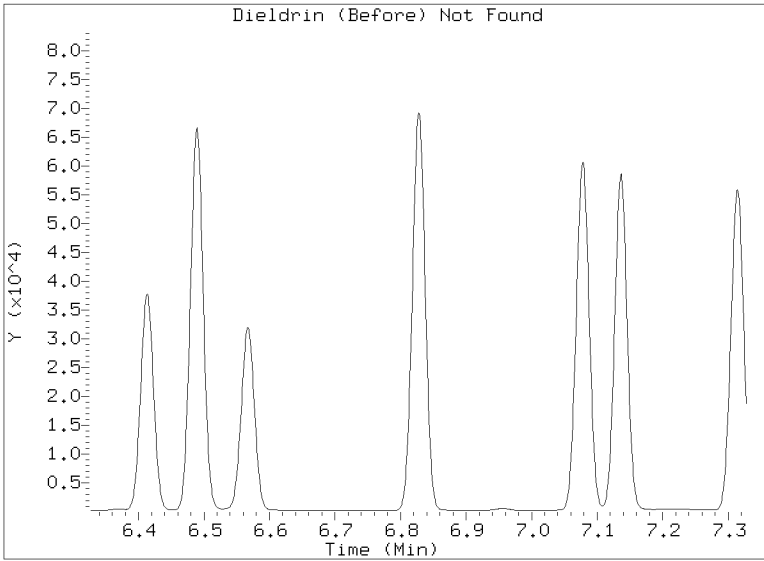
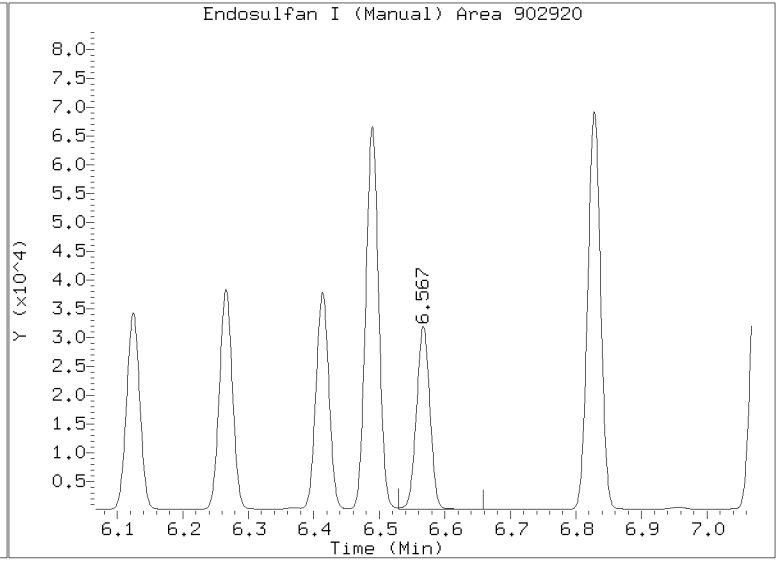
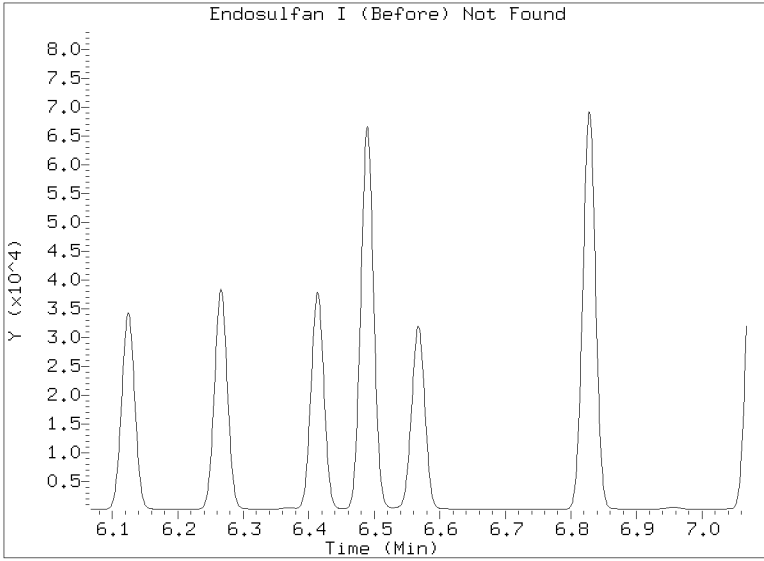
Manual Peak Adjustment Report, STX-CLP

Datafile: /20230412.b/23041210.D
Injection Date: 12-APR-2023 17:25
Lab ID:SEQ-CAL7 Client ID:
Report Date: 04/13/2023 12:57



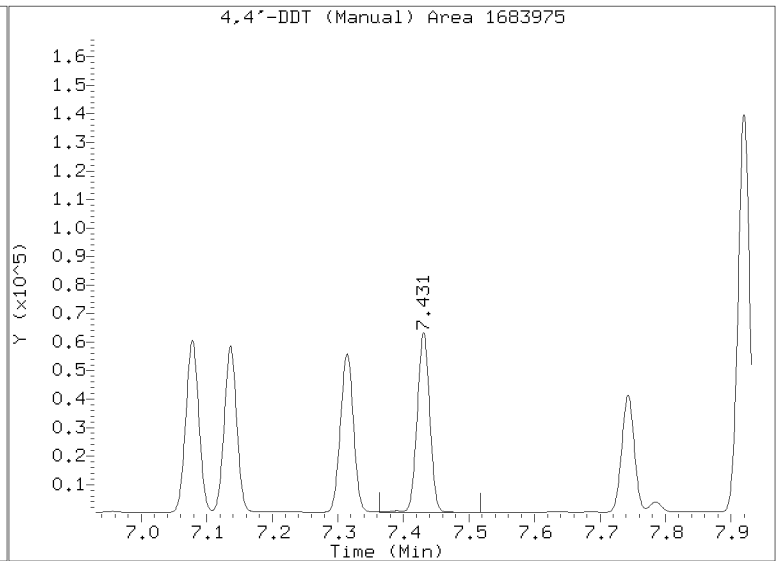
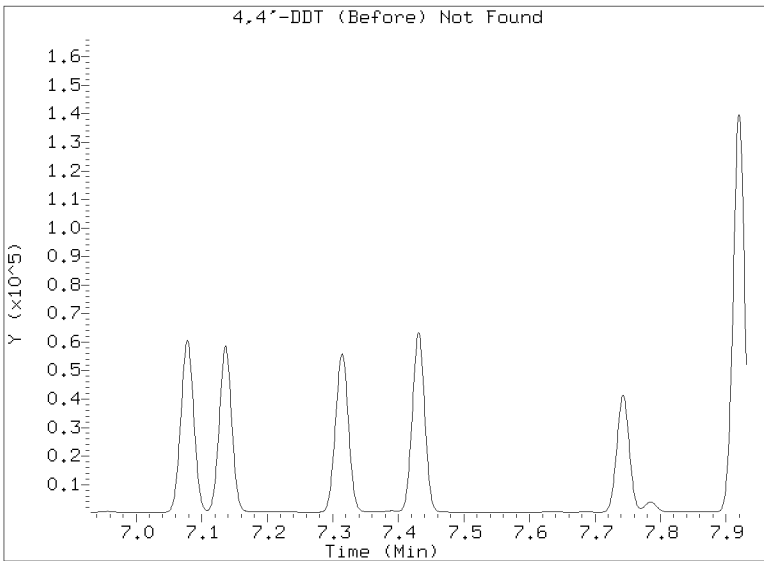
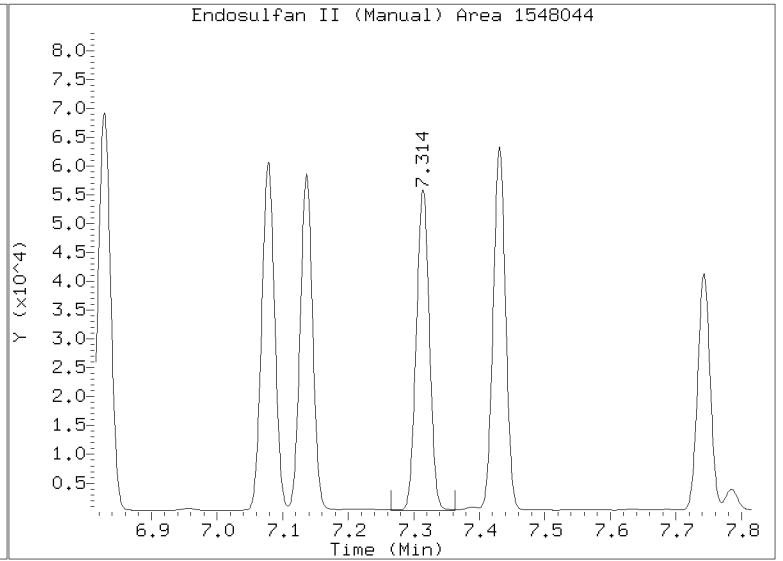
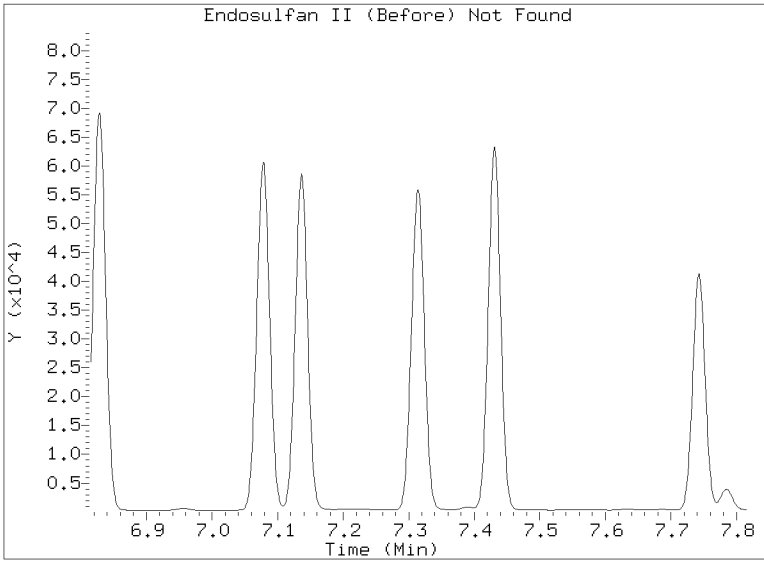
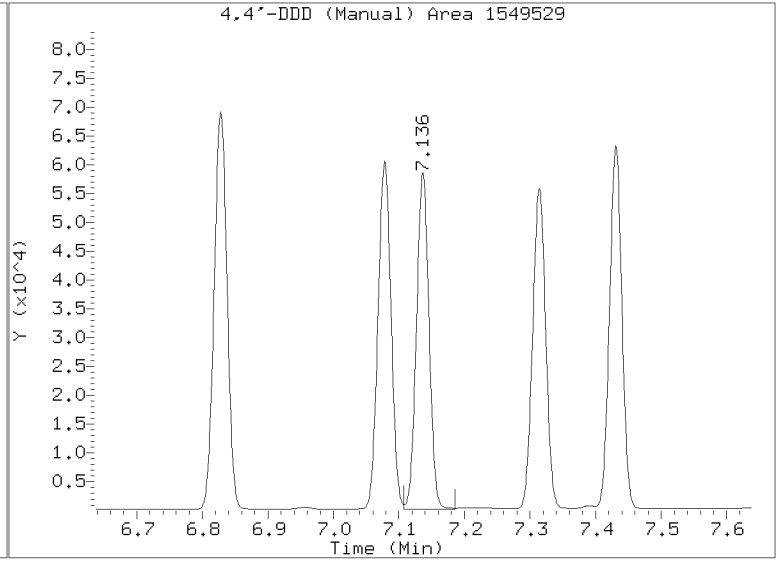
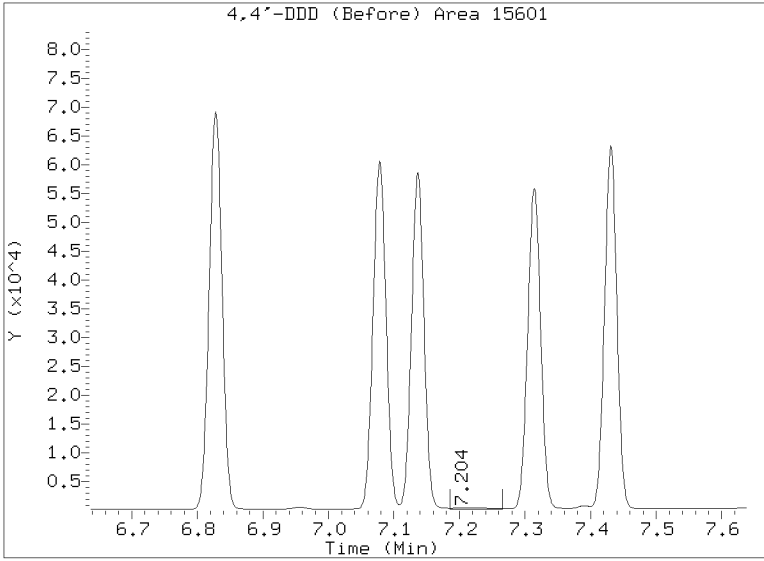
Manual Peak Adjustment Report, STX-CLP

Datafile: /20230412.b/23041210.D
Injection Date: 12-APR-2023 17:25
Lab ID:SEQ-CAL7 Client ID:
Report Date: 04/13/2023 12:57



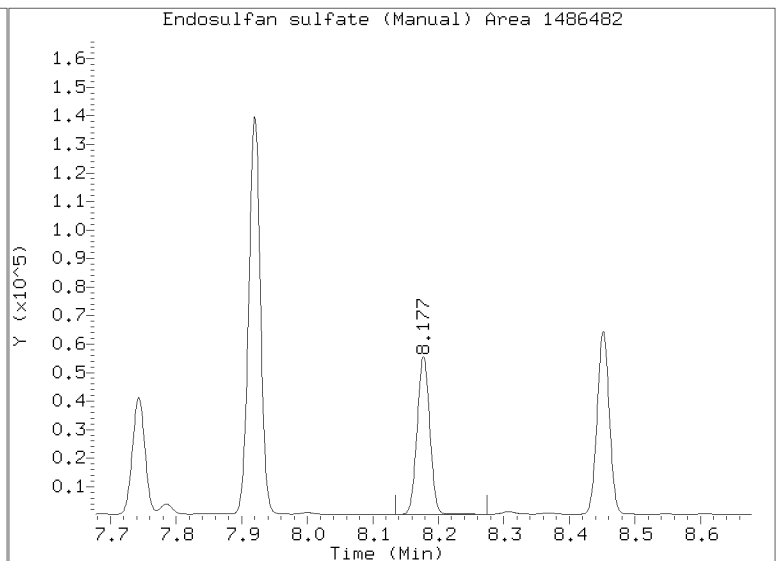
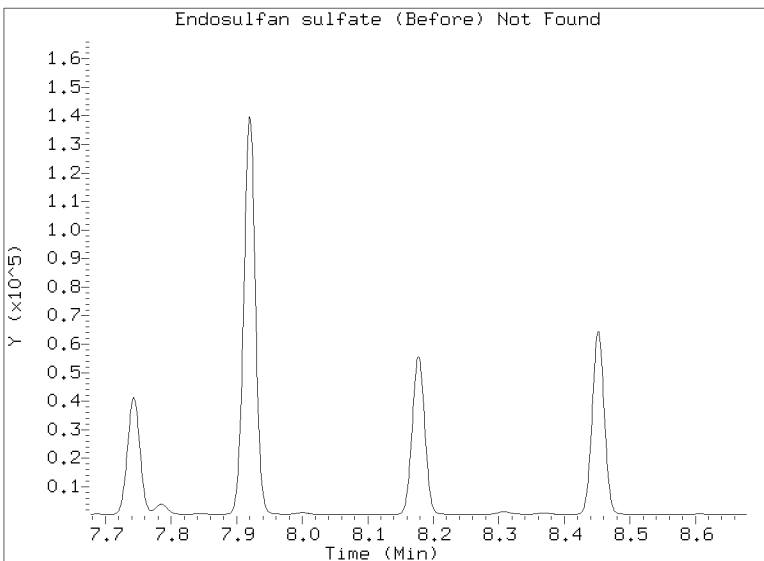
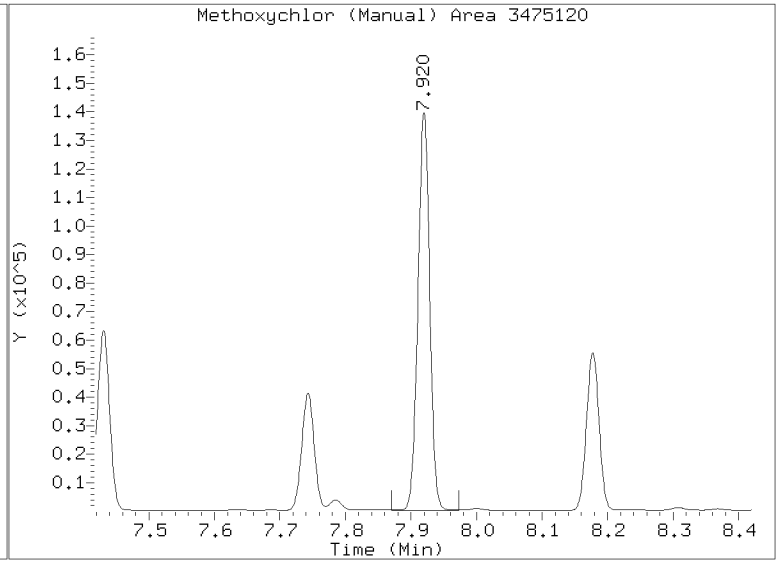
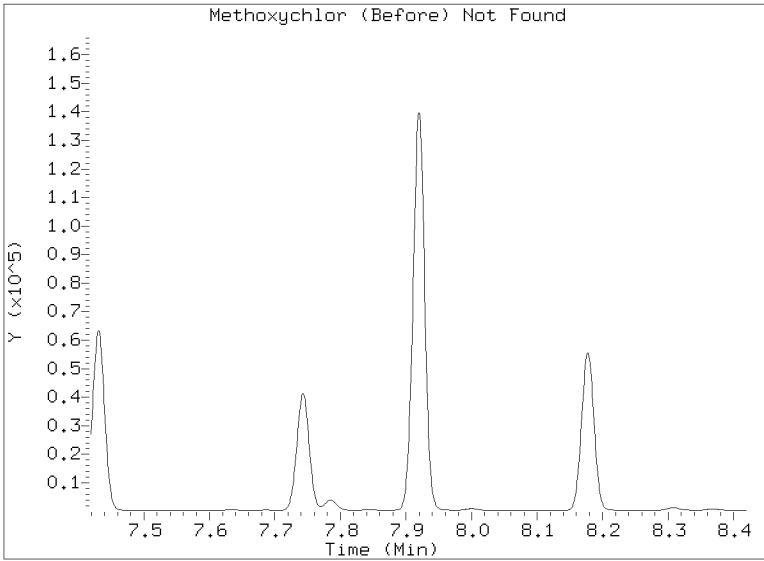
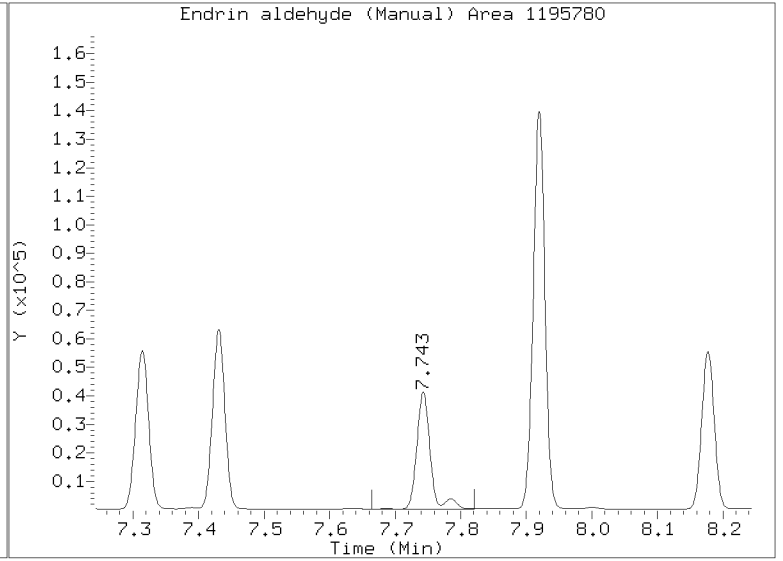
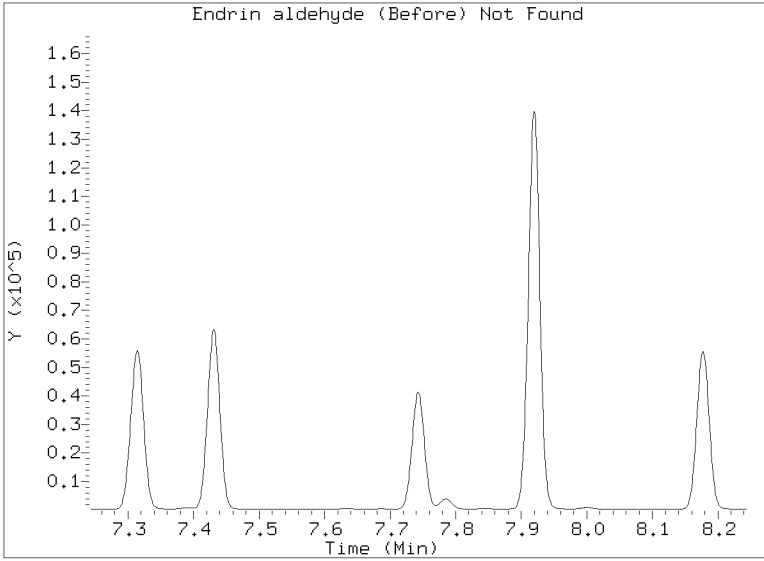
Manual Peak Adjustment Report, STX-CLP

Datafile: /20230412.b/23041210.D
Injection Date: 12-APR-2023 17:25
Lab ID:SEQ-CAL7 Client ID:
Report Date: 04/13/2023 12:57



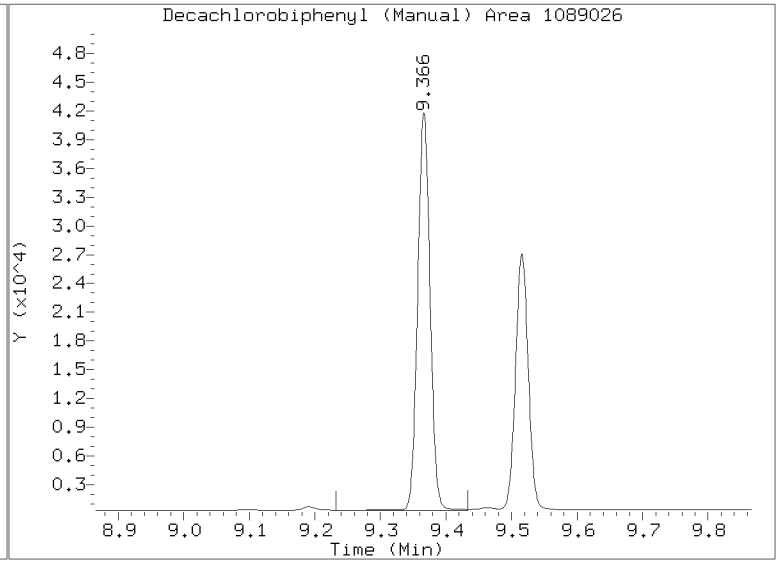
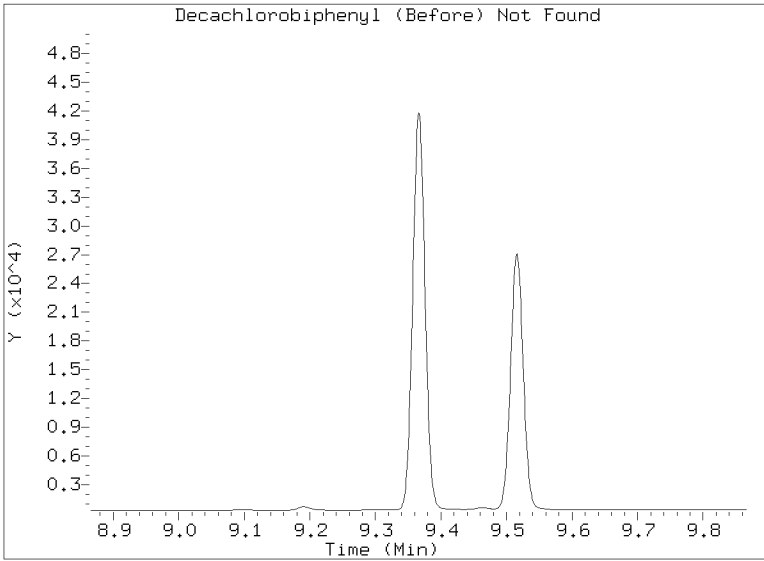
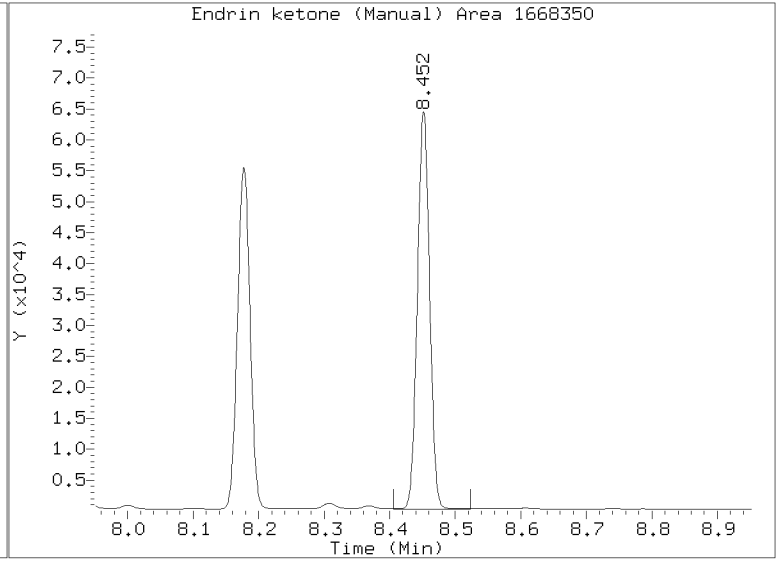
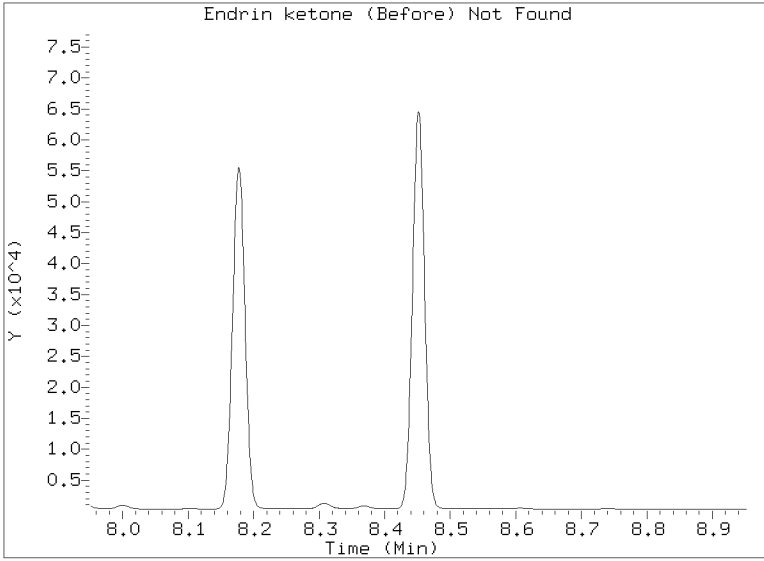
Manual Peak Adjustment Report, STX-CLP

Datafile: /20230412.b/23041210.D
Injection Date: 12-APR-2023 17:25
Lab ID:SEQ-CAL7 Client ID:
Report Date: 04/13/2023 12:57



Manual Peak Adjustment Report, STX-CLP

Datafile: /20230412.b/23041210.D
Injection Date: 12-APR-2023 17:25
Lab ID:SEQ-CAL7 Client ID:
Report Date: 04/13/2023 12:57

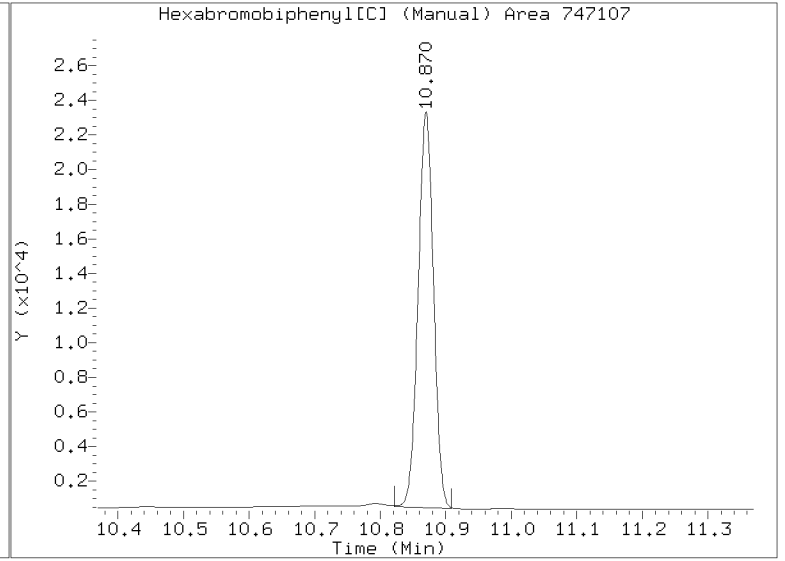
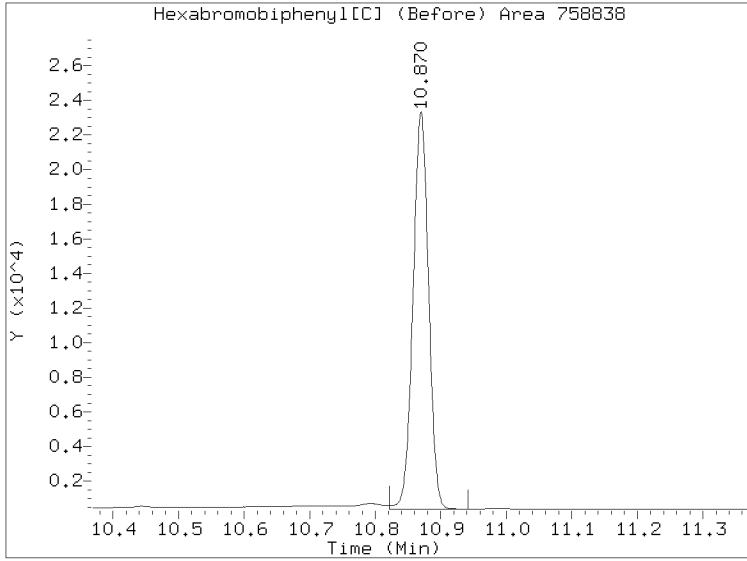


Manual Peak Adjustment Report, CLP-2

Datafile: /20230412.b/B20230412.b/23041210.D

Injection Date: 12-APR-2023 17:25

Lab ID:SEQ-CAL7 Client ID:



Analytical Resources Inc.
Dual Column 8081 Pesticide Quantitation Report

Data file 1: /20230412.b/23041211.D
Data file 2: /20230412.b/B20230412.b/23041211.D
Method: \20230412.b\PEST.m
Compound Sublist: WND.sub
Instrument, Inj. Vol.: ecd6.i, 1ul
Operator: JGR

ARI ID: SEQ-CAL8
Client ID:
Injection Date: 12-APR-2023 17:43
Report Date: 04/14/2023 09:40
Units: ng/mL
Dilution Factor: 1.000

RT	STX-CLP Col Shift Response	CLP2 Col Shift Response	RT	STX-CLP on col	CLP2 on col	RPD	Compound/Flag
6.010	0.001 32738	6.624 -0.000 38532	6.624	2.95	2.72	8.2	Oxychlorthane
6.106	0.001 23612	6.922 0.001 29356	6.922	2.94	2.84	3.6	2,4-DDE
6.396	0.001 37432	7.039 -0.000 43568	7.039	2.87	2.75	4.3	trans-Nonachlor
6.682	0.001 21548	7.477 -0.000 26589	7.477	2.87	2.82	2.0	2,4-DDD
6.959	0.001 26208	7.799 -0.000 30271	7.799	2.90	2.81	3.2	2,4-DDT
7.112	0.001 38299	7.859 -0.000 44124	7.859	2.81	2.69	4.4	cis-Nonachlor
8.086	0.001 25731	9.101 0.000 26963	9.101	3.06	2.85	7.3	Mirex N
----		----		0.00	0.00	---	Tetrachloro-m-xylene
----		----		0.00	0.00	---	Decachlorobiphenyl

* Indicates RPD > 40%

A Indicates Peak Height was used for Column 1 quantitation instead of Area

B Indicates Peak Height was used for Column 2 quantitation instead of Area

M Indicates Column 1 peak was manually integrated

N Indicates Column 2 peak was manually integrated

~ Indicates recovery outside QC Limits

INTERNAL STANDARD SUMMARY

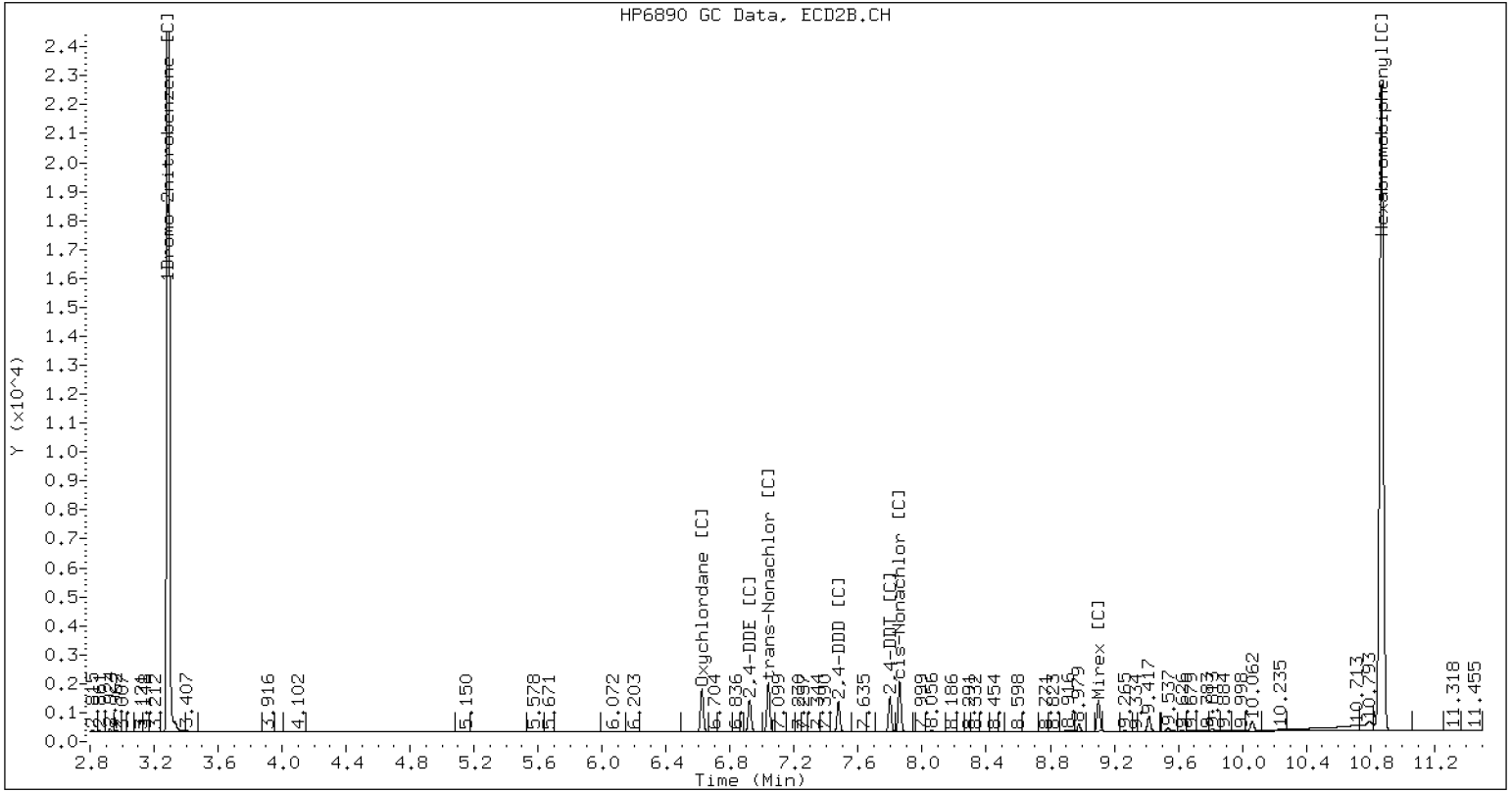
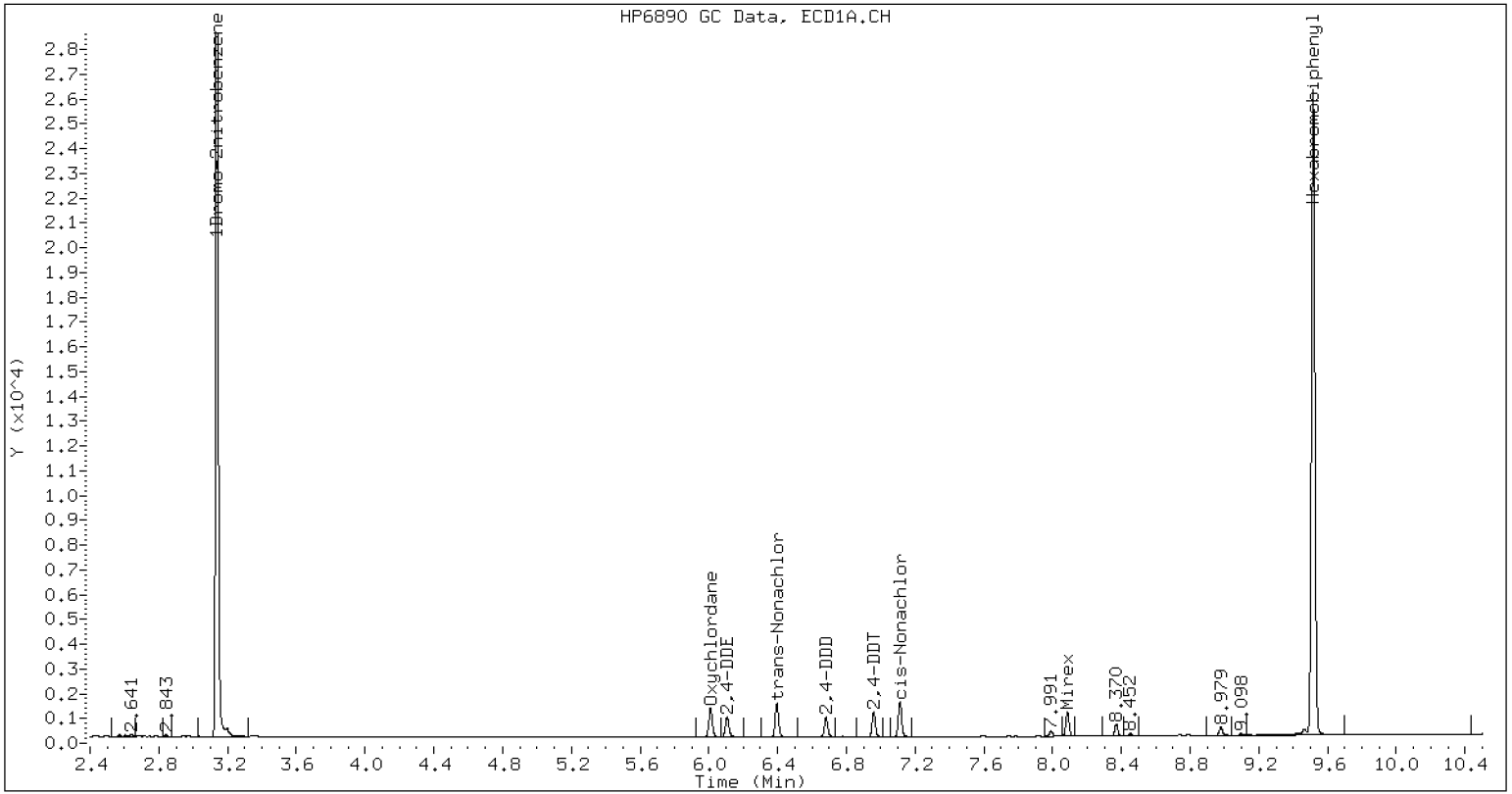
Standard Cpnd	Column 1		%D
	Standard Area*	Sample Area	
Bromo-Nitrobenzene	864333	913523	5.7
Hexabromobiphenyl	663237	737594	11.2

Standard Cpnd	Column 2		%D
	Standard Area*	Sample Area	
Bromo-Nitrobenzene	1480846	1238562	-16.4
Hexabromobiphenyl	870561	753386	-13.5

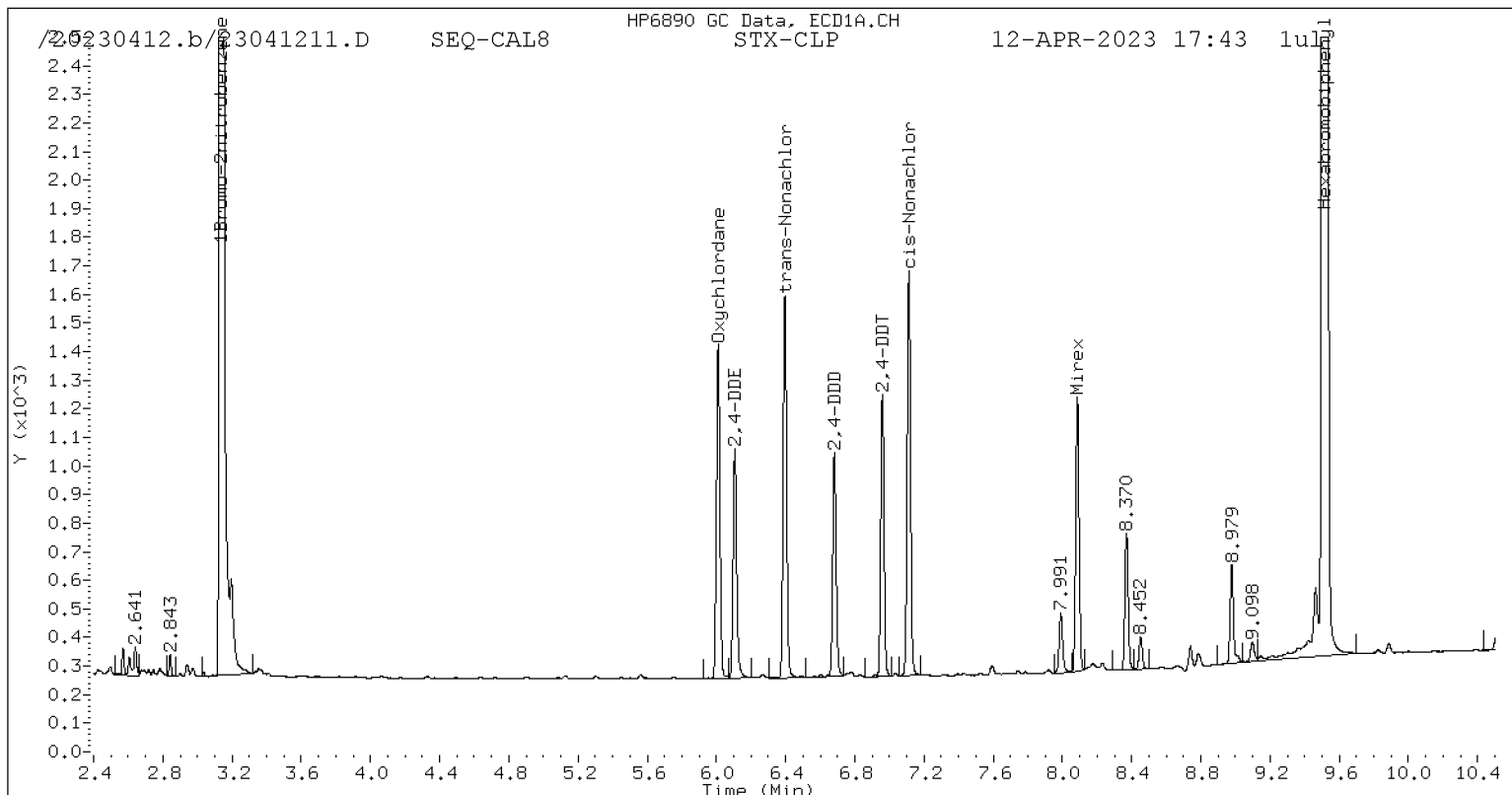
* Standard Areas taken from Initial Cal Level 5

Initial Calibration Date: 12-APR-2023

<- Indicates standard response outside Limits (-50 to +100%)

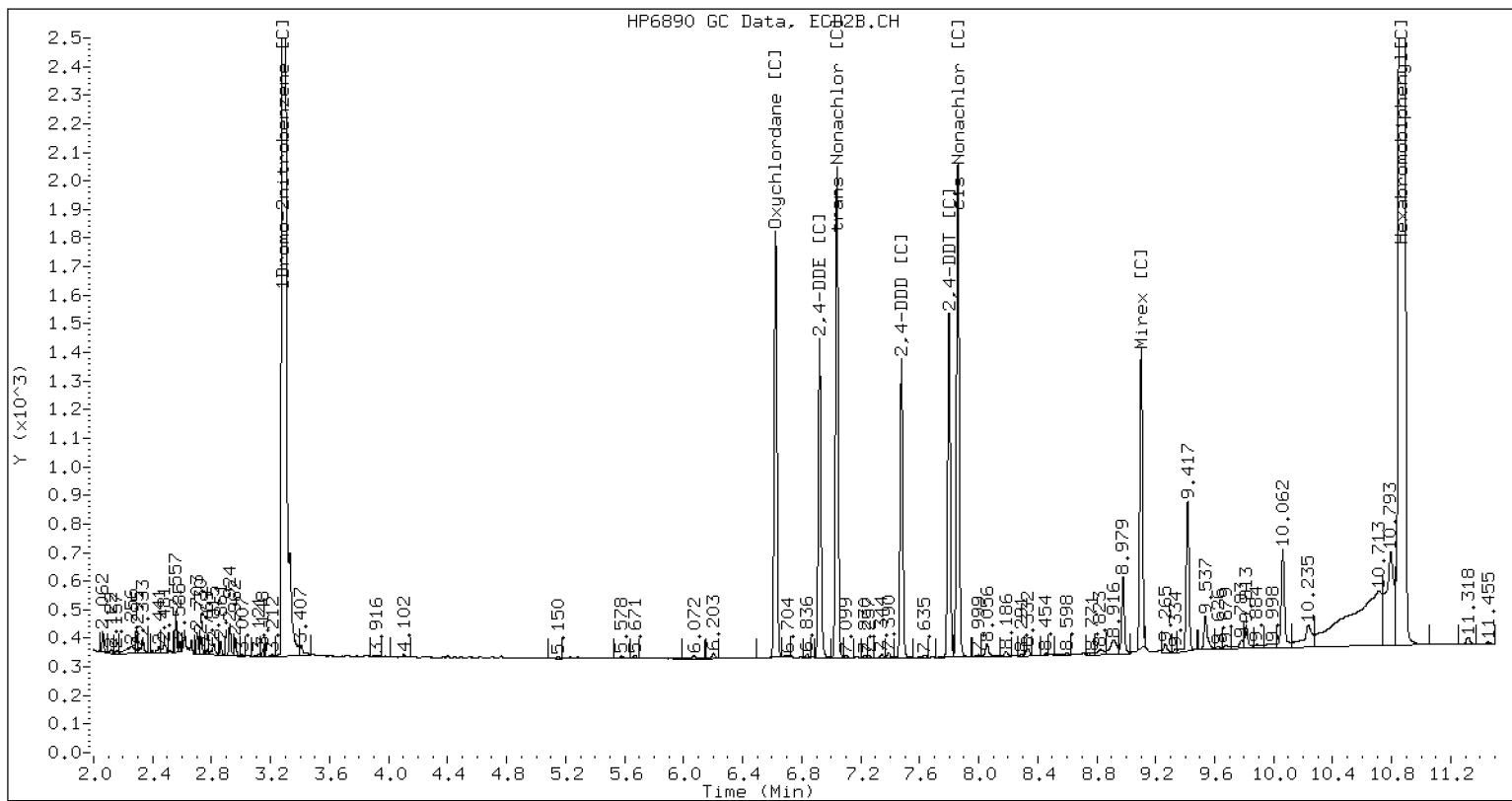


Pesticide Dual Column Chromatograms



STX-CLP Manual Integration: NO

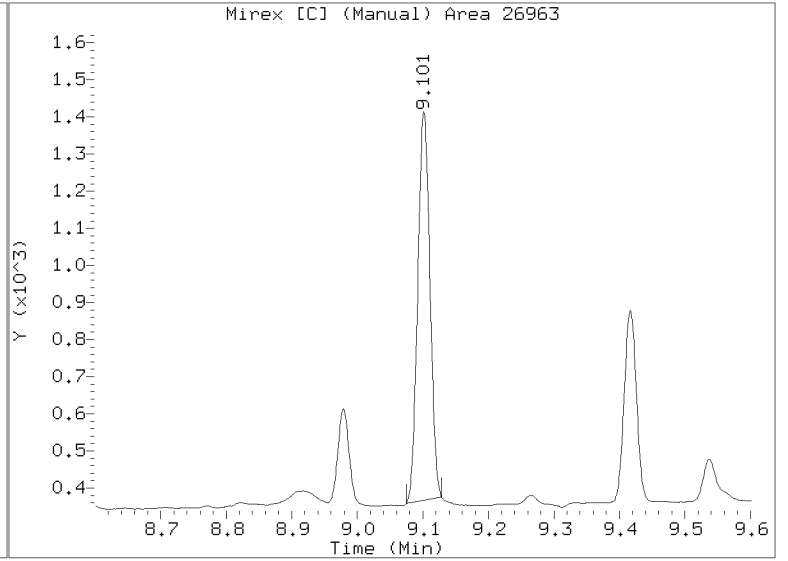
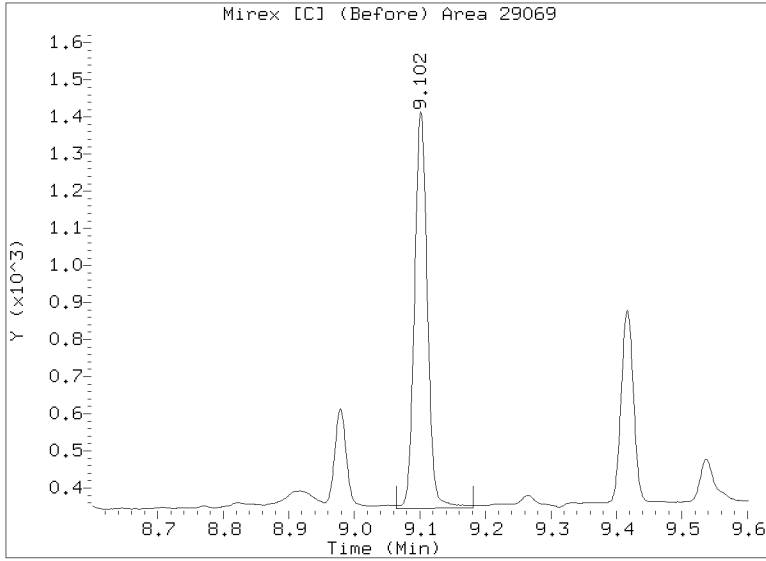
/20230412.b/B20230412.b/23041211.D SEQ-CAL8 CLP2



CLP-2 Manual Integration: YES

Manual Peak Adjustment Report, CLP-2

Datafile: /20230412.b/B20230412.b/23041211.D
Injection Date: 12-APR-2023 17:43
Lab ID:SEQ-CAL8 Client ID:



Analytical Resources Inc.
Dual Column 8081 Pesticide Quantitation Report

Data file 1: /20230412.b/23041212.D
Data file 2: /20230412.b/B20230412.b/23041212.D
Method: \20230412.b\PEST.m
Compound Sublist: WND.sub
Instrument, Inj. Vol.: ecd6.i, 1ul
Operator: JGR

ARI ID: SEQ-CAL9
Client ID:
Injection Date: 12-APR-2023 18:02
Report Date: 04/14/2023 09:40
Units: ng/mL
Dilution Factor: 1.000

RT	STX-CLP Col Shift Response	CLP2 Col Shift Response	RT	CLP2 Shift Response	STX-CLP on col	CLP2 on col	RPD	Compound/Flag
6.010	0.001 60226	6.624 -0.000	77029	5.15	5.33	3.5	Oxychlorane	
6.106	0.001 45692	6.921 0.000	57608	5.39	5.45	1.1	2,4-DDE	
6.396	0.001 73158	7.038 -0.001	81213	5.33	4.94	7.6	trans-Nonachlor	
6.682	0.001 41900	7.477 -0.000	51791	5.31	5.30	0.3	2,4-DDD	
6.959	0.000 51131	7.798 -0.001	58989	5.37	5.28	1.8	2,4-DDT	
7.112	0.000 75575	7.858 -0.001	87575	5.29	5.15	2.7	cis-Nonachlor	
8.086	0.001 47358	9.101 0.000	53365	5.31	5.44	2.5	Mirex	
----		----		0.00	0.00	---	Tetrachloro-m-xylene	
----		----		0.00	0.00	---	Decachlorobiphenyl	

* Indicates RPD > 40%

A Indicates Peak Height was used for Column 1 quantitation instead of Area

B Indicates Peak Height was used for Column 2 quantitation instead of Area

M Indicates Column 1 peak was manually integrated

N Indicates Column 2 peak was manually integrated

~ Indicates recovery outside QC Limits

INTERNAL STANDARD SUMMARY

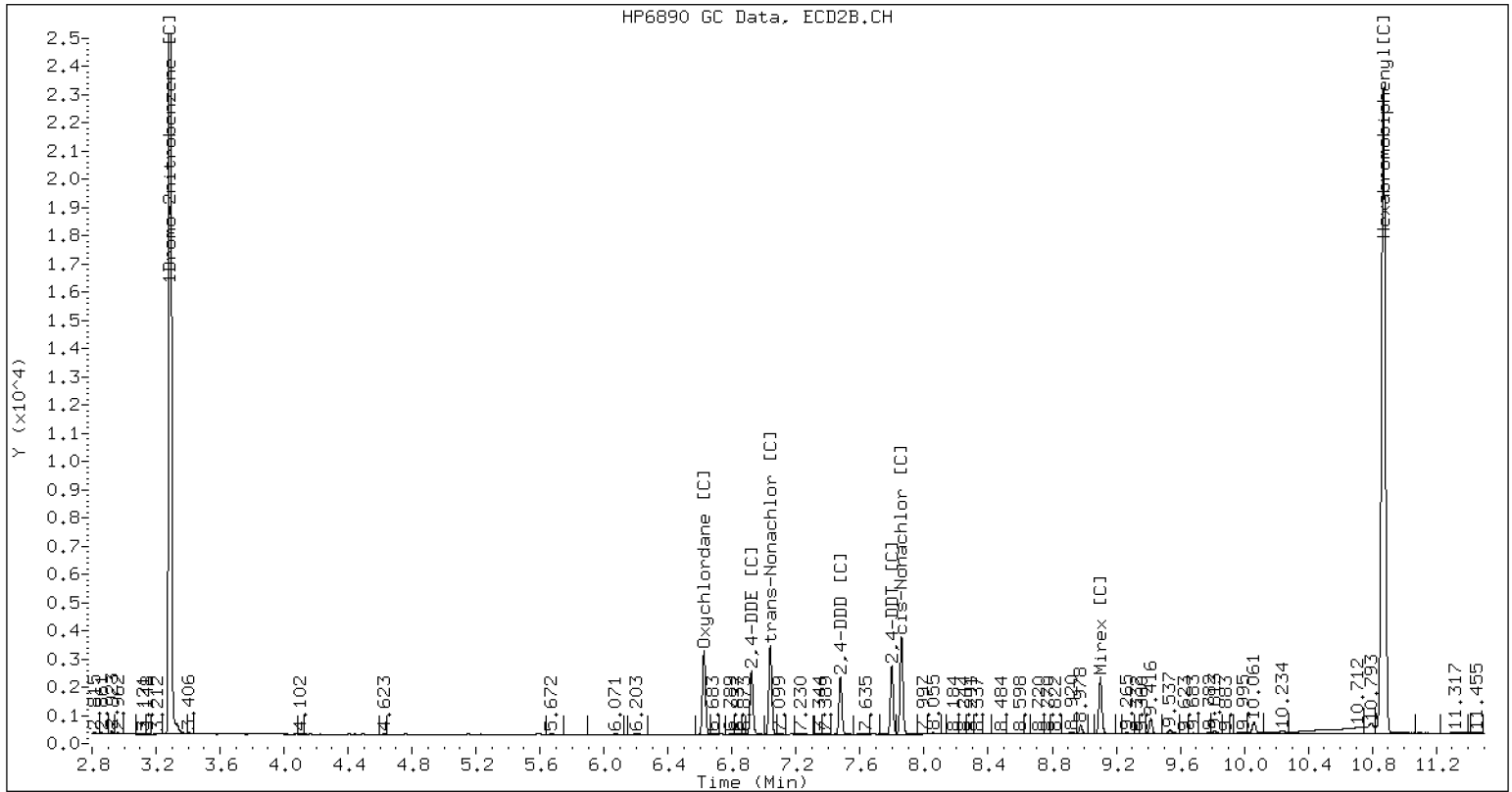
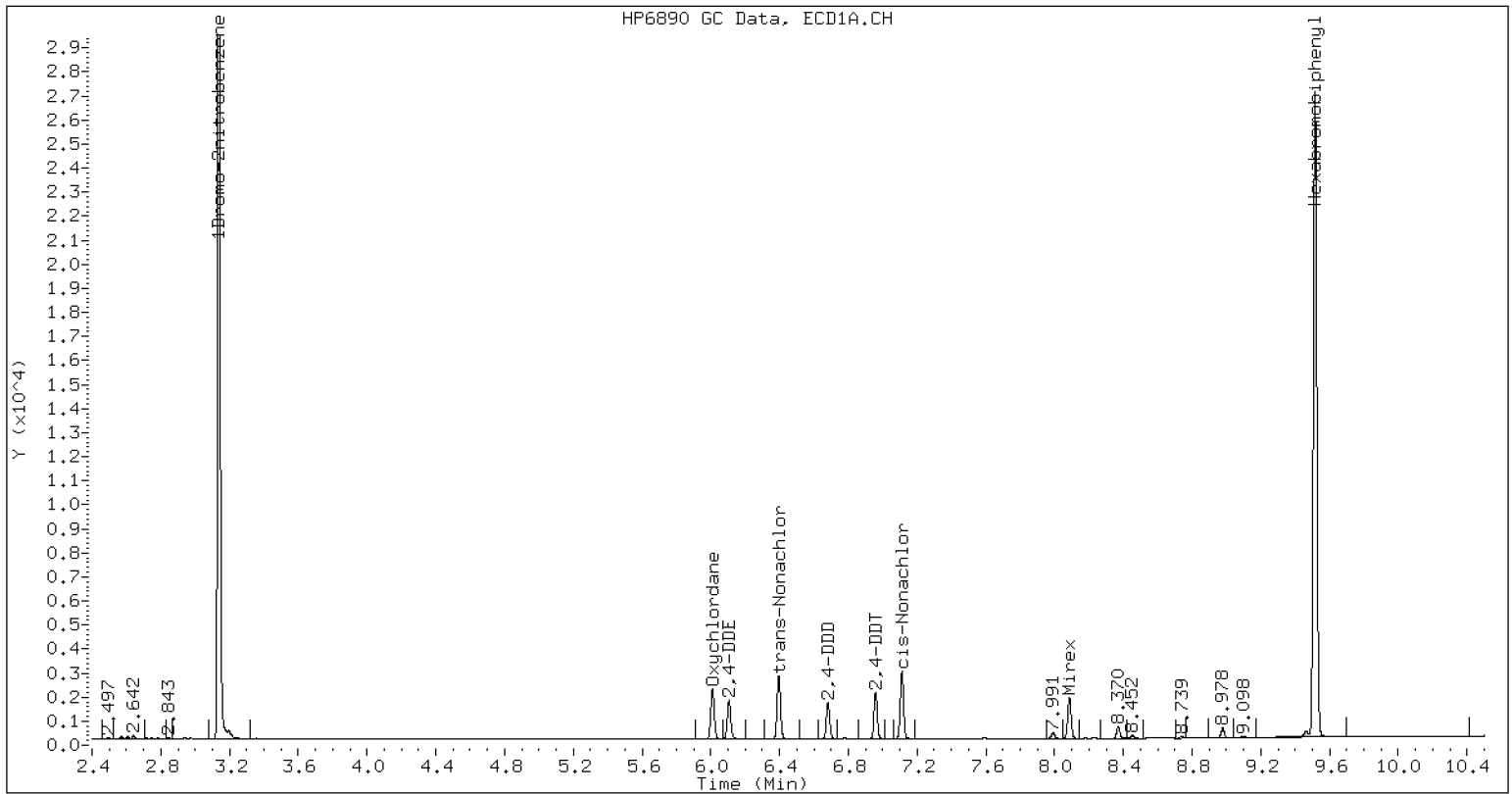
Standard Cpnd	Column 1		%D
	Standard Area*	Sample Area	
Bromo-Nitrobenzene	864333	930904	7.7
Hexabromobiphenyl	663237	759389	14.5

Standard Cpnd	Column 2		%D
	Standard Area*	Sample Area	
Bromo-Nitrobenzene	1480846	1264392	-14.6
Hexabromobiphenyl	870561	780703	-10.3

* Standard Areas taken from Initial Cal Level 5

Initial Calibration Date: 12-APR-2023

<- Indicates standard response outside Limits (-50 to +100%)



Analytical Resources Inc.
Dual Column 8081 Pesticide Quantitation Report

Data file 1: /20230412.b/23041213.D
Data file 2: /20230412.b/B20230412.b/23041213.D
Method: \20230412.b\PEST.m
Compound Sublist: WND.sub
Instrument, Inj. Vol.: ecd6.i, 1ul
Operator: JGR

ARI ID: SEQ-CALA
Client ID:
Injection Date: 12-APR-2023 18:20
Report Date: 04/14/2023 09:40
Units: ng/mL
Dilution Factor: 1.000

RT	STX-CLP Col Shift Response	CLP2 Col Shift Response	RT	STX-CLP on col	CLP2 on col	RPD	Compound/Flag
6.009	-0.000 123278	6.624 0.000 151270	10.75	10.37	3.6	Oxychlorthane	
6.106	0.001 89835	6.921 0.000 112895	10.82	10.59	2.2	2,4-DDE	
6.396	0.001 141201	7.039 -0.000 170866	10.50	10.56	0.6	trans-Nonachlor	
6.682	0.001 83598	7.477 -0.000 100942	10.82	10.49	3.1	2,4-DDD	
6.959	0.000 99988	7.799 -0.000 115070	10.72	10.46	2.4	2,4-DDT	
7.112	0.000 146847	7.859 0.000 173382	10.50	10.37	1.3	cis-Nonachlor	
8.086	0.001 92734	9.101 0.000 100630	10.60	10.42	1.7	Mirex	
----		----	0.00	0.00	---	Tetrachloro-m-xylene	
----		----	0.00	0.00	---	Decachlorobiphenyl	

* Indicates RPD > 40%

A Indicates Peak Height was used for Column 1 quantitation instead of Area

B Indicates Peak Height was used for Column 2 quantitation instead of Area

M Indicates Column 1 peak was manually integrated

N Indicates Column 2 peak was manually integrated

~ Indicates recovery outside QC Limits

INTERNAL STANDARD SUMMARY

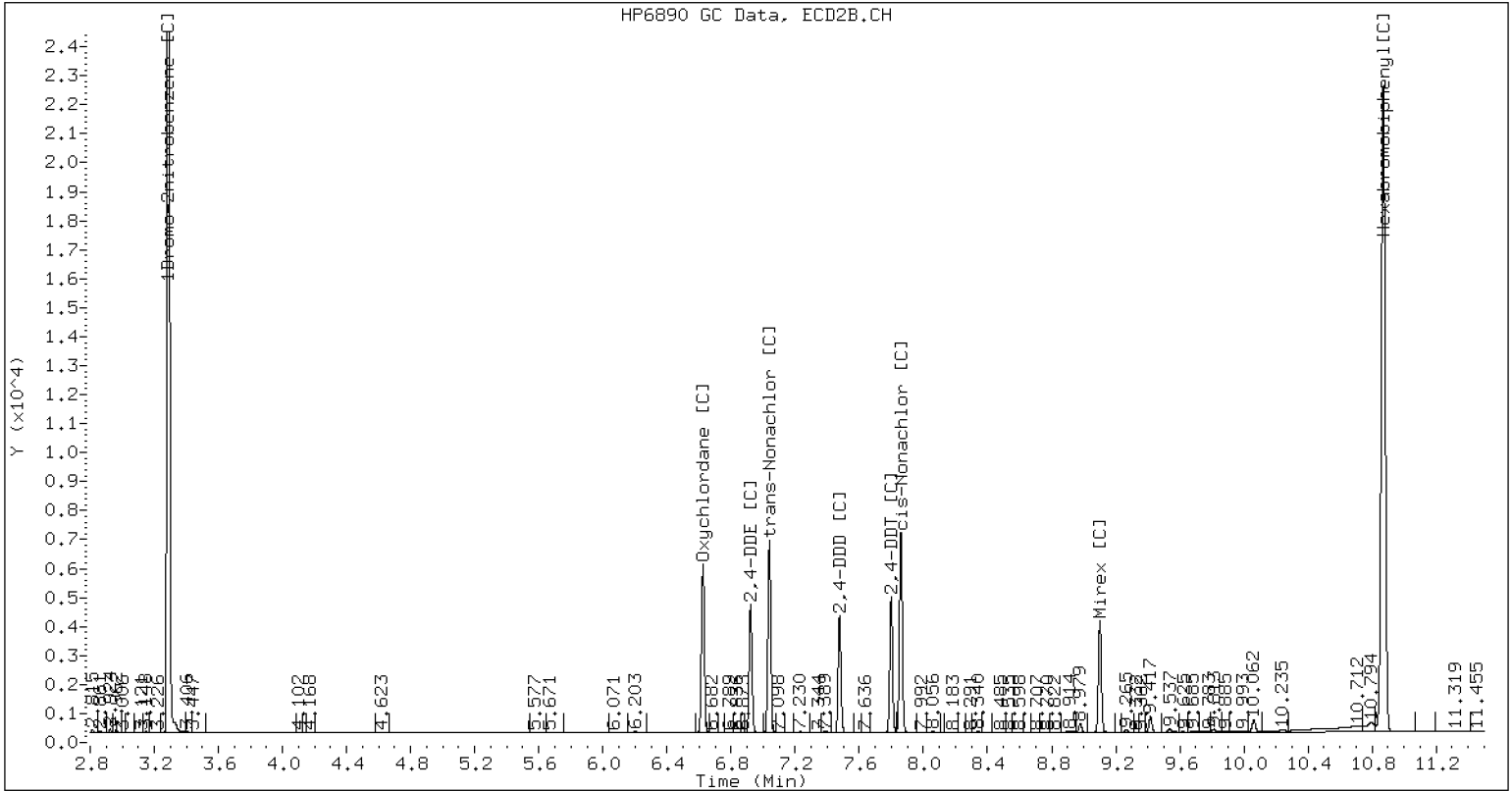
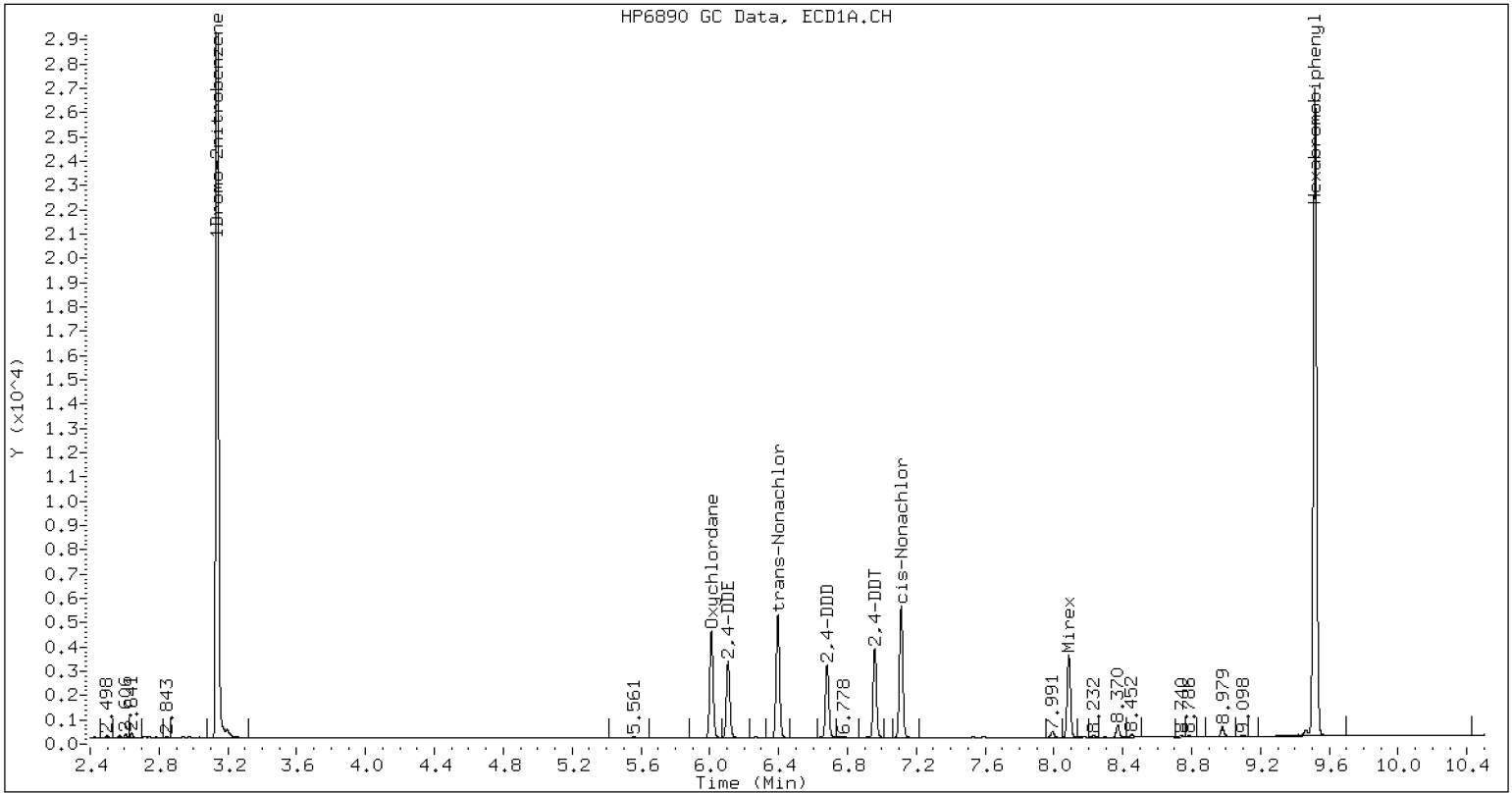
Standard Cpnd	Column 1		%D
	Standard Area*	Sample Area	
Bromo-Nitrobenzene	864333	924798	7.0
Hexabromobiphenyl	663237	744140	12.2

Standard Cpnd	Column 2		%D
	Standard Area*	Sample Area	
Bromo-Nitrobenzene	1480846	1276044	-13.8
Hexabromobiphenyl	870561	768340	-11.7

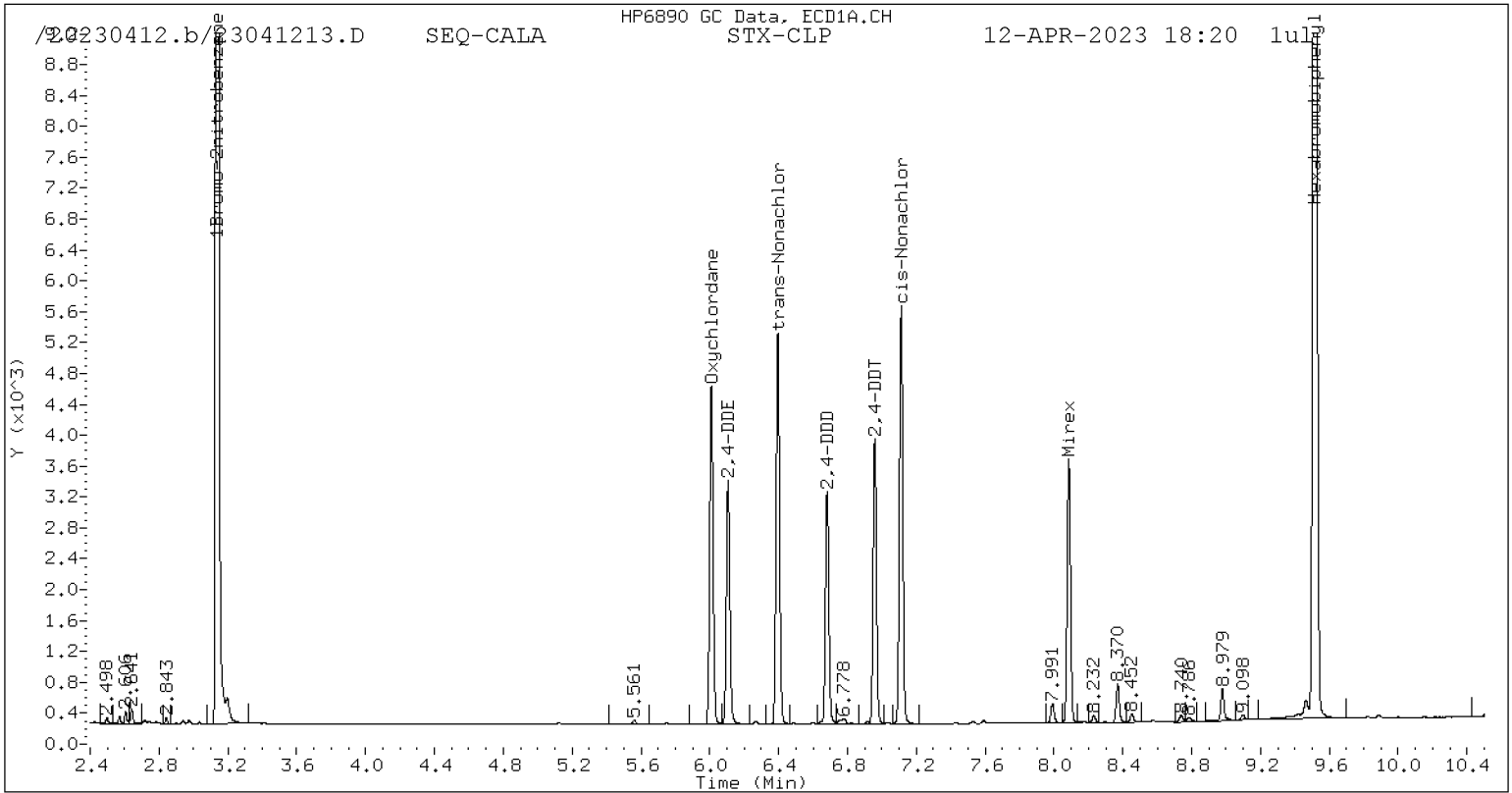
* Standard Areas taken from Initial Cal Level 5

Initial Calibration Date: 12-APR-2023

<- Indicates standard response outside Limits (-50 to +100%)

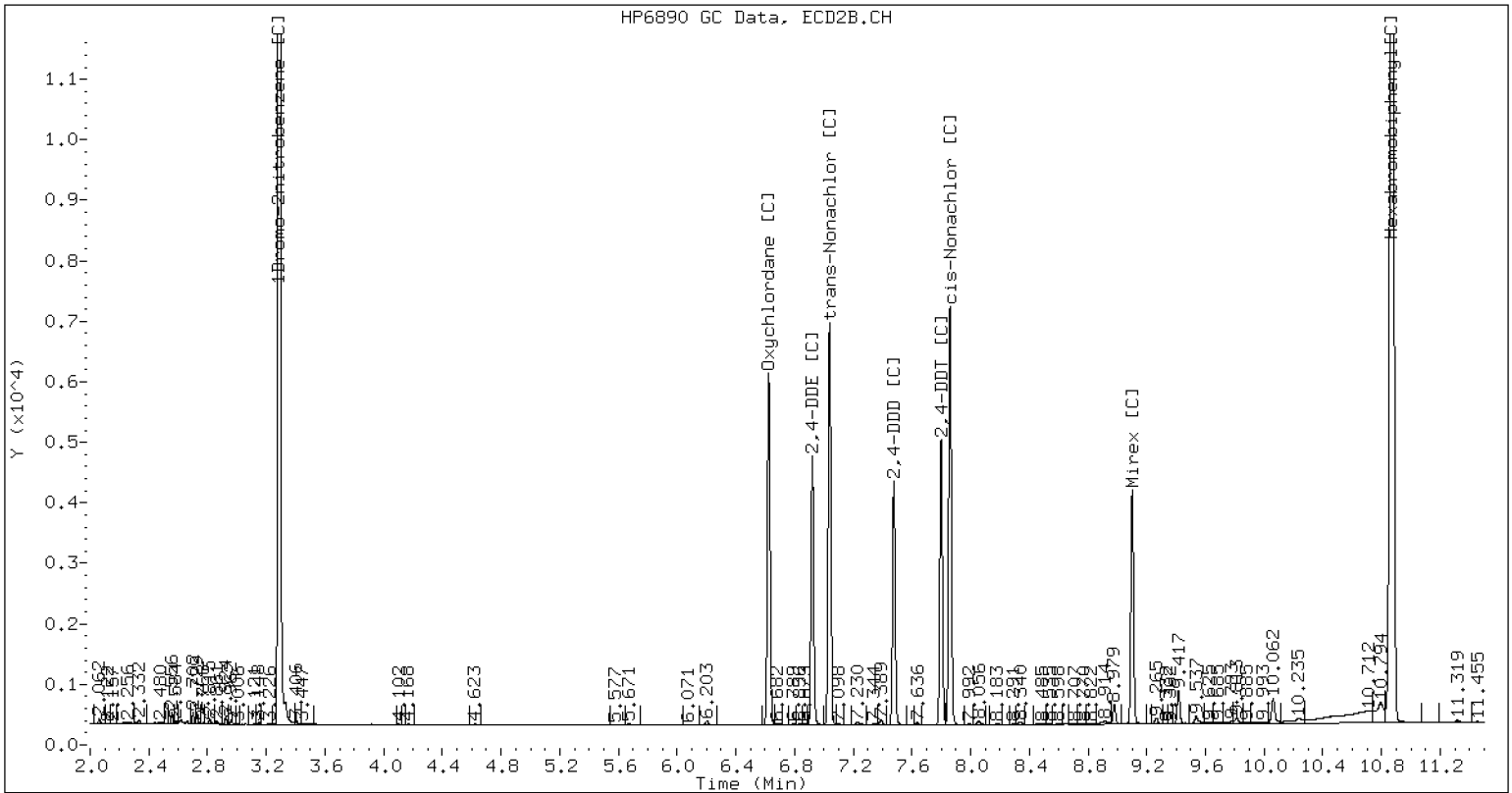


Pesticide Dual Column Chromatograms



STX-CLP Manual Integration: NO

/20230412.b/B20230412.b/23041213.D SEQ-CALA CLP2



CLP-2 Manual Integration: NO

Analytical Resources Inc.
Dual Column 8081 Pesticide Quantitation Report

Data file 1: /20230412.b/23041214.D
 Data file 2: /20230412.b/B20230412.b/23041214.D
 Method: \20230412.b\PEST.m
 Compound Sublist: WND.sub
 Instrument, Inj. Vol.: ecd6.i, 1ul
 Operator: JGR

ARI ID: SEQ-CALB
 Client ID:
 Injection Date: 12-APR-2023 18:38
 Report Date: 04/14/2023 09:40
 Units: ng/mL
 Dilution Factor: 1.000

RT	STX-CLP Col Shift Response	CLP2 Col Shift Response	STX-CLP on col	CLP2 on col	RPD	Compound/Flag
6.010	0.000 234579	6.624 0.000 293794	20.52	20.63	0.5	Oxychlorthane
6.106	0.001 170299	6.922 0.001 216226	20.59	20.78	0.9	2,4-DDE
6.396	0.001 271524	7.039 0.000 333381	20.26	20.64	1.8	trans-Nonachlor
6.682	0.000 158357	7.476 -0.001 195047	20.57	20.30	1.3	2,4-DDD
6.960	0.001 190595	7.799 -0.000 223003	20.50	20.30	1.0	2,4-DDT
7.112	0.001 283023	7.859 0.000 341543	20.31	20.45	0.7	cis-Nonachlor
8.086	0.000 174624	9.101 0.000 190241	20.04	19.74	1.5	Mirex
----		----	0.00	0.00	---	Tetrachloro-m-xylene
----		10.309 0.003 2954	0.00	0.32	---	Decachlorobiphenyl

* Indicates RPD > 40%

A Indicates Peak Height was used for Column 1 quantitation instead of Area

B Indicates Peak Height was used for Column 2 quantitation instead of Area

M Indicates Column 1 peak was manually integrated

N Indicates Column 2 peak was manually integrated

~ Indicates recovery outside QC Limits

INTERNAL STANDARD SUMMARY

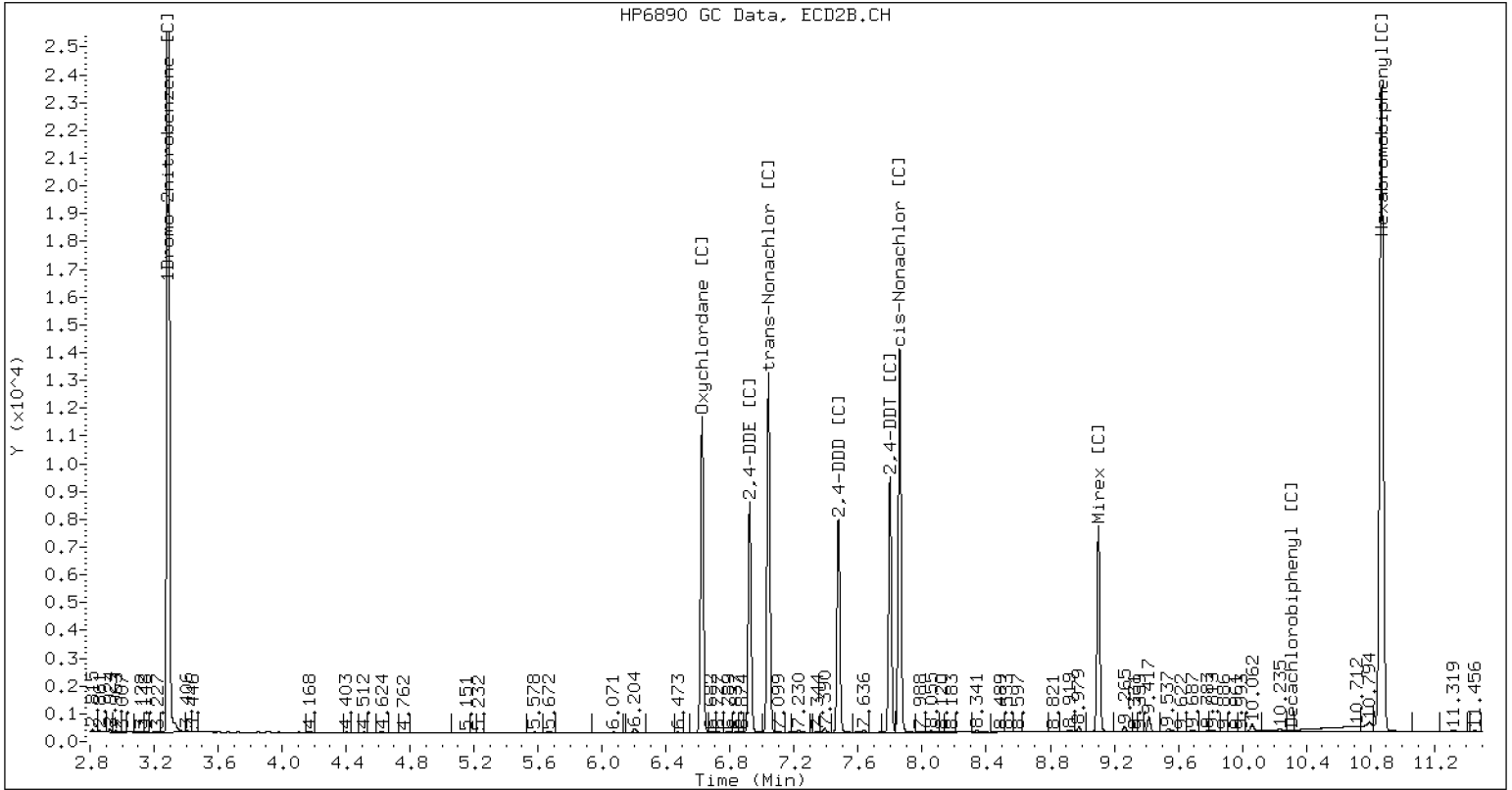
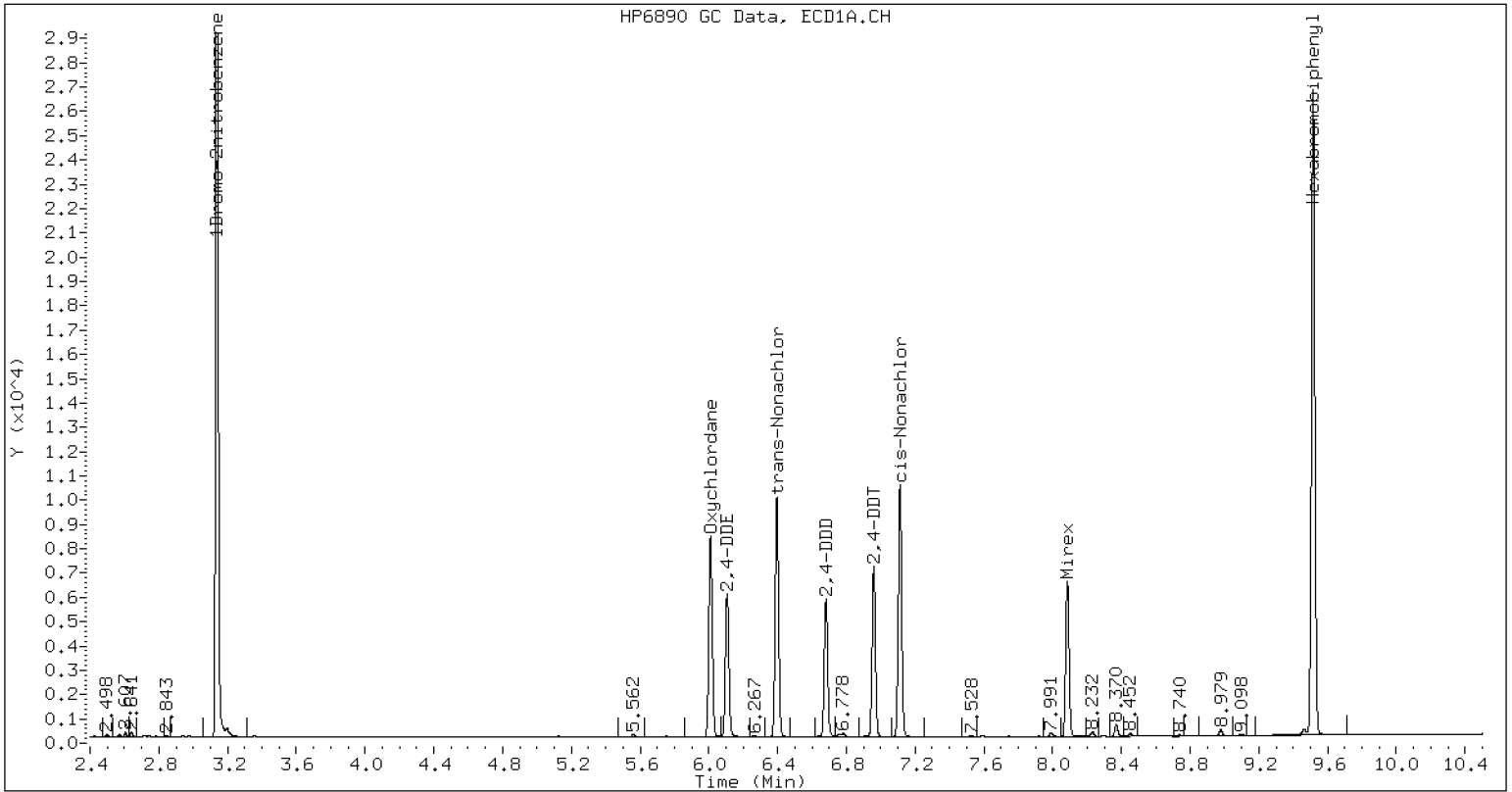
Standard Cpnd	Column 1		%D
	Standard Area*	Sample Area	
Bromo-Nitrobenzene	864333	899601	4.1
Hexabromobiphenyl	663237	741497	11.8

Standard Cpnd	Column 2		%D
	Standard Area*	Sample Area	
Bromo-Nitrobenzene	1480846	1245547	-15.9
Hexabromobiphenyl	870561	767183	-11.9

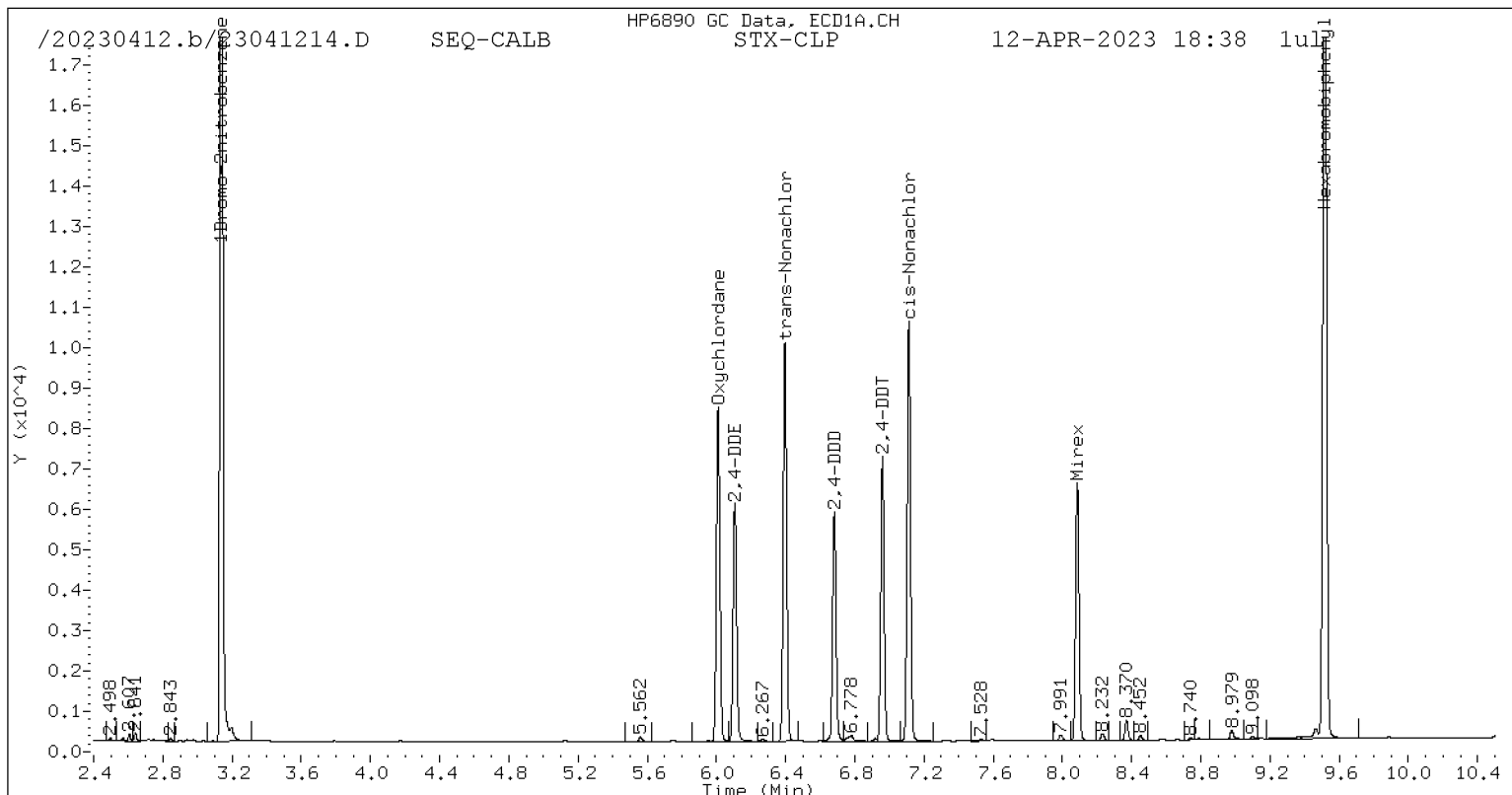
* Standard Areas taken from Initial Cal Level 5

Initial Calibration Date: 12-APR-2023

<- Indicates standard response outside Limits (-50 to +100%)

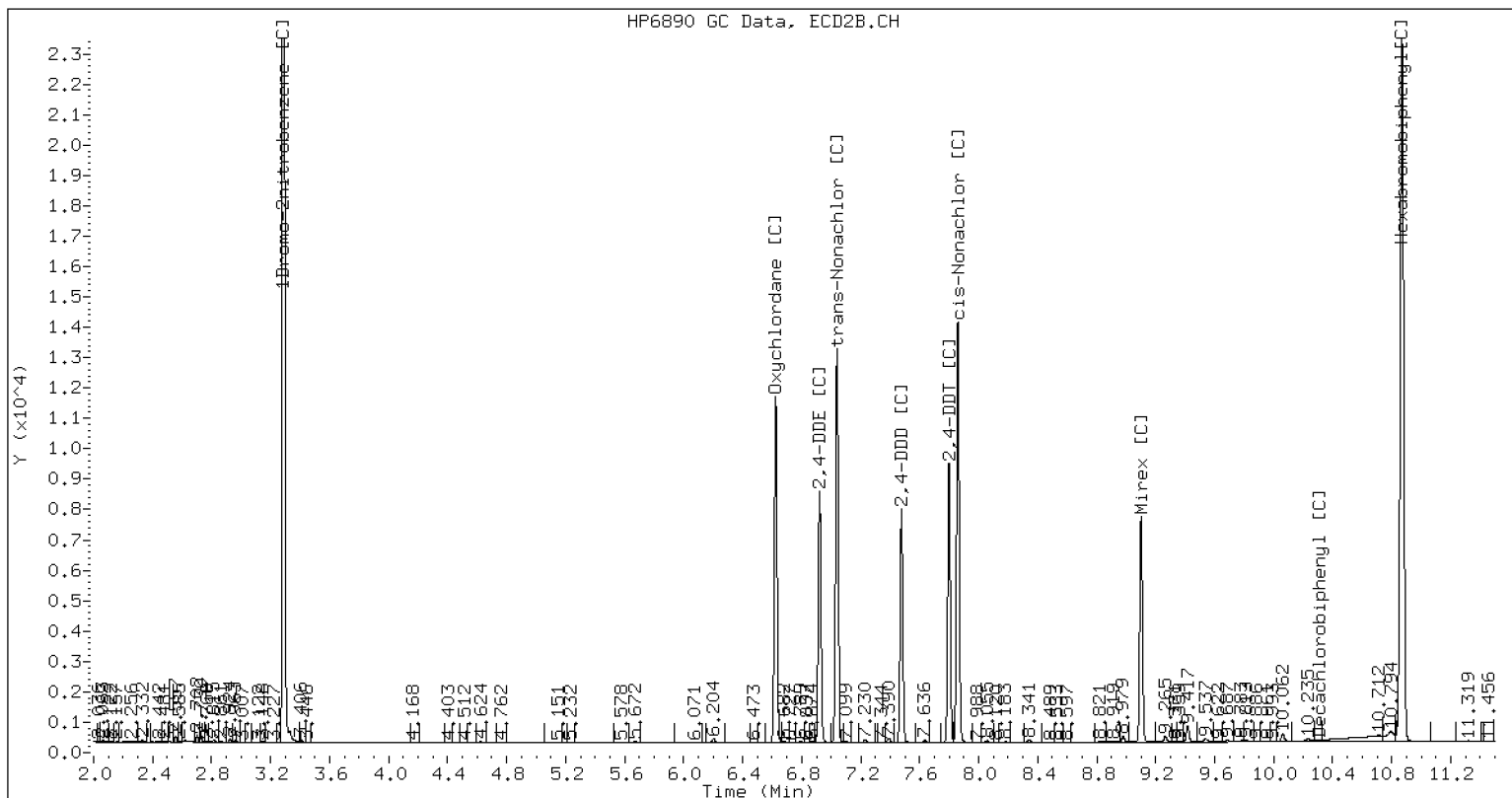


Pesticide Dual Column Chromatograms



STX-CLP Manual Integration: NO

/20230412.b/B20230412.b/23041214.D SEQ-CALB CLP2



CLP-2 Manual Integration: NO

Analytical Resources Inc.
Dual Column 8081 Pesticide Quantitation Report

Data file 1: /20230412.b/23041215.D
 Data file 2: /20230412.b/B20230412.b/23041215.D
 Method: \20230412.b\PEST.m
 Compound Sublist: WND.sub
 Instrument, Inj. Vol.: ecd6.i, 1ul
 Operator: JGR

ARI ID: SEQ-CALC
 Client ID:
 Injection Date: 12-APR-2023 18:57
 Report Date: 04/14/2023 09:40
 Units: ng/mL
 Dilution Factor: 1.000

RT	STX-CLP Col Shift Response	CLP2 Col Shift Response	RT	CLP2 Shift Response	STX-CLP on col	CLP2 on col	RPD	Compound/Flag	
6.010	0.001	441791	6.624	0.000	561341	39.12	39.67	1.4	Oxychlorthane
6.106	0.001	318110	6.921	0.000	406232	38.93	39.30	0.9	2,4-DDE
6.396	0.001	517172	7.039	-0.000	640936	39.06	40.16	2.8	trans-Nonachlor
6.681	-0.000	297604	7.476	-0.001	372629	39.12	39.26	0.3	2,4-DDD
6.959	0.001	358310	7.799	-0.000	427178	39.01	39.36	0.9	2,4-DDT
7.112	0.000	540011	7.859	-0.000	659204	39.22	39.95	1.9	cis-Nonachlor
8.086	0.000	328833	9.101	-0.000	364657	38.19	38.29	0.3	Mirex
----			----			0.00	0.00	---	Tetrachloro-m-xylene
----			10.309	0.003	2755	0.00	0.30	---	Decachlorobiphenyl

* Indicates RPD > 40%

A Indicates Peak Height was used for Column 1 quantitation instead of Area

B Indicates Peak Height was used for Column 2 quantitation instead of Area

M Indicates Column 1 peak was manually integrated

N Indicates Column 2 peak was manually integrated

~ Indicates recovery outside QC Limits

INTERNAL STANDARD SUMMARY

Standard Cpnd	Column 1		%D
	Standard Area*	Sample Area	
Bromo-Nitrobenzene	864333	887506	2.7
Hexabromobiphenyl	663237	732612	10.5

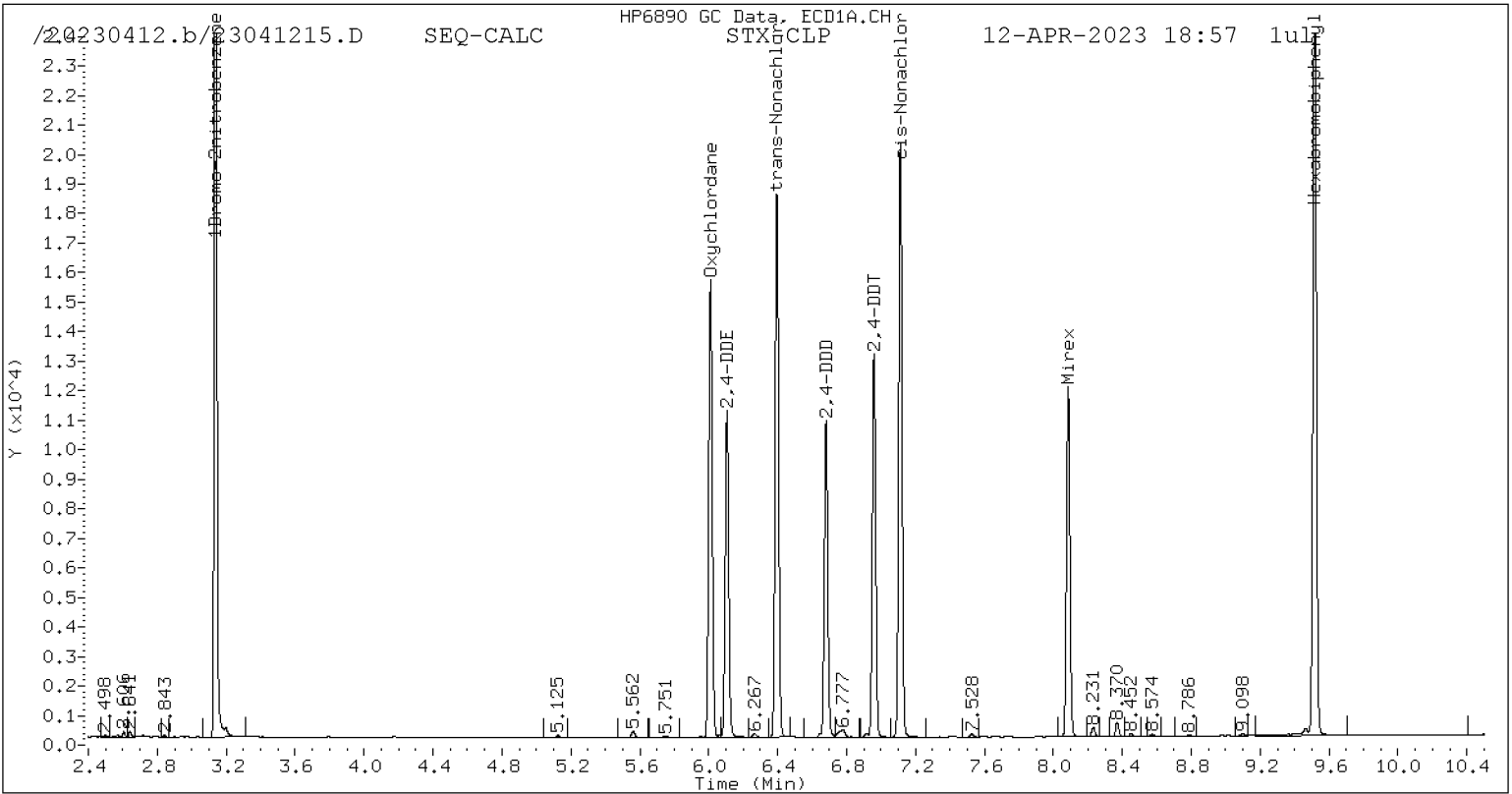
Standard Cpnd	Column 2		%D
	Standard Area*	Sample Area	
Bromo-Nitrobenzene	1480846	1237559	-16.4
Hexabromobiphenyl	870561	757937	-12.9

* Standard Areas taken from Initial Cal Level 5

Initial Calibration Date: 12-APR-2023

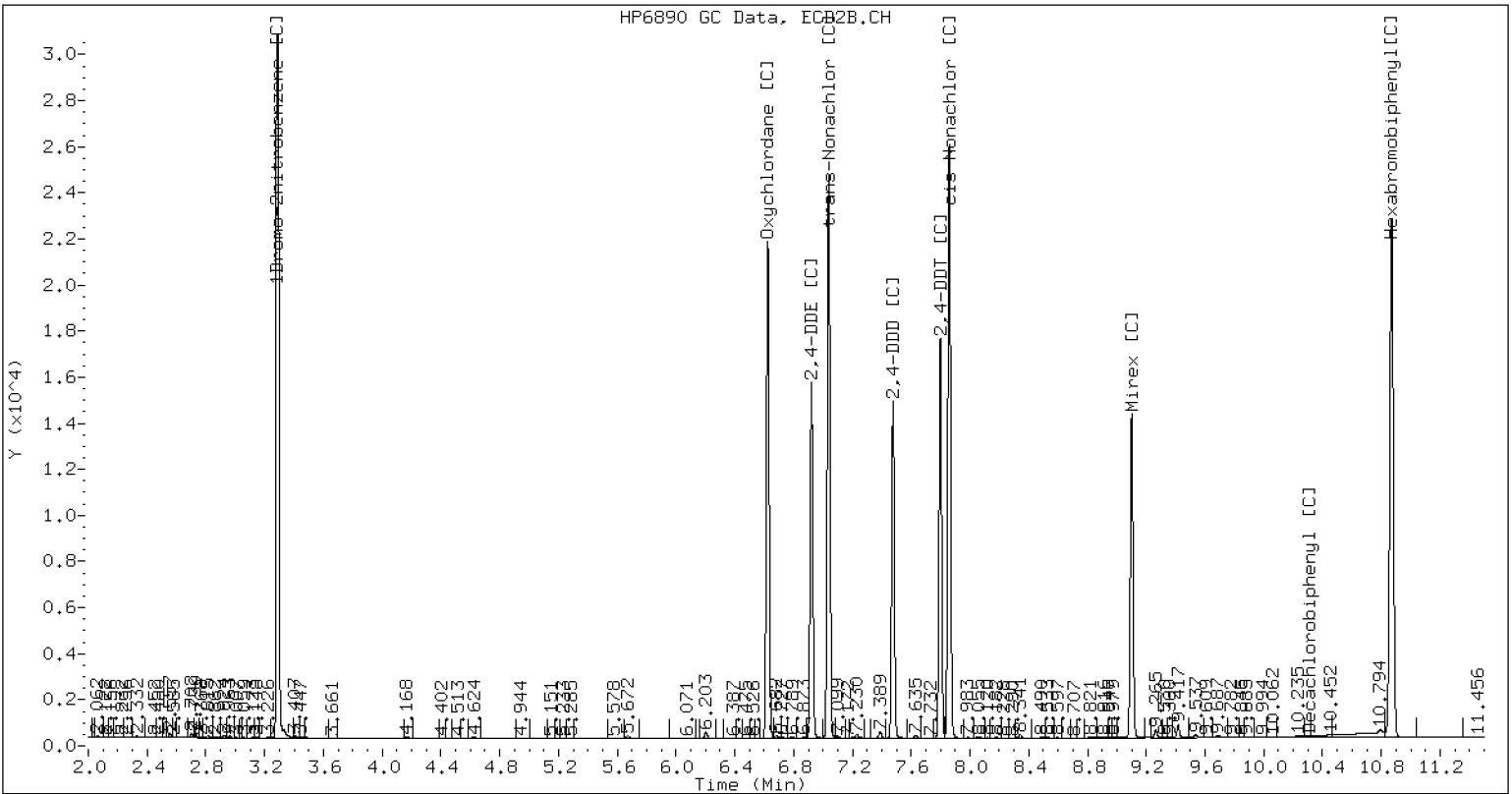
<- Indicates standard response outside Limits (-50 to +100%)

Pesticide Dual Column Chromatograms



STX-CLP Manual Integration: NO

/20230412.b/B20230412.b/23041215.D SEQ-CALC CLP2



CLP-2 Manual Integration: NO

Analytical Resources Inc.
Dual Column 8081 Pesticide Quantitation Report

Data file 1: /20230412.b/23041216.D
Data file 2: /20230412.b/B20230412.b/23041216.D
Method: \20230412.b\PEST.m
Compound Sublist: WND.sub
Instrument, Inj. Vol.: ecd6.i, 1ul
Operator: JGR

ARI ID: SEQ-CALD
Client ID:
Injection Date: 12-APR-2023 19:15
Report Date: 04/14/2023 09:40
Units: ng/mL
Dilution Factor: 1.000

RT	STX-CLP Col Shift Response	CLP2 Col Shift Response	RT	CLP2 Col Shift Response	STX-CLP on col	CLP2 on col	RPD	Compound/Flag	
6.010	0.000	817171	6.624	-0.000	1054911	72.77	74.15	1.9	Oxychlorane
6.106	0.001	580973	6.921	-0.000	743589	71.50	71.54	0.1	2,4-DDE
6.395	0.001	968759	7.039	-0.001	1211298	73.58	76.18	3.5	trans-Nonachlor
6.681	-0.000	548708	7.476	-0.001	698482	72.54	73.85	1.8	2,4-DDD
6.958	-0.000	660572	7.798	-0.001	805720	72.32	74.50	3.0	2,4-DDT
7.112	-0.000	1017099	7.858	-0.001	1256322	74.28	76.41	2.8	cis-Nonachlor
8.086	0.000	616577	9.101	0.000	697240	72.01	73.47	2.0	Mirex
----			4.135	-0.001	186	0.00	0.01	---	Tetrachloro-m-xylene
----			10.309	0.003	3002	0.00	0.33	---	Decachlorobiphenyl

* Indicates RPD > 40%

A Indicates Peak Height was used for Column 1 quantitation instead of Area

B Indicates Peak Height was used for Column 2 quantitation instead of Area

M Indicates Column 1 peak was manually integrated

N Indicates Column 2 peak was manually integrated

~ Indicates recovery outside QC Limits

INTERNAL STANDARD SUMMARY

Standard Cpnd	Column 1		%D
	Standard Area*	Sample Area	
Bromo-Nitrobenzene	864333	901377	4.3
Hexabromobiphenyl	663237	728475	9.8

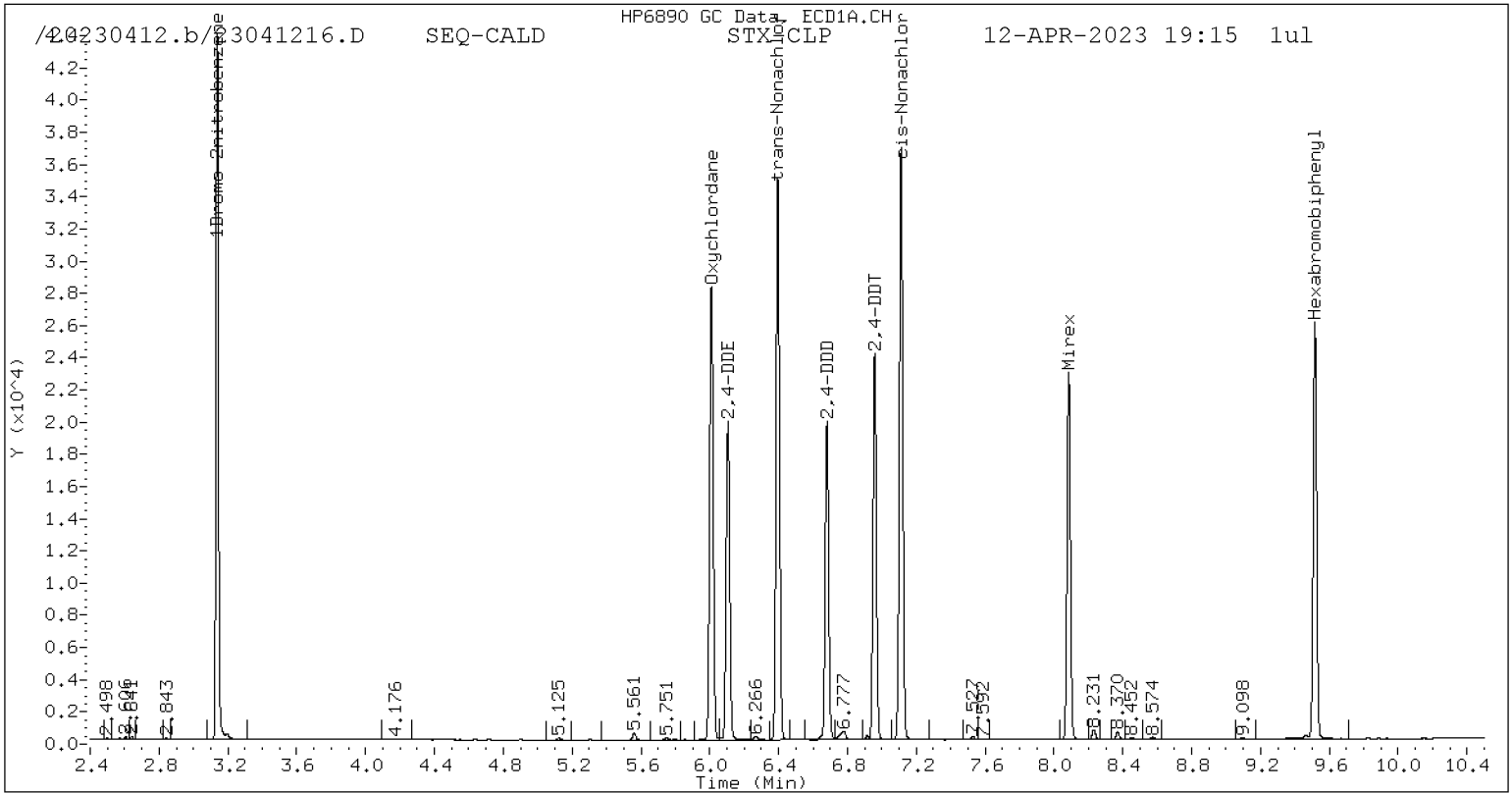
Standard Cpnd	Column 2		%D
	Standard Area*	Sample Area	
Bromo-Nitrobenzene	1480846	1244306	-16.0
Hexabromobiphenyl	870561	755238	-13.2

* Standard Areas taken from Initial Cal Level 5

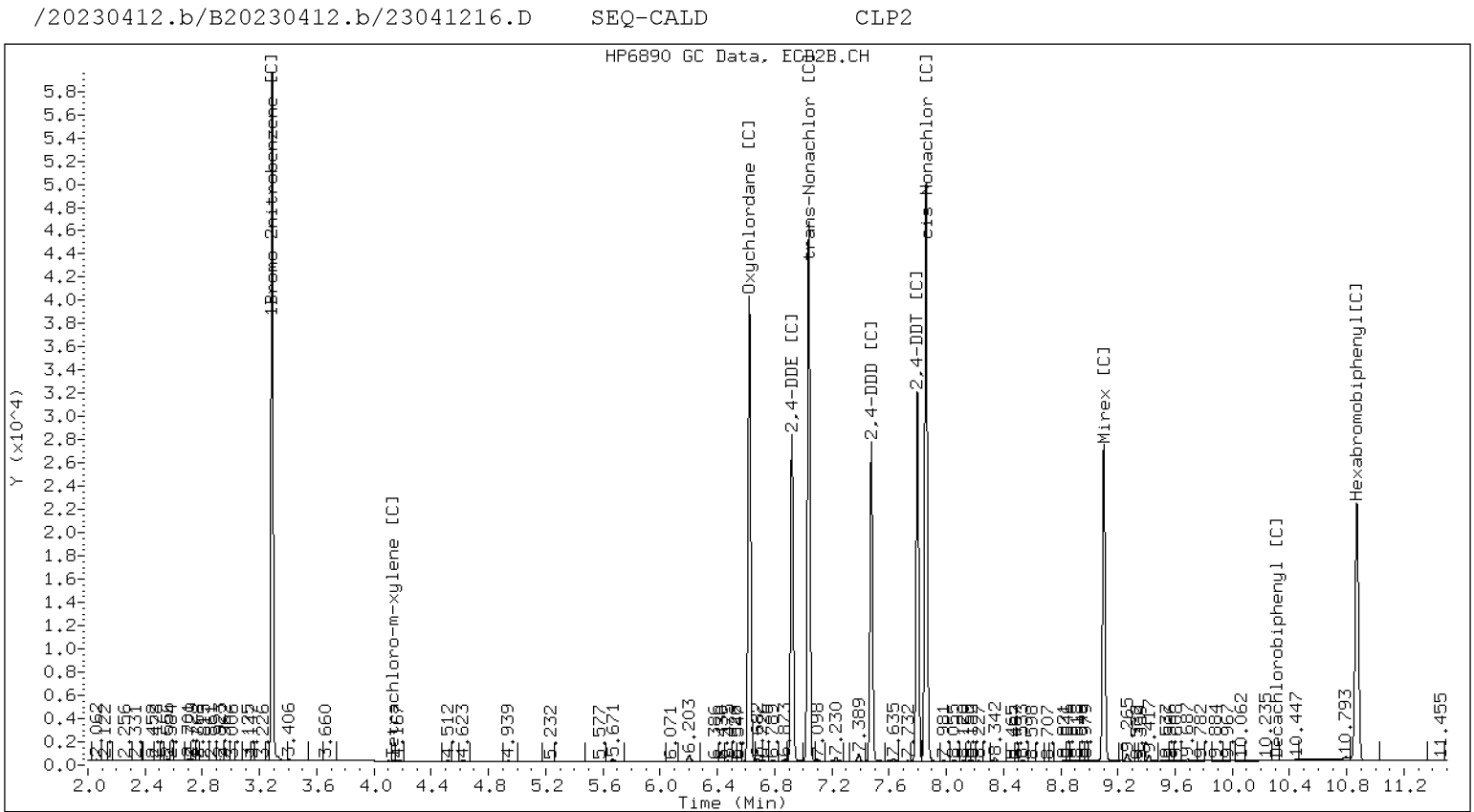
Initial Calibration Date: 12-APR-2023

<- Indicates standard response outside Limits (-50 to +100%)

Pesticide Dual Column Chromatograms



STX-CLP Manual Integration: NO



CLP-2 Manual Integration: NO

Analytical Resources Inc.
Dual Column 8081 Pesticide Quantitation Report

Data file 1: /20230412.b/23041217.D
Data file 2: /20230412.b/B20230412.b/23041217.D
Method: \20230412.b\PEST.m
Compound Sublist: WND.sub
Instrument, Inj. Vol.: ecd6.i, 1ul
Operator: JGR

ARI ID: SEQ-CALE
Client ID:
Injection Date: 12-APR-2023 19:34
Report Date: 04/14/2023 09:40
Units: ng/mL
Dilution Factor: 1.000

RT	STX-CLP Col Shift Response	CLP2 Col Shift Response	RT	STX-CLP on col	CLP2 on col	RPD	Compound/Flag
6.009	0.000 1520737	6.624 -0.000 1976637	6.624	132.87	137.37	3.3	Oxychlorane M
6.105	-0.000 1051945	6.921 -0.000 1344143	6.921	127.02	127.86	0.7	2,4-DDE M
6.395	0.000 1828376	7.039 -0.000 2280597	7.039	136.25	139.01	2.0	trans-Nonachlor M
6.681	0.000 1007071	7.477 -0.000 1318871	7.477	130.63	135.15	3.4	2,4-DDD M
6.959	0.000 1216718	7.799 -0.000 1510661	7.799	130.69	135.39	3.5	2,4-DDT M
7.112	0.000 1924725	7.859 0.000 2389114	7.859	137.91	140.84	2.1	cis-Nonachlor M
8.086	0.000 1166143	9.101 0.000 1359594	9.101	133.61	138.86	3.9	Mirex M
----		4.136 0.000 307	4.136	0.00	0.02	---	Tetrachloro-m-xylene
----		10.308 0.002 3667	10.308	0.00	0.39	---	Decachlorobiphenyl

* Indicates RPD > 40%

A Indicates Peak Height was used for Column 1 quantitation instead of Area

B Indicates Peak Height was used for Column 2 quantitation instead of Area

M Indicates Column 1 peak was manually integrated

N Indicates Column 2 peak was manually integrated

~ Indicates recovery outside QC Limits

INTERNAL STANDARD SUMMARY

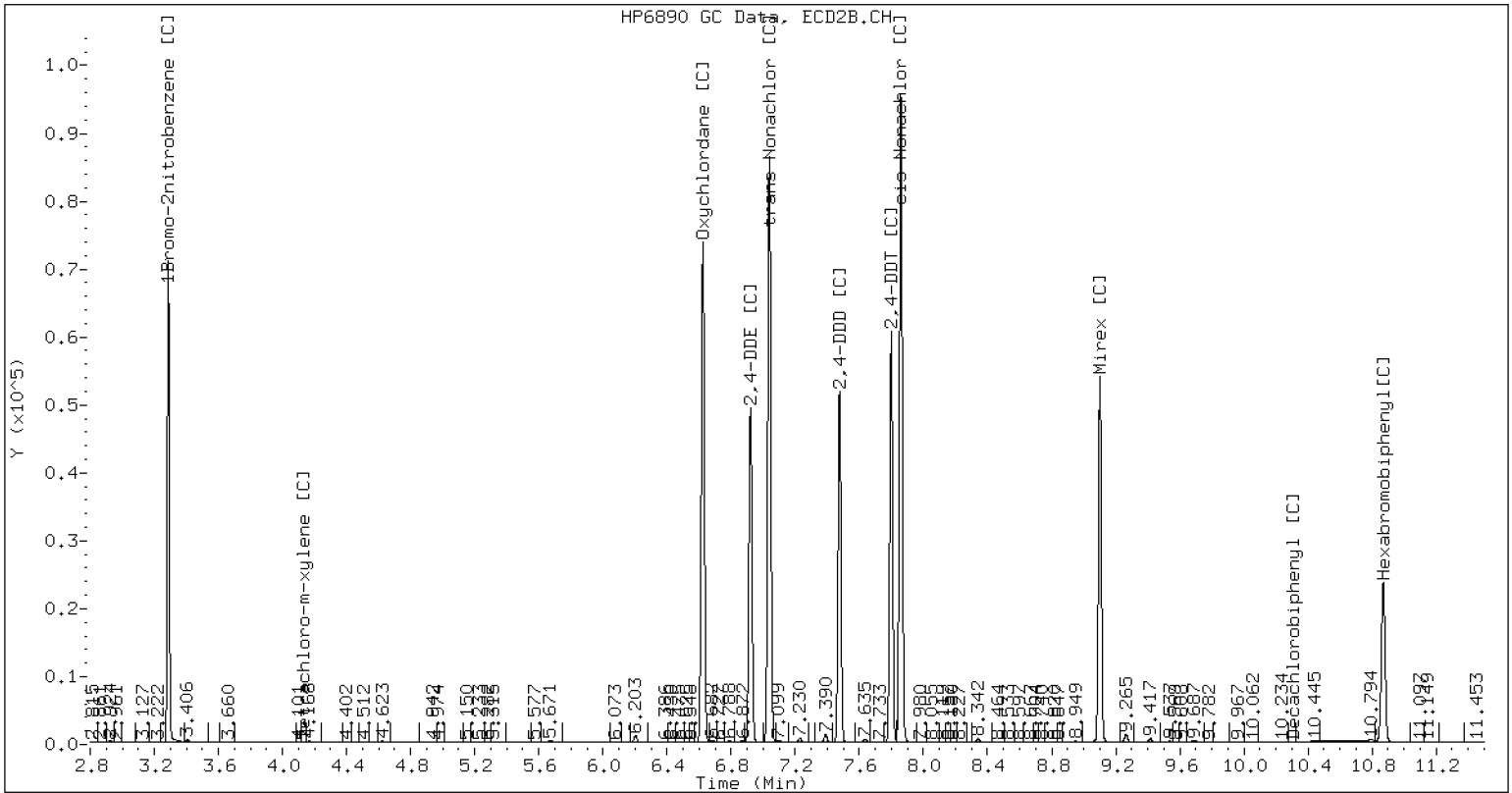
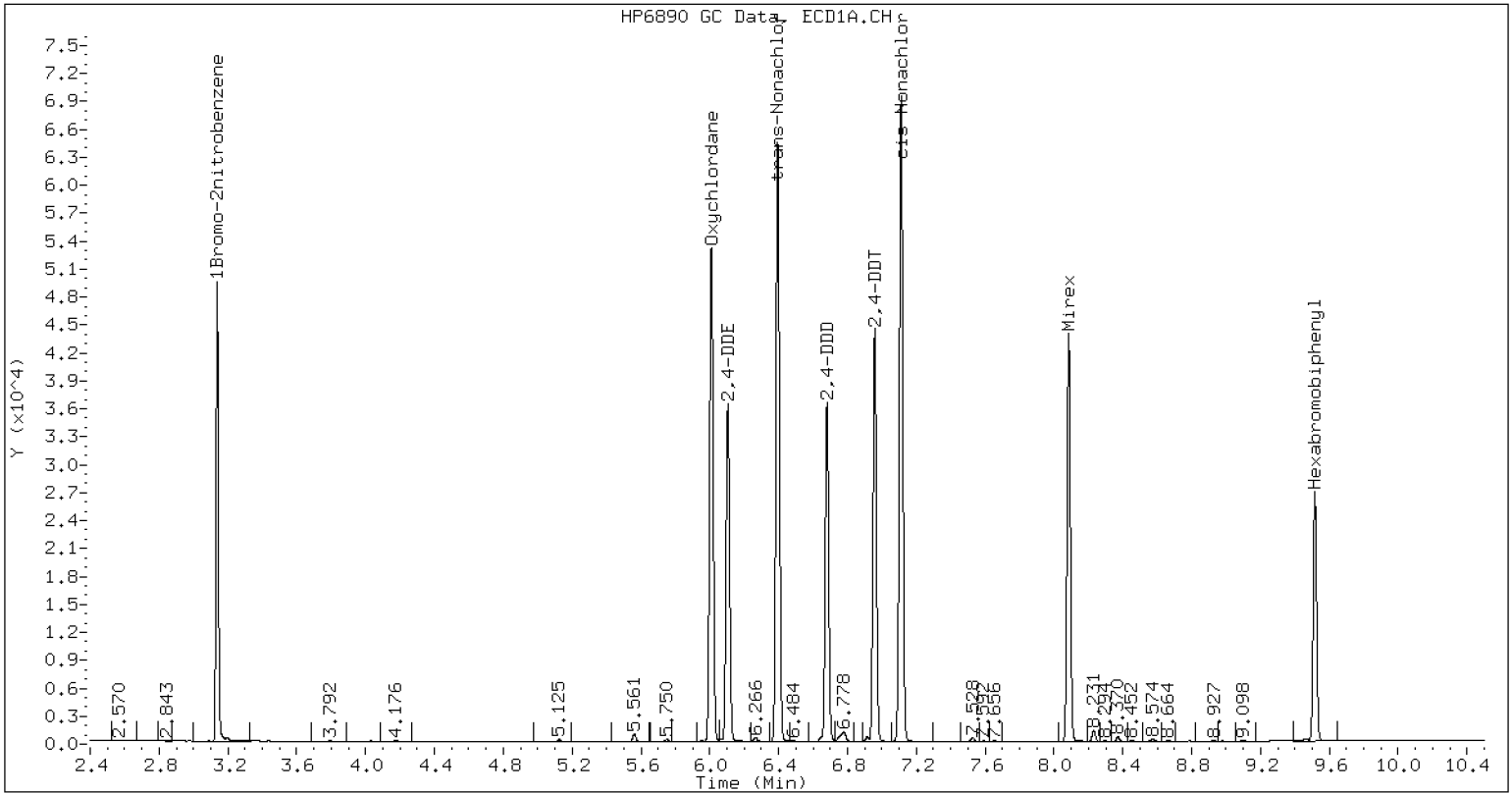
Standard Cpnd	Column 1		%D
	Standard Area*	Sample Area	
Bromo-Nitrobenzene	864333	923493	6.8
Hexabromobiphenyl	663237	742507	12.0

Standard Cpnd	Column 2		%D
	Standard Area*	Sample Area	
Bromo-Nitrobenzene	1480846	1258546	-15.0
Hexabromobiphenyl	870561	779225	-10.5

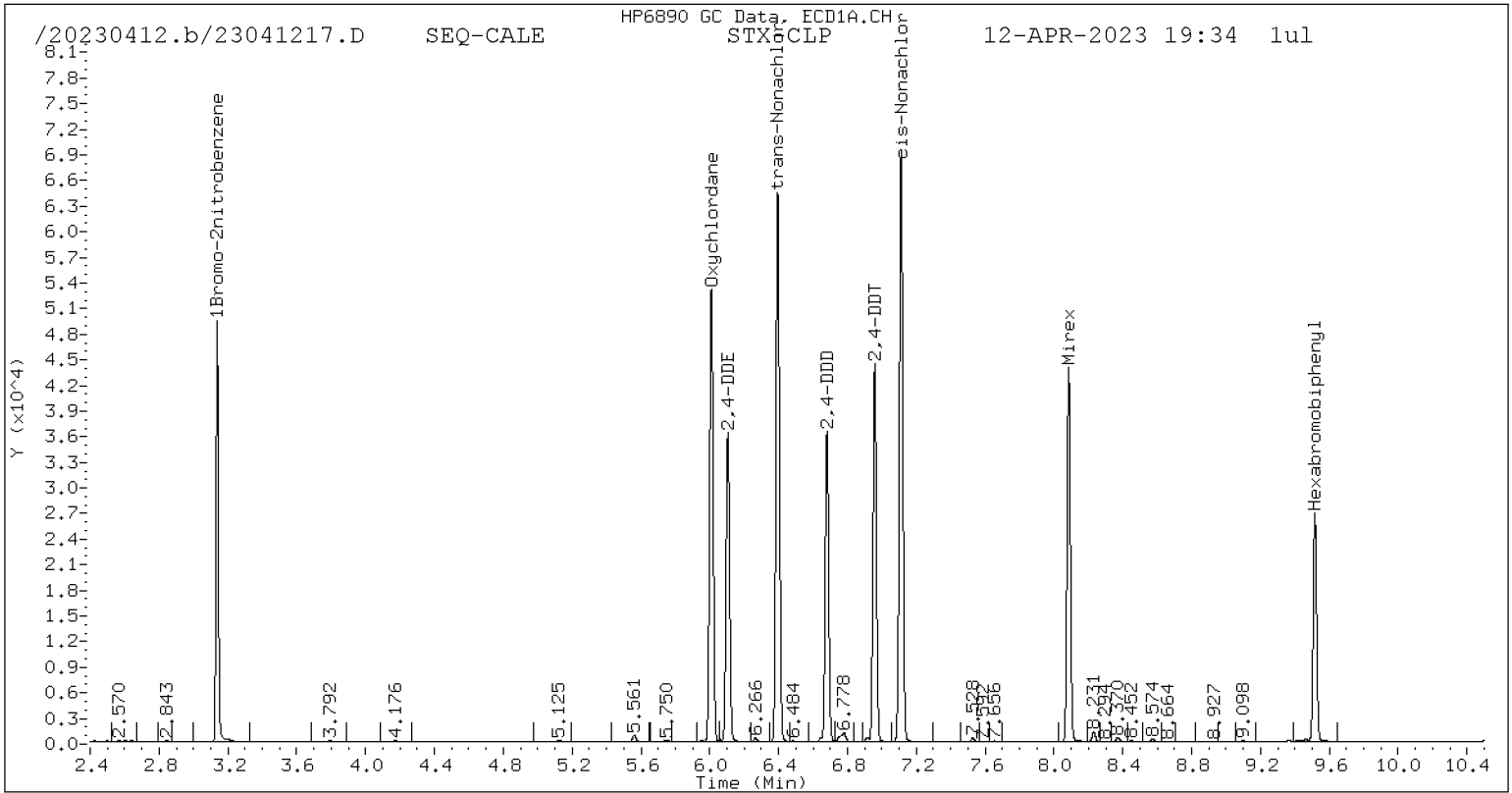
* Standard Areas taken from Initial Cal Level 5

Initial Calibration Date: 12-APR-2023

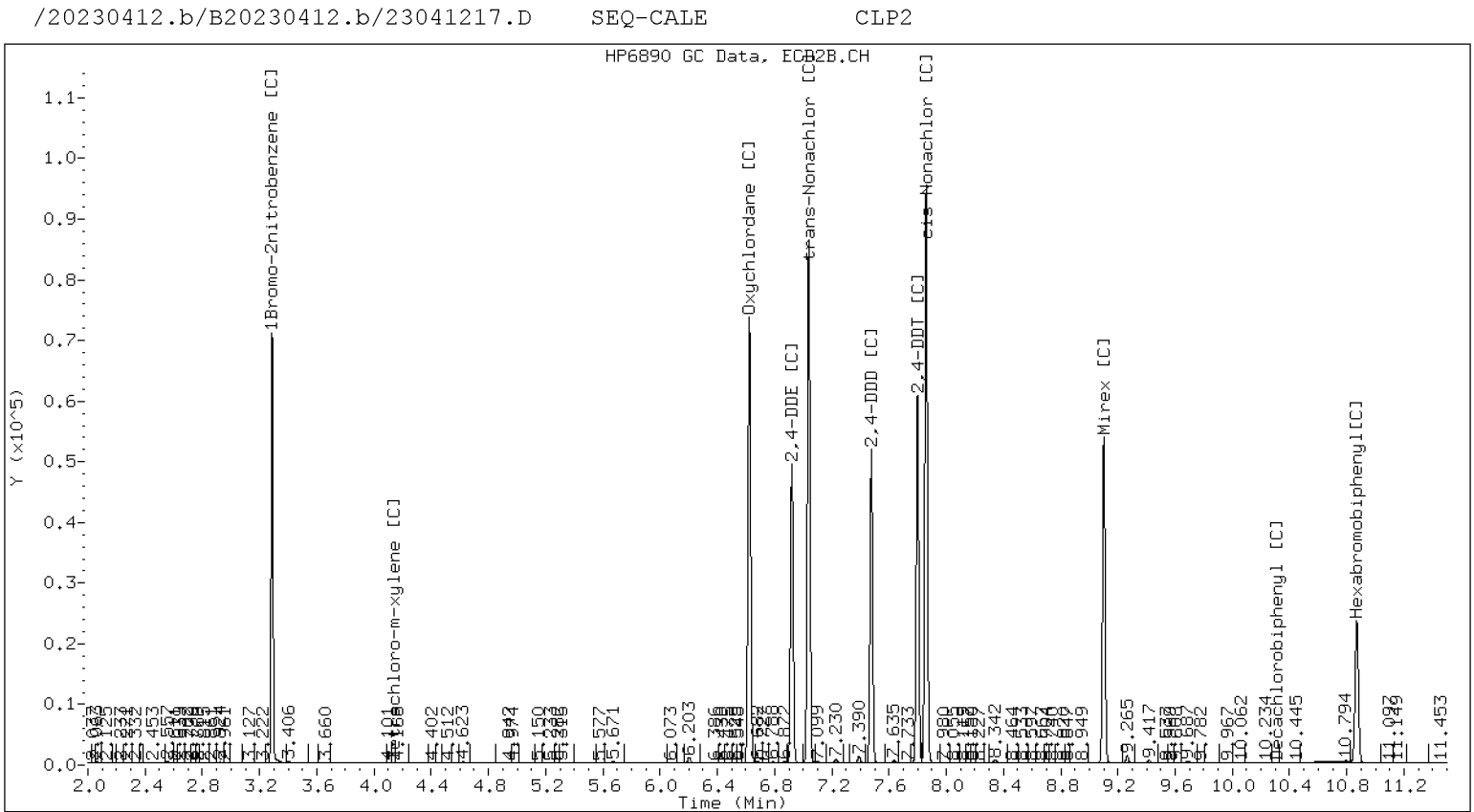
<- Indicates standard response outside Limits (-50 to +100%)



Pesticide Dual Column Chromatograms



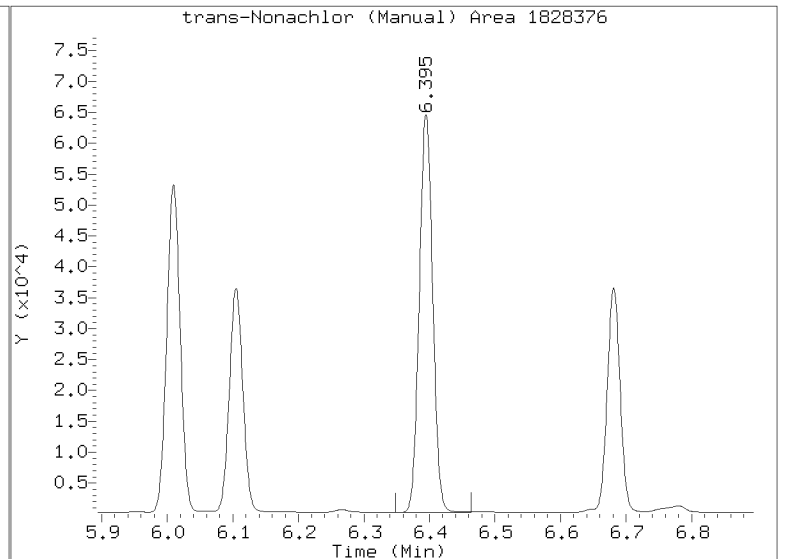
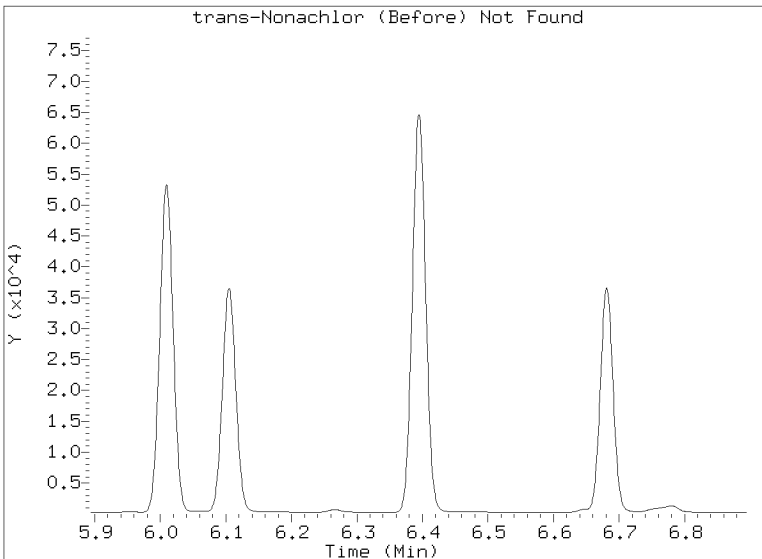
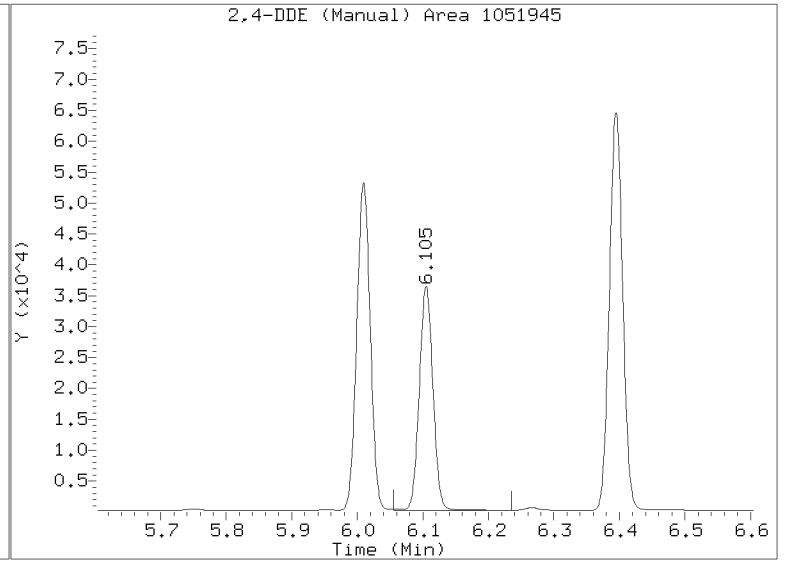
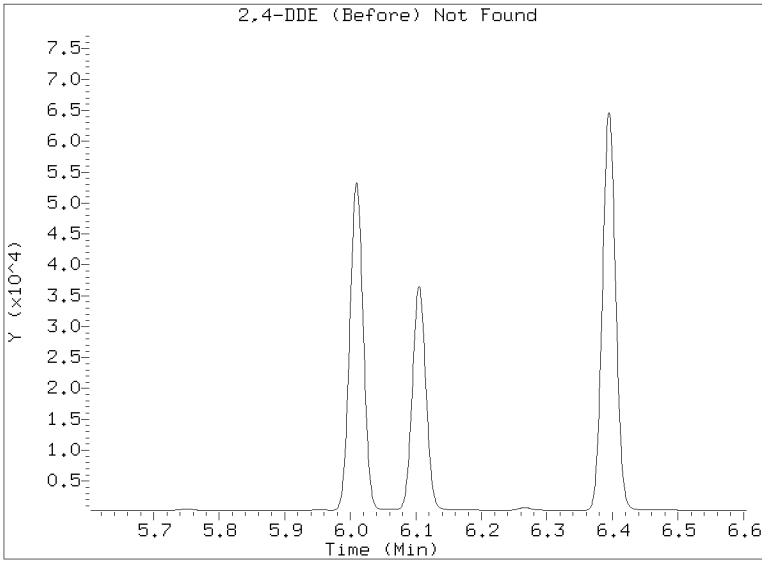
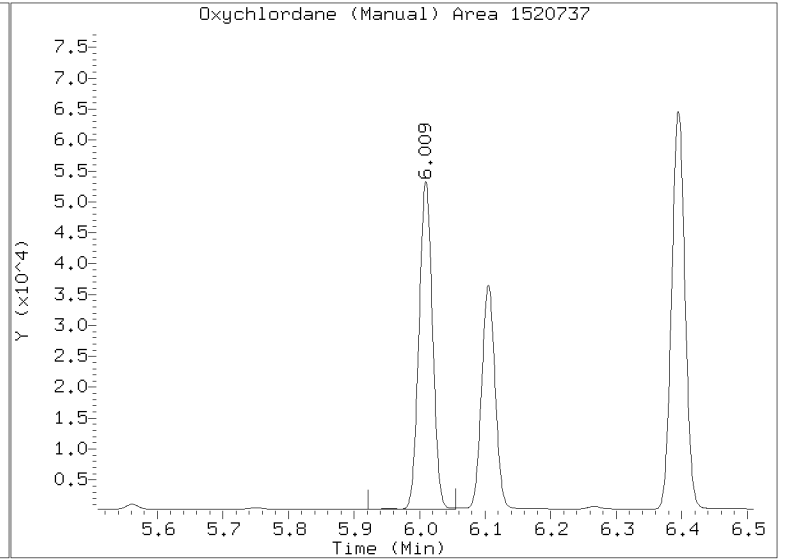
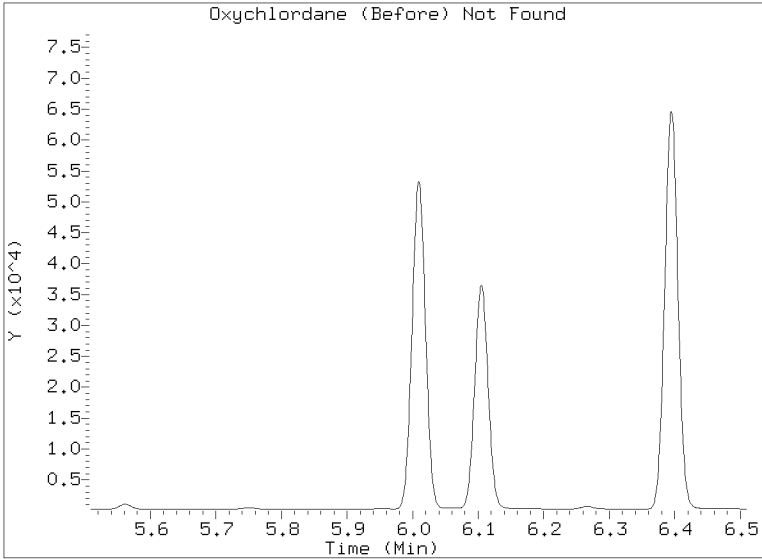
STX-CLP Manual Integration: YES



CLP-2 Manual Integration: NO

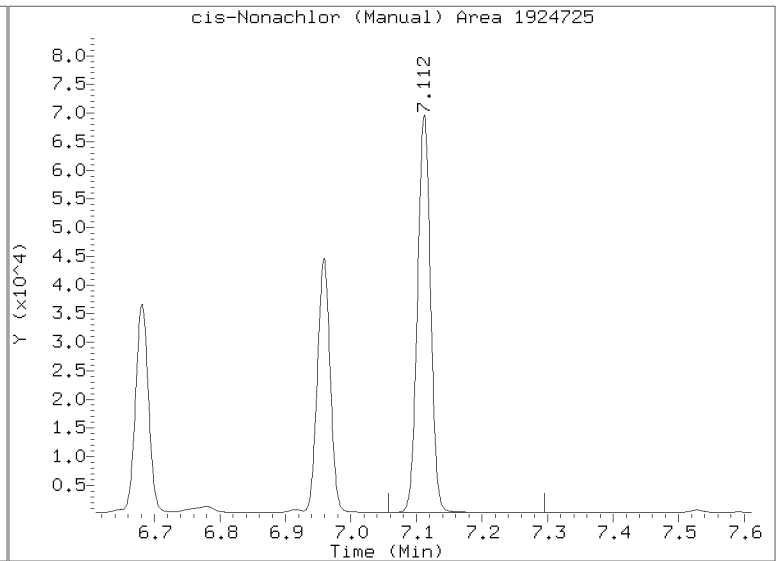
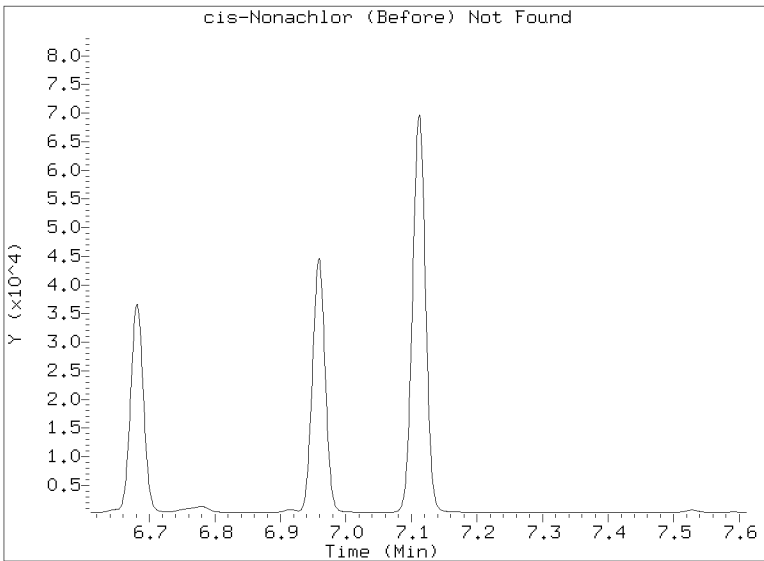
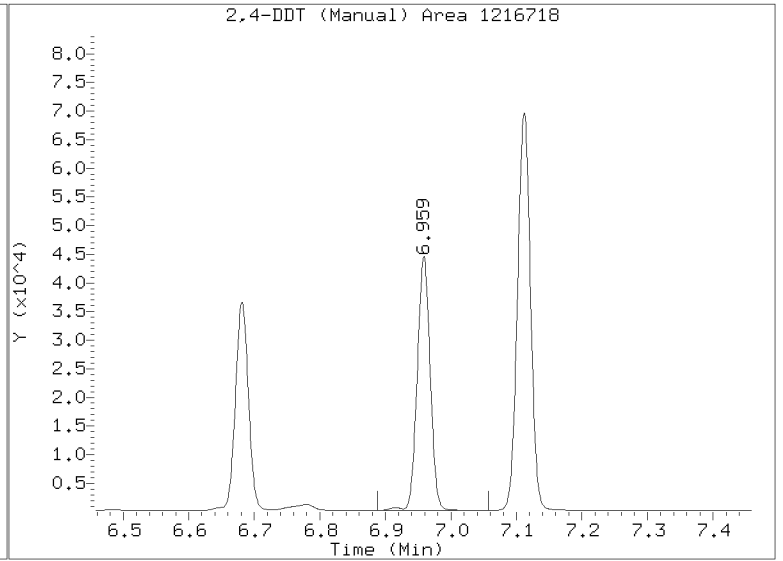
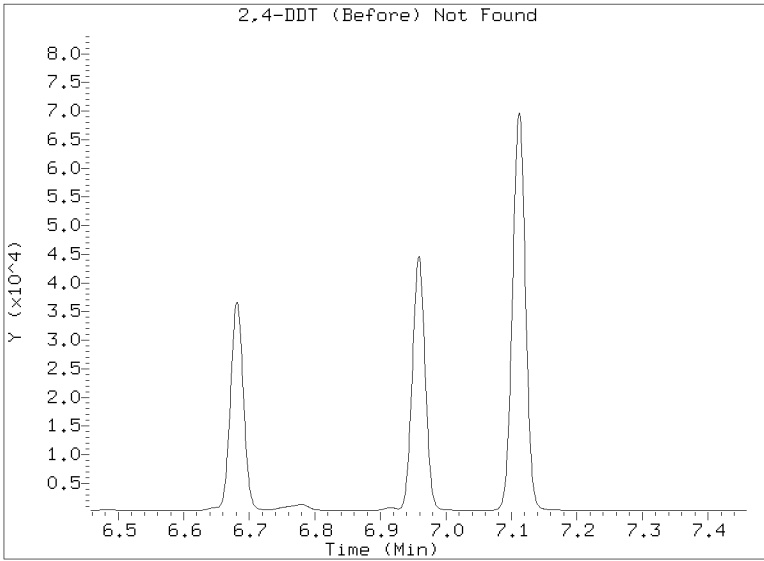
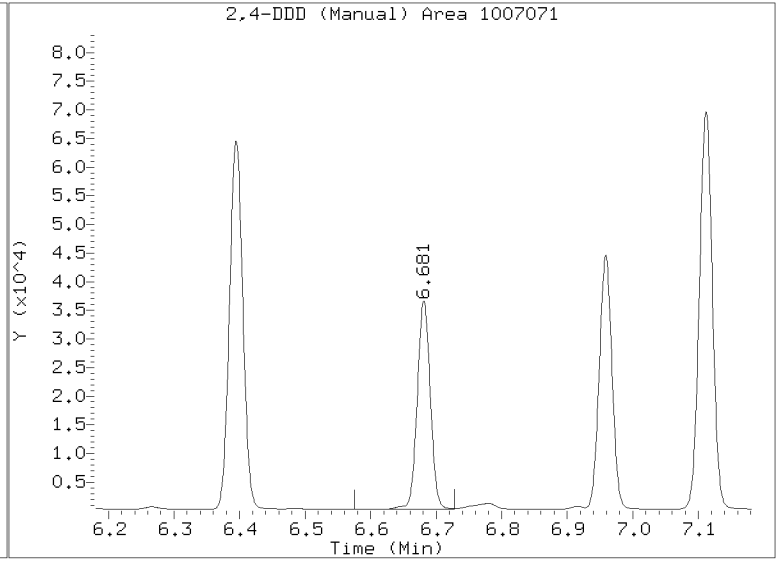
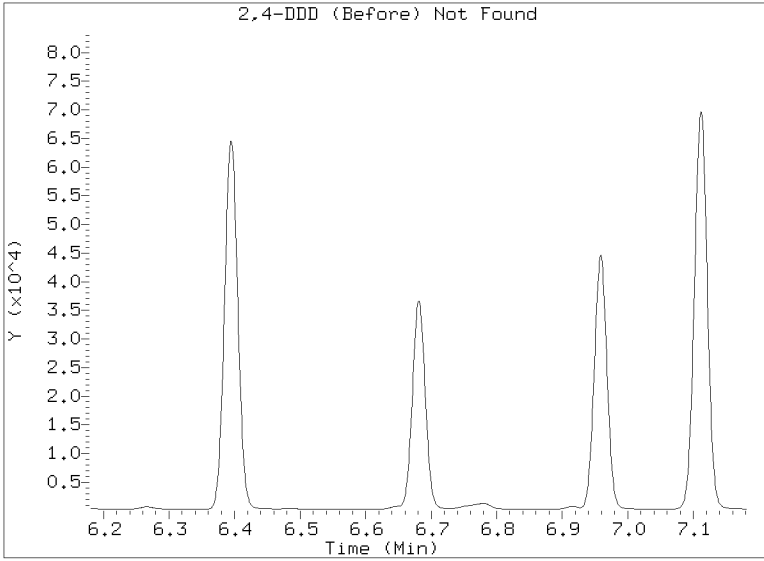
Manual Peak Adjustment Report, STX-CLP

Datafile: /20230412.b/23041217.D
Injection Date: 12-APR-2023 19:34
Lab ID:SEQ-CALE Client ID:
Report Date: 04/14/2023 09:40



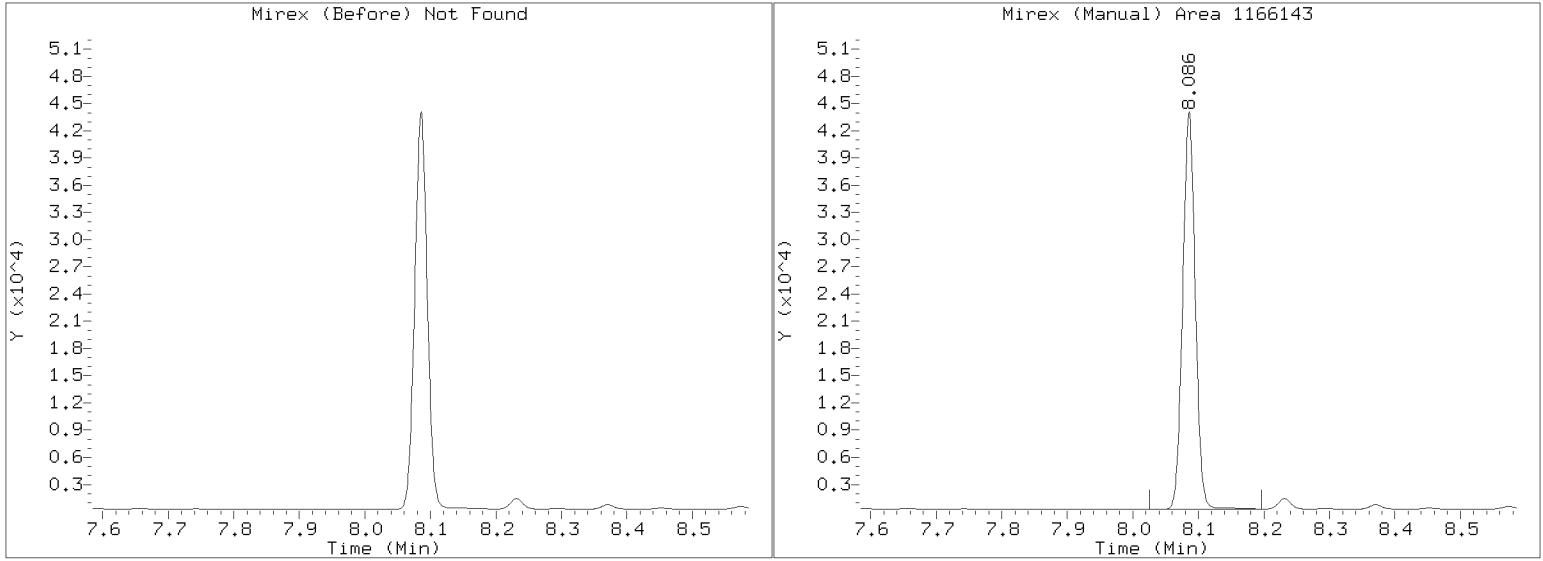
Manual Peak Adjustment Report, STX-CLP

Datafile: /20230412.b/23041217.D
Injection Date: 12-APR-2023 19:34
Lab ID:SEQ-CALE Client ID:
Report Date: 04/14/2023 09:40



Manual Peak Adjustment Report, STX-CLP

Datafile: /20230412.b/23041217.D
Injection Date: 12-APR-2023 19:34
Lab ID:SEQ-CALE Client ID:
Report Date: 04/14/2023 09:40

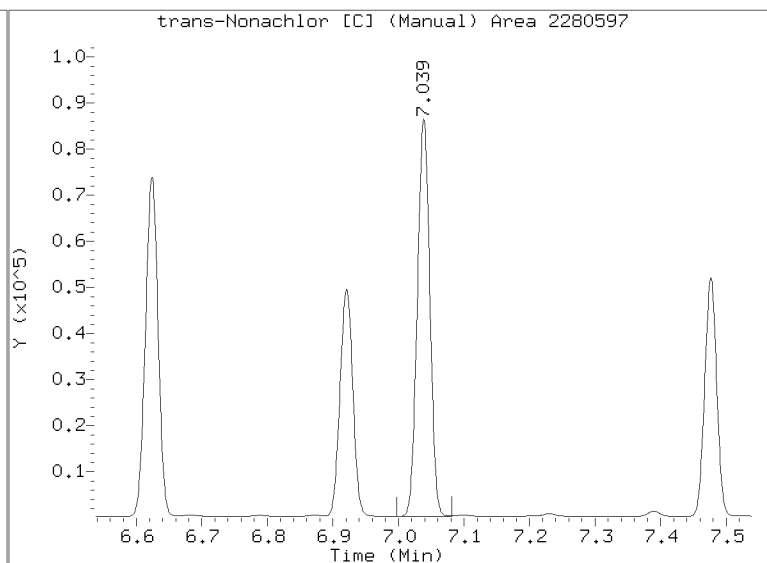
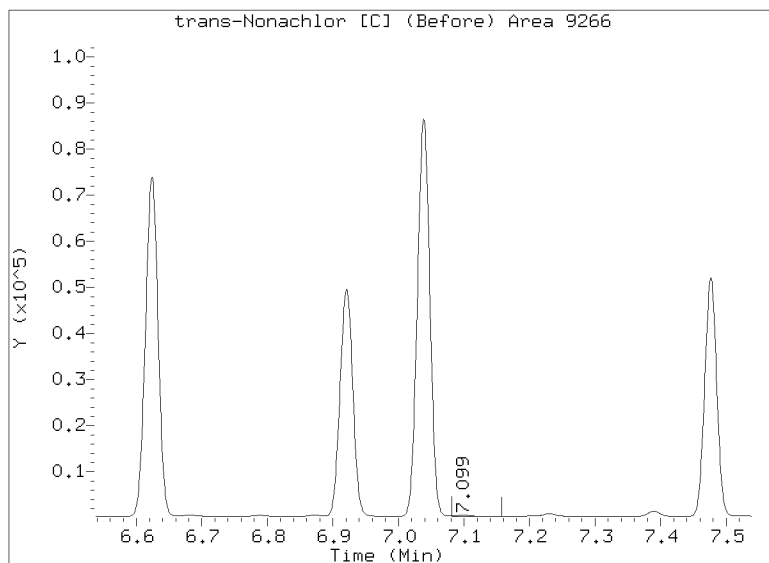
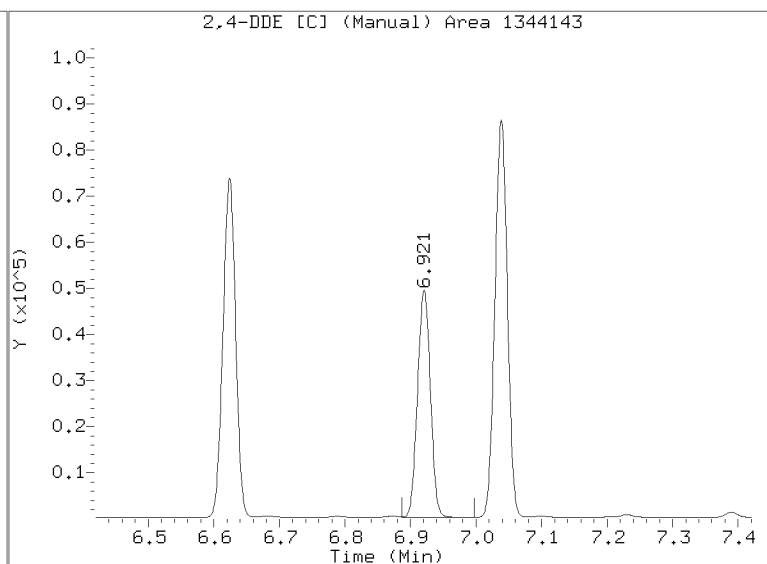
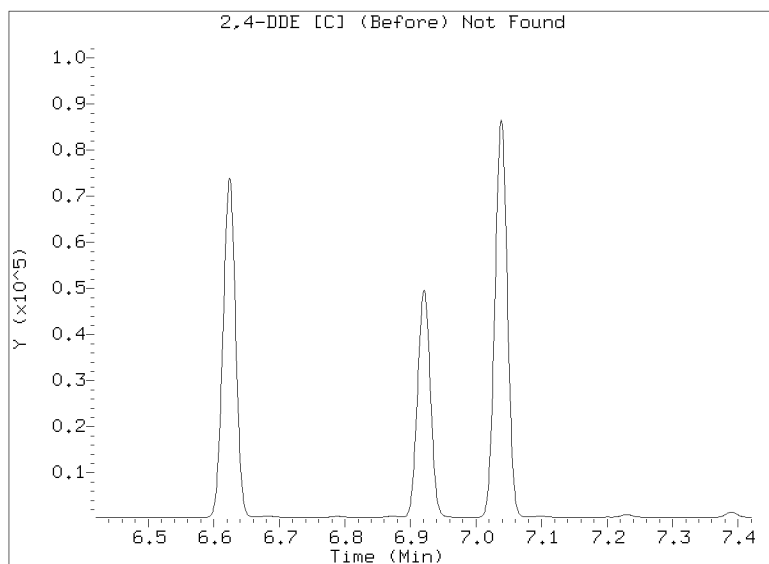
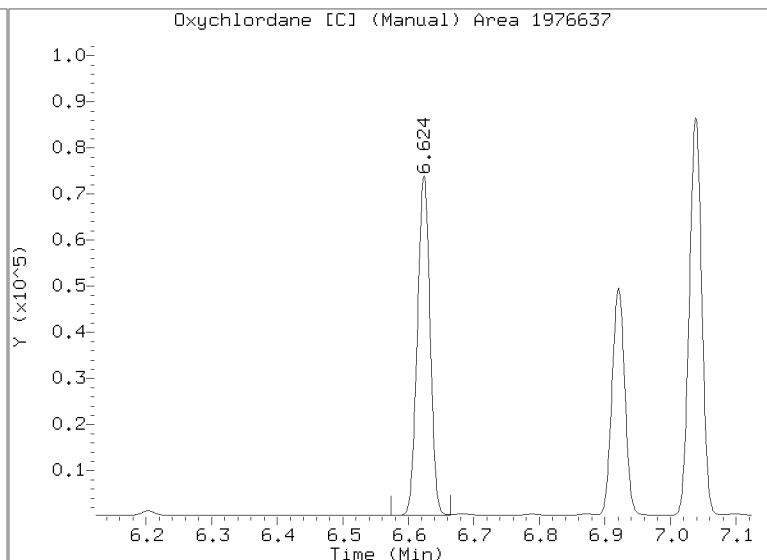
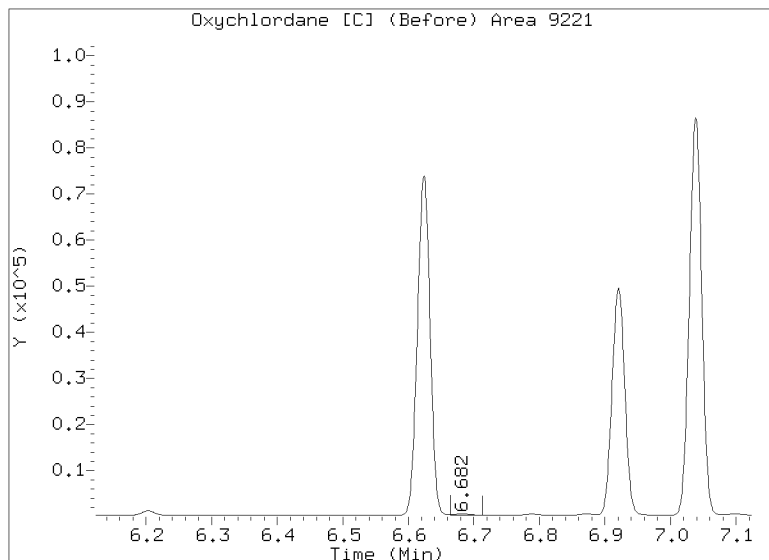


Manual Peak Adjustment Report, CLP-2

Datafile: /20230412.b/B20230412.b/23041217.D

Injection Date: 12-APR-2023 19:34

Lab ID:SEQ-CALE Client ID:

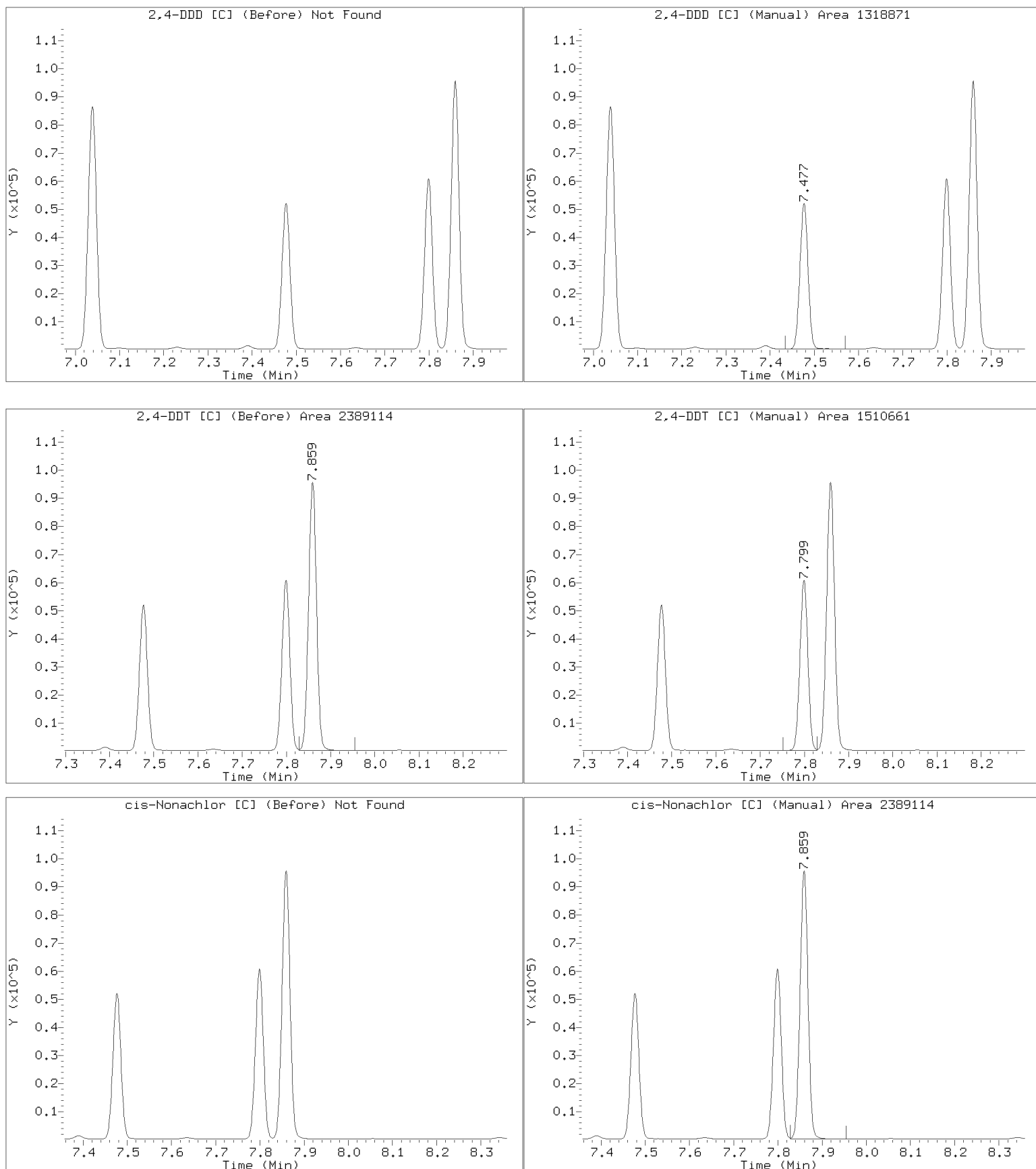


Manual Peak Adjustment Report, CLP-2

Datafile: /20230412.b/B20230412.b/23041217.D

Injection Date: 12-APR-2023 19:34

Lab ID:SEQ-CALE Client ID:

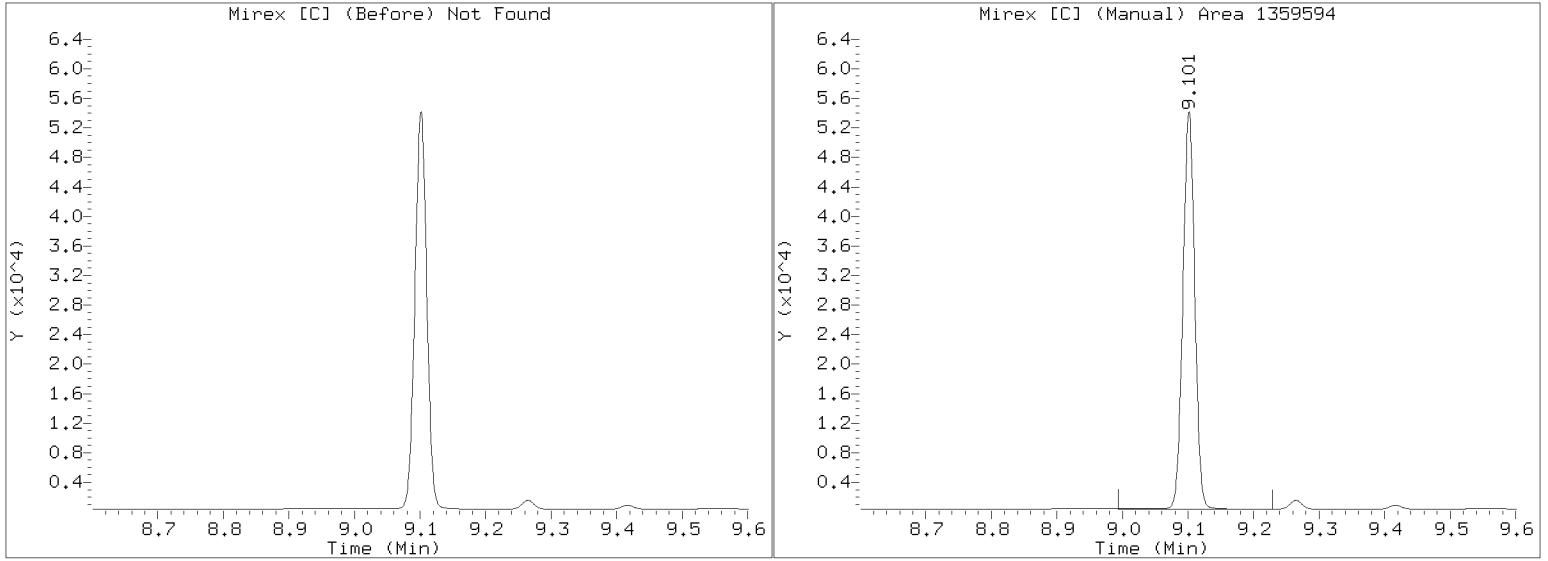


Manual Peak Adjustment Report, CLP-2

Datafile: /20230412.b/B20230412.b/23041217.D

Injection Date: 12-APR-2023 19:34

Lab ID:SEQ-CALE Client ID:



Analytical Resources Inc.
Dual Column 8081 Pesticide Quantitation Report

Data file 1: /20230412.b/23041218.D
 Data file 2: /20230412.b/B20230412.b/23041218.D
 Method: \20230412.b\PEST.m
 Compound Sublist: TOXAPH.sub
 Instrument, Inj. Vol.: ecd6.i, 1ul
 Operator: JGR

ARI ID: SEQ-CALF
 Client ID:
 Injection Date: 12-APR-2023 19:52
 Report Date: 04/13/2023 13:06
 Units: ng/mL
 Dilution Factor: 1.000

STX-CLP Col			CLP2 Col			STX-CLP	CLP2	RPD	Compound/Flag
RT	Shift	Response	RT	Shift	Response	on col	on col		
3.820	0.001	13904	4.136	0.000	18748	1.09	1.07	1.1	Tetrachloro-m-xylene
9.367	0.001	24477	10.306	-0.000	31773	2.82	3.41	19.2	Decachlorobiphenyl

* Indicates RPD > 40%

A Indicates Peak Height was used for Column 1 quantitation instead of Area

B Indicates Peak Height was used for Column 2 quantitation instead of Area

M Indicates Column 1 peak was manually integrated

N Indicates Column 2 peak was manually integrated

~ Indicates recovery outside QC Limits

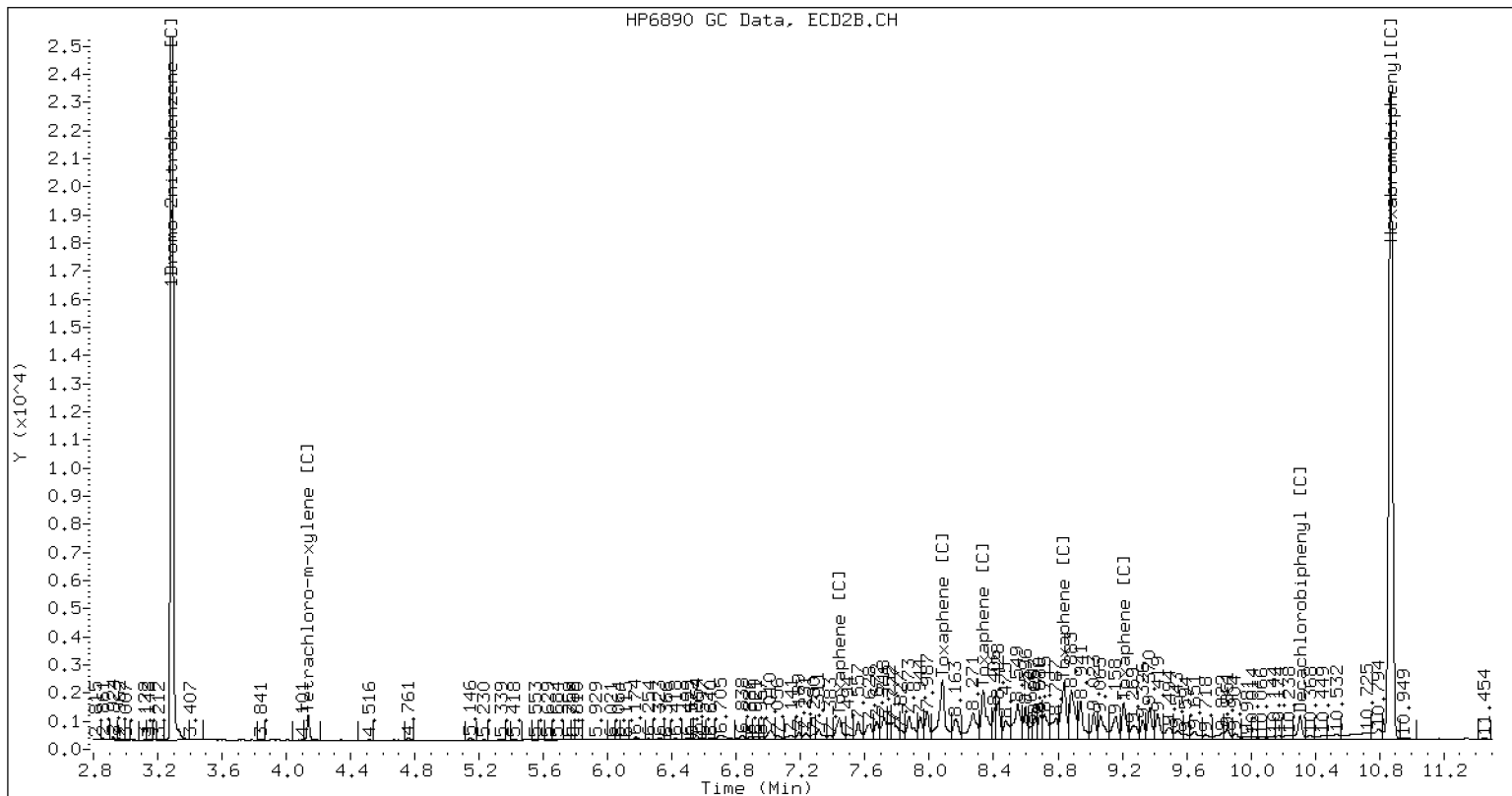
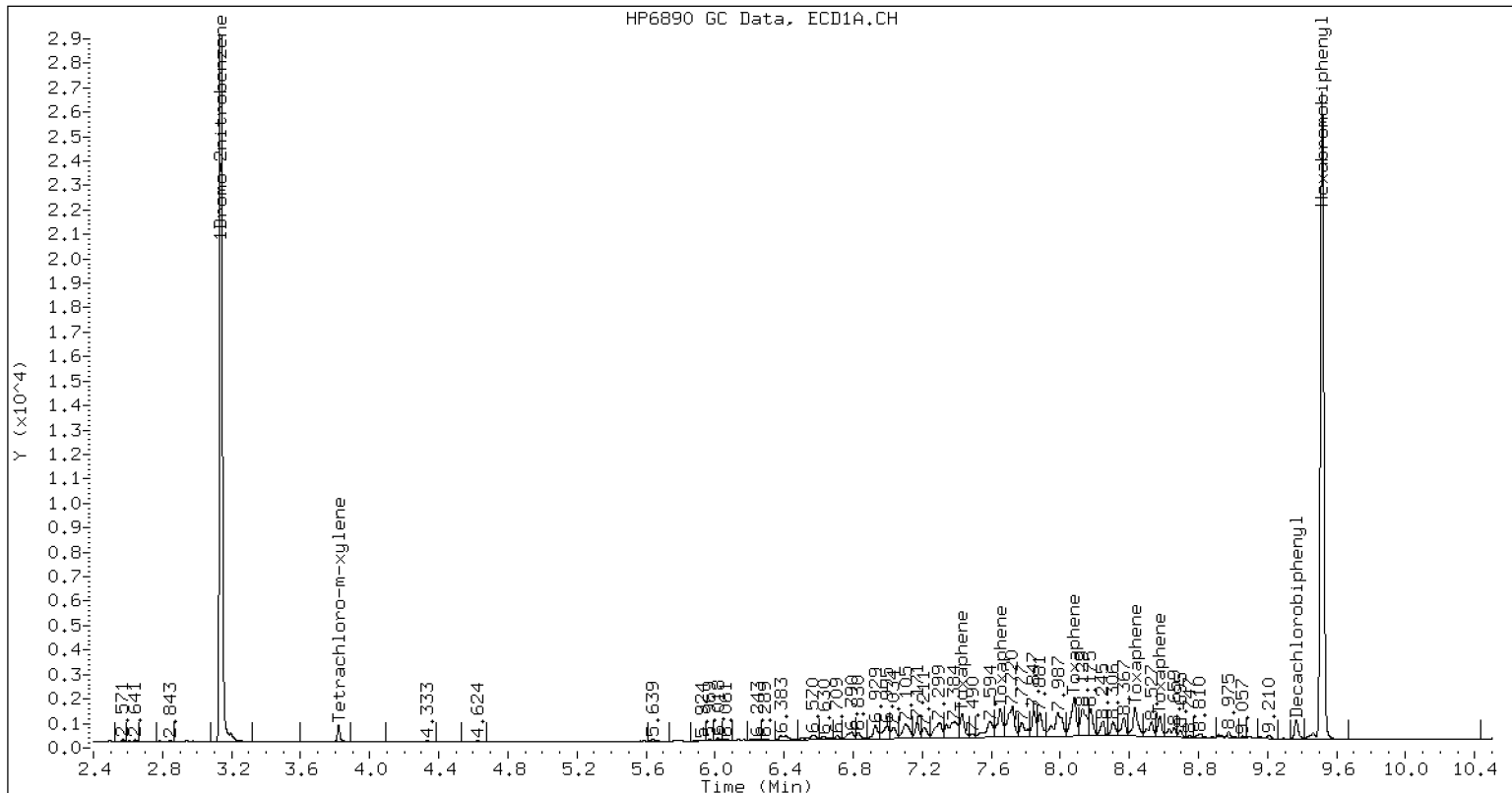
INTERNAL STANDARD SUMMARY

Standard Cpnd	Column 1		%D
	Standard Area*	Sample Area	
Bromo-Nitrobenzene	864333	914711	5.8
Hexabromobiphenyl	663237	736746	11.1

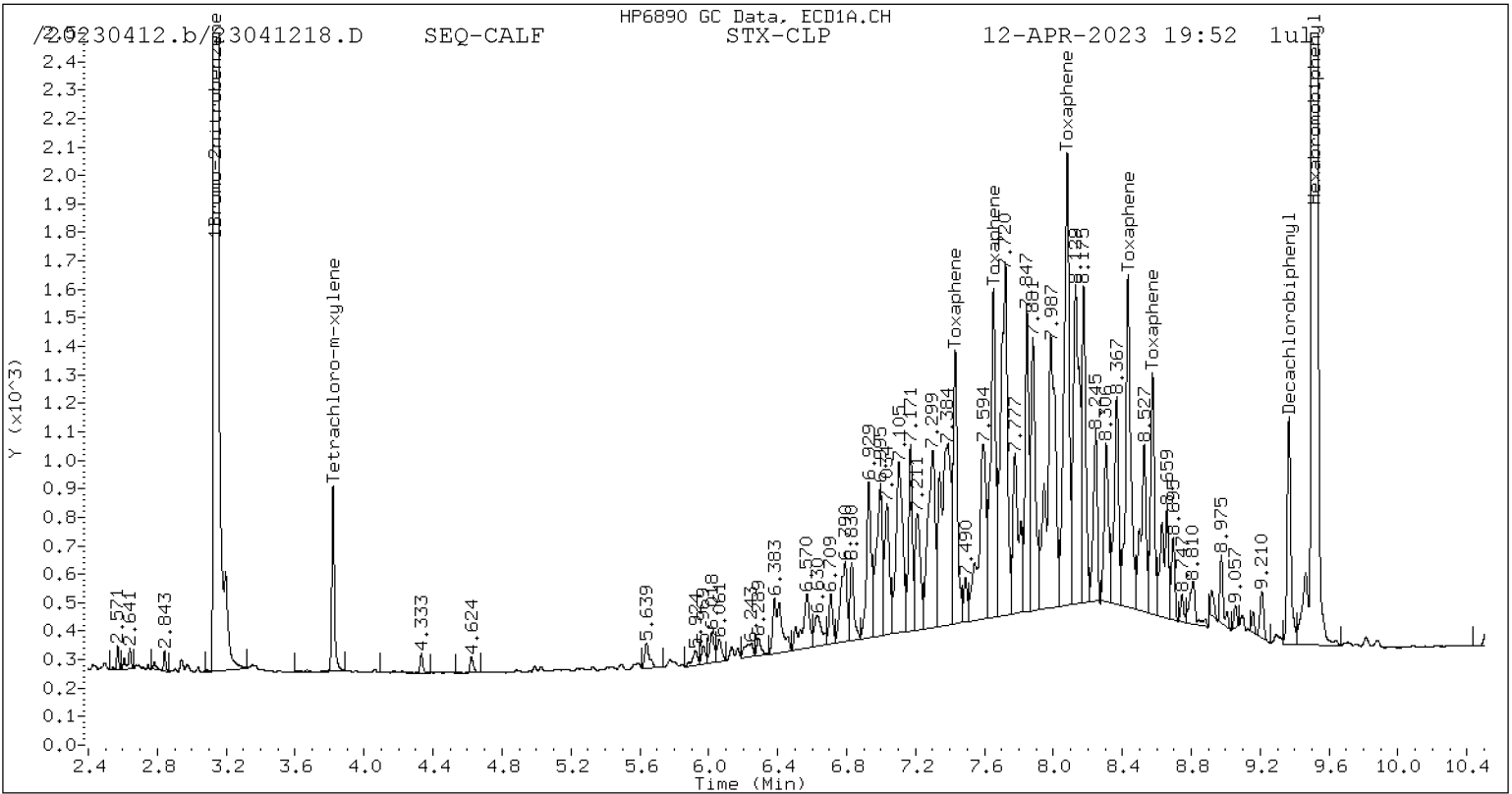
Standard Cpnd	Column 2		%D
	Standard Area*	Sample Area	
Bromo-Nitrobenzene	1480846	1268733	-14.3
Hexabromobiphenyl	870561	770830	-11.5

* Standard Areas taken from Initial Cal Level 5
 Initial Calibration Date: 12-APR-2023
 <- Indicates standard response outside Limits (-50 to +100%)

Cpnd	Peak#	RT	STX-CLP Col			Peak#	RT	CLP2 Col				
			Shift	Height	Amount			Shift	Height	Amount		
Toxaphene	1	7.430	-0.000	34115	125.1	1	7.440	0.000	35652	143.7		
Toxaphene	2	7.652	-0.001	48770	133.6	2	8.082	-0.001	107411	146.6		
Toxaphene	3	8.080	0.000	67485	135.6	3	8.335	-0.001	81808	143.0		
Toxaphene	4	8.433	0.000	48028	122.4	4	8.838	-0.001	87639	142.7		
Toxaphene	5	8.575	-0.000	27697	117.3	5	9.209	-0.001	46750	139.0		
Total STX-CLPAve (5 peaks):					126.820	Total CLP2Ave (5 peaks):					142.998	RPD = 12
Corrected Ave (5 peaks):					126.820	Corrected Ave (5 peaks):					142.998	RPD = 12

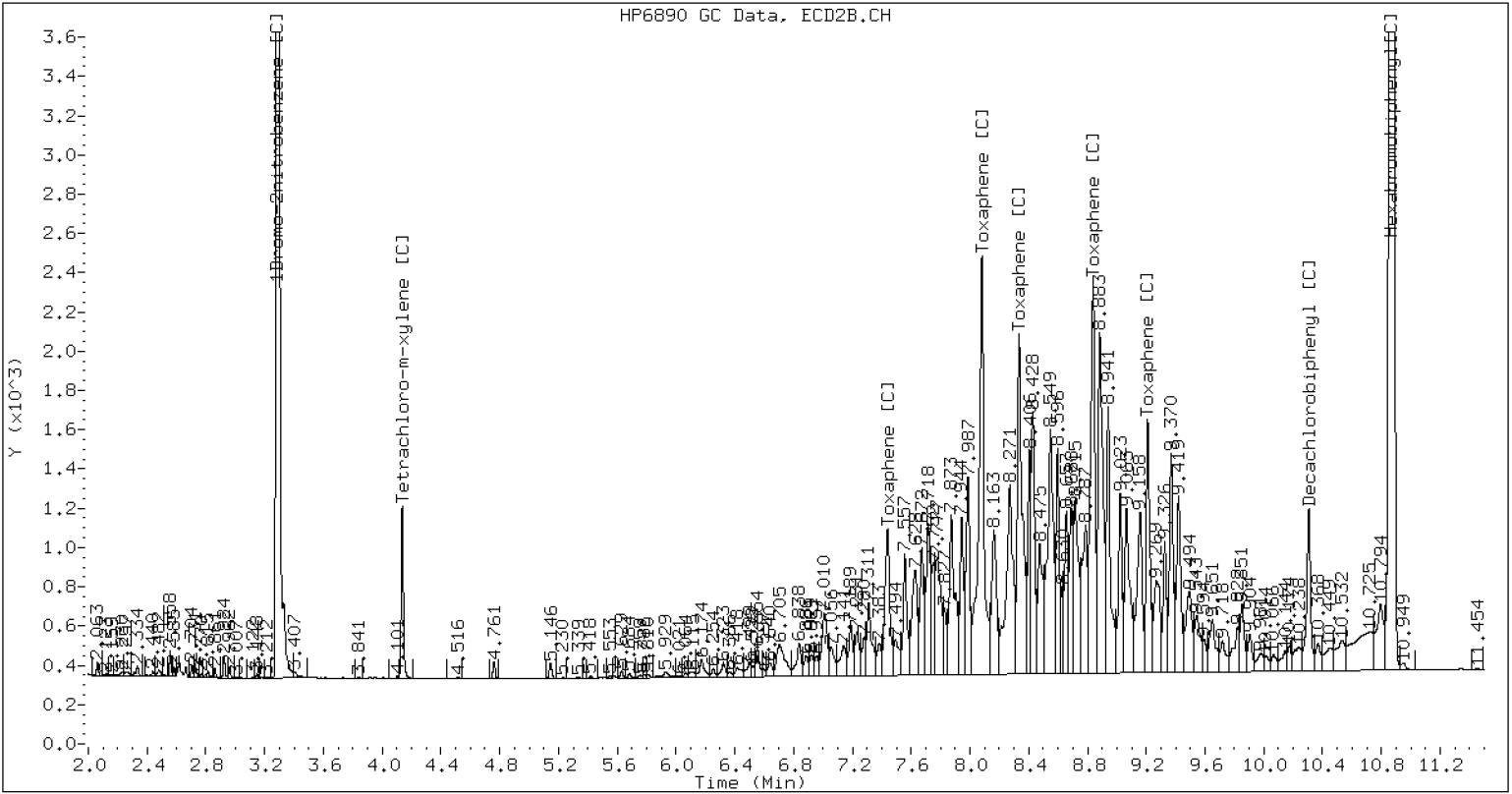


Pesticide Dual Column Chromatograms



STX-CLP Manual Integration: NO

/20230412.b/B20230412.b/23041218.D SEQ-CALF CLP2



CLP-2 Manual Integration: NO

Analytical Resources Inc.
Dual Column 8081 Pesticide Quantitation Report

Data file 1: /20230412.b/23041219.D
Data file 2: /20230412.b/B20230412.b/23041219.D
Method: \20230412.b\PEST.m
Compound Sublist: TOXAPH.sub
Instrument, Inj. Vol.: ecd6.i, 1ul
Operator: JGR

ARI ID: SEQ-CALG
Client ID:
Injection Date: 12-APR-2023 20:10
Report Date: 04/13/2023 13:06
Units: ng/mL
Dilution Factor: 1.000

STX-CLP Col			CLP2 Col			STX-CLP	CLP2	RPD	Compound/Flag
RT	Shift	Response	RT	Shift	Response	on col	on col		
3.820	0.001	27648	4.136	0.000	36736	2.17	2.11	2.6	Tetrachloro-m-xylene
9.367	0.001	43538	10.306	-0.000	56135	5.17	6.10	16.5	Decachlorobiphenyl

* Indicates RPD > 40%

A Indicates Peak Height was used for Column 1 quantitation instead of Area

B Indicates Peak Height was used for Column 2 quantitation instead of Area

M Indicates Column 1 peak was manually integrated

N Indicates Column 2 peak was manually integrated

~ Indicates recovery outside QC Limits

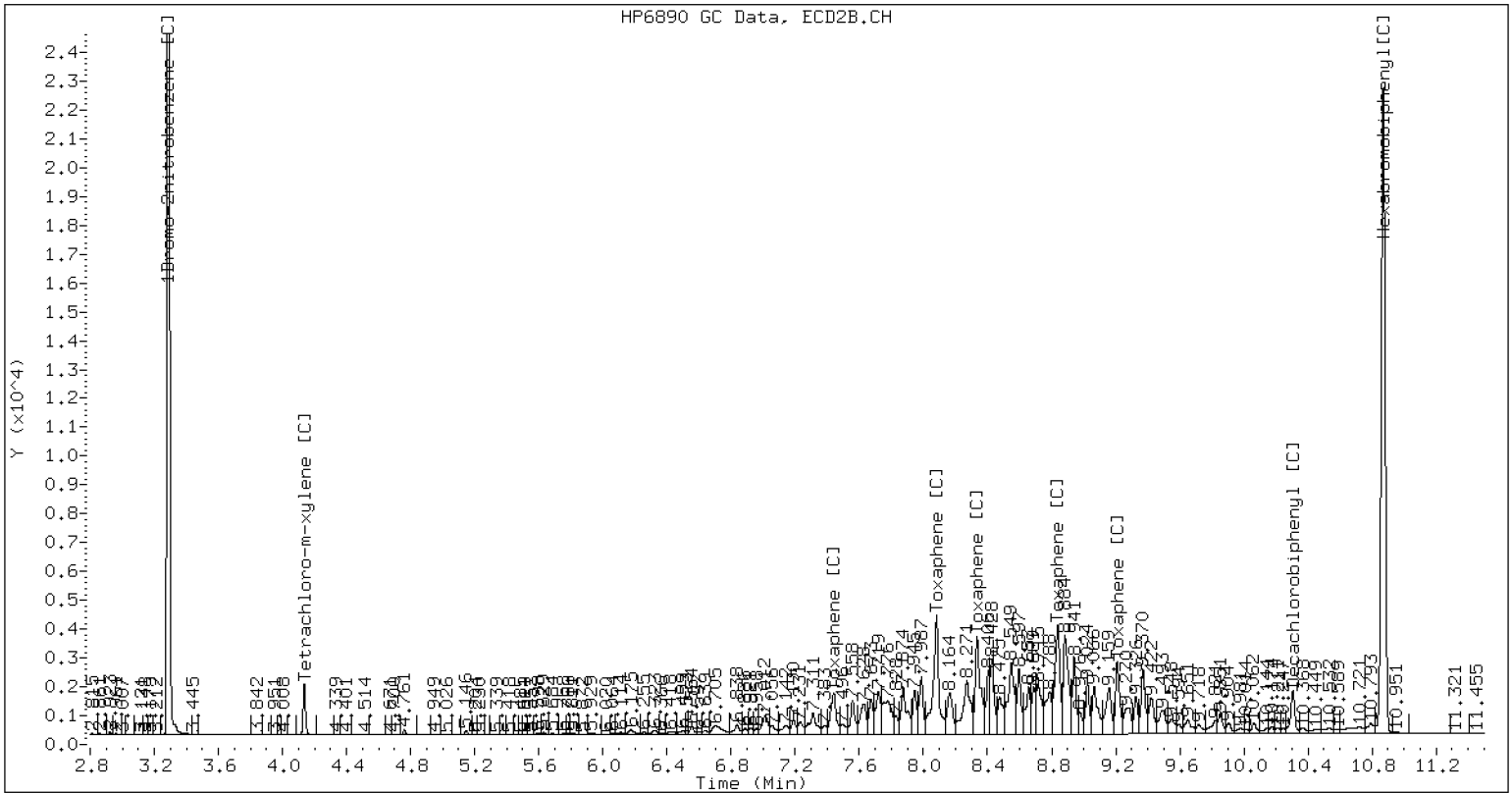
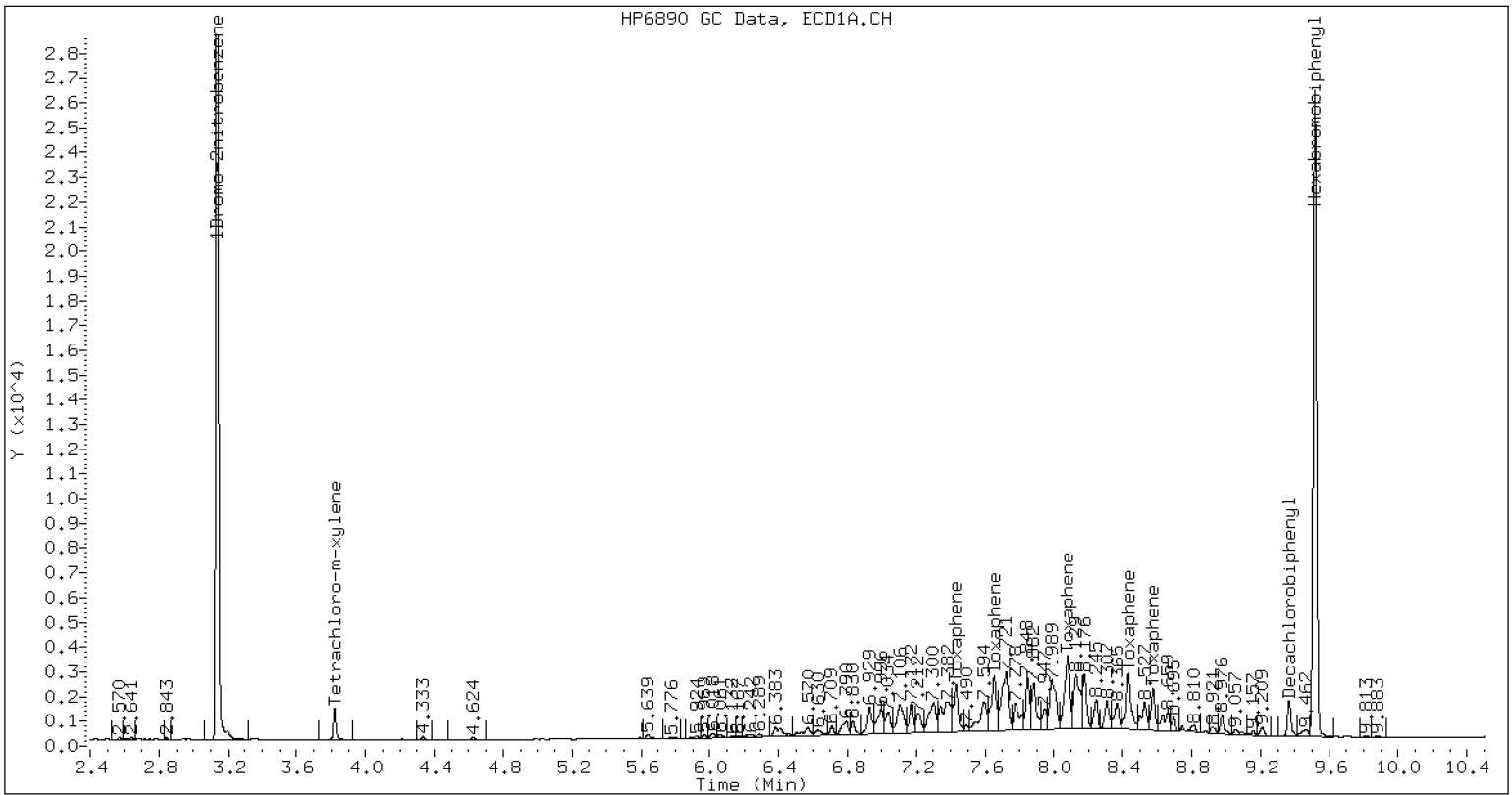
INTERNAL STANDARD SUMMARY

Standard Cpnd	Column 1		%D
	Standard Area*	Sample Area	
Bromo-Nitrobenzene	864333	911122	5.4
Hexabromobiphenyl	663237	714377	7.7

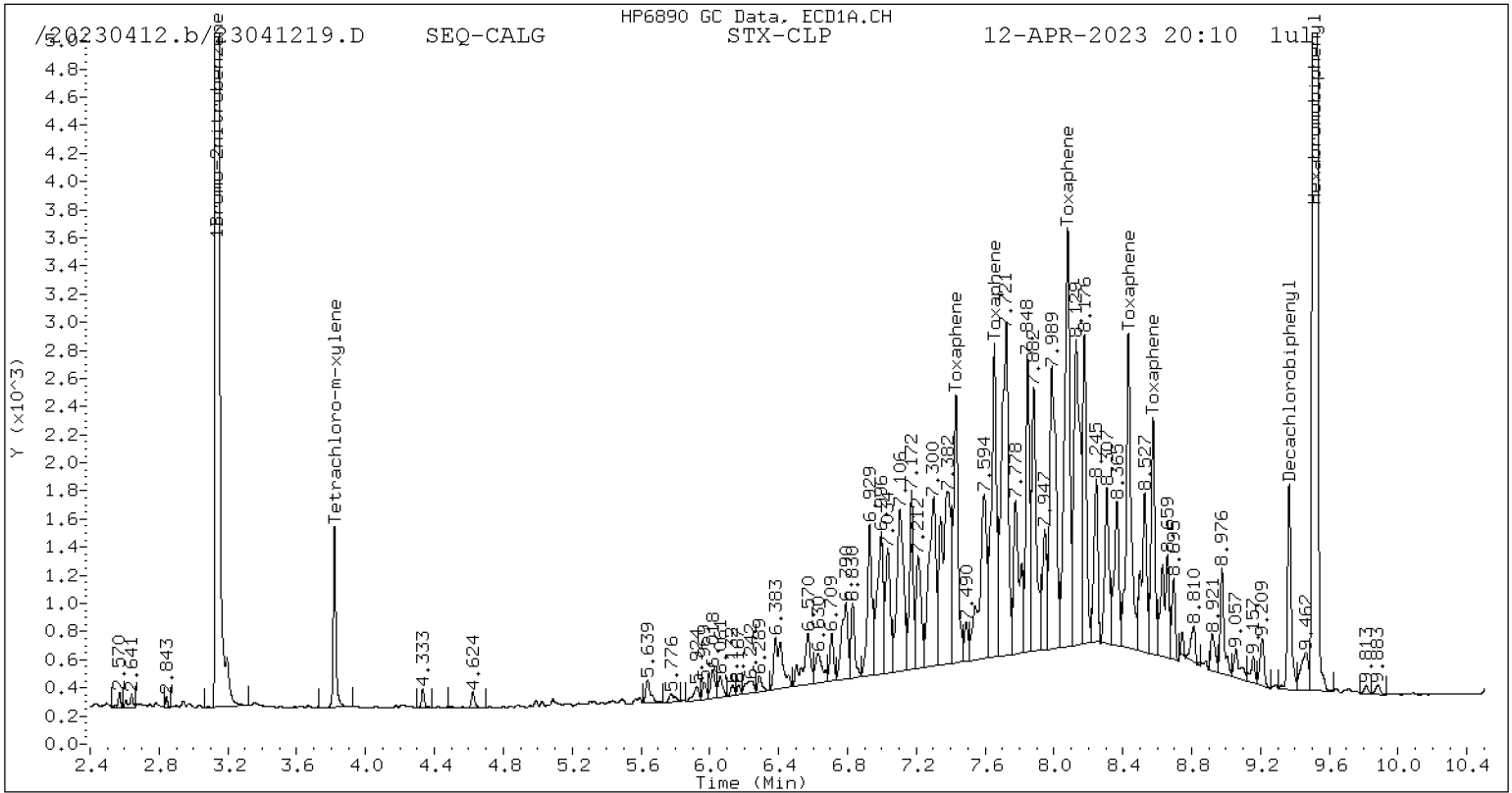
Standard Cpnd	Column 2		%D
	Standard Area*	Sample Area	
Bromo-Nitrobenzene	1480846	1263997	-14.6
Hexabromobiphenyl	870561	762676	-12.4

* Standard Areas taken from Initial Cal Level 5
 Initial Calibration Date: 12-APR-2023
 <- Indicates standard response outside Limits (-50 to +100%)

Cpnd	Peak#	RT	STX-CLP Col			Peak#	RT	CLP2 Col			Amount
			Shift	Height	Amount			Shift	Height	Amount	
Toxaphene	1	7.430	0.000	72029	272.5	1	7.440	0.000	69042	281.2	
Toxaphene	2	7.653	0.000	94737	267.7	2	8.082	-0.001	206105	284.4	
Toxaphene	3	8.079	0.000	129282	268.0	3	8.335	-0.001	158407	279.9	
Toxaphene	4	8.433	0.000	90301	237.4	4	8.838	-0.001	170052	279.8	
Toxaphene	5	8.575	0.000	53948	235.5	5	9.209	-0.001	91320	274.3	
Total STX-CLPAve (5 peaks): 256.226					Total CLP2Ave (5 peaks): 279.934					RPD = 9	
Corrected Ave (5 peaks): 256.226					Corrected Ave (5 peaks): 279.934					RPD = 9	

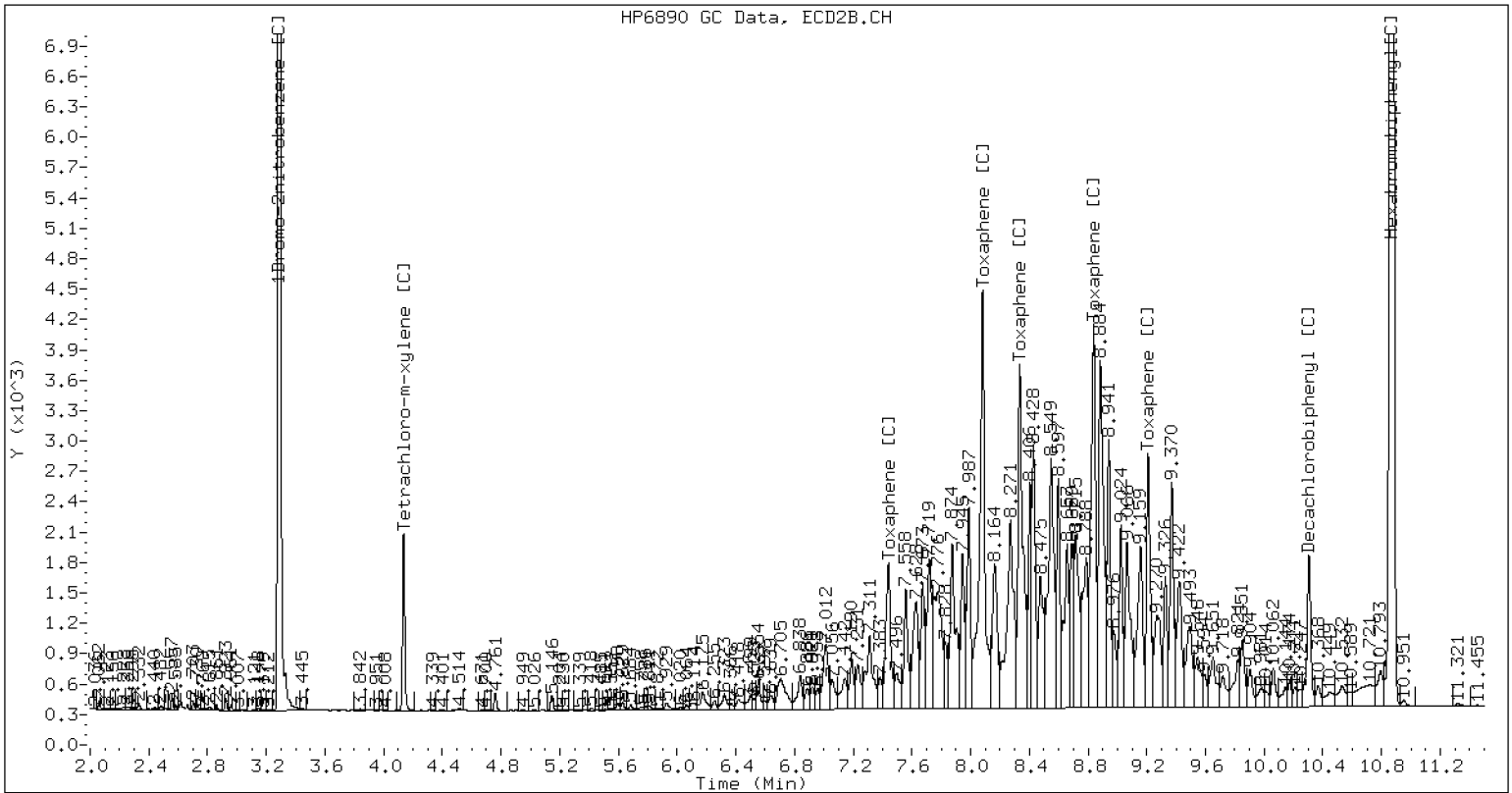


Pesticide Dual Column Chromatograms



STX-CLP Manual Integration: NO

/20230412.b/B20230412.b/23041219.D SEQ-CALG CLP2



CLP-2 Manual Integration: NO

Analytical Resources Inc.
Dual Column 8081 Pesticide Quantitation Report

Data file 1: /20230412.b/23041220.D
Data file 2: /20230412.b/B20230412.b/23041220.D
Method: \20230412.b\PEST.m
Compound Sublist: TOXAPH.sub
Instrument, Inj. Vol.: ecd6.i, 1ul
Operator: JGR

ARI ID: SEQ-CALH
Client ID:
Injection Date: 12-APR-2023 20:29
Report Date: 04/13/2023 13:06
Units: ng/mL
Dilution Factor: 1.000

STX-CLP Col			CLP2 Col			STX-CLP	CLP2	RPD	Compound/Flag
RT	Shift	Response	RT	Shift	Response	on col	on col		
3.819	0.000	54190	4.136	-0.000	72947	4.30	4.19	2.4	Tetrachloro-m-xylene
9.367	0.001	84057	10.306	-0.000	112592	9.95	12.27	20.8	Decachlorobiphenyl

* Indicates RPD > 40%

A Indicates Peak Height was used for Column 1 quantitation instead of Area

B Indicates Peak Height was used for Column 2 quantitation instead of Area

M Indicates Column 1 peak was manually integrated

N Indicates Column 2 peak was manually integrated

~ Indicates recovery outside QC Limits

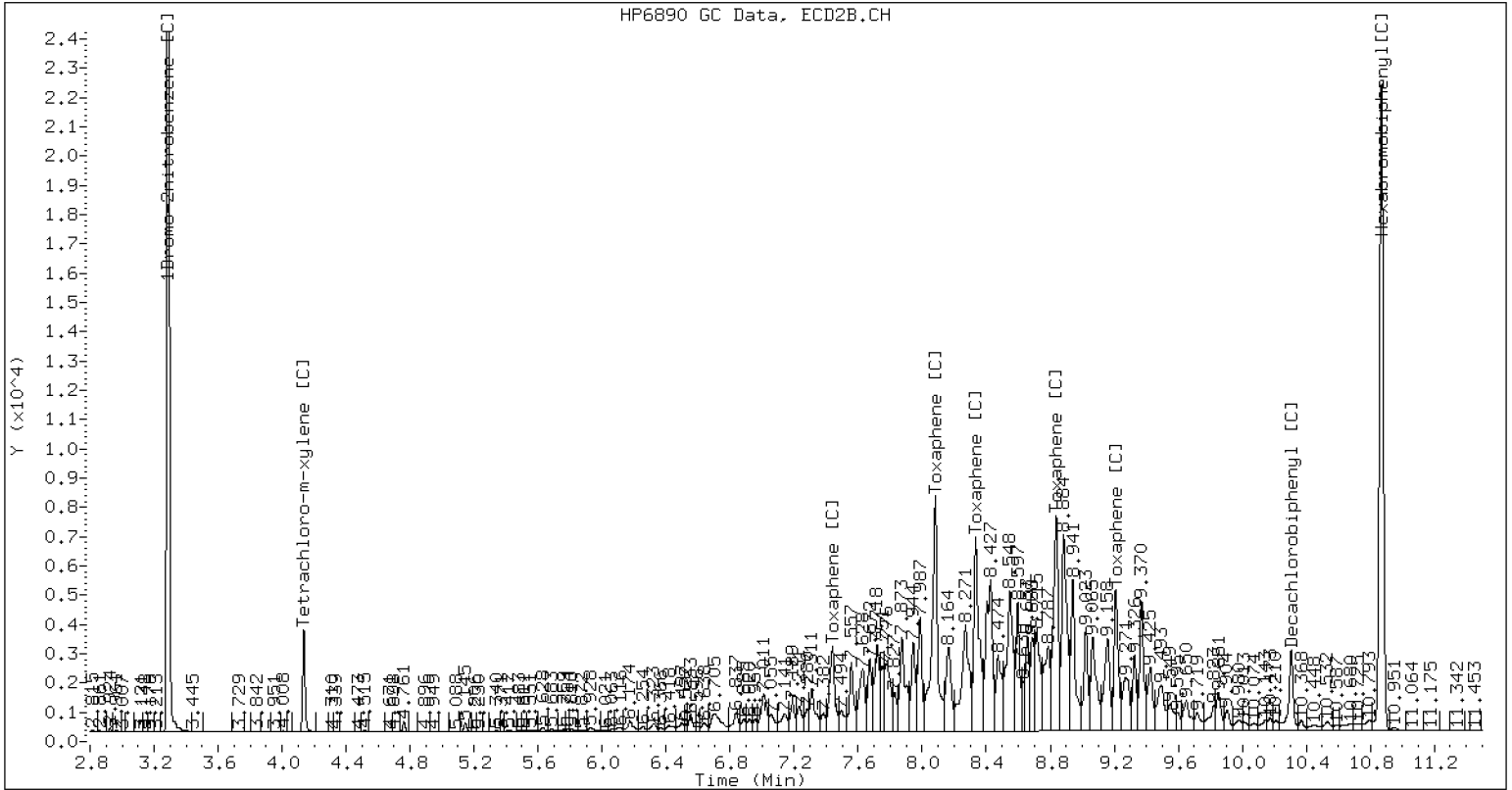
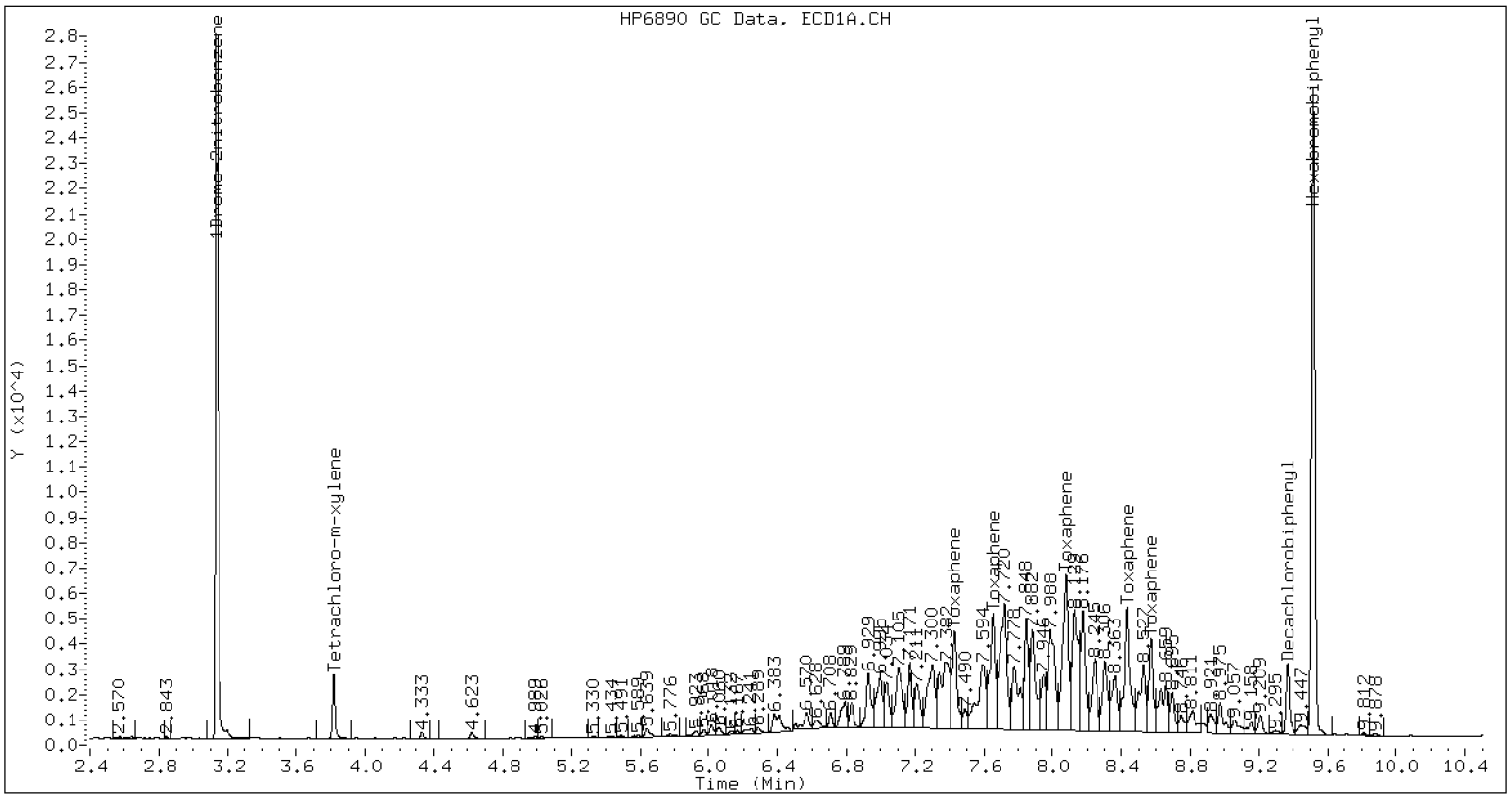
INTERNAL STANDARD SUMMARY

Column 1			
Standard Cpnd	Standard Area*	Sample Area	%D
Bromo-Nitrobenzene	864333	901082	4.3
Hexabromobiphenyl	663237	716024	8.0

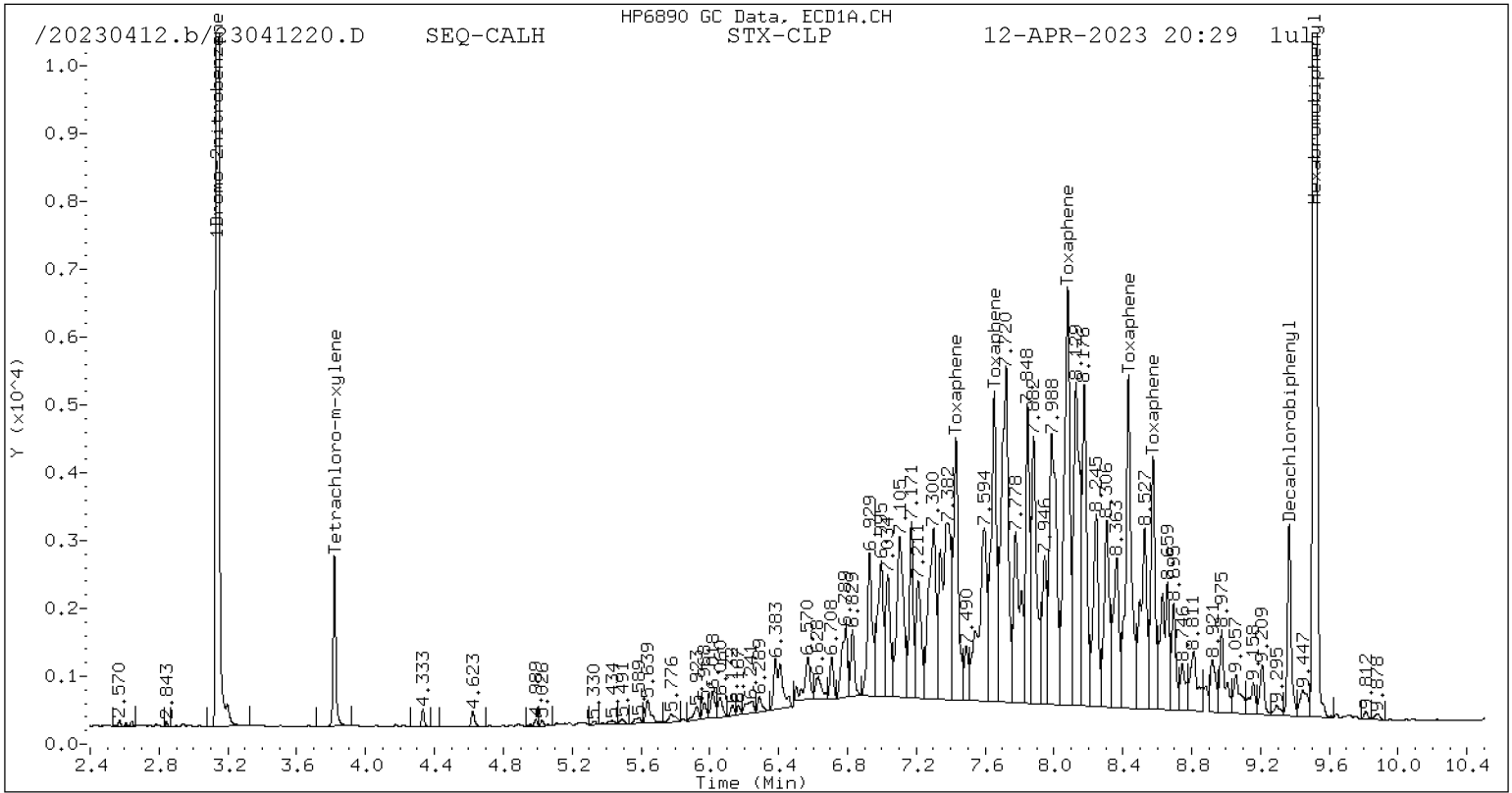
Column 2			
Standard Cpnd	Standard Area*	Sample Area	%D
Bromo-Nitrobenzene	1480846	1264745	-14.6
Hexabromobiphenyl	870561	760374	-12.7

* Standard Areas taken from Initial Cal Level 5
 Initial Calibration Date: 12-APR-2023
 <- Indicates standard response outside Limits (-50 to +100%)

Cpnd	Peak#	RT	STX-CLP Col			Peak#	RT	CLP2 Col				
			Shift	Height	Amount			Shift	Height	Amount		
Toxaphene	1	7.430	0.000	157592	594.8	1	7.440	-0.000	136366	557.1		
Toxaphene	2	7.652	-0.001	205637	579.8	2	8.082	-0.001	403294	558.1		
Toxaphene	3	8.079	-0.000	290301	600.3	3	8.334	-0.002	313799	556.2		
Toxaphene	4	8.433	-0.000	226845	595.0	4	8.838	-0.001	331417	547.0		
Toxaphene	5	8.575	-0.000	137082	597.1	5	9.209	-0.001	180073	542.6		
Total STX-CLPAve (5 peaks):					593.415	Total CLP2Ave (5 peaks):					552.208	RPD = 7
Corrected Ave (5 peaks):					593.415	Corrected Ave (5 peaks):					552.208	RPD = 7

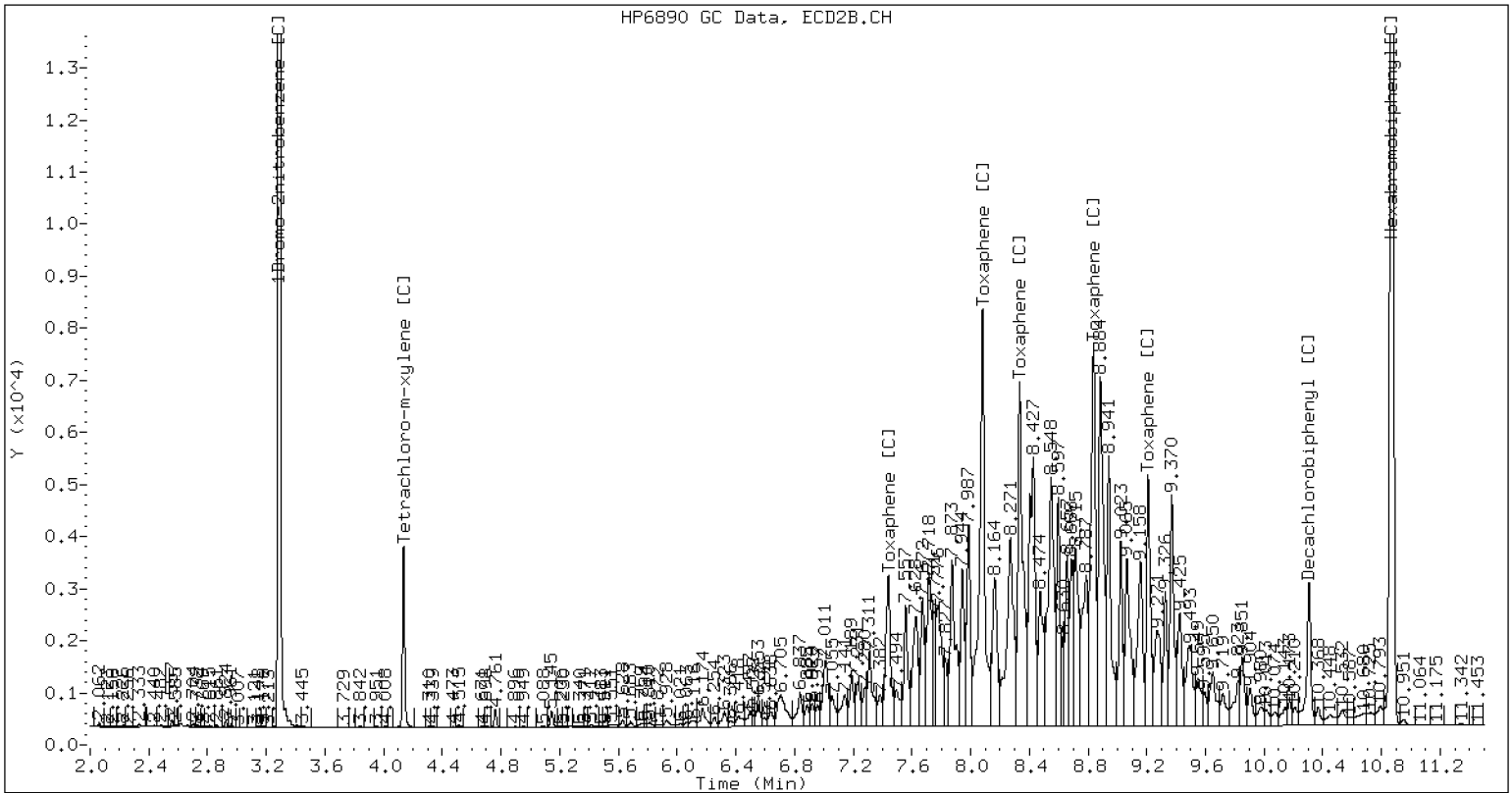


Pesticide Dual Column Chromatograms



STX-CLP Manual Integration: NO

/20230412.b/B20230412.b/23041220.D SEQ-CALH CLP2



CLP-2 Manual Integration: NO

Analytical Resources Inc.
Dual Column 8081 Pesticide Quantitation Report

Data file 1: /20230412.b/23041221.D
Data file 2: /20230412.b/B20230412.b/23041221.D
Method: \20230412.b\PEST.m
Compound Sublist: TOXAPH.sub
Instrument, Inj. Vol.: ecd6.i, 1ul
Operator: JGR

ARI ID: SEQ-CALI
Client ID:
Injection Date: 12-APR-2023 20:47
Report Date: 04/13/2023 13:06
Units: ng/mL
Dilution Factor: 1.000

STX-CLP Col			CLP2 Col			STX-CLP	CLP2	RPD	Compound/Flag
RT	Shift	Response	RT	Shift	Response	on col	on col		
3.819	0.000	105882	4.136	-0.000	143630	8.24	8.18	0.8	Tetrachloro-m-xylene
9.367	0.001	153784	10.306	0.000	209053	17.55	21.94	22.3	Decachlorobiphenyl

* Indicates RPD > 40%

A Indicates Peak Height was used for Column 1 quantitation instead of Area

B Indicates Peak Height was used for Column 2 quantitation instead of Area

M Indicates Column 1 peak was manually integrated

N Indicates Column 2 peak was manually integrated

~ Indicates recovery outside QC Limits

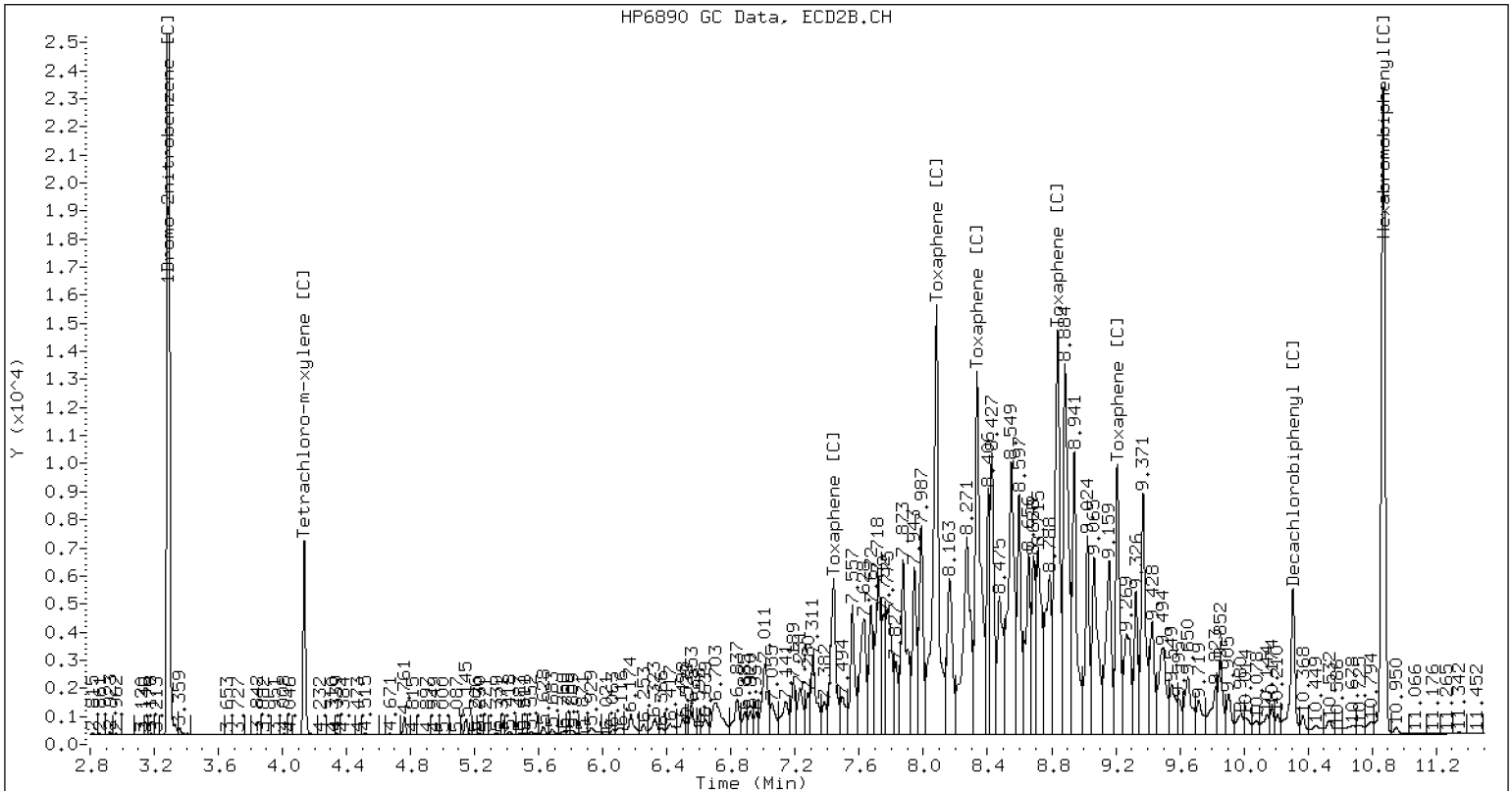
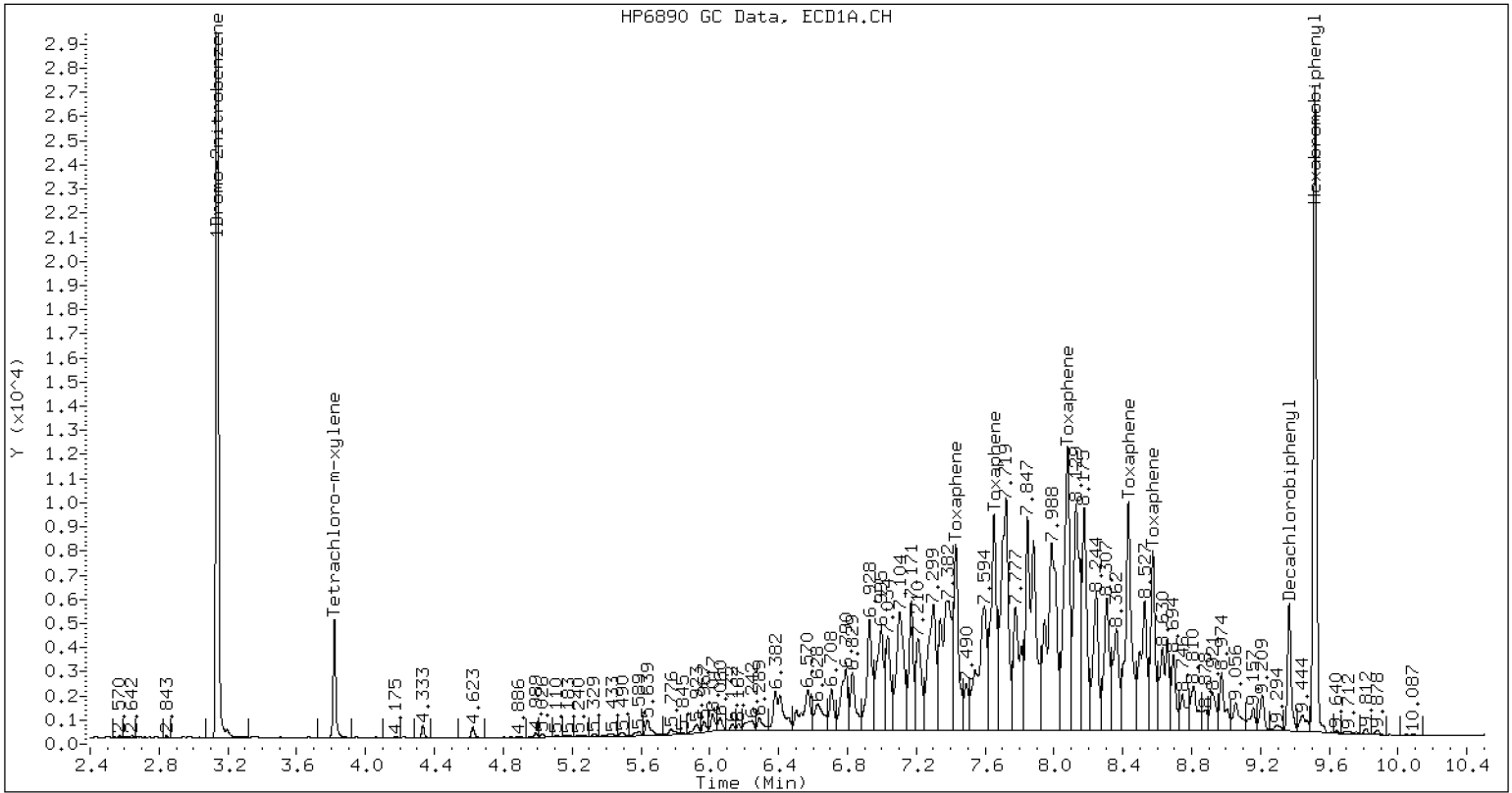
INTERNAL STANDARD SUMMARY

Standard Cpnd	Column 1		%D
	Standard Area*	Sample Area	
Bromo-Nitrobenzene	864333	918194	6.2
Hexabromobiphenyl	663237	742986	12.0

Standard Cpnd	Column 2		%D
	Standard Area*	Sample Area	
Bromo-Nitrobenzene	1480846	1277652	-13.7
Hexabromobiphenyl	870561	789338	-9.3

* Standard Areas taken from Initial Cal Level 5
 Initial Calibration Date: 12-APR-2023
 <- Indicates standard response outside Limits (-50 to +100%)

Cpnd	Peak#	RT	STX-CLP Col			Peak#	RT	CLP2 Col				
			Shift	Height	Amount			Shift	Height	Amount		
Toxaphene	1	7.429	-0.001	301979	1098.4	1	7.440	-0.000	262813	1034.2		
Toxaphene	2	7.652	-0.001	416680	1132.3	2	8.081	-0.002	775904	1034.4		
Toxaphene	3	8.078	-0.001	559891	1115.8	3	8.335	-0.001	609018	1039.9		
Toxaphene	4	8.433	-0.000	452584	1144.0	4	8.838	-0.001	645519	1026.4		
Toxaphene	5	8.574	-0.001	277122	1163.4	5	9.210	-0.000	352517	1023.2		
Total STX-CLPAve (5 peaks):					1130.762	Total CLP2Ave (5 peaks):					1031.622	RPD = 9
Corrected Ave (5 peaks):					1130.762	Corrected Ave (5 peaks):					1031.622	RPD = 9



Analytical Resources Inc.
Dual Column 8081 Pesticide Quantitation Report

Data file 1: /20230412.b/23041222.D
Data file 2: /20230412.b/B20230412.b/23041222.D
Method: \20230412.b\PEST.m
Compound Sublist: TOXAPH.sub
Instrument, Inj. Vol.: ecd6.i, 1ul
Operator: JGR

ARI ID: SEQ-CALJ
Client ID:
Injection Date: 12-APR-2023 21:05
Report Date: 04/13/2023 13:06
Units: ng/mL
Dilution Factor: 1.000

STX-CLP Col			CLP2 Col			STX-CLP	CLP2	RPD	Compound/Flag
RT	Shift	Response	RT	Shift	Response	on col	on col		
3.819	0.000	252501	4.136	-0.000	349014	19.37	19.72	1.8	Tetrachloro-m-xylene
9.367	0.001	411141	10.306	-0.000	491352	42.72	47.90	11.4	Decachlorobiphenyl

* Indicates RPD > 40%

A Indicates Peak Height was used for Column 1 quantitation instead of Area

B Indicates Peak Height was used for Column 2 quantitation instead of Area

M Indicates Column 1 peak was manually integrated

N Indicates Column 2 peak was manually integrated

~ Indicates recovery outside QC Limits

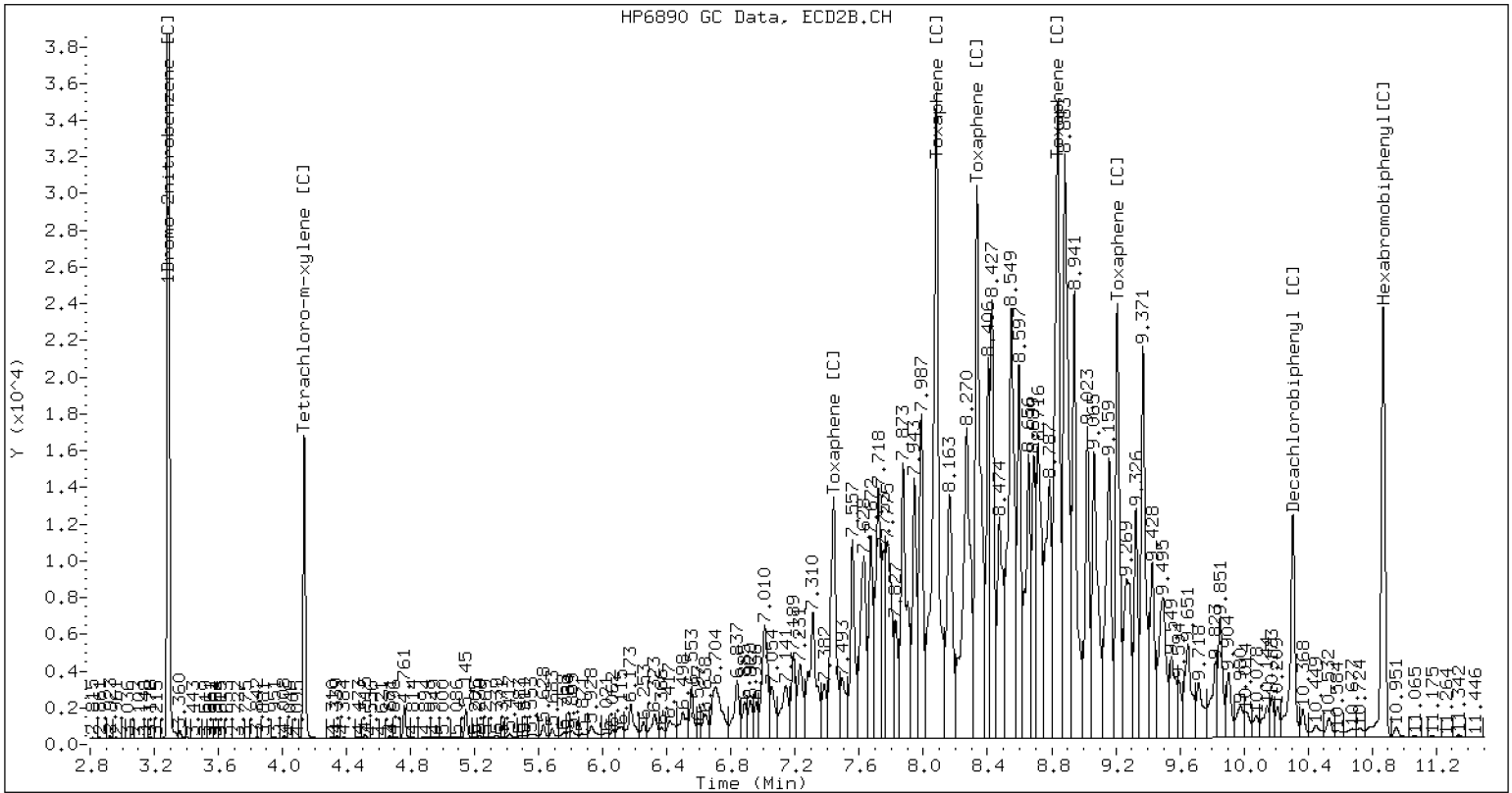
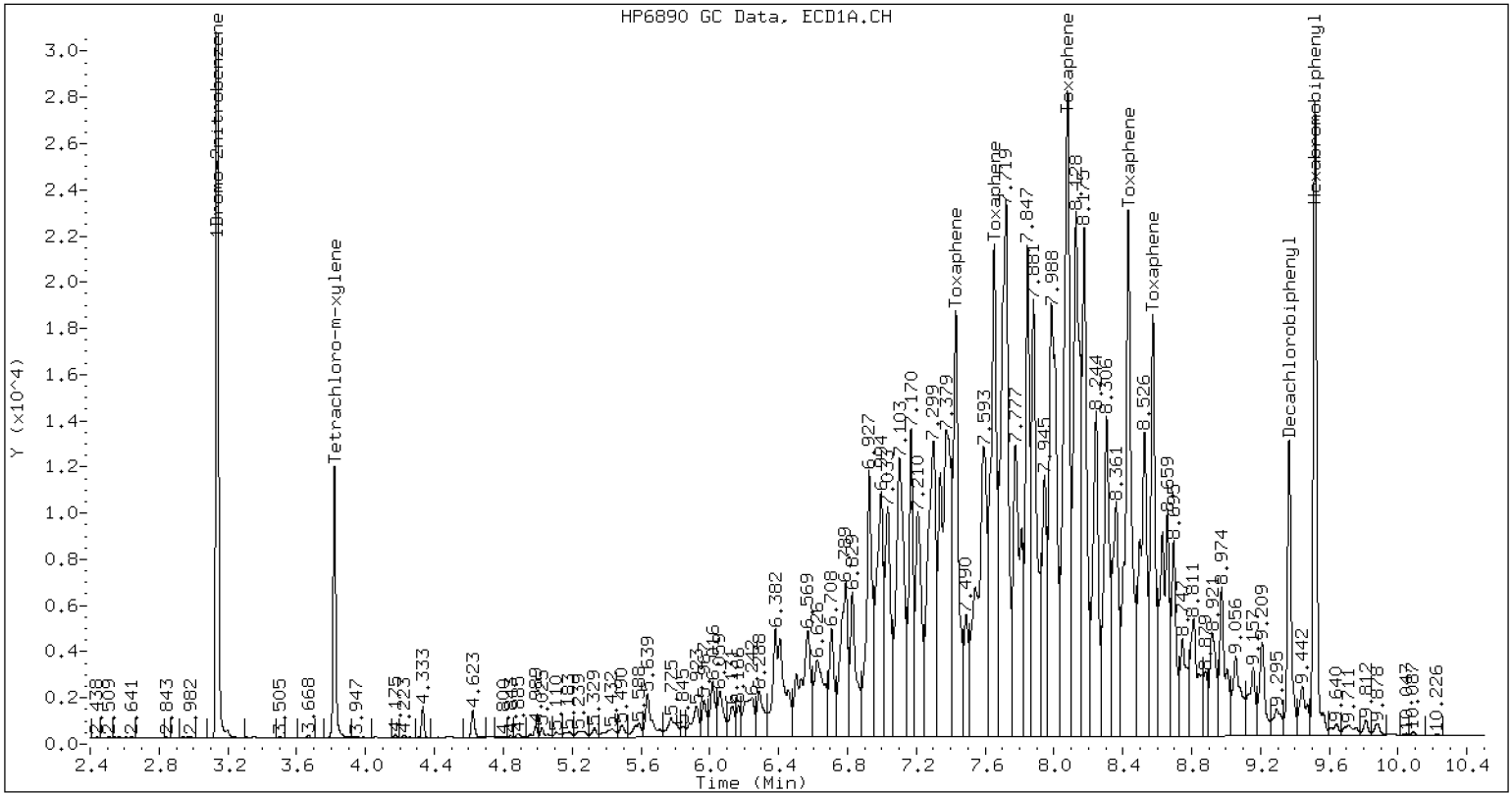
INTERNAL STANDARD SUMMARY

Standard Cpnd	Column 1		%D
	Standard Area*	Sample Area	
Bromo-Nitrobenzene	864333	931444	7.8
Hexabromobiphenyl	663237	816041	23.0

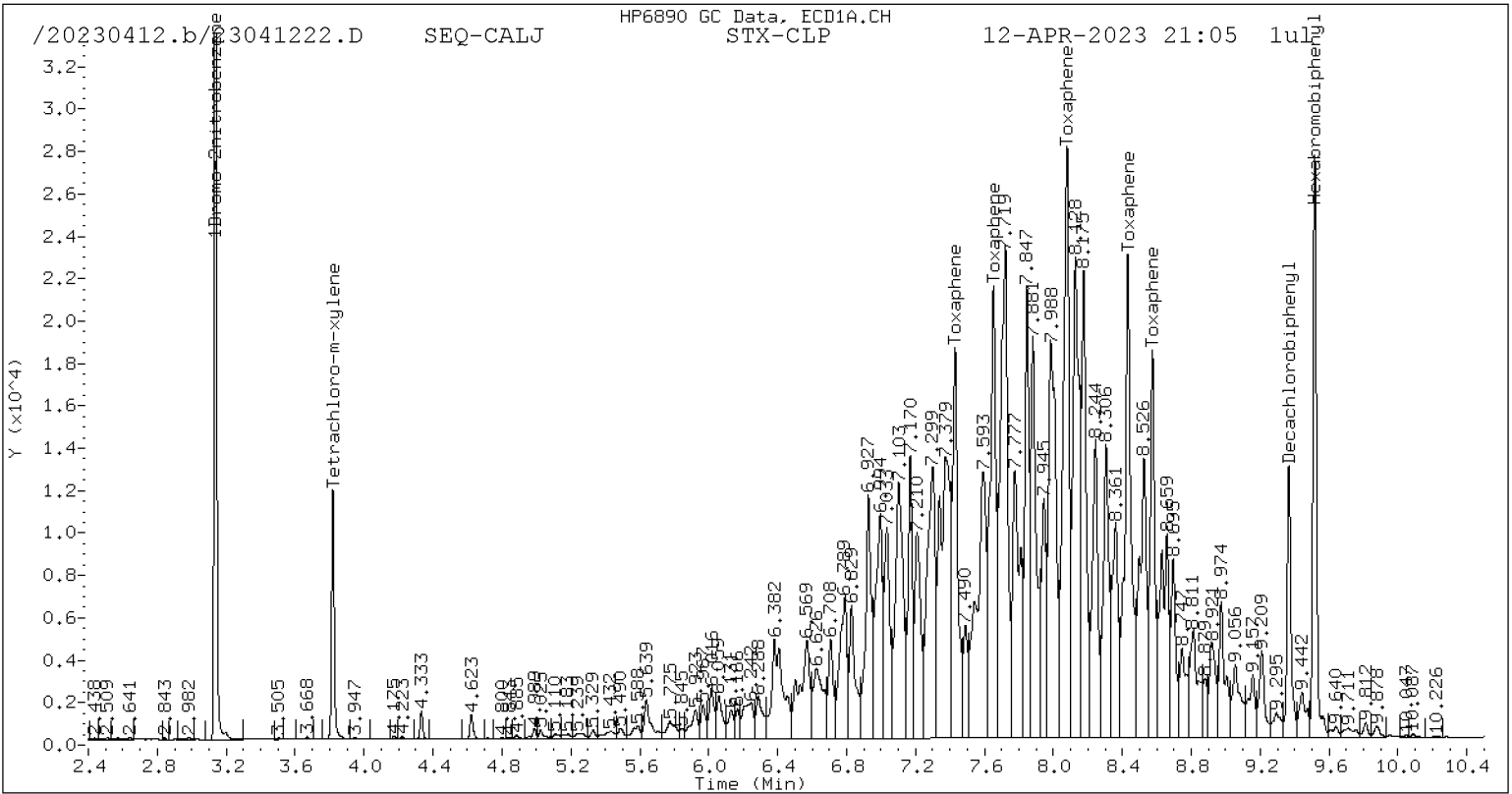
Standard Cpnd	Column 2		%D
	Standard Area*	Sample Area	
Bromo-Nitrobenzene	1480846	1287009	-13.1
Hexabromobiphenyl	870561	849848	-2.4

* Standard Areas taken from Initial Cal Level 5
 Initial Calibration Date: 12-APR-2023
 <- Indicates standard response outside Limits (-50 to +100%)

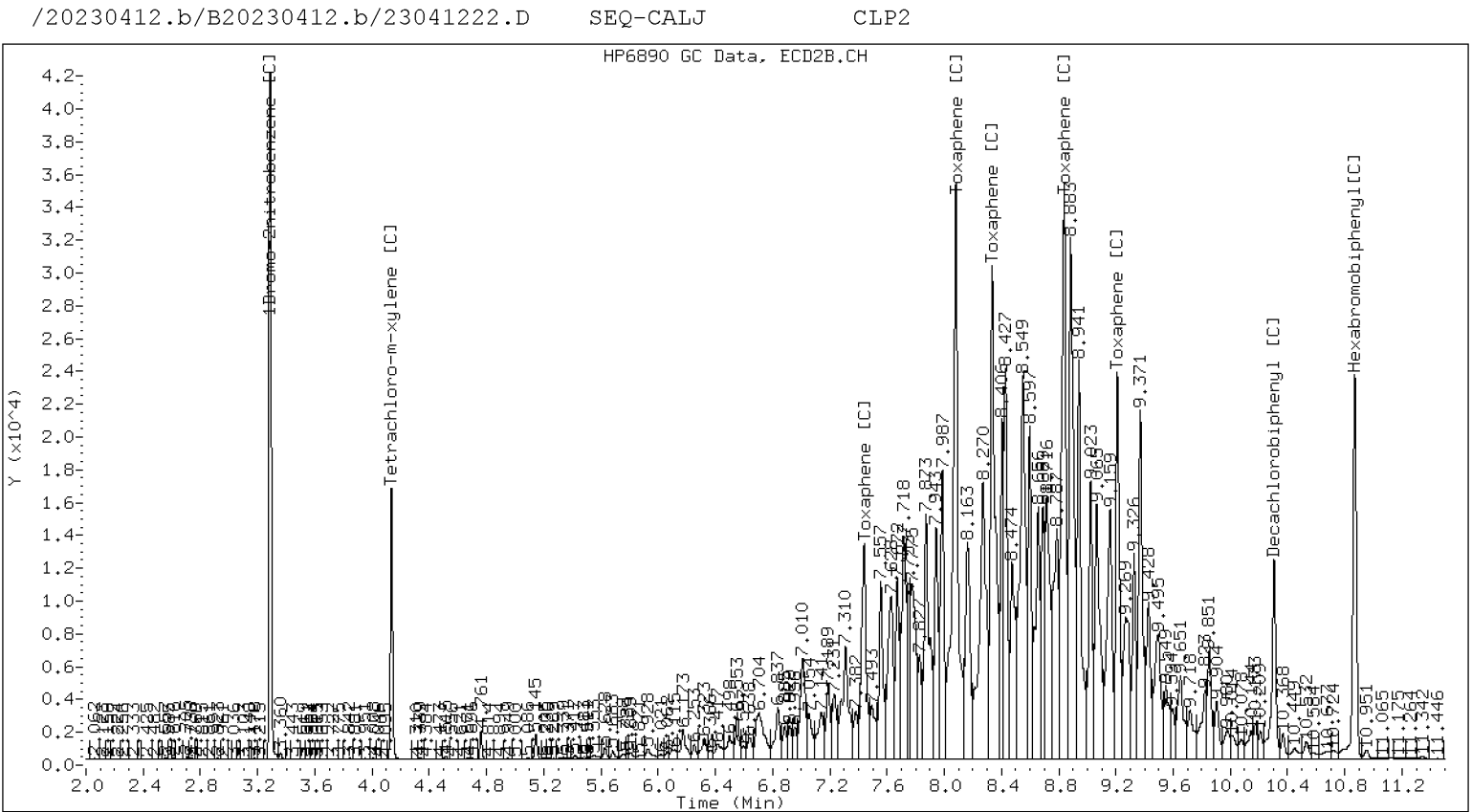
Cpnd	Peak#	RT	STX-CLP Col			Peak#	RT	CLP2 Col				
			Shift	Height	Amount			Shift	Height	Amount		
Toxaphene	1	7.429	-0.001	797088	2639.8	1	7.440	-0.000	629948	2302.4		
Toxaphene	2	7.652	-0.001	1032073	2553.4	2	8.081	-0.002	1823289	2257.7		
Toxaphene	3	8.078	-0.001	1374882	2494.6	3	8.335	-0.001	1449258	2298.5		
Toxaphene	4	8.432	-0.001	1177736	2710.5	4	8.838	-0.001	1557874	2300.6		
Toxaphene	5	8.575	-0.001	709132	2710.4	5	9.210	-0.001	862039	2324.0		
Total STX-CLPAve (5 peaks):					2621.744	Total CLP2Ave (5 peaks):					2296.637	RPD = 13
Corrected Ave (5 peaks):					2621.744	Corrected Ave (5 peaks):					2296.637	RPD = 13



Pesticide Dual Column Chromatograms



STX-CLP Manual Integration: NO



CLP-2 Manual Integration: NO

Analytical Resources Inc.
Dual Column 8081 Pesticide Quantitation Report

Data file 1: /20230412.b/23041223.D
Data file 2: /20230412.b/B20230412.b/23041223.D
Method: \20230412.b\PEST.m
Compound Sublist: TOXAPH.sub
Instrument, Inj. Vol.: ecd6.i, 1ul
Operator: JGR

ARI ID: SEQ-CALK
Client ID:
Injection Date: 12-APR-2023 21:24
Report Date: 04/13/2023 13:06
Units: ng/mL
Dilution Factor: 1.000

STX-CLP Col			CLP2 Col			STX-CLP	CLP2	RPD	Compound/Flag
RT	Shift	Response	RT	Shift	Response	on col	on col		
3.820	0.001	478616	4.136	-0.000	664045	37.29	37.94	1.7	Tetrachloro-m-xylene
9.367	0.001	786481	10.307	0.001	944710	75.08	93.37	21.7	Decachlorobiphenyl

* Indicates RPD > 40%

A Indicates Peak Height was used for Column 1 quantitation instead of Area

B Indicates Peak Height was used for Column 2 quantitation instead of Area

M Indicates Column 1 peak was manually integrated

N Indicates Column 2 peak was manually integrated

~ Indicates recovery outside QC Limits

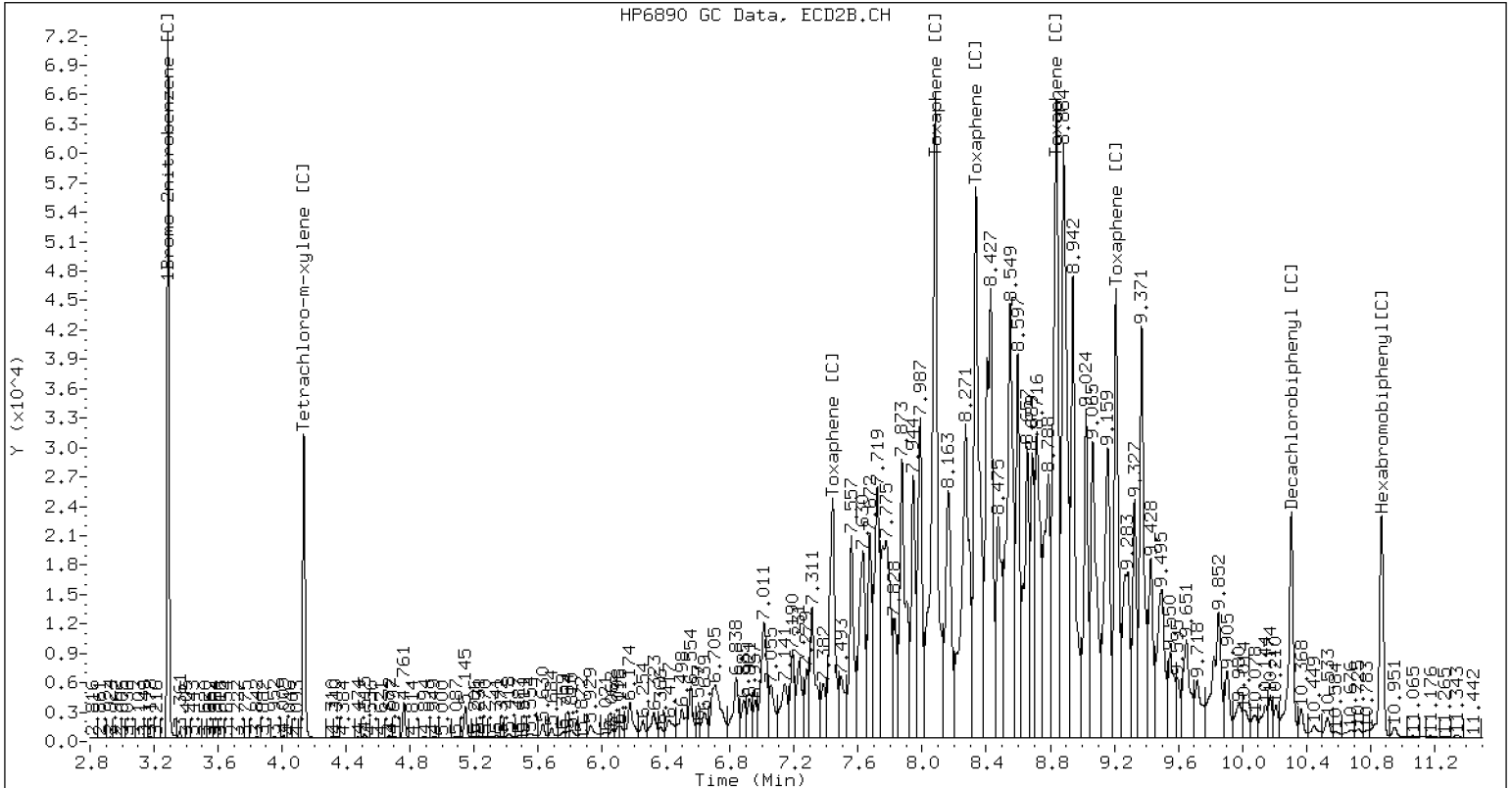
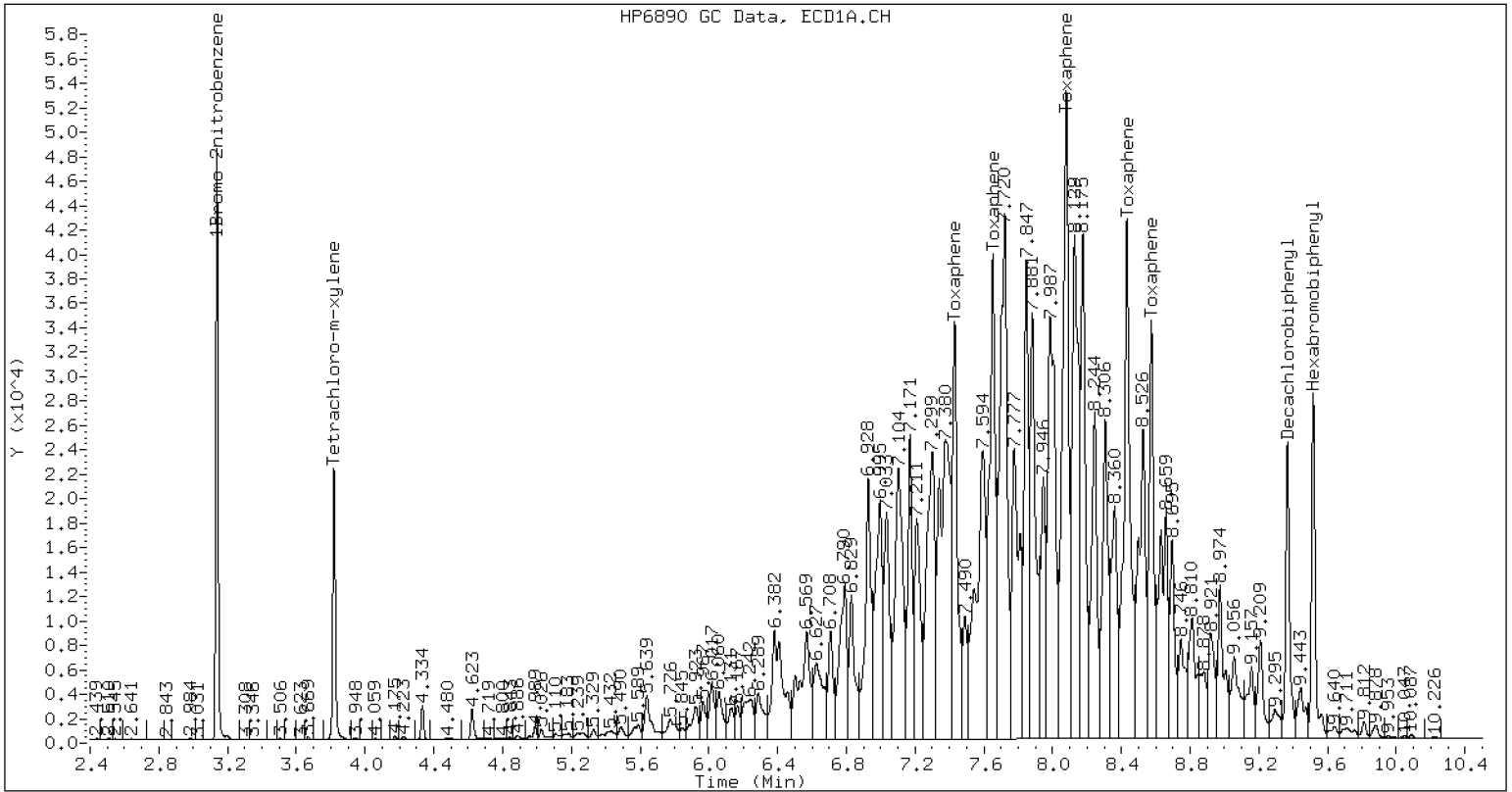
INTERNAL STANDARD SUMMARY

Standard Cpnd	Column 1		%D
	Standard Area*	Sample Area	
Bromo-Nitrobenzene	864333	917226	6.1
Hexabromobiphenyl	663237	888107	33.9

Standard Cpnd	Column 2		%D
	Standard Area*	Sample Area	
Bromo-Nitrobenzene	1480846	1272946	-14.0
Hexabromobiphenyl	870561	838283	-3.7

* Standard Areas taken from Initial Cal Level 5
 Initial Calibration Date: 12-APR-2023
 <- Indicates standard response outside Limits (-50 to +100%)

Cpnd	Peak#	RT	STX-CLP Col			Peak#	RT	CLP2 Col				
			Shift	Height	Amount			Shift	Height	Amount		
Toxaphene	1	7.429	-0.001	1418710	4317.2	1	7.440	0.000	1190021	4409.5		
Toxaphene	2	7.652	-0.001	1929987	4387.5	2	8.082	-0.001	3433292	4309.9		
Toxaphene	3	8.079	-0.000	2596396	4328.7	3	8.335	-0.001	2739705	4405.0		
Toxaphene	4	8.432	-0.000	2227368	4710.1	4	8.839	-0.000	2971015	4448.0		
Toxaphene	5	8.575	-0.001	1346952	4730.5	5	9.210	-0.000	1678180	4586.6		
Total STX-CLPAve (5 peaks):					4494.806	Total CLP2Ave (5 peaks):					4431.818	RPD = 1
Corrected Ave (5 peaks):					4494.806	Corrected Ave (5 peaks):					4431.818	RPD = 1



Analytical Resources Inc.
Dual Column 8081 Pesticide Quantitation Report

Data file 1: /20230412.b/23041224.D
Data file 2: /20230412.b/B20230412.b/23041224.D
Method: \20230412.b\PEST.m
Compound Sublist: TOXAPH.sub
Instrument, Inj. Vol.: ecd6.i, 1ul
Operator: JGR

ARI ID: SEQ-CALL
Client ID:
Injection Date: 12-APR-2023 21:42
Report Date: 04/13/2023 13:06
Units: ng/mL
Dilution Factor: 1.000

STX-CLP Col			CLP2 Col			STX-CLP	CLP2	RPD	Compound/Flag
RT	Shift	Response	RT	Shift	Response	on col	on col		
3.819	0.000	895380	4.136	-0.000	1216061	70.47	70.31	0.2	Tetrachloro-m-xylene
9.366	0.000	1481211	10.306	-0.000	1790917	116.97	168.24	36.0	Decachlorobiphenyl

* Indicates RPD > 40%

A Indicates Peak Height was used for Column 1 quantitation instead of Area

B Indicates Peak Height was used for Column 2 quantitation instead of Area

M Indicates Column 1 peak was manually integrated

N Indicates Column 2 peak was manually integrated

~ Indicates recovery outside QC Limits

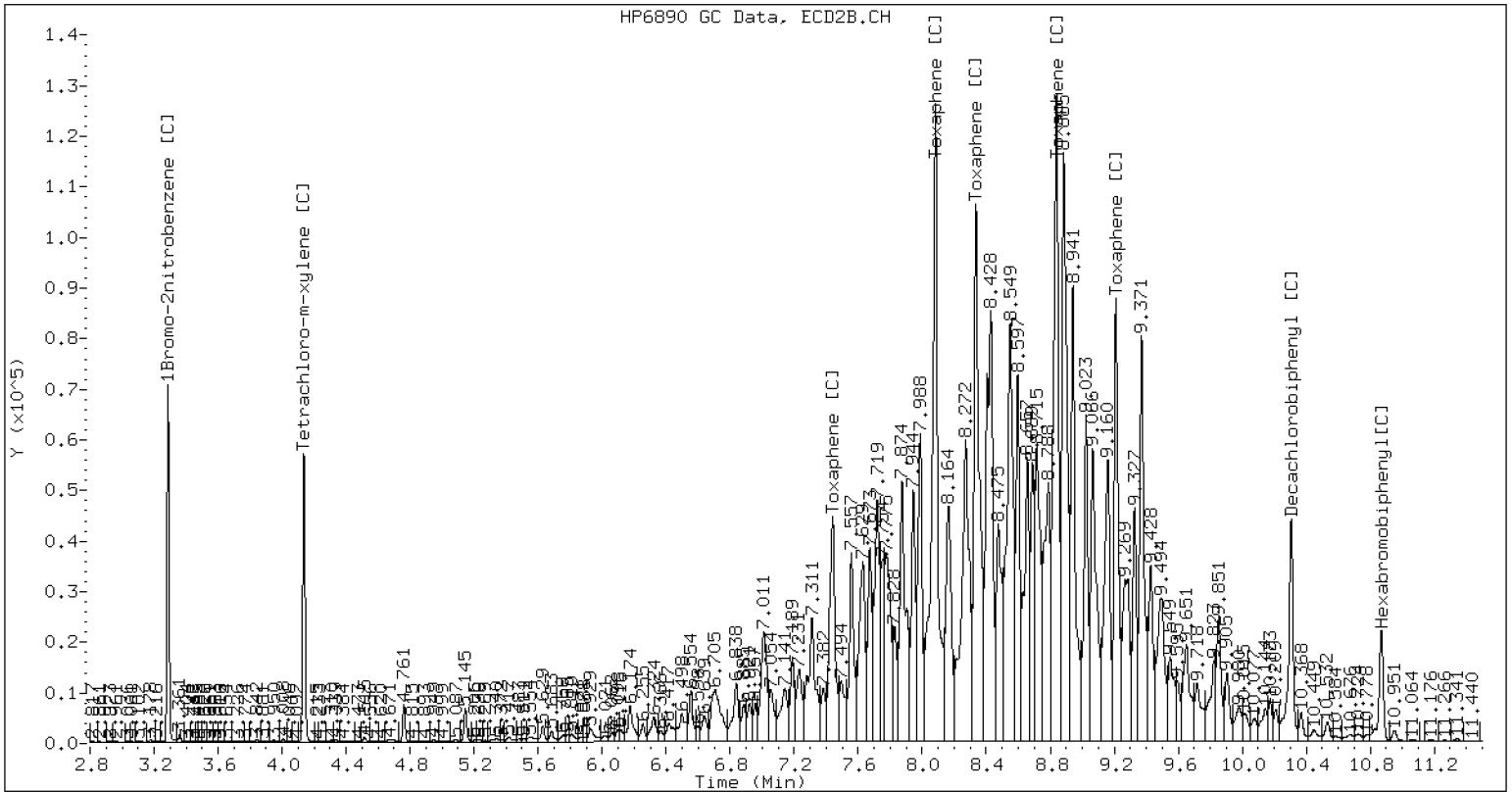
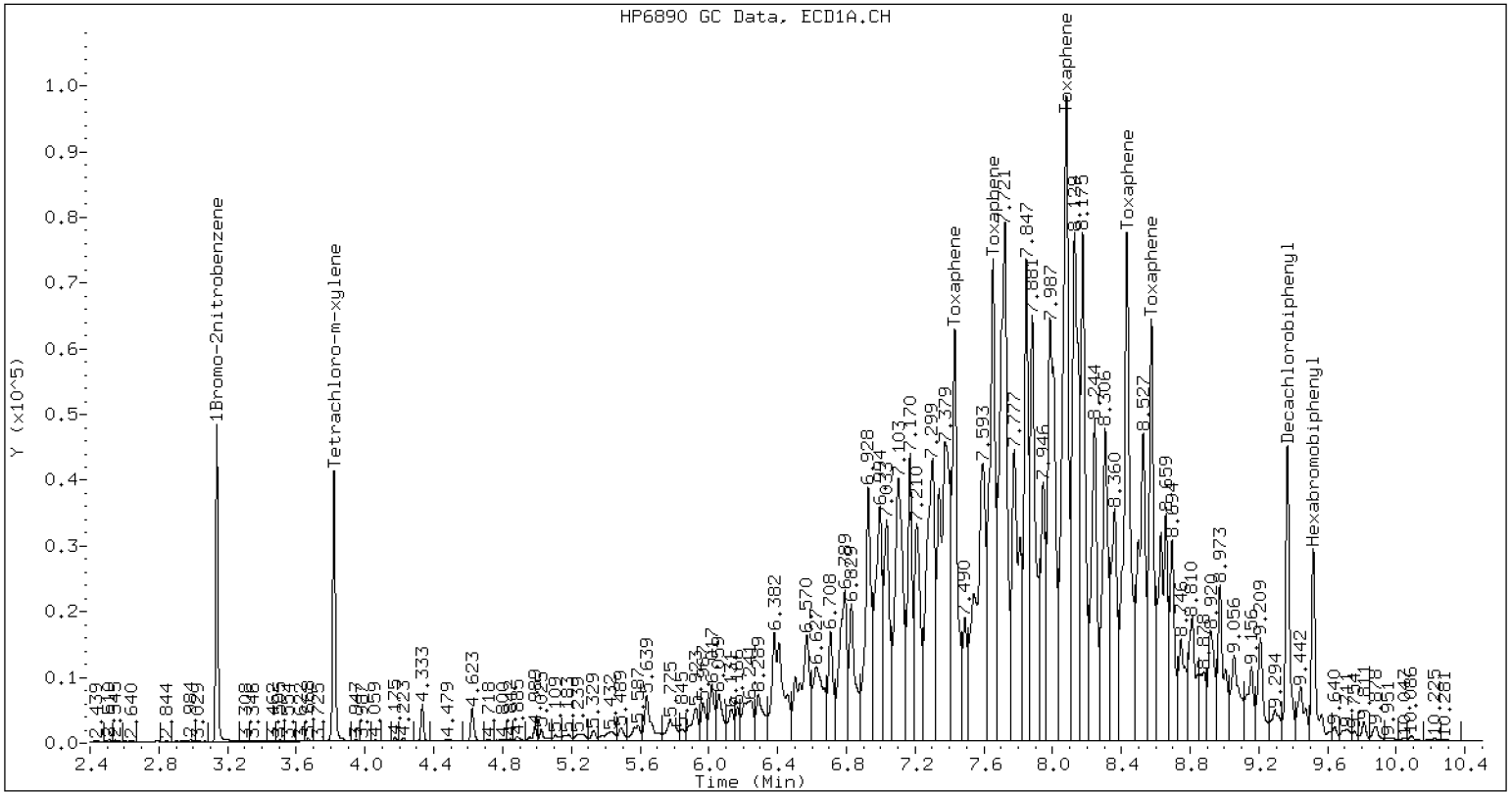
INTERNAL STANDARD SUMMARY

Column 1			
Standard Cpnd	Standard Area*	Sample Area	%D
Bromo-Nitrobenzene	864333	908010	5.1
Hexabromobiphenyl	663237	1073617	61.9

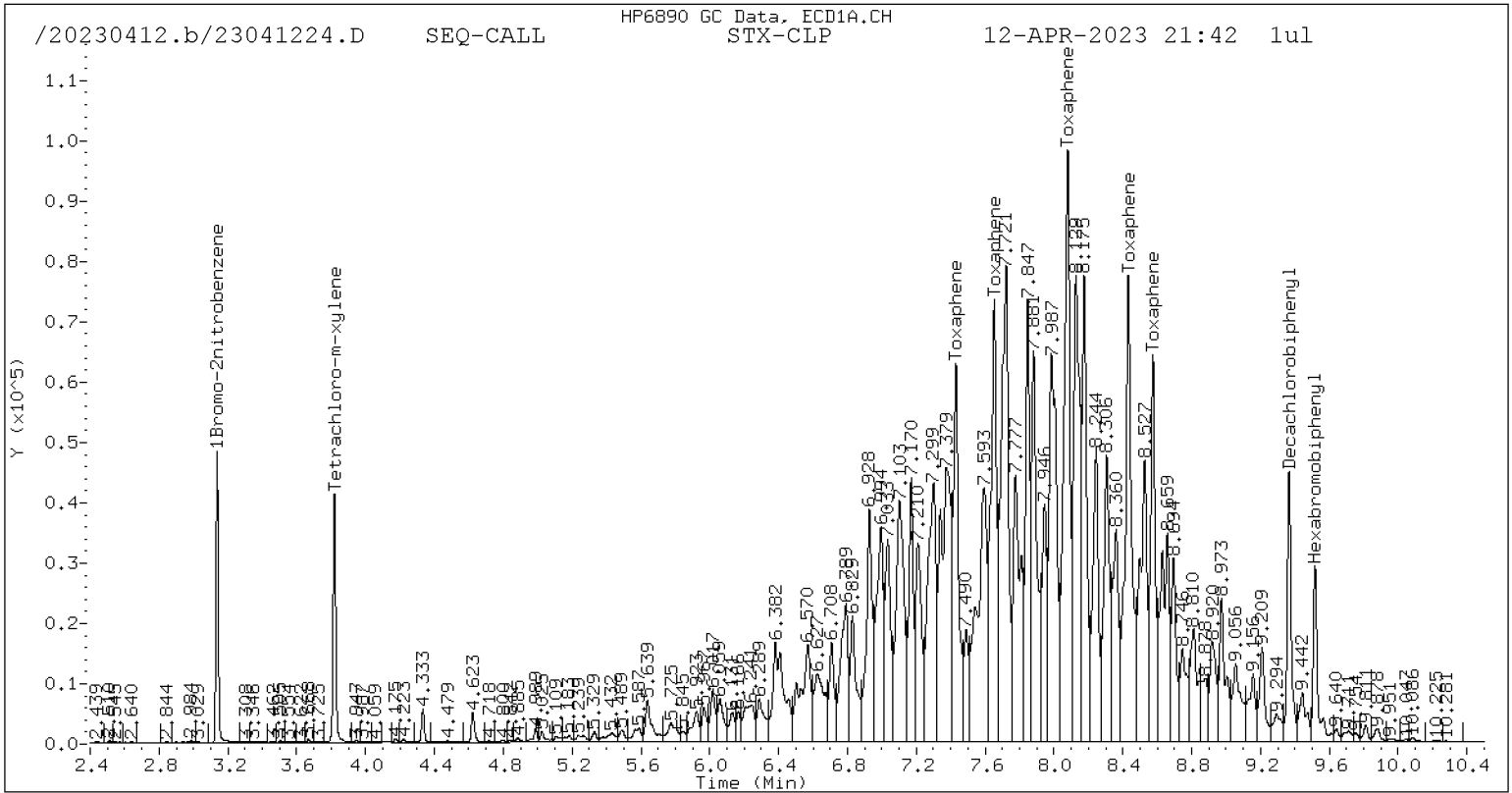
Column 2			
Standard Cpnd	Standard Area*	Sample Area	%D
Bromo-Nitrobenzene	1480846	1257770	-15.1
Hexabromobiphenyl	870561	881950	1.3

* Standard Areas taken from Initial Cal Level 5
 Initial Calibration Date: 12-APR-2023
 <- Indicates standard response outside Limits (-50 to +100%)

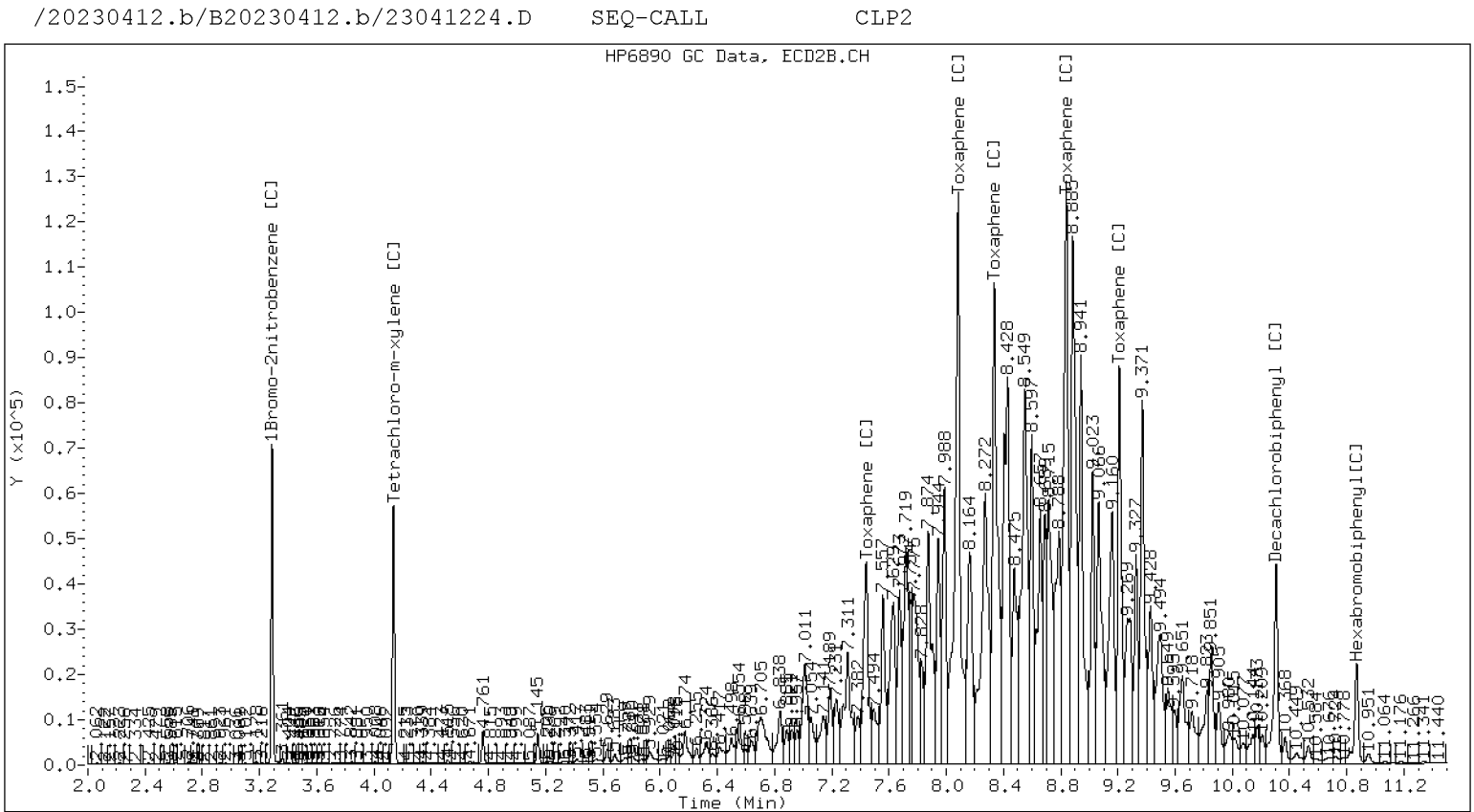
Cpnd	Peak#	RT	STX-CLP Col			Peak#	RT	CLP2 Col				
			Shift	Height	Amount			Shift	Height	Amount		
Toxaphene	1	7.430	-0.000	2786527	7014.4	1	7.440	0.000	2199872	7747.7		
Toxaphene	2	7.652	-0.001	3557899	6690.7	2	8.083	0.000	6483577	7736.1		
Toxaphene	3	8.079	-0.000	4809205	6632.4	3	8.336	-0.000	5124179	7830.9		
Toxaphene	4	8.432	-0.001	4063530	7108.2	4	8.839	0.000	5684314	8088.9		
Toxaphene	5	8.575	-0.001	2519164	7318.6	5	9.210	0.000	3217244	8357.7		
Total STX-CLPAve (5 peaks):					6952.870	Total CLP2Ave (5 peaks):					7952.272	RPD = 13
Corrected Ave (5 peaks):					6952.870	Corrected Ave (5 peaks):					7952.272	RPD = 13



Pesticide Dual Column Chromatograms



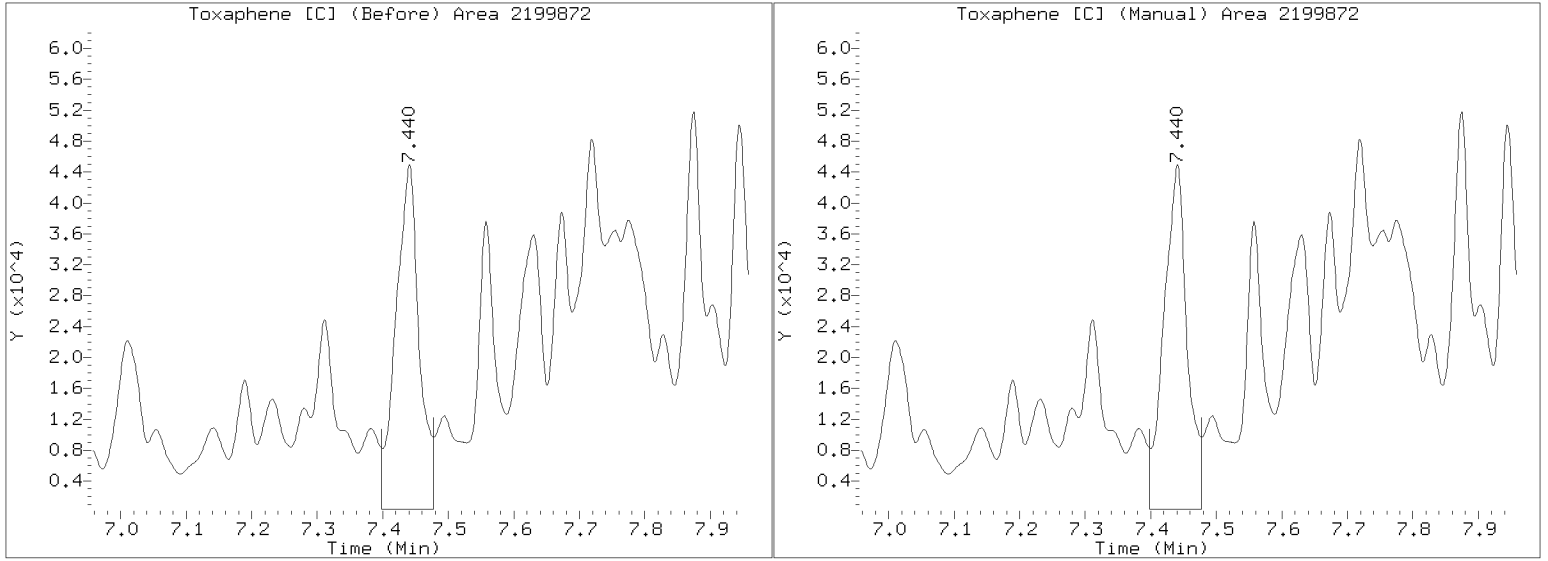
STX-CLP Manual Integration: NO



CLP-2 Manual Integration: NO

Manual Peak Adjustment Report, CLP-2

Datafile: /20230412.b/B20230412.b/23041224.D
Injection Date: 12-APR-2023 21:42
Lab ID:SEQ-CALL Client ID:





INITIAL CALIBRATION CHECK
EPA 8081B

Laboratory:	<u>Analytical Resources, LLC</u>	SDG:	<u>23C0774</u>
Client:	<u>Anchor OEA, LLC</u>	Project:	<u>AOC5 MR Phase 1</u>
Instrument ID:	<u>ECD6</u>	Calibration:	<u>GD00035</u>
Lab File ID:	<u>23041228.D</u>	Calibration Date:	<u>04/12/2023</u>
Sequence:	<u>SLD0187</u>	Injection Date:	<u>04/12/23</u>
Lab Sample ID:	<u>SLD0187-ICV1</u>	Injection Time:	<u>22:55</u>
Sequence Name:	<u>INDA</u>		

COMPOUND	TYPE	CONC. (ng/mL)		RESPONSE FACTOR			% DRIFT/DIFF	
		STD	ICV	ICAL	ICV	MIN	ICV	LIMIT
Hexachlorobenzene	L	20.000	17.7	1.5480310	1.3661750		-11.7	+/-20
Hexachlorobenzene [2C]	L	20.000	17.6	1.4821210	1.3050430		-11.9	+/-20
Decachlorobiphenyl	L	40.000	31.9	0.9435985	0.7530461		-20.2	+/-20 *
Decachlorobiphenyl [2C]	L	40.000	33.5	0.9656082	0.8094568		-16.2	+/-20
Tetrachlorometaxylene	L	40.000	35.4	1.1193850	0.9917150		-11.4	+/-20
Tetrachlorometaxylene [2C]	L	40.000	35.8	1.1000560	0.9834952		-10.6	+/-20

* Values outside of QC limits

Analytical Resources Inc.
Dual Column 8081 Pesticide Quantitation Report

Data file 1: /20230412.b/23041228.D
Data file 2: /20230412.b/B20230412.b/23041228.D
Method: \20230412.b\PEST.m
Compound Sublist: INDA.sub
Instrument, Inj. Vol.: ecd6.i, 1ul
Operator: JGR

ARI ID: SEQ-ICV1
Client ID:
Injection Date: 12-APR-2023 22:55
Report Date: 04/14/2023 08:20
Units: ng/mL
Dilution Factor: 1.000

RT	STX-CLP Col Shift Response	CLP2 Col Shift Response	RT	CLP2 Col Shift Response	STX-CLP on col	CLP2 on col	RPD	Compound/Flag	
4.334	0.001	207474	4.761	-0.001	284638	17.97	18.02	0.3	alpha-BHC
4.718	0.001	79749	5.229	-0.001	108826	17.30	17.35	0.3	beta-BHC
4.902	0.001	188168	5.577	-0.000	236979	18.00	16.85	6.6	delta-BHC
4.637	0.000	181942	5.151	-0.001	248772	17.93	17.92	0.1	gamma-BHC (Lindane)
5.125	0.001	169303	5.671	-0.000	221956	18.03	18.23	1.1	Heptachlor
5.449	0.001	171374	6.070	-0.001	227085	17.94	17.96	0.1	Aldrin
6.125	0.000	147922	6.728	-0.001	191017	17.16	17.17	0.0	Heptachlor epoxide b
6.568	0.001	138197	7.172	-0.000	168955	17.98	17.82	0.9	Endosulfan I
6.828	0.000	292815	7.466	0.000	372477	36.01	35.84	0.5	Dieldrin
6.490	0.001	275927	7.257	0.000	356702	35.98	36.06	0.2	4,4'-DDE
7.079	0.001	245544	7.789	-0.001	306841	33.13	32.56	1.7	Endrin
7.314	0.000	244805	8.000	-0.001	303230	35.28	34.06	3.5	Endosulfan II
7.137	0.001	235742	7.862	-0.000	294896	35.44	34.23	3.5	4,4'-DDD
8.178	0.001	226658	8.597	-0.001	277723	34.64	33.88	2.2	Endosulfan sulfate
7.431	0.000	252763	8.180	-0.001	301143	35.28	34.65	1.8	4,4'-DDT
7.920	-0.000	503445	8.820	-0.002	607472	164.03	163.00	0.6	Methoxychlor
8.452	0.000	256795	9.119	-0.000	304196	34.40	33.98	1.2	Endrin ketone
7.743	-0.000	185676	8.331	-0.000	217531	35.06	33.79	3.7	Endrin aldehyde
6.267	0.001	150498	6.939	0.000	188905	17.84	17.70	0.8	trans-Chlordane
6.414	0.001	150678	7.099	-0.001	185516	17.79	17.66	0.8	cis-Chlordane
2.309	-0.000	207080	2.453	-0.000	181778	17.39	12.68	31.4	Hexachlorobutadiene
4.175	0.000	180316	4.622	0.000	242905	17.65	17.61	0.2	Hexachlorobenzene
3.820	0.001	261785	4.136	-0.000	366112	35.44	35.76	0.9	Tetrachloro-m-xylene
9.366	0.000	161464	10.306	0.000	189508	31.92	33.53	4.9	Decachlorobiphenyl

* Indicates RPD > 40%

A Indicates Peak Height was used for Column 1 quantitation instead of Area

B Indicates Peak Height was used for Column 2 quantitation instead of Area

M Indicates Column 1 peak was manually integrated

N Indicates Column 2 peak was manually integrated

~ Indicates recovery outside QC Limits

INTERNAL STANDARD SUMMARY

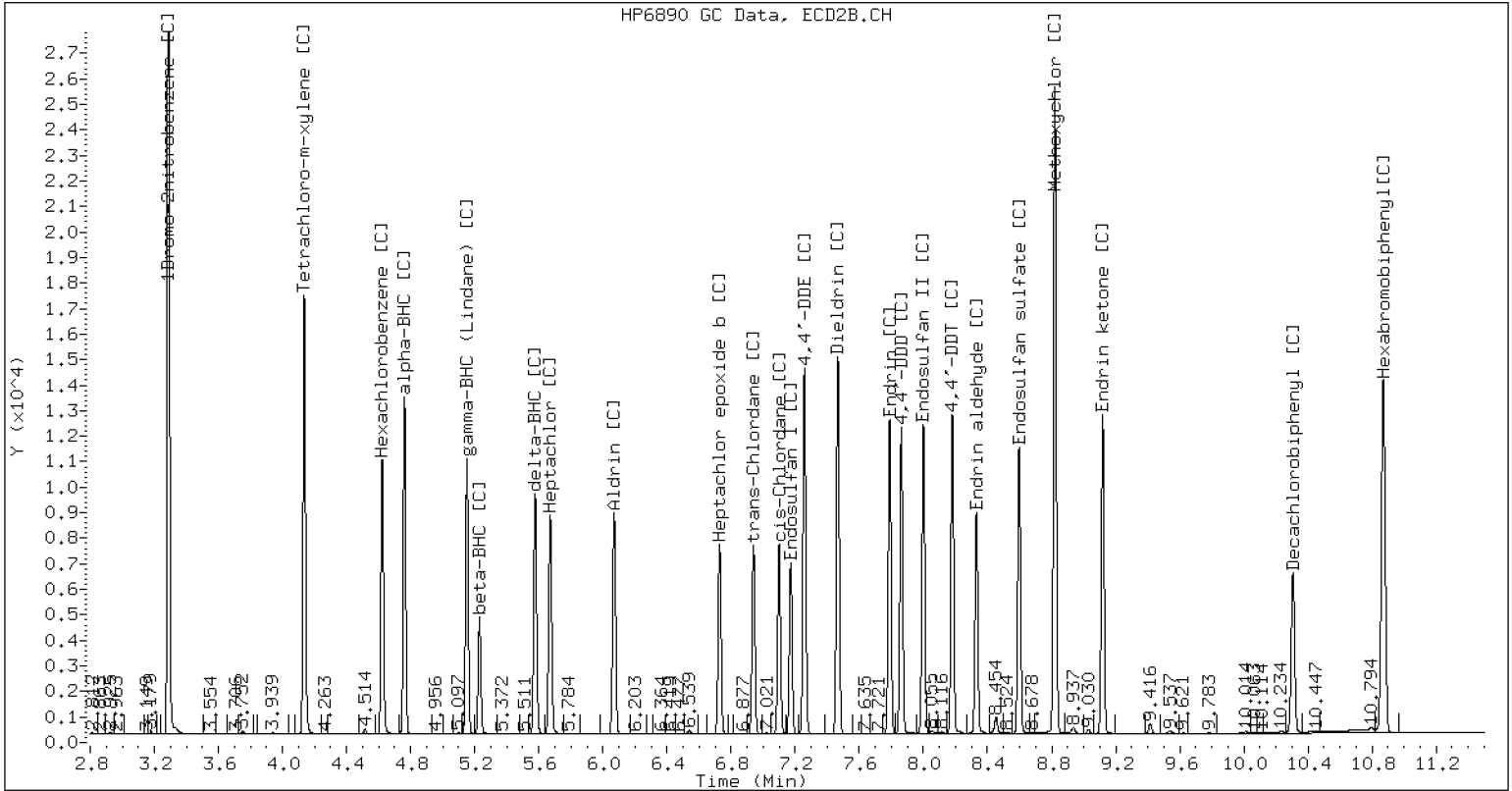
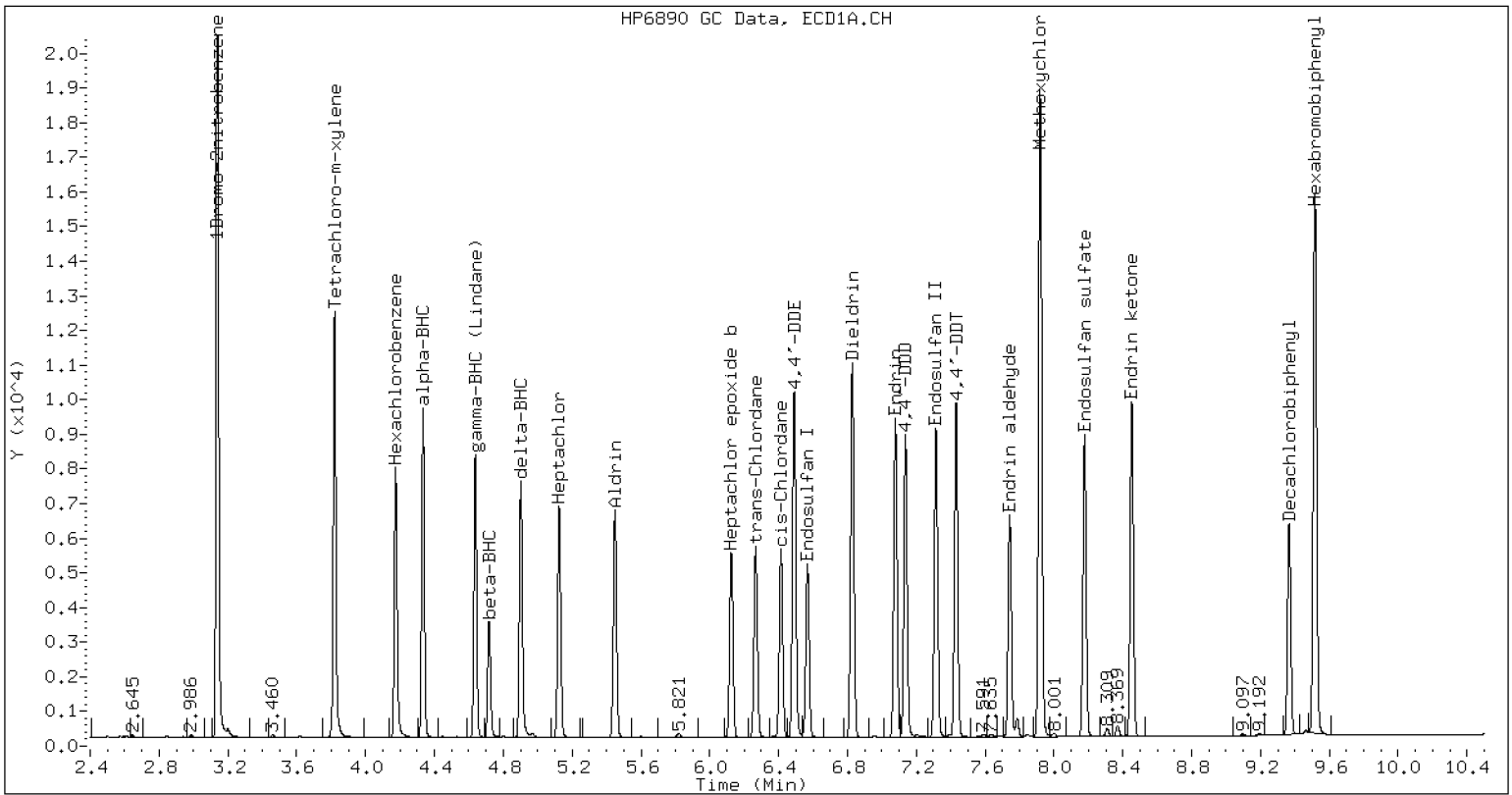
Standard Cpnd	Column 1		%D
	Standard Area*	Sample Area	
Bromo-Nitrobenzene	864333	527944	-38.9
Hexabromobiphenyl	663237	428829	-35.3

Standard Cpnd	Column 2		%D
	Standard Area*	Sample Area	
Bromo-Nitrobenzene	1480846	744512	-49.7
Hexabromobiphenyl	870561	468235	-46.2

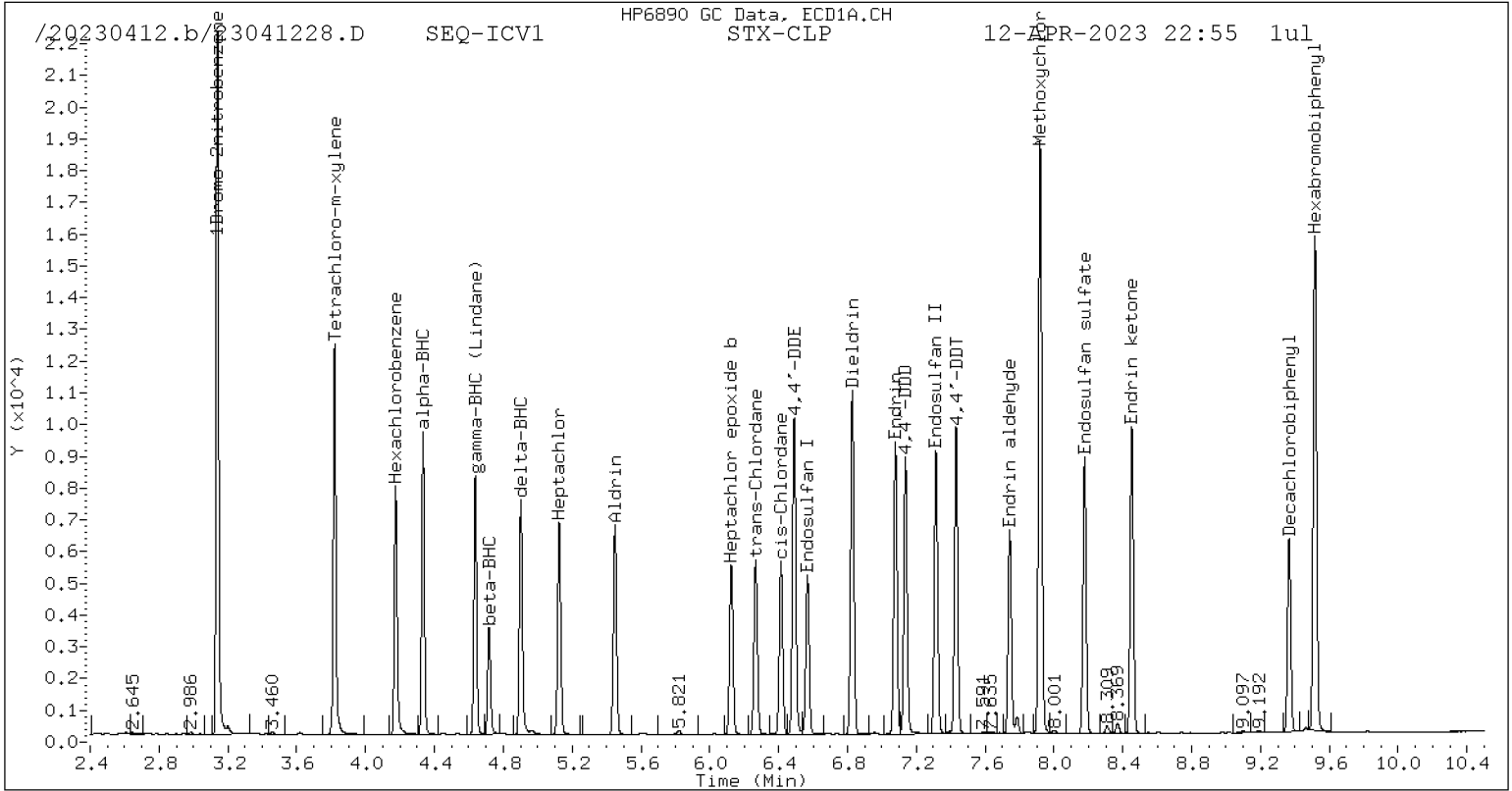
* Standard Areas taken from Initial Cal Level 5

Initial Calibration Date: 12-APR-2023

<- Indicates standard response outside Limits (-50 to +100%)

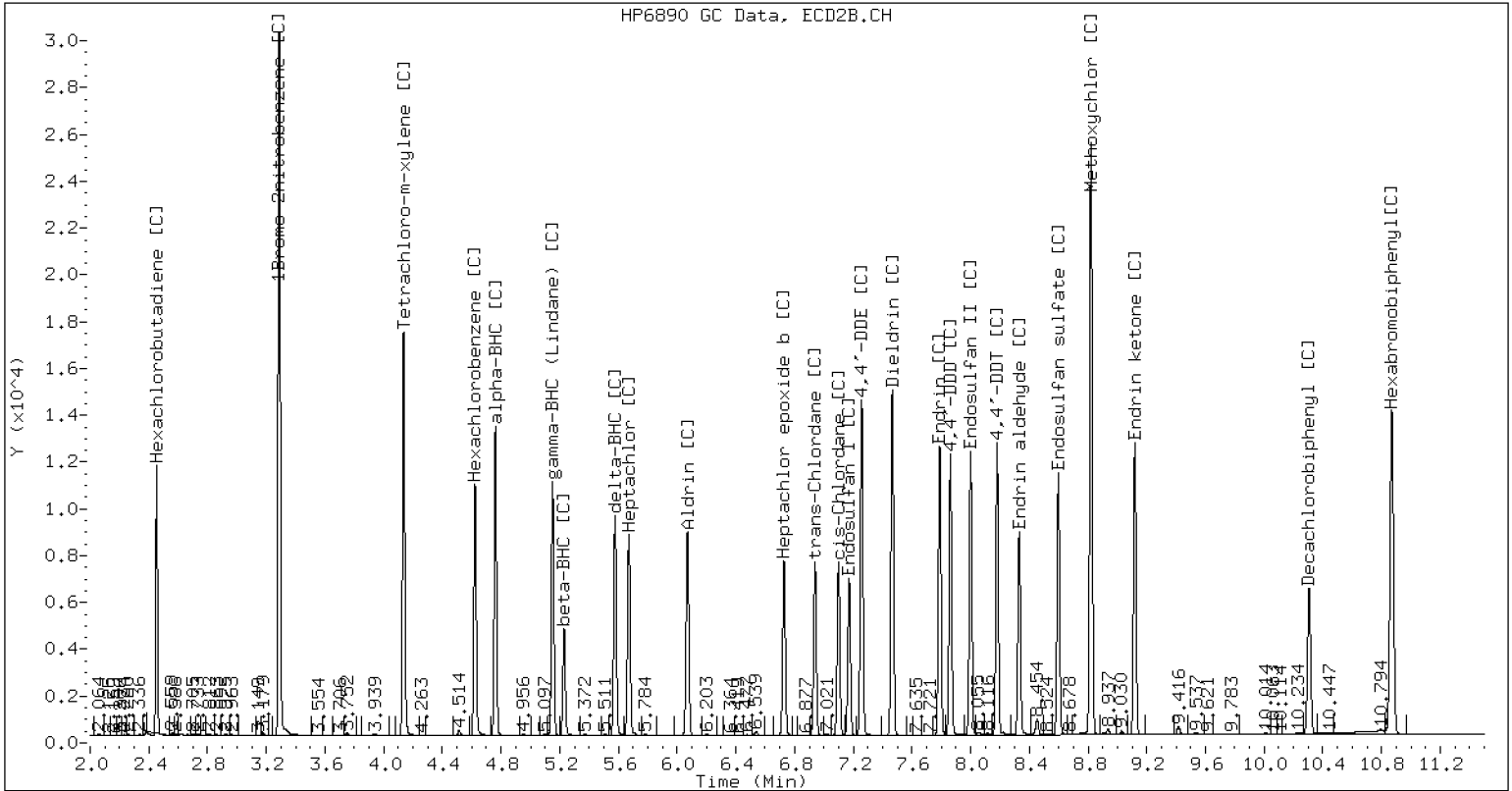


Pesticide Dual Column Chromatograms



STX-CLP Manual Integration: NO

/20230412.b/B20230412.b/23041228.D SEQ-ICV1 CLP2



CLP-2 Manual Integration: NO



INITIAL CALIBRATION CHECK
EPA 8081B

Laboratory: Analytical Resources, LLC

SDG: 23C0774

Client: Anchor OEA, LLC

Project: AOC5 MR Phase 1

Instrument ID: ECD6

Calibration: GD00035

Lab File ID: 23041807.D

Calibration Date: 04/12/2023

Sequence: SLD0275

Injection Date: 04/18/23

Lab Sample ID: SLD0275-ICV1

Injection Time: 15:33

Sequence Name: INDA

COMPOUND	TYPE	CONC. (ng/mL)		RESPONSE FACTOR			% DRIFT/DIFF	
		STD	ICV	ICAL	ICV	MIN	ICV	LIMIT
alpha-BHC	L	20.000	20.6	1.7493120	1.8055610		3.2	+/-20
alpha-BHC [2C]	L	20.000	21.0	1.6971320	1.7859090		5.2	+/-20
beta-BHC	L	20.000	19.7	0.6985426	0.6896547		-1.3	+/-20
beta-BHC [2C]	L	20.000	19.9	0.6741426	0.6692569		-0.7	+/-20
gamma-BHC (Lindane)	L	20.000	20.5	1.5372540	1.5774620		2.6	+/-20
gamma-BHC (Lindane) [2C]	L	20.000	20.9	1.4921	1.5582920		4.4	+/-20
delta-BHC	L	20.000	20.1	1.5838220	1.5878470		0.3	+/-20
delta-BHC [2C]	L	20.000	20.2	1.5107800	1.5222760		0.8	+/-20
Heptachlor	L	20.000	19.5	1.4227670	1.3887670		-2.4	+/-20
Heptachlor [2C]	L	20.000	19.8	1.3085210	1.2986030		-0.8	+/-20
Aldrin	L	20.000	20.5	1.4471840	1.4832850		2.5	+/-20
Aldrin [2C]	L	20.000	20.9	1.3583320	1.4168200		4.3	+/-20
Heptachlor Epoxide	L	20.000	19.3	1.3062650	1.2608680		-3.5	+/-20
Heptachlor Epoxide [2C]	L	20.000	19.6	1.1956940	1.1731740		-1.9	+/-20
trans-Chlordane (beta-Chlordane)	L	20.000	20.5	1.2781630	1.3131860		2.7	+/-20
trans-Chlordane (beta-Chlordane) [2C]	L	20.000	20.7	1.1465120	1.1860430		3.4	+/-20
cis-Chlordane (alpha-chlordane)	L	20.000	20.4	1.2830810	1.3093970		2.1	+/-20
cis-Chlordane (alpha-chlordane) [2C]	L	20.000	20.5	1.1290160	1.1581410		2.6	+/-20
Endosulfan I	L	20.000	20.3	1.1644720	1.1791670		1.3	+/-20
Endosulfan I [2C]	L	20.000	20.5	1.0187800	1.0444460		2.5	+/-20
4,4'-DDE	L	40.000	40.4	1.1619370	1.1745010		1.1	+/-20
4,4'-DDE [2C]	L	40.000	40.9	1.0629340	1.0866060		2.2	+/-20
Dieldrin	L	40.000	40.3	1.2323180	1.2406450		0.7	+/-20
Dieldrin [2C]	L	40.000	40.5	1.1166600	1.1319600		1.4	+/-20
Endrin	L	40.000	37.0	1.3825400	1.2779480		-7.6	+/-20
Endrin [2C]	L	40.000	37.2	1.6101570	1.4966310		-7.1	+/-20
Endosulfan II	L	40.000	39.9	1.2946390	1.2921220		-0.2	+/-20
Endosulfan II [2C]	L	40.000	40.5	1.5210760	1.5410790		1.3	+/-20
4,4'-DDD	L	40.000	40.2	1.2408670	1.2484780		0.6	+/-20
4,4'-DDD [2C]	L	40.000	40.3	1.4718860	1.4827620		0.7	+/-20

* Values outside of QC limits



INITIAL CALIBRATION CHECK
EPA 8081B

Laboratory: Analytical Resources, LLC

SDG: 23C0774

Client: Anchor QEA, LLC

Project: AOC5 MR Phase 1

Instrument ID: ECD6

Calibration: GD00035

Lab File ID: 23041807.D

Calibration Date: 04/12/2023

Sequence: SLD0275

Injection Date: 04/18/23

Lab Sample ID: SLD0275-ICV1

Injection Time: 15:33

Sequence Name: INDA

COMPOUND	TYPE	CONC. (ng/mL)		RESPONSE FACTOR			% DRIFT/DIFF	
		STD	ICV	ICAL	ICV	MIN	ICV	LIMIT
Endrin Aldehyde	L	40.000	39.5	0.9880472	0.9763934		-1.2	+/-20
Endrin Aldehyde [2C]	L	40.000	39.5	1.0998080	1.0848530		-1.4	+/-20
4,4'-DDT	L	40.000	40.1	1.3364530	1.3384450		0.1	+/-20
4,4'-DDT [2C]	L	40.000	40.2	1.4849930	1.4913050		0.4	+/-20
Endosulfan Sulfate	L	40.000	38.0	1.2205710	1.1609990		-4.9	+/-20
Endosulfan Sulfate [2C]	L	40.000	38.9	1.4006150	1.3607330		-2.8	+/-20
Endrin Ketone	L	40.000	39.2	1.3927500	1.3637260		-2.1	+/-20
Endrin Ketone [2C]	L	40.000	40.0	1.5294950	1.5293170		-0.01	+/-20
Methoxychlor	L	200.00	181	0.5725617	0.5167805		-9.7	+/-20
Methoxychlor [2C]	L	200.00	180	0.6367416	0.5739070		-9.9	+/-20
Hexachlorobutadiene	L	20.000	19.8	1.8042650	1.7831700		-1.2	+/-20
Hexachlorobutadiene [2C]	L	20.000	20.6	1.5408270	1.5844240		2.8	+/-20
Hexachlorobenzene	L	20.000	19.6	1.5480310	1.5201960		-1.8	+/-20
Hexachlorobenzene [2C]	L	20.000	20.0	1.4821210	1.4820480		-0.005	+/-20
Decachlorobiphenyl	L	40.000	36.6	0.9435985	0.8633013		-8.5	+/-20
Decachlorobiphenyl [2C]	L	40.000	38.6	0.9656082	0.9316606		-3.5	+/-20
Tetrachlorometaxylene	L	40.000	39.6	1.1193850	1.1079720		-1.0	+/-20
Tetrachlorometaxylene [2C]	L	40.000	40.0	1.1000560	1.1010320		0.09	+/-20

* Values outside of QC limits

Analytical Resources Inc.
Dual Column 8081 Pesticide Quantitation Report

Data file 1: /20230418.b/23041807.D
Data file 2: /20230418.b/B20230418.b/23041807.D
Method: \20230418.b\PEST.m
Compound Sublist: INDA.sub
Instrument, Inj. Vol.: ecd6.i, 1ul
Operator: JGR

ARI ID: SEQ-ICV1
Client ID:
Injection Date: 18-APR-2023 15:33
Report Date: 04/20/2023 12:30
Units: ng/mL
Dilution Factor: 1.000

RT	STX-CLP Col Shift Response	CLP2 Col Response	RT	CLP2 Col Shift Response	CLP2 Col Response	STX-CLP on col	CLP2 on col	RPD	Compound/Flag
4.327	-0.006	391186	4.754	-0.008	512626	20.64	21.05	1.9	alpha-BHC
4.711	-0.006	149418	5.221	-0.009	192103	19.75	19.86	0.6	beta-BHC
4.895	-0.006	344017	5.568	-0.009	436953	20.05	20.15	0.5	delta-BHC
4.630	-0.007	341767	5.143	-0.009	447291	20.52	20.89	1.8	gamma-BHC (Lindane)
5.119	-0.005	300885	5.662	-0.009	372750	19.52	19.85	1.7	Heptachlor
5.442	-0.006	321363	6.061	-0.010	406683	20.50	20.86	1.8	Aldrin
6.117	-0.008	273175	6.719	-0.010	336747	19.30	19.62	1.6	Heptachlor epoxide b
6.560	-0.007	255474	7.163	-0.009	299797	20.25	20.50	1.2	Endosulfan I
6.820	-0.008	537587	7.457	-0.009	649834	40.27	40.55	0.7	Dieldrin
6.482	-0.007	508926	7.248	-0.009	623797	40.43	40.89	1.1	4,4'-DDE
7.071	-0.007	435030	7.781	-0.009	513149	36.97	37.18	0.6	Endrin
7.307	-0.007	439855	7.992	-0.009	528389	39.92	40.53	1.5	Endosulfan II
7.129	-0.007	424998	7.854	-0.008	508394	40.25	40.30	0.1	4,4'-DDD
8.170	-0.007	395219	8.590	-0.008	466554	38.05	38.86	2.1	Endosulfan sulfate
7.424	-0.007	455624	8.172	-0.009	511323	40.06	40.17	0.3	4,4'-DDT
7.912	-0.008	879594	8.813	-0.009	983876	180.52	180.26	0.1	Methoxychlor
8.444	-0.008	464230	9.112	-0.007	524356	39.17	40.00	2.1	Endrin ketone
7.735	-0.008	332377	8.323	-0.008	371963	39.53	39.46	0.2	Endrin aldehyde
6.260	-0.006	284510	6.930	-0.009	340441	20.55	20.69	0.7	trans-Chlordane
6.406	-0.007	283689	7.091	-0.009	332432	20.41	20.52	0.5	cis-Chlordane
2.305	-0.004	386335	2.448	-0.005	454792	19.77	20.57	4.0	Hexachlorobutadiene
4.168	-0.007	329360	4.614	-0.008	425406	19.64	20.00	1.8	Hexachlorobenzene
3.813	-0.006	480098	4.128	-0.008	632079	39.59	40.04	1.1	Tetrachloro-m-xylene
9.359	-0.007	293879	10.298	-0.008	319438	36.60	38.59	5.3	Decachlorobiphenyl

* Indicates RPD > 40%

A Indicates Peak Height was used for Column 1 quantitation instead of Area

B Indicates Peak Height was used for Column 2 quantitation instead of Area

M Indicates Column 1 peak was manually integrated

N Indicates Column 2 peak was manually integrated

~ Indicates recovery outside QC Limits

INTERNAL STANDARD SUMMARY

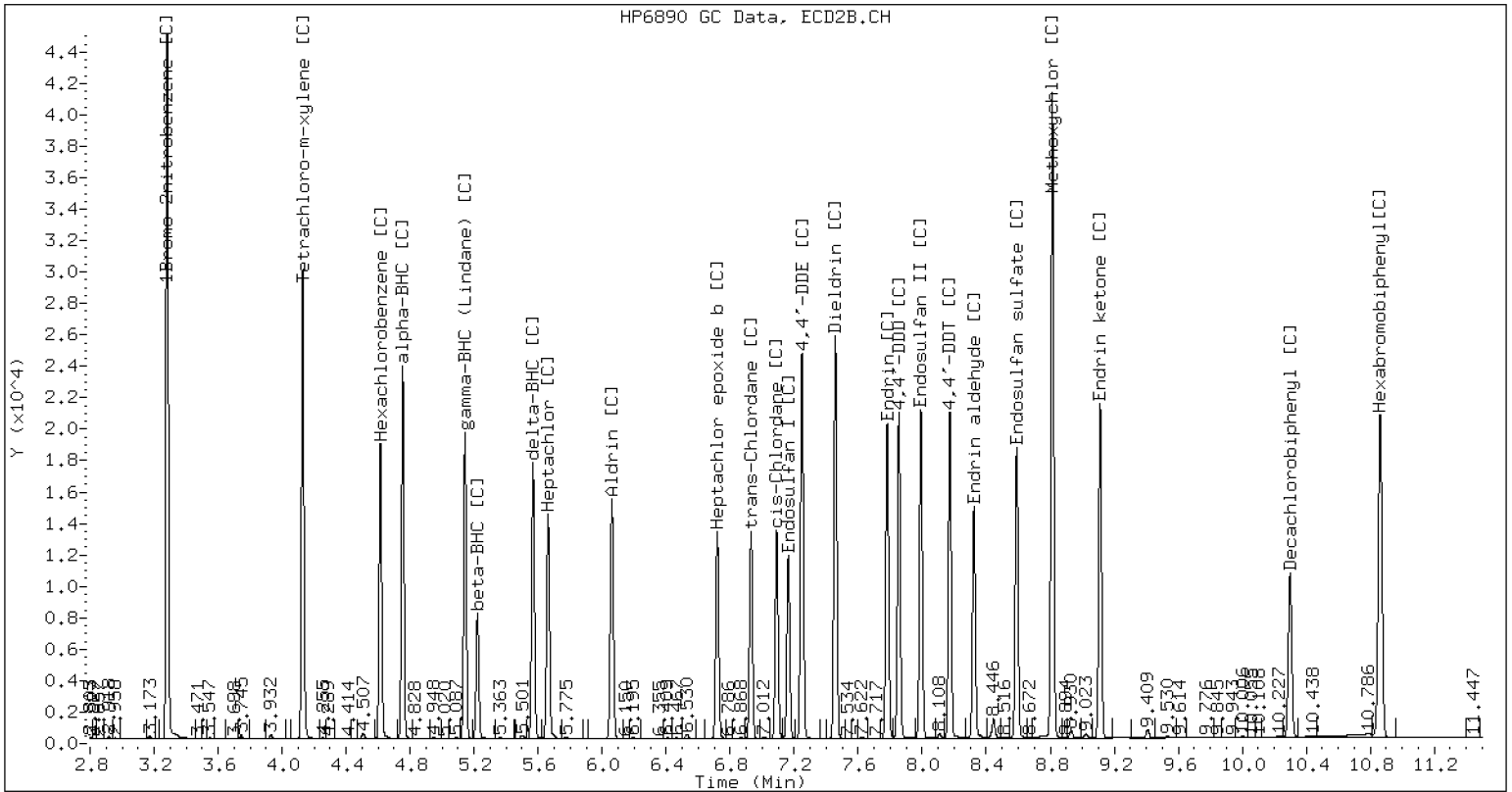
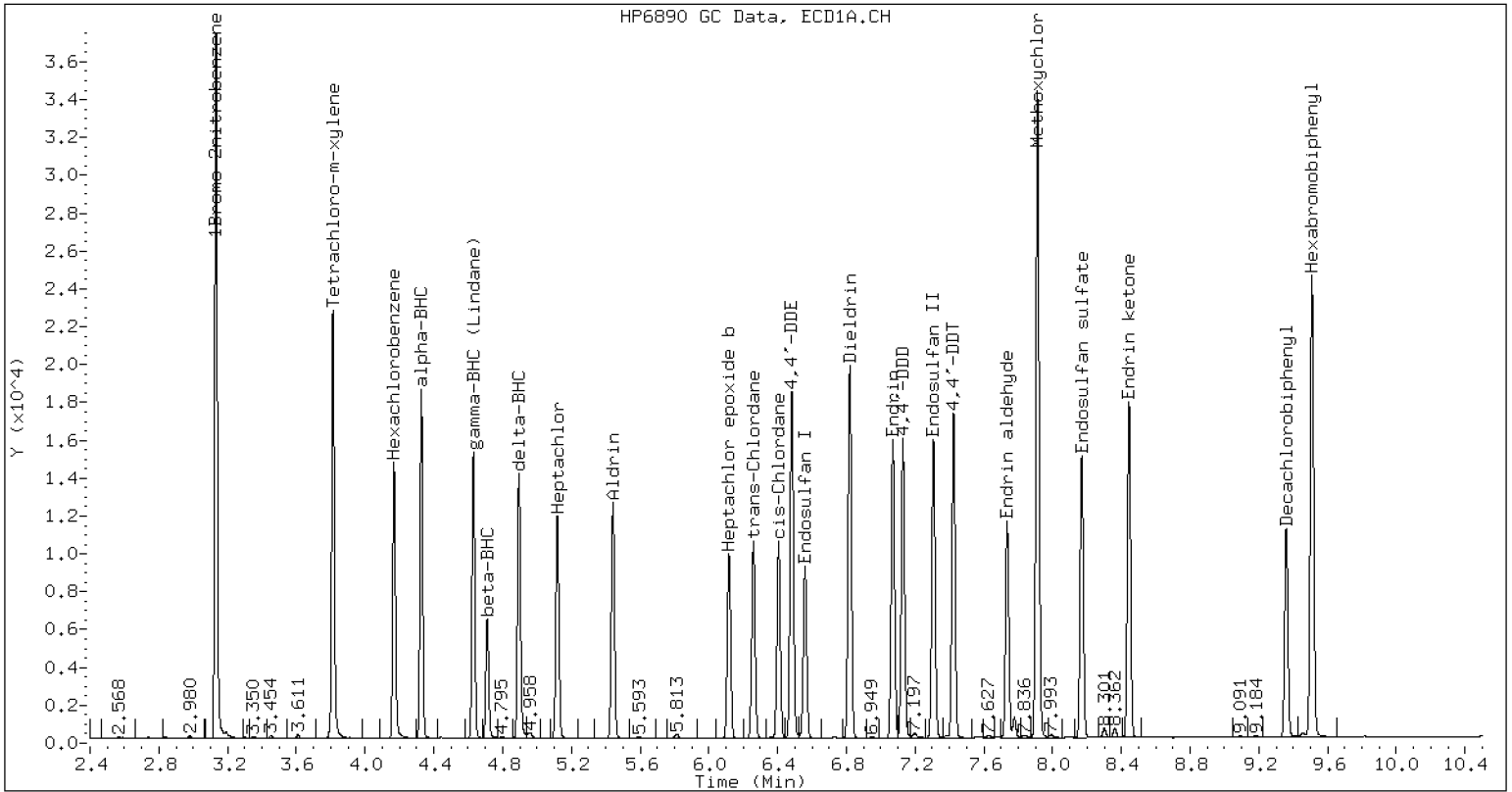
Standard Cpnd	Column 1		%D
	Standard Area*	Sample Area	
Bromo-Nitrobenzene	864333	866625	0.3
Hexabromobiphenyl	663237	680826	2.7

Standard Cpnd	Column 2		%D
	Standard Area*	Sample Area	
Bromo-Nitrobenzene	1480846	1148157	-22.5
Hexabromobiphenyl	870561	685739	-21.2

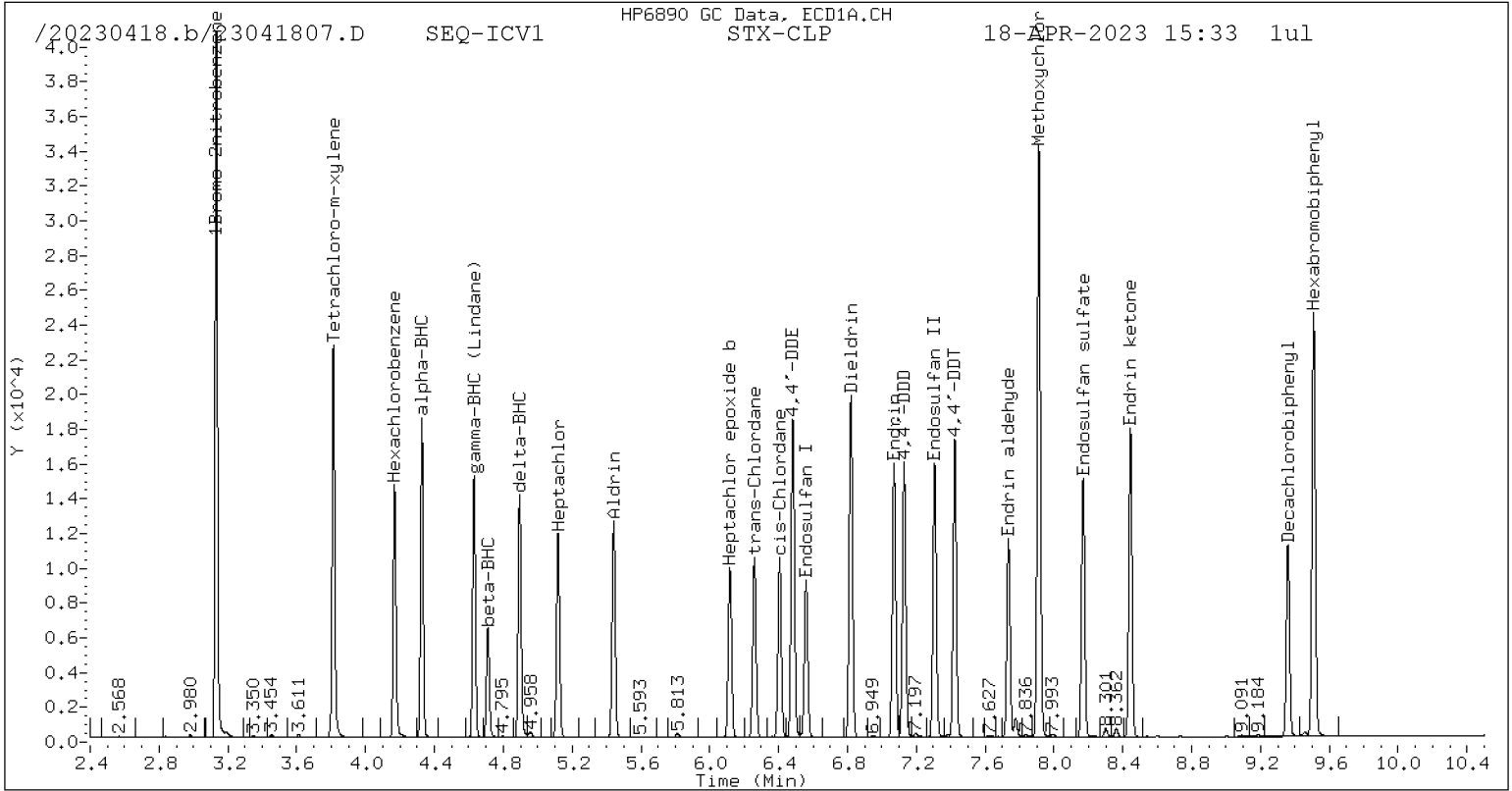
* Standard Areas taken from Initial Cal Level 5

Initial Calibration Date: 12-APR-2023

<- Indicates standard response outside Limits (-50 to +100%)

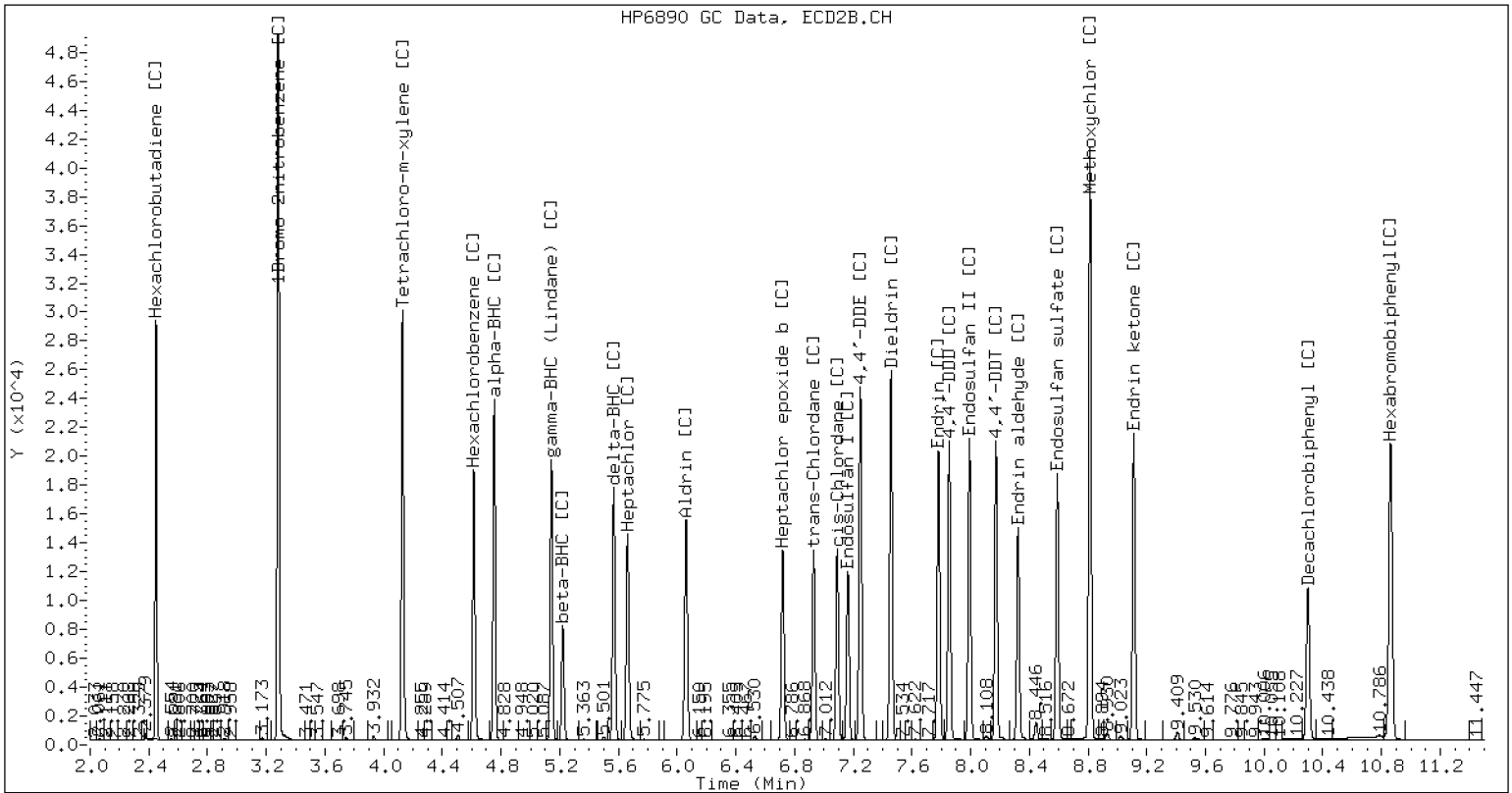


Pesticide Dual Column Chromatograms



STX-CLP Manual Integration: NO

/20230418.b/B20230418.b/23041807.D SEQ-ICV1 CLP2



CLP-2 Manual Integration: NO



CONTINUING CALIBRATION CHECK
EPA 8081B

Laboratory:	<u>Analytical Resources, LLC</u>	SDG:	<u>23C0774</u>
Client:	<u>Anchor QEA, LLC</u>	Project:	<u>AOC5 MR Phase 1</u>
Instrument ID:	<u>ECD6</u>	Calibration:	<u>GD00035</u>
Lab File ID:	<u>23041235.D</u>	Calibration Date:	<u>04/12/2023</u>
Sequence:	<u>SLD0187</u>	Injection Date:	<u>04/13/23</u>
Lab Sample ID:	<u>SLD0187-CCV1</u>	Injection Time:	<u>01:04</u>
Sequence Name:	<u>INDA</u>		

COMPOUND	TYPE	CONC. (ng/mL)		RESPONSE FACTOR (RRF)			% DRIFT/DIFF	
		STD	CCV	ICAL	CCV	MIN	CCV	LIMIT
Hexachlorobenzene	L	20.000	17.7	1.5480310	1.3705910		-11.5	+/-20
Hexachlorobenzene [2C]	L	20.000	17.6	1.4821210	1.3041330		-12.0	+/-20
Decachlorobiphenyl	L	40.000	31.5	0.9435985	0.7437408		-21.2	+/-20 *
Decachlorobiphenyl [2C]	L	40.000	33.7	0.9656082	0.8132911		-15.8	+/-20
Tetrachlorometaxylene	L	40.000	35.5	1.1193850	0.9929160		-11.3	+/-20
Tetrachlorometaxylene [2C]	L	40.000	35.7	1.1000560	0.9804321		-10.9	+/-20

* Values outside of QC limits

Analytical Resources Inc.
Dual Column 8081 Pesticide Quantitation Report

Data file 1: /20230412.b/23041235.D
Data file 2: /20230412.b/B20230412.b/23041235.D
Method: \20230412.b\PEST.m
Compound Sublist: INDA.sub
Instrument, Inj. Vol.: ecd6.i, 1ul
Operator: JGR

ARI ID: SEQ-CCV1
Client ID:
Injection Date: 13-APR-2023 01:04
Report Date: 04/14/2023 08:21
Units: ng/mL
Dilution Factor: 1.000

STX-CLP Col			CLP2 Col			STX-CLP	CLP2	RPD	Compound/Flag
RT	Shift	Response	RT	Shift	Response	on col	on col		
4.333	0.000	208008	4.761	-0.001	287888	18.06	18.02	0.2	alpha-BHC
4.717	0.000	79862	5.229	-0.001	109669	17.36	17.28	0.5	beta-BHC
4.902	0.001	188433	5.576	-0.001	237187	18.07	16.67	8.0	delta-BHC
4.636	-0.001	182247	5.151	-0.001	252117	18.00	17.94	0.3	gamma-BHC (Lindane)
5.124	0.000	169287	5.670	-0.001	224742	18.07	18.24	0.9	Heptachlor
5.448	0.000	171419	6.070	-0.001	229274	17.99	17.93	0.3	Aldrin
6.124	-0.001	148660	6.728	-0.001	192857	17.28	17.13	0.9	Heptachlor epoxide b
6.566	-0.001	138285	7.171	-0.001	170414	18.03	17.76	1.5	Endosulfan I
6.827	-0.001	293527	7.465	-0.001	375070	36.17	35.67	1.4	Dieldrin
6.489	-0.000	275619	7.256	-0.001	359780	36.02	35.95	0.2	4,4'-DDE
7.078	-0.000	245317	7.788	-0.002	307967	32.47	32.73	0.8	Endrin
7.313	-0.001	244401	7.999	-0.002	305137	34.55	34.32	0.6	Endosulfan II
7.136	0.000	235703	7.861	-0.001	297615	34.76	34.60	0.5	4,4'-DDD
8.177	-0.000	226454	8.596	-0.002	280518	33.95	34.27	0.9	Endosulfan sulfate
7.430	-0.001	252702	8.179	-0.002	304879	34.60	35.13	1.5	4,4'-DDT
7.918	-0.002	503978	8.819	-0.003	618699	161.08	166.25	3.2	Methoxychlor
8.451	-0.001	257108	9.118	-0.001	308074	33.78	34.46	2.0	Endrin ketone
7.742	-0.001	185692	8.330	-0.001	219950	34.39	34.22	0.5	Endrin aldehyde
6.266	-0.000	150597	6.938	-0.001	190549	17.89	17.65	1.4	trans-Chlordane
6.413	-0.000	150637	7.099	-0.001	186807	17.83	17.57	1.4	cis-Chlordane
2.309	-0.000	206970	2.453	-0.000	178864	17.42	12.33	34.2	Hexachlorobutadiene
4.175	-0.000	180515	4.622	-0.000	245593	17.71	17.60	0.6	Hexachlorobenzene
3.820	0.001	261546	4.136	-0.000	369268	35.48	35.65	0.5	Tetrachloro-m-xylene
9.366	-0.000	162565	10.304	-0.002	190132	31.53	33.69	6.6	Decachlorobiphenyl

* Indicates RPD > 40%

A Indicates Peak Height was used for Column 1 quantitation instead of Area

B Indicates Peak Height was used for Column 2 quantitation instead of Area

M Indicates Column 1 peak was manually integrated

N Indicates Column 2 peak was manually integrated

~ Indicates recovery outside QC Limits

INTERNAL STANDARD SUMMARY

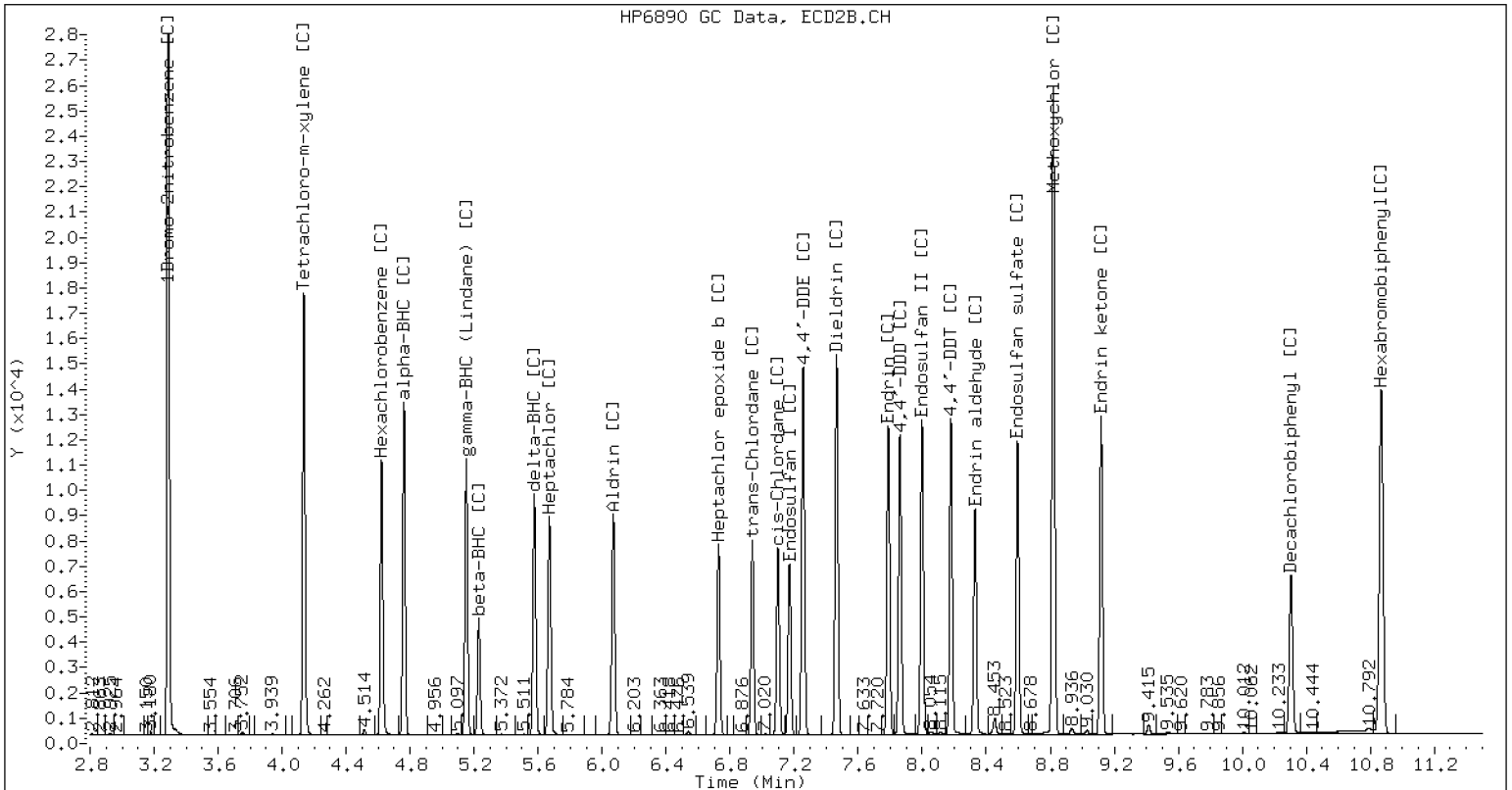
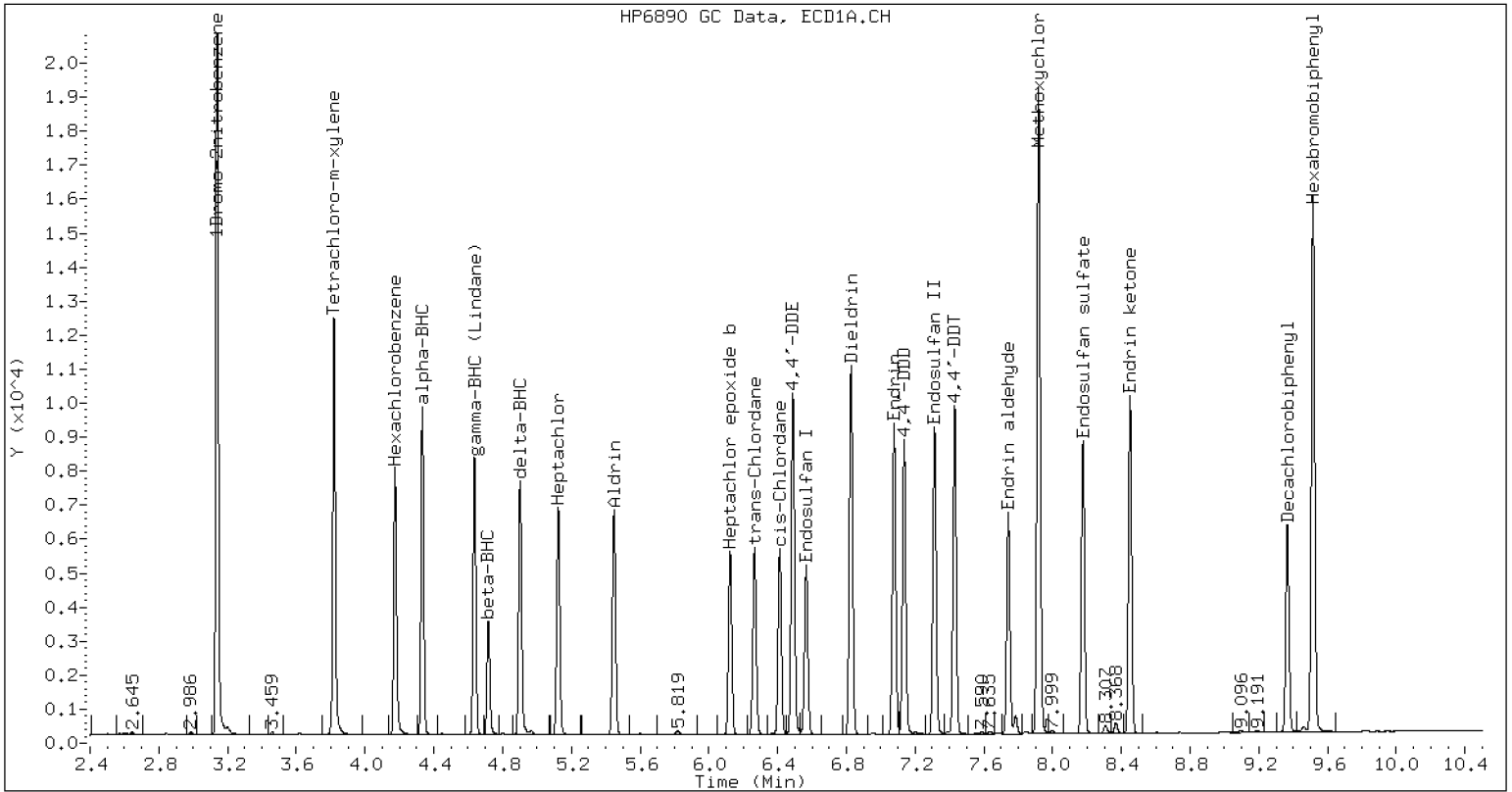
Standard Cpnd	Column 1		%D
	Standard Area*	Sample Area	
Bromo-Nitrobenzene	864333	526824	-39.0
Hexabromobiphenyl	663237	437155	-34.1

Standard Cpnd	Column 2		%D
	Standard Area*	Sample Area	
Bromo-Nitrobenzene	1480846	753276	-49.1
Hexabromobiphenyl	870561	467562	-46.3

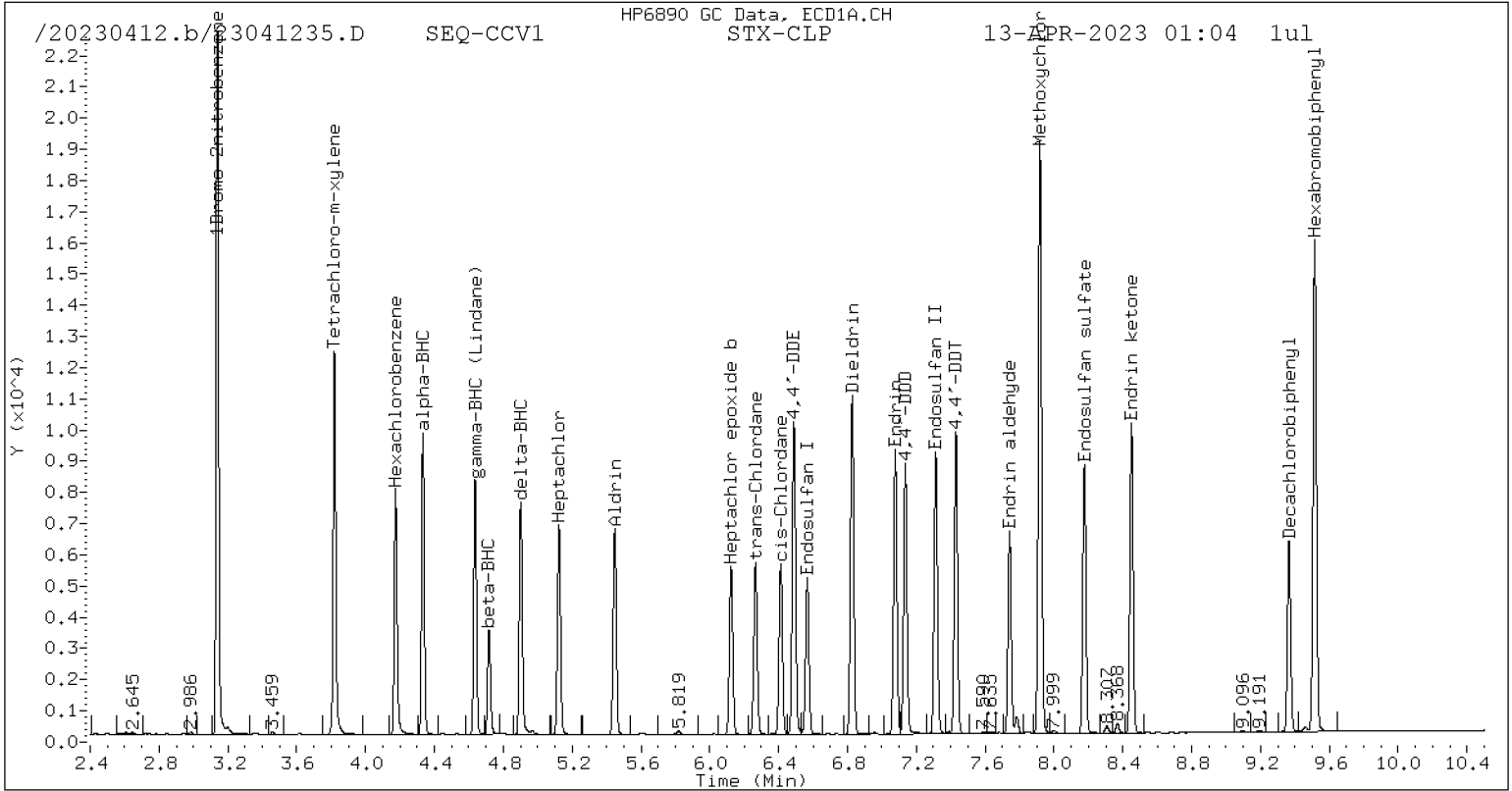
* Standard Areas taken from Initial Cal Level 5

Initial Calibration Date: 12-APR-2023

<- Indicates standard response outside Limits (-50 to +100%)

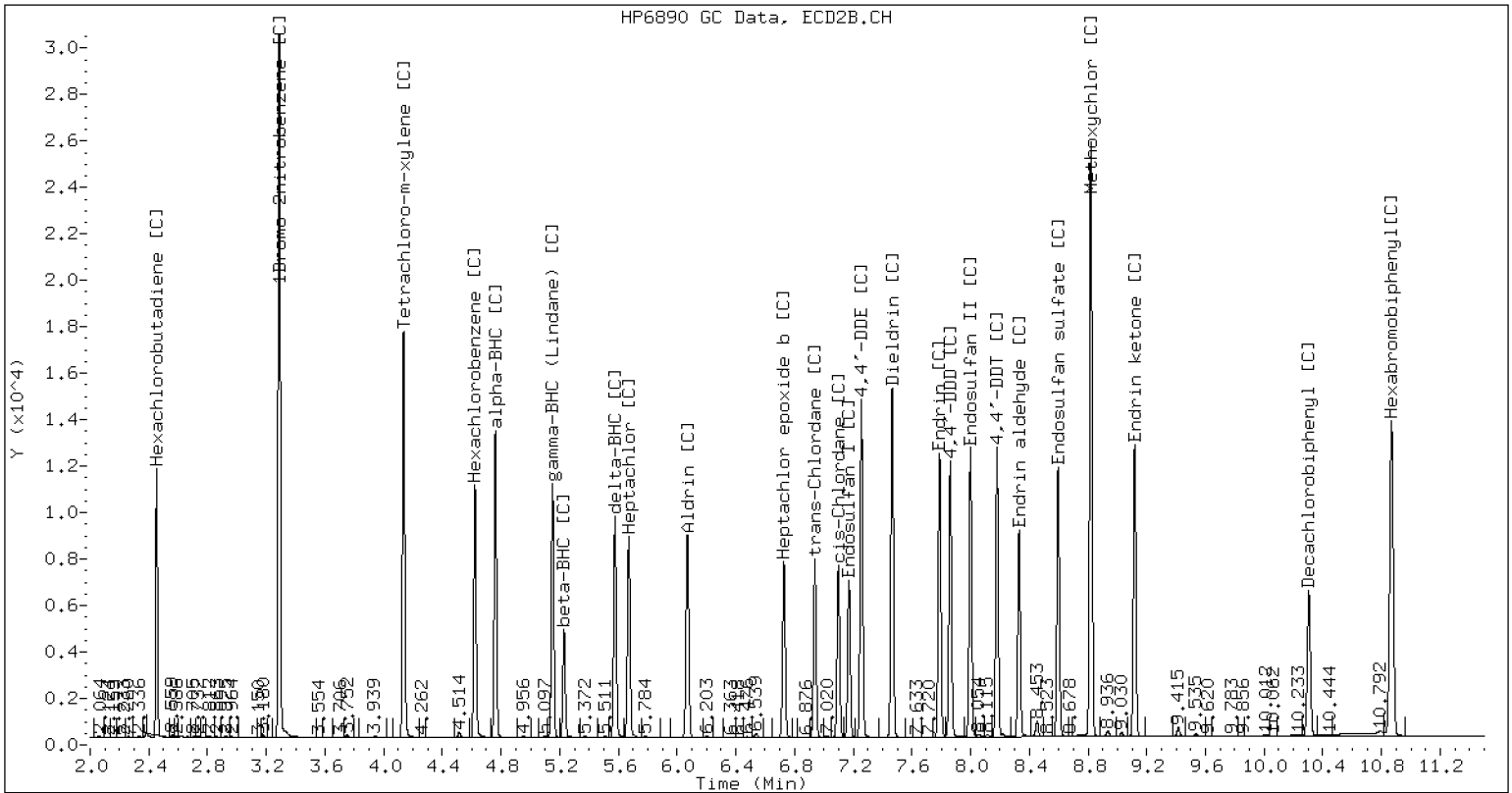


Pesticide Dual Column Chromatograms



STX-CLP Manual Integration: NO

/20230412.b/B20230412.b/23041235.D SEQ-CCV1 CLP2



CLP-2 Manual Integration: NO



CONTINUING CALIBRATION CHECK
EPA 8081B

Laboratory: Analytical Resources, LLC

SDG: 23C0774

Client: Anchor QEA, LLC

Project: AOC5 MR Phase 1

Instrument ID: ECD6

Calibration: GD00035

Lab File ID: 23041822.D

Calibration Date: 04/12/2023

Sequence: SLD0275

Injection Date: 04/18/23

Lab Sample ID: SLD0275-CCV1

Injection Time: 20:12

Sequence Name: INDA

COMPOUND	TYPE	CONC. (ng/mL)		RESPONSE FACTOR (RRF)			% DRIFT/DIFF	
		STD	CCV	ICAL	CCV	MIN	CCV	LIMIT
alpha-BHC	L	20.000	20.0	1.7493120	1.7523970		0.2	+/-20
alpha-BHC [2C]	L	20.000	19.6	1.6971320	1.6596770		-2.2	+/-20
beta-BHC	L	20.000	19.1	0.6985426	0.6677733		-4.4	+/-20
beta-BHC [2C]	L	20.000	18.5	0.6741426	0.6234828		-7.5	+/-20
gamma-BHC (Lindane)	L	20.000	20.0	1.5372540	1.5364550		-0.05	+/-20
gamma-BHC (Lindane) [2C]	L	20.000	19.5	1.4921000	1.4525310		-2.7	+/-20
delta-BHC	L	20.000	19.8	1.5838220	1.5712610		-0.8	+/-20
delta-BHC [2C]	L	20.000	19.2	1.5107800	1.4504510		-4.0	+/-20
Heptachlor	L	20.000	19.5	1.4227670	1.3859760		-2.6	+/-20
Heptachlor [2C]	L	20.000	19.3	1.3085210	1.2618290		-3.6	+/-20
Aldrin	L	20.000	19.3	1.4471840	1.3999980		-3.3	+/-20
Aldrin [2C]	L	20.000	19.0	1.3583320	1.2910240		-5.0	+/-20
Heptachlor Epoxide	L	20.000	17.8	1.3062650	1.1620740		-11.0	+/-20
Heptachlor Epoxide [2C]	L	20.000	16.8	1.1956940	1.0026020		-16.1	+/-20
trans-Chlordane (beta-Chlordane)	L	20.000	18.3	1.2781630	1.1716720		-8.3	+/-20
trans-Chlordane (beta-Chlordane) [2C]	L	20.000	17.0	1.1465120	0.9764556		-14.8	+/-20
cis-Chlordane (alpha-chlordane)	L	20.000	17.9	1.2830810	1.1462010		-10.7	+/-20
cis-Chlordane (alpha-chlordane) [2C]	L	20.000	16.7	1.1290160	0.9437632		-16.4	+/-20
Endosulfan I	L	20.000	17.8	1.1644720	1.0371300		-10.9	+/-20
Endosulfan I [2C]	L	20.000	16.8	1.0187800	0.8583148		-15.8	+/-20
4,4'-DDE	L	40.000	36.9	1.1619370	1.0716400		-7.8	+/-20
4,4'-DDE [2C]	L	40.000	33.4	1.0629340	0.8881319		-16.4	+/-20
Dieldrin	L	40.000	36.0	1.2323180	1.1105650		-9.9	+/-20
Dieldrin [2C]	L	40.000	32.1	1.1166600	0.8950932		-19.8	+/-20
Endrin	L	40.000	44.0	1.3825400	1.5192980		9.9	+/-20
Endrin [2C]	L	40.000	38.9	1.6101570	1.5666810		-2.7	+/-20
Endosulfan II	L	40.000	43.2	1.2946390	1.3971450		7.9	+/-20
Endosulfan II [2C]	L	40.000	39.8	1.5210760	1.5137450		-0.5	+/-20
4,4'-DDD	L	40.000	45.0	1.2408670	1.3951560		12.4	+/-20
4,4'-DDD [2C]	L	40.000	40.2	1.4718860	1.4791620		0.5	+/-20
Endrin Aldehyde	L	40.000	41.7	0.9880472	1.0289830		4.1	+/-20
Endrin Aldehyde [2C]	L	40.000	38.8	1.0998080	1.0671210		-3.0	+/-20
4,4'-DDT	L	40.000	43.0	1.3364530	1.4376200		7.6	+/-20

* Values outside of QC limits

Analytical Resources Inc.
Dual Column 8081 Pesticide Quantitation Report

Data file 1: /20230418.b/23041822.D
Data file 2: /20230418.b/B20230418.b/23041822.D
Method: \20230418.b\PEST.m
Compound Sublist: INDA.sub
Instrument, Inj. Vol.: ecd6.i, 1ul
Operator: JGR

ARI ID: SEQ-CCV1
Client ID:
Injection Date: 18-APR-2023 20:12
Report Date: 04/20/2023 12:58
Units: ng/mL
Dilution Factor: 1.000

RT	STX-CLP Col Shift Response	CLP2 Col Response	RT	CLP2 Col Shift Response	CLP2 Col Response	STX-CLP on col	CLP2 on col	RPD	Compound/Flag
4.327	-0.006	379780	4.754	-0.008	479693	20.04	19.56	2.4	alpha-BHC
4.711	-0.006	144720	5.221	-0.009	180204	19.12	18.50	3.3	beta-BHC
4.895	-0.006	340524	5.569	-0.008	419221	19.84	19.20	3.3	delta-BHC
4.631	-0.006	332981	5.143	-0.009	419822	19.99	19.47	2.6	gamma-BHC (Lindane)
5.118	-0.006	300369	5.663	-0.008	364704	19.48	19.29	1.0	Heptachlor
5.442	-0.006	303408	6.061	-0.010	373142	19.35	19.01	1.8	Aldrin
6.118	-0.007	251845	6.720	-0.009	289780	17.79	16.77	5.9	Heptachlor epoxide b
6.560	-0.007	224767	7.163	-0.009	248077	17.81	16.85	5.6	Endosulfan I
6.820	-0.008	481364	7.457	-0.009	517414	36.05	32.06	11.7	Dieldrin
6.482	-0.007	464492	7.248	-0.009	513390	36.89	33.42	9.9	4,4'-DDE
7.071	-0.007	404760	7.781	-0.009	421893	43.96	38.92	12.2	Endrin
7.307	-0.007	372217	7.992	-0.009	407638	43.17	39.81	8.1	Endosulfan II
7.129	-0.007	371687	7.854	-0.008	398325	44.97	40.20	11.2	4,4'-DDD
8.170	-0.007	327886	8.590	-0.008	365876	40.33	38.80	3.9	Endosulfan sulfate
7.424	-0.007	383000	8.172	-0.009	404013	43.03	40.41	6.3	4,4'-DDT
7.912	-0.008	841163	8.813	-0.009	854204	220.58	199.27	10.2	Methoxychlor
8.444	-0.008	372911	9.112	-0.007	404501	40.20	39.28	2.3	Endrin ketone
7.735	-0.008	274134	8.323	-0.008	287366	41.66	38.81	7.1	Endrin aldehyde
6.259	-0.007	253925	6.931	-0.008	282223	18.33	17.03	7.4	trans-Chlordane
6.406	-0.007	248405	7.091	-0.009	272774	17.87	16.72	6.6	cis-Chlordane
2.306	-0.003	386833	2.449	-0.004	452094	19.79	20.30	2.6	Hexachlorobutadiene
4.169	-0.006	319610	4.615	-0.007	400292	19.05	18.69	1.9	Hexachlorobenzene
3.814	-0.005	474714	4.129	-0.007	609167	39.14	38.32	2.1	Tetrachloro-m-xylene
9.360	-0.006	225690	10.298	-0.008	250697	35.91	38.56	7.1	Decachlorobiphenyl

* Indicates RPD > 40%

A Indicates Peak Height was used for Column 1 quantitation instead of Area

B Indicates Peak Height was used for Column 2 quantitation instead of Area

M Indicates Column 1 peak was manually integrated

N Indicates Column 2 peak was manually integrated

~ Indicates recovery outside QC Limits

INTERNAL STANDARD SUMMARY

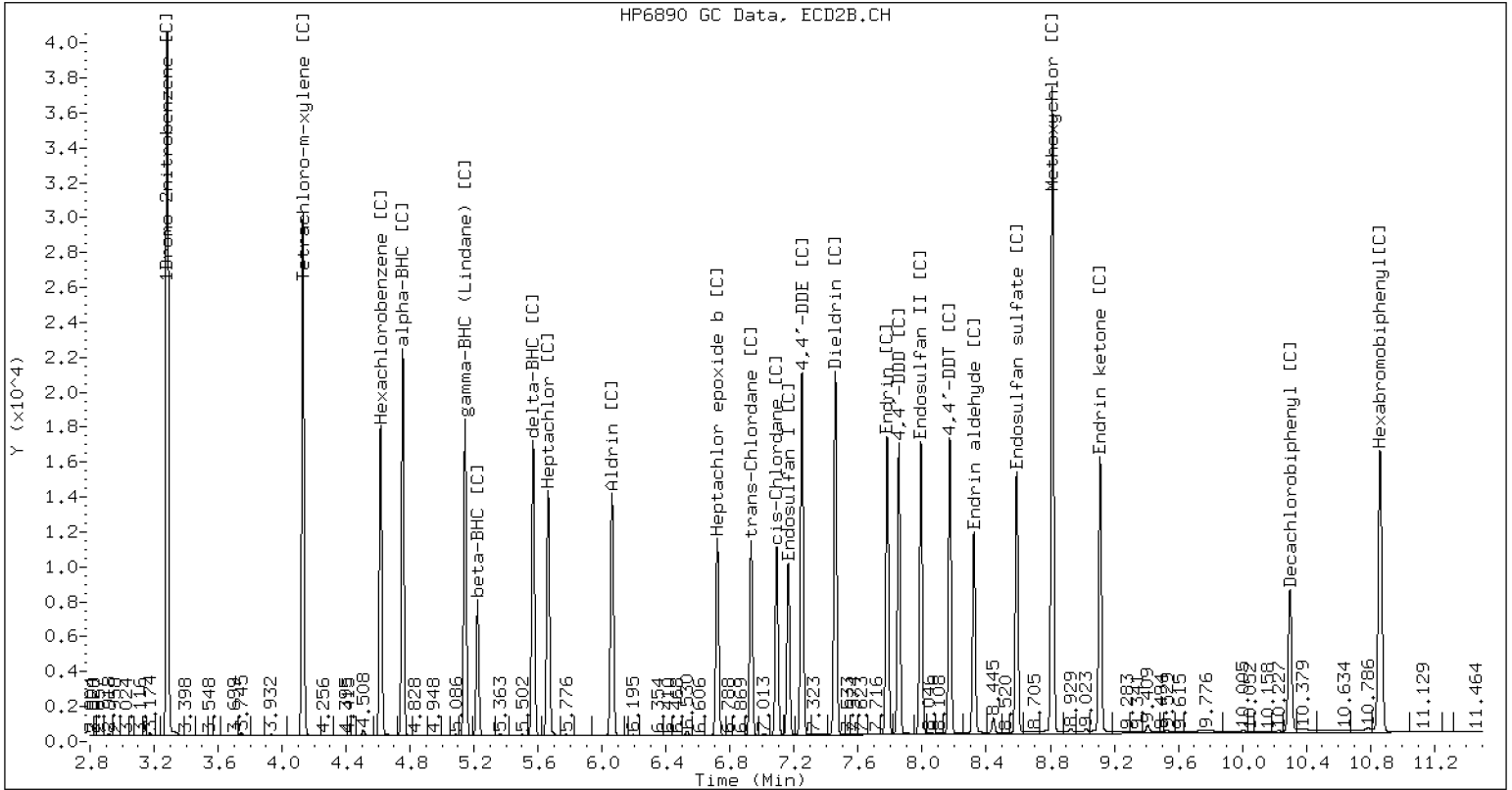
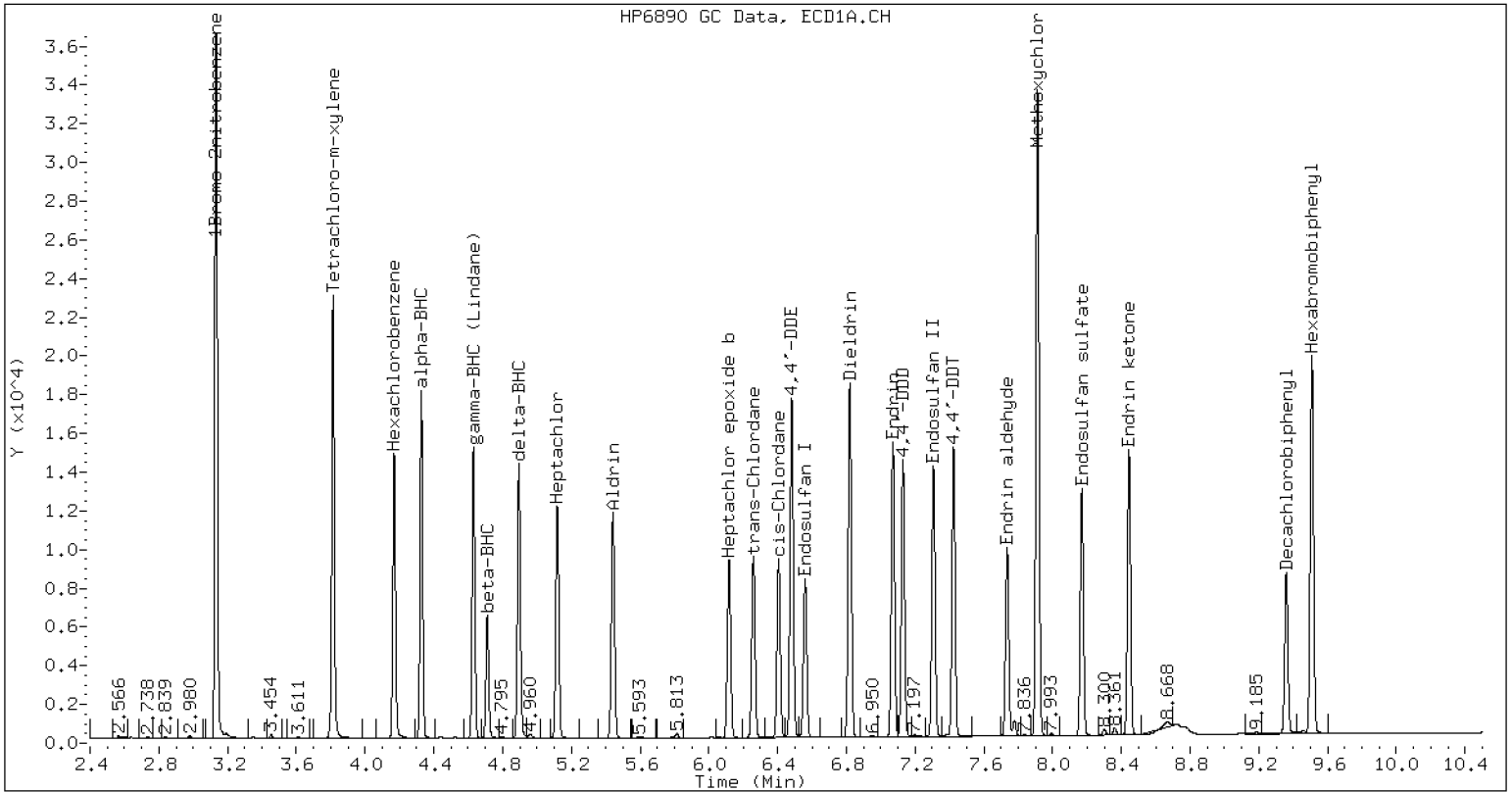
Standard Cpnd	Column 1		%D
	Standard Area*	Sample Area	
Bromo-Nitrobenzene	864333	866881	0.3
Hexabromobiphenyl	663237	532825	-19.7

Standard Cpnd	Column 2		%D
	Standard Area*	Sample Area	
Bromo-Nitrobenzene	1480846	1156112	-21.9
Hexabromobiphenyl	870561	538582	-38.1

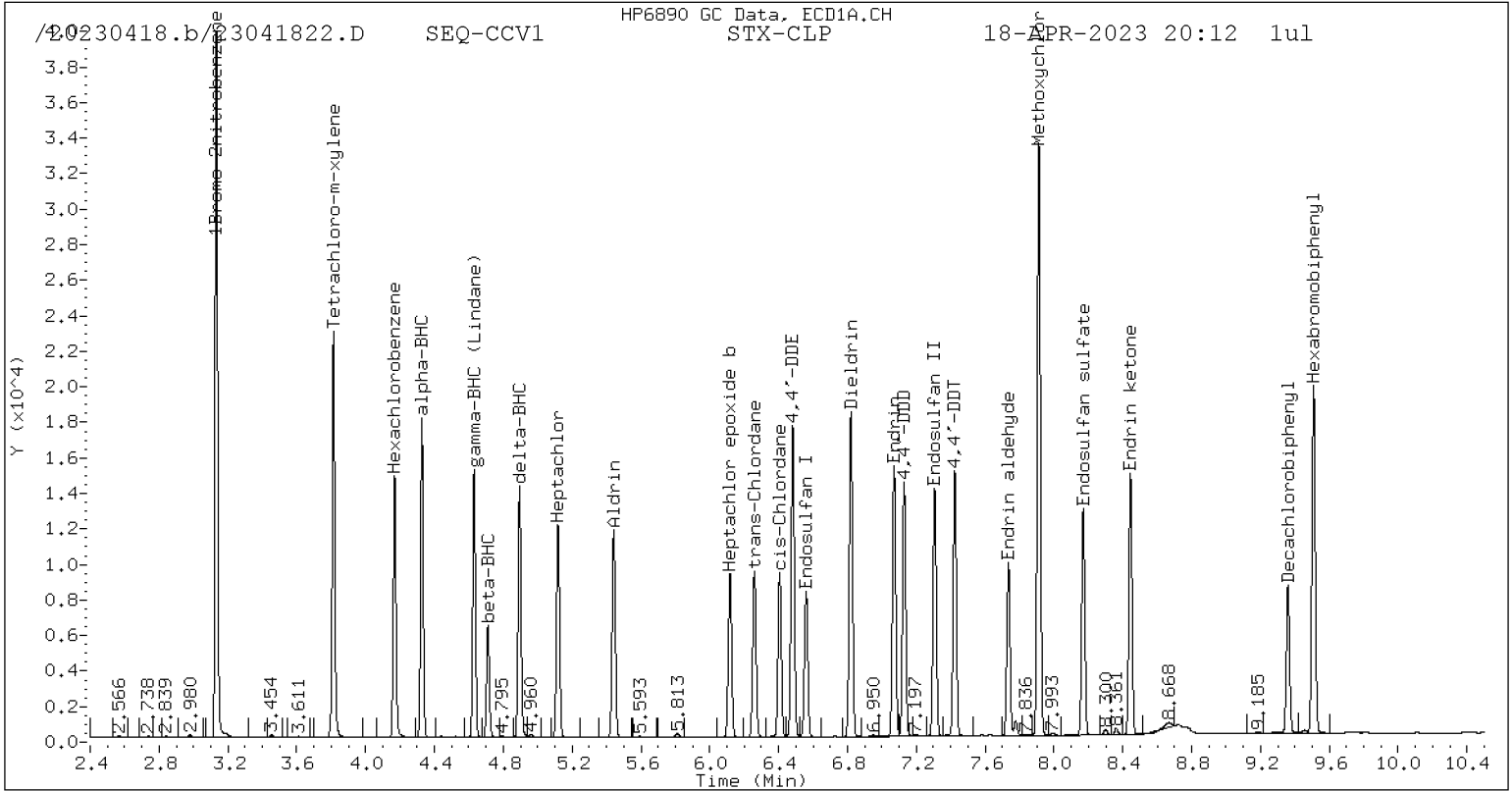
* Standard Areas taken from Initial Cal Level 5

Initial Calibration Date: 12-APR-2023

<- Indicates standard response outside Limits (-50 to +100%)

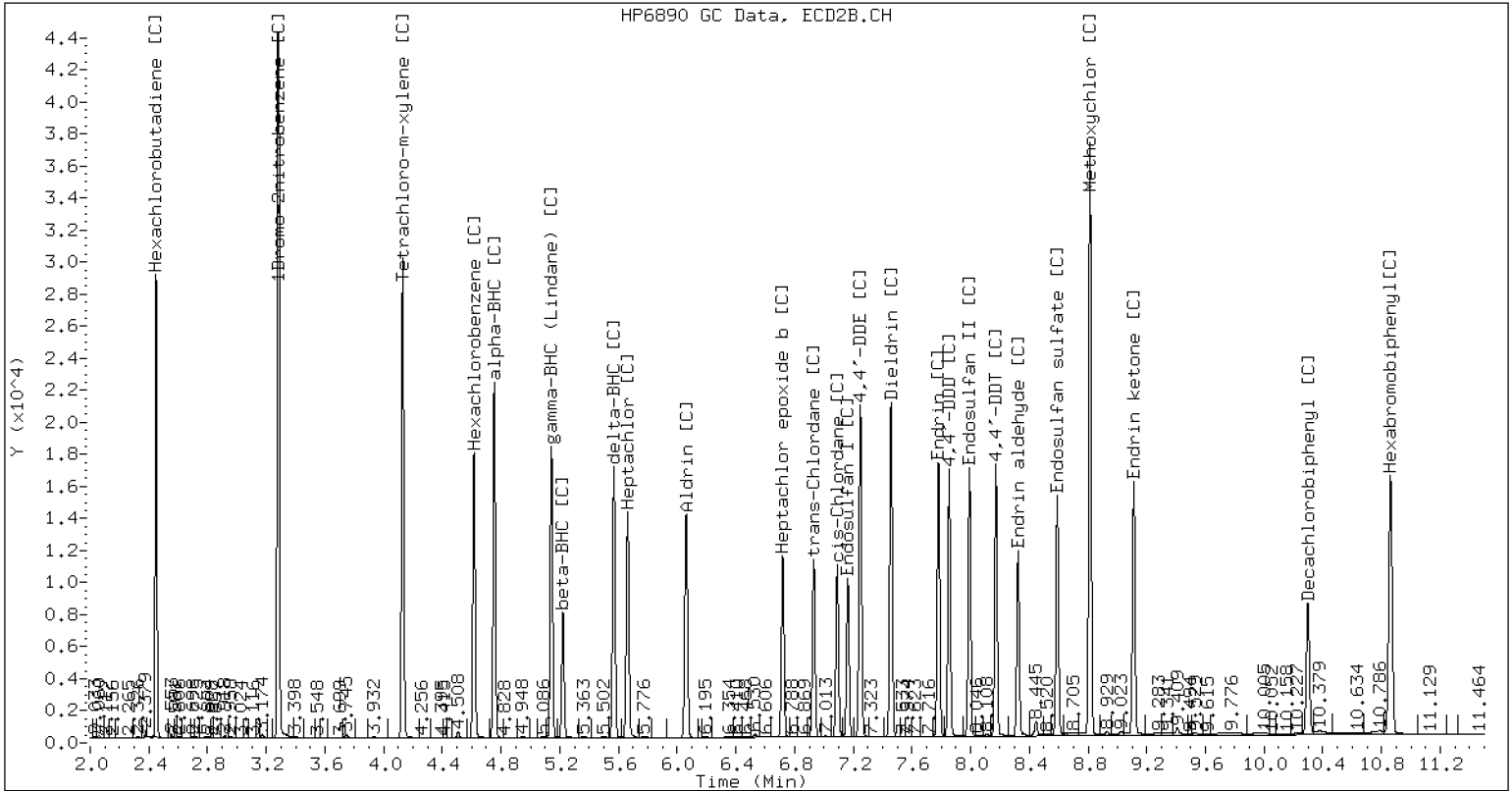


Pesticide Dual Column Chromatograms



STX-CLP Manual Integration: NO

/20230418.b/B20230418.b/23041822.D SEQ-CCV1 CLP2



CLP-2 Manual Integration: NO



CONTINUING CALIBRATION CHECK
EPA 8081B

Laboratory: Analytical Resources, LLC

SDG: 23C0774

Client: Anchor QEA, LLC

Project: AOC5 MR Phase 1

Instrument ID: ECD6

Calibration: GD00035

Lab File ID: 23041832.D

Calibration Date: 04/12/2023

Sequence: SLD0275

Injection Date: 04/18/23

Lab Sample ID: SLD0275-CCV3

Injection Time: 23:16

Sequence Name: IND

COMPOUND	TYPE	CONC. (ng/mL)		RESPONSE FACTOR (RRF)			% DRIFT/DIFF	
		STD	CCV	ICAL	CCV	MIN	CCV	LIMIT
alpha-BHC	L	20.000	20.1	1.7493120	1.7560320		0.4	+/-20
alpha-BHC [2C]	L	20.000	19.6	1.6971320	1.6635320		-2.0	+/-20
beta-BHC	L	20.000	19.1	0.6985426	0.6681145		-4.4	+/-20
beta-BHC [2C]	L	20.000	18.5	0.6741426	0.6242690		-7.4	+/-20
gamma-BHC (Lindane)	L	20.000	20.0	1.5372540	1.5360550		-0.08	+/-20
gamma-BHC (Lindane) [2C]	L	20.000	19.5	1.4921000	1.4566720		-2.4	+/-20
delta-BHC	L	20.000	19.9	1.5838220	1.5732380		-0.7	+/-20
delta-BHC [2C]	L	20.000	19.1	1.5107800	1.4411660		-4.6	+/-20
Heptachlor	L	20.000	19.6	1.4227670	1.3936190		-2.0	+/-20
Heptachlor [2C]	L	20.000	19.6	1.3085210	1.2797740		-2.2	+/-20
Aldrin	L	20.000	19.4	1.4471840	1.4024960		-3.1	+/-20
Aldrin [2C]	L	20.000	19.2	1.3583320	1.3009350		-4.2	+/-20
Heptachlor Epoxide	L	20.000	17.9	1.3062650	1.1680050		-10.6	+/-20
Heptachlor Epoxide [2C]	L	20.000	16.9	1.1956940	1.0123950		-15.3	+/-20
trans-Chlordane (beta-Chlordane)	L	20.000	18.4	1.2781630	1.1772830		-7.9	+/-20
trans-Chlordane (beta-Chlordane) [2C]	L	20.000	17.2	1.1465120	0.9872260		-13.9	+/-20
cis-Chlordane (alpha-chlordane)	L	20.000	17.9	1.2830810	1.1495310		-10.4	+/-20
cis-Chlordane (alpha-chlordane) [2C]	L	20.000	16.9	1.1290160	0.9550325		-15.4	+/-20
Endosulfan I	L	20.000	17.9	1.1644720	1.0413630		-10.6	+/-20
Endosulfan I [2C]	L	20.000	17.0	1.0187800	0.8673273		-14.9	+/-20
4,4'-DDE	L	40.000	37.0	1.1619370	1.0749510		-7.5	+/-20
4,4'-DDE [2C]	L	40.000	33.6	1.0629340	0.8919955		-16.1	+/-20
Dieldrin	L	40.000	36.1	1.2323180	1.1130610		-9.7	+/-20
Dieldrin [2C]	L	40.000	32.5	1.1166600	0.9068984		-18.8	+/-20
Endrin	L	40.000	42.8	1.3825400	1.4793180		7.0	+/-20
Endrin [2C]	L	40.000	38.7	1.6101570	1.5575080		-3.3	+/-20
Endosulfan II	L	40.000	43.5	1.2946390	1.4071810		8.7	+/-20
Endosulfan II [2C]	L	40.000	39.5	1.5210760	1.5037410		-1.1	+/-20
4,4'-DDD	L	40.000	45.3	1.2408670	1.4055270		13.3	+/-20
4,4'-DDD [2C]	L	40.000	40.1	1.4718860	1.4752820		0.2	+/-20
Endrin Aldehyde	L	40.000	42.0	0.9880472	1.0375650		5.0	+/-20
Endrin Aldehyde [2C]	L	40.000	38.6	1.0998080	1.0622250		-3.4	+/-20
4,4'-DDT	L	40.000	43.2	1.3364530	1.4424380		7.9	+/-20
4,4'-DDT [2C]	L	40.000	40.8	1.4849930	1.5132760		1.9	+/-20

* Values outside of QC limits



CONTINUING CALIBRATION CHECK
EPA 8081B

Laboratory: Analytical Resources, LLC

SDG: 23C0774

Client: Anchor QEA, LLC

Project: AOC5 MR Phase 1

Instrument ID: ECD6

Calibration: GD00035

Lab File ID: 23041832.D

Calibration Date: 04/12/2023

Sequence: SLD0275

Injection Date: 04/18/23

Lab Sample ID: SLD0275-CCV3

Injection Time: 23:16

Sequence Name: IND

COMPOUND	TYPE	CONC. (ng/mL)		RESPONSE FACTOR (RRF)			% DRIFT/DIFF	
		STD	CCV	ICAL	CCV	MIN	CCV	LIMIT
Endosulfan Sulfate	L	40.000	40.7	1.2205710	1.2407220		1.7	+/-20
Endosulfan Sulfate [2C]	L	40.000	39.1	1.4006150	1.3693020		-2.2	+/-20
Endrin Ketone	L	40.000	40.9	1.3927500	1.4236630		2.2	+/-20
Endrin Ketone [2C]	L	40.000	39.3	1.5294950	1.5044500		-1.6	+/-20
Methoxychlor	L	200.00	220	0.5725617	0.6302627		10.1	+/-20
Methoxychlor [2C]	L	200.00	199	0.6367416	0.6330791		-0.6	+/-20
Hexachlorobutadiene	L	20.000	19.8	1.8042650	1.7866400		-1.0	+/-20
Hexachlorobutadiene [2C]	L	20.000	19.9	1.5408270	1.5333650		-0.5	+/-20
Hexachlorobenzene	L	20.000	19.1	1.5480310	1.4796490		-4.4	+/-20
Hexachlorobenzene [2C]	L	20.000	18.7	1.4821210	1.3869450		-6.4	+/-20
Decachlorobiphenyl	L	40.000	36.0	0.9435985	0.8488708		-10.0	+/-20
Decachlorobiphenyl [2C]	L	40.000	38.2	0.9656082	0.9228945		-4.4	+/-20
Tetrachlorometaxylene	L	40.000	39.0	1.1193850	1.0908840		-2.5	+/-20
Tetrachlorometaxylene [2C]	L	40.000	38.4	1.1000560	1.0550830		-4.1	+/-20

* Values outside of QC limits

Analytical Resources Inc.
Dual Column 8081 Pesticide Quantitation Report

Data file 1: /20230418.b/23041832.D
Data file 2: /20230418.b/B20230418.b/23041832.D
Method: \20230418.b\PEST.m
Compound Sublist: INDA.sub
Instrument, Inj. Vol.: ecd6.i, 1ul
Operator: JGR

ARI ID: SEQ-CCV2
Client ID:
Injection Date: 18-APR-2023 23:16
Report Date: 04/20/2023 12:31
Units: ng/mL
Dilution Factor: 1.000

RT	STX-CLP Col Shift Response	CLP2 Col Response	RT	CLP2 Col Shift Response	CLP2 Col Response	STX-CLP on col	CLP2 on col	RPD	Compound/Flag
4.327	-0.006	380029	4.752	-0.010	489755	20.08	19.60	2.4	alpha-BHC
4.710	-0.007	144589	5.220	-0.010	183789	19.13	18.52	3.2	beta-BHC
4.894	-0.007	340470	5.568	-0.009	424289	19.87	19.08	4.0	delta-BHC
4.630	-0.007	332423	5.142	-0.010	428854	19.98	19.53	2.3	gamma-BHC (Lindane)
5.118	-0.006	301598	5.661	-0.010	376774	19.59	19.56	0.2	Heptachlor
5.441	-0.007	303519	6.061	-0.010	383004	19.38	19.15	1.2	Aldrin
6.117	-0.008	252772	6.718	-0.011	298056	17.88	16.93	5.5	Heptachlor epoxide b
6.560	-0.007	225365	7.163	-0.009	255347	17.89	17.03	4.9	Endosulfan I
6.820	-0.008	481763	7.457	-0.009	533994	36.13	32.49	10.6	Dieldrin
6.482	-0.007	465268	7.248	-0.009	525219	37.01	33.57	9.7	4,4'-DDE
7.070	-0.008	393407	7.780	-0.010	430718	42.80	38.69	10.1	Endrin
7.306	-0.008	374223	7.991	-0.010	415849	43.48	39.54	9.5	Endosulfan II
7.129	-0.007	373783	7.853	-0.009	407979	45.31	40.09	12.2	4,4'-DDD
8.169	-0.008	329955	8.589	-0.009	378671	40.66	39.11	3.9	Endosulfan sulfate
7.423	-0.008	383599	8.172	-0.009	418486	43.17	40.76	5.7	4,4'-DDT
7.912	-0.009	838054	8.812	-0.010	875368	220.16	198.85	10.2	Methoxychlor
8.444	-0.008	378606	9.111	-0.008	416045	40.89	39.35	3.8	Endrin ketone
7.735	-0.008	275928	8.322	-0.009	293751	42.00	38.63	8.4	Endrin aldehyde
6.259	-0.007	254780	6.930	-0.009	290646	18.42	17.22	6.7	trans-Chlordane
6.406	-0.007	248774	7.090	-0.010	281168	17.92	16.92	5.7	cis-Chlordane
2.305	-0.004	386653	2.448	-0.005	451433	19.80	19.90	0.5	Hexachlorobutadiene
4.168	-0.007	320216	4.613	-0.009	408326	19.12	18.72	2.1	Hexachlorobenzene
3.813	-0.006	472164	4.128	-0.008	621247	38.98	38.36	1.6	Tetrachloro-m-xylene
9.359	-0.007	225747	10.298	-0.008	255220	35.98	38.23	6.1	Decachlorobiphenyl

* Indicates RPD > 40%

A Indicates Peak Height was used for Column 1 quantitation instead of Area

B Indicates Peak Height was used for Column 2 quantitation instead of Area

M Indicates Column 1 peak was manually integrated

N Indicates Column 2 peak was manually integrated

~ Indicates recovery outside QC Limits

INTERNAL STANDARD SUMMARY

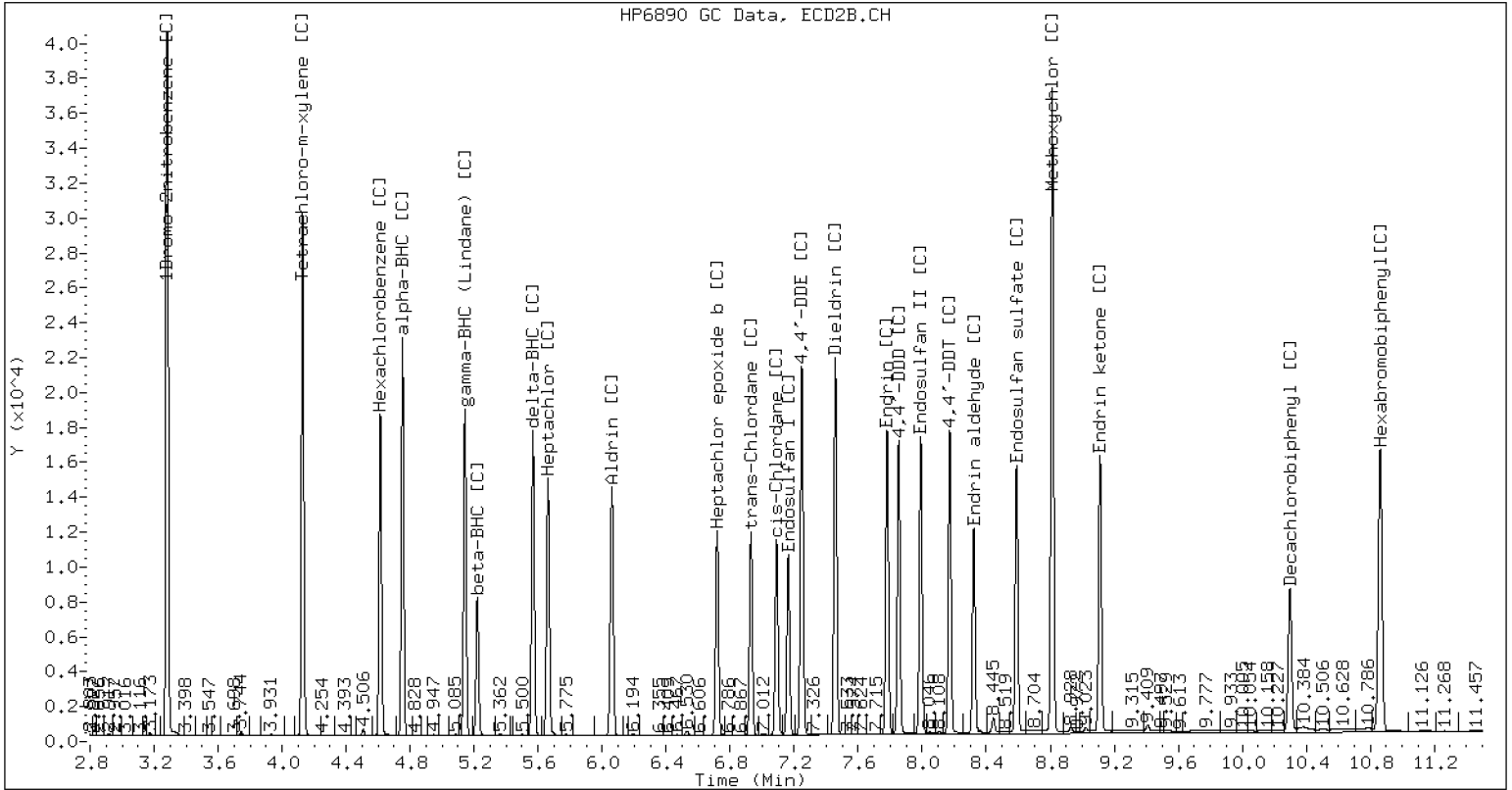
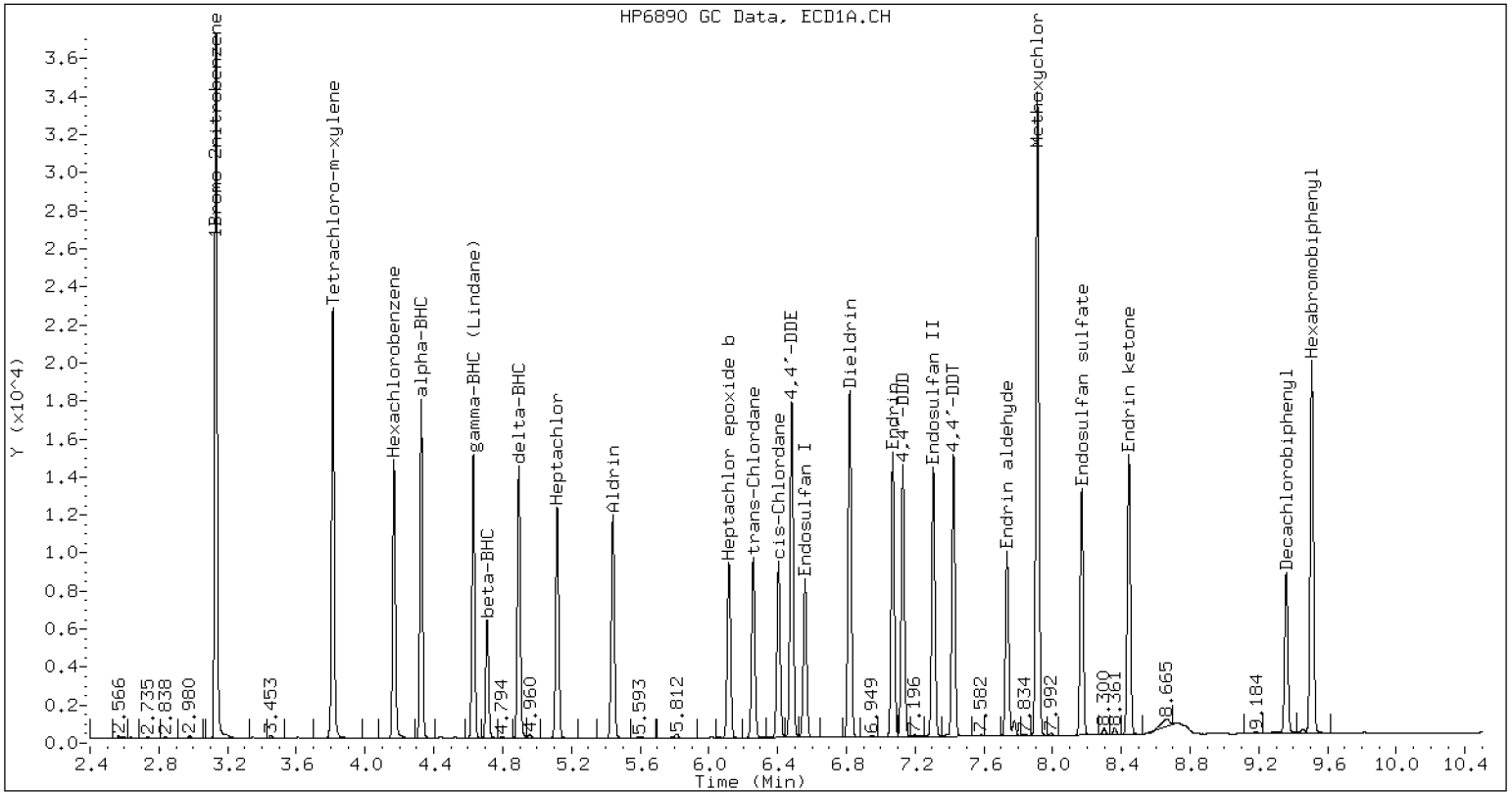
Standard Cpnd	Column 1		%D
	Standard Area*	Sample Area	
Bromo-Nitrobenzene	864333	865654	0.2
Hexabromobiphenyl	663237	531876	-19.8

Standard Cpnd	Column 2		%D
	Standard Area*	Sample Area	
Bromo-Nitrobenzene	1480846	1177627	-20.5
Hexabromobiphenyl	870561	553086	-36.5

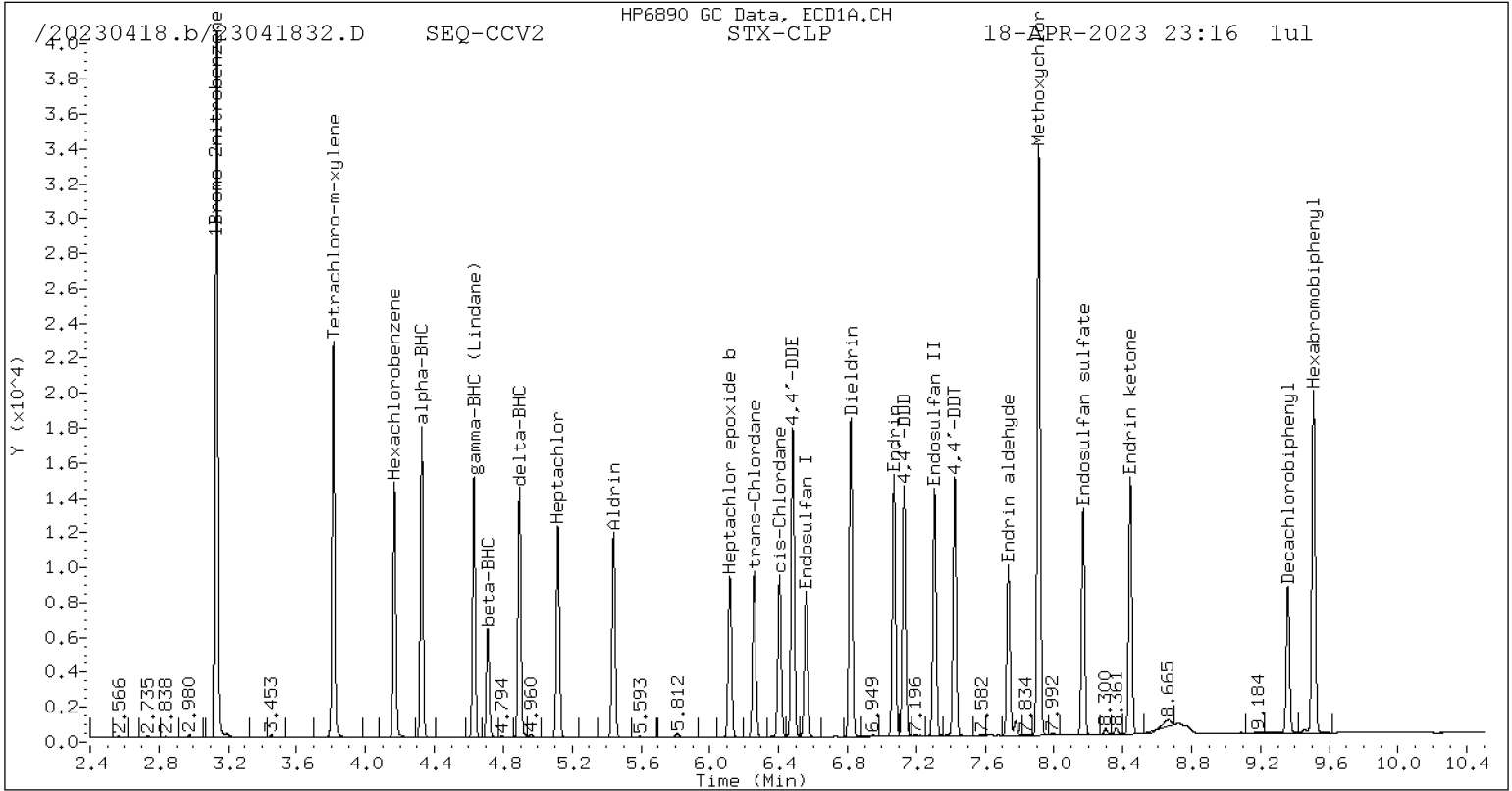
* Standard Areas taken from Initial Cal Level 5

Initial Calibration Date: 12-APR-2023

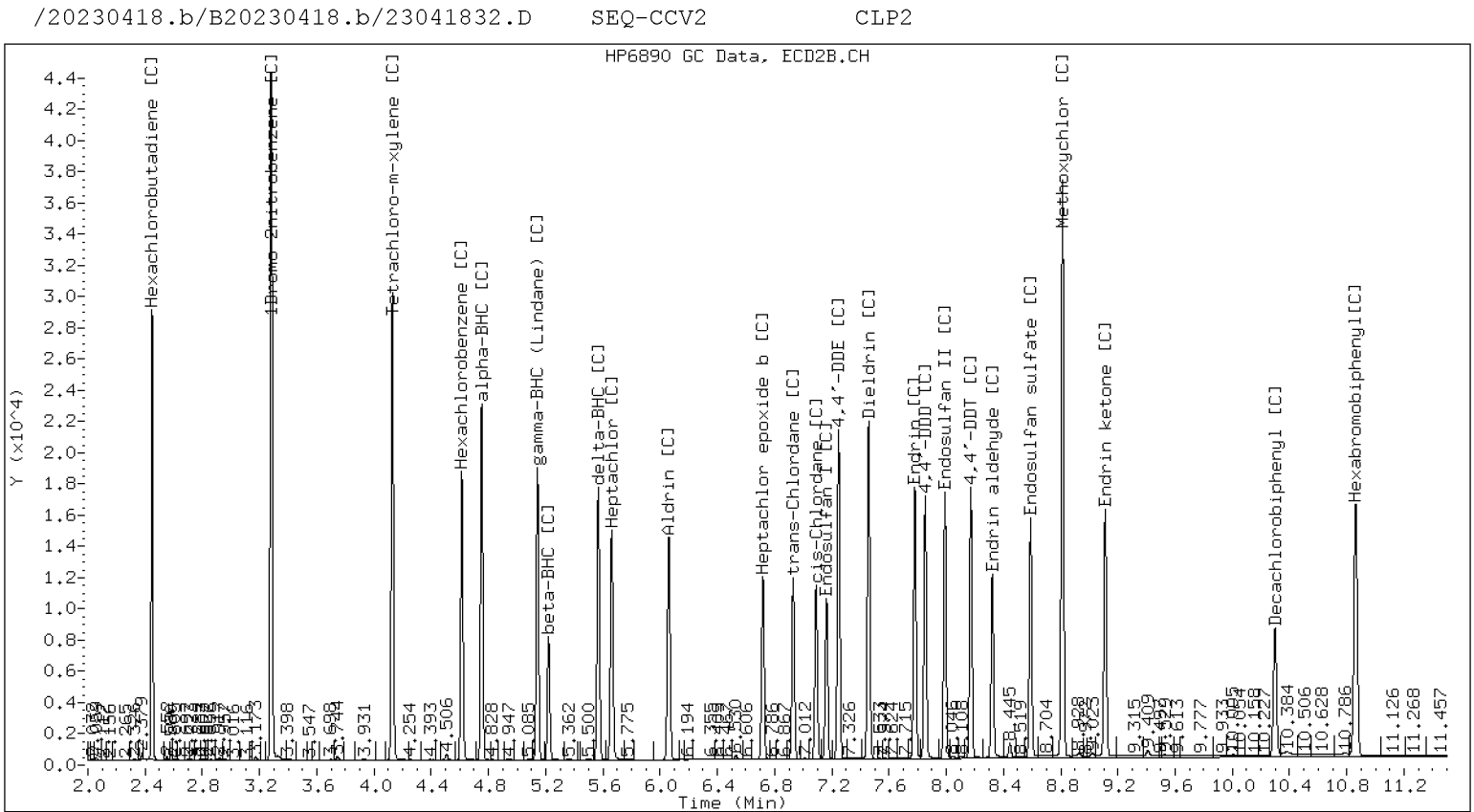
<- Indicates standard response outside Limits (-50 to +100%)



Pesticide Dual Column Chromatograms



STX-CLP Manual Integration: NO



CLP-2 Manual Integration: NO



PERFORMANCE EVALUATION DATA SHEET

DS1

EPA 8081B

Laboratory: Analytical Resources, LLC

Laboratory ID: SLD0275-PEM1

File ID: 23041806.D

Client: Anchor QEA, LLC

Matrix: Water

Instrument: ECD6

Project: AOC5 MR Phase 1

Analyzed: 04/18/2023

Sequence: SLD0275

SDG: 23C0774

Calibration: GD00035

Column: 1

PEM COMPOUND	RT	Response
4,4'-DDE	6.48	10746
Endrin	7.07	948049
4,4'-DDD	0.00	0
Endrin Aldehyde	7.74	52926
4,4'-DDT	7.42	975140
Endrin Ketone	8.44	54557

4,4'-DDT %Breakdown (1): 1.1

Endrin %Breakdown (1): 10.2



PERFORMANCE EVALUATION DATA SHEET

DS1

EPA 8081B

Laboratory: Analytical Resources, LLC

Laboratory ID: SLD0275-PEM1

File ID: 23041806.D

Client: Anchor QEA, LLC

Matrix: Water

Instrument: ECD6

Project: AOC5 MR Phase 1

Analyzed: 04/18/2023

Sequence: SLD0275

SDG: 23C0774

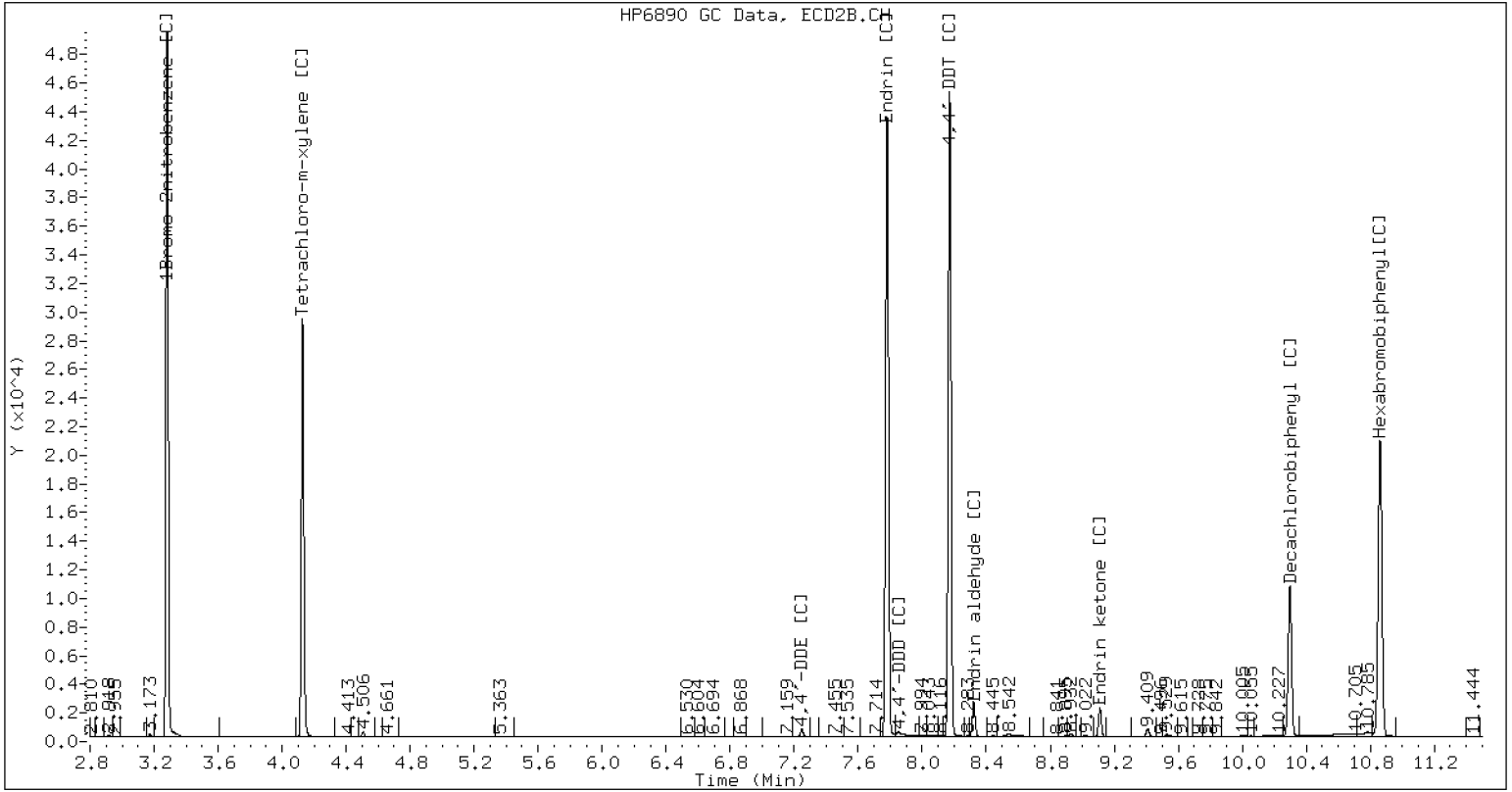
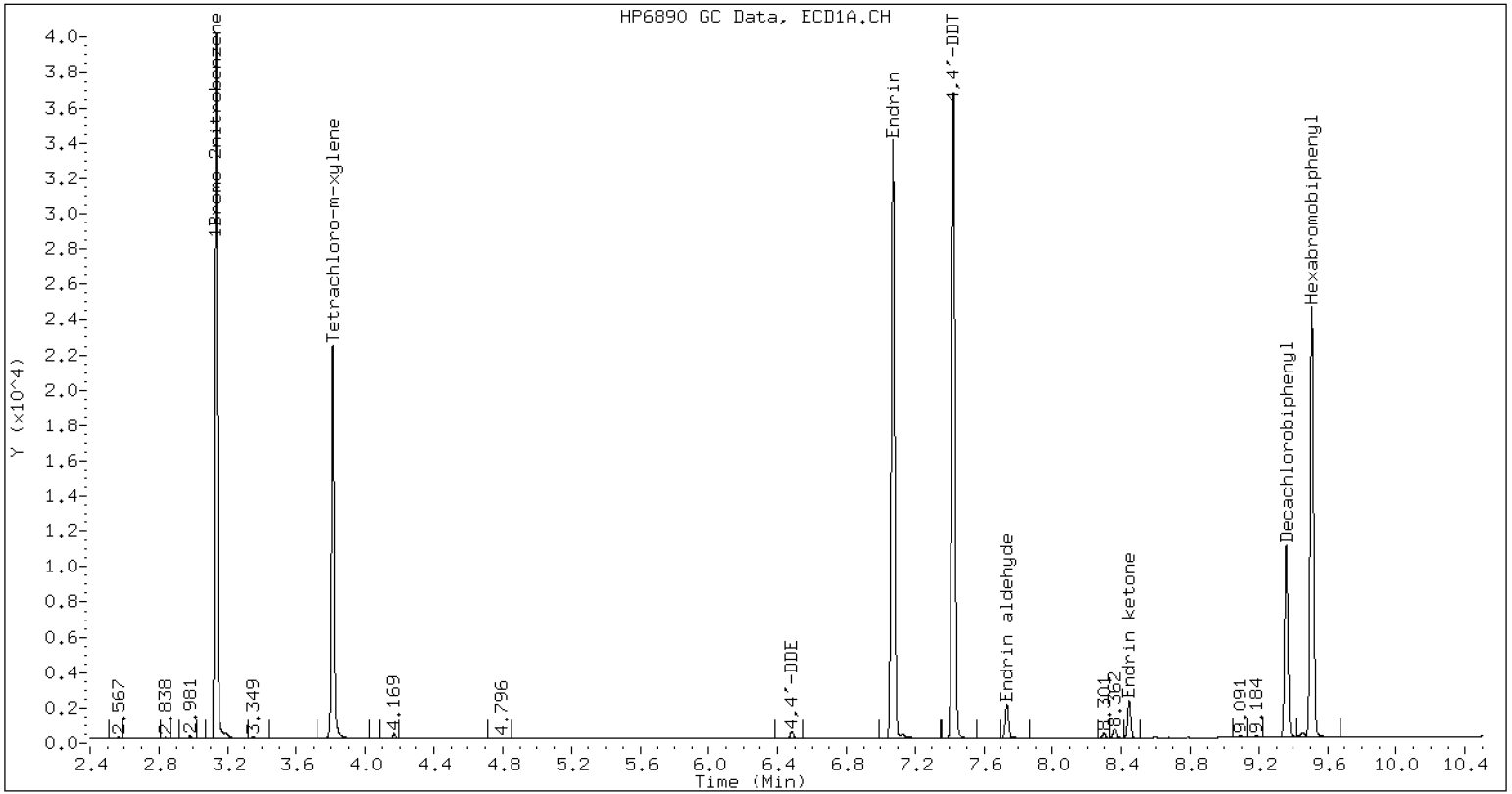
Calibration: GD00035

Column: 2

PEM COMPOUND	RT	Response
4,4'-DDE	7.25	13515
Endrin	7.78	1132303
4,4'-DDD	7.85	29542
Endrin Aldehyde	8.32	60830
4,4'-DDT	8.17	1133045
Endrin Ketone	9.11	48645

4,4'-DDT %Breakdown (1): 3.7

Endrin %Breakdown (1): 8.8





PERFORMANCE EVALUATION DATA SHEET

DS2

EPA 8081B

Laboratory: Analytical Resources, LLC

Laboratory ID: SLD0275-PEM2

File ID: 23041821.D

Client: Anchor QEA, LLC

Matrix: Water

Instrument: ECD6

Project: AOC5 MR Phase 1

Analyzed: 04/18/2023

Sequence: SLD0275

SDG: 23C0774

Calibration: GD00035

Column: 1

PEM COMPOUND	RT	Response
4,4'-DDE	6.48	6079
Endrin	7.07	413036
4,4'-DDD	7.13	8953
Endrin Aldehyde	7.74	12229
4,4'-DDT	7.42	376015
Endrin Ketone	8.45	18968

4,4'-DDT %Breakdown (1): 3.8

Endrin %Breakdown (1): 7.0



PERFORMANCE EVALUATION DATA SHEET

DS2

EPA 8081B

Laboratory: Analytical Resources, LLC

Laboratory ID: SLD0275-PEM2

File ID: 23041821.D

Client: Anchor QEA, LLC

Matrix: Water

Instrument: ECD6

Project: AOC5 MR Phase 1

Analyzed: 04/18/2023

Sequence: SLD0275

SDG: 23C0774

Calibration: GD00035

Column: 2

PEM COMPOUND	RT	Response
4,4'-DDE	7.25	6942
Endrin	7.78	436060
4,4'-DDD	7.86	21120
Endrin Aldehyde	8.32	13090
4,4'-DDT	8.17	407474
Endrin Ketone	9.11	16131

4,4'-DDT %Breakdown (1): 6.4

Endrin %Breakdown (1): 6.3



PERFORMANCE EVALUATION DATA SHEET

DS3

EPA 8081B

Laboratory: Analytical Resources, LLC

Laboratory ID: SLD0275-PEM3

File ID: 23041831.D

Client: Anchor QEA, LLC

Matrix: Water

Instrument: ECD6

Project: AOC5 MR Phase 1

Analyzed: 04/18/2023

Sequence: SLD0275

SDG: 23C0774

Calibration: GD00035

Column: 1

PEM COMPOUND	RT	Response
4,4'-DDE	6.48	9045
Endrin	7.07	834842
4,4'-DDD	7.13	11027
Endrin Aldehyde	7.74	31360
4,4'-DDT	7.42	799505
Endrin Ketone	8.44	42607

4,4'-DDT %Breakdown (1): 2.4

Endrin %Breakdown (1): 8.1



PERFORMANCE EVALUATION DATA SHEET

DS3

EPA 8081B

Laboratory: Analytical Resources, LLC

Laboratory ID: SLD0275-PEM3

File ID: 23041831.D

Client: Anchor QEA, LLC

Matrix: Water

Instrument: ECD6

Project: AOC5 MR Phase 1

Analyzed: 04/18/2023

Sequence: SLD0275

SDG: 23C0774

Calibration: GD00035

Column: 2

PEM COMPOUND	RT	Response
4,4'-DDE	7.25	17375
Endrin	7.78	968329
4,4'-DDD	7.85	49801
Endrin Aldehyde	8.32	30672
4,4'-DDT	8.17	918766
Endrin Ketone	9.11	36442

4,4'-DDT %Breakdown (1): 6.8

Endrin %Breakdown (1): 6.5



ANALYSIS SEQUENCE

SLD0187

Instrument: ECD6
Calibration ID: UNASSIGNED

Printed: 4/14/2023 8:38:57AM

Lab Number	Analysis	Container	Order	Position	STD ID	ISTD ID	Client	Comments
SLD0187-PEM1	QC		1		L002116	L000844		
SLD0187-CAL1	QC		2		L003348	L000844		
SLD0187-CAL2	QC		3		L003347	L000844		
SLD0187-CAL3	QC		4		L003346	L000844		
SLD0187-CAL4	QC		5		L003345	L000844		
SLD0187-CAL5	QC		6		L003344	L000844		
SLD0187-CAL6	QC		7		L003343	L000844		
SLD0187-CAL7	QC		8		L000560	L000844		
SLD0187-CAL8	QC		9		L003342	L000844		
SLD0187-CAL9	QC		10		L003341	L000844		
SLD0187-CALA	QC		11		L003340	L000844		
SLD0187-CALB	QC		12		L003339	L000844		
SLD0187-CALC	QC		13		L003338	L000844		
SLD0187-CALD	QC		14		L003337	L000844		
SLD0187-CALE	QC		15		L000377	L000844		
SLD0187-CALF	QC		16		L003398	L000844		
SLD0187-CALG	QC		17		L003397	L000844		
SLD0187-CALH	QC		18		L003396	L000844		
SLD0187-CALI	QC		19		L003395	L000844		
SLD0187-CALJ	QC		20		L003394	L000844		
SLD0187-CALK	QC		21		L003393	L000844		

Samples Loaded By _____ Date _____

Data Processed By _____ Date _____



ANALYSIS SEQUENCE

SLD0187

Instrument: ECD6
Calibration ID: UNASSIGNED

Printed: 4/14/2023 8:38:57AM

Lab Number	Analysis	Container	Order	Position	STD ID	ISTD ID	Client	Comments
SLD0187-CALL	QC		22		L000559	L000844		
SLD0187-SCV1	QC		23		L003155	L000844		
SLD0187-SCV2	QC		24		L003156	L000844		
SLD0187-PEM2	QC		25		L002116	L000844		
SLD0187-ICV1	QC		26		L003344	L000844		
SLD0187-ICV2	QC		27		L003338	L000844		
BLD0075-BLK1	QC		28			L000844		
BLD0075-BS1	QC		29			L000844		
BLD0075-MRL1	QC		30			L000844		
23D0028-01	8081B Pest	E 01	31			L000844	Associated Earth Sciences, Inc	
SLD0187-PEM3	QC		32		L002116	L000844		
SLD0187-CCV1	QC		33		L003344	L000844		
SLD0187-CCV2	QC		34		L003338	L000844		
BLD0009-BLK1	QC		35			L000844		
BLD0009-BS1	QC		36			L000844		
BLD0009-BSD1	QC		37			L000844		
BLD0009-MS1	QC		38			L000844		
BLD0009-MSD1	QC		39			L000844		
23C0752-01	8081B Pest (PSDDA)	A 03	40			L000844	Anchor QEA, LLC	
23C0752-02	8081B Pest (PSDDA)	A 03	41			L000844	Anchor QEA, LLC	
23C0752-03	8081B Pest (PSDDA)	A 03	42			L000844	Anchor QEA, LLC	

Samples Loaded By _____ Date _____

Data Processed By _____ Date _____

GC LOG SUMMARY FOR DATABATCH - \\target\share\chem4\ecd6.i\20230412.b

	Inject	Date/Time	Filename	DF	LabID	ClientID
1	12-APR-2023	14:57	23041202.D	1	SEQ-IB	
2	12-APR-2023	15:16	23041203.D	1	SEQ-PEM1	
3	12-APR-2023	15:34	23041204.D	1	SEQ-CAL1	
4	12-APR-2023	15:53	23041205.D	1	SEQ-CAL2	
5	12-APR-2023	16:11	23041206.D	1	SEQ-CAL3	
6	12-APR-2023	16:30	23041207.D	1	SEQ-CAL5	
7	12-APR-2023	16:48	23041208.D	1	SEQ-CAL4	
8	12-APR-2023	17:06	23041209.D	1	SEQ-CAL6	
9	12-APR-2023	17:25	23041210.D	1	SEQ-CAL7	
10	12-APR-2023	17:43	23041211.D	1	SEQ-CAL8	
11	12-APR-2023	18:02	23041212.D	1	SEQ-CAL9	
12	12-APR-2023	18:20	23041213.D	1	SEQ-CALA	
13	12-APR-2023	18:38	23041214.D	1	SEQ-CALB	
14	12-APR-2023	18:57	23041215.D	1	SEQ-CALC	
15	12-APR-2023	19:15	23041216.D	1	SEQ-CALD	
16	12-APR-2023	19:34	23041217.D	1	SEQ-CALE	
17	12-APR-2023	19:52	23041218.D	1	SEQ-CALF	
18	12-APR-2023	20:10	23041219.D	1	SEQ-CALG	
19	12-APR-2023	20:29	23041220.D	1	SEQ-CALH	
20	12-APR-2023	20:47	23041221.D	1	SEQ-CALI	
21	12-APR-2023	21:05	23041222.D	1	SEQ-CALJ	
22	12-APR-2023	21:24	23041223.D	1	SEQ-CALK	
23	12-APR-2023	21:42	23041224.D	1	SEQ-CALL	
24	12-APR-2023	22:00	23041225.D	1	SEQ-SCV1	
25	12-APR-2023	22:19	23041226.D	1	SEQ-SCV2	
26	12-APR-2023	22:37	23041227.D	1	SEQ-PEM2	
27	12-APR-2023	22:55	23041228.D	1	SEQ-ICV1	
28	12-APR-2023	23:14	23041229.D	1	SEQ-ICV2	
29	12-APR-2023	23:32	23041230.D	1	BLD0075-BLK1	
30	12-APR-2023	23:50	23041231.D	1	BLD0075-BS1	
31	13-APR-2023	00:09	23041232.D	1	BLD0075-MRL1	
32	13-APR-2023	00:27	23041233.D	1	23D0028-01	
33	13-APR-2023	00:45	23041234.D	1	SEQ-PEM3	
34	13-APR-2023	01:04	23041235.D	1	SEQ-CCV1	
35	13-APR-2023	01:22	23041236.D	1	SEQ-CCV2	
36	13-APR-2023	01:40	23041237.D	1	BLD0009-BLK1	
37	13-APR-2023	01:59	23041238.D	1	BLD0009-BS1	
38	13-APR-2023	02:17	23041239.D	1	BLD0009-BSD1	
39	13-APR-2023	02:35	23041240.D	1	BLD0009-MS1	
40	13-APR-2023	02:53	23041241.D	1	BLD0009-MSD1	
41	13-APR-2023	03:12	23041242.D	1	23C0752-01	
42	13-APR-2023	03:30	23041243.D	1	23C0752-02	
43	13-APR-2023	03:48	23041244.D	1	23C0752-03	
44	13-APR-2023	04:07	23041245.D	1	23C0752-04	
45	13-APR-2023	04:25	23041246.D	1	23C0752-06	
46	13-APR-2023	04:43	23041247.D	1	SEQ-PEM4	
47	13-APR-2023	05:02	23041248.D	1	SEQ-CCV3	
48	13-APR-2023	05:20	23041249.D	1	SEQ-CCV4	

MANUAL INTEGRATION SUMMARY FOR DATABATCH - \\target\share\chem4\ecd6.i\20230412.b

ARI Job No.: SEQ- Method: PEST.m Instrument: ecd6.i Date: 12-APR-2023

Time	Filename	LabID	ClientId	DF	Manually Integrated Compounds
1457	23041202.D	SEQ-IB		1	NO MANUAL INTEGRATION
1516	23041203.D	SEQ-PEM1		1	NO MANUAL INTEGRATION
1534	23041204.D	SEQ-CAL1		1	NO MANUAL INTEGRATION
1553	23041205.D	SEQ-CAL2		1	NO MANUAL INTEGRATION
1611	23041206.D	SEQ-CAL3		1	NO MANUAL INTEGRATION
1630	23041207.D	SEQ-CAL5		1	NO MANUAL INTEGRATION
1648	23041208.D	SEQ-CAL4		1	NO MANUAL INTEGRATION
1706	23041209.D	SEQ-CAL6		1	NO MANUAL INTEGRATION
1725	23041210.D	SEQ-CAL7		1	alpha-BHC, beta-BHC, delta-BHC, gamma-BHC (Lindane), Heptachlor, Aldrin, Heptachlor epoxide b, Endosulfan I, Dieldrin, 4,4'-DDE, Endrin, Endosulfan II, 4,4'-DDD, Endosulfan sulfate, 4,4'-DDT, Methoxychlor, Endrin ketone, Endrin aldehyde, trans-Chlordane, cis-Chlordane, Hexachlorob
1743	23041211.D	SEQ-CAL8		1	NO MANUAL INTEGRATION
1802	23041212.D	SEQ-CAL9		1	NO MANUAL INTEGRATION
1820	23041213.D	SEQ-CALA		1	NO MANUAL INTEGRATION
1838	23041214.D	SEQ-CALB		1	NO MANUAL INTEGRATION
1857	23041215.D	SEQ-CALC		1	NO MANUAL INTEGRATION
1915	23041216.D	SEQ-CALD		1	NO MANUAL INTEGRATION
1934	23041217.D	SEQ-CALE		1	Oxychlordane, 2,4-DDE, trans-Nonachlor, 2,4-DDD, 2,4-DDT, cis-Nonachlor, Mirex,
1952	23041218.D	SEQ-CALF		1	NO MANUAL INTEGRATION

MANUAL INTEGRATION SUMMARY FOR DATABATCH - \\target\share\chem4\ecd6.i\20230412.b

Time	Filename	LabID	ClientId	DF	Manually Integrated Compounds
2010	23041219.D	SEQ-CALG	1		NO MANUAL INTEGRATION
2029	23041220.D	SEQ-CALH	1		NO MANUAL INTEGRATION
2047	23041221.D	SEQ-CALI	1		NO MANUAL INTEGRATION
2105	23041222.D	SEQ-CALJ	1		NO MANUAL INTEGRATION
2124	23041223.D	SEQ-CALK	1		NO MANUAL INTEGRATION
2142	23041224.D	SEQ-CALL	1		NO MANUAL INTEGRATION
2200	23041225.D	SEQ-SCV1	1		NO MANUAL INTEGRATION
2219	23041226.D	SEQ-SCV2	1		NO MANUAL INTEGRATION
2237	23041227.D	SEQ-PEM2	1		NO MANUAL INTEGRATION
2255	23041228.D	SEQ-ICV1	1		NO MANUAL INTEGRATION
2314	23041229.D	SEQ-ICV2	1		NO MANUAL INTEGRATION
2332	23041230.D	BLD0075-BLK1	1		NO MANUAL INTEGRATION
2350	23041231.D	BLD0075-BS1	1		NO MANUAL INTEGRATION
0009	23041232.D	BLD0075-MRL1	1		NO MANUAL INTEGRATION
0027	23041233.D	23D0028-01	1		NO MANUAL INTEGRATION
0045	23041234.D	SEQ-PEM3	1		Endrin, 4,4'-DDD,
0104	23041235.D	SEQ-CCV1	1		NO MANUAL INTEGRATION
0122	23041236.D	SEQ-CCV2	1		NO MANUAL INTEGRATION

MANUAL INTEGRATION SUMMARY FOR DATABATCH - \\target\share\chem4\ecd6.i\20230412.b

Time	Filename	LabID	ClientId	DF	Manually Integrated Compounds
0140	23041237.D	BLD0009-BLK1		1	NO MANUAL INTEGRATION
0159	23041238.D	BLD0009-BS1		1	NO MANUAL INTEGRATION
0217	23041239.D	BLD0009-BSD1		1	NO MANUAL INTEGRATION
0235	23041240.D	BLD0009-MS1		1	Endrin, 4,4'-DDD, 4,4'-DDT,
0253	23041241.D	BLD0009-MSD1		1	Aldrin,
0312	23041242.D	23C0752-01		1	delta-BHC, gamma-BHC (Lindane), Endrin, 4,4'-DDD, 4,4'-DDT, Endrin aldehyde, Toxaphene, cis-Nonachlor,
0330	23041243.D	23C0752-02		1	Endrin, 4,4'-DDD, 4,4'-DDT, trans-Chlordane, cis-Chlordane, Toxaphene, trans-Nonachlor, cis-Nonachlor, Chlordane (NOS),
0348	23041244.D	23C0752-03		1	Dieldrin, 4,4'-DDD, cis-Chlordane, Hexachlorobenzene, trans-Nonachlor, cis-Nonachlor, Chlordane (NOS),
0407	23041245.D	23C0752-04		1	delta-BHC, Endrin, 4,4'-DDD, 4,4'-DDT, trans-Chlordane, cis-Chlordane, Toxaphene, trans-Nonachlor, cis-Nonachlor, Chlordane (NOS),
0425	23041246.D	23C0752-06		1	Endrin, 4,4'-DDT, cis-Chlordane, Toxaphene, cis-Nonachlor, Mirex, Chlordane (NOS),
0443	23041247.D	SEQ-PEM4		1	Endrin, 4,4'-DDD,
0502	23041248.D	SEQ-CCV3		1	Hexabromobiphenyl,
0520	23041249.D	SEQ-CCV4		1	NO MANUAL INTEGRATION

Security Status Report

Date: 14-Apr-2023 08:24

23041202.D	Data Locked	yev, 14-
23041203.D	Data Locked	yev, 14-
23041204.D	Data Locked	yev, 14-
23041205.D	Data Locked	yev, 14-
23041206.D	Data Locked	yev, 14-
23041207.D	Data Locked	yev, 14-
23041208.D	Data Locked	yev, 14-
23041209.D	Data Locked	yev, 14-
23041210.D	Data Locked	yev, 14-
23041211.D	Data Locked	yev, 14-
23041212.D	Data Locked	yev, 14-
23041213.D	Data Locked	yev, 14-
23041214.D	Data Locked	yev, 14-
23041215.D	Data Locked	yev, 14-
23041216.D	Data Locked	yev, 14-
23041217.D	Data Locked	yev, 14-
23041218.D	Data Locked	yev, 14-
23041219.D	Data Locked	yev, 14-
23041220.D	Data Locked	yev, 14-
23041221.D	Data Locked	yev, 14-
23041222.D	Data Locked	yev, 14-
23041223.D	Data Locked	yev, 14-
23041224.D	Data Locked	yev, 14-
23041225.D	Data Locked	yev, 14-
23041226.D	Data Locked	yev, 14-
23041227.D	Data Locked	yev, 14-
23041228.D	Data Locked	yev, 14-
23041229.D	Data Locked	yev, 14-
23041230.D	Data Locked	yev, 14-
23041231.D	Data Locked	yev, 14-
23041232.D	Data Locked	yev, 14-
23041233.D	Data Locked	yev, 14-
23041234.D	Data Locked	yev, 14-
23041235.D	Data Locked	yev, 14-
23041236.D	Data Locked	yev, 14-
23041237.D	Data Locked	yev, 14-
23041238.D	Data Locked	yev, 14-
23041239.D	Data Locked	yev, 14-
23041240.D	Data Locked	yev, 14-
23041241.D	Data Locked	yev, 14-
23041242.D	Data Locked	yev, 14-
23041243.D	Data Locked	yev, 14-
23041244.D	Data Locked	yev, 14-
23041245.D	Data Locked	yev, 14-
23041246.D	Data Locked	yev, 14-
23041247.D	Data Locked	yev, 14-
23041248.D	Data Locked	yev, 14-
23041249.D	Data Locked	yev, 14-



ANALYSIS SEQUENCE

SLD0275

Instrument: ECD6
Calibration ID: GD00035

Printed: 4/20/2023 12:40:36PM

Lab Number	Analysis	Container	Order	Position	STD ID	ISTD ID	Client	Comments
SLD0275-PEM1	QC		1		L002116	L000844		
SLD0275-ICV1	QC		2		L003344	L000844		
BLD0058-BLK1	QC		3			L000844		
BLD0058-BS1	QC		4			L000844		
BLD0058-BSD1	QC		5			L000844		
BLD0058-MS1	QC		6			L000844		
BLD0058-MSD1	QC		7			L000844		
23C0774-01	8081B Pest (PSDDA)	A 03	8			L000844	Anchor QEA, LLC	
23C0774-02	8081B Pest (PSDDA)	A 03	9			L000844	Anchor QEA, LLC	
23C0774-03	8081B Pest (PSDDA)	A 03	10			L000844	Anchor QEA, LLC	
23C0774-04	8081B Pest (PSDDA)	A 03	11			L000844	Anchor QEA, LLC	
23C0774-05	8081B Pest (PSDDA)	A 03	12			L000844	Anchor QEA, LLC	
23C0774-06	8081B Pest (PSDDA)	A 03	13			L000844	Anchor QEA, LLC	
23C0774-07	8081B Pest (PSDDA)	A 03	14			L000844	Anchor QEA, LLC	
23C0774-08	8081B Pest (PSDDA)	A 03	15			L000844	Anchor QEA, LLC	
SLD0275-PEM2	QC		16		L002116	L000844		
SLD0275-CCV1	QC		17		L003344	L000844		
23C0774-09	8081B Pest (PSDDA)	A 03	18			L000844	Anchor QEA, LLC	
23C0774-10	8081B Pest (PSDDA)	A 03	19			L000844	Anchor QEA, LLC	
23C0774-11	8081B Pest (PSDDA)	A 03	20			L000844	Anchor QEA, LLC	
23C0774-12	8081B Pest (PSDDA)	A 03	21			L000844	Anchor QEA, LLC	

Samples Loaded By _____ Date _____

Data Processed By _____ Date _____

GC LOG SUMMARY FOR DATABATCH - \\target\share\chem4\ecd6.i\20230418.b

	Inject	Date/Time	Filename	DF	LabID	ClientID
1	18-APR-2023	15:15	23041806.D	1	SEQ-PEM1	
2	18-APR-2023	15:33	23041807.D	1	SEQ-ICV1	
3	18-APR-2023	15:52	23041808.D	1	BLD0058-BLK1	
4	18-APR-2023	16:10	23041809.D	1	BLD0058-BS1	
5	18-APR-2023	16:29	23041810.D	1	BLD0058-BSD1	
6	18-APR-2023	16:48	23041811.D	1	BLD0058-MS1	
7	18-APR-2023	17:06	23041812.D	1	BLD0058-MSD1	
8	18-APR-2023	17:25	23041813.D	1	23C0774-01	
9	18-APR-2023	17:43	23041814.D	1	23C0774-02	
10	18-APR-2023	18:02	23041815.D	1	23C0774-03	
11	18-APR-2023	18:20	23041816.D	1	23C0774-04	
12	18-APR-2023	18:39	23041817.D	1	23C0774-05	
13	18-APR-2023	18:57	23041818.D	1	23C0774-06	
14	18-APR-2023	19:16	23041819.D	1	23C0774-07	
15	18-APR-2023	19:35	23041820.D	1	23C0774-08	
16	18-APR-2023	19:53	23041821.D	1	SEQ-PEM2	
17	18-APR-2023	20:12	23041822.D	1	SEQ-CCV1	
18	18-APR-2023	20:30	23041823.D	1	23C0774-09	
19	18-APR-2023	20:49	23041824.D	1	23C0774-10	
20	18-APR-2023	21:07	23041825.D	1	23C0774-11	
21	18-APR-2023	21:25	23041826.D	1	23C0774-12	
22	18-APR-2023	21:44	23041827.D	1	23C0774-13	
23	18-APR-2023	22:02	23041828.D	1	23C0774-14	
24	18-APR-2023	22:21	23041829.D	1	23D0008-01	
25	18-APR-2023	22:39	23041830.D	1	23D0008-03	
26	18-APR-2023	22:58	23041831.D	1	SEQ-PEM3	
27	18-APR-2023	23:16	23041832.D	1	SEQ-CCV2	

MANUAL INTEGRATION SUMMARY FOR DATABATCH - \\target\share\chem4\ecd6.i\20230418.b

ARI Job No.: SEQ- Method: PEST.m Instrument: ecd6.i Date: 18-APR-2023

Time	Filename	LabID	ClientId	DF	Manually Integrated Compounds
1515	23041806.D	SEQ-PEM1		1	NO MANUAL INTEGRATION
1533	23041807.D	SEQ-ICV1		1	NO MANUAL INTEGRATION
1552	23041808.D	BLD0058-BLK1		1	NO MANUAL INTEGRATION
1610	23041809.D	BLD0058-BS1		1	NO MANUAL INTEGRATION
1629	23041810.D	BLD0058-BSD1		1	NO MANUAL INTEGRATION
1648	23041811.D	BLD0058-MS1		1	NO MANUAL INTEGRATION
1706	23041812.D	BLD0058-MSD1		1	NO MANUAL INTEGRATION
1725	23041813.D	23C0774-01		1	1Bromo-2nitrobenzene,
1743	23041814.D	23C0774-02		1	1Bromo-2nitrobenzene,
1802	23041815.D	23C0774-03		1	1Bromo-2nitrobenzene,
1820	23041816.D	23C0774-04		1	1Bromo-2nitrobenzene,
1839	23041817.D	23C0774-05		1	1Bromo-2nitrobenzene,
1857	23041818.D	23C0774-06		1	1Bromo-2nitrobenzene,
1916	23041819.D	23C0774-07		1	1Bromo-2nitrobenzene,
1935	23041820.D	23C0774-08		1	1Bromo-2nitrobenzene,
1953	23041821.D	SEQ-PEM2		1	NO MANUAL INTEGRATION
2012	23041822.D	SEQ-CCV1		1	NO MANUAL INTEGRATION

MANUAL INTEGRATION SUMMARY FOR DATABATCH - \\target\share\chem4\ecd6.i\20230418.b

Time	Filename	LabID	ClientId	DF	Manually Integrated Compounds
2030	23041823.D	23C0774-09	1		1Bromo-2nitrobenzene,
2049	23041824.D	23C0774-10	1		1Bromo-2nitrobenzene,
2107	23041825.D	23C0774-11	1		NO MANUAL INTEGRATION
2125	23041826.D	23C0774-12	1		1Bromo-2nitrobenzene,
2144	23041827.D	23C0774-13	1		1Bromo-2nitrobenzene,
2202	23041828.D	23C0774-14	1		1Bromo-2nitrobenzene, Hexachlorobenzene,
2221	23041829.D	23D0008-01	1		1Bromo-2nitrobenzene,
2239	23041830.D	23D0008-03	1		NO MANUAL INTEGRATION
2258	23041831.D	SEQ-PEM3	1		NO MANUAL INTEGRATION
2316	23041832.D	SEQ-CCV2	1		NO MANUAL INTEGRATION

Security Status Report

Date: 20-Apr-2023 10:36

23041806.D	Data Locked	yev, 20-
23041807.D	Data Locked	yev, 20-
23041808.D	Data Locked	yev, 20-
23041809.D	Data Locked	yev, 20-
23041810.D	Data Locked	yev, 20-
23041811.D	Data Locked	yev, 20-
23041812.D	Data Locked	yev, 20-
23041813.D	Data Locked	yev, 20-
23041814.D	Data Locked	yev, 20-
23041815.D	Data Locked	yev, 20-
23041816.D	Data Locked	yev, 20-
23041817.D	Data Locked	yev, 20-
23041818.D	Data Locked	yev, 20-
23041819.D	Data Locked	yev, 20-
23041820.D	Data Locked	yev, 20-
23041821.D	Data Locked	yev, 20-
23041822.D	Data Locked	yev, 20-
23041823.D	Data Locked	yev, 20-
23041824.D	Data Locked	yev, 20-
23041825.D	Data Locked	yev, 20-
23041826.D	Data Locked	yev, 20-
23041827.D	Data Locked	yev, 20-
23041828.D	Data Locked	yev, 20-
23041829.D	Data Locked	yev, 20-
23041830.D	Data Locked	yev, 20-
23041831.D	Data Locked	yev, 20-
23041832.D	Data Locked	yev, 20-



SURROGATE RECOVERY AND RT SUMMARY
EPA 8081B

Laboratory:	<u>Analytical Resources, LLC</u>	SDG/WO:	<u>23C0774</u>
Client:	<u>Anchor OEA, LLC</u>	Project:	<u>AOC5 MR Phase 1</u>
Sequence:	<u>SLD0187</u>	Instrument:	<u>ECD6</u>
Calibration:	<u>GD00035</u>	Calibration Date:	<u>04/12/2023</u>

Surrogate Compound	Spike Level ng/mL	% Recovery	Recovery Limits	RT	Calibration Mean RT	RT Diff	RT Diff Limit	Q
SLD0187-ICV1 (Solid)		Lab File ID: 23041228.D			Analyzed: 04/12/23 22:55			
Decachlorobiphenyl	40.000	79.8	80 - 120	9.366	9.365571	0.0004	+/-0.1	*
Decachlorobiphenyl [2C]	40.000	83.8	80 - 120	10.306	10.30529	0.0007	+/-0.1	
Tetrachlorometaxylene	40.000	88.6	80 - 120	3.82	3.819	0.0010	+/-0.1	
Tetrachlorometaxylene [2C]	40.000	89.4	80 - 120	4.135	4.135572	-0.0006	+/-0.1	
SLD0187-CCV1 (Solid)		Lab File ID: 23041235.D			Analyzed: 04/13/23 01:04			
Decachlorobiphenyl	40.000	78.8	80 - 120	9.365	9.365571	-0.0006	+/-0.1	*
Decachlorobiphenyl [2C]	40.000	84.2	80 - 120	10.304	10.30529	-0.0013	+/-0.1	
Tetrachlorometaxylene	40.000	88.7	80 - 120	3.819	3.819	0.0000	+/-0.1	
Tetrachlorometaxylene [2C]	40.000	89.1	80 - 120	4.135	4.135572	-0.0006	+/-0.1	



SURROGATE RECOVERY AND RT SUMMARY
EPA 8081B

Laboratory: Analytical Resources, LLC
Client: Anchor OEA, LLC
Sequence: SLD0275
Calibration: GD00035

SDG/WO: 23C0774
Project: AOC5 MR Phase 1
Instrument: ECD6
Calibration Date: 04/12/2023

Surrogate Compound	Spike Level ng/mL	% Recovery	Recovery Limits	RT	Calibration Mean RT	RT Diff	RT Diff Limit	Q
SLD0275-PEM1 (Water)			Lab File ID: 23041806.D			Analyzed: 04/18/23 15:15		
Decachlorobiphenyl	40.000	89.3	0 - 200	9.359	9.365571	-0.0066	+/-0.1	
Decachlorobiphenyl [2C]	40.000	94.4	0 - 200	10.297	10.30529	-0.0083	+/-0.1	
Tetrachlorometaxylene	40.000	98.2	0 - 200	3.812	3.819	-0.0070	+/-0.1	
Tetrachlorometaxylene [2C]	40.000	98.5	0 - 200	4.127	4.135572	-0.0086	+/-0.1	
SLD0275-ICV1 (Water)			Lab File ID: 23041807.D			Analyzed: 04/18/23 15:33		
Decachlorobiphenyl	40.000	91.5	80 - 120	9.359	9.365571	-0.0066	+/-0.1	
Decachlorobiphenyl [2C]	40.000	96.5	80 - 120	10.298	10.30529	-0.0073	+/-0.1	
Tetrachlorometaxylene	40.000	99.0	80 - 120	3.813	3.819	-0.0060	+/-0.1	
Tetrachlorometaxylene [2C]	40.000	100	80 - 120	4.128	4.135572	-0.0076	+/-0.1	
BLD0058-BLK1 (Solid)			Lab File ID: 23041808.D			Analyzed: 04/18/23 15:52		
Decachlorobiphenyl	8.0000	82.9	30 - 160	9.359	9.365571	-0.0066	+/-0.1	
Decachlorobiphenyl [2C]	8.0000	86.5	30 - 160	10.299	10.30529	-0.0063	+/-0.1	
Tetrachlorometaxylene	8.0000	67.8	30 - 160	3.813	3.819	-0.0060	+/-0.1	
Tetrachlorometaxylene [2C]	8.0000	69.9	30 - 160	4.128	4.135572	-0.0076	+/-0.1	
BLD0058-BS1 (Solid)			Lab File ID: 23041809.D			Analyzed: 04/18/23 16:10		
Decachlorobiphenyl	8.0000	82.0	30 - 160	9.358	9.365571	-0.0076	+/-0.1	
Decachlorobiphenyl [2C]	8.0000	87.2	30 - 160	10.298	10.30529	-0.0073	+/-0.1	
Tetrachlorometaxylene	8.0000	61.9	30 - 160	3.813	3.819	-0.0060	+/-0.1	
Tetrachlorometaxylene [2C]	8.0000	72.7	30 - 160	4.128	4.135572	-0.0076	+/-0.1	
BLD0058-BSD1 (Solid)			Lab File ID: 23041810.D			Analyzed: 04/18/23 16:29		
Decachlorobiphenyl	8.0000	94.9	30 - 160	9.359	9.365571	-0.0066	+/-0.1	
Decachlorobiphenyl [2C]	8.0000	98.6	30 - 160	10.298	10.30529	-0.0073	+/-0.1	
Tetrachlorometaxylene	8.0000	86.3	30 - 160	3.814	3.819	-0.0050	+/-0.1	
Tetrachlorometaxylene [2C]	8.0000	80.8	30 - 160	4.129	4.135572	-0.0066	+/-0.1	
BLD0058-MS1 (Solid)			Lab File ID: 23041811.D			Analyzed: 04/18/23 16:48		
Decachlorobiphenyl	8.0008	90.9	30 - 160	9.364	9.365571	-0.0016	+/-0.1	
Decachlorobiphenyl [2C]	8.0008	99.1	30 - 160	10.302	10.30529	-0.0033	+/-0.1	
Tetrachlorometaxylene	8.0008	63.1	30 - 160	3.815	3.819	-0.0040	+/-0.1	
Tetrachlorometaxylene [2C]	8.0008	68.9	30 - 160	4.131	4.135572	-0.0046	+/-0.1	



SURROGATE RECOVERY AND RT SUMMARY
EPA 8081B

Laboratory: Analytical Resources, LLC
Client: Anchor QEA, LLC
Sequence: SLD0275
Calibration: GD00035

SDG/WO: 23C0774
Project: AOC5 MR Phase 1
Instrument: ECD6
Calibration Date: 04/12/2023

Surrogate Compound	Spike Level ug/kg dry	% Recovery	Recovery Limits	RT	Calibration Mean RT	RT Diff	RT Diff Limit	Q
BLD0058-MSD1 (Solid)			Lab File ID: 23041812.D		Analyzed: 04/18/23 17:06			
Decachlorobiphenyl	8.0008	89.2	30 - 160	9.363	9.365571	-0.0026	+/-0.1	
Decachlorobiphenyl [2C]	8.0008	101	30 - 160	10.302	10.30529	-0.0033	+/-0.1	
Tetrachlorometaxylene	8.0008	61.4	30 - 160	3.813	3.819	-0.0060	+/-0.1	
Tetrachlorometaxylene [2C]	8.0008	73.0	30 - 160	4.129	4.135572	-0.0066	+/-0.1	
23C0774-01 (Solid)			Lab File ID: 23041813.D		Analyzed: 04/18/23 17:25			
Decachlorobiphenyl	7.9960	91.2	30 - 160	9.362	9.365571	-0.0036	+/-0.1	
Decachlorobiphenyl [2C]	7.9960	106	30 - 160	10.3	10.30529	-0.0053	+/-0.1	
Tetrachlorometaxylene	7.9960	78.9	30 - 160	3.813	3.819	-0.0060	+/-0.1	
Tetrachlorometaxylene [2C]	7.9960	79.4	30 - 160	4.129	4.135572	-0.0066	+/-0.1	
23C0774-02 (Solid)			Lab File ID: 23041814.D		Analyzed: 04/18/23 17:43			
Decachlorobiphenyl	7.9855	81.6	30 - 160	9.363	9.365571	-0.0026	+/-0.1	
Decachlorobiphenyl [2C]	7.9855	87.7	30 - 160	10.301	10.30529	-0.0043	+/-0.1	
Tetrachlorometaxylene	7.9855	73.9	30 - 160	3.813	3.819	-0.0060	+/-0.1	
Tetrachlorometaxylene [2C]	7.9855	73.9	30 - 160	4.128	4.135572	-0.0076	+/-0.1	
23C0774-03 (Solid)			Lab File ID: 23041815.D		Analyzed: 04/18/23 18:02			
Decachlorobiphenyl	7.9795	96.5	30 - 160	9.361	9.365571	-0.0046	+/-0.1	
Decachlorobiphenyl [2C]	7.9795	114	30 - 160	10.299	10.30529	-0.0063	+/-0.1	
Tetrachlorometaxylene	7.9795	72.8	30 - 160	3.814	3.819	-0.0050	+/-0.1	
Tetrachlorometaxylene [2C]	7.9795	76.5	30 - 160	4.129	4.135572	-0.0066	+/-0.1	
23C0774-04 (Solid)			Lab File ID: 23041816.D		Analyzed: 04/18/23 18:20			
Decachlorobiphenyl	8.0615	95.0	30 - 160	9.361	9.365571	-0.0046	+/-0.1	
Decachlorobiphenyl [2C]	8.0615	115	30 - 160	10.301	10.30529	-0.0043	+/-0.1	
Tetrachlorometaxylene	8.0615	81.0	30 - 160	3.815	3.819	-0.0040	+/-0.1	
Tetrachlorometaxylene [2C]	8.0615	79.4	30 - 160	4.13	4.135572	-0.0056	+/-0.1	
23C0774-05 (Solid)			Lab File ID: 23041817.D		Analyzed: 04/18/23 18:39			
Decachlorobiphenyl	7.9675	85.8	30 - 160	9.362	9.365571	-0.0036	+/-0.1	
Decachlorobiphenyl [2C]	7.9675	101	30 - 160	10.301	10.30529	-0.0043	+/-0.1	
Tetrachlorometaxylene	7.9675	76.0	30 - 160	3.814	3.819	-0.0050	+/-0.1	
Tetrachlorometaxylene [2C]	7.9675	74.3	30 - 160	4.13	4.135572	-0.0056	+/-0.1	



SURROGATE RECOVERY AND RT SUMMARY
EPA 8081B

Laboratory: Analytical Resources, LLC
Client: Anchor QEA, LLC
Sequence: SLD0275
Calibration: GD00035

SDG/WO: 23C0774
Project: AOC5 MR Phase 1
Instrument: ECD6
Calibration Date: 04/12/2023

Surrogate Compound	Spike Level ug/kg dry	% Recovery	Recovery Limits	RT	Calibration Mean RT	RT Diff	RT Diff Limit	Q
23C0774-06 (Solid)			Lab File ID: 23041818.D		Analyzed: 04/18/23 18:57			
Decachlorobiphenyl	7.9917	85.4	30 - 160	9.362	9.365571	-0.0036	+/-0.1	
Decachlorobiphenyl [2C]	7.9917	98.1	30 - 160	10.301	10.30529	-0.0043	+/-0.1	
Tetrachlorometaxylene	7.9917	76.1	30 - 160	3.813	3.819	-0.0060	+/-0.1	
Tetrachlorometaxylene [2C]	7.9917	76.4	30 - 160	4.129	4.135572	-0.0066	+/-0.1	
23C0774-07 (Solid)			Lab File ID: 23041819.D		Analyzed: 04/18/23 19:16			
Decachlorobiphenyl	7.9991	88.8	30 - 160	9.363	9.365571	-0.0026	+/-0.1	
Decachlorobiphenyl [2C]	7.9991	97.5	30 - 160	10.302	10.30529	-0.0033	+/-0.1	
Tetrachlorometaxylene	7.9991	75.8	30 - 160	3.813	3.819	-0.0060	+/-0.1	
Tetrachlorometaxylene [2C]	7.9991	79.6	30 - 160	4.129	4.135572	-0.0066	+/-0.1	
23C0774-08 (Solid)			Lab File ID: 23041820.D		Analyzed: 04/18/23 19:35			
Decachlorobiphenyl	7.9905	84.0	30 - 160	9.364	9.365571	-0.0016	+/-0.1	
Decachlorobiphenyl [2C]	7.9905	99.5	30 - 160	10.303	10.30529	-0.0023	+/-0.1	
Tetrachlorometaxylene	7.9905	71.5	30 - 160	3.813	3.819	-0.0060	+/-0.1	
Tetrachlorometaxylene [2C]	7.9905	75.0	30 - 160	4.129	4.135572	-0.0066	+/-0.1	
SLD0275-PEM2 (Water)			Lab File ID: 23041821.D		Analyzed: 04/18/23 19:53			
Decachlorobiphenyl	40.000	87.5	0 - 200	9.359	9.365571	-0.0066	+/-0.1	
Decachlorobiphenyl [2C]	40.000	103	0 - 200	10.298	10.30529	-0.0073	+/-0.1	
Tetrachlorometaxylene	40.000	87.1	0 - 200	3.814	3.819	-0.0050	+/-0.1	
Tetrachlorometaxylene [2C]	40.000	96.2	0 - 200	4.129	4.135572	-0.0066	+/-0.1	
SLD0275-CCV1 (Water)			Lab File ID: 23041822.D		Analyzed: 04/18/23 20:12			
Decachlorobiphenyl	40.000	89.8	80 - 120	9.359	9.365571	-0.0066	+/-0.1	
Decachlorobiphenyl [2C]	40.000	96.4	80 - 120	10.298	10.30529	-0.0073	+/-0.1	
Tetrachlorometaxylene	40.000	97.8	80 - 120	3.813	3.819	-0.0060	+/-0.1	
Tetrachlorometaxylene [2C]	40.000	95.8	80 - 120	4.129	4.135572	-0.0066	+/-0.1	
23C0774-09 (Solid)			Lab File ID: 23041823.D		Analyzed: 04/18/23 20:30			
Decachlorobiphenyl	7.9777	79.9	30 - 160	9.361	9.365571	-0.0046	+/-0.1	
Decachlorobiphenyl [2C]	7.9777	85.3	30 - 160	10.3	10.30529	-0.0053	+/-0.1	
Tetrachlorometaxylene	7.9777	69.6	30 - 160	3.813	3.819	-0.0060	+/-0.1	
Tetrachlorometaxylene [2C]	7.9777	68.9	30 - 160	4.128	4.135572	-0.0076	+/-0.1	



SURROGATE RECOVERY AND RT SUMMARY
EPA 8081B

Laboratory: Analytical Resources, LLC
Client: Anchor QEA, LLC
Sequence: SLD0275
Calibration: GD00035

SDG/WO: 23C0774
Project: AOC5 MR Phase 1
Instrument: ECD6
Calibration Date: 04/12/2023

Surrogate Compound	Spike Level ug/kg dry	% Recovery	Recovery Limits	RT	Calibration Mean RT	RT Diff	RT Diff Limit	Q
23C0774-10 (Solid)			Lab File ID: 23041824.D		Analyzed: 04/18/23 20:49			
Decachlorobiphenyl	8.0008	102	30 - 160	9.36	9.365571	-0.0056	+/-0.1	
Decachlorobiphenyl [2C]	8.0008	109	30 - 160	10.3	10.30529	-0.0053	+/-0.1	
Tetrachlorometaxylene	8.0008	69.7	30 - 160	3.814	3.819	-0.0050	+/-0.1	
Tetrachlorometaxylene [2C]	8.0008	74.8	30 - 160	4.129	4.135572	-0.0066	+/-0.1	
23C0774-11 (Solid)			Lab File ID: 23041825.D		Analyzed: 04/18/23 21:07			
Decachlorobiphenyl	7.9945	92.8	30 - 160	9.36	9.365571	-0.0056	+/-0.1	
Decachlorobiphenyl [2C]	7.9945	109	30 - 160	10.3	10.30529	-0.0053	+/-0.1	
Tetrachlorometaxylene	7.9945	77.8	30 - 160	3.813	3.819	-0.0060	+/-0.1	
Tetrachlorometaxylene [2C]	7.9945	80.5	30 - 160	4.128	4.135572	-0.0076	+/-0.1	
23C0774-12 (Solid)			Lab File ID: 23041826.D		Analyzed: 04/18/23 21:25			
Decachlorobiphenyl	7.9979	86.3	30 - 160	9.361	9.365571	-0.0046	+/-0.1	
Decachlorobiphenyl [2C]	7.9979	96.9	30 - 160	10.3	10.30529	-0.0053	+/-0.1	
Tetrachlorometaxylene	7.9979	68.4	30 - 160	3.813	3.819	-0.0060	+/-0.1	
Tetrachlorometaxylene [2C]	7.9979	70.8	30 - 160	4.129	4.135572	-0.0066	+/-0.1	
23C0774-13 (Solid)			Lab File ID: 23041827.D		Analyzed: 04/18/23 21:44			
Decachlorobiphenyl	7.9851	86.4	30 - 160	9.36	9.365571	-0.0056	+/-0.1	
Decachlorobiphenyl [2C]	7.9851	102	30 - 160	10.299	10.30529	-0.0063	+/-0.1	
Tetrachlorometaxylene	7.9851	70.5	30 - 160	3.813	3.819	-0.0060	+/-0.1	
Tetrachlorometaxylene [2C]	7.9851	72.5	30 - 160	4.129	4.135572	-0.0066	+/-0.1	
23C0774-14 (Solid)			Lab File ID: 23041828.D		Analyzed: 04/18/23 22:02			
Decachlorobiphenyl	7.9814	86.0	30 - 160	9.362	9.365571	-0.0036	+/-0.1	
Decachlorobiphenyl [2C]	7.9814	97.4	30 - 160	10.301	10.30529	-0.0043	+/-0.1	
Tetrachlorometaxylene	7.9814	77.1	30 - 160	3.813	3.819	-0.0060	+/-0.1	
Tetrachlorometaxylene [2C]	7.9814	78.1	30 - 160	4.128	4.135572	-0.0076	+/-0.1	
SLD0275-PEM3 (Water)			Lab File ID: 23041831.D		Analyzed: 04/18/23 22:58			
Decachlorobiphenyl	40.000	86.0	0 - 200	9.359	9.365571	-0.0066	+/-0.1	
Decachlorobiphenyl [2C]	40.000	102	0 - 200	10.299	10.30529	-0.0063	+/-0.1	
Tetrachlorometaxylene	40.000	94.1	0 - 200	3.813	3.819	-0.0060	+/-0.1	
Tetrachlorometaxylene [2C]	40.000	96.5	0 - 200	4.128	4.135572	-0.0076	+/-0.1	



INTERNAL STANDARD AREA AND RT SUMMARY
EPA 8081B

Laboratory: Analytical Resources, LLC

SDG: 23C0774

Client: Anchor QEA, LLC

Project: AOC5 MR Phase 1

Sequence: SLD0187

Instrument: ECD6

Calibration: GD00035

Internal Standard	Response	RT	Reference Response	Reference RT	Area %	Area % Limits	RT Diff	RT Diff Limit	Q
Initial Cal Check (SLD0187-ICV1)		(Solid)	Lab File ID: 23041228.D			Analyzed: 04/12/23 22:55			
1-Bromo-2-Nitrobenzene	527944	3.138	527944	3.138	100	50 - 200	0.000	+/-0.50	
Hexabromobiphenyl	428829	9.515	428829	9.515	100	50 - 200	0.000	+/-0.50	
1-Bromo-2-Nitrobenzene [2C]	744512	3.287	744512	3.287	100	50 - 200	0.000	+/-0.50	
Hexabromobiphenyl [2C]	468235	10.869	468235	10.869	100	50 - 200	0.000	+/-0.50	



INTERNAL STANDARD AREA AND RT SUMMARY
EPA 8081B

Laboratory: Analytical Resources, LLC
Client: Anchor QEA, LLC
Sequence: SLD0275

SDG: 23C0774
Project: AOC5 MR Phase 1
Instrument: ECD6
Calibration: GD00035

Internal Standard	Response	RT	Reference Response	Reference RT	Area %	Area % Limits	RT Diff	RT Diff Limit	Q
Performance Mix (SLD0275-PEM1)		(Water)	Lab File ID: 23041806.D		Analyzed: 04/18/23 15:15				
1-Bromo-2-Nitrobenzene	874217	3.132	866625	3.132	101	50 - 200	0.000	+/-0.50	
Hexabromobiphenyl	688412	9.508	680826	9.508	101	50 - 200	0.000	+/-0.50	
1-Bromo-2-Nitrobenzene [2C]	1164909	3.28	1148157	3.281	101	50 - 200	-0.001	+/-0.50	
Hexabromobiphenyl [2C]	692264	10.86	685739	10.861	101	50 - 200	-0.001	+/-0.50	
Initial Cal Check (SLD0275-ICV1)		(Water)	Lab File ID: 23041807.D		Analyzed: 04/18/23 15:33				
1-Bromo-2-Nitrobenzene	866625	3.132	866625	3.132	100	50 - 200	0.000	+/-0.50	
Hexabromobiphenyl	680826	9.508	680826	9.508	100	50 - 200	0.000	+/-0.50	
1-Bromo-2-Nitrobenzene [2C]	1148157	3.281	1148157	3.281	100	50 - 200	0.000	+/-0.50	
Hexabromobiphenyl [2C]	685739	10.861	685739	10.861	100	50 - 200	0.000	+/-0.50	
Blank (BLD0058-BLK1)		(Solid)	Lab File ID: 23041808.D		Analyzed: 04/18/23 15:52				
1-Bromo-2-Nitrobenzene	936500	3.132	866625	3.132	108	50 - 200	0.000	+/-0.50	
Hexabromobiphenyl	708723	9.509	680826	9.508	104	50 - 200	0.001	+/-0.50	
1-Bromo-2-Nitrobenzene [2C]	1228600	3.281	1148157	3.281	107	50 - 200	0.000	+/-0.50	
Hexabromobiphenyl [2C]	724058	10.862	685739	10.861	106	50 - 200	0.001	+/-0.50	
LCS (BLD0058-BS1)		(Solid)	Lab File ID: 23041809.D		Analyzed: 04/18/23 16:10				
1-Bromo-2-Nitrobenzene	946880	3.132	866625	3.132	109	50 - 200	0.000	+/-0.50	
Hexabromobiphenyl	721326	9.508	680826	9.508	106	50 - 200	0.000	+/-0.50	
1-Bromo-2-Nitrobenzene [2C]	1188515	3.281	1148157	3.281	104	50 - 200	0.000	+/-0.50	
Hexabromobiphenyl [2C]	718790	10.861	685739	10.861	105	50 - 200	0.000	+/-0.50	
LCS Dup (BLD0058-BSD1)		(Solid)	Lab File ID: 23041810.D		Analyzed: 04/18/23 16:29				
1-Bromo-2-Nitrobenzene	888788	3.133	866625	3.132	103	50 - 200	0.001	+/-0.50	
Hexabromobiphenyl	690390	9.508	680826	9.508	101	50 - 200	0.000	+/-0.50	
1-Bromo-2-Nitrobenzene [2C]	1162622	3.282	1148157	3.281	101	50 - 200	0.001	+/-0.50	
Hexabromobiphenyl [2C]	705582	10.861	685739	10.861	103	50 - 200	0.000	+/-0.50	
Matrix Spike (BLD0058-MS1)		(Solid)	Lab File ID: 23041811.D		Analyzed: 04/18/23 16:48				
1-Bromo-2-Nitrobenzene	1074113	3.133	866625	3.132	124	50 - 200	0.001	+/-0.50	
Hexabromobiphenyl	507112	9.516	680826	9.508	74	50 - 200	0.008	+/-0.50	
1-Bromo-2-Nitrobenzene [2C]	1137916	3.282	1148157	3.281	99	50 - 200	0.001	+/-0.50	
Hexabromobiphenyl [2C]	492901	10.867	685739	10.861	72	50 - 200	0.006	+/-0.50	



INTERNAL STANDARD AREA AND RT SUMMARY
EPA 8081B

Laboratory: Analytical Resources, LLC

SDG: 23C0774

Client: Anchor OEA, LLC

Project: AOC5 MR Phase 1

Sequence: SLD0275

Instrument: ECD6

Calibration: GD00035

Internal Standard	Response	RT	Reference Response	Reference RT	Area %	Area % Limits	RT Diff	RT Diff Limit	Q
Matrix Spike Dup (BLD0058-MSD1)		(Solid)	Lab File ID: 23041812.D		Analyzed: 04/18/23 17:06				
1-Bromo-2-Nitrobenzene	1083364	3.132	866625	3.132	125	50 - 200	0.000	+/-0.50	
Hexabromobiphenyl	497719	9.515	680826	9.508	73	50 - 200	0.007	+/-0.50	
1-Bromo-2-Nitrobenzene [2C]	1130944	3.281	1148157	3.281	99	50 - 200	0.000	+/-0.50	
Hexabromobiphenyl [2C]	502754	10.866	685739	10.861	73	50 - 200	0.005	+/-0.50	
LDW23-SC1053A (23C0774-01)		(Solid)	Lab File ID: 23041813.D		Analyzed: 04/18/23 17:25				
1-Bromo-2-Nitrobenzene	869631	3.132	866625	3.132	100	50 - 200	0.000	+/-0.50	
Hexabromobiphenyl	480370	9.513	680826	9.508	71	50 - 200	0.005	+/-0.50	
1-Bromo-2-Nitrobenzene [2C]	1078637	3.281	1148157	3.281	94	50 - 200	0.000	+/-0.50	
Hexabromobiphenyl [2C]	476002	10.865	685739	10.861	69	50 - 200	0.004	+/-0.50	
LDW23-SC1053B (23C0774-02)		(Solid)	Lab File ID: 23041814.D		Analyzed: 04/18/23 17:43				
1-Bromo-2-Nitrobenzene	917858	3.132	866625	3.132	106	50 - 200	0.000	+/-0.50	
Hexabromobiphenyl	501193	9.514	680826	9.508	74	50 - 200	0.006	+/-0.50	
1-Bromo-2-Nitrobenzene [2C]	1142031	3.281	1148157	3.281	99	50 - 200	0.000	+/-0.50	
Hexabromobiphenyl [2C]	486850	10.865	685739	10.861	71	50 - 200	0.004	+/-0.50	
LDW23-SC1007A (23C0774-03)		(Solid)	Lab File ID: 23041815.D		Analyzed: 04/18/23 18:02				
1-Bromo-2-Nitrobenzene	455122	3.133	866625	3.132	53	50 - 200	0.001	+/-0.50	
Hexabromobiphenyl	261370	9.511	680826	9.508	38	50 - 200	0.003	+/-0.50	*
1-Bromo-2-Nitrobenzene [2C]	571085	3.282	1148157	3.281	50	50 - 200	0.001	+/-0.50	*
Hexabromobiphenyl [2C]	269740	10.864	685739	10.861	39	50 - 200	0.003	+/-0.50	*
LDW23-SC1002A (23C0774-04)		(Solid)	Lab File ID: 23041816.D		Analyzed: 04/18/23 18:20				
1-Bromo-2-Nitrobenzene	453583	3.133	866625	3.132	52	50 - 200	0.001	+/-0.50	
Hexabromobiphenyl	262480	9.512	680826	9.508	39	50 - 200	0.004	+/-0.50	*
1-Bromo-2-Nitrobenzene [2C]	563703	3.282	1148157	3.281	49	50 - 200	0.001	+/-0.50	*
Hexabromobiphenyl [2C]	257817	10.865	685739	10.861	38	50 - 200	0.004	+/-0.50	*
LDW23-SC1002B (23C0774-05)		(Solid)	Lab File ID: 23041817.D		Analyzed: 04/18/23 18:39				
1-Bromo-2-Nitrobenzene	926720	3.133	866625	3.132	107	50 - 200	0.001	+/-0.50	
Hexabromobiphenyl	506249	9.514	680826	9.508	74	50 - 200	0.006	+/-0.50	
1-Bromo-2-Nitrobenzene [2C]	1173556	3.281	1148157	3.281	102	50 - 200	0.000	+/-0.50	
Hexabromobiphenyl [2C]	493361	10.866	685739	10.861	72	50 - 200	0.005	+/-0.50	



INTERNAL STANDARD AREA AND RT SUMMARY
EPA 8081B

Laboratory: Analytical Resources, LLC

SDG: 23C0774

Client: Anchor OEA, LLC

Project: AOC5 MR Phase 1

Sequence: SLD0275

Instrument: ECD6

Calibration: GD00035

Internal Standard	Response	RT	Reference Response	Reference RT	Area %	Area % Limits	RT Diff	RT Diff Limit	Q
LDW23-SC1046A (23C0774-06)		(Solid)	Lab File ID: 23041818.D		Analyzed: 04/18/23 18:57				
1-Bromo-2-Nitrobenzene	881028	3.132	866625	3.132	102	50 - 200	0.000	+/-0.50	
Hexabromobiphenyl	485334	9.513	680826	9.508	71	50 - 200	0.005	+/-0.50	
1-Bromo-2-Nitrobenzene [2C]	1100695	3.281	1148157	3.281	96	50 - 200	0.000	+/-0.50	
Hexabromobiphenyl [2C]	479834	10.866	685739	10.861	70	50 - 200	0.005	+/-0.50	
LDW23-SC1046B (23C0774-07)		(Solid)	Lab File ID: 23041819.D		Analyzed: 04/18/23 19:16				
1-Bromo-2-Nitrobenzene	923995	3.132	866625	3.132	107	50 - 200	0.000	+/-0.50	
Hexabromobiphenyl	487509	9.514	680826	9.508	72	50 - 200	0.006	+/-0.50	
1-Bromo-2-Nitrobenzene [2C]	1123445	3.281	1148157	3.281	98	50 - 200	0.000	+/-0.50	
Hexabromobiphenyl [2C]	472138	10.866	685739	10.861	69	50 - 200	0.005	+/-0.50	
LDW23-SC1177A (23C0774-08)		(Solid)	Lab File ID: 23041820.D		Analyzed: 04/18/23 19:35				
1-Bromo-2-Nitrobenzene	934302	3.132	866625	3.132	108	50 - 200	0.000	+/-0.50	
Hexabromobiphenyl	496797	9.515	680826	9.508	73	50 - 200	0.007	+/-0.50	
1-Bromo-2-Nitrobenzene [2C]	1108382	3.281	1148157	3.281	97	50 - 200	0.000	+/-0.50	
Hexabromobiphenyl [2C]	477778	10.867	685739	10.861	70	50 - 200	0.006	+/-0.50	
Performance Mix (SLD0275-PEM2)		(Water)	Lab File ID: 23041821.D		Analyzed: 04/18/23 19:53				
1-Bromo-2-Nitrobenzene	442495	3.133	866625	3.132	51	50 - 200	0.001	+/-0.50	
Hexabromobiphenyl	257638	9.508	680826	9.508	38	50 - 200	0.000	+/-0.50	*
1-Bromo-2-Nitrobenzene [2C]	540198	3.282	1148157	3.281	47	50 - 200	0.001	+/-0.50	*
Hexabromobiphenyl [2C]	260440	10.862	685739	10.861	38	50 - 200	0.001	+/-0.50	*
LDW23-SC1177B (23C0774-09)		(Solid)	Lab File ID: 23041823.D		Analyzed: 04/18/23 20:30				
1-Bromo-2-Nitrobenzene	961440	3.132	866625	3.132	111	50 - 200	0.000	+/-0.50	
Hexabromobiphenyl	512847	9.513	680826	9.508	75	50 - 200	0.005	+/-0.50	
1-Bromo-2-Nitrobenzene [2C]	1208358	3.281	1148157	3.281	105	50 - 200	0.000	+/-0.50	
Hexabromobiphenyl [2C]	494528	10.865	685739	10.861	72	50 - 200	0.004	+/-0.50	
LDW23-SC1156B (23C0774-10)		(Solid)	Lab File ID: 23041824.D		Analyzed: 04/18/23 20:49				
1-Bromo-2-Nitrobenzene	461218	3.133	866625	3.132	53	50 - 200	0.001	+/-0.50	
Hexabromobiphenyl	261914	9.511	680826	9.508	38	50 - 200	0.003	+/-0.50	*
1-Bromo-2-Nitrobenzene [2C]	560524	3.281	1148157	3.281	49	50 - 200	0.000	+/-0.50	*
Hexabromobiphenyl [2C]	271343	10.864	685739	10.861	40	50 - 200	0.003	+/-0.50	*



INTERNAL STANDARD AREA AND RT SUMMARY
EPA 8081B

Laboratory: Analytical Resources, LLC

SDG: 23C0774

Client: Anchor OEA, LLC

Project: AOC5 MR Phase 1

Sequence: SLD0275

Instrument: ECD6

Calibration: GD00035

Internal Standard	Response	RT	Reference Response	Reference RT	Area %	Area % Limits	RT Diff	RT Diff Limit	Q
LDW23-SC1183A (23C0774-11)		(Solid)	Lab File ID: 23041825.D		Analyzed: 04/18/23 21:07				
1-Bromo-2-Nitrobenzene	472415	3.132	866625	3.132	55	50 - 200	0.000	+/-0.50	
Hexabromobiphenyl	265067	9.51	680826	9.508	39	50 - 200	0.002	+/-0.50	*
1-Bromo-2-Nitrobenzene [2C]	580773	3.281	1148157	3.281	51	50 - 200	0.000	+/-0.50	
Hexabromobiphenyl [2C]	262193	10.863	685739	10.861	38	50 - 200	0.002	+/-0.50	*
LDW23-SC1183B (23C0774-12)		(Solid)	Lab File ID: 23041826.D		Analyzed: 04/18/23 21:25				
1-Bromo-2-Nitrobenzene	494232	3.132	866625	3.132	57	50 - 200	0.000	+/-0.50	
Hexabromobiphenyl	284770	9.512	680826	9.508	42	50 - 200	0.004	+/-0.50	*
1-Bromo-2-Nitrobenzene [2C]	584116	3.281	1148157	3.281	51	50 - 200	0.000	+/-0.50	
Hexabromobiphenyl [2C]	275300	10.864	685739	10.861	40	50 - 200	0.003	+/-0.50	*
LDW23-SC1183C (23C0774-13)		(Solid)	Lab File ID: 23041827.D		Analyzed: 04/18/23 21:44				
1-Bromo-2-Nitrobenzene	467721	3.133	866625	3.132	54	50 - 200	0.001	+/-0.50	
Hexabromobiphenyl	265046	9.51	680826	9.508	39	50 - 200	0.002	+/-0.50	*
1-Bromo-2-Nitrobenzene [2C]	576228	3.281	1148157	3.281	50	50 - 200	0.000	+/-0.50	
Hexabromobiphenyl [2C]	264236	10.864	685739	10.861	39	50 - 200	0.003	+/-0.50	*
LDW23-SS1808 (23C0774-14)		(Solid)	Lab File ID: 23041828.D		Analyzed: 04/18/23 22:02				
1-Bromo-2-Nitrobenzene	898548	3.132	866625	3.132	104	50 - 200	0.000	+/-0.50	
Hexabromobiphenyl	501691	9.513	680826	9.508	74	50 - 200	0.005	+/-0.50	
1-Bromo-2-Nitrobenzene [2C]	1136737	3.281	1148157	3.281	99	50 - 200	0.000	+/-0.50	
Hexabromobiphenyl [2C]	492134	10.866	685739	10.861	72	50 - 200	0.005	+/-0.50	
Performance Mix (SLD0275-PEM3)		(Water)	Lab File ID: 23041831.D		Analyzed: 04/18/23 22:58				
1-Bromo-2-Nitrobenzene	858536	3.132	866625	3.132	99	50 - 200	0.000	+/-0.50	
Hexabromobiphenyl	517406	9.508	680826	9.508	76	50 - 200	0.000	+/-0.50	
1-Bromo-2-Nitrobenzene [2C]	1101498	3.281	1148157	3.281	96	50 - 200	0.000	+/-0.50	
Hexabromobiphenyl [2C]	545462	10.862	685739	10.861	80	50 - 200	0.001	+/-0.50	



HOLDING TIME SUMMARY

Analysis: EPA 8081B

Laboratory: Analytical Resources, LLC

SDG: 23C0774

Client: Anchor QEA, LLC

Project: AOC5 MR Phase 1

Sample Name	Date Collected	Date Received	Date Prepared	Days to Prep	Max Days to Prep	Date Analyzed	Days to Analysis	Max Days to Analysis	Q
LDW23-SC1053A 23C0774-01	12/16/22 09:12	12/16/22 15:47	04/05/23 11:19	110	365	04/18/23 17:25	13	40	
LDW23-SC1053B 23C0774-02	12/16/22 09:12	12/16/22 15:47	04/05/23 11:19	110	365	04/18/23 17:43	13	40	
LDW23-SC1007A 23C0774-03	12/16/22 10:43	12/16/22 15:47	04/05/23 11:19	110	365	04/18/23 18:02	13	40	
LDW23-SC1002A 23C0774-04	12/16/22 11:20	12/16/22 15:47	04/05/23 11:19	109	365	04/18/23 18:20	13	40	
LDW23-SC1002B 23C0774-05	12/16/22 11:20	12/16/22 15:47	04/05/23 11:19	109	365	04/18/23 18:39	13	40	
LDW23-SC1046A 23C0774-06	12/15/22 11:32	12/16/22 15:47	04/05/23 11:19	110	365	04/18/23 18:57	13	40	
LDW23-SC1046B 23C0774-07	12/15/22 11:32	12/16/22 15:47	04/05/23 11:19	110	365	04/18/23 19:16	13	40	
LDW23-SC1177A 23C0774-08	12/14/22 08:04	12/16/22 15:47	04/05/23 11:19	112	365	04/18/23 19:35	13	40	
LDW23-SC1177B 23C0774-09	12/14/22 08:04	12/16/22 15:47	04/05/23 11:19	112	365	04/18/23 20:30	13	40	
LDW23-SC1156B 23C0774-10	12/14/22 10:44	12/16/22 15:47	04/05/23 11:19	112	365	04/18/23 20:49	13	40	
LDW23-SC1183A 23C0774-11	12/14/22 14:09	12/16/22 15:47	04/05/23 11:19	111	365	04/18/23 21:07	13	40	
LDW23-SC1183B 23C0774-12	12/14/22 14:09	12/16/22 15:47	04/05/23 11:19	111	365	04/18/23 21:25	13	40	
LDW23-SC1183C 23C0774-13	12/14/22 14:09	12/16/22 15:47	04/05/23 11:19	111	365	04/18/23 21:44	13	40	
LDW23-SS1808 23C0774-14	03/03/23 13:25	12/16/22 15:47	04/05/23 11:19	32	365	04/18/23 22:02	13	40	
Matrix Spike BLD0058-MS1	12/14/22 10:44	12/16/22 15:47	04/05/23 11:19	112	365	04/18/23 16:48	13	40	
Matrix Spike Dup BLD0058-MSD1	12/14/22 10:44	12/16/22 15:47	04/05/23 11:19	112	365	04/18/23 17:06	13	40	

* Indicates hold time exceedance.



**METHOD DETECTION
AND REPORTING LIMITS**

EPA 8081B

Laboratory: Analytical Resources, LLC

SDG: 23C0774

Client: Anchor QEA, LLC

Project: AOC5 MR Phase 1

Matrix: Solid

Instrument: ECD6

Analyte	MDL	RL	Units
Hexachlorobenzene	0.15	0.50	ug/kg
Hexachlorobenzene [2C]	0.15	0.50	ug/kg

CERTIFICATE OF ANALYSIS

Catalog No: S-279N
Description: Tetrachloro-m-xylene
Lot: 0052481B-1
Solvent: N/A
Hazards: Refer to SDS for complete safety information

Date Certified: Jul 28, 2005
Expiration: Jul 28, 2015
Sample Size: 100 mg
Components: 1
Storage Condition: Ambient (>5 °C)



Signal Word: Warning

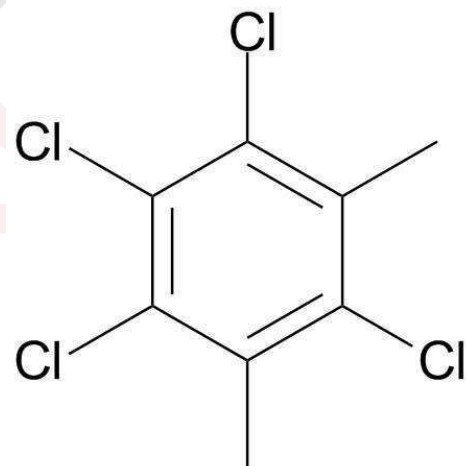
Certified Reference Material



Component	CAS #	Purity % (GC/FID)	Prepared Concentration	Certified Analyte Concentration ¹
Tetrachloro-meta-xylene	877-09-8	96.0	N/A	N/A

Identification:

Molecular formula: C₈H₆Cl₄
Molecular weight: 243.94



C000147

tetrachlorometaxylene

Expires 1/15/2020

Prepared By Joshua Rains 1/15/2014

This Certified Reference Material was verified in accordance with ISO/IEC 17025

A product with a suffix (-1A, -2B, etc. or -01, -02, etc.) on its lot number has had its expiration date extended and is identical to the same lot number without the suffix.

¹ The Uncertainty calculated for this product is ±2.4%. These values are the expanded uncertainty and represent an estimated standard deviation equal to the positive square root of the total variation of the uncertainty of components. A normal distribution is assumed and a coverage factor of K=2 is chosen using approximately a 95% confidence level.

Labels and certificates follow U.S. Conventions in reporting numerical values: A comma (,) is used to separate units of one-thousand or greater. A period (.) is used as a decimal place marker.

Metrological traceability is established through in-house validated methods.

Purity, if stated, is equal to 100% minus found impurity components. Impurity components have not been identified.

The information on this certificate may not be reproduced without the express permission of the manufacturer. See reverse side for additional information

Hazard Information: Please refer to the SDS for information regarding the hazards associated with using this material.

This product was prepared according to in-house procedures and is guaranteed to be homogeneous.

Certified By:

Larry Decker, Organic QC Manager



AccuStandard

125 Market Street
New Haven, CT 06513
(203) 786-5290

CERTIFICATE OF PRODUCT DATA

PRODUCT: C-209N

EXPIRATION: Jul 28, 2015

DESCRIPTION: 2,2',3,3',4,4',5,5',6,6'-Decachlorobiphenyl

LOT #: 990521LB-AC

SOLVENT: N/A

This product is guaranteed accurate to $\pm 0.5\%$ of the Certified Analyte concentration through the Expiration Date on the Label.

Component	CAS #	Purity % (GC/MS)	Prepared Concentration ¹	Certified Analyte Concentration ²
2,2',3,3',4,4',5,5',6,6'-Decachlorobiphenyl	2051-24-3	100	N/A	N/A

2;

C000148

decachlorobiphenyl

Expires 1/15/2020

Prepared By Joshua Rains 1/15/2014

** I 1768 A*

Certified by:

R. Cooper

Please note: AccuStandard follows the U.S. conventions in reporting numerical values, on both certificates and labels.

A comma (,) is used to separate units of one-thousand or greater.
A period (.) is used as a decimal place marker.

1. All weights are traceable through National Institute of Standards & Technology, Test No. 822/254480
 2. Certified Analyte Concentration = Purity x Prepared Concentration. The Uncertainty calculated for this product is $\pm 0.5\%$ which is the Combined Uncertainty $U_c(y)$. It represents an estimated standard deviation equal to the positive square root of the total variance of the uncertainty of components. The Expanded Uncertainty is U which is $U_c(y) * K$ where K is the coverage factor at the 95% confidence level ($K=2$).
 3. A product with a suffix (-1A, -2B, etc.) on its lot# has had its expiration date extended and is identical to the same lot# without the suffix.

This product was manufactured in accordance to quality system requirements of ISO 9001:2000 and ISO 17025

** Recertified ~ 4-6-09 (S)*



Analytical Standard Record
Standard ID: C000148

Printed: 4/23/2015 11:54:44AM

Description:	decachlorobiphenyl	Expires:	15-Jan-2020
Standard Type:	Other	Prepared:	15-Jan-2014
Solvent:	na/a	Prepared By:	Joshua Rains
Final Volume (mls):	1	Department:	Organics
Vials:	1	Last Edit:	27-Feb-2015 13:03 by JGR
Vendor:	Accustandard	Lot #:	9905211b-ac
Vendor Catalog #:			

Comments

see i1768a
SOM calibrations added 06/12/14 sdrd

Analyte	CAS Number	Concentration	Units
Decachlorobiphenyl [2C]	2051-24-3	1000000	ug/mL
Decachlorobiphenyl	2051-24-3	1000000	ug/mL
DCB 1660 [2C]	2051-24-3	1000000	ug/mL
DCB 1660	2051-24-3	1000000	ug/mL
DCB [2C]	2051-24-3	1000000	ug/mL
DCB (A) [2C]	2051-24-3	1000000	ug/mL
DCB (A)	2051-24-3	1000000	ug/mL
DCB	2051-24-3	1000000	ug/mL

Reviewed By

Date

CERTIFICATE OF ANALYSIS

Catalog No: APP-9-112-D-20X
Description: Hexachlorobenzene in Dichloromethane
Lot: 219051389
Solvent: Dichloromethane
Hazards: Refer to SDS for complete safety information

Date Certified: May 13, 2019
Expiration: May 13, 2029
Sample Size: 1 mL
Components: 1
Storage Condition: Ambient (>5 °C)



Certified Reference Material



Component	CAS #	Purity % (GC/MS)	Prepared Concentration ² (µg/mL)	Certified Analyte Concentration ¹ (µg/mL)
Hexachlorobenzene	118-74-1	99.0	2002	1982



J006504

Hexachlorobenzene
Solvent / Lot: Dichloromethane
Prep: 6/21/2021 by YZ
Exp: 5/13/2029
Location:

A product with a suffix (-1A, -2B, etc. or -01, -02, etc.) on its lot number has had its expiration date extended and is identical to the same lot number without the suffix.

² All weights are traceable through NIST, Test No. 684/289871-17

¹ Certified Analyte Concentration = Purity x Prepared Concentration.

The Uncertainty associated with the certified concentration reported on this certificate is $\pm 2.4\%$. This value is the combined expanded uncertainty and represents an estimated standard deviation equal to the positive square root of the total variation of the uncertainty of components. A normal distribution is assumed and a coverage factor of K=2 is chosen using approximately a 95% confidence level.

Labels and certificates follow U.S. Conventions in reporting numerical values: A comma (,) is used to separate units of one-thousand or greater. A period (.) is used as a decimal place marker.

The information on this certificate may not be reproduced without the express permission of the manufacturer. See reverse side for additional information

Certified By: 
Larry Decker, Organic QC Manager

1. Quality Standards:

ISO 17034 – General Requirements for the Competence of Reference Material Producers ANAB Certificate Number AR-1463

ISO/IEC 17025 – General Requirements for the Competence of Testing And Calibration Laboratories ANAB Certificate Number AT-1339

ISO 9001:2015 – Quality Management System – Requirements Eagle Registrations Certificate Number 3774

2 Intended Use: The product covered by this certificate is designed for calibration or for use in quality control procedures for the specified chemical compounds listed on the reverse side. This product can be used for quantification and/or identification. This product can also be used as a reference material to validate analytical procedures, subject to the conditions under Section 7

3 Manufacturing: All balances are calibrated daily using an in-house procedure with weights that are compared annually to master weights and traceable to NIST. The balances are also calibrated annually by an ISO/IEC 17025 accredited calibration laboratory. Please refer to the NIST test number listed on the front of this certificate. Class A glassware is used in the manufacture and quality control of all standards and calibrated using an in-house procedure. Good Laboratory Practices have been used throughout the preparation of this

4 Homogeneity: This product is sufficiently homogeneous and any sample size would be within the uncertainty budget.

5 Stability: The manufacturer guarantees the stability of this solution through the expiration date stated on the label, when handled and stored according to the conditions stated on the label

6 Uncertainty: The uncertainty values as stated on the face of this certificate have been determined using the EURACHEM/CITAC Guide. We report a combined expanded uncertainty equal to the positive square root of the total variance of the uncertainty of the components using the following formula: $u_a = \sqrt{(u(V))^2 + (u(m))^2 + (u(IV))^2 + (u(RO))^2}$ This formula represents uncertainty components from the mass, volume, short-term stability, long-term stability and homogeneity factors associated with the production of this product. The expanded uncertainty, assumes a normal distribution and a coverage factor of k=2 is chosen using approximately a 95% confidence level.

7 Legal Notice and Limit of Liability: This product is for routine laboratory analysis and research purposes only. The company's liability will be limited to replacement of product or refund of purchase price. Notice of claims must be made within thirty (30) days from date of delivery.

CERTIFICATE OF ANALYSIS

Catalog No: M-8081-DS
Description: 4,4'-DDT & Endrin
Lot: 221031488-04
Solvent: Hexane
Hazards: Refer to SDS for complete safety information

Date Certified: Apr 8, 2022
Expiration: May 8, 2023
Sample Size: 1 mL
Components: 2
Storage Condition: Ambient (>5 °C)



Signal Word: Danger

Certified Reference Material



Component	CAS #	Purity % (GC/MS)	Prepared Concentration ² (µg/mL)	Certified Analyte Concentration ¹ (µg/mL)
4,4'-DDT	50-29-3	100.0	200.9	200.9
Endrin	72-20-8	99.8	200.0	199.6

K7002

This Certified Reference Material was verified in accordance with ISO/IEC 17025

A product with a suffix (-1A, -2B, etc. or -01, -02, etc.) on its lot number has had its expiration date extended and is identical to the same lot number without the suffix.

² All weights are traceable through NIST, Test No. 684/289871-17

¹ Certified Analyte Concentration = Purity x Prepared Concentration.

The Uncertainty associated with the certified concentration reported on this certificate is ±2.4%. This value is the combined expanded uncertainty and represents an estimated standard deviation equal to the positive square root of the total variation of the uncertainty of components. A normal distribution is assumed and a coverage factor of K=2 is chosen using approximately a 95% confidence level.

Labels and certificates follow U.S. Conventions in reporting numerical values: A comma (,) is used to separate units of one-thousand or greater. A period (.) is used as a decimal place marker.

The information on this certificate may not be reproduced without the express permission of the manufacturer. See reverse side for additional information

Hazard Information: Please refer to the SDS for information regarding the hazards associated with using this material.

This product was prepared according to in-house procedures and is guaranteed to be homogeneous.

Certified By:



Larry Decker, Organic QC Manager



CERTIFIED REFERENCE MATERIAL

110 Benner Circle
Bellefonte, PA 16823-8812
Tel: (800)356-1688
Fax: (814)353-1309

www.restek.com

Certificate of Analysis



FOR LABORATORY USE ONLY-READ SDS PRIOR TO USE.

This Reference Material is intended for Laboratory Use Only as a standard for the qualitative and/or quantitative determination of the analyte(s) listed.

Catalog No. : 32292 **Lot No.:** A0185477

Description : Organochlorine Pesticide Mix AB # 2
Organochlorine Pesticide Mix AB # 2 8-80 µg/mL, Hexane/Toluene(1:1), 1mL/ampul

Container Size : 2 mL **Pkg Amt:** > 1 mL

Expiration Date : May 31, 2026 **Storage:** 10°C or colder

Ship: Ambient

CERTIFIED VALUES

Elution Order	Compound	Grav. Conc. (weight/volume)	Expanded Uncertainty (95% C.L.; K=2)			
1	alpha-BHC	8.1 µg/mL	+/-	0.0660	µg/mL	Gravimetric
	CAS # 319-84-6 (Lot 12307600)		+/-	0.3703	µg/mL	Unstressed
	Purity 99%		+/-	0.5325	µg/mL	Stressed
2	gamma-BHC (Lindane)	8.0 µg/mL	+/-	0.0654	µg/mL	Gravimetric
	CAS # 58-89-9 (Lot 13087200)		+/-	0.3672	µg/mL	Unstressed
	Purity 99%		+/-	0.5281	µg/mL	Stressed
3	beta-BHC	8.1 µg/mL	+/-	0.0660	µg/mL	Gravimetric
	CAS # 319-85-7 (Lot 0588007-4)		+/-	0.3703	µg/mL	Unstressed
	Purity 99%		+/-	0.5325	µg/mL	Stressed
4	delta-BHC	8.1 µg/mL	+/-	0.0660	µg/mL	Gravimetric
	CAS # 319-86-8 (Lot 13112400)		+/-	0.3703	µg/mL	Unstressed
	Purity 99%		+/-	0.5325	µg/mL	Stressed
5	Heptachlor	8.0 µg/mL	+/-	0.0654	µg/mL	Gravimetric
	CAS # 76-44-8 (Lot 803759)		+/-	0.3672	µg/mL	Unstressed
	Purity 99%		+/-	0.5281	µg/mL	Stressed
6	Aldrin	8.1 µg/mL	+/-	0.0660	µg/mL	Gravimetric
	CAS # 309-00-2 (Lot 12983100)		+/-	0.3702	µg/mL	Unstressed
	Purity 96%		+/-	0.5323	µg/mL	Stressed
7	Heptachlor epoxide (isomer B)	8.1 µg/mL	+/-	0.0660	µg/mL	Gravimetric
	CAS # 1024-57-3 (Lot 13168200)		+/-	0.3703	µg/mL	Unstressed
	Purity 99%		+/-	0.5325	µg/mL	Stressed

8	trans-Chlordane CAS # 5103-74-2 Purity 98%	(Lot 32943)	8.0 µg/mL	+/- 0.0657 +/- 0.3689 +/- 0.5305	µg/mL µg/mL µg/mL	Gravimetric Unstressed Stressed
9	cis-Chlordane CAS # 5103-71-9 Purity 98%	(Lot 31766)	8.0 µg/mL	+/- 0.0657 +/- 0.3689 +/- 0.5305	µg/mL µg/mL µg/mL	Gravimetric Unstressed Stressed
10	Endosulfan I CAS # 959-98-8 Purity 99%	(Lot BCCF4060)	8.0 µg/mL	+/- 0.0654 +/- 0.3672 +/- 0.5281	µg/mL µg/mL µg/mL	Gravimetric Unstressed Stressed
11	4,4'-DDE CAS # 72-55-9 Purity 99%	(Lot GHYQG)	16.1 µg/mL	+/- 0.1314 +/- 0.7375 +/- 1.0606	µg/mL µg/mL µg/mL	Gravimetric Unstressed Stressed
12	Dieldrin CAS # 60-57-1 Purity 98%	(Lot 11129900)	16.1 µg/mL	+/- 0.1320 +/- 0.7408 +/- 1.0653	µg/mL µg/mL µg/mL	Gravimetric Unstressed Stressed
13	Endrin CAS # 72-20-8 Purity 99%	(Lot 13157400)	16.1 µg/mL	+/- 0.1320 +/- 0.7406 +/- 1.0650	µg/mL µg/mL µg/mL	Gravimetric Unstressed Stressed
14	4,4'-DDD CAS # 72-54-8 Purity 99%	(Lot HAN02)	16.1 µg/mL	+/- 0.1320 +/- 0.7406 +/- 1.0650	µg/mL µg/mL µg/mL	Gravimetric Unstressed Stressed
15	Endosulfan II CAS # 33213-65-9 Purity 99%	(Lot 12448900)	16.0 µg/mL	+/- 0.1309 +/- 0.7345 +/- 1.0562	µg/mL µg/mL µg/mL	Gravimetric Unstressed Stressed
16	4,4'-DDT CAS # 50-29-3 Purity 98%	(Lot 220428JLM)	16.1 µg/mL	+/- 0.1315 +/- 0.7378 +/- 1.0610	µg/mL µg/mL µg/mL	Gravimetric Unstressed Stressed
17	Endrin aldehyde CAS # 7421-93-4 Purity 99%	(Lot 30720)	16.1 µg/mL	+/- 0.1314 +/- 0.7375 +/- 1.0606	µg/mL µg/mL µg/mL	Gravimetric Unstressed Stressed
18	Endosulfan sulfate CAS # 1031-07-8 Purity 99%	(Lot BCCB0424)	16.1 µg/mL	+/- 0.1320 +/- 0.7406 +/- 1.0650	µg/mL µg/mL µg/mL	Gravimetric Unstressed Stressed
19	Methoxychlor CAS # 72-43-5 Purity 98%	(Lot 13027000)	80.2 µg/mL	+/- 0.5781 +/- 3.6697 +/- 5.2871	µg/mL µg/mL µg/mL	Gravimetric Unstressed Stressed
20	Endrin ketone CAS # 53494-70-5 Purity 99%	(Lot 13026800)	16.1 µg/mL	+/- 0.1314 +/- 0.7375 +/- 1.0606	µg/mL µg/mL µg/mL	Gravimetric Unstressed Stressed

Solvent: Hexane/Toluene (50:50)
CAS # 110-54-3/108-88-3
Purity 99%

Column:
30m x .25mm x .2um
Rtx-CLP II (cat.# 11323)

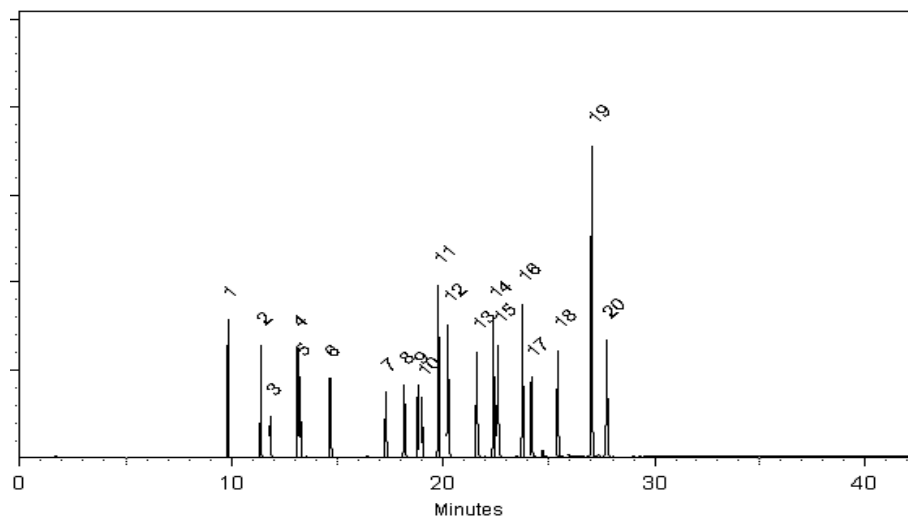
Carrier Gas:
helium-constant pressure 20 psi.

Temp. Program:
150°C to 300°C
@ 4°C/min. (hold 5 min.)

Inj. Temp:
200°C

Det. Temp:
300°C


Det. Type:
ECD



This chromatogram represents a general set of testing conditions chosen for product acceptance. For optimal results in your lab, conditions should be adjusted for your specific instrument, method, and application.


Morgan Craighead - Mix Technician

Date Mixed: 19-May-2022 **Balance:** B442140311


Fang-Yun Lo - GC Analyst

Date Passed: 26-May-2022

Manufactured under Restek's ISO 9001:2015
Registered Quality System
Certificate #FM 80397

General Certified Reference Material Notes

Expiration Notes:

- Expiration date valid for unopened ampul stored in compliance with the recommended conditions.
- Uncertainty, concentration, and expiration of the CRM are based on the unopened product being stored according to the recommended condition found in the storage field.

Purity Notes:

- Purity and/or chemical identity are determined by one or more of the following techniques: GC/FID, HPLC, GC/μECD, GC/MS, LC/MS, RI, and/or melting point.
- Compounds with a listed purity of less than 99% have been weight corrected to compensate for impurities and/or salts. A correction factor is used to calculate the amount of compound necessary to achieve the desired concentration of the parent compound in solution.
- Purity of isomeric compounds is reported as the sum of the isomers.
- Purity values are rounded to the nearest whole number.

Certified Uncertainty Value Notes:

- The uncertainties are determined in accordance with ISO 17034 and Guide 35. The certified combined stressed uncertainty value (includes gravimetric uncertainty, homogeneity between-ampul uncertainty, storage stability uncertainty and shipping stability uncertainty and were combined using the following formula:

$$U_{combined\ stressed} = k \sqrt{U_{gravimetric}^2 + U_{homogeneity}^2 + U_{storage\ stability}^2 + U_{shipping\ stability}^2}$$

k is a coverage factor of 2, which gives a level of confidence of approximately 95%.

- It is important to note that the shipping stability uncertainty was obtained under temperature extremes for specific time intervals; therefore, the certified combined stressed uncertainty value should only be applied to the product if it was stored at non-standard temperature conditions up to and including 7 days. Contact Restek Technical Service at www.restek.com/Contact-Us for use recommendations if your shipment was in-transit for more than 7 days at non-standard temperature conditions.
- Apply the certified combined unstressed uncertainty value if the product was received under standard shipping conditions. Apply the certified combined stressed uncertainty value if the product was received under non-standard conditions as specified below.

Label Conditions	Standard Conditions	Non-Standard Conditions
25°C Nominal (Room Temperature)	< 60°C	≥ 60°C up to 7 days
10°C or colder (Refrigerate)	< 40°C	≥ 40°C up to 7 days
0°C or colder (Freezer) -20°C or colder (Deep Freezer)	< 25°C	≥ 25°C up to 7 days

- Separate (not combined) uncertainty values for gravimetric uncertainty are also displayed on the certificate, if needed, separate homogeneity between-ampul uncertainty, storage stability uncertainty and shipping stability uncertainty values are available by contacting Restek Technical Service at www.restek.com/Contact-Us.
- The packaged amount is the minimum sample size for which uncertainty is valid. The ampules are over-filled to ensure that the minimum packaged amount can be sufficiently transferred.

Manufacturing Notes:

- Concentration is based upon gravimetric preparation using either a balance whose calibration has been verified daily using NIST traceable weights, and/or dilutions with Class A glassware.

Handling Notes:

- Stability of the unopened product, when stored in compliance with the recommended conditions, is guaranteed through the expiration displayed on the product label and certificate. Contact Restek for additional opened product stability information, with the knowledge/understanding that open product stability is subject to the specific handling and environmental conditions to which the product is exposed. For your convenience Restek supplies deactivated vials with most standards packed in 2mL ampules. Larger volume deactivated vials are available through Restek as a custom ordered item. Additionally, Restek sells DMDCS for the purpose of glassware deactivation as catalog number 31861, which includes complete instructions.

CERTIFICATE OF ANALYSIS

Catalog No: M-502-36-10X
Description: Hexachlorobutadiene
Lot: 222031188
Solvent: Methanol
Hazards: Refer to SDS for complete safety information

Date Certified: Mar 11, 2022
Expiration: Apr 11, 2024
Sample Size: 1 mL
Components: 1
Storage Condition: Ambient (>5 °C)



Certified Reference Material



Component	CAS #	Purity % (GC/MS)	Prepared Concentration ² (µg/mL)	Certified Analyte Concentration ¹ (µg/mL)
Hexachlorobutadiene	87-68-3	98.0	2002	1962

This Certified Reference Material was verified in accordance with ISO/IEC 17025

A product with a suffix (-1A, -2B, etc. or -01, -02, etc.) on its lot number has had its expiration date extended and is identical to the same lot number without the suffix.

² All weights are traceable through NIST, Test No. 684/289871-17

¹ Certified Analyte Concentration = Purity x Prepared Concentration.


The Uncertainty associated with the certified concentration reported on this certificate is $\pm 2.4\%$. This value is the combined expanded uncertainty and represents an estimated standard deviation equal to the positive square root of the total variation of the uncertainty of components. A normal distribution is assumed and a coverage factor of K=2 is chosen using approximately a 95% confidence level.

Labels and certificates follow U.S. Conventions in reporting numerical values: A comma (,) is used to separate units of one-thousand or greater. A period (.) is used as a decimal place marker.

The information on this certificate may not be reproduced without the express permission of the manufacturer. See reverse side for additional information

Hazard Information: Please refer to the SDS for information regarding the hazards associated with using this material.

This product was prepared according to in-house procedures and is guaranteed to be homogeneous.

Certified By: 
Larry Decker, Organic QC Manager

1. Quality Standards:

ISO 17034:2016 – General Requirements for the Competence of Reference Material Producers

ISO/IEC 17025:2017 – General Requirements for the Competence of Testing And Calibration Laboratories

ISO 9001:2015 – Quality Management System – Requirements
Eagle Registrations

2. Intended Use: The product covered by this certificate is designed for calibration or for use in quality control procedures for the specified chemical compounds listed on the reverse side. This product can be used for quantification and/or identification. This product can also be used as a reference material to validate analytical procedures, subject to the conditions under Section 7.

3. Manufacturing: All balances are calibrated daily using an in-house procedure with weights that are compared annually to master weights and traceable to NIST. The balances are also calibrated annually by an ISO/IEC 17025 accredited calibration laboratory. Please refer to the NIST test number listed on the front of this certificate. Class A glassware is used in the manufacture and quality control of all standards. Good Laboratory Practices have been used throughout the preparation of this Standard.

4. Homogeneity: This product is sufficiently homogeneous and any sample size would be within the uncertainty budget.

5. Stability: The manufacturer guarantees the stability of this solution through the expiration date stated on the label, when handled and stored according to the conditions stated on the label

6. Uncertainty: The uncertainty values as stated on the face of this certificate have been determined using the EURACHEM/CITAC Guide. We report a combined expanded uncertainty equal to the positive square root of the total variance of the uncertainty of the components using the following formula: $u_a = \sqrt{(u(V))^2 + (u(m))^2 + (u(IV))^2 + (u(RO))^2}$ This formula represents uncertainty components from the mass, volume, short-term stability, long-term stability and homogeneity factors associated with the production of this product. The expanded uncertainty, assumes a normal distribution and a coverage factor of $k=2$ is chosen using approximately a 95% confidence level.

7. Legal Notice and Limit of Liability: This product is for routine laboratory analysis and research purposes only. The company's liability will be limited to replacement of product or refund of purchase price. Notice of claims must be made within thirty (30) days from date of delivery.

CERTIFICATE OF ANALYSIS

Catalog No: M-502-36-10X

Description: Hexachlorobutadiene

Lot: 222031188

Solvent: Methanol

Hazards: Refer to SDS for complete safety information

Date Certified: Mar 11, 2022

Expiration: Apr 11, 2024

Sample Size: 1 mL

Components: 1

Storage Condition: Ambient (>5 °C)



Signal Word: Danger

Certified Reference Material



Component	CAS #	Purity % (GC/MS)	Prepared Concentration ² (µg/mL)	Certified Analyte Concentration ¹ (µg/mL)
Hexachlorobutadiene	87-68-3	98.0	2002	1962

K011468

This Certified Reference Material was verified in accordance with ISO/IEC 17025

A product with a suffix (-1A, -2B, etc. or -01, -02, etc.) on its lot number has had its expiration date extended and is identical to the same lot number without the suffix.

² All weights are traceable through NIST, Test No. 684/289871-17

¹ Certified Analyte Concentration = Purity x Prepared Concentration.

The Uncertainty associated with the certified concentration reported on this certificate is ±2.4%. This value is the combined expanded uncertainty and represents an estimated standard deviation equal to the positive square root of the total variation of the uncertainty of components. A normal distribution is assumed and a coverage factor of K=2 is chosen using approximately a 95% confidence level.

Labels and certificates follow U.S. Conventions in reporting numerical values: A comma (,) is used to separate units of one-thousand or greater. A period (.) is used as a decimal place marker.

The information on this certificate may not be reproduced without the express permission of the manufacturer. See reverse side for additional information

Hazard Information: Please refer to the SDS for information regarding the hazards associated with using this material.

This product was prepared according to in-house procedures and is guaranteed to be homogeneous.

Certified By:

Larry Decker, Organic QC Manager

Analytical Resources Inc.
Dual Column 608/8082 PCB Quantitation Report

Data file 1: /230413.b/04132318ECD7.D
Data file 2: /230413.b/230413.b/04132318ECD7.D
Method: \\target\share\chem4\ecd7.i\230413.b\PCB.m
Compound Sublist: PCB.sub
Instrument, Inj. Vol.: ecd7.i, 2ul
Quant Method: Internal Std

ARI ID: 23C0774-01
Client ID:
Injection Date: 13-APR-2023 17:04
Report Date: 04/14/2023 09:01
Matrix: NONE
Dilution Factor: 1.0

SURROGATES

ZB5 Col		ZB35 Col			ZB5	ZB35	RPD	Compound/Flag	
RT	Shift	Response	RT	Shift	Response	on col			on col
5.804	-0.005	194057	5.686	-0.008	135209	23.9	26.8	11.7	Tetrachloro-m-xylene
13.884	-0.014	154079	14.112	-0.011	176465	32.3	29.4	9.5	Decachlorobiphenyl

* Indicates RPD > 40%

INTERNAL STANDARD SUMMARY

Column 1			
Standard Cpnd	Standard Area*	Sample Area	%D
Bromo-Nitrobenzene	673778	544235	-19.2
Hexabromobiphenyl	1429847	484542	-66.1 <-

Column 2			
Standard Cpnd	Standard Area*	Sample Area	%D
Bromo-Nitrobenzene	315256	343245	8.9
Hexabromobiphenyl	513946	394533	-23.2

* Standard Areas taken from Initial Cal Level 3
Initial Calibration Date: 24-FEB-2023
<- Indicates standard response outside Limits (-50 to +100%)

ZB5 Col					ZB35 Col						
Aroclor	Peak#	RT	Shift	Area	Amount	Peak#	RT	Shift	Area	Amount	
Aroclor-1016	1	---			0.0	1	---			0.0	
Aroclor-1016	2	---			0.0	2	---			0.0	
Aroclor-1016	3	---			0.0	3	---			0.0	
Aroclor-1016	4	---			0.0	4	---			0.0	
CollAve: <3 Quant Peaks					Col2Ave: <3 Quant Peaks						
Aroclor-1221	1	---			0.0	1	---			0.0	
Aroclor-1221	2	---			0.0	2	---			0.0	
Aroclor-1221	3	---			0.0	3	---			0.0	
CollAve: <3 Quant Peaks					Col2Ave: <3 Quant Peaks						
Aroclor-1232	1	---			0.0	1	---			0.0	
Aroclor-1232	2	---			0.0	2	---			0.0	
Aroclor-1232	3	---			0.0	3	---			0.0	
Aroclor-1232	4	---			0.0	4	---			0.0	
CollAve: <3 Quant Peaks					Col2Ave: <3 Quant Peaks						
Aroclor-1242	1	---			0.0	1	---			0.0	
Aroclor-1242	2	---			0.0	2	---			0.0	
Aroclor-1242	3	---			0.0	3	---			0.0	
Aroclor-1242	4	---			0.0	4	---			0.0	
CollAve: <3 Quant Peaks					Col2Ave: <3 Quant Peaks						
Aroclor-1248	1	8.397	-0.020	32492	122.4	1	8.301	-0.019	27946	170.5	
Aroclor-1248	2	8.565	-0.031	27567	81.7	2	8.707	-0.019	21561	127.2	
Aroclor-1248	3	8.984	-0.016	77619	121.9	3	9.219	0.023	26438	135.6	
Aroclor-1248	4	9.286	-0.023	86501	266.8	4	9.532	-0.093	28086	170.0	
Total CollAve (4 peaks):				148.2	Total Col2Ave (4 peaks):				138.3	RPD = 7	
Corrected Ave (3 peaks):				108.6	Corrected Ave (3 peaks):				127.6	RPD = 16	
144.43											
Aroclor-1254	1	9.286	-0.023	86501	158.3	1	9.439	-0.027	55195	211.6	
Aroclor-1254	2	9.361	-0.029	36053	146.7	2	9.957	-0.029	28840	137.4	
Aroclor-1254	3	9.659	-0.023	69381	197.5	3	10.107	-0.038	97019	213.6	
Aroclor-1254	4	9.787	-0.036	121448	177.8	4	10.354	-0.040	120255	271.7	
Aroclor-1254	5	10.113	-0.087	152657	356.5	5	10.554	-0.031	86650	321.5	
Total CollAve (5 peaks):				207.3	Total Col2Ave (5 peaks):				231.2	RPD = 11	
Corrected Ave (4 peaks):				170.1	Corrected Ave (4 peaks):				208.6	RPD = 20	
Aroclor-1260	1	11.031	-0.023	50208	288.0	1	11.643	-0.020	47830	206.2	
Aroclor-1260	2	11.345	-0.027	34078	187.1	2	11.904	-0.026	92724	156.6	
Aroclor-1260	3	11.718	-0.032	104690	216.7	3	12.422	-0.023	36333	231.2	
Aroclor-1260	4	12.118	-0.038	51137	210.2	4	12.487	-0.027	64642	162.0	
Aroclor-1260	5	12.233	-0.021	26988	257.8	NS	---			---	
Total CollAve (5 peaks):				232.0	Total Col2Ave (4 peaks):				189.0	RPD = 20	
Corrected Ave (4 peaks):				218.0	Corrected Ave (3 peaks):				174.9	RPD = 22	
Aroclor-1262	1	---			0.0	1	---			0.0	
Aroclor-1262	2	---			0.0	2	---			0.0	
Aroclor-1262	3	---			0.0	3	---			0.0	
Aroclor-1262	4	---			0.0	4	---			0.0	
CollAve: <3 Quant Peaks					Col2Ave: <3 Quant Peaks						
Aroclor-1268	1	---			0.0	1	---			0.0	
Aroclor-1268	2	---			0.0	2	---			0.0	
Aroclor-1268	3	---			0.0	3	---			0.0	
Aroclor-1268	4	---			0.0	4	---			0.0	
CollAve: <3 Quant Peaks					Col2Ave: <3 Quant Peaks						

Total PCB Area Col1 (5.908 - 13.798) = 2348153 Col1 Total PCB = 0.4 ppm*
Total PCB Area Col2 (5.794 - 14.023) = 1818488 Col2 Total PCB = 0.4 ppm*

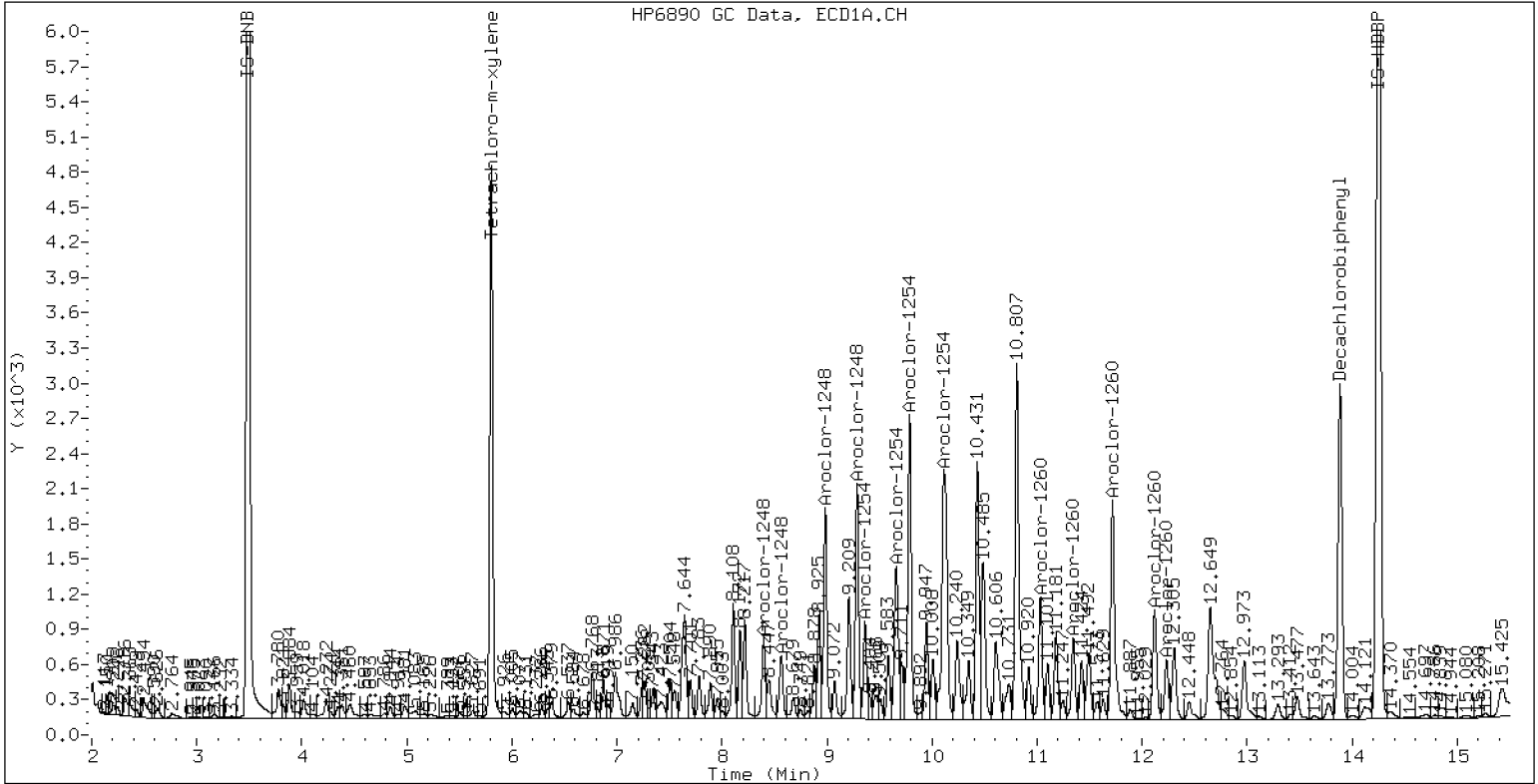
* Quantitated against AR1660 0.25ppm in Ical

PCB-Form 10 Mod.

PCB Dual Column Chromatograms

ECD7-ZB5 23C0774-01

13-APR-2023 17:04, 2ul

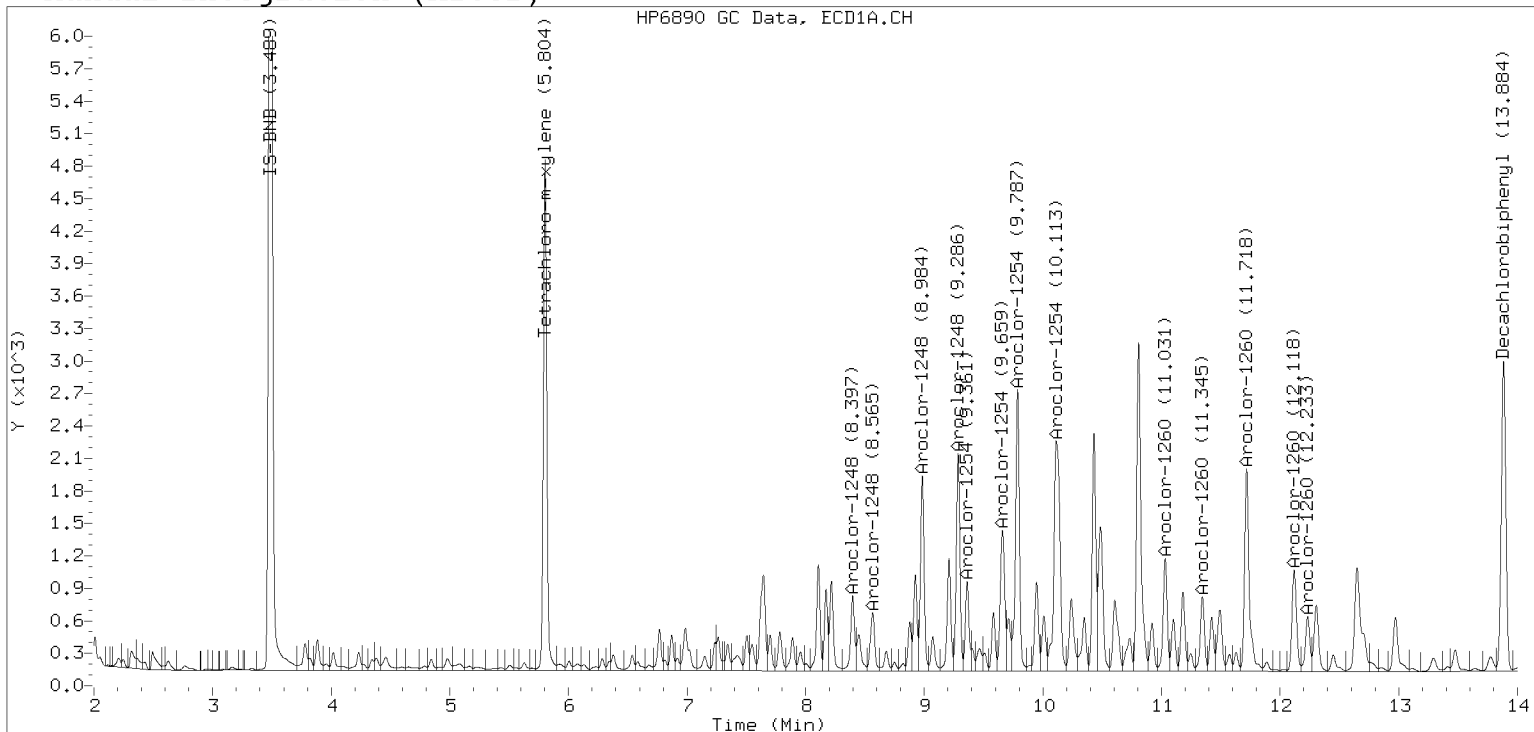


Manual Peak Adjustment, ZB-5

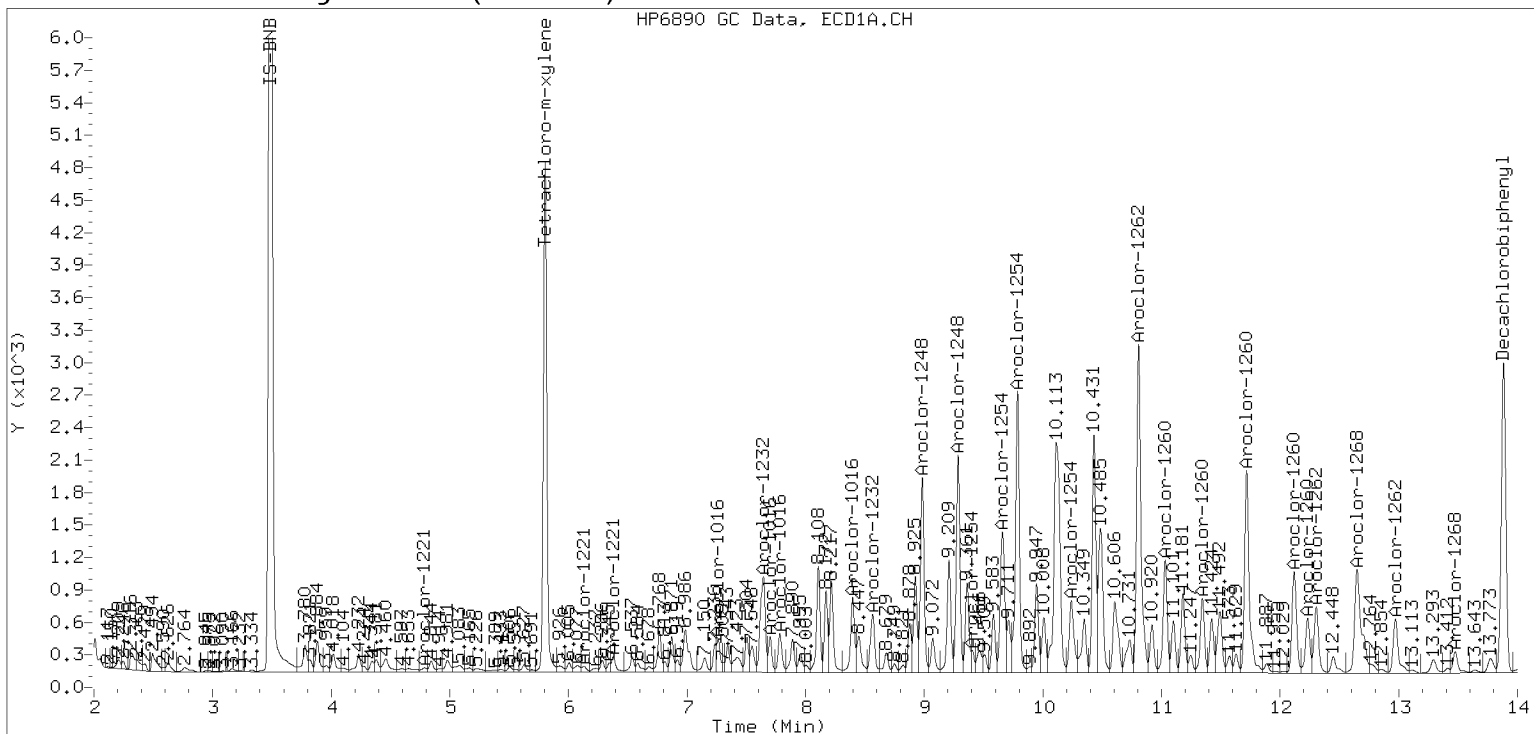
Datafile: ecd7.i/230413.b/04132318ECD7.D

Injection Date: 13-APR-2023 17:04

Manual Integration (After)



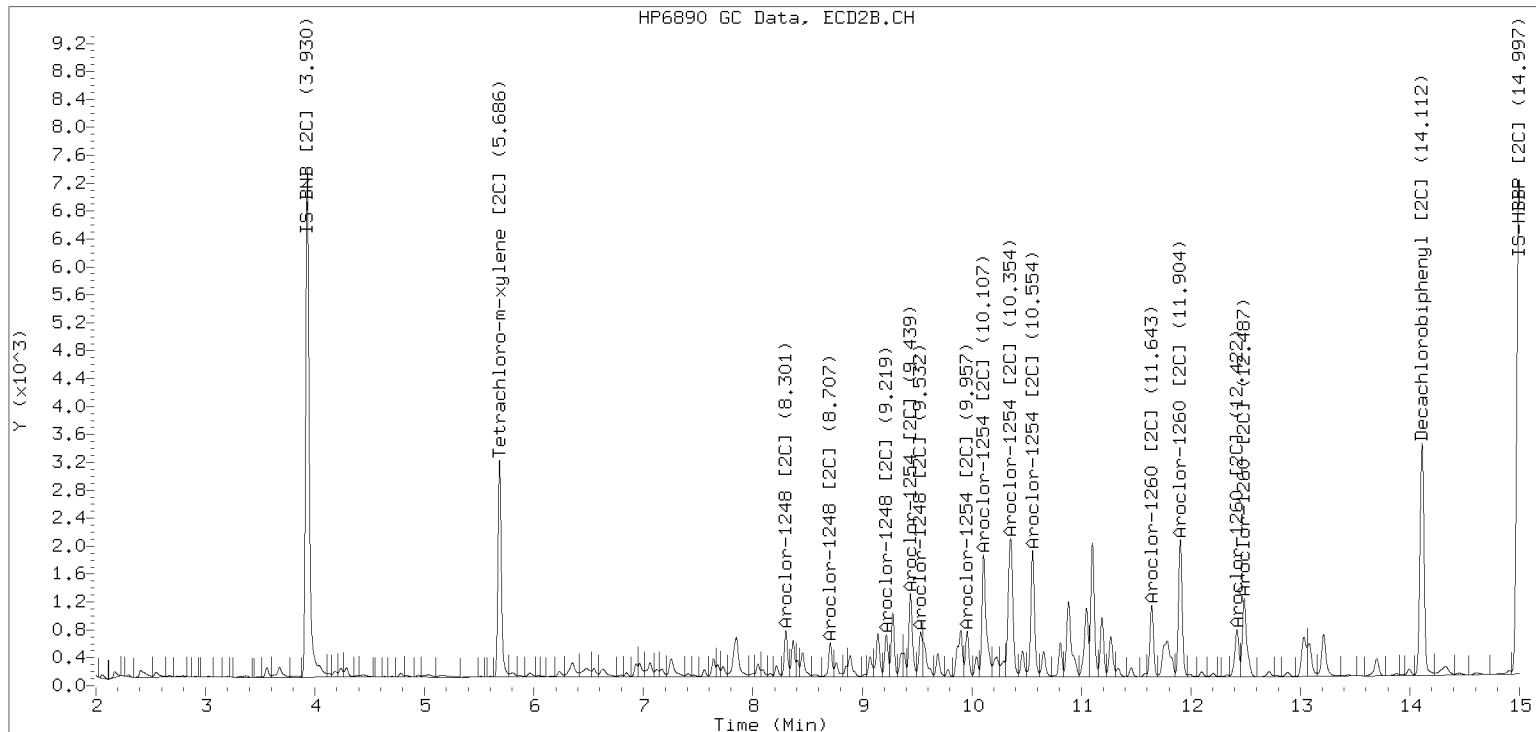
Processed Integration (Before)



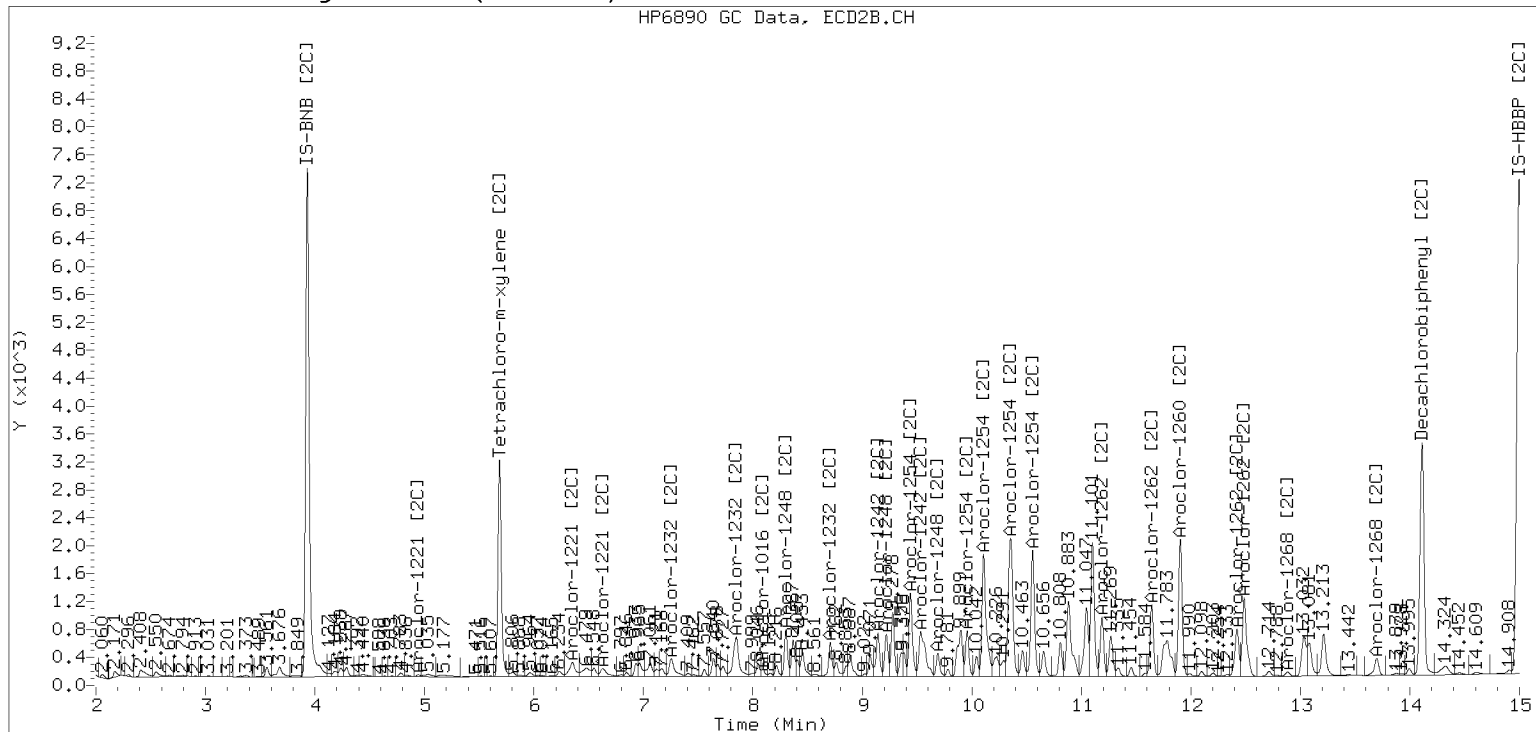
Manual Peak Adjustment, ZB-35

Datafile: ecd7.i/230413.b/230413.b/04132318ECD7.D Injection Date: 13-APR-2023

Manual Integration (After)



Processed Integration (Before)





ORGANIC ANALYSIS DATA SHEET
EPA 8082A

Laboratory: Analytical Resources, LLC SDG: 23C0774
 Client: Anchor QEA, LLC
 Project: AOC5 MR Phase 1
 Matrix: Solid Laboratory ID: 23C0774-02 A File ID: 04132319ECD7.D
 Sampled: 12/16/22 09:12 Prepared: 04/04/23 16:00 Analyzed: 04/13/23 17:25
 % Solids: 51.94 Preparation: EPA 3546 (Microwave) Initial/Final: 24.07 g Wet / 2.5 mL
 Batch: BLD0059 Sequence: SLD0171 Calibration: GB00069
 Instrument: ECD7 Column 1: ZB5 Column 2: ZB35

CAS NO.	COMPOUND	Col #	DILUTION	CONC. (ug/kg dry)	MDL	MRL	Q
12674-11-2	Aroclor 1016	1	1	4.0	1.6	4.0	U
11104-28-2	Aroclor 1221	1	1	4.0	1.6	4.0	U
11141-16-5	Aroclor 1232	1	1	4.0	1.6	4.0	U
53469-21-9	Aroclor 1242	1	1	4.0	1.6	4.0	U
12672-29-6	Aroclor 1248	1	1	119	1.6	4.0	
11097-69-1	Aroclor 1254	2	1	199	1.6	4.0	
11096-82-5	Aroclor 1260	2	1	82.6	0.6	4.0	

SURROGATES	Col #	ADDED (ug/kg dry)	CONC (ug/kg dry)	% REC	QC LIMITS	Q
<i>Decachlorobiphenyl</i>	1	7.9987	6.46	80.8	40 - 126	
<i>Tetrachlorometaxylene</i>	1	7.9987	4.80	60.0	44 - 120	
<i>Decachlorobiphenyl</i>	2	7.9987	5.99	74.9	40 - 126	
<i>Tetrachlorometaxylene</i>	2	7.9987	5.51	68.9	44 - 120	

Analytical Resources Inc.
Dual Column 608/8082 PCB Quantitation Report

Data file 1: /230413.b/04132319ECD7.D
Data file 2: /230413.b/230413.b/04132319ECD7.D
Method: \\target\share\chem4\ecd7.i\230413.b\PCB.m
Compound Sublist: PCB.sub
Instrument, Inj. Vol.: ecd7.i, 2ul
Quant Method: Internal Std

ARI ID: 23C0774-02
Client ID:
Injection Date: 13-APR-2023 17:25
Report Date: 04/14/2023 09:01
Matrix: NONE
Dilution Factor: 1.0

SURROGATES

ZB5 Col		ZB35 Col			ZB5	ZB35	RPD	Compound/Flag	
RT	Shift	Response	RT	Shift	Response	on col			on col
5.804	-0.004	194184	5.686	-0.008	138064	24.0	27.6	13.8	Tetrachloro-m-xylene
13.884	-0.015	141215	14.111	-0.012	170241	32.3	30.0	7.5	Decachlorobiphenyl

* Indicates RPD > 40%

INTERNAL STANDARD SUMMARY

Column 1			
Standard Cpnd	Standard Area*	Sample Area	%D
Bromo-Nitrobenzene	673778	542065	-19.5
Hexabromobiphenyl	1429847	443850	-69.0 <-

Column 2			
Standard Cpnd	Standard Area*	Sample Area	%D
Bromo-Nitrobenzene	315256	341533	8.3
Hexabromobiphenyl	513946	372925	-27.4

* Standard Areas taken from Initial Cal Level 3
Initial Calibration Date: 24-FEB-2023
<- Indicates standard response outside Limits (-50 to +100%)

ZB5 Col					ZB35 Col					
Aroclor	Peak#	RT	Shift	Area	Amount	Peak#	RT	Shift	Area	Amount
Aroclor-1016	1	---			0.0	1	---			0.0
Aroclor-1016	2	---			0.0	2	---			0.0
Aroclor-1016	3	---			0.0	3	---			0.0
Aroclor-1016	4	---			0.0	4	---			0.0
CollAve: <3 Quant Peaks					Col2Ave: <3 Quant Peaks					
Aroclor-1221	1	---			0.0	1	---			0.0
Aroclor-1221	2	---			0.0	2	---			0.0
Aroclor-1221	3	---			0.0	3	---			0.0
CollAve: <3 Quant Peaks					Col2Ave: <3 Quant Peaks					
Aroclor-1232	1	---			0.0	1	---			0.0
Aroclor-1232	2	---			0.0	2	---			0.0
Aroclor-1232	3	---			0.0	3	---			0.0
Aroclor-1232	4	---			0.0	4	---			0.0
CollAve: <3 Quant Peaks					Col2Ave: <3 Quant Peaks					
Aroclor-1242	1	---			0.0	1	---			0.0
Aroclor-1242	2	---			0.0	2	---			0.0
Aroclor-1242	3	---			0.0	3	---			0.0
Aroclor-1242	4	---			0.0	4	---			0.0
CollAve: <3 Quant Peaks					Col2Ave: <3 Quant Peaks					
Aroclor-1248	1	8.397	-0.020	115391	436.3	1	8.301	-0.019	117036	717.7
Aroclor-1248	2	8.566	-0.031	69080	205.5	2	8.706	-0.019	77379	458.9
Aroclor-1248	3	8.984	-0.015	305877	482.3	3	9.217	0.022	76087	392.1
Aroclor-1248	4	9.286	-0.023	407976	1263.5	4	9.532	-0.093	170979	722.9
Total CollAve (4 peaks):				596.9	Total Col2Ave (4 peaks):				575.7	RPD = 4
Corrected Ave (3 peaks):				374.7	Corrected Ave (3 peaks):				522.9	RPD = 33
Aroclor-1254	1	9.286	-0.023	407976	749.5	1	9.439	-0.027	228555	880.5
Aroclor-1254	2	9.361	-0.028	170696	697.3	2	9.956	-0.030	174655	836.3
Aroclor-1254	3	9.652	-0.030	274461	784.3	3	10.106	-0.038	456164	1009.6
Aroclor-1254	4	9.787	-0.036	573577	842.9	4	10.344	-0.049	573505	1302.0
Aroclor-1254	5	10.130	-0.070	689596	1617.0	5	10.554	-0.032	254452	948.8
Total CollAve (5 peaks):				936.2	Total Col2Ave (5 peaks):				995.4	RPD = 6
Corrected Ave (4 peaks):				768.5	Corrected Ave (4 peaks):				918.8	RPD = 18
Aroclor-1260	1	11.030	-0.024	77103	482.9	1	11.642	-0.021	144444	658.7
Aroclor-1260	2	11.345	-0.027	58815	352.6	2	11.903	-0.027	175487	313.6
Aroclor-1260	3	11.716	-0.033	178352	403.1	3	12.422	-0.023	53915	363.0
Aroclor-1260	4	12.118	-0.039	108830	488.4	4	12.486	-0.028	119622	317.1
Aroclor-1260	5	12.232	-0.022	35867	374.0	NS	---			----
Total CollAve (5 peaks):				420.2	Total Col2Ave (4 peaks):				413.1	RPD = 2
Corrected Ave (4 peaks):				403.1	Corrected Ave (3 peaks):				331.2	RPD = 20
Aroclor-1262	1	---			0.0	1	---			0.0
Aroclor-1262	2	---			0.0	2	---			0.0
Aroclor-1262	3	---			0.0	3	---			0.0
Aroclor-1262	4	---			0.0	4	---			0.0
CollAve: <3 Quant Peaks					Col2Ave: <3 Quant Peaks					
Aroclor-1268	1	---			0.0	1	---			0.0
Aroclor-1268	2	---			0.0	2	---			0.0
Aroclor-1268	3	---			0.0	3	---			0.0
Aroclor-1268	4	---			0.0	4	---			0.0
CollAve: <3 Quant Peaks					Col2Ave: <3 Quant Peaks					

Total PCB Area Col1 (5.908 - 13.798) = 6924379 Col1 Total PCB = 1.1 ppm*

Total PCB Area Col2 (5.794 - 14.023) = 5365692 Col2 Total PCB = 1.3 ppm*

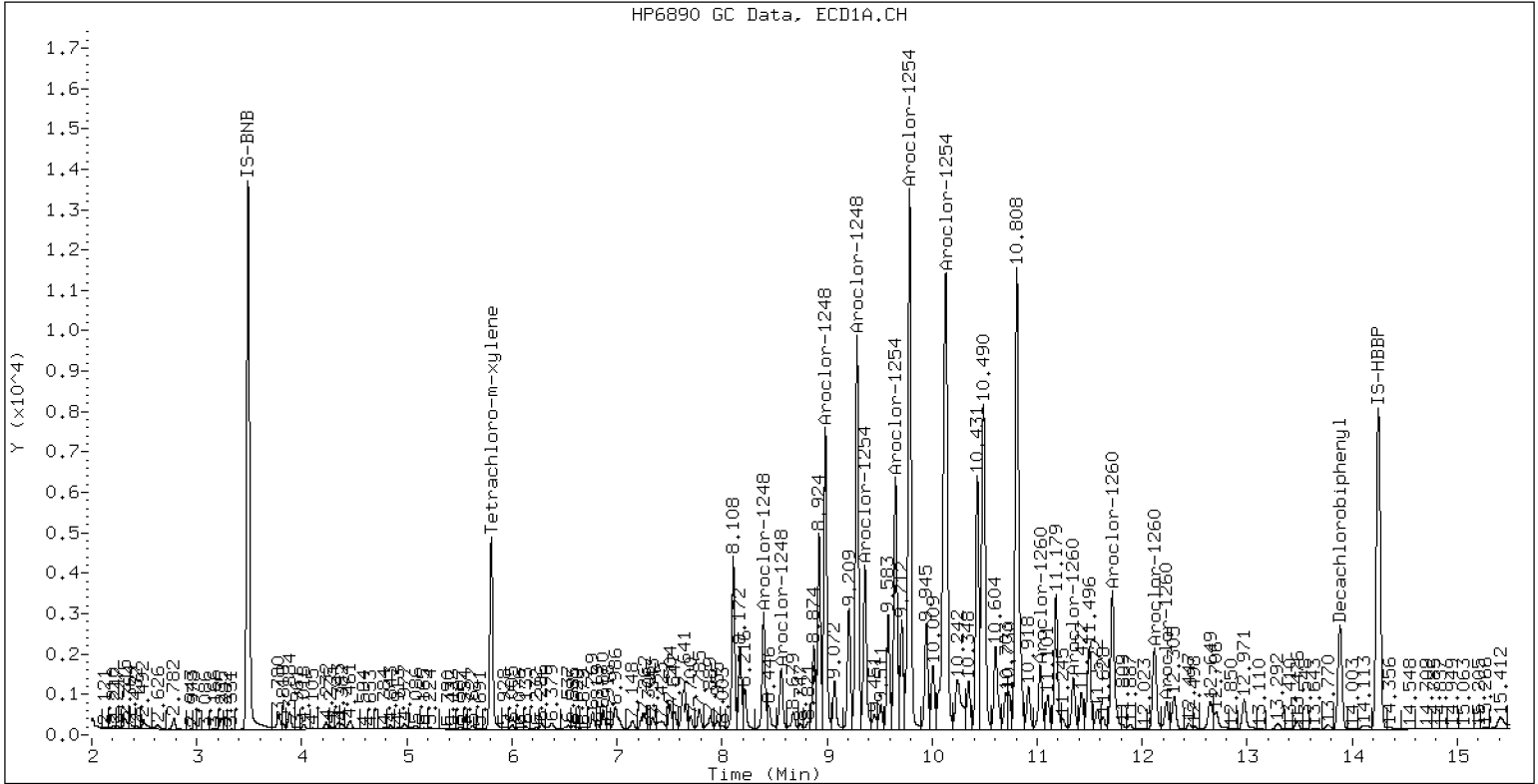
* Quantitated against AR1660 0.25ppm in Ical

PCB-Form 10 Mod.

PCB Dual Column Chromatograms

ECD7-ZB5 23C0774-02

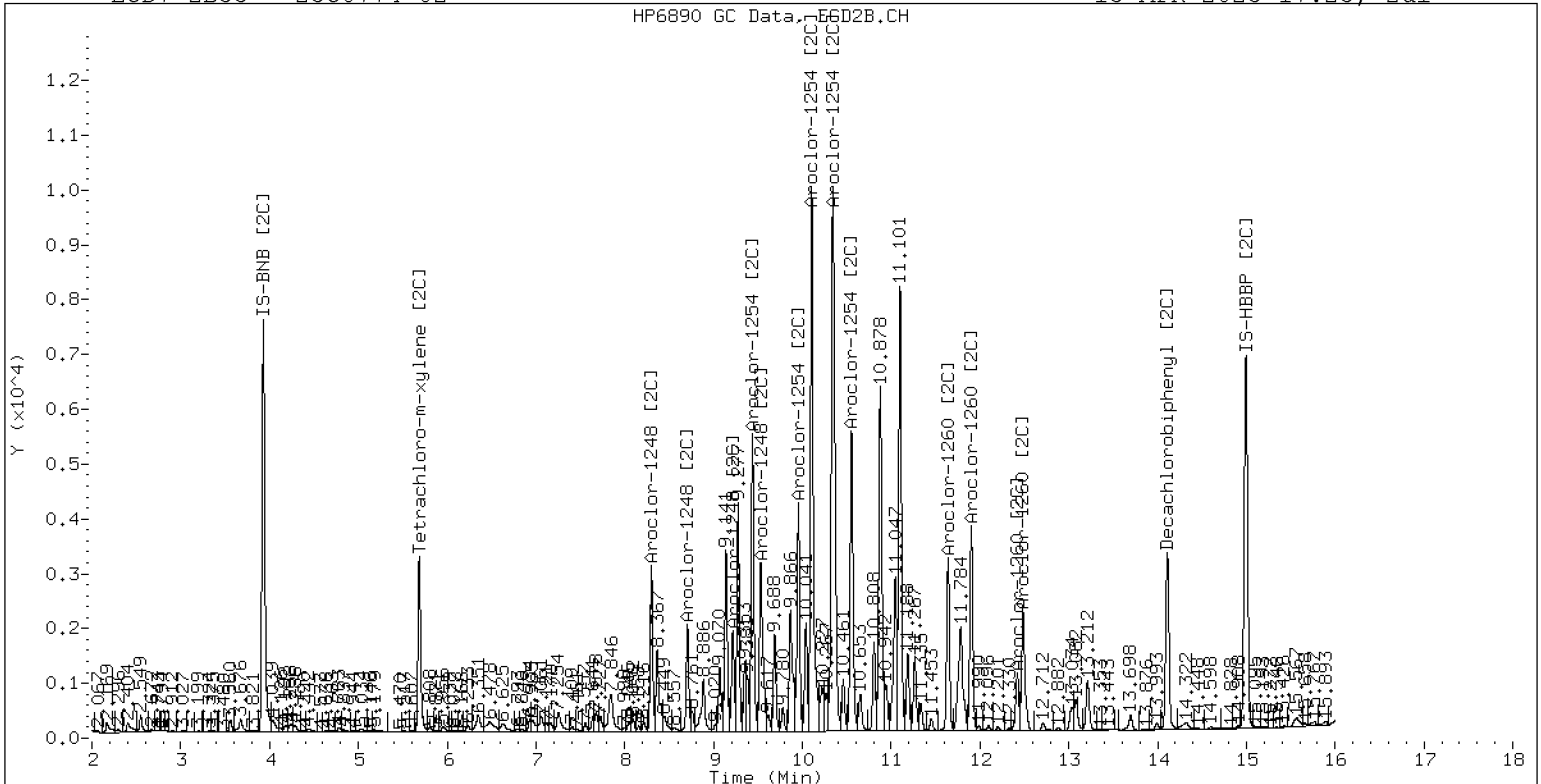
13-APR-2023 17:25, 2ul



ZB-5 Manual Integration: YES

ECD7-ZB35 23C0774-02

13-APR-2023 17:25, 2ul



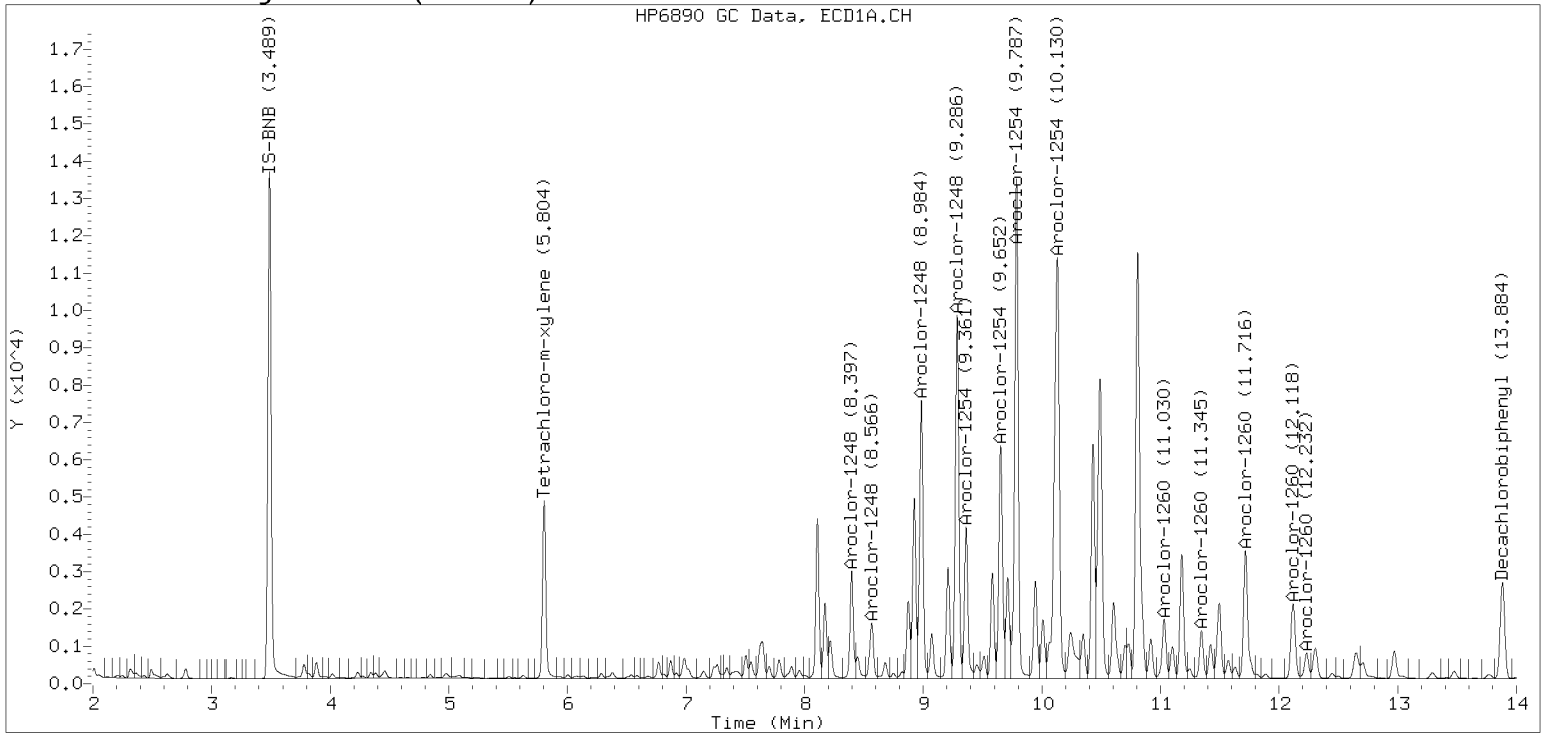
ZB-35 Manual Integration: YES

Manual Peak Adjustment, ZB-5

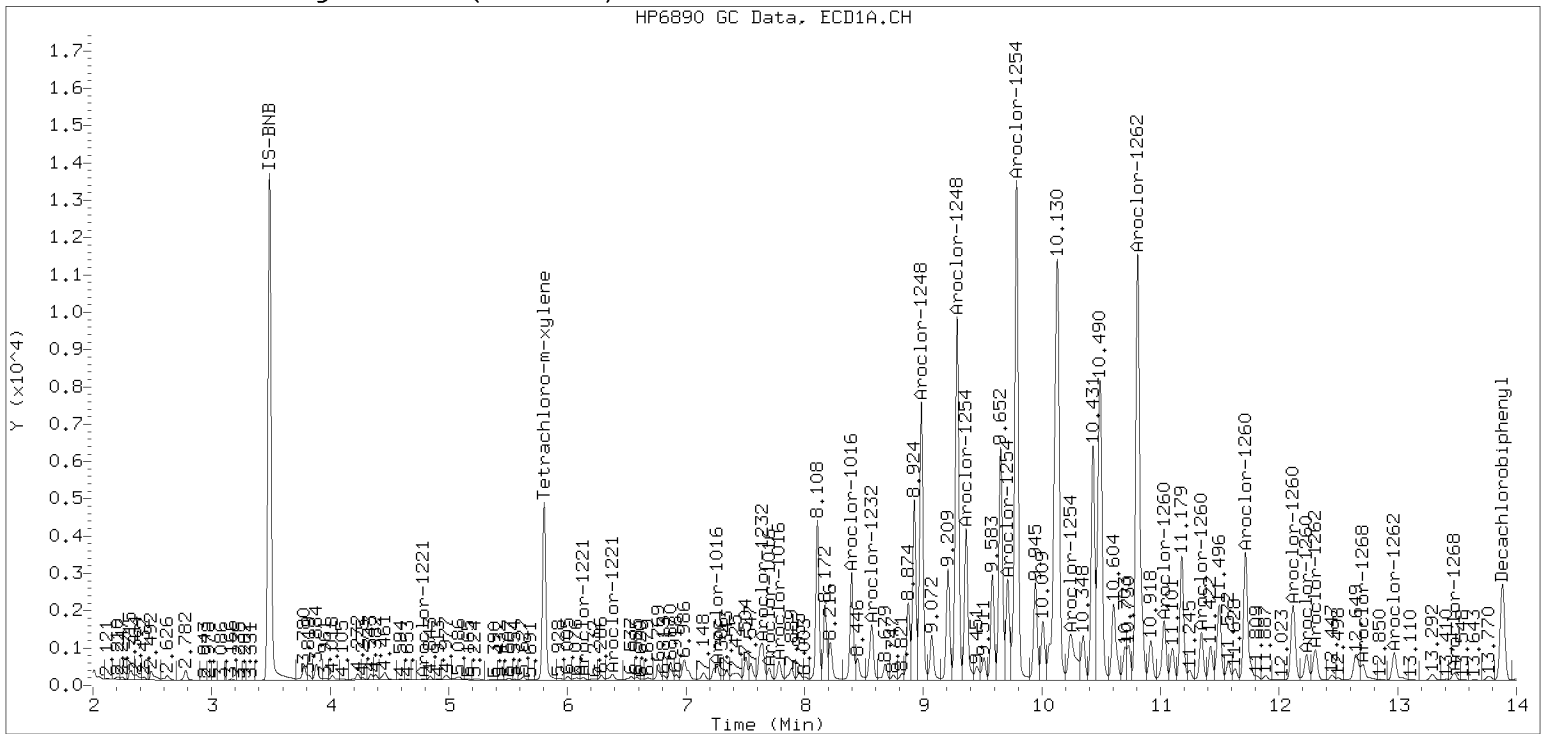
Datafile: ecd7.i/230413.b/04132319ECD7.D

Injection Date: 13-APR-2023 17:25

Manual Integration (After)



Processed Integration (Before)



Analytical Resources Inc.
Dual Column 608/8082 PCB Quantitation Report

Data file 1: /230413.b/04132320ECD7.D
Data file 2: /230413.b/230413.b/04132320ECD7.D
Method: \\target\share\chem4\ecd7.i\230413.b\PCB.m
Compound Sublist: PCB.sub
Instrument, Inj. Vol.: ecd7.i, 2ul
Quant Method: Internal Std

ARI ID: 23C0774-03
Client ID:
Injection Date: 13-APR-2023 17:46
Report Date: 04/14/2023 09:01
Matrix: NONE
Dilution Factor: 1.0

SURROGATES

ZB5 Col		ZB35 Col			ZB5	ZB35	RPD	Compound/Flag	
RT	Shift	Response	RT	Shift	Response	on col			on col
5.804	-0.004	207304	5.687	-0.007	144501	25.1	28.6	13.3	Tetrachloro-m-xylene
13.885	-0.013	151669	14.112	-0.012	180574	34.1	31.8	6.9	Decachlorobiphenyl

* Indicates RPD > 40%

INTERNAL STANDARD SUMMARY

Column 1			
Standard Cpnd	Standard Area*	Sample Area	%D
Bromo-Nitrobenzene	673778	553957	-17.8
Hexabromobiphenyl	1429847	451505	-68.4 <-

Column 2			
Standard Cpnd	Standard Area*	Sample Area	%D
Bromo-Nitrobenzene	315256	343939	9.1
Hexabromobiphenyl	513946	372507	-27.5

* Standard Areas taken from Initial Cal Level 3
Initial Calibration Date: 24-FEB-2023
<- Indicates standard response outside Limits (-50 to +100%)

ZB5 Col					ZB35 Col						
Aroclor	Peak#	RT	Shift	Area	Amount	Peak#	RT	Shift	Area	Amount	
Aroclor-1016	1	---			0.0	1	---			0.0	
Aroclor-1016	2	---			0.0	2	---			0.0	
Aroclor-1016	3	---			0.0	3	---			0.0	
Aroclor-1016	4	---			0.0	4	---			0.0	
CollAve: <3 Quant Peaks					Col2Ave: <3 Quant Peaks						
Aroclor-1221	1	---			0.0	1	---			0.0	
Aroclor-1221	2	---			0.0	2	---			0.0	
Aroclor-1221	3	---			0.0	3	---			0.0	
CollAve: <3 Quant Peaks					Col2Ave: <3 Quant Peaks						
Aroclor-1232	1	---			0.0	1	---			0.0	
Aroclor-1232	2	---			0.0	2	---			0.0	
Aroclor-1232	3	---			0.0	3	---			0.0	
Aroclor-1232	4	---			0.0	4	---			0.0	
CollAve: <3 Quant Peaks					Col2Ave: <3 Quant Peaks						
Aroclor-1242	1	---			0.0	1	---			0.0	
Aroclor-1242	2	---			0.0	2	---			0.0	
Aroclor-1242	3	---			0.0	3	---			0.0	
Aroclor-1242	4	---			0.0	4	---			0.0	
CollAve: <3 Quant Peaks					Col2Ave: <3 Quant Peaks						
Aroclor-1248	1	8.397	-0.020	26395	97.7	1	8.301	-0.019	22358	136.1	
Aroclor-1248	2	8.564	-0.032	28537	83.1	2	8.707	-0.019	17360	102.2	
Aroclor-1248	3	8.984	-0.015	63766	98.4	3	9.221	0.026	32134	164.5	
Aroclor-1248	4	9.286	-0.023	72380	219.4	4	9.535	-0.090	26670	133.7	
Total CollAve (4 peaks):				124.6	Total Col2Ave (4 peaks):				129.1	RPD = 4	
Corrected Ave (3 peaks):				93.0	Corrected Ave (3 peaks):				117.4	RPD = 23	
134.27											
Aroclor-1254	1	9.286	-0.023	72380	130.1	1	9.439	-0.027	47336	181.1	
Aroclor-1254	2	9.362	-0.028	36286	145.0	2	9.961	-0.025	36113	171.7	
Aroclor-1254	3	9.663	-0.019	74024	207.0	3	10.106	-0.039	97389	214.0	
Aroclor-1254	4	9.786	-0.036	120939	173.9	4	10.351	-0.042	114220	257.5	
Aroclor-1254	5	10.113	-0.087	129664	297.5	5	10.554	-0.031	77103	285.5	
Total CollAve (5 peaks):				190.7	Total Col2Ave (5 peaks):				222.0	RPD = 15	
Corrected Ave (4 peaks):				164.0	Corrected Ave (4 peaks):				206.1	RPD = 23	
Aroclor-1260	1	11.031	-0.023	44405	273.4	1	11.643	-0.020	44589	203.6	
Aroclor-1260	2	11.343	-0.029	30489	179.7	2	11.904	-0.027	85706	153.3	
Aroclor-1260	3	11.718	-0.031	100248	222.7	3	12.421	-0.023	36544	246.3	
Aroclor-1260	4	12.118	-0.039	48008	211.8	4	12.487	-0.027	56260	149.3	
Aroclor-1260	5	12.271	0.018	117604	1205.4	NS	---			---	
Total CollAve (5 peaks):				418.6	Total Col2Ave (4 peaks):				188.1	RPD = 76*	
Corrected Ave (4 peaks):				221.9	Corrected Ave (3 peaks):				168.7	RPD = 27	
Aroclor-1262	1	---			0.0	1	---			0.0	
Aroclor-1262	2	---			0.0	2	---			0.0	
Aroclor-1262	3	---			0.0	3	---			0.0	
Aroclor-1262	4	---			0.0	4	---			0.0	
CollAve: <3 Quant Peaks					Col2Ave: <3 Quant Peaks						
Aroclor-1268	1	---			0.0	1	---			0.0	
Aroclor-1268	2	---			0.0	2	---			0.0	
Aroclor-1268	3	---			0.0	3	---			0.0	
Aroclor-1268	4	---			0.0	4	---			0.0	
CollAve: <3 Quant Peaks					Col2Ave: <3 Quant Peaks						

Total PCB Area Col1 (5.908 - 13.798) = 2476219 Col1 Total PCB = 0.4 ppm*

Total PCB Area Col2 (5.794 - 14.023) = 1957715 Col2 Total PCB = 0.5 ppm*

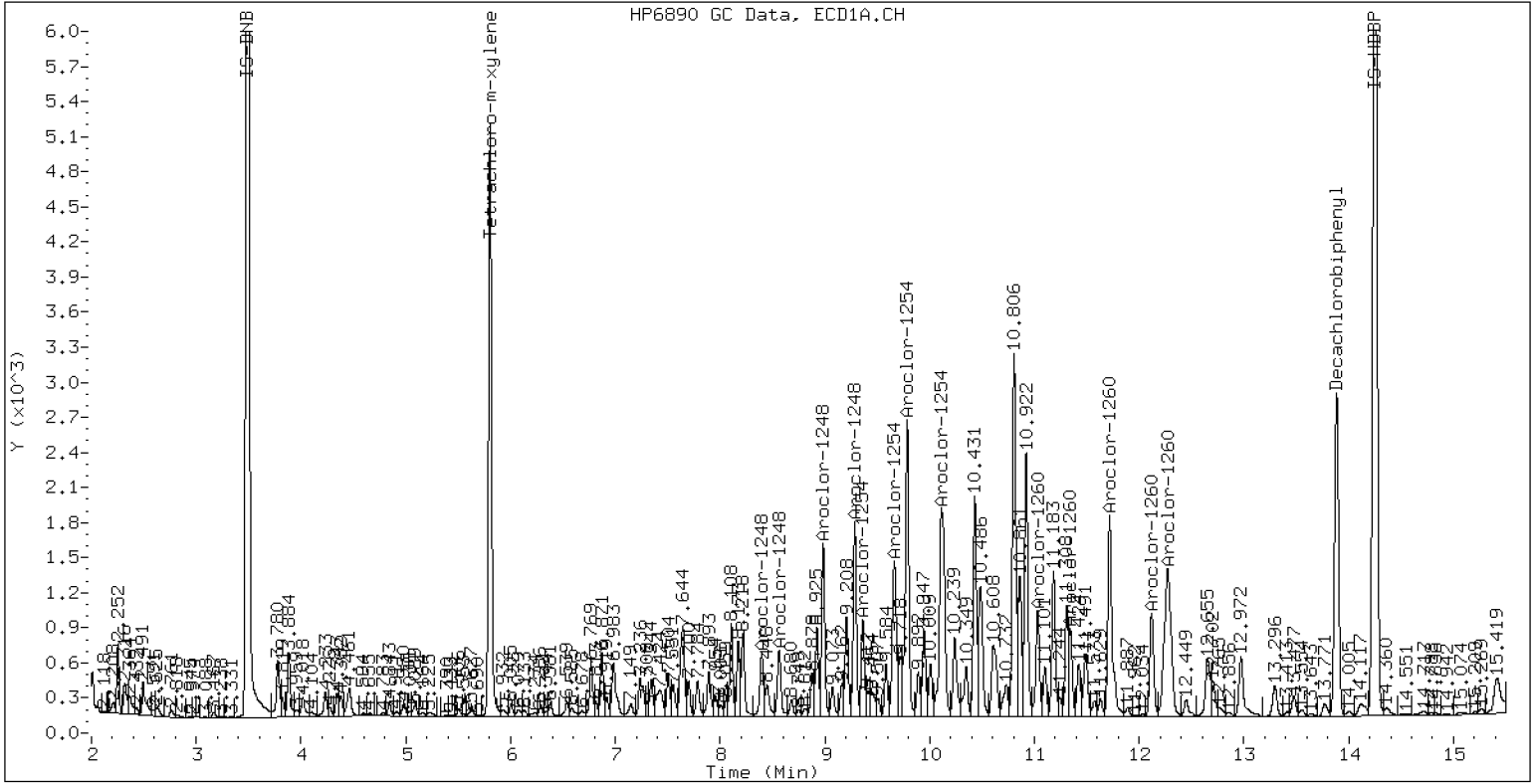
* Quantitated against AR1660 0.25ppm in Ical

PCB-Form 10 Mod.

PCB Dual Column Chromatograms

ECD7-ZB5 23C0774-03

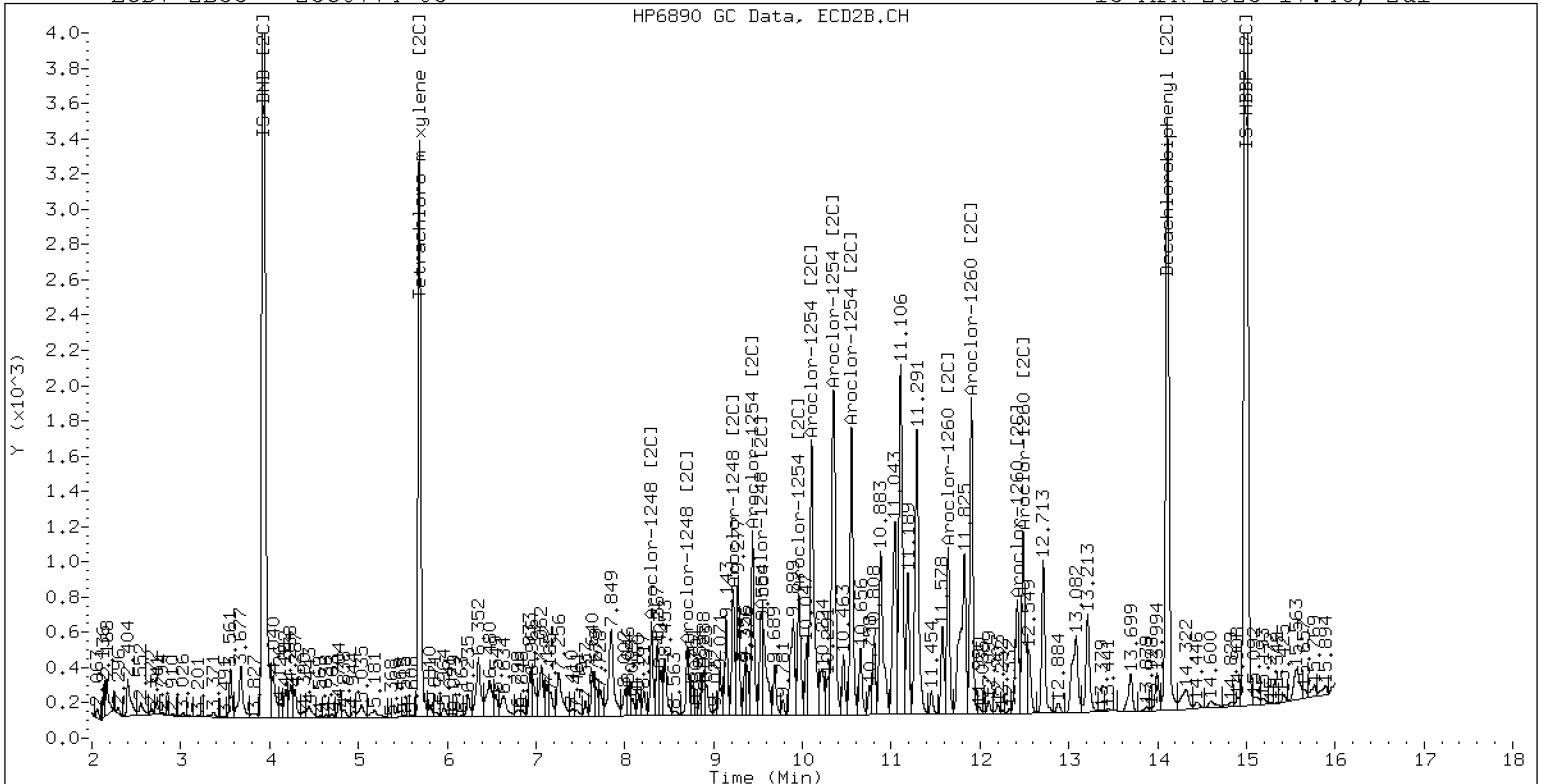
13-APR-2023 17:46, 2ul



ZB-5 Manual Integration: YES

ECD7-ZB35 23C0774-03

13-APR-2023 17:46, 2ul



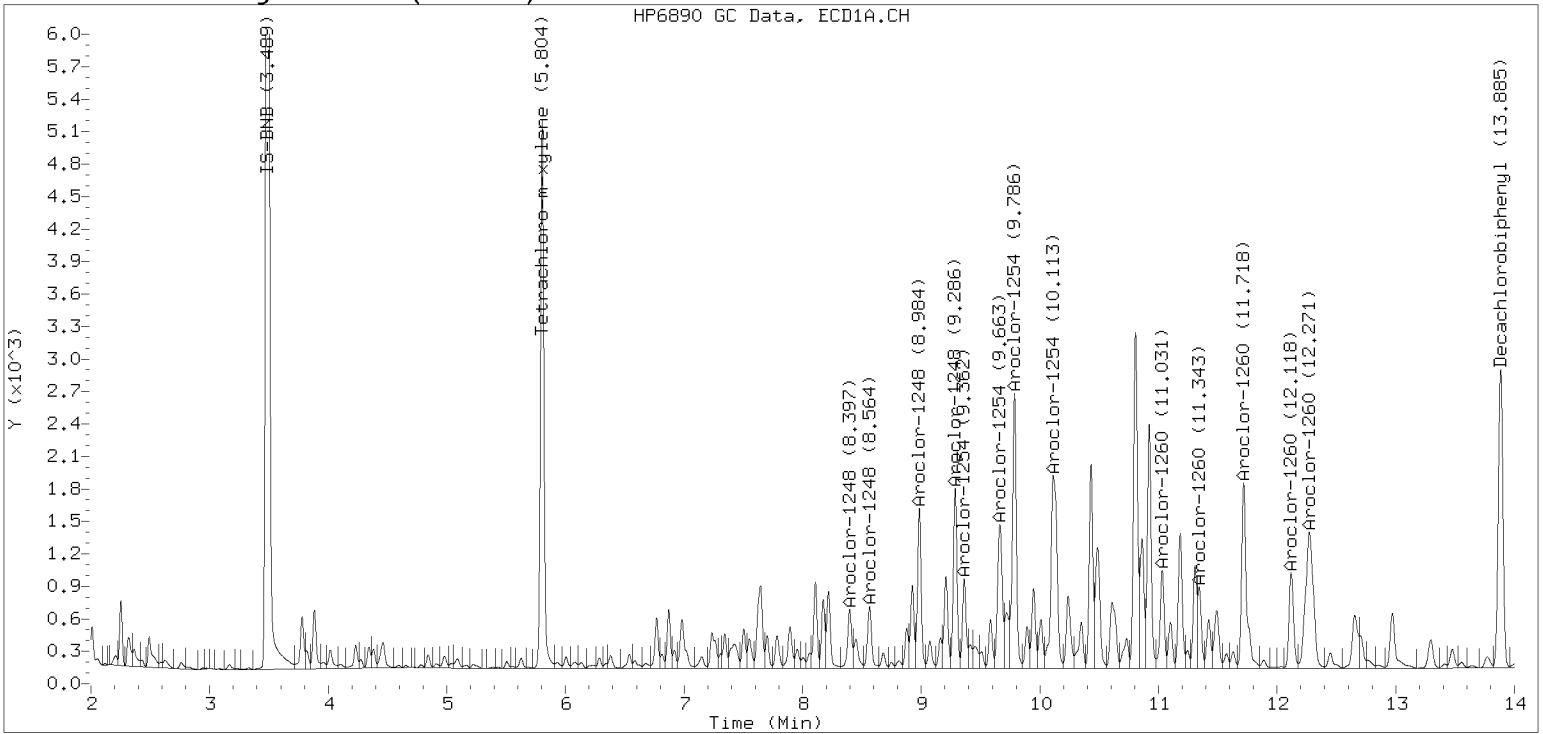
ZB-35 Manual Integration: YES

Manual Peak Adjustment, ZB-5

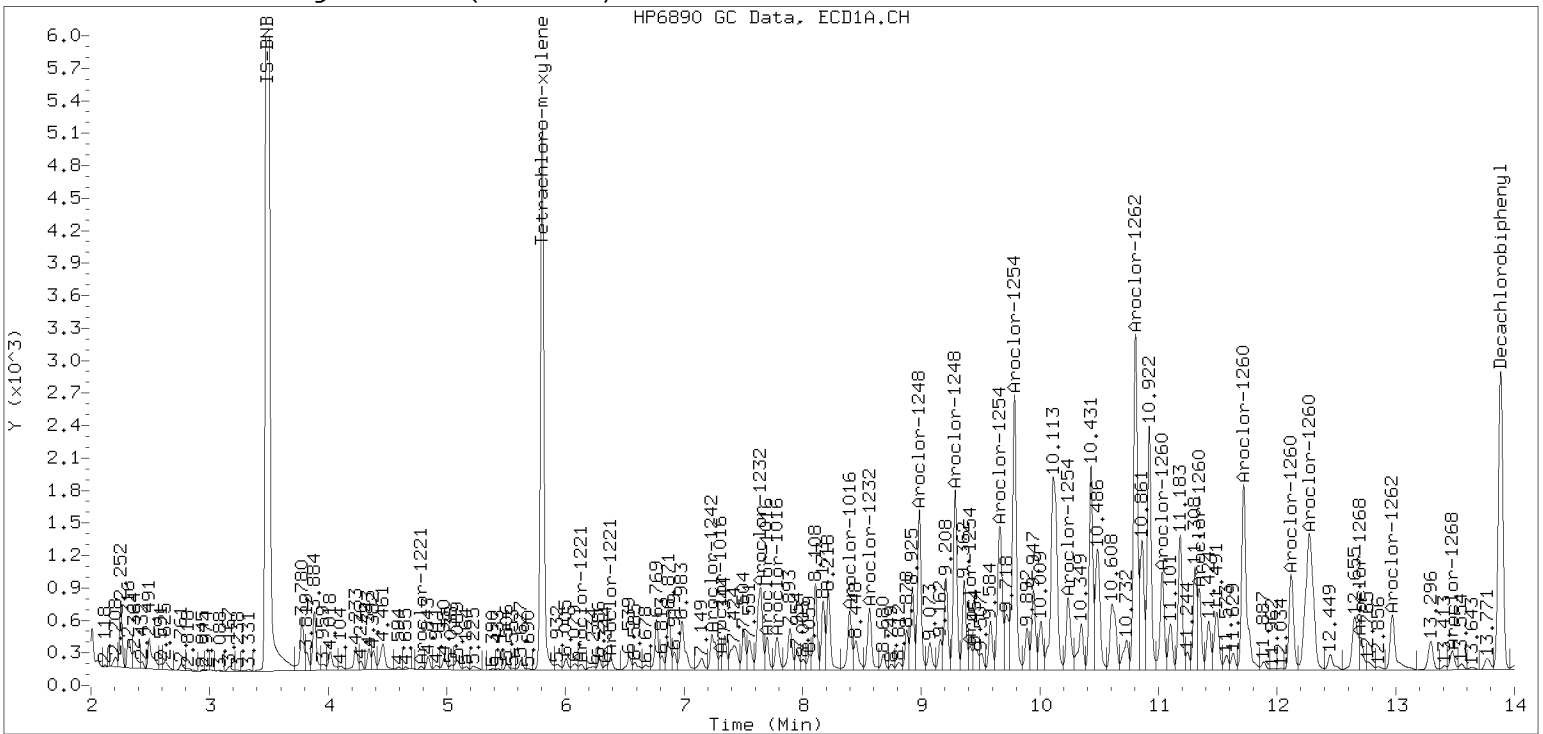
Datafile: ecd7.i/230413.b/04132320ECD7.D

Injection Date: 13-APR-2023 17:46

Manual Integration (After)



Processed Integration (Before)



Analytical Resources Inc.
Dual Column 608/8082 PCB Quantitation Report

Data file 1: /230413.b/04132323ECD7.D
Data file 2: /230413.b/230413.b/04132323ECD7.D
Method: \\target\share\chem4\ecd7.i\230413.b\PCB.m
Compound Sublist: PCB.sub
Instrument, Inj. Vol.: ecd7.i, 2ul
Quant Method: Internal Std

ARI ID: 23C0774-04
Client ID:
Injection Date: 13-APR-2023 18:48
Report Date: 04/14/2023 09:01
Matrix: NONE
Dilution Factor: 1.0

SURROGATES

RT	ZB5 Col Shift	ZB5 Col Response	RT	ZB35 Col Shift	ZB35 Col Response	ZB5 on col	ZB35 on col	RPD	Compound/Flag
5.804	-0.004	177656	5.686	-0.008	126270	22.5	24.1	6.8	Tetrachloro-m-xylene
13.884	-0.014	130407	14.111	-0.013	159181	31.2	29.0	7.5	Decachlorobiphenyl

* Indicates RPD > 40%

INTERNAL STANDARD SUMMARY

Standard Cpnd	Column 1		
	Standard Area*	Sample Area	%D
Bromo-Nitrobenzene	673778	529329	-21.4
Hexabromobiphenyl	1429847	423863	-70.4 <-

Standard Cpnd	Column 2		
	Standard Area*	Sample Area	%D
Bromo-Nitrobenzene	315256	357560	13.4
Hexabromobiphenyl	513946	360746	-29.8

* Standard Areas taken from Initial Cal Level 3
Initial Calibration Date: 24-FEB-2023
<- Indicates standard response outside Limits (-50 to +100%)

ZB5 Col					ZB35 Col						
Aroclor	Peak#	RT	Shift	Area	Amount	Peak#	RT	Shift	Area	Amount	
Aroclor-1016	1	---			0.0	1	---			0.0	
Aroclor-1016	2	---			0.0	2	---			0.0	
Aroclor-1016	3	---			0.0	3	---			0.0	
Aroclor-1016	4	---			0.0	4	---			0.0	
CollAve: <3 Quant Peaks					Col2Ave: <3 Quant Peaks						
Aroclor-1221	1	---			0.0	1	---			0.0	
Aroclor-1221	2	---			0.0	2	---			0.0	
Aroclor-1221	3	---			0.0	3	---			0.0	
CollAve: <3 Quant Peaks					Col2Ave: <3 Quant Peaks						
Aroclor-1232	1	---			0.0	1	---			0.0	
Aroclor-1232	2	---			0.0	2	---			0.0	
Aroclor-1232	3	---			0.0	3	---			0.0	
Aroclor-1232	4	---			0.0	4	---			0.0	
CollAve: <3 Quant Peaks					Col2Ave: <3 Quant Peaks						
Aroclor-1242	1	---			0.0	1	---			0.0	
Aroclor-1242	2	---			0.0	2	---			0.0	
Aroclor-1242	3	---			0.0	3	---			0.0	
Aroclor-1242	4	---			0.0	4	---			0.0	
CollAve: <3 Quant Peaks					Col2Ave: <3 Quant Peaks						
Aroclor-1248	1	8.397	-0.020	38793	150.2	1	8.300	-0.020	30182	176.8	
Aroclor-1248	2	8.566	-0.031	35346	107.7	2	8.706	-0.020	27238	154.3	
Aroclor-1248	3	8.983	-0.016	99788	161.1	3	9.218	0.023	39404	194.0	
Aroclor-1248	4	9.285	-0.023	107052	339.5	4	9.534	-0.091	34974	143.4	
Total CollAve (4 peaks):				189.6	Total Col2Ave (4 peaks):				167.1	RPD = 13	
Corrected Ave (3 peaks):				139.7	Corrected Ave (3 peaks):				158.2	RPD = 12	
175.03											
Aroclor-1254	1	9.285	-0.023	107052	201.4	1	9.438	-0.028	69887	257.2	
Aroclor-1254	2	9.361	-0.029	50008	209.2	2	9.956	-0.030	42521	194.5	
Aroclor-1254	3	9.657	-0.025	90282	264.2	3	10.106	-0.038	125782	265.9	
Aroclor-1254	4	9.786	-0.037	147406	221.8	4	10.351	-0.043	154990	336.1	
Aroclor-1254	5	10.121	-0.079	186794	448.5	5	10.553	-0.032	109585	390.3	
Total CollAve (5 peaks):				269.0	Total Col2Ave (5 peaks):				288.8	RPD = 7	
Corrected Ave (4 peaks):				224.2	Corrected Ave (4 peaks):				263.4	RPD = 16	
Aroclor-1260	1	11.031	-0.024	53870	353.3	1	11.642	-0.020	64439	303.8	
Aroclor-1260	2	11.345	-0.027	43249	271.5	2	11.903	-0.027	116301	214.8	
Aroclor-1260	3	11.717	-0.032	124943	295.7	3	12.422	-0.023	44428	309.3	
Aroclor-1260	4	12.118	-0.039	65936	309.9	4	12.486	-0.028	85144	233.3	
Aroclor-1260	5	12.233	-0.021	31005	338.5	NS	---			---	
Total CollAve (5 peaks):				313.8	Total Col2Ave (4 peaks):				265.3	RPD = 17	
Corrected Ave (4 peaks):				303.9	Corrected Ave (3 peaks):				250.6	RPD = 19	
Aroclor-1262	1	---			0.0	1	---			0.0	
Aroclor-1262	2	---			0.0	2	---			0.0	
Aroclor-1262	3	---			0.0	3	---			0.0	
Aroclor-1262	4	---			0.0	4	---			0.0	
CollAve: <3 Quant Peaks					Col2Ave: <3 Quant Peaks						
Aroclor-1268	1	---			0.0	1	---			0.0	
Aroclor-1268	2	---			0.0	2	---			0.0	
Aroclor-1268	3	---			0.0	3	---			0.0	
Aroclor-1268	4	---			0.0	4	---			0.0	
CollAve: <3 Quant Peaks					Col2Ave: <3 Quant Peaks						

Total PCB Area Col1 (5.908 - 13.798) = 2770628 Col1 Total PCB = 0.4 ppm*

Total PCB Area Col2 (5.794 - 14.023) = 2245401 Col2 Total PCB = 0.5 ppm*

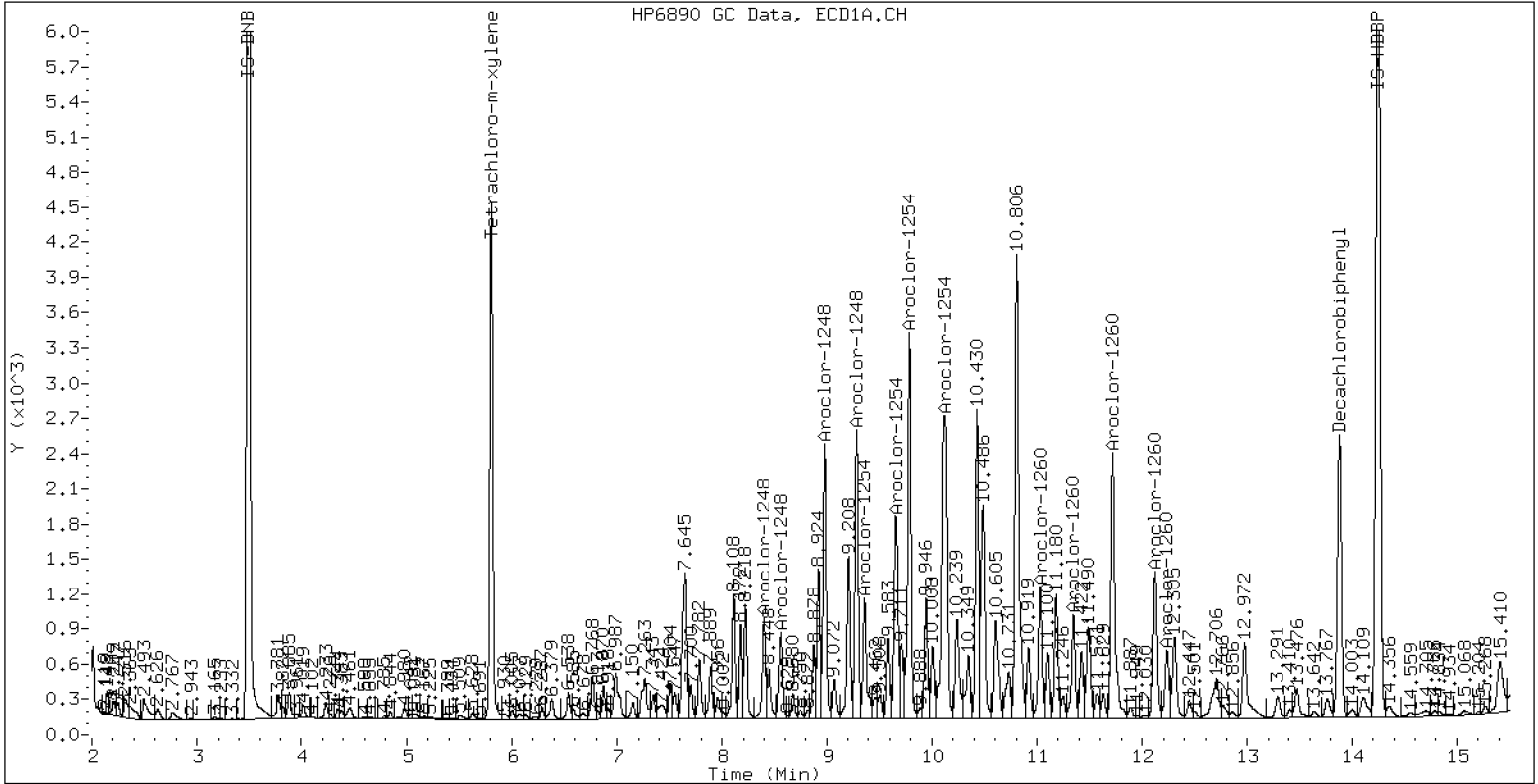
* Quantitated against AR1660 0.25ppm in Ical

PCB-Form 10 Mod.

PCB Dual Column Chromatograms

ECD7-ZB5 23C0774-04

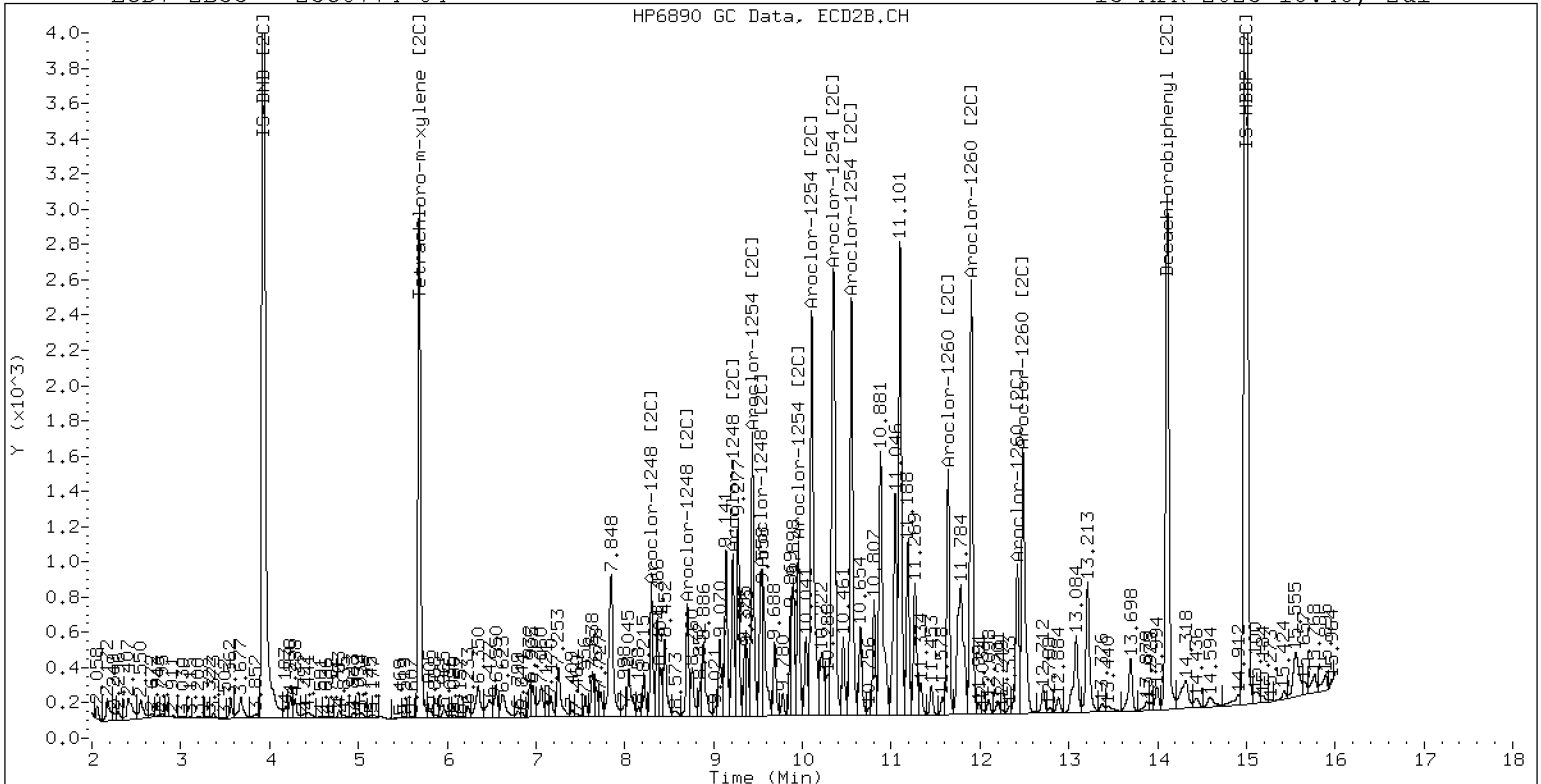
13-APR-2023 18:48, 2ul



ZB-5 Manual Integration: YES

ECD7-ZB35 23C0774-04

13-APR-2023 18:48, 2ul



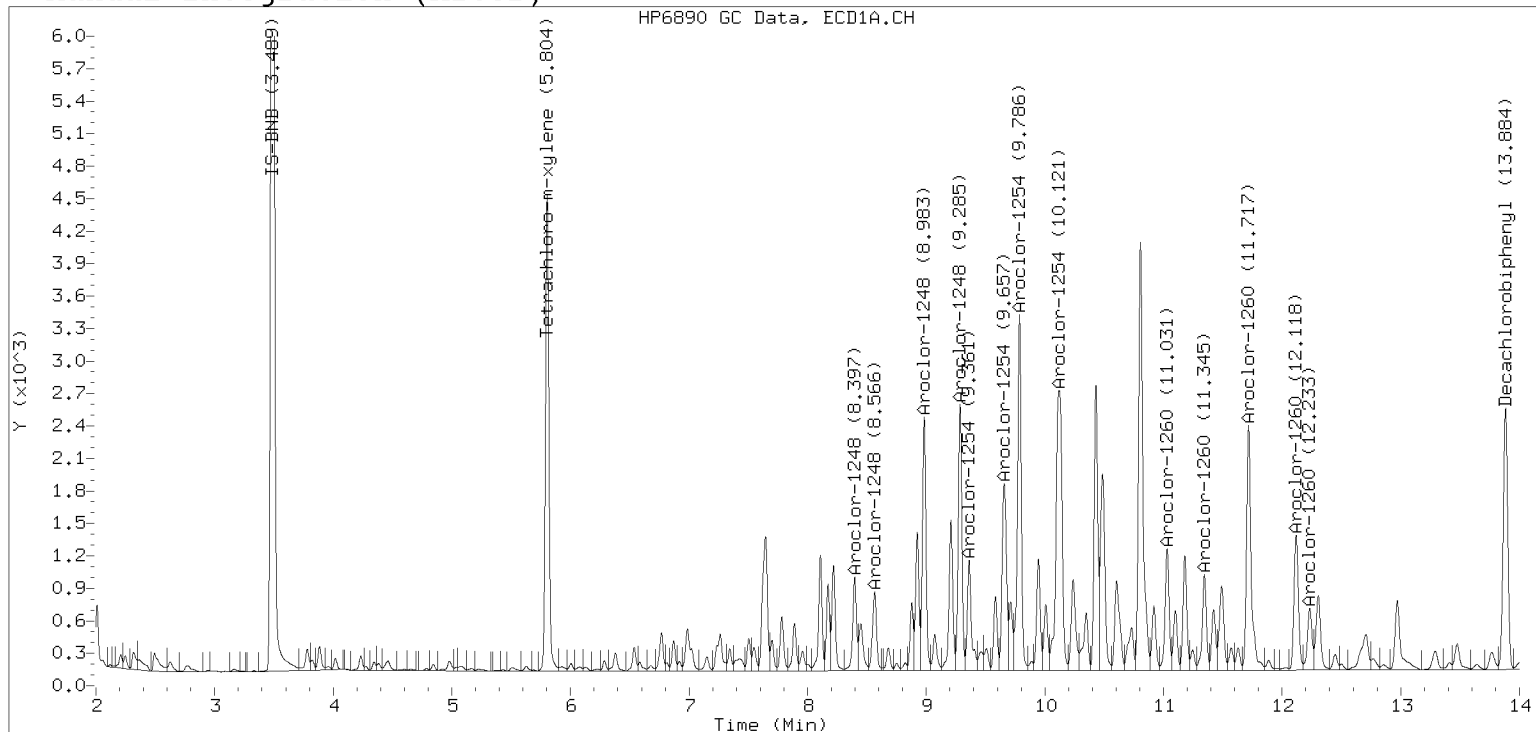
ZB-35 Manual Integration: YES

Manual Peak Adjustment, ZB-5

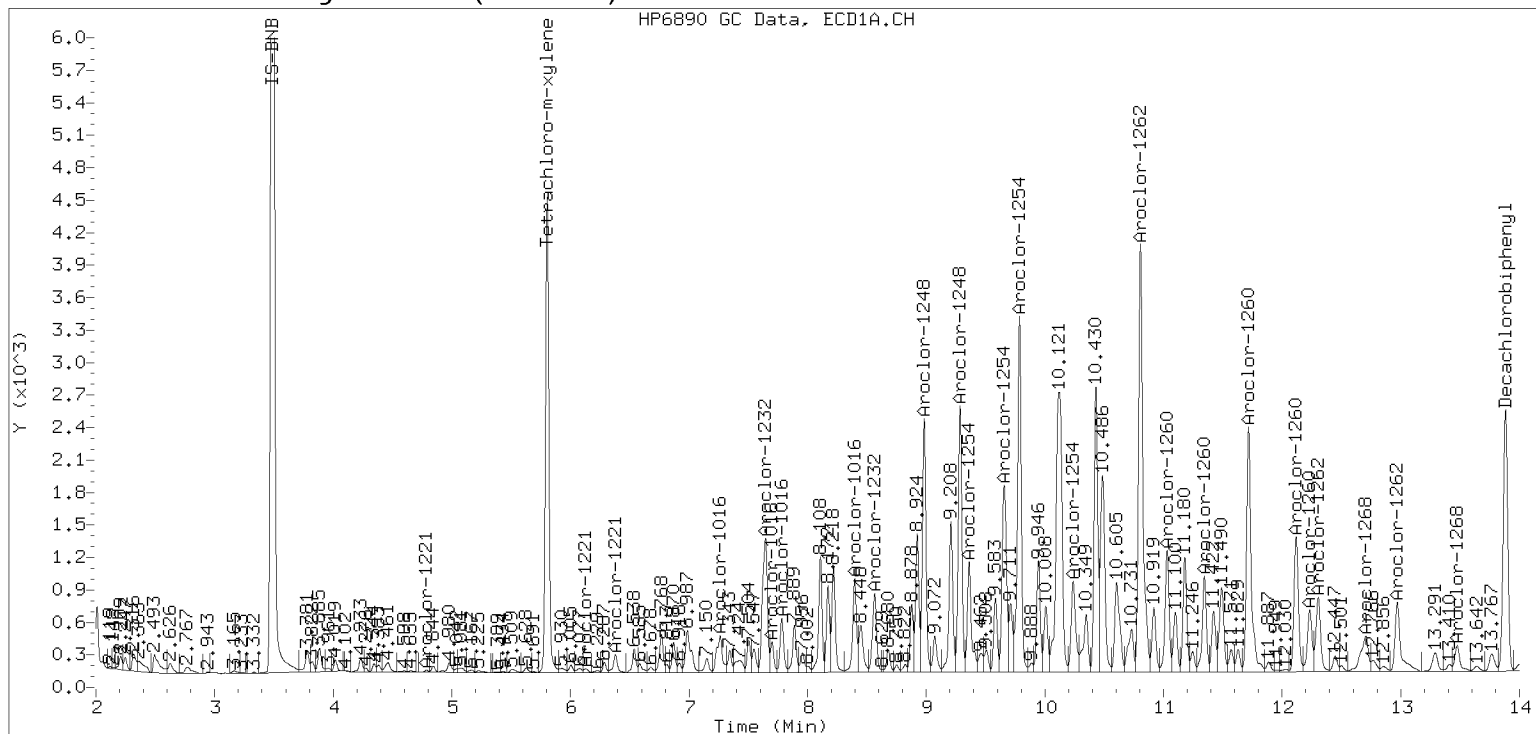
Datafile: ecd7.i/230413.b/04132323ECD7.D

Injection Date: 13-APR-2023 18:48

Manual Integration (After)



Processed Integration (Before)



Analytical Resources Inc.
Dual Column 608/8082 PCB Quantitation Report

Data file 1: /230413.b/04132324ECD7.D
Data file 2: /230413.b/230413.b/04132324ECD7.D
Method: \\target\share\chem4\ecd7.i\230413.b\PCB.m
Compound Sublist: PCB.sub
Instrument, Inj. Vol.: ecd7.i, 2ul
Quant Method: Internal Std

ARI ID: 23C0774-05
Client ID:
Injection Date: 13-APR-2023 19:09
Report Date: 04/14/2023 09:01
Matrix: NONE
Dilution Factor: 1.0

SURROGATES

ZB5 Col		ZB35 Col			ZB5	ZB35	RPD	Compound/Flag	
RT	Shift	Response	RT	Shift	Response	on col			on col
5.804	-0.004	208566	5.686	-0.008	147268	24.8	28.3	13.3	Tetrachloro-m-xylene
13.884	-0.014	148684	14.110	-0.013	181414	34.9	32.5	7.2	Decachlorobiphenyl

* Indicates RPD > 40%

INTERNAL STANDARD SUMMARY

Standard Cpnd	Column 1		
	Standard Area*	Sample Area	%D
Bromo-Nitrobenzene	673778	563850	-16.3
Hexabromobiphenyl	1429847	432551	-69.7 <-

Standard Cpnd	Column 2		
	Standard Area*	Sample Area	%D
Bromo-Nitrobenzene	315256	354819	12.5
Hexabromobiphenyl	513946	366951	-28.6

* Standard Areas taken from Initial Cal Level 3
Initial Calibration Date: 24-FEB-2023
<- Indicates standard response outside Limits (-50 to +100%)

ZB5 Col					ZB35 Col					
Aroclor	Peak#	RT	Shift	Area	Amount	Peak#	RT	Shift	Area	Amount
Aroclor-1016	1	---			0.0	1	---			0.0
Aroclor-1016	2	---			0.0	2	---			0.0
Aroclor-1016	3	---			0.0	3	---			0.0
Aroclor-1016	4	---			0.0	4	---			0.0
CollAve: <3 Quant Peaks					Col2Ave: <3 Quant Peaks					
Aroclor-1221	1	---			0.0	1	---			0.0
Aroclor-1221	2	---			0.0	2	---			0.0
Aroclor-1221	3	---			0.0	3	---			0.0
CollAve: <3 Quant Peaks					Col2Ave: <3 Quant Peaks					
Aroclor-1232	1	---			0.0	1	---			0.0
Aroclor-1232	2	---			0.0	2	---			0.0
Aroclor-1232	3	---			0.0	3	---			0.0
Aroclor-1232	4	---			0.0	4	---			0.0
CollAve: <3 Quant Peaks					Col2Ave: <3 Quant Peaks					
Aroclor-1242	1	---			0.0	1	---			0.0
Aroclor-1242	2	---			0.0	2	---			0.0
Aroclor-1242	3	---			0.0	3	---			0.0
Aroclor-1242	4	---			0.0	4	---			0.0
CollAve: <3 Quant Peaks					Col2Ave: <3 Quant Peaks					
Aroclor-1248	1	8.396	-0.021	27615	100.4	1	8.301	-0.019	22696	134.0
Aroclor-1248	2	8.565	-0.031	22986	65.7	2	8.707	-0.019	18644	106.4
Aroclor-1248	3	8.983	-0.016	65896	99.9	3	9.219	0.024	24198	120.0
Aroclor-1248	4	9.285	-0.024	72174	214.9	4	9.534	-0.092	26440	109.2
Total CollAve (4 peaks):				120.2	Total Col2Ave (4 peaks):				117.4	RPD = 2
Corrected Ave (3 peaks):				88.7	Corrected Ave (3 peaks):				111.9	RPD = 23
120.13										
Aroclor-1254	1	9.285	-0.023	72174	127.5	1	9.439	-0.027	48340	179.2
Aroclor-1254	2	9.361	-0.029	35712	140.2	2	9.956	-0.030	24757	114.1
Aroclor-1254	3	9.659	-0.023	58164	159.8	3	10.106	-0.038	85565	182.3
Aroclor-1254	4	9.787	-0.036	100935	142.6	4	10.353	-0.040	104482	228.3
Aroclor-1254	5	10.114	-0.086	128127	200.8	5	10.554	-0.031	78753	282.7
Total CollAve (5 peaks):				171.8	Total Col2Ave (5 peaks):				197.3	RPD = 14
Corrected Ave (4 peaks):				142.5	Corrected Ave (4 peaks):				176.0	RPD = 21
Aroclor-1260	1	11.032	-0.023	42750	274.7	1	11.642	-0.020	48145	223.1
Aroclor-1260	2	11.346	-0.026	31627	194.5	2	11.903	-0.027	85405	155.1
Aroclor-1260	3	11.717	-0.032	92868	215.4	3	12.421	-0.023	40163	274.8
Aroclor-1260	4	12.119	-0.038	46884	215.9	4	12.487	-0.027	64317	173.3
Aroclor-1260	5	12.233	-0.021	29374	314.3	NS	---			----
Total CollAve (5 peaks):				243.0	Total Col2Ave (4 peaks):				206.6	RPD = 16
Corrected Ave (4 peaks):				225.1	Corrected Ave (3 peaks):				183.8	RPD = 20
Aroclor-1262	1	---			0.0	1	---			0.0
Aroclor-1262	2	---			0.0	2	---			0.0
Aroclor-1262	3	---			0.0	3	---			0.0
Aroclor-1262	4	---			0.0	4	---			0.0
CollAve: <3 Quant Peaks					Col2Ave: <3 Quant Peaks					
Aroclor-1268	1	---			0.0	1	---			0.0
Aroclor-1268	2	---			0.0	2	---			0.0
Aroclor-1268	3	---			0.0	3	---			0.0
Aroclor-1268	4	---			0.0	4	---			0.0
CollAve: <3 Quant Peaks					Col2Ave: <3 Quant Peaks					

Total PCB Area Col1 (5.908 - 13.798) = 2078653 Col1 Total PCB = 0.3 ppm*

Total PCB Area Col2 (5.794 - 14.023) = 1740813 Col2 Total PCB = 0.4 ppm*

* Quantitated against AR1660 0.25ppm in Ical

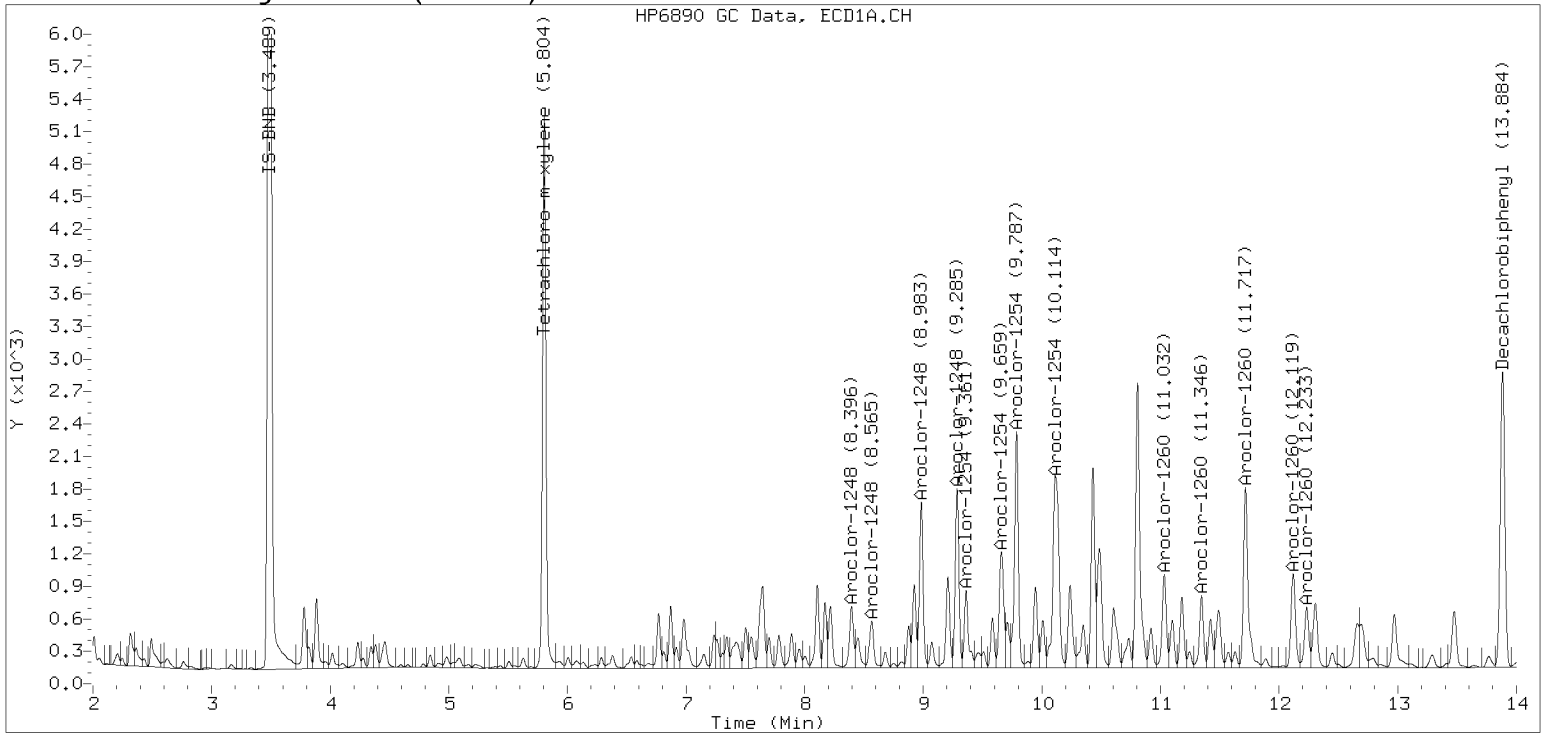
PCB-Form 10 Mod.

Manual Peak Adjustment, ZB-5

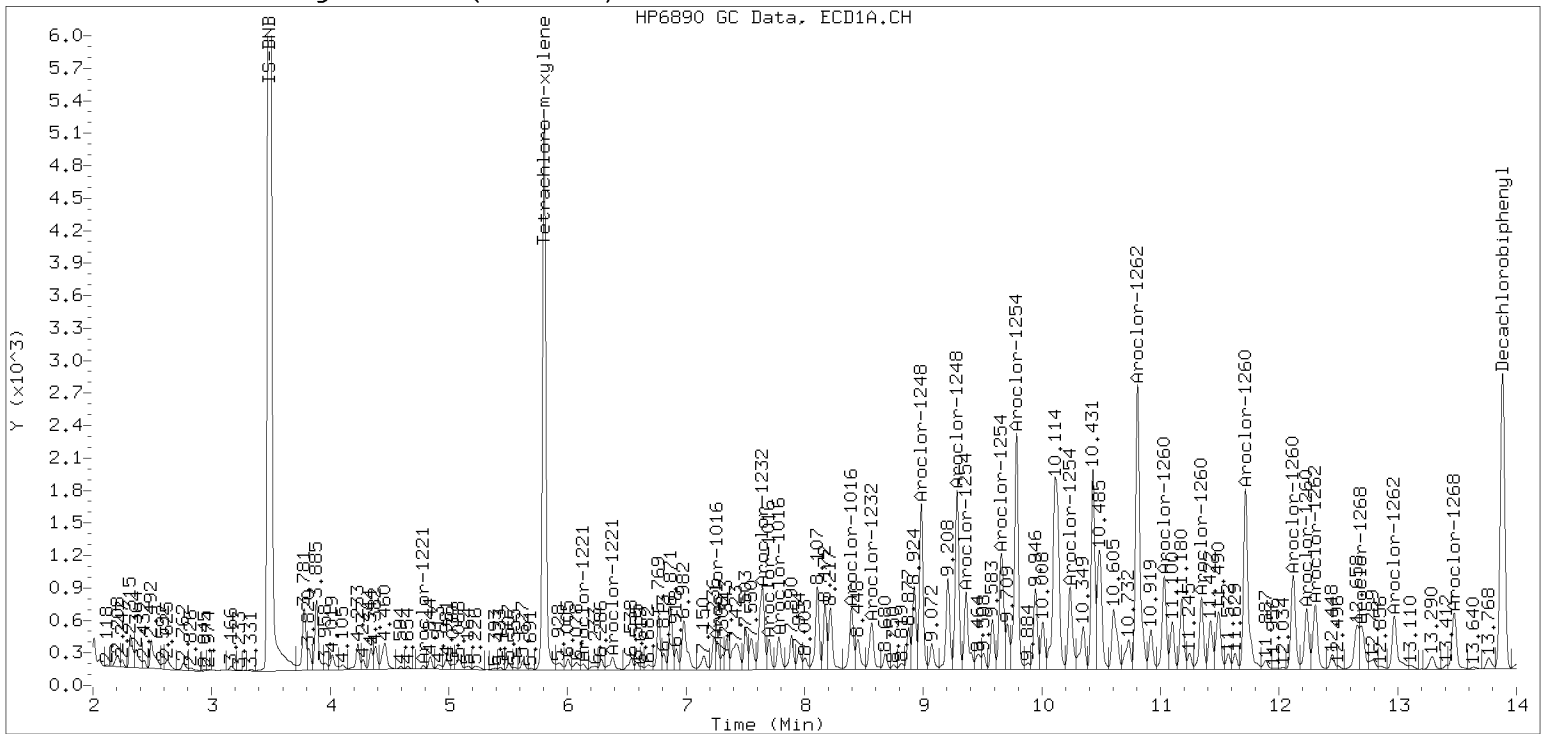
Datafile: ecd7.i/230413.b/04132324ECD7.D

Injection Date: 13-APR-2023 19:09

Manual Integration (After)



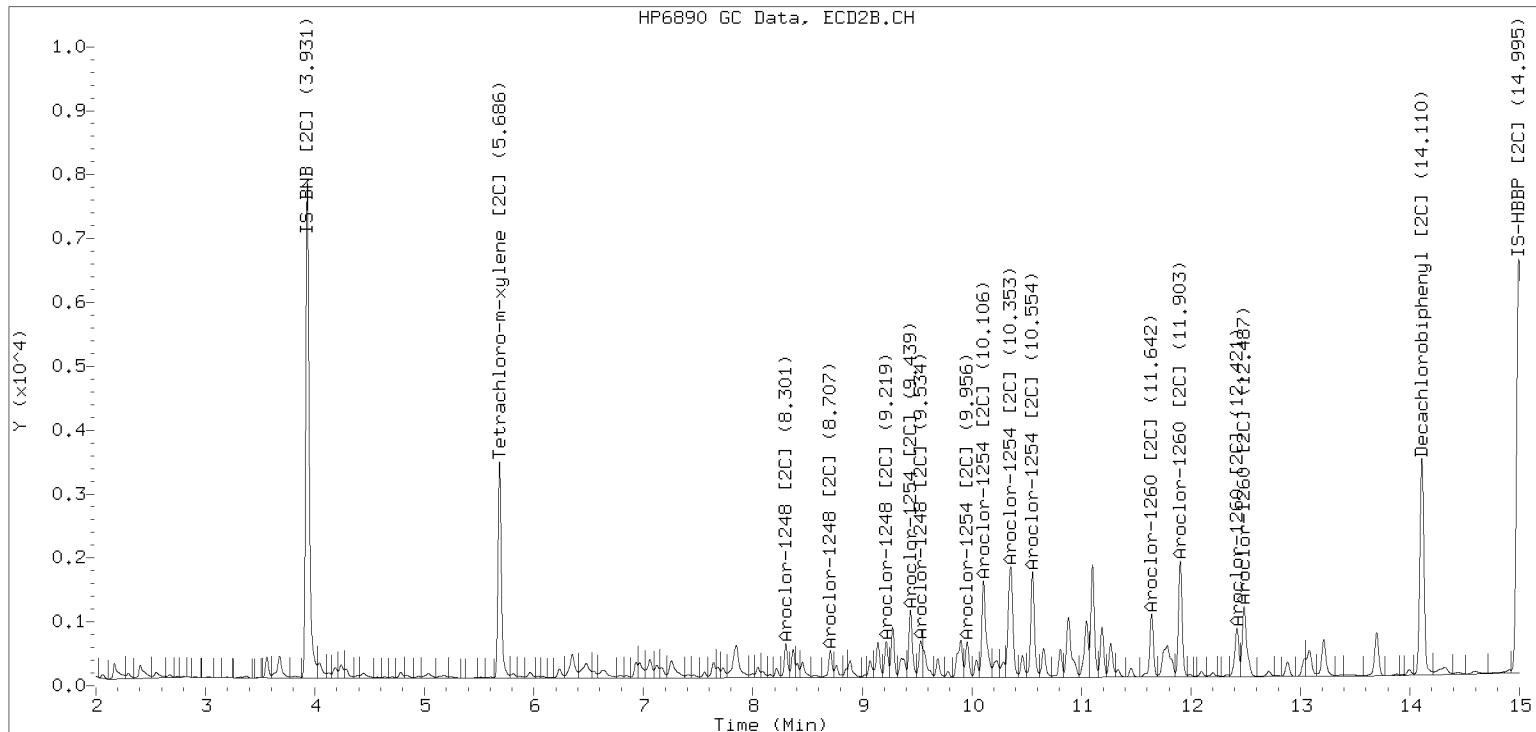
Processed Integration (Before)



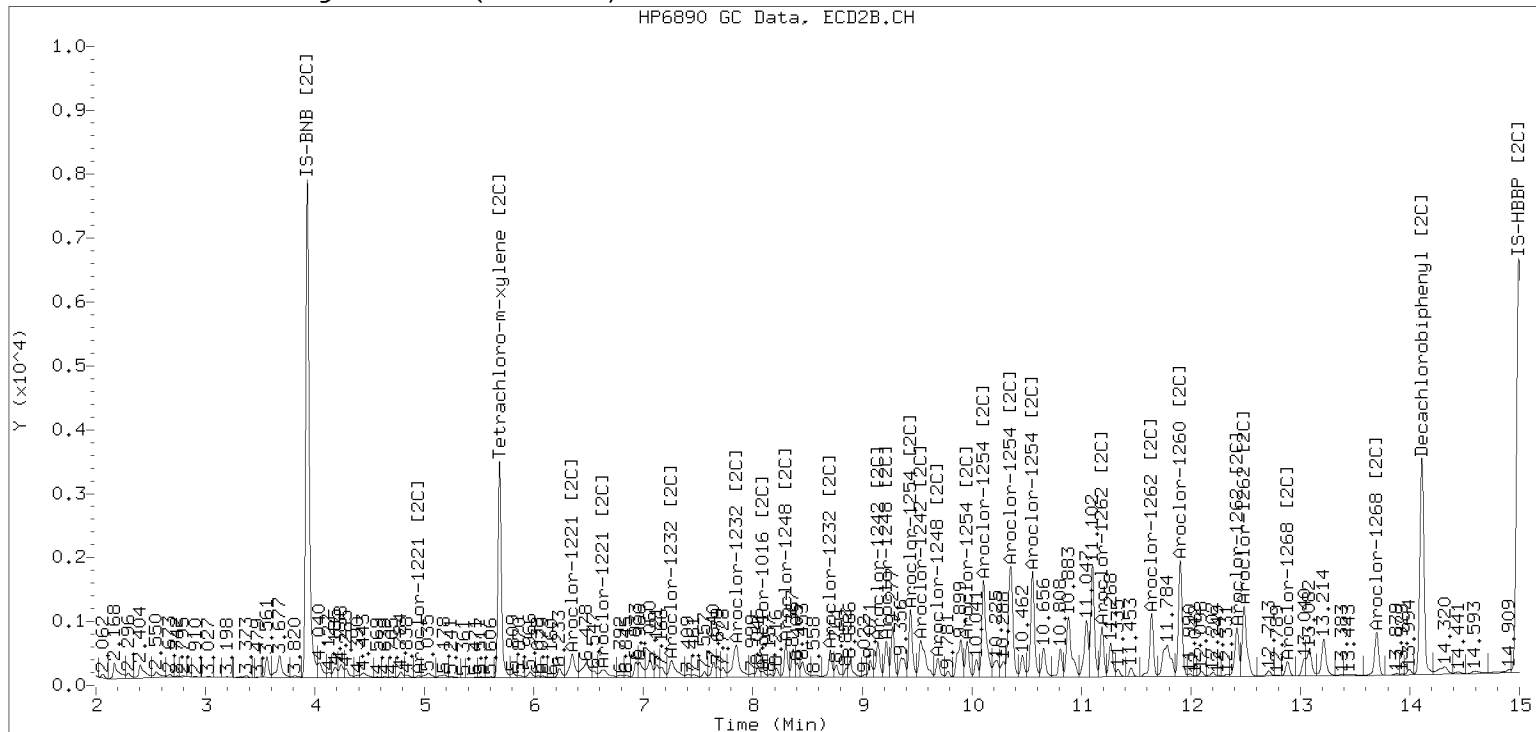
Manual Peak Adjustment, ZB-35

Datafile: ecd7.i/230413.b/230413.b/04132324ECD7.D Injection Date: 13-APR-2023

Manual Integration (After)



Processed Integration (Before)





ORGANIC ANALYSIS DATA SHEET
EPA 8082A

Laboratory: Analytical Resources, LLC SDG: 23C0774
 Client: Anchor QEA, LLC
 Project: AOC5 MR Phase 1
 Matrix: Solid Laboratory ID: 23C0774-06 A File ID: 04132325ECD7.D
 Sampled: 12/15/22 11:32 Prepared: 04/04/23 16:00 Analyzed: 04/13/23 19:30
 % Solids: 53.75 Preparation: EPA 3546 (Microwave) Initial/Final: 23.26 g Wet / 2.5 mL
 Batch: BLD0059 Sequence: SLD0171 Calibration: GB00069
 Instrument: ECD7 Column 1: ZB5 Column 2: ZB35

CAS NO.	COMPOUND	Col #	DILUTION	CONC. (ug/kg dry)	MDL	MRL	Q
12674-11-2	Aroclor 1016	1	1	4.0	1.6	4.0	U
11104-28-2	Aroclor 1221	1	1	4.0	1.6	4.0	U
11141-16-5	Aroclor 1232	1	1	4.0	1.6	4.0	U
53469-21-9	Aroclor 1242	1	1	4.0	1.6	4.0	U
12672-29-6	Aroclor 1248	2	1	26.2	1.6	4.0	
11097-69-1	Aroclor 1254	2	1	41.9	1.6	4.0	
11096-82-5	Aroclor 1260	2	1	35.6	0.6	4.0	

SURROGATES	Col #	ADDED (ug/kg dry)	CONC (ug/kg dry)	% REC	QC LIMITS	Q
<i>Decachlorobiphenyl</i>	1	7.9986	6.82	85.3	40 - 126	
<i>Tetrachlorometaxylene</i>	1	7.9986	5.07	63.4	44 - 120	
<i>Decachlorobiphenyl</i>	2	7.9986	6.29	78.6	40 - 126	
<i>Tetrachlorometaxylene</i>	2	7.9986	5.80	72.5	44 - 120	

Analytical Resources Inc.
Dual Column 608/8082 PCB Quantitation Report

Data file 1: /230413.b/04132325ECD7.D
Data file 2: /230413.b/230413.b/04132325ECD7.D
Method: \\target\share\chem4\ecd7.i\230413.b\PCB.m
Compound Sublist: PCB.sub
Instrument, Inj. Vol.: ecd7.i, 2ul
Quant Method: Internal Std

ARI ID: 23C0774-06
Client ID:
Injection Date: 13-APR-2023 19:30
Report Date: 04/14/2023 09:01
Matrix: NONE
Dilution Factor: 1.0

SURROGATES

ZB5 Col		ZB35 Col			ZB5	ZB35	RPD	Compound/Flag	
RT	Shift	Response	RT	Shift	Response	on col			on col
5.803	-0.005	204743	5.685	-0.009	147089	25.4	29.0	13.4	Tetrachloro-m-xylene
13.884	-0.014	147645	14.112	-0.012	177399	34.1	31.4	8.2	Decachlorobiphenyl

* Indicates RPD > 40%

INTERNAL STANDARD SUMMARY

Column 1			
Standard Cpnd	Standard Area*	Sample Area	%D
Bromo-Nitrobenzene	673778	540771	-19.7
Hexabromobiphenyl	1429847	439408	-69.3 <-

Column 2			
Standard Cpnd	Standard Area*	Sample Area	%D
Bromo-Nitrobenzene	315256	345754	9.7
Hexabromobiphenyl	513946	370602	-27.9

* Standard Areas taken from Initial Cal Level 3
Initial Calibration Date: 24-FEB-2023
<- Indicates standard response outside Limits (-50 to +100%)

ZB5 Col					ZB35 Col						
Aroclor	Peak#	RT	Shift	Area	Amount	Peak#	RT	Shift	Area	Amount	
Aroclor-1016	1	---			0.0	1	---			0.0	
Aroclor-1016	2	---			0.0	2	---			0.0	
Aroclor-1016	3	---			0.0	3	---			0.0	
Aroclor-1016	4	---			0.0	4	---			0.0	
CollAve: <3 Quant Peaks					Col2Ave: <3 Quant Peaks						
Aroclor-1221	1	---			0.0	1	---			0.0	
Aroclor-1221	2	---			0.0	2	---			0.0	
Aroclor-1221	3	---			0.0	3	---			0.0	
CollAve: <3 Quant Peaks					Col2Ave: <3 Quant Peaks						
Aroclor-1232	1	---			0.0	1	---			0.0	
Aroclor-1232	2	---			0.0	2	---			0.0	
Aroclor-1232	3	---			0.0	3	---			0.0	
Aroclor-1232	4	---			0.0	4	---			0.0	
CollAve: <3 Quant Peaks					Col2Ave: <3 Quant Peaks						
Aroclor-1242	1	---			0.0	1	---			0.0	
Aroclor-1242	2	---			0.0	2	---			0.0	
Aroclor-1242	3	---			0.0	3	---			0.0	
Aroclor-1242	4	---			0.0	4	---			0.0	
CollAve: <3 Quant Peaks					Col2Ave: <3 Quant Peaks						
Aroclor-1248	1	8.397	-0.020	27485	104.2	1	8.301	-0.019	26293	159.3	
Aroclor-1248	2	8.565	-0.031	23576	70.3	2	8.707	-0.019	19597	114.8	
Aroclor-1248	3	8.984	-0.015	67828	107.2	3	9.220	0.025	23256	118.4	
Aroclor-1248	4	9.286	-0.023	75422	234.1	4	9.534	-0.091	26278	114.4	
Total CollAve (4 peaks):				129.0	Total Col2Ave (4 peaks):				126.0	RPD = 2	
Corrected Ave (3 peaks):				93.9	Corrected Ave (3 peaks):				114.9	RPD = 20	
130.83											
Aroclor-1254	1	9.286	-0.022	75422	138.9	1	9.439	-0.026	50721	193.0	
Aroclor-1254	2	9.361	-0.029	30780	126.0	2	9.958	-0.029	27323	129.2	
Aroclor-1254	3	9.658	-0.024	59821	171.4	3	10.107	-0.037	89667	196.0	
Aroclor-1254	4	9.787	-0.036	106570	157.0	4	10.355	-0.039	108635	243.6	
Aroclor-1254	5	10.115	-0.086	130148	305.9	5	10.555	-0.031	77728	286.3	
Total CollAve (5 peaks):				179.8	Total Col2Ave (5 peaks):				209.6	RPD = 15	
Corrected Ave (4 peaks):				148.3	Corrected Ave (4 peaks):				190.5	RPD = 25	
Aroclor-1260	1	11.032	-0.023	41035	259.6	1	11.643	-0.020	43358	199.0	
Aroclor-1260	2	11.346	-0.026	31374	190.0	2	11.904	-0.026	80943	145.5	
Aroclor-1260	3	11.718	-0.032	88877	202.9	3	12.423	-0.022	32229	218.4	
Aroclor-1260	4	12.119	-0.038	43304	196.3	4	12.487	-0.026	56316	150.2	
Aroclor-1260	5	12.233	-0.021	21360	225.0	NS	---			---	
Total CollAve (5 peaks):				214.7	Total Col2Ave (4 peaks):				178.3	RPD = 19	
Corrected Ave (4 peaks):				203.5	Corrected Ave (3 peaks):				164.9	RPD = 21	
Aroclor-1262	1	---			0.0	1	---			0.0	
Aroclor-1262	2	---			0.0	2	---			0.0	
Aroclor-1262	3	---			0.0	3	---			0.0	
Aroclor-1262	4	---			0.0	4	---			0.0	
CollAve: <3 Quant Peaks					Col2Ave: <3 Quant Peaks						
Aroclor-1268	1	---			0.0	1	---			0.0	
Aroclor-1268	2	---			0.0	2	---			0.0	
Aroclor-1268	3	---			0.0	3	---			0.0	
Aroclor-1268	4	---			0.0	4	---			0.0	
CollAve: <3 Quant Peaks					Col2Ave: <3 Quant Peaks						

Total PCB Area Col1 (5.908 - 13.798) = 2052626 Col1 Total PCB = 0.3 ppm*

Total PCB Area Col2 (5.794 - 14.023) = 1726619 Col2 Total PCB = 0.4 ppm*

* Quantitated against AR1660 0.25ppm in Ical

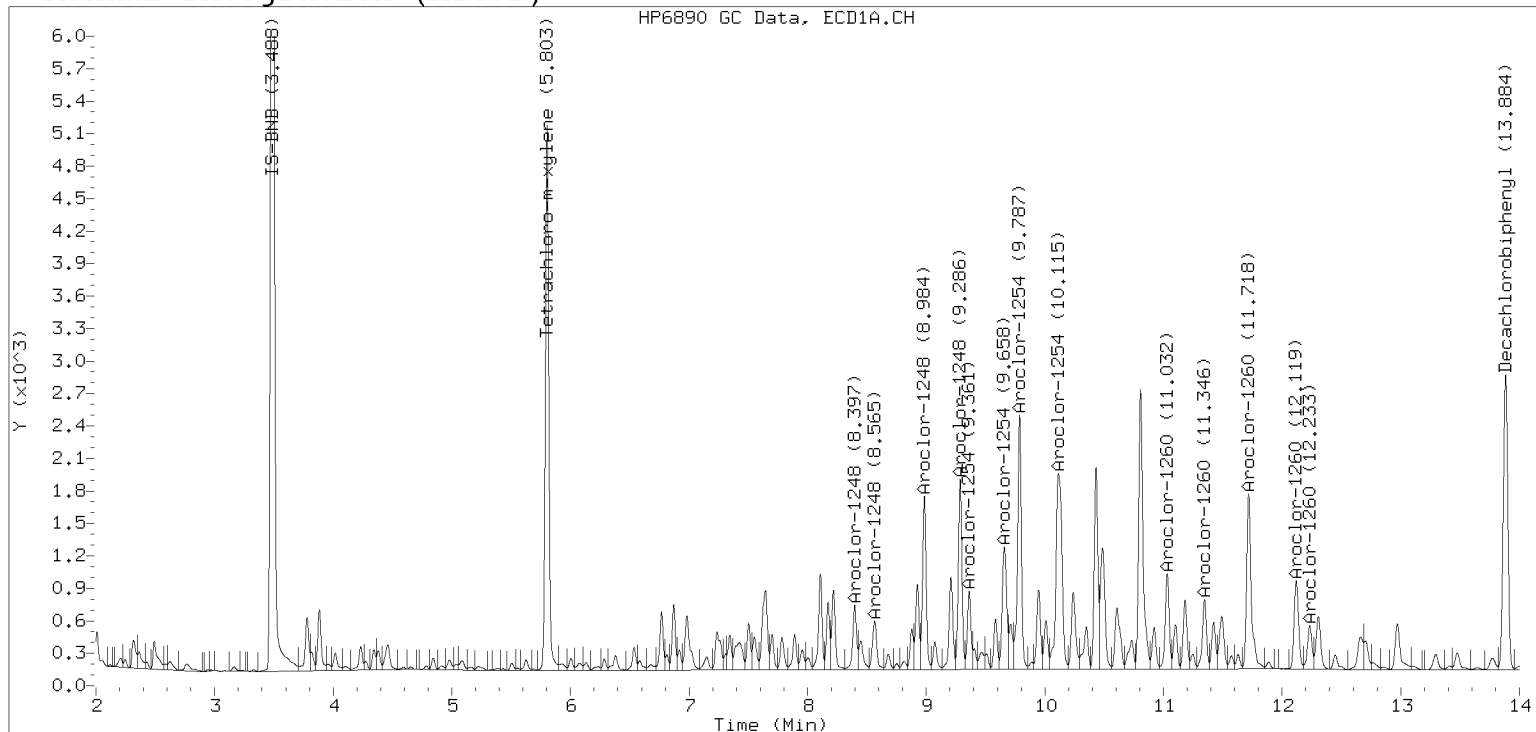
PCB-Form 10 Mod.

Manual Peak Adjustment, ZB-5

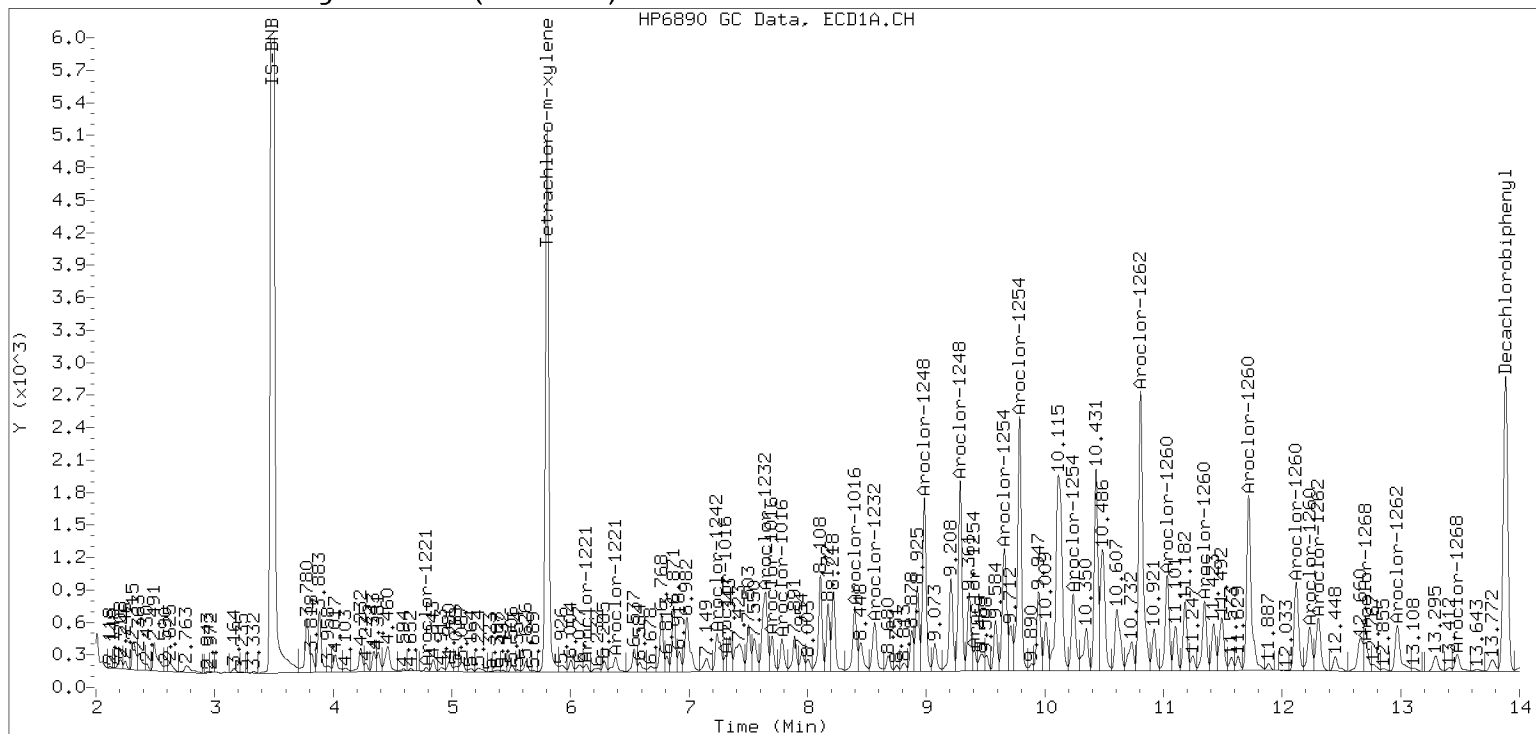
Datafile: ecd7.i/230413.b/04132325ECD7.D

Injection Date: 13-APR-2023 19:30

Manual Integration (After)



Processed Integration (Before)





Dual Column

LDW23-SC1046B

ORGANIC ANALYSIS DATA SHEET
EPA 8082A

Laboratory: <u>Analytical Resources, LLC</u>	SDG: <u>23C0774</u>
Client: <u>Anchor QEA, LLC</u>	
Project: <u>AOC5 MR Phase 1</u>	
Matrix: <u>Solid</u>	Laboratory ID: <u>23C0774-07A</u>
Sampled: <u>12/15/22 11:32</u>	Prepared: <u>04/04/23 16:00</u>
% Solids: <u>57.11</u>	Preparation: <u>EPA 3546 (Microwave)</u>
Batch: <u>BLD0059</u>	Sequence: <u>SLD0171</u>
Instrument: <u>ECD7</u>	Column 1: <u>ZB5</u>
	Column 2: <u>ZB35</u>
	File ID: <u>04132326ECD7.D</u>
	Analyzed: <u>04/13/23 19:50</u>
	Initial/Final: <u>21.89 g Wet / 2.5 mL</u>
	Calibration: <u>GB00069</u>

CAS NO.	COMPOUND	Col #	DILUTION	CONC. (ug/kg dry)	MDL	MRL	Q
12674-11-2	Aroclor 1016	1	1	4.0	1.6	4.0	U
11104-28-2	Aroclor 1221	1	1	4.0	1.6	4.0	U
11141-16-5	Aroclor 1232	1	1	4.0	1.6	4.0	U
53469-21-9	Aroclor 1242	1	1	4.0	1.6	4.0	U
12672-29-6	Aroclor 1248	1	1	26.5	1.6	4.0	
11097-69-1	Aroclor 1254	2	1	37.3	1.6	4.0	
11096-82-5	Aroclor 1260	2	1	33.4	0.6	4.0	

SURROGATES	Col #	ADDED (ug/kg dry)	CONC (ug/kg dry)	% REC	QC LIMITS	Q
<i>Decachlorobiphenyl</i>	1	7.9991	6.75	84.4	40 - 126	
<i>Tetrachlorometaxylene</i>	1	7.9991	4.83	60.4	44 - 120	
<i>Decachlorobiphenyl</i>	2	7.9991	6.23	77.9	40 - 126	
<i>Tetrachlorometaxylene</i>	2	7.9991	5.41	67.6	44 - 120	

Analytical Resources Inc.
Dual Column 608/8082 PCB Quantitation Report

Data file 1: /230413.b/04132326ECD7.D
Data file 2: /230413.b/230413.b/04132326ECD7.D
Method: \\target\share\chem4\ecd7.i\230413.b\PCB.m
Compound Sublist: PCB.sub
Instrument, Inj. Vol.: ecd7.i, 2ul
Quant Method: Internal Std

ARI ID: 23C0774-07
Client ID:
Injection Date: 13-APR-2023 19:50
Report Date: 04/14/2023 09:02
Matrix: NONE
Dilution Factor: 1.0

SURROGATES

ZB5 Col		ZB35 Col			ZB5	ZB35	RPD	Compound/Flag	
RT	Shift	Response	RT	Shift	Response	on col			on col
5.804	-0.005	196339	5.685	-0.009	139065	24.1	27.0	11.3	Tetrachloro-m-xylene
13.883	-0.015	145588	14.111	-0.013	174269	33.8	31.2	8.0	Decachlorobiphenyl

* Indicates RPD > 40%

INTERNAL STANDARD SUMMARY

Column 1			
Standard Cpnd	Standard Area*	Sample Area	%D
Bromo-Nitrobenzene	673778	544671	-19.2
Hexabromobiphenyl	1429847	437772	-69.4 <-

Column 2			
Standard Cpnd	Standard Area*	Sample Area	%D
Bromo-Nitrobenzene	315256	350487	11.2
Hexabromobiphenyl	513946	367287	-28.5

* Standard Areas taken from Initial Cal Level 3
Initial Calibration Date: 24-FEB-2023
<- Indicates standard response outside Limits (-50 to +100%)

ZB5 Col					ZB35 Col					
Aroclor	Peak#	RT	Shift	Area	Amount	Peak#	RT	Shift	Area	Amount
Aroclor-1016	1	---			0.0	1	---			0.0
Aroclor-1016	2	---			0.0	2	---			0.0
Aroclor-1016	3	---			0.0	3	---			0.0
Aroclor-1016	4	---			0.0	4	---			0.0
CollAve: <3 Quant Peaks					Col2Ave: <3 Quant Peaks					
Aroclor-1221	1	---			0.0	1	---			0.0
Aroclor-1221	2	---			0.0	2	---			0.0
Aroclor-1221	3	---			0.0	3	---			0.0
CollAve: <3 Quant Peaks					Col2Ave: <3 Quant Peaks					
Aroclor-1232	1	---			0.0	1	---			0.0
Aroclor-1232	2	---			0.0	2	---			0.0
Aroclor-1232	3	---			0.0	3	---			0.0
Aroclor-1232	4	---			0.0	4	---			0.0
CollAve: <3 Quant Peaks					Col2Ave: <3 Quant Peaks					
Aroclor-1242	1	---			0.0	1	---			0.0
Aroclor-1242	2	---			0.0	2	---			0.0
Aroclor-1242	3	---			0.0	3	---			0.0
Aroclor-1242	4	---			0.0	4	---			0.0
CollAve: <3 Quant Peaks					Col2Ave: <3 Quant Peaks					
Aroclor-1248	1	8.396	-0.020	30880	116.2	1	8.300	-0.020	25582	152.9
Aroclor-1248	2	8.565	-0.032	26280	77.8	2	8.706	-0.020	20305	117.4
Aroclor-1248	3	8.983	-0.016	70582	110.8	3	9.218	0.023	25404	127.6
Aroclor-1248	4	9.285	-0.023	73131	225.4	4	9.532	-0.093	27120	112.4
Total CollAve (4 peaks):				132.5	Total Col2Ave (4 peaks):				127.8	RPD = 4
Corrected Ave (3 peaks):				101.6	Corrected Ave (3 peaks):				119.5	RPD = 16
132.63										
Aroclor-1254	1	9.285	-0.023	73131	133.7	1	9.438	-0.028	46678	175.2
Aroclor-1254	2	9.360	-0.029	37356	151.9	2	9.956	-0.030	22688	105.9
Aroclor-1254	3	9.658	-0.024	54722	155.6	3	10.106	-0.038	83077	179.2
Aroclor-1254	4	9.786	-0.037	100971	147.7	4	10.353	-0.041	98655	218.3
Aroclor-1254	5	10.118	-0.082	123012	287.1	5	10.553	-0.032	69753	253.4
Total CollAve (5 peaks):				175.2	Total Col2Ave (5 peaks):				186.4	RPD = 6
Corrected Ave (4 peaks):				147.2	Corrected Ave (4 peaks):				169.6	RPD = 14
Aroclor-1260	1	11.032	-0.023	36492	231.7	1	11.642	-0.021	41080	190.2
Aroclor-1260	2	11.346	-0.026	27366	166.3	2	11.903	-0.027	72645	131.8
Aroclor-1260	3	11.717	-0.032	83086	190.4	3	12.420	-0.024	30395	207.8
Aroclor-1260	4	12.118	-0.038	40901	186.1	4	12.486	-0.028	51203	137.8
Aroclor-1260	5	12.233	-0.021	19667	207.9	NS	---			---
Total CollAve (5 peaks):				196.5	Total Col2Ave (4 peaks):				166.9	RPD = 16
Corrected Ave (4 peaks):				187.7	Corrected Ave (3 peaks):				153.3	RPD = 20
Aroclor-1262	1	---			0.0	1	---			0.0
Aroclor-1262	2	---			0.0	2	---			0.0
Aroclor-1262	3	---			0.0	3	---			0.0
Aroclor-1262	4	---			0.0	4	---			0.0
CollAve: <3 Quant Peaks					Col2Ave: <3 Quant Peaks					
Aroclor-1268	1	---			0.0	1	---			0.0
Aroclor-1268	2	---			0.0	2	---			0.0
Aroclor-1268	3	---			0.0	3	---			0.0
Aroclor-1268	4	---			0.0	4	---			0.0
CollAve: <3 Quant Peaks					Col2Ave: <3 Quant Peaks					

Total PCB Area Col1 (5.908 - 13.798) = 1956105 Col1 Total PCB = 0.3 ppm*
Total PCB Area Col2 (5.794 - 14.023) = 1573812 Col2 Total PCB = 0.4 ppm*

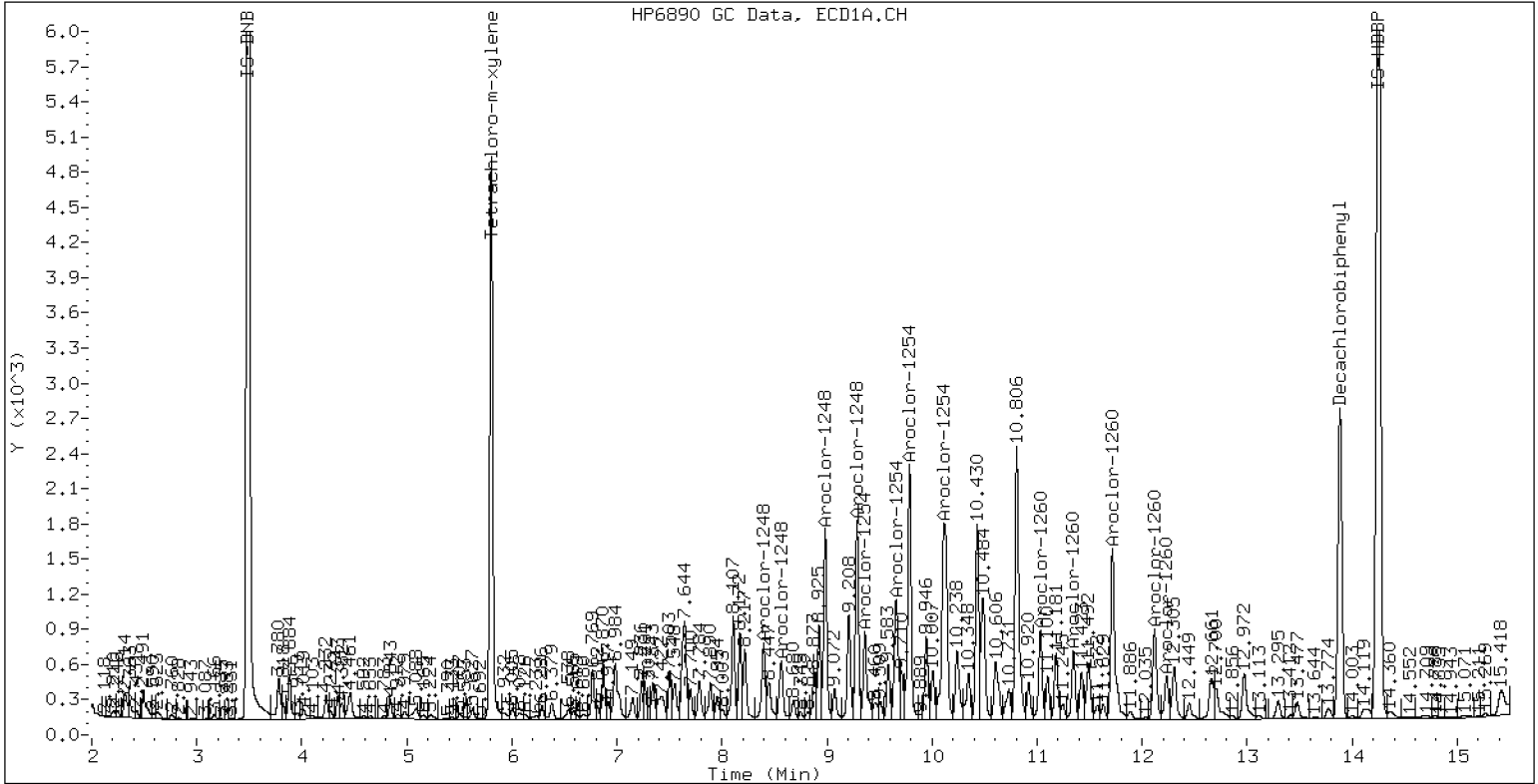
* Quantitated against AR1660 0.25ppm in Ical

PCB-Form 10 Mod.

PCB Dual Column Chromatograms

ECD7-ZB5 23C0774-07

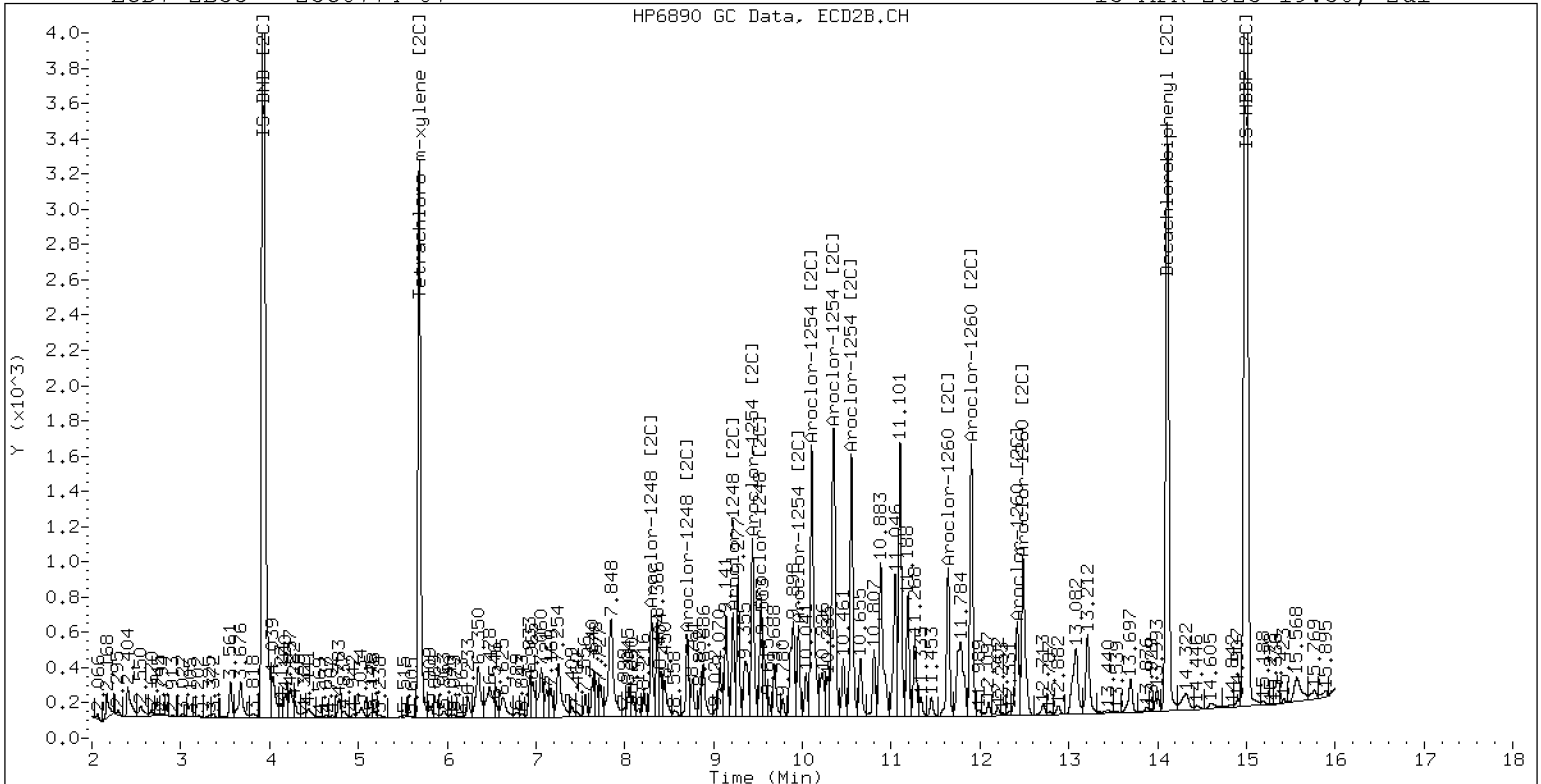
13-APR-2023 19:50, 2ul



ZB-5 Manual Integration: YES

ECD7-ZB35 23C0774-07

13-APR-2023 19:50, 2ul



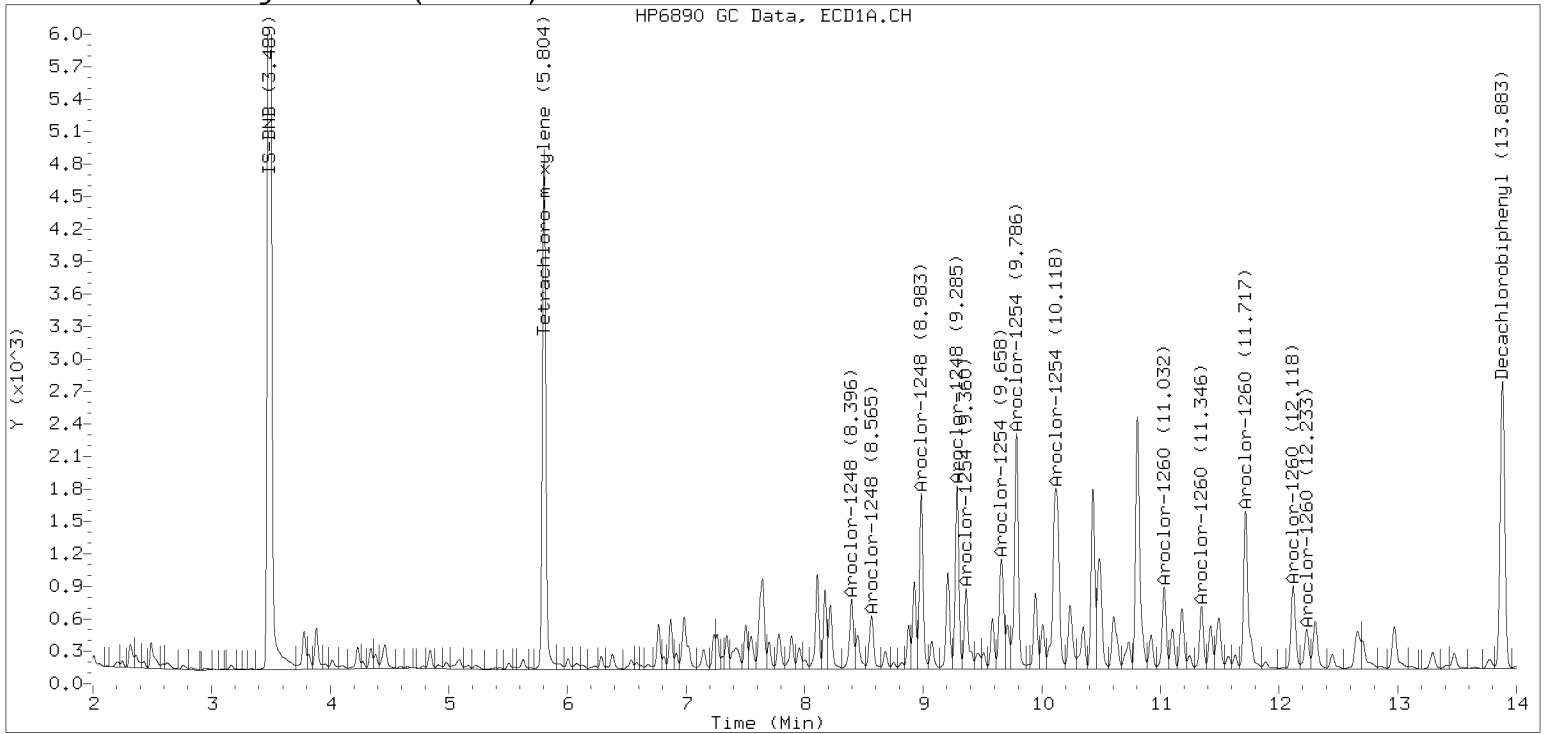
ZB-35 Manual Integration: YES

Manual Peak Adjustment, ZB-5

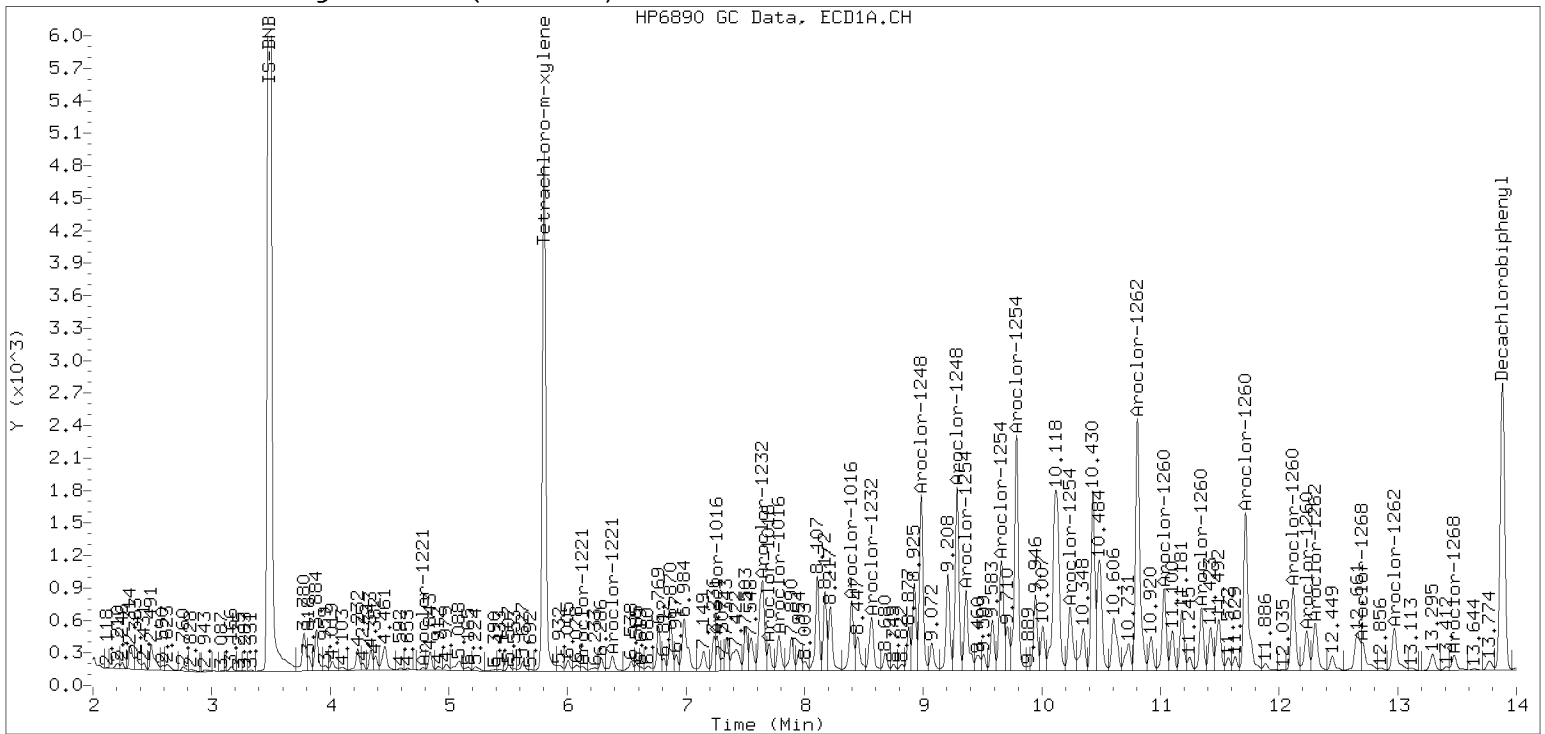
Datafile: ecd7.i/230413.b/04132326ECD7.D

Injection Date: 13-APR-2023 19:50

Manual Integration (After)



Processed Integration (Before)



Analytical Resources Inc.
Dual Column 608/8082 PCB Quantitation Report

Data file 1: /230413.b/04132327ECD7.D
Data file 2: /230413.b/230413.b/04132327ECD7.D
Method: \\target\share\chem4\ecd7.i\230413.b\PCB.m
Compound Sublist: PCB.sub
Instrument, Inj. Vol.: ecd7.i, 2ul
Quant Method: Internal Std

ARI ID: 23C0774-08
Client ID:
Injection Date: 13-APR-2023 20:11
Report Date: 04/14/2023 09:02
Matrix: NONE
Dilution Factor: 1.0

SURROGATES

ZB5 Col		ZB35 Col			ZB5	ZB35	RPD	Compound/Flag	
RT	Shift	Response	RT	Shift	Response	on col			on col
5.804	-0.005	197638	5.685	-0.009	139253	23.8	26.8	12.2	Tetrachloro-m-xylene
13.883	-0.015	139504	14.110	-0.013	172942	33.7	31.4	7.1	Decachlorobiphenyl

* Indicates RPD > 40%

INTERNAL STANDARD SUMMARY

Standard Cpnd	Column 1		
	Standard Area*	Sample Area	%D
Bromo-Nitrobenzene	673778	556989	-17.3
Hexabromobiphenyl	1429847	419981	-70.6 <-

Standard Cpnd	Column 2		
	Standard Area*	Sample Area	%D
Bromo-Nitrobenzene	315256	353566	12.2
Hexabromobiphenyl	513946	361446	-29.7

* Standard Areas taken from Initial Cal Level 3
Initial Calibration Date: 24-FEB-2023
<- Indicates standard response outside Limits (-50 to +100%)

ZB5 Col					ZB35 Col					
Aroclor	Peak#	RT	Shift	Area	Amount	Peak#	RT	Shift	Area	Amount
Aroclor-1016	1	---			0.0	1	---			0.0
Aroclor-1016	2	---			0.0	2	---			0.0
Aroclor-1016	3	---			0.0	3	---			0.0
Aroclor-1016	4	---			0.0	4	---			0.0
CollAve: <3 Quant Peaks					Col2Ave: <3 Quant Peaks					
Aroclor-1221	1	---			0.0	1	---			0.0
Aroclor-1221	2	---			0.0	2	---			0.0
Aroclor-1221	3	---			0.0	3	---			0.0
CollAve: <3 Quant Peaks					Col2Ave: <3 Quant Peaks					
Aroclor-1232	1	---			0.0	1	---			0.0
Aroclor-1232	2	---			0.0	2	---			0.0
Aroclor-1232	3	---			0.0	3	---			0.0
Aroclor-1232	4	---			0.0	4	---			0.0
CollAve: <3 Quant Peaks					Col2Ave: <3 Quant Peaks					
Aroclor-1242	1	---			0.0	1	---			0.0
Aroclor-1242	2	---			0.0	2	---			0.0
Aroclor-1242	3	---			0.0	3	---			0.0
Aroclor-1242	4	---			0.0	4	---			0.0
CollAve: <3 Quant Peaks					Col2Ave: <3 Quant Peaks					
Aroclor-1248	1	8.395	-0.022	41276	151.9	1	8.299	-0.021	31769	188.2
Aroclor-1248	2	8.565	-0.032	33835	97.9	2	8.706	-0.020	28056	160.7
Aroclor-1248	3	8.982	-0.017	99495	152.7	3	9.217	0.022	34891	173.7
Aroclor-1248	4	9.284	-0.024	106050	319.6	4	9.531	-0.094	37655	156.1
Total CollAve (4 peaks):				180.5	Total Col2Ave (4 peaks):				169.7	RPD = 6
Corrected Ave (3 peaks):				134.2	Corrected Ave (3 peaks):				163.5	RPD = 20
174.2										
Aroclor-1254	1	9.284	-0.024	106050	189.6	1	9.438	-0.028	69147	257.3
Aroclor-1254	2	9.360	-0.030	52518	208.8	2	9.956	-0.031	36711	169.8
Aroclor-1254	3	9.657	-0.025	84870	236.0	3	10.105	-0.040	131683	281.5
Aroclor-1254	4	9.785	-0.038	154464	220.9	4	10.352	-0.042	154337	338.5
Aroclor-1254	5	10.114	-0.086	190495	424.7	5	10.553	-0.032	112199	404.1
Total CollAve (5 peaks):				250.0	Total Col2Ave (5 peaks):				290.2	RPD = 12
Corrected Ave (4 peaks):				213.8	Corrected Ave (4 peaks):				261.8	RPD = 20
Aroclor-1260	1	11.031	-0.024	56555	374.3	1	11.642	-0.021	63658	299.5
Aroclor-1260	2	11.347	-0.025	45378	287.5	2	11.903	-0.027	123544	227.8
Aroclor-1260	3	11.717	-0.033	132169	315.7	3	12.421	-0.023	46749	324.8
Aroclor-1260	4	12.117	-0.040	68866	326.6	4	12.486	-0.028	87213	238.5
Aroclor-1260	5	12.232	-0.021	30989	341.5	NS	---			----
Total CollAve (5 peaks):				329.1	Total Col2Ave (4 peaks):				272.7	RPD = 19
Corrected Ave (4 peaks):				317.8	Corrected Ave (3 peaks):				255.3	RPD = 22
Aroclor-1262	1	---			0.0	1	---			0.0
Aroclor-1262	2	---			0.0	2	---			0.0
Aroclor-1262	3	---			0.0	3	---			0.0
Aroclor-1262	4	---			0.0	4	---			0.0
CollAve: <3 Quant Peaks					Col2Ave: <3 Quant Peaks					
Aroclor-1268	1	---			0.0	1	---			0.0
Aroclor-1268	2	---			0.0	2	---			0.0
Aroclor-1268	3	---			0.0	3	---			0.0
Aroclor-1268	4	---			0.0	4	---			0.0
CollAve: <3 Quant Peaks					Col2Ave: <3 Quant Peaks					

Total PCB Area Col1 (5.908 - 13.798) = 2896423 Col1 Total PCB = 0.4 ppm*

Total PCB Area Col2 (5.794 - 14.023) = 2371401 Col2 Total PCB = 0.6 ppm*

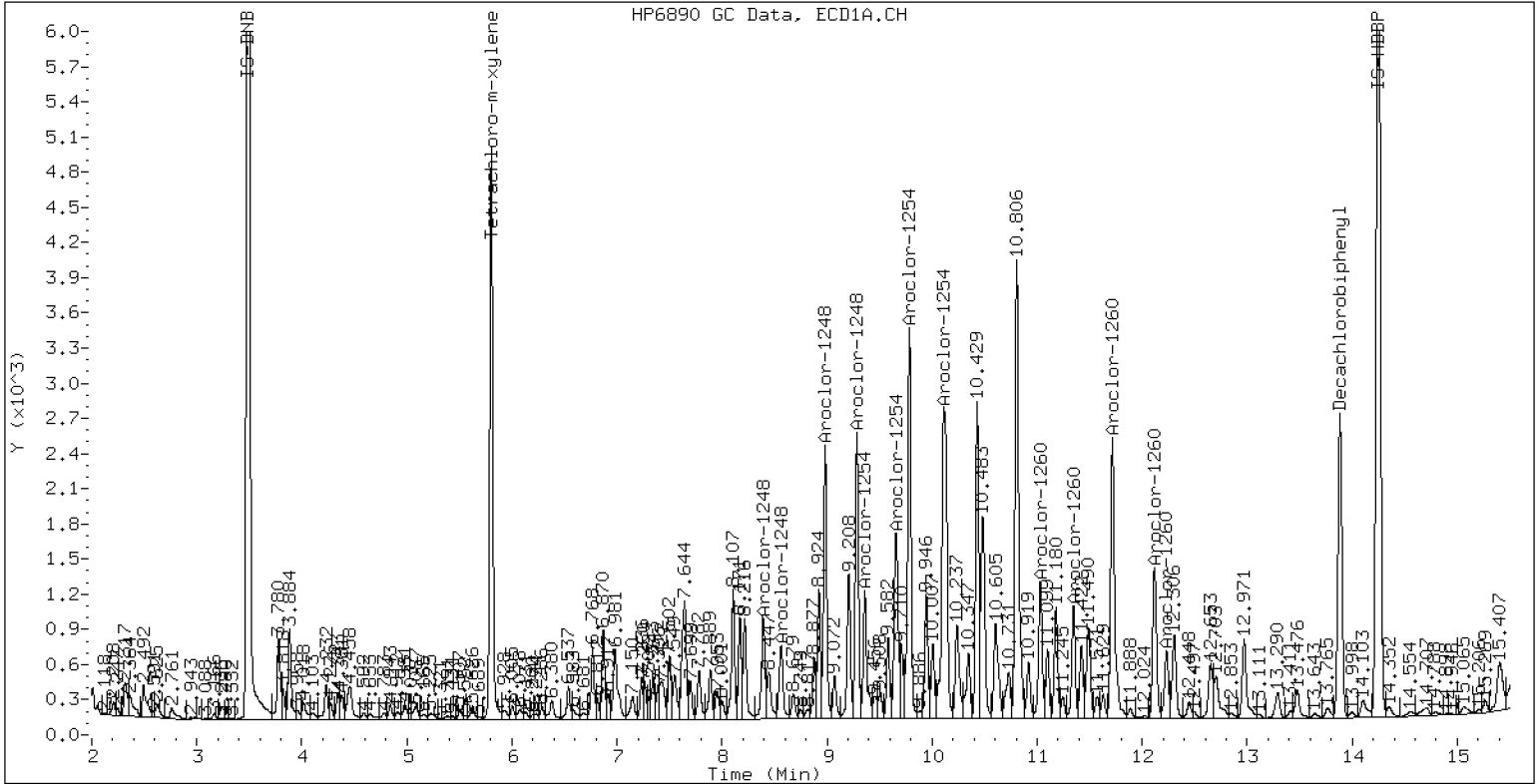
* Quantitated against AR1660 0.25ppm in Ical

PCB-Form 10 Mod.

PCB Dual Column Chromatograms

ECD7-ZB5 23C0774-08

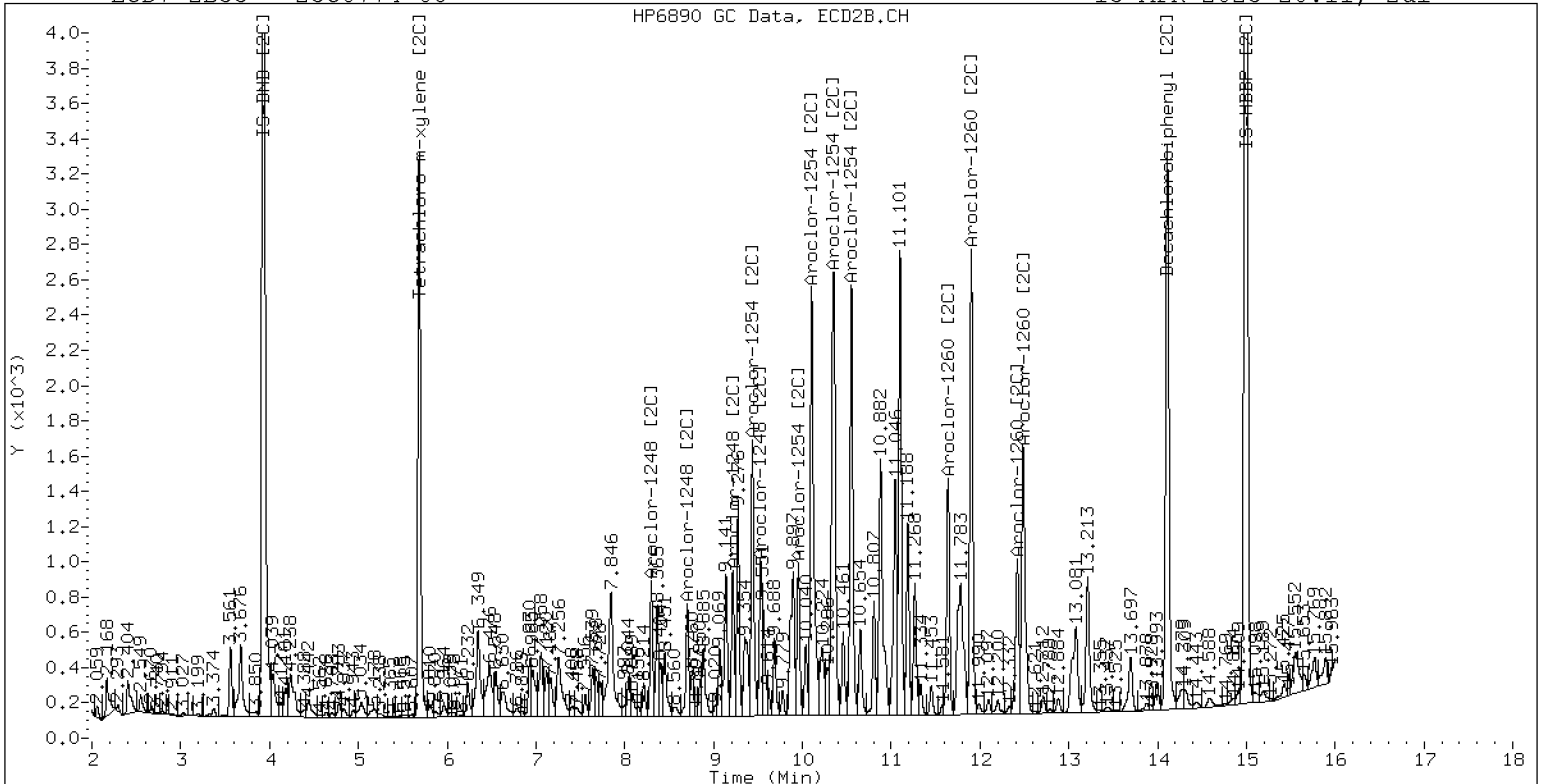
13-APR-2023 20:11, 2ul



ZB-5 Manual Integration: YES

ECD7-ZB35 23C0774-08

13-APR-2023 20:11, 2ul



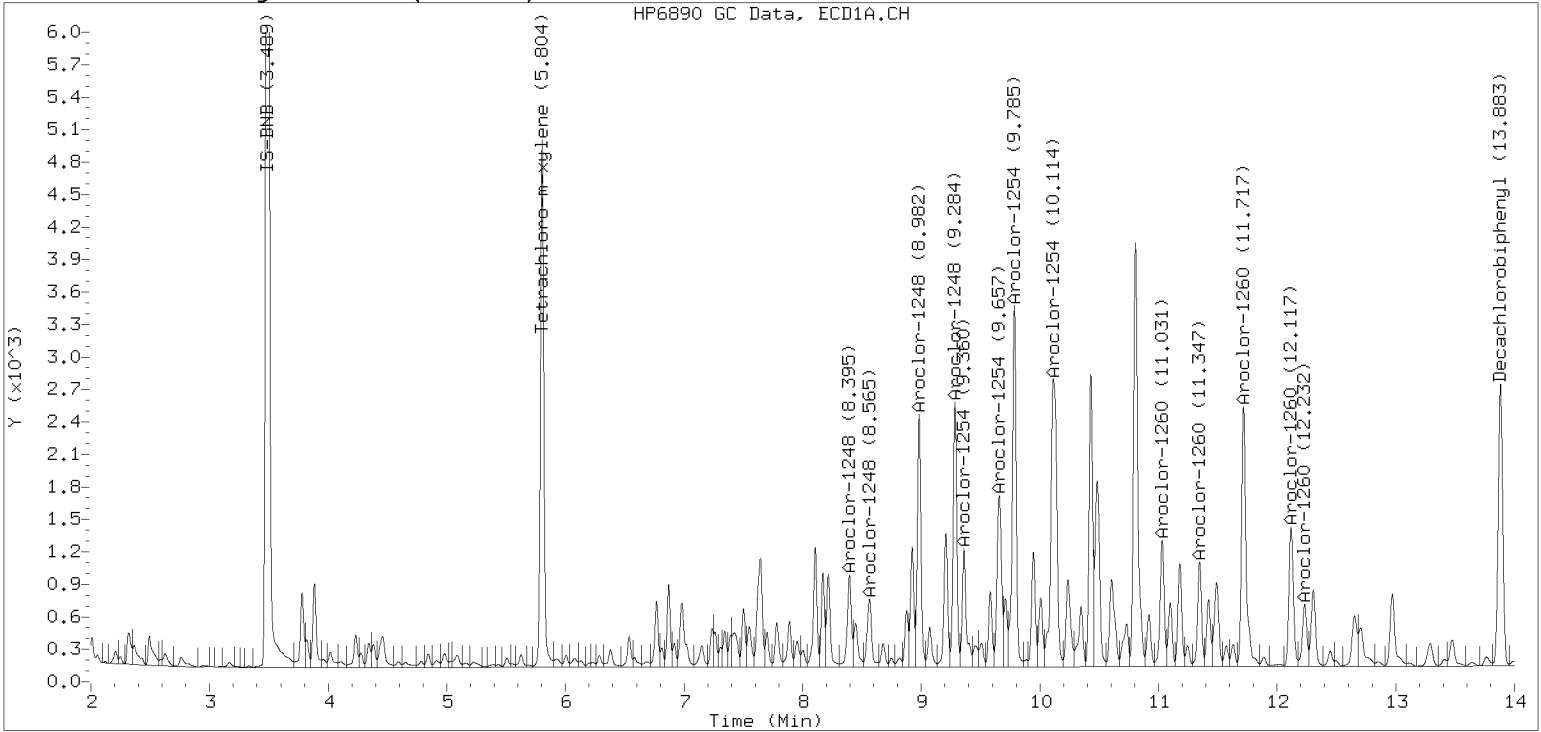
ZB-35 Manual Integration: YES

Manual Peak Adjustment, ZB-5

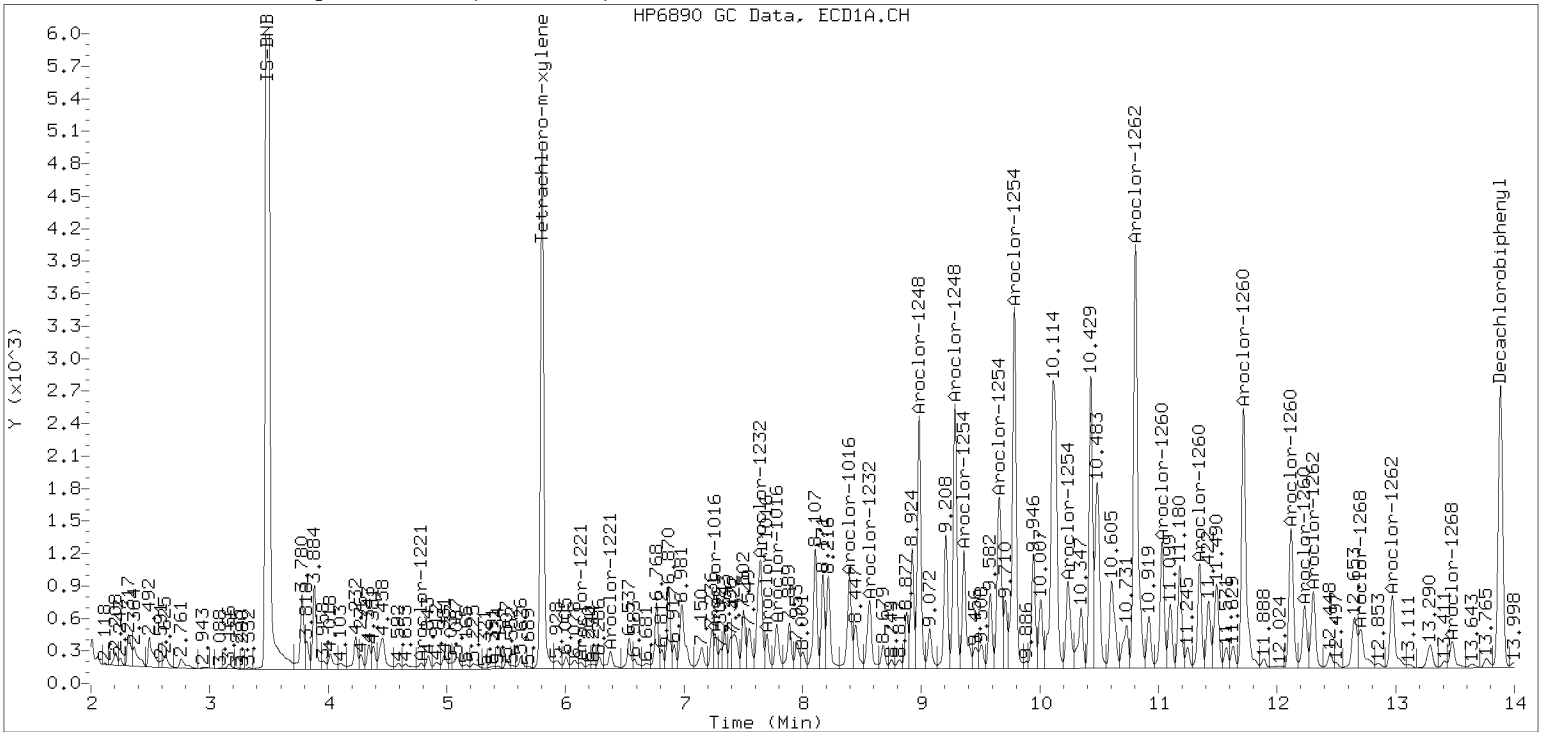
Datafile: ecd7.i/230413.b/04132327ECD7.D

Injection Date: 13-APR-2023 20:11

Manual Integration (After)



Processed Integration (Before)



Analytical Resources Inc.
Dual Column 608/8082 PCB Quantitation Report

Data file 1: /230413.b/04132328ECD7.D
Data file 2: /230413.b/230413.b/04132328ECD7.D
Method: \\target\share\chem4\ecd7.i\230413.b\PCB.m
Compound Sublist: PCB.sub
Instrument, Inj. Vol.: ecd7.i, 2ul
Quant Method: Internal Std

ARI ID: 23C0774-09
Client ID:
Injection Date: 13-APR-2023 20:32
Report Date: 04/14/2023 09:02
Matrix: NONE
Dilution Factor: 1.0

SURROGATES

ZB5 Col		ZB35 Col			ZB5	ZB35	RPD	Compound/Flag	
RT	Shift	Response	RT	Shift	Response	on col			on col
5.803	-0.005	195597	5.685	-0.009	140833	24.1	27.5	13.1	Tetrachloro-m-xylene
13.884	-0.014	136328	14.110	-0.013	172617	33.6	32.3	3.8	Decachlorobiphenyl

* Indicates RPD > 40%

INTERNAL STANDARD SUMMARY

Column 1			
Standard Cpnd	Standard Area*	Sample Area	%D
Bromo-Nitrobenzene	673778	543886	-19.3
Hexabromobiphenyl	1429847	412516	-71.1 <-

Column 2			
Standard Cpnd	Standard Area*	Sample Area	%D
Bromo-Nitrobenzene	315256	349619	10.9
Hexabromobiphenyl	513946	350747	-31.8

* Standard Areas taken from Initial Cal Level 3
Initial Calibration Date: 24-FEB-2023
<- Indicates standard response outside Limits (-50 to +100%)

ZB5 Col					ZB35 Col						
Aroclor	Peak#	RT	Shift	Area	Amount	Peak#	RT	Shift	Area	Amount	
Aroclor-1016	1	---			0.0	1	---			0.0	
Aroclor-1016	2	---			0.0	2	---			0.0	
Aroclor-1016	3	---			0.0	3	---			0.0	
Aroclor-1016	4	---			0.0	4	---			0.0	
CollAve: <3 Quant Peaks					Col2Ave: <3 Quant Peaks						
Aroclor-1221	1	---			0.0	1	---			0.0	
Aroclor-1221	2	---			0.0	2	---			0.0	
Aroclor-1221	3	---			0.0	3	---			0.0	
CollAve: <3 Quant Peaks					Col2Ave: <3 Quant Peaks						
Aroclor-1232	1	---			0.0	1	---			0.0	
Aroclor-1232	2	---			0.0	2	---			0.0	
Aroclor-1232	3	---			0.0	3	---			0.0	
Aroclor-1232	4	---			0.0	4	---			0.0	
CollAve: <3 Quant Peaks					Col2Ave: <3 Quant Peaks						
Aroclor-1242	1	---			0.0	1	---			0.0	
Aroclor-1242	2	---			0.0	2	---			0.0	
Aroclor-1242	3	---			0.0	3	---			0.0	
Aroclor-1242	4	---			0.0	4	---			0.0	
CollAve: <3 Quant Peaks					Col2Ave: <3 Quant Peaks						
Aroclor-1248	1	8.394	-0.022	41069	154.8	1	8.299	-0.022	32956	197.4	
Aroclor-1248	2	8.564	-0.033	31677	93.9	2	8.705	-0.021	29320	169.9	
Aroclor-1248	3	8.981	-0.018	94421	148.4	3	9.216	0.021	34123	171.8	
Aroclor-1248	4	9.284	-0.024	100416	310.0	4	9.532	-0.093	36722	154.0	
Total CollAve (4 peaks):				176.8	Total Col2Ave (4 peaks):				173.3	RPD = 2	
Corrected Ave (3 peaks):				132.3	Corrected Ave (3 peaks):				165.2	RPD = 22	
179.7											
Aroclor-1254	1	9.284	-0.024	100416	183.9	1	9.437	-0.029	66525	250.3	
Aroclor-1254	2	9.360	-0.030	39722	161.7	2	9.955	-0.031	34241	160.2	
Aroclor-1254	3	9.657	-0.026	77360	220.3	3	10.105	-0.039	119889	259.2	
Aroclor-1254	4	9.785	-0.038	138146	202.3	4	10.351	-0.042	139563	309.5	
Aroclor-1254	5	10.115	-0.085	168524	399.8	5	10.553	-0.033	100008	364.3	
Total CollAve (5 peaks):				252.4	Total Col2Ave (5 peaks):				268.7	RPD = 14	
Corrected Ave (4 peaks):				192.1	Corrected Ave (4 peaks):				244.8	RPD = 24	
Aroclor-1260	1	11.031	-0.023	48431	326.4	1	11.642	-0.021	57539	279.0	
Aroclor-1260	2	11.347	-0.025	39467	254.5	2	11.903	-0.028	107168	203.6	
Aroclor-1260	3	11.716	-0.033	115633	281.2	3	12.422	-0.023	39132	280.2	
Aroclor-1260	4	12.118	-0.039	60552	292.4	4	12.486	-0.028	72660	204.8	
Aroclor-1260	5	12.232	-0.022	25103	281.6	NS	---			----	
Total CollAve (5 peaks):				287.2	Total Col2Ave (4 peaks):				241.9	RPD = 17	
Corrected Ave (4 peaks):				277.4	Corrected Ave (3 peaks):				229.1	RPD = 19	
Aroclor-1262	1	---			0.0	1	---			0.0	
Aroclor-1262	2	---			0.0	2	---			0.0	
Aroclor-1262	3	---			0.0	3	---			0.0	
Aroclor-1262	4	---			0.0	4	---			0.0	
CollAve: <3 Quant Peaks					Col2Ave: <3 Quant Peaks						
Aroclor-1268	1	---			0.0	1	---			0.0	
Aroclor-1268	2	---			0.0	2	---			0.0	
Aroclor-1268	3	---			0.0	3	---			0.0	
Aroclor-1268	4	---			0.0	4	---			0.0	
CollAve: <3 Quant Peaks					Col2Ave: <3 Quant Peaks						

Total PCB Area Col1 (5.908 - 13.798) = 2573023 Col1 Total PCB = 0.4 ppm*

Total PCB Area Col2 (5.794 - 14.023) = 2138762 Col2 Total PCB = 0.5 ppm*

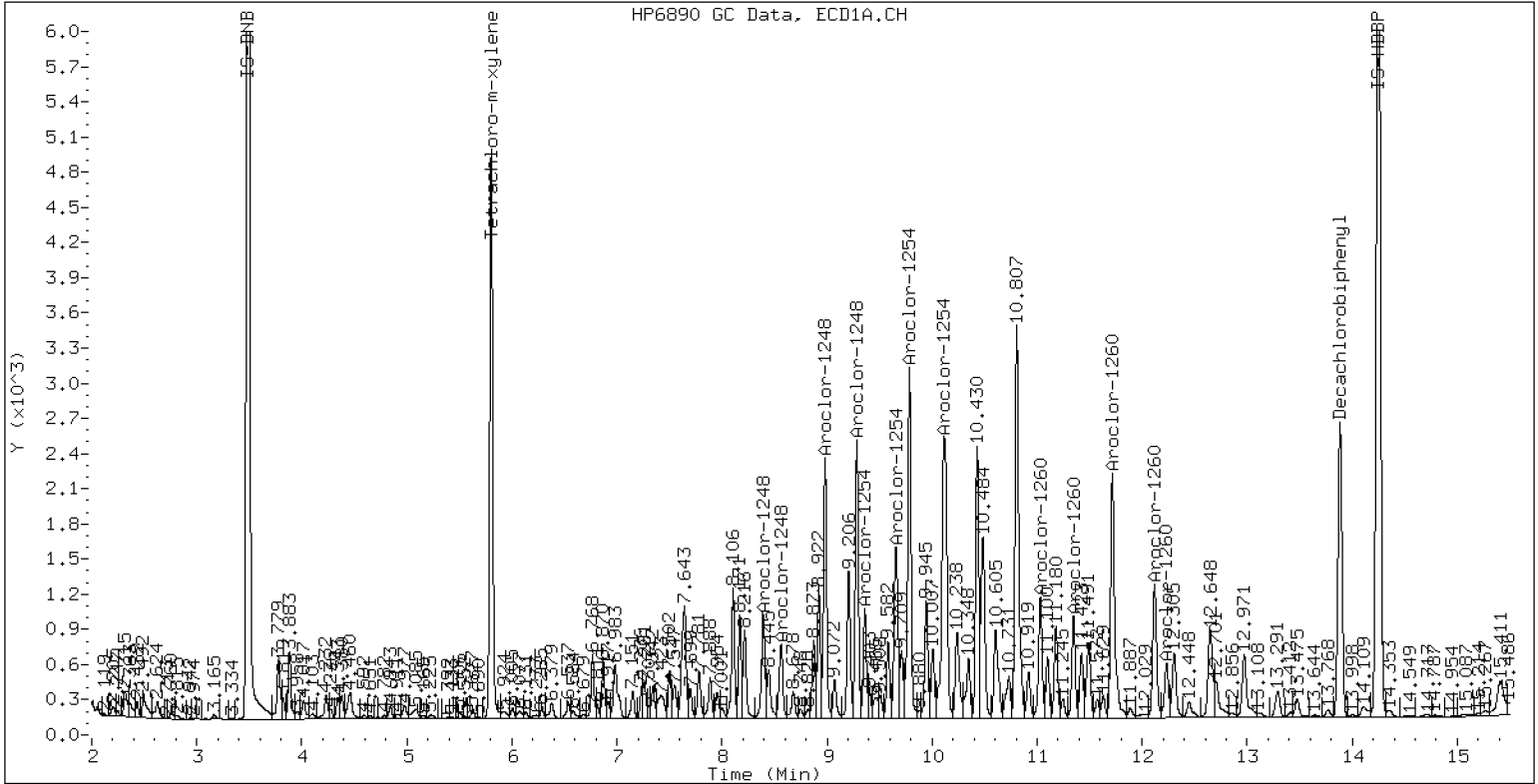
* Quantitated against AR1660 0.25ppm in Ical

PCB-Form 10 Mod.

PCB Dual Column Chromatograms

ECD7-ZB5 23C0774-09

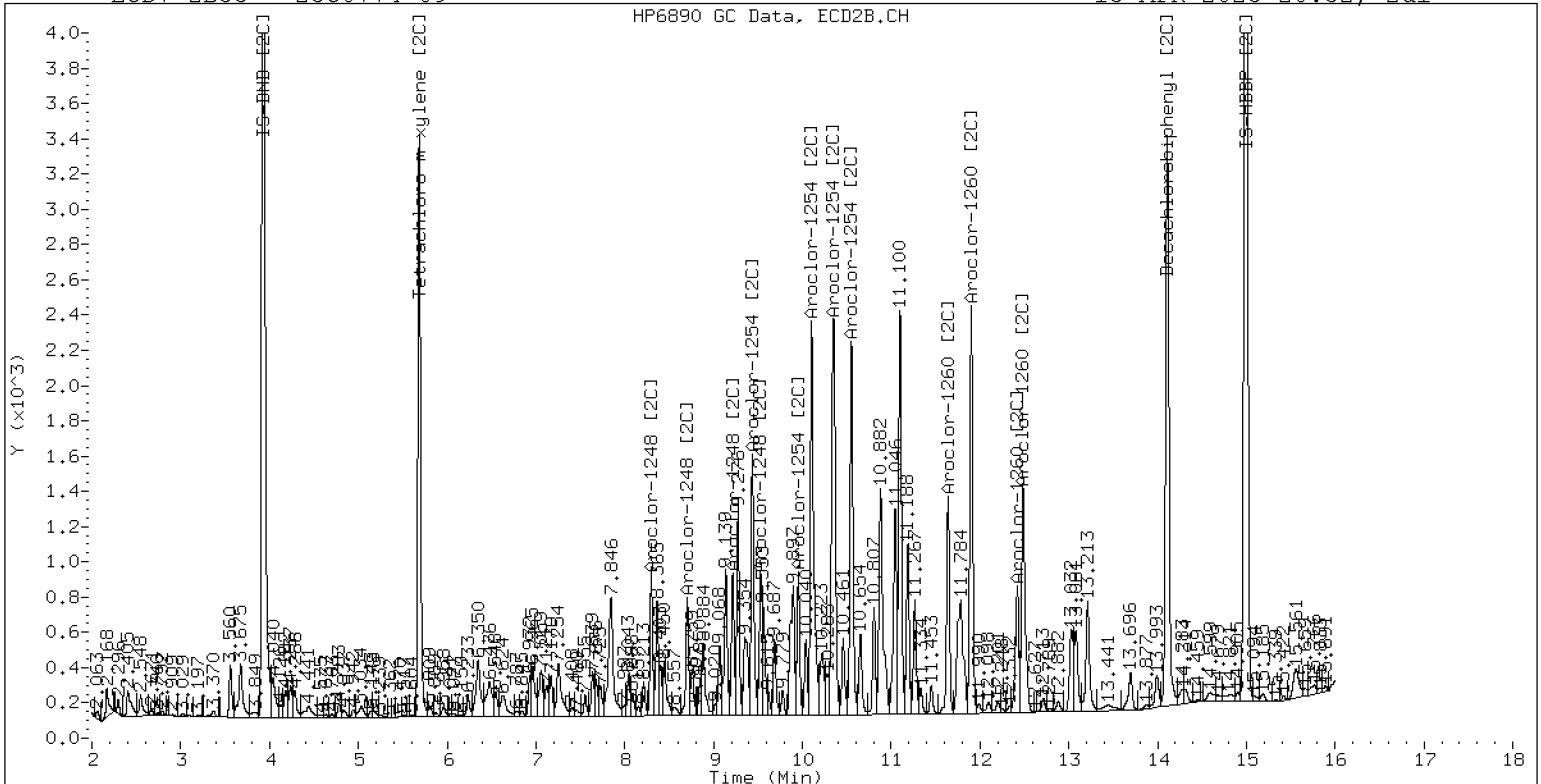
13-APR-2023 20:32, 2ul



ZB-5 Manual Integration: YES

ECD7-ZB35 23C0774-09

13-APR-2023 20:32, 2ul



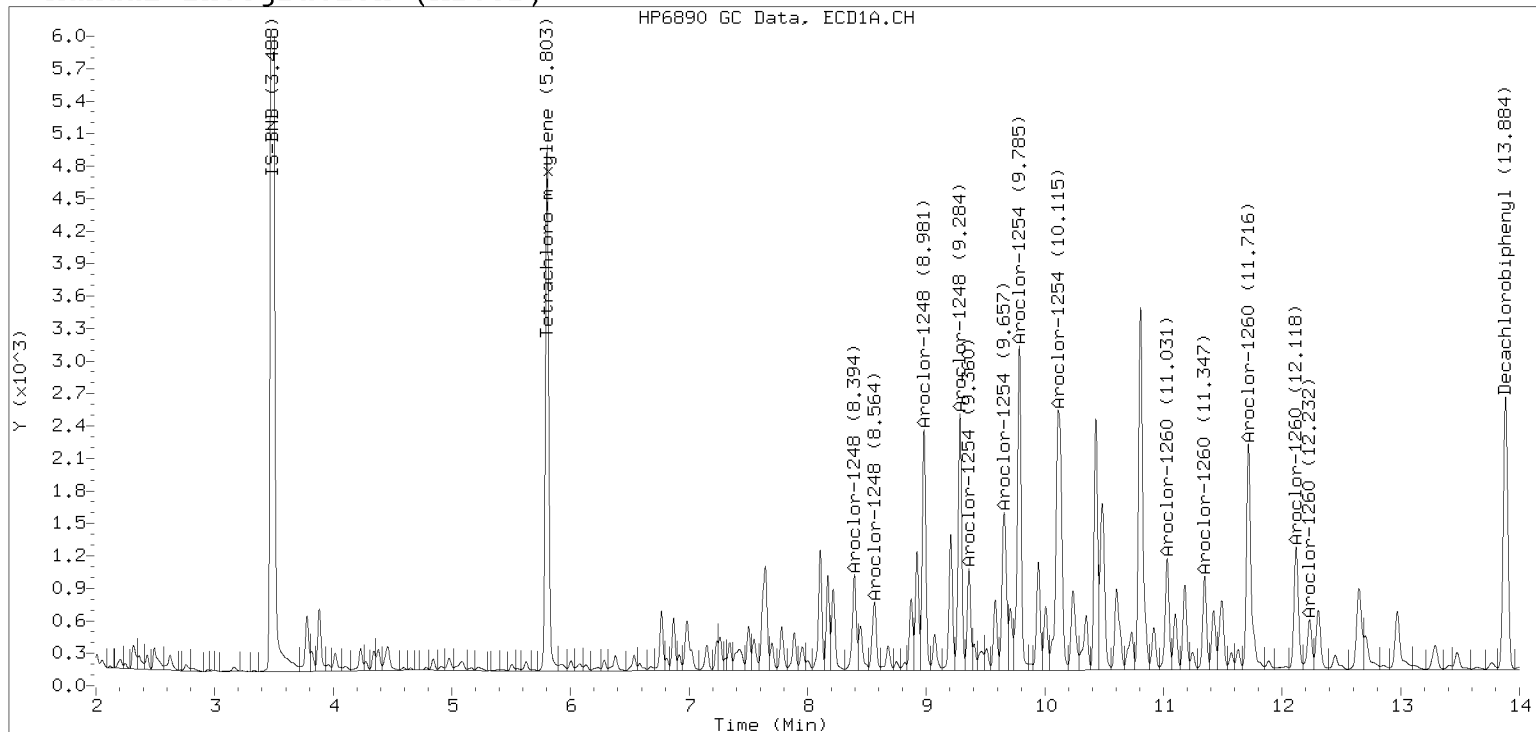
ZB-35 Manual Integration: YES

Manual Peak Adjustment, ZB-5

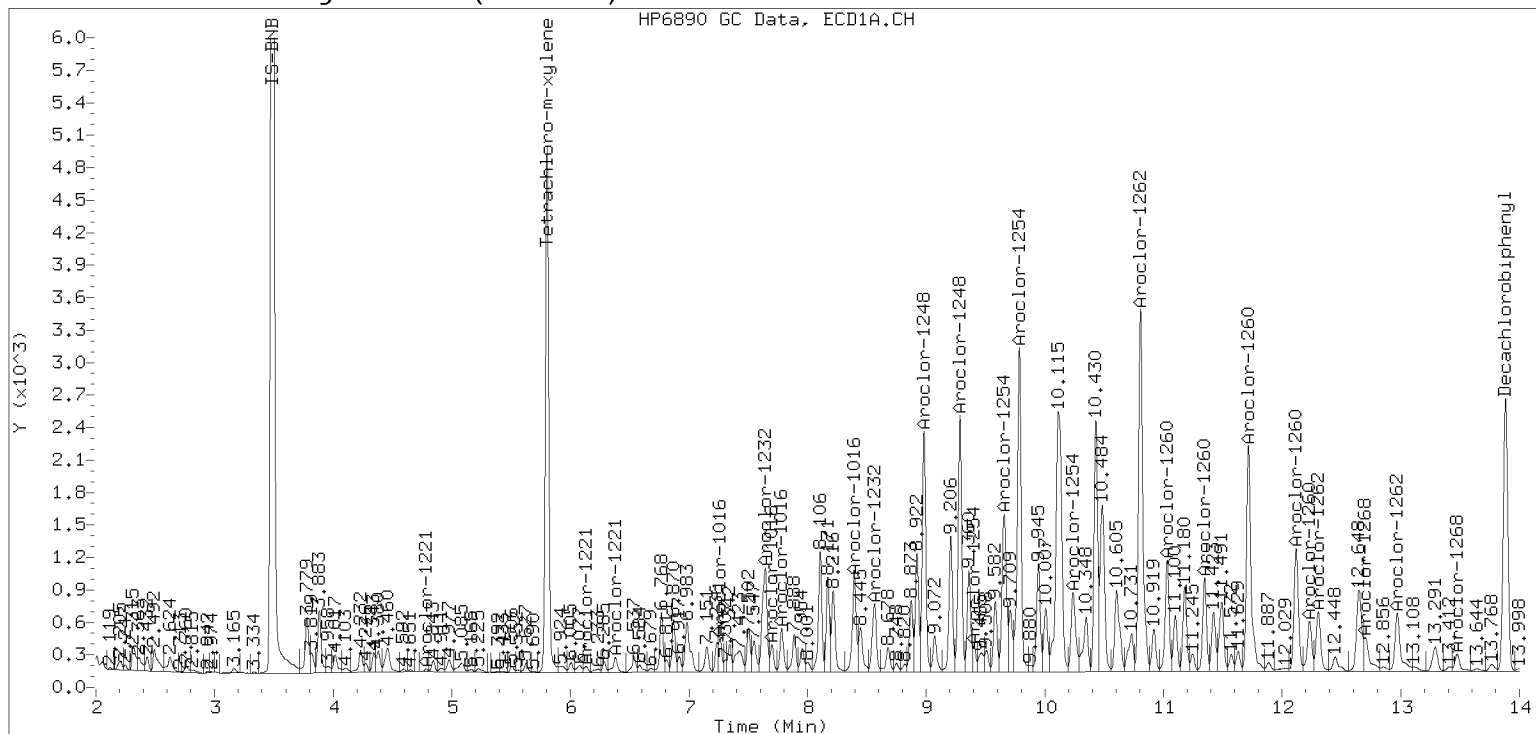
Datafile: ecd7.i/230413.b/04132328ECD7.D

Injection Date: 13-APR-2023 20:32

Manual Integration (After)



Processed Integration (Before)



Analytical Resources Inc.
Dual Column 608/8082 PCB Quantitation Report

Data file 1: /230413.b/04132329ECD7.D
Data file 2: /230413.b/230413.b/04132329ECD7.D
Method: \\target\share\chem4\ecd7.i\230413.b\PCB.m
Compound Sublist: PCB.sub
Instrument, Inj. Vol.: ecd7.i, 2ul
Quant Method: Internal Std

ARI ID: 23C0774-10
Client ID:
Injection Date: 13-APR-2023 20:53
Report Date: 04/14/2023 09:02
Matrix: NONE
Dilution Factor: 1.0

SURROGATES

ZB5 Col		ZB35 Col			ZB5	ZB35	RPD	Compound/Flag	
RT	Shift	Response	RT	Shift	Response	on col			on col
5.804	-0.005	182620	5.685	-0.009	131046	22.2	25.7	14.6	Tetrachloro-m-xylene
13.884	-0.015	133927	14.111	-0.013	168832	34.2	31.9	7.1	Decachlorobiphenyl

* Indicates RPD > 40%

INTERNAL STANDARD SUMMARY

Column 1			
Standard Cpnd	Standard Area*	Sample Area	%D
Bromo-Nitrobenzene	673778	551779	-18.1
Hexabromobiphenyl	1429847	397252	-72.2 <-

Column 2			
Standard Cpnd	Standard Area*	Sample Area	%D
Bromo-Nitrobenzene	315256	347981	10.4
Hexabromobiphenyl	513946	347737	-32.3

* Standard Areas taken from Initial Cal Level 3
Initial Calibration Date: 24-FEB-2023
<- Indicates standard response outside Limits (-50 to +100%)

ZB5 Col					ZB35 Col					
Aroclor	Peak#	RT	Shift	Area	Amount	Peak#	RT	Shift	Area	Amount
Aroclor-1016	1	---			0.0	1	---			0.0
Aroclor-1016	2	---			0.0	2	---			0.0
Aroclor-1016	3	---			0.0	3	---			0.0
Aroclor-1016	4	---			0.0	4	---			0.0
CollAve: <3 Quant Peaks					Col2Ave: <3 Quant Peaks					
Aroclor-1221	1	---			0.0	1	---			0.0
Aroclor-1221	2	---			0.0	2	---			0.0
Aroclor-1221	3	---			0.0	3	---			0.0
CollAve: <3 Quant Peaks					Col2Ave: <3 Quant Peaks					
Aroclor-1232	1	---			0.0	1	---			0.0
Aroclor-1232	2	---			0.0	2	---			0.0
Aroclor-1232	3	---			0.0	3	---			0.0
Aroclor-1232	4	---			0.0	4	---			0.0
CollAve: <3 Quant Peaks					Col2Ave: <3 Quant Peaks					
Aroclor-1242	1	---			0.0	1	---			0.0
Aroclor-1242	2	---			0.0	2	---			0.0
Aroclor-1242	3	---			0.0	3	---			0.0
Aroclor-1242	4	---			0.0	4	---			0.0
CollAve: <3 Quant Peaks					Col2Ave: <3 Quant Peaks					
Aroclor-1248	1	8.395	-0.021	45072	167.4	1	8.299	-0.021	35982	216.6
Aroclor-1248	2	8.564	-0.033	39533	115.5	2	8.705	-0.021	33209	193.3
Aroclor-1248	3	8.983	-0.017	124164	192.3	3	9.216	0.021	44235	223.8
Aroclor-1248	4	9.285	-0.024	133106	405.0	4	9.531	-0.094	51850	218.4
Total CollAve (4 peaks):				220.1	Total Col2Ave (4 peaks):				213.0	RPD = 3
Corrected Ave (3 peaks):				158.4	Corrected Ave (3 peaks):				209.4	RPD = 28
211.23										
Aroclor-1254	1	9.285	-0.024	133106	240.2	1	9.437	-0.028	87688	331.5
Aroclor-1254	2	9.360	-0.030	54736	219.6	2	9.956	-0.031	45991	216.1
Aroclor-1254	3	9.656	-0.026	96711	271.5	3	10.105	-0.039	159047	345.5
Aroclor-1254	4	9.785	-0.038	175484	253.4	4	10.350	-0.043	184078	410.2
Aroclor-1254	5	10.122	-0.078	219948	506.7	5	10.554	-0.032	128951	471.9
Total CollAve (5 peaks):				298.3	Total Col2Ave (5 peaks):				355.1	RPD = 17
Corrected Ave (4 peaks):				246.2	Corrected Ave (4 peaks):				325.8	RPD = 28
Aroclor-1260	1	11.031	-0.023	60168	421.0	1	11.642	-0.020	76418	373.7
Aroclor-1260	2	11.347	-0.025	52518	351.7	2	11.903	-0.027	139336	267.0
Aroclor-1260	3	11.717	-0.032	136297	344.2	3	12.423	-0.022	46881	338.5
Aroclor-1260	4	12.118	-0.038	76214	382.2	4	12.486	-0.028	96764	275.1
Aroclor-1260	5	12.233	-0.021	31890	371.5	NS	---			----
Total CollAve (5 peaks):				374.1	Total Col2Ave (4 peaks):				313.6	RPD = 18
Corrected Ave (4 peaks):				362.4	Corrected Ave (3 peaks):				293.5	RPD = 21
Aroclor-1262	1	---			0.0	1	---			0.0
Aroclor-1262	2	---			0.0	2	---			0.0
Aroclor-1262	3	---			0.0	3	---			0.0
Aroclor-1262	4	---			0.0	4	---			0.0
CollAve: <3 Quant Peaks					Col2Ave: <3 Quant Peaks					
Aroclor-1268	1	---			0.0	1	---			0.0
Aroclor-1268	2	---			0.0	2	---			0.0
Aroclor-1268	3	---			0.0	3	---			0.0
Aroclor-1268	4	---			0.0	4	---			0.0
CollAve: <3 Quant Peaks					Col2Ave: <3 Quant Peaks					

Total PCB Area Col1 (5.908 - 13.798) = 3161143 Col1 Total PCB = 0.5 ppm*

Total PCB Area Col2 (5.794 - 14.023) = 2663574 Col2 Total PCB = 0.6 ppm*

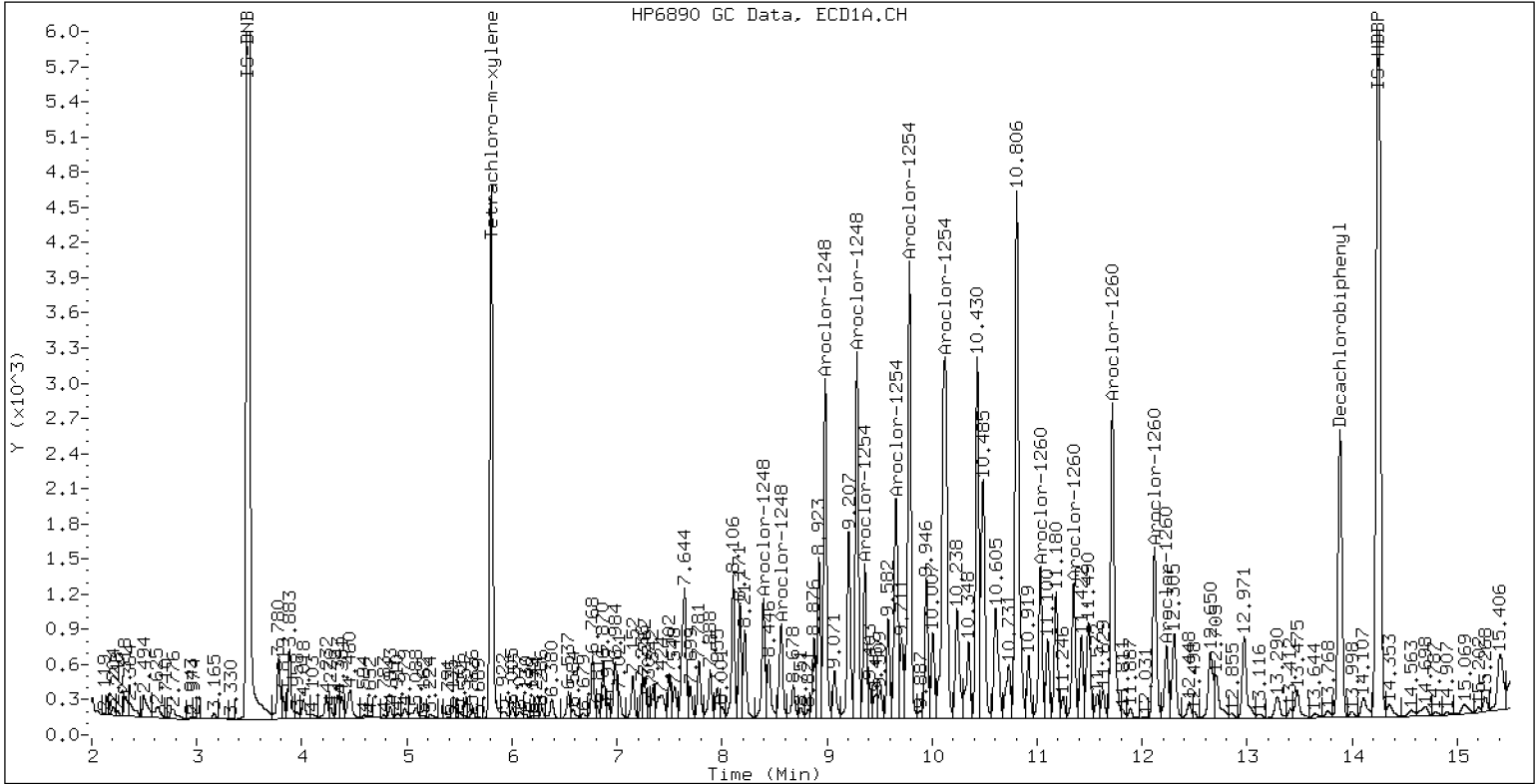
* Quantitated against AR1660 0.25ppm in Ical

PCB-Form 10 Mod.

PCB Dual Column Chromatograms

ECD7-ZB5 23C0774-10

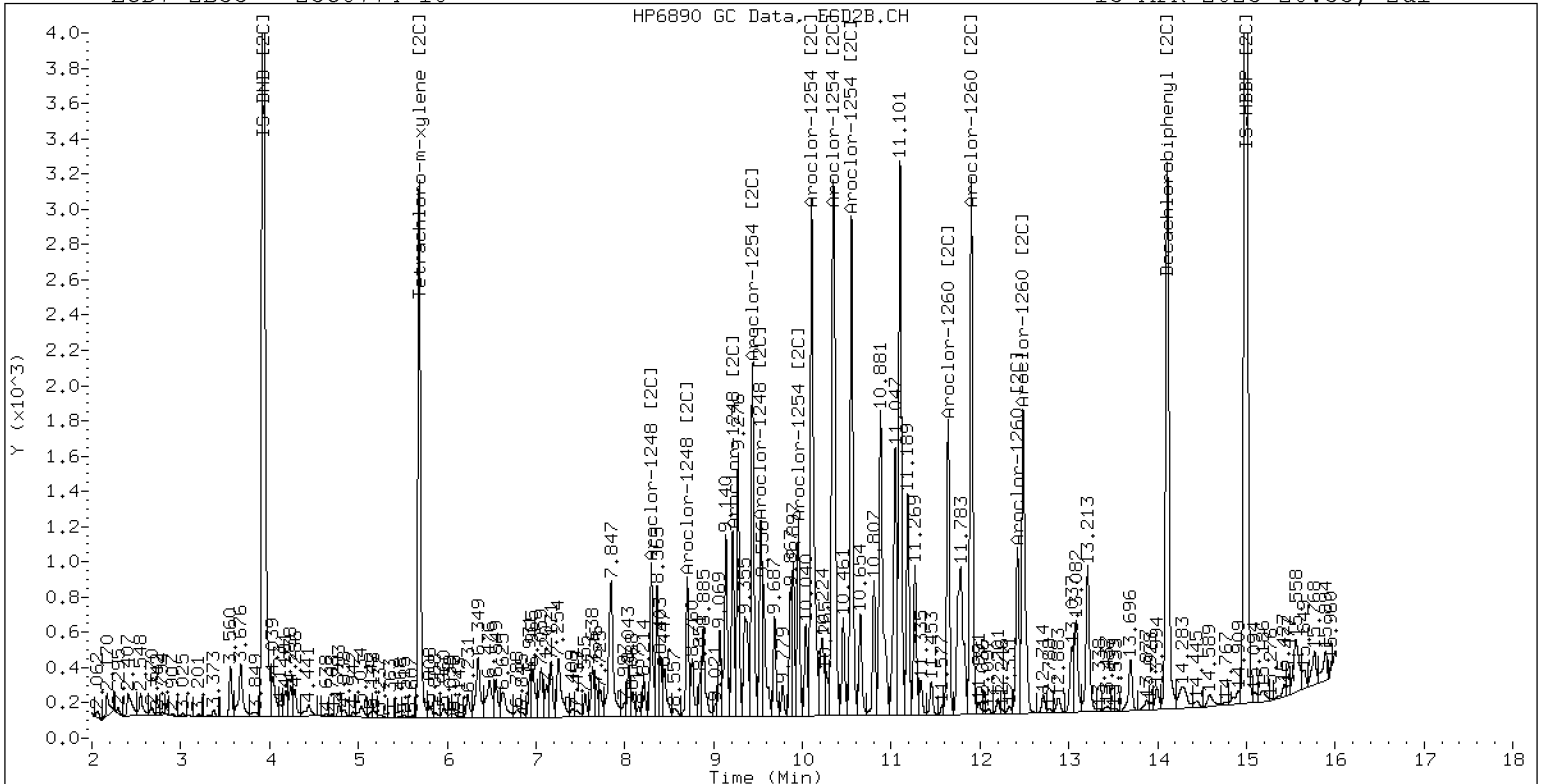
13-APR-2023 20:53, 2ul



ZB-5 Manual Integration: YES

ECD7-ZB35 23C0774-10

13-APR-2023 20:53, 2ul



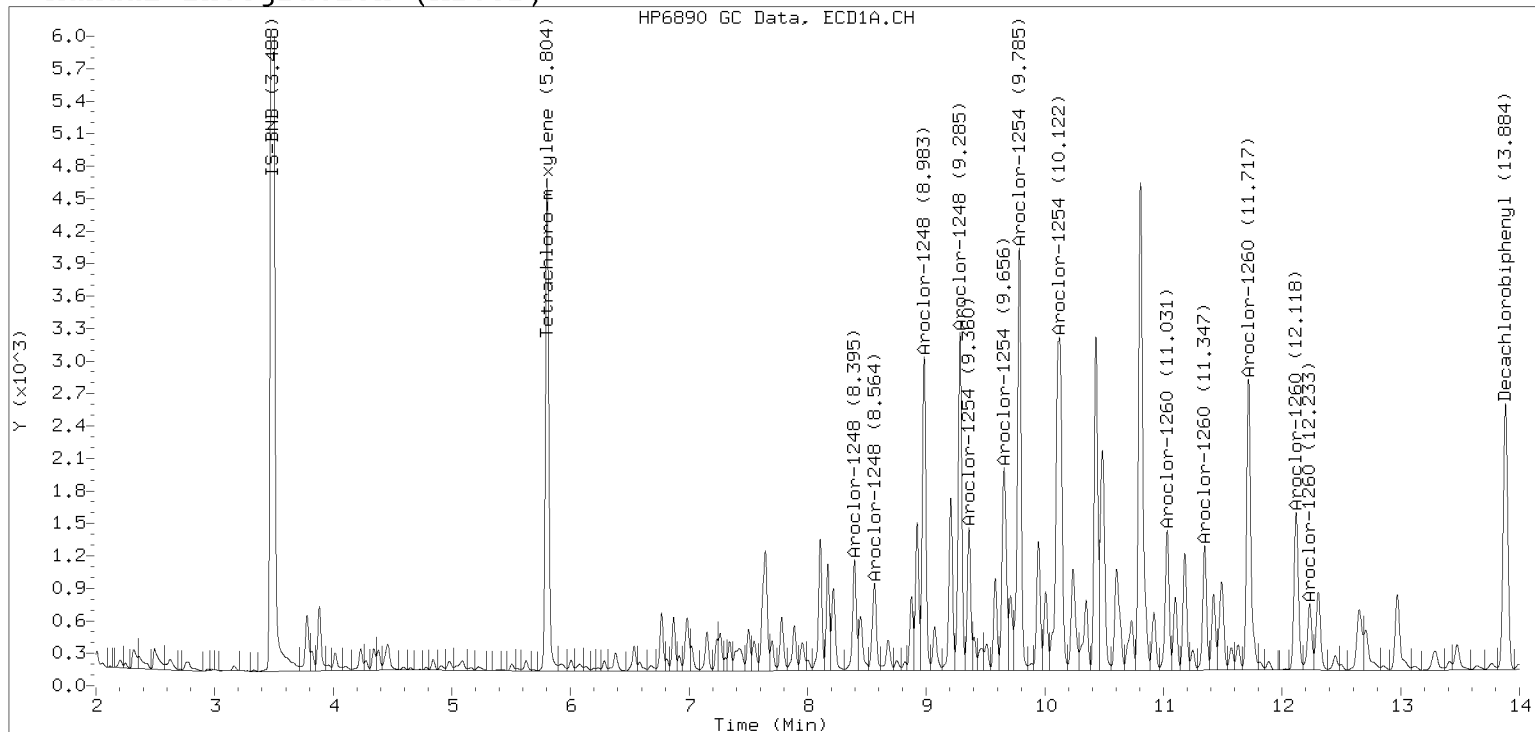
ZB-35 Manual Integration: YES

Manual Peak Adjustment, ZB-5

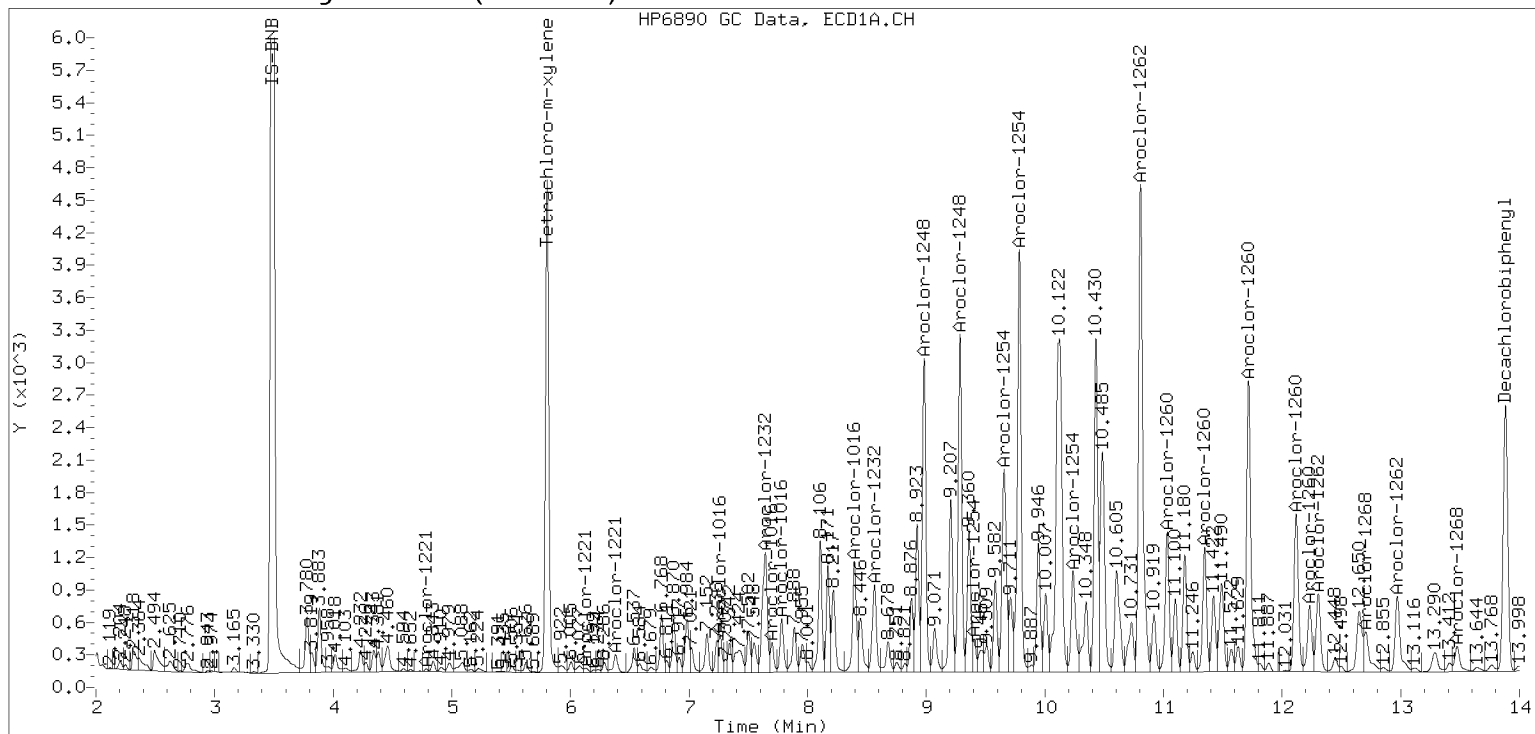
Datafile: ecd7.i/230413.b/04132329ECD7.D

Injection Date: 13-APR-2023 20:53

Manual Integration (After)



Processed Integration (Before)





Dual Column

ORGANIC ANALYSIS DATA SHEET
EPA 8082A

Laboratory: Analytical Resources, LLC SDG: 23C0774
 Client: Anchor QEA, LLC
 Project: AOC5 MR Phase 1
 Matrix: Solid Laboratory ID: 23C0774-11 A File ID: 04132332ECD7.D
 Sampled: 12/14/22 14:09 Prepared: 04/04/23 16:00 Analyzed: 04/13/23 21:55
 % Solids: 52.98 Preparation: EPA 3546 (Microwave) Initial/Final: 23.61 g Wet / 2.5 mL
 Batch: BLD0059 Sequence: SLD0171 Calibration: GB00069
 Instrument: ECD7 Column 1: ZB5 Column 2: ZB35

CAS NO.	COMPOUND	Col #	DILUTION	CONC. (ug/kg dry)	MDL	MRL	Q
12674-11-2	Aroclor 1016	1	1	4.0	1.6	4.0	U
11104-28-2	Aroclor 1221	1	1	4.0	1.6	4.0	U
11141-16-5	Aroclor 1232	1	1	4.0	1.6	4.0	U
53469-21-9	Aroclor 1242	1	1	4.0	1.6	4.0	U
12672-29-6	Aroclor 1248	1	1	21.6	1.6	4.0	
11097-69-1	Aroclor 1254	2	1	33.9	1.6	4.0	
11096-82-5	Aroclor 1260	2	1	34.8	0.6	4.0	

SURROGATES	Col #	ADDED (ug/kg dry)	CONC (ug/kg dry)	% REC	QC LIMITS	Q
<i>Decachlorobiphenyl</i>	1	7.9945	6.71	84.0	40 - 126	
<i>Tetrachlorometaxylene</i>	1	7.9945	5.05	63.2	44 - 120	
<i>Decachlorobiphenyl</i>	2	7.9945	6.03	75.5	40 - 126	
<i>Tetrachlorometaxylene</i>	2	7.9945	5.71	71.4	44 - 120	

Analytical Resources Inc.
Dual Column 608/8082 PCB Quantitation Report

Data file 1: /230413.b/04132332ECD7.D
Data file 2: /230413.b/230413.b/04132332ECD7.D
Method: \\target\share\chem4\ecd7.i\230413.b\PCB.m
Compound Sublist: PCB.sub
Instrument, Inj. Vol.: ecd7.i, 2ul
Quant Method: Internal Std

ARI ID: 23C0774-11
Client ID:
Injection Date: 13-APR-2023 21:55
Report Date: 04/14/2023 09:02
Matrix: NONE
Dilution Factor: 1.0

SURROGATES

RT	ZB5 Col Shift	Response	RT	ZB35 Col Shift	Response	ZB5 on col	ZB35 on col	RPD	Compound/Flag
5.804	-0.004	212074	5.686	-0.008	147620	25.3	28.5	12.2	Tetrachloro-m-xylene
13.885	-0.013	156023	14.111	-0.012	180272	33.6	30.2	10.7	Decachlorobiphenyl

* Indicates RPD > 40%

INTERNAL STANDARD SUMMARY

Column 1			
Standard Cpnd	Standard Area*	Sample Area	%D
Bromo-Nitrobenzene	673778	561994	-16.6
Hexabromobiphenyl	1429847	471628	-67.0 <-
Column 2			
Standard Cpnd	Standard Area*	Sample Area	%D
Bromo-Nitrobenzene	315256	352480	11.8
Hexabromobiphenyl	513946	392208	-23.7

* Standard Areas taken from Initial Cal Level 3
Initial Calibration Date: 24-FEB-2023
<- Indicates standard response outside Limits (-50 to +100%)

ZB5 Col					ZB35 Col					
Aroclor	Peak#	RT	Shift	Area	Amount	Peak#	RT	Shift	Area	Amount
Aroclor-1016	1	---			0.0	1	---			0.0
Aroclor-1016	2	---			0.0	2	---			0.0
Aroclor-1016	3	---			0.0	3	---			0.0
Aroclor-1016	4	---			0.0	4	---			0.0
CollAve: <3 Quant Peaks					Col2Ave: <3 Quant Peaks					
Aroclor-1221	1	---			0.0	1	---			0.0
Aroclor-1221	2	---			0.0	2	---			0.0
Aroclor-1221	3	---			0.0	3	---			0.0
CollAve: <3 Quant Peaks					Col2Ave: <3 Quant Peaks					
Aroclor-1232	1	---			0.0	1	---			0.0
Aroclor-1232	2	---			0.0	2	---			0.0
Aroclor-1232	3	---			0.0	3	---			0.0
Aroclor-1232	4	---			0.0	4	---			0.0
CollAve: <3 Quant Peaks					Col2Ave: <3 Quant Peaks					
Aroclor-1242	1	---			0.0	1	---			0.0
Aroclor-1242	2	---			0.0	2	---			0.0
Aroclor-1242	3	---			0.0	3	---			0.0
Aroclor-1242	4	---			0.0	4	---			0.0
CollAve: <3 Quant Peaks					Col2Ave: <3 Quant Peaks					
Aroclor-1248	1	8.396	-0.020	25965	94.7	1	8.301	-0.020	20944	124.4
Aroclor-1248	2	8.565	-0.031	21516	61.7	2	8.707	-0.019	17026	97.8
Aroclor-1248	3	8.984	-0.015	57169	86.9	3	9.219	0.024	19576	97.8
Aroclor-1248	4	9.286	-0.023	62962	188.1	4	9.533	-0.092	22186	92.3
Total CollAve (4 peaks):				107.9	Total Col2Ave (4 peaks):				103.1	RPD = 5
Corrected Ave (3 peaks):				81.1	Corrected Ave (3 peaks):				96.0	RPD = 17
106.67										
Aroclor-1254	1	9.286	-0.023	62962	111.6	1	9.440	-0.026	42025	156.9
Aroclor-1254	2	9.361	-0.029	26634	104.9	2	9.957	-0.030	20174	93.6
Aroclor-1254	3	9.660	-0.022	52761	145.4	3	10.107	-0.037	71733	153.8
Aroclor-1254	4	9.787	-0.036	90610	128.4	4	10.354	-0.039	88428	194.5
Aroclor-1254	5	10.114	-0.086	113976	257.8	5	10.554	-0.031	68838	248.7
Total CollAve (5 peaks):				149.6	Total Col2Ave (5 peaks):				169.5	RPD = 12
Corrected Ave (4 peaks):				122.6	Corrected Ave (4 peaks):				149.7	RPD = 20
Aroclor-1260	1	11.032	-0.023	40909	241.1	1	11.643	-0.020	40704	176.5
Aroclor-1260	2	11.347	-0.024	31286	176.5	2	11.904	-0.026	80427	136.6
Aroclor-1260	3	11.718	-0.031	93960	199.8	3	12.422	-0.023	36142	231.4
Aroclor-1260	4	12.119	-0.037	46427	196.1	4	12.487	-0.027	60596	152.7
Aroclor-1260	5	12.233	-0.021	27049	265.4	NS	---			---
Total CollAve (5 peaks):				215.8	Total Col2Ave (4 peaks):				174.3	RPD = 21
Corrected Ave (4 peaks):				203.4	Corrected Ave (3 peaks):				155.3	RPD = 27
Aroclor-1262	1	---			0.0	1	---			0.0
Aroclor-1262	2	---			0.0	2	---			0.0
Aroclor-1262	3	---			0.0	3	---			0.0
Aroclor-1262	4	---			0.0	4	---			0.0
CollAve: <3 Quant Peaks					Col2Ave: <3 Quant Peaks					
Aroclor-1268	1	---			0.0	1	---			0.0
Aroclor-1268	2	---			0.0	2	---			0.0
Aroclor-1268	3	---			0.0	3	---			0.0
Aroclor-1268	4	---			0.0	4	---			0.0
CollAve: <3 Quant Peaks					Col2Ave: <3 Quant Peaks					

Total PCB Area Col1 (5.908 - 13.798) = 1997248 Col1 Total PCB = 0.3 ppm*

Total PCB Area Col2 (5.794 - 14.023) = 1574907 Col2 Total PCB = 0.4 ppm*

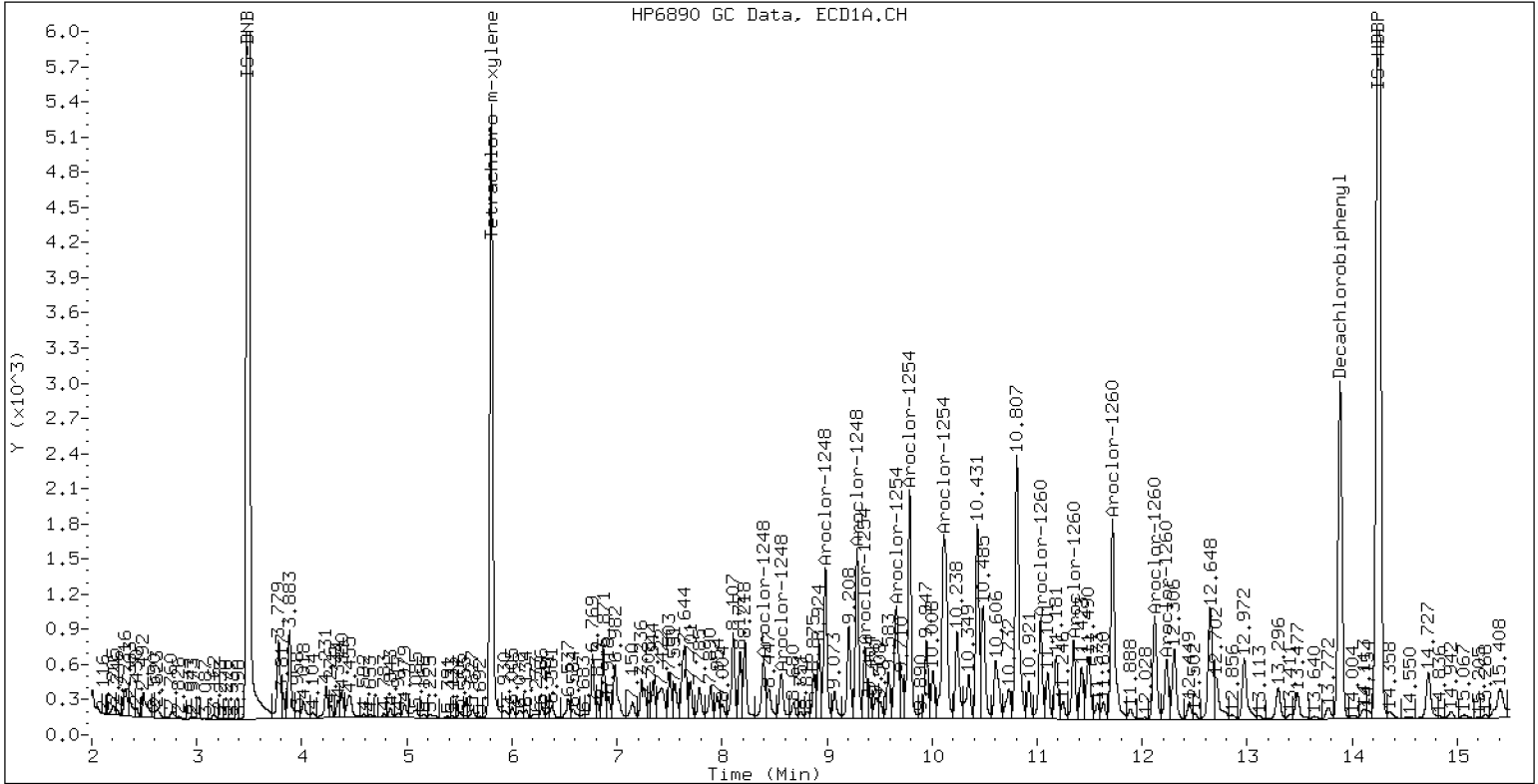
* Quantitated against AR1660 0.25ppm in Ical

PCB-Form 10 Mod.

PCB Dual Column Chromatograms

ECD7-ZB5 23C0774-11

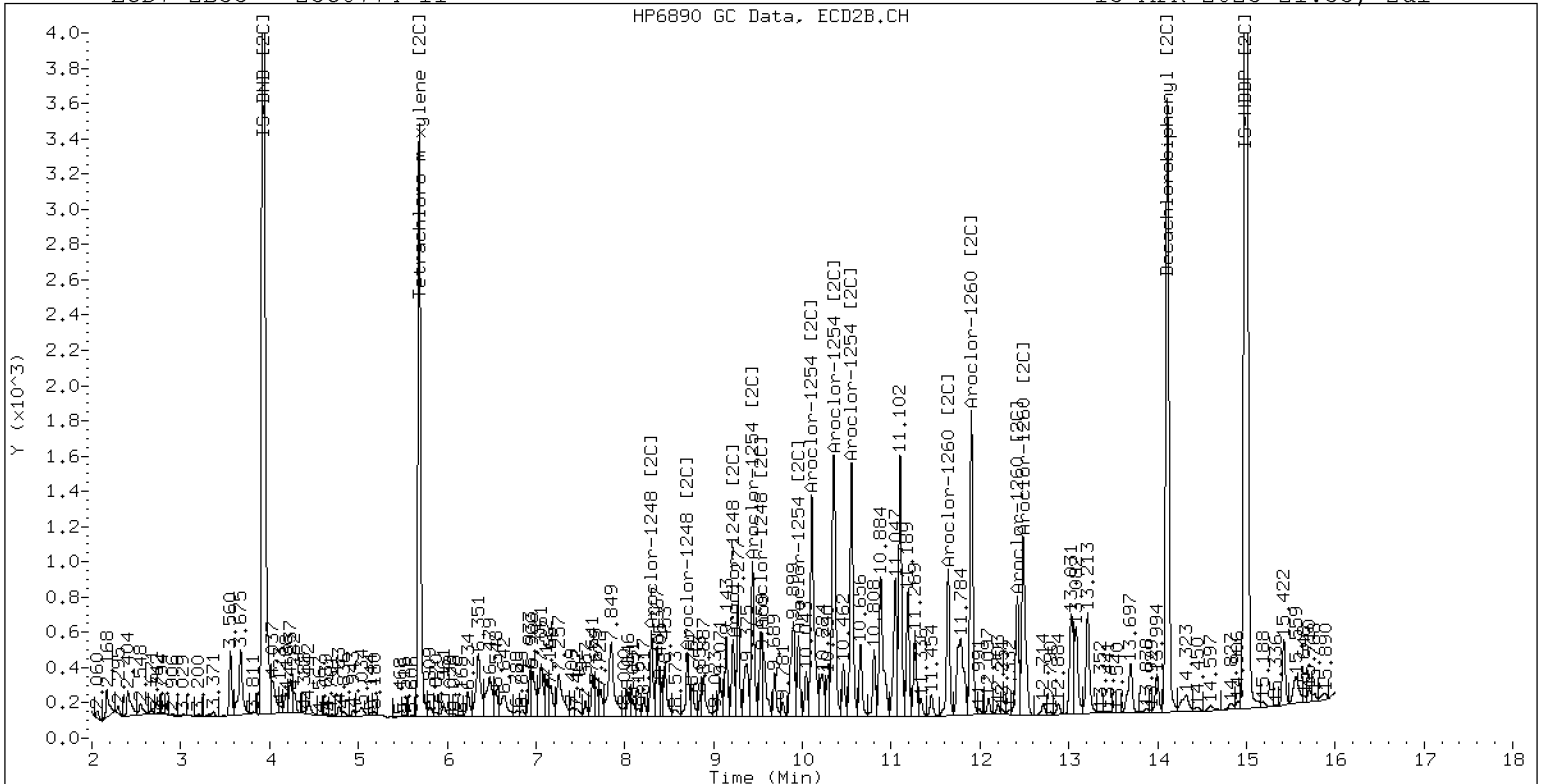
13-APR-2023 21:55, 2ul



ZB-5 Manual Integration: YES

ECD7-ZB35 23C0774-11

13-APR-2023 21:55, 2ul



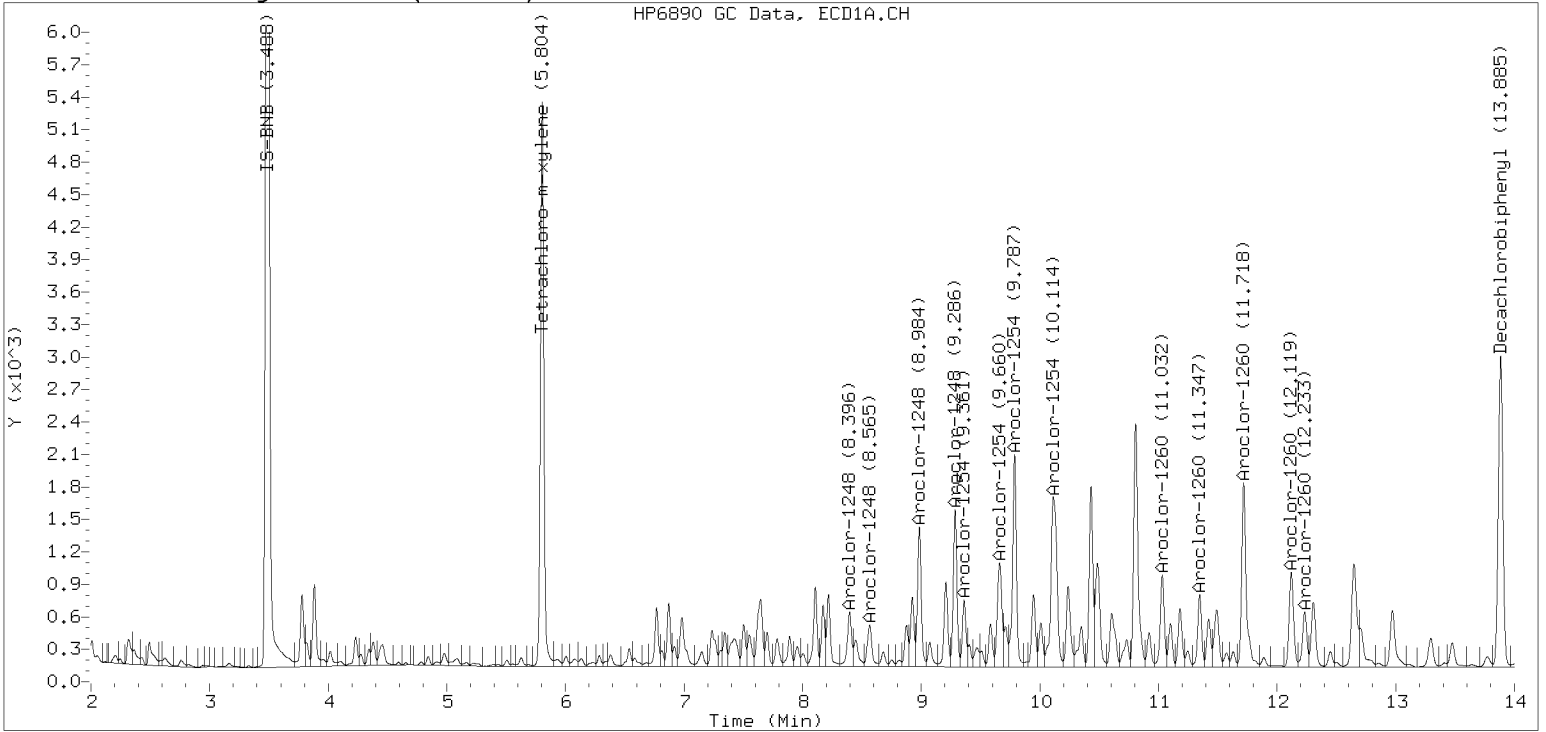
ZB-35 Manual Integration: YES

Manual Peak Adjustment, ZB-5

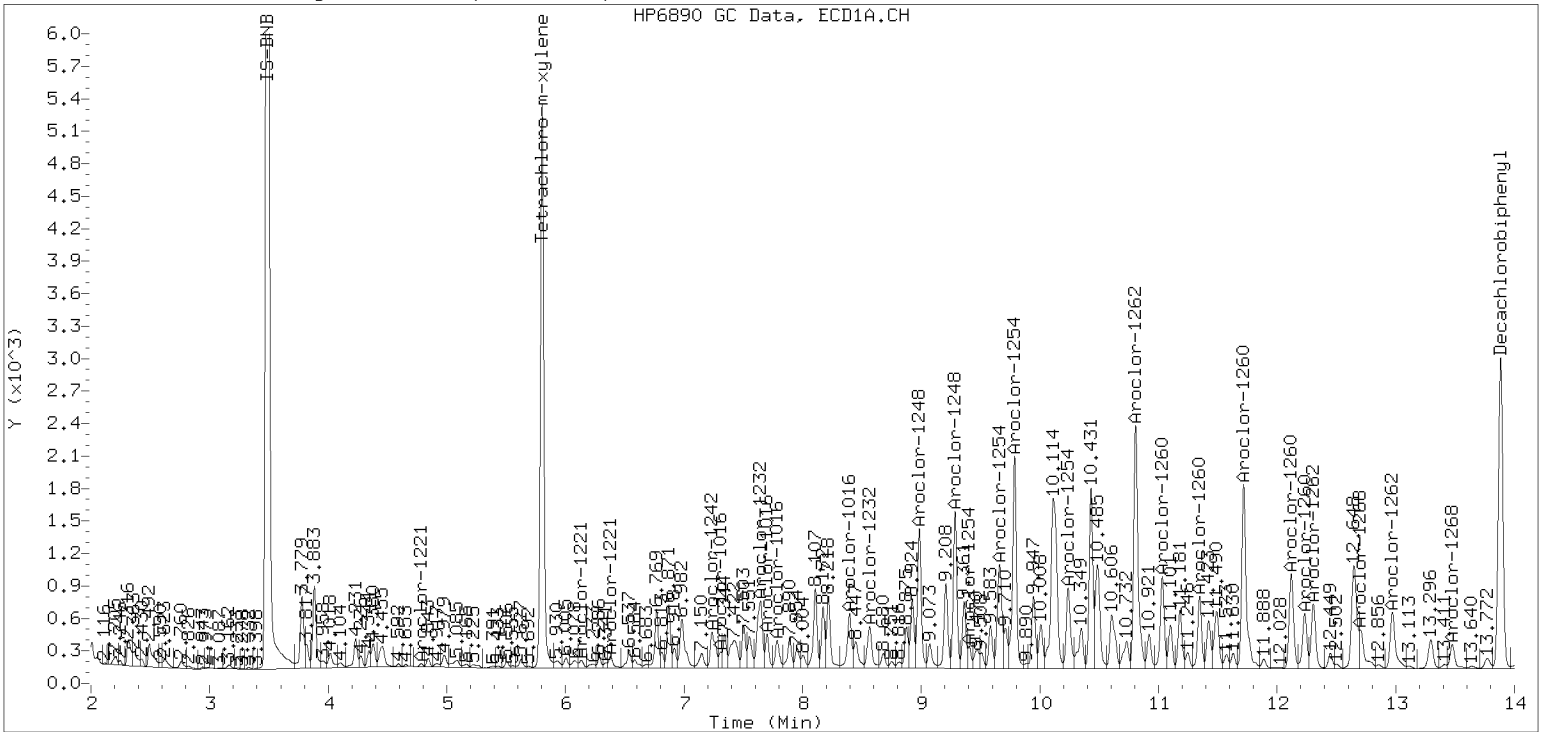
Datafile: ecd7.i/230413.b/04132332ECD7.D

Injection Date: 13-APR-2023 21:55

Manual Integration (After)



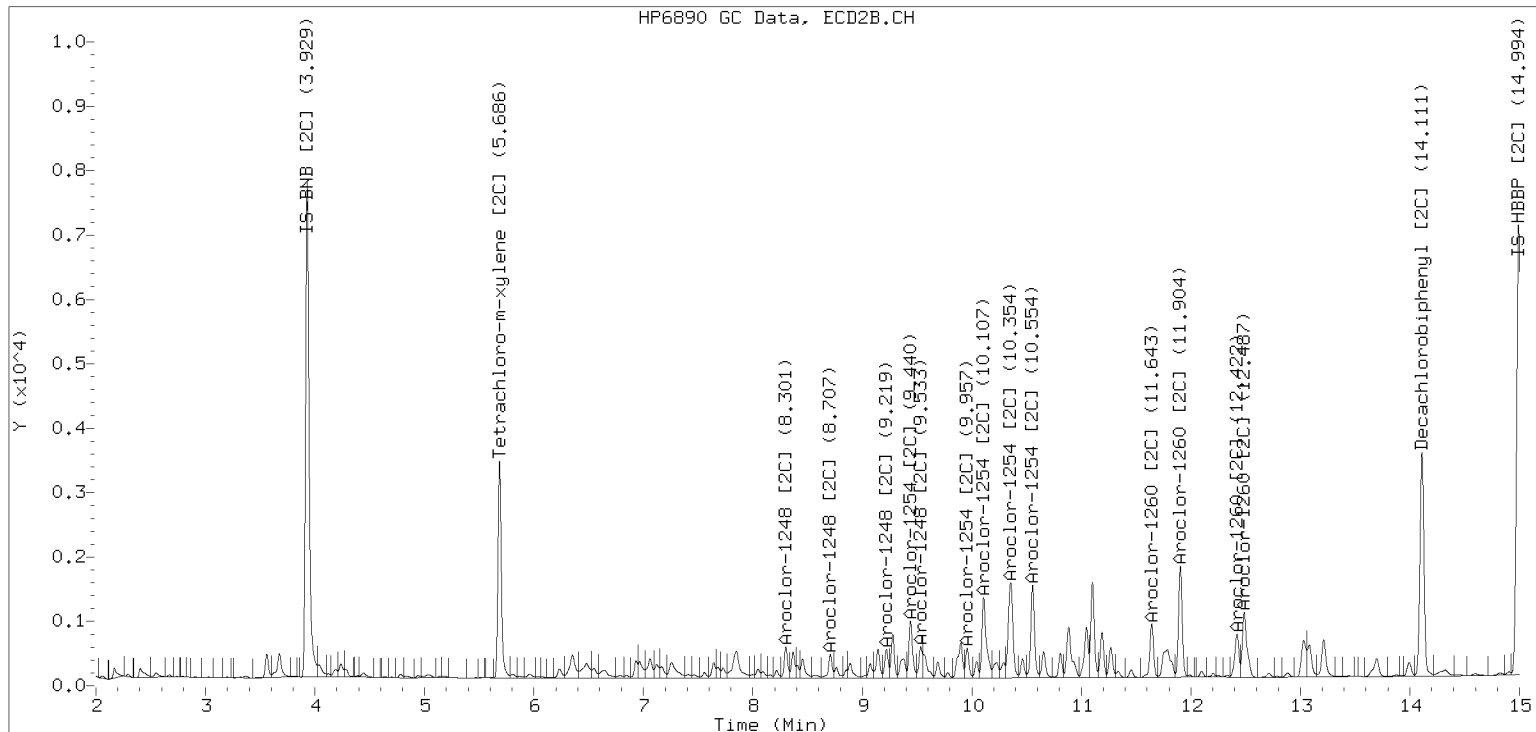
Processed Integration (Before)



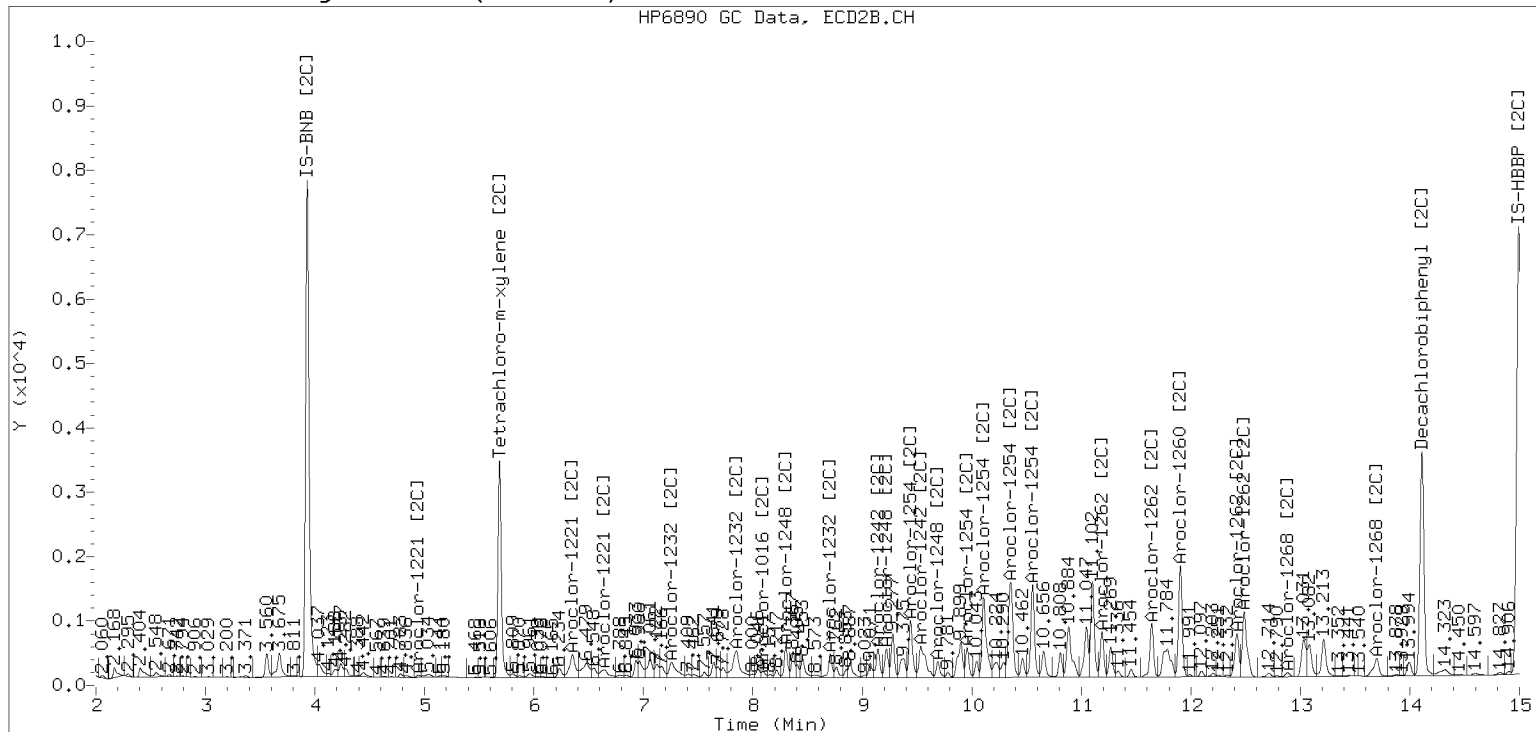
Manual Peak Adjustment, ZB-35

Datafile: ecd7.i/230413.b/230413.b/04132332ECD7.D Injection Date: 13-APR-2023

Manual Integration (After)



Processed Integration (Before)





ORGANIC ANALYSIS DATA SHEET
EPA 8082A

Laboratory: Analytical Resources, LLC SDG: 23C0774
 Client: Anchor QEA, LLC
 Project: AOC5 MR Phase 1
 Matrix: Solid Laboratory ID: 23C0774-12 A File ID: 04132333ECD7.D
 Sampled: 12/14/22 14:09 Prepared: 04/04/23 16:00 Analyzed: 04/13/23 22:16
 % Solids: 53.57 Preparation: EPA 3546 (Microwave) Initial/Final: 23.39 g Wet / 2.5 mL
 Batch: BLD0059 Sequence: SLD0171 Calibration: GB00069
 Instrument: ECD7 Column 1: ZB5 Column 2: ZB35

CAS NO.	COMPOUND	Col #	DILUTION	CONC. (ug/kg dry)	MDL	MRL	Q
12674-11-2	Aroclor 1016	1	1	4.0	1.6	4.0	U
11104-28-2	Aroclor 1221	1	1	4.0	1.6	4.0	U
11141-16-5	Aroclor 1232	1	1	4.0	1.6	4.0	U
53469-21-9	Aroclor 1242	1	1	4.0	1.6	4.0	U
12672-29-6	Aroclor 1248	2	1	38.5	1.6	4.0	
11097-69-1	Aroclor 1254	2	1	60.5	1.6	4.0	
11096-82-5	Aroclor 1260	2	1	55.5	0.6	4.0	

SURROGATES	Col #	ADDED (ug/kg dry)	CONC (ug/kg dry)	% REC	QC LIMITS	Q
<i>Decachlorobiphenyl</i>	1	7.9808	6.82	85.4	40 - 126	
<i>Tetrachlorometaxylene</i>	1	7.9808	4.68	58.6	44 - 120	
<i>Decachlorobiphenyl</i>	2	7.9808	6.35	79.6	40 - 126	
<i>Tetrachlorometaxylene</i>	2	7.9808	5.33	66.7	44 - 120	

Analytical Resources Inc.
Dual Column 608/8082 PCB Quantitation Report

Data file 1: /230413.b/04132333ECD7.D
Data file 2: /230413.b/230413.b/04132333ECD7.D
Method: \\target\share\chem4\ecd7.i\230413.b\PCB.m
Compound Sublist: PCB.sub
Instrument, Inj. Vol.: ecd7.i, 2ul
Quant Method: Internal Std

ARI ID: 23C0774-12
Client ID:
Injection Date: 13-APR-2023 22:16
Report Date: 04/14/2023 09:02
Matrix: NONE
Dilution Factor: 1.0

SURROGATES

RT	ZB5 Col Shift	Response	RT	ZB35 Col Shift	Response	ZB5 on col	ZB35 on col	RPD	Compound/Flag
5.803	-0.005	195922	5.684	-0.010	136930	23.5	26.7	12.9	Tetrachloro-m-xylene
13.884	-0.015	139890	14.110	-0.014	173667	34.2	31.8	7.0	Decachlorobiphenyl

* Indicates RPD > 40%

INTERNAL STANDARD SUMMARY

Standard Cpnd	Column 1		
	Standard Area*	Sample Area	%D
Bromo-Nitrobenzene	673778	559385	-17.0
Hexabromobiphenyl	1429847	415787	-70.9 <-

Standard Cpnd	Column 2		
	Standard Area*	Sample Area	%D
Bromo-Nitrobenzene	315256	349634	10.9
Hexabromobiphenyl	513946	358122	-30.3

* Standard Areas taken from Initial Cal Level 3
Initial Calibration Date: 24-FEB-2023
<- Indicates standard response outside Limits (-50 to +100%)

ZB5 Col					ZB35 Col						
Aroclor	Peak#	RT	Shift	Area	Amount	Peak#	RT	Shift	Area	Amount	
Aroclor-1016	1	---			0.0	1	---			0.0	
Aroclor-1016	2	---			0.0	2	---			0.0	
Aroclor-1016	3	---			0.0	3	---			0.0	
Aroclor-1016	4	---			0.0	4	---			0.0	
CollAve: <3 Quant Peaks					Col2Ave: <3 Quant Peaks						
Aroclor-1221	1	---			0.0	1	---			0.0	
Aroclor-1221	2	---			0.0	2	---			0.0	
Aroclor-1221	3	---			0.0	3	---			0.0	
CollAve: <3 Quant Peaks					Col2Ave: <3 Quant Peaks						
Aroclor-1232	1	---			0.0	1	---			0.0	
Aroclor-1232	2	---			0.0	2	---			0.0	
Aroclor-1232	3	---			0.0	3	---			0.0	
Aroclor-1232	4	---			0.0	4	---			0.0	
CollAve: <3 Quant Peaks					Col2Ave: <3 Quant Peaks						
Aroclor-1242	1	---			0.0	1	---			0.0	
Aroclor-1242	2	---			0.0	2	---			0.0	
Aroclor-1242	3	---			0.0	3	---			0.0	
Aroclor-1242	4	---			0.0	4	---			0.0	
CollAve: <3 Quant Peaks					Col2Ave: <3 Quant Peaks						
Aroclor-1248	1	8.394	-0.022	45558	166.9	1	8.299	-0.022	34381	206.0	
Aroclor-1248	2	8.563	-0.033	35263	101.6	2	8.705	-0.021	30764	178.2	
Aroclor-1248	3	8.982	-0.018	107099	163.6	3	9.215	0.020	38683	194.7	
Aroclor-1248	4	9.284	-0.025	112972	339.1	4	9.530	-0.096	42607	178.7	
Total CollAve (4 peaks):				192.8	Total Col2Ave (4 peaks):				189.4	RPD = 2	
Corrected Ave (3 peaks):				144.1	Corrected Ave (3 peaks):				183.9	RPD = 24	
192.97											
Aroclor-1254	1	9.284	-0.024	112972	201.1	1	9.436	-0.030	73322	275.9	
Aroclor-1254	2	9.360	-0.030	55077	218.0	2	9.955	-0.032	37500	175.4	
Aroclor-1254	3	9.657	-0.025	86694	240.1	3	10.104	-0.040	134847	291.5	
Aroclor-1254	4	9.785	-0.038	156529	222.9	4	10.350	-0.044	158733	352.0	
Aroclor-1254	5	10.116	-0.084	195852	445.0	5	10.552	-0.033	115716	421.5	
Total CollAve (5 peaks):				265.4	Total Col2Ave (5 peaks):				303.3	RPD = 13	
Corrected Ave (4 peaks):				220.5	Corrected Ave (4 peaks):				273.7	RPD = 22	
Aroclor-1260	1	11.031	-0.023	57138	382.0	1	11.641	-0.021	64994	308.6	
Aroclor-1260	2	11.346	-0.026	43699	279.6	2	11.902	-0.028	123712	230.2	
Aroclor-1260	3	11.717	-0.032	132658	320.0	3	12.421	-0.024	47512	333.1	
Aroclor-1260	4	12.118	-0.038	68000	325.8	4	12.486	-0.028	87131	240.5	
Aroclor-1260	5	12.233	-0.021	31082	346.0	NS	---			----	
Total CollAve (5 peaks):				330.7	Total Col2Ave (4 peaks):				278.1	RPD = 17	
Corrected Ave (4 peaks):				317.9	Corrected Ave (3 peaks):				259.8	RPD = 20	
Aroclor-1262	1	---			0.0	1	---			0.0	
Aroclor-1262	2	---			0.0	2	---			0.0	
Aroclor-1262	3	---			0.0	3	---			0.0	
Aroclor-1262	4	---			0.0	4	---			0.0	
CollAve: <3 Quant Peaks					Col2Ave: <3 Quant Peaks						
Aroclor-1268	1	---			0.0	1	---			0.0	
Aroclor-1268	2	---			0.0	2	---			0.0	
Aroclor-1268	3	---			0.0	3	---			0.0	
Aroclor-1268	4	---			0.0	4	---			0.0	
CollAve: <3 Quant Peaks					Col2Ave: <3 Quant Peaks						

Total PCB Area Col1 (5.908 - 13.798) = 2954315 Col1 Total PCB = 0.4 ppm*

Total PCB Area Col2 (5.794 - 14.023) = 2408087 Col2 Total PCB = 0.6 ppm*

* Quantitated against AR1660 0.25ppm in Ical

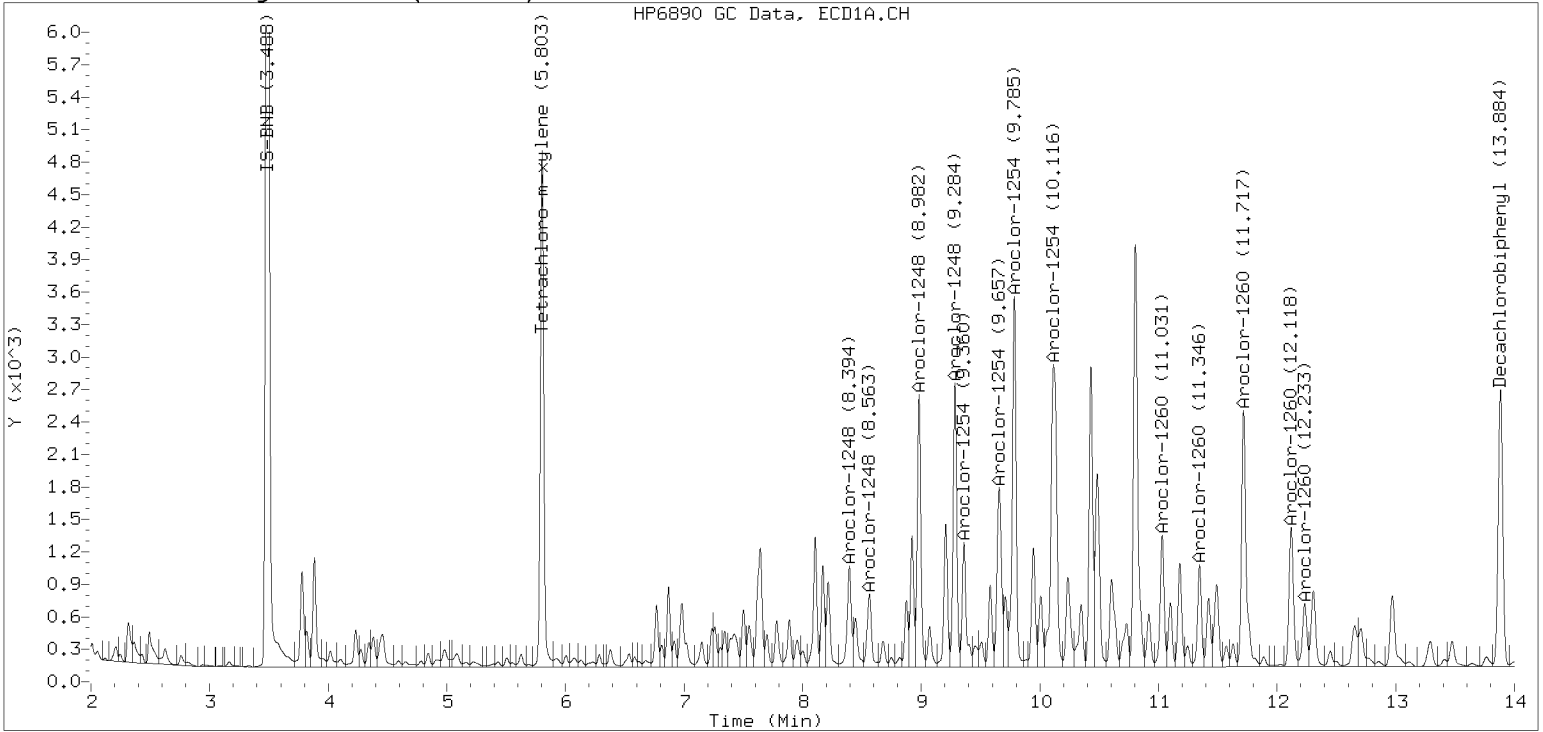
PCB-Form 10 Mod.

Manual Peak Adjustment, ZB-5

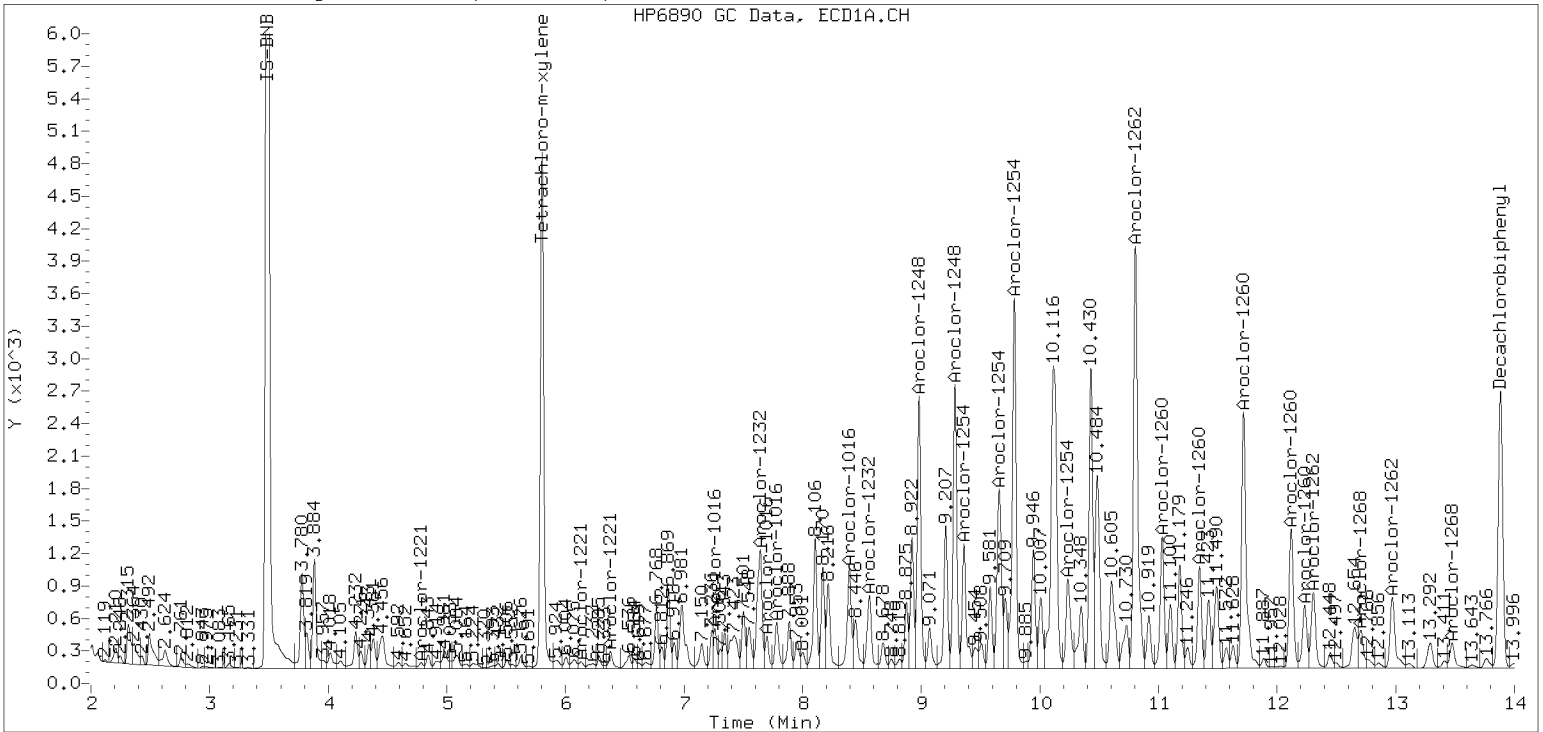
Datafile: ecd7.i/230413.b/04132333ECD7.D

Injection Date: 13-APR-2023 22:16

Manual Integration (After)



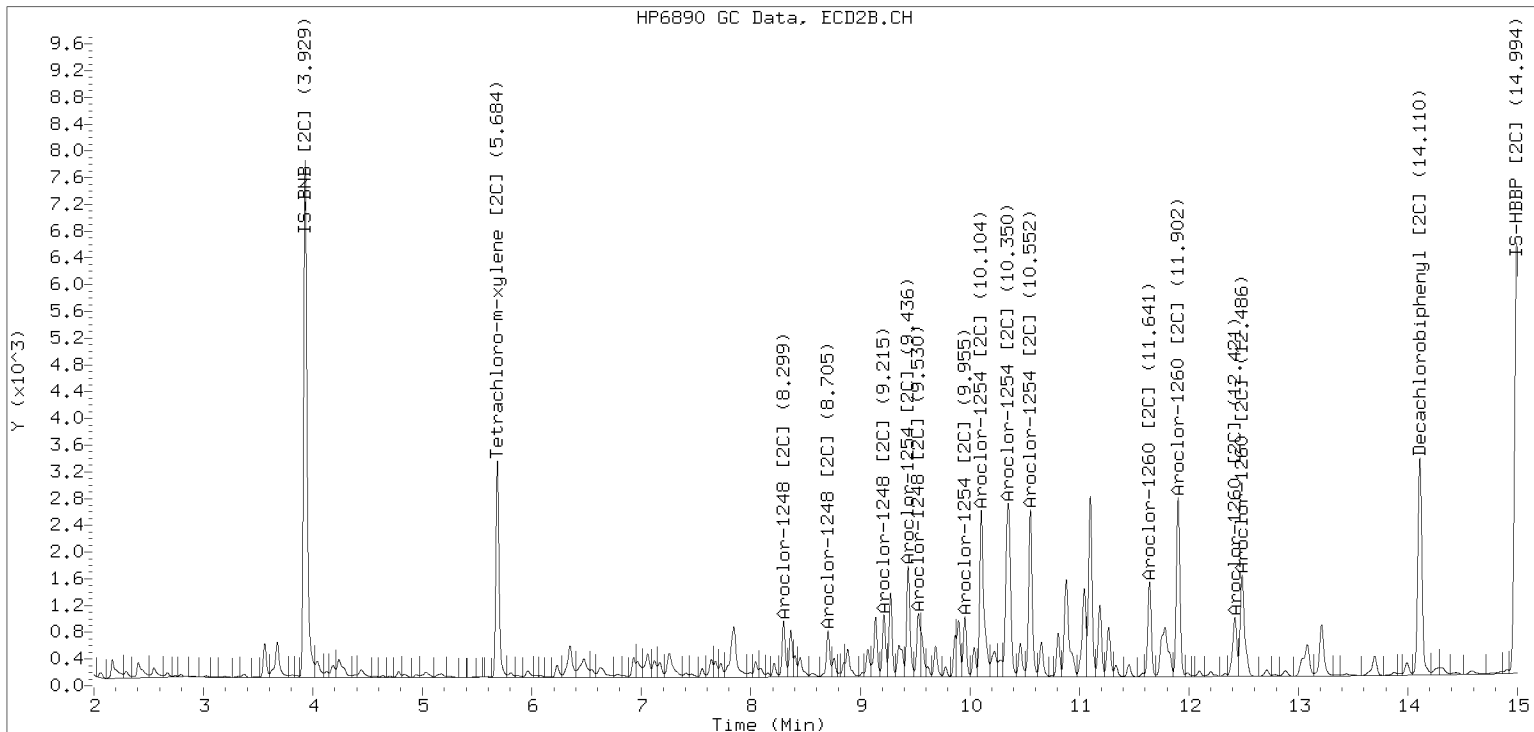
Processed Integration (Before)



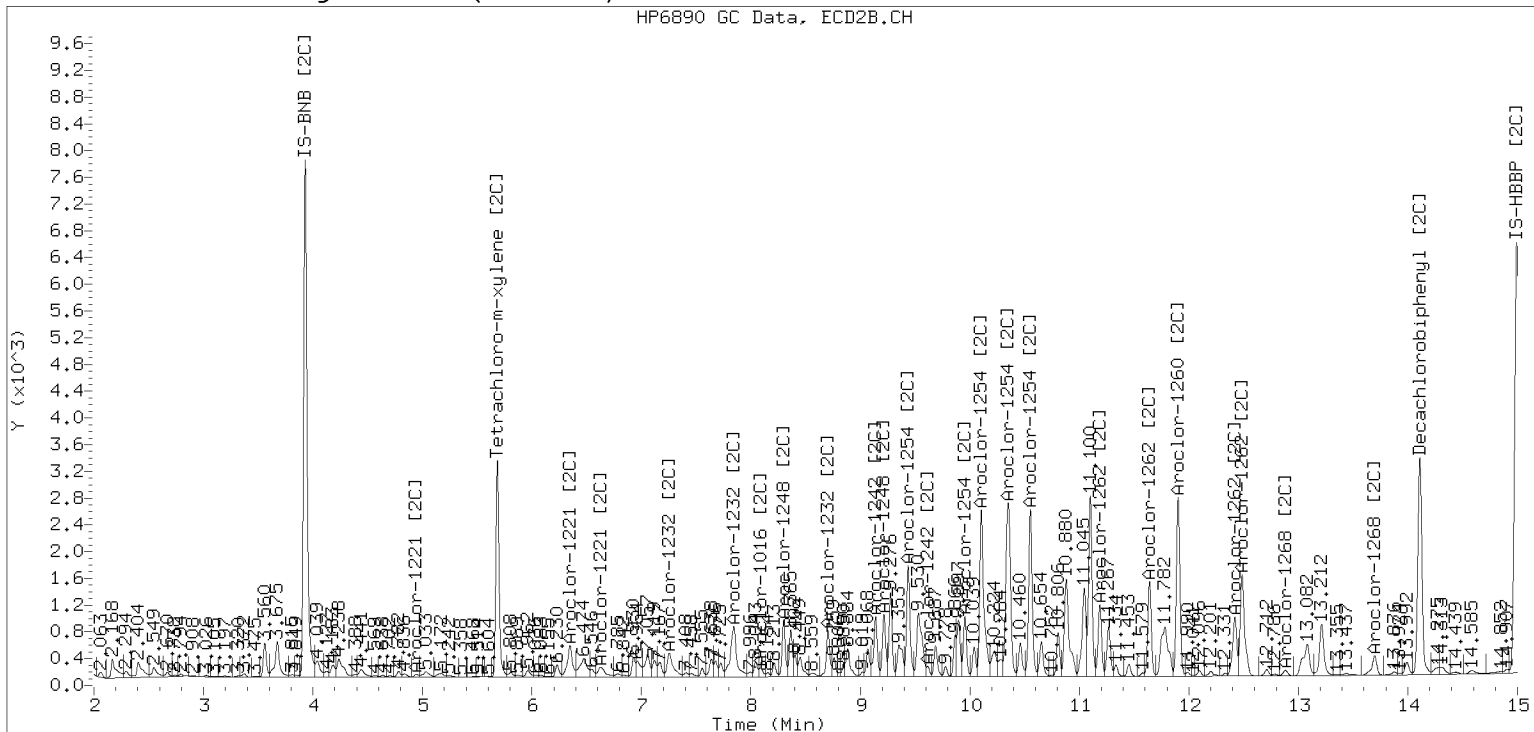
Manual Peak Adjustment, ZB-35

Datafile: ecd7.i/230413.b/230413.b/04132333ECD7.D Injection Date: 13-APR-2023

Manual Integration (After)



Processed Integration (Before)



Analytical Resources Inc.
Dual Column 608/8082 PCB Quantitation Report

Data file 1: /230413.b/04132334ECD7.D
Data file 2: /230413.b/230413.b/04132334ECD7.D
Method: \\target\share\chem4\ecd7.i\230413.b\PCB.m
Compound Sublist: PCB.sub
Instrument, Inj. Vol.: ecd7.i, 2ul
Quant Method: Internal Std

ARI ID: 23C0774-13
Client ID:
Injection Date: 13-APR-2023 22:36
Report Date: 04/14/2023 09:02
Matrix: NONE
Dilution Factor: 1.0

SURROGATES

ZB5 Col		ZB35 Col			ZB5	ZB35	RPD	Compound/Flag	
RT	Shift	Response	RT	Shift	Response	on col			on col
5.803	-0.006	195233	5.684	-0.010	139292	23.5	27.4	15.2	Tetrachloro-m-xylene
13.884	-0.015	138991	14.110	-0.014	174003	34.1	32.3	5.6	Decachlorobiphenyl

* Indicates RPD > 40%

INTERNAL STANDARD SUMMARY

Standard Cpnd	Column 1		
	Standard Area*	Sample Area	%D
Bromo-Nitrobenzene	673778	555683	-17.5
Hexabromobiphenyl	1429847	413672	-71.1 <-

Standard Cpnd	Column 2		
	Standard Area*	Sample Area	%D
Bromo-Nitrobenzene	315256	346475	9.9
Hexabromobiphenyl	513946	354266	-31.1

* Standard Areas taken from Initial Cal Level 3
Initial Calibration Date: 24-FEB-2023
<- Indicates standard response outside Limits (-50 to +100%)

ZB5 Col					ZB35 Col						
Aroclor	Peak#	RT	Shift	Area	Amount	Peak#	RT	Shift	Area	Amount	
Aroclor-1016	1	---			0.0	1	---			0.0	
Aroclor-1016	2	---			0.0	2	---			0.0	
Aroclor-1016	3	---			0.0	3	---			0.0	
Aroclor-1016	4	---			0.0	4	---			0.0	
CollAve: <3 Quant Peaks					Col2Ave: <3 Quant Peaks						
Aroclor-1221	1	---			0.0	1	---			0.0	
Aroclor-1221	2	---			0.0	2	---			0.0	
Aroclor-1221	3	---			0.0	3	---			0.0	
CollAve: <3 Quant Peaks					Col2Ave: <3 Quant Peaks						
Aroclor-1232	1	---			0.0	1	---			0.0	
Aroclor-1232	2	---			0.0	2	---			0.0	
Aroclor-1232	3	---			0.0	3	---			0.0	
Aroclor-1232	4	---			0.0	4	---			0.0	
CollAve: <3 Quant Peaks					Col2Ave: <3 Quant Peaks						
Aroclor-1242	1	---			0.0	1	---			0.0	
Aroclor-1242	2	---			0.0	2	---			0.0	
Aroclor-1242	3	---			0.0	3	---			0.0	
Aroclor-1242	4	---			0.0	4	---			0.0	
CollAve: <3 Quant Peaks					Col2Ave: <3 Quant Peaks						
Aroclor-1248	1	8.394	-0.022	74381	274.3	1	8.299	-0.021	70481	426.0	
Aroclor-1248	2	8.564	-0.033	44500	129.1	2	8.705	-0.021	50324	294.2	
Aroclor-1248	3	8.983	-0.016	221250	340.3	3	9.215	0.020	46173	234.6	
Aroclor-1248	4	9.284	-0.024	299071	903.6	4	9.530	-0.095	115472	488.6	
Total CollAve (4 peaks):				411.8	Total Col2Ave (4 peaks):				360.9	RPD = 13	
Corrected Ave (3 peaks):				247.9	Corrected Ave (3 peaks):				318.3	RPD = 25	
Aroclor-1254	1	9.284	-0.024	299071	536.0	1	9.437	-0.029	184269	699.7	
Aroclor-1254	2	9.359	-0.031	113170	450.9	2	9.955	-0.032	122527	578.4	
Aroclor-1254	3	9.651	-0.031	202685	565.0	3	10.104	-0.040	327336	714.1	
Aroclor-1254	4	9.785	-0.038	388800	557.4	4	10.346	-0.047	368045	823.7	
Aroclor-1254	5	10.127	-0.073	438069	1002.0	5	10.553	-0.032	215784	793.1	
Total CollAve (5 peaks):				622.3	Total Col2Ave (5 peaks):				721.8	RPD = 15	
Corrected Ave (4 peaks):				527.3	Corrected Ave (4 peaks):				696.3	RPD = 28	
Aroclor-1260	1	11.031	-0.024	65858	442.6	1	11.642	-0.021	121560	583.5	
Aroclor-1260	2	11.347	-0.025	57407	369.2	2	11.903	-0.027	159038	299.2	
Aroclor-1260	3	11.717	-0.032	156490	379.5	3	12.422	-0.022	50335	356.8	
Aroclor-1260	4	12.118	-0.038	98328	473.5	4	12.486	-0.028	110036	307.1	
Aroclor-1260	5	12.232	-0.021	31480	352.2	NS	---			----	
Total CollAve (5 peaks):				403.4	Total Col2Ave (4 peaks):				386.6	RPD = 4	
Corrected Ave (4 peaks):				385.9	Corrected Ave (3 peaks):				321.0	RPD = 18	
Aroclor-1262	1	---			0.0	1	---			0.0	
Aroclor-1262	2	---			0.0	2	---			0.0	
Aroclor-1262	3	---			0.0	3	---			0.0	
Aroclor-1262	4	---			0.0	4	---			0.0	
CollAve: <3 Quant Peaks					Col2Ave: <3 Quant Peaks						
Aroclor-1268	1	---			0.0	1	---			0.0	
Aroclor-1268	2	---			0.0	2	---			0.0	
Aroclor-1268	3	---			0.0	3	---			0.0	
Aroclor-1268	4	---			0.0	4	---			0.0	
CollAve: <3 Quant Peaks					Col2Ave: <3 Quant Peaks						

Total PCB Area Col1 (5.908 - 13.798) = 5203917 Col1 Total PCB = 0.8 ppm*
Total PCB Area Col2 (5.794 - 14.023) = 4242728 Col2 Total PCB = 1.0 ppm*

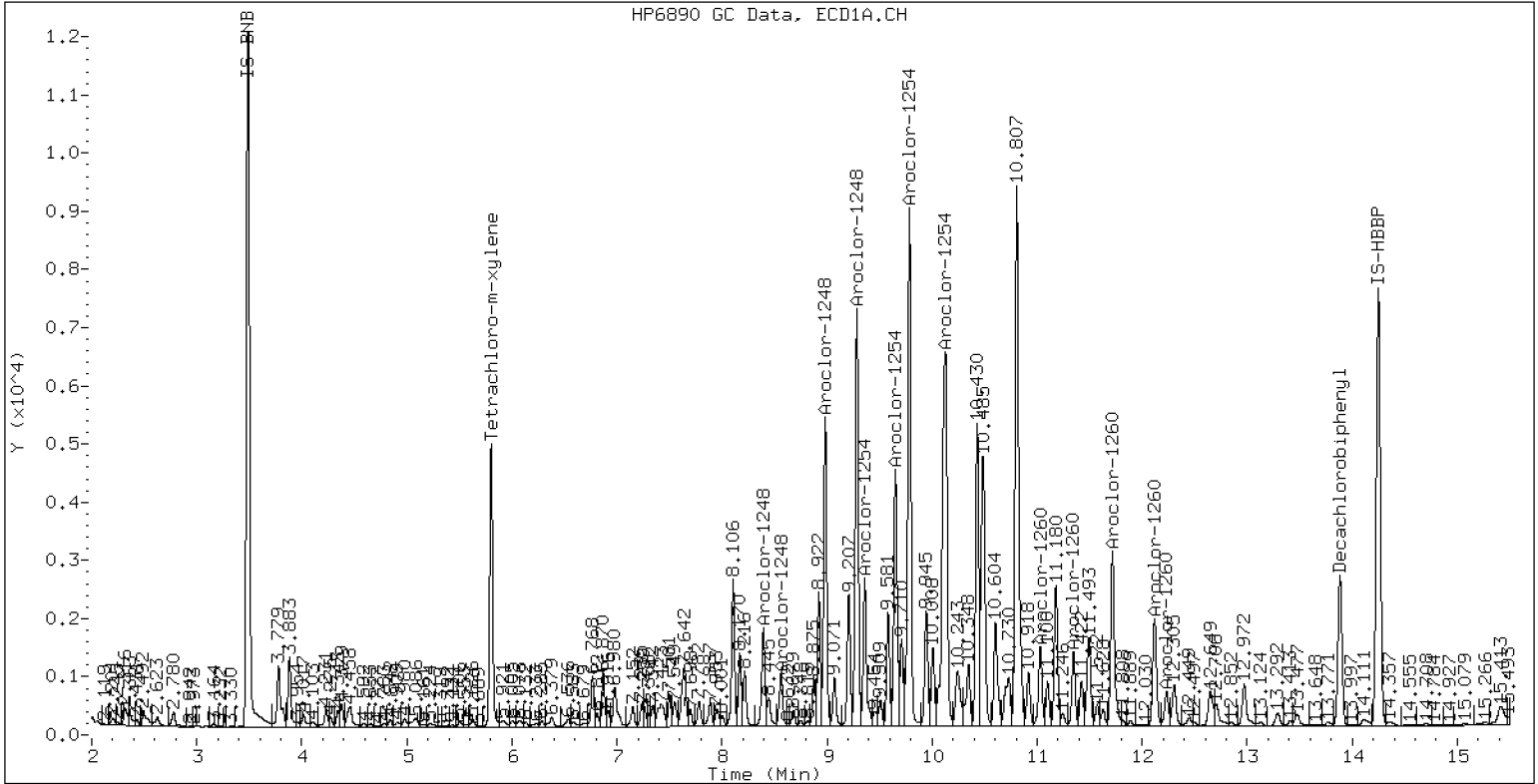
* Quantitated against AR1660 0.25ppm in Ical

PCB-Form 10 Mod.

PCB Dual Column Chromatograms

ECD7-ZB5 23C0774-13

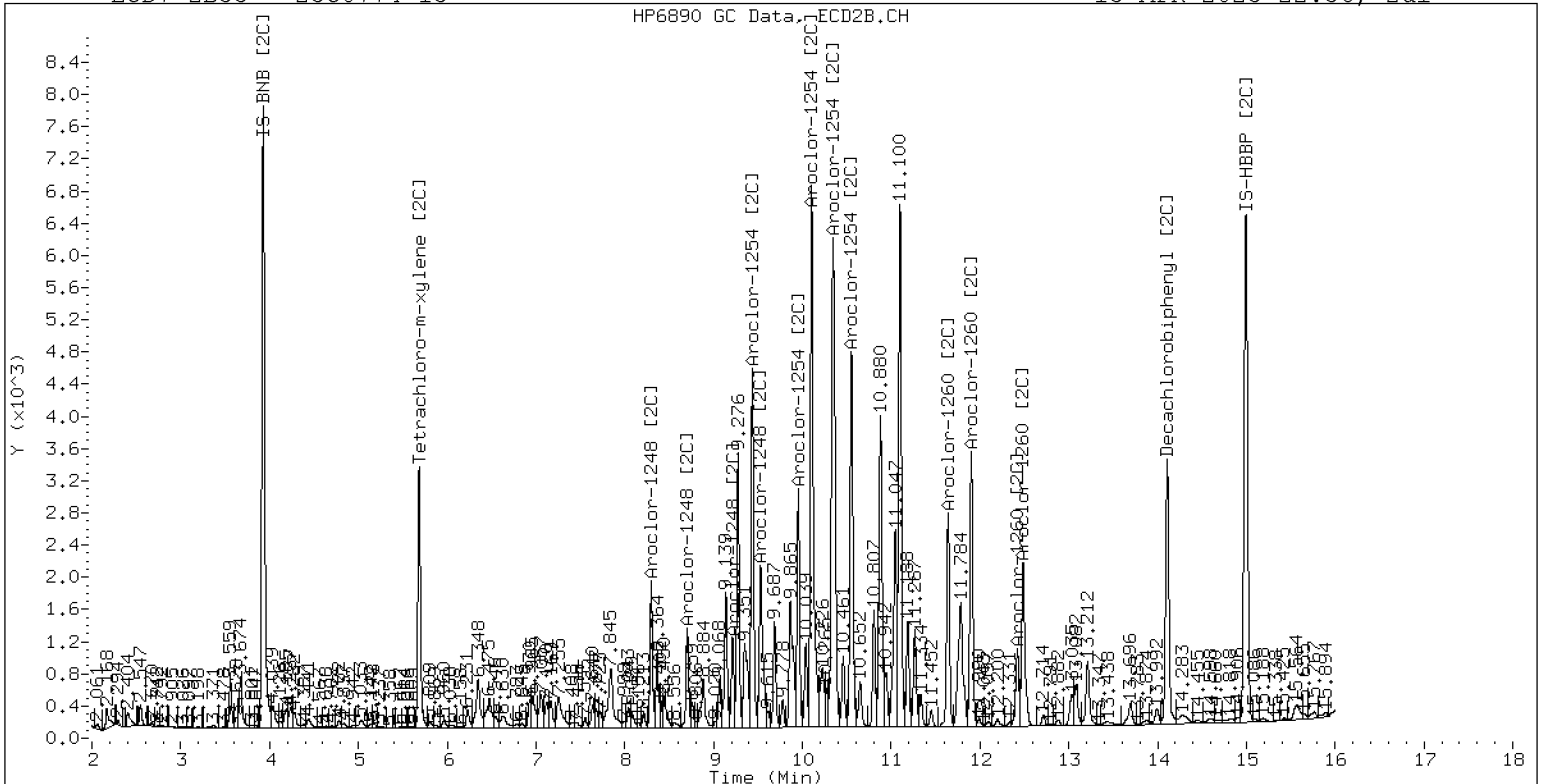
13-APR-2023 22:36, 2ul



ZB-5 Manual Integration: YES

ECD7-ZB35 23C0774-13

13-APR-2023 22:36, 2ul



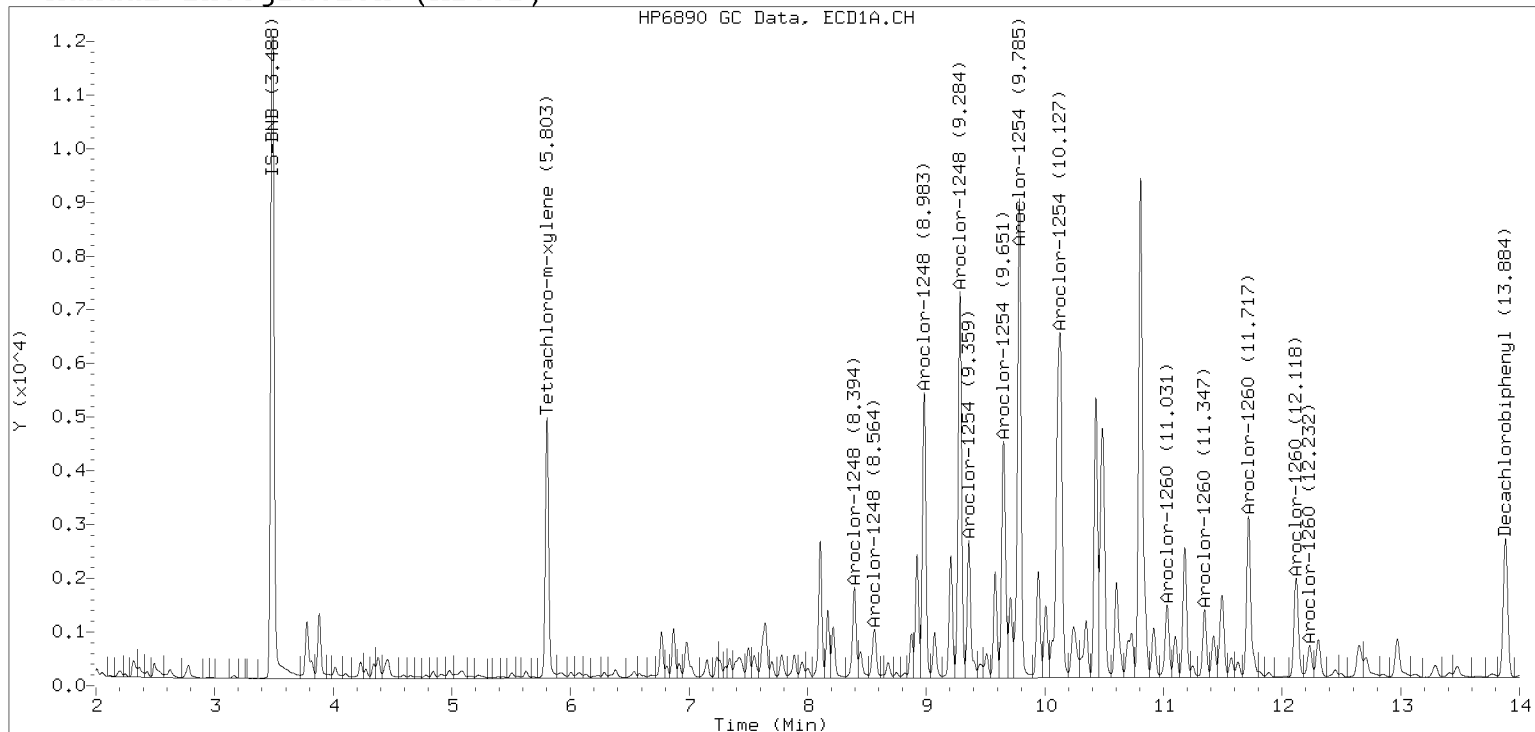
ZB-35 Manual Integration: YES

Manual Peak Adjustment, ZB-5

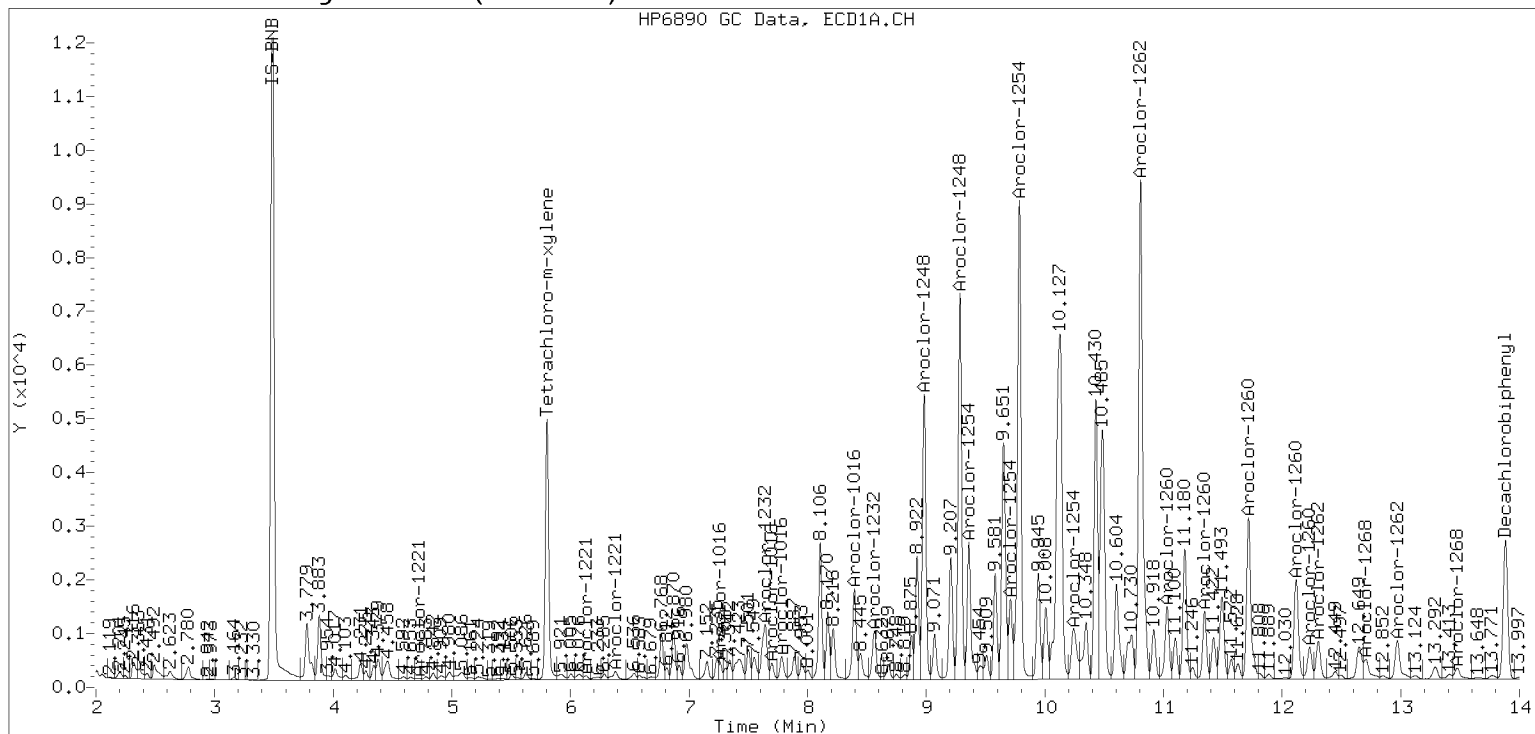
Datafile: ecd7.i/230413.b/04132334ECD7.D

Injection Date: 13-APR-2023 22:36

Manual Integration (After)



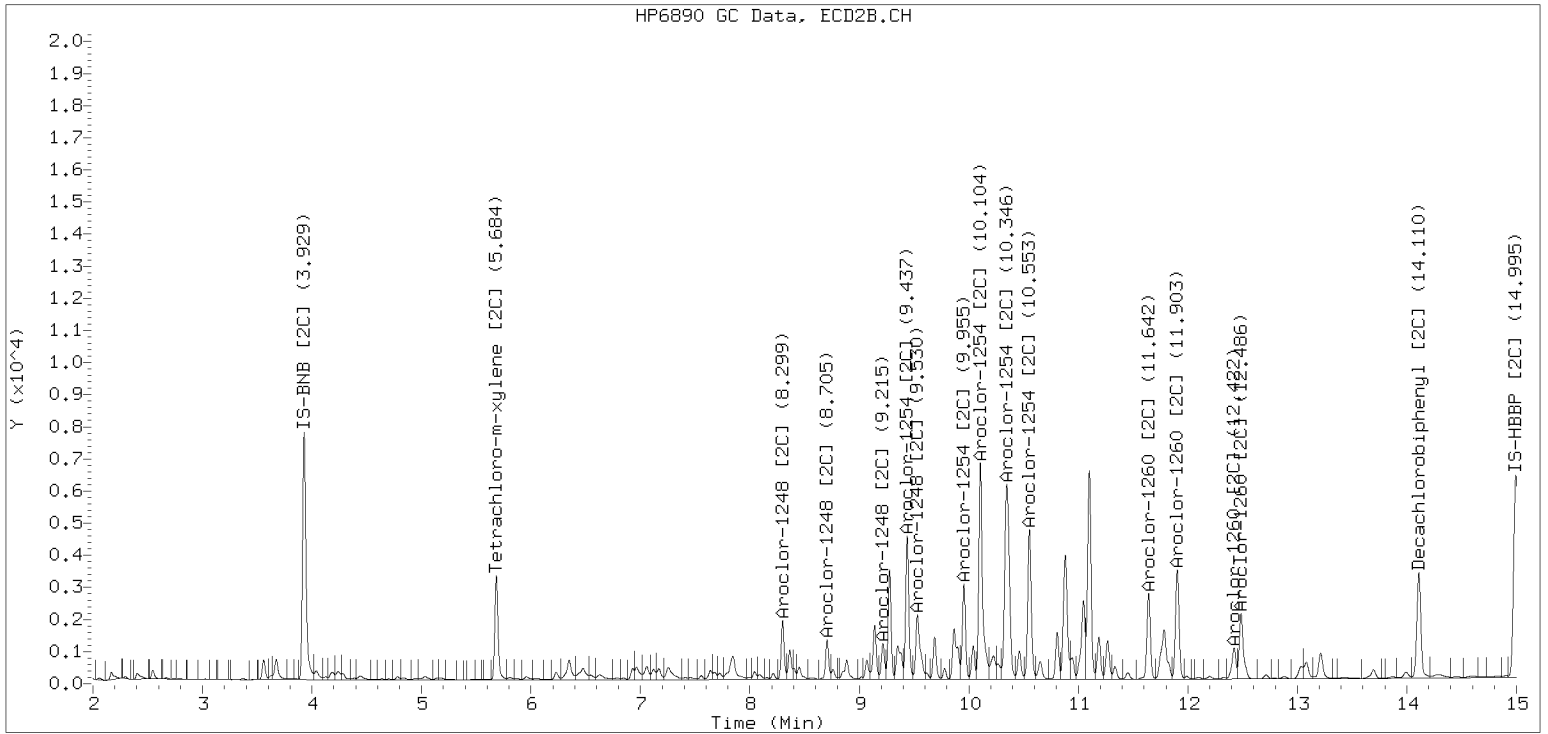
Processed Integration (Before)



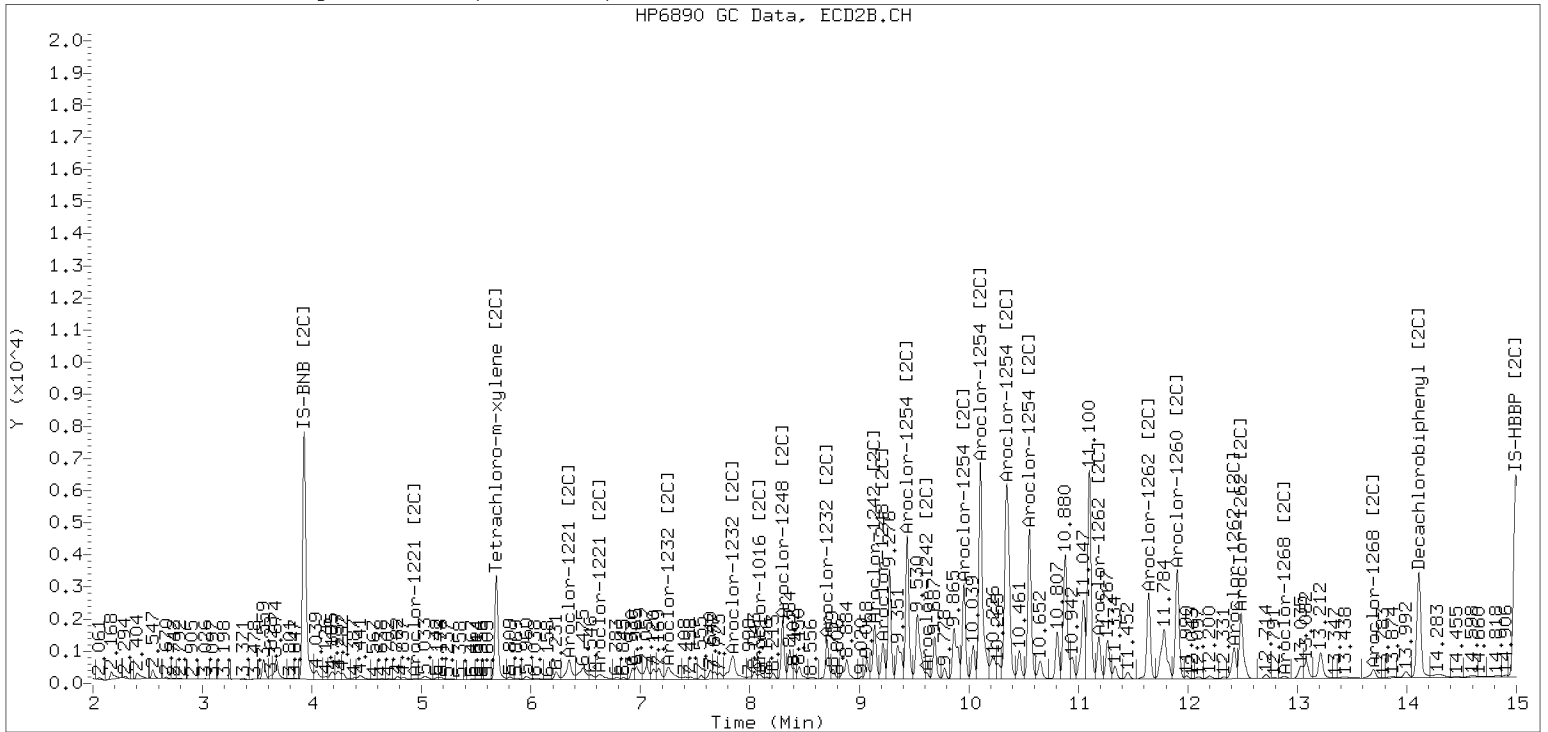
Manual Peak Adjustment, ZB-35

Datafile: ecd7.i/230413.b/230413.b/04132334ECD7.D Injection Date: 13-APR-2023

Manual Integration (After)



Processed Integration (Before)





ORGANIC ANALYSIS DATA SHEET
EPA 8082A

Laboratory: Analytical Resources, LLC SDG: 23C0774
 Client: Anchor QEA, LLC
 Project: AOC5 MR Phase 1
 Matrix: Solid Laboratory ID: 23C0774-14 A File ID: 04132335ECD7.D
 Sampled: 03/03/23 13:25 Prepared: 04/04/23 16:00 Analyzed: 04/13/23 22:57
 % Solids: 51.56 Preparation: EPA 3546 (Microwave) Initial/Final: 24.27 g Wet / 2.5 mL
 Batch: BLD0059 Sequence: SLD0171 Calibration: GB00069
 Instrument: ECD7 Column 1: ZB5 Column 2: ZB35

CAS NO.	COMPOUND	Col #	DILUTION	CONC. (ug/kg dry)	MDL	MRL	Q
12674-11-2	Aroclor 1016	1	1	4.0	1.6	4.0	U
11104-28-2	Aroclor 1221	1	1	4.0	1.6	4.0	U
11141-16-5	Aroclor 1232	1	1	4.0	1.6	4.0	U
53469-21-9	Aroclor 1242	1	1	4.0	1.6	4.0	U
12672-29-6	Aroclor 1248	2	1	27.5	1.6	4.0	
11097-69-1	Aroclor 1254	2	1	42.6	1.6	4.0	
11096-82-5	Aroclor 1260	2	1	34.7	0.6	4.0	

SURROGATES	Col #	ADDED (ug/kg dry)	CONC (ug/kg dry)	% REC	QC LIMITS	Q
<i>Decachlorobiphenyl</i>	1	7.9913	6.68	83.5	40 - 126	
<i>Tetrachlorometaxylene</i>	1	7.9913	4.93	61.7	44 - 120	
<i>Decachlorobiphenyl</i>	2	7.9913	6.13	76.8	40 - 126	
<i>Tetrachlorometaxylene</i>	2	7.9913	5.65	70.7	44 - 120	

Analytical Resources Inc.
Dual Column 608/8082 PCB Quantitation Report

Data file 1: /230413.b/04132335ECD7.D
Data file 2: /230413.b/230413.b/04132335ECD7.D
Method: \\target\share\chem4\ecd7.i\230413.b\PCB.m
Compound Sublist: PCB.sub
Instrument, Inj. Vol.: ecd7.i, 2ul
Quant Method: Internal Std

ARI ID: 23C0774-14
Client ID:
Injection Date: 13-APR-2023 22:57
Report Date: 04/14/2023 09:02
Matrix: NONE
Dilution Factor: 1.0

SURROGATES

ZB5 Col		ZB35 Col			ZB5	ZB35	RPD	Compound/Flag	
RT	Shift	Response	RT	Shift	Response	on col			on col
5.805	-0.004	196409	5.687	-0.007	142207	24.7	28.3	13.5	Tetrachloro-m-xylene
13.884	-0.015	145634	14.110	-0.013	174989	33.4	30.7	8.4	Decachlorobiphenyl

* Indicates RPD > 40%

INTERNAL STANDARD SUMMARY

Column 1			
Standard Cpnd	Standard Area*	Sample Area	%D
Bromo-Nitrobenzene	673778	532645	-20.9
Hexabromobiphenyl	1429847	442525	-69.1 <-

Column 2			
Standard Cpnd	Standard Area*	Sample Area	%D
Bromo-Nitrobenzene	315256	342673	8.7
Hexabromobiphenyl	513946	374196	-27.2

* Standard Areas taken from Initial Cal Level 3
Initial Calibration Date: 24-FEB-2023
<- Indicates standard response outside Limits (-50 to +100%)

ZB5 Col					ZB35 Col					
Aroclor	Peak#	RT	Shift	Area	Amount	Peak#	RT	Shift	Area	Amount
Aroclor-1016	1	---			0.0	1	---			0.0
Aroclor-1016	2	---			0.0	2	---			0.0
Aroclor-1016	3	---			0.0	3	---			0.0
Aroclor-1016	4	---			0.0	4	---			0.0
CollAve: <3 Quant Peaks					Col2Ave: <3 Quant Peaks					
Aroclor-1221	1	---			0.0	1	---			0.0
Aroclor-1221	2	---			0.0	2	---			0.0
Aroclor-1221	3	---			0.0	3	---			0.0
CollAve: <3 Quant Peaks					Col2Ave: <3 Quant Peaks					
Aroclor-1232	1	---			0.0	1	---			0.0
Aroclor-1232	2	---			0.0	2	---			0.0
Aroclor-1232	3	---			0.0	3	---			0.0
Aroclor-1232	4	---			0.0	4	---			0.0
CollAve: <3 Quant Peaks					Col2Ave: <3 Quant Peaks					
Aroclor-1242	1	---			0.0	1	---			0.0
Aroclor-1242	2	---			0.0	2	---			0.0
Aroclor-1242	3	---			0.0	3	---			0.0
Aroclor-1242	4	---			0.0	4	---			0.0
CollAve: <3 Quant Peaks					Col2Ave: <3 Quant Peaks					
Aroclor-1248	1	8.396	-0.020	29704	114.3	1	8.301	-0.020	23878	145.9
Aroclor-1248	2	8.565	-0.032	26568	80.4	2	8.707	-0.019	21283	125.8
Aroclor-1248	3	8.983	-0.016	68139	109.3	3	9.218	0.023	27570	141.6
Aroclor-1248	4	9.285	-0.023	75986	239.5	4	9.533	-0.092	24582	105.2
Total CollAve (4 peaks):				135.9	Total Col2Ave (4 peaks):				129.6	RPD = 5
Corrected Ave (3 peaks):				101.4	Corrected Ave (3 peaks):				124.2	RPD = 20
137.77										
Aroclor-1254	1	9.285	-0.023	75986	142.1	1	9.439	-0.027	51212	196.6
Aroclor-1254	2	9.361	-0.028	30228	125.7	2	9.957	-0.030	29235	139.5
Aroclor-1254	3	9.661	-0.021	75528	219.6	3	10.106	-0.038	87491	193.0
Aroclor-1254	4	9.786	-0.036	107730	161.1	4	10.351	-0.043	108690	245.9
Aroclor-1254	5	10.121	-0.079	130599	344.6	5	10.554	-0.032	78218	290.7
Total CollAve (5 peaks):				192.0	Total Col2Ave (5 peaks):				213.2	RPD = 10
Corrected Ave (4 peaks):				162.1	Corrected Ave (4 peaks):				193.8	RPD = 18
Aroclor-1260	1	11.031	-0.024	36506	229.3	1	11.642	-0.021	43212	196.4
Aroclor-1260	2	11.346	-0.026	28344	170.4	2	11.904	-0.027	76733	136.6
Aroclor-1260	3	11.718	-0.032	86831	196.8	3	12.420	-0.025	32594	218.7
Aroclor-1260	4	12.119	-0.038	43019	193.7	4	12.485	-0.029	53816	142.2
Aroclor-1260	5	12.233	-0.020	19383	202.7	NS	---			---
Total CollAve (5 peaks):				198.6	Total Col2Ave (4 peaks):				173.5	RPD = 13
Corrected Ave (4 peaks):				190.9	Corrected Ave (3 peaks):				158.4	RPD = 19
Aroclor-1262	1	---			0.0	1	---			0.0
Aroclor-1262	2	---			0.0	2	---			0.0
Aroclor-1262	3	---			0.0	3	---			0.0
Aroclor-1262	4	---			0.0	4	---			0.0
CollAve: <3 Quant Peaks					Col2Ave: <3 Quant Peaks					
Aroclor-1268	1	---			0.0	1	---			0.0
Aroclor-1268	2	---			0.0	2	---			0.0
Aroclor-1268	3	---			0.0	3	---			0.0
Aroclor-1268	4	---			0.0	4	---			0.0
CollAve: <3 Quant Peaks					Col2Ave: <3 Quant Peaks					

Total PCB Area Col1 (5.908 - 13.798) = 2131559 Col1 Total PCB = 0.3 ppm*

Total PCB Area Col2 (5.794 - 14.023) = 1749237 Col2 Total PCB = 0.4 ppm*

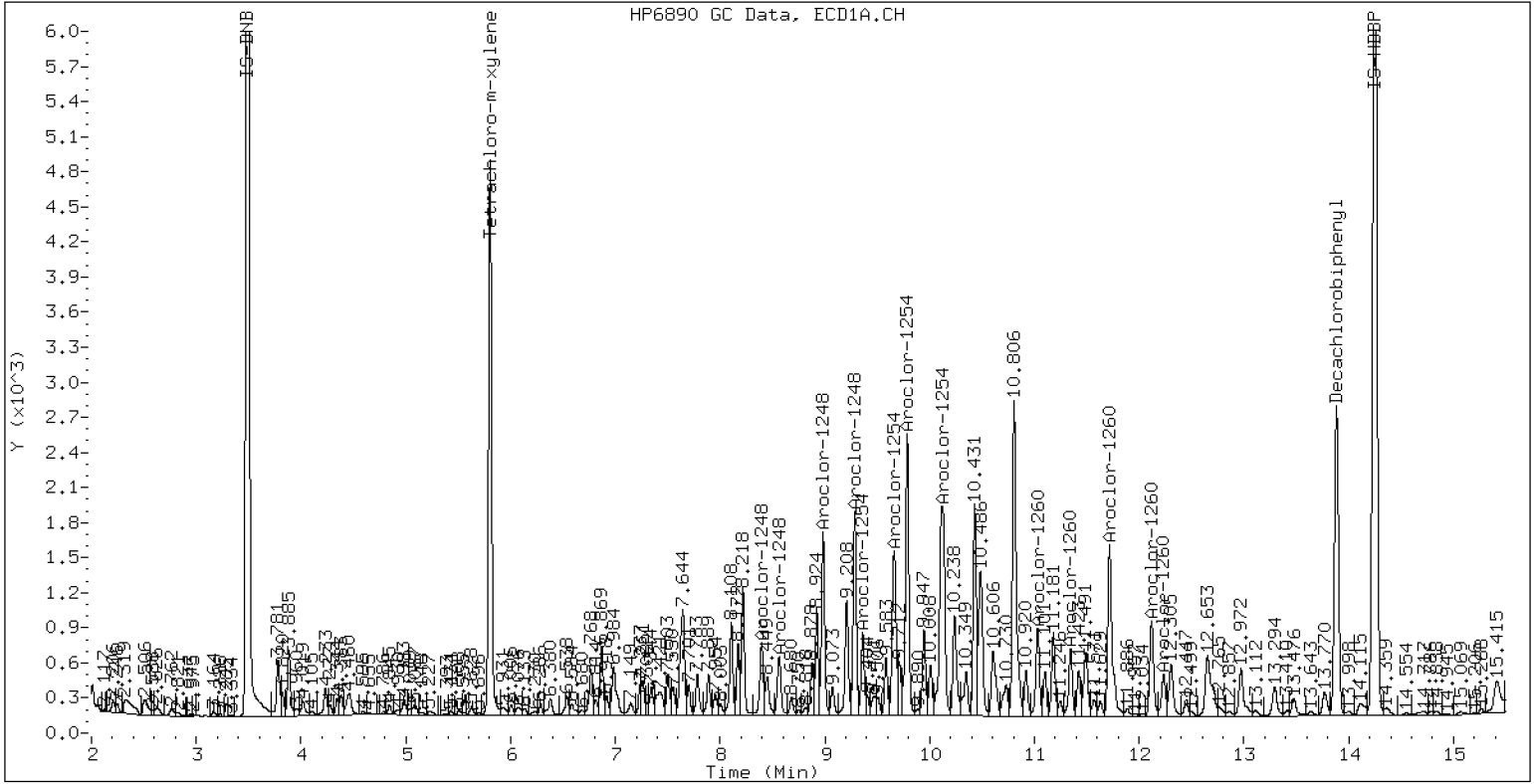
* Quantitated against AR1660 0.25ppm in Ical

PCB-Form 10 Mod.

PCB Dual Column Chromatograms

ECD7-ZB5 23C0774-14

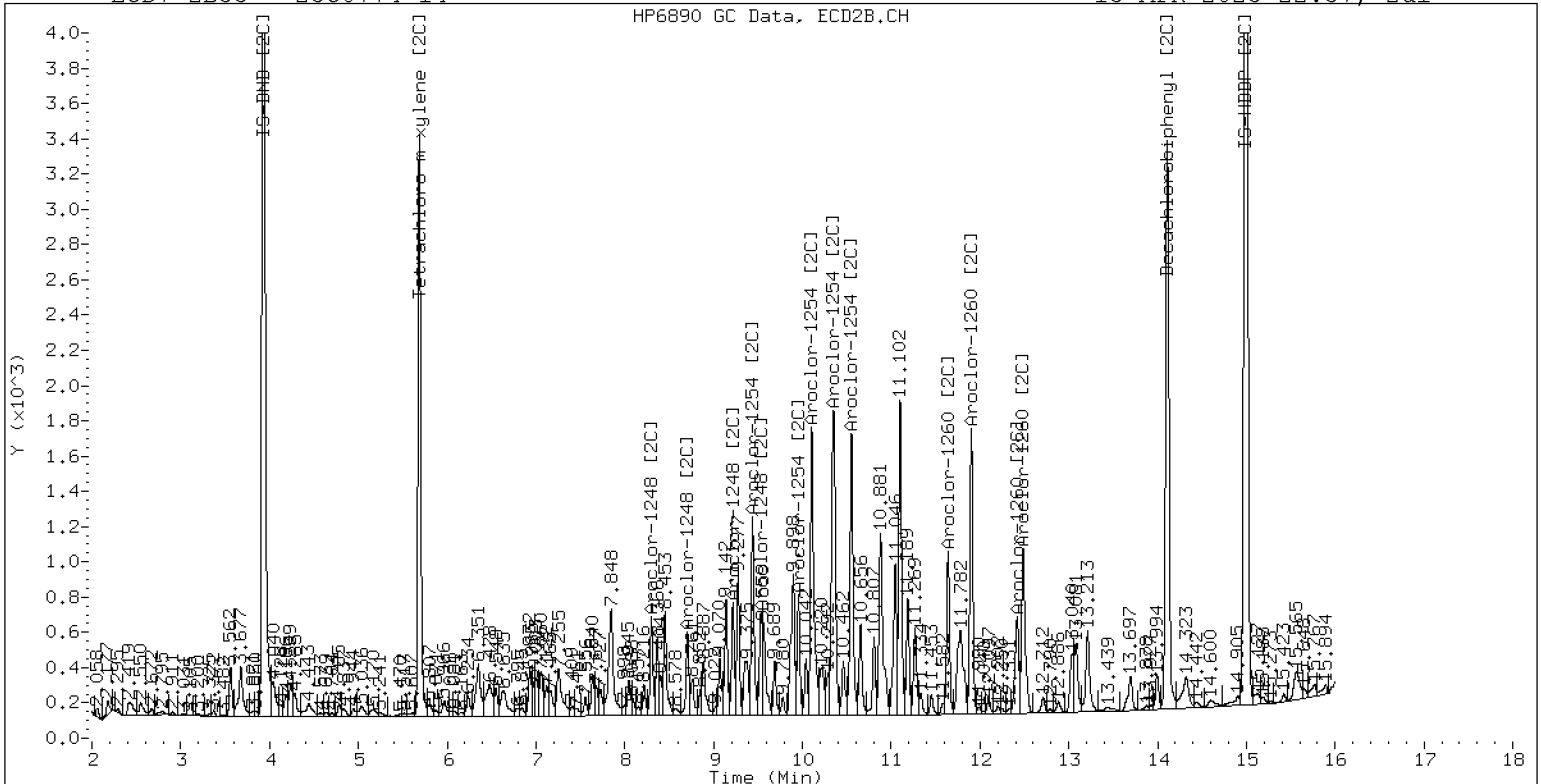
13-APR-2023 22:57, 2ul



ZB-5 Manual Integration: YES

ECD7-ZB35 23C0774-14

13-APR-2023 22:57, 2ul



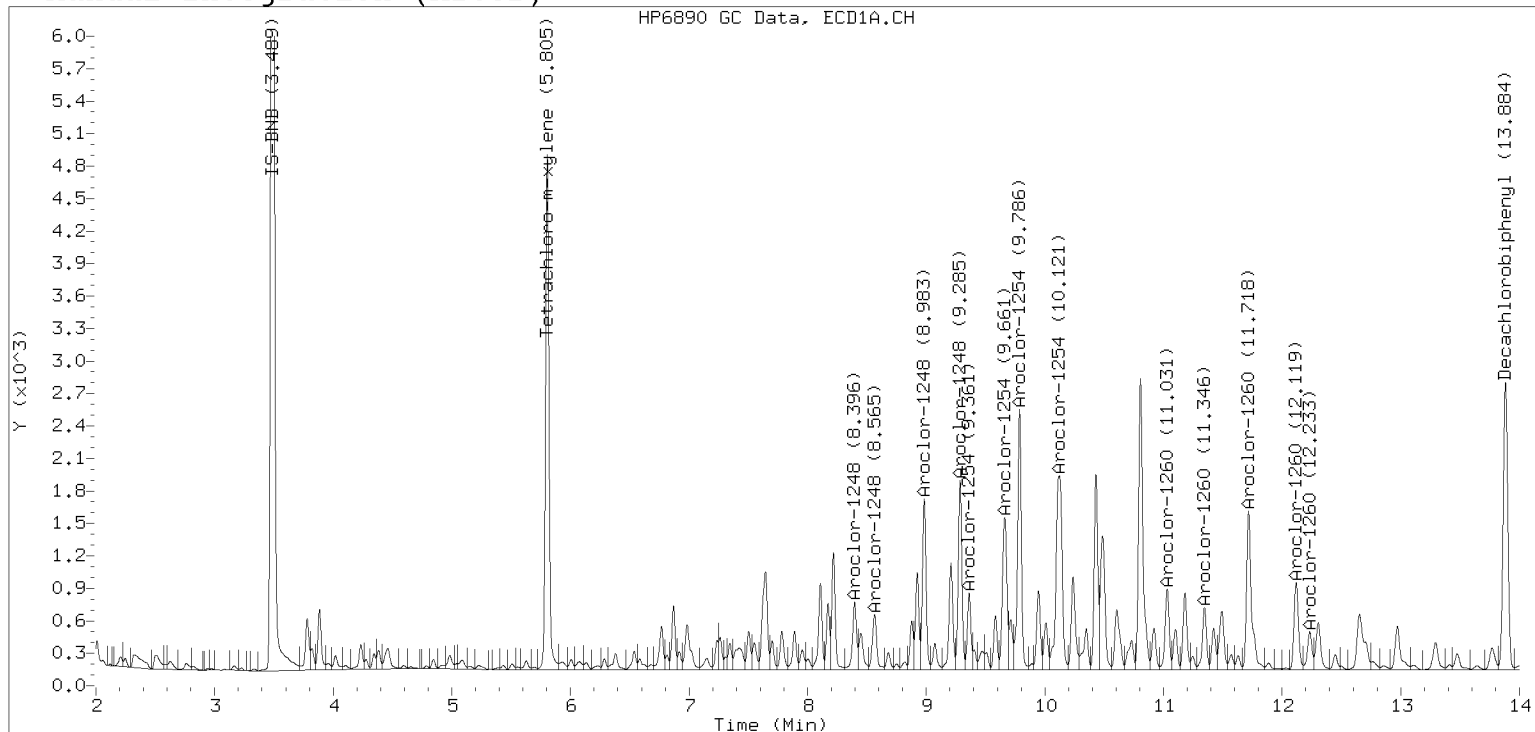
ZB-35 Manual Integration: YES

Manual Peak Adjustment, ZB-5

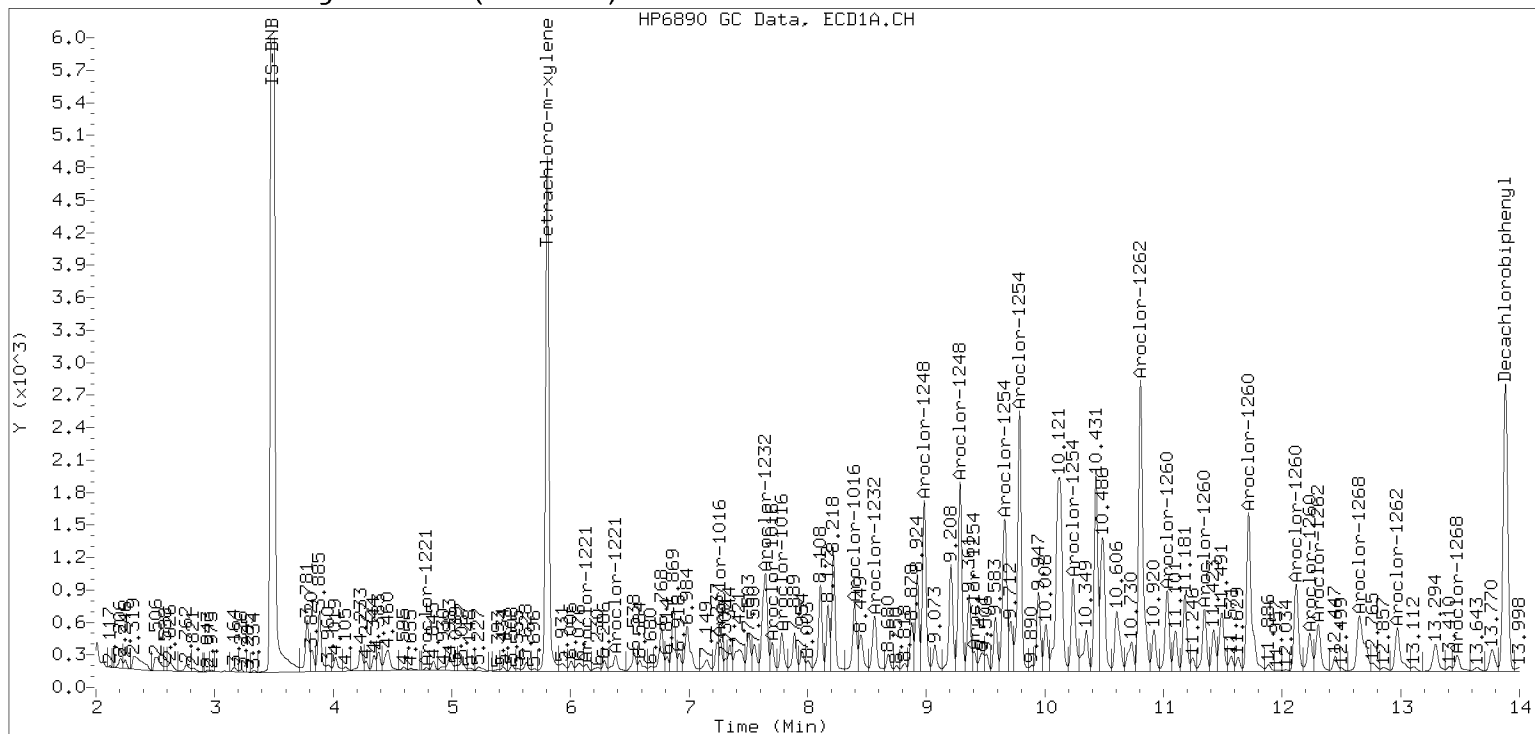
Datafile: ecd7.i/230413.b/04132335ECD7.D

Injection Date: 13-APR-2023 22:57

Manual Integration (After)



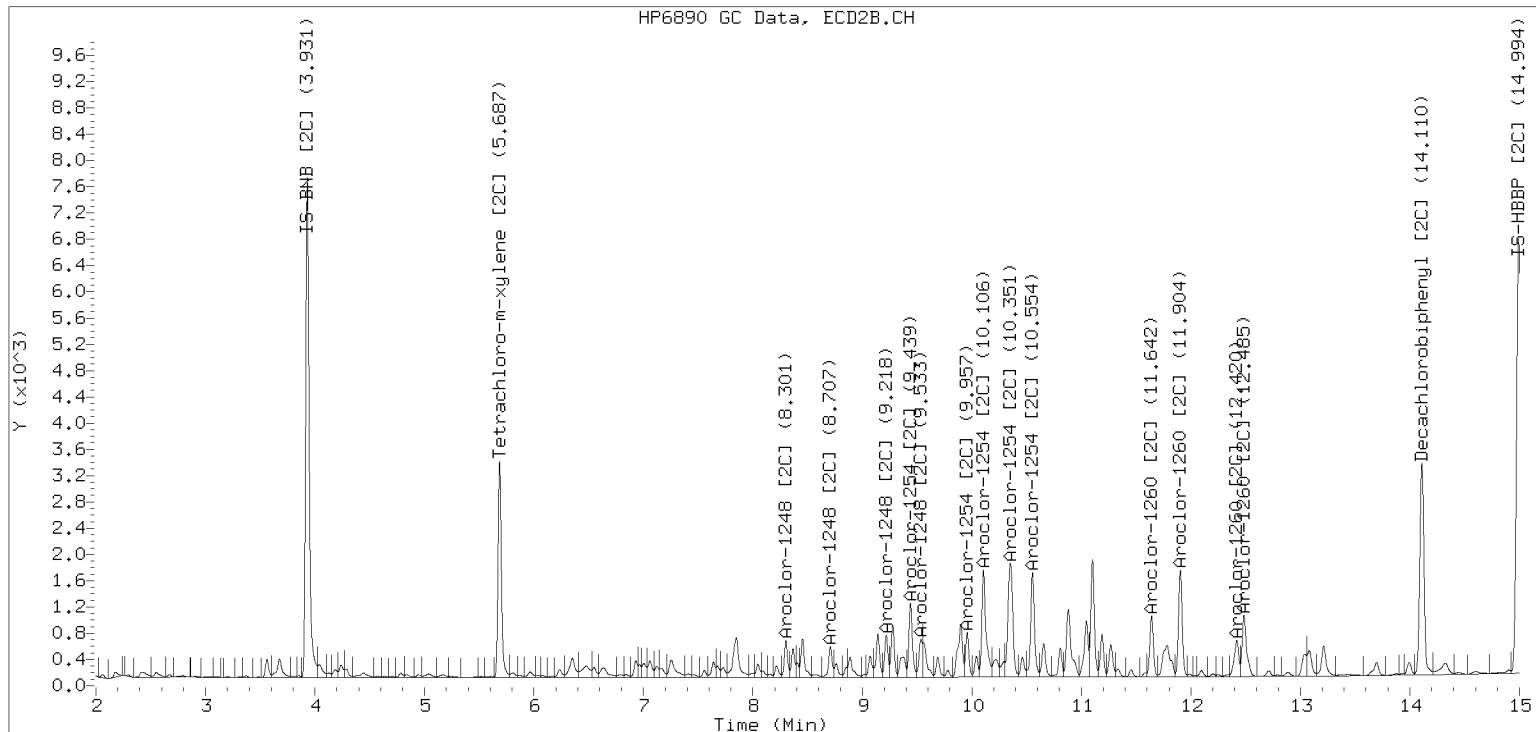
Processed Integration (Before)



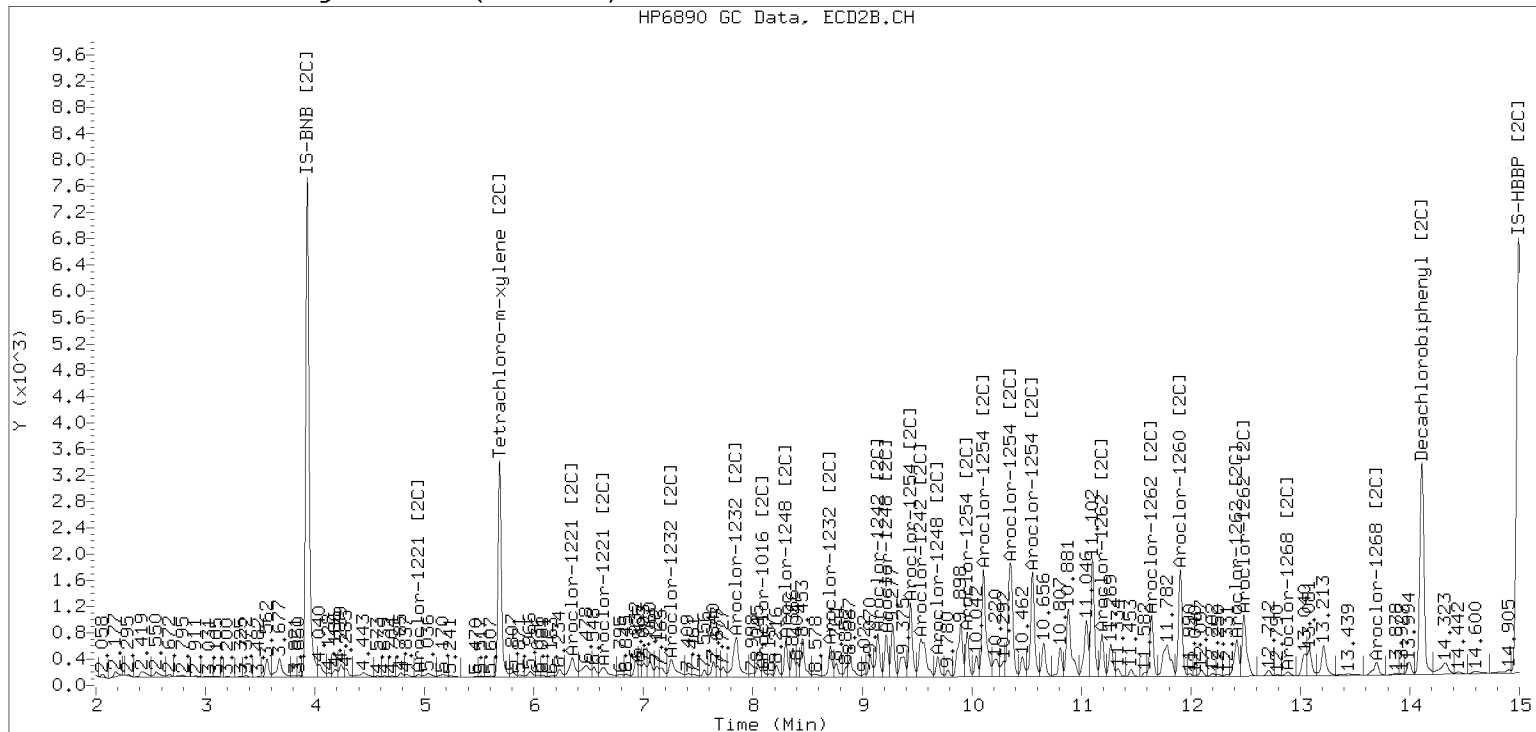
Manual Peak Adjustment, ZB-35

Datafile: ecd7.i/230413.b/230413.b/04132335ECD7.D Injection Date: 13-APR-2023

Manual Integration (After)



Processed Integration (Before)





ORGANIC ANALYSIS DATA SHEET
EPA 8082A

Laboratory:	<u>Analytical Resources, LLC</u>	SDG:	<u>23C0774</u>
Client:	<u>Anchor QEA, LLC</u>		
Project:	<u>AOC5 MR Phase 1</u>		
Matrix:	<u>Solid</u>	Laboratory ID:	<u>23C0774-15 A</u>
		File ID:	<u>04132336ECD7.D</u>
Sampled:	<u>03/03/23 12:50</u>	Prepared:	<u>04/04/23 16:00</u>
		Analyzed:	<u>04/13/23 23:18</u>
% Solids:	<u>.50.09</u>	Preparation:	<u>EPA 3546 (Microwave)</u>
		Initial/Final:	<u>24.97 g Wet / 2.5 mL</u>
Batch:	<u>BLD0059</u>	Sequence:	<u>SLD0171</u>
		Calibration:	<u>GB00069</u>
Instrument:	<u>ECD7</u>	Column 1:	<u>ZB5</u>
		Column 2:	<u>ZB35</u>

CAS NO.	COMPOUND	Col #	DILUTION	CONC. (ug/kg dry)	MDL	MRL	Q
12674-11-2	Aroclor 1016	1	1	4.0	1.6	4.0	U
11104-28-2	Aroclor 1221	1	1	4.0	1.6	4.0	U
11141-16-5	Aroclor 1232	1	1	4.0	1.6	4.0	U
53469-21-9	Aroclor 1242	1	1	4.0	1.6	4.0	U
12672-29-6	Aroclor 1248	1	1	31.8	1.6	4.0	
11097-69-1	Aroclor 1254	2	1	52.9	1.6	4.0	
11096-82-5	Aroclor 1260	2	1	47.5	0.6	4.0	

SURROGATES	Col #	ADDED (ug/kg dry)	CONC (ug/kg dry)	% REC	QC LIMITS	Q
<i>Decachlorobiphenyl</i>	1	7.9952	6.92	86.6	40 - 126	
<i>Tetrachlorometaxylene</i>	1	7.9952	4.95	61.9	44 - 120	
<i>Decachlorobiphenyl</i>	2	7.9952	6.49	81.1	40 - 126	
<i>Tetrachlorometaxylene</i>	2	7.9952	5.66	70.8	44 - 120	

Analytical Resources Inc.
Dual Column 608/8082 PCB Quantitation Report

Data file 1: /230413.b/04132336ECD7.D
Data file 2: /230413.b/230413.b/04132336ECD7.D
Method: \\target\share\chem4\ecd7.i\230413.b\PCB.m
Compound Sublist: PCB.sub
Instrument, Inj. Vol.: ecd7.i, 2ul
Quant Method: Internal Std

ARI ID: 23C0774-15
Client ID:
Injection Date: 13-APR-2023 23:18
Report Date: 04/14/2023 09:02
Matrix: NONE
Dilution Factor: 1.0

SURROGATES

ZB5 Col		ZB35 Col			ZB5	ZB35	RPD	Compound/Flag	
RT	Shift	Response	RT	Shift	Response	on col			on col
5.803	-0.005	201365	5.684	-0.009	143521	24.8	28.3	13.3	Tetrachloro-m-xylene
13.884	-0.015	144564	14.110	-0.013	177628	34.6	32.4	6.5	Decachlorobiphenyl

* Indicates RPD > 40%

INTERNAL STANDARD SUMMARY

Standard Cpnd	Column 1		
	Standard Area*	Sample Area	%D
Bromo-Nitrobenzene	673778	544269	-19.2
Hexabromobiphenyl	1429847	423918	-70.4 <-

Standard Cpnd	Column 2		
	Standard Area*	Sample Area	%D
Bromo-Nitrobenzene	315256	345486	9.6
Hexabromobiphenyl	513946	359497	-30.1

* Standard Areas taken from Initial Cal Level 3
Initial Calibration Date: 24-FEB-2023
<- Indicates standard response outside Limits (-50 to +100%)

ZB5 Col					ZB35 Col						
Aroclor	Peak#	RT	Shift	Area	Amount	Peak#	RT	Shift	Area	Amount	
Aroclor-1016	1	---			0.0	1	---			0.0	
Aroclor-1016	2	---			0.0	2	---			0.0	
Aroclor-1016	3	---			0.0	3	---			0.0	
Aroclor-1016	4	---			0.0	4	---			0.0	
CollAve: <3 Quant Peaks					Col2Ave: <3 Quant Peaks						
Aroclor-1221	1	---			0.0	1	---			0.0	
Aroclor-1221	2	---			0.0	2	---			0.0	
Aroclor-1221	3	---			0.0	3	---			0.0	
CollAve: <3 Quant Peaks					Col2Ave: <3 Quant Peaks						
Aroclor-1232	1	---			0.0	1	---			0.0	
Aroclor-1232	2	---			0.0	2	---			0.0	
Aroclor-1232	3	---			0.0	3	---			0.0	
Aroclor-1232	4	---			0.0	4	---			0.0	
CollAve: <3 Quant Peaks					Col2Ave: <3 Quant Peaks						
Aroclor-1242	1	---			0.0	1	---			0.0	
Aroclor-1242	2	---			0.0	2	---			0.0	
Aroclor-1242	3	---			0.0	3	---			0.0	
Aroclor-1242	4	---			0.0	4	---			0.0	
CollAve: <3 Quant Peaks					Col2Ave: <3 Quant Peaks						
Aroclor-1248	1	8.396	-0.021	34302	129.2	1	8.299	-0.021	27956	169.5	
Aroclor-1248	2	8.564	-0.032	28976	85.8	2	8.706	-0.020	24435	143.3	
Aroclor-1248	3	8.982	-0.017	85353	134.0	3	9.217	0.022	31417	160.1	
Aroclor-1248	4	9.285	-0.024	93130	287.3	4	9.532	-0.093	32980	140.0	
Total CollAve (4 peaks):				159.1	Total Col2Ave (4 peaks):				153.2	RPD = 4	
Corrected Ave (3 peaks):				116.3	Corrected Ave (3 peaks):				147.8	RPD = 24	
157.63											
Aroclor-1254	1	9.285	-0.024	93130	170.4	1	9.437	-0.029	61385	233.8	
Aroclor-1254	2	9.360	-0.030	44464	180.9	2	9.955	-0.031	34665	164.1	
Aroclor-1254	3	9.657	-0.025	76572	217.9	3	10.105	-0.040	111069	243.0	
Aroclor-1254	4	9.786	-0.037	130960	191.7	4	10.351	-0.042	138157	310.1	
Aroclor-1254	5	10.115	-0.085	167186	390.4	5	10.553	-0.033	101312	373.4	
Total CollAve (5 peaks):				230.3	Total Col2Ave (5 peaks):				264.9	RPD = 14	
Corrected Ave (4 peaks):				190.2	Corrected Ave (4 peaks):				237.7	RPD = 22	
Aroclor-1260	1	11.031	-0.024	50338	330.1	1	11.641	-0.022	56162	265.7	
Aroclor-1260	2	11.347	-0.025	38070	238.9	2	11.902	-0.029	104866	194.4	
Aroclor-1260	3	11.717	-0.032	113273	268.0	3	12.421	-0.024	40687	284.2	
Aroclor-1260	4	12.118	-0.038	59120	277.8	4	12.486	-0.028	75199	206.8	
Aroclor-1260	5	12.232	-0.021	27292	297.9	NS	---			----	
Total CollAve (5 peaks):				282.6	Total Col2Ave (4 peaks):				237.8	RPD = 17	
Corrected Ave (4 peaks):				270.7	Corrected Ave (3 peaks):				222.3	RPD = 20	
Aroclor-1262	1	---			0.0	1	---			0.0	
Aroclor-1262	2	---			0.0	2	---			0.0	
Aroclor-1262	3	---			0.0	3	---			0.0	
Aroclor-1262	4	---			0.0	4	---			0.0	
CollAve: <3 Quant Peaks					Col2Ave: <3 Quant Peaks						
Aroclor-1268	1	---			0.0	1	---			0.0	
Aroclor-1268	2	---			0.0	2	---			0.0	
Aroclor-1268	3	---			0.0	3	---			0.0	
Aroclor-1268	4	---			0.0	4	---			0.0	
CollAve: <3 Quant Peaks					Col2Ave: <3 Quant Peaks						

Total PCB Area Col1 (5.908 - 13.798) = 2624399 Col1 Total PCB = 0.4 ppm*

Total PCB Area Col2 (5.794 - 14.023) = 2159245 Col2 Total PCB = 0.5 ppm*

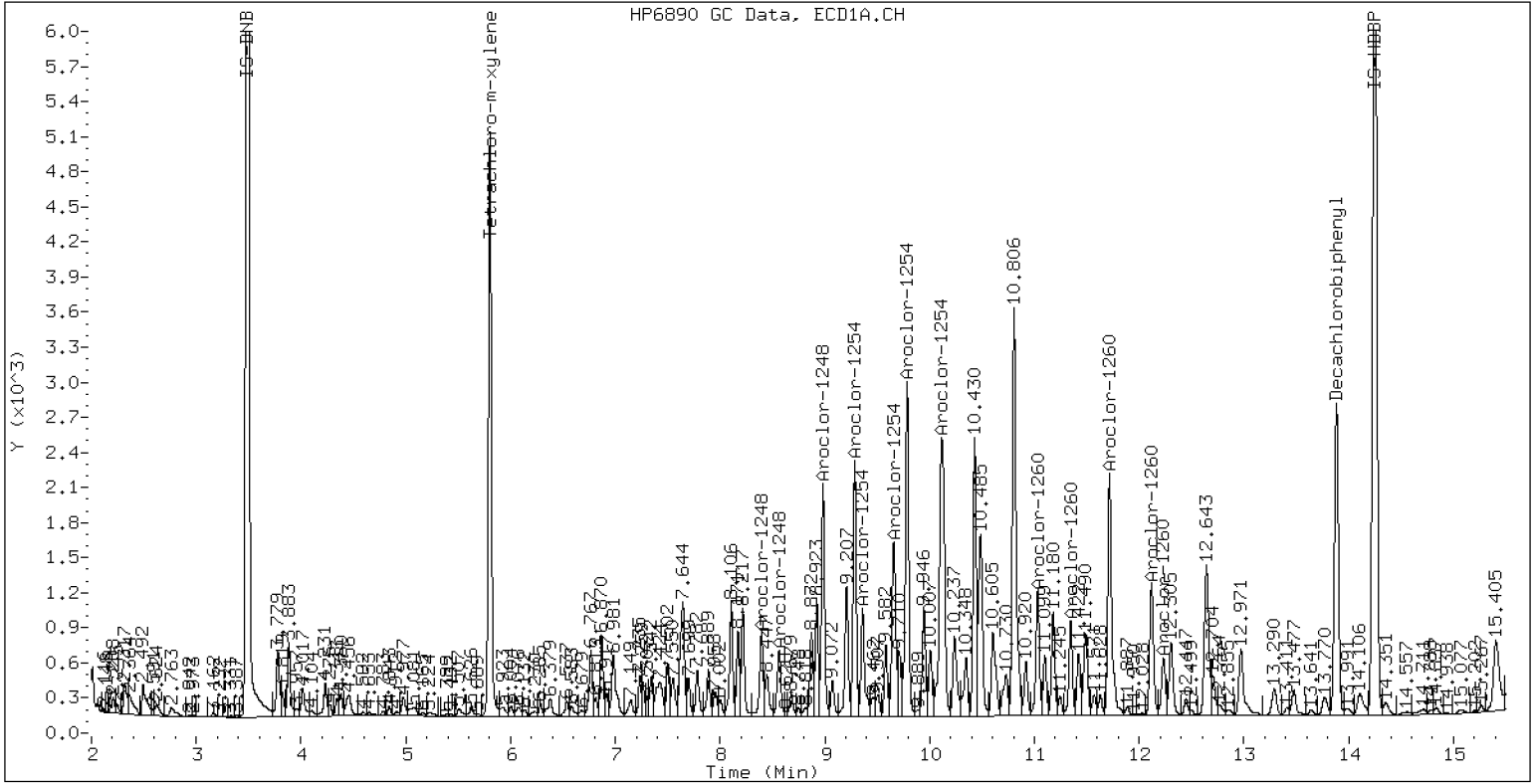
* Quantitated against AR1660 0.25ppm in Ical

PCB-Form 10 Mod.

PCB Dual Column Chromatograms

ECD7-ZB5 23C0774-15

13-APR-2023 23:18, 2ul

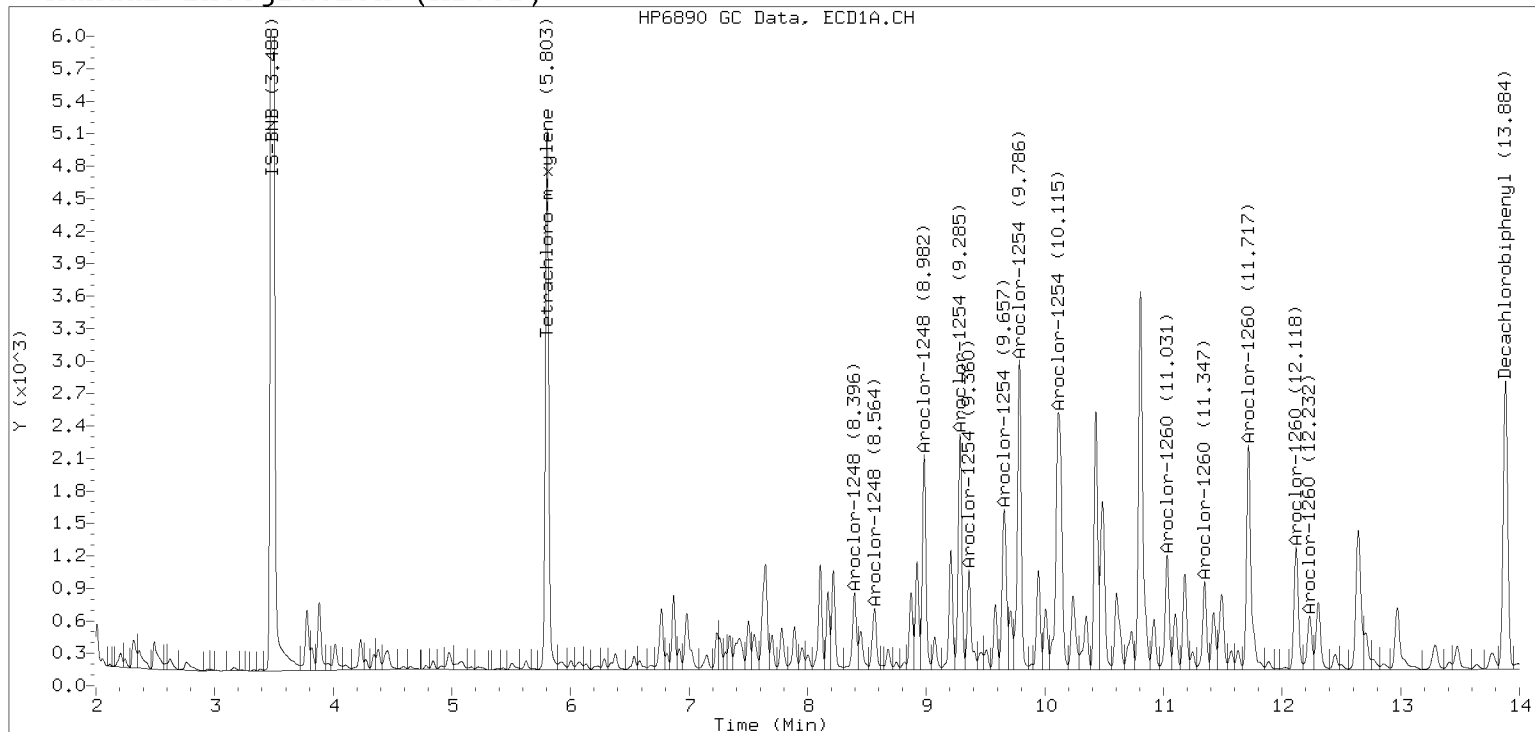


Manual Peak Adjustment, ZB-5

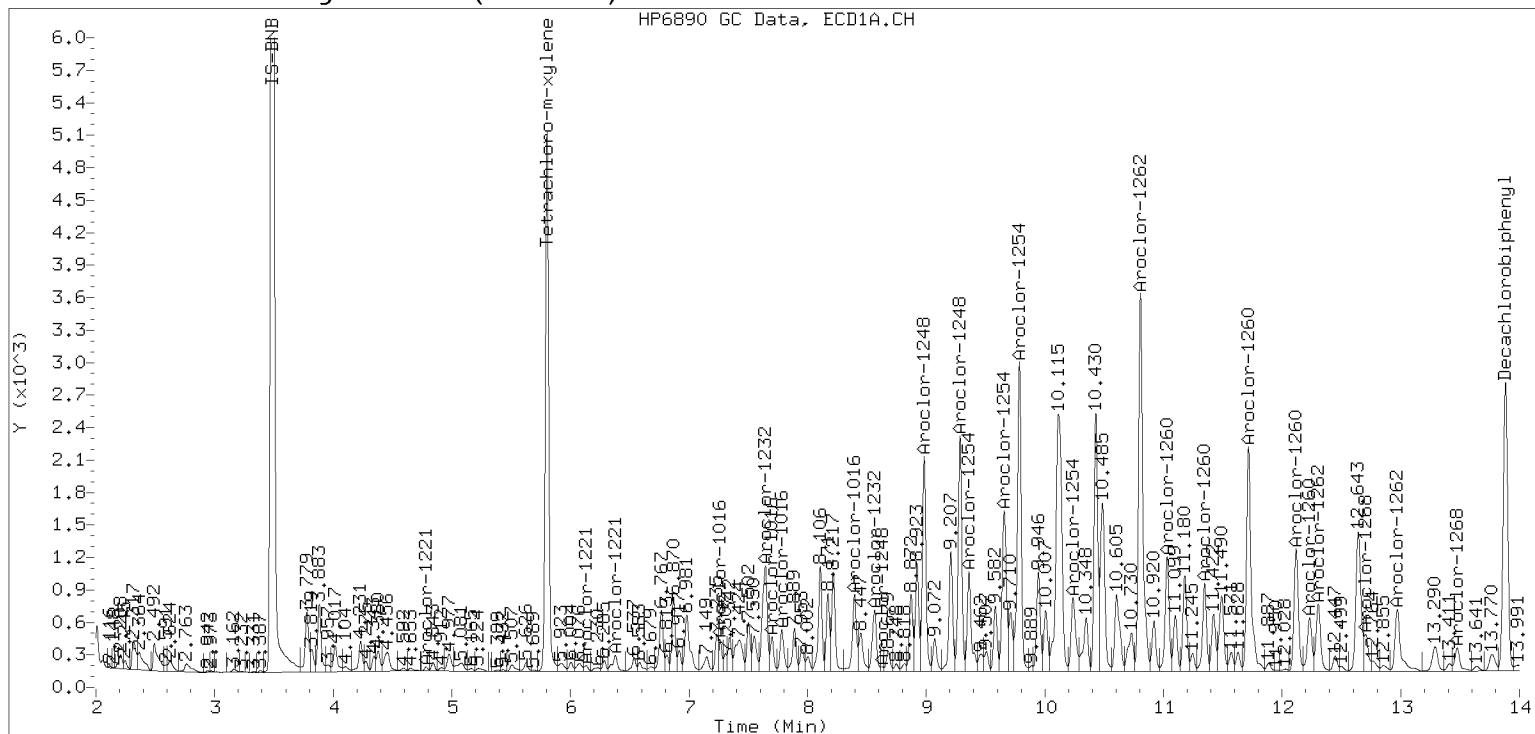
Datafile: ecd7.i/230413.b/04132336ECD7.D

Injection Date: 13-APR-2023 23:18

Manual Integration (After)



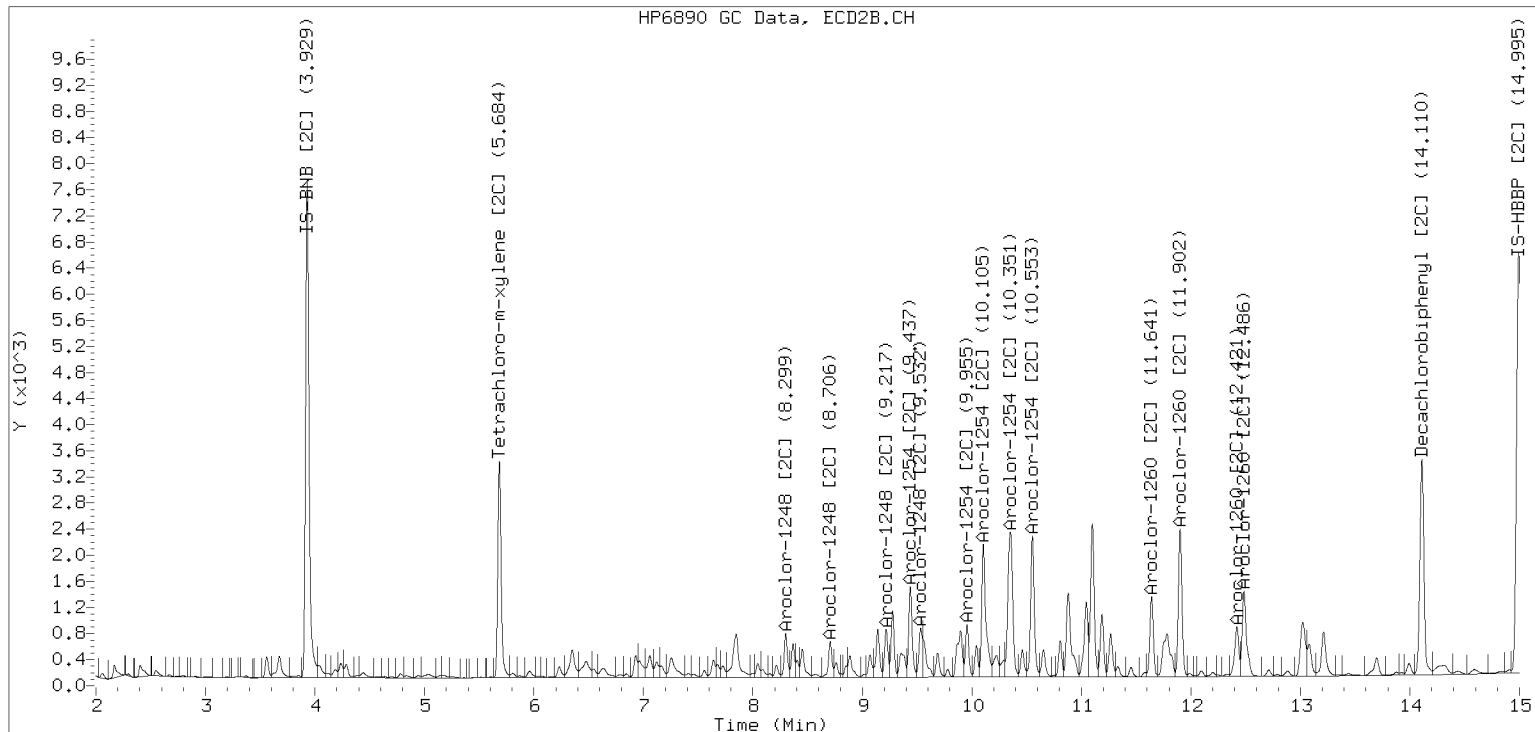
Processed Integration (Before)



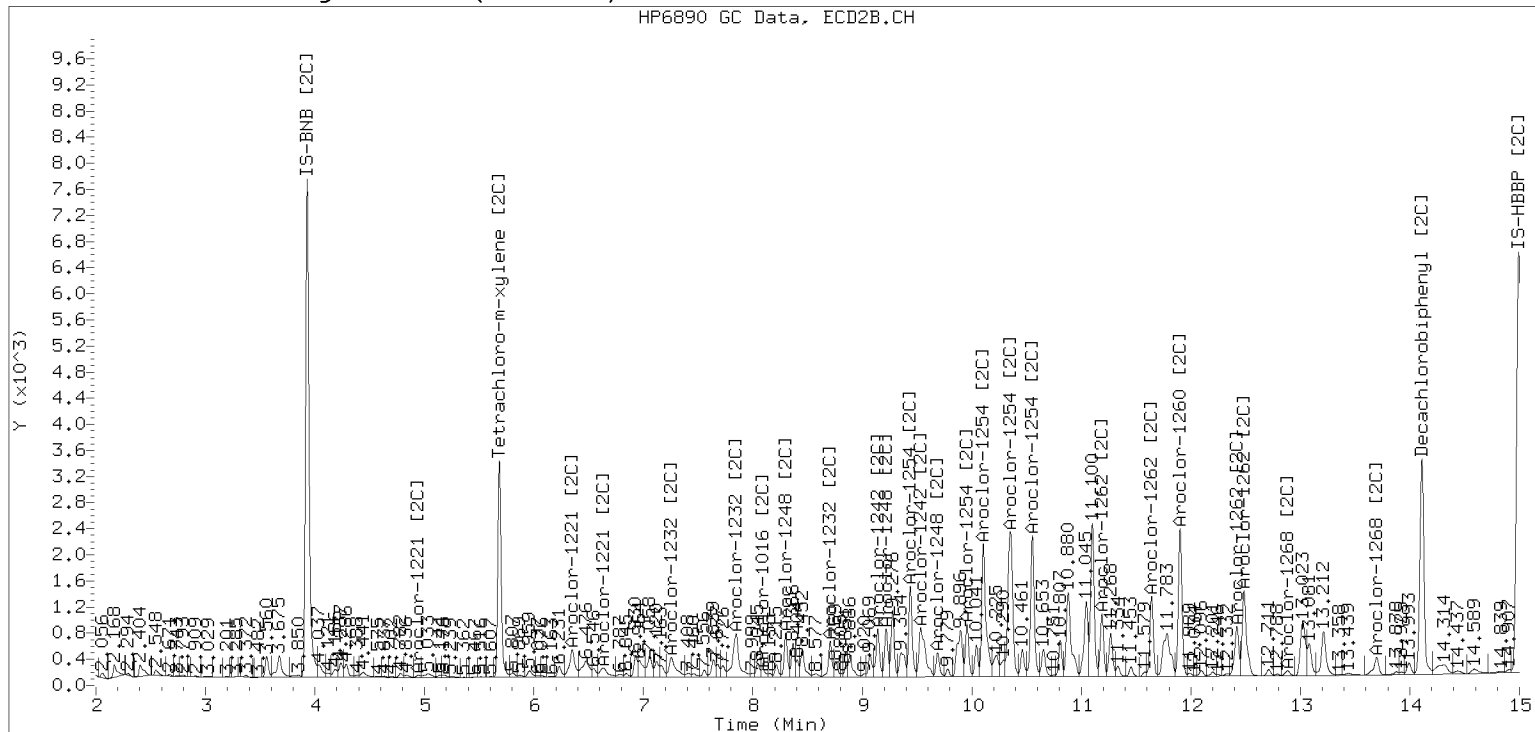
Manual Peak Adjustment, ZB-35

Datafile: ecd7.i/230413.b/230413.b/04132336ECD7.D Injection Date: 13-APR-2023

Manual Integration (After)



Processed Integration (Before)





Analytical Resources, LLC
Analytical Chemists and Consultants

ORGANICS PREPARATION BENCH SHEET

Batch: BLD0059

Prepared using: EPA 3546 (Microwave)

8082A PCB Solid 4 in Solid (Version:7 Aroclors)

Matrix: Solid

Date Prepared: 04/04/23

Balance ID: B146462614

Set Up By: ATO 4/4/23

WO Comments

23C0774: <C>BPR SRM, MS, DUP <C> <M>BPR PS, MS/MSD <M> <E>BPR 8270E RM H002055, SIM RM H010158, PCB RM K011477-79, MS/MSD <E>
<H>BPR K011477-79, Dup <H> Store in freezer (except GS) SR see Project Memo
23D0008: <C>BPR SRM, MS, DUP <C> <M>BPR PS, MS/MSD <M> <E>BPR 8270E RM K000591, SIM PAH RM I009127 PCB RM J006840-43,
7935-36, K011477-79, MS/MSD <E>
<H>BPR J006840-43, 7935-36, K011477-79, Dup <H> Store in freezer (except GS)

The following standards may be missing from this batch!

Designator	Description
QLS 5	QLS Spike

Analysis: 8082A PCB Solid 4

Lab Number & Container	% Solids	Initial (g)		(REQ) Acid C/U (5mL)	(REQ) Sulfur C/U (5mL)	(REQ) Silica Gel C/U (2:5)	Final Effective Vol (mL)	Vol (mL) to Lab	Extraction Comments
		Target Dry: 12.5 (Wet)	Actual						
23C0774-01 A	54.2	(23.06)	23.08	5mL	5mL	2mL	2.5	1.0	
23C0774-02 A	51.9	(24.07)	24.07	5mL	5mL	2mL	2.5	1.0	
23C0774-03 A	58.1	(21.52)	21.53	5mL	5mL	2mL	2.5	1.0	
23C0774-04 A	51.1	(24.47)	24.57	5mL	5mL	2mL	2.5	1.0	
23C0774-05 A	53.9	(23.20)	23.25	5mL	5mL	2mL	2.5	1.0	
23C0774-06 A	53.8	(23.26)	23.26	5mL	5mL	2mL	2.5	1.0	
23C0774-07 A	57.1	(21.89)	21.89	5mL	5mL	2mL	2.5	1.0	
23C0774-08 A	52.9	(23.65)	23.65	5mL	5mL	2mL	2.5	1.0	
23C0774-09 A	53.7	(23.30)	23.38	5mL	5mL	2mL	2.5	1.0	
23C0774-10 A	60.9	(20.51)	20.52	5mL	5mL	2mL	2.5	1.0	
23C0774-11 A	53.0	(23.59)	23.61	5mL	5mL	2mL	2.5	1.0	
23C0774-12 A	53.6	(23.33)	23.39	5mL	5mL	2mL	2.5	1.0	
23C0774-13 A	53.1	(23.54)	23.56	5mL	5mL	2mL	2.5	1.0	
23C0774-14 A	51.6	(24.24)	24.27	5mL	5mL	2mL	2.5	1.0	
23C0774-15 A	50.1	(24.96)	24.97	5mL	5mL	2mL	2.5	1.0	
23D0008-01 A	51.6	(24.23)	24.25	5mL	5mL	2mL	2.5	1.0	
23D0008-02 A	50.5	(24.78)	24.81	5mL	5mL	2mL	2.5	1.0	
23D0008-03 A	44.1	(28.34)	28.40	5mL	5mL	2mL	2.5	1.0	
23D0008-04 A	44.6	(28.05)	28.09	5mL	5mL	2mL	2.5	1.0	

Batch QC

Lab Number	% Solids	Initial (g)		(REQ) Acid C/U (5mL)	(REQ) Sulfur C/U (5mL)	(REQ) Silica Gel C/U (2:5)	Final Effective Vol (mL)	Vol (mL) to Lab	Extraction Comments
		Target Dry: 12.5 (Wet)	Actual						
BLD0059-BLK1	100.0	(12.50)	12.50	5mL	5mL	2mL	2.5	1.0	(10g Actual Wt.)
BLD0059-BS1	100.0	(12.50)	12.50	5mL	5mL	2mL	2.5	1.0	(10g Actual Wt.)
BLD0059-BSD1	100.0	(12.50)	12.50	5mL	5mL	2mL	2.5	1.0	(10g Actual Wt.)
BLD0059-MS1	58.1	(21.52)	21.53	5mL	5mL	2mL	2.5	1.0	Use 23C0774-03
BLD0059-MSD1	58.1	(21.52)	21.53	5mL	5mL	2mL	2.5	1.0	Use 23C0774-03
BLD0059-SRM1	100.0	(12.50) ^(2.50)	2.50	5mL	5mL	2mL	2.5	1.0	Use K003635

+1g DI WATER



Batch: BLD0059

Prepared using: EPA 3546 (Microwave)
8082A PCB Solid 4 in Solid (Version:7 Aroclors)

WO Comments

23C0774: <C>BPR SRM, MS, DUP </C> <M>BPR PS, MS/MSD </M> <E>BPR 8270E RM H002055, SIM RM H010158, PCB RM K011477-79, MS/MSD </E>
<H>BPR K011477-79, Dup </H> Store in freezer (except GS) SR see Project Memo
23D0008: <C>BPR SRM, MS, DUP </C> <M>BPR PS, MS/MSD </M> <E>BPR 8270E RM K000591, SIM PAH RM I009127 PCB RM J006840-43,
7935-36,K011477-79, MS/MSD </E>
<H>BPR J006840-43, 7935-36, K011477-79, Dup </H> Store in freezer (except GS)

Client ID 26 Verified By 04/04/23 Date

Preparation Reviewed By LJ Date 4/13/23

Extraction Date and Time 04/04/23 16:00



Batch: BLD0059

Prepared using: EPA 3546 (Microwave)

8082A PCB Solid 4 in Solid (Version:7 Aroclors)

WO Comments
 23C0774: <C>BPR SRM, MS, DUP </C> <M>BPR PS, MS/MSD </M> <E>BPR 8270E RM H002055, SIM RM H010158, PCB RM K011477-79, MS/MSD </E>
 <H>BPR K011477-79, Dup </H> Store in freezer (except GS) SR see Project Memo
 23D0008: <C>BPR SRM, MS, DUP </C> <M>BPR PS, MS/MSD </M> <E>BPR 8270E RM K000591, SIM PAH RM I009127 PCB RM J006840-43,
 7935-36, K011477-79, MS/MSD </E>
 <H>BPR J006840-43, 7935-36, K011477-79, Dup </H> Store in freezer (except GS)

Prep Steps	Reagents Used	Standard ID	Surrogates & Spike Standards Used						
Microwave	Station/Reagent	Standard ID	Type	Vial ID / Standard ID	Vol uL	Analyst	Witness		
1 2 3 Analyst/Date: <i>CTM 4/4/23</i>	Microwave		Surrogate	N L000773	50µL	CTM			
	Analyst: <i>CTM</i> Date: <i>4/4/23</i>		2µg/mL	Exp Date: <i>7/21/23</i>					
KD 100°C Hexane Exchange (2 X 20 mL) 1 2 3 4 5 6 Analyst/Date: <i>SA 7/5/20</i>	Neutral Glass Wool	<i>L004497</i>	Spike	1 L001587	63µL	G			
	1:1 Hexane/Acetone	<i>L002245</i>	20µg/mL	Exp Date: <i>8/13/23</i>					
	Hexane	<i>L001957</i>							
TurboVap Pre Cleanups 1 2 3 4 5 Analyst/Date: <i>NRB 4/11/23</i>	Anhydrous Sodium Sulfate	<i>L002971</i>	MANUALLY ENTER EXPIRATION DATES! (V) indicates a virtual standard combining two or more physical standards. In these cases the Standard ID refers to the virtual standard, not the parent standards. If a Standard ID is missing, but should be present, check the standard definition in Element LIMS to be sure Standard Info 6 has the correct letter or number designator matching the vial designator in the Standard ID column. If it is correct, check the batch and bench sheet in Element LIMS to be sure the correct standards are selected for surrogate(s) and spike(s).						
	Analyst: <i>SA</i> Date: <i>7/5/20</i>								
TurboVap Post Cleanups 1 2 3 4 5 Analyst/Date: <i>LJ 4/13/23</i>	Anhydrous Sodium Sulfate	<i>N/A</i>							
	Hexane	<i>L001957</i>							
	Vialing								
Vialing Analyst/Date: <i>LJ 4/13/23</i>	Analyst: <i>NRB/LJ</i> Date: <i>4/13/23</i>								
	Hexane	<i>L001957</i>							
	Concentrated Sulfuric Acid	<i>L001033</i>							
	Silica Gel (SPE) Darts	<i>L000336</i>							
	Sodium Sulfite	<i>L002437</i>							
	Tetrabutylammonium hydrogensulfate (TBAS)	<i>L002438</i>							



Batch: BLD0059

Prepared using: EPA 3546 (Microwave)
8082A PCB Solid 4 in Solid (Version:7 Aroclors)

WO Comments

23C0774: <C>BPR SRM, MS, DUP </C> <M>BPR PS, MS/MSD </M> <E>BPR 8270E RM H002055, SIM RM H010158, PCB RM K011477-79, MS/MSD </E>
<H>BPR K011477-79, Dup </H> Store in freezer (except GS) SR see Project Memo
23D0008: <C>BPR SRM, MS, DUP </C> <M>BPR PS, MS/MSD </M> <E>BPR 8270E RM K.000591, SIM PAH RM I009127 PCB RM J006840-43,
7935-36,K011477-79, MS/MSD </E>
<H>BPR J006840-43, 7935-36, K011477-79, Dup </H> Store in freezer (except GS)

Prep Instructions	
<p>SPECIAL INSTRUCTIONS:</p> <ol style="list-style-type: none"> 1. Weigh soil/sed into beakers-lightly dry with sodium sulfate. 2. Transfer to microwave vessel(s). Note: (do not fill vessels more than 2/3rd full. Some samples may require two vessels). 3. Add 1:1 Hexane/Acetone until the solvent layer is 3 inches above the soil layer after homogenization. 4. Add surr/spike. 5. Microwave on appropriate power setting determined by # of samples. 6. After microwave-Re-homogenize while hot then cool vessels in R-05 15 minutes. Re-homogenize while cool. 7. Decant 1:1 Hex/Ace into Erlenmeyer flask with sodium sulfate in bottom and funnel with neutral glasswool plug. 8. Re-homogenize and rinse with 1:1 Hexane/Acetone. 9. Let cool and decant solvent then empty the soil into the funnel and rinse with Hexane. 10. KD on 100° bath. 11. Exchange (2 X with 20mL) Hexane. 12. TurboVap. 13. Clean-ups. 14. TurboVap. 15. Vial with Hexane. <p>A. Need Total Solids Y <input type="checkbox"/> N <input checked="" type="checkbox"/></p> <p>B. Archive/Freeze <input checked="" type="checkbox"/> Y <input type="checkbox"/> N</p>	



Extraction Parameter: PCB Extraction Batch BLD0059

Total Solids Batch: BLD0012 Work Order(s): 23C0774

Screens: Soil/Sediment/Solid/Other:	Analyst/Date
<input type="checkbox"/> No Anomalies (standard soil/wet sediment/sand/gravel)=	
<input checked="" type="checkbox"/> Standing Water Decanted (Not shared)= <u>φ4, φ5, φ6, φ8, φ9, 11, 12, 14, 15</u>	<u>MRB 4/12/23</u>
<input type="checkbox"/> Standing Water Homogenized (Shared samples)=	
<input type="checkbox"/> Clay/Clumps (Difficult to homogenize)=	
<input type="checkbox"/> Rocks (%+size)?	
<input type="checkbox"/> Organics (Leaves/sticks/grass)=	
<input checked="" type="checkbox"/> Oily, obvious fuel/sulfur odors= <u>φ1, φ2 — 15</u>	<u>MRB 4/12/23</u>
<input type="checkbox"/> Received in 32oz jar(s)=Homogenized in Pyrex dish=	
<input type="checkbox"/> Previously Frozen =	
<input type="checkbox"/> Other (Details)=	
Aqueous:	
<input checked="" type="checkbox"/> No Anomalies	
<input type="checkbox"/> Turbid/Color=	
<input type="checkbox"/> Particulates(%)=(Note: >5%=Notify Supervisor/Lead)	
<input type="checkbox"/> Emulsions (%)=	
<input type="checkbox"/> Oily, obvious fuel/sulfur odors=	
<input type="checkbox"/> Other (Details)=	
<input type="checkbox"/> Received in 1.0L Bottle(s)=No Bottle Rinse=	
<input checked="" type="checkbox"/> Other Notes/Comments= (Note problems, concerns, corrective actions).	
<u>— sample 10 went below 0.5 ml on turbo vap</u>	<u>MRB 4/12/23</u>
<input checked="" type="checkbox"/> Share Samples Y/N	<u>MRB 4/12/23</u>
<input checked="" type="checkbox"/> Multiple Jars Y/N	<u>MRB 4/12/23</u>
<input type="checkbox"/> Sample Pre-Screens indicate analyte activity=	
<input type="checkbox"/> Sample weights/volumes reduced based on Pre-Screen=	

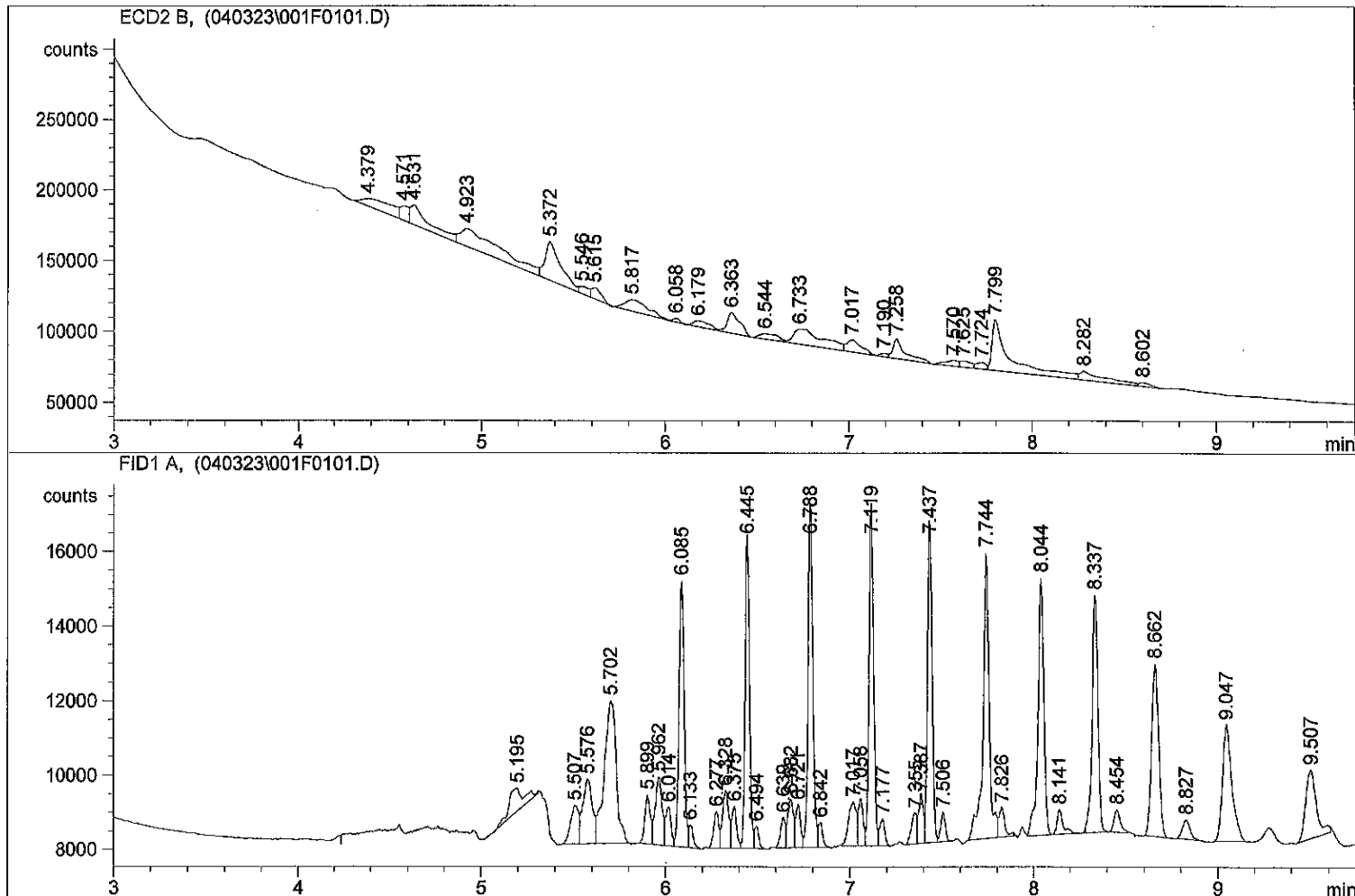


Extraction Parameter: PCB Extraction Batch BLD0059

Total Solids Batch: BLD0036 Work Order(s): 2300008

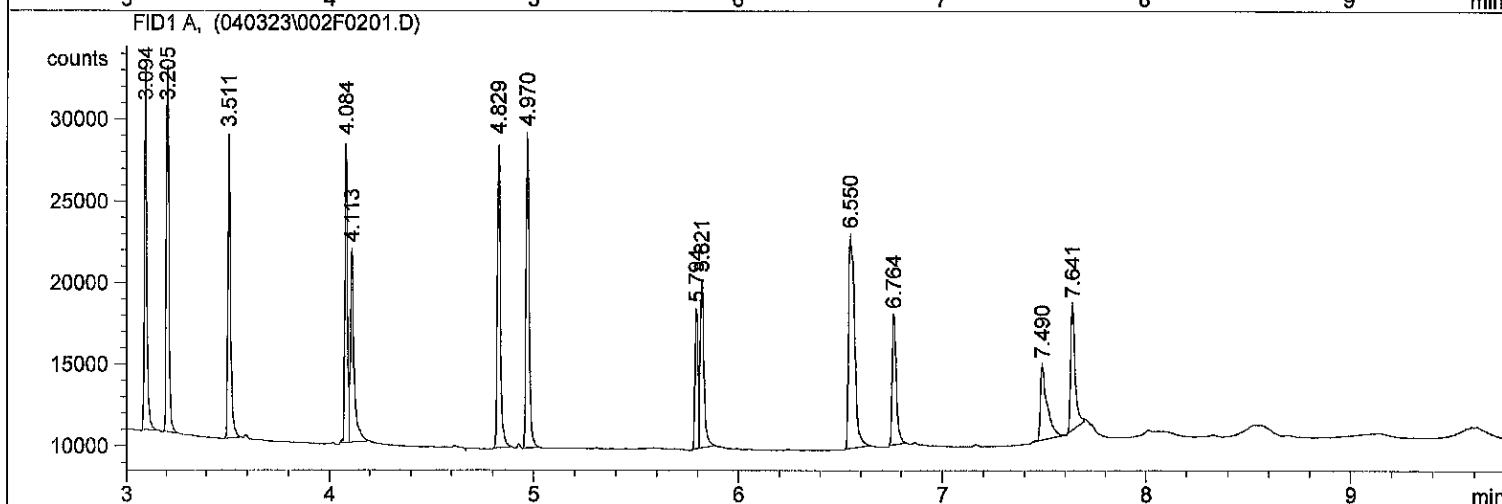
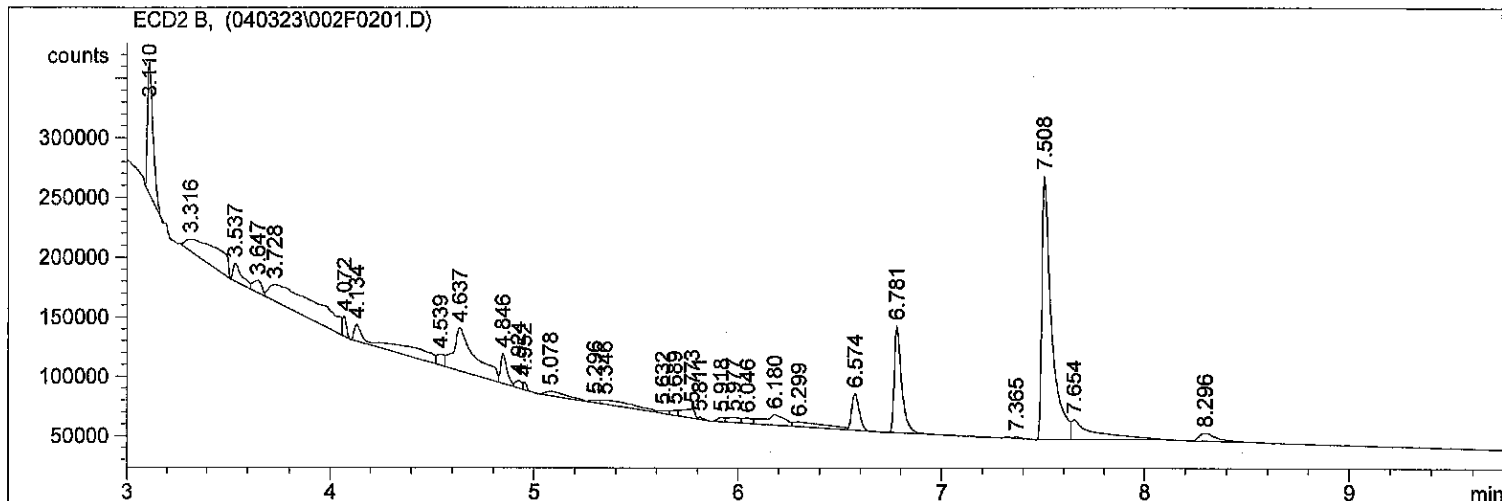
Screens: Soil/Sediment/Solid/Other:	Analyst/Date
<input type="checkbox"/> No Anomalies (standard soil/wet sediment/sand/gravel)=	
<input checked="" type="checkbox"/> Standing Water Decanted (Not shared)= <u>φ1, φ2, φ3, φ4.</u>	<u>✓ φ4/φ3/23</u>
<input type="checkbox"/> Standing Water Homogenized (Shared samples)=	
<input type="checkbox"/> Clay/Clumps (Difficult to homogenize)=	
<input type="checkbox"/> Rocks (%+size)?	
<input type="checkbox"/> Organics (Leaves/sticks/grass)=	
<input checked="" type="checkbox"/> Oily, obvious fuel/sulfur odors= <u>φ1, φ2, φ3, φ4.</u>	<u>✓ φ4/φ3/23</u>
<input type="checkbox"/> Received in 32oz jar(s)=Homogenized in Pyrex dish=	
<input type="checkbox"/> Previously Frozen =	
<input type="checkbox"/> Other (Details)=	
Aqueous:	
<input checked="" type="checkbox"/> No Anomalies	
<input type="checkbox"/> Turbid/Color=	
<input type="checkbox"/> Particulates(%)=(Note: >5%=Notify Supervisor/Lead)	
<input type="checkbox"/> Emulsions (%)=	
<input type="checkbox"/> Oily, obvious fuel/sulfur odors=	
<input type="checkbox"/> Other (Details)=	
<input type="checkbox"/> Received in 1.0L Bottle(s)=No Bottle Rinse=	
<input type="checkbox"/> Other Notes/Comments= (Note problems, concerns, corrective actions).	
<input checked="" type="checkbox"/> Share Samples <u>Y/N</u>	<u>✓ φ4/φ3/23</u>
<input checked="" type="checkbox"/> Multiple Jars <u>Y/N</u>	<u>✓ φ4/φ3/23</u>
<input type="checkbox"/> Sample Pre-Screens indicate analyte activity=	<u>✓</u>
<input type="checkbox"/> Sample weights/volumes reduced based on Pre-Screen=	

=====
Injection Date : 4/3/2023 4:08:13 PM Seq. Line : 1
Sample Name : DCM RINSE Location : Vial 1
Acq. Operator : YL Inj : 1
 Inj Volume : 1 µl
Sequence File : C:\HPCHEM\1\SEQUENCE\040323.S
Method : C:\HPCHEM\1\METHODS\SCREEN.M
Last changed : 7/9/2021 3:37:33 AM by TW
SCREEN METHOD
=====



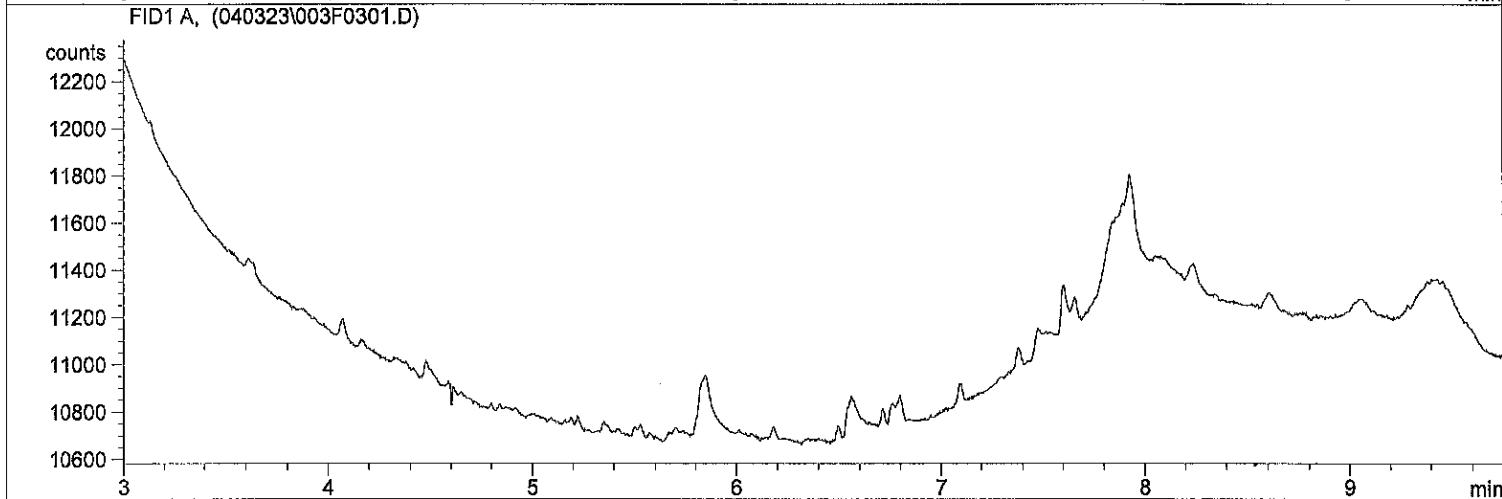
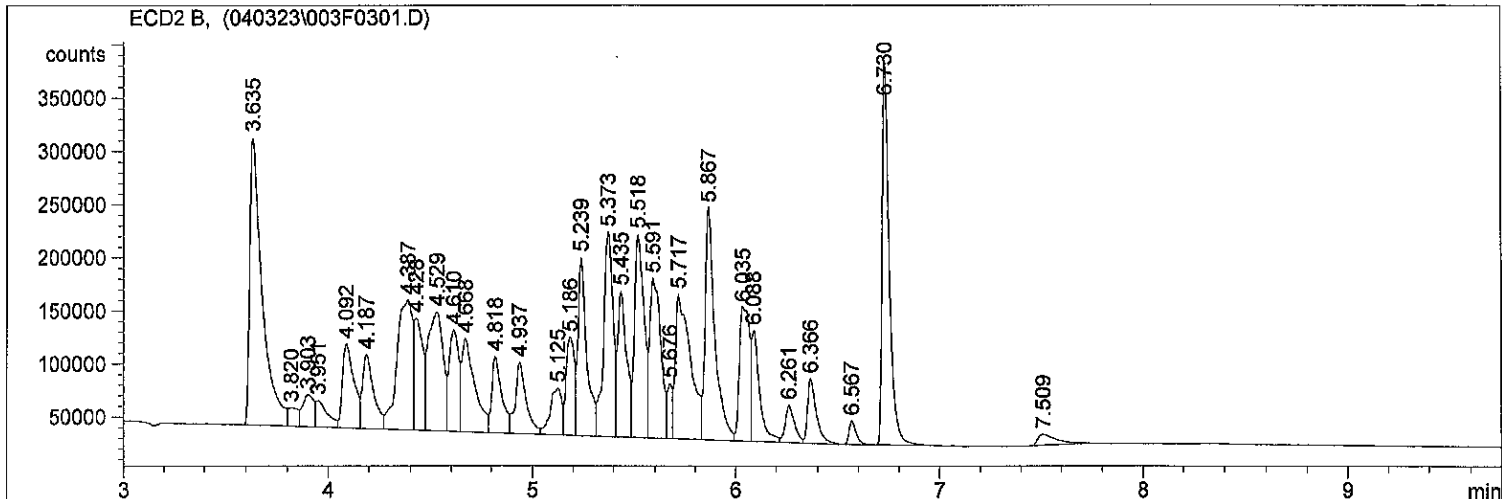
*** End of Report ***

Injection Date : 4/3/2023 4:22:18 PM Seq. Line : 2
Sample Name : PNA STD1PPM Location : Vial 2
Acq. Operator : YL Inj : 1
 Inj Volume : 1 µl
Sequence File : C:\HPCHEM\1\SEQUENCE\040323.S
Method : C:\HPCHEM\1\METHODS\SCREEN.M
Last changed : 7/9/2021 3:37:33 AM by TW
SCREEN METHOD



*** End of Report ***

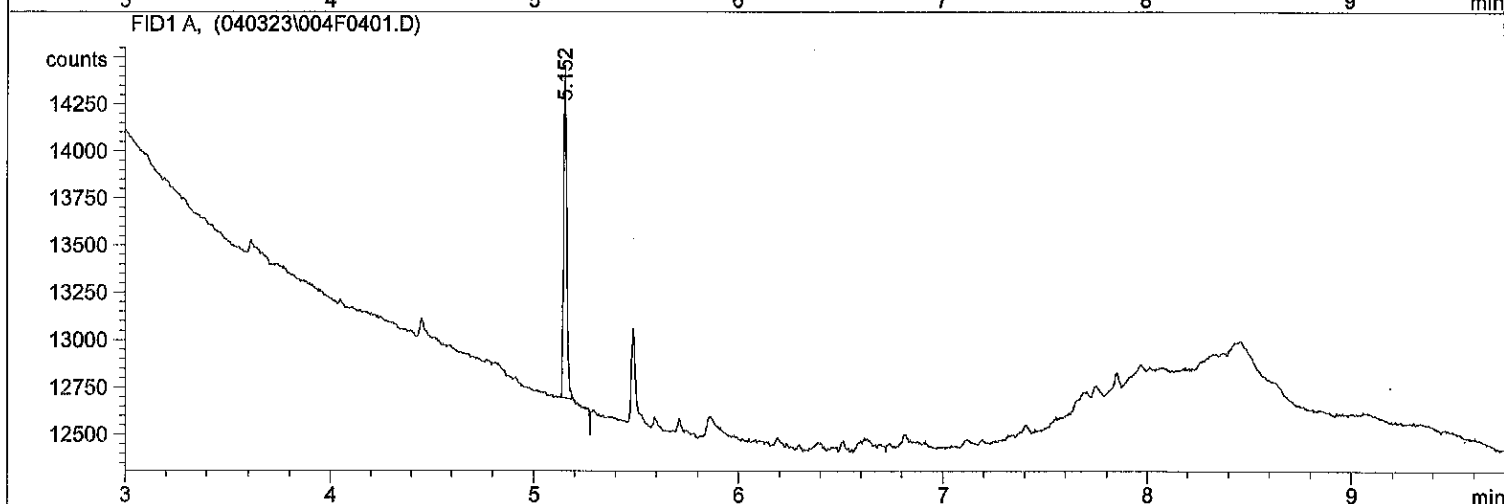
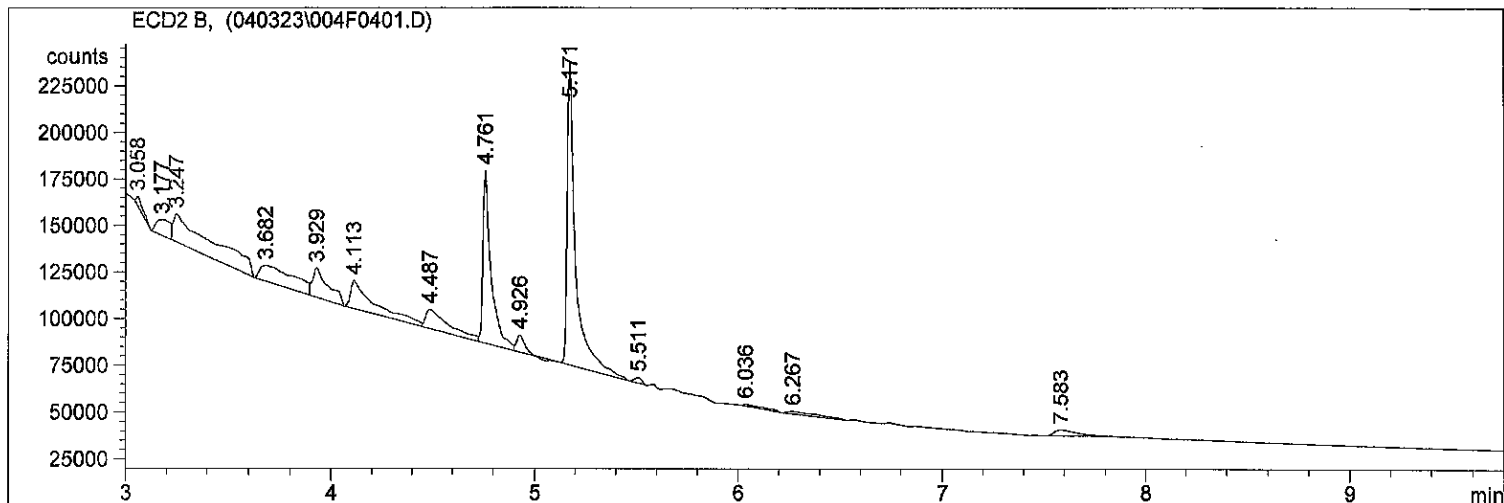
=====
Injection Date : 4/3/2023 4:37:15 PM Seq. Line : 3
Sample Name : AR1660 10PPMM Location : Vial 3
Acq. Operator : YL Inj : 1
 Inj Volume : 1 µl
Sequence File : C:\HPCHEM\1\SEQUENCE\040323.S
Method : C:\HPCHEM\1\METHODS\SCREEN.M
Last changed : 7/9/2021 3:37:33 AM by TW
SCREEN METHOD
=====



*** End of Report ***

=====
Injection Date : 4/3/2023 4:52:11 PM Seq. Line : 4
Sample Name : 23C0774 01 Location : Vial 4
Acq. Operator : YL Inj : 1
 Inj Volume : 1 µl

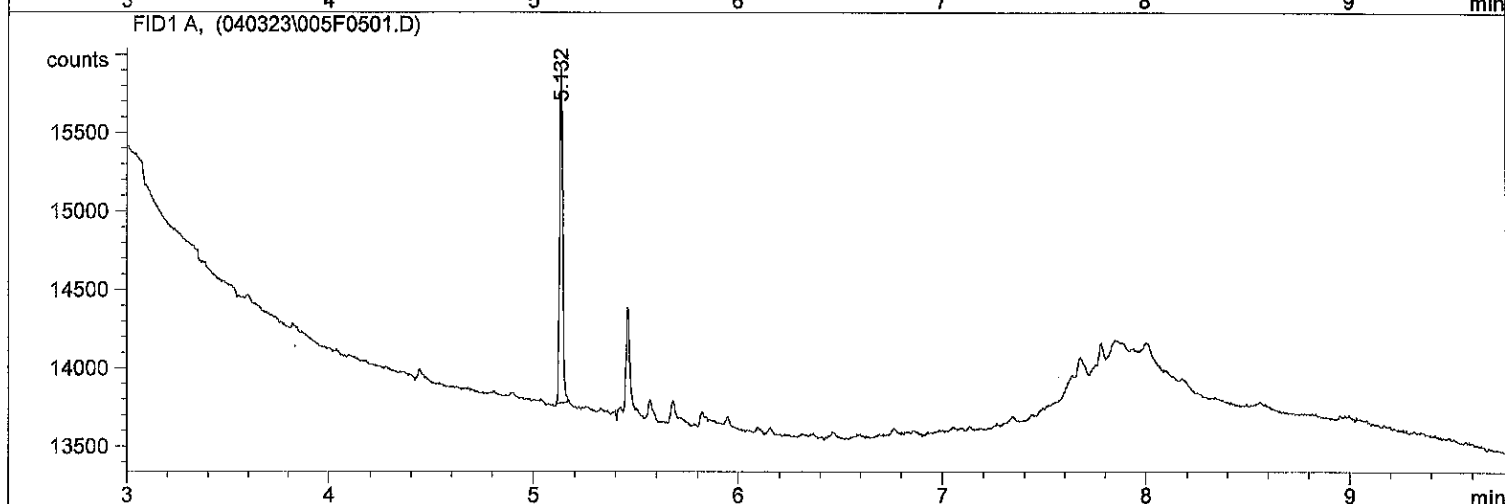
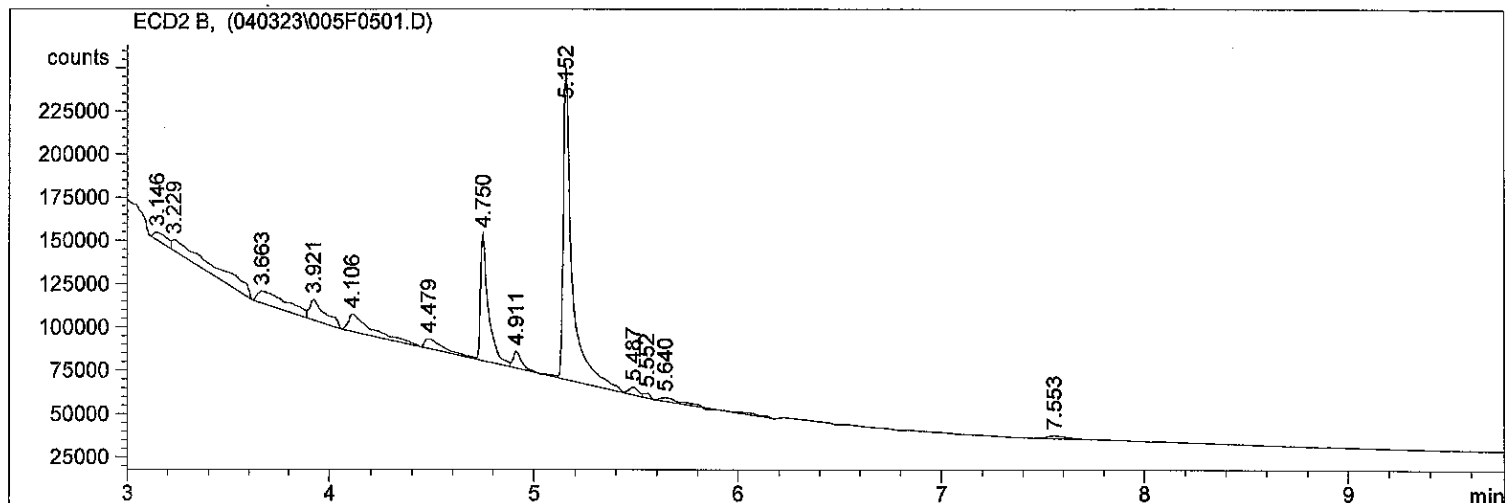
Sequence File : C:\HPCHEM\1\SEQUENCE\040323.S
Method : C:\HPCHEM\1\METHODS\SCREEN.M
Last changed : 7/9/2021 3:37:33 AM by TW
SCREEN METHOD
=====



*** End of Report ***

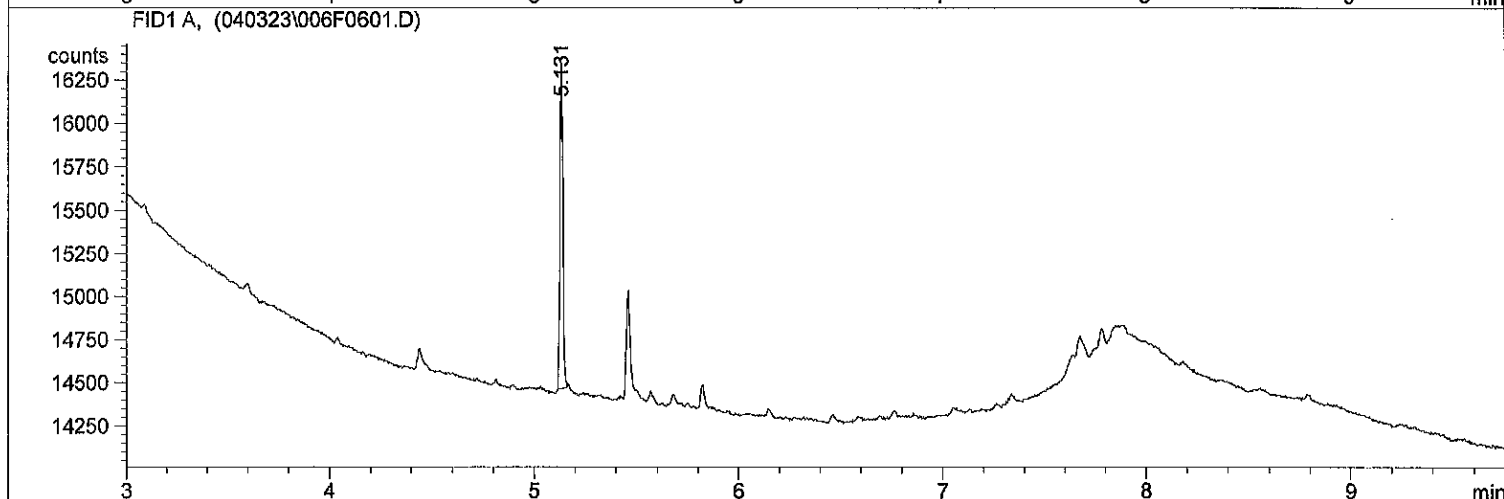
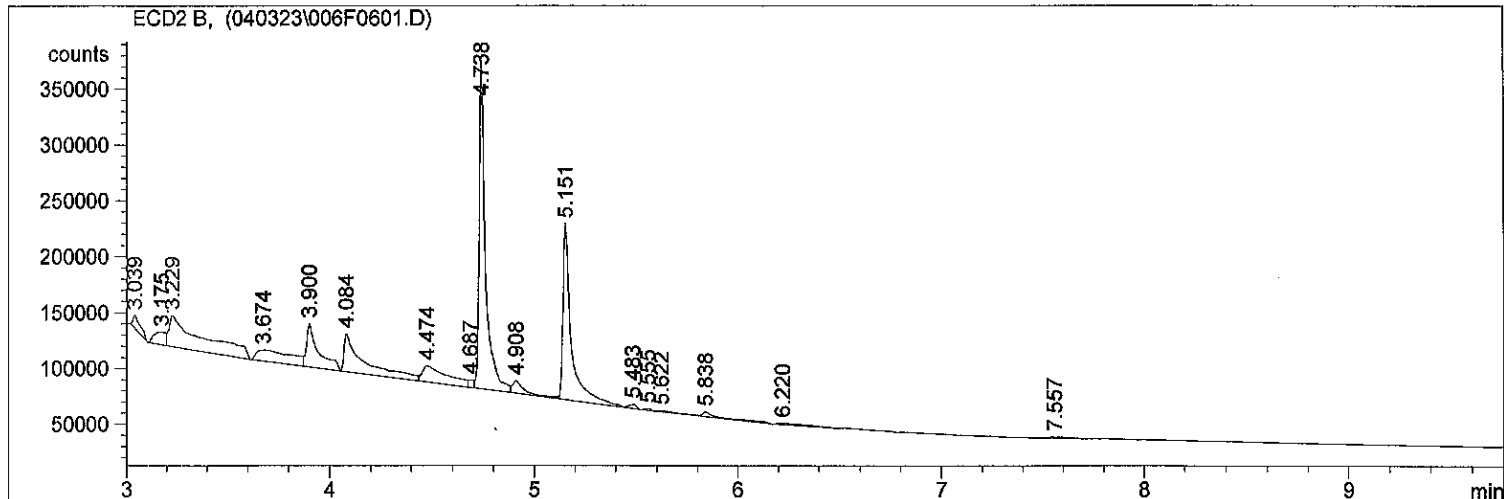
=====
Injection Date : 4/3/2023 5:06:07 PM Seq. Line : 5
Sample Name : 23C0774 02 Location : Vial 5
Acq. Operator : YL Inj : 1
 Inj Volume : 1 µl

Sequence File : C:\HPCHEM\1\SEQUENCE\040323.S
Method : C:\HPCHEM\1\METHODS\SCREEN.M
Last changed : 7/9/2021 3:37:33 AM by TW
SCREEN METHOD
=====



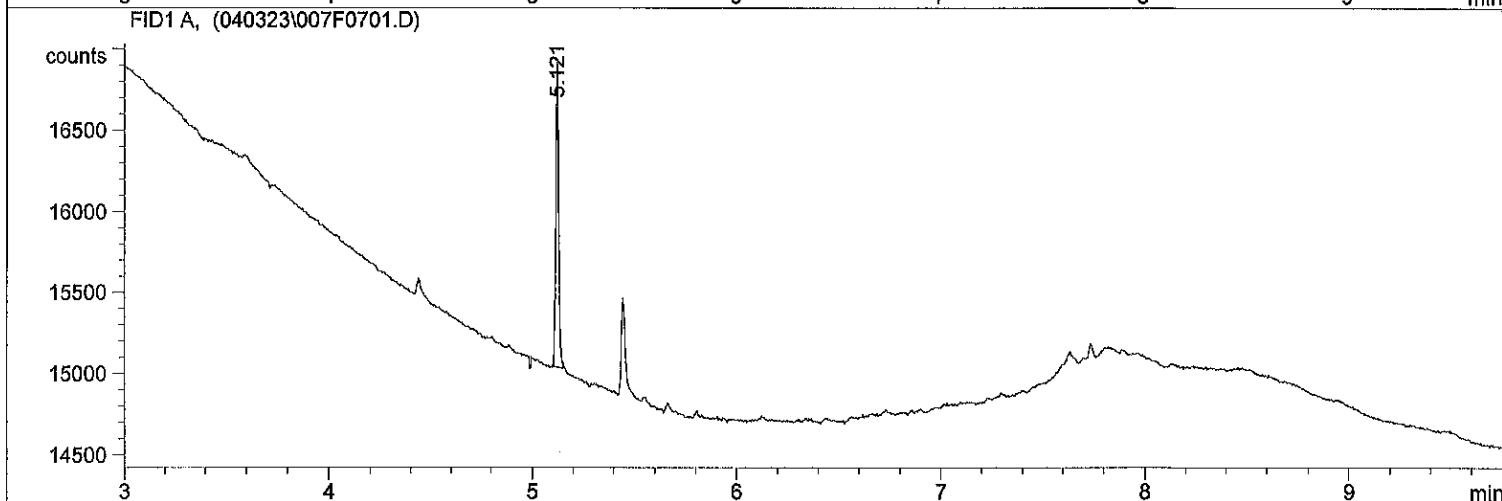
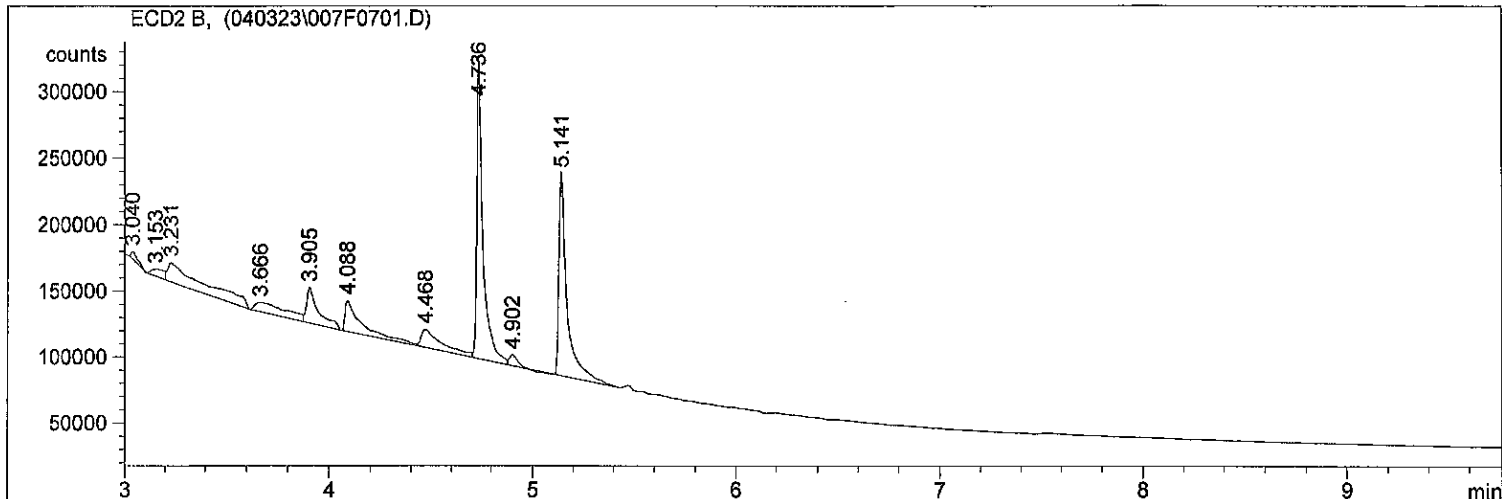
*** End of Report ***

=====
Injection Date : 4/3/2023 5:20:23 PM Seq. Line : 6
Sample Name : 23C0774 03 Location : Vial 6
Acq. Operator : YL Inj : 1
 Inj Volume : 1 µl
Sequence File : C:\HPCHEM\1\SEQUENCE\040323.S
Method : C:\HPCHEM\1\METHODS\SCREEN.M
Last changed : 7/9/2021 3:37:33 AM by TW
SCREEN METHOD
=====



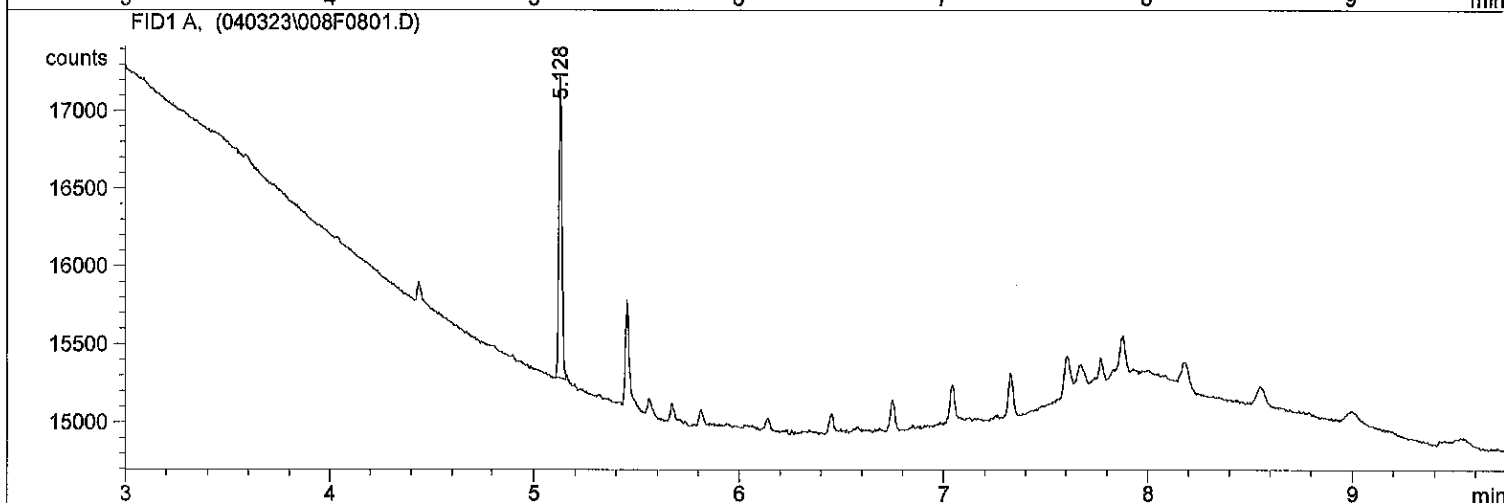
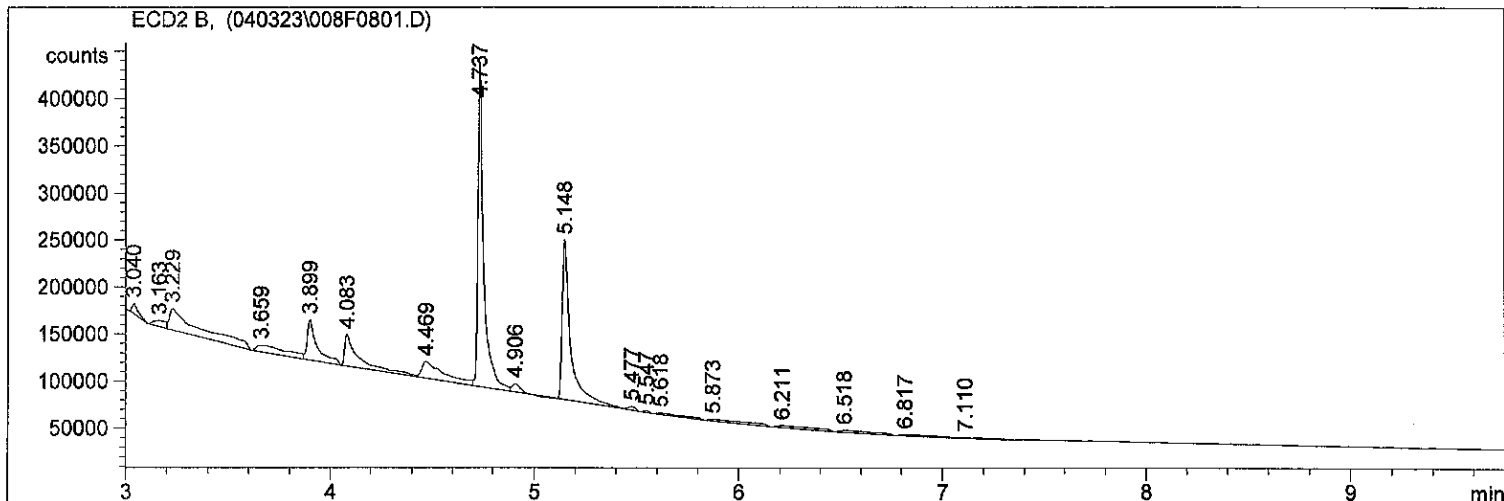
*** End of Report ***

=====
Injection Date : 4/3/2023 5:34:24 PM Seq. Line : 7
Sample Name : 23C0774 04 Location : Vial 7
Acq. Operator : YL Inj : 1
 Inj Volume : 1 µl
Sequence File : C:\HPCHEM\1\SEQUENCE\040323.S
Method : C:\HPCHEM\1\METHODS\SCREEN.M
Last changed : 7/9/2021 3:37:33 AM by TW
SCREEN METHOD
=====



*** End of Report ***

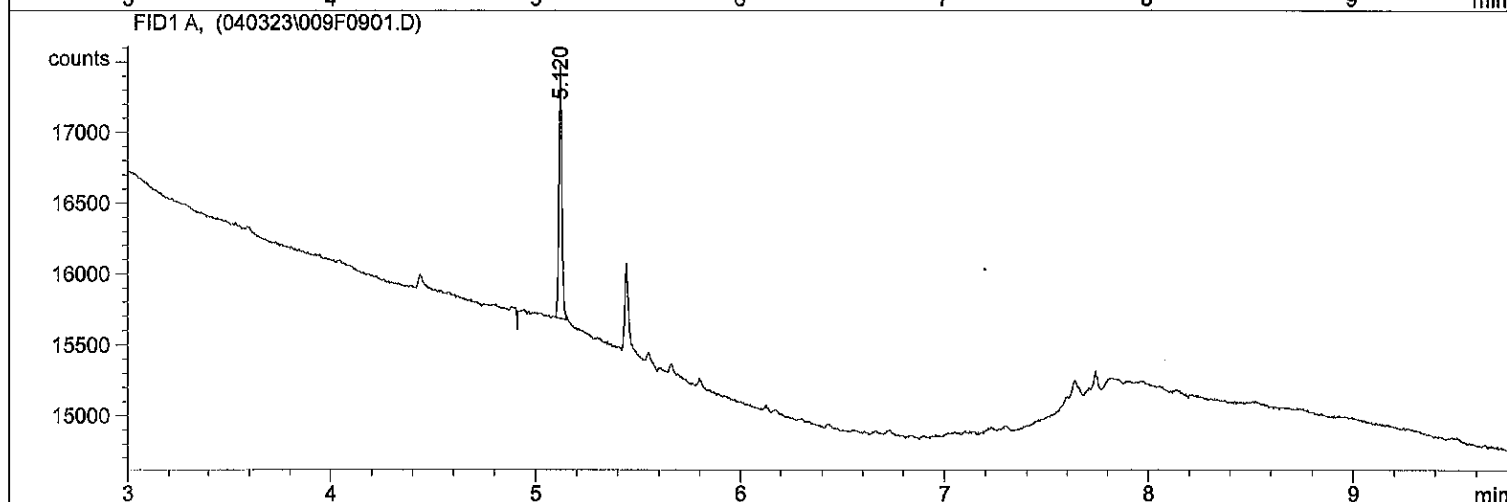
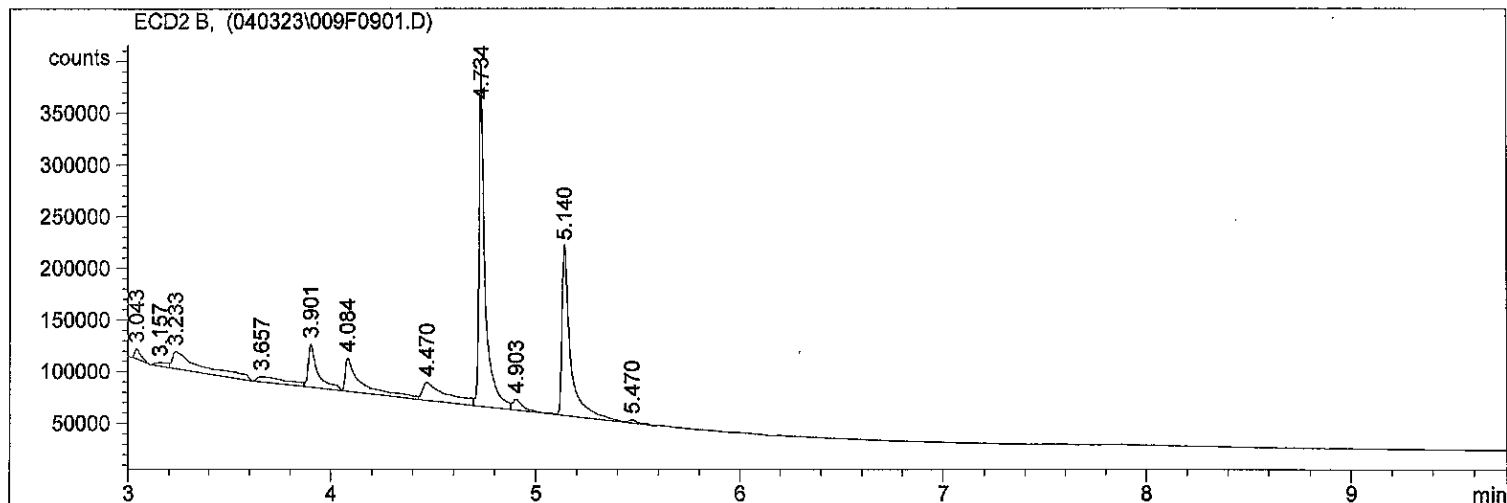
=====
Injection Date : 4/3/2023 5:48:46 PM Seq. Line : 8
Sample Name : 23C0774 05 Location : Vial 8
Acq. Operator : YL Inj : 1
 Inj Volume : 1 µl
Sequence File : C:\HPCHEM\1\SEQUENCE\040323.S
Method : C:\HPCHEM\1\METHODS\SCREEN.M
Last changed : 7/9/2021 3:37:33 AM by TW
SCREEN METHOD
=====



*** End of Report ***

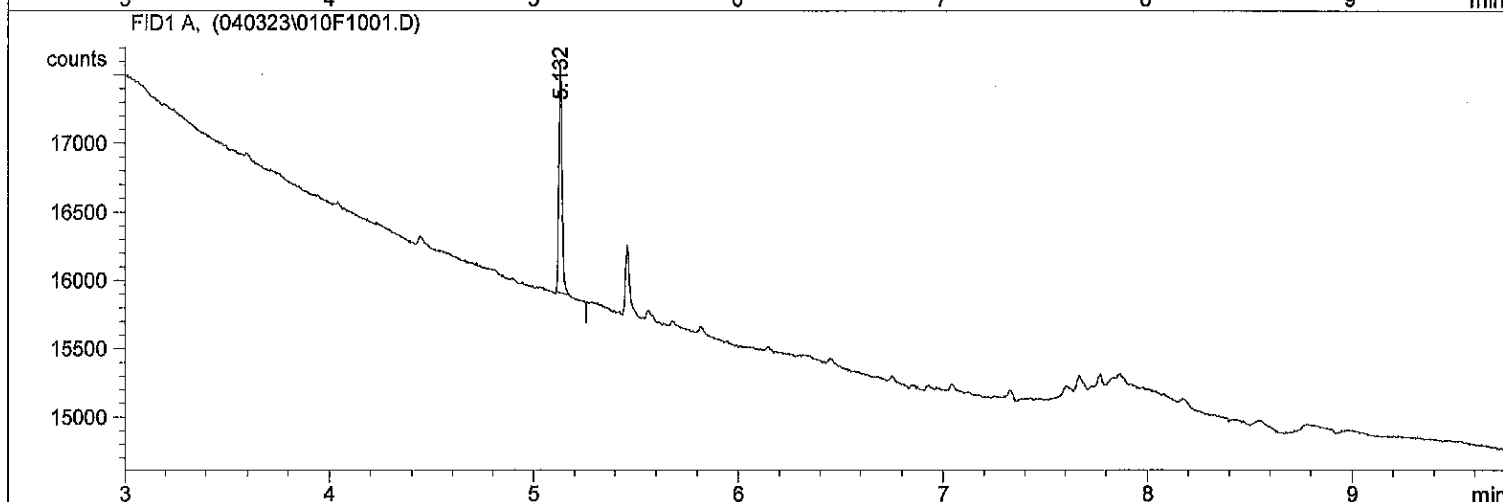
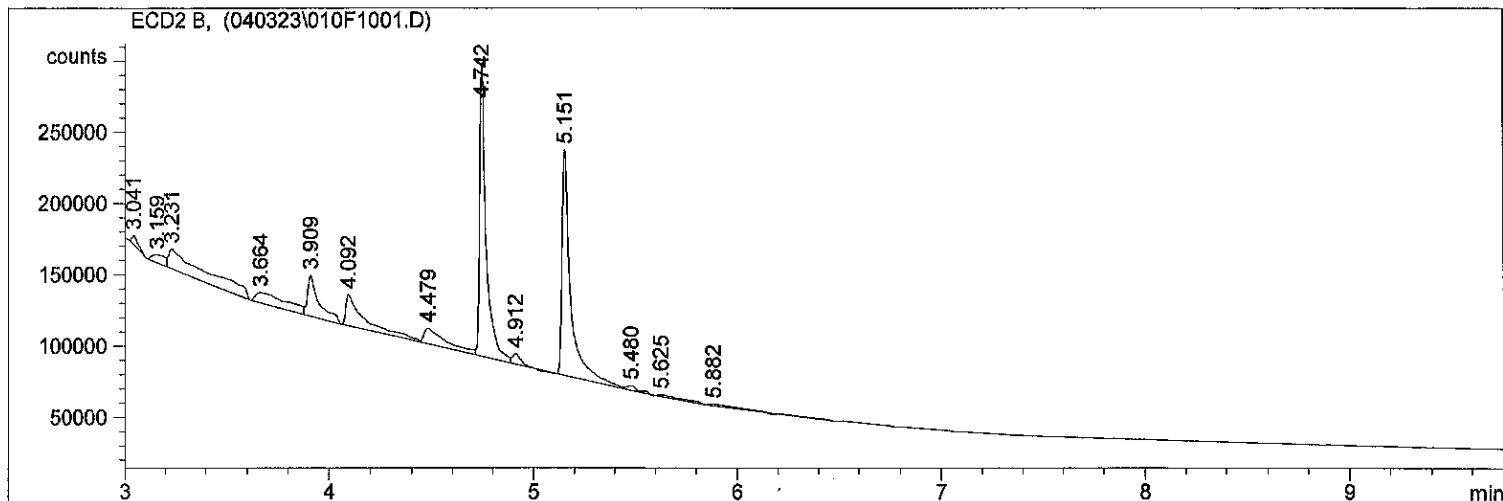
```
=====
Injection Date   : 4/3/2023 6:02:44 PM      Seq. Line :    9
Sample Name     : 23C0774 06                Location  : Vial 9
Acq. Operator  : YL                          Inj      :    1
                                           Inj Volume: 1 µl

Sequence File   : C:\HPCHEM\1\SEQUENCE\040323.S
Method         : C:\HPCHEM\1\METHODS\SCREEN.M
Last changed   : 7/9/2021 3:37:33 AM by TW
SCREEN METHOD
=====
```



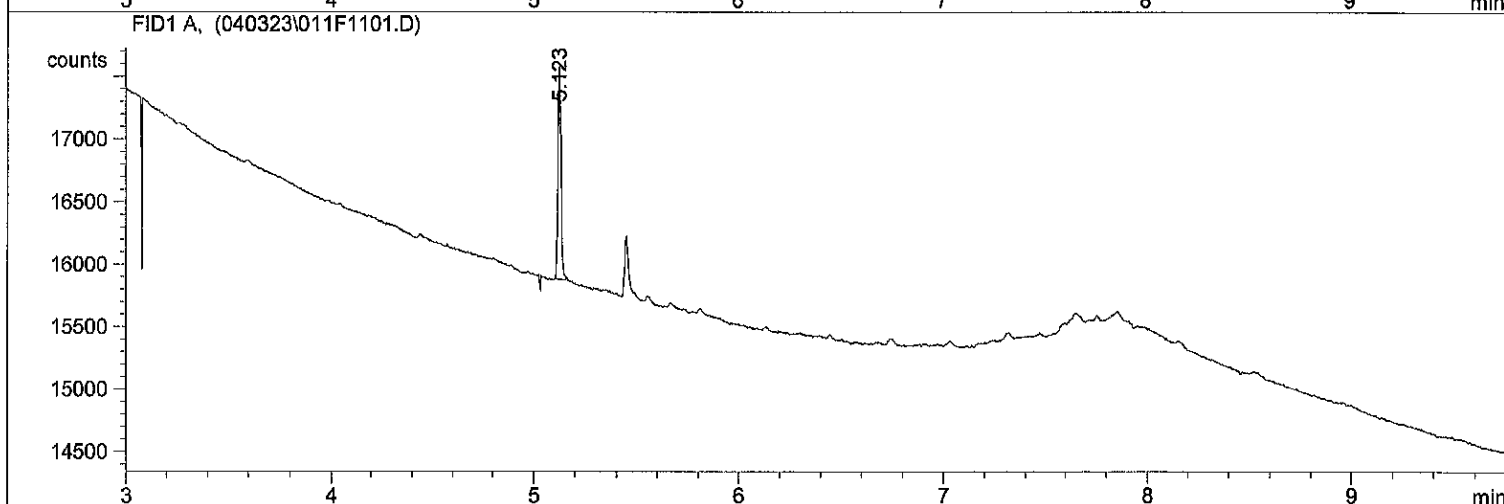
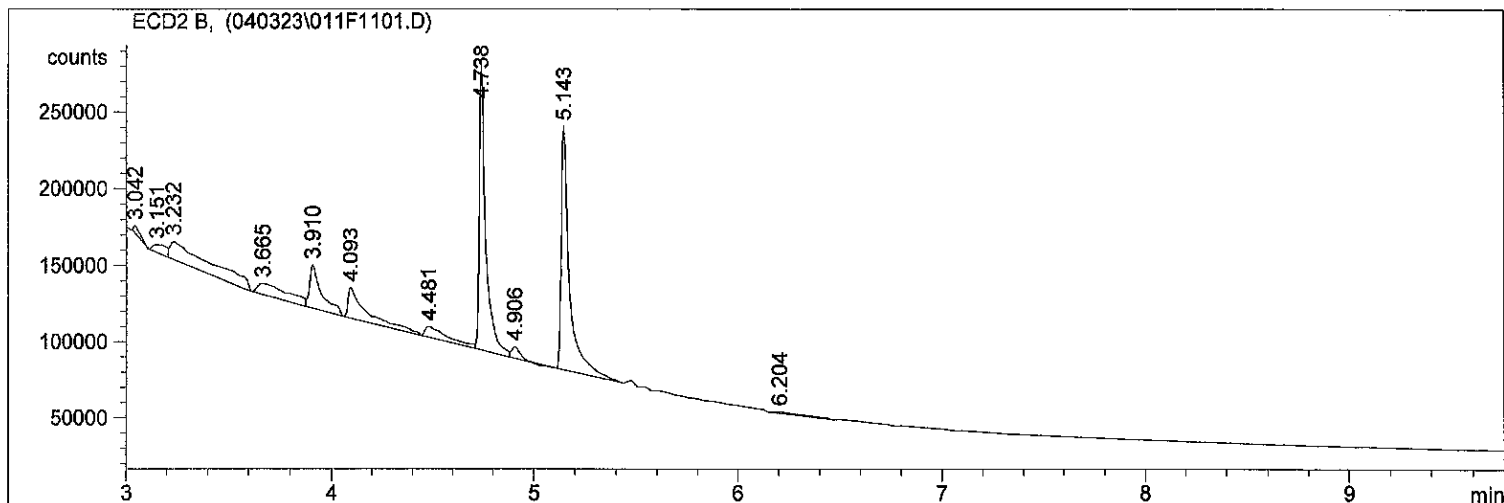
*** End of Report ***

=====
Injection Date : 4/3/2023 6:17:08 PM Seq. Line : 10
Sample Name : 23C0774 07 Location : Vial 10
Acq. Operator : YL Inj : 1
 Inj Volume : 1 µl
Sequence File : C:\HPCHEM\1\SEQUENCE\040323.S
Method : C:\HPCHEM\1\METHODS\SCREEN.M
Last changed : 7/9/2021 3:37:33 AM by TW
SCREEN METHOD
=====



*** End of Report ***

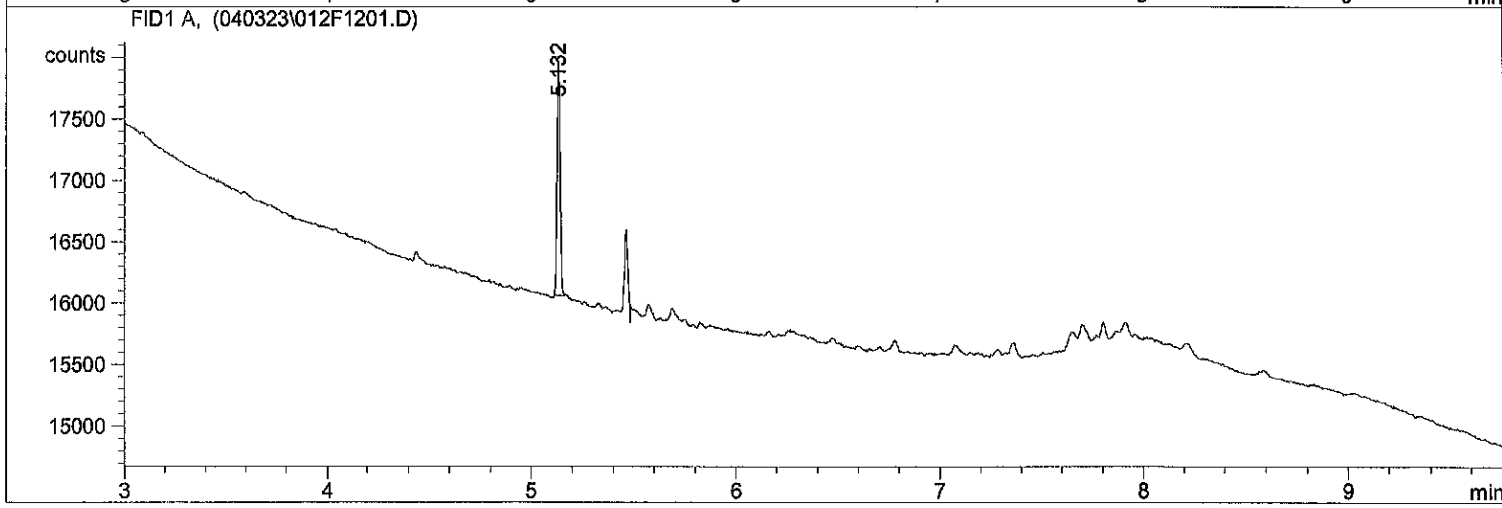
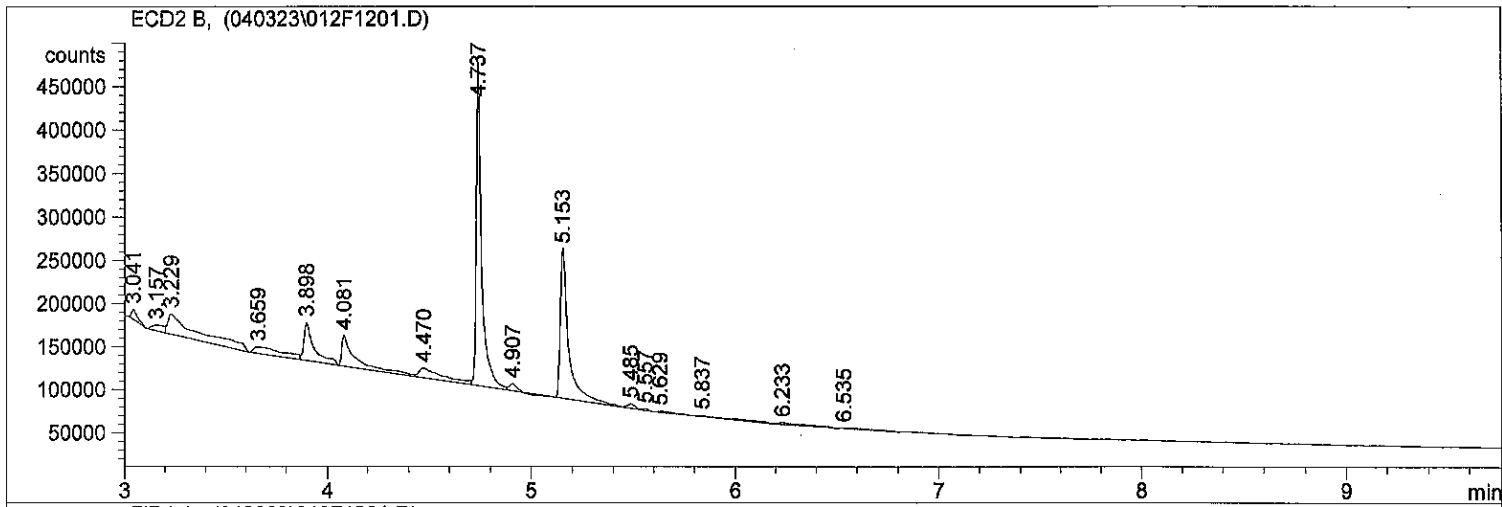
=====
Injection Date : 4/3/2023 6:31:08 PM Seq. Line : 11
Sample Name : 23C0774 08 Location : Vial 11
Acq. Operator : YL Inj : 1
 Inj Volume : 1 µl
Sequence File : C:\HPCHEM\1\SEQUENCE\040323.S
Method : C:\HPCHEM\1\METHODS\SCREEN.M
Last changed : 7/9/2021 3:37:33 AM by TW
SCREEN METHOD
=====



*** End of Report ***

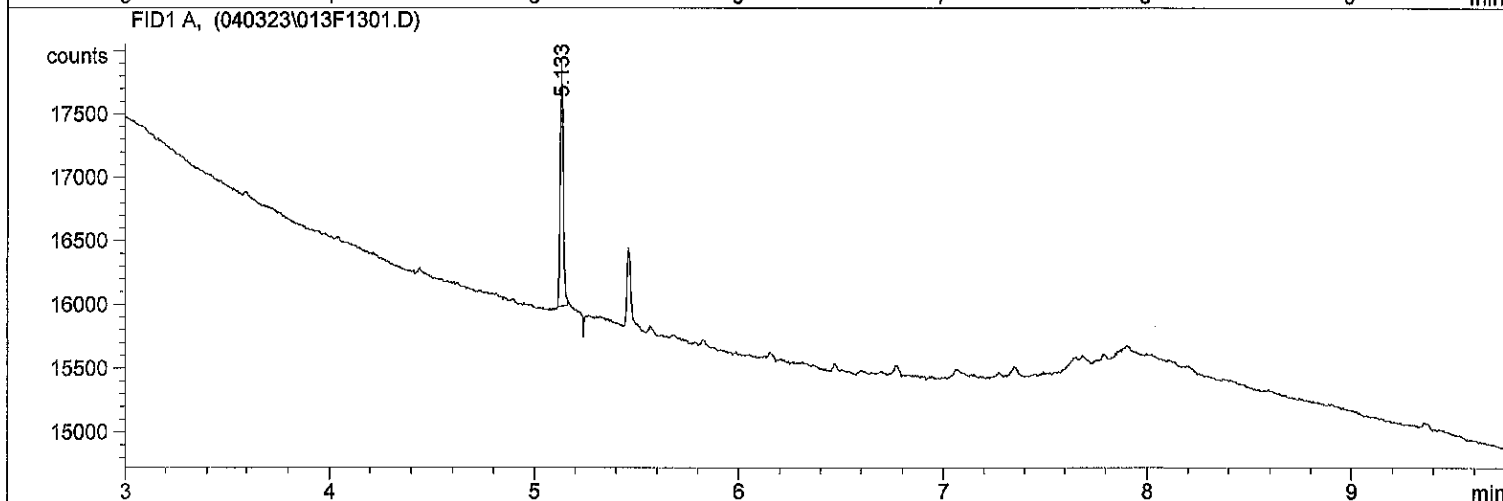
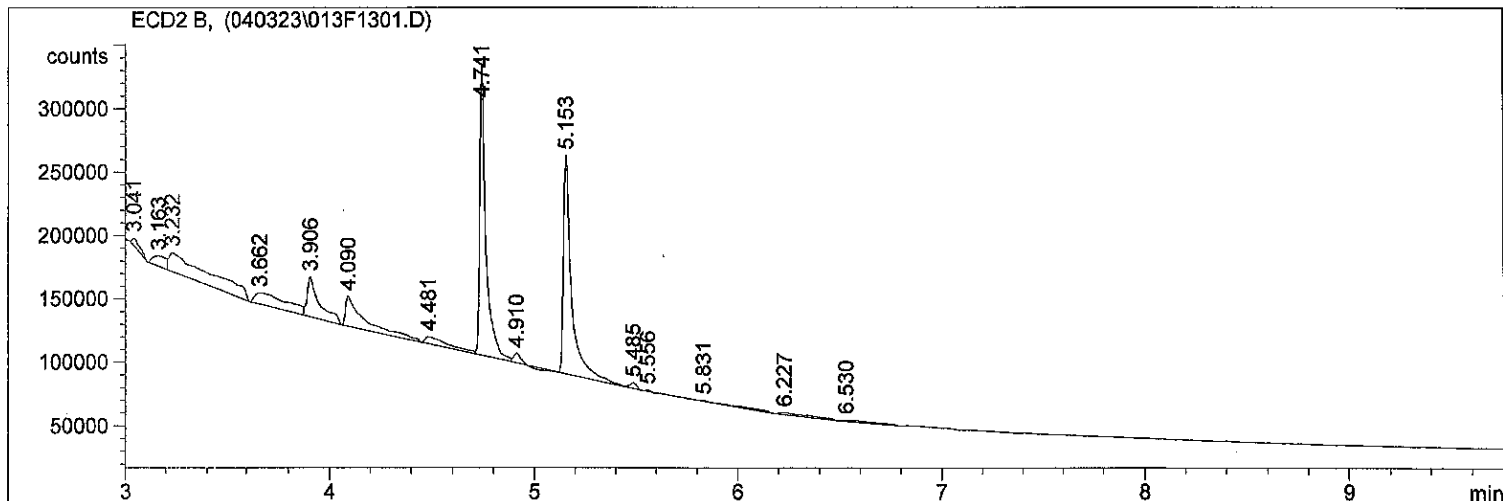
=====
Injection Date : 4/3/2023 6:45:20 PM Seq. Line : 12
Sample Name : 23C0774 09 Location : Vial 12
Acq. Operator : YL Inj : 1
 Inj Volume : 1 µl

Sequence File : C:\HPCHEM\1\SEQUENCE\040323.S
Method : C:\HPCHEM\1\METHODS\SCREEN.M
Last changed : 7/9/2021 3:37:33 AM by TW
SCREEN METHOD
=====



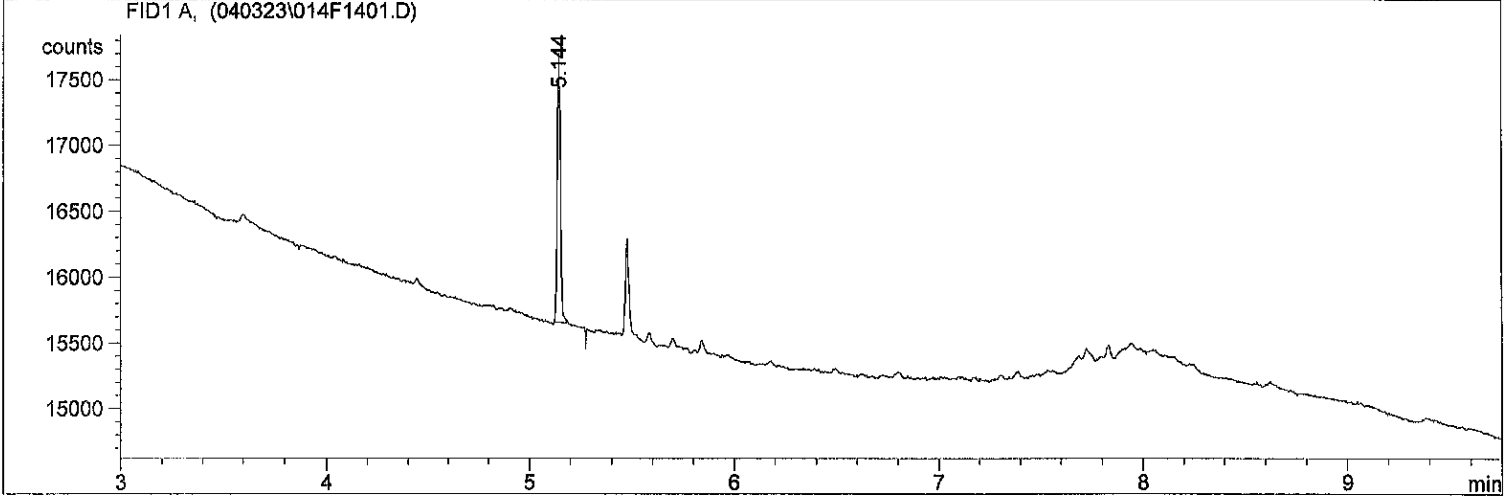
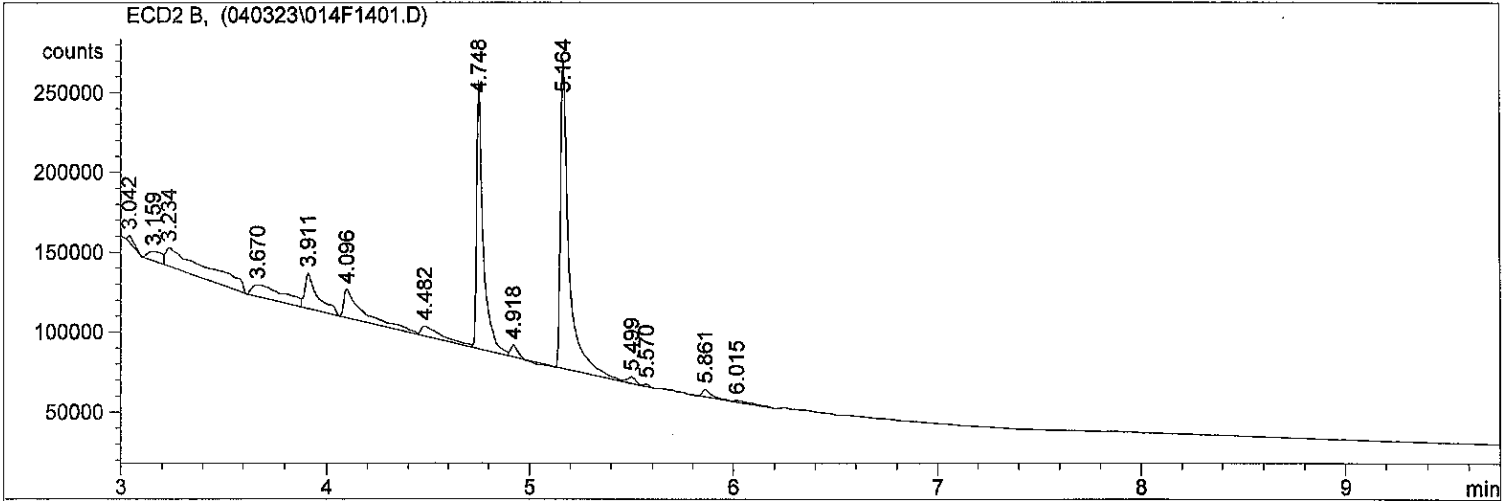
*** End of Report ***

=====
Injection Date : 4/3/2023 6:59:22 PM Seq. Line : 13
Sample Name : 23C0774 10 Location : Vial 13
Acq. Operator : YL Inj : 1
 Inj Volume : 1 µl
Sequence File : C:\HPCHEM\1\SEQUENCE\040323.S
Method : C:\HPCHEM\1\METHODS\SCREEN.M
Last changed : 7/9/2021 3:37:33 AM by TW
SCREEN METHOD
=====



*** End of Report ***

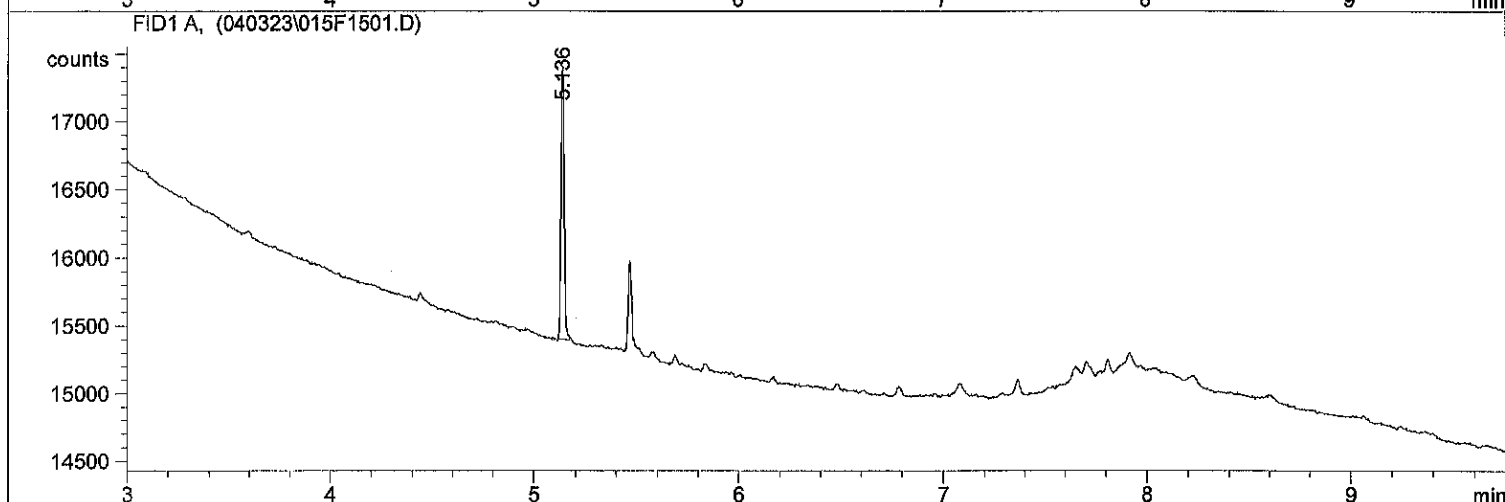
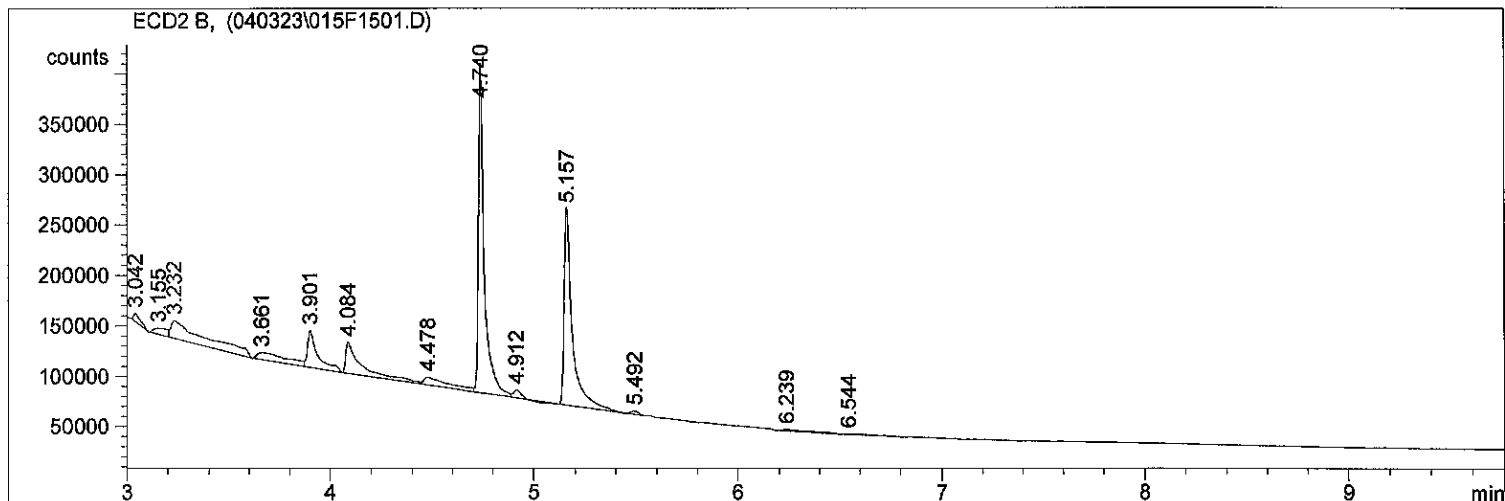
=====
Injection Date : 4/3/2023 7:13:44 PM Seq. Line : 14
Sample Name : 23C0774 11 Location : Vial 14
Acq. Operator : YL Inj : 1
 Inj Volume : 1 µl
Sequence File : C:\HPCHEM\1\SEQUENCE\040323.S
Method : C:\HPCHEM\1\METHODS\SCREEN.M
Last changed : 7/9/2021 3:37:33 AM by TW
SCREEN METHOD
=====



*** End of Report ***

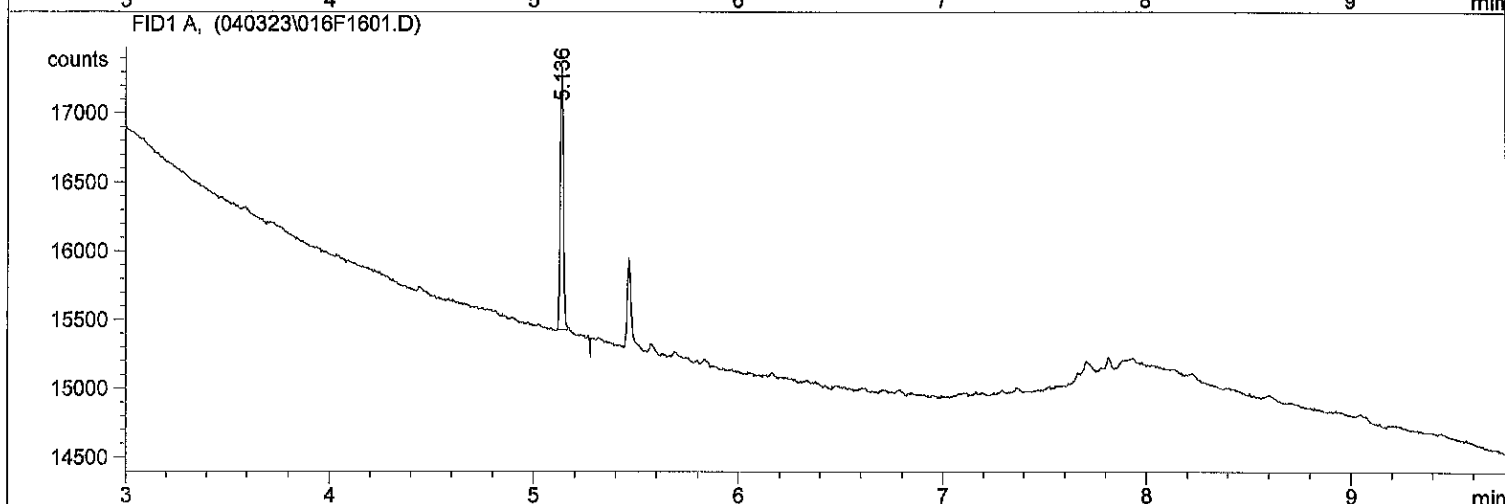
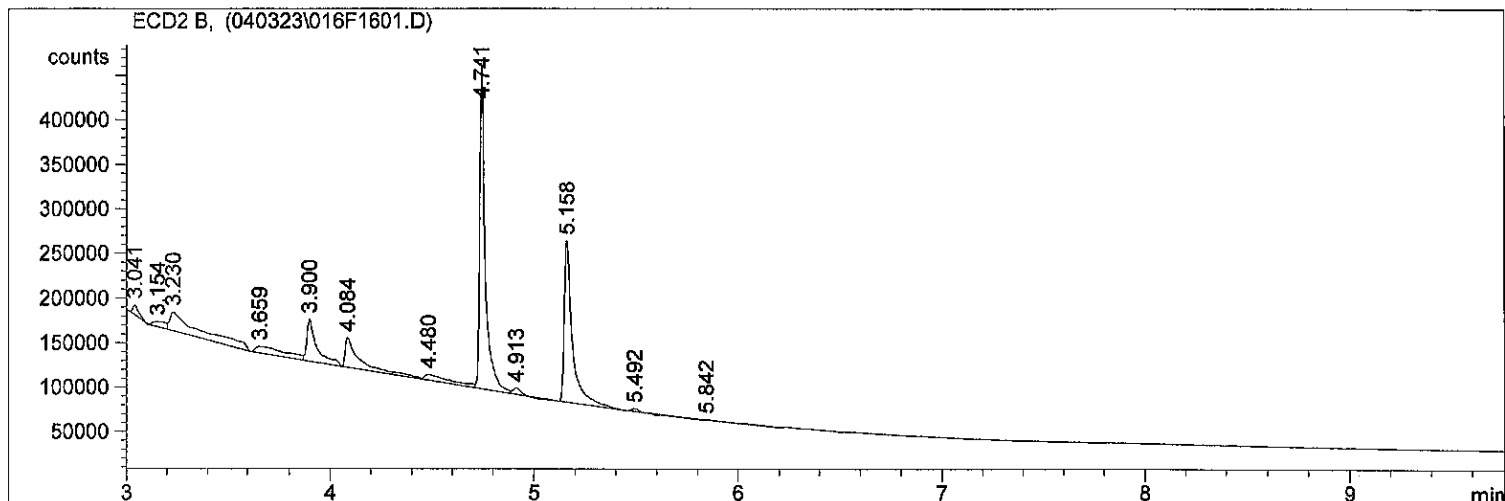
=====
Injection Date : 4/3/2023 7:27:46 PM Seq. Line : 15
Sample Name : 23C0774 12 Location : Vial 15
Acq. Operator : YL Inj : 1
 Inj Volume : 1 µl

Sequence File : C:\HPCHEM\1\SEQUENCE\040323.S
Method : C:\HPCHEM\1\METHODS\SCREEN.M
Last changed : 7/9/2021 3:37:33 AM by TW
SCREEN METHOD
=====



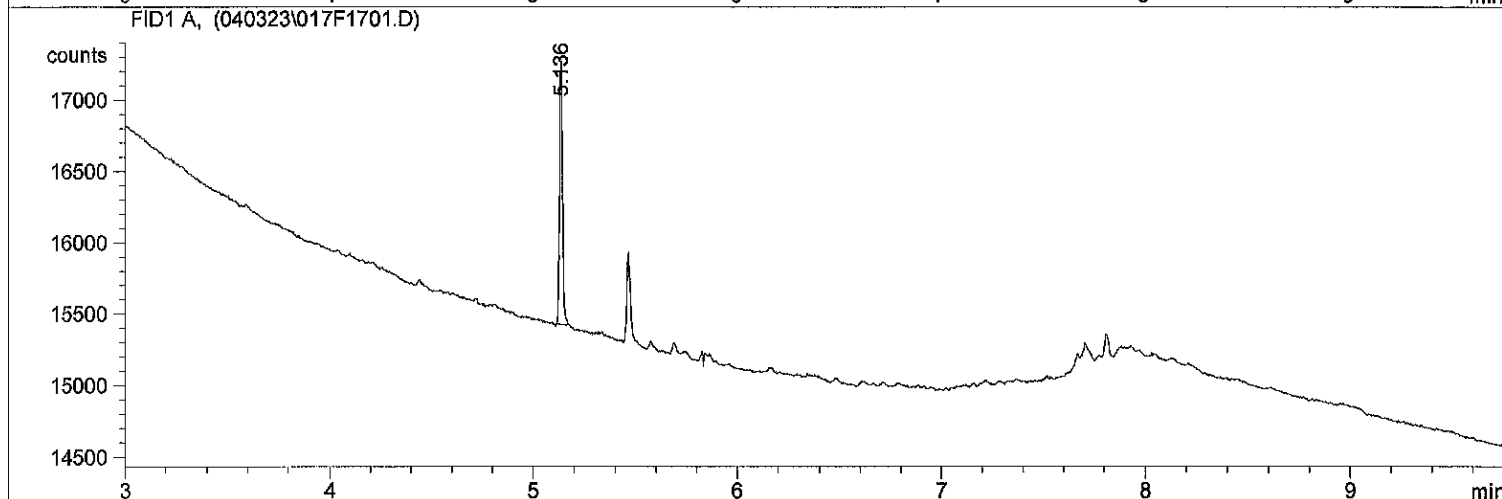
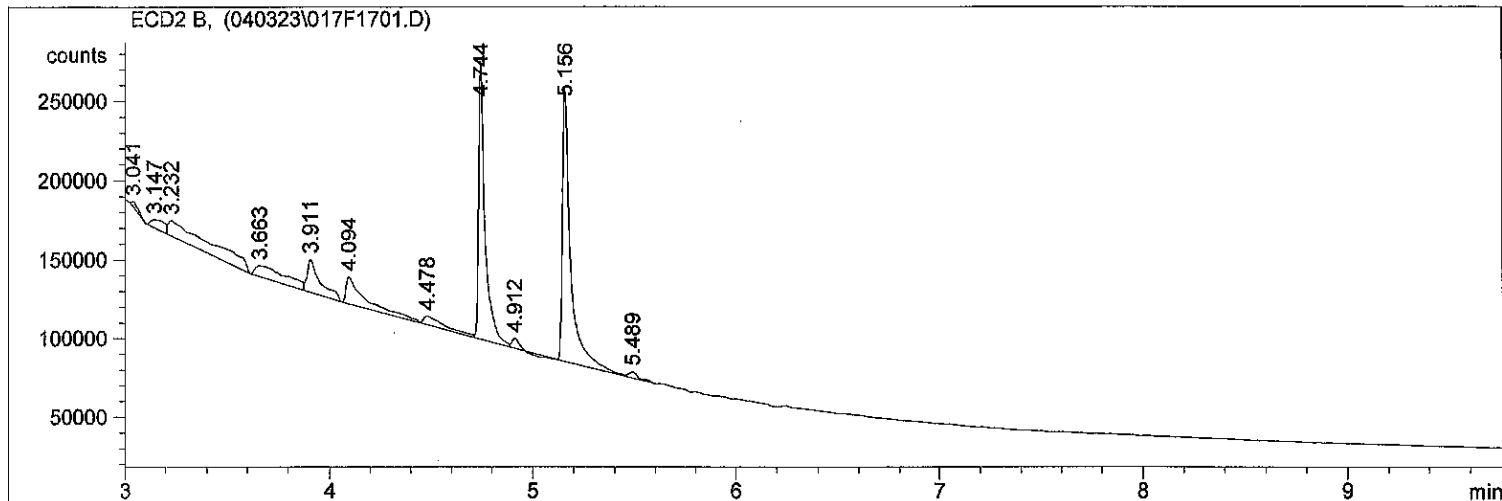
*** End of Report ***

=====
Injection Date : 4/3/2023 7:42:04 PM Seq. Line : 16
Sample Name : 23C0774 13 Location : Vial 16
Acq. Operator : YL Inj : 1
 Inj Volume : 1 µl
Sequence File : C:\HPCHEM\1\SEQUENCE\040323.S
Method : C:\HPCHEM\1\METHODS\SCREEN.M
Last changed : 7/9/2021 3:37:33 AM by TW
SCREEN METHOD
=====



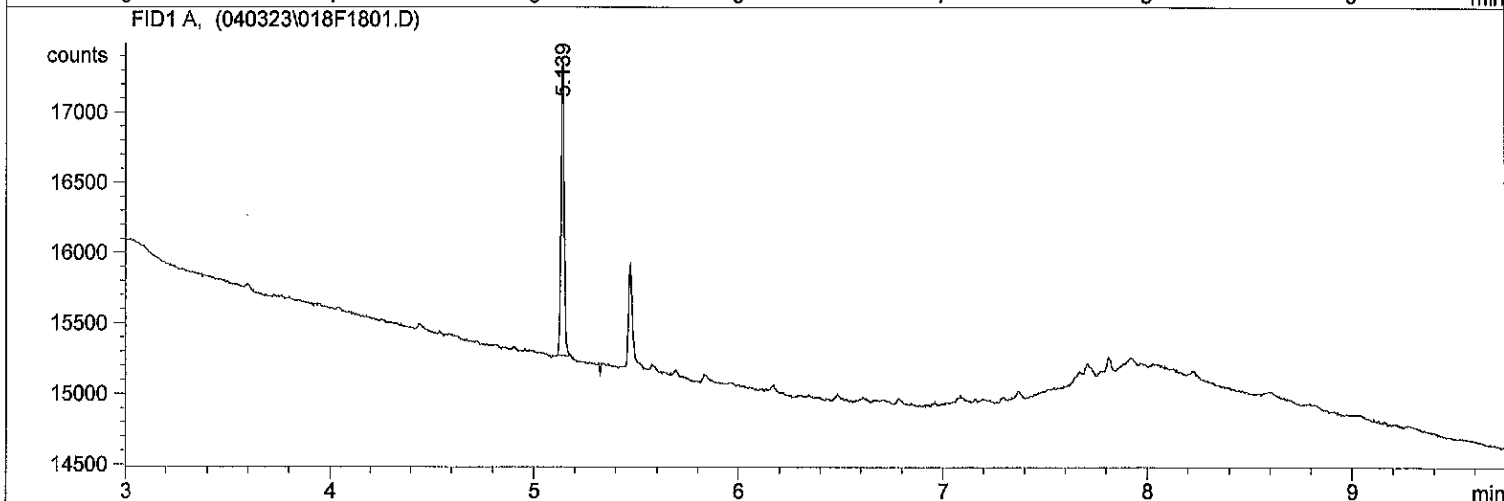
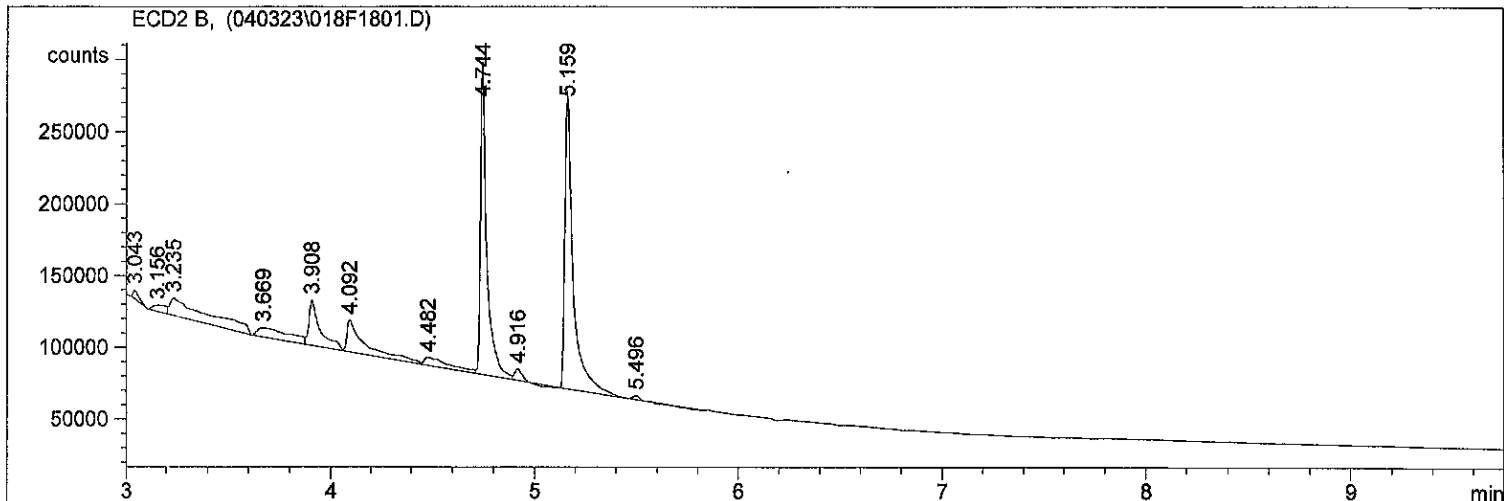
*** End of Report ***

=====
Injection Date : 4/3/2023 7:56:06 PM Seq. Line : 17
Sample Name : 23C0774 14 Location : Vial 17
Acq. Operator : YL Inj : 1
 Inj Volume : 1 µl
Sequence File : C:\HPCHEM\1\SEQUENCE\040323.S
Method : C:\HPCHEM\1\METHODS\SCREEN.M
Last changed : 7/9/2021 3:37:33 AM by TW
SCREEN METHOD
=====



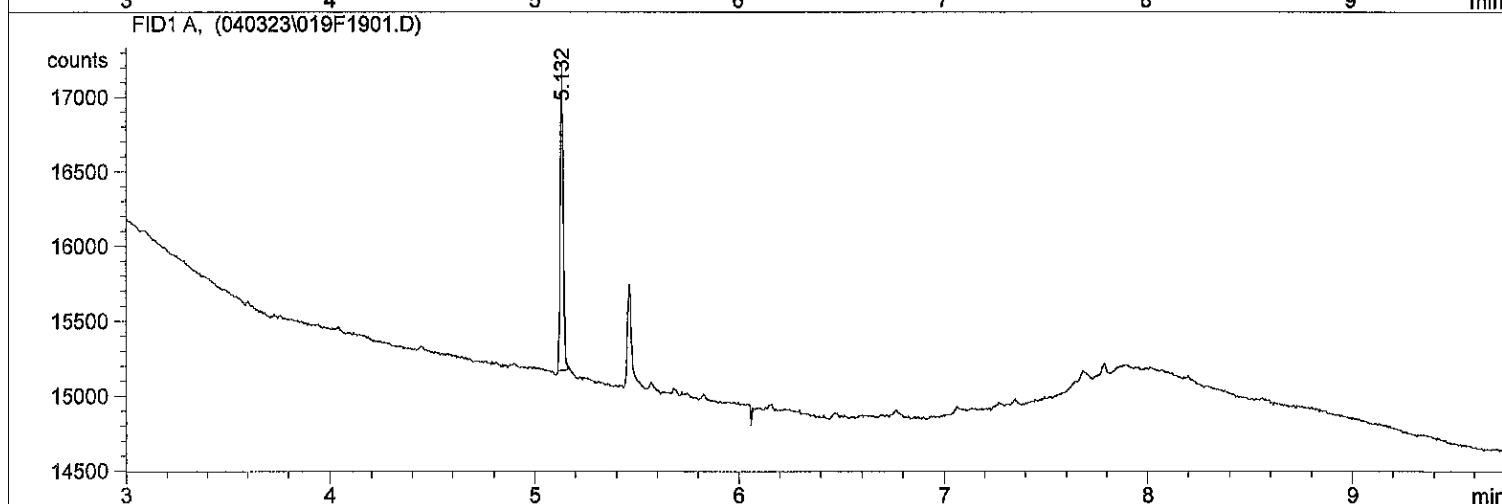
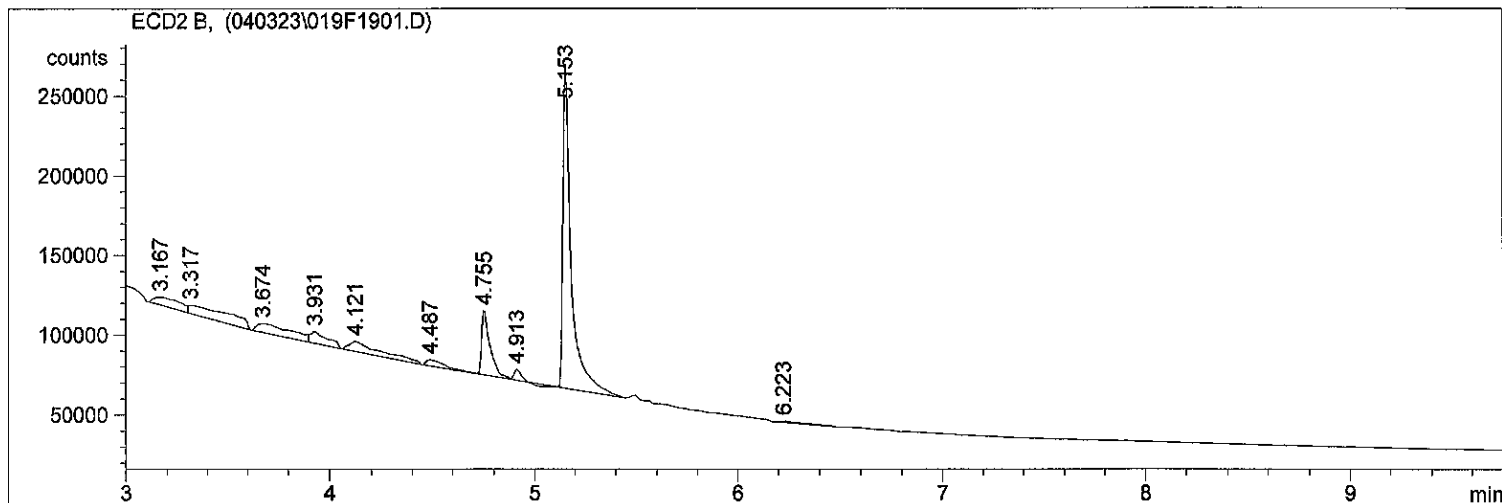
*** End of Report ***

=====
Injection Date : 4/3/2023 8:10:19 PM Seq. Line : 18
Sample Name : 23C0774 15 Location : Vial 18
Acq. Operator : YL Inj : 1
 Inj Volume : 1 µl
Sequence File : C:\HPCHEM\1\SEQUENCE\040323.S
Method : C:\HPCHEM\1\METHODS\SCREEN.M
Last changed : 7/9/2021 3:37:33 AM by TW
SCREEN METHOD
=====



*** End of Report ***

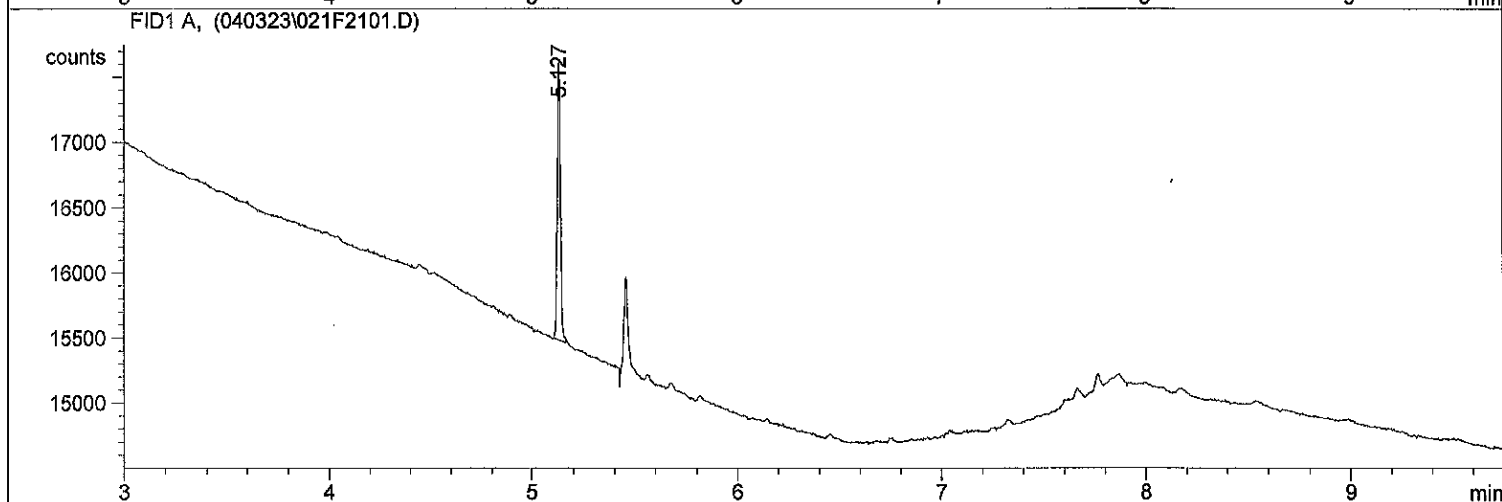
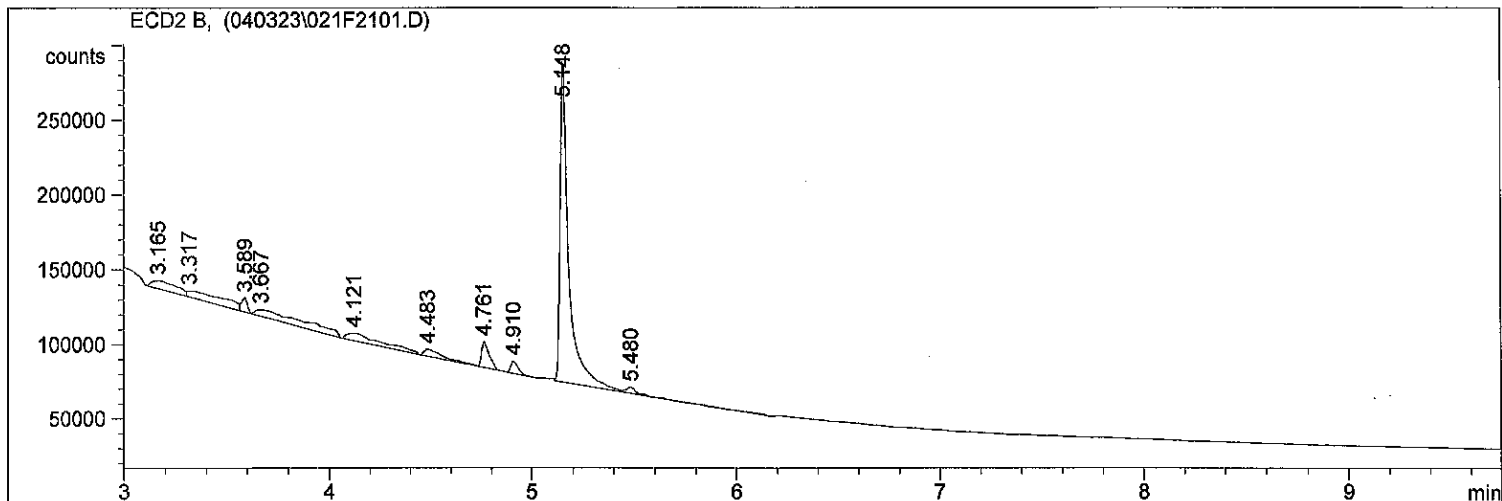
=====
Injection Date : 4/3/2023 8:24:22 PM Seq. Line : 19
Sample Name : 23DOO08 01 Location : Vial 19
Acq. Operator : YL Inj : 1
 Inj Volume : 1 µl
Sequence File : C:\HPCHEM\1\SEQUENCE\040323.S
Method : C:\HPCHEM\1\METHODS\SCREEN.M
Last changed : 7/9/2021 3:37:33 AM by TW
SCREEN METHOD
=====



*** End of Report ***

=====
Injection Date : 4/3/2023 8:52:37 PM Seq. Line : 21
Sample Name : 23DOO08 03 Location : Vial 21
Acq. Operator : YL Inj : 1
 Inj Volume : 1 µl

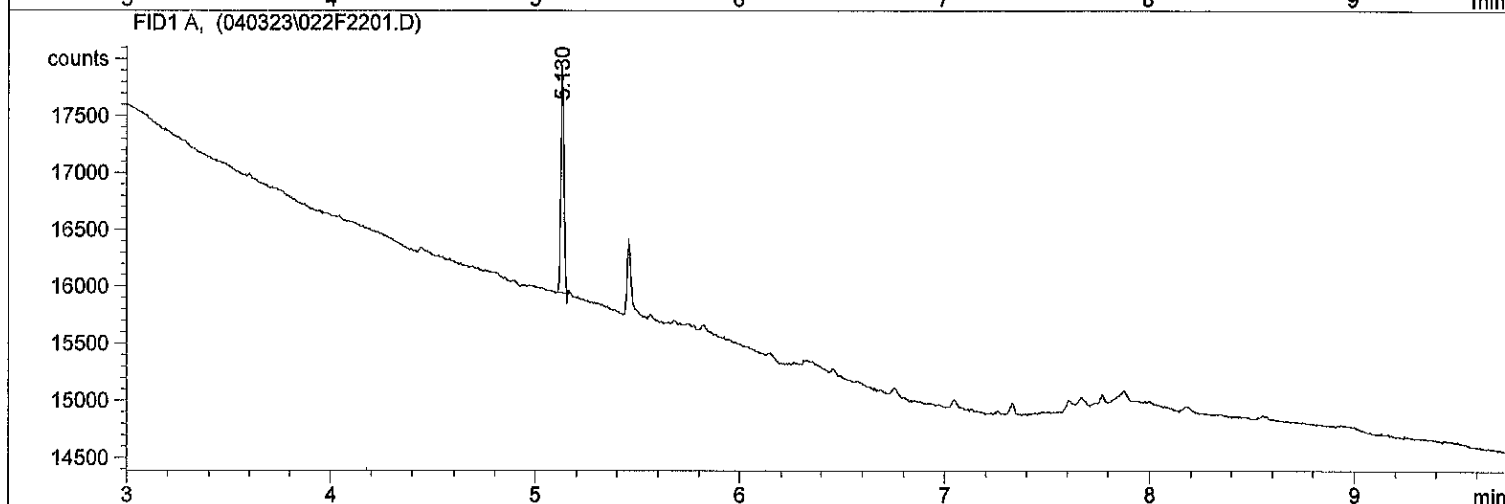
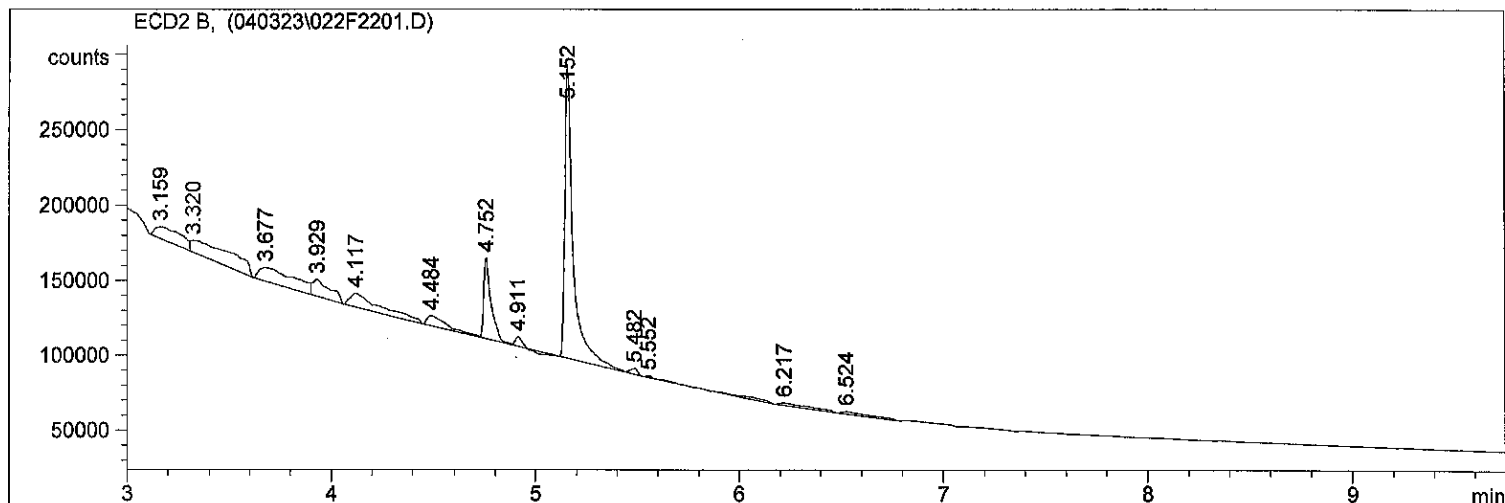
Sequence File : C:\HPCHEM\1\SEQUENCE\040323.S
Method : C:\HPCHEM\1\METHODS\SCREEN.M
Last changed : 7/9/2021 3:37:33 AM by TW
SCREEN METHOD
=====



*** End of Report ***

=====
Injection Date : 4/3/2023 9:06:57 PM Seq. Line : 22
Sample Name : 23D0008 04 Location : Vial 22
Acq. Operator : YL Inj : 1
 Inj Volume : 1 µl

Sequence File : C:\HPCHEM\1\SEQUENCE\040323.S
Method : C:\HPCHEM\1\METHODS\SCREEN.M
Last changed : 7/9/2021 3:37:33 AM by TW
SCREEN METHOD
=====



*** End of Report ***



CLEANUP BATCH SUMMARY

Laboratory: Analytical Resources, LLC

SDG: 23C0774

Client: Anchor QEA, LLC

Project: AOC5 MR Phase 1

Cleanup Batch: CLD0077

Cleanup Type: Silica Gel

Cleanup Method: EPA 3630C Silica Gel Cleanup - uL

Analysis: EPA 8082A

SAMPLE NAME	LAB SAMPLE ID	LAB FILE ID	DATE PREPARED	OBSERVATIONS
LDW23-SC1053A	23C0774-01	04132318ECD7.D	04/13/2023	
LCS	BLD0059-BS1	04132315ECD7.D	04/13/2023	
LCS Dup	BLD0059-BSD1	04132316ECD7.D	04/13/2023	
Matrix Spike	BLD0059-MS1	04132321ECD7.D	04/13/2023	
Matrix Spike Dup	BLD0059-MSD1	04132322ECD7.D	04/13/2023	
Reference	BLD0059-SRM1	04132317ECD7.D	04/13/2023	
LDW23-SC1002A	23C0774-04	04132323ECD7.D	04/13/2023	
LDW23-SC1808	23C0774-15	04132336ECD7.D	04/13/2023	
LDW23-SC1183C	23C0774-13	04132334ECD7.D	04/13/2023	
LDW23-SC1183A	23C0774-11	04132332ECD7.D	04/13/2023	
LDW23-SC1046B	23C0774-07	04132326ECD7.D	04/13/2023	
LDW23-SC1177A	23C0774-08	04132327ECD7.D	04/13/2023	
LDW23-SC1156B	23C0774-10	04132329ECD7.D	04/13/2023	
LDW23-SC1002B	23C0774-05	04132324ECD7.D	04/13/2023	
LDW23-SC1053B	23C0774-02	04132319ECD7.D	04/13/2023	
LDW23-SC1007A	23C0774-03	04132320ECD7.D	04/13/2023	
LDW23-SC1177B	23C0774-09	04132328ECD7.D	04/13/2023	
LDW23-SC1046A	23C0774-06	04132325ECD7.D	04/13/2023	
LDW23-SS1808	23C0774-14	04132335ECD7.D	04/13/2023	
LDW23-SC1183B	23C0774-12	04132333ECD7.D	04/13/2023	



CLEANUP BENCH SHEET

CLD0077

Matrix: Solid

Cleanup using: Organics - EPA 3630C Silica Gel Cleanup - uL

Printed: 4/13/2023 11:33:36AM

Lab Number	Sample Container	Sample Name	Extract Container	Initial (uL)	Final (uL)	Analysis	Clean Up Date	Cleaned By	Cleanup Comments
23C0774-01	A	LDW23-SC1053A	A 04	2.5	2.5	8082A PCB Solid 4	4/13/2023	LMJ	
23C0774-02	A	LDW23-SC1053B	A 04	2.5	2.5	8082A PCB Solid 4	4/13/2023	LMJ	
23C0774-03	A	LDW23-SC1007A	A 04	2.5	2.5	8082A PCB Solid 4	4/13/2023	LMJ	
23C0774-04	A	LDW23-SC1002A	A 04	2.5	2.5	8082A PCB Solid 4	4/13/2023	LMJ	
23C0774-05	A	LDW23-SC1002B	A 04	2.5	2.5	8082A PCB Solid 4	4/13/2023	LMJ	
23C0774-06	A	LDW23-SC1046A	A 04	2.5	2.5	8082A PCB Solid 4	4/13/2023	LMJ	
23C0774-07	A	LDW23-SC1046B	A 04	2.5	2.5	8082A PCB Solid 4	4/13/2023	LMJ	
23C0774-08	A	LDW23-SC1177A	A 04	2.5	2.5	8082A PCB Solid 4	4/13/2023	LMJ	
23C0774-09	A	LDW23-SC1177B	A 04	2.5	2.5	8082A PCB Solid 4	4/13/2023	LMJ	
23C0774-10	A	LDW23-SC1156B	A 04	2.5	2.5	8082A PCB Solid 4	4/13/2023	LMJ	
23C0774-11	A	LDW23-SC1183A	A 04	2.5	2.5	8082A PCB Solid 4	4/13/2023	LMJ	
23C0774-12	A	LDW23-SC1183B	A 04	2.5	2.5	8082A PCB Solid 4	4/13/2023	LMJ	
23C0774-13	A	LDW23-SC1183C	A 04	2.5	2.5	8082A PCB Solid 4	4/13/2023	LMJ	
23C0774-14	A	LDW23-SS1808	A 04	2.5	2.5	8082A PCB Solid 4	4/13/2023	LMJ	
23C0774-15	A	LDW23-SC1808	A 04	2.5	2.5	8082A PCB Solid 4	4/13/2023	LMJ	
23D0008-01	A	LDW23-SS1816	A 04	2.5	2.5	8082A PCB Solid 4	4/13/2023	LMJ	
23D0008-02	A	LDW23-SC1816	A 04	2.5	2.5	8082A PCB Solid 4	4/13/2023	LMJ	
23D0008-03	A	LDW23-SS1817	A 04	2.5	2.5	8082A PCB Solid 4	4/13/2023	LMJ	
23D0008-04	A	LDW23-SC1817	A 01	2.5	2.5	8082A PCB Solid 4	4/13/2023	LMJ	
BLD0059-BS1	-	LCS	-	2.5	2.5	-	4/13/2023	LMJ	
BLD0059-BSD1	-	LCS Dup	-	2.5	2.5	-	4/13/2023	LMJ	
BLD0059-MS1	-	Matrix Spike	-	2.5	2.5	-	4/13/2023	LMJ	



CLEANUP BENCH SHEET

CLD0077

Matrix: Solid

Cleanup using: Organics - EPA 3630C Silica Gel Cleanup - uL

Printed: 4/13/2023 11:33:36AM

Lab Number	Sample Container	Sample Name	Extract Container	Initial (uL)	Final (uL)	Analysis	Clean Up Date	Cleaned By	Cleanup Comments
BLD0059-MSD1	-	Matrix Spike Dup	-	2.5	2.5	-	4/13/2023	LMJ	
BLD0059-SRM1	-	Reference	-	2.5	2.5	-	4/13/2023	LMJ	



CLEANUP BATCH SUMMARY

Laboratory: Analytical Resources, LLC

SDG: 23C0774

Client: Anchor QEA, LLC

Project: AOC5 MR Phase 1

Cleanup Batch: CLD0078

Cleanup Type: Sulfur

Cleanup Method: EPA 3660B Sulfur Cleanup - uL

Analysis: EPA 8082A

SAMPLE NAME	LAB SAMPLE ID	LAB FILE ID	DATE PREPARED	OBSERVATIONS
LDW23-SC1053B	23C0774-02	04132319ECD7.D	04/13/2023	
LCS Dup	BLD0059-BSD1	04132316ECD7.D	04/13/2023	
Matrix Spike	BLD0059-MS1	04132321ECD7.D	04/13/2023	
LDW23-SC1002B	23C0774-05	04132324ECD7.D	04/13/2023	
LDW23-SC1183A	23C0774-11	04132332ECD7.D	04/13/2023	
LCS	BLD0059-BS1	04132315ECD7.D	04/13/2023	
LDW23-SC1007A	23C0774-03	04132320ECD7.D	04/13/2023	
LDW23-SC1046A	23C0774-06	04132325ECD7.D	04/13/2023	
LDW23-SC1002A	23C0774-04	04132323ECD7.D	04/13/2023	
LDW23-SC1053A	23C0774-01	04132318ECD7.D	04/13/2023	
Reference	BLD0059-SRM1	04132317ECD7.D	04/13/2023	
LDW23-SC1156B	23C0774-10	04132329ECD7.D	04/13/2023	
Matrix Spike Dup	BLD0059-MSD1	04132322ECD7.D	04/13/2023	
LDW23-SC1177B	23C0774-09	04132328ECD7.D	04/13/2023	
LDW23-SC1183B	23C0774-12	04132333ECD7.D	04/13/2023	
LDW23-SC1183C	23C0774-13	04132334ECD7.D	04/13/2023	
LDW23-SS1808	23C0774-14	04132335ECD7.D	04/13/2023	
LDW23-SC1177A	23C0774-08	04132327ECD7.D	04/13/2023	
LDW23-SC1808	23C0774-15	04132336ECD7.D	04/13/2023	
LDW23-SC1046B	23C0774-07	04132326ECD7.D	04/13/2023	



CLEANUP BENCH SHEET

CLD0078

Matrix: Solid

Cleanup using: Organics - EPA 3660B Sulfur Cleanup - uL

Printed: 4/13/2023 11:36:41AM

Lab Number	Sample Container	Sample Name	Extract Container	Initial (uL)	Final (uL)	Analysis	Clean Up Date	Cleaned By	Cleanup Comments
23C0774-01	A	LDW23-SC1053A	A 04	2.5	2.5	8082A PCB Solid 4	4/13/2023	LMJ	
23C0774-02	A	LDW23-SC1053B	A 04	2.5	2.5	8082A PCB Solid 4	4/13/2023	LMJ	
23C0774-03	A	LDW23-SC1007A	A 04	2.5	2.5	8082A PCB Solid 4	4/13/2023	LMJ	
23C0774-04	A	LDW23-SC1002A	A 04	2.5	2.5	8082A PCB Solid 4	4/13/2023	LMJ	
23C0774-05	A	LDW23-SC1002B	A 04	2.5	2.5	8082A PCB Solid 4	4/13/2023	LMJ	
23C0774-06	A	LDW23-SC1046A	A 04	2.5	2.5	8082A PCB Solid 4	4/13/2023	LMJ	
23C0774-07	A	LDW23-SC1046B	A 04	2.5	2.5	8082A PCB Solid 4	4/13/2023	LMJ	
23C0774-08	A	LDW23-SC1177A	A 04	2.5	2.5	8082A PCB Solid 4	4/13/2023	LMJ	
23C0774-09	A	LDW23-SC1177B	A 04	2.5	2.5	8082A PCB Solid 4	4/13/2023	LMJ	
23C0774-10	A	LDW23-SC1156B	A 04	2.5	2.5	8082A PCB Solid 4	4/13/2023	LMJ	
23C0774-11	A	LDW23-SC1183A	A 04	2.5	2.5	8082A PCB Solid 4	4/13/2023	LMJ	
23C0774-12	A	LDW23-SC1183B	A 04	2.5	2.5	8082A PCB Solid 4	4/13/2023	LMJ	
23C0774-13	A	LDW23-SC1183C	A 04	2.5	2.5	8082A PCB Solid 4	4/13/2023	LMJ	
23C0774-14	A	LDW23-SS1808	A 04	2.5	2.5	8082A PCB Solid 4	4/13/2023	LMJ	
23C0774-15	A	LDW23-SC1808	A 04	2.5	2.5	8082A PCB Solid 4	4/13/2023	LMJ	
23D0008-01	A	LDW23-SS1816	A 04	2.5	2.5	8082A PCB Solid 4	4/13/2023	LMJ	
23D0008-02	A	LDW23-SC1816	A 04	2.5	2.5	8082A PCB Solid 4	4/13/2023	LMJ	
23D0008-03	A	LDW23-SS1817	A 04	2.5	2.5	8082A PCB Solid 4	4/13/2023	LMJ	
23D0008-04	A	LDW23-SC1817	A 01	2.5	2.5	8082A PCB Solid 4	4/13/2023	LMJ	
BLD0059-BS1	-	LCS	-	2.5	2.5	-	4/13/2023	LMJ	
BLD0059-BSD1	-	LCS Dup	-	2.5	2.5	-	4/13/2023	LMJ	
BLD0059-MS1	-	Matrix Spike	-	2.5	2.5	-	4/13/2023	LMJ	



CLEANUP BENCH SHEET

CLD0078

Matrix: Solid

Cleanup using: Organics - EPA 3660B Sulfur Cleanup - uL

Printed: 4/13/2023 11:36:41AM

Lab Number	Sample Container	Sample Name	Extract Container	Initial (uL)	Final (uL)	Analysis	Clean Up Date	Cleaned By	Cleanup Comments
BLD0059-MSD1	-	Matrix Spike Dup	-	2.5	2.5	-	4/13/2023	LMJ	
BLD0059-SRM1	-	Reference	-	2.5	2.5	-	4/13/2023	LMJ	



CLEANUP BATCH SUMMARY

Laboratory: Analytical Resources, LLC

SDG: 23C0774

Client: Anchor QEA, LLC

Project: AOC5 MR Phase 1

Cleanup Batch: CLD0079

Cleanup Type: Sulfuric Acid

Cleanup Method: EPA 3665 Sulfuric Acid Cleanup - uL

Analysis: EPA 8082A

SAMPLE NAME	LAB SAMPLE ID	LAB FILE ID	DATE PREPARED	OBSERVATIONS
LDW23-SC1183A	23C0774-11	04132332ECD7.D	04/13/2023	
LDW23-SC1177A	23C0774-08	04132327ECD7.D	04/13/2023	
LDW23-SC1156B	23C0774-10	04132329ECD7.D	04/13/2023	
LDW23-SC1053B	23C0774-02	04132319ECD7.D	04/13/2023	
LDW23-SC1053A	23C0774-01	04132318ECD7.D	04/13/2023	
LDW23-SC1046B	23C0774-07	04132326ECD7.D	04/13/2023	
LDW23-SC1046A	23C0774-06	04132325ECD7.D	04/13/2023	
LDW23-SC1007A	23C0774-03	04132320ECD7.D	04/13/2023	
LCS	BLD0059-BS1	04132315ECD7.D	04/13/2023	
LDW23-SC1002A	23C0774-04	04132323ECD7.D	04/13/2023	
LDW23-SS1808	23C0774-14	04132335ECD7.D	04/13/2023	
LDW23-SC1183B	23C0774-12	04132333ECD7.D	04/13/2023	
LDW23-SC1183C	23C0774-13	04132334ECD7.D	04/13/2023	
LDW23-SC1808	23C0774-15	04132336ECD7.D	04/13/2023	
LDW23-SC1177B	23C0774-09	04132328ECD7.D	04/13/2023	
Matrix Spike	BLD0059-MS1	04132321ECD7.D	04/13/2023	
Matrix Spike Dup	BLD0059-MSD1	04132322ECD7.D	04/13/2023	
Reference	BLD0059-SRM1	04132317ECD7.D	04/13/2023	
LCS Dup	BLD0059-BSD1	04132316ECD7.D	04/13/2023	
LDW23-SC1002B	23C0774-05	04132324ECD7.D	04/13/2023	



CLEANUP BENCH SHEET

CLD0079

Matrix: Solid

Cleanup using: Organics - EPA 3665 Sulfuric Acid Cleanup - uL

Printed: 4/13/2023 11:37:23AM

Lab Number	Sample Container	Sample Name	Extract Container	Initial (uL)	Final (uL)	Analysis	Clean Up Date	Cleaned By	Cleanup Comments
23C0774-01	A	LDW23-SC1053A	A 04	2.5	2.5	8082A PCB Solid 4	4/13/2023	LMJ	
23C0774-02	A	LDW23-SC1053B	A 04	2.5	2.5	8082A PCB Solid 4	4/13/2023	LMJ	
23C0774-03	A	LDW23-SC1007A	A 04	2.5	2.5	8082A PCB Solid 4	4/13/2023	LMJ	
23C0774-04	A	LDW23-SC1002A	A 04	2.5	2.5	8082A PCB Solid 4	4/13/2023	LMJ	
23C0774-05	A	LDW23-SC1002B	A 04	2.5	2.5	8082A PCB Solid 4	4/13/2023	LMJ	
23C0774-06	A	LDW23-SC1046A	A 04	2.5	2.5	8082A PCB Solid 4	4/13/2023	LMJ	
23C0774-07	A	LDW23-SC1046B	A 04	2.5	2.5	8082A PCB Solid 4	4/13/2023	LMJ	
23C0774-08	A	LDW23-SC1177A	A 04	2.5	2.5	8082A PCB Solid 4	4/13/2023	LMJ	
23C0774-09	A	LDW23-SC1177B	A 04	2.5	2.5	8082A PCB Solid 4	4/13/2023	LMJ	
23C0774-10	A	LDW23-SC1156B	A 04	2.5	2.5	8082A PCB Solid 4	4/13/2023	LMJ	
23C0774-11	A	LDW23-SC1183A	A 04	2.5	2.5	8082A PCB Solid 4	4/13/2023	LMJ	
23C0774-12	A	LDW23-SC1183B	A 04	2.5	2.5	8082A PCB Solid 4	4/13/2023	LMJ	
23C0774-13	A	LDW23-SC1183C	A 04	2.5	2.5	8082A PCB Solid 4	4/13/2023	LMJ	
23C0774-14	A	LDW23-SS1808	A 04	2.5	2.5	8082A PCB Solid 4	4/13/2023	LMJ	
23C0774-15	A	LDW23-SC1808	A 04	2.5	2.5	8082A PCB Solid 4	4/13/2023	LMJ	
23D0008-01	A	LDW23-SS1816	A 04	2.5	2.5	8082A PCB Solid 4	4/13/2023	LMJ	
23D0008-02	A	LDW23-SC1816	A 04	2.5	2.5	8082A PCB Solid 4	4/13/2023	LMJ	
23D0008-03	A	LDW23-SS1817	A 04	2.5	2.5	8082A PCB Solid 4	4/13/2023	LMJ	
23D0008-04	A	LDW23-SC1817	A 01	2.5	2.5	8082A PCB Solid 4	4/13/2023	LMJ	
BLD0059-BS1	-	LCS	-	2.5	2.5	-	4/13/2023	LMJ	
BLD0059-BSD1	-	LCS Dup	-	2.5	2.5	-	4/13/2023	LMJ	
BLD0059-MS1	-	Matrix Spike	-	2.5	2.5	-	4/13/2023	LMJ	



CLEANUP BENCH SHEET

CLD0079

Matrix: Solid **Cleanup using: Organics - EPA 3665 Sulfuric Acid Cleanup - uL** **Printed: 4/13/2023 11:37:23AM**

Lab Number	Sample Container	Sample Name	Extract Container	Initial (uL)	Final (uL)	Analysis	Clean Up Date	Cleaned By	Cleanup Comments
BLD0059-MSD1	-	Matrix Spike Dup	-	2.5	2.5	-	4/13/2023	LMJ	
BLD0059-SRM1	-	Reference	-	2.5	2.5	-	4/13/2023	LMJ	



Form I
METHOD BLANK DATA SHEET
EPA 8082A

Blank

Laboratory:	<u>Analytical Resources, LLC</u>	SDG:	<u>23C0774</u>
Client:	<u>Anchor QEA, LLC</u>	Project:	<u>AOC5 MR Phase 1</u>
Matrix:	<u>Solid</u>	Laboratory ID:	<u>BLD0059-BLK1</u>
Sampled:	<u>N/A</u>	Prepared:	<u>04/04/23 10:38</u>
Solids:		Preparation:	<u>EPA 3546 (Microwave)</u>
Batch:	<u>BLD0059</u>	Sequence:	<u>SLD0171</u>
Instrument:	<u>ECD7</u>	Column:	<u>ZB5</u>
		File ID:	<u>04132314ECD7.D</u>
		Analyzed:	<u>04/13/23 15:41</u>
		Initial/Final:	<u>12.5 g / 2.5 mL</u>
		Calibration:	<u>GB00069</u>

CAS NO.	COMPOUND	DILUTION	CONC: (ug/kg wet)	Q	DL	RL
12674-11-2	Aroclor 1016	1	4.0	U	1.6	4.0
11104-28-2	Aroclor 1221	1	4.0	U	1.6	4.0
11141-16-5	Aroclor 1232	1	4.0	U	1.6	4.0
53469-21-9	Aroclor 1242	1	4.0	U	1.6	4.0
12672-29-6	Aroclor 1248	1	4.0	U	1.6	4.0
11097-69-1	Aroclor 1254	1	4.0	U	1.6	4.0
11096-82-5	Aroclor 1260	1	4.0	U	0.6	4.0

SURROGATES	ADDED: (ug/kg wet)	FOUND: (ug/kg wet)	% REC	QC LIMITS	Q
Decachlorobiphenyl	8.0000	6.14	76.8	40 - 126	
Tetrachlorometaxylene	8.0000	5.73	71.6	44 - 120	
Decachlorobiphenyl [2C]	8.0000	6.44	80.5	40 - 126	
Tetrachlorometaxylene [2C]	8.0000	5.31	66.4	44 - 120	

[2C] indicates second-column analyte, present if quantification on any batch samples used second column data.

Analytical Resources Inc.
Dual Column 608/8082 PCB Quantitation Report

Data file 1: /230413.b/04132314ECD7.D
Data file 2: /230413.b/230413.b/04132314ECD7.D
Method: \\target\share\chem4\ecd7.i\230413.b\PCB.m
Compound Sublist: PCB.sub
Instrument, Inj. Vol.: ecd7.i, 2ul
Quant Method: Internal Std

ARI ID: BLD0059-BLK1
Client ID:
Injection Date: 13-APR-2023 15:41
Report Date: 04/14/2023 09:01
Matrix: NONE
Dilution Factor: 1.0

SURROGATES

ZB5 Col		ZB35 Col			ZB5	ZB35	RPD	Compound/Flag	
RT	Shift	Response	RT	Shift	Response	on col			on col
5.808	-0.000	269823	5.693	-0.001	157127	28.6	26.6	7.5	Tetrachloro-m-xylene
13.896	-0.002	405522	14.122	-0.001	313538	30.7	32.2	4.7	Decachlorobiphenyl

* Indicates RPD > 40%

INTERNAL STANDARD SUMMARY

Column 1			
Standard Cpnd	Standard Area*	Sample Area	%D
Bromo-Nitrobenzene	673778	631163	-6.3
Hexabromobiphenyl	1429847	1340273	-6.3

Column 2			
Standard Cpnd	Standard Area*	Sample Area	%D
Bromo-Nitrobenzene	315256	403027	27.8
Hexabromobiphenyl	513946	639440	24.4

* Standard Areas taken from Initial Cal Level 3
Initial Calibration Date: 24-FEB-2023
<- Indicates standard response outside Limits (-50 to +100%)

ZB5 Col					ZB35 Col					
Aroclor	Peak#	RT	Shift	Area	Amount	Peak#	RT	Shift	Area	Amount
Aroclor-1016	1	---			0.0	1	---			0.0
Aroclor-1016	2	---			0.0	2	---			0.0
Aroclor-1016	3	---			0.0	3	---			0.0
Aroclor-1016	4	---			0.0	4	---			0.0
CollAve: <3 Quant Peaks						Col2Ave: <3 Quant Peaks				
Aroclor-1221	1	---			0.0	1	---			0.0
Aroclor-1221	2	---			0.0	2	---			0.0
Aroclor-1221	3	---			0.0	3	---			0.0
CollAve: <3 Quant Peaks						Col2Ave: <3 Quant Peaks				
Aroclor-1232	1	---			0.0	1	---			0.0
Aroclor-1232	2	---			0.0	2	---			0.0
Aroclor-1232	3	---			0.0	3	---			0.0
Aroclor-1232	4	---			0.0	4	---			0.0
CollAve: <3 Quant Peaks						Col2Ave: <3 Quant Peaks				
Aroclor-1242	1	---			0.0	1	---			0.0
Aroclor-1242	2	---			0.0	2	---			0.0
Aroclor-1242	3	---			0.0	3	---			0.0
Aroclor-1242	4	---			0.0	4	---			0.0
CollAve: <3 Quant Peaks						Col2Ave: <3 Quant Peaks				
Aroclor-1248	1	---			0.0	1	---			0.0
Aroclor-1248	2	---			0.0	2	---			0.0
Aroclor-1248	3	---			0.0	3	---			0.0
Aroclor-1248	4	---			0.0	4	---			0.0
CollAve: <3 Quant Peaks						Col2Ave: <3 Quant Peaks				
Aroclor-1254	1	---			0.0	1	---			0.0
Aroclor-1254	2	---			0.0	2	---			0.0
Aroclor-1254	3	---			0.0	3	---			0.0
Aroclor-1254	4	---			0.0	4	---			0.0
Aroclor-1254	5	---			0.0	5	---			0.0
CollAve: <3 Quant Peaks						Col2Ave: <3 Quant Peaks				
Aroclor-1260	1	---			0.0	1	---			0.0
Aroclor-1260	2	---			0.0	2	---			0.0
Aroclor-1260	3	---			0.0	3	---			0.0
Aroclor-1260	4	---			0.0	4	---			0.0
Aroclor-1260	5	---			0.0	NS	---			----
CollAve: <3 Quant Peaks						Col2Ave: <3 Quant Peaks				
Aroclor-1262	1	---			0.0	1	---			0.0
Aroclor-1262	2	---			0.0	2	---			0.0
Aroclor-1262	3	---			0.0	3	---			0.0
Aroclor-1262	4	---			0.0	4	---			0.0
CollAve: <3 Quant Peaks						Col2Ave: <3 Quant Peaks				
Aroclor-1268	1	---			0.0	1	---			0.0
Aroclor-1268	2	---			0.0	2	---			0.0
Aroclor-1268	3	---			0.0	3	---			0.0
Aroclor-1268	4	---			0.0	4	---			0.0
CollAve: <3 Quant Peaks						Col2Ave: <3 Quant Peaks				

Total PCB Area Coll (5.908 - 13.798) = 475978

Coll Total PCB = 0.1 ppm*

Total PCB Area Col2 (5.794 - 14.023) = 242240 Col2 Total PCB = 0.1 ppm*

* Quantitated against AR1660 0.25ppm in Ical

PCB-Form 10 Mod.

Analytical Resources Inc.
Dual Column 608/8082 PCB Quantitation Report

Data file 1: /230413.b/04132315ECD7.D
Data file 2: /230413.b/230413.b/04132315ECD7.D
Method: \\target\share\chem4\ecd7.i\230413.b\PCB.m
Compound Sublist: PCB.sub
Instrument, Inj. Vol.: ecd7.i, 2ul
Quant Method: Internal Std

ARI ID: BLD0059-BS1
Client ID:
Injection Date: 13-APR-2023 16:02
Report Date: 04/14/2023 09:01
Matrix: NONE
Dilution Factor: 1.0

SURROGATES

RT	ZB5 Col Shift	ZB5 Col Response	RT	ZB35 Col Shift	ZB35 Col Response	ZB5 on col	ZB35 on col	RPD	Compound/Flag
5.809	0.000	320262	5.694	-0.000	181750	33.7	30.1	11.4	Tetrachloro-m-xylene
13.896	-0.002	489920	14.123	-0.001	385391	35.8	38.8	8.0	Decachlorobiphenyl

* Indicates RPD > 40%

INTERNAL STANDARD SUMMARY

Standard Cpnd	Column 1		
	Standard Area*	Sample Area	%D
Bromo-Nitrobenzene	673778	635689	-5.7
Hexabromobiphenyl	1429847	1388918	-2.9

Standard Cpnd	Column 2		
	Standard Area*	Sample Area	%D
Bromo-Nitrobenzene	315256	411440	30.5
Hexabromobiphenyl	513946	651932	26.8

* Standard Areas taken from Initial Cal Level 3
Initial Calibration Date: 24-FEB-2023
<- Indicates standard response outside Limits (-50 to +100%)

ZB5 Col					ZB35 Col					
Aroclor	Peak#	RT	Shift	Area	Amount	Peak#	RT	Shift	Area	Amount
Aroclor-1016	1	7.272	-0.002	98788	409.2	1	7.259	-0.002	81513	338.4
Aroclor-1016	2	7.665	-0.011	303854	412.8	2	7.875	-0.015	187051	383.0
Aroclor-1016	3	7.799	-0.005	151016	420.3	3	8.073	-0.023	92395	418.8
Aroclor-1016	4	8.411	-0.005	94660	407.5	4	8.316	-0.005	66537	384.5
Total CollAve (4 peaks):				412.5		Total Col2Ave (4 peaks):				381.2 RPD = 8
Corrected Ave (3 peaks):				409.8		Corrected Ave (3 peaks):				368.6 RPD = 11
Aroclor-1221	1	4.730	-0.001	375	6.6	1	---			0.0
Aroclor-1221	2	6.132	-0.000	12398	121.8	2	6.305	0.008	7996	108.5
Aroclor-1221	3	6.385	0.002	57922	245.0	3	6.630	0.008	36622	305.2
Total CollAve (3 peaks):				124.5		Col2Ave: <3 Quant Peaks				
Aroclor-1232	1	4.730	-0.001	375	11.0	1	---			0.0
Aroclor-1232	2	6.132	0.001	12398	183.6	2	7.259	0.005	81513	779.2
Aroclor-1232	3	7.665	0.010	303854	993.8	3	7.875	0.015	187051	894.3
Aroclor-1232	4	8.589	0.008	123645	951.5	4	8.723	0.008	59197	983.4
Total CollAve (4 peaks):				535.0		Total Col2Ave (3 peaks):				885.6 RPD = 49*
Corrected Ave (3 peaks):				382.0		Corrected Ave: < 3 Peaks				
Aroclor-1242	1	7.272	0.001	98788	501.5	1	7.259	-0.004	81513	426.4
Aroclor-1242	2	7.665	0.010	303854	507.9	2	7.875	-0.027	187051	465.5
Aroclor-1242	3	8.411	0.006	94660	508.5	3	9.181	-0.025	12869	102.9
Aroclor-1242	4	8.589	0.009	123645	449.4	4	9.603	-0.037	4352	28.6
Total CollAve (4 peaks):				491.8		Total Col2Ave (4 peaks):				255.8 RPD = 63*
Corrected Ave (3 peaks):				486.2		Corrected Ave (3 peaks):				186.0 RPD = 89*
Aroclor-1248	1	8.411	-0.005	94660	305.2	1	8.316	-0.005	66537	338.7
Aroclor-1248	2	8.589	-0.008	123645	313.6	2	8.723	-0.003	59197	291.4
Aroclor-1248	3	8.999	-0.000	132041	177.5	3	9.181	-0.014	12869	55.1
Aroclor-1248	4	9.309	0.000	115118	304.0	4	9.603	-0.022	4352	15.5
Total CollAve (4 peaks):				275.1		Total Col2Ave (4 peaks):				175.2 RPD = 44*
Corrected Ave (3 peaks):				262.2		Corrected Ave (3 peaks):				120.7 RPD = 74*
Aroclor-1254	1	9.309	0.000	115118	180.3	1	9.461	-0.005	58622	187.5
Aroclor-1254	2	---			0.0	2	9.983	-0.004	12526	49.8
Aroclor-1254	3	9.679	-0.003	19940	48.6	3	10.155	0.011	121752	223.7
Aroclor-1254	4	9.820	-0.003	60257	75.5	4	10.378	-0.015	160698	302.8
Aroclor-1254	5	10.126	-0.074	297385	594.6	5	10.578	-0.008	220321	681.9
Total CollAve (4 peaks):				224.8		Total Col2Ave (5 peaks):				289.1 RPD = 25
Corrected Ave (3 peaks):				101.5		Corrected Ave (4 peaks):				190.9 RPD = 61*
Aroclor-1260	1	11.050	-0.005	248241	496.8	1	11.660	-0.003	167286	436.4
Aroclor-1260	2	11.368	-0.004	257066	492.4	2	11.926	-0.004	430990	440.5
Aroclor-1260	3	11.743	-0.007	651869	470.8	3	12.442	-0.002	106503	410.2
Aroclor-1260	4	12.148	-0.009	332217	476.5	4	12.509	-0.005	280160	424.8
Aroclor-1260	5	12.250	-0.004	139614	465.2	NS	---			----
Total CollAve (5 peaks):				480.3		Total Col2Ave (4 peaks):				428.0 RPD = 12
Corrected Ave (4 peaks):				476.2		Corrected Ave (3 peaks):				423.8 RPD = 12
Aroclor-1262	1	10.837	0.008	478146	1122.2	1	11.206	0.006	162493	291.9
Aroclor-1262	2	12.250	0.006	139614	201.4	2	11.660	0.008	167286	352.8
Aroclor-1262	3	12.324	0.005	169518	227.4	3	12.442	0.009	106503	198.0
Aroclor-1262	4	12.993	0.005	147024	215.8	4	12.509	0.007	280160	332.5
Total CollAve (4 peaks):				441.7		Total Col2Ave (4 peaks):				293.8 RPD = 40*
Corrected Ave (3 peaks):				214.9		Corrected Ave (3 peaks):				274.1 RPD = 24
Aroclor-1268	1	12.250	0.004	139614	78.5	1	12.442	0.010	106503	81.1
Aroclor-1268	2	12.324	0.007	169518	96.2	2	12.509	0.009	280160	198.5
Aroclor-1268	3	12.724	0.025	190793	126.5	3	12.895	0.004	7792	6.5
Aroclor-1268	4	13.492	0.002	40051	8.1	4	13.713	0.004	32843	8.5
Total CollAve (4 peaks):				77.3		Total Col2Ave (4 peaks):				73.7 RPD = 5
Corrected Ave (3 peaks):				60.9		Corrected Ave (3 peaks):				32.0 RPD = 62*

Total PCB Area Col1 (5.908 - 13.798) = 6694520 Col1 Total PCB = 0.9 ppm*

Total PCB Area Col2 (5.794 - 14.023) = 3939632 Col2 Total PCB = 0.8 ppm*

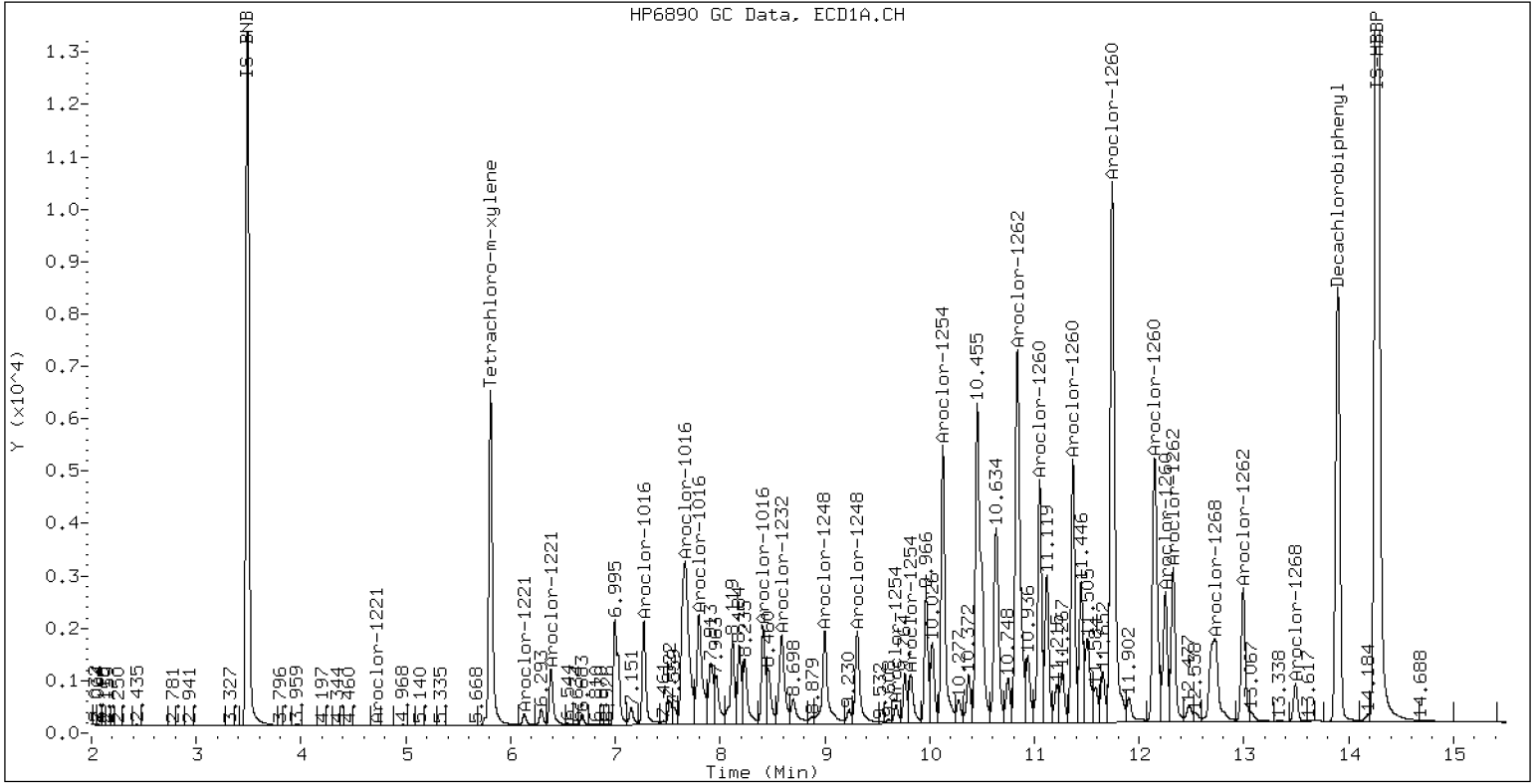
* Quantitated against AR1660 0.25ppm in Ical

PCB-Form 10 Mod.

PCB Dual Column Chromatograms

ECD7-ZB5 BLD0059-BS1

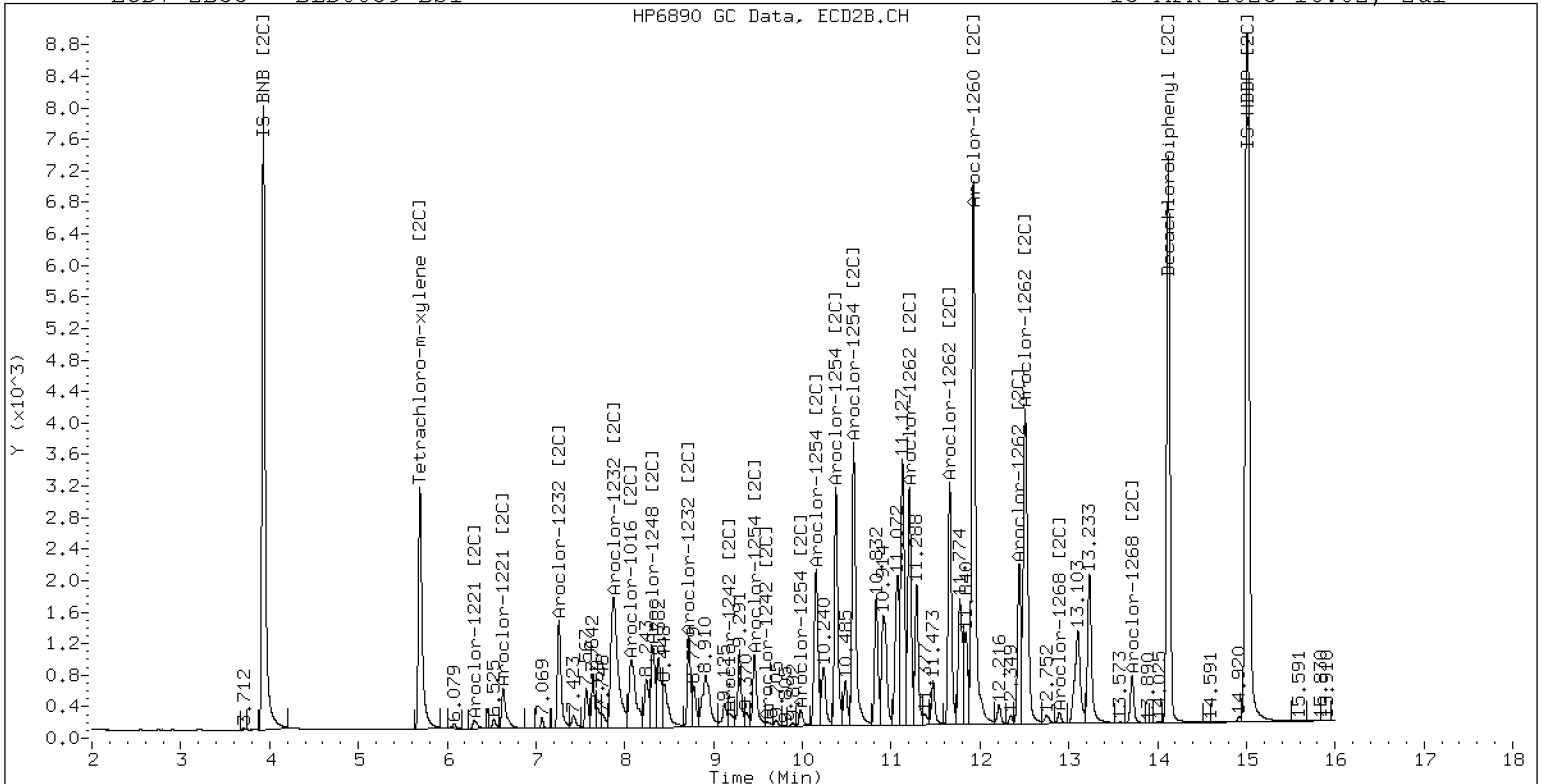
13-APR-2023 16:02, 2u1



ZB-5 Manual Integration: NO

ECD7-ZB35 BLD0059-BS1

13-APR-2023 16:02, 2u1



ZB-35 Manual Integration: NO

Analytical Resources Inc.
Dual Column 608/8082 PCB Quantitation Report

Data file 1: /230413.b/04132316ECD7.D
Data file 2: /230413.b/230413.b/04132316ECD7.D
Method: \\target\share\chem4\ecd7.i\230413.b\PCB.m
Compound Sublist: PCB.sub
Instrument, Inj. Vol.: ecd7.i, 2ul
Quant Method: Internal Std

ARI ID: BLD0059-BSD1
Client ID:
Injection Date: 13-APR-2023 16:23
Report Date: 04/14/2023 09:01
Matrix: NONE
Dilution Factor: 1.0

SURROGATES

RT	ZB5 Col Shift	Response	RT	ZB35 Col Shift	Response	ZB5 on col	ZB35 on col	RPD	Compound/Flag
5.808	-0.000	317970	5.694	-0.000	181693	34.4	31.0	10.4	Tetrachloro-m-xylene
13.897	-0.002	480353	14.123	-0.001	372120	34.2	37.3	8.6	Decachlorobiphenyl

* Indicates RPD > 40%

INTERNAL STANDARD SUMMARY

Standard Cpnd	Column 1		
	Standard Area*	Sample Area	%D
Bromo-Nitrobenzene	673778	619880	-8.0
Hexabromobiphenyl	1429847	1427165	-0.2

Standard Cpnd	Column 2		
	Standard Area*	Sample Area	%D
Bromo-Nitrobenzene	315256	400063	26.9
Hexabromobiphenyl	513946	655989	27.6

* Standard Areas taken from Initial Cal Level 3
Initial Calibration Date: 24-FEB-2023
<- Indicates standard response outside Limits (-50 to +100%)

ZB5 Col					ZB35 Col					
Aroclor	Peak#	RT	Shift	Area	Amount	Peak#	RT	Shift	Area	Amount
Aroclor-1016	1	7.271	-0.003	91730	389.6	1	7.259	-0.002	81108	346.3
Aroclor-1016	2	7.664	-0.012	298724	416.2	2	7.872	-0.018	185960	391.6
Aroclor-1016	3	7.799	-0.005	147333	420.5	3	8.071	-0.024	91147	424.9
Aroclor-1016	4	8.411	-0.005	93446	412.6	4	8.316	-0.005	65729	390.6
Total CollAve (4 peaks):				409.7		Total Col2Ave (4 peaks):				388.4 RPD = 5
Corrected Ave (3 peaks):				406.1		Corrected Ave (3 peaks):				376.2 RPD = 8
Aroclor-1221	1	4.729	-0.002	498	9.0	1	---			0.0
Aroclor-1221	2	6.131	-0.001	11390	114.7	2	6.303	0.007	8140	113.6
Aroclor-1221	3	6.384	0.002	56470	245.0	3	6.630	0.008	36537	313.1
Total CollAve (3 peaks):				122.9		Col2Ave: <3 Quant Peaks				
Aroclor-1232	1	4.729	-0.002	498	15.0	1	---			0.0
Aroclor-1232	2	6.131	-0.000	11390	172.9	2	7.259	0.005	81108	797.4
Aroclor-1232	3	7.664	0.008	298724	1002.0	3	7.872	0.012	185960	914.3
Aroclor-1232	4	8.588	0.007	120744	952.9	4	8.722	0.007	58188	994.1
Total CollAve (4 peaks):				535.7		Total Col2Ave (3 peaks):				901.9 RPD = 51*
Corrected Ave (3 peaks):				380.3		Corrected Ave: < 3 Peaks				
Aroclor-1242	1	7.271	0.001	91730	477.5	1	7.259	-0.004	81108	436.4
Aroclor-1242	2	7.664	0.008	298724	512.1	2	7.872	-0.030	185960	475.9
Aroclor-1242	3	8.411	0.005	93446	514.8	3	9.183	-0.024	11983	98.6
Aroclor-1242	4	8.588	0.009	120744	450.0	4	9.604	-0.036	4465	30.1
Total CollAve (4 peaks):				488.6		Total Col2Ave (4 peaks):				260.2 RPD = 61*
Corrected Ave (3 peaks):				479.9		Corrected Ave (3 peaks):				188.4 RPD = 87*
Aroclor-1248	1	8.411	-0.006	93446	309.0	1	8.316	-0.005	65729	344.1
Aroclor-1248	2	8.588	-0.009	120744	314.1	2	8.722	-0.004	58188	294.6
Aroclor-1248	3	8.999	0.000	127742	176.1	3	9.183	-0.013	11983	52.7
Aroclor-1248	4	9.309	0.000	108583	294.1	4	9.604	-0.022	4465	16.4
Total CollAve (4 peaks):				273.3		Total Col2Ave (4 peaks):				177.0 RPD = 43*
Corrected Ave (3 peaks):				259.7		Corrected Ave (3 peaks):				121.2 RPD = 73*
Aroclor-1254	1	9.309	0.001	108583	174.4	1	9.461	-0.005	56239	185.0
Aroclor-1254	2	---			0.0	2	9.983	-0.003	12089	49.4
Aroclor-1254	3	9.679	-0.003	19010	47.5	3	10.155	0.011	117165	221.4
Aroclor-1254	4	9.820	-0.003	58211	74.8	4	10.379	-0.014	155252	300.9
Aroclor-1254	5	10.128	-0.072	285583	585.6	5	10.578	-0.008	212727	677.2
Total CollAve (4 peaks):				220.6		Total Col2Ave (5 peaks):				286.8 RPD = 26
Corrected Ave (3 peaks):				98.9		Corrected Ave (4 peaks):				189.2 RPD = 63*
Aroclor-1260	1	11.051	-0.004	238244	464.1	1	11.661	-0.002	161155	417.8
Aroclor-1260	2	11.368	-0.004	247596	461.6	2	11.927	-0.004	417989	424.6
Aroclor-1260	3	11.744	-0.006	634734	446.1	3	12.444	-0.001	103196	395.0
Aroclor-1260	4	12.150	-0.007	320645	447.6	4	12.512	-0.002	277969	418.9
Aroclor-1260	5	12.250	-0.003	135490	439.4	NS	---			----
Total CollAve (5 peaks):				451.7		Total Col2Ave (4 peaks):				414.1 RPD = 9
Corrected Ave (4 peaks):				448.7		Corrected Ave (3 peaks):				410.6 RPD = 9
Aroclor-1262	1	10.838	0.009	460647	1052.2	1	11.208	0.008	156401	279.2
Aroclor-1262	2	12.250	0.007	135490	190.2	2	11.661	0.009	161155	337.8
Aroclor-1262	3	12.326	0.007	165383	215.9	3	12.444	0.010	103196	190.7
Aroclor-1262	4	12.995	0.008	154096	220.2	4	12.512	0.010	277969	327.8
Total CollAve (4 peaks):				419.6		Total Col2Ave (4 peaks):				283.9 RPD = 39
Corrected Ave (3 peaks):				208.8		Corrected Ave (3 peaks):				265.9 RPD = 24
Aroclor-1268	1	12.250	0.004	135490	74.1	1	12.444	0.012	103196	78.1
Aroclor-1268	2	12.326	0.009	165383	91.3	2	12.512	0.012	277969	195.7
Aroclor-1268	3	12.731	0.032	111477	71.9	3	12.896	0.004	7982	6.6
Aroclor-1268	4	13.494	0.004	43616	8.5	4	13.714	0.005	31768	8.2
Total CollAve (4 peaks):				61.5		Total Col2Ave (4 peaks):				72.2 RPD = 16
Corrected Ave (3 peaks):				51.5		Corrected Ave (3 peaks):				31.0 RPD = 50*

Total PCB Area Col1 (5.908 - 13.798) = 6402126 Col1 Total PCB = 0.9 ppm*

Total PCB Area Col2 (5.794 - 14.023) = 3797602 Col2 Total PCB = 0.8 ppm*

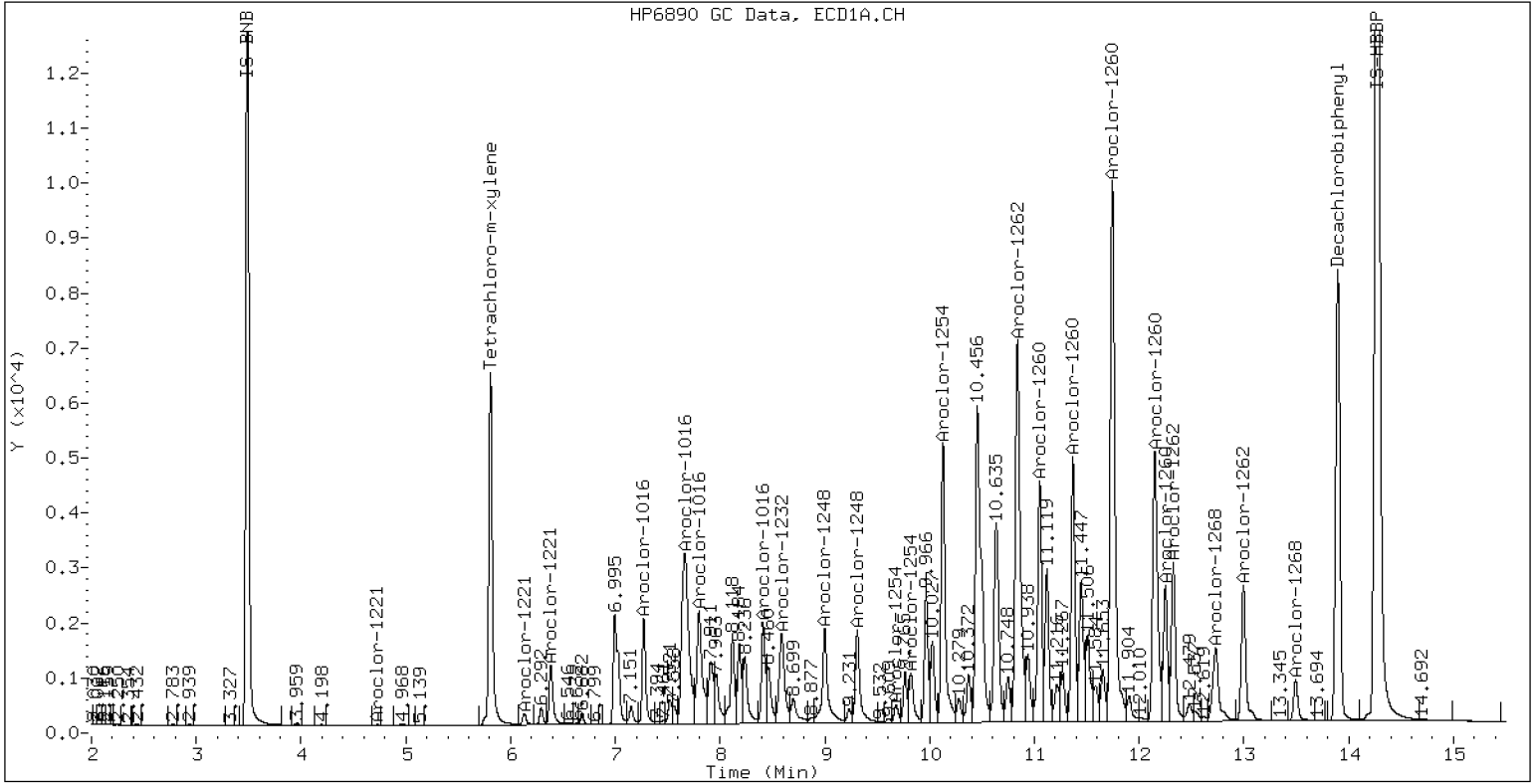
* Quantitated against AR1660 0.25ppm in Ical

PCB-Form 10 Mod.

PCB Dual Column Chromatograms

ECD7-ZB5 BLD0059-BSD1

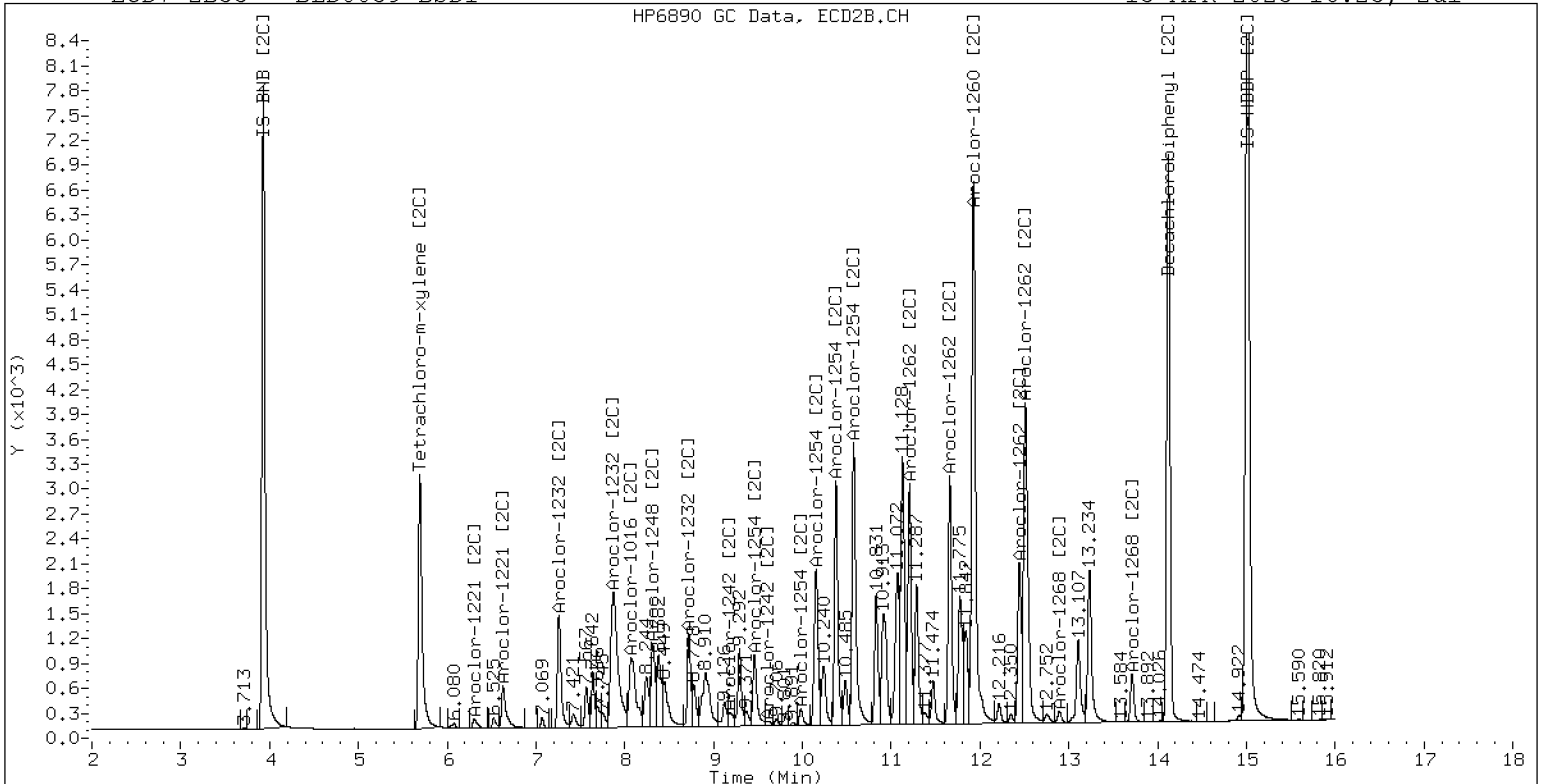
13-APR-2023 16:23, 2u1



ZB-5 Manual Integration: NO

ECD7-ZB35 BLD0059-BSD1

13-APR-2023 16:23, 2u1



ZB-35 Manual Integration: NO

Analytical Resources Inc.
Dual Column 608/8082 PCB Quantitation Report

Data file 1: /230413.b/04132321ECD7.D
Data file 2: /230413.b/230413.b/04132321ECD7.D
Method: \\target\share\chem4\ecd7.i\230413.b\PCB.m
Compound Sublist: PCB.sub
Instrument, Inj. Vol.: ecd7.i, 2ul
Quant Method: Internal Std

ARI ID: BLD0059-MS1
Client ID:
Injection Date: 13-APR-2023 18:06
Report Date: 04/14/2023 09:01
Matrix: NONE
Dilution Factor: 1.0

SURROGATES

ZB5 Col		ZB35 Col			ZB5	ZB35	RPD	Compound/Flag	
RT	Shift	Response	RT	Shift	Response	on col			on col
5.804	-0.004	212132	5.687	-0.007	145855	26.1	27.7	6.2	Tetrachloro-m-xylene
13.884	-0.014	152694	14.111	-0.013	179718	34.9	32.1	8.4	Decachlorobiphenyl

* Indicates RPD > 40%

INTERNAL STANDARD SUMMARY

Column 1			
Standard Cpnd	Standard Area*	Sample Area	%D
Bromo-Nitrobenzene	673778	544589	-19.2
Hexabromobiphenyl	1429847	444159	-68.9 <-

Column 2			
Standard Cpnd	Standard Area*	Sample Area	%D
Bromo-Nitrobenzene	315256	358320	13.7
Hexabromobiphenyl	513946	367860	-28.4

* Standard Areas taken from Initial Cal Level 3
Initial Calibration Date: 24-FEB-2023
<- Indicates standard response outside Limits (-50 to +100%)

ZB5 Col					ZB35 Col					
Aroclor	Peak#	RT	Shift	Area	Amount	Peak#	RT	Shift	Area	Amount
Aroclor-1016	1	7.265	-0.010	70446	340.6	1	7.252	-0.009	71605	341.4
Aroclor-1016	2	7.697	0.021	12819	20.3	2	7.848	-0.042	153698	361.3
Aroclor-1016	3	7.782	-0.022	78210	254.1	3	8.047	-0.048	59930	311.9
Aroclor-1016	4	8.397	-0.020	70078	352.2	4	8.301	-0.019	53544	355.2
Total CollAve (4 peaks):				241.8		Total Col2Ave (4 peaks):				342.5 RPD = 34
Corrected Ave (3 peaks):				205.0		Corrected Ave (3 peaks):				336.2 RPD = 48*
Aroclor-1221	1	4.727	-0.004	831	17.0	1	4.945	-0.011	1375	40.5
Aroclor-1221	2	6.127	-0.005	8606	98.7	2	6.298	0.002	5903	91.9
Aroclor-1221	3	6.379	-0.004	42137	208.1	3	6.621	-0.001	33760	323.0
Total CollAve (3 peaks):				107.9		Total Col2Ave (3 peaks):				151.8 RPD = 34
Corrected Ave: < 3 Peaks						Corrected Ave: < 3 Peaks				
Aroclor-1232	1	4.727	-0.003	831	28.5	1	4.945	-0.011	1375	75.0
Aroclor-1232	2	6.127	-0.004	8606	148.7	2	7.252	-0.002	71605	786.0
Aroclor-1232	3	7.644	-0.012	213058	813.4	3	7.848	-0.013	153698	843.7
Aroclor-1232	4	8.566	-0.015	73732	662.3	4	8.707	-0.008	51189	976.4
Total CollAve (4 peaks):				413.2		Total Col2Ave (4 peaks):				670.3 RPD = 47*
Corrected Ave (3 peaks):				279.8		Corrected Ave (3 peaks):				568.2 RPD = 68*
Aroclor-1242	1	7.265	-0.006	70446	417.4	1	7.252	-0.011	71605	430.1
Aroclor-1242	2	7.644	-0.012	213058	415.7	2	7.848	-0.055	153698	439.2
Aroclor-1242	3	8.397	-0.009	70078	439.5	3	9.143	-0.064	36967	339.5
Aroclor-1242	4	8.566	-0.013	73732	312.8	4	9.534	-0.106	46972	354.0
Total CollAve (4 peaks):				396.3		Total Col2Ave (4 peaks):				390.7 RPD = 1
Corrected Ave (3 peaks):				382.0		Corrected Ave (3 peaks):				374.5 RPD = 2
Aroclor-1248	1	8.397	-0.020	70078	263.7	1	8.301	-0.019	53544	313.0
Aroclor-1248	2	8.566	-0.031	73732	218.3	2	8.707	-0.019	51189	289.4
Aroclor-1248	3	8.984	-0.015	96056	150.8	3	9.219	0.024	25598	125.7
Aroclor-1248	4	9.286	-0.022	105852	326.3	4	9.688	0.063	13722	56.1
Total CollAve (4 peaks):				239.8		Total Col2Ave (4 peaks):				196.1 RPD = 20
Corrected Ave (3 peaks):				210.9		Corrected Ave (3 peaks):				157.1 RPD = 29
Aroclor-1254	1	9.286	-0.022	105852	193.6	1	9.439	-0.027	71150	261.2
Aroclor-1254	2	9.361	-0.029	35278	143.4	2	9.957	-0.030	29242	133.5
Aroclor-1254	3	9.658	-0.025	63121	179.5	3	10.108	-0.036	136969	288.9
Aroclor-1254	4	9.787	-0.036	135872	198.8	4	10.359	-0.035	177427	383.9
Aroclor-1254	5	10.110	-0.090	225514	526.3	5	10.554	-0.031	173864	617.9
Total CollAve (5 peaks):				248.3		Total Col2Ave (5 peaks):				337.1 RPD = 30
Corrected Ave (4 peaks):				178.8		Corrected Ave (4 peaks):				266.9 RPD = 40
Aroclor-1260	1	11.032	-0.022	118999	744.8	1	11.643	-0.020	113605	525.2
Aroclor-1260	2	11.347	-0.025	101802	609.8	2	11.904	-0.027	271889	492.5
Aroclor-1260	3	11.718	-0.031	283783	640.9	3	12.423	-0.021	87858	599.7
Aroclor-1260	4	12.118	-0.038	147037	659.5	4	12.487	-0.027	179547	482.5
Aroclor-1260	5	12.232	-0.022	61753	643.4	NS	---			----
Total CollAve (5 peaks):				659.7		Total Col2Ave (4 peaks):				525.0 RPD = 23
Corrected Ave (4 peaks):				638.4		Corrected Ave (3 peaks):				500.1 RPD = 24
Aroclor-1262	1	10.807	-0.022	286843	2105.2	1	11.189	-0.011	100506	320.0
Aroclor-1262	2	12.232	-0.012	61753	278.5	2	11.643	-0.009	113605	424.7
Aroclor-1262	3	12.307	-0.012	74960	314.5	3	12.423	-0.011	87858	289.5
Aroclor-1262	4	12.972	-0.015	68943	316.5	4	12.487	-0.015	179547	377.6
Total CollAve (4 peaks):				753.7		Total Col2Ave (4 peaks):				352.9 RPD = 72*
Corrected Ave (3 peaks):				303.2		Corrected Ave (3 peaks):				329.0 RPD = 8
Aroclor-1268	1	12.232	-0.014	61753	108.5	1	12.423	-0.009	87858	118.6
Aroclor-1268	2	12.307	-0.010	74960	133.0	2	12.487	-0.013	179547	225.5
Aroclor-1268	3	12.707	0.007	51257	106.3	3	12.882	-0.009	6506	9.6
Aroclor-1268	4	13.477	-0.013	22653	14.3	4	13.697	-0.012	26897	12.4
Total CollAve (4 peaks):				90.5		Total Col2Ave (4 peaks):				91.5 RPD = 1

Corrected Ave (3 peaks): 76.4 Corrected Ave (3 peaks): 46.9 RPD = 48*

Total PCB Area Col1 (5.908 - 13.798) = 4190316 Col1 Total PCB = 0.6 ppm*

Total PCB Area Col2 (5.794 - 14.023) = 3379122 Col2 Total PCB = 0.8 ppm*

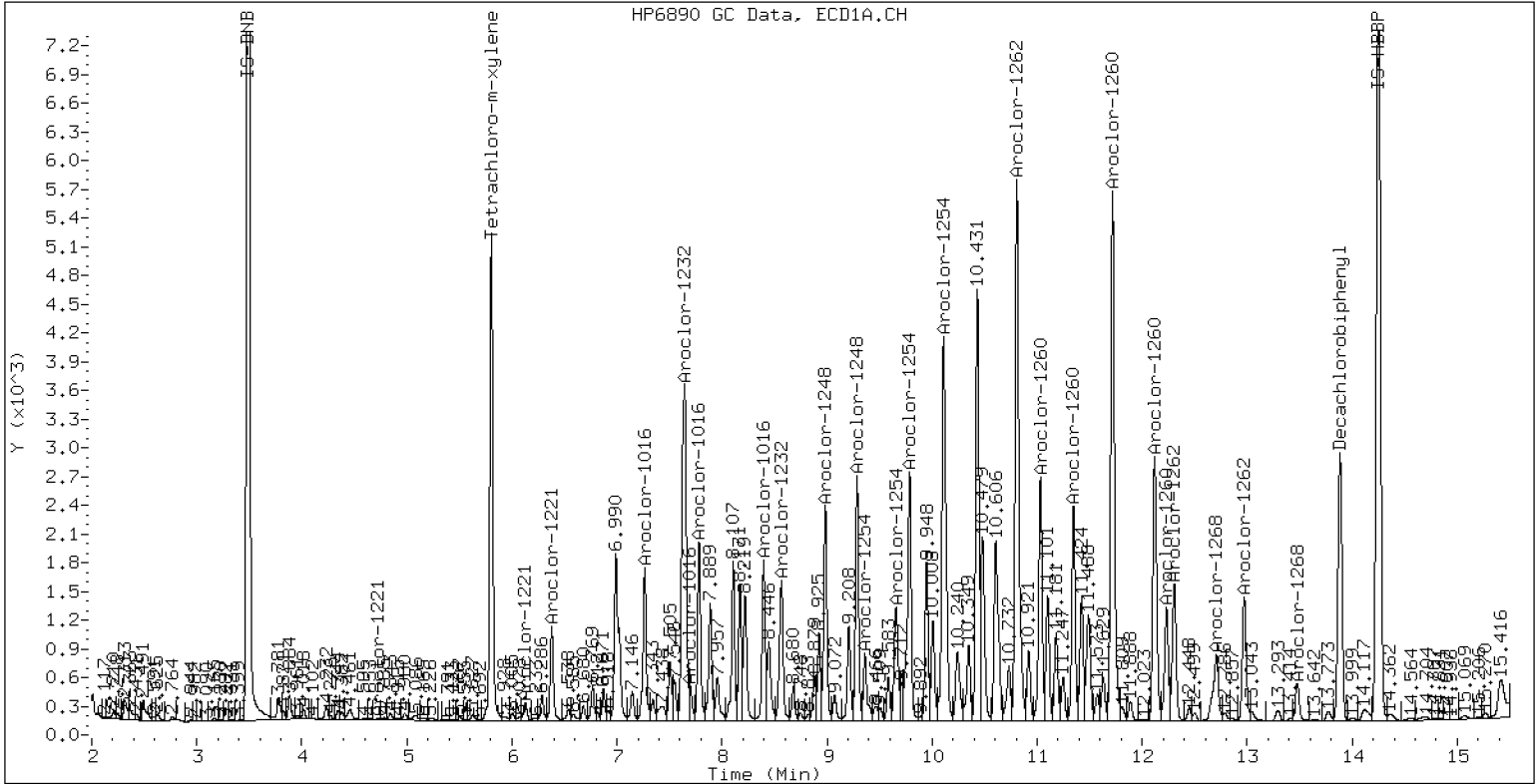
* Quantitated against AR1660 0.25ppm in Ical

PCB-Form 10 Mod.

PCB Dual Column Chromatograms

ECD7-ZB5 BLD0059-MS1

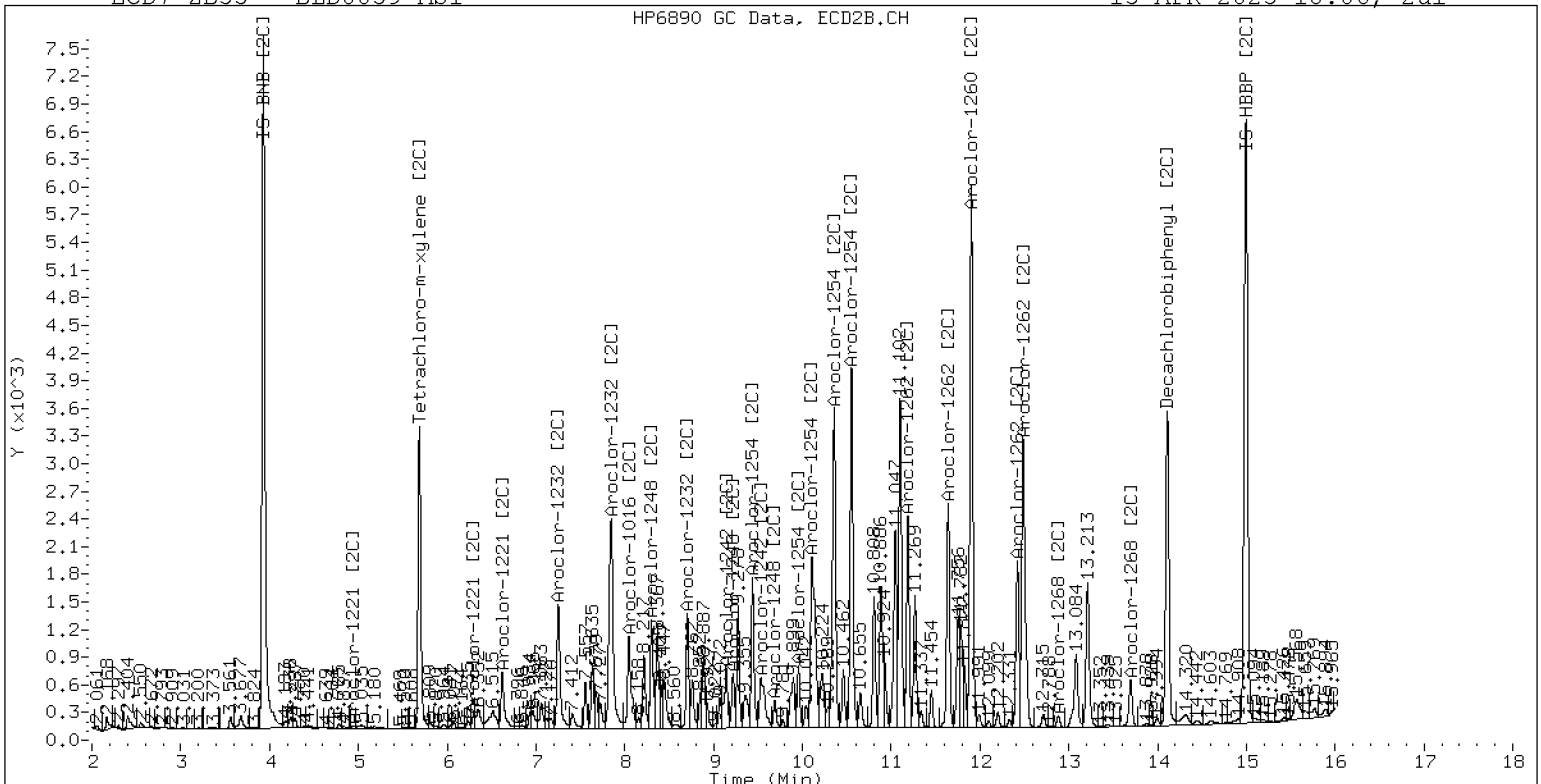
13-APR-2023 18:06, 2u1



ZB-5 Manual Integration: YES

ECD7-ZB35 BLD0059-MS1

13-APR-2023 18:06, 2u1



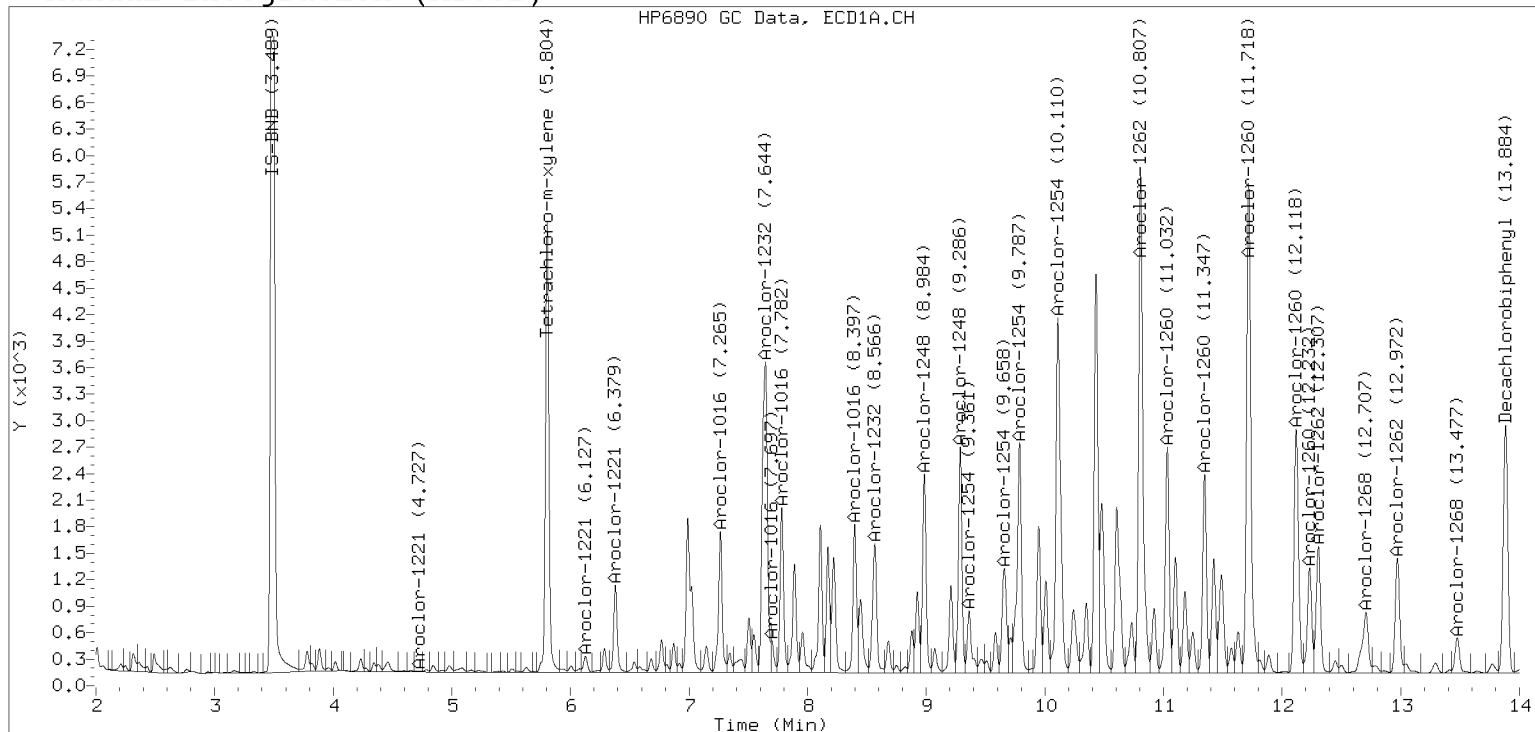
ZB-35 Manual Integration: NO

Manual Peak Adjustment, ZB-5

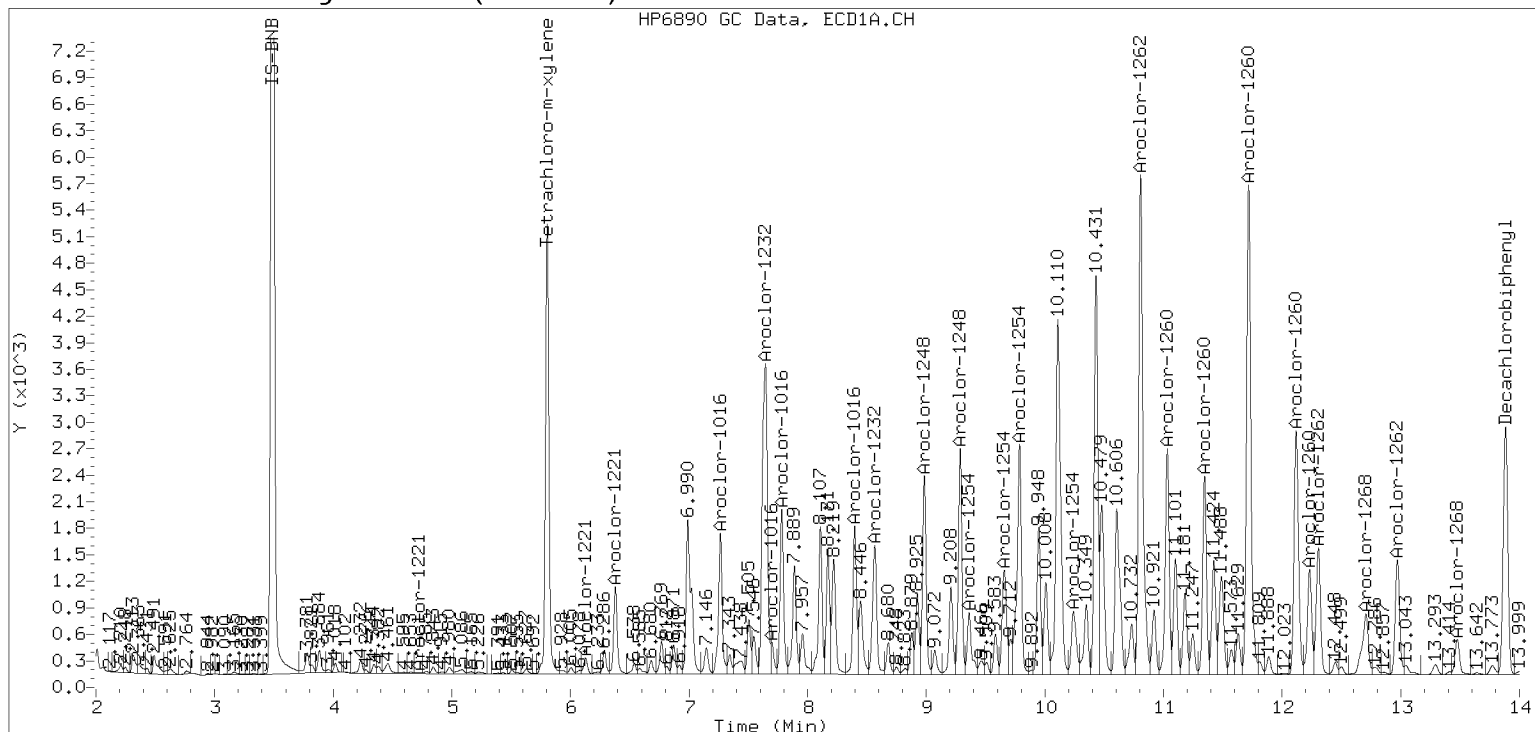
Datafile: ecd7.i/230413.b/04132321ECD7.D

Injection Date: 13-APR-2023 18:06

Manual Integration (After)



Processed Integration (Before)



Analytical Resources Inc.
Dual Column 608/8082 PCB Quantitation Report

Data file 1: /230413.b/04132322ECD7.D
Data file 2: /230413.b/230413.b/04132322ECD7.D
Method: \\target\share\chem4\ecd7.i\230413.b\PCB.m
Compound Sublist: PCB.sub
Instrument, Inj. Vol.: ecd7.i, 2ul
Quant Method: Internal Std

ARI ID: BLD0059-MSD1
Client ID:
Injection Date: 13-APR-2023 18:27
Report Date: 04/14/2023 09:01
Matrix: NONE
Dilution Factor: 1.0

SURROGATES

RT	ZB5 Col Shift	ZB5 Col Response	RT	ZB35 Col Shift	ZB35 Col Response	ZB5 on col	ZB35 on col	RPD	Compound/Flag
5.804	-0.004	211896	5.687	-0.007	146194	26.0	28.7	9.7	Tetrachloro-m-xylene
13.883	-0.015	152731	14.112	-0.012	180280	34.9	32.2	7.9	Decachlorobiphenyl

* Indicates RPD > 40%

INTERNAL STANDARD SUMMARY

Standard Cpnd	Column 1		
	Standard Area*	Sample Area	%D
Bromo-Nitrobenzene	673778	545281	-19.1
Hexabromobiphenyl	1429847	444908	-68.9 <-

Standard Cpnd	Column 2		
	Standard Area*	Sample Area	%D
Bromo-Nitrobenzene	315256	347357	10.2
Hexabromobiphenyl	513946	367377	-28.5

* Standard Areas taken from Initial Cal Level 3
Initial Calibration Date: 24-FEB-2023
<- Indicates standard response outside Limits (-50 to +100%)

ZB5 Col					ZB35 Col					
Aroclor	Peak#	RT	Shift	Area	Amount	Peak#	RT	Shift	Area	Amount
Aroclor-1016	1	7.265	-0.009	71315	344.3	1	7.252	-0.009	72976	358.9
Aroclor-1016	2	7.644	-0.033	225564	357.3	2	7.848	-0.042	154413	374.5
Aroclor-1016	3	7.782	-0.022	78375	254.3	3	8.047	-0.049	60415	324.4
Aroclor-1016	4	8.397	-0.019	70673	354.7	4	8.301	-0.019	53566	366.6
Total CollAve (4 peaks):				327.7		Total Col2Ave (4 peaks):				356.1 RPD = 8
Corrected Ave (3 peaks):				317.8		Corrected Ave (3 peaks):				350.0 RPD = 10
Aroclor-1221	1	4.728	-0.002	1251	25.6	1	4.945	-0.011	1839	55.9
Aroclor-1221	2	6.127	-0.005	9293	106.4	2	6.298	0.001	6130	98.5
Aroclor-1221	3	6.378	-0.004	43239	213.2	3	6.620	-0.002	34676	342.3
Total CollAve (3 peaks):				115.1		Total Col2Ave (3 peaks):				165.6 RPD = 36
Corrected Ave: < 3 Peaks						Corrected Ave: < 3 Peaks				
Aroclor-1232	1	4.728	-0.002	1251	42.8	1	4.945	-0.011	1839	103.5
Aroclor-1232	2	6.127	-0.004	9293	160.4	2	7.252	-0.002	72976	826.3
Aroclor-1232	3	7.644	-0.012	225564	860.1	3	7.848	-0.012	154413	874.4
Aroclor-1232	4	8.567	-0.014	74317	666.7	4	8.707	-0.008	51238	1008.2
Total CollAve (4 peaks):				432.5		Total Col2Ave (4 peaks):				703.1 RPD = 48*
Corrected Ave (3 peaks):				290.0		Corrected Ave (3 peaks):				601.4 RPD = 70*
Aroclor-1242	1	7.265	-0.006	71315	422.0	1	7.252	-0.011	72976	452.2
Aroclor-1242	2	7.644	-0.012	225564	439.5	2	7.848	-0.055	154413	455.2
Aroclor-1242	3	8.397	-0.008	70673	442.6	3	9.143	-0.063	36686	347.5
Aroclor-1242	4	8.567	-0.012	74317	314.9	4	9.534	-0.106	46558	362.0
Total CollAve (4 peaks):				404.8		Total Col2Ave (4 peaks):				404.2 RPD = 0
Corrected Ave (3 peaks):				392.1		Corrected Ave (3 peaks):				387.2 RPD = 1
Aroclor-1248	1	8.397	-0.019	70673	265.6	1	8.301	-0.019	53566	323.0
Aroclor-1248	2	8.567	-0.030	74317	219.8	2	8.707	-0.019	51238	298.8
Aroclor-1248	3	8.984	-0.015	95581	149.8	3	9.220	0.025	25773	130.6
Aroclor-1248	4	9.286	-0.022	104418	321.5	4	9.689	0.064	13960	58.9
Total CollAve (4 peaks):				239.2		Total Col2Ave (4 peaks):				202.8 RPD = 16
Corrected Ave (3 peaks):				211.7		Corrected Ave (3 peaks):				162.8 RPD = 26
Aroclor-1254	1	9.286	-0.022	104418	190.7	1	9.439	-0.027	70260	266.1
Aroclor-1254	2	9.361	-0.029	35253	143.2	2	9.957	-0.029	29123	137.1
Aroclor-1254	3	9.657	-0.025	62917	178.7	3	10.109	-0.035	134496	292.7
Aroclor-1254	4	9.787	-0.036	134540	196.6	4	10.358	-0.035	174044	388.5
Aroclor-1254	5	10.110	-0.090	222033	517.5	5	10.554	-0.031	169928	623.0
Total CollAve (5 peaks):				245.3		Total Col2Ave (5 peaks):				341.5 RPD = 33
Corrected Ave (4 peaks):				177.3		Corrected Ave (4 peaks):				271.1 RPD = 42*
Aroclor-1260	1	11.032	-0.023	116284	726.6	1	11.643	-0.020	110951	513.6
Aroclor-1260	2	11.346	-0.026	99433	594.6	2	11.904	-0.027	264140	479.1
Aroclor-1260	3	11.718	-0.031	277208	625.0	3	12.423	-0.021	88216	603.0
Aroclor-1260	4	12.118	-0.038	143791	643.8	4	12.488	-0.026	176934	476.1
Aroclor-1260	5	12.233	-0.021	62090	645.9	NS	---			----
Total CollAve (5 peaks):				647.2		Total Col2Ave (4 peaks):				518.0 RPD = 22
Corrected Ave (4 peaks):				627.3		Corrected Ave (3 peaks):				489.6 RPD = 25
Aroclor-1262	1	10.807	-0.022	281675	2063.8	1	11.189	-0.011	97998	312.4
Aroclor-1262	2	12.233	-0.011	62090	279.6	2	11.643	-0.009	110951	415.3
Aroclor-1262	3	12.306	-0.013	75273	315.3	3	12.423	-0.011	88216	291.0
Aroclor-1262	4	12.972	-0.016	70596	323.5	4	12.488	-0.014	176934	372.6
Total CollAve (4 peaks):				745.6		Total Col2Ave (4 peaks):				347.8 RPD = 73*
Corrected Ave (3 peaks):				306.1		Corrected Ave (3 peaks):				325.3 RPD = 6
Aroclor-1268	1	12.233	-0.013	62090	108.9	1	12.423	-0.009	88216	119.2
Aroclor-1268	2	12.306	-0.011	75273	133.3	2	12.488	-0.013	176934	222.5
Aroclor-1268	3	12.707	0.007	56777	117.5	3	12.883	-0.009	6876	10.1
Aroclor-1268	4	13.476	-0.014	23338	14.7	4	13.699	-0.010	27618	12.7
Total CollAve (4 peaks):				93.6		Total Col2Ave (4 peaks):				91.1 RPD = 3

Corrected Ave (3 peaks): 80.4 Corrected Ave (3 peaks): 47.4 RPD = 52*

Total PCB Area Col1 (5.908 - 13.798) = 4192959 Col1 Total PCB = 0.6 ppm*
Total PCB Area Col2 (5.794 - 14.023) = 3371724 Col2 Total PCB = 0.8 ppm*

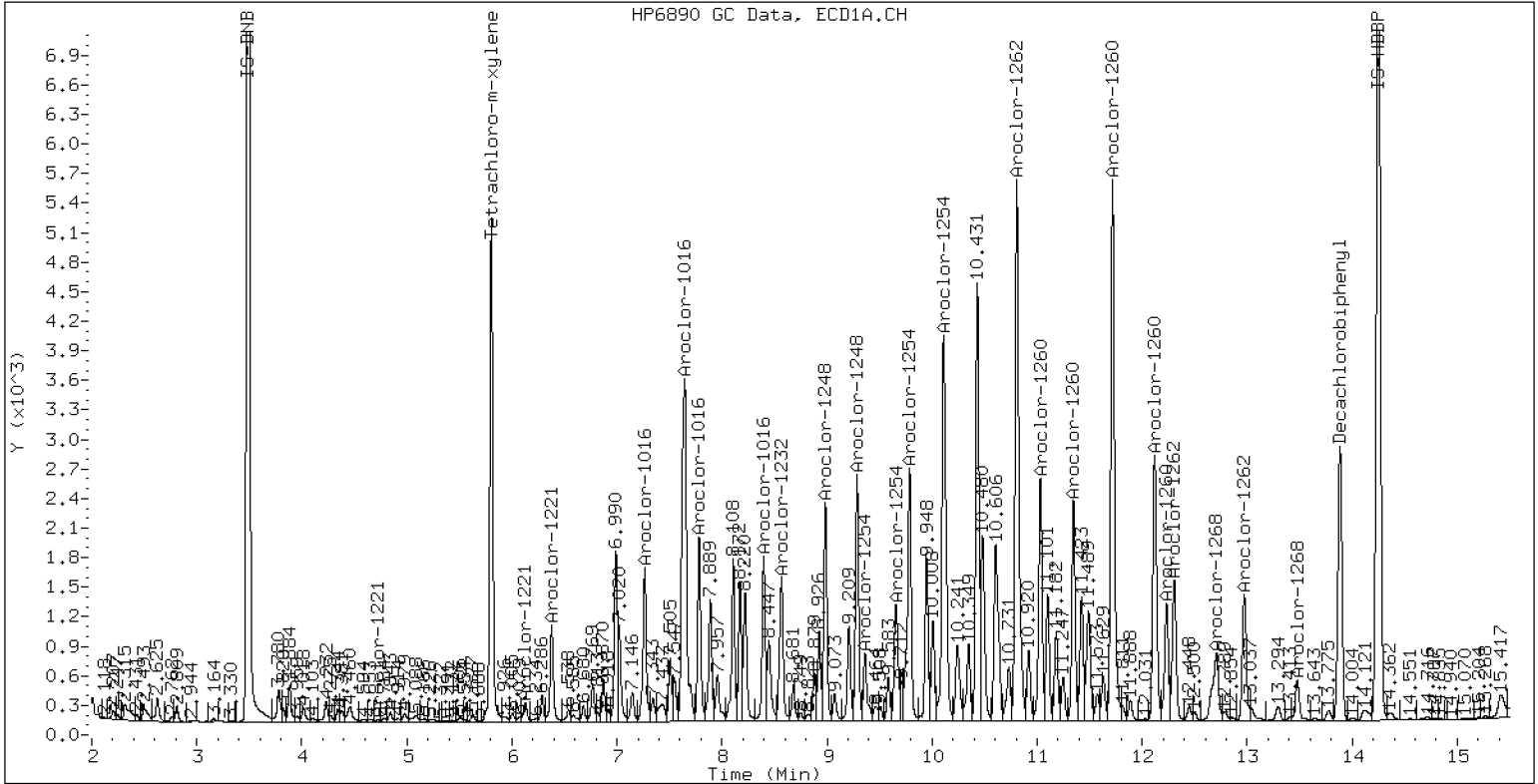
* Quantitated against AR1660 0.25ppm in Ical

PCB-Form 10 Mod.

PCB Dual Column Chromatograms

ECD7-ZB5 BLD0059-MSD1

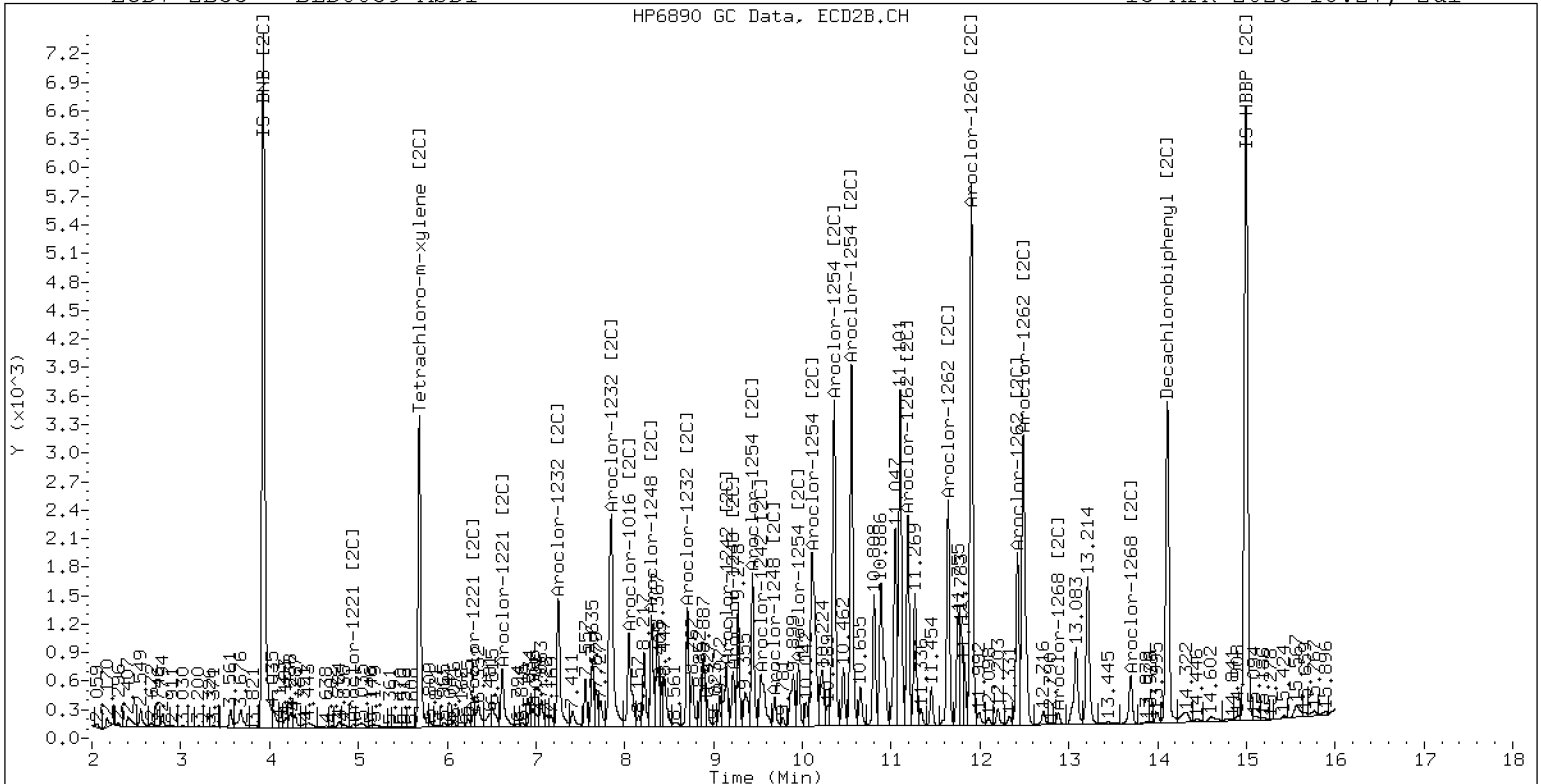
13-APR-2023 18:27, 2u1



ZB-5 Manual Integration: YES

ECD7-ZB35 BLD0059-MSD1

13-APR-2023 18:27, 2u1



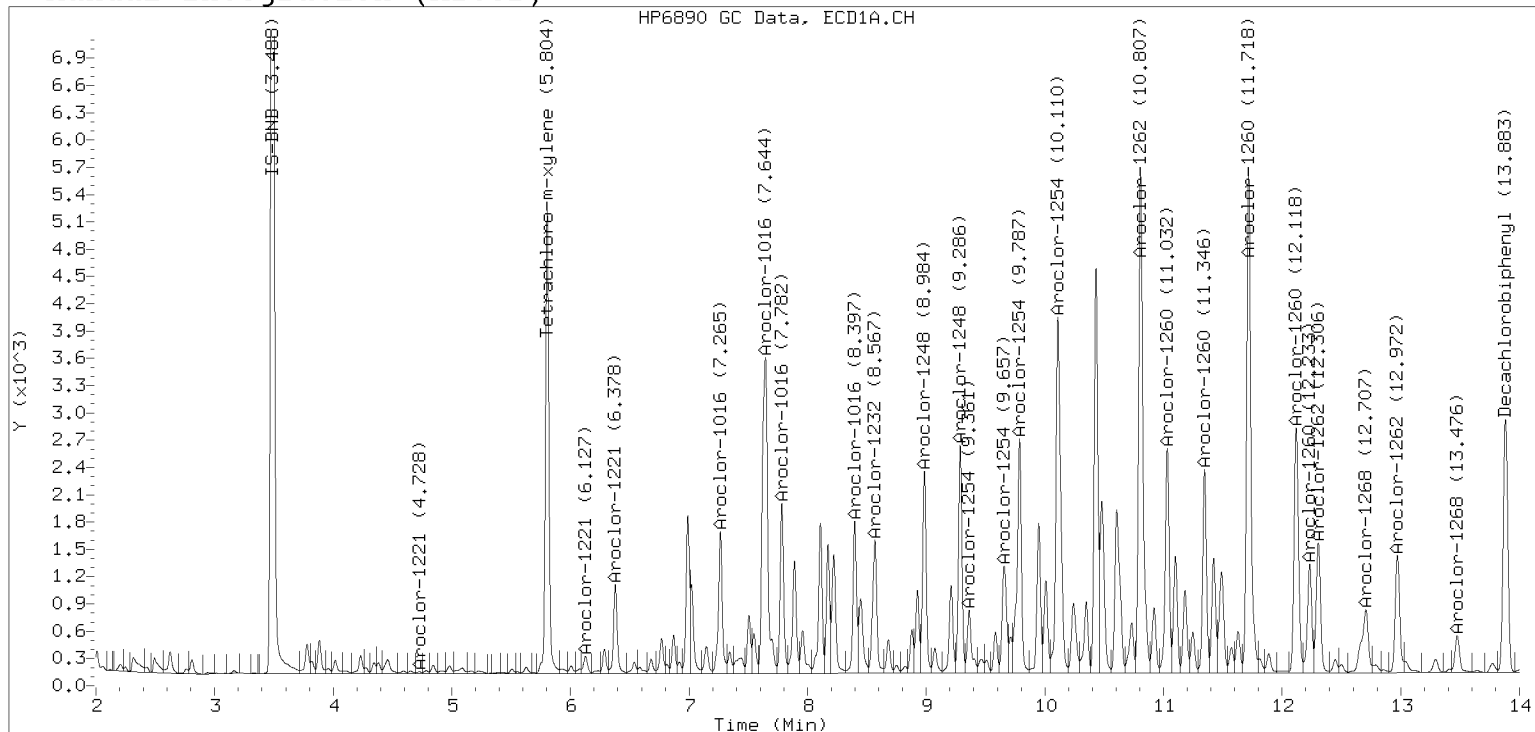
ZB-35 Manual Integration: NO

Manual Peak Adjustment, ZB-5

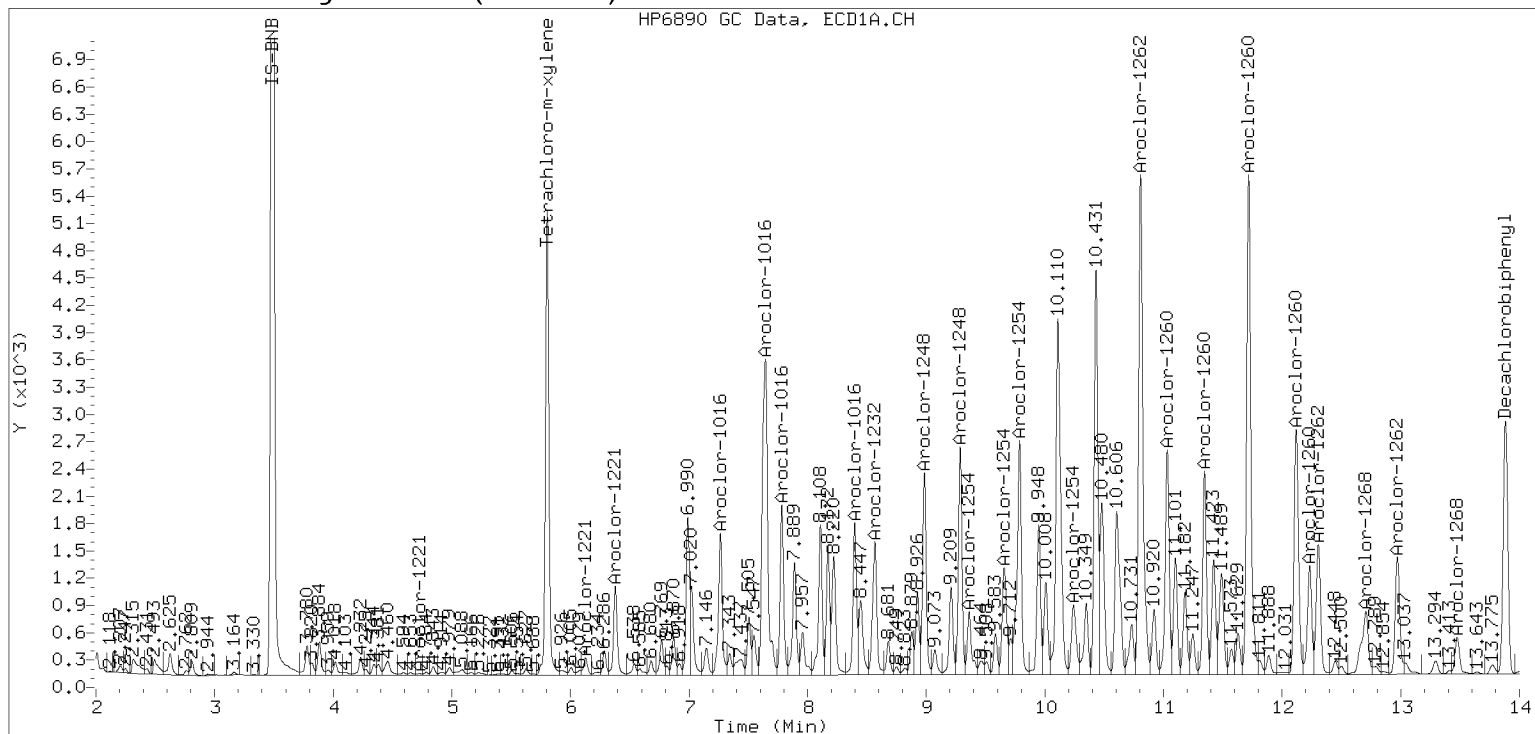
Datafile: ecd7.i/230413.b/04132322ECD7.D

Injection Date: 13-APR-2023 18:27

Manual Integration (After)



Processed Integration (Before)





STANDARD REFERENCE MATERIAL RECOVERY
EPA 8082A

Laboratory: Analytical Resources, LLC

SDG: 23C0774

Client: Anchor QEA, LLC

Project: AOC5 MR Phase 1

Matrix: Solid

Laboratory ID: BLD0059-SRM1

Batch: BLD0059

Initial/Final: 2.5 g / 2.5 mL

Preparation: EPA 3546 (Microwave)

Analyzed: 04/13/2023 16:43

Standard ID: K003635

Expires: 10/15/2022

Standard Lot#: PSRM0152

Description: Puget Sound reference-SRM

ANALYTE	TRUE (ug/kg wet)	FOUND (ug/kg wet)	MDL	MRL	Q	SRM % REC.	QC LIMITS REC.
Aroclor 1260	108.00	122	2.9	20.0		113	38 - 167
Aroclor 1260 [2C]	108.00	109	2.9	20.0		101	38 - 167

* Values outside of QC limits

Analytical Resources Inc.
Dual Column 608/8082 PCB Quantitation Report

Data file 1: /230413.b/04132317ECD7.D
Data file 2: /230413.b/230413.b/04132317ECD7.D
Method: \\target\share\chem4\ecd7.i\230413.b\PCB.m
Compound Sublist: PCB.sub
Instrument, Inj. Vol.: ecd7.i, 2ul
Quant Method: Internal Std

ARI ID: BLD0059-SRM1
Client ID:
Injection Date: 13-APR-2023 16:43
Report Date: 04/14/2023 09:01
Matrix: NONE
Dilution Factor: 1.0

SURROGATES

RT	ZB5 Col Shift	Response	RT	ZB35 Col Shift	Response	ZB5 on col	ZB35 on col	RPD	Compound/Flag
5.806	-0.002	269122	5.691	-0.003	162413	29.2	28.8	1.4	Tetrachloro-m-xylene
13.888	-0.010	289209	14.116	-0.007	259949	32.5	30.6	6.1	Decachlorobiphenyl

* Indicates RPD > 40%

INTERNAL STANDARD SUMMARY

Standard Cpnd	Column 1		
	Standard Area*	Sample Area	%D
Bromo-Nitrobenzene	673778	618067	-8.3
Hexabromobiphenyl	1429847	902941	-36.9

Standard Cpnd	Column 2		
	Standard Area*	Sample Area	%D
Bromo-Nitrobenzene	315256	384790	22.1
Hexabromobiphenyl	513946	557978	8.6

* Standard Areas taken from Initial Cal Level 3
Initial Calibration Date: 24-FEB-2023
<- Indicates standard response outside Limits (-50 to +100%)

ZB5 Col						ZB35 Col				
Aroclor	Peak#	RT	Shift	Area	Amount	Peak#	RT	Shift	Area	Amount
Aroclor-1016	1	7.240	-0.035	20599	87.7	1	7.275	0.014	16201	71.9
Aroclor-1016	2	7.656	-0.021	9218	12.9	2	7.896	0.006	14575	31.9
Aroclor-1016	3	7.804	-0.000	6611	18.9	3	8.096	0.001	5483	26.6
Aroclor-1016	4	8.407	-0.010	7521	33.3	4	8.309	-0.011	6575	40.6
Total CollAve (4 peaks):				38.2		Total Col2Ave (4 peaks):				42.8 RPD = 11
Corrected Ave (3 peaks):				21.7		Corrected Ave (3 peaks):				33.0 RPD = 41*
Aroclor-1221	1	4.732	0.001	100	1.8	1	4.941	-0.015	1177	32.3
Aroclor-1221	2	6.083	-0.049	7009	70.8	2	6.244	-0.052	7151	103.7
Aroclor-1221	3	6.395	0.013	2911	12.7	3	6.644	0.022	6403	57.1
Total CollAve (3 peaks):				28.4		Total Col2Ave (3 peaks):				64.4 RPD = 77*
Corrected Ave: < 3 Peaks						Corrected Ave: < 3 Peaks				
Aroclor-1232	1	4.732	0.002	100	3.0	1	4.941	-0.015	1177	59.8
Aroclor-1232	2	6.083	-0.048	7009	106.7	2	7.275	0.021	16201	165.6
Aroclor-1232	3	7.656	0.000	9218	31.0	3	7.896	0.036	14575	74.5
Aroclor-1232	4	8.578	-0.003	6859	54.3	4	8.717	0.002	4480	79.6
Total CollAve (4 peaks):				48.8		Total Col2Ave (4 peaks):				94.9 RPD = 64*
Corrected Ave (3 peaks):				29.4		Corrected Ave (3 peaks):				71.3 RPD = 83*
Aroclor-1242	1	7.240	-0.031	20599	107.5	1	7.275	0.012	16201	90.6
Aroclor-1242	2	7.656	0.000	9218	15.8	2	7.896	-0.006	14575	38.8
Aroclor-1242	3	8.407	0.001	7521	41.6	3	9.162	-0.044	5817	49.7
Aroclor-1242	4	8.578	-0.001	6859	25.6	4	9.580	-0.059	5485	38.5
Total CollAve (4 peaks):				47.6		Total Col2Ave (4 peaks):				54.4 RPD = 13
Corrected Ave (3 peaks):				27.7		Corrected Ave (3 peaks):				42.3 RPD = 42*
Aroclor-1248	1	8.407	-0.010	7521	24.9	1	8.309	-0.011	6575	35.8
Aroclor-1248	2	8.578	-0.019	6859	17.9	2	8.717	-0.009	4480	23.6
Aroclor-1248	3	8.992	-0.008	24014	33.2	3	9.162	-0.033	5817	26.6
Aroclor-1248	4	9.297	-0.012	32728	88.9	4	9.580	-0.045	5485	20.9
Total CollAve (4 peaks):				41.2		Total Col2Ave (4 peaks):				26.7 RPD = 43*
Corrected Ave (3 peaks):				25.3		Corrected Ave (3 peaks):				23.7 RPD = 7
Aroclor-1254	1	9.297	-0.012	32728	52.7	1	9.450	-0.016	18991	64.9
Aroclor-1254	2	9.372	-0.018	12125	43.4	2	9.969	-0.018	9421	40.0
Aroclor-1254	3	9.669	-0.013	19171	48.0	3	10.132	-0.012	38277	75.2
Aroclor-1254	4	9.799	-0.023	49504	63.8	4	10.369	-0.025	49305	99.4
Aroclor-1254	5	10.259	0.059	17375	35.7	5	10.566	-0.019	50174	166.1
Total CollAve (5 peaks):				48.8		Total Col2Ave (5 peaks):				89.1 RPD = 59*
Corrected Ave (4 peaks):				45.0		Corrected Ave (4 peaks):				69.9 RPD = 43*
Aroclor-1260	1	11.040	-0.015	42617	131.2	1	11.652	-0.011	37379	113.9
Aroclor-1260	2	11.353	-0.019	36610	107.9	2	11.913	-0.017	85570	102.2
Aroclor-1260	3	11.726	-0.023	112197	124.6	3	12.431	-0.013	27022	121.6
Aroclor-1260	4	12.129	-0.027	59114	130.4	4	12.497	-0.017	55607	98.5
Aroclor-1260	5	12.239	-0.014	22726	116.5	NS	---			----
Total CollAve (5 peaks):				122.1		Total Col2Ave (4 peaks):				109.1 RPD = 11
Corrected Ave (4 peaks):				119.9		Corrected Ave (3 peaks):				104.9 RPD = 13
Aroclor-1262	1	10.819	-0.009	97770	353.0	1	11.198	-0.003	33590	70.5
Aroclor-1262	2	12.239	-0.005	22726	50.4	2	11.652	0.000	37379	92.1
Aroclor-1262	3	12.313	-0.005	27973	57.7	3	12.431	-0.002	27022	58.7
Aroclor-1262	4	12.980	-0.008	30171	68.1	4	12.497	-0.005	55607	77.1
Total CollAve (4 peaks):				132.3		Total Col2Ave (4 peaks):				74.6 RPD = 56*
Corrected Ave (3 peaks):				58.8		Corrected Ave (3 peaks):				68.8 RPD = 16
Aroclor-1268	1	12.239	-0.007	22726	19.6	1	12.431	-0.001	27022	24.0
Aroclor-1268	2	12.313	-0.004	27973	24.4	2	12.497	-0.003	55607	46.0
Aroclor-1268	3	12.684	-0.016	61705	62.9	3	12.890	-0.001	1387	1.3
Aroclor-1268	4	13.484	-0.006	6443	2.0	4	13.704	-0.005	8409	2.6
Total CollAve (4 peaks):				27.2		Total Col2Ave (4 peaks):				18.5 RPD = 38

Corrected Ave (3 peaks): 15.4 Corrected Ave (3 peaks): 9.3 RPD = 49*

Total PCB Area Col1 (5.908 - 13.798) = 1394784 Col1 Total PCB = 0.2 ppm*

Total PCB Area Col2 (5.794 - 14.023) = 1007470 Col2 Total PCB = 0.2 ppm*

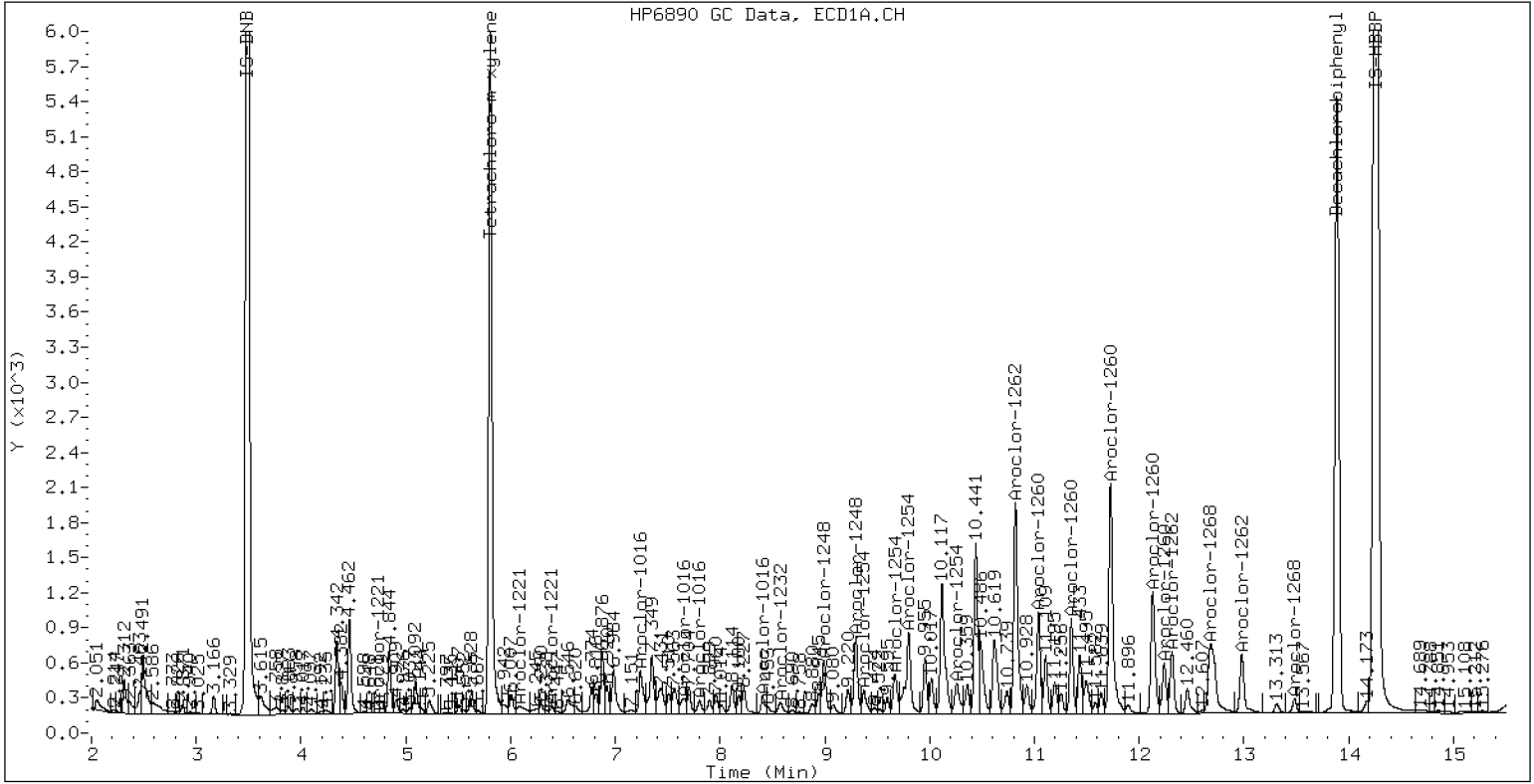
* Quantitated against AR1660 0.25ppm in Ical

PCB-Form 10 Mod.

PCB Dual Column Chromatograms

ECD7-ZB5 BLD0059-SRM1

13-APR-2023 16:43, 2u1





INITIAL CALIBRATION DATA
EPA 8082A

Laboratory:	Analytical Resources, LLC	SDG:	23C0774
Client:	Anchor QEA, LLC	Project:	AOC5 MR Phase 1
Calibration:	GB00069	Instrument:	ECD7
Calibration Date:	02/24/2023	Column (1):	ZB5

COMPOUND	Mean RRF	RRF RSD	Linear COD	Quad COD	Limit Type & Limit	Q
Aroclor 1016	4.936617E-02	5.3			RSD (20)	
Aroclor-1016 (1)	3.038517E-02	7.4			RSD (20)	
Aroclor-1016 (2)	9.263078E-02	3.5			RSD (20)	
Aroclor-1016 (3)	0.045218	12.9			RSD (20)	
Aroclor-1016 (4)	2.923074E-02	3.5			RSD (20)	
Aroclor 1221		0.0			RSD (20)	
Aroclor-1221 (1)		0.0			RSD (20)	
Aroclor-1221 (2)		0.0			RSD (20)	
Aroclor-1221 (3)		0.0			RSD (20)	
Aroclor 1232		0.0			RSD (20)	
Aroclor-1232 (1)		0.0			RSD (20)	
Aroclor-1232 (2)		0.0			RSD (20)	
Aroclor-1232 (3)		0.0			RSD (20)	
Aroclor-1232 (4)		0.0			RSD (20)	
Aroclor 1242		0.0			RSD (20)	
Aroclor-1242 (1)		0.0			RSD (20)	
Aroclor-1242 (2)		0.0			RSD (20)	
Aroclor-1242 (3)		0.0			RSD (20)	
Aroclor-1242 (4)		0.0			RSD (20)	
Aroclor 1248		0.0			RSD (20)	
Aroclor-1248 (1)		0.0			RSD (20)	
Aroclor-1248 (2)		0.0			RSD (20)	
Aroclor-1248 (3)		0.0			RSD (20)	
Aroclor-1248 (4)		0.0			RSD (20)	
Aroclor 1254		0.0			RSD (20)	
Aroclor-1254 (1)		0.0			RSD (20)	
Aroclor-1254 (2)		0.0			RSD (20)	
Aroclor-1254 (3)		0.0			RSD (20)	
Aroclor-1254 (4)		0.0			RSD (20)	
Aroclor-1254 (5)		0.0			RSD (20)	
Aroclor 1260	3.920913E-02	4.7			RSD (20)	



INITIAL CALIBRATION DATA
EPA 8082A

Laboratory:	Analytical Resources, LLC	SDG:	23C0774
Client:	Anchor QEA, LLC	Project:	AOC5 MR Phase 1
Calibration:	GB00069	Instrument:	ECD7
Calibration Date:	02/24/2023	Column (1):	ZB5

COMPOUND	Mean RRF	RRF RSD	Linear COD	Quad COD	Limit Type & Limit	Q
Aroclor-1260 (1)	2.877854E-02	4.7			RSD (20)	
Aroclor-1260 (2)	3.006895E-02	5.0			RSD (20)	
Aroclor-1260 (3)	7.975167E-02	4.6			RSD (20)	
Aroclor-1260 (4)	4.015993E-02	5.8			RSD (20)	
Aroclor-1260 (5)	1.728656E-02	5.0			RSD (20)	
Aroclor 1262		0.0			RSD (20)	
Aroclor-1262 (1)		0.0			RSD (20)	
Aroclor-1262 (2)		0.0			RSD (20)	
Aroclor-1262 (3)		0.0			RSD (20)	
Aroclor-1262 (4)		0.0			RSD (20)	
Aroclor 1268		0.0			RSD (20)	
Aroclor-1268 (1)		0.0			RSD (20)	
Aroclor-1268 (2)		0.0			RSD (20)	
Aroclor-1268 (3)		0.0			RSD (20)	
Aroclor-1268 (4)		0.0			RSD (20)	
Decachlorobiphenyl	0.7878687	4.2			RSD (20)	
Tetrachlorometaxylene	1.194488	3.9			RSD (20)	



INITIAL CALIBRATION DATA
EPA 8082A

Laboratory:	Analytical Resources, LLC	SDG:	23C0774
Client:	Anchor QEA, LLC	Project:	AOC5 MR Phase 1
Calibration:	GB00069	Instrument:	ECD7
Calibration Date:	02/24/2023	Column (2):	ZB35

COMPOUND	Mean RRF	RRF RSD	Linear COD	Quad COD	Limit Type & Limit	Q
Aroclor 1016 [2C]	5.458565E-02	6.3			RSD (20)	
Aroclor-1016 (1) [2C]	4.683127E-02	8.5			RSD (20)	
Aroclor-1016 (2) [2C]	9.496755E-02	8.0			RSD (20)	
Aroclor-1016 (3) [2C]	4.289222E-02	7.9			RSD (20)	
Aroclor-1016 (4) [2C]	3.365154E-02	10.3			RSD (20)	
Aroclor 1221 [2C]		0.0			RSD (20)	
Aroclor-1221 (1) [2C]		0.0			RSD (20)	
Aroclor-1221 (2) [2C]		0.0			RSD (20)	
Aroclor-1221 (3) [2C]		0.0			RSD (20)	
Aroclor 1232 [2C]		0.0			RSD (20)	
Aroclor-1232 (1) [2C]		0.0			RSD (20)	
Aroclor-1232 (2) [2C]		0.0			RSD (20)	
Aroclor-1232 (3) [2C]		0.0			RSD (20)	
Aroclor-1232 (4) [2C]		0.0			RSD (20)	
Aroclor 1242 [2C]		0.0			RSD (20)	
Aroclor-1242 (1) [2C]		0.0			RSD (20)	
Aroclor-1242 (2) [2C]		0.0			RSD (20)	
Aroclor-1242 (3) [2C]		0.0			RSD (20)	
Aroclor-1242 (4) [2C]		0.0			RSD (20)	
Aroclor 1248 [2C]		0.0			RSD (20)	
Aroclor-1248 (1) [2C]		0.0			RSD (20)	
Aroclor-1248 (2) [2C]		0.0			RSD (20)	
Aroclor-1248 (3) [2C]		0.0			RSD (20)	
Aroclor-1248 (4) [2C]		0.0			RSD (20)	
Aroclor 1254 [2C]		0.0			RSD (20)	
Aroclor-1254 (1) [2C]		0.0			RSD (20)	
Aroclor-1254 (2) [2C]		0.0			RSD (20)	
Aroclor-1254 (3) [2C]		0.0			RSD (20)	
Aroclor-1254 (4) [2C]		0.0			RSD (20)	
Aroclor-1254 (5) [2C]		0.0			RSD (20)	
Aroclor 1260 [2C]	6.996878E-02	6.4			RSD (20)	



INITIAL CALIBRATION DATA
EPA 8082A

Laboratory:	Analytical Resources, LLC	SDG:	23C0774
Client:	Anchor QEA, LLC	Project:	AOC5 MR Phase 1
Calibration:	GB00069	Instrument:	ECD7
Calibration Date:	02/24/2023	Column (2):	ZB35

COMPOUND	Mean RRF	RRF RSD	Linear COD	Quad COD	Limit Type & Limit	Q
Aroclor-1260 (1) [2C]	4.704064E-02	8.4			RSD (20)	
Aroclor-1260 (2) [2C]	0.1200523	7.6			RSD (20)	
Aroclor-1260 (3) [2C]	3.185902E-02	6.0			RSD (20)	
Aroclor-1260 (4) [2C]	8.092314E-02	5.1			RSD (20)	
Aroclor 1262 [2C]		0.0			RSD (20)	
Aroclor-1262 (1) [2C]		0.0			RSD (20)	
Aroclor-1262 (2) [2C]		0.0			RSD (20)	
Aroclor-1262 (3) [2C]		0.0			RSD (20)	
Aroclor-1262 (4) [2C]		0.0			RSD (20)	
Aroclor 1268 [2C]		0.0			RSD (20)	
Aroclor-1268 (1) [2C]		0.0			RSD (20)	
Aroclor-1268 (2) [2C]		0.0			RSD (20)	
Aroclor-1268 (3) [2C]		0.0			RSD (20)	
Aroclor-1268 (4) [2C]		0.0			RSD (20)	
Decachlorobiphenyl [2C]	1.218271	3.9			RSD (20)	
Tetrachlorometaxylene [2C]	1.173721	3.9			RSD (20)	



ANALYSIS SEQUENCE

SLB0342

Instrument: ECD7
Calibration ID: GB00069

Printed: 2/28/2023 9:54:44AM

Lab Number	Analysis	Container	Order	Position	STD ID	ISTD ID	Client	Comments
SLB0342-CAL1	QC		1		L000856	L000844		
SLB0342-CAL2	QC		2		L000859	L000844		
SLB0342-CAL3	QC		3		L000858	L000844		
SLB0342-CAL4	QC		4		L000731	L000844		
SLB0342-CAL5	QC		5		L000857	L000844		
SLB0342-CAL6	QC		6		L000855	L000844		
SLB0342-CAL7	QC		7		L000860	L000844		
SLB0342-CAL8	QC		8		L000861	L000844		
SLB0342-CAL9	QC		9		L000862	L000844		
SLB0342-CALA	QC		10		L000863	L000844		
SLB0342-CALB	QC		11		L000864	L000844		
SLB0342-SCV1	QC		12		L002065	L000844		
SLB0342-SCV2	QC		13		K007656	L000844		
SLB0342-SCV3	QC		14		L002066	L000844		
SLB0342-SCV4	QC		15		L002067	L000844		
SLB0342-SCV5	QC		16		L002068	L000844		
SLB0342-SCV6	QC		17		L002069	L000844		

Samples Loaded By Date

Data Processed By Date

GC LOG SUMMARY FOR DATABATCH - \\target\share\chem4\ecd7.i\230224.b

	Inject	Date/Time	Filename	DF	LabID	ClientID
1	24-FEB-2023	10:51	02242301ECD7.D	1	IB	
2	24-FEB-2023	11:12	02242302ECD7.D	1	0.25PPMAR1660	
3	24-FEB-2023	11:33	02242303ECD7.D	1	0.02PPMAR1660	
4	24-FEB-2023	11:54	02242304ECD7.D	1	0.05PPMAR1660	
5	24-FEB-2023	12:15	02242305ECD7.D	1	1.0PPMAR1660	
6	24-FEB-2023	12:36	02242306ECD7.D	1	0.1PPMAR1660	
7	24-FEB-2023	12:57	02242307ECD7.D	1	0.5PPMAR1660	
8	24-FEB-2023	13:18	02242308ECD7.D	1	0.25PPMAR1242	
9	24-FEB-2023	13:39	02242309ECD7.D	1	0.25PPMAR1248	
10	24-FEB-2023	14:00	02242310ECD7.D	1	0.25PPMAR1254	
11	24-FEB-2023	14:21	02242311ECD7.D	1	0.25PPMAR2162	
12	24-FEB-2023	14:42	02242312ECD7.D	1	0.25PPMAR3268	
13	24-FEB-2023	15:03	02242313ECD7.D	1	AR1660SCV	
14	24-FEB-2023	15:24	02242314ECD7.D	1	AR1242SCV	
15	24-FEB-2023	15:45	02242315ECD7.D	1	AR1248SCV	
16	24-FEB-2023	16:06	02242316ECD7.D	1	AR1254SCV	
17	24-FEB-2023	16:27	02242317ECD7.D	1	AR2162SCV	
18	24-FEB-2023	16:48	02242318ECD7.D	1	AR3268SCV	
19	24-FEB-2023	17:09	02242319ECD7.D	1	DDTS	
20	24-FEB-2023	17:30	02242320ECD7.D	1	DDT BD	

MANUAL INTEGRATION SUMMARY FOR DATABATCH - \\target\share\chem4\ecd7.i\230224.b

ARI Job No.: IB Method: PCB.m Instrument: ecd7.i Date: 24-FEB-2023

Time	Filename	LabID	ClientId	DF	Manually Integrated Compounds
1051	02242301ECD7.D	IB		1	NO MANUAL INTEGRATION
1112	02242302ECD7.D	0.25PPMAR1660		1	NO MANUAL INTEGRATION
1133	02242303ECD7.D	0.02PPMAR1660		1	NO MANUAL INTEGRATION
1154	02242304ECD7.D	0.05PPMAR1660		1	NO MANUAL INTEGRATION
1215	02242305ECD7.D	1.0PPMAR1660		1	NO MANUAL INTEGRATION
1236	02242306ECD7.D	0.1PPMAR1660		1	NO MANUAL INTEGRATION
1257	02242307ECD7.D	0.5PPMAR1660		1	NO MANUAL INTEGRATION
1318	02242308ECD7.D	0.25PPMAR1242		1	NO MANUAL INTEGRATION
1339	02242309ECD7.D	0.25PPMAR1248		1	NO MANUAL INTEGRATION
1400	02242310ECD7.D	0.25PPMAR1254		1	NO MANUAL INTEGRATION
1421	02242311ECD7.D	0.25PPMAR2162		1	NO MANUAL INTEGRATION
1442	02242312ECD7.D	0.25PPMAR3268		1	NO MANUAL INTEGRATION
1503	02242313ECD7.D	AR1660SCV		1	NO MANUAL INTEGRATION
1524	02242314ECD7.D	AR1242SCV		1	NO MANUAL INTEGRATION
1545	02242315ECD7.D	AR1248SCV		1	NO MANUAL INTEGRATION
1606	02242316ECD7.D	AR1254SCV		1	NO MANUAL INTEGRATION
1627	02242317ECD7.D	AR2162SCV		1	NO MANUAL INTEGRATION

MANUAL INTEGRATION SUMMARY FOR DATABATCH - \\target\share\chem4\ecd7.i\230224.b

Time	Filename	LabID	ClientId	DF	Manually Integrated Compounds
1648	02242318ECD7.D	AR3268SCV		1	NO MANUAL INTEGRATION
1709	02242319ECD7.D	DDTS		1	NO MANUAL INTEGRATION
1730	02242320ECD7.D	DDT BD		1	NO MANUAL INTEGRATION
1751	02242321ECD7.D			1	NO MANUAL INTEGRATION
1812	02242322ECD7.D			1	NO MANUAL INTEGRATION
1833	02242323ECD7.D			1	NO MANUAL INTEGRATION
1854	02242324ECD7.D			1	NO MANUAL INTEGRATION
1915	02242325ECD7.D			1	NO MANUAL INTEGRATION
1936	02242326ECD7.D			1	NO MANUAL INTEGRATION
1957	02242327ECD7.D			1	NO MANUAL INTEGRATION
2018	02242328ECD7.D			1	NO MANUAL INTEGRATION
2039	02242329ECD7.D			1	NO MANUAL INTEGRATION
2059	02242330ECD7.D			1	NO MANUAL INTEGRATION
2120	02242331ECD7.D			1	NO MANUAL INTEGRATION
2141	02242332ECD7.D			1	NO MANUAL INTEGRATION
2202	02242333ECD7.D			1	NO MANUAL INTEGRATION
2223	02242334ECD7.D			1	NO MANUAL INTEGRATION
2244	02242335ECD7.D			1	NO MANUAL INTEGRATION

MANUAL INTEGRATION SUMMARY FOR DATABATCH - \\target\share\chem4\ecd7.i\230224.b

Time	Filename	LabID	ClientId	DF	Manually Integrated Compounds
2305	02242336ECD7.D			1	NO MANUAL INTEGRATION
2326	02242337ECD7.D			1	NO MANUAL INTEGRATION
2347	02242338ECD7.D			1	NO MANUAL INTEGRATION
0008	02242339ECD7.D			1	NO MANUAL INTEGRATION
0029	02242340ECD7.D			1	NO MANUAL INTEGRATION
0050	02242341ECD7.D			1	NO MANUAL INTEGRATION
0111	02242342ECD7.D			1	NO MANUAL INTEGRATION
0132	02242343ECD7.D			1	NO MANUAL INTEGRATION
0153	02242344ECD7.D			1	NO MANUAL INTEGRATION
0214	02242345ECD7.D			1	NO MANUAL INTEGRATION
0235	02242346ECD7.D			1	NO MANUAL INTEGRATION
0256	02242347ECD7.D			1	NO MANUAL INTEGRATION
0317	02242348ECD7.D			1	NO MANUAL INTEGRATION
0338	02242349ECD7.D			1	NO MANUAL INTEGRATION
0359	02242350ECD7.D			1	NO MANUAL INTEGRATION
0420	02242351ECD7.D			1	NO MANUAL INTEGRATION
0441	02242352ECD7.D			1	NO MANUAL INTEGRATION
0502	02242353ECD7.D			1	NO MANUAL INTEGRATION

MANUAL INTEGRATION SUMMARY FOR DATABATCH - \\target\share\chem4\ecd7.i\230224.b

Time	Filename	LabID	ClientId	DF	Manually Integrated Compounds
0523	02242354ECD7.D			1	NO MANUAL INTEGRATION
0544	02242355ECD7.D			1	NO MANUAL INTEGRATION
0605	02242356ECD7.D			1	NO MANUAL INTEGRATION
0626	02242357ECD7.D			1	NO MANUAL INTEGRATION
0647	02242358ECD7.D			1	NO MANUAL INTEGRATION
0708	02242359ECD7.D			1	NO MANUAL INTEGRATION
0729	02242360ECD7.D			1	NO MANUAL INTEGRATION
0750	02242361ECD7.D			1	NO MANUAL INTEGRATION
0811	02242362ECD7.D			1	NO MANUAL INTEGRATION
0832	02242363ECD7.D			1	NO MANUAL INTEGRATION
0853	02242364ECD7.D			1	NO MANUAL INTEGRATION
0914	02242365ECD7.D			1	NO MANUAL INTEGRATION
0935	02242366ECD7.D			1	NO MANUAL INTEGRATION
0956	02242367ECD7.D			1	NO MANUAL INTEGRATION
1017	02242368ECD7.D			1	NO MANUAL INTEGRATION
1038	02242369ECD7.D			1	NO MANUAL INTEGRATION
1059	02242370ECD7.D			1	NO MANUAL INTEGRATION
1120	02242371ECD7.D			1	NO MANUAL INTEGRATION

MANUAL INTEGRATION SUMMARY FOR DATABATCH - \\target\share\chem4\ecd7.i\230224.b

Time	Filename	LabID	ClientId	DF	Manually Integrated Compounds
1141	02242372ECD7.D			1	NO MANUAL INTEGRATION
1202	02242373ECD7.D			1	NO MANUAL INTEGRATION
1223	02242374ECD7.D			1	NO MANUAL INTEGRATION
1244	02242375ECD7.D			1	NO MANUAL INTEGRATION
1305	02242376ECD7.D			1	NO MANUAL INTEGRATION
1326	02242377ECD7.D			1	NO MANUAL INTEGRATION
1347	02242378ECD7.D			1	NO MANUAL INTEGRATION
1408	02242379ECD7.D			1	NO MANUAL INTEGRATION
1429	02242380ECD7.D			1	NO MANUAL INTEGRATION
1450	02242381ECD7.D			1	NO MANUAL INTEGRATION
1511	02242382ECD7.D			1	NO MANUAL INTEGRATION
1532	02242383ECD7.D			1	NO MANUAL INTEGRATION
1553	02242384ECD7.D			1	NO MANUAL INTEGRATION
1051	02242301ECD7.D IB			1	NO MANUAL INTEGRATION
1112	02242302ECD7.D 0.25PPMAR1660			1	NO MANUAL INTEGRATION
1133	02242303ECD7.D 0.02PPMAR1660			1	Aroclor-1016 [2C],
1154	02242304ECD7.D 0.05PPMAR1660			1	NO MANUAL INTEGRATION
1215	02242305ECD7.D 1.0PPMAR1660			1	NO MANUAL INTEGRATION

MANUAL INTEGRATION SUMMARY FOR DATABATCH - \\target\share\chem4\ecd7.i\230224.b\230224.b

Time	Filename	LabID	ClientId	DF	Manually Integrated Compounds
1236	02242306ECD7.D	0.1PPMAR1660		1	NO MANUAL INTEGRATION
1257	02242307ECD7.D	0.5PPMAR1660		1	NO MANUAL INTEGRATION
1318	02242308ECD7.D	0.25PPMAR1242		1	NO MANUAL INTEGRATION
1339	02242309ECD7.D	0.25PPMAR1248		1	NO MANUAL INTEGRATION
1400	02242310ECD7.D	0.25PPMAR1254		1	NO MANUAL INTEGRATION
1421	02242311ECD7.D	0.25PPMAR2162		1	NO MANUAL INTEGRATION
1442	02242312ECD7.D	0.25PPMAR3268		1	NO MANUAL INTEGRATION
1503	02242313ECD7.D	AR1660SCV		1	NO MANUAL INTEGRATION
1524	02242314ECD7.D	AR1242SCV		1	NO MANUAL INTEGRATION
1545	02242315ECD7.D	AR1248SCV		1	NO MANUAL INTEGRATION
1606	02242316ECD7.D	AR1254SCV		1	NO MANUAL INTEGRATION
1627	02242317ECD7.D	AR2162SCV		1	NO MANUAL INTEGRATION
1648	02242318ECD7.D	AR3268SCV		1	NO MANUAL INTEGRATION
1709	02242319ECD7.D	DDTS		1	NO MANUAL INTEGRATION
1730	02242320ECD7.D	DDT BD		1	NO MANUAL INTEGRATION
1751	02242321ECD7.D			1	NO MANUAL INTEGRATION
1812	02242322ECD7.D			1	NO MANUAL INTEGRATION
1833	02242323ECD7.D			1	NO MANUAL INTEGRATION

MANUAL INTEGRATION SUMMARY FOR DATABATCH - \\target\share\chem4\ecd7.i\230224.b\230224.b

Time	Filename	LabID	ClientId	DF	Manually Integrated Compounds
1854	02242324ECD7.D			1	NO MANUAL INTEGRATION
1915	02242325ECD7.D			1	NO MANUAL INTEGRATION
1936	02242326ECD7.D			1	NO MANUAL INTEGRATION
1957	02242327ECD7.D			1	NO MANUAL INTEGRATION
2018	02242328ECD7.D			1	NO MANUAL INTEGRATION
2038	02242329ECD7.D			1	NO MANUAL INTEGRATION
2059	02242330ECD7.D			1	NO MANUAL INTEGRATION
2120	02242331ECD7.D			1	NO MANUAL INTEGRATION
2141	02242332ECD7.D			1	NO MANUAL INTEGRATION
2202	02242333ECD7.D			1	NO MANUAL INTEGRATION
2223	02242334ECD7.D			1	NO MANUAL INTEGRATION
2244	02242335ECD7.D			1	NO MANUAL INTEGRATION
2305	02242336ECD7.D			1	NO MANUAL INTEGRATION
2326	02242337ECD7.D			1	NO MANUAL INTEGRATION
2347	02242338ECD7.D			1	NO MANUAL INTEGRATION
0008	02242339ECD7.D			1	NO MANUAL INTEGRATION
0029	02242340ECD7.D			1	NO MANUAL INTEGRATION
0050	02242341ECD7.D			1	NO MANUAL INTEGRATION

MANUAL INTEGRATION SUMMARY FOR DATABATCH - \\target\share\chem4\ecd7.i\230224.b\230224.b

Time	Filename	LabID	ClientId	DF	Manually Integrated Compounds
0111	02242342ECD7.D			1	NO MANUAL INTEGRATION
0132	02242343ECD7.D			1	NO MANUAL INTEGRATION
0153	02242344ECD7.D			1	NO MANUAL INTEGRATION
0214	02242345ECD7.D			1	NO MANUAL INTEGRATION
0235	02242346ECD7.D			1	NO MANUAL INTEGRATION
0256	02242347ECD7.D			1	NO MANUAL INTEGRATION
0317	02242348ECD7.D			1	NO MANUAL INTEGRATION
0338	02242349ECD7.D			1	NO MANUAL INTEGRATION
0359	02242350ECD7.D			1	NO MANUAL INTEGRATION
0420	02242351ECD7.D			1	NO MANUAL INTEGRATION
0441	02242352ECD7.D			1	NO MANUAL INTEGRATION
0502	02242353ECD7.D			1	NO MANUAL INTEGRATION
0523	02242354ECD7.D			1	NO MANUAL INTEGRATION
0544	02242355ECD7.D			1	NO MANUAL INTEGRATION
0605	02242356ECD7.D			1	NO MANUAL INTEGRATION
0626	02242357ECD7.D			1	NO MANUAL INTEGRATION
0647	02242358ECD7.D			1	NO MANUAL INTEGRATION
0708	02242359ECD7.D			1	NO MANUAL INTEGRATION

MANUAL INTEGRATION SUMMARY FOR DATABATCH - \\target\share\chem4\ecd7.i\230224.b\230224.b

Time	Filename	LabID	ClientId	DF	Manually Integrated Compounds
0729	02242360ECD7.D			1	NO MANUAL INTEGRATION
0750	02242361ECD7.D			1	NO MANUAL INTEGRATION
0811	02242362ECD7.D			1	NO MANUAL INTEGRATION
0832	02242363ECD7.D			1	NO MANUAL INTEGRATION
0853	02242364ECD7.D			1	NO MANUAL INTEGRATION
0914	02242365ECD7.D			1	NO MANUAL INTEGRATION
0935	02242366ECD7.D			1	NO MANUAL INTEGRATION
0956	02242367ECD7.D			1	NO MANUAL INTEGRATION
1017	02242368ECD7.D			1	NO MANUAL INTEGRATION
1038	02242369ECD7.D			1	NO MANUAL INTEGRATION
1059	02242370ECD7.D			1	NO MANUAL INTEGRATION
1120	02242371ECD7.D			1	NO MANUAL INTEGRATION
1141	02242372ECD7.D			1	NO MANUAL INTEGRATION
1202	02242373ECD7.D			1	NO MANUAL INTEGRATION
1223	02242374ECD7.D			1	NO MANUAL INTEGRATION
1244	02242375ECD7.D			1	NO MANUAL INTEGRATION
1305	02242376ECD7.D			1	NO MANUAL INTEGRATION
1326	02242377ECD7.D			1	NO MANUAL INTEGRATION

MANUAL INTEGRATION SUMMARY FOR DATABATCH - \\target\share\chem4\ecd7.i\230224.b\230224.b

Time	Filename	LabID	ClientId	DF	Manually Integrated Compounds
1347	02242378ECD7.D			1	NO MANUAL INTEGRATION
1408	02242379ECD7.D			1	NO MANUAL INTEGRATION
1429	02242380ECD7.D			1	NO MANUAL INTEGRATION
1450	02242381ECD7.D			1	NO MANUAL INTEGRATION
1511	02242382ECD7.D			1	NO MANUAL INTEGRATION
1532	02242383ECD7.D			1	NO MANUAL INTEGRATION
1553	02242384ECD7.D			1	NO MANUAL INTEGRATION

Security Status Report

Date: 28-Feb-2023 09:27

02242301ECD7.D	Data Locked	richardl, 28-Feb-2023 09:27
02242302ECD7.D	Data Locked	richardl, 28-Feb-2023 09:27
02242303ECD7.D	Data Locked	richardl, 28-Feb-2023 09:27
02242304ECD7.D	Data Locked	richardl, 28-Feb-2023 09:27
02242305ECD7.D	Data Locked	richardl, 28-Feb-2023 09:27
02242306ECD7.D	Data Locked	richardl, 28-Feb-2023 09:27
02242307ECD7.D	Data Locked	richardl, 28-Feb-2023 09:27
02242308ECD7.D	Data Locked	richardl, 28-Feb-2023 09:27
02242309ECD7.D	Data Locked	richardl, 28-Feb-2023 09:27
02242310ECD7.D	Data Locked	richardl, 28-Feb-2023 09:27
02242311ECD7.D	Data Locked	richardl, 28-Feb-2023 09:27
02242312ECD7.D	Data Locked	richardl, 28-Feb-2023 09:27
02242313ECD7.D	Data Locked	richardl, 28-Feb-2023 09:27
02242314ECD7.D	Data Locked	richardl, 28-Feb-2023 09:27
02242315ECD7.D	Data Locked	richardl, 28-Feb-2023 09:27
02242316ECD7.D	Data Locked	richardl, 28-Feb-2023 09:27
02242317ECD7.D	Data Locked	richardl, 28-Feb-2023 09:27
02242318ECD7.D	Data Locked	richardl, 28-Feb-2023 09:27
02242319ECD7.D	Data Locked	richardl, 28-Feb-2023 09:27
02242320ECD7.D	Data Locked	richardl, 28-Feb-2023 09:27

ARI Labs, Inc.

INITIAL CALIBRATION DATA

Start Cal Date : 24-FEB-2023 11:12
 End Cal Date : 24-FEB-2023 14:42
 Quant Method : ISTD
 Origin : Disabled
 Target Version : 4.14
 Integrator : HP Genie
 Method file : \\target\share\chem4\ecd7.i\230224.b\PCB.m
 Last Edit : 24-Feb-2023 15:31 richardl
 Curve Type : Average

Calibration File Names:

Level 1: \\target\share\chem4\ecd7.i\230224.b\02242303ECD7.D
 Level 2: \\target\share\chem4\ecd7.i\230224.b\02242304ECD7.D
 Level 3: \\target\share\chem4\ecd7.i\230224.b\02242306ECD7.D
 Level 4: \\target\share\chem4\ecd7.i\230224.b\02242302ECD7.D
 Level 5: \\target\share\chem4\ecd7.i\230224.b\02242307ECD7.D
 Level 6: \\target\share\chem4\ecd7.i\230224.b\02242305ECD7.D
 Level 7: \\target\share\chem4\ecd7.i\230224.b\02242312ECD7.D

Compound	20.000 Level 1	50.000 Level 2	100.000 Level 3	250.000 Level 4	500.000 Level 5	1000.000 Level 6	RRF	% RSD
2 Aroclor-1221 (1)	+++++	+++++	+++++	+++++	+++++	+++++	0.00716	0.000
(2)	0.00716							
(3)	+++++	+++++	+++++	+++++	+++++	+++++	0.01281	0.000
	0.01281							
(3)	+++++	+++++	+++++	+++++	+++++	+++++	0.02975	0.000
	0.02975							
3 Aroclor-1242 (1)	+++++	+++++	+++++	+++++	+++++	+++++	0.02479	0.000
(2)	0.02479							
(3)	+++++	+++++	+++++	+++++	+++++	+++++	0.07529	0.000
	0.07529							
(4)	+++++	+++++	+++++	+++++	+++++	+++++	0.02343	0.000
	0.02343							
(4)	+++++	+++++	+++++	+++++	+++++	+++++	0.03463	0.000
	0.03463							
4 Aroclor-1232 (1)	+++++	+++++	+++++	+++++	+++++	+++++	0.00429	0.000
	0.00429							

ARI Labs, Inc.

INITIAL CALIBRATION DATA

Start Cal Date : 24-FEB-2023 11:12
 End Cal Date : 24-FEB-2023 14:42
 Quant Method : ISTD
 Origin : Disabled
 Target Version : 4.14
 Integrator : HP Genie
 Method file : \\target\share\chem4\ecd7.i\230224.b\PCB.m
 Last Edit : 24-Feb-2023 15:31 richardl
 Curve Type : Average

Compound	20.000 Level 1	50.000 Level 2	100.000 Level 3	250.000 Level 4	500.000 Level 5	1000.000 Level 6	RRF	% RSD
(2)	++++ 0.00850	++++	++++	++++	++++	++++	0.00850	0.000
(3)	++++ 0.03848	++++	++++	++++	++++	++++	0.03848	0.000
(4)	++++ 0.01635	++++	++++	++++	++++	++++	0.01635	0.000
7 Aroclor-1016(1)	0.03172 ++++	0.03253	0.03142	0.03141	0.02856	0.02667	0.03039	7.449
(2)	0.09239 ++++	0.09246	0.09222	0.09849	0.09174	0.08849	0.09263	3.499
(3)	0.05165 ++++	0.05037	0.04823	0.04393	0.03991	0.03721	0.04522	12.936
(4)	0.03002 ++++	0.02894	0.02959	0.03058	0.02852	0.02774	0.02923	3.542
6 Aroclor-1248(1)	++++ 0.03903	++++	++++	++++	++++	++++	0.03903	0.000
(2)	++++ 0.04961	++++	++++	++++	++++	++++	0.04961	0.000
(3)	++++ 0.09360	++++	++++	++++	++++	++++	0.09360	0.000
(4)	++++ 0.04765	++++	++++	++++	++++	++++	0.04765	0.000

ARI Labs, Inc.

INITIAL CALIBRATION DATA

Start Cal Date : 24-FEB-2023 11:12
 End Cal Date : 24-FEB-2023 14:42
 Quant Method : ISTD
 Origin : Disabled
 Target Version : 4.14
 Integrator : HP Genie
 Method file : \\target\share\chem4\ecd7.i\230224.b\PCB.m
 Last Edit : 24-Feb-2023 15:31 richardl
 Curve Type : Average

Compound	20.000 Level 1	50.000 Level 2	100.000 Level 3	250.000 Level 4	500.000 Level 5	1000.000 Level 6	RRF	% RSD
8 Aroclor-1254 (1)	++++ 0.08033	++++	++++	++++	++++	++++	0.08033	0.000
(2)	++++ 0.03613	++++	++++	++++	++++	++++	0.03613	0.000
(3)	++++ 0.05165	++++	++++	++++	++++	++++	0.05165	0.000
(4)	++++ 0.10042	++++	++++	++++	++++	++++	0.10042	0.000
(5)	++++ 0.06294	++++	++++	++++	++++	++++	0.06294	0.000
9 Aroclor-1260 (1)	0.02926 ++++	0.02920	0.02841	0.03096	0.02737	0.02746	0.02878	4.677
(2)	0.02967 ++++	0.03006	0.03011	0.03291	0.02910	0.02857	0.03007	5.029
(3)	0.08088 ++++	0.08045	0.07954	0.08575	0.07515	0.07674	0.07975	4.627
(4)	0.03905 ++++	0.03887	0.03955	0.04485	0.03942	0.03922	0.04016	5.753
(5)	0.01783 ++++	0.01715	0.01679	0.01875	0.01664	0.01655	0.01729	4.953
10 Aroclor-1262 (1)	++++ 0.02454	++++	++++	++++	++++	++++	0.02454	0.000

ARI Labs, Inc.

INITIAL CALIBRATION DATA

Start Cal Date : 24-FEB-2023 11:12
 End Cal Date : 24-FEB-2023 14:42
 Quant Method : ISTD
 Origin : Disabled
 Target Version : 4.14
 Integrator : HP Genie
 Method file : \\target\share\chem4\ecd7.i\230224.b\PCB.m
 Last Edit : 24-Feb-2023 15:31 richardl
 Curve Type : Average

Compound	20.000 Level 1	50.000 Level 2	100.000 Level 3	250.000 Level 4	500.000 Level 5	1000.000 Level 6	RRF	% RSD
(2)	++++ 0.03993	++++	++++	++++	++++	++++	0.03993	0.000
(3)	++++ 0.04293	++++	++++	++++	++++	++++	0.04293	0.000
(4)	++++ 0.03923	++++	++++	++++	++++	++++	0.03923	0.000
11 Aroclor-1268(1)	++++ 0.10250	++++	++++	++++	++++	++++	0.10250	0.000
(2)	++++ 0.10151	++++	++++	++++	++++	++++	0.10151	0.000
(3)	++++ 0.08686	++++	++++	++++	++++	++++	0.08686	0.000
(4)	++++ 0.28598	++++	++++	++++	++++	++++	0.28598	0.000
42 2,4-DDE	++++ ++++	++++	++++	++++	++++	++++	++++	++++
43 2,4-DDD	++++ ++++	++++	++++	++++	++++	++++	++++	++++
44 2,4-DDT	++++ ++++	++++	++++	++++	++++	++++	++++	++++
46 4,4-DDE	++++ ++++	++++	++++	++++	++++	++++	++++	++++

ARI Labs, Inc.

INITIAL CALIBRATION DATA

Start Cal Date : 24-FEB-2023 11:12
 End Cal Date : 24-FEB-2023 14:42
 Quant Method : ISTD
 Origin : Disabled
 Target Version : 4.14
 Integrator : HP Genie
 Method file : \\target\share\chem4\ecd7.i\230224.b\PCB.m
 Last Edit : 24-Feb-2023 15:31 richardl
 Curve Type : Average

Compound	20.000 Level 1	50.000 Level 2	100.000 Level 3	250.000 Level 4	500.000 Level 5	1000.000 Level 6	RRF	% RSD
47 4,4-DDD	++++	++++	++++	++++	++++	++++	++++	++++
48 4,4-DDT	++++	++++	++++	++++	++++	++++	++++	++++
49 Hexachlorobutadiene	++++	++++	++++	++++	++++	++++	++++	++++
50 Hexachlorobenzene	++++	++++	++++	++++	++++	++++	++++	++++
1 Tetrachloro-m-xylene	1.16827	1.24402	1.18546	1.20509	1.12295	1.24114	1.19449	3.860
13 Decachlorobiphenyl	0.82901	0.80558	0.77587	0.78808	0.73125	0.79742	0.78787	4.189

ARI Labs, Inc.

INITIAL CALIBRATION DATA

Start Cal Date : 24-FEB-2023 11:12
 End Cal Date : 24-FEB-2023 14:42
 Quant Method : ISTD
 Origin : Disabled
 Target Version : 4.14
 Integrator : HP Genie
 Method file : \\target\share\chem4\ecd7.i\230224.b\PCB.m\PCB2.m
 Last Edit : 24-Feb-2023 15:29 richardl
 Curve Type : Average

Calibration File Names:

Level 1: \\target\share\chem4\ecd7.i\230224.b\230224.b\02242303ECD7.D
 Level 2: \\target\share\chem4\ecd7.i\230224.b\230224.b\02242304ECD7.D
 Level 3: \\target\share\chem4\ecd7.i\230224.b\230224.b\02242306ECD7.D
 Level 4: \\target\share\chem4\ecd7.i\230224.b\230224.b\02242302ECD7.D
 Level 5: \\target\share\chem4\ecd7.i\230224.b\230224.b\02242307ECD7.D
 Level 6: \\target\share\chem4\ecd7.i\230224.b\230224.b\02242305ECD7.D
 Level 7: \\target\share\chem4\ecd7.i\230224.b\230224.b\02242312ECD7.D

Compound	20.000 Level 1	50.000 Level 2	100.000 Level 3	250.000 Level 4	500.000 Level 5	1000.000 Level 6	RRF	% RSD
1 Aroclor-1221 [2C] (1)	+++++	+++++	+++++	+++++	+++++	+++++	0.00757	0.000
(2)	0.00757						0.00757	0.000
(3)	0.01433						0.01433	0.000
4 Aroclor-1232 [2C] (1)	+++++	+++++	+++++	+++++	+++++	+++++	0.00409	0.000
(2)	0.00409						0.00409	0.000
(3)	0.02034						0.02034	0.000
(4)	0.04067						0.04067	0.000
(4)	0.01170						0.01170	0.000
3 Aroclor-1242 [2C] (1)	+++++	+++++	+++++	+++++	+++++	+++++	0.03717	0.000
	0.03717						0.03717	0.000

ARI Labs, Inc.

INITIAL CALIBRATION DATA

Start Cal Date : 24-FEB-2023 11:12
 End Cal Date : 24-FEB-2023 14:42
 Quant Method : ISTD
 Origin : Disabled
 Target Version : 4.14
 Integrator : HP Genie
 Method file : \\target\share\chem4\ecd7.i\230224.b\PCB.m\PCB2.m
 Last Edit : 24-Feb-2023 15:29 richardl
 Curve Type : Average

Compound	20.000 Level 1	50.000 Level 2	100.000 Level 3	250.000 Level 4	500.000 Level 5	1000.000 Level 6	RRF	% RSD
(2)	+++++	+++++	+++++	+++++	+++++	+++++	0.07813	0.000
(3)	+++++	+++++	+++++	+++++	+++++	+++++	0.02431	0.000
(4)	+++++	+++++	+++++	+++++	+++++	+++++	0.02962	0.000
6 Aroclor-1248 [2C] (1)	+++++	+++++	+++++	+++++	+++++	+++++	0.03820	0.000
(2)	+++++	+++++	+++++	+++++	+++++	+++++	0.03949	0.000
(3)	+++++	+++++	+++++	+++++	+++++	+++++	0.04545	0.000
(4)	+++++	+++++	+++++	+++++	+++++	+++++	0.05457	0.000
7 Aroclor-1016 [2C] (1)	0.05071	0.05022	0.04868	0.04733	0.04326	0.04080	0.04683	8.503
(2)	0.08143	0.09407	0.10159	0.10259	0.09651	0.09362	0.09497	8.025
(3)	0.04006	0.04718	0.04613	0.04410	0.04062	0.03926	0.04289	7.857
(4)	0.03181	0.03802	0.03707	0.03450	0.03115	0.02936	0.03365	10.251

ARI Labs, Inc.

INITIAL CALIBRATION DATA

Start Cal Date : 24-FEB-2023 11:12
 End Cal Date : 24-FEB-2023 14:42
 Quant Method : ISTD
 Origin : Disabled
 Target Version : 4.14
 Integrator : HP Genie
 Method file : \\target\share\chem4\ecd7.i\230224.b\PCB.m\PCB2.m
 Last Edit : 24-Feb-2023 15:29 richardl
 Curve Type : Average

Compound	20.000 Level 1	50.000 Level 2	100.000 Level 3	250.000 Level 4	500.000 Level 5	1000.000 Level 6	RRF	% RSD
8 Aroclor-1254 [2C] (1)	++++ 0.06081	++++	++++	++++	++++	++++	0.06081	0.000
(2)	++++ 0.04892	++++	++++	++++	++++	++++	0.04892	0.000
(3)	++++ 0.10584	++++	++++	++++	++++	++++	0.10584	0.000
(4)	++++ 0.10317	++++	++++	++++	++++	++++	0.10317	0.000
(5)	++++ 0.06282	++++	++++	++++	++++	++++	0.06282	0.000
10 Aroclor-1262 [2C] (1)	++++ 0.06831	++++	++++	++++	++++	++++	0.06831	0.000
(2)	++++ 0.05818	++++	++++	++++	++++	++++	0.05818	0.000
(3)	++++ 0.06601	++++	++++	++++	++++	++++	0.06601	0.000
(4)	++++ 0.10341	++++	++++	++++	++++	++++	0.10341	0.000
9 Aroclor-1260 [2C] (1)	0.05286 ++++	0.04911	0.04696	0.04801	0.04329	0.04201	0.04704	8.422
(2)	0.12976 ++++	0.12431	0.12095	0.12664	0.11320	0.10545	0.12005	7.605

ARI Labs, Inc.

INITIAL CALIBRATION DATA

Start Cal Date : 24-FEB-2023 11:12
 End Cal Date : 24-FEB-2023 14:42
 Quant Method : ISTD
 Origin : Disabled
 Target Version : 4.14
 Integrator : HP Genie
 Method file : \\target\share\chem4\ecd7.i\230224.b\PCB.m\PCB2.m
 Last Edit : 24-Feb-2023 15:29 richardl
 Curve Type : Average

Compound	20.000 Level 1	50.000 Level 2	100.000 Level 3	250.000 Level 4	500.000 Level 5	1000.000 Level 6	RRF	% RSD
(3)	0.03524 +++++	0.03147	0.02937	0.03208	0.03102	0.03198	0.03186	6.045
(4)	0.08632 +++++	0.08237	0.08044	0.08393	0.07718	0.07531	0.08092	5.126
11 Aroclor-1268 [2C] (1)	+++++ 0.16109	+++++	+++++	+++++	+++++	+++++	0.16109	0.000
(2)	+++++ 0.17318	+++++	+++++	+++++	+++++	+++++	0.17318	0.000
(3)	+++++ 0.14787	+++++	+++++	+++++	+++++	+++++	0.14787	0.000
(4)	+++++ 0.47260	+++++	+++++	+++++	+++++	+++++	0.47260	0.000
41 2,4-DDE [2C]	+++++ +++++	+++++	+++++	+++++	+++++	+++++	+++++	+++++
42 2,4-DDD [2C]	+++++ +++++	+++++	+++++	+++++	+++++	+++++	+++++	+++++
44 4,4-DDE [2C]	+++++ +++++	+++++	+++++	+++++	+++++	+++++	+++++	+++++
45 4,4-DDD/2,4-DDT [2C]	+++++ +++++	+++++	+++++	+++++	+++++	+++++	+++++	+++++
46 4,4-DDT [2C]	+++++ +++++	+++++	+++++	+++++	+++++	+++++	+++++	+++++

ARI Labs, Inc.

INITIAL CALIBRATION DATA

Start Cal Date : 24-FEB-2023 11:12
 End Cal Date : 24-FEB-2023 14:42
 Quant Method : ISTD
 Origin : Disabled
 Target Version : 4.14
 Integrator : HP Genie
 Method file : \\target\share\chem4\ecd7.i\230224.b\PCB.m\PCB2.m
 Last Edit : 24-Feb-2023 15:29 richardl
 Curve Type : Average

Compound	20.000 Level 1	50.000 Level 2	100.000 Level 3	250.000 Level 4	500.000 Level 5	1000.000 Level 6	RRF	% RSD
48 Hexachlorobutadiene	+++++	+++++	+++++	+++++	+++++	+++++	+++++	+++++
49 Hexachlorobenzene	+++++	+++++	+++++	+++++	+++++	+++++	+++++	+++++
\$ 2 Tetrachloro-m-xylene [2C]	1.21526 +++++	1.19545	1.17555	1.21907	1.12560	1.11139	1.17372	3.897
\$ 13 Decachlorobiphenyl [2C]	1.17066 +++++	1.20406	1.20549	1.31040	1.21104	1.20797	1.21827	3.898

ARI Labs, Inc.
RETENTION TIME SUMMARY REPORT

Method File: \\target\share\chem4\ecd7.i\230224.b\PCB.m
Batch File: \\target\share\chem4\ecd7.i\230224.b
Inst ID: ecd7.i

ID: RT01 RT02 RT03 RT04 RT05 RT06
FILENAME: 02242302ECD7 02242303ECD7 02242304ECD7 02242305ECD7 02242306ECD7 02242307ECD7
INJ. DATE: 24-FEB-2023 24-FEB-2023 24-FEB-2023 24-FEB-2023 24-FEB-2023 24-FEB-2023
INJ. TIME: 11:12 11:33 11:54 12:15 12:36 12:57

Table with 11 columns: Compound, RT01, RT02, RT03, RT04, RT05, RT06, EXPEC RT, RT WINDOW, AVG RT, STD DEV. Rows include various chemical compounds like IS-BNB, Tetrachloro-m-xylene, Aroclor-1221, etc.

Reviewer 1 _____ Date: _____
Reviewer 2 _____ Date: _____

ARI Labs, Inc.
RETENTION TIME SUMMARY REPORT

Method File: \\target\share\chem4\ecd7.i\230224.b\PCB.m
 Batch File: \\target\share\chem4\ecd7.i\230224.b
 Inst ID: ecd7.i

Compound	RT01	RT02	RT03	RT04	RT05	RT06	EXPEC RT	RT WINDOW	AVG RT	STD DEV
47 4,4-DDD	+++++	+++++	+++++	+++++	+++++	+++++	10.254	10.154-10.354	+++++	+++++
48 4,4-DDT	+++++	+++++	+++++	+++++	+++++	+++++	10.754	10.654-10.854	+++++	+++++
49 Hexachlorobutadiene	+++++	+++++	+++++	+++++	+++++	+++++	1.842	1.742-1.942	+++++	+++++
50 Hexachlorobenzene	+++++	+++++	+++++	+++++	+++++	+++++	6.708	6.608-6.808	+++++	+++++

ARI Labs, Inc.
RETENTION TIME SUMMARY REPORT

Method File: \\target\share\chem4\ecd7.i\230224.b\PCB.m\PCB2.m
Batch File: \\target\share\chem4\ecd7.i\230224.b\230224.b
Inst ID: ecd7.i

ID: RT01 RT02 RT03 RT04 RT05 RT06
FILENAME: 02242302ECD7 02242303ECD7 02242304ECD7 02242305ECD7 02242306ECD7 02242307ECD7
INJ. DATE: 24-FEB-2023 24-FEB-2023 24-FEB-2023 24-FEB-2023 24-FEB-2023 24-FEB-2023
INJ. TIME: 11:12 11:33 11:54 12:15 12:36 12:57

Table with 11 columns: Compound, RT01, RT02, RT03, RT04, RT05, RT06, EXPEC RT, RT WINDOW, AVG RT, STD DEV. Rows include various chemical compounds like IS-BNB, Tetrachloro-m-xylene, Aroclor-1221, etc.

Reviewer 1 _____ Date: _____
Reviewer 2 _____ Date: _____

ARI Labs, Inc.
RETENTION TIME SUMMARY REPORT

Method File: \\target\share\chem4\ecd7.i\230224.b\PCB.m\PCB2.m
 Batch File: \\target\share\chem4\ecd7.i\230224.b\230224.b
 Inst ID: ecd7.i

Compound	RT01	RT02	RT03	RT04	RT05	RT06	EXPEC RT	RT WINDOW	AVG RT	STD DEV
46 4,4-DDT [2C]	+++++	+++++	+++++	+++++	+++++	+++++	11.092	10.992-11.192	+++++	+++++
48 Hexachlorobutadiene	+++++	+++++	+++++	+++++	+++++	+++++	1.703	1.603-1.803	+++++	+++++
49 Hexachlorobenzene	+++++	+++++	+++++	+++++	+++++	+++++	7.178	7.078-7.278	+++++	+++++

Analytical Resources Inc.
Dual Column 608/8082 PCB Quantitation Report

Data file 1: /230224.b/02242301ECD7.D
Data file 2: /230224.b/230224.b/02242301ECD7.D
Method: \\target\share\chem4\ecd7.i\230224.b\PCB.m
Compound Sublist: PCB.sub
Instrument, Inj. Vol.: ecd7.i, 2ul
Quant Method: Internal Std

ARI ID: IB
Client ID:
Injection Date: 24-FEB-2023 10:51
Report Date: 02/28/2023 09:50
Matrix: NONE
Dilution Factor: 1.0

SURROGATES

RT	ZB5 Col Shift	Response	RT	ZB35 Col Shift	Response	ZB5 on col	ZB35 on col	RPD	Compound/Flag
5.826	0.019	382217	5.683	-0.002	180378	33.8	36.5	7.7	Tetrachloro-m-xylene
13.904	0.011	534110	14.120	0.001	295605	35.3	37.2	5.2	Decachlorobiphenyl

* Indicates RPD > 40%

INTERNAL STANDARD SUMMARY

Column 1			
Standard Cpnd	Standard Area*	Sample Area	%D
Bromo-Nitrobenzene	673778	756896	12.3
Hexabromobiphenyl	1429847	1534275	7.3
Column 2			
Standard Cpnd	Standard Area*	Sample Area	%D
Bromo-Nitrobenzene	315256	336543	6.8
Hexabromobiphenyl	513946	521508	1.5

* Standard Areas taken from Initial Cal Level 3
Initial Calibration Date: 24-FEB-2023
<- Indicates standard response outside Limits (-50 to +100%)

ZB5 Col					ZB35 Col					
Aroclor	Peak#	RT	Shift	Area	Amount	Peak#	RT	Shift	Area	Amount
Aroclor-1016	1	---			0.0	1	---			0.0
Aroclor-1016	2	---			0.0	2	---			0.0
Aroclor-1016	3	---			0.0	3	---			0.0
Aroclor-1016	4	---			0.0	4	---			0.0
CollAve: <3 Quant Peaks						Col2Ave: <3 Quant Peaks				
Aroclor-1221	1	---			0.0	1	---			0.0
Aroclor-1221	2	---			0.0	2	6.321	0.025	1873	31.1
Aroclor-1221	3	---			0.0	3	6.633	0.012	314	3.2
CollAve: <3 Quant Peaks						Col2Ave: <3 Quant Peaks				
Aroclor-1232	1	---			0.0	1	---			0.0
Aroclor-1232	2	---			0.0	2	---			0.0
Aroclor-1232	3	7.698	0.043	2193	6.0	3	---			0.0
Aroclor-1232	4	8.505	-0.076	11525	74.5	4	---			0.0
CollAve: <3 Quant Peaks						Col2Ave: <3 Quant Peaks				
Aroclor-1242	1	---			0.0	1	---			0.0
Aroclor-1242	2	7.698	0.042	2193	3.1	2	---			0.0
Aroclor-1242	3	---			0.0	3	---			0.0
Aroclor-1242	4	8.505	-0.074	11525	35.2	4	---			0.0
CollAve: <3 Quant Peaks						Col2Ave: <3 Quant Peaks				
Aroclor-1248	1	---			0.0	1	---			0.0
Aroclor-1248	2	---			0.0	2	---			0.0
Aroclor-1248	3	---			0.0	3	---			0.0
Aroclor-1248	4	---			0.0	4	---			0.0
CollAve: <3 Quant Peaks						Col2Ave: <3 Quant Peaks				
Aroclor-1254	1	---			0.0	1	---			0.0
Aroclor-1254	2	---			0.0	2	---			0.0
Aroclor-1254	3	9.596	-0.072	31424	64.3	3	---			0.0
Aroclor-1254	4	---			0.0	4	---			0.0
Aroclor-1254	5	10.167	-0.010	18361	30.8	5	---			0.0
CollAve: <3 Quant Peaks						Col2Ave: <3 Quant Peaks				
Aroclor-1260	1	11.098	0.054	6994	12.7	1	---			0.0
Aroclor-1260	2	---			0.0	2	---			0.0
Aroclor-1260	3	11.706	-0.027	7806	5.1	3	---			0.0
Aroclor-1260	4	---			0.0	4	---			0.0
Aroclor-1260	5	---			0.0	NS	---			----
CollAve: <3 Quant Peaks						Col2Ave: <3 Quant Peaks				
Aroclor-1262	1	10.824	-0.005	16873	35.8	1	---			0.0
Aroclor-1262	2	---			0.0	2	---			0.0
Aroclor-1262	3	---			0.0	3	---			0.0
Aroclor-1262	4	13.040	0.053	14031	18.6	4	---			0.0
CollAve: <3 Quant Peaks						Col2Ave: <3 Quant Peaks				
Aroclor-1268	1	---			0.0	1	---			0.0
Aroclor-1268	2	---			0.0	2	---			0.0
Aroclor-1268	3	12.709	0.009	6037	3.6	3	12.891	-0.001	659	0.7
Aroclor-1268	4	13.499	0.010	12396	2.3	4	13.710	0.001	1848	0.6
CollAve: <3 Quant Peaks						Col2Ave: <3 Quant Peaks				

Total PCB Area Coll (5.906 - 13.793) = 260205

Coll Total PCB = 0.0 ppm*

Total PCB Area Col2 (5.785 - 14.019) = 18252 Col2 Total PCB = 0.0 ppm*

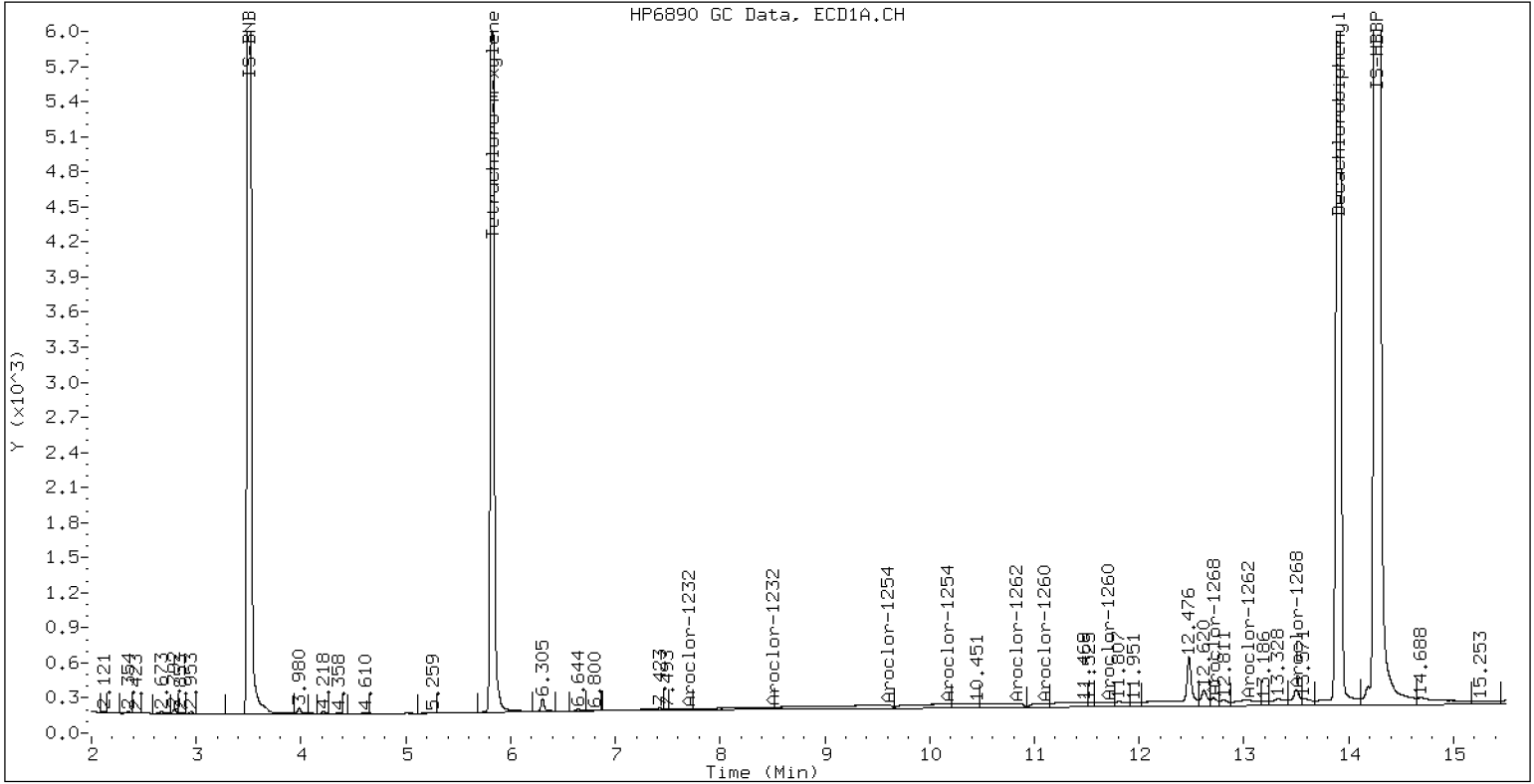
* Quantitated against AR1660 0.25ppm in Ical

PCB-Form 10 Mod.

PCB Dual Column Chromatograms

ECD7-ZB5 IB

24-FEB-2023 10:51, 2ul



Analytical Resources Inc.
Dual Column 608/8082 PCB Quantitation Report

Data file 1: /230224.b/02242302ECD7.D
Data file 2: /230224.b/230224.b/02242302ECD7.D
Method: \\target\share\chem4\ecd7.i\230224.b\PCB.m
Compound Sublist: AR1660.sub
Instrument, Inj. Vol.: ecd7.i, 2ul
Quant Method: Internal Std

ARI ID: 0.25PPMAR1660
Client ID:
Injection Date: 24-FEB-2023 11:12
Report Date: 02/28/2023 09:50
Matrix: NONE
Dilution Factor: 1.0

SURROGATES

RT	ZB5 Col Shift	Response	RT	ZB35 Col Shift	Response	ZB5 on col	ZB35 on col	RPD	Compound/Flag
5.811	0.005	405980	5.687	0.002	192160	40.4	41.5	2.9	Tetrachloro-m-xylene
13.897	0.004	563414	14.120	0.001	336737	40.0	43.0	7.3	Decachlorobiphenyl

* Indicates RPD > 40%

INTERNAL STANDARD SUMMARY

Column 1			
Standard Cpnd	Standard Area*	Sample Area	%D
Bromo-Nitrobenzene	673778	673778	0.0
Hexabromobiphenyl	1429847	1429847	0.0
Column 2			
Standard Cpnd	Standard Area*	Sample Area	%D
Bromo-Nitrobenzene	315256	315256	0.0
Hexabromobiphenyl	513946	513946	0.0

* Standard Areas taken from Initial Cal Level 3
Initial Calibration Date: 24-FEB-2023
<- Indicates standard response outside Limits (-50 to +100%)

ZB5 Col					ZB35 Col						
Aroclor	Peak#	RT	Shift	Area	Amount	Peak#	RT	Shift	Area	Amount	
Aroclor-1016	1	7.272	0.001	66125	258.4	1	7.255	-0.001	46626	252.6	
Aroclor-1016	2	7.654	-0.000	207370	265.8	2	7.855	-0.001	101071	270.1	
Aroclor-1016	3	7.792	0.002	92507	242.9	3	8.055	0.001	43448	257.1	
Aroclor-1016	4	8.406	0.001	64388	261.5	4	8.306	-0.000	33986	256.3	
Total CollAve (4 peaks):				257.2		Total Col2Ave (4 peaks):				259.0	RPD = 1
Corrected Ave (3 peaks):				254.3		Corrected Ave (3 peaks):				255.3	RPD = 0

CalAmt %D: 2.9

CalAmt %D: 3.6

Aroclor-1260	1	11.046	0.001	138355	269.0	1	11.653	0.001	77114	255.2	
Aroclor-1260	2	11.363	0.002	147051	273.6	2	11.918	0.001	203401	263.7	
Aroclor-1260	3	11.736	0.003	383171	268.8	3	12.435	-0.000	51517	251.7	
Aroclor-1260	4	12.141	0.002	200399	279.2	4	12.502	0.001	134797	259.3	
Aroclor-1260	5	12.247	0.003	83796	271.2	NS	---			----	
Total CollAve (5 peaks):				272.4		Total Col2Ave (4 peaks):				257.5	RPD = 6
Corrected Ave (4 peaks):				270.7		Corrected Ave (3 peaks):				255.4	RPD = 6

CalAmt %D: 8.9

CalAmt %D: 3.0

Total PCB Area Coll (5.906 - 13.793) = 4024419 Coll Total PCB = 0.5 ppm*

Total PCB Area Col2 (5.785 - 14.019) = 1889311 Col2 Total PCB = 0.5 ppm*

* Quantitated against AR1660 0.25ppm in Ical

PCB-Form 10 Mod.

Analytical Resources Inc.
Dual Column 608/8082 PCB Quantitation Report

Data file 1: /230224.b/02242303ECD7.D
Data file 2: /230224.b/230224.b/02242303ECD7.D
Method: \\target\share\chem4\ecd7.i\230224.b\PCB.m
Compound Sublist: AR1660.sub
Instrument, Inj. Vol.: ecd7.i, 2ul
Quant Method: Internal Std

ARI ID: 0.02PPMAR1660
Client ID:
Injection Date: 24-FEB-2023 11:33
Report Date: 02/28/2023 09:50
Matrix: NONE
Dilution Factor: 1.0

SURROGATES

RT	ZB5 Col Shift	Response	RT	ZB35 Col Shift	Response	ZB5 on col	ZB35 on col	RPD	Compound/Flag
5.809	0.002	29768	5.688	0.003	14932	3.1	3.3	5.7	Tetrachloro-m-xylene
13.893	0.000	45992	14.120	0.000	23950	3.4	3.1	9.1	Decachlorobiphenyl

* Indicates RPD > 40%

INTERNAL STANDARD SUMMARY

Column 1			
Standard Cpnd	Standard Area*	Sample Area	%D
Bromo-Nitrobenzene	673778	637010	-5.5
Hexabromobiphenyl	1429847	1386953	-3.0
Column 2			
Standard Cpnd	Standard Area*	Sample Area	%D
Bromo-Nitrobenzene	315256	307177	-2.6
Hexabromobiphenyl	513946	511463	-0.5

* Standard Areas taken from Initial Cal Level 3
Initial Calibration Date: 24-FEB-2023
<- Indicates standard response outside Limits (-50 to +100%)

ZB5 Col ZB35 Col

Aroclor	Peak#	RT	Shift	Area	Amount	Peak#	RT	Shift	Area	Amount	
Aroclor-1016	1	7.272	0.001	5052	20.9	1	7.256	0.000	3894	21.7	
Aroclor-1016	2	7.659	0.005	14714	19.9	2	7.864	0.008	6253	17.1	
Aroclor-1016	3	7.795	0.005	8226	22.8	3	8.060	0.006	3076	18.7	
Aroclor-1016	4	8.407	0.002	4780	20.5	4	8.309	0.002	2443	18.9	
Total CollAve (4 peaks):				21.1	Total Col2Ave (4 peaks):				19.1	RPD = 10	
Corrected Ave (3 peaks):				20.5	Corrected Ave (3 peaks):				18.2	RPD = 11	

CalAmt %D: 5.3 CalAmt %D: -4.5

Aroclor-1260	1	11.047	0.003	10147	20.3	1	11.656	0.003	6759	22.5	
Aroclor-1260	2	11.364	0.003	10287	19.7	2	11.922	0.005	16592	21.6	
Aroclor-1260	3	11.740	0.006	28043	20.3	3	12.438	0.002	4506	22.1	
Aroclor-1260	4	12.145	0.006	13540	19.4	4	12.505	0.004	11037	21.3	
Aroclor-1260	5	12.246	0.002	6182	20.6	NS	---			----	
Total CollAve (5 peaks):				20.1	Total Col2Ave (4 peaks):				21.9	RPD = 9	
Corrected Ave (4 peaks):				19.9	Corrected Ave (3 peaks):				21.7	RPD = 8	

CalAmt %D: 0.4 CalAmt %D: 9.4

Total PCB Area Coll (5.906 - 13.793) = 324832 Coll Total PCB = 0.0 ppm*

Total PCB Area Col2 (5.785 - 14.019) = 157149 Col2 Total PCB = 0.0 ppm*

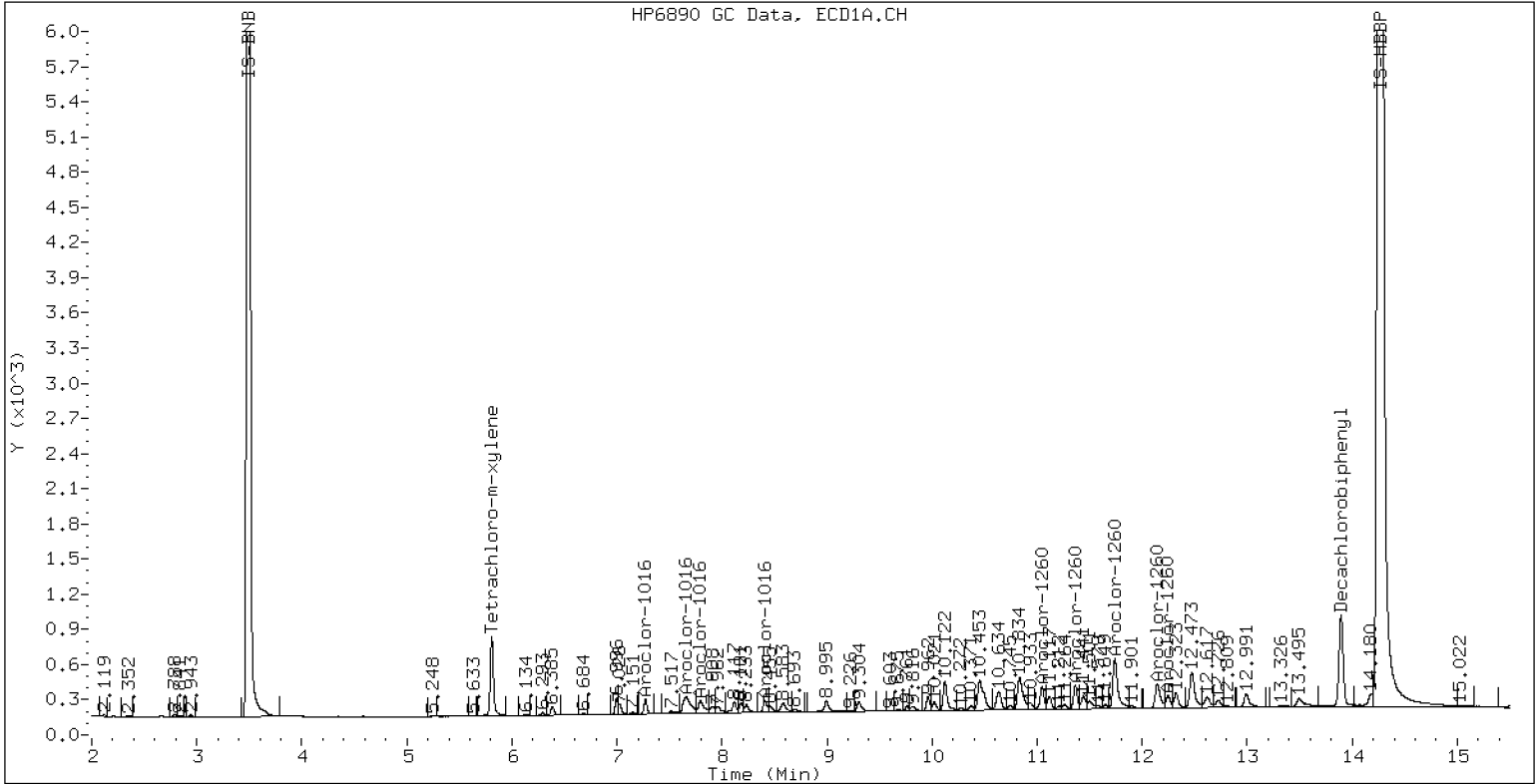
* Quantitated against AR1660 0.25ppm in Ical

PCB-Form 10 Mod.

PCB Dual Column Chromatograms

ECD7-ZB5 0.02PPMAR1660

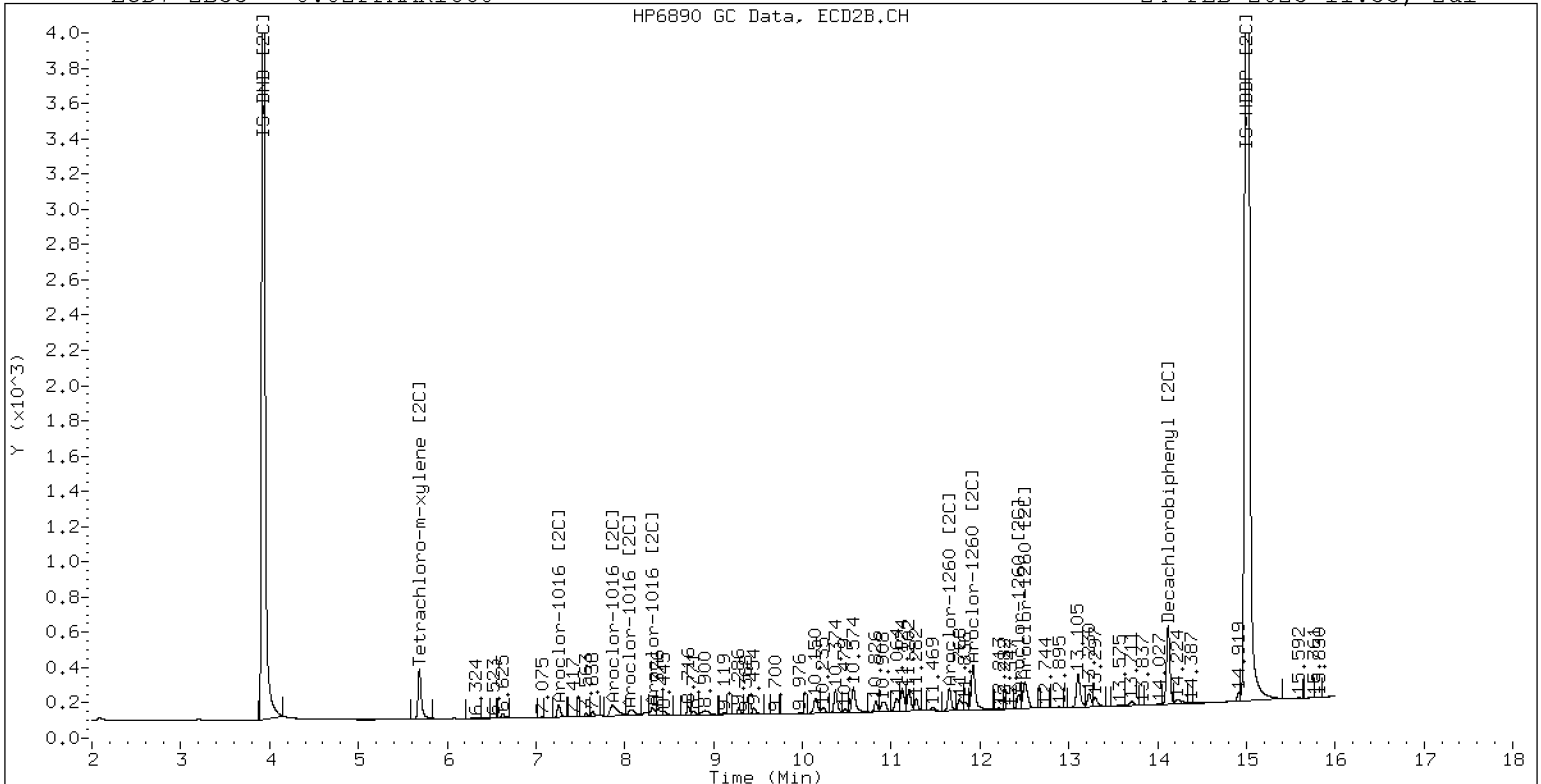
24-FEB-2023 11:33, 2ul



ZB-5 Manual Integration: NO

ECD7-ZB35 0.02PPMAR1660

24-FEB-2023 11:33, 2ul

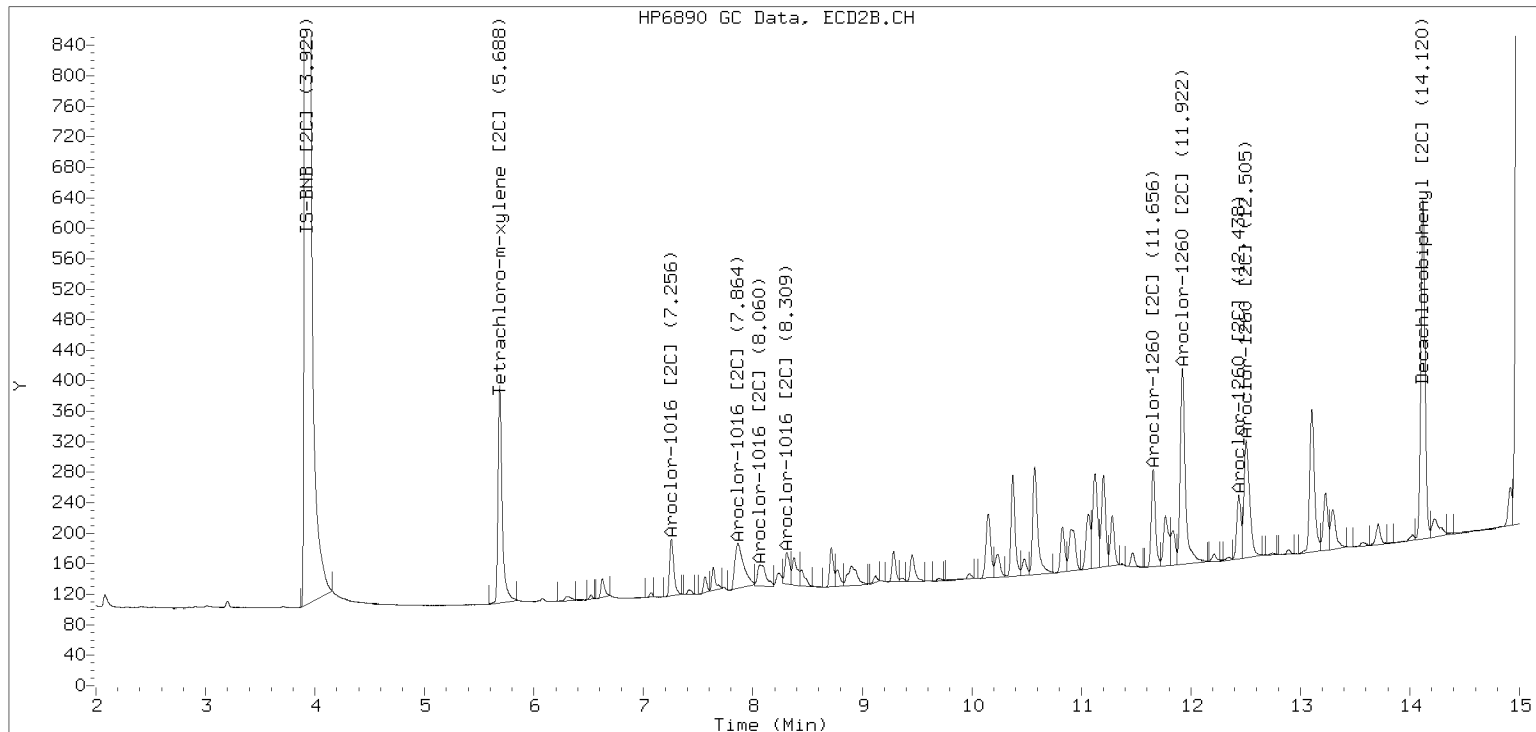


ZB-35 Manual Integration: YES

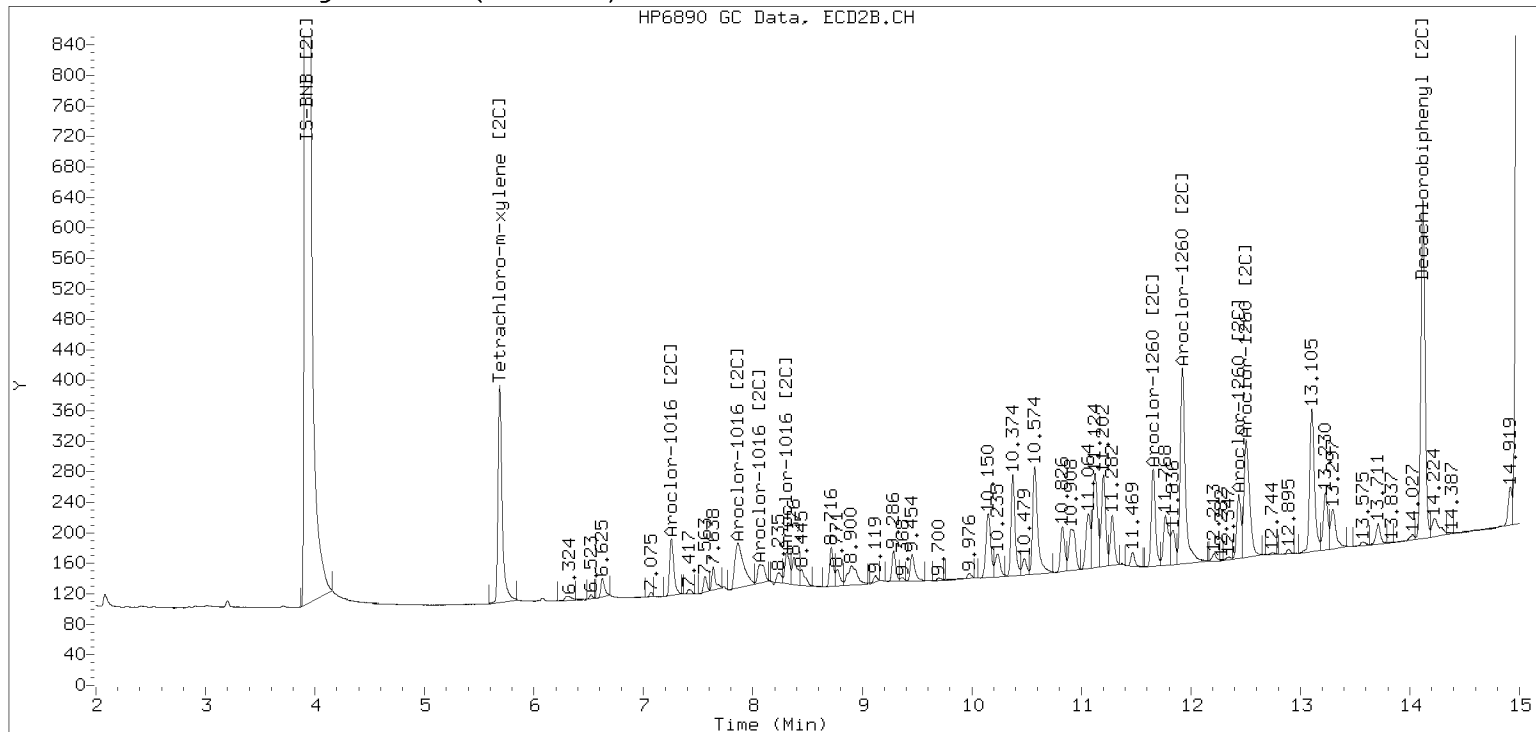
Manual Peak Adjustment, ZB-35

Datafile: ecd7.i/230224.b/230224.b/02242303ECD7.D Injection Date: 24-FEB-2023

Manual Integration (After)



Processed Integration (Before)



Analytical Resources Inc.
Dual Column 608/8082 PCB Quantitation Report

Data file 1: /230224.b/02242304ECD7.D
Data file 2: /230224.b/230224.b/02242304ECD7.D
Method: \\target\share\chem4\ecd7.i\230224.b\PCB.m
Compound Sublist: AR1660.sub
Instrument, Inj. Vol.: ecd7.i, 2ul
Quant Method: Internal Std

ARI ID: 0.05PPMAR1660
Client ID:
Injection Date: 24-FEB-2023 11:54
Report Date: 02/28/2023 09:50
Matrix: NONE
Dilution Factor: 1.0

SURROGATES

ZB5 Col		ZB35 Col		ZB5	ZB35	RPD	Compound/Flag		
RT	Shift Response	RT	Shift Response	on col	on col				
5.809	0.003	78493	5.688	0.003	36772	8.3	8.1	2.2	Tetrachloro-m-xylene
13.893	-0.000	113544	14.119	-0.000	62745	8.2	7.9	3.4	Decachlorobiphenyl

* Indicates RPD > 40%

INTERNAL STANDARD SUMMARY

Column 1			
Standard Cpnd	Standard Area*	Sample Area	%D
Bromo-Nitrobenzene	673778	630965	-6.4
Hexabromobiphenyl	1429847	1409464	-1.4

Column 2			
Standard Cpnd	Standard Area*	Sample Area	%D
Bromo-Nitrobenzene	315256	307599	-2.4
Hexabromobiphenyl	513946	521112	1.4

* Standard Areas taken from Initial Cal Level 3
Initial Calibration Date: 24-FEB-2023
<- Indicates standard response outside Limits (-50 to +100%)

ZB5 Col						ZB35 Col				
Aroclor	Peak#	RT	Shift	Area	Amount	Peak#	RT	Shift	Area	Amount
Aroclor-1016	1	7.272	0.002	12829	53.5	1	7.256	0.000	9654	53.6
Aroclor-1016	2	7.660	0.006	36461	49.9	2	7.864	0.008	18085	49.5
Aroclor-1016	3	7.795	0.005	19865	55.7	3	8.063	0.008	9071	55.0
Aroclor-1016	4	8.408	0.003	11411	49.5	4	8.310	0.003	7309	56.5
Total CollAve (4 peaks):				52.2		Total Col2Ave (4 peaks):				53.7 RPD = 3
Corrected Ave (3 peaks):				51.0		Corrected Ave (3 peaks):				52.7 RPD = 3
CalAmt %D:				4.3		CalAmt %D:				7.3
Aroclor-1260	1	11.046	0.002	25727	50.7	1	11.655	0.002	15996	52.2
Aroclor-1260	2	11.363	0.002	26482	50.0	2	11.922	0.004	40487	51.8
Aroclor-1260	3	11.739	0.005	70871	50.4	3	12.437	0.002	10248	49.4
Aroclor-1260	4	12.143	0.004	34239	48.4	4	12.506	0.004	26828	50.9
Aroclor-1260	5	12.246	0.002	15109	49.6	NS	---			----
Total CollAve (5 peaks):				49.8		Total Col2Ave (4 peaks):				51.1 RPD = 2
Corrected Ave (4 peaks):				49.6		Corrected Ave (3 peaks):				50.7 RPD = 2
CalAmt %D:				-0.3		CalAmt %D:				2.1

Total PCB Area Coll (5.906 - 13.793) = 758292 Coll Total PCB = 0.1 ppm*

Total PCB Area Col2 (5.785 - 14.019) = 386383 Col2 Total PCB = 0.1 ppm*

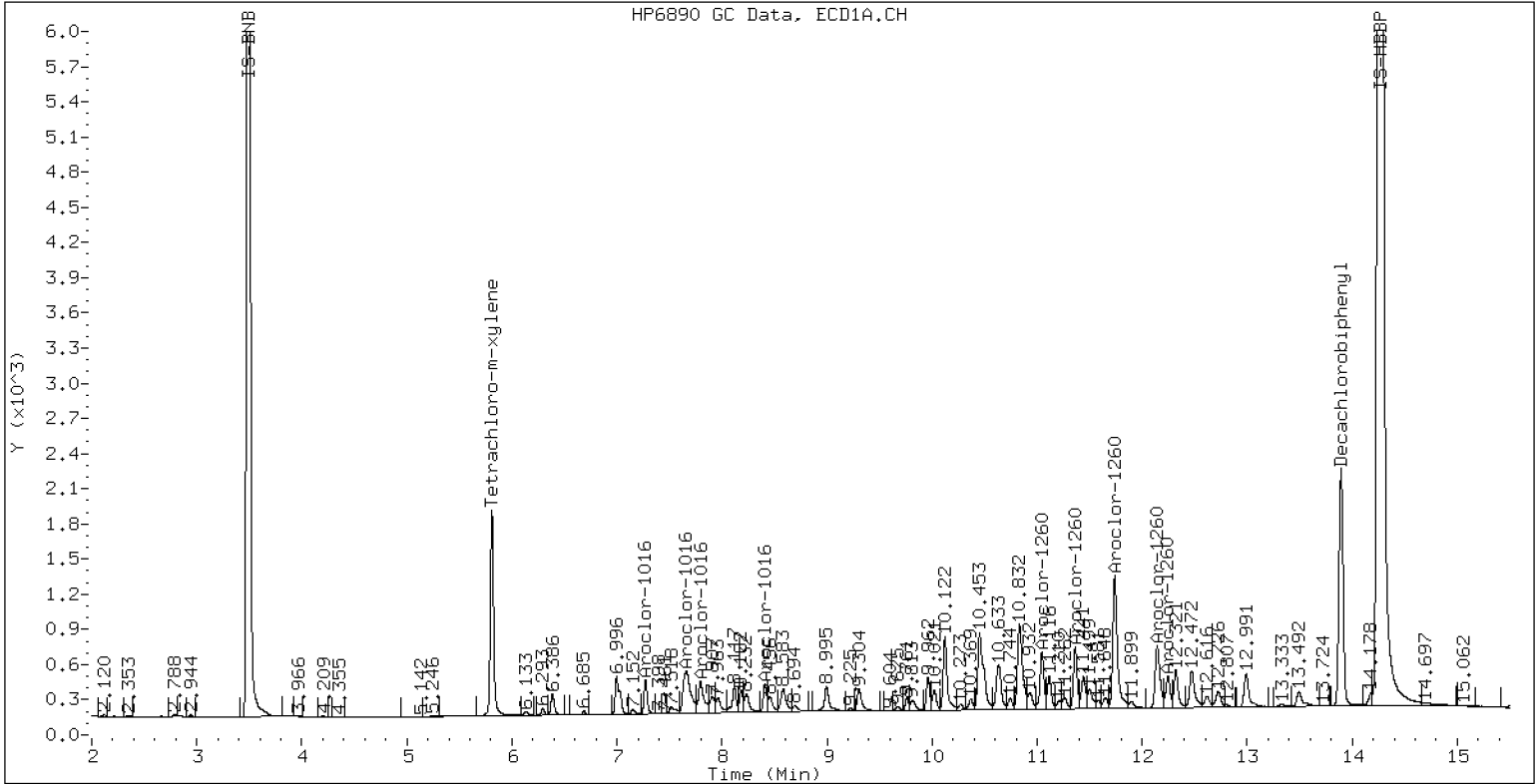
* Quantitated against AR1660 0.25ppm in Ical

PCB-Form 10 Mod.

PCB Dual Column Chromatograms

ECD7-ZB5 0.05PPMAR1660

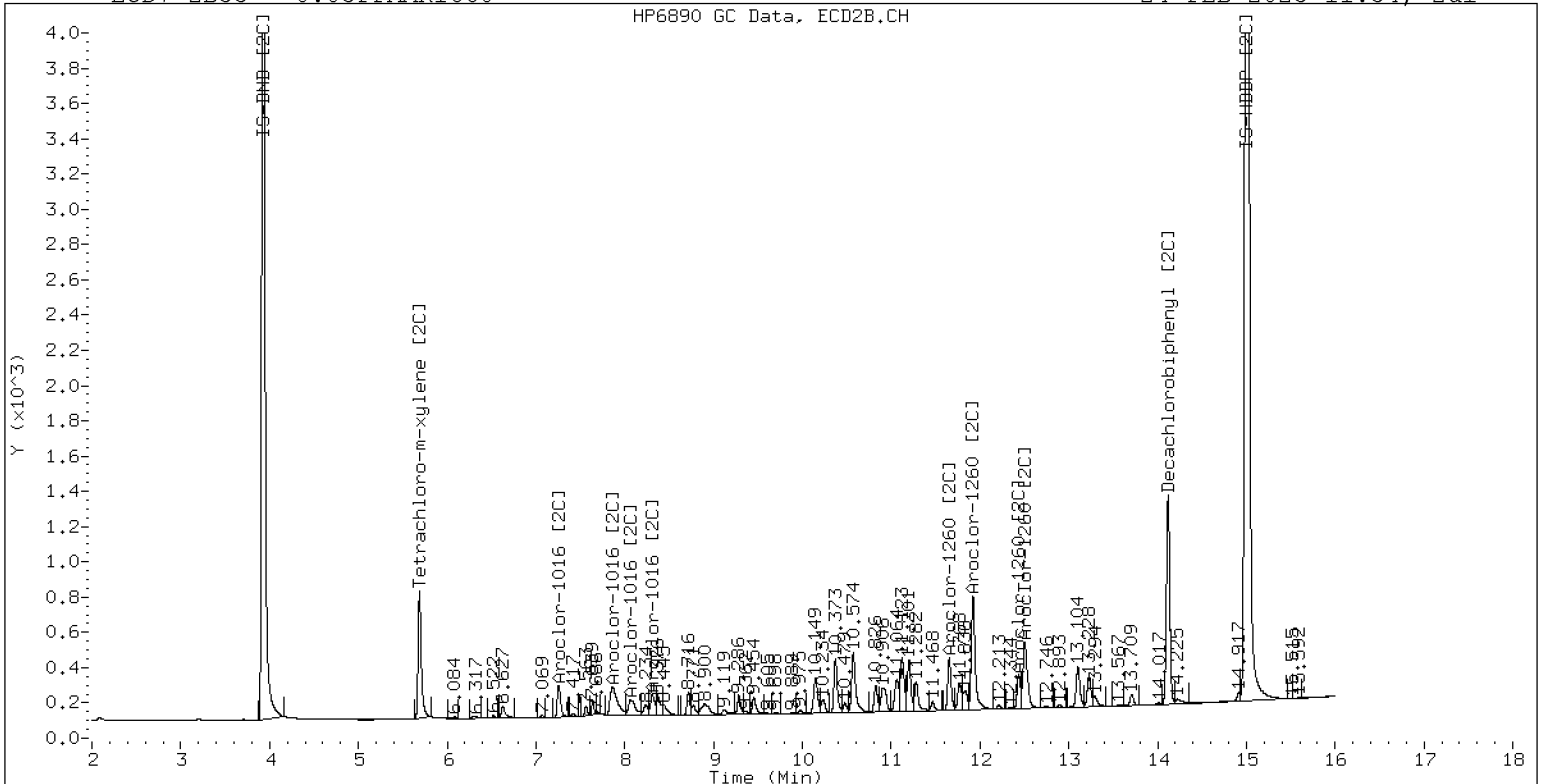
24-FEB-2023 11:54, 2ul



ZB-5 Manual Integration: NO

ECD7-ZB35 0.05PPMAR1660

24-FEB-2023 11:54, 2ul



ZB-35 Manual Integration: NO

Analytical Resources Inc.
Dual Column 608/8082 PCB Quantitation Report

Data file 1: /230224.b/02242305ECD7.D
Data file 2: /230224.b/230224.b/02242305ECD7.D
Method: \\target\share\chem4\ecd7.i\230224.b\PCB.m
Compound Sublist: AR1660.sub
Instrument, Inj. Vol.: ecd7.i, 2ul
Quant Method: Internal Std

ARI ID: 1.0PPMAR1660
Client ID:
Injection Date: 24-FEB-2023 12:15
Report Date: 02/28/2023 09:50
Matrix: NONE
Dilution Factor: 1.0

SURROGATES

RT	ZB5 Col Shift	Response	RT	ZB35 Col Shift	Response	ZB5 on col	ZB35 on col	RPD	Compound/Flag
5.813	0.006	1641874	5.688	0.003	709674	166.2	151.5	9.3	Tetrachloro-m-xylene
13.899	0.006	2344583	14.122	0.002	1300114	161.9	158.6	2.1	Decachlorobiphenyl

* Indicates RPD > 40%

INTERNAL STANDARD SUMMARY

Standard Cpnd	Column 1		
	Standard Area*	Sample Area	%D
Bromo-Nitrobenzene	673778	661440	-1.8
Hexabromobiphenyl	1429847	1470100	2.8

Standard Cpnd	Column 2		
	Standard Area*	Sample Area	%D
Bromo-Nitrobenzene	315256	319272	1.3
Hexabromobiphenyl	513946	538138	4.7

* Standard Areas taken from Initial Cal Level 3
Initial Calibration Date: 24-FEB-2023
<- Indicates standard response outside Limits (-50 to +100%)

ZB5 Col					ZB35 Col					
Aroclor	Peak#	RT	Shift	Area	Amount	Peak#	RT	Shift	Area	Amount
Aroclor-1016	1	7.270	-0.000	220519	877.8	1	7.254	-0.001	162833	871.2
Aroclor-1016	2	7.652	-0.002	731607	955.3	2	7.852	-0.004	373610	985.8
Aroclor-1016	3	7.789	-0.001	307629	822.8	3	8.051	-0.003	156666	915.2
Aroclor-1016	4	8.404	-0.001	229387	949.1	4	8.305	-0.002	117186	872.6
Total CollAve (4 peaks):				901.3		Total Col2Ave (4 peaks):				911.2 RPD = 1
Corrected Ave (3 peaks):				883.3		Corrected Ave (3 peaks):				886.3 RPD = 0

CalAmt %D: -9.9

CalAmt %D: -8.9

Aroclor-1260	1	11.044	-0.000	504641	954.2	1	11.652	-0.000	282606	893.1
Aroclor-1260	2	11.360	-0.001	524931	950.0	2	11.917	-0.000	709329	878.4
Aroclor-1260	3	11.734	-0.000	1410270	962.3	3	12.434	-0.001	215124	1003.8
Aroclor-1260	4	12.137	-0.002	720770	976.7	4	12.501	-0.001	506566	930.6
Aroclor-1260	5	12.243	-0.001	304211	957.7	NS	---			----
Total CollAve (5 peaks):				960.2		Total Col2Ave (4 peaks):				926.5 RPD = 4
Corrected Ave (4 peaks):				956.0		Corrected Ave (3 peaks):				900.7 RPD = 6

CalAmt %D: -4.0

CalAmt %D: -7.4

Total PCB Area Coll (5.906 - 13.793) = 14454279 Coll Total PCB = 1.8 ppm*

Total PCB Area Col2 (5.785 - 14.019) = 7029563 Col2 Total PCB = 1.8 ppm*

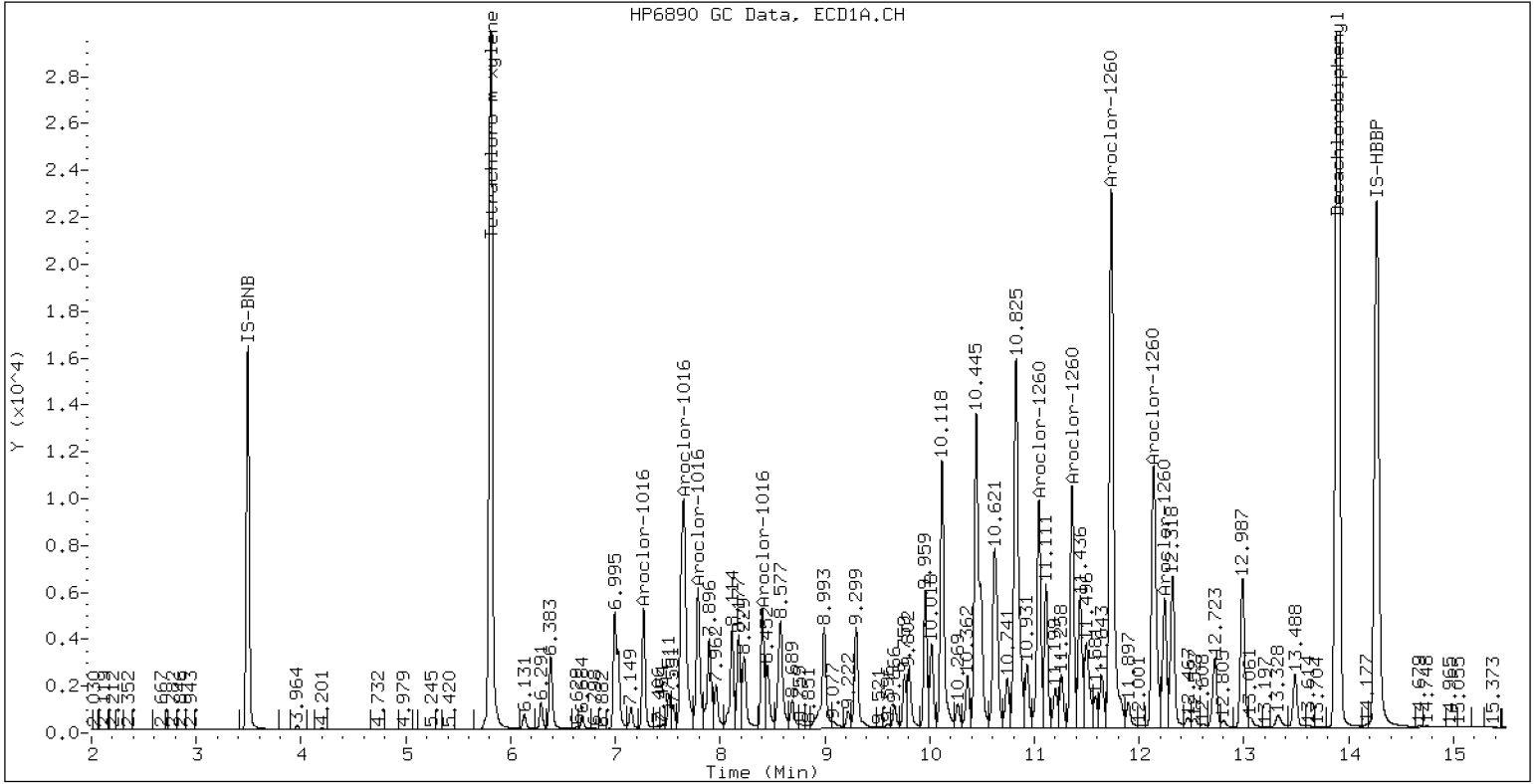
* Quantitated against AR1660 0.25ppm in Ical

PCB-Form 10 Mod.

PCB Dual Column Chromatograms

ECD7-ZB5 1.0PPMAR1660

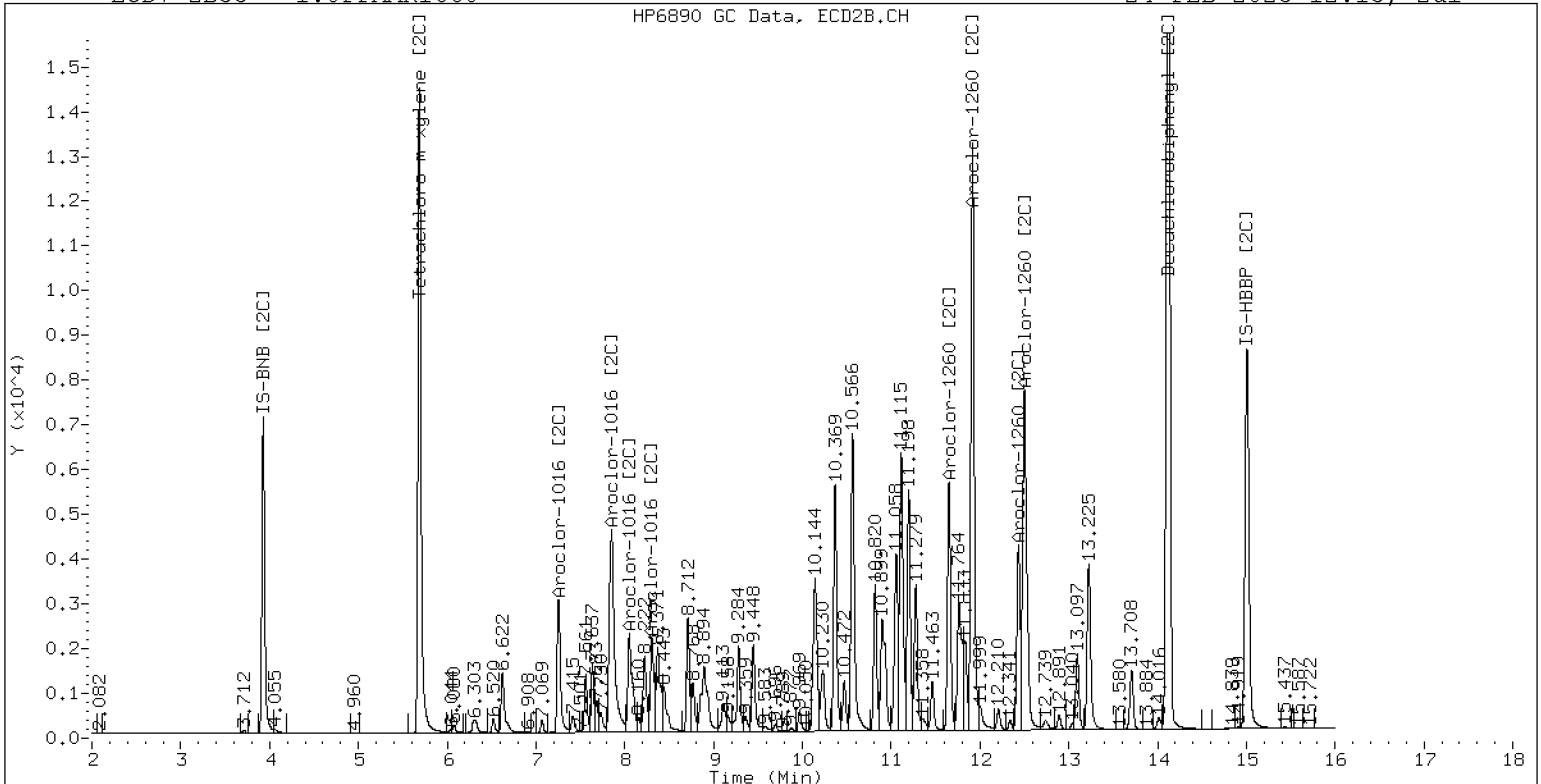
24-FEB-2023 12:15, 2ul



ZB-5 Manual Integration: NO

ECD7-ZB35 1.0PPMAR1660

24-FEB-2023 12:15, 2ul



ZB-35 Manual Integration: NO

Analytical Resources Inc.
Dual Column 608/8082 PCB Quantitation Report

Data file 1: /230224.b/02242306ECD7.D
Data file 2: /230224.b/230224.b/02242306ECD7.D
Method: \\target\share\chem4\ecd7.i\230224.b\PCB.m
Compound Sublist: AR1660.sub
Instrument, Inj. Vol.: ecd7.i, 2ul
Quant Method: Internal Std

ARI ID: 0.1PPMAR1660
Client ID:
Injection Date: 24-FEB-2023 12:36
Report Date: 02/28/2023 09:50
Matrix: NONE
Dilution Factor: 1.0

SURROGATES

ZB5 Col		ZB35 Col		ZB5	ZB35	RPD	Compound/Flag		
RT	Shift Response	RT	Shift Response	on col	on col				
5.809	0.002	155528	5.688	0.003	74628	15.9	16.0	0.9	Tetrachloro-m-xylene
13.892	-0.001	227253	14.119	-0.000	128496	15.8	15.8	0.5	Decachlorobiphenyl

* Indicates RPD > 40%

INTERNAL STANDARD SUMMARY

Column 1			
Standard Cpnd	Standard Area*	Sample Area	%D
Bromo-Nitrobenzene	673778	655979	-2.6
Hexabromobiphenyl	1429847	1464509	2.4

Column 2			
Standard Cpnd	Standard Area*	Sample Area	%D
Bromo-Nitrobenzene	315256	317418	0.7
Hexabromobiphenyl	513946	532962	3.7

* Standard Areas taken from Initial Cal Level 3
Initial Calibration Date: 24-FEB-2023
<- Indicates standard response outside Limits (-50 to +100%)

ZB5 Col						ZB35 Col				
Aroclor	Peak#	RT	Shift	Area	Amount	Peak#	RT	Shift	Area	Amount
Aroclor-1016	1	7.271	0.000	25761	103.4	1	7.255	-0.000	19315	103.9
Aroclor-1016	2	7.657	0.003	75616	99.6	2	7.863	0.007	40308	107.0
Aroclor-1016	3	7.794	0.004	39547	106.7	3	8.059	0.005	18304	107.6
Aroclor-1016	4	8.406	0.001	24260	101.2	4	8.309	0.002	14708	110.2
Total CollAve (4 peaks):				102.7		Total Col2Ave (4 peaks):				107.2 RPD = 4
Corrected Ave (3 peaks):				101.4		Corrected Ave (3 peaks):				106.2 RPD = 5
CalAmt %D:				2.7		CalAmt %D:				7.2
Aroclor-1260	1	11.045	0.000	52009	98.7	1	11.655	0.002	31282	99.8
Aroclor-1260	2	11.362	0.001	55116	100.1	2	11.920	0.003	80574	100.7
Aroclor-1260	3	11.738	0.004	145604	99.7	3	12.437	0.002	19566	92.2
Aroclor-1260	4	12.141	0.002	72408	98.5	4	12.503	0.001	53588	99.4
Aroclor-1260	5	12.245	0.001	30745	97.2	NS	---			----
Total CollAve (5 peaks):				98.8		Total Col2Ave (4 peaks):				98.0 RPD = 1
Corrected Ave (4 peaks):				98.5		Corrected Ave (3 peaks):				97.1 RPD = 1
CalAmt %D:				-1.2		CalAmt %D:				-2.0

Total PCB Area Coll (5.906 - 13.793) = 1555762 Coll Total PCB = 0.2 ppm*

Total PCB Area Col2 (5.785 - 14.019) = 764924 Col2 Total PCB = 0.2 ppm*

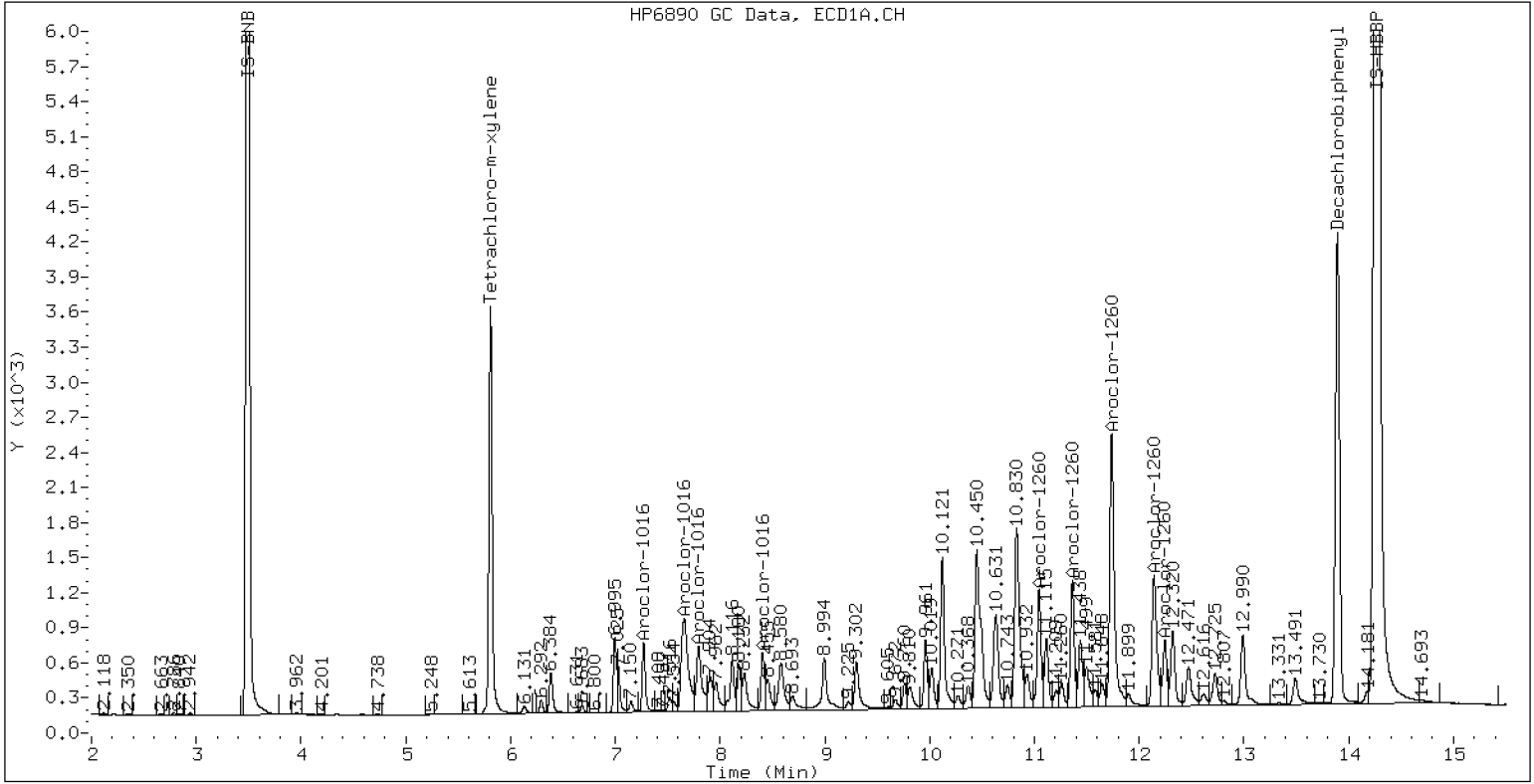
* Quantitated against AR1660 0.25ppm in Ical

PCB-Form 10 Mod.

PCB Dual Column Chromatograms

ECD7-ZB5 0.1PPMAR1660

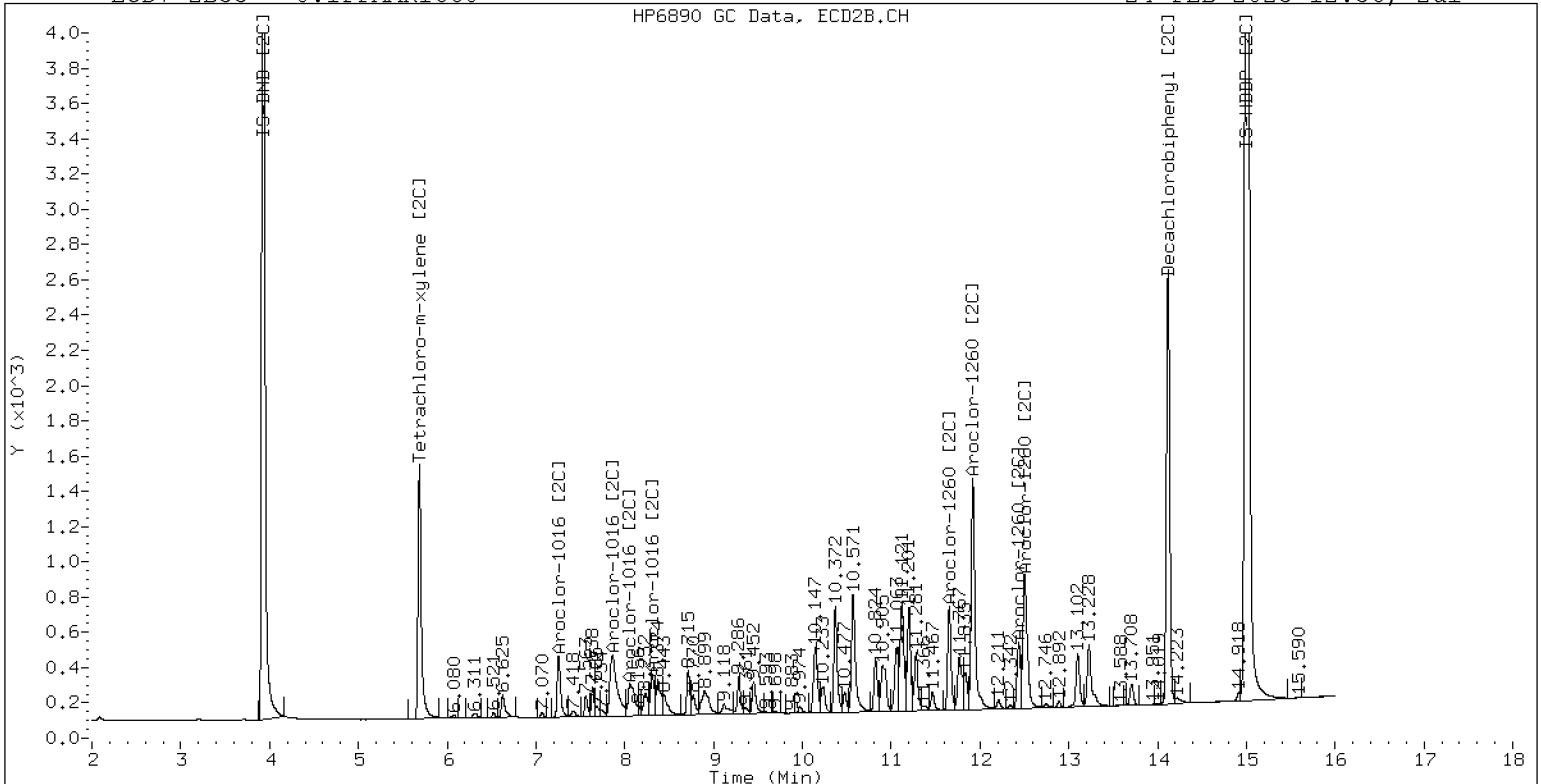
24-FEB-2023 12:36, 2u1



ZB-5 Manual Integration: NO

ECD7-ZB35 0.1PPMAR1660

24-FEB-2023 12:36, 2u1



Analytical Resources Inc.
Dual Column 608/8082 PCB Quantitation Report

Data file 1: /230224.b/02242307ECD7.D
Data file 2: /230224.b/230224.b/02242307ECD7.D
Method: \\target\share\chem4\ecd7.i\230224.b\PCB.m
Compound Sublist: AR1660.sub
Instrument, Inj. Vol.: ecd7.i, 2ul
Quant Method: Internal Std

ARI ID: 0.5PPMAR1660
Client ID:
Injection Date: 24-FEB-2023 12:57
Report Date: 02/28/2023 09:50
Matrix: NONE
Dilution Factor: 1.0

SURROGATES

RT	ZB5 Col Shift	Response	RT	ZB35 Col Shift	Response	ZB5 on col	ZB35 on col	RPD	Compound/Flag
5.810	0.004	724614	5.688	0.003	359257	75.2	76.7	2.0	Tetrachloro-m-xylene
13.898	0.005	1056911	14.120	0.000	650153	74.3	79.5	6.9	Decachlorobiphenyl

* Indicates RPD > 40%

INTERNAL STANDARD SUMMARY

Standard Cpnd	Column 1		
	Standard Area*	Sample Area	%D
Bromo-Nitrobenzene	673778	645275	-4.2
Hexabromobiphenyl	1429847	1445345	1.1

Standard Cpnd	Column 2		
	Standard Area*	Sample Area	%D
Bromo-Nitrobenzene	315256	319170	1.2
Hexabromobiphenyl	513946	536853	4.5

* Standard Areas taken from Initial Cal Level 3
Initial Calibration Date: 24-FEB-2023
<- Indicates standard response outside Limits (-50 to +100%)

ZB5 Col					ZB35 Col						
Aroclor	Peak#	RT	Shift	Area	Amount	Peak#	RT	Shift	Area	Amount	
Aroclor-1016	1	7.270	0.000	115193	470.0	1	7.256	0.000	86287	461.8	
Aroclor-1016	2	7.654	0.000	369991	495.2	2	7.856	0.000	192524	508.1	
Aroclor-1016	3	7.790	0.000	160952	441.3	3	8.055	0.000	81039	473.6	
Aroclor-1016	4	8.405	0.000	115032	487.9	4	8.307	0.000	62136	462.8	
Total CollAve (4 peaks):				473.6		Total Col2Ave (4 peaks):				476.6	RPD = 1
Corrected Ave (3 peaks):				466.4		Corrected Ave (3 peaks):				466.1	RPD = 0

CalAmt %D: -5.3

CalAmt %D: -4.7

Aroclor-1260	1	11.044	0.000	247212	475.5	1	11.653	0.000	145247	460.1	
Aroclor-1260	2	11.361	0.000	262877	483.9	2	11.918	0.000	379838	471.5	
Aroclor-1260	3	11.734	0.000	678830	471.1	3	12.436	0.000	104092	486.9	
Aroclor-1260	4	12.139	0.000	356067	490.7	4	12.502	0.000	258953	476.9	
Aroclor-1260	5	12.244	0.000	150280	481.2	NS	---			----	
Total CollAve (5 peaks):				480.5		Total Col2Ave (4 peaks):				473.8	RPD = 1
Corrected Ave (4 peaks):				477.9		Corrected Ave (3 peaks):				469.5	RPD = 2

CalAmt %D: -3.9

CalAmt %D: -5.2

Total PCB Area Coll (5.906 - 13.793) = 7134169 Coll Total PCB = 0.9 ppm*

Total PCB Area Col2 (5.785 - 14.019) = 3589735 Col2 Total PCB = 0.9 ppm*

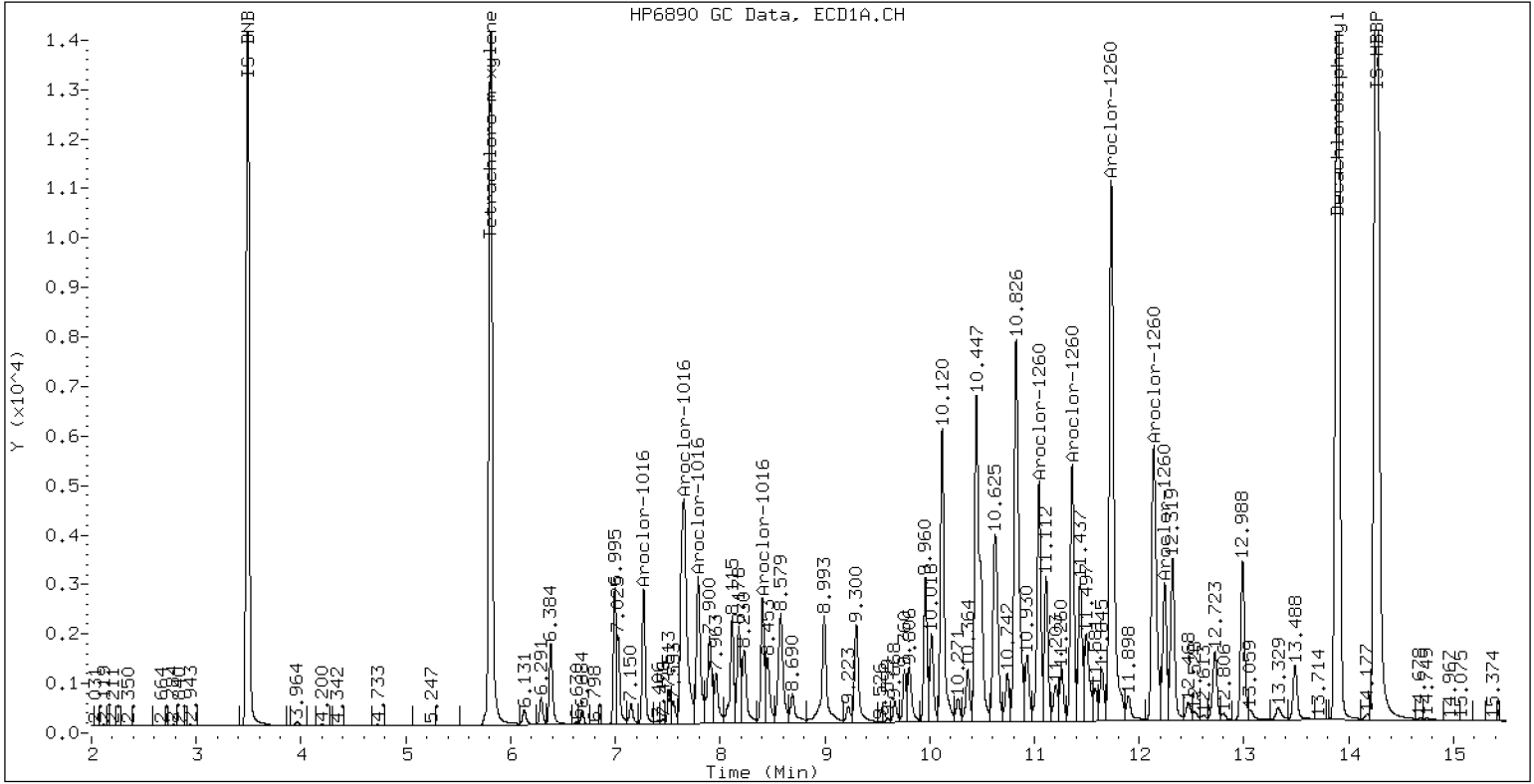
* Quantitated against AR1660 0.25ppm in Ical

PCB-Form 10 Mod.

PCB Dual Column Chromatograms

ECD7-ZB5 0.5PPMAR1660

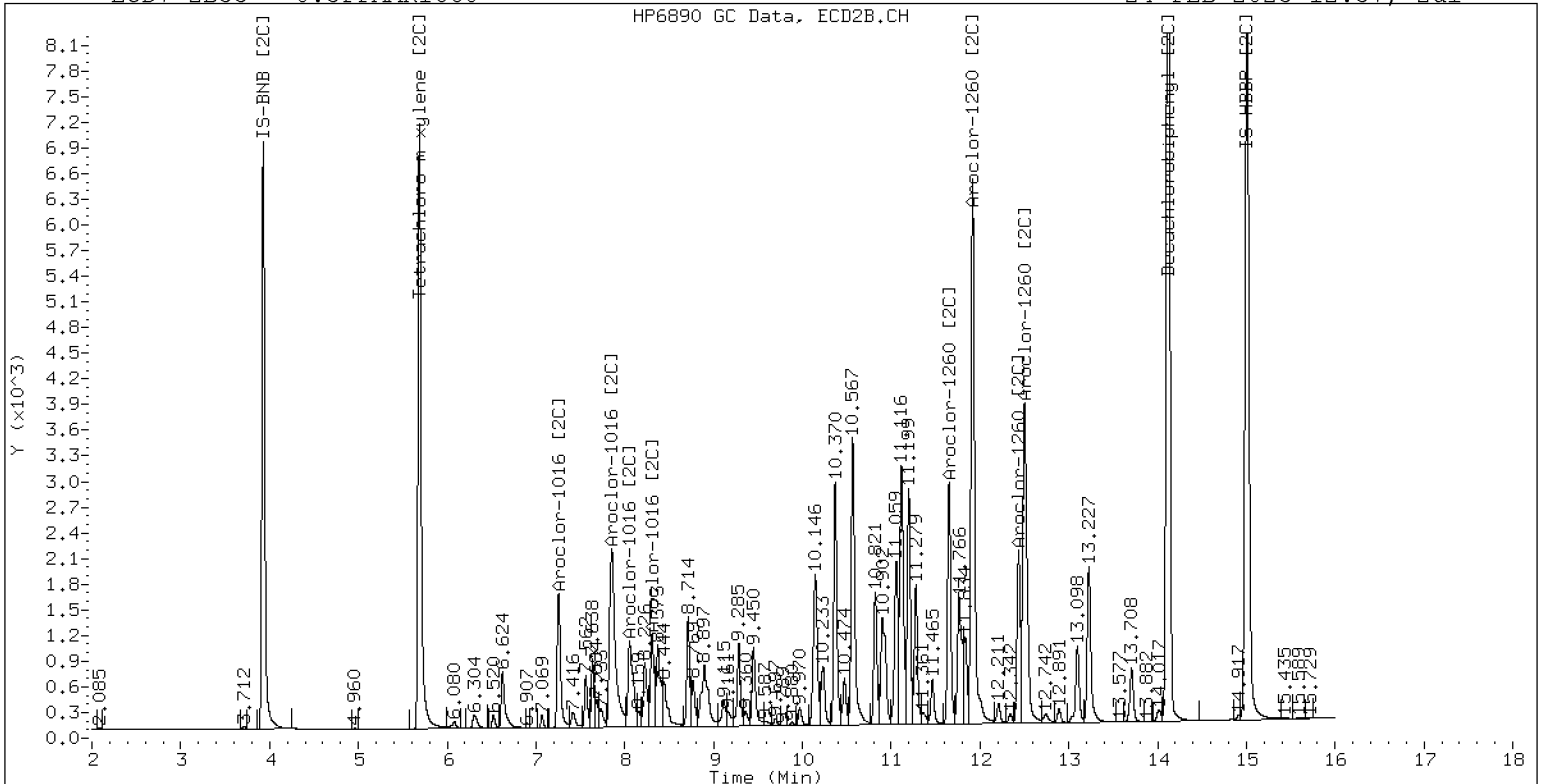
24-FEB-2023 12:57, 2u1



ZB-5 Manual Integration: NO

ECD7-ZB35 0.5PPMAR1660

24-FEB-2023 12:57, 2u1



ZB-35 Manual Integration: NO

Analytical Resources Inc.
Dual Column 608/8082 PCB Quantitation Report

Data file 1: /230224.b/02242308ECD7.D
Data file 2: /230224.b/230224.b/02242308ECD7.D
Method: \\target\share\chem4\ecd7.i\230224.b\PCB.m
Compound Sublist: AR1242.sub
Instrument, Inj. Vol.: ecd7.i, 2ul
Quant Method: Internal Std

ARI ID: 0.25PPMAR1242
Client ID:
Injection Date: 24-FEB-2023 13:18
Report Date: 02/28/2023 09:50
Matrix: NONE
Dilution Factor: 1.0

SURROGATES

RT	ZB5 Col Shift	Response	RT	ZB35 Col Shift	Response	ZB5 on col	ZB35 on col	RPD	Compound/Flag
5.809	0.003	434187	5.688	0.003	214306	46.0	46.5	1.1	Tetrachloro-m-xylene
13.894	0.000	515867	14.119	-0.001	312943	35.6	38.5	7.6	Decachlorobiphenyl

* Indicates RPD > 40%

INTERNAL STANDARD SUMMARY

Standard Cpnd	Column 1		
	Standard Area*	Sample Area	%D
Bromo-Nitrobenzene	673778	632576	-6.1
Hexabromobiphenyl	1429847	1469715	2.8

Standard Cpnd	Column 2		
	Standard Area*	Sample Area	%D
Bromo-Nitrobenzene	315256	314129	-0.4
Hexabromobiphenyl	513946	534294	4.0

* Standard Areas taken from Initial Cal Level 3
Initial Calibration Date: 24-FEB-2023
<- Indicates standard response outside Limits (-50 to +100%)

ZB5 Col					ZB35 Col					
Aroclor	Peak#	RT	Shift	Area	Amount	Peak#	RT	Shift	Area	Amount
Aroclor-1242	1	7.271	0.000	49009	250.0	1	7.255	0.000	36487	250.0
Aroclor-1242	2	7.656	0.000	148833	250.0	2	7.858	0.000	76699	250.0
Aroclor-1242	3	8.405	0.000	46308	250.0	3	9.167	0.000	23866	250.0
Aroclor-1242	4	8.579	0.000	68453	250.0	4	9.597	0.000	29080	250.0
Total Col1Ave (4 peaks):				250.0	Total Col2Ave (4 peaks):				250.0	RPD = 0
Corrected Ave (3 peaks):				250.0	Corrected Ave (3 peaks):				250.0	RPD = 0

Total PCB Area Col1 (5.906 - 13.793) = 1221467 Col1 Total PCB = 0.2 ppm*

Total PCB Area Col2 (5.785 - 14.019) = 572067 Col2 Total PCB = 0.2 ppm*

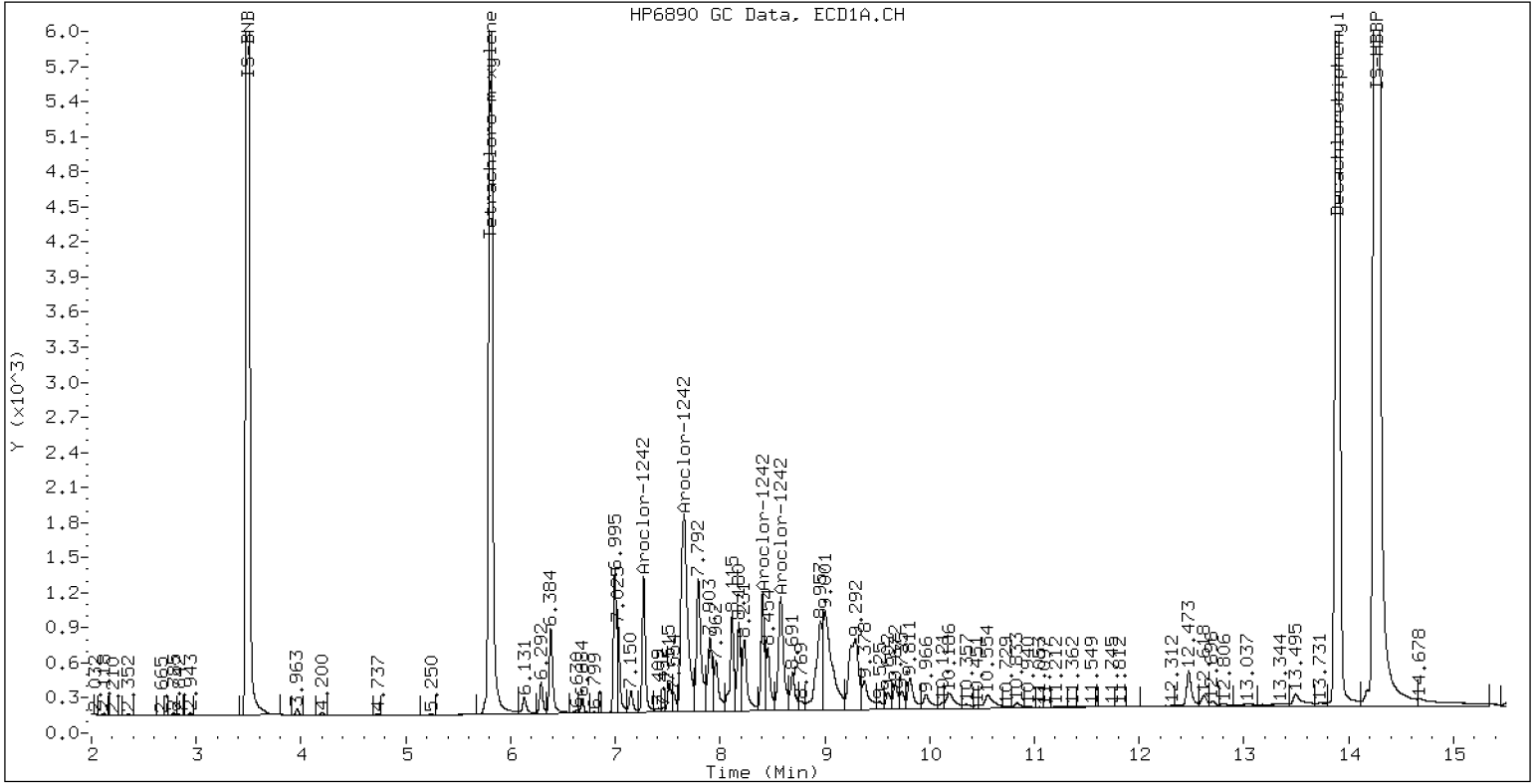
* Quantitated against AR1660 0.25ppm in Ical

PCB-Form 10 Mod.

PCB Dual Column Chromatograms

ECD7-ZB5 0.25PPMAR1242

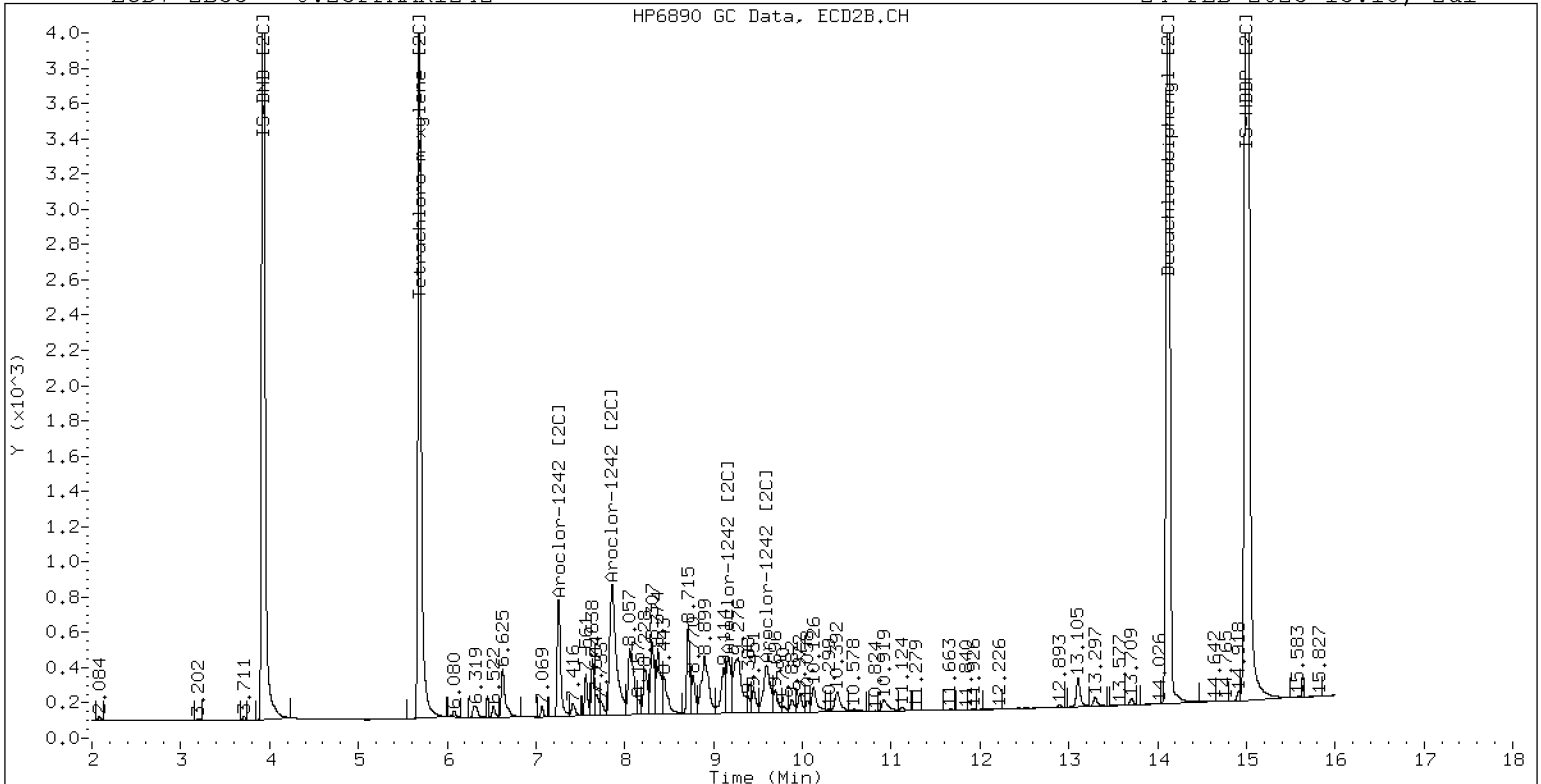
24-FEB-2023 13:18, 2ul



ZB-5 Manual Integration: NO

ECD7-ZB35 0.25PPMAR1242

24-FEB-2023 13:18, 2ul



ZB-35 Manual Integration: NO

Analytical Resources Inc.
Dual Column 608/8082 PCB Quantitation Report

Data file 1: /230224.b/02242309ECD7.D
Data file 2: /230224.b/230224.b/02242309ECD7.D
Method: \\target\share\chem4\ecd7.i\230224.b\PCB.m
Compound Sublist: AR1248.sub
Instrument, Inj. Vol.: ecd7.i, 2ul
Quant Method: Internal Std

ARI ID: 0.25PPMAR1248
Client ID:
Injection Date: 24-FEB-2023 13:39
Report Date: 02/28/2023 09:51
Matrix: NONE
Dilution Factor: 1.0

SURROGATES

RT	ZB5 Col Shift	Response	RT	ZB35 Col Shift	Response	ZB5 on col	ZB35 on col	RPD	Compound/Flag
5.809	0.003	349513	5.688	0.003	176615	36.6	37.9	3.4	Tetrachloro-m-xylene
13.894	0.001	523008	14.121	0.001	322054	36.4	39.3	7.5	Decachlorobiphenyl

* Indicates RPD > 40%

INTERNAL STANDARD SUMMARY

Column 1			
Standard Cpnd	Standard Area*	Sample Area	%D
Bromo-Nitrobenzene	673778	639911	-5.0
Hexabromobiphenyl	1429847	1458696	2.0
Column 2			
Standard Cpnd	Standard Area*	Sample Area	%D
Bromo-Nitrobenzene	315256	317938	0.9
Hexabromobiphenyl	513946	538760	4.8

* Standard Areas taken from Initial Cal Level 3

Initial Calibration Date: 24-FEB-2023

<- Indicates standard response outside Limits (-50 to +100%)

ZB5 Col ZB35 Col

Aroclor	Peak#	RT	Shift	Area	Amount	Peak#	RT	Shift	Area	Amount
Aroclor-1248	1	8.405	0.000	78055	250.0	1	8.308	0.000	37951	250.0
Aroclor-1248	2	8.580	0.000	99216	250.0	2	8.714	0.000	39239	250.0
Aroclor-1248	3	8.999	0.000	187178	250.0	3	9.166	0.000	45157	250.0
Aroclor-1248	4	9.295	0.000	95291	250.0	4	9.590	0.000	54216	250.0
Total Col1Ave (4 peaks):				250.0	Total Col2Ave (4 peaks):				250.0	RPD = 0
Corrected Ave (3 peaks):				250.0	Corrected Ave (3 peaks):				250.0	RPD = 0

Total PCB Area Col1 (5.906 - 13.793) = 1565180 Col1 Total PCB = 0.2 ppm*

Total PCB Area Col2 (5.785 - 14.019) = 754991 Col2 Total PCB = 0.2 ppm*

* Quantitated against AR1660 0.25ppm in Ical

PCB-Form 10 Mod.

Analytical Resources Inc.
Dual Column 608/8082 PCB Quantitation Report

Data file 1: /230224.b/02242310ECD7.D
Data file 2: /230224.b/230224.b/02242310ECD7.D
Method: \\target\share\chem4\ecd7.i\230224.b\PCB.m
Compound Sublist: AR1254.sub
Instrument, Inj. Vol.: ecd7.i, 2ul
Quant Method: Internal Std

ARI ID: 0.25PPMAR1254
Client ID:
Injection Date: 24-FEB-2023 14:00
Report Date: 02/28/2023 09:51
Matrix: NONE
Dilution Factor: 1.0

SURROGATES

RT	ZB5 Col Shift	Response	RT	ZB35 Col Shift	Response	ZB5 on col	ZB35 on col	RPD	Compound/Flag
5.808	0.002	352587	5.687	0.002	177502	37.3	38.6	3.4	Tetrachloro-m-xylene
13.895	0.002	532500	14.119	0.000	325903	37.0	40.2	8.2	Decachlorobiphenyl

* Indicates RPD > 40%

INTERNAL STANDARD SUMMARY

Column 1			
Standard Cpnd	Standard Area*	Sample Area	%D
Bromo-Nitrobenzene	673778	633407	-6.0
Hexabromobiphenyl	1429847	1460265	2.1
Column 2			
Standard Cpnd	Standard Area*	Sample Area	%D
Bromo-Nitrobenzene	315256	313673	-0.5
Hexabromobiphenyl	513946	532442	3.6

* Standard Areas taken from Initial Cal Level 3

Initial Calibration Date: 24-FEB-2023

<- Indicates standard response outside Limits (-50 to +100%)

ZB5 Col ZB35 Col

Aroclor	Peak#	RT	Shift	Area	Amount	Peak#	RT	Shift	Area	Amount	
Aroclor-1254	1	9.299	0.000	159011	250.0	1	9.449	0.000	59603	250.0	
Aroclor-1254	2	9.377	0.000	71516	250.0	2	9.970	0.000	47949	250.0	
Aroclor-1254	3	9.668	0.000	102230	250.0	3	10.124	0.000	103745	250.0	
Aroclor-1254	4	9.807	0.000	198777	250.0	4	10.373	0.000	101135	250.0	
Aroclor-1254	5	10.176	0.000	124586	250.0	5	10.569	0.000	61577	250.0	
Total CollAve (5 peaks):				250.0	Total Col2Ave (5 peaks):				250.0	RPD = 0	
Corrected Ave (4 peaks):				250.0	Corrected Ave (4 peaks):				250.0	RPD = 0	

Total PCB Area Coll (5.906 - 13.793) = 2179224 Coll Total PCB = 0.3 ppm*

Total PCB Area Col2 (5.785 - 14.019) = 1022156 Col2 Total PCB = 0.3 ppm*

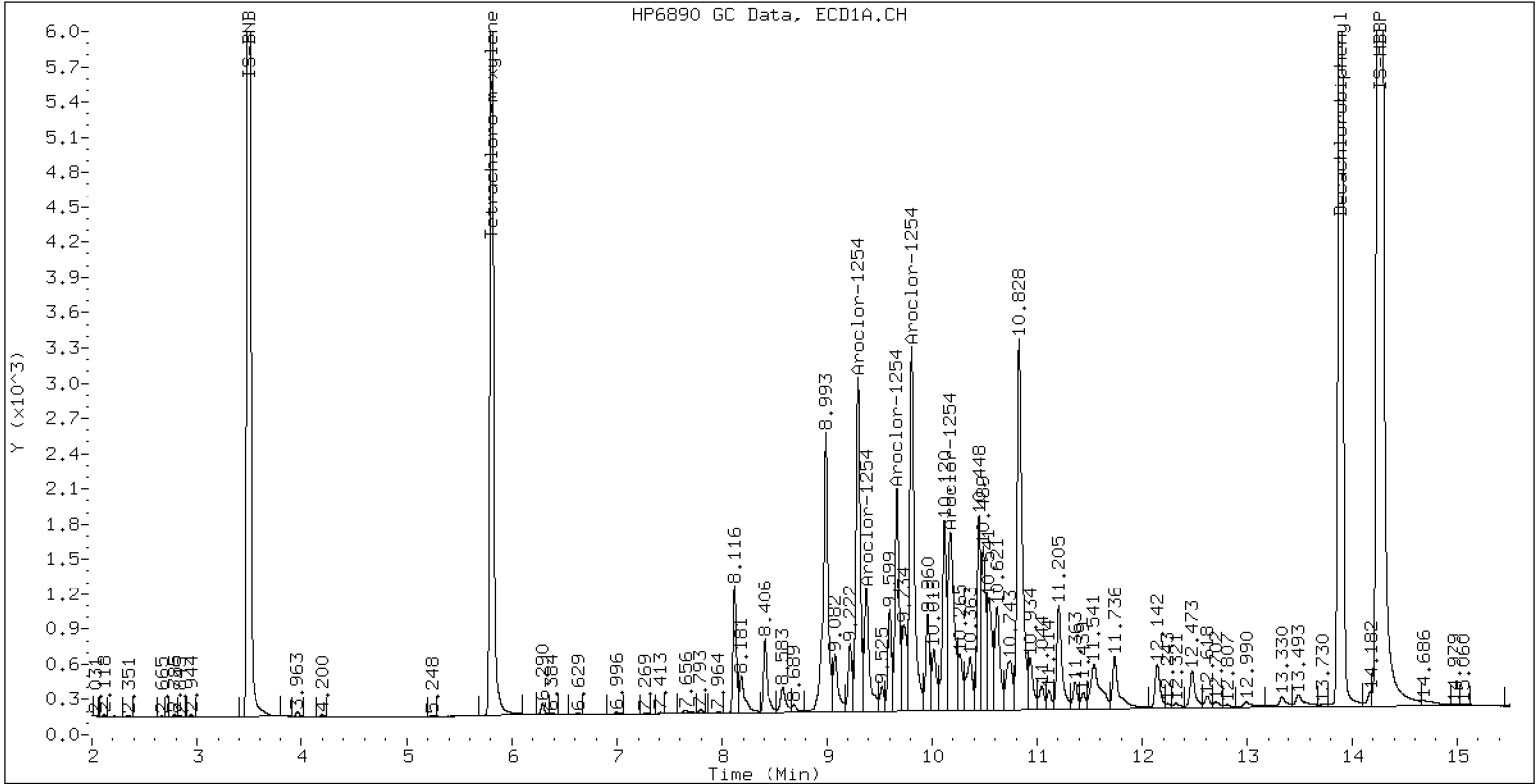
* Quantitated against AR1660 0.25ppm in Ical

PCB-Form 10 Mod.

PCB Dual Column Chromatograms

ECD7-ZB5 0.25PPMAR1254

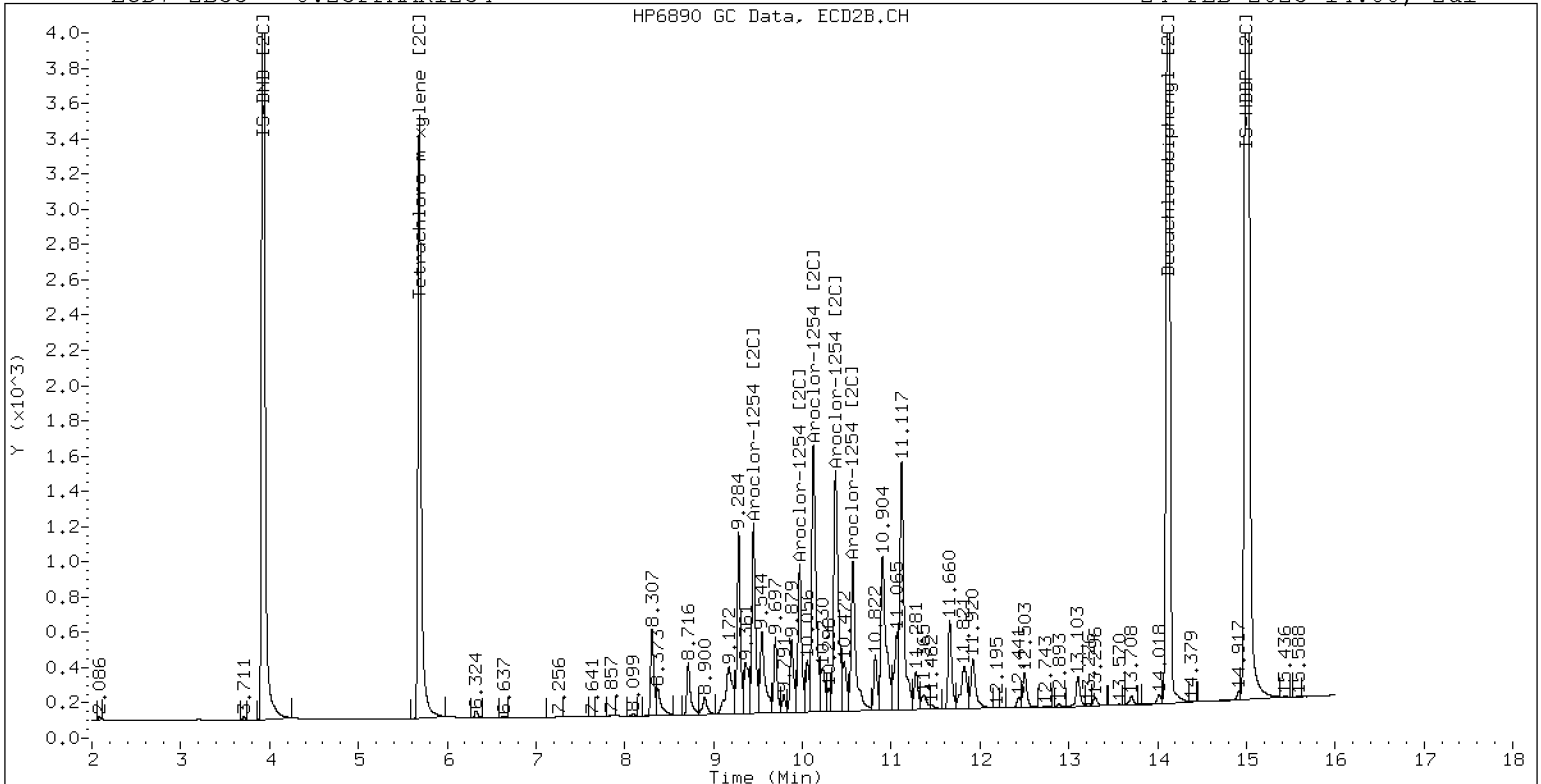
24-FEB-2023 14:00, 2ul



ZB-5 Manual Integration: NO

ECD7-ZB35 0.25PPMAR1254

24-FEB-2023 14:00, 2ul



ZB-35 Manual Integration: NO

Analytical Resources Inc.
Dual Column 608/8082 PCB Quantitation Report

Data file 1: /230224.b/02242311ECD7.D
Data file 2: /230224.b/230224.b/02242311ECD7.D
Method: \\target\share\chem4\ecd7.i\230224.b\PCB.m
Compound Sublist: AR2162.sub
Instrument, Inj. Vol.: ecd7.i, 2ul
Quant Method: Internal Std

ARI ID: 0.25PPMAR2162
Client ID:
Injection Date: 24-FEB-2023 14:21
Report Date: 02/28/2023 09:51
Matrix: NONE
Dilution Factor: 1.0

SURROGATES

RT	ZB5 Col Shift	Response	RT	ZB35 Col Shift	Response	ZB5 on col	ZB35 on col	RPD	Compound/Flag
5.807	0.001	362236	5.686	0.000	177349	38.4	39.2	2.1	Tetrachloro-m-xylene
13.894	0.001	523254	14.119	-0.000	321034	36.0	39.2	8.3	Decachlorobiphenyl

* Indicates RPD > 40%

INTERNAL STANDARD SUMMARY

Standard Cpnd	Column 1		
	Standard Area*	Sample Area	%D
Bromo-Nitrobenzene	673778	632433	-6.1
Hexabromobiphenyl	1429847	1474039	3.1

Standard Cpnd	Column 2		
	Standard Area*	Sample Area	%D
Bromo-Nitrobenzene	315256	308453	-2.2
Hexabromobiphenyl	513946	538177	4.7

* Standard Areas taken from Initial Cal Level 3
Initial Calibration Date: 24-FEB-2023
<- Indicates standard response outside Limits (-50 to +100%)

ZB5 Col						ZB35 Col				
Aroclor	Peak#	RT	Shift	Area	Amount	Peak#	RT	Shift	Area	Amount
Aroclor-1221	1	4.731	0.000	14160	250.0	1	4.956	0.000	7300	250.0
Aroclor-1221	2	6.132	0.000	25324	250.0	2	6.296	0.000	13816	250.0
Aroclor-1221	3	6.382	0.000	58795	250.0	3	6.622	0.000	22491	250.0
Total CollAve (3 peaks):				250.0		Total Col2Ave (3 peaks):				250.0 RPD = 0
Corrected Ave: < 3 Peaks						Corrected Ave: < 3 Peaks				

Aroclor-1262	1	10.829	0.000	113046	250.0	1	11.200	0.000	114880	250.0
Aroclor-1262	2	12.244	0.000	183948	250.0	2	11.652	0.000	97844	250.0
Aroclor-1262	3	12.319	0.000	197749	250.0	3	12.434	0.000	111015	250.0
Aroclor-1262	4	12.987	0.000	180727	250.0	4	12.502	0.000	173913	250.0
Total CollAve (4 peaks):				250.0		Total Col2Ave (4 peaks):				250.0 RPD = 0
Corrected Ave (3 peaks):				250.0		Corrected Ave (3 peaks):				250.0 RPD = 0

Total PCB Area Coll (5.906 - 13.793) = 3105316 Coll Total PCB = 0.4 ppm*

Total PCB Area Col2 (5.785 - 14.019) = 1573107 Col2 Total PCB = 0.4 ppm*

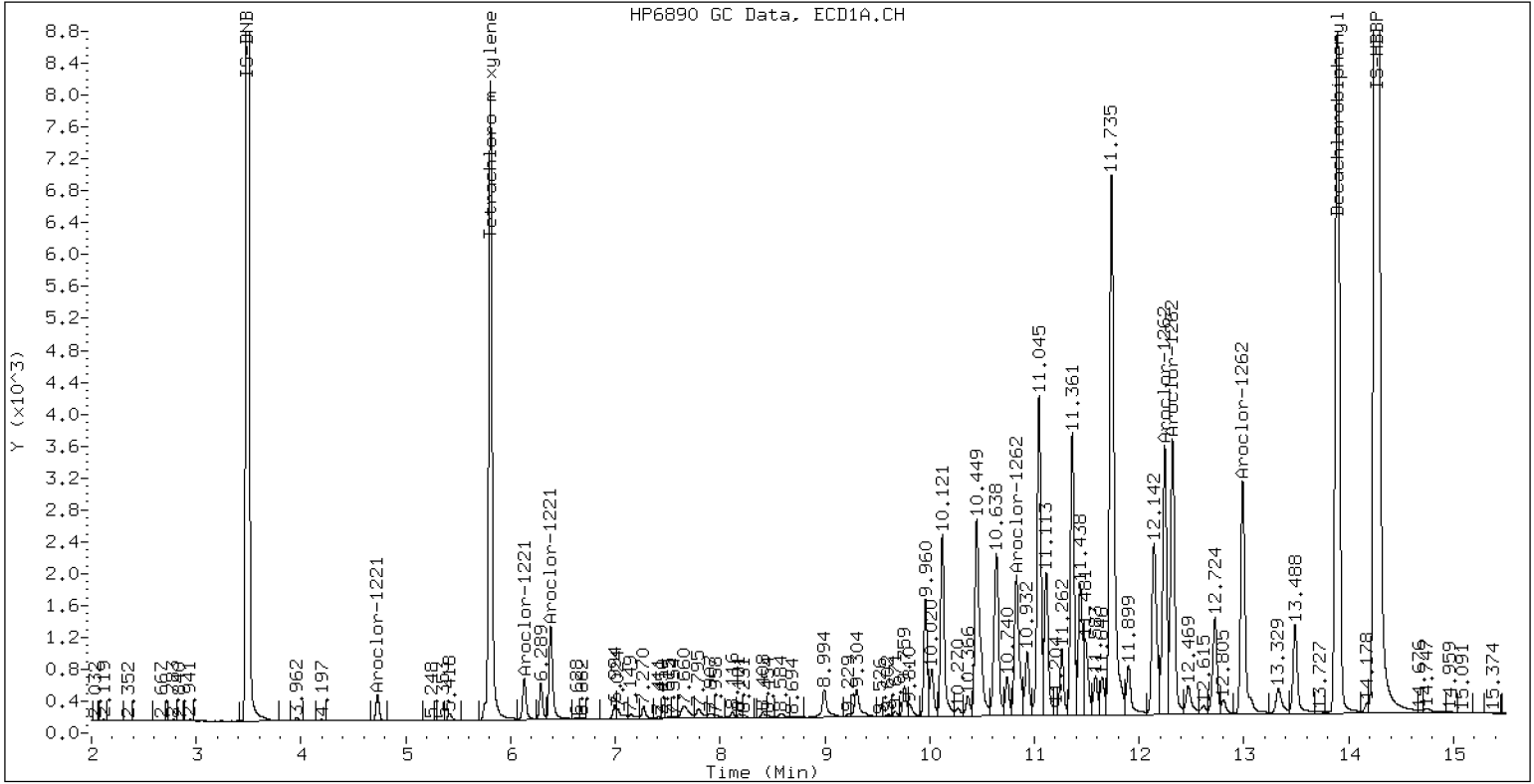
* Quantitated against AR1660 0.25ppm in Ical

PCB-Form 10 Mod.

PCB Dual Column Chromatograms

ECD7-ZB5 0.25PPMAR2162

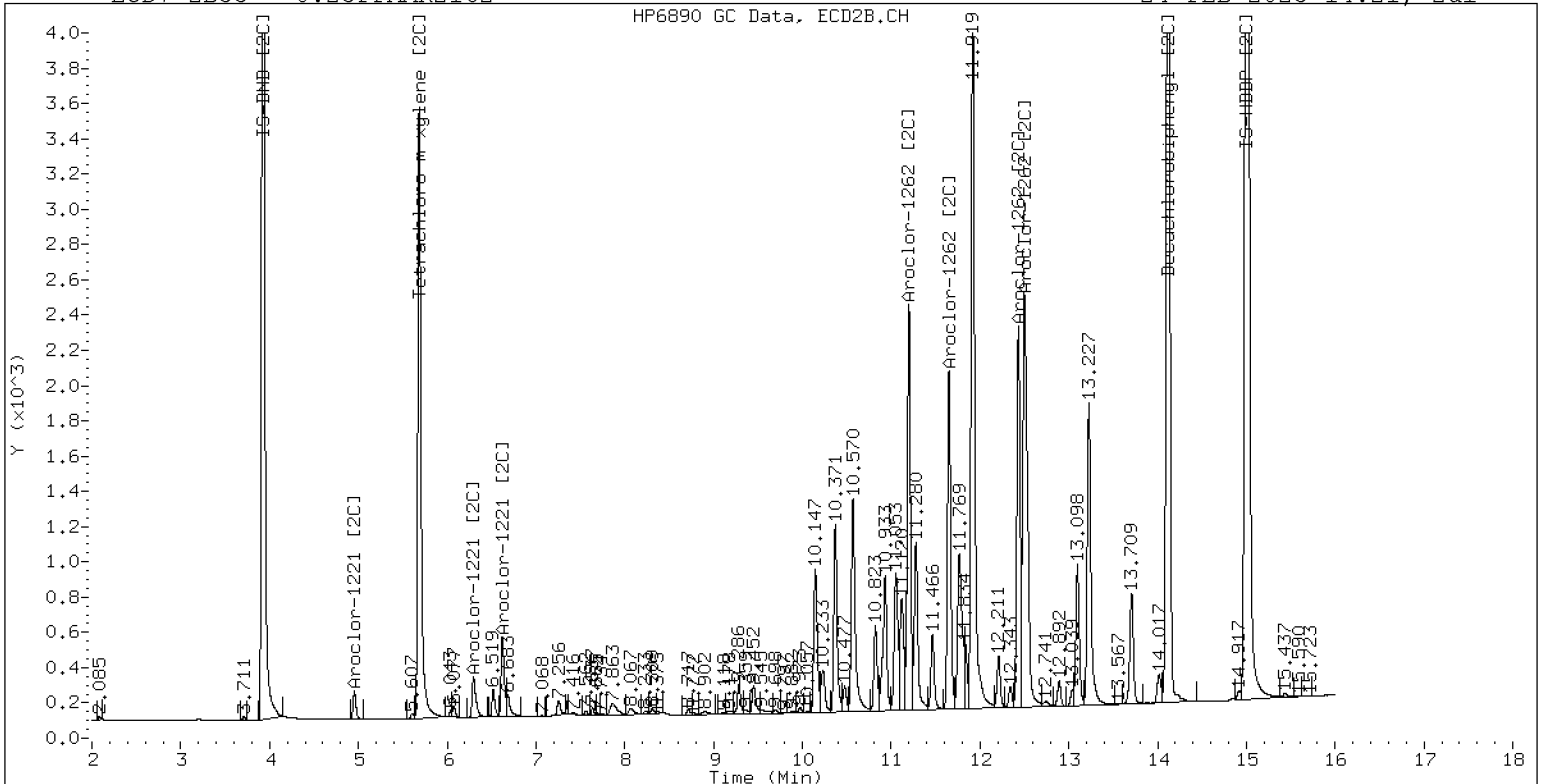
24-FEB-2023 14:21, 2ul



ZB-5 Manual Integration: NO

ECD7-ZB35 0.25PPMAR2162

24-FEB-2023 14:21, 2ul



ZB-35 Manual Integration: NO

Analytical Resources Inc.
Dual Column 608/8082 PCB Quantitation Report

Data file 1: /230224.b/02242312ECD7.D
Data file 2: /230224.b/230224.b/02242312ECD7.D
Method: \\target\share\chem4\ecd7.i\230224.b\PCB.m
Compound Sublist: AR3268.sub
Instrument, Inj. Vol.: ecd7.i, 2ul
Quant Method: Internal Std

ARI ID: 0.25PPMAR3268
Client ID:
Injection Date: 24-FEB-2023 14:42
Report Date: 02/28/2023 09:51
Matrix: NONE
Dilution Factor: 1.0

SURROGATES

RT	ZB5 Col Shift	Response	RT	ZB35 Col Shift	Response	ZB5 on col	ZB35 on col	RPD	Compound/Flag
5.806	0.000	366416	5.685	0.000	179450	38.0	38.9	2.4	Tetrachloro-m-xylene
13.893	0.000	778191	14.119	0.000	477889	53.0	57.5	8.3	Decachlorobiphenyl

* Indicates RPD > 40%

INTERNAL STANDARD SUMMARY

Column 1			
Standard Cpnd	Standard Area*	Sample Area	%D
Bromo-Nitrobenzene	673778	645602	-4.2
Hexabromobiphenyl	1429847	1492154	4.4
Column 2			
Standard Cpnd	Standard Area*	Sample Area	%D
Bromo-Nitrobenzene	315256	314042	-0.4
Hexabromobiphenyl	513946	545458	6.1

* Standard Areas taken from Initial Cal Level 3
Initial Calibration Date: 24-FEB-2023
<- Indicates standard response outside Limits (-50 to +100%)

ZB5 Col						ZB35 Col				
Aroclor	Peak#	RT	Shift	Area	Amount	Peak#	RT	Shift	Area	Amount
Aroclor-1232	1	4.730	0.000	8647	250.0	1	4.956	0.000	4017	250.0
Aroclor-1232	2	6.131	0.000	17148	250.0	2	7.254	0.000	19962	250.0
Aroclor-1232	3	7.656	0.000	77627	250.0	3	7.861	0.000	39913	250.0
Aroclor-1232	4	8.581	0.000	32993	250.0	4	8.715	0.000	11487	250.0
Total CollAve (4 peaks):				250.0		Total Col2Ave (4 peaks):				250.0 RPD = 0
Corrected Ave (3 peaks):				250.0		Corrected Ave (3 peaks):				250.0 RPD = 0
Aroclor-1268	1	12.247	0.000	477974	250.0	1	12.432	0.000	274595	250.0
Aroclor-1268	2	12.317	0.000	473326	250.0	2	12.500	0.000	295194	250.0
Aroclor-1268	3	12.699	0.000	405011	250.0	3	12.892	0.000	252048	250.0
Aroclor-1268	4	13.490	0.000	1333528	250.0	4	13.709	0.000	805579	250.0
Total CollAve (4 peaks):				250.0		Total Col2Ave (4 peaks):				250.0 RPD = 0
Corrected Ave (3 peaks):				250.0		Corrected Ave (3 peaks):				250.0 RPD = 0

Total PCB Area Coll (5.906 - 13.793) = 3998414 Coll Total PCB = 0.5 ppm*

Total PCB Area Col2 (5.785 - 14.019) = 2300029 Col2 Total PCB = 0.6 ppm*

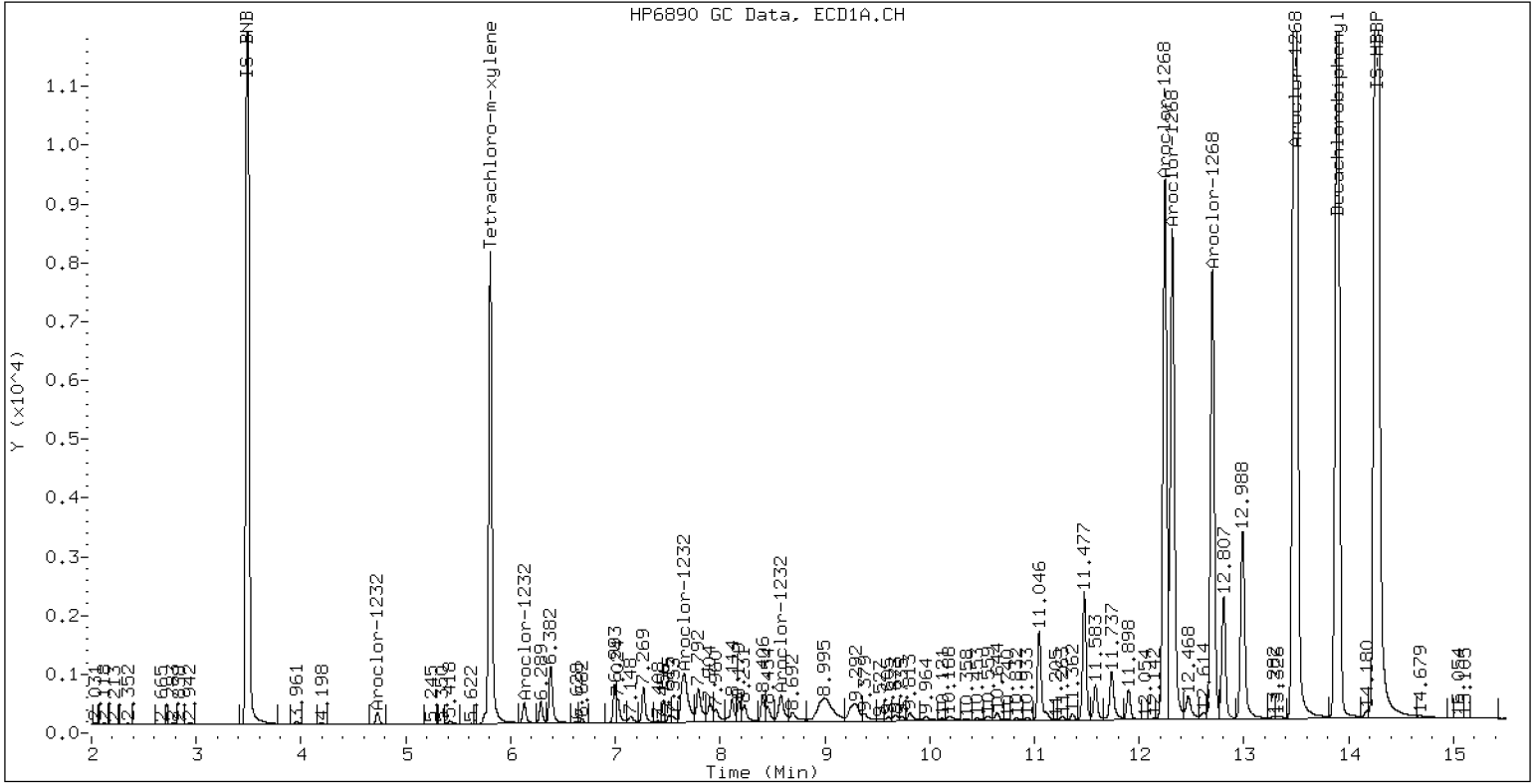
* Quantitated against AR1660 0.25ppm in Ical

PCB-Form 10 Mod.

PCB Dual Column Chromatograms

ECD7-ZB5 0.25PPMAR3268

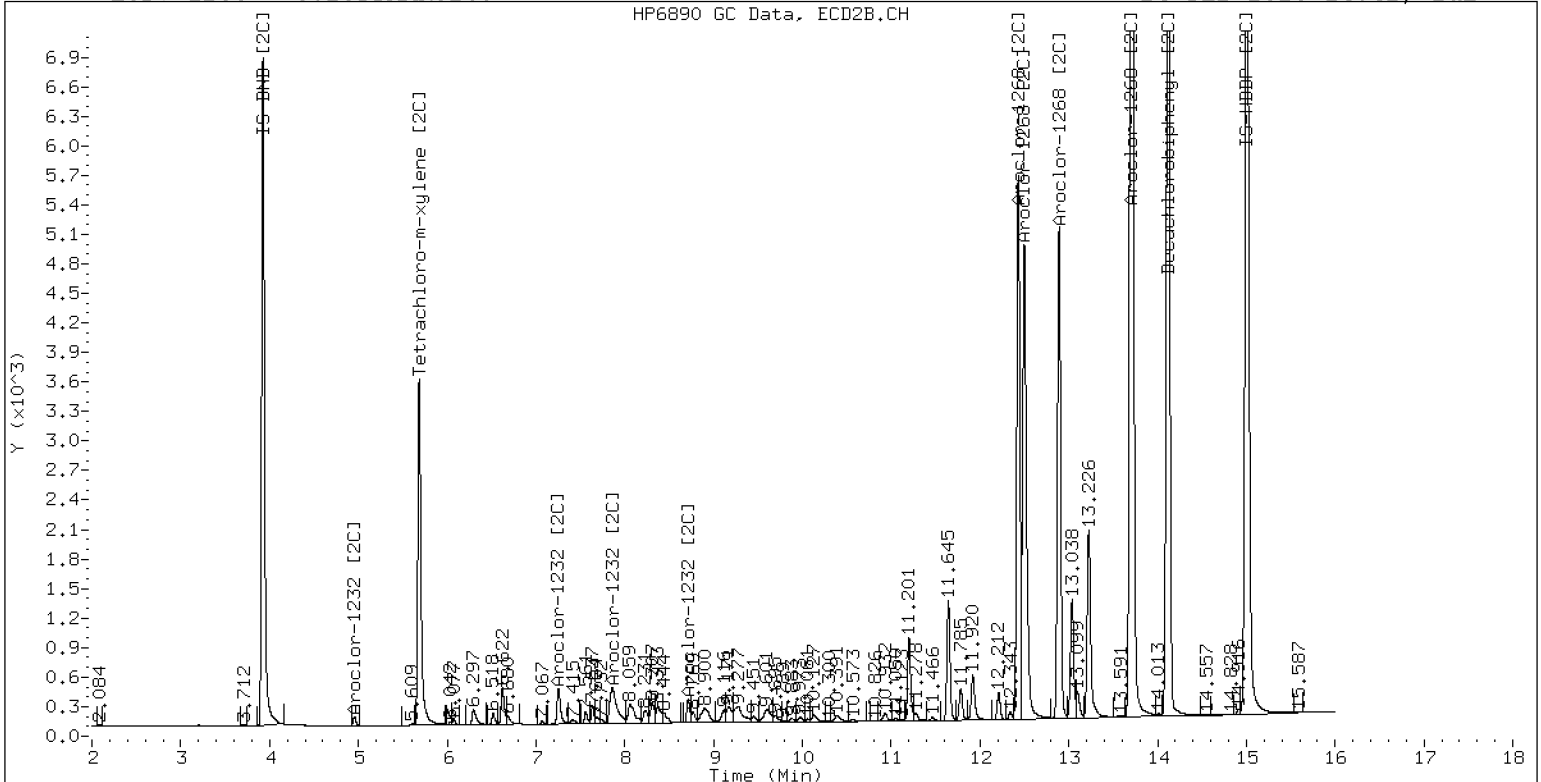
24-FEB-2023 14:42, 2ul



ZB-5 Manual Integration: NO

ECD7-ZB35 0.25PPMAR3268

24-FEB-2023 14:42, 2ul



Analytical Resources Inc.
Dual Column 608/8082 PCB Quantitation Report

Data file 1: /230224.b/02242313ECD7.D
Data file 2: /230224.b/230224.b/02242313ECD7.D
Method: \\target\share\chem4\ecd7.i\230224.b\PCB.m
Compound Sublist: PCB.sub
Instrument, Inj. Vol.: ecd7.i, 2ul
Quant Method: Internal Std

ARI ID: AR1660SCV
Client ID:
Injection Date: 24-FEB-2023 15:03
Report Date: 02/28/2023 09:51
Matrix: NONE
Dilution Factor: 1.0

SURROGATES

RT	ZB5 Col Shift	Response	RT	ZB35 Col Shift	Response	ZB5 on col	ZB35 on col	RPD	Compound/Flag
5.807	0.001	337070	5.686	0.001	165848	34.9	35.8	2.3	Tetrachloro-m-xylene
13.895	0.002	515407	14.119	-0.000	316730	34.3	37.3	8.4	Decachlorobiphenyl

* Indicates RPD > 40%

INTERNAL STANDARD SUMMARY

Standard Cpnd	Column 1		
	Standard Area*	Sample Area	%D
Bromo-Nitrobenzene	673778	645975	-4.1
Hexabromobiphenyl	1429847	1524245	6.6

Standard Cpnd	Column 2		
	Standard Area*	Sample Area	%D
Bromo-Nitrobenzene	315256	316115	0.3
Hexabromobiphenyl	513946	556950	8.4

* Standard Areas taken from Initial Cal Level 3
Initial Calibration Date: 24-FEB-2023
<- Indicates standard response outside Limits (-50 to +100%)

ZB5 Col					ZB35 Col						
Aroclor	Peak#	RT	Shift	Area	Amount	Peak#	RT	Shift	Area	Amount	
Aroclor-1016	1	7.269	-0.002	59491	242.5	1	7.254	-0.002	44576	240.9	
Aroclor-1016	2	7.655	0.001	181090	242.1	2	7.857	0.002	95386	254.2	
Aroclor-1016	3	7.790	0.000	88470	242.3	3	8.056	0.002	42160	248.8	
Aroclor-1016	4	8.404	-0.001	57980	245.6	4	8.307	0.000	32197	242.1	
Total CollAve (4 peaks):				243.1	Total Col2Ave (4 peaks):				246.5	RPD = 1	
Corrected Ave (3 peaks):				242.3	Corrected Ave (3 peaks):				243.9	RPD = 1	
Aroclor-1221	1	4.731	0.000	464	8.0	1	---			0.0	
Aroclor-1221	2	6.130	-0.002	9233	89.2	2	6.300	0.004	5379	95.0	
Aroclor-1221	3	6.382	-0.001	42570	177.2	3	6.623	0.001	20952	227.2	
Total CollAve (3 peaks):				91.5	Col2Ave: <3 Quant Peaks						
Aroclor-1232	1	4.731	0.001	464	13.4	1	---			0.0	
Aroclor-1232	2	6.130	-0.001	9233	134.5	2	7.254	-0.000	44576	554.6	
Aroclor-1232	3	7.655	-0.001	181090	582.9	3	7.857	-0.003	95386	593.5	
Aroclor-1232	4	8.580	-0.001	79916	605.2	4	8.713	-0.002	29795	644.2	
Total CollAve (4 peaks):				334.0	Total Col2Ave (3 peaks):				597.4	RPD = 57*	
Corrected Ave (3 peaks):				243.6	Corrected Ave: < 3 Peaks						
Aroclor-1242	1	7.269	-0.002	59491	297.2	1	7.254	-0.002	44576	303.5	
Aroclor-1242	2	7.655	-0.001	181090	297.9	2	7.857	-0.000	95386	309.0	
Aroclor-1242	3	8.404	-0.001	57980	306.5	3	9.115	-0.052	18754	195.2	
Aroclor-1242	4	8.580	0.000	79916	285.8	4	9.697	0.100	1355	11.6	
Total CollAve (4 peaks):				296.8	Total Col2Ave (4 peaks):				204.8	RPD = 37	
Corrected Ave (3 peaks):				293.6	Corrected Ave (3 peaks):				170.1	RPD = 53*	
Aroclor-1248	1	8.404	-0.001	57980	184.0	1	8.307	-0.001	32197	213.3	
Aroclor-1248	2	8.580	-0.001	79916	199.5	2	8.713	-0.001	29795	190.9	
Aroclor-1248	3	8.993	-0.006	71805	95.0	3	9.115	-0.050	18754	104.4	
Aroclor-1248	4	9.300	0.006	47348	123.1	4	---			0.0	
Total CollAve (4 peaks):				150.4	Total Col2Ave (3 peaks):				169.6	RPD = 12	
Corrected Ave (3 peaks):				134.0	Corrected Ave: < 3 Peaks						
Aroclor-1254	1	9.300	0.002	47348	73.0	1	9.451	0.001	22438	93.4	
Aroclor-1254	2	---			0.0	2	9.972	0.001	2694	13.9	
Aroclor-1254	3	9.670	0.002	5461	13.1	3	10.147	0.024	52914	126.5	
Aroclor-1254	4	9.807	-0.000	18944	23.4	4	10.370	-0.003	70430	172.8	
Aroclor-1254	5	10.121	-0.056	154170	303.3	5	10.568	-0.000	98525	396.9	
Total CollAve (4 peaks):				103.2	Total Col2Ave (5 peaks):				160.7	RPD = 44*	
Corrected Ave (3 peaks):				36.5	Corrected Ave (4 peaks):				101.7	RPD = 94*	
Aroclor-1260	1	11.044	0.000	149195	272.1	1	11.653	0.000	82210	251.0	
Aroclor-1260	2	11.361	-0.000	153832	268.5	2	11.919	0.001	222226	265.9	
Aroclor-1260	3	11.736	0.002	396660	261.0	3	12.435	-0.000	59148	266.7	
Aroclor-1260	4	12.140	0.001	190448	248.9	4	12.504	0.002	147180	261.2	
Aroclor-1260	5	12.244	-0.000	91385	277.5	NS	---			----	
Total CollAve (5 peaks):				265.6	Total Col2Ave (4 peaks):				261.2	RPD = 2	
Corrected Ave (4 peaks):				262.6	Corrected Ave (3 peaks):				259.4	RPD = 1	
Aroclor-1262	1	10.827	-0.002	220238	471.0	1	11.199	-0.001	84479	177.6	
Aroclor-1262	2	12.244	0.000	91385	120.1	2	11.653	0.002	82210	203.0	
Aroclor-1262	3	12.320	0.001	113066	138.2	3	12.435	0.002	59148	128.7	
Aroclor-1262	4	12.988	0.001	102156	136.7	4	12.504	0.002	147180	204.4	
Total CollAve (4 peaks):				216.5	Total Col2Ave (4 peaks):				178.4	RPD = 19	
Corrected Ave (3 peaks):				131.7	Corrected Ave (3 peaks):				169.8	RPD = 25	
Aroclor-1268	1	12.244	-0.003	91385	46.8	1	12.435	0.003	59148	52.7	
Aroclor-1268	2	12.320	0.003	113066	58.5	2	12.504	0.004	147180	122.1	
Aroclor-1268	3	12.726	0.027	46633	28.2	3	12.893	0.001	2874	2.8	
Aroclor-1268	4	13.489	-0.000	25567	4.7	4	13.709	-0.000	13041	4.0	
Total CollAve (4 peaks):				34.5	Total Col2Ave (4 peaks):				45.4	RPD = 27	
Corrected Ave (3 peaks):				26.6	Corrected Ave (3 peaks):				19.8	RPD = 29	

Total PCB Area Col1 (5.906 - 13.793) = 3743076 Col1 Total PCB = 0.5 ppm*

Total PCB Area Col2 (5.785 - 14.019) = 1897008 Col2 Total PCB = 0.5 ppm*

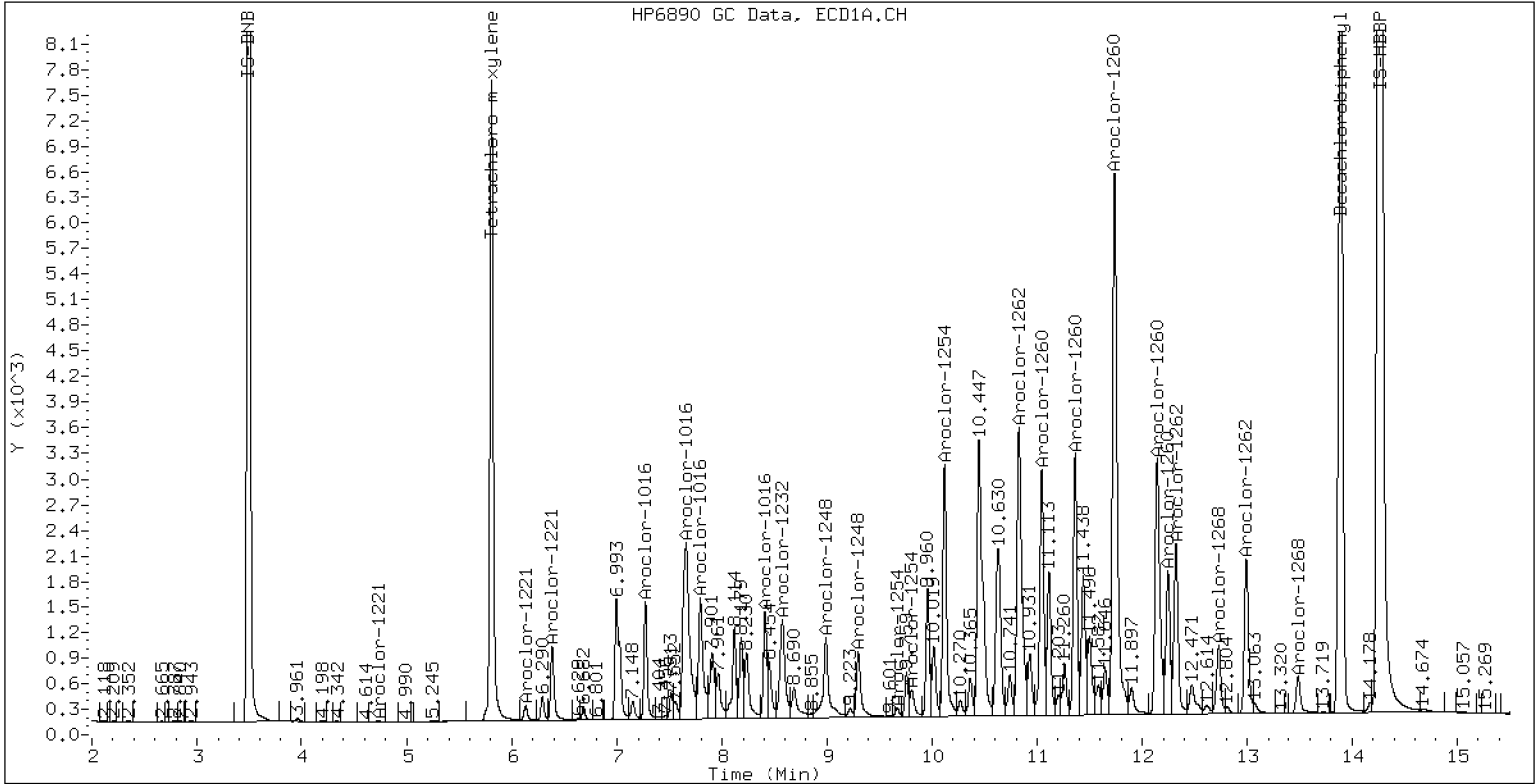
* Quantitated against AR1660 0.25ppm in Ical

PCB-Form 10 Mod.

PCB Dual Column Chromatograms

ECD7-ZB5 AR1660SCV

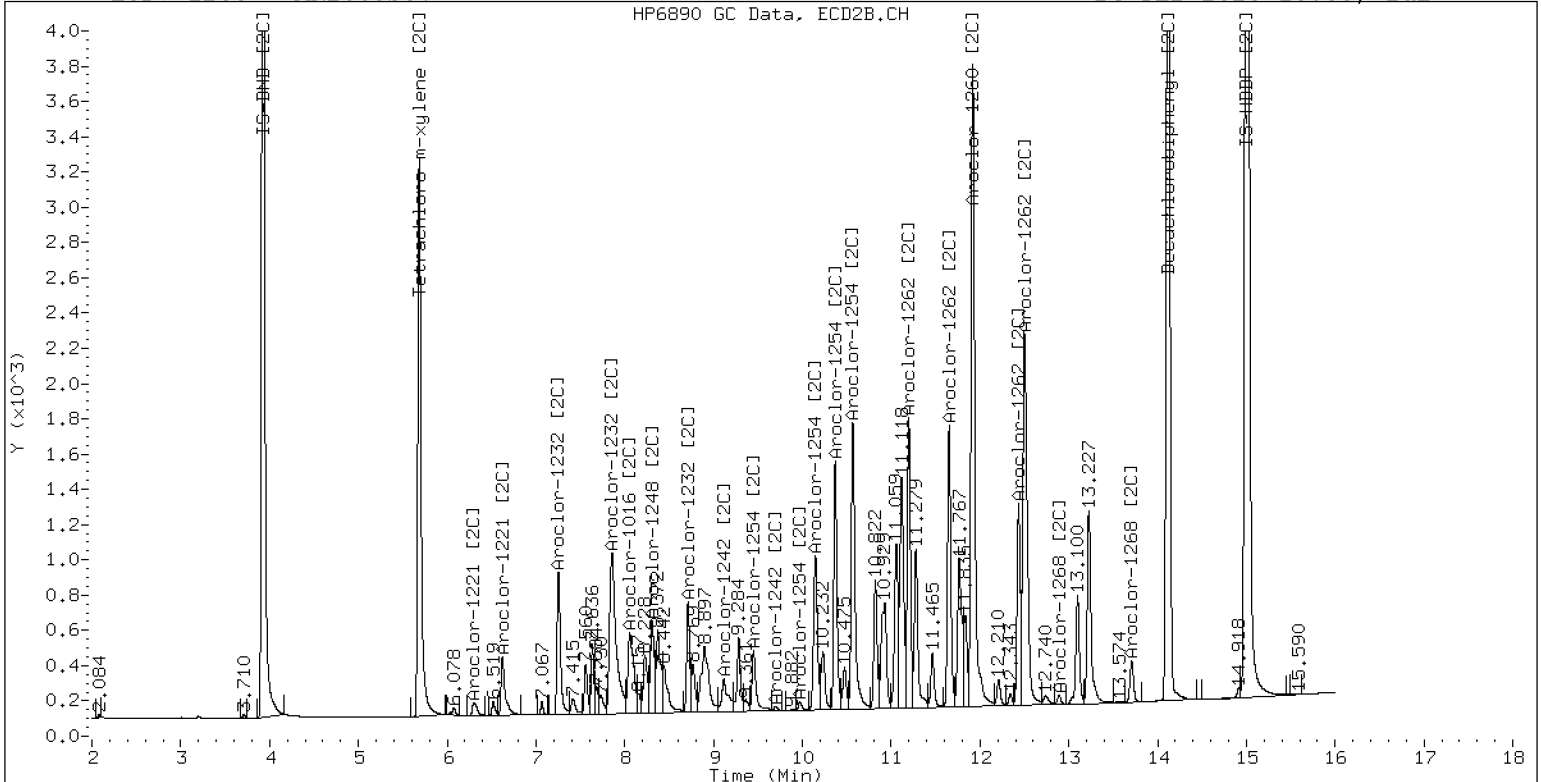
24-FEB-2023 15:03, 2u1



ZB-5 Manual Integration: NO

ECD7-ZB35 AR1660SCV

24-FEB-2023 15:03, 2u1



ZB-35 Manual Integration: NO

Analytical Resources Inc.
Dual Column 608/8082 PCB Quantitation Report

Data file 1: /230224.b/02242314ECD7.D
Data file 2: /230224.b/230224.b/02242314ECD7.D
Method: \\target\share\chem4\ecd7.i\230224.b\PCB.m
Compound Sublist: PCB.sub
Instrument, Inj. Vol.: ecd7.i, 2ul
Quant Method: Internal Std

ARI ID: AR1242SCV
Client ID:
Injection Date: 24-FEB-2023 15:24
Report Date: 02/28/2023 09:51
Matrix: NONE
Dilution Factor: 1.0

SURROGATES

RT	ZB5 Col Shift	Response	RT	ZB35 Col Shift	Response	ZB5 on col	ZB35 on col	RPD	Compound/Flag
5.808	0.002	354283	5.686	0.001	172455	33.6	34.5	2.6	Tetrachloro-m-xylene
13.895	0.002	567088	14.120	0.001	347430	37.0	40.3	8.6	Decachlorobiphenyl

* Indicates RPD > 40%

INTERNAL STANDARD SUMMARY

Standard Cpnd	Column 1		
	Standard Area*	Sample Area	%D
Bromo-Nitrobenzene	673778	705650	4.7
Hexabromobiphenyl	1429847	1555683	8.8

Standard Cpnd	Column 2		
	Standard Area*	Sample Area	%D
Bromo-Nitrobenzene	315256	340433	8.0
Hexabromobiphenyl	513946	565609	10.1

* Standard Areas taken from Initial Cal Level 3
Initial Calibration Date: 24-FEB-2023
<- Indicates standard response outside Limits (-50 to +100%)

ZB5 Col					ZB35 Col					
Aroclor	Peak#	RT	Shift	Area	Amount	Peak#	RT	Shift	Area	Amount
Aroclor-1016	1	7.270	-0.000	39927	149.0	1	7.256	0.000	32417	162.7
Aroclor-1016	2	7.653	-0.001	132339	162.0	2	7.856	0.001	69235	171.3
Aroclor-1016	3	7.791	0.001	59310	148.7	3	8.055	0.000	29473	161.5
Aroclor-1016	4	8.405	0.000	42537	165.0	4	8.307	-0.000	22792	159.2
Total CollAve (4 peaks):				156.2		Total Col2Ave (4 peaks):				163.7 RPD = 5
Corrected Ave (3 peaks):				153.2		Corrected Ave (3 peaks):				161.1 RPD = 5
Aroclor-1221	1	4.733	0.002	319	5.0	1	---			0.0
Aroclor-1221	2	6.131	-0.001	6534	57.8	2	6.319	0.022	4365	71.6
Aroclor-1221	3	6.384	0.001	29664	113.0	3	6.624	0.002	14916	150.2
Total CollAve (3 peaks):				58.6		Col2Ave: <3 Quant Peaks				
Aroclor-1232	1	4.733	0.003	319	8.4	1	---			0.0
Aroclor-1232	2	6.131	0.000	6534	87.2	2	7.256	0.002	32417	374.5
Aroclor-1232	3	7.653	-0.003	132339	389.9	3	7.856	-0.004	69235	400.0
Aroclor-1232	4	8.579	-0.002	69445	481.4	4	8.714	-0.001	22167	445.0
Total CollAve (4 peaks):				241.7		Total Col2Ave (3 peaks):				406.5 RPD = 51*
Corrected Ave (3 peaks):				161.8		Corrected Ave: < 3 Peaks				
Aroclor-1242	1	7.270	-0.001	39927	182.6	1	7.256	0.000	32417	205.0
Aroclor-1242	2	7.653	-0.003	132339	199.3	2	7.856	-0.002	69235	208.2
Aroclor-1242	3	8.405	-0.000	42537	205.9	3	9.164	-0.004	23068	223.0
Aroclor-1242	4	8.579	-0.000	69445	227.4	4	9.587	-0.010	31021	246.1
Total CollAve (4 peaks):				203.8		Total Col2Ave (4 peaks):				220.6 RPD = 8
Corrected Ave (3 peaks):				195.9		Corrected Ave (3 peaks):				212.1 RPD = 8
Aroclor-1248	1	8.405	0.000	42537	123.5	1	8.307	-0.001	22792	140.2
Aroclor-1248	2	8.579	-0.001	69445	158.7	2	8.714	-0.000	22167	131.9
Aroclor-1248	3	9.001	0.003	91942	111.4	3	9.164	-0.002	23068	119.3
Aroclor-1248	4	9.294	-0.000	38711	92.1	4	9.587	-0.003	31021	133.6
Total CollAve (4 peaks):				121.4		Total Col2Ave (4 peaks):				131.2 RPD = 8
Corrected Ave (3 peaks):				109.0		Corrected Ave (3 peaks):				128.3 RPD = 16
Aroclor-1254	1	9.294	-0.005	38711	54.6	1	9.450	0.001	13131	50.7
Aroclor-1254	2	9.377	-0.000	17371	54.5	2	9.970	0.000	8340	40.1
Aroclor-1254	3	9.668	-0.000	16373	35.9	3	10.123	-0.000	16364	36.3
Aroclor-1254	4	9.807	-0.001	27490	31.0	4	10.382	0.009	16062	36.6
Aroclor-1254	5	10.175	-0.001	20494	36.9	5	10.572	0.004	4818	18.0
Total CollAve (5 peaks):				42.6		Total Col2Ave (5 peaks):				36.4 RPD = 16
Corrected Ave (4 peaks):				39.6		Corrected Ave (4 peaks):				32.8 RPD = 19
Aroclor-1260	1	11.048	0.003	794	1.4	1	11.665	0.012	1652	5.0
Aroclor-1260	2	11.366	0.005	814	1.4	2	11.926	0.008	842	1.0
Aroclor-1260	3	11.739	0.006	1848	1.2	3	12.438	0.002	483	2.1
Aroclor-1260	4	12.145	0.006	1372	1.8	4	12.506	0.004	790	1.4
Aroclor-1260	5	---			0.0	NS	---			---
Total CollAve (4 peaks):				1.4		Total Col2Ave (4 peaks):				2.4 RPD = 49*
Corrected Ave (3 peaks):				1.3		Corrected Ave (3 peaks):				1.5 RPD = 12
Aroclor-1262	1	10.832	0.003	13157	27.6	1	11.121	-0.079	6113	12.7
Aroclor-1262	2	12.145	-0.098	1372	1.8	2	11.665	0.013	1652	4.0
Aroclor-1262	3	---			0.0	3	12.438	0.004	483	1.0
Aroclor-1262	4	13.038	0.051	842	1.1	4	12.506	0.004	790	1.1
Total CollAve (3 peaks):				10.1		Total Col2Ave (4 peaks):				4.7 RPD = 73*
Corrected Ave: < 3 Peaks						Corrected Ave (3 peaks):				2.0
Aroclor-1268	1	---			0.0	1	12.438	0.006	483	0.4
Aroclor-1268	2	---			0.0	2	12.506	0.006	790	0.6
Aroclor-1268	3	12.617	-0.082	5851	3.5	3	12.899	0.007	491	0.5
Aroclor-1268	4	13.500	0.010	1745	0.3	4	13.714	0.005	379	0.1
CollAve: <3 Quant Peaks						Col2Ave:				0.4

Total PCB Area Col1 (5.906 - 13.793) = 1149784 Col1 Total PCB = 0.1 ppm*

Total PCB Area Col2 (5.785 - 14.019) = 572210 Col2 Total PCB = 0.1 ppm*

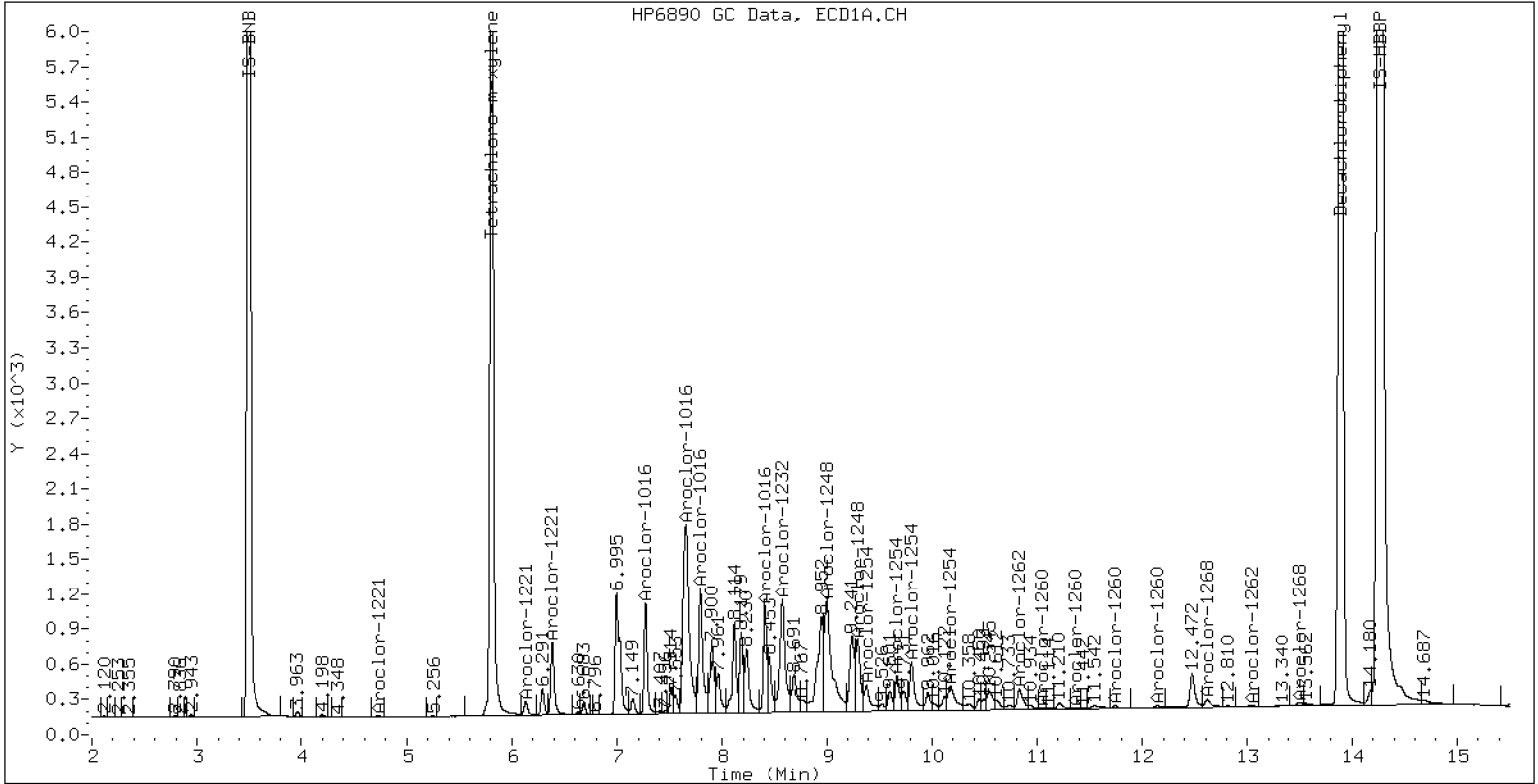
* Quantitated against AR1660 0.25ppm in Ical

PCB-Form 10 Mod.

PCB Dual Column Chromatograms

ECD7-ZB5 AR1242SCV

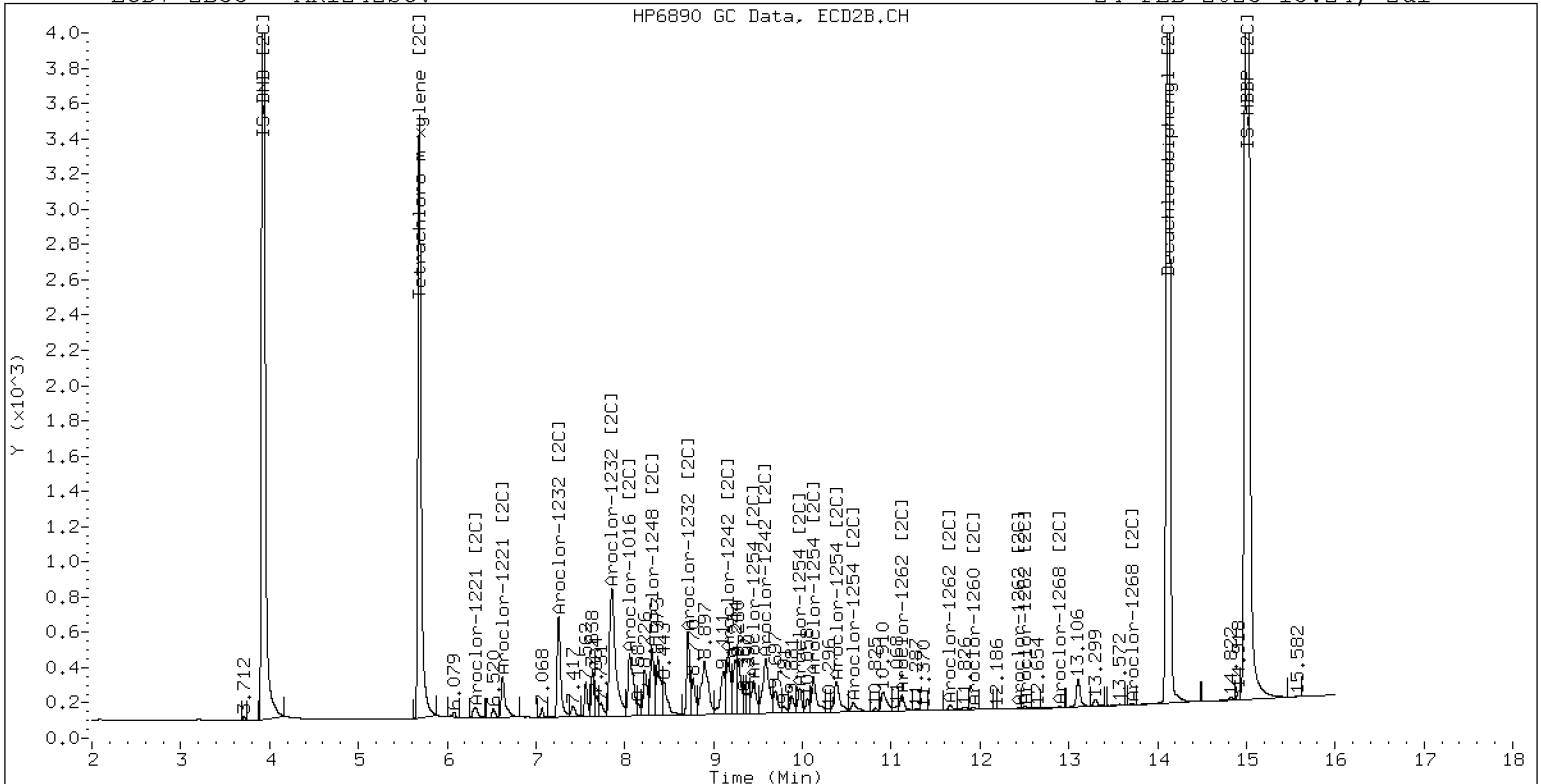
24-FEB-2023 15:24, 2ul



ZB-5 Manual Integration: NO

ECD7-ZB35 AR1242SCV

24-FEB-2023 15:24, 2ul



ZB-35 Manual Integration: NO

Analytical Resources Inc.
Dual Column 608/8082 PCB Quantitation Report

Data file 1: /230224.b/02242315ECD7.D
Data file 2: /230224.b/230224.b/02242315ECD7.D
Method: \\target\share\chem4\ecd7.i\230224.b\PCB.m
Compound Sublist: PCB.sub
Instrument, Inj. Vol.: ecd7.i, 2ul
Quant Method: Internal Std

ARI ID: AR1248SCV
Client ID:
Injection Date: 24-FEB-2023 15:45
Report Date: 02/28/2023 09:51
Matrix: NONE
Dilution Factor: 1.0

SURROGATES

ZB5 Col		ZB35 Col		ZB5	ZB35	RPD	Compound/Flag		
RT	Shift	Response	RT	Shift	Response				
5.809	0.002	336655	5.687	0.002	168719	34.9	36.4	4.2	Tetrachloro-m-xylene
13.894	0.001	499162	14.118	-0.001	308317	33.1	36.3	9.2	Decachlorobiphenyl

* Indicates RPD > 40%

INTERNAL STANDARD SUMMARY

Standard Cpnd	Column 1		%D
	Standard Area*	Sample Area	
Bromo-Nitrobenzene	673778	646554	-4.0
Hexabromobiphenyl	1429847	1529451	7.0

Standard Cpnd	Column 2		%D
	Standard Area*	Sample Area	
Bromo-Nitrobenzene	315256	316066	0.3
Hexabromobiphenyl	513946	557213	8.4

* Standard Areas taken from Initial Cal Level 3
Initial Calibration Date: 24-FEB-2023
<- Indicates standard response outside Limits (-50 to +100%)

ZB5 Col					ZB35 Col					
Aroclor	Peak#	RT	Shift	Area	Amount	Peak#	RT	Shift	Area	Amount
Aroclor-1016	1	7.271	0.000	19773	80.5	1	7.254	-0.002	16926	91.5
Aroclor-1016	2	7.653	-0.001	88099	117.7	2	7.857	0.001	45733	121.9
Aroclor-1016	3	7.794	0.003	35915	98.3	3	8.060	0.005	8078	47.7
Aroclor-1016	4	8.406	0.001	77842	329.5	4	8.307	0.000	37348	280.9
Total CollAve (4 peaks):				156.5		Total Col2Ave (4 peaks):				135.5 RPD = 14
Corrected Ave (3 peaks):				98.8		Corrected Ave (3 peaks):				87.0 RPD = 13
Aroclor-1221	1	---			0.0	1	---			0.0
Aroclor-1221	2	6.133	0.001	680	6.6	2	6.326	0.030	1966	34.7
Aroclor-1221	3	6.384	0.002	3390	14.1	3	6.631	0.009	1571	17.0
CollAve: <3 Quant Peaks						Col2Ave: <3 Quant Peaks				
Aroclor-1232	1	---			0.0	1	---			0.0
Aroclor-1232	2	6.133	0.002	680	9.9	2	7.254	-0.000	16926	210.6
Aroclor-1232	3	7.653	-0.002	88099	283.3	3	7.857	-0.004	45733	284.6
Aroclor-1232	4	8.581	-0.000	99572	753.4	4	8.714	-0.001	38224	826.6
Total CollAve (3 peaks):				348.9		Total Col2Ave (3 peaks):				440.6 RPD = 23
Corrected Ave: < 3 Peaks						Corrected Ave: < 3 Peaks				
Aroclor-1242	1	7.271	-0.000	19773	98.7	1	7.254	-0.002	16926	115.3
Aroclor-1242	2	7.653	-0.003	88099	144.8	2	7.857	-0.001	45733	148.2
Aroclor-1242	3	8.406	0.000	77842	411.2	3	9.165	-0.002	45021	468.7
Aroclor-1242	4	8.581	0.001	99572	355.8	4	9.590	-0.008	53613	458.1
Total CollAve (4 peaks):				252.6		Total Col2Ave (4 peaks):				297.6 RPD = 16
Corrected Ave (3 peaks):				199.8		Corrected Ave (3 peaks):				240.5 RPD = 19
Aroclor-1248	1	8.406	0.000	77842	246.8	1	8.307	-0.001	37348	247.5
Aroclor-1248	2	8.581	0.000	99572	248.3	2	8.714	-0.000	38224	245.0
Aroclor-1248	3	8.998	-0.000	186857	247.0	3	9.165	-0.000	45021	250.7
Aroclor-1248	4	9.294	-0.000	98398	255.5	4	9.590	-0.001	53613	248.7
Total CollAve (4 peaks):				249.4		Total Col2Ave (4 peaks):				248.0 RPD = 1
Corrected Ave (3 peaks):				247.4		Corrected Ave (3 peaks):				247.0 RPD = 0
Aroclor-1254	1	9.294	-0.004	98398	151.6	1	9.450	0.001	21823	90.8
Aroclor-1254	2	9.377	-0.001	49616	169.9	2	9.971	0.001	19450	100.6
Aroclor-1254	3	9.669	0.001	40230	96.4	3	10.124	0.000	36574	87.5
Aroclor-1254	4	9.808	0.001	68500	84.4	4	10.389	0.016	35100	86.1
Aroclor-1254	5	10.183	0.007	47365	93.1	5	10.573	0.004	5676	22.9
Total CollAve (5 peaks):				119.1		Total Col2Ave (5 peaks):				77.6 RPD = 42*
Corrected Ave (4 peaks):				106.4		Corrected Ave (4 peaks):				71.8 RPD = 39
Aroclor-1260	1	11.047	0.003	1670	3.0	1	11.662	0.009	2055	6.3
Aroclor-1260	2	11.362	0.001	1111	1.9	2	11.924	0.007	1466	1.8
Aroclor-1260	3	11.739	0.005	2107	1.4	3	12.434	-0.002	573	2.6
Aroclor-1260	4	12.144	0.005	1379	1.8	4	12.505	0.003	1003	1.8
Aroclor-1260	5	12.251	0.006	698	2.1	NS	---			----
Total CollAve (5 peaks):				2.1		Total Col2Ave (4 peaks):				3.1 RPD = 41*
Corrected Ave (4 peaks):				1.8		Corrected Ave (3 peaks):				2.0 RPD = 12
Aroclor-1262	1	10.833	0.005	15355	32.7	1	11.122	-0.079	7225	15.2
Aroclor-1262	2	12.251	0.007	698	0.9	2	11.662	0.011	2055	5.1
Aroclor-1262	3	12.321	0.002	836	1.0	3	12.434	0.000	573	1.2
Aroclor-1262	4	12.991	0.004	1043	1.4	4	12.505	0.003	1003	1.4
Total CollAve (4 peaks):				9.0		Total Col2Ave (4 peaks):				5.7 RPD = 45*
Corrected Ave (3 peaks):				1.1		Corrected Ave (3 peaks):				2.6 RPD = 80*
Aroclor-1268	1	12.251	0.004	698	0.4	1	12.434	0.002	573	0.5
Aroclor-1268	2	12.321	0.004	836	0.4	2	12.505	0.005	1003	0.8
Aroclor-1268	3	12.700	0.001	2449	1.5	3	12.892	0.001	721	0.7
Aroclor-1268	4	13.493	0.003	7547	1.4	4	13.708	-0.001	2265	0.7
Total CollAve (4 peaks):				0.9		Total Col2Ave (4 peaks):				0.7 RPD = 29
Corrected Ave (3 peaks):				0.7		Corrected Ave (3 peaks):				0.6 RPD = 13

Total PCB Area Col1 (5.906 - 13.793) = 1574335 Col1 Total PCB = 0.2 ppm*

Total PCB Area Col2 (5.785 - 14.019) = 746330 Col2 Total PCB = 0.2 ppm*

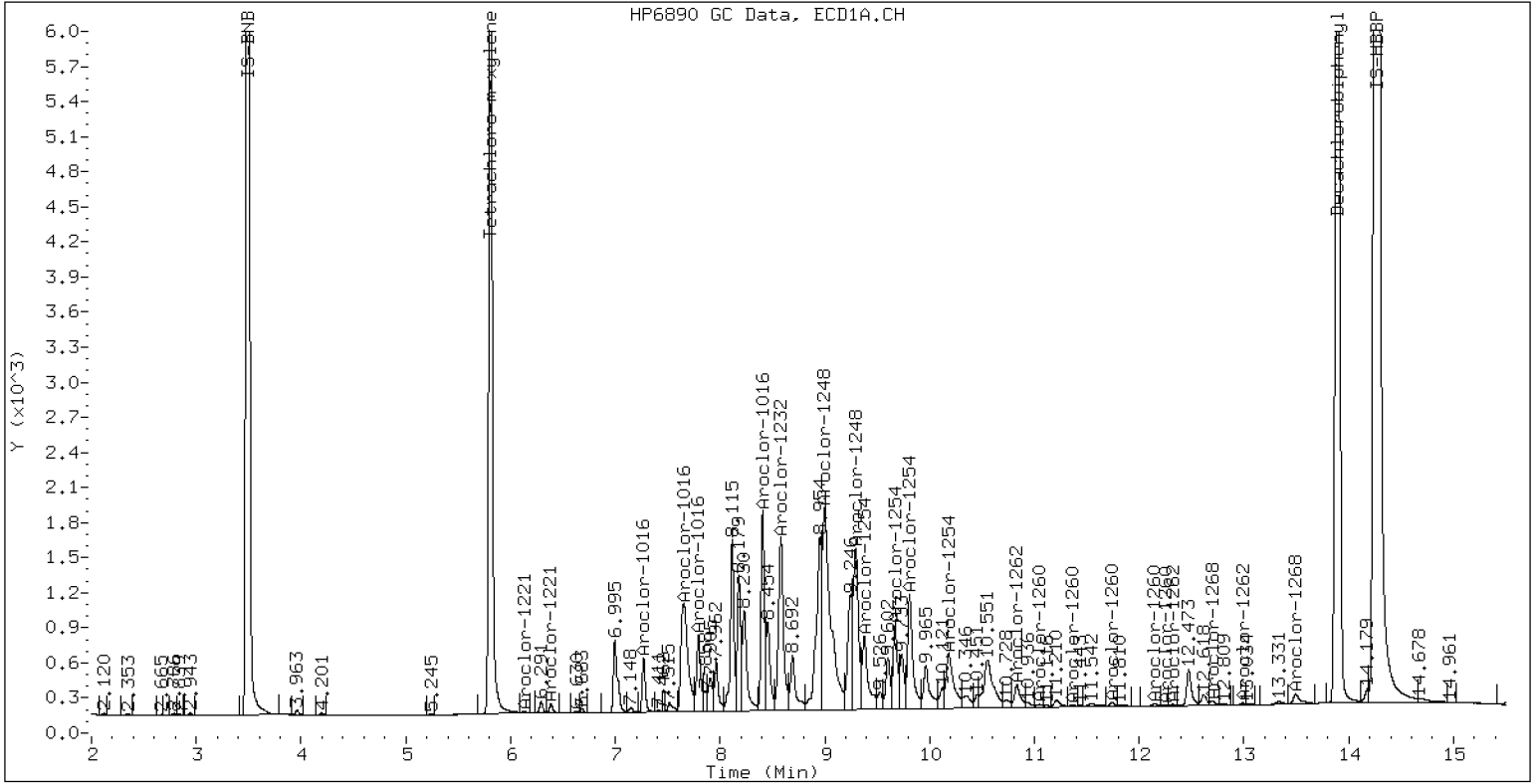
* Quantitated against AR1660 0.25ppm in Ical

PCB-Form 10 Mod.

PCB Dual Column Chromatograms

ECD7-ZB5 AR1248SCV

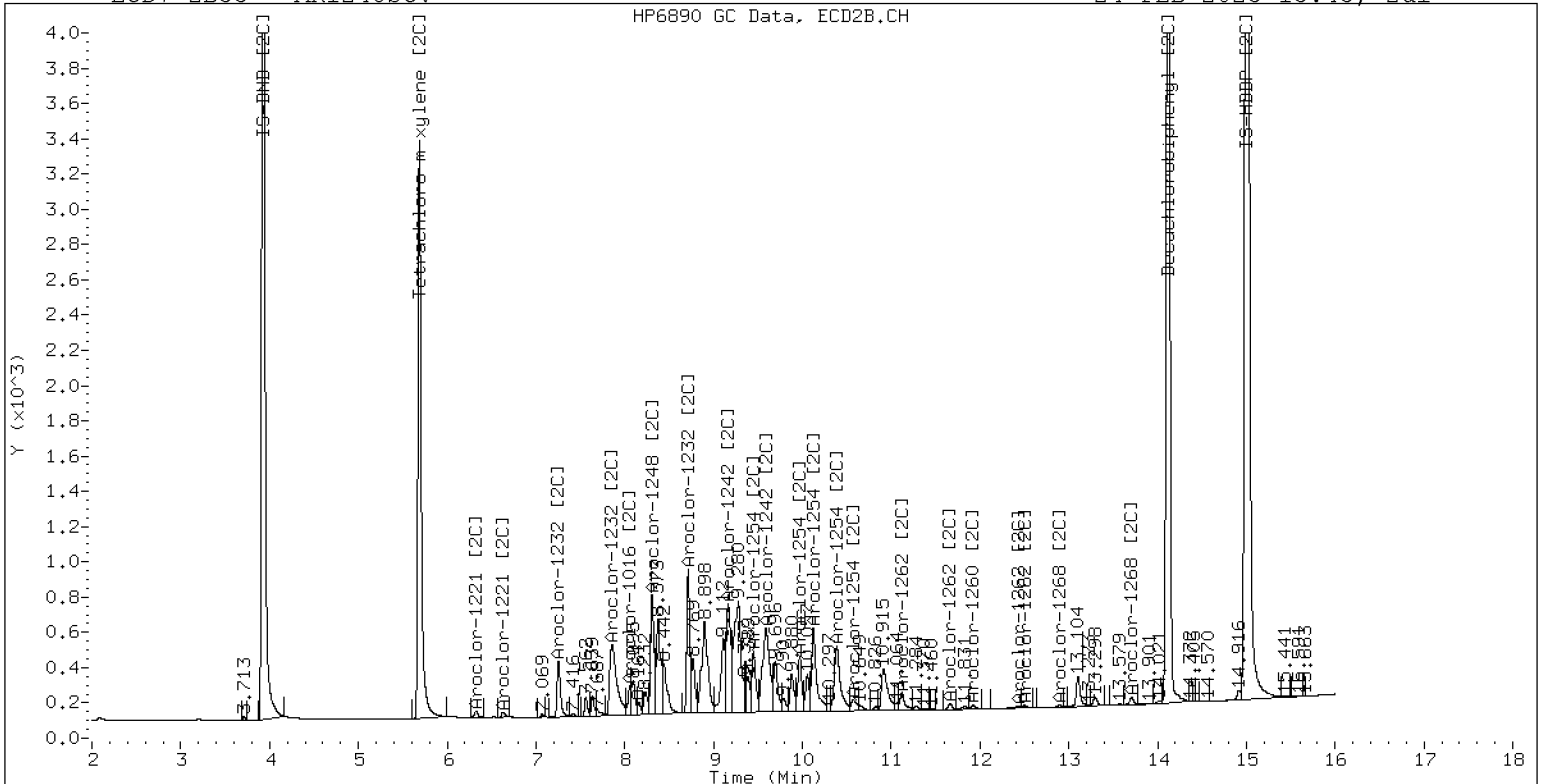
24-FEB-2023 15:45, 2ul



ZB-5 Manual Integration: NO

ECD7-ZB35 AR1248SCV

24-FEB-2023 15:45, 2ul



ZB-35 Manual Integration: NO

Analytical Resources Inc.
Dual Column 608/8082 PCB Quantitation Report

Data file 1: /230224.b/02242316ECD7.D
Data file 2: /230224.b/230224.b/02242316ECD7.D
Method: \\target\share\chem4\ecd7.i\230224.b\PCB.m
Compound Sublist: PCB.sub
Instrument, Inj. Vol.: ecd7.i, 2ul
Quant Method: Internal Std

ARI ID: AR1254SCV
Client ID:
Injection Date: 24-FEB-2023 16:06
Report Date: 02/28/2023 09:51
Matrix: NONE
Dilution Factor: 1.0

SURROGATES

ZB5 Col		ZB35 Col		ZB5	ZB35	RPD	Compound/Flag		
RT	Shift Response	RT	Shift Response	on col	on col				
5.806	-0.000	354312	5.686	0.001	174604	36.1	37.1	2.6	Tetrachloro-m-xylene
13.895	0.002	540961	14.119	-0.000	329134	34.6	37.9	9.0	Decachlorobiphenyl

* Indicates RPD > 40%

INTERNAL STANDARD SUMMARY

Column 1			
Standard Cpnd	Standard Area*	Sample Area	%D
Bromo-Nitrobenzene	673778	656887	-2.5
Hexabromobiphenyl	1429847	1585505	10.9

Column 2			
Standard Cpnd	Standard Area*	Sample Area	%D
Bromo-Nitrobenzene	315256	320936	1.8
Hexabromobiphenyl	513946	570006	10.9

* Standard Areas taken from Initial Cal Level 3
Initial Calibration Date: 24-FEB-2023
<- Indicates standard response outside Limits (-50 to +100%)

ZB5 Col						ZB35 Col					
Aroclor	Peak#	RT	Shift	Area	Amount	Peak#	RT	Shift	Area	Amount	
Aroclor-1016	1	7.270	0.000	565	2.3	1	7.255	-0.001	387	2.1	
Aroclor-1016	2	7.656	0.002	1875	2.5	2	7.854	-0.002	860	2.3	
Aroclor-1016	3	7.792	0.002	1106	3.0	3	8.098	0.043	578	3.4	
Aroclor-1016	4	8.405	0.000	29924	124.7	4	8.307	0.000	21985	162.9	
Total CollAve (4 peaks):				33.1	Total Col2Ave (4 peaks):				42.6	RPD = 25	
Corrected Ave (3 peaks):				2.6	Corrected Ave (3 peaks):				2.6	RPD = 0	
Aroclor-1221	1	---			0.0	1	---			0.0	
Aroclor-1221	2	---			0.0	2	6.325	0.028	1947	33.9	
Aroclor-1221	3	---			0.0	3	6.637	0.015	368	3.9	
CollAve: <3 Quant Peaks					Col2Ave: <3 Quant Peaks						
Aroclor-1232	1	---			0.0	1	---			0.0	
Aroclor-1232	2	---			0.0	2	7.255	0.001	387	4.7	
Aroclor-1232	3	7.656	0.000	1875	5.9	3	7.854	-0.007	860	5.3	
Aroclor-1232	4	8.583	0.002	12327	91.8	4	8.715	0.000	15013	319.7	
CollAve: <3 Quant Peaks					Col2Ave: 109.9						
Aroclor-1242	1	7.270	-0.000	565	2.8	1	7.255	-0.001	387	2.6	
Aroclor-1242	2	7.656	0.000	1875	3.0	2	7.854	-0.004	860	2.7	
Aroclor-1242	3	8.405	-0.000	29924	155.6	3	9.169	0.002	21933	224.9	
Aroclor-1242	4	8.583	0.003	12327	43.4	4	9.545	-0.053	34065	286.6	
Total CollAve (4 peaks):				51.2	Total Col2Ave (4 peaks):				129.2	RPD = 87*	
Corrected Ave (3 peaks):				16.4	Corrected Ave (3 peaks):				76.7	RPD = 130*	
Aroclor-1248	1	8.405	0.000	29924	93.4	1	8.307	-0.001	21985	143.5	
Aroclor-1248	2	8.583	0.002	12327	30.3	2	8.715	0.001	15013	94.8	
Aroclor-1248	3	8.992	-0.007	145580	189.4	3	9.169	0.004	21933	120.3	
Aroclor-1248	4	9.298	0.003	155450	397.3	4	9.545	-0.046	34065	155.6	
Total CollAve (4 peaks):				177.6	Total Col2Ave (4 peaks):				128.5	RPD = 32	
Corrected Ave (3 peaks):				104.3	Corrected Ave (3 peaks):				119.5	RPD = 14	
Aroclor-1254	1	9.298	-0.001	155450	235.7	1	9.450	0.001	58639	240.4	
Aroclor-1254	2	9.377	-0.001	69801	235.3	2	9.971	0.000	47008	239.5	
Aroclor-1254	3	9.668	-0.000	100839	237.8	3	10.124	0.000	100062	235.7	
Aroclor-1254	4	9.807	0.000	190544	231.1	4	10.373	0.000	99535	240.5	
Aroclor-1254	5	10.176	-0.000	122321	236.7	5	10.570	0.001	61549	244.2	
Total CollAve (5 peaks):				235.3	Total Col2Ave (5 peaks):				240.1	RPD = 2	
Corrected Ave (4 peaks):				234.7	Corrected Ave (4 peaks):				239.0	RPD = 2	
Aroclor-1260	1	11.043	-0.002	12288	21.5	1	11.661	0.008	29062	86.7	
Aroclor-1260	2	11.361	-0.001	13660	22.9	2	11.921	0.003	22238	26.0	
Aroclor-1260	3	11.736	0.002	37632	23.8	3	12.441	0.005	3555	15.7	
Aroclor-1260	4	12.141	0.002	27105	34.1	4	12.503	0.001	13126	22.8	
Aroclor-1260	5	12.320	0.076	2381	6.9	NS	---			---	
Total CollAve (5 peaks):				21.9	Total Col2Ave (4 peaks):				37.8	RPD = 53*	
Corrected Ave (4 peaks):				18.8	Corrected Ave (3 peaks):				21.5	RPD = 13	
Aroclor-1262	1	10.827	-0.002	220626	453.6	1	11.281	0.081	13562	27.9	
Aroclor-1262	2	12.320	0.076	2381	3.0	2	11.661	0.009	29062	70.1	
Aroclor-1262	3	---			0.0	3	12.441	0.007	3555	7.6	
Aroclor-1262	4	12.989	0.002	3225	4.1	4	12.503	0.001	13126	17.8	
Total CollAve (3 peaks):				153.6	Total Col2Ave (4 peaks):				30.8	RPD = 133*	
Corrected Ave: < 3 Peaks					Corrected Ave (3 peaks):				17.7		
Aroclor-1268	1	12.320	0.074	2381	1.2	1	12.441	0.009	3555	3.1	
Aroclor-1268	2	---			0.0	2	12.503	0.003	13126	10.6	
Aroclor-1268	3	12.701	0.002	2939	1.7	3	12.892	0.000	772	0.7	
Aroclor-1268	4	13.493	0.003	9164	1.6	4	13.707	-0.002	2801	0.8	
Total CollAve (3 peaks):				1.5	Total Col2Ave (4 peaks):				3.8	RPD = 87*	
Corrected Ave: < 3 Peaks					Corrected Ave (3 peaks):				1.6		

Total PCB Area Col1 (5.906 - 13.793) = 2118645 Col1 Total PCB = 0.3 ppm*

Total PCB Area Col2 (5.785 - 14.019) = 1007601 Col2 Total PCB = 0.3 ppm*

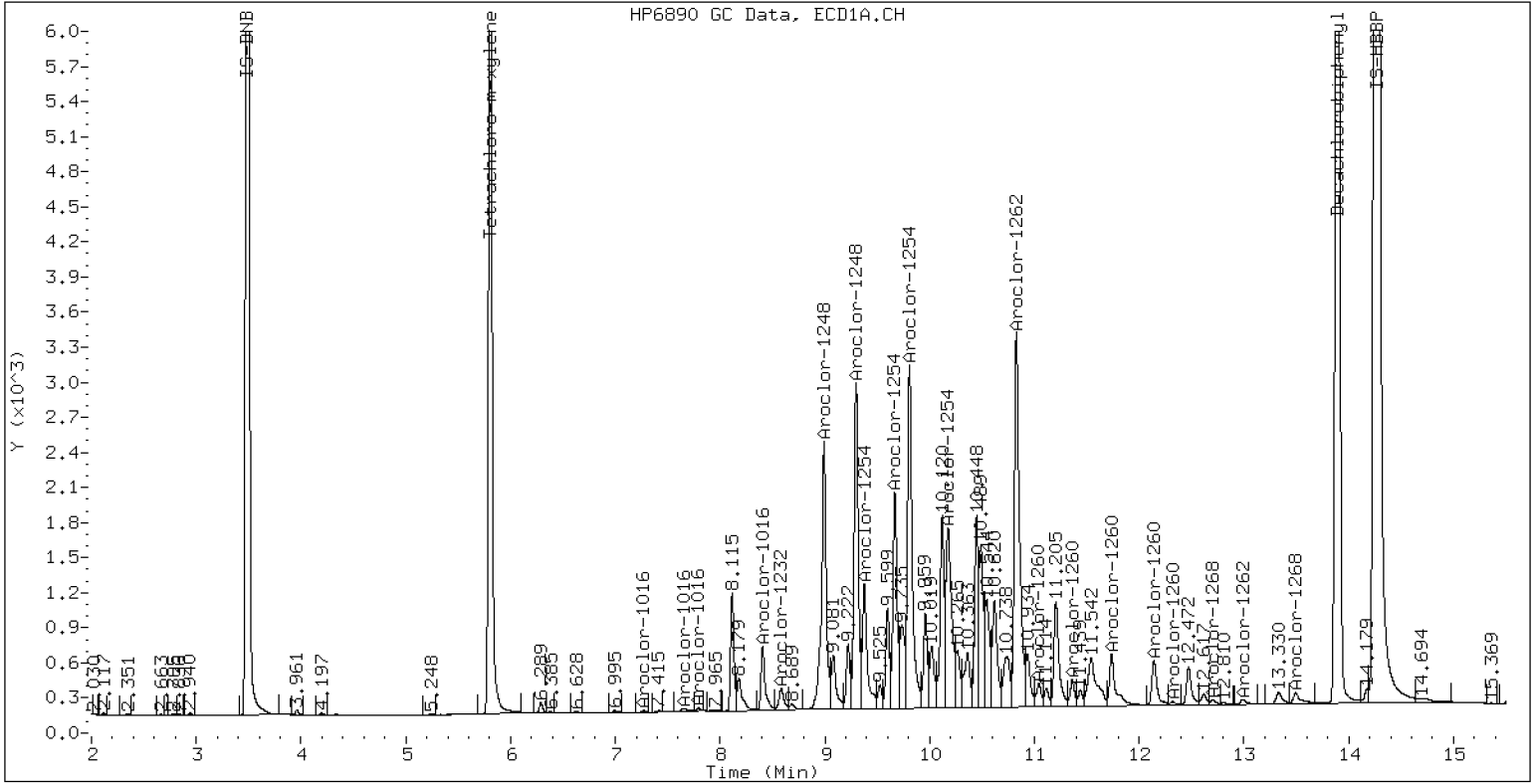
* Quantitated against AR1660 0.25ppm in Ical

PCB-Form 10 Mod.

PCB Dual Column Chromatograms

ECD7-ZB5 AR1254SCV

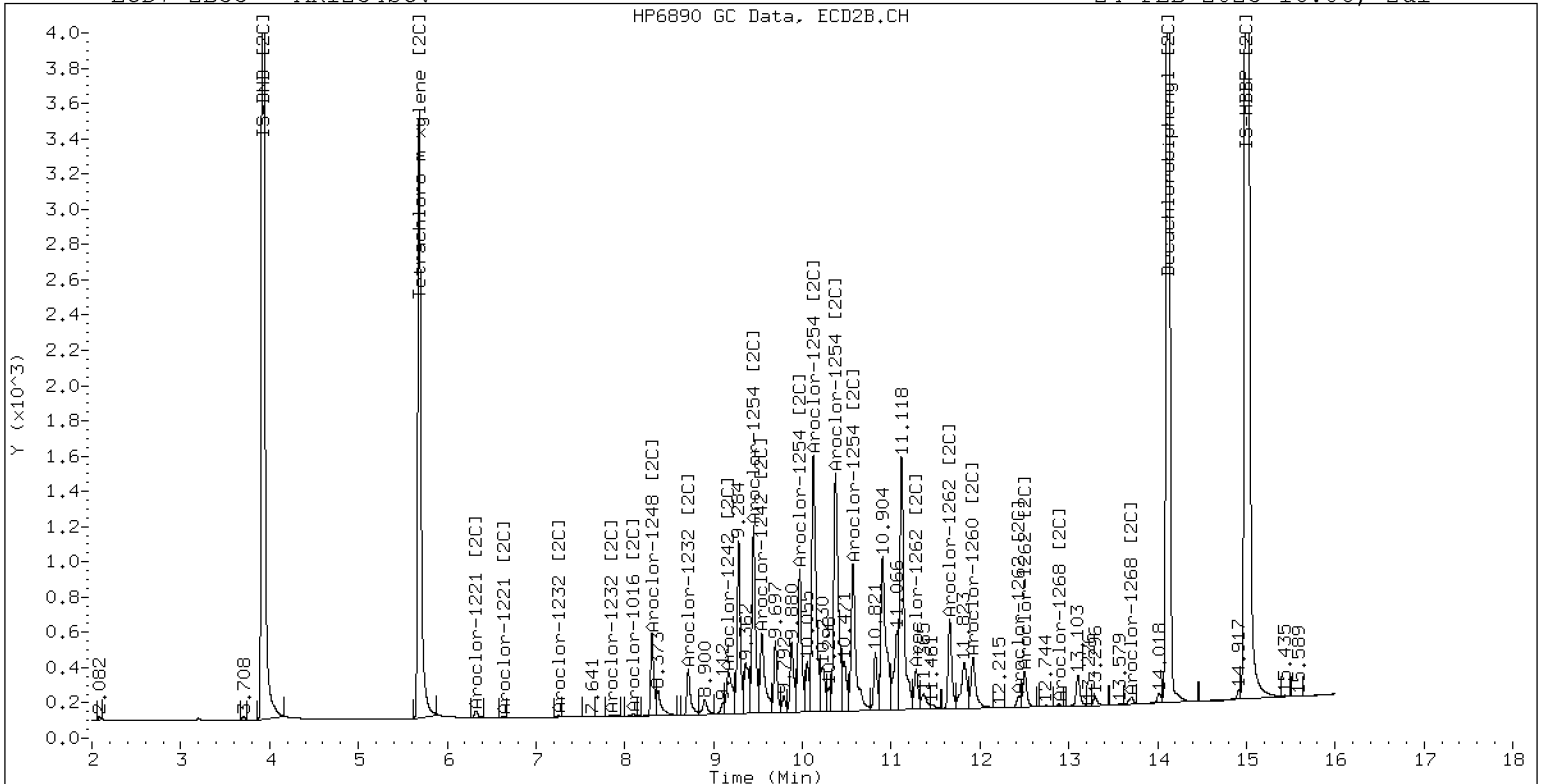
24-FEB-2023 16:06, 2ul



ZB-5 Manual Integration: NO

ECD7-ZB35 AR1254SCV

24-FEB-2023 16:06, 2ul



ZB-35 Manual Integration: NO

Analytical Resources Inc.
Dual Column 608/8082 PCB Quantitation Report

Data file 1: /230224.b/02242317ECD7.D
Data file 2: /230224.b/230224.b/02242317ECD7.D
Method: \\target\share\chem4\ecd7.i\230224.b\PCB.m
Compound Sublist: PCB.sub
Instrument, Inj. Vol.: ecd7.i, 2ul
Quant Method: Internal Std

ARI ID: AR2162SCV
Client ID:
Injection Date: 24-FEB-2023 16:27
Report Date: 02/28/2023 09:51
Matrix: NONE
Dilution Factor: 1.0

SURROGATES

RT	ZB5 Col Shift	Response	RT	ZB35 Col Shift	Response	ZB5 on col	ZB35 on col	RPD	Compound/Flag
5.807	0.000	356001	5.685	0.000	170882	36.0	36.6	1.7	Tetrachloro-m-xylene
13.895	0.002	533971	14.119	0.000	326235	34.4	37.9	9.5	Decachlorobiphenyl

* Indicates RPD > 40%

INTERNAL STANDARD SUMMARY

Standard Cpnd	Column 1		
	Standard Area*	Sample Area	%D
Bromo-Nitrobenzene	673778	661953	-1.8
Hexabromobiphenyl	1429847	1574993	10.2

Standard Cpnd	Column 2		
	Standard Area*	Sample Area	%D
Bromo-Nitrobenzene	315256	317807	0.8
Hexabromobiphenyl	513946	565951	10.1

* Standard Areas taken from Initial Cal Level 3
Initial Calibration Date: 24-FEB-2023
<- Indicates standard response outside Limits (-50 to +100%)

ZB5 Col						ZB35 Col					
Aroclor	Peak#	RT	Shift	Area	Amount	Peak#	RT	Shift	Area	Amount	
Aroclor-1016	1	7.269	-0.001	7175	28.5	1	7.256	0.000	3727	20.0	
Aroclor-1016	2	7.659	0.005	12893	16.8	2	7.863	0.007	5834	15.5	
Aroclor-1016	3	7.794	0.004	6936	18.5	3	8.063	0.009	2963	17.4	
Aroclor-1016	4	8.408	0.003	3610	14.9	4	8.308	0.002	2045	15.3	
Total CollAve (4 peaks):				19.7	Total Col2Ave (4 peaks):				17.0	RPD = 14	
Corrected Ave (3 peaks):				16.8	Corrected Ave (3 peaks):				16.1	RPD = 4	
Aroclor-1221	1	4.730	-0.000	15803	266.6	1	4.955	-0.001	7909	262.9	
Aroclor-1221	2	6.131	-0.001	26946	254.1	2	6.296	-0.000	14303	251.2	
Aroclor-1221	3	6.382	-0.000	62477	253.8	3	6.622	0.000	23612	254.7	
Total CollAve (3 peaks):				258.2	Total Col2Ave (3 peaks):				256.3	RPD = 1	
Corrected Ave: < 3 Peaks					Corrected Ave: < 3 Peaks						
Aroclor-1232	1	4.730	0.000	15803	445.6	1	4.955	-0.001	7909	486.4	
Aroclor-1232	2	6.131	0.000	26946	383.1	2	7.256	0.002	3727	46.1	
Aroclor-1232	3	7.659	0.003	12893	40.5	3	7.863	0.002	5834	36.1	
Aroclor-1232	4	8.583	0.003	2684	19.8	4	8.716	0.002	1189	25.6	
Total CollAve (4 peaks):				222.3	Total Col2Ave (4 peaks):				148.5	RPD = 40	
Corrected Ave (3 peaks):				147.8	Corrected Ave (3 peaks):				35.9	RPD = 122*	
Aroclor-1242	1	7.269	-0.001	7175	35.0	1	7.256	0.000	3727	25.2	
Aroclor-1242	2	7.659	0.003	12893	20.7	2	7.863	0.005	5834	18.8	
Aroclor-1242	3	8.408	0.002	3610	18.6	3	9.175	0.008	1082	11.2	
Aroclor-1242	4	8.583	0.004	2684	9.4	4	9.543	-0.054	1390	11.8	
Total CollAve (4 peaks):				20.9	Total Col2Ave (4 peaks):				16.8	RPD = 22	
Corrected Ave (3 peaks):				16.2	Corrected Ave (3 peaks):				13.9	RPD = 15	
Aroclor-1248	1	8.408	0.002	3610	11.2	1	8.308	0.001	2045	13.5	
Aroclor-1248	2	8.583	0.003	2684	6.5	2	8.716	0.002	1189	7.6	
Aroclor-1248	3	8.994	-0.005	24440	31.6	3	9.175	0.009	1082	6.0	
Aroclor-1248	4	9.302	0.008	26328	66.8	4	9.543	-0.048	1390	6.4	
Total CollAve (4 peaks):				29.0	Total Col2Ave (4 peaks):				8.4	RPD = 110*	
Corrected Ave (3 peaks):				16.4	Corrected Ave (3 peaks):				6.7	RPD = 85*	
Aroclor-1254	1	9.302	0.004	26328	39.6	1	9.452	0.003	9571	39.6	
Aroclor-1254	2	---			0.0	2	9.972	0.002	1733	8.9	
Aroclor-1254	3	9.670	0.002	3721	8.7	3	10.147	0.023	49218	117.1	
Aroclor-1254	4	9.808	0.000	9653	11.6	4	10.370	-0.002	59603	145.4	
Aroclor-1254	5	10.120	-0.056	131179	251.9	5	10.569	0.001	79533	318.7	
Total CollAve (4 peaks):				78.0	Total Col2Ave (5 peaks):				125.9	RPD = 47*	
Corrected Ave (3 peaks):				20.0	Corrected Ave (4 peaks):				77.8	RPD = 118*	
Aroclor-1260	1	11.044	-0.000	223208	394.0	1	11.652	-0.001	104071	312.7	
Aroclor-1260	2	11.361	-0.001	190166	321.2	2	11.919	0.002	251579	296.2	
Aroclor-1260	3	11.737	0.003	458281	291.9	3	12.435	-0.001	113645	504.2	
Aroclor-1260	4	12.141	0.002	149720	189.4	4	12.501	-0.001	182951	319.6	
Aroclor-1260	5	12.244	0.000	196033	576.0	NS	---			----	
Total CollAve (5 peaks):				354.5	Total Col2Ave (4 peaks):				358.2	RPD = 1	
Corrected Ave (4 peaks):				299.1	Corrected Ave (3 peaks):				309.5	RPD = 3	
Aroclor-1262	1	10.828	-0.001	121431	251.3	1	11.201	0.000	121335	251.1	
Aroclor-1262	2	12.244	0.000	196033	249.3	2	11.652	0.000	104071	252.9	
Aroclor-1262	3	12.319	0.001	211092	249.8	3	12.435	0.001	113645	243.4	
Aroclor-1262	4	12.988	0.001	183455	237.5	4	12.501	-0.001	182951	250.1	
Total CollAve (4 peaks):				247.0	Total Col2Ave (4 peaks):				249.3	RPD = 1	
Corrected Ave (3 peaks):				245.5	Corrected Ave (3 peaks):				248.2	RPD = 1	
Aroclor-1268	1	12.244	-0.002	196033	97.1	1	12.435	0.003	113645	99.7	
Aroclor-1268	2	12.319	0.002	211092	105.6	2	12.501	0.001	182951	149.3	
Aroclor-1268	3	12.723	0.024	77240	45.2	3	12.891	-0.000	7755	7.4	
Aroclor-1268	4	13.488	-0.002	65479	11.6	4	13.709	0.000	35146	10.5	
Total CollAve (4 peaks):				64.9	Total Col2Ave (4 peaks):				66.7	RPD = 3	

Corrected Ave (3 peaks): 51.3 Corrected Ave (3 peaks): 39.2 RPD = 27

Total PCB Area Col1 (5.906 - 13.793) = 3239932 Col1 Total PCB = 0.4 ppm*

Total PCB Area Col2 (5.785 - 14.019) = 1655522 Col2 Total PCB = 0.4 ppm*

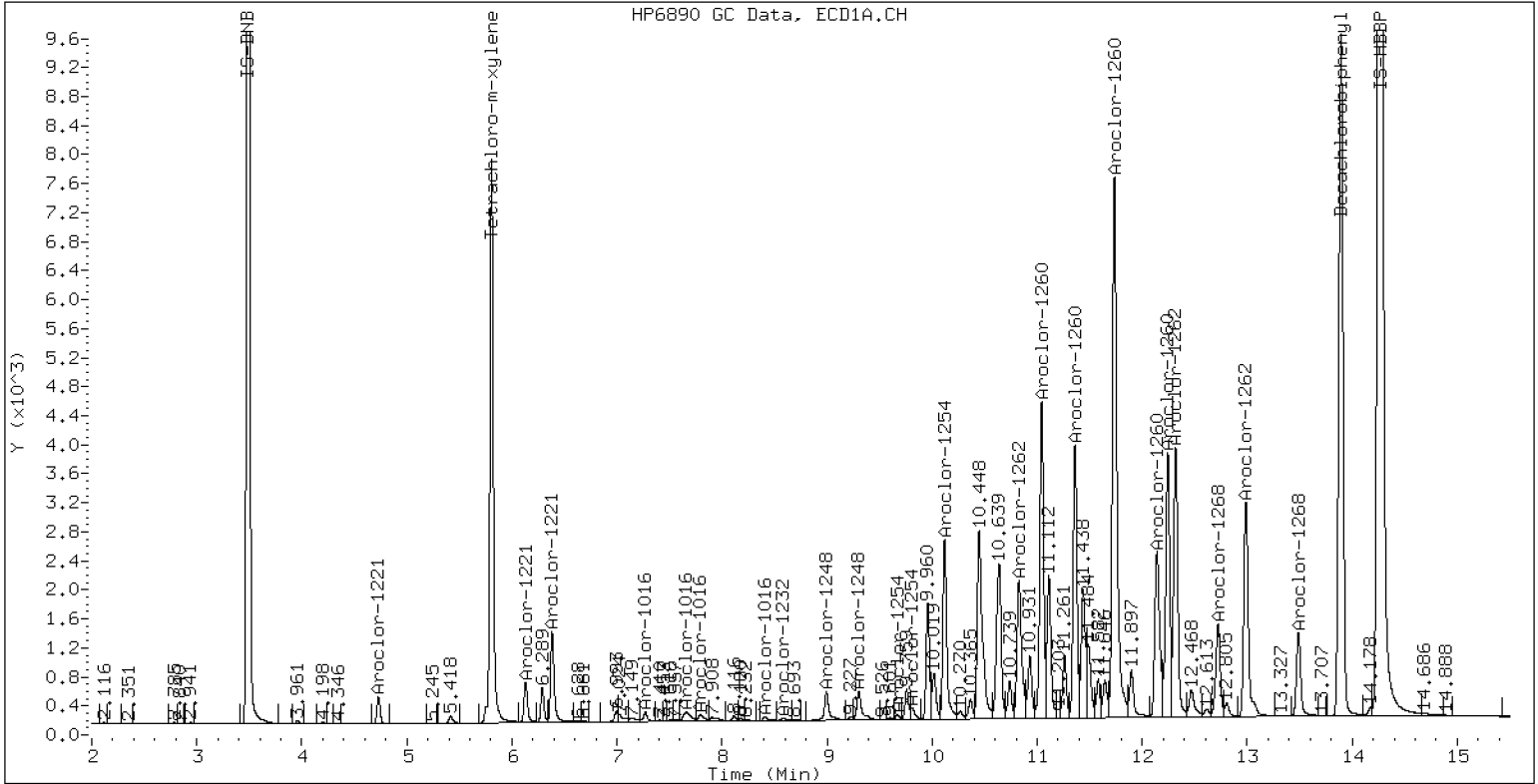
* Quantitated against AR1660 0.25ppm in Ical

PCB-Form 10 Mod.

PCB Dual Column Chromatograms

ECD7-ZB5 AR2162SCV

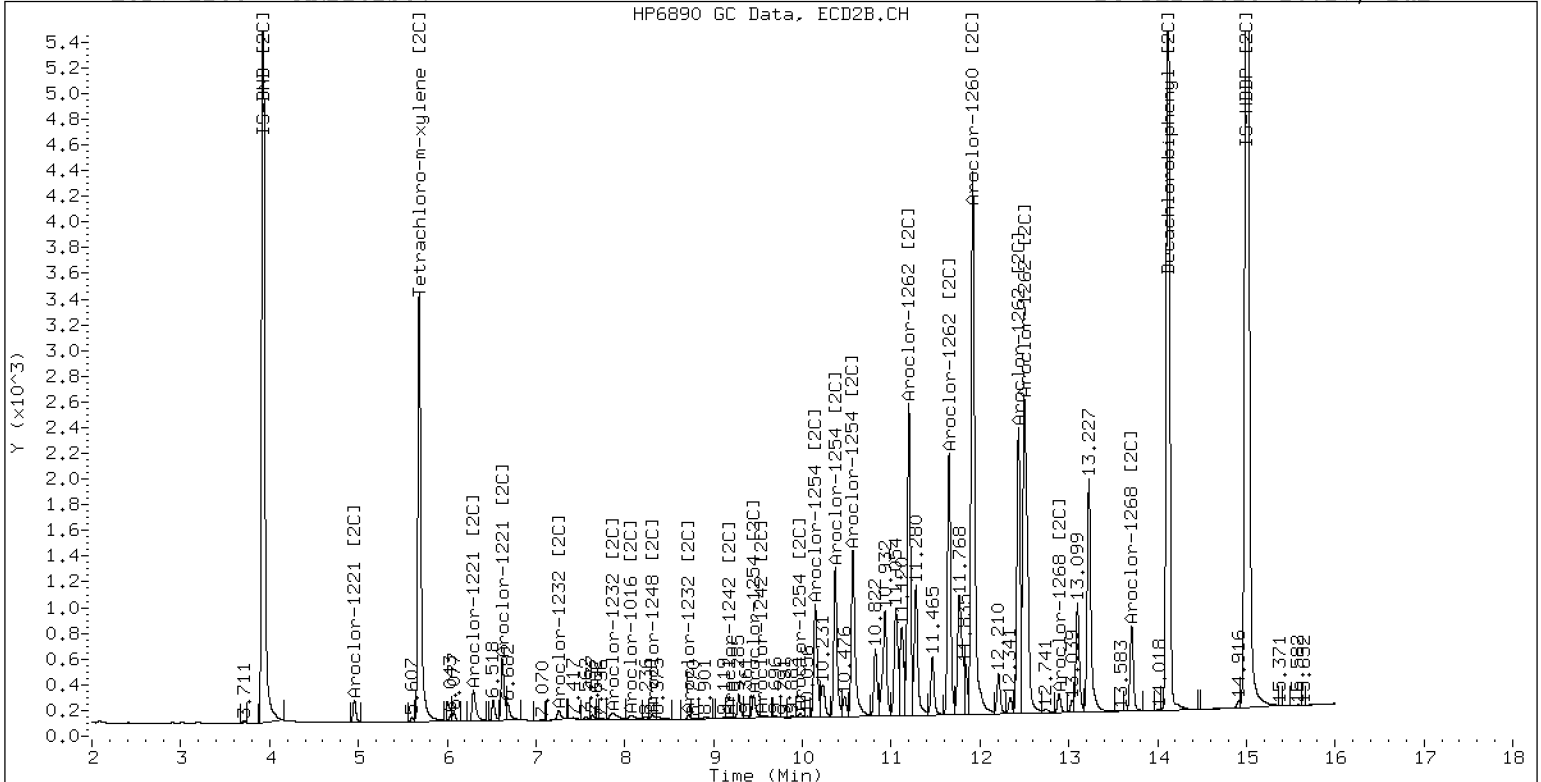
24-FEB-2023 16:27, 2ul



ZB-5 Manual Integration: NO

ECD7-ZB35 AR2162SCV

24-FEB-2023 16:27, 2ul



ZB-35 Manual Integration: NO

Analytical Resources Inc.
Dual Column 608/8082 PCB Quantitation Report

Data file 1: /230224.b/02242318ECD7.D
Data file 2: /230224.b/230224.b/02242318ECD7.D
Method: \\target\share\chem4\ecd7.i\230224.b\PCB.m
Compound Sublist: PCB.sub
Instrument, Inj. Vol.: ecd7.i, 2ul
Quant Method: Internal Std

ARI ID: AR3268SCV
Client ID:
Injection Date: 24-FEB-2023 16:48
Report Date: 02/28/2023 09:51
Matrix: NONE
Dilution Factor: 1.0

SURROGATES

ZB5 Col		ZB35 Col		ZB5	ZB35	RPD	Compound/Flag		
RT	Shift Response	RT	Shift Response	on col	on col				
5.806	0.000	363331	5.685	0.000	176204	37.1	38.2	2.9	Tetrachloro-m-xylene
13.894	0.001	800845	14.118	-0.001	488290	51.3	56.4	9.5	Decachlorobiphenyl

* Indicates RPD > 40%

INTERNAL STANDARD SUMMARY

Column 1			
Standard Cpnd	Standard Area*	Sample Area	%D
Bromo-Nitrobenzene	673778	656592	-2.6
Hexabromobiphenyl	1429847	1584453	10.8

Column 2			
Standard Cpnd	Standard Area*	Sample Area	%D
Bromo-Nitrobenzene	315256	314741	-0.2
Hexabromobiphenyl	513946	568346	10.6

* Standard Areas taken from Initial Cal Level 3
Initial Calibration Date: 24-FEB-2023
<- Indicates standard response outside Limits (-50 to +100%)

ZB5 Col					ZB35 Col						
Aroclor	Peak#	RT	Shift	Area	Amount	Peak#	RT	Shift	Area	Amount	
Aroclor-1016	1	7.270	-0.001	28327	113.6	1	7.254	-0.001	20651	112.1	
Aroclor-1016	2	7.657	0.003	80668	106.1	2	7.861	0.005	41326	110.6	
Aroclor-1016	3	7.793	0.003	40661	109.6	3	8.060	0.005	20446	121.2	
Aroclor-1016	4	8.407	0.002	24680	102.9	4	8.308	0.001	13576	102.5	
Total CollAve (4 peaks):				108.0	Total Col2Ave (4 peaks):				111.6	RPD = 3	
Corrected Ave (3 peaks):				106.2	Corrected Ave (3 peaks):				108.4	RPD = 2	
Aroclor-1221	1	4.729	-0.001	8535	145.1	1	4.956	-0.000	3965	133.1	
Aroclor-1221	2	6.132	-0.000	15523	147.6	2	6.297	0.001	8689	154.1	
Aroclor-1221	3	6.382	-0.000	45872	187.9	3	6.622	0.001	22272	242.6	
Total CollAve (3 peaks):				160.2	Total Col2Ave (3 peaks):				176.6	RPD = 10	
Corrected Ave: < 3 Peaks					Corrected Ave: < 3 Peaks						
Aroclor-1232	1	4.729	-0.001	8535	242.6	1	4.956	0.000	3965	246.2	
Aroclor-1232	2	6.132	0.001	15523	222.5	2	7.254	0.000	20651	258.1	
Aroclor-1232	3	7.657	0.001	80668	255.4	3	7.861	0.001	41326	258.3	
Aroclor-1232	4	8.582	0.001	34784	259.2	4	8.714	-0.001	12504	271.5	
Total CollAve (4 peaks):				244.9	Total Col2Ave (4 peaks):				258.5	RPD = 5	
Corrected Ave (3 peaks):				240.2	Corrected Ave (3 peaks):				254.2	RPD = 6	
Aroclor-1242	1	7.270	-0.001	28327	139.2	1	7.254	-0.001	20651	141.2	
Aroclor-1242	2	7.657	0.001	80668	130.5	2	7.861	0.003	41326	134.4	
Aroclor-1242	3	8.407	0.001	24680	128.4	3	9.170	0.003	12830	134.1	
Aroclor-1242	4	8.582	0.003	34784	122.4	4	9.600	0.003	14836	127.3	
Total CollAve (4 peaks):				130.1	Total Col2Ave (4 peaks):				134.3	RPD = 3	
Corrected Ave (3 peaks):				127.1	Corrected Ave (3 peaks):				132.0	RPD = 4	
Aroclor-1248	1	8.407	0.001	24680	77.0	1	8.308	0.000	13576	90.3	
Aroclor-1248	2	8.582	0.001	34784	85.4	2	8.714	-0.000	12504	80.5	
Aroclor-1248	3	8.996	-0.003	83592	108.8	3	9.170	0.004	12830	71.8	
Aroclor-1248	4	9.292	-0.003	39603	101.3	4	9.600	0.010	14836	69.1	
Total CollAve (4 peaks):				93.1	Total Col2Ave (4 peaks):				77.9	RPD = 18	
Corrected Ave (3 peaks):				87.9	Corrected Ave (3 peaks):				73.8	RPD = 17	
Aroclor-1254	1	9.292	-0.007	39603	60.1	1	9.452	0.003	4590	19.2	
Aroclor-1254	2	9.377	-0.000	11450	38.6	2	9.973	0.003	2892	15.0	
Aroclor-1254	3	9.674	0.005	6387	15.1	3	10.131	0.007	6052	14.5	
Aroclor-1254	4	9.813	0.006	10162	12.3	4	10.390	0.017	5324	13.1	
Aroclor-1254	5	10.189	0.012	6862	13.3	5	10.572	0.004	1891	7.7	
Total CollAve (5 peaks):				27.9	Total Col2Ave (5 peaks):				13.9	RPD = 67*	
Corrected Ave (4 peaks):				19.8	Corrected Ave (4 peaks):				12.6	RPD = 45*	
Aroclor-1260	1	11.046	0.002	87033	152.7	1	11.645	-0.008	62543	187.1	
Aroclor-1260	2	11.362	0.001	6300	10.6	2	11.920	0.003	28552	33.5	
Aroclor-1260	3	11.738	0.004	54524	34.5	3	12.432	-0.004	285450	1261.2	
Aroclor-1260	4	12.144	0.005	1727	2.2	4	12.499	-0.002	306992	534.0	
Aroclor-1260	5	12.246	0.002	502931	1469.0	NS	---			----	
Total CollAve (5 peaks):				333.8	Total Col2Ave (4 peaks):				503.9	RPD = 41*	
Corrected Ave (4 peaks):				50.0	Corrected Ave (3 peaks):				251.5	RPD = 134*	
Aroclor-1262	1	10.832	0.004	3395	7.0	1	11.201	0.001	44255	91.2	
Aroclor-1262	2	12.246	0.002	502931	635.9	2	11.645	-0.007	62543	151.3	
Aroclor-1262	3	12.318	-0.000	497006	584.5	3	12.432	-0.002	285450	608.7	
Aroclor-1262	4	12.987	-0.000	202197	260.2	4	12.499	-0.003	306992	417.9	
Total CollAve (4 peaks):				371.9	Total Col2Ave (4 peaks):				317.3	RPD = 16	
Corrected Ave (3 peaks):				283.9	Corrected Ave (3 peaks):				220.1	RPD = 25	
Aroclor-1268	1	12.246	-0.001	502931	247.7	1	12.432	-0.000	285450	249.4	
Aroclor-1268	2	12.318	0.002	497006	247.2	2	12.499	-0.001	306992	249.5	
Aroclor-1268	3	12.699	-0.000	422793	245.8	3	12.892	0.000	260893	248.4	
Aroclor-1268	4	13.490	0.000	1386953	244.9	4	13.709	-0.000	829733	247.1	
Total CollAve (4 peaks):				246.4	Total Col2Ave (4 peaks):				248.6	RPD = 1	

Corrected Ave (3 peaks): 246.0 Corrected Ave (3 peaks): 248.3 RPD = 1

Total PCB Area Col1 (5.906 - 13.793) = 4180607 Col1 Total PCB = 0.5 ppm*
Total PCB Area Col2 (5.785 - 14.019) = 2376912 Col2 Total PCB = 0.6 ppm*

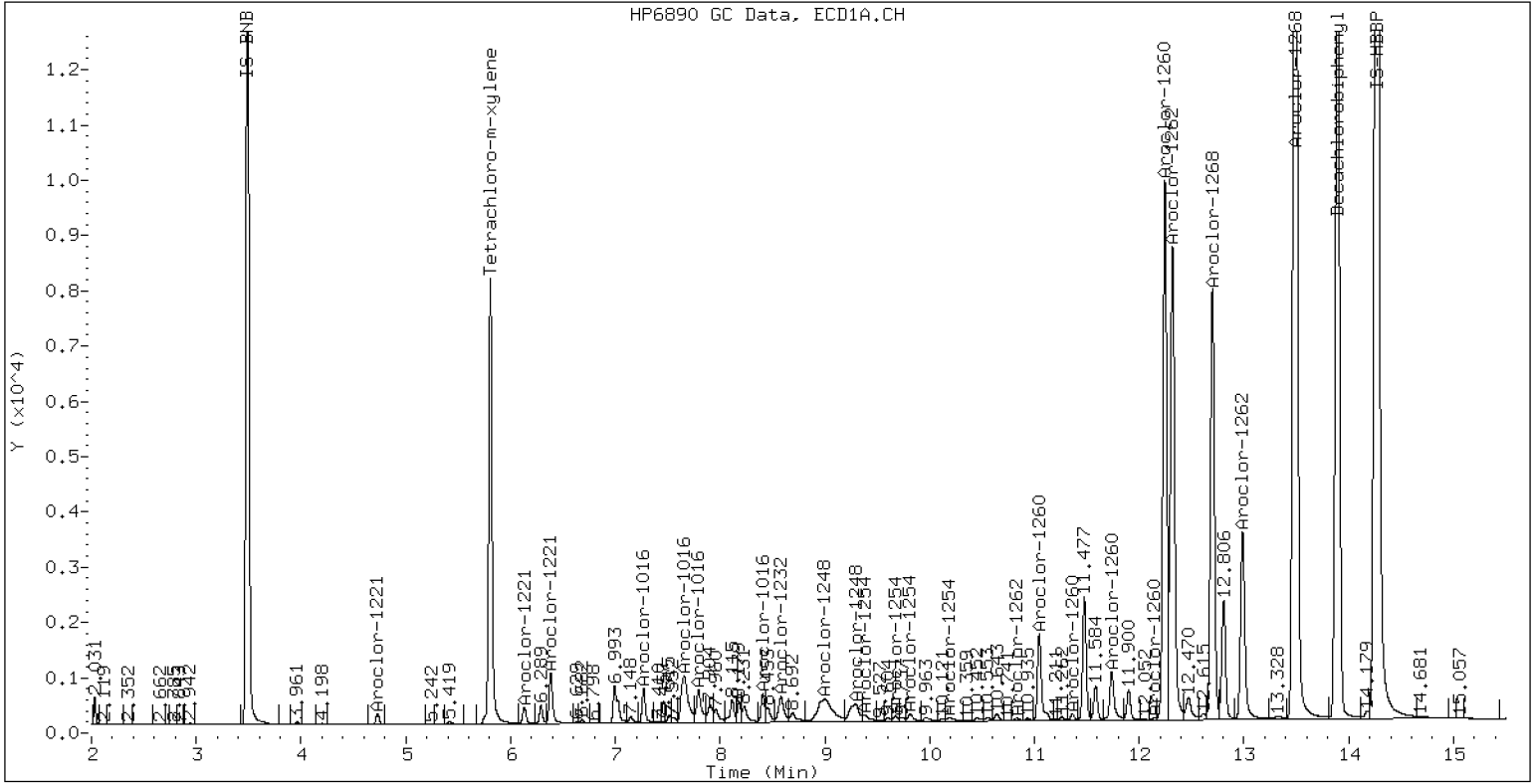
* Quantitated against AR1660 0.25ppm in Ical

PCB-Form 10 Mod.

PCB Dual Column Chromatograms

ECD7-ZB5 AR3268SCV

24-FEB-2023 16:48, 2ul



Analytical Resources Inc.
8082 DDT SCREEN REPORT

Data file 1: /230224.b/02242319ECD7.D

ARI ID: DDTS

RT	ZB5 Col Shift Response	ZB35 Col Shift Response	RT	ZB5 on col	ZB35 on col	RPD	Compound/Flag
9.261	0.000 694353	9.912 0.000 580269	0.100	0.100	0.0	2,4-DDE	
0.000	-10.293 0	10.672 0.000 673479	0.000	0.200#	----	2,4-DDT	
9.686	0.000 1191406	10.212 0.000 433373	0.100	0.100	0.0	4,4-DDE	
10.259	0.000 1721760	10.672 0.000 673479	0.100	0.200#	66.7*	4,4-DDD	

Indicates value is from co-eluting peaks

* Indicates RPD > 40%

Analytical Resources Inc.
8082 DDT SCREEN REPORT

Data file 1: /230224.b/02242320ECD7.D

ARI ID: DDT BD

RT	ZB5 Col Shift Response	ZB35 Col Shift Response	RT	ZB5 on col	ZB35 on col	RPD	Compound/Flag		
9.285	0.023	4923	9.921	0.009	9972	0.001	0.002	84.3*	2,4-DDE
0.000	-10.293	0	10.677	0.004	249094	0.000	0.074#	----	2,4-DDT
9.692	0.006	12128	10.221	0.009	528	0.001	0.000	156.7*	4,4-DDE
10.265	0.006	410017	10.677	0.004	249094	0.023	0.074#	103.6*	4,4-DDD

Indicates value is from co-eluting peaks

* Indicates RPD > 40%

GC LOG SUMMARY FOR DATABATCH - \\target\share\chem4\ecd7.i\230224.b

	Inject	Date/Time	Filename	DF	LabID	ClientID
1	24-FEB-2023	10:51	02242301ECD7.D	1	IB	
2	24-FEB-2023	11:12	02242302ECD7.D	1	0.25PPMAR1660	
3	24-FEB-2023	11:33	02242303ECD7.D	1	0.02PPMAR1660	
4	24-FEB-2023	11:54	02242304ECD7.D	1	0.05PPMAR1660	
5	24-FEB-2023	12:15	02242305ECD7.D	1	1.0PPMAR1660	
6	24-FEB-2023	12:36	02242306ECD7.D	1	0.1PPMAR1660	
7	24-FEB-2023	12:57	02242307ECD7.D	1	0.5PPMAR1660	
8	24-FEB-2023	13:18	02242308ECD7.D	1	0.25PPMAR1242	
9	24-FEB-2023	13:39	02242309ECD7.D	1	0.25PPMAR1248	
10	24-FEB-2023	14:00	02242310ECD7.D	1	0.25PPMAR1254	
11	24-FEB-2023	14:21	02242311ECD7.D	1	0.25PPMAR2162	
12	24-FEB-2023	14:42	02242312ECD7.D	1	0.25PPMAR3268	
13	24-FEB-2023	15:03	02242313ECD7.D	1	AR1660SCV	
14	24-FEB-2023	15:24	02242314ECD7.D	1	AR1242SCV	
15	24-FEB-2023	15:45	02242315ECD7.D	1	AR1248SCV	
16	24-FEB-2023	16:06	02242316ECD7.D	1	AR1254SCV	
17	24-FEB-2023	16:27	02242317ECD7.D	1	AR2162SCV	
18	24-FEB-2023	16:48	02242318ECD7.D	1	AR3268SCV	
19	24-FEB-2023	17:09	02242319ECD7.D	1	DDTS	
20	24-FEB-2023	17:30	02242320ECD7.D	1	DDT BD	

MANUAL INTEGRATION SUMMARY FOR DATABATCH - \\target\share\chem4\ecd7.i\230224.b

ARI Job No.: IB Method: PCB.m Instrument: ecd7.i Date: 24-FEB-2023

Time	Filename	LabID	ClientId	DF	Manually Integrated Compounds
1051	02242301ECD7.D	IB		1	NO MANUAL INTEGRATION
1112	02242302ECD7.D	0.25PPMAR1660		1	NO MANUAL INTEGRATION
1133	02242303ECD7.D	0.02PPMAR1660		1	NO MANUAL INTEGRATION
1154	02242304ECD7.D	0.05PPMAR1660		1	NO MANUAL INTEGRATION
1215	02242305ECD7.D	1.0PPMAR1660		1	NO MANUAL INTEGRATION
1236	02242306ECD7.D	0.1PPMAR1660		1	NO MANUAL INTEGRATION
1257	02242307ECD7.D	0.5PPMAR1660		1	NO MANUAL INTEGRATION
1318	02242308ECD7.D	0.25PPMAR1242		1	NO MANUAL INTEGRATION
1339	02242309ECD7.D	0.25PPMAR1248		1	NO MANUAL INTEGRATION
1400	02242310ECD7.D	0.25PPMAR1254		1	NO MANUAL INTEGRATION
1421	02242311ECD7.D	0.25PPMAR2162		1	NO MANUAL INTEGRATION
1442	02242312ECD7.D	0.25PPMAR3268		1	NO MANUAL INTEGRATION
1503	02242313ECD7.D	AR1660SCV		1	NO MANUAL INTEGRATION
1524	02242314ECD7.D	AR1242SCV		1	NO MANUAL INTEGRATION
1545	02242315ECD7.D	AR1248SCV		1	NO MANUAL INTEGRATION
1606	02242316ECD7.D	AR1254SCV		1	NO MANUAL INTEGRATION
1627	02242317ECD7.D	AR2162SCV		1	NO MANUAL INTEGRATION

MANUAL INTEGRATION SUMMARY FOR DATABATCH - \\target\share\chem4\ecd7.i\230224.b

Time	Filename	LabID	ClientId	DF	Manually Integrated Compounds
1648	02242318ECD7.D	AR3268SCV		1	NO MANUAL INTEGRATION
1709	02242319ECD7.D	DDTS		1	NO MANUAL INTEGRATION
1730	02242320ECD7.D	DDT BD		1	NO MANUAL INTEGRATION
1751	02242321ECD7.D			1	NO MANUAL INTEGRATION
1812	02242322ECD7.D			1	NO MANUAL INTEGRATION
1833	02242323ECD7.D			1	NO MANUAL INTEGRATION
1854	02242324ECD7.D			1	NO MANUAL INTEGRATION
1915	02242325ECD7.D			1	NO MANUAL INTEGRATION
1936	02242326ECD7.D			1	NO MANUAL INTEGRATION
1957	02242327ECD7.D			1	NO MANUAL INTEGRATION
2018	02242328ECD7.D			1	NO MANUAL INTEGRATION
2039	02242329ECD7.D			1	NO MANUAL INTEGRATION
2059	02242330ECD7.D			1	NO MANUAL INTEGRATION
2120	02242331ECD7.D			1	NO MANUAL INTEGRATION
2141	02242332ECD7.D			1	NO MANUAL INTEGRATION
2202	02242333ECD7.D			1	NO MANUAL INTEGRATION
2223	02242334ECD7.D			1	NO MANUAL INTEGRATION
2244	02242335ECD7.D			1	NO MANUAL INTEGRATION

MANUAL INTEGRATION SUMMARY FOR DATABATCH - \\target\share\chem4\ecd7.i\230224.b

Time	Filename	LabID	ClientId	DF	Manually Integrated Compounds
2305	02242336ECD7.D			1	NO MANUAL INTEGRATION
2326	02242337ECD7.D			1	NO MANUAL INTEGRATION
2347	02242338ECD7.D			1	NO MANUAL INTEGRATION
0008	02242339ECD7.D			1	NO MANUAL INTEGRATION
0029	02242340ECD7.D			1	NO MANUAL INTEGRATION
0050	02242341ECD7.D			1	NO MANUAL INTEGRATION
0111	02242342ECD7.D			1	NO MANUAL INTEGRATION
0132	02242343ECD7.D			1	NO MANUAL INTEGRATION
0153	02242344ECD7.D			1	NO MANUAL INTEGRATION
0214	02242345ECD7.D			1	NO MANUAL INTEGRATION
0235	02242346ECD7.D			1	NO MANUAL INTEGRATION
0256	02242347ECD7.D			1	NO MANUAL INTEGRATION
0317	02242348ECD7.D			1	NO MANUAL INTEGRATION
0338	02242349ECD7.D			1	NO MANUAL INTEGRATION
0359	02242350ECD7.D			1	NO MANUAL INTEGRATION
0420	02242351ECD7.D			1	NO MANUAL INTEGRATION
0441	02242352ECD7.D			1	NO MANUAL INTEGRATION
0502	02242353ECD7.D			1	NO MANUAL INTEGRATION

MANUAL INTEGRATION SUMMARY FOR DATABATCH - \\target\share\chem4\ecd7.i\230224.b

Time	Filename	LabID	ClientId	DF	Manually Integrated Compounds
0523	02242354ECD7.D			1	NO MANUAL INTEGRATION
0544	02242355ECD7.D			1	NO MANUAL INTEGRATION
0605	02242356ECD7.D			1	NO MANUAL INTEGRATION
0626	02242357ECD7.D			1	NO MANUAL INTEGRATION
0647	02242358ECD7.D			1	NO MANUAL INTEGRATION
0708	02242359ECD7.D			1	NO MANUAL INTEGRATION
0729	02242360ECD7.D			1	NO MANUAL INTEGRATION
0750	02242361ECD7.D			1	NO MANUAL INTEGRATION
0811	02242362ECD7.D			1	NO MANUAL INTEGRATION
0832	02242363ECD7.D			1	NO MANUAL INTEGRATION
0853	02242364ECD7.D			1	NO MANUAL INTEGRATION
0914	02242365ECD7.D			1	NO MANUAL INTEGRATION
0935	02242366ECD7.D			1	NO MANUAL INTEGRATION
0956	02242367ECD7.D			1	NO MANUAL INTEGRATION
1017	02242368ECD7.D			1	NO MANUAL INTEGRATION
1038	02242369ECD7.D			1	NO MANUAL INTEGRATION
1059	02242370ECD7.D			1	NO MANUAL INTEGRATION
1120	02242371ECD7.D			1	NO MANUAL INTEGRATION

MANUAL INTEGRATION SUMMARY FOR DATABATCH - \\target\share\chem4\ecd7.i\230224.b

Time	Filename	LabID	ClientId	DF	Manually Integrated Compounds
1141	02242372ECD7.D			1	NO MANUAL INTEGRATION
1202	02242373ECD7.D			1	NO MANUAL INTEGRATION
1223	02242374ECD7.D			1	NO MANUAL INTEGRATION
1244	02242375ECD7.D			1	NO MANUAL INTEGRATION
1305	02242376ECD7.D			1	NO MANUAL INTEGRATION
1326	02242377ECD7.D			1	NO MANUAL INTEGRATION
1347	02242378ECD7.D			1	NO MANUAL INTEGRATION
1408	02242379ECD7.D			1	NO MANUAL INTEGRATION
1429	02242380ECD7.D			1	NO MANUAL INTEGRATION
1450	02242381ECD7.D			1	NO MANUAL INTEGRATION
1511	02242382ECD7.D			1	NO MANUAL INTEGRATION
1532	02242383ECD7.D			1	NO MANUAL INTEGRATION
1553	02242384ECD7.D			1	NO MANUAL INTEGRATION
1051	02242301ECD7.D IB			1	NO MANUAL INTEGRATION
1112	02242302ECD7.D 0.25PPMAR1660			1	NO MANUAL INTEGRATION
1133	02242303ECD7.D 0.02PPMAR1660			1	Aroclor-1016 [2C],
1154	02242304ECD7.D 0.05PPMAR1660			1	NO MANUAL INTEGRATION
1215	02242305ECD7.D 1.0PPMAR1660			1	NO MANUAL INTEGRATION

MANUAL INTEGRATION SUMMARY FOR DATABATCH - \\target\share\chem4\ecd7.i\230224.b\230224.b

Time	Filename	LabID	ClientId	DF	Manually Integrated Compounds
1236	02242306ECD7.D	0.1PPMAR1660		1	NO MANUAL INTEGRATION
1257	02242307ECD7.D	0.5PPMAR1660		1	NO MANUAL INTEGRATION
1318	02242308ECD7.D	0.25PPMAR1242		1	NO MANUAL INTEGRATION
1339	02242309ECD7.D	0.25PPMAR1248		1	NO MANUAL INTEGRATION
1400	02242310ECD7.D	0.25PPMAR1254		1	NO MANUAL INTEGRATION
1421	02242311ECD7.D	0.25PPMAR2162		1	NO MANUAL INTEGRATION
1442	02242312ECD7.D	0.25PPMAR3268		1	NO MANUAL INTEGRATION
1503	02242313ECD7.D	AR1660SCV		1	NO MANUAL INTEGRATION
1524	02242314ECD7.D	AR1242SCV		1	NO MANUAL INTEGRATION
1545	02242315ECD7.D	AR1248SCV		1	NO MANUAL INTEGRATION
1606	02242316ECD7.D	AR1254SCV		1	NO MANUAL INTEGRATION
1627	02242317ECD7.D	AR2162SCV		1	NO MANUAL INTEGRATION
1648	02242318ECD7.D	AR3268SCV		1	NO MANUAL INTEGRATION
1709	02242319ECD7.D	DDTS		1	NO MANUAL INTEGRATION
1730	02242320ECD7.D	DDT BD		1	NO MANUAL INTEGRATION
1751	02242321ECD7.D			1	NO MANUAL INTEGRATION
1812	02242322ECD7.D			1	NO MANUAL INTEGRATION
1833	02242323ECD7.D			1	NO MANUAL INTEGRATION

MANUAL INTEGRATION SUMMARY FOR DATABATCH - \\target\share\chem4\ecd7.i\230224.b\230224.b

Time	Filename	LabID	ClientId	DF	Manually Integrated Compounds
1854	02242324ECD7.D			1	NO MANUAL INTEGRATION
1915	02242325ECD7.D			1	NO MANUAL INTEGRATION
1936	02242326ECD7.D			1	NO MANUAL INTEGRATION
1957	02242327ECD7.D			1	NO MANUAL INTEGRATION
2018	02242328ECD7.D			1	NO MANUAL INTEGRATION
2038	02242329ECD7.D			1	NO MANUAL INTEGRATION
2059	02242330ECD7.D			1	NO MANUAL INTEGRATION
2120	02242331ECD7.D			1	NO MANUAL INTEGRATION
2141	02242332ECD7.D			1	NO MANUAL INTEGRATION
2202	02242333ECD7.D			1	NO MANUAL INTEGRATION
2223	02242334ECD7.D			1	NO MANUAL INTEGRATION
2244	02242335ECD7.D			1	NO MANUAL INTEGRATION
2305	02242336ECD7.D			1	NO MANUAL INTEGRATION
2326	02242337ECD7.D			1	NO MANUAL INTEGRATION
2347	02242338ECD7.D			1	NO MANUAL INTEGRATION
0008	02242339ECD7.D			1	NO MANUAL INTEGRATION
0029	02242340ECD7.D			1	NO MANUAL INTEGRATION
0050	02242341ECD7.D			1	NO MANUAL INTEGRATION

MANUAL INTEGRATION SUMMARY FOR DATABATCH - \\target\share\chem4\ecd7.i\230224.b\230224.b

Time	Filename	LabID	ClientId	DF	Manually Integrated Compounds
0111	02242342ECD7.D			1	NO MANUAL INTEGRATION
0132	02242343ECD7.D			1	NO MANUAL INTEGRATION
0153	02242344ECD7.D			1	NO MANUAL INTEGRATION
0214	02242345ECD7.D			1	NO MANUAL INTEGRATION
0235	02242346ECD7.D			1	NO MANUAL INTEGRATION
0256	02242347ECD7.D			1	NO MANUAL INTEGRATION
0317	02242348ECD7.D			1	NO MANUAL INTEGRATION
0338	02242349ECD7.D			1	NO MANUAL INTEGRATION
0359	02242350ECD7.D			1	NO MANUAL INTEGRATION
0420	02242351ECD7.D			1	NO MANUAL INTEGRATION
0441	02242352ECD7.D			1	NO MANUAL INTEGRATION
0502	02242353ECD7.D			1	NO MANUAL INTEGRATION
0523	02242354ECD7.D			1	NO MANUAL INTEGRATION
0544	02242355ECD7.D			1	NO MANUAL INTEGRATION
0605	02242356ECD7.D			1	NO MANUAL INTEGRATION
0626	02242357ECD7.D			1	NO MANUAL INTEGRATION
0647	02242358ECD7.D			1	NO MANUAL INTEGRATION
0708	02242359ECD7.D			1	NO MANUAL INTEGRATION

MANUAL INTEGRATION SUMMARY FOR DATABATCH - \\target\share\chem4\ecd7.i\230224.b\230224.b

Time	Filename	LabID	ClientId	DF	Manually Integrated Compounds
0729	02242360ECD7.D			1	NO MANUAL INTEGRATION
0750	02242361ECD7.D			1	NO MANUAL INTEGRATION
0811	02242362ECD7.D			1	NO MANUAL INTEGRATION
0832	02242363ECD7.D			1	NO MANUAL INTEGRATION
0853	02242364ECD7.D			1	NO MANUAL INTEGRATION
0914	02242365ECD7.D			1	NO MANUAL INTEGRATION
0935	02242366ECD7.D			1	NO MANUAL INTEGRATION
0956	02242367ECD7.D			1	NO MANUAL INTEGRATION
1017	02242368ECD7.D			1	NO MANUAL INTEGRATION
1038	02242369ECD7.D			1	NO MANUAL INTEGRATION
1059	02242370ECD7.D			1	NO MANUAL INTEGRATION
1120	02242371ECD7.D			1	NO MANUAL INTEGRATION
1141	02242372ECD7.D			1	NO MANUAL INTEGRATION
1202	02242373ECD7.D			1	NO MANUAL INTEGRATION
1223	02242374ECD7.D			1	NO MANUAL INTEGRATION
1244	02242375ECD7.D			1	NO MANUAL INTEGRATION
1305	02242376ECD7.D			1	NO MANUAL INTEGRATION
1326	02242377ECD7.D			1	NO MANUAL INTEGRATION

MANUAL INTEGRATION SUMMARY FOR DATABATCH - \\target\share\chem4\ecd7.i\230224.b\230224.b

Time	Filename	LabID	ClientId	DF	Manually Integrated Compounds
1347	02242378ECD7.D			1	NO MANUAL INTEGRATION
1408	02242379ECD7.D			1	NO MANUAL INTEGRATION
1429	02242380ECD7.D			1	NO MANUAL INTEGRATION
1450	02242381ECD7.D			1	NO MANUAL INTEGRATION
1511	02242382ECD7.D			1	NO MANUAL INTEGRATION
1532	02242383ECD7.D			1	NO MANUAL INTEGRATION
1553	02242384ECD7.D			1	NO MANUAL INTEGRATION

Security Status Report

Date: 28-Feb-2023 10:53

02242301ECD7.D	Data Locked	richardl, 28-Feb-2023 10:53
02242302ECD7.D	Data Locked	richardl, 28-Feb-2023 10:53
02242303ECD7.D	Data Locked	richardl, 28-Feb-2023 10:53
02242304ECD7.D	Data Locked	richardl, 28-Feb-2023 10:53
02242305ECD7.D	Data Locked	richardl, 28-Feb-2023 10:53
02242306ECD7.D	Data Locked	richardl, 28-Feb-2023 10:53
02242307ECD7.D	Data Locked	richardl, 28-Feb-2023 10:53
02242308ECD7.D	Data Locked	richardl, 28-Feb-2023 10:53
02242309ECD7.D	Data Locked	richardl, 28-Feb-2023 10:53
02242310ECD7.D	Data Locked	richardl, 28-Feb-2023 10:53
02242311ECD7.D	Data Locked	richardl, 28-Feb-2023 10:53
02242312ECD7.D	Data Locked	richardl, 28-Feb-2023 10:53
02242313ECD7.D	Data Locked	richardl, 28-Feb-2023 10:53
02242314ECD7.D	Data Locked	richardl, 28-Feb-2023 10:53
02242315ECD7.D	Data Locked	richardl, 28-Feb-2023 10:53
02242316ECD7.D	Data Locked	richardl, 28-Feb-2023 10:53
02242317ECD7.D	Data Locked	richardl, 28-Feb-2023 10:53
02242318ECD7.D	Data Locked	richardl, 28-Feb-2023 10:53
02242319ECD7.D	Data Locked	richardl, 28-Feb-2023 10:53
02242320ECD7.D	Data Locked	richardl, 28-Feb-2023 10:53

ARI Labs, Inc.

INITIAL CALIBRATION DATA

Start Cal Date : 24-FEB-2023 11:12
 End Cal Date : 24-FEB-2023 14:42
 Quant Method : ISTD
 Origin : Disabled
 Target Version : 4.14
 Integrator : HP Genie
 Method file : \\target\share\chem4\ecd7.i\230224.b\PCB.m
 Last Edit : 24-Feb-2023 15:31 richardl
 Curve Type : Average

Calibration File Names:

Level 1: \\target\share\chem4\ecd7.i\230224.b\02242303ECD7.D
 Level 2: \\target\share\chem4\ecd7.i\230224.b\02242304ECD7.D
 Level 3: \\target\share\chem4\ecd7.i\230224.b\02242306ECD7.D
 Level 4: \\target\share\chem4\ecd7.i\230224.b\02242302ECD7.D
 Level 5: \\target\share\chem4\ecd7.i\230224.b\02242307ECD7.D
 Level 6: \\target\share\chem4\ecd7.i\230224.b\02242305ECD7.D
 Level 7: \\target\share\chem4\ecd7.i\230224.b\02242312ECD7.D

Compound	20.000 Level 1	50.000 Level 2	100.000 Level 3	250.000 Level 4	500.000 Level 5	1000.000 Level 6	RRF	% RSD
2 Aroclor-1221 (1)	+++++	+++++	+++++	+++++	+++++	+++++	0.00716	0.000
(2)	0.00716						0.00716	0.000
(3)	+++++	+++++	+++++	+++++	+++++	+++++	0.01281	0.000
	0.01281						0.01281	0.000
(3)	+++++	+++++	+++++	+++++	+++++	+++++	0.02975	0.000
	0.02975						0.02975	0.000
3 Aroclor-1242 (1)	+++++	+++++	+++++	+++++	+++++	+++++	0.02479	0.000
(2)	0.02479						0.02479	0.000
(3)	+++++	+++++	+++++	+++++	+++++	+++++	0.07529	0.000
	0.07529						0.07529	0.000
(3)	+++++	+++++	+++++	+++++	+++++	+++++	0.02343	0.000
	0.02343						0.02343	0.000
(4)	+++++	+++++	+++++	+++++	+++++	+++++	0.03463	0.000
	0.03463						0.03463	0.000
4 Aroclor-1232 (1)	+++++	+++++	+++++	+++++	+++++	+++++	0.00429	0.000
	0.00429						0.00429	0.000

ARI Labs, Inc.

INITIAL CALIBRATION DATA

Start Cal Date : 24-FEB-2023 11:12
 End Cal Date : 24-FEB-2023 14:42
 Quant Method : ISTD
 Origin : Disabled
 Target Version : 4.14
 Integrator : HP Genie
 Method file : \\target\share\chem4\ecd7.i\230224.b\PCB.m
 Last Edit : 24-Feb-2023 15:31 richardl
 Curve Type : Average

Compound	20.000 Level 1	50.000 Level 2	100.000 Level 3	250.000 Level 4	500.000 Level 5	1000.000 Level 6	RRF	% RSD
(2)	++++ 0.00850	++++	++++	++++	++++	++++	0.00850	0.000
(3)	++++ 0.03848	++++	++++	++++	++++	++++	0.03848	0.000
(4)	++++ 0.01635	++++	++++	++++	++++	++++	0.01635	0.000
7 Aroclor-1016(1)	0.03172 ++++	0.03253	0.03142	0.03141	0.02856	0.02667	0.03039	7.449
(2)	0.09239 ++++	0.09246	0.09222	0.09849	0.09174	0.08849	0.09263	3.499
(3)	0.05165 ++++	0.05037	0.04823	0.04393	0.03991	0.03721	0.04522	12.936
(4)	0.03002 ++++	0.02894	0.02959	0.03058	0.02852	0.02774	0.02923	3.542
6 Aroclor-1248(1)	++++ 0.03903	++++	++++	++++	++++	++++	0.03903	0.000
(2)	++++ 0.04961	++++	++++	++++	++++	++++	0.04961	0.000
(3)	++++ 0.09360	++++	++++	++++	++++	++++	0.09360	0.000
(4)	++++ 0.04765	++++	++++	++++	++++	++++	0.04765	0.000

ARI Labs, Inc.

INITIAL CALIBRATION DATA

Start Cal Date : 24-FEB-2023 11:12
 End Cal Date : 24-FEB-2023 14:42
 Quant Method : ISTD
 Origin : Disabled
 Target Version : 4.14
 Integrator : HP Genie
 Method file : \\target\share\chem4\ecd7.i\230224.b\PCB.m
 Last Edit : 24-Feb-2023 15:31 richardl
 Curve Type : Average

Compound	20.000 Level 1	50.000 Level 2	100.000 Level 3	250.000 Level 4	500.000 Level 5	1000.000 Level 6	RRF	% RSD
8 Aroclor-1254 (1)	++++ 0.08033	++++	++++	++++	++++	++++	0.08033	0.000
(2)	++++ 0.03613	++++	++++	++++	++++	++++	0.03613	0.000
(3)	++++ 0.05165	++++	++++	++++	++++	++++	0.05165	0.000
(4)	++++ 0.10042	++++	++++	++++	++++	++++	0.10042	0.000
(5)	++++ 0.06294	++++	++++	++++	++++	++++	0.06294	0.000
9 Aroclor-1260 (1)	0.02926 ++++	0.02920	0.02841	0.03096	0.02737	0.02746	0.02878	4.677
(2)	0.02967 ++++	0.03006	0.03011	0.03291	0.02910	0.02857	0.03007	5.029
(3)	0.08088 ++++	0.08045	0.07954	0.08575	0.07515	0.07674	0.07975	4.627
(4)	0.03905 ++++	0.03887	0.03955	0.04485	0.03942	0.03922	0.04016	5.753
(5)	0.01783 ++++	0.01715	0.01679	0.01875	0.01664	0.01655	0.01729	4.953
10 Aroclor-1262 (1)	++++ 0.02454	++++	++++	++++	++++	++++	0.02454	0.000

ARI Labs, Inc.

INITIAL CALIBRATION DATA

Start Cal Date : 24-FEB-2023 11:12
 End Cal Date : 24-FEB-2023 14:42
 Quant Method : ISTD
 Origin : Disabled
 Target Version : 4.14
 Integrator : HP Genie
 Method file : \\target\share\chem4\ecd7.i\230224.b\PCB.m
 Last Edit : 24-Feb-2023 15:31 richardl
 Curve Type : Average

Compound	20.000 Level 1	50.000 Level 2	100.000 Level 3	250.000 Level 4	500.000 Level 5	1000.000 Level 6	RRF	% RSD
(2)	++++ 0.03993	++++	++++	++++	++++	++++	0.03993	0.000
(3)	++++ 0.04293	++++	++++	++++	++++	++++	0.04293	0.000
(4)	++++ 0.03923	++++	++++	++++	++++	++++	0.03923	0.000
11 Aroclor-1268(1)	++++ 0.10250	++++	++++	++++	++++	++++	0.10250	0.000
(2)	++++ 0.10151	++++	++++	++++	++++	++++	0.10151	0.000
(3)	++++ 0.08686	++++	++++	++++	++++	++++	0.08686	0.000
(4)	++++ 0.28598	++++	++++	++++	++++	++++	0.28598	0.000
42 2,4-DDE	++++ ++++	++++	++++	++++	++++	++++	++++	++++
43 2,4-DDD	++++ ++++	++++	++++	++++	++++	++++	++++	++++
44 2,4-DDT	++++ ++++	++++	++++	++++	++++	++++	++++	++++
46 4,4-DDE	++++ ++++	++++	++++	++++	++++	++++	++++	++++

ARI Labs, Inc.

INITIAL CALIBRATION DATA

Start Cal Date : 24-FEB-2023 11:12
 End Cal Date : 24-FEB-2023 14:42
 Quant Method : ISTD
 Origin : Disabled
 Target Version : 4.14
 Integrator : HP Genie
 Method file : \\target\share\chem4\ecd7.i\230224.b\PCB.m
 Last Edit : 24-Feb-2023 15:31 richardl
 Curve Type : Average

Compound	20.000 Level 1	50.000 Level 2	100.000 Level 3	250.000 Level 4	500.000 Level 5	1000.000 Level 6	RRF	% RSD
47 4,4-DDD	+++++	+++++	+++++	+++++	+++++	+++++	+++++	+++++
48 4,4-DDT	+++++	+++++	+++++	+++++	+++++	+++++	+++++	+++++
49 Hexachlorobutadiene	+++++	+++++	+++++	+++++	+++++	+++++	+++++	+++++
50 Hexachlorobenzene	+++++	+++++	+++++	+++++	+++++	+++++	+++++	+++++
1 Tetrachloro-m-xylene	1.16827	1.24402	1.18546	1.20509	1.12295	1.24114	1.19449	3.860
13 Decachlorobiphenyl	0.82901	0.80558	0.77587	0.78808	0.73125	0.79742	0.78787	4.189

ARI Labs, Inc.

INITIAL CALIBRATION DATA

Start Cal Date : 24-FEB-2023 11:12
 End Cal Date : 24-FEB-2023 14:42
 Quant Method : ISTD
 Origin : Disabled
 Target Version : 4.14
 Integrator : HP Genie
 Method file : \\target\share\chem4\ecd7.i\230224.b\PCB.m\PCB2.m
 Last Edit : 24-Feb-2023 15:29 richardl
 Curve Type : Average

Calibration File Names:

Level 1: \\target\share\chem4\ecd7.i\230224.b\230224.b\02242303ECD7.D
 Level 2: \\target\share\chem4\ecd7.i\230224.b\230224.b\02242304ECD7.D
 Level 3: \\target\share\chem4\ecd7.i\230224.b\230224.b\02242306ECD7.D
 Level 4: \\target\share\chem4\ecd7.i\230224.b\230224.b\02242302ECD7.D
 Level 5: \\target\share\chem4\ecd7.i\230224.b\230224.b\02242307ECD7.D
 Level 6: \\target\share\chem4\ecd7.i\230224.b\230224.b\02242305ECD7.D
 Level 7: \\target\share\chem4\ecd7.i\230224.b\230224.b\02242312ECD7.D

Compound	20.000 Level 1	50.000 Level 2	100.000 Level 3	250.000 Level 4	500.000 Level 5	1000.000 Level 6	RRF	% RSD
1 Aroclor-1221 [2C] (1)	+++++	+++++	+++++	+++++	+++++	+++++	0.00757	0.000
(2)	0.01433						0.01433	0.000
(3)	0.02333						0.02333	0.000
4 Aroclor-1232 [2C] (1)	+++++	+++++	+++++	+++++	+++++	+++++	0.00409	0.000
(2)	0.02034						0.02034	0.000
(3)	0.04067						0.04067	0.000
(4)	0.01170						0.01170	0.000
3 Aroclor-1242 [2C] (1)	+++++	+++++	+++++	+++++	+++++	+++++	0.03717	0.000

ARI Labs, Inc.

INITIAL CALIBRATION DATA

Start Cal Date : 24-FEB-2023 11:12
 End Cal Date : 24-FEB-2023 14:42
 Quant Method : ISTD
 Origin : Disabled
 Target Version : 4.14
 Integrator : HP Genie
 Method file : \\target\share\chem4\ecd7.i\230224.b\PCB.m\PCB2.m
 Last Edit : 24-Feb-2023 15:29 richardl
 Curve Type : Average

Compound	20.000 Level 1	50.000 Level 2	100.000 Level 3	250.000 Level 4	500.000 Level 5	1000.000 Level 6	RRF	% RSD
(2)	+++++	+++++	+++++	+++++	+++++	+++++	0.07813	0.000
(3)	+++++	+++++	+++++	+++++	+++++	+++++	0.02431	0.000
(4)	+++++	+++++	+++++	+++++	+++++	+++++	0.02962	0.000
6 Aroclor-1248 [2C] (1)	+++++	+++++	+++++	+++++	+++++	+++++	0.03820	0.000
(2)	+++++	+++++	+++++	+++++	+++++	+++++	0.03949	0.000
(3)	+++++	+++++	+++++	+++++	+++++	+++++	0.04545	0.000
(4)	+++++	+++++	+++++	+++++	+++++	+++++	0.05457	0.000
7 Aroclor-1016 [2C] (1)	0.05071	0.05022	0.04868	0.04733	0.04326	0.04080	0.04683	8.503
(2)	0.08143	0.09407	0.10159	0.10259	0.09651	0.09362	0.09497	8.025
(3)	0.04006	0.04718	0.04613	0.04410	0.04062	0.03926	0.04289	7.857
(4)	0.03181	0.03802	0.03707	0.03450	0.03115	0.02936	0.03365	10.251

ARI Labs, Inc.

INITIAL CALIBRATION DATA

Start Cal Date : 24-FEB-2023 11:12
 End Cal Date : 24-FEB-2023 14:42
 Quant Method : ISTD
 Origin : Disabled
 Target Version : 4.14
 Integrator : HP Genie
 Method file : \\target\share\chem4\ecd7.i\230224.b\PCB.m\PCB2.m
 Last Edit : 24-Feb-2023 15:29 richardl
 Curve Type : Average

Compound	20.000 Level 1	50.000 Level 2	100.000 Level 3	250.000 Level 4	500.000 Level 5	1000.000 Level 6	RRF	% RSD
8 Aroclor-1254 [2C] (1)	++++ 0.06081	++++	++++	++++	++++	++++	0.06081	0.000
(2)	++++ 0.04892	++++	++++	++++	++++	++++	0.04892	0.000
(3)	++++ 0.10584	++++	++++	++++	++++	++++	0.10584	0.000
(4)	++++ 0.10317	++++	++++	++++	++++	++++	0.10317	0.000
(5)	++++ 0.06282	++++	++++	++++	++++	++++	0.06282	0.000
10 Aroclor-1262 [2C] (1)	++++ 0.06831	++++	++++	++++	++++	++++	0.06831	0.000
(2)	++++ 0.05818	++++	++++	++++	++++	++++	0.05818	0.000
(3)	++++ 0.06601	++++	++++	++++	++++	++++	0.06601	0.000
(4)	++++ 0.10341	++++	++++	++++	++++	++++	0.10341	0.000
9 Aroclor-1260 [2C] (1)	0.05286 ++++	0.04911	0.04696	0.04801	0.04329	0.04201	0.04704	8.422
(2)	0.12976 ++++	0.12431	0.12095	0.12664	0.11320	0.10545	0.12005	7.605

ARI Labs, Inc.

INITIAL CALIBRATION DATA

Start Cal Date : 24-FEB-2023 11:12
 End Cal Date : 24-FEB-2023 14:42
 Quant Method : ISTD
 Origin : Disabled
 Target Version : 4.14
 Integrator : HP Genie
 Method file : \\target\share\chem4\ecd7.i\230224.b\PCB.m\PCB2.m
 Last Edit : 24-Feb-2023 15:29 richardl
 Curve Type : Average

Compound	20.000 Level 1	50.000 Level 2	100.000 Level 3	250.000 Level 4	500.000 Level 5	1000.000 Level 6	RRF	% RSD
(3)	0.03524 +++++	0.03147	0.02937	0.03208	0.03102	0.03198	0.03186	6.045
(4)	0.08632 +++++	0.08237	0.08044	0.08393	0.07718	0.07531	0.08092	5.126
11 Aroclor-1268 [2C] (1)	+++++ 0.16109	+++++	+++++	+++++	+++++	+++++	0.16109	0.000
(2)	+++++ 0.17318	+++++	+++++	+++++	+++++	+++++	0.17318	0.000
(3)	+++++ 0.14787	+++++	+++++	+++++	+++++	+++++	0.14787	0.000
(4)	+++++ 0.47260	+++++	+++++	+++++	+++++	+++++	0.47260	0.000
41 2,4-DDE [2C]	+++++ +++++	+++++	+++++	+++++	+++++	+++++	+++++	+++++
42 2,4-DDD [2C]	+++++ +++++	+++++	+++++	+++++	+++++	+++++	+++++	+++++
44 4,4-DDE [2C]	+++++ +++++	+++++	+++++	+++++	+++++	+++++	+++++	+++++
45 4,4-DDD/2,4-DDT [2C]	+++++ +++++	+++++	+++++	+++++	+++++	+++++	+++++	+++++
46 4,4-DDT [2C]	+++++ +++++	+++++	+++++	+++++	+++++	+++++	+++++	+++++

ARI Labs, Inc.

INITIAL CALIBRATION DATA

Start Cal Date : 24-FEB-2023 11:12
 End Cal Date : 24-FEB-2023 14:42
 Quant Method : ISTD
 Origin : Disabled
 Target Version : 4.14
 Integrator : HP Genie
 Method file : \\target\share\chem4\ecd7.i\230224.b\PCB.m\PCB2.m
 Last Edit : 24-Feb-2023 15:29 richardl
 Curve Type : Average

Compound	20.000 Level 1	50.000 Level 2	100.000 Level 3	250.000 Level 4	500.000 Level 5	1000.000 Level 6	RRF	% RSD
48 Hexachlorobutadiene	+++++	+++++	+++++	+++++	+++++	+++++	+++++	+++++
49 Hexachlorobenzene	+++++	+++++	+++++	+++++	+++++	+++++	+++++	+++++
\$ 2 Tetrachloro-m-xylene [2C]	1.21526 +++++	1.19545	1.17555	1.21907	1.12560	1.11139	1.17372	3.897
\$ 13 Decachlorobiphenyl [2C]	1.17066 +++++	1.20406	1.20549	1.31040	1.21104	1.20797	1.21827	3.898

ARI Labs, Inc.
RETENTION TIME SUMMARY REPORT

Method File: \\target\share\chem4\ecd7.i\230224.b\PCB.m
Batch File: \\target\share\chem4\ecd7.i\230224.b
Inst ID: ecd7.i

ID:	RT01	RT02	RT03	RT04	RT05	RT06
FILENAME:	02242302ECD7	02242303ECD7	02242304ECD7	02242305ECD7	02242306ECD7	02242307ECD7
INJ. DATE:	24-FEB-2023	24-FEB-2023	24-FEB-2023	24-FEB-2023	24-FEB-2023	24-FEB-2023
INJ. TIME:	11:12	11:33	11:54	12:15	12:36	12:57

Compound	RT01	RT02	RT03	RT04	RT05	RT06	EXPEC RT	RT WINDOW	AVG RT	STD DEV
* 41 IS-BNB	3.493	3.492	3.492	3.492	3.491	3.491	3.493	3.393-3.593	3.492	0.001
§ 1 Tetrachloro-m-xylene	5.811	5.809	5.809	5.813	5.809	5.810	5.811	5.711-5.911	5.810	0.002
2 Aroclor-1221	+++++	+++++	+++++	+++++	+++++	+++++	4.732	4.632-4.832	+++++	+++++
3 Aroclor-1242	+++++	+++++	+++++	+++++	+++++	+++++	7.269	7.169-7.369	+++++	+++++
4 Aroclor-1232	+++++	+++++	+++++	+++++	+++++	+++++	4.732	4.632-4.832	+++++	+++++
7 Aroclor-1016	7.272	7.272	7.272	7.270	7.271	7.270	7.272	7.172-7.372	7.271	0.001
6 Aroclor-1248	+++++	+++++	+++++	+++++	+++++	+++++	8.403	8.303-8.503	+++++	+++++
8 Aroclor-1254	+++++	+++++	+++++	+++++	+++++	+++++	9.295	9.195-9.395	+++++	+++++
9 Aroclor-1260	11.046	11.047	11.046	11.044	11.045	11.044	11.046	10.946-11.146	11.045	0.001
10 Aroclor-1262	+++++	+++++	+++++	+++++	+++++	+++++	10.824	10.724-10.924	+++++	+++++
11 Aroclor-1268	+++++	+++++	+++++	+++++	+++++	+++++	12.243	12.143-12.343	+++++	+++++
§ 13 Decachlorobiphenyl	13.897	13.893	13.893	13.899	13.892	13.898	13.897	13.797-13.997	13.895	0.003
* 12 IS-HBBP	14.269	14.268	14.268	14.267	14.268	14.268	14.269	14.169-14.369	14.268	0.001
42 2,4-DDE	+++++	+++++	+++++	+++++	+++++	+++++	9.260	9.210-9.310	+++++	+++++
43 2,4-DDD	+++++	+++++	+++++	+++++	+++++	+++++	9.801	9.751-9.851	+++++	+++++
44 2,4-DDT	+++++	+++++	+++++	+++++	+++++	+++++	10.293	10.243-10.343	+++++	+++++
46 4,4-DDE	+++++	+++++	+++++	+++++	+++++	+++++	9.683	9.583-9.783	+++++	+++++

Reviewer 1 _____ Date: _____
Reviewer 2 _____ Date: _____

ARI Labs, Inc.
RETENTION TIME SUMMARY REPORT

Method File: \\target\share\chem4\ecd7.i\230224.b\PCB.m
 Batch File: \\target\share\chem4\ecd7.i\230224.b
 Inst ID: ecd7.i

Compound	RT01	RT02	RT03	RT04	RT05	RT06	EXPEC RT	RT WINDOW	AVG RT	STD DEV
47 4,4-DDD	+++++	+++++	+++++	+++++	+++++	+++++	10.254	10.154-10.354	+++++	+++++
48 4,4-DDT	+++++	+++++	+++++	+++++	+++++	+++++	10.754	10.654-10.854	+++++	+++++
49 Hexachlorobutadiene	+++++	+++++	+++++	+++++	+++++	+++++	1.842	1.742-1.942	+++++	+++++
50 Hexachlorobenzene	+++++	+++++	+++++	+++++	+++++	+++++	6.708	6.608-6.808	+++++	+++++

ARI Labs, Inc.
RETENTION TIME SUMMARY REPORT

Method File: \\target\share\chem4\ecd7.i\230224.b\PCB.m\PCB2.m
Batch File: \\target\share\chem4\ecd7.i\230224.b\230224.b
Inst ID: ecd7.i

ID: RT01 RT02 RT03 RT04 RT05 RT06
FILENAME: 02242302ECD7 02242303ECD7 02242304ECD7 02242305ECD7 02242306ECD7 02242307ECD7
INJ. DATE: 24-FEB-2023 24-FEB-2023 24-FEB-2023 24-FEB-2023 24-FEB-2023 24-FEB-2023
INJ. TIME: 11:12 11:33 11:54 12:15 12:36 12:57

Table with 11 columns: Compound, RT01, RT02, RT03, RT04, RT05, RT06, EXPEC RT, RT WINDOW, AVG RT, STD DEV. Rows include various chemical compounds like IS-BNB, Tetrachloro-m-xylene, Aroclor-1221, etc.

Reviewer 1 _____ Date: _____
Reviewer 2 _____ Date: _____

ARI Labs, Inc.
RETENTION TIME SUMMARY REPORT

Method File: \\target\share\chem4\ecd7.i\230224.b\PCB.m\PCB2.m
 Batch File: \\target\share\chem4\ecd7.i\230224.b\230224.b
 Inst ID: ecd7.i

Compound	RT01	RT02	RT03	RT04	RT05	RT06	EXPEC RT	RT WINDOW	AVG RT	STD DEV
46 4,4-DDT [2C]	+++++	+++++	+++++	+++++	+++++	+++++	11.092	10.992-11.192	+++++	+++++
48 Hexachlorobutadiene	+++++	+++++	+++++	+++++	+++++	+++++	1.703	1.603-1.803	+++++	+++++
49 Hexachlorobenzene	+++++	+++++	+++++	+++++	+++++	+++++	7.178	7.078-7.278	+++++	+++++

Analytical Resources Inc.
Dual Column 608/8082 PCB Quantitation Report

Data file 1: /230224.b/02242301ECD7.D
Data file 2: /230224.b/230224.b/02242301ECD7.D
Method: \\target\share\chem4\ecd7.i\230224.b\PCB.m
Compound Sublist: PCB.sub
Instrument, Inj. Vol.: ecd7.i, 2ul
Quant Method: Internal Std

ARI ID: IB
Client ID:
Injection Date: 24-FEB-2023 10:51
Report Date: 02/28/2023 09:50
Matrix: NONE
Dilution Factor: 1.0

SURROGATES

RT	ZB5 Col Shift	Response	RT	ZB35 Col Shift	Response	ZB5 on col	ZB35 on col	RPD	Compound/Flag
5.826	0.019	382217	5.683	-0.002	180378	33.8	36.5	7.7	Tetrachloro-m-xylene
13.904	0.011	534110	14.120	0.001	295605	35.3	37.2	5.2	Decachlorobiphenyl

* Indicates RPD > 40%

INTERNAL STANDARD SUMMARY

Standard Cpnd	Column 1		
	Standard Area*	Sample Area	%D
Bromo-Nitrobenzene	673778	756896	12.3
Hexabromobiphenyl	1429847	1534275	7.3

Standard Cpnd	Column 2		
	Standard Area*	Sample Area	%D
Bromo-Nitrobenzene	315256	336543	6.8
Hexabromobiphenyl	513946	521508	1.5

* Standard Areas taken from Initial Cal Level 3

Initial Calibration Date: 24-FEB-2023

<- Indicates standard response outside Limits (-50 to +100%)

ZB5 Col					ZB35 Col					
Aroclor	Peak#	RT	Shift	Area	Amount	Peak#	RT	Shift	Area	Amount
Aroclor-1016	1	---			0.0	1	---			0.0
Aroclor-1016	2	---			0.0	2	---			0.0
Aroclor-1016	3	---			0.0	3	---			0.0
Aroclor-1016	4	---			0.0	4	---			0.0
CollAve: <3 Quant Peaks						Col2Ave: <3 Quant Peaks				
Aroclor-1221	1	---			0.0	1	---			0.0
Aroclor-1221	2	---			0.0	2	6.321	0.025	1873	31.1
Aroclor-1221	3	---			0.0	3	6.633	0.012	314	3.2
CollAve: <3 Quant Peaks						Col2Ave: <3 Quant Peaks				
Aroclor-1232	1	---			0.0	1	---			0.0
Aroclor-1232	2	---			0.0	2	---			0.0
Aroclor-1232	3	7.698	0.043	2193	6.0	3	---			0.0
Aroclor-1232	4	8.505	-0.076	11525	74.5	4	---			0.0
CollAve: <3 Quant Peaks						Col2Ave: <3 Quant Peaks				
Aroclor-1242	1	---			0.0	1	---			0.0
Aroclor-1242	2	7.698	0.042	2193	3.1	2	---			0.0
Aroclor-1242	3	---			0.0	3	---			0.0
Aroclor-1242	4	8.505	-0.074	11525	35.2	4	---			0.0
CollAve: <3 Quant Peaks						Col2Ave: <3 Quant Peaks				
Aroclor-1248	1	---			0.0	1	---			0.0
Aroclor-1248	2	---			0.0	2	---			0.0
Aroclor-1248	3	---			0.0	3	---			0.0
Aroclor-1248	4	---			0.0	4	---			0.0
CollAve: <3 Quant Peaks						Col2Ave: <3 Quant Peaks				
Aroclor-1254	1	---			0.0	1	---			0.0
Aroclor-1254	2	---			0.0	2	---			0.0
Aroclor-1254	3	9.596	-0.072	31424	64.3	3	---			0.0
Aroclor-1254	4	---			0.0	4	---			0.0
Aroclor-1254	5	10.167	-0.010	18361	30.8	5	---			0.0
CollAve: <3 Quant Peaks						Col2Ave: <3 Quant Peaks				
Aroclor-1260	1	11.098	0.054	6994	12.7	1	---			0.0
Aroclor-1260	2	---			0.0	2	---			0.0
Aroclor-1260	3	11.706	-0.027	7806	5.1	3	---			0.0
Aroclor-1260	4	---			0.0	4	---			0.0
Aroclor-1260	5	---			0.0	NS	---			----
CollAve: <3 Quant Peaks						Col2Ave: <3 Quant Peaks				
Aroclor-1262	1	10.824	-0.005	16873	35.8	1	---			0.0
Aroclor-1262	2	---			0.0	2	---			0.0
Aroclor-1262	3	---			0.0	3	---			0.0
Aroclor-1262	4	13.040	0.053	14031	18.6	4	---			0.0
CollAve: <3 Quant Peaks						Col2Ave: <3 Quant Peaks				
Aroclor-1268	1	---			0.0	1	---			0.0
Aroclor-1268	2	---			0.0	2	---			0.0
Aroclor-1268	3	12.709	0.009	6037	3.6	3	12.891	-0.001	659	0.7
Aroclor-1268	4	13.499	0.010	12396	2.3	4	13.710	0.001	1848	0.6
CollAve: <3 Quant Peaks						Col2Ave: <3 Quant Peaks				

Total PCB Area Coll (5.906 - 13.793) = 260205

Coll Total PCB = 0.0 ppm*

Total PCB Area Col2 (5.785 - 14.019) = 18252 Col2 Total PCB = 0.0 ppm*

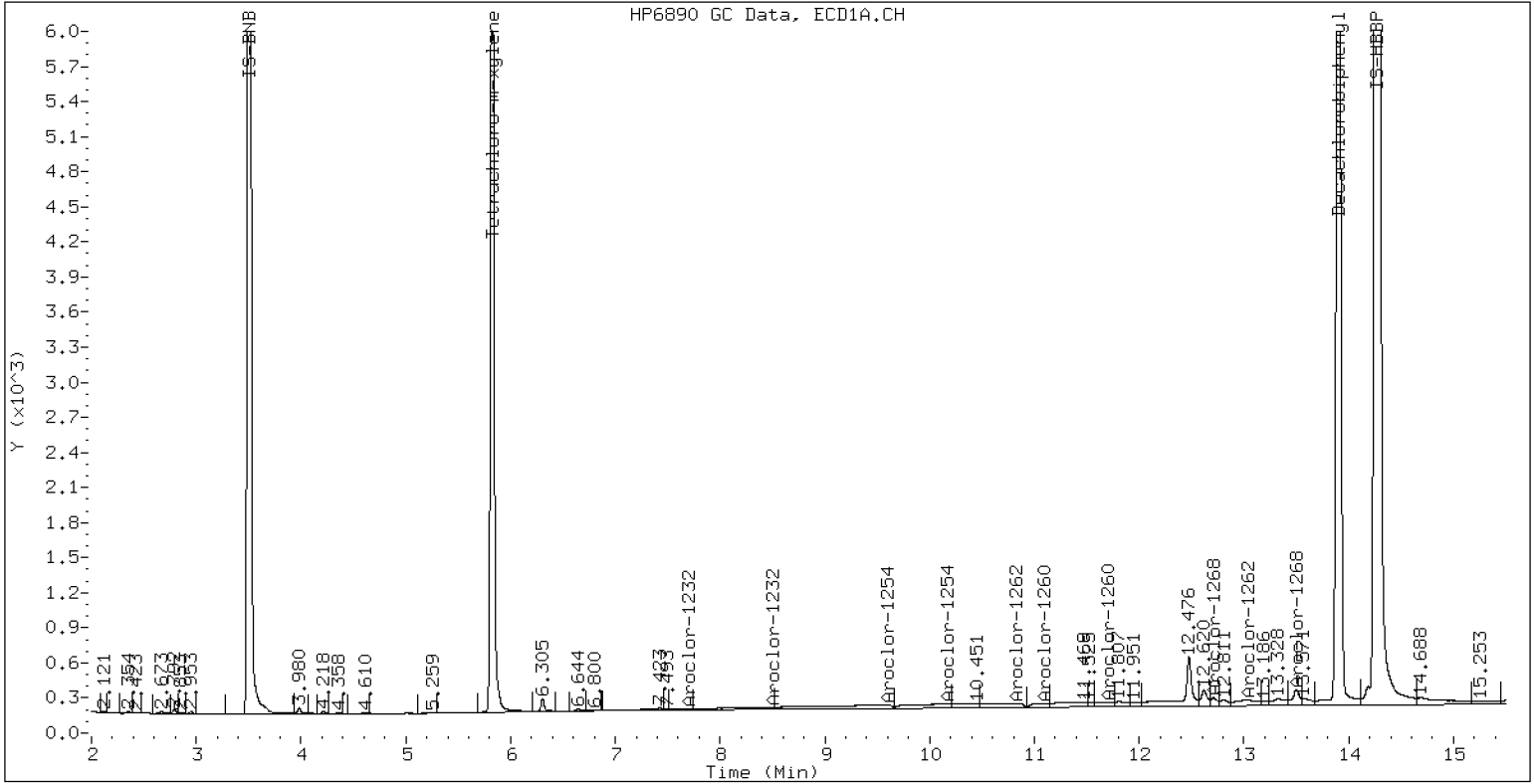
* Quantitated against AR1660 0.25ppm in Ical

PCB-Form 10 Mod.

PCB Dual Column Chromatograms

ECD7-ZB5 IB

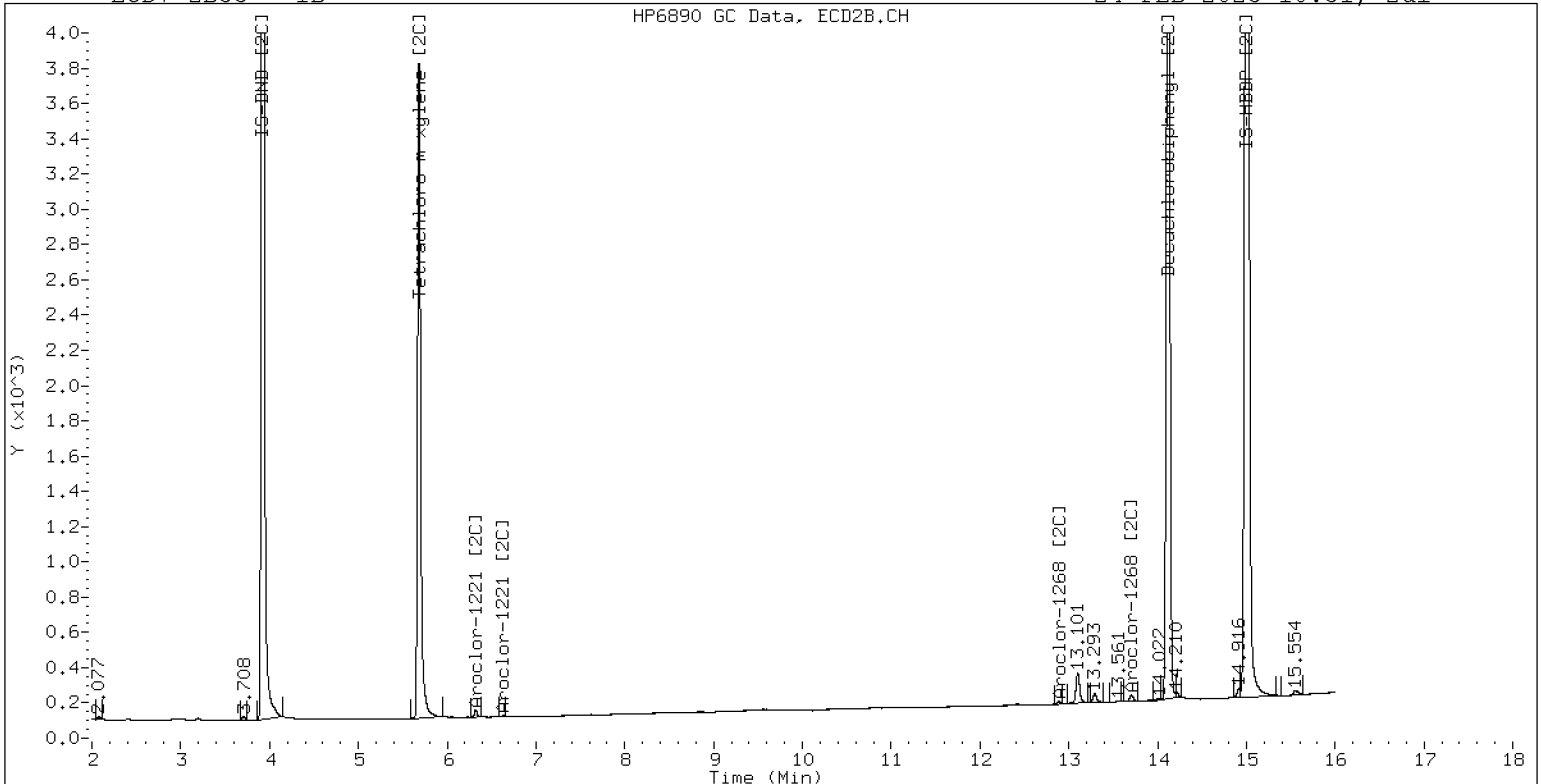
24-FEB-2023 10:51, 2ul



ZB-5 Manual Integration: NO

ECD7-ZB35 IB

24-FEB-2023 10:51, 2ul



ZB-35 Manual Integration: NO

Analytical Resources Inc.
Dual Column 608/8082 PCB Quantitation Report

Data file 1: /230224.b/02242302ECD7.D
Data file 2: /230224.b/230224.b/02242302ECD7.D
Method: \\target\share\chem4\ecd7.i\230224.b\PCB.m
Compound Sublist: AR1660.sub
Instrument, Inj. Vol.: ecd7.i, 2ul
Quant Method: Internal Std

ARI ID: 0.25PPMAR1660
Client ID:
Injection Date: 24-FEB-2023 11:12
Report Date: 02/28/2023 09:50
Matrix: NONE
Dilution Factor: 1.0

SURROGATES

RT	ZB5 Col Shift	Response	RT	ZB35 Col Shift	Response	ZB5 on col	ZB35 on col	RPD	Compound/Flag
5.811	0.005	405980	5.687	0.002	192160	40.4	41.5	2.9	Tetrachloro-m-xylene
13.897	0.004	563414	14.120	0.001	336737	40.0	43.0	7.3	Decachlorobiphenyl

* Indicates RPD > 40%

INTERNAL STANDARD SUMMARY

Standard Cpnd	Column 1		
	Standard Area*	Sample Area	%D
Bromo-Nitrobenzene	673778	673778	0.0
Hexabromobiphenyl	1429847	1429847	0.0

Standard Cpnd	Column 2		
	Standard Area*	Sample Area	%D
Bromo-Nitrobenzene	315256	315256	0.0
Hexabromobiphenyl	513946	513946	0.0

* Standard Areas taken from Initial Cal Level 3
Initial Calibration Date: 24-FEB-2023
<- Indicates standard response outside Limits (-50 to +100%)

ZB5 Col					ZB35 Col						
Aroclor	Peak#	RT	Shift	Area	Amount	Peak#	RT	Shift	Area	Amount	
Aroclor-1016	1	7.272	0.001	66125	258.4	1	7.255	-0.001	46626	252.6	
Aroclor-1016	2	7.654	-0.000	207370	265.8	2	7.855	-0.001	101071	270.1	
Aroclor-1016	3	7.792	0.002	92507	242.9	3	8.055	0.001	43448	257.1	
Aroclor-1016	4	8.406	0.001	64388	261.5	4	8.306	-0.000	33986	256.3	
Total CollAve (4 peaks):				257.2		Total Col2Ave (4 peaks):				259.0	RPD = 1
Corrected Ave (3 peaks):				254.3		Corrected Ave (3 peaks):				255.3	RPD = 0
CalAmt %D:				2.9		CalAmt %D:				3.6	
Aroclor-1260	1	11.046	0.001	138355	269.0	1	11.653	0.001	77114	255.2	
Aroclor-1260	2	11.363	0.002	147051	273.6	2	11.918	0.001	203401	263.7	
Aroclor-1260	3	11.736	0.003	383171	268.8	3	12.435	-0.000	51517	251.7	
Aroclor-1260	4	12.141	0.002	200399	279.2	4	12.502	0.001	134797	259.3	
Aroclor-1260	5	12.247	0.003	83796	271.2	NS	---			----	
Total CollAve (5 peaks):				272.4		Total Col2Ave (4 peaks):				257.5	RPD = 6
Corrected Ave (4 peaks):				270.7		Corrected Ave (3 peaks):				255.4	RPD = 6
CalAmt %D:				8.9		CalAmt %D:				3.0	

Total PCB Area Coll (5.906 - 13.793) = 4024419 Coll Total PCB = 0.5 ppm*

Total PCB Area Col2 (5.785 - 14.019) = 1889311 Col2 Total PCB = 0.5 ppm*

* Quantitated against AR1660 0.25ppm in Ical

PCB-Form 10 Mod.

Analytical Resources Inc.
Dual Column 608/8082 PCB Quantitation Report

Data file 1: /230224.b/02242303ECD7.D
Data file 2: /230224.b/230224.b/02242303ECD7.D
Method: \\target\share\chem4\ecd7.i\230224.b\PCB.m
Compound Sublist: AR1660.sub
Instrument, Inj. Vol.: ecd7.i, 2ul
Quant Method: Internal Std

ARI ID: 0.02PPMAR1660
Client ID:
Injection Date: 24-FEB-2023 11:33
Report Date: 02/28/2023 09:50
Matrix: NONE
Dilution Factor: 1.0

SURROGATES

RT	ZB5 Col Shift	Response	RT	ZB35 Col Shift	Response	ZB5 on col	ZB35 on col	RPD	Compound/Flag
5.809	0.002	29768	5.688	0.003	14932	3.1	3.3	5.7	Tetrachloro-m-xylene
13.893	0.000	45992	14.120	0.000	23950	3.4	3.1	9.1	Decachlorobiphenyl

* Indicates RPD > 40%

INTERNAL STANDARD SUMMARY

Standard Cpnd	Column 1		
	Standard Area*	Sample Area	%D
Bromo-Nitrobenzene	673778	637010	-5.5
Hexabromobiphenyl	1429847	1386953	-3.0

Standard Cpnd	Column 2		
	Standard Area*	Sample Area	%D
Bromo-Nitrobenzene	315256	307177	-2.6
Hexabromobiphenyl	513946	511463	-0.5

* Standard Areas taken from Initial Cal Level 3
Initial Calibration Date: 24-FEB-2023
<- Indicates standard response outside Limits (-50 to +100%)

ZB5 Col						ZB35 Col					
Aroclor	Peak#	RT	Shift	Area	Amount	Peak#	RT	Shift	Area	Amount	
Aroclor-1016	1	7.272	0.001	5052	20.9	1	7.256	0.000	3894	21.7	
Aroclor-1016	2	7.659	0.005	14714	19.9	2	7.864	0.008	6253	17.1	
Aroclor-1016	3	7.795	0.005	8226	22.8	3	8.060	0.006	3076	18.7	
Aroclor-1016	4	8.407	0.002	4780	20.5	4	8.309	0.002	2443	18.9	
Total CollAve (4 peaks):				21.1	Total Col2Ave (4 peaks):				19.1	RPD = 10	
Corrected Ave (3 peaks):				20.5	Corrected Ave (3 peaks):				18.2	RPD = 11	
CalAmt %D:				5.3	CalAmt %D:				-4.5		
Aroclor-1260	1	11.047	0.003	10147	20.3	1	11.656	0.003	6759	22.5	
Aroclor-1260	2	11.364	0.003	10287	19.7	2	11.922	0.005	16592	21.6	
Aroclor-1260	3	11.740	0.006	28043	20.3	3	12.438	0.002	4506	22.1	
Aroclor-1260	4	12.145	0.006	13540	19.4	4	12.505	0.004	11037	21.3	
Aroclor-1260	5	12.246	0.002	6182	20.6	NS	---			----	
Total CollAve (5 peaks):				20.1	Total Col2Ave (4 peaks):				21.9	RPD = 9	
Corrected Ave (4 peaks):				19.9	Corrected Ave (3 peaks):				21.7	RPD = 8	
CalAmt %D:				0.4	CalAmt %D:				9.4		

Total PCB Area Col1 (5.906 - 13.793) = 324832 Col1 Total PCB = 0.0 ppm*

Total PCB Area Col2 (5.785 - 14.019) = 157149 Col2 Total PCB = 0.0 ppm*

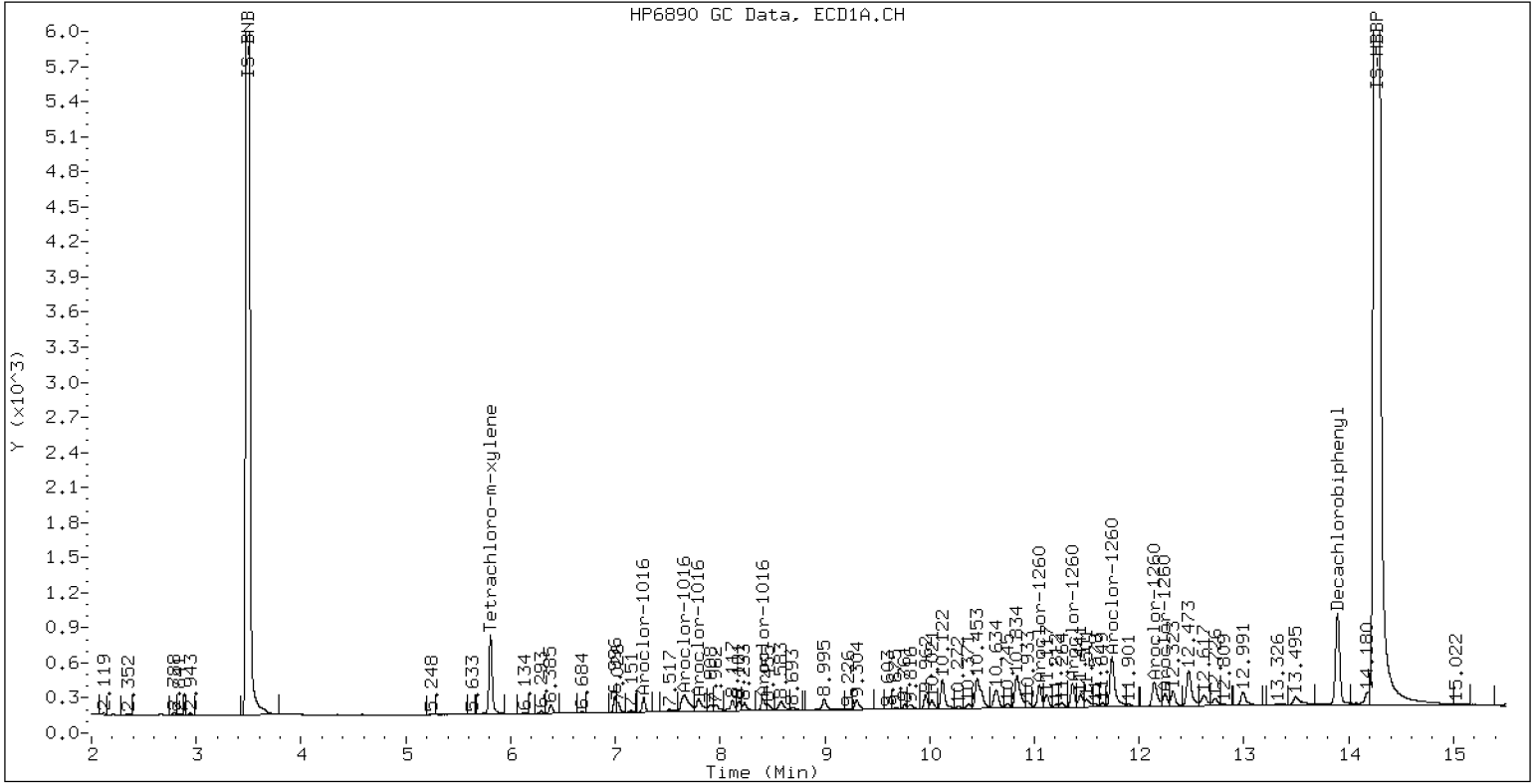
* Quantitated against AR1660 0.25ppm in Ical

PCB-Form 10 Mod.

PCB Dual Column Chromatograms

ECD7-ZB5 0.02PPMAR1660

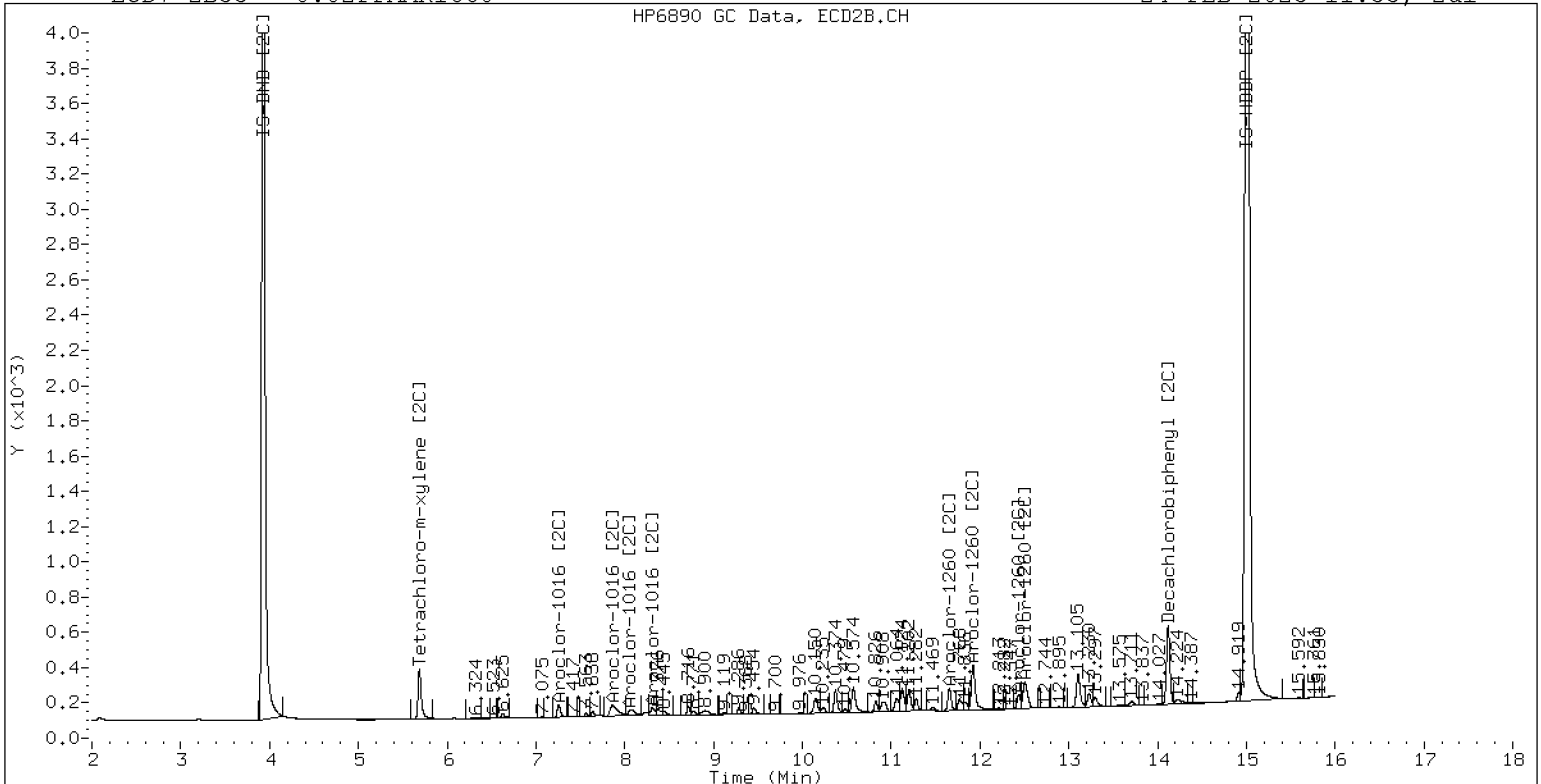
24-FEB-2023 11:33, 2ul



ZB-5 Manual Integration: NO

ECD7-ZB35 0.02PPMAR1660

24-FEB-2023 11:33, 2ul

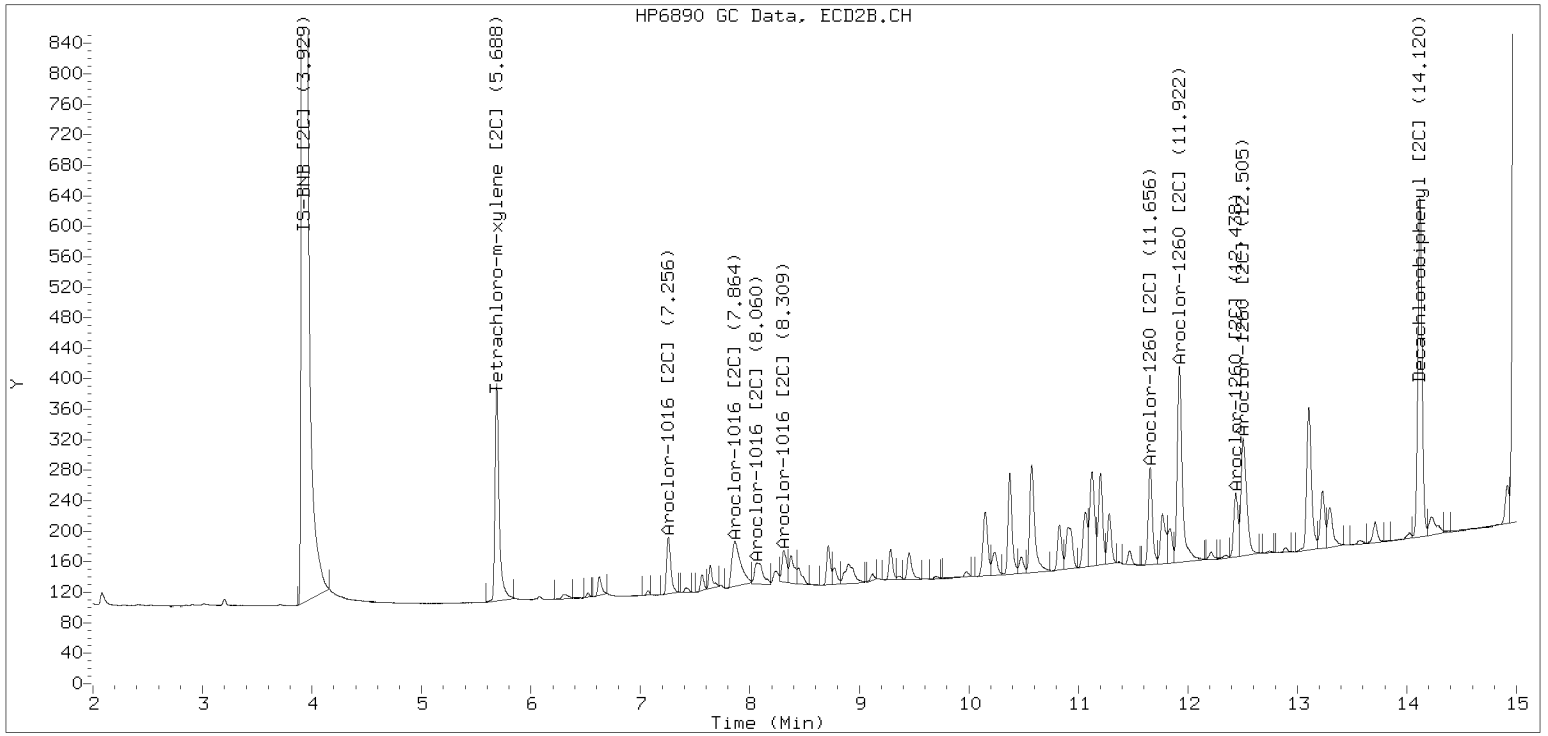


ZB-35 Manual Integration: YES

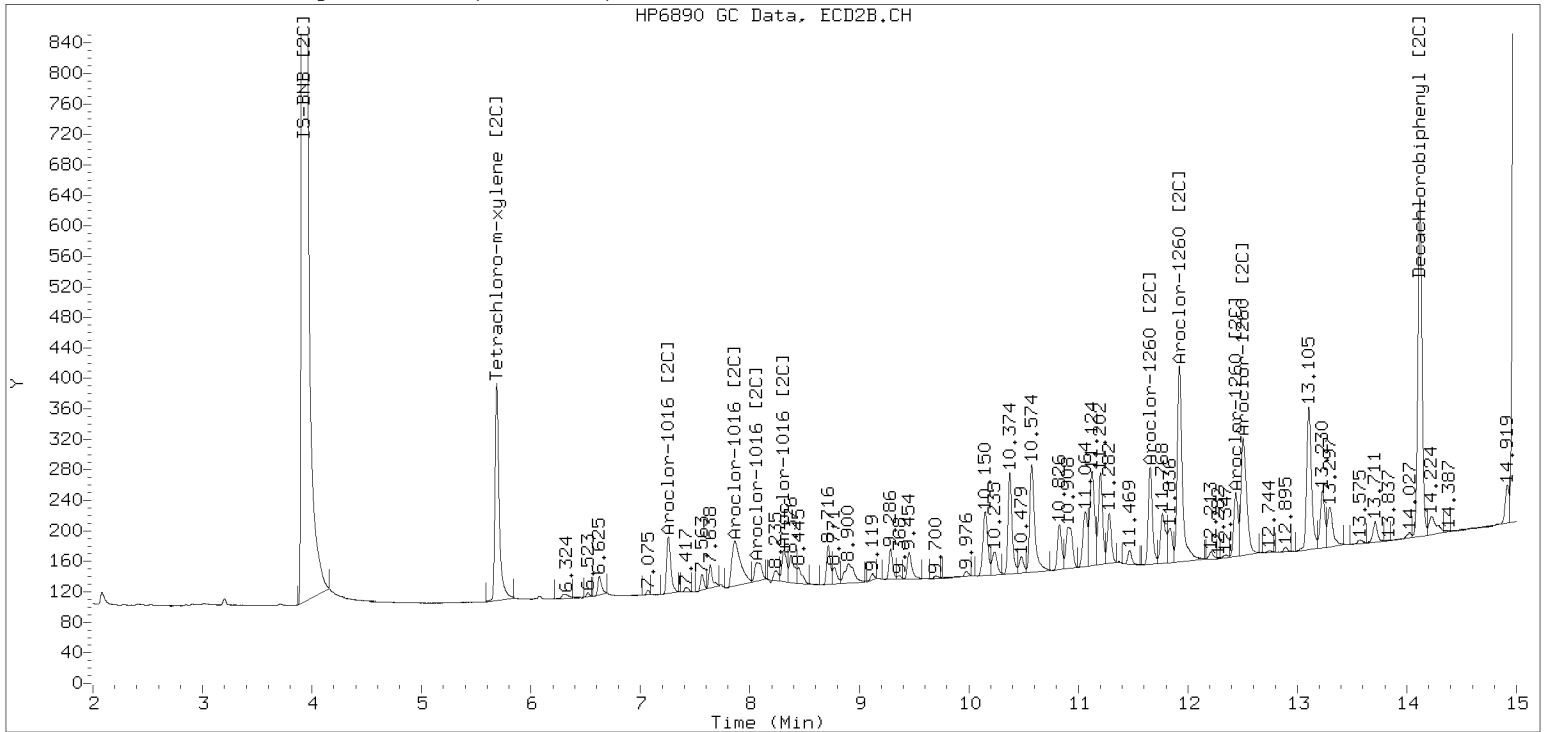
Manual Peak Adjustment, ZB-35

Datafile: ecd7.i/230224.b/230224.b/02242303ECD7.D Injection Date: 24-FEB-2023

Manual Integration (After)



Processed Integration (Before)



Analytical Resources Inc.
Dual Column 608/8082 PCB Quantitation Report

Data file 1: /230224.b/02242304ECD7.D
Data file 2: /230224.b/230224.b/02242304ECD7.D
Method: \\target\share\chem4\ecd7.i\230224.b\PCB.m
Compound Sublist: AR1660.sub
Instrument, Inj. Vol.: ecd7.i, 2ul
Quant Method: Internal Std

ARI ID: 0.05PPMAR1660
Client ID:
Injection Date: 24-FEB-2023 11:54
Report Date: 02/28/2023 09:50
Matrix: NONE
Dilution Factor: 1.0

SURROGATES

RT	ZB5 Col Shift	Response	RT	ZB35 Col Shift	Response	ZB5 on col	ZB35 on col	RPD	Compound/Flag
5.809	0.003	78493	5.688	0.003	36772	8.3	8.1	2.2	Tetrachloro-m-xylene
13.893	-0.000	113544	14.119	-0.000	62745	8.2	7.9	3.4	Decachlorobiphenyl

* Indicates RPD > 40%

INTERNAL STANDARD SUMMARY

Standard Cpnd	Column 1		
	Standard Area*	Sample Area	%D
Bromo-Nitrobenzene	673778	630965	-6.4
Hexabromobiphenyl	1429847	1409464	-1.4

Standard Cpnd	Column 2		
	Standard Area*	Sample Area	%D
Bromo-Nitrobenzene	315256	307599	-2.4
Hexabromobiphenyl	513946	521112	1.4

* Standard Areas taken from Initial Cal Level 3
Initial Calibration Date: 24-FEB-2023
<- Indicates standard response outside Limits (-50 to +100%)

ZB5 Col					ZB35 Col						
Aroclor	Peak#	RT	Shift	Area	Amount	Peak#	RT	Shift	Area	Amount	
Aroclor-1016	1	7.272	0.002	12829	53.5	1	7.256	0.000	9654	53.6	
Aroclor-1016	2	7.660	0.006	36461	49.9	2	7.864	0.008	18085	49.5	
Aroclor-1016	3	7.795	0.005	19865	55.7	3	8.063	0.008	9071	55.0	
Aroclor-1016	4	8.408	0.003	11411	49.5	4	8.310	0.003	7309	56.5	
Total CollAve (4 peaks):				52.2	Total Col2Ave (4 peaks):				53.7	RPD = 3	
Corrected Ave (3 peaks):				51.0	Corrected Ave (3 peaks):				52.7	RPD = 3	
CalAmt %D:				4.3	CalAmt %D:				7.3		
Aroclor-1260	1	11.046	0.002	25727	50.7	1	11.655	0.002	15996	52.2	
Aroclor-1260	2	11.363	0.002	26482	50.0	2	11.922	0.004	40487	51.8	
Aroclor-1260	3	11.739	0.005	70871	50.4	3	12.437	0.002	10248	49.4	
Aroclor-1260	4	12.143	0.004	34239	48.4	4	12.506	0.004	26828	50.9	
Aroclor-1260	5	12.246	0.002	15109	49.6	NS	---			----	
Total CollAve (5 peaks):				49.8	Total Col2Ave (4 peaks):				51.1	RPD = 2	
Corrected Ave (4 peaks):				49.6	Corrected Ave (3 peaks):				50.7	RPD = 2	
CalAmt %D:				-0.3	CalAmt %D:				2.1		

Total PCB Area Coll (5.906 - 13.793) = 758292 Coll Total PCB = 0.1 ppm*

Total PCB Area Col2 (5.785 - 14.019) = 386383 Col2 Total PCB = 0.1 ppm*

* Quantitated against AR1660 0.25ppm in Ical

PCB-Form 10 Mod.

Analytical Resources Inc.
Dual Column 608/8082 PCB Quantitation Report

Data file 1: /230224.b/02242305ECD7.D
Data file 2: /230224.b/230224.b/02242305ECD7.D
Method: \\target\share\chem4\ecd7.i\230224.b\PCB.m
Compound Sublist: AR1660.sub
Instrument, Inj. Vol.: ecd7.i, 2ul
Quant Method: Internal Std

ARI ID: 1.0PPMAR1660
Client ID:
Injection Date: 24-FEB-2023 12:15
Report Date: 02/28/2023 09:50
Matrix: NONE
Dilution Factor: 1.0

SURROGATES

RT	ZB5 Col Shift	Response	RT	ZB35 Col Shift	Response	ZB5 on col	ZB35 on col	RPD	Compound/Flag
5.813	0.006	1641874	5.688	0.003	709674	166.2	151.5	9.3	Tetrachloro-m-xylene
13.899	0.006	2344583	14.122	0.002	1300114	161.9	158.6	2.1	Decachlorobiphenyl

* Indicates RPD > 40%

INTERNAL STANDARD SUMMARY

Column 1			
Standard Cpnd	Standard Area*	Sample Area	%D
Bromo-Nitrobenzene	673778	661440	-1.8
Hexabromobiphenyl	1429847	1470100	2.8
Column 2			
Standard Cpnd	Standard Area*	Sample Area	%D
Bromo-Nitrobenzene	315256	319272	1.3
Hexabromobiphenyl	513946	538138	4.7

* Standard Areas taken from Initial Cal Level 3
Initial Calibration Date: 24-FEB-2023
<- Indicates standard response outside Limits (-50 to +100%)

ZB5 Col					ZB35 Col						
Aroclor	Peak#	RT	Shift	Area	Amount	Peak#	RT	Shift	Area	Amount	
Aroclor-1016	1	7.270	-0.000	220519	877.8	1	7.254	-0.001	162833	871.2	
Aroclor-1016	2	7.652	-0.002	731607	955.3	2	7.852	-0.004	373610	985.8	
Aroclor-1016	3	7.789	-0.001	307629	822.8	3	8.051	-0.003	156666	915.2	
Aroclor-1016	4	8.404	-0.001	229387	949.1	4	8.305	-0.002	117186	872.6	
Total CollAve (4 peaks):				901.3		Total Col2Ave (4 peaks):				911.2	RPD = 1
Corrected Ave (3 peaks):				883.3		Corrected Ave (3 peaks):				886.3	RPD = 0

CalAmt %D: -9.9

CalAmt %D: -8.9

Aroclor-1260	1	11.044	-0.000	504641	954.2	1	11.652	-0.000	282606	893.1	
Aroclor-1260	2	11.360	-0.001	524931	950.0	2	11.917	-0.000	709329	878.4	
Aroclor-1260	3	11.734	-0.000	1410270	962.3	3	12.434	-0.001	215124	1003.8	
Aroclor-1260	4	12.137	-0.002	720770	976.7	4	12.501	-0.001	506566	930.6	
Aroclor-1260	5	12.243	-0.001	304211	957.7	NS	---			----	
Total CollAve (5 peaks):				960.2		Total Col2Ave (4 peaks):				926.5	RPD = 4
Corrected Ave (4 peaks):				956.0		Corrected Ave (3 peaks):				900.7	RPD = 6

CalAmt %D: -4.0

CalAmt %D: -7.4

Total PCB Area Coll (5.906 - 13.793) = 14454279 Coll Total PCB = 1.8 ppm*

Total PCB Area Col2 (5.785 - 14.019) = 7029563 Col2 Total PCB = 1.8 ppm*

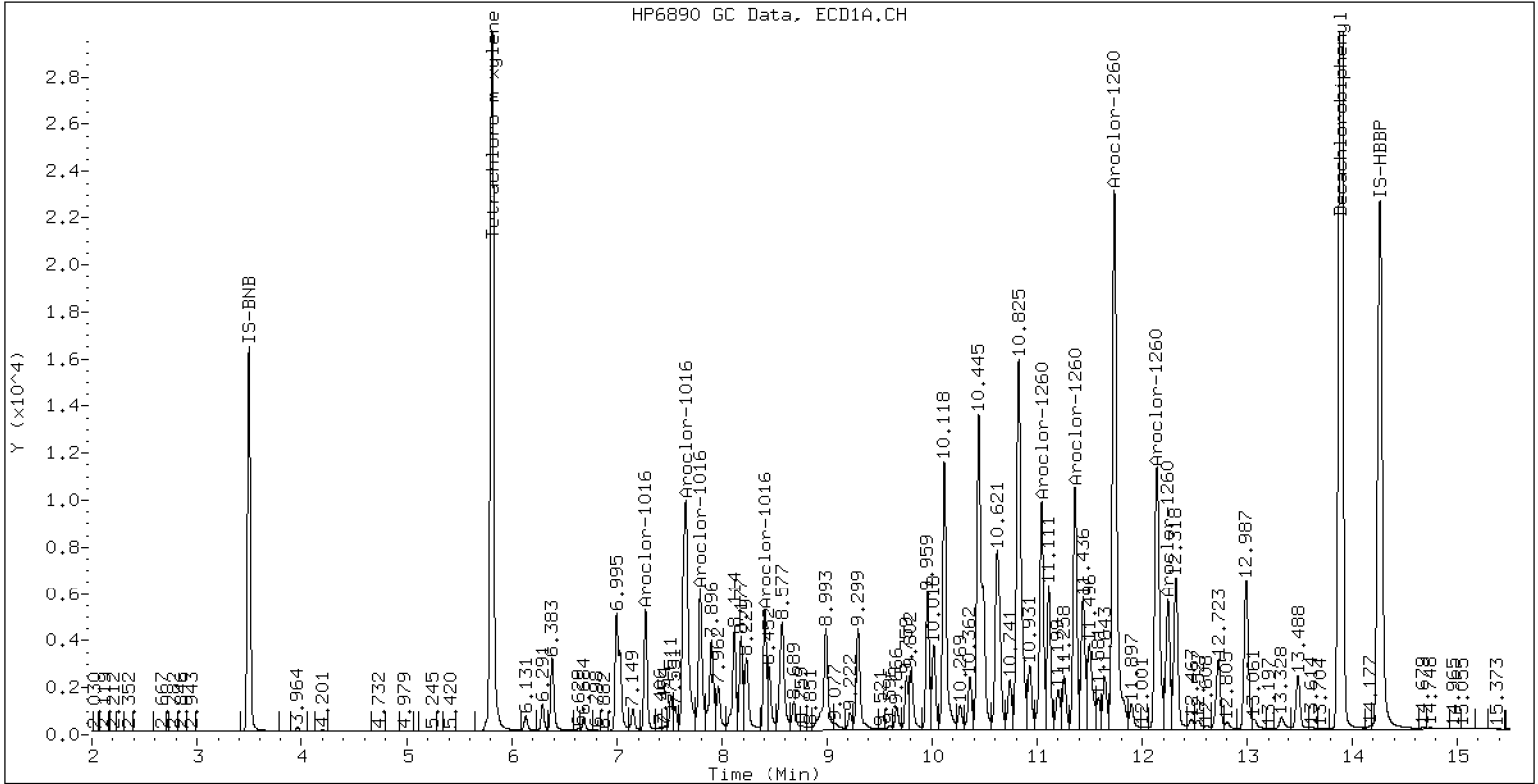
* Quantitated against AR1660 0.25ppm in Ical

PCB-Form 10 Mod.

PCB Dual Column Chromatograms

ECD7-ZB5 1.0PPMAR1660

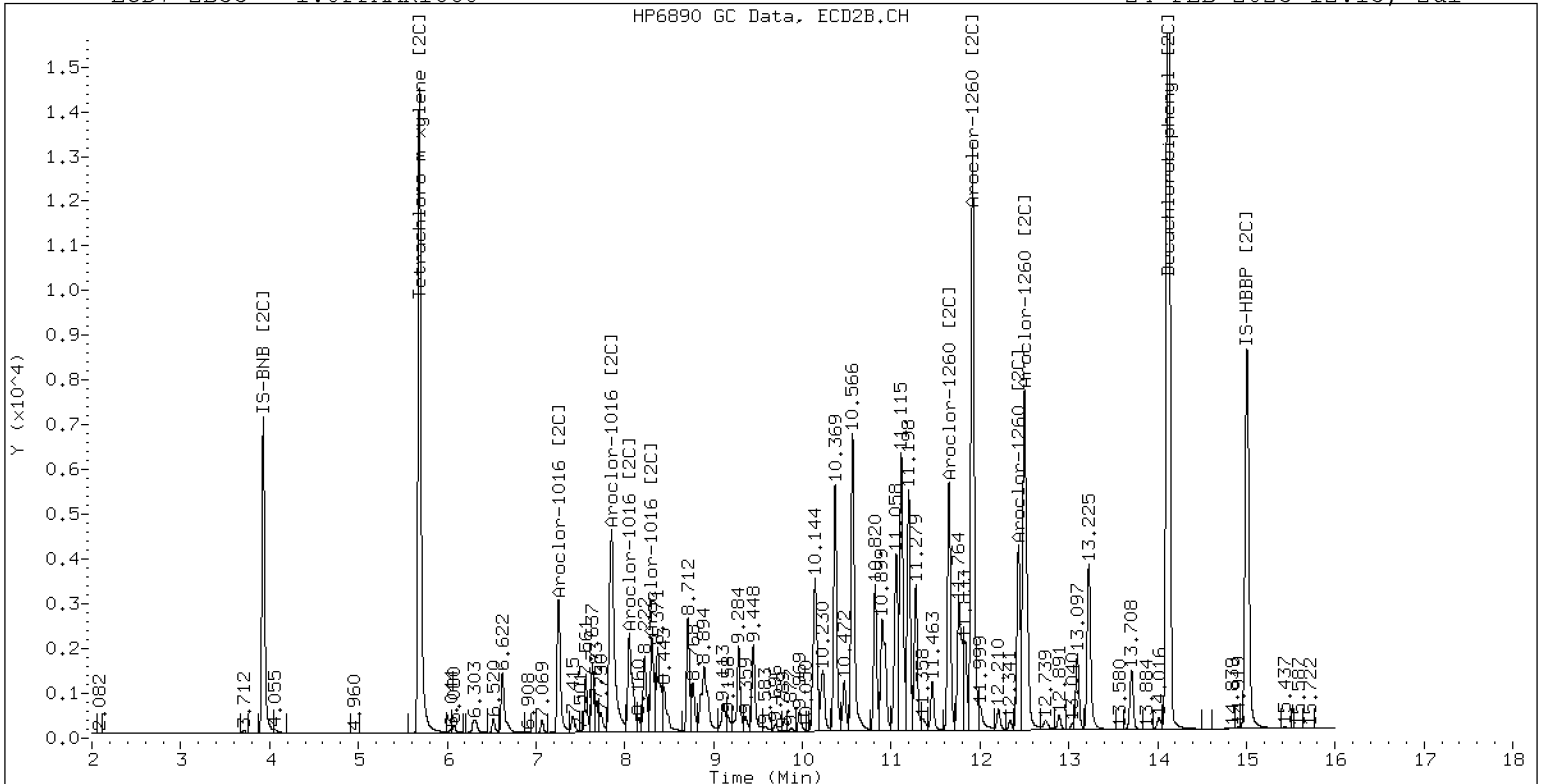
24-FEB-2023 12:15, 2ul



ZB-5 Manual Integration: NO

ECD7-ZB35 1.0PPMAR1660

24-FEB-2023 12:15, 2ul



ZB-35 Manual Integration: NO

Analytical Resources Inc.
Dual Column 608/8082 PCB Quantitation Report

Data file 1: /230224.b/02242306ECD7.D
Data file 2: /230224.b/230224.b/02242306ECD7.D
Method: \\target\share\chem4\ecd7.i\230224.b\PCB.m
Compound Sublist: AR1660.sub
Instrument, Inj. Vol.: ecd7.i, 2ul
Quant Method: Internal Std

ARI ID: 0.1PPMAR1660
Client ID:
Injection Date: 24-FEB-2023 12:36
Report Date: 02/28/2023 09:50
Matrix: NONE
Dilution Factor: 1.0

SURROGATES

ZB5 Col		ZB35 Col		ZB5	ZB35	RPD	Compound/Flag		
RT	Shift Response	RT	Shift Response	on col	on col				
5.809	0.002	155528	5.688	0.003	74628	15.9	16.0	0.9	Tetrachloro-m-xylene
13.892	-0.001	227253	14.119	-0.000	128496	15.8	15.8	0.5	Decachlorobiphenyl

* Indicates RPD > 40%

INTERNAL STANDARD SUMMARY

Column 1			
Standard Cpnd	Standard Area*	Sample Area	%D
Bromo-Nitrobenzene	673778	655979	-2.6
Hexabromobiphenyl	1429847	1464509	2.4
Column 2			
Standard Cpnd	Standard Area*	Sample Area	%D
Bromo-Nitrobenzene	315256	317418	0.7
Hexabromobiphenyl	513946	532962	3.7

* Standard Areas taken from Initial Cal Level 3
Initial Calibration Date: 24-FEB-2023
<- Indicates standard response outside Limits (-50 to +100%)

ZB5 Col						ZB35 Col				
Aroclor	Peak#	RT	Shift	Area	Amount	Peak#	RT	Shift	Area	Amount
Aroclor-1016	1	7.271	0.000	25761	103.4	1	7.255	-0.000	19315	103.9
Aroclor-1016	2	7.657	0.003	75616	99.6	2	7.863	0.007	40308	107.0
Aroclor-1016	3	7.794	0.004	39547	106.7	3	8.059	0.005	18304	107.6
Aroclor-1016	4	8.406	0.001	24260	101.2	4	8.309	0.002	14708	110.2
Total CollAve (4 peaks):				102.7		Total Col2Ave (4 peaks):				107.2 RPD = 4
Corrected Ave (3 peaks):				101.4		Corrected Ave (3 peaks):				106.2 RPD = 5
CalAmt %D:				2.7		CalAmt %D:				7.2
Aroclor-1260	1	11.045	0.000	52009	98.7	1	11.655	0.002	31282	99.8
Aroclor-1260	2	11.362	0.001	55116	100.1	2	11.920	0.003	80574	100.7
Aroclor-1260	3	11.738	0.004	145604	99.7	3	12.437	0.002	19566	92.2
Aroclor-1260	4	12.141	0.002	72408	98.5	4	12.503	0.001	53588	99.4
Aroclor-1260	5	12.245	0.001	30745	97.2	NS	---			----
Total CollAve (5 peaks):				98.8		Total Col2Ave (4 peaks):				98.0 RPD = 1
Corrected Ave (4 peaks):				98.5		Corrected Ave (3 peaks):				97.1 RPD = 1
CalAmt %D:				-1.2		CalAmt %D:				-2.0

Total PCB Area Coll (5.906 - 13.793) = 1555762 Coll Total PCB = 0.2 ppm*

Total PCB Area Col2 (5.785 - 14.019) = 764924 Col2 Total PCB = 0.2 ppm*

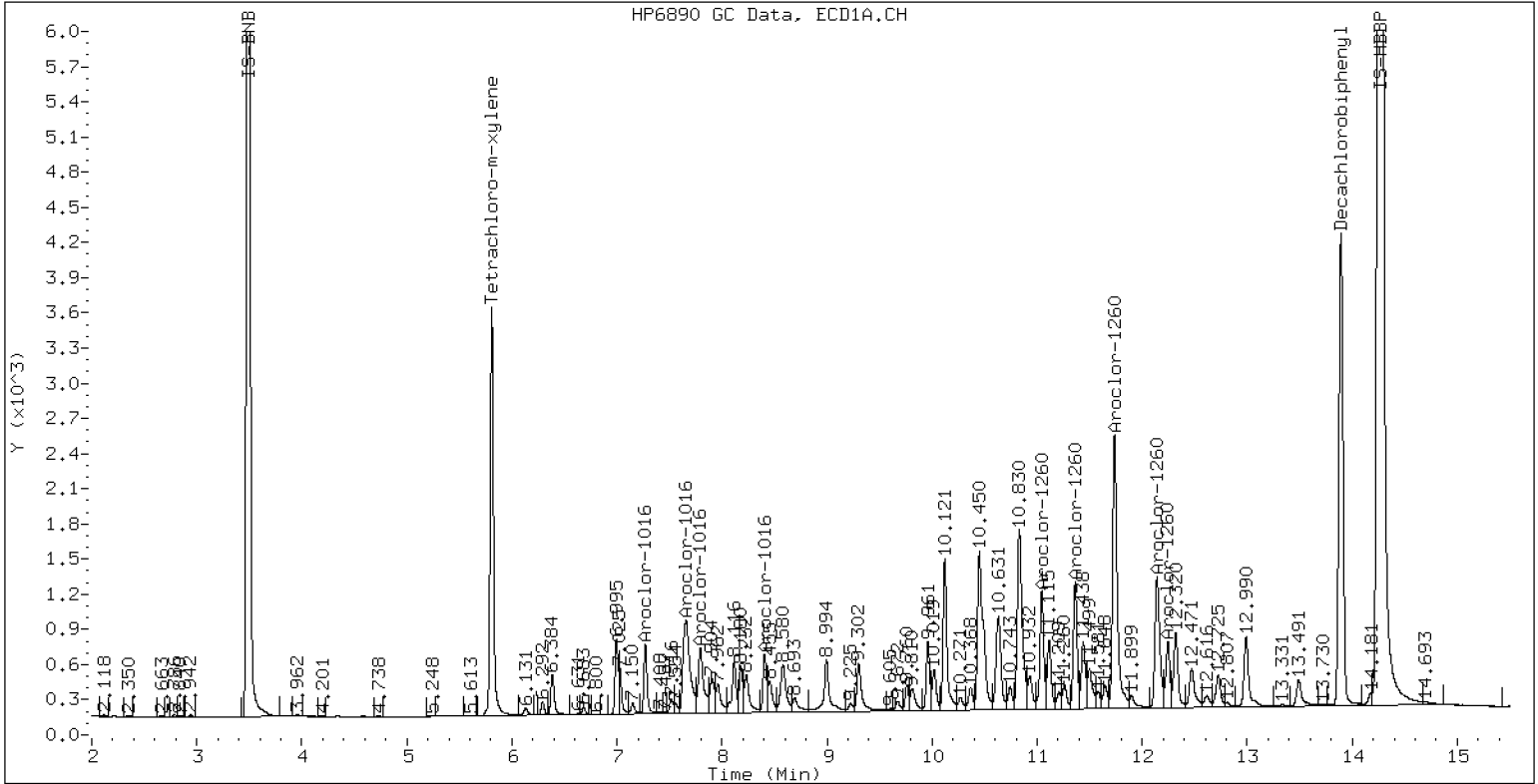
* Quantitated against AR1660 0.25ppm in Ical

PCB-Form 10 Mod.

PCB Dual Column Chromatograms

ECD7-ZB5 0.1PPMAR1660

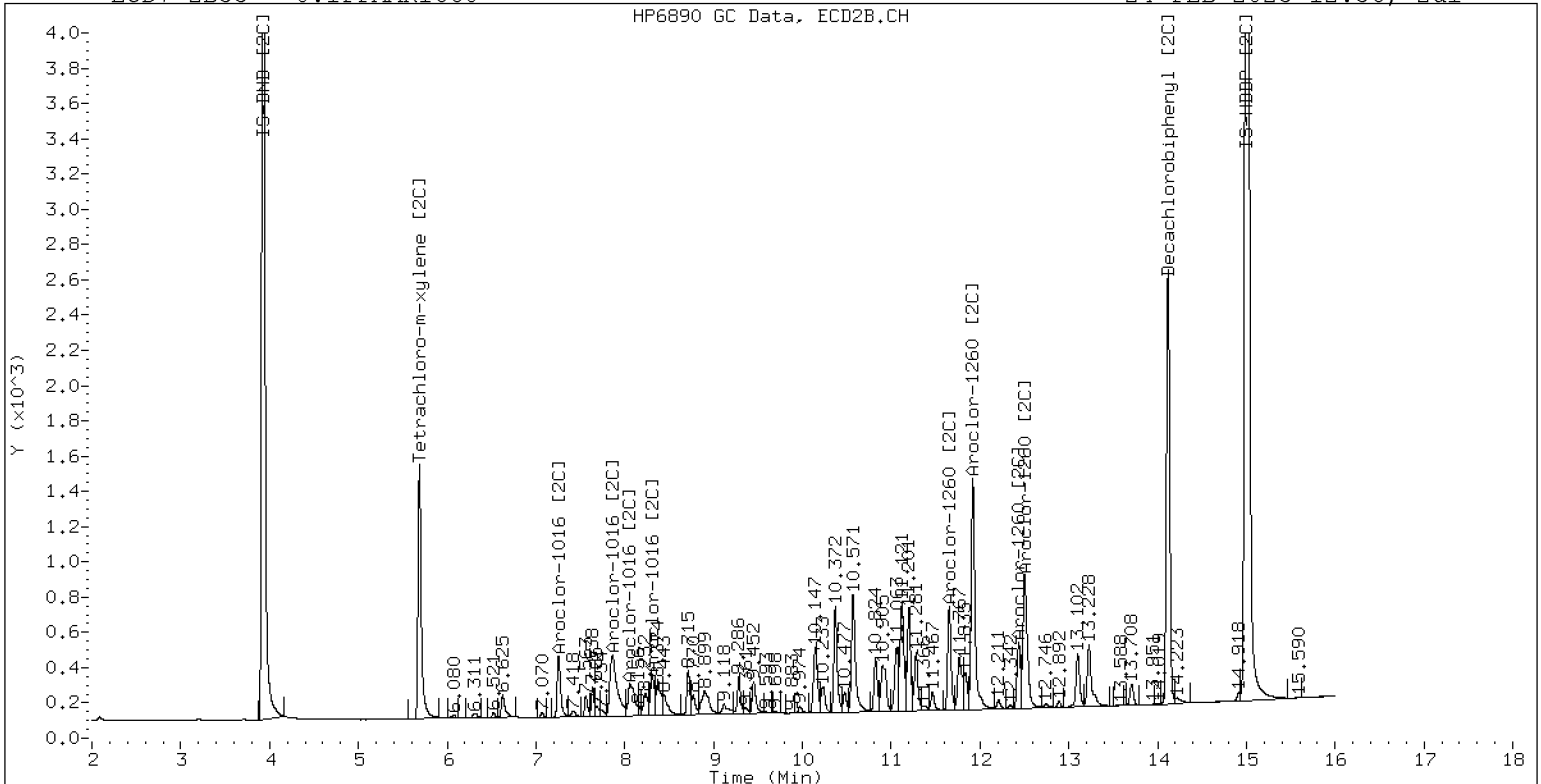
24-FEB-2023 12:36, 2u1



ZB-5 Manual Integration: NO

ECD7-ZB35 0.1PPMAR1660

24-FEB-2023 12:36, 2u1



Analytical Resources Inc.
Dual Column 608/8082 PCB Quantitation Report

Data file 1: /230224.b/02242307ECD7.D
Data file 2: /230224.b/230224.b/02242307ECD7.D
Method: \\target\share\chem4\ecd7.i\230224.b\PCB.m
Compound Sublist: AR1660.sub
Instrument, Inj. Vol.: ecd7.i, 2ul
Quant Method: Internal Std

ARI ID: 0.5PPMAR1660
Client ID:
Injection Date: 24-FEB-2023 12:57
Report Date: 02/28/2023 09:50
Matrix: NONE
Dilution Factor: 1.0

SURROGATES

RT	ZB5 Col Shift	Response	RT	ZB35 Col Shift	Response	ZB5 on col	ZB35 on col	RPD	Compound/Flag
5.810	0.004	724614	5.688	0.003	359257	75.2	76.7	2.0	Tetrachloro-m-xylene
13.898	0.005	1056911	14.120	0.000	650153	74.3	79.5	6.9	Decachlorobiphenyl

* Indicates RPD > 40%

INTERNAL STANDARD SUMMARY

Standard Cpnd	Column 1		
	Standard Area*	Sample Area	%D
Bromo-Nitrobenzene	673778	645275	-4.2
Hexabromobiphenyl	1429847	1445345	1.1

Standard Cpnd	Column 2		
	Standard Area*	Sample Area	%D
Bromo-Nitrobenzene	315256	319170	1.2
Hexabromobiphenyl	513946	536853	4.5

* Standard Areas taken from Initial Cal Level 3
Initial Calibration Date: 24-FEB-2023
<- Indicates standard response outside Limits (-50 to +100%)

ZB5 Col					ZB35 Col						
Aroclor	Peak#	RT	Shift	Area	Amount	Peak#	RT	Shift	Area	Amount	
Aroclor-1016	1	7.270	0.000	115193	470.0	1	7.256	0.000	86287	461.8	
Aroclor-1016	2	7.654	0.000	369991	495.2	2	7.856	0.000	192524	508.1	
Aroclor-1016	3	7.790	0.000	160952	441.3	3	8.055	0.000	81039	473.6	
Aroclor-1016	4	8.405	0.000	115032	487.9	4	8.307	0.000	62136	462.8	
Total CollAve (4 peaks):				473.6		Total Col2Ave (4 peaks):				476.6	RPD = 1
Corrected Ave (3 peaks):				466.4		Corrected Ave (3 peaks):				466.1	RPD = 0

CalAmt %D: -5.3

CalAmt %D: -4.7

Aroclor-1260	1	11.044	0.000	247212	475.5	1	11.653	0.000	145247	460.1	
Aroclor-1260	2	11.361	0.000	262877	483.9	2	11.918	0.000	379838	471.5	
Aroclor-1260	3	11.734	0.000	678830	471.1	3	12.436	0.000	104092	486.9	
Aroclor-1260	4	12.139	0.000	356067	490.7	4	12.502	0.000	258953	476.9	
Aroclor-1260	5	12.244	0.000	150280	481.2	NS	---			----	
Total CollAve (5 peaks):				480.5		Total Col2Ave (4 peaks):				473.8	RPD = 1
Corrected Ave (4 peaks):				477.9		Corrected Ave (3 peaks):				469.5	RPD = 2

CalAmt %D: -3.9

CalAmt %D: -5.2

Total PCB Area Coll (5.906 - 13.793) = 7134169 Coll Total PCB = 0.9 ppm*

Total PCB Area Col2 (5.785 - 14.019) = 3589735 Col2 Total PCB = 0.9 ppm*

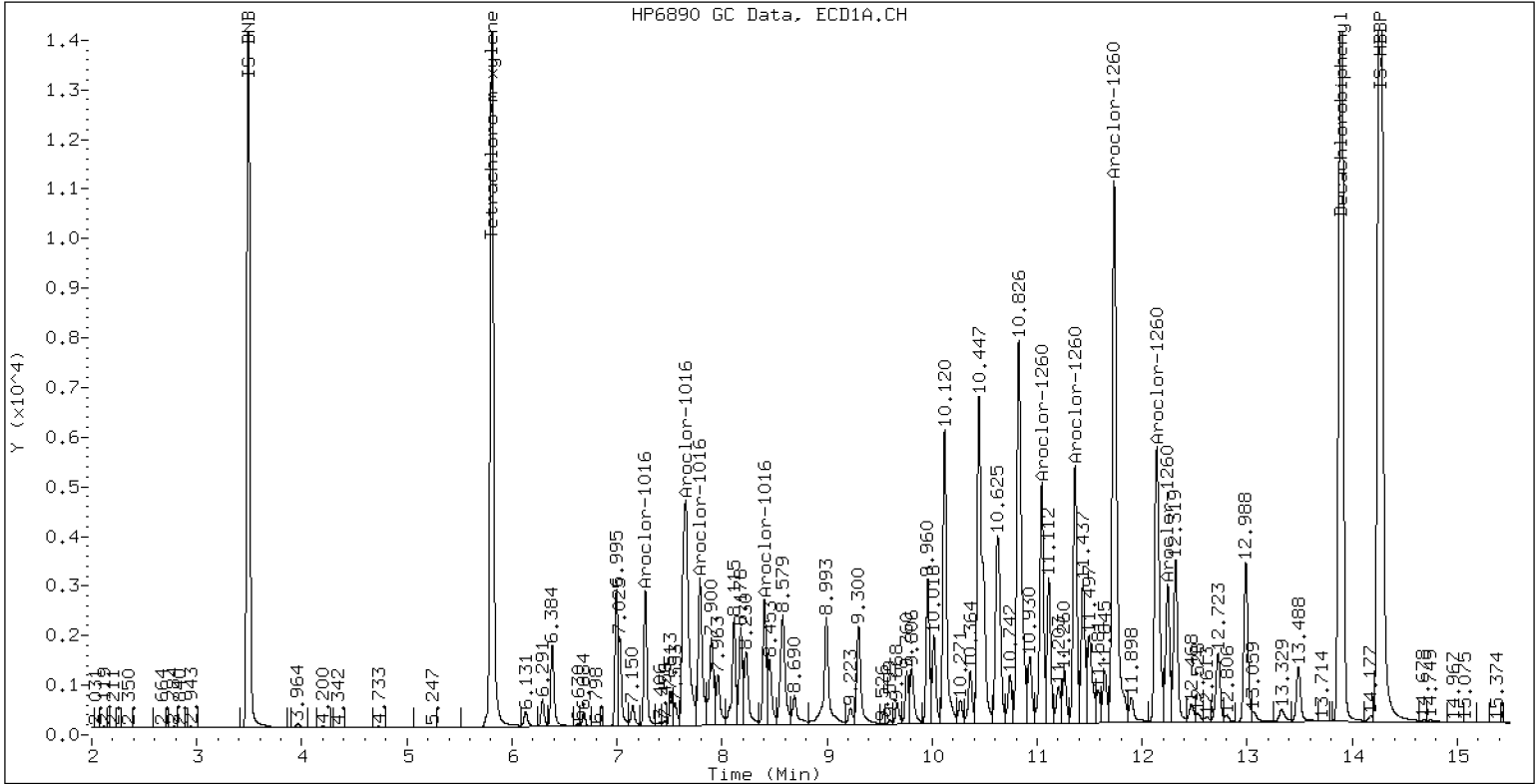
* Quantitated against AR1660 0.25ppm in Ical

PCB-Form 10 Mod.

PCB Dual Column Chromatograms

ECD7-ZB5 0.5PPMAR1660

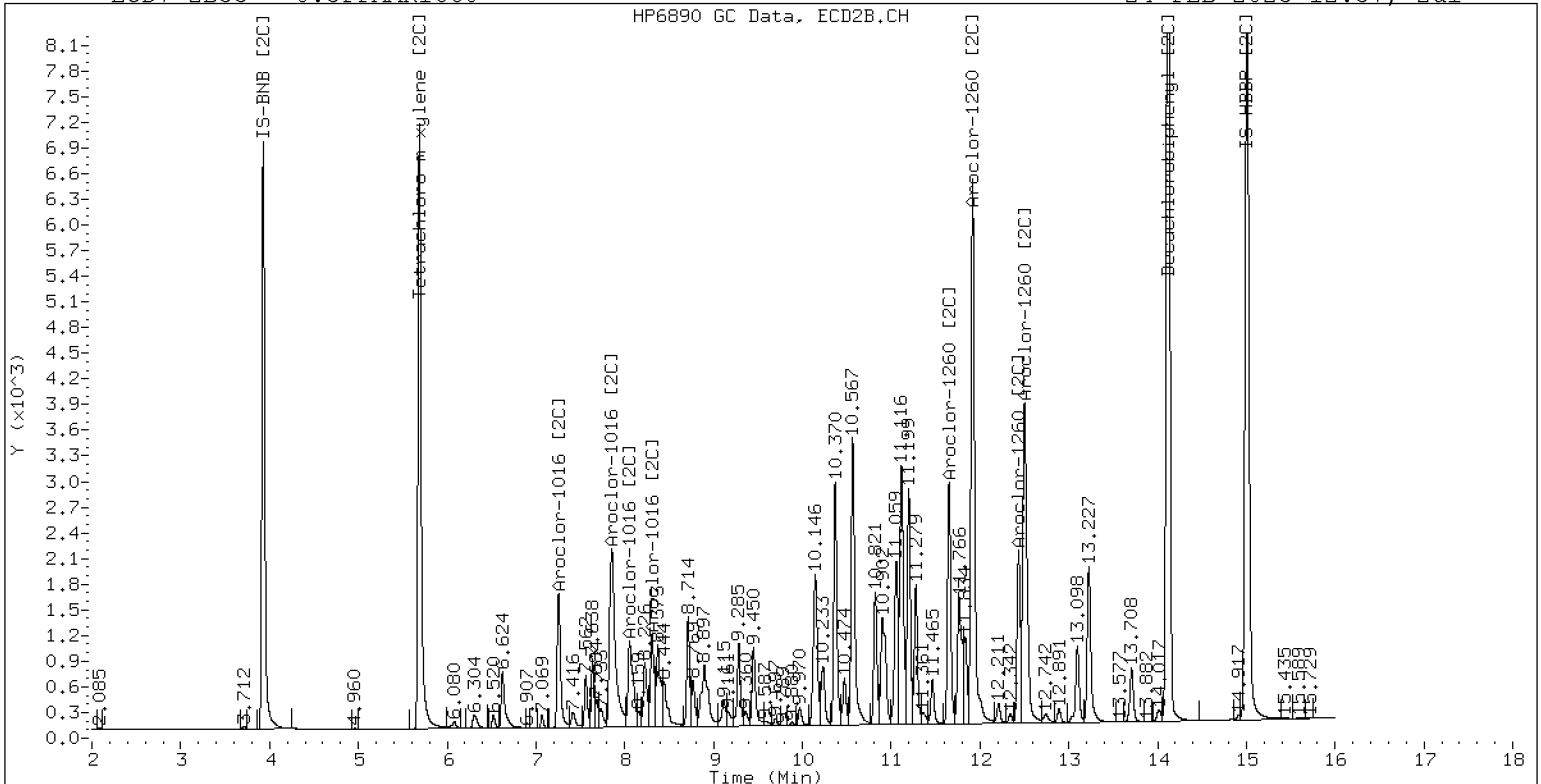
24-FEB-2023 12:57, 2u1



ZB-5 Manual Integration: NO

ECD7-ZB35 0.5PPMAR1660

24-FEB-2023 12:57, 2u1



ZB-35 Manual Integration: NO

Analytical Resources Inc.
Dual Column 608/8082 PCB Quantitation Report

Data file 1: /230224.b/02242308ECD7.D
Data file 2: /230224.b/230224.b/02242308ECD7.D
Method: \\target\share\chem4\ecd7.i\230224.b\PCB.m
Compound Sublist: AR1242.sub
Instrument, Inj. Vol.: ecd7.i, 2ul
Quant Method: Internal Std

ARI ID: 0.25PPMAR1242
Client ID:
Injection Date: 24-FEB-2023 13:18
Report Date: 02/28/2023 09:50
Matrix: NONE
Dilution Factor: 1.0

SURROGATES

RT	ZB5 Col Shift	Response	RT	ZB35 Col Shift	Response	ZB5 on col	ZB35 on col	RPD	Compound/Flag
5.809	0.003	434187	5.688	0.003	214306	46.0	46.5	1.1	Tetrachloro-m-xylene
13.894	0.000	515867	14.119	-0.001	312943	35.6	38.5	7.6	Decachlorobiphenyl

* Indicates RPD > 40%

INTERNAL STANDARD SUMMARY

Standard Cpnd	Column 1		
	Standard Area*	Sample Area	%D
Bromo-Nitrobenzene	673778	632576	-6.1
Hexabromobiphenyl	1429847	1469715	2.8

Standard Cpnd	Column 2		
	Standard Area*	Sample Area	%D
Bromo-Nitrobenzene	315256	314129	-0.4
Hexabromobiphenyl	513946	534294	4.0

* Standard Areas taken from Initial Cal Level 3
Initial Calibration Date: 24-FEB-2023
<- Indicates standard response outside Limits (-50 to +100%)

ZB5 Col					ZB35 Col					
Aroclor	Peak#	RT	Shift	Area	Amount	Peak#	RT	Shift	Area	Amount
Aroclor-1242	1	7.271	0.000	49009	250.0	1	7.255	0.000	36487	250.0
Aroclor-1242	2	7.656	0.000	148833	250.0	2	7.858	0.000	76699	250.0
Aroclor-1242	3	8.405	0.000	46308	250.0	3	9.167	0.000	23866	250.0
Aroclor-1242	4	8.579	0.000	68453	250.0	4	9.597	0.000	29080	250.0
Total Col1Ave (4 peaks):				250.0	Total Col2Ave (4 peaks):				250.0	RPD = 0
Corrected Ave (3 peaks):				250.0	Corrected Ave (3 peaks):				250.0	RPD = 0

Total PCB Area Col1 (5.906 - 13.793) = 1221467 Col1 Total PCB = 0.2 ppm*

Total PCB Area Col2 (5.785 - 14.019) = 572067 Col2 Total PCB = 0.2 ppm*

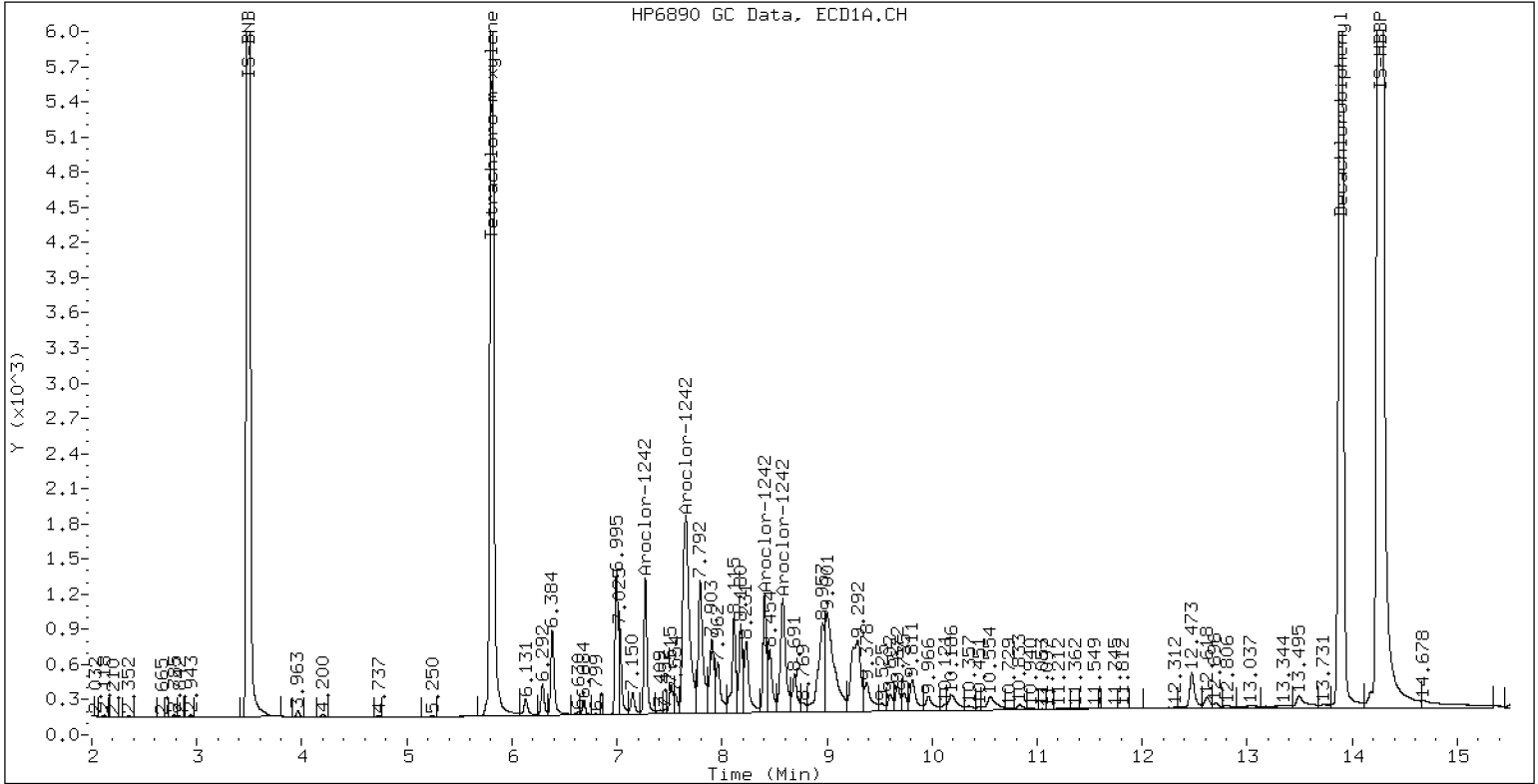
* Quantitated against AR1660 0.25ppm in Ical

PCB-Form 10 Mod.

PCB Dual Column Chromatograms

ECD7-ZB5 0.25PPMAR1242

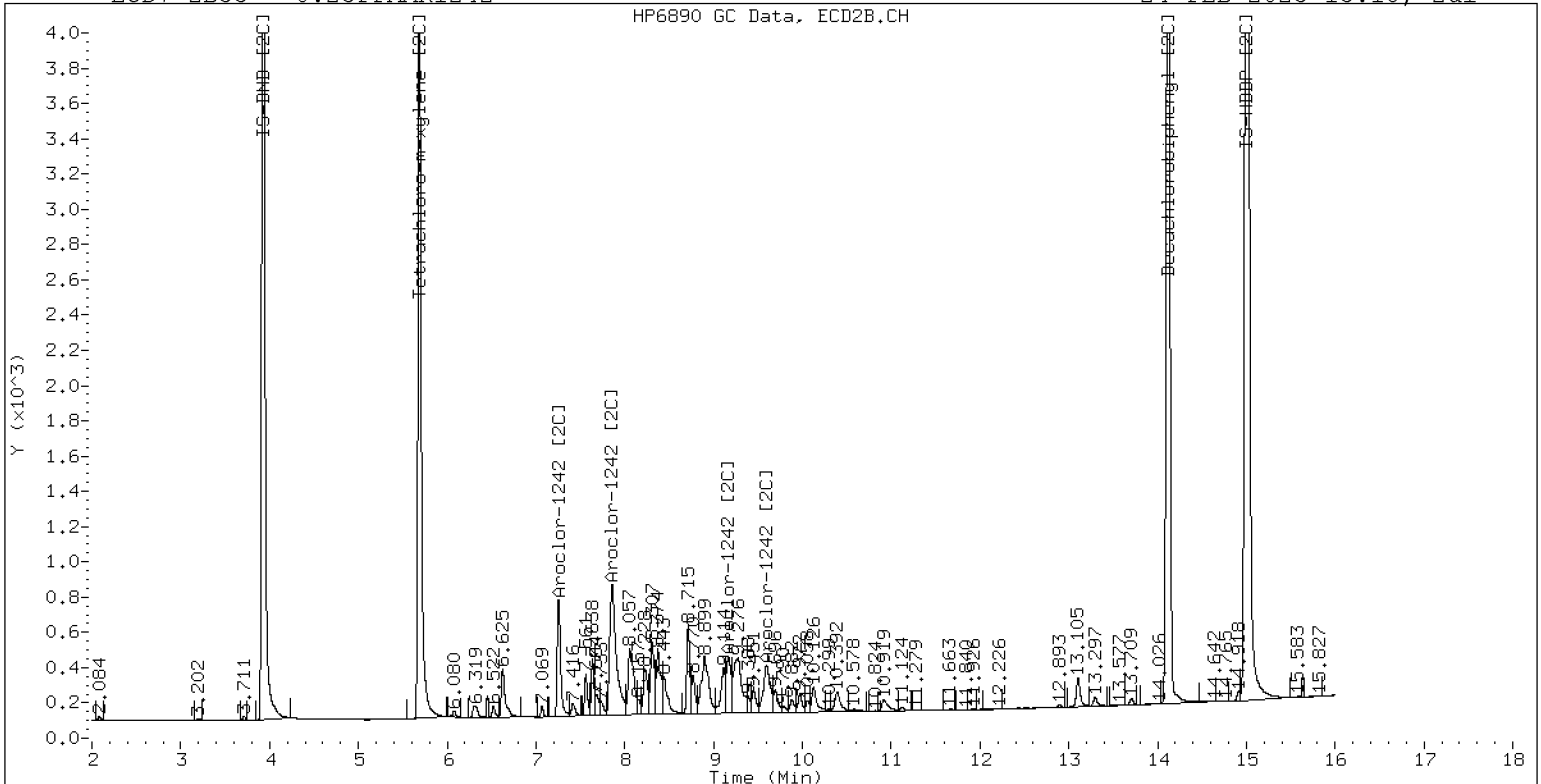
24-FEB-2023 13:18, 2ul



ZB-5 Manual Integration: NO

ECD7-ZB35 0.25PPMAR1242

24-FEB-2023 13:18, 2ul



ZB-35 Manual Integration: NO

Analytical Resources Inc.
Dual Column 608/8082 PCB Quantitation Report

Data file 1: /230224.b/02242309ECD7.D
Data file 2: /230224.b/230224.b/02242309ECD7.D
Method: \\target\share\chem4\ecd7.i\230224.b\PCB.m
Compound Sublist: AR1248.sub
Instrument, Inj. Vol.: ecd7.i, 2ul
Quant Method: Internal Std

ARI ID: 0.25PPMAR1248
Client ID:
Injection Date: 24-FEB-2023 13:39
Report Date: 02/28/2023 09:51
Matrix: NONE
Dilution Factor: 1.0

SURROGATES

RT	ZB5 Col Shift	Response	RT	ZB35 Col Shift	Response	ZB5 on col	ZB35 on col	RPD	Compound/Flag
5.809	0.003	349513	5.688	0.003	176615	36.6	37.9	3.4	Tetrachloro-m-xylene
13.894	0.001	523008	14.121	0.001	322054	36.4	39.3	7.5	Decachlorobiphenyl

* Indicates RPD > 40%

INTERNAL STANDARD SUMMARY

Column 1			
Standard Cpnd	Standard Area*	Sample Area	%D
Bromo-Nitrobenzene	673778	639911	-5.0
Hexabromobiphenyl	1429847	1458696	2.0
Column 2			
Standard Cpnd	Standard Area*	Sample Area	%D
Bromo-Nitrobenzene	315256	317938	0.9
Hexabromobiphenyl	513946	538760	4.8

* Standard Areas taken from Initial Cal Level 3
Initial Calibration Date: 24-FEB-2023
<- Indicates standard response outside Limits (-50 to +100%)

ZB5 Col						ZB35 Col				
Aroclor	Peak#	RT	Shift	Area	Amount	Peak#	RT	Shift	Area	Amount
Aroclor-1248	1	8.405	0.000	78055	250.0	1	8.308	0.000	37951	250.0
Aroclor-1248	2	8.580	0.000	99216	250.0	2	8.714	0.000	39239	250.0
Aroclor-1248	3	8.999	0.000	187178	250.0	3	9.166	0.000	45157	250.0
Aroclor-1248	4	9.295	0.000	95291	250.0	4	9.590	0.000	54216	250.0
Total CollAve (4 peaks):				250.0	Total Col2Ave (4 peaks):				250.0	RPD = 0
Corrected Ave (3 peaks):				250.0	Corrected Ave (3 peaks):				250.0	RPD = 0

Total PCB Area Coll (5.906 - 13.793) = 1565180 Coll Total PCB = 0.2 ppm*

Total PCB Area Col2 (5.785 - 14.019) = 754991 Col2 Total PCB = 0.2 ppm*

* Quantitated against AR1660 0.25ppm in Ical

PCB-Form 10 Mod.

Analytical Resources Inc.
Dual Column 608/8082 PCB Quantitation Report

Data file 1: /230224.b/02242310ECD7.D
Data file 2: /230224.b/230224.b/02242310ECD7.D
Method: \\target\share\chem4\ecd7.i\230224.b\PCB.m
Compound Sublist: AR1254.sub
Instrument, Inj. Vol.: ecd7.i, 2ul
Quant Method: Internal Std

ARI ID: 0.25PPMAR1254
Client ID:
Injection Date: 24-FEB-2023 14:00
Report Date: 02/28/2023 09:51
Matrix: NONE
Dilution Factor: 1.0

SURROGATES

RT	ZB5 Col Shift	Response	RT	ZB35 Col Shift	Response	ZB5 on col	ZB35 on col	RPD	Compound/Flag
5.808	0.002	352587	5.687	0.002	177502	37.3	38.6	3.4	Tetrachloro-m-xylene
13.895	0.002	532500	14.119	0.000	325903	37.0	40.2	8.2	Decachlorobiphenyl

* Indicates RPD > 40%

INTERNAL STANDARD SUMMARY

Standard Cpnd	Column 1		
	Standard Area*	Sample Area	%D
Bromo-Nitrobenzene	673778	633407	-6.0
Hexabromobiphenyl	1429847	1460265	2.1

Standard Cpnd	Column 2		
	Standard Area*	Sample Area	%D
Bromo-Nitrobenzene	315256	313673	-0.5
Hexabromobiphenyl	513946	532442	3.6

* Standard Areas taken from Initial Cal Level 3

Initial Calibration Date: 24-FEB-2023

<- Indicates standard response outside Limits (-50 to +100%)

ZB5 Col					ZB35 Col						
Aroclor	Peak#	RT	Shift	Area	Amount	Peak#	RT	Shift	Area	Amount	
Aroclor-1254	1	9.299	0.000	159011	250.0	1	9.449	0.000	59603	250.0	
Aroclor-1254	2	9.377	0.000	71516	250.0	2	9.970	0.000	47949	250.0	
Aroclor-1254	3	9.668	0.000	102230	250.0	3	10.124	0.000	103745	250.0	
Aroclor-1254	4	9.807	0.000	198777	250.0	4	10.373	0.000	101135	250.0	
Aroclor-1254	5	10.176	0.000	124586	250.0	5	10.569	0.000	61577	250.0	
Total CollAve (5 peaks):				250.0		Total Col2Ave (5 peaks):				250.0	RPD = 0
Corrected Ave (4 peaks):				250.0		Corrected Ave (4 peaks):				250.0	RPD = 0

Total PCB Area Coll (5.906 - 13.793) = 2179224 Coll Total PCB = 0.3 ppm*

Total PCB Area Col2 (5.785 - 14.019) = 1022156 Col2 Total PCB = 0.3 ppm*

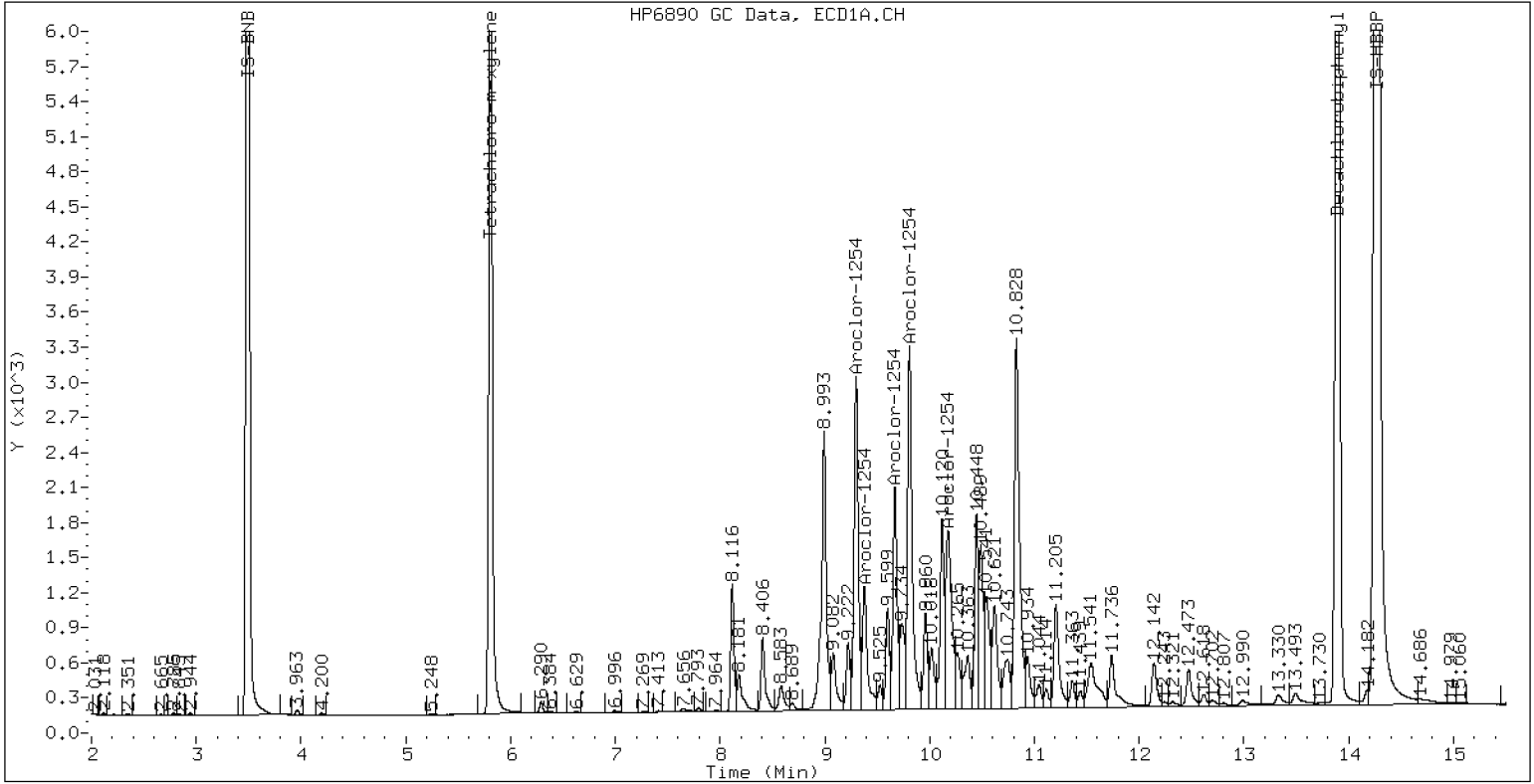
* Quantitated against AR1660 0.25ppm in Ical

PCB-Form 10 Mod.

PCB Dual Column Chromatograms

ECD7-ZB5 0.25PPMAR1254

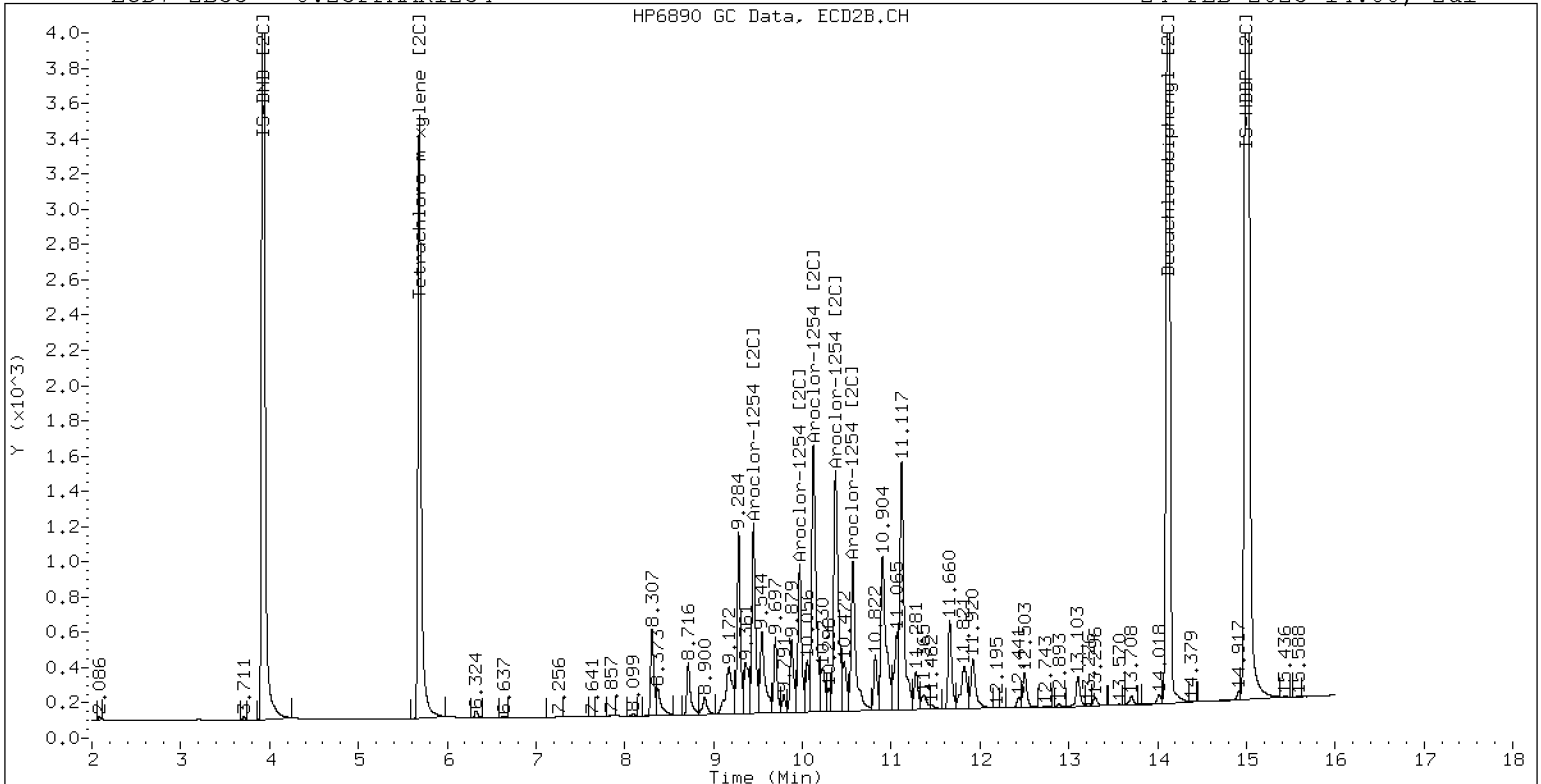
24-FEB-2023 14:00, 2ul



ZB-5 Manual Integration: NO

ECD7-ZB35 0.25PPMAR1254

24-FEB-2023 14:00, 2ul



ZB-35 Manual Integration: NO

Analytical Resources Inc.
Dual Column 608/8082 PCB Quantitation Report

Data file 1: /230224.b/02242311ECD7.D
Data file 2: /230224.b/230224.b/02242311ECD7.D
Method: \\target\share\chem4\ecd7.i\230224.b\PCB.m
Compound Sublist: AR2162.sub
Instrument, Inj. Vol.: ecd7.i, 2ul
Quant Method: Internal Std

ARI ID: 0.25PPMAR2162
Client ID:
Injection Date: 24-FEB-2023 14:21
Report Date: 02/28/2023 09:51
Matrix: NONE
Dilution Factor: 1.0

SURROGATES

RT	ZB5 Col Shift	Response	RT	ZB35 Col Shift	Response	ZB5 on col	ZB35 on col	RPD	Compound/Flag
5.807	0.001	362236	5.686	0.000	177349	38.4	39.2	2.1	Tetrachloro-m-xylene
13.894	0.001	523254	14.119	-0.000	321034	36.0	39.2	8.3	Decachlorobiphenyl

* Indicates RPD > 40%

INTERNAL STANDARD SUMMARY

Standard Cpnd	Column 1		
	Standard Area*	Sample Area	%D
Bromo-Nitrobenzene	673778	632433	-6.1
Hexabromobiphenyl	1429847	1474039	3.1

Standard Cpnd	Column 2		
	Standard Area*	Sample Area	%D
Bromo-Nitrobenzene	315256	308453	-2.2
Hexabromobiphenyl	513946	538177	4.7

* Standard Areas taken from Initial Cal Level 3
Initial Calibration Date: 24-FEB-2023
<- Indicates standard response outside Limits (-50 to +100%)

ZB5 Col						ZB35 Col				
Aroclor	Peak#	RT	Shift	Area	Amount	Peak#	RT	Shift	Area	Amount
Aroclor-1221	1	4.731	0.000	14160	250.0	1	4.956	0.000	7300	250.0
Aroclor-1221	2	6.132	0.000	25324	250.0	2	6.296	0.000	13816	250.0
Aroclor-1221	3	6.382	0.000	58795	250.0	3	6.622	0.000	22491	250.0
Total CollAve (3 peaks):				250.0		Total Col2Ave (3 peaks):				250.0 RPD = 0
Corrected Ave: < 3 Peaks						Corrected Ave: < 3 Peaks				

Aroclor-1262	1	10.829	0.000	113046	250.0	1	11.200	0.000	114880	250.0
Aroclor-1262	2	12.244	0.000	183948	250.0	2	11.652	0.000	97844	250.0
Aroclor-1262	3	12.319	0.000	197749	250.0	3	12.434	0.000	111015	250.0
Aroclor-1262	4	12.987	0.000	180727	250.0	4	12.502	0.000	173913	250.0
Total CollAve (4 peaks):				250.0		Total Col2Ave (4 peaks):				250.0 RPD = 0
Corrected Ave (3 peaks):				250.0		Corrected Ave (3 peaks):				250.0 RPD = 0

Total PCB Area Coll (5.906 - 13.793) = 3105316 Coll Total PCB = 0.4 ppm*

Total PCB Area Col2 (5.785 - 14.019) = 1573107 Col2 Total PCB = 0.4 ppm*

* Quantitated against AR1660 0.25ppm in Ical

PCB-Form 10 Mod.

Analytical Resources Inc.
Dual Column 608/8082 PCB Quantitation Report

Data file 1: /230224.b/02242312ECD7.D
Data file 2: /230224.b/230224.b/02242312ECD7.D
Method: \\target\share\chem4\ecd7.i\230224.b\PCB.m
Compound Sublist: AR3268.sub
Instrument, Inj. Vol.: ecd7.i, 2ul
Quant Method: Internal Std

ARI ID: 0.25PPMAR3268
Client ID:
Injection Date: 24-FEB-2023 14:42
Report Date: 02/28/2023 09:51
Matrix: NONE
Dilution Factor: 1.0

SURROGATES

RT	ZB5 Col Shift	Response	RT	ZB35 Col Shift	Response	ZB5 on col	ZB35 on col	RPD	Compound/Flag
5.806	0.000	366416	5.685	0.000	179450	38.0	38.9	2.4	Tetrachloro-m-xylene
13.893	0.000	778191	14.119	0.000	477889	53.0	57.5	8.3	Decachlorobiphenyl

* Indicates RPD > 40%

INTERNAL STANDARD SUMMARY

Standard Cpnd	Column 1		
	Standard Area*	Sample Area	%D
Bromo-Nitrobenzene	673778	645602	-4.2
Hexabromobiphenyl	1429847	1492154	4.4

Standard Cpnd	Column 2		
	Standard Area*	Sample Area	%D
Bromo-Nitrobenzene	315256	314042	-0.4
Hexabromobiphenyl	513946	545458	6.1

* Standard Areas taken from Initial Cal Level 3
Initial Calibration Date: 24-FEB-2023
<- Indicates standard response outside Limits (-50 to +100%)

ZB5 Col						ZB35 Col				
Aroclor	Peak#	RT	Shift	Area	Amount	Peak#	RT	Shift	Area	Amount
Aroclor-1232	1	4.730	0.000	8647	250.0	1	4.956	0.000	4017	250.0
Aroclor-1232	2	6.131	0.000	17148	250.0	2	7.254	0.000	19962	250.0
Aroclor-1232	3	7.656	0.000	77627	250.0	3	7.861	0.000	39913	250.0
Aroclor-1232	4	8.581	0.000	32993	250.0	4	8.715	0.000	11487	250.0
Total CollAve (4 peaks):				250.0		Total Col2Ave (4 peaks):				250.0 RPD = 0
Corrected Ave (3 peaks):				250.0		Corrected Ave (3 peaks):				250.0 RPD = 0
Aroclor-1268	1	12.247	0.000	477974	250.0	1	12.432	0.000	274595	250.0
Aroclor-1268	2	12.317	0.000	473326	250.0	2	12.500	0.000	295194	250.0
Aroclor-1268	3	12.699	0.000	405011	250.0	3	12.892	0.000	252048	250.0
Aroclor-1268	4	13.490	0.000	1333528	250.0	4	13.709	0.000	805579	250.0
Total CollAve (4 peaks):				250.0		Total Col2Ave (4 peaks):				250.0 RPD = 0
Corrected Ave (3 peaks):				250.0		Corrected Ave (3 peaks):				250.0 RPD = 0

Total PCB Area Coll (5.906 - 13.793) = 3998414 Coll Total PCB = 0.5 ppm*

Total PCB Area Col2 (5.785 - 14.019) = 2300029 Col2 Total PCB = 0.6 ppm*

* Quantitated against AR1660 0.25ppm in Ical

PCB-Form 10 Mod.

Analytical Resources Inc.
Dual Column 608/8082 PCB Quantitation Report

Data file 1: /230224.b/02242313ECD7.D
Data file 2: /230224.b/230224.b/02242313ECD7.D
Method: \\target\share\chem4\ecd7.i\230224.b\PCB.m
Compound Sublist: PCB.sub
Instrument, Inj. Vol.: ecd7.i, 2ul
Quant Method: Internal Std

ARI ID: AR1660SCV
Client ID:
Injection Date: 24-FEB-2023 15:03
Report Date: 02/28/2023 09:51
Matrix: NONE
Dilution Factor: 1.0

SURROGATES

RT	ZB5 Col Shift	Response	RT	ZB35 Col Shift	Response	ZB5 on col	ZB35 on col	RPD	Compound/Flag
5.807	0.001	337070	5.686	0.001	165848	34.9	35.8	2.3	Tetrachloro-m-xylene
13.895	0.002	515407	14.119	-0.000	316730	34.3	37.3	8.4	Decachlorobiphenyl

* Indicates RPD > 40%

INTERNAL STANDARD SUMMARY

Standard Cpnd	Column 1		
	Standard Area*	Sample Area	%D
Bromo-Nitrobenzene	673778	645975	-4.1
Hexabromobiphenyl	1429847	1524245	6.6

Standard Cpnd	Column 2		
	Standard Area*	Sample Area	%D
Bromo-Nitrobenzene	315256	316115	0.3
Hexabromobiphenyl	513946	556950	8.4

* Standard Areas taken from Initial Cal Level 3
Initial Calibration Date: 24-FEB-2023
<- Indicates standard response outside Limits (-50 to +100%)

ZB5 Col					ZB35 Col						
Aroclor	Peak#	RT	Shift	Area	Amount	Peak#	RT	Shift	Area	Amount	
Aroclor-1016	1	7.269	-0.002	59491	242.5	1	7.254	-0.002	44576	240.9	
Aroclor-1016	2	7.655	0.001	181090	242.1	2	7.857	0.002	95386	254.2	
Aroclor-1016	3	7.790	0.000	88470	242.3	3	8.056	0.002	42160	248.8	
Aroclor-1016	4	8.404	-0.001	57980	245.6	4	8.307	0.000	32197	242.1	
Total CollAve (4 peaks):				243.1	Total Col2Ave (4 peaks):				246.5	RPD = 1	
Corrected Ave (3 peaks):				242.3	Corrected Ave (3 peaks):				243.9	RPD = 1	
Aroclor-1221	1	4.731	0.000	464	8.0	1	---			0.0	
Aroclor-1221	2	6.130	-0.002	9233	89.2	2	6.300	0.004	5379	95.0	
Aroclor-1221	3	6.382	-0.001	42570	177.2	3	6.623	0.001	20952	227.2	
Total CollAve (3 peaks):				91.5	Col2Ave: <3 Quant Peaks						
Aroclor-1232	1	4.731	0.001	464	13.4	1	---			0.0	
Aroclor-1232	2	6.130	-0.001	9233	134.5	2	7.254	-0.000	44576	554.6	
Aroclor-1232	3	7.655	-0.001	181090	582.9	3	7.857	-0.003	95386	593.5	
Aroclor-1232	4	8.580	-0.001	79916	605.2	4	8.713	-0.002	29795	644.2	
Total CollAve (4 peaks):				334.0	Total Col2Ave (3 peaks):				597.4	RPD = 57*	
Corrected Ave (3 peaks):				243.6	Corrected Ave: < 3 Peaks						
Aroclor-1242	1	7.269	-0.002	59491	297.2	1	7.254	-0.002	44576	303.5	
Aroclor-1242	2	7.655	-0.001	181090	297.9	2	7.857	-0.000	95386	309.0	
Aroclor-1242	3	8.404	-0.001	57980	306.5	3	9.115	-0.052	18754	195.2	
Aroclor-1242	4	8.580	0.000	79916	285.8	4	9.697	0.100	1355	11.6	
Total CollAve (4 peaks):				296.8	Total Col2Ave (4 peaks):				204.8	RPD = 37	
Corrected Ave (3 peaks):				293.6	Corrected Ave (3 peaks):				170.1	RPD = 53*	
Aroclor-1248	1	8.404	-0.001	57980	184.0	1	8.307	-0.001	32197	213.3	
Aroclor-1248	2	8.580	-0.001	79916	199.5	2	8.713	-0.001	29795	190.9	
Aroclor-1248	3	8.993	-0.006	71805	95.0	3	9.115	-0.050	18754	104.4	
Aroclor-1248	4	9.300	0.006	47348	123.1	4	---			0.0	
Total CollAve (4 peaks):				150.4	Total Col2Ave (3 peaks):				169.6	RPD = 12	
Corrected Ave (3 peaks):				134.0	Corrected Ave: < 3 Peaks						
Aroclor-1254	1	9.300	0.002	47348	73.0	1	9.451	0.001	22438	93.4	
Aroclor-1254	2	---			0.0	2	9.972	0.001	2694	13.9	
Aroclor-1254	3	9.670	0.002	5461	13.1	3	10.147	0.024	52914	126.5	
Aroclor-1254	4	9.807	-0.000	18944	23.4	4	10.370	-0.003	70430	172.8	
Aroclor-1254	5	10.121	-0.056	154170	303.3	5	10.568	-0.000	98525	396.9	
Total CollAve (4 peaks):				103.2	Total Col2Ave (5 peaks):				160.7	RPD = 44*	
Corrected Ave (3 peaks):				36.5	Corrected Ave (4 peaks):				101.7	RPD = 94*	
Aroclor-1260	1	11.044	0.000	149195	272.1	1	11.653	0.000	82210	251.0	
Aroclor-1260	2	11.361	-0.000	153832	268.5	2	11.919	0.001	222226	265.9	
Aroclor-1260	3	11.736	0.002	396660	261.0	3	12.435	-0.000	59148	266.7	
Aroclor-1260	4	12.140	0.001	190448	248.9	4	12.504	0.002	147180	261.2	
Aroclor-1260	5	12.244	-0.000	91385	277.5	NS	---			----	
Total CollAve (5 peaks):				265.6	Total Col2Ave (4 peaks):				261.2	RPD = 2	
Corrected Ave (4 peaks):				262.6	Corrected Ave (3 peaks):				259.4	RPD = 1	
Aroclor-1262	1	10.827	-0.002	220238	471.0	1	11.199	-0.001	84479	177.6	
Aroclor-1262	2	12.244	0.000	91385	120.1	2	11.653	0.002	82210	203.0	
Aroclor-1262	3	12.320	0.001	113066	138.2	3	12.435	0.002	59148	128.7	
Aroclor-1262	4	12.988	0.001	102156	136.7	4	12.504	0.002	147180	204.4	
Total CollAve (4 peaks):				216.5	Total Col2Ave (4 peaks):				178.4	RPD = 19	
Corrected Ave (3 peaks):				131.7	Corrected Ave (3 peaks):				169.8	RPD = 25	
Aroclor-1268	1	12.244	-0.003	91385	46.8	1	12.435	0.003	59148	52.7	
Aroclor-1268	2	12.320	0.003	113066	58.5	2	12.504	0.004	147180	122.1	
Aroclor-1268	3	12.726	0.027	46633	28.2	3	12.893	0.001	2874	2.8	
Aroclor-1268	4	13.489	-0.000	25567	4.7	4	13.709	-0.000	13041	4.0	
Total CollAve (4 peaks):				34.5	Total Col2Ave (4 peaks):				45.4	RPD = 27	
Corrected Ave (3 peaks):				26.6	Corrected Ave (3 peaks):				19.8	RPD = 29	

Total PCB Area Col1 (5.906 - 13.793) = 3743076 Col1 Total PCB = 0.5 ppm*

Total PCB Area Col2 (5.785 - 14.019) = 1897008 Col2 Total PCB = 0.5 ppm*

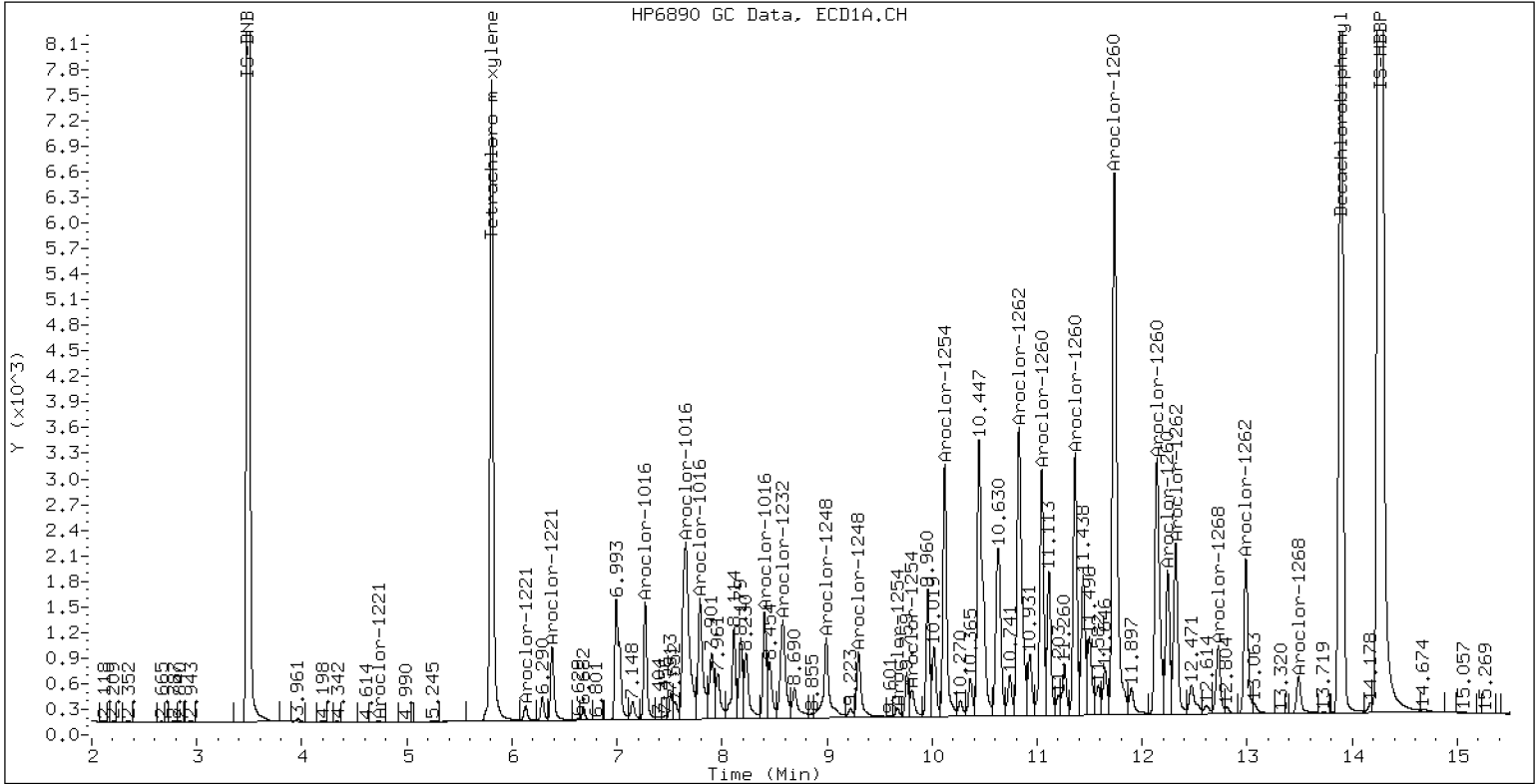
* Quantitated against AR1660 0.25ppm in Ical

PCB-Form 10 Mod.

PCB Dual Column Chromatograms

ECD7-ZB5 AR1660SCV

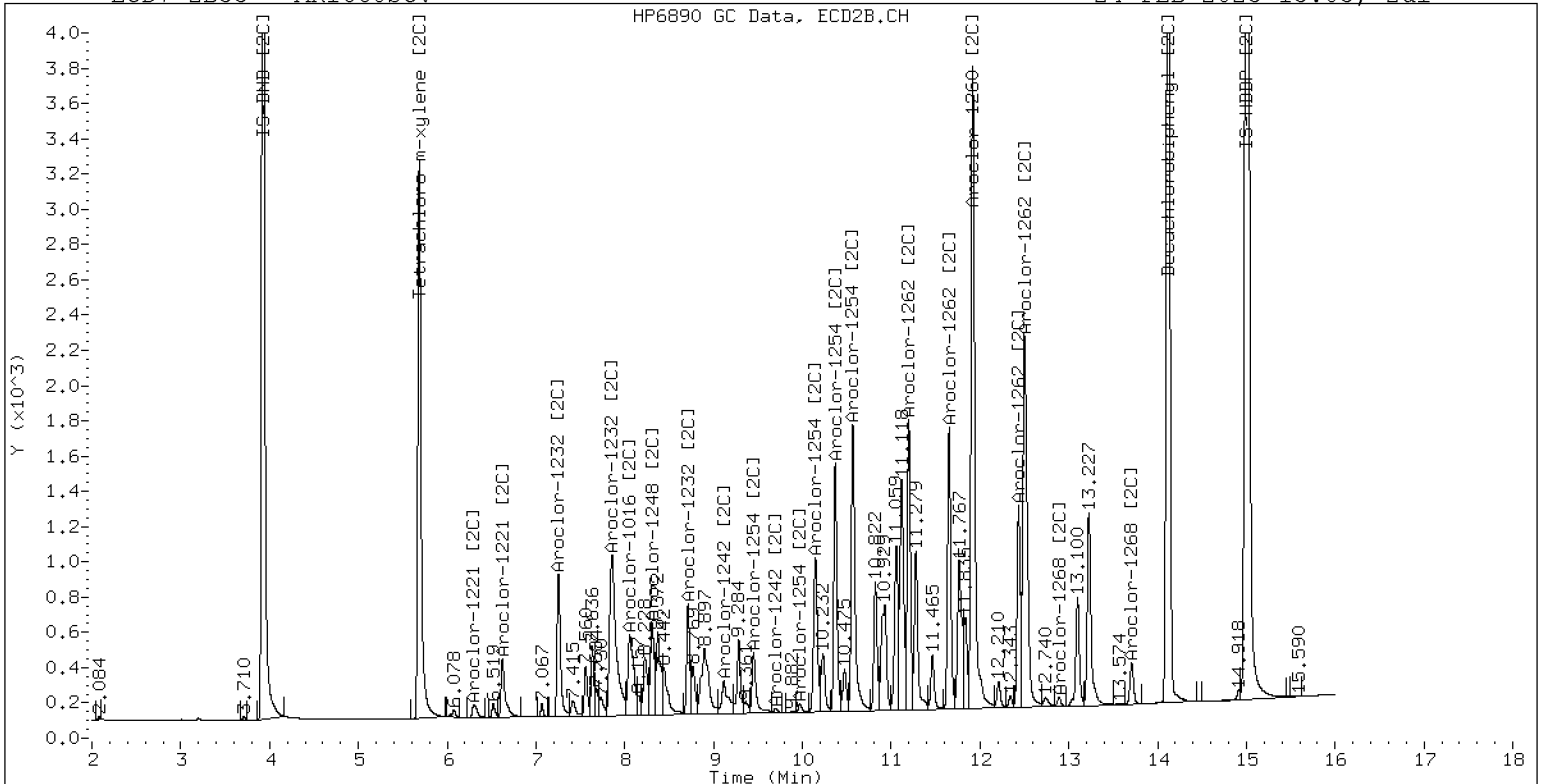
24-FEB-2023 15:03, 2u1



ZB-5 Manual Integration: NO

ECD7-ZB35 AR1660SCV

24-FEB-2023 15:03, 2u1



ZB-35 Manual Integration: NO

Analytical Resources Inc.
Dual Column 608/8082 PCB Quantitation Report

Data file 1: /230224.b/02242314ECD7.D
Data file 2: /230224.b/230224.b/02242314ECD7.D
Method: \\target\share\chem4\ecd7.i\230224.b\PCB.m
Compound Sublist: PCB.sub
Instrument, Inj. Vol.: ecd7.i, 2ul
Quant Method: Internal Std

ARI ID: AR1242SCV
Client ID:
Injection Date: 24-FEB-2023 15:24
Report Date: 02/28/2023 09:51
Matrix: NONE
Dilution Factor: 1.0

SURROGATES

RT	ZB5 Col Shift	Response	RT	ZB35 Col Shift	Response	ZB5 on col	ZB35 on col	RPD	Compound/Flag
5.808	0.002	354283	5.686	0.001	172455	33.6	34.5	2.6	Tetrachloro-m-xylene
13.895	0.002	567088	14.120	0.001	347430	37.0	40.3	8.6	Decachlorobiphenyl

* Indicates RPD > 40%

INTERNAL STANDARD SUMMARY

Column 1			
Standard Cpnd	Standard Area*	Sample Area	%D
Bromo-Nitrobenzene	673778	705650	4.7
Hexabromobiphenyl	1429847	1555683	8.8
Column 2			
Standard Cpnd	Standard Area*	Sample Area	%D
Bromo-Nitrobenzene	315256	340433	8.0
Hexabromobiphenyl	513946	565609	10.1

* Standard Areas taken from Initial Cal Level 3
Initial Calibration Date: 24-FEB-2023
<- Indicates standard response outside Limits (-50 to +100%)

ZB5 Col					ZB35 Col					
Aroclor	Peak#	RT	Shift	Area	Amount	Peak#	RT	Shift	Area	Amount
Aroclor-1016	1	7.270	-0.000	39927	149.0	1	7.256	0.000	32417	162.7
Aroclor-1016	2	7.653	-0.001	132339	162.0	2	7.856	0.001	69235	171.3
Aroclor-1016	3	7.791	0.001	59310	148.7	3	8.055	0.000	29473	161.5
Aroclor-1016	4	8.405	0.000	42537	165.0	4	8.307	-0.000	22792	159.2
Total CollAve (4 peaks):				156.2		Total Col2Ave (4 peaks):				163.7 RPD = 5
Corrected Ave (3 peaks):				153.2		Corrected Ave (3 peaks):				161.1 RPD = 5
Aroclor-1221	1	4.733	0.002	319	5.0	1	---			0.0
Aroclor-1221	2	6.131	-0.001	6534	57.8	2	6.319	0.022	4365	71.6
Aroclor-1221	3	6.384	0.001	29664	113.0	3	6.624	0.002	14916	150.2
Total CollAve (3 peaks):				58.6		Col2Ave: <3 Quant Peaks				
Aroclor-1232	1	4.733	0.003	319	8.4	1	---			0.0
Aroclor-1232	2	6.131	0.000	6534	87.2	2	7.256	0.002	32417	374.5
Aroclor-1232	3	7.653	-0.003	132339	389.9	3	7.856	-0.004	69235	400.0
Aroclor-1232	4	8.579	-0.002	69445	481.4	4	8.714	-0.001	22167	445.0
Total CollAve (4 peaks):				241.7		Total Col2Ave (3 peaks):				406.5 RPD = 51*
Corrected Ave (3 peaks):				161.8		Corrected Ave: < 3 Peaks				
Aroclor-1242	1	7.270	-0.001	39927	182.6	1	7.256	0.000	32417	205.0
Aroclor-1242	2	7.653	-0.003	132339	199.3	2	7.856	-0.002	69235	208.2
Aroclor-1242	3	8.405	-0.000	42537	205.9	3	9.164	-0.004	23068	223.0
Aroclor-1242	4	8.579	-0.000	69445	227.4	4	9.587	-0.010	31021	246.1
Total CollAve (4 peaks):				203.8		Total Col2Ave (4 peaks):				220.6 RPD = 8
Corrected Ave (3 peaks):				195.9		Corrected Ave (3 peaks):				212.1 RPD = 8
Aroclor-1248	1	8.405	0.000	42537	123.5	1	8.307	-0.001	22792	140.2
Aroclor-1248	2	8.579	-0.001	69445	158.7	2	8.714	-0.000	22167	131.9
Aroclor-1248	3	9.001	0.003	91942	111.4	3	9.164	-0.002	23068	119.3
Aroclor-1248	4	9.294	-0.000	38711	92.1	4	9.587	-0.003	31021	133.6
Total CollAve (4 peaks):				121.4		Total Col2Ave (4 peaks):				131.2 RPD = 8
Corrected Ave (3 peaks):				109.0		Corrected Ave (3 peaks):				128.3 RPD = 16
Aroclor-1254	1	9.294	-0.005	38711	54.6	1	9.450	0.001	13131	50.7
Aroclor-1254	2	9.377	-0.000	17371	54.5	2	9.970	0.000	8340	40.1
Aroclor-1254	3	9.668	-0.000	16373	35.9	3	10.123	-0.000	16364	36.3
Aroclor-1254	4	9.807	-0.001	27490	31.0	4	10.382	0.009	16062	36.6
Aroclor-1254	5	10.175	-0.001	20494	36.9	5	10.572	0.004	4818	18.0
Total CollAve (5 peaks):				42.6		Total Col2Ave (5 peaks):				36.4 RPD = 16
Corrected Ave (4 peaks):				39.6		Corrected Ave (4 peaks):				32.8 RPD = 19
Aroclor-1260	1	11.048	0.003	794	1.4	1	11.665	0.012	1652	5.0
Aroclor-1260	2	11.366	0.005	814	1.4	2	11.926	0.008	842	1.0
Aroclor-1260	3	11.739	0.006	1848	1.2	3	12.438	0.002	483	2.1
Aroclor-1260	4	12.145	0.006	1372	1.8	4	12.506	0.004	790	1.4
Aroclor-1260	5	---			0.0	NS	---			---
Total CollAve (4 peaks):				1.4		Total Col2Ave (4 peaks):				2.4 RPD = 49*
Corrected Ave (3 peaks):				1.3		Corrected Ave (3 peaks):				1.5 RPD = 12
Aroclor-1262	1	10.832	0.003	13157	27.6	1	11.121	-0.079	6113	12.7
Aroclor-1262	2	12.145	-0.098	1372	1.8	2	11.665	0.013	1652	4.0
Aroclor-1262	3	---			0.0	3	12.438	0.004	483	1.0
Aroclor-1262	4	13.038	0.051	842	1.1	4	12.506	0.004	790	1.1
Total CollAve (3 peaks):				10.1		Total Col2Ave (4 peaks):				4.7 RPD = 73*
Corrected Ave: < 3 Peaks						Corrected Ave (3 peaks):				2.0
Aroclor-1268	1	---			0.0	1	12.438	0.006	483	0.4
Aroclor-1268	2	---			0.0	2	12.506	0.006	790	0.6
Aroclor-1268	3	12.617	-0.082	5851	3.5	3	12.899	0.007	491	0.5
Aroclor-1268	4	13.500	0.010	1745	0.3	4	13.714	0.005	379	0.1
CollAve: <3 Quant Peaks						Col2Ave:				0.4

Total PCB Area Col1 (5.906 - 13.793) = 1149784 Col1 Total PCB = 0.1 ppm*

Total PCB Area Col2 (5.785 - 14.019) = 572210 Col2 Total PCB = 0.1 ppm*

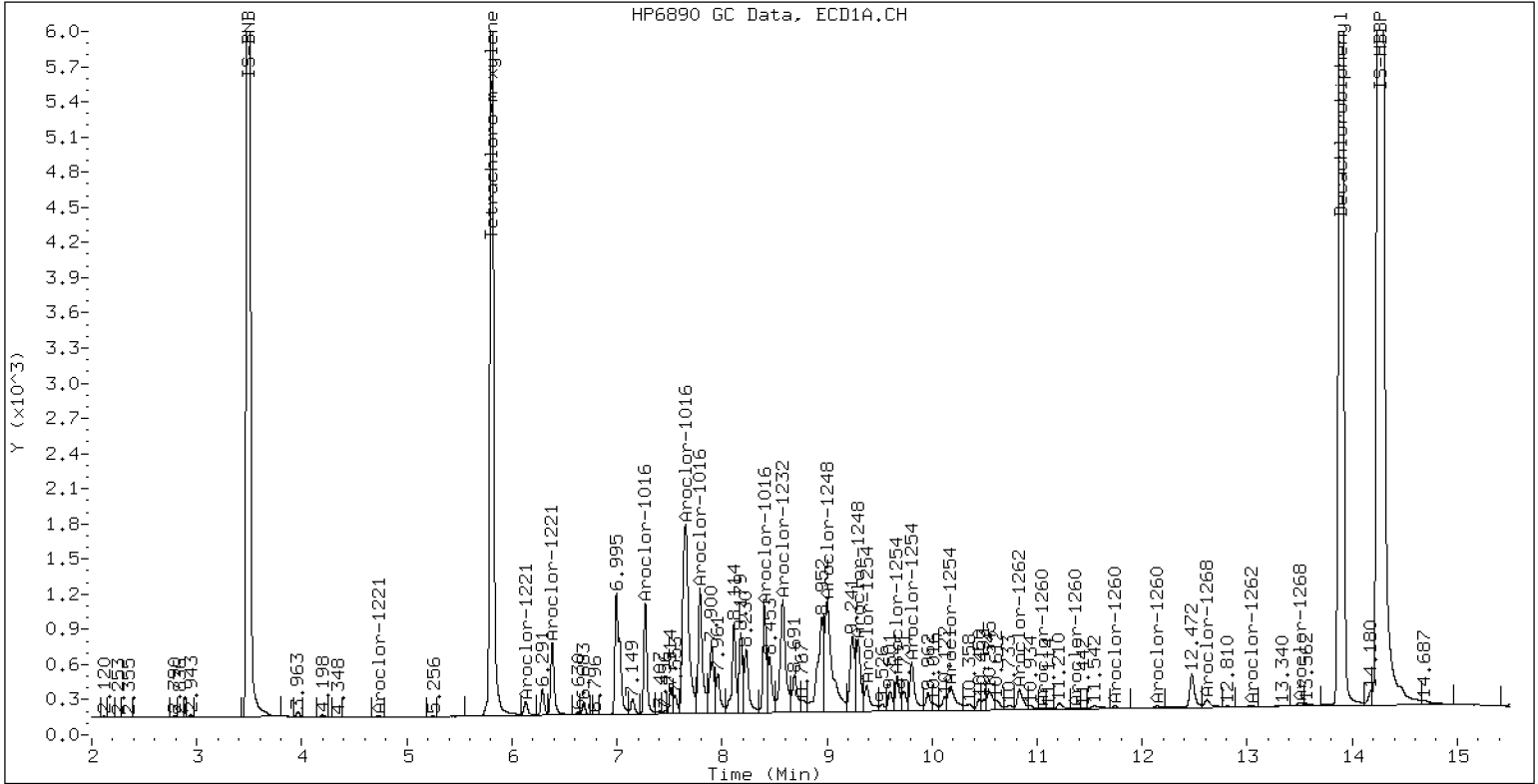
* Quantitated against AR1660 0.25ppm in Ical

PCB-Form 10 Mod.

PCB Dual Column Chromatograms

ECD7-ZB5 AR1242SCV

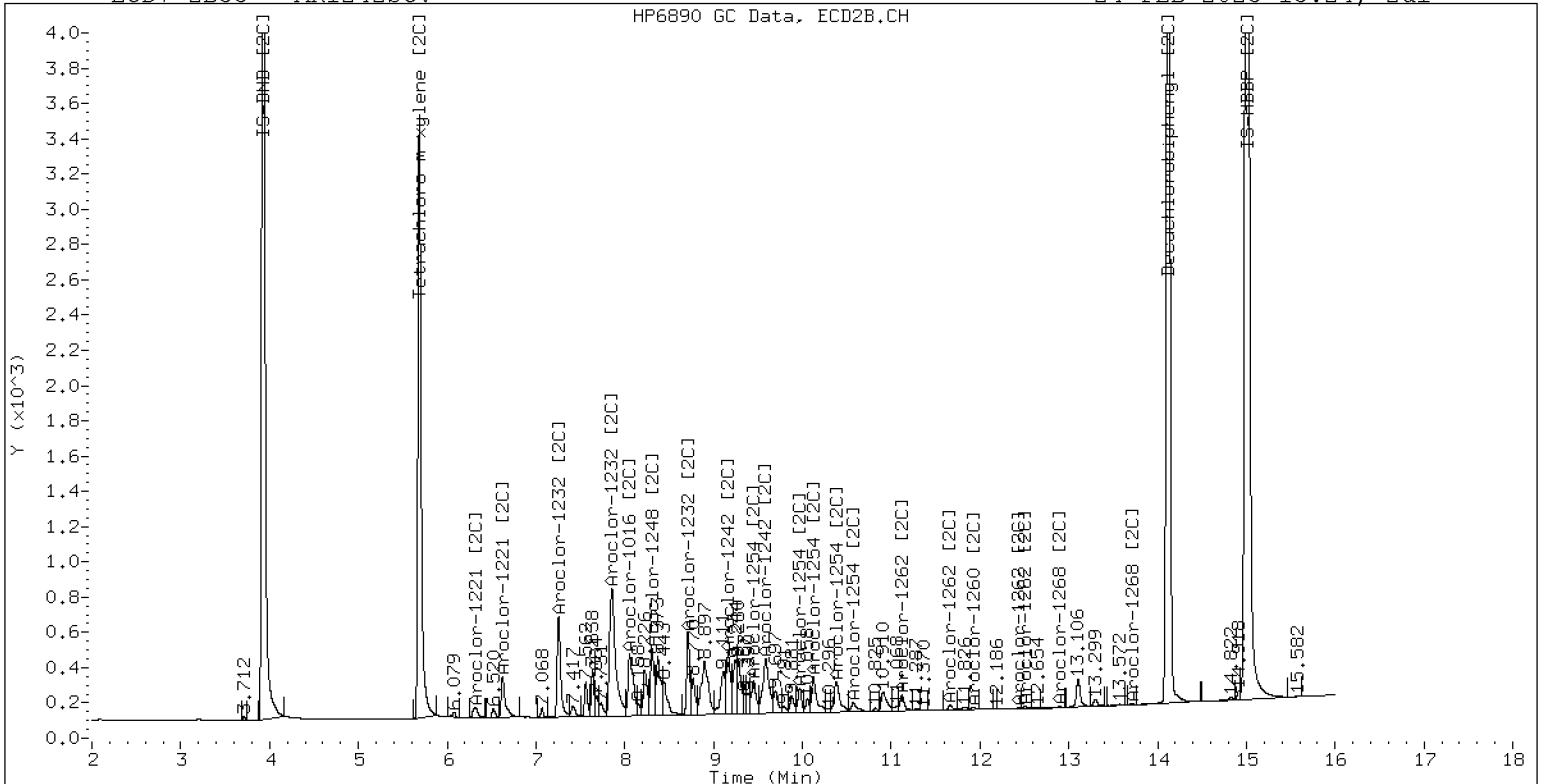
24-FEB-2023 15:24, 2ul



ZB-5 Manual Integration: NO

ECD7-ZB35 AR1242SCV

24-FEB-2023 15:24, 2ul



ZB-35 Manual Integration: NO

Analytical Resources Inc.
Dual Column 608/8082 PCB Quantitation Report

Data file 1: /230224.b/02242315ECD7.D
Data file 2: /230224.b/230224.b/02242315ECD7.D
Method: \\target\share\chem4\ecd7.i\230224.b\PCB.m
Compound Sublist: PCB.sub
Instrument, Inj. Vol.: ecd7.i, 2ul
Quant Method: Internal Std

ARI ID: AR1248SCV
Client ID:
Injection Date: 24-FEB-2023 15:45
Report Date: 02/28/2023 09:51
Matrix: NONE
Dilution Factor: 1.0

SURROGATES

ZB5 Col		ZB35 Col		ZB5	ZB35	RPD	Compound/Flag		
RT	Shift Response	RT	Shift Response	on col	on col				
5.809	0.002	336655	5.687	0.002	168719	34.9	36.4	4.2	Tetrachloro-m-xylene
13.894	0.001	499162	14.118	-0.001	308317	33.1	36.3	9.2	Decachlorobiphenyl

* Indicates RPD > 40%

INTERNAL STANDARD SUMMARY

Column 1			
Standard Cpnd	Standard Area*	Sample Area	%D
Bromo-Nitrobenzene	673778	646554	-4.0
Hexabromobiphenyl	1429847	1529451	7.0

Column 2			
Standard Cpnd	Standard Area*	Sample Area	%D
Bromo-Nitrobenzene	315256	316066	0.3
Hexabromobiphenyl	513946	557213	8.4

* Standard Areas taken from Initial Cal Level 3
Initial Calibration Date: 24-FEB-2023
<- Indicates standard response outside Limits (-50 to +100%)

ZB5 Col					ZB35 Col					
Aroclor	Peak#	RT	Shift	Area	Amount	Peak#	RT	Shift	Area	Amount
Aroclor-1016	1	7.271	0.000	19773	80.5	1	7.254	-0.002	16926	91.5
Aroclor-1016	2	7.653	-0.001	88099	117.7	2	7.857	0.001	45733	121.9
Aroclor-1016	3	7.794	0.003	35915	98.3	3	8.060	0.005	8078	47.7
Aroclor-1016	4	8.406	0.001	77842	329.5	4	8.307	0.000	37348	280.9
Total CollAve (4 peaks):				156.5		Total Col2Ave (4 peaks):				135.5 RPD = 14
Corrected Ave (3 peaks):				98.8		Corrected Ave (3 peaks):				87.0 RPD = 13
Aroclor-1221	1	---			0.0	1	---			0.0
Aroclor-1221	2	6.133	0.001	680	6.6	2	6.326	0.030	1966	34.7
Aroclor-1221	3	6.384	0.002	3390	14.1	3	6.631	0.009	1571	17.0
CollAve: <3 Quant Peaks						Col2Ave: <3 Quant Peaks				
Aroclor-1232	1	---			0.0	1	---			0.0
Aroclor-1232	2	6.133	0.002	680	9.9	2	7.254	-0.000	16926	210.6
Aroclor-1232	3	7.653	-0.002	88099	283.3	3	7.857	-0.004	45733	284.6
Aroclor-1232	4	8.581	-0.000	99572	753.4	4	8.714	-0.001	38224	826.6
Total CollAve (3 peaks):				348.9		Total Col2Ave (3 peaks):				440.6 RPD = 23
Corrected Ave: < 3 Peaks						Corrected Ave: < 3 Peaks				
Aroclor-1242	1	7.271	-0.000	19773	98.7	1	7.254	-0.002	16926	115.3
Aroclor-1242	2	7.653	-0.003	88099	144.8	2	7.857	-0.001	45733	148.2
Aroclor-1242	3	8.406	0.000	77842	411.2	3	9.165	-0.002	45021	468.7
Aroclor-1242	4	8.581	0.001	99572	355.8	4	9.590	-0.008	53613	458.1
Total CollAve (4 peaks):				252.6		Total Col2Ave (4 peaks):				297.6 RPD = 16
Corrected Ave (3 peaks):				199.8		Corrected Ave (3 peaks):				240.5 RPD = 19
Aroclor-1248	1	8.406	0.000	77842	246.8	1	8.307	-0.001	37348	247.5
Aroclor-1248	2	8.581	0.000	99572	248.3	2	8.714	-0.000	38224	245.0
Aroclor-1248	3	8.998	-0.000	186857	247.0	3	9.165	-0.000	45021	250.7
Aroclor-1248	4	9.294	-0.000	98398	255.5	4	9.590	-0.001	53613	248.7
Total CollAve (4 peaks):				249.4		Total Col2Ave (4 peaks):				248.0 RPD = 1
Corrected Ave (3 peaks):				247.4		Corrected Ave (3 peaks):				247.0 RPD = 0
Aroclor-1254	1	9.294	-0.004	98398	151.6	1	9.450	0.001	21823	90.8
Aroclor-1254	2	9.377	-0.001	49616	169.9	2	9.971	0.001	19450	100.6
Aroclor-1254	3	9.669	0.001	40230	96.4	3	10.124	0.000	36574	87.5
Aroclor-1254	4	9.808	0.001	68500	84.4	4	10.389	0.016	35100	86.1
Aroclor-1254	5	10.183	0.007	47365	93.1	5	10.573	0.004	5676	22.9
Total CollAve (5 peaks):				119.1		Total Col2Ave (5 peaks):				77.6 RPD = 42*
Corrected Ave (4 peaks):				106.4		Corrected Ave (4 peaks):				71.8 RPD = 39
Aroclor-1260	1	11.047	0.003	1670	3.0	1	11.662	0.009	2055	6.3
Aroclor-1260	2	11.362	0.001	1111	1.9	2	11.924	0.007	1466	1.8
Aroclor-1260	3	11.739	0.005	2107	1.4	3	12.434	-0.002	573	2.6
Aroclor-1260	4	12.144	0.005	1379	1.8	4	12.505	0.003	1003	1.8
Aroclor-1260	5	12.251	0.006	698	2.1	NS	---			----
Total CollAve (5 peaks):				2.1		Total Col2Ave (4 peaks):				3.1 RPD = 41*
Corrected Ave (4 peaks):				1.8		Corrected Ave (3 peaks):				2.0 RPD = 12
Aroclor-1262	1	10.833	0.005	15355	32.7	1	11.122	-0.079	7225	15.2
Aroclor-1262	2	12.251	0.007	698	0.9	2	11.662	0.011	2055	5.1
Aroclor-1262	3	12.321	0.002	836	1.0	3	12.434	0.000	573	1.2
Aroclor-1262	4	12.991	0.004	1043	1.4	4	12.505	0.003	1003	1.4
Total CollAve (4 peaks):				9.0		Total Col2Ave (4 peaks):				5.7 RPD = 45*
Corrected Ave (3 peaks):				1.1		Corrected Ave (3 peaks):				2.6 RPD = 80*
Aroclor-1268	1	12.251	0.004	698	0.4	1	12.434	0.002	573	0.5
Aroclor-1268	2	12.321	0.004	836	0.4	2	12.505	0.005	1003	0.8
Aroclor-1268	3	12.700	0.001	2449	1.5	3	12.892	0.001	721	0.7
Aroclor-1268	4	13.493	0.003	7547	1.4	4	13.708	-0.001	2265	0.7
Total CollAve (4 peaks):				0.9		Total Col2Ave (4 peaks):				0.7 RPD = 29
Corrected Ave (3 peaks):				0.7		Corrected Ave (3 peaks):				0.6 RPD = 13

Total PCB Area Col1 (5.906 - 13.793) = 1574335 Col1 Total PCB = 0.2 ppm*

Total PCB Area Col2 (5.785 - 14.019) = 746330 Col2 Total PCB = 0.2 ppm*

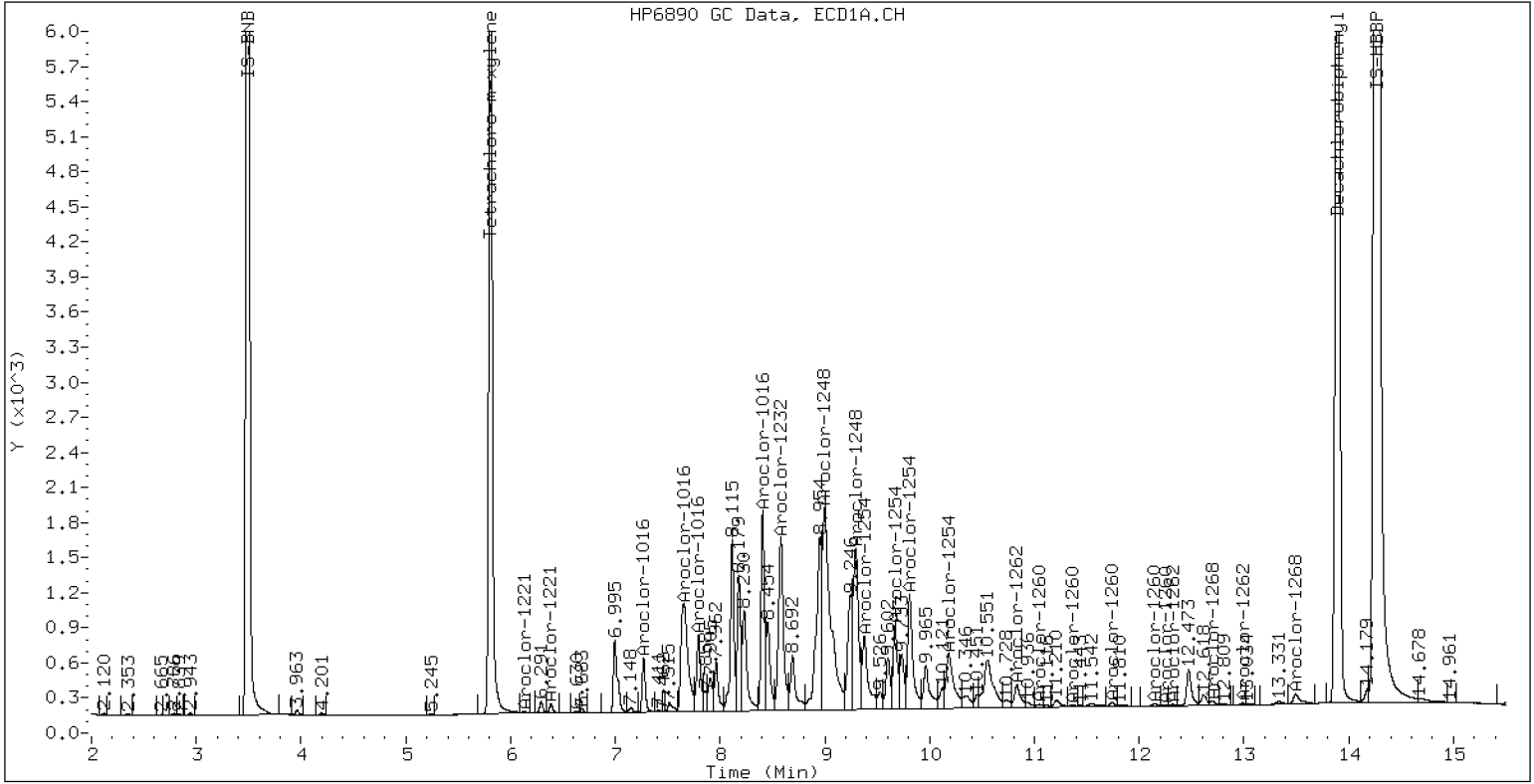
* Quantitated against AR1660 0.25ppm in Ical

PCB-Form 10 Mod.

PCB Dual Column Chromatograms

ECD7-ZB5 AR1248SCV

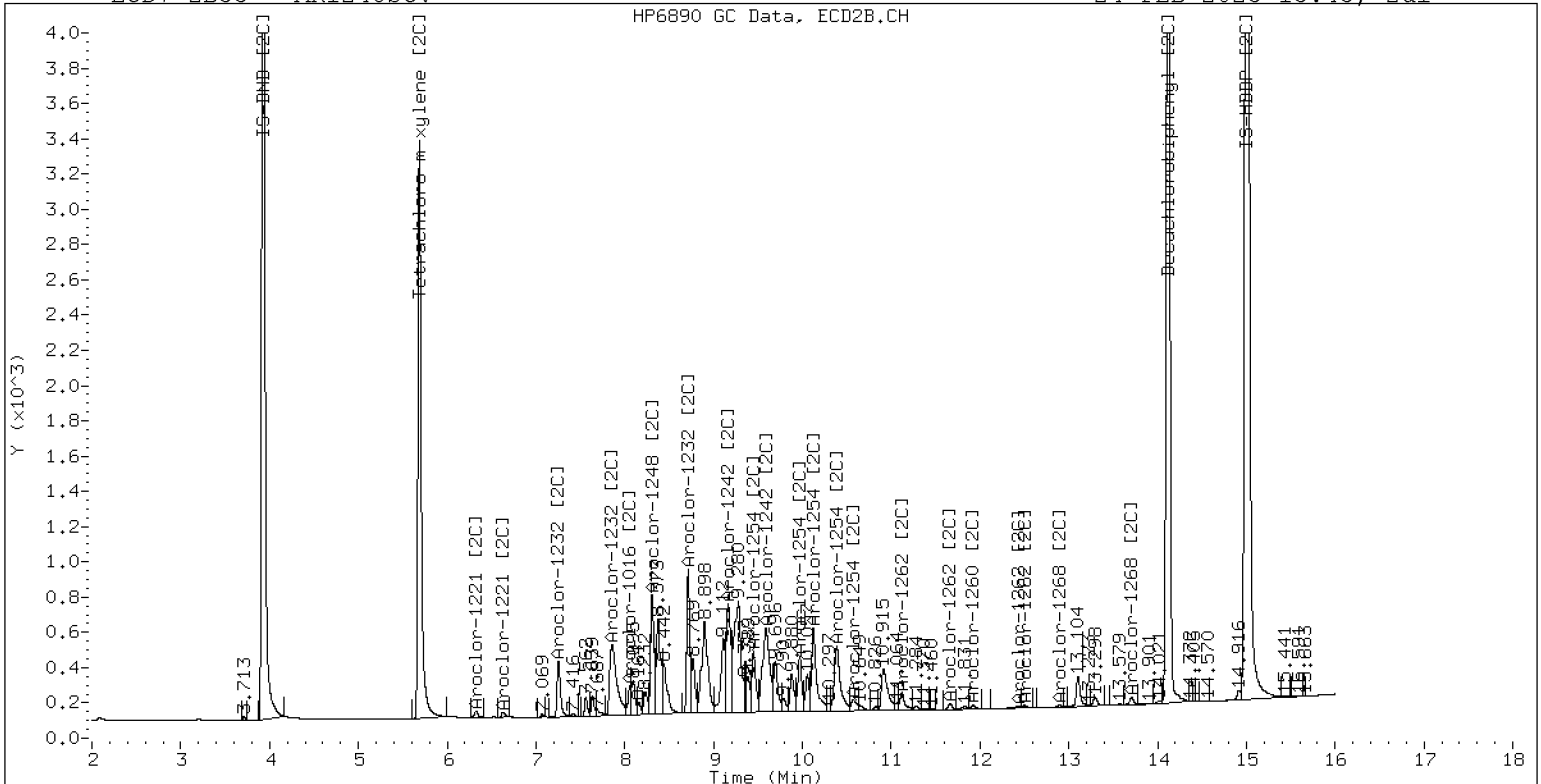
24-FEB-2023 15:45, 2ul



ZB-5 Manual Integration: NO

ECD7-ZB35 AR1248SCV

24-FEB-2023 15:45, 2ul



ZB-35 Manual Integration: NO

Analytical Resources Inc.
Dual Column 608/8082 PCB Quantitation Report

Data file 1: /230224.b/02242316ECD7.D
Data file 2: /230224.b/230224.b/02242316ECD7.D
Method: \\target\share\chem4\ecd7.i\230224.b\PCB.m
Compound Sublist: PCB.sub
Instrument, Inj. Vol.: ecd7.i, 2ul
Quant Method: Internal Std

ARI ID: AR1254SCV
Client ID:
Injection Date: 24-FEB-2023 16:06
Report Date: 02/28/2023 09:51
Matrix: NONE
Dilution Factor: 1.0

SURROGATES

RT	ZB5 Col Shift	Response	RT	ZB35 Col Shift	Response	ZB5 on col	ZB35 on col	RPD	Compound/Flag
5.806	-0.000	354312	5.686	0.001	174604	36.1	37.1	2.6	Tetrachloro-m-xylene
13.895	0.002	540961	14.119	-0.000	329134	34.6	37.9	9.0	Decachlorobiphenyl

* Indicates RPD > 40%

INTERNAL STANDARD SUMMARY

Column 1			
Standard Cpnd	Standard Area*	Sample Area	%D
Bromo-Nitrobenzene	673778	656887	-2.5
Hexabromobiphenyl	1429847	1585505	10.9

Column 2			
Standard Cpnd	Standard Area*	Sample Area	%D
Bromo-Nitrobenzene	315256	320936	1.8
Hexabromobiphenyl	513946	570006	10.9

* Standard Areas taken from Initial Cal Level 3
Initial Calibration Date: 24-FEB-2023
<- Indicates standard response outside Limits (-50 to +100%)

ZB5 Col						ZB35 Col					
Aroclor	Peak#	RT	Shift	Area	Amount	Peak#	RT	Shift	Area	Amount	
Aroclor-1016	1	7.270	0.000	565	2.3	1	7.255	-0.001	387	2.1	
Aroclor-1016	2	7.656	0.002	1875	2.5	2	7.854	-0.002	860	2.3	
Aroclor-1016	3	7.792	0.002	1106	3.0	3	8.098	0.043	578	3.4	
Aroclor-1016	4	8.405	0.000	29924	124.7	4	8.307	0.000	21985	162.9	
Total CollAve (4 peaks):				33.1	Total Col2Ave (4 peaks):				42.6	RPD = 25	
Corrected Ave (3 peaks):				2.6	Corrected Ave (3 peaks):				2.6	RPD = 0	
Aroclor-1221	1	---			0.0	1	---			0.0	
Aroclor-1221	2	---			0.0	2	6.325	0.028	1947	33.9	
Aroclor-1221	3	---			0.0	3	6.637	0.015	368	3.9	
CollAve: <3 Quant Peaks					Col2Ave: <3 Quant Peaks						
Aroclor-1232	1	---			0.0	1	---			0.0	
Aroclor-1232	2	---			0.0	2	7.255	0.001	387	4.7	
Aroclor-1232	3	7.656	0.000	1875	5.9	3	7.854	-0.007	860	5.3	
Aroclor-1232	4	8.583	0.002	12327	91.8	4	8.715	0.000	15013	319.7	
CollAve: <3 Quant Peaks					Col2Ave: 109.9						
Aroclor-1242	1	7.270	-0.000	565	2.8	1	7.255	-0.001	387	2.6	
Aroclor-1242	2	7.656	0.000	1875	3.0	2	7.854	-0.004	860	2.7	
Aroclor-1242	3	8.405	-0.000	29924	155.6	3	9.169	0.002	21933	224.9	
Aroclor-1242	4	8.583	0.003	12327	43.4	4	9.545	-0.053	34065	286.6	
Total CollAve (4 peaks):				51.2	Total Col2Ave (4 peaks):				129.2	RPD = 87*	
Corrected Ave (3 peaks):				16.4	Corrected Ave (3 peaks):				76.7	RPD = 130*	
Aroclor-1248	1	8.405	0.000	29924	93.4	1	8.307	-0.001	21985	143.5	
Aroclor-1248	2	8.583	0.002	12327	30.3	2	8.715	0.001	15013	94.8	
Aroclor-1248	3	8.992	-0.007	145580	189.4	3	9.169	0.004	21933	120.3	
Aroclor-1248	4	9.298	0.003	155450	397.3	4	9.545	-0.046	34065	155.6	
Total CollAve (4 peaks):				177.6	Total Col2Ave (4 peaks):				128.5	RPD = 32	
Corrected Ave (3 peaks):				104.3	Corrected Ave (3 peaks):				119.5	RPD = 14	
Aroclor-1254	1	9.298	-0.001	155450	235.7	1	9.450	0.001	58639	240.4	
Aroclor-1254	2	9.377	-0.001	69801	235.3	2	9.971	0.000	47008	239.5	
Aroclor-1254	3	9.668	-0.000	100839	237.8	3	10.124	0.000	100062	235.7	
Aroclor-1254	4	9.807	0.000	190544	231.1	4	10.373	0.000	99535	240.5	
Aroclor-1254	5	10.176	-0.000	122321	236.7	5	10.570	0.001	61549	244.2	
Total CollAve (5 peaks):				235.3	Total Col2Ave (5 peaks):				240.1	RPD = 2	
Corrected Ave (4 peaks):				234.7	Corrected Ave (4 peaks):				239.0	RPD = 2	
Aroclor-1260	1	11.043	-0.002	12288	21.5	1	11.661	0.008	29062	86.7	
Aroclor-1260	2	11.361	-0.001	13660	22.9	2	11.921	0.003	22238	26.0	
Aroclor-1260	3	11.736	0.002	37632	23.8	3	12.441	0.005	3555	15.7	
Aroclor-1260	4	12.141	0.002	27105	34.1	4	12.503	0.001	13126	22.8	
Aroclor-1260	5	12.320	0.076	2381	6.9	NS	---			---	
Total CollAve (5 peaks):				21.9	Total Col2Ave (4 peaks):				37.8	RPD = 53*	
Corrected Ave (4 peaks):				18.8	Corrected Ave (3 peaks):				21.5	RPD = 13	
Aroclor-1262	1	10.827	-0.002	220626	453.6	1	11.281	0.081	13562	27.9	
Aroclor-1262	2	12.320	0.076	2381	3.0	2	11.661	0.009	29062	70.1	
Aroclor-1262	3	---			0.0	3	12.441	0.007	3555	7.6	
Aroclor-1262	4	12.989	0.002	3225	4.1	4	12.503	0.001	13126	17.8	
Total CollAve (3 peaks):				153.6	Total Col2Ave (4 peaks):				30.8	RPD = 133*	
Corrected Ave: < 3 Peaks					Corrected Ave (3 peaks):				17.7		
Aroclor-1268	1	12.320	0.074	2381	1.2	1	12.441	0.009	3555	3.1	
Aroclor-1268	2	---			0.0	2	12.503	0.003	13126	10.6	
Aroclor-1268	3	12.701	0.002	2939	1.7	3	12.892	0.000	772	0.7	
Aroclor-1268	4	13.493	0.003	9164	1.6	4	13.707	-0.002	2801	0.8	
Total CollAve (3 peaks):				1.5	Total Col2Ave (4 peaks):				3.8	RPD = 87*	
Corrected Ave: < 3 Peaks					Corrected Ave (3 peaks):				1.6		

Total PCB Area Col1 (5.906 - 13.793) = 2118645 Col1 Total PCB = 0.3 ppm*

Total PCB Area Col2 (5.785 - 14.019) = 1007601 Col2 Total PCB = 0.3 ppm*

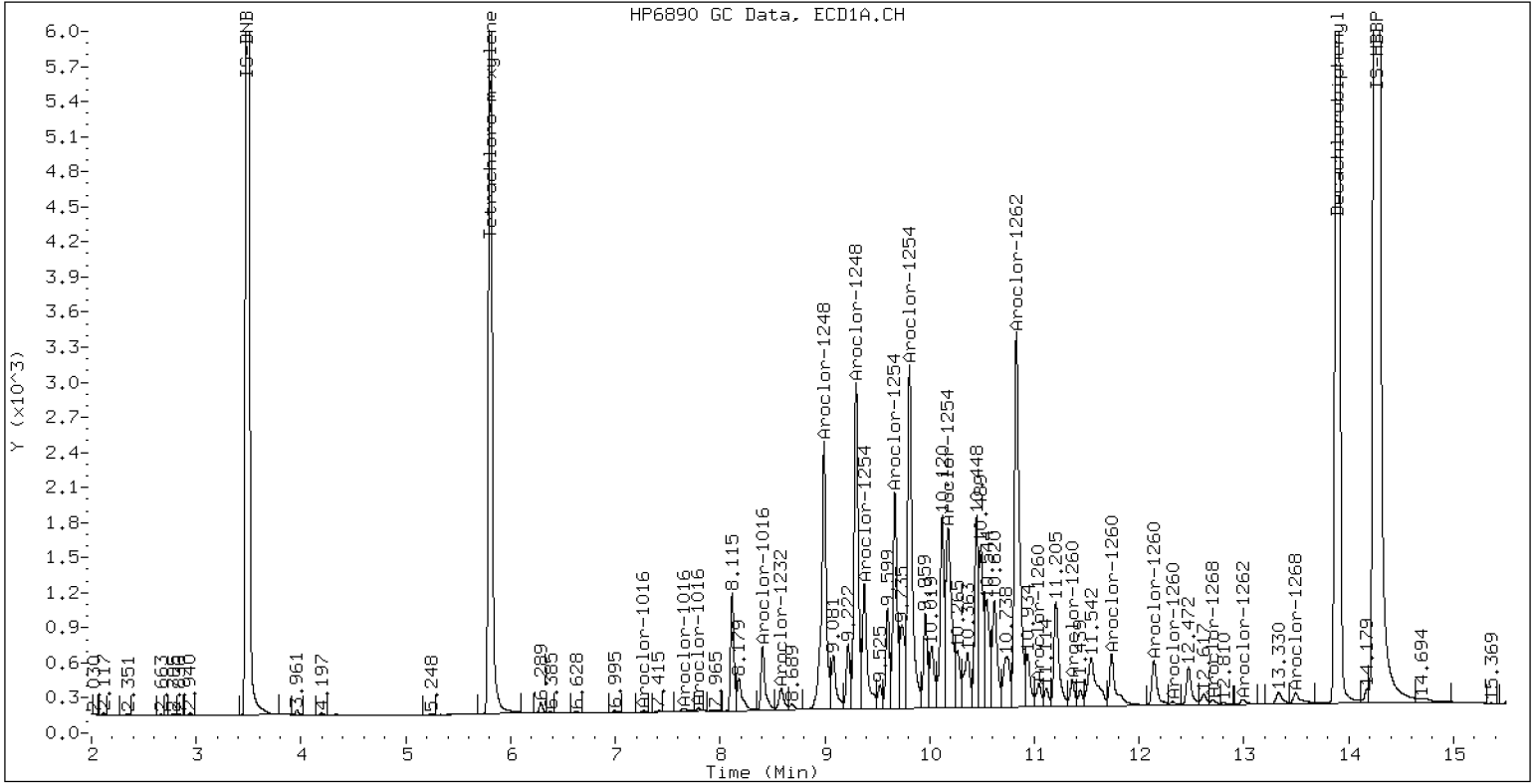
* Quantitated against AR1660 0.25ppm in Ical

PCB-Form 10 Mod.

PCB Dual Column Chromatograms

ECD7-ZB5 AR1254SCV

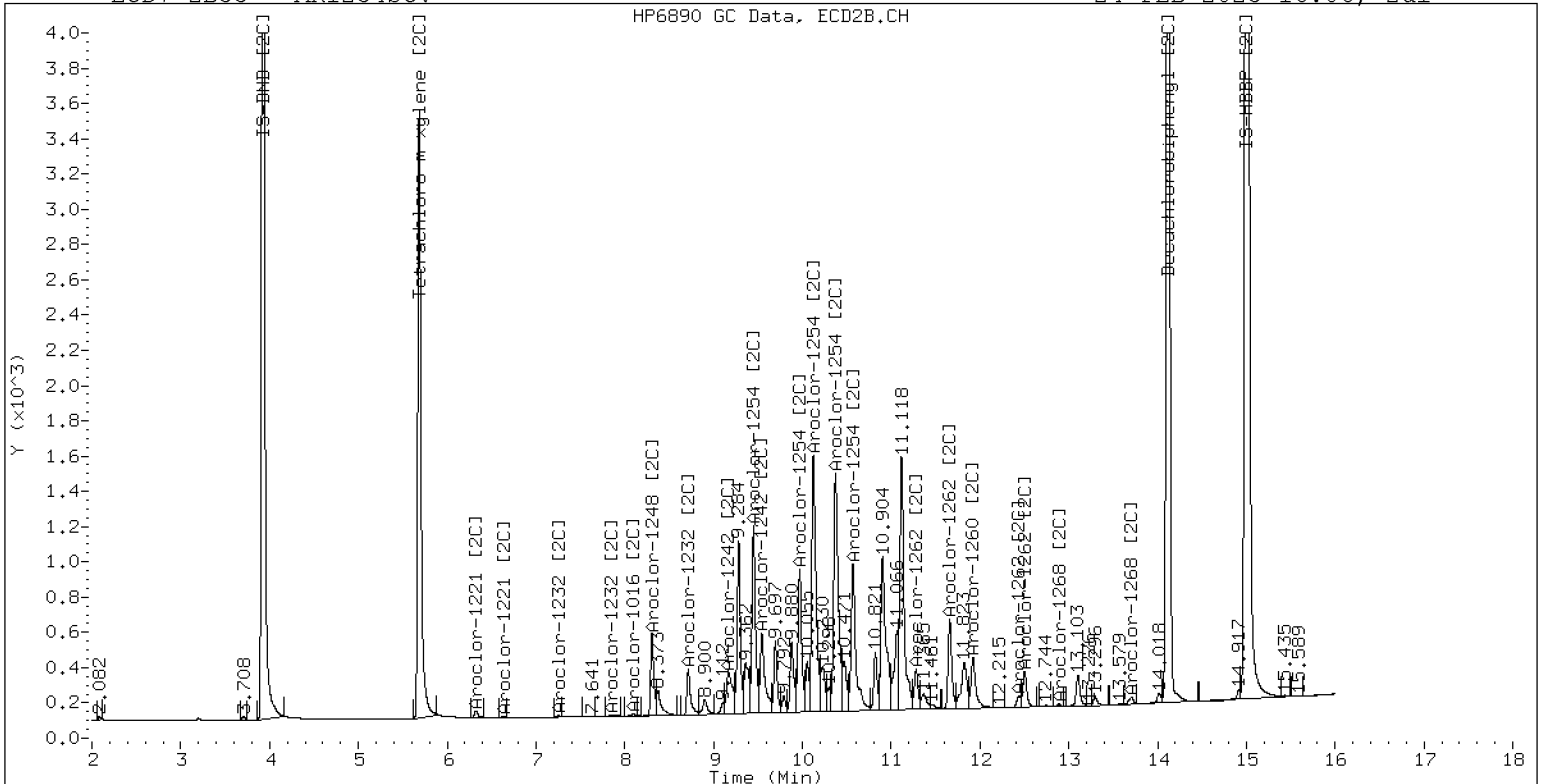
24-FEB-2023 16:06, 2ul



ZB-5 Manual Integration: NO

ECD7-ZB35 AR1254SCV

24-FEB-2023 16:06, 2ul



ZB-35 Manual Integration: NO

Analytical Resources Inc.
Dual Column 608/8082 PCB Quantitation Report

Data file 1: /230224.b/02242317ECD7.D
Data file 2: /230224.b/230224.b/02242317ECD7.D
Method: \\target\share\chem4\ecd7.i\230224.b\PCB.m
Compound Sublist: PCB.sub
Instrument, Inj. Vol.: ecd7.i, 2ul
Quant Method: Internal Std

ARI ID: AR2162SCV
Client ID:
Injection Date: 24-FEB-2023 16:27
Report Date: 02/28/2023 09:51
Matrix: NONE
Dilution Factor: 1.0

SURROGATES

RT	ZB5 Col Shift	Response	RT	ZB35 Col Shift	Response	ZB5 on col	ZB35 on col	RPD	Compound/Flag
5.807	0.000	356001	5.685	0.000	170882	36.0	36.6	1.7	Tetrachloro-m-xylene
13.895	0.002	533971	14.119	0.000	326235	34.4	37.9	9.5	Decachlorobiphenyl

* Indicates RPD > 40%

INTERNAL STANDARD SUMMARY

Standard Cpnd	Column 1		
	Standard Area*	Sample Area	%D
Bromo-Nitrobenzene	673778	661953	-1.8
Hexabromobiphenyl	1429847	1574993	10.2

Standard Cpnd	Column 2		
	Standard Area*	Sample Area	%D
Bromo-Nitrobenzene	315256	317807	0.8
Hexabromobiphenyl	513946	565951	10.1

* Standard Areas taken from Initial Cal Level 3
Initial Calibration Date: 24-FEB-2023
<- Indicates standard response outside Limits (-50 to +100%)

ZB5 Col						ZB35 Col					
Aroclor	Peak#	RT	Shift	Area	Amount	Peak#	RT	Shift	Area	Amount	
Aroclor-1016	1	7.269	-0.001	7175	28.5	1	7.256	0.000	3727	20.0	
Aroclor-1016	2	7.659	0.005	12893	16.8	2	7.863	0.007	5834	15.5	
Aroclor-1016	3	7.794	0.004	6936	18.5	3	8.063	0.009	2963	17.4	
Aroclor-1016	4	8.408	0.003	3610	14.9	4	8.308	0.002	2045	15.3	
Total CollAve (4 peaks):				19.7	Total Col2Ave (4 peaks):				17.0	RPD = 14	
Corrected Ave (3 peaks):				16.8	Corrected Ave (3 peaks):				16.1	RPD = 4	
Aroclor-1221	1	4.730	-0.000	15803	266.6	1	4.955	-0.001	7909	262.9	
Aroclor-1221	2	6.131	-0.001	26946	254.1	2	6.296	-0.000	14303	251.2	
Aroclor-1221	3	6.382	-0.000	62477	253.8	3	6.622	0.000	23612	254.7	
Total CollAve (3 peaks):				258.2	Total Col2Ave (3 peaks):				256.3	RPD = 1	
Corrected Ave: < 3 Peaks					Corrected Ave: < 3 Peaks						
Aroclor-1232	1	4.730	0.000	15803	445.6	1	4.955	-0.001	7909	486.4	
Aroclor-1232	2	6.131	0.000	26946	383.1	2	7.256	0.002	3727	46.1	
Aroclor-1232	3	7.659	0.003	12893	40.5	3	7.863	0.002	5834	36.1	
Aroclor-1232	4	8.583	0.003	2684	19.8	4	8.716	0.002	1189	25.6	
Total CollAve (4 peaks):				222.3	Total Col2Ave (4 peaks):				148.5	RPD = 40	
Corrected Ave (3 peaks):				147.8	Corrected Ave (3 peaks):				35.9	RPD = 122*	
Aroclor-1242	1	7.269	-0.001	7175	35.0	1	7.256	0.000	3727	25.2	
Aroclor-1242	2	7.659	0.003	12893	20.7	2	7.863	0.005	5834	18.8	
Aroclor-1242	3	8.408	0.002	3610	18.6	3	9.175	0.008	1082	11.2	
Aroclor-1242	4	8.583	0.004	2684	9.4	4	9.543	-0.054	1390	11.8	
Total CollAve (4 peaks):				20.9	Total Col2Ave (4 peaks):				16.8	RPD = 22	
Corrected Ave (3 peaks):				16.2	Corrected Ave (3 peaks):				13.9	RPD = 15	
Aroclor-1248	1	8.408	0.002	3610	11.2	1	8.308	0.001	2045	13.5	
Aroclor-1248	2	8.583	0.003	2684	6.5	2	8.716	0.002	1189	7.6	
Aroclor-1248	3	8.994	-0.005	24440	31.6	3	9.175	0.009	1082	6.0	
Aroclor-1248	4	9.302	0.008	26328	66.8	4	9.543	-0.048	1390	6.4	
Total CollAve (4 peaks):				29.0	Total Col2Ave (4 peaks):				8.4	RPD = 110*	
Corrected Ave (3 peaks):				16.4	Corrected Ave (3 peaks):				6.7	RPD = 85*	
Aroclor-1254	1	9.302	0.004	26328	39.6	1	9.452	0.003	9571	39.6	
Aroclor-1254	2	---			0.0	2	9.972	0.002	1733	8.9	
Aroclor-1254	3	9.670	0.002	3721	8.7	3	10.147	0.023	49218	117.1	
Aroclor-1254	4	9.808	0.000	9653	11.6	4	10.370	-0.002	59603	145.4	
Aroclor-1254	5	10.120	-0.056	131179	251.9	5	10.569	0.001	79533	318.7	
Total CollAve (4 peaks):				78.0	Total Col2Ave (5 peaks):				125.9	RPD = 47*	
Corrected Ave (3 peaks):				20.0	Corrected Ave (4 peaks):				77.8	RPD = 118*	
Aroclor-1260	1	11.044	-0.000	223208	394.0	1	11.652	-0.001	104071	312.7	
Aroclor-1260	2	11.361	-0.001	190166	321.2	2	11.919	0.002	251579	296.2	
Aroclor-1260	3	11.737	0.003	458281	291.9	3	12.435	-0.001	113645	504.2	
Aroclor-1260	4	12.141	0.002	149720	189.4	4	12.501	-0.001	182951	319.6	
Aroclor-1260	5	12.244	0.000	196033	576.0	NS	---			----	
Total CollAve (5 peaks):				354.5	Total Col2Ave (4 peaks):				358.2	RPD = 1	
Corrected Ave (4 peaks):				299.1	Corrected Ave (3 peaks):				309.5	RPD = 3	
Aroclor-1262	1	10.828	-0.001	121431	251.3	1	11.201	0.000	121335	251.1	
Aroclor-1262	2	12.244	0.000	196033	249.3	2	11.652	0.000	104071	252.9	
Aroclor-1262	3	12.319	0.001	211092	249.8	3	12.435	0.001	113645	243.4	
Aroclor-1262	4	12.988	0.001	183455	237.5	4	12.501	-0.001	182951	250.1	
Total CollAve (4 peaks):				247.0	Total Col2Ave (4 peaks):				249.3	RPD = 1	
Corrected Ave (3 peaks):				245.5	Corrected Ave (3 peaks):				248.2	RPD = 1	
Aroclor-1268	1	12.244	-0.002	196033	97.1	1	12.435	0.003	113645	99.7	
Aroclor-1268	2	12.319	0.002	211092	105.6	2	12.501	0.001	182951	149.3	
Aroclor-1268	3	12.723	0.024	77240	45.2	3	12.891	-0.000	7755	7.4	
Aroclor-1268	4	13.488	-0.002	65479	11.6	4	13.709	0.000	35146	10.5	
Total CollAve (4 peaks):				64.9	Total Col2Ave (4 peaks):				66.7	RPD = 3	

Corrected Ave (3 peaks): 51.3 Corrected Ave (3 peaks): 39.2 RPD = 27

Total PCB Area Col1 (5.906 - 13.793) = 3239932 Col1 Total PCB = 0.4 ppm*

Total PCB Area Col2 (5.785 - 14.019) = 1655522 Col2 Total PCB = 0.4 ppm*

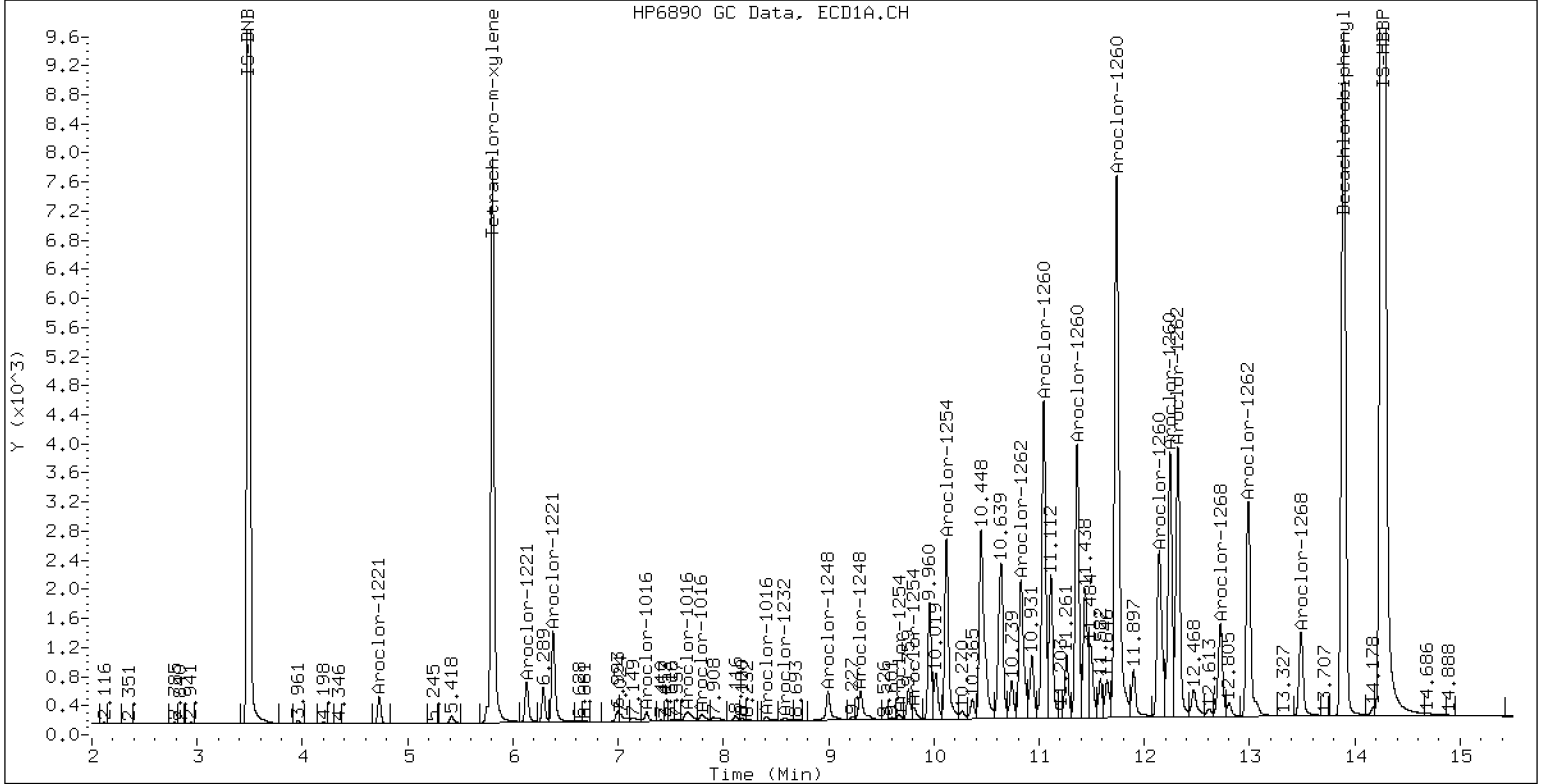
* Quantitated against AR1660 0.25ppm in Ical

PCB-Form 10 Mod.

PCB Dual Column Chromatograms

ECD7-ZB5 AR2162SCV

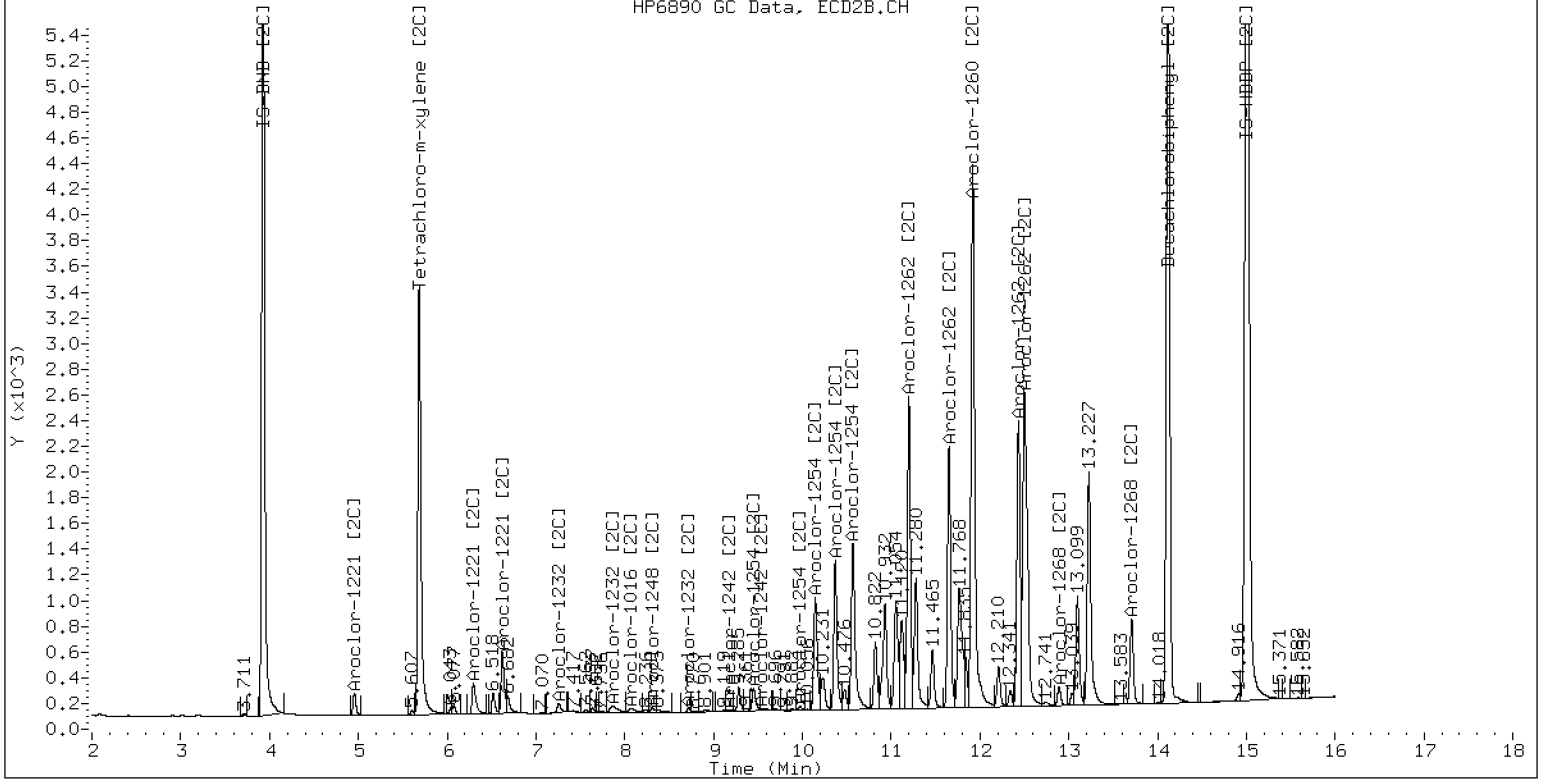
24-FEB-2023 16:27, 2ul



ZB-5 Manual Integration: NO

ECD7-ZB35 AR2162SCV

24-FEB-2023 16:27, 2ul



ZB-35 Manual Integration: NO

Analytical Resources Inc.
Dual Column 608/8082 PCB Quantitation Report

Data file 1: /230224.b/02242318ECD7.D
Data file 2: /230224.b/230224.b/02242318ECD7.D
Method: \\target\share\chem4\ecd7.i\230224.b\PCB.m
Compound Sublist: PCB.sub
Instrument, Inj. Vol.: ecd7.i, 2ul
Quant Method: Internal Std

ARI ID: AR3268SCV
Client ID:
Injection Date: 24-FEB-2023 16:48
Report Date: 02/28/2023 09:51
Matrix: NONE
Dilution Factor: 1.0

SURROGATES

RT	ZB5 Col Shift	Response	RT	ZB35 Col Shift	Response	ZB5 on col	ZB35 on col	RPD	Compound/Flag
5.806	0.000	363331	5.685	0.000	176204	37.1	38.2	2.9	Tetrachloro-m-xylene
13.894	0.001	800845	14.118	-0.001	488290	51.3	56.4	9.5	Decachlorobiphenyl

* Indicates RPD > 40%

INTERNAL STANDARD SUMMARY

Standard Cpnd	Column 1		
	Standard Area*	Sample Area	%D
Bromo-Nitrobenzene	673778	656592	-2.6
Hexabromobiphenyl	1429847	1584453	10.8

Standard Cpnd	Column 2		
	Standard Area*	Sample Area	%D
Bromo-Nitrobenzene	315256	314741	-0.2
Hexabromobiphenyl	513946	568346	10.6

* Standard Areas taken from Initial Cal Level 3
Initial Calibration Date: 24-FEB-2023
<- Indicates standard response outside Limits (-50 to +100%)

ZB5 Col					ZB35 Col						
Aroclor	Peak#	RT	Shift	Area	Amount	Peak#	RT	Shift	Area	Amount	
Aroclor-1016	1	7.270	-0.001	28327	113.6	1	7.254	-0.001	20651	112.1	
Aroclor-1016	2	7.657	0.003	80668	106.1	2	7.861	0.005	41326	110.6	
Aroclor-1016	3	7.793	0.003	40661	109.6	3	8.060	0.005	20446	121.2	
Aroclor-1016	4	8.407	0.002	24680	102.9	4	8.308	0.001	13576	102.5	
Total CollAve (4 peaks):				108.0	Total Col2Ave (4 peaks):				111.6	RPD = 3	
Corrected Ave (3 peaks):				106.2	Corrected Ave (3 peaks):				108.4	RPD = 2	
Aroclor-1221	1	4.729	-0.001	8535	145.1	1	4.956	-0.000	3965	133.1	
Aroclor-1221	2	6.132	-0.000	15523	147.6	2	6.297	0.001	8689	154.1	
Aroclor-1221	3	6.382	-0.000	45872	187.9	3	6.622	0.001	22272	242.6	
Total CollAve (3 peaks):				160.2	Total Col2Ave (3 peaks):				176.6	RPD = 10	
Corrected Ave: < 3 Peaks					Corrected Ave: < 3 Peaks						
Aroclor-1232	1	4.729	-0.001	8535	242.6	1	4.956	0.000	3965	246.2	
Aroclor-1232	2	6.132	0.001	15523	222.5	2	7.254	0.000	20651	258.1	
Aroclor-1232	3	7.657	0.001	80668	255.4	3	7.861	0.001	41326	258.3	
Aroclor-1232	4	8.582	0.001	34784	259.2	4	8.714	-0.001	12504	271.5	
Total CollAve (4 peaks):				244.9	Total Col2Ave (4 peaks):				258.5	RPD = 5	
Corrected Ave (3 peaks):				240.2	Corrected Ave (3 peaks):				254.2	RPD = 6	
Aroclor-1242	1	7.270	-0.001	28327	139.2	1	7.254	-0.001	20651	141.2	
Aroclor-1242	2	7.657	0.001	80668	130.5	2	7.861	0.003	41326	134.4	
Aroclor-1242	3	8.407	0.001	24680	128.4	3	9.170	0.003	12830	134.1	
Aroclor-1242	4	8.582	0.003	34784	122.4	4	9.600	0.003	14836	127.3	
Total CollAve (4 peaks):				130.1	Total Col2Ave (4 peaks):				134.3	RPD = 3	
Corrected Ave (3 peaks):				127.1	Corrected Ave (3 peaks):				132.0	RPD = 4	
Aroclor-1248	1	8.407	0.001	24680	77.0	1	8.308	0.000	13576	90.3	
Aroclor-1248	2	8.582	0.001	34784	85.4	2	8.714	-0.000	12504	80.5	
Aroclor-1248	3	8.996	-0.003	83592	108.8	3	9.170	0.004	12830	71.8	
Aroclor-1248	4	9.292	-0.003	39603	101.3	4	9.600	0.010	14836	69.1	
Total CollAve (4 peaks):				93.1	Total Col2Ave (4 peaks):				77.9	RPD = 18	
Corrected Ave (3 peaks):				87.9	Corrected Ave (3 peaks):				73.8	RPD = 17	
Aroclor-1254	1	9.292	-0.007	39603	60.1	1	9.452	0.003	4590	19.2	
Aroclor-1254	2	9.377	-0.000	11450	38.6	2	9.973	0.003	2892	15.0	
Aroclor-1254	3	9.674	0.005	6387	15.1	3	10.131	0.007	6052	14.5	
Aroclor-1254	4	9.813	0.006	10162	12.3	4	10.390	0.017	5324	13.1	
Aroclor-1254	5	10.189	0.012	6862	13.3	5	10.572	0.004	1891	7.7	
Total CollAve (5 peaks):				27.9	Total Col2Ave (5 peaks):				13.9	RPD = 67*	
Corrected Ave (4 peaks):				19.8	Corrected Ave (4 peaks):				12.6	RPD = 45*	
Aroclor-1260	1	11.046	0.002	87033	152.7	1	11.645	-0.008	62543	187.1	
Aroclor-1260	2	11.362	0.001	6300	10.6	2	11.920	0.003	28552	33.5	
Aroclor-1260	3	11.738	0.004	54524	34.5	3	12.432	-0.004	285450	1261.2	
Aroclor-1260	4	12.144	0.005	1727	2.2	4	12.499	-0.002	306992	534.0	
Aroclor-1260	5	12.246	0.002	502931	1469.0	NS	---			----	
Total CollAve (5 peaks):				333.8	Total Col2Ave (4 peaks):				503.9	RPD = 41*	
Corrected Ave (4 peaks):				50.0	Corrected Ave (3 peaks):				251.5	RPD = 134*	
Aroclor-1262	1	10.832	0.004	3395	7.0	1	11.201	0.001	44255	91.2	
Aroclor-1262	2	12.246	0.002	502931	635.9	2	11.645	-0.007	62543	151.3	
Aroclor-1262	3	12.318	-0.000	497006	584.5	3	12.432	-0.002	285450	608.7	
Aroclor-1262	4	12.987	-0.000	202197	260.2	4	12.499	-0.003	306992	417.9	
Total CollAve (4 peaks):				371.9	Total Col2Ave (4 peaks):				317.3	RPD = 16	
Corrected Ave (3 peaks):				283.9	Corrected Ave (3 peaks):				220.1	RPD = 25	
Aroclor-1268	1	12.246	-0.001	502931	247.7	1	12.432	-0.000	285450	249.4	
Aroclor-1268	2	12.318	0.002	497006	247.2	2	12.499	-0.001	306992	249.5	
Aroclor-1268	3	12.699	-0.000	422793	245.8	3	12.892	0.000	260893	248.4	
Aroclor-1268	4	13.490	0.000	1386953	244.9	4	13.709	-0.000	829733	247.1	
Total CollAve (4 peaks):				246.4	Total Col2Ave (4 peaks):				248.6	RPD = 1	

Corrected Ave (3 peaks): 246.0 Corrected Ave (3 peaks): 248.3 RPD = 1

Total PCB Area Col1 (5.906 - 13.793) = 4180607 Col1 Total PCB = 0.5 ppm*

Total PCB Area Col2 (5.785 - 14.019) = 2376912 Col2 Total PCB = 0.6 ppm*

* Quantitated against AR1660 0.25ppm in Ical

PCB-Form 10 Mod.

Analytical Resources Inc.
8082 DDT SCREEN REPORT

Data file 1: /230224.b/02242319ECD7.D

ARI ID: DDTS

RT	ZB5 Col Shift Response	ZB35 Col Shift Response	RT	ZB5 on col	ZB35 on col	RPD	Compound/Flag
9.261	0.000 694353	9.912 0.000 580269	0.100	0.100	0.0	2,4-DDE	
0.000	-10.293 0	10.672 0.000 673479	0.000	0.200#	----	2,4-DDT	
9.686	0.000 1191406	10.212 0.000 433373	0.100	0.100	0.0	4,4-DDE	
10.259	0.000 1721760	10.672 0.000 673479	0.100	0.200#	66.7*	4,4-DDD	

Indicates value is from co-eluting peaks

* Indicates RPD > 40%

Analytical Resources Inc.
8082 DDT SCREEN REPORT

Data file 1: /230224.b/02242320ECD7.D

ARI ID: DDT BD

RT	ZB5 Col Shift Response		RT	ZB35 Col Shift Response		ZB5 on col	ZB35 on col	RPD	Compound/Flag
9.285	0.023	4923	9.921	0.009	9972	0.001	0.002	84.3*	2,4-DDE
0.000	-10.293	0	10.677	0.004	249094	0.000	0.074#	----	2,4-DDT
9.692	0.006	12128	10.221	0.009	528	0.001	0.000	156.7*	4,4-DDE
10.265	0.006	410017	10.677	0.004	249094	0.023	0.074#	103.6*	4,4-DDD

Indicates value is from co-eluting peaks

* Indicates RPD > 40%



SECOND-SOURCE CALIBRATION VERIFICATION
EPA 8082A

Laboratory: Analytical Resources, LLC

SDG: 23C0774

Client: Anchor QEA, LLC

Project: AOC5 MR Phase 1

Calibration: GB00069

Laboratory ID: SLB0342-SCV1

Sequence: SLB0342

Sequence Name: AR1660SCV1

Standard ID: L002065

ANALYTE	EXPECTED (ug/L)	FOUND (ug/L)	% DRIFT	QC LIMIT
Aroclor 1016	250.00	243	-2.7	20.00
Aroclor 1016 [2C]	250.00	246	-1.4	20.00
Aroclor 1260	250.00	266	6.2	20.00
Aroclor 1260 [2C]	250.00	261	4.5	20.00
Decachlorobiphenyl	40.000	34.3	-14.2	20.00
Tetrachlorometaxylene	40.000	34.9	-12.6	20.00
Decachlorobiphenyl [2C]	40.000	37.3	-6.6	20.00
Tetrachlorometaxylene [2C]	40.000	35.8	-10.6	20.00

* Indicates values outside of QC limits
[2C] indicates second-column analyte.



SECOND-SOURCE CALIBRATION VERIFICATION
EPA 8082A

Laboratory: Analytical Resources, LLC

SDG: 23C0774

Client: Anchor QEA, LLC

Project: AOC5 MR Phase 1

Calibration: GB00069

Laboratory ID: SLB0342-SCV2

Sequence: SLB0342

Sequence Name: AR1242SCV2

Standard ID: K007656

ANALYTE	EXPECTED (ug/L)	FOUND (ug/L)	% DRIFT	QC LIMIT
Aroclor 1242	250.00	204	-18.5	20.00
Aroclor 1242 [2C]	250.00	221	-11.8	20.00
Decachlorobiphenyl	40.000	37.0	-7.5	20.00
Tetrachlorometaxylene	40.000	33.6	-15.9	20.00
Decachlorobiphenyl [2C]	40.000	40.3	0.8	20.00
Tetrachlorometaxylene [2C]	40.000	34.5	-13.7	20.00

* Indicates values outside of QC limits

[2C] indicates second-column analyte.



SECOND-SOURCE CALIBRATION VERIFICATION
EPA 8082A

Laboratory: Analytical Resources, LLC

SDG: 23C0774

Client: Anchor QEA, LLC

Project: AOC5 MR Phase 1

Calibration: GB00069

Laboratory ID: SLB0342-SCV3

Sequence: SLB0342

Sequence Name: AR1248SCV3

Standard ID: L002066

ANALYTE	EXPECTED (ug/L)	FOUND (ug/L)	% DRIFT	QC LIMIT
Aroclor 1248	250.00	249	-0.2	20.00
Aroclor 1248 [2C]	250.00	248	-0.8	20.00
Decachlorobiphenyl	40.000	33.1	-17.2	20.00
Tetrachlorometaxylene	40.000	34.9	-12.8	20.00
Decachlorobiphenyl [2C]	40.000	36.3	-9.2	20.00
Tetrachlorometaxylene [2C]	40.000	36.4	-9.0	20.00

* Indicates values outside of QC limits

[2C] indicates second-column analyte.



SECOND-SOURCE CALIBRATION VERIFICATION
EPA 8082A

Laboratory: Analytical Resources, LLC

SDG: 23C0774

Client: Anchor QEA, LLC

Project: AOC5 MR Phase 1

Calibration: GB00069

Laboratory ID: SLB0342-SCV4

Sequence: SLB0342

Sequence Name: AR1254SCV4

Standard ID: L002067

ANALYTE	EXPECTED (ug/L)	FOUND (ug/L)	% DRIFT	QC LIMIT
Aroclor 1254	250.00	235	-5.9	20.00
Aroclor 1254 [2C]	250.00	240	-4.0	20.00
Decachlorobiphenyl	40.000	34.6	-13.4	20.00
Tetrachlorometaxylene	40.000	36.1	-9.7	20.00
Decachlorobiphenyl [2C]	40.000	37.9	-5.2	20.00
Tetrachlorometaxylene [2C]	40.000	37.1	-7.3	20.00

* Indicates values outside of QC limits
[2C] indicates second-column analyte.



SECOND-SOURCE CALIBRATION VERIFICATION
EPA 8082A

Laboratory: Analytical Resources, LLC

SDG: 23C0774

Client: Anchor QEA, LLC

Project: AOC5 MR Phase 1

Calibration: GB00069

Laboratory ID: SLB0342-SCV5

Sequence: SLB0342

Sequence Name: AR2162SCV5

Standard ID: L002068

ANALYTE	EXPECTED (ug/L)	FOUND (ug/L)	% DRIFT	QC LIMIT
Aroclor 1221	250.00	258	3.3	20.00
Aroclor 1221 [2C]	250.00	256	2.5	20.00
Aroclor 1262	250.00	247	-1.2	20.00
Aroclor 1262 [2C]	250.00	249	-0.3	20.00
Decachlorobiphenyl	40.000	34.4	-13.9	20.00
Tetrachlorometaxylene	40.000	36.0	-10.0	20.00
Decachlorobiphenyl [2C]	40.000	37.9	-5.4	20.00
Tetrachlorometaxylene [2C]	40.000	36.6	-8.4	20.00

* Indicates values outside of QC limits
[2C] indicates second-column analyte.



SECOND-SOURCE CALIBRATION VERIFICATION
EPA 8082A

Laboratory: Analytical Resources, LLC

SDG: 23C0774

Client: Anchor QEA, LLC

Project: AOC5 MR Phase 1

Calibration: GB00069

Laboratory ID: SLB0342-SCV6

Sequence: SLB0342

Sequence Name: AR3268SCV6

Standard ID: L002069

ANALYTE	EXPECTED (ug/L)	FOUND (ug/L)	% DRIFT	QC LIMIT
Aroclor 1232	250.00	245	-2.0	20.00
Aroclor 1232 [2C]	250.00	259	3.4	20.00
Aroclor 1268	250.00	246	-1.4	20.00
Aroclor 1268 [2C]	250.00	249	-0.6	20.00
Decachlorobiphenyl	40.000	51.3	28.3	20.00
Tetrachlorometaxylene	40.000	37.1	-7.3	20.00
Decachlorobiphenyl [2C]	40.000	56.4	41.0	20.00
Tetrachlorometaxylene [2C]	40.000	38.2	-4.6	20.00

* Indicates values outside of QC limits
[2C] indicates second-column analyte.



INITIAL CALIBRATION CHECK
EPA 8082A

Laboratory:	<u>Analytical Resources, LLC</u>	SDG:	<u>23C0774</u>
Client:	<u>Anchor OEA, LLC</u>	Project:	<u>AOC5 MR Phase 1</u>
Instrument ID:	<u>ECD7</u>	Calibration:	<u>GB00069</u>
Lab File ID:	<u>04132302ECD7.D</u>	Calibration Date:	<u>02/24/2023</u>
Sequence:	<u>SLD0171</u>	Injection Date:	<u>04/13/23</u>
Lab Sample ID:	<u>SLD0171-ICV1</u>	Injection Time:	<u>09:33</u>
Sequence Name:	<u>AR1254ICV1</u>		

COMPOUND	TYPE	CONC. (ug/L)		RESPONSE FACTOR			% DRIFT/DIFF	
		STD	ICV	ICAL	ICV	MIN	ICV	LIMIT
Aroclor 1254	A	250.00	270	0.0662949	0.0718525		8.1	+/-20
Aroclor-1254 (1)	A	250.00	255	0.0803331	0.0820709			
Aroclor-1254 (2)	A	250.00	255	0.0361302	0.0368294			
Aroclor-1254 (3)	A	250.00	261	0.0516471	0.0539290			
Aroclor-1254 (4)	A	250.00	269	0.1004230	0.1080450			
Aroclor-1254 (5)	A	250.00	311	0.0629414	0.0783883			
Aroclor 1254 [2C]	A	250.00	262	0.0763106	0.0799159		4.8	+/-20
Aroclor-1254 (1) [2C]	A	250.00	264	0.0608052	0.0642368			
Aroclor-1254 (2) [2C]	A	250.00	255	0.0489162	0.0499223			
Aroclor-1254 (3) [2C]	A	250.00	257	0.1058376	0.1088451			
Aroclor-1254 (4) [2C]	A	250.00	263	0.1031750	0.1083796			
Aroclor-1254 (5) [2C]	A	250.00	271	0.0628191	0.0681956			
Decachlorobiphenyl	A	40.000	39.6	0.7878687	0.7793604		-1.0	+/-20
Tetrachlorometaxylene	A	40.000	37.9	1.1944880	1.1324570		-5.3	+/-20
Decachlorobiphenyl [2C]	A	40.000	39.2	1.2182710	1.1934710		-2.0	+/-20
Tetrachlorometaxylene [2C]	A	40.000	39.5	1.1737210	1.1588570		-1.3	+/-20

* Values outside of QC limits

* Values outside of QC limits

Analytical Resources Inc.
Dual Column 608/8082 PCB Quantitation Report

Data file 1: /230413.b/04132302ECD7.D
Data file 2: /230413.b/230413.b/04132302ECD7.D
Method: \\target\share\chem4\ecd7.i\230413.b\PCB.m
Compound Sublist: AR1254.sub
Instrument, Inj. Vol.: ecd7.i, 2ul
Quant Method: Internal Std

ARI ID: AR1254ICV1
Client ID:
Injection Date: 13-APR-2023 09:33
Report Date: 04/13/2023 11:15
Matrix: NONE
Dilution Factor: 1.0

SURROGATES

RT	ZB5 Col Shift	Response	RT	ZB35 Col Shift	Response	ZB5 on col	ZB35 on col	RPD	Compound/Flag
5.808	0.002	325720	5.691	-0.002	192781	37.9	39.5	4.1	Tetrachloro-m-xylene
13.899	0.006	343281	14.122	-0.001	269824	39.6	39.2	1.0	Decachlorobiphenyl

* Indicates RPD > 40%

INTERNAL STANDARD SUMMARY

Standard Cpnd	Column 1		
	Standard Area*	Sample Area	%D
Bromo-Nitrobenzene	673778	575245	-14.6
Hexabromobiphenyl	1429847	880930	-38.4

Standard Cpnd	Column 2		
	Standard Area*	Sample Area	%D
Bromo-Nitrobenzene	315256	332709	5.5
Hexabromobiphenyl	513946	452167	-12.0

* Standard Areas taken from Initial Cal Level 3
Initial Calibration Date: 24-FEB-2023
<- Indicates standard response outside Limits (-50 to +100%)

ZB5 Col						ZB35 Col					
Aroclor	Peak#	RT	Shift	Area	Amount	Peak#	RT	Shift	Area	Amount	
Aroclor-1254	1	9.308	0.010	147534	255.4	1	9.462	0.000	66788	264.1	
Aroclor-1254	2	9.390	0.013	66206	254.8	2	9.983	0.000	51905	255.1	
Aroclor-1254	3	9.682	0.014	96945	261.0	3	10.140	0.000	113168	257.1	
Aroclor-1254	4	9.823	0.015	194226	269.0	4	10.386	0.000	112684	262.6	
Aroclor-1254	5	10.200	0.024	140914	311.4	5	10.581	0.000	70904	271.4	
Total CollAve (5 peaks):				270.3	Total Col2Ave (5 peaks):				262.1	RPD = 3	
Corrected Ave (4 peaks):				260.1	Corrected Ave (4 peaks):				259.7	RPD = 0	
CalAmt %D:				8.1	CalAmt %D:				4.8		

Total PCB Area Col1 (5.906 - 13.793) = 2011746 Col1 Total PCB = 0.3 ppm*

Total PCB Area Col2 (5.794 - 14.023) = 1114145 Col2 Total PCB = 0.3 ppm*

* Quantitated against AR1660 0.25ppm in Ical

PCB-Form 10 Mod.



INITIAL CALIBRATION CHECK
EPA 8082A

Laboratory: Analytical Resources, LLC

SDG: 23C0774

Client: Anchor QEA, LLC

Project: AOC5 MR Phase 1

Instrument ID: ECD7

Calibration: GB00069

Lab File ID: 04132303ECD7.D

Calibration Date: 02/24/2023

Sequence: SLD0171

Injection Date: 04/13/23

Lab Sample ID: SLD0171-ICV2

Injection Time: 09:54

Sequence Name: AR1660ICV2

COMPOUND	TYPE	CONC. (ug/L)		RESPONSE FACTOR			% DRIFT/DIFF	
		STD	ICV	ICAL	ICV	MIN	ICV	LIMIT
Aroclor 1016	A	250.00	258	0.0493662	0.0504560		3.0	+/-20
Aroclor-1016 (1)	A	250.00	250	0.0303852	0.0303885		0.0	
Aroclor-1016 (2)	A	250.00	243	0.0926308	0.0899041		-2.8	
Aroclor-1016 (3)	A	250.00	293	0.0452180	0.0529644		17.2	
Aroclor-1016 (4)	A	250.00	244	0.0292307	0.0285670		-2.4	
Aroclor 1016 [2C]	A	250.00	265	0.0545857	0.0573586		5.9	+/-20
Aroclor-1016 (1) [2C]	A	250.00	250	0.0468313	0.0468999		0.0	
Aroclor-1016 (2) [2C]	A	250.00	261	0.0949676	0.0990763		4.4	
Aroclor-1016 (3) [2C]	A	250.00	265	0.0428922	0.0454091		6.0	
Aroclor-1016 (4) [2C]	A	250.00	283	0.0336515	0.0380492		13.2	
Aroclor 1260	A	250.00	337	0.0392091	0.0526756		34.8	+/-20 *
Aroclor-1260 (1)	A	250.00	364	0.0287785	0.0418948		45.6	
Aroclor-1260 (2)	A	250.00	347	0.0300690	0.0416935		38.8	
Aroclor-1260 (3)	A	250.00	342	0.0797517	0.1092598		36.8	
Aroclor-1260 (4)	A	250.00	294	0.0401599	0.0471859		17.6	
Aroclor-1260 (5)	A	250.00	338	0.0172866	0.0233438		35.2	
Aroclor 1260 [2C]	A	250.00	275	0.0699688	0.0789647		10.1	+/-20
Aroclor-1260 (1) [2C]	A	250.00	285	0.0470406	0.0536159		14.0	
Aroclor-1260 (2) [2C]	A	250.00	292	0.1200523	0.1403479		16.8	
Aroclor-1260 (3) [2C]	A	250.00	243	0.0318590	0.0309232		-2.8	
Aroclor-1260 (4) [2C]	A	250.00	281	0.0809231	0.0909718		12.4	
Decachlorobiphenyl	A	40.000	39.9	0.7878687	0.7863221		-0.3	+/-20
Tetrachlorometaxylene	A	40.000	39.5	1.1944880	1.1802780		-1.3	+/-20
Decachlorobiphenyl [2C]	A	40.000	39.4	1.2182710	1.1997680		-1.5	+/-20
Tetrachlorometaxylene [2C]	A	40.000	39.8	1.1737210	1.1682720		-0.5	+/-20

* Values outside of QC limits

Analytical Resources Inc.
Dual Column 608/8082 PCB Quantitation Report

Data file 1: /230413.b/04132303ECD7.D
Data file 2: /230413.b/230413.b/04132303ECD7.D
Method: \\target\share\chem4\ecd7.i\230413.b\PCB.m
Compound Sublist: AR1660.sub
Instrument, Inj. Vol.: ecd7.i, 2ul
Quant Method: Internal Std

ARI ID: AR1660ICV2
Client ID:
Injection Date: 13-APR-2023 09:54
Report Date: 04/13/2023 11:15
Matrix: NONE
Dilution Factor: 1.0

SURROGATES

RT	ZB5 Col Shift	Response	RT	ZB35 Col Shift	Response	ZB5 on col	ZB35 on col	RPD	Compound/Flag
5.808	0.002	333517	5.693	-0.001	192464	39.5	39.8	0.7	Tetrachloro-m-xylene
13.898	0.005	358833	14.123	0.000	280627	39.9	39.4	1.3	Decachlorobiphenyl

* Indicates RPD > 40%

INTERNAL STANDARD SUMMARY

Standard Cpnd	Column 1		
	Standard Area*	Sample Area	%D
Bromo-Nitrobenzene	673778	565150	-16.1
Hexabromobiphenyl	1429847	912687	-36.2

Standard Cpnd	Column 2		
	Standard Area*	Sample Area	%D
Bromo-Nitrobenzene	315256	329485	4.5
Hexabromobiphenyl	513946	467802	-9.0

* Standard Areas taken from Initial Cal Level 3
Initial Calibration Date: 24-FEB-2023
<- Indicates standard response outside Limits (-50 to +100%)

ZB5 Col					ZB35 Col						
Aroclor	Peak#	RT	Shift	Area	Amount	Peak#	RT	Shift	Area	Amount	
Aroclor-1016	1	7.273	0.003	53669	250.0	1	7.260	0.000	48290	250.4	
Aroclor-1016	2	7.675	0.020	158779	242.6	2	7.883	0.000	102013	260.8	
Aroclor-1016	3	7.803	0.013	93540	292.8	3	8.094	0.000	46755	264.7	
Aroclor-1016	4	8.415	0.010	50452	244.3	4	8.318	0.000	39177	282.7	
Total CollAve (4 peaks):				257.5		Total Col2Ave (4 peaks):				264.6	RPD = 3
Corrected Ave (3 peaks):				245.7		Corrected Ave (3 peaks):				258.6	RPD = 5

CalAmt %D: 3.0

CalAmt %D: 5.9

Aroclor-1260	1	11.054	0.010	119490	363.9	1	11.662	0.000	78380	284.9	
Aroclor-1260	2	11.371	0.009	118916	346.6	2	11.931	0.000	205172	292.3	
Aroclor-1260	3	11.747	0.013	311625	342.5	3	12.443	0.000	45206	242.7	
Aroclor-1260	4	12.156	0.017	134581	293.7	4	12.514	0.000	132990	281.0	
Aroclor-1260	5	12.252	0.008	66580	337.6	NS	---			----	
Total CollAve (5 peaks):				336.9		Total Col2Ave (4 peaks):				275.2	RPD = 20
Corrected Ave (4 peaks):				330.1		Corrected Ave (3 peaks):				269.5	RPD = 20

CalAmt %D: 34.8

CalAmt %D: 10.1

Total PCB Area Coll (5.906 - 13.793) = 3337905 Coll Total PCB = 0.5 ppm*

Total PCB Area Col2 (5.794 - 14.023) = 1959062 Col2 Total PCB = 0.5 ppm*

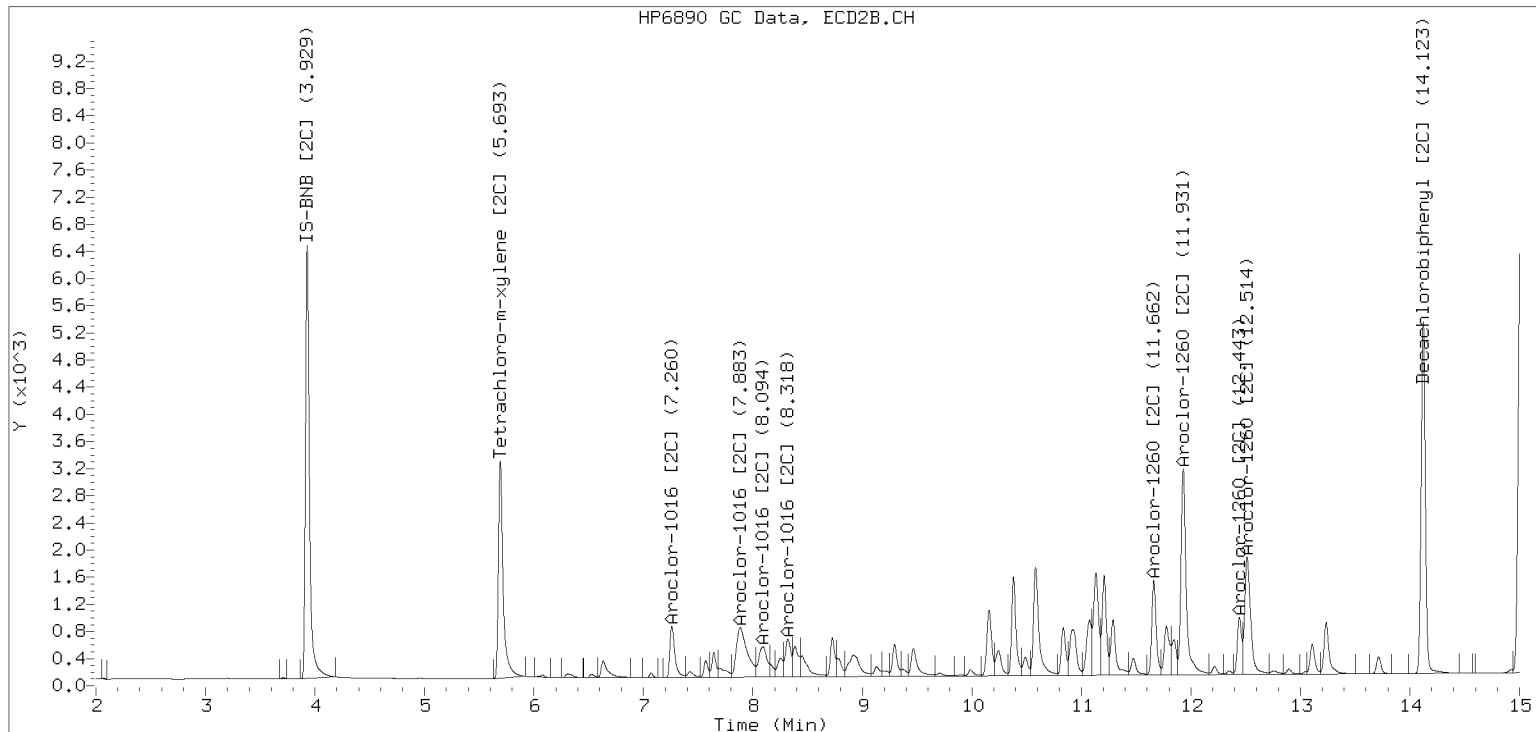
* Quantitated against AR1660 0.25ppm in Ical

PCB-Form 10 Mod.

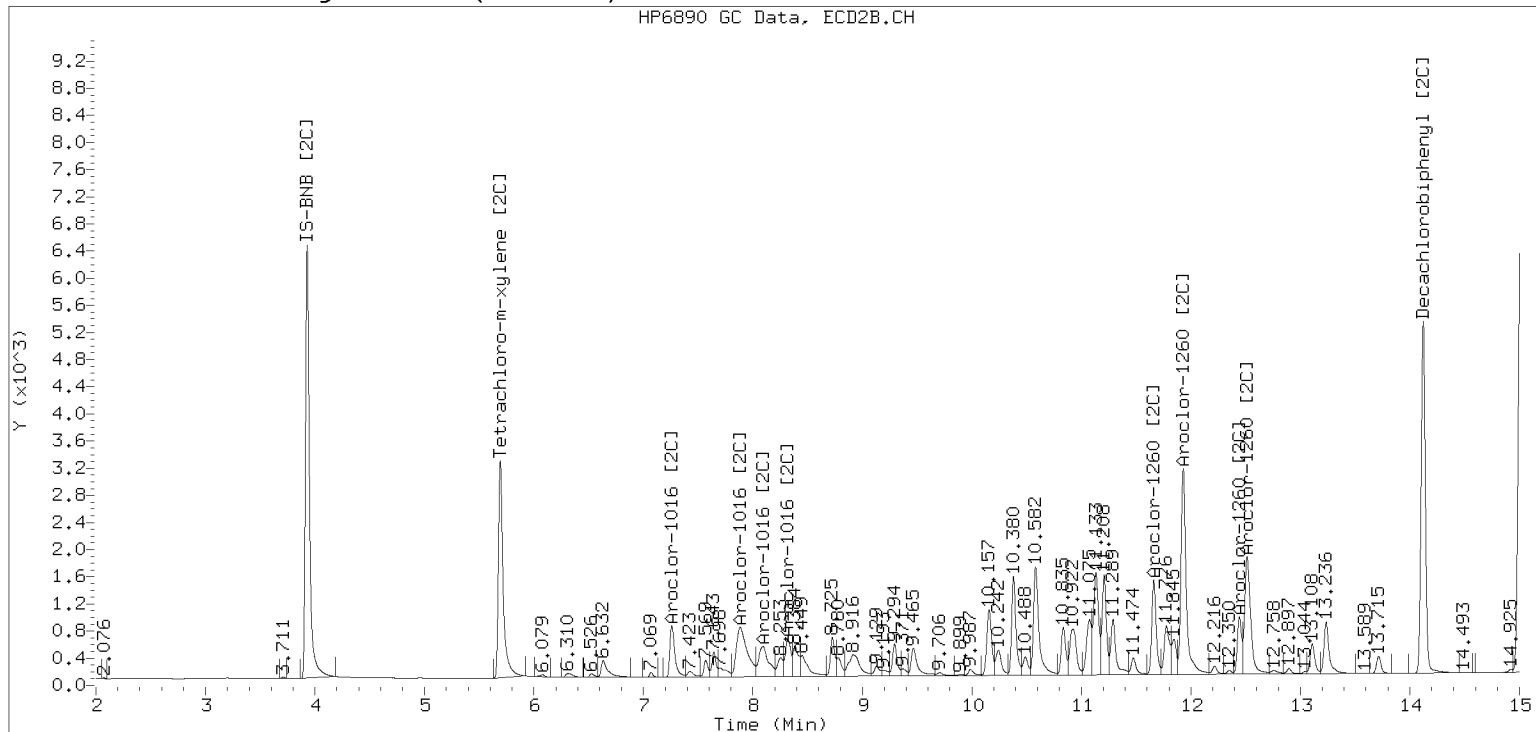
Manual Peak Adjustment, ZB-35

Datafile: ecd7.i/230413.b/230413.b/04132303ECD7.D Injection Date: 13-APR-2023

Manual Integration (After)



Processed Integration (Before)





**SECOND-SOURCE
CONTINUING CALIBRATION CHECK
EPA 8082A**

Laboratory:	<u>Analytical Resources, LLC</u>	SDG:	<u>23C0774</u>
Client:	<u>Anchor QEA, LLC</u>	Project:	<u>AOC5 MR Phase 1</u>
Instrument ID:	<u>ECD7</u>	Calibration:	<u>GB00069</u>
Lab File ID:	<u>02242313ECD7.D</u>	Calibration Date:	<u>02/24/2023</u>
Sequence:	<u>SLB0342</u>	Injection Date:	<u>02/24/23</u>
Lab Sample ID:	<u>SLB0342-SCV1</u>	Injection Time:	<u>15:03</u>
Sequence Name:	<u>AR1660SCV1</u>		

COMPOUND	TYPE	CONC. (ug/L)		RESPONSE FACTOR (RRF)			% DRIFT/DIFF	
		STD	CCV	ICAL	CCV	MIN	CCV	LIMIT
Aroclor 1016	A	250.00	243	0.0493662	0.0479314		-2.7	+/-20
Aroclor 1016 [2C]	A	250.00	246	0.0545857	0.0542382		-1.4	+/-20
Aroclor 1260	A	250.00	266	0.0392091	0.0412121		6.2	+/-20
Aroclor 1260 [2C]	A	250.00	261	0.0699688	0.0733659		4.5	+/-20
Decachlorobiphenyl	A	40.000	34.3	0.7878687	0.6762784		-14.2	+/-20
Tetrachlorometaxylene	A	40.000	34.9	1.1944880	1.0436010		-12.6	+/-20
Decachlorobiphenyl [2C]	A	40.000	37.3	1.2182710	1.1373730		-6.6	+/-20
Tetrachlorometaxylene [2C]	A	40.000	35.8	1.1737210	1.0492890		-10.6	+/-20

* Values outside of QC limits

* Values outside of QC limits



**SECOND-SOURCE
CONTINUING CALIBRATION CHECK
EPA 8082A**

Laboratory:	<u>Analytical Resources, LLC</u>	SDG:	<u>23C0774</u>
Client:	<u>Anchor QEA, LLC</u>	Project:	<u>AOC5 MR Phase 1</u>
Instrument ID:	<u>ECD7</u>	Calibration:	<u>GB00069</u>
Lab File ID:	<u>02242314ECD7.D</u>	Calibration Date:	<u>02/24/2023</u>
Sequence:	<u>SLB0342</u>	Injection Date:	<u>02/24/23</u>
Lab Sample ID:	<u>SLB0342-SCV2</u>	Injection Time:	<u>15:24</u>
Sequence Name:	<u>AR1242SCV2</u>		

COMPOUND	TYPE	CONC. (ug/L)		RESPONSE FACTOR (RRF)			% DRIFT/DIFF	
		STD	CCV	ICAL	CCV	MIN	CCV	LIMIT
Aroclor 1242	A	250.00	204	0.0395340	0.0322254		-18.5	+/-20
Aroclor 1242 [2C]	A	250.00	221	0.0423092	0.0365983		-11.8	+/-20
Decachlorobiphenyl	A	40.000	37.0	0.7878687	0.7290534		-7.5	+/-20
Tetrachlorometaxylene	A	40.000	33.6	1.1944880	1.0041320		-15.9	+/-20
Decachlorobiphenyl [2C]	A	40.000	40.3	1.2182710	1.2285170		0.8	+/-20
Tetrachlorometaxylene [2C]	A	40.000	34.5	1.1737210	1.0131510		-13.7	+/-20

* Values outside of QC limits

* Values outside of QC limits



**SECOND-SOURCE
CONTINUING CALIBRATION CHECK
EPA 8082A**

Laboratory:	<u>Analytical Resources, LLC</u>	SDG:	<u>23C0774</u>
Client:	<u>Anchor QEA, LLC</u>	Project:	<u>AOC5 MR Phase 1</u>
Instrument ID:	<u>ECD7</u>	Calibration:	<u>GB00069</u>
Lab File ID:	<u>02242315ECD7.D</u>	Calibration Date:	<u>02/24/2023</u>
Sequence:	<u>SLB0342</u>	Injection Date:	<u>02/24/23</u>
Lab Sample ID:	<u>SLB0342-SCV3</u>	Injection Time:	<u>15:45</u>
Sequence Name:	<u>AR1248SCV3</u>		

COMPOUND	TYPE	CONC. (ug/L)		RESPONSE FACTOR (RRF)			% DRIFT/DIFF	
		STD	CCV	ICAL	CCV	MIN	CCV	LIMIT
Aroclor 1248	A	250.00	249	0.0574755	0.0572474		-0.2	+/-20
Aroclor 1248 [2C]	A	250.00	248	0.0444270	0.0440936		-0.8	+/-20
Decachlorobiphenyl	A	40.000	33.1	0.7878687	0.6527336		-17.2	+/-20
Tetrachlorometaxylene	A	40.000	34.9	1.1944880	1.0413820		-12.8	+/-20
Decachlorobiphenyl [2C]	A	40.000	36.3	1.2182710	1.1066400		-9.2	+/-20
Tetrachlorometaxylene [2C]	A	40.000	36.4	1.1737210	1.0676190		-9.0	+/-20

* Values outside of QC limits

* Values outside of QC limits



**SECOND-SOURCE
CONTINUING CALIBRATION CHECK
EPA 8082A**

Laboratory:	<u>Analytical Resources, LLC</u>	SDG:	<u>23C0774</u>
Client:	<u>Anchor QEA, LLC</u>	Project:	<u>AOC5 MR Phase 1</u>
Instrument ID:	<u>ECD7</u>	Calibration:	<u>GB00069</u>
Lab File ID:	<u>02242316ECD7.D</u>	Calibration Date:	<u>02/24/2023</u>
Sequence:	<u>SLB0342</u>	Injection Date:	<u>02/24/23</u>
Lab Sample ID:	<u>SLB0342-SCV4</u>	Injection Time:	<u>16:06</u>
Sequence Name:	<u>AR1254SCV4</u>		

COMPOUND	TYPE	CONC. (ug/L)		RESPONSE FACTOR (RRF)			% DRIFT/DIFF	
		STD	CCV	ICAL	CCV	MIN	CCV	LIMIT
Aroclor 1254	A	250.00	235	0.0662949	0.0622529		-5.9	+/-20
Aroclor 1254 [2C]	A	250.00	240	0.0763106	0.0731447		-4.0	+/-20
Decachlorobiphenyl	A	40.000	34.6	0.7878687	0.6823832		-13.4	+/-20
Tetrachlorometaxylene	A	40.000	36.1	1.1944880	1.0787610		-9.7	+/-20
Decachlorobiphenyl [2C]	A	40.000	37.9	1.2182710	1.1548440		-5.2	+/-20
Tetrachlorometaxylene [2C]	A	40.000	37.1	1.1737210	1.0880920		-7.3	+/-20

* Values outside of QC limits

* Values outside of QC limits



**SECOND-SOURCE
CONTINUING CALIBRATION CHECK
EPA 8082A**

Laboratory:	<u>Analytical Resources, LLC</u>	SDG:	<u>23C0774</u>
Client:	<u>Anchor QEA, LLC</u>	Project:	<u>AOC5 MR Phase 1</u>
Instrument ID:	<u>ECD7</u>	Calibration:	<u>GB00069</u>
Lab File ID:	<u>02242317ECD7.D</u>	Calibration Date:	<u>02/24/2023</u>
Sequence:	<u>SLB0342</u>	Injection Date:	<u>02/24/23</u>
Lab Sample ID:	<u>SLB0342-SCV5</u>	Injection Time:	<u>16:27</u>
Sequence Name:	<u>AR2162SCV5</u>		

COMPOUND	TYPE	CONC. (ug/L)		RESPONSE FACTOR (RRF)			% DRIFT/DIFF	
		STD	CCV	ICAL	CCV	MIN	CCV	LIMIT
Aroclor 1221	A	250.00	258	0.0165758	0.0169561		3.3	+/-20
Aroclor 1221 [2C]	A	250.00	256	0.0150798	0.0153801		2.5	+/-20
Aroclor 1262	A	250.00	247	0.0366596	0.0361658		-1.2	+/-20
Aroclor 1262 [2C]	A	250.00	249	0.0739760	0.0737876		-0.3	+/-20
Decachlorobiphenyl	A	40.000	34.4	0.7878687	0.6780614		-13.9	+/-20
Tetrachlorometaxylene	A	40.000	36.0	1.1944880	1.0756080		-10.0	+/-20
Decachlorobiphenyl [2C]	A	40.000	37.9	1.2182710	1.1528740		-5.4	+/-20
Tetrachlorometaxylene [2C]	A	40.000	36.6	1.1737210	1.0753820		-8.4	+/-20

* Values outside of QC limits

* Values outside of QC limits



**SECOND-SOURCE
CONTINUING CALIBRATION CHECK
EPA 8082A**

Laboratory:	<u>Analytical Resources, LLC</u>	SDG:	<u>23C0774</u>
Client:	<u>Anchor QEA, LLC</u>	Project:	<u>AOC5 MR Phase 1</u>
Instrument ID:	<u>ECD7</u>	Calibration:	<u>GB00069</u>
Lab File ID:	<u>02242318ECD7.D</u>	Calibration Date:	<u>02/24/2023</u>
Sequence:	<u>SLB0342</u>	Injection Date:	<u>02/24/23</u>
Lab Sample ID:	<u>SLB0342-SCV6</u>	Injection Time:	<u>16:48</u>
Sequence Name:	<u>AR3268SCV6</u>		

COMPOUND	TYPE	CONC. (ug/L)		RESPONSE FACTOR (RRF)			% DRIFT/DIFF	
		STD	CCV	ICAL	CCV	MIN	CCV	LIMIT
Aroclor 1232	A	250.00	245	0.0169039	0.0169981		-2.0	+/-20
Aroclor 1232 [2C]	A	250.00	259	0.0192023	0.0199392		3.4	+/-20
Aroclor 1268	A	250.00	246	0.1442124	0.1418626		-1.4	+/-20
Aroclor 1268 [2C]	A	250.00	249	0.2386862	0.2369075		-0.6	+/-20
Decachlorobiphenyl	A	40.000	51.3	0.7878687	1.0108790		28.3	+/-20
Tetrachlorometaxylene	A	40.000	37.1	1.1944880	1.1067180		-7.3	+/-20
Decachlorobiphenyl [2C]	A	40.000	56.4	1.2182710	1.7182840		41.0	+/-20
Tetrachlorometaxylene [2C]	A	40.000	38.2	1.1737210	1.1196760		-4.6	+/-20

* Values outside of QC limits



CONTINUING CALIBRATION CHECK
EPA 8082A

Laboratory:	<u>Analytical Resources, LLC</u>	SDG:	<u>23C0774</u>
Client:	<u>Anchor QEA, LLC</u>	Project:	<u>AOC5 MR Phase 1</u>
Instrument ID:	<u>ECD7</u>	Calibration:	<u>GB00069</u>
Lab File ID:	<u>04132305ECD7.D</u>	Calibration Date:	<u>02/24/2023</u>
Sequence:	<u>SLD0171</u>	Injection Date:	<u>04/13/23</u>
Lab Sample ID:	<u>SLD0171-CCV1</u>	Injection Time:	<u>10:35</u>
Sequence Name:	<u>AR1248CCV1</u>		

COMPOUND	TYPE	CONC. (ug/L)		RESPONSE FACTOR (RRF)			% DRIFT/DIFF	
		STD	CCV	ICAL	CCV	MIN	CCV	LIMIT
Aroclor 1248	A	250.00	378	0.0574755	0.0885489		51.2	+/-20 *
Aroclor-1248 (1)	A	250.00	394		0.0614447			
Aroclor-1248 (2)	A	250.00	266		0.0528743			
Aroclor-1248 (3)	A	250.00	422		0.1579709			
Aroclor-1248 (4)	A	250.00	430		0.0819056			
Aroclor 1248 [2C]	A	250.00	267	0.0444270	0.0471350		6.8	+/-20
Aroclor-1248 (1) [2C]	A	250.00	300		0.0457851			
Aroclor-1248 (2) [2C]	A	250.00	252		0.0398474			
Aroclor-1248 (3) [2C]	A	250.00	268		0.0487500			
Aroclor-1248 (4) [2C]	A	250.00	248		0.0541576			
Decachlorobiphenyl	A	40.000	38.7	0.7878687	0.7617540		-3.3	+/-20
Tetrachlorometaxylene	A	40.000	38.1	1.1944880	1.1385160		-4.8	+/-20
Decachlorobiphenyl [2C]	A	40.000	38.2	1.2182710	1.1635630		-4.5	+/-20
Tetrachlorometaxylene [2C]	A	40.000	38.4	1.1737210	1.1270880		-4.0	+/-20

* Values outside of QC limits

* Values outside of QC limits

Analytical Resources Inc.
Dual Column 608/8082 PCB Quantitation Report

Data file 1: /230413.b/04132305ECD7.D
Data file 2: /230413.b/230413.b/04132305ECD7.D
Method: \\target\share\chem4\ecd7.i\230413.b\PCB.m
Compound Sublist: AR1248.sub
Instrument, Inj. Vol.: ecd7.i, 2ul
Quant Method: Internal Std

ARI ID: AR1248CCV1
Client ID:
Injection Date: 13-APR-2023 10:35
Report Date: 04/13/2023 11:15
Matrix: NONE
Dilution Factor: 1.0

SURROGATES

RT	ZB5 Col Shift	Response	RT	ZB35 Col Shift	Response	ZB5 on col	ZB35 on col	RPD	Compound/Flag
5.809	0.003	310447	5.694	0.000	183016	38.1	38.4	0.7	Tetrachloro-m-xylene
13.898	0.005	362489	14.123	0.000	285568	38.7	38.2	1.2	Decachlorobiphenyl

* Indicates RPD > 40%

INTERNAL STANDARD SUMMARY

Standard Cpnd	Column 1		
	Standard Area*	Sample Area	%D
Bromo-Nitrobenzene	673778	545354	-19.1
Hexabromobiphenyl	1429847	951722	-33.4

Standard Cpnd	Column 2		
	Standard Area*	Sample Area	%D
Bromo-Nitrobenzene	315256	324759	3.0
Hexabromobiphenyl	513946	490851	-4.5

* Standard Areas taken from Initial Cal Level 3
Initial Calibration Date: 24-FEB-2023
<- Indicates standard response outside Limits (-50 to +100%)

ZB5 Col						ZB35 Col					
Aroclor	Peak#	RT	Shift	Area	Amount	Peak#	RT	Shift	Area	Amount	
Aroclor-1248	1	8.416	0.011	104716	393.5	1	8.319	0.000	46466	299.7	
Aroclor-1248	2	8.597	0.016	90110	266.4	2	8.728	0.000	40440	252.2	
Aroclor-1248	3	8.999	0.001	269219	421.9	3	9.203	0.000	49475	268.2	
Aroclor-1248	4	9.309	0.014	139586	429.7	4	9.626	0.000	54963	248.1	
Total Col1Ave (4 peaks):				377.9	Total Col2Ave (4 peaks):				267.0	RPD = 34	
Corrected Ave (3 peaks):				360.6	Corrected Ave (3 peaks):				256.2	RPD = 34	
CalAmt %D:				51.2	CalAmt %D:				6.8		

Total PCB Area Col1 (5.906 - 13.793) = 1439242 Col1 Total PCB = 0.2 ppm*

Total PCB Area Col2 (5.794 - 14.023) = 820343 Col2 Total PCB = 0.2 ppm*

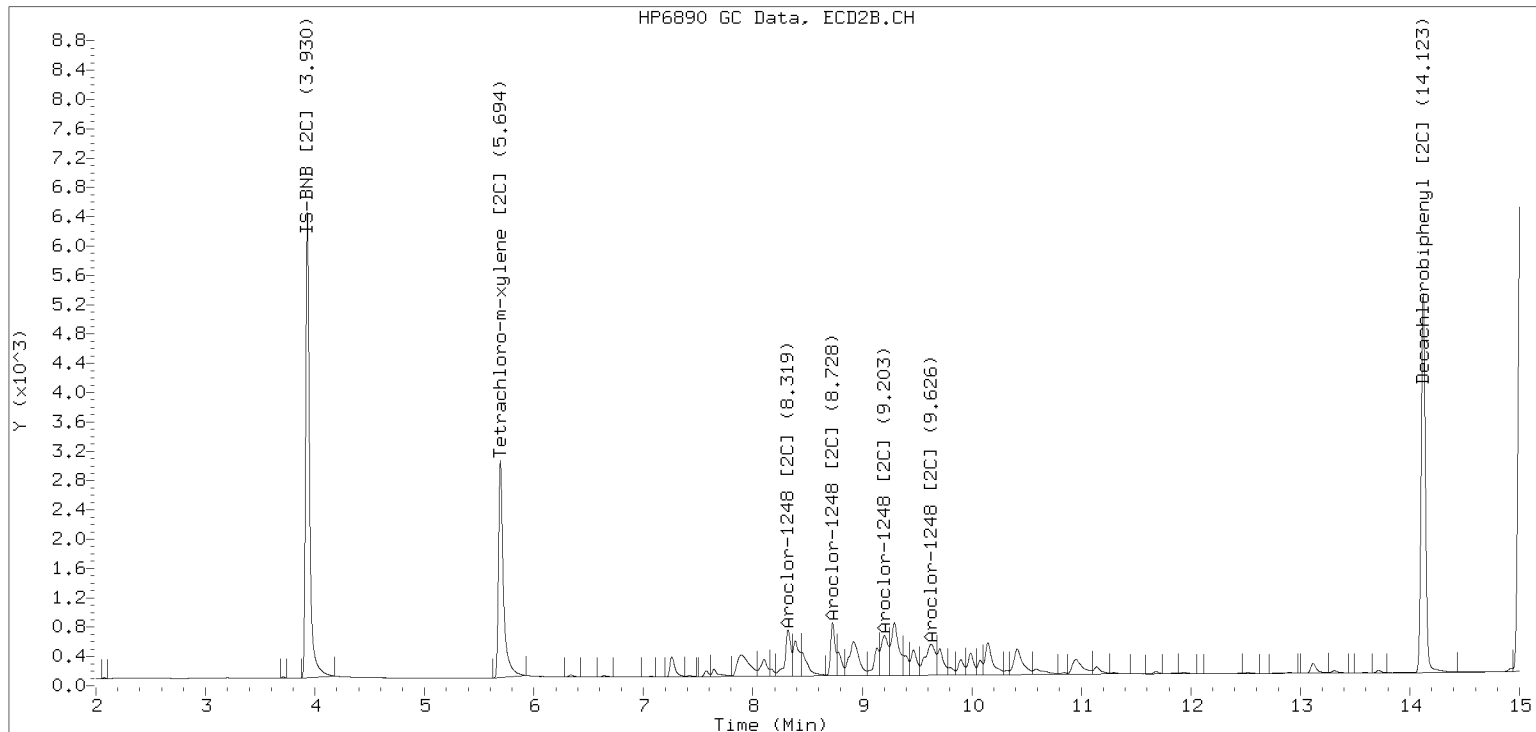
* Quantitated against AR1660 0.25ppm in Ical

PCB-Form 10 Mod.

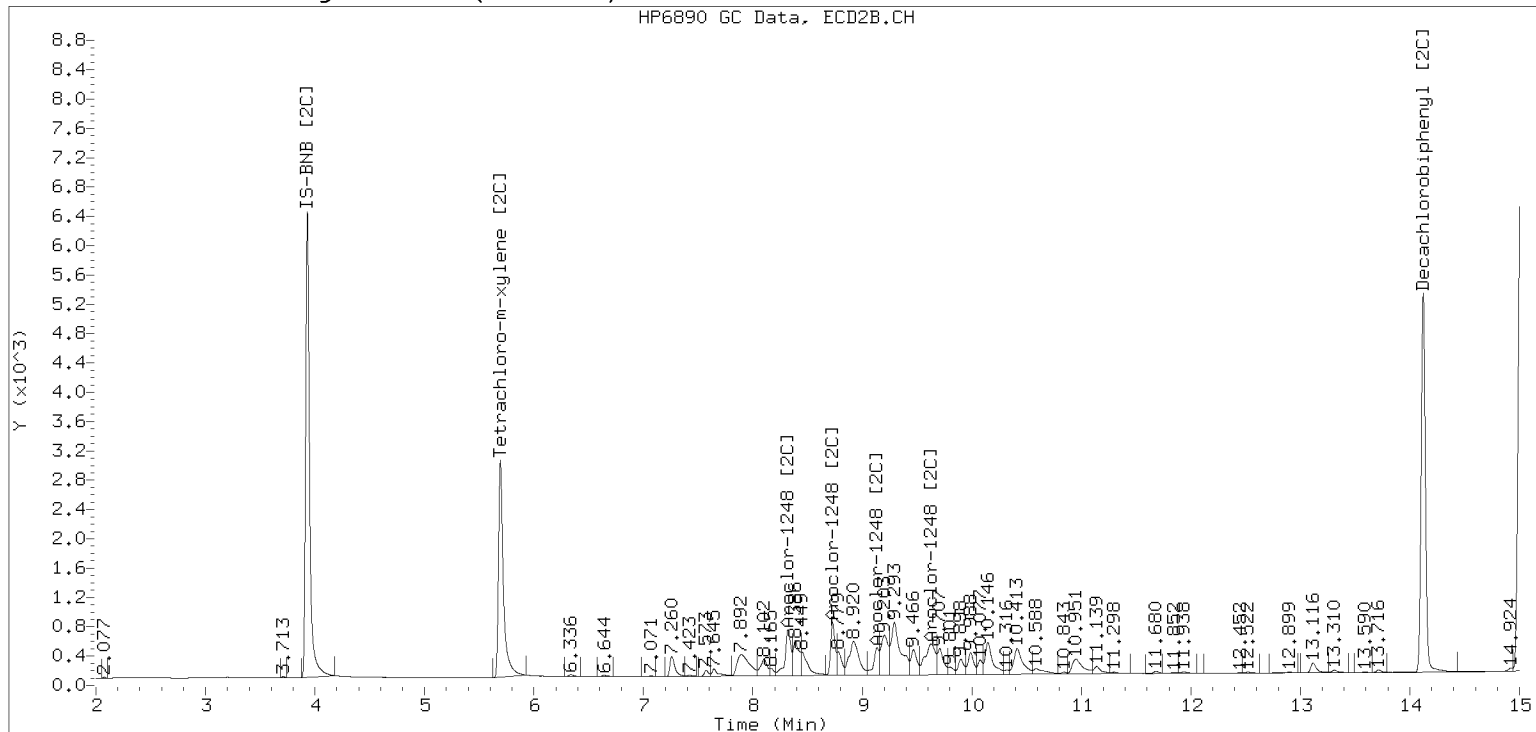
Manual Peak Adjustment, ZB-35

Datafile: ecd7.i/230413.b/230413.b/04132305ECD7.D Injection Date: 13-APR-2023

Manual Integration (After)



Processed Integration (Before)





CONTINUING CALIBRATION CHECK
EPA 8082A

Laboratory:	<u>Analytical Resources, LLC</u>	SDG:	<u>23C0774</u>
Client:	<u>Anchor QEA, LLC</u>	Project:	<u>AOC5 MR Phase 1</u>
Instrument ID:	<u>ECD7</u>	Calibration:	<u>GB00069</u>
Lab File ID:	<u>04132306ECD7.D</u>	Calibration Date:	<u>02/24/2023</u>
Sequence:	<u>SLD0171</u>	Injection Date:	<u>04/13/23</u>
Lab Sample ID:	<u>SLD0171-CCV2</u>	Injection Time:	<u>10:56</u>
Sequence Name:	<u>AR1660CCV2</u>		

COMPOUND	TYPE	CONC. (ug/L)		RESPONSE FACTOR (RRF)			% DRIFT/DIFF	
		STD	CCV	ICAL	CCV	MIN	CCV	LIMIT
Aroclor 1016	A	250.00	254	0.0493662	0.0496459		1.5	+/-20
Aroclor-1016 (1)	A	250.00	241	0.0303852	0.0293159		-3.6	
Aroclor-1016 (2)	A	250.00	236	0.0926308	0.0874224		-5.6	
Aroclor-1016 (3)	A	250.00	297	0.0452180	0.0536541		18.8	
Aroclor-1016 (4)	A	250.00	241	0.0292307	0.0281914		-3.6	
Aroclor 1016 [2C]	A	250.00	276	0.0545857	0.0589335		10.3	+/-20
Aroclor-1016 (1) [2C]	A	250.00	248	0.0468313	0.0463934		-0.8	
Aroclor-1016 (2) [2C]	A	250.00	256	0.0949676	0.0971207		2.4	
Aroclor-1016 (3) [2C]	A	250.00	315	0.0428922	0.0539976		26.0	
Aroclor-1016 (4) [2C]	A	250.00	284	0.0336515	0.0382224		13.6	
Aroclor 1260	A	250.00	311	0.0392091	0.0484064		24.2	+/-20 *
Aroclor-1260 (1)	A	250.00	339	0.0287785	0.0389942		35.6	
Aroclor-1260 (2)	A	250.00	315	0.0300690	0.0379011		26.0	
Aroclor-1260 (3)	A	250.00	314	0.0797517	0.1000203		25.6	
Aroclor-1260 (4)	A	250.00	269	0.0401599	0.0432403		7.6	
Aroclor-1260 (5)	A	250.00	316	0.0172866	0.0218760		26.4	
Aroclor 1260 [2C]	A	250.00	265	0.0699688	0.0760761		5.9	+/-20
Aroclor-1260 (1) [2C]	A	250.00	269	0.0470406	0.0506311		7.6	
Aroclor-1260 (2) [2C]	A	250.00	280	0.1200523	0.1345638		12.0	
Aroclor-1260 (3) [2C]	A	250.00	234	0.0318590	0.0298459		-6.4	
Aroclor-1260 (4) [2C]	A	250.00	276	0.0809231	0.0892633		10.4	
Decachlorobiphenyl	A	40.000	39.6	0.7878687	0.7795616		-1.0	+/-20
Tetrachlorometaxylene	A	40.000	39.1	1.1944880	1.1666830		-2.3	+/-20
Decachlorobiphenyl [2C]	A	40.000	38.8	1.2182710	1.1827180		-3.0	+/-20
Tetrachlorometaxylene [2C]	A	40.000	39.4	1.1737210	1.1550780		-1.5	+/-20

* Values outside of QC limits

* Values outside of QC limits

Analytical Resources Inc.
Dual Column 608/8082 PCB Quantitation Report

Data file 1: /230413.b/04132306ECD7.D
Data file 2: /230413.b/230413.b/04132306ECD7.D
Method: \\target\share\chem4\ecd7.i\230413.b\PCB.m
Compound Sublist: AR1660.sub
Instrument, Inj. Vol.: ecd7.i, 2ul
Quant Method: Internal Std

ARI ID: AR1660CCV2
Client ID:
Injection Date: 13-APR-2023 10:56
Report Date: 04/13/2023 11:17
Matrix: NONE
Dilution Factor: 1.0

SURROGATES

ZB5 Col			ZB35 Col			ZB5	ZB35	RPD	Compound/Flag
RT	Shift	Response	RT	Shift	Response	on col	on col		
5.808	-0.001	325851	5.693	-0.001	190105	39.1	39.4	0.8	Tetrachloro-m-xylene
13.898	0.000	386790	14.123	0.000	295754	39.6	38.8	1.9	Decachlorobiphenyl

* Indicates RPD > 40%

INTERNAL STANDARD SUMMARY

Standard Cpnd	Column 1		
	Standard Area*	Sample Area	%D
Bromo-Nitrobenzene	673778	558594	-17.1
Hexabromobiphenyl	1429847	992327	-30.6

Standard Cpnd	Column 2		
	Standard Area*	Sample Area	%D
Bromo-Nitrobenzene	315256	329164	4.4
Hexabromobiphenyl	513946	500126	-2.7

* Standard Areas taken from Initial Cal Level 3
Initial Calibration Date: 24-FEB-2023
<- Indicates standard response outside Limits (-50 to +100%)

ZB5 Col					ZB35 Col					
Aroclor	Peak#	RT	Shift	Area	Amount	Peak#	RT	Shift	Area	Amount
Aroclor-1016	1	7.274	0.001	51174	241.2	1	7.260	0.000	47722	247.7
Aroclor-1016	2	7.677	0.002	152605	235.9	2	7.890	0.006	99902	255.7
Aroclor-1016	3	7.804	0.001	93659	296.6	3	8.096	0.001	55544	314.7
Aroclor-1016	4	8.416	0.001	49211	241.1	4	8.320	0.002	39317	284.0
Total CollAve (4 peaks):				253.7		Total Col2Ave (4 peaks):				275.5 RPD = 8
Corrected Ave (3 peaks):				239.4		Corrected Ave (3 peaks):				262.4 RPD = 9

CalAmt %D: 1.5

CalAmt %D: 10.2

Aroclor-1260	1	11.055	0.001	120922	338.7	1	11.664	0.002	79131	269.1
Aroclor-1260	2	11.372	0.001	117532	315.1	2	11.933	0.002	210309	280.2
Aroclor-1260	3	11.749	0.002	310165	313.5	3	12.446	0.003	46646	234.2
Aroclor-1260	4	12.157	0.001	134089	269.2	4	12.516	0.003	139509	275.8
Aroclor-1260	5	12.254	0.001	67838	316.4	NS	---			----
Total CollAve (5 peaks):				310.6		Total Col2Ave (4 peaks):				264.8 RPD = 16
Corrected Ave (4 peaks):				303.6		Corrected Ave (3 peaks):				259.7 RPD = 16

CalAmt %D: 24.2

CalAmt %D: 5.9

Total PCB Area Coll (5.909 - 13.798) = 3366175 Coll Total PCB = 0.5 ppm*

Total PCB Area Col2 (5.794 - 14.023) = 1972160 Col2 Total PCB = 0.5 ppm*

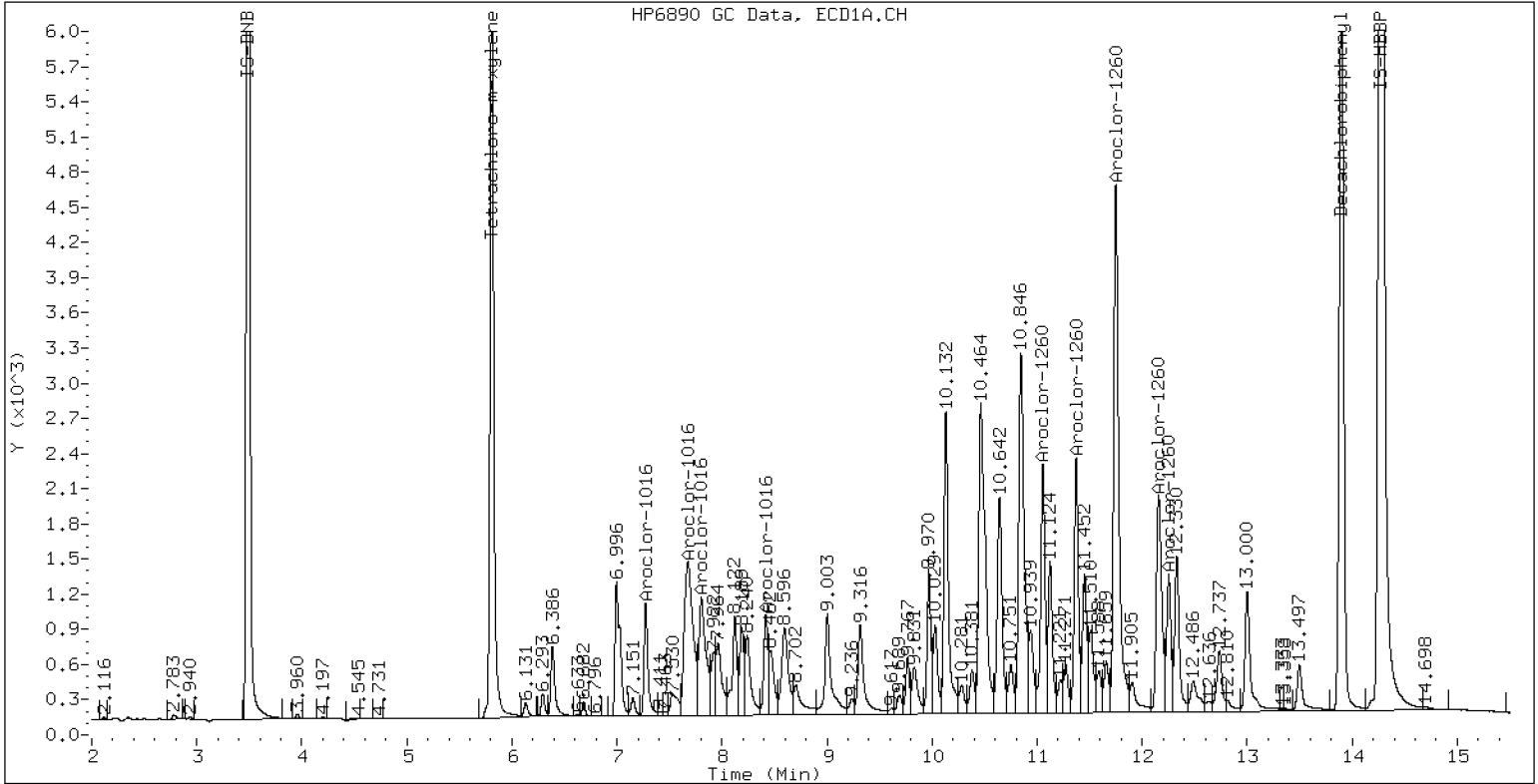
* Quantitated against AR1660 0.25ppm in Ical

PCB-Form 10 Mod.

PCB Dual Column Chromatograms

ECD7-ZB5 AR1660CCV2

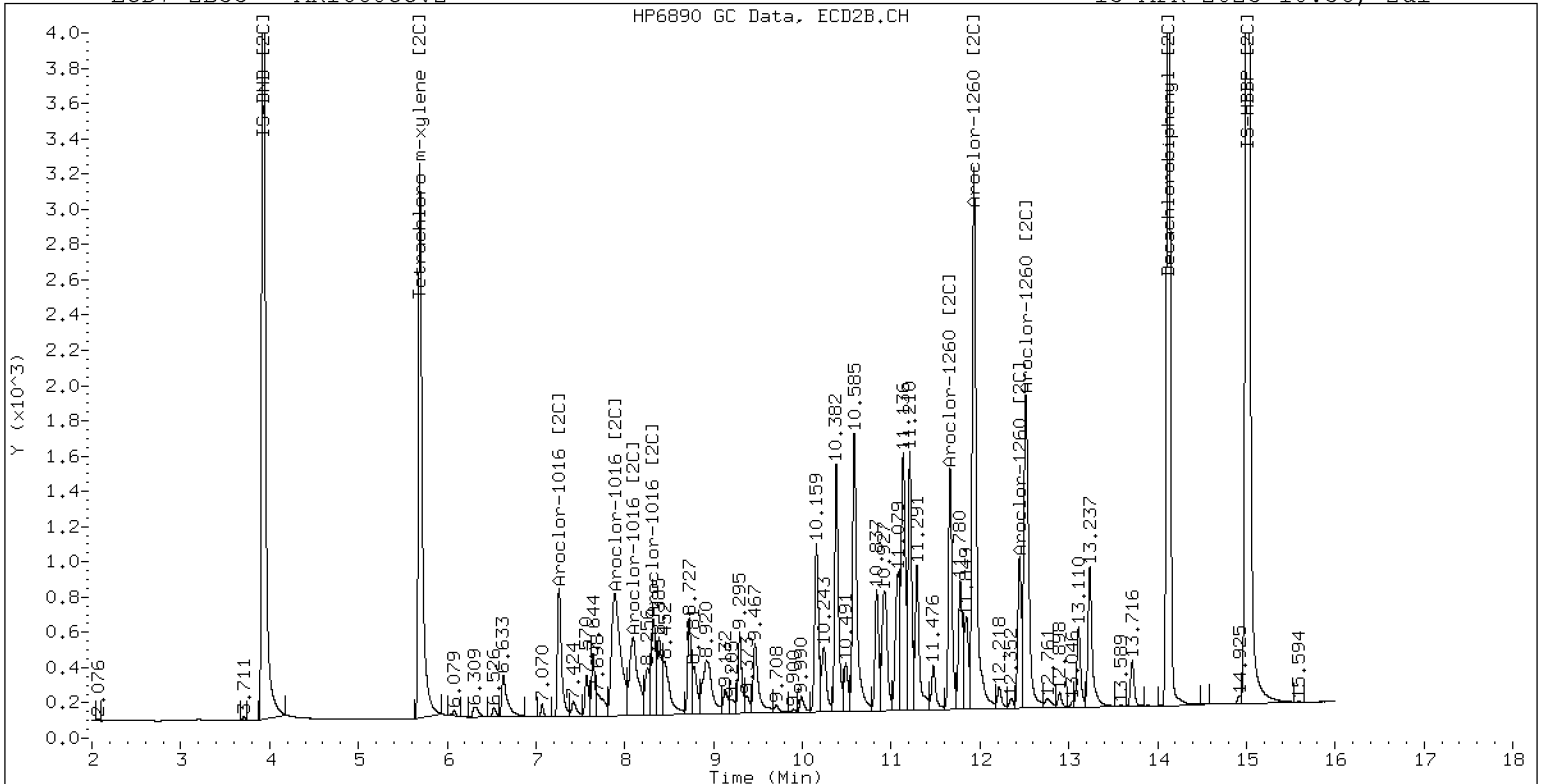
13-APR-2023 10:56, 2ul



ZB-5 Manual Integration: NO

ECD7-ZB35 AR1660CCV2

13-APR-2023 10:56, 2ul



ZB-35 Manual Integration: NO



CONTINUING CALIBRATION CHECK
EPA 8082A

Laboratory:	<u>Analytical Resources, LLC</u>	SDG:	<u>23C0774</u>
Client:	<u>Anchor QEA, LLC</u>	Project:	<u>AOC5 MR Phase 1</u>
Instrument ID:	<u>ECD7</u>	Calibration:	<u>GB00069</u>
Lab File ID:	<u>04132312ECD7.D</u>	Calibration Date:	<u>02/24/2023</u>
Sequence:	<u>SLD0171</u>	Injection Date:	<u>04/13/23</u>
Lab Sample ID:	<u>SLD0171-CCV3</u>	Injection Time:	<u>15:00</u>
Sequence Name:	<u>AR1242CCV3</u>		

COMPOUND	TYPE	CONC. (ug/L)		RESPONSE FACTOR (RRF)			% DRIFT/DIFF	
		STD	CCV	ICAL	CCV	MIN	CCV	LIMIT
Aroclor 1242	A	250.00	234	0.0395340	0.0365619		-6.6	+/-20
Aroclor-1242 (1)	A	250.00	240		0.0237637			
Aroclor-1242 (2)	A	250.00	225		0.0677324			
Aroclor-1242 (3)	A	250.00	229		0.0214368			
Aroclor-1242 (4)	A	250.00	240		0.0333146			
Aroclor 1242 [2C]	A	250.00	245	0.0423092	0.0413760		-2.0	+/-20
Aroclor-1242 (1) [2C]	A	250.00	252		0.0375542			
Aroclor-1242 (2) [2C]	A	250.00	243		0.0758287			
Aroclor-1242 (3) [2C]	A	250.00	253		0.0245811			
Aroclor-1242 (4) [2C]	A	250.00	232		0.0275402			
Decachlorobiphenyl	A	40.000	35.9	0.7878687	0.7065971		-10.3	+/-20
Tetrachlorometaxylene	A	40.000	46.5	1.1944880	1.3895430		16.3	+/-20
Decachlorobiphenyl [2C]	A	40.000	37.1	1.2182710	1.1307860		-7.3	+/-20
Tetrachlorometaxylene [2C]	A	40.000	46.4	1.1737210	1.3621770		16.0	+/-20

* Values outside of QC limits

* Values outside of QC limits

Analytical Resources Inc.
Dual Column 608/8082 PCB Quantitation Report

Data file 1: /230413.b/04132312ECD7.D
Data file 2: /230413.b/230413.b/04132312ECD7.D
Method: \\target\share\chem4\ecd7.i\230413.b\PCB.m
Compound Sublist: AR1242.sub
Instrument, Inj. Vol.: ecd7.i, 2ul
Quant Method: Internal Std

ARI ID: AR1242CCV3
Client ID:
Injection Date: 13-APR-2023 15:00
Report Date: 04/14/2023 09:01
Matrix: NONE
Dilution Factor: 1.0

SURROGATES

RT	ZB5 Col Shift	Response	RT	ZB35 Col Shift	Response	ZB5 on col	ZB35 on col	RPD	Compound/Flag
5.810	0.002	359531	5.695	0.001	218754	46.5	46.4	0.2	Tetrachloro-m-xylene
13.898	-0.000	325589	14.124	0.001	278827	35.9	37.1	3.4	Decachlorobiphenyl

* Indicates RPD > 40%

INTERNAL STANDARD SUMMARY

Standard Cpnd	Column 1		
	Standard Area*	Sample Area	%D
Bromo-Nitrobenzene	673778	517481	-23.2
Hexabromobiphenyl	1429847	921569	-35.5

Standard Cpnd	Column 2		
	Standard Area*	Sample Area	%D
Bromo-Nitrobenzene	315256	321183	1.9
Hexabromobiphenyl	513946	493156	-4.0

* Standard Areas taken from Initial Cal Level 3
Initial Calibration Date: 24-FEB-2023
<- Indicates standard response outside Limits (-50 to +100%)

ZB5 Col						ZB35 Col					
Aroclor	Peak#	RT	Shift	Area	Amount	Peak#	RT	Shift	Area	Amount	
Aroclor-1242	1	7.275	0.005	38429	239.6	1	7.262	0.000	37693	252.6	
Aroclor-1242	2	7.679	0.023	109532	224.9	2	7.903	0.000	76109	242.6	
Aroclor-1242	3	8.418	0.013	34666	228.8	3	9.206	0.000	24672	252.8	
Aroclor-1242	4	8.599	0.019	53874	240.5	4	9.640	0.000	27642	232.4	
Total CollAve (4 peaks):				233.5		Total Col2Ave (4 peaks):				245.1	RPD = 5
Corrected Ave (3 peaks):				231.1		Corrected Ave (3 peaks):				242.5	RPD = 5
CalAmt %D:				-6.6		CalAmt %D:				-2.0	

Total PCB Area Col1 (5.908 - 13.798) = 985322 Col1 Total PCB = 0.2 ppm*

Total PCB Area Col2 (5.794 - 14.023) = 586688 Col2 Total PCB = 0.2 ppm*

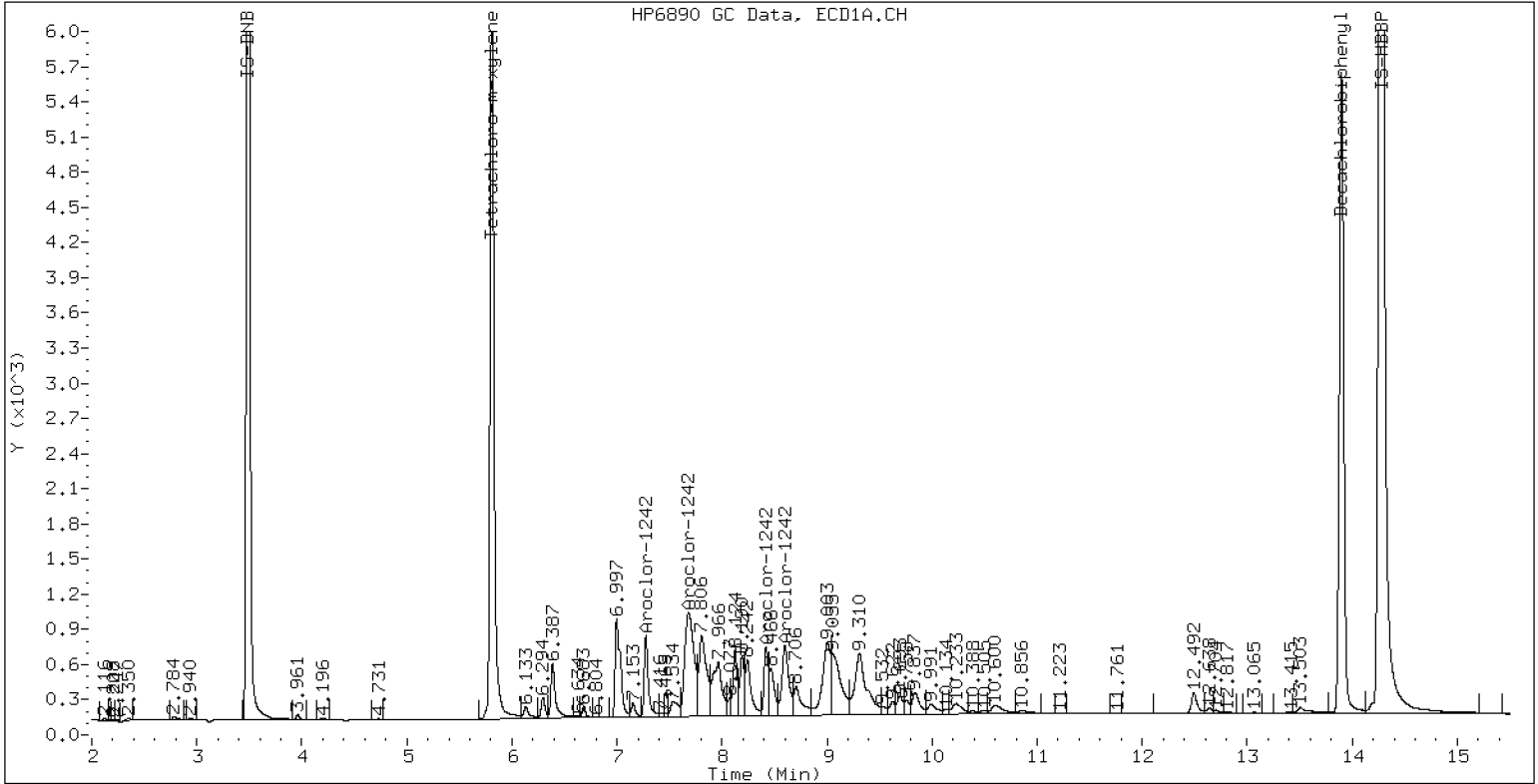
* Quantitated against AR1660 0.25ppm in Ical

PCB-Form 10 Mod.

PCB Dual Column Chromatograms

ECD7-ZB5 AR1242CCV3

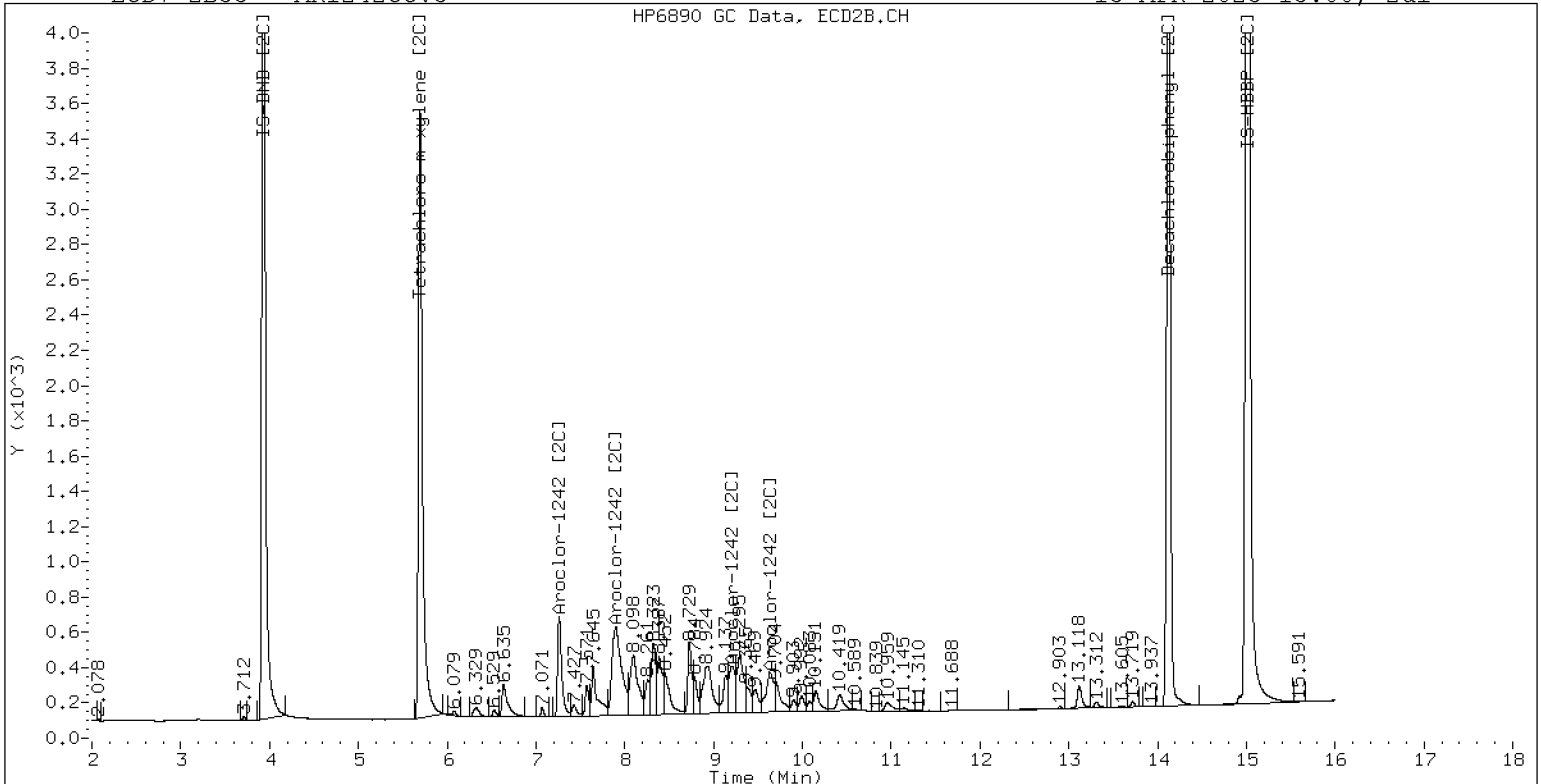
13-APR-2023 15:00, 2ul



ZB-5 Manual Integration: NO

ECD7-ZB35 AR1242CCV3

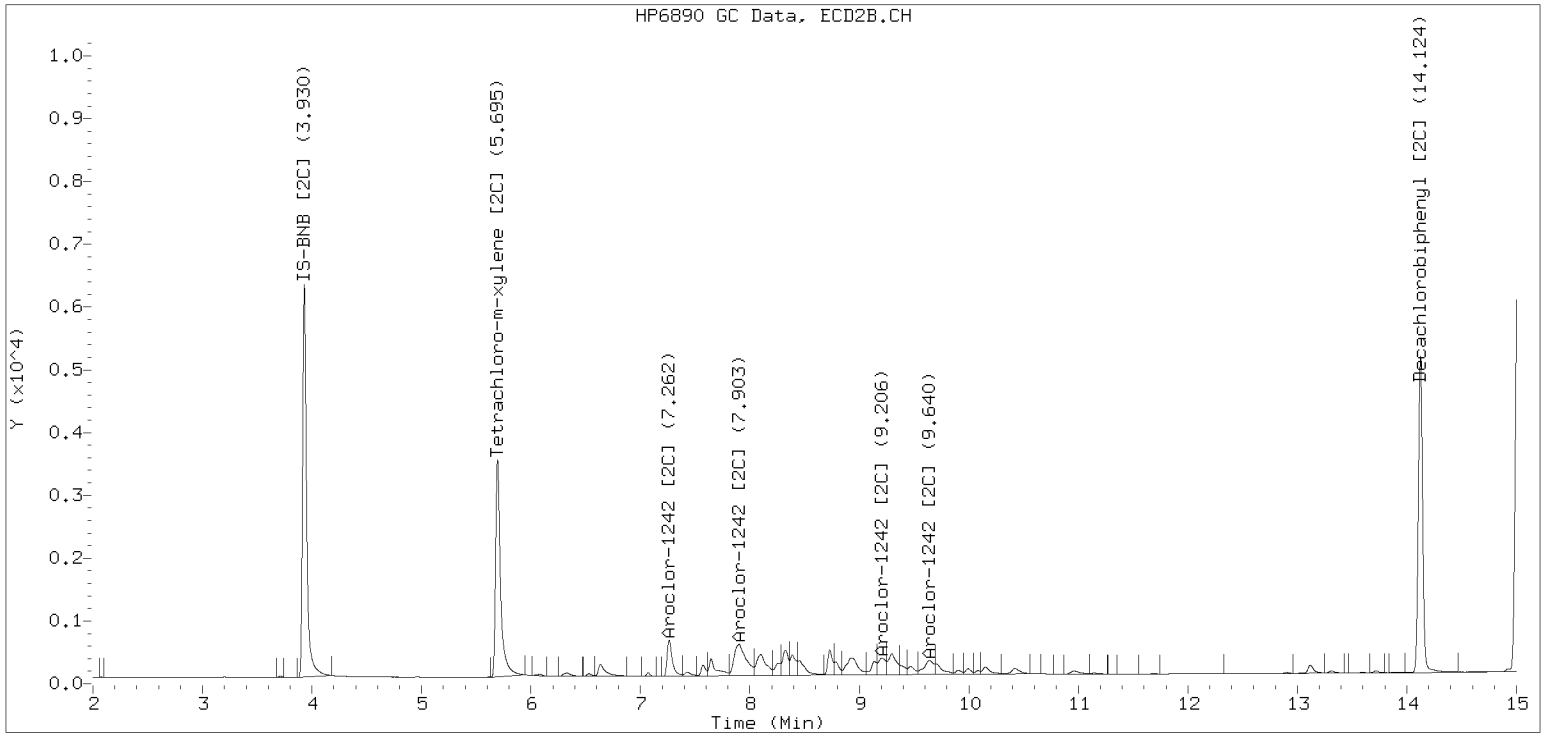
13-APR-2023 15:00, 2ul



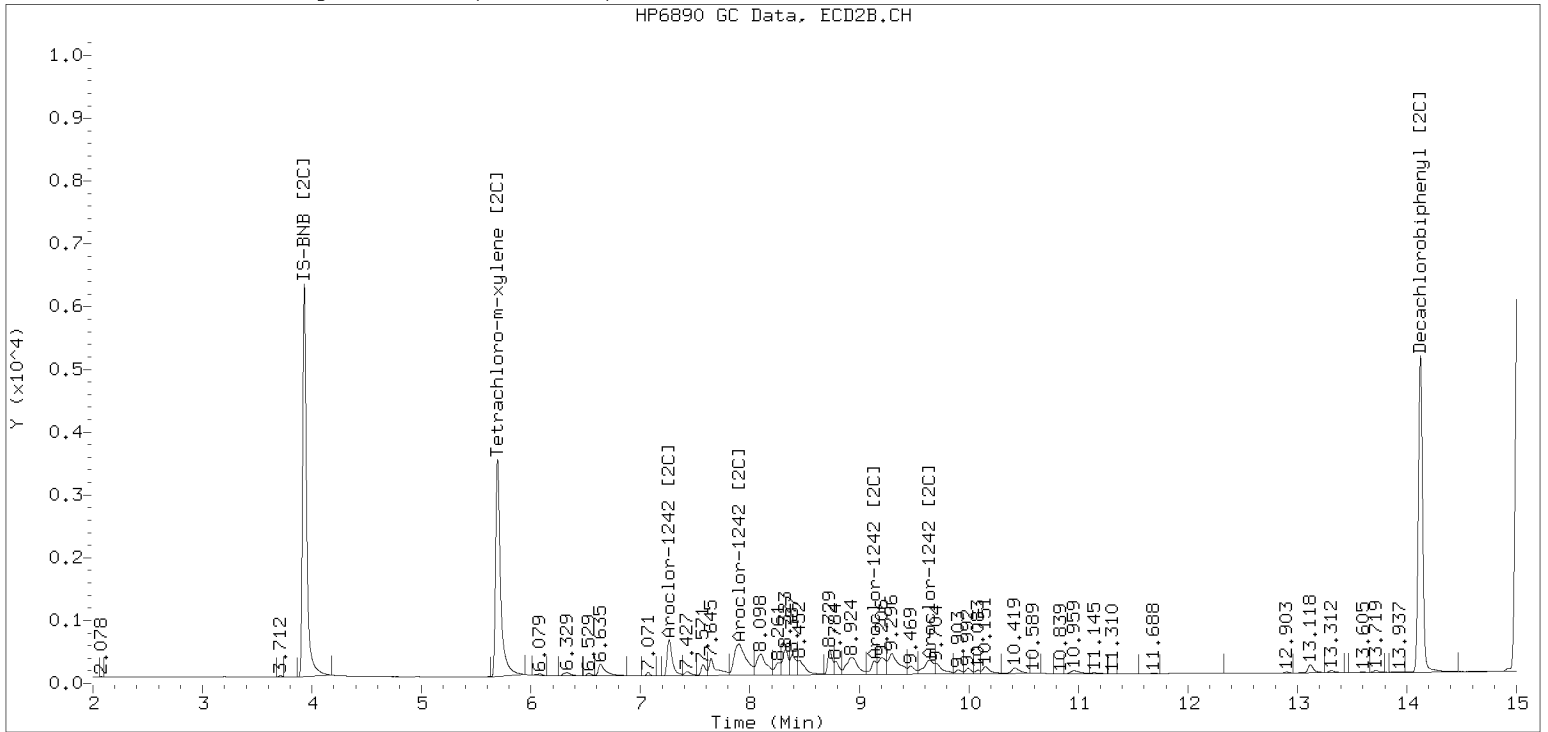
Manual Peak Adjustment, ZB-35

Datafile: ecd7.i/230413.b/230413.b/04132312ECD7.D Injection Date: 13-APR-2023

Manual Integration (After)



Processed Integration (Before)





CONTINUING CALIBRATION CHECK
EPA 8082A

Laboratory: Analytical Resources, LLC

SDG: 23C0774

Client: Anchor QEA, LLC

Project: AOC5 MR Phase 1

Instrument ID: ECD7

Calibration: GB00069

Lab File ID: 04132313ECD7.D

Calibration Date: 02/24/2023

Sequence: SLD0171

Injection Date: 04/13/23

Lab Sample ID: SLD0171-CCV4

Injection Time: 15:20

Sequence Name: AR1660CCV4

COMPOUND	TYPE	CONC. (ug/L)		RESPONSE FACTOR (RRF)			% DRIFT/DIFF	
		STD	CCV	ICAL	CCV	MIN	CCV	LIMIT
Aroclor 1016	A	250.00	248	0.0493662	0.0485596		-0.8	+/-20
Aroclor-1016 (1)	A	250.00	238	0.0303852	0.0289098		-4.8	
Aroclor-1016 (2)	A	250.00	229	0.0926308	0.0849031		-8.4	
Aroclor-1016 (3)	A	250.00	298	0.0452180	0.0538590		19.2	
Aroclor-1016 (4)	A	250.00	227	0.0292307	0.0265664		-9.2	
Aroclor 1016 [2C]	A	250.00	274	0.0545857	0.0583777		9.6	+/-20
Aroclor-1016 (1) [2C]	A	250.00	245	0.0468313	0.0458577		-2.0	
Aroclor-1016 (2) [2C]	A	250.00	250	0.0949676	0.0951210		0.0	
Aroclor-1016 (3) [2C]	A	250.00	313	0.0428922	0.0537302		25.2	
Aroclor-1016 (4) [2C]	A	250.00	288	0.0336515	0.0388020		15.2	
Aroclor 1260	A	250.00	282	0.0392091	0.0441761		12.6	+/-20
Aroclor-1260 (1)	A	250.00	307	0.0287785	0.0353359		22.8	
Aroclor-1260 (2)	A	250.00	290	0.0300690	0.0348529		16.0	
Aroclor-1260 (3)	A	250.00	291	0.0797517	0.0928548		16.4	
Aroclor-1260 (4)	A	250.00	238	0.0401599	0.0383025		-4.8	
Aroclor-1260 (5)	A	250.00	282	0.0172866	0.0195346		12.8	
Aroclor 1260 [2C]	A	250.00	254	0.0699688	0.0731354		1.5	+/-20
Aroclor-1260 (1) [2C]	A	250.00	258	0.0470406	0.0486218		3.2	
Aroclor-1260 (2) [2C]	A	250.00	270	0.1200523	0.1295893		8.0	
Aroclor-1260 (3) [2C]	A	250.00	221	0.0318590	0.0281797		-11.6	
Aroclor-1260 (4) [2C]	A	250.00	266	0.0809231	0.0861508		6.4	
Decachlorobiphenyl	A	40.000	38.2	0.7878687	0.7529462		-4.5	+/-20
Tetrachlorometaxylene	A	40.000	39.0	1.1944880	1.1657850		-2.5	+/-20
Decachlorobiphenyl [2C]	A	40.000	39.8	1.2182710	1.2109520		-0.5	+/-20
Tetrachlorometaxylene [2C]	A	40.000	39.0	1.1737210	1.1439860		-2.5	+/-20

* Values outside of QC limits

* Values outside of QC limits

Analytical Resources Inc.
Dual Column 608/8082 PCB Quantitation Report

Data file 1: /230413.b/04132313ECD7.D
Data file 2: /230413.b/230413.b/04132313ECD7.D
Method: \\target\share\chem4\ecd7.i\230413.b\PCB.m
Compound Sublist: AR1660.sub
Instrument, Inj. Vol.: ecd7.i, 2ul
Quant Method: Internal Std

ARI ID: AR1660CCV4
Client ID:
Injection Date: 13-APR-2023 15:20
Report Date: 04/14/2023 09:01
Matrix: NONE
Dilution Factor: 1.0

SURROGATES

RT	ZB5 Col Shift	Response	RT	ZB35 Col Shift	Response	ZB5 on col	ZB35 on col	RPD	Compound/Flag
5.810	0.001	311302	5.696	0.003	184887	39.0	39.0	0.1	Tetrachloro-m-xylene
13.899	0.001	403537	14.124	0.001	316986	38.2	39.8	3.9	Decachlorobiphenyl

* Indicates RPD > 40%

INTERNAL STANDARD SUMMARY

Column 1			
Standard Cpnd	Standard Area*	Sample Area	%D
Bromo-Nitrobenzene	673778	534064	-20.7
Hexabromobiphenyl	1429847	1071888	-25.0
Column 2			
Standard Cpnd	Standard Area*	Sample Area	%D
Bromo-Nitrobenzene	315256	323233	2.5
Hexabromobiphenyl	513946	523532	1.9

* Standard Areas taken from Initial Cal Level 3
Initial Calibration Date: 24-FEB-2023
<- Indicates standard response outside Limits (-50 to +100%)

ZB5 Col					ZB35 Col					
Aroclor	Peak#	RT	Shift	Area	Amount	Peak#	RT	Shift	Area	Amount
Aroclor-1016	1	7.275	0.001	48249	237.9	1	7.263	0.002	46321	244.8
Aroclor-1016	2	7.678	0.002	141699	229.1	2	7.891	0.002	96082	250.4
Aroclor-1016	3	7.806	0.002	89888	297.8	3	8.097	0.002	54273	313.2
Aroclor-1016	4	8.418	0.001	44338	227.2	4	8.323	0.002	39194	288.3
Total CollAve (4 peaks):				248.0		Total Col2Ave (4 peaks):				274.2 RPD = 10
Corrected Ave (3 peaks):				231.4		Corrected Ave (3 peaks):				261.2 RPD = 12

CalAmt %D: -0.8

CalAmt %D: 9.7

Aroclor-1260	1	11.056	0.002	118363	307.0	1	11.664	0.002	79547	258.4
Aroclor-1260	2	11.372	0.001	116745	289.8	2	11.932	0.002	212013	269.9
Aroclor-1260	3	11.750	0.000	311031	291.1	3	12.446	0.002	46103	221.1
Aroclor-1260	4	12.157	0.001	128300	238.4	4	12.517	0.003	140946	266.2
Aroclor-1260	5	12.254	0.001	65434	282.5	NS	---			----
Total CollAve (5 peaks):				281.8		Total Col2Ave (4 peaks):				253.9 RPD = 10
Corrected Ave (4 peaks):				275.4		Corrected Ave (3 peaks):				248.6 RPD = 10

CalAmt %D: 12.7

CalAmt %D: 1.6

Total PCB Area Coll (5.908 - 13.798) = 3198308 Coll Total PCB = 0.5 ppm*

Total PCB Area Col2 (5.794 - 14.023) = 1943337 Col2 Total PCB = 0.5 ppm*

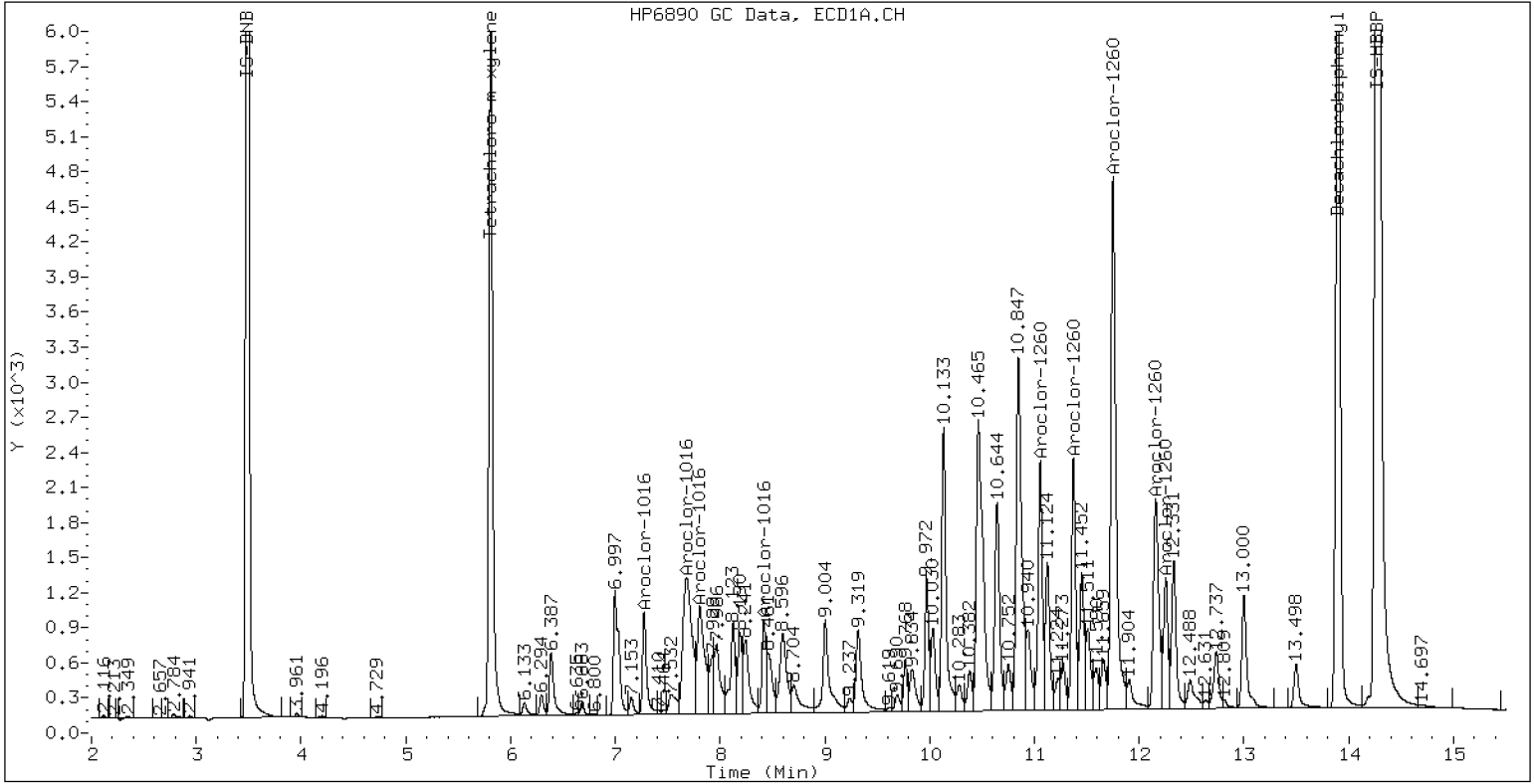
* Quantitated against AR1660 0.25ppm in Ical

PCB-Form 10 Mod.

PCB Dual Column Chromatograms

ECD7-ZB5 AR1660CCV4

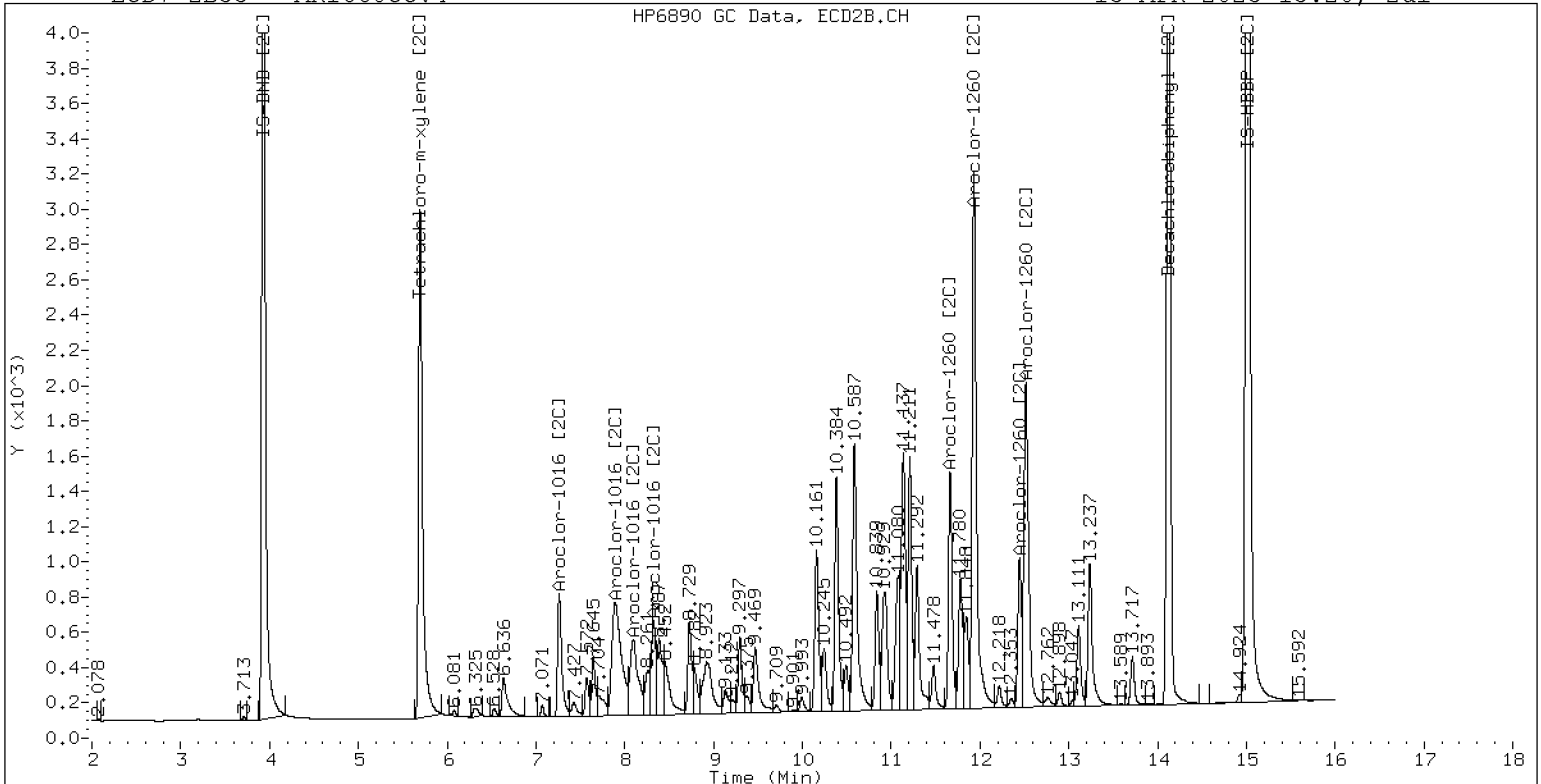
13-APR-2023 15:20, 2ul



ZB-5 Manual Integration: NO

ECD7-ZB35 AR1660CCV4

13-APR-2023 15:20, 2ul



ZB-35 Manual Integration: NO



CONTINUING CALIBRATION CHECK
EPA 8082A

Laboratory:	<u>Analytical Resources, LLC</u>	SDG:	<u>23C0774</u>
Client:	<u>Anchor QEA, LLC</u>	Project:	<u>AOC5 MR Phase 1</u>
Instrument ID:	<u>ECD7</u>	Calibration:	<u>GB00069</u>
Lab File ID:	<u>04132330ECD7.D</u>	Calibration Date:	<u>02/24/2023</u>
Sequence:	<u>SLD0171</u>	Injection Date:	<u>04/13/23</u>
Lab Sample ID:	<u>SLD0171-CCV5</u>	Injection Time:	<u>21:13</u>
Sequence Name:	<u>AR1254CCV5</u>		

COMPOUND	TYPE	CONC. (ug/L)		RESPONSE FACTOR (RRF)			% DRIFT/DIFF	
		STD	CCV	ICAL	CCV	MIN	CCV	LIMIT
Aroclor 1254	A	250.00	211	0.0662949	0.0560720		-15.6	+/-20
Aroclor-1254 (1)	A	250.00	215		0.0690664			
Aroclor-1254 (2)	A	250.00	202		0.0292312			
Aroclor-1254 (3)	A	250.00	204		0.0420584			
Aroclor-1254 (4)	A	250.00	205		0.0823740			
Aroclor-1254 (5)	A	250.00	229		0.0576300			
Aroclor 1254 [2C]	A	250.00	242	0.0763106	0.0743166		-3.3	+/-20
Aroclor-1254 (1) [2C]	A	250.00	235		0.0572648			
Aroclor-1254 (2) [2C]	A	250.00	233		0.0456851			
Aroclor-1254 (3) [2C]	A	250.00	226		0.0955906			
Aroclor-1254 (4) [2C]	A	250.00	271		0.1118075			
Aroclor-1254 (5) [2C]	A	250.00	244		0.0612350			
Decachlorobiphenyl	A	40.000	38.5	0.7878687	0.7580314		-3.8	+/-20
Tetrachlorometaxylene	A	40.000	37.3	1.1944880	1.1129720		-6.8	+/-20
Decachlorobiphenyl [2C]	A	40.000	40.6	1.2182710	1.2378300		1.5	+/-20
Tetrachlorometaxylene [2C]	A	40.000	38.0	1.1737210	1.1161320		-5.0	+/-20

* Values outside of QC limits

* Values outside of QC limits

Analytical Resources Inc.
Dual Column 608/8082 PCB Quantitation Report

Data file 1: /230413.b/04132330ECD7.D
Data file 2: /230413.b/230413.b/04132330ECD7.D
Method: \\target\share\chem4\ecd7.i\230413.b\PCB.m
Compound Sublist: AR1254.sub
Instrument, Inj. Vol.: ecd7.i, 2ul
Quant Method: Internal Std

ARI ID: AR1254CCV5
Client ID:
Injection Date: 13-APR-2023 21:13
Report Date: 04/14/2023 09:02
Matrix: NONE
Dilution Factor: 1.0

SURROGATES

RT	ZB5 Col Shift	Response	RT	ZB35 Col Shift	Response	ZB5 on col	ZB35 on col	RPD	Compound/Flag
5.808	-0.000	296533	5.693	-0.001	183428	37.3	38.0	2.0	Tetrachloro-m-xylene
13.897	-0.001	190925	14.123	-0.000	223973	38.5	40.6	5.5	Decachlorobiphenyl

* Indicates RPD > 40%

INTERNAL STANDARD SUMMARY

Standard Cpnd	Column 1		
	Standard Area*	Sample Area	%D
Bromo-Nitrobenzene	673778	532867	-20.9
Hexabromobiphenyl	1429847	503739	-64.8 <-

Standard Cpnd	Column 2		
	Standard Area*	Sample Area	%D
Bromo-Nitrobenzene	315256	328685	4.3
Hexabromobiphenyl	513946	361880	-29.6

* Standard Areas taken from Initial Cal Level 3
Initial Calibration Date: 24-FEB-2023
<- Indicates standard response outside Limits (-50 to +100%)

ZB5 Col						ZB35 Col				
Aroclor	Peak#	RT	Shift	Area	Amount	Peak#	RT	Shift	Area	Amount
Aroclor-1254	1	9.312	0.004	115010	214.9	1	9.466	0.000	58819	235.4
Aroclor-1254	2	9.394	0.004	48676	202.3	2	9.986	0.000	46925	233.5
Aroclor-1254	3	9.685	0.003	70036	203.6	3	10.144	0.000	98185	225.8
Aroclor-1254	4	9.827	0.004	137170	205.1	4	10.393	0.000	114842	270.9
Aroclor-1254	5	10.209	0.009	95966	228.9	5	10.585	0.000	62897	243.7
Total CollAve (5 peaks):				211.0		Total Col2Ave (5 peaks):				241.9 RPD = 14
Corrected Ave (4 peaks):				206.5		Corrected Ave (4 peaks):				234.6 RPD = 13
CalAmt %D:				-15.6		CalAmt %D:				-3.3

Total PCB Area Col1 (5.908 - 13.798) = 1361757 Col1 Total PCB = 0.2 ppm*

Total PCB Area Col2 (5.794 - 14.023) = 1012843 Col2 Total PCB = 0.3 ppm*

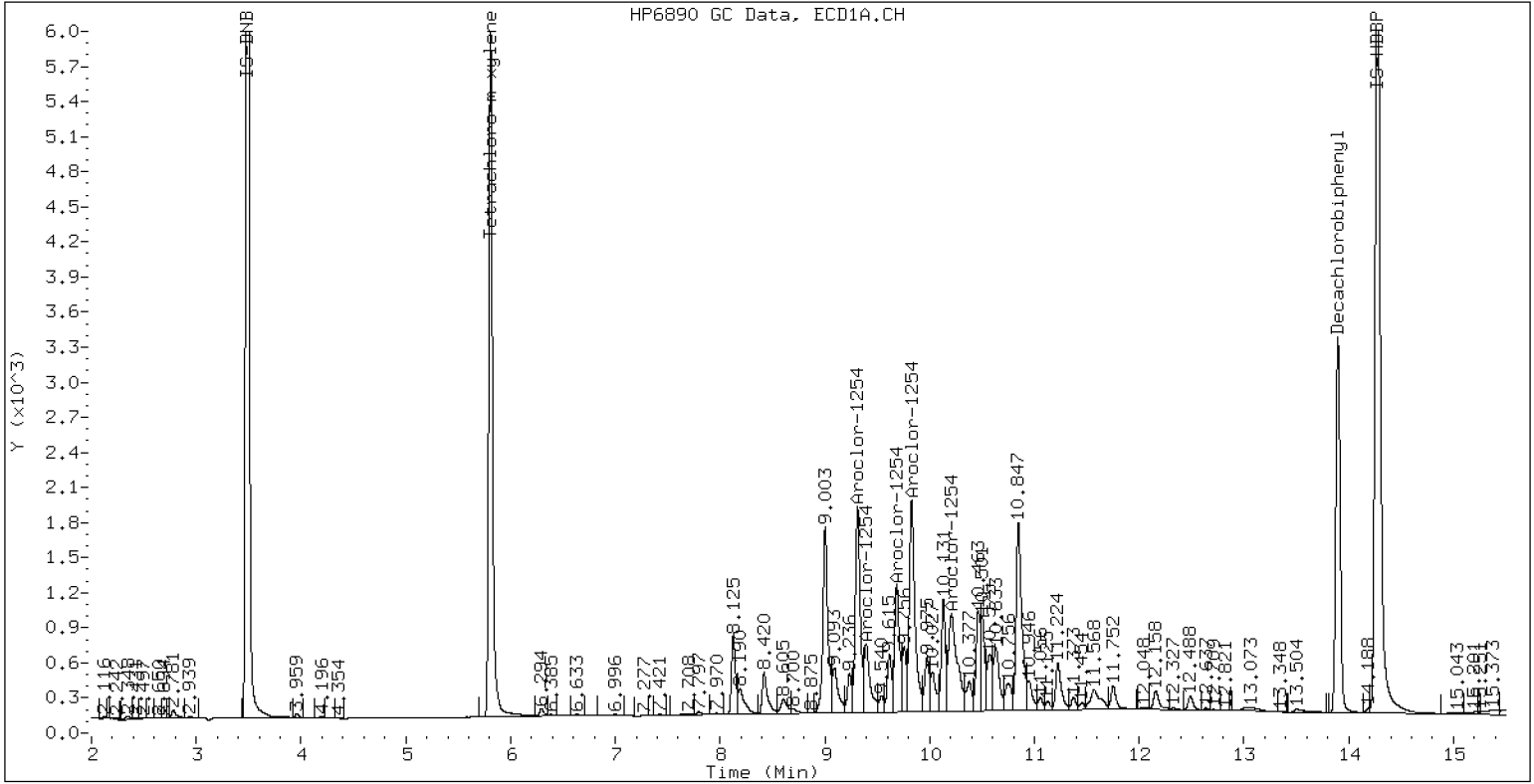
* Quantitated against AR1660 0.25ppm in Ical

PCB-Form 10 Mod.

PCB Dual Column Chromatograms

ECD7-ZB5 AR1254CCV5

13-APR-2023 21:13, 2ul



Analytical Resources Inc.
Dual Column 608/8082 PCB Quantitation Report

Data file 1: /230413.b/04132331ECD7.D
Data file 2: /230413.b/230413.b/04132331ECD7.D
Method: \\target\share\chem4\ecd7.i\230413.b\PCB.m
Compound Sublist: AR1660.sub
Instrument, Inj. Vol.: ecd7.i, 2ul
Quant Method: Internal Std

ARI ID: AR1660CCV6
Client ID:
Injection Date: 13-APR-2023 21:34
Report Date: 04/14/2023 09:02
Matrix: NONE
Dilution Factor: 1.0

SURROGATES

RT	ZB5 Col Shift	Response	RT	ZB35 Col Shift	Response	ZB5 on col	ZB35 on col	RPD	Compound/Flag
5.809	0.001	313371	5.694	0.000	188133	39.7	39.6	0.2	Tetrachloro-m-xylene
13.899	0.000	266950	14.124	0.001	254050	40.5	40.3	0.5	Decachlorobiphenyl

* Indicates RPD > 40%

INTERNAL STANDARD SUMMARY

Standard Cpnd	Column 1		
	Standard Area*	Sample Area	%D
Bromo-Nitrobenzene	673778	528812	-21.5
Hexabromobiphenyl	1429847	669917	-53.1 <-

Standard Cpnd	Column 2		
	Standard Area*	Sample Area	%D
Bromo-Nitrobenzene	315256	323865	2.7
Hexabromobiphenyl	513946	414245	-19.4

* Standard Areas taken from Initial Cal Level 3
Initial Calibration Date: 24-FEB-2023
<- Indicates standard response outside Limits (-50 to +100%)

ZB5 Col					ZB35 Col						
Aroclor	Peak#	RT	Shift	Area	Amount	Peak#	RT	Shift	Area	Amount	
Aroclor-1016	1	7.274	0.000	48045	239.2	1	7.262	0.001	47546	250.8	
Aroclor-1016	2	7.679	0.002	145424	237.5	2	7.890	-0.000	99666	259.2	
Aroclor-1016	3	7.806	0.001	86842	290.5	3	8.097	0.002	55160	317.7	
Aroclor-1016	4	8.417	0.001	45738	236.7	4	8.320	-0.000	38692	284.0	
Total CollAve (4 peaks):				251.0		Total Col2Ave (4 peaks):				277.9	RPD = 10
Corrected Ave (3 peaks):				237.8		Corrected Ave (3 peaks):				264.7	RPD = 11
CalAmt %D:				0.4		CalAmt %D:				11.2	
Aroclor-1260	1	11.055	-0.000	100635	417.6	1	11.663	0.001	72628	298.2	
Aroclor-1260	2	11.373	0.001	97951	389.0	2	11.930	-0.001	191005	307.3	
Aroclor-1260	3	11.750	0.000	252060	377.4	3	12.444	-0.000	42157	255.5	
Aroclor-1260	4	12.156	-0.001	106922	317.9	4	12.514	0.000	123951	295.8	
Aroclor-1260	5	12.254	0.000	52124	360.1	NS	---			----	
Total CollAve (5 peaks):				372.4		Total Col2Ave (4 peaks):				289.2	RPD = 25
Corrected Ave (4 peaks):				361.1		Corrected Ave (3 peaks):				283.2	RPD = 24
CalAmt %D:				49.0		CalAmt %D:				15.7	

Total PCB Area Col1 (5.908 - 13.798) = 2878331 Col1 Total PCB = 0.5 ppm*

Total PCB Area Col2 (5.794 - 14.023) = 1855623 Col2 Total PCB = 0.5 ppm*

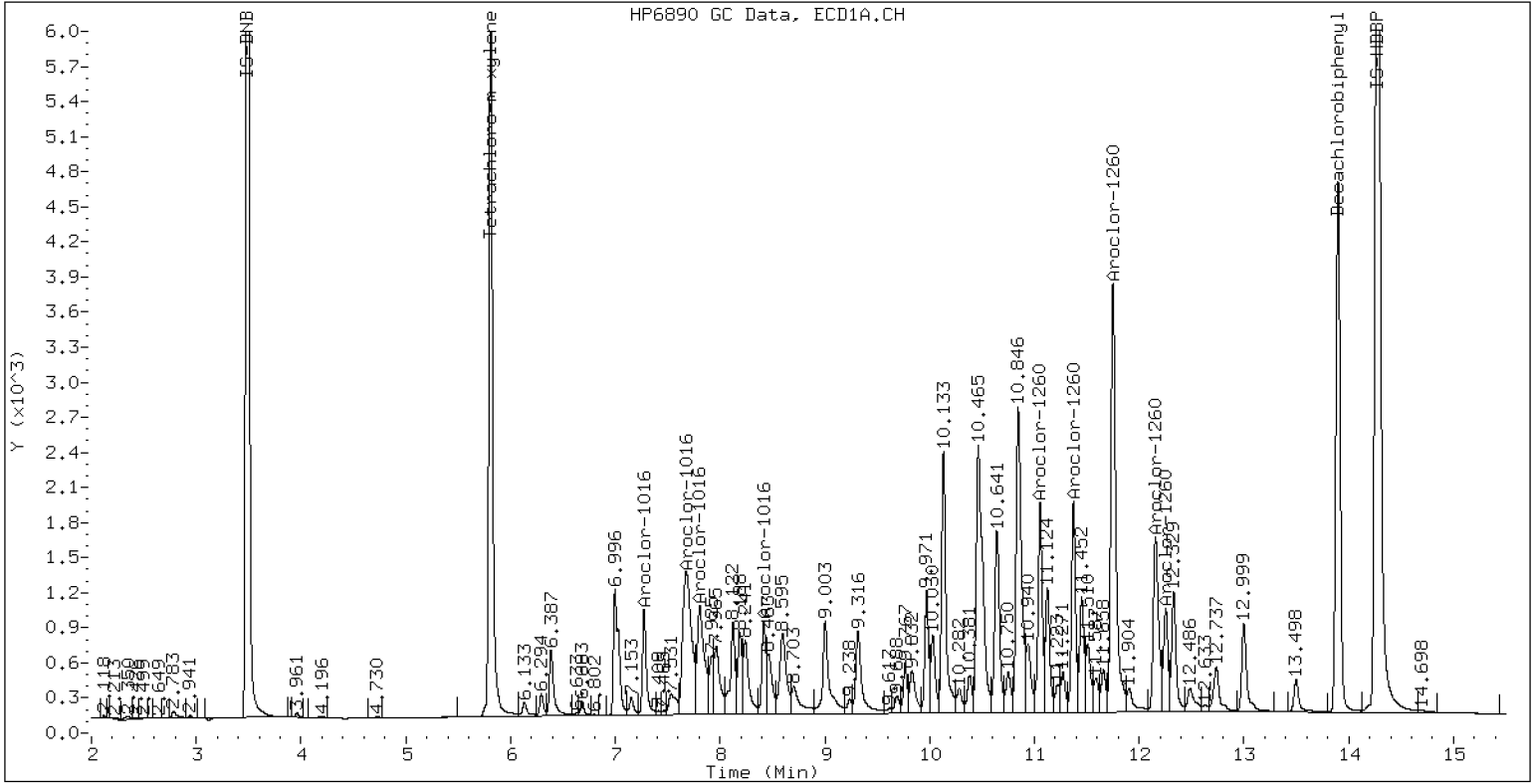
* Quantitated against AR1660 0.25ppm in Ical

PCB-Form 10 Mod.

PCB Dual Column Chromatograms

ECD7-ZB5 AR1660CCV6

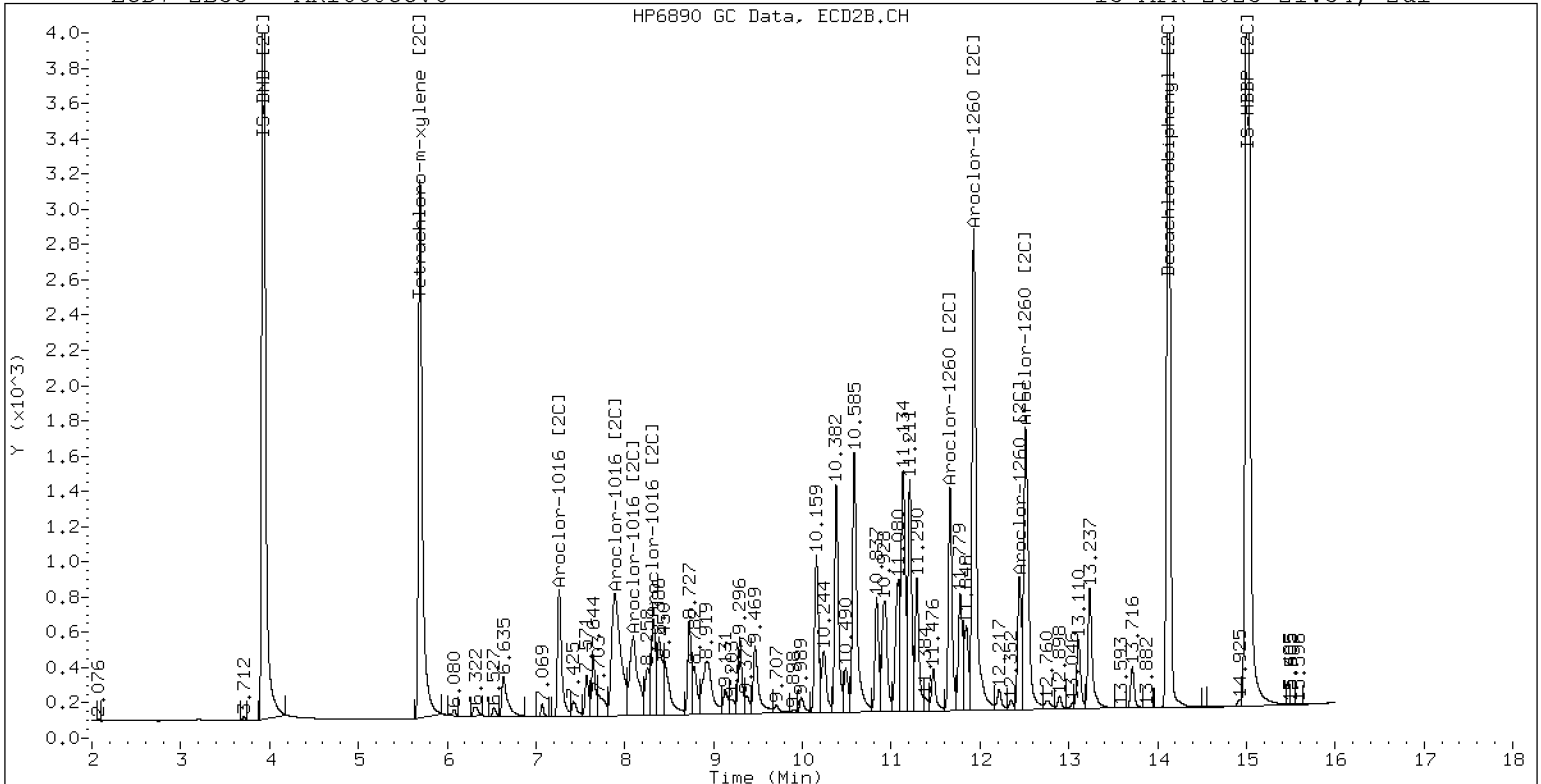
13-APR-2023 21:34, 2ul



ZB-5 Manual Integration: NO

ECD7-ZB35 AR1660CCV6

13-APR-2023 21:34, 2ul



ZB-35 Manual Integration: NO



CONTINUING CALIBRATION CHECK
EPA 8082A

Laboratory:	<u>Analytical Resources, LLC</u>	SDG:	<u>23C0774</u>
Client:	<u>Anchor QEA, LLC</u>	Project:	<u>AOC5 MR Phase 1</u>
Instrument ID:	<u>ECD7</u>	Calibration:	<u>GB00069</u>
Lab File ID:	<u>04132341ECD7.D</u>	Calibration Date:	<u>02/24/2023</u>
Sequence:	<u>SLD0171</u>	Injection Date:	<u>04/14/23</u>
Lab Sample ID:	<u>SLD0171-CCV7</u>	Injection Time:	<u>01:01</u>
Sequence Name:	<u>AR1248CCV7</u>		

COMPOUND	TYPE	CONC. (ug/L)		RESPONSE FACTOR (RRF)			% DRIFT/DIFF	
		STD	CCV	ICAL	CCV	MIN	CCV	LIMIT
Aroclor 1248	A	250.00	297	0.0574755	0.0719716		18.8	+/-20
Aroclor-1248 (1)	A	250.00	224		0.0349990			
Aroclor-1248 (2)	A	250.00	237		0.0469592			
Aroclor-1248 (3)	A	250.00	367		0.1372939			
Aroclor-1248 (4)	A	250.00	360		0.0686339			
Aroclor 1248 [2C]	A	250.00	244	0.0444270	0.0431082		-2.4	+/-20
Aroclor-1248 (1) [2C]	A	250.00	270		0.0413335			
Aroclor-1248 (2) [2C]	A	250.00	231		0.0364462			
Aroclor-1248 (3) [2C]	A	250.00	250		0.0454638			
Aroclor-1248 (4) [2C]	A	250.00	225		0.0491891			
Decachlorobiphenyl	A	40.000	39.3	0.7878687	0.7738539		-1.8	+/-20
Tetrachlorometaxylene	A	40.000	37.8	1.1944880	1.1290170		-5.5	+/-20
Decachlorobiphenyl [2C]	A	40.000	39.5	1.2182710	1.2025780		-1.3	+/-20
Tetrachlorometaxylene [2C]	A	40.000	39.2	1.1737210	1.1493130		-2.0	+/-20

* Values outside of QC limits

* Values outside of QC limits

Analytical Resources Inc.
Dual Column 608/8082 PCB Quantitation Report

Data file 1: /230413.b/04132341ECD7.D
Data file 2: /230413.b/230413.b/04132341ECD7.D
Method: \\target\share\chem4\ecd7.i\230413.b\PCB.m
Compound Sublist: AR1248.sub
Instrument, Inj. Vol.: ecd7.i, 2ul
Quant Method: Internal Std

ARI ID: AR1248CCV7
Client ID:
Injection Date: 14-APR-2023 01:01
Report Date: 04/14/2023 09:02
Matrix: NONE
Dilution Factor: 1.0

SURROGATES

RT	ZB5 Col Shift	Response	RT	ZB35 Col Shift	Response	ZB5 on col	ZB35 on col	RPD	Compound/Flag
5.809	0.000	291091	5.694	-0.000	187527	37.8	39.2	3.5	Tetrachloro-m-xylene
13.898	-0.001	189239	14.123	-0.000	207084	39.3	39.5	0.5	Decachlorobiphenyl

* Indicates RPD > 40%

INTERNAL STANDARD SUMMARY

Standard Cpnd	Column 1		
	Standard Area*	Sample Area	%D
Bromo-Nitrobenzene	673778	515654	-23.5
Hexabromobiphenyl	1429847	489082	-65.8 <-

Standard Cpnd	Column 2		
	Standard Area*	Sample Area	%D
Bromo-Nitrobenzene	315256	326329	3.5
Hexabromobiphenyl	513946	344400	-33.0

* Standard Areas taken from Initial Cal Level 3
Initial Calibration Date: 24-FEB-2023
<- Indicates standard response outside Limits (-50 to +100%)

ZB5 Col						ZB35 Col					
Aroclor	Peak#	RT	Shift	Area	Amount	Peak#	RT	Shift	Area	Amount	
Aroclor-1248	1	8.417	0.000	56398	224.2	1	8.320	0.000	42151	270.5	
Aroclor-1248	2	8.596	-0.000	75671	236.6	2	8.726	0.000	37167	230.7	
Aroclor-1248	3	8.999	-0.000	221238	366.7	3	9.195	0.000	46363	250.1	
Aroclor-1248	4	9.308	-0.001	110598	360.1	4	9.625	0.000	50162	225.4	
Total CollAve (4 peaks):				296.9		Total Col2Ave (4 peaks):				244.2	RPD = 19
Corrected Ave (3 peaks):				273.6		Corrected Ave (3 peaks):				235.4	RPD = 15
CalAmt %D:				18.8		CalAmt %D:				-2.3	

Total PCB Area Col1 (5.908 - 13.798) = 1156281 Col1 Total PCB = 0.2 ppm*

Total PCB Area Col2 (5.794 - 14.023) = 721522 Col2 Total PCB = 0.2 ppm*

* Quantitated against AR1660 0.25ppm in Ical

PCB-Form 10 Mod.

Analytical Resources Inc.
Dual Column 608/8082 PCB Quantitation Report

Data file 1: /230413.b/04132342ECD7.D
Data file 2: /230413.b/230413.b/04132342ECD7.D
Method: \\target\share\chem4\ecd7.i\230413.b\PCB.m
Compound Sublist: AR1660.sub
Instrument, Inj. Vol.: ecd7.i, 2ul
Quant Method: Internal Std

ARI ID: AR1660CCV8
Client ID:
Injection Date: 14-APR-2023 01:22
Report Date: 04/14/2023 09:02
Matrix: NONE
Dilution Factor: 1.0

SURROGATES

RT	ZB5 Col Shift	Response	RT	ZB35 Col Shift	Response	ZB5 on col	ZB35 on col	RPD	Compound/Flag
5.808	-0.000	311304	5.694	0.000	188744	39.8	40.3	1.2	Tetrachloro-m-xylene
13.897	-0.001	258712	14.123	0.000	247557	40.8	40.8	0.1	Decachlorobiphenyl

* Indicates RPD > 40%

INTERNAL STANDARD SUMMARY

Standard Cpnd	Column 1		
	Standard Area*	Sample Area	%D
Bromo-Nitrobenzene	673778	524315	-22.2
Hexabromobiphenyl	1429847	643800	-55.0 <-

Standard Cpnd	Column 2		
	Standard Area*	Sample Area	%D
Bromo-Nitrobenzene	315256	319616	1.4
Hexabromobiphenyl	513946	398804	-22.4

* Standard Areas taken from Initial Cal Level 3
Initial Calibration Date: 24-FEB-2023
<- Indicates standard response outside Limits (-50 to +100%)

ZB5 Col					ZB35 Col						
Aroclor	Peak#	RT	Shift	Area	Amount	Peak#	RT	Shift	Area	Amount	
Aroclor-1016	1	7.275	0.000	49563	248.9	1	7.261	0.000	47552	254.2	
Aroclor-1016	2	7.676	-0.001	145271	239.3	2	7.890	0.000	99988	263.5	
Aroclor-1016	3	7.806	0.002	86481	291.8	3	8.095	0.000	54658	319.0	
Aroclor-1016	4	8.417	0.001	44658	233.1	4	8.320	0.000	38861	289.0	
Total CollAve (4 peaks):				253.3		Total Col2Ave (4 peaks):				281.4	RPD = 11
Corrected Ave (3 peaks):				240.4		Corrected Ave (3 peaks):				268.9	RPD = 11
CalAmt %D:				1.3		CalAmt %D:				12.6	
Aroclor-1260	1	11.055	-0.000	99135	428.1	1	11.663	0.000	71837	306.3	
Aroclor-1260	2	11.371	-0.001	96445	398.6	2	11.930	0.000	188562	315.1	
Aroclor-1260	3	11.747	-0.002	244111	380.4	3	12.444	0.000	41355	260.4	
Aroclor-1260	4	12.155	-0.002	100758	311.8	4	12.514	0.000	120046	297.6	
Aroclor-1260	5	12.252	-0.001	49023	352.4	NS	---			----	
Total CollAve (5 peaks):				374.2		Total Col2Ave (4 peaks):				294.8	RPD = 24
Corrected Ave (4 peaks):				360.8		Corrected Ave (3 peaks):				288.1	RPD = 22
CalAmt %D:				49.7		CalAmt %D:				17.9	

Total PCB Area Col1 (5.908 - 13.798) = 2823733 Col1 Total PCB = 0.5 ppm*

Total PCB Area Col2 (5.794 - 14.023) = 1825209 Col2 Total PCB = 0.5 ppm*

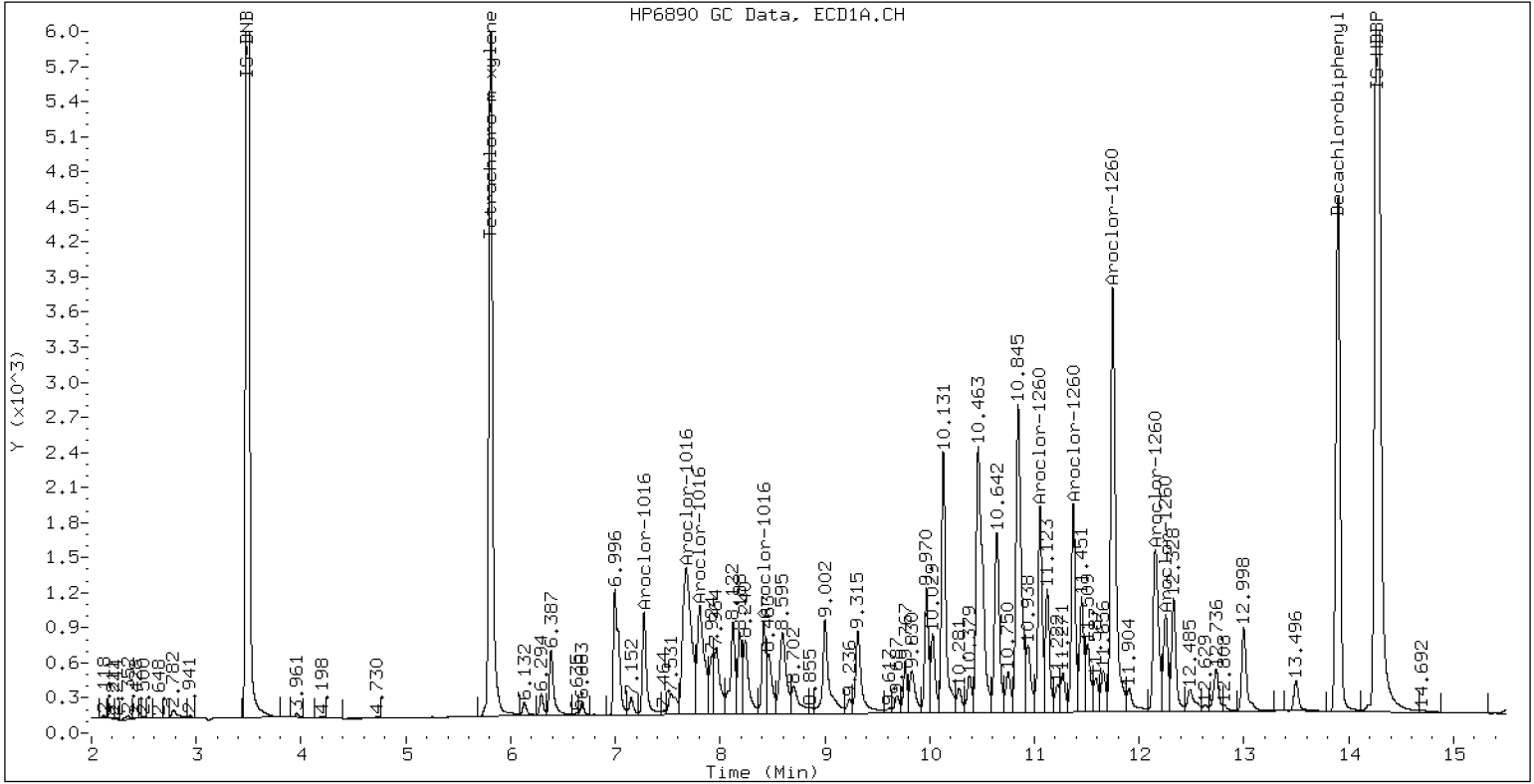
* Quantitated against AR1660 0.25ppm in Ical

PCB-Form 10 Mod.

PCB Dual Column Chromatograms

ECD7-ZB5 AR1660CCV8

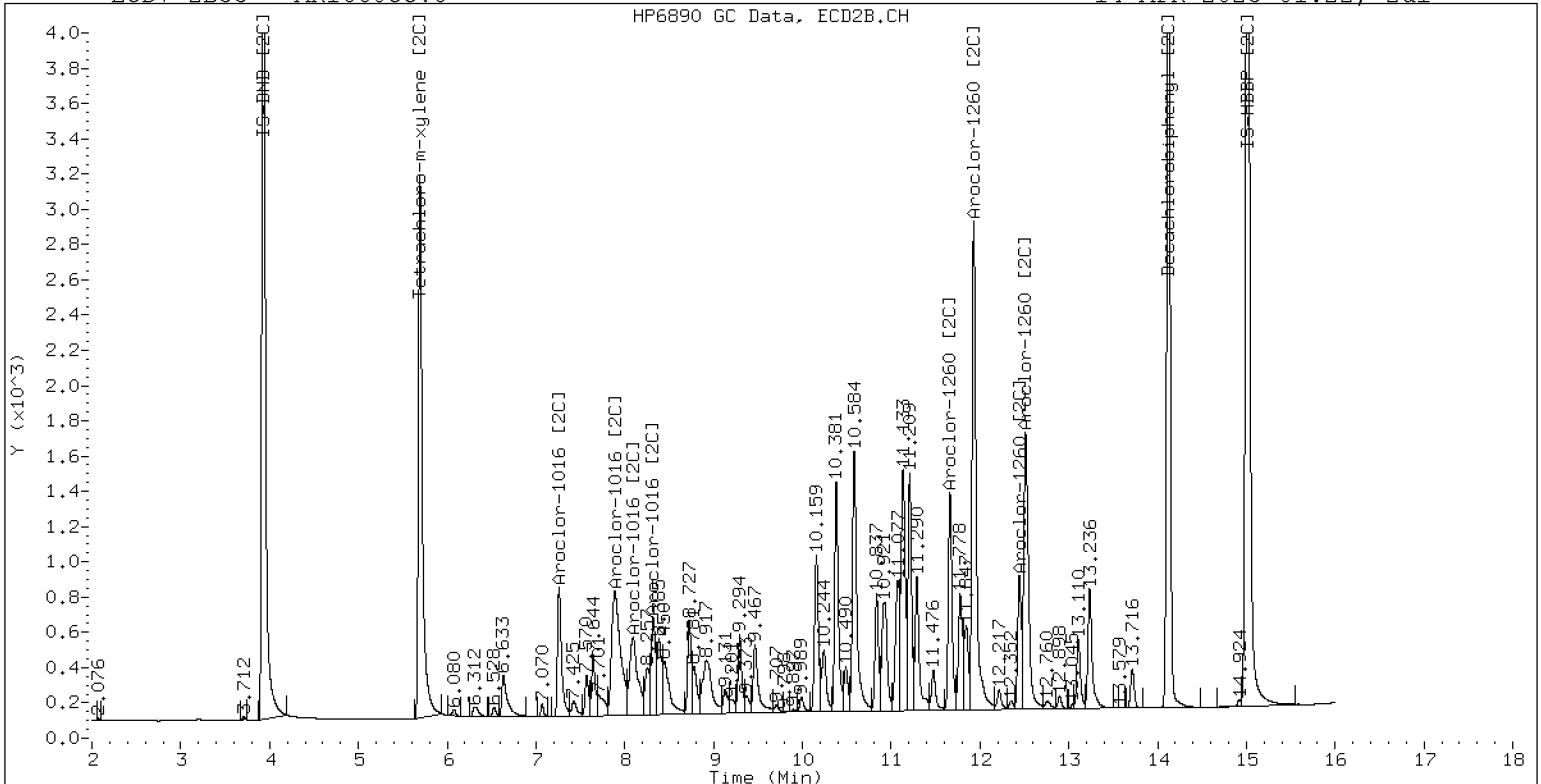
14-APR-2023 01:22, 2ul



ZB-5 Manual Integration: NO

ECD7-ZB35 AR1660CCV8

14-APR-2023 01:22, 2ul



ZB-35 Manual Integration: NO



Dual Column
ANALYSIS BATCH (SEQUENCE) SUMMARY
EPA 8082A

Laboratory: Analytical Resources, LLC

SDG: 23C0774

Client: Anchor OEA, LLC

Project: AOC5 MR Phase 1

Sequence: SLB0342

Instrument: ECD7

Calibration: GB00069

Sample Name	Lab Sample ID	Column 1 File ID	Column 2 File ID	Matrix	Analysis Date/Time
Cal Standard	SLB0342-CAL1	02242302ECD7.D	02242302ECD7.D	NA	02/24/23 11:12
Cal Standard	SLB0342-CAL2	02242303ECD7.D	02242303ECD7.D	NA	02/24/23 11:33
Cal Standard	SLB0342-CAL3	02242304ECD7.D	02242304ECD7.D	NA	02/24/23 11:54
Cal Standard	SLB0342-CAL4	02242305ECD7.D	02242305ECD7.D	NA	02/24/23 12:15
Cal Standard	SLB0342-CAL5	02242306ECD7.D	02242306ECD7.D	NA	02/24/23 12:36
Cal Standard	SLB0342-CAL6	02242307ECD7.D	02242307ECD7.D	NA	02/24/23 12:57
Cal Standard	SLB0342-CAL7	02242308ECD7.D	02242308ECD7.D	NA	02/24/23 13:18
Cal Standard	SLB0342-CAL8	02242309ECD7.D	02242309ECD7.D	NA	02/24/23 13:39
Cal Standard	SLB0342-CAL9	02242310ECD7.D	02242310ECD7.D	NA	02/24/23 14:00
Cal Standard	SLB0342-CALA	02242311ECD7.D	02242311ECD7.D	NA	02/24/23 14:21
Cal Standard	SLB0342-CALB	02242312ECD7.D	02242312ECD7.D	NA	02/24/23 14:42
Secondary Cal Check	SLB0342-SCV1	02242313ECD7.D	02242313ECD7.D	NA	02/24/23 15:03
Secondary Cal Check	SLB0342-SCV2	02242314ECD7.D	02242314ECD7.D	NA	02/24/23 15:24
Secondary Cal Check	SLB0342-SCV3	02242315ECD7.D	02242315ECD7.D	NA	02/24/23 15:45
Secondary Cal Check	SLB0342-SCV4	02242316ECD7.D	02242316ECD7.D	NA	02/24/23 16:06
Secondary Cal Check	SLB0342-SCV5	02242317ECD7.D	02242317ECD7.D	NA	02/24/23 16:27
Secondary Cal Check	SLB0342-SCV6	02242318ECD7.D	02242318ECD7.D	NA	02/24/23 16:48

GC LOG SUMMARY FOR DATABATCH - \\target\share\chem4\ecd7.i\230413.b

	Inject	Date/Time	Filename	DF	LabID	ClientID
1	13-APR-2023	09:13	04132301ECD7.D	1	DDTS	
2	13-APR-2023	09:33	04132302ECD7.D	1	AR1254ICV1	
3	13-APR-2023	09:54	04132303ECD7.D	1	AR1660ICV2	
4	13-APR-2023	10:15	04132304ECD7.D	1	23C0752-06	
5	13-APR-2023	10:35	04132305ECD7.D	1	AR1248CCV1	
6	13-APR-2023	10:56	04132306ECD7.D	1	AR1660CCV2	

MANUAL INTEGRATION SUMMARY FOR DATABATCH - \\target\share\chem4\ecd7.i\230413.b

ARI Job No.: DDTS Method: PCB.m Instrument: ecd7.i Date: 13-APR-2023

Time	Filename	LabID	ClientId	DF	Manually Integrated Compounds
0913	04132301ECD7.D	DDTS		1	NO MANUAL INTEGRATION
0933	04132302ECD7.D	AR1254ICV1		1	NO MANUAL INTEGRATION
0954	04132303ECD7.D	AR1660ICV2		1	NO MANUAL INTEGRATION
1015	04132304ECD7.D	23C0752-06		1	NO MANUAL INTEGRATION
1035	04132305ECD7.D	AR1248CCV1		1	NO MANUAL INTEGRATION
1056	04132306ECD7.D	AR1660CCV2		1	NO MANUAL INTEGRATION
0913	04132301ECD7.D	DDTS		1	NO MANUAL INTEGRATION
0933	04132302ECD7.D	AR1254ICV1		1	NO MANUAL INTEGRATION
0954	04132303ECD7.D	AR1660ICV2		1	Aroclor-1016 [2C],
1015	04132304ECD7.D	23C0752-06		1	NO MANUAL INTEGRATION
1035	04132305ECD7.D	AR1248CCV1		1	Aroclor-1248 [2C],
1056	04132306ECD7.D	AR1660CCV2		1	NO MANUAL INTEGRATION

Security Status Report

Date: 13-Apr-2023 11:22

04132301ECD7.D	Data Locked	richardl, 13-Apr-2023 11:21
04132302ECD7.D	Data Locked	richardl, 13-Apr-2023 11:21
04132303ECD7.D	Data Locked	richardl, 13-Apr-2023 11:21
04132304ECD7.D	Data Locked	richardl, 13-Apr-2023 11:21
04132305ECD7.D	Data Locked	richardl, 13-Apr-2023 11:21
04132306ECD7.D	Data Locked	richardl, 13-Apr-2023 11:21



ANALYSIS SEQUENCE

SLD0171

Instrument: ECD7
Calibration ID: GB00069

Printed: 4/14/2023 9:33:29AM

Lab Number	Analysis	Container	Order	Position	STD ID	ISTD ID	Client	Comments
SLD0171-ICV1	QC		1		L000862	L000844		
SLD0171-ICV2	QC		2		L000856	L000844		
23C0752-06	8082A PCB Solid 4	A 04	3			L000844	Anchor QEA, LLC	
SLD0171-CCV1	QC		4		L000861	L000844		
SLD0171-CCV2	QC		5		L000856	L000844		
BLD0239-BLK1	QC		6			L000844		
BLD0239-BS1	QC		7			L000844		
BLD0239-BSD1	QC		8			L000844		
23D0183-02	8082A PCB	A 01	9			L000844	The Boeing Company [Auburn]	
23D0183-03	8082A PCB	A 01	10			L000844	The Boeing Company [Auburn]	
SLD0171-CCV3	QC		11		L000860	L000844		
SLD0171-CCV4	QC		12		L000856	L000844		
BLD0059-BLK1	QC		13			L000844		
BLD0059-BS1	QC		14			L000844		
BLD0059-BSD1	QC		15			L000844		
BLD0059-SRM1	QC		16			L000844		
23C0774-01	8082A PCB Solid 4	A 04	17			L000844	Anchor QEA, LLC	
23C0774-02	8082A PCB Solid 4	A 04	18			L000844	Anchor QEA, LLC	
23C0774-03	8082A PCB Solid 4	A 04	19			L000844	Anchor QEA, LLC	
BLD0059-MS1	QC		20			L000844		
BLD0059-MSD1	QC		21			L000844		

Samples Loaded By _____ Date _____

Data Processed By _____ Date _____



ANALYSIS SEQUENCE

SLD0171

Instrument: ECD7
Calibration ID: GB00069

Printed: 4/14/2023 9:33:29AM

Lab Number	Analysis	Container	Order	Position	STD ID	ISTD ID	Client	Comments
23C0774-04	8082A PCB Solid 4	A 04	22			L000844	Anchor QEA, LLC	
23C0774-05	8082A PCB Solid 4	A 04	23			L000844	Anchor QEA, LLC	
23C0774-06	8082A PCB Solid 4	A 04	24			L000844	Anchor QEA, LLC	
23C0774-07	8082A PCB Solid 4	A 04	25			L000844	Anchor QEA, LLC	
23C0774-08	8082A PCB Solid 4	A 04	26			L000844	Anchor QEA, LLC	
23C0774-09	8082A PCB Solid 4	A 04	27			L000844	Anchor QEA, LLC	
23C0774-10	8082A PCB Solid 4	A 04	28			L000844	Anchor QEA, LLC	
SLD0171-CCV5	QC		29		L000862	L000844		
SLD0171-CCV6	QC		30		L000856	L000844		
23C0774-11	8082A PCB Solid 4	A 04	31			L000844	Anchor QEA, LLC	
23C0774-12	8082A PCB Solid 4	A 04	32			L000844	Anchor QEA, LLC	
23C0774-13	8082A PCB Solid 4	A 04	33			L000844	Anchor QEA, LLC	
23C0774-14	8082A PCB Solid 4	A 04	34			L000844	Anchor QEA, LLC	
23C0774-15	8082A PCB Solid 4	A 04	35			L000844	Anchor QEA, LLC	
23D0008-01	8082A PCB Solid 4	A 04	36			L000844	Anchor QEA, LLC	
23D0008-02	8082A PCB Solid 4	A 04	37			L000844	Anchor QEA, LLC	
23D0008-03	8082A PCB Solid 4	A 04	38			L000844	Anchor QEA, LLC	
23D0008-04	8082A PCB Solid 4	A 01	39			L000844	Anchor QEA, LLC	
SLD0171-CCV7	QC		40		L000861	L000844		
SLD0171-CCV8	QC		41		L000856	L000844		

Samples Loaded By _____ Date _____

Data Processed By _____ Date _____

GC LOG SUMMARY FOR DATABATCH - \\target\share\chem4\ecd7.i\230413.b

	Inject	Date/Time	Filename	DF	LabID	ClientID
1	13-APR-2023	09:13	04132301ECD7.D	1	DDTS	
2	13-APR-2023	09:33	04132302ECD7.D	1	AR1254ICV1	
3	13-APR-2023	09:54	04132303ECD7.D	1	AR1660ICV2	
4	13-APR-2023	10:15	04132304ECD7.D	1	23C0752-06	
5	13-APR-2023	10:35	04132305ECD7.D	1	AR1248CCV1	
6	13-APR-2023	10:56	04132306ECD7.D	1	AR1660CCV2	
7	13-APR-2023	13:16	04132307ECD7.D	1	BLD0239-BLK1	
8	13-APR-2023	13:36	04132308ECD7.D	1	BLD0239-BS1	
9	13-APR-2023	13:57	04132309ECD7.D	1	BLD0239-BSD1	
10	13-APR-2023	14:18	04132310ECD7.D	1	23D0183-02	
11	13-APR-2023	14:39	04132311ECD7.D	1	23D0183-03	
12	13-APR-2023	15:00	04132312ECD7.D	1	AR1242CCV3	
13	13-APR-2023	15:20	04132313ECD7.D	1	AR1660CCV4	
14	13-APR-2023	15:41	04132314ECD7.D	1	BLD0059-BLK1	
15	13-APR-2023	16:02	04132315ECD7.D	1	BLD0059-BS1	
16	13-APR-2023	16:23	04132316ECD7.D	1	BLD0059-BSD1	
17	13-APR-2023	16:43	04132317ECD7.D	1	BLD0059-SRM1	
18	13-APR-2023	17:04	04132318ECD7.D	1	23C0774-01	
19	13-APR-2023	17:25	04132319ECD7.D	1	23C0774-02	
20	13-APR-2023	17:46	04132320ECD7.D	1	23C0774-03	
21	13-APR-2023	18:06	04132321ECD7.D	1	BLD0059-MS1	
22	13-APR-2023	18:27	04132322ECD7.D	1	BLD0059-MSD1	
23	13-APR-2023	18:48	04132323ECD7.D	1	23C0774-04	
24	13-APR-2023	19:09	04132324ECD7.D	1	23C0774-05	
25	13-APR-2023	19:30	04132325ECD7.D	1	23C0774-06	
26	13-APR-2023	19:50	04132326ECD7.D	1	23C0774-07	
27	13-APR-2023	20:11	04132327ECD7.D	1	23C0774-08	
28	13-APR-2023	20:32	04132328ECD7.D	1	23C0774-09	
29	13-APR-2023	20:53	04132329ECD7.D	1	23C0774-10	
30	13-APR-2023	21:13	04132330ECD7.D	1	AR1254CCV5	
31	13-APR-2023	21:34	04132331ECD7.D	1	AR1660CCV6	
32	13-APR-2023	21:55	04132332ECD7.D	1	23C0774-11	
33	13-APR-2023	22:16	04132333ECD7.D	1	23C0774-12	
34	13-APR-2023	22:36	04132334ECD7.D	1	23C0774-13	
35	13-APR-2023	22:57	04132335ECD7.D	1	23C0774-14	
36	13-APR-2023	23:18	04132336ECD7.D	1	23C0774-15	
37	13-APR-2023	23:39	04132337ECD7.D	1	23C0008-01	
38	13-APR-2023	23:59	04132338ECD7.D	1	23C0008-02	
39	14-APR-2023	00:20	04132339ECD7.D	1	23C0008-03	
40	14-APR-2023	00:41	04132340ECD7.D	1	23C0008-04	
41	14-APR-2023	01:01	04132341ECD7.D	1	AR1248CCV7	
42	14-APR-2023	01:22	04132342ECD7.D	1	AR1660CCV8	

MANUAL INTEGRATION SUMMARY FOR DATABATCH - \\target\share\chem4\ecd7.i\230413.b

ARI Job No.: DDTS Method: PCB.m Instrument: ecd7.i Date: 13-APR-2023

Time	Filename	LabID	ClientId	DF	Manually Integrated Compounds
0913	04132301ECD7.D	DDTS		1	NO MANUAL INTEGRATION
0933	04132302ECD7.D	AR1254ICV1		1	NO MANUAL INTEGRATION
0954	04132303ECD7.D	AR1660ICV2		1	NO MANUAL INTEGRATION
1015	04132304ECD7.D	23C0752-06		1	NO MANUAL INTEGRATION
1035	04132305ECD7.D	AR1248CCV1		1	NO MANUAL INTEGRATION
1056	04132306ECD7.D	AR1660CCV2		1	NO MANUAL INTEGRATION
1316	04132307ECD7.D	BLD0239-BLK1		1	NO MANUAL INTEGRATION
1336	04132308ECD7.D	BLD0239-BS1		1	NO MANUAL INTEGRATION
1357	04132309ECD7.D	BLD0239-BSD1		1	NO MANUAL INTEGRATION
1418	04132310ECD7.D	23D0183-02		1	NO MANUAL INTEGRATION
1439	04132311ECD7.D	23D0183-03		1	NO MANUAL INTEGRATION
1500	04132312ECD7.D	AR1242CCV3		1	NO MANUAL INTEGRATION
1520	04132313ECD7.D	AR1660CCV4		1	NO MANUAL INTEGRATION
1541	04132314ECD7.D	BLD0059-BLK1		1	NO MANUAL INTEGRATION
1602	04132315ECD7.D	BLD0059-BS1		1	NO MANUAL INTEGRATION
1623	04132316ECD7.D	BLD0059-BSD1		1	NO MANUAL INTEGRATION
1643	04132317ECD7.D	BLD0059-SRM1		1	NO MANUAL INTEGRATION

MANUAL INTEGRATION SUMMARY FOR DATABATCH - \\target\share\chem4\ecd7.i\230413.b

Time	Filename	LabID	ClientId	DF	Manually Integrated Compounds
1704	04132318ECD7.D	23C0774-01		1	Aroclor-1254,
1725	04132319ECD7.D	23C0774-02		1	Aroclor-1254,
1746	04132320ECD7.D	23C0774-03		1	Aroclor-1254,
1806	04132321ECD7.D	BLD0059-MS1		1	Aroclor-1254,
1827	04132322ECD7.D	BLD0059-MSD1		1	Aroclor-1254,
1848	04132323ECD7.D	23C0774-04		1	Aroclor-1254,
1909	04132324ECD7.D	23C0774-05		1	Aroclor-1254,
1930	04132325ECD7.D	23C0774-06		1	Aroclor-1254,
1950	04132326ECD7.D	23C0774-07		1	Aroclor-1254,
2011	04132327ECD7.D	23C0774-08		1	Aroclor-1254,
2032	04132328ECD7.D	23C0774-09		1	Aroclor-1254,
2053	04132329ECD7.D	23C0774-10		1	Aroclor-1254,
2113	04132330ECD7.D	AR1254CCV5		1	NO MANUAL INTEGRATION
2134	04132331ECD7.D	AR1660CCV6		1	NO MANUAL INTEGRATION
2155	04132332ECD7.D	23C0774-11		1	Aroclor-1254,
2216	04132333ECD7.D	23C0774-12		1	Aroclor-1254,
2236	04132334ECD7.D	23C0774-13		1	Aroclor-1254,
2257	04132335ECD7.D	23C0774-14		1	Aroclor-1254,

MANUAL INTEGRATION SUMMARY FOR DATABATCH - \\target\share\chem4\ecd7.i\230413.b

Time	Filename	LabID	ClientId	DF	Manually Integrated Compounds
2318	04132336ECD7.D	23C0774-15		1	Aroclor-1248, Aroclor-1254,
2339	04132337ECD7.D	23C0008-01		1	Aroclor-1254,
2359	04132338ECD7.D	23C0008-02		1	Aroclor-1248, Aroclor-1254,
0020	04132339ECD7.D	23C0008-03		1	Aroclor-1254,
0041	04132340ECD7.D	23C0008-04		1	Aroclor-1248, Aroclor-1254,
0101	04132341ECD7.D	AR1248CCV7		1	NO MANUAL INTEGRATION
0122	04132342ECD7.D	AR1660CCV8		1	NO MANUAL INTEGRATION
0913	04132301ECD7.D	DDTS		1	NO MANUAL INTEGRATION
0933	04132302ECD7.D	AR1254ICV1		1	NO MANUAL INTEGRATION
0954	04132303ECD7.D	AR1660ICV2		1	Aroclor-1016 [2C],
1015	04132304ECD7.D	23C0752-06		1	NO MANUAL INTEGRATION
1035	04132305ECD7.D	AR1248CCV1		1	Aroclor-1248 [2C],
1056	04132306ECD7.D	AR1660CCV2		1	NO MANUAL INTEGRATION
1316	04132307ECD7.D	BLD0239-BLK1		1	NO MANUAL INTEGRATION
1336	04132308ECD7.D	BLD0239-BS1		1	NO MANUAL INTEGRATION
1357	04132309ECD7.D	BLD0239-BSD1		1	NO MANUAL INTEGRATION
1418	04132310ECD7.D	23D0183-02		1	NO MANUAL INTEGRATION
1439	04132311ECD7.D	23D0183-03		1	NO MANUAL INTEGRATION

MANUAL INTEGRATION SUMMARY FOR DATABATCH - \\target\share\chem4\ecd7.i\230413.b\230413.b

Time	Filename	LabID	ClientId	DF	Manually Integrated Compounds
1500	04132312ECD7.D	AR1242CCV3		1	Aroclor-1242 [2C],
1520	04132313ECD7.D	AR1660CCV4		1	NO MANUAL INTEGRATION
1541	04132314ECD7.D	BLD0059-BLK1		1	NO MANUAL INTEGRATION
1602	04132315ECD7.D	BLD0059-BS1		1	NO MANUAL INTEGRATION
1623	04132316ECD7.D	BLD0059-BSD1		1	NO MANUAL INTEGRATION
1643	04132317ECD7.D	BLD0059-SRM1		1	NO MANUAL INTEGRATION
1704	04132318ECD7.D	23C0774-01		1	Aroclor-1248 [2C],
1725	04132319ECD7.D	23C0774-02		1	Aroclor-1248 [2C],
1746	04132320ECD7.D	23C0774-03		1	Aroclor-1248 [2C],
1806	04132321ECD7.D	BLD0059-MS1		1	NO MANUAL INTEGRATION
1827	04132322ECD7.D	BLD0059-MSD1		1	NO MANUAL INTEGRATION
1848	04132323ECD7.D	23C0774-04		1	Aroclor-1248 [2C],
1909	04132324ECD7.D	23C0774-05		1	Aroclor-1248 [2C],
1930	04132325ECD7.D	23C0774-06		1	Aroclor-1248 [2C],
1950	04132326ECD7.D	23C0774-07		1	Aroclor-1248 [2C],
2011	04132327ECD7.D	23C0774-08		1	Aroclor-1248 [2C],
2032	04132328ECD7.D	23C0774-09		1	Aroclor-1248 [2C],
2053	04132329ECD7.D	23C0774-10		1	Aroclor-1248 [2C],

MANUAL INTEGRATION SUMMARY FOR DATABATCH - \\target\share\chem4\ecd7.i\230413.b\230413.b

Time	Filename	LabID	ClientId	DF	Manually Integrated Compounds
2113	04132330ECD7.D	AR1254CCV5		1	NO MANUAL INTEGRATION
2134	04132331ECD7.D	AR1660CCV6		1	NO MANUAL INTEGRATION
2155	04132332ECD7.D	23C0774-11		1	Aroclor-1248 [2C],
2216	04132333ECD7.D	23C0774-12		1	Aroclor-1248 [2C],
2236	04132334ECD7.D	23C0774-13		1	Aroclor-1248 [2C],
2257	04132335ECD7.D	23C0774-14		1	Aroclor-1248 [2C],
2318	04132336ECD7.D	23C0774-15		1	Aroclor-1248 [2C],
2339	04132337ECD7.D	23C0008-01		1	Aroclor-1248 [2C],
2359	04132338ECD7.D	23C0008-02		1	Aroclor-1248 [2C], Aroclor-1254 [2C], Tetrachloro-m-xylene [2C],
0020	04132339ECD7.D	23C0008-03		1	Aroclor-1248 [2C],
0041	04132340ECD7.D	23C0008-04		1	Aroclor-1248 [2C],
0101	04132341ECD7.D	AR1248CCV7		1	NO MANUAL INTEGRATION
0122	04132342ECD7.D	AR1660CCV8		1	NO MANUAL INTEGRATION

Security Status Report

Date: 14-Apr-2023 09:31

04132301ECD7.D	Data Locked	richardl, 14-Apr-2023 09:31
04132302ECD7.D	Data Locked	richardl, 14-Apr-2023 09:31
04132303ECD7.D	Data Locked	richardl, 14-Apr-2023 09:31
04132304ECD7.D	Data Locked	richardl, 14-Apr-2023 09:31
04132305ECD7.D	Data Locked	richardl, 14-Apr-2023 09:31
04132306ECD7.D	Data Locked	richardl, 14-Apr-2023 09:31
04132307ECD7.D	Data Locked	richardl, 14-Apr-2023 09:31
04132308ECD7.D	Data Locked	richardl, 14-Apr-2023 09:31
04132309ECD7.D	Data Locked	richardl, 14-Apr-2023 09:31
04132310ECD7.D	Data Locked	richardl, 14-Apr-2023 09:31
04132311ECD7.D	Data Locked	richardl, 14-Apr-2023 09:31
04132312ECD7.D	Data Locked	richardl, 14-Apr-2023 09:31
04132313ECD7.D	Data Locked	richardl, 14-Apr-2023 09:31
04132314ECD7.D	Data Locked	richardl, 14-Apr-2023 09:31
04132315ECD7.D	Data Locked	richardl, 14-Apr-2023 09:31
04132316ECD7.D	Data Locked	richardl, 14-Apr-2023 09:31
04132317ECD7.D	Data Locked	richardl, 14-Apr-2023 09:31
04132318ECD7.D	Data Locked	richardl, 14-Apr-2023 09:31
04132319ECD7.D	Data Locked	richardl, 14-Apr-2023 09:31
04132320ECD7.D	Data Locked	richardl, 14-Apr-2023 09:31
04132321ECD7.D	Data Locked	richardl, 14-Apr-2023 09:31
04132322ECD7.D	Data Locked	richardl, 14-Apr-2023 09:31
04132323ECD7.D	Data Locked	richardl, 14-Apr-2023 09:31
04132324ECD7.D	Data Locked	richardl, 14-Apr-2023 09:31
04132325ECD7.D	Data Locked	richardl, 14-Apr-2023 09:31
04132326ECD7.D	Data Locked	richardl, 14-Apr-2023 09:31
04132327ECD7.D	Data Locked	richardl, 14-Apr-2023 09:31
04132328ECD7.D	Data Locked	richardl, 14-Apr-2023 09:31
04132329ECD7.D	Data Locked	richardl, 14-Apr-2023 09:31
04132330ECD7.D	Data Locked	richardl, 14-Apr-2023 09:31
04132331ECD7.D	Data Locked	richardl, 14-Apr-2023 09:31
04132332ECD7.D	Data Locked	richardl, 14-Apr-2023 09:31
04132333ECD7.D	Data Locked	richardl, 14-Apr-2023 09:31
04132334ECD7.D	Data Locked	richardl, 14-Apr-2023 09:31
04132335ECD7.D	Data Locked	richardl, 14-Apr-2023 09:31
04132336ECD7.D	Data Locked	richardl, 14-Apr-2023 09:31
04132337ECD7.D	Data Locked	richardl, 14-Apr-2023 09:31
04132338ECD7.D	Data Locked	richardl, 14-Apr-2023 09:31
04132339ECD7.D	Data Locked	richardl, 14-Apr-2023 09:31
04132340ECD7.D	Data Locked	richardl, 14-Apr-2023 09:31
04132341ECD7.D	Data Locked	richardl, 14-Apr-2023 09:31
04132342ECD7.D	Data Locked	richardl, 14-Apr-2023 09:31



SURROGATE RECOVERY AND RT SUMMARY
EPA 8082A

Laboratory: Analytical Resources, LLC
Client: Anchor OEA, LLC
Sequence: SLB0342
Calibration: GB00069

SDG/WO: 23C0774
Project: AOC5 MR Phase 1
Instrument: ECD7
Calibration Date: 02/24/2023

Surrogate Compound	Spike Level ug/L	% Recovery	Recovery Limits	RT	Calibration Mean RT	RT Diff	RT Diff Limit	Q
SLB0342-SCV1 (Water)			Lab File ID: 02242313ECD7.D			Analyzed: 02/24/23 15:03		
Decachlorobiphenyl	40.000	85.8	80 - 120	13.894	13.89483	-0.0008	N/A	
Tetrachlorometaxylene	40.000	87.4	80 - 120	5.807	5.8095	-0.0025	N/A	
Decachlorobiphenyl [2C]	40.000	93.4	80 - 120	14.119	14.11917	-0.0002	N/A	
Tetrachlorometaxylene [2C]	40.000	89.4	80 - 120	5.685	5.687167	-0.0022	N/A	
SLB0342-SCV2 (Water)			Lab File ID: 02242314ECD7.D			Analyzed: 02/24/23 15:24		
Decachlorobiphenyl	40.000	92.5	80 - 120	13.895	13.89483	0.0002	N/A	
Tetrachlorometaxylene	40.000	84.1	80 - 120	5.808	5.8095	-0.0015	N/A	
Decachlorobiphenyl [2C]	40.000	101	80 - 120	14.12	14.11917	0.0008	N/A	
Tetrachlorometaxylene [2C]	40.000	86.3	80 - 120	5.686	5.687167	-0.0012	N/A	
SLB0342-SCV3 (Water)			Lab File ID: 02242315ECD7.D			Analyzed: 02/24/23 15:45		
Decachlorobiphenyl	40.000	82.8	80 - 120	13.893	13.89483	-0.0018	N/A	
Tetrachlorometaxylene	40.000	87.2	80 - 120	5.808	5.8095	-0.0015	N/A	
Decachlorobiphenyl [2C]	40.000	90.8	80 - 120	14.118	14.11917	-0.0012	N/A	
Tetrachlorometaxylene [2C]	40.000	91.0	80 - 120	5.687	5.687167	-0.0002	N/A	
SLB0342-SCV4 (Water)			Lab File ID: 02242316ECD7.D			Analyzed: 02/24/23 16:06		
Decachlorobiphenyl	40.000	86.6	80 - 120	13.894	13.89483	-0.0008	N/A	
Tetrachlorometaxylene	40.000	90.3	80 - 120	5.806	5.8095	-0.0035	N/A	
Decachlorobiphenyl [2C]	40.000	94.8	80 - 120	14.119	14.11917	-0.0002	N/A	
Tetrachlorometaxylene [2C]	40.000	92.7	80 - 120	5.685	5.687167	-0.0022	N/A	
SLB0342-SCV5 (Water)			Lab File ID: 02242317ECD7.D			Analyzed: 02/24/23 16:27		
Decachlorobiphenyl	40.000	86.1	80 - 120	13.894	13.89483	-0.0008	N/A	
Tetrachlorometaxylene	40.000	90.0	80 - 120	5.806	5.8095	-0.0035	N/A	
Decachlorobiphenyl [2C]	40.000	94.6	80 - 120	14.119	14.11917	-0.0002	N/A	
Tetrachlorometaxylene [2C]	40.000	91.6	80 - 120	5.685	5.687167	-0.0022	N/A	
SLB0342-SCV6 (Water)			Lab File ID: 02242318ECD7.D			Analyzed: 02/24/23 16:48		
Decachlorobiphenyl	40.000	128	80 - 120	13.893	13.89483	-0.0018	N/A	
Tetrachlorometaxylene	40.000	92.7	80 - 120	5.806	5.8095	-0.0035	N/A	
Decachlorobiphenyl [2C]	40.000	141	80 - 120	14.118	14.11917	-0.0012	N/A	
Tetrachlorometaxylene [2C]	40.000	95.4	80 - 120	5.685	5.687167	-0.0022	N/A	



SURROGATE RECOVERY AND RT SUMMARY
EPA 8082A

Laboratory: Analytical Resources, LLC
Client: Anchor QEA, LLC
Sequence: SLD0171
Calibration: GB00069

SDG/WO: 23C0774
Project: AOC5 MR Phase 1
Instrument: ECD7
Calibration Date: 02/24/2023

Surrogate Compound	Spike Level ug/L	% Recovery	Recovery Limits	RT	Calibration Mean RT	RT Diff	RT Diff Limit	Q
SLD0171-ICV1 (Solid) Lab File ID: 04132302ECD7.D Analyzed: 04/13/23 09:33								
Decachlorobiphenyl	40.000	99.0	80 - 120	13.899	13.89483	0.0042	N/A	
Tetrachlorometaxylene	40.000	94.8	80 - 120	5.808	5.8095	-0.0015	N/A	
Decachlorobiphenyl [2C]	40.000	98.0	80 - 120	14.122	14.11917	0.0028	N/A	
Tetrachlorometaxylene [2C]	40.000	98.8	80 - 120	5.691	5.687167	0.0038	N/A	
SLD0171-ICV2 (Solid) Lab File ID: 04132303ECD7.D Analyzed: 04/13/23 09:54								
Decachlorobiphenyl	40.000	99.8	80 - 120	13.898	13.89483	0.0032	N/A	
Tetrachlorometaxylene	40.000	98.8	80 - 120	5.808	5.8095	-0.0015	N/A	
Decachlorobiphenyl [2C]	40.000	98.5	80 - 120	14.123	14.11917	0.0038	N/A	
Tetrachlorometaxylene [2C]	40.000	99.5	80 - 120	5.692	5.687167	0.0048	N/A	
SLD0171-CCV1 (Solid) Lab File ID: 04132305ECD7.D Analyzed: 04/13/23 10:35								
Decachlorobiphenyl	40.000	96.8	80 - 120	13.898	13.89483	0.0032	N/A	
Tetrachlorometaxylene	40.000	95.3	80 - 120	5.809	5.8095	-0.0005	N/A	
Decachlorobiphenyl [2C]	40.000	95.5	80 - 120	14.123	14.11917	0.0038	N/A	
Tetrachlorometaxylene [2C]	40.000	96.0	80 - 120	5.693	5.687167	0.0058	N/A	
SLD0171-CCV2 (Solid) Lab File ID: 04132306ECD7.D Analyzed: 04/13/23 10:56								
Decachlorobiphenyl	40.000	99.0	80 - 120	13.898	13.89483	0.0032	N/A	
Tetrachlorometaxylene	40.000	97.8	80 - 120	5.808	5.8095	-0.0015	N/A	
Decachlorobiphenyl [2C]	40.000	97.0	80 - 120	14.123	14.11917	0.0038	N/A	
Tetrachlorometaxylene [2C]	40.000	98.5	80 - 120	5.693	5.687167	0.0058	N/A	
SLD0171-CCV3 (Solid) Lab File ID: 04132312ECD7.D Analyzed: 04/13/23 15:00								
Decachlorobiphenyl	40.000	89.8	80 - 120	13.898	13.89483	0.0032	N/A	
Tetrachlorometaxylene	40.000	116	80 - 120	5.809	5.8095	-0.0005	N/A	
Decachlorobiphenyl [2C]	40.000	92.8	80 - 120	14.124	14.11917	0.0048	N/A	
Tetrachlorometaxylene [2C]	40.000	116	80 - 120	5.695	5.687167	0.0078	N/A	
SLD0171-CCV4 (Solid) Lab File ID: 04132313ECD7.D Analyzed: 04/13/23 15:20								
Decachlorobiphenyl	40.000	95.5	80 - 120	13.898	13.89483	0.0032	N/A	
Tetrachlorometaxylene	40.000	97.5	80 - 120	5.809	5.8095	-0.0005	N/A	
Decachlorobiphenyl [2C]	40.000	99.5	80 - 120	14.124	14.11917	0.0048	N/A	
Tetrachlorometaxylene [2C]	40.000	97.5	80 - 120	5.696	5.687167	0.0088	N/A	



SURROGATE RECOVERY AND RT SUMMARY
EPA 8082A

Laboratory: Analytical Resources, LLC
Client: Anchor QEA, LLC
Sequence: SLD0171
Calibration: GB00069

SDG/WO: 23C0774
Project: AOC5 MR Phase 1
Instrument: ECD7
Calibration Date: 02/24/2023

Surrogate Compound	Spike Level ug/kg wet	% Recovery	Recovery Limits	RT	Calibration Mean RT	RT Diff	RT Diff Limit	Q
BLD0059-BLK1 (Solid)		Lab File ID: 04132314ECD7.D			Analyzed: 04/13/23 15:41			
Decachlorobiphenyl	8.0000	76.8	40 - 126	13.896	13.89483	0.0012	N/A	
Tetrachlorometaxylene	8.0000	71.6	44 - 120	5.808	5.8095	-0.0015	N/A	
Decachlorobiphenyl [2C]	8.0000	80.5	40 - 126	14.121	14.11917	0.0018	N/A	
Tetrachlorometaxylene [2C]	8.0000	66.4	44 - 120	5.693	5.687167	0.0058	N/A	
BLD0059-BS1 (Solid)		Lab File ID: 04132315ECD7.D			Analyzed: 04/13/23 16:02			
Decachlorobiphenyl	8.0000	89.5	40 - 126	13.896	13.89483	0.0012	N/A	
Tetrachlorometaxylene	8.0000	84.4	44 - 120	5.808	5.8095	-0.0015	N/A	
Decachlorobiphenyl [2C]	8.0000	97.0	40 - 126	14.122	14.11917	0.0028	N/A	
Tetrachlorometaxylene [2C]	8.0000	75.3	44 - 120	5.693	5.687167	0.0058	N/A	
BLD0059-BSD1 (Solid)		Lab File ID: 04132316ECD7.D			Analyzed: 04/13/23 16:23			
Decachlorobiphenyl	8.0000	85.4	40 - 126	13.896	13.89483	0.0012	N/A	
Tetrachlorometaxylene	8.0000	85.9	44 - 120	5.808	5.8095	-0.0015	N/A	
Decachlorobiphenyl [2C]	8.0000	93.1	40 - 126	14.122	14.11917	0.0028	N/A	
Tetrachlorometaxylene [2C]	8.0000	77.4	44 - 120	5.693	5.687167	0.0058	N/A	
BLD0059-SRM1 (Solid)		Lab File ID: 04132317ECD7.D			Analyzed: 04/13/23 16:43			
Decachlorobiphenyl	40.000	81.3	40 - 126	13.888	13.89483	-0.0068	N/A	
Tetrachlorometaxylene	40.000	72.9	44 - 120	5.806	5.8095	-0.0035	N/A	
Decachlorobiphenyl [2C]	40.000	76.5	40 - 126	14.116	14.11917	-0.0032	N/A	
Tetrachlorometaxylene [2C]	40.000	71.9	44 - 120	5.69	5.687167	0.0028	N/A	
23C0774-01 (Solid)		Lab File ID: 04132318ECD7.D			Analyzed: 04/13/23 17:04			
Decachlorobiphenyl	7.9925	80.7	40 - 126	13.884	13.89483	-0.0108	N/A	
Tetrachlorometaxylene	7.9925	59.7	44 - 120	5.803	5.8095	-0.0065	N/A	
Decachlorobiphenyl [2C]	7.9925	73.4	40 - 126	14.111	14.11917	-0.0082	N/A	
Tetrachlorometaxylene [2C]	7.9925	67.1	44 - 120	5.685	5.687167	-0.0022	N/A	
23C0774-02 (Solid)		Lab File ID: 04132319ECD7.D			Analyzed: 04/13/23 17:25			
Decachlorobiphenyl	7.9987	80.8	40 - 126	13.883	13.89483	-0.0118	N/A	
Tetrachlorometaxylene	7.9987	60.0	44 - 120	5.803	5.8095	-0.0065	N/A	
Decachlorobiphenyl [2C]	7.9987	74.9	40 - 126	14.111	14.11917	-0.0082	N/A	
Tetrachlorometaxylene [2C]	7.9987	68.9	44 - 120	5.685	5.687167	-0.0022	N/A	



SURROGATE RECOVERY AND RT SUMMARY
EPA 8082A

Laboratory: Analytical Resources, LLC
Client: Anchor QEA, LLC
Sequence: SLD0171
Calibration: GB00069

SDG/WO: 23C0774
Project: AOC5 MR Phase 1
Instrument: ECD7
Calibration Date: 02/24/2023

Surrogate Compound	Spike Level ug/kg dry	% Recovery	Recovery Limits	RT	Calibration Mean RT	RT Diff	RT Diff Limit	Q
23C0774-03 (Solid) Lab File ID: 04132320ECD7.D Analyzed: 04/13/23 17:46								
Decachlorobiphenyl	7.9758	85.3	40 - 126	13.885	13.89483	-0.0098	N/A	
Tetrachlorometaxylene	7.9758	62.7	44 - 120	5.804	5.8095	-0.0055	N/A	
Decachlorobiphenyl [2C]	7.9758	79.6	40 - 126	14.111	14.11917	-0.0082	N/A	
Tetrachlorometaxylene [2C]	7.9758	71.6	44 - 120	5.686	5.687167	-0.0012	N/A	
BLD0059-MS1 (Solid) Lab File ID: 04132321ECD7.D Analyzed: 04/13/23 18:06								
Decachlorobiphenyl	7.9943	87.3	40 - 126	13.884	13.89483	-0.0108	N/A	
Tetrachlorometaxylene	7.9943	65.2	44 - 120	5.804	5.8095	-0.0055	N/A	
Decachlorobiphenyl [2C]	7.9943	80.2	40 - 126	14.11	14.11917	-0.0092	N/A	
Tetrachlorometaxylene [2C]	7.9943	69.4	44 - 120	5.687	5.687167	-0.0002	N/A	
BLD0059-MSD1 (Solid) Lab File ID: 04132322ECD7.D Analyzed: 04/13/23 18:27								
Decachlorobiphenyl	7.9943	87.1	40 - 126	13.883	13.89483	-0.0118	N/A	
Tetrachlorometaxylene	7.9943	65.1	44 - 120	5.804	5.8095	-0.0055	N/A	
Decachlorobiphenyl [2C]	7.9943	80.6	40 - 126	14.111	14.11917	-0.0082	N/A	
Tetrachlorometaxylene [2C]	7.9943	71.7	44 - 120	5.686	5.687167	-0.0012	N/A	
23C0774-04 (Solid) Lab File ID: 04132323ECD7.D Analyzed: 04/13/23 18:48								
Decachlorobiphenyl	7.9858	78.1	40 - 126	13.883	13.89483	-0.0118	N/A	
Tetrachlorometaxylene	7.9858	56.2	44 - 120	5.804	5.8095	-0.0055	N/A	
Decachlorobiphenyl [2C]	7.9858	72.4	40 - 126	14.11	14.11917	-0.0092	N/A	
Tetrachlorometaxylene [2C]	7.9858	60.2	44 - 120	5.686	5.687167	-0.0012	N/A	
23C0774-05 (Solid) Lab File ID: 04132324ECD7.D Analyzed: 04/13/23 19:09								
Decachlorobiphenyl	7.9812	87.3	40 - 126	13.884	13.89483	-0.0108	N/A	
Tetrachlorometaxylene	7.9812	61.9	44 - 120	5.804	5.8095	-0.0055	N/A	
Decachlorobiphenyl [2C]	7.9812	81.2	40 - 126	14.11	14.11917	-0.0092	N/A	
Tetrachlorometaxylene [2C]	7.9812	70.7	44 - 120	5.686	5.687167	-0.0012	N/A	
23C0774-06 (Solid) Lab File ID: 04132325ECD7.D Analyzed: 04/13/23 19:30								
Decachlorobiphenyl	7.9986	85.3	40 - 126	13.884	13.89483	-0.0108	N/A	
Tetrachlorometaxylene	7.9986	63.4	44 - 120	5.803	5.8095	-0.0065	N/A	
Decachlorobiphenyl [2C]	7.9986	78.6	40 - 126	14.111	14.11917	-0.0082	N/A	
Tetrachlorometaxylene [2C]	7.9986	72.5	44 - 120	5.685	5.687167	-0.0022	N/A	



SURROGATE RECOVERY AND RT SUMMARY
EPA 8082A

Laboratory: Analytical Resources, LLC
Client: Anchor QEA, LLC
Sequence: SLD0171
Calibration: GB00069

SDG/WO: 23C0774
Project: AOC5 MR Phase 1
Instrument: ECD7
Calibration Date: 02/24/2023

Surrogate Compound	Spike Level ug/kg dry	% Recovery	Recovery Limits	RT	Calibration Mean RT	RT Diff	RT Diff Limit	Q
23C0774-07 (Solid)		Lab File ID: 04132326ECD7.D			Analyzed: 04/13/23 19:50			
Decachlorobiphenyl	7.9991	84.4	40 - 126	13.883	13.89483	-0.0118	N/A	
Tetrachlorometaxylene	7.9991	60.4	44 - 120	5.803	5.8095	-0.0065	N/A	
Decachlorobiphenyl [2C]	7.9991	77.9	40 - 126	14.11	14.11917	-0.0092	N/A	
Tetrachlorometaxylene [2C]	7.9991	67.6	44 - 120	5.685	5.687167	-0.0022	N/A	
23C0774-08 (Solid)		Lab File ID: 04132327ECD7.D			Analyzed: 04/13/23 20:11			
Decachlorobiphenyl	8.0006	84.3	40 - 126	13.883	13.89483	-0.0118	N/A	
Tetrachlorometaxylene	8.0006	59.4	44 - 120	5.803	5.8095	-0.0065	N/A	
Decachlorobiphenyl [2C]	8.0006	78.5	40 - 126	14.11	14.11917	-0.0092	N/A	
Tetrachlorometaxylene [2C]	8.0006	67.1	44 - 120	5.685	5.687167	-0.0022	N/A	
23C0774-09 (Solid)		Lab File ID: 04132328ECD7.D			Analyzed: 04/13/23 20:32			
Decachlorobiphenyl	7.9709	83.9	40 - 126	13.884	13.89483	-0.0108	N/A	
Tetrachlorometaxylene	7.9709	60.2	44 - 120	5.803	5.8095	-0.0065	N/A	
Decachlorobiphenyl [2C]	7.9709	80.8	40 - 126	14.11	14.11917	-0.0092	N/A	
Tetrachlorometaxylene [2C]	7.9709	68.6	44 - 120	5.685	5.687167	-0.0022	N/A	
23C0774-10 (Solid)		Lab File ID: 04132329ECD7.D			Analyzed: 04/13/23 20:53			
Decachlorobiphenyl	7.9736	85.6	40 - 126	13.883	13.89483	-0.0118	N/A	
Tetrachlorometaxylene	7.9736	55.4	44 - 120	5.803	5.8095	-0.0065	N/A	
Decachlorobiphenyl [2C]	7.9736	79.7	40 - 126	14.11	14.11917	-0.0092	N/A	
Tetrachlorometaxylene [2C]	7.9736	64.2	44 - 120	5.685	5.687167	-0.0022	N/A	
SLD0171-CCV5 (Solid)		Lab File ID: 04132330ECD7.D			Analyzed: 04/13/23 21:13			
Decachlorobiphenyl	40.000	96.3	80 - 120	13.897	13.89483	0.0022	N/A	
Tetrachlorometaxylene	40.000	93.3	80 - 120	5.808	5.8095	-0.0015	N/A	
Decachlorobiphenyl [2C]	40.000	102	80 - 120	14.123	14.11917	0.0038	N/A	
Tetrachlorometaxylene [2C]	40.000	95.0	80 - 120	5.692	5.687167	0.0048	N/A	
SLD0171-CCV6 (Solid)		Lab File ID: 04132331ECD7.D			Analyzed: 04/13/23 21:34			
Decachlorobiphenyl	40.000	101	80 - 120	13.898	13.89483	0.0032	N/A	
Tetrachlorometaxylene	40.000	99.3	80 - 120	5.809	5.8095	-0.0005	N/A	
Decachlorobiphenyl [2C]	40.000	101	80 - 120	14.124	14.11917	0.0048	N/A	
Tetrachlorometaxylene [2C]	40.000	99.0	80 - 120	5.694	5.687167	0.0068	N/A	



SURROGATE RECOVERY AND RT SUMMARY
EPA 8082A

Laboratory: Analytical Resources, LLC
Client: Anchor QEA, LLC
Sequence: SLD0171
Calibration: GB00069

SDG/WO: 23C0774
Project: AOC5 MR Phase 1
Instrument: ECD7
Calibration Date: 02/24/2023

Surrogate Compound	Spike Level ug/kg dry	% Recovery	Recovery Limits	RT	Calibration Mean RT	RT Diff	RT Diff Limit	Q
23C0774-11 (Solid) Lab File ID: 04132332ECD7.D Analyzed: 04/13/23 21:55								
Decachlorobiphenyl	7.9945	84.0	40 - 126	13.884	13.89483	-0.0108	N/A	
Tetrachlorometaxylene	7.9945	63.2	44 - 120	5.803	5.8095	-0.0065	N/A	
Decachlorobiphenyl [2C]	7.9945	75.5	40 - 126	14.11	14.11917	-0.0092	N/A	
Tetrachlorometaxylene [2C]	7.9945	71.4	44 - 120	5.685	5.687167	-0.0022	N/A	
23C0774-12 (Solid) Lab File ID: 04132333ECD7.D Analyzed: 04/13/23 22:16								
Decachlorobiphenyl	7.9808	85.4	40 - 126	13.883	13.89483	-0.0118	N/A	
Tetrachlorometaxylene	7.9808	58.6	44 - 120	5.803	5.8095	-0.0065	N/A	
Decachlorobiphenyl [2C]	7.9808	79.6	40 - 126	14.109	14.11917	-0.0102	N/A	
Tetrachlorometaxylene [2C]	7.9808	66.7	44 - 120	5.684	5.687167	-0.0032	N/A	
23C0774-13 (Solid) Lab File ID: 04132334ECD7.D Analyzed: 04/13/23 22:36								
Decachlorobiphenyl	7.9919	85.3	40 - 126	13.883	13.89483	-0.0118	N/A	
Tetrachlorometaxylene	7.9919	58.8	44 - 120	5.802	5.8095	-0.0075	N/A	
Decachlorobiphenyl [2C]	7.9919	80.6	40 - 126	14.109	14.11917	-0.0102	N/A	
Tetrachlorometaxylene [2C]	7.9919	68.5	44 - 120	5.684	5.687167	-0.0032	N/A	
23C0774-14 (Solid) Lab File ID: 04132335ECD7.D Analyzed: 04/13/23 22:57								
Decachlorobiphenyl	7.9913	83.5	40 - 126	13.883	13.89483	-0.0118	N/A	
Tetrachlorometaxylene	7.9913	61.7	44 - 120	5.804	5.8095	-0.0055	N/A	
Decachlorobiphenyl [2C]	7.9913	76.8	40 - 126	14.11	14.11917	-0.0092	N/A	
Tetrachlorometaxylene [2C]	7.9913	70.7	44 - 120	5.686	5.687167	-0.0012	N/A	
23C0774-15 (Solid) Lab File ID: 04132336ECD7.D Analyzed: 04/13/23 23:18								
Decachlorobiphenyl	7.9952	86.6	40 - 126	13.883	13.89483	-0.0118	N/A	
Tetrachlorometaxylene	7.9952	61.9	44 - 120	5.803	5.8095	-0.0065	N/A	
Decachlorobiphenyl [2C]	7.9952	81.1	40 - 126	14.11	14.11917	-0.0092	N/A	
Tetrachlorometaxylene [2C]	7.9952	70.8	44 - 120	5.684	5.687167	-0.0032	N/A	
SLD0171-CCV7 (Solid) Lab File ID: 04132341ECD7.D Analyzed: 04/14/23 01:01								
Decachlorobiphenyl	40.000	98.3	80 - 120	13.897	13.89483	0.0022	N/A	
Tetrachlorometaxylene	40.000	94.5	80 - 120	5.808	5.8095	-0.0015	N/A	
Decachlorobiphenyl [2C]	40.000	98.8	80 - 120	14.122	14.11917	0.0028	N/A	
Tetrachlorometaxylene [2C]	40.000	98.0	80 - 120	5.693	5.687167	0.0058	N/A	



INTERNAL STANDARD AREA AND RT SUMMARY
EPA 8082A

Laboratory: Analytical Resources, LLC

SDG: 23C0774

Client: Anchor QEA, LLC

Project: AOC5 MR Phase 1

Sequence: SLB0342

Instrument: ECD7

Calibration: GB00069

Internal Standard	Response	RT	Reference Response	Reference RT	Area %	Area % Limits	RT Diff	RT Diff Limit	Q
Secondary Cal Check (SLB0342-SCV1)		(Water)	Lab File ID: 02242313ECD7.D			Analyzed: 02/24/23 15:03			
1-Bromo-2-Nitrobenzene	645975	3.489	673778	3.493	96	50 - 200	-0.004	+/-0.50	
Hexabromobiphenyl	1524245	14.268	1429847	14.268	107	50 - 200	0.000	+/-0.50	
1-Bromo-2-Nitrobenzene [2C]	316115	3.927	315256	3.928	100	50 - 200	-0.001	+/-0.50	
Hexabromobiphenyl [2C]	556950	15.007	513946	15.008	108	50 - 200	-0.001	+/-0.50	
Secondary Cal Check (SLB0342-SCV2)		(Water)	Lab File ID: 02242314ECD7.D			Analyzed: 02/24/23 15:24			
1-Bromo-2-Nitrobenzene	705650	3.493	673778	3.493	105	50 - 200	0.000	+/-0.50	
Hexabromobiphenyl	1555683	14.267	1429847	14.268	109	50 - 200	-0.001	+/-0.50	
1-Bromo-2-Nitrobenzene [2C]	340433	3.929	315256	3.928	108	50 - 200	0.001	+/-0.50	
Hexabromobiphenyl [2C]	565609	15.008	513946	15.008	110	50 - 200	0.000	+/-0.50	
Secondary Cal Check (SLB0342-SCV3)		(Water)	Lab File ID: 02242315ECD7.D			Analyzed: 02/24/23 15:45			
1-Bromo-2-Nitrobenzene	646554	3.49	673778	3.493	96	50 - 200	-0.003	+/-0.50	
Hexabromobiphenyl	1529451	14.268	1429847	14.268	107	50 - 200	0.000	+/-0.50	
1-Bromo-2-Nitrobenzene [2C]	316066	3.928	315256	3.928	100	50 - 200	0.000	+/-0.50	
Hexabromobiphenyl [2C]	557213	15.008	513946	15.008	108	50 - 200	0.000	+/-0.50	
Secondary Cal Check (SLB0342-SCV4)		(Water)	Lab File ID: 02242316ECD7.D			Analyzed: 02/24/23 16:06			
1-Bromo-2-Nitrobenzene	656887	3.488	673778	3.493	97	50 - 200	-0.005	+/-0.50	
Hexabromobiphenyl	1585505	14.267	1429847	14.268	111	50 - 200	-0.001	+/-0.50	
1-Bromo-2-Nitrobenzene [2C]	320936	3.925	315256	3.928	102	50 - 200	-0.003	+/-0.50	
Hexabromobiphenyl [2C]	570006	15.007	513946	15.008	111	50 - 200	-0.001	+/-0.50	
Secondary Cal Check (SLB0342-SCV5)		(Water)	Lab File ID: 02242317ECD7.D			Analyzed: 02/24/23 16:27			
1-Bromo-2-Nitrobenzene	661953	3.489	673778	3.493	98	50 - 200	-0.004	+/-0.50	
Hexabromobiphenyl	1574993	14.268	1429847	14.268	110	50 - 200	0.000	+/-0.50	
1-Bromo-2-Nitrobenzene [2C]	317807	3.926	315256	3.928	101	50 - 200	-0.002	+/-0.50	
Hexabromobiphenyl [2C]	565951	15.007	513946	15.008	110	50 - 200	-0.001	+/-0.50	
Secondary Cal Check (SLB0342-SCV6)		(Water)	Lab File ID: 02242318ECD7.D			Analyzed: 02/24/23 16:48			
1-Bromo-2-Nitrobenzene	656592	3.489	673778	3.493	97	50 - 200	-0.004	+/-0.50	
Hexabromobiphenyl	1584453	14.268	1429847	14.268	111	50 - 200	0.000	+/-0.50	
1-Bromo-2-Nitrobenzene [2C]	314741	3.926	315256	3.928	100	50 - 200	-0.002	+/-0.50	
Hexabromobiphenyl [2C]	568346	15.007	513946	15.008	111	50 - 200	-0.001	+/-0.50	



INTERNAL STANDARD AREA AND RT SUMMARY
EPA 8082A

Laboratory: Analytical Resources, LLC
Client: Anchor QEA, LLC
Sequence: SLD0171

SDG: 23C0774
Project: AOC5 MR Phase 1
Instrument: ECD7
Calibration: GB00069

Internal Standard	Response	RT	Reference Response	Reference RT	Area %	Area % Limits	RT Diff	RT Diff Limit	Q
Initial Cal Check (SLD0171-ICV1)		(Solid)	Lab File ID: 04132302ECD7.D			Analyzed: 04/13/23 09:33			
1-Bromo-2-Nitrobenzene	575245	3.488	575245	3.488	100	50 - 200	0.000	+/-0.50	
Hexabromobiphenyl	880930	14.275	880930	14.275	100	50 - 200	0.000	+/-0.50	
1-Bromo-2-Nitrobenzene [2C]	332709	3.928	332709	3.928	100	50 - 200	0.000	+/-0.50	
Hexabromobiphenyl [2C]	452167	15.013	452167	15.013	100	50 - 200	0.000	+/-0.50	
Initial Cal Check (SLD0171-ICV2)		(Solid)	Lab File ID: 04132303ECD7.D			Analyzed: 04/13/23 09:54			
1-Bromo-2-Nitrobenzene	565150	3.488	565150	3.488	100	50 - 200	0.000	+/-0.50	
Hexabromobiphenyl	912687	14.276	912687	14.276	100	50 - 200	0.000	+/-0.50	
1-Bromo-2-Nitrobenzene [2C]	329485	3.929	329485	3.929	100	50 - 200	0.000	+/-0.50	
Hexabromobiphenyl [2C]	467802	15.012	467802	15.012	100	50 - 200	0.000	+/-0.50	
Blank (BLD0059-BLK1)		(Solid)	Lab File ID: 04132314ECD7.D			Analyzed: 04/13/23 15:41			
1-Bromo-2-Nitrobenzene	631163	3.487	565150	3.488	112	50 - 200	-0.001	+/-0.50	
Hexabromobiphenyl	1340273	14.268	912687	14.276	147	50 - 200	-0.008	+/-0.50	
1-Bromo-2-Nitrobenzene [2C]	403027	3.93	329485	3.929	122	50 - 200	0.001	+/-0.50	
Hexabromobiphenyl [2C]	639440	15.008	467802	15.012	137	50 - 200	-0.004	+/-0.50	
LCS (BLD0059-BS1)		(Solid)	Lab File ID: 04132315ECD7.D			Analyzed: 04/13/23 16:02			
1-Bromo-2-Nitrobenzene	635689	3.489	565150	3.488	112	50 - 200	0.001	+/-0.50	
Hexabromobiphenyl	1388918	14.271	912687	14.276	152	50 - 200	-0.005	+/-0.50	
1-Bromo-2-Nitrobenzene [2C]	411440	3.93	329485	3.929	125	50 - 200	0.001	+/-0.50	
Hexabromobiphenyl [2C]	651932	15.011	467802	15.012	139	50 - 200	-0.001	+/-0.50	
LCS Dup (BLD0059-BSD1)		(Solid)	Lab File ID: 04132316ECD7.D			Analyzed: 04/13/23 16:23			
1-Bromo-2-Nitrobenzene	619880	3.487	565150	3.488	110	50 - 200	-0.001	+/-0.50	
Hexabromobiphenyl	1427165	14.272	912687	14.276	156	50 - 200	-0.004	+/-0.50	
1-Bromo-2-Nitrobenzene [2C]	400063	3.929	329485	3.929	121	50 - 200	0.000	+/-0.50	
Hexabromobiphenyl [2C]	655989	15.012	467802	15.012	140	50 - 200	0.000	+/-0.50	
Reference (BLD0059-SRM1)		(Solid)	Lab File ID: 04132317ECD7.D			Analyzed: 04/13/23 16:43			
1-Bromo-2-Nitrobenzene	618067	3.488	565150	3.488	109	50 - 200	0.000	+/-0.50	
Hexabromobiphenyl	902941	14.258	912687	14.276	99	50 - 200	-0.018	+/-0.50	
1-Bromo-2-Nitrobenzene [2C]	384790	3.929	329485	3.929	117	50 - 200	0.000	+/-0.50	
Hexabromobiphenyl [2C]	557978	15.003	467802	15.012	119	50 - 200	-0.009	+/-0.50	



INTERNAL STANDARD AREA AND RT SUMMARY
EPA 8082A

Laboratory: Analytical Resources, LLC
Client: Anchor OEA, LLC
Sequence: SLD0171

SDG: 23C0774
Project: AOC5 MR Phase 1
Instrument: ECD7
Calibration: GB00069

Internal Standard	Response	RT	Reference Response	Reference RT	Area %	Area % Limits	RT Diff	RT Diff Limit	Q
LDW23-SC1053A (23C0774-01)		(Solid)	Lab File ID: 04132318ECD7.D			Analyzed: 04/13/23 17:04			
1-Bromo-2-Nitrobenzene	544235	3.488	565150	3.488	96	50 - 200	0.000	+/-0.50	
Hexabromobiphenyl	484542	14.252	912687	14.276	53	50 - 200	-0.024	+/-0.50	
1-Bromo-2-Nitrobenzene [2C]	343245	3.93	329485	3.929	104	50 - 200	0.001	+/-0.50	
Hexabromobiphenyl [2C]	394533	14.996	467802	15.012	84	50 - 200	-0.016	+/-0.50	
LDW23-SC1053B (23C0774-02)		(Solid)	Lab File ID: 04132319ECD7.D			Analyzed: 04/13/23 17:25			
1-Bromo-2-Nitrobenzene	542065	3.488	565150	3.488	96	50 - 200	0.000	+/-0.50	
Hexabromobiphenyl	443850	14.248	912687	14.276	49	50 - 200	-0.028	+/-0.50	*
1-Bromo-2-Nitrobenzene [2C]	341533	3.93	329485	3.929	104	50 - 200	0.001	+/-0.50	
Hexabromobiphenyl [2C]	372925	14.995	467802	15.012	80	50 - 200	-0.017	+/-0.50	
LDW23-SC1007A (23C0774-03)		(Solid)	Lab File ID: 04132320ECD7.D			Analyzed: 04/13/23 17:46			
1-Bromo-2-Nitrobenzene	553957	3.489	565150	3.488	98	50 - 200	0.001	+/-0.50	
Hexabromobiphenyl	451505	14.25	912687	14.276	49	50 - 200	-0.026	+/-0.50	*
1-Bromo-2-Nitrobenzene [2C]	343939	3.93	329485	3.929	104	50 - 200	0.001	+/-0.50	
Hexabromobiphenyl [2C]	372507	14.996	467802	15.012	80	50 - 200	-0.016	+/-0.50	
Matrix Spike (BLD0059-MS1)		(Solid)	Lab File ID: 04132321ECD7.D			Analyzed: 04/13/23 18:06			
1-Bromo-2-Nitrobenzene	544589	3.488	565150	3.488	96	50 - 200	0.000	+/-0.50	
Hexabromobiphenyl	444159	14.25	912687	14.276	49	50 - 200	-0.026	+/-0.50	*
1-Bromo-2-Nitrobenzene [2C]	358320	3.931	329485	3.929	109	50 - 200	0.002	+/-0.50	
Hexabromobiphenyl [2C]	367860	14.995	467802	15.012	79	50 - 200	-0.017	+/-0.50	
Matrix Spike Dup (BLD0059-MSD1)		(Solid)	Lab File ID: 04132322ECD7.D			Analyzed: 04/13/23 18:27			
1-Bromo-2-Nitrobenzene	545281	3.488	565150	3.488	96	50 - 200	0.000	+/-0.50	
Hexabromobiphenyl	444908	14.249	912687	14.276	49	50 - 200	-0.027	+/-0.50	*
1-Bromo-2-Nitrobenzene [2C]	347357	3.93	329485	3.929	105	50 - 200	0.001	+/-0.50	
Hexabromobiphenyl [2C]	367377	14.996	467802	15.012	79	50 - 200	-0.016	+/-0.50	
LDW23-SC1002A (23C0774-04)		(Solid)	Lab File ID: 04132323ECD7.D			Analyzed: 04/13/23 18:48			
1-Bromo-2-Nitrobenzene	529329	3.489	565150	3.488	94	50 - 200	0.001	+/-0.50	
Hexabromobiphenyl	423863	14.25	912687	14.276	46	50 - 200	-0.026	+/-0.50	*
1-Bromo-2-Nitrobenzene [2C]	357560	3.93	329485	3.929	109	50 - 200	0.001	+/-0.50	
Hexabromobiphenyl [2C]	360746	14.996	467802	15.012	77	50 - 200	-0.016	+/-0.50	



INTERNAL STANDARD AREA AND RT SUMMARY
EPA 8082A

Laboratory: Analytical Resources, LLC

SDG: 23C0774

Client: Anchor OEA, LLC

Project: AOC5 MR Phase 1

Sequence: SLD0171

Instrument: ECD7

Calibration: GB00069

Internal Standard	Response	RT	Reference Response	Reference RT	Area %	Area % Limits	RT Diff	RT Diff Limit	Q
LDW23-SC1002B (23C0774-05)		(Solid)	Lab File ID: 04132324ECD7.D			Analyzed: 04/13/23 19:09			
1-Bromo-2-Nitrobenzene	563850	3.489	565150	3.488	100	50 - 200	0.001	+/-0.50	
Hexabromobiphenyl	432551	14.249	912687	14.276	47	50 - 200	-0.027	+/-0.50	*
1-Bromo-2-Nitrobenzene [2C]	354819	3.93	329485	3.929	108	50 - 200	0.001	+/-0.50	
Hexabromobiphenyl [2C]	366951	14.995	467802	15.012	78	50 - 200	-0.017	+/-0.50	
LDW23-SC1046A (23C0774-06)		(Solid)	Lab File ID: 04132325ECD7.D			Analyzed: 04/13/23 19:30			
1-Bromo-2-Nitrobenzene	540771	3.488	565150	3.488	96	50 - 200	0.000	+/-0.50	
Hexabromobiphenyl	439408	14.25	912687	14.276	48	50 - 200	-0.026	+/-0.50	*
1-Bromo-2-Nitrobenzene [2C]	345754	3.929	329485	3.929	105	50 - 200	0.000	+/-0.50	
Hexabromobiphenyl [2C]	370602	14.995	467802	15.012	79	50 - 200	-0.017	+/-0.50	
LDW23-SC1046B (23C0774-07)		(Solid)	Lab File ID: 04132326ECD7.D			Analyzed: 04/13/23 19:50			
1-Bromo-2-Nitrobenzene	544671	3.488	565150	3.488	96	50 - 200	0.000	+/-0.50	
Hexabromobiphenyl	437772	14.25	912687	14.276	48	50 - 200	-0.026	+/-0.50	*
1-Bromo-2-Nitrobenzene [2C]	350487	3.93	329485	3.929	106	50 - 200	0.001	+/-0.50	
Hexabromobiphenyl [2C]	367287	14.994	467802	15.012	79	50 - 200	-0.018	+/-0.50	
LDW23-SC1177A (23C0774-08)		(Solid)	Lab File ID: 04132327ECD7.D			Analyzed: 04/13/23 20:11			
1-Bromo-2-Nitrobenzene	556989	3.489	565150	3.488	99	50 - 200	0.001	+/-0.50	
Hexabromobiphenyl	419981	14.249	912687	14.276	46	50 - 200	-0.027	+/-0.50	*
1-Bromo-2-Nitrobenzene [2C]	353566	3.93	329485	3.929	107	50 - 200	0.001	+/-0.50	
Hexabromobiphenyl [2C]	361446	14.995	467802	15.012	77	50 - 200	-0.017	+/-0.50	
LDW23-SC1177B (23C0774-09)		(Solid)	Lab File ID: 04132328ECD7.D			Analyzed: 04/13/23 20:32			
1-Bromo-2-Nitrobenzene	543886	3.487	565150	3.488	96	50 - 200	-0.001	+/-0.50	
Hexabromobiphenyl	412516	14.25	912687	14.276	45	50 - 200	-0.026	+/-0.50	*
1-Bromo-2-Nitrobenzene [2C]	349619	3.929	329485	3.929	106	50 - 200	0.000	+/-0.50	
Hexabromobiphenyl [2C]	350747	14.995	467802	15.012	75	50 - 200	-0.017	+/-0.50	
LDW23-SC1156B (23C0774-10)		(Solid)	Lab File ID: 04132329ECD7.D			Analyzed: 04/13/23 20:53			
1-Bromo-2-Nitrobenzene	551779	3.488	565150	3.488	98	50 - 200	0.000	+/-0.50	
Hexabromobiphenyl	397252	14.25	912687	14.276	44	50 - 200	-0.026	+/-0.50	*
1-Bromo-2-Nitrobenzene [2C]	347981	3.929	329485	3.929	106	50 - 200	0.000	+/-0.50	
Hexabromobiphenyl [2C]	347737	14.994	467802	15.012	74	50 - 200	-0.018	+/-0.50	



INTERNAL STANDARD AREA AND RT SUMMARY
EPA 8082A

Laboratory: Analytical Resources, LLC

SDG: 23C0774

Client: Anchor OEA, LLC

Project: AOC5 MR Phase 1

Sequence: SLD0171

Instrument: ECD7

Calibration: GB00069

Internal Standard	Response	RT	Reference Response	Reference RT	Area %	Area % Limits	RT Diff	RT Diff Limit	Q
LDW23-SC1183A (23C0774-11)		(Solid)	Lab File ID: 04132332ECD7.D			Analyzed: 04/13/23 21:55			
1-Bromo-2-Nitrobenzene	561994	3.488	565150	3.488	99	50 - 200	0.000	+/-0.50	
Hexabromobiphenyl	471628	14.25	912687	14.276	52	50 - 200	-0.026	+/-0.50	
1-Bromo-2-Nitrobenzene [2C]	352480	3.929	329485	3.929	107	50 - 200	0.000	+/-0.50	
Hexabromobiphenyl [2C]	392208	14.994	467802	15.012	84	50 - 200	-0.018	+/-0.50	
LDW23-SC1183B (23C0774-12)		(Solid)	Lab File ID: 04132333ECD7.D			Analyzed: 04/13/23 22:16			
1-Bromo-2-Nitrobenzene	559385	3.488	565150	3.488	99	50 - 200	0.000	+/-0.50	
Hexabromobiphenyl	415787	14.248	912687	14.276	46	50 - 200	-0.028	+/-0.50	*
1-Bromo-2-Nitrobenzene [2C]	349634	3.929	329485	3.929	106	50 - 200	0.000	+/-0.50	
Hexabromobiphenyl [2C]	358122	14.994	467802	15.012	77	50 - 200	-0.018	+/-0.50	
LDW23-SC1183C (23C0774-13)		(Solid)	Lab File ID: 04132334ECD7.D			Analyzed: 04/13/23 22:36			
1-Bromo-2-Nitrobenzene	555683	3.487	565150	3.488	98	50 - 200	-0.001	+/-0.50	
Hexabromobiphenyl	413672	14.249	912687	14.276	45	50 - 200	-0.027	+/-0.50	*
1-Bromo-2-Nitrobenzene [2C]	346475	3.928	329485	3.929	105	50 - 200	-0.001	+/-0.50	
Hexabromobiphenyl [2C]	354266	14.995	467802	15.012	76	50 - 200	-0.017	+/-0.50	
LDW23-SS1808 (23C0774-14)		(Solid)	Lab File ID: 04132335ECD7.D			Analyzed: 04/13/23 22:57			
1-Bromo-2-Nitrobenzene	532645	3.489	565150	3.488	94	50 - 200	0.001	+/-0.50	
Hexabromobiphenyl	442525	14.249	912687	14.276	48	50 - 200	-0.027	+/-0.50	*
1-Bromo-2-Nitrobenzene [2C]	342673	3.93	329485	3.929	104	50 - 200	0.001	+/-0.50	
Hexabromobiphenyl [2C]	374196	14.994	467802	15.012	80	50 - 200	-0.018	+/-0.50	
LDW23-SC1808 (23C0774-15)		(Solid)	Lab File ID: 04132336ECD7.D			Analyzed: 04/13/23 23:18			
1-Bromo-2-Nitrobenzene	544269	3.487	565150	3.488	96	50 - 200	-0.001	+/-0.50	
Hexabromobiphenyl	423918	14.249	912687	14.276	46	50 - 200	-0.027	+/-0.50	*
1-Bromo-2-Nitrobenzene [2C]	345486	3.928	329485	3.929	105	50 - 200	-0.001	+/-0.50	
Hexabromobiphenyl [2C]	359497	14.994	467802	15.012	77	50 - 200	-0.018	+/-0.50	



HOLDING TIME SUMMARY

Analysis: EPA 8082A

Laboratory: Analytical Resources, LLC

SDG: 23C0774

Client: Anchor QEA, LLC

Project: AOC5 MR Phase 1

Sample Name	Date Collected	Date Received	Date Prepared	Days to Prep	Max Days to Prep	Date Analyzed	Days to Analysis	Max Days to Analysis	Q
LDW23-SC1053A 23C0774-01	12/16/22 09:12	12/16/22 15:47	04/04/23 16:00	109	365	04/13/23 17:04	9	40	
LDW23-SC1053B 23C0774-02	12/16/22 09:12	12/16/22 15:47	04/04/23 16:00	109	365	04/13/23 17:25	9	40	
LDW23-SC1007A 23C0774-03	12/16/22 10:43	12/16/22 15:47	04/04/23 16:00	109	365	04/13/23 17:46	9	40	
LDW23-SC1002A 23C0774-04	12/16/22 11:20	12/16/22 15:47	04/04/23 16:00	109	365	04/13/23 18:48	9	40	
LDW23-SC1002B 23C0774-05	12/16/22 11:20	12/16/22 15:47	04/04/23 16:00	109	365	04/13/23 19:09	9	40	
LDW23-SC1046A 23C0774-06	12/15/22 11:32	12/16/22 15:47	04/04/23 16:00	110	365	04/13/23 19:30	9	40	
LDW23-SC1046B 23C0774-07	12/15/22 11:32	12/16/22 15:47	04/04/23 16:00	110	365	04/13/23 19:50	9	40	
LDW23-SC1177A 23C0774-08	12/14/22 08:04	12/16/22 15:47	04/04/23 16:00	111	365	04/13/23 20:11	9	40	
LDW23-SC1177B 23C0774-09	12/14/22 08:04	12/16/22 15:47	04/04/23 16:00	111	365	04/13/23 20:32	9	40	
LDW23-SC1156B 23C0774-10	12/14/22 10:44	12/16/22 15:47	04/04/23 16:00	111	365	04/13/23 20:53	9	40	
LDW23-SC1183A 23C0774-11	12/14/22 14:09	12/16/22 15:47	04/04/23 16:00	111	365	04/13/23 21:55	9	40	
LDW23-SC1183B 23C0774-12	12/14/22 14:09	12/16/22 15:47	04/04/23 16:00	111	365	04/13/23 22:16	9	40	
LDW23-SC1183C 23C0774-13	12/14/22 14:09	12/16/22 15:47	04/04/23 16:00	111	365	04/13/23 22:36	9	40	
LDW23-SS1808 23C0774-14	03/03/23 13:25	12/16/22 15:47	04/04/23 16:00	32	365	04/13/23 22:57	9	40	
LDW23-SC1808 23C0774-15	03/03/23 12:50	12/16/22 15:47	04/04/23 16:00	32	365	04/13/23 23:18	9	40	
Matrix Spike BLD0059-MS1	12/16/22 10:43	12/16/22 15:47	04/04/23 10:38	108	365	04/13/23 18:06	9	40	
Matrix Spike Dup BLD0059-MSD1	12/16/22 10:43	12/16/22 15:47	04/04/23 10:38	108	365	04/13/23 18:27	9	40	

* Indicates hold time exceedance.



**METHOD DETECTION
AND REPORTING LIMITS**

EPA 8082A

Laboratory: Analytical Resources, LLC

SDG: 23C0774

Client: Anchor QEA, LLC

Project: AOC5 MR Phase 1

Matrix: Solid

Instrument: ECD7

Analyte	MDL	RL	Units
Aroclor 1016	1.6	4.0	ug/kg
Aroclor 1016 [2C]	1.6	4.0	ug/kg
Aroclor 1221	1.6	4.0	ug/kg
Aroclor 1221 [2C]	1.6	4.0	ug/kg
Aroclor 1232	1.6	4.0	ug/kg
Aroclor 1232 [2C]	1.6	4.0	ug/kg
Aroclor 1242	1.6	4.0	ug/kg
Aroclor 1242 [2C]	1.6	4.0	ug/kg
Aroclor 1248	1.6	4.0	ug/kg
Aroclor 1248 [2C]	1.6	4.0	ug/kg
Aroclor 1254	1.6	4.0	ug/kg
Aroclor 1254 [2C]	1.6	4.0	ug/kg
Aroclor 1260	0.6	4.0	ug/kg
Aroclor 1260 [2C]	0.6	4.0	ug/kg

CERTIFICATE OF ANALYSIS

Catalog No: S-279N
Description: Tetrachloro-m-xylene
Lot: 0052481B-1
Solvent: N/A
Hazards: Refer to SDS for complete safety information

Date Certified: Jul 28, 2005
Expiration: Jul 28, 2015
Sample Size: 100 mg
Components: 1
Storage Condition: Ambient (>5 °C)



Signal Word: Warning

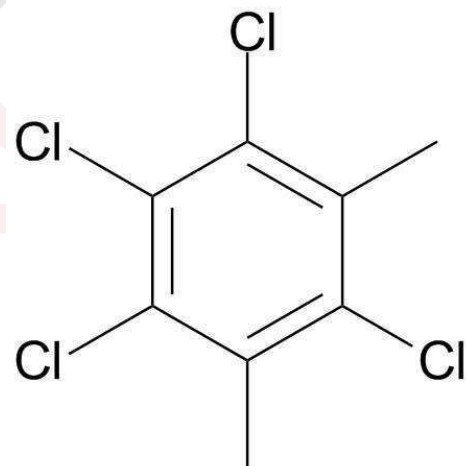
Certified Reference Material



Component	CAS #	Purity % (GC/FID)	Prepared Concentration	Certified Analyte Concentration ¹
Tetrachloro-meta-xylene	877-09-8	96.0	N/A	N/A

Identification:

Molecular formula: C₈H₆Cl₄
Molecular weight: 243.94



C000147

tetrachlorometaxylene

Expires 1/15/2020

Prepared By Joshua Rains 1/15/2014

This Certified Reference Material was verified in accordance with ISO/IEC 17025

A product with a suffix (-1A, -2B, etc. or -01, -02, etc.) on its lot number has had its expiration date extended and is identical to the same lot number without the suffix.

¹ The Uncertainty calculated for this product is ±2.4%. These values are the expanded uncertainty and represent an estimated standard deviation equal to the positive square root of the total variation of the uncertainty of components. A normal distribution is assumed and a coverage factor of K=2 is chosen using approximately a 95% confidence level.

Labels and certificates follow U.S. Conventions in reporting numerical values: A comma (,) is used to separate units of one-thousand or greater. A period (.) is used as a decimal place marker.

Metrological traceability is established through in-house validated methods.

Purity, if stated, is equal to 100% minus found impurity components. Impurity components have not been identified.

The information on this certificate may not be reproduced without the express permission of the manufacturer. See reverse side for additional information

Hazard Information: Please refer to the SDS for information regarding the hazards associated with using this material.

This product was prepared according to in-house procedures and is guaranteed to be homogeneous.

Certified By:

Larry Decker, Organic QC Manager



AccuStandard

125 Market Street
New Haven, CT 06513
(203) 786-5290

CERTIFICATE OF PRODUCT DATA

PRODUCT: C-209N

EXPIRATION: Jul 28, 2015

DESCRIPTION: 2,2',3,3',4,4',5,5',6,6'-Decachlorobiphenyl

LOT #: 990521LB-AC

SOLVENT: N/A

This product is guaranteed accurate to $\pm 0.5\%$ of the Certified Analyte concentration through the Expiration Date on the Label.

Component	CAS #	Purity % (GC/MS)	Prepared Concentration ¹	Certified Analyte Concentration ²
2,2',3,3',4,4',5,5',6,6'-Decachlorobiphenyl	2051-24-3	100	N/A	N/A

2;

C000148

decachlorobiphenyl
Expires 1/15/2020

Prepared By Joshua Rains 1/15/2014

** I 1768 A*

Certified by:

R. Cooper

Please note: AccuStandard follows the U.S. conventions in reporting numerical values, on both certificates and labels.

A comma (,) is used to separate units of one-thousand or greater.
A period (.) is used as a decimal place marker.

1. All weights are traceable through National Institute of Standards & Technology, Test No. 822/254480
 2. Certified Analyte Concentration = Purity x Prepared Concentration. The Uncertainty calculated for this product is $\pm 0.5\%$ which is the Combined Uncertainty $U_c(y)$. It represents an estimated standard deviation equal to the positive square root of the total variance of the uncertainty of components. The Expanded Uncertainty is U which is $U_c(y) * K$ where K is the coverage factor at the 95% confidence level ($K=2$).
 3. A product with a suffix (-1A, -2B, etc.) on its lot# has had its expiration date extended and is identical to the same lot# without the suffix.

This product was manufactured in accordance to quality system requirements of ISO 9001:2000 and ISO 17025

** Recertified ~ 4-6-09 (S)*



Analytical Standard Record
Standard ID: C000148

Printed: 4/23/2015 11:54:44AM

Description:	decachlorobiphenyl	Expires:	15-Jan-2020
Standard Type:	Other	Prepared:	15-Jan-2014
Solvent:	na/a	Prepared By:	Joshua Rains
Final Volume (mls):	1	Department:	Organics
Vials:	1	Last Edit:	27-Feb-2015 13:03 by JGR
Vendor:	Accustandard	Lot #:	9905211b-ac
Vendor Catalog #:			

Comments

see i1768a
SOM calibrations added 06/12/14 sdrd

Analyte	CAS Number	Concentration	Units
Decachlorobiphenyl [2C]	2051-24-3	1000000	ug/mL
Decachlorobiphenyl	2051-24-3	1000000	ug/mL
DCB 1660 [2C]	2051-24-3	1000000	ug/mL
DCB 1660	2051-24-3	1000000	ug/mL
DCB [2C]	2051-24-3	1000000	ug/mL
DCB (A) [2C]	2051-24-3	1000000	ug/mL
DCB (A)	2051-24-3	1000000	ug/mL
DCB	2051-24-3	1000000	ug/mL

Reviewed By

Date

Certificate of Analysis



Phenova Certified Reference Materials are sold by Phenomenex.

411 Madrid Ave., Torrance, CA 90501 USA ■ Tel: 310-212-0555 ■ Fax: 310-328-7768 ■ info@phenomenex.com

Access your MSDS and digital C of A at www.phenomenex.com/mysupport. Re-order at www.phenomenex.com/standards

Certified Reference Material

This product is included in Phenova's ISO/IEC 17025 and ISO Guide 34 Scopes of Accreditation

Catalog No.: AL0-101461

Lot Number: CL13053

Description: Aroclor 1254

Certification Date: November 29, 2018

Storage: 4 °C

Expiration Date: November 30, 2026

Provided As: 1 mL in 2 mL Ampoule in Hexane

Andrea Gill, Certified Reference Materials Manager

Component	CAS #	Certified Value µg/mL	Expanded Uncertainty
Aroclor 1254	11097-69-1	1000	± 0.246%

I 09808
Recd.
02/24/20



Reference Material Producer
Certificate No. 2427.02



Manufactured by Phenova, Inc.

Phenova's testing and calibration results are internationally recognized through the ILAC-MRA. Phenova is an accredited ISO Guide 34 Reference Material Provider and ISO/IEC 17025 accredited Chemical Testing Laboratory.



Chemical Testing Laboratory
Certificate No. 2427.03

IL11110613_US

Certificate of Analysis

Produced by Phenova

6390 Joyce Drive STE 100, Golden, CO 80403 USA ■ Tel: 303-940-0033 ■ Fax: 303-940-0043 ■ info@phenova.com
Access your Safety Data Sheets and digital Certificates at www.phenova.com/documents.

Certified Reference Material

This product is certified in accordance with Phenova's ISO 17034 accreditation and supported by Phenova's ISO/IEC 17025 chemical testing accreditation

Catalog No.: AL0-101468

Lot Number: CL14017

Description: Aroclor 1221

Certification Date: August 20, 2019

Storage: 4 °C

Expiration Date: August 31, 2027

Provided As: 1 mL in 2 mL Ampoule in Isooctane

Andrea Gill

Andrea Gill, Certified Reference Materials Manager

Component	CAS #	Certified Value µg/mL	Expanded Uncertainty
Aroclor 1221	11104-28-2	1000	± 0.553%

J006466
Recd of
06/18/21



Reference Material Producer
Certificate No. 2427.02



Phenova is an accredited ISO/IEC 17034 Reference Material
Producer and ISO/IEC 17025 accredited Chemical Testing Laboratory.



Chemical Testing Laboratory
Certificate No. 2427.03

Certificate of Analysis



Page 2 of 2

Produced by Phenova

6390 Joyce Drive STE 100, Golden, CO 80403 USA * Tel: 303-940-0033 * Fax: 303-940-0043 * info@phenova.com

Access your Safety Data Sheets and digital Certificates at www.phenova.com/documents.

1. **Quality Document:** This Certificate of Analysis has been created in accordance with ISO Guide 31¹ and ISO Guide 35.²
2. **Quality Standards:** Phenova is accredited by A2LA to ISO 17034³ and ISO/IEC 17025⁴ as a producer of Certified Reference Materials and Reference Materials. This ensures that our manufacturing processes have been accredited to and meet strict international standards.
3. **Intended Use:** The product is manufactured for use in calibration, calibration verification, quantification, identification and other appropriate analytical control applications. The product is intended for routine laboratory analysis and research purposes only. Only trained personnel should handle this product.
4. **Handling and Usage Notes:** Store according to recommended conditions listed and avoid prolonged exposure to light. Visually inspect the solution inside the ampoule for any un-dissolved material. If particulate is visible, sonicate the unopened ampoule until material is fully dissolved. Dilute as required, use only class A glassware and diluents compatible with all analytes in the mixture. Considerations should be made related to repeated use of the opened product. Once opened, exposure to light, air, heat, objects, and additional transfer vessels may cause evaporation, degradation or contamination resulting in changes in concentration, uncertainty and stability duration. Store opened standards in a clean, tightly capped vessel under the recommended temperature. Appropriate controls, such as the use of additional verification standards should be used to confirm the opened product is fit for purpose under repeated use conditions.
5. **Hazardous Situation:** The product is intended for use by experienced professional personnel. A Safety Data Sheet (SDS) is available at www.phenova.com/documents.
6. **Level of Homogeneity:** The product has been certified to guarantee the certified values and their uncertainties at a volume of 2 µL.
7. **Certified Value:** Certified Value is based upon gravimetric and volumetric preparation using calibrated balances and Class A glassware.
8. **Raw Materials and Purity:** Phenova reference standard products are prepared from the highest quality starting materials. The purity of this material was verified using an ISO/IEC 17025 methodology.
9. **Expanded Uncertainty:** The expanded uncertainty (uCRM) as stated is determined in accordance with ISO/IEC Guide 98⁵ and ISO Guide 35 incorporating Type A standard uncertainty at a 95% confidence level. The uncertainty contains elements of manufacturing (uM), homogeneity analysis (uH) and long-term stability testing (uLTS). The uncertainty is calculated based on the root-sum-of-squares equation times a coverage factor (k=2).

$$u_{CRM} = k \sqrt{u_M^2 + u_H^2 + u_{LTS}^2}$$

Transport conditions (short-term stability) have been tested such that there is no contribution to the uncertainty reported. The expanded uncertainty applies to the product as received.

10. **Metrological Traceability:** The property value (certified value and its uncertainty) are traceable through an unbroken chain of calibration to the SI base unit kg through a NIST traceable weight in accordance with ISO 17034. This is achieved through calibration of balances, verification of weights, use of national methodology for glassware calibration and product homogeneity and stability testing utilizing an ISO/IEC 17025 methodology.
11. **Values Obtained During Product Testing:** This product is subjected to verification, homogeneity and stability testing using an ISO/IEC 17025 chromatographic methodology. All values obtained during testing meet criteria in accordance with ISO 17034.
12. **Period of Validity:** The Certified Values, Uncertainties and Expiration Date are based on the unopened product being stored according to the recommended storage condition listed and are guaranteed until the expiration date. This product will be monitored during the period of validity and customers notified of any significant changes in stability.

References:

¹ ISO Guide 31 – Reference Materials – Contents of Certificates and Labels.

² ISO Guide 35 – Reference Material – General and Statistical Principles for Certification.

³ ISO 17034 – General Requirements for the Competence of Reference Material Producers.

⁴ ISO/IEC 17025 – General Requirements for the Competence of Testing and Calibration Laboratories.

⁵ ISO/IEC Guide 98-3:2008(E) – Uncertainty of Measurement – Part 3: Guide to Expression of Uncertainty in Measurement (GUM: 1995)



Reference Material Producer
Certificate No. 2427.02



phenova[®]
Certified Reference Materials

A Phenomenex
Company

Phenova is an accredited ISO/IEC 17034 Reference Material
Producer and ISO/IEC 17025 accredited Chemical Testing Laboratory.



Chemical Testing Laboratory
Certificate No. 2427.03

Certificate of Analysis

Produced by Phenova

6390 Joyce Drive STE 100, Golden, CO 80403 USA ■ Tel: 303-940-0033 ■ Fax: 303-940-0043 ■ info@phenova.com
Access your Safety Data Sheets and digital Certificates at www.phenova.com/documents.

Certified Reference Material

This product is certified in accordance with Phenova's ISO 17034 accreditation and supported by Phenova's ISO/IEC 17025 chemical testing accreditation

Catalog No.: AL0-101469

Lot Number: CL14914

Description: Aroclor 1232

Certification Date: January 31, 2020

Storage: 4 °C

Expiration Date: January 31, 2028

Provided As: 1 mL in 2 mL Ampoule in Isooctane



Andrea Gill, Certified Reference Materials Manager

Component	CAS #	Certified Value µg/mL	Expanded Uncertainty
Aroclor 1232	11141-16-5	1000	± 0.738%

J 006467
reed
06/18/21



Reference Material Producer
Certificate No. 2427.02



Phenova is an accredited ISO/IEC 17034 Reference Material Producer and ISO/IEC 17025 accredited Chemical Testing Laboratory.



Chemical Testing Laboratory
Certificate No. 2427.03

Certificate of Analysis



Page 2 of 2

Produced by Phenova

6390 Joyce Drive STE 100, Golden, CO 80403 USA ■ Tel: 303-940-0033 ■ Fax: 303-940-0043 ■ info@phenova.com

Access your Safety Data Sheets and digital Certificates at www.phenova.com/documents.

1. **Quality Document:** This Certificate of Analysis has been created in accordance with ISO Guide 31¹ and ISO Guide 35.²
2. **Quality Standards:** Phenova is accredited by A2LA to ISO 17034³ and ISO/IEC 17025⁴ as a producer of Certified Reference Materials and Reference Materials. This ensures that our manufacturing processes have been accredited to and meet strict international standards.
3. **Intended Use:** The product is manufactured for use in calibration, calibration verification, quantification, identification and other appropriate analytical control applications. The product is intended for routine laboratory analysis and research purposes only. Only trained personnel should handle this product.
4. **Handling and Usage Notes:** Store according to recommended conditions listed and avoid prolonged exposure to light. Visually inspect the solution inside the ampoule for any un-dissolved material. If particulate is visible, sonicate the unopened ampoule until material is fully dissolved. Dilute as required, use only class A glassware and diluents compatible with all analytes in the mixture. Considerations should be made related to repeated use of the opened product. Once opened, exposure to light, air, heat, objects, and additional transfer vessels may cause evaporation, degradation or contamination resulting in changes in concentration, uncertainty and stability duration. Store opened standards in a clean, tightly capped vessel under the recommended temperature. Appropriate controls, such as the use of additional verification standards should be used to confirm the opened product is fit for purpose under repeated use conditions.
5. **Hazardous Situation:** The product is intended for use by experienced professional personnel. A Safety Data Sheet (SDS) is available at www.phenova.com/documents.
6. **Level of Homogeneity:** The product has been certified to guarantee the certified values and their uncertainties at a volume of 2 µL.
7. **Certified Value:** Certified Value is based upon gravimetric and volumetric preparation using calibrated balances and Class A glassware.
8. **Raw Materials and Purity:** Phenova reference standard products are prepared from the highest quality starting materials. The purity of this material was verified using an ISO/IEC 17025 methodology.
9. **Expanded Uncertainty:** The expanded uncertainty (uCRM) as stated is determined in accordance with ISO/IEC Guide 98⁵ and ISO Guide 35 incorporating Type A standard uncertainty at a 95% confidence level. The uncertainty contains elements of manufacturing (uM), homogeneity analysis (uH) and long-term stability testing (uLTS). The uncertainty is calculated based on the root-sum-of-squares equation times a coverage factor (k=2).

$$uCRM = k\sqrt{uM^2 + uH^2 + uLTS^2}$$

Transport conditions (short-term stability) have been tested such that there is no contribution to the uncertainty reported. The expanded uncertainty applies to the product as received.

10. **Metrological Traceability:** The property value (certified value and its uncertainty) are traceable through an unbroken chain of calibration to the SI base unit kg through a NIST traceable weight in accordance with ISO 17034. This is achieved through calibration of balances, verification of weights, use of national methodology for glassware calibration and product homogeneity and stability testing utilizing an ISO/IEC 17025 methodology.
11. **Values Obtained During Product Testing:** This product is subjected to verification, homogeneity and stability testing using an ISO/IEC 17025 chromatographic methodology. All values obtained during testing meet criteria in accordance with ISO 17034.
12. **Period of Validity:** The Certified Values, Uncertainties and Expiration Date are based on the unopened product being stored according to the recommended storage condition listed and are guaranteed until the expiration date. This product will be monitored during the period of validity and customers notified of any significant changes in stability.

References:

- ¹ ISO Guide 31 – Reference Materials – Contents of Certificates and Labels.
- ² ISO Guide 35 – Reference Material – General and Statistical Principles for Certification.
- ³ ISO 17034 – General Requirements for the Competence of Reference Material Producers.
- ⁴ ISO/IEC 17025 – General Requirements for the Competence of Testing and Calibration Laboratories.
- ⁵ ISO/IEC Guide 98-3:2008(E) – Uncertainty of Measurement – Part 3: Guide to Expression of Uncertainty in Measurement (GUM: 1995)



Reference Material Producer
Certificate No. 2427.02



phenova®
Certified Reference Materials

A Phenomenix
Company

Phenova is an accredited ISO/IEC 17034 Reference Material
Producer and ISO/IEC 17025 accredited Chemical Testing Laboratory.



Chemical Testing Laboratory
Certificate No. 2427.03

Certificate of Analysis

Produced by Phenova

6390 Joyce Drive STE 100, Golden, CO 80403 USA ■ Tel: 303-940-0033 ■ Fax: 303-940-0043 ■ info@phenova.com
Access your Safety Data Sheets and digital Certificates at www.phenova.com/documents.

Certified Reference Material

This product is certified in accordance with Phenova's ISO 17034 accreditation and supported by Phenova's ISO/IEC 17025 chemical testing accreditation

Catalog No.: AL0-101470

Lot Number: CL14018

Description: Aroclor 1242

Certification Date: August 20, 2019

Storage: 4 °C

Expiration Date: August 31, 2027

Provided As: 1 mL in 2 mL Ampoule in Isooctane



Andrea Gill, Certified Reference Materials Manager

Component	CAS #	Certified Value µg/mL	Expanded Uncertainty
Aroclor 1242	53469-21-9	1000	± 0.553%

J006468
feed JR
06/18/21



Reference Material Producer
Certificate No. 2427.02



Phenova is an accredited ISO/IEC 17034 Reference Material
Producer and ISO/IEC 17025 accredited Chemical Testing Laboratory.



Chemical Testing Laboratory
Certificate No. 2427.03

Certificate of Analysis



Page 2 of 2

Produced by Phenova

6390 Joyce Drive STE 100, Golden, CO 80403 USA * Tel: 303-940-0033 * Fax: 303-940-0043 * info@phenova.com

Access your Safety Data Sheets and digital Certificates at www.phenova.com/documents.

1. **Quality Document:** This Certificate of Analysis has been created in accordance with ISO Guide 31¹ and ISO Guide 35.²
2. **Quality Standards:** Phenova is accredited by A2LA to ISO 17034³ and ISO/IEC 17025⁴ as a producer of Certified Reference Materials and Reference Materials. This ensures that our manufacturing processes have been accredited to and meet strict international standards.
3. **Intended Use:** The product is manufactured for use in calibration, calibration verification, quantification, identification and other appropriate analytical control applications. The product is intended for routine laboratory analysis and research purposes only. Only trained personnel should handle this product.
4. **Handling and Usage Notes:** Store according to recommended conditions listed and avoid prolonged exposure to light. Visually inspect the solution inside the ampoule for any un-dissolved material. If particulate is visible, sonicate the unopened ampoule until material is fully dissolved. Dilute as required, use only class A glassware and diluents compatible with all analytes in the mixture. Considerations should be made related to repeated use of the opened product. Once opened, exposure to light, air, heat, objects, and additional transfer vessels may cause evaporation, degradation or contamination resulting in changes in concentration, uncertainty and stability duration. Store opened standards in a clean, tightly capped vessel under the recommended temperature. Appropriate controls, such as the use of additional verification standards should be used to confirm the opened product is fit for purpose under repeated use conditions.
5. **Hazardous Situation:** The product is intended for use by experienced professional personnel. A Safety Data Sheet (SDS) is available at www.phenova.com/documents.
6. **Level of Homogeneity:** The product has been certified to guarantee the certified values and their uncertainties at a volume of 2 µL.
7. **Certified Value:** Certified Value is based upon gravimetric and volumetric preparation using calibrated balances and Class A glassware.
8. **Raw Materials and Purity:** Phenova reference standard products are prepared from the highest quality starting materials. The purity of this material was verified using an ISO/IEC 17025 methodology.
9. **Expanded Uncertainty:** The expanded uncertainty (uCRM) as stated is determined in accordance with ISO/IEC Guide 98⁵ and ISO Guide 35 incorporating Type A standard uncertainty at a 95% confidence level. The uncertainty contains elements of manufacturing (uM), homogeneity analysis (uH) and long-term stability testing (uLTS). The uncertainty is calculated based on the root-sum-of-squares equation times a coverage factor (k=2).

$$u_{CRM} = k\sqrt{u_M^2 + u_H^2 + u_{LTS}^2}$$

Transport conditions (short-term stability) have been tested such that there is no contribution to the uncertainty reported. The expanded uncertainty applies to the product as received.

10. **Metrological Traceability:** The property value (certified value and its uncertainty) are traceable through an unbroken chain of calibration to the SI base unit kg through a NIST traceable weight in accordance with ISO 17034. This is achieved through calibration of balances, verification of weights, use of national methodology for glassware calibration and product homogeneity and stability testing utilizing an ISO/IEC 17025 methodology.
11. **Values Obtained During Product Testing:** This product is subjected to verification, homogeneity and stability testing using an ISO/IEC 17025 chromatographic methodology. All values obtained during testing meet criteria in accordance with ISO 17034.
12. **Period of Validity:** The Certified Values, Uncertainties and Expiration Date are based on the unopened product being stored according to the recommended storage condition listed and are guaranteed until the expiration date. This product will be monitored during the period of validity and customers notified of any significant changes in stability.

References:

¹ ISO Guide 31 – Reference Materials – Contents of Certificates and Labels.

² ISO Guide 35 – Reference Material – General and Statistical Principles for Certification.

³ ISO 17034 – General Requirements for the Competence of Reference Material Producers.

⁴ ISO/IEC 17025 – General Requirements for the Competence of Testing and Calibration Laboratories.

⁵ ISO/IEC Guide 98-3:2008(E) – Uncertainty of Measurement – Part 3: Guide to Expression of Uncertainty in Measurement (GUM: 1995)



Reference Material Producer
Certificate No. 2427.02



phenova[®]
Certified Reference Materials

A Phenomenex
Company

Phenova is an accredited ISO/IEC 17034 Reference Material
Producer and ISO/IEC 17025 accredited Chemical Testing Laboratory.



Chemical Testing Laboratory
Certificate No. 2427.03

Certificate of Analysis

Produced by Phenova

6390 Joyce Drive STE 100, Golden, CO 80403 USA ■ Tel: 303-940-0033 ■ Fax: 303-940-0043 ■ info@phenova.com
Access your Safety Data Sheets and digital Certificates at www.phenova.com/documents.

Certified Reference Material

This product is certified in accordance with Phenova's ISO 17034 accreditation and supported by Phenova's ISO/IEC 17025 chemical testing accreditation

Catalog No.: AL0-101471

Lot Number: CL15384

Description: Aroclor 1248

Certification Date: June 19, 2020

Storage: 4 °C

Expiration Date: June 30, 2028

Provided As: 1 mL in 2 mL Ampoule in Isooctane

Andrea L Gill

Andrea Gill, Certified Reference Materials Manager

Component	CAS #	Certified Value µg/mL	Expanded Uncertainty
Aroclor 1248	12672-29-6	1000	± 0.520%

*# J006469
Reed, JR
06/18/21*



Reference Material Producer
Certificate No. 2427.02



Phenova is an accredited ISO/IEC 17034 Reference Material
Producer and ISO/IEC 17025 accredited Chemical Testing Laboratory.



Chemical Testing Laboratory
Certificate No. 2427.03

Certificate of Analysis



Page 2 of 2

Produced by Phenova

6390 Joyce Drive STE 100, Golden, CO 80403 USA ■ Tel: 303-940-0033 ■ Fax: 303-940-0043 ■ info@phenova.com
Access your Safety Data Sheets and digital Certificates at www.phenova.com/documents.

- 1. Quality Document:** This Certificate of Analysis has been created in accordance with ISO Guide 31¹ and ISO Guide 35.²
- 2. Quality Standards:** Phenova is accredited by A2LA to ISO 17034³ and ISO/IEC 17025⁴ as a producer of Certified Reference Materials and Reference Materials. This ensures that our manufacturing processes have been accredited to and meet strict international standards.
- 3. Intended Use:** The product is manufactured for use in calibration, calibration verification, quantification, identification and other appropriate analytical control applications. The product is intended for routine laboratory analysis and research purposes only. Only trained personnel should handle this product.
- 4. Handling and Usage Notes:** Store according to recommended conditions listed and avoid prolonged exposure to light. Visually inspect the solution inside the ampoule for any un-dissolved material. If particulate is visible, sonicate the unopened ampoule until material is fully dissolved. Dilute as required, use only class A glassware and diluents compatible with all analytes in the mixture. Considerations should be made related to repeated use of the opened product. Once opened, exposure to light, air, heat, objects, and additional transfer vessels may cause evaporation, degradation or contamination resulting in changes in concentration, uncertainty and stability duration. Store opened standards in a clean, tightly capped vessel under the recommended temperature. Appropriate controls, such as the use of additional verification standards should be used to confirm the opened product is fit for purpose under repeated use conditions.
- 5. Hazardous Situation:** The product is intended for use by experienced professional personnel. A Safety Data Sheet (SDS) is available at www.phenova.com/documents.
- 6. Level of Homogeneity:** The product has been certified to guarantee the certified values and their uncertainties at a volume of 2 µL.
- 7. Certified Value:** Certified Value is based upon gravimetric and volumetric preparation using calibrated balances and Class A glassware.
- 8. Raw Materials and Purity:** Phenova reference standard products are prepared from the highest quality starting materials. The purity of this material was verified using an ISO/IEC 17025 methodology.
- 9. Expanded Uncertainty:** The expanded uncertainty (uCRM) as stated is determined in accordance with ISO/IEC Guide 98⁵ and ISO Guide 35 incorporating Type A standard uncertainty at a 95% confidence level. The uncertainty contains elements of manufacturing (uM), homogeneity analysis (uH) and long-term stability testing (uLTS). The uncertainty is calculated based on the root-sum-of-squares equation times a coverage factor (k=2).

$$uCRM = k\sqrt{uM^2 + uH^2 + uLTS^2}$$

Transport conditions (short-term stability) have been tested such that there is no contribution to the uncertainty reported. The expanded uncertainty applies to the product as received.

- 10. Metrological Traceability:** The property value (certified value and its uncertainty) are traceable through an unbroken chain of calibration to the SI base unit kg through a NIST traceable weight in accordance with ISO 17034. This is achieved through calibration of balances, verification of weights, use of national methodology for glassware calibration and product homogeneity and stability testing utilizing an ISO/IEC 17025 methodology.
- 11. Values Obtained During Product Testing:** This product is subjected to verification, homogeneity and stability testing using an ISO/IEC 17025 chromatographic methodology. All values obtained during testing meet criteria in accordance with ISO 17034.
- 12. Period of Validity:** The Certified Values, Uncertainties and Expiration Date are based on the unopened product being stored according to the recommended storage condition listed and are guaranteed until the expiration date. This product will be monitored during the period of validity and customers notified of any significant changes in stability.

References:

- ¹ ISO Guide 31 – Reference Materials – Contents of Certificates and Labels.
- ² ISO Guide 35 – Reference Material – General and Statistical Principles for Certification.
- ³ ISO 17034 – General Requirements for the Competence of Reference Material Producers.
- ⁴ ISO/IEC 17025 – General Requirements for the Competence of Testing and Calibration Laboratories.
- ⁵ ISO/IEC Guide 98-3:2008(E) – Uncertainty of Measurement – Part 3: Guide to Expression of Uncertainty in Measurement (GUM: 1995)



Reference Material Producer
Certificate No. 2427.02



phenova[®]
Certified Reference Materials

A Phenomenex
Company

Phenova is an accredited ISO/IEC 17034 Reference Material
Producer and ISO/IEC 17025 accredited Chemical Testing Laboratory.



Chemical Testing Laboratory
Certificate No. 2427.03

Certificate of Analysis

Phenova Certified Reference Materials are sold by Phenomenex.

411 Madrid Ave., Torrance, CA 90501 USA ■ Tel: 310-212-0555 ■ Fax: 310-328-7768 ■ info@phenomenex.com

Access your MSDS and digital C of A at www.phenomenex.com/mysupport. Re-order at www.phenomenex.com/standards

Certified Reference Material

This product is included in Phenova's ISO/IEC 17025 and ISO Guide 34 Scopes of Accreditation

Catalog No.: AL0-101474

Lot Number: CL11330

Description: Aroclor 1262

Certification Date: May 15, 2015

Storage: 4 °C

Expiration Date: April 30, 2023

Provided As: 1 mL in 2 mL Ampoule in Isooctane

Revision Date: April 2, 2018



Andrea Gill, Certified Reference Materials Manager

Component	CAS #	Certified Value µg/mL	Expanded Uncertainty
Aroclor 1262	37324-23-5	1000	± 0.516%

J 00647H
Reed JK
06/18/21



Reference Material Producer
Certificate No. 2427.02



Manufactured by Phenova, Inc.

Phenova's testing and calibration results are internationally recognized through the ILAC-MRA. Phenova is an accredited ISO Guide 34 Reference Material Provider and ISO/IEC 17025 accredited Chemical Testing Laboratory.



Chemical Testing Laboratory
Certificate No. 2427.03

Certificate of Analysis



Phenova Certified Reference Materials are sold by Phenomenex.

411 Madrid Ave., Torrance, CA 90501 USA ■ Tel: 310-212-0555 ■ Fax: 310-328-7768 ■ info@phenomenex.com

Access your MSDS and digital C of A at www.phenomenex.com/mysupport. Re-order at www.phenomenex.com/standards

1. **Quality Document:** This Certificate of Analysis has been created in accordance with ISO Guide 31¹ and ISO Guide 35.²
 2. **Quality Standards:** Phenova is accredited by A2LA to ISO Guide 34³ and ISO/IEC 17025⁴ as a producer of Certified Reference Materials and Reference Materials. This ensures that our manufacturing processes have been accredited to and meet strict international standards.
 3. **Intended Use:** The product is manufactured for use in the calibration and calibration verification of chromatographic instrumentation performed in routine laboratory analysis.
 4. **Instruction:** Visually inspect the solution inside the ampoule for any un-dissolved material. If particulate is visible, sonicate the unopened ampoule until material is fully dissolved. Dilute as required, use only class A glassware and diluents compatible with all certified analytes in the mixture.
 5. **Hazardous Situation:** The product is intended for use by experienced professional personnel. A Material Safety Data Sheet (MSDS) is available at www.phenomenex.com/mysupport.
 6. **Level of Homogeneity:** The product has been certified to guarantee the certified values and their uncertainties at a volume of 2 µL.
 7. **Certified Value:** Certified Value is based upon gravimetric and volumetric preparation using calibrated balances and Class A glassware.
 8. **Raw Materials and Purity:** Phenova reference standard products are prepared from the highest quality starting materials. The purity of this material was verified using an ISO/IEC 17025 methodology.
 9. **Expanded Uncertainty:** The expanded uncertainty (uCRM) as stated is determined in accordance with ISO/IEC Guide 98⁵ and ISO Guide 35 incorporating Type A standard uncertainty at a 95% confidence level. The uncertainty contains elements of manufacturing (uM), homogeneity analysis (uH) and long-term stability testing (uLTS). The uncertainty is calculated based on the root-sum-of-squares equation times a coverage factor (k=2).
$$uCRM = k\sqrt{uM^2 + uH^2 + uLTS^2}$$
- Transport conditions (short-term stability) have been tested such that there is no contribution to the uncertainty reported. The expanded uncertainty applies to the product as received.
10. **Metrological Traceability:** The property value (certified value and its uncertainty) are traceable through an unbroken chain of calibration to the SI base unit kg through a NIST traceable weight in accordance with ISO Guide 34. This is achieved through calibration of balances, verification of weights, use of national methodology for glassware calibration and product homogeneity and stability testing utilizing an ISO/IEC 17025 methodology.
 11. **Values Obtained During Product Testing:** This product is subjected to verification, homogeneity and stability testing using an ISO/IEC 17025 chromatographic methodology. All values obtained during testing meet criteria in accordance with ISO Guide 34.
 12. **Period of Validity:** The Certified Values and their uncertainties are guaranteed until the expiration date. This product will be monitored during the period of validity and customers notified of any significant changes in stability.

References:

- ¹ ISO Guide 31:2000(E) – Reference Materials – Contents of Certificates and Labels.
- ² ISO Guide 35:2006(E) – Reference Material – General and Statistical Principles for Certification.
- ³ ISO Guide 34:2009(E) – General Requirements for the Competence of Reference Material Producers.
- ⁴ ISO/IEC 17025:2005(E) – General Requirements for the Competence of Testing and Calibration Laboratories.
- ⁵ ISO/IEC Guide 98-3:2008(E) – Uncertainty of Measurement – Part 3: Guide to Expression of Uncertainty in Measurement (GUM: 1995)



Reference Material Producer
Certificate No. 2427.02



Manufactured by Phenova, Inc.

Phenova's testing and calibration results are internationally recognized through the ILAC-MRA. Phenova is an accredited ISO Guide 34 Reference Material Provider and ISO/IEC 17025 accredited Chemical Testing Laboratory.



Chemical Testing Laboratory
Certificate No. 2427.03

Certificate of Analysis



Phenova Certified Reference Materials are sold by Phenomenex.

411 Madrid Ave., Torrance, CA 90501 USA ■ Tel: 310-212-0555 ■ Fax: 310-328-7768 ■ info@phenomenex.com
Access your MSDS and digital C of A at www.phenomenex.com/mysupport. Re-order at www.phenomenex.com/standards

Certified Reference Material

This product is included in Phenova's ISO/IEC 17025 and ISO Guide 34 Scopes of Accreditation

Catalog No.: AL0-101475

Lot Number: CL11331

Description: Aroclor 1268

Certification Date: May 15, 2015

Storage: 4 °C

Expiration Date: April 30, 2023

Provided As: 1 mL in 2 mL Ampoule in Isooctane

Revision Date: April 2, 2018

Andrea Gill, Certified Reference Materials Manager

Component	CAS #	Certified Value µg/mL	Expanded Uncertainty
Aroclor 1268	11100-14-4	1000	± 0.516%

J006472
Rec'd. JK
06/18/21



Reference Material Producer
Certificate No. 2427.02



Manufactured by Phenova, Inc.

Phenova's testing and calibration results are internationally recognized through the ILAC MRA. Phenova is an accredited ISO Guide 34 Reference Material Provider and ISO/IEC 17025 accredited Chemical Testing Laboratory.



Chemical Testing Laboratory
Certificate No. 2427.03

IL1110613_US

Certificate of Analysis



Phenova Certified Reference Materials are sold by Phenomenex.

411 Madrid Ave., Torrance, CA 90501 USA ■ Tel: 310-212-0555 ■ Fax: 310-328-7768 ■ info@phenomenex.com

Access your MSDS and digital C of A at www.phenomenex.com/mysupport. Re-order at www.phenomenex.com/standards

1. **Quality Document:** This Certificate of Analysis has been created in accordance with ISO Guide 31¹ and ISO Guide 35.²
2. **Quality Standards:** Phenova is accredited by A2LA to ISO Guide 34³ and ISO/IEC 17025⁴ as a producer of Certified Reference Materials and Reference Materials. This ensures that our manufacturing processes have been accredited to and meet strict international standards.
3. **Intended Use:** The product is manufactured for use in the calibration and calibration verification of chromatographic instrumentation performed in routine laboratory analysis.
4. **Instruction:** Visually inspect the solution inside the ampoule for any un-dissolved material. If particulate is visible, sonicate the unopened ampoule until material is fully dissolved. Dilute as required, use only class A glassware and diluents compatible with all certified analytes in the mixture.
5. **Hazardous Situation:** The product is intended for use by experienced professional personnel. A Material Safety Data Sheet (MSDS) is available at www.phenomenex.com/mysupport.
6. **Level of Homogeneity:** The product has been certified to guarantee the certified values and their uncertainties at a volume of 2 µL.
7. **Certified Value:** Certified Value is based upon gravimetric and volumetric preparation using calibrated balances and Class A glassware.
8. **Raw Materials and Purity:** Phenova reference standard products are prepared from the highest quality starting materials. The purity of this material was verified using an ISO/IEC 17025 methodology.
9. **Expanded Uncertainty:** The expanded uncertainty (uCRM) as stated is determined in accordance with ISO/IEC Guide 98⁵ and ISO Guide 35 incorporating Type A standard uncertainty at a 95% confidence level. The uncertainty contains elements of manufacturing (uM), homogeneity analysis (uH) and long-term stability testing (uLTS). The uncertainty is calculated based on the root-sum-of-squares equation times a coverage factor (k=2).

$$uCRM = k \cdot \sqrt{uM^2 + uH^2 + uLTS^2}$$

Transport conditions (short-term stability) have been tested such that there is no contribution to the uncertainty reported. The expanded uncertainty applies to the product as received.

10. **Metrological Traceability:** The property value (certified value and its uncertainty) are traceable through an unbroken chain of calibration to the SI base unit kg through a NIST traceable weight in accordance with ISO Guide 34. This is achieved through calibration of balances, verification of weights, use of national methodology for glassware calibration and product homogeneity and stability testing utilizing an ISO/IEC 17025 methodology.
11. **Values Obtained During Product Testing:** This product is subjected to verification, homogeneity and stability testing using an ISO/IEC 17025 chromatographic methodology. All values obtained during testing meet criteria in accordance with ISO Guide 34.
12. **Period of Validity:** The Certified Values and their uncertainties are guaranteed until the expiration date. This product will be monitored during the period of validity and customers notified of any significant changes in stability.

References:

- ¹ ISO Guide 31:2000(E) – Reference Materials – Contents of Certificates and Labels.
- ² ISO Guide 35:2006(E) – Reference Material – General and Statistical Principles for Certification.
- ³ ISO Guide 34:2009(E) – General Requirements for the Competence of Reference Material Producers.
- ⁴ ISO/IEC 17025:2005(E) – General Requirements for the Competence of Testing and Calibration Laboratories.
- ⁵ ISO/IEC Guide 98-3:2008(E) – Uncertainty of Measurement – Part 3: Guide to Expression of Uncertainty in Measurement (GUM: 1995)



Reference Material Producer
Certificate No. 2427.02



Manufactured by Phenova, Inc.

Phenova's testing and calibration results are internationally recognized through the ILAC MRA. Phenova is an accredited ISO Guide 34 Reference Material Provider and ISO/IEC 17025 accredited Chemical Testing Laboratory.



Chemical Testing Laboratory
Certificate No. 2427.03



Certificate of Analysis

Aroclor 1016 Solution

Product Number: PP-282

Page: 1 of 1

Lot Number: CR-0761

Lot Issue Date: 28-Feb-2017

Expiration Date: 31-Mar-2025

This ISO Guide 34 Reference Material (RM) was manufactured and verified in accordance with ULTRA's ISO 9001 registered quality system, and the analyte concentrations were verified by our ISO 17025 accredited laboratory. The true value and uncertainty value at the 95% confidence level for each analyte, determined gravimetrically, is listed below.

Analyte	CAS#	Analyte Lot	True Value
Aroclor 1016	012674-11-2	NT01016	100.2 ± 0.5 µg/mL

Matrix: isooctane (2,2,4-trimethylpentane)

Storage: Store at Room Temperature (15° to 30°C).

*K1254
Recd JP
02/05/17*

ULTRA uses balances calibrated with weights traceable to NIST in compliance with ANSI/NCSL Z-540-1 and ISO 9001, and calibrated Class A glassware in the manufacturing of these standards.



ISO 9001
Registered
TUV USA, Inc.

John Russo
President

Monica Bourgeois
Director of QA/RA



Certificate of Analysis

Product Name: Aroclor 1260 Standard

Product Number: PP-362-1

Lot Issue Date: 20-Jan-2021

Lot Number: 0006582048

Expiration Date: 28-Feb-2025

Description:

This analytical reference material (RM) was manufactured and verified in accordance with an ISO 9001 registered quality system and analyte concentrations were verified by an ISO 17025 accredited laboratory. The concentration and uncertainty value at the 95% confidence level for each analyte, determined gravimetrically, is listed below.

Analyte	CAS#	Analyte Lot	Concentration ± Uncertainty
Aroclor 1260	011096-82-5	NT01023	100.4 ± 0.5 µg/mL

Matrix: isooctane (2,2,4-trimethylpentane)

K 1255

Storage Conditions: Store at Room Temperature (15° to 30°C).

Traceability:

The balances used for these measurements are calibrated with weights traceable to NIST in compliance with ANSI/NCSL Z540.3, ISO 9001, ISO 17025, and ISO 17034. Calibrated Class A glassware is used for volumetric measurements. Thermometers are calibrated against a NIST traceable thermometer in accordance with NIST Special Publication 1088.

Homogeneity:

This RM was unitized according to an in-house procedure and is guaranteed to be homogeneous. There is no minimum sub-sample size required.

Intended Use:

This RM is intended for the preparation of working reference samples for use in routine laboratory analyses, calibration of instruments, validation of analytical methods, assessments of measurement methods, and continuing calibration verification.

Instructions for Use:

Sample aliquots for analysis should be withdrawn at 20°C to 25°C immediately after opening the container and should be processed without delay for the certified values to be valid within the stated uncertainties.

Hazards:

Refer to the Safety Data Sheet on www.agilent.com for information regarding this RM.

Expiration of Certification:

The certification of this RM is valid until the expiration date specified above, provided the RM is handled and stored in accordance with the instructions given in this certificate. This certification is nullified if the RM is damaged, contaminated, or otherwise modified.

Maintenance of Certification:

If substantive changes are noted that affect the certification before the expiration of this certificate, Agilent will notify the purchaser.

Sample lot approver:

Monica Bourgeois

QMS Representative



ISO 17034 Cert
No. AR-1936

RM was produced in accordance with TUV USA Inc registered ISO 9001 Quality Management System. Cert # 56 100 18560026

Page: 1 of 1

www.agilent.com/quality/
CSD-QA-015.1



ISO 17025 Cert
No. AT-1937



Certificate of Analysis ISO Guide 34

Aroclor 1242 Solution

Product Number: PP-312

Page: 1 of 1

Lot Number: CS-6293

Lot Issue Date: 04-Jan-2019

Expiration Date: 31-Jan-2023

This ISO Guide 34 Reference Material (RM) was manufactured and verified in accordance with Agilent's ISO 9001 registered quality system, and the analyte concentrations were verified by our ISO 17025 accredited laboratory. The true value and uncertainty value at the 95% confidence level for each analyte, determined gravimetrically, is listed below.

Analyte	CAS#	Analyte Lot	True Value
Aroclor 1242	053469-21-9	NT01020	100.4 ± 0.5 µg/mL

Matrix: isooctane (2,2,4-trimethylpentane)

Storage: Store at Room Temperature (15° to 30°C).

K1256

Agilent uses balances calibrated with weights traceable to NIST in compliance with ANSI/NCCL Z-540-1 and ISO 9001, and calibrated Class A glassware in the manufacturing of these standards.


Monica Bourgeois
QMS Representative



ISO Guide 34 Cert No.
AR-1936

Produced in accordance with TUV USA Inc 56 100 18560026
registered ISO 9001 Quality Management System



ISO17025 Cert No.
AT-1937

ISO 17034



Agilent

Trusted Answers

Reference Material Certificate

Product Name: Aroclor 1248 Standard **Lot Number:** 0006626997
Product Number: PP-342-1 **Lot Issue Date:** 17-Aug-2021
Storage Conditions: Store at Room Temperature (15° to 30°C). **Expiration Date:** 30-Sep-2025

Component Name	CERTIFIED VALUES			CAS#	Analyte Lot
	Concentration	Expanded Uncertainty			
Aroclor 1248	100.3	± 0.5 µg/mL		012672-29-6	NT01582

Matrix: isooctane (2,2,4-trimethylpentane)

K1257

Description:

This document is prepared in accordance with ISO 17034 and Guide 31. This analytical reference material standard was manufactured and verified in accordance with an ISO 9001 registered quality system and analyte concentrations were verified by an ISO 17025 accredited laboratory. The concentration and uncertainty value at the 95% confidence level for each analyte, determined gravimetrically, is listed above.

Traceability:

The balances used for these measurements are calibrated with weights traceable to NIST in compliance with ANSI/NCSL Z540.3, ISO 9001, ISO 17025, and ISO 17034. Calibrated Class A glassware is used for volumetric measurements. Thermometers are calibrated against a NIST traceable thermometer in accordance with NIST Special Publication 1088.

Homogeneity:

This analytical reference standard was unitized according to an in-house procedure and is guaranteed to be homogeneous. There is no minimum sub-sample size required.

Instructions for Use:

Sample aliquots for analysis should be withdrawn at 20°C to 25°C immediately after opening the container and should be processed without delay for the certified values to be valid within the stated uncertainties.

Safety:

Refer to the Safety Data Sheet on www.agilent.com for information regarding this analytical reference material.

Intended Use:

This analytical reference standard is intended for the preparation of working reference samples for use in routine laboratory analyses, calibration of instruments, validation of analytical methods, assessments of measurement methods, and continuing calibration verification.

Expiration of Certification:

The certification of this analytical reference standard is valid until the expiration date specified above, provided the material is handled and stored in accordance with the instructions given in this certificate. This certification is nullified if the material is damaged, contaminated, or otherwise modified.



Certificate of Analysis

Aroclor 1254 Solution

Product Number: PP-352

Page: 1 of 1

Lot Number: CS-2321

Lot Issue Date: 04-May-2018

Expiration Date: 31-May-2026

This ISO Guide 34 Reference Material (RM) was manufactured and verified in accordance with ULTRA's ISO 9001 registered quality system, and the analyte concentrations were verified by our ISO 17025 accredited laboratory. The true value and uncertainty value at the 95% confidence level for each analyte, determined gravimetrically, is listed below.

Analyte	CAS#	Analyte Lot	True Value
Aroclor 1254	011097-69-1	RM00922	100.4 ± 0.5 µg/mL

Matrix: isooctane (2,2,4-trimethylpentane)

Storage: Store at Room Temperature (15° to 30°C).

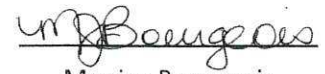
K-1250

ULTRA uses balances calibrated with weights traceable to NIST in compliance with ANSI/NCSL Z-540-1 and ISO 9001, and calibrated Class A glassware in the manufacturing of these standards.



ISO 9001
Registered
TUV USA, Inc.


John Russo
President


Monica Bourgeois
Director of QA/RA



Certificate of Analysis

Product Name: Aroclor 1221 Standard

Product Number: PP-292-1

Lot Issue Date: 28-Apr-2020

Lot Number: 0006535333

Expiration Date: 31-May-2024

Description:

This analytical reference material (RM) was manufactured and verified in accordance with an ISO 9001 registered quality system, and analyte concentrations were verified by an ISO 17025 accredited laboratory. The concentration and uncertainty value at the 95% confidence level for each analyte, determined gravimetrically, is listed below.

Analyte	CAS#	Analyte Lot	Concentration ± Uncertainty
Aroclor 1221	011104-28-2	RM04278	100.2 ± 0.5 µg/mL

Matrix: isooctane (2,2,4-trimethylpentane)

Storage Conditions: Store at Room Temperature (15° to 30°C).

K1259

Traceability:

The balances used for these measurements are calibrated with weights traceable to NIST in compliance with ANSI/NCCL Z540.3, ISO 9001, ISO 17025, and ISO 17034. Calibrated Class A glassware is used for volumetric measurements. Thermometers are calibrated against a NIST traceable thermometer in accordance with NIST Special Publication 1088.

Homogeneity:

This RM was unitized according to an in-house procedure and is guaranteed to be homogeneous. There is no minimum sub-sample size required.

Intended Use:

This RM is intended for the preparation of working reference samples for use in routine laboratory analyses, calibration of instruments, validation of analytical methods, assessments of measurement methods, and continuing calibration verification.

Instructions for Use:

Sample aliquots for analysis should be withdrawn at 20°C to 25°C immediately after opening the container and should be processed without delay for the certified values to be valid within the stated uncertainties.

Hazards:

Refer to the Safety Data Sheet on www.agilent.com for information regarding this RM.

Expiration of Certification:

The certification of this RM is valid until the expiration date specified above, provided the RM is handled and stored in accordance with the instructions given in this certificate. This certification is nullified if the RM is damaged, contaminated, or otherwise modified.

Maintenance of Certification:

If substantive changes are noted that affect the certification before the expiration of this certificate, Agilent will notify the purchaser.

Sample lot approver:

Monica Bourgeois
QMS Representative



ISO 17034 Cert No.
AR-1936

RM was produced in accordance with TUV USA Inc registered ISO 9001 Quality Management System. Cert # 56 100 18560026

Page: 1 of 1

www.agilent.com/quality/
CSD-QA-015.1



ISO 17025 Cert
No. AT-1937



Certificate of Analysis ISO 17034

Aroclor 1262 Standard

Product Number: PP-372-1

Page: 1 of 1

Lot Number: 0006499800

Lot Issue Date: 04-Nov-2019

Expiration Date: 30-Nov-2023

This ISO 17034 Reference Material (RM) was manufactured and verified in accordance with Agilent Technologies ISO 9001 registered quality system. A review of the gravimetric preparation data by our ISO 17025 accredited laboratory serves to verify the concentration of each analyte. The true value and uncertainty value at the 95% confidence level for each analyte, determined gravimetrically, is listed below.

Analyte	CAS#	Analyte Lot	True Value
Aroclor 1262	037324-23-5	RM14263	100.0 ± 0.5 µg/mL

Matrix: isooctane (2,2,4-trimethylpentane)

Storage: Store at Room Temperature (15° to 30°C).

K1260

Agilent uses balances calibrated with weights traceable to NIST in compliance with ANSI/NCSL Z-540-1 and ISO 9001, and calibrated Class A glassware in the manufacturing of these standards.


Monica Bourgeois
QMS Representative



ISO 17034 Cert No.
AR-1936

Produced in accordance with TUV USA Inc 56 100 18560026
registered ISO 9001 Quality Management System



ISO 17025 Cert No.
AT-1937



Certificate of Analysis ISO 17034

Aroclor 1232 Standard

Product Number: PP-302-1

Page: 1 of 1

Lot Number: CF-2197A

Lot Issue Date: 05-Jul-2016

Expiration Date: 31-Aug-2023

This ISO 17034 Reference Material (RM) was manufactured and verified in accordance with Agilent's ISO 9001 registered quality system, and the analyte concentrations were verified by our ISO 17025 accredited laboratory. The true value and uncertainty value at the 95% confidence level for each analyte, determined gravimetrically, is listed below.

Analyte	CAS#	Analyte Lot	True Value
Aroclor 1232	011141-16-5	NT01717	100.4 ± 0.5 µg/mL


Matrix: isooctane (2,2,4-trimethylpentane)

Storage: Store at Room Temperature (15° to 30°C).

K1261

Agilent uses balances calibrated with weights traceable to NIST in compliance with ANSI/NCCL Z-540-1 and ISO 9001, and calibrated Class A glassware in the manufacturing of these standards.


Monica Bourgeois
QMS Representative



ISO 17034 Cert No.
AR-1936

Produced in accordance with TUV USA Inc 56 100 18560026
registered ISO 9001 Quality Management System



ISO17025 Cert No.
AT-1937



Certificate of Analysis

Product Name: Aroclor 1268 Standard

Product Number: PP-382-1

Lot Issue Date: 09-Feb-2021

Lot Number: 0006587800

Expiration Date: 31-Mar-2029

Description:

This analytical reference material (RM) was manufactured and verified in accordance with an ISO 9001 registered quality system and analyte concentrations were verified by an ISO 17025 accredited laboratory. The concentration and uncertainty value at the 95% confidence level for each analyte, determined gravimetrically, is listed below.

Analyte	CAS#	Analyte Lot	Concentration ± Uncertainty
Aroclor 1268	011100-14-4	RM00937	100.0 ± 0.5 µg/mL

Matrix: isooctane (2,2,4-trimethylpentane)

Storage Conditions: Store at Room Temperature (15° to 30°C).

K1262

Traceability:

The balances used for these measurements are calibrated with weights traceable to NIST in compliance with ANSI/NCCL Z540.3, ISO 9001, ISO 17025, and ISO 17034. Calibrated Class A glassware is used for volumetric measurements. Thermometers are calibrated against a NIST traceable thermometer in accordance with NIST Special Publication 1088.

Homogeneity:

This RM was unitized according to an in-house procedure and is guaranteed to be homogeneous. There is no minimum sub-sample size required.

Intended Use:

This RM is intended for the preparation of working reference samples for use in routine laboratory analyses, calibration of instruments, validation of analytical methods, assessments of measurement methods, and continuing calibration verification.

Instructions for Use:

Sample aliquots for analysis should be withdrawn at 20°C to 25°C immediately after opening the container and should be processed without delay for the certified values to be valid within the stated uncertainties.

Hazards:

Refer to the Safety Data Sheet on www.agilent.com for information regarding this RM.

Expiration of Certification:

The certification of this RM is valid until the expiration date specified above, provided the RM is handled and stored in accordance with the instructions given in this certificate. This certification is nullified if the RM is damaged, contaminated, or otherwise modified.

Maintenance of Certification:

If substantive changes are noted that affect the certification before the expiration of this certificate, Agilent will notify the purchaser.

Sample lot approver:


Monica Bourgeois
QMS Representative



ISO 17034 Cert
No. AR-1936

RM was produced in accordance with TUV USA Inc registered ISO 9001 Quality Management System. Cert # 56 100 18560026

Page: 1 of 1

www.agilent.com/quality/
CSD-QA-015.1



ISO 17025 Cert
No. AT-1937

Recipient Copy

CHAIN-OF-CUSTODY RECORD

COC No. 15355

Order Number: CB014770

Date Shipped: 4/14/2022

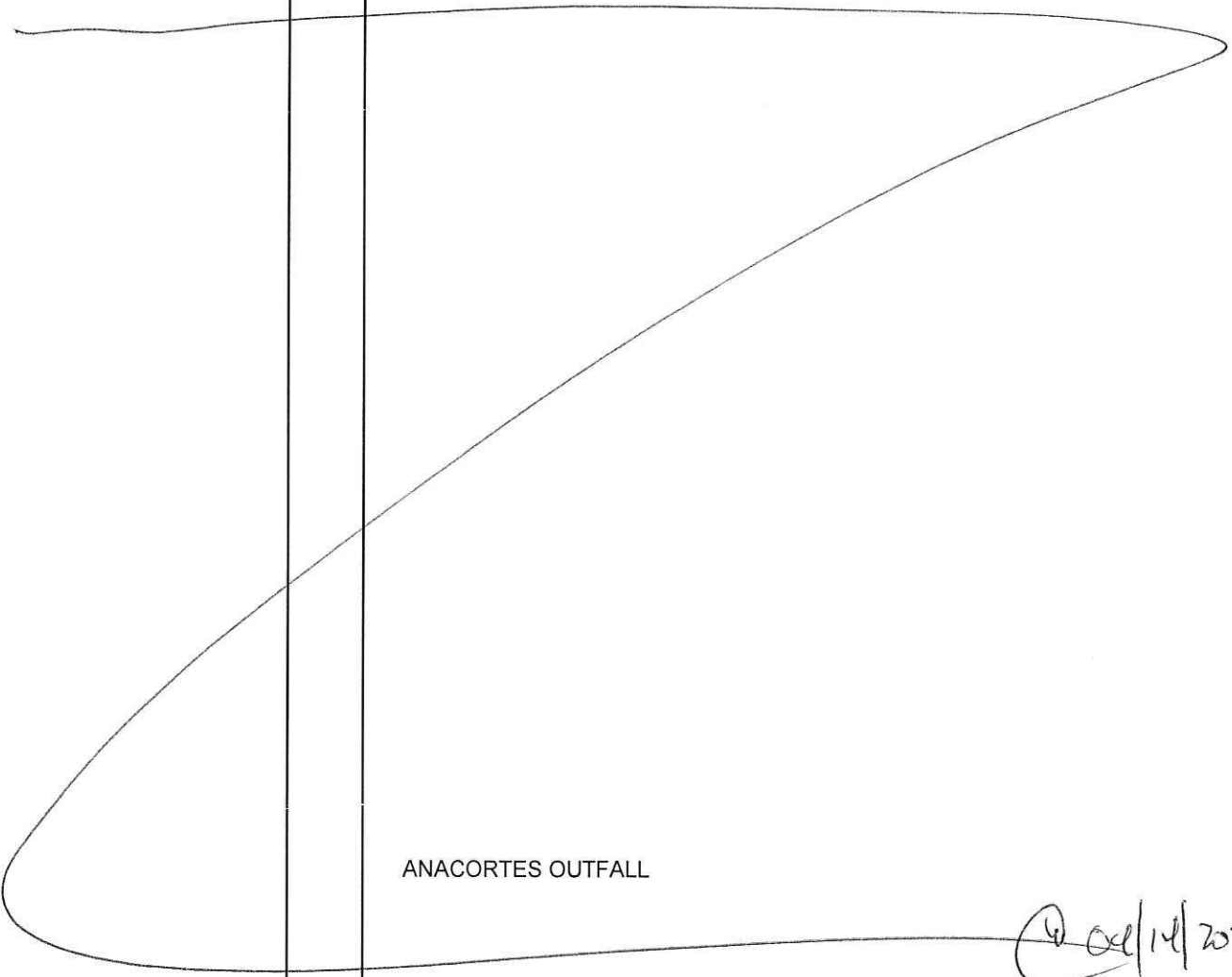
AirBill No(s):

From: QATS LABORATORY
2700 CHANDLER AVENUE, BLDG. B
LAS VEGAS, NV 89120
PHONE: 1-702-895-8712

To: Kelly Bottem
Analytical Resources, Inc.
4611 S. 134th Place SUITE 100
Tukwila WA 98168
206-695-6211

519204140499

1003635
1003636

Sample ID	Sigma ID	Qty	Description/Remarks	→ Catalogue Number
PSRM0152	SR0431	1	PUGET SOUND SEDIMENT RM	PS-SRM
PSRM0153	SR0431	1	PUGET SOUND SEDIMENT RM	PS-SRM
 <p style="text-align: center;">ANACORTES OUTFALL</p>				

Q 04/14/2022

Please use the enclosed Sample Preparation Instructions. If catalogue number(s) are listed at the top of the Sample Preparation Instructions use the Sample Preparation Instructions with catalogue number(s) matching the catalogue number(s) of each of the samples listed above.

Relinquished by: (Signature) <i>[Signature]</i>	Date/Time <i>1400</i> <i>04/14/2022</i>	Received by: (Signature) <i>[Signature]</i>	Date/Time <i>04/15/22</i> <i>10:25</i>
Custody Seal(s): Present/Absent	Remarks:		
Relinquished by: (Signature)	Date/Time	Received by: (Signature)	Date/Time



TECHNICAL SUPPORT LABORATORY
"An ISO 9001:2015 Certified Program"

Catalog Number: PS-SRM
Congeners/Aroclors

QUALITY ASSURANCE TECHNICAL SUPPORT LABORATORY
"An ISO 9001:2015 Certified Program"

Instructions for QATS Catalog Number: PS-SRM
Marine Sediment: CDD/CDF/CB Congeners/Aroclors

PUGET SOUND SEDIMENT REFERENCE MATERIAL
QATS LABORATORY INSTRUCTIONS FOR
HRGC/HRMS CDD/CDF/CB CONGENER AND GC/ECD AROCLOR ANALYSIS

NOTE: These instructions are for advisory purposes only. If any apparent conflict exists between these instructions and the analytical protocols or your contract, disregard these instructions.

APPLICATION: For the analysis of CDD/CDF and CB Congener analytes using project-specified HRGC/HRMS methods, and Aroclors using project-specified GC/ECD methods.

CAUTION: Read instructions carefully before opening bottles and proceeding with the analyses.

Contains CDD/CDF, CB Congener, and/or Aroclors
HAZARDOUS MATERIAL
Safety Data Sheets
Available Upon Request

(A) SAMPLE DESCRIPTION

Enclosed is a Puget Sound (Washington State) Sediment Reference Material (SRM) set for chlorinated dibenzo-p-dioxins/chlorinated dibenzofurans (CDD/CDF), and/or chlorinated biphenyl (CB) congener analysis using project-specified high resolution gas chromatography/ high resolution mass spectrometry (HRGC/HRMS) methods. This SRM is also suitable for Aroclors analysis using project-specified gas chromatography/electron capture detection (GC/ECD) methods. This set consists of one (1) or more bottles, each with approximately 30 grams of Puget Sound SRM containing CDD/CDF, CB Congener, and/or Aroclor analytes. Check the chain-of-custody record to determine the number of bottles provided for CDD/CDF, CB Congener, and/or Aroclor analysis. None of the bottles are to be opened until SRM preparation/analysis is to occur.

CAUTION: The SRM could contain compounds that are light sensitive and should be protected from light during storage. Store the SRM at $\leq 6^{\circ}C$, preferably at $< 0^{\circ}C$, until SRM preparation and analysis is to occur. Allow the bottle(s) to reach ambient temperature before opening.

(B) BREAKAGE OR MISSING ITEMS

Check the contents of the shipment carefully for any broken, leaking, or missing items. Refer to the enclosed chain-of-custody record. Report any problems to Mr. Keith Strout, APTIM Federal Services, LLC, at (702) 895-8722. If requested, return the chain-of-custody record with appropriate annotations and signatures to the address provided below.

QUALITY ASSURANCE TECHNICAL SUPPORT LABORATORY
APTIM Federal Services, LLC
2700 Chandler Avenue - Building C
Las Vegas, NV 89120

Certificate of Analysis



Phenova Certified Reference Materials are sold by Phenomenex.

411 Madrid Ave., Torrance, CA 90501 USA ■ Tel: 310-212-0555 ■ Fax: 310-328-7768 ■ info@phenomenex.com

Access your MSDS and digital C of A at www.phenomenex.com/mysupport. Re-order at www.phenomenex.com/standards

Certified Reference Material

This product is included in Phenova's ISO/IEC 17025 and ISO Guide 34 Scopes of Accreditation

Catalog No.: AL0-101467

Lot Number: CL12975

Description: Aroclor 1016

Certification Date: November 19, 2018

Storage: 4 °C

Expiration Date: October 31, 2026

Provided As: 1 mL in 2 mL Ampoule in Isooctane

Andrea Gill, Certified Reference Materials Manager

Component	CAS #	Certified Value µg/mL	Expanded Uncertainty
Aroclor 1016	12674-11-2	1000	± 0.553%

12975



Reference Material Producer
Certificate No. 2427.02



Manufactured by Phenova, Inc.

Phenova's testing and calibration results are internationally recognized through the ILAC MRA. Phenova is an accredited ISO Guide 34 Reference Material Provider and ISO/IEC 17025 accredited Chemical Testing Laboratory.



Chemical Testing Laboratory
Certificate No. 2427.03

Certificate of Analysis



Phenova Certified Reference Materials are sold by Phenomenex.

411 Madrid Ave., Torrance, CA 90501 USA ■ Tel: 310-212-0555 ■ Fax: 310-328-7768 ■ info@phenomenex.com

Access your MSDS and digital C of A at www.phenomenex.com/mysupport. Re-order at www.phenomenex.com/standards

1. **Quality Document:** This Certificate of Analysis has been created in accordance with ISO Guide 31¹ and ISO Guide 35.²
2. **Quality Standards:** Phenova is accredited by A2LA to ISO Guide 34³ and ISO/IEC 17025⁴ as a producer of Certified Reference Materials and Reference Materials. This ensures that our manufacturing processes have been accredited to and meet strict international standards.
3. **Intended Use:** The product is manufactured for use in the calibration and calibration verification of chromatographic instrumentation performed in routine laboratory analysis.
4. **Instruction:** Visually inspect the solution inside the ampoule for any un-dissolved material. If particulate is visible, sonicate the unopened ampoule until material is fully dissolved. Dilute as required, use only class A glassware and diluents compatible with all certified analytes in the mixture.
5. **Hazardous Situation:** The product is intended for use by experienced professional personnel. A Material Safety Data Sheet (MSDS) is available at www.phenomenex.com/mysupport.
6. **Level of Homogeneity:** The product has been certified to guarantee the certified values and their uncertainties at a volume of 2 µL.
7. **Certified Value:** Certified Value is based upon gravimetric and volumetric preparation using calibrated balances and Class A glassware.
8. **Raw Materials and Purity:** Phenova reference standard products are prepared from the highest quality starting materials. The purity of this material was verified using an ISO/IEC 17025 methodology.
9. **Expanded Uncertainty:** The expanded uncertainty (uCRM) as stated is determined in accordance with ISO/IEC Guide 98⁵ and ISO Guide 35 incorporating Type A standard uncertainty at a 95% confidence level. The uncertainty contains elements of manufacturing (uM), homogeneity analysis (uH) and long-term stability testing (uLTS). The uncertainty is calculated based on the root-sum-of-squares equation times a coverage factor (k=2).
$$u_{CRM} = k\sqrt{uM^2 + uH^2 + uLTS^2}$$

Transport conditions (short-term stability) have been tested such that there is no contribution to the uncertainty reported. The expanded uncertainty applies to the product as received.
10. **Metrological Traceability:** The property value (certified value and its uncertainty) are traceable through an unbroken chain of calibration to the SI base unit kg through a NIST traceable weight in accordance with ISO Guide 34. This is achieved through calibration of balances, verification of weights, use of national methodology for glassware calibration and product homogeneity and stability testing utilizing an ISO/IEC 17025 methodology.
11. **Values Obtained During Product Testing:** This product is subjected to verification, homogeneity and stability testing using an ISO/IEC 17025 chromatographic methodology. All values obtained during testing meet criteria in accordance with ISO Guide 34.
12. **Period of Validity:** The Certified Values and their uncertainties are guaranteed until the expiration date. This product will be monitored during the period of validity and customers notified of any significant changes in stability.

References:

¹ ISO Guide 31:2000(E) – Reference Materials – Contents of Certificates and Labels.

² ISO Guide 35:2006(E) – Reference Material – General and Statistical Principles for Certification.

³ ISO Guide 34:2009(E) – General Requirements for the Competence of Reference Material Producers.

⁴ ISO/IEC 17025:2005(E) – General Requirements for the Competence of Testing and Calibration Laboratories.

⁵ ISO/IEC Guide 98-3:2008(E) – Uncertainty of Measurement – Part 3: Guide to Expression of Uncertainty in Measurement (GUM: 1995)



Reference Material Producer
Certificate No. 2427.02



Manufactured by Phenova, Inc.

Phenova's testing and calibration results are internationally recognized through the ILAC MRA. Phenova is an accredited ISO Guide 34 Reference Material Provider and ISO/IEC 17025 accredited Chemical Testing Laboratory.



Chemical Testing Laboratory
Certificate No. 2427.03

IL111063_US

Certificate of Analysis

Produced by Phenova

6390 Joyce Drive STE 100, Golden, CO 80403 USA ■ Tel: 303-940-0033 ■ Fax: 303-940-0043 ■ info@phenova.com
Access your Safety Data Sheets and digital Certificates at www.phenova.com/documents.

Certified Reference Material

This product is certified in accordance with Phenova's ISO 17034 accreditation and supported by Phenova's ISO/IEC 17025 chemical testing accreditation

Catalog No.: AL0-101462

Lot Number: CL18021

Description: Aroclor 1260

Certification Date: February 14, 2022

Storage: 4 °C

Expiration Date: February 28, 2030

Provided As: 1 mL in 2 mL Ampoule in Hexane

Andrea L Gill

Andrea Gill, Certified Reference Materials Manager

Component	CAS #	Certified Value µg/mL	Expanded Uncertainty
Aroclor 1260	11096-82-5	1000	± 0.553%

K005830



Reference Material Producer
Certificate No. 2427.02



Phenova is an accredited ISO/IEC 17034 Reference Material
Producer and ISO/IEC 17025 accredited Chemical Testing Laboratory.



Chemical Testing Laboratory
Certificate No. 2427.03

Certificate of Analysis



Page 2 of 2

Produced by Phenova

6390 Joyce Drive STE 100, Golden, CO 80403 USA ■ Tel: 303-940-0033 ■ Fax: 303-940-0043 ■ info@phenova.com
Access your Safety Data Sheets and digital Certificates at www.phenova.com/documents.

1. **Quality Document:** This Certificate of Analysis has been created in accordance with ISO Guide 31¹ and ISO Guide 35.²
2. **Quality Standards:** Phenova is accredited by A2LA to ISO 17034³ and ISO/IEC 17025⁴ as a producer of Certified Reference Materials and Reference Materials. This ensures that our manufacturing processes have been accredited to and meet strict international standards.
3. **Intended Use:** The product is manufactured for use in calibration, calibration verification, quantification, identification and other appropriate analytical control applications. The product is intended for routine laboratory analysis and research purposes only. Only trained personnel should handle this product.
4. **Handling and Usage Notes:** Store according to recommended conditions listed and avoid prolonged exposure to light. Visually inspect the solution inside the ampoule for any un-dissolved material. If particulate is visible, sonicate the unopened ampoule until material is fully dissolved. Dilute as required, use only class A glassware and diluents compatible with all analytes in the mixture. Considerations should be made related to repeated use of the opened product. Once opened, exposure to light, air, heat, objects, and additional transfer vessels may cause evaporation, degradation or contamination resulting in changes in concentration, uncertainty and stability duration. Store opened standards in a clean, tightly capped vessel under the recommended temperature. Appropriate controls, such as the use of additional verification standards should be used to confirm the opened product is fit for purpose under repeated use conditions.
5. **Hazardous Situation:** The product is intended for use by experienced professional personnel. A Safety Data Sheet (SDS) is available at www.phenova.com/documents.
6. **Level of Homogeneity:** The product has been certified to guarantee the certified values and their uncertainties at a volume of 2 µL.
7. **Certified Value:** Certified Value is based upon gravimetric and volumetric preparation using calibrated balances and Class A glassware.
8. **Raw Materials and Purity:** Phenova reference standard products are prepared from the highest quality starting materials. The purity of this material was verified using an ISO/IEC 17025 methodology.
9. **Expanded Uncertainty:** The expanded uncertainty (uCRM) as stated is determined in accordance with ISO/IEC Guide 98⁵ and ISO Guide 35 incorporating Type A standard uncertainty at a 95% confidence level. The uncertainty contains elements of manufacturing (uM), homogeneity analysis (uH) and long-term stability testing (uLTS). The uncertainty is calculated based on the root-sum-of-squares equation times a coverage factor (k=2).

$$u_{CRM} = k\sqrt{uM^2 + uH^2 + uLTS^2}$$

Transport conditions (short-term stability) have been tested such that there is no contribution to the uncertainty reported. The expanded uncertainty applies to the product as received.

10. **Metrological Traceability:** The property value (certified value and its uncertainty) are traceable through an unbroken chain of calibration to the SI base unit kg through a NIST traceable weight in accordance with ISO 17034. This is achieved through calibration of balances, verification of weights, use of national methodology for glassware calibration and product homogeneity and stability testing utilizing an ISO/IEC 17025 methodology.
11. **Values Obtained During Product Testing:** This product is subjected to verification, homogeneity and stability testing using an ISO/IEC 17025 chromatographic methodology. All values obtained during testing meet criteria in accordance with ISO 17034.
12. **Period of Validity:** The Certified Values, Uncertainties and Expiration Date are based on the unopened product being stored according to the recommended storage condition listed and are guaranteed until the expiration date. This product will be monitored during the period of validity and customers notified of any significant changes in stability.

References:

- ¹ ISO Guide 31 – Reference Materials – Contents of Certificates and Labels.
- ² ISO Guide 35 – Reference Material – General and Statistical Principles for Certification.
- ³ ISO 17034 – General Requirements for the Competence of Reference Material Producers.
- ⁴ ISO/IEC 17025 – General Requirements for the Competence of Testing and Calibration Laboratories.
- ⁵ ISO/IEC Guide 98-3:2008(E) – Uncertainty of Measurement – Part 3: Guide to Expression of Uncertainty in Measurement (GUM: 1995)



Reference Material Producer
Certificate No. 2427.02



Phenova is an accredited ISO/IEC 17034 Reference Material
Producer and ISO/IEC 17025 accredited Chemical Testing Laboratory.



Chemical Testing Laboratory
Certificate No. 2427.03



Form I
INORGANIC ANALYSIS DATA SHEET
EPA 7471B
Total Metals

LDW23-SC1053A

Laboratory: Analytical Resources, LLC
 Client: Anchor QEA, LLC
 Project: AOC5 MR Phase 1
 Matrix: Sediment Laboratory ID: 23C0774-01 B SDG: 23C0774
 Sampled: 12/16/22 09:12 Prepared: 04/17/23 12:55 File ID: SMM 04-18-23-014
 % Solids: 54.25 Preparation: SMM EPA 7471B Analyzed: 04/18/23 11:43
 Batch: BLD0366 Sequence: SLD0238 Initial/Final: 0.27 g Wet / 50 mL
 Instrument: HYDRA Calibration: GD00044

CAS NO.	Analyte	Concentration (mg/kg dry)	Dilution Factor	MDL	MRL	Q
7439-97-6	Mercury	0.119	1	0.00717	0.0341	



Form I
INORGANIC ANALYSIS DATA SHEET
EPA 7471B
Total Metals

LDW23-SC1053B

Laboratory: Analytical Resources, LLC
 Client: Anchor QEA, LLC
 Project: AOC5 MR Phase 1
 Matrix: Sediment Laboratory ID: 23C0774-02 B SDG: 23C0774
 Sampled: 12/16/22 09:12 Prepared: 04/17/23 12:55 File ID: SMM 04-18-23-025
 % Solids: 54.48 Preparation: SMM EPA 7471B Analyzed: 04/18/23 12:08
 Batch: BLD0366 Sequence: SLD0238 Initial/Final: 0.234 g Wet / 50 mL
 Instrument: HYDRA Calibration: GD00044

CAS NO.	Analyte	Concentration (mg/kg dry)	Dilution Factor	MDL	MRL	Q
7439-97-6	Mercury	0.121	1	0.00824	0.0392	



Form I
INORGANIC ANALYSIS DATA SHEET

LDW23-SC1007A

EPA 7471B

Total Metals

Laboratory: Analytical Resources, LLC

Client: Anchor QEA, LLC

Project: AOC5 MR Phase 1

Matrix: Sediment

Laboratory ID: 23C0774-03 B

SDG: 23C0774

Sampled: 12/16/22 10:43

Prepared: 04/17/23 12:55

File ID: SMM 04-18-23-026

% Solids: 54.37

Preparation: SMM EPA 7471B

Analyzed: 04/18/23 12:11

Batch: BLD0366

Sequence: SLD0238

Initial/Final: 0.242 g Wet / 50 mL

Instrument: HYDRA

Calibration: GD00044

CAS NO.	Analyte	Concentration (mg/kg dry)	Dilution Factor	MDL	MRL	Q
7439-97-6	Mercury	0.144	1	0.00798	0.0380	



Form I
INORGANIC ANALYSIS DATA SHEET
EPA 7471B
Total Metals

LDW23-SC1002A

Laboratory: Analytical Resources, LLC
 Client: Anchor QEA, LLC
 Project: AOC5 MR Phase 1
 Matrix: Sediment Laboratory ID: 23C0774-04 B SDG: 23C0774
 Sampled: 12/16/22 11:20 Prepared: 04/17/23 12:55 File ID: SMM 04-18-23-027
 % Solids: 51.43 Preparation: SMM EPA 7471B Analyzed: 04/18/23 12:13
 Batch: BLD0366 Sequence: SLD0238 Initial/Final: 0.223 g Wet / 50 mL
 Instrument: HYDRA Calibration: GD00044

CAS NO.	Analyte	Concentration (mg/kg dry)	Dilution Factor	MDL	MRL	Q
7439-97-6	Mercury	0.214	1	0.00916	0.0436	



Form I
INORGANIC ANALYSIS DATA SHEET
EPA 7471B
Total Metals

LDW23-SC1002B

Laboratory: Analytical Resources, LLC
 Client: Anchor QEA, LLC
 Project: AOC5 MR Phase 1
 Matrix: Sediment Laboratory ID: 23C0774-05 B SDG: 23C0774
 Sampled: 12/16/22 11:20 Prepared: 04/17/23 12:55 File ID: SMM 04-18-23-028
 % Solids: 52.72 Preparation: SMM EPA 7471B Analyzed: 04/18/23 12:15
 Batch: BLD0366 Sequence: SLD0238 Initial/Final: 0.238 g Wet / 50 mL
 Instrument: HYDRA Calibration: GD00044

CAS NO.	Analyte	Concentration (mg/kg dry)	Dilution Factor	MDL	MRL	Q
7439-97-6	Mercury	0.168	1	0.00837	0.0398	



Form I
INORGANIC ANALYSIS DATA SHEET
EPA 7471B
Total Metals

LDW23-SC1046A

Laboratory: Analytical Resources, LLC
 Client: Anchor QEA, LLC
 Project: AOC5 MR Phase 1
 Matrix: Sediment Laboratory ID: 23C0774-06 B SDG: 23C0774
 Sampled: 12/15/22 11:32 Prepared: 04/17/23 12:55 File ID: SMM 04-18-23-029
 % Solids: 55.06 Preparation: SMM EPA 7471B Analyzed: 04/18/23 12:18
 Batch: BLD0366 Sequence: SLD0238 Initial/Final: 0.28 g Wet / 50 mL
 Instrument: HYDRA Calibration: GD00044

CAS NO.	Analyte	Concentration (mg/kg dry)	Dilution Factor	MDL	MRL	Q
7439-97-6	Mercury	0.127	1	0.00681	0.0324	



Form I
INORGANIC ANALYSIS DATA SHEET
EPA 7471B
Total Metals

LDW23-SC1046B

Laboratory: Analytical Resources, LLC
 Client: Anchor QEA, LLC
 Project: AOC5 MR Phase 1
 Matrix: Sediment Laboratory ID: 23C0774-07 B SDG: 23C0774
 Sampled: 12/15/22 11:32 Prepared: 04/17/23 12:55 File ID: SMM 04-18-23-030
 % Solids: 55.75 Preparation: SMM EPA 7471B Analyzed: 04/18/23 12:20
 Batch: BLD0366 Sequence: SLD0238 Initial/Final: 0.224 g Wet / 50 mL
 Instrument: HYDRA Calibration: GD00044

CAS NO.	Analyte	Concentration (mg/kg dry)	Dilution Factor	MDL	MRL	Q
7439-97-6	Mercury	0.120	1	0.00841	0.0400	



Form I
INORGANIC ANALYSIS DATA SHEET
EPA 7471B
Total Metals

LDW23-SC1177A

Laboratory: Analytical Resources, LLC
 Client: Anchor QEA, LLC
 Project: AOC5 MR Phase 1
 Matrix: Sediment Laboratory ID: 23C0774-08 B SDG: 23C0774
 Sampled: 12/14/22 08:04 Prepared: 04/17/23 12:55 File ID: SMM 04-18-23-031
 % Solids: 51.05 Preparation: SMM EPA 7471B Analyzed: 04/18/23 12:22
 Batch: BLD0366 Sequence: SLD0238 Initial/Final: 0.288 g Wet / 50 mL
 Instrument: HYDRA Calibration: GD00044

CAS NO.	Analyte	Concentration (mg/kg dry)	Dilution Factor	MDL	MRL	Q
7439-97-6	Mercury	0.144	1	0.00714	0.0340	



Form I
INORGANIC ANALYSIS DATA SHEET
EPA 7471B
Total Metals

LDW23-SC1177B

Laboratory: Analytical Resources, LLC
 Client: Anchor QEA, LLC
 Project: AOC5 MR Phase 1
 Matrix: Sediment Laboratory ID: 23C0774-09 B SDG: 23C0774
 Sampled: 12/14/22 08:04 Prepared: 04/17/23 12:55 File ID: SMM 04-18-23-032
 % Solids: 54.58 Preparation: SMM EPA 7471B Analyzed: 04/18/23 12:25
 Batch: BLD0366 Sequence: SLD0238 Initial/Final: 0.278 g Wet / 50 mL
 Instrument: HYDRA Calibration: GD00044

CAS NO.	Analyte	Concentration (mg/kg dry)	Dilution Factor	MDL	MRL	Q
7439-97-6	Mercury	0.158	1	0.00692	0.0330	



Form I
INORGANIC ANALYSIS DATA SHEET

LDW23-SC1156B

EPA 7471B

Total Metals

Laboratory: Analytical Resources, LLC

Client: Anchor QEA, LLC

Project: AOC5 MR Phase 1

Matrix: Sediment

Laboratory ID: 23C0774-10 B

SDG: 23C0774

Sampled: 12/14/22 10:44

Prepared: 04/17/23 12:55

File ID: SMM 04-18-23-033

% Solids: 60.44

Preparation: SMM EPA 7471B

Analyzed: 04/18/23 12:27

Batch: BLD0366

Sequence: SLD0238

Initial/Final: 0.258 g Wet / 50 mL

Instrument: HYDRA

Calibration: GD00044

CAS NO.	Analyte	Concentration (mg/kg dry)	Dilution Factor	MDL	MRL	Q
7439-97-6	Mercury	0.116	1	0.00673	0.0321	



Form I
INORGANIC ANALYSIS DATA SHEET
EPA 7471B
Total Metals

LDW23-SC1183A

Laboratory: Analytical Resources, LLC
 Client: Anchor QEA, LLC
 Project: AOC5 MR Phase 1
 Matrix: Sediment Laboratory ID: 23C0774-11 B SDG: 23C0774
 Sampled: 12/14/22 14:09 Prepared: 04/17/23 12:55 File ID: SMM 04-18-23-036
 % Solids: 52.49 Preparation: SMM EPA 7471B Analyzed: 04/18/23 12:34
 Batch: BLD0366 Sequence: SLD0238 Initial/Final: 0.238 g Wet / 50 mL
 Instrument: HYDRA Calibration: GD00044

CAS NO.	Analyte	Concentration (mg/kg dry)	Dilution Factor	MDL	MRL	Q
7439-97-6	Mercury	0.133	1	0.00840	0.0400	



Form I
INORGANIC ANALYSIS DATA SHEET
EPA 7471B
Total Metals

LDW23-SC1183B

Laboratory: Analytical Resources, LLC
 Client: Anchor QEA, LLC
 Project: AOC5 MR Phase 1
 Matrix: Sediment Laboratory ID: 23C0774-12 B SDG: 23C0774
 Sampled: 12/14/22 14:09 Prepared: 04/17/23 12:55 File ID: SMM 04-18-23-037
 % Solids: 52.87 Preparation: SMM EPA 7471B Analyzed: 04/18/23 12:36
 Batch: BLD0366 Sequence: SLD0238 Initial/Final: 0.254 g Wet / 50 mL
 Instrument: HYDRA Calibration: GD00044

CAS NO.	Analyte	Concentration (mg/kg dry)	Dilution Factor	MDL	MRL	Q
7439-97-6	Mercury	0.164	1	0.00782	0.0372	



Form I
INORGANIC ANALYSIS DATA SHEET
EPA 7471B
Total Metals

LDW23-SC1183C

Laboratory: Analytical Resources, LLC
 Client: Anchor QEA, LLC
 Project: AOC5 MR Phase 1
 Matrix: Sediment Laboratory ID: 23C0774-13 B SDG: 23C0774
 Sampled: 12/14/22 14:09 Prepared: 04/17/23 12:55 File ID: SMM 04-18-23-038
 % Solids: 56.32 Preparation: SMM EPA 7471B Analyzed: 04/18/23 12:39
 Batch: BLD0366 Sequence: SLD0238 Initial/Final: 0.26 g Wet / 50 mL
 Instrument: HYDRA Calibration: GD00044

CAS NO.	Analyte	Concentration (mg/kg dry)	Dilution Factor	MDL	MRL	Q
7439-97-6	Mercury	0.148	1	0.00717	0.0341	



Form I
INORGANIC ANALYSIS DATA SHEET
EPA 7471B
Total Metals

LDW23-SS1808

Laboratory: Analytical Resources, LLC
 Client: Anchor QEA, LLC
 Project: AOC5 MR Phase 1
 Matrix: Sediment Laboratory ID: 23C0774-14 B SDG: 23C0774
 Sampled: 03/03/23 13:25 Prepared: 04/17/23 12:55 File ID: SMM 04-18-23-039
 % Solids: 52.25 Preparation: SMM EPA 7471B Analyzed: 04/18/23 12:41
 Batch: BLD0366 Sequence: SLD0238 Initial/Final: 0.211 g Wet / 50 mL
 Instrument: HYDRA Calibration: GD00044

CAS NO.	Analyte	Concentration (mg/kg dry)	Dilution Factor	MDL	MRL	Q
7439-97-6	Mercury	0.171	1	0.00952	0.0454	



Analytical Resources, Incorporated
Analytical Chemists and Consultants

Mercury Digestion Log

Prep Code: Sum
Analyst: AR
Bath Temp: 95°C

Balance ID: BAL10
Block ID: 9
Start Time: 1155

Matrix: soil
Date: 4/17/23
End Time: 1255

ARI Sample ID	Sample Bottle #	pH<2	Initial Weight (g) Volume (mL)	Final Volume (mL)	# KMnO ₄ Aliquots	CLP	Comments
23C752-01	A		0.230	50	1		
-02			0.220				
-03			0.289				
-04			0.264				
-06			0.273				
23C774-01	B		0.270				
-02			0.234				
-03			0.247				
-04			0.223				
-05			0.238				
-06			0.280				
-07			0.224				
-08			0.288				
-09			0.278				
-10			0.258				
-11			0.238				
-12			0.254				
-13			0.260				
-14			0.211				
BLD346-116	-		-				23C774-01
-13	-		-				
-dup	-		0.270				
-MS	-		0.269				
-MSD	-		0.272				

Chemical/Reagent ID:

HNO₃: L2678
5% K₂S₂O₈: L3350

H₂SO₄: L922
5% KMnO₄: K11727

HCl: -
Digest Tube Lot: 2210117



Form I
METHOD BLANK DATA SHEET
EPA 7471B
Total Metals

Blank

Laboratory: Analytical Resources, LLC

SDG: 23C0774

Client: Anchor QEA, LLC

Project: AOC5 MR Phase 1

Batch: BLD0366

Laboratory ID: BLD0366-BLK1

Prepared: 04/17/23 12:55

Matrix: Solid

Preparation: SMM EPA 7471B

Analyzed: 04/18/23 11:38

Sequence: SLD0238

Calibration: GD00044

Instrument: HYDRA

CAS NO.	Analyte	Concentration (mg/kg wet)	Dilution Factor	MDL	MRL	Q
7439-97-6	Mercury	ND	1	0.00525	0.0250	U



DUPLICATES

EPA 7471B

Total Metals

Laboratory: Analytical Resources, LLC

SDG: 23C0774

Client: Anchor QEA, LLC

Project: AOC5 MR Phase 1

Matrix: Solid

Laboratory ID: BLD0366-DUP1

Batch: BLD0366

Lab Source ID: 23C0774-01

Preparation: SMM EPA 7471B

Initial/Final: 0.27 g / 50 mL

Source Sample Name: LDW23-SC1053A

% Solids: 54.25

ANALYTE	CONTROL LIMIT	SAMPLE CONCENTRATION	DUPLICATE CONCENTRATION	RPD %	Q
Mercury	0.12 - 0.19	0.119	0.156	27.0	L

*: Values outside of QC limits

L: Analyte concentration is ≤ 5 times the reporting limit and the replicate control limit defaults to Dup = +/- RL instead of 20% RPD



INITIAL CALIBRATION DATA

EPA 7471B

Laboratory: Analytical Resources, LLC

SDG: 23C0774

Client: Anchor QEA, LLC

Project: AOC5 MR Phase 1

Calibration: GD00044

Instrument: HYDRA

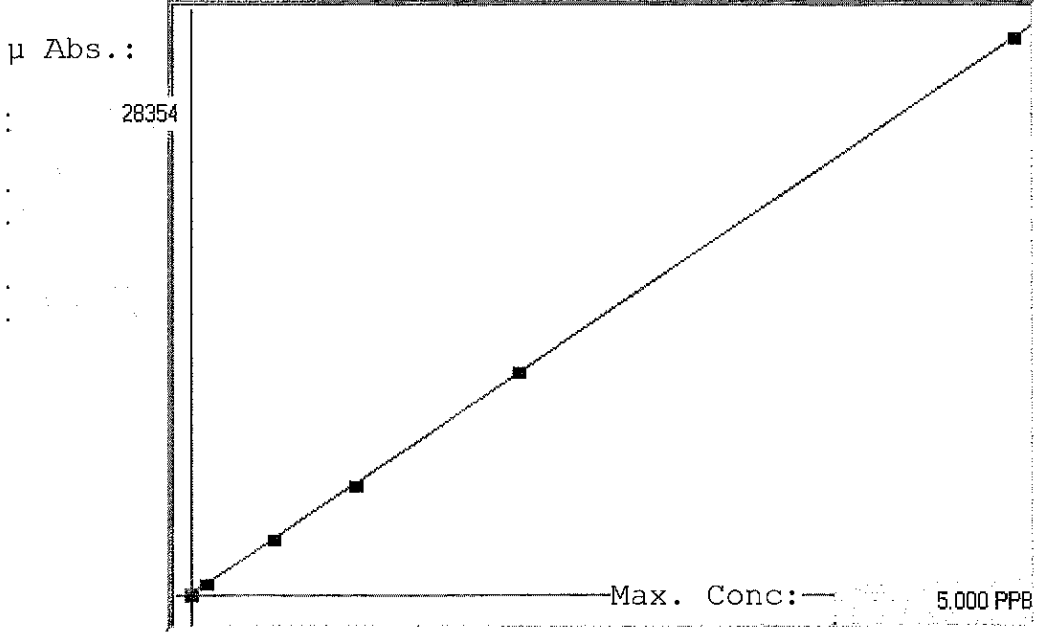
Calibration Date: 04/18/2023 14:55

Compound	Level 01		Level 02		Level 03		Level 04		Level 05		Level 06	
	Conc	RF	Conc	RF	Conc	RF	Conc	RF	Conc	RF	Conc	RF
Mercury	0	0	0.0001	6220000	0.0005	5798000	0.001	5633000	0.002	5694500	0.005	5670800

Sample ID	Mean	Units	Date	Method
SEQ-CAL1	41	PPB	18 Apr 2023 10:43:38	ARI 5 ppb (NO 0.05)
SEQ-CAL2	622	PPB	18 Apr 2023 10:45:59	ARI 5 ppb (NO 0.05)
SEQ-CAL3	2899	PPB	18 Apr 2023 10:48:21	ARI 5 ppb (NO 0.05)
SEQ-CAL4	5633	PPB	18 Apr 2023 10:50:42	ARI 5 ppb (NO 0.05)
SEQ-CAL5	11389	PPB	18 Apr 2023 10:53:02	ARI 5 ppb (NO 0.05)
SEQ-CAL6	28354	PPB	18 Apr 2023 10:55:22	ARI 5 ppb (NO 0.05)
SEQ-ICV	101.0% 4.0390	PPB ✓	18 Apr 2023 11:26:55	ARI 5 ppb (NO 0.05)
SEQ-ICB	-0.0069	PPB ✓	18 Apr 2023 11:29:14	ARI 5 ppb (NO 0.05)
SEQ-CRL	97.1% 0.0971	PPB ✓	18 Apr 2023 11:31:36	ARI 5 ppb (NO 0.05)
SEQ-CCV	102.1% 4.0836	PPB ✓	18 Apr 2023 11:33:57	ARI 5 ppb (NO 0.05)
SEQ-CCB	-0.0074	PPB ✓	18 Apr 2023 11:36:15	ARI 5 ppb (NO 0.05)
BLD0366-BLK1	-0.0025	PPB	18 Apr 2023 11:38:36	ARI 5 ppb (NO 0.05)
BLD0366-BS1	1.7945	PPB ✓	18 Apr 2023 11:40:55	ARI 5 ppb (NO 0.05)
23C0774-01	0.3480	PPB	18 Apr 2023 11:43:14	ARI 5 ppb (NO 0.05)
BLD0366-DUP1	0.4567	PPB	18 Apr 2023 11:45:33	ARI 5 ppb (NO 0.05)
BLD0366-MS1	1.3197	PPB ✓	18 Apr 2023 11:47:52	ARI 5 ppb (NO 0.05)
BLD0366-MSD1	1.4154	PPB ✓	18 Apr 2023 11:50:11	ARI 5 ppb (NO 0.05)
23C0752-01	0.4056	PPB	18 Apr 2023 11:52:30	ARI 5 ppb (NO 0.05)
23C0752-02	0.7056	PPB	18 Apr 2023 11:54:49	ARI 5 ppb (NO 0.05)
23C0752-03	0.3333	PPB	18 Apr 2023 11:57:09	ARI 5 ppb (NO 0.05)
23C0752-04	0.5101	PPB	18 Apr 2023 11:59:29	ARI 5 ppb (NO 0.05)
SEQ-CCV	100.4% 4.0143	PPB ✓	18 Apr 2023 12:01:50	ARI 5 ppb (NO 0.05)
SEQ-CCB	-0.0103	PPB ✓	18 Apr 2023 12:04:08	ARI 5 ppb (NO 0.05)
23C0752-06	0.4463	PPB	18 Apr 2023 12:06:29	ARI 5 ppb (NO 0.05)
23C0774-02	0.3073	PPB	18 Apr 2023 12:08:50	ARI 5 ppb (NO 0.05)
23C0774-03	0.3795	PPB	18 Apr 2023 12:11:11	ARI 5 ppb (NO 0.05)
23C0774-04	0.4909	PPB	18 Apr 2023 12:13:30	ARI 5 ppb (NO 0.05)
23C0774-05	0.4217	PPB	18 Apr 2023 12:15:49	ARI 5 ppb (NO 0.05)
23C0774-06	0.3910	PPB	18 Apr 2023 12:18:08	ARI 5 ppb (NO 0.05)
23C0774-07	0.3009	PPB	18 Apr 2023 12:20:27	ARI 5 ppb (NO 0.05)
23C0774-08	0.4248	PPB	18 Apr 2023 12:22:46	ARI 5 ppb (NO 0.05)
23C0774-09	0.4787	PPB	18 Apr 2023 12:25:05	ARI 5 ppb (NO 0.05)
23C0774-10	0.3613	PPB	18 Apr 2023 12:27:24	ARI 5 ppb (NO 0.05)
SEQ-CCV	97.4% 3.8947	PPB ✓	18 Apr 2023 12:29:45	ARI 5 ppb (NO 0.05)
SEQ-CCB	-0.0094	PPB ✓	18 Apr 2023 12:32:03	ARI 5 ppb (NO 0.05)
23C0774-11	0.3332	PPB	18 Apr 2023 12:34:25	ARI 5 ppb (NO 0.05)
23C0774-12	0.4412	PPB	18 Apr 2023 12:36:45	ARI 5 ppb (NO 0.05)
23C0774-13	0.4327	PPB	18 Apr 2023 12:39:06	ARI 5 ppb (NO 0.05)
23C0774-14	0.3774	PPB	18 Apr 2023 12:41:27	ARI 5 ppb (NO 0.05)
BLD0395-BLK1	-0.0015	PPB	18 Apr 2023 12:43:48	ARI 5 ppb (NO 0.05)
BLD0395-BS1	1.7394	PPB ✓	18 Apr 2023 12:46:07	ARI 5 ppb (NO 0.05)
23A0326-01	0.3559	PPB	18 Apr 2023 12:48:26	ARI 5 ppb (NO 0.05)
BLD0395-DUP1	0.3831	PPB	18 Apr 2023 12:50:46	ARI 5 ppb (NO 0.05)
BLD0395-MS1	1.3299	PPB ✓	18 Apr 2023 12:53:05	ARI 5 ppb (NO 0.05)
BLD0395-MSD1	1.7590	PPB ✓	18 Apr 2023 12:55:25	ARI 5 ppb (NO 0.05)
SEQ-CCV	96.7% 3.8693	PPB ✓	18 Apr 2023 12:57:44	ARI 5 ppb (NO 0.05)
SEQ-CCB	-0.0118	PPB ✓	18 Apr 2023 13:00:03	ARI 5 ppb (NO 0.05)
23A0326-02	0.3851	PPB	18 Apr 2023 13:02:26	ARI 5 ppb (NO 0.05)
23A0326-04	0.2588	PPB	18 Apr 2023 13:04:45	ARI 5 ppb (NO 0.05)
23A0326-05	0.4026	PPB	18 Apr 2023 13:07:05	ARI 5 ppb (NO 0.05)
23A0326-10	0.4821	PPB	18 Apr 2023 13:09:25	ARI 5 ppb (NO 0.05)
23A0326-11	0.2881	PPB	18 Apr 2023 13:11:46	ARI 5 ppb (NO 0.05)
23A0326-12	0.4171	PPB	18 Apr 2023 13:14:07	ARI 5 ppb (NO 0.05)
BLD0395-PS1	1.4477	PPB ✓	18 Apr 2023 13:16:28	ARI 5 ppb (NO 0.05)
BLD0397-BLK1	-0.0054	PPB	18 Apr 2023 13:18:47	ARI 5 ppb (NO 0.05)
BLD0397-BS1	1.7478	PPB ✓	18 Apr 2023 13:21:06	ARI 5 ppb (NO 0.05)
23A0417-01	0.6496	PPB	18 Apr 2023 13:23:26	ARI 5 ppb (NO 0.05)
SEQ-CCV	90.2% 3.6061	PPB ✓	18 Apr 2023 13:25:45	ARI 5 ppb (NO 0.05)
SEQ-CCB	-0.0143	PPB ✓	18 Apr 2023 13:28:04	ARI 5 ppb (NO 0.05)
BLD0397-DUP1	0.2720	PPB	18 Apr 2023 13:30:26	ARI 5 ppb (NO 0.05)

ARI 5 ppb (NO 0.05)

Linear



A= 0.0000e+000

B= 1.7660e-004

C= -7.0735e-003

Rho= 0.9999944

Accept=Accepted

Accepted Date=

04/18/23 10:58

Std ID	Conc.	Calc.	Dev.	Mean	SD or %RSD	Rep 1	Rep 2	Rep 3	Rep 4	Rep 5
SEQ-CAL1 - Blank	0.000	0.000	0.000	41	0.000	41	41	41		
SEQ-CAL2 - 0.1 PPB	0.100	0.103	0.003	622	1.3 %	618	633	615		
SEQ-CAL3 - 0.5 PPB	0.500	0.505	0.005	2899	0.2 %	2901	2892	2905		
SEQ-CAL4 - 1.0 PPB	1.000	0.988	-0.012	5633	1.5 %	5527	5638	5734		
SEQ-CAL5 - 2.0 PPB	2.000	2.004	0.004	11389	0.8 %	11258	11427	11483		
SEQ-CAL6 - 5.0 PPB	5.000	5.000	0.000	28354	0.1 %	28315	28384	28363		

ADC

SWN

SMM

Work	ICPMS Samples	HG Samples
23A0157	10	10
23A0158	13	13
23A0179	12	12
23A0180	4	4
23A0206	14	14
23A0207	12	0
23A0249	8	7
23A0295	10	9
23A0313	8	5
23A0326	9	7
23A0328	11	11
23A0417	15	15
23A0418	11	0
23A0419	12	12
23A0420	5	4
23A0455	18	18
23A0467	9	9
23C0071	7	7
23C0107		
23C0108	5	5
23C0109	2	2
23C0752	5	5
22C0774	54	54
23D0008		
23D0037		
23D0063		
23D0136		



Mercury Analysis Log

Analyst: ML
 Instrument: HYDRA

Date: 04/18/23
 Page: 1 of 3

ARI Sample ID	Prep Code	Dilution	QC Data (ppb)	Comments
SEQ -CA11	Smm	1X		
-CA12				
-CA13				
-CA14				
-CA15				
-CA16				
-ICV			✓ 4.03	
-ICB			✓ -0.006	
-CRL			✓ 0.097	
-CCV			✓ 4.08	
-CCB			✓ -0.007	
BLD0366 -BKI				
↓ -BSI			✓ 1.794	89.71.R
23C0774 -01				
BLD0366 -DPA				RPD=27.01
↓ -MSI			✓ 1.319	97.11.R
↓ -MSDI			✓ 1.415	106.71.R
23C0772 -01				
↓ -02				
↓ -03				
↓ -04				
SEQ -CCV			✓ 4.01	
↓ -CCB			✓ -0.010	
23C0752 -06				
23C0774 -02				
-03				
-04				
-05				
-06				
-07				

Chemical/Reagent ID:
 10% SnCl₂: L3091
 Standard ID:
 Standard: L4167-L4172

14% NH₂OH/NaCl: L3351
 ICV/CCV: L4165

Mercury Analysis Log

Analyst:
 Instrument:

Date:
 Page: 2 of 3

ARI Sample ID	Prep Code	Dilution	QC Data (ppb)	Comments
-08				
-09				
↓ -10				
SEQ -CCV			✓ 3.89	
↓ -CCB			✓ -0.009	
23C0774 -11				
-12				
-13				
↓ -14				
BLD0395 -BIKI				
↓ -BSI			✓ 1.739	86.9 %R
23A0326 -01				
BLD0395 -DUPI				
-MSI			✓ 1.329	97.4 %R
↓ -MSDI			× 1.759	140.3 %R
SEQ -CCV			✓ 3.86	
↓ -CCB			✓ -0.011	
23A0326 -02				
-04				
-05				
-10				
-11				
↓ -12				
BLD0395 -PSI			✓ 1.447	109.1 %R
BLD0397 -BIKI				
↓ -BSI			✓ 1.747	87.3 %R
23A0417 -01				
SEQ -CCV			✓ 3.60	
↓ -CCB				
BLD0397 -DUPI				NO RPD

Chemical/Reagent ID:
 10% SnCl₂:
 Standard ID:
 Standard:

14% NH₂OH/NaCl:
 ICV/CCV:

Mercury Analysis Log

Analyst: _____
 Instrument: _____

Date: _____
 Page: 3 of 3

ARI Sample ID	Prep Code	Dilution	QC Data (ppb)	Comments
↓ -MS1			x 1.301	65.1 /R
↓ -MSD1			x 1.372	72.2 /R
23A0417 -02				
↓ -03				
↓ -04				
↓ -05				
↓ -06				
↓ -07				
↓ -08				
SEQ -CCV			√ 3.92	
↓ -CCB			√ -0.01	
23A0417 -09				
↓ -10				
↓ -11				
↓ -12				
↓ -13				
↓ -14				
↓ -15				
23A 23A0420 -01				
↓ -07				
↓ -08				
SEQ -CCV			√ 3.93	
↓ -CCB			√ -0.009	
23A0420 -09				refun at dil
BLD03A7 -PS1			1.90	125.1 /R
SEQ -CCV			√ 3.98	
↓ -CCB			√ -0.01	
23A0420 -09		5x		
SEQ -CCV		1x		
↓ -CCB	↓	↓		

Chemical/Reagent ID:
 10% SnCl₂: _____

14% NH₂OH/NaCl: _____

Standard ID:
 Standard: _____

ICV/CCV: _____



**INITIAL AND CONTINUING
CALIBRATION CHECK
EPA 7471B**

Laboratory: Analytical Resources, LLC

SDG: 23C0774

Client: Anchor QEA, LLC

Project: AOC5 MR Phase 1

Instrument ID: HYDRA

Calibration: GD00044

Control Limit: +/- 20.00%

Sequence: SLD0238

Lab Sample ID	Analyte	True	Found	%R	Units	Method
SLD0238-ICV1	Mercury	0.0040000	0.00404	101	mg/L	EPA 7471B
SLD0238-CCV1	Mercury	0.0040000	0.00408	102	mg/L	EPA 7471B
SLD0238-CCV2	Mercury	0.0040000	0.00401	100	mg/L	EPA 7471B
SLD0238-CCV3	Mercury	0.0040000	0.00389	97.4	mg/L	EPA 7471B
SLD0238-CCV4	Mercury	0.0040000	0.00387	96.7	mg/L	EPA 7471B
SLD0238-CCV5	Mercury	0.0040000	0.00361	90.2	mg/L	EPA 7471B
SLD0238-CCV6	Mercury	0.0040000	0.00392	98.1	mg/L	EPA 7471B
SLD0238-CCV7	Mercury	0.0040000	0.00394	98.5	mg/L	EPA 7471B
SLD0238-CCV8	Mercury	0.0040000	0.00399	99.7	mg/L	EPA 7471B
SLD0238-CCV9	Mercury	0.0040000	0.00393	98.1	mg/L	EPA 7471B

* Values outside of QC limits



INSTRUMENT BLANKS
EPA 7471B

Laboratory: Analytical Resources, LLC

SDG: 23C0774

Client: Anchor QEA, LLC

Project: AOC5 MR Phase 1

Instrument ID: HYDRA

Calibration: GD00044

Sequence: SLD0238

Date Analyzed: 04/18/23 11:29

Lab Sample ID	Analyte	Found	MDL	MRL	Units	C
SLD0238-ICB1	Mercury	-0.000007	0.000021	0.000100	mg/L	
SLD0238-CCB1	Mercury	-0.000007	0.000021	0.000100	mg/L	
SLD0238-CCB2	Mercury	-0.000010	0.000021	0.000100	mg/L	
SLD0238-CCB3	Mercury	-0.000009	0.000021	0.000100	mg/L	
SLD0238-CCB4	Mercury	-0.000012	0.000021	0.000100	mg/L	
SLD0238-CCB5	Mercury	-0.000014	0.000021	0.000100	mg/L	
SLD0238-CCB6	Mercury	-0.000010	0.000021	0.000100	mg/L	
SLD0238-CCB7	Mercury	-0.000010	0.000021	0.000100	mg/L	
SLD0238-CCB8	Mercury	-0.000010	0.000021	0.000100	mg/L	
SLD0238-CCB9	Mercury	-0.000010	0.000021	0.000100	mg/L	



ANALYSIS BATCH (SEQUENCE) SUMMARY

EPA 7471B

Laboratory: Analytical Resources, LLC

SDG: 23C0774

Client: Anchor QEA, LLC

Project: AOC5 MR Phase 1

Sequence: SLD0238

Instrument: HYDRA

Calibration: GD00044

Sample Name	Lab Sample ID	Lab File ID	Matrix	Analysis Date/Time
Cal Standard	SLD0238-CAL1	SMM 04-18-23-001	NA	04/18/23 10:43
Cal Standard	SLD0238-CAL2	SMM 04-18-23-002	NA	04/18/23 10:45
Cal Standard	SLD0238-CAL3	SMM 04-18-23-003	NA	04/18/23 10:48
Cal Standard	SLD0238-CAL4	SMM 04-18-23-004	NA	04/18/23 10:50
Cal Standard	SLD0238-CAL5	SMM 04-18-23-005	NA	04/18/23 10:53
Cal Standard	SLD0238-CAL6	SMM 04-18-23-006	NA	04/18/23 10:55
Initial Cal Check	SLD0238-ICV1	SMM 04-18-23-007	NA	04/18/23 11:26
Initial Cal Blank	SLD0238-ICB1	SMM 04-18-23-008	NA	04/18/23 11:29
Instrument RL Check	SLD0238-CRL1	SMM 04-18-23-009	NA	04/18/23 11:31
Calibration Check	SLD0238-CCV1	SMM 04-18-23-010	NA	04/18/23 11:33
Calibration Blank	SLD0238-CCB1	SMM 04-18-23-011	NA	04/18/23 11:36
Blank	BLD0366-BLK1	SMM 04-18-23-012	Solid	04/18/23 11:38
LCS	BLD0366-BS1	SMM 04-18-23-013	Solid	04/18/23 11:40
LDW23-SC1053A	23C0774-01	SMM 04-18-23-014	Solid	04/18/23 11:43
LDW23-SC1053A	BLD0366-DUP1	SMM 04-18-23-015	Solid	04/18/23 11:45
LDW23-SC1053A	BLD0366-MS1	SMM 04-18-23-016	Solid	04/18/23 11:47
LDW23-SC1053A	BLD0366-MSD1	SMM 04-18-23-017	Solid	04/18/23 11:50
Calibration Check	SLD0238-CCV2	SMM 04-18-23-022	NA	04/18/23 12:01
Calibration Blank	SLD0238-CCB2	SMM 04-18-23-023	NA	04/18/23 12:04
LDW23-SC1053B	23C0774-02	SMM 04-18-23-025	Solid	04/18/23 12:08
LDW23-SC1007A	23C0774-03	SMM 04-18-23-026	Solid	04/18/23 12:11
LDW23-SC1002A	23C0774-04	SMM 04-18-23-027	Solid	04/18/23 12:13
LDW23-SC1002B	23C0774-05	SMM 04-18-23-028	Solid	04/18/23 12:15
LDW23-SC1046A	23C0774-06	SMM 04-18-23-029	Solid	04/18/23 12:18
LDW23-SC1046B	23C0774-07	SMM 04-18-23-030	Solid	04/18/23 12:20
LDW23-SC1177A	23C0774-08	SMM 04-18-23-031	Solid	04/18/23 12:22
LDW23-SC1177B	23C0774-09	SMM 04-18-23-032	Solid	04/18/23 12:25
LDW23-SC1156B	23C0774-10	SMM 04-18-23-033	Solid	04/18/23 12:27
Calibration Check	SLD0238-CCV3	SMM 04-18-23-034	NA	04/18/23 12:29



ANALYSIS BATCH (SEQUENCE) SUMMARY

EPA 7471B

Laboratory: Analytical Resources, LLC

SDG: 23C0774

Client: Anchor QEA, LLC

Project: AOC5 MR Phase 1

Sequence: SLD0238

Instrument: HYDRA

Calibration: GD00044

Sample Name	Lab Sample ID	Lab File ID	Matrix	Analysis Date/Time
Calibration Blank	SLD0238-CCB3	SMM 04-18-23-035	NA	04/18/23 12:32
LDW23-SC1183A	23C0774-11	SMM 04-18-23-036	Solid	04/18/23 12:34
LDW23-SC1183B	23C0774-12	SMM 04-18-23-037	Solid	04/18/23 12:36
LDW23-SC1183C	23C0774-13	SMM 04-18-23-038	Solid	04/18/23 12:39
LDW23-SS1808	23C0774-14	SMM 04-18-23-039	Solid	04/18/23 12:41
Calibration Check	SLD0238-CCV4	SMM 04-18-23-046	NA	04/18/23 12:57
Calibration Blank	SLD0238-CCB4	SMM 04-18-23-047	NA	04/18/23 13:00
Calibration Check	SLD0238-CCV5	SMM 04-18-23-058	NA	04/18/23 13:25
Calibration Blank	SLD0238-CCB5	SMM 04-18-23-059	NA	04/18/23 13:28
Calibration Check	SLD0238-CCV6	SMM 04-18-23-070	NA	04/18/23 13:53
Calibration Blank	SLD0238-CCB6	SMM 04-18-23-071	NA	04/18/23 13:56
Calibration Check	SLD0238-CCV7	SMM 04-18-23-082	NA	04/18/23 14:21
Calibration Blank	SLD0238-CCB7	SMM 04-18-23-083	NA	04/18/23 14:24
Calibration Check	SLD0238-CCV8	SMM 04-18-23-086	NA	04/18/23 14:31
Calibration Blank	SLD0238-CCB8	SMM 04-18-23-087	NA	04/18/23 14:33
Calibration Check	SLD0238-CCV9	SMM 04-18-23-089	NA	04/18/23 14:38
Calibration Blank	SLD0238-CCB9	SMM 04-18-23-090	NA	04/18/23 14:40



DETECTION LEVEL STANDARD
EPA 7471B

Laboratory: Analytical Resources, LLC

SDG: 23C0774

Client: Anchor QEA, LLC

Project: AOC5 MR Phase 1

Instrument ID: HYDRA

Calibration: GD00044

Sequence: SLD0238

Lab Sample ID: SLD0238-CRL1

Analyte	True	Found	%R	Units	QC Limits
Mercury	0.000100	0.000097	97.1	mg/L	70 - 130

* Values outside of QC limits



HOLDING TIME SUMMARY

Analysis: EPA 7471B

Laboratory: Analytical Resources, LLC

SDG: 23C0774

Client: Anchor QEA, LLC

Project: AOC5 MR Phase 1

Sample Name	Date Collected	Date Received	Date Prepared	Days to Prep	Max Days to Prep	Date Analyzed	Days to Analysis	Max Days to Analysis	Q
LDW23-SC1053A 23C0774-01	12/16/22 09:12	12/16/22 15:47	04/17/23 12:55	122	365	04/18/23 11:43	123	365	
LDW23-SC1053B 23C0774-02	12/16/22 09:12	12/16/22 15:47	04/17/23 12:55	122	365	04/18/23 12:08	123	365	
LDW23-SC1007A 23C0774-03	12/16/22 10:43	12/16/22 15:47	04/17/23 12:55	122	365	04/18/23 12:11	123	365	
LDW23-SC1002A 23C0774-04	12/16/22 11:20	12/16/22 15:47	04/17/23 12:55	122	365	04/18/23 12:13	123	365	
LDW23-SC1002B 23C0774-05	12/16/22 11:20	12/16/22 15:47	04/17/23 12:55	122	365	04/18/23 12:15	123	365	
LDW23-SC1046A 23C0774-06	12/15/22 11:32	12/16/22 15:47	04/17/23 12:55	123	365	04/18/23 12:18	124	365	
LDW23-SC1046B 23C0774-07	12/15/22 11:32	12/16/22 15:47	04/17/23 12:55	123	365	04/18/23 12:20	124	365	
LDW23-SC1177A 23C0774-08	12/14/22 08:04	12/16/22 15:47	04/17/23 12:55	124	365	04/18/23 12:22	125	365	
LDW23-SC1177B 23C0774-09	12/14/22 08:04	12/16/22 15:47	04/17/23 12:55	124	365	04/18/23 12:25	125	365	
LDW23-SC1156B 23C0774-10	12/14/22 10:44	12/16/22 15:47	04/17/23 12:55	124	365	04/18/23 12:27	125	365	
LDW23-SC1183A 23C0774-11	12/14/22 14:09	12/16/22 15:47	04/17/23 12:55	123	365	04/18/23 12:34	125	365	
LDW23-SC1183B 23C0774-12	12/14/22 14:09	12/16/22 15:47	04/17/23 12:55	123	365	04/18/23 12:36	125	365	
LDW23-SC1183C 23C0774-13	12/14/22 14:09	12/16/22 15:47	04/17/23 12:55	123	365	04/18/23 12:39	125	365	
LDW23-SS1808 23C0774-14	03/03/23 13:25	12/16/22 15:47	04/17/23 12:55	44	365	04/18/23 12:41	46	365	
Duplicate BLD0366-DUP1	12/16/22 09:12	12/16/22 15:47	04/17/23 12:55	122	365	04/18/23 11:45	123	365	
Matrix Spike BLD0366-MS1	12/16/22 09:12	12/16/22 15:47	04/17/23 12:55	122	365	04/18/23 11:47	123	365	
Matrix Spike Dup BLD0366-MSD1	12/16/22 09:12	12/16/22 15:47	04/17/23 12:55	122	365	04/18/23 11:50	123	365	

* Indicates hold time exceedance.



Analytical Resources, LLC
Analytical Chemists and Consultants

METHOD DETECTION AND REPORTING LIMITS

EPA 7471B

Laboratory: Analytical Resources, LLC

SDG: 23C0774

Client: Anchor QEA, LLC

Project: AOC5 MR Phase 1

Matrix: Solid

Instrument: HYDRA

Analyte	MDL	RL	Units
Mercury	0.00525	0.0250	mg/kg

300 Technology Drive
Christiansburg, VA 24073 USA
inorganicventures.com

P: 800-669-6799/540-585-3030
F: 540-585-3012
info@inorganicventures.com

1.0 ACCREDITATION / REGISTRATION

INORGANIC VENTURES is accredited to ISO 17034, "General Requirements for the Competence of Reference Material Producers" and ISO/IEC 17025, "General Requirements for the Competence of Testing and Calibration Laboratories". Inorganic Ventures is also an ISO 9001 registered manufacturer (QSR Certificate Number QSR-1034).



2.0 PRODUCT DESCRIPTION

Product Code: Single Analyte Custom Grade Solution
Catalog Number: CGHG1
Lot Number: S2-HG711246
Matrix: 5% (v/v) HNO₃
Value / Analyte(s): 1 000 µg/mL ea:
Mercury
Starting Material: Hg Metal
Starting Material Lot#: 1959
Starting Material Purity: 99.9993%

3.0 CERTIFIED VALUES AND UNCERTAINTIES

Certified Value: 1000 ± 3 µg/mL
Density: 1.026 g/mL (measured at 20 ± 4 °C)

Assay Information:

Assay Method #1	1004 ± 6 µg/mL ICP Assay NIST SRM 3133 Lot Number: 160921
Assay Method #2	998 ± 3 µg/mL EDTA NIST SRM 928 Lot Number: 928
Assay Method #3	1001 ± 3 µg/mL Calculated NIST SRM Lot Number: See Sec. 4.2

- The Calculated Value is a value calculated from the weight of a starting material that has been certified directly vs. a National Institute of Standards and Technology (NIST) SRM/RM. See Sec 4.2 for balance traceability.

The following equations are used in the calculation of the certified value and the uncertainty. Reported uncertainties represent expanded uncertainties expressed at approximately the 95% confidence level using a coverage factor of $k = 2$.

Characterization of CRM/RM by Two or More Methods

Certified Value, $X_{CRM/RM}$, where two or more methods of characterization are used is the weighted mean of the results:

$$X_{CRM/RM} = \sum(w_i)(X_i)$$

X_i = mean of Assay Method i with standard uncertainty $u_{char\ i}$

w_i = the weighting factors for each method calculated using the inverse square of the variance:

$$w_i = (1/u_{char\ i}^2) / (\sum(1/u_{char\ j}^2))$$

$$CRM/RM \text{ Expanded Uncertainty } (\pm) = U_{CRM/RM} = k (u_{char}^2 + u_{bb}^2 + u_{lts}^2 + u_{ts}^2)^{1/2}$$

k = coverage factor = 2

$u_{char} = [\sum(w_i)^2 (u_{char\ i})^2]^{1/2}$ where $u_{char\ i}$ are the errors from each characterization method

u_{bb} = bottle to bottle homogeneity standard uncertainty

u_{lts} = long term stability standard uncertainty (storage)

u_{ts} = transport stability standard uncertainty

Characterization of CRM/RM by One Method

Certified Value, $X_{CRM/RM}$, where one method of characterization is used is the mean of individual results:

$$X_{CRM/RM} = (X_a) (u_{char\ a})$$

X_a = mean of Assay Method A with

$u_{char\ a}$ = the standard uncertainty of characterization Method A

$$CRM/RM \text{ Expanded Uncertainty } (\pm) = U_{CRM/RM} = k (u_{char\ a}^2 + u_{bb}^2 + u_{lts}^2 + u_{ts}^2)^{1/2}$$

k = coverage factor = 2

$u_{char\ a}$ = the errors from characterization

u_{bb} = bottle to bottle homogeneity standard uncertainty

u_{lts} = long term stability standard uncertainty (storage)

u_{ts} = transport stability standard uncertainty

4.0 TRACEABILITY TO NIST

- This product is traceable to NIST via an unbroken chain of comparisons. The uncertainties for each certified value are reported, taking into account the SRM/RM uncertainty error and the measurement, weighing and volume dilution errors. In rare cases where no NIST SRM/RM are available, the term 'in-house std.' is specified.

4.1 Thermometer Calibration

- All thermometers are NIST traceable through thermometers that are calibrated by an accredited calibration laboratory.

4.2 Balance Calibration

- All analytical balances are calibrated by an accredited calibration laboratory and procedure. The weights used for testing are annually compared to master weights and are traceable to NIST.

4.3 Glassware Calibration

- An in-house procedure is used to calibrate all Class A glassware used in the manufacturing and quality control of CRM/RMs.

5.0 TRACE METALLIC IMPURITIES (TMI) DETERMINED BY ICP-MS AND ICP-OES ($\mu\text{g/mL}$)

CRM/RMs are tested for trace metallic impurities by Axial ICP-OES and ICP-MS. The result from the most sensitive method for each element, is reported below. Solutions tested by ICP-MS were analyzed in an ULPA-Filtered Clean Room. An ULPA-Filter is 99.9985% efficient for the removal of particles down to 0.3 μm .

M Ag < 0.000210	M Eu < 0.000210	O Na < 0.000626	M Se < 0.008100	M Zn < 0.000810
M Al < 0.000161	O Fe < 0.001600	M Nb < 0.000410	O Si < 0.000626	M Zr < 0.000410
M As < 0.002500	M Ga < 0.000210	M Nd < 0.000210	M Sm < 0.000210	
O Au < 0.001700	M Gd < 0.000210	O Ni < 0.001400	M Sn < 0.000410	
M B < 0.008500	M Ge < 0.000410	M Os < 0.003900	O Sr < 0.000110	
M Ba < 0.000210	M Hf < 0.000210	O P < 0.029000	M Ta < 0.000210	
O Be < 0.000110	s Hg < 0.000210	M Pb < 0.000210	M Tb < 0.000210	
M Bi < 0.001100	M Ho < 0.000210	M Pd < 0.003500	M Te < 0.005700	
O Ca < 0.004754	M In < 0.000210	M Pr < 0.000210	M Th < 0.000210	
M Cd < 0.000210	M Ir < 0.000210	M Pt < 0.000210	O Ti < 0.000430	
M Ce < 0.000210	O K < 0.000731	M Rb < 0.000210	O Tl < 0.005400	
M Co < 0.000210	M La < 0.000210	M Re < 0.000210	M Tm < 0.000210	
O Cr < 0.003300	O Li < 0.000110	M Rh < 0.001100	M U < 0.000410	
M Cs < 0.000410	M Lu < 0.000210	M Ru < 0.000810	M V < 0.000210	
M Cu < 0.000810	O Mg < 0.000104	O S < 0.022000	M W < 0.001100	
M Dy < 0.000210	O Mn < 0.000430	M Sb < 0.000210	M Y < 0.000210	
M Er < 0.000210	M Mo < 0.000210	M Sc < 0.000210	M Yb < 0.000210	

M - Checked by ICP-MS O - Checked by ICP-OES i - Spectral Interference
n - Not Checked For s - Solution Standard Element

6.0 INTENDED USE

- For the calibration of analytical instruments and validation of analytical methods as appropriate.

7.0 INSTRUCTIONS FOR THE CORRECT USE OF THIS REFERENCE MATERIAL

7.1 Storage and Handling Recommendations

- Store between approximately 4° - 30° C while in sealed TCT bag.
- While stored in the sealed TCT bag, transpiration of this CRM/RM is negligible. After opening the sealed TCT bag transpiration of the CRM/RM will occur, resulting in a gradual increase in the analyte concentration(s). It is the responsibility of the user to account for this effect. When the bottle is weighed both before and after being placed in storage, the mass difference observed will be a measure of transpiration mass loss.
- After opening the sealed TCT bag, keep cap tightly sealed when not in use and store between 4° - 24° C to minimize the effects of transpiration. Use at 20° ± 4° C to minimize volumetric dilution error when using the reported density. Do not pipette from the container. Do not return removed aliquots to container.

- For more information, visit www.inorganicventures.com/TCT

Atomic Weight; Valence; Coordination Number; Chemical Form in Solution - 200.59 +2 4 Hg(OH)(aq) 1+
Chemical Compatibility - Stable in HNO₃. Avoid basic media forming insoluble carbonate. The sulfide, basic carbonate, oxalate, phosphate, arsenite, arsenate and iodide are insoluble in water.

Stability - 2-100 ppb levels not stable in 1% HNO₃ / LDPE container, stable in 10% HNO₃ packaged in borosilicate glass. 1-100 ppm levels stable in 7% HNO₃ packaged in borosilicate glass. 1000-10,000 ppm solutions are chemically stable for years in 5-10% HNO₃ / LDPE container.

Hg Containing Samples (Preparation and Solution) - Metal (soluble in HNO₃); Oxide (Soluble in HNO₃); Ores and Organic based (The literature has more references to the preparation of Hg containing samples than any other element. Please consult the literature for your specific sample type, since such preparations are prone to error. Or e-mail our technical staff and we will contact you to discuss your particular sample preparation questions in further detail.).

Atomic Spectroscopic Information (ICP-OES D.L.s are given as radial/axial view):

Technique/Line	Estimated D.L.	Order	Interferences (underlined indicates severe)
ICP-MS 202 amu	9 ppt	n/a	186W16O
ICP-OES 184.950 nm	0.03 / 0.005 µg/mL	1	
ICP-OES 194.227 nm	0.03 / 0.005 µg/mL	1	V
ICP-OES 253.652 nm	0.1 / 0.03 µg/mL	1	Ta, Co, Th, Rh, Fe, U

8.0 HAZARDOUS INFORMATION

- Please refer to the Safety Data Sheet for information regarding this CRM/RM.

9.0 HOMOGENEITY

- This solution was mixed according to an in-house procedure and is guaranteed to be homogeneous. Homogeneity data indicate that the end user should take a minimum sample size of 0.2 mL to assure homogeneity.

10.0 QUALITY STANDARD DOCUMENTATION

10.1 ISO 9001 Quality Management System Registration

- QSR Certificate Number QSR-1034

10.2 ISO/IEC 17025 "General Requirements for the Competence of Testing and Calibration Laboratories"

- Chemical Testing - Accredited / A2LA Certificate Number 883.01

10.3 ISO 17034 "General Requirements for the Competence of Reference Material Producers"

- Reference Material Producer - Accredited / A2LA Certificate Number 883.02

Inorganic Ventures, 300 Technology Drive, Christiansburg, Va. 24073, USA; Telephone: 800.669.6799; 540.585.3030, Fax: 540.585.3012; inorganicventures.com; info@inorganicventures.com

11.0 CERTIFICATION, LOT EXPIRATION AND PERIOD OF VALIDITY

11.1 Certification Issue Date

November 18, 2021

- The certification is valid within the measurement uncertainty specified provided the CRM/RM is stored and handled in accordance with instructions given in Sec 7.1. This certification is nullified if instructions in Sec 7.1 are not followed or if the CRM/RM is damaged, contaminated, or otherwise modified.

11.2 Lot Expiration Date

- **November 18, 2026**

- The date after which this CRM/RM should not be used.

- The lot expiration date reflects the period of time that the stability of a CRM/RM can be supported by long term stability studies conducted on properly stored and handled CRM/RMs. Lot expiration is limited primarily by transpiration (loss of water from the solution) and infrequently by chemical stability.

11.3 Period of Validity

- Sealed TCT Bag Open Date: _____

- This CRM/RM should not be used longer than one year (or six months in the case of a 30 mL bottle) from the date of opening the aluminized bag or after the date given in Sec. 11.2, whichever comes first. This is contingent upon the CRM/RM being stored and handled in accordance with the instructions given in Sec. 7.1.

12.0 NAMES AND SIGNATURES OF CERTIFYING OFFICERS

Certificate Prepared By:

Uyen Truong
Supervisor, Product Documentation



Certificate Approved By:

Michael Booth
Director, Technical



Certifying Officer:

Paul Gaines
Chairman / Senior Technical Director



1.0 ACCREDITATION / REGISTRATION

INORGANIC VENTURES is accredited to ISO 17034, "General Requirements for the Competence of Reference Material Producers" and ISO/IEC 17025, "General Requirements for the Competence of Testing and Calibration Laboratories". Inorganic Ventures is also an ISO 9001 registered manufacturer (QSR Certificate Number QSR-1034).



2.0 PRODUCT DESCRIPTION

Product Code: Multi Analyte Custom Grade Solution
 Catalog Number: QCP-QCS-4
 Lot Number: R2-MEB695951
 Matrix: 7% (v/v) HNO₃
 Value / Analyte(s): 5 µg/mL ea:
 Mercury

Second Source: Whenever possible, this solution was manufactured from a second set of concentrates in our manufacturing facility.

3.0 CERTIFIED VALUES AND UNCERTAINTIES

ANALYTE	CERTIFIED VALUE	ANALYTE	CERTIFIED VALUE
Mercury, Hg	5.011 ± 0.023 µg/mL		

Density: 1.035 g/mL (measured at 20 ± 4 °C)

Assay Information:

ANALYTE	METHOD	NIST SRM#	SRM LOT#
Hg	ICP Assay	3133	061204
Hg	EDTA	928	928
Hg	Calculated		See Sec. 4.2

The following equations are used in the calculation of the certified value and the uncertainty. Reported uncertainties represent expanded uncertainties expressed at approximately the 95% confidence level using a coverage factor of $k = 2$.

Characterization of CRM/RM by Two or More Methods

Certified Value, $X_{CRM/RM}$, where two or more methods of characterization are used is the weighted mean of the results:

$$X_{CRM/RM} = \sum(w_i)(X_i)$$

X_i = mean of Assay Method i with standard uncertainty $u_{char\ i}$

w_i = the weighting factors for each method calculated using the inverse square of the variance:

$$w_i = (1/u_{char\ i})^2 / (\sum(1/u_{char\ i})^2)$$

$$CRM/RM \text{ Expanded Uncertainty } (\pm) = U_{CRM/RM} = k(u^2_{char} + u^2_{bb} + u^2_{Its} + u^2_{ts})^{1/2}$$

k = coverage factor = 2

u_{char} = $[\sum(w_i)^2(u_{char\ i})^2]^{1/2}$ where $u_{char\ i}$ are the errors from each characterization method

u_{bb} = bottle to bottle homogeneity standard uncertainty

u_{Its} = long term stability standard uncertainty (storage)

u_{ts} = transport stability standard uncertainty

Characterization of CRM/RM by One Method

Certified Value, $X_{CRM/RM}$, where one method of characterization is used is the mean of individual results:

$$X_{CRM/RM} = (X_a)(u_{char\ a})$$

X_a = mean of Assay Method A with

$u_{char\ a}$ = the standard uncertainty of characterization Method A

$$CRM/RM \text{ Expanded Uncertainty } (\pm) = U_{CRM/RM} = k(u^2_{char\ a} + u^2_{bb} + u^2_{Its} + u^2_{ts})^{1/2}$$

k = coverage factor = 2

$u_{char\ a}$ = the errors from characterization

u_{bb} = bottle to bottle homogeneity standard uncertainty

u_{Its} = long term stability standard uncertainty (storage)

u_{ts} = transport stability standard uncertainty

4.0 TRACEABILITY TO NIST

- This product is traceable to NIST via an unbroken chain of comparisons. The uncertainties for each certified value are reported, taking into account the SRM/RM uncertainty error and the measurement, weighing and volume dilution errors. In rare cases where no NIST SRM/RM are available, the term 'in-house std.' is specified.

4.1 Thermometer Calibration

- All thermometers are NIST traceable through thermometers that are calibrated by an accredited calibration laboratory.

4.2 Balance Calibration

- All analytical balances are calibrated by an accredited calibration laboratory and procedure. The weights used for testing are annually compared to master weights and are traceable to NIST.

4.3 Glassware Calibration

- An in-house procedure is used to calibrate all Class A glassware used in the manufacturing and quality control of CRM/RMs.

5.0 TRACE METALLIC IMPURITIES (TMI) DETERMINED BY ICP-MS AND ICP-OES (µg/mL)

N/A

6.0 INTENDED USE

- For the calibration of analytical instruments and validation of analytical methods as appropriate.

7.0 INSTRUCTIONS FOR THE CORRECT USE OF THIS REFERENCE MATERIAL

7.1 Storage and Handling Recommendations

- Store between approximately 4° - 30° C while in sealed TCT bag.

- While stored in the sealed TCT bag, transpiration of this CRM/RM is negligible. After opening the sealed TCT bag transpiration of the CRM/RM will occur, resulting in a gradual increase in the analyte concentration(s). It is the responsibility of the user to account for this effect. When the bottle is weighed both before and after being placed in storage, the mass difference observed will be a measure of transpiration mass loss.

- After opening the sealed TCT bag, keep cap tightly sealed when not in use and store between 4° - 24° C to minimize the effects of transpiration. Use at 20° ± 4° C to minimize volumetric dilution error when using the reported density. Do not pipette from the container. Do not return removed aliquots to container.

- For more information, visit www.inorganicventures.com/TCT

8.0 HAZARDOUS INFORMATION

- Please refer to the Safety Data Sheet for information regarding this CRM/RM.

9.0 HOMOGENEITY

- This solution was mixed according to an in-house procedure and is guaranteed to be homogeneous. Homogeneity data indicate that the end user should take a minimum sample size of 0.2 mL to assure homogeneity.

10.0 QUALITY STANDARD DOCUMENTATION

10.1 ISO 9001 Quality Management System Registration

- QSR Certificate Number QSR-1034

10.2 ISO/IEC 17025 "General Requirements for the Competence of Testing and Calibration Laboratories"

- Chemical Testing - Accredited / A2LA Certificate Number 883.01

10.3 ISO 17034 "General Requirements for the Competence of Reference Material Producers"

- Reference Material Producer - Accredited / A2LA Certificate Number 883.02

Inorganic Ventures, 300 Technology Drive, Christiansburg, Va. 24073, USA; Telephone: 800.669.6799; 540.585.3030, Fax: 540.585.3012; inorganicventures.com; info@inorganicventures.com

11.0 CERTIFICATION, LOT EXPIRATION AND PERIOD OF VALIDITY

11.1 Certification Issue Date

August 20, 2020

- The certification is valid within the measurement uncertainty specified provided the CRM/RM is stored and handled in accordance with instructions given in Sec 7.1. This certification is nullified if instructions in Sec 7.1 are not followed or if the CRM/RM is damaged, contaminated, or otherwise modified.

11.2 Lot Expiration Date

- **August 20, 2024**

- The date after which this CRM/RM should not be used.

- The lot expiration date reflects the period of time that the stability of a CRM/RM can be supported by long term stability studies conducted on properly stored and handled CRM/RMs. Lot expiration is limited primarily by transpiration (loss of water from the solution) and infrequently by chemical stability.

11.3 Period of Validity

- Sealed TCT Bag Open Date: _____

- This CRM/RM should not be used longer than one year (or six months in the case of a 30 mL bottle) from the date of opening the aluminized bag or after the date given in Sec. 11.2, whichever comes first. This is contingent upon the CRM/RM being stored and handled in accordance with the instructions given in Sec. 7.1.

12.0 NAMES AND SIGNATURES OF CERTIFYING OFFICERS

Certificate Approved By:

Michael Booth
Director, Quality Control



Certifying Officer:

Paul Gaines
Chairman / Senior Technical Director





Form I
INORGANIC ANALYSIS DATA SHEET
SM 2540 G-97

LDW23-SC1053A

Laboratory: Analytical Resources, LLC

Client: Anchor QEA, LLC

Project: AOC5 MR Phase 1

Matrix: Sediment Laboratory ID: 23C0774-01 A SDG: 23C0774

Sampled: 12/16/22 09:12 Prepared: 04/04/23 16:42 File ID:

% Solids: 54.25 Preparation: No Prep Wet Chem Analyzed: 04/04/23 16:45

Batch: BLD0083 Sequence: Initial/Final: 5 g Wet / 5 g

Instrument: BAL2 Calibration:

CAS NO.	Analyte	Concentration (%)	Dilution Factor	MDL	MRL	Q
	Total Solids	54.25	1	0.04	0.04	



Form I
INORGANIC ANALYSIS DATA SHEET
SM 2540 G-97

LDW23-SC1053B

Laboratory: Analytical Resources, LLC
 Client: Anchor QEA, LLC
 Project: AOC5 MR Phase 1
 Matrix: Sediment Laboratory ID: 23C0774-02 A SDG: 23C0774
 Sampled: 12/16/22 09:12 Prepared: 04/04/23 16:42 File ID:
 % Solids: 54.48 Preparation: No Prep Wet Chem Analyzed: 04/04/23 16:45
 Batch: BLD0083 Sequence: Initial/Final: 5 g Wet / 5 g
 Instrument: BAL2 Calibration:

CAS NO.	Analyte	Concentration (%)	Dilution Factor	MDL	MRL	Q
	Total Solids	54.48	1	0.04	0.04	



Form I
INORGANIC ANALYSIS DATA SHEET
SM 2540 G-97

LDW23-SC1007A

Laboratory: Analytical Resources, LLC

Client: Anchor QEA, LLC

Project: AOC5 MR Phase 1

Matrix: Sediment Laboratory ID: 23C0774-03 A SDG: 23C0774

Sampled: 12/16/22 10:43 Prepared: 04/04/23 16:42 File ID:

% Solids: 54.37 Preparation: No Prep Wet Chem Analyzed: 04/04/23 16:45

Batch: BLD0083 Sequence: Initial/Final: 5 g Wet / 5 g

Instrument: BAL2 Calibration:

CAS NO.	Analyte	Concentration (%)	Dilution Factor	MDL	MRL	Q
	Total Solids	54.37	1	0.04	0.04	



Form I
INORGANIC ANALYSIS DATA SHEET
SM 2540 G-97

LDW23-SC1002A

Laboratory: Analytical Resources, LLC

Client: Anchor QEA, LLC

Project: AOC5 MR Phase 1

Matrix: Sediment Laboratory ID: 23C0774-04 A SDG: 23C0774

Sampled: 12/16/22 11:20 Prepared: 04/04/23 16:42 File ID:

% Solids: 51.43 Preparation: No Prep Wet Chem Analyzed: 04/04/23 16:45

Batch: BLD0083 Sequence: Initial/Final: 5 g Wet / 5 g

Instrument: BAL2 Calibration:

CAS NO.	Analyte	Concentration (%)	Dilution Factor	MDL	MRL	Q
	Total Solids	51.43	1	0.04	0.04	



Form I
INORGANIC ANALYSIS DATA SHEET
SM 2540 G-97

LDW23-SC1002B

Laboratory: Analytical Resources, LLC

Client: Anchor QEA, LLC

Project: AOC5 MR Phase 1

Matrix: Sediment Laboratory ID: 23C0774-05 A SDG: 23C0774

Sampled: 12/16/22 11:20 Prepared: 04/04/23 16:42 File ID:

% Solids: 52.72 Preparation: No Prep Wet Chem Analyzed: 04/04/23 16:45

Batch: BLD0083 Sequence:

Instrument: BAL2 Calibration: 5 g Wet / 5 g

CAS NO.	Analyte	Concentration (%)	Dilution Factor	MDL	MRL	Q
	Total Solids	52.72	1	0.04	0.04	



Form I
INORGANIC ANALYSIS DATA SHEET
SM 2540 G-97

LDW23-SC1046A

Laboratory: Analytical Resources, LLC
 Client: Anchor QEA, LLC
 Project: AOC5 MR Phase 1
 Matrix: Sediment Laboratory ID: 23C0774-06 A SDG: 23C0774
 Sampled: 12/15/22 11:32 Prepared: 04/04/23 16:42 File ID:
 % Solids: 55.06 Preparation: No Prep Wet Chem Analyzed: 04/04/23 16:45
 Batch: BLD0083 Sequence:
 Instrument: BAL2 Calibration:

CAS NO.	Analyte	Concentration (%)	Dilution Factor	MDL	MRL	Q
	Total Solids	55.06	1	0.04	0.04	



Form I
INORGANIC ANALYSIS DATA SHEET
SM 2540 G-97

LDW23-SC1046B

Laboratory: Analytical Resources, LLC

Client: Anchor QEA, LLC

Project: AOC5 MR Phase 1

Matrix: Sediment Laboratory ID: 23C0774-07 A SDG: 23C0774

Sampled: 12/15/22 11:32 Prepared: 04/04/23 16:42 File ID:

% Solids: 55.75 Preparation: No Prep Wet Chem Analyzed: 04/04/23 16:45

Batch: BLD0083 Sequence: Initial/Final: 5 g Wet / 5 g

Instrument: BAL2 Calibration:

CAS NO.	Analyte	Concentration (%)	Dilution Factor	MDL	MRL	Q
	Total Solids	55.75	1	0.04	0.04	



Form I
INORGANIC ANALYSIS DATA SHEET
SM 2540 G-97

LDW23-SC1177A

Laboratory: Analytical Resources, LLC

Client: Anchor QEA, LLC

Project: AOC5 MR Phase 1

Matrix: Sediment Laboratory ID: 23C0774-08 A SDG: 23C0774

Sampled: 12/14/22 08:04 Prepared: 04/04/23 16:42 File ID:

% Solids: 51.05 Preparation: No Prep Wet Chem Analyzed: 04/04/23 16:45

Batch: BLD0083 Sequence: Initial/Final: 5 g Wet / 5 g

Instrument: BAL2 Calibration:

CAS NO.	Analyte	Concentration (%)	Dilution Factor	MDL	MRL	Q
	Total Solids	51.05	1	0.04	0.04	



Form I
INORGANIC ANALYSIS DATA SHEET
SM 2540 G-97

LDW23-SC1177B

Laboratory: Analytical Resources, LLC
 Client: Anchor QEA, LLC
 Project: AOC5 MR Phase 1
 Matrix: Sediment Laboratory ID: 23C0774-09 A SDG: 23C0774
 Sampled: 12/14/22 08:04 Prepared: 04/04/23 16:42 File ID:
 % Solids: 54.58 Preparation: No Prep Wet Chem Analyzed: 04/04/23 16:45
 Batch: BLD0083 Sequence: Initial/Final: 5 g Wet / 5 g
 Instrument: BAL2 Calibration:

CAS NO.	Analyte	Concentration (%)	Dilution Factor	MDL	MRL	Q
	Total Solids	54.58	1	0.04	0.04	



Form I
INORGANIC ANALYSIS DATA SHEET
SM 2540 G-97

LDW23-SC1156B

Laboratory: Analytical Resources, LLC

Client: Anchor QEA, LLC

Project: AOC5 MR Phase 1

Matrix: Sediment Laboratory ID: 23C0774-10 A SDG: 23C0774

Sampled: 12/14/22 10:44 Prepared: 04/04/23 16:42 File ID:

% Solids: 60.44 Preparation: No Prep Wet Chem Analyzed: 04/04/23 16:45

Batch: BLD0083 Sequence:

Instrument: BAL2 Calibration: 5 g Wet / 5 g

CAS NO.	Analyte	Concentration (%)	Dilution Factor	MDL	MRL	Q
	Total Solids	60.44	1	0.04	0.04	



Form I
INORGANIC ANALYSIS DATA SHEET
SM 2540 G-97

LDW23-SC1183A

Laboratory: Analytical Resources, LLC

Client: Anchor QEA, LLC

Project: AOC5 MR Phase 1

Matrix: Sediment Laboratory ID: 23C0774-11A SDG: 23C0774

Sampled: 12/14/22 14:09 Prepared: 04/04/23 16:42 File ID:

% Solids: 52.49 Preparation: No Prep Wet Chem Analyzed: 04/04/23 16:45

Batch: BLD0083 Sequence: Initial/Final: 5 g Wet / 5 g

Instrument: BAL2 Calibration:

CAS NO.	Analyte	Concentration (%)	Dilution Factor	MDL	MRL	Q
	Total Solids	52.49	1	0.04	0.04	



Form I
INORGANIC ANALYSIS DATA SHEET
SM 2540 G-97

LDW23-SC1183B

Laboratory: Analytical Resources, LLC

Client: Anchor QEA, LLC

Project: AOC5 MR Phase 1

Matrix: Sediment Laboratory ID: 23C0774-12 A SDG: 23C0774

Sampled: 12/14/22 14:09 Prepared: 04/04/23 16:42 File ID:

% Solids: 52.87 Preparation: No Prep Wet Chem Analyzed: 04/04/23 16:45

Batch: BLD0083 Sequence: Initial/Final: 5 g Wet / 5 g

Instrument: BAL2 Calibration:

CAS NO.	Analyte	Concentration (%)	Dilution Factor	MDL	MRL	Q
	Total Solids	52.87	1	0.04	0.04	



Form I
INORGANIC ANALYSIS DATA SHEET
SM 2540 G-97

LDW23-SC1183C

Laboratory: Analytical Resources, LLC

Client: Anchor QEA, LLC

Project: AOC5 MR Phase 1

Matrix: Sediment Laboratory ID: 23C0774-13 A SDG: 23C0774

Sampled: 12/14/22 14:09 Prepared: 04/04/23 16:42 File ID:

% Solids: 56.32 Preparation: No Prep Wet Chem Analyzed: 04/04/23 16:45

Batch: BLD0083 Sequence:

Instrument: BAL2 Calibration: 5 g Wet / 5 g

CAS NO.	Analyte	Concentration (%)	Dilution Factor	MDL	MRL	Q
	Total Solids	56.32	1	0.04	0.04	



Form I
INORGANIC ANALYSIS DATA SHEET
SM 2540 G-97

LDW23-SS1808

Laboratory: Analytical Resources, LLC

Client: Anchor QEA, LLC

Project: AOC5 MR Phase 1

Matrix: Sediment Laboratory ID: 23C0774-14 A SDG: 23C0774

Sampled: 03/03/23 13:25 Prepared: 04/04/23 16:42 File ID:

% Solids: 52.25 Preparation: No Prep Wet Chem Analyzed: 04/04/23 16:45

Batch: BLD0083 Sequence: Initial/Final: 5 g Wet / 5 g

Instrument: BAL2 Calibration:

CAS NO.	Analyte	Concentration (%)	Dilution Factor	MDL	MRL	Q
	Total Solids	52.25	1	0.04	0.04	



Form I
INORGANIC ANALYSIS DATA SHEET
SM 2540 G-97

LDW23-SC1808

Laboratory: Analytical Resources, LLC

Client: Anchor QEA, LLC

Project: AOC5 MR Phase 1

Matrix: Sediment Laboratory ID: 23C0774-15 B SDG: 23C0774

Sampled: 03/03/23 12:50 Prepared: 04/04/23 16:42 File ID:

% Solids: 51.13 Preparation: No Prep Wet Chem Analyzed: 04/04/23 16:45

Batch: BLD0083 Sequence: Initial/Final: 5 g Wet / 5 g

Instrument: BAL2 Calibration:

CAS NO.	Analyte	Concentration (%)	Dilution Factor	MDL	MRL	Q
	Total Solids	51.13	1	0.04	0.04	



PREPARATION BATCH SUMMARY

SM 2540 G-97

Laboratory: Analytical Resources, LLC SDG: 23C0774
Client: Anchor QEA, LLC Project: AOC5 MR Phase 1
Batch: BLD0083 Batch Matrix: Solid Preparation: No Prep Wet Chem

SAMPLE NAME	LAB SAMPLE ID	LAB FILE ID	DATE PREPARED	OBSERVATIONS
LDW23-SC1053A	23C0774-01		04/04/23 16:42	
LDW23-SC1053B	23C0774-02		04/04/23 16:42	
LDW23-SC1007A	23C0774-03		04/04/23 16:42	
LDW23-SC1002A	23C0774-04		04/04/23 16:42	
LDW23-SC1002B	23C0774-05		04/04/23 16:42	
LDW23-SC1046A	23C0774-06		04/04/23 16:42	
LDW23-SC1046B	23C0774-07		04/04/23 16:42	
LDW23-SC1177A	23C0774-08		04/04/23 16:42	
LDW23-SC1177B	23C0774-09		04/04/23 16:42	
LDW23-SC1156B	23C0774-10		04/04/23 16:42	
LDW23-SC1183A	23C0774-11		04/04/23 16:42	
LDW23-SC1183B	23C0774-12		04/04/23 16:42	
LDW23-SC1183C	23C0774-13		04/04/23 16:42	
LDW23-SS1808	23C0774-14		04/04/23 16:42	
LDW23-SC1808	23C0774-15		04/04/23 16:42	
Blank	BLD0083-BLK1		04/04/23 16:42	
LDW23-SC1053A	BLD0083-DUP1		04/04/23 16:42	
LDW23-SC1053A	BLD0083-DUP2		04/04/23 16:42	

TOTAL SOLIDS/VOLATILE SOLIDS (TS / TVS) BENCHSHEET for Solid samples													Batch: BLD0083									
Method: PSEP 1986, SM2540, EPA 160.1													Date: 4/4/2023 16:45									
(dry at 104 (12-24 hr) then combust at 550 (30 min))													Analyst: UW									
Instrumentation			Drying Ovens: 12			Analytical Balance: BAL2			Muffle Furnace: 2													
Batch drying time			TS (%) calculated as:			Oven Temps, °C			TVS (mg/kg dry wt) calculated as:													
record times as mm/dd/yy hh:mm			Final dry wt (g) = (Dry Wt - Tare Wt)			Start Temp 105			Final ash wt (g) = (min ash wt - tare wt)													
date/time in oven: 4/4/2023 17:35			TS = (Final Dry Wt)/(grams Sample-Tare)			Dry Cycle 1 104			TVS (mg/kg) = [(Dry wt-Ash wt)/(dry weight)] *1,000,000													
date/time out: 4/5/2023 12:10						Dry Cycle 2			if ash wt > dry wt, "Chk for Err"													
elapsed hrs = 18.6 OK						Dry Cycle 3			if dry wt-ash wt < 0.001 g, "< (1/dry wt)*1,000,000													
Balance Calibration Check																						
Record weights to 4 places													CV-02		CV-02		CV-02					
Cal Weight ID: CV-02			CV-02			CV-02			CV-02			CV-02										
Date & Time: 4/4/23 16:45			4/4/23 16:55			4/5/23 12:35																
Cal Wt (g): 10.0000			10.0000			9.9999																
Cal OK!			Cal OK!			Cal OK!																
Sample ID	Dish #	Tare Wt. (g)	Dish & Sample (g)	Dry Wt 104C (grams)			dry Wt (g)	TS (%)	Notes	ASH WT 550C (grams)			Ash Wt (g)	TVS		Notes						
				1	2	3				1	2	3		(mg/kg)	(%)							
BLD0083-BLK1	1	1.0621	0.0000	1.0620			-0.0001	0.01%														
23C0774-01	2	1.0314	8.2959	4.9727			3.9413	54.25%														
BLD0083-DUP1	3	1.0151	9.6806	5.6075			4.5924	53.00%	RPD=2.3													
BLD0083-DUP2	4	1.0181	7.7593	4.6806			3.6625	54.33%	RSD=1.4													
23C0774-02	5	1.0136	9.7001	5.7460			4.7324	54.48%														
23C0774-03	6	1.0242	7.3545	4.4658			3.4416	54.37%														
23C0774-04	7	1.0377	7.3194	4.2682			3.2305	51.43%														
23C0774-05	8	1.0234	8.8438	5.1464			4.1230	52.72%														
23C0774-06	9	1.0404	9.1307	5.4950			4.4546	55.06%														
23C0774-07	10	1.0136	7.6994	4.7406			3.7270	55.75%														
23C0774-08	11	1.0333	7.8654	4.5210			3.4877	51.05%														
23C0774-09	12	1.0617	9.8436	5.8546			4.7929	54.58%														
23C0774-10	13	1.0519	9.2100	5.9824			4.9305	60.44%														
23C0774-11	14	1.0634	9.9449	5.7257			4.6623	52.49%														
23C0774-12	15	1.0047	9.1591	5.3160			4.3113	52.87%														
23C0774-13	16	1.0376	9.0665	5.5592			4.5216	56.32%														
23C0774-14	17	1.0297	9.6523	5.5347			4.5050	52.25%														
23C0774-15	18	1.0347	7.7605	4.4737			3.4390	51.13%														



Form I
METHOD BLANK DATA SHEET
SM 2540 G-97
TotalAnalytes

Blank

Laboratory: Analytical Resources, LLC

SDG: 23C0774

Client: Anchor QEA, LLC

Project: AOC5 MR Phase 1

Batch: BLD0083

Laboratory ID: BLD0083-BLK1

Prepared: 04/04/23 16:42

Matrix: Solid

Preparation: No Prep Wet Chem

Analyzed: 04/04/23 16:45

Sequence:

Calibration:

Instrument: BAL2

CAS NO.	Analyte	Concentration (%)	Dilution Factor	MDL	MRL	Q
	Total Solids	ND	1	0.04	0.04	U



DUPLICATES
SM 2540 G-97

Laboratory: Analytical Resources, LLC

SDG: 23C0774

Client: Anchor QEA, LLC

Project: AOC5 MR Phase 1

Matrix: Solid

Laboratory ID: BLD0083-DUP1

Batch: BLD0083

Lab Source ID: 23C0774-01

Preparation: No Prep Wet Chem

Initial/Final: 5 g / 5 g

Source Sample Name: LDW23-SC1053A

% Solids: 54.25

ANALYTE	CONTROL LIMIT	SAMPLE CONCENTRATION	DUPLICATE CONCENTRATION	RPD %	Q
Total Solids	20	54.25	53.00	2.35	

*: Values outside of QC limits

L: Analyte concentration is ≤ 5 times the reporting limit and the replicate control limit defaults to Dup = +/- RL instead of 20% RPD



DUPLICATES
SM 2540 G-97

Laboratory: Analytical Resources, LLC

SDG: 23C0774

Client: Anchor QEA, LLC

Project: AOC5 MR Phase 1

Matrix: Solid

Laboratory ID: BLD0083-DUP2

Batch: BLD0083

Lab Source ID: 23C0774-01

Preparation: No Prep Wet Chem

Initial/Final: 5 g / 5 g

Source Sample Name: LDW23-SC1053A

% Solids: 54.25

ANALYTE	CONTROL LIMIT	SAMPLE CONCENTRATION	DUPLICATE CONCENTRATION	RPD %	Q
Total Solids	20	54.25	54.33	0.140	

*: Values outside of QC limits

L: Analyte concentration is <=5 times the reporting limit and the replicate control limit defaults to Dup = +/- RL instead of 20% RPD



HOLDING TIME SUMMARY

Analysis: SM 2540 G-97

Laboratory: Analytical Resources, LLC

SDG: 23C0774

Client: Anchor QEA, LLC

Project: AOC5 MR Phase 1

Sample Name	Date Collected	Date Received	Date Prepared	Days to Prep	Max Days to Prep	Date Analyzed	Days to Analysis	Max Days to Analysis	Q
LDW23-SC1053A 23C0774-01	12/16/22 09:12	12/16/22 15:47	04/04/23 16:42	109	365	04/04/23 16:45	109	365	
LDW23-SC1053B 23C0774-02	12/16/22 09:12	12/16/22 15:47	04/04/23 16:42	109	365	04/04/23 16:45	109	365	
LDW23-SC1007A 23C0774-03	12/16/22 10:43	12/16/22 15:47	04/04/23 16:42	109	365	04/04/23 16:45	109	365	
LDW23-SC1002A 23C0774-04	12/16/22 11:20	12/16/22 15:47	04/04/23 16:42	109	365	04/04/23 16:45	109	365	
LDW23-SC1002B 23C0774-05	12/16/22 11:20	12/16/22 15:47	04/04/23 16:42	109	365	04/04/23 16:45	109	365	
LDW23-SC1046A 23C0774-06	12/15/22 11:32	12/16/22 15:47	04/04/23 16:42	110	365	04/04/23 16:45	110	365	
LDW23-SC1046B 23C0774-07	12/15/22 11:32	12/16/22 15:47	04/04/23 16:42	110	365	04/04/23 16:45	110	365	
LDW23-SC1177A 23C0774-08	12/14/22 08:04	12/16/22 15:47	04/04/23 16:42	111	365	04/04/23 16:45	111	365	
LDW23-SC1177B 23C0774-09	12/14/22 08:04	12/16/22 15:47	04/04/23 16:42	111	365	04/04/23 16:45	111	365	
LDW23-SC1156B 23C0774-10	12/14/22 10:44	12/16/22 15:47	04/04/23 16:42	111	365	04/04/23 16:45	111	365	
LDW23-SC1183A 23C0774-11	12/14/22 14:09	12/16/22 15:47	04/04/23 16:42	111	365	04/04/23 16:45	111	365	
LDW23-SC1183B 23C0774-12	12/14/22 14:09	12/16/22 15:47	04/04/23 16:42	111	365	04/04/23 16:45	111	365	
LDW23-SC1183C 23C0774-13	12/14/22 14:09	12/16/22 15:47	04/04/23 16:42	111	365	04/04/23 16:45	111	365	
LDW23-SS1808 23C0774-14	03/03/23 13:25	12/16/22 15:47	04/04/23 16:42	32	365	04/04/23 16:45	32	365	
LDW23-SC1808 23C0774-15	03/03/23 12:50	12/16/22 15:47	04/04/23 16:42	32	365	04/04/23 16:45	32	365	
Duplicate BLD0083-DUP1	12/16/22 09:12	12/16/22 15:47	04/04/23 16:42	109	365	04/04/23 16:45	109	365	
Duplicate BLD0083-DUP2	12/16/22 09:12	12/16/22 15:47	04/04/23 16:42	109	365	04/04/23 16:45	109	365	

* Indicates hold time exceedance.



Analytical Resources, LLC
Analytical Chemists and Consultants

METHOD DETECTION AND REPORTING LIMITS

SM 2540 G-97

Laboratory: Analytical Resources, LLC

SDG: 23C0774

Client: Anchor QEA, LLC

Project: AOC5 MR Phase 1

Matrix: Solid

Instrument:

Analyte	MDL	RL	Units
Total Solids	0.04	0.04	%



Form I
INORGANIC ANALYSIS DATA SHEET
EPA 6020B
Total Metals

LDW23-SC1053A

Laboratory: Analytical Resources, LLC
 Client: Anchor QEA, LLC
 Project: AOC5 MR Phase 1
 Matrix: Sediment Laboratory ID: 23C0774-01 B SDG: 23C0774
 Sampled: 12/16/22 09:12 Prepared: 04/17/23 16:44 File ID: XDT_m1230427A-061
 % Solids: 54.25 Preparation: SWN EPA 3050B Analyzed: 04/27/23 22:44
 Batch: BLD0365 Sequence: SLD0418 Initial/Final: 1.058 g Wet / 50 mL
 Instrument: ICPMS1 Calibration: GD00078

CAS NO.	Analyte	Concentration (mg/kg dry)	Dilution Factor	MDL	MRL	Q
7439-92-1	Lead	21.4	20	0.09	0.17	
7440-22-4	Silver	0.27	20	0.04	0.35	J



Form I
INORGANIC ANALYSIS DATA SHEET
EPA 6020B
Total Metals

LDW23-SC1053A

Laboratory: Analytical Resources, LLC
 Client: Anchor QEA, LLC
 Project: AOC5 MR Phase 1
 Matrix: Sediment Laboratory ID: 23C0774-01RE1 B SDG: 23C0774
 Sampled: 12/16/22 09:12 Prepared: 04/17/23 16:44 File ID: XDT_m1230427A-266
 % Solids: 54.25 Preparation: SWN EPA 3050B Analyzed: 04/28/23 13:34
 Batch: BLD0365 Sequence: SLD0418 Initial/Final: 1.058 g Wet / 50 mL
 Instrument: ICPMS1 Calibration: GD00078

CAS NO.	Analyte	Concentration (mg/kg dry)	Dilution Factor	MDL	MRL	Q
7440-47-3	Chromium	26.6	100	2.26	4.36	D



Form I
INORGANIC ANALYSIS DATA SHEET
EPA 6020B
Total Metals

LDW23-SC1053B

Laboratory: Analytical Resources, LLC
 Client: Anchor QEA, LLC
 Project: AOC5 MR Phase 1
 Matrix: Sediment Laboratory ID: 23C0774-02 B SDG: 23C0774
 Sampled: 12/16/22 09:12 Prepared: 04/17/23 16:44 File ID: XDT_m1230427A-058
 % Solids: 54.48 Preparation: SWN EPA 3050B Analyzed: 04/27/23 22:29
 Batch: BLD0365 Sequence: SLD0418 Initial/Final: 1.073 g Wet / 50 mL
 Instrument: ICPMS1 Calibration: GD00078

CAS NO.	Analyte	Concentration (mg/kg dry)	Dilution Factor	MDL	MRL	Q
7439-92-1	Lead	21.4	20	0.09	0.17	
7440-22-4	Silver	0.22	20	0.04	0.34	J



Form I
INORGANIC ANALYSIS DATA SHEET
EPA 6020B
Total Metals

LDW23-SC1053B

Laboratory: Analytical Resources, LLC
 Client: Anchor QEA, LLC
 Project: AOC5 MR Phase 1
 Matrix: Sediment Laboratory ID: 23C0774-02RE1 B SDG: 23C0774
 Sampled: 12/16/22 09:12 Prepared: 04/17/23 16:44 File ID: XDT_m1230427A-232
 % Solids: 54.48 Preparation: SWN EPA 3050B Analyzed: 04/28/23 12:24
 Batch: BLD0365 Sequence: SLD0418 Initial/Final: 1.073 g Wet / 50 mL
 Instrument: ICPMS1 Calibration: GD00078

CAS NO.	Analyte	Concentration (mg/kg dry)	Dilution Factor	MDL	MRL	Q
7440-47-3	Chromium	25.4	50	1.11	2.14	D



Form I
INORGANIC ANALYSIS DATA SHEET
EPA 6020B
Total Metals

LDW23-SC1007A

Laboratory: Analytical Resources, LLC
 Client: Anchor QEA, LLC
 Project: AOC5 MR Phase 1
 Matrix: Sediment Laboratory ID: 23C0774-03 B SDG: 23C0774
 Sampled: 12/16/22 10:43 Prepared: 04/17/23 16:44 File ID: XDT_m1230427A-059
 % Solids: 54.37 Preparation: SWN EPA 3050B Analyzed: 04/27/23 22:34
 Batch: BLD0365 Sequence: SLD0418 Initial/Final: 1.077 g Wet / 50 mL
 Instrument: ICPMS1 Calibration: GD00078

CAS NO.	Analyte	Concentration (mg/kg dry)	Dilution Factor	MDL	MRL	Q
7439-92-1	Lead	23.4	20	0.09	0.17	
7440-22-4	Silver	0.24	20	0.04	0.34	J



Form I
INORGANIC ANALYSIS DATA SHEET
EPA 6020B
Total Metals

LDW23-SC1007A

Laboratory: Analytical Resources, LLC
 Client: Anchor QEA, LLC
 Project: AOC5 MR Phase 1
 Matrix: Sediment Laboratory ID: 23C0774-03RE1 B SDG: 23C0774
 Sampled: 12/16/22 10:43 Prepared: 04/17/23 16:44 File ID: XDT_m1230427A-233
 % Solids: 54.37 Preparation: SWN EPA 3050B Analyzed: 04/28/23 12:25
 Batch: BLD0365 Sequence: SLD0418 Initial/Final: 1.077 g Wet / 50 mL
 Instrument: ICPMS1 Calibration: GD00078

CAS NO.	Analyte	Concentration (mg/kg dry)	Dilution Factor	MDL	MRL	Q
7440-47-3	Chromium	29.1	50	1.11	2.13	D



Form I
INORGANIC ANALYSIS DATA SHEET
EPA 6020B
Total Metals

LDW23-SC1002A

Laboratory: Analytical Resources, LLC

Client: Anchor QEA, LLC

Project: AOC5 MR Phase 1

Matrix: Sediment Laboratory ID: 23C0774-04 B SDG: 23C0774

Sampled: 12/16/22 11:20 Prepared: 04/17/23 16:44 File ID: XDT_m1230427A-060

% Solids: 51.43 Preparation: SWN EPA 3050B Analyzed: 04/27/23 22:40

Batch: BLD0365 Sequence: SLD0418 Initial/Final: 1.031 g Wet / 50 mL

Instrument: ICPMS1 Calibration: GD00078

CAS NO.	Analyte	Concentration (mg/kg dry)	Dilution Factor	MDL	MRL	Q
7439-92-1	Lead	35.5	20	0.10	0.19	
7440-22-4	Silver	0.34	20	0.04	0.38	J



Form I
INORGANIC ANALYSIS DATA SHEET
EPA 6020B
Total Metals

LDW23-SC1002A

Laboratory: Analytical Resources, LLC
 Client: Anchor QEA, LLC
 Project: AOC5 MR Phase 1
 Matrix: Sediment Laboratory ID: 23C0774-04RE1 B SDG: 23C0774
 Sampled: 12/16/22 11:20 Prepared: 04/17/23 16:44 File ID: XDT_m1230427A-234
 % Solids: 51.43 Preparation: SWN EPA 3050B Analyzed: 04/28/23 12:27
 Batch: BLD0365 Sequence: SLD0418 Initial/Final: 1.031 g Wet / 50 mL
 Instrument: ICPMS1 Calibration: GD00078

CAS NO.	Analyte	Concentration (mg/kg dry)	Dilution Factor	MDL	MRL	Q
7440-47-3	Chromium	32.1	50	1.23	2.36	D



Form I
INORGANIC ANALYSIS DATA SHEET
EPA 6020B
Total Metals

LDW23-SC1002B

Laboratory: Analytical Resources, LLC
 Client: Anchor QEA, LLC
 Project: AOC5 MR Phase 1
 Matrix: Sediment Laboratory ID: 23C0774-05 B SDG: 23C0774
 Sampled: 12/16/22 11:20 Prepared: 04/17/23 16:44 File ID: XDT_m1230427A-071
 % Solids: 52.72 Preparation: SWN EPA 3050B Analyzed: 04/27/23 23:31
 Batch: BLD0365 Sequence: SLD0418 Initial/Final: 1 g Wet / 50 mL
 Instrument: ICPMS1 Calibration: GD00078

CAS NO.	Analyte	Concentration (mg/kg dry)	Dilution Factor	MDL	MRL	Q
7439-92-1	Lead	24.8	20	0.10	0.19	
7440-22-4	Silver	0.27	20	0.04	0.38	J



Form I
INORGANIC ANALYSIS DATA SHEET
EPA 6020B
Total Metals

LDW23-SC1002B

Laboratory: Analytical Resources, LLC

Client: Anchor QEA, LLC

Project: AOC5 MR Phase 1

Matrix: Sediment Laboratory ID: 23C0774-05RE1 B SDG: 23C0774

Sampled: 12/16/22 11:20 Prepared: 04/17/23 16:44 File ID: XDT_m1230427A-235

% Solids: 52.72 Preparation: SWN EPA 3050B Analyzed: 04/28/23 12:28

Batch: BLD0365 Sequence: SLD0418 Initial/Final: 1 g Wet / 50 mL

Instrument: ICPMS1 Calibration: GD00078

CAS NO.	Analyte	Concentration (mg/kg dry)	Dilution Factor	MDL	MRL	Q
7440-47-3	Chromium	28.6	50	1.23	2.37	D



Form I
INORGANIC ANALYSIS DATA SHEET
EPA 6020B
Total Metals

LDW23-SC1046A

Laboratory: Analytical Resources, LLC
 Client: Anchor QEA, LLC
 Project: AOC5 MR Phase 1
 Matrix: Sediment Laboratory ID: 23C0774-06 B SDG: 23C0774
 Sampled: 12/15/22 11:32 Prepared: 04/17/23 16:44 File ID: XDT_m1230427A-072
 % Solids: 55.06 Preparation: SWN EPA 3050B Analyzed: 04/27/23 23:35
 Batch: BLD0365 Sequence: SLD0418 Initial/Final: 1.04 g Wet / 50 mL
 Instrument: ICPMS1 Calibration: GD00078

CAS NO.	Analyte	Concentration (mg/kg dry)	Dilution Factor	MDL	MRL	Q
7439-92-1	Lead	19.7	20	0.09	0.17	
7440-22-4	Silver	0.21	20	0.04	0.35	J



Form I
INORGANIC ANALYSIS DATA SHEET
EPA 6020B
Total Metals

LDW23-SC1046A

Laboratory: Analytical Resources, LLC
 Client: Anchor QEA, LLC
 Project: AOC5 MR Phase 1
 Matrix: Sediment Laboratory ID: 23C0774-06RE1 B SDG: 23C0774
 Sampled: 12/15/22 11:32 Prepared: 04/17/23 16:44 File ID: XDT_m1230427A-236
 % Solids: 55.06 Preparation: SWN EPA 3050B Analyzed: 04/28/23 12:30
 Batch: BLD0365 Sequence: SLD0418 Initial/Final: 1.04 g Wet / 50 mL
 Instrument: ICPMS1 Calibration: GD00078

CAS NO.	Analyte	Concentration (mg/kg dry)	Dilution Factor	MDL	MRL	Q
7440-47-3	Chromium	26.6	50	1.14	2.18	D



Form I
INORGANIC ANALYSIS DATA SHEET
EPA 6020B
Total Metals

LDW23-SC1046B

Laboratory: Analytical Resources, LLC
 Client: Anchor QEA, LLC
 Project: AOC5 MR Phase 1
 Matrix: Sediment Laboratory ID: 23C0774-07 B SDG: 23C0774
 Sampled: 12/15/22 11:32 Prepared: 04/17/23 16:44 File ID: XDT_m1230427A-073
 % Solids: 55.75 Preparation: SWN EPA 3050B Analyzed: 04/27/23 23:40
 Batch: BLD0365 Sequence: SLD0418 Initial/Final: 1.047 g Wet / 50 mL
 Instrument: ICPMS1 Calibration: GD00078

CAS NO.	Analyte	Concentration (mg/kg dry)	Dilution Factor	MDL	MRL	Q
7439-92-1	Lead	19.4	20	0.09	0.17	
7440-22-4	Silver	0.23	20	0.04	0.34	J



Form I
INORGANIC ANALYSIS DATA SHEET
EPA 6020B
Total Metals

LDW23-SC1046B

Laboratory: Analytical Resources, LLC
 Client: Anchor QEA, LLC
 Project: AOC5 MR Phase 1
 Matrix: Sediment Laboratory ID: 23C0774-07RE1 B SDG: 23C0774
 Sampled: 12/15/22 11:32 Prepared: 04/17/23 16:44 File ID: XDT_m1230427A-260
 % Solids: 55.75 Preparation: SWN EPA 3050B Analyzed: 04/28/23 13:23
 Batch: BLD0365 Sequence: SLD0418 Initial/Final: 1.047 g Wet / 50 mL
 Instrument: ICPMS1 Calibration: GD00078

CAS NO.	Analyte	Concentration (mg/kg dry)	Dilution Factor	MDL	MRL	Q
7440-47-3	Chromium	26.4	50	1.11	2.14	D



Form I
INORGANIC ANALYSIS DATA SHEET
EPA 6020B
Total Metals

LDW23-SC1177A

Laboratory: Analytical Resources, LLC
 Client: Anchor QEA, LLC
 Project: AOC5 MR Phase 1
 Matrix: Sediment Laboratory ID: 23C0774-08 B SDG: 23C0774
 Sampled: 12/14/22 08:04 Prepared: 04/17/23 16:44 File ID: XDT_m1230427A-074
 % Solids: 51.05 Preparation: SWN EPA 3050B Analyzed: 04/27/23 23:44
 Batch: BLD0365 Sequence: SLD0418 Initial/Final: 1.056 g Wet / 50 mL
 Instrument: ICPMS1 Calibration: GD00078

CAS NO.	Analyte	Concentration (mg/kg dry)	Dilution Factor	MDL	MRL	Q
7439-92-1	Lead	29.1	20	0.10	0.19	
7440-22-4	Silver	0.27	20	0.04	0.37	J



Form I
INORGANIC ANALYSIS DATA SHEET
EPA 6020B
Total Metals

LDW23-SC1177A

Laboratory: Analytical Resources, LLC
 Client: Anchor QEA, LLC
 Project: AOC5 MR Phase 1
 Matrix: Sediment Laboratory ID: 23C0774-08RE1 B SDG: 23C0774
 Sampled: 12/14/22 08:04 Prepared: 04/17/23 16:44 File ID: XDT_m1230427A-261
 % Solids: 51.05 Preparation: SWN EPA 3050B Analyzed: 04/28/23 13:25
 Batch: BLD0365 Sequence: SLD0418 Initial/Final: 1.056 g Wet / 50 mL
 Instrument: ICPMS1 Calibration: GD00078

CAS NO.	Analyte	Concentration (mg/kg dry)	Dilution Factor	MDL	MRL	Q
7440-47-3	Chromium	28.2	50	1.21	2.32	D



Form I
INORGANIC ANALYSIS DATA SHEET
EPA 6020B
Total Metals

LDW23-SC1177B

Laboratory: Analytical Resources, LLC
 Client: Anchor QEA, LLC
 Project: AOC5 MR Phase 1
 Matrix: Sediment Laboratory ID: 23C0774-09 B SDG: 23C0774
 Sampled: 12/14/22 08:04 Prepared: 04/17/23 16:44 File ID: XDT_m1230427A-075
 % Solids: 54.58 Preparation: SWN EPA 3050B Analyzed: 04/27/23 23:49
 Batch: BLD0365 Sequence: SLD0418 Initial/Final: 1.08 g Wet / 50 mL
 Instrument: ICPMS1 Calibration: GD00078

CAS NO.	Analyte	Concentration (mg/kg dry)	Dilution Factor	MDL	MRL	Q
7439-92-1	Lead	20.5	20	0.09	0.17	
7440-22-4	Silver	0.23	20	0.04	0.34	J



Form I
INORGANIC ANALYSIS DATA SHEET
EPA 6020B
Total Metals

LDW23-SC1177B

Laboratory: Analytical Resources, LLC
 Client: Anchor QEA, LLC
 Project: AOC5 MR Phase 1
 Matrix: Sediment Laboratory ID: 23C0774-09RE1 B SDG: 23C0774
 Sampled: 12/14/22 08:04 Prepared: 04/17/23 16:44 File ID: XDT_m1230427A-262
 % Solids: 54.58 Preparation: SWN EPA 3050B Analyzed: 04/28/23 13:26
 Batch: BLD0365 Sequence: SLD0418 Initial/Final: 1.08 g Wet / 50 mL
 Instrument: ICPMS1 Calibration: GD00078

CAS NO.	Analyte	Concentration (mg/kg dry)	Dilution Factor	MDL	MRL	Q
7440-47-3	Chromium	30.0	50	1.10	2.12	D



Form I
INORGANIC ANALYSIS DATA SHEET
EPA 6020B
Total Metals

LDW23-SC1156B

Laboratory: Analytical Resources, LLC
 Client: Anchor QEA, LLC
 Project: AOC5 MR Phase 1
 Matrix: Sediment Laboratory ID: 23C0774-10 B SDG: 23C0774
 Sampled: 12/14/22 10:44 Prepared: 04/17/23 16:44 File ID: XDT_m1230427A-076
 % Solids: 60.44 Preparation: SWN EPA 3050B Analyzed: 04/27/23 23:53
 Batch: BLD0365 Sequence: SLD0418 Initial/Final: 1.038 g Wet / 50 mL
 Instrument: ICPMS1 Calibration: GD00078

CAS NO.	Analyte	Concentration (mg/kg dry)	Dilution Factor	MDL	MRL	Q
7440-47-3	Chromium	23.0	20	0.41	0.80	
7439-92-1	Lead	37.9	20	0.08	0.16	
7440-22-4	Silver	0.38	20	0.04	0.32	



Form I
INORGANIC ANALYSIS DATA SHEET
EPA 6020B
Total Metals

LDW23-SC1183A

Laboratory: Analytical Resources, LLC
 Client: Anchor QEA, LLC
 Project: AOC5 MR Phase 1
 Matrix: Sediment Laboratory ID: 23C0774-11 B SDG: 23C0774
 Sampled: 12/14/22 14:09 Prepared: 04/17/23 16:44 File ID: XDT_m1230427A-077
 % Solids: 52.49 Preparation: SWN EPA 3050B Analyzed: 04/27/23 23:58
 Batch: BLD0365 Sequence: SLD0418 Initial/Final: 1.07 g Wet / 50 mL
 Instrument: ICPMS1 Calibration: GD00078

CAS NO.	Analyte	Concentration (mg/kg dry)	Dilution Factor	MDL	MRL	Q
7439-92-1	Lead	21.9	20	0.09	0.18	
7440-22-4	Silver	0.25	20	0.04	0.36	J



Form I
INORGANIC ANALYSIS DATA SHEET
EPA 6020B
Total Metals

LDW23-SC1183A

Laboratory: Analytical Resources, LLC

Client: Anchor QEA, LLC

Project: AOC5 MR Phase 1

Matrix: Sediment Laboratory ID: 23C0774-11RE1 B SDG: 23C0774

Sampled: 12/14/22 14:09 Prepared: 04/17/23 16:44 File ID: XDT_m1230427A-263

% Solids: 52.49 Preparation: SWN EPA 3050B Analyzed: 04/28/23 13:28

Batch: BLD0365 Sequence: SLD0418 Initial/Final: 1.07 g Wet / 50 mL

Instrument: ICPMS1 Calibration: GD00078

CAS NO.	Analyte	Concentration (mg/kg dry)	Dilution Factor	MDL	MRL	Q
7440-47-3	Chromium	27.8	50	1.16	2.23	D



Form I
INORGANIC ANALYSIS DATA SHEET
EPA 6020B
Total Metals

LDW23-SC1183B

Laboratory: Analytical Resources, LLC
 Client: Anchor QEA, LLC
 Project: AOC5 MR Phase 1
 Matrix: Sediment Laboratory ID: 23C0774-12 B SDG: 23C0774
 Sampled: 12/14/22 14:09 Prepared: 04/17/23 16:44 File ID: XDT_m1230427A-081
 % Solids: 52.87 Preparation: SWN EPA 3050B Analyzed: 04/28/23 00:18
 Batch: BLD0365 Sequence: SLD0418 Initial/Final: 1.043 g Wet / 50 mL
 Instrument: ICPMS1 Calibration: GD00078

CAS NO.	Analyte	Concentration (mg/kg dry)	Dilution Factor	MDL	MRL	Q
7439-92-1	Lead	27.9	20	0.09	0.18	
7440-22-4	Silver	0.27	20	0.04	0.36	J



Form I
INORGANIC ANALYSIS DATA SHEET
EPA 6020B
Total Metals

LDW23-SC1183B

Laboratory: Analytical Resources, LLC

Client: Anchor QEA, LLC

Project: AOC5 MR Phase 1

Matrix: Sediment Laboratory ID: 23C0774-12RE1 B SDG: 23C0774

Sampled: 12/14/22 14:09 Prepared: 04/17/23 16:44 File ID: XDT_m1230427A-264

% Solids: 52.87 Preparation: SWN EPA 3050B Analyzed: 04/28/23 13:29

Batch: BLD0365 Sequence: SLD0418 Initial/Final: 1.043 g Wet / 50 mL

Instrument: ICPMS1 Calibration: GD00078

CAS NO.	Analyte	Concentration (mg/kg dry)	Dilution Factor	MDL	MRL	Q
7440-47-3	Chromium	28.3	50	1.18	2.27	D



Form I
INORGANIC ANALYSIS DATA SHEET
EPA 6020B
Total Metals

LDW23-SC1183C

Laboratory: Analytical Resources, LLC
 Client: Anchor QEA, LLC
 Project: AOC5 MR Phase 1
 Matrix: Sediment Laboratory ID: 23C0774-13 B SDG: 23C0774
 Sampled: 12/14/22 14:09 Prepared: 04/17/23 16:44 File ID: XDT_m1230427A-082
 % Solids: 56.32 Preparation: SWN EPA 3050B Analyzed: 04/28/23 00:22
 Batch: BLD0365 Sequence: SLD0418 Initial/Final: 1.043 g Wet / 50 mL
 Instrument: ICPMS1 Calibration: GD00078

CAS NO.	Analyte	Concentration (mg/kg dry)	Dilution Factor	MDL	MRL	Q
7439-92-1	Lead	25.6	20	0.09	0.17	
7440-22-4	Silver	0.27	20	0.04	0.34	J



Form I
INORGANIC ANALYSIS DATA SHEET
EPA 6020B
Total Metals

LDW23-SC1183C

Laboratory: Analytical Resources, LLC
 Client: Anchor QEA, LLC
 Project: AOC5 MR Phase 1
 Matrix: Sediment Laboratory ID: 23C0774-13RE1 B SDG: 23C0774
 Sampled: 12/14/22 14:09 Prepared: 04/17/23 16:44 File ID: XDT_m1230427A-265
 % Solids: 56.32 Preparation: SWN EPA 3050B Analyzed: 04/28/23 13:30
 Batch: BLD0365 Sequence: SLD0418 Initial/Final: 1.043 g Wet / 50 mL
 Instrument: ICPMS1 Calibration: GD00078

CAS NO.	Analyte	Concentration (mg/kg dry)	Dilution Factor	MDL	MRL	Q
7440-47-3	Chromium	28.4	50	1.11	2.13	D



Form I
INORGANIC ANALYSIS DATA SHEET
EPA 6020B
Total Metals

LDW23-SS1808

Laboratory: Analytical Resources, LLC
 Client: Anchor QEA, LLC
 Project: AOC5 MR Phase 1
 Matrix: Sediment Laboratory ID: 23C0774-14 B SDG: 23C0774
 Sampled: 03/03/23 13:25 Prepared: 04/17/23 16:44 File ID: XDT_m1230427A-083
 % Solids: 52.25 Preparation: SWN EPA 3050B Analyzed: 04/28/23 00:27
 Batch: BLD0365 Sequence: SLD0418 Initial/Final: 1.058 g Wet / 50 mL
 Instrument: ICPMS1 Calibration: GD00078

CAS NO.	Analyte	Concentration (mg/kg dry)	Dilution Factor	MDL	MRL	Q
7440-47-3	Chromium	22.9	20	0.47	0.90	
7439-92-1	Lead	23.9	20	0.09	0.18	
7440-22-4	Silver	0.23	20	0.04	0.36	J



PREPARATION BATCH SUMMARY
EPA 6020B

Laboratory: Analytical Resources, LLC SDG: 23C0774
 Client: Anchor QEA, LLC Project: AOC5 MR Phase 1
 Batch: BLD0365 Batch Matrix: Solid Preparation: SWN EPA 3050B

SAMPLE NAME	LAB SAMPLE ID	LAB FILE ID	DATE PREPARED	OBSERVATIONS
LDW23-SC1053A	23C0774-01	XDT_m1230427A-061	04/17/23 16:44	
LDW23-SC1053A	23C0774-01RE1	XDT_m1230427A-266	04/17/23 16:44	Added 4/28/2023 by MCB
LDW23-SC1053B	23C0774-02	XDT_m1230427A-058	04/17/23 16:44	
LDW23-SC1053B	23C0774-02RE1	XDT_m1230427A-232	04/17/23 16:44	Added 4/28/2023 by MCB
LDW23-SC1007A	23C0774-03	XDT_m1230427A-059	04/17/23 16:44	
LDW23-SC1007A	23C0774-03RE1	XDT_m1230427A-233	04/17/23 16:44	Added 4/28/2023 by MCB
LDW23-SC1002A	23C0774-04	XDT_m1230427A-060	04/17/23 16:44	
LDW23-SC1002A	23C0774-04RE1	XDT_m1230427A-234	04/17/23 16:44	Added 4/28/2023 by MCB
LDW23-SC1002B	23C0774-05	XDT_m1230427A-071	04/17/23 16:44	
LDW23-SC1002B	23C0774-05RE1	XDT_m1230427A-235	04/17/23 16:44	Added 4/28/2023 by MCB
LDW23-SC1046A	23C0774-06	XDT_m1230427A-072	04/17/23 16:44	
LDW23-SC1046A	23C0774-06RE1	XDT_m1230427A-236	04/17/23 16:44	Added 4/28/2023 by MCB
LDW23-SC1046B	23C0774-07	XDT_m1230427A-073	04/17/23 16:44	
LDW23-SC1046B	23C0774-07RE1	XDT_m1230427A-260	04/17/23 16:44	Added 4/28/2023 by MCB
LDW23-SC1177A	23C0774-08	XDT_m1230427A-074	04/17/23 16:44	
LDW23-SC1177A	23C0774-08RE1	XDT_m1230427A-261	04/17/23 16:44	Added 4/28/2023 by MCB
LDW23-SC1177B	23C0774-09	XDT_m1230427A-075	04/17/23 16:44	
LDW23-SC1177B	23C0774-09RE1	XDT_m1230427A-262	04/17/23 16:44	Added 4/28/2023 by MCB
LDW23-SC1156B	23C0774-10	XDT_m1230427A-076	04/17/23 16:44	
LDW23-SC1183A	23C0774-11	XDT_m1230427A-077	04/17/23 16:44	
LDW23-SC1183A	23C0774-11RE1	XDT_m1230427A-263	04/17/23 16:44	Added 4/28/2023 by MCB
LDW23-SC1183B	23C0774-12	XDT_m1230427A-081	04/17/23 16:44	
LDW23-SC1183B	23C0774-12RE1	XDT_m1230427A-264	04/17/23 16:44	Added 4/28/2023 by MCB
LDW23-SC1183C	23C0774-13	XDT_m1230427A-082	04/17/23 16:44	
LDW23-SC1183C	23C0774-13RE1	XDT_m1230427A-265	04/17/23 16:44	Added 4/28/2023 by MCB
LDW23-SS1808	23C0774-14	XDT_m1230427A-083	04/17/23 16:44	
Blank	BLD0365-BLK1	XDT_m1230425-182	04/13/23 16:44	
LCS	BLD0365-BS1	XDT_m1230425-183	04/13/23 16:44	
LDW23-SC1053A	BLD0365-DUP1	XDT_m1230427A-062	04/13/23 16:44	
LDW23-SC1053A	BLD0365-DUP2	XDT_m1230427A-267	04/13/23 16:44	Added 4/28/2023 by MCB
LDW23-SC1053A	BLD0365-MS1	XDT_m1230427A-063	04/13/23 16:44	
LDW23-SC1053A	BLD0365-MS2	XDT_m1230427A-268	04/13/23 16:44	Added 4/28/2023 by MCB



Digestion Log

Analyst: AR Date: 4/17/23 Time: 1215-1750 Balance ID: BAL10
Matrix: SOIL Block ID: 2 Block Temp: 95°C Thermometer: 20.2

ARI Sample ID	Btl #	pH<2	Prep Code: <u>SWN</u>		Prep Code:		Comments
			Initial Wt (g) Vol (mL)	Final Vol (mL)	Initial Wt (g) Vol (mL)	Final Vol (mL)	
<u>23A295-08</u>	<u>A</u>		<u>1.057</u>	<u>50</u>			
<u>23C752-01</u>			<u>1.061</u>				
<u>-02</u>			<u>1.040</u>				
<u>-03</u>			<u>1.056</u>				
<u>-04</u>			<u>1.073</u>				
<u>-06</u>			<u>1.087</u>				
<u>23C774-01</u>	<u>B</u>		<u>1.058</u>				
<u>-02</u>			<u>1.073</u>				
<u>-03</u>			<u>1.077</u>				
<u>-04</u>			<u>1.031</u>				
<u>-05</u>			<u>1.000</u>				
<u>-06</u>			<u>1.040</u>				
<u>-07</u>			<u>1.047</u>				
<u>-08</u>			<u>1.056</u>				
<u>-09</u>			<u>1.080</u>				
<u>-10</u>			<u>1.038</u>				
<u>-11</u>			<u>1.070</u>				
<u>-12</u>			<u>1.043</u>				
<u>-13</u>			<u>1.043</u>				
<u>-14</u>			<u>1.058</u>				
<u>BLD365-b1k</u>	<u>-</u>		<u>-</u>				<u>23C774-01</u>
<u>-b5</u>	<u>-</u>		<u>-</u>				
<u>-dup</u>	<u>-</u>		<u>1.055</u>				
<u>-MS</u>	<u>-</u>		<u>1.055</u>				
<u>-MSD</u>	<u>-</u>		<u>1.056</u>				
<u>-</u>	<u>-</u>		<u>-</u>				

Chemical/Reagent ID:

HNO₃: L2678 1:1 HNO₃: L3365 HCl: - H₂O₂: K11056
Tube Lot#: 2210117 Boiling Chip Lot#: - (DoD Only)



Form I
METHOD BLANK DATA SHEET
EPA 6020B
Total Metals

Blank

Laboratory: Analytical Resources, LLC

SDG: 23C0774

Client: Anchor QEA, LLC

Project: AOC5 MR Phase 1

Batch: BLD0365

Laboratory ID: BLD0365-BLK1

Prepared: 04/13/23 16:44

Matrix: Solid

Preparation: SWN EPA 3050B

Analyzed: 04/26/23 08:35

Sequence: SLD0370

Calibration: GD00066

Instrument: ICPMS1

CAS NO.	Analyte	Concentration (mg/kg wet)	Dilution Factor	MDL	MRL	Q
7440-47-3	Chromium-52	ND	20	0.26	0.50	U
7439-92-1	Lead-208	ND	20	0.05	0.10	U
7440-22-4	Silver-107	ND	20	0.02	0.20	U



DUPLICATES

EPA 6020B

Total Metals

Laboratory: Analytical Resources, LLC

SDG: 23C0774

Client: Anchor QEA, LLC

Project: AOC5 MR Phase 1

Matrix: Solid

Laboratory ID: BLD0365-DUP1

Batch: BLD0365

Lab Source ID: 23C0774-01

Preparation: SWN EPA 3050B

Initial/Final: 1.055 g / 50 mL

Source Sample Name: LDW23-SC1053A

% Solids: 54.25

ANALYTE	CONTROL LIMIT	SAMPLE CONCENTRATION	DUPLICATE CONCENTRATION	RPD %	Q
Lead-208	20	21.4	22.4	4.51	
Silver-107	20	0.27	0.22	19.7	

*: Values outside of QC limits

L: Analyte concentration is <=5 times the reporting limit and the replicate control limit defaults to Dup = +/- RL instead of 20% RPD



DUPLICATES

EPA 6020B

Total Metals

Laboratory: Analytical Resources, LLC

SDG: 23C0774

Client: Anchor QEA, LLC

Project: AOC5 MR Phase 1

Matrix: Solid

Laboratory ID: BLD0365-DUP2

Batch: BLD0365

Lab Source ID: 23C0774-01RE1

Preparation: SWN EPA 3050B

Initial/Final: 1.055 g / 50 mL

Source Sample Name: LDW23-SC1053A

% Solids: 54.25

ANALYTE	CONTROL LIMIT	SAMPLE CONCENTRATION	DUPLICATE CONCENTRATION	RPD %	Q
Chromium-52	20	26.6	30.2	12.6	

*: Values outside of QC limits

L: Analyte concentration is ≤ 5 times the reporting limit and the replicate control limit defaults to Dup = +/-RL instead of 20% RPD



MS / MS DUPLICATE RECOVERY
EPA 6020B
Total Metals

Laboratory:	<u>Analytical Resources, LLC</u>	SDG:	<u>23C0774</u>
Client:	<u>Anchor QEA, LLC</u>	Project:	<u>AOC5 MR Phase 1</u>
Matrix:	<u>Solid</u>	Analyzed:	<u>04/27/23 22:57</u>
Batch:	<u>BLD0365</u>	Laboratory ID:	<u>BLD0365-MSD1</u>
Preparation:	<u>SWN EPA 3050B</u>	Sequence Name:	<u>Matrix Spike Dup</u>
Initial/Final:	<u>1.056 g / 50 mL</u>	Source Sample:	<u>LDW23-SC1053A</u>

COMPOUND	SPIKE ADDED (mg/kg dry)	MSD CONCENTRATION (mg/kg dry)	Q	MSD % REC. #	% RPD #	QC LIMITS	
						RPD	REC.
Lead-208	43.6	66.8		104	2.82	20	75 - 125
Silver-107	43.6	27.4	*	62.2 *	32.1 *	20	75 - 125

* Values outside of QC limits



MS / MS DUPLICATE RECOVERY
EPA 6020B
Total Metals

Laboratory:	<u>Analytical Resources, LLC</u>	SDG:	<u>23C0774</u>
Client:	<u>Anchor QEA, LLC</u>	Project:	<u>AOC5 MR Phase 1</u>
Matrix:	<u>Solid</u>	Analyzed:	<u>04/28/23 13:36</u>
Batch:	<u>BLD0365</u>	Laboratory ID:	<u>BLD0365-MS2</u>
Preparation:	<u>SWN EPA 3050B</u>	Sequence Name:	<u>Matrix Spike</u>
Initial/Final:	<u>1.055 g / 50 mL</u>	Source Sample:	<u>LDW23-SC1053A</u>

COMPOUND	SPIKE ADDED (mg/kg dry)	SAMPLE CONCENTRATION (mg/kg dry)	Q	MS CONCENTRATION (mg/kg dry)	Q	MS % REC. #	QC LIMITS REC.
Chromium-52	43.7	26.6	D	69.5	D	98.2	75 - 125

* Values outside of QC limits



MS / MS DUPLICATE RECOVERY
EPA 6020B
Total Metals

Laboratory:	<u>Analytical Resources, LLC</u>	SDG:	<u>23C0774</u>
Client:	<u>Anchor QEA, LLC</u>	Project:	<u>AOC5 MR Phase 1</u>
Matrix:	<u>Solid</u>	Analyzed:	<u>04/28/23 13:38</u>
Batch:	<u>BLD0365</u>	Laboratory ID:	<u>BLD0365-MSD2</u>
Preparation:	<u>SWN EPA 3050B</u>	Sequence Name:	<u>Matrix Spike Dup</u>
Initial/Final:	<u>1.056 g / 50 mL</u>	Source Sample:	<u>LDW23-SC1053A</u>

COMPOUND	SPIKE ADDED (mg/kg dry)	MSD CONCENTRATION (mg/kg dry)	Q	MSD % REC. #	% RPD #	QC LIMITS	
						RPD	REC.
Chromium-52	43.6	71.2	D	102	2.36	20	75 - 125

* Values outside of QC limits



POST DIGEST SPIKE SAMPLE RECOVERY
EPA 6020B

Laboratory: Analytical Resources, LLC

SDG: 23C0774

Client: Anchor QEA, LLC

Project: AOC5 MR Phase 1

Matrix: Solid

Laboratory ID: BLD0365-PS1

Batch: BLD0365

Lab Source ID: 23C0774-01

Preparation: SWN EPA 3050B

Initial/Final: 1.058 g / 50 mL

Source Sample Name: LDW23-SC1053A

% Solids: 54.25

Analyte	Control Limit %R	Spike Sample Result (SSR) (ug/L)	Sample Result (SR) (ug/L)	Spike Added (SA) (ug/L)	%R
Silver-107	80 - 120	482	0.27	500.00	95.8

* Values outside of QC limits



**INITIAL AND CONTINUING
CALIBRATION CHECK
EPA 6020B**

Laboratory: Analytical Resources, LLC

SDG: 23C0774

Client: Anchor QEA, LLC

Project: AOC5 MR Phase 1

Instrument ID: ICPMS1

Calibration: GD00066

Control Limit: +/- 10.00%

Sequence: SLD0370

Lab Sample ID	Analyte	True	Found	%R	Units	Method
SLD0370-ICV1	Chromium-52	50.000	52.2	104	ug/L	EPA 6020B
	Chromium-53	50.000	53.5	107	ug/L	EPA 6020B
	Lead-208	50.000	51.6	103	ug/L	EPA 6020B
	Silver-107	50.000	52.7	105	ug/L	EPA 6020B
SLD0370-CCV1	Chromium-52	50.000	50.7	101	ug/L	EPA 6020B
	Chromium-53	50.000	51.6	103	ug/L	EPA 6020B
	Lead-208	50.000	49.3	98.5	ug/L	EPA 6020B
	Silver-107	50.000	52.2	104	ug/L	EPA 6020B
SLD0370-CCV2	Chromium-52	50.000	49.6	99.2	ug/L	EPA 6020B
	Chromium-53	50.000	50.9	102	ug/L	EPA 6020B
	Lead-208	50.000	49.8	99.5	ug/L	EPA 6020B
	Silver-107	50.000	50.6	101	ug/L	EPA 6020B
SLD0370-CCV3	Chromium-52	50.000	50.0	99.9	ug/L	EPA 6020B
	Chromium-53	50.000	50.3	101	ug/L	EPA 6020B
	Lead-208	50.000	49.9	99.9	ug/L	EPA 6020B
	Silver-107	50.000	50.8	102	ug/L	EPA 6020B
SLD0370-CCV4	Chromium-52	50.000	49.4	98.7	ug/L	EPA 6020B
	Chromium-53	50.000	49.5	99.1	ug/L	EPA 6020B
	Lead-208	50.000	49.9	99.8	ug/L	EPA 6020B
	Silver-107	50.000	49.5	98.9	ug/L	EPA 6020B
SLD0370-CCV5	Chromium-52	50.000	47.2	94.3	ug/L	EPA 6020B
	Chromium-53	50.000	47.6	95.2	ug/L	EPA 6020B
	Lead-208	50.000	50.2	100	ug/L	EPA 6020B
	Silver-107	50.000	48.4	96.8	ug/L	EPA 6020B
SLD0370-CCV6	Chromium-52	50.000	48.6	97.1	ug/L	EPA 6020B
	Chromium-53	50.000	50.0	100	ug/L	EPA 6020B
	Lead-208	50.000	49.9	99.8	ug/L	EPA 6020B
	Silver-107	50.000	49.6	99.1	ug/L	EPA 6020B
SLD0370-CCV7	Chromium-52	50.000	49.7	99.3	ug/L	EPA 6020B
	Chromium-53	50.000	50.1	100	ug/L	EPA 6020B
	Lead-208	50.000	50.0	100	ug/L	EPA 6020B
	Silver-107	50.000	50.0	99.9	ug/L	EPA 6020B
SLD0370-CCV8	Chromium-52	50.000	49.7	99.3	ug/L	EPA 6020B
	Chromium-53	50.000	50.8	102	ug/L	EPA 6020B



**INITIAL AND CONTINUING
CALIBRATION CHECK
EPA 6020B**

Laboratory: Analytical Resources, LLC

SDG: 23C0774

Client: Anchor QEA, LLC

Project: AOC5 MR Phase 1

Instrument ID: ICPMS1

Calibration: GD00066

Control Limit: +/- 10.00%

Sequence: SLD0370

Lab Sample ID	Analyte	True	Found	%R	Units	Method
SLD0370-CCV8	Lead-208	50.000	49.3	98.7	ug/L	EPA 6020B
	Silver-107	50.000	49.7	99.5	ug/L	EPA 6020B
SLD0370-CCV9	Chromium-52	50.000	49.4	98.8	ug/L	EPA 6020B
	Chromium-53	50.000	50.4	101	ug/L	EPA 6020B
	Lead-208	50.000	50.8	102	ug/L	EPA 6020B
	Silver-107	50.000	49.7	99.4	ug/L	EPA 6020B
SLD0370-CCVA	Chromium-52	50.000	49.8	99.6	ug/L	EPA 6020B
	Chromium-53	50.000	50.0	100	ug/L	EPA 6020B
	Lead-208	50.000	49.0	98.1	ug/L	EPA 6020B
	Silver-107	50.000	50.5	101	ug/L	EPA 6020B
SLD0370-CCVB	Chromium-52	50.000	50.6	101	ug/L	EPA 6020B
	Chromium-53	50.000	51.6	103	ug/L	EPA 6020B
	Lead-208	50.000	51.3	103	ug/L	EPA 6020B
	Silver-107	50.000	50.1	100	ug/L	EPA 6020B
SLD0370-CCVC	Chromium-52	50.000	49.0	98.0	ug/L	EPA 6020B
	Chromium-53	50.000	50.3	101	ug/L	EPA 6020B
	Lead-208	50.000	47.9	95.7	ug/L	EPA 6020B
	Silver-107	50.000	51.7	103	ug/L	EPA 6020B
SLD0370-CCVD	Chromium-52	50.000	48.9	97.7	ug/L	EPA 6020B
	Chromium-53	50.000	49.8	99.6	ug/L	EPA 6020B
	Lead-208	50.000	48.6	97.2	ug/L	EPA 6020B
	Silver-107	50.000	51.0	102	ug/L	EPA 6020B
SLD0370-CCVE	Chromium-52	50.000	50.0	100	ug/L	EPA 6020B
	Chromium-53	50.000	50.0	100	ug/L	EPA 6020B
	Lead-208	50.000	48.9	97.8	ug/L	EPA 6020B
	Silver-107	50.000	50.3	101	ug/L	EPA 6020B
SLD0370-CCVF	Chromium-52	50.000	50.5	101	ug/L	EPA 6020B
	Chromium-53	50.000	49.9	99.8	ug/L	EPA 6020B
	Lead-208	50.000	49.2	98.4	ug/L	EPA 6020B
	Silver-107	50.000	51.4	103	ug/L	EPA 6020B
SLD0370-CCVG	Chromium-52	50.000	46.9	93.7	ug/L	EPA 6020B
	Chromium-53	50.000	47.5	94.9	ug/L	EPA 6020B
	Lead-208	50.000	52.3	105	ug/L	EPA 6020B
	Silver-107	50.000	45.9	91.8	ug/L	EPA 6020B



**INITIAL AND CONTINUING
CALIBRATION CHECK
EPA 6020B**

Laboratory: Analytical Resources, LLC

SDG: 23C0774

Client: Anchor QEA, LLC

Project: AOC5 MR Phase 1

Instrument ID: ICPMS1

Calibration: GD00066

Control Limit: +/- 10.00%

Sequence: SLD0370

Lab Sample ID	Analyte	True	Found	%R	Units	Method
SLD0370-CCVH	Chromium-52	50.000	47.0	93.9	ug/L	EPA 6020B
	Chromium-53	50.000	47.8	95.5	ug/L	EPA 6020B
	Lead-208	50.000	51.0	102	ug/L	EPA 6020B
	Silver-107	50.000	46.4	92.8	ug/L	EPA 6020B
SLD0370-CCVI	Chromium-52	50.000	47.3	94.5	ug/L	EPA 6020B
	Chromium-53	50.000	48.0	95.9	ug/L	EPA 6020B
	Lead-208	50.000	51.2	102	ug/L	EPA 6020B
	Silver-107	50.000	48.0	96.0	ug/L	EPA 6020B
SLD0370-CCVJ	Chromium-52	50.000	47.3	94.6	ug/L	EPA 6020B
	Chromium-53	50.000	48.8	97.6	ug/L	EPA 6020B
	Lead-208	50.000	51.9	104	ug/L	EPA 6020B
	Silver-107	50.000	48.6	97.2	ug/L	EPA 6020B

* Values outside of QC limits



**INITIAL AND CONTINUING
CALIBRATION CHECK
EPA 6020B**

Laboratory: Analytical Resources, LLC

SDG: 23C0774

Client: Anchor QEA, LLC

Project: AOC5 MR Phase 1

Instrument ID: ICPMS1

Calibration: GD00073

Control Limit: +/- 10.00%

Sequence: SLD0387

Lab Sample ID	Analyte	True	Found	%R	Units	Method
SLD0387-ICV1	Chromium-52	50.000	50.0	100	ug/L	EPA 6020B
	Chromium-53	50.000	50.6	101	ug/L	EPA 6020B
	Lead-208	50.000	50.7	101	ug/L	EPA 6020B
SLD0387-CCV1	Chromium-52	50.000	49.7	99.5	ug/L	EPA 6020B
	Chromium-53	50.000	50.0	100	ug/L	EPA 6020B
	Lead-208	50.000	49.3	98.6	ug/L	EPA 6020B
SLD0387-CCV2	Chromium-52	50.000	51.3	103	ug/L	EPA 6020B
	Chromium-53	50.000	50.7	101	ug/L	EPA 6020B
	Lead-208	50.000	48.1	96.3	ug/L	EPA 6020B
SLD0387-CCV3	Chromium-52	50.000	50.6	101	ug/L	EPA 6020B
	Chromium-53	50.000	50.7	101	ug/L	EPA 6020B
	Lead-208	50.000	47.9	95.8	ug/L	EPA 6020B
SLD0387-CCV4	Chromium-52	50.000	50.0	100	ug/L	EPA 6020B
	Chromium-53	50.000	50.5	101	ug/L	EPA 6020B
	Lead-208	50.000	47.1	94.3	ug/L	EPA 6020B
SLD0387-CCV5	Chromium-52	50.000	50.5	101	ug/L	EPA 6020B
	Chromium-53	50.000	50.0	100	ug/L	EPA 6020B
	Lead-208	50.000	48.3	96.6	ug/L	EPA 6020B
SLD0387-CCV6	Chromium-52	50.000	50.4	101	ug/L	EPA 6020B
	Chromium-53	50.000	50.4	101	ug/L	EPA 6020B
	Lead-208	50.000	47.7	95.5	ug/L	EPA 6020B
SLD0387-CCV7	Chromium-52	50.000	49.8	99.5	ug/L	EPA 6020B
	Chromium-53	50.000	49.7	99.3	ug/L	EPA 6020B
	Lead-208	50.000	48.0	95.9	ug/L	EPA 6020B
SLD0387-CCV8	Chromium-52	50.000	49.9	99.7	ug/L	EPA 6020B
	Chromium-53	50.000	49.7	99.5	ug/L	EPA 6020B
	Lead-208	50.000	48.1	96.3	ug/L	EPA 6020B
SLD0387-CCV9	Chromium-52	50.000	51.6	103	ug/L	EPA 6020B
	Chromium-53	50.000	51.4	103	ug/L	EPA 6020B
	Lead-208	50.000	47.5	95.0	ug/L	EPA 6020B
SLD0387-CCVA	Chromium-52	50.000	50.5	101	ug/L	EPA 6020B
	Chromium-53	50.000	50.7	101	ug/L	EPA 6020B
	Lead-208	50.000	48.1	96.1	ug/L	EPA 6020B
SLD0387-CCVB	Chromium-52	50.000	50.3	101	ug/L	EPA 6020B



**INITIAL AND CONTINUING
CALIBRATION CHECK
EPA 6020B**

Laboratory: Analytical Resources, LLC

SDG: 23C0774

Client: Anchor QEA, LLC

Project: AOC5 MR Phase 1

Instrument ID: ICPMS1

Calibration: GD00073

Control Limit: +/- 10.00%

Sequence: SLD0387

Lab Sample ID	Analyte	True	Found	%R	Units	Method
SLD0387-CCVB	Chromium-53	50.000	50.1	100	ug/L	EPA 6020B
	Lead-208	50.000	47.6	95.1	ug/L	EPA 6020B
SLD0387-CCVC	Chromium-52	50.000	50.7	101	ug/L	EPA 6020B
	Chromium-53	50.000	50.4	101	ug/L	EPA 6020B
	Lead-208	50.000	46.7	93.3	ug/L	EPA 6020B
SLD0387-CCVD	Chromium-52	50.000	50.3	101	ug/L	EPA 6020B
	Chromium-53	50.000	50.2	100	ug/L	EPA 6020B
	Lead-208	50.000	46.0	92.0	ug/L	EPA 6020B
SLD0387-CCVE	Chromium-52	50.000	50.6	101	ug/L	EPA 6020B
	Chromium-53	50.000	50.1	100	ug/L	EPA 6020B
	Lead-208	50.000	46.4	92.7	ug/L	EPA 6020B
SLD0387-CCVF	Chromium-52	50.000	49.3	98.6	ug/L	EPA 6020B
	Chromium-53	50.000	50.6	101	ug/L	EPA 6020B
	Lead-208	50.000	47.1	94.2	ug/L	EPA 6020B
SLD0387-CCVG	Chromium-52	50.000	49.9	99.8	ug/L	EPA 6020B
	Chromium-53	50.000	49.7	99.4	ug/L	EPA 6020B
	Lead-208	50.000	47.2	94.4	ug/L	EPA 6020B
SLD0387-CCVH	Chromium-52	50.000	49.5	99.1	ug/L	EPA 6020B
	Chromium-53	50.000	49.6	99.2	ug/L	EPA 6020B
	Lead-208	50.000	47.5	95.0	ug/L	EPA 6020B

* Values outside of QC limits



**INITIAL AND CONTINUING
CALIBRATION CHECK
EPA 6020B**

Laboratory: Analytical Resources, LLC

SDG: 23C0774

Client: Anchor QEA, LLC

Project: AOC5 MR Phase 1

Instrument ID: ICPMS1

Calibration: GD00078

Control Limit: +/- 10.00%

Sequence: SLD0418

Lab Sample ID	Analyte	True	Found	%R	Units	Method
SLD0418-ICV1	Chromium-52	50.000	52.9	106	ug/L	EPA 6020B
	Chromium-53	50.000	51.7	103	ug/L	EPA 6020B
	Lead-208	50.000	51.0	102	ug/L	EPA 6020B
	Silver-107	50.000	50.9	102	ug/L	EPA 6020B
SLD0418-CCV1	Chromium-52	50.000	51.7	103	ug/L	EPA 6020B
	Chromium-53	50.000	50.5	101	ug/L	EPA 6020B
	Lead-208	50.000	50.5	101	ug/L	EPA 6020B
	Silver-107	50.000	50.6	101	ug/L	EPA 6020B
SLD0418-CCV2	Chromium-52	50.000	51.5	103	ug/L	EPA 6020B
	Chromium-53	50.000	51.3	103	ug/L	EPA 6020B
	Lead-208	50.000	50.1	100	ug/L	EPA 6020B
	Silver-107	50.000	51.1	102	ug/L	EPA 6020B
SLD0418-CCV3	Chromium-52	50.000	50.3	101	ug/L	EPA 6020B
	Chromium-53	50.000	48.8	97.5	ug/L	EPA 6020B
	Lead-208	50.000	52.8	106	ug/L	EPA 6020B
	Silver-107	50.000	48.7	97.3	ug/L	EPA 6020B
SLD0418-CCV4	Chromium-52	50.000	50.0	100	ug/L	EPA 6020B
	Chromium-53	50.000	49.7	99.5	ug/L	EPA 6020B
	Lead-208	50.000	52.3	105	ug/L	EPA 6020B
	Silver-107	50.000	49.1	98.2	ug/L	EPA 6020B
SLD0418-CCV5	Chromium-52	50.000	47.7	95.5	ug/L	EPA 6020B
	Chromium-53	50.000	48.0	96.0	ug/L	EPA 6020B
	Lead-208	50.000	54.9	110	ug/L	EPA 6020B
	Silver-107	50.000	47.2	94.5	ug/L	EPA 6020B
SLD0418-CCV6	Chromium-52	50.000	49.8	99.6	ug/L	EPA 6020B
	Chromium-53	50.000	49.3	98.6	ug/L	EPA 6020B
	Lead-208	50.000	53.1	106	ug/L	EPA 6020B
	Silver-107	50.000	48.0	96.1	ug/L	EPA 6020B
SLD0418-CCV7	Chromium-52	50.000	49.9	99.8	ug/L	EPA 6020B
	Chromium-53	50.000	48.5	97.1	ug/L	EPA 6020B
	Lead-208	50.000	51.7	103	ug/L	EPA 6020B
	Silver-107	50.000	48.4	96.9	ug/L	EPA 6020B
SLD0418-CCV8	Chromium-52	50.000	49.4	98.8	ug/L	EPA 6020B
	Chromium-53	50.000	48.5	97.0	ug/L	EPA 6020B



**INITIAL AND CONTINUING
CALIBRATION CHECK
EPA 6020B**

Laboratory: Analytical Resources, LLC

SDG: 23C0774

Client: Anchor QEA, LLC

Project: AOC5 MR Phase 1

Instrument ID: ICPMS1

Calibration: GD00078

Control Limit: +/- 10.00%

Sequence: SLD0418

Lab Sample ID	Analyte	True	Found	%R	Units	Method
SLD0418-CCV8	Lead-208	50.000	53.1	106	ug/L	EPA 6020B
	Silver-107	50.000	48.8	97.7	ug/L	EPA 6020B
SLD0418-CCV9	Chromium-52	50.000	49.6	99.2	ug/L	EPA 6020B
	Chromium-53	50.000	48.7	97.4	ug/L	EPA 6020B
	Lead-208	50.000	52.7	105	ug/L	EPA 6020B
SLD0418-CCVA	Silver-107	50.000	48.4	96.9	ug/L	EPA 6020B
	Chromium-52	50.000	48.2	96.4	ug/L	EPA 6020B
SLD0418-CCVA	Chromium-53	50.000	48.0	95.9	ug/L	EPA 6020B
	Lead-208	50.000	52.0	104	ug/L	EPA 6020B
	Silver-107	50.000	49.3	98.7	ug/L	EPA 6020B
	Chromium-52	50.000	49.3	98.5	ug/L	EPA 6020B
SLD0418-CCVB	Chromium-53	50.000	48.4	96.9	ug/L	EPA 6020B
	Lead-208	50.000	52.5	105	ug/L	EPA 6020B
	Silver-107	50.000	48.7	97.3	ug/L	EPA 6020B
	Chromium-52	50.000	49.4	98.7	ug/L	EPA 6020B
SLD0418-CCVC	Chromium-53	50.000	48.9	97.7	ug/L	EPA 6020B
	Lead-208	50.000	52.7	105	ug/L	EPA 6020B
	Silver-107	50.000	50.0	99.9	ug/L	EPA 6020B
	Chromium-52	50.000	49.8	99.6	ug/L	EPA 6020B
SLD0418-CCVD	Chromium-53	50.000	49.4	98.8	ug/L	EPA 6020B
	Lead-208	50.000	52.5	105	ug/L	EPA 6020B
	Silver-107	50.000	49.9	99.7	ug/L	EPA 6020B
	Chromium-52	50.000	50.0	100	ug/L	EPA 6020B
SLD0418-CCVE	Chromium-53	50.000	48.4	96.8	ug/L	EPA 6020B
	Lead-208	50.000	51.8	104	ug/L	EPA 6020B
	Silver-107	50.000	48.9	97.8	ug/L	EPA 6020B
	Chromium-52	50.000	50.0	99.9	ug/L	EPA 6020B
SLD0418-CCVF	Chromium-53	50.000	49.7	99.4	ug/L	EPA 6020B
	Lead-208	50.000	54.6	109	ug/L	EPA 6020B
	Silver-107	50.000	49.2	98.3	ug/L	EPA 6020B
	Chromium-52	50.000	49.3	98.5	ug/L	EPA 6020B
SLD0418-CCVG	Chromium-53	50.000	48.9	97.9	ug/L	EPA 6020B
	Lead-208	50.000	54.2	108	ug/L	EPA 6020B
	Silver-107	50.000	48.9	97.9	ug/L	EPA 6020B



**INITIAL AND CONTINUING
CALIBRATION CHECK
EPA 6020B**

Laboratory: Analytical Resources, LLC

SDG: 23C0774

Client: Anchor QEA, LLC

Project: AOC5 MR Phase 1

Instrument ID: ICPMS1

Calibration: GD00078

Control Limit: +/- 10.00%

Sequence: SLD0418

Lab Sample ID	Analyte	True	Found	%R	Units	Method
SLD0418-CCVH	Chromium-52	50.000	50.6	101	ug/L	EPA 6020B
	Chromium-53	50.000	49.2	98.3	ug/L	EPA 6020B
	Lead-208	50.000	54.3	109	ug/L	EPA 6020B
	Silver-107	50.000	49.3	98.6	ug/L	EPA 6020B
SLD0418-CCVI	Chromium-52	50.000	48.9	97.9	ug/L	EPA 6020B
	Chromium-53	50.000	48.4	96.8	ug/L	EPA 6020B
	Lead-208	50.000	54.7	109	ug/L	EPA 6020B
	Silver-107	50.000	48.3	96.6	ug/L	EPA 6020B
SLD0418-CCVJ	Chromium-52	50.000	49.4	98.9	ug/L	EPA 6020B
	Chromium-53	50.000	48.8	97.6	ug/L	EPA 6020B
	Lead-208	50.000	55.8	112	ug/L	EPA 6020B
	Silver-107	50.000	47.5	95.0	ug/L	EPA 6020B
SLD0418-CCVK	Chromium-52	50.000	50.4	101	ug/L	EPA 6020B
	Chromium-53	50.000	49.6	99.1	ug/L	EPA 6020B
	Lead-208	50.000	54.3	109	ug/L	EPA 6020B
	Silver-107	50.000	48.6	97.3	ug/L	EPA 6020B
SLD0418-CCVL	Chromium-52	50.000	50.0	99.9	ug/L	EPA 6020B
	Chromium-53	50.000	49.2	98.3	ug/L	EPA 6020B
	Lead-208	50.000	55.6	111	ug/L	EPA 6020B
	Silver-107	50.000	47.8	95.7	ug/L	EPA 6020B
SLD0418-CCVM	Chromium-52	50.000	48.1	96.1	ug/L	EPA 6020B
	Chromium-53	50.000	47.5	95.1	ug/L	EPA 6020B
	Lead-208	50.000	60.0	120	ug/L	EPA 6020B
	Silver-107	50.000	46.9	93.8	ug/L	EPA 6020B
SLD0418-CCVN	Chromium-52	50.000	48.3	96.6	ug/L	EPA 6020B
	Chromium-53	50.000	48.2	96.3	ug/L	EPA 6020B
SLD0418-CCVO	Chromium-52	50.000	48.7	97.4	ug/L	EPA 6020B
	Chromium-53	50.000	47.7	95.4	ug/L	EPA 6020B
SLD0418-CCVP	Chromium-52	50.000	48.5	96.9	ug/L	EPA 6020B
	Chromium-53	50.000	47.7	95.5	ug/L	EPA 6020B
SLD0418-CCVQ	Chromium-52	50.000	47.2	94.4	ug/L	EPA 6020B
	Chromium-53	50.000	47.2	94.4	ug/L	EPA 6020B
SLD0418-CCVR	Chromium-52	50.000	49.6	99.2	ug/L	EPA 6020B
	Chromium-53	50.000	49.1	98.3	ug/L	EPA 6020B

* Values outside of QC limits



INSTRUMENT BLANKS
EPA 6020B

Laboratory: Analytical Resources, LLC

SDG: 23C0774

Client: Anchor QEA, LLC

Project: AOC5 MR Phase 1

Instrument ID: ICPMS1

Calibration: GD00066

Sequence: SLD0370

Date Analyzed: 04/25/23 17:47

Lab Sample ID	Analyte	Found	MDL	MRL	Units	C
SLD0370-IBL1	Chromium-52	0.0630	0.26	0.500	ug/L	
SLD0370-IBL1	Chromium-53	0.0120	0.239	0.500	ug/L	
SLD0370-IBL1	Lead-208	-0.00100	0.0513	0.100	ug/L	
SLD0370-IBL1	Silver-107	0.00300	0.022	0.200	ug/L	
SLD0370-ICB1	Chromium-52	0.0690	0.26	0.500	ug/L	
SLD0370-ICB1	Chromium-53	0.00200	0.239	0.500	ug/L	
SLD0370-ICB1	Lead-208	-0.00100	0.0513	0.100	ug/L	
SLD0370-ICB1	Silver-107	0.00300	0.022	0.200	ug/L	
SLD0370-CCB1	Chromium-52	0.0650	0.26	0.500	ug/L	
SLD0370-CCB1	Chromium-53	0.00100	0.239	0.500	ug/L	
SLD0370-CCB1	Lead-208	-0.00100	0.0513	0.100	ug/L	
SLD0370-CCB1	Silver-107	0.00200	0.022	0.200	ug/L	
SLD0370-IBL2	Chromium-52	0.0380	0.26	0.500	ug/L	
SLD0370-IBL2	Chromium-53	0.0520	0.239	0.500	ug/L	
SLD0370-IBL2	Lead-208	-0.00100	0.0513	0.100	ug/L	
SLD0370-IBL2	Silver-107	0.00900	0.022	0.200	ug/L	
SLD0370-IBL3	Chromium-52	0.0370	0.26	0.500	ug/L	
SLD0370-IBL3	Chromium-53	0.0360	0.239	0.500	ug/L	
SLD0370-IBL3	Lead-208	-0.00100	0.0513	0.100	ug/L	
SLD0370-IBL3	Silver-107	0.00100	0.022	0.200	ug/L	
SLD0370-CCB2	Chromium-52	0.0810	0.26	0.500	ug/L	
SLD0370-CCB2	Chromium-53	0.0300	0.239	0.500	ug/L	
SLD0370-CCB2	Lead-208	-0.00100	0.0513	0.100	ug/L	
SLD0370-CCB2	Silver-107	0.00200	0.022	0.200	ug/L	
SLD0370-IBL4	Chromium-52	0.0610	0.26	0.500	ug/L	
SLD0370-IBL4	Chromium-53	0.0900	0.239	0.500	ug/L	
SLD0370-IBL4	Lead-208	0.00100	0.0513	0.100	ug/L	
SLD0370-IBL4	Silver-107	0.00100	0.022	0.200	ug/L	
SLD0370-CCB3	Chromium-52	0.0580	0.26	0.500	ug/L	
SLD0370-CCB3	Chromium-53	0.0260	0.239	0.500	ug/L	
SLD0370-CCB3	Lead-208	-0.00100	0.0513	0.100	ug/L	
SLD0370-CCB3	Silver-107	0.00100	0.022	0.200	ug/L	
SLD0370-IBL5	Chromium-52	0.102	0.26	0.500	ug/L	
SLD0370-IBL5	Chromium-53	0.00200	0.239	0.500	ug/L	
SLD0370-IBL5	Lead-208	0.00	0.0513	0.100	ug/L	



INSTRUMENT BLANKS
EPA 6020B

Laboratory: Analytical Resources, LLC

SDG: 23C0774

Client: Anchor QEA, LLC

Project: AOC5 MR Phase 1

Instrument ID: ICPMS1

Calibration: GD00066

Sequence: SLD0370

Date Analyzed: 04/25/23 21:08

Lab Sample ID	Analyte	Found	MDL	MRL	Units	C
SLD0370-IBL5	Silver-107	-0.00100	0.022	0.200	ug/L	
SLD0370-CCB4	Chromium-52	0.0120	0.26	0.500	ug/L	
SLD0370-CCB4	Chromium-53	-0.0150	0.239	0.500	ug/L	
SLD0370-CCB4	Lead-208	-0.00100	0.0513	0.100	ug/L	
SLD0370-CCB4	Silver-107	0.00100	0.022	0.200	ug/L	
SLD0370-IBL6	Chromium-52	0.0590	0.26	0.500	ug/L	
SLD0370-IBL6	Chromium-53	-0.00600	0.239	0.500	ug/L	
SLD0370-IBL6	Lead-208	-0.00100	0.0513	0.100	ug/L	
SLD0370-IBL6	Silver-107	-0.00100	0.022	0.200	ug/L	
SLD0370-CCB5	Chromium-52	0.0320	0.26	0.500	ug/L	
SLD0370-CCB5	Chromium-53	-0.0150	0.239	0.500	ug/L	
SLD0370-CCB5	Lead-208	0.00	0.0513	0.100	ug/L	
SLD0370-CCB5	Silver-107	0.00	0.022	0.200	ug/L	
SLD0370-CCB6	Chromium-52	0.0170	0.26	0.500	ug/L	
SLD0370-CCB6	Chromium-53	0.00300	0.239	0.500	ug/L	
SLD0370-CCB6	Lead-208	0.00100	0.0513	0.100	ug/L	
SLD0370-CCB6	Silver-107	0.00200	0.022	0.200	ug/L	
SLD0370-IBL7	Chromium-52	0.0680	0.26	0.500	ug/L	
SLD0370-IBL7	Chromium-53	0.00900	0.239	0.500	ug/L	
SLD0370-IBL7	Lead-208	0.00100	0.0513	0.100	ug/L	
SLD0370-IBL7	Silver-107	0.00	0.022	0.200	ug/L	
SLD0370-CCB7	Chromium-52	0.0900	0.26	0.500	ug/L	
SLD0370-CCB7	Chromium-53	0.0200	0.239	0.500	ug/L	
SLD0370-CCB7	Lead-208	0.00	0.0513	0.100	ug/L	
SLD0370-CCB7	Silver-107	0.00100	0.022	0.200	ug/L	
SLD0370-IBL8	Chromium-52	0.222	0.26	0.500	ug/L	
SLD0370-IBL8	Chromium-53	0.725	0.239	0.500	ug/L	
SLD0370-IBL8	Lead-208	0.00200	0.0513	0.100	ug/L	
SLD0370-IBL8	Silver-107	0.00	0.022	0.200	ug/L	
SLD0370-IBL9	Chromium-52	0.186	0.26	0.500	ug/L	
SLD0370-IBL9	Chromium-53	0.407	0.239	0.500	ug/L	
SLD0370-IBL9	Lead-208	0.00200	0.0513	0.100	ug/L	
SLD0370-IBL9	Silver-107	-0.00100	0.022	0.200	ug/L	
SLD0370-CCB8	Chromium-52	0.0250	0.26	0.500	ug/L	
SLD0370-CCB8	Chromium-53	0.167	0.239	0.500	ug/L	
SLD0370-CCB8	Lead-208	0.00	0.0513	0.100	ug/L	



INSTRUMENT BLANKS
EPA 6020B

Laboratory: Analytical Resources, LLC

SDG: 23C0774

Client: Anchor QEA, LLC

Project: AOC5 MR Phase 1

Instrument ID: ICPMS1

Calibration: GD00066

Sequence: SLD0370

Date Analyzed: 04/26/23 01:23

Lab Sample ID	Analyte	Found	MDL	MRL	Units	C
SLD0370-CCB8	Silver-107	0.00100	0.022	0.200	ug/L	
SLD0370-IBLA	Chromium-52	-0.0150	0.26	0.500	ug/L	
SLD0370-IBLA	Chromium-53	0.0370	0.239	0.500	ug/L	
SLD0370-IBLA	Lead-208	0.00100	0.0513	0.100	ug/L	
SLD0370-IBLA	Silver-107	0.00100	0.022	0.200	ug/L	
SLD0370-CCB9	Chromium-52	0.0200	0.26	0.500	ug/L	
SLD0370-CCB9	Chromium-53	0.0300	0.239	0.500	ug/L	
SLD0370-CCB9	Lead-208	0.00	0.0513	0.100	ug/L	
SLD0370-CCB9	Silver-107	0.00100	0.022	0.200	ug/L	
SLD0370-CCBA	Chromium-52	0.0160	0.26	0.500	ug/L	
SLD0370-CCBA	Chromium-53	-0.00400	0.239	0.500	ug/L	
SLD0370-CCBA	Lead-208	0.00100	0.0513	0.100	ug/L	
SLD0370-CCBA	Silver-107	0.00100	0.022	0.200	ug/L	
SLD0370-IBLB	Chromium-52	-0.0180	0.26	0.500	ug/L	
SLD0370-IBLB	Chromium-53	0.0590	0.239	0.500	ug/L	
SLD0370-IBLB	Lead-208	0.00100	0.0513	0.100	ug/L	
SLD0370-IBLB	Silver-107	0.00	0.022	0.200	ug/L	
SLD0370-IBLC	Chromium-52	-0.0590	0.26	0.500	ug/L	
SLD0370-IBLC	Chromium-53	-0.0130	0.239	0.500	ug/L	
SLD0370-IBLC	Lead-208	0.00200	0.0513	0.100	ug/L	
SLD0370-IBLC	Silver-107	0.00	0.022	0.200	ug/L	
SLD0370-CCBB	Chromium-52	-0.0230	0.26	0.500	ug/L	
SLD0370-CCBB	Chromium-53	-0.0220	0.239	0.500	ug/L	
SLD0370-CCBB	Lead-208	0.00	0.0513	0.100	ug/L	
SLD0370-CCBB	Silver-107	0.00100	0.022	0.200	ug/L	
SLD0370-IBLD	Chromium-52	0.0690	0.26	0.500	ug/L	
SLD0370-IBLD	Chromium-53	-0.0220	0.239	0.500	ug/L	
SLD0370-IBLD	Lead-208	0.00200	0.0513	0.100	ug/L	
SLD0370-IBLD	Silver-107	0.00100	0.022	0.200	ug/L	
SLD0370-CCBC	Chromium-52	0.0470	0.26	0.500	ug/L	
SLD0370-CCBC	Chromium-53	-0.0270	0.239	0.500	ug/L	
SLD0370-CCBC	Lead-208	0.00	0.0513	0.100	ug/L	
SLD0370-CCBC	Silver-107	0.00200	0.022	0.200	ug/L	
SLD0370-IBLE	Chromium-52	0.0200	0.26	0.500	ug/L	
SLD0370-IBLE	Chromium-53	-0.0170	0.239	0.500	ug/L	
SLD0370-IBLE	Lead-208	-0.00300	0.0513	0.100	ug/L	



INSTRUMENT BLANKS
EPA 6020B

Laboratory: Analytical Resources, LLC

SDG: 23C0774

Client: Anchor QEA, LLC

Project: AOC5 MR Phase 1

Instrument ID: ICPMS1

Calibration: GD00066

Sequence: SLD0370

Date Analyzed: 04/26/23 05:21

Lab Sample ID	Analyte	Found	MDL	MRL	Units	C
SLD0370-IBLE	Silver-107	0.00	0.022	0.200	ug/L	
SLD0370-IBLF	Chromium-52	0.0150	0.26	0.500	ug/L	
SLD0370-IBLF	Chromium-53	-0.0240	0.239	0.500	ug/L	
SLD0370-IBLF	Lead-208	-0.00300	0.0513	0.100	ug/L	
SLD0370-IBLF	Silver-107	-0.00100	0.022	0.200	ug/L	
SLD0370-CCBD	Chromium-52	0.0690	0.26	0.500	ug/L	
SLD0370-CCBD	Chromium-53	-0.0260	0.239	0.500	ug/L	
SLD0370-CCBD	Lead-208	0.00	0.0513	0.100	ug/L	
SLD0370-CCBD	Silver-107	0.00100	0.022	0.200	ug/L	
SLD0370-IBLG	Chromium-52	0.00900	0.26	0.500	ug/L	
SLD0370-IBLG	Chromium-53	-0.0170	0.239	0.500	ug/L	
SLD0370-IBLG	Lead-208	-0.00300	0.0513	0.100	ug/L	
SLD0370-IBLG	Silver-107	0.00100	0.022	0.200	ug/L	
SLD0370-CCBE	Chromium-52	0.00300	0.26	0.500	ug/L	
SLD0370-CCBE	Chromium-53	-0.0240	0.239	0.500	ug/L	
SLD0370-CCBE	Lead-208	0.00	0.0513	0.100	ug/L	
SLD0370-CCBE	Silver-107	0.00100	0.022	0.200	ug/L	
SLD0370-CCBF	Chromium-52	-0.00400	0.26	0.500	ug/L	
SLD0370-CCBF	Chromium-53	-0.00500	0.239	0.500	ug/L	
SLD0370-CCBF	Lead-208	-0.00100	0.0513	0.100	ug/L	
SLD0370-CCBF	Silver-107	0.00100	0.022	0.200	ug/L	
SLD0370-IBLH	Chromium-52	0.0130	0.26	0.500	ug/L	
SLD0370-IBLH	Chromium-53	0.167	0.239	0.500	ug/L	
SLD0370-IBLH	Lead-208	-0.00300	0.0513	0.100	ug/L	
SLD0370-IBLH	Silver-107	-0.00100	0.022	0.200	ug/L	
SLD0370-CCBG	Chromium-52	-0.131	0.26	0.500	ug/L	
SLD0370-CCBG	Chromium-53	0.117	0.239	0.500	ug/L	
SLD0370-CCBG	Lead-208	0.00	0.0513	0.100	ug/L	
SLD0370-CCBG	Silver-107	0.00100	0.022	0.200	ug/L	
SLD0370-IBLI	Chromium-52	-0.124	0.26	0.500	ug/L	
SLD0370-IBLI	Chromium-53	0.0740	0.239	0.500	ug/L	
SLD0370-IBLI	Lead-208	-0.00300	0.0513	0.100	ug/L	
SLD0370-IBLI	Silver-107	-0.00100	0.022	0.200	ug/L	
SLD0370-CCBH	Chromium-52	-0.126	0.26	0.500	ug/L	
SLD0370-CCBH	Chromium-53	0.0440	0.239	0.500	ug/L	
SLD0370-CCBH	Lead-208	0.00	0.0513	0.100	ug/L	



INSTRUMENT BLANKS
EPA 6020B

Laboratory: Analytical Resources, LLC

SDG: 23C0774

Client: Anchor QEA, LLC

Project: AOC5 MR Phase 1

Instrument ID: ICPMS1

Calibration: GD00066

Sequence: SLD0370

Date Analyzed: 04/26/23 09:33

Lab Sample ID	Analyte	Found	MDL	MRL	Units	C
SLD0370-CCBH	Silver-107	0.00100	0.022	0.200	ug/L	
SLD0370-IBLJ	Chromium-52	-0.0710	0.26	0.500	ug/L	
SLD0370-IBLJ	Chromium-53	0.00800	0.239	0.500	ug/L	
SLD0370-IBLJ	Lead-208	-0.00100	0.0513	0.100	ug/L	
SLD0370-IBLJ	Silver-107	0.00	0.022	0.200	ug/L	
SLD0370-CCBI	Chromium-52	-0.106	0.26	0.500	ug/L	
SLD0370-CCBI	Chromium-53	0.0130	0.239	0.500	ug/L	
SLD0370-CCBI	Lead-208	0.00100	0.0513	0.100	ug/L	
SLD0370-CCBI	Silver-107	0.00100	0.022	0.200	ug/L	
SLD0370-IBLK	Chromium-52	-0.0560	0.26	0.500	ug/L	
SLD0370-IBLK	Chromium-53	0.0490	0.239	0.500	ug/L	
SLD0370-IBLK	Lead-208	-0.00100	0.0513	0.100	ug/L	
SLD0370-IBLK	Silver-107	-0.00100	0.022	0.200	ug/L	
SLD0370-CCBJ	Chromium-52	-0.0920	0.26	0.500	ug/L	
SLD0370-CCBJ	Chromium-53	0.0270	0.239	0.500	ug/L	
SLD0370-CCBJ	Lead-208	0.00200	0.0513	0.100	ug/L	
SLD0370-CCBJ	Silver-107	0.00	0.022	0.200	ug/L	



INSTRUMENT BLANKS
EPA 6020B

Laboratory: Analytical Resources, LLC

SDG: 23C0774

Client: Anchor QEA, LLC

Project: AOC5 MR Phase 1

Instrument ID: ICPMS1

Calibration: GD00073

Sequence: SLD0387

Date Analyzed: 04/26/23 15:49

Lab Sample ID	Analyte	Found	MDL	MRL	Units	C
SLD0387-IBL1	Chromium-52	0.0550	0.26	0.500	ug/L	
SLD0387-IBL1	Chromium-53	0.0250	0.239	0.500	ug/L	
SLD0387-IBL1	Lead-208	0.00700	0.0513	0.100	ug/L	
SLD0387-ICB1	Chromium-52	0.0560	0.26	0.500	ug/L	
SLD0387-ICB1	Chromium-53	0.0220	0.239	0.500	ug/L	
SLD0387-ICB1	Lead-208	0.00100	0.0513	0.100	ug/L	
SLD0387-CCB1	Chromium-52	0.0690	0.26	0.500	ug/L	
SLD0387-CCB1	Chromium-53	0.0130	0.239	0.500	ug/L	
SLD0387-CCB1	Lead-208	0.00100	0.0513	0.100	ug/L	
SLD0387-IBL2	Chromium-52	0.151	0.26	0.500	ug/L	
SLD0387-IBL2	Chromium-53	0.117	0.239	0.500	ug/L	
SLD0387-IBL2	Lead-208	0.0170	0.0513	0.100	ug/L	
SLD0387-CCB2	Chromium-52	0.129	0.26	0.500	ug/L	
SLD0387-CCB2	Chromium-53	0.0800	0.239	0.500	ug/L	
SLD0387-CCB2	Lead-208	0.00100	0.0513	0.100	ug/L	
SLD0387-CCB3	Chromium-52	-0.00400	0.26	0.500	ug/L	
SLD0387-CCB3	Chromium-53	-0.0220	0.239	0.500	ug/L	
SLD0387-CCB3	Lead-208	0.00	0.0513	0.100	ug/L	
SLD0387-IBL3	Chromium-52	0.0150	0.26	0.500	ug/L	
SLD0387-IBL3	Chromium-53	-0.00200	0.239	0.500	ug/L	
SLD0387-IBL3	Lead-208	0.00700	0.0513	0.100	ug/L	
SLD0387-CCB4	Chromium-52	-0.00400	0.26	0.500	ug/L	
SLD0387-CCB4	Chromium-53	-0.0230	0.239	0.500	ug/L	
SLD0387-CCB4	Lead-208	0.00	0.0513	0.100	ug/L	
SLD0387-IBL4	Chromium-52	0.0900	0.26	0.500	ug/L	
SLD0387-IBL4	Chromium-53	-0.0110	0.239	0.500	ug/L	
SLD0387-IBL4	Lead-208	0.00100	0.0513	0.100	ug/L	
SLD0387-CCB5	Chromium-52	0.00900	0.26	0.500	ug/L	
SLD0387-CCB5	Chromium-53	-0.0490	0.239	0.500	ug/L	
SLD0387-CCB5	Lead-208	0.00100	0.0513	0.100	ug/L	
SLD0387-IBL5	Chromium-52	0.0500	0.26	0.500	ug/L	
SLD0387-IBL5	Chromium-53	-0.0600	0.239	0.500	ug/L	
SLD0387-IBL5	Lead-208	0.00100	0.0513	0.100	ug/L	
SLD0387-CCB6	Chromium-52	-0.0120	0.26	0.500	ug/L	
SLD0387-CCB6	Chromium-53	-0.0670	0.239	0.500	ug/L	



INSTRUMENT BLANKS
EPA 6020B

Laboratory: Analytical Resources, LLC

SDG: 23C0774

Client: Anchor QEA, LLC

Project: AOC5 MR Phase 1

Instrument ID: ICPMS1

Calibration: GD00073

Sequence: SLD0387

Date Analyzed: 04/26/23 20:29

Lab Sample ID	Analyte	Found	MDL	MRL	Units	C
SLD0387-CCB6	Lead-208	0.00	0.0513	0.100	ug/L	
SLD0387-IBL6	Chromium-52	-0.0180	0.26	0.500	ug/L	
SLD0387-IBL6	Chromium-53	-0.0690	0.239	0.500	ug/L	
SLD0387-IBL6	Lead-208	0.00100	0.0513	0.100	ug/L	
SLD0387-CCB7	Chromium-52	-0.0460	0.26	0.500	ug/L	
SLD0387-CCB7	Chromium-53	-0.0720	0.239	0.500	ug/L	
SLD0387-CCB7	Lead-208	0.00100	0.0513	0.100	ug/L	
SLD0387-CCB8	Chromium-52	0.0220	0.26	0.500	ug/L	
SLD0387-CCB8	Chromium-53	0.00100	0.239	0.500	ug/L	
SLD0387-CCB8	Lead-208	0.00	0.0513	0.100	ug/L	
SLD0387-IBL7	Chromium-52	0.0210	0.26	0.500	ug/L	
SLD0387-IBL7	Chromium-53	0.00500	0.239	0.500	ug/L	
SLD0387-IBL7	Lead-208	0.00100	0.0513	0.100	ug/L	
SLD0387-CCB9	Chromium-52	0.0390	0.26	0.500	ug/L	
SLD0387-CCB9	Chromium-53	0.0190	0.239	0.500	ug/L	
SLD0387-CCB9	Lead-208	0.00700	0.0513	0.100	ug/L	
SLD0387-IBL8	Chromium-52	0.0210	0.26	0.500	ug/L	
SLD0387-IBL8	Chromium-53	0.130	0.239	0.500	ug/L	
SLD0387-IBL8	Lead-208	0.00100	0.0513	0.100	ug/L	
SLD0387-CCBA	Chromium-52	0.0490	0.26	0.500	ug/L	
SLD0387-CCBA	Chromium-53	0.0480	0.239	0.500	ug/L	
SLD0387-CCBA	Lead-208	0.00100	0.0513	0.100	ug/L	
SLD0387-IBL9	Chromium-52	0.0410	0.26	0.500	ug/L	
SLD0387-IBL9	Chromium-53	0.0270	0.239	0.500	ug/L	
SLD0387-IBL9	Lead-208	0.00200	0.0513	0.100	ug/L	
SLD0387-CCBB	Chromium-52	0.0680	0.26	0.500	ug/L	
SLD0387-CCBB	Chromium-53	0.0150	0.239	0.500	ug/L	
SLD0387-CCBB	Lead-208	0.00200	0.0513	0.100	ug/L	
SLD0387-IBLA	Chromium-52	0.0220	0.26	0.500	ug/L	
SLD0387-IBLA	Chromium-53	0.0260	0.239	0.500	ug/L	
SLD0387-IBLA	Lead-208	0.00400	0.0513	0.100	ug/L	
SLD0387-CCBC	Chromium-52	0.0490	0.26	0.500	ug/L	
SLD0387-CCBC	Chromium-53	0.0160	0.239	0.500	ug/L	
SLD0387-CCBC	Lead-208	0.00200	0.0513	0.100	ug/L	
SLD0387-IBLB	Chromium-52	0.148	0.26	0.500	ug/L	
SLD0387-IBLB	Chromium-53	0.570	0.239	0.500	ug/L	



INSTRUMENT BLANKS
EPA 6020B

Laboratory: Analytical Resources, LLC

SDG: 23C0774

Client: Anchor QEA, LLC

Project: AOC5 MR Phase 1

Instrument ID: ICPMS1

Calibration: GD00073

Sequence: SLD0387

Date Analyzed: 04/27/23 02:32

Lab Sample ID	Analyte	Found	MDL	MRL	Units	C
SLD0387-IBLB	Lead-208	0.00200	0.0513	0.100	ug/L	
SLD0387-IBLC	Chromium-52	0.100	0.26	0.500	ug/L	
SLD0387-IBLC	Chromium-53	0.603	0.239	0.500	ug/L	
SLD0387-IBLC	Lead-208	0.00200	0.0513	0.100	ug/L	
SLD0387-CCBD	Chromium-52	0.0750	0.26	0.500	ug/L	
SLD0387-CCBD	Chromium-53	0.206	0.239	0.500	ug/L	
SLD0387-CCBD	Lead-208	0.00200	0.0513	0.100	ug/L	
SLD0387-CCBE	Chromium-52	-0.0110	0.26	0.500	ug/L	
SLD0387-CCBE	Chromium-53	-0.0720	0.239	0.500	ug/L	
SLD0387-CCBE	Lead-208	0.00	0.0513	0.100	ug/L	
SLD0387-IBLD	Chromium-52	0.0690	0.26	0.500	ug/L	
SLD0387-IBLD	Chromium-53	-0.0970	0.239	0.500	ug/L	
SLD0387-IBLD	Lead-208	0.00	0.0513	0.100	ug/L	
SLD0387-IBLE	Chromium-52	0.0350	0.26	0.500	ug/L	
SLD0387-IBLE	Chromium-53	-0.0790	0.239	0.500	ug/L	
SLD0387-IBLE	Lead-208	0.00	0.0513	0.100	ug/L	
SLD0387-CCBF	Chromium-52	-0.00700	0.26	0.500	ug/L	
SLD0387-CCBF	Chromium-53	-0.122	0.239	0.500	ug/L	
SLD0387-CCBF	Lead-208	0.00	0.0513	0.100	ug/L	
SLD0387-IBLF	Chromium-52	0.0460	0.26	0.500	ug/L	
SLD0387-IBLF	Chromium-53	-0.0690	0.239	0.500	ug/L	
SLD0387-IBLF	Lead-208	0.00	0.0513	0.100	ug/L	
SLD0387-IBLG	Chromium-52	0.0460	0.26	0.500	ug/L	
SLD0387-IBLG	Chromium-53	-0.0960	0.239	0.500	ug/L	
SLD0387-IBLG	Lead-208	0.00	0.0513	0.100	ug/L	
SLD0387-CCBG	Chromium-52	0.0150	0.26	0.500	ug/L	
SLD0387-CCBG	Chromium-53	-0.134	0.239	0.500	ug/L	
SLD0387-CCBG	Lead-208	0.00	0.0513	0.100	ug/L	
SLD0387-IBLH	Chromium-52	0.0300	0.26	0.500	ug/L	
SLD0387-IBLH	Chromium-53	0.0230	0.239	0.500	ug/L	
SLD0387-IBLH	Lead-208	0.00	0.0513	0.100	ug/L	
SLD0387-IBLI	Chromium-52	-0.00400	0.26	0.500	ug/L	
SLD0387-IBLI	Chromium-53	0.0210	0.239	0.500	ug/L	
SLD0387-IBLI	Lead-208	0.00100	0.0513	0.100	ug/L	
SLD0387-CCBH	Chromium-52	-0.0310	0.26	0.500	ug/L	
SLD0387-CCBH	Chromium-53	-0.142	0.239	0.500	ug/L	



INSTRUMENT BLANKS
EPA 6020B

Laboratory: Analytical Resources, LLC

SDG: 23C0774

Client: Anchor QEA, LLC

Project: AOC5 MR Phase 1

Instrument ID: ICPMS1

Calibration: GD00073

Sequence: SLD0387

Date Analyzed: 04/27/23 06:33

Lab Sample ID	Analyte	Found	MDL	MRL	Units	C
SLD0387-CCBH	Lead-208	0.00	0.0513	0.100	ug/L	



INSTRUMENT BLANKS
EPA 6020B

Laboratory: Analytical Resources, LLC

SDG: 23C0774

Client: Anchor QEA, LLC

Project: AOC5 MR Phase 1

Instrument ID: ICPMS1

Calibration: GD00078

Sequence: SLD0418

Date Analyzed: 04/27/23 17:32

Lab Sample ID	Analyte	Found	MDL	MRL	Units	C
SLD0418-IBL1	Chromium-52	-0.00700	0.26	0.500	ug/L	
SLD0418-IBL1	Chromium-53	-0.0160	0.239	0.500	ug/L	
SLD0418-IBL1	Lead-208	0.00100	0.0513	0.100	ug/L	
SLD0418-IBL1	Silver-107	0.00400	0.022	0.200	ug/L	
SLD0418-ICB1	Chromium-52	-0.0100	0.26	0.500	ug/L	
SLD0418-ICB1	Chromium-53	-0.0160	0.239	0.500	ug/L	
SLD0418-ICB1	Lead-208	0.00100	0.0513	0.100	ug/L	
SLD0418-ICB1	Silver-107	0.00200	0.022	0.200	ug/L	
SLD0418-CCB1	Chromium-52	0.0100	0.26	0.500	ug/L	
SLD0418-CCB1	Chromium-53	-0.0190	0.239	0.500	ug/L	
SLD0418-CCB1	Lead-208	0.00	0.0513	0.100	ug/L	
SLD0418-CCB1	Silver-107	0.00200	0.022	0.200	ug/L	
SLD0418-CCB2	Chromium-52	-0.0400	0.26	0.500	ug/L	
SLD0418-CCB2	Chromium-53	-0.00200	0.239	0.500	ug/L	
SLD0418-CCB2	Lead-208	0.00100	0.0513	0.100	ug/L	
SLD0418-CCB2	Silver-107	0.00200	0.022	0.200	ug/L	
SLD0418-IBL2	Chromium-52	-0.0610	0.26	0.500	ug/L	
SLD0418-IBL2	Chromium-53	0.0700	0.239	0.500	ug/L	
SLD0418-IBL2	Lead-208	0.00600	0.0513	0.100	ug/L	
SLD0418-IBL2	Silver-107	0.00700	0.022	0.200	ug/L	
SLD0418-IBL3	Chromium-52	-0.0820	0.26	0.500	ug/L	
SLD0418-IBL3	Chromium-53	0.301	0.239	0.500	ug/L	
SLD0418-IBL3	Lead-208	0.00300	0.0513	0.100	ug/L	
SLD0418-IBL3	Silver-107	0.00200	0.022	0.200	ug/L	
SLD0418-CCB3	Chromium-52	-0.109	0.26	0.500	ug/L	
SLD0418-CCB3	Chromium-53	0.0830	0.239	0.500	ug/L	
SLD0418-CCB3	Lead-208	0.00100	0.0513	0.100	ug/L	
SLD0418-CCB3	Silver-107	0.00200	0.022	0.200	ug/L	
SLD0418-IBL4	Chromium-52	-0.0520	0.26	0.500	ug/L	
SLD0418-IBL4	Chromium-53	0.388	0.239	0.500	ug/L	
SLD0418-IBL4	Lead-208	0.0230	0.0513	0.100	ug/L	
SLD0418-IBL4	Silver-107	0.00100	0.022	0.200	ug/L	
SLD0418-CCB4	Chromium-52	-0.0910	0.26	0.500	ug/L	
SLD0418-CCB4	Chromium-53	0.0830	0.239	0.500	ug/L	
SLD0418-CCB4	Lead-208	0.00100	0.0513	0.100	ug/L	



INSTRUMENT BLANKS
EPA 6020B

Laboratory: Analytical Resources, LLC

SDG: 23C0774

Client: Anchor QEA, LLC

Project: AOC5 MR Phase 1

Instrument ID: ICPMS1

Calibration: GD00078

Sequence: SLD0418

Date Analyzed: 04/27/23 20:54

Lab Sample ID	Analyte	Found	MDL	MRL	Units	C
SLD0418-CCB4	Silver-107	0.00200	0.022	0.200	ug/L	
SLD0418-IBL5	Chromium-52	-0.127	0.26	0.500	ug/L	
SLD0418-IBL5	Chromium-53	0.0680	0.239	0.500	ug/L	
SLD0418-IBL5	Lead-208	0.0230	0.0513	0.100	ug/L	
SLD0418-IBL5	Silver-107	0.00100	0.022	0.200	ug/L	
SLD0418-CCB5	Chromium-52	-0.110	0.26	0.500	ug/L	
SLD0418-CCB5	Chromium-53	0.0150	0.239	0.500	ug/L	
SLD0418-CCB5	Lead-208	0.00200	0.0513	0.100	ug/L	
SLD0418-CCB5	Silver-107	0.00100	0.022	0.200	ug/L	
SLD0418-CCB6	Chromium-52	0.00200	0.26	0.500	ug/L	
SLD0418-CCB6	Chromium-53	-0.00400	0.239	0.500	ug/L	
SLD0418-CCB6	Lead-208	0.0120	0.0513	0.100	ug/L	
SLD0418-CCB6	Silver-107	0.0200	0.022	0.200	ug/L	
SLD0418-IBL7	Chromium-52	0.0190	0.26	0.500	ug/L	
SLD0418-IBL7	Chromium-53	0.0100	0.239	0.500	ug/L	
SLD0418-IBL7	Lead-208	0.0420	0.0513	0.100	ug/L	
SLD0418-IBL7	Silver-107	0.0260	0.022	0.200	ug/L	
SLD0418-CCB7	Chromium-52	0.0190	0.26	0.500	ug/L	
SLD0418-CCB7	Chromium-53	-0.0150	0.239	0.500	ug/L	
SLD0418-CCB7	Lead-208	0.00500	0.0513	0.100	ug/L	
SLD0418-CCB7	Silver-107	0.0130	0.022	0.200	ug/L	
SLD0418-IBL8	Chromium-52	-0.0260	0.26	0.500	ug/L	
SLD0418-IBL8	Chromium-53	-0.0310	0.239	0.500	ug/L	
SLD0418-IBL8	Lead-208	0.00400	0.0513	0.100	ug/L	
SLD0418-IBL8	Silver-107	-0.00300	0.022	0.200	ug/L	
SLD0418-CCB8	Chromium-52	0.0180	0.26	0.500	ug/L	
SLD0418-CCB8	Chromium-53	-0.0330	0.239	0.500	ug/L	
SLD0418-CCB8	Lead-208	-0.00100	0.0513	0.100	ug/L	
SLD0418-CCB8	Silver-107	0.00500	0.022	0.200	ug/L	
SLD0418-IBL9	Chromium-52	0.00200	0.26	0.500	ug/L	
SLD0418-IBL9	Chromium-53	-0.0400	0.239	0.500	ug/L	
SLD0418-IBL9	Lead-208	0.00600	0.0513	0.100	ug/L	
SLD0418-IBL9	Silver-107	0.00400	0.022	0.200	ug/L	
SLD0418-CCB9	Chromium-52	0.00400	0.26	0.500	ug/L	
SLD0418-CCB9	Chromium-53	-0.0380	0.239	0.500	ug/L	
SLD0418-CCB9	Lead-208	-0.00100	0.0513	0.100	ug/L	



INSTRUMENT BLANKS
EPA 6020B

Laboratory: Analytical Resources, LLC

SDG: 23C0774

Client: Anchor QEA, LLC

Project: AOC5 MR Phase 1

Instrument ID: ICPMS1

Calibration: GD00078

Sequence: SLD0418

Date Analyzed: 04/28/23 01:10

Lab Sample ID	Analyte	Found	MDL	MRL	Units	C
SLD0418-CCB9	Silver-107	0.00700	0.022	0.200	ug/L	
SLD0418-IBLA	Chromium-52	-0.0450	0.26	0.500	ug/L	
SLD0418-IBLA	Chromium-53	-0.0370	0.239	0.500	ug/L	
SLD0418-IBLA	Lead-208	0.00500	0.0513	0.100	ug/L	
SLD0418-IBLA	Silver-107	-0.00300	0.022	0.200	ug/L	
SLD0418-CCBA	Chromium-52	0.0160	0.26	0.500	ug/L	
SLD0418-CCBA	Chromium-53	-0.0460	0.239	0.500	ug/L	
SLD0418-CCBA	Lead-208	-0.00100	0.0513	0.100	ug/L	
SLD0418-CCBA	Silver-107	0.00500	0.022	0.200	ug/L	
SLD0418-IBLB	Chromium-52	0.00600	0.26	0.500	ug/L	
SLD0418-IBLB	Chromium-53	-0.0410	0.239	0.500	ug/L	
SLD0418-IBLB	Lead-208	0.00500	0.0513	0.100	ug/L	
SLD0418-IBLB	Silver-107	-0.00300	0.022	0.200	ug/L	
SLD0418-CCBB	Chromium-52	0.00600	0.26	0.500	ug/L	
SLD0418-CCBB	Chromium-53	-0.0470	0.239	0.500	ug/L	
SLD0418-CCBB	Lead-208	-0.00100	0.0513	0.100	ug/L	
SLD0418-CCBB	Silver-107	0.00500	0.022	0.200	ug/L	
SLD0418-CCBC	Chromium-52	-0.0140	0.26	0.500	ug/L	
SLD0418-CCBC	Chromium-53	-0.00700	0.239	0.500	ug/L	
SLD0418-CCBC	Lead-208	0.00100	0.0513	0.100	ug/L	
SLD0418-CCBC	Silver-107	0.00600	0.022	0.200	ug/L	
SLD0418-IBLD	Chromium-52	-0.0310	0.26	0.500	ug/L	
SLD0418-IBLD	Chromium-53	0.00800	0.239	0.500	ug/L	
SLD0418-IBLD	Lead-208	0.0110	0.0513	0.100	ug/L	
SLD0418-IBLD	Silver-107	-0.00200	0.022	0.200	ug/L	
SLD0418-CCBD	Chromium-52	-0.0290	0.26	0.500	ug/L	
SLD0418-CCBD	Chromium-53	-0.00500	0.239	0.500	ug/L	
SLD0418-CCBD	Lead-208	-0.00100	0.0513	0.100	ug/L	
SLD0418-CCBD	Silver-107	0.00400	0.022	0.200	ug/L	
SLD0418-IBLE	Chromium-52	-0.0320	0.26	0.500	ug/L	
SLD0418-IBLE	Chromium-53	0.0190	0.239	0.500	ug/L	
SLD0418-IBLE	Lead-208	0.00600	0.0513	0.100	ug/L	
SLD0418-IBLE	Silver-107	0.00300	0.022	0.200	ug/L	
SLD0418-CCBE	Chromium-52	-0.0250	0.26	0.500	ug/L	
SLD0418-CCBE	Chromium-53	0.00400	0.239	0.500	ug/L	
SLD0418-CCBE	Lead-208	-0.00100	0.0513	0.100	ug/L	



INSTRUMENT BLANKS
EPA 6020B

Laboratory: Analytical Resources, LLC

SDG: 23C0774

Client: Anchor QEA, LLC

Project: AOC5 MR Phase 1

Instrument ID: ICPMS1

Calibration: GD00078

Sequence: SLD0418

Date Analyzed: 04/28/23 05:10

Lab Sample ID	Analyte	Found	MDL	MRL	Units	C
SLD0418-CCBE	Silver-107	0.00600	0.022	0.200	ug/L	
SLD0418-IBLF	Chromium-52	0.0250	0.26	0.500	ug/L	
SLD0418-IBLF	Chromium-53	0.531	0.239	0.500	ug/L	
SLD0418-IBLF	Lead-208	0.00600	0.0513	0.100	ug/L	
SLD0418-IBLF	Silver-107	-0.00300	0.022	0.200	ug/L	
SLD0418-CCBF	Chromium-52	-0.0290	0.26	0.500	ug/L	
SLD0418-CCBF	Chromium-53	0.136	0.239	0.500	ug/L	
SLD0418-CCBF	Lead-208	-0.00100	0.0513	0.100	ug/L	
SLD0418-CCBF	Silver-107	0.00400	0.022	0.200	ug/L	
SLD0418-IBLG	Chromium-52	-0.0130	0.26	0.500	ug/L	
SLD0418-IBLG	Chromium-53	0.224	0.239	0.500	ug/L	
SLD0418-IBLG	Lead-208	0.00100	0.0513	0.100	ug/L	
SLD0418-IBLG	Silver-107	-0.00300	0.022	0.200	ug/L	
SLD0418-CCBG	Chromium-52	-0.0160	0.26	0.500	ug/L	
SLD0418-CCBG	Chromium-53	0.105	0.239	0.500	ug/L	
SLD0418-CCBG	Lead-208	0.00800	0.0513	0.100	ug/L	
SLD0418-CCBG	Silver-107	0.0130	0.022	0.200	ug/L	
SLD0418-CCBH	Chromium-52	0.0180	0.26	0.500	ug/L	
SLD0418-CCBH	Chromium-53	-0.0260	0.239	0.500	ug/L	
SLD0418-CCBH	Lead-208	-0.00400	0.0513	0.100	ug/L	
SLD0418-CCBH	Silver-107	0.00500	0.022	0.200	ug/L	
SLD0418-IBLI	Chromium-52	0.0380	0.26	0.500	ug/L	
SLD0418-IBLI	Chromium-53	0.00600	0.239	0.500	ug/L	
SLD0418-IBLI	Lead-208	0.00100	0.0513	0.100	ug/L	
SLD0418-IBLI	Silver-107	0.00300	0.022	0.200	ug/L	
SLD0418-CCBI	Chromium-52	0.0290	0.26	0.500	ug/L	
SLD0418-CCBI	Chromium-53	-0.0140	0.239	0.500	ug/L	
SLD0418-CCBI	Lead-208	0.00	0.0513	0.100	ug/L	
SLD0418-CCBI	Silver-107	0.00900	0.022	0.200	ug/L	
SLD0418-IBLJ	Chromium-52	0.0330	0.26	0.500	ug/L	
SLD0418-IBLJ	Chromium-53	0.0570	0.239	0.500	ug/L	
SLD0418-IBLJ	Lead-208	0.00	0.0513	0.100	ug/L	
SLD0418-IBLJ	Silver-107	0.00	0.022	0.200	ug/L	
SLD0418-CCBJ	Chromium-52	-0.00800	0.26	0.500	ug/L	
SLD0418-CCBJ	Chromium-53	-0.0280	0.239	0.500	ug/L	
SLD0418-CCBJ	Lead-208	-0.00300	0.0513	0.100	ug/L	



INSTRUMENT BLANKS
EPA 6020B

Laboratory: Analytical Resources, LLC

SDG: 23C0774

Client: Anchor QEA, LLC

Project: AOC5 MR Phase 1

Instrument ID: ICPMS1

Calibration: GD00078

Sequence: SLD0418

Date Analyzed: 04/28/23 09:13

Lab Sample ID	Analyte	Found	MDL	MRL	Units	C
SLD0418-CCBJ	Silver-107	0.00500	0.022	0.200	ug/L	
SLD0418-IBLK	Chromium-52	0.0440	0.26	0.500	ug/L	
SLD0418-IBLK	Chromium-53	0.214	0.239	0.500	ug/L	
SLD0418-IBLK	Lead-208	0.00	0.0513	0.100	ug/L	
SLD0418-IBLK	Silver-107	0.00	0.022	0.200	ug/L	
SLD0418-CCBK	Chromium-52	-0.00600	0.26	0.500	ug/L	
SLD0418-CCBK	Chromium-53	0.0630	0.239	0.500	ug/L	
SLD0418-CCBK	Lead-208	-0.00300	0.0513	0.100	ug/L	
SLD0418-CCBK	Silver-107	0.00500	0.022	0.200	ug/L	
SLD0418-IBLL	Chromium-52	-0.00100	0.26	0.500	ug/L	
SLD0418-IBLL	Chromium-53	0.238	0.239	0.500	ug/L	
SLD0418-IBLL	Lead-208	0.00	0.0513	0.100	ug/L	
SLD0418-IBLL	Silver-107	-0.00500	0.022	0.200	ug/L	
SLD0418-CCBL	Chromium-52	-0.0140	0.26	0.500	ug/L	
SLD0418-CCBL	Chromium-53	0.0740	0.239	0.500	ug/L	
SLD0418-CCBL	Lead-208	-0.00300	0.0513	0.100	ug/L	
SLD0418-CCBL	Silver-107	0.00500	0.022	0.200	ug/L	
SLD0418-IBLM	Chromium-52	-0.0570	0.26	0.500	ug/L	
SLD0418-IBLM	Chromium-53	0.185	0.239	0.500	ug/L	
SLD0418-IBLM	Lead-208	0.00	0.0513	0.100	ug/L	
SLD0418-IBLM	Silver-107	-0.00500	0.022	0.200	ug/L	
SLD0418-IBLN	Chromium-52	-0.0680	0.26	0.500	ug/L	
SLD0418-IBLN	Chromium-53	-0.0120	0.239	0.500	ug/L	
SLD0418-IBLN	Lead-208	0.00	0.0513	0.100	ug/L	
SLD0418-IBLN	Silver-107	-0.00500	0.022	0.200	ug/L	
SLD0418-IBLO	Chromium-52	-0.0590	0.26	0.500	ug/L	
SLD0418-IBLO	Chromium-53	-0.0220	0.239	0.500	ug/L	
SLD0418-IBLO	Lead-208	0.00	0.0513	0.100	ug/L	
SLD0418-IBLO	Silver-107	-0.00500	0.022	0.200	ug/L	
SLD0418-CCBM	Chromium-52	-0.0500	0.26	0.500	ug/L	
SLD0418-CCBM	Chromium-53	-0.0330	0.239	0.500	ug/L	
SLD0418-CCBM	Lead-208	-0.00200	0.0513	0.100	ug/L	
SLD0418-CCBM	Silver-107	0.00400	0.022	0.200	ug/L	
SLD0418-CCBN	Chromium-52	0.00400	0.26	0.500	ug/L	
SLD0418-CCBN	Chromium-53	-0.00900	0.239	0.500	ug/L	
SLD0418-CCBO	Chromium-52	0.0170	0.26	0.500	ug/L	



INSTRUMENT BLANKS
EPA 6020B

Laboratory: Analytical Resources, LLC

SDG: 23C0774

Client: Anchor QEA, LLC

Project: AOC5 MR Phase 1

Instrument ID: ICPMS1

Calibration: GD00078

Sequence: SLD0418

Date Analyzed: 04/28/23 12:44

Lab Sample ID	Analyte	Found	MDL	MRL	Units	C
SLD0418-CCBO	Chromium-53	0.0130	0.239	0.500	ug/L	
SLD0418-CCBP	Chromium-52	0.00700	0.26	0.500	ug/L	
SLD0418-CCBP	Chromium-53	-0.0170	0.239	0.500	ug/L	
SLD0418-CCBQ	Chromium-52	0.0190	0.26	0.500	ug/L	
SLD0418-CCBQ	Chromium-53	-0.0100	0.239	0.500	ug/L	
SLD0418-CCBR	Chromium-52	0.0190	0.26	0.500	ug/L	
SLD0418-CCBR	Chromium-53	-0.0160	0.239	0.500	ug/L	



ANALYSIS BATCH (SEQUENCE) SUMMARY

EPA 6020B

Laboratory: Analytical Resources, LLC

SDG: 23C0774

Client: Anchor QEA, LLC

Project: AOC5 MR Phase 1

Sequence: SLD0370

Instrument: ICPMS1

Calibration: GD00066

Sample Name	Lab Sample ID	Lab File ID	Matrix	Analysis Date/Time
CAL 0	SLD0370-CAL1	XDT_m1230425-021	NA	04/25/23 17:12
CAL 1 - LOW CHECK	SLD0370-CAL2	XDT_m1230425-022	NA	04/25/23 17:17
CAL 2	SLD0370-CAL3	XDT_m1230425-023	NA	04/25/23 17:22
CAL 3	SLD0370-CAL4	XDT_m1230425-024	NA	04/25/23 17:27
CAL 4	SLD0370-CAL5	XDT_m1230425-025	NA	04/25/23 17:33
CAL 5	SLD0370-CAL6	XDT_m1230425-026	NA	04/25/23 17:40
RINSE	SLD0370-IBL1	XDT_m1230425-027	NA	04/25/23 17:47
Initial Cal Check	SLD0370-ICV1	XDT_m1230425-030	NA	04/25/23 18:02
Initial Cal Blank	SLD0370-ICB1	XDT_m1230425-031	NA	04/25/23 18:09
Calibration Check	SLD0370-CCV1	XDT_m1230425-032	NA	04/25/23 18:15
Calibration Blank	SLD0370-CCB1	XDT_m1230425-033	NA	04/25/23 18:22
Instrument RL Check	SLD0370-CRL1	XDT_m1230425-034	NA	04/25/23 18:27
Interference Check A	SLD0370-IFA1	XDT_m1230425-035	NA	04/25/23 18:33
Interference Check B	SLD0370-IFB1	XDT_m1230425-036	NA	04/25/23 18:38
LR200	SLD0370-HCV1	XDT_m1230425-037	NA	04/25/23 18:43
LR300	SLD0370-HCV2	XDT_m1230425-038	NA	04/25/23 18:48
Instrument Blank	SLD0370-IBL2	XDT_m1230425-039	NA	04/25/23 18:56
Instrument Blank	SLD0370-IBL3	XDT_m1230425-040	NA	04/25/23 19:03
Calibration Check	SLD0370-CCV2	XDT_m1230425-041	NA	04/25/23 19:09
Calibration Blank	SLD0370-CCB2	XDT_m1230425-042	NA	04/25/23 19:18
Instrument Blank	SLD0370-IBL4	XDT_m1230425-051	NA	04/25/23 20:06
Calibration Check	SLD0370-CCV3	XDT_m1230425-052	NA	04/25/23 20:11
Calibration Blank	SLD0370-CCB3	XDT_m1230425-053	NA	04/25/23 20:19
Instrument Blank	SLD0370-IBL5	XDT_m1230425-061	NA	04/25/23 21:08
Calibration Check	SLD0370-CCV4	XDT_m1230425-063	NA	04/25/23 21:24
Calibration Blank	SLD0370-CCB4	XDT_m1230425-064	NA	04/25/23 21:32
ZZZZZ	23D0165-01	XDT_m1230425-069	Water	04/25/23 22:08
Instrument Blank	SLD0370-IBL6	XDT_m1230425-074	NA	04/25/23 22:38
Calibration Check	SLD0370-CCV5	XDT_m1230425-075	NA	04/25/23 22:43



ANALYSIS BATCH (SEQUENCE) SUMMARY

EPA 6020B

Laboratory: Analytical Resources, LLC

SDG: 23C0774

Client: Anchor QEA, LLC

Project: AOC5 MR Phase 1

Sequence: SLD0370

Instrument: ICPMS1

Calibration: GD00066

Sample Name	Lab Sample ID	Lab File ID	Matrix	Analysis Date/Time
Calibration Blank	SLD0370-CCB5	XDT_m1230425-076	NA	04/25/23 22:51
Calibration Check	SLD0370-CCV6	XDT_m1230425-078	NA	04/25/23 23:01
Calibration Blank	SLD0370-CCB6	XDT_m1230425-079	NA	04/25/23 23:09
Instrument Blank	SLD0370-IBL7	XDT_m1230425-089	NA	04/26/23 00:01
Calibration Check	SLD0370-CCV7	XDT_m1230425-090	NA	04/26/23 00:06
Calibration Blank	SLD0370-CCB7	XDT_m1230425-091	NA	04/26/23 00:14
ZZZZZ	23C0674-02	XDT_m1230425-092	Water	04/26/23 00:19
ZZZZZ	23C0674-01	XDT_m1230425-093	Water	04/26/23 00:24
Instrument Blank	SLD0370-IBL8	XDT_m1230425-100	NA	04/26/23 01:05
Instrument Blank	SLD0370-IBL9	XDT_m1230425-101	NA	04/26/23 01:10
Calibration Check	SLD0370-CCV8	XDT_m1230425-102	NA	04/26/23 01:15
Calibration Blank	SLD0370-CCB8	XDT_m1230425-103	NA	04/26/23 01:23
Instrument Blank	SLD0370-IBLA	XDT_m1230425-113	NA	04/26/23 02:13
Calibration Check	SLD0370-CCV9	XDT_m1230425-114	NA	04/26/23 02:18
Calibration Blank	SLD0370-CCB9	XDT_m1230425-115	NA	04/26/23 02:26
Calibration Check	SLD0370-CCVA	XDT_m1230425-117	NA	04/26/23 02:36
Calibration Blank	SLD0370-CCBA	XDT_m1230425-118	NA	04/26/23 02:44
Instrument Blank	SLD0370-IBLB	XDT_m1230425-122	NA	04/26/23 03:06
ZZZZZ	23A0328-02	XDT_m1230425-123	Solid	04/26/23 03:11
ZZZZZ	BLD0289-DUP2	XDT_m1230425-124	Solid	04/26/23 03:16
ZZZZZ	BLD0289-MS2	XDT_m1230425-125	Solid	04/26/23 03:21
ZZZZZ	BLD0289-MSD2	XDT_m1230425-126	Solid	04/26/23 03:26
ZZZZZ	BLD0289-PS2	XDT_m1230425-127	Solid	04/26/23 03:31
Instrument Blank	SLD0370-IBLC	XDT_m1230425-128	NA	04/26/23 03:37
Calibration Check	SLD0370-CCVB	XDT_m1230425-129	NA	04/26/23 03:42
Calibration Blank	SLD0370-CCBB	XDT_m1230425-130	NA	04/26/23 03:49
Instrument Blank	SLD0370-IBLD	XDT_m1230425-140	NA	04/26/23 04:42
Calibration Check	SLD0370-CCVC	XDT_m1230425-141	NA	04/26/23 04:47
Calibration Blank	SLD0370-CCBC	XDT_m1230425-142	NA	04/26/23 04:55



ANALYSIS BATCH (SEQUENCE) SUMMARY

EPA 6020B

Laboratory: Analytical Resources, LLC

SDG: 23C0774

Client: Anchor QEA, LLC

Project: AOC5 MR Phase 1

Sequence: SLD0370

Instrument: ICPMS1

Calibration: GD00066

Sample Name	Lab Sample ID	Lab File ID	Matrix	Analysis Date/Time
ZZZZZ	23C0678-02	XDT_m1230425-143	Water	04/26/23 05:00
ZZZZZ	23C0678-02	XDT_m1230425-143	Water	04/26/23 05:00
ZZZZZ	23C0678-02	XDT_m1230425-143	Water	04/26/23 05:00
ZZZZZ	23C0678-02	XDT_m1230425-143	Water	04/26/23 05:00
ZZZZZ	23C0678-02	XDT_m1230425-143	Water	04/26/23 05:00
ZZZZZ	23C0678-02	XDT_m1230425-143	Water	04/26/23 05:00
ZZZZZ	23C0678-12	XDT_m1230425-144	Water	04/26/23 05:05
ZZZZZ	23C0678-12	XDT_m1230425-144	Water	04/26/23 05:05
ZZZZZ	23C0678-12	XDT_m1230425-144	Water	04/26/23 05:05
ZZZZZ	23C0678-12	XDT_m1230425-144	Water	04/26/23 05:05
ZZZZZ	23C0678-12	XDT_m1230425-144	Water	04/26/23 05:05
ZZZZZ	23C0678-12	XDT_m1230425-144	Water	04/26/23 05:05
ZZZZZ	23C0678-12	XDT_m1230425-144	Water	04/26/23 05:05
ZZZZZ	23C0678-12	XDT_m1230425-144	Water	04/26/23 05:05
ZZZZZ	23C0678-13	XDT_m1230425-145	Water	04/26/23 05:10
ZZZZZ	23C0678-13	XDT_m1230425-145	Water	04/26/23 05:10
ZZZZZ	23C0678-13	XDT_m1230425-145	Water	04/26/23 05:10
ZZZZZ	23C0678-13	XDT_m1230425-145	Water	04/26/23 05:10
ZZZZZ	23C0678-13	XDT_m1230425-145	Water	04/26/23 05:10
ZZZZZ	23C0678-13	XDT_m1230425-145	Water	04/26/23 05:10
ZZZZZ	23C0678-13	XDT_m1230425-145	Water	04/26/23 05:10
ZZZZZ	23C0678-18	XDT_m1230425-146	Water	04/26/23 05:16
ZZZZZ	23C0678-18	XDT_m1230425-146	Water	04/26/23 05:16
ZZZZZ	23C0678-18	XDT_m1230425-146	Water	04/26/23 05:16
ZZZZZ	23C0678-18	XDT_m1230425-146	Water	04/26/23 05:16
ZZZZZ	23C0678-18	XDT_m1230425-146	Water	04/26/23 05:16
Instrument Blank	SLD0370-IBLE	XDT_m1230425-147	NA	04/26/23 05:21
ZZZZZ	23C0678-01	XDT_m1230425-148	Water	04/26/23 05:27
ZZZZZ	23C0678-01	XDT_m1230425-148	Water	04/26/23 05:27
ZZZZZ	23C0678-01	XDT_m1230425-148	Water	04/26/23 05:27
ZZZZZ	23C0678-01	XDT_m1230425-148	Water	04/26/23 05:27



ANALYSIS BATCH (SEQUENCE) SUMMARY

EPA 6020B

Laboratory: Analytical Resources, LLC

SDG: 23C0774

Client: Anchor QEA, LLC

Project: AOC5 MR Phase 1

Sequence: SLD0370

Instrument: ICPMS1

Calibration: GD00066

Sample Name	Lab Sample ID	Lab File ID	Matrix	Analysis Date/Time
ZZZZZ	23C0678-01	XDT_m1230425-148	Water	04/26/23 05:27
ZZZZZ	23C0678-01	XDT_m1230425-148	Water	04/26/23 05:27
ZZZZZ	23C0678-11	XDT_m1230425-149	Water	04/26/23 05:31
ZZZZZ	23C0678-11	XDT_m1230425-149	Water	04/26/23 05:31
ZZZZZ	23C0678-11	XDT_m1230425-149	Water	04/26/23 05:31
ZZZZZ	23C0678-11	XDT_m1230425-149	Water	04/26/23 05:31
ZZZZZ	23C0678-11	XDT_m1230425-149	Water	04/26/23 05:31
ZZZZZ	23C0678-11	XDT_m1230425-149	Water	04/26/23 05:31
ZZZZZ	23C0678-11	XDT_m1230425-149	Water	04/26/23 05:31
ZZZZZ	23C0678-10	XDT_m1230425-150	Water	04/26/23 05:37
ZZZZZ	23C0678-10	XDT_m1230425-150	Water	04/26/23 05:37
ZZZZZ	23C0678-10	XDT_m1230425-150	Water	04/26/23 05:37
ZZZZZ	23C0678-10	XDT_m1230425-150	Water	04/26/23 05:37
ZZZZZ	23C0678-10	XDT_m1230425-150	Water	04/26/23 05:37
ZZZZZ	23C0678-10	XDT_m1230425-150	Water	04/26/23 05:37
ZZZZZ	23C0678-10	XDT_m1230425-150	Water	04/26/23 05:37
ZZZZZ	23C0678-17	XDT_m1230425-151	Water	04/26/23 05:43
ZZZZZ	23C0678-17	XDT_m1230425-151	Water	04/26/23 05:43
ZZZZZ	23C0678-17	XDT_m1230425-151	Water	04/26/23 05:43
ZZZZZ	23C0678-17	XDT_m1230425-151	Water	04/26/23 05:43
ZZZZZ	23C0678-17	XDT_m1230425-151	Water	04/26/23 05:43
ZZZZZ	23C0678-17	XDT_m1230425-151	Water	04/26/23 05:43
Instrument Blank	SLD0370-IBLF	XDT_m1230425-152	NA	04/26/23 05:48
Calibration Check	SLD0370-CCVD	XDT_m1230425-153	NA	04/26/23 05:53
Calibration Blank	SLD0370-CCBD	XDT_m1230425-154	NA	04/26/23 06:01
ZZZZZ	23D0062-01	XDT_m1230425-157	Water	04/26/23 06:17
ZZZZZ	23D0062-01	XDT_m1230425-157	Water	04/26/23 06:17
ZZZZZ	23D0062-01	XDT_m1230425-157	Water	04/26/23 06:17
ZZZZZ	23D0062-01	XDT_m1230425-157	Water	04/26/23 06:17
ZZZZZ	23D0062-03	XDT_m1230425-158	Water	04/26/23 06:22
ZZZZZ	23D0062-03	XDT_m1230425-158	Water	04/26/23 06:22



ANALYSIS BATCH (SEQUENCE) SUMMARY

EPA 6020B

Laboratory: Analytical Resources, LLC

SDG: 23C0774

Client: Anchor QEA, LLC

Project: AOC5 MR Phase 1

Sequence: SLD0370

Instrument: ICPMS1

Calibration: GD00066

Sample Name	Lab Sample ID	Lab File ID	Matrix	Analysis Date/Time
ZZZZZ	23D0062-03	XDT_m1230425-158	Water	04/26/23 06:22
ZZZZZ	23D0062-03	XDT_m1230425-158	Water	04/26/23 06:22
ZZZZZ	23D0062-05	XDT_m1230425-159	Water	04/26/23 06:27
ZZZZZ	23D0062-05	XDT_m1230425-159	Water	04/26/23 06:27
ZZZZZ	23D0062-05	XDT_m1230425-159	Water	04/26/23 06:27
ZZZZZ	23D0062-05	XDT_m1230425-159	Water	04/26/23 06:27
ZZZZZ	23D0062-07	XDT_m1230425-160	Water	04/26/23 06:32
ZZZZZ	23D0062-07	XDT_m1230425-160	Water	04/26/23 06:32
ZZZZZ	23D0062-07	XDT_m1230425-160	Water	04/26/23 06:32
ZZZZZ	23D0062-07	XDT_m1230425-160	Water	04/26/23 06:32
ZZZZZ	BLD0472-DUP1	XDT_m1230425-161	Water	04/26/23 06:37
ZZZZZ	BLD0472-MS1	XDT_m1230425-162	Water	04/26/23 06:42
ZZZZZ	BLD0472-MSD1	XDT_m1230425-163	Water	04/26/23 06:49
Instrument Blank	SLD0370-IBLG	XDT_m1230425-164	NA	04/26/23 06:54
Calibration Check	SLD0370-CCVE	XDT_m1230425-165	NA	04/26/23 06:59
Calibration Blank	SLD0370-CCBE	XDT_m1230425-166	NA	04/26/23 07:07
Calibration Check	SLD0370-CCVF	XDT_m1230425-168	NA	04/26/23 07:17
Calibration Blank	SLD0370-CCBF	XDT_m1230425-169	NA	04/26/23 07:25
ZZZZZ	23C0658-02	XDT_m1230425-170	Water	04/26/23 07:30
ZZZZZ	23C0658-02	XDT_m1230425-170	Water	04/26/23 07:30
ZZZZZ	23C0658-02	XDT_m1230425-170	Water	04/26/23 07:30
ZZZZZ	23C0658-02	XDT_m1230425-170	Water	04/26/23 07:30
ZZZZZ	23C0658-02	XDT_m1230425-170	Water	04/26/23 07:30
ZZZZZ	23C0658-04	XDT_m1230425-171	Water	04/26/23 07:35
ZZZZZ	23C0658-04	XDT_m1230425-171	Water	04/26/23 07:35
ZZZZZ	23C0658-04	XDT_m1230425-171	Water	04/26/23 07:35
Instrument Blank	SLD0370-IBLH	XDT_m1230425-179	NA	04/26/23 08:17
Calibration Check	SLD0370-CCVG	XDT_m1230425-180	NA	04/26/23 08:22
Calibration Blank	SLD0370-CCBG	XDT_m1230425-181	NA	04/26/23 08:30



ANALYSIS BATCH (SEQUENCE) SUMMARY

EPA 6020B

Laboratory: Analytical Resources, LLC

SDG: 23C0774

Client: Anchor QEA, LLC

Project: AOC5 MR Phase 1

Sequence: SLD0370

Instrument: ICPMS1

Calibration: GD00066

Sample Name	Lab Sample ID	Lab File ID	Matrix	Analysis Date/Time
Blank	BLD0365-BLK1	XDT_m1230425-182	Solid	04/26/23 08:35
LCS	BLD0365-BS1	XDT_m1230425-183	Solid	04/26/23 08:40
ZZZZZ	23C0658-06	XDT_m1230425-185	Water	04/26/23 08:50
ZZZZZ	23C0658-06	XDT_m1230425-185	Water	04/26/23 08:50
ZZZZZ	23C0658-06	XDT_m1230425-185	Water	04/26/23 08:50
ZZZZZ	23C0678-09	XDT_m1230425-186	Water	04/26/23 08:55
ZZZZZ	23C0678-09	XDT_m1230425-186	Water	04/26/23 08:55
ZZZZZ	23C0678-09	XDT_m1230425-186	Water	04/26/23 08:55
ZZZZZ	23C0678-09	XDT_m1230425-186	Water	04/26/23 08:55
ZZZZZ	23C0678-09	XDT_m1230425-186	Water	04/26/23 08:55
ZZZZZ	23C0678-09	XDT_m1230425-186	Water	04/26/23 08:55
ZZZZZ	23C0678-08	XDT_m1230425-187	Water	04/26/23 09:00
ZZZZZ	23C0678-08	XDT_m1230425-187	Water	04/26/23 09:00
ZZZZZ	23C0678-08	XDT_m1230425-187	Water	04/26/23 09:00
ZZZZZ	23C0678-08	XDT_m1230425-187	Water	04/26/23 09:00
ZZZZZ	23C0678-08	XDT_m1230425-187	Water	04/26/23 09:00
ZZZZZ	23C0678-08	XDT_m1230425-187	Water	04/26/23 09:00
ZZZZZ	23C0741-01	XDT_m1230425-189	Water	04/26/23 09:10
ZZZZZ	23C0741-01	XDT_m1230425-189	Water	04/26/23 09:10
ZZZZZ	23C0741-01	XDT_m1230425-189	Water	04/26/23 09:10
ZZZZZ	23C0741-01	XDT_m1230425-189	Water	04/26/23 09:10
ZZZZZ	23C0741-01	XDT_m1230425-189	Water	04/26/23 09:10
Instrument Blank	SLD0370-IBLI	XDT_m1230425-191	NA	04/26/23 09:20
Calibration Check	SLD0370-CCVH	XDT_m1230425-192	NA	04/26/23 09:25
Calibration Blank	SLD0370-CCBH	XDT_m1230425-193	NA	04/26/23 09:33
Instrument Blank	SLD0370-IBLJ	XDT_m1230425-203	NA	04/26/23 10:25
Calibration Check	SLD0370-CCVI	XDT_m1230425-204	NA	04/26/23 10:31
Calibration Blank	SLD0370-CCBI	XDT_m1230425-205	NA	04/26/23 10:38
Instrument Blank	SLD0370-IBLK	XDT_m1230425-214	NA	04/26/23 11:26
Calibration Check	SLD0370-CCVJ	XDT_m1230425-215	NA	04/26/23 11:31
Calibration Blank	SLD0370-CCBJ	XDT_m1230425-216	NA	04/26/23 11:38



ANALYSIS BATCH (SEQUENCE) SUMMARY

EPA 6020B

Laboratory: Analytical Resources, LLC

SDG: 23C0774

Client: Anchor QEA, LLC

Project: AOC5 MR Phase 1

Sequence: SLD0387

Instrument: ICPMS1

Calibration: GD00073

Sample Name	Lab Sample ID	Lab File ID	Matrix	Analysis Date/Time
CAL 0	SLD0387-CAL1	XDT_m1230426-013	NA	04/26/23 15:14
CAL 1 - LOW CHECK	SLD0387-CAL2	XDT_m1230426-014	NA	04/26/23 15:19
CAL 2	SLD0387-CAL3	XDT_m1230426-015	NA	04/26/23 15:24
CAL 3	SLD0387-CAL4	XDT_m1230426-016	NA	04/26/23 15:29
CAL 4	SLD0387-CAL5	XDT_m1230426-017	NA	04/26/23 15:34
CAL 5	SLD0387-CAL6	XDT_m1230426-018	NA	04/26/23 15:41
RINSE	SLD0387-IBL1	XDT_m1230426-019	NA	04/26/23 15:49
Initial Cal Check	SLD0387-ICV1	XDT_m1230426-021	NA	04/26/23 15:55
Initial Cal Blank	SLD0387-ICB1	XDT_m1230426-022	NA	04/26/23 16:03
Calibration Check	SLD0387-CCV1	XDT_m1230426-023	NA	04/26/23 16:08
Calibration Blank	SLD0387-CCB1	XDT_m1230426-024	NA	04/26/23 16:15
Instrument Blank	SLD0387-IBL2	XDT_m1230426-031	NA	04/26/23 16:55
Calibration Check	SLD0387-CCV2	XDT_m1230426-032	NA	04/26/23 17:02
Calibration Blank	SLD0387-CCB2	XDT_m1230426-033	NA	04/26/23 17:10
Calibration Check	SLD0387-CCV3	XDT_m1230426-035	NA	04/26/23 17:23
Calibration Blank	SLD0387-CCB3	XDT_m1230426-036	NA	04/26/23 17:29
Instrument RL Check	SLD0387-CRL1	XDT_m1230426-037	NA	04/26/23 17:34
Interference Check A	SLD0387-IFA1	XDT_m1230426-038	NA	04/26/23 17:39
Interference Check B	SLD0387-IFB1	XDT_m1230426-039	NA	04/26/23 17:44
LR200	SLD0387-HCV1	XDT_m1230426-040	NA	04/26/23 17:49
LR300	SLD0387-HCV2	XDT_m1230426-041	NA	04/26/23 17:54
Instrument Blank	SLD0387-IBL3	XDT_m1230426-042	NA	04/26/23 18:01
Calibration Check	SLD0387-CCV4	XDT_m1230426-043	NA	04/26/23 18:07
Calibration Blank	SLD0387-CCB4	XDT_m1230426-044	NA	04/26/23 18:14
ZZZZZ	23C0435-02RE1	XDT_m1230426-049	Water	04/26/23 18:44
ZZZZZ	23C0435-06RE1	XDT_m1230426-050	Water	04/26/23 18:49
ZZZZZ	23C0435-07RE1	XDT_m1230426-051	Water	04/26/23 18:54
ZZZZZ	23C0453-01RE1	XDT_m1230426-052	Water	04/26/23 18:59
ZZZZZ	23C0453-02RE1	XDT_m1230426-053	Water	04/26/23 19:04



ANALYSIS BATCH (SEQUENCE) SUMMARY

EPA 6020B

Laboratory: Analytical Resources, LLC

SDG: 23C0774

Client: Anchor QEA, LLC

Project: AOC5 MR Phase 1

Sequence: SLD0387

Instrument: ICPMS1

Calibration: GD00073

Sample Name	Lab Sample ID	Lab File ID	Matrix	Analysis Date/Time
Instrument Blank	SLD0387-IBL4	XDT_m1230426-054	NA	04/26/23 19:10
Calibration Check	SLD0387-CCV5	XDT_m1230426-055	NA	04/26/23 19:15
Calibration Blank	SLD0387-CCB5	XDT_m1230426-056	NA	04/26/23 19:23
Instrument Blank	SLD0387-IBL5	XDT_m1230426-066	NA	04/26/23 20:17
Calibration Check	SLD0387-CCV6	XDT_m1230426-067	NA	04/26/23 20:21
Calibration Blank	SLD0387-CCB6	XDT_m1230426-068	NA	04/26/23 20:29
Instrument Blank	SLD0387-IBL6	XDT_m1230426-077	NA	04/26/23 21:24
Calibration Check	SLD0387-CCV7	XDT_m1230426-078	NA	04/26/23 21:29
Calibration Blank	SLD0387-CCB7	XDT_m1230426-079	NA	04/26/23 21:37
Calibration Check	SLD0387-CCV8	XDT_m1230426-081	NA	04/26/23 21:49
Calibration Blank	SLD0387-CCB8	XDT_m1230426-082	NA	04/26/23 21:57
ZZZZZ	23D0062-01	XDT_m1230426-085	Water	04/26/23 22:15
ZZZZZ	23D0062-01	XDT_m1230426-085	Water	04/26/23 22:15
ZZZZZ	23D0062-03	XDT_m1230426-086	Water	04/26/23 22:20
ZZZZZ	23D0062-03	XDT_m1230426-086	Water	04/26/23 22:20
ZZZZZ	23D0062-05	XDT_m1230426-087	Water	04/26/23 22:24
ZZZZZ	23D0062-05	XDT_m1230426-087	Water	04/26/23 22:24
ZZZZZ	23D0062-07	XDT_m1230426-088	Water	04/26/23 22:29
ZZZZZ	23D0062-07	XDT_m1230426-088	Water	04/26/23 22:29
Instrument Blank	SLD0387-IBL7	XDT_m1230426-092	NA	04/26/23 22:50
Calibration Check	SLD0387-CCV9	XDT_m1230426-093	NA	04/26/23 22:55
Calibration Blank	SLD0387-CCB9	XDT_m1230426-094	NA	04/26/23 23:02
Instrument Blank	SLD0387-IBL8	XDT_m1230426-104	NA	04/26/23 23:51
Calibration Check	SLD0387-CCVA	XDT_m1230426-105	NA	04/26/23 23:56
Calibration Blank	SLD0387-CCBA	XDT_m1230426-106	NA	04/27/23 00:03
ZZZZZ	23C0658-06	XDT_m1230426-107	Water	04/27/23 00:08
Instrument Blank	SLD0387-IBL9	XDT_m1230426-116	NA	04/27/23 00:51
Calibration Check	SLD0387-CCVB	XDT_m1230426-117	NA	04/27/23 00:56
Calibration Blank	SLD0387-CCBB	XDT_m1230426-118	NA	04/27/23 01:03



ANALYSIS BATCH (SEQUENCE) SUMMARY

EPA 6020B

Laboratory: Analytical Resources, LLC

SDG: 23C0774

Client: Anchor QEA, LLC

Project: AOC5 MR Phase 1

Sequence: SLD0387

Instrument: ICPMS1

Calibration: GD00073

Sample Name	Lab Sample ID	Lab File ID	Matrix	Analysis Date/Time
ZZZZZ	23C0648-02	XDT_m1230426-123	Water	04/27/23 01:28
ZZZZZ	23C0648-01	XDT_m1230426-124	Water	04/27/23 01:33
ZZZZZ	23D0208-01	XDT_m1230426-125	Water	04/27/23 01:38
Instrument Blank	SLD0387-IBLA	XDT_m1230426-128	NA	04/27/23 01:55
Calibration Check	SLD0387-CCVC	XDT_m1230426-129	NA	04/27/23 01:59
Calibration Blank	SLD0387-CCBC	XDT_m1230426-130	NA	04/27/23 02:07
ZZZZZ	23C0435-02	XDT_m1230426-131	Water	04/27/23 02:12
ZZZZZ	23C0435-06	XDT_m1230426-134	Water	04/27/23 02:28
Instrument Blank	SLD0387-IBLB	XDT_m1230426-135	NA	04/27/23 02:32
ZZZZZ	23C0435-07	XDT_m1230426-136	Water	04/27/23 02:37
ZZZZZ	23C0453-01	XDT_m1230426-137	Water	04/27/23 02:42
ZZZZZ	23C0453-02	XDT_m1230426-138	Water	04/27/23 02:47
Instrument Blank	SLD0387-IBLC	XDT_m1230426-140	NA	04/27/23 02:58
Calibration Check	SLD0387-CCVD	XDT_m1230426-141	NA	04/27/23 03:02
Calibration Blank	SLD0387-CCBD	XDT_m1230426-142	NA	04/27/23 03:10
Calibration Check	SLD0387-CCVE	XDT_m1230426-144	NA	04/27/23 03:19
Calibration Blank	SLD0387-CCBE	XDT_m1230426-145	NA	04/27/23 03:27
ZZZZZ	23C0584-14	XDT_m1230426-146	Water	04/27/23 03:32
ZZZZZ	23C0584-16	XDT_m1230426-147	Water	04/27/23 03:36
ZZZZZ	23C0584-18	XDT_m1230426-148	Water	04/27/23 03:41
ZZZZZ	23C0584-20	XDT_m1230426-149	Water	04/27/23 03:46
ZZZZZ	23C0584-15	XDT_m1230426-150	Water	04/27/23 03:51
Instrument Blank	SLD0387-IBLD	XDT_m1230426-151	NA	04/27/23 03:55
ZZZZZ	23C0453-04	XDT_m1230426-152	Water	04/27/23 04:00
ZZZZZ	23C0453-04	XDT_m1230426-152	Water	04/27/23 04:00
ZZZZZ	23C0435-08	XDT_m1230426-153	Water	04/27/23 04:05
ZZZZZ	23C0435-08	XDT_m1230426-153	Water	04/27/23 04:05
ZZZZZ	23C0435-03	XDT_m1230426-154	Water	04/27/23 04:11
Instrument Blank	SLD0387-IBLE	XDT_m1230426-155	NA	04/27/23 04:16



ANALYSIS BATCH (SEQUENCE) SUMMARY

EPA 6020B

Laboratory: Analytical Resources, LLC

SDG: 23C0774

Client: Anchor QEA, LLC

Project: AOC5 MR Phase 1

Sequence: SLD0387

Instrument: ICPMS1

Calibration: GD00073

Sample Name	Lab Sample ID	Lab File ID	Matrix	Analysis Date/Time
Calibration Check	SLD0387-CCVF	XDT_m1230426-156	NA	04/27/23 04:21
Calibration Blank	SLD0387-CCBF	XDT_m1230426-157	NA	04/27/23 04:28
ZZZZZ	23C0584-17	XDT_m1230426-158	Water	04/27/23 04:33
ZZZZZ	23C0584-19	XDT_m1230426-159	Water	04/27/23 04:38
ZZZZZ	23C0584-01	XDT_m1230426-160	Water	04/27/23 04:43
ZZZZZ	23C0584-01	XDT_m1230426-160	Water	04/27/23 04:43
ZZZZZ	23C0584-01	XDT_m1230426-160	Water	04/27/23 04:43
ZZZZZ	23C0584-01	XDT_m1230426-160	Water	04/27/23 04:43
ZZZZZ	23C0584-01	XDT_m1230426-160	Water	04/27/23 04:43
ZZZZZ	BLD0180-DUP1	XDT_m1230426-161	Water	04/27/23 04:48
ZZZZZ	BLD0180-MS1	XDT_m1230426-162	Water	04/27/23 04:53
Instrument Blank	SLD0387-IBLF	XDT_m1230426-163	NA	04/27/23 04:58
ZZZZZ	23C0584-02	XDT_m1230426-164	Water	04/27/23 05:02
ZZZZZ	23C0584-02	XDT_m1230426-164	Water	04/27/23 05:02
ZZZZZ	23C0584-02	XDT_m1230426-164	Water	04/27/23 05:02
ZZZZZ	23C0584-02	XDT_m1230426-164	Water	04/27/23 05:02
ZZZZZ	23C0584-02	XDT_m1230426-164	Water	04/27/23 05:02
Instrument Blank	SLD0387-IBLG	XDT_m1230426-167	NA	04/27/23 05:17
Calibration Check	SLD0387-CCVG	XDT_m1230426-168	NA	04/27/23 05:22
Calibration Blank	SLD0387-CCBG	XDT_m1230426-169	NA	04/27/23 05:29
Instrument Blank	SLD0387-IBLH	XDT_m1230426-174	NA	04/27/23 05:55
Instrument Blank	SLD0387-IBLI	XDT_m1230426-179	NA	04/27/23 06:20
Calibration Check	SLD0387-CCVH	XDT_m1230426-180	NA	04/27/23 06:25
Calibration Blank	SLD0387-CCBH	XDT_m1230426-181	NA	04/27/23 06:33



ANALYSIS BATCH (SEQUENCE) SUMMARY

EPA 6020B

Laboratory: Analytical Resources, LLC

SDG: 23C0774

Client: Anchor QEA, LLC

Project: AOC5 MR Phase 1

Sequence: SLD0418

Instrument: ICPMS1

Calibration: GD00078

Sample Name	Lab Sample ID	Lab File ID	Matrix	Analysis Date/Time
CAL 0	SLD0418-CAL1	XDT_m1230427A-003	NA	04/27/23 16:58
CAL 1 - LOW CHECK	SLD0418-CAL2	XDT_m1230427A-004	NA	04/27/23 17:02
CAL 2	SLD0418-CAL3	XDT_m1230427A-005	NA	04/27/23 17:07
CAL 3	SLD0418-CAL4	XDT_m1230427A-006	NA	04/27/23 17:13
CAL 4	SLD0418-CAL5	XDT_m1230427A-007	NA	04/27/23 17:18
CAL 5	SLD0418-CAL6	XDT_m1230427A-008	NA	04/27/23 17:25
RINSE	SLD0418-IBL1	XDT_m1230427A-009	NA	04/27/23 17:32
Initial Cal Check	SLD0418-ICV1	XDT_m1230427A-012	NA	04/27/23 17:46
Initial Cal Blank	SLD0418-ICB1	XDT_m1230427A-013	NA	04/27/23 17:54
Calibration Check	SLD0418-CCV1	XDT_m1230427A-014	NA	04/27/23 18:00
Calibration Blank	SLD0418-CCB1	XDT_m1230427A-015	NA	04/27/23 18:07
Calibration Check	SLD0418-CCV2	XDT_m1230427A-020	NA	04/27/23 18:37
Calibration Blank	SLD0418-CCB2	XDT_m1230427A-021	NA	04/27/23 18:45
Instrument RL Check	SLD0418-CRL1	XDT_m1230427A-022	NA	04/27/23 18:51
Interference Check B	SLD0418-IFB1	XDT_m1230427A-024	NA	04/27/23 19:01
LR200	SLD0418-HCV1	XDT_m1230427A-025	NA	04/27/23 19:06
LR300	SLD0418-HCV2	XDT_m1230427A-026	NA	04/27/23 19:11
Instrument Blank	SLD0418-IBL2	XDT_m1230427A-027	NA	04/27/23 19:18
Interference Check A	SLD0418-IFA1	XDT_m1230427A-028	NA	04/27/23 19:25
Instrument Blank	SLD0418-IBL3	XDT_m1230427A-029	NA	04/27/23 19:30
Calibration Check	SLD0418-CCV3	XDT_m1230427A-030	NA	04/27/23 19:36
Calibration Blank	SLD0418-CCB3	XDT_m1230427A-031	NA	04/27/23 19:46
ZZZZZ	23C0658-02	XDT_m1230427A-038	Water	04/27/23 20:23
ZZZZZ	23C0658-04	XDT_m1230427A-039	Water	04/27/23 20:29
Instrument Blank	SLD0418-IBL4	XDT_m1230427A-041	NA	04/27/23 20:41
Calibration Check	SLD0418-CCV4	XDT_m1230427A-042	NA	04/27/23 20:46
Calibration Blank	SLD0418-CCB4	XDT_m1230427A-043	NA	04/27/23 20:54
Instrument Blank	SLD0418-IBL5	XDT_m1230427A-051	NA	04/27/23 21:36
Calibration Check	SLD0418-CCV5	XDT_m1230427A-052	NA	04/27/23 21:42



ANALYSIS BATCH (SEQUENCE) SUMMARY

EPA 6020B

Laboratory: Analytical Resources, LLC

SDG: 23C0774

Client: Anchor QEA, LLC

Project: AOC5 MR Phase 1

Sequence: SLD0418

Instrument: ICPMS1

Calibration: GD00078

Sample Name	Lab Sample ID	Lab File ID	Matrix	Analysis Date/Time
Calibration Blank	SLD0418-CCB5	XDT_m1230427A-053	NA	04/27/23 21:49
Calibration Check	SLD0418-CCV6	XDT_m1230427A-055	NA	04/27/23 22:09
Calibration Blank	SLD0418-CCB6	XDT_m1230427A-056	NA	04/27/23 22:16
LDW23-SC1053B	23C0774-02	XDT_m1230427A-058	Solid	04/27/23 22:29
LDW23-SC1053B	23C0774-02	XDT_m1230427A-058	Solid	04/27/23 22:29
LDW23-SC1007A	23C0774-03	XDT_m1230427A-059	Solid	04/27/23 22:34
LDW23-SC1007A	23C0774-03	XDT_m1230427A-059	Solid	04/27/23 22:34
LDW23-SC1002A	23C0774-04	XDT_m1230427A-060	Solid	04/27/23 22:40
LDW23-SC1002A	23C0774-04	XDT_m1230427A-060	Solid	04/27/23 22:40
LDW23-SC1053A	23C0774-01	XDT_m1230427A-061	Solid	04/27/23 22:44
LDW23-SC1053A	23C0774-01	XDT_m1230427A-061	Solid	04/27/23 22:44
LDW23-SC1053A	BLD0365-DUP1	XDT_m1230427A-062	Solid	04/27/23 22:48
LDW23-SC1053A	BLD0365-DUP1	XDT_m1230427A-062	Solid	04/27/23 22:48
LDW23-SC1053A	BLD0365-DUP1	XDT_m1230427A-062	Solid	04/27/23 22:48
LDW23-SC1053A	BLD0365-DUP1	XDT_m1230427A-062	Solid	04/27/23 22:48
LDW23-SC1053A	BLD0365-DUP1	XDT_m1230427A-062	Solid	04/27/23 22:48
LDW23-SC1053A	BLD0365-DUP1	XDT_m1230427A-062	Solid	04/27/23 22:48
LDW23-SC1053A	BLD0365-DUP1	XDT_m1230427A-062	Solid	04/27/23 22:48
LDW23-SC1053A	BLD0365-DUP1	XDT_m1230427A-062	Solid	04/27/23 22:48
LDW23-SC1053A	BLD0365-MS1	XDT_m1230427A-063	Solid	04/27/23 22:53
LDW23-SC1053A	BLD0365-MS1	XDT_m1230427A-063	Solid	04/27/23 22:53
LDW23-SC1053A	BLD0365-MS1	XDT_m1230427A-063	Solid	04/27/23 22:53
LDW23-SC1053A	BLD0365-MS1	XDT_m1230427A-063	Solid	04/27/23 22:53
LDW23-SC1053A	BLD0365-MS1	XDT_m1230427A-063	Solid	04/27/23 22:53
LDW23-SC1053A	BLD0365-MS1	XDT_m1230427A-063	Solid	04/27/23 22:53
LDW23-SC1053A	BLD0365-MS1	XDT_m1230427A-063	Solid	04/27/23 22:53
LDW23-SC1053A	BLD0365-MS1	XDT_m1230427A-063	Solid	04/27/23 22:53
LDW23-SC1053A	BLD0365-MSD1	XDT_m1230427A-064	Solid	04/27/23 22:57
LDW23-SC1053A	BLD0365-MSD1	XDT_m1230427A-064	Solid	04/27/23 22:57
LDW23-SC1053A	BLD0365-MSD1	XDT_m1230427A-064	Solid	04/27/23 22:57
LDW23-SC1053A	BLD0365-MSD1	XDT_m1230427A-064	Solid	04/27/23 22:57



ANALYSIS BATCH (SEQUENCE) SUMMARY

EPA 6020B

Laboratory: Analytical Resources, LLC

SDG: 23C0774

Client: Anchor QEA, LLC

Project: AOC5 MR Phase 1

Sequence: SLD0418

Instrument: ICPMS1

Calibration: GD00078

Sample Name	Lab Sample ID	Lab File ID	Matrix	Analysis Date/Time
LDW23-SC1053A	BLD0365-MSD1	XDT_m1230427A-064	Solid	04/27/23 22:57
LDW23-SC1053A	BLD0365-MSD1	XDT_m1230427A-064	Solid	04/27/23 22:57
LDW23-SC1053A	BLD0365-MSD1	XDT_m1230427A-064	Solid	04/27/23 22:57
LDW23-SC1053A	BLD0365-PS1	XDT_m1230427A-065	Solid	04/27/23 23:02
LDW23-SC1053A	BLD0365-PS1	XDT_m1230427A-065	Solid	04/27/23 23:02
LDW23-SC1053A	BLD0365-PS1	XDT_m1230427A-065	Solid	04/27/23 23:02
LDW23-SC1053A	BLD0365-PS1	XDT_m1230427A-065	Solid	04/27/23 23:02
LDW23-SC1053A	BLD0365-PS1	XDT_m1230427A-065	Solid	04/27/23 23:02
LDW23-SC1053A	BLD0365-PS1	XDT_m1230427A-065	Solid	04/27/23 23:02
LDW23-SC1053A	BLD0365-PS1	XDT_m1230427A-065	Solid	04/27/23 23:02
LDW23-SC1053A	BLD0365-PS1	XDT_m1230427A-065	Solid	04/27/23 23:02
LDW23-SC1053A	BLD0365-PS1	XDT_m1230427A-065	Solid	04/27/23 23:02
LDW23-SC1053A	BLD0365-PS1	XDT_m1230427A-065	Solid	04/27/23 23:02
Instrument Blank	SLD0418-IBL7	XDT_m1230427A-066	NA	04/27/23 23:06
Calibration Check	SLD0418-CCV7	XDT_m1230427A-067	NA	04/27/23 23:11
Calibration Blank	SLD0418-CCB7	XDT_m1230427A-068	NA	04/27/23 23:18
ZZZZZ	BLD0394-BLK1	XDT_m1230427A-069	Solid	04/27/23 23:22
ZZZZZ	BLD0394-BS1	XDT_m1230427A-070	Solid	04/27/23 23:27
LDW23-SC1002B	23C0774-05	XDT_m1230427A-071	Solid	04/27/23 23:31
LDW23-SC1002B	23C0774-05	XDT_m1230427A-071	Solid	04/27/23 23:31
LDW23-SC1046A	23C0774-06	XDT_m1230427A-072	Solid	04/27/23 23:35
LDW23-SC1046A	23C0774-06	XDT_m1230427A-072	Solid	04/27/23 23:35
LDW23-SC1046B	23C0774-07	XDT_m1230427A-073	Solid	04/27/23 23:40
LDW23-SC1046B	23C0774-07	XDT_m1230427A-073	Solid	04/27/23 23:40
LDW23-SC1177A	23C0774-08	XDT_m1230427A-074	Solid	04/27/23 23:44
LDW23-SC1177A	23C0774-08	XDT_m1230427A-074	Solid	04/27/23 23:44
LDW23-SC1177B	23C0774-09	XDT_m1230427A-075	Solid	04/27/23 23:49
LDW23-SC1177B	23C0774-09	XDT_m1230427A-075	Solid	04/27/23 23:49
LDW23-SC1156B	23C0774-10	XDT_m1230427A-076	Solid	04/27/23 23:53
LDW23-SC1156B	23C0774-10	XDT_m1230427A-076	Solid	04/27/23 23:53
LDW23-SC1156B	23C0774-10	XDT_m1230427A-076	Solid	04/27/23 23:53
LDW23-SC1183A	23C0774-11	XDT_m1230427A-077	Solid	04/27/23 23:58



ANALYSIS BATCH (SEQUENCE) SUMMARY

EPA 6020B

Laboratory: Analytical Resources, LLC

SDG: 23C0774

Client: Anchor QEA, LLC

Project: AOC5 MR Phase 1

Sequence: SLD0418

Instrument: ICPMS1

Calibration: GD00078

Sample Name	Lab Sample ID	Lab File ID	Matrix	Analysis Date/Time
LDW23-SC1183A	23C0774-11	XDT_m1230427A-077	Solid	04/27/23 23:58
Instrument Blank	SLD0418-IBL8	XDT_m1230427A-078	NA	04/28/23 00:02
Calibration Check	SLD0418-CCV8	XDT_m1230427A-079	NA	04/28/23 00:06
Calibration Blank	SLD0418-CCB8	XDT_m1230427A-080	NA	04/28/23 00:14
LDW23-SC1183B	23C0774-12	XDT_m1230427A-081	Solid	04/28/23 00:18
LDW23-SC1183B	23C0774-12	XDT_m1230427A-081	Solid	04/28/23 00:18
LDW23-SC1183C	23C0774-13	XDT_m1230427A-082	Solid	04/28/23 00:22
LDW23-SC1183C	23C0774-13	XDT_m1230427A-082	Solid	04/28/23 00:22
LDW23-SS1808	23C0774-14	XDT_m1230427A-083	Solid	04/28/23 00:27
LDW23-SS1808	23C0774-14	XDT_m1230427A-083	Solid	04/28/23 00:27
LDW23-SS1808	23C0774-14	XDT_m1230427A-083	Solid	04/28/23 00:27
ZZZZZ	23A0326-02	XDT_m1230427A-084	Solid	04/28/23 00:31
ZZZZZ	23A0326-02	XDT_m1230427A-084	Solid	04/28/23 00:31
ZZZZZ	23A0326-02	XDT_m1230427A-084	Solid	04/28/23 00:31
ZZZZZ	23A0326-01	XDT_m1230427A-085	Solid	04/28/23 00:36
ZZZZZ	23A0326-01	XDT_m1230427A-085	Solid	04/28/23 00:36
ZZZZZ	23A0326-01	XDT_m1230427A-085	Solid	04/28/23 00:36
ZZZZZ	BLD0394-DUP1	XDT_m1230427A-086	Solid	04/28/23 00:40
ZZZZZ	BLD0394-MS1	XDT_m1230427A-087	Solid	04/28/23 00:45
ZZZZZ	BLD0394-MSD1	XDT_m1230427A-088	Solid	04/28/23 00:49
Instrument Blank	SLD0418-IBL9	XDT_m1230427A-090	NA	04/28/23 00:58
Calibration Check	SLD0418-CCV9	XDT_m1230427A-091	NA	04/28/23 01:02
Calibration Blank	SLD0418-CCB9	XDT_m1230427A-092	NA	04/28/23 01:10
ZZZZZ	BLD0754-BLK1	XDT_m1230427A-095	Water	04/28/23 01:23
ZZZZZ	BLD0754-BS1	XDT_m1230427A-096	Water	04/28/23 01:27
ZZZZZ	23A0326-04	XDT_m1230427A-097	Solid	04/28/23 01:32
ZZZZZ	23A0326-04	XDT_m1230427A-097	Solid	04/28/23 01:32
ZZZZZ	23A0326-04	XDT_m1230427A-097	Solid	04/28/23 01:32
ZZZZZ	23A0326-05	XDT_m1230427A-098	Solid	04/28/23 01:36



ANALYSIS BATCH (SEQUENCE) SUMMARY

EPA 6020B

Laboratory: Analytical Resources, LLC

SDG: 23C0774

Client: Anchor QEA, LLC

Project: AOC5 MR Phase 1

Sequence: SLD0418

Instrument: ICPMS1

Calibration: GD00078

Sample Name	Lab Sample ID	Lab File ID	Matrix	Analysis Date/Time
ZZZZZ	23A0326-05	XDT_m1230427A-098	Solid	04/28/23 01:36
ZZZZZ	23A0326-05	XDT_m1230427A-098	Solid	04/28/23 01:36
ZZZZZ	23A0326-10	XDT_m1230427A-099	Solid	04/28/23 01:41
ZZZZZ	23A0326-10	XDT_m1230427A-099	Solid	04/28/23 01:41
ZZZZZ	23A0326-10	XDT_m1230427A-099	Solid	04/28/23 01:41
ZZZZZ	23A0326-11	XDT_m1230427A-100	Solid	04/28/23 01:45
ZZZZZ	23A0326-11	XDT_m1230427A-100	Solid	04/28/23 01:45
ZZZZZ	23A0326-11	XDT_m1230427A-100	Solid	04/28/23 01:45
ZZZZZ	23A0326-12	XDT_m1230427A-101	Solid	04/28/23 01:49
ZZZZZ	23A0326-12	XDT_m1230427A-101	Solid	04/28/23 01:49
ZZZZZ	23A0326-12	XDT_m1230427A-101	Solid	04/28/23 01:49
Instrument Blank	SLD0418-IBLA	XDT_m1230427A-102	NA	04/28/23 01:54
Calibration Check	SLD0418-CCVA	XDT_m1230427A-103	NA	04/28/23 01:58
Calibration Blank	SLD0418-CCBA	XDT_m1230427A-104	NA	04/28/23 02:06
Instrument Blank	SLD0418-IBLB	XDT_m1230427A-114	NA	04/28/23 02:50
Calibration Check	SLD0418-CCVB	XDT_m1230427A-115	NA	04/28/23 02:54
Calibration Blank	SLD0418-CCBB	XDT_m1230427A-116	NA	04/28/23 03:01
Calibration Check	SLD0418-CCVC	XDT_m1230427A-118	NA	04/28/23 03:10
Calibration Blank	SLD0418-CCBC	XDT_m1230427A-119	NA	04/28/23 03:18
Instrument Blank	SLD0418-IBLD	XDT_m1230427A-129	NA	04/28/23 04:02
Calibration Check	SLD0418-CCVD	XDT_m1230427A-130	NA	04/28/23 04:06
Calibration Blank	SLD0418-CCBD	XDT_m1230427A-131	NA	04/28/23 04:13
Instrument Blank	SLD0418-IBLE	XDT_m1230427A-141	NA	04/28/23 04:58
Calibration Check	SLD0418-CCVE	XDT_m1230427A-142	NA	04/28/23 05:03
Calibration Blank	SLD0418-CCBE	XDT_m1230427A-143	NA	04/28/23 05:10
Instrument Blank	SLD0418-IBLF	XDT_m1230427A-153	NA	04/28/23 05:54
Calibration Check	SLD0418-CCVF	XDT_m1230427A-154	NA	04/28/23 05:58
Calibration Blank	SLD0418-CCBF	XDT_m1230427A-155	NA	04/28/23 06:05
Instrument Blank	SLD0418-IBLG	XDT_m1230427A-165	NA	04/28/23 06:50



ANALYSIS BATCH (SEQUENCE) SUMMARY

EPA 6020B

Laboratory: Analytical Resources, LLC

SDG: 23C0774

Client: Anchor QEA, LLC

Project: AOC5 MR Phase 1

Sequence: SLD0418

Instrument: ICPMS1

Calibration: GD00078

Sample Name	Lab Sample ID	Lab File ID	Matrix	Analysis Date/Time
Calibration Check	SLD0418-CCVG	XDT_m1230427A-166	NA	04/28/23 06:54
Calibration Blank	SLD0418-CCBG	XDT_m1230427A-167	NA	04/28/23 07:02
Calibration Check	SLD0418-CCVH	XDT_m1230427A-169	NA	04/28/23 07:10
Calibration Blank	SLD0418-CCBH	XDT_m1230427A-170	NA	04/28/23 07:18
ZZZZZ	23D0062-01RE1	XDT_m1230427A-173	Water	04/28/23 07:32
ZZZZZ	23D0062-05RE1	XDT_m1230427A-174	Water	04/28/23 07:36
ZZZZZ	23D0062-07RE1	XDT_m1230427A-175	Water	04/28/23 07:41
ZZZZZ	23D0062-03RE1	XDT_m1230427A-176	Water	04/28/23 07:45
ZZZZZ	BLD0754-DUP1	XDT_m1230427A-177	Water	04/28/23 07:49
ZZZZZ	BLD0754-MS1	XDT_m1230427A-178	Water	04/28/23 07:54
ZZZZZ	BLD0754-MSD1	XDT_m1230427A-179	Water	04/28/23 07:59
Instrument Blank	SLD0418-IBLI	XDT_m1230427A-180	NA	04/28/23 08:03
Calibration Check	SLD0418-CCVI	XDT_m1230427A-181	NA	04/28/23 08:07
Calibration Blank	SLD0418-CCBI	XDT_m1230427A-182	NA	04/28/23 08:15
Instrument Blank	SLD0418-IBLJ	XDT_m1230427A-192	NA	04/28/23 09:01
Calibration Check	SLD0418-CCVJ	XDT_m1230427A-193	NA	04/28/23 09:06
Calibration Blank	SLD0418-CCBJ	XDT_m1230427A-194	NA	04/28/23 09:13
Instrument Blank	SLD0418-IBLK	XDT_m1230427A-204	NA	04/28/23 09:58
Calibration Check	SLD0418-CCVK	XDT_m1230427A-205	NA	04/28/23 10:03
Calibration Blank	SLD0418-CCBK	XDT_m1230427A-206	NA	04/28/23 10:10
Instrument Blank	SLD0418-IBLL	XDT_m1230427A-216	NA	04/28/23 10:57
Calibration Check	SLD0418-CCVL	XDT_m1230427A-217	NA	04/28/23 11:02
Calibration Blank	SLD0418-CCBL	XDT_m1230427A-218	NA	04/28/23 11:09
Instrument Blank	SLD0418-IBLM	XDT_m1230427A-221	NA	04/28/23 11:25
Instrument Blank	SLD0418-IBLN	XDT_m1230427A-224	NA	04/28/23 11:43
Instrument Blank	SLD0418-IBLO	XDT_m1230427A-225	NA	04/28/23 11:50
Calibration Check	SLD0418-CCVM	XDT_m1230427A-227	NA	04/28/23 11:59
Calibration Blank	SLD0418-CCBM	XDT_m1230427A-228	NA	04/28/23 12:06
Calibration Check	SLD0418-CCVN	XDT_m1230427A-230	NA	04/28/23 12:15



ANALYSIS BATCH (SEQUENCE) SUMMARY

EPA 6020B

Laboratory: Analytical Resources, LLC

SDG: 23C0774

Client: Anchor QEA, LLC

Project: AOC5 MR Phase 1

Sequence: SLD0418

Instrument: ICPMS1

Calibration: GD00078

Sample Name	Lab Sample ID	Lab File ID	Matrix	Analysis Date/Time
Calibration Blank	SLD0418-CCBN	XDT_m1230427A-231	NA	04/28/23 12:20
LDW23-SC1053B	23C0774-02RE1	XDT_m1230427A-232	Solid	04/28/23 12:24
LDW23-SC1007A	23C0774-03RE1	XDT_m1230427A-233	Solid	04/28/23 12:25
LDW23-SC1002A	23C0774-04RE1	XDT_m1230427A-234	Solid	04/28/23 12:27
LDW23-SC1002B	23C0774-05RE1	XDT_m1230427A-235	Solid	04/28/23 12:28
LDW23-SC1046A	23C0774-06RE1	XDT_m1230427A-236	Solid	04/28/23 12:30
Calibration Check	SLD0418-CCVO	XDT_m1230427A-242	NA	04/28/23 12:40
Calibration Blank	SLD0418-CCBO	XDT_m1230427A-243	NA	04/28/23 12:44
Calibration Check	SLD0418-CCVP	XDT_m1230427A-246	NA	04/28/23 12:51
Calibration Blank	SLD0418-CCBP	XDT_m1230427A-247	NA	04/28/23 12:55
ZZZZZ	23A0326-02RE1	XDT_m1230427A-248	Solid	04/28/23 12:57
ZZZZZ	23A0326-04RE1	XDT_m1230427A-249	Solid	04/28/23 12:59
ZZZZZ	23A0326-05RE1	XDT_m1230427A-250	Solid	04/28/23 13:00
ZZZZZ	23A0326-11RE1	XDT_m1230427A-251	Solid	04/28/23 13:02
ZZZZZ	23A0326-12RE1	XDT_m1230427A-252	Solid	04/28/23 13:03
ZZZZZ	23A0326-01RE1	XDT_m1230427A-253	Solid	04/28/23 13:05
ZZZZZ	BLD0394-DUP2	XDT_m1230427A-254	Solid	04/28/23 13:06
ZZZZZ	BLD0394-MS2	XDT_m1230427A-255	Solid	04/28/23 13:08
ZZZZZ	BLD0394-MSD2	XDT_m1230427A-256	Solid	04/28/23 13:09
Calibration Check	SLD0418-CCVQ	XDT_m1230427A-258	NA	04/28/23 13:13
Calibration Blank	SLD0418-CCBQ	XDT_m1230427A-259	NA	04/28/23 13:19
LDW23-SC1046B	23C0774-07RE1	XDT_m1230427A-260	Solid	04/28/23 13:23
LDW23-SC1177A	23C0774-08RE1	XDT_m1230427A-261	Solid	04/28/23 13:25
LDW23-SC1177B	23C0774-09RE1	XDT_m1230427A-262	Solid	04/28/23 13:26
LDW23-SC1183A	23C0774-11RE1	XDT_m1230427A-263	Solid	04/28/23 13:28
LDW23-SC1183B	23C0774-12RE1	XDT_m1230427A-264	Solid	04/28/23 13:29
LDW23-SC1183C	23C0774-13RE1	XDT_m1230427A-265	Solid	04/28/23 13:30
LDW23-SC1053A	23C0774-01RE1	XDT_m1230427A-266	Solid	04/28/23 13:34
LDW23-SC1053A	BLD0365-DUP2	XDT_m1230427A-267	Solid	04/28/23 13:35



ANALYSIS BATCH (SEQUENCE) SUMMARY

EPA 6020B

Laboratory: Analytical Resources, LLC

SDG: 23C0774

Client: Anchor QEA, LLC

Project: AOC5 MR Phase 1

Sequence: SLD0418

Instrument: ICPMS1

Calibration: GD00078

Sample Name	Lab Sample ID	Lab File ID	Matrix	Analysis Date/Time
LDW23-SC1053A	BLD0365-MS2	XDT_m1230427A-268	Solid	04/28/23 13:36
LDW23-SC1053A	BLD0365-MSD2	XDT_m1230427A-269	Solid	04/28/23 13:38
Calibration Check	SLD0418-CCVR	XDT_m1230427A-270	NA	04/28/23 13:40
Calibration Blank	SLD0418-CCBR	XDT_m1230427A-271	NA	04/28/23 13:45



ICP INTERFERENCE CHECK SAMPLE
EPA 6020B

Laboratory: Analytical Resources, LLC

SDG: 23C0774

Client: Anchor QEA, LLC

Project: AOC5 MR Phase 1

Instrument ID: ICPMS1

Calibration: GD00066

Sequence: SLD0370

Standard ID: L003578

Lab Sample ID	Analyte	True	Found	%R	Units
SLD0370-IFA1	Chromium-52	0	0.7750		ug/L
	Chromium-53	0	7.0750		ug/L
	Lead-208	0	0.0300		ug/L
	Silver-107	0	0.0100		ug/L

* Indicates %R outside of QC limits

NOTE: True value and %R are populated only for analytes found in the interference check standards, and will be seen only if those analytes were requested.



ICP INTERFERENCE CHECK SAMPLE
EPA 6020B

Laboratory: Analytical Resources, LLC

SDG: 23C0774

Client: Anchor QEA, LLC

Project: AOC5 MR Phase 1

Instrument ID: ICPMS1

Calibration: GD00066

Sequence: SLD0370

Standard ID: L003578

Lab Sample ID	Analyte	True	Found	%R	Units
SLD0370-IFB1	Chromium-52	20.000	19.838	99.2	ug/L
	Chromium-53	20.000	26.306	132	ug/L
	Lead-208	0	0.0250		ug/L
	Silver-107	20.000	17.920	89.6	ug/L

* Indicates %R outside of QC limits

NOTE: True value and %R are populated only for analytes found in the interference check standards, and will be seen only if those analytes were requested.



ICP INTERFERENCE CHECK SAMPLE
EPA 6020B

Laboratory: Analytical Resources, LLC

SDG: 23C0774

Client: Anchor QEA, LLC

Project: AOC5 MR Phase 1

Instrument ID: ICPMS1

Calibration: GD00073

Sequence: SLD0387

Standard ID: L003578

Lab Sample ID	Analyte	True	Found	%R	Units
SLD0387-IFA1	Chromium-52	0	0.6910		ug/L
	Chromium-53	0	3.4730		ug/L
	Lead-208	0	0.0240		ug/L

* Indicates %R outside of QC limits

NOTE: True value and %R are populated only for analytes found in the interference check standards, and will be seen only if those analytes were requested.



ICP INTERFERENCE CHECK SAMPLE
EPA 6020B

Laboratory: Analytical Resources, LLC

SDG: 23C0774

Client: Anchor QEA, LLC

Project: AOC5 MR Phase 1

Instrument ID: ICPMS1

Calibration: GD00073

Sequence: SLD0387

Standard ID: L003578

Lab Sample ID	Analyte	True	Found	%R	Units
SLD0387-IFB1	Chromium-52	20.000	20.100	101	ug/L
	Chromium-53	20.000	22.853	114	ug/L
	Lead-208	0	0.0260		ug/L

* Indicates %R outside of QC limits

NOTE: True value and %R are populated only for analytes found in the interference check standards, and will be seen only if those analytes were requested.



ICP INTERFERENCE CHECK SAMPLE

EPA 6020B

Laboratory: Analytical Resources, LLC

SDG: 23C0774

Client: Anchor QEA, LLC

Project: AOC5 MR Phase 1

Instrument ID: ICPMS1

Calibration: GD00078

Sequence: SLD0418

Standard ID: L004688

Lab Sample ID	Analyte	True	Found	%R	Units
SLD0418-IFA1	Chromium-52	0	0.5840		ug/L
	Chromium-53	0	5.8540		ug/L
	Lead-208	0	0.0310		ug/L
	Silver-107	0	0.0060		ug/L

* Indicates %R outside of QC limits

NOTE: True value and %R are populated only for analytes found in the interference check standards, and will be seen only if those analytes were requested.



ICP INTERFERENCE CHECK SAMPLE
EPA 6020B

Laboratory: Analytical Resources, LLC

SDG: 23C0774

Client: Anchor QEA, LLC

Project: AOC5 MR Phase 1

Instrument ID: ICPMS1

Calibration: GD00078

Sequence: SLD0418

Standard ID: L004688

Lab Sample ID	Analyte	True	Found	%R	Units
SLD0418-IFB1	Chromium-52	20.000	19.641	98.2	ug/L
	Chromium-53	20.000	25.230	126	ug/L
	Lead-208	0	0.0200		ug/L
	Silver-107	20.000	17.649	88.2	ug/L

* Indicates %R outside of QC limits

NOTE: True value and %R are populated only for analytes found in the interference check standards, and will be seen only if those analytes were requested.



DETECTION LEVEL STANDARD
EPA 6020B

Laboratory: Analytical Resources, LLC

SDG: 23C0774

Client: Anchor QEA, LLC

Project: AOC5 MR Phase 1

Instrument ID: ICPMS1

Calibration: GD00066

Sequence: SLD0370

Lab Sample ID: SLD0370-CRL1

Analyte	True	Found	%R	Units	QC Limits
Chromium-52	0.50000	0.554	111	ug/L	50 - 150
Chromium-53	0.50000	0.496	99.2	ug/L	50 - 150
Lead-208	0.10000	0.100	100	ug/L	50 - 150
Silver-107	0.20000	0.214	107	ug/L	50 - 150

* Values outside of QC limits



DETECTION LEVEL STANDARD
EPA 6020B

Laboratory: Analytical Resources, LLC

SDG: 23C0774

Client: Anchor QEA, LLC

Project: AOC5 MR Phase 1

Instrument ID: ICPMS1

Calibration: GD00073

Sequence: SLD0387

Lab Sample ID: SLD0387-CRL1

Analyte	True	Found	%R	Units	QC Limits
Chromium-52	0.50000	0.519	104	ug/L	50 - 150
Chromium-53	0.50000	0.491	98.2	ug/L	50 - 150
Lead-208	0.10000	0.0930	93.0	ug/L	50 - 150

* Values outside of QC limits



DETECTION LEVEL STANDARD
EPA 6020B

Laboratory: Analytical Resources, LLC

SDG: 23C0774

Client: Anchor QEA, LLC

Project: AOC5 MR Phase 1

Instrument ID: ICPMS1

Calibration: GD00078

Sequence: SLD0418

Lab Sample ID: SLD0418-CRL1

Analyte	True	Found	%R	Units	QC Limits
Chromium-52	0.50000	0.539	108	ug/L	50 - 150
Chromium-53	0.50000	0.525	105	ug/L	50 - 150
Lead-208	0.10000	0.120	120	ug/L	50 - 150
Silver-107	0.20000	0.213	107	ug/L	50 - 150

* Values outside of QC limits



**HIGH-CONCENTRATION
CALIBRATION VERIFICATION
EPA 6020B**

Laboratory: Analytical Resources, LLC

SDG: 23C0774

Client: Anchor QEA, LLC

Project: AOC5 MR Phase 1

Calibration: GD00066

Laboratory ID: SLD0370-HCV1

Sequence: SLD0370

Standard ID: L003671

ANALYTE	EXPECTED (ug/L)	FOUND (ug/L)	% DRIFT	QC LIMIT
Chromium-52	200.00	199	-0.3	10.00
Chromium-53	200.00	200	-0.2	10.00
Lead-208	200.00	201	0.6	10.00
Silver-107	200.00	200	0.2	10.00

* Values outside of QC limits



HIGH-CONCENTRATION CALIBRATION VERIFICATION

EPA 6020B

Laboratory: Analytical Resources, LLC

SDG: 23C0774

Client: Anchor QEA, LLC

Project: AOC5 MR Phase 1

Calibration: GD00066

Laboratory ID: SLD0370-HCV2

Sequence: SLD0370

Standard ID: L003672

ANALYTE	EXPECTED (ug/L)	FOUND (ug/L)	% DRIFT	QC LIMIT
Chromium-52	300.00	303	1.0	10.00
Chromium-53	300.00	301	0.2	10.00
Lead-208	300.00	300	-0.06	10.00
Silver-107	300.00	297	-0.8	10.00

* Values outside of QC limits



**HIGH-CONCENTRATION
CALIBRATION VERIFICATION
EPA 6020B**

Laboratory: Analytical Resources, LLC

SDG: 23C0774

Client: Anchor QEA, LLC

Project: AOC5 MR Phase 1

Calibration: GD00073

Laboratory ID: SLD0387-HCV1

Sequence: SLD0387

Standard ID: L003671

ANALYTE	EXPECTED (ug/L)	FOUND (ug/L)	% DRIFT	QC LIMIT
Chromium-52	200.00	229	14.5	10.00
Chromium-53	200.00	202	1.0	10.00
Lead-208	200.00	204	1.9	10.00

* Values outside of QC limits



**HIGH-CONCENTRATION
CALIBRATION VERIFICATION**

EPA 6020B

Laboratory: Analytical Resources, LLC

SDG: 23C0774

Client: Anchor QEA, LLC

Project: AOC5 MR Phase 1

Calibration: GD00073

Laboratory ID: SLD0387-HCV2

Sequence: SLD0387

Standard ID: L003672

ANALYTE	EXPECTED (ug/L)	FOUND (ug/L)	% DRIFT	QC LIMIT
Chromium-52	300.00	341	13.6	10.00
Chromium-53	300.00	303	1.0	10.00
Lead-208	300.00	306	2.1	10.00

* Values outside of QC limits



HIGH-CONCENTRATION CALIBRATION VERIFICATION

EPA 6020B

Laboratory: Analytical Resources, LLC

SDG: 23C0774

Client: Anchor QEA, LLC

Project: AOC5 MR Phase 1

Calibration: GD00078

Laboratory ID: SLD0418-HCV1

Sequence: SLD0418

Standard ID: L003671

ANALYTE	EXPECTED (ug/L)	FOUND (ug/L)	% DRIFT	QC LIMIT
Chromium-52	200.00	199	-0.3	10.00
Chromium-53	200.00	193	-3.3	10.00
Lead-208	200.00	220	10.2	10.00
Silver-107	200.00	195	-2.5	10.00

* Values outside of QC limits



HIGH-CONCENTRATION CALIBRATION VERIFICATION

EPA 6020B

Laboratory: Analytical Resources, LLC

SDG: 23C0774

Client: Anchor QEA, LLC

Project: AOC5 MR Phase 1

Calibration: GD00078

Laboratory ID: SLD0418-HCV2

Sequence: SLD0418

Standard ID: L003672

ANALYTE	EXPECTED (ug/L)	FOUND (ug/L)	% DRIFT	QC LIMIT
Chromium-52	300.00	310	3.3	10.00
Chromium-53	300.00	298	-0.5	10.00
Lead-208	300.00	341	13.8	10.00
Silver-107	300.00	291	-3.1	10.00

* Values outside of QC limits



HOLDING TIME SUMMARY

Analysis: EPA 6020B

Laboratory: Analytical Resources, LLC

SDG: 23C0774

Client: Anchor QEA, LLC

Project: AOC5 MR Phase 1

Sample Name	Date Collected	Date Received	Date Prepared	Days to Prep	Max Days to Prep	Date Analyzed	Days to Analysis	Max Days to Analysis	Q
LDW23-SC1053A 23C0774-01	12/16/22 09:12	12/16/22 15:47	04/17/23 16:44	122	180	04/27/23 22:44	133	180	
LDW23-SC1053A 23C0774-01RE1	12/16/22 09:12	12/16/22 15:47	04/17/23 16:44	122	180	04/28/23 13:34	133	180	
LDW23-SC1053B 23C0774-02	12/16/22 09:12	12/16/22 15:47	04/17/23 16:44	122	180	04/27/23 22:29	133	180	
LDW23-SC1053B 23C0774-02RE1	12/16/22 09:12	12/16/22 15:47	04/17/23 16:44	122	180	04/28/23 12:24	133	180	
LDW23-SC1007A 23C0774-03	12/16/22 10:43	12/16/22 15:47	04/17/23 16:44	122	180	04/27/23 22:34	132	180	
LDW23-SC1007A 23C0774-03RE1	12/16/22 10:43	12/16/22 15:47	04/17/23 16:44	122	180	04/28/23 12:25	133	180	
LDW23-SC1002A 23C0774-04	12/16/22 11:20	12/16/22 15:47	04/17/23 16:44	122	180	04/27/23 22:40	132	180	
LDW23-SC1002A 23C0774-04RE1	12/16/22 11:20	12/16/22 15:47	04/17/23 16:44	122	180	04/28/23 12:27	133	180	
LDW23-SC1002B 23C0774-05	12/16/22 11:20	12/16/22 15:47	04/17/23 16:44	122	180	04/27/23 23:31	133	180	
LDW23-SC1002B 23C0774-05RE1	12/16/22 11:20	12/16/22 15:47	04/17/23 16:44	122	180	04/28/23 12:28	133	180	
LDW23-SC1046A 23C0774-06	12/15/22 11:32	12/16/22 15:47	04/17/23 16:44	123	180	04/27/23 23:35	134	180	
LDW23-SC1046A 23C0774-06RE1	12/15/22 11:32	12/16/22 15:47	04/17/23 16:44	123	180	04/28/23 12:30	134	180	
LDW23-SC1046B 23C0774-07	12/15/22 11:32	12/16/22 15:47	04/17/23 16:44	123	180	04/27/23 23:40	134	180	
LDW23-SC1046B 23C0774-07RE1	12/15/22 11:32	12/16/22 15:47	04/17/23 16:44	123	180	04/28/23 13:23	134	180	
LDW23-SC1177A 23C0774-08	12/14/22 08:04	12/16/22 15:47	04/17/23 16:44	124	180	04/27/23 23:44	135	180	
LDW23-SC1177A 23C0774-08RE1	12/14/22 08:04	12/16/22 15:47	04/17/23 16:44	124	180	04/28/23 13:25	135	180	
LDW23-SC1177B 23C0774-09	12/14/22 08:04	12/16/22 15:47	04/17/23 16:44	124	180	04/27/23 23:49	135	180	
LDW23-SC1177B 23C0774-09RE1	12/14/22 08:04	12/16/22 15:47	04/17/23 16:44	124	180	04/28/23 13:26	135	180	
LDW23-SC1156B 23C0774-10	12/14/22 10:44	12/16/22 15:47	04/17/23 16:44	124	180	04/27/23 23:53	135	180	
LDW23-SC1183A 23C0774-11	12/14/22 14:09	12/16/22 15:47	04/17/23 16:44	124	180	04/27/23 23:58	134	180	
LDW23-SC1183A 23C0774-11RE1	12/14/22 14:09	12/16/22 15:47	04/17/23 16:44	124	180	04/28/23 13:28	135	180	
LDW23-SC1183B 23C0774-12	12/14/22 14:09	12/16/22 15:47	04/17/23 16:44	124	180	04/28/23 00:18	134	180	



HOLDING TIME SUMMARY

Analysis: EPA 6020B

Laboratory: Analytical Resources, LLC

SDG: 23C0774

Client: Anchor QEA, LLC

Project: AOC5 MR Phase 1

Sample Name	Date Collected	Date Received	Date Prepared	Days to Prep	Max Days to Prep	Date Analyzed	Days to Analysis	Max Days to Analysis	Q
LDW23-SC1183B 23C0774-12RE1	12/14/22 14:09	12/16/22 15:47	04/17/23 16:44	124	180	04/28/23 13:29	135	180	
LDW23-SC1183C 23C0774-13	12/14/22 14:09	12/16/22 15:47	04/17/23 16:44	124	180	04/28/23 00:22	134	180	
LDW23-SC1183C 23C0774-13RE1	12/14/22 14:09	12/16/22 15:47	04/17/23 16:44	124	180	04/28/23 13:30	135	180	
LDW23-SS1808 23C0774-14	03/03/23 13:25	12/16/22 15:47	04/17/23 16:44	45	180	04/28/23 00:27	55	180	
Duplicate BLD0365-DUP1	12/16/22 09:12	12/16/22 15:47	04/13/23 16:44	118	180	04/27/23 22:48	133	180	
Duplicate BLD0365-DUP2	12/16/22 09:12	12/16/22 15:47	04/13/23 16:44	118	180	04/28/23 13:35	133	180	
Matrix Spike BLD0365-MS1	12/16/22 09:12	12/16/22 15:47	04/13/23 16:44	118	180	04/27/23 22:53	133	180	
Matrix Spike BLD0365-MS2	12/16/22 09:12	12/16/22 15:47	04/13/23 16:44	118	180	04/28/23 13:36	133	180	
Matrix Spike Dup BLD0365-MSD1	12/16/22 09:12	12/16/22 15:47	04/13/23 16:44	118	180	04/27/23 22:57	133	180	
Matrix Spike Dup BLD0365-MSD2	12/16/22 09:12	12/16/22 15:47	04/13/23 16:44	118	180	04/28/23 13:38	133	180	
Post Spike BLD0365-PS1	12/16/22 09:12	12/16/22 15:47	04/13/23 16:44	118	180	04/27/23 23:02	133	180	

* Indicates hold time exceedance.



**METHOD DETECTION
AND REPORTING LIMITS**
EPA 6020B

Laboratory: Analytical Resources, LLC

SDG: 23C0774

Client: Anchor QEA, LLC

Project: AOC5 MR Phase 1

Matrix: Solid

Instrument: ICPMS1

Analyte	MDL	RL	Units
Chromium-52	0.26	0.50	mg/kg
Chromium-53	0.24	0.50	mg/kg
Lead-208	0.05	0.10	mg/kg
Silver-107	0.02	0.20	mg/kg

1.0 ACCREDITATION / REGISTRATION

INORGANIC VENTURES is accredited to ISO 17034, "General Requirements for the Competence of Reference Material Producers" and ISO/IEC 17025, "General Requirements for the Competence of Testing and Calibration Laboratories". Inorganic Ventures is also an ISO 9001 registered manufacturer (QSR Certificate Number QSR-1034).



2.0 PRODUCT DESCRIPTION

Product Code: Single Analyte Custom Grade Solution
Catalog Number: CGCU10
Lot Number: P2-CU682108
Matrix: 3% (v/v) HNO₃
Value / Analyte(s): 10 000 µg/mL ea:
Copper
Starting Material: Cu Metal
Starting Material Lot#: 2095
Starting Material Purity: 99.9996%

3.0 CERTIFIED VALUES AND UNCERTAINTIES

Certified Value: 10013 ± 30 µg/mL
Density: 1.032 g/mL (measured at 20 ± 4 °C)

Assay Information:

Assay Method #1	9977 ± 50 µg/mL ICP Assay NIST SRM 3114 Lot Number: 121207
Assay Method #2	10024 ± 26 µg/mL EDTA NIST SRM 928 Lot Number: 928
Assay Method #3	10007 ± 46 µg/mL Calculated NIST SRM Lot Number: See Sec. 4.2

- The Calculated Value is a value calculated from the weight of a starting material that has been certified directly vs. a National Institute of Standards and Technology (NIST) SRM/RM. See Sec 4.2 for balance traceability.

The following equations are used in the calculation of the certified value and the uncertainty. Reported uncertainties represent expanded uncertainties expressed at approximately the 95% confidence level using a coverage factor of k = 2.

Characterization of CRM/RM by Two or More Methods

Certified Value, $X_{CRM/RM}$, where two or more methods of characterization are used is the weighted mean of the results:

$$X_{CRM/RM} = \sum(w_i)(X_i)$$

X_i = mean of Assay Method i with standard uncertainty $u_{char\ i}$

w_i = the weighting factors for each method calculated using the inverse square of the variance:

$$w_i = (1/u_{char\ i}^2) / (\sum(1/u_{char\ j}^2))$$

$$CRM/RM \text{ Expanded Uncertainty } (\pm) = U_{CRM/RM} = k (u_{char}^2 + u_{bb}^2 + u_{lts}^2 + u_{ts}^2)^{1/2}$$

k = coverage factor = 2

$u_{char} = [\sum(w_i)^2 (u_{char\ i})^2]^{1/2}$ where $u_{char\ i}$ are the errors from each characterization method

u_{bb} = bottle to bottle homogeneity standard uncertainty

u_{lts} = long term stability standard uncertainty (storage)

u_{ts} = transport stability standard uncertainty

Characterization of CRM/RM by One Method

Certified Value, $X_{CRM/RM}$, where one method of characterization is used is the mean of individual results:

$$X_{CRM/RM} = (X_a) (u_{char\ a})$$

X_a = mean of Assay Method A with

$u_{char\ a}$ = the standard uncertainty of characterization Method A

$$CRM/RM \text{ Expanded Uncertainty } (\pm) = U_{CRM/RM} = k (u_{char\ a}^2 + u_{bb}^2 + u_{lts}^2 + u_{ts}^2)^{1/2}$$

k = coverage factor = 2

$u_{char\ a}$ = the errors from characterization

u_{bb} = bottle to bottle homogeneity standard uncertainty

u_{lts} = long term stability standard uncertainty (storage)

u_{ts} = transport stability standard uncertainty

4.0 TRACEABILITY TO NIST

- This product is traceable to NIST via an unbroken chain of comparisons. The uncertainties for each certified value are reported, taking into account the SRM/RM uncertainty error and the measurement, weighing and volume dilution errors. In rare cases where no NIST SRM/RM are available, the term 'in-house std.' is specified.

4.1 Thermometer Calibration

- All thermometers are NIST traceable through thermometers that are calibrated by an accredited calibration laboratory.

4.2 Balance Calibration

- All analytical balances are calibrated by an accredited calibration laboratory and procedure. The weights used for testing are annually compared to master weights and are traceable to NIST.

4.3 Glassware Calibration

- An in-house procedure is used to calibrate all Class A glassware used in the manufacturing and quality control of CRM/RMs.

5.0 TRACE METALLIC IMPURITIES (TMI) DETERMINED BY ICP-MS AND ICP-OES (µg/mL)

CRM/RMs are tested for trace metallic impurities by Axial ICP-OES and ICP-MS. The result from the most sensitive method for each element, is reported below. Solutions tested by ICP-MS were analyzed in an ULPA-Filtered Clean Room. An ULPA-Filter is 99.9985% efficient for the removal of particles down to 0.3 µm.

M Ag < 0.007542	M Eu < 0.000942	O Na < 0.001434	M Se < 0.016971	M Zn < 0.005657
O Al < 0.000609	O Fe < 0.008700	M Nb < 0.000942	O Si < 0.003052	M Zr < 0.000942
M As < 0.010371	M Ga < 0.000942	M Nd < 0.000942	M Sm < 0.000942	
M Au < 0.001885	M Gd < 0.000942	M Ni < 0.003781	M Sn < 0.005657	
O B < 0.003663	M Ge < 0.005657	M Os < 0.000942	M Sr < 0.000942	
M Ba < 0.004253	M Hf < 0.000942	O P < 0.031668	M Ta < 0.000942	
M Be < 0.000942	O Hg < 0.007064	M Pb < 0.005789	M Tb < 0.000942	
M Bi < 0.000942	M Ho < 0.000942	M Pd < 0.000942	M Te < 0.004714	
O Ca < 0.002304	M In < 0.000942	M Pr < 0.000942	M Th < 0.000942	
M Cd < 0.000942	M Ir < 0.000942	M Pt < 0.000942	O Ti < 0.002801	
M Ce < 0.000942	O K < 0.000763	M Rb < 0.000942	M Tl < 0.000942	
M Co < 0.001890	M La < 0.000942	M Re < 0.000942	M Tm < 0.000942	
M Cr < 0.005657	O Li < 0.000243	i Rh < 0.000942	M U < 0.000942	
M Cs < 0.000942	M Lu < 0.000942	M Ru < 0.039588	M V < 0.003771	
s Cu < 0.000942	O Mg < 0.000320	O S < 0.007174	M W < 0.005657	
M Dy < 0.000942	O Mn < 0.000793	M Sb < 0.001885	M Y < 0.000942	
M Er < 0.000942	M Mo < 0.005657	M Sc < 0.000942	M Yb < 0.000942	

M - Checked by ICP-MS O - Checked by ICP-OES i - Spectral Interference
n - Not Checked For s - Solution Standard Element

6.0 INTENDED USE

- For the calibration of analytical instruments and validation of analytical methods as appropriate.

7.0 INSTRUCTIONS FOR THE CORRECT USE OF THIS REFERENCE MATERIAL

7.1 Storage and Handling Recommendations

- Store between approximately 4° - 30° C while in sealed TCT bag.

- While stored in the sealed TCT bag, transpiration of this CRM/RM is negligible. After opening the sealed TCT bag transpiration of the CRM/RM will occur, resulting in a gradual increase in the analyte concentration(s). It is the responsibility of the user to account for this effect. When the bottle is weighed both before and after being placed in storage, the mass difference observed will be a measure of transpiration mass loss.

- After opening the sealed TCT bag, keep cap tightly sealed when not in use and store between 4° - 24° C to minimize the effects of transpiration. Use at 20° ± 4° C to minimize volumetric dilution error when using the reported density. Do not pipette from the container. Do not return removed aliquots to container.

- For more information, visit www.inorganicventures.com/TCT

Atomic Weight; Valence; Coordination Number; Chemical Form in Solution - 63.55 +2 6 Cu(H₂O)₆²⁺

Chemical Compatibility -Stable in HCl, HNO₃, H₂SO₄, HF, H₃PO₄. Avoid basic media. Stable with most metals and inorganic anions in acidic media.

Stability - 2-100 ppb levels stable for months in 1% HNO₃ / LDPE container. 1-10,000 ppm solutions chemically stable for years in 1-5% HNO₃ / LDPE container.

Cu Containing Samples (Preparation and Solution) -Metal (soluble in HNO₃); Oxides (Soluble in HCl); Ores (Dissolve in HCl / HNO₃).

Atomic Spectroscopic Information (ICP-OES D.L.s are given as radial/axial view):

Technique/Line	Estimated D.L.	Order	Interferences (underlined indicates severe)
ICP-MS 63 amu	10 ppt	n/a	40Ar23Na 47Ti16O, 14N12C37Cl, 16O12C35Cl, 23Na40Ca
ICP-OES 219.958 nm	0.01/.002 µg/mL	1	Th, Ta, Nb, U, Hf
ICP-OES 224.700 nm	0.01/.001 µg/mL	1	Pb, Ir, Ni, W
ICP-OES 324.754 nm	0.06/.001 µg/mL		Nb, U, Th, Mo, Hf

8.0 HAZARDOUS INFORMATION

- Please refer to the Safety Data Sheet for information regarding this CRM/RM.

9.0 HOMOGENEITY

- This solution was mixed according to an in-house procedure and is guaranteed to be homogeneous. Homogeneity data indicate that the end user should take a minimum sample size of 0.2 mL to assure homogeneity.

10.0 QUALITY STANDARD DOCUMENTATION

10.1 ISO 9001 Quality Management System Registration

- QSR Certificate Number QSR-1034

10.2 ISO/IEC 17025 "General Requirements for the Competence of Testing and Calibration Laboratories"

- Chemical Testing - Accredited / A2LA Certificate Number 883.01

10.3 ISO 17034 "General Requirements for the Competence of Reference Material Producers"

- Reference Material Producer - Accredited / A2LA Certificate Number 883.02

Inorganic Ventures, 300 Technology Drive, Christiansburg, Va. 24073, USA; Telephone: 800.669.6799; 540.585.3030, Fax: 540.585.3012; inorganicventures.com; info@inorganicventures.com

11.0 CERTIFICATION, LOT EXPIRATION AND PERIOD OF VALIDITY

11.1 Certification Issue Date

August 24, 2019

- The certification is valid within the measurement uncertainty specified provided the CRM/RM is stored and handled in accordance with instructions given in Sec 7.1. This certification is nullified if instructions in Sec 7.1 are not followed or if the CRM/RM is damaged, contaminated, or otherwise modified.

11.2 Lot Expiration Date

- **August 24, 2023**

- The date after which this CRM/RM should not be used.

- The lot expiration date reflects the period of time that the stability of a CRM/RM can be supported by long term stability studies conducted on properly stored and handled CRM/RMs. Lot expiration is limited primarily by transpiration (loss of water from the solution) and infrequently by chemical stability.

11.3 Period of Validity

- Sealed TCT Bag Open Date: _____

- This CRM/RM should not be used longer than one year (or six months in the case of a 30 mL bottle) from the date of opening the aluminized bag or after the date given in Sec. 11.2, whichever comes first. This is contingent upon the CRM/RM being stored and handled in accordance with the instructions given in Sec. 7.1.

12.0 NAMES AND SIGNATURES OF CERTIFYING OFFICERS

Certificate Approved By:

Michael Booth
Manager, Quality Control



Certifying Officer:

Paul Gaines
CEO, Senior Technical Director



300 Technology Drive
Christiansburg, VA 24073 USA
inorganicventures.com

P: 800-669-6799/540-585-3030
F: 540-585-3012
info@inorganicventures.com

1.0 ACCREDITATION / REGISTRATION

INORGANIC VENTURES is accredited to ISO 17034, "General Requirements for the Competence of Reference Material Producers" and ISO/IEC 17025, "General Requirements for the Competence of Testing and Calibration Laboratories". Inorganic Ventures is also an ISO 9001 registered manufacturer (QSR Certificate Number QSR-1034).



2.0 PRODUCT DESCRIPTION

Product Code: Single Analyte Custom Grade Solution
Catalog Number: CGPB10
Lot Number: S2-PB713228
Matrix: 0.5% (v/v) HNO₃
Value / Analyte(s): 10 000 µg/mL ea:
Lead
Starting Material: Lead Nitrate
Starting Material Lot#: 2343
Starting Material Purity: 99.9995%

3.0 CERTIFIED VALUES AND UNCERTAINTIES

Certified Value: 10042 ± 31 µg/mL
Density: 1.015 g/mL (measured at 20 ± 4 °C)

Assay Information:

Assay Method #1 **10024 ± 41 µg/mL**
ICP Assay NIST SRM 3128 Lot Number: 101026

Assay Method #2 **10054 ± 32 µg/mL**
EDTA NIST SRM 928 Lot Number: 928

- The Calculated Value is a value calculated from the weight of a starting material that has been certified directly vs. a National Institute of Standards and Technology (NIST) SRM/RM. See Sec 4.2 for balance traceability.

The following equations are used in the calculation of the certified value and the uncertainty. Reported uncertainties represent expanded uncertainties expressed at approximately the 95% confidence level using a coverage factor of $k = 2$.

Characterization of CRM/RM by Two or More Methods

Certified Value, $X_{CRM/RM}$, where two or more methods of characterization are used is the weighted mean of the results:

$$X_{CRM/RM} = \sum(w_i)(X_i)$$

X_i = mean of Assay Method i with standard uncertainty $u_{char\ i}$

w_i = the weighting factors for each method calculated using the inverse square of the variance:

$$w_i = (1/u_{char\ i}^2) / (\sum(1/u_{char\ j}^2))$$

$$CRM/RM \text{ Expanded Uncertainty } (\pm) = U_{CRM/RM} = k (u_{char}^2 + u_{bb}^2 + u_{lts}^2 + u_{ts}^2)^{1/2}$$

k = coverage factor = 2

$u_{char} = [\sum(w_i)^2 (u_{char\ i})^2]^{1/2}$ where $u_{char\ i}$ are the errors from each characterization method

u_{bb} = bottle to bottle homogeneity standard uncertainty

u_{lts} = long term stability standard uncertainty (storage)

u_{ts} = transport stability standard uncertainty

Characterization of CRM/RM by One Method

Certified Value, $X_{CRM/RM}$, where one method of characterization is used is the mean of individual results:

$$X_{CRM/RM} = (X_a) (u_{char\ a})$$

X_a = mean of Assay Method A with

$u_{char\ a}$ = the standard uncertainty of characterization Method A

$$CRM/RM \text{ Expanded Uncertainty } (\pm) = U_{CRM/RM} = k (u_{char\ a}^2 + u_{bb}^2 + u_{lts}^2 + u_{ts}^2)^{1/2}$$

k = coverage factor = 2

$u_{char\ a}$ = the errors from characterization

u_{bb} = bottle to bottle homogeneity standard uncertainty

u_{lts} = long term stability standard uncertainty (storage)

u_{ts} = transport stability standard uncertainty

4.0 TRACEABILITY TO NIST

- This product is traceable to NIST via an unbroken chain of comparisons. The uncertainties for each certified value are reported, taking into account the SRM/RM uncertainty error and the measurement, weighing and volume dilution errors. In rare cases where no NIST SRM/RM are available, the term 'in-house std.' is specified.

4.1 Thermometer Calibration

- All thermometers are NIST traceable through thermometers that are calibrated by an accredited calibration laboratory.

4.2 Balance Calibration

- All analytical balances are calibrated by an accredited calibration laboratory and procedure. The weights used for testing are annually compared to master weights and are traceable to NIST.

4.3 Glassware Calibration

- An in-house procedure is used to calibrate all Class A glassware used in the manufacturing and quality control of CRM/RMs.

5.0 TRACE METALLIC IMPURITIES (TMI) DETERMINED BY ICP-MS AND ICP-OES (µg/mL)

CRM/RMs are tested for trace metallic impurities by Axial ICP-OES and ICP-MS. The result from the most sensitive method for each element, is reported below. Solutions tested by ICP-MS were analyzed in an ULPA-Filtered Clean Room. An ULPA-Filter is 99.9985% efficient for the removal of particles down to 0.3 µm.

M Ag < 0.000310	M Eu < 0.000310	M Na < 0.001470	M Se < 0.009100	O Zn < 0.006155
O Al < 0.017098	O Fe < 0.002496	M Nb < 0.000310	O Si < 0.003761	O Zr < 0.001700
M As < 0.003100	M Ga < 0.000310	M Nd < 0.000310	M Sm < 0.000310	
M Au < 0.000910	M Gd < 0.000310	O Ni < 0.001709	M Sn < 0.001300	
O B < 0.005600	M Ge < 0.002200	M Os < 0.000310	O Sr < 0.000444	
O Ba < 0.007865	M Hf < 0.000310	O P < 0.038000	M Ta < 0.000310	
O Be < 0.000320	M Hg < 0.002200	s Pb < 0.000610	M Tb < 0.000610	
M Bi < 0.028000	M Ho < 0.000310	M Pd < 0.000610	M Te < 0.000310	
O Ca < 0.019834	M In < 0.000310	M Pr < 0.000310	M Th < 0.000310	
O Cd < 0.000630	M Ir < 0.000310	M Pt < 0.000910	O Ti < 0.005129	
M Ce < 0.004787	O K < 0.008207	M Rb < 0.006700	M Tl < 0.016000	
M Co < 0.000610	M La < 0.001900	M Re < 0.000310	M Tm < 0.000310	
O Cr < 0.001500	O Li < 0.000110	O Rh < 0.007700	M U < 0.000310	
M Cs < 0.006100	M Lu < 0.000310	M Ru < 0.001300	M V < 0.001600	
M Cu < 0.001600	O Mg < 0.003317	O S < 0.052000	M W < 0.000910	
M Dy < 0.000310	O Mn < 0.001600	O Sb < 0.015000	M Y < 0.000310	
M Er < 0.000310	M Mo < 0.000610	O Sc < 0.000630	M Yb < 0.000310	

M - Checked by ICP-MS O - Checked by ICP-OES i - Spectral Interference
n - Not Checked For s - Solution Standard Element

6.0 INTENDED USE

- For the calibration of analytical instruments and validation of analytical methods as appropriate.

7.0 INSTRUCTIONS FOR THE CORRECT USE OF THIS REFERENCE MATERIAL

7.1 Storage and Handling Recommendations

- Store between approximately 4° - 30° C while in sealed TCT bag.
- While stored in the sealed TCT bag, transpiration of this CRM/RM is negligible. After opening the sealed TCT bag transpiration of the CRM/RM will occur, resulting in a gradual increase in the analyte concentration(s). It is the responsibility of the user to account for this effect. When the bottle is weighed both before and after being placed in storage, the mass difference observed will be a measure of transpiration mass loss.
- After opening the sealed TCT bag, keep cap tightly sealed when not in use and store between 4° - 24° C to minimize the effects of transpiration. Use at 20° ± 4° C to minimize volumetric dilution error when using the reported density. Do not pipette from the container. Do not return removed aliquots to container.

- For more information, visit www.inorganicventures.com/TCT

Atomic Weight; Valence; Coordination Number; Chemical Form in Solution - 207.20 +2 6 Pb(H₂O)₆+2

Chemical Compatibility - Soluble in HCl, HF and HNO₃. Avoid H₂SO₄. Stable with most metals and inorganic anions forming insoluble carbonate, borate, sulfate, sulfite, sulfide, phosphate, oxalate, chromate, tannate, iodate, and cyanide in neutral aqueous media.

Stability - 2-100 ppb levels stable for months in 1% HNO₃ / LDPE container. 1-10,000 ppm solutions chemically stable for years in 2-5% HNO₃ / LDPE container.

Pb Containing Samples (Preparation and Solution) -Metal (Best dissolved in 1:1 H₂O / HNO₃); Oxides (The many different Pb oxides are soluble in HNO₃ with the exception of PbO₂ which is soluble in HCl or HF); Ores and Alloys (Best attacked using 1:1 H₂O / HNO₃); Organic Matrices (Dry ash and dissolve in dilute HCl).

Atomic Spectroscopic Information (ICP-OES D.L.s are given as radial/axial view):

Technique/Line	Estimated D.L.	Order	Interferences (underlined indicates severe)
ICP-MS 208 amu	5 ppt	n/a	192Pt16O, 192Os16O
ICP-OES 168.215 nm	0.03 / 0.003 µg/mL	1	Co
ICP-OES 217.000 nm	0.09 / 0.03 µg/mL	1	W, Ir, Hf, Sb, Th
ICP-OES 220.353 nm	0.04 / 0.006 µg/mL	1	Bi, Nb

8.0 HAZARDOUS INFORMATION

- Please refer to the Safety Data Sheet for information regarding this CRM/RM.

9.0 HOMOGENEITY

- This solution was mixed according to an in-house procedure and is guaranteed to be homogeneous. Homogeneity data indicate that the end user should take a minimum sample size of 0.2 mL to assure homogeneity.

10.0 QUALITY STANDARD DOCUMENTATION

10.1 ISO 9001 Quality Management System Registration

- QSR Certificate Number QSR-1034

10.2 ISO/IEC 17025 "General Requirements for the Competence of Testing and Calibration Laboratories"

- Chemical Testing - Accredited / A2LA Certificate Number 883.01

10.3 ISO 17034 "General Requirements for the Competence of Reference Material Producers"

- Reference Material Producer - Accredited / A2LA Certificate Number 883.02

Inorganic Ventures, 300 Technology Drive, Christiansburg, Va. 24073, USA; Telephone: 800.669.6799; 540.585.3030, Fax: 540.585.3012; inorganicventures.com; info@inorganicventures.com

11.0 CERTIFICATION, LOT EXPIRATION AND PERIOD OF VALIDITY

11.1 Certification Issue Date

January 10, 2022

- The certification is valid within the measurement uncertainty specified provided the CRM/RM is stored and handled in accordance with instructions given in Sec 7.1. This certification is nullified if instructions in Sec 7.1 are not followed or if the CRM/RM is damaged, contaminated, or otherwise modified.

11.2 Lot Expiration Date

- **January 10, 2027**

- The date after which this CRM/RM should not be used.

- The lot expiration date reflects the period of time that the stability of a CRM/RM can be supported by long term stability studies conducted on properly stored and handled CRM/RMs. Lot expiration is limited primarily by transpiration (loss of water from the solution) and infrequently by chemical stability.

11.3 Period of Validity

- Sealed TCT Bag Open Date: _____

- This CRM/RM should not be used longer than one year (or six months in the case of a 30 mL bottle) from the date of opening the aluminized bag or after the date given in Sec. 11.2, whichever comes first. This is contingent upon the CRM/RM being stored and handled in accordance with the instructions given in Sec. 7.1.

12.0 NAMES AND SIGNATURES OF CERTIFYING OFFICERS

Certificate Approved By:

Thomas Kozikowski
Manager, Quality Control



Certifying Officer:

Paul Gaines
Chairman / Senior Technical Director



300 Technology Drive
Christiansburg, VA 24073 USA
inorganicventures.com

P: 800-669-6799/540-585-3030
F: 540-585-3012
info@inorganicventures.com

1.0 ACCREDITATION / REGISTRATION

INORGANIC VENTURES is accredited to ISO 17034, "General Requirements for the Competence of Reference Material Producers" and ISO/IEC 17025, "General Requirements for the Competence of Testing and Calibration Laboratories". Inorganic Ventures is also an ISO 9001 registered manufacturer (QSR Certificate Number QSR-1034).



2.0 PRODUCT DESCRIPTION

Product Code: Single Analyte Custom Grade Solution
Catalog Number: CGZN10
Lot Number: S2-ZN711249
Matrix: 2% (v/v) HNO₃
Value / Analyte(s): 10 000 µg/mL ea:
Zinc
Starting Material: Zinc Metal
Starting Material Lot#: 2349
Starting Material Purity: 99.9988%

3.0 CERTIFIED VALUES AND UNCERTAINTIES

Certified Value: 9992 ± 30 µg/mL
Density: 1.029 g/mL (measured at 20 ± 4 °C)

Assay Information:

Assay Method #1	9981 ± 56 µg/mL ICP Assay NIST SRM 3168a Lot Number: 120629
Assay Method #2	9987 ± 32 µg/mL EDTA NIST SRM 928 Lot Number: 928
Assay Method #3	10002 ± 32 µg/mL Calculated NIST SRM Lot Number: See Sec. 4.2

- The Calculated Value is a value calculated from the weight of a starting material that has been certified directly vs. a National Institute of Standards and Technology (NIST) SRM/RM. See Sec 4.2 for balance traceability.

The following equations are used in the calculation of the certified value and the uncertainty. Reported uncertainties represent expanded uncertainties expressed at approximately the 95% confidence level using a coverage factor of k = 2.

Characterization of CRM/RM by Two or More Methods

Certified Value, $X_{CRM/RM}$, where two or more methods of characterization are used is the weighted mean of the results:

$$X_{CRM/RM} = \sum(w_i)(X_i)$$

X_i = mean of Assay Method i with standard uncertainty $u_{char i}$

w_i = the weighting factors for each method calculated using the inverse square of the variance:

$$w_i = (1/u_{char i}^2) / (\sum(1/u_{char j}^2))$$

$$CRM/RM \text{ Expanded Uncertainty } (\pm) = U_{CRM/RM} = k (u_{char}^2 + u_{bb}^2 + u_{Its}^2 + u_{ts}^2)^{1/2}$$

k = coverage factor = 2

$u_{char} = [\sum(w_i)^2 (u_{char i}^2)]^{1/2}$ where $u_{char i}$ are the errors from each characterization method

u_{bb} = bottle to bottle homogeneity standard uncertainty

u_{Its} = long term stability standard uncertainty (storage)

u_{ts} = transport stability standard uncertainty

Characterization of CRM/RM by One Method

Certified Value, $X_{CRM/RM}$, where one method of characterization is used is the mean of individual results:

$$X_{CRM/RM} = (X_a) (u_{char a})$$

X_a = mean of Assay Method A with

$u_{char a}$ = the standard uncertainty of characterization Method A

$$CRM/RM \text{ Expanded Uncertainty } (\pm) = U_{CRM/RM} = k (u_{char a}^2 + u_{bb}^2 + u_{Its}^2 + u_{ts}^2)^{1/2}$$

k = coverage factor = 2

$u_{char a}$ = the errors from characterization

u_{bb} = bottle to bottle homogeneity standard uncertainty

u_{Its} = long term stability standard uncertainty (storage)

u_{ts} = transport stability standard uncertainty

4.0 TRACEABILITY TO NIST

- This product is traceable to NIST via an unbroken chain of comparisons. The uncertainties for each certified value are reported, taking into account the SRM/RM uncertainty error and the measurement, weighing and volume dilution errors. In rare cases where no NIST SRM/RM are available, the term 'in-house std.' is specified.

4.1 Thermometer Calibration

- All thermometers are NIST traceable through thermometers that are calibrated by an accredited calibration laboratory.

4.2 Balance Calibration

- All analytical balances are calibrated by an accredited calibration laboratory and procedure. The weights used for testing are annually compared to master weights and are traceable to NIST.

4.3 Glassware Calibration

- An in-house procedure is used to calibrate all Class A glassware used in the manufacturing and quality control of CRM/RMs.

5.0 TRACE METALLIC IMPURITIES (TMI) DETERMINED BY ICP-MS AND ICP-OES (µg/mL)

CRM/RMs are tested for trace metallic impurities by Axial ICP-OES and ICP-MS. The result from the most sensitive method for each element, is reported below. Solutions tested by ICP-MS were analyzed in an ULPA-Filtered Clean Room. An ULPA-Filter is 99.9985% efficient for the removal of particles down to 0.3 µm.

M Ag < 0.002000	M Eu < 0.000500	O Na < 0.008713	M Se < 0.048000	s Zn <
O Al < 0.011000	O Fe < 0.015467	M Nb < 0.000500	O Si < 0.007842	M Zr < 0.000500
O As < 0.012000	M Ga < 0.004900	M Nd < 0.000500	M Sm < 0.000500	
M Au < 0.006500	M Gd < 0.000500	O Ni < 0.003049	M Sn < 0.002614	
O B < 0.019000	M Ge < 0.009100	M Os < 0.000500	M Sr < 0.000500	
M Ba < 0.000500	M Hf < 0.000500	O P < 0.059000	M Ta < 0.000500	
O Be < 0.000230	O Hg < 0.003800	M Pb < 0.016774	M Tb < 0.000500	
M Bi < 0.002400	M Ho < 0.000500	M Pd < 0.001000	M Te < 0.017000	
O Ca < 0.052283	M In < 0.003500	M Pr < 0.000500	M Th < 0.000500	
O Cd < 0.000588	M Ir < 0.001000	M Pt < 0.000500	M Ti < 0.002000	
M Ce < 0.000500	O K < 0.017209	M Rb < 0.002500	M Tl < 0.000500	
M Co < 0.000653	M La < 0.000500	M Re < 0.000500	M Tm < 0.000500	
O Cr < 0.001089	O Li < 0.000230	M Rh < 0.000500	M U < 0.000500	
M Cs < 0.000500	M Lu < 0.000500	M Ru < 0.005000	M V < 0.000500	
O Cu < 0.001938	O Mg < 0.000871	O S < 0.048000	M W < 0.001000	
M Dy < 0.000500	O Mn < 0.000172	M Sb < 0.004300	M Y < 0.000500	
M Er < 0.000500	M Mo < 0.001500	O Sc < 0.000900	M Yb < 0.000500	

M - Checked by ICP-MS O - Checked by ICP-OES i - Spectral Interference
n - Not Checked For s - Solution Standard Element

6.0 INTENDED USE

- For the calibration of analytical instruments and validation of analytical methods as appropriate.

7.0 INSTRUCTIONS FOR THE CORRECT USE OF THIS REFERENCE MATERIAL

7.1 Storage and Handling Recommendations

- Store between approximately 4° - 30° C while in sealed TCT bag.
- While stored in the sealed TCT bag, transpiration of this CRM/RM is negligible. After opening the sealed TCT bag transpiration of the CRM/RM will occur, resulting in a gradual increase in the analyte concentration(s). It is the responsibility of the user to account for this effect. When the bottle is weighed both before and after being placed in storage, the mass difference observed will be a measure of transpiration mass loss.
- After opening the sealed TCT bag, keep cap tightly sealed when not in use and store between 4° - 24° C to minimize the effects of transpiration. Use at 20° ± 4° C to minimize volumetric dilution error when using the reported density. Do not pipette from the container. Do not return removed aliquots to container.

- For more information, visit www.inorganicventures.com/TCT

Atomic Weight; Valence; Coordination Number; Chemical Form in Solution - 65.39 +2 4 Zn(OH)(aq)1+

Chemical Compatibility -Stable in HCl, HNO₃, H₂SO₄, HF, H₃PO₄. Avoid basic media forming insoluble carbonate and hydroxide. Stable with most metals and inorganic anions in acidic media.

Stability - 2-100 ppb levels stable for months in 1% HNO₃ / LDPE container. 1-10,000 ppm solutions chemically stable for years in 1-5% HNO₃ / LDPE container.

Zn Containing Samples (Preparation and Solution) -Metal (soluble in HNO₃); Oxides (Soluble in HCl); Ores (Dissolve in HCl / HNO₃); Organic based (dry ash at 4500C and dissolve ash in HCl) (sulfuric/peroxide acid digestion)

Atomic Spectroscopic Information (ICP-OES D.L.s are given as radial/axial view):

Technique/Line	Estimated D.L.	Order	Interferences (underlined indicates severe)
ICP-MS 66 amu	7 ppt	N/A	50Ti16O,50Cr16O, 50V16O, 34S16O2, 32S16O18O, 32S17O2, 33S16O17O, 32S34S, 33S2
ICP-OES 202.548 nm	0.004/0.0002 µg/mL	1	Nb, Cu, Co, Hf
ICP-OES 206.200 nm	0.006/0.0006 µg/mL	1	Sb, Ta, Bi, Os
ICP-OES 213.856 nm	0.002/0.0004 µg/mL	1	Ni, Cu, V

8.0 HAZARDOUS INFORMATION

- Please refer to the Safety Data Sheet for information regarding this CRM/RM.

9.0 HOMOGENEITY

- This solution was mixed according to an in-house procedure and is guaranteed to be homogeneous. Homogeneity data indicate that the end user should take a minimum sample size of 0.2 mL to assure homogeneity.

10.0 QUALITY STANDARD DOCUMENTATION

10.1 ISO 9001 Quality Management System Registration

- QSR Certificate Number QSR-1034

10.2 ISO/IEC 17025 "General Requirements for the Competence of Testing and Calibration Laboratories"

- Chemical Testing - Accredited / A2LA Certificate Number 883.01

10.3 ISO 17034 "General Requirements for the Competence of Reference Material Producers"

- Reference Material Producer - Accredited / A2LA Certificate Number 883.02

Inorganic Ventures, 300 Technology Drive, Christiansburg, Va. 24073, USA; Telephone: 800.669.6799; 540.585.3030, Fax: 540.585.3012; inorganicventures.com; info@inorganicventures.com

11.0 CERTIFICATION, LOT EXPIRATION AND PERIOD OF VALIDITY

11.1 Certification Issue Date

November 22, 2021

- The certification is valid within the measurement uncertainty specified provided the CRM/RM is stored and handled in accordance with instructions given in Sec 7.1. This certification is nullified if instructions in Sec 7.1 are not followed or if the CRM/RM is damaged, contaminated, or otherwise modified.

11.2 Lot Expiration Date

- **November 22, 2026**

- The date after which this CRM/RM should not be used.

- The lot expiration date reflects the period of time that the stability of a CRM/RM can be supported by long term stability studies conducted on properly stored and handled CRM/RMs. Lot expiration is limited primarily by transpiration (loss of water from the solution) and infrequently by chemical stability.

11.3 Period of Validity

- Sealed TCT Bag Open Date: _____

- This CRM/RM should not be used longer than one year (or six months in the case of a 30 mL bottle) from the date of opening the aluminized bag or after the date given in Sec. 11.2, whichever comes first. This is contingent upon the CRM/RM being stored and handled in accordance with the instructions given in Sec. 7.1.

12.0 NAMES AND SIGNATURES OF CERTIFYING OFFICERS

Certificate Approved By:

Thomas Kozikowski
Manager, Quality Control



Certifying Officer:

Paul Gaines
Chairman / Senior Technical Director



300 Technology Drive
Christiansburg, VA 24073 USA
inorganicventures.com

P: 800-669-6799/540-585-3030
F: 540-585-3012
info@inorganicventures.com

1.0 ACCREDITATION / REGISTRATION

INORGANIC VENTURES is accredited to ISO 17034, "General Requirements for the Competence of Reference Material Producers" and ISO/IEC 17025, "General Requirements for the Competence of Testing and Calibration Laboratories". Inorganic Ventures is also an ISO 9001 registered manufacturer (QSR Certificate Number QSR-1034).



2.0 PRODUCT DESCRIPTION

Product Code: Single Analyte Custom Grade Solution
Catalog Number: CGSE10
Lot Number: S2-SE711004
Matrix: 3% (v/v) HNO3
Value / Analyte(s): 10 000 µg/mL ea:
Selenium
Starting Material: Se Metal
Starting Material Lot#: 1962
Starting Material Purity: 99.9991%

3.0 CERTIFIED VALUES AND UNCERTAINTIES

Certified Value: 9955 ± 61 µg/mL
Density: 1.035 g/mL (measured at 20 ± 4 °C)

Assay Information:

Assay Method #1 **9955 ± 50 µg/mL**
ICP Assay NIST SRM 3149 Lot Number: 100901

- The Calculated Value is a value calculated from the weight of a starting material that has been certified directly vs. a National Institute of Standards and Technology (NIST) SRM/RM. See Sec 4.2 for balance traceability.

The following equations are used in the calculation of the certified value and the uncertainty. Reported uncertainties represent expanded uncertainties expressed at approximately the 95% confidence level using a coverage factor of k = 2.

Characterization of CRM/RM by Two or More Methods

Certified Value, $X_{CRM/RM}$, where two or more methods of characterization are used is the weighted mean of the results:

$$X_{CRM/RM} = \sum(w_i)(X_i)$$

X_i = mean of Assay Method i with standard uncertainty $u_{char\ i}$

w_i = the weighting factors for each method calculated using the inverse square of the variance:

$$w_i = (1/u_{char\ i}^2) / (\sum(1/(u_{char\ i}^2)))$$

$$CRM/RM \text{ Expanded Uncertainty } (\pm) = U_{CRM/RM} = k (u_{char}^2 + u_{bb}^2 + u_{Its}^2 + u_{ts}^2)^{1/2}$$

k = coverage factor = 2

u_{char} = $[\sum(w_i)^2 (u_{char\ i})^2]^{1/2}$ where $u_{char\ i}$ are the errors from each characterization method

u_{bb} = bottle to bottle homogeneity standard uncertainty

u_{Its} = long term stability standard uncertainty (storage)

u_{ts} = transport stability standard uncertainty

Characterization of CRM/RM by One Method

Certified Value, $X_{CRM/RM}$, where one method of characterization is used is the mean of individual results:

$$X_{CRM/RM} = (X_a)(u_{char\ a})$$

X_a = mean of Assay Method A with

$u_{char\ a}$ = the standard uncertainty of characterization Method A

$$CRM/RM \text{ Expanded Uncertainty } (\pm) = U_{CRM/RM} = k (u_{char\ a}^2 + u_{bb}^2 + u_{Its}^2 + u_{ts}^2)^{1/2}$$

k = coverage factor = 2

$u_{char\ a}$ = the errors from characterization

u_{bb} = bottle to bottle homogeneity standard uncertainty

u_{Its} = long term stability standard uncertainty (storage)

u_{ts} = transport stability standard uncertainty

4.0 TRACEABILITY TO NIST

- This product is traceable to NIST via an unbroken chain of comparisons. The uncertainties for each certified value are reported, taking into account the SRM/RM uncertainty error and the measurement, weighing and volume dilution errors. In rare cases where no NIST SRM/RM are available, the term 'in-house std.' is specified.

4.1 Thermometer Calibration

- All thermometers are NIST traceable through thermometers that are calibrated by an accredited calibration laboratory.

4.2 Balance Calibration

- All analytical balances are calibrated by an accredited calibration laboratory and procedure. The weights used for testing are annually compared to master weights and are traceable to NIST.

4.3 Glassware Calibration

- An in-house procedure is used to calibrate all Class A glassware used in the manufacturing and quality control of CRM/RMs.

5.0 TRACE METALLIC IMPURITIES (TMI) DETERMINED BY ICP-MS AND ICP-OES (µg/mL)

CRM/RMs are tested for trace metallic impurities by Axial ICP-OES and ICP-MS. The result from the most sensitive method for each element, is reported below. Solutions tested by ICP-MS were analyzed in an ULPA-Filtered Clean Room. An ULPA-Filter is 99.9985% efficient for the removal of particles down to 0.3 µm.

M Ag <	0.002242	M	Eu <	0.000373	O Na	0.013654	s	Se <		O Zn	0.002374
M Al	0.004450	M	Fe	0.008478	O Nb <	0.002975	O Si	0.006249	M Zr <	0.001868	
O As <	0.022040	M	Ga <	0.000373	M Nd <	0.000373	M Sm <	0.000373			
M Au <	0.000373	M	Gd <	0.000373	O Ni	0.001843	M Sn	0.000847			
O B <	0.007714	M	Ge <	0.002616	M Os <	0.000373	M Sr <	0.001121			
M Ba <	0.001495	M	Hf <	0.000373	O P <	0.022040	M Ta <	0.000373			
M Be <	0.001495	M	Hg <	0.002240	M Pb	0.006358	M Tb <	0.006353			
M Bi <	0.000373	M	Ho <	0.000373	M Pd <	0.000373	M Te <	0.012707			
O Ca	0.006530	M	In <	0.000373	M Pr <	0.001495	M Th <	0.002990			
M Cd	0.001165	M	Ir <	0.000373	M Pt <	0.000373	M Ti <	0.003363			
M Ce <	0.000373	O K	0.001999	M Rb <	0.001868	M Tl	0.008584				
M Co <	0.000373	M La <	0.001121	M Re <	0.000373	M Tm <	0.000373				
M Cr	0.002861	O Li	0.000062	M Rh <	0.000373	M U <	0.000373				
M Cs <	0.001121	M Lu <	0.000373	M Ru <	0.001493	M V <	0.000747				
M Cu <	0.000747	O Mg	0.001156	O S	0.024591	M W <	0.002242				
M Dy <	0.000373	M Mn <	0.000373	M Sb <	0.002242	M Y <	0.000373				
M Er <	0.000373	O Mo <	0.003195	M Sc <	0.001121	M Yb <	0.000373				

M - Checked by ICP-MS O - Checked by ICP-OES i - Spectral Interference
n - Not Checked For s - Solution Standard Element

6.0 INTENDED USE

- For the calibration of analytical instruments and validation of analytical methods as appropriate.

7.0 INSTRUCTIONS FOR THE CORRECT USE OF THIS REFERENCE MATERIAL

7.1 Storage and Handling Recommendations

- Store between approximately 4° - 30° C while in sealed TCT bag.

- While stored in the sealed TCT bag, transpiration of this CRM/RM is negligible. After opening the sealed TCT bag transpiration of the CRM/RM will occur, resulting in a gradual increase in the analyte concentration(s). It is the responsibility of the user to account for this effect. When the bottle is weighed both before and after being placed in storage, the mass difference observed will be a measure of transpiration mass loss.

- After opening the sealed TCT bag, keep cap tightly sealed when not in use and store between 4° - 24° C to minimize the effects of transpiration. Use at 20° ± 4° C to minimize volumetric dilution error when using the reported density. Do not pipette from the container. Do not return removed aliquots to container.

- For more information, visit www.inorganicventures.com/TCT

Atomic Weight; Valence; Coordination Number; Chemical Form in Solution - 78.96 +4 6 H₂SeO₃

Chemical Compatibility -Soluble in HCl, HNO₃,H₃PO₄, H₂SO₄ and HF aqueous matrices and water. It is stable with most inorganic anions but many cationic metals form the insoluble selenites under pH neutral conditions. When fluorinated and/or under acidic conditions precipitation is typically not a problem at moderate to low concentrations.

Stability - 2-100 ppb levels stable for months alone or mixed with other elements at equivalent levels in 1% HNO₃ / LDPE container. 1-10,000 ppm solutions chemically stable for years in 1-5% HNO₃ / LDPE container.

Se Containing Samples (Preparation and Solution) -Metal (soluble in HNO₃); Oxides (readily soluble in water); Minerals and alloys (acid digestion with HNO₃or HNO₃ / HF); Organic Matrices (acid digestion with hot concentrated H₂SO₄ accompanied by the careful dropwise addition of H₂O₂ until clear).

Atomic Spectroscopic Information (ICP-OES D.L.s are given as radial/axial view):

Technique/Line	Estimated D.L.	Order	Interferences (underlined indicates severe)
ICP-MS 82 amu	200 ppt	N/A	12C35Cl2
ICP-OES 196.026 nm	0.08/0.006 µg/mL	1	Fe
ICP-OES 203.985 nm	0.2/0.05 µg/mL	1	Sb, Ir, Cr, Ta
ICP-OES 206.279 nm	0.3/0.16 µg/mL	1	Cr, Pt

8.0 HAZARDOUS INFORMATION

- Please refer to the Safety Data Sheet for information regarding this CRM/RM.

9.0 HOMOGENEITY

- This solution was mixed according to an in-house procedure and is guaranteed to be homogeneous. Homogeneity data indicate that the end user should take a minimum sample size of 0.2 mL to assure homogeneity.

10.0 QUALITY STANDARD DOCUMENTATION

10.1 ISO 9001 Quality Management System Registration

- QSR Certificate Number QSR-1034

10.2 ISO/IEC 17025 "General Requirements for the Competence of Testing and Calibration Laboratories"

- Chemical Testing - Accredited / A2LA Certificate Number 883.01

10.3 ISO 17034 "General Requirements for the Competence of Reference Material Producers"

- Reference Material Producer - Accredited / A2LA Certificate Number 883.02

Inorganic Ventures, 300 Technology Drive, Christiansburg, Va. 24073, USA; Telephone: 800.669.6799; 540.585.3030, Fax: 540.585.3012; inorganicventures.com; info@inorganicventures.com

11.0 CERTIFICATION, LOT EXPIRATION AND PERIOD OF VALIDITY

11.1 Certification Issue Date

November 17, 2021

- The certification is valid within the measurement uncertainty specified provided the CRM/RM is stored and handled in accordance with instructions given in Sec 7.1. This certification is nullified if instructions in Sec 7.1 are not followed or if the CRM/RM is damaged, contaminated, or otherwise modified.

11.2 Lot Expiration Date

- **November 17, 2026**

- The date after which this CRM/RM should not be used.

- The lot expiration date reflects the period of time that the stability of a CRM/RM can be supported by long term stability studies conducted on properly stored and handled CRM/RMs. Lot expiration is limited primarily by transpiration (loss of water from the solution) and infrequently by chemical stability.

11.3 Period of Validity

- Sealed TCT Bag Open Date: _____

- This CRM/RM should not be used longer than one year (or six months in the case of a 30 mL bottle) from the date of opening the aluminized bag or after the date given in Sec. 11.2, whichever comes first. This is contingent upon the CRM/RM being stored and handled in accordance with the instructions given in Sec. 7.1.

12.0 NAMES AND SIGNATURES OF CERTIFYING OFFICERS

Certificate Prepared By:

Uyen Truong
Supervisor, Product Documentation



Certificate Approved By:

Michael Booth
Director, Technical



Certifying Officer:

Paul Gaines
Chairman / Senior Technical Director



300 Technology Drive
Christiansburg, VA 24073 USA
inorganicventures.com

P: 800-669-6799/540-585-3030
F: 540-585-3012
info@inorganicventures.com

1.0 ACCREDITATION / REGISTRATION

INORGANIC VENTURES is accredited to ISO 17034, "General Requirements for the Competence of Reference Material Producers" and ISO/IEC 17025, "General Requirements for the Competence of Testing and Calibration Laboratories". Inorganic Ventures is also an ISO 9001 registered manufacturer (QSR Certificate Number QSR-1034).



2.0 PRODUCT DESCRIPTION

Product Code: Single Analyte Custom Grade Solution
Catalog Number: CGMO10
Lot Number: S2-MO706255
Matrix: H2O
tr. NH4OH
Value / Analyte(s): 10 000 µg/mL ea:
Molybdenum
Starting Material: Ammonium Molybdate
Starting Material Lot#: 2361
Starting Material Purity: 99.9893%

3.0 CERTIFIED VALUES AND UNCERTAINTIES

Certified Value: 10026 ± 47 µg/mL
Density: 1.011 g/mL (measured at 20 ± 4 °C)

Assay Information:

Assay Method #1 **10032 ± 68 µg/mL**
ICP Assay NIST SRM 3134 Lot Number: 130418

Assay Method #2 **10020 ± 65 µg/mL**
Calculated NIST SRM Lot Number: See Sec. 4.2

- The Calculated Value is a value calculated from the weight of a starting material that has been certified directly vs. a National Institute of Standards and Technology (NIST) SRM/RM. See Sec 4.2 for balance traceability.

The following equations are used in the calculation of the certified value and the uncertainty. Reported uncertainties represent expanded uncertainties expressed at approximately the 95% confidence level using a coverage factor of $k = 2$.

Characterization of CRM/RM by Two or More Methods

Certified Value, $X_{CRM/RM}$, where two or more methods of characterization are used is the weighted mean of the results:

$$X_{CRM/RM} = \sum(w_i)(X_i)$$

X_i = mean of Assay Method i with standard uncertainty $u_{char i}$

w_i = the weighting factors for each method calculated using the inverse square of the variance:

$$w_i = (1/u_{char i}^2) / (\sum(1/u_{char j}^2))$$

$$CRM/RM \text{ Expanded Uncertainty } (\pm) = U_{CRM/RM} = k (u_{char}^2 + u_{bb}^2 + u_{Its}^2 + u_{ts}^2)^{1/2}$$

k = coverage factor = 2

$u_{char} = [\sum(w_i)^2 (u_{char i})^2]^{1/2}$ where $u_{char i}$ are the errors from each characterization method

u_{bb} = bottle to bottle homogeneity standard uncertainty

u_{Its} = long term stability standard uncertainty (storage)

u_{ts} = transport stability standard uncertainty

Characterization of CRM/RM by One Method

Certified Value, $X_{CRM/RM}$, where one method of characterization is used is the mean of individual results:

$$X_{CRM/RM} = (X_a) (u_{char a})$$

X_a = mean of Assay Method A with

$u_{char a}$ = the standard uncertainty of characterization Method A

$$CRM/RM \text{ Expanded Uncertainty } (\pm) = U_{CRM/RM} = k (u_{char a}^2 + u_{bb}^2 + u_{Its}^2 + u_{ts}^2)^{1/2}$$

k = coverage factor = 2

$u_{char a}$ = the errors from characterization

u_{bb} = bottle to bottle homogeneity standard uncertainty

u_{Its} = long term stability standard uncertainty (storage)

u_{ts} = transport stability standard uncertainty

4.0 TRACEABILITY TO NIST

- This product is traceable to NIST via an unbroken chain of comparisons. The uncertainties for each certified value are reported, taking into account the SRM/RM uncertainty error and the measurement, weighing and volume dilution errors. In rare cases where no NIST SRM/RM are available, the term 'in-house std.' is specified.

4.1 Thermometer Calibration

- All thermometers are NIST traceable through thermometers that are calibrated by an accredited calibration laboratory.

4.2 Balance Calibration

- All analytical balances are calibrated by an accredited calibration laboratory and procedure. The weights used for testing are annually compared to master weights and are traceable to NIST.

4.3 Glassware Calibration

- An in-house procedure is used to calibrate all Class A glassware used in the manufacturing and quality control of CRM/RMs.

5.0 TRACE METALLIC IMPURITIES (TMI) DETERMINED BY ICP-MS AND ICP-OES ($\mu\text{g/mL}$)

CRM/RMs are tested for trace metallic impurities by Axial ICP-OES and ICP-MS. The result from the most sensitive method for each element, is reported below. Solutions tested by ICP-MS were analyzed in an ULPA-Filtered Clean Room. An ULPA-Filter is 99.9985% efficient for the removal of particles down to 0.3 μm .

M Ag < 0.000590	M Eu < 0.000300	M Na < 0.008739	M Se < 0.008000	M Zn < 0.005942
M Al < 0.005592	M Fe < 0.006500	M Nb < 0.029000	i Si < 0.001800	M Zr < 0.001800
M As < 0.002100	M Ga < 0.000300	i Nd < 0.000300	M Sm < 0.000300	
M Au < 0.000300	M Gd < 0.000300	M Ni < 0.008000	M Sn < 0.008900	
M B < 0.003300	M Ge < 0.000300	M Os < 0.000590	M Sr < 0.001747	
M Ba < 0.016778	M Hf < 0.001800	i P < 0.004200	M Ta < 0.004200	
M Be < 0.000890	M Hg < 0.003300	M Pb < 0.000300	M Tb < 0.000300	
M Bi < 0.000890	M Ho < 0.000300	M Pd < 0.001800	M Te < 0.021000	
O Ca < 0.062920	M In < 0.032000	M Pr < 0.013000	M Th < 0.000300	
O Cd < 0.026000	M Ir < 0.000300	M Pt < 0.000300	O Ti < 0.032000	
M Ce < 0.008300	M K < 1.293372	M Rb < 0.045442	M Tl < 0.012584	
M Co < 0.005942	M La < 0.000300	M Re < 0.000300	M Tm < 0.000300	
M Cr < 0.005243	O Li < 0.000594	M Rh < 0.000300	M U < 0.005300	
M Cs < 0.005243	M Lu < 0.000300	M Ru < 0.079000	M V < 0.000890	
M Cu < 0.022371	M Mg < 0.005592	i S < 0.873900	M W < 0.873900	
M Dy < 0.000300	M Mn < 0.005900	M Sb < 0.015031	M Y < 0.000300	
M Er < 0.000300	s Mo < 0.000300	M Sc < 0.001200	M Yb < 0.000300	

M - Checked by ICP-MS O - Checked by ICP-OES i - Spectral Interference
n - Not Checked For s - Solution Standard Element

6.0 INTENDED USE

- For the calibration of analytical instruments and validation of analytical methods as appropriate.

7.0 INSTRUCTIONS FOR THE CORRECT USE OF THIS REFERENCE MATERIAL

7.1 Storage and Handling Recommendations

- Store between approximately 4° - 30° C while in sealed TCT bag.
- While stored in the sealed TCT bag, transpiration of this CRM/RM is negligible. After opening the sealed TCT bag transpiration of the CRM/RM will occur, resulting in a gradual increase in the analyte concentration(s). It is the responsibility of the user to account for this effect. When the bottle is weighed both before and after being placed in storage, the mass difference observed will be a measure of transpiration mass loss.
- After opening the sealed TCT bag, keep cap tightly sealed when not in use and store between 4° - 24° C to minimize the effects of transpiration. Use at 20° ± 4° C to minimize volumetric dilution error when using the reported density. Do not pipette from the container. Do not return removed aliquots to container.

- For more information, visit www.inorganicventures.com/TCT

Atomic Weight; Valence; Coordination Number; Chemical Form in Solution - 95.94 +6 6,7,8,9

[MoO4]-2(chemical form as received)

Chemical Compatibility -Mo is received in a NH4OH matrix giving the operator the option of using HCl or HF to stabilize acidic solutions. The [MoO4]-2 is soluble in concentrated HCl [MoOCl5]-2, dilute HF / HNO3 [MoOF5]-2 and basic media [MoO4]-2. Stable at ppm levels with some metals provided it is fluorinated. Do not mix with Alkaline or Rare Earths when HF is present. Stable with most inorganic anions provided it is in the [MoO4]-2 chemical form.

Stability - 2-100 ppb levels stable (alone or mixed with all other metals that are at comparable levels) as the [MoOF5]-2 for months in 1% HNO3 / LDPE container. 1-10,000 ppm single element solutions as the [MoO4]-2 chemically stable for years in 1% NH4OH in a LDPE container.

Mo Containing Samples (Preparation and Solution) -Metal (Soluble in HF / HNO3 or hot dilute HCl); Oxide (soluble in HF or NH4OH) ; Organic Matrices (Dry ash at 450EC in Pt0 and dissolve oxide with HF or HCl).

Atomic Spectroscopic Information (ICP-OES D.L.s are given as radial/axial view):

Technique/Line	Estimated D.L.	Order	Interferences (underlined indicates severe)
ICP-MS 95 amu	3 ppt	n/a	40Ar39K16O,79Br1 60,190Os2+,190Pt 2+
ICP-OES 202.030 nm	0.008 / 0.0002 µg/mL	1	Os, Hf
ICP-OES 203.844 nm	0.012 / 0.002 µg/mL	1	
ICP-OES 204.598 nm	0.012 / 0.001 µg/mL	1	Ir, Ta

8.0 HAZARDOUS INFORMATION

- Please refer to the Safety Data Sheet for information regarding this CRM/RM.

9.0 HOMOGENEITY

- This solution was mixed according to an in-house procedure and is guaranteed to be homogeneous. Homogeneity data indicate that the end user should take a minimum sample size of 0.2 mL to assure homogeneity.

10.0 QUALITY STANDARD DOCUMENTATION

10.1 ISO 9001 Quality Management System Registration

- QSR Certificate Number QSR-1034

10.2 ISO/IEC 17025 "General Requirements for the Competence of Testing and Calibration Laboratories"

- Chemical Testing - Accredited / A2LA Certificate Number 883.01

10.3 ISO 17034 "General Requirements for the Competence of Reference Material Producers"

- Reference Material Producer - Accredited / A2LA Certificate Number 883.02

Inorganic Ventures, 300 Technology Drive, Christiansburg, Va. 24073, USA; Telephone: 800.669.6799; 540.585.3030, Fax: 540.585.3012; inorganicventures.com; info@inorganicventures.com

11.0 CERTIFICATION, LOT EXPIRATION AND PERIOD OF VALIDITY

11.1 Certification Issue Date

July 04, 2021

- The certification is valid within the measurement uncertainty specified provided the CRM/RM is stored and handled in accordance with instructions given in Sec 7.1. This certification is nullified if instructions in Sec 7.1 are not followed or if the CRM/RM is damaged, contaminated, or otherwise modified.

11.2 Lot Expiration Date

- **July 04, 2025**

- The date after which this CRM/RM should not be used.

- The lot expiration date reflects the period of time that the stability of a CRM/RM can be supported by long term stability studies conducted on properly stored and handled CRM/RMs. Lot expiration is limited primarily by transpiration (loss of water from the solution) and infrequently by chemical stability.

11.3 Period of Validity

- Sealed TCT Bag Open Date: _____

- This CRM/RM should not be used longer than one year (or six months in the case of a 30 mL bottle) from the date of opening the aluminized bag or after the date given in Sec. 11.2, whichever comes first. This is contingent upon the CRM/RM being stored and handled in accordance with the instructions given in Sec. 7.1.

12.0 NAMES AND SIGNATURES OF CERTIFYING OFFICERS

Certificate Approved By:

Michael Booth
Director, Quality Control



Certifying Officer:

Paul Gaines
Chairman / Senior Technical Director



300 Technology Drive
Christiansburg, VA 24073 USA
inorganicventures.com

P: 800-669-6799/540-585-3030
F: 540-585-3012
info@inorganicventures.com

1.0 ACCREDITATION / REGISTRATION

INORGANIC VENTURES is accredited to ISO 17034, "General Requirements for the Competence of Reference Material Producers" and ISO/IEC 17025, "General Requirements for the Competence of Testing and Calibration Laboratories". Inorganic Ventures is also an ISO 9001 registered manufacturer (QSR Certificate Number QSR-1034).



2.0 PRODUCT DESCRIPTION

Product Code: Single Analyte Custom Grade Solution
Catalog Number: CGTL10
Lot Number: T2-TL714687
Matrix: 5% (v/v) HNO₃
Value / Analyte(s): 10 000 µg/mL ea:
Thallium
Starting Material: TINO₃
Starting Material Lot#: 2118
Starting Material Purity: 99.9998%

3.0 CERTIFIED VALUES AND UNCERTAINTIES

Certified Value: 10030 ± 42 µg/mL
Density: 1.036 g/mL (measured at 20 ± 4 °C)

Assay Information:

Assay Method #1 **10040 ± 43 µg/mL**
ICP Assay NIST SRM 3158 Lot Number: 151215

Assay Method #2 **10010 ± 65 µg/mL**
Calculated NIST SRM Lot Number: See Sec. 4.2

- The Calculated Value is a value calculated from the weight of a starting material that has been certified directly vs. a National Institute of Standards and Technology (NIST) SRM/RM. See Sec 4.2 for balance traceability.

The following equations are used in the calculation of the certified value and the uncertainty. Reported uncertainties represent expanded uncertainties expressed at approximately the 95% confidence level using a coverage factor of $k = 2$.

Characterization of CRM/RM by Two or More Methods

Certified Value, $X_{CRM/RM}$, where two or more methods of characterization are used is the weighted mean of the results:

$$X_{CRM/RM} = \sum(w_i)(X_i)$$

X_i = mean of Assay Method i with standard uncertainty $u_{char\ i}$

w_i = the weighting factors for each method calculated using the inverse square of the variance:

$$w_i = (1/u_{char\ i}^2) / (\sum(1/u_{char\ i}^2))$$

$$CRM/RM \text{ Expanded Uncertainty } (\pm) = U_{CRM/RM} = k (u_{char}^2 + u_{bb}^2 + u_{lts}^2 + u_{ts}^2)^{1/2}$$

k = coverage factor = 2

$u_{char} = [\sum(w_i^2)(u_{char\ i}^2)]^{1/2}$ where $u_{char\ i}$ are the errors from each characterization method

u_{bb} = bottle to bottle homogeneity standard uncertainty

u_{lts} = long term stability standard uncertainty (storage)

u_{ts} = transport stability standard uncertainty

Characterization of CRM/RM by One Method

Certified Value, $X_{CRM/RM}$, where one method of characterization is used is the mean of individual results:

$$X_{CRM/RM} = (X_a)(u_{char\ a})$$

X_a = mean of Assay Method A with

$u_{char\ a}$ = the standard uncertainty of characterization Method A

$$CRM/RM \text{ Expanded Uncertainty } (\pm) = U_{CRM/RM} = k (u_{char\ a}^2 + u_{bb}^2 + u_{lts}^2 + u_{ts}^2)^{1/2}$$

k = coverage factor = 2

$u_{char\ a}$ = the errors from characterization

u_{bb} = bottle to bottle homogeneity standard uncertainty

u_{lts} = long term stability standard uncertainty (storage)

u_{ts} = transport stability standard uncertainty

4.0 TRACEABILITY TO NIST

- This product is traceable to NIST via an unbroken chain of comparisons. The uncertainties for each certified value are reported, taking into account the SRM/RM uncertainty error and the measurement, weighing and volume dilution errors. In rare cases where no NIST SRM/RM are available, the term 'in-house std.' is specified.

4.1 Thermometer Calibration

- All thermometers are NIST traceable through thermometers that are calibrated by an accredited calibration laboratory.

4.2 Balance Calibration

- All analytical balances are calibrated by an accredited calibration laboratory and procedure. The weights used for testing are annually compared to master weights and are traceable to NIST.

4.3 Glassware Calibration

- An in-house procedure is used to calibrate all Class A glassware used in the manufacturing and quality control of CRM/RMs.

5.0 TRACE METALLIC IMPURITIES (TMI) DETERMINED BY ICP-MS AND ICP-OES ($\mu\text{g/mL}$)

CRM/RMs are tested for trace metallic impurities by Axial ICP-OES and ICP-MS. The result from the most sensitive method for each element, is reported below. Solutions tested by ICP-MS were analyzed in an ULPA-Filtered Clean Room. An ULPA-Filter is 99.9985% efficient for the removal of particles down to 0.3 μm .

M Ag < 0.000200	M Eu < 0.000200	O Na < 0.002489	M Se < 0.011019	O Zn < 0.002298
O Al < 0.004184	O Fe < 0.002824	M Nb < 0.000200	O Si < 0.003760	M Zr < 0.000200
M As < 0.002003	M Ga < 0.000200	M Nd < 0.000200	M Sm < 0.000200	
O Au < 0.002824	M Gd < 0.000200	M Ni < 0.001724	M Sn < 0.000601	
O B < 0.004184	M Ge < 0.000801	M Os < 0.000198	O Sr < 0.000313	
M Ba < 0.000400	M Hf < 0.000200	O P < 0.010460	M Ta < 0.000200	
O Be < 0.000104	M Hg < 0.000794	M Pb < 0.000811	M Tb < 0.000200	
M Bi < 0.005209	M Ho < 0.000200	M Pd < 0.000400	M Te < 0.005008	
O Ca < 0.002436	M In < 0.000200	M Pr < 0.000200	M Th < 0.000200	
M Cd < 0.001318	M Ir < 0.000198	M Pt < 0.000801	O Ti < 0.001255	
M Ce < 0.000200	O K < 0.006175	M Rb < 0.000200	s Tl <	
M Co < 0.000601	M La < 0.000200	M Re < 0.000200	M Tm < 0.000200	
M Cr < 0.000801	O Li < 0.000177	M Rh < 0.000200	M U < 0.000200	
M Cs < 0.003606	M Lu < 0.000200	M Ru < 0.000397	M V < 0.002203	
M Cu < 0.001001	O Mg < 0.000529	O S < 0.015690	M W < 0.000601	
M Dy < 0.000200	M Mn < 0.000801	M Sb < 0.000400	M Y < 0.000200	
M Er < 0.000200	M Mo < 0.001202	O Sc < 0.000711	M Yb < 0.000200	

M - Checked by ICP-MS O - Checked by ICP-OES i - Spectral Interference
n - Not Checked For s - Solution Standard Element

6.0 INTENDED USE

- For the calibration of analytical instruments and validation of analytical methods as appropriate.

7.0 INSTRUCTIONS FOR THE CORRECT USE OF THIS REFERENCE MATERIAL

7.1 Storage and Handling Recommendations

- Store between approximately 4° - 30° C while in sealed TCT bag.
- While stored in the sealed TCT bag, transpiration of this CRM/RM is negligible. After opening the sealed TCT bag transpiration of the CRM/RM will occur, resulting in a gradual increase in the analyte concentration(s). It is the responsibility of the user to account for this effect. When the bottle is weighed both before and after being placed in storage, the mass difference observed will be a measure of transpiration mass loss.
- After opening the sealed TCT bag, keep cap tightly sealed when not in use and store between 4° - 24° C to minimize the effects of transpiration. Use at 20° ± 4° C to minimize volumetric dilution error when using the reported density. Do not pipette from the container. Do not return removed aliquots to container.

- For more information, visit www.inorganicventures.com/TCT

Atomic Weight; Valence; Coordination Number; Chemical Form in Solution - 204.38 +1 6 Ti(H₂O)₆1+
Chemical Compatibility - Soluble in HCl, HNO₃, and H₂SO₄. Stable with most metals and inorganic anions. The sulfite, thiocyanate and oxalate are moderately soluble; the phosphate and arsenite are slightly soluble and the sulfide is insoluble.

Stability - 2-100 ppb levels stable for months in 1% HNO₃ / LDPE container. 1-10,000 ppm solutions chemically stable for years in 2-5% HNO₃ / LDPE container.

Ti Containing Samples)Preparation and Solution) -Metal (Best dissolved in HNO₃ which forms chiefly the Ti¹⁺ ion.); Oxide (The thalious oxide is readily soluble in water. The thallic oxide requires high levels of acid); Ores (Carbonate fusion in Pt₀ followed by HCl dissolution); Organic Matrices (Sulfuric/peroxide digestion or dry ash and dissolution in HCl).

Atomic Spectroscopic Information (ICP-OES D.L.s are given as radial/axial view):

Technique/Line	Estimated D.L.	Order	Interferences (underlined indicates severe)
ICP-MS 205 amu	2 ppt	N/A	189Os16O
ICP-OES 190.864 nm	0.04 / 0.004 µg/mL	1	V, Ti
ICP-OES 276.787 nm	0.1 / 0.01 µg/mL	1	Ta, V, Fe, Cr
ICP-OES 351.924 nm	0.2 / 0.02 µg/mL	1	Th, Ce, Zr

8.0 HAZARDOUS INFORMATION

- Please refer to the Safety Data Sheet for information regarding this CRM/RM.

9.0 HOMOGENEITY

- This solution was mixed according to an in-house procedure and is guaranteed to be homogeneous. Homogeneity data indicate that the end user should take a minimum sample size of 0.2 mL to assure homogeneity.

10.0 QUALITY STANDARD DOCUMENTATION

10.1 ISO 9001 Quality Management System Registration

- QSR Certificate Number QSR-1034

10.2 ISO/IEC 17025 "General Requirements for the Competence of Testing and Calibration Laboratories"

- Chemical Testing - Accredited / A2LA Certificate Number 883.01

10.3 ISO 17034 "General Requirements for the Competence of Reference Material Producers"

- Reference Material Producer - Accredited / A2LA Certificate Number 883.02

Inorganic Ventures, 300 Technology Drive, Christiansburg, Va. 24073, USA; Telephone: 800.669.6799; 540.585.3030, Fax: 540.585.3012; inorganicventures.com; info@inorganicventures.com

11.0 CERTIFICATION, LOT EXPIRATION AND PERIOD OF VALIDITY

11.1 Certification Issue Date

February 08, 2022

- The certification is valid within the measurement uncertainty specified provided the CRM/RM is stored and handled in accordance with instructions given in Sec 7.1. This certification is nullified if instructions in Sec 7.1 are not followed or if the CRM/RM is damaged, contaminated, or otherwise modified.

11.2 Lot Expiration Date

- **February 08, 2027**

- The date after which this CRM/RM should not be used.

- The lot expiration date reflects the period of time that the stability of a CRM/RM can be supported by long term stability studies conducted on properly stored and handled CRM/RMs. Lot expiration is limited primarily by transpiration (loss of water from the solution) and infrequently by chemical stability.

11.3 Period of Validity

- Sealed TCT Bag Open Date: _____

- This CRM/RM should not be used longer than one year (or six months in the case of a 30 mL bottle) from the date of opening the aluminized bag or after the date given in Sec. 11.2, whichever comes first. This is contingent upon the CRM/RM being stored and handled in accordance with the instructions given in Sec. 7.1.

12.0 NAMES AND SIGNATURES OF CERTIFYING OFFICERS

Certificate Approved By:

Thomas Kozikowski
Manager, Quality Control



Certifying Officer:

Paul Gaines
Chairman / Senior Technical Director



300 Technology Drive
Christiansburg, VA 24073 USA
inorganicventures.com

P: 800-669-6799/540-585-3030
F: 540-585-3012
info@inorganicventures.com

1.0 ACCREDITATION / REGISTRATION

INORGANIC VENTURES is accredited to ISO 17034, "General Requirements for the Competence of Reference Material Producers" and ISO/IEC 17025, "General Requirements for the Competence of Testing and Calibration Laboratories". Inorganic Ventures is also an ISO 9001 registered manufacturer (QSR Certificate Number QSR-1034).



2.0 PRODUCT DESCRIPTION

Product Code: Single Analyte Custom Grade Solution
Catalog Number: CGCD10
Lot Number: S2-CD710508
Matrix: 3% (v/v) HNO₃
Value / Analyte(s): 10 000 µg/mL ea:
Cadmium
Starting Material: Cd Metal
Starting Material Lot#: 1953
Starting Material Purity: 99.9995%

3.0 CERTIFIED VALUES AND UNCERTAINTIES

Certified Value: 10008 ± 30 µg/mL
Density: 1.029 g/mL (measured at 20 ± 4 °C)

Assay Information:

Assay Method #1	10010 ± 32 µg/mL EDTA NIST SRM 928 Lot Number: 928
Assay Method #2	10011 ± 30 µg/mL ICP Assay NIST SRM 3108 Lot Number: 130116
Assay Method #3	10003 ± 30 µg/mL Calculated NIST SRM Lot Number: See Sec. 4.2

- The Calculated Value is a value calculated from the weight of a starting material that has been certified directly vs. a National Institute of Standards and Technology (NIST) SRM/RM. See Sec 4.2 for balance traceability.

The following equations are used in the calculation of the certified value and the uncertainty. Reported uncertainties represent expanded uncertainties expressed at approximately the 95% confidence level using a coverage factor of $k = 2$.

Characterization of CRM/RM by Two or More Methods

Certified Value, $X_{CRM/RM}$, where two or more methods of characterization are used is the weighted mean of the results:

$$X_{CRM/RM} = \sum(w_i)(X_i)$$

X_i = mean of Assay Method i with standard uncertainty $u_{char\ i}$

w_i = the weighting factors for each method calculated using the inverse square of the variance:

$$w_i = (1/u_{char\ i}^2) / (\sum(1/u_{char\ j}^2))$$

$$CRM/RM \text{ Expanded Uncertainty } (\pm) = U_{CRM/RM} = k (u_{char}^2 + u_{bb}^2 + u_{Its}^2 + u_{ts}^2)^{1/2}$$

k = coverage factor = 2

$u_{char} = [\sum(w_i)^2 (u_{char\ i})^2]^{1/2}$ where $u_{char\ i}$ are the errors from each characterization method

u_{bb} = bottle to bottle homogeneity standard uncertainty

u_{Its} = long term stability standard uncertainty (storage)

u_{ts} = transport stability standard uncertainty

Characterization of CRM/RM by One Method

Certified Value, $X_{CRM/RM}$, where one method of characterization is used is the mean of individual results:

$$X_{CRM/RM} = (X_a) (u_{char\ a})$$

X_a = mean of Assay Method A with

$u_{char\ a}$ = the standard uncertainty of characterization Method A

$$CRM/RM \text{ Expanded Uncertainty } (\pm) = U_{CRM/RM} = k (u_{char\ a}^2 + u_{bb}^2 + u_{Its}^2 + u_{ts}^2)^{1/2}$$

k = coverage factor = 2

$u_{char\ a}$ = the errors from characterization

u_{bb} = bottle to bottle homogeneity standard uncertainty

u_{Its} = long term stability standard uncertainty (storage)

u_{ts} = transport stability standard uncertainty

4.0 TRACEABILITY TO NIST

- This product is traceable to NIST via an unbroken chain of comparisons. The uncertainties for each certified value are reported, taking into account the SRM/RM uncertainty error and the measurement, weighing and volume dilution errors. In rare cases where no NIST SRM/RM are available, the term 'in-house std.' is specified.

4.1 Thermometer Calibration

- All thermometers are NIST traceable through thermometers that are calibrated by an accredited calibration laboratory.

4.2 Balance Calibration

- All analytical balances are calibrated by an accredited calibration laboratory and procedure. The weights used for testing are annually compared to master weights and are traceable to NIST.

4.3 Glassware Calibration

- An in-house procedure is used to calibrate all Class A glassware used in the manufacturing and quality control of CRM/RMs.

5.0 TRACE METALLIC IMPURITIES (TMI) DETERMINED BY ICP-MS AND ICP-OES ($\mu\text{g/mL}$)

CRM/RMs are tested for trace metallic impurities by Axial ICP-OES and ICP-MS. The result from the most sensitive method for each element, is reported below. Solutions tested by ICP-MS were analyzed in an ULPA-Filtered Clean Room. An ULPA-Filter is 99.9985% efficient for the removal of particles down to 0.3 μm .

O Ag < 0.003200	O Eu < 0.002500	O Na < 0.005499	M Se < 0.005700	O Zn < 0.001100
O Al < 0.008903	O Fe < 0.000602	M Nb < 0.000400	O Si < 0.016758	O Zr < 0.002600
M As < 0.003600	M Ga < 0.001200	M Nd < 0.000800	M Sm < 0.000400	
M Au < 0.000810	M Gd < 0.000400	M Ni < 0.003600	M Sn < 0.003200	
O B < 0.004189	O Ge < 0.012000	M Os < 0.000810	O Sr < 0.000330	
M Ba < 0.002400	M Hf < 0.000400	O P < 0.022000	M Ta < 0.000800	
M Be < 0.000400	M Hg < 0.001700	M Pb < 0.002400	M Tb < 0.000400	
M Bi < 0.000400	M Ho < 0.000400	M Pd < 0.001200	M Te < 0.008000	
O Ca < 0.011259	O In < 0.013000	M Pr < 0.000400	M Th < 0.000400	
s Cd < 0.000400	M Ir < 0.000410	M Pt < 0.000400	O Ti < 0.000602	
M Ce < 0.000400	O K < 0.005237	M Rb < 0.004400	M Tl < 0.000523	
M Co < 0.000400	M La < 0.000400	M Re < 0.000400	M Tm < 0.000400	
O Cr < 0.005100	O Li < 0.000054	M Rh < 0.000400	M U < 0.000400	
M Cs < 0.002400	M Lu < 0.000400	M Ru < 0.002500	M V < 0.002000	
O Cu < 0.004800	O Mg < 0.000288	O S < 0.022000	M W < 0.000400	
M Dy < 0.000400	O Mn < 0.000860	O Sb < 0.018000	M Y < 0.000400	
M Er < 0.000400	M Mo < 0.001600	O Sc < 0.000430	M Yb < 0.000400	

M - Checked by ICP-MS O - Checked by ICP-OES i - Spectral Interference
n - Not Checked For s - Solution Standard Element

6.0 INTENDED USE

- For the calibration of analytical instruments and validation of analytical methods as appropriate.

7.0 INSTRUCTIONS FOR THE CORRECT USE OF THIS REFERENCE MATERIAL

7.1 Storage and Handling Recommendations

- Store between approximately 4° - 30° C while in sealed TCT bag.
- While stored in the sealed TCT bag, transpiration of this CRM/RM is negligible. After opening the sealed TCT bag transpiration of the CRM/RM will occur, resulting in a gradual increase in the analyte concentration(s). It is the responsibility of the user to account for this effect. When the bottle is weighed both before and after being placed in storage, the mass difference observed will be a measure of transpiration mass loss.
- After opening the sealed TCT bag, keep cap tightly sealed when not in use and store between 4° - 24° C to minimize the effects of transpiration. Use at 20° ± 4° C to minimize volumetric dilution error when using the reported density. Do not pipette from the container. Do not return removed aliquots to container.

- For more information, visit www.inorganicventures.com/TCT

Atomic Weight; Valence; Coordination Number; Chemical Form in Solution - 112.41 +2 4 Cd₂(OH)₃⁺ and Cd(OH)₂(aq)

Chemical Compatibility -Stable in HCl, HNO₃, H₂SO₄, and HF. Avoid basic media forming insoluble carbonate and hydroxide.

Stability - 2-100 ppb levels stable for months in 1% HNO₃ / LDPE container. 1-10,000 ppm solutions chemically stable for years in 1-5 % HNO₃ / LDPE container.

Cd Containing Samples (Preparation and Solution) -Metal (soluble in HNO₃); Oxides (soluble in HCl or HNO₃); Ores (dissolve in HCl /HNO₃ then take to fumes with H₂SO₄. The silica and lead sulfate are filtered off after the addition of water); Organic based (dry ash at 450°C and dissolve ash in HCl), (sulfuric / peroxide acid digestion).

Atomic Spectroscopic Information (ICP-OES D.L.s are given as radial/axial view):

Technique/Line	Estimated D.L.	Order	Interferences (underlined indicates severe)
ICP-MS 111 amu	11 ppt	n/a	95Mo16O
ICP-OES 214.438 nm	0.003 / 0.0003 µg/mL	1	Pt, Ir
ICP-OES 226.502 nm	0.003 / 0.0003 µg/mL	1	Ir
ICP-OES 228.802 nm	0.003 / 0.0003 µg/mL	1	Co, Ir, As, Pt

8.0 HAZARDOUS INFORMATION

- Please refer to the Safety Data Sheet for information regarding this CRM/RM.

9.0 HOMOGENEITY

- This solution was mixed according to an in-house procedure and is guaranteed to be homogeneous. Homogeneity data indicate that the end user should take a minimum sample size of 0.2 mL to assure homogeneity.

10.0 QUALITY STANDARD DOCUMENTATION

10.1 ISO 9001 Quality Management System Registration

- QSR Certificate Number QSR-1034

10.2 ISO/IEC 17025 "General Requirements for the Competence of Testing and Calibration Laboratories"

- Chemical Testing - Accredited / A2LA Certificate Number 883.01

10.3 ISO 17034 "General Requirements for the Competence of Reference Material Producers"

- Reference Material Producer - Accredited / A2LA Certificate Number 883.02

Inorganic Ventures, 300 Technology Drive, Christiansburg, Va. 24073, USA; Telephone: 800.669.6799; 540.585.3030, Fax: 540.585.3012; inorganicventures.com; info@inorganicventures.com

11.0 CERTIFICATION, LOT EXPIRATION AND PERIOD OF VALIDITY

11.1 Certification Issue Date

November 01, 2021

- The certification is valid within the measurement uncertainty specified provided the CRM/RM is stored and handled in accordance with instructions given in Sec 7.1. This certification is nullified if instructions in Sec 7.1 are not followed or if the CRM/RM is damaged, contaminated, or otherwise modified.

11.2 Lot Expiration Date

- **November 01, 2026**

- The date after which this CRM/RM should not be used.

- The lot expiration date reflects the period of time that the stability of a CRM/RM can be supported by long term stability studies conducted on properly stored and handled CRM/RMs. Lot expiration is limited primarily by transpiration (loss of water from the solution) and infrequently by chemical stability.

11.3 Period of Validity

- Sealed TCT Bag Open Date: _____

- This CRM/RM should not be used longer than one year (or six months in the case of a 30 mL bottle) from the date of opening the aluminized bag or after the date given in Sec. 11.2, whichever comes first. This is contingent upon the CRM/RM being stored and handled in accordance with the instructions given in Sec. 7.1.

12.0 NAMES AND SIGNATURES OF CERTIFYING OFFICERS

Certificate Approved By:

Michael Booth
Director, Quality Control



Certifying Officer:

Paul Gaines
Chairman / Senior Technical Director



300 Technology Drive
Christiansburg, VA 24073 USA
inorganicventures.com

P: 800-669-6799/540-585-3030
F: 540-585-3012
info@inorganicventures.com

1.0 ACCREDITATION / REGISTRATION

INORGANIC VENTURES is accredited to ISO 17034, "General Requirements for the Competence of Reference Material Producers" and ISO/IEC 17025, "General Requirements for the Competence of Testing and Calibration Laboratories". Inorganic Ventures is also an ISO 9001 registered manufacturer (QSR Certificate Number QSR-1034).



2.0 PRODUCT DESCRIPTION

Product Code: Single Analyte Custom Grade Solution
Catalog Number: CGMN10
Lot Number: S2-MN704240
Matrix: 3% (v/v) HNO₃
Value / Analyte(s): 10 000 µg/mL ea:
Manganese
Starting Material: Mn Metal
Starting Material Lot#: 2275
Starting Material Purity: 99.9909%

3.0 CERTIFIED VALUES AND UNCERTAINTIES

Certified Value: 10011 ± 30 µg/mL
Density: 1.035 g/mL (measured at 20 ± 4 °C)

Assay Information:

Assay Method #1	9989 ± 69 µg/mL ICP Assay NIST SRM 3132 Lot Number: 050429
Assay Method #2	10011 ± 25 µg/mL EDTA NIST SRM 928 Lot Number: 928
Assay Method #3	10024 ± 47 µg/mL Calculated NIST SRM Lot Number: See Sec. 4.2

- The Calculated Value is a value calculated from the weight of a starting material that has been certified directly vs. a National Institute of Standards and Technology (NIST) SRM/RM. See Sec 4.2 for balance traceability.

The following equations are used in the calculation of the certified value and the uncertainty. Reported uncertainties represent expanded uncertainties expressed at approximately the 95% confidence level using a coverage factor of k = 2.

Characterization of CRM/RM by Two or More Methods

Certified Value, $X_{CRM/RM}$, where two or more methods of characterization are used is the weighted mean of the results:

$$X_{CRM/RM} = \sum(w_i)(X_i)$$

X_i = mean of Assay Method i with standard uncertainty $u_{char i}$

w_i = the weighting factors for each method calculated using the inverse square of the variance:

$$w_i = (1/u_{char i}^2) / (\sum(1/u_{char j}^2))$$

$$CRM/RM \text{ Expanded Uncertainty } (\pm) = U_{CRM/RM} = k (u_{char}^2 + u_{bb}^2 + u_{Its}^2 + u_{ts}^2)^{1/2}$$

k = coverage factor = 2

$u_{char} = [\sum(w_i)^2 (u_{char i}^2)]^{1/2}$ where $u_{char i}$ are the errors from each characterization method

u_{bb} = bottle to bottle homogeneity standard uncertainty

u_{Its} = long term stability standard uncertainty (storage)

u_{ts} = transport stability standard uncertainty

Characterization of CRM/RM by One Method

Certified Value, $X_{CRM/RM}$, where one method of characterization is used is the mean of individual results:

$$X_{CRM/RM} = (X_a) (u_{char a})$$

X_a = mean of Assay Method A with

$u_{char a}$ = the standard uncertainty of characterization Method A

$$CRM/RM \text{ Expanded Uncertainty } (\pm) = U_{CRM/RM} = k (u_{char a}^2 + u_{bb}^2 + u_{Its}^2 + u_{ts}^2)^{1/2}$$

k = coverage factor = 2

$u_{char a}$ = the errors from characterization

u_{bb} = bottle to bottle homogeneity standard uncertainty

u_{Its} = long term stability standard uncertainty (storage)

u_{ts} = transport stability standard uncertainty

4.0 TRACEABILITY TO NIST

- This product is traceable to NIST via an unbroken chain of comparisons. The uncertainties for each certified value are reported, taking into account the SRM/RM uncertainty error and the measurement, weighing and volume dilution errors. In rare cases where no NIST SRM/RM are available, the term 'in-house std.' is specified.

4.1 Thermometer Calibration

- All thermometers are NIST traceable through thermometers that are calibrated by an accredited calibration laboratory.

4.2 Balance Calibration

- All analytical balances are calibrated by an accredited calibration laboratory and procedure. The weights used for testing are annually compared to master weights and are traceable to NIST.

4.3 Glassware Calibration

- An in-house procedure is used to calibrate all Class A glassware used in the manufacturing and quality control of CRM/RMs.

5.0 TRACE METALLIC IMPURITIES (TMI) DETERMINED BY ICP-MS AND ICP-OES ($\mu\text{g/mL}$)

CRM/RMs are tested for trace metallic impurities by Axial ICP-OES and ICP-MS. The result from the most sensitive method for each element, is reported below. Solutions tested by ICP-MS were analyzed in an ULPA-Filtered Clean Room. An ULPA-Filter is 99.9985% efficient for the removal of particles down to 0.3 μm .

M Ag < 0.001500	M Eu < 0.000730	O Na 0.176097	M Se < 0.006600	M Zn 0.009925
O Al 0.004322	M Fe < 0.650000	M Nb < 0.000730	O Si 0.097654	M Zr < 0.000730
M As < 0.008000	M Ga 0.004322	M Nd < 0.001500	M Sm < 0.000730	
M Au < 0.000730	M Gd < 0.000730	M Ni 0.024013	M Sn < 0.002200	
M B 0.068838	M Ge < 0.004400	M Os < 0.000730	O Sr 0.000928	
M Ba < 0.001500	M Hf < 0.000730	i P <	M Ta < 0.000730	
M Be < 0.000730	M Hg < 0.002200	M Pb 0.007364	M Tb < 0.000730	
M Bi < 0.003000	M Ho < 0.000730	M Pd < 0.000730	M Te < 0.019000	
O Ca 0.062434	M In < 0.003000	M Pr < 0.000730	M Th < 0.000730	
M Cd < 0.001500	M Ir < 0.000730	M Pt < 0.000730	O Ti < 0.006500	
M Ce < 0.007300	O K 0.006403	M Rb < 0.006600	M Tl < 0.000730	
O Co 0.014728	M La < 0.003000	M Re < 0.000730	M Tm < 0.000730	
O Cr 0.272151	O Li 0.000416	M Rh < 0.003000	M U < 0.001500	
M Cs < 0.000730	M Lu < 0.000730	M Ru < 0.004400	M V < 0.000730	
O Cu 0.007684	O Mg 0.320177	i S <	M W < 0.004400	
M Dy < 0.001500	s Mn <	M Sb < 0.021000	O Y 0.001360	
M Er < 0.001500	M Mo 0.010245	O Sc < 0.004100	M Yb < 0.000730	

M - Checked by ICP-MS O - Checked by ICP-OES i - Spectral Interference
n - Not Checked For s - Solution Standard Element

6.0 INTENDED USE

- For the calibration of analytical instruments and validation of analytical methods as appropriate.

7.0 INSTRUCTIONS FOR THE CORRECT USE OF THIS REFERENCE MATERIAL

7.1 Storage and Handling Recommendations

- Store between approximately 4° - 30° C while in sealed TCT bag.
- While stored in the sealed TCT bag, transpiration of this CRM/RM is negligible. After opening the sealed TCT bag transpiration of the CRM/RM will occur, resulting in a gradual increase in the analyte concentration(s). It is the responsibility of the user to account for this effect. When the bottle is weighed both before and after being placed in storage, the mass difference observed will be a measure of transpiration mass loss.
- After opening the sealed TCT bag, keep cap tightly sealed when not in use and store between 4° - 24° C to minimize the effects of transpiration. Use at 20° ± 4° C to minimize volumetric dilution error when using the reported density. Do not pipette from the container. Do not return removed aliquots to container.

- For more information, visit www.inorganicventures.com/TCT

Atomic Weight; Valence; Coordination Number; Chemical Form in Solution - 54.94 +2 6 Mn(H₂O)₆2+

Chemical Compatibility -Stable in HCl, HNO₃, H₂SO₄, HF, H₃PO₄. Avoid basic media. Stable with most metals and inorganic anions in acidic media.

Stability - 2-100 ppb levels stable for months in 1% HNO₃ / LDPE container. 1-10,000 ppm solutions chemically stable for years in 1-5 % HNO₃/LDPE container.

Mn Containing Samples (Preparation and Solution) -Metal (Soluble in dilute acids); Oxides (Soluble in dilute acids); Ores (Dissolve with HCl. If silica is present add HF and then fume off silica by adding H₂SO₄ and heat to SO₃ fumes - dense white fumes).

Atomic Spectroscopic Information (ICP-OES D.L.s are given as radial/axial view):

Technique/Line	Estimated D.L.	Order	Interferences (underlined indicates severe)
ICP-MS 55 amu	10 ppt	n/a	40Ar14N1H,39K16 O,37Cl18O,40Ar15 N,38Ar17O,36Ar18O 1H ,38Ar16O1H,37Cl17 O1H,23Na32S
ICP-OES 257.610 nm	0.0014 / 0.00002 µg/mL	1	Ce, W, Re
ICP-OES 259.373 nm	0.0016 / 0.00002 µg/mL	1	U, Ta, Mo, Fe, Nb
ICP-OES 260.569 nm	0.0021 / 0.00002 µg/mL	1	Co

8.0 HAZARDOUS INFORMATION

- Please refer to the Safety Data Sheet for information regarding this CRM/RM.

9.0 HOMOGENEITY

- This solution was mixed according to an in-house procedure and is guaranteed to be homogeneous. Homogeneity data indicate that the end user should take a minimum sample size of 0.2 mL to assure homogeneity.

10.0 QUALITY STANDARD DOCUMENTATION

10.1 ISO 9001 Quality Management System Registration

- QSR Certificate Number QSR-1034

10.2 ISO/IEC 17025 "General Requirements for the Competence of Testing and Calibration Laboratories"

- Chemical Testing - Accredited / A2LA Certificate Number 883.01

10.3 ISO 17034 "General Requirements for the Competence of Reference Material Producers"

- Reference Material Producer - Accredited / A2LA Certificate Number 883.02

Inorganic Ventures, 300 Technology Drive, Christiansburg, Va. 24073, USA; Telephone: 800.669.6799; 540.585.3030, Fax: 540.585.3012; inorganicventures.com; info@inorganicventures.com

11.0 CERTIFICATION, LOT EXPIRATION AND PERIOD OF VALIDITY

11.1 Certification Issue Date

April 17, 2021

- The certification is valid within the measurement uncertainty specified provided the CRM/RM is stored and handled in accordance with instructions given in Sec 7.1. This certification is nullified if instructions in Sec 7.1 are not followed or if the CRM/RM is damaged, contaminated, or otherwise modified.

11.2 Lot Expiration Date

- **April 17, 2025**

- The date after which this CRM/RM should not be used.

- The lot expiration date reflects the period of time that the stability of a CRM/RM can be supported by long term stability studies conducted on properly stored and handled CRM/RMs. Lot expiration is limited primarily by transpiration (loss of water from the solution) and infrequently by chemical stability.

11.3 Period of Validity

- Sealed TCT Bag Open Date: _____

- This CRM/RM should not be used longer than one year (or six months in the case of a 30 mL bottle) from the date of opening the aluminized bag or after the date given in Sec. 11.2, whichever comes first. This is contingent upon the CRM/RM being stored and handled in accordance with the instructions given in Sec. 7.1.

12.0 NAMES AND SIGNATURES OF CERTIFYING OFFICERS

Certificate Approved By:

Michael Booth
Director, Quality Control



Certifying Officer:

Paul Gaines
Chairman / Senior Technical Director



1.0 ACCREDITATION / REGISTRATION

INORGANIC VENTURES is accredited to ISO 17034, "General Requirements for the Competence of Reference Material Producers" and ISO/IEC 17025, "General Requirements for the Competence of Testing and Calibration Laboratories". Inorganic Ventures is also an ISO 9001 registered manufacturer (QSR Certificate Number QSR-1034).



2.0 PRODUCT DESCRIPTION

Product Code: Single Analyte Custom Grade Solution
 Catalog Number: CGSB10
 Lot Number: R2-SB688559
 Matrix: 3% (v/v) HNO3
 3% (w/v) tartaric acid
 Value / Analyte(s): 10 000 µg/mL ea:
 Antimony
 Starting Material: Antimony Metal
 Starting Material Lot#: 1857
 Starting Material Purity: 99.9894%

3.0 CERTIFIED VALUES AND UNCERTAINTIES

Certified Value: 10003 ± 47 µg/mL
Density: 1.061 g/mL (measured at 20 ± 4 °C)

Assay Information:

Assay Method #1 10003 ± 41 µg/mL
 ICP Assay NIST SRM 3102a Lot Number: 140911

- The Calculated Value is a value calculated from the weight of a starting material that has been certified directly vs. a National Institute of Standards and Technology (NIST) SRM/RM. See Sec 4.2 for balance traceability.

The following equations are used in the calculation of the certified value and the uncertainty. Reported uncertainties represent expanded uncertainties expressed at approximately the 95% confidence level using a coverage factor of k = 2.

Characterization of CRM/RM by Two or More Methods

Certified Value, $X_{CRM/RM}$, where two or more methods of characterization are used is the weighted mean of the results:

$$X_{CRM/RM} = \sum(w_i) (X_i)$$

X_i = mean of Assay Method i with standard uncertainty $u_{char i}$
 w_i = the weighting factors for each method calculated using the inverse square of the variance:
 $w_i = (1/u_{char i}^2) / (\sum(1/u_{char i}^2))$

$$CRM/RM \text{ Expanded Uncertainty } (\pm) = U_{CRM/RM} = k (u_{char}^2 + u_{bb}^2 + u_{lts}^2 + u_{ts}^2)^{1/2}$$

k = coverage factor = 2
 u_{char} = $[\sum((w_i)^2 (u_{char i})^2)]^{1/2}$ where $u_{char i}$ are the errors from each characterization method
 u_{bb} = bottle to bottle homogeneity standard uncertainty
 u_{lts} = long term stability standard uncertainty (storage)
 u_{ts} = transport stability standard uncertainty

Characterization of CRM/RM by One Method

Certified Value, $X_{CRM/RM}$, where one method of characterization is used is the mean of individual results:

$$X_{CRM/RM} = (X_a) (u_{char a})$$

X_a = mean of Assay Method A with
 $u_{char a}$ = the standard uncertainty of characterization Method A

$$CRM/RM \text{ Expanded Uncertainty } (\pm) = U_{CRM/RM} = k (u_{char a}^2 + u_{bb}^2 + u_{lts}^2 + u_{ts}^2)^{1/2}$$

k = coverage factor = 2
 $u_{char a}$ = the errors from characterization
 u_{bb} = bottle to bottle homogeneity standard uncertainty
 u_{lts} = long term stability standard uncertainty (storage)
 u_{ts} = transport stability standard uncertainty

4.0 TRACEABILITY TO NIST

- This product is traceable to NIST via an unbroken chain of comparisons. The uncertainties for each certified value are reported, taking into account the SRM/RM uncertainty error and the measurement, weighing and volume dilution errors. In rare cases where no NIST SRM/RM are available, the term 'in-house std.' is specified.

4.1 Thermometer Calibration

- All thermometers are NIST traceable through thermometers that are calibrated by an accredited calibration laboratory.

4.2 Balance Calibration

- All analytical balances are calibrated by an accredited calibration laboratory and procedure. The weights used for testing are annually compared to master weights and are traceable to NIST.

4.3 Glassware Calibration

- An in-house procedure is used to calibrate all Class A glassware used in the manufacturing and quality control of CRM/RMs.

5.0 TRACE METALLIC IMPURITIES (TMI) DETERMINED BY ICP-MS AND ICP-OES (µg/mL)

CRM/RMs are tested for trace metallic impurities by Axial ICP-OES and ICP-MS. The result from the most sensitive method for each element, is reported below. Solutions tested by ICP-MS were analyzed in an ULPA-Filtered Clean Room. An ULPA-Filter is 99.9985% efficient for the removal of particles down to 0.3 µm.

M Ag <	0.000200	M Eu <	0.000300	O Na	0.140000	M Se <	0.007300	O Zn	0.005000
M Al	0.003200	O Fe	0.060000	M Nb <	0.000100	O Si	0.150000	O Zr <	0.006300
M As <	0.004400	M Ga <	0.000400	M Nd <	0.000100	M Sm <	0.000100		
M Au <	0.000210	M Gd <	0.000100	O Ni	0.004800	M Sn <	0.001800		
M B <	0.011000	M Ge <	0.000600	M Os <	0.000110	O Sr	0.000750		
O Ba <	0.004900	M Hf <	0.000100	O P	0.540000	M Ta	0.003300		
M Be <	0.000400	M Hg <	0.000110	M Pb <	0.000400	M Tb <	0.000100		
M Bi <	0.000200	M Ho <	0.000100	M Pd <	0.000210	M Te <	0.000600		
O Ca	0.110000	M In <	0.000100	M Pr <	0.001600	M Th <	0.000100		
M Cd <	0.000200	M Ir <	0.000110	M Pt <	0.000600	M Ti <	0.002800		
M Ce	0.006500	O K	0.020000	M Rb <	0.001000	M Tl <	0.000100		
M Co <	0.000200	O La <	0.016000	M Re <	0.000100	M Tm <	0.000100		
M Cr	0.006900	O Li <	0.000430	M Rh <	0.000300	M U <	0.000100		
M Cs <	0.000200	M Lu <	0.000100	M Ru <	0.000310	M V <	0.000800		
M Cu <	0.000600	O Mg	0.021000	n S <		M W <	0.000200		
M Dy <	0.000100	O Mn	0.001900	s Sb <		M Y <	0.000100		
M Er <	0.000100	M Mo <	0.000500	O Sc <	0.002300	M Yb <	0.000100		

M - Checked by ICP-MS O - Checked by ICP-OES i - Spectral Interference
n - Not Checked For s - Solution Standard Element

6.0 INTENDED USE

- For the calibration of analytical instruments and validation of analytical methods as appropriate.

7.0 INSTRUCTIONS FOR THE CORRECT USE OF THIS REFERENCE MATERIAL

7.1 Storage and Handling Recommendations

- Store between approximately 4° - 30° C while in sealed TCT bag.

- While stored in the sealed TCT bag, transpiration of this CRM/RM is negligible. After opening the sealed TCT bag transpiration of the CRM/RM will occur, resulting in a gradual increase in the analyte concentration(s). It is the responsibility of the user to account for this effect. When the bottle is weighed both before and after being placed in storage, the mass difference observed will be a measure of transpiration mass loss.

- After opening the sealed TCT bag, keep cap tightly sealed when not in use and store between 4° - 24° C to minimize the effects of transpiration. Use at 20° ± 4° C to minimize volumetric dilution error when using the reported density. Do not pipette from the container. Do not return removed aliquots to container.

- For more information, visit www.inorganicventures.com/TCT

Atomic Weight; Valence; Coordination Number; Chemical Form in Solution - 121.75 +3 6 Sb(O)C4H4O6-1

Chemical Compatibility - Stable in conc. HCl, dilute or conc. HF. Stable in dilute HNO3 as the fluoride or tartrate complex. Avoid basic media. Stable with most metals and inorganic anions in acidic media as the tartrate provided the acidity is not too high or the acid is oxidizing causing loss of the stabilizing tartrate ion. The fluoride complex of antimony is stable in strong acid but you should only mix with other metals that are fluorinated.

Stability - 2-100 ppb levels stable for months in 1% HNO3 / LDPE container. 1-10,000 ppm solutions chemically stable for years in 1-2% HNO3 / LDPE container.

Sb Containing Samples (Preparation and Solution) - Metal and alloys (Soluble in H2O / HF / HNO3 mixture); Oxides (Soluble in HCl and tartaric acid or H2O / HF / HNO3 mixtures); Ores (fusion with Na2CO3 in PtO followed by dissolving the fuseate in a H2O / HF / HNO3 mixture); Organic based (sulfuric acid / hydrogen peroxide digestion)

Atomic Spectroscopic Information (ICP-OES D.L.s are given as radial/axial view):

Technique/Line	Estimated D.L.	Order	Interferences (underlined indicates severe)
ICP-MS 121 amu	5 ppt	N/A	105Pd16O, 89Y16O2
ICP-OES 206.833 nm	0.03/0.003 µg/mL	1	Ta, Cr, Ge, Hf
ICP-OES 217.581 nm	0.05/0.005 µg/mL	1	Nb, W, Re, Fe
ICP-OES 231.147 nm	0.06/0.006 µg/mL	1	Ni, Co, Pt

8.0 HAZARDOUS INFORMATION

- Please refer to the Safety Data Sheet for information regarding this CRM/RM.

9.0 HOMOGENEITY

- This solution was mixed according to an in-house procedure and is guaranteed to be homogeneous. Homogeneity data indicate that the end user should take a minimum sample size of 0.2 mL to assure homogeneity.

10.0 QUALITY STANDARD DOCUMENTATION

10.1 ISO 9001 Quality Management System Registration

- QSR Certificate Number QSR-1034

10.2 ISO/IEC 17025 "General Requirements for the Competence of Testing and Calibration Laboratories"

- Chemical Testing - Accredited / A2LA Certificate Number 883.01

10.3 ISO 17034 "General Requirements for the Competence of Reference Material Producers"

- Reference Material Producer - Accredited / A2LA Certificate Number 883.02

Inorganic Ventures, 300 Technology Drive, Christiansburg, Va. 24073, USA; Telephone: 800.669.6799; 540.585.3030, Fax: 540.585.3012; inorganicventures.com; info@inorganicventures.com

11.0 CERTIFICATION, LOT EXPIRATION AND PERIOD OF VALIDITY

11.1 Certification Issue Date

April 30, 2020

- The certification is valid within the measurement uncertainty specified provided the CRM/RM is stored and handled in accordance with instructions given in Sec 7.1. This certification is nullified if instructions in Sec 7.1 are not followed or if the CRM/RM is damaged, contaminated, or otherwise modified.

11.2 Lot Expiration Date

- **April 30, 2024**

- The date after which this CRM/RM should not be used.

- The lot expiration date reflects the period of time that the stability of a CRM/RM can be supported by long term stability studies conducted on properly stored and handled CRM/RMs. Lot expiration is limited primarily by transpiration (loss of water from the solution) and infrequently by chemical stability.

11.3 Period of Validity

- Sealed TCT Bag Open Date: _____

- This CRM/RM should not be used longer than one year (or six months in the case of a 30 mL bottle) from the date of opening the aluminized bag or after the date given in Sec. 11.2, whichever comes first. This is contingent upon the CRM/RM being stored and handled in accordance with the instructions given in Sec. 7.1.

12.0 NAMES AND SIGNATURES OF CERTIFYING OFFICERS

Certificate Approved By:

Michael Booth
Manager, Quality Control



Certifying Officer:

Paul Gaines
CEO, Senior Technical Director



300 Technology Drive
Christiansburg, VA 24073 USA
inorganicventures.com

P: 800-669-6799/540-585-3030
F: 540-585-3012
info@inorganicventures.com

1.0 ACCREDITATION / REGISTRATION

INORGANIC VENTURES is accredited to ISO 17034, "General Requirements for the Competence of Reference Material Producers" and ISO/IEC 17025, "General Requirements for the Competence of Testing and Calibration Laboratories". Inorganic Ventures is also an ISO 9001 registered manufacturer (QSR Certificate Number QSR-1034).



2.0 PRODUCT DESCRIPTION

Product Code: Single Analyte Custom Grade Solution
Catalog Number: CGAS10
Lot Number: T2-AS718260
Matrix: 2% (v/v) HNO₃
Value / Analyte(s): 10 000 µg/mL ea:
Arsenic
Starting Material: As Metal
Starting Material Lot#: 2208
Starting Material Purity: 99.9971%

3.0 CERTIFIED VALUES AND UNCERTAINTIES

Certified Value: 10060 ± 40 µg/mL
Density: 1.037 g/mL (measured at 20 ± 4 °C)

Assay Information:

Assay Method #1	10062 ± 46 µg/mL ICP Assay NIST SRM 3103a Lot Number: 100818
Assay Method #2	10055 ± 76 µg/mL Calculated NIST SRM Lot Number: See Sec. 4.2

- The Calculated Value is a value calculated from the weight of a starting material that has been certified directly vs. a National Institute of Standards and Technology (NIST) SRM/RM. See Sec 4.2 for balance traceability.

The following equations are used in the calculation of the certified value and the uncertainty. Reported uncertainties represent expanded uncertainties expressed at approximately the 95% confidence level using a coverage factor of $k = 2$.

Characterization of CRM/RM by Two or More Methods

Certified Value, $X_{CRM/RM}$, where two or more methods of characterization are used is the weighted mean of the results:

$$X_{CRM/RM} = \sum(w_i)(X_i)$$

X_i = mean of Assay Method i with standard uncertainty $u_{char i}$

w_i = the weighting factors for each method calculated using the inverse square of the variance:

$$w_i = (1/u_{char i}^2) / (\sum(1/u_{char j}^2))$$

$$CRM/RM \text{ Expanded Uncertainty } (\pm) = U_{CRM/RM} = k (u_{char}^2 + u_{bb}^2 + u_{lts}^2 + u_{ts}^2)^{1/2}$$

k = coverage factor = 2

$u_{char} = [\sum(w_i)^2 (u_{char i}^2)]^{1/2}$ where $u_{char i}$ are the errors from each characterization method

u_{bb} = bottle to bottle homogeneity standard uncertainty

u_{lts} = long term stability standard uncertainty (storage)

u_{ts} = transport stability standard uncertainty

Characterization of CRM/RM by One Method

Certified Value, $X_{CRM/RM}$, where one method of characterization is used is the mean of individual results:

$$X_{CRM/RM} = (X_a) (u_{char a})$$

X_a = mean of Assay Method A with

$u_{char a}$ = the standard uncertainty of characterization Method A

$$CRM/RM \text{ Expanded Uncertainty } (\pm) = U_{CRM/RM} = k (u_{char a}^2 + u_{bb}^2 + u_{lts}^2 + u_{ts}^2)^{1/2}$$

k = coverage factor = 2

$u_{char a}$ = the errors from characterization

u_{bb} = bottle to bottle homogeneity standard uncertainty

u_{lts} = long term stability standard uncertainty (storage)

u_{ts} = transport stability standard uncertainty

4.0 TRACEABILITY TO NIST

- This product is traceable to NIST via an unbroken chain of comparisons. The uncertainties for each certified value are reported, taking into account the SRM/RM uncertainty error and the measurement, weighing and volume dilution errors. In rare cases where no NIST SRM/RM are available, the term 'in-house std.' is specified.

4.1 Thermometer Calibration

- All thermometers are NIST traceable through thermometers that are calibrated by an accredited calibration laboratory.

4.2 Balance Calibration

- All analytical balances are calibrated by an accredited calibration laboratory and procedure. The weights used for testing are annually compared to master weights and are traceable to NIST.

4.3 Glassware Calibration

- An in-house procedure is used to calibrate all Class A glassware used in the manufacturing and quality control of CRM/RMs.

5.0 TRACE METALLIC IMPURITIES (TMI) DETERMINED BY ICP-MS AND ICP-OES (µg/mL)

CRM/RMs are tested for trace metallic impurities by Axial ICP-OES and ICP-MS. The result from the most sensitive method for each element, is reported below. Solutions tested by ICP-MS were analyzed in an ULPA-Filtered Clean Room. An ULPA-Filter is 99.9985% efficient for the removal of particles down to 0.3 µm.

M Ag <	0.003200	M Eu <	0.000530	O Na	0.032544	M Se <	0.006300	O Zn	0.001952
M Al	0.007593	O Fe	0.001475	O Nb <	0.012000	O Si	0.238658	O Zr <	0.004100
s As <		M Ga <	0.000530	M Nd <	0.000530	M Sm <	0.000530		
M Au <	0.003100	M Gd <	0.000530	M Ni <	0.002100	M Sn <	0.000530		
M B	0.026035	M Ge <	0.001600	M Os <	0.000520	M Sr <	0.000530		
M Ba <	0.000530	M Hf <	0.000530	O P <	0.043000	M Ta <	0.000530		
O Be <	0.000360	M Hg <	0.001600	M Pb <	0.002100	M Tb <	0.000530		
M Bi <	0.000530	M Ho <	0.000530	M Pd <	0.001100	M Te <	0.004700		
O Ca	0.004339	M In <	0.023000	M Pr <	0.005300	M Th <	0.000530		
M Cd <	0.001100	M Ir <	0.000520	M Pt <	0.000530	O Ti <	0.002300		
M Ce <	0.000530	O K	0.002061	M Rb <	0.000530	M Tl <	0.000530		
M Co <	0.000530	M La <	0.001100	M Re <	0.000530	M Tm <	0.000530		
O Cr <	0.001800	O Li <	0.000120	M Rh <	0.000530	M U <	0.000530		
M Cs <	0.005300	M Lu <	0.000530	M Ru <	0.000520	M V <	0.002700		
M Cu <	0.001600	O Mg	0.000154	O S	0.028205	M W <	0.012000		
M Dy <	0.000530	O Mn	0.000154	M Sb <	0.000530	M Y <	0.000530		
M Er <	0.000530	M Mo <	0.000530	O Sc <	0.001700	M Yb <	0.000530		

M - Checked by ICP-MS O - Checked by ICP-OES i - Spectral Interference
n - Not Checked For s - Solution Standard Element

6.0 INTENDED USE

- For the calibration of analytical instruments and validation of analytical methods as appropriate.

7.0 INSTRUCTIONS FOR THE CORRECT USE OF THIS REFERENCE MATERIAL

7.1 Storage and Handling Recommendations

- Store between approximately 4° - 30° C while in sealed TCT bag.
- While stored in the sealed TCT bag, transpiration of this CRM/RM is negligible. After opening the sealed TCT bag transpiration of the CRM/RM will occur, resulting in a gradual increase in the analyte concentration(s). It is the responsibility of the user to account for this effect. When the bottle is weighed both before and after being placed in storage, the mass difference observed will be a measure of transpiration mass loss.
- After opening the sealed TCT bag, keep cap tightly sealed when not in use and store between 4° - 24° C to minimize the effects of transpiration. Use at 20° ± 4° C to minimize volumetric dilution error when using the reported density. Do not pipette from the container. Do not return removed aliquots to container.

- For more information, visit www.inorganicventures.com/TCT

Atomic Weight; Valence; Coordination Number; Chemical Form in Solution - 74.92 ; mix of +3 and +5 ; 6 ; H3AsO4 and HAsO2

Chemical Compatibility - Arsenic has no cationic chemistry. It is soluble in HCl, HNO3, H3PO4, H2SO4 and HF aqueous matrices water and NH4OH . It is stable with most inorganic anions (forms arsenate when boiled with chromate) but many cationic metals form the insoluble arsenates under pH neutral conditions. When fluorinated and / or under acidic conditions arsenate formation is typically not a problem at moderate to low concentrations.

Stability - 2-100 ppb levels stable for months alone or mixed with other elements at equivalent levels in 1% HNO3 / LDPE container.

As Containing Samples (Preparation and Solution) - Metal (soluble in 1:1 H2O / HNO3); Oxides (the oxide exists in crystalline and amorphous forms where the amorphous form is more water soluble. The oxides typically dissolve in dilute acidic solutions when boiled); Minerals (one gram of powdered sample is fused in a Ni crucible with 10 grams of a 1:1 mix of K2CO3 and KNO3 and the melt extracted with hot water); Organic Matrices (0.2 to 0.5 grams of sample are fused with 15 grams of a 1:1 Na2CO3 / Na2O2 mix in a Ni crucible. The fuseate is extracted with water and acidified with HNO3).

Atomic Spectroscopic Information (ICP-OES D.L.s are given as radial/axial view):

Technique/Line	Estimated D.L.	Order	Interferences (underlined indicates severe)
ICP-MS 75 amu	20 ppt	N/A	40Ar35Cl, 59Co16O, 36Ar38Ar1H,8Ar37C I,Ar39K, 150Nd2+,150Sm2+
ICP-OES 189.042 nm	0.05/0.005 µg/mL	1	Cr
ICP-OES 193.696 nm	0.1/0.01 µg/mL	1	V, Ge
ICP-OES 228.812 nm	0.1/0.01 µg/mL	1	Cd, Pt, Ir, Co

8.0 HAZARDOUS INFORMATION

- Please refer to the Safety Data Sheet for information regarding this CRM/RM.

9.0 HOMOGENEITY

- This solution was mixed according to an in-house procedure and is guaranteed to be homogeneous. Homogeneity data indicate that the end user should take a minimum sample size of 0.2 mL to assure homogeneity.

10.0 QUALITY STANDARD DOCUMENTATION

10.1 ISO 9001 Quality Management System Registration

- QSR Certificate Number QSR-1034

10.2 ISO/IEC 17025 "General Requirements for the Competence of Testing and Calibration Laboratories"

- Chemical Testing - Accredited / A2LA Certificate Number 883.01

10.3 ISO 17034 "General Requirements for the Competence of Reference Material Producers"

- Reference Material Producer - Accredited / A2LA Certificate Number 883.02

Inorganic Ventures, 300 Technology Drive, Christiansburg, Va. 24073, USA; Telephone: 800.669.6799; 540.585.3030, Fax: 540.585.3012; inorganicventures.com; info@inorganicventures.com

11.0 CERTIFICATION, LOT EXPIRATION AND PERIOD OF VALIDITY

11.1 Certification Issue Date

May 10, 2022

- The certification is valid within the measurement uncertainty specified provided the CRM/RM is stored and handled in accordance with instructions given in Sec 7.1. This certification is nullified if instructions in Sec 7.1 are not followed or if the CRM/RM is damaged, contaminated, or otherwise modified.

11.2 Lot Expiration Date

- **May 10, 2027**

- The date after which this CRM/RM should not be used.

- The lot expiration date reflects the period of time that the stability of a CRM/RM can be supported by long term stability studies conducted on properly stored and handled CRM/RMs. Lot expiration is limited primarily by transpiration (loss of water from the solution) and infrequently by chemical stability.

11.3 Period of Validity

- Sealed TCT Bag Open Date: _____

- This CRM/RM should not be used longer than one year (or six months in the case of a 30 mL bottle) from the date of opening the aluminized bag or after the date given in Sec. 11.2, whichever comes first. This is contingent upon the CRM/RM being stored and handled in accordance with the instructions given in Sec. 7.1.

12.0 NAMES AND SIGNATURES OF CERTIFYING OFFICERS

Certificate Prepared By:

Uyen Truong
Supervisor, Product Documentation



Certificate Approved By:

Michael Booth
Director, Technical



Certifying Officer:

Paul Gaines
Chairman / Senior Technical Director



1.0 ACCREDITATION / REGISTRATION

INORGANIC VENTURES is accredited to ISO 17034, "General Requirements for the Competence of Reference Material Producers" and ISO/IEC 17025, "General Requirements for the Competence of Testing and Calibration Laboratories". Inorganic Ventures is also an ISO 9001 registered manufacturer (QSR Certificate Number QSR-1034).



2.0 PRODUCT DESCRIPTION

Product Code: Single Analyte Custom Grade Solution
 Catalog Number: CGBA10
 Lot Number: R2-BA692576
 Matrix: 2% (v/v) HNO₃
 Value / Analyte(s): 10 000 µg/mL ea:
 Barium
 Starting Material: Barium Nitrate
 Starting Material Lot#: 1969
 Starting Material Purity: 99.9982%

3.0 CERTIFIED VALUES AND UNCERTAINTIES

Certified Value: 10022 ± 30 µg/mL
Density: 1.025 g/mL (measured at 20 ± 4 °C)

Assay Information:

Assay Method #1	10018 ± 50 µg/mL ICP Assay NIST SRM 3104a Lot Number: 140909
Assay Method #2	10023 ± 31 µg/mL Gravimetric NIST SRM Lot Number: See Sec. 4.2
Assay Method #3	10023 ± 30 µg/mL Calculated NIST SRM Lot Number: See Sec. 4.2

- The Calculated Value is a value calculated from the weight of a starting material that has been certified directly vs. a National Institute of Standards and Technology (NIST) SRM/RM. See Sec 4.2 for balance traceability.

The following equations are used in the calculation of the certified value and the uncertainty. Reported uncertainties represent expanded uncertainties expressed at approximately the 95% confidence level using a coverage factor of k = 2.

Characterization of CRM/RM by Two or More Methods

Certified Value, $X_{CRM/RM}$, where two or more methods of characterization are used is the weighted mean of the results:

$$X_{CRM/RM} = \sum(w_i)(X_i)$$

X_i = mean of Assay Method i with standard uncertainty $u_{char i}$

w_i = the weighting factors for each method calculated using the inverse square of the variance:

$$w_i = (1/u_{char i}^2) / (\sum(1/u_{char j}^2))$$

$$CRM/RM \text{ Expanded Uncertainty } (\pm) = U_{CRM/RM} = k (u_{char}^2 + u_{bb}^2 + u_{Its}^2 + u_{ts}^2)^{1/2}$$

k = coverage factor = 2

$u_{char} = [\sum((w_i)^2 (u_{char i})^2)]^{1/2}$ where $u_{char i}$ are the errors from each characterization method

u_{bb} = bottle to bottle homogeneity standard uncertainty

u_{Its} = long term stability standard uncertainty (storage)

u_{ts} = transport stability standard uncertainty

Characterization of CRM/RM by One Method

Certified Value, $X_{CRM/RM}$, where one method of characterization is used is the mean of individual results:

$$X_{CRM/RM} = (X_a) (u_{char a})$$

X_a = mean of Assay Method A with

$u_{char a}$ = the standard uncertainty of characterization Method A

$$CRM/RM \text{ Expanded Uncertainty } (\pm) = U_{CRM/RM} = k (u_{char a}^2 + u_{bb}^2 + u_{Its}^2 + u_{ts}^2)^{1/2}$$

k = coverage factor = 2

$u_{char a}$ = the errors from characterization

u_{bb} = bottle to bottle homogeneity standard uncertainty

u_{Its} = long term stability standard uncertainty (storage)

u_{ts} = transport stability standard uncertainty

4.0 TRACEABILITY TO NIST

- This product is traceable to NIST via an unbroken chain of comparisons. The uncertainties for each certified value are reported, taking into account the SRM/RM uncertainty error and the measurement, weighing and volume dilution errors. In rare cases where no NIST SRM/RM are available, the term 'in-house std.' is specified.

4.1 Thermometer Calibration

- All thermometers are NIST traceable through thermometers that are calibrated by an accredited calibration laboratory.

4.2 Balance Calibration

- All analytical balances are calibrated by an accredited calibration laboratory and procedure. The weights used for testing are annually compared to master weights and are traceable to NIST.

4.3 Glassware Calibration

- An in-house procedure is used to calibrate all Class A glassware used in the manufacturing and quality control of CRM/RMs.

5.0 TRACE METALLIC IMPURITIES (TMI) DETERMINED BY ICP-MS AND ICP-OES (µg/mL)

CRM/RMs are tested for trace metallic impurities by Axial ICP-OES and ICP-MS. The result from the most sensitive method for each element, is reported below. Solutions tested by ICP-MS were analyzed in an UPLA-Filtered Clean Room. An UPLA-Filter is 99.9985% efficient for the removal of particles down to 0.3 µm.

M Ag < 0.000410	O Eu < 0.005200	O Na 0.004610	M Se < 0.003700	O Zn 0.000658
M Al < 0.003100	O Fe 0.015707	M Nb < 0.000210	O Si 0.005573	M Zr < 0.001300
M As < 0.001300	M Ga < 0.000210	M Nd < 0.000210	O Sm < 0.021000	
M Au < 0.001300	M Gd < 0.000210	M Ni < 0.000810	M Sn < 0.000410	
O B < 0.005200	M Ge < 0.002500	M Os < 0.000410	O Sr 0.003850	
s Ba <	M Hf < 0.000810	O P < 0.026000	M Ta < 0.000410	
O Be < 0.000320	M Hg < 0.000210	M Pb < 0.002300	M Tb < 0.000210	
M Bi < 0.000210	M Ho < 0.000210	M Pd < 0.000210	M Te < 0.001900	
O Ca 0.007093	M In < 0.000210	M Pr < 0.000210	M Th < 0.000210	
M Cd < 0.000210	M Ir < 0.000210	M Pt < 0.000210	M Ti < 0.002100	
M Ce < 0.001300	O K 0.035467	M Rb < 0.002100	M Tl < 0.000210	
M Co < 0.000410	O La < 0.005200	M Re < 0.000210	M Tm < 0.000410	
M Cr < 0.001700	O Li < 0.000630	M Rh < 0.000210	M U < 0.000210	
M Cs < 0.003300	M Lu < 0.001700	M Ru < 0.000210	O V < 0.005200	
M Cu < 0.001300	O Mg 0.000861	O S 0.268539	M W < 0.000410	
M Dy < 0.000210	M Mn < 0.000410	M Sb < 0.001300	O Y < 0.005200	
M Er < 0.001300	M Mo < 0.000410	M Sc < 0.000410	M Yb < 0.001300	

M - Checked by ICP-MS O - Checked by ICP-OES i - Spectral Interference
n - Not Checked For s - Solution Standard Element

6.0 INTENDED USE

- For the calibration of analytical instruments and validation of analytical methods as appropriate.

7.0 INSTRUCTIONS FOR THE CORRECT USE OF THIS REFERENCE MATERIAL

7.1 Storage and Handling Recommendations

- Store between approximately 4° - 30° C while in sealed TCT bag.

- While stored in the sealed TCT bag, transpiration of this CRM/RM is negligible. After opening the sealed TCT bag transpiration of the CRM/RM will occur, resulting in a gradual increase in the analyte concentration(s). It is the responsibility of the user to account for this effect. When the bottle is weighed both before and after being placed in storage, the mass difference observed will be a measure of transpiration mass loss.

- After opening the sealed TCT bag, keep cap tightly sealed when not in use and store between 4° - 24° C to minimize the effects of transpiration. Use at 20° ± 4° C to minimize volumetric dilution error when using the reported density. Do not pipette from the container. Do not return removed aliquots to container.

- For more information, visit www.inorganicventures.com/TCT

Atomic Weight; Valence; Coordination Number; Chemical Form in Solution - 137.33 +2 6 Ba(H₂O)₆+2

Chemical Compatibility - Soluble in HCl, and HNO₃. Avoid H₂SO₄, HF and neutral to basic media. Stable with most metals and inorganic anions forming insoluble silicate, carbonate, hydroxide, oxide, fluoride, sulfate, oxalate, chromate, arsenate, iodate, molybdate, sulfite and tungstate in neutral aqueous media.

Stability - 2-100 ppb levels stable for months in 1% HNO₃ / LDPE container. 1 -10,000 ppm solutions chemically stable for years in 1-3.5% HNO₃ / LDPE container.

Ba Containing Samples (Preparation and Solution) -Metal(is best dissolved in diluted HNO₃); Ores(Carbonate fusion in Pt0 followed by HCl dissolution. If sulfate is present dissolve the fuseate using HCl / tartaric acid to prevent BaSO₄ precipitate); Organic Matrices (dry ash and dissolve in dilute HCl.)

Atomic Spectroscopic Information (ICP-OES D.L.s are given as radial/axial view):

Technique/Line	Estimated D.L.	Order	Interferences (underlined indicates severe)
ICP-MS 138 amu	1 ppt	N/A	122Sn16O, 122Te16O
ICP-OES 230.424 nm	0.004/0.0005 µg/mL	1	Mo, Ir, Co
ICP-OES 233.527 nm	0.004/0.0003 µg/mL	1	
ICP-OES 455.403 nm	0.002/0.0001 µg/mL	1	Zr, U

8.0 HAZARDOUS INFORMATION

- Please refer to the Safety Data Sheet for information regarding this CRM/RM.

9.0 HOMOGENEITY

- This solution was mixed according to an in-house procedure and is guaranteed to be homogeneous. Homogeneity data indicate that the end user should take a minimum sample size of 0.2 mL to assure homogeneity.

10.0 QUALITY STANDARD DOCUMENTATION

10.1 ISO 9001 Quality Management System Registration

- QSR Certificate Number QSR-1034

10.2 ISO/IEC 17025 "General Requirements for the Competence of Testing and Calibration Laboratories"

- Chemical Testing - Accredited / A2LA Certificate Number 883.01

10.3 ISO 17034 "General Requirements for the Competence of Reference Material Producers"

- Reference Material Producer - Accredited / A2LA Certificate Number 883.02

Inorganic Ventures, 300 Technology Drive, Christiansburg, Va. 24073, USA; Telephone: 800.669.6799; 540.585.3030, Fax: 540.585.3012; inorganicventures.com; info@inorganicventures.com

11.0 CERTIFICATION, LOT EXPIRATION AND PERIOD OF VALIDITY

11.1 Certification Issue Date

May 11, 2020

- The certification is valid within the measurement uncertainty specified provided the CRM/RM is stored and handled in accordance with instructions given in Sec 7.1. This certification is nullified if instructions in Sec 7.1 are not followed or if the CRM/RM is damaged, contaminated, or otherwise modified.

11.2 Lot Expiration Date

- **May 11, 2024**

- The date after which this CRM/RM should not be used.

- The lot expiration date reflects the period of time that the stability of a CRM/RM can be supported by long term stability studies conducted on properly stored and handled CRM/RMs. Lot expiration is limited primarily by transpiration (loss of water from the solution) and infrequently by chemical stability.

11.3 Period of Validity

- Sealed TCT Bag Open Date: _____

- This CRM/RM should not be used longer than one year (or six months in the case of a 30 mL bottle) from the date of opening the aluminized bag or after the date given in Sec. 11.2, whichever comes first. This is contingent upon the CRM/RM being stored and handled in accordance with the instructions given in Sec. 7.1.

12.0 NAMES AND SIGNATURES OF CERTIFYING OFFICERS

Certificate Approved By:

Michael Booth
Manager, Quality Control



Certifying Officer:

Paul Gaines
CEO, Senior Technical Director



1.0 ACCREDITATION / REGISTRATION

INORGANIC VENTURES is accredited to ISO 17034, "General Requirements for the Competence of Reference Material Producers" and ISO/IEC 17025, "General Requirements for the Competence of Testing and Calibration Laboratories". Inorganic Ventures is also an ISO 9001 registered manufacturer (QSR Certificate Number QSR-1034).



2.0 PRODUCT DESCRIPTION

Product Code: Single Analyte Custom Grade Solution
Catalog Number: CGBE10
Lot Number: R2-BE692992
Matrix: 6% (v/v) HNO₃
Value / Analyte(s): 10 000 µg/mL ea:
Beryllium
Starting Material: Beryllium Acetate
Starting Material Lot#: 2281
Starting Material Purity: 99.9998%

3.0 CERTIFIED VALUES AND UNCERTAINTIES

Certified Value: 10032 ± 41 µg/mL
Density: 1.128 g/mL (measured at 20 ± 4 °C)

Assay Information:

Assay Method #1 **10042 ± 67 µg/mL**
ICP Assay NIST SRM 3105a Lot Number: 090514

Assay Method #2 **10025 ± 51 µg/mL**
Calculated NIST SRM Lot Number: See Sec. 4.2

- The Calculated Value is a value calculated from the weight of a starting material that has been certified directly vs. a National Institute of Standards and Technology (NIST) SRM/RM. See Sec 4.2 for balance traceability.

The following equations are used in the calculation of the certified value and the uncertainty. Reported uncertainties represent expanded uncertainties expressed at approximately the 95% confidence level using a coverage factor of $k = 2$.

Characterization of CRM/RM by Two or More Methods

Certified Value, $X_{CRM/RM}$, where two or more methods of characterization are used is the weighted mean of the results:

$$X_{CRM/RM} = \sum(w_i)(X_i)$$

X_i = mean of Assay Method i with standard uncertainty $u_{char\ i}$

w_i = the weighting factors for each method calculated using the inverse square of the variance:

$$w_i = (1/u_{char\ i}^2) / (\sum(1/u_{char\ j}^2))$$

$$CRM/RM \text{ Expanded Uncertainty } (\pm) = U_{CRM/RM} = k (u_{char}^2 + u_{bb}^2 + u_{Its}^2 + u_{ts}^2)^{1/2}$$

k = coverage factor = 2

$u_{char} = [\sum(w_i)^2 (u_{char\ i})^2]^{1/2}$ where $u_{char\ i}$ are the errors from each characterization method

u_{bb} = bottle to bottle homogeneity standard uncertainty

u_{Its} = long term stability standard uncertainty (storage)

u_{ts} = transport stability standard uncertainty

Characterization of CRM/RM by One Method

Certified Value, $X_{CRM/RM}$, where one method of characterization is used is the mean of individual results:

$$X_{CRM/RM} = (X_a) (u_{char\ a})$$

X_a = mean of Assay Method A with

$u_{char\ a}$ = the standard uncertainty of characterization Method A

$$CRM/RM \text{ Expanded Uncertainty } (\pm) = U_{CRM/RM} = k (u_{char\ a}^2 + u_{bb}^2 + u_{Its}^2 + u_{ts}^2)^{1/2}$$

k = coverage factor = 2

$u_{char\ a}$ = the errors from characterization

u_{bb} = bottle to bottle homogeneity standard uncertainty

u_{Its} = long term stability standard uncertainty (storage)

u_{ts} = transport stability standard uncertainty

4.0 TRACEABILITY TO NIST

- This product is traceable to NIST via an unbroken chain of comparisons. The uncertainties for each certified value are reported, taking into account the SRM/RM uncertainty error and the measurement, weighing and volume dilution errors. In rare cases where no NIST SRM/RM are available, the term 'in-house std.' is specified.

4.1 Thermometer Calibration

- All thermometers are NIST traceable through thermometers that are calibrated by an accredited calibration laboratory.

4.2 Balance Calibration

- All analytical balances are calibrated by an accredited calibration laboratory and procedure. The weights used for testing are annually compared to master weights and are traceable to NIST.

4.3 Glassware Calibration

- An in-house procedure is used to calibrate all Class A glassware used in the manufacturing and quality control of CRM/RMs.

5.0 TRACE METALLIC IMPURITIES (TMI) DETERMINED BY ICP-MS AND ICP-OES ($\mu\text{g/mL}$)

CRM/RMs are tested for trace metallic impurities by Axial ICP-OES and ICP-MS. The result from the most sensitive method for each element, is reported below. Solutions tested by ICP-MS were analyzed in an ULPA-Filtered Clean Room. An ULPA-Filter is 99.9985% efficient for the removal of particles down to 0.3 μm .

M Ag < 0.001100	M Eu < 0.000270	O Na < 0.040962	M Se < 0.005000	M Zn < 0.013054
O Al < 0.016205	O Fe < 0.015754	M Nb < 0.000270	O Si < 0.024307	O Zr < 0.001900
M As < 0.002900	M Ga < 0.000270	M Nd < 0.000270	M Sm < 0.000270	
M Au < 0.000520	M Gd < 0.000270	M Ni < 0.003700	M Sn < 0.000790	
M B < 0.091000	M Ge < 0.000270	M Os < 0.000260	M Sr < 0.000630	
M Ba < 0.002700	M Hf < 0.000270	O P < 0.066000	M Ta < 0.000270	
s Be < 0.000530	M Hg < 0.000520	M Pb < 0.000270	M Tb < 0.000270	
M Bi < 0.072022	M Ho < 0.000270	M Pd < 0.000520	M Te < 0.003700	
O Ca < 0.000790	M In < 0.000790	M Pr < 0.000270	M Th < 0.000270	
M Cd < 0.000270	M Ir < 0.000260	M Pt < 0.000270	O Ti < 0.000400	
M Ce < 0.000270	O K < 0.045014	M Rb < 0.000270	M Tl < 0.000790	
O Co < 0.003200	M La < 0.000270	M Re < 0.000270	M Tm < 0.000270	
O Cr < 0.001800	O Li < 0.000660	M Rh < 0.001100	M U < 0.000270	
M Cs < 0.001440	M Lu < 0.000270	M Ru < 0.000260	M V < 0.000790	
M Cu < 0.002100	O Mg < 0.016205	i S < 0.000270	M W < 0.000530	
M Dy < 0.000270	M Mn < 0.001215	M Sb < 0.000270	M Y < 0.000270	
M Er < 0.000270	M Mo < 0.000530	O Sc < 0.000930	M Yb < 0.000270	

M - Checked by ICP-MS O - Checked by ICP-OES i - Spectral Interference
n - Not Checked For s - Solution Standard Element

6.0 INTENDED USE

- For the calibration of analytical instruments and validation of analytical methods as appropriate.

7.0 INSTRUCTIONS FOR THE CORRECT USE OF THIS REFERENCE MATERIAL

7.1 Storage and Handling Recommendations

- Store between approximately 4° - 30° C while in sealed TCT bag.
- While stored in the sealed TCT bag, transpiration of this CRM/RM is negligible. After opening the sealed TCT bag transpiration of the CRM/RM will occur, resulting in a gradual increase in the analyte concentration(s). It is the responsibility of the user to account for this effect. When the bottle is weighed both before and after being placed in storage, the mass difference observed will be a measure of transpiration mass loss.
- After opening the sealed TCT bag, keep cap tightly sealed when not in use and store between 4° - 24° C to minimize the effects of transpiration. Use at 20° ± 4° C to minimize volumetric dilution error when using the reported density. Do not pipette from the container. Do not return removed aliquots to container.

- For more information, visit www.inorganicventures.com/TCT

Atomic Weight; Valence; Coordination Number; Chemical Form in Solution - 9.01 +2 4 Be(H₂O)₄+2

Chemical Compatibility -Soluble in HCl, HNO₃, H₂SO₄ and HF aqueous matrices. Stable with all metals and inorganic anions.

Stability - 2-100 ppb levels stable for months in 1 % HNO₃ / LDPE container. 1-10,000 ppm solutions chemically stable for years in 5-10 % HNO₃ / LDPE container.

Be Containing Samples (Preparation and Solution) - Meta I(is best dissolved in diluted H₂SO₄); BeO (boiling nitric, hydrochloric, or sulfuric acids or KHSO₄ fusion); Ores (H₂SO₄/HF digestion or carbonate fusion in Pt0); Organic Matrices (sulfuric/peroxide digestion or nitric/sulfuric/perchloric acid decomposition, or dry ash and dissolution according to the BeO procedure above).

Atomic Spectroscopic Information (ICP-OES D.L.s are given as radial/axial view):

Technique/Line	Estimated D.L.	Order	Interferences (underlined indicates severe)
ICP-MS 9 amu	4 ppt	N/A	
ICP-OES 234.861 nm	0.0003/0.00016 µg/mL	1	Fe, Ta, Mo
ICP-OES 313.042 nm	0.0003/0.00009 µg/mL	1	V, Ce, U
ICP-OES 313.107 nm	0.0007/0.0005 µg/mL	1	Ce, Th, Tm

8.0 HAZARDOUS INFORMATION

- Please refer to the Safety Data Sheet for information regarding this CRM/RM.

9.0 HOMOGENEITY

- This solution was mixed according to an in-house procedure and is guaranteed to be homogeneous. Homogeneity data indicate that the end user should take a minimum sample size of 0.2 mL to assure homogeneity.

10.0 QUALITY STANDARD DOCUMENTATION

10.1 ISO 9001 Quality Management System Registration

- QSR Certificate Number QSR-1034

10.2 ISO/IEC 17025 "General Requirements for the Competence of Testing and Calibration Laboratories"

- Chemical Testing - Accredited / A2LA Certificate Number 883.01

10.3 ISO 17034 "General Requirements for the Competence of Reference Material Producers"

- Reference Material Producer - Accredited / A2LA Certificate Number 883.02

Inorganic Ventures, 300 Technology Drive, Christiansburg, Va. 24073, USA; Telephone: 800.669.6799; 540.585.3030, Fax: 540.585.3012; inorganicventures.com; info@inorganicventures.com

11.0 CERTIFICATION, LOT EXPIRATION, PERIOD OF VALIDITY AND REVISION HISTORY

11.1 Certification Issue Date

May 13, 2020

- The certification is valid within the measurement uncertainty specified provided the CRM/RM is stored and handled in accordance with instructions given in Sec 7.1. This certification is nullified if instructions in Sec 7.1 are not followed or if the CRM/RM is damaged, contaminated, or otherwise modified.

11.2 Lot Expiration Date

- **May 13, 2024**

- The date after which this CRM/RM should not be used.

- The lot expiration date reflects the period of time that the stability of a CRM/RM can be supported by long term stability studies conducted on properly stored and handled CRM/RMs. Lot expiration is limited primarily by transpiration (loss of water from the solution) and infrequently by chemical stability.

11.3 Period of Validity

- Sealed TCT Bag Open Date: _____

- This CRM/RM should not be used longer than one year (or six months in the case of a 30 mL bottle) from the date of opening the aluminized bag or after the date given in Sec. 11.2, whichever comes first. This is contingent upon the CRM/RM being stored and handled in accordance with the instructions given in Sec. 7.1.

11.4 Revision Status

- Revision 1 - Revised on Thursday, Jan 14, 2021 by utruong. Revision was made for the following reason: Modified Section 7 Chemical Form in Solution.

12.0 NAMES AND SIGNATURES OF CERTIFYING OFFICERS

Certificate Approved By:

Michael Booth
Director, Quality Control



Certifying Officer:

Paul Gaines
Chairman / Senior Technical Director



1.0 ACCREDITATION / REGISTRATION

INORGANIC VENTURES is accredited to ISO 17034, "General Requirements for the Competence of Reference Material Producers" and ISO/IEC 17025, "General Requirements for the Competence of Testing and Calibration Laboratories". Inorganic Ventures is also an ISO 9001 registered manufacturer (QSR Certificate Number QSR-1034).



2.0 PRODUCT DESCRIPTION

Product Code: Single Analyte Custom Grade Solution
 Catalog Number: CGCO10
 Lot Number: R2-CO695285
 Matrix: 3% (v/v) HNO3
 Value / Analyte(s): 10 000 µg/mL ea:
 Cobalt
 Starting Material: Co Metal
 Starting Material Lot#: 2326
 Starting Material Purity: 99.9934%

3.0 CERTIFIED VALUES AND UNCERTAINTIES

Certified Value: 10012 ± 31 µg/mL
Density: 1.056 g/mL (measured at 20 ± 4 °C)

Assay Information:

Assay Method #1	10031 ± 67 µg/mL ICP Assay NIST SRM 3113 Lot Number: 190630
Assay Method #2	10019 ± 32 µg/mL EDTA NIST SRM 928 Lot Number: 928
Assay Method #3	10000 ± 35 µg/mL Calculated NIST SRM Lot Number: See Sec. 4.2

- The Calculated Value is a value calculated from the weight of a starting material that has been certified directly vs. a National Institute of Standards and Technology (NIST) SRM/CRM. See Sec 4.2 for balance traceability.

The following equations are used in the calculation of the certified value and the uncertainty. Reported uncertainties represent expanded uncertainties expressed at approximately the 95% confidence level using a coverage factor of k = 2.

Characterization of CRM/RM by Two or More Methods

Certified Value, $X_{CRM/RM}$, where two or more methods of characterization are used is the weighted mean of the results:

$$X_{CRM/RM} = \sum(w_i)(X_i)$$

X_i = mean of Assay Method i with standard uncertainty $u_{char i}$

w_i = the weighting factors for each method calculated using the inverse square of the variance:

$$w_i = (1/u_{char i}^2) / (\sum(1/u_{char j}^2))$$

$$CRM/RM \text{ Expanded Uncertainty } (\pm) = U_{CRM/RM} = k (u_{char}^2 + u_{bb}^2 + u_{lts}^2 + u_{ts}^2)^{1/2}$$

k = coverage factor = 2

$u_{char} = [\sum((w_i)^2 (u_{char i})^2)]^{1/2}$ where $u_{char i}$ are the errors from each characterization method

u_{bb} = bottle to bottle homogeneity standard uncertainty

u_{lts} = long term stability standard uncertainty (storage)

u_{ts} = transport stability standard uncertainty

Characterization of CRM/RM by One Method

Certified Value, $X_{CRM/RM}$, where one method of characterization is used is the mean of individual results:

$$X_{CRM/RM} = (X_a) (u_{char a})$$

X_a = mean of Assay Method A with

$u_{char a}$ = the standard uncertainty of characterization Method A

$$CRM/RM \text{ Expanded Uncertainty } (\pm) = U_{CRM/RM} = k (u_{char a}^2 + u_{bb}^2 + u_{lts}^2 + u_{ts}^2)^{1/2}$$

k = coverage factor = 2

$u_{char a}$ = the errors from characterization

u_{bb} = bottle to bottle homogeneity standard uncertainty

u_{lts} = long term stability standard uncertainty (storage)

u_{ts} = transport stability standard uncertainty

4.0 TRACEABILITY TO NIST

- This product is traceable to NIST via an unbroken chain of comparisons. The uncertainties for each certified value are reported, taking into account the SRM/RM uncertainty error and the measurement, weighing and volume dilution errors. In rare cases where no NIST SRM/RM are available, the term 'in-house std.' is specified.

4.1 Thermometer Calibration

- All thermometers are NIST traceable through thermometers that are calibrated by an accredited calibration laboratory.

4.2 Balance Calibration

- All analytical balances are calibrated by an accredited calibration laboratory and procedure. The weights used for testing are annually compared to master weights and are traceable to NIST.

4.3 Glassware Calibration

- An in-house procedure is used to calibrate all Class A glassware used in the manufacturing and quality control of CRM/RMs.

5.0 TRACE METALLIC IMPURITIES (TMI) DETERMINED BY ICP-MS AND ICP-OES (µg/mL)

CRM/RMs are tested for trace metallic impurities by Axial ICP-OES and ICP-MS. The result from the most sensitive method for each element, is reported below. Solutions tested by ICP-MS were analyzed in an UPLA-Filtered Clean Room. An UPLA-Filter is 99.9985% efficient for the removal of particles down to 0.3 µm.

M Ag	0.014660	M Eu	<	0.000590	O Na	0.007534	M Se	<	0.019000	M Zn	0.003461	
M Al	<	0.024000	M Fe	0.050905	M Nb	<	0.000590	O Si	0.075340	M Zr	<	0.001200
i As	<		M Ga	<	0.000590	M Nd	<	0.000590	M Sm	<	0.000590	
M Au	<	0.004100	M Gd	<	0.000590	O Ni	0.427608	M Sn	<	0.001200		
M B	<	0.031000	M Ge	<	0.003000	M Os	<	0.000590	O Sr	<	0.000260	
M Ba	<	0.000590	M Hf	<	0.000590	n P	<		M Ta	<	0.001200	
O Be	<	0.001300	M Hg	<	0.001800	M Pb	0.003257	M Tb	<	0.000590		
M Bi	<	0.003000	M Ho	<	0.000590	M Pd	<	0.000590	M Te	<	0.005300	
O Ca	0.010588	M In	<	0.001200	M Pr	<	0.000590	M Th	<	0.000590		
M Cd	<	0.004700	M Ir	<	0.001200	M Pt	<	0.002400	M Ti	<	0.014000	
M Ce	<	0.000590	O K	0.008144	M Rb	<	0.000590	M Tl	0.002647			
s Co	<		M La	<	0.000590	M Re	<	0.000590	M Tm	<	0.000590	
M Cr	<	0.021000	O Li	<	0.000130	M Rh	<	0.000590	M U	<	0.000590	
M Cs	<	0.002400	M Lu	<	0.000590	M Ru	<	0.007100	O V	<	0.000880	
M Cu	0.189369	O Mg	0.001893	n S	<			M W	<	0.000590		
M Dy	<	0.000590	M Mn	<	0.001800	M Sb	<	0.003600	M Y	<	0.000590	
M Er	<	0.000590	M Mo	<	0.002400	O Sc	<	0.001600	M Yb	<	0.000590	

M - Checked by ICP-MS O - Checked by ICP-OES i - Spectral Interference
n - Not Checked For s - Solution Standard Element

6.0 INTENDED USE

- For the calibration of analytical instruments and validation of analytical methods as appropriate.

7.0 INSTRUCTIONS FOR THE CORRECT USE OF THIS REFERENCE MATERIAL

7.1 Storage and Handling Recommendations

- Store between approximately 4° - 30° C while in sealed TCT bag.

- While stored in the sealed TCT bag, transpiration of this CRM/RM is negligible. After opening the sealed TCT bag transpiration of the CRM/RM will occur, resulting in a gradual increase in the analyte concentration(s). It is the responsibility of the user to account for this effect. When the bottle is weighed both before and after being placed in storage, the mass difference observed will be a measure of transpiration mass loss.

- After opening the sealed TCT bag, keep cap tightly sealed when not in use and store between 4° - 24° C to minimize the effects of transpiration. Use at 20° ± 4° C to minimize volumetric dilution error when using the reported density. Do not pipette from the container. Do not return removed aliquots to container.

- For more information, visit www.inorganicventures.com/TCT

Atomic Weight; Valence; Coordination Number; Chemical Form in Solution - 58.93 +2 6 Co(H₂O)₆2+

Chemical Compatibility - Stable in HCl, HNO₃, H₂SO₄, HF, H₃PO₄. Avoid basic media. Stable with most metals and inorganic anions in acidic media.

Stability - 2-100 ppb levels stable for months in 1% HNO₃ / LDPE container. 1-10,000 ppm solutions chemically stable for years in 1-5% HNO₃ / LDPE container.

Co Containing Samples (Preparation and Solution) - Metal (soluble in HNO₃); Oxides (Soluble in HCl); Ores (dissolve in HCl / HNO₃).

Atomic Spectroscopic Information (ICP-OES D.L.s are given as radial/axial view):

Technique/Line	Estimated D.L.	Order	Interferences (underlined indicates severe)
ICP-MS 59 amu	2 ppt	n/a	42Ca16O1H , 40Ar18O1H , 36Ar23Na, 43Ca16O, 24Mg35Cl
ICP-OES 228.616 nm	0.01/0.001 µg/mL	1	
ICP-OES 237.862 nm	0.01/0.002 µg/mL	1	W, Re, Al, Ta
ICP-OES 238.892 nm	0.01/0.002 µg/mL	1	Fe, W, Ta

8.0 HAZARDOUS INFORMATION

- Please refer to the Safety Data Sheet for information regarding this CRM/RM.

9.0 HOMOGENEITY

- This solution was mixed according to an in-house procedure and is guaranteed to be homogeneous. Homogeneity data indicate that the end user should take a minimum sample size of 0.2 mL to assure homogeneity.

10.0 QUALITY STANDARD DOCUMENTATION

10.1 ISO 9001 Quality Management System Registration

- QSR Certificate Number QSR-1034

10.2 ISO/IEC 17025 "General Requirements for the Competence of Testing and Calibration Laboratories"

- Chemical Testing - Accredited / A2LA Certificate Number 883.01

10.3 ISO 17034 "General Requirements for the Competence of Reference Material Producers"

- Reference Material Producer - Accredited / A2LA Certificate Number 883.02

Inorganic Ventures, 300 Technology Drive, Christiansburg, Va. 24073, USA; Telephone: 800.669.6799; 540.585.3030, Fax: 540.585.3012; inorganicventures.com; info@inorganicventures.com

11.0 CERTIFICATION, LOT EXPIRATION AND PERIOD OF VALIDITY

11.1 Certification Issue Date

August 04, 2020

- The certification is valid within the measurement uncertainty specified provided the CRM/RM is stored and handled in accordance with instructions given in Sec 7.1. This certification is nullified if instructions in Sec 7.1 are not followed or if the CRM/RM is damaged, contaminated, or otherwise modified.

11.2 Lot Expiration Date

- **August 04, 2024**

- The date after which this CRM/RM should not be used.

- The lot expiration date reflects the period of time that the stability of a CRM/RM can be supported by long term stability studies conducted on properly stored and handled CRM/RMs. Lot expiration is limited primarily by transpiration (loss of water from the solution) and infrequently by chemical stability.

11.3 Period of Validity

- Sealed TCT Bag Open Date: _____

- This CRM/RM should not be used longer than one year (or six months in the case of a 30 mL bottle) from the date of opening the aluminized bag or after the date given in Sec. 11.2, whichever comes first. This is contingent upon the CRM/RM being stored and handled in accordance with the instructions given in Sec. 7.1.

12.0 NAMES AND SIGNATURES OF CERTIFYING OFFICERS

Certificate Approved By:

Michael Booth
Director, Quality Control



Certifying Officer:

Paul Gaines
Chairman / Senior Technical Director



300 Technology Drive
Christiansburg, VA 24073 USA
inorganicventures.com

P: 800-669-6799/540-585-3030
F: 540-585-3012
info@inorganicventures.com

1.0 ACCREDITATION / REGISTRATION

INORGANIC VENTURES is accredited to ISO 17034, "General Requirements for the Competence of Reference Material Producers" and ISO/IEC 17025, "General Requirements for the Competence of Testing and Calibration Laboratories". Inorganic Ventures is also an ISO 9001 registered manufacturer (QSR Certificate Number QSR-1034).



2.0 PRODUCT DESCRIPTION

Product Code: Single Analyte Custom Grade Solution
Catalog Number: CGAG10
Lot Number: S2-AG712977
Matrix: 7% (v/v) HNO₃
Value / Analyte(s): 10 000 µg/mL ea:
Silver
Starting Material: Ag Shot
Starting Material Lot#: 2289
Starting Material Purity: 99.9951%

3.0 CERTIFIED VALUES AND UNCERTAINTIES

Certified Value: 10051 ± 30 µg/mL
Density: 1.056 g/mL (measured at 20 ± 4 °C)

Assay Information:

Assay Method #1	10051 ± 52 µg/mL ICP Assay NIST SRM 3151 Lot Number: 160729
Assay Method #2	10051 ± 19 µg/mL Volhard NIST SRM 999c Lot Number: 999c
Assay Method #3	10049 ± 31 µg/mL Calculated NIST SRM Lot Number: See Sec. 4.2

- The Calculated Value is a value calculated from the weight of a starting material that has been certified directly vs. a National Institute of Standards and Technology (NIST) SRM/RM. See Sec 4.2 for balance traceability.

The following equations are used in the calculation of the certified value and the uncertainty. Reported uncertainties represent expanded uncertainties expressed at approximately the 95% confidence level using a coverage factor of k = 2.

Characterization of CRM/RM by Two or More Methods

Certified Value, $X_{CRM/RM}$, where two or more methods of characterization are used is the weighted mean of the results:

$$X_{CRM/RM} = \sum(w_i)(X_i)$$

X_i = mean of Assay Method i with standard uncertainty $u_{char\ i}$

w_i = the weighting factors for each method calculated using the inverse square of the variance:

$$w_i = (1/u_{char\ i}^2) / (\sum(1/u_{char\ j}^2))$$

$$CRM/RM \text{ Expanded Uncertainty } (\pm) = U_{CRM/RM} = k (u_{char}^2 + u_{bb}^2 + u_{lts}^2 + u_{ts}^2)^{1/2}$$

k = coverage factor = 2

$u_{char} = [\sum((w_i)^2 (u_{char\ i})^2)]^{1/2}$ where $u_{char\ i}$ are the errors from each characterization method

u_{bb} = bottle to bottle homogeneity standard uncertainty

u_{lts} = long term stability standard uncertainty (storage)

u_{ts} = transport stability standard uncertainty

Characterization of CRM/RM by One Method

Certified Value, $X_{CRM/RM}$, where one method of characterization is used is the mean of individual results:

$$X_{CRM/RM} = (X_a) (u_{char\ a})$$

X_a = mean of Assay Method A with

$u_{char\ a}$ = the standard uncertainty of characterization Method A

$$CRM/RM \text{ Expanded Uncertainty } (\pm) = U_{CRM/RM} = k (u_{char\ a}^2 + u_{bb}^2 + u_{lts}^2 + u_{ts}^2)^{1/2}$$

k = coverage factor = 2

$u_{char\ a}$ = the errors from characterization

u_{bb} = bottle to bottle homogeneity standard uncertainty

u_{lts} = long term stability standard uncertainty (storage)

u_{ts} = transport stability standard uncertainty

4.0 TRACEABILITY TO NIST

- This product is traceable to NIST via an unbroken chain of comparisons. The uncertainties for each certified value are reported, taking into account the SRM/RM uncertainty error and the measurement, weighing and volume dilution errors. In rare cases where no NIST SRM/RM are available, the term 'in-house std.' is specified.

4.1 Thermometer Calibration

- All thermometers are NIST traceable through thermometers that are calibrated by an accredited calibration laboratory.

4.2 Balance Calibration

- All analytical balances are calibrated by an accredited calibration laboratory and procedure. The weights used for testing are annually compared to master weights and are traceable to NIST.

4.3 Glassware Calibration

- An in-house procedure is used to calibrate all Class A glassware used in the manufacturing and quality control of CRM/RMs.

5.0 TRACE METALLIC IMPURITIES (TMI) DETERMINED BY ICP-MS AND ICP-OES (µg/mL)

CRM/RMs are tested for trace metallic impurities by Axial ICP-OES and ICP-MS. The result from the most sensitive method for each element, is reported below. Solutions tested by ICP-MS were analyzed in an ULPA-Filtered Clean Room. An ULPA-Filter is 99.9985% efficient for the removal of particles down to 0.3 µm.

s Ag <	M Eu <	0.000260	O Na	0.003811	M Se <	0.003900	O Zn	0.048146	
M Al	0.002688	O Fe	0.006419	M Nb <	0.000260	O Si	0.005215	M Zr <	0.000260
M As <	0.001100	M Ga <	0.000260	M Nd <	0.000260	M Sm <	0.000260		
M Au <	0.000260	M Gd <	0.000260	O Ni	0.001765	M Sn	0.020060		
O B <	0.004300	M Ge <	0.002300	M Os <	0.001100	O Sr <	0.000110		
M Ba <	0.000520	M Hf <	0.000260	O P <	0.017000	M Ta <	0.000260		
O Be <	0.001100	M Hg <	0.000770	M Pb <	0.003600	M Tb <	0.000260		
M Bi	0.004814	M Ho <	0.000260	M Pd	0.044134	M Te <	0.009000		
O Ca	0.005215	M In	0.003691	M Pr <	0.000260	M Th <	0.000260		
M Cd <	0.000260	M Ir <	0.000520	M Pt <	0.001100	O Ti <	0.000440		
M Ce <	0.002100	O K <	0.008700	M Rb <	0.001100	M Tl <	0.004100		
O Co <	0.000330	M La <	0.000260	M Re <	0.000260	M Tm <	0.000260		
O Cr <	0.002500	O Li <	0.000110	M Rh <	0.000520	M U <	0.000260		
M Cs <	0.002600	M Lu <	0.000260	M Ru <	0.000260	M V <	0.000260		
O Cu	0.357085	O Mg	0.001203	O S <	0.017000	M W <	0.000260		
M Dy <	0.000260	O Mn <	0.000220	M Sb <	0.014000	M Y <	0.000260		
M Er <	0.000260	M Mo <	0.000260	O Sc <	0.000220	M Yb <	0.000260		

M - Checked by ICP-MS O - Checked by ICP-OES i - Spectral Interference
n - Not Checked For s - Solution Standard Element

6.0 INTENDED USE

- For the calibration of analytical instruments and validation of analytical methods as appropriate.

7.0 INSTRUCTIONS FOR THE CORRECT USE OF THIS REFERENCE MATERIAL

7.1 Storage and Handling Recommendations

- Store between approximately 4° - 30° C while in sealed TCT bag.
- While stored in the sealed TCT bag, transpiration of this CRM/RM is negligible. After opening the sealed TCT bag transpiration of the CRM/RM will occur, resulting in a gradual increase in the analyte concentration(s). It is the responsibility of the user to account for this effect. When the bottle is weighed both before and after being placed in storage, the mass difference observed will be a measure of transpiration mass loss.
- After opening the sealed TCT bag, keep cap tightly sealed when not in use and store between 4° - 24° C to minimize the effects of transpiration. Use at 20° ± 4° C to minimize volumetric dilution error when using the reported density. Do not pipette from the container. Do not return removed aliquots to container.

- For more information, visit www.inorganicventures.com/TCT

Atomic Weight; Valence; Coordination Number; Chemical Form in Solution - 107.87 +1 6 Ag(H₂O)₆⁺
Chemical Compatibility - Stable in HNO₃, and HF. Avoid basic media. Ag forms more insoluble salts than any other metal. It also is subject to photochemical reduction to the metal in HCl media although 10 µg/mL solutions in 10% HCl [AgCl_x1-x] are commonly used in the analytical laboratory. The most common solubility problems exist with arsenate, arsenite, bromide, chloride, iodide, carbonate, chromate, cyanide, iodate, oxalate, oxide, sulfate, sulfide, tartrate, and thiocyanate in aqueous media. The addition of nitric acid renders many of these salts soluble.

Stability - 2-100 ppb levels stable for 75+ days when mixed with equivalent levels of all other elements including the precious metals (where chloride is present) when in 1% HNO₃ / LDPE container. 1-10,000 ppm solutions chemically stable for years in 1-5% HNO₃ / LDPE container.

Ag Containing Samples (Preparation and Solution) - Metal (Soluble in HNO₃); Oxides (Soluble in HNO₃); Ores (Digestion with conc. HNO₃).

Atomic Spectroscopic Information (ICP-OES D.L.s are given as radial/axial view):

Technique/Line	Estimated D.L.	Order	Interferences (underlined indicates severe)
ICP-MS 107 amu	1 ppt	N/A	91Zr16O
ICP-OES 243.779 nm	0.12/0.01 µg/mL	1	Mn, Th, Ni, Rh
ICP-OES 328.068 nm	0.007/0.0007 µg/mL	1	Ce, Rh, V
ICP-OES 338.289 nm	0.013/0.001 µg/mL	1	Ce, Cr, Th

8.0 HAZARDOUS INFORMATION

- Please refer to the Safety Data Sheet for information regarding this CRM/RM.

9.0 HOMOGENEITY

- This solution was mixed according to an in-house procedure and is guaranteed to be homogeneous. Homogeneity data indicate that the end user should take a minimum sample size of 0.2 mL to assure homogeneity.

10.0 QUALITY STANDARD DOCUMENTATION

10.1 ISO 9001 Quality Management System Registration

- QSR Certificate Number QSR-1034

10.2 ISO/IEC 17025 "General Requirements for the Competence of Testing and Calibration Laboratories"

- Chemical Testing - Accredited / A2LA Certificate Number 883.01

10.3 ISO 17034 "General Requirements for the Competence of Reference Material Producers"

- Reference Material Producer - Accredited / A2LA Certificate Number 883.02

Inorganic Ventures, 300 Technology Drive, Christiansburg, Va. 24073, USA; Telephone: 800.669.6799; 540.585.3030, Fax: 540.585.3012; inorganicventures.com; info@inorganicventures.com

11.0 CERTIFICATION, LOT EXPIRATION AND PERIOD OF VALIDITY

11.1 Certification Issue Date

December 28, 2021

- The certification is valid within the measurement uncertainty specified provided the CRM/RM is stored and handled in accordance with instructions given in Sec 7.1. This certification is nullified if instructions in Sec 7.1 are not followed or if the CRM/RM is damaged, contaminated, or otherwise modified.

11.2 Lot Expiration Date

- **December 28, 2026**

- The date after which this CRM/RM should not be used.

- The lot expiration date reflects the period of time that the stability of a CRM/RM can be supported by long term stability studies conducted on properly stored and handled CRM/RMs. Lot expiration is limited primarily by transpiration (loss of water from the solution) and infrequently by chemical stability.

11.3 Period of Validity

- Sealed TCT Bag Open Date: _____

- This CRM/RM should not be used longer than one year (or six months in the case of a 30 mL bottle) from the date of opening the aluminized bag or after the date given in Sec. 11.2, whichever comes first. This is contingent upon the CRM/RM being stored and handled in accordance with the instructions given in Sec. 7.1.

12.0 NAMES AND SIGNATURES OF CERTIFYING OFFICERS

Certificate Prepared By:

Uyen Truong
Supervisor, Product Documentation



Certificate Approved By:

Michael Booth
Director, Technical



Certifying Officer:

Paul Gaines
Chairman / Senior Technical Director



300 Technology Drive
Christiansburg, VA 24073 USA
inorganicventures.com

P: 800-669-6799/540-585-3030
F: 540-585-3012
info@inorganicventures.com

1.0 ACCREDITATION / REGISTRATION

INORGANIC VENTURES is accredited to ISO 17034, "General Requirements for the Competence of Reference Material Producers" and ISO/IEC 17025, "General Requirements for the Competence of Testing and Calibration Laboratories". Inorganic Ventures is also an ISO 9001 registered manufacturer (QSR Certificate Number QSR-1034).



2.0 PRODUCT DESCRIPTION

Product Code: Single Analyte Custom Grade Solution
Catalog Number: CGCR(3)10
Lot Number: S2-CR709784
Matrix: 10% (v/v) HNO3
Value / Analyte(s): 10 000 µg/mL ea:
Chromium
Starting Material: Cr Metal
Starting Material Lot#: 2328
Starting Material Purity: 99.9951%

3.0 CERTIFIED VALUES AND UNCERTAINTIES

Certified Value: 10027 ± 41 µg/mL
Density: 1.072 g/mL (measured at 20 ± 4 °C)

Assay Information:

Assay Method #1 **10027 ± 40 µg/mL**
ICP Assay NIST SRM 3112a Lot Number: 170630

- The Calculated Value is a value calculated from the weight of a starting material that has been certified directly vs. a National Institute of Standards and Technology (NIST) SRM/RM. See Sec 4.2 for balance traceability.

The following equations are used in the calculation of the certified value and the uncertainty. Reported uncertainties represent expanded uncertainties expressed at approximately the 95% confidence level using a coverage factor of k = 2.

Characterization of CRM/RM by Two or More Methods

Certified Value, $X_{CRM/RM}$, where two or more methods of characterization are used is the weighted mean of the results:

$$X_{CRM/RM} = \sum(w_i)(X_i)$$

X_i = mean of Assay Method i with standard uncertainty $u_{char\ i}$
 w_i = the weighting factors for each method calculated using the inverse square of the variance:
 $w_i = (1/u_{char\ i}^2) / (\sum(1/(u_{char\ i}^2)))$

$$CRM/RM \text{ Expanded Uncertainty } (\pm) = U_{CRM/RM} = k (u_{char}^2 + u_{bb}^2 + u_{Its}^2 + u_{ts}^2)^{1/2}$$

k = coverage factor = 2
 $u_{char} = [\sum((w_i)^2 (u_{char\ i})^2)]^{1/2}$ where $u_{char\ i}$ are the errors from each characterization method
 u_{bb} = bottle to bottle homogeneity standard uncertainty
 u_{Its} = long term stability standard uncertainty (storage)
 u_{ts} = transport stability standard uncertainty

Characterization of CRM/RM by One Method

Certified Value, $X_{CRM/RM}$, where one method of characterization is used is the mean of individual results:

$$X_{CRM/RM} = (X_a)(u_{char\ a})$$

X_a = mean of Assay Method A with
 $u_{char\ a}$ = the standard uncertainty of characterization Method A

$$CRM/RM \text{ Expanded Uncertainty } (\pm) = U_{CRM/RM} = k (u_{char\ a}^2 + u_{bb}^2 + u_{Its}^2 + u_{ts}^2)^{1/2}$$

k = coverage factor = 2
 $u_{char\ a}$ = the errors from characterization
 u_{bb} = bottle to bottle homogeneity standard uncertainty
 u_{Its} = long term stability standard uncertainty (storage)
 u_{ts} = transport stability standard uncertainty

4.0 TRACEABILITY TO NIST

- This product is traceable to NIST via an unbroken chain of comparisons. The uncertainties for each certified value are reported, taking into account the SRM/RM uncertainty error and the measurement, weighing and volume dilution errors. In rare cases where no NIST SRM/RM are available, the term 'in-house std.' is specified.

4.1 Thermometer Calibration

- All thermometers are NIST traceable through thermometers that are calibrated by an accredited calibration laboratory.

4.2 Balance Calibration

- All analytical balances are calibrated by an accredited calibration laboratory and procedure. The weights used for testing are annually compared to master weights and are traceable to NIST.

4.3 Glassware Calibration

- An in-house procedure is used to calibrate all Class A glassware used in the manufacturing and quality control of CRM/RMs.

5.0 TRACE METALLIC IMPURITIES (TMI) DETERMINED BY ICP-MS AND ICP-OES (µg/mL)

CRM/RMs are tested for trace metallic impurities by Axial ICP-OES and ICP-MS. The result from the most sensitive method for each element, is reported below. Solutions tested by ICP-MS were analyzed in an ULPA-Filtered Clean Room. An ULPA-Filter is 99.9985% efficient for the removal of particles down to 0.3 µm.

M Ag <	0.001700	M	Eu <	0.003400	O	Na	0.090372	M	Se <	0.012000	O	Zn <	0.006100
M Al	0.034916	O	Fe	0.246471	M	Nb <	0.017000	n	Si <		M	Zr <	0.007800
M As <	0.028000	O	Ga <	0.013000	M	Nd <	0.013000	M	Sm <	0.006900			
M Au <	0.001700	M	Gd <	0.000560	M	Ni	0.016020	M	Sn	0.006983			
O B <	0.025000	O	Ge <	0.014000	M	Os <	0.000560	M	Sr	0.006367			
M Ba <	0.008900	M	Hf <	0.000560	i	P <		M	Ta <	0.000560			
M Be <	0.013000	M	Hg <	0.001700	M	Pb	0.010064	M	Tb <	0.000560			
M Bi <	0.002300	M	Ho <	0.000560	M	Pd <	0.021000	M	Te <	0.010000			
O Ca	0.075995	M	In <	0.000560	M	Pr <	0.001700	M	Th <	0.000560			
M Cd <	0.000560	M	Ir <	0.000560	M	Pt <	0.001200	O	Ti	0.013555			
M Ce <	0.001200	O	K	0.043132	i	Rb <		M	Tl <	0.000560			
M Co <	0.002600	M	La <	0.001200	M	Re <	0.001200	O	Tm <	0.013000			
s Cr <		O	Li	0.000390	M	Rh <	0.095000	M	U <	0.000560			
M Cs <	0.007800	M	Lu <	0.000560	M	Ru <	0.087000	O	V	0.014993			
O Cu	0.007599	O	Mg	0.000883	i	S <		M	W <	0.049000			
M Dy <	0.000560	M	Mn	0.008626	M	Sb <	0.003400	M	Y <	0.001700			
M Er <	0.019000	M	Mo <	0.032000	M	Sc	0.003080	M	Yb <	0.000560			

M - Checked by ICP-MS O - Checked by ICP-OES i - Spectral Interference
n - Not Checked For s - Solution Standard Element

6.0 INTENDED USE

- For the calibration of analytical instruments and validation of analytical methods as appropriate.

7.0 INSTRUCTIONS FOR THE CORRECT USE OF THIS REFERENCE MATERIAL

7.1 Storage and Handling Recommendations

- Store between approximately 4° - 30° C while in sealed TCT bag.

- While stored in the sealed TCT bag, transpiration of this CRM/RM is negligible. After opening the sealed TCT bag transpiration of the CRM/RM will occur, resulting in a gradual increase in the analyte concentration(s). It is the responsibility of the user to account for this effect. When the bottle is weighed both before and after being placed in storage, the mass difference observed will be a measure of transpiration mass loss.

- After opening the sealed TCT bag, keep cap tightly sealed when not in use and store between 4° - 24° C to minimize the effects of transpiration. Use at 20° ± 4° C to minimize volumetric dilution error when using the reported density. Do not pipette from the container. Do not return removed aliquots to container.

- For more information, visit www.inorganicventures.com/TCT

Atomic Weight; Valence; Coordination Number; Chemical Form in Solution - 52.00 +3 6 Cr(H₂O)₆3+

Chemical Compatibility -Stable in HCl, HNO₃, H₂SO₄, HF, H₃PO₄. Avoid basic media. Stable with most metals and inorganic anions in acidic media.

Stability - 2-100 ppb levels stable for months in 1% HNO₃ / LDPE container. 1-10,000 ppm solutions chemically stable for years in 1-5% HNO₃ / LDPE container.

Cr₃ Containing Samples (Preparation and Solution) -Metal (soluble in HCl); Oxides/Ores (Chrome ore/oxides are very difficult to dissolve. The following procedures [A-D] are commonly used: A. Fusion with KHSO₄ and extraction with hot KCl. The residue fused with Na₂CO₃ and KClO₃, 3:1. B. Fusion with NaKSO₄ and NaF 2:1, C. Fusion with magnesia or lime and sodium or potassium carbonates, 4:1. D. Fusion with Na₂O₂ or NaOH and KNO₃ or NaOH and Na₂O₂. Nickel, iron, copper, or silver crucibles should be used for D. Platinum may be used for A, <, C); Organic Matrices (ash at 4500C followed by one of the fusion methods above or sulfuric/hydrogen peroxide acid digestions may be applicable to non oxide containing samples).

Atomic Spectroscopic Information (ICP-OES D.L.s are given as radial/axial view):

Technique/Line	Estimated D.L.	Order	Interferences (underlined indicates severe)
ICP-MS 52 amu	40 ppt	N/A	36S16O, 36Ar16O - The 50Cr, 53Cr, 54Cr lines suffer from many more potential interferences from sulfur, chlorine and argon compounds of oxygen, nitrogen and carbon.
ICP-OES 205.552 nm	0.006/0.0008 µg/mL	1	Os
ICP-OES 276.654 nm	0.01/0.001 µg/mL	1	Cu, Ta, V
ICP-OES 284.325 nm	0.008/0.0007 µg/mL	1	

8.0 HAZARDOUS INFORMATION

- Please refer to the Safety Data Sheet for information regarding this CRM/RM.

9.0 HOMOGENEITY

- This solution was mixed according to an in-house procedure and is guaranteed to be homogeneous. Homogeneity data indicate that the end user should take a minimum sample size of 0.2 mL to assure homogeneity.

10.0 QUALITY STANDARD DOCUMENTATION

10.1 ISO 9001 Quality Management System Registration

- QSR Certificate Number QSR-1034

10.2 ISO/IEC 17025 "General Requirements for the Competence of Testing and Calibration Laboratories"

- Chemical Testing - Accredited / A2LA Certificate Number 883.01

10.3 ISO 17034 "General Requirements for the Competence of Reference Material Producers"

- Reference Material Producer - Accredited / A2LA Certificate Number 883.02

Inorganic Ventures, 300 Technology Drive, Christiansburg, Va. 24073, USA; Telephone: 800.669.6799; 540.585.3030, Fax: 540.585.3012; inorganicventures.com; info@inorganicventures.com

11.0 CERTIFICATION, LOT EXPIRATION AND PERIOD OF VALIDITY

11.1 Certification Issue Date

October 26, 2021

- The certification is valid within the measurement uncertainty specified provided the CRM/RM is stored and handled in accordance with instructions given in Sec 7.1. This certification is nullified if instructions in Sec 7.1 are not followed or if the CRM/RM is damaged, contaminated, or otherwise modified.

11.2 Lot Expiration Date

- **October 26, 2026**

- The date after which this CRM/RM should not be used.

- The lot expiration date reflects the period of time that the stability of a CRM/RM can be supported by long term stability studies conducted on properly stored and handled CRM/RMs. Lot expiration is limited primarily by transpiration (loss of water from the solution) and infrequently by chemical stability.

11.3 Period of Validity

- Sealed TCT Bag Open Date: _____

- This CRM/RM should not be used longer than one year (or six months in the case of a 30 mL bottle) from the date of opening the aluminized bag or after the date given in Sec. 11.2, whichever comes first. This is contingent upon the CRM/RM being stored and handled in accordance with the instructions given in Sec. 7.1.

12.0 NAMES AND SIGNATURES OF CERTIFYING OFFICERS

Certificate Approved By:

Michael Booth
Director, Quality Control



Certifying Officer:

Paul Gaines
Chairman / Senior Technical Director



1.0 ACCREDITATION / REGISTRATION

INORGANIC VENTURES is accredited to ISO 17034, "General Requirements for the Competence of Reference Material Producers" and ISO/IEC 17025, "General Requirements for the Competence of Testing and Calibration Laboratories". Inorganic Ventures is also an ISO 9001 registered manufacturer (QSR Certificate Number QSR-1034).



2.0 PRODUCT DESCRIPTION

Product Code: Single Analyte Custom Grade Solution
Catalog Number: CGNI10
Lot Number: P2-NI686384
Matrix: 3% (v/v) HNO₃
Value / Analyte(s): 10 000 µg/mL ea:
Nickel
Starting Material: Ni Metal
Starting Material Lot#: 2277 and 2282
Starting Material Purity: 99.9992%

3.0 CERTIFIED VALUES AND UNCERTAINTIES

Certified Value: 9979 ± 30 µg/mL
Density: 1.038 g/mL (measured at 20 ± 4 °C)

Assay Information:

Assay Method #1	9971 ± 54 µg/mL ICP Assay NIST SRM 3136 Lot Number: 120619
Assay Method #2	9970 ± 32 µg/mL EDTA NIST SRM 928 Lot Number: 928
Assay Method #3	9993 ± 33 µg/mL Calculated NIST SRM Lot Number: See Sec. 4.2

- The Calculated Value is a value calculated from the weight of a starting material that has been certified directly vs. a National Institute of Standards and Technology (NIST) SRM/RM. See Sec 4.2 for balance traceability.

The following equations are used in the calculation of the certified value and the uncertainty. Reported uncertainties represent expanded uncertainties expressed at approximately the 95% confidence level using a coverage factor of k = 2.

Characterization of CRM/RM by Two or More Methods

Certified Value, $X_{CRM/RM}$, where two or more methods of characterization are used is the weighted mean of the results:

$$X_{CRM/RM} = \sum(w_i)(X_i)$$

X_i = mean of Assay Method i with standard uncertainty $u_{char\ i}$

w_i = the weighting factors for each method calculated using the inverse square of the variance:

$$w_i = (1/u_{char\ i}^2) / (\sum(1/u_{char\ j}^2))$$

$$CRM/RM \text{ Expanded Uncertainty } (\pm) = U_{CRM/RM} = k (u_{char}^2 + u_{bb}^2 + u_{Its}^2 + u_{ts}^2)^{1/2}$$

k = coverage factor = 2

$u_{char} = [\sum(w_i)^2 (u_{char\ i})^2]^{1/2}$ where $u_{char\ i}$ are the errors from each characterization method

u_{bb} = bottle to bottle homogeneity standard uncertainty

u_{Its} = long term stability standard uncertainty (storage)

u_{ts} = transport stability standard uncertainty

Characterization of CRM/RM by One Method

Certified Value, $X_{CRM/RM}$, where one method of characterization is used is the mean of individual results:

$$X_{CRM/RM} = (X_a) (u_{char\ a})$$

X_a = mean of Assay Method A with

$u_{char\ a}$ = the standard uncertainty of characterization Method A

$$CRM/RM \text{ Expanded Uncertainty } (\pm) = U_{CRM/RM} = k (u_{char\ a}^2 + u_{bb}^2 + u_{Its}^2 + u_{ts}^2)^{1/2}$$

k = coverage factor = 2

$u_{char\ a}$ = the errors from characterization

u_{bb} = bottle to bottle homogeneity standard uncertainty

u_{Its} = long term stability standard uncertainty (storage)

u_{ts} = transport stability standard uncertainty

4.0 TRACEABILITY TO NIST

- This product is traceable to NIST via an unbroken chain of comparisons. The uncertainties for each certified value are reported, taking into account the SRM/RM uncertainty error and the measurement, weighing and volume dilution errors. In rare cases where no NIST SRM/RM are available, the term 'in-house std.' is specified.

4.1 Thermometer Calibration

- All thermometers are NIST traceable through thermometers that are calibrated by an accredited calibration laboratory.

4.2 Balance Calibration

- All analytical balances are calibrated by an accredited calibration laboratory and procedure. The weights used for testing are annually compared to master weights and are traceable to NIST.

4.3 Glassware Calibration

- An in-house procedure is used to calibrate all Class A glassware used in the manufacturing and quality control of CRM/RMs.

5.0 TRACE METALLIC IMPURITIES (TMI) DETERMINED BY ICP-MS AND ICP-OES (µg/mL)

CRM/RMs are tested for trace metallic impurities by Axial ICP-OES and ICP-MS. The result from the most sensitive method for each element, is reported below. Solutions tested by ICP-MS were analyzed in an ULPA-Filtered Clean Room. An ULPA-Filter is 99.9985% efficient for the removal of particles down to 0.3 µm.

M Ag	0.002606	M Eu	<	0.001100	O Na	0.004965	O Se	<	0.067000	M Zn	0.006578	
M Al	<	0.013000	O Fe	0.018618	M Nb	<	0.001100	O Si	0.010923	M Zr	<	0.001100
O As	<	0.067000	M Ga	<	0.001100	M Nd	<	0.001100	M Sm	<	0.001100	
M Au	<	0.002100	M Gd	<	0.001100	s Ni	<		M Sn	<	0.016000	
M B	<	0.017000	M Ge	<	0.004200	M Os	0.002110	O Sr	<	0.000940		
M Ba	<	0.001100	M Hf	<	0.001100	i P	<		M Ta	<	0.001100	
O Be	<	0.000410	M Hg	0.014895	M Pb	0.006578	M Tb	<	0.001100			
M Bi	<	0.004200	M Ho	<	0.001100	M Pd	<	0.001100	M Te	<	0.015000	
O Ca	0.003351	M In	<	0.001100	M Pr	<	0.001100	M Th	<	0.001100		
M Cd	0.001365	M Ir	0.004716	M Pt	<	0.001100	M Ti	<	0.004200			
M Ce	<	0.001100	O K	0.004716	M Rb	<	0.001100	M Tl	<	0.001100		
O Co	0.017377	M La	<	0.001100	M Re	0.001737	M Tm	<	0.001100			
O Cr	<	0.006700	O Li	<	0.000140	M Rh	<	0.006300	M U	<	0.001100	
M Cs	<	0.007300	M Lu	<	0.001100	M Ru	<	0.019000	M V	<	0.002100	
M Cu	0.004096	O Mg	0.000372	i S	<			M W	<	0.006300		
M Dy	<	0.001100	O Mn	<	0.001900	M Sb	0.005833	O Y	<	0.000540		
M Er	<	0.001100	M Mo	<	0.008400	M Sc	<	0.002100	M Yb	<	0.001100	

M - Checked by ICP-MS O - Checked by ICP-OES i - Spectral Interference
n - Not Checked For s - Solution Standard Element

6.0 INTENDED USE

- For the calibration of analytical instruments and validation of analytical methods as appropriate.

7.0 INSTRUCTIONS FOR THE CORRECT USE OF THIS REFERENCE MATERIAL

7.1 Storage and Handling Recommendations

- Store between approximately 4° - 30° C while in sealed TCT bag.

- While stored in the sealed TCT bag, transpiration of this CRM/RM is negligible. After opening the sealed TCT bag transpiration of the CRM/RM will occur, resulting in a gradual increase in the analyte concentration(s). It is the responsibility of the user to account for this effect. When the bottle is weighed both before and after being placed in storage, the mass difference observed will be a measure of transpiration mass loss.

- After opening the sealed TCT bag, keep cap tightly sealed when not in use and store between 4° - 24° C to minimize the effects of transpiration. Use at 20° ± 4° C to minimize volumetric dilution error when using the reported density. Do not pipette from the container. Do not return removed aliquots to container.

- For more information, visit www.inorganicventures.com/TCT

Atomic Weight; Valence; Coordination Number; Chemical Form in Solution - 58.69 +2 6 Ni(H₂O)₆²⁺

Chemical Compatibility -Stable in HCl, HNO₃, H₂SO₄, HF, H₃PO₄. Avoid basic media. Stable with most metals and inorganic anions in acidic media.

Stability - 2-100 ppb levels stable for months in 1% HNO₃ / LDPE container. 1-10,000 ppm solutions chemically stable for years in 1-5% HNO₃ / LDPE container.

Ni Containing Samples (Preparation and Solution) -Metal (Soluble in HNO₃); Oxides (Soluble in HCl); Ores (Dissolve in HCl / HNO₃).

Atomic Spectroscopic Information (ICP-OES D.L.s are given as radial/axial view):

Technique/Line	Estimated D.L.	Order	Interferences (underlined indicates severe)
ICP-MS 60 amu	100 ppt	n/a	43Ca16O1H , 44Ca16O, 23Na37Cl
ICP-OES 221.647 nm	0.01 / 0.0009 µg/mL	1	Si
ICP-OES 231.604 nm	0.02 / 0.002 µg/mL	1	Sb, Ta, Co
ICP-OES 232.003 nm	0.02 / 0.006 µg/mL	1	Cr, Re, Os, Nb, Ag, Pt, Fe

8.0 HAZARDOUS INFORMATION

- Please refer to the Safety Data Sheet for information regarding this CRM/RM.

9.0 HOMOGENEITY

- This solution was mixed according to an in-house procedure and is guaranteed to be homogeneous. Homogeneity data indicate that the end user should take a minimum sample size of 0.2 mL to assure homogeneity.

10.0 QUALITY STANDARD DOCUMENTATION

10.1 ISO 9001 Quality Management System Registration

- QSR Certificate Number QSR-1034

10.2 ISO/IEC 17025 "General Requirements for the Competence of Testing and Calibration Laboratories"

- Chemical Testing - Accredited / A2LA Certificate Number 883.01

10.3 ISO 17034 "General Requirements for the Competence of Reference Material Producers"

- Reference Material Producer - Accredited / A2LA Certificate Number 883.02

Inorganic Ventures, 300 Technology Drive, Christiansburg, Va. 24073, USA; Telephone: 800.669.6799; 540.585.3030, Fax: 540.585.3012; inorganicventures.com; info@inorganicventures.com

11.0 CERTIFICATION, LOT EXPIRATION AND PERIOD OF VALIDITY

11.1 Certification Issue Date

December 02, 2019

- The certification is valid within the measurement uncertainty specified provided the CRM/RM is stored and handled in accordance with instructions given in Sec 7.1. This certification is nullified if instructions in Sec 7.1 are not followed or if the CRM/RM is damaged, contaminated, or otherwise modified.

11.2 Lot Expiration Date

- **December 02, 2023**

- The date after which this CRM/RM should not be used.

- The lot expiration date reflects the period of time that the stability of a CRM/RM can be supported by long term stability studies conducted on properly stored and handled CRM/RMs. Lot expiration is limited primarily by transpiration (loss of water from the solution) and infrequently by chemical stability.

11.3 Period of Validity

- Sealed TCT Bag Open Date: _____

- This CRM/RM should not be used longer than one year (or six months in the case of a 30 mL bottle) from the date of opening the aluminized bag or after the date given in Sec. 11.2, whichever comes first. This is contingent upon the CRM/RM being stored and handled in accordance with the instructions given in Sec. 7.1.

12.0 NAMES AND SIGNATURES OF CERTIFYING OFFICERS

Certificate Approved By:

Michael Booth
Manager, Quality Control



Certifying Officer:

Paul Gaines
CEO, Senior Technical Director



300 Technology Drive
Christiansburg, VA 24073 USA
inorganicventures.com

P: 800-669-6799/540-585-3030
F: 540-585-3012
info@inorganicventures.com

1.0 ACCREDITATION / REGISTRATION

INORGANIC VENTURES is accredited to ISO 17034, "General Requirements for the Competence of Reference Material Producers" and ISO/IEC 17025, "General Requirements for the Competence of Testing and Calibration Laboratories". Inorganic Ventures is also an ISO 9001 registered manufacturer (QSR Certificate Number QSR-1034).



2.0 PRODUCT DESCRIPTION

Product Code: Single Analyte Custom Grade Solution
Catalog Number: CGV10
Lot Number: S2-V711005
Matrix: 7% (v/v) HNO₃
Value / Analyte(s): 10 000 µg/mL ea:
Vanadium
Starting Material: Vanadium Pentoxide
Starting Material Lot#: 1782
Starting Material Purity: 99.9877%

3.0 CERTIFIED VALUES AND UNCERTAINTIES

Certified Value: 10014 ± 30 µg/mL
Density: 1.104 g/mL (measured at 20 ± 4 °C)

Assay Information:

Assay Method #1 **10017 ± 42 µg/mL**
ICP Assay NIST SRM 3165 Lot Number: 160906

Assay Method #2 **10013 ± 30 µg/mL**
EDTA NIST SRM 928 Lot Number: 928

- The Calculated Value is a value calculated from the weight of a starting material that has been certified directly vs. a National Institute of Standards and Technology (NIST) SRM/RM. See Sec 4.2 for balance traceability.

The following equations are used in the calculation of the certified value and the uncertainty. Reported uncertainties represent expanded uncertainties expressed at approximately the 95% confidence level using a coverage factor of k = 2.

Characterization of CRM/RM by Two or More Methods

Certified Value, $X_{CRM/RM}$, where two or more methods of characterization are used is the weighted mean of the results:

$$X_{CRM/RM} = \sum(w_i)(X_i)$$

X_i = mean of Assay Method i with standard uncertainty $u_{char\ i}$

w_i = the weighting factors for each method calculated using the inverse square of the variance:

$$w_i = (1/u_{char\ i}^2) / (\sum(1/u_{char\ i}^2))$$

$$CRM/RM \text{ Expanded Uncertainty } (\pm) = U_{CRM/RM} = k (u_{char}^2 + u_{bb}^2 + u_{lts}^2 + u_{ts}^2)^{1/2}$$

k = coverage factor = 2

$u_{char} = [\sum(w_i)^2 (u_{char\ i})^2]^{1/2}$ where $u_{char\ i}$ are the errors from each characterization method

u_{bb} = bottle to bottle homogeneity standard uncertainty

u_{lts} = long term stability standard uncertainty (storage)

u_{ts} = transport stability standard uncertainty

Characterization of CRM/RM by One Method

Certified Value, $X_{CRM/RM}$, where one method of characterization is used is the mean of individual results:

$$X_{CRM/RM} = (X_a) (u_{char\ a})$$

X_a = mean of Assay Method A with

$u_{char\ a}$ = the standard uncertainty of characterization Method A

$$CRM/RM \text{ Expanded Uncertainty } (\pm) = U_{CRM/RM} = k (u_{char\ a}^2 + u_{bb}^2 + u_{lts}^2 + u_{ts}^2)^{1/2}$$

k = coverage factor = 2

$u_{char\ a}$ = the errors from characterization

u_{bb} = bottle to bottle homogeneity standard uncertainty

u_{lts} = long term stability standard uncertainty (storage)

u_{ts} = transport stability standard uncertainty

4.0 TRACEABILITY TO NIST

- This product is traceable to NIST via an unbroken chain of comparisons. The uncertainties for each certified value are reported, taking into account the SRM/RM uncertainty error and the measurement, weighing and volume dilution errors. In rare cases where no NIST SRM/RM are available, the term 'in-house std.' is specified.

4.1 Thermometer Calibration

- All thermometers are NIST traceable through thermometers that are calibrated by an accredited calibration laboratory.

4.2 Balance Calibration

- All analytical balances are calibrated by an accredited calibration laboratory and procedure. The weights used for testing are annually compared to master weights and are traceable to NIST.

4.3 Glassware Calibration

- An in-house procedure is used to calibrate all Class A glassware used in the manufacturing and quality control of CRM/RMs.

5.0 TRACE METALLIC IMPURITIES (TMI) DETERMINED BY ICP-MS AND ICP-OES ($\mu\text{g/mL}$)

CRM/RMs are tested for trace metallic impurities by Axial ICP-OES and ICP-MS. The result from the most sensitive method for each element, is reported below. Solutions tested by ICP-MS were analyzed in an ULPA-Filtered Clean Room. An ULPA-Filter is 99.9985% efficient for the removal of particles down to 0.3 μm .

M Ag < 0.000110	M Eu < 0.000110	O Na 0.120000	M Se < 0.009400	M Zn 0.009400
O Al 0.120000	O Fe 0.460000	M Nb < 0.001300	O Si 0.270000	M Zr < 0.002900
M As < 0.000210	M Ga < 0.009300	M Nd < 0.000610	M Sm < 0.000110	
M Au < 0.004700	M Gd < 0.000110	M Ni 0.012000	M Sn 0.003900	
M B 0.051000	M Ge < 0.000410	M Os < 0.000110	O Sr 0.007100	
M Ba 0.003600	M Hf < 0.000110	O P < 0.034000	M Ta < 0.000110	
O Be < 0.000560	M Hg < 0.000410	M Pb 0.001400	M Tb < 0.000110	
M Bi < 0.000210	M Ho < 0.000110	M Pd < 0.000410	M Te < 0.000110	
O Ca 0.730000	M In < 0.000110	M Pr < 0.000110	M Th < 0.000210	
M Cd < 0.000610	M Ir < 0.000110	M Pt < 0.000110	M Ti 0.017000	
M Ce < 0.000610	M K 0.052000	M Rb < 0.000310	M Tl < 0.000110	
M Co < 0.001300	M La < 0.000410	M Re 0.001700	M Tm < 0.000110	
O Cr 0.170000	M Li < 0.000810	M Rh < 0.000110	M U < 0.000410	
M Cs 0.005600	M Lu < 0.000110	M Ru < 0.000110	s V <	
M Cu < 0.001300	M Mg 0.053000	i S <	M W 0.002000	
M Dy < 0.000110	M Mn 0.007900	M Sb 0.078000	M Y < 0.000110	
M Er < 0.000110	M Mo 0.094000	M Sc < 0.000410	M Yb < 0.000110	

M - Checked by ICP-MS O - Checked by ICP-OES i - Spectral Interference
n - Not Checked For s - Solution Standard Element

6.0 INTENDED USE

- For the calibration of analytical instruments and validation of analytical methods as appropriate.

7.0 INSTRUCTIONS FOR THE CORRECT USE OF THIS REFERENCE MATERIAL

7.1 Storage and Handling Recommendations

- Store between approximately 4° - 30° C while in sealed TCT bag.
- While stored in the sealed TCT bag, transpiration of this CRM/RM is negligible. After opening the sealed TCT bag transpiration of the CRM/RM will occur, resulting in a gradual increase in the analyte concentration(s). It is the responsibility of the user to account for this effect. When the bottle is weighed both before and after being placed in storage, the mass difference observed will be a measure of transpiration mass loss.
- After opening the sealed TCT bag, keep cap tightly sealed when not in use and store between 4° - 24° C to minimize the effects of transpiration. Use at 20° ± 4° C to minimize volumetric dilution error when using the reported density. Do not pipette from the container. Do not return removed aliquots to container.

- For more information, visit www.inorganicventures.com/TCT

Atomic Weight; Valence; Coordination Number; Chemical Form in Solution - 50.94 +5 6 H₂V₁₀O₂₈-

Chemical Compatibility -Soluble in HCl, HNO₃, H₂SO₄, HF, H₃PO₄ and strong basic media. Stable with most metals and inorganic anions in acidic media.

Stability - 2-100 ppb levels stable for months in 1% HNO₃ / LDPE container. 1-10,000 ppm solutions chemically stable for years in 1-5% HNO₃ / LDPE container.

V Containing Samples (Preparation and Solution) -Metal (Fusion with NaOH or KOH in NiO or Na₂CO₃ / KNO₃); Oxides (V₂O₃ - use HCl, V₂O₄ - use HCl or HNO₃, V₂O₅ - use concentrated acids); Ores (Na₂CO₃ / KNO₃ in PtO caution - nitrates attack PtO followed by water extraction of fuseate); Organic Matrices (Ash at 450 EC followed by dissolving according to V₂O₅ above) .

Atomic Spectroscopic Information (ICP-OES D.L.s are given as radial/axial view):

<u>Technique/Line</u>	<u>Estimated D.L.</u>	<u>Order</u>	<u>Interferences</u> (underlined indicates severe)
ICP-MS 51 amu	4 ppt	N/A	34S16O1H, 35Cl16O, 38Ar13C, 36Ar15N, 36Ar14N1H, 37Cl14N,36S15N, 33S18O, 34S17O, 102Ru+2,02Pd+2
ICP-OES 290.882 nm	0.008 / 0.0008 µg/mL	1	Hf, Nb
ICP-OES 292.402 nm	0.006 / 0.001 µg/mL	1	Th
ICP-OES 309.311 nm	0.005 / 0.001 µg/mL	1	Mg, U, Th

8.0 HAZARDOUS INFORMATION

- Please refer to the Safety Data Sheet for information regarding this CRM/RM.

9.0 HOMOGENEITY

- This solution was mixed according to an in-house procedure and is guaranteed to be homogeneous. Homogeneity data indicate that the end user should take a minimum sample size of 0.2 mL to assure homogeneity.

10.0 QUALITY STANDARD DOCUMENTATION

10.1 ISO 9001 Quality Management System Registration

- QSR Certificate Number QSR-1034

10.2 ISO/IEC 17025 "General Requirements for the Competence of Testing and Calibration Laboratories"

- Chemical Testing - Accredited / A2LA Certificate Number 883.01

10.3 ISO 17034 "General Requirements for the Competence of Reference Material Producers"

- Reference Material Producer - Accredited / A2LA Certificate Number 883.02

Inorganic Ventures, 300 Technology Drive, Christiansburg, Va. 24073, USA; Telephone: 800.669.6799; 540.585.3030, Fax: 540.585.3012; inorganicventures.com; info@inorganicventures.com

11.0 CERTIFICATION, LOT EXPIRATION AND PERIOD OF VALIDITY

11.1 Certification Issue Date

December 28, 2021

- The certification is valid within the measurement uncertainty specified provided the CRM/RM is stored and handled in accordance with instructions given in Sec 7.1. This certification is nullified if instructions in Sec 7.1 are not followed or if the CRM/RM is damaged, contaminated, or otherwise modified.

11.2 Lot Expiration Date

- **December 28, 2026**

- The date after which this CRM/RM should not be used.

- The lot expiration date reflects the period of time that the stability of a CRM/RM can be supported by long term stability studies conducted on properly stored and handled CRM/RMs. Lot expiration is limited primarily by transpiration (loss of water from the solution) and infrequently by chemical stability.

11.3 Period of Validity

- Sealed TCT Bag Open Date: _____

- This CRM/RM should not be used longer than one year (or six months in the case of a 30 mL bottle) from the date of opening the aluminized bag or after the date given in Sec. 11.2, whichever comes first. This is contingent upon the CRM/RM being stored and handled in accordance with the instructions given in Sec. 7.1.

12.0 NAMES AND SIGNATURES OF CERTIFYING OFFICERS

Certificate Approved By:

Thomas Kozikowski
Manager, Quality Control



Certifying Officer:

Paul Gaines
Chairman / Senior Technical Director



300 Technology Drive
Christiansburg, VA 24073 USA
inorganicventures.com

P: 800-669-6799/540-585-3030
F: 540-585-3012
info@inorganicventures.com

1.0 ACCREDITATION / REGISTRATION

INORGANIC VENTURES is accredited to ISO 17034, "General Requirements for the Competence of Reference Material Producers" and ISO/IEC 17025, "General Requirements for the Competence of Testing and Calibration Laboratories". Inorganic Ventures is also an ISO 9001 registered manufacturer (QSR Certificate Number QSR-1034).



2.0 PRODUCT DESCRIPTION

Product Code: Single Analyte Custom Grade Solution
Catalog Number: CGAL10
Lot Number: T2-AL716102
Matrix: 7% (v/v) HNO₃
Value / Analyte(s): 10 000 µg/mL ea:
Aluminum
Starting Material: Aluminum Nitrate Nonahydrate
Starting Material Lot#: 2460
Starting Material Purity: 99.9938%

3.0 CERTIFIED VALUES AND UNCERTAINTIES

Certified Value: 10049 ± 31 µg/mL
Density: 1.087 g/mL (measured at 20 ± 4 °C)

Assay Information:

Assay Method #1	10059 ± 40 µg/mL ICP Assay NIST SRM 3101a Lot Number: 140903
Assay Method #2	10044 ± 26 µg/mL EDTA NIST SRM 928 Lot Number: 928
Assay Method #3	10049 ± 35 µg/mL Calculated NIST SRM Lot Number: See Sec. 4.2

- The Calculated Value is a value calculated from the weight of a starting material that has been certified directly vs. a National Institute of Standards and Technology (NIST) SRM/RM. See Sec 4.2 for balance traceability.

The following equations are used in the calculation of the certified value and the uncertainty. Reported uncertainties represent expanded uncertainties expressed at approximately the 95% confidence level using a coverage factor of $k = 2$.

Characterization of CRM/RM by Two or More Methods

Certified Value, $X_{CRM/RM}$, where two or more methods of characterization are used is the weighted mean of the results:

$$X_{CRM/RM} = \sum(w_i)(X_i)$$

X_i = mean of Assay Method i with standard uncertainty $u_{char i}$

w_i = the weighting factors for each method calculated using the inverse square of the variance:

$$w_i = (1/u_{char i}^2) / (\sum(1/u_{char j}^2))$$

$$CRM/RM \text{ Expanded Uncertainty } (\pm) = U_{CRM/RM} = k (u_{char}^2 + u_{bb}^2 + u_{Its}^2 + u_{ts}^2)^{1/2}$$

k = coverage factor = 2

$u_{char} = [\sum((w_i)^2 (u_{char i})^2)]^{1/2}$ where $u_{char i}$ are the errors from each characterization method

u_{bb} = bottle to bottle homogeneity standard uncertainty

u_{Its} = long term stability standard uncertainty (storage)

u_{ts} = transport stability standard uncertainty

Characterization of CRM/RM by One Method

Certified Value, $X_{CRM/RM}$, where one method of characterization is used is the mean of individual results:

$$X_{CRM/RM} = (X_a) (u_{char a})$$

X_a = mean of Assay Method A with

$u_{char a}$ = the standard uncertainty of characterization Method A

$$CRM/RM \text{ Expanded Uncertainty } (\pm) = U_{CRM/RM} = k (u_{char a}^2 + u_{bb}^2 + u_{Its}^2 + u_{ts}^2)^{1/2}$$

k = coverage factor = 2

$u_{char a}$ = the errors from characterization

u_{bb} = bottle to bottle homogeneity standard uncertainty

u_{Its} = long term stability standard uncertainty (storage)

u_{ts} = transport stability standard uncertainty

4.0 TRACEABILITY TO NIST

- This product is traceable to NIST via an unbroken chain of comparisons. The uncertainties for each certified value are reported, taking into account the SRM/RM uncertainty error and the measurement, weighing and volume dilution errors. In rare cases where no NIST SRM/RM are available, the term 'in-house std.' is specified.

4.1 Thermometer Calibration

- All thermometers are NIST traceable through thermometers that are calibrated by an accredited calibration laboratory.

4.2 Balance Calibration

- All analytical balances are calibrated by an accredited calibration laboratory and procedure. The weights used for testing are annually compared to master weights and are traceable to NIST.

4.3 Glassware Calibration

- An in-house procedure is used to calibrate all Class A glassware used in the manufacturing and quality control of CRM/RMs.

5.0 TRACE METALLIC IMPURITIES (TMI) DETERMINED BY ICP-MS AND ICP-OES (µg/mL)

CRM/RMs are tested for trace metallic impurities by Axial ICP-OES and ICP-MS. The result from the most sensitive method for each element, is reported below. Solutions tested by ICP-MS were analyzed in an ULPA-Filtered Clean Room. An ULPA-Filter is 99.9985% efficient for the removal of particles down to 0.3 µm.

M Ag < 0.002100	M Eu < 0.002100	O Na < 0.352819	M Se < 0.005200	M Zn < 0.006018
s Al < 0.002100	O Fe < 0.074714	M Nb < 0.000520	O Si < 0.017848	O Zr < 0.004358
M As < 0.008716	O Ga < 0.112072	M Nd < 0.000520	M Sm < 0.000520	
M Au < 0.008400	M Gd < 0.001100	O Ni < 0.006000	M Sn < 0.000747	
O B < 0.014000	M Ge < 0.005200	M Os < 0.000650	O Sr < 0.000518	
O Ba < 0.012867	M Hf < 0.004100	n P < 0.000520	M Ta < 0.000520	
O Be < 0.000270	M Hg < 0.002000	M Pb < 0.002282	M Tb < 0.000520	
M Bi < 0.001930	M Ho < 0.000520	M Pd < 0.000520	M Te < 0.001100	
O Ca < 0.076790	M In < 0.002100	M Pr < 0.000520	M Th < 0.000520	
M Cd < 0.000520	M Ir < 0.000650	M Pt < 0.000520	O Ti < 0.001930	
M Ce < 0.001100	O K < 0.043583	M Rb < 0.000520	M Tl < 0.000520	
O Co < 0.005400	M La < 0.002100	M Re < 0.000520	M Tm < 0.000520	
O Cr < 0.006018	O Li < 0.000112	M Rh < 0.000520	M U < 0.000520	
M Cs < 0.000643	M Lu < 0.000520	M Ru < 0.002000	M V < 0.001286	
O Cu < 0.008300	O Mg < 0.068488	i S < 0.000520	M W < 0.009800	
M Dy < 0.002100	O Mn < 0.000913	M Sb < 0.003100	M Y < 0.001100	
M Er < 0.000520	M Mo < 0.005396	O Sc < 0.000950	M Yb < 0.000520	

M - Checked by ICP-MS O - Checked by ICP-OES i - Spectral Interference
n - Not Checked For s - Solution Standard Element

6.0 INTENDED USE

- For the calibration of analytical instruments and validation of analytical methods as appropriate.

7.0 INSTRUCTIONS FOR THE CORRECT USE OF THIS REFERENCE MATERIAL

7.1 Storage and Handling Recommendations

- Store between approximately 4° - 30° C while in sealed TCT bag.
- While stored in the sealed TCT bag, transpiration of this CRM/RM is negligible. After opening the sealed TCT bag transpiration of the CRM/RM will occur, resulting in a gradual increase in the analyte concentration(s). It is the responsibility of the user to account for this effect. When the bottle is weighed both before and after being placed in storage, the mass difference observed will be a measure of transpiration mass loss.
- After opening the sealed TCT bag, keep cap tightly sealed when not in use and store between 4° - 24° C to minimize the effects of transpiration. Use at 20° ± 4° C to minimize volumetric dilution error when using the reported density. Do not pipette from the container. Do not return removed aliquots to container.

- For more information, visit www.inorganicventures.com/TCT

Atomic Weight; Valence; Coordination Number; Chemical Form in Solution - 26.98 +3 6 Al(H₂O)₆+3

Chemical Compatibility -Soluble in HCl, HNO₃, vF and v₂SO₄. Avoid neutral media. Soluble in strongly basic NaOH forming the Al(OH)₄(H₂O)₂⁻ species. Stable with most metals and inorganic anions. The phosphate is insoluble in water and only slightly soluble in acid.

Stability - 2-100 ppb levels stable for months in 1% HNO₃ / LDPE container. 1-10,000 ppm solutions chemically stable for years in 2-5% HNO₃ / LDPE container.

Al Containing Samples (Preparation and Solution) -Metal (Best dissolved in HCl / HNO₃); a- Al₂O₃ (Na₂CO₃ fusion in PtO);

Atomic Spectroscopic Information (ICP-OES D.L.s are given as radial/axial view):

Technique/Line	Estimated D.L.	Order	Interferences (underlined indicates severe)
ICP-MS 27 amu	30 ppt	N/A	12C15N, 13C14N, 1H12C14N, 11B16O, 54Cr2+, 54Fe2+
ICP-OES 167.078 nm	0.1/0.009 µg/mL	1	Fe
ICP-OES 394.401 nm	0.05/0.006 µg/mL	1	U, Ce
ICP-OES 396.152 nm	0.03/0.006 µg/mL	1	Mo, Zr, Ce

8.0 HAZARDOUS INFORMATION

- Please refer to the Safety Data Sheet for information regarding this CRM/RM.

9.0 HOMOGENEITY

- This solution was mixed according to an in-house procedure and is guaranteed to be homogeneous. Homogeneity data indicate that the end user should take a minimum sample size of 0.2 mL to assure homogeneity.

10.0 QUALITY STANDARD DOCUMENTATION

10.1 ISO 9001 Quality Management System Registration

- QSR Certificate Number QSR-1034

10.2 ISO/IEC 17025 "General Requirements for the Competence of Testing and Calibration Laboratories"

- Chemical Testing - Accredited / A2LA Certificate Number 883.01

10.3 ISO 17034 "General Requirements for the Competence of Reference Material Producers"

- Reference Material Producer - Accredited / A2LA Certificate Number 883.02

Inorganic Ventures, 300 Technology Drive, Christiansburg, Va. 24073, USA; Telephone: 800.669.6799; 540.585.3030, Fax: 540.585.3012; inorganicventures.com; info@inorganicventures.com

11.0 CERTIFICATION, LOT EXPIRATION AND PERIOD OF VALIDITY

11.1 Certification Issue Date

March 22, 2022

- The certification is valid within the measurement uncertainty specified provided the CRM/RM is stored and handled in accordance with instructions given in Sec 7.1. This certification is nullified if instructions in Sec 7.1 are not followed or if the CRM/RM is damaged, contaminated, or otherwise modified.

11.2 Lot Expiration Date

- **March 22, 2027**

- The date after which this CRM/RM should not be used.

- The lot expiration date reflects the period of time that the stability of a CRM/RM can be supported by long term stability studies conducted on properly stored and handled CRM/RMs. Lot expiration is limited primarily by transpiration (loss of water from the solution) and infrequently by chemical stability.

11.3 Period of Validity

- Sealed TCT Bag Open Date: _____

- This CRM/RM should not be used longer than one year (or six months in the case of a 30 mL bottle) from the date of opening the aluminized bag or after the date given in Sec. 11.2, whichever comes first. This is contingent upon the CRM/RM being stored and handled in accordance with the instructions given in Sec. 7.1.

12.0 NAMES AND SIGNATURES OF CERTIFYING OFFICERS

Certificate Approved By:

Thomas Kozikowski
Manager, Quality Control



Certifying Officer:

Paul Gaines
Chairman / Senior Technical Director



300 Technology Drive
Christiansburg, VA 24073 USA
inorganicventures.com

P: 800-669-6799/540-585-3030
F: 540-585-3012
info@inorganicventures.com

1.0 ACCREDITATION / REGISTRATION

INORGANIC VENTURES is accredited to ISO 17034, "General Requirements for the Competence of Reference Material Producers" and ISO/IEC 17025, "General Requirements for the Competence of Testing and Calibration Laboratories". Inorganic Ventures is also an ISO 9001 registered manufacturer (QSR Certificate Number QSR-1034).



2.0 PRODUCT DESCRIPTION

Product Code: Single Analyte Custom Grade Solution
Catalog Number: CGK10
Lot Number: S2-K711973
Matrix: 2% (v/v) HNO₃
Value / Analyte(s): 10 000 µg/mL ea:
Potassium
Starting Material: KNO₃
Starting Material Lot#: 2313
Starting Material Purity: 99.9971%

3.0 CERTIFIED VALUES AND UNCERTAINTIES

Certified Value: 9992 ± 30 µg/mL
Density: 1.024 g/mL (measured at 20 ± 4 °C)

Assay Information:

Assay Method #1	9987 ± 24 µg/mL Gravimetric NIST SRM Lot Number: See Sec. 4.2
Assay Method #2	10004 ± 84 µg/mL ICP Assay NIST SRM 3141a Lot Number: 140813
Assay Method #3	10007 ± 45 µg/mL Calculated NIST SRM Lot Number: See Sec. 4.2

- The Calculated Value is a value calculated from the weight of a starting material that has been certified directly vs. a National Institute of Standards and Technology (NIST) SRM/RM. See Sec 4.2 for balance traceability.

The following equations are used in the calculation of the certified value and the uncertainty. Reported uncertainties represent expanded uncertainties expressed at approximately the 95% confidence level using a coverage factor of k = 2.

Characterization of CRM/RM by Two or More Methods

Certified Value, $X_{CRM/RM}$, where two or more methods of characterization are used is the weighted mean of the results:

$$X_{CRM/RM} = \sum(w_i)(X_i)$$

X_i = mean of Assay Method i with standard uncertainty $u_{char\ i}$

w_i = the weighting factors for each method calculated using the inverse square of the variance:

$$w_i = (1/u_{char\ i}^2) / (\sum(1/u_{char\ j}^2))$$

$$CRM/RM \text{ Expanded Uncertainty } (\pm) = U_{CRM/RM} = k (u_{char}^2 + u_{bb}^2 + u_{lts}^2 + u_{ts}^2)^{1/2}$$

k = coverage factor = 2

$u_{char} = [\sum(w_i)^2 (u_{char\ i})^2]^{1/2}$ where $u_{char\ i}$ are the errors from each characterization method

u_{bb} = bottle to bottle homogeneity standard uncertainty

u_{lts} = long term stability standard uncertainty (storage)

u_{ts} = transport stability standard uncertainty

Characterization of CRM/RM by One Method

Certified Value, $X_{CRM/RM}$, where one method of characterization is used is the mean of individual results:

$$X_{CRM/RM} = (X_a) (u_{char\ a})$$

X_a = mean of Assay Method A with

$u_{char\ a}$ = the standard uncertainty of characterization Method A

$$CRM/RM \text{ Expanded Uncertainty } (\pm) = U_{CRM/RM} = k (u_{char\ a}^2 + u_{bb}^2 + u_{lts}^2 + u_{ts}^2)^{1/2}$$

k = coverage factor = 2

$u_{char\ a}$ = the errors from characterization

u_{bb} = bottle to bottle homogeneity standard uncertainty

u_{lts} = long term stability standard uncertainty (storage)

u_{ts} = transport stability standard uncertainty

4.0 TRACEABILITY TO NIST

- This product is traceable to NIST via an unbroken chain of comparisons. The uncertainties for each certified value are reported, taking into account the SRM/RM uncertainty error and the measurement, weighing and volume dilution errors. In rare cases where no NIST SRM/RM are available, the term 'in-house std.' is specified.

4.1 Thermometer Calibration

- All thermometers are NIST traceable through thermometers that are calibrated by an accredited calibration laboratory.

4.2 Balance Calibration

- All analytical balances are calibrated by an accredited calibration laboratory and procedure. The weights used for testing are annually compared to master weights and are traceable to NIST.

4.3 Glassware Calibration

- An in-house procedure is used to calibrate all Class A glassware used in the manufacturing and quality control of CRM/RMs.

5.0 TRACE METALLIC IMPURITIES (TMI) DETERMINED BY ICP-MS AND ICP-OES ($\mu\text{g/mL}$)

CRM/RMs are tested for trace metallic impurities by Axial ICP-OES and ICP-MS. The result from the most sensitive method for each element, is reported below. Solutions tested by ICP-MS were analyzed in an ULPA-Filtered Clean Room. An ULPA-Filter is 99.9985% efficient for the removal of particles down to 0.3 μm .

M Ag < 0.001400	M Eu < 0.000660	O Na < 0.246220	M Se < 0.007900	O Zn < 0.018056
O Al < 0.001592	O Fe < 0.005909	M Nb < 0.000660	O Si < 0.011490	O Zr < 0.001600
M As < 0.005300	M Ga < 0.000660	M Nd < 0.000660	M Sm < 0.000660	
M Au < 0.002000	M Gd < 0.000660	O Ni < 0.004900	M Sn < 0.000660	
O B < 0.005600	M Ge < 0.002000	M Os < 0.003300	O Sr < 0.000055	
O Ba < 0.000860	M Hf < 0.000660	O P < 0.032000	M Ta < 0.000660	
O Be < 0.000082	M Hg < 0.002000	M Pb < 0.002300	M Tb < 0.000660	
M Bi < 0.006600	M Ho < 0.000660	M Pd < 0.000660	M Te < 0.017000	
O Ca < 0.031187	M In < 0.000660	M Pr < 0.000660	M Th < 0.000660	
O Cd < 0.000450	M Ir < 0.000660	M Pt < 0.002700	M Ti < 0.000660	
M Ce < 0.000660	s K <	M Rb < 0.476026	M Tl < 0.000660	
O Co < 0.000780	M La < 0.000660	M Re < 0.000660	M Tm < 0.000660	
O Cr < 0.000541	O Li < 0.000084	M Rh < 0.000660	M U < 0.000660	
M Cs < 0.000660	M Lu < 0.000660	M Ru < 0.000660	O V < 0.001100	
M Cu < 0.002700	O Mg < 0.006237	O S < 0.027905	M W < 0.000660	
M Dy < 0.000660	O Mn < 0.000476	M Sb < 0.000660	M Y < 0.000660	
M Er < 0.000660	M Mo < 0.000660	O Sc < 0.000340	O Yb < 0.000270	

M - Checked by ICP-MS O - Checked by ICP-OES i - Spectral Interference
n - Not Checked For s - Solution Standard Element

6.0 INTENDED USE

- For the calibration of analytical instruments and validation of analytical methods as appropriate.

7.0 INSTRUCTIONS FOR THE CORRECT USE OF THIS REFERENCE MATERIAL

7.1 Storage and Handling Recommendations

- Store between approximately 4° - 30° C while in sealed TCT bag.
- While stored in the sealed TCT bag, transpiration of this CRM/RM is negligible. After opening the sealed TCT bag transpiration of the CRM/RM will occur, resulting in a gradual increase in the analyte concentration(s). It is the responsibility of the user to account for this effect. When the bottle is weighed both before and after being placed in storage, the mass difference observed will be a measure of transpiration mass loss.
- After opening the sealed TCT bag, keep cap tightly sealed when not in use and store between 4° - 24° C to minimize the effects of transpiration. Use at 20° ± 4° C to minimize volumetric dilution error when using the reported density. Do not pipette from the container. Do not return removed aliquots to container.

- For more information, visit www.inorganicventures.com/TCT

Atomic Weight; Valence; Coordination Number; Chemical Form in Solution - 39.10 +1 (6) K+(aq)

Chemical Compatibility -Soluble in HCl, HNO₃, H₂SO₄ and HF aqueous matrices. Avoid use of HClO₄ due to insolubility of the perchlorate. Stable with all metals and inorganic anions except ClO₄⁻.

Stability - 2-100 ppb levels stable for months in 1% HNO₃ / LDPE container. 1-10,000 ppm solutions chemically stable for years in 1-5% HNO₃ / LDPE container.

K Containing Samples (Preparation and Solution) - Metal (Dissolves very rapidly in water); Ores (Sodium carbonate fusion in Pt0 followed by HCl dissolution-blank levels of K in sodium carbonate critical); Organic Matrices (Sulfuric/peroxide digestion)

Atomic Spectroscopic Information (ICP-OES D.L.s are given as radial/axial view):

Technique/Line	Estimated D.L.	Order	Interferences (underlined indicates severe)
ICP-MS 39 amu	10 ppt	n/a	38ArH, 23Na16O, 78Se
ICP-OES 404.721 nm	1.1 / 0.05 µg/mL	1	U, Ce
ICP-OES 766.490 nm	0.4 / 0.001 µg/mL	1	2nd order radiation from R.E.s on some optical designs
ICP-OES 771.531 nm	1.0 / 0.03 µg/mL	1	2nd order radiation from R.E.s on some optical designs

8.0 HAZARDOUS INFORMATION

- Please refer to the Safety Data Sheet for information regarding this CRM/RM.

9.0 HOMOGENEITY

- This solution was mixed according to an in-house procedure and is guaranteed to be homogeneous. Homogeneity data indicate that the end user should take a minimum sample size of 0.2 mL to assure homogeneity.

10.0 QUALITY STANDARD DOCUMENTATION

10.1 ISO 9001 Quality Management System Registration

- QSR Certificate Number QSR-1034

10.2 ISO/IEC 17025 "General Requirements for the Competence of Testing and Calibration Laboratories"

- Chemical Testing - Accredited / A2LA Certificate Number 883.01

10.3 ISO 17034 "General Requirements for the Competence of Reference Material Producers"

- Reference Material Producer - Accredited / A2LA Certificate Number 883.02

Inorganic Ventures, 300 Technology Drive, Christiansburg, Va. 24073, USA; Telephone: 800.669.6799; 540.585.3030, Fax: 540.585.3012; inorganicventures.com; info@inorganicventures.com

11.0 CERTIFICATION, LOT EXPIRATION AND PERIOD OF VALIDITY

11.1 Certification Issue Date

December 10, 2021

- The certification is valid within the measurement uncertainty specified provided the CRM/RM is stored and handled in accordance with instructions given in Sec 7.1. This certification is nullified if instructions in Sec 7.1 are not followed or if the CRM/RM is damaged, contaminated, or otherwise modified.

11.2 Lot Expiration Date

- **December 10, 2026**

- The date after which this CRM/RM should not be used.

- The lot expiration date reflects the period of time that the stability of a CRM/RM can be supported by long term stability studies conducted on properly stored and handled CRM/RMs. Lot expiration is limited primarily by transpiration (loss of water from the solution) and infrequently by chemical stability.

11.3 Period of Validity

- Sealed TCT Bag Open Date: _____

- This CRM/RM should not be used longer than one year (or six months in the case of a 30 mL bottle) from the date of opening the aluminized bag or after the date given in Sec. 11.2, whichever comes first. This is contingent upon the CRM/RM being stored and handled in accordance with the instructions given in Sec. 7.1.

12.0 NAMES AND SIGNATURES OF CERTIFYING OFFICERS

Certificate Approved By:

Thomas Kozikowski
Manager, Quality Control



Certifying Officer:

Paul Gaines
Chairman / Senior Technical Director



300 Technology Drive
Christiansburg, VA 24073 USA
inorganicventures.com

P: 800-669-6799/540-585-3030
F: 540-585-3012
info@inorganicventures.com

1.0 ACCREDITATION / REGISTRATION

INORGANIC VENTURES is accredited to ISO 17034, "General Requirements for the Competence of Reference Material Producers" and ISO/IEC 17025, "General Requirements for the Competence of Testing and Calibration Laboratories". Inorganic Ventures is also an ISO 9001 registered manufacturer (QSR Certificate Number QSR-1034).



2.0 PRODUCT DESCRIPTION

Product Code: Single Analyte Custom Grade Solution
Catalog Number: CGMG10
Lot Number: S2-MG704239
Matrix: 2% (v/v) HNO₃
Value / Analyte(s): 10 000 µg/mL ea:
Magnesium
Starting Material: Magnesium Metal
Starting Material Lot#: 2168
Starting Material Purity: 99.9984%

3.0 CERTIFIED VALUES AND UNCERTAINTIES

Certified Value: 10053 ± 30 µg/mL
Density: 1.053 g/mL (measured at 20 ± 4 °C)

Assay Information:

Assay Method #1	10022 ± 62 µg/mL ICP Assay NIST SRM 3131a Lot Number: 140110
Assay Method #2	10078 ± 26 µg/mL EDTA NIST SRM 928 Lot Number: 928
Assay Method #3	10033 ± 26 µg/mL Calculated NIST SRM Lot Number: See Sec. 4.2

- The Calculated Value is a value calculated from the weight of a starting material that has been certified directly vs. a National Institute of Standards and Technology (NIST) SRM/RM. See Sec 4.2 for balance traceability.

The following equations are used in the calculation of the certified value and the uncertainty. Reported uncertainties represent expanded uncertainties expressed at approximately the 95% confidence level using a coverage factor of $k = 2$.

Characterization of CRM/RM by Two or More Methods

Certified Value, $X_{CRM/RM}$, where two or more methods of characterization are used is the weighted mean of the results:

$$X_{CRM/RM} = \sum(w_i)(X_i)$$

X_i = mean of Assay Method i with standard uncertainty $u_{char i}$

w_i = the weighting factors for each method calculated using the inverse square of the variance:

$$w_i = (1/u_{char i}^2) / (\sum(1/u_{char j}^2))$$

$$CRM/RM \text{ Expanded Uncertainty } (\pm) = U_{CRM/RM} = k (u_{char}^2 + u_{bb}^2 + u_{Its}^2 + u_{ts}^2)^{1/2}$$

k = coverage factor = 2

$u_{char} = [\sum(w_i)^2 (u_{char i}^2)]^{1/2}$ where $u_{char i}$ are the errors from each characterization method

u_{bb} = bottle to bottle homogeneity standard uncertainty

u_{Its} = long term stability standard uncertainty (storage)

u_{ts} = transport stability standard uncertainty

Characterization of CRM/RM by One Method

Certified Value, $X_{CRM/RM}$, where one method of characterization is used is the mean of individual results:

$$X_{CRM/RM} = (X_a) (u_{char a})$$

X_a = mean of Assay Method A with

$u_{char a}$ = the standard uncertainty of characterization Method A

$$CRM/RM \text{ Expanded Uncertainty } (\pm) = U_{CRM/RM} = k (u_{char a}^2 + u_{bb}^2 + u_{Its}^2 + u_{ts}^2)^{1/2}$$

k = coverage factor = 2

$u_{char a}$ = the errors from characterization

u_{bb} = bottle to bottle homogeneity standard uncertainty

u_{Its} = long term stability standard uncertainty (storage)

u_{ts} = transport stability standard uncertainty

4.0 TRACEABILITY TO NIST

- This product is traceable to NIST via an unbroken chain of comparisons. The uncertainties for each certified value are reported, taking into account the SRM/RM uncertainty error and the measurement, weighing and volume dilution errors. In rare cases where no NIST SRM/RM are available, the term 'in-house std.' is specified.

4.1 Thermometer Calibration

- All thermometers are NIST traceable through thermometers that are calibrated by an accredited calibration laboratory.

4.2 Balance Calibration

- All analytical balances are calibrated by an accredited calibration laboratory and procedure. The weights used for testing are annually compared to master weights and are traceable to NIST.

4.3 Glassware Calibration

- An in-house procedure is used to calibrate all Class A glassware used in the manufacturing and quality control of CRM/RMs.

5.0 TRACE METALLIC IMPURITIES (TMI) DETERMINED BY ICP-MS AND ICP-OES (µg/mL)

CRM/RMs are tested for trace metallic impurities by Axial ICP-OES and ICP-MS. The result from the most sensitive method for each element, is reported below. Solutions tested by ICP-MS were analyzed in an ULPA-Filtered Clean Room. An ULPA-Filter is 99.9985% efficient for the removal of particles down to 0.3 µm.

O Ag	0.002106	M	Eu <	0.000910	O Na	0.071075	O Se <	0.048000	O Zn	0.003299
M Al	0.003553	M	Fe	0.002538	M Nb <	0.000460	O Si <	0.032000	O Zr <	0.002700
M As <	0.001400	M	Ga <	0.000460	M Nd <	0.000910	M Sm <	0.000460		
M Au <	0.001400	M	Gd <	0.000460	O Ni <	0.001600	M Sn <	0.002300		
O B	0.006853	M	Ge <	0.001400	M Os <	0.000460	O Sr	0.000279		
O Ba	0.000964	M	Hf <	0.000460	O P	0.015230	M Ta <	0.000460		
O Be <	0.000120	M	Hg <	0.000460	M Pb <	0.000460	M Tb <	0.000460		
M Bi <	0.000460	M	Ho <	0.000460	M Pd <	0.003200	M Te <	0.007300		
O Ca	0.053306	M	In <	0.000460	M Pr <	0.000460	M Th <	0.000460		
O Cd <	0.000360	M	Ir <	0.000460	M Pt <	0.001900	O Ti <	0.001700		
M Ce <	0.002300	M	K	0.048229	M Rb	0.002411	M Tl	0.003046		
M Co <	0.000910	M	La <	0.002800	M Re <	0.000460	M Tm <	0.000460		
M Cr <	0.002300	O	Li	0.027922	M Rh <	0.000460	M U <	0.000460		
M Cs	0.001040	M	Lu <	0.000460	M Ru <	0.000460	M V <	0.000460		
O Cu <	0.003000	s	Mg <		O S <	0.190000	M W <	0.000460		
M Dy <	0.000460	O	Mn	0.015230	M Sb	0.020814	O Y <	0.000720		
M Er <	0.000460	M	Mo <	0.000910	O Sc <	0.000480	M Yb <	0.000460		

M - Checked by ICP-MS O - Checked by ICP-OES i - Spectral Interference
n - Not Checked For s - Solution Standard Element

6.0 INTENDED USE

- For the calibration of analytical instruments and validation of analytical methods as appropriate.

7.0 INSTRUCTIONS FOR THE CORRECT USE OF THIS REFERENCE MATERIAL

7.1 Storage and Handling Recommendations

- Store between approximately 4° - 30° C while in sealed TCT bag.
- While stored in the sealed TCT bag, transpiration of this CRM/RM is negligible. After opening the sealed TCT bag transpiration of the CRM/RM will occur, resulting in a gradual increase in the analyte concentration(s). It is the responsibility of the user to account for this effect. When the bottle is weighed both before and after being placed in storage, the mass difference observed will be a measure of transpiration mass loss.
- After opening the sealed TCT bag, keep cap tightly sealed when not in use and store between 4° - 24° C to minimize the effects of transpiration. Use at 20° ± 4° C to minimize volumetric dilution error when using the reported density. Do not pipette from the container. Do not return removed aliquots to container.

- For more information, visit www.inorganicventures.com/TCT

Atomic Weight; Valence; Coordination Number; Chemical Form in Solution - 24.31 +2 6 Mg(H₂O)₆+2

Chemical Compatibility -Soluble in HCl, HNO₃, and H₂SO₄ avoid HF, H₃PO₄ and neutral to basic media. Stable with most metals and inorganic anions forming insoluble silicates, carbonates, hydroxides, oxides, and tungstates in neutral and slightly acidic media.

Stability - 2-100 ppb levels stable for months in 1% HNO₃ / LDPE container. 1-10,000 ppm solutions chemically stable for years in 1-10% HNO₃ / LDPE container.

Mg Containing Samples (Preparation and Solution) -Metal (Best dissolved in diluted HNO₃); Oxide (Readily soluble in above compatible aqueous acidic solutions); Ores (Carbonate fusion in Pt0 followed by HCl dissolution); Organic Matrices (Sulfuric / peroxide digestion or nitric / sulfuric / perchloric acid decomposition, or dry ash and dissolution in dilute HCl).

Atomic Spectroscopic Information (ICP-OES D.L.s are given as radial/axial view):

Technique/Line	Estimated D.L.	Order	Interferences (underlined indicates severe)
ICP-MS 24 amu	42 ppt	n/a	7Li17O, 48Ti+2 , 48Ca+2
ICP-OES 279.553 nm	0.0002 / 0.00003 µg/mL	1	Th
ICP-OES 280.270 nm	0.0003 / 0.00005 µg/mL	1	U, V
ICP-OES 285.213 nm	0.002 / 0.00003 µg/mL	1	U, Hf, Cr, Zr

8.0 HAZARDOUS INFORMATION

- Please refer to the Safety Data Sheet for information regarding this CRM/RM.

9.0 HOMOGENEITY

- This solution was mixed according to an in-house procedure and is guaranteed to be homogeneous. Homogeneity data indicate that the end user should take a minimum sample size of 0.2 mL to assure homogeneity.

10.0 QUALITY STANDARD DOCUMENTATION

10.1 ISO 9001 Quality Management System Registration

- QSR Certificate Number QSR-1034

10.2 ISO/IEC 17025 "General Requirements for the Competence of Testing and Calibration Laboratories"

- Chemical Testing - Accredited / A2LA Certificate Number 883.01

10.3 ISO 17034 "General Requirements for the Competence of Reference Material Producers"

- Reference Material Producer - Accredited / A2LA Certificate Number 883.02

Inorganic Ventures, 300 Technology Drive, Christiansburg, Va. 24073, USA; Telephone: 800.669.6799; 540.585.3030, Fax: 540.585.3012; inorganicventures.com; info@inorganicventures.com

11.0 CERTIFICATION, LOT EXPIRATION AND PERIOD OF VALIDITY

11.1 Certification Issue Date

April 23, 2021

- The certification is valid within the measurement uncertainty specified provided the CRM/RM is stored and handled in accordance with instructions given in Sec 7.1. This certification is nullified if instructions in Sec 7.1 are not followed or if the CRM/RM is damaged, contaminated, or otherwise modified.

11.2 Lot Expiration Date

- **April 23, 2025**

- The date after which this CRM/RM should not be used.

- The lot expiration date reflects the period of time that the stability of a CRM/RM can be supported by long term stability studies conducted on properly stored and handled CRM/RMs. Lot expiration is limited primarily by transpiration (loss of water from the solution) and infrequently by chemical stability.

11.3 Period of Validity

- Sealed TCT Bag Open Date: _____

- This CRM/RM should not be used longer than one year (or six months in the case of a 30 mL bottle) from the date of opening the aluminized bag or after the date given in Sec. 11.2, whichever comes first. This is contingent upon the CRM/RM being stored and handled in accordance with the instructions given in Sec. 7.1.

12.0 NAMES AND SIGNATURES OF CERTIFYING OFFICERS

Certificate Approved By:

Michael Booth
Director, Quality Control



Certifying Officer:

Paul Gaines
Chairman / Senior Technical Director



300 Technology Drive
Christiansburg, VA 24073 USA
inorganicventures.com

P: 800-669-6799/540-585-3030
F: 540-585-3012
info@inorganicventures.com

1.0 ACCREDITATION / REGISTRATION

INORGANIC VENTURES is accredited to ISO 17034, "General Requirements for the Competence of Reference Material Producers" and ISO/IEC 17025, "General Requirements for the Competence of Testing and Calibration Laboratories". Inorganic Ventures is also an ISO 9001 registered manufacturer (QSR Certificate Number QSR-1034).



2.0 PRODUCT DESCRIPTION

Product Code: Single Analyte Custom Grade Solution
Catalog Number: CGCA10
Lot Number: T2-CA716103
Matrix: 2% (v/v) HNO₃
Value / Analyte(s): 10 000 µg/mL ea:
Calcium
Starting Material: CaCO₃
Starting Material Lot#: 2472
Starting Material Purity: 99.9950%

3.0 CERTIFIED VALUES AND UNCERTAINTIES

Certified Value: 10005 ± 30 µg/mL
Density: 1.039 g/mL (measured at 20 ± 4 °C)

Assay Information:

Assay Method #1	10005 ± 45 µg/mL ICP Assay NIST SRM 3109a Lot Number: 130213
Assay Method #2	10005 ± 25 µg/mL EDTA NIST SRM 928 Lot Number: 928
Assay Method #3	10005 ± 31 µg/mL Calculated NIST SRM Lot Number: See Sec. 4.2

- The Calculated Value is a value calculated from the weight of a starting material that has been certified directly vs. a National Institute of Standards and Technology (NIST) SRM/RM. See Sec 4.2 for balance traceability.

The following equations are used in the calculation of the certified value and the uncertainty. Reported uncertainties represent expanded uncertainties expressed at approximately the 95% confidence level using a coverage factor of $k = 2$.

Characterization of CRM/RM by Two or More Methods

Certified Value, $X_{CRM/RM}$, where two or more methods of characterization are used is the weighted mean of the results:

$$X_{CRM/RM} = \sum(w_i)(X_i)$$

X_i = mean of Assay Method i with standard uncertainty $u_{char i}$

w_i = the weighting factors for each method calculated using the inverse square of the variance:

$$w_i = (1/u_{char i}^2) / (\sum(1/u_{char j}^2))$$

$$CRM/RM \text{ Expanded Uncertainty } (\pm) = U_{CRM/RM} = k (u_{char}^2 + u_{bb}^2 + u_{Its}^2 + u_{ts}^2)^{1/2}$$

k = coverage factor = 2

$u_{char} = [\sum(w_i)^2 (u_{char i}^2)]^{1/2}$ where $u_{char i}$ are the errors from each characterization method

u_{bb} = bottle to bottle homogeneity standard uncertainty

u_{Its} = long term stability standard uncertainty (storage)

u_{ts} = transport stability standard uncertainty

Characterization of CRM/RM by One Method

Certified Value, $X_{CRM/RM}$, where one method of characterization is used is the mean of individual results:

$$X_{CRM/RM} = (X_a) (u_{char a})$$

X_a = mean of Assay Method A with

$u_{char a}$ = the standard uncertainty of characterization Method A

$$CRM/RM \text{ Expanded Uncertainty } (\pm) = U_{CRM/RM} = k (u_{char a}^2 + u_{bb}^2 + u_{Its}^2 + u_{ts}^2)^{1/2}$$

k = coverage factor = 2

$u_{char a}$ = the errors from characterization

u_{bb} = bottle to bottle homogeneity standard uncertainty

u_{Its} = long term stability standard uncertainty (storage)

u_{ts} = transport stability standard uncertainty

4.0 TRACEABILITY TO NIST

- This product is traceable to NIST via an unbroken chain of comparisons. The uncertainties for each certified value are reported, taking into account the SRM/RM uncertainty error and the measurement, weighing and volume dilution errors. In rare cases where no NIST SRM/RM are available, the term 'in-house std.' is specified.

4.1 Thermometer Calibration

- All thermometers are NIST traceable through thermometers that are calibrated by an accredited calibration laboratory.

4.2 Balance Calibration

- All analytical balances are calibrated by an accredited calibration laboratory and procedure. The weights used for testing are annually compared to master weights and are traceable to NIST.

4.3 Glassware Calibration

- An in-house procedure is used to calibrate all Class A glassware used in the manufacturing and quality control of CRM/RMs.

5.0 TRACE METALLIC IMPURITIES (TMI) DETERMINED BY ICP-MS AND ICP-OES ($\mu\text{g/mL}$)

CRM/RMs are tested for trace metallic impurities by Axial ICP-OES and ICP-MS. The result from the most sensitive method for each element, is reported below. Solutions tested by ICP-MS were analyzed in an ULPA-Filtered Clean Room. An ULPA-Filter is 99.9985% efficient for the removal of particles down to 0.3 μm .

M Ag < 0.001200	M Eu < 0.001200	O Na < 0.006112	M Se < 0.024000	M Zn < 0.005362
M Al < 0.065419	O Fe < 0.009115	M Nb < 0.001200	O Si < 0.139417	O Zr < 0.006700
O As < 0.013000	M Ga < 0.015000	M Nd < 0.020000	M Sm < 0.001200	
M Au < 0.017000	M Gd < 0.004800	O Ni < 0.000793	M Sn < 0.003600	
O B < 0.001179	M Ge < 0.003600	M Os < 0.001200	M Sr < 0.081505	
O Ba < 0.002788	M Hf < 0.001200	O P < 0.041000	M Ta < 0.001200	
O Be < 0.000410	M Hg < 0.004800	M Pb < 0.001608	M Tb < 0.001200	
M Bi < 0.001608	M Ho < 0.001200	M Pd < 0.001200	M Te < 0.003600	
s Ca <	M In < 0.001200	M Pr < 0.000257	M Th < 0.001200	
O Cd < 0.001300	M Ir < 0.001200	M Pt < 0.003600	O Ti < 0.001900	
M Ce < 0.001029	O K < 0.009759	M Rb < 0.001200	M Tl < 0.001200	
O Co < 0.000418	M La < 0.001823	M Re < 0.001200	M Tm < 0.001200	
O Cr < 0.003324	O Li < 0.007300	M Rh < 0.001200	M U < 0.002144	
M Cs < 0.007399	M Lu < 0.000128	M Ru < 0.001200	M V < 0.001286	
O Cu < 0.011000	M Mg < 1.286934	O S < 0.055767	O W < 0.024000	
M Dy < 0.002400	O Mn < 0.004611	M Sb < 0.009600	O Y < 0.000536	
M Er < 0.002400	M Mo < 0.003539	O Sc < 0.001400	M Yb < 0.001200	

M - Checked by ICP-MS O - Checked by ICP-OES i - Spectral Interference
n - Not Checked For s - Solution Standard Element

6.0 INTENDED USE

- For the calibration of analytical instruments and validation of analytical methods as appropriate.

7.0 INSTRUCTIONS FOR THE CORRECT USE OF THIS REFERENCE MATERIAL

7.1 Storage and Handling Recommendations

- Store between approximately 4° - 30° C while in sealed TCT bag.
- While stored in the sealed TCT bag, transpiration of this CRM/RM is negligible. After opening the sealed TCT bag transpiration of the CRM/RM will occur, resulting in a gradual increase in the analyte concentration(s). It is the responsibility of the user to account for this effect. When the bottle is weighed both before and after being placed in storage, the mass difference observed will be a measure of transpiration mass loss.
- After opening the sealed TCT bag, keep cap tightly sealed when not in use and store between 4° - 24° C to minimize the effects of transpiration. Use at 20° ± 4° C to minimize volumetric dilution error when using the reported density. Do not pipette from the container. Do not return removed aliquots to container.

- For more information, visit www.inorganicventures.com/TCT

Atomic Weight; Valence; Coordination Number; Chemical Form in Solution - 40.08 +2 6 Ca(H₂O)₆+2

Chemical Compatibility - Soluble in HCl and HNO₃. Avoid H₂SO₄, vF, v3PO₄ and neutral to basic media. Stable with most metals and inorganic anions forming insoluble silicate, carbonate, hydroxide, oxide, fluoride, sulfate, oxalate, chromate, arsenate, and tungstate in neutral aqueous media.

Stability - 2-100 ppb levels stable for months in 1% HNO₃ / LDPE container. 1-10,000 ppm solutions chemically stable for years in 1-10% HNO₃ / LDPE container.

Ca Containing Samples)Preparation and Solution -Metal (best dissolved in diluted HNO₃); Ores (Carbonate fusion in Pt0 followed by HCl dissolution); Organic Matrices (dry ash and dissolution in dilute HCl. Do not heat when dissolving to avoid precipitation of SiO₂). The oxide, hydroxide, carbonate, phosphate, and fluoride of calcium are soluble in % levels of HCl or HNO₃. The sulfates (gypsum, anhydrite, etc.), certain silicates, and complex compounds require fusion with Na₂CO₃ followed by HCl / water dissolution. Note that contamination is a very real problem when analyzing for trace levels.

Atomic Spectroscopic Information (ICP-OES D.L.s are given as radial/axial view):

Technique/Line	Estimated D.L.	Order	Interferences (underlined indicates severe)
ICP-MS 44 amu	1200 ppt	n/a	16O ² 12C, 28Si16O, 88Sr
ICP-OES 393.366 nm	0.0002 / 0.00004 µg/mL	1	U, Ce
ICP-OES 396.847 nm	0.0005 / 0.00006 µg/mL	1	Th
ICP-OES 422.673 nm	0.01 / 0.001 µg/mL	1	Ge

8.0 HAZARDOUS INFORMATION

- Please refer to the Safety Data Sheet for information regarding this CRM/RM.

9.0 HOMOGENEITY

- This solution was mixed according to an in-house procedure and is guaranteed to be homogeneous. Homogeneity data indicate that the end user should take a minimum sample size of 0.2 mL to assure homogeneity.

10.0 QUALITY STANDARD DOCUMENTATION

10.1 ISO 9001 Quality Management System Registration

- QSR Certificate Number QSR-1034

10.2 ISO/IEC 17025 "General Requirements for the Competence of Testing and Calibration Laboratories"

- Chemical Testing - Accredited / A2LA Certificate Number 883.01

10.3 ISO 17034 "General Requirements for the Competence of Reference Material Producers"

- Reference Material Producer - Accredited / A2LA Certificate Number 883.02

Inorganic Ventures, 300 Technology Drive, Christiansburg, Va. 24073, USA; Telephone: 800.669.6799; 540.585.3030, Fax: 540.585.3012; inorganicventures.com; info@inorganicventures.com

11.0 CERTIFICATION, LOT EXPIRATION AND PERIOD OF VALIDITY

11.1 Certification Issue Date

March 14, 2022

- The certification is valid within the measurement uncertainty specified provided the CRM/RM is stored and handled in accordance with instructions given in Sec 7.1. This certification is nullified if instructions in Sec 7.1 are not followed or if the CRM/RM is damaged, contaminated, or otherwise modified.

11.2 Lot Expiration Date

- **March 14, 2027**

- The date after which this CRM/RM should not be used.

- The lot expiration date reflects the period of time that the stability of a CRM/RM can be supported by long term stability studies conducted on properly stored and handled CRM/RMs. Lot expiration is limited primarily by transpiration (loss of water from the solution) and infrequently by chemical stability.

11.3 Period of Validity

- Sealed TCT Bag Open Date: _____

- This CRM/RM should not be used longer than one year (or six months in the case of a 30 mL bottle) from the date of opening the aluminized bag or after the date given in Sec. 11.2, whichever comes first. This is contingent upon the CRM/RM being stored and handled in accordance with the instructions given in Sec. 7.1.

12.0 NAMES AND SIGNATURES OF CERTIFYING OFFICERS

Certificate Approved By:

Thomas Kozikowski
Manager, Quality Control



Certifying Officer:

Paul Gaines
Chairman / Senior Technical Director



300 Technology Drive
Christiansburg, VA 24073 USA
inorganicventures.com

P: 800-669-6799/540-585-3030
F: 540-585-3012
info@inorganicventures.com

1.0 ACCREDITATION / REGISTRATION

INORGANIC VENTURES is accredited to ISO 17034, "General Requirements for the Competence of Reference Material Producers" and ISO/IEC 17025, "General Requirements for the Competence of Testing and Calibration Laboratories". Inorganic Ventures is also an ISO 9001 registered manufacturer (QSR Certificate Number QSR-1034).



2.0 PRODUCT DESCRIPTION

Product Code: Single Analyte Custom Grade Solution
Catalog Number: CGNA10
Lot Number: T2-NA717221
Matrix: 2% (v/v) HNO₃
Value / Analyte(s): 10 000 µg/mL ea:
Sodium
Starting Material: Na₂CO₃
Starting Material Lot#: 2358 and 2453
Starting Material Purity: 99.9977%

3.0 CERTIFIED VALUES AND UNCERTAINTIES

Certified Value: 9977 ± 30 µg/mL
Density: 1.033 g/mL (measured at 20 ± 4 °C)

Assay Information:

Assay Method #1	9974 ± 18 µg/mL Gravimetric NIST SRM Lot Number: See Sec. 4.2
Assay Method #2	9977 ± 34 µg/mL ICP Assay NIST SRM 3152a Lot Number: 200413
Assay Method #3	9987 ± 31 µg/mL Calculated NIST SRM Lot Number: See Sec. 4.2

- The Calculated Value is a value calculated from the weight of a starting material that has been certified directly vs. a National Institute of Standards and Technology (NIST) SRM/RM. See Sec 4.2 for balance traceability.

The following equations are used in the calculation of the certified value and the uncertainty. Reported uncertainties represent expanded uncertainties expressed at approximately the 95% confidence level using a coverage factor of k = 2.

Characterization of CRM/RM by Two or More Methods

Certified Value, $X_{CRM/RM}$, where two or more methods of characterization are used is the weighted mean of the results:

$$X_{CRM/RM} = \sum(w_i) (X_i)$$

X_i = mean of Assay Method i with standard uncertainty $u_{char\ i}$

w_i = the weighting factors for each method calculated using the inverse square of the variance:

$$w_i = (1/u_{char\ i}^2) / (\sum(1/(u_{char\ i}^2)))$$

$$CRM/RM \text{ Expanded Uncertainty } (\pm) = U_{CRM/RM} = k (u_{char}^2 + u_{bb}^2 + u_{lts}^2 + u_{ts}^2)^{1/2}$$

k = coverage factor = 2

$u_{char} = [\sum(w_i)^2 (u_{char\ i})^2]^{1/2}$ where $u_{char\ i}$ are the errors from each characterization method

u_{bb} = bottle to bottle homogeneity standard uncertainty

u_{lts} = long term stability standard uncertainty (storage)

u_{ts} = transport stability standard uncertainty

Characterization of CRM/RM by One Method

Certified Value, $X_{CRM/RM}$, where one method of characterization is used is the mean of individual results:

$$X_{CRM/RM} = (X_a) (u_{char\ a})$$

X_a = mean of Assay Method A with

$u_{char\ a}$ = the standard uncertainty of characterization Method A

$$CRM/RM \text{ Expanded Uncertainty } (\pm) = U_{CRM/RM} = k (u_{char\ a}^2 + u_{bb}^2 + u_{lts}^2 + u_{ts}^2)^{1/2}$$

k = coverage factor = 2

$u_{char\ a}$ = the errors from characterization

u_{bb} = bottle to bottle homogeneity standard uncertainty

u_{lts} = long term stability standard uncertainty (storage)

u_{ts} = transport stability standard uncertainty

4.0 TRACEABILITY TO NIST

- This product is traceable to NIST via an unbroken chain of comparisons. The uncertainties for each certified value are reported, taking into account the SRM/RM uncertainty error and the measurement, weighing and volume dilution errors. In rare cases where no NIST SRM/RM are available, the term 'in-house std.' is specified.

4.1 Thermometer Calibration

- All thermometers are NIST traceable through thermometers that are calibrated by an accredited calibration laboratory.

4.2 Balance Calibration

- All analytical balances are calibrated by an accredited calibration laboratory and procedure. The weights used for testing are annually compared to master weights and are traceable to NIST.

4.3 Glassware Calibration

- An in-house procedure is used to calibrate all Class A glassware used in the manufacturing and quality control of CRM/RMs.

5.0 TRACE METALLIC IMPURITIES (TMI) DETERMINED BY ICP-MS AND ICP-OES (µg/mL)

CRM/RMs are tested for trace metallic impurities by Axial ICP-OES and ICP-MS. The result from the most sensitive method for each element, is reported below. Solutions tested by ICP-MS were analyzed in an ULPA-Filtered Clean Room. An ULPA-Filter is 99.9985% efficient for the removal of particles down to 0.3 µm.

M Ag < 0.000930	M Eu < 0.000930	s Na <	M Se < 0.003800	O Zn < 0.000138
M Al < 0.004409	O Fe < 0.002393	M Nb < 0.000930	O Si < 0.056696	O Zr < 0.003200
O As < 0.023000	M Ga < 0.000930	M Nd < 0.000930	M Sm < 0.000930	
O Au < 0.004100	M Gd < 0.000930	O Ni < 0.003000	M Sn < 0.002800	
O B < 0.001385	M Ge < 0.004700	M Os < 0.000930	O Sr < 0.000251	
M Ba < 0.004031	M Hf < 0.000930	O P < 0.010205	M Ta < 0.000930	
O Be < 0.000130	M Hg < 0.000930	M Pb < 0.000930	M Tb < 0.000930	
M Bi < 0.000930	M Ho < 0.000930	M Pd < 0.000930	M Te < 0.001900	
O Ca < 0.176388	M In < 0.000930	M Pr < 0.000930	M Th < 0.000352	
O Cd < 0.000860	M Ir < 0.000930	M Pt < 0.000930	O Ti < 0.000592	
M Ce < 0.001900	O K < 0.302380	M Rb < 0.000930	M Tl < 0.000930	
O Co < 0.001800	O La < 0.002100	M Re < 0.000930	M Tm < 0.000930	
M Cr < 0.002800	O Li < 0.000031	M Rh < 0.000930	M U < 0.000930	
M Cs < 0.000930	M Lu < 0.000930	M Ru < 0.001900	O V < 0.001600	
O Cu < 0.003900	O Mg < 0.026458	O S < 0.040317	O W < 0.028000	
M Dy < 0.000930	O Mn < 0.000740	M Sb < 0.000930	O Y < 0.000860	
M Er < 0.000930	O Mo < 0.003600	O Sc < 0.000610	O Yb < 0.000250	

M - Checked by ICP-MS O - Checked by ICP-OES i - Spectral Interference
n - Not Checked For s - Solution Standard Element

6.0 INTENDED USE

- For the calibration of analytical instruments and validation of analytical methods as appropriate.

7.0 INSTRUCTIONS FOR THE CORRECT USE OF THIS REFERENCE MATERIAL

7.1 Storage and Handling Recommendations

- Store between approximately 4° - 30° C while in sealed TCT bag.
- While stored in the sealed TCT bag, transpiration of this CRM/RM is negligible. After opening the sealed TCT bag transpiration of the CRM/RM will occur, resulting in a gradual increase in the analyte concentration(s). It is the responsibility of the user to account for this effect. When the bottle is weighed both before and after being placed in storage, the mass difference observed will be a measure of transpiration mass loss.
- After opening the sealed TCT bag, keep cap tightly sealed when not in use and store between 4° - 24° C to minimize the effects of transpiration. Use at 20° ± 4° C to minimize volumetric dilution error when using the reported density. Do not pipette from the container. Do not return removed aliquots to container.

- For more information, visit www.inorganicventures.com/TCT

Atomic Weight; Valence; Coordination Number; Chemical Form in Solution - 22.99 +1 (6) Na+(aq) largely ionic in nature

Chemical Compatibility -Soluble in HCl, HNO₃, H₂SO₄ and HF aqueous matrices. Stable with all metals and inorganic anions.

Stability - 2-100 ppb levels stable for months in 1% HNO₃ / LDPE container. 1-10,000 ppm solutions chemically stable for years in 1-5% HNO₃ / LDPE container.

Na Containing Samples (Preparation and Solution) - Metal (Dissolves very rapidly in water); Ores (Lithium carbonate fusion in graphite crucible followed by HCl dissolution - blank levels of Na in lithium carbonate critical); Organic Matrices (Sulfuric / peroxide digestion or nitric/sulfuric/perchloric acid decomposition).

Atomic Spectroscopic Information (ICP-OES D.L.s are given as radial/axial view):

Technique/Line	Estimated D.L.	Order	Interferences (underlined indicates severe)
ICP-MS 23 amu	310 ppt	n/a	46Ti+2 , 46Ca+2
ICP-OES 330.237 nm	2.0 / 0.09 µg/mL	1	Pd, Zn
ICP-OES 588.995 nm	0.03 / 0.006 µg/mL	1	2nd order radiation from R.E.s on some optical designs
ICP-OES 589.595 nm	0.07 / 0.00009 µg/mL	1	2nd order radiation from R.E.s on some optical designs

8.0 HAZARDOUS INFORMATION

- Please refer to the Safety Data Sheet for information regarding this CRM/RM.

9.0 HOMOGENEITY

- This solution was mixed according to an in-house procedure and is guaranteed to be homogeneous. Homogeneity data indicate that the end user should take a minimum sample size of 0.2 mL to assure homogeneity.

10.0 QUALITY STANDARD DOCUMENTATION

10.1 ISO 9001 Quality Management System Registration

- QSR Certificate Number QSR-1034

10.2 ISO/IEC 17025 "General Requirements for the Competence of Testing and Calibration Laboratories"

- Chemical Testing - Accredited / A2LA Certificate Number 883.01

10.3 ISO 17034 "General Requirements for the Competence of Reference Material Producers"

- Reference Material Producer - Accredited / A2LA Certificate Number 883.02

Inorganic Ventures, 300 Technology Drive, Christiansburg, Va. 24073, USA; Telephone: 800.669.6799; 540.585.3030, Fax: 540.585.3012; inorganicventures.com; info@inorganicventures.com

11.0 CERTIFICATION, LOT EXPIRATION AND PERIOD OF VALIDITY

11.1 Certification Issue Date

April 20, 2022

- The certification is valid within the measurement uncertainty specified provided the CRM/RM is stored and handled in accordance with instructions given in Sec 7.1. This certification is nullified if instructions in Sec 7.1 are not followed or if the CRM/RM is damaged, contaminated, or otherwise modified.

11.2 Lot Expiration Date

- **April 20, 2027**

- The date after which this CRM/RM should not be used.

- The lot expiration date reflects the period of time that the stability of a CRM/RM can be supported by long term stability studies conducted on properly stored and handled CRM/RMs. Lot expiration is limited primarily by transpiration (loss of water from the solution) and infrequently by chemical stability.

11.3 Period of Validity

- Sealed TCT Bag Open Date: _____

- This CRM/RM should not be used longer than one year (or six months in the case of a 30 mL bottle) from the date of opening the aluminized bag or after the date given in Sec. 11.2, whichever comes first. This is contingent upon the CRM/RM being stored and handled in accordance with the instructions given in Sec. 7.1.

12.0 NAMES AND SIGNATURES OF CERTIFYING OFFICERS

Certificate Approved By:

Thomas Kozikowski
Manager, Quality Control



Certifying Officer:

Paul Gaines
Chairman / Senior Technical Director



300 Technology Drive
Christiansburg, VA 24073 USA
inorganicventures.com

P: 800-669-6799/540-585-3030
F: 540-585-3012
info@inorganicventures.com

1.0 ACCREDITATION / REGISTRATION

INORGANIC VENTURES is accredited to ISO 17034, "General Requirements for the Competence of Reference Material Producers" and ISO/IEC 17025, "General Requirements for the Competence of Testing and Calibration Laboratories". Inorganic Ventures is also an ISO 9001 registered manufacturer (QSR Certificate Number QSR-1034).



2.0 PRODUCT DESCRIPTION

Product Code: Single Analyte Custom Grade Solution
Catalog Number: CGU1
Lot Number: S2-U707914
Matrix: 2% (v/v) HNO₃
Value / Analyte(s): 1 000 µg/mL ea:
Uranium
Starting Material: Uranyl Nitrate Hexahydrate
Starting Material Lot#: P2-2322
Starting Material Purity: 99.9997%

3.0 CERTIFIED VALUES AND UNCERTAINTIES

Certified Value: 999 ± 5 µg/mL
Density: 1.010 g/mL (measured at 20 ± 4 °C)

Assay Information:

Assay Method #1 **998 ± 5 µg/mL**
ICP Assay NIST SRM 3164 Lot Number: 080521

Assay Method #2 **1001 ± 6 µg/mL**
Calculated NIST SRM Lot Number: See Sec. 4.2

- The Calculated Value is a value calculated from the weight of a starting material that has been certified directly vs. a National Institute of Standards and Technology (NIST) SRM/RM. See Sec 4.2 for balance traceability.

The following equations are used in the calculation of the certified value and the uncertainty. Reported uncertainties represent expanded uncertainties expressed at approximately the 95% confidence level using a coverage factor of k = 2.

Characterization of CRM/RM by Two or More Methods

Certified Value, $X_{CRM/RM}$, where two or more methods of characterization are used is the weighted mean of the results:

$$X_{CRM/RM} = \sum(w_i)(X_i)$$

X_i = mean of Assay Method i with standard uncertainty $u_{char\ i}$

w_i = the weighting factors for each method calculated using the inverse square of the variance:

$$w_i = (1/u_{char\ i}^2) / (\sum(1/u_{char\ i}^2))$$

$$CRM/RM \text{ Expanded Uncertainty } (\pm) = U_{CRM/RM} = k (u_{char}^2 + u_{bb}^2 + u_{lts}^2 + u_{ts}^2)^{1/2}$$

k = coverage factor = 2

u_{char} = $[\sum(w_i)^2 (u_{char\ i})^2]^{1/2}$ where $u_{char\ i}$ are the errors from each characterization method

u_{bb} = bottle to bottle homogeneity standard uncertainty

u_{lts} = long term stability standard uncertainty (storage)

u_{ts} = transport stability standard uncertainty

Characterization of CRM/RM by One Method

Certified Value, $X_{CRM/RM}$, where one method of characterization is used is the mean of individual results:

$$X_{CRM/RM} = (X_a) (u_{char\ a})$$

X_a = mean of Assay Method A with

$u_{char\ a}$ = the standard uncertainty of characterization Method A

$$CRM/RM \text{ Expanded Uncertainty } (\pm) = U_{CRM/RM} = k (u_{char\ a}^2 + u_{bb}^2 + u_{lts}^2 + u_{ts}^2)^{1/2}$$

k = coverage factor = 2

$u_{char\ a}$ = the errors from characterization

u_{bb} = bottle to bottle homogeneity standard uncertainty

u_{lts} = long term stability standard uncertainty (storage)

u_{ts} = transport stability standard uncertainty

Certified Abundance:

IV's Certified Abundance

Isotope	Atom %
Uranium 238U	99.8 ± 0.1
Uranium 235U	0.19 ± 0.05

4.0 TRACEABILITY TO NIST

- This product is traceable to NIST via an unbroken chain of comparisons. The uncertainties for each certified value are reported, taking into account the SRM/RM uncertainty error and the measurement, weighing and volume dilution errors. In rare cases where no NIST SRM/RM are available, the term 'in-house std.' is specified.

4.1 Thermometer Calibration

- All thermometers are NIST traceable through thermometers that are calibrated by an accredited calibration laboratory.

4.2 Balance Calibration

- All analytical balances are calibrated by an accredited calibration laboratory and procedure. The weights used for testing are annually compared to master weights and are traceable to NIST.

4.3 Glassware Calibration

- An in-house procedure is used to calibrate all Class A glassware used in the manufacturing and quality control of CRM/RMs.

5.0 TRACE METALLIC IMPURITIES (TMI) DETERMINED BY ICP-MS AND ICP-OES (µg/mL)

CRM/RMs are tested for trace metallic impurities by Axial ICP-OES and ICP-MS. The result from the most sensitive method for each element, is reported below. Solutions tested by ICP-MS were analyzed in an ULPA-Filtered Clean Room. An ULPA-Filter is 99.9985% efficient for the removal of particles down to 0.3 µm.

M Ag < 0.000270	M Eu < 0.000270	M Na < 0.011000	M Se < 0.009300	M Zn < 0.002358
M Al < 0.011000	M Fe < 0.003222	M Nb < 0.000270	M Si < 0.160000	M Zr < 0.001100
M As < 0.002400	M Ga < 0.000270	M Nd < 0.000270	M Sm < 0.000270	
M Au < 0.000270	M Gd < 0.000270	M Ni < 0.020000	M Sn < 0.011000	
M B < 0.000270	M Ge < 0.000800	M Os < 0.001900	M Sr < 0.000270	
M Ba < 0.003800	M Hf < 0.000270	i P <	M Ta < 0.000270	
M Be < 0.000270	M Hg < 0.000540	M Pb < 0.002200	M Tb < 0.000270	
M Bi < 0.000270	M Ho < 0.000270	M Pd < 0.000540	M Te < 0.003800	
M Ca < 0.140000	M In < 0.000270	M Pr < 0.000270	M Th < 0.000129	
M Cd < 0.000270	M Ir < 0.000270	M Pt < 0.000270	M Ti < 0.002700	
M Ce < 0.000540	O K < 0.250000	M Rb < 0.000800	M Tl < 0.000270	
M Co < 0.000800	M La < 0.000117	M Re < 0.064000	M Tm < 0.000270	
M Cr < 0.000943	M Li < 0.003000	M Rh < 0.000270	s U <	
M Cs < 0.000106	M Lu < 0.000270	M Ru < 0.000540	M V < 0.000540	
M Cu < 0.001100	M Mg < 0.003000	i S <	M W < 0.000540	
M Dy < 0.000270	M Mn < 0.006900	M Sb < 0.000270	M Y < 0.000270	
M Er < 0.000270	M Mo < 0.006400	M Sc < 0.000540	M Yb < 0.000270	

M - Checked by ICP-MS O - Checked by ICP-OES i - Spectral Interference
n - Not Checked For s - Solution Standard Element

6.0 INTENDED USE

- For the calibration of analytical instruments and validation of analytical methods as appropriate.

7.0 INSTRUCTIONS FOR THE CORRECT USE OF THIS REFERENCE MATERIAL

7.1 Storage and Handling Recommendations

- Store between approximately 4° - 30° C while in sealed TCT bag.

- While stored in the sealed TCT bag, transpiration of this CRM/RM is negligible. After opening the sealed TCT bag transpiration of the CRM/RM will occur, resulting in a gradual increase in the analyte concentration(s). It is the responsibility of the user to account for this effect. When the bottle is weighed both before and after being placed in storage, the mass difference observed will be a measure of transpiration mass loss.

- After opening the sealed TCT bag, keep cap tightly sealed when not in use and store between 4° - 24° C to minimize the effects of transpiration. Use at 20° ± 4° C to minimize volumetric dilution error when using the reported density. Do not pipette from the container. Do not return removed aliquots to container.

- For more information, visit www.inorganicventures.com/TCT

Atomic Weight; Valence; Coordination Number; Chemical Form in Solution - 238.03 +6 8 UO₂²⁺(uranyl)

Chemical Compatibility - Soluble in HCl and HNO₃. Avoid H₃PO₄. H₂SO₄ and HF matrices should not be a problem depending upon [U]. Although the UO₂²⁺ ion is distinctly basic, any U+4 will precipitate in basic media. UO₂²⁺salts are generally soluble in water and UO₂²⁺ is stable with most metals and inorganic anions. The uranyl phosphate is insoluble in water. UF₄ and UF₆ are water soluble.

Stability - 2-100 ppb levels stable for months in 1% HNO₃ / LDPE container. 1-10,000 ppm solutions chemically stable for years in 2-5% HNO₃ / LDPE container.

U Containing Samples (Preparation and Solution) -Metal (Dissolves rapidly in HCl and HNO₃); Oxide (Soluble in HNO₃); Ores (Digest for 1-2 hours with 1 gram of ore to 30 mL 1:1 HNO₃. Silica insolubles are removed by filtration after bringing the sample to fumes with conc. H₂SO₄.)

Atomic Spectroscopic Information (ICP-OES D.L.s are given as radial/axial view):

Technique/Line	Estimated D.L.	Order	Interferences (underlined indicates severe)
ICP-MS 238 amu	2 ppt	N/A	206Pb16O2
ICP-OES 263.553 nm	0.3 / 0.01 µg/mL	1	Ce, Ir, Th, Rh, W, Zr, Ta, Ti, V, Hf, Fe, Re, Ru
ICP-OES 367.007 nm	0.3 / 0.02 µg/mL	1	Th, Ce
ICP-OES 385.958 nm	0.3 / 0.01 µg/mL	1	Th, Fe

8.0 HAZARDOUS INFORMATION

- Please refer to the Safety Data Sheet for information regarding this CRM/RM.

9.0 HOMOGENEITY

- This solution was mixed according to an in-house procedure and is guaranteed to be homogeneous. Homogeneity data indicate that the end user should take a minimum sample size of 0.2 mL to assure homogeneity.

10.0 QUALITY STANDARD DOCUMENTATION

10.1 ISO 9001 Quality Management System Registration

- QSR Certificate Number QSR-1034

10.2 ISO/IEC 17025 "General Requirements for the Competence of Testing and Calibration Laboratories"

- Chemical Testing - Accredited / A2LA Certificate Number 883.01

10.3 ISO 17034 "General Requirements for the Competence of Reference Material Producers"

- Reference Material Producer - Accredited / A2LA Certificate Number 883.02

Inorganic Ventures, 300 Technology Drive, Christiansburg, Va. 24073, USA; Telephone: 800.669.6799; 540.585.3030, Fax: 540.585.3012; inorganicventures.com; info@inorganicventures.com

11.0 CERTIFICATION, LOT EXPIRATION AND PERIOD OF VALIDITY

11.1 Certification Issue Date

August 28, 2021

- The certification is valid within the measurement uncertainty specified provided the CRM/RM is stored and handled in accordance with instructions given in Sec 7.1. This certification is nullified if instructions in Sec 7.1 are not followed or if the CRM/RM is damaged, contaminated, or otherwise modified.

11.2 Lot Expiration Date

- **August 28, 2026**

- The date after which this CRM/RM should not be used.

- The lot expiration date reflects the period of time that the stability of a CRM/RM can be supported by long term stability studies conducted on properly stored and handled CRM/RMs. Lot expiration is limited primarily by transpiration (loss of water from the solution) and infrequently by chemical stability.

11.3 Period of Validity

- Sealed TCT Bag Open Date: _____

- This CRM/RM should not be used longer than one year (or six months in the case of a 30 mL bottle) from the date of opening the aluminized bag or after the date given in Sec. 11.2, whichever comes first. This is contingent upon the CRM/RM being stored and handled in accordance with the instructions given in Sec. 7.1.

12.0 NAMES AND SIGNATURES OF CERTIFYING OFFICERS

Certificate Approved By:

Michael Booth
Director, Quality Control



Certifying Officer:

Paul Gaines
Chairman / Senior Technical Director



300 Technology Drive
Christiansburg, VA 24073 USA
inorganicventures.com

P: 800-669-6799/540-585-3030
F: 540-585-3012
info@inorganicventures.com

1.0 ACCREDITATION / REGISTRATION

INORGANIC VENTURES is accredited to ISO 17034, "General Requirements for the Competence of Reference Material Producers" and ISO/IEC 17025, "General Requirements for the Competence of Testing and Calibration Laboratories". Inorganic Ventures is also an ISO 9001 registered manufacturer (QSR Certificate Number QSR-1034).



2.0 PRODUCT DESCRIPTION

Product Code: Multi Analyte Custom Grade Solution
Catalog Number: AR-ICVMS-2
Lot Number: T2-MEB719895
Matrix: 3% (v/v) HNO3
tr. HF
Value / Analyte(s): 2.5 µg/mL ea:
Molybdenum, Antimony

3.0 CERTIFIED VALUES AND UNCERTAINTIES

ANALYTE	CERTIFIED VALUE	ANALYTE	CERTIFIED VALUE
Antimony, Sb	2.499 ± 0.015 µg/mL	Molybdenum, Mo	2.500 ± 0.017 µg/mL

Density: 1.014 g/mL (measured at 20 ± 4 °C)

Assay Information:

ANALYTE	METHOD	NIST SRM#	SRM LOT#
Mo	ICP Assay	3134	130418
Mo	Calculated		See Sec. 4.2
Sb	ICP Assay	3102a	140911
Sb	Calculated		See Sec. 4.2

The following equations are used in the calculation of the certified value and the uncertainty. Reported uncertainties represent expanded uncertainties expressed at approximately the 95% confidence level using a coverage factor of k = 2.

Characterization of CRM/RM by Two or More Methods

Certified Value, $X_{CRM/RM}$, where two or more methods of characterization are used is the weighted mean of the results:

$$X_{CRM/RM} = \sum(w_i)(X_i)$$

X_i = mean of Assay Method i with standard uncertainty $u_{char i}$

w_i = the weighting factors for each method calculated using the inverse square of the variance:

$$w_i = (1/u_{char i}^2) / (\sum(1/u_{char i}^2))$$

$$CRM/RM \text{ Expanded Uncertainty } (\pm) = U_{CRM/RM} = k (u_{char}^2 + u_{bb}^2 + u_{lts}^2 + u_{ts}^2)^{1/2}$$

k = coverage factor = 2

u_{char} = $[\sum((w_i)^2 (u_{char i})^2)]^{1/2}$ where $u_{char i}$ are the errors from each characterization method

u_{bb} = bottle to bottle homogeneity standard uncertainty

u_{lts} = long term stability standard uncertainty (storage)

u_{ts} = transport stability standard uncertainty

Characterization of CRM/RM by One Method

Certified Value, $X_{CRM/RM}$, where one method of characterization is used is the mean of individual results:

$$X_{CRM/RM} = (X_a) (u_{char a})$$

X_a = mean of Assay Method A with

$u_{char a}$ = the standard uncertainty of characterization Method A

$$CRM/RM \text{ Expanded Uncertainty } (\pm) = U_{CRM/RM} = k (u_{char a}^2 + u_{bb}^2 + u_{lts}^2 + u_{ts}^2)^{1/2}$$

k = coverage factor = 2

$u_{char a}$ = the errors from characterization

u_{bb} = bottle to bottle homogeneity standard uncertainty

u_{lts} = long term stability standard uncertainty (storage)

u_{ts} = transport stability standard uncertainty

4.0 TRACEABILITY TO NIST

- This product is traceable to NIST via an unbroken chain of comparisons. The uncertainties for each certified value are reported, taking into account the SRM/RM uncertainty error and the measurement, weighing and volume dilution errors. In rare cases where no NIST SRM/RM are available, the term 'in-house std.' is specified.

4.1 Thermometer Calibration

- All thermometers are NIST traceable through thermometers that are calibrated by an accredited calibration laboratory.

4.2 Balance Calibration

- All analytical balances are calibrated by an accredited calibration laboratory and procedure. The weights used for testing are annually compared to master weights and are traceable to NIST.

4.3 Glassware Calibration

- An in-house procedure is used to calibrate all Class A glassware used in the manufacturing and quality control of CRM/RMs.

5.0 TRACE METALLIC IMPURITIES (TMI) DETERMINED BY ICP-MS AND ICP-OES (µg/mL)

N/A

6.0 INTENDED USE

- For the calibration of analytical instruments and validation of analytical methods as appropriate.

7.0 INSTRUCTIONS FOR THE CORRECT USE OF THIS REFERENCE MATERIAL

7.1 Storage and Handling Recommendations

- Store between approximately 4° - 30° C while in sealed TCT bag.

- While stored in the sealed TCT bag, transpiration of this CRM/RM is negligible. After opening the sealed TCT bag transpiration of the CRM/RM will occur, resulting in a gradual increase in the analyte concentration(s). It is the responsibility of the user to account for this effect. When the bottle is weighed both before and after being placed in storage, the mass difference observed will be a measure of transpiration mass loss.

- After opening the sealed TCT bag, keep cap tightly sealed when not in use and store between 4° - 24° C to minimize the effects of transpiration. Use at 20° ± 4° C to minimize volumetric dilution error when using the reported density. Do not pipette from the container. Do not return removed aliquots to container.

- For more information, visit www.inorganicventures.com/TCT

HF Note: This standard should not be prepared or stored in glass.

8.0 HAZARDOUS INFORMATION

- Please refer to the Safety Data Sheet for information regarding this CRM/RM.

9.0 HOMOGENEITY

- This solution was mixed according to an in-house procedure and is guaranteed to be homogeneous. Homogeneity data indicate that the end user should take a minimum sample size of 0.2 mL to assure homogeneity.

10.0 QUALITY STANDARD DOCUMENTATION

10.1 ISO 9001 Quality Management System Registration

- QSR Certificate Number QSR-1034

10.2 ISO/IEC 17025 "General Requirements for the Competence of Testing and Calibration Laboratories"

- Chemical Testing - Accredited / A2LA Certificate Number 883.01

10.3 ISO 17034 "General Requirements for the Competence of Reference Material Producers"

- Reference Material Producer - Accredited / A2LA Certificate Number 883.02

Inorganic Ventures, 300 Technology Drive, Christiansburg, Va. 24073, USA; Telephone: 800.669.6799; 540.585.3030, Fax: 540.585.3012; inorganicventures.com; info@inorganicventures.com

11.0 CERTIFICATION, LOT EXPIRATION AND PERIOD OF VALIDITY

11.1 Certification Issue Date

June 06, 2022

- The certification is valid within the measurement uncertainty specified provided the CRM/RM is stored and handled in accordance with instructions given in Sec 7.1. This certification is nullified if instructions in Sec 7.1 are not followed or if the CRM/RM is damaged, contaminated, or otherwise modified.

11.2 Lot Expiration Date

- **June 06, 2027**

- The date after which this CRM/RM should not be used.

- The lot expiration date reflects the period of time that the stability of a CRM/RM can be supported by long term stability studies conducted on properly stored and handled CRM/RMs. Lot expiration is limited primarily by transpiration (loss of water from the solution) and infrequently by chemical stability.

11.3 Period of Validity

- Sealed TCT Bag Open Date: _____

- This CRM/RM should not be used longer than one year (or six months in the case of a 30 mL bottle) from the date of opening the aluminized bag or after the date given in Sec. 11.2, whichever comes first. This is contingent upon the CRM/RM being stored and handled in accordance with the instructions given in Sec. 7.1.

12.0 NAMES AND SIGNATURES OF CERTIFYING OFFICERS

Certificate Approved By:

Thomas Kozikowski
Manager, Quality Control



Certifying Officer:

Paul Gaines
Chairman / Senior Technical Director



300 Technology Drive
Christiansburg, VA 24073 USA
inorganicventures.com

P: 800-669-6799/540-585-3030
F: 540-585-3012
info@inorganicventures.com

1.0 ACCREDITATION / REGISTRATION

INORGANIC VENTURES is accredited to ISO 17034, "General Requirements for the Competence of Reference Material Producers" and ISO/IEC 17025, "General Requirements for the Competence of Testing and Calibration Laboratories". Inorganic Ventures is also an ISO 9001 registered manufacturer (QSR Certificate Number QSR-1034).



2.0 PRODUCT DESCRIPTION

Product Code:	Multi Analyte Custom Grade Solution	
Catalog Number:	AR-ICVMS-3	
Lot Number:	T2-MEB719896	
Matrix:	7% (v/v) HNO ₃	
Value / Analyte(s):	250 µg/mL ea:	
	Aluminum,	Calcium,
	Iron,	Potassium,
	Magnesium,	Sodium,
	4 µg/mL ea:	
	Selenium,	
	2.5 µg/mL ea:	
	Thorium,	Thallium,
	Uranium,	Vanadium,
	Zinc,	Manganese,
	Cadmium,	Cobalt,
	Chromium,	Copper,
	Arsenic,	Barium,
	Beryllium,	Nickel,
	Lead,	Silver

3.0 CERTIFIED VALUES AND UNCERTAINTIES

ANALYTE	CERTIFIED VALUE	ANALYTE	CERTIFIED VALUE
Aluminum, Al	250.0 ± 0.9 µg/mL	Arsenic, As	2.500 ± 0.018 µg/mL
Barium, Ba	2.501 ± 0.013 µg/mL	Beryllium, Be	2.501 ± 0.015 µg/mL
Cadmium, Cd	2.501 ± 0.013 µg/mL	Calcium, Ca	250.0 ± 1.3 µg/mL
Chromium, Cr	2.500 ± 0.015 µg/mL	Cobalt, Co	2.500 ± 0.014 µg/mL
Copper, Cu	2.500 ± 0.014 µg/mL	Iron, Fe	250.0 ± 1.0 µg/mL
Lead, Pb	2.500 ± 0.013 µg/mL	Magnesium, Mg	250.0 ± 1.3 µg/mL
Manganese, Mn	2.500 ± 0.014 µg/mL	Nickel, Ni	2.500 ± 0.014 µg/mL
Potassium, K	250.0 ± 1.2 µg/mL	Selenium, Se	4.002 ± 0.024 µg/mL
Silver, Ag	2.501 ± 0.017 µg/mL	Sodium, Na	250.0 ± 1.2 µg/mL
Thallium, Tl	2.500 ± 0.017 µg/mL	Thorium, Th	2.499 ± 0.013 µg/mL
Uranium, U	2.501 ± 0.015 µg/mL	Vanadium, V	2.500 ± 0.014 µg/mL
Zinc, Zn	2.500 ± 0.014 µg/mL		

Density: 1.042 g/mL (measured at 20 ± 4 °C)

Assay Information:

ANALYTE	METHOD	NIST SRM#	SRM LOT#
Ag	ICP Assay	3151	160729
Ag	Volhard	999c	999c
Ag	Calculated		See Sec. 4.2
Al	ICP Assay	3101a	140903
Al	EDTA	928	928
As	ICP Assay	3103a	100818
Ba	ICP Assay	3104a	140909
Ba	Calculated		See Sec. 4.2
Ba	Gravimetric		See Sec. 4.2
Be	ICP Assay	3105a	090514
Be	Calculated		See Sec. 4.2
Ca	ICP Assay	3109a	130213
Ca	EDTA	928	928
Cd	ICP Assay	3108	130116
Cd	EDTA	928	928
Cd	Calculated		See Sec. 4.2
Co	ICP Assay	3113	190630
Co	EDTA	928	928
Co	Calculated		See Sec. 4.2
Cr	ICP Assay	3112a	170630
Cr	Calculated		See Sec. 4.2
Cu	ICP Assay	3114	121207
Cu	EDTA	928	928
Cu	Calculated		See Sec. 4.2
Fe	ICP Assay	3126a	140812
Fe	EDTA	928	928
K	ICP Assay	3141a	140813
K	Gravimetric		See Sec. 4.2
Mg	ICP Assay	3131a	140110
Mg	EDTA	928	928
Mn	ICP Assay	3132	050429
Mn	EDTA	928	928
Mn	Calculated		See Sec. 4.2
Na	ICP Assay	3152a	120715
Na	Gravimetric		See Sec. 4.2
Ni	ICP Assay	3136	120619
Ni	EDTA	928	928
Ni	Calculated		See Sec. 4.2
Pb	ICP Assay	3128	101026
Pb	EDTA	928	928
Pb	Calculated		See Sec. 4.2
Se	ICP Assay	3149	100901
Se	Calculated		See Sec. 4.2
Th	EDTA	928	928
Th	Calculated		See Sec. 4.2
Tl	ICP Assay	3158	151215
Tl	Calculated		See Sec. 4.2
U	ICP Assay	3164	080521
U	Calculated		See Sec. 4.2

V	ICP Assay	3165	160906
V	EDTA	928	928
Zn	ICP Assay	3168a	120629
Zn	EDTA	928	928
Zn	Calculated		See Sec. 4.2

The following equations are used in the calculation of the certified value and the uncertainty. Reported uncertainties represent expanded uncertainties expressed at approximately the 95% confidence level using a coverage factor of $k = 2$.

Characterization of CRM/RM by Two or More Methods

Certified Value, $X_{\text{CRM/RM}}$, where two or more methods of characterization are used is the weighted mean of the results:

$$X_{\text{CRM/RM}} = \sum (w_i) (X_i)$$

X_i = mean of Assay Method i with standard uncertainty $u_{\text{char } i}$

w_i = the weighting factors for each method calculated using the inverse square of the variance:

$$w_i = (1/u_{\text{char } i}^2) / (\sum (1/u_{\text{char } j}^2))$$

$$\text{CRM/RM Expanded Uncertainty } (\pm) = U_{\text{CRM/RM}} = k (u_{\text{char}}^2 + u_{\text{bb}}^2 + u_{\text{Its}}^2 + u_{\text{ts}}^2)^{1/2}$$

k = coverage factor = 2

$u_{\text{char}} = [\sum (w_i)^2 (u_{\text{char } i}^2)]^{1/2}$ where $u_{\text{char } i}$ are the errors from each characterization method

u_{bb} = bottle to bottle homogeneity standard uncertainty

u_{Its} = long term stability standard uncertainty (storage)

u_{ts} = transport stability standard uncertainty

Characterization of CRM/RM by One Method

Certified Value, $X_{\text{CRM/RM}}$, where one method of characterization is used is the mean of individual results:

$$X_{\text{CRM/RM}} = (X_a) (u_{\text{char } a})$$

X_a = mean of Assay Method A with

$u_{\text{char } a}$ = the standard uncertainty of characterization Method A

$$\text{CRM/RM Expanded Uncertainty } (\pm) = U_{\text{CRM/RM}} = k (u_{\text{char } a}^2 + u_{\text{bb}}^2 + u_{\text{Its}}^2 + u_{\text{ts}}^2)^{1/2}$$

k = coverage factor = 2

$u_{\text{char } a}$ = the errors from characterization

u_{bb} = bottle to bottle homogeneity standard uncertainty

u_{Its} = long term stability standard uncertainty (storage)

u_{ts} = transport stability standard uncertainty

Certified Abundance:

IV's Certified Abundance

<u>Isotope</u>	<u>Atom %</u>
Uranium 238U	99.8 ± 0.1
Uranium 235U	0.19 ± 0.05

4.0 TRACEABILITY TO NIST

- This product is traceable to NIST via an unbroken chain of comparisons. The uncertainties for each certified value are reported, taking into account the SRM/RM uncertainty error and the measurement, weighing and volume dilution errors. In rare cases where no NIST SRM/RM are available, the term 'in-house std.' is specified.

4.1 Thermometer Calibration

- All thermometers are NIST traceable through thermometers that are calibrated by an accredited calibration laboratory.

4.2 Balance Calibration

- All analytical balances are calibrated by an accredited calibration laboratory and procedure. The weights used for testing are annually compared to master weights and are traceable to NIST.

4.3 Glassware Calibration

- An in-house procedure is used to calibrate all Class A glassware used in the manufacturing and quality control of CRM/RMs.

5.0 TRACE METALLIC IMPURITIES (TMI) DETERMINED BY ICP-MS AND ICP-OES (µg/mL)

N/A

6.0 INTENDED USE

- For the calibration of analytical instruments and validation of analytical methods as appropriate.

7.0 INSTRUCTIONS FOR THE CORRECT USE OF THIS REFERENCE MATERIAL

7.1 Storage and Handling Recommendations

- Store between approximately 4° - 30° C while in sealed TCT bag.

- While stored in the sealed TCT bag, transpiration of this CRM/RM is negligible. After opening the sealed TCT bag transpiration of the CRM/RM will occur, resulting in a gradual increase in the analyte concentration(s). It is the responsibility of the user to account for this effect. When the bottle is weighed both before and after being placed in storage, the mass difference observed will be a measure of transpiration mass loss.

- After opening the sealed TCT bag, keep cap tightly sealed when not in use and store between 4° - 24° C to minimize the effects of transpiration. Use at 20° ± 4° C to minimize volumetric dilution error when using the reported density. Do not pipette from the container. Do not return removed aliquots to container.

- For more information, visit www.inorganicventures.com/TCT

Note: This solution contains Silver (Ag), please refer to our Sample Preparation Guide for more information.

<https://www.inorganicventures.com/sample-preparation-guide/samples-containing-silver>

8.0 HAZARDOUS INFORMATION

- Please refer to the Safety Data Sheet for information regarding this CRM/RM.

9.0 HOMOGENEITY

- This solution was mixed according to an in-house procedure and is guaranteed to be homogeneous. Homogeneity data indicate that the end user should take a minimum sample size of 0.2 mL to assure homogeneity.

10.0 QUALITY STANDARD DOCUMENTATION

10.1 ISO 9001 Quality Management System Registration

- QSR Certificate Number QSR-1034

10.2 ISO/IEC 17025 "General Requirements for the Competence of Testing and Calibration Laboratories"

- Chemical Testing - Accredited / A2LA Certificate Number 883.01

10.3 ISO 17034 "General Requirements for the Competence of Reference Material Producers"

- Reference Material Producer - Accredited / A2LA Certificate Number 883.02

Inorganic Ventures, 300 Technology Drive, Christiansburg, Va. 24073, USA; Telephone: 800.669.6799; 540.585.3030, Fax: 540.585.3012; inorganicventures.com; info@inorganicventures.com

11.0 CERTIFICATION, LOT EXPIRATION AND PERIOD OF VALIDITY

11.1 Certification Issue Date

June 06, 2022

- The certification is valid within the measurement uncertainty specified provided the CRM/RM is stored and handled in accordance with instructions given in Sec 7.1. This certification is nullified if instructions in Sec 7.1 are not followed or if the CRM/RM is damaged, contaminated, or otherwise modified.

11.2 Lot Expiration Date

- **June 06, 2027**

- The date after which this CRM/RM should not be used.

- The lot expiration date reflects the period of time that the stability of a CRM/RM can be supported by long term stability studies conducted on properly stored and handled CRM/RMs. Lot expiration is limited primarily by transpiration (loss of water from the solution) and infrequently by chemical stability.

11.3 Period of Validity


- Sealed TCT Bag Open Date: _____

- This CRM/RM should not be used longer than one year (or six months in the case of a 30 mL bottle) from the date of opening the aluminized bag or after the date given in Sec. 11.2, whichever comes first. This is contingent upon the CRM/RM being stored and handled in accordance with the instructions given in Sec. 7.1.

12.0 NAMES AND SIGNATURES OF CERTIFYING OFFICERS

Certificate Approved By:

Thomas Kozikowski
Manager, Quality Control



Certifying Officer:

Paul Gaines
Chairman / Senior Technical Director



300 Technology Drive
Christiansburg, VA 24073 USA
inorganicventures.com

P: 800-669-6799/540-585-3030
F: 540-585-3012
info@inorganicventures.com

1.0 ACCREDITATION / REGISTRATION

INORGANIC VENTURES is accredited to ISO 17034, "General Requirements for the Competence of Reference Material Producers" and ISO/IEC 17025, "General Requirements for the Competence of Testing and Calibration Laboratories". Inorganic Ventures is also an ISO 9001 registered manufacturer (QSR Certificate Number QSR-1034).



2.0 PRODUCT DESCRIPTION

Product Code: Multi Analyte Custom Grade Solution
 Catalog Number: AR-6020ICS-0A10
 Lot Number: T2-MEB719898
 Matrix: 1.4% (v/v) HNO₃
 Value / Analyte(s):
 1 000 µg/mL ea:
 Chloride,
 200 µg/mL ea:
 Carbon,
 100 µg/mL ea:
 Calcium, Aluminum,
 Iron, Potassium,
 Magnesium, Sodium,
 Phosphorus, Sulfur,
 2 µg/mL ea:
 Titanium, Molybdenum

3.0 CERTIFIED VALUES AND UNCERTAINTIES

ANALYTE	CERTIFIED VALUE	ANALYTE	CERTIFIED VALUE
Aluminum, Al	100.0 ± 0.4 µg/mL	Calcium, Ca	100.0 ± 0.5 µg/mL
Carbon, C	200.1 ± 0.5 µg/mL	Chloride, Cl	1 000 ± 5 µg/mL
Iron, Fe	100.0 ± 0.5 µg/mL	Magnesium, Mg	100.0 ± 0.5 µg/mL
Molybdenum, Mo	2.001 ± 0.014 µg/mL	Phosphorus, P	100.0 ± 0.6 µg/mL
Potassium, K	100.0 ± 0.5 µg/mL	Sodium, Na	100.0 ± 0.5 µg/mL
Sulfur, S	100.0 ± 0.5 µg/mL	Titanium, Ti	2.001 ± 0.015 µg/mL

Density: 1.009 g/mL (measured at 20 ± 4 °C)

Assay Information:

ANALYTE	METHOD	NIST SRM#	SRM LOT#
Al	ICP Assay	3101a	140903
Al	EDTA	928	928
C	Acidimetric	84L	84L
Ca	ICP Assay	3109a	130213
Ca	EDTA	928	928
Cl	Acidimetric	84L	84L
Fe	ICP Assay	3126a	140812
Fe	EDTA	928	928
K	ICP Assay	3141a	140813
K	Gravimetric		See Sec. 4.2
Mg	ICP Assay	3131a	140110
Mg	EDTA	928	928
Mo	ICP Assay	3134	130418
Na	ICP Assay	3152a	120715
Na	Gravimetric		See Sec. 4.2
P	ICP Assay	3139a	060717
P	Acidimetric	84L	84L
S	Acidimetric	84L	84L
S	ICP Assay	traceable to 3154	P2-S680745
Ti	ICP Assay	3162a	130925

The following equations are used in the calculation of the certified value and the uncertainty. Reported uncertainties represent expanded uncertainties expressed at approximately the 95% confidence level using a coverage factor of k = 2.

Characterization of CRM/RM by Two or More Methods

Certified Value, $X_{CRM/RM}$, where two or more methods of characterization are used is the weighted mean of the results:

$$X_{CRM/RM} = \sum(w_i) (X_i)$$

X_i = mean of Assay Method i with standard uncertainty $u_{char i}$

w_i = the weighting factors for each method calculated using the inverse square of the variance:

$$w_i = (1/u_{char i}^2) / (\sum(1/u_{char i}^2))$$

$$CRM/RM \text{ Expanded Uncertainty } (\pm) = U_{CRM/RM} = k (u_{char}^2 + u_{bb}^2 + u_{Its}^2 + u_{ts}^2)^{1/2}$$

k = coverage factor = 2

$u_{char} = [\sum(w_i)^2 (u_{char i}^2)]^{1/2}$ where $u_{char i}$ are the errors from each characterization method

u_{bb} = bottle to bottle homogeneity standard uncertainty

u_{Its} = long term stability standard uncertainty (storage)

u_{ts} = transport stability standard uncertainty

Characterization of CRM/RM by One Method

Certified Value, $X_{CRM/RM}$, where one method of characterization is used is the mean of individual results:

$$X_{CRM/RM} = (X_a) (u_{char a})$$

X_a = mean of Assay Method A with

$u_{char a}$ = the standard uncertainty of characterization Method A

$$CRM/RM \text{ Expanded Uncertainty } (\pm) = U_{CRM/RM} = k (u_{char a}^2 + u_{bb}^2 + u_{Its}^2 + u_{ts}^2)^{1/2}$$

k = coverage factor = 2

$u_{char a}$ = the errors from characterization

u_{bb} = bottle to bottle homogeneity standard uncertainty

u_{Its} = long term stability standard uncertainty (storage)

u_{ts} = transport stability standard uncertainty

4.0 TRACEABILITY TO NIST

- This product is traceable to NIST via an unbroken chain of comparisons. The uncertainties for each certified value are reported, taking into account the SRM/RM uncertainty error and the measurement, weighing and volume dilution errors. In rare cases where no NIST SRM/RM are available, the term 'in-house std.' is specified.

4.1 Thermometer Calibration

- All thermometers are NIST traceable through thermometers that are calibrated by an accredited calibration laboratory.

4.2 Balance Calibration

- All analytical balances are calibrated by an accredited calibration laboratory and procedure. The weights used for testing are annually compared to master weights and are traceable to NIST.

4.3 Glassware Calibration

- An in-house procedure is used to calibrate all Class A glassware used in the manufacturing and quality control of CRM/RMs.

5.0 TRACE METALLIC IMPURITIES (TMI) DETERMINED BY ICP-MS AND ICP-OES (µg/mL)

N/A

6.0 INTENDED USE

- For the calibration of analytical instruments and validation of analytical methods as appropriate.

7.0 INSTRUCTIONS FOR THE CORRECT USE OF THIS REFERENCE MATERIAL

7.1 Storage and Handling Recommendations

- Store between approximately 4° - 30° C while in sealed TCT bag.

- While stored in the sealed TCT bag, transpiration of this CRM/RM is negligible. After opening the sealed TCT bag transpiration of the CRM/RM will occur, resulting in a gradual increase in the analyte concentration(s). It is the responsibility of the user to account for this effect. When the bottle is weighed both before and after being placed in storage, the mass difference observed will be a measure of transpiration mass loss.

- After opening the sealed TCT bag, keep cap tightly sealed when not in use and store between 4° - 24° C to minimize the effects of transpiration. Use at 20° ± 4° C to minimize volumetric dilution error when using the reported density. Do not pipette from the container. Do not return removed aliquots to container.

- For more information, visit www.inorganicventures.com/TCT

8.0 HAZARDOUS INFORMATION

- Please refer to the Safety Data Sheet for information regarding this CRM/RM.

9.0 HOMOGENEITY

- This solution was mixed according to an in-house procedure and is guaranteed to be homogeneous. Homogeneity data indicate that the end user should take a minimum sample size of 0.2 mL to assure homogeneity.

10.0 QUALITY STANDARD DOCUMENTATION

10.1 ISO 9001 Quality Management System Registration

- QSR Certificate Number QSR-1034

10.2 ISO/IEC 17025 "General Requirements for the Competence of Testing and Calibration Laboratories"

- Chemical Testing - Accredited / A2LA Certificate Number 883.01

10.3 ISO 17034 "General Requirements for the Competence of Reference Material Producers"

- Reference Material Producer - Accredited / A2LA Certificate Number 883.02

Inorganic Ventures, 300 Technology Drive, Christiansburg, Va. 24073, USA; Telephone: 800.669.6799; 540.585.3030, Fax: 540.585.3012; inorganicventures.com; info@inorganicventures.com

11.0 CERTIFICATION, LOT EXPIRATION AND PERIOD OF VALIDITY

11.1 Certification Issue Date

June 07, 2022

- The certification is valid within the measurement uncertainty specified provided the CRM/RM is stored and handled in accordance with instructions given in Sec 7.1. This certification is nullified if instructions in Sec 7.1 are not followed or if the CRM/RM is damaged, contaminated, or otherwise modified.

11.2 Lot Expiration Date

- **June 07, 2027**

- The date after which this CRM/RM should not be used.

- The lot expiration date reflects the period of time that the stability of a CRM/RM can be supported by long term stability studies conducted on properly stored and handled CRM/RMs. Lot expiration is limited primarily by transpiration (loss of water from the solution) and infrequently by chemical stability.

11.3 Period of Validity


- Sealed TCT Bag Open Date: _____

- This CRM/RM should not be used longer than one year (or six months in the case of a 30 mL bottle) from the date of opening the aluminized bag or after the date given in Sec. 11.2, whichever comes first. This is contingent upon the CRM/RM being stored and handled in accordance with the instructions given in Sec. 7.1.

12.0 NAMES AND SIGNATURES OF CERTIFYING OFFICERS

Certificate Approved By:

Thomas Kozikowski
Manager, Quality Control



Certifying Officer:

Paul Gaines
Chairman / Senior Technical Director





Form I
INORGANIC ANALYSIS DATA SHEET
EPA 6020B UCT-KED
Total Metals

LDW23-SC1053A

Laboratory: Analytical Resources, LLC
 Client: Anchor QEA, LLC
 Project: AOC5 MR Phase 1
 Matrix: Sediment Laboratory ID: 23C0774-01 B SDG: 23C0774
 Sampled: 12/16/22 09:12 Prepared: 04/17/23 16:44 File ID: XDT_m1230427A-061
 % Solids: 54.25 Preparation: SWN EPA 3050B Analyzed: 04/27/23 22:44
 Batch: BLD0365 Sequence: SLD0418 Initial/Final: 1.058 g Wet / 50 mL
 Instrument: ICPMS1 Calibration: GD00078

CAS NO.	Analyte	Concentration (mg/kg dry)	Dilution Factor	MDL	MRL	Q
7440-38-2	Arsenic	11.9	20	0.07	0.35	
7440-43-9	Cadmium	0.39	20	0.05	0.17	
7440-50-8	Copper	50.3	20	0.30	0.87	
7440-66-6	Zinc	104	20	5.1	10.5	



Form I
INORGANIC ANALYSIS DATA SHEET
EPA 6020B UCT-KED
Total Metals

LDW23-SC1053B

Laboratory: Analytical Resources, LLC
 Client: Anchor QEA, LLC
 Project: AOC5 MR Phase 1
 Matrix: Sediment Laboratory ID: 23C0774-02 B SDG: 23C0774
 Sampled: 12/16/22 09:12 Prepared: 04/17/23 16:44 File ID: XDT_m1230427A-058
 % Solids: 54.48 Preparation: SWN EPA 3050B Analyzed: 04/27/23 22:29
 Batch: BLD0365 Sequence: SLD0418 Initial/Final: 1.073 g Wet / 50 mL
 Instrument: ICPMS1 Calibration: GD00078

CAS NO.	Analyte	Concentration (mg/kg dry)	Dilution Factor	MDL	MRL	Q
7440-38-2	Arsenic	10.9	20	0.07	0.34	
7440-43-9	Cadmium	0.32	20	0.05	0.17	
7440-50-8	Copper	48.7	20	0.30	0.86	
7440-66-6	Zinc	104	20	5.0	10.3	



Form I
INORGANIC ANALYSIS DATA SHEET
EPA 6020B UCT-KED
Total Metals

LDW23-SC1007A

Laboratory: Analytical Resources, LLC
 Client: Anchor QEA, LLC
 Project: AOC5 MR Phase 1
 Matrix: Sediment Laboratory ID: 23C0774-03 B SDG: 23C0774
 Sampled: 12/16/22 10:43 Prepared: 04/17/23 16:44 File ID: XDT_m1230427A-059
 % Solids: 54.37 Preparation: SWN EPA 3050B Analyzed: 04/27/23 22:34
 Batch: BLD0365 Sequence: SLD0418 Initial/Final: 1.077 g Wet / 50 mL
 Instrument: ICPMS1 Calibration: GD00078

CAS NO.	Analyte	Concentration (mg/kg dry)	Dilution Factor	MDL	MRL	Q
7440-38-2	Arsenic	11.6	20	0.06	0.34	
7440-43-9	Cadmium	0.35	20	0.05	0.17	
7440-50-8	Copper	56.5	20	0.30	0.85	
7440-66-6	Zinc	108	20	5.0	10.2	



Form I
INORGANIC ANALYSIS DATA SHEET
EPA 6020B UCT-KED
Total Metals

LDW23-SC1002A

Laboratory: Analytical Resources, LLC
 Client: Anchor QEA, LLC
 Project: AOC5 MR Phase 1
 Matrix: Sediment Laboratory ID: 23C0774-04 B SDG: 23C0774
 Sampled: 12/16/22 11:20 Prepared: 04/17/23 16:44 File ID: XDT_m1230427A-060
 % Solids: 51.43 Preparation: SWN EPA 3050B Analyzed: 04/27/23 22:40
 Batch: BLD0365 Sequence: SLD0418 Initial/Final: 1.031 g Wet / 50 mL
 Instrument: ICPMS1 Calibration: GD00078

CAS NO.	Analyte	Concentration (mg/kg dry)	Dilution Factor	MDL	MRL	Q
7440-38-2	Arsenic	14.6	20	0.07	0.38	
7440-43-9	Cadmium	0.42	20	0.06	0.19	
7440-50-8	Copper	72.4	20	0.33	0.94	
7440-66-6	Zinc	135	20	5.5	11.3	



Form I
INORGANIC ANALYSIS DATA SHEET
EPA 6020B UCT-KED
Total Metals

LDW23-SC1002B

Laboratory: Analytical Resources, LLC
 Client: Anchor QEA, LLC
 Project: AOC5 MR Phase 1
 Matrix: Sediment Laboratory ID: 23C0774-05 B SDG: 23C0774
 Sampled: 12/16/22 11:20 Prepared: 04/17/23 16:44 File ID: XDT_m1230427A-071
 % Solids: 52.72 Preparation: SWN EPA 3050B Analyzed: 04/27/23 23:31
 Batch: BLD0365 Sequence: SLD0418 Initial/Final: 1 g Wet / 50 mL
 Instrument: ICPMS1 Calibration: GD00078

CAS NO.	Analyte	Concentration (mg/kg dry)	Dilution Factor	MDL	MRL	Q
7440-38-2	Arsenic	12.6	20	0.07	0.38	
7440-43-9	Cadmium	0.35	20	0.06	0.19	
7440-50-8	Copper	58.6	20	0.33	0.95	
7440-66-6	Zinc	110	20	5.5	11.4	



Form I
INORGANIC ANALYSIS DATA SHEET
EPA 6020B UCT-KED
Total Metals

LDW23-SC1046A

Laboratory: Analytical Resources, LLC
 Client: Anchor QEA, LLC
 Project: AOC5 MR Phase 1
 Matrix: Sediment Laboratory ID: 23C0774-06 B SDG: 23C0774
 Sampled: 12/15/22 11:32 Prepared: 04/17/23 16:44 File ID: XDT_m1230427A-072
 % Solids: 55.06 Preparation: SWN EPA 3050B Analyzed: 04/27/23 23:35
 Batch: BLD0365 Sequence: SLD0418 Initial/Final: 1.04 g Wet / 50 mL
 Instrument: ICPMS1 Calibration: GD00078

CAS NO.	Analyte	Concentration (mg/kg dry)	Dilution Factor	MDL	MRL	Q
7440-38-2	Arsenic	10.5	20	0.07	0.35	
7440-43-9	Cadmium	0.41	20	0.05	0.17	
7440-50-8	Copper	51.6	20	0.30	0.87	
7440-66-6	Zinc	98.2	20	5.1	10.5	



Form I
INORGANIC ANALYSIS DATA SHEET
EPA 6020B UCT-KED
Total Metals

LDW23-SC1046B

Laboratory: Analytical Resources, LLC
 Client: Anchor QEA, LLC
 Project: AOC5 MR Phase 1
 Matrix: Sediment Laboratory ID: 23C0774-07 B SDG: 23C0774
 Sampled: 12/15/22 11:32 Prepared: 04/17/23 16:44 File ID: XDT_m1230427A-073
 % Solids: 55.75 Preparation: SWN EPA 3050B Analyzed: 04/27/23 23:40
 Batch: BLD0365 Sequence: SLD0418 Initial/Final: 1.047 g Wet / 50 mL
 Instrument: ICPMS1 Calibration: GD00078

CAS NO.	Analyte	Concentration (mg/kg dry)	Dilution Factor	MDL	MRL	Q
7440-38-2	Arsenic	10.7	20	0.07	0.34	
7440-43-9	Cadmium	0.32	20	0.05	0.17	
7440-50-8	Copper	48.8	20	0.30	0.86	
7440-66-6	Zinc	98.1	20	5.0	10.3	



Form I
INORGANIC ANALYSIS DATA SHEET
EPA 6020B UCT-KED
Total Metals

LDW23-SC1177A

Laboratory: Analytical Resources, LLC
 Client: Anchor QEA, LLC
 Project: AOC5 MR Phase 1
 Matrix: Sediment Laboratory ID: 23C0774-08 B SDG: 23C0774
 Sampled: 12/14/22 08:04 Prepared: 04/17/23 16:44 File ID: XDT_m1230427A-074
 % Solids: 51.05 Preparation: SWN EPA 3050B Analyzed: 04/27/23 23:44
 Batch: BLD0365 Sequence: SLD0418 Initial/Final: 1.056 g Wet / 50 mL
 Instrument: ICPMS1 Calibration: GD00078

CAS NO.	Analyte	Concentration (mg/kg dry)	Dilution Factor	MDL	MRL	Q
7440-38-2	Arsenic	13.2	20	0.07	0.37	
7440-43-9	Cadmium	0.48	20	0.06	0.19	
7440-50-8	Copper	60.3	20	0.32	0.93	
7440-66-6	Zinc	124	20	5.4	11.1	



Form I
INORGANIC ANALYSIS DATA SHEET
EPA 6020B UCT-KED
Total Metals

LDW23-SC1177B

Laboratory: Analytical Resources, LLC
 Client: Anchor QEA, LLC
 Project: AOC5 MR Phase 1
 Matrix: Sediment Laboratory ID: 23C0774-09 B SDG: 23C0774
 Sampled: 12/14/22 08:04 Prepared: 04/17/23 16:44 File ID: XDT_m1230427A-075
 % Solids: 54.58 Preparation: SWN EPA 3050B Analyzed: 04/27/23 23:49
 Batch: BLD0365 Sequence: SLD0418 Initial/Final: 1.08 g Wet / 50 mL
 Instrument: ICPMS1 Calibration: GD00078

CAS NO.	Analyte	Concentration (mg/kg dry)	Dilution Factor	MDL	MRL	Q
7440-38-2	Arsenic	9.88	20	0.06	0.34	
7440-43-9	Cadmium	0.28	20	0.05	0.17	
7440-50-8	Copper	49.2	20	0.30	0.85	
7440-66-6	Zinc	95.6	20	5.0	10.2	



Form I
INORGANIC ANALYSIS DATA SHEET
EPA 6020B UCT-KED
Total Metals

LDW23-SC1156B

Laboratory: Analytical Resources, LLC
 Client: Anchor QEA, LLC
 Project: AOC5 MR Phase 1
 Matrix: Sediment Laboratory ID: 23C0774-10 B SDG: 23C0774
 Sampled: 12/14/22 10:44 Prepared: 04/17/23 16:44 File ID: XDT_m1230427A-076
 % Solids: 60.44 Preparation: SWN EPA 3050B Analyzed: 04/27/23 23:53
 Batch: BLD0365 Sequence: SLD0418 Initial/Final: 1.038 g Wet / 50 mL
 Instrument: ICPMS1 Calibration: GD00078

CAS NO.	Analyte	Concentration (mg/kg dry)	Dilution Factor	MDL	MRL	Q
7440-38-2	Arsenic	10.7	20	0.06	0.32	
7440-43-9	Cadmium	0.44	20	0.05	0.16	
7440-50-8	Copper	51.2	20	0.28	0.80	
7440-66-6	Zinc	107	20	4.7	9.6	



Form I
INORGANIC ANALYSIS DATA SHEET
EPA 6020B UCT-KED
Total Metals

LDW23-SC1183A

Laboratory: Analytical Resources, LLC
 Client: Anchor QEA, LLC
 Project: AOC5 MR Phase 1
 Matrix: Sediment Laboratory ID: 23C0774-11 B SDG: 23C0774
 Sampled: 12/14/22 14:09 Prepared: 04/17/23 16:44 File ID: XDT_m1230427A-077
 % Solids: 52.49 Preparation: SWN EPA 3050B Analyzed: 04/27/23 23:58
 Batch: BLD0365 Sequence: SLD0418 Initial/Final: 1.07 g Wet / 50 mL
 Instrument: ICPMS1 Calibration: GD00078

CAS NO.	Analyte	Concentration (mg/kg dry)	Dilution Factor	MDL	MRL	Q
7440-38-2	Arsenic	11.2	20	0.07	0.36	
7440-43-9	Cadmium	0.28	20	0.05	0.18	
7440-50-8	Copper	52.8	20	0.31	0.89	
7440-66-6	Zinc	129	20	5.2	10.7	



Form I
INORGANIC ANALYSIS DATA SHEET
EPA 6020B UCT-KED
Total Metals

LDW23-SC1183B

Laboratory: Analytical Resources, LLC
 Client: Anchor QEA, LLC
 Project: AOC5 MR Phase 1
 Matrix: Sediment Laboratory ID: 23C0774-12 B SDG: 23C0774
 Sampled: 12/14/22 14:09 Prepared: 04/17/23 16:44 File ID: XDT_m1230427A-081
 % Solids: 52.87 Preparation: SWN EPA 3050B Analyzed: 04/28/23 00:18
 Batch: BLD0365 Sequence: SLD0418 Initial/Final: 1.043 g Wet / 50 mL
 Instrument: ICPMS1 Calibration: GD00078

CAS NO.	Analyte	Concentration (mg/kg dry)	Dilution Factor	MDL	MRL	Q
7440-38-2	Arsenic	12.8	20	0.07	0.36	
7440-43-9	Cadmium	0.34	20	0.05	0.18	
7440-50-8	Copper	58.2	20	0.32	0.91	
7440-66-6	Zinc	133	20	5.3	10.9	



Form I
INORGANIC ANALYSIS DATA SHEET
EPA 6020B UCT-KED
Total Metals

LDW23-SC1183C

Laboratory: Analytical Resources, LLC
 Client: Anchor QEA, LLC
 Project: AOC5 MR Phase 1
 Matrix: Sediment Laboratory ID: 23C0774-13 B SDG: 23C0774
 Sampled: 12/14/22 14:09 Prepared: 04/17/23 16:44 File ID: XDT_m1230427A-082
 % Solids: 56.32 Preparation: SWN EPA 3050B Analyzed: 04/28/23 00:22
 Batch: BLD0365 Sequence: SLD0418 Initial/Final: 1.043 g Wet / 50 mL
 Instrument: ICPMS1 Calibration: GD00078

CAS NO.	Analyte	Concentration (mg/kg dry)	Dilution Factor	MDL	MRL	Q
7440-38-2	Arsenic	10.5	20	0.06	0.34	
7440-43-9	Cadmium	0.31	20	0.05	0.17	
7440-50-8	Copper	52.4	20	0.30	0.85	
7440-66-6	Zinc	103	20	5.0	10.2	



Form I
INORGANIC ANALYSIS DATA SHEET
EPA 6020B UCT-KED

LDW23-SS1808

Total Metals

Laboratory: Analytical Resources, LLC
 Client: Anchor QEA, LLC
 Project: AOC5 MR Phase 1
 Matrix: Sediment Laboratory ID: 23C0774-14 B SDG: 23C0774
 Sampled: 03/03/23 13:25 Prepared: 04/17/23 16:44 File ID: XDT_m1230427A-083
 % Solids: 52.25 Preparation: SWN EPA 3050B Analyzed: 04/28/23 00:27
 Batch: BLD0365 Sequence: SLD0418 Initial/Final: 1.058 g Wet / 50 mL
 Instrument: ICPMS1 Calibration: GD00078

CAS NO.	Analyte	Concentration (mg/kg dry)	Dilution Factor	MDL	MRL	Q
7440-38-2	Arsenic	10.2	20	0.07	0.36	
7440-43-9	Cadmium	0.35	20	0.05	0.18	
7440-50-8	Copper	56.9	20	0.31	0.90	
7440-66-6	Zinc	112	20	5.3	10.9	



Digestion Log

Analyst: AR Date: 4/17/23 Time: 1215-1750 Balance ID: BAL10
Matrix: SOIL Block ID: 2 Block Temp: 95°C Thermometer: 20.2

ARI Sample ID	Btl #	pH<2	Prep Code: <u>SWN</u>		Prep Code:		Comments
			Initial Wt (g) Vol (mL)	Final Vol (mL)	Initial Wt (g) Vol (mL)	Final Vol (mL)	
<u>23A295-08</u>	<u>A</u>		<u>1.057</u>	<u>50</u>			
<u>23C752-01</u>			<u>1.061</u>				
<u>-02</u>			<u>1.040</u>				
<u>-03</u>			<u>1.056</u>				
<u>-04</u>			<u>1.073</u>				
<u>-06</u>			<u>1.087</u>				
<u>23C774-01</u>	<u>B</u>		<u>1.058</u>				
<u>-02</u>			<u>1.073</u>				
<u>-03</u>			<u>1.077</u>				
<u>-04</u>			<u>1.031</u>				
<u>-05</u>			<u>1.000</u>				
<u>-06</u>			<u>1.040</u>				
<u>-07</u>			<u>1.047</u>				
<u>-08</u>			<u>1.056</u>				
<u>-09</u>			<u>1.080</u>				
<u>-10</u>			<u>1.038</u>				
<u>-11</u>			<u>1.070</u>				
<u>-12</u>			<u>1.043</u>				
<u>-13</u>			<u>1.043</u>				
<u>-14</u>			<u>1.058</u>				
<u>BLD365-b16</u>							<u>23C774-01</u>
<u>-b5</u>							
<u>-dup</u>			<u>1.055</u>				
<u>-MS</u>			<u>1.055</u>				
<u>-MSD</u>			<u>1.056</u>				

Chemical/Reagent ID:

HNO₃: L2678 1:1 HNO₃: L3365 HCl: — H₂O₂: K11056
Tube Lot#: 2210117 Boiling Chip Lot#: — (DoD Only)



Form I

METHOD BLANK DATA SHEET

EPA 6020B UCT-KED

Total Metals

Blank

Laboratory: Analytical Resources, LLC

SDG: 23C0774

Client: Anchor QEA, LLC

Project: AOC5 MR Phase 1

Batch: BLD0365

Laboratory ID: BLD0365-BLK1

Prepared: 04/13/23 16:44

Matrix: Solid

Preparation: SWN EPA 3050B

Analyzed: 04/26/23 08:35

Sequence: SLD0370

Calibration: GD00066

Instrument: ICPMS1

CAS NO.	Analyte	Concentration (mg/kg wet)	Dilution Factor	MDL	MRL	Q
7440-38-2	Arsenic-75a	ND	20	0.04	0.20	U
7440-43-9	Cadmium-111	ND	20	0.03	0.10	U
7440-50-8	Copper-63	ND	20	0.17	0.50	U
7440-66-6	Zinc-66	ND	20	2.9	6.0	U



LCS / LCS DUPLICATE RECOVERY
EPA 6020B UCT-KED
Total Metals

Laboratory:	<u>Analytical Resources, LLC</u>	SDG:	<u>23C0774</u>
Client:	<u>Anchor QEA, LLC</u>	Project:	<u>AOC5 MR Phase 1</u>
Matrix:	<u>Solid</u>	Analyzed:	<u>04/26/23 08:40</u>
Batch:	<u>BLD0365</u>	Laboratory ID:	<u>BLD0365-BS1</u>
Preparation:	<u>SWN EPA 3050B</u>	Sequence Name:	<u>LCS</u>
Initial/Final:	<u>1 g / 50 mL</u>		

COMPOUND	SPIKE ADDED (mg/kg wet)	LCS CONCENTRATION (mg/kg wet)	Q	LCS % REC. #	QC LIMITS REC.
Arsenic-75a	25.0	24.8		99.2	80 - 120
Copper-63	25.0	27.4		110	80 - 120
Zinc-66	80.0	82.9		104	80 - 120

* Indicates values outside of QC limits



DUPLICATES
EPA 6020B UCT-KED
Total Metals

Laboratory: Analytical Resources, LLC

SDG: 23C0774

Client: Anchor QEA, LLC

Project: AOC5 MR Phase 1

Matrix: Solid

Laboratory ID: BLD0365-DUP1

Batch: BLD0365

Lab Source ID: 23C0774-01

Preparation: SWN EPA 3050B

Initial/Final: 1.055 g / 50 mL

Source Sample Name: LDW23-SC1053A

% Solids: 54.25

ANALYTE	CONTROL LIMIT	SAMPLE CONCENTRATION	DUPLICATE CONCENTRATION	RPD %	Q
Arsenic-75a	20	11.9	11.5	3.27	
Cadmium-111	20	0.39	0.35	12.5	
Copper-63	20	50.3	52.3	3.92	
Zinc-66	20	104	109	5.05	

*: Values outside of QC limits

L: Analyte concentration is <=5 times the reporting limit and the replicate control limit defaults to Dup = +/-RL instead of 20% RPD



MS / MS DUPLICATE RECOVERY
EPA 6020B UCT-KED

Total Metals

Laboratory:	<u>Analytical Resources, LLC</u>	SDG:	<u>23C0774</u>
Client:	<u>Anchor QEA, LLC</u>	Project:	<u>AOC5 MR Phase 1</u>
Matrix:	<u>Solid</u>	Analyzed:	<u>04/27/23 22:57</u>
Batch:	<u>BLD0365</u>	Laboratory ID:	<u>BLD0365-MSD1</u>
Preparation:	<u>SWN EPA 3050B</u>	Sequence Name:	<u>Matrix Spike Dup</u>
Initial/Final:	<u>1.056 g / 50 mL</u>	Source Sample:	<u>LDW23-SC1053A</u>

COMPOUND	SPIKE ADDED (mg/kg dry)	MSD CONCENTRATION (mg/kg dry)	Q	MSD % REC. #	% RPD #	QC LIMITS	
						RPD	REC.
Arsenic-75a	43.6	53.2		94.6	0.0193	20	75 - 125
Cadmium-111	43.6	43.7		99.3	1.02	20	75 - 125
Copper-63	43.6	94.2		101	0.130	20	75 - 125
Zinc-66	140	245		101	2.00	20	75 - 125

* Values outside of QC limits



POST DIGEST SPIKE SAMPLE RECOVERY
EPA 6020B

Laboratory: Analytical Resources, LLC

SDG: 23C0774

Client: Anchor QEA, LLC

Project: AOC5 MR Phase 1

Matrix: Solid

Laboratory ID: BLD0365-PS1

Batch: BLD0365

Lab Source ID: 23C0774-01

Preparation: SWN EPA 3050B

Initial/Final: 1.058 g / 50 mL

Source Sample Name: LDW23-SC1053A

% Solids: 54.25

Analyte	Control Limit %R	Spike Sample Result (SSR) (ug/L)	Sample Result (SR) (ug/L)	Spike Added (SA) (ug/L)	%R
Silver-107	80 - 120	482	0.27	500.00	95.8

* Values outside of QC limits



INITIAL CALIBRATION DATA

EPA 6020B

Laboratory: Analytical Resources, LLC

SDG: 23C0774

Client: Anchor QEA, LLC

Project: AOC5 MR Phase 1

Calibration: GD00066

Instrument: ICPMS1

Calibration Date: 04/25/2023 17:12

Compound	Level 01		Level 02		Level 03		Level 04		Level 05		Level 06	
	Conc	RF	Conc	RF	Conc	RF	Conc	RF	Conc	RF	Conc	RF
Silver-107	0	0	0.2	17655	10	19702.4	20	19006.1	50	17491.44	100	16923.58
Chromium-52	0	0	0.5	59484	10	24946.5	20	24307.75	50	21613.48	100	21235.22
Chromium-53	0	0	0.5	2936	10	2697.5	20	2702.7	50	2489.26	100	2398.36
Lead-208	0	0	0.1	49050	10	49166.5	20	49469.15	50	45013.4	100	43940.65



INITIAL CALIBRATION DATA

EPA 6020B

Laboratory: Analytical Resources, LLC

Instrument: ICPMS1

Calibration: GD00066

Calibration Date: 4/25/2023

COMPOUND	Mean RF	RF RSD	Linear COD	Quad COD	COD Limit	Q
Silver-107	15129.75	49.5	0.9992		0.998	
Chromium-52	25264.49	75.9	0.9995		0.998	
Chromium-53	2203.97	49.7	0.9992		0.998	
Lead-208	39439.95	49.4	0.9993		0.998	



INITIAL CALIBRATION DATA
EPA 6020B UCT-KED

Laboratory: Analytical Resources, LLC

SDG: 23C0774

Client: Anchor QEA, LLC

Project: AOC5 MR Phase 1

Calibration: GD00066

Instrument: ICPMS1

Calibration Date: 04/25/2023 17:12

Compound	Level 01		Level 02		Level 03		Level 04		Level 05		Level 06	
	Conc	RF	Conc	RF	Conc	RF	Conc	RF	Conc	RF	Conc	RF
Arsenic-75a	0	0	0.2	380	10	359.1	20	357.15	50	333.62	100	340.65
Cadmium-111	0	0	0.1	390	10	347.1	20	337.55	50	333.52	100	336.31
Cadmium-114	0	0	0.1	1130	10	897.2	20	864.75	50	848.26	100	863.55
Copper-63	0	0	0.5	5256	10	5235.9	20	5161	50	4708.78	100	4877.15
Copper-65	0	0	0.5	2688	10	2642.5	20	2575.3	50	2350.34	100	2378.82
Zinc-66	0	0	6	672.6667	10	681.4	20	691.5	50	625.9	100	638.99
Zinc-67	0	0	6	104.3333	10	116.8	20	119.4	50	101.22	100	103.41



INITIAL CALIBRATION DATA
EPA 6020B UCT-KED

Laboratory: Analytical Resources, LLC
Calibration: GD00066

Instrument: ICPMS1
Calibration Date: 4/25/2023

COMPOUND	Mean RF	RF RSD	Linear COD	Quad COD	COD Limit	Q
Arsenic-75a	295.0867	49.3	0.9997		0.998	
Cadmium-111	290.7467	49.5	1.0000		0.998	
Cadmium-114	767.2933	50.9	0.9999		0.998	
Copper-63	4206.472	49.3	0.9994		0.998	
Copper-65	2105.827	49.4	0.9996		0.998	
Zinc-66	551.7428	49.2	0.9996		0.998	
Zinc-67	90.86056	49.7	0.9987		0.998	



Analytical Resources, Incorporated
Analytical Chemists and Consultants

ICP/MS - 01 SAMPLE RUN LOG

PE Nexlon ICP-MS Serial No. 85DN5032601

Analysis Date: 4/25/23 Analyst: MB Sequence: SLD0370 Cal: GD00066

All corrections made by analyst unless otherwise noted.

Edit Label	Delete Data	ARI Sample ID	Prep Code	Dilution	Comments
	✓	SEQ-CAL1	T		
		-CAL2			
		-CAL3			Se noisy
		-CAL4			
		-CAL5			Sc, Ni ⁴⁺ , Cd ¹¹¹ , Ag, Bi ¹³⁵ sl. noisy
		-CAL6			Be /Li, Sc group noisy /Sb, Bi, Tb sl. noisy /V51↑
	↓	-IBL1	—		DD Cal. B
		SEQ-CAL1	L3725		
		-CAL2	L4627		Li, In sl. noisy - %R & Analytes OK
		-CAL3	L4628		Mo, Cd sl. noisy - int, R-Values & QC OK
		-CAL4	L4629		
		-CAL5	L4624		
		-CAL6	L4630		Li, Be, Sc group, In, Bi ¹³⁷ sl. noisy - int, R-Values & QC OK
		-IBL1	—		
	✓	-ICV1	—		In ⁻¹ Cd, Mo noisy / sl. noisy
		-ICV1	L3575		
		-ICB1	L3725		In ⁻¹ sl. noisy - %R & Analytes OK
		-CCV1	L4624		
		-CCB1	L3725		
		-CRL1	L4627		
		-IFA1	L3578		V ⁻¹ , Cr ⁵³ ↑
		-IFB1	L3579		↓ /Li sl. noisy - %R & Analytes OK
		-HCV1	L3671		
	✓	-HCV2	L3672		Li, Se sl. noisy - %R & Analytes OK



ICP/MS - 01 SAMPLE RUN LOG

PE Nexlon ICP-MS Serial No. 85DN5032601

Analysis Date: 4/25/23 Analyst: MS Sequence: _____ Cal: _____

All corrections made by analyst unless otherwise noted.

Edit Label	Delete Data	ARI Sample ID	Prep Code	Dilution	Comments
		SEQ-IBLZ+3			
		↓ -CCV2			Mo, Cd, H4 st. noisy - Values OK
		↓ -CCB2			Se st. noisy - %R + Analytes OK
		BLDφ249-BLK3	REN		Tl only
		↓ -BS3			↓
		BLDφ644-BLK2			As, Be, Mo, Sb only
		↓ -BS2			
		230φ5φ9-φ1			+ Ag
		BLDφ644-DUP2			
		↓ -MS2			
		↓ -MSO2			
		SEQ-IBL4			
		↓ -CCV3			Cu ⁶³ , Zn ⁶⁶ st. noisy - Values OK
		↓ -CCB3			Sc noisy / Li, In st. noisy - %R + Analytes OK
		BLDφ592-BLK2	REN		Li, Sc groups noisy / In, Tb groups st. noisy
	✓	↓ -BS2			As, Be, Sb only
		BLDφ66φ-BLK1			In st. noisy - %R / Mn↑ (1.358) - sample > 10x + Analytes OK
		↓ -BS1			
		BLDφ592-BS2			As, Be, Sb only
		230φ538-φ1		5	Mn st. noisy Mn NR
	✓	↓ -φ1		2	Li↑ / Mn noisy / Sc, Rr, In, Tb st. noisy
		SEQ-IBL5			
	✓	BLDφ66φ-BLK1	REN		Mn↑
		SEQ-CCV4			Best noisy - Value OK



ICP/MS - 01 SAMPLE RUN LOG

PE Nexlon ICP-MS Serial No. 85DN5032601

Analysis Date: 4/25/23 Analyst: MS/SD Sequence: _____ Cal: _____

All corrections made by analyst unless otherwise noted. MS 4/25/23

Edit Label	Delete Data	ARI Sample ID	Prep Code	Dilution	Comments
		SEQ-CCB4			
		BLD0181-BLK2	REN		Ag, Co, Pb, Sb, Tl, V only
		↓ -BS2	↓		↓
		BLD0559-BLK2			Sb, Se, Tl only
		↓ -BS2			↓
		23D0165-01			Tl only
		BLD0749-DUP4			↓
		↓ -MS4			
		23D0538-01RE1		10	Sc sl. noisy - %R Analytes OK / Mn 710x / cont. / Mn only
		23D0397-01		2	Li, In sl. noisy - %R Analytes OK / Ag, As, Be, Cr, Mn / Mo, Pb, Sb, Tl only
		SEQ-IBL6			
		↓ -CCV5			Ba ¹³⁷ ↑ In + Ba ¹³⁷ sl. noisy
		↓ -CCBS			
	✓	↓ -CAL1			In ¹ noisy - int OK
		↓ -CCV6			Ba ¹³⁷ ↑ Li + Ni ⁶² sl. noisy
		↓ -CCB6			
		BLD0347-BLK1	REN		No Ba
		↓ -BS1	↓		↓
		BLD0232-BLK1			Sc sl. noisy - %R Analytes OK
		↓ -BS1			Ni ⁶² ↑ Ni ⁶² > 1/2 RL / Li, Sc sl. noisy - %R Analytes OK / ↑
		22C0648-02			Cd, In noisy / No Ag, Cd, Ni, Sb
	✓	↓ -01			Sc ↑ - not needed / Ge noisy
		23D0137-01			↓ / As only
C→D		BLD0582-DUP2			↓ / Ge sl. noisy - %R Analytes OK / Ag, As, Be, Pb / Sb, Tl only



ICP/MS - 01 SAMPLE RUN LOG

PE Nexlon ICP-MS Serial No. 85DN5032601

Analysis Date: 4/25/23 Analyst: SD/MS Sequence: Cal:

All corrections made by analyst unless otherwise noted. MS 4/25/23

Edit Label	Delete Data	ARI Sample ID	Prep Code	Dilution	Comments
		BLD0592-MS2	REN		Ag, As, Be, Pb, Sb, Tl only
		SEQ-IBL7			
		↓ -CCV7			Li, Sc, In, Tb groups sl. noisy - %R & values ok
		↓ -CCB7			Li + Sc noisy; Ge sl. noisy - %R & analytes ok
		23C0674-02	REN		As, Tl only
		↓ -01		2	Ge group noisy Tl only
C→D		^D 23C0358-01			Li ↑ - Not Needed As, Cr, Pb only
		↓ -02			↓ ↓
		↓ -03			↓ ↓ / Sc group noisy As, Pb only
		23C0647-01		20	Cr only
C→D		^D 23C0346-01		↓	
		23C0714-01	↓	10	
		SEQ-IBL8			(V ⁻¹ , Cr ⁻⁵³ ↑)
		↓ -IBL9			
		↓ -CCV8			Be noisy - int. std. & value ok V ⁻¹ sl. noisy
		↓ -CCB8			
		BLD0168-BK1	SWN	20	
		↓ -BS1	↓	↓	In ⁺ noisy / Cd sl. noisy No Cd
		23D0124-03	REN		Pb only
		23C0673-01	SWN	20	Sc ↑ No Cr
		↓ -02			
		23D0027-02			
		↓ -01			
		BLD0168-DUP1	↓	↓	



ICP/MS - 01 SAMPLE RUN LOG

PE Nexlon ICP-MS Serial No. 85DN5032601

Analysis Date: 4/25/23 Analyst: SD Sequence: _____ Cal: _____

All corrections made by analyst unless otherwise noted.

Edit Label	Delete Data	ARI Sample ID	Prep Code	Dilution	Comments
		BLD0168-MS1	SWN	20	
		SEQ-IBLA			
		↓ -CCVA			Ba ¹³⁷ ↑ - Not Needed
		↓ -CCB9			
	✓	↓ -CALI			
		↓ -CCVA			In noisy - %R & analytes OK - SL
		↓ -CCBA			Li, Sc, & Tb SL noisy - %R & analytes OK
		23D0235-01	REN	Mh↑	N, Mn
		BLD0660-DUP1	↓	↓	↓
		↓ -MS1	↓	↓	↓
		SEQ-IBLB			
		23A0328-02	SWN	50	Cr only
		BLD0289-DUP2	↓	↓	↓
		↓ -MS2	↓	↓	↓
		↓ -MSDZ	↓	↓	↓
		↓ -PS2	↓	↓	Wd K7409 ↓
		SEQ-IBLC			
		↓ -CCVB			Li & Sc SL noisy - %R & analytes OK
		↓ -CCBB			Ba ¹³⁷ ↑ - Not Needed
		23C0512-01	REN		As, Pb, Se, Tl only
		↓ -02	↓		↓
		↓ -03	↓		↓
		↓ -04	↓		↓
		↓ -05	↓		↓



ICP/MS - 01 SAMPLE RUN LOG

PE Nexlon ICP-MS Serial No. 85DN5032601

Analysis Date: 4/25/23 Analyst: SD/MS Sequence: — Cal: —

All corrections made by analyst unless otherwise noted.

Edit Label	Delete Data	ARI Sample ID	Prep Code	Dilution	Comments
		23C0512-06	REN		Tl only
		BLD0067-DUP4	↓		↓
		↓ -MS4	↓		
		↓ -MSD4			
		SEQ-IBLD			
		↓ -CCVC			Be, Mn, & Cd ¹¹⁴ st. noisy - %R, int. std. & values OK
		↓ -CCBC			In st. noisy - %R & analytes OK
		23C0678-02	REN	5	In ¹¹⁵ noisy - %R & Analytes OK
		↓ -12	↓	↓	Li, Se, Tl st. noisy - %R & Analytes OK
		↓ -13	↓	↓	In st. noisy - %R & Analytes OK
		↓ -18	↓	10	
		SEQ-IBLE			
		23C0678-01	REN	10	
		↓ -11	↓	↓	
		↓ -10	↓	20	
		↓ -17	↓	↓	
		SEQ-IBLF			
		↓ -CCVD			Ni ⁶⁰ st. noisy - Value OK
		↓ -CCBD			In st. noisy - %R & analytes OK
		23D0085-01	REN		Pb > 10x Bk cont.
		23D0086-01	↓	20	↓
		23D0062-01	↓		Re-prep for Pb
		↓ -03	↓		↓
		↓ -05	↓		↓



ICP/MS - 01 SAMPLE RUN LOG

PE Nexlon ICP-MS Serial No. 85DN5032601

Analysis Date: 4/25/23 Analyst: SD/MS Sequence: — Cal: —

All corrections made by analyst unless otherwise noted. MS 4/25/23

Edit Label	Delete Data	ARI Sample ID	Prep Code	Dilution	Comments
		23D0062-07	REN		Pb NR Re-prep for Pb Pb NR
		BLD0472-DUPI	↓		↓ ↓ ↓
		↓ -MSI	↓		
		↓ -MSDI			
		SEQ-IBLG			
		↓ -CCVE			Li & Sc groups st. noisy - report values OK
		↓ -CCBE			
	✓	↓ -CALI			
		↓ -CCVF			
		↓ -CCBF			
		23C0658-02	REN		No Ba
		↓ -04	↓		↓ Pb NR
		23D0089-01			Pb Re-prep
		23D0441-01		2	
		↓ -02	↓	↓	
		23D0433-01			Li ↑ - Not needed
		↓ -02	↓	↓	↓ ↓
		↓ -03	↓	↓	
		↓ -04	↓	↓	
		SEQ-IBUH			
		↓ -CCIG			Mo + Ba ↑ ↓ TI
		↓ -CCBG			
		BLD0365-BUH	SWN	20	
		↓ -BSI	↓	↓	In ↑ noisy No Cd



ICP/MS - 01 SAMPLE RUN LOG

PE Nexlon ICP-MS Serial No. 85DN5032601

Analysis Date: 4/25/23 Analyst: RD/MS Sequence: Cal:

All corrections made by analyst unless otherwise noted. MSU/25/23

Edit Label	Delete Data	ARI Sample ID	Prep Code	Dilution	Comments
		23C0735-01	REN	10	No Ba, TI
		23C0658-06	↓		No Ba ↓
		23C0678-09	↓		No TI ↓
		↓ -08	↓		
		23C0732-01	↓		Li, Sc sl. noisy %R+Analytes OK
		23C0741-01	↓		↓
		23C0699-02	↓		No Mo
		SEQ-IBLI			
		↓ -CCVH			Li & Ba ¹³⁷ sl. noisy, TI noisy Mo & Ba ↑
		↓ -CCBH			
		23C0736-01	REN		No Ba, TI
		↓ -03	↓		↓
		↓ -05	↓		
		↓ -07	↓		
		↓ -11	↓		
		↓ -09	↓		
		BLD0347-DUPI	↓		Li, Sc, Tb sl. noisy %R+Analytes OK
		↓ -MSI	↓		
		↓ -MSO1	↓		↓
		SEQ-IBLJ			
		↓ -CCVI			Ba, Mo ↑ / TI noisy
		↓ -CCBI			
		BLD0381-BLKI	REN		Sc sl. noisy - %R & Analytes OK
		↓ -BSI	↓		



ICP/MS - 01 SAMPLE RUN LOG

PE Nexlon ICP-MS Serial No. 85DN5032601

Analysis Date: 4/25/23 Analyst: MS Sequence: _____ Cal: _____

All corrections made by analyst unless otherwise noted.

Edit Label	Delete Data	ARI Sample ID	Prep Code	Dilution	Comments
		BLDΦ382-BLK1	REN		
		↓ -BS1	↓		
		23CΦ751-Φ2		2	
		↓ -Φ1		↓	
		BLDΦ382-DUP1			
		↓ -MS1	↓	↓	
		SEQ-IBLK			
		↓ -CCVJ			Bay, Mo ↑
		↓ -CCBJ			
		Rinse/DI			
MS 4/25/23					

Performance Check Report

Sample ID: STD Performance Check

Sample Date/Time: Tuesday, April 25, 2023 14:34:49

Sample Description:

Method File: C:\Users\Public\Documents\PerkinElmer Syngistix\ICPMS\Method\STD Performance Check.mth

Dataset File: C:\Users\Public\Documents\PerkinElmer Syngistix\ICPMS\DataSet\Default\STD Performance Check.020

MassCal File: C:\Users\Public\Documents\PerkinElmer Syngistix\ICPMS\MassCal\Default.tun

Conditions File: C:\Users\Public\Documents\PerkinElmer Syngistix\ICPMS\Conditions\Default.dac

Dual Detector Mode: Pulse

Acq. Dead Time (ns): 35

Current Dead Time (ns): 35

Torch Z position (mm): 0.00

Summary

Analyte	Mass	Meas. Intens.	Mean	Net Intens.	Mean	Net Intens.	SD	Net Intens.	RSD	Mode	
Be	9.0		261.7		261.669		13.810		5.3	Standard	
In	114.9		2491.7		2491.684		56.647		2.3	Standard	
U	238.1		5074.6		5074.568		88.593		1.7	Standard	
[CeO	155.9		87.5		0.035		0.003		7.6	Standard
>	Ce	139.9		2515.2		2515.155		77.333		3.1	Standard
[Ce++	70.0		32.7		0.013		0.001		10.9	Standard
	Bkgd	220.0		6.7		6.733		0.742		11.0	Standard

Current Conditions File Data

Current Value	Description
0.89	Nebulizer Gas Flow STD/KED [NEB]
1.20	Auxiliary Gas Flow
17.50	Plasma Gas Flow
-10.75	Deflector Voltage
1600.00	ICP RF Power
-1600.00	Analog Stage Voltage
950.00	Pulse Stage Voltage
0.00	Quadrupole Rod Offset STD [QRO]
-10.00	Cell Rod Offset STD [CRO]
14.00	Discriminator Threshold
-5.00	Cell Entrance/Exit Voltage STD
0.00	RPa
0.45	RPq
0.90	DRC Mode NEB
-7.50	DRC Mode QRO
-2.00	DRC Mode CRO
-5.00	DRC Mode Cell Entrance/Exit Voltage
0.60	Cell Gas A
0.00	Cell Gas B
200.00	Axial Field Voltage
-11.00	KED Mode CRO
-12.00	KED Mode QRO
-11.00	KED Mode Cell Entrance Voltage
-33.00	KED Mode Cell Exit Voltage
0.00	KED Cell Gas A
3.00	KED Cell Gas B
0.00	KED RPa
0.25	KED RPq
125.00	KED Mode Axial Field Voltage

Sample ID: STD Performance Check

Report Date/Time: Tuesday, April 25, 2023 14:36:53

Page 1

SmartTune Wizard - Summary

Optimization Summary

SmartTune file: C:\Users\Public\Documents\PerkinElmer Syngistix\ICPMS\Wizard\SmartTune\ARISmartTuneDailyUCT.swz

Start Time: 4/25/2023 2:34:48 PM

End Time: 4/25/2023 2:44:33 PM

STD Performance Check - [Failed]

Obtained Intensity (Be 9): 261.67 - <Target not achieved>
Obtained Intensity (In 115): 2491.68 - <Target not achieved>
Obtained Intensity (U 238): 5074.57 - <Target not achieved>
Obtained Intensity (Bkgd 220): 6.73 - <Target not achieved>
Obtained Formula (Ce++ 70 / Ce 140): 0.013 (=32.67 / 2515.15)
Obtained Formula (CeO 156 / Ce 140): 0.035 (=87.53 / 2515.15) - <Target not achieved>
Obtained RSD (Be 9): 0.0528 - <Target not achieved>
Obtained RSD (In 115): 0.0227
Obtained RSD (U 238): 0.0175

Torch Alignment - [Passed]

Vertical	Horizontal	Intensity
1.31 mm	1.12 mm	67468.95

Nebulizer Gas Flow STD/KED [NEB] - [Passed] Optimum value(s): 0.91

Obtained Intensity (In 115): 88499.28
Obtained Formula (CeO 156 / Ce 140): 0.0244 (=2824.28 / 115935.54)

Mass Calibration and Resolution - [Passed] Optimum value(s): N/A

Target/Obtained mass (7.016/7.025), Target/Obtained resolution (0.7/0.725)
Target/Obtained mass (23.985/23.975), Target/Obtained resolution (0.7/0.722)
Target/Obtained mass (114.904/114.925), Target/Obtained resolution (0.7/0.717)
Target/Obtained mass (238.05/238.075), Target/Obtained resolution (0.7/0.728)

QID STD/DRC - Optimum value(s): Correlation Coefficient = 1.000; Intercept = -14.59

KED Mode QID - Optimum value(s): Correlation Coefficient = 0.989; Intercept = -13.27

SmartTune Wizard - Details

Optimization Details

SmartTune file: C:\Users\Public\Documents\PerkinElmer Syngistix\ICPMS\Wizard\SmartTune\ARISmartTuneDailyUCT.swz

Optimization Status

Start Time: 4/25/2023 2:34:48 PM

STD Performance Check

Optimization Settings:

Method: STD Performance Check.mth.
Intensity Criterion: Be 9 > 2000
Intensity Criterion: In 115 > 40000
Intensity Criterion: U 238 > 30000
Intensity Criterion: Bkgd 220 <= 5
Formula Criterion: Ce++ 70 / Ce 140 <= 0.03
Formula Criterion: CeO 156 / Ce 140 <= 0.025
RSD Criterion: Be 9.0122 < 0.05
RSD Criterion: In 114.904 < 0.05
RSD Criterion: U 238.05 < 0.05

Optimization Results:

Initial Try

Obtained Intensity (Be 9): 261.67 - <Target not achieved>
Obtained Intensity (In 115): 2491.68 - <Target not achieved>
Obtained Intensity (U 238): 5074.57 - <Target not achieved>
Obtained Intensity (Bkgd 220): 6.73 - <Target not achieved>
Obtained Formula (Ce++ 70 / Ce 140): 0.013 (=32.67 / 2515.15)
Obtained Formula (CeO 156 / Ce 140): 0.035 (=87.53 / 2515.15) - <Target not achieved>
Obtained RSD (Be 9): 0.0528 - <Target not achieved>
Obtained RSD (In 115): 0.0227
Obtained RSD (U 238): 0.0175

[Failed]

[Failed]

Torch Alignment

Optimization Settings:

Method: Torch Alignment.mth.
Intensity Criterion: In 115 Maximum

Optimization Results:

	Vertical	Horizontal	Intensity
[Passed]	1.31 mm	1.12 mm	67468.95

Nebulizer Gas Flow STD/KED [NEB]

Optimization Settings:

Method: Optimize.mth.
Initial Try - Start/End/Step: 0.89/0.96/0.01.
Intensity Criterion: In 115 Maximum
Formula Criterion: CeO 156 / Ce 140 <= 0.025

Optimization Results:

Initial Try

Obtained Intensity (In 115): 88499.28
Obtained Formula (CeO 156 / Ce 140): 0.0244 (=2824.28 / 115935.54)

[Passed] optimum value(s): 0.91

Mass Calibration and Resolution

Optimization Settings:

Method: Tuning.mth.
MassCal File: C:\Users\Public\Documents\PerkinElmer Syngistix\ICPMS\MassCal\Default.tun
Iterations: 6
Target accuracy (+/- amu): 0.05 for Mass Cal. and 0.03 for Resolution
Peak height (%) for Res. Opt.: 10

Optimization Results:

Initial Try

Target/Obtained mass (7.016/7.025), Target/Obtained resolution (0.7/0.725)
Target/Obtained mass (23.985/23.975), Target/Obtained resolution (0.7/0.722)
Target/Obtained mass (114.904/114.925), Target/Obtained resolution (0.7/0.717)
Target/Obtained mass (238.05/238.075), Target/Obtained resolution (0.7/0.728)

[Passed] Optimum value(s): N/A

QID STD/DRC

Optimization Settings:

Method: QID Calibration.mth.
Initial Try - Start/End/Step: -20/0/0.5.

Optimization Results:

Initial Try

Optimum value(s): Correlation Coefficient = 1.000; Intercept = -14.59

Analyte	Mass	Points	DAC	MaxIntensity
Li	7	41	-15	32613.2
Mg	24	41	-15	49622
In	115	41	-10.5	89427
Ce	140	41	-11	119127
Pb	208	41	-11.5	40369
U	238	41	-5	91077.4

KED Mode QID

Optimization Settings:

Method: QID Calibration.mth.
Initial Try - Start/End/Step: -20/0/0.5.

Optimization Results:

Initial Try

Optimum value(s): Correlation Coefficient = 0.989; Intercept = -13.27

Analyte	Mass	Points	DAC	MaxIntensity
Li	7	41	-13.5	19573.4
Mg	24	41	-13.5	51841.9
In	115	41	-11.5	132140
Ce	140	41	-10.5	122124
Pb	208	41	-10.5	40401
U	238	41	-10.5	75583.4

End Time: 4/25/2023 2:44:33 PM

SmartTune Wizard - Summary

Optimization Summary

SmartTune file: C:\Users\Public\Documents\PerkinElmer Syngistix\ICPMS\wizard\SmartTune\ARISmartTuneDailyUCT.swz

Start Time: 4/25/2023 2:44:35 PM

End Time: 4/25/2023 2:45:49 PM

KED Mode QID - Optimum value(s): Correlation Coefficient = 1.000; Intercept = -14.39

SmartTune Wizard - Details

Optimization Details

SmartTune file: C:\Users\Public\Documents\PerkinElmer Syngistix\ICPMS\wizard\SmartTune\ARISmartTuneDailyUCT.swz

Optimization Status

Start Time: 4/25/2023 2:44:35 PM

KED Mode QID

Optimization Settings:

Method: QID Calibration.mth.

Initial Try - Start/End/Step: -20/0/0.5.

Optimization Results:

Initial Try

Optimum value(s): Correlation Coefficient = 1.000; Intercept = -14.39

Analyte	Mass	Points	DAC	MaxIntensity
Li	7	41	-14	20474.7
Mg	24	41	-13.5	51520.7
In	115	41	-11.5	117719
Ce	140	41	-10.5	114404
Pb	208	41	-5.5	40569.5
U	238	41	-4	76717.4

End Time: 4/25/2023 2:45:49 PM

Performance Check Report

Sample ID: STD Performance Check

Sample Date/Time: Tuesday, April 25, 2023 14:49:27

Sample Description:

Method File: C:\Users\Public\Documents\PerkinElmer Syngistix\ICPMS\Method\STD Performance Check.mth

Dataset File: C:\Users\Public\Documents\PerkinElmer Syngistix\ICPMS\DataSet\Default\STD Performance Check.028

MassCal File: C:\Users\Public\Documents\PerkinElmer Syngistix\ICPMS\MassCal\Default.tun

Conditions File: C:\Users\Public\Documents\PerkinElmer Syngistix\ICPMS\Conditions\Default.dac

Dual Detector Mode: Pulse

Acq. Dead Time (ns): 35

Current Dead Time (ns): 35

Torch Z position (mm): 0.00

Summary

Analyte	Mass	Meas. Intens.	Mean	Net Intens.	Mean	Net Intens.	SD	Net Intens.	RSD	Mode	
Be	9.0		5173.2		5173.204		126.498		2.4	Standard	
In	114.9		80756.1		80756.084		1623.847		2.0	Standard	
U	238.1		77457.5		77457.478		1438.304		1.9	Standard	
[CeO	155.9		2717.7		0.025		0.001		2.3	Standard
>	Ce	139.9		109780.0		109780.032		2935.111		2.7	Standard
[Ce++	70.0		777.4		0.007		0.000		1.6	Standard
	Bkgd	220.0		1.3		1.300		0.740		56.9	Standard

Current Conditions File Data

Current Value	Description
0.91	Nebulizer Gas Flow STD/KED [NEB]
1.20	Auxiliary Gas Flow
17.50	Plasma Gas Flow
-10.75	Deflector Voltage
1600.00	ICP RF Power
-1600.00	Analog Stage Voltage
950.00	Pulse Stage Voltage
0.00	Quadrupole Rod Offset STD [QRO]
-10.00	Cell Rod Offset STD [CRO]
14.00	Discriminator Threshold
-5.00	Cell Entrance/Exit Voltage STD
0.00	RPa
0.45	RPq
0.91	DRC Mode NEB
-7.50	DRC Mode QRO
-2.00	DRC Mode CRO
-5.00	DRC Mode Cell Entrance/Exit Voltage
0.60	Cell Gas A
0.00	Cell Gas B
200.00	Axial Field Voltage
-11.00	KED Mode CRO
-12.00	KED Mode QRO
-11.00	KED Mode Cell Entrance Voltage
-33.00	KED Mode Cell Exit Voltage
0.00	KED Cell Gas A
3.00	KED Cell Gas B
0.00	KED RPa
0.25	KED RPq
125.00	KED Mode Axial Field Voltage

Sample ID: STD Performance Check

Report Date/Time: Tuesday, April 25, 2023 14:51:31

Page 1

SmartTune Wizard - Summary

Optimization Summary

SmartTune file: C:\Users\Public\Documents\PerkinElmer Syngistix\ICPMS\wizard\SmartTune\ARISmartTuneDailyUCT.swz

Start Time: 4/25/2023 2:49:27 PM

End Time: 4/25/2023 2:51:31 PM

STD Performance Check - [Passed] Optimum value(s): N/A

Obtained Intensity (Be 9): 5173.20

Obtained Intensity (In 115): 80756.08

Obtained Intensity (U 238): 77457.48

Obtained Intensity (Bkgd 220): 1.30

Obtained Formula (Ce++ 70 / Ce 140): 0.007 (=777.42 / 109780.03)

Obtained Formula (CeO 156 / Ce 140): 0.025 (=2717.66 / 109780.03)

Obtained RSD (Be 9): 0.0245

Obtained RSD (In 115): 0.0201

Obtained RSD (U 238): 0.0186

SmartTune Wizard - Details

Optimization Details

SmartTune file: C:\Users\Public\Documents\PerkinElmer Syngistix\ICPMS\wizard\SmartTune\ARISmartTuneDailyUCT.swz

Optimization Status

Start Time: 4/25/2023 2:49:27 PM

STD Performance Check

Optimization Settings:

Method: STD Performance Check.mth.
Intensity Criterion: Be 9 > 2000
Intensity Criterion: In 115 > 40000
Intensity Criterion: U 238 > 30000
Intensity Criterion: Bkgd 220 <= 5
Formula Criterion: Ce++ 70 / Ce 140 <= 0.03
Formula Criterion: Ce0 156 / Ce 140 <= 0.025
RSD Criterion: Be 9.0122 < 0.05
RSD Criterion: In 114.904 < 0.05
RSD Criterion: U 238.05 < 0.05

Optimization Results:

Initial Try

Obtained Intensity (Be 9): 5173.20
Obtained Intensity (In 115): 80756.08
Obtained Intensity (U 238): 77457.48
Obtained Intensity (Bkgd 220): 1.30
Obtained Formula (Ce++ 70 / Ce 140): 0.007 (=777.42 / 109780.03)
Obtained Formula (Ce0 156 / Ce 140): 0.025 (=2717.66 / 109780.03)
Obtained RSD (Be 9): 0.0245
Obtained RSD (In 115): 0.0201
Obtained RSD (U 238): 0.0186

[Passed] Optimum value(s): N/A

End Time: 4/25/2023 2:51:31 PM

ICP-MS Quantitative Analysis - Summary Report

Sample ID: SEQ-CAL1

Sample Dil Factor:

DEL

Comments:

Sample Date/Time: Tuesday, April 25, 2023 15:21:57

Number of Replicates: 3

Method File: C:\Users\Public\Documents\PerkinElmer Syngistix\ICPMS\Method\200.8_DailyMethod_KED_UCT.mth

Tuning File: C:\Users\Public\Documents\PerkinElmer Syngistix\ICPMS\MassCal\Default.tun

Optimization File: C:\Users\Public\Documents\PerkinElmer Syngistix\ICPMS\Conditions\Default.dac

Calibration File:

	Analyte Mass	Conc. Mean	Units	Conc. SD	Conc. RSD	Blank Intens.	Meas. Intens.	Intens. RSD	Mode
[>	Li	6	ug/L				467516	1	Standard
[Be	9	ug/L				1	100	Standard
	C	13	ug/L				31937	0	Standard
	Cl	37	ug/L				1707014	2	Standard
[>	Sc	45	ug/L				611745	2	Standard
	V	51	ug/L				7760	2	Standard
	V-1	51	ug/L				794	5	Standard
	Cr	52	ug/L				22860	0	Standard
	Cr	53	ug/L				355	10	Standard
[Mn	55	ug/L				685	3	Standard
[>	Ge	72	ug/L				53644	1	KED
	Co	59	ug/L				1	173	KED
	Ni	60	ug/L				25	30	KED
	Ni	62	ug/L				6	45	KED
	Cu	63	ug/L				78	1	KED
	Cu	65	ug/L				46	18	KED
	Zn	66	ug/L				129	3	KED
	Zn	67	ug/L				26	32	KED
	As	75	ug/L				4	15	KED
[Se	78	ug/L				18	5	KED
	Y	89	ug/L				344606	0	Standard
	Kr	83	ug/L				45	20	Standard
[>	In-1	115	ug/L				12269	0	KED
	Mo	98	ug/L				3	37	KED
	Cd	111	ug/L				4	12	KED
[Cd	114	ug/L				4	66	KED
[>	In	115	ug/L				446507	1	Standard
	Ag	107	ug/L				29	30	Standard
	Sb	121	ug/L				48	6	Standard
	Sb	123	ug/L				35	23	Standard
	Ba	135	ug/L				38	13	Standard
[Ba	137	ug/L				73	14	Standard
[>	Tb	159	ug/L				805616	0	Standard
	Tl	205	ug/L				20	24	Standard
[Pb	208	ug/L				221	5	Standard

ICP-MS Quantitative Analysis - Summary Report

Sample ID: SEQ-CAL2

Sample Dil Factor:

DEL

Comments:

Sample Date/Time: Tuesday, April 25, 2023 15:27:00

Number of Replicates: 3

Method File: C:\Users\Public\Documents\PerkinElmer Syngistix\ICPMS\Method\200.8_DailyMethod_KED_UCT.mth

Tuning File: C:\Users\Public\Documents\PerkinElmer Syngistix\ICPMS\MassCal\Default.tun

Optimization File: C:\Users\Public\Documents\PerkinElmer Syngistix\ICPMS\Conditions\Default.dac

Calibration File:

	Analyte Mass	Conc. Mean	Units	Conc. SD	Conc. RSD	Blank Intens.	Meas. Intens.	Intens. RSD	Mode
[>	Li	6	ug/L			467516	510756	2	Standard
[Be	9	ug/L	0.015	7	1	866	9	Standard
	C	13	ug/L			31937	34815	0	Standard
	Cl	37	ug/L			1707014	1714957	1	Standard
[>	Sc	45	ug/L			611745	688166	2	Standard
[V	51	ug/L	0.004	1	7760	14167	2	Standard
	V-1	51	ug/L	0.002	1	794	6493	2	Standard
	Cr	52	ug/L	0.036	7	22860	37054	4	Standard
	Cr	53	ug/L	0.023	4	355	1733	5	Standard
[Mn	55	ug/L	0.004	0	685	18262	2	Standard
[>	Ge	72	ug/L			53644	53060	2	KED
	Co	59	ug/L	0.012	6	1	1447	6	KED
	Ni	60	ug/L	0.004	0	25	1047	1	KED
	Ni	62	ug/L	0.062	12	6	155	10	KED
	Cu	63	ug/L	0.008	1	78	2852	2	KED
	Cu	65	ug/L	0.008	1	46	1505	0	KED
	Zn	66	ug/L	0.172	2	129	4437	0	KED
	Zn	67	ug/L	0.498	8	26	714	5	KED
	As	75	ug/L	0.006	2	4	76	4	KED
[Se	78	ug/L	0.087	17	18	38	8	KED
	Y	89	ug/L			344606	376026	1	Standard
	Kr	83	ug/L			45	49	24	Standard
[>	In-1	115	ug/L			12269	11889	4	KED
	Mo	98	ug/L	0.016	8	3	332	9	KED
	Cd	111	ug/L	0.003	3	4	40	5	KED
[Cd	114	ug/L	0.036	35	4	91	35	KED
[>	In	115	ug/L			446507	497499	2	Standard
	Ag	107	ug/L	0.007	3	29	4158	3	Standard
	Sb	121	ug/L	0.006	3	48	3138	4	Standard
	Sb	123	ug/L	0.004	2	35	2393	4	Standard
	Ba	135	ug/L	0.020	4	38	2743	5	Standard
[Ba	137	ug/L	0.013	2	73	4884	5	Standard
[>	Tb	159	ug/L			805616	871152	2	Standard
	Tl	205	ug/L	0.003	1	20	7677	1	Standard
[Pb	208	ug/L	0.001	1	221	5536	1	Standard

ICP-MS Quantitative Analysis - Summary Report

Sample ID: SEQ-CAL3

Sample Dil Factor:

DEL

Comments:

Sample Date/Time: Tuesday, April 25, 2023 15:32:03

Number of Replicates: 3

Method File: C:\Users\Public\Documents\PerkinElmer Syngistix\ICPMS\Method\200.8_DailyMethod_KED_UCT.mth

Tuning File: C:\Users\Public\Documents\PerkinElmer Syngistix\ICPMS\MassCal\Default.tun

Optimization File: C:\Users\Public\Documents\PerkinElmer Syngistix\ICPMS\Conditions\Default.dac

Calibration File:

	Analyte Mass	Conc. Mean	Units	Conc. SD	Conc. RSD	Blank Intens.	Meas. Intens.	Intens. RSD	Mode
[>	Li	6	ug/L			467516	519472	1	Standard
[Be	9	ug/L	0.393	3	1	43737	3	Standard
	C	13	ug/L			31937	53065	1	Standard
	Cl	37	ug/L			1707014	1721928	2	Standard
[>	Sc	45	ug/L			611745	693448	1	Standard
[V	51	ug/L	0.181	1	7760	310236	1	Standard
	V-1	51	ug/L	0.095	0	794	304910	1	Standard
	Cr	52	ug/L	0.151	1	22860	279669	0	Standard
	Cr	53	ug/L	0.235	2	355	29899	3	Standard
	Mn	55	ug/L	0.182	1	685	375838	2	Standard
[>	Ge	72	ug/L			53644	54037	1	KED
[Co	59	ug/L	0.084	0	1	70244	1	KED
	Ni	60	ug/L	0.078	0	25	20639	1	KED
	Ni	62	ug/L	0.323	3	6	3367	2	KED
	Cu	63	ug/L	0.208	2	78	57650	3	KED
	Cu	65	ug/L	0.309	3	46	29059	4	KED
	Zn	66	ug/L	0.261	2	129	7652	4	KED
	Zn	67	ug/L	0.764	7	26	1259	9	KED
	As	75	ug/L	0.317	3	4	3880	4	KED
[Se	78	ug/L	0.881	8	18	381	8	KED
	Y	89	ug/L			344606	391246	2	Standard
	Kr	83	ug/L			45	60	12	Standard
[>	In-1	115	ug/L			12269	11678	2	KED
[Mo	98	ug/L	0.071	0	3	17837	1	KED
	Cd	111	ug/L	0.103	1	4	3742	2	KED
	Cd	114	ug/L	0.135	1	4	9761	2	KED
[>	In	115	ug/L			446507	520201	2	Standard
[Ag	107	ug/L	0.455	4	29	211491	4	Standard
	Sb	121	ug/L	0.399	3	48	168847	3	Standard
	Sb	123	ug/L	0.291	2	35	128637	2	Standard
	Ba	135	ug/L	0.529	5	38	56629	5	Standard
	Ba	137	ug/L	0.544	5	73	101908	3	Standard
[>	Tb	159	ug/L			805616	897229	1	Standard
[Tl	205	ug/L	0.040	0	20	396011	1	Standard
[Pb	208	ug/L	0.050	0	221	543365	1	Standard

ICP-MS Quantitative Analysis - Summary Report

Sample ID: SEQ-CAL4

Sample Dil Factor:

DEL

Comments:

Sample Date/Time: Tuesday, April 25, 2023 15:37:21

Number of Replicates: 3

Method File: C:\Users\Public\Documents\PerkinElmer Syngistix\ICPMS\Method\200.8_DailyMethod_KED_UCT.mth

Tuning File: C:\Users\Public\Documents\PerkinElmer Syngistix\ICPMS\MassCal\Default.tun

Optimization File: C:\Users\Public\Documents\PerkinElmer Syngistix\ICPMS\Conditions\Default.dac

Calibration File:

	Analyte Mass	Conc. Mean	Units	Conc. SD	Conc. RSD	Blank Intens.	Meas. Intens.	Intens. RSD	Mode
[>	Li	6	ug/L			467516	481661	3	Standard
[Be	9	ug/L	0.424	2	1	80026	3	Standard
	C	13	ug/L			31937	48950	3	Standard
	Cl	37	ug/L			1707014	1706865	2	Standard
[>	Sc	45	ug/L			611745	656100	3	Standard
[V	51	ug/L	0.202	1	7760	558834	3	Standard
	V-1	51	ug/L	0.329	1	794	557959	3	Standard
	Cr	52	ug/L	0.448	2	22860	488682	2	Standard
	Cr	53	ug/L	0.395	1	355	54941	2	Standard
	Mn	55	ug/L	0.283	1	685	671007	3	Standard
[>	Ge	72	ug/L			53644	53308	0	KED
[Co	59	ug/L	0.267	1	1	132586	1	KED
	Ni	60	ug/L	0.161	0	25	39856	1	KED
	Ni	62	ug/L	0.342	1	6	6360	1	KED
	Cu	63	ug/L	0.107	0	78	110095	0	KED
	Cu	65	ug/L	0.137	0	46	56549	1	KED
	Zn	66	ug/L	0.488	2	129	14644	2	KED
	Zn	67	ug/L	0.675	3	26	2393	3	KED
	As	75	ug/L	0.299	1	4	7461	1	KED
[Se	78	ug/L	0.628	3	18	740	2	KED
	Y	89	ug/L			344606	376084	3	Standard
	Kr	83	ug/L			45	54	19	Standard
[>	In-1	115	ug/L			12269	12118	0	KED
[Mo	98	ug/L	0.414	2	3	35667	2	KED
	Cd	111	ug/L	0.096	0	4	7626	0	KED
	Cd	114	ug/L	0.181	0	4	19613	1	KED
[>	In	115	ug/L			446507	475328	0	Standard
[Ag	107	ug/L	0.269	1	29	391539	1	Standard
	Sb	121	ug/L	0.409	2	48	313345	2	Standard
	Sb	123	ug/L	0.507	2	35	234496	2	Standard
	Ba	135	ug/L	0.671	3	38	103296	3	Standard
[Ba	137	ug/L	0.276	1	73	193547	1	Standard
[>	Tb	159	ug/L			805616	861444	2	Standard
[Tl	205	ug/L	0.309	1	20	752930	3	Standard
[Pb	208	ug/L	0.244	1	221	996404	2	Standard

ICP-MS Quantitative Analysis - Summary Report

Sample ID: SEQ-CAL5

Sample Dil Factor:

DEL

Comments:

Sample Date/Time: Tuesday, April 25, 2023 15:42:48

Number of Replicates: 3

Method File: C:\Users\Public\Documents\PerkinElmer Syngistix\ICPMS\Method\200.8_DailyMethod_KED_UCT.mth

Tuning File: C:\Users\Public\Documents\PerkinElmer Syngistix\ICPMS\MassCal\Default.tun

Optimization File: C:\Users\Public\Documents\PerkinElmer Syngistix\ICPMS\Conditions\Default.dac

Calibration File:

	Analyte Mass	Conc. Mean	Units	Conc. SD	Conc. RSD	Blank Intens.	Meas. Intens.	Intens. RSD	Mode
[>	Li	6	ug/L			467516	479948	4	Standard
[Be	9	ug/L	1.210	2	1	188440	2	Standard
	C	13	ug/L			31937	29802	4	Standard
	Cl	37	ug/L			1707014	1683110	1	Standard
[>	Sc	45	ug/L			611745	645548	6	Standard
[V	51	ug/L	1.472	2	7760	1398209	4	Standard
	V-1	51	ug/L	1.500	2	794	1397339	4	Standard
	Cr	52	ug/L	0.734	1	22860	1168172	5	Standard
	Cr	53	ug/L	0.870	1	355	131725	5	Standard
	Mn	55	ug/L	1.563	3	685	1657400	4	Standard
[>	Ge	72	ug/L			53644	49969	3	KED
[Co	59	ug/L	0.534	1	1	324405	3	KED
	Ni	60	ug/L	0.586	1	25	93062	4	KED
	Ni	62	ug/L	1.360	2	6	15051	6	KED
	Cu	63	ug/L	0.755	1	78	261607	4	KED
	Cu	65	ug/L	0.455	0	46	130696	3	KED
	Zn	66	ug/L	0.399	0	129	34672	4	KED
	Zn	67	ug/L	1.695	3	26	5706	5	KED
	As	75	ug/L	0.261	0	4	17909	3	KED
[Se	78	ug/L	0.617	1	18	1705	4	KED
	Y	89	ug/L			344606	363168	5	Standard
	Kr	83	ug/L			45	63	24	Standard
[>	In-1	115	ug/L			12269	11286	5	KED
[Mo	98	ug/L	0.293	0	3	83532	4	KED
	Cd	111	ug/L	0.872	1	4	17471	6	KED
	Cd	114	ug/L	0.286	0	4	44787	4	KED
[>	In	115	ug/L			446507	475826	4	Standard
[Ag	107	ug/L	1.283	2	29	940211	6	Standard
	Sb	121	ug/L	1.446	2	48	769497	1	Standard
	Sb	123	ug/L	1.285	2	35	584265	2	Standard
	Ba	135	ug/L	0.879	1	38	247209	6	Standard
	Ba	137	ug/L	0.440	0	73	446231	3	Standard
[>	Tb	159	ug/L			805616	853434	2	Standard
[Tl	205	ug/L	1.257	2	20	1795360	3	Standard
[Pb	208	ug/L	1.126	2	221	2423866	3	Standard

ICP-MS Quantitative Analysis - Summary Report

Sample ID: SEQ-CAL6

Sample Dil Factor:

DEL

Comments:

Sample Date/Time: Tuesday, April 25, 2023 15:49:55

Number of Replicates: 3

Method File: C:\Users\Public\Documents\PerkinElmer Syngistix\ICPMS\Method\200.8_DailyMethod_KED_UCT.mth

Tuning File: C:\Users\Public\Documents\PerkinElmer Syngistix\ICPMS\MassCal\Default.tun

Optimization File: C:\Users\Public\Documents\PerkinElmer Syngistix\ICPMS\Conditions\Default.dac

Calibration File:

	Analyte Mass	Conc. Mean	Units	Conc. SD	Conc. RSD	Blank Intens.	Meas. Intens.	Intens. RSD	Mode
[>	Li	6	ug/L			467516	483678	6	Standard
[Be	9	ug/L	5.842	5	1	383547	12	Standard
	C	13	ug/L			31937	42560	3	Standard
	Cl	37	ug/L			1707014	1640428	1	Standard
[>	Sc	45	ug/L			611745	649947	8	Standard
[V	51	ug/L	1.231	1	7760	3078036	7	Standard
	V-1	51	ug/L	0.999	0	794	3041382	7	Standard
	Cr	52	ug/L	2.193	2	22860	2463869	6	Standard
	Cr	53	ug/L	1.763	1	355	266695	7	Standard
	Mn	55	ug/L	1.871	1	685	3564436	8	Standard
[>	Ge	72	ug/L			53644	50818	2	KED
[Co	59	ug/L	1.923	1	1	644687	2	KED
	Ni	60	ug/L	2.461	2	25	185140	3	KED
	Ni	62	ug/L	1.736	1	6	30361	3	KED
	Cu	63	ug/L	2.029	2	78	518854	2	KED
	Cu	65	ug/L	1.468	1	46	256954	2	KED
	Zn	66	ug/L	1.826	1	129	68507	2	KED
	Zn	67	ug/L	2.423	2	26	11108	4	KED
	As	75	ug/L	0.039	0	4	36144	2	KED
[Se	78	ug/L	2.710	2	18	3406	3	KED
	Y	89	ug/L			344606	371505	6	Standard
	Kr	83	ug/L			45	59	14	Standard
[>	In-1	115	ug/L			12269	11873	2	KED
[Mo	98	ug/L	0.992	0	3	177830	3	KED
	Cd	111	ug/L	0.299	0	4	36850	2	KED
	Cd	114	ug/L	1.000	1	4	94679	3	KED
[>	In	115	ug/L			446507	448974	5	Standard
[Ag	107	ug/L	1.688	1	29	1832200	5	Standard
	Sb	121	ug/L	0.458	0	48	1489977	5	Standard
	Sb	123	ug/L	0.678	0	35	1126688	6	Standard
	Ba	135	ug/L	2.189	2	38	484163	7	Standard
	Ba	137	ug/L	2.475	2	73	833517	5	Standard
[>	Tb	159	ug/L			805616	858324	4	Standard
[Tl	205	ug/L	1.979	1	20	3869645	5	Standard
[Pb	208	ug/L	3.434	3	221	4950764	7	Standard

ICP-MS Quantitative Analysis - Summary Report

Sample ID: SEQ-IBL1

Sample Dil Factor:

DEL

Comments:

Sample Date/Time: Tuesday, April 25, 2023 15:57:41

Number of Replicates: 3

Method File: C:\Users\Public\Documents\PerkinElmer Syngistix\ICPMS\Method\200.8_DailyMethod_KED_UCT.mth

Tuning File: C:\Users\Public\Documents\PerkinElmer Syngistix\ICPMS\MassCal\Default.tun

Optimization File: C:\Users\Public\Documents\PerkinElmer Syngistix\ICPMS\Conditions\Default.dac

Calibration File:

	Analyte Mass	Conc. Mean	Units	Conc. SD	Conc. RSD	Blank Intens.	Meas. Intens.	Intens. RSD	Mode
[>	Li	6	ug/L			467516	462126	4	Standard
[Be	9	ug/L	0.001	52	1	10	44	Standard
	C	13	ug/L			31937	31445	3	Standard
	Cl	37	ug/L			1707014	1756191	1	Standard
[>	Sc	45	ug/L			611745	611943	2	Standard
[V	51	ug/L	0.006	775	7760	7741	2	Standard
	V-1	51	ug/L	0.001	18	794	667	5	Standard
	Cr	52	ug/L	0.020	12530	22860	22866	1	Standard
	Cr	53	ug/L	0.009	66	355	321	5	Standard
[Mn	55	ug/L	0.000	10	685	630	1	Standard
[>	Ge	72	ug/L			53644	48036	1	KED
	Co	59	ug/L	0.000	34	1	4	24	KED
	Ni	60	ug/L	0.003	128	25	19	26	KED
	Ni	62	ug/L	0.028	1195	6	6	124	KED
	Cu	63	ug/L	0.005	21760	78	70	32	KED
	Cu	65	ug/L	0.002	1252	46	41	12	KED
	Zn	66	ug/L	0.017	28	129	78	14	KED
	Zn	67	ug/L	0.067	59	26	11	60	KED
	As	75	ug/L	0.006	100	4	6	33	KED
[Se	78	ug/L	0.013	10	18	20	0	KED
	Y	89	ug/L			344606	347526	2	Standard
	Kr	83	ug/L			45	52	13	Standard
[>	In-1	115	ug/L			12269	11922	3	KED
	Mo	98	ug/L	0.006	38	3	31	31	KED
	Cd	111	ug/L	0.003	32	4	7	18	KED
[Cd	114	ug/L	0.004	106	4	7	45	KED
[>	In	115	ug/L			446507	460641	2	Standard
	Ag	107	ug/L	0.000	18	29	79	9	Standard
	Sb	121	ug/L	0.001	3	48	406	5	Standard
	Sb	123	ug/L	0.001	4	35	310	4	Standard
	Ba	135	ug/L	0.001	59	38	50	15	Standard
[Ba	137	ug/L	0.002	86	73	92	17	Standard
[>	Tb	159	ug/L			805616	807858	2	Standard
	Tl	205	ug/L	0.001	13	20	209	13	Standard
[Pb	208	ug/L	0.000	37	221	173	7	Standard

SmartTune Wizard - Summary

Optimization Summary

SmartTune file: C:\Users\Public\Documents\PerkinElmer Syngistix\ICPMS\wizard\SmartTune\ARISmartTuneDual.swz

Start Time: 4/25/2023 4:09:17 PM

End Time: 4/25/2023 4:10:57 PM

Detector Voltages - [Passed]

Pulse Stage Voltage - [Passed] Optimum value(s): 950

Analog Stage Voltage - [Passed] Optimum value(s): -1600

Pulse Stage Voltage (Fine-tune) - [Passed] Optimum value(s): 950

SmartTune Wizard - Details

Optimization Details

SmartTune file: C:\Users\Public\Documents\PerkinElmer Syngistix\ICPMS\Wizard\SmartTune\ARISmartTuneDual.swz

Optimization Status

Start Time: 4/25/2023 4:09:17 PM

Detector Voltages

Pulse Stage Voltage Optimization Settings:

Method: Pulse Stage Optimization.mth.

Initial Try - Start/End/Step: 800/1300/50.

Retry 1 - Start/End/Step: 800/1800/50.

Optimization Criterion (Pulse 76): 0.1

Analog Stage Voltage Optimization Settings:

Method: Analog Stage Optimization.mth.

Initial Try - Start/End: -1300/-1900.

Retry 1 - Start/End: -1300/-2400.

Optimization Criterion (Analog 80): Target Gain 10000

Pulse Stage Voltage Results:

Initial Try

Intensity Obtained For Criterion (Pulse 76): 79620.26

[Passed] Optimum value(s): 950

Analog Stage Voltage Results:

Initial Try

Interim Gain values: 9882.1 (-1600v)

Analyte: Analog 80

ACEM(volts): -1600

Achieved Gain: 9882.1

Achieved NMax: 1.2669e+009

Conversion Factor: 0.101034

Passes: 1

Points Collected: 31

Points Used: 3

Coefficient: 1

[Passed] Optimum value(s): -1600

Pulse Stage Voltage (Fine-tune) Results:

Initial Try

Intensity Obtained For Criterion (Pulse 76): 77194.00

[Passed] Optimum value(s): 950

End Time: 4/25/2023 4:10:57 PM

SmartTune Wizard - Summary

Optimization Summary

SmartTune file: C:\Users\Public\Documents\PerkinElmer Syngistix\ICPMS\wizard\SmartTune\ARISmartTuneDual.swz

Start Time: 4/25/2023 4:15:25 PM

End Time: 4/25/2023 4:22:54 PM

Dual Detector Calibration

Points Collected: 401

Calibration unsuccessful for some masses due to insufficient pulse/analog crossover points

SmartTune Wizard - Details

Optimization Details

SmartTune file: C:\Users\Public\Documents\PerkinElmer Syngistix\ICPMS\wizard\SmartTune\ARISmartTuneDual.swz

Optimization Status

Start Time: 4/25/2023 4:15:25 PM

Dual Detector Calibration

Optimization Settings:

Method: C:\Users\Public\Documents\PerkinElmer Syngistix\ICPMS\Method\DualDetectorNew.mth.

Initial Try - Start/End/Step: -20/0/0.05.

Optimization Results:

Initial Try

Points Collected: 401

Calibration unsuccessful for some masses due to insufficient pulse/analog crossover points

End Time: 4/25/2023 4:22:54 PM

SmartTune Wizard - Summary

Optimization Summary

SmartTune file: C:\Users\Public\Documents\PerkinElmer Syngistix\ICPMS\wizard\SmartTune\ARISmartTuneDual.swz

Start Time: 4/25/2023 4:23:25 PM

End Time: 4/25/2023 4:30:54 PM

Dual Detector Calibration

Points Collected: 401

Calibration unsuccessful for some masses due to insufficient pulse/analog crossover points

SmartTune Wizard - Details

Optimization Details

SmartTune file: C:\Users\Public\Documents\PerkinElmer Syngistix\ICPMS\wizard\SmartTune\ARISmartTuneDual.swz

Optimization Status

Start Time: 4/25/2023 4:23:25 PM

Dual Detector Calibration

Optimization Settings:

Method: C:\Users\Public\Documents\PerkinElmer Syngistix\ICPMS\Method\DualDetectorNew.mth.

Initial Try - Start/End/Step: -20/0/0.05.

Optimization Results:

Initial Try

Points Collected: 401

Calibration unsuccessful for some masses due to insufficient pulse/analog crossover points

End Time: 4/25/2023 4:30:54 PM

Performance Check Report

Sample ID: STD Performance Check

Sample Date/Time: Tuesday, April 25, 2023 16:41:04

Sample Description:

Method File: C:\Users\Public\Documents\PerkinElmer Syngistix\ICPMS\Method\STD Performance Check.mth

Dataset File: C:\Users\Public\Documents\PerkinElmer Syngistix\ICPMS\DataSet\Default\STD Performance Check.036

MassCal File: C:\Users\Public\Documents\PerkinElmer Syngistix\ICPMS\MassCal\Default.tun

Conditions File: C:\Users\Public\Documents\PerkinElmer Syngistix\ICPMS\Conditions\Default.dac

Dual Detector Mode: Pulse

Acq. Dead Time (ns): 35

Current Dead Time (ns): 35

Torch Z position (mm): 0.00

Summary

Analyte	Mass	Meas. Intens.	Mean	Net Intens.	Mean	Net Intens.	SD	Net Intens.	RSD	Mode	
Be	9.0		5439.5		5439.503		146.979		2.7	Standard	
In	114.9		84057.2		84057.177		1617.284		1.9	Standard	
U	238.1		78800.8		78800.752		743.008		0.9	Standard	
[CeO	155.9		2947.8		0.026		0.001		2.1	Standard
>	Ce	139.9		114046.9		114046.936		2005.949		1.8	Standard
[Ce++	70.0		875.4		0.008		0.000		2.9	Standard
	Bkgd	220.0		0.8		0.833		0.354		42.4	Standard

Current Conditions File Data

Current Value	Description
0.91	Nebulizer Gas Flow STD/KED [NEB]
1.20	Auxiliary Gas Flow
17.50	Plasma Gas Flow
-10.75	Deflector Voltage
1600.00	ICP RF Power
-1600.00	Analog Stage Voltage
950.00	Pulse Stage Voltage
0.00	Quadrupole Rod Offset STD [QRO]
-10.00	Cell Rod Offset STD [CRO]
14.00	Discriminator Threshold
-5.00	Cell Entrance/Exit Voltage STD
0.00	RPa
0.45	RPq
0.91	DRC Mode NEB
-7.50	DRC Mode QRO
-2.00	DRC Mode CRO
-5.00	DRC Mode Cell Entrance/Exit Voltage
0.60	Cell Gas A
0.00	Cell Gas B
200.00	Axial Field Voltage
-11.00	KED Mode CRO
-12.00	KED Mode QRO
-11.00	KED Mode Cell Entrance Voltage
-33.00	KED Mode Cell Exit Voltage
0.00	KED Cell Gas A
3.00	KED Cell Gas B
0.00	KED RPa
0.25	KED RPq
125.00	KED Mode Axial Field Voltage

Sample ID: STD Performance Check

Report Date/Time: Tuesday, April 25, 2023 16:43:08

Page 1

SmartTune Wizard - Summary

Optimization Summary

SmartTune file: C:\Users\Public\Documents\PerkinElmer Syngistix\ICPMS\wizard\SmartTune\ARISmartTuneDual.swz

Start Time: 4/25/2023 4:41:03 PM

End Time: 4/25/2023 4:43:08 PM

STD Performance Check - [Failed]

Obtained Intensity (Be 9): 5439.50

Obtained Intensity (In 115): 84057.18

Obtained Intensity (U 238): 78800.75

Obtained Intensity (Bkgd 220): 0.83

Obtained Formula (Ce++ 70 / Ce 140): 0.008 (=875.36 / 114046.94)

Obtained Formula (CeO 156 / Ce 140): 0.026 (=2947.77 / 114046.94) - <Target not achieved>

SmartTune Wizard - Details

Optimization Details

SmartTune file: C:\Users\Public\Documents\PerkinElmer Syngistix\ICPMS\wizard\SmartTune\ARISmartTuneDual.swz

Optimization Status

Start Time: 4/25/2023 4:41:03 PM

STD Performance Check

Optimization Settings:

Method: STD Performance Check.mth.
Intensity Criterion: Be 9 > 2000
Intensity Criterion: In 115 > 40000
Intensity Criterion: U 238 > 30000
Intensity Criterion: Bkgd 220 <= 10
Formula Criterion: Ce++ 70 / Ce 140 <= 0.03
Formula Criterion: CeO 156 / Ce 140 <= 0.025

Optimization Results:

Initial Try

Obtained Intensity (Be 9): 5439.50
Obtained Intensity (In 115): 84057.18
Obtained Intensity (U 238): 78800.75
Obtained Intensity (Bkgd 220): 0.83
Obtained Formula (Ce++ 70 / Ce 140): 0.008 (=875.36 / 114046.94)
Obtained Formula (CeO 156 / Ce 140): 0.026 (=2947.77 / 114046.94) - <Target not achieved>

[Failed]

[Failed]

End Time: 4/25/2023 4:43:08 PM

Performance Check Report

Sample ID: STD Performance Check

Sample Date/Time: Tuesday, April 25, 2023 16:43:57

Sample Description:

Method File: C:\Users\Public\Documents\PerkinElmer Syngistix\ICPMS\Method\STD Performance Check.mth

Dataset File: C:\Users\Public\Documents\PerkinElmer Syngistix\ICPMS\DataSet\Default\STD Performance Check.037

MassCal File: C:\Users\Public\Documents\PerkinElmer Syngistix\ICPMS\MassCal\Default.tun

Conditions File: C:\Users\Public\Documents\PerkinElmer Syngistix\ICPMS\Conditions\Default.dac

Dual Detector Mode: Pulse

Acq. Dead Time (ns): 35

Current Dead Time (ns): 35

Torch Z position (mm): 0.00

Summary

Analyte	Mass	Meas. Intens.	Mean	Net Intens.	Mean	Net Intens.	SD	Net Intens.	RSD	Mode	
Be	9.0		4627.7		4627.750		123.732		2.7	Standard	
In	114.9		75078.3		75078.327		1812.778		2.4	Standard	
U	238.1		74133.1		74133.103		1356.293		1.8	Standard	
[CeO	155.9		2543.8		0.025		0.001		2.4	Standard
>	Ce	139.9		102478.8		102478.796		2748.561		2.7	Standard
[Ce++	70.0		715.4		0.007		0.000		1.7	Standard
	Bkgd	220.0		1.2		1.200		0.758		63.2	Standard

Current Conditions File Data

Current Value	Description	
0.90	Nebulizer Gas Flow STD/KED [NEB]	NEB FLOW MANUALLY LOWERED. -MB 4/25/23
1.20	Auxiliary Gas Flow	
17.50	Plasma Gas Flow	
-10.75	Deflector Voltage	
1600.00	ICP RF Power	
-1600.00	Analog Stage Voltage	
950.00	Pulse Stage Voltage	
0.00	Quadrupole Rod Offset STD [QRO]	
-10.00	Cell Rod Offset STD [CRO]	
14.00	Discriminator Threshold	
-5.00	Cell Entrance/Exit Voltage STD	
0.00	RPa	
0.45	RPq	
0.91	DRC Mode NEB	
-7.50	DRC Mode QRO	
-2.00	DRC Mode CRO	
-5.00	DRC Mode Cell Entrance/Exit Voltage	
0.60	Cell Gas A	
0.00	Cell Gas B	
200.00	Axial Field Voltage	
-11.00	KED Mode CRO	
-12.00	KED Mode QRO	
-11.00	KED Mode Cell Entrance Voltage	
-33.00	KED Mode Cell Exit Voltage	
0.00	KED Cell Gas A	
3.00	KED Cell Gas B	
0.00	KED RPa	
0.25	KED RPq	
125.00	KED Mode Axial Field Voltage	

Sample ID: STD Performance Check

Report Date/Time: Tuesday, April 25, 2023 16:46:01

Page 1

SmartTune Wizard - Summary

Optimization Summary

SmartTune file: C:\Users\Public\Documents\PerkinElmer Syngistix\ICPMS\wizard\SmartTune\ARISmartTuneDual.swz

Start Time: 4/25/2023 4:43:57 PM

End Time: 4/25/2023 4:46:01 PM

STD Performance Check - [Passed] Optimum value(s): N/A

Obtained Intensity (Be 9): 4627.75

Obtained Intensity (In 115): 75078.33

Obtained Intensity (U 238): 74133.10

Obtained Intensity (Bkgd 220): 1.20

Obtained Formula (Ce++ 70 / Ce 140): 0.007 (=715.42 / 102478.80)

Obtained Formula (CeO 156 / Ce 140): 0.025 (=2543.83 / 102478.80)

Obtained RSD (Be 9): 0.0267

Obtained RSD (In 115): 0.0241

Obtained RSD (U 238): 0.0183

SmartTune Wizard - Details

Optimization Details

SmartTune file: C:\Users\Public\Documents\PerkinElmer Syngistix\ICPMS\wizard\SmartTune\ARISmartTuneDual.swz

Optimization Status

Start Time: 4/25/2023 4:43:57 PM

STD Performance Check

Optimization Settings:

Method: STD Performance Check.mth.
Intensity Criterion: Be 9 > 2000
Intensity Criterion: In 115 > 40000
Intensity Criterion: U 238 > 30000
Intensity Criterion: Bkgd 220 <= 10
Formula Criterion: Ce++ 70 / Ce 140 <= 0.03
Formula Criterion: Ce0 156 / Ce 140 <= 0.025
RSD Criterion: Be 9.0122 < 0.05
RSD Criterion: In 114.904 < 0.05
RSD Criterion: U 238.05 < 0.05

Optimization Results:

Initial Try

Obtained Intensity (Be 9): 4627.75
Obtained Intensity (In 115): 75078.33
Obtained Intensity (U 238): 74133.10
Obtained Intensity (Bkgd 220): 1.20
Obtained Formula (Ce++ 70 / Ce 140): 0.007 (=715.42 / 102478.80)
Obtained Formula (Ce0 156 / Ce 140): 0.025 (=2543.83 / 102478.80)
Obtained RSD (Be 9): 0.0267
Obtained RSD (In 115): 0.0241
Obtained RSD (U 238): 0.0183

[Passed] Optimum value(s): N/A

End Time: 4/25/2023 4:46:01 PM

ICP-MS Quantitative Analysis - Summary Report

Sample ID: SEQ-CAL1

Sample Dil Factor:

Comments:

Sample Date/Time: Tuesday, April 25, 2023 17:12:13

Number of Replicates: 3

Method File: C:\Users\Public\Documents\PerkinElmer Syngistix\ICPMS\Method\200.8_DailyMethod_KED_UCT.mth

Tuning File: C:\Users\Public\Documents\PerkinElmer Syngistix\ICPMS\MassCal\Default.tun

Optimization File: C:\Users\Public\Documents\PerkinElmer Syngistix\ICPMS\Conditions\Default.dac

Calibration File:

	Analyte Mass	Conc. Mean	Units	Conc. SD	Conc. RSD	Blank Intens.	Meas. Intens.	Intens. RSD	Mode
[>	Li	6	ug/L				449997	3	Standard
[Be	9	ug/L				11	16	Standard
	C	13	ug/L				29409	1	Standard
	Cl	37	ug/L				1805078	2	Standard
[>	Sc	45	ug/L				595718	0	Standard
	V	51	ug/L				6858	1	Standard
	V-1	51	ug/L				607	4	Standard
	Cr	52	ug/L				20299	0	Standard
	Cr	53	ug/L				294	1	Standard
[Mn	55	ug/L				569	3	Standard
[>	Ge	72	ug/L				49648	1	KED
	Co	59	ug/L				6	15	KED
	Ni	60	ug/L				69	12	KED
	Ni	62	ug/L				7	25	KED
	Cu	63	ug/L				80	13	KED
	Cu	65	ug/L				43	45	KED
	Zn	66	ug/L				140	15	KED
	Zn	67	ug/L				20	24	KED
	As	75	ug/L				5	16	KED
[Se	78	ug/L				25	12	KED
	Y	89	ug/L				347335	2	Standard
	Kr	83	ug/L				53	8	Standard
[>	In-1	115	ug/L				11040	1	KED
	Mo	98	ug/L				7	86	KED
	Cd	111	ug/L				7	19	KED
[Cd	114	ug/L				9	59	KED
[>	In	115	ug/L				434426	1	Standard
	Ag	107	ug/L				42	29	Standard
	Sb	121	ug/L				205	3	Standard
	Sb	123	ug/L				131	11	Standard
	Ba	135	ug/L				60	7	Standard
[Ba	137	ug/L				114	5	Standard
[>	Tb	159	ug/L				798416	1	Standard
	Tl	205	ug/L				218	11	Standard
[Pb	208	ug/L				288	14	Standard

ICP-MS Quantitative Analysis - Summary Report

Sample ID: SEQ-CAL2

Sample Dil Factor:

Comments:

Sample Date/Time: Tuesday, April 25, 2023 17:17:17

Number of Replicates: 3

Method File: C:\Users\Public\Documents\PerkinElmer Syngistix\ICPMS\Method\200.8_DailyMethod_KED_UCT.mth

Tuning File: C:\Users\Public\Documents\PerkinElmer Syngistix\ICPMS\MassCal\Default.tun

Optimization File: C:\Users\Public\Documents\PerkinElmer Syngistix\ICPMS\Conditions\Default.dac

Calibration File:

	Analyte Mass	Conc. Mean	Units	Conc. SD	Conc. RSD	Blank Intens.	Meas. Intens.	Intens. RSD	Mode
[>	Li	6	ug/L			449997	428332	6	Standard
[Be	9	ug/L	0.003	1	11	683	6	Standard
	C	13	ug/L			29409	28838	5	Standard
	Cl	37	ug/L			1805078	1786771	2	Standard
[>	Sc	45	ug/L			595718	556666	5	Standard
[V	51	ug/L	0.001	0	6858	11309	5	Standard
	V-1	51	ug/L	0.004	1	607	5392	6	Standard
	Cr	52	ug/L	0.014	2	20299	29742	4	Standard
	Cr	53	ug/L	0.010	2	294	1468	4	Standard
[Mn	55	ug/L	0.010	2	569	15338	4	Standard
[>	Ge	72	ug/L			49648	49035	1	KED
	Co	59	ug/L	0.004	2	6	1223	2	KED
	Ni	60	ug/L	0.026	5	69	934	4	KED
	Ni	62	ug/L	0.108	21	7	145	21	KED
	Cu	63	ug/L	0.026	5	80	2628	4	KED
	Cu	65	ug/L	0.022	4	43	1344	3	KED
	Zn	66	ug/L	0.051	0	140	4036	0	KED
	Zn	67	ug/L	0.507	8	20	626	8	KED
	As	75	ug/L	0.013	6	5	76	7	KED
[Se	78	ug/L	<u>0.377</u>	75	25	33	17	KED
	Y	89	ug/L			347335	326469	5	Standard
	Kr	83	ug/L			53	46	13	Standard
[>	In-1	115	ug/L			11040	10905	2	KED
	Mo	98	ug/L	0.009	4	7	330	6	KED
	Cd	111	ug/L	0.007	6	7	39	7	KED
[Cd	114	ug/L	0.008	8	9	113	9	KED
[>	In	115	ug/L			434426	411847	6	Standard
	Ag	107	ug/L	0.005	2	42	3531	3	Standard
	Sb	121	ug/L	0.009	4	205	2827	3	Standard
	Sb	123	ug/L	0.014	6	131	2201	0	Standard
	Ba	135	ug/L	0.032	6	60	2253	0	Standard
[Ba	137	ug/L	0.006	1	114	4099	5	Standard
[>	Tb	159	ug/L			798416	765718	1	Standard
	Tl	205	ug/L	0.007	3	218	6812	4	Standard
[Pb	208	ug/L	0.005	4	288	4905	6	Standard

ICP-MS Quantitative Analysis - Summary Report

Sample ID: SEQ-CAL3

Sample Dil Factor:

Comments:

Sample Date/Time: Tuesday, April 25, 2023 17:22:20

Number of Replicates: 3

Method File: C:\Users\Public\Documents\PerkinElmer Syngistix\ICPMS\Method\200.8_DailyMethod_KED_UCT.mth

Tuning File: C:\Users\Public\Documents\PerkinElmer Syngistix\ICPMS\MassCal\Default.tun

Optimization File: C:\Users\Public\Documents\PerkinElmer Syngistix\ICPMS\Conditions\Default.dac

Calibration File:

	Analyte Mass	Conc. Mean	Units	Conc. SD	Conc. RSD	Blank Intens.	Meas. Intens.	Intens. RSD	Mode
[>	Li	6	ug/L			449997	473541	2	Standard
[Be	9	ug/L	0.332	3	11	39671	2	Standard
	C	13	ug/L			29409	51911	0	Standard
	Cl	37	ug/L			1805078	1786107	1	Standard
[>	Sc	45	ug/L			595718	613797	2	Standard
[V	51	ug/L	0.226	2	6858	280422	0	Standard
	V-1	51	ug/L	0.301	3	607	276627	1	Standard
	Cr	52	ug/L	0.299	2	20299	249465	2	Standard
	Cr	53	ug/L	0.394	3	294	26975	1	Standard
[Mn	55	ug/L	0.289	2	569	331263	1	Standard
[>	Ge	72	ug/L			49648	50027	1	KED
[Co	59	ug/L	0.253	2	6	63847	2	KED
	Ni	60	ug/L	0.248	2	69	18910	3	KED
	Ni	62	ug/L	0.493	4	7	3075	4	KED
	Cu	63	ug/L	0.270	2	80	52359	3	KED
	Cu	65	ug/L	0.265	2	43	26425	1	KED
	Zn	66	ug/L	0.245	2	140	6814	2	KED
	Zn	67	ug/L	0.133	1	20	1168	2	KED
	As	75	ug/L	0.223	2	5	3591	2	KED
[Se	78	ug/L	1.108	11	25	349	10	KED
	Y	89	ug/L			347335	364027	1	Standard
	Kr	83	ug/L			53	48	12	Standard
[>	In-1	115	ug/L			11040	10886	5	KED
[Mo	98	ug/L	0.277	2	7	16091	8	KED
	Cd	111	ug/L	0.184	1	7	3471	6	KED
[Cd	114	ug/L	0.125	1	9	8972	6	KED
[>	In	115	ug/L			434426	458892	0	Standard
	Ag	107	ug/L	0.328	3	42	197024	2	Standard
	Sb	121	ug/L	0.161	1	205	156133	1	Standard
	Sb	123	ug/L	0.123	1	131	118907	0	Standard
	Ba	135	ug/L	0.253	2	60	51149	3	Standard
[Ba	137	ug/L	0.256	2	114	91454	2	Standard
[>	Tb	159	ug/L			798416	843914	1	Standard
	Tl	205	ug/L	0.338	3	218	369322	2	Standard
[Pb	208	ug/L	0.214	2	288	491665	0	Standard

ICP-MS Quantitative Analysis - Summary Report

Sample ID: SEQ-CAL4

Sample Dil Factor:

Comments:

Sample Date/Time: Tuesday, April 25, 2023 17:27:37

Number of Replicates: 3

Method File: C:\Users\Public\Documents\PerkinElmer Syngistix\ICPMS\Method\200.8_DailyMethod_KED_UCT.mth

Tuning File: C:\Users\Public\Documents\PerkinElmer Syngistix\ICPMS\MassCal\Default.tun

Optimization File: C:\Users\Public\Documents\PerkinElmer Syngistix\ICPMS\Conditions\Default.dac

Calibration File:

	Analyte Mass	Conc. Mean	Units	Conc. SD	Conc. RSD	Blank Intens.	Meas. Intens.	Intens. RSD	Mode
[>	Li	6	ug/L			449997	475593	4	Standard
[Be	9	ug/L	0.469	2	11	80182	2	Standard
	C	13	ug/L			29409	46303	1	Standard
	Cl	37	ug/L			1805078	1783713	1	Standard
[>	Sc	45	ug/L			595718	637527	4	Standard
[V	51	ug/L	0.714	3	6858	560299	3	Standard
	V-1	51	ug/L	0.568	2	607	557545	2	Standard
	Cr	52	ug/L	0.752	3	20299	486155	2	Standard
	Cr	53	ug/L	0.425	2	294	54054	2	Standard
[Mn	55	ug/L	0.636	3	569	676420	2	Standard
[>	Ge	72	ug/L			49648	50874	1	KED
[Co	59	ug/L	0.519	2	6	126944	2	KED
	Ni	60	ug/L	0.290	1	69	36577	3	KED
	Ni	62	ug/L	0.769	3	7	6131	4	KED
	Cu	63	ug/L	0.552	2	80	103220	2	KED
	Cu	65	ug/L	0.698	3	43	51506	2	KED
	Zn	66	ug/L	0.731	3	140	13830	3	KED
	Zn	67	ug/L	0.478	2	20	2388	0	KED
	As	75	ug/L	0.497	2	5	7143	1	KED
[Se	78	ug/L	0.548	2	25	703	3	KED
	Y	89	ug/L			347335	366839	1	Standard
	Kr	83	ug/L			53	52	14	Standard
[>	In-1	115	ug/L			11040	10762	2	KED
[Mo	98	ug/L	0.589	2	7	31478	1	KED
	Cd	111	ug/L	0.415	2	7	6751	0	KED
[Cd	114	ug/L	0.473	2	9	17295	0	KED
[>	In	115	ug/L			434426	466487	2	Standard
	Ag	107	ug/L	0.691	3	42	380122	1	Standard
	Sb	121	ug/L	0.243	1	205	308201	2	Standard
	Sb	123	ug/L	0.289	1	131	235829	1	Standard
	Ba	135	ug/L	0.486	2	60	102393	1	Standard
[Ba	137	ug/L	0.428	2	114	183822	3	Standard
[>	Tb	159	ug/L			798416	847884	4	Standard
	Tl	205	ug/L	0.143	0	218	733634	3	Standard
[Pb	208	ug/L	0.442	2	288	989383	2	Standard

ICP-MS Quantitative Analysis - Summary Report

Sample ID: SEQ-CAL5

Sample Dil Factor:

Comments:

Sample Date/Time: Tuesday, April 25, 2023 17:33:04

Number of Replicates: 3

Method File: C:\Users\Public\Documents\PerkinElmer Syngistix\ICPMS\Method\200.8_DailyMethod_KED_UCT.mth

Tuning File: C:\Users\Public\Documents\PerkinElmer Syngistix\ICPMS\MassCal\Default.tun

Optimization File: C:\Users\Public\Documents\PerkinElmer Syngistix\ICPMS\Conditions\Default.dac

Calibration File:

	Analyte Mass	Conc. Mean	Units	Conc. SD	Conc. RSD	Blank Intens.	Meas. Intens.	Intens. RSD	Mode
[>	Li	6	ug/L			449997	445453	0	Standard
[Be	9	ug/L	1.128	2	11	181868	2	Standard
	C	13	ug/L			29409	27944	4	Standard
	Cl	37	ug/L			1805078	1740390	1	Standard
[>	Sc	45	ug/L			595718	600285	1	Standard
[V	51	ug/L	0.911	1	6858	1263464	0	Standard
	V-1	51	ug/L	1.495	3	607	1270806	1	Standard
	Cr	52	ug/L	0.548	1	20299	1080674	1	Standard
	Cr	53	ug/L	1.872	3	294	124463	2	Standard
[Mn	55	ug/L	0.744	1	569	1496064	1	Standard
[>	Ge	72	ug/L			49648	46945	3	KED
	Co	59	ug/L	1.184	2	6	290714	5	KED
	Ni	60	ug/L	1.089	2	69	82437	5	KED
	Ni	62	ug/L	0.956	1	7	13915	5	KED
	Cu	63	ug/L	0.300	0	80	235439	3	KED
	Cu	65	ug/L	0.470	0	43	117517	4	KED
	Zn	66	ug/L	0.847	1	140	31295	2	KED
	Zn	67	ug/L	0.939	1	20	5061	1	KED
	As	75	ug/L	0.193	0	5	16681	3	KED
[Se	78	ug/L	0.714	1	25	1549	5	KED
	Y	89	ug/L			347335	341956	1	Standard
	Kr	83	ug/L			53	52	18	Standard
[>	In-1	115	ug/L			11040	10699	4	KED
	Mo	98	ug/L	1.607	3	7	78540	1	KED
	Cd	111	ug/L	0.293	0	7	16676	5	KED
[Cd	114	ug/L	1.129	2	9	42413	3	KED
[>	In	115	ug/L			434426	427068	0	Standard
	Ag	107	ug/L	0.627	1	42	874572	0	Standard
	Sb	121	ug/L	1.215	2	205	703015	1	Standard
	Sb	123	ug/L	0.764	1	131	547439	2	Standard
	Ba	135	ug/L	0.384	0	60	230345	0	Standard
[Ba	137	ug/L	0.579	1	114	413545	1	Standard
[>	Tb	159	ug/L			798416	796663	2	Standard
	Tl	205	ug/L	1.074	2	218	1690377	0	Standard
[Pb	208	ug/L	0.543	1	288	2250670	1	Standard

ICP-MS Quantitative Analysis - Summary Report

Sample ID: SEQ-CAL6

Sample Dil Factor:

Comments:

Sample Date/Time: Tuesday, April 25, 2023 17:40:12

Number of Replicates: 3

Method File: C:\Users\Public\Documents\PerkinElmer Syngistix\ICPMS\Method\200.8_DailyMethod_KED_UCT.mth

Tuning File: C:\Users\Public\Documents\PerkinElmer Syngistix\ICPMS\MassCal\Default.tun

Optimization File: C:\Users\Public\Documents\PerkinElmer Syngistix\ICPMS\Conditions\Default.dac

Calibration File:

	Analyte Mass	Conc. Mean	Units	Conc. SD	Conc. RSD	Blank Intens.	Meas. Intens.	Intens. RSD	Mode
[>	Li	6	ug/L			449997	421201	<u>7</u>	Standard
[Be	9	ug/L	1.241	1	11	345150	<u>7</u>	Standard
	C	13	ug/L			29409	37273	2	Standard
	Cl	37	ug/L			1805078	1687050	1	Standard
[>	Sc	45	ug/L			595718	584320	5	Standard
[V	51	ug/L	1.874	1	6858	2580269	<u>6</u>	Standard
	V-1	51	ug/L	2.570	2	607	2579890	<u>6</u>	Standard
	Cr	52	ug/L	1.905	1	20299	2123522	<u>7</u>	Standard
	Cr	53	ug/L	3.422	3	294	239836	<u>6</u>	Standard
	Mn	55	ug/L	1.989	1	569	3081855	<u>7</u>	Standard
[>	Ge	72	ug/L			49648	48563	2	KED
[Co	59	ug/L	0.982	0	6	606733	1	KED
	Ni	60	ug/L	1.214	1	69	173141	1	KED
	Ni	62	ug/L	2.200	2	7	28128	2	KED
	Cu	63	ug/L	0.852	0	80	487715	2	KED
	Cu	65	ug/L	2.197	2	43	237882	0	KED
	Zn	66	ug/L	0.428	0	140	63899	2	KED
	Zn	67	ug/L	3.428	3	20	10341	5	KED
	As	75	ug/L	0.966	0	5	34065	1	KED
[Se	78	ug/L	0.889	0	25	3200	1	KED
	Y	89	ug/L			347335	344310	4	Standard
	Kr	83	ug/L			53	51	16	Standard
[>	In-1	115	ug/L			11040	10995	5	KED
[Mo	98	ug/L	3.920	3	7	163162	1	KED
	Cd	111	ug/L	2.495	2	7	33631	2	KED
	Cd	114	ug/L	1.599	1	9	86355	3	KED
[>	In	115	ug/L			434426	415507	<u>6</u>	Standard
[Ag	107	ug/L	2.891	2	42	1692358	3	Standard
	Sb	121	ug/L	1.714	1	205	1399851	5	Standard
	Sb	123	ug/L	2.144	2	131	1064011	4	Standard
	Ba	135	ug/L	1.707	1	60	440128	5	Standard
	Ba	137	ug/L	1.407	1	114	764342	<u>6</u>	Standard
[>	Tb	159	ug/L			798416	777622	2	Standard
[Tl	205	ug/L	0.374	0	218	3308264	3	Standard
[Pb	208	ug/L	1.291	1	288	4394065	1	Standard

ICP-MS Quantitative Analysis - Summary Report

Sample ID: SEQ-IBL1

Sample Dil Factor:

Comments:

Sample Date/Time: Tuesday, April 25, 2023 17:47:59

Number of Replicates: 3

Method File: C:\Users\Public\Documents\PerkinElmer Syngistix\ICPMS\Method\200.8_DailyMethod_KED_UCT.mth

Tuning File: C:\Users\Public\Documents\PerkinElmer Syngistix\ICPMS\MassCal\Default.tun

Optimization File: C:\Users\Public\Documents\PerkinElmer Syngistix\ICPMS\Conditions\Default.dac

Calibration File:

	Analyte Mass	Conc. Mean	Units	Conc. SD	Conc. RSD	Blank Intens.	Meas. Intens.	Intens. RSD	Mode
[>	Li	6	ug/L			449997	413436	4	Standard
[Be	9	ug/L	0.002	329	11	8	93	Standard
	C	13	ug/L			29409	27730	3	Standard
	Cl	37	ug/L			1805078	1796748	1	Standard
[>	Sc	45	ug/L			595718	561319	2	Standard
[V	51	ug/L	0.007	47	6858	6835	0	Standard
	V-1	51	ug/L	0.001	206	607	586	2	Standard
	Cr	52	ug/L	0.015	24	20299	20398	0	Standard
	Cr	53	ug/L	0.009	75	294	306	8	Standard
[Mn	55	ug/L	0.001	86	569	570	3	Standard
[>	Ge	72	ug/L			49648	48619	0	KED
[Co	59	ug/L	0.000	162	6	5	57	KED
	Ni	60	ug/L	0.011	330	69	62	28	KED
	Ni	62	ug/L	0.014	32	7	19	20	KED
	Cu	63	ug/L	0.001	100	80	74	5	KED
	Cu	65	ug/L	0.004	565	43	40	24	KED
	Zn	66	ug/L	0.015	1083	140	137	7	KED
	Zn	67	ug/L	0.046	131	20	24	19	KED
	As	75	ug/L	0.004	67	5	7	16	KED
[Se	78	ug/L	0.168	851	25	23	21	KED
	Y	89	ug/L			347335	325367	0	Standard
	Kr	83	ug/L			53	47	28	Standard
[>	In-1	115	ug/L			11040	10626	4	KED
[Mo	98	ug/L	0.009	43	7	39	33	KED
	Cd	111	ug/L	0.002	47	7	5	10	KED
[Cd	114	ug/L	0.002	73	9	7	27	KED
[>	In	115	ug/L			434426	410914	3	Standard
[Ag	107	ug/L	0.001	30	42	92	14	Standard
	Sb	121	ug/L	0.001	2	205	491	4	Standard
	Sb	123	ug/L	0.003	12	131	351	5	Standard
	Ba	135	ug/L	0.003	928	60	55	20	Standard
[Ba	137	ug/L	0.001	247	114	113	6	Standard
[>	Tb	159	ug/L			798416	746488	1	Standard
[Tl	205	ug/L	0.001	19	218	302	4	Standard
[Pb	208	ug/L	0.000	24	288	210	8	Standard

Sample Information

Sample Date/Time: Tuesday, April 25, 2023 17:40:12

Method File: C:\Users\Public\Documents\PerkinElmer Syngistix\ICPMS\Method\200.8_DailyMethod_KED_UCT.m

Mass Calibration File: C:\Users\Public\Documents\PerkinElmer Syngistix\ICPMS\MassCal\Default.tun

Conditions File: C:\Users\Public\Documents\PerkinElmer Syngistix\ICPMS\Conditions\Default.dac

Calibration File: C:\Users\Public\Documents\PerkinElmer Syngistix\ICPMS\System\042523.cal

Calibration

Analyte	Mass	r Corr Coef	Slope	Std 1 Conc	Std 2 Conc	Std 3 Conc	Std 4 Conc	Std 5 Conc
Li	6							
Be	9	1.0000	0.008	0.20	10	20	50	100
C	13							
Cl	37							
Sc	45							
V	51	0.9998	0.044	0.20	10	20	50	100
V-1	51	0.9999	0.044	0.20	10	20	50	100
Cr	52	1.0000	0.036	0.50	10	20	50	100
Cr	53	1.0000	0.004	0.50	10	20	50	100
Mn	55	0.9998	0.052	0.50	10	20	50	100
Ge	72							
Co	59	1.0000	0.125	0.20	10	20	50	100
Ni	60	1.0000	0.036	0.50	10	20	50	100
Ni	62	0.9999	0.006	0.50	10	20	50	100
Cu	63	1.0000	0.100	0.50	10	20	50	100
Cu	65	0.9999	0.049	0.50	10	20	50	100
Zn	66	1.0000	0.013	6.00	10	20	50	100
Zn	67	0.9998	0.002	6.00	10	20	50	100
As	75	1.0000	0.007	0.20	10	20	50	100
Se	78	1.0000	0.001	0.50	10	20	50	100
Y	89							
Kr	83							
In-1	115							
Mo	98	1.0000	0.148	0.20	10	20	50	100
Cd	111	1.0000	0.031	0.10	10	20	50	100
Cd	114	1.0000	0.079	0.10	10	20	50	100
In	115							
Ag	107	1.0000	0.041	0.20	10	20	50	100
Sb	121	1.0000	0.034	0.20	10	20	50	100
Sb	123	1.0000	0.026	0.20	10	20	50	100
Ba	135	1.0000	0.011	0.50	10	20	50	100
Ba	137	0.9997	0.019	0.50	10	20	50	100
Tb	159							
Tl	205	1.0000	0.043	0.20	10	20	50	100
Pb	208	1.0000	0.057	0.10	10	20	50	100

ICP-MS Quantitative Analysis - Summary Report

Sample ID: SEQ-ICV1

Sample Dil Factor:

DEL

Comments:

Sample Date/Time: Tuesday, April 25, 2023 17:54:26

Number of Replicates: 3

Method File: C:\Users\Public\Documents\PerkinElmer Syngistix\ICPMS\Method\200.8_DailyMethod_KED_UCT.mth

Tuning File: C:\Users\Public\Documents\PerkinElmer Syngistix\ICPMS\MassCal\Default.tun

Optimization File: C:\Users\Public\Documents\PerkinElmer Syngistix\ICPMS\Conditions\Default.dac

Calibration File: C:\Users\Public\Documents\PerkinElmer Syngistix\ICPMS\System\042523.cal

	Analyte	Mass	Conc. Mean	Units	Conc. SD	Conc. RSD	Blank Intens.	Meas. Intens.	Intens. RSD	Mode
[>	Li	6		ug/L			449997	443504	1	Standard
[Be	9	52.197	ug/L	1.960	3	11	189766	4	Standard
	C	13		ug/L			29409	32419	2	Standard
	Cl	37		ug/L			1805078	1755795	1	Standard
[>	Sc	45		ug/L			595718	619304	3	Standard
[V	51	51.035	ug/L	0.952	1	6858	1385338	4	Standard
	V-1	51	51.503	ug/L	1.121	2	607	1396999	3	Standard
	Cr	52	50.624	ug/L	0.116	0	20299	1145904	3	Standard
	Cr	53	52.224	ug/L	1.905	3	294	133216	1	Standard
[Mn	55	51.770	ug/L	1.127	2	569	1672512	1	Standard
[>	Ge	72		ug/L			49648	45181	1	KED
	Co	59	50.294	ug/L	0.890	1	6	283415	0	KED
	Ni	60	51.514	ug/L	1.839	3	69	82785	1	KED
	Ni	62	50.914	ug/L	2.033	3	7	13402	2	KED
	Cu	63	51.212	ug/L	1.413	2	80	232427	1	KED
	Cu	65	52.133	ug/L	1.606	3	43	116051	1	KED
	Zn	66	50.207	ug/L	1.058	2	140	29995	0	KED
	Zn	67	49.560	ug/L	0.954	1	20	4802	1	KED
	As	75	48.703	ug/L	1.320	2	5	15477	1	KED
[Se	78	79.393	ug/L	3.533	4	25	2365	2	KED
	Y	89		ug/L			347335	362171	4	Standard
	Kr	83		ug/L			53	40	7	Standard
[>	In-1	115		ug/L			11040	11182	8	KED
	Mo	98	48.812	ug/L	0.498	1	7	80895	8	KED
	Cd	111	50.745	ug/L	1.115	2	7	17436	7	KED
[Cd	114	50.579	ug/L	0.265	0	9	44565	8	KED
[>	In	115		ug/L			434426	441204	3	Standard
	Ag	107	53.023	ug/L	0.998	1	42	954741	1	Standard
	Sb	121	51.201	ug/L	0.747	1	205	757521	2	Standard
	Sb	123	49.989	ug/L	1.131	2	131	564846	1	Standard
	Ba	135	51.697	ug/L	0.924	1	60	242921	4	Standard
[Ba	137	51.862	ug/L	0.479	0	114	426556	4	Standard
[>	Tb	159		ug/L			798416	818429	2	Standard
	Tl	205	50.780	ug/L	1.362	2	218	1768288	2	Standard
[Pb	208	51.622	ug/L	0.734	1	288	2390397	1	Standard

ICP-MS Quantitative Analysis - Summary Report

Sample ID: SEQ-ICV1

Sample Dil Factor:

Comments:

Sample Date/Time: Tuesday, April 25, 2023 18:02:13

Number of Replicates: 3

Method File: C:\Users\Public\Documents\PerkinElmer Syngistix\ICPMS\Method\200.8_DailyMethod_KED_UCT.mth

Tuning File: C:\Users\Public\Documents\PerkinElmer Syngistix\ICPMS\MassCal\Default.tun

Optimization File: C:\Users\Public\Documents\PerkinElmer Syngistix\ICPMS\Conditions\Default.dac

Calibration File: C:\Users\Public\Documents\PerkinElmer Syngistix\ICPMS\System\042523.cal

	Analyte Mass	Conc. Mean	Units	Conc. SD	Conc. RSD	Blank Intens.	Meas. Intens.	Intens. RSD	Mode
[>	Li	6	ug/L			449997	429267	2	Standard
[Be	9	ug/L	2.020	3	11	180608	4	Standard
	C	13	ug/L			29409	30583	5	Standard
	Cl	37	ug/L			1805078	1765610	1	Standard
[>	Sc	45	ug/L			595718	582941	0	Standard
[V	51	ug/L	1.148	2	6858	1323038	2	Standard
	V-1	51	ug/L	1.183	2	607	1332536	2	Standard
	Cr	52	ug/L	0.730	1	20299	1111197	1	Standard
	Cr	53	ug/L	1.184	2	294	128602	2	Standard
	Mn	55	ug/L	0.795	1	569	1576874	1	Standard
[>	Ge	72	ug/L			49648	50310	0	KED
[Co	59	ug/L	1.539	2	6	330530	2	KED
	Ni	60	ug/L	1.340	2	69	95030	1	KED
	Ni	62	ug/L	2.341	4	7	15421	3	KED
	Cu	63	ug/L	1.835	3	80	265936	3	KED
	Cu	65	ug/L	1.165	2	43	131741	1	KED
	Zn	66	ug/L	0.895	1	140	34253	1	KED
	Zn	67	ug/L	1.358	2	20	5564	1	KED
	As	75	ug/L	1.307	2	5	17450	2	KED
[Se	78	ug/L	2.843	3	25	2700	3	KED
	Y	89	ug/L			347335	348011	1	Standard
	Kr	83	ug/L			53	53	15	Standard
[>	In-1	115	ug/L			11040	10783	1	KED
[Mo	98	ug/L	0.347	0	7	79061	2	KED
	Cd	111	ug/L	1.831	3	7	17172	4	KED
	Cd	114	ug/L	1.115	2	9	44293	3	KED
[>	In	115	ug/L			434426	427601	1	Standard
[Ag	107	ug/L	0.555	1	42	920785	0	Standard
	Sb	121	ug/L	0.382	0	205	717210	0	Standard
	Sb	123	ug/L	0.331	0	131	547031	0	Standard
	Ba	135	ug/L	1.821	3	60	234223	3	Standard
	Ba	137	ug/L	0.858	1	114	419569	2	Standard
[>	Tb	159	ug/L			798416	780030	2	Standard
[Tl	205	ug/L	1.060	2	218	1699173	0	Standard
[Pb	208	ug/L	0.378	0	288	2275847	1	Standard

ICP-MS Quantitative Analysis - Summary Report

Sample ID: SEQ-ICB1

Sample Dil Factor:

Comments:

Sample Date/Time: Tuesday, April 25, 2023 18:09:59

Number of Replicates: 3

Method File: C:\Users\Public\Documents\PerkinElmer Syngistix\ICPMS\Method\200.8_DailyMethod_KED_UCT.mth

Tuning File: C:\Users\Public\Documents\PerkinElmer Syngistix\ICPMS\MassCal\Default.tun

Optimization File: C:\Users\Public\Documents\PerkinElmer Syngistix\ICPMS\Conditions\Default.dac

Calibration File: C:\Users\Public\Documents\PerkinElmer Syngistix\ICPMS\System\042523.cal

	Analyte Mass	Conc. Mean	Units	Conc. SD	Conc. RSD	Blank Intens.	Meas. Intens.	Intens. RSD	Mode
[>	Li	6	ug/L			449997	420562	3	Standard
[Be	9	ug/L	0.001	166	11	7	66	Standard
	C	13	ug/L			29409	27709	3	Standard
	Cl	37	ug/L			1805078	1796631	1	Standard
[>	Sc	45	ug/L			595718	571721	3	Standard
[V	51	ug/L	0.012	63	6858	7054	3	Standard
	V-1	51	ug/L	0.000	60	607	572	3	Standard
	Cr	52	ug/L	0.033	48	20299	20878	2	Standard
	Cr	53	ug/L	0.012	762	294	286	9	Standard
[Mn	55	ug/L	0.002	98	569	594	9	Standard
[>	Ge	72	ug/L			49648	49672	1	KED
[Co	59	ug/L	0.000	145	6	5	33	KED
	Ni	60	ug/L	0.008	74	69	51	25	KED
	Ni	62	ug/L	0.006	22483	7	7	25	KED
	Cu	63	ug/L	0.002	284	80	83	12	KED
	Cu	65	ug/L	0.004	131	43	36	24	KED
	Zn	66	ug/L	0.020	125	140	130	8	KED
	Zn	67	ug/L	0.039	161	20	23	16	KED
	As	75	ug/L	0.006	140	5	4	43	KED
[Se	78	ug/L	0.089	73	25	21	12	KED
	Y	89	ug/L			347335	336296	4	Standard
	Kr	83	ug/L			53	53	24	Standard
[>	In-1	115	ug/L			11040	10770	7	KED
[Mo	98	ug/L	0.003	30	7	20	24	KED
	Cd	111	ug/L	0.004	312	7	7	25	KED
[Cd	114	ug/L	0.006	199	9	7	78	KED
[>	In	115	ug/L			434426	426101	3	Standard
[Ag	107	ug/L	0.001	38	42	88	20	Standard
	Sb	121	ug/L	0.004	17	205	522	11	Standard
	Sb	123	ug/L	0.002	9	131	408	4	Standard
	Ba	135	ug/L	0.005	594	60	55	33	Standard
[Ba	137	ug/L	0.002	112	114	100	12	Standard
[>	Tb	159	ug/L			798416	748881	4	Standard
[Tl	205	ug/L	0.000	42	218	231	1	Standard
[Pb	208	ug/L	0.000	38	288	219	13	Standard

ICP-MS Quantitative Analysis - Summary Report

Sample ID: SEQ-CCV1

Sample Dil Factor:

Comments:

Sample Date/Time: Tuesday, April 25, 2023 18:15:02

Number of Replicates: 3

Method File: C:\Users\Public\Documents\PerkinElmer Syngistix\ICPMS\Method\200.8_DailyMethod_KED_UCT.mth

Tuning File: C:\Users\Public\Documents\PerkinElmer Syngistix\ICPMS\MassCal\Default.tun

Optimization File: C:\Users\Public\Documents\PerkinElmer Syngistix\ICPMS\Conditions\Default.dac

Calibration File: C:\Users\Public\Documents\PerkinElmer Syngistix\ICPMS\System\042523.cal

	Analyte Mass	Conc. Mean	Units	Conc. SD	Conc. RSD	Blank Intens.	Meas. Intens.	Intens. RSD	Mode
[>	Li	6	ug/L			449997	461337	2	Standard
[Be	9	ug/L	1.044	2	11	187745	3	Standard
	C	13	ug/L			29409	27364	5	Standard
	Cl	37	ug/L			1805078	1782580	1	Standard
[>	Sc	45	ug/L			595718	619110	1	Standard
[V	51	ug/L	1.139	2	6858	1345866	1	Standard
	V-1	51	ug/L	0.898	1	607	1352604	1	Standard
	Cr	52	ug/L	0.396	0	20299	1147634	1	Standard
	Cr	53	ug/L	1.231	2	294	131837	4	Standard
[Mn	55	ug/L	0.726	1	569	1633246	3	Standard
[>	Ge	72	ug/L			49648	47899	2	KED
[Co	59	ug/L	0.391	0	6	305161	2	KED
	Ni	60	ug/L	0.087	0	69	87480	2	KED
	Ni	62	ug/L	0.318	0	7	13980	2	KED
	Cu	63	ug/L	0.899	1	80	243582	2	KED
	Cu	65	ug/L	0.400	0	43	121543	2	KED
	Zn	66	ug/L	0.600	1	140	32373	3	KED
	Zn	67	ug/L	2.280	4	20	5294	2	KED
	As	75	ug/L	0.816	1	5	16933	3	KED
[Se	78	ug/L	0.946	1	25	1616	1	KED
	Y	89	ug/L			347335	365335	2	Standard
	Kr	83	ug/L			53	57	18	Standard
[>	In-1	115	ug/L			11040	10566	4	KED
[Mo	98	ug/L	1.270	2	7	77397	1	KED
	Cd	111	ug/L	0.622	1	7	16301	3	KED
[Cd	114	ug/L	1.072	2	9	42533	2	KED
[>	In	115	ug/L			434426	441730	0	Standard
	Ag	107	ug/L	1.895	3	42	942312	4	Standard
	Sb	121	ug/L	1.469	2	205	738852	3	Standard
	Sb	123	ug/L	1.739	3	131	568718	4	Standard
	Ba	135	ug/L	1.417	2	60	241247	2	Standard
[Ba	137	ug/L	0.888	1	114	425221	1	Standard
[>	Tb	159	ug/L			798416	833630	2	Standard
	Tl	205	ug/L	0.416	0	218	1739735	2	Standard
[Pb	208	ug/L	1.130	2	288	2323505	0	Standard

ICP-MS Quantitative Analysis - Summary Report

Sample ID: SEQ-CCB1

Sample Dil Factor:

Comments:

Sample Date/Time: Tuesday, April 25, 2023 18:22:50

Number of Replicates: 3

Method File: C:\Users\Public\Documents\PerkinElmer Syngistix\ICPMS\Method\200.8_DailyMethod_KED_UCT.mth

Tuning File: C:\Users\Public\Documents\PerkinElmer Syngistix\ICPMS\MassCal\Default.tun

Optimization File: C:\Users\Public\Documents\PerkinElmer Syngistix\ICPMS\Conditions\Default.dac

Calibration File: C:\Users\Public\Documents\PerkinElmer Syngistix\ICPMS\System\042523.cal

	Analyte Mass	Conc. Mean	Units	Conc. SD	Conc. RSD	Blank Intens.	Meas. Intens.	Intens. RSD	Mode
[>	Li	6	ug/L			449997	441029	2	Standard
[Be	9	ug/L	0.001	27	11	3	50	Standard
	C	13	ug/L			29409	28073	1	Standard
	Cl	37	ug/L			1805078	1817567	1	Standard
[>	Sc	45	ug/L			595718	591242	2	Standard
[V	51	ug/L	0.012	72	6858	7242	3	Standard
	V-1	51	ug/L	0.000	26	607	559	0	Standard
	Cr	52	ug/L	0.038	58	20299	21516	2	Standard
	Cr	53	ug/L	0.009	1100	294	294	7	Standard
[Mn	55	ug/L	0.000	39	569	593	4	Standard
[>	Ge	72	ug/L			49648	49174	3	KED
	Co	59	ug/L	0.000	1895	6	6	15	KED
	Ni	60	ug/L	0.007	232	69	73	15	KED
	Ni	62	ug/L	0.032	206	7	12	77	KED
	Cu	63	ug/L	0.000	22	80	71	1	KED
	Cu	65	ug/L	0.003	157	43	38	22	KED
	Zn	66	ug/L	0.014	151	140	133	9	KED
	Zn	67	ug/L	0.039	298	20	22	21	KED
	As	75	ug/L	0.002	76	5	4	11	KED
[Se	78	ug/L	0.141	75	25	18	20	KED
	Y	89	ug/L			347335	341038	3	Standard
	Kr	83	ug/L			53	54	24	Standard
[>	In-1	115	ug/L			11040	11496	1	KED
	Mo	98	ug/L	0.004	33	7	27	22	KED
	Cd	111	ug/L	0.007	76	7	4	53	KED
[Cd	114	ug/L	0.003	52	9	4	61	KED
[>	In	115	ug/L			434426	430983	2	Standard
	Ag	107	ug/L	0.000	19	42	71	7	Standard
	Sb	121	ug/L	0.001	2	205	913	1	Standard
	Sb	123	ug/L	0.006	11	131	695	9	Standard
	Ba	135	ug/L	0.002	111	60	52	12	Standard
[Ba	137	ug/L	0.001	31	114	94	4	Standard
[>	Tb	159	ug/L			798416	781385	2	Standard
	Tl	205	ug/L	0.001	37	218	259	6	Standard
[Pb	208	ug/L	0.000	24	288	216	6	Standard

ICP-MS Quantitative Analysis - Summary Report

Sample ID: SEQ-CRL1

Sample Dil Factor:

Comments:

Sample Date/Time: Tuesday, April 25, 2023 18:27:53

Number of Replicates: 3

Method File: C:\Users\Public\Documents\PerkinElmer Syngistix\ICPMS\Method\200.8_DailyMethod_KED_UCT.mth

Tuning File: C:\Users\Public\Documents\PerkinElmer Syngistix\ICPMS\MassCal\Default.tun

Optimization File: C:\Users\Public\Documents\PerkinElmer Syngistix\ICPMS\Conditions\Default.dac

Calibration File: C:\Users\Public\Documents\PerkinElmer Syngistix\ICPMS\System\042523.cal

	Analyte Mass	Conc. Mean	Units	Conc. SD	Conc. RSD	Blank Intens.	Meas. Intens.	Intens. RSD	Mode
[>	Li	6	ug/L			449997	430291	3	Standard
[Be	9	ug/L	0.005	2	11	715	3	Standard
	C	13	ug/L			29409	28935	2	Standard
	Cl	37	ug/L			1805078	1801250	1	Standard
[>	Sc	45	ug/L			595718	584394	2	Standard
[V	51	ug/L	0.012	5	6858	12123	2	Standard
	V-1	51	ug/L	0.005	2	607	5620	0	Standard
	Cr	52	ug/L	0.035	6	20299	31513	1	Standard
	Cr	53	ug/L	0.021	4	294	1481	1	Standard
	Mn	55	ug/L	0.003	0	569	15857	1	Standard
[>	Ge	72	ug/L			49648	46541	1	KED
[Co	59	ug/L	0.008	3	6	1231	1	KED
	Ni	60	ug/L	0.019	3	69	886	5	KED
	Ni	62	ug/L	0.044	9	7	128	8	KED
	Cu	63	ug/L	0.004	0	80	2579	2	KED
	Cu	65	ug/L	0.024	4	43	1287	2	KED
	Zn	66	ug/L	0.246	4	140	3905	5	KED
	Zn	67	ug/L	0.047	0	20	617	1	KED
	As	75	ug/L	0.015	7	5	67	8	KED
[Se	78	ug/L	0.080	26	25	32	6	KED
	Y	89	ug/L			347335	341354	1	Standard
	Kr	83	ug/L			53	55	14	Standard
[>	In-1	115	ug/L			11040	10341	3	KED
[Mo	98	ug/L	0.025	13	7	286	16	KED
	Cd	111	ug/L	0.009	9	7	36	9	KED
	Cd	114	ug/L	0.020	21	9	87	18	KED
[>	In	115	ug/L			434426	417991	2	Standard
[Ag	107	ug/L	0.002	1	42	3698	2	Standard
	Sb	121	ug/L	0.007	3	205	3047	5	Standard
	Sb	123	ug/L	0.005	2	131	2328	3	Standard
	Ba	135	ug/L	0.025	5	60	2230	6	Standard
	Ba	137	ug/L	0.007	1	114	4132	4	Standard
[>	Tb	159	ug/L			798416	778026	1	Standard
[Tl	205	ug/L	0.004	2	218	6597	2	Standard
[Pb	208	ug/L	0.001	1	288	4684	1	Standard

ICP-MS Quantitative Analysis - Summary Report

Sample ID: SEQ-IFA1

Sample Dil Factor:

Comments:

Sample Date/Time: Tuesday, April 25, 2023 18:33:00

Number of Replicates: 3

Method File: C:\Users\Public\Documents\PerkinElmer Syngistix\ICPMS\Method\200.8_DailyMethod_KED_UCT.mth

Tuning File: C:\Users\Public\Documents\PerkinElmer Syngistix\ICPMS\MassCal\Default.tun

Optimization File: C:\Users\Public\Documents\PerkinElmer Syngistix\ICPMS\Conditions\Default.dac

Calibration File: C:\Users\Public\Documents\PerkinElmer Syngistix\ICPMS\System\042523.cal

	Analyte Mass	Conc. Mean	Units	Conc. SD	Conc. RSD	Blank Intens.	Meas. Intens.	Intens. RSD	Mode
[>	Li	6	ug/L			449997	469789	0	Standard
[Be	9	ug/L	0.002	21	11	45	14	Standard
	C	13	ug/L			29409	127482	1	Standard
	Cl	37	ug/L			1805078	2351127	1	Standard
[>	Sc	45	ug/L			595718	580244	1	Standard
[V	51	ug/L	0.051	51	6858	9183	14	Standard
	V-1	51	ug/L	0.059	3	607	50168	1	Standard
	Cr	52	ug/L	0.047	6	20299	35905	1	Standard
	Cr	53	ug/L	0.242	3	294	17164	2	Standard
[Mn	55	ug/L	0.001	1	569	3403	0	Standard
[>	Ge	72	ug/L			49648	44061	1	KED
[Co	59	ug/L	0.004	10	6	210	9	KED
	Ni	60	ug/L	0.020	27	69	175	17	KED
	Ni	62	ug/L	0.025	21	7	35	18	KED
	Cu	63	ug/L	0.003	6	80	250	3	KED
	Cu	65	ug/L	0.007	15	43	133	12	KED
	Zn	66	ug/L	0.063	23	140	281	13	KED
	Zn	67	ug/L	0.065	20	20	48	11	KED
	As	75	ug/L	0.010	33	5	14	22	KED
[Se	78	ug/L	0.133	257	25	20	19	KED
	Y	89	ug/L			347335	334513	2	Standard
	Kr	83	ug/L			53	61	9	Standard
[>	In-1	115	ug/L			11040	10093	2	KED
[Mo	98	ug/L	7.402	1	7	603402	1	KED
	Cd	111	ug/L	0.004	3	7	38	5	KED
[Cd	114	ug/L	0.021	24	9	76	23	KED
[>	In	115	ug/L			434426	425450	1	Standard
[Ag	107	ug/L	0.001	7	42	222	6	Standard
	Sb	121	ug/L	0.004	9	205	763	6	Standard
	Sb	123	ug/L	0.003	7	131	598	4	Standard
	Ba	135	ug/L	0.002	2	60	587	3	Standard
[Ba	137	ug/L	0.006	5	114	1020	3	Standard
[>	Tb	159	ug/L			798416	856122	1	Standard
[Tl	205	ug/L	0.001	7	218	694	6	Standard
[Pb	208	ug/L	0.002	7	288	1764	5	Standard

ICP-MS Quantitative Analysis - Summary Report

Sample ID: SEQ-IFB1

Sample Dil Factor:

Comments:

Sample Date/Time: Tuesday, April 25, 2023 18:38:04

Number of Replicates: 3

Method File: C:\Users\Public\Documents\PerkinElmer Syngistix\ICPMS\Method\200.8_DailyMethod_KED_UCT.mth

Tuning File: C:\Users\Public\Documents\PerkinElmer Syngistix\ICPMS\MassCal\Default.tun

Optimization File: C:\Users\Public\Documents\PerkinElmer Syngistix\ICPMS\Conditions\Default.dac

Calibration File: C:\Users\Public\Documents\PerkinElmer Syngistix\ICPMS\System\042523.cal

	Analyte Mass	Conc. Mean	Units	Conc. SD	Conc. RSD	Blank Intens.	Meas. Intens.	Intens. RSD	Mode
[>	Li	6	ug/L			449997	488991	6	Standard
[Be	9	ug/L	0.003	52	11	37	37	Standard
	C	13	ug/L			29409	133618	1	Standard
	Cl	37	ug/L			1805078	2259116	1	Standard
[>	Sc	45	ug/L			595718	575052	4	Standard
[V	51	ug/L	0.038	58	6858	4993	20	Standard
	V-1	51	ug/L	0.004	0	607	48870	4	Standard
	Cr	52	ug/L	0.431	2	20299	428692	2	Standard
	Cr	53	ug/L	0.348	1	294	62473	2	Standard
	Mn	55	ug/L	0.126	0	569	577048	4	Standard
[>	Ge	72	ug/L			49648	46367	4	KED
[Co	59	ug/L	0.429	2	6	118033	3	KED
	Ni	60	ug/L	0.090	0	69	33979	4	KED
	Ni	62	ug/L	0.121	0	7	5521	4	KED
	Cu	63	ug/L	0.225	1	80	94925	3	KED
	Cu	65	ug/L	0.324	1	43	47827	3	KED
	Zn	66	ug/L	0.338	1	140	11966	5	KED
	Zn	67	ug/L	0.174	0	20	1851	5	KED
	As	75	ug/L	0.109	0	5	6614	4	KED
[Se	78	ug/L	0.100	85	25	19	11	KED
	Y	89	ug/L			347335	330187	6	Standard
	Kr	83	ug/L			53	57	15	Standard
[>	In-1	115	ug/L			11040	10462	4	KED
[Mo	98	ug/L	9.268	2	7	648263	2	KED
	Cd	111	ug/L	0.274	1	7	6700	4	KED
	Cd	114	ug/L	0.230	1	9	17022	4	KED
[>	In	115	ug/L			434426	430695	5	Standard
[Ag	107	ug/L	0.226	1	42	315120	5	Standard
	Sb	121	ug/L	0.002	7	205	649	3	Standard
	Sb	123	ug/L	0.003	9	131	478	0	Standard
	Ba	135	ug/L	0.006	3	60	746	3	Standard
	Ba	137	ug/L	0.008	5	114	1256	3	Standard
[>	Tb	159	ug/L			798416	875218	3	Standard
[Tl	205	ug/L	0.001	12	218	426	5	Standard
[Pb	208	ug/L	0.001	3	288	1530	2	Standard

ICP-MS Quantitative Analysis - Summary Report

Sample ID: SEQ-HCV1

Sample Dil Factor:

Comments:

Sample Date/Time: Tuesday, April 25, 2023 18:43:54

Number of Replicates: 3

Method File: C:\Users\Public\Documents\PerkinElmer Syngistix\ICPMS\Method\200.8_DailyMethod_KED_UCT.mth

Tuning File: C:\Users\Public\Documents\PerkinElmer Syngistix\ICPMS\MassCal\Default.tun

Optimization File: C:\Users\Public\Documents\PerkinElmer Syngistix\ICPMS\Conditions\Default.dac

Calibration File: C:\Users\Public\Documents\PerkinElmer Syngistix\ICPMS\System\042523.cal

	Analyte Mass	Conc. Mean	Units	Conc. SD	Conc. RSD	Blank Intens.	Meas. Intens.	Intens. RSD	Mode
[>	Li	6	ug/L			449997	425040	2	Standard
[Be	9	ug/L	8.453	4	11	679429	3	Standard
	C	13	ug/L			29409	33994	1	Standard
	Cl	37	ug/L			1805078	1454996	2	Standard
[>	Sc	45	ug/L			595718	553057	2	Standard
[V	51	ug/L	4.217	2	6858	4809216	2	Standard
	V-1	51	ug/L	2.823	1	607	4825391	2	Standard
	Cr	52	ug/L	3.013	1	20299	3973766	3	Standard
	Cr	53	ug/L	2.167	1	294	454208	3	Standard
[Mn	55	ug/L	7.156	3	569	5756462	4	Standard
[>	Ge	72	ug/L			49648	44380	2	KED
	Co	59	ug/L	1.975	0	6	1111299	1	KED
	Ni	60	ug/L	1.376	0	69	320665	1	KED
	Ni	62	ug/L	3.776	1	7	51777	0	KED
	Cu	63	ug/L	2.551	1	80	905779	0	KED
	Cu	65	ug/L	2.005	0	43	452812	2	KED
	Zn	66	ug/L	2.043	1	140	116564	2	KED
	Zn	67	ug/L	6.644	3	20	18915	1	KED
	As	75	ug/L	3.340	1	5	63561	1	KED
[Se	78	ug/L	3.207	1	25	5745	0	KED
	Y	89	ug/L			347335	323348	1	Standard
	Kr	83	ug/L			53	76	10	Standard
[>	In-1	115	ug/L			11040	10215	5	KED
	Mo	98	ug/L	4.167	1	7	320698	4	KED
	Cd	111	ug/L	3.744	1	7	63936	4	KED
[Cd	114	ug/L	10.330	5	9	163432	1	KED
[>	In	115	ug/L			434426	404343	4	Standard
	Ag	107	ug/L	4.229	2	42	3307983	2	Standard
	Sb	121	ug/L	8.489	4	205	2813036	2	Standard
	Sb	123	ug/L	9.225	4	131	2194776	1	Standard
	Ba	135	ug/L	6.069	3	60	851432	4	Standard
[Ba	137	ug/L	6.473	3	114	1535108	1	Standard
[>	Tb	159	ug/L			798416	793020	2	Standard
	Tl	205	ug/L	3.547	1	218	6849655	1	Standard
[Pb	208	ug/L	4.519	2	288	9025290	3	Standard

ICP-MS Quantitative Analysis - Summary Report

Sample ID: SEQ-HCV2

Sample Dil Factor:

Comments:

Sample Date/Time: Tuesday, April 25, 2023 18:48:57

Number of Replicates: 3

Method File: C:\Users\Public\Documents\PerkinElmer Syngistix\ICPMS\Method\200.8_DailyMethod_KED_UCT.mth

Tuning File: C:\Users\Public\Documents\PerkinElmer Syngistix\ICPMS\MassCal\Default.tun

Optimization File: C:\Users\Public\Documents\PerkinElmer Syngistix\ICPMS\Conditions\Default.dac

Calibration File: C:\Users\Public\Documents\PerkinElmer Syngistix\ICPMS\System\042523.cal

	Analyte Mass	Conc. Mean	Units	Conc. SD	Conc. RSD	Blank Intens.	Meas. Intens.	Intens. RSD	Mode
[>	Li	6	ug/L			449997	401145	6	Standard
[Be	9	ug/L	5.767	1	11	966924	4	Standard
	C	13	ug/L			29409	34643	4	Standard
	Cl	37	ug/L			1805078	1380889	3	Standard
[>	Sc	45	ug/L			595718	527221	6	Standard
[V	51	ug/L	10.575	3	6858	7084800	3	Standard
	V-1	51	ug/L	9.893	3	607	7093222	3	Standard
	Cr	52	ug/L	7.731	2	20299	5744412	4	Standard
	Cr	53	ug/L	6.535	2	294	651811	5	Standard
[Mn	55	ug/L	12.457	4	569	8209235	2	Standard
[>	Ge	72	ug/L			49648	44342	5	KED
	Co	59	ug/L	4.672	1	6	1691745	4	KED
	Ni	60	ug/L	1.673	0	69	470934	4	KED
	Ni	62	ug/L	5.746	1	7	77278	3	KED
	Cu	63	ug/L	2.463	0	80	1314936	4	KED
	Cu	65	ug/L	3.095	1	43	658526	4	KED
	Zn	66	ug/L	5.938	2	140	166718	3	KED
	Zn	67	ug/L	6.110	2	20	27584	4	KED
	As	75	ug/L	3.153	1	5	93806	4	KED
[Se	78	ug/L	1.992	0	25	8396	4	KED
	Y	89	ug/L			347335	313366	5	Standard
	Kr	83	ug/L			53	104	0	Standard
[>	In-1	115	ug/L			11040	9639	1	KED
	Mo	98	ug/L	3.332	1	7	453096	1	KED
	Cd	111	ug/L	3.232	1	7	89599	0	KED
[Cd	114	ug/L	2.157	0	9	227978	1	KED
[>	In	115	ug/L			434426	377591	4	Standard
	Ag	107	ug/L	6.678	2	42	4585408	4	Standard
	Sb	121	ug/L	4.269	1	205	3972649	3	Standard
	Sb	123	ug/L	6.913	2	131	3032653	4	Standard
	Ba	135	ug/L	4.130	1	60	1181193	4	Standard
[Ba	137	ug/L	8.331	2	114	2175488	4	Standard
[>	Tb	159	ug/L			798416	744900	3	Standard
	Tl	205	ug/L	3.788	1	218	9516496	3	Standard
[Pb	208	ug/L	0.992	0	288	12637397	3	Standard

ICP-MS Quantitative Analysis - Summary Report

Sample ID: SEQ-IBL2

Sample Dil Factor:

Comments:

Sample Date/Time: Tuesday, April 25, 2023 18:56:44

Number of Replicates: 3

Method File: C:\Users\Public\Documents\PerkinElmer Syngistix\ICPMS\Method\200.8_DailyMethod_KED_UCT.mth

Tuning File: C:\Users\Public\Documents\PerkinElmer Syngistix\ICPMS\MassCal\Default.tun

Optimization File: C:\Users\Public\Documents\PerkinElmer Syngistix\ICPMS\Conditions\Default.dac

Calibration File: C:\Users\Public\Documents\PerkinElmer Syngistix\ICPMS\System\042523.cal

	Analyte Mass	Conc. Mean	Units	Conc. SD	Conc. RSD	Blank Intens.	Meas. Intens.	Intens. RSD	Mode
[>	Li	6	ug/L			449997	436415	3	Standard
[Be	9	ug/L	0.001	445	11	12	36	Standard
	C	13	ug/L			29409	30515	3	Standard
	Cl	37	ug/L			1805078	1752809	1	Standard
[>	Sc	45	ug/L			595718	576917	4	Standard
[V	51	ug/L	0.006	43	6858	6981	2	Standard
	V-1	51	ug/L	0.002	12	607	1039	4	Standard
	Cr	52	ug/L	0.016	41	20299	20437	3	Standard
	Cr	53	ug/L	0.003	6	294	409	5	Standard
[Mn	55	ug/L	0.001	14	569	781	5	Standard
[>	Ge	72	ug/L			49648	50165	0	KED
	Co	59	ug/L	0.000	307	6	6	34	KED
	Ni	60	ug/L	0.009	71	69	46	34	KED
	Ni	62	ug/L	0.010	67	7	12	24	KED
	Cu	63	ug/L	0.001	10	80	108	3	KED
	Cu	65	ug/L	0.004	1104	43	44	20	KED
	Zn	66	ug/L	0.015	12	140	64	15	KED
	Zn	67	ug/L	0.082	90	20	11	76	KED
	As	75	ug/L	0.005	113	5	7	25	KED
[Se	78	ug/L	0.024	38	25	27	3	KED
	Y	89	ug/L			347335	329564	4	Standard
	Kr	83	ug/L			53	43	13	Standard
[>	In-1	115	ug/L			11040	10749	2	KED
	Mo	98	ug/L	0.014	48	7	54	41	KED
	Cd	111	ug/L	0.011	234	7	8	38	KED
[Cd	114	ug/L	0.007	118	9	14	42	KED
[>	In	115	ug/L			434426	426699	7	Standard
	Ag	107	ug/L	0.002	19	42	200	9	Standard
	Sb	121	ug/L	0.010	4	205	3003	4	Standard
	Sb	123	ug/L	0.008	3	131	2282	5	Standard
	Ba	135	ug/L	0.002	80	60	48	19	Standard
[Ba	137	ug/L	0.001	11	114	76	10	Standard
[>	Tb	159	ug/L			798416	780184	4	Standard
	Tl	205	ug/L	0.000	2	218	601	6	Standard
[Pb	208	ug/L	0.000	38	288	243	10	Standard

ICP-MS Quantitative Analysis - Summary Report

Sample ID: SEQ-IBL3

Sample Dil Factor:

Comments:

Sample Date/Time: Tuesday, April 25, 2023 19:03:43

Number of Replicates: 3

Method File: C:\Users\Public\Documents\PerkinElmer Syngistix\ICPMS\Method\200.8_DailyMethod_KED_UCT.mth

Tuning File: C:\Users\Public\Documents\PerkinElmer Syngistix\ICPMS\MassCal\Default.tun

Optimization File: C:\Users\Public\Documents\PerkinElmer Syngistix\ICPMS\Conditions\Default.dac

Calibration File: C:\Users\Public\Documents\PerkinElmer Syngistix\ICPMS\System\042523.cal

	Analyte Mass	Conc. Mean	Units	Conc. SD	Conc. RSD	Blank Intens.	Meas. Intens.	Intens. RSD	Mode
[>	Li	6	ug/L			449997	465712	3	Standard
[Be	9	ug/L	0.001	109	11	8	32	Standard
	C	13	ug/L			29409	31404	1	Standard
	Cl	37	ug/L			1805078	1763583	1	Standard
[>	Sc	45	ug/L			595718	613054	0	Standard
[V	51	ug/L	0.002	18	6858	7353	0	Standard
	V-1	51	ug/L	0.001	12	607	913	4	Standard
	Cr	52	ug/L	0.006	16	20299	21706	0	Standard
	Cr	53	ug/L	0.007	19	294	393	4	Standard
[Mn	55	ug/L	0.001	17	569	832	4	Standard
[>	Ge	72	ug/L			49648	47335	2	KED
[Co	59	ug/L	0.001	86	6	3	91	KED
	Ni	60	ug/L	0.002	10	69	41	9	KED
	Ni	62	ug/L	0.013	104	7	10	36	KED
	Cu	63	ug/L	0.001	26	80	97	5	KED
	Cu	65	ug/L	0.006	90	43	56	27	KED
	Zn	66	ug/L	0.026	27	140	74	20	KED
	Zn	67	ug/L	0.047	55	20	11	44	KED
	As	75	ug/L	0.003	71	5	6	15	KED
[Se	78	ug/L	0.069	318	25	24	11	KED
	Y	89	ug/L			347335	353910	0	Standard
	Kr	83	ug/L			53	48	11	Standard
[>	In-1	115	ug/L			11040	10737	5	KED
[Mo	98	ug/L	0.008	38	7	37	27	KED
	Cd	111	ug/L	0.003	201	7	7	12	KED
[Cd	114	ug/L	0.003	113	9	7	26	KED
[>	In	115	ug/L			434426	460645	1	Standard
[Ag	107	ug/L	0.001	65	42	71	24	Standard
	Sb	121	ug/L	0.005	8	205	1102	4	Standard
	Sb	123	ug/L	0.004	6	131	863	3	Standard
	Ba	135	ug/L	0.001	22	60	51	3	Standard
[Ba	137	ug/L	0.001	20	114	77	10	Standard
[>	Tb	159	ug/L			798416	815634	1	Standard
[Tl	205	ug/L	0.001	33	218	346	10	Standard
[Pb	208	ug/L	0.000	24	288	262	4	Standard

ICP-MS Quantitative Analysis - Summary Report

Sample ID: SEQ-CCV2

Sample Dil Factor:

Comments:

Sample Date/Time: Tuesday, April 25, 2023 19:09:51

Number of Replicates: 3

Method File: C:\Users\Public\Documents\PerkinElmer Syngistix\ICPMS\Method\200.8_DailyMethod_KED_UCT.mth

Tuning File: C:\Users\Public\Documents\PerkinElmer Syngistix\ICPMS\MassCal\Default.tun

Optimization File: C:\Users\Public\Documents\PerkinElmer Syngistix\ICPMS\Conditions\Default.dac

Calibration File: C:\Users\Public\Documents\PerkinElmer Syngistix\ICPMS\System\042523.cal

	Analyte Mass	Conc. Mean	Units	Conc. SD	Conc. RSD	Blank Intens.	Meas. Intens.	Intens. RSD	Mode
[>	Li	6	ug/L			449997	461984	1	Standard
[Be	9	ug/L	0.743	1	11	191347	0	Standard
	C	13	ug/L			29409	29641	3	Standard
	Cl	37	ug/L			1805078	1725594	1	Standard
[>	Sc	45	ug/L			595718	612295	3	Standard
[V	51	ug/L	1.176	2	6858	1310966	1	Standard
	V-1	51	ug/L	0.880	1	607	1320365	1	Standard
	Cr	52	ug/L	1.986	4	20299	1109762	0	Standard
	Cr	53	ug/L	1.697	3	294	128408	3	Standard
[Mn	55	ug/L	1.019	2	569	1568373	2	Standard
[>	Ge	72	ug/L			49648	47278	3	KED
[Co	59	ug/L	1.603	3	6	297615	3	KED
	Ni	60	ug/L	0.819	1	69	86538	1	KED
	Ni	62	ug/L	0.644	1	7	14064	2	KED
	Cu	63	ug/L	1.655	3	80	245846	3	KED
	Cu	65	ug/L	1.043	1	43	122868	1	KED
	Zn	66	ug/L	1.000	1	140	32299	3	KED
	Zn	67	ug/L	0.975	1	20	5239	1	KED
	As	75	ug/L	0.492	0	5	16910	2	KED
[Se	78	ug/L	0.943	1	25	1593	4	KED
	Y	89	ug/L			347335	355915	4	Standard
	Kr	83	ug/L			53	57	28	Standard
[>	In-1	115	ug/L			11040	10794	4	KED
[Mo	98	ug/L	1.017	2	7	79869	6	KED
	Cd	111	ug/L	0.226	0	7	16798	4	KED
[Cd	114	ug/L	1.027	2	9	42735	6	KED
[>	In	115	ug/L			434426	443421	3	Standard
	Ag	107	ug/L	0.761	1	42	915871	2	Standard
	Sb	121	ug/L	0.711	1	205	743267	3	Standard
	Sb	123	ug/L	2.306	4	131	586261	0	Standard
	Ba	135	ug/L	0.744	1	60	244582	4	Standard
[Ba	137	ug/L	1.504	2	114	438480	1	Standard
[>	Tb	159	ug/L			798416	845294	0	Standard
	Tl	205	ug/L	0.354	0	218	1789729	0	Standard
[Pb	208	ug/L	0.995	1	288	2380032	2	Standard

ICP-MS Quantitative Analysis - Summary Report

Sample ID: SEQ-CCB2

Sample Dil Factor:

Comments:

Sample Date/Time: Tuesday, April 25, 2023 19:18:18

Number of Replicates: 3

Method File: C:\Users\Public\Documents\PerkinElmer Syngistix\ICPMS\Method\200.8_DailyMethod_KED_UCT.mth

Tuning File: C:\Users\Public\Documents\PerkinElmer Syngistix\ICPMS\MassCal\Default.tun

Optimization File: C:\Users\Public\Documents\PerkinElmer Syngistix\ICPMS\Conditions\Default.dac

Calibration File: C:\Users\Public\Documents\PerkinElmer Syngistix\ICPMS\System\042523.cal

	Analyte	Mass	Conc. Mean	Units	Conc. SD	Conc. RSD	Blank Intens.	Meas. Intens.	Intens. RSD	Mode
[>	Li	6		ug/L			449997	434813	5	Standard
[Be	9	0.000	ug/L	0.002	588	11	12	70	Standard
	C	13		ug/L			29409	29269	1	Standard
	Cl	37		ug/L			1805078	1774069	2	Standard
[>	Sc	45		ug/L			595718	567503	7	Standard
[V	51	0.021	ug/L	0.003	13	6858	7053	6	Standard
	V-1	51	0.006	ug/L	0.003	40	607	732	3	Standard
	Cr	52	0.081	ug/L	0.007	8	20299	20989	6	Standard
	Cr	53	0.030	ug/L	0.009	28	294	350	2	Standard
[Mn	55	0.002	ug/L	0.000	21	569	595	6	Standard
[>	Ge	72		ug/L			49648	48365	1	KED
	Co	59	-0.001	ug/L	0.000	80	6	3	91	KED
	Ni	60	0.002	ug/L	0.007	290	69	71	18	KED
	Ni	62	0.010	ug/L	0.004	43	7	10	10	KED
	Cu	63	0.001	ug/L	0.002	135	80	83	9	KED
	Cu	65	-0.000	ug/L	0.006	2332	43	41	35	KED
	Zn	66	0.003	ug/L	0.016	565	140	139	6	KED
	Zn	67	0.030	ug/L	0.066	219	20	23	28	KED
	As	75	0.001	ug/L	0.010	1146	5	6	55	KED
[Se	78	-0.081	ug/L	0.121	148	25	21	16	KED
	Y	89		ug/L			347335	334888	6	Standard
	Kr	83		ug/L			53	50	28	Standard
[>	In-1	115		ug/L			11040	11170	3	KED
	Mo	98	0.009	ug/L	0.003	30	7	22	22	KED
	Cd	111	0.002	ug/L	0.013	837	7	7	56	KED
[Cd	114	-0.002	ug/L	0.006	334	9	8	62	KED
[>	In	115		ug/L			434426	423354	5	Standard
	Ag	107	0.002	ug/L	0.001	34	42	78	13	Standard
	Sb	121	0.067	ug/L	0.003	4	205	1156	6	Standard
	Sb	123	0.068	ug/L	0.002	2	131	867	7	Standard
	Ba	135	-0.001	ug/L	0.001	103	60	52	7	Standard
[Ba	137	0.000	ug/L	0.001	2502	114	112	10	Standard
[>	Tb	159		ug/L			798416	782066	5	Standard
	Tl	205	0.003	ug/L	0.000	13	218	306	6	Standard
[Pb	208	-0.001	ug/L	0.000	18	288	216	11	Standard

ICP-MS Quantitative Analysis - Summary Report

Sample ID: **BLD0249-BLK3**

Sample Dil Factor:

Comments:

Sample Date/Time: **Tuesday, April 25, 2023 19:26:16**

Number of Replicates: 3

Method File: C:\Users\Public\Documents\PerkinElmer Syngistix\ICPMS\Method\200.8_DailyMethod_KED_UCT.mth

Tuning File: C:\Users\Public\Documents\PerkinElmer Syngistix\ICPMS\MassCal\Default.tun

Optimization File: C:\Users\Public\Documents\PerkinElmer Syngistix\ICPMS\Conditions\Default.dac

Calibration File: C:\Users\Public\Documents\PerkinElmer Syngistix\ICPMS\System\042523.cal

	Analyte Mass	Conc. Mean	Units	Conc. SD	Conc. RSD	Blank Intens.	Meas. Intens.	Intens. RSD	Mode
[>	Li	6	ug/L			449997	462015	3	Standard
[Be	9	ug/L	0.001	77	11	15	18	Standard
	C	13	ug/L			29409	46724	5	Standard
	Cl	37	ug/L			1805078	1785130	1	Standard
[>	Sc	45	ug/L			595718	606137	6	Standard
[V	51	ug/L	0.014	51	6858	7706	3	Standard
	V-1	51	ug/L	0.002	24	607	828	2	Standard
	Cr	52	ug/L	0.045	38	20299	23192	3	Standard
	Cr	53	ug/L	0.008	17	294	421	4	Standard
	Mn	55	ug/L	0.003	6	569	2173	6	Standard
[>	Ge	72	ug/L			49648	50607	2	KED
[Co	59	ug/L	0.000	147	6	5	57	KED
	Ni	60	ug/L	0.008	97	69	55	25	KED
	Ni	62	ug/L	0.004	13	7	16	6	KED
	Cu	63	ug/L	0.004	19	80	187	11	KED
	Cu	65	ug/L	0.009	34	43	109	18	KED
	Zn	66	ug/L	0.070	34	140	280	18	KED
	Zn	67	ug/L	0.109	36	20	53	19	KED
	As	75	ug/L	0.001	20	5	5	5	KED
[Se	78	ug/L	0.043	26	25	20	9	KED
	Y	89	ug/L			347335	351558	2	Standard
	Kr	83	ug/L			53	46	31	Standard
[>	In-1	115	ug/L			11040	11374	3	KED
[Mo	98	ug/L	0.003	15	7	39	13	KED
	Cd	111	ug/L	0.004	99	7	6	24	KED
	Cd	114	ug/L	0.005	172	9	7	52	KED
[>	In	115	ug/L			434426	440634	3	Standard
[Ag	107	ug/L	0.000	14	42	69	7	Standard
	Sb	121	ug/L	0.004	11	205	658	10	Standard
	Sb	123	ug/L	0.002	4	131	556	5	Standard
	Ba	135	ug/L	0.005	23	60	159	15	Standard
	Ba	137	ug/L	0.003	11	114	318	6	Standard
[>	Tb	159	ug/L			798416	815291	4	Standard
[Tl	205	ug/L	0.001	120	218	205	14	Standard
[Pb	208	ug/L	0.001	17	288	436	3	Standard

ICP-MS Quantitative Analysis - Summary Report

Sample ID: **BLD0249-BS3**

Sample Dil Factor:

Comments:

Sample Date/Time: **Tuesday, April 25, 2023 19:31:19**

Number of Replicates: 3

Method File: C:\Users\Public\Documents\PerkinElmer Syngistix\ICPMS\Method\200.8_DailyMethod_KED_UCT.mth

Tuning File: C:\Users\Public\Documents\PerkinElmer Syngistix\ICPMS\MassCal\Default.tun

Optimization File: C:\Users\Public\Documents\PerkinElmer Syngistix\ICPMS\Conditions\Default.dac

Calibration File: C:\Users\Public\Documents\PerkinElmer Syngistix\ICPMS\System\042523.cal

	Analyte Mass	Conc. Mean	Units	Conc. SD	Conc. RSD	Blank Intens.	Meas. Intens.	Intens. RSD	Mode
[>	Li	6	ug/L			449997	489246	1	Standard
[Be	9	ug/L	0.961	3	11	105091	3	Standard
	C	13	ug/L			29409	49412	1	Standard
	Cl	37	ug/L			1805078	1735888	2	Standard
[>	Sc	45	ug/L			595718	649037	2	Standard
[V	51	ug/L	0.421	1	6858	733870	1	Standard
	V-1	51	ug/L	0.438	1	607	731968	1	Standard
	Cr	52	ug/L	0.617	2	20299	632724	0	Standard
	Cr	53	ug/L	0.691	2	294	70889	0	Standard
[Mn	55	ug/L	0.513	1	569	874835	2	Standard
[>	Ge	72	ug/L			49648	47566	1	KED
[Co	59	ug/L	0.504	1	6	153934	0	KED
	Ni	60	ug/L	0.882	3	69	44918	1	KED
	Ni	62	ug/L	0.312	1	7	7210	2	KED
	Cu	63	ug/L	0.600	2	80	124903	0	KED
	Cu	65	ug/L	0.862	3	43	62587	1	KED
	Zn	66	ug/L	1.463	1	140	53408	0	KED
	Zn	67	ug/L	2.629	3	20	8346	1	KED
	As	75	ug/L	0.480	1	5	8815	0	KED
[Se	78	ug/L	1.766	2	25	2663	0	KED
	Y	89	ug/L			347335	383974	1	Standard
	Kr	83	ug/L			53	52	22	Standard
[>	In-1	115	ug/L			11040	10689	5	KED
[Mo	98	ug/L	0.458	1	7	42508	4	KED
	Cd	111	ug/L	1.027	3	7	8710	2	KED
[Cd	114	ug/L	0.845	3	9	22355	3	KED
[>	In	115	ug/L			434426	468655	1	Standard
[Ag	107	ug/L	0.660	2	42	499337	1	Standard
	Sb	121	ug/L	0.170	0	205	413232	1	Standard
	Sb	123	ug/L	0.664	2	131	319127	0	Standard
	Ba	135	ug/L	0.732	2	60	132463	1	Standard
[Ba	137	ug/L	0.325	1	114	237710	0	Standard
[>	Tb	159	ug/L			798416	871776	1	Standard
[Tl	205	ug/L	0.721	2	218	961224	4	Standard
[Pb	208	ug/L	0.170	0	288	1271670	1	Standard

ICP-MS Quantitative Analysis - Summary Report

Sample ID: **BLD0644-BLK2**

Sample Dil Factor:

Comments:

Sample Date/Time: **Tuesday, April 25, 2023 19:36:22**

Number of Replicates: 3

Method File: C:\Users\Public\Documents\PerkinElmer Syngistix\ICPMS\Method\200.8_DailyMethod_KED_UCT.mth

Tuning File: C:\Users\Public\Documents\PerkinElmer Syngistix\ICPMS\MassCal\Default.tun

Optimization File: C:\Users\Public\Documents\PerkinElmer Syngistix\ICPMS\Conditions\Default.dac

Calibration File: C:\Users\Public\Documents\PerkinElmer Syngistix\ICPMS\System\042523.cal

	Analyte Mass	Conc. Mean	Units	Conc. SD	Conc. RSD	Blank Intens.	Meas. Intens.	Intens. RSD	Mode
[>	Li	6	ug/L			449997	447606	4	Standard
[Be	9	ug/L	0.001	122	11	8	48	Standard
	C	13	ug/L			29409	44637	4	Standard
	Cl	37	ug/L			1805078	1786226	1	Standard
[>	Sc	45	ug/L			595718	593794	5	Standard
[V	51	ug/L	0.006	35	6858	7294	4	Standard
	V-1	51	ug/L	0.003	69	607	702	5	Standard
	Cr	52	ug/L	0.018	21	20299	22009	5	Standard
	Cr	53	ug/L	0.002	6	294	379	6	Standard
	Mn	55	ug/L	0.001	2	569	1672	4	Standard
[>	Ge	72	ug/L			49648	47970	2	KED
[Co	59	ug/L	0.001	379	6	5	66	KED
	Ni	60	ug/L	0.001	5	69	22	8	KED
	Ni	62	ug/L	0.008	101	7	5	43	KED
	Cu	63	ug/L	0.005	38	80	138	15	KED
	Cu	65	ug/L	0.006	47	43	72	18	KED
	Zn	66	ug/L	0.039	150	140	152	15	KED
	Zn	67	ug/L	0.067	88	20	27	23	KED
	As	75	ug/L	0.003	67	5	7	13	KED
[Se	78	ug/L	0.057	34	25	19	7	KED
	Y	89	ug/L			347335	337874	4	Standard
	Kr	83	ug/L			53	57	19	Standard
[>	In-1	115	ug/L			11040	11173	1	KED
[Mo	98	ug/L	0.005	30	7	32	23	KED
	Cd	111	ug/L	0.003	54	7	5	16	KED
	Cd	114	ug/L	0.007	370	9	8	69	KED
[>	In	115	ug/L			434426	432229	5	Standard
[Ag	107	ug/L	0.001	55	42	64	13	Standard
	Sb	121	ug/L	0.001	15	205	335	11	Standard
	Sb	123	ug/L	0.001	11	131	253	2	Standard
	Ba	135	ug/L	0.014	3	60	1872	5	Standard
	Ba	137	ug/L	0.004	0	114	3321	6	Standard
[>	Tb	159	ug/L			798416	798500	4	Standard
[Tl	205	ug/L	0.000	44	218	184	10	Standard
[Pb	208	ug/L	0.001	154	288	267	16	Standard

ICP-MS Quantitative Analysis - Summary Report

Sample ID: **BLD0644-BS2**

Sample Dil Factor:

Comments:

Sample Date/Time: **Tuesday, April 25, 2023 19:41:26**

Number of Replicates: 3

Method File: C:\Users\Public\Documents\PerkinElmer Syngistix\ICPMS\Method\200.8_DailyMethod_KED_UCT.mth

Tuning File: C:\Users\Public\Documents\PerkinElmer Syngistix\ICPMS\MassCal\Default.tun

Optimization File: C:\Users\Public\Documents\PerkinElmer Syngistix\ICPMS\Conditions\Default.dac

Calibration File: C:\Users\Public\Documents\PerkinElmer Syngistix\ICPMS\System\042523.cal

	Analyte Mass	Conc. Mean	Units	Conc. SD	Conc. RSD	Blank Intens.	Meas. Intens.	Intens. RSD	Mode
[>	Li	6	ug/L			449997	459326	1	Standard
[Be	9	ug/L	0.140	0	11	97613	0	Standard
	C	13	ug/L			29409	48751	2	Standard
	Cl	37	ug/L			1805078	1741034	1	Standard
[>	Sc	45	ug/L			595718	619098	3	Standard
[V	51	ug/L	0.556	2	6858	686590	1	Standard
	V-1	51	ug/L	0.521	2	607	685108	1	Standard
	Cr	52	ug/L	0.435	1	20299	585846	1	Standard
	Cr	53	ug/L	0.321	1	294	65726	2	Standard
[Mn	55	ug/L	0.196	0	569	825502	2	Standard
[>	Ge	72	ug/L			49648	49040	2	KED
[Co	59	ug/L	1.322	5	6	161167	3	KED
	Ni	60	ug/L	1.247	4	69	46952	3	KED
	Ni	62	ug/L	0.717	2	7	7621	2	KED
	Cu	63	ug/L	0.620	2	80	131653	1	KED
	Cu	65	ug/L	0.867	3	43	66143	1	KED
	Zn	66	ug/L	2.925	3	140	54811	1	KED
	Zn	67	ug/L	2.783	3	20	8601	2	KED
[As	75	ug/L	0.651	2	5	8988	1	KED
[Se	78	ug/L	1.891	2	25	2747	1	KED
	Y	89	ug/L			347335	357469	3	Standard
	Kr	83	ug/L			53	48	6	Standard
[>	In-1	115	ug/L			11040	10612	1	KED
[Mo	98	ug/L	0.485	1	7	41932	0	KED
	Cd	111	ug/L	0.661	2	7	8658	2	KED
[Cd	114	ug/L	0.490	1	9	22569	3	KED
[>	In	115	ug/L			434426	450357	4	Standard
[Ag	107	ug/L	0.447	1	42	476919	3	Standard
	Sb	121	ug/L	0.511	1	205	387850	2	Standard
	Sb	123	ug/L	0.484	1	131	294465	2	Standard
	Ba	135	ug/L	0.639	2	60	129054	2	Standard
[Ba	137	ug/L	0.608	2	114	226123	2	Standard
[>	Tb	159	ug/L			798416	844703	1	Standard
[Tl	205	ug/L	0.342	1	218	899790	2	Standard
[Pb	208	ug/L	0.254	0	288	1223703	1	Standard

ICP-MS Quantitative Analysis - Summary Report

Sample ID: **23D0509-01**

Sample Dil Factor:

Comments:

Sample Date/Time: **Tuesday, April 25, 2023 19:46:29**

Number of Replicates: 3

Method File: C:\Users\Public\Documents\PerkinElmer Syngistix\ICPMS\Method\200.8_DailyMethod_KED_UCT.mth

Tuning File: C:\Users\Public\Documents\PerkinElmer Syngistix\ICPMS\MassCal\Default.tun

Optimization File: C:\Users\Public\Documents\PerkinElmer Syngistix\ICPMS\Conditions\Default.dac

Calibration File: C:\Users\Public\Documents\PerkinElmer Syngistix\ICPMS\System\042523.cal

	Analyte Mass	Conc. Mean	Units	Conc. SD	Conc. RSD	Blank Intens.	Meas. Intens.	Intens. RSD	Mode
[>	Li	6	ug/L			449997	442874	2	Standard
[Be	9	ug/L	0.001	462	11	10	47	Standard
	C	13	ug/L			29409	47526	2	Standard
	Cl	37	ug/L			1805078	1822499	2	Standard
[>	Sc	45	ug/L			595718	591638	2	Standard
[V	51	ug/L	0.015	17	6858	8954	5	Standard
	V-1	51	ug/L	0.015	2	607	16150	4	Standard
	Cr	52	ug/L	0.045	5	20299	37908	2	Standard
	Cr	53	ug/L	0.052	2	294	6585	2	Standard
	Mn	55	ug/L	0.039	1	569	61736	0	Standard
[>	Ge	72	ug/L			49648	49343	1	KED
[Co	59	ug/L	0.002	28	6	49	23	KED
	Ni	60	ug/L	0.012	1	69	1623	0	KED
	Ni	62	ug/L	0.051	5	7	272	7	KED
	Cu	63	ug/L	0.011	1	80	2922	2	KED
	Cu	65	ug/L	0.013	2	43	1497	1	KED
	Zn	66	ug/L	0.597	3	140	12440	4	KED
	Zn	67	ug/L	0.289	1	20	2000	3	KED
	As	75	ug/L	0.046	6	5	247	8	KED
[Se	78	ug/L	0.118	1457	25	25	14	KED
	Y	89	ug/L			347335	335767	1	Standard
	Kr	83	ug/L			53	42	24	Standard
[>	In-1	115	ug/L			11040	10683	3	KED
[Mo	98	ug/L	0.247	4	7	7839	3	KED
	Cd	111	ug/L	0.010	61818	7	6	41	KED
	Cd	114	ug/L	0.003	108	9	12	23	KED
[>	In	115	ug/L			434426	425563	0	Standard
[Ag	107	ug/L	0.001	44	42	76	19	Standard
	Sb	121	ug/L	0.007	4	205	2564	3	Standard
	Sb	123	ug/L	0.004	2	131	1964	1	Standard
	Ba	135	ug/L	0.369	3	60	47037	3	Standard
	Ba	137	ug/L	0.453	4	114	85441	3	Standard
[>	Tb	159	ug/L			798416	796394	3	Standard
[Tl	205	ug/L	0.001	87	218	198	7	Standard
[Pb	208	ug/L	0.008	5	288	6987	3	Standard

ICP-MS Quantitative Analysis - Summary Report

Sample ID: **BLD0644-DUP2**

Sample Dil Factor:

Comments:

Sample Date/Time: **Tuesday, April 25, 2023 19:51:43**

Number of Replicates: 3

Method File: C:\Users\Public\Documents\PerkinElmer Syngistix\ICPMS\Method\200.8_DailyMethod_KED_UCT.mth

Tuning File: C:\Users\Public\Documents\PerkinElmer Syngistix\ICPMS\MassCal\Default.tun

Optimization File: C:\Users\Public\Documents\PerkinElmer Syngistix\ICPMS\Conditions\Default.dac

Calibration File: C:\Users\Public\Documents\PerkinElmer Syngistix\ICPMS\System\042523.cal

	Analyte Mass	Conc. Mean	Units	Conc. SD	Conc. RSD	Blank Intens.	Meas. Intens.	Intens. RSD	Mode
[>	Li	6	ug/L			449997	476021	3	Standard
[Be	9	ug/L	0.001	379	11	10	44	Standard
	C	13	ug/L			29409	50519	2	Standard
	Cl	37	ug/L			1805078	1821517	1	Standard
[>	Sc	45	ug/L			595718	641850	2	Standard
[V	51	ug/L	0.017	22	6858	9531	3	Standard
	V-1	51	ug/L	0.022	3	607	18271	1	Standard
	Cr	52	ug/L	0.047	5	20299	40591	1	Standard
	Cr	53	ug/L	0.079	2	294	7381	1	Standard
	Mn	55	ug/L	0.025	1	569	66553	1	Standard
[>	Ge	72	ug/L			49648	51534	0	KED
[Co	59	ug/L	0.002	39	6	45	33	KED
	Ni	60	ug/L	0.027	3	69	1682	2	KED
	Ni	62	ug/L	0.146	17	7	255	16	KED
	Cu	63	ug/L	0.007	1	80	3077	0	KED
	Cu	65	ug/L	0.050	8	43	1586	7	KED
	Zn	66	ug/L	0.577	3	140	12887	2	KED
	Zn	67	ug/L	0.591	3	20	2085	2	KED
	As	75	ug/L	0.046	6	5	258	5	KED
[Se	78	ug/L	0.060	85	25	28	6	KED
	Y	89	ug/L			347335	362092	1	Standard
	Kr	83	ug/L			53	48	11	Standard
[>	In-1	115	ug/L			11040	10905	3	KED
[Mo	98	ug/L	0.065	1	7	7725	2	KED
	Cd	111	ug/L	0.003	77	7	5	16	KED
	Cd	114	ug/L	0.005	148	9	7	51	KED
[>	In	115	ug/L			434426	453213	2	Standard
[Ag	107	ug/L	0.000	19	42	72	4	Standard
	Sb	121	ug/L	0.004	2	205	2678	0	Standard
	Sb	123	ug/L	0.006	3	131	1959	5	Standard
	Ba	135	ug/L	0.392	3	60	51465	2	Standard
	Ba	137	ug/L	0.237	2	114	92887	0	Standard
[>	Tb	159	ug/L			798416	857878	0	Standard
[Tl	205	ug/L	0.001	28	218	170	11	Standard
[Pb	208	ug/L	0.004	2	288	7349	2	Standard

ICP-MS Quantitative Analysis - Summary Report

Sample ID: **BLD0644-MS2**

Sample Dil Factor:

Comments:

Sample Date/Time: **Tuesday, April 25, 2023 19:56:46**

Number of Replicates: 3

Method File: C:\Users\Public\Documents\PerkinElmer Syngistix\ICPMS\Method\200.8_DailyMethod_KED_UCT.mth

Tuning File: C:\Users\Public\Documents\PerkinElmer Syngistix\ICPMS\MassCal\Default.tun

Optimization File: C:\Users\Public\Documents\PerkinElmer Syngistix\ICPMS\Conditions\Default.dac

Calibration File: C:\Users\Public\Documents\PerkinElmer Syngistix\ICPMS\System\042523.cal

	Analyte Mass	Conc. Mean	Units	Conc. SD	Conc. RSD	Blank Intens.	Meas. Intens.	Intens. RSD	Mode
[>	Li	6	ug/L			449997	444393	3	Standard
[Be	9	ug/L	0.990	3	11	92144	2	Standard
	C	13	ug/L			29409	50347	1	Standard
	Cl	37	ug/L			1805078	1756167	2	Standard
[>	Sc	45	ug/L			595718	600709	3	Standard
[V	51	ug/L	0.908	3	6858	678645	1	Standard
	V-1	51	ug/L	1.124	4	607	683991	1	Standard
	Cr	52	ug/L	0.415	1	20299	592054	1	Standard
	Cr	53	ug/L	1.182	4	294	68611	1	Standard
	Mn	55	ug/L	1.071	3	569	845580	2	Standard
[>	Ge	72	ug/L			49648	45591	5	KED
[Co	59	ug/L	0.382	1	6	146977	6	KED
	Ni	60	ug/L	0.270	0	69	44270	6	KED
	Ni	62	ug/L	0.854	3	7	7155	9	KED
	Cu	63	ug/L	0.418	1	80	120171	6	KED
	Cu	65	ug/L	0.236	0	43	61237	6	KED
	Zn	66	ug/L	2.426	2	140	60023	8	KED
	Zn	67	ug/L	1.090	1	20	9526	7	KED
	As	75	ug/L	0.123	0	5	8587	5	KED
	Se	78	ug/L	1.290	1	25	2433	4	KED
	Y	89	ug/L			347335	347407	0	Standard
	Kr	83	ug/L			53	53	14	Standard
[>	In-1	115	ug/L			11040	10670	1	KED
[Mo	98	ug/L	0.813	2	7	49602	1	KED
	Cd	111	ug/L	0.591	2	7	8529	0	KED
	Cd	114	ug/L	0.462	1	9	21745	1	KED
[>	In	115	ug/L			434426	429316	2	Standard
[Ag	107	ug/L	0.810	3	42	453257	3	Standard
	Sb	121	ug/L	0.574	2	205	383496	1	Standard
	Sb	123	ug/L	0.233	0	131	294061	1	Standard
	Ba	135	ug/L	1.065	2	60	171208	0	Standard
	Ba	137	ug/L	1.639	4	114	309356	2	Standard
[>	Tb	159	ug/L			798416	822805	1	Standard
[Tl	205	ug/L	0.385	1	218	909083	1	Standard
[Pb	208	ug/L	0.288	1	288	1207620	0	Standard

ICP-MS Quantitative Analysis - Summary Report

Sample ID: **BLD0644-MSD2**

Sample Dil Factor:

Comments:

Sample Date/Time: **Tuesday, April 25, 2023 20:01:49**

Number of Replicates: 3

Method File: C:\Users\Public\Documents\PerkinElmer Syngistix\ICPMS\Method\200.8_DailyMethod_KED_UCT.mth

Tuning File: C:\Users\Public\Documents\PerkinElmer Syngistix\ICPMS\MassCal\Default.tun

Optimization File: C:\Users\Public\Documents\PerkinElmer Syngistix\ICPMS\Conditions\Default.dac

Calibration File: C:\Users\Public\Documents\PerkinElmer Syngistix\ICPMS\System\042523.cal

	Analyte Mass	Conc. Mean	Units	Conc. SD	Conc. RSD	Blank Intens.	Meas. Intens.	Intens. RSD	Mode
[>	Li	6	ug/L			449997	464766	2	Standard
[Be	9	ug/L	0.339	1	11	99065	3	Standard
	C	13	ug/L			29409	51524	2	Standard
	Cl	37	ug/L			1805078	1747720	2	Standard
[>	Sc	45	ug/L			595718	628231	3	Standard
[V	51	ug/L	1.287	4	6858	717611	2	Standard
	V-1	51	ug/L	1.246	4	607	726301	2	Standard
	Cr	52	ug/L	0.947	3	20299	620395	0	Standard
	Cr	53	ug/L	0.868	3	294	72883	0	Standard
	Mn	55	ug/L	1.277	4	569	914392	2	Standard
[>	Ge	72	ug/L			49648	49502	1	KED
[Co	59	ug/L	0.668	2	6	166666	3	KED
	Ni	60	ug/L	0.967	3	69	49371	3	KED
	Ni	62	ug/L	1.294	4	7	8028	4	KED
	Cu	63	ug/L	0.377	1	80	134075	2	KED
	Cu	65	ug/L	0.177	0	43	66488	1	KED
	Zn	66	ug/L	1.433	1	140	65851	2	KED
	Zn	67	ug/L	0.837	0	20	10304	0	KED
	As	75	ug/L	0.197	0	5	9394	1	KED
	Se	78	ug/L	1.619	2	25	2616	3	KED
	Y	89	ug/L			347335	360533	1	Standard
	Kr	83	ug/L			53	53	9	Standard
[>	In-1	115	ug/L			11040	10915	2	KED
[Mo	98	ug/L	1.506	4	7	52547	1	KED
	Cd	111	ug/L	0.864	3	7	8881	0	KED
	Cd	114	ug/L	1.327	4	9	23094	2	KED
[>	In	115	ug/L			434426	450530	2	Standard
[Ag	107	ug/L	0.565	2	42	473670	1	Standard
	Sb	121	ug/L	1.130	4	205	398132	2	Standard
	Sb	123	ug/L	0.752	2	131	307944	0	Standard
	Ba	135	ug/L	1.190	3	60	183035	1	Standard
	Ba	137	ug/L	0.616	1	114	324969	1	Standard
[>	Tb	159	ug/L			798416	858521	3	Standard
[Tl	205	ug/L	0.936	3	218	943610	0	Standard
[Pb	208	ug/L	0.598	2	288	1263734	1	Standard

ICP-MS Quantitative Analysis - Summary Report

Sample ID: SEQ-IBL4

Sample Dil Factor:

Comments:

Sample Date/Time: Tuesday, April 25, 2023 20:06:53

Number of Replicates: 3

Method File: C:\Users\Public\Documents\PerkinElmer Syngistix\ICPMS\Method\200.8_DailyMethod_KED_UCT.mth

Tuning File: C:\Users\Public\Documents\PerkinElmer Syngistix\ICPMS\MassCal\Default.tun

Optimization File: C:\Users\Public\Documents\PerkinElmer Syngistix\ICPMS\Conditions\Default.dac

Calibration File: C:\Users\Public\Documents\PerkinElmer Syngistix\ICPMS\System\042523.cal

	Analyte Mass	Conc. Mean	Units	Conc. SD	Conc. RSD	Blank Intens.	Meas. Intens.	Intens. RSD	Mode
[>	Li	6	ug/L			449997	428237	5	Standard
[Be	9	ug/L	0.001	32	11	5	43	Standard
	C	13	ug/L			29409	29264	2	Standard
	Cl	37	ug/L			1805078	1774867	1	Standard
[>	Sc	45	ug/L			595718	560405	3	Standard
[V	51	ug/L	0.002	15	6858	6806	3	Standard
	V-1	51	ug/L	0.001	5	607	1141	1	Standard
	Cr	52	ug/L	0.014	23	20299	20325	3	Standard
	Cr	53	ug/L	0.009	10	294	485	5	Standard
	Mn	55	ug/L	0.001	12	569	667	6	Standard
[>	Ge	72	ug/L			49648	48689	7	KED
[Co	59	ug/L	0.000	755	6	6	15	KED
	Ni	60	ug/L	0.003	10	69	20	23	KED
	Ni	62	ug/L	0.010	91	7	4	65	KED
	Cu	63	ug/L	0.006	20	80	215	16	KED
	Cu	65	ug/L	0.001	1	43	122	7	KED
	Zn	66	ug/L	0.013	18	140	183	12	KED
	Zn	67	ug/L	0.009	12	20	27	10	KED
	As	75	ug/L	0.002	121	5	5	18	KED
[Se	78	ug/L	0.085	56	25	19	6	KED
	Y	89	ug/L			347335	337451	1	Standard
	Kr	83	ug/L			53	52	24	Standard
[>	In-1	115	ug/L			11040	10724	5	KED
[Mo	98	ug/L	0.005	66	7	20	44	KED
	Cd	111	ug/L	0.004	59	7	5	28	KED
	Cd	114	ug/L	0.004	71	9	5	62	KED
[>	In	115	ug/L			434426	430164	4	Standard
[Ag	107	ug/L	0.000	29	42	54	10	Standard
	Sb	121	ug/L	0.002	53	205	147	21	Standard
	Sb	123	ug/L	0.000	18	131	101	1	Standard
	Ba	135	ug/L	0.004	1166	60	61	30	Standard
	Ba	137	ug/L	0.002	125	114	129	19	Standard
[>	Tb	159	ug/L			798416	776394	4	Standard
[Tl	205	ug/L	0.000	8	218	150	7	Standard
[Pb	208	ug/L	0.001	100	288	305	6	Standard

ICP-MS Quantitative Analysis - Summary Report

Sample ID: SEQ-CCV3

Sample Dil Factor:

Comments:

Sample Date/Time: Tuesday, April 25, 2023 20:11:56

Number of Replicates: 3

Method File: C:\Users\Public\Documents\PerkinElmer Syngistix\ICPMS\Method\200.8_DailyMethod_KED_UCT.mth

Tuning File: C:\Users\Public\Documents\PerkinElmer Syngistix\ICPMS\MassCal\Default.tun

Optimization File: C:\Users\Public\Documents\PerkinElmer Syngistix\ICPMS\Conditions\Default.dac

Calibration File: C:\Users\Public\Documents\PerkinElmer Syngistix\ICPMS\System\042523.cal

	Analyte Mass	Conc. Mean	Units	Conc. SD	Conc. RSD	Blank Intens.	Meas. Intens.	Intens. RSD	Mode
[>	Li	6	ug/L			449997	449081	0	Standard
[Be	9	ug/L	1.059	2	11	186967	2	Standard
	C	13	ug/L			29409	29635	2	Standard
	Cl	37	ug/L			1805078	1750849	2	Standard
[>	Sc	45	ug/L			595718	606708	2	Standard
[V	51	ug/L	1.230	2	6858	1321342	1	Standard
	V-1	51	ug/L	1.347	2	607	1322830	1	Standard
	Cr	52	ug/L	0.556	1	20299	1108138	2	Standard
	Cr	53	ug/L	0.877	1	294	125695	1	Standard
[Mn	55	ug/L	0.633	1	569	1586525	2	Standard
[>	Ge	72	ug/L			49648	48773	5	KED
[Co	59	ug/L	0.349	0	6	309746	4	KED
	Ni	60	ug/L	1.215	2	69	88331	5	KED
	Ni	62	ug/L	0.211	0	7	14397	5	KED
	Cu	63	ug/L	0.960	1	80	245743	7	KED
	Cu	65	ug/L	0.430	0	43	123230	5	KED
	Zn	66	ug/L	1.598	3	140	33137	7	KED
	Zn	67	ug/L	0.997	1	20	5446	3	KED
	As	75	ug/L	0.519	1	5	17199	4	KED
[Se	78	ug/L	0.785	1	25	1636	4	KED
	Y	89	ug/L			347335	361265	1	Standard
	Kr	83	ug/L			53	42	6	Standard
[>	In-1	115	ug/L			11040	9246	3	KED
[Mo	98	ug/L	1.130	2	7	68651	2	KED
	Cd	111	ug/L	1.030	2	7	14620	4	KED
[Cd	114	ug/L	0.492	0	9	36952	2	KED
[>	In	115	ug/L			434426	448175	1	Standard
	Ag	107	ug/L	1.163	2	42	928949	2	Standard
	Sb	121	ug/L	1.140	2	205	742569	1	Standard
	Sb	123	ug/L	0.624	1	131	570210	1	Standard
	Ba	135	ug/L	2.257	4	60	241791	3	Standard
[Ba	137	ug/L	0.653	1	114	426966	1	Standard
[>	Tb	159	ug/L			798416	830326	1	Standard
	Tl	205	ug/L	0.977	1	218	1744252	1	Standard
[Pb	208	ug/L	0.694	1	288	2346327	1	Standard

ICP-MS Quantitative Analysis - Summary Report

Sample ID: SEQ-CCB3

Sample Dil Factor:

Comments:

Sample Date/Time: Tuesday, April 25, 2023 20:19:44

Number of Replicates: 3

Method File: C:\Users\Public\Documents\PerkinElmer Syngistix\ICPMS\Method\200.8_DailyMethod_KED_UCT.mth

Tuning File: C:\Users\Public\Documents\PerkinElmer Syngistix\ICPMS\MassCal\Default.tun

Optimization File: C:\Users\Public\Documents\PerkinElmer Syngistix\ICPMS\Conditions\Default.dac

Calibration File: C:\Users\Public\Documents\PerkinElmer Syngistix\ICPMS\System\042523.cal

	Analyte Mass	Conc. Mean	Units	Conc. SD	Conc. RSD	Blank Intens.	Meas. Intens.	Intens. RSD	Mode
[>	Li	6	ug/L			449997	433562	6	Standard
[Be	9	ug/L	0.001	68	11	6	41	Standard
	C	13	ug/L			29409	28426	5	Standard
	Cl	37	ug/L			1805078	1803619	1	Standard
[>	Sc	45	ug/L			595718	571344	9	Standard
[V	51	ug/L	0.008	44	6858	6989	6	Standard
	V-1	51	ug/L	0.004	47	607	767	3	Standard
	Cr	52	ug/L	0.017	29	20299	20645	7	Standard
	Cr	53	ug/L	0.005	17	294	343	7	Standard
[Mn	55	ug/L	0.000	32	569	587	10	Standard
[>	Ge	72	ug/L			49648	49056	0	KED
[Co	59	ug/L	0.000	62	6	3	50	KED
	Ni	60	ug/L	0.007	221	69	62	18	KED
	Ni	62	ug/L	0.004	16	7	14	7	KED
	Cu	63	ug/L	0.003	131	80	69	19	KED
	Cu	65	ug/L	0.001	30	43	46	2	KED
	Zn	66	ug/L	0.023	492	140	142	10	KED
	Zn	67	ug/L	0.036	1520	20	20	18	KED
	As	75	ug/L	0.006	223	5	4	39	KED
[Se	78	ug/L	0.155	178	25	21	21	KED
	Y	89	ug/L			347335	342863	5	Standard
	Kr	83	ug/L			53	52	5	Standard
[>	In-1	115	ug/L			11040	10654	2	KED
[Mo	98	ug/L	0.003	42	7	17	22	KED
	Cd	111	ug/L	0.011	56401	7	6	47	KED
[Cd	114	ug/L	0.006	119	9	5	89	KED
[>	In	115	ug/L			434426	427827	6	Standard
[Ag	107	ug/L	0.000	26	42	65	4	Standard
	Sb	121	ug/L	0.003	7	205	877	11	Standard
	Sb	123	ug/L	0.003	6	131	631	9	Standard
	Ba	135	ug/L	0.002	136	60	64	16	Standard
[Ba	137	ug/L	0.003	194	114	100	16	Standard
[>	Tb	159	ug/L			798416	781521	3	Standard
[Tl	205	ug/L	0.001	46	218	175	13	Standard
[Pb	208	ug/L	0.000	27	288	224	4	Standard

ICP-MS Quantitative Analysis - Summary Report

Sample ID: **BLD0592-BLK2**

Sample Dil Factor:

Comments:

Sample Date/Time: **Tuesday, April 25, 2023 20:26:54**

Number of Replicates: 3

Method File: C:\Users\Public\Documents\PerkinElmer Syngistix\ICPMS\Method\200.8_DailyMethod_KED_UCT.mth

Tuning File: C:\Users\Public\Documents\PerkinElmer Syngistix\ICPMS\MassCal\Default.tun

Optimization File: C:\Users\Public\Documents\PerkinElmer Syngistix\ICPMS\Conditions\Default.dac

Calibration File: C:\Users\Public\Documents\PerkinElmer Syngistix\ICPMS\System\042523.cal

	Analyte Mass	Conc. Mean	Units	Conc. SD	Conc. RSD	Blank Intens.	Meas. Intens.	Intens. RSD	Mode
[>	Li	6	ug/L			449997	451202	6	Standard
[Be	9	ug/L	0.001	45	11	5	57	Standard
	C	13	ug/L			29409	42916	5	Standard
	Cl	37	ug/L			1805078	1796223	1	Standard
[>	Sc	45	ug/L			595718	600992	6	Standard
[V	51	ug/L	0.007	26	6858	7594	4	Standard
	V-1	51	ug/L	0.003	46	607	793	4	Standard
	Cr	52	ug/L	0.023	18	20299	23054	4	Standard
	Cr	53	ug/L	0.009	17	294	430	1	Standard
	Mn	55	ug/L	0.003	8	569	1760	4	Standard
[>	Ge	72	ug/L			49648	50100	6	KED
[Co	59	ug/L	0.000	109	6	5	33	KED
	Ni	60	ug/L	0.003	16	69	35	12	KED
	Ni	62	ug/L	0.006	132	7	6	34	KED
	Cu	63	ug/L	0.006	5	80	559	9	KED
	Cu	65	ug/L	0.009	10	43	255	9	KED
	Zn	66	ug/L	0.038	46	140	196	16	KED
	Zn	67	ug/L	0.009	14	20	27	3	KED
	As	75	ug/L	0.005	163	5	4	30	KED
[Se	78	ug/L	0.006	3	25	19	7	KED
	Y	89	ug/L			347335	353631	5	Standard
	Kr	83	ug/L			53	56	28	Standard
[>	In-1	115	ug/L			11040	11314	2	KED
[Mo	98	ug/L	0.003	21	7	33	15	KED
	Cd	111	ug/L	0.008	196	7	6	50	KED
	Cd	114	ug/L	0.000	11	9	7	2	KED
[>	In	115	ug/L			434426	441965	4	Standard
[Ag	107	ug/L	0.001	225	42	38	23	Standard
	Sb	121	ug/L	0.002	18	205	386	8	Standard
	Sb	123	ug/L	0.001	10	131	293	9	Standard
	Ba	135	ug/L	0.007	1	60	1829	6	Standard
	Ba	137	ug/L	0.008	2	114	3340	5	Standard
[>	Tb	159	ug/L			798416	801669	5	Standard
[Tl	205	ug/L	0.000	15	218	125	15	Standard
[Pb	208	ug/L	0.000	15	288	425	9	Standard

ICP-MS Quantitative Analysis - Summary Report

Sample ID: BLD0592-BS2

Sample Dil Factor:

DEL

Comments:

Sample Date/Time: Tuesday, April 25, 2023 20:31:57

Number of Replicates: 3

Method File: C:\Users\Public\Documents\PerkinElmer Syngistix\ICPMS\Method\200.8_DailyMethod_KED_UCT.mth

Tuning File: C:\Users\Public\Documents\PerkinElmer Syngistix\ICPMS\MassCal\Default.tun

Optimization File: C:\Users\Public\Documents\PerkinElmer Syngistix\ICPMS\Conditions\Default.dac

Calibration File: C:\Users\Public\Documents\PerkinElmer Syngistix\ICPMS\System\042523.cal

	Analyte Mass	Conc. Mean	Units	Conc. SD	Conc. RSD	Blank Intens.	Meas. Intens.	Intens. RSD	Mode
[>	Li	6	ug/L			449997	446849	9	Standard
[Be	9	ug/L	0.233	0	11	91646	10	Standard
	C	13	ug/L			29409	43736	5	Standard
	Cl	37	ug/L			1805078	1797593	2	Standard
[>	Sc	45	ug/L			595718	587576	8	Standard
[V	51	ug/L	0.451	1	6858	670499	10	Standard
	V-1	51	ug/L	0.342	1	607	669827	9	Standard
	Cr	52	ug/L	0.691	2	20299	573929	10	Standard
	Cr	53	ug/L	0.289	1	294	64639	7	Standard
	Mn	55	ug/L	0.471	1	569	856481	9	Standard
[>	Ge	72	ug/L			49648	49225	1	KED
[Co	59	ug/L	0.127	0	6	161554	2	KED
	Ni	60	ug/L	0.511	1	69	46256	0	KED
	Ni	62	ug/L	0.346	1	7	7727	0	KED
	Cu	63	ug/L	0.444	1	80	135260	2	KED
	Cu	65	ug/L	0.364	1	43	68944	2	KED
	Zn	66	ug/L	0.605	0	140	55637	1	KED
	Zn	67	ug/L	1.925	2	20	8714	3	KED
	As	75	ug/L	0.052	0	5	8902	1	KED
[Se	78	ug/L	1.553	1	25	2688	3	KED
	Y	89	ug/L			347335	354665	6	Standard
	Kr	83	ug/L			53	48	12	Standard
[>	In-1	115	ug/L			11040	11659	3	KED
[Mo	98	ug/L	0.594	2	7	44304	1	KED
	Cd	111	ug/L	0.876	3	7	9598	0	KED
	Cd	114	ug/L	1.363	5	9	24366	1	KED
[>	In	115	ug/L			434426	436424	5	Standard
[Ag	107	ug/L	0.304	1	42	480614	6	Standard
	Sb	121	ug/L	0.100	0	205	375574	5	Standard
	Sb	123	ug/L	0.434	1	131	289836	7	Standard
	Ba	135	ug/L	0.129	0	60	125874	6	Standard
	Ba	137	ug/L	0.372	1	114	225532	7	Standard
[>	Tb	159	ug/L			798416	802542	6	Standard
[Tl	205	ug/L	0.505	1	218	900629	6	Standard
[Pb	208	ug/L	0.663	2	288	1205222	7	Standard

ICP-MS Quantitative Analysis - Summary Report

Sample ID: **BLD0660-BLK1**

Sample Dil Factor:

Comments:

Sample Date/Time: **Tuesday, April 25, 2023 20:37:00**

Number of Replicates: 3

Method File: C:\Users\Public\Documents\PerkinElmer Syngistix\ICPMS\Method\200.8_DailyMethod_KED_UCT.mth

Tuning File: C:\Users\Public\Documents\PerkinElmer Syngistix\ICPMS\MassCal\Default.tun

Optimization File: C:\Users\Public\Documents\PerkinElmer Syngistix\ICPMS\Conditions\Default.dac

Calibration File: C:\Users\Public\Documents\PerkinElmer Syngistix\ICPMS\System\042523.cal

	Analyte	Mass	Conc. Mean	Units	Conc. SD	Conc. RSD	Blank Intens.	Meas. Intens.	Intens. RSD	Mode
>	Li	6		ug/L			449997	462052	1	Standard
	Be	9	-0.002	ug/L	0.000	1	11	5	0	Standard
	C	13		ug/L			29409	40118	4	Standard
	Cl	37		ug/L			1805078	1812394	1	Standard
>	Sc	45		ug/L			595718	610797	0	Standard
	V	51	0.022	ug/L	0.011	47	6858	7630	3	Standard
	V-1	51	0.005	ug/L	0.001	11	607	748	2	Standard
	Cr	52	0.099	ug/L	0.032	32	20299	22981	2	Standard
	Cr	53	0.037	ug/L	0.007	17	294	396	3	Standard
	Mn	55	1.358	ug/L	0.017	1	569	43857	1	Standard
>	Ge	72		ug/L			49648	46842	1	KED
	Co	59	0.000	ug/L	0.000	168	6	8	35	KED
	Ni	60	-0.027	ug/L	0.002	8	69	20	18	KED
	Ni	62	-0.012	ug/L	0.007	54	7	3	50	KED
	Cu	63	0.007	ug/L	0.005	80	80	107	22	KED
	Cu	65	0.005	ug/L	0.002	44	43	52	8	KED
	Zn	66	-0.004	ug/L	0.016	371	140	130	6	KED
	Zn	67	0.037	ug/L	0.086	234	20	23	37	KED
	As	75	-0.001	ug/L	0.004	284	5	5	28	KED
	Se	78	-0.106	ug/L	0.096	90	25	20	14	KED
	Y	89		ug/L			347335	353456	0	Standard
	Kr	83		ug/L			53	47	18	Standard
>	In-1	115		ug/L			11040	10721	6	KED
	Mo	98	0.002	ug/L	0.001	53	7	10	20	KED
	Cd	111	-0.003	ug/L	0.008	278	7	6	36	KED
	Cd	114	0.000	ug/L	0.009	11566	9	9	74	KED
>	In	115		ug/L			434426	453533	2	Standard
	Ag	107	0.001	ug/L	0.001	70	42	70	24	Standard
	Sb	121	-0.000	ug/L	0.001	187	205	208	7	Standard
	Sb	123	0.002	ug/L	0.001	33	131	158	4	Standard
	Ba	135	0.005	ug/L	0.001	22	60	89	7	Standard
	Ba	137	0.005	ug/L	0.002	39	114	161	11	Standard
>	Tb	159		ug/L			798416	816476	1	Standard
	Tl	205	-0.002	ug/L	0.000	10	218	139	6	Standard
	Pb	208	-0.001	ug/L	0.000	18	288	227	5	Standard

ICP-MS Quantitative Analysis - Summary Report

Sample ID: **BLD0660-BS1**

Sample Dil Factor:

Comments:

Sample Date/Time: **Tuesday, April 25, 2023 20:42:03**

Number of Replicates: 3

Method File: C:\Users\Public\Documents\PerkinElmer Syngistix\ICPMS\Method\200.8_DailyMethod_KED_UCT.mth

Tuning File: C:\Users\Public\Documents\PerkinElmer Syngistix\ICPMS\MassCal\Default.tun

Optimization File: C:\Users\Public\Documents\PerkinElmer Syngistix\ICPMS\Conditions\Default.dac

Calibration File: C:\Users\Public\Documents\PerkinElmer Syngistix\ICPMS\System\042523.cal

	Analyte Mass	Conc. Mean	Units	Conc. SD	Conc. RSD	Blank Intens.	Meas. Intens.	Intens. RSD	Mode
[>	Li	6	ug/L			449997	437802	5	Standard
[Be	9	ug/L	0.395	1	11	92064	6	Standard
	C	13	ug/L			29409	44677	4	Standard
	Cl	37	ug/L			1805078	1745715	1	Standard
[>	Sc	45	ug/L			595718	589910	5	Standard
[V	51	ug/L	0.485	1	6858	663624	3	Standard
	V-1	51	ug/L	0.381	1	607	662391	3	Standard
	Cr	52	ug/L	0.271	1	20299	574632	5	Standard
	Cr	53	ug/L	0.516	1	294	64539	6	Standard
	Mn	55	ug/L	0.154	0	569	801231	5	Standard
[>	Ge	72	ug/L			49648	50745	1	KED
[Co	59	ug/L	0.079	0	6	168013	1	KED
	Ni	60	ug/L	0.183	0	69	48923	1	KED
	Ni	62	ug/L	0.397	1	7	7984	2	KED
	Cu	63	ug/L	0.086	0	80	135711	0	KED
	Cu	65	ug/L	0.290	1	43	67842	1	KED
	Zn	66	ug/L	0.791	0	140	56636	1	KED
	Zn	67	ug/L	1.725	2	20	8873	2	KED
	As	75	ug/L	0.111	0	5	9299	0	KED
[Se	78	ug/L	0.814	1	25	2703	1	KED
	Y	89	ug/L			347335	345348	4	Standard
	Kr	83	ug/L			53	50	17	Standard
[>	In-1	115	ug/L			11040	11407	3	KED
[Mo	98	ug/L	0.005	5	7	156	6	KED
	Cd	111	ug/L	1.161	4	7	9272	1	KED
	Cd	114	ug/L	0.716	2	9	23720	0	KED
[>	In	115	ug/L			434426	430807	4	Standard
[Ag	107	ug/L	0.329	1	42	461586	5	Standard
	Sb	121	ug/L	0.003	4	205	1203	3	Standard
	Sb	123	ug/L	0.001	0	131	951	5	Standard
	Ba	135	ug/L	0.561	2	60	121593	4	Standard
[Ba	137	ug/L	0.597	2	114	219996	2	Standard
[>	Tb	159	ug/L			798416	797988	4	Standard
[Tl	205	ug/L	0.263	1	218	871594	5	Standard
[Pb	208	ug/L	0.347	1	288	1168369	3	Standard

ICP-MS Quantitative Analysis - Summary Report

Sample ID: **BLD0592-BS2**

Sample Dil Factor:

Comments:

Sample Date/Time: **Tuesday, April 25, 2023 20:49:14**

Number of Replicates: 3

Method File: C:\Users\Public\Documents\PerkinElmer Syngistix\ICPMS\Method\200.8_DailyMethod_KED_UCT.mth

Tuning File: C:\Users\Public\Documents\PerkinElmer Syngistix\ICPMS\MassCal\Default.tun

Optimization File: C:\Users\Public\Documents\PerkinElmer Syngistix\ICPMS\Conditions\Default.dac

Calibration File: C:\Users\Public\Documents\PerkinElmer Syngistix\ICPMS\System\042523.cal

	Analyte Mass	Conc. Mean	Units	Conc. SD	Conc. RSD	Blank Intens.	Meas. Intens.	Intens. RSD	Mode
[>	Li	6	ug/L			449997	472437	2	Standard
[Be	9	ug/L	0.356	1	11	94582	3	Standard
	C	13	ug/L			29409	40173	1	Standard
	Cl	37	ug/L			1805078	1832659	1	Standard
[>	Sc	45	ug/L			595718	607722	3	Standard
[V	51	ug/L	0.259	1	6858	689404	4	Standard
	V-1	51	ug/L	0.338	1	607	689896	4	Standard
	Cr	52	ug/L	0.098	0	20299	599178	3	Standard
	Cr	53	ug/L	0.776	2	294	67864	5	Standard
[Mn	55	ug/L	0.492	1	569	892331	5	Standard
[>	Ge	72	ug/L			49648	51991	1	KED
[Co	59	ug/L	0.334	1	6	171985	1	KED
	Ni	60	ug/L	0.479	1	69	50707	1	KED
	Ni	62	ug/L	0.263	0	7	8086	2	KED
	Cu	63	ug/L	0.128	0	80	144997	0	KED
	Cu	65	ug/L	0.153	0	43	72550	0	KED
	Zn	66	ug/L	0.518	0	140	58652	0	KED
	Zn	67	ug/L	2.641	3	20	9263	3	KED
[As	75	ug/L	0.102	0	5	9471	1	KED
[Se	78	ug/L	1.031	1	25	2879	0	KED
	Y	89	ug/L			347335	361560	3	Standard
	Kr	83	ug/L			53	62	22	Standard
[>	In-1	115	ug/L			11040	11901	1	KED
[Mo	98	ug/L	0.340	1	7	44746	1	KED
	Cd	111	ug/L	0.265	1	7	9594	0	KED
[Cd	114	ug/L	0.218	0	9	24578	1	KED
[>	In	115	ug/L			434426	454224	3	Standard
[Ag	107	ug/L	0.381	1	42	505738	3	Standard
	Sb	121	ug/L	0.258	1	205	385513	3	Standard
	Sb	123	ug/L	0.537	2	131	298292	3	Standard
	Ba	135	ug/L	0.261	0	60	128871	2	Standard
[Ba	137	ug/L	0.212	0	114	232239	4	Standard
[>	Tb	159	ug/L			798416	825775	1	Standard
[Tl	205	ug/L	1.163	4	218	922423	2	Standard
[Pb	208	ug/L	0.452	1	288	1227410	3	Standard

ICP-MS Quantitative Analysis - Summary Report

Sample ID: **23D0538-01**

Sample Dil Factor: **5**

Comments:

Sample Date/Time: **Tuesday, April 25, 2023 20:54:51**

Number of Replicates: 3

Method File: C:\Users\Public\Documents\PerkinElmer Syngistix\ICPMS\Method\200.8_DailyMethod_KED_UCT.mth

Tuning File: C:\Users\Public\Documents\PerkinElmer Syngistix\ICPMS\MassCal\Default.tun

Optimization File: C:\Users\Public\Documents\PerkinElmer Syngistix\ICPMS\Conditions\Default.dac

Calibration File: C:\Users\Public\Documents\PerkinElmer Syngistix\ICPMS\System\042523.cal

	Analyte Mass	Conc. Mean	Units	Conc. SD	Conc. RSD	Blank Intens.	Meas. Intens.	Intens. RSD	Mode
[>	Li	6	ug/L			449997	558823	2	Standard
[Be	9	ug/L	0.001	84	11	8	58	Standard
	C	13	ug/L			29409	167237	3	Standard
	Cl	37	ug/L			1805078	1661485	1	Standard
[>	Sc	45	ug/L			595718	630622	5	Standard
[V	51	ug/L	0.005	4	6858	10730	6	Standard
	V-1	51	ug/L	0.003	6	607	1804	5	Standard
	Cr	52	ug/L	0.052	3	20299	55260	3	Standard
	Cr	53	ug/L	0.072	6	294	3390	0	Standard
	Mn	55	ug/L	0.249	2	569	394943	6	Standard
[>	Ge	72	ug/L			49648	49216	2	KED
[Co	59	ug/L	0.005	2	6	1425	1	KED
	Ni	60	ug/L	0.027	1	69	3577	4	KED
	Ni	62	ug/L	0.070	3	7	549	1	KED
	Cu	63	ug/L	0.012	7	80	831	6	KED
	Cu	65	ug/L	0.005	3	43	426	4	KED
	Zn	66	ug/L	0.008	0	140	1434	3	KED
	Zn	67	ug/L	0.224	9	20	257	12	KED
	As	75	ug/L	0.002	3	5	29	5	KED
[Se	78	ug/L	0.057	38	25	20	8	KED
	Y	89	ug/L			347335	359435	3	Standard
	Kr	83	ug/L			53	50	9	Standard
[>	In-1	115	ug/L			11040	10639	4	KED
[Mo	98	ug/L	0.039	3	7	1868	3	KED
	Cd	111	ug/L	0.020	118	7	12	46	KED
	Cd	114	ug/L	0.011	81	9	21	48	KED
[>	In	115	ug/L			434426	469611	1	Standard
[Ag	107	ug/L	0.000	15	42	93	8	Standard
	Sb	121	ug/L	0.002	6	205	861	6	Standard
	Sb	123	ug/L	0.000	0	131	669	2	Standard
	Ba	135	ug/L	0.053	2	60	12363	3	Standard
	Ba	137	ug/L	0.101	4	114	22058	5	Standard
[>	Tb	159	ug/L			798416	886357	3	Standard
[Tl	205	ug/L	0.001	26	218	133	24	Standard
[Pb	208	ug/L	0.001	1	288	2289	2	Standard

ICP-MS Quantitative Analysis - Summary Report

Sample ID: 23D0538-01

Sample Dil Factor: 2

Comments:

DEL

Sample Date/Time: Tuesday, April 25, 2023 21:02:41

Number of Replicates: 3

Method File: C:\Users\Public\Documents\PerkinElmer Syngistix\ICPMS\Method\200.8_DailyMethod_KED_UCT.mth

Tuning File: C:\Users\Public\Documents\PerkinElmer Syngistix\ICPMS\MassCal\Default.tun

Optimization File: C:\Users\Public\Documents\PerkinElmer Syngistix\ICPMS\Conditions\Default.dac

Calibration File: C:\Users\Public\Documents\PerkinElmer Syngistix\ICPMS\System\042523.cal

	Analyte Mass	Conc. Mean	Units	Conc. SD	Conc. RSD	Blank Intens.	Meas. Intens.	Intens. RSD	Mode
[>	Li	6	ug/L			449997	610172	8	Standard
[Be	9	ug/L	0.001	90	11	12	32	Standard
	C	13	ug/L			29409	321384	7	Standard
	Cl	37	ug/L			1805078	1496459	3	Standard
[>	Sc	45	ug/L			595718	575520	7	Standard
[V	51	ug/L	0.029	10	6858	13601	9	Standard
	V-1	51	ug/L	0.006	6	607	3213	7	Standard
	Cr	52	ug/L	0.078	2	20299	92412	8	Standard
	Cr	53	ug/L	0.011	0	294	7120	7	Standard
	Mn	55	ug/L	0.688	2	569	877415	9	Standard
[>	Ge	72	ug/L			49648	46344	4	KED
[Co	59	ug/L	0.009	1	6	3445	4	KED
	Ni	60	ug/L	0.148	3	69	7884	2	KED
	Ni	62	ug/L	0.072	1	7	1317	2	KED
	Cu	63	ug/L	0.006	1	80	1499	5	KED
	Cu	65	ug/L	0.010	3	43	758	7	KED
	Zn	66	ug/L	0.216	4	140	3107	1	KED
	Zn	67	ug/L	0.026	0	20	469	3	KED
	As	75	ug/L	0.028	15	5	63	13	KED
[Se	78	ug/L	0.106	143	25	21	12	KED
	Y	89	ug/L			347335	318118	8	Standard
	Kr	83	ug/L			53	55	30	Standard
[>	In-1	115	ug/L			11040	9844	5	KED
[Mo	98	ug/L	0.188	6	7	4301	9	KED
	Cd	111	ug/L	0.015	31	7	20	22	KED
[Cd	114	ug/L	0.013	39	9	35	33	KED
[>	In	115	ug/L			434426	421823	7	Standard
[Ag	107	ug/L	0.000	26	42	66	7	Standard
	Sb	121	ug/L	0.006	5	205	1816	10	Standard
	Sb	123	ug/L	0.001	1	131	1386	6	Standard
	Ba	135	ug/L	0.147	2	60	29596	6	Standard
[Ba	137	ug/L	0.177	2	114	53440	6	Standard
[>	Tb	159	ug/L			798416	885449	7	Standard
[Tl	205	ug/L	0.000	8	218	98	5	Standard
[Pb	208	ug/L	0.002	4	288	2508	7	Standard

ICP-MS Quantitative Analysis - Summary Report

Sample ID: SEQ-IBL5

Sample Dil Factor:

Comments:

Sample Date/Time: Tuesday, April 25, 2023 21:08:57

Number of Replicates: 3

Method File: C:\Users\Public\Documents\PerkinElmer Syngistix\ICPMS\Method\200.8_DailyMethod_KED_UCT.mth

Tuning File: C:\Users\Public\Documents\PerkinElmer Syngistix\ICPMS\MassCal\Default.tun

Optimization File: C:\Users\Public\Documents\PerkinElmer Syngistix\ICPMS\Conditions\Default.dac

Calibration File: C:\Users\Public\Documents\PerkinElmer Syngistix\ICPMS\System\042523.cal

	Analyte Mass	Conc. Mean	Units	Conc. SD	Conc. RSD	Blank Intens.	Meas. Intens.	Intens. RSD	Mode
[>	Li	6	ug/L			449997	453897	5	Standard
[Be	9	ug/L	0.001	40	11	5	43	Standard
	C	13	ug/L			29409	34855	3	Standard
	Cl	37	ug/L			1805078	1685504	2	Standard
[>	Sc	45	ug/L			595718	527459	6	Standard
[V	51	ug/L	0.014	47	6858	6727	2	Standard
	V-1	51	ug/L	0.003	1599	607	538	4	Standard
	Cr	52	ug/L	0.047	45	20299	19855	2	Standard
	Cr	53	ug/L	0.009	416	294	264	0	Standard
[Mn	55	ug/L	0.000	11	569	605	8	Standard
[>	Ge	72	ug/L			49648	48136	2	KED
[Co	59	ug/L	0.000	119	6	4	65	KED
	Ni	60	ug/L	0.005	15	69	17	48	KED
	Ni	62	ug/L	0.012	96	7	3	86	KED
	Cu	63	ug/L	0.003	12	80	212	9	KED
	Cu	65	ug/L	0.004	11	43	120	5	KED
	Zn	66	ug/L	0.002	2	140	196	2	KED
	Zn	67	ug/L	0.049	55	20	29	15	KED
	As	75	ug/L	0.005	1138	5	5	34	KED
[Se	78	ug/L	0.095	61	25	19	17	KED
	Y	89	ug/L			347335	304565	2	Standard
	Kr	83	ug/L			53	44	20	Standard
[>	In-1	115	ug/L			11040	10232	2	KED
[Mo	98	ug/L	0.002	99	7	4	73	KED
	Cd	111	ug/L	0.007	91	7	4	49	KED
[Cd	114	ug/L	0.002	49	9	5	34	KED
[>	In	115	ug/L			434426	405199	5	Standard
[Ag	107	ug/L	0.001	76	42	28	23	Standard
	Sb	121	ug/L	0.001	8	205	94	5	Standard
	Sb	123	ug/L	0.000	6	131	60	8	Standard
	Ba	135	ug/L	0.003	100	60	69	17	Standard
[Ba	137	ug/L	0.002	183	114	113	6	Standard
[>	Tb	159	ug/L			798416	791118	3	Standard
[Tl	205	ug/L	0.000	10	218	80	18	Standard
[Pb	208	ug/L	0.000	82	288	265	4	Standard

ICP-MS Quantitative Analysis - Summary Report

Sample ID: BLD0660-BLK1

Sample Dil Factor:

DEL

Comments:

Sample Date/Time: Tuesday, April 25, 2023 21:19:22

Number of Replicates: 3

Method File: C:\Users\Public\Documents\PerkinElmer Syngistix\ICPMS\Method\200.8_DailyMethod_KED_UCT.mth

Tuning File: C:\Users\Public\Documents\PerkinElmer Syngistix\ICPMS\MassCal\Default.tun

Optimization File: C:\Users\Public\Documents\PerkinElmer Syngistix\ICPMS\Conditions\Default.dac

Calibration File: C:\Users\Public\Documents\PerkinElmer Syngistix\ICPMS\System\042523.cal

	Analyte	Mass	Conc. Mean	Units	Conc. SD	Conc. RSD	Blank Intens.	Meas. Intens.	Intens. RSD	Mode
[>	Li	6		ug/L			449997	504319	3	Standard
[Be	9	-0.002	ug/L	0.001	66	11	6	69	Standard
	C	13		ug/L			29409	39373	2	Standard
	Cl	37		ug/L			1805078	1721491	1	Standard
[>	Sc	45		ug/L			595718	593765	1	Standard
[V	51	0.018	ug/L	0.004	21	6858	7314	2	Standard
	V-1	51	-0.001	ug/L	0.001	154	607	581	5	Standard
	Cr	52	0.089	ug/L	0.009	10	20299	22124	1	Standard
	Cr	53	0.022	ug/L	0.007	30	294	346	3	Standard
[Mn	55	1.292	ug/L	0.030	2	569	40580	2	Standard
[>	Ge	72		ug/L			49648	47296	3	KED
	Co	59	-0.000	ug/L	0.000	76	6	5	21	KED
	Ni	60	-0.030	ug/L	0.002	6	69	15	25	KED
	Ni	62	-0.005	ug/L	0.012	224	7	5	57	KED
	Cu	63	0.001	ug/L	0.004	436	80	80	24	KED
	Cu	65	0.003	ug/L	0.002	89	43	46	10	KED
	Zn	66	-0.038	ug/L	0.017	43	140	110	8	KED
	Zn	67	-0.059	ug/L	0.089	151	20	13	64	KED
	As	75	-0.001	ug/L	0.006	519	5	5	39	KED
[Se	78	-0.094	ug/L	0.088	93	25	20	9	KED
	Y	89		ug/L			347335	340391	0	Standard
	Kr	83		ug/L			53	40	30	Standard
[>	In-1	115		ug/L			11040	11662	2	KED
	Mo	98	0.001	ug/L	0.002	152	7	10	34	KED
	Cd	111	-0.008	ug/L	0.007	80	7	4	52	KED
[Cd	114	0.004	ug/L	0.003	78	9	14	21	KED
[>	In	115		ug/L			434426	442264	3	Standard
	Ag	107	-0.001	ug/L	0.000	49	42	31	18	Standard
	Sb	121	-0.007	ug/L	0.001	12	205	110	13	Standard
	Sb	123	-0.005	ug/L	0.001	11	131	82	9	Standard
	Ba	135	0.006	ug/L	0.005	75	60	89	23	Standard
[Ba	137	0.005	ug/L	0.001	29	114	157	6	Standard
[>	Tb	159		ug/L			798416	855212	0	Standard
	Tl	205	-0.004	ug/L	0.000	5	218	81	10	Standard
[Pb	208	-0.002	ug/L	0.001	30	288	198	15	Standard

ICP-MS Quantitative Analysis - Summary Report

Sample ID: SEQ-CCV4

Sample Dil Factor:

Comments:

Sample Date/Time: Tuesday, April 25, 2023 21:24:25

Number of Replicates: 3

Method File: C:\Users\Public\Documents\PerkinElmer Syngistix\ICPMS\Method\200.8_DailyMethod_KED_UCT.mth

Tuning File: C:\Users\Public\Documents\PerkinElmer Syngistix\ICPMS\MassCal\Default.tun

Optimization File: C:\Users\Public\Documents\PerkinElmer Syngistix\ICPMS\Conditions\Default.dac

Calibration File: C:\Users\Public\Documents\PerkinElmer Syngistix\ICPMS\System\042523.cal

	Analyte Mass	Conc. Mean	Units	Conc. SD	Conc. RSD	Blank Intens.	Meas. Intens.	Intens. RSD	Mode
[>	Li	6	ug/L			449997	435004	3	Standard
[Be	9	ug/L	1.563	3	11	177168	6	Standard
	C	13	ug/L			29409	29788	3	Standard
	Cl	37	ug/L			1805078	1637386	1	Standard
[>	Sc	45	ug/L			595718	550000	4	Standard
[V	51	ug/L	1.203	2	6858	1182432	2	Standard
	V-1	51	ug/L	1.091	2	607	1183026	2	Standard
	Cr	52	ug/L	1.930	3	20299	991831	2	Standard
	Cr	53	ug/L	1.584	3	294	112266	3	Standard
	Mn	55	ug/L	1.270	2	569	1412038	4	Standard
[>	Ge	72	ug/L			49648	48629	3	KED
[Co	59	ug/L	0.515	1	6	306168	3	KED
	Ni	60	ug/L	0.164	0	69	89429	2	KED
	Ni	62	ug/L	0.721	1	7	14627	2	KED
	Cu	63	ug/L	0.752	1	80	252326	2	KED
	Cu	65	ug/L	0.485	0	43	126130	2	KED
	Zn	66	ug/L	0.559	1	140	33003	4	KED
	Zn	67	ug/L	1.558	3	20	5357	5	KED
	As	75	ug/L	1.075	2	5	17232	2	KED
[Se	78	ug/L	0.603	1	25	1618	3	KED
	Y	89	ug/L			347335	331228	1	Standard
	Kr	83	ug/L			53	59	3	Standard
[>	In-1	115	ug/L			11040	10343	1	KED
[Mo	98	ug/L	2.207	4	7	81062	4	KED
	Cd	111	ug/L	1.351	2	7	16727	1	KED
	Cd	114	ug/L	1.127	2	9	42966	1	KED
[>	In	115	ug/L			434426	417424	3	Standard
[Ag	107	ug/L	1.338	2	42	842630	1	Standard
	Sb	121	ug/L	0.745	1	205	702503	2	Standard
	Sb	123	ug/L	1.103	2	131	539607	1	Standard
	Ba	135	ug/L	0.770	1	60	237888	4	Standard
[Ba	137	ug/L	1.100	2	114	413807	2	Standard
[>	Tb	159	ug/L			798416	823145	1	Standard
[Tl	205	ug/L	0.590	1	218	1741987	2	Standard
[Pb	208	ug/L	0.944	1	288	2325783	2	Standard

ICP-MS Quantitative Analysis - Summary Report

Sample ID: SEQ-CCB4

Sample Dil Factor:

Comments:

Sample Date/Time: Tuesday, April 25, 2023 21:32:13

Number of Replicates: 3

Method File: C:\Users\Public\Documents\PerkinElmer Syngistix\ICPMS\Method\200.8_DailyMethod_KED_UCT.mth

Tuning File: C:\Users\Public\Documents\PerkinElmer Syngistix\ICPMS\MassCal\Default.tun

Optimization File: C:\Users\Public\Documents\PerkinElmer Syngistix\ICPMS\Conditions\Default.dac

Calibration File: C:\Users\Public\Documents\PerkinElmer Syngistix\ICPMS\System\042523.cal

	Analyte	Mass	Conc. Mean	Units	Conc. SD	Conc. RSD	Blank Intens.	Meas. Intens.	Intens. RSD	Mode
[>	Li	6		ug/L			449997	480026	6	Standard
[Be	9	-0.002	ug/L	0.000	19	11	5	21	Standard
	C	13		ug/L			29409	29109	3	Standard
	Cl	37		ug/L			1805078	1734408	2	Standard
[>	Sc	45		ug/L			595718	594388	1	Standard
[V	51	0.002	ug/L	0.002	136	6858	6890	1	Standard
	V-1	51	-0.006	ug/L	0.000	2	607	449	1	Standard
	Cr	52	0.012	ug/L	0.009	78	20299	20500	1	Standard
	Cr	53	-0.015	ug/L	0.001	8	294	256	0	Standard
[Mn	55	0.001	ug/L	0.001	68	569	609	5	Standard
[>	Ge	72		ug/L			49648	49095	1	KED
	Co	59	-0.001	ug/L	0.000	37	6	1	100	KED
	Ni	60	0.001	ug/L	0.007	1414	69	69	16	KED
	Ni	62	0.020	ug/L	0.024	117	7	13	51	KED
	Cu	63	0.001	ug/L	0.003	193	80	86	16	KED
	Cu	65	-0.000	ug/L	0.003	1011	43	41	16	KED
	Zn	66	-0.011	ug/L	0.010	93	140	132	4	KED
	Zn	67	0.040	ug/L	0.095	240	20	24	38	KED
	As	75	-0.006	ug/L	0.004	64	5	3	39	KED
[Se	78	-0.067	ug/L	0.169	251	25	22	22	KED
	Y	89		ug/L			347335	352935	1	Standard
	Kr	83		ug/L			53	43	11	Standard
[>	In-1	115		ug/L			11040	11030	1	KED
	Mo	98	0.005	ug/L	0.000	8	7	16	5	KED
	Cd	111	-0.008	ug/L	0.011	132	7	4	81	KED
[Cd	114	-0.010	ug/L	0.001	11	9	1	95	KED
[>	In	115		ug/L			434426	458473	2	Standard
	Ag	107	0.001	ug/L	0.001	138	42	63	40	Standard
	Sb	121	0.039	ug/L	0.002	5	205	819	3	Standard
	Sb	123	0.046	ug/L	0.001	2	131	681	0	Standard
	Ba	135	0.001	ug/L	0.001	207	60	67	13	Standard
[Ba	137	0.003	ug/L	0.000	13	114	143	2	Standard
[>	Tb	159		ug/L			798416	844543	1	Standard
	Tl	205	-0.002	ug/L	0.001	37	218	174	13	Standard
[Pb	208	-0.001	ug/L	0.000	10	288	236	1	Standard

ICP-MS Quantitative Analysis - Summary Report

Sample ID: **BLD0181-BLK2**

Sample Dil Factor:

Comments:

Sample Date/Time: **Tuesday, April 25, 2023 21:46:51**

Number of Replicates: 3

Method File: C:\Users\Public\Documents\PerkinElmer Syngistix\ICPMS\Method\200.8_DailyMethod_KED_UCT.mth

Tuning File: C:\Users\Public\Documents\PerkinElmer Syngistix\ICPMS\MassCal\Default.tun

Optimization File: C:\Users\Public\Documents\PerkinElmer Syngistix\ICPMS\Conditions\Default.dac

Calibration File: C:\Users\Public\Documents\PerkinElmer Syngistix\ICPMS\System\042523.cal

	Analyte Mass	Conc. Mean	Units	Conc. SD	Conc. RSD	Blank Intens.	Meas. Intens.	Intens. RSD	Mode
>	Li	6	ug/L			449997	454920	5	Standard
	Be	9	ug/L	0.001	52	11	6	45	Standard
	C	13	ug/L			29409	46526	4	Standard
	Cl	37	ug/L			1805078	1763471	1	Standard
>	Sc	45	ug/L			595718	600349	2	Standard
	V	51	ug/L	0.007	34	6858	7452	0	Standard
	V-1	51	ug/L	0.000	16	607	557	3	Standard
	Cr	52	ug/L	0.023	31	20299	22050	1	Standard
	Cr	53	ug/L	0.009	208	294	286	9	Standard
	Mn	55	ug/L	0.001	1	569	2476	2	Standard
>	Ge	72	ug/L			49648	50998	3	KED
	Co	59	ug/L	0.001	552	6	8	66	KED
	Ni	60	ug/L	0.005	44	69	93	7	KED
	Ni	62	ug/L	0.018	73	7	15	37	KED
	Cu	63	ug/L	0.004	25	80	165	14	KED
	Cu	65	ug/L	0.001	7	43	94	1	KED
	Zn	66	ug/L	0.037	11	140	356	7	KED
	Zn	67	ug/L	0.091	34	20	50	19	KED
	As	75	ug/L	0.005	83	5	3	52	KED
	Se	78	ug/L	0.022	13	25	20	6	KED
	Y	89	ug/L			347335	348425	4	Standard
	Kr	83	ug/L			53	46	27	Standard
>	In-1	115	ug/L			11040	11286	2	KED
	Mo	98	ug/L	0.003	32	7	21	17	KED
	Cd	111	ug/L	0.003	24	7	3	25	KED
	Cd	114	ug/L	0.002	42	9	5	36	KED
>	In	115	ug/L			434426	460925	3	Standard
	Ag	107	ug/L	0.000	217	42	43	11	Standard
	Sb	121	ug/L	0.001	17	205	348	4	Standard
	Sb	123	ug/L	0.002	15	131	275	9	Standard
	Ba	135	ug/L	0.008	14	60	328	11	Standard
	Ba	137	ug/L	0.000	0	114	610	3	Standard
>	Tb	159	ug/L			798416	845518	4	Standard
	Tl	205	ug/L	0.000	6	218	110	6	Standard
	Pb	208	ug/L	0.000	8060	288	305	6	Standard

ICP-MS Quantitative Analysis - Summary Report

Sample ID: **BLD0181-BS2**

Sample Dil Factor:

Comments:

Sample Date/Time: **Tuesday, April 25, 2023 21:51:54**

Number of Replicates: 3

Method File: C:\Users\Public\Documents\PerkinElmer Syngistix\ICPMS\Method\200.8_DailyMethod_KED_UCT.mth

Tuning File: C:\Users\Public\Documents\PerkinElmer Syngistix\ICPMS\MassCal\Default.tun

Optimization File: C:\Users\Public\Documents\PerkinElmer Syngistix\ICPMS\Conditions\Default.dac

Calibration File: C:\Users\Public\Documents\PerkinElmer Syngistix\ICPMS\System\042523.cal

	Analyte Mass	Conc. Mean	Units	Conc. SD	Conc. RSD	Blank Intens.	Meas. Intens.	Intens. RSD	Mode
>	Li	6	ug/L			449997	462661	2	Standard
	Be	9	26.724	ug/L	0.691	11	101340	3	Standard
	C	13		ug/L		29409	49495	4	Standard
	Cl	37		ug/L		1805078	1703842	2	Standard
>	Sc	45		ug/L		595718	595470	3	Standard
	V	51	26.050	ug/L	0.438	6858	682939	1	Standard
	V-1	51	26.052	ug/L	0.298	607	679697	2	Standard
	Cr	52	26.720	ug/L	0.902	20299	590760	1	Standard
	Cr	53	26.718	ug/L	0.734	294	65719	4	Standard
	Mn	55	26.130	ug/L	0.391	569	812282	3	Standard
>	Ge	72		ug/L		49648	47355	3	KED
	Co	59	26.216	ug/L	0.678	6	154926	5	KED
	Ni	60	26.954	ug/L	0.627	69	45468	5	KED
	Ni	62	26.999	ug/L	0.639	7	7460	6	KED
	Cu	63	26.155	ug/L	0.413	80	124511	4	KED
	Cu	65	27.053	ug/L	1.408	43	63195	7	KED
	Zn	66	86.186	ug/L	1.612	140	53863	2	KED
	Zn	67	85.031	ug/L	2.658	20	8625	5	KED
	As	75	26.617	ug/L	0.255	5	8869	3	KED
	Se	78	84.667	ug/L	1.862	25	2645	5	KED
	Y	89		ug/L		347335	353056	3	Standard
	Kr	83		ug/L		53	55	27	Standard
>	In-1	115		ug/L		11040	10683	2	KED
	Mo	98	27.873	ug/L	0.524	7	44136	4	KED
	Cd	111	28.064	ug/L	0.545	7	9221	1	KED
	Cd	114	27.735	ug/L	0.786	9	23354	3	KED
>	In	115		ug/L		434426	434993	2	Standard
	Ag	107	26.711	ug/L	0.370	42	474324	1	Standard
	Sb	121	27.023	ug/L	0.111	205	394425	3	Standard
	Sb	123	27.339	ug/L	0.433	131	304777	3	Standard
	Ba	135	27.531	ug/L	0.615	60	127627	5	Standard
	Ba	137	28.771	ug/L	0.852	114	233391	5	Standard
>	Tb	159		ug/L		798416	849338	0	Standard
	Tl	205	25.830	ug/L	0.852	218	933829	3	Standard
	Pb	208	25.936	ug/L	0.600	288	1246847	2	Standard

ICP-MS Quantitative Analysis - Summary Report

Sample ID: **BLD0559-BLK2**

Sample Dil Factor:

Comments:

Sample Date/Time: **Tuesday, April 25, 2023 21:56:57**

Number of Replicates: 3

Method File: C:\Users\Public\Documents\PerkinElmer Syngistix\ICPMS\Method\200.8_DailyMethod_KED_UCT.mth

Tuning File: C:\Users\Public\Documents\PerkinElmer Syngistix\ICPMS\MassCal\Default.tun

Optimization File: C:\Users\Public\Documents\PerkinElmer Syngistix\ICPMS\Conditions\Default.dac

Calibration File: C:\Users\Public\Documents\PerkinElmer Syngistix\ICPMS\System\042523.cal

	Analyte Mass	Conc. Mean	Units	Conc. SD	Conc. RSD	Blank Intens.	Meas. Intens.	Intens. RSD	Mode
[>	Li	6	ug/L			449997	455186	5	Standard
[Be	9	ug/L	0.001	76	11	8	35	Standard
	C	13	ug/L			29409	43792	4	Standard
	Cl	37	ug/L			1805078	1746115	2	Standard
[>	Sc	45	ug/L			595718	588431	4	Standard
[V	51	ug/L	0.012	59	6858	7280	3	Standard
	V-1	51	ug/L	0.000	7	607	463	6	Standard
	Cr	52	ug/L	0.040	46	20299	21876	3	Standard
	Cr	53	ug/L	0.004	1131	294	292	7	Standard
	Mn	55	ug/L	0.004	3	569	4200	3	Standard
[>	Ge	72	ug/L			49648	49888	3	KED
[Co	59	ug/L	0.000	1530	6	6	15	KED
	Ni	60	ug/L	0.004	16	69	31	21	KED
	Ni	62	ug/L	0.014	778	7	8	53	KED
	Cu	63	ug/L	0.005	8	80	366	10	KED
	Cu	65	ug/L	0.006	10	43	182	8	KED
	Zn	66	ug/L	0.024	70	140	163	5	KED
	Zn	67	ug/L	0.069	1607	20	21	36	KED
	As	75	ug/L	0.002	29	5	3	24	KED
[Se	78	ug/L	0.064	39	25	19	11	KED
	Y	89	ug/L			347335	351931	2	Standard
	Kr	83	ug/L			53	52	23	Standard
[>	In-1	115	ug/L			11040	10314	2	KED
[Mo	98	ug/L	0.005	40	7	26	29	KED
	Cd	111	ug/L	0.001	83	7	6	8	KED
	Cd	114	ug/L	0.003	304	9	10	27	KED
[>	In	115	ug/L			434426	450554	4	Standard
[Ag	107	ug/L	0.001	194	42	57	41	Standard
	Sb	121	ug/L	0.002	199	205	195	20	Standard
	Sb	123	ug/L	0.001	150	131	124	13	Standard
	Ba	135	ug/L	0.003	38	60	104	17	Standard
	Ba	137	ug/L	0.000	2	114	198	5	Standard
[>	Tb	159	ug/L			798416	828860	4	Standard
[Tl	205	ug/L	0.000	10	218	102	11	Standard
[Pb	208	ug/L	0.000	214	288	307	3	Standard

ICP-MS Quantitative Analysis - Summary Report

Sample ID: **BLD0559-BS2**

Sample Dil Factor:

Comments:

Sample Date/Time: **Tuesday, April 25, 2023 22:02:00**

Number of Replicates: 3

Method File: C:\Users\Public\Documents\PerkinElmer Syngistix\ICPMS\Method\200.8_DailyMethod_KED_UCT.mth

Tuning File: C:\Users\Public\Documents\PerkinElmer Syngistix\ICPMS\MassCal\Default.tun

Optimization File: C:\Users\Public\Documents\PerkinElmer Syngistix\ICPMS\Conditions\Default.dac

Calibration File: C:\Users\Public\Documents\PerkinElmer Syngistix\ICPMS\System\042523.cal

	Analyte Mass	Conc. Mean	Units	Conc. SD	Conc. RSD	Blank Intens.	Meas. Intens.	Intens. RSD	Mode
[>	Li	6	ug/L			449997	481995	1	Standard
[Be	9	ug/L	0.597	2	11	106330	0	Standard
	C	13	ug/L			29409	46069	4	Standard
	Cl	37	ug/L			1805078	1703547	1	Standard
[>	Sc	45	ug/L			595718	628746	0	Standard
[V	51	ug/L	0.056	0	6858	729201	0	Standard
	V-1	51	ug/L	0.075	0	607	725706	0	Standard
	Cr	52	ug/L	0.376	1	20299	627673	2	Standard
	Cr	53	ug/L	0.144	0	294	69809	1	Standard
[Mn	55	ug/L	0.862	3	569	886374	3	Standard
[>	Ge	72	ug/L			49648	48183	1	KED
[Co	59	ug/L	0.145	0	6	163415	1	KED
	Ni	60	ug/L	0.212	0	69	47645	1	KED
	Ni	62	ug/L	0.521	1	7	7734	2	KED
	Cu	63	ug/L	0.564	2	80	133704	1	KED
	Cu	65	ug/L	0.606	2	43	67950	2	KED
	Zn	66	ug/L	3.094	3	140	56828	3	KED
	Zn	67	ug/L	1.088	1	20	8763	2	KED
	As	75	ug/L	0.454	1	5	9141	2	KED
[Se	78	ug/L	2.507	2	25	2797	3	KED
	Y	89	ug/L			347335	368337	0	Standard
	Kr	83	ug/L			53	58	17	Standard
[>	In-1	115	ug/L			11040	10762	2	KED
[Mo	98	ug/L	0.661	2	7	44894	2	KED
	Cd	111	ug/L	0.718	2	7	9290	3	KED
[Cd	114	ug/L	0.415	1	9	23673	2	KED
[>	In	115	ug/L			434426	470232	1	Standard
[Ag	107	ug/L	0.739	2	42	504533	1	Standard
	Sb	121	ug/L	0.675	2	205	413881	1	Standard
	Sb	123	ug/L	0.399	1	131	320590	0	Standard
	Ba	135	ug/L	0.325	1	60	137473	2	Standard
[Ba	137	ug/L	0.496	1	114	247421	3	Standard
[>	Tb	159	ug/L			798416	878700	1	Standard
[Tl	205	ug/L	0.260	0	218	993648	0	Standard
[Pb	208	ug/L	0.763	2	288	1318302	1	Standard

ICP-MS Quantitative Analysis - Summary Report

Sample ID: **23D0165-01**

Sample Dil Factor:

Comments:

Sample Date/Time: **Tuesday, April 25, 2023 22:08:45**

Number of Replicates: 3

Method File: C:\Users\Public\Documents\PerkinElmer Syngistix\ICPMS\Method\200.8_DailyMethod_KED_UCT.mth

Tuning File: C:\Users\Public\Documents\PerkinElmer Syngistix\ICPMS\MassCal\Default.tun

Optimization File: C:\Users\Public\Documents\PerkinElmer Syngistix\ICPMS\Conditions\Default.dac

Calibration File: C:\Users\Public\Documents\PerkinElmer Syngistix\ICPMS\System\042523.cal

	Analyte Mass	Conc. Mean	Units	Conc. SD	Conc. RSD	Blank Intens.	Meas. Intens.	Intens. RSD	Mode
[>	Li	6	ug/L			449997	469931	4	Standard
[Be	9	ug/L	0.001	16845	11	12	48	Standard
	C	13	ug/L			29409	85906	1	Standard
	Cl	37	ug/L			1805078	1722116	1	Standard
[>	Sc	45	ug/L			595718	654955	2	Standard
[V	51	ug/L	0.013	1	6858	30814	2	Standard
	V-1	51	ug/L	0.012	1	607	27558	0	Standard
	Cr	52	ug/L	0.049	4	20299	51220	4	Standard
	Cr	53	ug/L	0.028	1	294	4746	1	Standard
[Mn	55	ug/L	17.610	1	569	43243624	2	Standard
[>	Ge	72	ug/L			49648	49584	1	KED
[Co	59	ug/L	0.023	1	6	9441	2	KED
	Ni	60	ug/L	0.043	1	69	4802	0	KED
	Ni	62	ug/L	0.133	4	7	789	5	KED
	Cu	63	ug/L	0.076	3	80	12328	2	KED
	Cu	65	ug/L	0.046	1	43	6335	2	KED
	Zn	66	ug/L	0.029	0	140	46113	1	KED
	Zn	67	ug/L	0.726	1	20	7279	1	KED
	As	75	ug/L	0.165	3	5	1606	2	KED
[Se	78	ug/L	0.091	121	25	27	9	KED
	Y	89	ug/L			347335	354647	1	Standard
	Kr	83	ug/L			53	76	11	Standard
[>	In-1	115	ug/L			11040	11156	3	KED
[Mo	98	ug/L	0.291	7	7	6723	4	KED
	Cd	111	ug/L	0.021	20	7	43	17	KED
[Cd	114	ug/L	0.011	10	9	103	7	KED
[>	In	115	ug/L			434426	430182	1	Standard
[Ag	107	ug/L	0.000	18	42	86	7	Standard
	Sb	121	ug/L	0.018	1	205	18605	1	Standard
	Sb	123	ug/L	0.028	2	131	14168	2	Standard
	Ba	135	ug/L	0.711	1	60	205727	3	Standard
[Ba	137	ug/L	0.983	2	114	364329	1	Standard
[>	Tb	159	ug/L			798416	832212	1	Standard
[Tl	205	ug/L	0.000	11	218	137	9	Standard
[Pb	208	ug/L	0.005	1	288	12719	3	Standard

ICP-MS Quantitative Analysis - Summary Report

Sample ID: **BLD0249-DUP4**

Sample Dil Factor:

Comments:

Sample Date/Time: **Tuesday, April 25, 2023 22:16:11**

Number of Replicates: 3

Method File: C:\Users\Public\Documents\PerkinElmer Syngistix\ICPMS\Method\200.8_DailyMethod_KED_UCT.mth

Tuning File: C:\Users\Public\Documents\PerkinElmer Syngistix\ICPMS\MassCal\Default.tun

Optimization File: C:\Users\Public\Documents\PerkinElmer Syngistix\ICPMS\Conditions\Default.dac

Calibration File: C:\Users\Public\Documents\PerkinElmer Syngistix\ICPMS\System\042523.cal

	Analyte	Mass	Conc. Mean	Units	Conc. SD	Conc. RSD	Blank Intens.	Meas. Intens.	Intens. RSD	Mode
[>	Li	6		ug/L			449997	455874	4	Standard
[Be	9	0.000	ug/L	0.002	1576	11	12	55	Standard
	C	13		ug/L			29409	87141	3	Standard
	Cl	37		ug/L			1805078	1715340	1	Standard
[>	Sc	45		ug/L			595718	661028	4	Standard
[V	51	0.809	ug/L	0.048	5	6858	30909	5	Standard
	V-1	51	0.923	ug/L	0.036	3	607	27380	4	Standard
	Cr	52	1.260	ug/L	0.075	5	20299	52415	5	Standard
	Cr	53	1.645	ug/L	0.041	2	294	4794	2	Standard
[Mn	55	1255.695	ug/L	34.695	2	569	43333903	6	Standard
[>	Ge	72		ug/L			49648	48212	2	KED
[Co	59	1.463	ug/L	0.030	2	6	8810	4	KED
	Ni	60	2.624	ug/L	0.036	1	69	4565	2	KED
	Ni	62	2.577	ug/L	0.295	11	7	732	13	KED
	Cu	63	2.551	ug/L	0.005	0	80	12433	2	KED
	Cu	65	2.606	ug/L	0.058	2	43	6235	4	KED
	Zn	66	69.848	ug/L	0.367	0	140	44489	2	KED
	Zn	67	67.963	ug/L	0.848	1	20	7022	3	KED
	As	75	4.484	ug/L	0.061	1	5	1526	3	KED
[Se	78	-0.082	ug/L	0.147	179	25	21	18	KED
	Y	89		ug/L			347335	349982	5	Standard
	Kr	83		ug/L			53	71	22	Standard
[>	In-1	115		ug/L			11040	10954	0	KED
[Mo	98	4.130	ug/L	0.075	1	7	6711	1	KED
	Cd	111	0.113	ug/L	0.020	17	7	45	15	KED
[Cd	114	0.100	ug/L	0.013	12	9	96	11	KED
[>	In	115		ug/L			434426	431239	6	Standard
[Ag	107	0.003	ug/L	0.001	23	42	90	10	Standard
	Sb	121	1.255	ug/L	0.058	4	205	18315	2	Standard
	Sb	123	1.251	ug/L	0.056	4	131	13928	3	Standard
	Ba	135	44.205	ug/L	1.090	2	60	202908	5	Standard
[Ba	137	44.937	ug/L	1.838	4	114	360692	4	Standard
[>	Tb	159		ug/L			798416	826685	2	Standard
[Tl	205	-0.002	ug/L	0.000	12	218	142	5	Standard
[Pb	208	0.271	ug/L	0.005	1	288	12983	3	Standard

ICP-MS Quantitative Analysis - Summary Report

Sample ID: **BLD0249-MS4**

Sample Dil Factor:

Comments:

Sample Date/Time: **Tuesday, April 25, 2023 22:21:38**

Number of Replicates: 3

Method File: C:\Users\Public\Documents\PerkinElmer Syngistix\ICPMS\Method\200.8_DailyMethod_KED_UCT.mth

Tuning File: C:\Users\Public\Documents\PerkinElmer Syngistix\ICPMS\MassCal\Default.tun

Optimization File: C:\Users\Public\Documents\PerkinElmer Syngistix\ICPMS\Conditions\Default.dac

Calibration File: C:\Users\Public\Documents\PerkinElmer Syngistix\ICPMS\System\042523.cal

	Analyte Mass	Conc. Mean	Units	Conc. SD	Conc. RSD	Blank Intens.	Meas. Intens.	Intens. RSD	Mode
[>	Li	6	ug/L			449997	471883	2	Standard
[Be	9	ug/L	0.311	1	11	99499	3	Standard
	C	13	ug/L			29409	94808	2	Standard
	Cl	37	ug/L			1805078	1625208	2	Standard
[>	Sc	45	ug/L			595718	680783	1	Standard
[V	51	ug/L	0.334	1	6858	720372	1	Standard
	V-1	51	ug/L	0.347	1	607	723416	1	Standard
	Cr	52	ug/L	0.331	1	20299	630026	1	Standard
	Cr	53	ug/L	0.186	0	294	72166	1	Standard
[Mn	55	ug/L	30.674	2	569	45136852	1	Standard
[>	Ge	72	ug/L			49648	48482	1	KED
[Co	59	ug/L	0.262	0	6	168491	1	KED
	Ni	60	ug/L	0.381	1	69	50344	2	KED
	Ni	62	ug/L	0.304	1	7	8117	2	KED
	Cu	63	ug/L	0.777	2	80	142803	2	KED
	Cu	65	ug/L	0.379	1	43	71064	2	KED
	Zn	66	ug/L	1.269	0	140	94431	0	KED
	Zn	67	ug/L	1.151	0	20	14821	0	KED
	As	75	ug/L	0.276	0	5	10497	0	KED
[Se	78	ug/L	2.436	3	25	2557	3	KED
	Y	89	ug/L			347335	363074	1	Standard
	Kr	83	ug/L			53	91	15	Standard
[>	In-1	115	ug/L			11040	10131	3	KED
[Mo	98	ug/L	0.874	2	7	49390	2	KED
	Cd	111	ug/L	0.655	2	7	8320	1	KED
	Cd	114	ug/L	0.892	3	9	21116	2	KED
[>	In	115	ug/L			434426	442762	1	Standard
[Ag	107	ug/L	0.468	1	42	452924	0	Standard
	Sb	121	ug/L	1.313	4	205	413248	3	Standard
	Sb	123	ug/L	1.074	3	131	315113	2	Standard
	Ba	135	ug/L	0.086	0	60	327808	1	Standard
[Ba	137	ug/L	1.938	2	114	596505	1	Standard
[>	Tb	159	ug/L			798416	862138	2	Standard
[Tl	205	ug/L	0.308	1	218	931646	3	Standard
[Pb	208	ug/L	0.588	2	288	1254520	1	Standard

ICP-MS Quantitative Analysis - Summary Report

Sample ID: **23D0538-01RE1**

Sample Dil Factor: **10**

Comments:

Sample Date/Time: **Tuesday, April 25, 2023 22:28:05**

Number of Replicates: 3

Method File: C:\Users\Public\Documents\PerkinElmer Syngistix\ICPMS\Method\200.8_DailyMethod_KED_UCT.mth

Tuning File: C:\Users\Public\Documents\PerkinElmer Syngistix\ICPMS\MassCal\Default.tun

Optimization File: C:\Users\Public\Documents\PerkinElmer Syngistix\ICPMS\Conditions\Default.dac

Calibration File: C:\Users\Public\Documents\PerkinElmer Syngistix\ICPMS\System\042523.cal

	Analyte Mass	Conc. Mean	Units	Conc. SD	Conc. RSD	Blank Intens.	Meas. Intens.	Intens. RSD	Mode
[>	Li	6	ug/L			449997	497458	6	Standard
[Be	9	ug/L	0.000	22	11	5	33	Standard
	C	13	ug/L			29409	87368	2	Standard
	Cl	37	ug/L			1805078	1688677	1	Standard
[>	Sc	45	ug/L			595718	578565	7	Standard
[V	51	ug/L	0.015	18	6858	8646	6	Standard
	V-1	51	ug/L	0.002	7	607	1225	3	Standard
	Cr	52	ug/L	0.042	5	20299	36755	5	Standard
	Cr	53	ug/L	0.020	3	294	1780	5	Standard
[Mn	55	ug/L	0.254	4	569	186092	3	Standard
[>	Ge	72	ug/L			49648	46967	5	KED
[Co	59	ug/L	0.013	10	6	700	5	KED
	Ni	60	ug/L	0.015	1	69	1744	4	KED
	Ni	62	ug/L	0.205	20	7	279	14	KED
	Cu	63	ug/L	0.009	10	80	481	10	KED
	Cu	65	ug/L	0.010	13	43	226	6	KED
	Zn	66	ug/L	0.065	5	140	822	1	KED
	Zn	67	ug/L	0.177	15	20	137	7	KED
	As	75	ug/L	0.012	43	5	14	31	KED
[Se	78	ug/L	0.066	174	25	22	5	KED
	Y	89	ug/L			347335	339157	5	Standard
	Kr	83	ug/L			53	43	19	Standard
[>	In-1	115	ug/L			11040	9843	1	KED
[Mo	98	ug/L	0.015	2	7	882	3	KED
	Cd	111	ug/L	0.003	18	7	12	9	KED
[Cd	114	ug/L	0.007	340	9	10	49	KED
[>	In	115	ug/L			434426	429080	7	Standard
[Ag	107	ug/L	0.001	155	42	47	18	Standard
	Sb	121	ug/L	0.001	5	205	425	5	Standard
	Sb	123	ug/L	0.001	5	131	343	4	Standard
	Ba	135	ug/L	0.070	5	60	5864	2	Standard
[Ba	137	ug/L	0.061	4	114	10555	5	Standard
[>	Tb	159	ug/L			798416	837898	3	Standard
[Tl	205	ug/L	0.001	17	218	86	29	Standard
[Pb	208	ug/L	0.002	10	288	1198	7	Standard

ICP-MS Quantitative Analysis - Summary Report

Sample ID: **23D0397-01**

Sample Dil Factor: **2**

Comments:

Sample Date/Time: **Tuesday, April 25, 2023 22:33:02**

Number of Replicates: 3

Method File: C:\Users\Public\Documents\PerkinElmer Syngistix\ICPMS\Method\200.8_DailyMethod_KED_UCT.mth

Tuning File: C:\Users\Public\Documents\PerkinElmer Syngistix\ICPMS\MassCal\Default.tun

Optimization File: C:\Users\Public\Documents\PerkinElmer Syngistix\ICPMS\Conditions\Default.dac

Calibration File: C:\Users\Public\Documents\PerkinElmer Syngistix\ICPMS\System\042523.cal

	Analyte Mass	Conc. Mean	Units	Conc. SD	Conc. RSD	Blank Intens.	Meas. Intens.	Intens. RSD	Mode
>	Li	6	ug/L			449997	470626	7	Standard
	Be	9	ug/L	0.001	40	11	3	124	Standard
	C	13	ug/L			29409	483928	4	Standard
	Cl	37	ug/L			1805078	1354496	2	Standard
>	Sc	45	ug/L			595718	536934	5	Standard
	V	51	ug/L	0.057	15	6858	14938	11	Standard
	V-1	51	ug/L	0.006	3	607	4162	5	Standard
	Cr	52	ug/L	0.079	0	20299	254836	4	Standard
	Cr	53	ug/L	0.244	2	294	25350	3	Standard
	Mn	55	ug/L	0.126	0	569	481246	5	Standard
>	Ge	72	ug/L			49648	41025	2	KED
	Co	59	ug/L	0.020	4	6	2526	6	KED
	Ni	60	ug/L	0.196	1	69	14963	4	KED
	Ni	62	ug/L	0.123	1	7	2451	3	KED
	Cu	63	ug/L	0.088	3	80	9553	6	KED
	Cu	65	ug/L	0.072	3	43	4801	5	KED
	Zn	66	ug/L	0.199	7	140	1584	9	KED
	Zn	67	ug/L	0.392	11	20	307	10	KED
	As	75	ug/L	0.006	4	5	42	6	KED
	Se	78	ug/L	0.127	945	25	21	17	KED
	Y	89	ug/L			347335	289049	3	Standard
	Kr	83	ug/L			53	76	2	Standard
>	In-1	115	ug/L			11040	8794	7	KED
	Mo	98	ug/L	0.098	5	7	2525	2	KED
	Cd	111	ug/L	0.015	64	7	12	27	KED
	Cd	114	ug/L	0.001	6	9	14	6	KED
>	In	115	ug/L			434426	395126	5	Standard
	Ag	107	ug/L	0.000	12	42	21	5	Standard
	Sb	121	ug/L	0.004	2	205	2076	3	Standard
	Sb	123	ug/L	0.007	4	131	1619	5	Standard
	Ba	135	ug/L	0.130	1	60	54155	4	Standard
	Ba	137	ug/L	0.053	0	114	98339	4	Standard
>	Tb	159	ug/L			798416	858438	3	Standard
	Tl	205	ug/L	0.000	9	218	80	19	Standard
	Pb	208	ug/L	0.002	2	288	3309	5	Standard

ICP-MS Quantitative Analysis - Summary Report

Sample ID: SEQ-IBL6

Sample Dil Factor:

Comments:

Sample Date/Time: Tuesday, April 25, 2023 22:38:30

Number of Replicates: 3

Method File: C:\Users\Public\Documents\PerkinElmer Syngistix\ICPMS\Method\200.8_DailyMethod_KED_UCT.mth

Tuning File: C:\Users\Public\Documents\PerkinElmer Syngistix\ICPMS\MassCal\Default.tun

Optimization File: C:\Users\Public\Documents\PerkinElmer Syngistix\ICPMS\Conditions\Default.dac

Calibration File: C:\Users\Public\Documents\PerkinElmer Syngistix\ICPMS\System\042523.cal

	Analyte Mass	Conc. Mean	Units	Conc. SD	Conc. RSD	Blank Intens.	Meas. Intens.	Intens. RSD	Mode
[>	Li	6	ug/L			449997	524546	0	Standard
[Be	9	ug/L	0.001	44	11	4	89	Standard
	C	13	ug/L			29409	36279	3	Standard
	Cl	37	ug/L			1805078	1612411	1	Standard
[>	Sc	45	ug/L			595718	592129	1	Standard
[V	51	ug/L	0.006	44	6858	7180	0	Standard
	V-1	51	ug/L	0.001	19	607	480	4	Standard
	Cr	52	ug/L	0.012	21	20299	21420	1	Standard
	Cr	53	ug/L	0.010	158	294	278	10	Standard
[Mn	55	ug/L	0.001	12	569	690	1	Standard
[>	Ge	72	ug/L			49648	46809	2	KED
[Co	59	ug/L	0.001	191	6	4	89	KED
	Ni	60	ug/L	0.001	2	69	20	5	KED
	Ni	62	ug/L	0.017	220	7	5	94	KED
	Cu	63	ug/L	0.004	46	80	116	14	KED
	Cu	65	ug/L	0.006	59	43	64	19	KED
	Zn	66	ug/L	0.011	24	140	105	3	KED
	Zn	67	ug/L	0.085	193	20	15	54	KED
	As	75	ug/L	0.003	177	5	4	22	KED
[Se	78	ug/L	0.118	64	25	17	17	KED
	Y	89	ug/L			347335	336635	2	Standard
	Kr	83	ug/L			53	48	13	Standard
[>	In-1	115	ug/L			11040	8494	5	KED
[Mo	98	ug/L	0.002	468	7	5	36	KED
	Cd	111	ug/L	0.009	4842	7	5	44	KED
[Cd	114	ug/L	0.005	326	9	6	44	KED
[>	In	115	ug/L			434426	457124	1	Standard
[Ag	107	ug/L	0.000	19	42	18	29	Standard
	Sb	121	ug/L	0.000	4	205	67	9	Standard
	Sb	123	ug/L	0.000	0	131	63	1	Standard
	Ba	135	ug/L	0.003	71	60	41	37	Standard
[Ba	137	ug/L	0.002	39	114	74	24	Standard
[>	Tb	159	ug/L			798416	905233	2	Standard
[Tl	205	ug/L	0.000	8	218	66	25	Standard
[Pb	208	ug/L	0.000	5	288	267	2	Standard

ICP-MS Quantitative Analysis - Summary Report

Sample ID: SEQ-CCV5

Sample Dil Factor:

Comments:

Sample Date/Time: Tuesday, April 25, 2023 22:43:34

Number of Replicates: 3

Method File: C:\Users\Public\Documents\PerkinElmer Syngistix\ICPMS\Method\200.8_DailyMethod_KED_UCT.mth

Tuning File: C:\Users\Public\Documents\PerkinElmer Syngistix\ICPMS\MassCal\Default.tun

Optimization File: C:\Users\Public\Documents\PerkinElmer Syngistix\ICPMS\Conditions\Default.dac

Calibration File: C:\Users\Public\Documents\PerkinElmer Syngistix\ICPMS\System\042523.cal

	Analyte Mass	Conc. Mean	Units	Conc. SD	Conc. RSD	Blank Intens.	Meas. Intens.	Intens. RSD	Mode
[>	Li	6	ug/L			449997	464365	5	Standard
[Be	9	ug/L	0.621	1	11	190680	5	Standard
	C	13	ug/L			29409	29831	0	Standard
	Cl	37	ug/L			1805078	1539223	1	Standard
[>	Sc	45	ug/L			595718	572697	4	Standard
[V	51	ug/L	1.061	2	6858	1187464	4	Standard
	V-1	51	ug/L	1.032	2	607	1189623	4	Standard
	Cr	52	ug/L	0.646	1	20299	988543	4	Standard
	Cr	53	ug/L	0.922	1	294	112395	5	Standard
	Mn	55	ug/L	0.735	1	569	1443034	5	Standard
[>	Ge	72	ug/L			49648	47879	3	KED
[Co	59	ug/L	0.865	1	6	305624	2	KED
	Ni	60	ug/L	0.649	1	69	87197	4	KED
	Ni	62	ug/L	0.630	1	7	14068	2	KED
	Cu	63	ug/L	0.809	1	80	246405	2	KED
	Cu	65	ug/L	1.124	2	43	125605	2	KED
	Zn	66	ug/L	0.926	1	140	31985	3	KED
	Zn	67	ug/L	0.984	1	20	5155	2	KED
	As	75	ug/L	1.209	2	5	16964	2	KED
[Se	78	ug/L	1.825	3	25	1567	2	KED
	Y	89	ug/L			347335	326965	5	Standard
	Kr	83	ug/L			53	46	10	Standard
[>	In-1	115	ug/L			11040	9756	2	KED
[Mo	98	ug/L	0.559	1	7	73826	3	KED
	Cd	111	ug/L	0.456	0	7	15355	1	KED
	Cd	114	ug/L	1.187	2	9	39552	1	KED
[>	In	115	ug/L			434426	431409	6	Standard
[Ag	107	ug/L	0.644	1	42	851988	5	Standard
	Sb	121	ug/L	1.926	3	205	734986	4	Standard
	Sb	123	ug/L	1.672	3	131	563145	3	Standard
	Ba	135	ug/L	1.543	2	60	252476	4	Standard
[Ba	137	ug/L	2.225	4	114	445673	6	Standard
[>	Tb	159	ug/L			798416	865448	3	Standard
[Tl	205	ug/L	0.541	1	218	1838658	3	Standard
[Pb	208	ug/L	0.569	1	288	2458952	3	Standard

ICP-MS Quantitative Analysis - Summary Report

Sample ID: SEQ-CCB5

Sample Dil Factor:

Comments:

Sample Date/Time: Tuesday, April 25, 2023 22:51:22

Number of Replicates: 3

Method File: C:\Users\Public\Documents\PerkinElmer Syngistix\ICPMS\Method\200.8_DailyMethod_KED_UCT.mth

Tuning File: C:\Users\Public\Documents\PerkinElmer Syngistix\ICPMS\MassCal\Default.tun

Optimization File: C:\Users\Public\Documents\PerkinElmer Syngistix\ICPMS\Conditions\Default.dac

Calibration File: C:\Users\Public\Documents\PerkinElmer Syngistix\ICPMS\System\042523.cal

	Analyte Mass	Conc. Mean	Units	Conc. SD	Conc. RSD	Blank Intens.	Meas. Intens.	Intens. RSD	Mode
[>	Li	6	ug/L			449997	456647	3	Standard
[Be	9	ug/L	0.001	51	11	7	25	Standard
	C	13	ug/L			29409	30332	0	Standard
	Cl	37	ug/L			1805078	1639499	1	Standard
[>	Sc	45	ug/L			595718	559160	2	Standard
[V	51	ug/L	0.008	76	6858	6681	2	Standard
	V-1	51	ug/L	0.001	29	607	476	5	Standard
	Cr	52	ug/L	0.028	87	20299	19694	1	Standard
	Cr	53	ug/L	0.009	59	294	240	6	Standard
[Mn	55	ug/L	0.002	22	569	784	5	Standard
[>	Ge	72	ug/L			49648	49122	0	KED
[Co	59	ug/L	0.001	215	6	5	78	KED
	Ni	60	ug/L	0.016	5	69	534	5	KED
	Ni	62	ug/L	0.055	19	7	86	17	KED
	Cu	63	ug/L	0.003	56	80	107	14	KED
	Cu	65	ug/L	0.004	103	43	52	19	KED
	Zn	66	ug/L	0.037	574	140	135	17	KED
	Zn	67	ug/L	0.099	449	20	18	56	KED
	As	75	ug/L	0.008	672	5	5	50	KED
[Se	78	ug/L	0.022	23	25	21	3	KED
	Y	89	ug/L			347335	334340	3	Standard
	Kr	83	ug/L			53	40	37	Standard
[>	In-1	115	ug/L			11040	10493	2	KED
[Mo	98	ug/L	0.003	36	7	18	20	KED
	Cd	111	ug/L	0.003	30	7	3	31	KED
[Cd	114	ug/L	0.006	95	9	4	113	KED
[>	In	115	ug/L			434426	430490	3	Standard
[Ag	107	ug/L	0.000	50	42	50	9	Standard
	Sb	121	ug/L	0.001	3	205	780	5	Standard
	Sb	123	ug/L	0.003	6	131	585	5	Standard
	Ba	135	ug/L	0.001	92	60	56	8	Standard
[Ba	137	ug/L	0.001	42	114	100	8	Standard
[>	Tb	159	ug/L			798416	831843	2	Standard
[Tl	205	ug/L	0.000	7	218	191	4	Standard
[Pb	208	ug/L	0.000	21	288	321	4	Standard

ICP-MS Quantitative Analysis - Summary Report

Sample ID: SEQ-CAL1

Sample Dil Factor:

Comments:

Sample Date/Time: Tuesday, April 25, 2023 22:56:25

Number of Replicates: 3

Method File: C:\Users\Public\Documents\PerkinElmer Syngistix\ICPMS\Method\200.8_DailyMethod_KED_UCT.mth

Tuning File: C:\Users\Public\Documents\PerkinElmer Syngistix\ICPMS\MassCal\Default.tun

Optimization File: C:\Users\Public\Documents\PerkinElmer Syngistix\ICPMS\Conditions\Default.dac

Calibration File: C:\Users\Public\Documents\PerkinElmer Syngistix\ICPMS\System\042523.cal

	Analyte Mass	Conc. Mean	Units	Conc. SD	Conc. RSD	Blank Intens.	Meas. Intens.	Intens. RSD	Mode
[>	Li	6	ug/L				451288	2	Standard
[Be	9	ug/L				8	58	Standard
	C	13	ug/L				30171	0	Standard
	Cl	37	ug/L				1636983	1	Standard
[>	Sc	45	ug/L				558757	3	Standard
	V	51	ug/L				6588	4	Standard
	V-1	51	ug/L				458	6	Standard
	Cr	52	ug/L				19428	3	Standard
	Cr	53	ug/L				234	5	Standard
[Mn	55	ug/L				747	2	Standard
[>	Ge	72	ug/L				47927	2	KED
	Co	59	ug/L				7	108	KED
	Ni	60	ug/L				554	0	KED
	Ni	62	ug/L				85	11	KED
	Cu	63	ug/L				97	22	KED
	Cu	65	ug/L				53	2	KED
	Zn	66	ug/L				102	17	KED
	Zn	67	ug/L				22	44	KED
	As	75	ug/L				5	26	KED
[Se	78	ug/L				19	27	KED
	Y	89	ug/L				333043	1	Standard
	Kr	83	ug/L				44	21	Standard
[>	In-1	115	ug/L				10197	8	KED
	Mo	98	ug/L				9	74	KED
	Cd	111	ug/L				3	25	KED
[Cd	114	ug/L				4	27	KED
[>	In	115	ug/L				441442	2	Standard
	Ag	107	ug/L				35	24	Standard
	Sb	121	ug/L				277	8	Standard
	Sb	123	ug/L				218	5	Standard
	Ba	135	ug/L				56	10	Standard
[Ba	137	ug/L				90	1	Standard
[>	Tb	159	ug/L				829126	1	Standard
	Tl	205	ug/L				103	9	Standard
[Pb	208	ug/L				332	4	Standard

ICP-MS Quantitative Analysis - Summary Report

Sample ID: SEQ-CCV6

Sample Dil Factor:

Comments:

Sample Date/Time: Tuesday, April 25, 2023 23:01:29

Number of Replicates: 3

Method File: C:\Users\Public\Documents\PerkinElmer Syngistix\ICPMS\Method\200.8_DailyMethod_KED_UCT.mth

Tuning File: C:\Users\Public\Documents\PerkinElmer Syngistix\ICPMS\MassCal\Default.tun

Optimization File: C:\Users\Public\Documents\PerkinElmer Syngistix\ICPMS\Conditions\Default.dac

Calibration File: C:\Users\Public\Documents\PerkinElmer Syngistix\ICPMS\System\042523.cal

	Analyte Mass	Conc. Mean	Units	Conc. SD	Conc. RSD	Blank Intens.	Meas. Intens.	Intens. RSD	Mode
[>	Li	6	ug/L			451288	454961	6	Standard
[Be	9	ug/L	2.276	4	8	186205	3	Standard
	C	13	ug/L			30171	27766	1	Standard
	Cl	37	ug/L			1636983	1604729	1	Standard
[>	Sc	45	ug/L			558757	576901	4	Standard
[V	51	ug/L	0.898	1	6588	1199549	4	Standard
	V-1	51	ug/L	0.876	1	458	1208697	3	Standard
	Cr	52	ug/L	0.530	1	19428	1024995	4	Standard
	Cr	53	ug/L	1.193	2	234	118749	2	Standard
[Mn	55	ug/L	0.572	1	747	1488502	4	Standard
[>	Ge	72	ug/L			47927	47508	3	KED
	Co	59	ug/L	0.862	1	7	300638	2	KED
	Ni	60	ug/L	0.868	1	554	87112	3	KED
	Ni	62	ug/L	2.491	4	85	14231	6	KED
	Cu	63	ug/L	1.155	2	97	246592	1	KED
	Cu	65	ug/L	2.372	4	53	121453	3	KED
	Zn	66	ug/L	1.152	2	102	32293	2	KED
	Zn	67	ug/L	1.884	3	22	5307	5	KED
	As	75	ug/L	0.900	1	5	17033	3	KED
[Se	78	ug/L	2.090	4	19	1586	1	KED
	Y	89	ug/L			333043	347549	4	Standard
	Kr	83	ug/L			44	51	0	Standard
[>	In-1	115	ug/L			10197	10993	1	KED
	Mo	98	ug/L	0.963	1	9	82931	0	KED
	Cd	111	ug/L	0.545	1	3	17153	0	KED
[Cd	114	ug/L	1.595	3	4	44378	2	KED
[>	In	115	ug/L			441442	436044	5	Standard
	Ag	107	ug/L	0.900	1	35	881903	5	Standard
	Sb	121	ug/L	0.875	1	277	737740	4	Standard
	Sb	123	ug/L	1.922	3	218	567166	3	Standard
	Ba	135	ug/L	0.669	1	56	243294	4	Standard
[Ba	137	ug/L	1.405	2	90	450977	3	Standard
[>	Tb	159	ug/L			829126	845494	2	Standard
	Tl	205	ug/L	1.059	2	103	1802397	4	Standard
[Pb	208	ug/L	1.084	2	332	2388640	4	Standard

ICP-MS Quantitative Analysis - Summary Report

Sample ID: SEQ-CCB6

Sample Dil Factor:

Comments:

Sample Date/Time: Tuesday, April 25, 2023 23:09:17

Number of Replicates: 3

Method File: C:\Users\Public\Documents\PerkinElmer Syngistix\ICPMS\Method\200.8_DailyMethod_KED_UCT.mth

Tuning File: C:\Users\Public\Documents\PerkinElmer Syngistix\ICPMS\MassCal\Default.tun

Optimization File: C:\Users\Public\Documents\PerkinElmer Syngistix\ICPMS\Conditions\Default.dac

Calibration File: C:\Users\Public\Documents\PerkinElmer Syngistix\ICPMS\System\042523.cal

	Analyte Mass	Conc. Mean	Units	Conc. SD	Conc. RSD	Blank Intens.	Meas. Intens.	Intens. RSD	Mode
[>	Li	6	ug/L			451288	434043	3	Standard
[Be	9	ug/L	0.002	234	8	5	100	Standard
	C	13	ug/L			30171	29312	4	Standard
	Cl	37	ug/L			1636983	1681010	1	Standard
[>	Sc	45	ug/L			558757	552287	2	Standard
[V	51	ug/L	0.001	34	6588	6577	3	Standard
	V-1	51	ug/L	0.000	25	458	415	2	Standard
	Cr	52	ug/L	0.011	61	19428	19540	2	Standard
	Cr	53	ug/L	0.014	559	234	237	11	Standard
[Mn	55	ug/L	0.000	52	747	761	4	Standard
[>	Ge	72	ug/L			47927	50167	1	KED
	Co	59	ug/L	0.000	20	7	2	43	KED
	Ni	60	ug/L	0.008	112	554	592	1	KED
	Ni	62	ug/L	0.027	5081	85	88	8	KED
	Cu	63	ug/L	0.004	1461	97	102	17	KED
	Cu	65	ug/L	0.004	238	53	60	16	KED
	Zn	66	ug/L	0.027	323	102	112	14	KED
	Zn	67	ug/L	0.033	98	22	20	19	KED
	As	75	ug/L	0.002	56	5	4	16	KED
[Se	78	ug/L	0.059	745	19	21	8	KED
	Y	89	ug/L			333043	320136	2	Standard
	Kr	83	ug/L			44	48	4	Standard
[>	In-1	115	ug/L			10197	10695	1	KED
	Mo	98	ug/L	0.005	66	9	21	36	KED
	Cd	111	ug/L	0.012	190	3	6	63	KED
[Cd	114	ug/L	0.005	132	4	7	52	KED
[>	In	115	ug/L			441442	426276	1	Standard
	Ag	107	ug/L	0.001	44	35	60	17	Standard
	Sb	121	ug/L	0.005	13	277	828	7	Standard
	Sb	123	ug/L	0.004	8	218	686	6	Standard
	Ba	135	ug/L	0.001	19629	56	54	7	Standard
[Ba	137	ug/L	0.001	171	90	92	10	Standard
[>	Tb	159	ug/L			829126	782513	2	Standard
	Tl	205	ug/L	0.000	3	103	180	3	Standard
[Pb	208	ug/L	0.001	118	332	348	10	Standard

ICP-MS Quantitative Analysis - Summary Report

Sample ID: **BLD0347-BLK1**

Sample Dil Factor:

Comments:

Sample Date/Time: **Tuesday, April 25, 2023 23:14:21**

Number of Replicates: 3

Method File: C:\Users\Public\Documents\PerkinElmer Syngistix\ICPMS\Method\200.8_DailyMethod_KED_UCT.mth

Tuning File: C:\Users\Public\Documents\PerkinElmer Syngistix\ICPMS\MassCal\Default.tun

Optimization File: C:\Users\Public\Documents\PerkinElmer Syngistix\ICPMS\Conditions\Default.dac

Calibration File: C:\Users\Public\Documents\PerkinElmer Syngistix\ICPMS\System\042523.cal

	Analyte	Mass	Conc. Mean	Units	Conc. SD	Conc. RSD	Blank Intens.	Meas. Intens.	Intens. RSD	Mode
>	Li	6		ug/L			451288	472377	2	Standard
	Be	9	-0.001	ug/L	0.001	169	8	6	62	Standard
	C	13		ug/L			30171	42128	3	Standard
	Cl	37		ug/L			1636983	1674132	1	Standard
>	Sc	45		ug/L			558757	597373	0	Standard
	V	51	0.014	ug/L	0.005	36	6588	7420	1	Standard
	V-1	51	0.000	ug/L	0.001	201	458	501	4	Standard
	Cr	52	0.097	ug/L	0.017	17	19428	22842	2	Standard
	Cr	53	0.048	ug/L	0.010	19	234	368	6	Standard
	Mn	55	0.015	ug/L	0.001	6	747	1276	2	Standard
>	Ge	72		ug/L			47927	47104	0	KED
	Co	59	-0.000	ug/L	0.000	122	7	5	57	KED
	Ni	60	-0.315	ug/L	0.002	0	554	16	17	KED
	Ni	62	-0.293	ug/L	0.008	2	85	3	69	KED
	Cu	63	0.029	ug/L	0.003	9	97	234	6	KED
	Cu	65	0.028	ug/L	0.002	5	53	117	2	KED
	Zn	66	0.039	ug/L	0.021	54	102	124	9	KED
	Zn	67	-0.021	ug/L	0.111	523	22	20	54	KED
	As	75	-0.001	ug/L	0.009	1444	5	5	59	KED
	Se	78	-0.100	ug/L	0.186	185	19	16	34	KED
	Y	89		ug/L			333043	350842	2	Standard
	Kr	83		ug/L			44	46	16	Standard
>	In-1	115		ug/L			10197	10570	1	KED
	Mo	98	0.005	ug/L	0.003	59	9	17	26	KED
	Cd	111	0.003	ug/L	0.008	243	3	5	54	KED
	Cd	114	0.008	ug/L	0.006	76	4	11	46	KED
>	In	115		ug/L			441442	459796	1	Standard
	Ag	107	0.000	ug/L	0.000	62	35	45	10	Standard
	Sb	121	0.008	ug/L	0.002	30	277	413	10	Standard
	Sb	123	0.006	ug/L	0.001	21	218	303	6	Standard
	Ba	135	0.020	ug/L	0.002	10	56	154	6	Standard
	Ba	137	0.025	ug/L	0.003	10	90	306	5	Standard
>	Tb	159		ug/L			829126	848075	2	Standard
	Tl	205	0.001	ug/L	0.001	103	103	125	15	Standard
	Pb	208	-0.003	ug/L	0.000	8	332	201	4	Standard

ICP-MS Quantitative Analysis - Summary Report

Sample ID: **BLD0347-BS1**

Sample Dil Factor:

Comments:

Sample Date/Time: **Tuesday, April 25, 2023 23:19:24**

Number of Replicates: 3

Method File: C:\Users\Public\Documents\PerkinElmer Syngistix\ICPMS\Method\200.8_DailyMethod_KED_UCT.mth

Tuning File: C:\Users\Public\Documents\PerkinElmer Syngistix\ICPMS\MassCal\Default.tun

Optimization File: C:\Users\Public\Documents\PerkinElmer Syngistix\ICPMS\Conditions\Default.dac

Calibration File: C:\Users\Public\Documents\PerkinElmer Syngistix\ICPMS\System\042523.cal

	Analyte Mass	Conc. Mean	Units	Conc. SD	Conc. RSD	Blank Intens.	Meas. Intens.	Intens. RSD	Mode
>	Li	6	ug/L			451288	424589	2	Standard
	Be	9	ug/L	0.783	3	8	90045	4	Standard
	C	13	ug/L			30171	42638	2	Standard
	Cl	37	ug/L			1636983	1621889	1	Standard
>	Sc	45	ug/L			558757	535876	6	Standard
	V	51	ug/L	0.207	0	6588	605622	5	Standard
	V-1	51	ug/L	0.438	1	458	605167	5	Standard
	Cr	52	ug/L	0.485	1	19428	524704	4	Standard
	Cr	53	ug/L	0.935	3	234	59146	5	Standard
	Mn	55	ug/L	0.514	1	747	734698	5	Standard
>	Ge	72	ug/L			47927	46980	3	KED
	Co	59	ug/L	0.341	1	7	160138	2	KED
	Ni	60	ug/L	0.907	3	554	46352	2	KED
	Ni	62	ug/L	0.831	3	85	7413	3	KED
	Cu	63	ug/L	0.638	2	97	126837	4	KED
	Cu	65	ug/L	0.610	2	53	65157	2	KED
	Zn	66	ug/L	2.302	2	102	55233	1	KED
	Zn	67	ug/L	0.958	1	22	8430	3	KED
	As	75	ug/L	0.194	0	5	8974	3	KED
	Se	78	ug/L	0.489	0	19	2688	3	KED
	Y	89	ug/L			333043	326686	3	Standard
	Kr	83	ug/L			44	50	9	Standard
>	In-1	115	ug/L			10197	10914	1	KED
	Mo	98	ug/L	0.335	1	9	43580	0	KED
	Cd	111	ug/L	0.494	1	3	8924	0	KED
	Cd	114	ug/L	0.702	2	4	23125	2	KED
>	In	115	ug/L			441442	408883	5	Standard
	Ag	107	ug/L	0.384	1	35	428527	4	Standard
	Sb	121	ug/L	0.642	2	277	365827	5	Standard
	Sb	123	ug/L	0.703	2	218	281589	6	Standard
	Ba	135	ug/L	0.866	3	56	116618	6	Standard
	Ba	137	ug/L	0.892	3	90	212395	5	Standard
>	Tb	159	ug/L			829126	791892	3	Standard
	Tl	205	ug/L	0.315	1	103	863615	2	Standard
	Pb	208	ug/L	0.198	0	332	1158669	4	Standard

ICP-MS Quantitative Analysis - Summary Report

Sample ID: **BLD0232-BLK1**

Sample Dil Factor:

Comments:

Sample Date/Time: **Tuesday, April 25, 2023 23:24:27**

Number of Replicates: 3

Method File: C:\Users\Public\Documents\PerkinElmer Syngistix\ICPMS\Method\200.8_DailyMethod_KED_UCT.mth

Tuning File: C:\Users\Public\Documents\PerkinElmer Syngistix\ICPMS\MassCal\Default.tun

Optimization File: C:\Users\Public\Documents\PerkinElmer Syngistix\ICPMS\Conditions\Default.dac

Calibration File: C:\Users\Public\Documents\PerkinElmer Syngistix\ICPMS\System\042523.cal

	Analyte Mass	Conc. Mean	Units	Conc. SD	Conc. RSD	Blank Intens.	Meas. Intens.	Intens. RSD	Mode
>	Li	6	ug/L			451288	465297	6	Standard
	Be	9	ug/L	0.000	44	8	6	15	Standard
	C	13	ug/L			30171	47639	2	Standard
	Cl	37	ug/L			1636983	1679709	2	Standard
>	Sc	45	ug/L			558757	598804	6	Standard
	V	51	ug/L	0.012	57	6588	7595	3	Standard
	V-1	51	ug/L	0.001	37	458	567	2	Standard
	Cr	52	ug/L	0.041	23	19428	24618	3	Standard
	Cr	53	ug/L	0.008	7	234	534	5	Standard
	Mn	55	ug/L	0.003	5	747	2316	3	Standard
>	Ge	72	ug/L			47927	49670	0	KED
	Co	59	ug/L	0.000	14	7	16	6	KED
	Ni	60	ug/L	0.003	0	554	36	13	KED
	Ni	62	ug/L	0.012	4	85	11	28	KED
	Cu	63	ug/L	0.005	27	97	188	13	KED
	Cu	65	ug/L	0.003	17	53	102	8	KED
	Zn	66	ug/L	0.094	9	102	737	8	KED
	Zn	67	ug/L	0.117	15	22	106	10	KED
	As	75	ug/L	0.003	105	5	6	16	KED
	Se	78	ug/L	0.092	1096	19	20	13	KED
	Y	89	ug/L			333043	354302	3	Standard
	Kr	83	ug/L			44	38	18	Standard
>	In-1	115	ug/L			10197	11010	3	KED
	Mo	98	ug/L	0.002	19	9	29	12	KED
	Cd	114	ug/L	0.001	45	3	3	17	KED
	Cd	114	ug/L	0.001	425	4	4	21	KED
>	In	115	ug/L			441442	455855	3	Standard
	Ag	107	ug/L	0.001	69	35	53	25	Standard
	Sb	124	ug/L	0.000	2	277	243	3	Standard
	Sb	123	ug/L	0.002	46	218	183	7	Standard
	Ba	135	ug/L	0.005	11	56	250	7	Standard
	Ba	137	ug/L	0.001	2	90	401	5	Standard
>	Tb	159	ug/L			829126	849798	2	Standard
	Tl	205	ug/L	0.000	13	103	114	3	Standard
	Pb	208	ug/L	0.000	2	332	869	3	Standard

ICP-MS Quantitative Analysis - Summary Report

Sample ID: **BLD0232-BS1**

Sample Dil Factor:

Comments:

Sample Date/Time: **Tuesday, April 25, 2023 23:29:31**

Number of Replicates: 3

Method File: C:\Users\Public\Documents\PerkinElmer Syngistix\ICPMS\Method\200.8_DailyMethod_KED_UCT.mth

Tuning File: C:\Users\Public\Documents\PerkinElmer Syngistix\ICPMS\MassCal\Default.tun

Optimization File: C:\Users\Public\Documents\PerkinElmer Syngistix\ICPMS\Conditions\Default.dac

Calibration File: C:\Users\Public\Documents\PerkinElmer Syngistix\ICPMS\System\042523.cal

	Analyte Mass	Conc. Mean	Units	Conc. SD	Conc. RSD	Blank Intens.	Meas. Intens.	Intens. RSD	Mode
>	Li	6	ug/L			451288	451179	5	Standard
	Be	9	ug/L	0.181	0	8	93485	6	Standard
	C	13	ug/L			30171	46414	1	Standard
	Cl	37	ug/L			1636983	1676682	2	Standard
>	Sc	45	ug/L			558757	585698	7	Standard
	V	51	ug/L	0.743	2	6588	656626	5	Standard
	V-1	51	ug/L	0.772	3	458	657612	5	Standard
	Cr	52	ug/L	0.386	1	19428	560991	6	Standard
	Cr	53	ug/L	0.516	1	234	63707	5	Standard
	Mn	55	ug/L	0.667	2	747	792512	7	Standard
>	Ge	72	ug/L			47927	45849	1	KED
	Co	59	ug/L	0.786	3	7	149165	3	KED
	Ni	60	ug/L	0.182	0	554	44210	1	KED
	Ni	62	ug/L	0.293	1	85	6941	0	KED
	Cu	63	ug/L	0.427	1	97	125478	1	KED
	Cu	65	ug/L	0.227	0	53	62127	1	KED
	Zn	66	ug/L	1.953	2	102	51372	3	KED
	Zn	67	ug/L	1.273	1	22	7804	1	KED
	As	75	ug/L	0.495	1	5	8182	2	KED
	Se	78	ug/L	2.377	3	19	2393	3	KED
	Y	89	ug/L			333043	346313	5	Standard
	Kr	83	ug/L			44	42	20	Standard
>	In-1	115	ug/L			10197	8859	3	KED
	Mo	98	ug/L	1.309	4	9	35848	6	KED
	Cd	111	ug/L	2.343	8	3	7285	10	KED
	Cd	114	ug/L	1.907	6	4	19141	8	KED
>	In	115	ug/L			441442	443436	9	Standard
	Ag	107	ug/L	1.206	4	35	481351	5	Standard
	Sb	121	ug/L	0.997	3	277	390206	5	Standard
	Sb	123	ug/L	0.878	3	218	300131	6	Standard
	Ba	135	ug/L	0.370	1	56	131324	10	Standard
	Ba	137	ug/L	1.022	3	90	232159	5	Standard
>	Tb	159	ug/L			829126	835545	5	Standard
	Tl	205	ug/L	0.247	0	103	930876	5	Standard
	Pb	208	ug/L	0.525	1	332	1255816	7	Standard

ICP-MS Quantitative Analysis - Summary Report

Sample ID: 23C0648-02

Sample Dil Factor:

DEL

Comments:

Sample Date/Time: Tuesday, April 25, 2023 23:34:34

Number of Replicates: 3

Method File: C:\Users\Public\Documents\PerkinElmer Syngistix\ICPMS\Method\200.8_DailyMethod_KED_UCT.mth

Tuning File: C:\Users\Public\Documents\PerkinElmer Syngistix\ICPMS\MassCal\Default.tun

Optimization File: C:\Users\Public\Documents\PerkinElmer Syngistix\ICPMS\Conditions\Default.dac

Calibration File: C:\Users\Public\Documents\PerkinElmer Syngistix\ICPMS\System\042523.cal

	Analyte	Mass	Conc. Mean	Units	Conc. SD	Conc. RSD	Blank Intens.	Meas. Intens.	Intens. RSD	Mode
>	Li	6		ug/L			451288	476161	0	Standard
	Be	9	0.010	ug/L	0.002	23	8	48	18	Standard
	C	13		ug/L			30171	60889	2	Standard
	Cl	37		ug/L			1636983	1427354	2	Standard
>	Sc	45		ug/L			558757	821084	0	Standard
	V	51	24.395	ug/L	0.131	0	6588	882959	0	Standard
	V-1	51	24.631	ug/L	0.119	0	458	886081	0	Standard
	Cr	52	0.505	ug/L	0.040	8	19428	43423	1	Standard
	Cr	53	1.647	ug/L	0.058	3	234	5905	3	Standard
	Mn	55	326.892	ug/L	3.219	0	747	14004572	1	Standard
>	Ge	72		ug/L			47927	43226	11	KED
	Co	59	2.174	ug/L	0.250	11	7	11637	3	KED
	Ni	60	5.876	ug/L	0.550	9	554	9473	4	KED
	Ni	62	5.922	ug/L	0.411	6	85	1560	5	KED
	Cu	63	8.742	ug/L	0.992	11	97	37754	3	KED
	Cu	65	8.804	ug/L	0.896	10	53	18664	2	KED
	Zn	66	3.361	ug/L	0.421	12	102	1988	1	KED
	Zn	67	3.725	ug/L	0.730	19	22	361	13	KED
	As	75	1.426	ug/L	0.197	13	5	434	5	KED
	Se	78	0.452	ug/L	0.143	31	19	30	4	KED
	Y	89		ug/L			333043	379019	0	Standard
	Kr	83		ug/L			44	62	9	Standard
>	In-1	115		ug/L			10197	10400	2	KED
	Mo	98	20.745	ug/L	0.130	0	9	31976	1	KED
	Cd	111	0.033	ug/L	0.008	24	3	14	19	KED
	Cd	114	0.029	ug/L	0.004	14	4	27	14	KED
>	In	115		ug/L			441442	437524	1	Standard
	Ag	107	0.002	ug/L	0.000	1	35	71	1	Standard
	Sb	121	0.092	ug/L	0.002	2	277	1625	1	Standard
	Sb	123	0.089	ug/L	0.005	5	218	1209	3	Standard
	Ba	135	4.914	ug/L	0.025	0	56	22946	0	Standard
	Ba	137	5.086	ug/L	0.121	2	90	41541	1	Standard
>	Tb	159		ug/L			829126	875085	1	Standard
	Tl	205	0.022	ug/L	0.000	0	103	918	2	Standard
	Pb	208	0.102	ug/L	0.006	5	332	5410	4	Standard

ICP-MS Quantitative Analysis - Summary Report

Sample ID: **23C0648-01**

Sample Dil Factor:

Comments:

Sample Date/Time: **Tuesday, April 25, 2023 23:39:32**

Number of Replicates: 3

Method File: C:\Users\Public\Documents\PerkinElmer Syngistix\ICPMS\Method\200.8_DailyMethod_KED_UCT.mth

Tuning File: C:\Users\Public\Documents\PerkinElmer Syngistix\ICPMS\MassCal\Default.tun

Optimization File: C:\Users\Public\Documents\PerkinElmer Syngistix\ICPMS\Conditions\Default.dac

Calibration File: C:\Users\Public\Documents\PerkinElmer Syngistix\ICPMS\System\042523.cal

	Analyte	Mass	Conc. Mean	Units	Conc. SD	Conc. RSD	Blank Intens.	Meas. Intens.	Intens. RSD	Mode
>	Li	6		ug/L			451288	459784	2	Standard
	Be	9	0.019	ug/L	0.003	15	8	81	16	Standard
	C	13		ug/L			30171	59365	1	Standard
	Cl	37		ug/L			1636983	1433371	1	Standard
>	Sc	45		ug/L			558757	798963	4	Standard
	V	51	25.966	ug/L	1.051	4	6588	912782	1	Standard
	V-1	51	26.206	ug/L	1.056	4	458	916161	1	Standard
	Cr	52	1.373	ug/L	0.024	1	19428	67109	3	Standard
	Cr	53	2.537	ug/L	0.086	3	234	8663	3	Standard
	Mn	55	328.967	ug/L	6.903	2	747	13704182	2	Standard
>	Ge	72		ug/L			47927	43805	4	KED
	Co	59	2.071	ug/L	0.079	3	7	11321	5	KED
	Ni	60	5.574	ug/L	0.092	1	554	9190	5	KED
	Ni	62	5.590	ug/L	0.333	5	85	1506	9	KED
	Cu	63	8.946	ug/L	0.068	0	97	39450	4	KED
	Cu	65	9.123	ug/L	0.162	1	53	19750	6	KED
	Zn	66	4.520	ug/L	0.128	2	102	2699	2	KED
	Zn	67	4.947	ug/L	0.361	7	22	483	4	KED
	As	75	1.423	ug/L	0.034	2	5	443	2	KED
	Se	78	0.421	ug/L	0.072	17	19	30	2	KED
	Y	89		ug/L			333043	388842	0	Standard
	Kr	83		ug/L			44	73	9	Standard
>	In-1	115		ug/L			10197	9829	1	KED
	Mo	98	20.854	ug/L	0.764	3	9	30378	3	KED
	Cd	111	0.039	ug/L	0.024	60	3	15	46	KED
	Cd	114	0.041	ug/L	0.018	45	4	35	40	KED
>	In	115		ug/L			441442	443556	1	Standard
	Ag	107	0.007	ug/L	0.001	10	35	158	6	Standard
	Sb	121	0.098	ug/L	0.002	2	277	1741	2	Standard
	Sb	123	0.099	ug/L	0.012	12	218	1346	9	Standard
	Ba	135	7.041	ug/L	0.222	3	56	33307	2	Standard
	Ba	137	7.317	ug/L	0.214	2	90	60544	1	Standard
>	Tb	159		ug/L			829126	866328	0	Standard
	Tl	205	0.023	ug/L	0.000	0	103	939	1	Standard
	Pb	208	0.374	ug/L	0.010	2	332	18690	2	Standard

Sample ID: 23C0137-01

Sample Dil Factor:

Comments:

Sample Date/Time: Tuesday, April 25, 2023 23:44:59

MB 4/25/23

Number of Replicates: 3

Method File: C:\Users\Public\Documents\PerkinElmer Syngistix\ICPMS\Method\200.8_DailyMethod_KED_UCT.mth

Tuning File: C:\Users\Public\Documents\PerkinElmer Syngistix\ICPMS\MassCal\Default.tun

Optimization File: C:\Users\Public\Documents\PerkinElmer Syngistix\ICPMS\Conditions\Default.dac

Calibration File: C:\Users\Public\Documents\PerkinElmer Syngistix\ICPMS\System\042523.cal

	Analyte Mass	Conc. Mean	Units	Conc. SD	Conc. RSD	Blank Intens.	Meas. Intens.	Intens. RSD	Mode
>	Li	6	ug/L			451288	477220	1	Standard
	Be	9	ug/L	0.002	180	8	12	50	Standard
	C	13	ug/L			30171	49590	2	Standard
	Cl	37	ug/L			1636983	1560636	1	Standard
>	Sc	45	ug/L			558757	707555	2	Standard
	V	51	ug/L	0.012	4	6588	17476	1	Standard
	V-1	51	ug/L	0.013	3	458	13539	1	Standard
	Cr	52	ug/L	0.005	9	19428	25932	2	Standard
	Cr	53	ug/L	0.004	0	234	1671	1	Standard
	Mn	55	ug/L	1.291	3	747	1478827	3	Standard
>	Ge	72	ug/L			47927	45991	7	KED
	Co	59	ug/L	0.008	1	7	4636	7	KED
	Ni	60	ug/L	0.012	49	554	492	9	KED
	Ni	62	ug/L	0.056	2011	85	80	16	KED
	Cu	63	ug/L	0.018	2	97	3838	8	KED
	Cu	65	ug/L	0.008	0	53	1944	7	KED
	Zn	66	ug/L	0.052	1	102	2966	8	KED
	Zn	67	ug/L	0.299	5	22	526	6	KED
	As	75	ug/L	0.011	10	5	41	13	KED
	Se	78	ug/L	0.098	244	19	20	10	KED
	Y	89	ug/L			333043	357292	0	Standard
	Kr	83	ug/L			44	59	21	Standard
>	In-1	115	ug/L			10197	10017	6	KED
	Mo	98	ug/L	0.001	1	9	99	5	KED
	Cd	111	ug/L	0.007	196	3	4	40	KED
	Cd	114	ug/L	0.003	22	4	13	15	KED
>	In	115	ug/L			441442	454114	1	Standard
	Ag	107	ug/L	0.001	287	35	40	25	Standard
	Sb	121	ug/L	0.002	200	277	271	9	Standard
	Sb	123	ug/L	0.003	573	218	219	15	Standard
	Ba	135	ug/L	0.164	3	56	20570	2	Standard
	Ba	137	ug/L	0.191	4	90	37510	2	Standard
>	Tb	159	ug/L			829126	873859	0	Standard
	Tl	205	ug/L	0.000	1051	103	110	13	Standard
	Pb	208	ug/L	0.000	163	332	342	3	Standard

ICP-MS Quantitative Analysis - Summary Report

Sample ID: **BLD0592-DUP2**

Sample Dil Factor:

Comments:

Sample Date/Time: **Tuesday, April 25, 2023 23:50:27**

Number of Replicates: 3

Method File: C:\Users\Public\Documents\PerkinElmer Syngistix\ICPMS\Method\200.8_DailyMethod_KED_UCT.mth

Tuning File: C:\Users\Public\Documents\PerkinElmer Syngistix\ICPMS\MassCal\Default.tun

Optimization File: C:\Users\Public\Documents\PerkinElmer Syngistix\ICPMS\Conditions\Default.dac

Calibration File: C:\Users\Public\Documents\PerkinElmer Syngistix\ICPMS\System\042523.cal

	Analyte	Mass	Conc. Mean	Units	Conc. SD	Conc. RSD	Blank Intens.	Meas. Intens.	Intens. RSD	Mode
>	Li	6		ug/L			451288	487448	2	Standard
	Be	9	0.006	ug/L	0.002	36	8	31	24	Standard
	C	13		ug/L			30171	49331	2	Standard
	Cl	37		ug/L			1636983	1564162	2	Standard
>	Sc	45		ug/L			558757	719979	2	Standard
	V	51	0.311	ug/L	0.004	1	6588	18257	3	Standard
	V-1	51	0.421	ug/L	0.004	1	458	13858	3	Standard
	Cr	52	0.048	ug/L	0.011	23	19428	26266	3	Standard
	Cr	53	0.425	ug/L	0.013	3	234	1561	5	Standard
	Mn	55	40.680	ug/L	0.438	1	747	1529104	3	Standard
>	Ge	72		ug/L			47927	48385	3	KED
	Co	59	0.822	ug/L	0.023	2	7	4971	6	KED
	Ni	60	-0.005	ug/L	0.005	90	554	550	3	KED
	Ni	62	-0.023	ug/L	0.062	268	85	79	21	KED
	Cu	63	1.199	ug/L	0.047	3	97	5924	5	KED
	Cu	65	1.271	ug/L	0.041	3	53	3085	6	KED
	Zn	66	5.323	ug/L	0.061	1	102	3494	2	KED
	Zn	67	5.363	ug/L	0.285	5	22	577	7	KED
	As	75	0.119	ug/L	0.023	19	5	46	20	KED
	Se	78	-0.030	ug/L	0.053	172	19	19	7	KED
	Y	89		ug/L			333043	352420	3	Standard
	Kr	83		ug/L			44	41	25	Standard
>	In-1	115		ug/L			10197	10375	0	KED
	Mo	98	0.068	ug/L	0.005	7	9	113	7	KED
	Cd	111	0.016	ug/L	0.017	107	3	8	60	KED
	Cd	114	0.009	ug/L	0.001	13	4	11	7	KED
>	In	115		ug/L			441442	452253	2	Standard
	Ag	107	-0.000	ug/L	0.001	242	35	32	32	Standard
	Sb	121	0.001	ug/L	0.001	53	277	300	1	Standard
	Sb	123	-0.001	ug/L	0.002	261	218	214	12	Standard
	Ba	135	4.439	ug/L	0.140	3	56	21431	3	Standard
	Ba	137	4.516	ug/L	0.277	6	90	38135	5	Standard
>	Tb	159		ug/L			829126	894715	2	Standard
	Tl	205	0.000	ug/L	0.000	223	103	119	15	Standard
	Pb	208	0.019	ug/L	0.002	10	332	1335	8	Standard

ICP-MS Quantitative Analysis - Summary Report

Sample ID: **BLD0592-MS2**

Sample Dil Factor:

Comments:

Sample Date/Time: **Tuesday, April 25, 2023 23:56:54**

Number of Replicates: 3

Method File: C:\Users\Public\Documents\PerkinElmer Syngistix\ICPMS\Method\200.8_DailyMethod_KED_UCT.mth

Tuning File: C:\Users\Public\Documents\PerkinElmer Syngistix\ICPMS\MassCal\Default.tun

Optimization File: C:\Users\Public\Documents\PerkinElmer Syngistix\ICPMS\Conditions\Default.dac

Calibration File: C:\Users\Public\Documents\PerkinElmer Syngistix\ICPMS\System\042523.cal

	Analyte Mass	Conc. Mean	Units	Conc. SD	Conc. RSD	Blank Intens.	Meas. Intens.	Intens. RSD	Mode
>	Li	6	ug/L			451288	455053	2	Standard
	Be	9	ug/L	0.343	1	8	94341	3	Standard
	C	13	ug/L			30171	44262	2	Standard
	Cl	37	ug/L			1636983	1576020	2	Standard
>	Sc	45	ug/L			558757	680686	1	Standard
	V	51	ug/L	0.269	1	6588	658954	0	Standard
	V-1	51	ug/L	0.194	0	458	658312	0	Standard
	Cr	52	ug/L	0.163	0	19428	557340	2	Standard
	Cr	53	ug/L	0.574	2	234	62774	3	Standard
	Mn	55	ug/L	0.094	0	747	2255316	1	Standard
>	Ge	72	ug/L			47927	46937	5	KED
	Co	59	ug/L	0.180	0	7	155245	5	KED
	Ni	60	ug/L	0.549	2	554	44691	5	KED
	Ni	62	ug/L	0.516	1	85	7365	4	KED
	Cu	63	ug/L	0.632	2	97	127539	4	KED
	Cu	65	ug/L	0.259	0	53	64962	5	KED
	Zn	66	ug/L	1.054	1	102	54004	4	KED
	Zn	67	ug/L	2.370	2	22	8322	2	KED
	As	75	ug/L	0.338	1	5	8514	6	KED
	Se	78	ug/L	0.504	0	19	2456	4	KED
	Y	89	ug/L			333043	346595	1	Standard
	Kr	83	ug/L			44	53	10	Standard
>	In-1	115	ug/L			10197	10785	0	KED
	Mo	98	ug/L	0.555	2	9	41969	1	KED
	Cd	111	ug/L	0.804	3	3	8710	2	KED
	Cd	114	ug/L	1.020	3	4	22072	3	KED
>	In	115	ug/L			441442	432269	3	Standard
	Ag	107	ug/L	0.367	1	35	444064	2	Standard
	Sb	121	ug/L	0.469	1	277	382131	1	Standard
	Sb	123	ug/L	0.224	0	218	287188	2	Standard
	Ba	135	ug/L	1.027	3	56	143267	4	Standard
	Ba	137	ug/L	0.779	2	90	268122	4	Standard
>	Tb	159	ug/L			829126	857887	2	Standard
	Tl	205	ug/L	0.587	2	103	930226	1	Standard
	Pb	208	ug/L	0.576	2	332	1241524	0	Standard

ICP-MS Quantitative Analysis - Summary Report

Sample ID: SEQ-IBL7

Sample Dil Factor:

Comments:

Sample Date/Time: Wednesday, April 26, 2023 00:01:53

Number of Replicates: 3

Method File: C:\Users\Public\Documents\PerkinElmer Syngistix\ICPMS\Method\200.8_DailyMethod_KED_UCT.mth

Tuning File: C:\Users\Public\Documents\PerkinElmer Syngistix\ICPMS\MassCal\Default.tun

Optimization File: C:\Users\Public\Documents\PerkinElmer Syngistix\ICPMS\Conditions\Default.dac

Calibration File: C:\Users\Public\Documents\PerkinElmer Syngistix\ICPMS\System\042523.cal

	Analyte	Mass	Conc. Mean	Units	Conc. SD	Conc. RSD	Blank Intens.	Meas. Intens.	Intens. RSD	Mode
[>	Li	6		ug/L			451288	488423	2	Standard
[Be	9	-0.001	ug/L	0.001	47	8	4	49	Standard
	C	13		ug/L			30171	30228	2	Standard
	Cl	37		ug/L			1636983	1671517	1	Standard
[>	Sc	45		ug/L			558757	615164	1	Standard
[V	51	0.020	ug/L	0.003	13	6588	7793	0	Standard
	V-1	51	0.003	ug/L	0.000	11	458	582	2	Standard
	Cr	52	0.068	ug/L	0.013	18	19428	22900	1	Standard
	Cr	53	0.009	ug/L	0.008	83	234	281	7	Standard
[Mn	55	-0.001	ug/L	0.001	189	747	798	4	Standard
[>	Ge	72		ug/L			47927	46901	4	KED
[Co	59	0.001	ug/L	0.001	100	7	12	36	KED
	Ni	60	-0.315	ug/L	0.002	0	554	17	11	KED
	Ni	62	-0.286	ug/L	0.010	3	85	5	57	KED
	Cu	63	0.015	ug/L	0.004	28	97	166	9	KED
	Cu	65	0.014	ug/L	0.003	25	53	83	6	KED
	Zn	66	0.044	ug/L	0.019	42	102	127	13	KED
	Zn	67	-0.058	ug/L	0.035	60	22	16	17	KED
	As	75	-0.004	ug/L	0.006	152	5	4	43	KED
[Se	78	-0.071	ug/L	0.219	307	19	17	36	KED
	Y	89		ug/L			333043	359467	2	Standard
	Kr	83		ug/L			44	39	19	Standard
[>	In-1	115		ug/L			10197	10824	2	KED
[Mo	98	0.005	ug/L	0.005	115	9	17	51	KED
	Cd	111	0.005	ug/L	0.008	154	3	5	44	KED
[Cd	114	0.005	ug/L	0.005	99	4	8	46	KED
[>	In	115		ug/L			441442	458460	2	Standard
[Ag	107	-0.000	ug/L	0.000	2970	35	36	10	Standard
	Sb	121	-0.012	ug/L	0.001	9	277	106	14	Standard
	Sb	123	-0.012	ug/L	0.001	8	218	80	15	Standard
	Ba	135	0.020	ug/L	0.004	20	56	156	13	Standard
[Ba	137	0.022	ug/L	0.003	12	90	277	7	Standard
[>	Tb	159		ug/L			829126	851858	3	Standard
[Tl	205	-0.000	ug/L	0.000	40	103	96	6	Standard
[Pb	208	0.001	ug/L	0.001	63	332	394	11	Standard

ICP-MS Quantitative Analysis - Summary Report

Sample ID: SEQ-CCV7

Sample Dil Factor:

Comments:

Sample Date/Time: Wednesday, April 26, 2023 00:06:57

Number of Replicates: 3

Method File: C:\Users\Public\Documents\PerkinElmer Syngistix\ICPMS\Method\200.8_DailyMethod_KED_UCT.mth

Tuning File: C:\Users\Public\Documents\PerkinElmer Syngistix\ICPMS\MassCal\Default.tun

Optimization File: C:\Users\Public\Documents\PerkinElmer Syngistix\ICPMS\Conditions\Default.dac

Calibration File: C:\Users\Public\Documents\PerkinElmer Syngistix\ICPMS\System\042523.cal

	Analyte Mass	Conc. Mean	Units	Conc. SD	Conc. RSD	Blank Intens.	Meas. Intens.	Intens. RSD	Mode
[>	Li	6	ug/L			451288	453455	6	Standard
[Be	9	ug/L	0.989	1	8	186402	7	Standard
	C	13	ug/L			30171	28907	2	Standard
	Cl	37	ug/L			1636983	1649237	1	Standard
[>	Sc	45	ug/L			558757	588639	6	Standard
[V	51	ug/L	0.387	0	6588	1259288	6	Standard
	V-1	51	ug/L	0.646	1	458	1261296	5	Standard
	Cr	52	ug/L	1.840	3	19428	1069421	7	Standard
	Cr	53	ug/L	1.915	3	234	121486	6	Standard
[Mn	55	ug/L	0.671	1	747	1521439	5	Standard
[>	Ge	72	ug/L			47927	48096	1	KED
[Co	59	ug/L	0.339	0	7	306040	2	KED
	Ni	60	ug/L	0.727	1	554	87949	2	KED
	Ni	62	ug/L	1.011	2	85	14125	3	KED
	Cu	63	ug/L	0.465	0	97	246344	1	KED
	Cu	65	ug/L	1.383	2	53	122225	4	KED
	Zn	66	ug/L	0.938	1	102	32095	2	KED
	Zn	67	ug/L	1.051	2	22	5355	3	KED
	As	75	ug/L	0.464	0	5	17036	2	KED
[Se	78	ug/L	0.693	1	19	1583	1	KED
	Y	89	ug/L			333043	351079	3	Standard
	Kr	83	ug/L			44	60	14	Standard
[>	In-1	115	ug/L			10197	10582	4	KED
[Mo	98	ug/L	1.482	2	9	80840	1	KED
	Cd	111	ug/L	1.741	3	3	16634	0	KED
[Cd	114	ug/L	2.337	4	4	43098	0	KED
[>	In	115	ug/L			441442	427620	6	Standard
	Ag	107	ug/L	1.057	2	35	871635	4	Standard
	Sb	121	ug/L	1.085	2	277	706247	5	Standard
	Sb	123	ug/L	1.554	3	218	550923	5	Standard
	Ba	135	ug/L	0.640	1	56	235897	5	Standard
[Ba	137	ug/L	0.539	1	90	427511	5	Standard
[>	Tb	159	ug/L			829126	826747	5	Standard
	Tl	205	ug/L	1.029	2	103	1737721	6	Standard
[Pb	208	ug/L	1.112	2	332	2340140	6	Standard

ICP-MS Quantitative Analysis - Summary Report

Sample ID: SEQ-CCB7

Sample Dil Factor:

Comments:

Sample Date/Time: Wednesday, April 26, 2023 00:14:45

Number of Replicates: 3

Method File: C:\Users\Public\Documents\PerkinElmer Syngistix\ICPMS\Method\200.8_DailyMethod_KED_UCT.mth

Tuning File: C:\Users\Public\Documents\PerkinElmer Syngistix\ICPMS\MassCal\Default.tun

Optimization File: C:\Users\Public\Documents\PerkinElmer Syngistix\ICPMS\Conditions\Default.dac

Calibration File: C:\Users\Public\Documents\PerkinElmer Syngistix\ICPMS\System\042523.cal

	Analyte Mass	Conc. Mean	Units	Conc. SD	Conc. RSD	Blank Intens.	Meas. Intens.	Intens. RSD	Mode
[>	Li	6	ug/L			451288	437252	8	Standard
[Be	9	ug/L	0.000	39	8	4	24	Standard
	C	13	ug/L			30171	28686	6	Standard
	Cl	37	ug/L			1636983	1726422	2	Standard
[>	Sc	45	ug/L			558757	564393	7	Standard
[V	51	ug/L	0.006	26	6588	7215	8	Standard
	V-1	51	ug/L	0.001	56	458	523	1	Standard
	Cr	52	ug/L	0.025	28	19428	21443	7	Standard
	Cr	53	ug/L	0.008	40	234	282	3	Standard
[Mn	55	ug/L	0.001	126	747	779	7	Standard
[>	Ge	72	ug/L			47927	47404	6	KED
[Co	59	ug/L	0.001	143	7	5	78	KED
	Ni	60	ug/L	0.008	90	554	563	7	KED
	Ni	62	ug/L	0.031	61	85	97	2	KED
	Cu	63	ug/L	0.001	66	97	89	4	KED
	Cu	65	ug/L	0.004	241	53	49	16	KED
	Zn	66	ug/L	0.015	84	102	111	8	KED
	Zn	67	ug/L	0.059	112	22	17	33	KED
	As	75	ug/L	0.004	148	5	4	36	KED
[Se	78	ug/L	0.143	4357	19	19	26	KED
	Y	89	ug/L			333043	328429	6	Standard
	Kr	83	ug/L			44	41	30	Standard
[>	In-1	115	ug/L			10197	11313	1	KED
[Mo	98	ug/L	0.004	249	9	12	47	KED
	Cd	111	ug/L	0.006	851	3	4	44	KED
[Cd	114	ug/L	0.005	357	4	5	79	KED
[>	In	115	ug/L			441442	424812	4	Standard
	Ag	107	ug/L	0.001	59	35	50	23	Standard
	Sb	121	ug/L	0.006	18	277	772	16	Standard
	Sb	123	ug/L	0.004	12	218	572	11	Standard
	Ba	135	ug/L	0.003	169	56	46	23	Standard
[Ba	137	ug/L	0.000	56	90	92	3	Standard
[>	Tb	159	ug/L			829126	795456	5	Standard
	Tl	205	ug/L	0.001	37	103	180	11	Standard
[Pb	208	ug/L	0.000	64	332	333	8	Standard

ICP-MS Quantitative Analysis - Summary Report

Sample ID: **23C0674-02**

Sample Dil Factor:

Comments:

Sample Date/Time: **Wednesday, April 26, 2023 00:19:50**

Number of Replicates: 3

Method File: C:\Users\Public\Documents\PerkinElmer Syngistix\ICPMS\Method\200.8_DailyMethod_KED_UCT.mth

Tuning File: C:\Users\Public\Documents\PerkinElmer Syngistix\ICPMS\MassCal\Default.tun

Optimization File: C:\Users\Public\Documents\PerkinElmer Syngistix\ICPMS\Conditions\Default.dac

Calibration File: C:\Users\Public\Documents\PerkinElmer Syngistix\ICPMS\System\042523.cal

	Analyte	Mass	Conc. Mean	Units	Conc. SD	Conc. RSD	Blank Intens.	Meas. Intens.	Intens. RSD	Mode
[>	Li	6		ug/L			451288	485384	1	Standard
[Be	9	0.003	ug/L	0.002	70	8	20	41	Standard
	C	13		ug/L			30171	62777	1	Standard
	Cl	37		ug/L			1636983	1671863	1	Standard
[>	Sc	45		ug/L			558757	664634	0	Standard
[V	51	0.859	ug/L	0.048	5	6588	32720	3	Standard
	V-1	51	1.152	ug/L	0.011	0	458	34064	1	Standard
	Cr	52	5.538	ug/L	0.126	2	19428	155167	1	Standard
	Cr	53	6.470	ug/L	0.135	2	234	17963	2	Standard
[Mn	55	138.428	ug/L	3.522	2	747	4800960	2	Standard
[>	Ge	72		ug/L			47927	48647	2	KED
[Co	59	1.053	ug/L	0.025	2	7	6398	4	KED
	Ni	60	6.988	ug/L	0.100	1	554	12651	3	KED
	Ni	62	7.034	ug/L	0.218	3	85	2080	4	KED
	Cu	63	13.789	ug/L	0.050	0	97	67482	2	KED
	Cu	65	13.989	ug/L	0.177	1	53	33592	3	KED
	Zn	66	139.669	ug/L	0.584	0	102	89581	1	KED
	Zn	67	132.215	ug/L	2.348	1	22	13767	3	KED
	As	75	0.536	ug/L	0.033	6	5	189	5	KED
[Se	78	0.180	ug/L	0.013	7	19	25	1	KED
	Y	89		ug/L			333043	378245	2	Standard
	Kr	83		ug/L			44	53	25	Standard
[>	In-1	115		ug/L			10197	10894	3	KED
[Mo	98	1.569	ug/L	0.062	3	9	2540	2	KED
	Cd	111	0.183	ug/L	0.008	4	3	65	6	KED
[Cd	114	0.176	ug/L	0.023	13	4	155	10	KED
[>	In	115		ug/L			441442	462933	0	Standard
[Ag	107	0.007	ug/L	0.001	19	35	164	14	Standard
	Sb	121	0.778	ug/L	0.029	3	277	12365	3	Standard
	Sb	123	0.782	ug/L	0.024	3	218	9499	3	Standard
	Ba	135	16.837	ug/L	0.428	2	56	83046	2	Standard
[Ba	137	17.339	ug/L	0.688	3	90	149635	3	Standard
[>	Tb	159		ug/L			829126	891013	1	Standard
[Tl	205	0.005	ug/L	0.001	17	103	311	11	Standard
[Pb	208	0.899	ug/L	0.011	1	332	45687	1	Standard

ICP-MS Quantitative Analysis - Summary Report

Sample ID: **23C0674-01**

Sample Dil Factor: **2**

Comments:

Sample Date/Time: **Wednesday, April 26, 2023 00:24:53**

Number of Replicates: 3

Method File: C:\Users\Public\Documents\PerkinElmer Syngistix\ICPMS\Method\200.8_DailyMethod_KED_UCT.mth

Tuning File: C:\Users\Public\Documents\PerkinElmer Syngistix\ICPMS\MassCal\Default.tun

Optimization File: C:\Users\Public\Documents\PerkinElmer Syngistix\ICPMS\Conditions\Default.dac

Calibration File: C:\Users\Public\Documents\PerkinElmer Syngistix\ICPMS\System\042523.cal

	Analyte	Mass	Conc. Mean	Units	Conc. SD	Conc. RSD	Blank Intens.	Meas. Intens.	Intens. RSD	Mode
[>	Li	6		ug/L			451288	464171	5	Standard
[Be	9	0.063	ug/L	0.004	6	8	249	3	Standard
	C	13		ug/L			30171	50477	0	Standard
	Cl	37		ug/L			1636983	1656508	2	Standard
[>	Sc	45		ug/L			558757	668732	3	Standard
[V	51	9.023	ug/L	0.246	2	6588	271030	5	Standard
	V-1	51	9.439	ug/L	0.224	2	458	277012	5	Standard
	Cr	52	22.686	ug/L	0.270	1	19428	567439	2	Standard
	Cr	53	23.909	ug/L	0.098	0	234	66033	3	Standard
[Mn	55	117.929	ug/L	2.634	2	747	4116526	5	Standard
[>	Ge	72		ug/L			47927	43539	11	KED
[Co	59	1.930	ug/L	0.205	10	7	10438	9	KED
	Ni	60	10.112	ug/L	1.242	12	554	16052	8	KED
	Ni	62	10.415	ug/L	1.824	17	85	2694	11	KED
	Cu	63	76.953	ug/L	8.233	10	97	334565	7	KED
	Cu	65	78.788	ug/L	8.830	11	53	168002	7	KED
	Zn	66	145.674	ug/L	17.309	11	102	83071	8	KED
	Zn	67	139.025	ug/L	14.317	10	22	12888	9	KED
	As	75	2.337	ug/L	0.321	13	5	713	5	KED
[Se	78	0.413	ug/L	0.093	22	19	29	7	KED
	Y	89		ug/L			333043	452920	1	Standard
	Kr	83		ug/L			44	47	10	Standard
[>	In-1	115		ug/L			10197	10782	1	KED
[Mo	98	1.193	ug/L	0.014	1	9	1915	2	KED
	Cd	111	0.430	ug/L	0.049	11	3	146	10	KED
[Cd	114	0.411	ug/L	0.014	3	4	353	1	KED
[>	In	115		ug/L			441442	451344	4	Standard
[Ag	107	0.075	ug/L	0.002	2	35	1419	2	Standard
	Sb	121	0.991	ug/L	0.018	1	277	15291	5	Standard
	Sb	123	0.982	ug/L	0.043	4	218	11569	1	Standard
	Ba	135	26.341	ug/L	0.788	2	56	126587	3	Standard
[Ba	137	27.134	ug/L	0.343	1	90	228304	4	Standard
[>	Tb	159		ug/L			829126	865026	2	Standard
[Tl	205	0.018	ug/L	0.001	7	103	772	8	Standard
[Pb	208	28.734	ug/L	0.528	1	332	1406492	2	Standard

23D0358

ICP-MS Quantitative Analysis - Summary Report

Sample ID: 23C0358-01

Sample Dil Factor: 2

Comments:

Sample Date/Time: Wednesday, April 26, 2023 00:30:21

MB 4/25/23

Number of Replicates: 3

Method File: C:\Users\Public\Documents\PerkinElmer Syngistix\ICPMS\Method\200.8_DailyMethod_KED_UCT.mth

Tuning File: C:\Users\Public\Documents\PerkinElmer Syngistix\ICPMS\MassCal\Default.tun

Optimization File: C:\Users\Public\Documents\PerkinElmer Syngistix\ICPMS\Conditions\Default.dac

Calibration File: C:\Users\Public\Documents\PerkinElmer Syngistix\ICPMS\System\042523.cal

	Analyte Mass	Conc. Mean	Units	Conc. SD	Conc. RSD	Blank Intens.	Meas. Intens.	Intens. RSD	Mode
[>	Li	6	ug/L			451288	583508	3	Standard
[Be	9	ug/L	0.001	382	8	8	65	Standard
	C	13	ug/L			30171	50769	4	Standard
	Cl	37	ug/L			1636983	1081938	0	Standard
[>	Sc	45	ug/L			558757	592259	3	Standard
[V	51	ug/L	0.019	2	6588	25182	5	Standard
	V-1	51	ug/L	0.018	2	458	20580	3	Standard
	Cr	52	ug/L	0.108	1	19428	142411	2	Standard
	Cr	53	ug/L	0.174	2	234	14620	1	Standard
	Mn	55	ug/L	0.077	1	747	148171	2	Standard
[>	Ge	72	ug/L			47927	45641	2	KED
[Co	59	ug/L	0.011	2	7	2767	1	KED
	Ni	60	ug/L	0.013	16	554	648	2	KED
	Ni	62	ug/L	0.093	73	85	114	20	KED
	Cu	63	ug/L	0.065	2	97	12285	2	KED
	Cu	65	ug/L	0.055	1	53	6343	2	KED
	Zn	66	ug/L	0.197	5	102	2385	6	KED
	Zn	67	ug/L	0.113	3	22	346	2	KED
	As	75	ug/L	0.012	18	5	25	13	KED
[Se	78	ug/L	0.111	43	19	26	14	KED
	Y	89	ug/L			333043	346245	4	Standard
	Kr	83	ug/L			44	50	11	Standard
[>	In-1	115	ug/L			10197	9970	3	KED
[Mo	98	ug/L	0.013	0	9	4628	3	KED
	Cd	111	ug/L	0.005	56	3	6	22	KED
[Cd	114	ug/L	0.005	154	4	6	58	KED
[>	In	115	ug/L			441442	436846	3	Standard
[Ag	107	ug/L	0.000	50	35	52	14	Standard
	Sb	121	ug/L	0.007	2	277	4440	1	Standard
	Sb	123	ug/L	0.011	3	218	3482	0	Standard
	Ba	135	ug/L	0.017	1	56	4825	2	Standard
[Ba	137	ug/L	0.003	0	90	8655	3	Standard
[>	Tb	159	ug/L			829126	902742	2	Standard
[Tl	205	ug/L	0.000	18	103	188	5	Standard
[Pb	208	ug/L	0.001	3	332	1431	2	Standard

23D0358

ICP-MS Quantitative Analysis - Summary Report

Sample ID: 23C0358-02

Sample Dil Factor: 2

Comments:

Sample Date/Time: Wednesday, April 26, 2023 00:35:19

MB 4/25/23

Number of Replicates: 3

Method File: C:\Users\Public\Documents\PerkinElmer Syngistix\ICPMS\Method\200.8_DailyMethod_KED_UCT.mth

Tuning File: C:\Users\Public\Documents\PerkinElmer Syngistix\ICPMS\MassCal\Default.tun

Optimization File: C:\Users\Public\Documents\PerkinElmer Syngistix\ICPMS\Conditions\Default.dac

Calibration File: C:\Users\Public\Documents\PerkinElmer Syngistix\ICPMS\System\042523.cal

	Analyte Mass	Conc. Mean	Units	Conc. SD	Conc. RSD	Blank Intens.	Meas. Intens.	Intens. RSD	Mode
[>	Li	6	ug/L			451288	592875	2	Standard
[Be	9	ug/L	0.000	57	8	6	31	Standard
	C	13	ug/L			30171	51629	4	Standard
	Cl	37	ug/L			1636983	1068624	3	Standard
[>	Sc	45	ug/L			558757	570405	3	Standard
[V	51	ug/L	0.035	4	6588	25441	5	Standard
	V-1	51	ug/L	0.007	0	458	19331	3	Standard
	Cr	52	ug/L	0.050	0	19428	157029	3	Standard
	Cr	53	ug/L	0.079	1	234	15790	2	Standard
	Mn	55	ug/L	0.030	0	747	140752	2	Standard
[>	Ge	72	ug/L			47927	43887	1	KED
[Co	59	ug/L	0.029	2	7	5530	4	KED
	Ni	60	ug/L	0.025	20	554	693	5	KED
	Ni	62	ug/L	0.059	42	85	113	11	KED
	Cu	63	ug/L	0.066	1	97	14946	2	KED
	Cu	65	ug/L	0.114	3	53	7608	4	KED
	Zn	66	ug/L	0.074	3	102	1367	4	KED
	Zn	67	ug/L	0.306	15	22	205	15	KED
	As	75	ug/L	0.009	18	5	21	15	KED
[Se	78	ug/L	0.076	58	19	21	11	KED
	Y	89	ug/L			333043	316415	1	Standard
	Kr	83	ug/L			44	40	9	Standard
[>	In-1	115	ug/L			10197	9343	1	KED
[Mo	98	ug/L	0.163	4	9	4568	5	KED
	Cd	111	ug/L	0.004	169	3	4	26	KED
	Cd	114	ug/L	0.015	144	4	11	95	KED
[>	In	115	ug/L			441442	425344	3	Standard
[Ag	107	ug/L	0.001	99	35	53	36	Standard
	Sb	121	ug/L	0.006	2	277	3231	5	Standard
	Sb	123	ug/L	0.001	0	218	2565	4	Standard
	Ba	135	ug/L	0.024	2	56	4734	2	Standard
	Ba	137	ug/L	0.012	1	90	8708	3	Standard
[>	Tb	159	ug/L			829126	862835	2	Standard
[Tl	205	ug/L	0.001	52	103	166	21	Standard
[Pb	208	ug/L	0.002	8	332	1267	7	Standard

23D0358

ICP-MS Quantitative Analysis - Summary Report

Sample ID: 23C0358-03

Sample Dil Factor: 2

Comments:

Sample Date/Time: Wednesday, April 26, 2023 00:40:46

MB 4/25/23

Number of Replicates: 3

Method File: C:\Users\Public\Documents\PerkinElmer Syngistix\ICPMS\Method\200.8_DailyMethod_KED_UCT.mth

Tuning File: C:\Users\Public\Documents\PerkinElmer Syngistix\ICPMS\MassCal\Default.tun

Optimization File: C:\Users\Public\Documents\PerkinElmer Syngistix\ICPMS\Conditions\Default.dac

Calibration File: C:\Users\Public\Documents\PerkinElmer Syngistix\ICPMS\System\042523.cal

	Analyte Mass	Conc. Mean	Units	Conc. SD	Conc. RSD	Blank Intens.	Meas. Intens.	Intens. RSD	Mode
[>	Li	6	ug/L			451288	622506	8	Standard
[Be	9	ug/L	0.000	29	8	5	33	Standard
	C	13	ug/L			30171	47642	2	Standard
	Cl	37	ug/L			1636983	1051283	4	Standard
[>	Sc	45	ug/L			558757	564248	8	Standard
[V	51	ug/L	0.009	1	6588	24778	8	Standard
	V-1	51	ug/L	0.013	1	458	19410	7	Standard
	Cr	52	ug/L	0.110	1	19428	132979	6	Standard
	Cr	53	ug/L	0.138	2	234	13310	6	Standard
	Mn	55	ug/L	0.107	2	747	120600	6	Standard
[>	Ge	72	ug/L			47927	44185	1	KED
[Co	59	ug/L	0.021	2	7	3812	3	KED
	Ni	60	ug/L	0.018	18	554	666	4	KED
	Ni	62	ug/L	0.045	45	85	104	10	KED
	Cu	63	ug/L	0.043	1	97	11562	2	KED
	Cu	65	ug/L	0.043	1	53	5907	0	KED
	Zn	66	ug/L	0.035	3	102	727	2	KED
	Zn	67	ug/L	0.084	7	22	123	5	KED
	As	75	ug/L	0.005	8	5	22	6	KED
[Se	78	ug/L	0.135	346	19	19	20	KED
	Y	89	ug/L			333043	310938	2	Standard
	Kr	83	ug/L			44	50	7	Standard
[>	In-1	115	ug/L			10197	9856	0	KED
[Mo	98	ug/L	0.039	1	9	4689	1	KED
	Cd	111	ug/L	0.006	258	3	4	44	KED
	Cd	114	ug/L	0.006	109	4	8	58	KED
[>	In	115	ug/L			441442	422921	5	Standard
[Ag	107	ug/L	0.001	768	35	34	20	Standard
	Sb	121	ug/L	0.005	3	277	2544	4	Standard
	Sb	123	ug/L	0.006	3	218	1938	5	Standard
	Ba	135	ug/L	0.009	0	56	4676	5	Standard
	Ba	137	ug/L	0.005	0	90	8472	5	Standard
[>	Tb	159	ug/L			829126	867460	4	Standard
[Tl	205	ug/L	0.000	13	103	179	1	Standard
[Pb	208	ug/L	0.001	6	332	1300	3	Standard

ICP-MS Quantitative Analysis - Summary Report

Sample ID: **23C0647-01**

Sample Dil Factor: **20**

Comments:

Sample Date/Time: **Wednesday, April 26, 2023 00:47:14**

Number of Replicates: 3

Method File: C:\Users\Public\Documents\PerkinElmer Syngistix\ICPMS\Method\200.8_DailyMethod_KED_UCT.mth

Tuning File: C:\Users\Public\Documents\PerkinElmer Syngistix\ICPMS\MassCal\Default.tun

Optimization File: C:\Users\Public\Documents\PerkinElmer Syngistix\ICPMS\Conditions\Default.dac

Calibration File: C:\Users\Public\Documents\PerkinElmer Syngistix\ICPMS\System\042523.cal

	Analyte	Mass	Conc. Mean	Units	Conc. SD	Conc. RSD	Blank Intens.	Meas. Intens.	Intens. RSD	Mode
[>	Li	6		ug/L			451288	508702	6	Standard
[Be	9	-0.001	ug/L	0.001	154	8	6	62	Standard
	C	13		ug/L			30171	138960	3	Standard
	Cl	37		ug/L			1636983	1558810	2	Standard
[>	Sc	45		ug/L			558757	558108	4	Standard
[V	51	0.134	ug/L	0.055	41	6588	9866	17	Standard
	V-1	51	0.068	ug/L	0.003	3	458	2109	1	Standard
	Cr	52	4.780	ug/L	0.125	2	19428	115169	6	Standard
	Cr	53	4.490	ug/L	0.162	3	234	10533	4	Standard
	Mn	55	16.691	ug/L	0.409	2	747	487062	6	Standard
[>	Ge	72		ug/L			47927	46076	3	KED
[Co	59	0.069	ug/L	0.009	13	7	404	12	KED
	Ni	60	0.478	ug/L	0.047	9	554	1316	6	KED
	Ni	62	0.523	ug/L	0.042	8	85	222	6	KED
	Cu	63	1.691	ug/L	0.097	5	97	7917	5	KED
	Cu	65	1.775	ug/L	0.040	2	53	4080	2	KED
	Zn	66	324.226	ug/L	5.386	1	102	196845	3	KED
	Zn	67	302.333	ug/L	9.325	3	22	29777	2	KED
	As	75	0.023	ug/L	0.002	10	5	12	5	KED
[Se	78	0.130	ug/L	0.014	10	19	23	3	KED
	Y	89		ug/L			333043	319853	4	Standard
	Kr	83		ug/L			44	45	19	Standard
[>	In-1	115		ug/L			10197	10695	2	KED
[Mo	98	0.131	ug/L	0.017	12	9	217	12	KED
	Cd	111	0.827	ug/L	0.070	8	3	275	9	KED
	Cd	114	0.909	ug/L	0.049	5	4	770	5	KED
[>	In	115		ug/L			441442	416852	3	Standard
[Ag	107	0.002	ug/L	0.000	9	35	59	0	Standard
	Sb	121	0.054	ug/L	0.006	11	277	1011	5	Standard
	Sb	123	0.054	ug/L	0.003	6	218	783	2	Standard
	Ba	135	4.015	ug/L	0.097	2	56	17880	5	Standard
	Ba	137	4.231	ug/L	0.037	0	90	32951	4	Standard
[>	Tb	159		ug/L			829126	854435	3	Standard
[Tl	205	-0.001	ug/L	0.000	23	103	77	12	Standard
[Pb	208	0.084	ug/L	0.003	3	332	4405	3	Standard

23D0346

ICP-MS Quantitative Analysis - Summary Report

Sample ID: 23C0346-01

Sample Dil Factor: 20

Comments:

Sample Date/Time: Wednesday, April 26, 2023 00:52:17

MB 4/25/23

Number of Replicates: 3

Method File: C:\Users\Public\Documents\PerkinElmer Syngistix\ICPMS\Method\200.8_DailyMethod_KED_UCT.mth

Tuning File: C:\Users\Public\Documents\PerkinElmer Syngistix\ICPMS\MassCal\Default.tun

Optimization File: C:\Users\Public\Documents\PerkinElmer Syngistix\ICPMS\Conditions\Default.dac

Calibration File: C:\Users\Public\Documents\PerkinElmer Syngistix\ICPMS\System\042523.cal

	Analyte Mass	Conc. Mean	Units	Conc. SD	Conc. RSD	Blank Intens.	Meas. Intens.	Intens. RSD	Mode
[>	Li	6	ug/L			451288	467237	3	Standard
[Be	9	ug/L	0.001	73	8	4	65	Standard
	C	13	ug/L			30171	45301	1	Standard
	Cl	37	ug/L			1636983	1349962	0	Standard
[>	Sc	45	ug/L			558757	570745	3	Standard
[V	51	ug/L	0.141	109	6588	9839	32	Standard
	V-1	51	ug/L	0.157	1	458	237434	2	Standard
	Cr	52	ug/L	0.032	4	19428	34513	1	Standard
	Cr	53	ug/L	0.189	0	234	76683	3	Standard
[Mn	55	ug/L	0.004	0	747	15063	2	Standard
[>	Ge	72	ug/L			47927	42169	3	KED
[Co	59	ug/L	0.001	35	7	23	23	KED
	Ni	60	ug/L	0.013	4	554	76	21	KED
	Ni	62	ug/L	0.013	6	85	26	8	KED
	Cu	63	ug/L	0.004	3	97	615	5	KED
	Cu	65	ug/L	0.013	10	53	293	9	KED
	Zn	66	ug/L	0.018	7	102	219	3	KED
	Zn	67	ug/L	0.090	26	22	50	17	KED
	As	75	ug/L	0.016	12	5	43	7	KED
[Se	78	ug/L	0.078	23	19	26	6	KED
	Y	89	ug/L			333043	304768	4	Standard
	Kr	83	ug/L			44	266	9	Standard
[>	In-1	115	ug/L			10197	8512	0	KED
[Mo	98	ug/L	0.048	6	9	983	5	KED
	Cd	111	ug/L	0.002	14	3	7	7	KED
[Cd	114	ug/L	0.007	136	4	6	66	KED
[>	In	115	ug/L			441442	362289	6	Standard
	Ag	107	ug/L	0.000	84	35	34	11	Standard
	Sb	121	ug/L	0.002	55	277	192	10	Standard
	Sb	123	ug/L	0.001	33	218	139	4	Standard
	Ba	135	ug/L	0.056	7	56	2900	1	Standard
[Ba	137	ug/L	0.044	5	90	5294	1	Standard
[>	Tb	159	ug/L			829126	745137	3	Standard
	Tl	205	ug/L	0.001	23	103	194	9	Standard
[Pb	208	ug/L	0.002	7	332	1601	2	Standard

ICP-MS Quantitative Analysis - Summary Report

Sample ID: **23C0714-01**

Sample Dil Factor: **10**

Comments:

Sample Date/Time: **Wednesday, April 26, 2023 00:58:45**

Number of Replicates: 3

Method File: C:\Users\Public\Documents\PerkinElmer Syngistix\ICPMS\Method\200.8_DailyMethod_KED_UCT.mth

Tuning File: C:\Users\Public\Documents\PerkinElmer Syngistix\ICPMS\MassCal\Default.tun

Optimization File: C:\Users\Public\Documents\PerkinElmer Syngistix\ICPMS\Conditions\Default.dac

Calibration File: C:\Users\Public\Documents\PerkinElmer Syngistix\ICPMS\System\042523.cal

	Analyte	Mass	Conc. Mean	Units	Conc. SD	Conc. RSD	Blank Intens.	Meas. Intens.	Intens. RSD	Mode
[>	Li	6		ug/L			451288	462616	5	Standard
[Be	9	-0.001	ug/L	0.001	73	8	3	86	Standard
	C	13		ug/L			30171	44419	3	Standard
	Cl	37		ug/L			1636983	1303589	4	Standard
[>	Sc	45		ug/L			558757	597702	1	Standard
[V	51	-0.066	ug/L	0.170	257	6588	5294	82	Standard
	V-1	51	9.820	ug/L	0.136	1	458	257478	2	Standard
	Cr	52	0.631	ug/L	0.020	3	19428	34303	0	Standard
	Cr	53	34.279	ug/L	0.946	2	234	84523	3	Standard
[Mn	55	14.528	ug/L	0.131	0	747	453843	1	Standard
[>	Ge	72		ug/L			47927	40881	0	KED
	Co	59	0.025	ug/L	0.003	12	7	136	12	KED
	Ni	60	-0.107	ug/L	0.009	8	554	317	4	KED
	Ni	62	0.002	ug/L	0.077	5027	85	73	25	KED
	Cu	63	0.139	ug/L	0.010	7	97	652	6	KED
	Cu	65	0.145	ug/L	0.018	12	53	337	10	KED
	Zn	66	3.140	ug/L	0.203	6	102	1777	6	KED
	Zn	67	2.967	ug/L	0.194	6	22	278	6	KED
	As	75	0.081	ug/L	0.024	29	5	27	23	KED
[Se	78	0.297	ug/L	0.115	38	19	24	11	KED
	Y	89		ug/L			333043	316710	2	Standard
	Kr	83		ug/L			44	220	5	Standard
[>	In-1	115		ug/L			10197	9019	0	KED
	Mo	98	0.129	ug/L	0.002	1	9	180	1	KED
	Cd	111	0.015	ug/L	0.012	80	3	7	45	KED
[Cd	114	0.006	ug/L	0.008	139	4	7	74	KED
[>	In	115		ug/L			441442	373809	1	Standard
	Ag	107	0.001	ug/L	0.000	9	35	45	2	Standard
	Sb	121	0.035	ug/L	0.004	12	277	674	7	Standard
	Sb	123	0.031	ug/L	0.004	11	218	486	8	Standard
	Ba	135	7.085	ug/L	0.099	1	56	28243	1	Standard
[Ba	137	7.263	ug/L	0.339	4	90	50674	5	Standard
[>	Tb	159		ug/L			829126	758678	3	Standard
	Tl	205	0.003	ug/L	0.000	17	103	179	4	Standard
[Pb	208	0.069	ug/L	0.002	2	332	3247	1	Standard

ICP-MS Quantitative Analysis - Summary Report

Sample ID: SEQ-IBL8

Sample Dil Factor:

Comments:

Sample Date/Time: Wednesday, April 26, 2023 01:05:13

Number of Replicates: 3

Method File: C:\Users\Public\Documents\PerkinElmer Syngistix\ICPMS\Method\200.8_DailyMethod_KED_UCT.mth

Tuning File: C:\Users\Public\Documents\PerkinElmer Syngistix\ICPMS\MassCal\Default.tun

Optimization File: C:\Users\Public\Documents\PerkinElmer Syngistix\ICPMS\Conditions\Default.dac

Calibration File: C:\Users\Public\Documents\PerkinElmer Syngistix\ICPMS\System\042523.cal

	Analyte Mass	Conc. Mean	Units	Conc. SD	Conc. RSD	Blank Intens.	Meas. Intens.	Intens. RSD	Mode
[>	Li	6	ug/L			451288	465538	5	Standard
[Be	9	ug/L	0.001	78	8	4	65	Standard
	C	13	ug/L			30171	28989	6	Standard
	Cl	37	ug/L			1636983	1766951	2	Standard
[>	Sc	45	ug/L			558757	594747	6	Standard
[V	51	ug/L	0.008	12	6588	8634	4	Standard
	V-1	51	ug/L	0.009	4	458	5976	2	Standard
	Cr	52	ug/L	0.034	15	19428	25386	3	Standard
	Cr	53	ug/L	0.041	5	234	2018	1	Standard
[Mn	55	ug/L	0.002	38	747	931	2	Standard
[>	Ge	72	ug/L			47927	49720	4	KED
[Co	59	ug/L	0.000	10	7	5	0	KED
	Ni	60	ug/L	0.005	1	554	15	48	KED
	Ni	62	ug/L	0.011	3	85	9	34	KED
	Cu	63	ug/L	0.005	26	97	199	12	KED
	Cu	65	ug/L	0.006	35	53	100	19	KED
	Zn	66	ug/L	0.040	220	102	117	20	KED
	Zn	67	ug/L	0.067	332	22	26	30	KED
	As	75	ug/L	0.005	110	5	4	33	KED
[Se	78	ug/L	0.103	1119	19	20	14	KED
	Y	89	ug/L			333043	340628	1	Standard
	Kr	83	ug/L			44	45	27	Standard
[>	In-1	115	ug/L			10197	10784	2	KED
[Mo	98	ug/L	0.004	447	9	8	88	KED
	Cd	111	ug/L	0.006	258	3	4	40	KED
[Cd	114	ug/L	0.006	311	4	5	81	KED
[>	In	115	ug/L			441442	436316	4	Standard
[Ag	107	ug/L	0.000	78	35	28	20	Standard
	Sb	121	ug/L	0.001	6	277	81	14	Standard
	Sb	123	ug/L	0.001	7	218	54	24	Standard
	Ba	135	ug/L	0.004	17	56	154	12	Standard
[Ba	137	ug/L	0.003	12	90	283	11	Standard
[>	Tb	159	ug/L			829126	809318	5	Standard
[Tl	205	ug/L	0.000	156	103	90	16	Standard
[Pb	208	ug/L	0.000	14	332	409	4	Standard

ICP-MS Quantitative Analysis - Summary Report

Sample ID: SEQ-IBL9

Sample Dil Factor:

Comments:

Sample Date/Time: Wednesday, April 26, 2023 01:10:41

Number of Replicates: 3

Method File: C:\Users\Public\Documents\PerkinElmer Syngistix\ICPMS\Method\200.8_DailyMethod_KED_UCT.mth

Tuning File: C:\Users\Public\Documents\PerkinElmer Syngistix\ICPMS\MassCal\Default.tun

Optimization File: C:\Users\Public\Documents\PerkinElmer Syngistix\ICPMS\Conditions\Default.dac

Calibration File: C:\Users\Public\Documents\PerkinElmer Syngistix\ICPMS\System\042523.cal

	Analyte Mass	Conc. Mean	Units	Conc. SD	Conc. RSD	Blank Intens.	Meas. Intens.	Intens. RSD	Mode
[>	Li	6	ug/L			451288	484446	1	Standard
[Be	9	ug/L	0.000	37	8	3	50	Standard
	C	13	ug/L			30171	30099	3	Standard
	Cl	37	ug/L			1636983	1751203	1	Standard
[>	Sc	45	ug/L			558757	597912	1	Standard
[V	51	ug/L	0.007	13	6588	8446	2	Standard
	V-1	51	ug/L	0.003	2	458	3604	2	Standard
	Cr	52	ug/L	0.022	12	19428	24781	2	Standard
	Cr	53	ug/L	0.007	1	234	1251	1	Standard
[Mn	55	ug/L	0.001	48	747	856	2	Standard
[>	Ge	72	ug/L			47927	49101	3	KED
	Co	59	ug/L	0.000	20	7	2	43	KED
	Ni	60	ug/L	0.004	1	554	20	36	KED
	Ni	62	ug/L	0.021	8	85	12	50	KED
	Cu	63	ug/L	0.004	31	97	169	13	KED
	Cu	65	ug/L	0.002	11	53	103	6	KED
	Zn	66	ug/L	0.025	238	102	111	16	KED
	Zn	67	ug/L	0.043	387	22	22	19	KED
	As	75	ug/L	0.004	137	5	4	36	KED
[Se	78	ug/L	0.080	289	19	21	9	KED
	Y	89	ug/L			333043	344541	2	Standard
	Kr	83	ug/L			44	53	7	Standard
[>	In-1	115	ug/L			10197	10781	1	KED
	Mo	98	ug/L	0.002	97	9	5	69	KED
	Cd	111	ug/L	0.007	83	3	6	34	KED
[Cd	114	ug/L	0.005	251	4	2	141	KED
[>	In	115	ug/L			441442	438006	0	Standard
	Ag	107	ug/L	0.000	20	35	20	14	Standard
	Sb	121	ug/L	0.001	4	277	74	11	Standard
	Sb	123	ug/L	0.001	4	218	57	12	Standard
	Ba	135	ug/L	0.004	17	56	157	11	Standard
[Ba	137	ug/L	0.004	15	90	297	10	Standard
[>	Tb	159	ug/L			829126	829203	1	Standard
	Tl	205	ug/L	0.000	5	103	82	2	Standard
[Pb	208	ug/L	0.000	15	332	410	3	Standard

ICP-MS Quantitative Analysis - Summary Report

Sample ID: SEQ-CCV8

Sample Dil Factor:

Comments:

Sample Date/Time: Wednesday, April 26, 2023 01:15:39

Number of Replicates: 3

Method File: C:\Users\Public\Documents\PerkinElmer Syngistix\ICPMS\Method\200.8_DailyMethod_KED_UCT.mth

Tuning File: C:\Users\Public\Documents\PerkinElmer Syngistix\ICPMS\MassCal\Default.tun

Optimization File: C:\Users\Public\Documents\PerkinElmer Syngistix\ICPMS\Conditions\Default.dac

Calibration File: C:\Users\Public\Documents\PerkinElmer Syngistix\ICPMS\System\042523.cal

	Analyte Mass	Conc. Mean	Units	Conc. SD	Conc. RSD	Blank Intens.	Meas. Intens.	Intens. RSD	Mode	
[>	Li	6	ug/L			451288	475793	2	Standard	
[Be	9	49.935	ug/L	2.769	5	8	194853	7	Standard
	C	13	ug/L			30171	29179	3	Standard	
	Cl	37	ug/L			1636983	1658028	1	Standard	
[>	Sc	45	ug/L			558757	607424	2	Standard	
[V	51	49.218	ug/L	1.355	2	6588	1311238	5	Standard
	V-1	51	49.549	ug/L	1.683	3	458	1318966	6	Standard
	Cr	52	49.671	ug/L	0.819	1	19428	1103750	3	Standard
	Cr	53	50.792	ug/L	1.649	3	234	127195	5	Standard
	Mn	55	49.221	ug/L	0.410	0	747	1560629	2	Standard
[>	Ge	72	ug/L			47927	48446	3	KED	
[Co	59	49.684	ug/L	0.627	1	7	300334	4	KED
	Ni	60	50.933	ug/L	0.915	1	554	88287	3	KED
	Ni	62	50.216	ug/L	0.344	0	85	14259	3	KED
	Cu	63	49.723	ug/L	1.038	2	97	242021	2	KED
	Cu	65	52.293	ug/L	1.626	3	53	124863	3	KED
	Zn	66	50.518	ug/L	0.759	1	102	32337	3	KED
	Zn	67	50.329	ug/L	1.234	2	22	5230	2	KED
	As	75	49.548	ug/L	0.433	0	5	16885	2	KED
[Se	78	49.760	ug/L	1.304	2	19	1594	0	KED
	Y	89	ug/L			333043	354193	1	Standard	
	Kr	83	ug/L			44	55	13	Standard	
[>	In-1	115	ug/L			10197	9873	2	KED	
[Mo	98	51.374	ug/L	1.064	2	9	75144	1	KED
	Cd	111	51.305	ug/L	0.625	1	3	15574	2	KED
	Cd	114	50.936	ug/L	0.885	1	4	39621	2	KED
[>	In	115	ug/L			441442	449988	4	Standard	
[Ag	107	49.745	ug/L	1.145	2	35	914067	5	Standard
	Sb	121	49.529	ug/L	1.065	2	277	747360	3	Standard
	Sb	123	50.560	ug/L	1.527	3	218	582787	3	Standard
	Ba	135	52.220	ug/L	2.687	5	56	249918	2	Standard
	Ba	137	52.770	ug/L	2.145	4	90	442096	2	Standard
[>	Tb	159	ug/L			829126	868640	3	Standard	
[Tl	205	49.364	ug/L	0.654	1	103	1824555	3	Standard
[Pb	208	49.342	ug/L	0.436	0	332	2425578	3	Standard

ICP-MS Quantitative Analysis - Summary Report

Sample ID: SEQ-CCB8

Sample Dil Factor:

Comments:

Sample Date/Time: Wednesday, April 26, 2023 01:23:26

Number of Replicates: 3

Method File: C:\Users\Public\Documents\PerkinElmer Syngistix\ICPMS\Method\200.8_DailyMethod_KED_UCT.mth

Tuning File: C:\Users\Public\Documents\PerkinElmer Syngistix\ICPMS\MassCal\Default.tun

Optimization File: C:\Users\Public\Documents\PerkinElmer Syngistix\ICPMS\Conditions\Default.dac

Calibration File: C:\Users\Public\Documents\PerkinElmer Syngistix\ICPMS\System\042523.cal

	Analyte Mass	Conc. Mean	Units	Conc. SD	Conc. RSD	Blank Intens.	Meas. Intens.	Intens. RSD	Mode
[>	Li	6	ug/L			451288	476902	0	Standard
[Be	9	ug/L	0.000	168	8	7	25	Standard
	C	13	ug/L			30171	29142	1	Standard
	Cl	37	ug/L			1636983	1722435	2	Standard
[>	Sc	45	ug/L			558757	595467	2	Standard
[V	51	ug/L	0.009	115	6588	7224	1	Standard
	V-1	51	ug/L	0.002	3	458	1788	0	Standard
	Cr	52	ug/L	0.031	128	19428	21218	1	Standard
	Cr	53	ug/L	0.005	3	234	659	2	Standard
[Mn	55	ug/L	0.002	70	747	875	4	Standard
[>	Ge	72	ug/L			47927	48086	0	KED
	Co	59	ug/L	0.009	185	7	35	145	KED
	Ni	60	ug/L	0.047	215	554	593	12	KED
	Ni	62	ug/L	0.032	393	85	87	9	KED
	Cu	63	ug/L	0.013	123	97	147	42	KED
	Cu	65	ug/L	0.004	86	53	64	14	KED
	Zn	66	ug/L	0.006	26	102	118	4	KED
	Zn	67	ug/L	0.130	1110	22	24	55	KED
	As	75	ug/L	0.008	151	5	7	38	KED
[Se	78	ug/L	0.068	77	19	22	10	KED
	Y	89	ug/L			333043	342694	2	Standard
	Kr	83	ug/L			44	37	10	Standard
[>	In-1	115	ug/L			10197	10862	2	KED
	Mo	98	ug/L	0.005	78	9	20	41	KED
	Cd	111	ug/L	0.004	52	3	6	17	KED
[Cd	114	ug/L	0.005	94	4	8	47	KED
[>	In	115	ug/L			441442	457938	2	Standard
	Ag	107	ug/L	0.001	86	35	64	34	Standard
	Sb	121	ug/L	0.003	8	277	781	6	Standard
	Sb	123	ug/L	0.003	6	218	678	6	Standard
	Ba	135	ug/L	0.002	356	56	60	13	Standard
[Ba	137	ug/L	0.001	230	90	98	11	Standard
[>	Tb	159	ug/L			829126	848607	2	Standard
	Tl	205	ug/L	0.000	15	103	210	8	Standard
[Pb	208	ug/L	0.000	268	332	346	3	Standard

ICP-MS Quantitative Analysis - Summary Report

Sample ID: **BLD0168-BLK1**

Sample Dil Factor: **20**

Comments:

Sample Date/Time: **Wednesday, April 26, 2023 01:28:31**

Number of Replicates: 3

Method File: C:\Users\Public\Documents\PerkinElmer Syngistix\ICPMS\Method\200.8_DailyMethod_KED_UCT.mth

Tuning File: C:\Users\Public\Documents\PerkinElmer Syngistix\ICPMS\MassCal\Default.tun

Optimization File: C:\Users\Public\Documents\PerkinElmer Syngistix\ICPMS\Conditions\Default.dac

Calibration File: C:\Users\Public\Documents\PerkinElmer Syngistix\ICPMS\System\042523.cal

	Analyte	Mass	Conc. Mean	Units	Conc. SD	Conc. RSD	Blank Intens.	Meas. Intens.	Intens. RSD	Mode
[>	Li	6		ug/L			451288	489026	5	Standard
[Be	9	-0.001	ug/L	0.001	209	8	6	91	Standard
	C	13		ug/L			30171	45561	1	Standard
	Cl	37		ug/L			1636983	1714145	2	Standard
[>	Sc	45		ug/L			558757	618316	2	Standard
[V	51	0.027	ug/L	0.003	11	6588	8018	1	Standard
	V-1	51	0.039	ug/L	0.002	4	458	1573	2	Standard
	Cr	52	0.093	ug/L	0.013	14	19428	23566	1	Standard
	Cr	53	0.135	ug/L	0.011	8	234	601	3	Standard
	Mn	55	0.003	ug/L	0.000	18	747	913	4	Standard
[>	Ge	72		ug/L			47927	49438	2	KED
[Co	59	-0.000	ug/L	0.001	581	7	6	68	KED
	Ni	60	-0.286	ug/L	0.009	3	554	69	22	KED
	Ni	62	-0.245	ug/L	0.020	7	85	17	33	KED
	Cu	63	0.034	ug/L	0.004	12	97	268	5	KED
	Cu	65	0.041	ug/L	0.009	22	53	154	14	KED
	Zn	66	0.079	ug/L	0.010	13	102	156	4	KED
	Zn	67	0.012	ug/L	0.025	211	22	24	7	KED
	As	75	-0.005	ug/L	0.002	40	5	3	18	KED
	Se	78	0.007	ug/L	0.119	1666	19	20	18	KED
	Y	89		ug/L			333043	362546	2	Standard
	Kr	83		ug/L			44	48	44	Standard
[>	In-1	115		ug/L			10197	10920	1	KED
[Mo	98	0.003	ug/L	0.004	128	9	15	45	KED
	Cd	111	0.003	ug/L	0.010	338	3	5	65	KED
	Cd	114	0.003	ug/L	0.006	162	4	7	66	KED
[>	In	115		ug/L			441442	458157	3	Standard
[Ag	107	-0.000	ug/L	0.000	65	35	30	10	Standard
	Sb	121	0.002	ug/L	0.003	141	277	314	9	Standard
	Sb	123	0.002	ug/L	0.001	63	218	253	7	Standard
	Ba	135	0.029	ug/L	0.002	5	56	200	6	Standard
	Ba	137	0.028	ug/L	0.003	12	90	328	8	Standard
[>	Tb	159		ug/L			829126	868636	0	Standard
[Tl	205	0.000	ug/L	0.000	132	103	117	10	Standard
[Pb	208	0.028	ug/L	0.002	8	332	1718	6	Standard

ICP-MS Quantitative Analysis - Summary Report

Sample ID: **BLD0168-BS1**

Sample Dil Factor: **20**

Comments:

Sample Date/Time: **Wednesday, April 26, 2023 01:33:34**

Number of Replicates: 3

Method File: C:\Users\Public\Documents\PerkinElmer Syngistix\ICPMS\Method\200.8_DailyMethod_KED_UCT.mth

Tuning File: C:\Users\Public\Documents\PerkinElmer Syngistix\ICPMS\MassCal\Default.tun

Optimization File: C:\Users\Public\Documents\PerkinElmer Syngistix\ICPMS\Conditions\Default.dac

Calibration File: C:\Users\Public\Documents\PerkinElmer Syngistix\ICPMS\System\042523.cal

	Analyte Mass	Conc. Mean	Units	Conc. SD	Conc. RSD	Blank Intens.	Meas. Intens.	Intens. RSD	Mode
[>	Li	6	ug/L			451288	467567	6	Standard
[Be	9	ug/L	0.976	3	8	93414	4	Standard
	C	13	ug/L			30171	43384	1	Standard
	Cl	37	ug/L			1636983	1696639	1	Standard
[>	Sc	45	ug/L			558757	592276	2	Standard
	V	51	ug/L	0.240	0	6588	657320	1	Standard
	V-1	51	ug/L	0.154	0	458	658314	2	Standard
	Cr	52	ug/L	0.407	1	19428	567159	1	Standard
	Cr	53	ug/L	0.304	1	234	64406	3	Standard
[Mn	55	ug/L	0.470	1	747	800043	2	Standard
[>	Ge	72	ug/L			47927	49478	2	KED
	Co	59	ug/L	0.339	1	7	160792	1	KED
	Ni	60	ug/L	0.700	2	554	47919	2	KED
	Ni	62	ug/L	0.859	3	85	7784	3	KED
	Cu	63	ug/L	0.064	0	97	136808	2	KED
	Cu	65	ug/L	0.451	1	53	68900	2	KED
	Zn	66	ug/L	0.470	0	102	53699	2	KED
	Zn	67	ug/L	2.931	3	22	8383	4	KED
	As	75	ug/L	0.418	1	5	8744	0	KED
[Se	78	ug/L	0.325	0	19	2504	2	KED
	Y	89	ug/L			333043	350044	1	Standard
	Kr	83	ug/L			44	52	23	Standard
[>	In-1	115	ug/L			10197	8762	11	KED
	Mo	98	ug/L	0.026	28	9	124	14	KED
	Cd	111	ug/L	3.198	10	3	7919	5	KED
[Cd	114	ug/L	3.950	13	4	20276	7	KED
[>	In	115	ug/L			441442	452902	4	Standard
	Ag	107	ug/L	0.478	1	35	473920	4	Standard
	Sb	121	ug/L	0.004	6	277	1265	1	Standard
	Sb	123	ug/L	0.005	8	218	940	4	Standard
	Ba	135	ug/L	0.476	1	56	130186	3	Standard
[Ba	137	ug/L	1.358	4	90	235230	2	Standard
[>	Tb	159	ug/L			829126	845241	3	Standard
	Tl	205	ug/L	0.543	2	103	936548	2	Standard
[Pb	208	ug/L	0.559	2	332	1258509	2	Standard

ICP-MS Quantitative Analysis - Summary Report

Sample ID: **23D0124-03**

Sample Dil Factor:

Comments:

Sample Date/Time: **Wednesday, April 26, 2023 01:38:38**

Number of Replicates: 3

Method File: C:\Users\Public\Documents\PerkinElmer Syngistix\ICPMS\Method\200.8_DailyMethod_KED_UCT.mth

Tuning File: C:\Users\Public\Documents\PerkinElmer Syngistix\ICPMS\MassCal\Default.tun

Optimization File: C:\Users\Public\Documents\PerkinElmer Syngistix\ICPMS\Conditions\Default.dac

Calibration File: C:\Users\Public\Documents\PerkinElmer Syngistix\ICPMS\System\042523.cal

	Analyte	Mass	Conc. Mean	Units	Conc. SD	Conc. RSD	Blank Intens.	Meas. Intens.	Intens. RSD	Mode
[>	Li	6		ug/L			451288	506085	0	Standard
[Be	9	0.002	ug/L	0.000	13	8	16	6	Standard
	C	13		ug/L			30171	59635	2	Standard
	Cl	37		ug/L			1636983	1663274	1	Standard
[>	Sc	45		ug/L			558757	649389	0	Standard
[V	51	0.723	ug/L	0.025	3	6588	28117	2	Standard
	V-1	51	0.751	ug/L	0.006	0	458	21893	0	Standard
	Cr	52	3.137	ug/L	0.076	2	19428	95671	1	Standard
	Cr	53	3.201	ug/L	0.035	1	234	8820	1	Standard
	Mn	55	2.581	ug/L	0.038	1	747	88291	1	Standard
[>	Ge	72		ug/L			47927	46157	1	KED
[Co	59	0.094	ug/L	0.007	7	7	548	8	KED
	Ni	60	0.641	ug/L	0.066	10	554	1587	8	KED
	Ni	62	0.725	ug/L	0.065	9	85	276	6	KED
	Cu	63	27.126	ug/L	0.302	1	97	125880	2	KED
	Cu	65	27.464	ug/L	0.285	1	53	62518	2	KED
	Zn	66	26.308	ug/L	0.640	2	102	16093	3	KED
	Zn	67	26.822	ug/L	0.786	2	22	2667	3	KED
	As	75	0.901	ug/L	0.035	3	5	297	3	KED
[Se	78	0.300	ug/L	0.169	56	19	28	17	KED
	Y	89		ug/L			333043	360555	0	Standard
	Kr	83		ug/L			44	44	38	Standard
[>	In-1	115		ug/L			10197	10123	0	KED
[Mo	98	0.490	ug/L	0.024	4	9	744	5	KED
	Cd	111	0.023	ug/L	0.021	90	3	10	58	KED
	Cd	114	0.012	ug/L	0.005	42	4	13	30	KED
[>	In	115		ug/L			441442	454796	1	Standard
[Ag	107	0.022	ug/L	0.002	8	35	443	8	Standard
	Sb	121	0.831	ug/L	0.034	4	277	12954	2	Standard
	Sb	123	0.819	ug/L	0.013	1	218	9768	1	Standard
	Ba	135	22.920	ug/L	0.827	3	56	111018	2	Standard
	Ba	137	23.560	ug/L	0.685	2	90	199732	3	Standard
[>	Tb	159		ug/L			829126	864777	1	Standard
[Tl	205	0.003	ug/L	0.001	19	103	215	8	Standard
[Pb	208	0.142	ug/L	0.003	1	332	7283	1	Standard

ICP-MS Quantitative Analysis - Summary Report

Sample ID: **23C0673-01**

Sample Dil Factor: **20**

Comments:

Sample Date/Time: **Wednesday, April 26, 2023 01:43:35**

Number of Replicates: 3

Method File: C:\Users\Public\Documents\PerkinElmer Syngistix\ICPMS\Method\200.8_DailyMethod_KED_UCT.mth

Tuning File: C:\Users\Public\Documents\PerkinElmer Syngistix\ICPMS\MassCal\Default.tun

Optimization File: C:\Users\Public\Documents\PerkinElmer Syngistix\ICPMS\Conditions\Default.dac

Calibration File: C:\Users\Public\Documents\PerkinElmer Syngistix\ICPMS\System\042523.cal

	Analyte Mass	Conc. Mean	Units	Conc. SD	Conc. RSD	Blank Intens.	Meas. Intens.	Intens. RSD	Mode
>	Li	6	ug/L			451288	502588	2	Standard
	Be	9	ug/L	0.006	4	8	627	3	Standard
	C	13	ug/L			30171	66191	2	Standard
	Cl	37	ug/L			1636983	1619083	2	Standard
>	Sc	45	ug/L			558757	703465	2	Standard
	V	51	ug/L	0.475	1	6588	848722	1	Standard
	V-1	51	ug/L	0.439	1	458	847833	1	Standard
	Cr	52	ug/L	0.558	2	19428	584181	1	Standard
	Cr	53	ug/L	0.596	2	234	65728	2	Standard
	Mn	55	ug/L	7.023	2	747	10249166	1	Standard
>	Ge	72	ug/L			47927	46934	2	KED
	Co	59	ug/L	0.119	1	7	41917	1	KED
	Ni	60	ug/L	0.397	1	554	35429	3	KED
	Ni	62	ug/L	0.542	2	85	5785	2	KED
	Cu	63	ug/L	1.478	3	97	193557	4	KED
	Cu	65	ug/L	0.443	1	53	99980	3	KED
	Zn	66	ug/L	3.822	2	102	103340	4	KED
	Zn	67	ug/L	0.355	0	22	16431	2	KED
	As	75	ug/L	0.062	2	5	988	3	KED
	Se	78	ug/L	0.180	24	19	42	10	KED
	Y	89	ug/L			333043	581486	4	Standard
	Kr	83	ug/L			44	86	3	Standard
>	In-1	115	ug/L			10197	10331	4	KED
	Mo	98	ug/L	0.070	5	9	1875	3	KED
	Cd	111	ug/L	0.008	4	3	66	4	KED
	Cd	114	ug/L	0.023	11	4	164	15	KED
>	In	115	ug/L			441442	451180	1	Standard
	Ag	107	ug/L	0.006	8	35	1381	9	Standard
	Sb	121	ug/L	0.007	4	277	2571	3	Standard
	Sb	123	ug/L	0.010	6	218	2032	4	Standard
	Ba	135	ug/L	2.002	2	56	410069	3	Standard
	Ba	137	ug/L	1.611	1	90	737595	2	Standard
>	Tb	159	ug/L			829126	902833	1	Standard
	Tl	205	ug/L	0.001	2	103	1246	3	Standard
	Pb	208	ug/L	0.113	0	332	786777	1	Standard

ICP-MS Quantitative Analysis - Summary Report

Sample ID: **23C0673-02**

Sample Dil Factor: **20**

Comments:

Sample Date/Time: **Wednesday, April 26, 2023 01:48:39**

Number of Replicates: 3

Method File: C:\Users\Public\Documents\PerkinElmer Syngistix\ICPMS\Method\200.8_DailyMethod_KED_UCT.mth

Tuning File: C:\Users\Public\Documents\PerkinElmer Syngistix\ICPMS\MassCal\Default.tun

Optimization File: C:\Users\Public\Documents\PerkinElmer Syngistix\ICPMS\Conditions\Default.dac

Calibration File: C:\Users\Public\Documents\PerkinElmer Syngistix\ICPMS\System\042523.cal

	Analyte Mass	Conc. Mean	Units	Conc. SD	Conc. RSD	Blank Intens.	Meas. Intens.	Intens. RSD	Mode
[>	Li	6	ug/L			451288	467162	4	Standard
[Be	9	ug/L	0.006	3	8	738	5	Standard
	C	13	ug/L			30171	57904	2	Standard
	Cl	37	ug/L			1636983	1594825	2	Standard
[>	Sc	45	ug/L			558757	685242	4	Standard
[V	51	ug/L	0.585	2	6588	865839	4	Standard
	V-1	51	ug/L	0.512	1	458	863117	4	Standard
	Cr	52	ug/L	0.585	2	19428	530418	2	Standard
	Cr	53	ug/L	0.207	0	234	59067	3	Standard
	Mn	55	ug/L	3.697	1	747	10422533	4	Standard
[>	Ge	72	ug/L			47927	49060	2	KED
[Co	59	ug/L	0.055	0	7	34325	3	KED
	Ni	60	ug/L	0.271	1	554	37107	3	KED
	Ni	62	ug/L	0.721	3	85	6000	5	KED
	Cu	63	ug/L	0.476	1	97	129057	2	KED
	Cu	65	ug/L	0.203	0	53	64608	3	KED
	Zn	66	ug/L	3.213	3	102	62627	4	KED
	Zn	67	ug/L	1.321	1	22	10168	3	KED
	As	75	ug/L	0.023	0	5	957	2	KED
	Se	78	ug/L	0.142	31	19	34	12	KED
	Y	89	ug/L			333043	517298	2	Standard
	Kr	83	ug/L			44	81	14	Standard
[>	In-1	115	ug/L			10197	9680	0	KED
[Mo	98	ug/L	0.020	2	9	982	3	KED
	Cd	111	ug/L	0.027	19	3	43	18	KED
	Cd	114	ug/L	0.013	10	4	93	9	KED
[>	In	115	ug/L			441442	429022	5	Standard
[Ag	107	ug/L	0.004	5	35	1242	1	Standard
	Sb	121	ug/L	0.004	4	277	1348	2	Standard
	Sb	123	ug/L	0.002	3	218	1029	4	Standard
	Ba	135	ug/L	6.412	7	56	403473	1	Standard
	Ba	137	ug/L	3.048	3	90	721277	3	Standard
[>	Tb	159	ug/L			829126	864494	5	Standard
[Tl	205	ug/L	0.001	2	103	1560	6	Standard
	Pb	208	ug/L	0.357	2	332	750228	3	Standard

ICP-MS Quantitative Analysis - Summary Report

Sample ID: **23D0027-02**

Sample Dil Factor: **20**

Comments:

Sample Date/Time: **Wednesday, April 26, 2023 01:53:37**

Number of Replicates: 3

Method File: C:\Users\Public\Documents\PerkinElmer Syngistix\ICPMS\Method\200.8_DailyMethod_KED_UCT.mth

Tuning File: C:\Users\Public\Documents\PerkinElmer Syngistix\ICPMS\MassCal\Default.tun

Optimization File: C:\Users\Public\Documents\PerkinElmer Syngistix\ICPMS\Conditions\Default.dac

Calibration File: C:\Users\Public\Documents\PerkinElmer Syngistix\ICPMS\System\042523.cal

	Analyte Mass	Conc. Mean	Units	Conc. SD	Conc. RSD	Blank Intens.	Meas. Intens.	Intens. RSD	Mode
[>	Li	6	ug/L			451288	470666	2	Standard
[Be	9	ug/L	0.017	13	8	476	11	Standard
	C	13	ug/L			30171	49174	2	Standard
	Cl	37	ug/L			1636983	1624109	1	Standard
[>	Sc	45	ug/L			558757	656374	2	Standard
[V	51	ug/L	0.677	2	6588	806498	0	Standard
	V-1	51	ug/L	0.659	2	458	800351	0	Standard
	Cr	52	ug/L	0.284	2	19428	266620	1	Standard
	Cr	53	ug/L	0.241	2	234	28162	0	Standard
[Mn	55	ug/L	2.261	1	747	4035930	1	Standard
[>	Ge	72	ug/L			47927	49717	2	KED
	Co	59	ug/L	0.100	2	7	21481	2	KED
	Ni	60	ug/L	0.161	2	554	13178	0	KED
	Ni	62	ug/L	0.244	3	85	2079	4	KED
	Cu	63	ug/L	0.128	1	97	49888	1	KED
	Cu	65	ug/L	0.148	1	53	25600	3	KED
	Zn	66	ug/L	0.672	2	102	17902	0	KED
	Zn	67	ug/L	1.556	5	22	2962	4	KED
	As	75	ug/L	0.066	2	5	847	3	KED
[Se	78	ug/L	0.100	19	19	37	8	KED
	Y	89	ug/L			333043	543858	1	Standard
	Kr	83	ug/L			44	56	16	Standard
[>	In-1	115	ug/L			10197	10647	0	KED
	Mo	98	ug/L	0.011	4	9	397	4	KED
	Cd	111	ug/L	0.013	29	3	18	24	KED
[Cd	114	ug/L	0.011	47	4	23	39	KED
[>	In	115	ug/L			441442	440256	1	Standard
	Ag	107	ug/L	0.002	6	35	725	4	Standard
	Sb	121	ug/L	0.001	10	277	467	2	Standard
	Sb	123	ug/L	0.001	8	218	369	2	Standard
	Ba	135	ug/L	0.360	2	56	76279	1	Standard
[Ba	137	ug/L	0.580	3	90	137231	1	Standard
[>	Tb	159	ug/L			829126	864451	0	Standard
	Tl	205	ug/L	0.001	2	103	977	1	Standard
[Pb	208	ug/L	0.112	2	332	228341	1	Standard

ICP-MS Quantitative Analysis - Summary Report

Sample ID: **23D0027-01**

Sample Dil Factor: **20**

Comments:

Sample Date/Time: **Wednesday, April 26, 2023 01:58:40**

Number of Replicates: 3

Method File: C:\Users\Public\Documents\PerkinElmer Syngistix\ICPMS\Method\200.8_DailyMethod_KED_UCT.mth

Tuning File: C:\Users\Public\Documents\PerkinElmer Syngistix\ICPMS\MassCal\Default.tun

Optimization File: C:\Users\Public\Documents\PerkinElmer Syngistix\ICPMS\Conditions\Default.dac

Calibration File: C:\Users\Public\Documents\PerkinElmer Syngistix\ICPMS\System\042523.cal

	Analyte Mass	Conc. Mean	Units	Conc. SD	Conc. RSD	Blank Intens.	Meas. Intens.	Intens. RSD	Mode
[>	Li	6	ug/L			451288	504410	2	Standard
[Be	9	ug/L	0.002	2	8	495	3	Standard
	C	13	ug/L			30171	46360	1	Standard
	Cl	37	ug/L			1636983	1629813	2	Standard
[>	Sc	45	ug/L			558757	691613	1	Standard
[V	51	ug/L	0.501	1	6588	768235	2	Standard
	V-1	51	ug/L	0.553	2	458	763745	2	Standard
	Cr	52	ug/L	0.119	1	19428	227550	1	Standard
	Cr	53	ug/L	0.228	2	234	24277	1	Standard
	Mn	55	ug/L	1.377	1	747	4108565	1	Standard
[>	Ge	72	ug/L			47927	48974	4	KED
[Co	59	ug/L	0.081	2	7	22787	3	KED
	Ni	60	ug/L	0.226	2	554	13736	3	KED
	Ni	62	ug/L	0.280	3	85	2202	2	KED
	Cu	63	ug/L	0.010	0	97	55393	4	KED
	Cu	65	ug/L	0.342	3	53	27475	4	KED
	Zn	66	ug/L	1.007	3	102	16598	2	KED
	Zn	67	ug/L	1.146	4	22	2579	6	KED
	As	75	ug/L	0.015	0	5	721	4	KED
[Se	78	ug/L	0.096	14	19	40	3	KED
	Y	89	ug/L			333043	540634	1	Standard
	Kr	83	ug/L			44	50	35	Standard
[>	In-1	115	ug/L			10197	9790	3	KED
[Mo	98	ug/L	0.021	9	9	326	6	KED
	Cd	111	ug/L	0.003	5	3	21	6	KED
	Cd	114	ug/L	0.013	29	4	38	26	KED
[>	In	115	ug/L			441442	465250	0	Standard
[Ag	107	ug/L	0.001	2	35	619	2	Standard
	Sb	121	ug/L	0.004	10	277	843	7	Standard
	Sb	123	ug/L	0.002	5	218	635	3	Standard
	Ba	135	ug/L	0.359	1	56	123077	1	Standard
	Ba	137	ug/L	0.292	1	90	221364	0	Standard
[>	Tb	159	ug/L			829126	893939	1	Standard
[Tl	205	ug/L	0.001	4	103	1064	5	Standard
[Pb	208	ug/L	0.075	2	332	182441	0	Standard

ICP-MS Quantitative Analysis - Summary Report

Sample ID: **BLD0168-DUP1**

Sample Dil Factor: **20**

Comments:

Sample Date/Time: **Wednesday, April 26, 2023 02:03:44**

Number of Replicates: 3

Method File: C:\Users\Public\Documents\PerkinElmer Syngistix\ICPMS\Method\200.8_DailyMethod_KED_UCT.mth

Tuning File: C:\Users\Public\Documents\PerkinElmer Syngistix\ICPMS\MassCal\Default.tun

Optimization File: C:\Users\Public\Documents\PerkinElmer Syngistix\ICPMS\Conditions\Default.dac

Calibration File: C:\Users\Public\Documents\PerkinElmer Syngistix\ICPMS\System\042523.cal

	Analyte Mass	Conc. Mean	Units	Conc. SD	Conc. RSD	Blank Intens.	Meas. Intens.	Intens. RSD	Mode
>	Li	6	ug/L			451288	473034	4	Standard
	Be	9	ug/L	0.003	2	8	490	6	Standard
	C	13	ug/L			30171	49307	3	Standard
	Cl	37	ug/L			1636983	1629855	1	Standard
>	Sc	45	ug/L			558757	665541	4	Standard
	V	51	ug/L	0.311	1	6588	770411	4	Standard
	V-1	51	ug/L	0.275	1	458	765383	4	Standard
	Cr	52	ug/L	0.100	1	19428	230063	3	Standard
	Cr	53	ug/L	0.218	2	234	24389	4	Standard
	Mn	55	ug/L	1.281	1	747	4259777	4	Standard
>	Ge	72	ug/L			47927	47269	1	KED
	Co	59	ug/L	0.025	0	7	22034	2	KED
	Ni	60	ug/L	0.054	0	554	13344	1	KED
	Ni	62	ug/L	0.220	2	85	2113	3	KED
	Cu	63	ug/L	0.403	3	97	53053	3	KED
	Cu	65	ug/L	0.160	1	53	26940	3	KED
	Zn	66	ug/L	0.206	0	102	15225	1	KED
	Zn	67	ug/L	0.944	3	22	2603	2	KED
	As	75	ug/L	0.055	2	5	691	1	KED
	Se	78	ug/L	0.167	31	19	36	13	KED
	Y	89	ug/L			333043	522114	1	Standard
	Kr	83	ug/L			44	57	19	Standard
>	In-1	115	ug/L			10197	9987	2	KED
	Mo	98	ug/L	0.008	3	9	335	2	KED
	Cd	111	ug/L	0.003	5	3	22	6	KED
	Cd	114	ug/L	0.007	16	4	37	12	KED
>	In	115	ug/L			441442	438099	2	Standard
	Ag	107	ug/L	0.002	5	35	573	6	Standard
	Sb	121	ug/L	0.003	7	277	772	5	Standard
	Sb	123	ug/L	0.002	3	218	665	1	Standard
	Ba	135	ug/L	1.423	3	56	178922	5	Standard
	Ba	137	ug/L	0.794	2	90	316150	4	Standard
>	Tb	159	ug/L			829126	882928	4	Standard
	Tl	205	ug/L	0.001	5	103	1063	8	Standard
	Pb	208	ug/L	0.083	2	332	191753	2	Standard

ICP-MS Quantitative Analysis - Summary Report

Sample ID: **BLD0168-MS1**

Sample Dil Factor: **20**

Comments:

Sample Date/Time: **Wednesday, April 26, 2023 02:08:48**

Number of Replicates: 3

Method File: C:\Users\Public\Documents\PerkinElmer Syngistix\ICPMS\Method\200.8_DailyMethod_KED_UCT.mth

Tuning File: C:\Users\Public\Documents\PerkinElmer Syngistix\ICPMS\MassCal\Default.tun

Optimization File: C:\Users\Public\Documents\PerkinElmer Syngistix\ICPMS\Conditions\Default.dac

Calibration File: C:\Users\Public\Documents\PerkinElmer Syngistix\ICPMS\System\042523.cal

	Analyte Mass	Conc. Mean	Units	Conc. SD	Conc. RSD	Blank Intens.	Meas. Intens.	Intens. RSD	Mode
>	Li	6	ug/L			451288	477910	2	Standard
	Be	9	ug/L	0.876	3	8	97507	4	Standard
	C	13	ug/L			30171	45706	3	Standard
	Cl	37	ug/L			1636983	1642066	1	Standard
>	Sc	45	ug/L			558757	666539	2	Standard
	V	51	ug/L	1.029	2	6588	1470615	1	Standard
	V-1	51	ug/L	0.820	1	458	1470150	1	Standard
	Cr	52	ug/L	0.783	2	19428	805332	1	Standard
	Cr	53	ug/L	0.770	2	234	90853	4	Standard
	Mn	55	ug/L	2.653	1	747	5062253	3	Standard
>	Ge	72	ug/L			47927	49093	2	KED
	Co	59	ug/L	0.424	1	7	187428	1	KED
	Ni	60	ug/L	0.918	2	554	61430	0	KED
	Ni	62	ug/L	0.753	2	85	9858	2	KED
	Cu	63	ug/L	0.451	1	97	188883	1	KED
	Cu	65	ug/L	0.411	1	53	96119	1	KED
	Zn	66	ug/L	1.147	1	102	69658	2	KED
	Zn	67	ug/L	1.167	1	22	10933	1	KED
	As	75	ug/L	0.144	0	5	9360	2	KED
	Se	78	ug/L	1.535	1	19	2556	1	KED
	Y	89	ug/L			333043	532853	2	Standard
	Kr	83	ug/L			44	63	6	Standard
>	In-1	115	ug/L			10197	9893	2	KED
	Mo	98	ug/L	0.021	6	9	475	8	KED
	Cd	111	ug/L	0.697	2	3	8228	2	KED
	Cd	114	ug/L	0.831	3	4	20662	5	KED
>	In	115	ug/L			441442	442543	1	Standard
	Ag	107	ug/L	0.842	3	35	451801	2	Standard
	Sb	121	ug/L	0.007	12	277	1092	8	Standard
	Sb	123	ug/L	0.004	8	218	821	6	Standard
	Ba	135	ug/L	0.723	1	56	241744	0	Standard
	Ba	137	ug/L	1.147	2	90	425731	0	Standard
>	Tb	159	ug/L			829126	862834	0	Standard
	Tl	205	ug/L	0.447	1	103	936186	1	Standard
	Pb	208	ug/L	0.392	1	332	1474770	1	Standard

ICP-MS Quantitative Analysis - Summary Report

Sample ID: SEQ-IBLA

Sample Dil Factor:

Comments:

Sample Date/Time: Wednesday, April 26, 2023 02:13:53

Number of Replicates: 3

Method File: C:\Users\Public\Documents\PerkinElmer Syngistix\ICPMS\Method\200.8_DailyMethod_KED_UCT.mth

Tuning File: C:\Users\Public\Documents\PerkinElmer Syngistix\ICPMS\MassCal\Default.tun

Optimization File: C:\Users\Public\Documents\PerkinElmer Syngistix\ICPMS\Conditions\Default.dac

Calibration File: C:\Users\Public\Documents\PerkinElmer Syngistix\ICPMS\System\042523.cal

	Analyte Mass	Conc. Mean	Units	Conc. SD	Conc. RSD	Blank Intens.	Meas. Intens.	Intens. RSD	Mode
[>	Li	6	ug/L			451288	440916	4	Standard
[Be	9	ug/L	0.001	70	8	5	43	Standard
	C	13	ug/L			30171	28703	2	Standard
	Cl	37	ug/L			1636983	1674706	2	Standard
[>	Sc	45	ug/L			558757	583921	2	Standard
[V	51	ug/L	0.009	130	6588	6699	1	Standard
	V-1	51	ug/L	0.001	7	458	683	0	Standard
	Cr	52	ug/L	0.028	191	19428	19983	1	Standard
	Cr	53	ug/L	0.002	5	234	334	3	Standard
[Mn	55	ug/L	0.001	98	747	737	2	Standard
[>	Ge	72	ug/L			47927	47365	4	KED
	Co	59	ug/L	0.000	121	7	5	33	KED
	Ni	60	ug/L	0.007	2	554	22	47	KED
	Ni	62	ug/L	0.007	2	85	3	50	KED
	Cu	63	ug/L	0.005	49	97	146	12	KED
	Cu	65	ug/L	0.006	57	53	76	13	KED
	Zn	66	ug/L	0.017	1009	102	99	6	KED
	Zn	67	ug/L	0.088	200	22	18	51	KED
	As	75	ug/L	0.006	197	5	4	43	KED
[Se	78	ug/L	0.188	138	19	24	27	KED
	Y	89	ug/L			333043	336446	2	Standard
	Kr	83	ug/L			44	45	17	Standard
[>	In-1	115	ug/L			10197	10281	2	KED
	Mo	98	ug/L	0.002	300	9	8	36	KED
	Cd	111	ug/L	0.001	76	3	4	12	KED
[Cd	114	ug/L	0.004	79	4	7	38	KED
[>	In	115	ug/L			441442	424520	2	Standard
	Ag	107	ug/L	0.000	69	35	43	15	Standard
	Sb	121	ug/L	0.001	7	277	58	28	Standard
	Sb	123	ug/L	0.002	14	218	51	46	Standard
	Ba	135	ug/L	0.003	13	56	154	11	Standard
[Ba	137	ug/L	0.002	10	90	250	9	Standard
[>	Tb	159	ug/L			829126	802612	1	Standard
	Tl	205	ug/L	0.000	13	103	66	7	Standard
[Pb	208	ug/L	0.000	20	332	384	3	Standard

ICP-MS Quantitative Analysis - Summary Report

Sample ID: SEQ-CCV9

Sample Dil Factor:

Comments:

Sample Date/Time: Wednesday, April 26, 2023 02:18:57

Number of Replicates: 3

Method File: C:\Users\Public\Documents\PerkinElmer Syngistix\ICPMS\Method\200.8_DailyMethod_KED_UCT.mth

Tuning File: C:\Users\Public\Documents\PerkinElmer Syngistix\ICPMS\MassCal\Default.tun

Optimization File: C:\Users\Public\Documents\PerkinElmer Syngistix\ICPMS\Conditions\Default.dac

Calibration File: C:\Users\Public\Documents\PerkinElmer Syngistix\ICPMS\System\042523.cal

	Analyte	Mass	Conc. Mean	Units	Conc. SD	Conc. RSD	Blank Intens.	Meas. Intens.	Intens. RSD	Mode
[>	Li	6		ug/L			451288	450618	2	Standard
[Be	9	49.880	ug/L	0.588	1	8	184205	3	Standard
	C	13		ug/L			30171	28644	2	Standard
	Cl	37		ug/L			1636983	1659209	2	Standard
[>	Sc	45		ug/L			558757	588442	2	Standard
[V	51	48.784	ug/L	1.519	3	6588	1259165	5	Standard
	V-1	51	49.077	ug/L	1.381	2	458	1265431	5	Standard
	Cr	52	49.407	ug/L	0.747	1	19428	1063784	4	Standard
	Cr	53	50.395	ug/L	0.343	0	234	122211	3	Standard
[Mn	55	49.897	ug/L	0.588	1	747	1532487	2	Standard
[>	Ge	72		ug/L			47927	49147	1	KED
	Co	59	50.333	ug/L	0.394	0	7	308605	1	KED
	Ni	60	50.699	ug/L	0.769	1	554	89154	1	KED
	Ni	62	49.953	ug/L	0.595	1	85	14388	0	KED
	Cu	63	50.370	ug/L	0.911	1	97	248776	2	KED
	Cu	65	51.741	ug/L	0.878	1	53	125345	2	KED
	Zn	66	50.938	ug/L	0.441	0	102	33071	0	KED
	Zn	67	51.431	ug/L	0.464	0	22	5423	1	KED
	As	75	49.767	ug/L	0.500	1	5	17205	0	KED
[Se	78	49.611	ug/L	0.361	0	19	1614	1	KED
	Y	89		ug/L			333043	344972	1	Standard
	Kr	83		ug/L			44	55	28	Standard
[>	In-1	115		ug/L			10197	10486	2	KED
	Mo	98	51.490	ug/L	1.172	2	9	80017	3	KED
	Cd	111	51.458	ug/L	0.712	1	3	16590	2	KED
[Cd	114	51.501	ug/L	1.069	2	4	42555	2	KED
[>	In	115		ug/L			441442	423365	4	Standard
	Ag	107	49.699	ug/L	1.737	3	35	858120	1	Standard
	Sb	121	50.555	ug/L	0.945	1	277	717692	3	Standard
	Sb	123	51.611	ug/L	2.009	3	218	559540	3	Standard
	Ba	135	52.151	ug/L	0.919	1	56	235061	4	Standard
[Ba	137	55.556	ug/L	1.888	3	90	437864	2	Standard
[>	Tb	159		ug/L			829126	811164	3	Standard
	Tl	205	50.684	ug/L	0.447	0	103	1749793	4	Standard
[Pb	208	50.829	ug/L	0.413	0	332	2332868	2	Standard

ICP-MS Quantitative Analysis - Summary Report

Sample ID: SEQ-CCB9

Sample Dil Factor:

Comments:

Sample Date/Time: Wednesday, April 26, 2023 02:26:45

Number of Replicates: 3

Method File: C:\Users\Public\Documents\PerkinElmer Syngistix\ICPMS\Method\200.8_DailyMethod_KED_UCT.mth

Tuning File: C:\Users\Public\Documents\PerkinElmer Syngistix\ICPMS\MassCal\Default.tun

Optimization File: C:\Users\Public\Documents\PerkinElmer Syngistix\ICPMS\Conditions\Default.dac

Calibration File: C:\Users\Public\Documents\PerkinElmer Syngistix\ICPMS\System\042523.cal

	Analyte Mass	Conc. Mean	Units	Conc. SD	Conc. RSD	Blank Intens.	Meas. Intens.	Intens. RSD	Mode
[>	Li	6	ug/L			451288	453808	5	Standard
[Be	9	ug/L	0.001	209	8	5	100	Standard
	C	13	ug/L			30171	28714	0	Standard
	Cl	37	ug/L			1636983	1722791	1	Standard
[>	Sc	45	ug/L			558757	593372	5	Standard
[V	51	ug/L	0.008	314	6588	7052	3	Standard
	V-1	51	ug/L	0.002	37	458	625	2	Standard
	Cr	52	ug/L	0.021	103	19428	21050	3	Standard
	Cr	53	ug/L	0.003	9	234	323	5	Standard
[Mn	55	ug/L	0.001	176	747	783	5	Standard
[>	Ge	72	ug/L			47927	50451	2	KED
[Co	59	ug/L	0.000	81	7	4	65	KED
	Ni	60	ug/L	0.019	332	554	593	5	KED
	Ni	62	ug/L	0.061	106	85	106	19	KED
	Cu	63	ug/L	0.002	177	97	106	8	KED
	Cu	65	ug/L	0.008	234	53	64	28	KED
	Zn	66	ug/L	0.015	30	102	139	9	KED
	Zn	67	ug/L	0.027	522	22	23	12	KED
	As	75	ug/L	0.003	186	5	6	15	KED
[Se	78	ug/L	0.119	145	19	23	13	KED
	Y	89	ug/L			333043	348111	6	Standard
	Kr	83	ug/L			44	43	39	Standard
[>	In-1	115	ug/L			10197	11197	1	KED
[Mo	98	ug/L	0.001	10	9	23	4	KED
	Cd	111	ug/L	0.007	72	3	7	30	KED
[Cd	114	ug/L	0.009	218	4	8	95	KED
[>	In	115	ug/L			441442	441631	5	Standard
	Ag	107	ug/L	0.001	85	35	53	23	Standard
	Sb	121	ug/L	0.001	2	277	778	6	Standard
	Sb	123	ug/L	0.003	8	218	607	10	Standard
	Ba	135	ug/L	0.002	214	56	52	11	Standard
[Ba	137	ug/L	0.000	17	90	106	7	Standard
[>	Tb	159	ug/L			829126	800468	3	Standard
	Tl	205	ug/L	0.001	54	103	137	16	Standard
[Pb	208	ug/L	0.001	1082	332	316	6	Standard

ICP-MS Quantitative Analysis - Summary Report

Sample ID: SEQ-CAL1

Sample Dil Factor:

Comments:

Sample Date/Time: Wednesday, April 26, 2023 02:31:49

Number of Replicates: 3

Method File: C:\Users\Public\Documents\PerkinElmer Syngistix\ICPMS\Method\200.8_DailyMethod_KED_UCT.mth

Tuning File: C:\Users\Public\Documents\PerkinElmer Syngistix\ICPMS\MassCal\Default.tun

Optimization File: C:\Users\Public\Documents\PerkinElmer Syngistix\ICPMS\Conditions\Default.dac

Calibration File: C:\Users\Public\Documents\PerkinElmer Syngistix\ICPMS\System\042523.cal

	Analyte Mass	Conc. Mean	Units	Conc. SD	Conc. RSD	Blank Intens.	Meas. Intens.	Intens. RSD	Mode
[>	Li	6	ug/L				466192	5	Standard
[Be	9	ug/L				3	100	Standard
	C	13	ug/L				30091	2	Standard
	Cl	37	ug/L				1714867	2	Standard
[>	Sc	45	ug/L				612814	5	Standard
	V	51	ug/L				7424	1	Standard
	V-1	51	ug/L				593	1	Standard
	Cr	52	ug/L				22079	2	Standard
	Cr	53	ug/L				310	5	Standard
[Mn	55	ug/L				827	2	Standard
[>	Ge	72	ug/L				49780	1	KED
	Co	59	ug/L				5	43	KED
	Ni	60	ug/L				567	5	KED
	Ni	62	ug/L				92	11	KED
	Cu	63	ug/L				100	8	KED
	Cu	65	ug/L				55	21	KED
	Zn	66	ug/L				106	22	KED
	Zn	67	ug/L				21	18	KED
	As	75	ug/L				3	34	KED
[Se	78	ug/L				22	18	KED
	Y	89	ug/L				354399	2	Standard
	Kr	83	ug/L				49	20	Standard
[>	In-1	115	ug/L				10030	0	KED
	Mo	98	ug/L				10	53	KED
	Cd	111	ug/L				3	0	KED
[Cd	114	ug/L				3	143	KED
[>	In	115	ug/L				458222	4	Standard
	Ag	107	ug/L				35	11	Standard
	Sb	121	ug/L				294	5	Standard
	Sb	123	ug/L				255	4	Standard
	Ba	135	ug/L				50	4	Standard
[Ba	137	ug/L				86	23	Standard
[>	Tb	159	ug/L				831384	4	Standard
	Tl	205	ug/L				89	11	Standard
[Pb	208	ug/L				317	12	Standard

ICP-MS Quantitative Analysis - Summary Report

Sample ID: SEQ-CCVA

Sample Dil Factor:

Comments:

Sample Date/Time: Wednesday, April 26, 2023 02:36:54

Number of Replicates: 3

Method File: C:\Users\Public\Documents\PerkinElmer Syngistix\ICPMS\Method\200.8_DailyMethod_KED_UCT.mth

Tuning File: C:\Users\Public\Documents\PerkinElmer Syngistix\ICPMS\MassCal\Default.tun

Optimization File: C:\Users\Public\Documents\PerkinElmer Syngistix\ICPMS\Conditions\Default.dac

Calibration File: C:\Users\Public\Documents\PerkinElmer Syngistix\ICPMS\System\042523.cal

	Analyte Mass	Conc. Mean	Units	Conc. SD	Conc. RSD	Blank Intens.	Meas. Intens.	Intens. RSD	Mode
[>	Li	6	ug/L			466192	459567	2	Standard
[Be	9	ug/L	1.317	2	3	187003	4	Standard
	C	13	ug/L			30091	28343	2	Standard
	Cl	37	ug/L			1714867	1688566	1	Standard
[>	Sc	45	ug/L			612814	611437	3	Standard
[V	51	ug/L	0.997	2	7424	1303135	5	Standard
	V-1	51	ug/L	0.861	1	593	1303566	4	Standard
	Cr	52	ug/L	1.420	2	22079	1114834	5	Standard
	Cr	53	ug/L	0.503	1	310	126114	3	Standard
	Mn	55	ug/L	1.227	2	827	1598100	5	Standard
[>	Ge	72	ug/L			49780	48361	1	KED
[Co	59	ug/L	1.836	3	5	299496	2	KED
	Ni	60	ug/L	2.331	4	567	88848	3	KED
	Ni	62	ug/L	2.188	4	92	14422	2	KED
	Cu	63	ug/L	1.486	2	100	247037	1	KED
	Cu	65	ug/L	2.156	4	55	126458	2	KED
	Zn	66	ug/L	1.473	2	106	32847	1	KED
	Zn	67	ug/L	1.427	2	21	5398	1	KED
	As	75	ug/L	1.026	2	3	17146	0	KED
[Se	78	ug/L	1.251	2	22	1570	1	KED
	Y	89	ug/L			354399	357360	3	Standard
	Kr	83	ug/L			49	60	25	Standard
[>	In-1	115	ug/L			10030	10636	0	KED
[Mo	98	ug/L	1.513	2	10	80777	2	KED
	Cd	111	ug/L	0.492	0	3	16730	0	KED
	Cd	114	ug/L	0.900	1	3	43182	1	KED
[>	In	115	ug/L			458222	441689	7	Standard
[Ag	107	ug/L	1.651	3	35	910218	4	Standard
	Sb	121	ug/L	3.527	6	294	746240	1	Standard
	Sb	123	ug/L	3.057	6	255	563815	1	Standard
	Ba	135	ug/L	2.276	4	50	237045	3	Standard
	Ba	137	ug/L	3.726	6	86	440508	2	Standard
[>	Tb	159	ug/L			831384	849302	1	Standard
[Tl	205	ug/L	0.529	1	89	1766382	1	Standard
[Pb	208	ug/L	1.039	2	317	2357287	3	Standard

ICP-MS Quantitative Analysis - Summary Report

Sample ID: SEQ-CCBA

Sample Dil Factor:

Comments:

Sample Date/Time: Wednesday, April 26, 2023 02:44:42

Number of Replicates: 3

Method File: C:\Users\Public\Documents\PerkinElmer Syngistix\ICPMS\Method\200.8_DailyMethod_KED_UCT.mth

Tuning File: C:\Users\Public\Documents\PerkinElmer Syngistix\ICPMS\MassCal\Default.tun

Optimization File: C:\Users\Public\Documents\PerkinElmer Syngistix\ICPMS\Conditions\Default.dac

Calibration File: C:\Users\Public\Documents\PerkinElmer Syngistix\ICPMS\System\042523.cal

	Analyte Mass	Conc. Mean	Units	Conc. SD	Conc. RSD	Blank Intens.	Meas. Intens.	Intens. RSD	Mode
[>	Li	6	ug/L			466192	437276	6	Standard
[Be	9	ug/L	0.001	950	3	3	91	Standard
	C	13	ug/L			30091	28205	3	Standard
	Cl	37	ug/L			1714867	1732308	3	Standard
[>	Sc	45	ug/L			612814	587148	6	Standard
[V	51	ug/L	0.006	89	7424	7271	5	Standard
	V-1	51	ug/L	0.001	197	593	585	2	Standard
	Cr	52	ug/L	0.013	80	22079	21478	6	Standard
	Cr	53	ug/L	0.006	160	310	288	11	Standard
[Mn	55	ug/L	0.001	85	827	743	9	Standard
[>	Ge	72	ug/L			49780	47253	2	KED
	Co	59	ug/L	0.000	172	5	3	50	KED
	Ni	60	ug/L	0.009	396	567	542	4	KED
	Ni	62	ug/L	0.061	145	92	76	19	KED
	Cu	63	ug/L	0.004	623	100	99	20	KED
	Cu	65	ug/L	0.005	406	55	55	20	KED
	Zn	66	ug/L	0.023	79	106	119	14	KED
	Zn	67	ug/L	0.069	611	21	21	30	KED
	As	75	ug/L	0.005	110	3	4	36	KED
[Se	78	ug/L	0.109	127	22	23	13	KED
	Y	89	ug/L			354399	337010	5	Standard
	Kr	83	ug/L			49	48	26	Standard
[>	In-1	115	ug/L			10030	9249	3	KED
	Mo	98	ug/L	0.001	38	10	14	16	KED
	Cd	111	ug/L	0.009	105	3	6	45	KED
[Cd	114	ug/L	0.014	198	3	8	117	KED
[>	In	115	ug/L			458222	427786	4	Standard
	Ag	107	ug/L	0.001	78	35	49	25	Standard
	Sb	121	ug/L	0.003	7	294	810	8	Standard
	Sb	123	ug/L	0.001	3	255	639	2	Standard
	Ba	135	ug/L	0.001	34	50	57	3	Standard
[Ba	137	ug/L	0.001	55	86	94	11	Standard
[>	Tb	159	ug/L			831384	786523	6	Standard
	Tl	205	ug/L	0.001	33	89	147	8	Standard
[Pb	208	ug/L	0.001	60	317	348	3	Standard

ICP-MS Quantitative Analysis - Summary Report

Sample ID: **23D0235-01**

Sample Dil Factor:

Comments:

Sample Date/Time: **Wednesday, April 26, 2023 02:49:46**

Number of Replicates: 3

Method File: C:\Users\Public\Documents\PerkinElmer Syngistix\ICPMS\Method\200.8_DailyMethod_KED_UCT.mth

Tuning File: C:\Users\Public\Documents\PerkinElmer Syngistix\ICPMS\MassCal\Default.tun

Optimization File: C:\Users\Public\Documents\PerkinElmer Syngistix\ICPMS\Conditions\Default.dac

Calibration File: C:\Users\Public\Documents\PerkinElmer Syngistix\ICPMS\System\042523.cal

	Analyte	Mass	Conc. Mean	Units	Conc. SD	Conc. RSD	Blank Intens.	Meas. Intens.	Intens. RSD	Mode
[>	Li	6		ug/L			466192	543387	3	Standard
[Be	9	0.001	ug/L	0.000	54	3	8	26	Standard
	C	13		ug/L			30091	91771	2	Standard
	Cl	37		ug/L			1714867	1676624	1	Standard
[>	Sc	45		ug/L			612814	631925	5	Standard
[V	51	0.183	ug/L	0.024	13	7424	12666	3	Standard
	V-1	51	0.638	ug/L	0.035	5	593	18217	1	Standard
	Cr	52	0.705	ug/L	0.064	9	22079	38715	4	Standard
	Cr	53	2.246	ug/L	0.090	4	310	6149	2	Standard
	Mn	55	318.306	ug/L	7.180	2	827	10486127	3	Standard
[>	Ge	72		ug/L			49780	46195	2	KED
[Co	59	0.364	ug/L	0.004	1	5	2101	1	KED
	Ni	60	6.290	ug/L	0.097	1	567	10860	3	KED
	Ni	62	6.141	ug/L	0.307	5	92	1738	4	KED
	Cu	63	1.265	ug/L	0.014	1	100	5963	2	KED
	Cu	65	1.277	ug/L	0.053	4	55	2959	5	KED
	Zn	66	14.679	ug/L	0.224	1	106	9030	3	KED
	Zn	67	17.239	ug/L	0.588	3	21	1721	3	KED
	As	75	0.531	ug/L	0.067	12	3	176	14	KED
[Se	78	0.090	ug/L	0.132	146	22	23	19	KED
	Y	89		ug/L			354399	345372	4	Standard
	Kr	83		ug/L			49	74	9	Standard
[>	In-1	115		ug/L			10030	10426	1	KED
[Mo	98	64.092	ug/L	1.188	1	10	99008	1	KED
	Cd	111	0.057	ug/L	0.008	14	3	22	12	KED
	Cd	114	0.039	ug/L	0.017	42	3	36	38	KED
[>	In	115		ug/L			458222	440732	3	Standard
[Ag	107	0.001	ug/L	0.001	63	35	53	20	Standard
	Sb	121	6.094	ug/L	0.142	2	294	90326	2	Standard
	Sb	123	6.071	ug/L	0.174	2	255	68800	4	Standard
	Ba	135	57.911	ug/L	1.673	2	50	271890	5	Standard
	Ba	137	60.734	ug/L	0.744	1	86	498800	3	Standard
[>	Tb	159		ug/L			831384	853305	2	Standard
[Tl	205	0.000	ug/L	0.000	383	89	94	9	Standard
[Pb	208	0.785	ug/L	0.012	1	317	38216	1	Standard

ICP-MS Quantitative Analysis - Summary Report

Sample ID: **BLD0660-DUP1**

Sample Dil Factor:

Comments:

Sample Date/Time: **Wednesday, April 26, 2023 02:55:13**

Number of Replicates: 3

Method File: C:\Users\Public\Documents\PerkinElmer Syngistix\ICPMS\Method\200.8_DailyMethod_KED_UCT.mth

Tuning File: C:\Users\Public\Documents\PerkinElmer Syngistix\ICPMS\MassCal\Default.tun

Optimization File: C:\Users\Public\Documents\PerkinElmer Syngistix\ICPMS\Conditions\Default.dac

Calibration File: C:\Users\Public\Documents\PerkinElmer Syngistix\ICPMS\System\042523.cal

	Analyte	Mass	Conc. Mean	Units	Conc. SD	Conc. RSD	Blank Intens.	Meas. Intens.	Intens. RSD	Mode
[>	Li	6		ug/L			466192	582105	2	Standard
[Be	9	0.001	ug/L	0.001	75	3	10	39	Standard
	C	13		ug/L			30091	95770	0	Standard
	Cl	37		ug/L			1714867	1642580	2	Standard
[>	Sc	45		ug/L			612814	637909	2	Standard
[V	51	0.170	ug/L	0.014	8	7424	12449	4	Standard
	V-1	51	0.713	ug/L	0.009	1	593	20525	1	Standard
	Cr	52	0.759	ug/L	0.033	4	22079	40350	0	Standard
	Cr	53	2.601	ug/L	0.102	3	310	7142	2	Standard
	Mn	55	319.398	ug/L	9.280	2	827	10625760	0	Standard
[>	Ge	72		ug/L			49780	45523	2	KED
[Co	59	0.362	ug/L	0.019	5	5	2062	7	KED
	Ni	60	6.552	ug/L	0.163	2	567	11128	4	KED
	Ni	62	6.294	ug/L	0.111	1	92	1754	3	KED
	Cu	63	1.133	ug/L	0.010	0	100	5275	3	KED
	Cu	65	1.173	ug/L	0.037	3	55	2681	3	KED
	Zn	66	14.738	ug/L	0.131	0	106	8934	3	KED
	Zn	67	17.373	ug/L	0.200	1	21	1709	3	KED
	As	75	0.570	ug/L	0.026	4	3	185	4	KED
	Se	78	0.114	ug/L	0.044	38	22	23	3	KED
	Y	89		ug/L			354399	344646	3	Standard
	Kr	83		ug/L			49	67	4	Standard
[>	In-1	115		ug/L			10030	10214	1	KED
[Mo	98	65.276	ug/L	1.749	2	10	98785	1	KED
	Cd	111	0.059	ug/L	0.011	18	3	22	14	KED
	Cd	114	0.042	ug/L	0.010	23	3	37	20	KED
[>	In	115		ug/L			458222	444439	0	Standard
[Ag	107	0.000	ug/L	0.001	220	35	38	24	Standard
	Sb	121	6.165	ug/L	0.077	1	294	92166	1	Standard
	Sb	123	6.277	ug/L	0.125	1	255	71721	2	Standard
	Ba	135	60.440	ug/L	1.387	2	50	286072	2	Standard
	Ba	137	60.715	ug/L	0.784	1	86	502862	1	Standard
[>	Tb	159		ug/L			831384	861840	0	Standard
[Tl	205	0.000	ug/L	0.000	294	89	96	11	Standard
[Pb	208	0.818	ug/L	0.014	1	317	40227	1	Standard

ICP-MS Quantitative Analysis - Summary Report

Sample ID: **BLD0660-MS1**

Sample Dil Factor:

Comments:

Sample Date/Time: **Wednesday, April 26, 2023 03:01:41**

Number of Replicates: 3

Method File: C:\Users\Public\Documents\PerkinElmer Syngistix\ICPMS\Method\200.8_DailyMethod_KED_UCT.mth

Tuning File: C:\Users\Public\Documents\PerkinElmer Syngistix\ICPMS\MassCal\Default.tun

Optimization File: C:\Users\Public\Documents\PerkinElmer Syngistix\ICPMS\Conditions\Default.dac

Calibration File: C:\Users\Public\Documents\PerkinElmer Syngistix\ICPMS\System\042523.cal

	Analyte Mass	Conc. Mean	Units	Conc. SD	Conc. RSD	Blank Intens.	Meas. Intens.	Intens. RSD	Mode
>	Li	6	ug/L			466192	561350	2	Standard
	Be	9	ug/L	0.267	1	3	100040	3	Standard
	C	13	ug/L			30091	78015	1	Standard
	Cl	37	ug/L			1714867	1540399	2	Standard
>	Sc	45	ug/L			612814	640033	3	Standard
	V	51	ug/L	0.812	3	7424	690187	2	Standard
	V-1	51	ug/L	0.884	3	593	696212	1	Standard
	Cr	52	ug/L	0.703	2	22079	588346	4	Standard
	Cr	53	ug/L	0.577	2	310	68410	1	Standard
	Mn	55	ug/L	5.650	1	827	11279003	1	Standard
>	Ge	72	ug/L			49780	46736	2	KED
	Co	59	ug/L	0.604	2	5	158153	1	KED
	Ni	60	ug/L	0.329	0	567	55765	1	KED
	Ni	62	ug/L	1.261	3	92	9021	2	KED
	Cu	63	ug/L	0.447	1	100	126457	2	KED
	Cu	65	ug/L	0.763	2	55	63618	0	KED
	Zn	66	ug/L	1.893	2	106	56874	0	KED
	Zn	67	ug/L	2.836	3	21	9350	0	KED
	As	75	ug/L	0.863	3	3	8831	1	KED
	Se	78	ug/L	0.898	1	22	2498	1	KED
	Y	89	ug/L			354399	351777	1	Standard
	Kr	83	ug/L			49	83	19	Standard
>	In-1	115	ug/L			10030	10255	2	KED
	Mo	98	ug/L	1.483	2	10	96481	2	KED
	Cd	111	ug/L	0.894	3	3	7994	3	KED
	Cd	114	ug/L	0.431	1	3	20613	0	KED
>	In	115	ug/L			458222	451060	2	Standard
	Ag	107	ug/L	0.157	0	35	411922	1	Standard
	Sb	121	ug/L	0.091	1	294	93765	1	Standard
	Sb	123	ug/L	0.064	1	255	71882	1	Standard
	Ba	135	ug/L	2.574	2	50	412792	5	Standard
	Ba	137	ug/L	1.340	1	86	743732	2	Standard
>	Tb	159	ug/L			831384	901409	1	Standard
	Tl	205	ug/L	0.152	0	89	955058	1	Standard
	Pb	208	ug/L	0.060	0	317	1312493	2	Standard

ICP-MS Quantitative Analysis - Summary Report

Sample ID: SEQ-IBLB

Sample Dil Factor:

Comments:

Sample Date/Time: Wednesday, April 26, 2023 03:06:40

Number of Replicates: 3

Method File: C:\Users\Public\Documents\PerkinElmer Syngistix\ICPMS\Method\200.8_DailyMethod_KED_UCT.mth

Tuning File: C:\Users\Public\Documents\PerkinElmer Syngistix\ICPMS\MassCal\Default.tun

Optimization File: C:\Users\Public\Documents\PerkinElmer Syngistix\ICPMS\Conditions\Default.dac

Calibration File: C:\Users\Public\Documents\PerkinElmer Syngistix\ICPMS\System\042523.cal

	Analyte Mass	Conc. Mean	Units	Conc. SD	Conc. RSD	Blank Intens.	Meas. Intens.	Intens. RSD	Mode
[>	Li	6	ug/L			466192	478607	8	Standard
[Be	9	ug/L	0.001	116	3	6	45	Standard
	C	13	ug/L			30091	31162	4	Standard
	Cl	37	ug/L			1714867	1680428	1	Standard
[>	Sc	45	ug/L			612814	600006	3	Standard
[V	51	ug/L	0.009	137	7424	7090	2	Standard
	V-1	51	ug/L	0.002	10	593	1001	1	Standard
	Cr	52	ug/L	0.020	108	22079	21217	2	Standard
	Cr	53	ug/L	0.007	12	310	450	6	Standard
[Mn	55	ug/L	0.000	155	827	817	5	Standard
[>	Ge	72	ug/L			49780	46404	2	KED
[Co	59	ug/L	0.000	42	5	6	15	KED
	Ni	60	ug/L	0.002	0	567	15	24	KED
	Ni	62	ug/L	0.004	1	92	3	34	KED
	Cu	63	ug/L	0.003	23	100	162	11	KED
	Cu	65	ug/L	0.007	37	55	93	16	KED
	Zn	66	ug/L	0.005	213	106	100	4	KED
	Zn	67	ug/L	0.046	268	21	18	23	KED
	As	75	ug/L	0.004	236	3	3	33	KED
[Se	78	ug/L	0.055	779	22	20	10	KED
	Y	89	ug/L			354399	350631	2	Standard
	Kr	83	ug/L			49	46	8	Standard
[>	In-1	115	ug/L			10030	10616	1	KED
[Mo	98	ug/L	0.002	143	10	13	21	KED
	Cd	111	ug/L	0.010	94	3	7	45	KED
[Cd	114	ug/L	0.005	270	3	5	74	KED
[>	In	115	ug/L			458222	442393	3	Standard
[Ag	107	ug/L	0.000	101	35	39	10	Standard
	Sb	121	ug/L	0.000	3	294	128	5	Standard
	Sb	123	ug/L	0.001	4	255	88	10	Standard
	Ba	135	ug/L	0.001	5	50	161	7	Standard
[Ba	137	ug/L	0.002	7	86	296	7	Standard
[>	Tb	159	ug/L			831384	859628	5	Standard
[Tl	205	ug/L	0.000	849	89	91	16	Standard
[Pb	208	ug/L	0.001	40	317	391	10	Standard

ICP-MS Quantitative Analysis - Summary Report

Sample ID: **23A0328-02**

Sample Dil Factor: **50**

Comments:

Sample Date/Time: **Wednesday, April 26, 2023 03:11:44**

Number of Replicates: 3

Method File: C:\Users\Public\Documents\PerkinElmer Syngistix\ICPMS\Method\200.8_DailyMethod_KED_UCT.mth

Tuning File: C:\Users\Public\Documents\PerkinElmer Syngistix\ICPMS\MassCal\Default.tun

Optimization File: C:\Users\Public\Documents\PerkinElmer Syngistix\ICPMS\Conditions\Default.dac

Calibration File: C:\Users\Public\Documents\PerkinElmer Syngistix\ICPMS\System\042523.cal

	Analyte	Mass	Conc. Mean	Units	Conc. SD	Conc. RSD	Blank Intens.	Meas. Intens.	Intens. RSD	Mode
[>	Li	6		ug/L			466192	501936	3	Standard
[Be	9	0.089	ug/L	0.006	6	3	368	2	Standard
	C	13		ug/L			30091	44588	0	Standard
	Cl	37		ug/L			1714867	1621263	1	Standard
[>	Sc	45		ug/L			612814	684600	3	Standard
[V	51	12.919	ug/L	0.368	2	7424	393660	0	Standard
	V-1	51	12.967	ug/L	0.358	2	593	389080	0	Standard
	Cr	52	6.673	ug/L	0.107	1	22079	188508	2	Standard
	Cr	53	6.924	ug/L	0.192	2	310	19836	3	Standard
	Mn	55	63.278	ug/L	0.985	1	827	2260196	1	Standard
[>	Ge	72		ug/L			49780	47882	4	KED
[Co	59	2.016	ug/L	0.052	2	5	12039	3	KED
	Ni	60	4.705	ug/L	0.037	0	567	8555	4	KED
	Ni	62	4.536	ug/L	0.225	4	92	1353	4	KED
	Cu	63	13.256	ug/L	0.149	1	100	63842	3	KED
	Cu	65	13.789	ug/L	0.192	1	55	32598	5	KED
	Zn	66	32.267	ug/L	0.210	0	106	20450	4	KED
	Zn	67	30.662	ug/L	0.952	3	21	3158	5	KED
	As	75	3.221	ug/L	0.084	2	3	1088	6	KED
[Se	78	0.278	ug/L	0.153	54	22	30	12	KED
	Y	89		ug/L			354399	478118	2	Standard
	Kr	83		ug/L			49	52	4	Standard
[>	In-1	115		ug/L			10030	9988	1	KED
[Mo	98	0.544	ug/L	0.045	8	10	814	6	KED
	Cd	111	0.135	ug/L	0.017	12	3	45	10	KED
	Cd	114	0.124	ug/L	0.030	23	3	101	24	KED
[>	In	115		ug/L			458222	472065	1	Standard
[Ag	107	0.163	ug/L	0.006	3	35	3185	5	Standard
	Sb	121	0.018	ug/L	0.002	12	294	595	7	Standard
	Sb	123	0.017	ug/L	0.001	3	255	473	2	Standard
	Ba	135	15.742	ug/L	0.397	2	50	79169	2	Standard
	Ba	137	16.274	ug/L	0.283	1	86	143209	1	Standard
[>	Tb	159		ug/L			831384	909104	0	Standard
[Tl	205	0.022	ug/L	0.001	3	89	940	3	Standard
[Pb	208	14.388	ug/L	0.314	2	317	740436	2	Standard

ICP-MS Quantitative Analysis - Summary Report

Sample ID: **BLD0289-DUP2**

Sample Dil Factor: **50**

Comments:

Sample Date/Time: **Wednesday, April 26, 2023 03:16:48**

Number of Replicates: 3

Method File: C:\Users\Public\Documents\PerkinElmer Syngistix\ICPMS\Method\200.8_DailyMethod_KED_UCT.mth

Tuning File: C:\Users\Public\Documents\PerkinElmer Syngistix\ICPMS\MassCal\Default.tun

Optimization File: C:\Users\Public\Documents\PerkinElmer Syngistix\ICPMS\Conditions\Default.dac

Calibration File: C:\Users\Public\Documents\PerkinElmer Syngistix\ICPMS\System\042523.cal

	Analyte Mass	Conc. Mean	Units	Conc. SD	Conc. RSD	Blank Intens.	Meas. Intens.	Intens. RSD	Mode
[>	Li	6	ug/L			466192	500905	0	Standard
[Be	9	ug/L	0.005	5	3	344	5	Standard
	C	13	ug/L			30091	45403	0	Standard
	Cl	37	ug/L			1714867	1607591	1	Standard
[>	Sc	45	ug/L			612814	671252	1	Standard
[V	51	ug/L	0.143	1	7424	393349	0	Standard
	V-1	51	ug/L	0.183	1	593	387486	0	Standard
	Cr	52	ug/L	0.069	1	22079	186648	0	Standard
	Cr	53	ug/L	0.218	3	310	19216	2	Standard
	Mn	55	ug/L	1.230	1	827	2325074	1	Standard
[>	Ge	72	ug/L			49780	46431	2	KED
[Co	59	ug/L	0.084	4	5	11673	2	KED
	Ni	60	ug/L	0.275	6	567	7939	3	KED
	Ni	62	ug/L	0.450	10	92	1262	8	KED
	Cu	63	ug/L	0.677	5	100	58091	4	KED
	Cu	65	ug/L	0.544	4	55	29642	3	KED
	Zn	66	ug/L	1.440	4	106	20014	3	KED
	Zn	67	ug/L	0.504	1	21	3099	4	KED
	As	75	ug/L	0.125	3	3	1112	2	KED
[Se	78	ug/L	0.133	48	22	29	15	KED
	Y	89	ug/L			354399	467960	2	Standard
	Kr	83	ug/L			49	54	29	Standard
[>	In-1	115	ug/L			10030	10282	6	KED
[Mo	98	ug/L	0.036	7	10	792	4	KED
	Cd	111	ug/L	0.022	14	3	51	16	KED
	Cd	114	ug/L	0.006	4	3	114	10	KED
[>	In	115	ug/L			458222	459029	1	Standard
[Ag	107	ug/L	0.005	3	35	3187	2	Standard
	Sb	121	ug/L	0.001	5	294	572	0	Standard
	Sb	123	ug/L	0.002	11	255	444	3	Standard
	Ba	135	ug/L	0.512	3	50	78461	1	Standard
	Ba	137	ug/L	0.179	1	86	142549	1	Standard
[>	Tb	159	ug/L			831384	909484	1	Standard
[Tl	205	ug/L	0.000	2	89	914	3	Standard
[Pb	208	ug/L	0.367	2	317	775607	1	Standard

ICP-MS Quantitative Analysis - Summary Report

Sample ID: **BLD0289-MS2**

Sample Dil Factor: **50**

Comments:

Sample Date/Time: **Wednesday, April 26, 2023 03:21:51**

Number of Replicates: 3

Method File: C:\Users\Public\Documents\PerkinElmer Syngistix\ICPMS\Method\200.8_DailyMethod_KED_UCT.mth

Tuning File: C:\Users\Public\Documents\PerkinElmer Syngistix\ICPMS\MassCal\Default.tun

Optimization File: C:\Users\Public\Documents\PerkinElmer Syngistix\ICPMS\Conditions\Default.dac

Calibration File: C:\Users\Public\Documents\PerkinElmer Syngistix\ICPMS\System\042523.cal

	Analyte Mass	Conc. Mean	Units	Conc. SD	Conc. RSD	Blank Intens.	Meas. Intens.	Intens. RSD	Mode
[>	Li	6	ug/L			466192	467609	2	Standard
[Be	9	ug/L	0.192	1	3	38363	3	Standard
	C	13	ug/L			30091	42029	1	Standard
	Cl	37	ug/L			1714867	1608034	1	Standard
[>	Sc	45	ug/L			612814	615145	2	Standard
[V	51	ug/L	0.387	1	7424	610069	1	Standard
	V-1	51	ug/L	0.389	1	593	608514	1	Standard
	Cr	52	ug/L	0.262	1	22079	380367	0	Standard
	Cr	53	ug/L	0.196	1	310	42484	1	Standard
	Mn	55	ug/L	1.407	1	827	2439931	1	Standard
[>	Ge	72	ug/L			49780	45610	1	KED
[Co	59	ug/L	0.124	0	5	72818	2	KED
	Ni	60	ug/L	0.177	1	567	25388	1	KED
	Ni	62	ug/L	0.483	3	92	4107	2	KED
	Cu	63	ug/L	0.288	1	100	119440	1	KED
	Cu	65	ug/L	0.697	2	55	61713	0	KED
	Zn	66	ug/L	1.059	1	106	41064	0	KED
	Zn	67	ug/L	0.392	0	21	6574	1	KED
	As	75	ug/L	0.353	2	3	4358	0	KED
[Se	78	ug/L	1.047	3	22	962	1	KED
	Y	89	ug/L			354399	437883	1	Standard
	Kr	83	ug/L			49	43	17	Standard
[>	In-1	115	ug/L			10030	9824	4	KED
[Mo	98	ug/L	0.015	2	10	744	1	KED
	Cd	111	ug/L	0.310	2	3	3388	1	KED
	Cd	114	ug/L	0.213	1	3	8481	2	KED
[>	In	115	ug/L			458222	430893	1	Standard
[Ag	107	ug/L	0.084	0	35	176069	0	Standard
	Sb	121	ug/L	0.004	16	294	642	9	Standard
	Sb	123	ug/L	0.002	10	255	490	6	Standard
	Ba	135	ug/L	0.255	0	50	120166	0	Standard
	Ba	137	ug/L	0.122	0	86	218623	1	Standard
[>	Tb	159	ug/L			831384	849270	2	Standard
[Tl	205	ug/L	0.139	1	89	365990	2	Standard
[Pb	208	ug/L	0.211	0	317	1238007	1	Standard

ICP-MS Quantitative Analysis - Summary Report

Sample ID: **BLD0289-MSD2**

Sample Dil Factor: **50**

Comments:

Sample Date/Time: **Wednesday, April 26, 2023 03:26:55**

Number of Replicates: 3

Method File: C:\Users\Public\Documents\PerkinElmer Syngistix\ICPMS\Method\200.8_DailyMethod_KED_UCT.mth

Tuning File: C:\Users\Public\Documents\PerkinElmer Syngistix\ICPMS\MassCal\Default.tun

Optimization File: C:\Users\Public\Documents\PerkinElmer Syngistix\ICPMS\Conditions\Default.dac

Calibration File: C:\Users\Public\Documents\PerkinElmer Syngistix\ICPMS\System\042523.cal

	Analyte Mass	Conc. Mean	Units	Conc. SD	Conc. RSD	Blank Intens.	Meas. Intens.	Intens. RSD	Mode
[>	Li	6	ug/L			466192	456402	2	Standard
[Be	9	ug/L	0.255	2	3	39449	4	Standard
	C	13	ug/L			30091	43353	3	Standard
	Cl	37	ug/L			1714867	1607874	1	Standard
[>	Sc	45	ug/L			612814	622853	4	Standard
[V	51	ug/L	0.352	1	7424	627216	2	Standard
	V-1	51	ug/L	0.413	1	593	623505	2	Standard
	Cr	52	ug/L	0.231	1	22079	389070	3	Standard
	Cr	53	ug/L	0.374	2	310	42778	1	Standard
[Mn	55	ug/L	2.005	2	827	2513175	1	Standard
[>	Ge	72	ug/L			49780	47143	1	KED
[Co	59	ug/L	0.293	2	5	74304	4	KED
	Ni	60	ug/L	0.101	0	567	27133	2	KED
	Ni	62	ug/L	0.536	3	92	4372	4	KED
	Cu	63	ug/L	0.275	1	100	115446	2	KED
	Cu	65	ug/L	0.186	0	55	57486	1	KED
	Zn	66	ug/L	0.778	1	106	41202	0	KED
	Zn	67	ug/L	2.006	3	21	6513	1	KED
	As	75	ug/L	0.215	1	3	4488	2	KED
[Se	78	ug/L	0.516	1	22	1019	3	KED
	Y	89	ug/L			354399	437842	2	Standard
	Kr	83	ug/L			49	50	9	Standard
[>	In-1	115	ug/L			10030	10633	0	KED
[Mo	98	ug/L	0.023	4	10	796	3	KED
	Cd	111	ug/L	0.297	2	3	3634	2	KED
[Cd	114	ug/L	0.418	3	3	9300	3	KED
[>	In	115	ug/L			458222	439281	1	Standard
[Ag	107	ug/L	0.210	2	35	177853	0	Standard
	Sb	121	ug/L	0.002	10	294	598	5	Standard
	Sb	123	ug/L	0.000	2	255	426	2	Standard
	Ba	135	ug/L	1.646	6	50	122946	4	Standard
[Ba	137	ug/L	1.415	5	86	224676	3	Standard
[>	Tb	159	ug/L			831384	870353	3	Standard
[Tl	205	ug/L	0.244	2	89	373083	1	Standard
[Pb	208	ug/L	0.365	1	317	1216568	2	Standard

ICP-MS Quantitative Analysis - Summary Report

Sample ID: BLD0289-PS2

Sample Dil Factor: 50

Comments:

Sample Date/Time: Wednesday, April 26, 2023 03:31:59

Number of Replicates: 3

Method File: C:\Users\Public\Documents\PerkinElmer Syngistix\ICPMS\Method\200.8_DailyMethod_KED_UCT.mth

Tuning File: C:\Users\Public\Documents\PerkinElmer Syngistix\ICPMS\MassCal\Default.tun

Optimization File: C:\Users\Public\Documents\PerkinElmer Syngistix\ICPMS\Conditions\Default.dac

Calibration File: C:\Users\Public\Documents\PerkinElmer Syngistix\ICPMS\System\042523.cal

	Analyte	Mass	Conc. Mean	Units	Conc. SD	Conc. RSD	Blank Intens.	Meas. Intens.	Intens. RSD	Mode
[>	Li	6		ug/L			466192	470940	2	Standard
[Be	9	24.718	ug/L	0.495	2	3	95391	2	Standard
	C	13		ug/L			30091	46528	2	Standard
	Cl	37		ug/L			1714867	1616367	3	Standard
[>	Sc	45		ug/L			612814	632663	2	Standard
[V	51	35.528	ug/L	0.498	1	7424	987620	2	Standard
	V-1	51	35.772	ug/L	0.667	1	593	991362	2	Standard
	Cr	52	29.478	ug/L	0.465	1	22079	691988	3	Standard
	Cr	53	30.393	ug/L	0.788	2	310	79391	3	Standard
[Mn	55	90.008	ug/L	2.065	2	827	2972353	4	Standard
[>	Ge	72		ug/L			49780	47724	0	KED
[Co	59	28.285	ug/L	0.573	2	5	168422	2	KED
	Ni	60	31.315	ug/L	0.595	1	567	53682	1	KED
	Ni	62	30.900	ug/L	0.523	1	92	8680	2	KED
	Cu	63	39.889	ug/L	0.186	0	100	191324	1	KED
	Cu	65	41.346	ug/L	0.493	1	55	97283	2	KED
	Zn	66	115.119	ug/L	0.546	0	106	72458	1	KED
	Zn	67	112.649	ug/L	2.612	2	21	11506	1	KED
	As	75	28.658	ug/L	0.506	1	3	9621	1	KED
[Se	78	78.431	ug/L	1.062	1	22	2467	2	KED
	Y	89		ug/L			354399	451796	4	Standard
	Kr	83		ug/L			49	57	14	Standard
[>	In-1	115		ug/L			10030	10087	2	KED
[Mo	98	0.545	ug/L	0.010	1	10	825	1	KED
	Cd	111	26.747	ug/L	0.368	1	3	8296	1	KED
[Cd	114	26.859	ug/L	0.388	1	3	21350	2	KED
[>	In	115		ug/L			458222	439516	4	Standard
	Ag	107	24.797	ug/L	1.031	4	35	444471	2	Standard
	Sb	121	0.019	ug/L	0.000	0	294	556	4	Standard
	Sb	123	0.018	ug/L	0.003	19	255	444	6	Standard
	Ba	135	44.031	ug/L	0.657	1	50	206009	3	Standard
[Ba	137	44.757	ug/L	0.667	1	86	366766	6	Standard
[>	Tb	159		ug/L			831384	872166	1	Standard
	Tl	205	25.016	ug/L	0.305	1	89	928622	2	Standard
[Pb	208	39.698	ug/L	0.547	1	317	1959288	1	Standard

ICP-MS Quantitative Analysis - Summary Report

Sample ID: SEQ-IBLC

Sample Dil Factor:

Comments:

Sample Date/Time: Wednesday, April 26, 2023 03:37:04

Number of Replicates: 3

Method File: C:\Users\Public\Documents\PerkinElmer Syngistix\ICPMS\Method\200.8_DailyMethod_KED_UCT.mth

Tuning File: C:\Users\Public\Documents\PerkinElmer Syngistix\ICPMS\MassCal\Default.tun

Optimization File: C:\Users\Public\Documents\PerkinElmer Syngistix\ICPMS\Conditions\Default.dac

Calibration File: C:\Users\Public\Documents\PerkinElmer Syngistix\ICPMS\System\042523.cal

	Analyte Mass	Conc. Mean	Units	Conc. SD	Conc. RSD	Blank Intens.	Meas. Intens.	Intens. RSD	Mode
[>	Li	6	ug/L			466192	473251	7	Standard
[Be	9	ug/L	0.001	340	3	5	78	Standard
	C	13	ug/L			30091	29395	4	Standard
	Cl	37	ug/L			1714867	1647633	1	Standard
[>	Sc	45	ug/L			612814	585594	7	Standard
[V	51	ug/L	0.008	46	7424	6652	4	Standard
	V-1	51	ug/L	0.002	49	593	470	2	Standard
	Cr	52	ug/L	0.021	35	22079	19841	5	Standard
	Cr	53	ug/L	0.002	15	310	265	7	Standard
[Mn	55	ug/L	0.002	91	827	736	5	Standard
[>	Ge	72	ug/L			49780	44051	0	KED
[Co	59	ug/L	0.000	28	5	0	173	KED
	Ni	60	ug/L	0.001	0	567	15	12	KED
	Ni	62	ug/L	0.008	2	92	5	33	KED
	Cu	63	ug/L	0.007	51	100	147	20	KED
	Cu	65	ug/L	0.004	25	55	79	9	KED
	Zn	66	ug/L	0.016	60	106	109	8	KED
	Zn	67	ug/L	0.070	356	21	20	31	KED
	As	75	ug/L	0.003	178	3	3	27	KED
[Se	78	ug/L	0.113	10928	22	19	16	KED
	Y	89	ug/L			354399	347319	3	Standard
	Kr	83	ug/L			49	48	14	Standard
[>	In-1	115	ug/L			10030	10221	3	KED
[Mo	98	ug/L	0.000	15	10	7	4	KED
	Cd	111	ug/L	0.001	18	3	4	0	KED
[Cd	114	ug/L	0.004	64	3	9	41	KED
[>	In	115	ug/L			458222	443422	8	Standard
[Ag	107	ug/L	0.000	25	35	43	9	Standard
	Sb	121	ug/L	0.000	3	294	69	7	Standard
	Sb	123	ug/L	0.001	6	255	54	25	Standard
	Ba	135	ug/L	0.004	17	50	157	9	Standard
[Ba	137	ug/L	0.002	7	86	295	9	Standard
[>	Tb	159	ug/L			831384	839364	5	Standard
[Tl	205	ug/L	0.000	327	89	86	21	Standard
[Pb	208	ug/L	0.000	22	317	397	6	Standard

ICP-MS Quantitative Analysis - Summary Report

Sample ID: SEQ-CCVB

Sample Dil Factor:

Comments:

Sample Date/Time: Wednesday, April 26, 2023 03:42:08

Number of Replicates: 3

Method File: C:\Users\Public\Documents\PerkinElmer Syngistix\ICPMS\Method\200.8_DailyMethod_KED_UCT.mth

Tuning File: C:\Users\Public\Documents\PerkinElmer Syngistix\ICPMS\MassCal\Default.tun

Optimization File: C:\Users\Public\Documents\PerkinElmer Syngistix\ICPMS\Conditions\Default.dac

Calibration File: C:\Users\Public\Documents\PerkinElmer Syngistix\ICPMS\System\042523.cal

	Analyte	Mass	Conc. Mean	Units	Conc. SD	Conc. RSD	Blank Intens.	Meas. Intens.	Intens. RSD	Mode
[>	Li	6		ug/L			466192	461626	6	Standard
[Be	9	50.585	ug/L	3.526	6	3	190761	0	Standard
	C	13		ug/L			30091	30154	2	Standard
	Cl	37		ug/L			1714867	1629547	1	Standard
[>	Sc	45		ug/L			612814	592183	6	Standard
[V	51	49.364	ug/L	3.817	7	7424	1277646	2	Standard
	V-1	51	49.642	ug/L	3.500	7	593	1283783	1	Standard
	Cr	52	50.645	ug/L	4.649	9	22079	1093550	4	Standard
	Cr	53	51.571	ug/L	3.450	6	310	125533	1	Standard
[Mn	55	50.608	ug/L	4.328	8	827	1559143	3	Standard
[>	Ge	72		ug/L			49780	47453	2	KED
	Co	59	50.831	ug/L	0.585	1	5	300856	1	KED
	Ni	60	51.018	ug/L	0.604	1	567	86641	3	KED
	Ni	62	51.387	ug/L	0.179	0	92	14296	2	KED
	Cu	63	51.713	ug/L	0.367	0	100	246636	3	KED
	Cu	65	53.219	ug/L	0.407	0	55	124472	1	KED
	Zn	66	51.504	ug/L	0.790	1	106	32285	2	KED
	Zn	67	51.491	ug/L	1.299	2	21	5243	4	KED
	As	75	50.084	ug/L	0.950	1	3	16717	2	KED
[Se	78	49.090	ug/L	0.375	0	22	1543	2	KED
	Y	89		ug/L			354399	347753	8	Standard
	Kr	83		ug/L			49	52	43	Standard
[>	In-1	115		ug/L			10030	10057	2	KED
	Mo	98	52.418	ug/L	1.677	3	10	78097	2	KED
	Cd	111	52.383	ug/L	2.184	4	3	16192	3	KED
[Cd	114	52.619	ug/L	1.003	1	3	41690	1	KED
[>	In	115		ug/L			458222	436318	4	Standard
	Ag	107	50.105	ug/L	1.987	3	35	891551	2	Standard
	Sb	121	50.701	ug/L	2.614	5	294	741190	3	Standard
	Sb	123	51.308	ug/L	1.981	3	255	573046	1	Standard
	Ba	135	54.587	ug/L	2.626	4	50	253253	0	Standard
[Ba	137	56.852	ug/L	2.418	4	86	461656	1	Standard
[>	Tb	159		ug/L			831384	859347	4	Standard
	Tl	205	51.005	ug/L	1.567	3	89	1863547	2	Standard
[Pb	208	51.323	ug/L	2.126	4	317	2492918	1	Standard

ICP-MS Quantitative Analysis - Summary Report

Sample ID: SEQ-CCBB

Sample Dil Factor:

Comments:

Sample Date/Time: Wednesday, April 26, 2023 03:49:56

Number of Replicates: 3

Method File: C:\Users\Public\Documents\PerkinElmer Syngistix\ICPMS\Method\200.8_DailyMethod_KED_UCT.mth

Tuning File: C:\Users\Public\Documents\PerkinElmer Syngistix\ICPMS\MassCal\Default.tun

Optimization File: C:\Users\Public\Documents\PerkinElmer Syngistix\ICPMS\Conditions\Default.dac

Calibration File: C:\Users\Public\Documents\PerkinElmer Syngistix\ICPMS\System\042523.cal

	Analyte Mass	Conc. Mean	Units	Conc. SD	Conc. RSD	Blank Intens.	Meas. Intens.	Intens. RSD	Mode
[>	Li	6	ug/L			466192	460317	2	Standard
[Be	9	ug/L	0.001	3722	3	3	86	Standard
	C	13	ug/L			30091	29202	5	Standard
	Cl	37	ug/L			1714867	1701909	1	Standard
[>	Sc	45	ug/L			612814	599715	4	Standard
[V	51	ug/L	0.011	215	7424	7125	1	Standard
	V-1	51	ug/L	0.002	32	593	453	4	Standard
	Cr	52	ug/L	0.038	165	22079	21086	2	Standard
	Cr	53	ug/L	0.008	37	310	248	7	Standard
[Mn	55	ug/L	0.002	59	827	727	2	Standard
[>	Ge	72	ug/L			49780	47996	1	KED
	Co	59	ug/L	0.000	226	5	5	33	KED
	Ni	60	ug/L	0.001	0	567	27	10	KED
	Ni	62	ug/L	0.012	4	92	7	43	KED
	Cu	63	ug/L	0.005	118	100	116	18	KED
	Cu	65	ug/L	0.002	43	55	64	7	KED
	Zn	66	ug/L	0.011	12	106	160	6	KED
	Zn	67	ug/L	0.023	59	21	24	7	KED
	As	75	ug/L	0.006	180	3	4	44	KED
[Se	78	ug/L	0.073	330	22	22	10	KED
	Y	89	ug/L			354399	341601	3	Standard
	Kr	83	ug/L			49	50	12	Standard
[>	In-1	115	ug/L			10030	10267	4	KED
	Mo	98	ug/L	0.003	1708	10	10	38	KED
	Cd	111	ug/L	0.009	241	3	5	57	KED
[Cd	114	ug/L	0.001	190	3	4	24	KED
[>	In	115	ug/L			458222	446608	3	Standard
	Ag	107	ug/L	0.001	47	35	58	17	Standard
	Sb	121	ug/L	0.001	3	294	781	5	Standard
	Sb	123	ug/L	0.003	9	255	604	8	Standard
	Ba	135	ug/L	0.002	16	50	113	7	Standard
[Ba	137	ug/L	0.003	23	86	185	13	Standard
[>	Tb	159	ug/L			831384	834820	3	Standard
	Tl	205	ug/L	0.001	39	89	145	12	Standard
[Pb	208	ug/L	0.001	242	317	295	18	Standard

ICP-MS Quantitative Analysis - Summary Report

Sample ID: **23C0512-01**

Sample Dil Factor:

Comments:

Sample Date/Time: **Wednesday, April 26, 2023 03:55:00**

Number of Replicates: 3

Method File: C:\Users\Public\Documents\PerkinElmer Syngistix\ICPMS\Method\200.8_DailyMethod_KED_UCT.mth

Tuning File: C:\Users\Public\Documents\PerkinElmer Syngistix\ICPMS\MassCal\Default.tun

Optimization File: C:\Users\Public\Documents\PerkinElmer Syngistix\ICPMS\Conditions\Default.dac

Calibration File: C:\Users\Public\Documents\PerkinElmer Syngistix\ICPMS\System\042523.cal

	Analyte	Mass	Conc. Mean	Units	Conc. SD	Conc. RSD	Blank Intens.	Meas. Intens.	Intens. RSD	Mode
[>	Li	6		ug/L			466192	453562	2	Standard
[Be	9	0.002	ug/L	0.001	42	3	12	31	Standard
	C	13		ug/L			30091	74078	1	Standard
	Cl	37		ug/L			1714867	1342305	2	Standard
[>	Sc	45		ug/L			612814	657145	2	Standard
[V	51	0.107	ug/L	0.008	7	7424	11018	1	Standard
	V-1	51	0.119	ug/L	0.001	1	593	4065	3	Standard
	Cr	52	0.171	ug/L	0.030	17	22079	27703	0	Standard
	Cr	53	0.212	ug/L	0.013	6	310	906	3	Standard
[Mn	55	206.833	ug/L	6.348	3	827	7087750	0	Standard
[>	Ge	72		ug/L			49780	41828	2	KED
	Co	59	0.012	ug/L	0.003	27	5	67	26	KED
	Ni	60	-0.020	ug/L	0.017	88	567	448	8	KED
	Ni	62	-0.054	ug/L	0.036	66	92	64	12	KED
	Cu	63	0.005	ug/L	0.003	64	100	106	10	KED
	Cu	65	0.048	ug/L	0.011	23	55	144	17	KED
	Zn	66	0.240	ug/L	0.073	30	106	221	17	KED
	Zn	67	24.739	ug/L	0.818	3	21	2230	5	KED
	As	75	0.028	ug/L	0.008	28	3	11	21	KED
[Se	78	0.191	ug/L	0.124	64	22	23	13	KED
	Y	89		ug/L			354399	327997	2	Standard
	Kr	83		ug/L			49	72	18	Standard
[>	In-1	115		ug/L			10030	9629	3	KED
[Mo	98	0.016	ug/L	0.007	39	10	33	24	KED
	Cd	111	0.005	ug/L	0.010	215	3	5	60	KED
[Cd	114	0.006	ug/L	0.009	150	3	7	83	KED
[>	In	115		ug/L			458222	387568	3	Standard
	Ag	107	0.001	ug/L	0.001	102	35	39	21	Standard
	Sb	121	0.009	ug/L	0.002	26	294	359	6	Standard
	Sb	123	0.006	ug/L	0.001	14	255	273	4	Standard
	Ba	135	419.600	ug/L	11.011	2	50	1730812	1	Standard
[Ba	137	467.039	ug/L	3.001	0	86	3373143	3	Standard
[>	Tb	159		ug/L			831384	773792	1	Standard
	Tl	205	-0.000	ug/L	0.000	46	89	70	8	Standard
[Pb	208	-0.001	ug/L	0.000	8	317	240	2	Standard

ICP-MS Quantitative Analysis - Summary Report

Sample ID: **23C0512-02**

Sample Dil Factor:

Comments:

Sample Date/Time: **Wednesday, April 26, 2023 04:00:04**

Number of Replicates: 3

Method File: C:\Users\Public\Documents\PerkinElmer Syngistix\ICPMS\Method\200.8_DailyMethod_KED_UCT.mth

Tuning File: C:\Users\Public\Documents\PerkinElmer Syngistix\ICPMS\MassCal\Default.tun

Optimization File: C:\Users\Public\Documents\PerkinElmer Syngistix\ICPMS\Conditions\Default.dac

Calibration File: C:\Users\Public\Documents\PerkinElmer Syngistix\ICPMS\System\042523.cal

	Analyte	Mass	Conc. Mean	Units	Conc. SD	Conc. RSD	Blank Intens.	Meas. Intens.	Intens. RSD	Mode
[>	Li	6		ug/L			466192	433275	5	Standard
[Be	9	0.000	ug/L	0.001	371	3	5	108	Standard
	C	13		ug/L			30091	67790	2	Standard
	Cl	37		ug/L			1714867	1344069	2	Standard
[>	Sc	45		ug/L			612814	626396	2	Standard
[V	51	0.122	ug/L	0.004	2	7424	10933	1	Standard
	V-1	51	0.124	ug/L	0.002	1	593	4019	3	Standard
	Cr	52	0.247	ug/L	0.018	7	22079	28112	1	Standard
	Cr	53	0.252	ug/L	0.009	3	310	965	4	Standard
[Mn	55	207.381	ug/L	3.985	1	827	6777352	2	Standard
[>	Ge	72		ug/L			49780	42337	2	KED
[Co	59	0.018	ug/L	0.002	9	5	97	11	KED
	Ni	60	-0.008	ug/L	0.039	485	567	471	14	KED
	Ni	62	-0.047	ug/L	0.044	93	92	67	17	KED
	Cu	63	0.045	ug/L	0.002	3	100	277	3	KED
	Cu	65	0.079	ug/L	0.013	16	55	212	14	KED
	Zn	66	0.177	ug/L	0.048	27	106	189	11	KED
	Zn	67	24.118	ug/L	0.387	1	21	2199	1	KED
	As	75	0.022	ug/L	0.006	29	3	9	22	KED
[Se	78	0.182	ug/L	0.106	58	22	24	11	KED
	Y	89		ug/L			354399	317263	2	Standard
	Kr	83		ug/L			49	83	4	Standard
[>	In-1	115		ug/L			10030	9518	0	KED
[Mo	98	0.022	ug/L	0.011	48	10	41	35	KED
	Cd	111	0.010	ug/L	0.006	55	3	6	24	KED
[Cd	114	0.005	ug/L	0.008	147	3	7	79	KED
[>	In	115		ug/L			458222	371106	2	Standard
[Ag	107	0.001	ug/L	0.001	46	35	48	16	Standard
	Sb	121	-0.003	ug/L	0.001	37	294	204	8	Standard
	Sb	123	-0.004	ug/L	0.002	63	255	170	15	Standard
	Ba	135	408.380	ug/L	4.771	1	50	1613886	3	Standard
[Ba	137	468.014	ug/L	11.820	2	86	3234647	0	Standard
[>	Tb	159		ug/L			831384	752392	3	Standard
[Tl	205	-0.001	ug/L	0.000	28	89	43	21	Standard
[Pb	208	-0.001	ug/L	0.000	15	317	254	5	Standard

ICP-MS Quantitative Analysis - Summary Report

Sample ID: **23C0512-03**

Sample Dil Factor:

Comments:

Sample Date/Time: **Wednesday, April 26, 2023 04:05:08**

Number of Replicates: 3

Method File: C:\Users\Public\Documents\PerkinElmer Syngistix\ICPMS\Method\200.8_DailyMethod_KED_UCT.mth

Tuning File: C:\Users\Public\Documents\PerkinElmer Syngistix\ICPMS\MassCal\Default.tun

Optimization File: C:\Users\Public\Documents\PerkinElmer Syngistix\ICPMS\Conditions\Default.dac

Calibration File: C:\Users\Public\Documents\PerkinElmer Syngistix\ICPMS\System\042523.cal

	Analyte	Mass	Conc. Mean	Units	Conc. SD	Conc. RSD	Blank Intens.	Meas. Intens.	Intens. RSD	Mode
[>	Li	6		ug/L			466192	461038	3	Standard
[Be	9	0.009	ug/L	0.001	15	3	38	15	Standard
	C	13		ug/L			30091	66183	0	Standard
	Cl	37		ug/L			1714867	1509925	1	Standard
[>	Sc	45		ug/L			612814	656637	1	Standard
[V	51	0.527	ug/L	0.013	2	7424	23056	3	Standard
	V-1	51	0.530	ug/L	0.017	3	593	15879	4	Standard
	Cr	52	0.264	ug/L	0.014	5	22079	29869	0	Standard
	Cr	53	0.277	ug/L	0.020	7	310	1080	4	Standard
[Mn	55	608.420	ug/L	10.389	1	827	20841307	1	Standard
[>	Ge	72		ug/L			49780	46111	1	KED
[Co	59	0.083	ug/L	0.007	8	5	483	8	KED
	Ni	60	-0.118	ug/L	0.017	14	567	333	10	KED
	Ni	62	-0.149	ug/L	0.008	5	92	45	4	KED
	Cu	63	0.439	ug/L	0.018	4	100	2128	5	KED
	Cu	65	0.482	ug/L	0.024	4	55	1146	2	KED
	Zn	66	0.553	ug/L	0.040	7	106	434	4	KED
	Zn	67	9.340	ug/L	0.108	1	21	940	3	KED
	As	75	0.310	ug/L	0.015	4	3	103	2	KED
[Se	78	0.120	ug/L	0.291	243	22	24	34	KED
	Y	89		ug/L			354399	350834	3	Standard
	Kr	83		ug/L			49	73	25	Standard
[>	In-1	115		ug/L			10030	9479	2	KED
[Mo	98	0.029	ug/L	0.004	15	10	50	10	KED
	Cd	111	0.003	ug/L	0.010	347	3	4	65	KED
[Cd	114	0.001	ug/L	0.006	734	3	3	109	KED
[>	In	115		ug/L			458222	422695	1	Standard
[Ag	107	0.002	ug/L	0.001	44	35	63	21	Standard
	Sb	121	0.027	ug/L	0.001	4	294	653	3	Standard
	Sb	123	0.026	ug/L	0.003	10	255	512	4	Standard
	Ba	135	149.190	ug/L	3.301	2	50	671363	0	Standard
[Ba	137	150.022	ug/L	2.806	1	86	1181499	1	Standard
[>	Tb	159		ug/L			831384	829632	3	Standard
[Tl	205	-0.001	ug/L	0.000	5	89	38	8	Standard
[Pb	208	0.061	ug/L	0.001	1	317	3156	2	Standard

ICP-MS Quantitative Analysis - Summary Report

Sample ID: **23C0512-04**

Sample Dil Factor:

Comments:

Sample Date/Time: **Wednesday, April 26, 2023 04:10:11**

Number of Replicates: 3

Method File: C:\Users\Public\Documents\PerkinElmer Syngistix\ICPMS\Method\200.8_DailyMethod_KED_UCT.mth

Tuning File: C:\Users\Public\Documents\PerkinElmer Syngistix\ICPMS\MassCal\Default.tun

Optimization File: C:\Users\Public\Documents\PerkinElmer Syngistix\ICPMS\Conditions\Default.dac

Calibration File: C:\Users\Public\Documents\PerkinElmer Syngistix\ICPMS\System\042523.cal

	Analyte Mass	Conc. Mean	Units	Conc. SD	Conc. RSD	Blank Intens.	Meas. Intens.	Intens. RSD	Mode
[>	Li	6	ug/L			466192	463644	2	Standard
[Be	9	ug/L	0.001	22	3	21	20	Standard
	C	13	ug/L			30091	64051	2	Standard
	Cl	37	ug/L			1714867	1228891	2	Standard
[>	Sc	45	ug/L			612814	716479	4	Standard
[V	51	ug/L	0.010	226	7424	8805	1	Standard
	V-1	51	ug/L	0.002	2	593	3284	3	Standard
	Cr	52	ug/L	0.034	816	22079	25895	0	Standard
	Cr	53	ug/L	0.005	1	310	1160	3	Standard
[Mn	55	ug/L	0.663	3	827	794378	1	Standard
[>	Ge	72	ug/L			49780	43349	1	KED
[Co	59	ug/L	0.001	9	5	55	7	KED
	Ni	60	ug/L	0.019	10	567	763	3	KED
	Ni	62	ug/L	0.053	33	92	120	11	KED
	Cu	63	ug/L	0.002	4	100	285	1	KED
	Cu	65	ug/L	0.003	4	55	198	4	KED
	Zn	66	ug/L	0.020	11	106	188	6	KED
	Zn	67	ug/L	0.294	1	21	1901	1	KED
	As	75	ug/L	0.018	4	3	140	2	KED
[Se	78	ug/L	0.125	312	22	20	18	KED
	Y	89	ug/L			354399	333957	1	Standard
	Kr	83	ug/L			49	45	9	Standard
[>	In-1	115	ug/L			10030	8841	3	KED
[Mo	98	ug/L	0.023	6	10	458	6	KED
	Cd	111	ug/L	0.003	27	3	6	14	KED
[Cd	114	ug/L	0.012	390	3	0	1080	KED
[>	In	115	ug/L			458222	404085	2	Standard
[Ag	107	ug/L	0.000	933	35	31	12	Standard
	Sb	121	ug/L	0.001	9	294	149	8	Standard
	Sb	123	ug/L	0.002	14	255	111	13	Standard
	Ba	135	ug/L	3.958	1	50	1488664	3	Standard
[Ba	137	ug/L	6.631	1	86	2929083	3	Standard
[>	Tb	159	ug/L			831384	815881	1	Standard
[Tl	205	ug/L	0.000	12	89	34	20	Standard
[Pb	208	ug/L	0.000	52	317	284	5	Standard

ICP-MS Quantitative Analysis - Summary Report

Sample ID: **23C0512-05**

Sample Dil Factor:

Comments:

Sample Date/Time: **Wednesday, April 26, 2023 04:15:15**

Number of Replicates: 3

Method File: C:\Users\Public\Documents\PerkinElmer Syngistix\ICPMS\Method\200.8_DailyMethod_KED_UCT.mth

Tuning File: C:\Users\Public\Documents\PerkinElmer Syngistix\ICPMS\MassCal\Default.tun

Optimization File: C:\Users\Public\Documents\PerkinElmer Syngistix\ICPMS\Conditions\Default.dac

Calibration File: C:\Users\Public\Documents\PerkinElmer Syngistix\ICPMS\System\042523.cal

	Analyte Mass	Conc. Mean	Units	Conc. SD	Conc. RSD	Blank Intens.	Meas. Intens.	Intens. RSD	Mode
[>	Li	6	ug/L			466192	457939	4	Standard
[Be	9	ug/L	0.001	220	3	5	57	Standard
	C	13	ug/L			30091	59673	1	Standard
	Cl	37	ug/L			1714867	1325993	2	Standard
[>	Sc	45	ug/L			612814	645342	6	Standard
[V	51	ug/L	0.005	42	7424	8115	4	Standard
	V-1	51	ug/L	0.005	8	593	2288	4	Standard
	Cr	52	ug/L	0.022	17	22079	26134	5	Standard
	Cr	53	ug/L	0.017	5	310	1089	2	Standard
[Mn	55	ug/L	0.256	4	827	199247	2	Standard
[>	Ge	72	ug/L			49780	45325	1	KED
[Co	59	ug/L	0.001	42	5	23	33	KED
	Ni	60	ug/L	0.008	3	567	97	11	KED
	Ni	62	ug/L	0.061	26	92	24	65	KED
	Cu	63	ug/L	0.019	7	100	1201	6	KED
	Cu	65	ug/L	0.011	4	55	586	2	KED
	Zn	66	ug/L	0.042	12	106	295	8	KED
	Zn	67	ug/L	0.158	6	21	257	6	KED
	As	75	ug/L	0.009	5	3	51	4	KED
[Se	78	ug/L	0.168	208	22	22	23	KED
	Y	89	ug/L			354399	340565	5	Standard
	Kr	83	ug/L			49	41	25	Standard
[>	In-1	115	ug/L			10030	9823	3	KED
[Mo	98	ug/L	0.060	5	10	1631	2	KED
	Cd	111	ug/L	0.011	244	3	5	65	KED
[Cd	114	ug/L	0.004	72	3	7	37	KED
[>	In	115	ug/L			458222	416838	5	Standard
[Ag	107	ug/L	0.000	97	35	24	27	Standard
	Sb	121	ug/L	0.002	19	294	157	7	Standard
	Sb	123	ug/L	0.002	16	255	129	18	Standard
	Ba	135	ug/L	0.915	2	50	152405	6	Standard
[Ba	137	ug/L	0.912	2	86	279584	6	Standard
[>	Tb	159	ug/L			831384	807539	3	Standard
[Tl	205	ug/L	0.000	7	89	36	9	Standard
[Pb	208	ug/L	0.001	8	317	702	4	Standard

ICP-MS Quantitative Analysis - Summary Report

Sample ID: **23C0512-06**

Sample Dil Factor:

Comments:

Sample Date/Time: **Wednesday, April 26, 2023 04:20:19**

Number of Replicates: 3

Method File: C:\Users\Public\Documents\PerkinElmer Syngistix\ICPMS\Method\200.8_DailyMethod_KED_UCT.mth

Tuning File: C:\Users\Public\Documents\PerkinElmer Syngistix\ICPMS\MassCal\Default.tun

Optimization File: C:\Users\Public\Documents\PerkinElmer Syngistix\ICPMS\Conditions\Default.dac

Calibration File: C:\Users\Public\Documents\PerkinElmer Syngistix\ICPMS\System\042523.cal

	Analyte	Mass	Conc. Mean	Units	Conc. SD	Conc. RSD	Blank Intens.	Meas. Intens.	Intens. RSD	Mode
[>	Li	6		ug/L			466192	473854	1	Standard
[Be	9	0.015	ug/L	0.001	7	3	62	8	Standard
	C	13		ug/L			30091	66337	1	Standard
	Cl	37		ug/L			1714867	1336727	2	Standard
[>	Sc	45		ug/L			612814	681566	0	Standard
[V	51	0.303	ug/L	0.011	3	7424	17270	1	Standard
	V-1	51	0.320	ug/L	0.010	3	593	10208	3	Standard
	Cr	52	0.163	ug/L	0.019	11	22079	28530	1	Standard
	Cr	53	0.221	ug/L	0.016	7	310	965	5	Standard
[Mn	55	175.258	ug/L	4.550	2	827	6232878	2	Standard
[>	Ge	72		ug/L			49780	42147	2	KED
[Co	59	0.344	ug/L	0.010	2	5	1813	1	KED
	Ni	60	0.071	ug/L	0.022	30	567	587	8	KED
	Ni	62	0.021	ug/L	0.095	451	92	83	24	KED
	Cu	63	0.035	ug/L	0.006	17	100	233	13	KED
	Cu	65	0.069	ug/L	0.005	6	55	190	4	KED
	Zn	66	0.242	ug/L	0.058	23	106	224	15	KED
	Zn	67	22.912	ug/L	0.111	0	21	2081	2	KED
	As	75	0.036	ug/L	0.014	39	3	13	32	KED
[Se	78	0.035	ug/L	0.114	326	22	19	18	KED
	Y	89		ug/L			354399	341213	2	Standard
	Kr	83		ug/L			49	75	8	Standard
[>	In-1	115		ug/L			10030	9077	3	KED
[Mo	98	0.023	ug/L	0.005	21	10	41	20	KED
	Cd	111	0.009	ug/L	0.007	71	3	6	32	KED
[Cd	114	0.002	ug/L	0.003	135	3	4	43	KED
[>	In	115		ug/L			458222	396918	1	Standard
[Ag	107	0.001	ug/L	0.000	38	35	48	14	Standard
	Sb	121	-0.010	ug/L	0.000	0	294	119	2	Standard
	Sb	123	-0.013	ug/L	0.002	17	255	86	26	Standard
	Ba	135	404.122	ug/L	3.629	0	50	1708161	2	Standard
[Ba	137	445.388	ug/L	12.525	2	86	3294354	3	Standard
[>	Tb	159		ug/L			831384	801754	1	Standard
[Tl	205	-0.002	ug/L	0.000	13	89	26	30	Standard
[Pb	208	-0.002	ug/L	0.001	42	317	233	13	Standard

ICP-MS Quantitative Analysis - Summary Report

Sample ID: **BLD0067-DUP4**

Sample Dil Factor:

Comments:

Sample Date/Time: **Wednesday, April 26, 2023 04:25:16**

Number of Replicates: 3

Method File: C:\Users\Public\Documents\PerkinElmer Syngistix\ICPMS\Method\200.8_DailyMethod_KED_UCT.mth

Tuning File: C:\Users\Public\Documents\PerkinElmer Syngistix\ICPMS\MassCal\Default.tun

Optimization File: C:\Users\Public\Documents\PerkinElmer Syngistix\ICPMS\Conditions\Default.dac

Calibration File: C:\Users\Public\Documents\PerkinElmer Syngistix\ICPMS\System\042523.cal

	Analyte Mass	Conc. Mean	Units	Conc. SD	Conc. RSD	Blank Intens.	Meas. Intens.	Intens. RSD	Mode
[>	Li	6	ug/L			466192	475373	4	Standard
[Be	9	ug/L	0.002	15	3	65	18	Standard
	C	13	ug/L			30091	69787	1	Standard
	Cl	37	ug/L			1714867	1357579	2	Standard
[>	Sc	45	ug/L			612814	701215	2	Standard
[V	51	ug/L	0.001	0	7424	17428	2	Standard
	V-1	51	ug/L	0.006	1	593	10011	2	Standard
	Cr	52	ug/L	0.019	8	22079	30578	1	Standard
	Cr	53	ug/L	0.020	7	310	1083	3	Standard
[Mn	55	ug/L	2.020	1	827	6382402	1	Standard
[>	Ge	72	ug/L			49780	40923	2	KED
[Co	59	ug/L	0.007	2	5	1823	2	KED
	Ni	60	ug/L	0.027	238	567	450	8	KED
	Ni	62	ug/L	0.040	189	92	71	13	KED
	Cu	63	ug/L	0.006	7	100	376	8	KED
	Cu	65	ug/L	0.018	14	55	292	13	KED
	Zn	66	ug/L	0.013	3	106	281	0	KED
	Zn	67	ug/L	1.240	4	21	2189	4	KED
	As	75	ug/L	0.005	14	3	13	12	KED
[Se	78	ug/L	0.091	50	22	23	11	KED
	Y	89	ug/L			354399	343665	1	Standard
	Kr	83	ug/L			49	75	6	Standard
[>	In-1	115	ug/L			10030	8989	2	KED
[Mo	98	ug/L	0.006	25	10	43	18	KED
	Cd	111	ug/L	0.004	29	3	6	15	KED
[Cd	114	ug/L	0.006	84	3	8	52	KED
[>	In	115	ug/L			458222	395701	2	Standard
[Ag	107	ug/L	0.001	42	35	53	20	Standard
	Sb	121	ug/L	0.001	8	294	118	9	Standard
	Sb	123	ug/L	0.001	6	255	94	11	Standard
	Ba	135	ug/L	8.015	2	50	1684337	1	Standard
[Ba	137	ug/L	8.911	2	86	3274911	0	Standard
[>	Tb	159	ug/L			831384	796043	2	Standard
[Tl	205	ug/L	0.000	6	89	22	16	Standard
[Pb	208	ug/L	0.001	26	317	429	6	Standard

ICP-MS Quantitative Analysis - Summary Report

Sample ID: **BLD0067-MS4**

Sample Dil Factor:

Comments:

Sample Date/Time: **Wednesday, April 26, 2023 04:30:44**

Number of Replicates: 3

Method File: C:\Users\Public\Documents\PerkinElmer Syngistix\ICPMS\Method\200.8_DailyMethod_KED_UCT.mth

Tuning File: C:\Users\Public\Documents\PerkinElmer Syngistix\ICPMS\MassCal\Default.tun

Optimization File: C:\Users\Public\Documents\PerkinElmer Syngistix\ICPMS\Conditions\Default.dac

Calibration File: C:\Users\Public\Documents\PerkinElmer Syngistix\ICPMS\System\042523.cal

	Analyte Mass	Conc. Mean	Units	Conc. SD	Conc. RSD	Blank Intens.	Meas. Intens.	Intens. RSD	Mode
[>	Li	6	ug/L			466192	447006	4	Standard
[Be	9	ug/L	0.371	1	3	89808	3	Standard
	C	13	ug/L			30091	68755	1	Standard
	Cl	37	ug/L			1714867	1305458	1	Standard
[>	Sc	45	ug/L			612814	679058	3	Standard
[V	51	ug/L	0.323	1	7424	674546	3	Standard
	V-1	51	ug/L	0.397	1	593	677273	3	Standard
	Cr	52	ug/L	0.291	1	22079	563358	4	Standard
	Cr	53	ug/L	0.222	0	310	64531	3	Standard
[Mn	55	ug/L	3.816	1	827	7029543	2	Standard
[>	Ge	72	ug/L			49780	42587	2	KED
[Co	59	ug/L	0.180	0	5	150299	2	KED
	Ni	60	ug/L	0.292	1	567	41608	1	KED
	Ni	62	ug/L	0.377	1	92	6731	3	KED
	Cu	63	ug/L	0.071	0	100	111137	2	KED
	Cu	65	ug/L	0.364	1	55	55460	1	KED
	Zn	66	ug/L	1.573	2	106	43872	2	KED
	Zn	67	ug/L	2.486	2	21	8881	4	KED
	As	75	ug/L	0.216	0	3	7849	3	KED
[Se	78	ug/L	1.154	1	22	2287	4	KED
	Y	89	ug/L			354399	342283	4	Standard
	Kr	83	ug/L			49	93	22	Standard
[>	In-1	115	ug/L			10030	9386	0	KED
[Mo	98	ug/L	0.294	1	10	39730	1	KED
	Cd	111	ug/L	0.071	0	3	7394	0	KED
	Cd	114	ug/L	0.305	1	3	18670	1	KED
[>	In	115	ug/L			458222	385081	4	Standard
[Ag	107	ug/L	0.108	0	35	398486	3	Standard
	Sb	121	ug/L	0.570	2	294	335020	2	Standard
	Sb	123	ug/L	0.809	3	255	256453	2	Standard
	Ba	135	ug/L	7.644	1	50	1681680	2	Standard
[Ba	137	ug/L	7.181	1	86	3301618	3	Standard
[>	Tb	159	ug/L			831384	767812	2	Standard
[Tl	205	ug/L	0.337	1	89	800673	3	Standard
[Pb	208	ug/L	0.332	1	317	1024901	2	Standard

ICP-MS Quantitative Analysis - Summary Report

Sample ID: **BLD0067-MSD4**

Sample Dil Factor:

Comments:

Sample Date/Time: **Wednesday, April 26, 2023 04:37:12**

Number of Replicates: 3

Method File: C:\Users\Public\Documents\PerkinElmer Syngistix\ICPMS\Method\200.8_DailyMethod_KED_UCT.mth

Tuning File: C:\Users\Public\Documents\PerkinElmer Syngistix\ICPMS\MassCal\Default.tun

Optimization File: C:\Users\Public\Documents\PerkinElmer Syngistix\ICPMS\Conditions\Default.dac

Calibration File: C:\Users\Public\Documents\PerkinElmer Syngistix\ICPMS\System\042523.cal

	Analyte Mass	Conc. Mean	Units	Conc. SD	Conc. RSD	Blank Intens.	Meas. Intens.	Intens. RSD	Mode
[>	Li	6	ug/L			466192	422401	2	Standard
[Be	9	ug/L	0.354	1	3	84418	2	Standard
	C	13	ug/L			30091	67790	3	Standard
	Cl	37	ug/L			1714867	1330310	1	Standard
[>	Sc	45	ug/L			612814	655794	2	Standard
[V	51	ug/L	0.580	2	7424	640101	1	Standard
	V-1	51	ug/L	0.558	2	593	640439	1	Standard
	Cr	52	ug/L	0.369	1	22079	536570	0	Standard
	Cr	53	ug/L	0.313	1	310	60740	0	Standard
[Mn	55	ug/L	5.043	2	827	6907365	0	Standard
[>	Ge	72	ug/L			49780	41069	1	KED
[Co	59	ug/L	0.097	0	5	141571	1	KED
	Ni	60	ug/L	0.149	0	567	39500	2	KED
	Ni	62	ug/L	0.260	0	92	6294	1	KED
	Cu	63	ug/L	0.372	1	100	105630	3	KED
	Cu	65	ug/L	0.169	0	55	53286	1	KED
	Zn	66	ug/L	0.396	0	106	41645	2	KED
	Zn	67	ug/L	1.475	1	21	8878	1	KED
	As	75	ug/L	0.092	0	3	7562	1	KED
[Se	78	ug/L	0.936	1	22	2142	1	KED
	Y	89	ug/L			354399	330930	0	Standard
	Kr	83	ug/L			49	85	16	Standard
[>	In-1	115	ug/L			10030	9111	0	KED
[Mo	98	ug/L	0.782	2	10	37539	2	KED
	Cd	111	ug/L	0.550	2	3	7089	1	KED
[Cd	114	ug/L	0.147	0	3	17914	0	KED
[>	In	115	ug/L			458222	367558	1	Standard
[Ag	107	ug/L	0.623	2	35	382611	1	Standard
	Sb	121	ug/L	0.153	0	294	317295	1	Standard
	Sb	123	ug/L	0.635	2	255	243117	1	Standard
	Ba	135	ug/L	7.062	1	50	1619334	1	Standard
[Ba	137	ug/L	7.563	1	86	3159294	0	Standard
[>	Tb	159	ug/L			831384	745752	2	Standard
[Tl	205	ug/L	0.286	1	89	747075	1	Standard
[Pb	208	ug/L	0.788	3	317	968570	1	Standard

ICP-MS Quantitative Analysis - Summary Report

Sample ID: SEQ-IBLD

Sample Dil Factor:

Comments:

Sample Date/Time: Wednesday, April 26, 2023 04:42:10

Number of Replicates: 3

Method File: C:\Users\Public\Documents\PerkinElmer Syngistix\ICPMS\Method\200.8_DailyMethod_KED_UCT.mth

Tuning File: C:\Users\Public\Documents\PerkinElmer Syngistix\ICPMS\MassCal\Default.tun

Optimization File: C:\Users\Public\Documents\PerkinElmer Syngistix\ICPMS\Conditions\Default.dac

Calibration File: C:\Users\Public\Documents\PerkinElmer Syngistix\ICPMS\System\042523.cal

	Analyte Mass	Conc. Mean	Units	Conc. SD	Conc. RSD	Blank Intens.	Meas. Intens.	Intens. RSD	Mode
[>	Li	6	ug/L			466192	438189	3	Standard
[Be	9	ug/L	0.001	144	3	6	62	Standard
	C	13	ug/L			30091	28719	0	Standard
	Cl	37	ug/L			1714867	1744874	1	Standard
[>	Sc	45	ug/L			612814	605499	4	Standard
[V	51	ug/L	0.009	42	7424	7883	3	Standard
	V-1	51	ug/L	0.001	23	593	439	5	Standard
	Cr	52	ug/L	0.024	35	22079	23290	2	Standard
	Cr	53	ug/L	0.011	50	310	251	11	Standard
[Mn	55	ug/L	0.002	67	827	925	3	Standard
[>	Ge	72	ug/L			49780	46735	0	KED
	Co	59	ug/L	0.000	68	5	7	25	KED
	Ni	60	ug/L	0.002	0	567	13	24	KED
	Ni	62	ug/L	0.004	1	92	4	24	KED
	Cu	63	ug/L	0.002	14	100	172	7	KED
	Cu	65	ug/L	0.010	49	55	95	22	KED
	Zn	66	ug/L	0.074	341	106	113	40	KED
	Zn	67	ug/L	0.030	163	21	18	15	KED
	As	75	ug/L	0.002	46	3	4	14	KED
[Se	78	ug/L	0.130	836	22	20	18	KED
	Y	89	ug/L			354399	338870	3	Standard
	Kr	83	ug/L			49	46	25	Standard
[>	In-1	115	ug/L			10030	10333	1	KED
	Mo	98	ug/L	0.005	80	10	20	37	KED
	Cd	111	ug/L	0.010	82	3	7	42	KED
[Cd	114	ug/L	0.009	80	3	12	57	KED
[>	In	115	ug/L			458222	415139	3	Standard
	Ag	107	ug/L	0.000	60	35	41	16	Standard
	Sb	121	ug/L	0.002	12	294	100	22	Standard
	Sb	123	ug/L	0.001	8	255	77	14	Standard
	Ba	135	ug/L	0.002	8	50	169	8	Standard
[Ba	137	ug/L	0.002	7	86	280	6	Standard
[>	Tb	159	ug/L			831384	779653	2	Standard
	Tl	205	ug/L	0.000	36	89	59	17	Standard
[Pb	208	ug/L	0.001	48	317	373	7	Standard

ICP-MS Quantitative Analysis - Summary Report

Sample ID: SEQ-CCVC

Sample Dil Factor:

Comments:

Sample Date/Time: Wednesday, April 26, 2023 04:47:14

Number of Replicates: 3

Method File: C:\Users\Public\Documents\PerkinElmer Syngistix\ICPMS\Method\200.8_DailyMethod_KED_UCT.mth

Tuning File: C:\Users\Public\Documents\PerkinElmer Syngistix\ICPMS\MassCal\Default.tun

Optimization File: C:\Users\Public\Documents\PerkinElmer Syngistix\ICPMS\Conditions\Default.dac

Calibration File: C:\Users\Public\Documents\PerkinElmer Syngistix\ICPMS\System\042523.cal

	Analyte Mass	Conc. Mean	Units	Conc. SD	Conc. RSD	Blank Intens.	Meas. Intens.	Intens. RSD	Mode
[>	Li	6	ug/L			466192	407254	3	Standard
[Be	9	ug/L	2.287	4	3	174289	6	Standard
	C	13	ug/L			30091	28173	4	Standard
	Cl	37	ug/L			1714867	1691306	1	Standard
[>	Sc	45	ug/L			612814	574846	4	Standard
[V	51	ug/L	1.028	2	7424	1212356	2	Standard
	V-1	51	ug/L	1.107	2	593	1220739	2	Standard
	Cr	52	ug/L	0.667	1	22079	1030484	3	Standard
	Cr	53	ug/L	0.852	1	310	119125	3	Standard
	Mn	55	ug/L	0.944	1	827	1479764	6	Standard
[>	Ge	72	ug/L			49780	48487	2	KED
[Co	59	ug/L	1.158	2	5	304101	0	KED
	Ni	60	ug/L	1.049	2	567	88144	2	KED
	Ni	62	ug/L	0.631	1	92	14252	3	KED
	Cu	63	ug/L	0.800	1	100	242832	1	KED
	Cu	65	ug/L	0.454	0	55	122579	3	KED
	Zn	66	ug/L	0.939	1	106	32277	1	KED
	Zn	67	ug/L	0.720	1	21	5200	3	KED
	As	75	ug/L	0.647	1	3	16817	1	KED
[Se	78	ug/L	1.378	2	22	1587	0	KED
	Y	89	ug/L			354399	336750	3	Standard
	Kr	83	ug/L			49	39	22	Standard
[>	In-1	115	ug/L			10030	9663	5	KED
[Mo	98	ug/L	0.493	0	10	75029	4	KED
	Cd	111	ug/L	0.759	1	3	15223	6	KED
	Cd	114	ug/L	0.626	1	3	39060	4	KED
[>	In	115	ug/L			458222	396929	4	Standard
[Ag	107	ug/L	0.883	1	35	836820	3	Standard
	Sb	121	ug/L	1.374	2	294	650816	2	Standard
	Sb	123	ug/L	0.675	1	255	507095	3	Standard
	Ba	135	ug/L	0.764	1	50	208366	4	Standard
	Ba	137	ug/L	0.970	1	86	374522	4	Standard
[>	Tb	159	ug/L			831384	782066	3	Standard
[Tl	205	ug/L	1.244	2	89	1579553	4	Standard
[Pb	208	ug/L	0.430	0	317	2118087	3	Standard

ICP-MS Quantitative Analysis - Summary Report

Sample ID: SEQ-CCBC

Sample Dil Factor:

Comments:

Sample Date/Time: Wednesday, April 26, 2023 04:55:02

Number of Replicates: 3

Method File: C:\Users\Public\Documents\PerkinElmer Syngistix\ICPMS\Method\200.8_DailyMethod_KED_UCT.mth

Tuning File: C:\Users\Public\Documents\PerkinElmer Syngistix\ICPMS\MassCal\Default.tun

Optimization File: C:\Users\Public\Documents\PerkinElmer Syngistix\ICPMS\Conditions\Default.dac

Calibration File: C:\Users\Public\Documents\PerkinElmer Syngistix\ICPMS\System\042523.cal

	Analyte Mass	Conc. Mean	Units	Conc. SD	Conc. RSD	Blank Intens.	Meas. Intens.	Intens. RSD	Mode
[>	Li	6	ug/L			466192	433930	4	Standard
[Be	9	ug/L	0.002	195	3	6	86	Standard
	C	13	ug/L			30091	28027	0	Standard
	Cl	37	ug/L			1714867	1760633	2	Standard
[>	Sc	45	ug/L			612814	600874	3	Standard
[V	51	ug/L	0.006	39	7424	7650	1	Standard
	V-1	51	ug/L	0.000	1	593	389	3	Standard
	Cr	52	ug/L	0.007	15	22079	22648	2	Standard
	Cr	53	ug/L	0.012	43	310	237	15	Standard
[Mn	55	ug/L	0.001	486	827	820	6	Standard
[>	Ge	72	ug/L			49780	47601	2	KED
	Co	59	ug/L	0.001	816	5	4	89	KED
	Ni	60	ug/L	0.003	1	567	22	22	KED
	Ni	62	ug/L	0.010	3	92	5	57	KED
	Cu	63	ug/L	0.002	38	100	125	5	KED
	Cu	65	ug/L	0.005	138	55	60	19	KED
	Zn	66	ug/L	0.031	45	106	144	13	KED
	Zn	67	ug/L	0.031	39	21	28	11	KED
	As	75	ug/L	0.004	42	3	6	18	KED
[Se	78	ug/L	0.076	157	22	19	8	KED
	Y	89	ug/L			354399	342381	5	Standard
	Kr	83	ug/L			49	43	9	Standard
[>	In-1	115	ug/L			10030	9547	3	KED
	Mo	98	ug/L	0.002	24	10	22	14	KED
	Cd	111	ug/L	0.010	174	3	5	56	KED
[Cd	114	ug/L	0.011	123	3	9	79	KED
[>	In	115	ug/L			458222	412559	6	Standard
	Ag	107	ug/L	0.001	37	35	57	18	Standard
	Sb	121	ug/L	0.004	10	294	775	5	Standard
	Sb	123	ug/L	0.001	4	255	582	3	Standard
	Ba	135	ug/L	0.004	38	50	95	13	Standard
[Ba	137	ug/L	0.002	24	86	156	18	Standard
[>	Tb	159	ug/L			831384	778048	3	Standard
	Tl	205	ug/L	0.000	288	89	88	13	Standard
[Pb	208	ug/L	0.000	48	317	278	5	Standard

ICP-MS Quantitative Analysis - Summary Report

Sample ID: **23C0678-02**

Sample Dil Factor: **5**

Comments:

Sample Date/Time: **Wednesday, April 26, 2023 05:00:07**

Number of Replicates: 3

Method File: C:\Users\Public\Documents\PerkinElmer Syngistix\ICPMS\Method\200.8_DailyMethod_KED_UCT.mth

Tuning File: C:\Users\Public\Documents\PerkinElmer Syngistix\ICPMS\MassCal\Default.tun

Optimization File: C:\Users\Public\Documents\PerkinElmer Syngistix\ICPMS\Conditions\Default.dac

Calibration File: C:\Users\Public\Documents\PerkinElmer Syngistix\ICPMS\System\042523.cal

	Analyte Mass	Conc. Mean	Units	Conc. SD	Conc. RSD	Blank Intens.	Meas. Intens.	Intens. RSD	Mode
[>	Li	6	ug/L			466192	404821	4	Standard
[Be	9	ug/L	0.004	16	3	75	20	Standard
	C	13	ug/L			30091	78130	1	Standard
	Cl	37	ug/L			1714867	1423591	2	Standard
[>	Sc	45	ug/L			612814	610236	3	Standard
[V	51	ug/L	0.777	4	7424	480802	6	Standard
	V-1	51	ug/L	0.761	4	593	475901	6	Standard
	Cr	52	ug/L	0.089	3	22079	76866	5	Standard
	Cr	53	ug/L	0.045	1	310	7118	4	Standard
	Mn	55	ug/L	0.284	4	827	200596	7	Standard
[>	Ge	72	ug/L			49780	45062	2	KED
[Co	59	ug/L	0.019	4	5	2299	4	KED
	Ni	60	ug/L	0.169	4	567	6485	2	KED
	Ni	62	ug/L	0.121	3	92	1024	5	KED
	Cu	63	ug/L	0.090	3	100	12554	0	KED
	Cu	65	ug/L	0.187	6	55	6313	4	KED
	Zn	66	ug/L	0.009	0	106	3206	2	KED
	Zn	67	ug/L	0.458	8	21	566	9	KED
	As	75	ug/L	0.136	3	3	1405	2	KED
[Se	78	ug/L	0.064	26	22	27	5	KED
	Y	89	ug/L			354399	353800	3	Standard
	Kr	83	ug/L			49	51	20	Standard
[>	In-1	115	ug/L			10030	8770	13	KED
[Mo	98	ug/L	0.155	10	10	1996	5	KED
	Cd	111	ug/L	0.007	15	3	14	3	KED
	Cd	114	ug/L	0.011	64	3	15	54	KED
[>	In	115	ug/L			458222	392730	3	Standard
[Ag	107	ug/L	0.001	6	35	356	6	Standard
	Sb	121	ug/L	0.026	3	294	11048	5	Standard
	Sb	123	ug/L	0.012	1	255	8639	2	Standard
	Ba	135	ug/L	0.031	1	50	11859	2	Standard
	Ba	137	ug/L	0.104	3	86	21489	7	Standard
[>	Tb	159	ug/L			831384	761211	4	Standard
[Tl	205	ug/L	0.000	197	89	85	11	Standard
[Pb	208	ug/L	0.063	0	317	303873	5	Standard

ICP-MS Quantitative Analysis - Summary Report

Sample ID: **23C0678-12**

Sample Dil Factor: **5**

Comments:

Sample Date/Time: **Wednesday, April 26, 2023 05:05:04**

Number of Replicates: 3

Method File: C:\Users\Public\Documents\PerkinElmer Syngistix\ICPMS\Method\200.8_DailyMethod_KED_UCT.mth

Tuning File: C:\Users\Public\Documents\PerkinElmer Syngistix\ICPMS\MassCal\Default.tun

Optimization File: C:\Users\Public\Documents\PerkinElmer Syngistix\ICPMS\Conditions\Default.dac

Calibration File: C:\Users\Public\Documents\PerkinElmer Syngistix\ICPMS\System\042523.cal

	Analyte Mass	Conc. Mean	Units	Conc. SD	Conc. RSD	Blank Intens.	Meas. Intens.	Intens. RSD	Mode
>	Li	6	ug/L			466192	420595	8	Standard
	Be	9	ug/L	0.003	16	3	56	10	Standard
	C	13	ug/L			30091	43112	4	Standard
	Cl	37	ug/L			1714867	1443547	0	Standard
>	Sc	45	ug/L			612814	649777	7	Standard
	V	51	ug/L	0.015	1	7424	45331	7	Standard
	V-1	51	ug/L	0.013	0	593	39910	8	Standard
	Cr	52	ug/L	0.079	6	22079	52216	6	Standard
	Cr	53	ug/L	0.019	1	310	4166	8	Standard
	Mn	55	ug/L	0.910	0	827	4812727	7	Standard
>	Ge	72	ug/L			49780	44537	2	KED
	Co	59	ug/L	0.007	7	5	513	4	KED
	Ni	60	ug/L	0.018	13	567	715	2	KED
	Ni	62	ug/L	0.046	36	92	116	13	KED
	Cu	63	ug/L	0.005	9	100	356	9	KED
	Cu	65	ug/L	0.000	0	55	192	2	KED
	Zn	66	ug/L	0.046	9	106	394	4	KED
	Zn	67	ug/L	0.113	14	21	93	14	KED
	As	75	ug/L	0.031	18	3	53	16	KED
	Se	78	ug/L	0.104	64	22	24	10	KED
	Y	89	ug/L			354399	350448	4	Standard
	Kr	83	ug/L			49	50	33	Standard
>	In-1	115	ug/L			10030	9721	2	KED
	Mo	98	ug/L	0.016	10	10	218	8	KED
	Cd	111	ug/L	0.002	38	3	5	10	KED
	Cd	114	ug/L	0.004	143	3	1	183	KED
>	In	115	ug/L			458222	401774	5	Standard
	Ag	107	ug/L	0.001	25	35	76	19	Standard
	Sb	121	ug/L	0.004	8	294	902	9	Standard
	Sb	123	ug/L	0.005	10	255	661	11	Standard
	Ba	135	ug/L	0.059	1	50	23634	6	Standard
	Ba	137	ug/L	0.024	0	86	42554	5	Standard
>	Tb	159	ug/L			831384	765571	6	Standard
	Tl	205	ug/L	0.000	8	89	39	14	Standard
	Pb	208	ug/L	0.002	2	317	3183	4	Standard

ICP-MS Quantitative Analysis - Summary Report

Sample ID: **23C0678-13**

Sample Dil Factor: **5**

Comments:

Sample Date/Time: **Wednesday, April 26, 2023 05:10:32**

Number of Replicates: 3

Method File: C:\Users\Public\Documents\PerkinElmer Syngistix\ICPMS\Method\200.8_DailyMethod_KED_UCT.mth

Tuning File: C:\Users\Public\Documents\PerkinElmer Syngistix\ICPMS\MassCal\Default.tun

Optimization File: C:\Users\Public\Documents\PerkinElmer Syngistix\ICPMS\Conditions\Default.dac

Calibration File: C:\Users\Public\Documents\PerkinElmer Syngistix\ICPMS\System\042523.cal

	Analyte Mass	Conc. Mean	Units	Conc. SD	Conc. RSD	Blank Intens.	Meas. Intens.	Intens. RSD	Mode
>	Li	6	ug/L			466192	415566	1	Standard
	Be	9	ug/L	0.006	51	3	42	48	Standard
	C	13	ug/L			30091	41533	2	Standard
	Cl	37	ug/L			1714867	1465810	1	Standard
>	Sc	45	ug/L			612814	645111	5	Standard
	V	51	ug/L	0.032	2	7424	41763	3	Standard
	V-1	51	ug/L	0.041	3	593	36123	3	Standard
	Cr	52	ug/L	0.039	3	22079	46862	3	Standard
	Cr	53	ug/L	0.064	5	310	3491	3	Standard
	Mn	55	ug/L	3.422	2	827	4759526	4	Standard
>	Ge	72	ug/L			49780	43484	2	KED
	Co	59	ug/L	0.007	6	5	602	4	KED
	Ni	60	ug/L	0.036	35	567	653	9	KED
	Ni	62	ug/L	0.087	71	92	111	19	KED
	Cu	63	ug/L	0.010	14	100	378	9	KED
	Cu	65	ug/L	0.008	11	55	201	6	KED
	Zn	66	ug/L	0.033	18	106	194	11	KED
	Zn	67	ug/L	0.111	19	21	72	13	KED
	As	75	ug/L	0.015	8	3	55	8	KED
	Se	78	ug/L	0.093	90	22	22	12	KED
	Y	89	ug/L			354399	355772	3	Standard
	Kr	83	ug/L			49	56	30	Standard
>	In-1	115	ug/L			10030	9578	1	KED
	Mo	98	ug/L	0.006	5	10	177	5	KED
	Cd	111	ug/L	0.005	299	3	4	35	KED
	Cd	114	ug/L	0.002	130	3	2	60	KED
>	In	115	ug/L			458222	402190	6	Standard
	Ag	107	ug/L	0.000	25	35	53	14	Standard
	Sb	121	ug/L	0.001	1	294	1172	5	Standard
	Sb	123	ug/L	0.010	15	255	900	7	Standard
	Ba	135	ug/L	0.084	1	50	23792	4	Standard
	Ba	137	ug/L	0.102	1	86	42959	4	Standard
>	Tb	159	ug/L			831384	774549	3	Standard
	Tl	205	ug/L	0.000	12	89	34	16	Standard
	Pb	208	ug/L	0.001	1	317	2608	4	Standard

ICP-MS Quantitative Analysis - Summary Report

Sample ID: **23C0678-18**

Sample Dil Factor: **10**

Comments:

Sample Date/Time: **Wednesday, April 26, 2023 05:16:59**

Number of Replicates: 3

Method File: C:\Users\Public\Documents\PerkinElmer Syngistix\ICPMS\Method\200.8_DailyMethod_KED_UCT.mth

Tuning File: C:\Users\Public\Documents\PerkinElmer Syngistix\ICPMS\MassCal\Default.tun

Optimization File: C:\Users\Public\Documents\PerkinElmer Syngistix\ICPMS\Conditions\Default.dac

Calibration File: C:\Users\Public\Documents\PerkinElmer Syngistix\ICPMS\System\042523.cal

	Analyte	Mass	Conc. Mean	Units	Conc. SD	Conc. RSD	Blank Intens.	Meas. Intens.	Intens. RSD	Mode
[>	Li	6		ug/L			466192	388654	1	Standard
[Be	9	0.016	ug/L	0.002	12	3	54	10	Standard
	C	13		ug/L			30091	60159	4	Standard
	Cl	37		ug/L			1714867	1577266	2	Standard
[>	Sc	45		ug/L			612814	579487	2	Standard
[V	51	9.758	ug/L	0.243	2	7424	253454	0	Standard
	V-1	51	9.743	ug/L	0.236	2	593	247658	0	Standard
	Cr	52	2.468	ug/L	0.039	1	22079	72181	1	Standard
	Cr	53	2.522	ug/L	0.028	1	310	6302	2	Standard
	Mn	55	5.116	ug/L	0.069	1	827	155441	1	Standard
[>	Ge	72		ug/L			49780	46005	1	KED
[Co	59	0.305	ug/L	0.002	0	5	1756	1	KED
	Ni	60	2.182	ug/L	0.125	5	567	4093	5	KED
	Ni	62	2.303	ug/L	0.165	7	92	702	6	KED
	Cu	63	3.313	ug/L	0.038	1	100	15406	2	KED
	Cu	65	3.416	ug/L	0.062	1	55	7793	1	KED
	Zn	66	4.489	ug/L	0.059	1	106	2818	1	KED
	Zn	67	4.401	ug/L	0.249	5	21	452	6	KED
	As	75	2.540	ug/L	0.039	1	3	825	0	KED
[Se	78	0.255	ug/L	0.071	27	22	28	7	KED
	Y	89		ug/L			354399	337138	1	Standard
	Kr	83		ug/L			49	57	12	Standard
[>	In-1	115		ug/L			10030	10057	0	KED
[Mo	98	1.356	ug/L	0.049	3	10	2031	4	KED
	Cd	111	0.027	ug/L	0.013	48	3	12	32	KED
	Cd	114	0.018	ug/L	0.005	25	3	17	19	KED
[>	In	115		ug/L			458222	381598	1	Standard
[Ag	107	0.017	ug/L	0.001	6	35	292	6	Standard
	Sb	121	0.609	ug/L	0.012	1	294	8033	0	Standard
	Sb	123	0.573	ug/L	0.014	2	255	5815	0	Standard
	Ba	135	2.000	ug/L	0.036	1	50	8171	3	Standard
	Ba	137	2.081	ug/L	0.034	1	86	14870	3	Standard
[>	Tb	159		ug/L			831384	736467	0	Standard
[Tl	205	-0.000	ug/L	0.000	120	89	67	20	Standard
[Pb	208	6.270	ug/L	0.057	0	317	261574	0	Standard

ICP-MS Quantitative Analysis - Summary Report

Sample ID: SEQ-IBLE

Sample Dil Factor:

Comments:

Sample Date/Time: Wednesday, April 26, 2023 05:21:58

Number of Replicates: 3

Method File: C:\Users\Public\Documents\PerkinElmer Syngistix\ICPMS\Method\200.8_DailyMethod_KED_UCT.mth

Tuning File: C:\Users\Public\Documents\PerkinElmer Syngistix\ICPMS\MassCal\Default.tun

Optimization File: C:\Users\Public\Documents\PerkinElmer Syngistix\ICPMS\Conditions\Default.dac

Calibration File: C:\Users\Public\Documents\PerkinElmer Syngistix\ICPMS\System\042523.cal

	Analyte Mass	Conc. Mean	Units	Conc. SD	Conc. RSD	Blank Intens.	Meas. Intens.	Intens. RSD	Mode
[>	Li	6	ug/L			466192	399407	1	Standard
[Be	9	ug/L	0.001	347	3	3	50	Standard
	C	13	ug/L			30091	27058	1	Standard
	Cl	37	ug/L			1714867	1750750	2	Standard
[>	Sc	45	ug/L			612814	573449	2	Standard
[V	51	ug/L	0.004	55	7424	7108	2	Standard
	V-1	51	ug/L	0.001	22	593	451	7	Standard
	Cr	52	ug/L	0.022	110	22079	21066	2	Standard
	Cr	53	ug/L	0.010	61	310	251	9	Standard
[Mn	55	ug/L	0.000	4	827	708	2	Standard
[>	Ge	72	ug/L			49780	45806	0	KED
	Co	59	ug/L	0.000	26	5	0	173	KED
	Ni	60	ug/L	0.003	1	567	13	37	KED
	Ni	62	ug/L	0.004	1	92	3	34	KED
	Cu	63	ug/L	0.001	14	100	69	5	KED
	Cu	65	ug/L	0.001	46	55	46	4	KED
	Zn	66	ug/L	0.011	11	106	38	17	KED
	Zn	67	ug/L	0.034	20	21	3	86	KED
	As	75	ug/L	0.005	153	3	4	38	KED
[Se	78	ug/L	0.112	251	22	21	15	KED
	Y	89	ug/L			354399	325460	1	Standard
	Kr	83	ug/L			49	42	15	Standard
[>	In-1	115	ug/L			10030	9587	1	KED
	Mo	98	ug/L	0.003	111	10	6	50	KED
	Cd	111	ug/L	0.008	138	3	5	44	KED
[Cd	114	ug/L	0.004	62	3	7	35	KED
[>	In	115	ug/L			458222	400374	1	Standard
	Ag	107	ug/L	0.000	24	35	25	4	Standard
	Sb	121	ug/L	0.001	5	294	74	11	Standard
	Sb	123	ug/L	0.000	1	255	51	5	Standard
	Ba	135	ug/L	0.003	249	50	38	34	Standard
[Ba	137	ug/L	0.002	86	86	62	17	Standard
[>	Tb	159	ug/L			831384	748808	0	Standard
	Tl	205	ug/L	0.000	5	89	25	11	Standard
[Pb	208	ug/L	0.000	13	317	146	12	Standard

ICP-MS Quantitative Analysis - Summary Report

Sample ID: **23C0678-01**

Sample Dil Factor: **10**

Comments:

Sample Date/Time: **Wednesday, April 26, 2023 05:27:02**

Number of Replicates: 3

Method File: C:\Users\Public\Documents\PerkinElmer Syngistix\ICPMS\Method\200.8_DailyMethod_KED_UCT.mth

Tuning File: C:\Users\Public\Documents\PerkinElmer Syngistix\ICPMS\MassCal\Default.tun

Optimization File: C:\Users\Public\Documents\PerkinElmer Syngistix\ICPMS\Conditions\Default.dac

Calibration File: C:\Users\Public\Documents\PerkinElmer Syngistix\ICPMS\System\042523.cal

	Analyte Mass	Conc. Mean	Units	Conc. SD	Conc. RSD	Blank Intens.	Meas. Intens.	Intens. RSD	Mode
>	Li	6	ug/L			466192	387844	3	Standard
	Be	9	ug/L	0.003	21	3	46	20	Standard
	C	13	ug/L			30091	55674	0	Standard
	Cl	37	ug/L			1714867	1598966	2	Standard
>	Sc	45	ug/L			612814	573457	4	Standard
	V	51	ug/L	0.346	3	7424	233503	0	Standard
	V-1	51	ug/L	0.353	3	593	227155	0	Standard
	Cr	52	ug/L	0.068	3	22079	57763	1	Standard
	Cr	53	ug/L	0.096	5	310	4497	0	Standard
	Mn	55	ug/L	0.094	2	827	116911	2	Standard
>	Ge	72	ug/L			49780	45287	3	KED
	Co	59	ug/L	0.005	2	5	1196	2	KED
	Ni	60	ug/L	0.029	1	567	3834	2	KED
	Ni	62	ug/L	0.101	5	92	612	6	KED
	Cu	63	ug/L	0.090	4	100	8823	3	KED
	Cu	65	ug/L	0.075	3	55	4511	2	KED
	Zn	66	ug/L	0.197	5	106	2141	3	KED
	Zn	67	ug/L	0.170	4	21	361	2	KED
	As	75	ug/L	0.047	2	3	733	1	KED
	Se	78	ug/L	0.094	83	22	23	8	KED
	Y	89	ug/L			354399	331951	2	Standard
	Kr	83	ug/L			49	45	25	Standard
>	In-1	115	ug/L			10030	9071	3	KED
	Mo	98	ug/L	0.027	2	10	1219	1	KED
	Cd	111	ug/L	0.015	42	3	13	28	KED
	Cd	114	ug/L	0.006	45	3	13	37	KED
>	In	115	ug/L			458222	372918	3	Standard
	Ag	107	ug/L	0.002	12	35	219	12	Standard
	Sb	121	ug/L	0.008	2	294	5286	4	Standard
	Sb	123	ug/L	0.012	2	255	4064	1	Standard
	Ba	135	ug/L	0.035	2	50	6802	3	Standard
	Ba	137	ug/L	0.084	4	86	12261	1	Standard
>	Tb	159	ug/L			831384	731353	2	Standard
	Tl	205	ug/L	0.000	65	89	63	13	Standard
	Pb	208	ug/L	0.111	2	317	161218	1	Standard

ICP-MS Quantitative Analysis - Summary Report

Sample ID: **23C0678-11**

Sample Dil Factor: **10**

Comments:

Sample Date/Time: **Wednesday, April 26, 2023 05:31:59**

Number of Replicates: 3

Method File: C:\Users\Public\Documents\PerkinElmer Syngistix\ICPMS\Method\200.8_DailyMethod_KED_UCT.mth

Tuning File: C:\Users\Public\Documents\PerkinElmer Syngistix\ICPMS\MassCal\Default.tun

Optimization File: C:\Users\Public\Documents\PerkinElmer Syngistix\ICPMS\Conditions\Default.dac

Calibration File: C:\Users\Public\Documents\PerkinElmer Syngistix\ICPMS\System\042523.cal

	Analyte Mass	Conc. Mean	Units	Conc. SD	Conc. RSD	Blank Intens.	Meas. Intens.	Intens. RSD	Mode
>	Li	6	ug/L			466192	414418	2	Standard
	Be	9	ug/L	0.002	18	3	43	15	Standard
	C	13	ug/L			30091	50119	3	Standard
	Cl	37	ug/L			1714867	1490727	2	Standard
>	Sc	45	ug/L			612814	609410	3	Standard
	V	51	ug/L	0.093	2	7424	96726	1	Standard
	V-1	51	ug/L	0.074	2	593	90442	1	Standard
	Cr	52	ug/L	0.060	1	22079	104151	2	Standard
	Cr	53	ug/L	0.014	0	310	9759	3	Standard
	Mn	55	ug/L	2.658	1	827	4514971	1	Standard
>	Ge	72	ug/L			49780	44729	2	KED
	Co	59	ug/L	0.004	5	5	388	4	KED
	Ni	60	ug/L	0.015	2	567	1536	1	KED
	Ni	62	ug/L	0.022	3	92	260	2	KED
	Cu	63	ug/L	0.008	5	100	732	6	KED
	Cu	65	ug/L	0.020	12	55	387	13	KED
	Zn	66	ug/L	0.052	8	106	469	7	KED
	Zn	67	ug/L	0.083	10	21	94	8	KED
	As	75	ug/L	0.003	1	3	86	1	KED
	Se	78	ug/L	0.117	37	22	29	10	KED
	Y	89	ug/L			354399	357476	3	Standard
	Kr	83	ug/L			49	55	39	Standard
>	In-1	115	ug/L			10030	9370	1	KED
	Mo	98	ug/L	0.024	7	10	443	5	KED
	Cd	111	ug/L	0.007	5126	3	3	56	KED
	Cd	114	ug/L	0.018	60	3	-18	71	KED
>	In	115	ug/L			458222	388199	1	Standard
	Ag	107	ug/L	0.001	22	35	86	15	Standard
	Sb	121	ug/L	0.004	9	294	810	6	Standard
	Sb	123	ug/L	0.006	13	255	633	7	Standard
	Ba	135	ug/L	0.101	3	50	13758	3	Standard
	Ba	137	ug/L	0.116	3	86	25443	3	Standard
>	Tb	159	ug/L			831384	770054	0	Standard
	Tl	205	ug/L	0.001	51	89	41	51	Standard
	Pb	208	ug/L	0.002	3	317	2613	2	Standard

ICP-MS Quantitative Analysis - Summary Report

Sample ID: **23C0678-10**

Sample Dil Factor: **20**

Comments:

Sample Date/Time: **Wednesday, April 26, 2023 05:37:27**

Number of Replicates: 3

Method File: C:\Users\Public\Documents\PerkinElmer Syngistix\ICPMS\Method\200.8_DailyMethod_KED_UCT.mth

Tuning File: C:\Users\Public\Documents\PerkinElmer Syngistix\ICPMS\MassCal\Default.tun

Optimization File: C:\Users\Public\Documents\PerkinElmer Syngistix\ICPMS\Conditions\Default.dac

Calibration File: C:\Users\Public\Documents\PerkinElmer Syngistix\ICPMS\System\042523.cal

	Analyte Mass	Conc. Mean	Units	Conc. SD	Conc. RSD	Blank Intens.	Meas. Intens.	Intens. RSD	Mode
>	Li	6	ug/L			466192	427773	1	Standard
	Be	9	ug/L	0.002	24	3	29	20	Standard
	C	13	ug/L			30091	43711	1	Standard
	Cl	37	ug/L			1714867	1651898	2	Standard
>	Sc	45	ug/L			612814	625249	2	Standard
	V	51	ug/L	0.011	0	7424	54950	2	Standard
	V-1	51	ug/L	0.016	0	593	48838	3	Standard
	Cr	52	ug/L	0.056	2	22079	65802	1	Standard
	Cr	53	ug/L	0.042	2	310	5481	2	Standard
	Mn	55	ug/L	1.844	2	827	2456335	0	Standard
>	Ge	72	ug/L			49780	45967	1	KED
	Co	59	ug/L	0.006	15	5	236	15	KED
	Ni	60	ug/L	0.020	11	567	798	5	KED
	Ni	62	ug/L	0.043	20	92	141	6	KED
	Cu	63	ug/L	0.007	6	100	567	3	KED
	Cu	65	ug/L	0.020	19	55	276	15	KED
	Zn	66	ug/L	0.033	9	106	313	7	KED
	Zn	67	ug/L	0.142	46	21	49	26	KED
	As	75	ug/L	0.010	7	3	47	6	KED
	Se	78	ug/L	0.093	208	22	21	13	KED
	Y	89	ug/L			354399	363872	2	Standard
	Kr	83	ug/L			49	54	22	Standard
>	In-1	115	ug/L			10030	9405	1	KED
	Mo	98	ug/L	0.010	7	10	210	8	KED
	Cd	111	ug/L	0.006	156	3	4	40	KED
	Cd	114	ug/L	0.013	66	3	-10	87	KED
>	In	115	ug/L			458222	407974	3	Standard
	Ag	107	ug/L	0.000	8	35	59	4	Standard
	Sb	121	ug/L	0.005	26	294	504	9	Standard
	Sb	123	ug/L	0.004	24	255	386	7	Standard
	Ba	135	ug/L	0.040	2	50	7817	1	Standard
	Ba	137	ug/L	0.080	4	86	14192	4	Standard
>	Tb	159	ug/L			831384	789714	2	Standard
	Tl	205	ug/L	0.000	13	89	30	22	Standard
	Pb	208	ug/L	0.001	2	317	2149	3	Standard

ICP-MS Quantitative Analysis - Summary Report

Sample ID: **23C0678-17**

Sample Dil Factor: **20**

Comments:

Sample Date/Time: **Wednesday, April 26, 2023 05:43:54**

Number of Replicates: 3

Method File: C:\Users\Public\Documents\PerkinElmer Syngistix\ICPMS\Method\200.8_DailyMethod_KED_UCT.mth

Tuning File: C:\Users\Public\Documents\PerkinElmer Syngistix\ICPMS\MassCal\Default.tun

Optimization File: C:\Users\Public\Documents\PerkinElmer Syngistix\ICPMS\Conditions\Default.dac

Calibration File: C:\Users\Public\Documents\PerkinElmer Syngistix\ICPMS\System\042523.cal

	Analyte Mass	Conc. Mean	Units	Conc. SD	Conc. RSD	Blank Intens.	Meas. Intens.	Intens. RSD	Mode
>	Li	6	ug/L			466192	435080	1	Standard
	Be	9	ug/L	0.001	18	3	20	14	Standard
	C	13	ug/L			30091	50057	4	Standard
	Cl	37	ug/L			1714867	1691446	2	Standard
>	Sc	45	ug/L			612814	623753	0	Standard
	V	51	ug/L	0.113	2	7424	136485	3	Standard
	V-1	51	ug/L	0.132	2	593	129654	3	Standard
	Cr	52	ug/L	0.018	1	22079	47908	0	Standard
	Cr	53	ug/L	0.065	5	310	3228	5	Standard
	Mn	55	ug/L	0.021	1	827	55483	1	Standard
>	Ge	72	ug/L			49780	45913	2	KED
	Co	59	ug/L	0.005	4	5	680	6	KED
	Ni	60	ug/L	0.008	1	567	1712	2	KED
	Ni	62	ug/L	0.014	1	92	293	1	KED
	Cu	63	ug/L	0.031	2	100	5420	2	KED
	Cu	65	ug/L	0.037	3	55	2678	1	KED
	Zn	66	ug/L	0.012	0	106	939	2	KED
	Zn	67	ug/L	0.100	7	21	150	5	KED
	As	75	ug/L	0.015	1	3	380	1	KED
	Se	78	ug/L	0.080	79	22	23	10	KED
	Y	89	ug/L			354399	352554	1	Standard
	Kr	83	ug/L			49	48	26	Standard
>	In-1	115	ug/L			10030	10113	1	KED
	Mo	98	ug/L	0.008	1	10	903	0	KED
	Cd	111	ug/L	0.017	80	3	10	50	KED
	Cd	114	ug/L	0.006	45	3	14	35	KED
>	In	115	ug/L			458222	426824	2	Standard
	Ag	107	ug/L	0.000	3	35	146	2	Standard
	Sb	121	ug/L	0.005	2	294	3646	4	Standard
	Sb	123	ug/L	0.009	3	255	2754	5	Standard
	Ba	135	ug/L	0.036	4	50	3364	2	Standard
	Ba	137	ug/L	0.023	3	86	6207	2	Standard
>	Tb	159	ug/L			831384	793649	3	Standard
	Tl	205	ug/L	0.001	41	89	38	52	Standard
	Pb	208	ug/L	0.056	2	317	102084	2	Standard

ICP-MS Quantitative Analysis - Summary Report

Sample ID: SEQ-IBLF

Sample Dil Factor:

Comments:

Sample Date/Time: Wednesday, April 26, 2023 05:48:53

Number of Replicates: 3

Method File: C:\Users\Public\Documents\PerkinElmer Syngistix\ICPMS\Method\200.8_DailyMethod_KED_UCT.mth

Tuning File: C:\Users\Public\Documents\PerkinElmer Syngistix\ICPMS\MassCal\Default.tun

Optimization File: C:\Users\Public\Documents\PerkinElmer Syngistix\ICPMS\Conditions\Default.dac

Calibration File: C:\Users\Public\Documents\PerkinElmer Syngistix\ICPMS\System\042523.cal

	Analyte Mass	Conc. Mean	Units	Conc. SD	Conc. RSD	Blank Intens.	Meas. Intens.	Intens. RSD	Mode
[>	Li	6	ug/L			466192	417428	2	Standard
[Be	9	ug/L	0.001	1427	3	3	91	Standard
	C	13	ug/L			30091	26907	1	Standard
	Cl	37	ug/L			1714867	1778984	1	Standard
[>	Sc	45	ug/L			612814	585102	2	Standard
[V	51	ug/L	0.005	77	7424	7250	3	Standard
	V-1	51	ug/L	0.001	13	593	433	4	Standard
	Cr	52	ug/L	0.008	52	22079	21398	3	Standard
	Cr	53	ug/L	0.011	45	310	237	10	Standard
[Mn	55	ug/L	0.001	26	827	688	1	Standard
[>	Ge	72	ug/L			49780	45374	2	KED
[Co	59	ug/L	0.001	135	5	2	114	KED
	Ni	60	ug/L	0.001	0	567	11	16	KED
	Ni	62	ug/L	0.009	2	92	4	49	KED
	Cu	63	ug/L	0.003	155	100	83	14	KED
	Cu	65	ug/L	0.006	68	55	32	38	KED
	Zn	66	ug/L	0.015	19	106	52	18	KED
	Zn	67	ug/L	0.043	38	21	8	44	KED
	As	75	ug/L	0.002	55	3	2	24	KED
[Se	78	ug/L	0.128	5889	22	20	18	KED
	Y	89	ug/L			354399	336572	0	Standard
	Kr	83	ug/L			49	52	14	Standard
[>	In-1	115	ug/L			10030	9611	2	KED
[Mo	98	ug/L	0.001	28	10	5	20	KED
	Cd	111	ug/L	0.014	105	3	7	54	KED
[Cd	114	ug/L	0.002	92	3	4	23	KED
[>	In	115	ug/L			458222	422369	1	Standard
	Ag	107	ug/L	0.000	29	35	22	14	Standard
	Sb	121	ug/L	0.000	3	294	59	11	Standard
	Sb	123	ug/L	0.001	7	255	42	31	Standard
	Ba	135	ug/L	0.004	207	50	38	45	Standard
[Ba	137	ug/L	0.003	90	86	53	40	Standard
[>	Tb	159	ug/L			831384	782393	1	Standard
	Tl	205	ug/L	0.000	8	89	23	20	Standard
[Pb	208	ug/L	0.000	2	317	148	1	Standard

ICP-MS Quantitative Analysis - Summary Report

Sample ID: SEQ-CCVD

Sample Dil Factor:

Comments:

Sample Date/Time: Wednesday, April 26, 2023 05:53:57

Number of Replicates: 3

Method File: C:\Users\Public\Documents\PerkinElmer Syngistix\ICPMS\Method\200.8_DailyMethod_KED_UCT.mth

Tuning File: C:\Users\Public\Documents\PerkinElmer Syngistix\ICPMS\MassCal\Default.tun

Optimization File: C:\Users\Public\Documents\PerkinElmer Syngistix\ICPMS\Conditions\Default.dac

Calibration File: C:\Users\Public\Documents\PerkinElmer Syngistix\ICPMS\System\042523.cal

	Analyte Mass	Conc. Mean	Units	Conc. SD	Conc. RSD	Blank Intens.	Meas. Intens.	Intens. RSD	Mode
[>	Li	6	ug/L			466192	425223	4	Standard
[Be	9	ug/L	1.127	2	3	177237	2	Standard
	C	13	ug/L			30091	27844	6	Standard
	Cl	37	ug/L			1714867	1715617	1	Standard
[>	Sc	45	ug/L			612814	594886	1	Standard
[V	51	ug/L	1.495	3	7424	1267304	4	Standard
	V-1	51	ug/L	1.743	3	593	1273111	4	Standard
	Cr	52	ug/L	0.959	1	22079	1064626	3	Standard
	Cr	53	ug/L	1.891	3	310	122159	5	Standard
	Mn	55	ug/L	1.625	3	827	1526236	4	Standard
[>	Ge	72	ug/L			49780	46020	5	KED
[Co	59	ug/L	0.689	1	5	290006	4	KED
	Ni	60	ug/L	1.170	2	567	85121	6	KED
	Ni	62	ug/L	0.372	0	92	13432	5	KED
	Cu	63	ug/L	1.172	2	100	233849	4	KED
	Cu	65	ug/L	0.049	0	55	118859	5	KED
	Zn	66	ug/L	1.105	2	106	30915	3	KED
	Zn	67	ug/L	0.625	1	21	5129	5	KED
	As	75	ug/L	0.842	1	3	16438	3	KED
[Se	78	ug/L	1.796	3	22	1537	3	KED
	Y	89	ug/L			354399	337605	3	Standard
	Kr	83	ug/L			49	38	18	Standard
[>	In-1	115	ug/L			10030	10368	1	KED
[Mo	98	ug/L	1.016	1	10	79664	0	KED
	Cd	111	ug/L	0.498	0	3	16267	1	KED
	Cd	114	ug/L	0.605	1	3	41712	1	KED
[>	In	115	ug/L			458222	410910	3	Standard
[Ag	107	ug/L	0.881	1	35	855721	3	Standard
	Sb	121	ug/L	0.368	0	294	668512	3	Standard
	Sb	123	ug/L	0.661	1	255	517818	4	Standard
	Ba	135	ug/L	0.893	1	50	226084	4	Standard
[Ba	137	ug/L	2.004	3	86	393033	5	Standard
[>	Tb	159	ug/L			831384	791196	3	Standard
[Tl	205	ug/L	0.570	1	89	1651050	3	Standard
[Pb	208	ug/L	0.312	0	317	2176764	3	Standard

ICP-MS Quantitative Analysis - Summary Report

Sample ID: SEQ-CCBD

Sample Dil Factor:

Comments:

Sample Date/Time: Wednesday, April 26, 2023 06:01:45

Number of Replicates: 3

Method File: C:\Users\Public\Documents\PerkinElmer Syngistix\ICPMS\Method\200.8_DailyMethod_KED_UCT.mth

Tuning File: C:\Users\Public\Documents\PerkinElmer Syngistix\ICPMS\MassCal\Default.tun

Optimization File: C:\Users\Public\Documents\PerkinElmer Syngistix\ICPMS\Conditions\Default.dac

Calibration File: C:\Users\Public\Documents\PerkinElmer Syngistix\ICPMS\System\042523.cal

	Analyte Mass	Conc. Mean	Units	Conc. SD	Conc. RSD	Blank Intens.	Meas. Intens.	Intens. RSD	Mode
[>	Li	6	ug/L			466192	406814	3	Standard
[Be	9	ug/L	0.001	380	3	3	50	Standard
	C	13	ug/L			30091	27509	2	Standard
	Cl	37	ug/L			1714867	1784250	2	Standard
[>	Sc	45	ug/L			612814	571813	2	Standard
[V	51	ug/L	0.007	34	7424	7446	2	Standard
	V-1	51	ug/L	0.001	8	593	385	6	Standard
	Cr	52	ug/L	0.020	29	22079	22007	1	Standard
	Cr	53	ug/L	0.007	28	310	228	8	Standard
[Mn	55	ug/L	0.001	152	827	788	2	Standard
[>	Ge	72	ug/L			49780	46496	3	KED
	Co	59	ug/L	0.001	437	5	3	100	KED
	Ni	60	ug/L	0.005	1	567	27	33	KED
	Ni	62	ug/L	0.016	5	92	6	56	KED
	Cu	63	ug/L	0.005	139	100	110	23	KED
	Cu	65	ug/L	0.007	504	55	48	28	KED
	Zn	66	ug/L	0.023	35	106	139	13	KED
	Zn	67	ug/L	0.022	91	21	17	16	KED
	As	75	ug/L	0.002	23	3	5	13	KED
[Se	78	ug/L	0.204	463	22	22	24	KED
	Y	89	ug/L			354399	327930	3	Standard
	Kr	83	ug/L			49	45	12	Standard
[>	In-1	115	ug/L			10030	10014	2	KED
	Mo	98	ug/L	0.010	96	10	25	57	KED
	Cd	111	ug/L	0.011	132	3	6	52	KED
[Cd	114	ug/L	0.009	229	3	6	108	KED
[>	In	115	ug/L			458222	405546	6	Standard
	Ag	107	ug/L	0.000	81	35	41	16	Standard
	Sb	121	ug/L	0.005	13	294	731	9	Standard
	Sb	123	ug/L	0.002	6	255	625	8	Standard
	Ba	135	ug/L	0.004	44	50	81	24	Standard
[Ba	137	ug/L	0.001	10	86	176	8	Standard
[>	Tb	159	ug/L			831384	768209	2	Standard
	Tl	205	ug/L	0.000	33	89	118	8	Standard
[Pb	208	ug/L	0.000	55	317	273	5	Standard

ICP-MS Quantitative Analysis - Summary Report

Sample ID: **23D0085-01**

Sample Dil Factor:

Comments:

Sample Date/Time: **Wednesday, April 26, 2023 06:06:49**

Number of Replicates: 3

Method File: C:\Users\Public\Documents\PerkinElmer Syngistix\ICPMS\Method\200.8_DailyMethod_KED_UCT.mth

Tuning File: C:\Users\Public\Documents\PerkinElmer Syngistix\ICPMS\MassCal\Default.tun

Optimization File: C:\Users\Public\Documents\PerkinElmer Syngistix\ICPMS\Conditions\Default.dac

Calibration File: C:\Users\Public\Documents\PerkinElmer Syngistix\ICPMS\System\042523.cal

	Analyte Mass	Conc. Mean	Units	Conc. SD	Conc. RSD	Blank Intens.	Meas. Intens.	Intens. RSD	Mode
[>	Li	6	ug/L			466192	398147	0	Standard
[Be	9	ug/L	0.002	16	3	40	14	Standard
	C	13	ug/L			30091	62342	5	Standard
	Cl	37	ug/L			1714867	1958664	2	Standard
[>	Sc	45	ug/L			612814	626140	0	Standard
[V	51	ug/L	0.016	1	7424	32612	0	Standard
	V-1	51	ug/L	0.027	1	593	49735	2	Standard
	Cr	52	ug/L	0.053	4	22079	47590	3	Standard
	Cr	53	ug/L	0.166	4	310	10853	4	Standard
[Mn	55	ug/L	15.312	2	827	17506843	3	Standard
[>	Ge	72	ug/L			49780	43245	0	KED
[Co	59	ug/L	0.050	3	5	8927	3	KED
	Ni	60	ug/L	0.104	4	567	4280	4	KED
	Ni	62	ug/L	0.194	8	92	678	6	KED
	Cu	63	ug/L	0.178	1	100	40442	2	KED
	Cu	65	ug/L	0.174	1	55	20405	2	KED
	Zn	66	ug/L	1.431	2	106	32459	3	KED
	Zn	67	ug/L	1.718	2	21	5470	3	KED
	As	75	ug/L	0.090	3	3	865	3	KED
[Se	78	ug/L	0.099	86	22	22	13	KED
	Y	89	ug/L			354399	335199	2	Standard
	Kr	83	ug/L			49	92	5	Standard
[>	In-1	115	ug/L			10030	9534	1	KED
[Mo	98	ug/L	0.088	1	10	8509	2	KED
	Cd	111	ug/L	0.027	37	3	24	33	KED
[Cd	114	ug/L	0.019	24	3	61	22	KED
[>	In	115	ug/L			458222	380504	1	Standard
[Ag	107	ug/L	0.002	4	35	620	2	Standard
	Sb	121	ug/L	0.020	1	294	17083	2	Standard
	Sb	123	ug/L	0.006	0	255	13277	0	Standard
	Ba	135	ug/L	2.241	2	50	357009	3	Standard
[Ba	137	ug/L	1.380	1	86	634044	2	Standard
[>	Tb	159	ug/L			831384	737839	1	Standard
[Tl	205	ug/L	0.001	39	89	121	15	Standard
[Pb	208	ug/L	0.048	2	317	90686	3	Standard

ICP-MS Quantitative Analysis - Summary Report

Sample ID: **23D0086-01**

Sample Dil Factor: **20**

Comments:

Sample Date/Time: **Wednesday, April 26, 2023 06:11:47**

Number of Replicates: 3

Method File: C:\Users\Public\Documents\PerkinElmer Syngistix\ICPMS\Method\200.8_DailyMethod_KED_UCT.mth

Tuning File: C:\Users\Public\Documents\PerkinElmer Syngistix\ICPMS\MassCal\Default.tun

Optimization File: C:\Users\Public\Documents\PerkinElmer Syngistix\ICPMS\Conditions\Default.dac

Calibration File: C:\Users\Public\Documents\PerkinElmer Syngistix\ICPMS\System\042523.cal

	Analyte	Mass	Conc. Mean	Units	Conc. SD	Conc. RSD	Blank Intens.	Meas. Intens.	Intens. RSD	Mode
[>	Li	6		ug/L			466192	425544	3	Standard
[Be	9	0.009	ug/L	0.000	3	3	34	6	Standard
	C	13		ug/L			30091	552549	3	Standard
	Cl	37		ug/L			1714867	1696523	1	Standard
[>	Sc	45		ug/L			612814	620247	2	Standard
[V	51	0.592	ug/L	0.016	2	7424	23522	3	Standard
	V-1	51	0.121	ug/L	0.004	3	593	3881	5	Standard
	Cr	52	3.335	ug/L	0.070	2	22079	96545	2	Standard
	Cr	53	1.692	ug/L	0.032	1	310	4628	1	Standard
[Mn	55	380.600	ug/L	10.748	2	827	12315304	3	Standard
[>	Ge	72		ug/L			49780	48594	0	KED
[Co	59	601.526	ug/L	13.572	2	5	3646337	1	KED
	Ni	60	3.735	ug/L	0.083	2	567	7007	1	KED
	Ni	62	3.691	ug/L	0.081	2	92	1135	1	KED
	Cu	63	3.179	ug/L	0.032	1	100	15614	1	KED
	Cu	65	3.230	ug/L	0.037	1	55	7786	0	KED
	Zn	66	184.040	ug/L	3.143	1	106	117876	1	KED
	Zn	67	172.529	ug/L	2.922	1	21	17935	1	KED
	As	75	0.056	ug/L	0.021	36	3	22	31	KED
[Se	78	0.023	ug/L	0.132	587	22	22	19	KED
	Y	89		ug/L			354399	350353	0	Standard
	Kr	83		ug/L			49	73	22	Standard
[>	In-1	115		ug/L			10030	10128	1	KED
[Mo	98	2.220	ug/L	0.039	1	10	3342	1	KED
	Cd	111	0.005	ug/L	0.005	97	3	5	26	KED
[Cd	114	0.004	ug/L	0.008	201	3	6	96	KED
[>	In	115		ug/L			458222	431322	4	Standard
[Ag	107	0.185	ug/L	0.012	6	35	3293	2	Standard
	Sb	121	0.061	ug/L	0.002	2	294	1154	4	Standard
	Sb	123	0.054	ug/L	0.004	6	255	837	3	Standard
	Ba	135	15.156	ug/L	0.827	5	50	69549	2	Standard
[Ba	137	15.237	ug/L	0.449	2	86	122444	3	Standard
[>	Tb	159		ug/L			831384	798271	1	Standard
[Tl	205	0.002	ug/L	0.000	17	89	153	8	Standard
[Pb	208	0.358	ug/L	0.001	0	317	16485	2	Standard

ICP-MS Quantitative Analysis - Summary Report

Sample ID: **23D0062-01**

Sample Dil Factor:

Comments:

Sample Date/Time: **Wednesday, April 26, 2023 06:17:15**

Number of Replicates: 3

Method File: C:\Users\Public\Documents\PerkinElmer Syngistix\ICPMS\Method\200.8_DailyMethod_KED_UCT.mth

Tuning File: C:\Users\Public\Documents\PerkinElmer Syngistix\ICPMS\MassCal\Default.tun

Optimization File: C:\Users\Public\Documents\PerkinElmer Syngistix\ICPMS\Conditions\Default.dac

Calibration File: C:\Users\Public\Documents\PerkinElmer Syngistix\ICPMS\System\042523.cal

	Analyte	Mass	Conc. Mean	Units	Conc. SD	Conc. RSD	Blank Intens.	Meas. Intens.	Intens. RSD	Mode
[>	Li	6		ug/L			466192	452560	1	Standard
[Be	9	0.002	ug/L	0.001	34	3	9	20	Standard
	C	13		ug/L			30091	56349	4	Standard
	Cl	37		ug/L			1714867	1719312	1	Standard
[>	Sc	45		ug/L			612814	682135	1	Standard
[V	51	0.342	ug/L	0.011	3	7424	18433	1	Standard
	V-1	51	0.412	ug/L	0.007	1	593	12953	0	Standard
	Cr	52	0.213	ug/L	0.012	5	22079	29799	1	Standard
	Cr	53	0.452	ug/L	0.008	1	310	1614	1	Standard
	Mn	55	3.329	ug/L	0.018	0	827	119395	1	Standard
[>	Ge	72		ug/L			49780	48089	2	KED
[Co	59	0.025	ug/L	0.001	4	5	157	4	KED
	Ni	60	-0.230	ug/L	0.016	6	567	155	19	KED
	Ni	62	-0.216	ug/L	0.044	20	92	29	44	KED
	Cu	63	0.094	ug/L	0.008	8	100	553	9	KED
	Cu	65	0.081	ug/L	0.013	15	55	245	11	KED
	Zn	66	0.670	ug/L	0.017	2	106	526	2	KED
	Zn	67	0.715	ug/L	0.187	26	21	94	22	KED
	As	75	0.212	ug/L	0.009	4	3	74	2	KED
[Se	78	0.035	ug/L	0.064	179	22	22	6	KED
	Y	89		ug/L			354399	358547	0	Standard
	Kr	83		ug/L			49	46	4	Standard
[>	In-1	115		ug/L			10030	10258	0	KED
[Mo	98	0.068	ug/L	0.001	2	10	113	1	KED
	Cd	111	0.015	ug/L	0.011	73	3	8	40	KED
	Cd	114	0.001	ug/L	0.003	513	3	4	54	KED
[>	In	115		ug/L			458222	446647	2	Standard
[Ag	107	-0.000	ug/L	0.000	260	35	32	20	Standard
	Sb	121	0.011	ug/L	0.003	27	294	452	7	Standard
	Sb	123	0.007	ug/L	0.003	45	255	331	9	Standard
	Ba	135	1.121	ug/L	0.031	2	50	5381	3	Standard
	Ba	137	1.142	ug/L	0.034	2	86	9584	0	Standard
[>	Tb	159		ug/L			831384	826772	2	Standard
[Tl	205	-0.001	ug/L	0.000	7	89	56	3	Standard
[Pb	208	0.012	ug/L	0.001	8	317	886	3	Standard

ICP-MS Quantitative Analysis - Summary Report

Sample ID: **23D0062-03**

Sample Dil Factor:

Comments:

Sample Date/Time: **Wednesday, April 26, 2023 06:22:18**

Number of Replicates: 3

Method File: C:\Users\Public\Documents\PerkinElmer Syngistix\ICPMS\Method\200.8_DailyMethod_KED_UCT.mth

Tuning File: C:\Users\Public\Documents\PerkinElmer Syngistix\ICPMS\MassCal\Default.tun

Optimization File: C:\Users\Public\Documents\PerkinElmer Syngistix\ICPMS\Conditions\Default.dac

Calibration File: C:\Users\Public\Documents\PerkinElmer Syngistix\ICPMS\System\042523.cal

	Analyte Mass	Conc. Mean	Units	Conc. SD	Conc. RSD	Blank Intens.	Meas. Intens.	Intens. RSD	Mode
[>	Li	6	ug/L			466192	450860	2	Standard
[Be	9	ug/L	0.002	71	3	13	49	Standard
	C	13	ug/L			30091	56800	2	Standard
	Cl	37	ug/L			1714867	1669610	1	Standard
[>	Sc	45	ug/L			612814	688561	3	Standard
[V	51	ug/L	0.002	0	7424	28326	3	Standard
	V-1	51	ug/L	0.011	1	593	22723	5	Standard
	Cr	52	ug/L	0.020	10	22079	29520	2	Standard
	Cr	53	ug/L	0.011	2	310	1543	5	Standard
	Mn	55	ug/L	0.052	2	827	65994	5	Standard
[>	Ge	72	ug/L			49780	47355	1	KED
[Co	59	ug/L	0.003	10	5	182	9	KED
	Ni	60	ug/L	0.014	8	567	261	9	KED
	Ni	62	ug/L	0.029	17	92	43	18	KED
	Cu	63	ug/L	0.017	7	100	1189	6	KED
	Cu	65	ug/L	0.004	1	55	631	1	KED
	Zn	66	ug/L	0.023	2	106	711	0	KED
	Zn	67	ug/L	0.132	10	21	147	10	KED
	As	75	ug/L	0.040	8	3	167	7	KED
[Se	78	ug/L	0.103	489	22	20	16	KED
	Y	89	ug/L			354399	356161	2	Standard
	Kr	83	ug/L			49	43	18	Standard
[>	In-1	115	ug/L			10030	10225	2	KED
[Mo	98	ug/L	0.015	16	10	155	16	KED
	Cd	111	ug/L	0.008	81	3	6	34	KED
	Cd	114	ug/L	0.004	153	3	5	56	KED
[>	In	115	ug/L			458222	438322	3	Standard
[Ag	107	ug/L	0.000	57	35	47	17	Standard
	Sb	121	ug/L	0.003	13	294	591	7	Standard
	Sb	123	ug/L	0.004	20	255	449	9	Standard
	Ba	135	ug/L	0.054	2	50	11853	3	Standard
	Ba	137	ug/L	0.038	1	86	22240	4	Standard
[>	Tb	159	ug/L			831384	833865	2	Standard
[Tl	205	ug/L	0.000	80	89	69	20	Standard
[Pb	208	ug/L	0.003	7	317	2556	8	Standard

ICP-MS Quantitative Analysis - Summary Report

Sample ID: **23D0062-05**

Sample Dil Factor:

Comments:

Sample Date/Time: **Wednesday, April 26, 2023 06:27:22**

Number of Replicates: 3

Method File: C:\Users\Public\Documents\PerkinElmer Syngistix\ICPMS\Method\200.8_DailyMethod_KED_UCT.mth

Tuning File: C:\Users\Public\Documents\PerkinElmer Syngistix\ICPMS\MassCal\Default.tun

Optimization File: C:\Users\Public\Documents\PerkinElmer Syngistix\ICPMS\Conditions\Default.dac

Calibration File: C:\Users\Public\Documents\PerkinElmer Syngistix\ICPMS\System\042523.cal

	Analyte Mass	Conc. Mean	Units	Conc. SD	Conc. RSD	Blank Intens.	Meas. Intens.	Intens. RSD	Mode
[>	Li	6	ug/L			466192	463292	2	Standard
[Be	9	ug/L	0.001	36	3	15	25	Standard
	C	13	ug/L			30091	55262	0	Standard
	Cl	37	ug/L			1714867	1666455	2	Standard
[>	Sc	45	ug/L			612814	674453	1	Standard
[V	51	ug/L	0.028	4	7424	28394	1	Standard
	V-1	51	ug/L	0.018	2	593	23068	1	Standard
	Cr	52	ug/L	0.030	9	22079	31942	1	Standard
	Cr	53	ug/L	0.018	3	310	1906	3	Standard
	Mn	55	ug/L	0.068	3	827	64144	3	Standard
[>	Ge	72	ug/L			49780	47665	3	KED
[Co	59	ug/L	0.004	20	5	135	19	KED
	Ni	60	ug/L	0.008	4	567	247	3	KED
	Ni	62	ug/L	0.041	27	92	46	22	KED
	Cu	63	ug/L	0.011	4	100	1227	5	KED
	Cu	65	ug/L	0.024	9	55	615	8	KED
	Zn	66	ug/L	0.063	17	106	328	13	KED
	Zn	67	ug/L	0.133	29	21	66	20	KED
	As	75	ug/L	0.037	7	3	167	6	KED
[Se	78	ug/L	0.163	158	22	24	23	KED
	Y	89	ug/L			354399	354388	0	Standard
	Kr	83	ug/L			49	57	28	Standard
[>	In-1	115	ug/L			10030	9634	1	KED
[Mo	98	ug/L	0.016	14	10	165	11	KED
	Cd	111	ug/L	0.005	98	3	5	28	KED
	Cd	114	ug/L	0.009	310	3	5	123	KED
[>	In	115	ug/L			458222	443121	1	Standard
[Ag	107	ug/L	0.000	39	35	52	12	Standard
	Sb	121	ug/L	0.001	5	294	546	2	Standard
	Sb	123	ug/L	0.003	18	255	453	7	Standard
	Ba	135	ug/L	0.072	2	50	12468	1	Standard
	Ba	137	ug/L	0.073	2	86	22472	3	Standard
[>	Tb	159	ug/L			831384	839528	1	Standard
[Tl	205	ug/L	0.000	34	89	70	8	Standard
[Pb	208	ug/L	0.004	8	317	2471	5	Standard

ICP-MS Quantitative Analysis - Summary Report

Sample ID: **23D0062-07**

Sample Dil Factor:

Comments:

Sample Date/Time: **Wednesday, April 26, 2023 06:32:26**

Number of Replicates: 3

Method File: C:\Users\Public\Documents\PerkinElmer Syngistix\ICPMS\Method\200.8_DailyMethod_KED_UCT.mth

Tuning File: C:\Users\Public\Documents\PerkinElmer Syngistix\ICPMS\MassCal\Default.tun

Optimization File: C:\Users\Public\Documents\PerkinElmer Syngistix\ICPMS\Conditions\Default.dac

Calibration File: C:\Users\Public\Documents\PerkinElmer Syngistix\ICPMS\System\042523.cal

	Analyte Mass	Conc. Mean	Units	Conc. SD	Conc. RSD	Blank Intens.	Meas. Intens.	Intens. RSD	Mode
[>	Li	6	ug/L			466192	478460	3	Standard
[Be	9	ug/L	0.001	160	3	6	62	Standard
	C	13	ug/L			30091	49007	2	Standard
	Cl	37	ug/L			1714867	1721677	1	Standard
[>	Sc	45	ug/L			612814	640419	2	Standard
[V	51	ug/L	0.004	11	7424	8692	1	Standard
	V-1	51	ug/L	0.002	15	593	963	5	Standard
	Cr	52	ug/L	0.007	4	22079	26608	1	Standard
	Cr	53	ug/L	0.003	4	310	535	3	Standard
[Mn	55	ug/L	0.004	3	827	4558	1	Standard
[>	Ge	72	ug/L			49780	48761	1	KED
[Co	59	ug/L	0.004	15	5	161	15	KED
	Ni	60	ug/L	0.006	4	567	302	5	KED
	Ni	62	ug/L	0.029	24	92	56	12	KED
	Cu	63	ug/L	0.011	3	100	1584	1	KED
	Cu	65	ug/L	0.021	6	55	786	5	KED
	Zn	66	ug/L	0.020	8	106	253	4	KED
	Zn	67	ug/L	0.089	32	21	49	16	KED
	As	75	ug/L	0.004	19	3	10	15	KED
[Se	78	ug/L	0.041	37	22	18	9	KED
	Y	89	ug/L			354399	359715	1	Standard
	Kr	83	ug/L			49	45	21	Standard
[>	In-1	115	ug/L			10030	10479	1	KED
[Mo	98	ug/L	0.005	83	10	20	38	KED
	Cd	111	ug/L	0.007	1440	3	4	53	KED
[Cd	114	ug/L	0.003	244	3	2	78	KED
[>	In	115	ug/L			458222	458265	1	Standard
[Ag	107	ug/L	0.000	39	35	17	40	Standard
	Sb	121	ug/L	0.001	12	294	159	11	Standard
	Sb	123	ug/L	0.001	6	255	137	4	Standard
	Ba	135	ug/L	0.021	4	50	2329	5	Standard
[Ba	137	ug/L	0.027	5	86	4295	6	Standard
[>	Tb	159	ug/L			831384	851080	1	Standard
[Tl	205	ug/L	0.000	19	89	35	31	Standard
[Pb	208	ug/L	0.000	2	317	459	0	Standard

ICP-MS Quantitative Analysis - Summary Report

Sample ID: **BLD0472-DUP1**

Sample Dil Factor:

Comments:

Sample Date/Time: **Wednesday, April 26, 2023 06:37:23**

Number of Replicates: 3

Method File: C:\Users\Public\Documents\PerkinElmer Syngistix\ICPMS\Method\200.8_DailyMethod_KED_UCT.mth

Tuning File: C:\Users\Public\Documents\PerkinElmer Syngistix\ICPMS\MassCal\Default.tun

Optimization File: C:\Users\Public\Documents\PerkinElmer Syngistix\ICPMS\Conditions\Default.dac

Calibration File: C:\Users\Public\Documents\PerkinElmer Syngistix\ICPMS\System\042523.cal

	Analyte Mass	Conc. Mean	Units	Conc. SD	Conc. RSD	Blank Intens.	Meas. Intens.	Intens. RSD	Mode	
[>	Li	6	ug/L			466192	469730	5	Standard	
[Be	9	0.002	ug/L	0.001	70	3	11	44	Standard
	C	13	ug/L			30091	46617	2	Standard	
	Cl	37	ug/L			1714867	1726742	3	Standard	
[>	Sc	45	ug/L			612814	624882	2	Standard	
[V	51	0.037	ug/L	0.005	12	7424	8575	3	Standard
	V-1	51	0.018	ug/L	0.001	7	593	1096	6	Standard
	Cr	52	0.140	ug/L	0.009	6	22079	25654	2	Standard
	Cr	53	0.074	ug/L	0.006	8	310	507	1	Standard
	Mn	55	0.134	ug/L	0.002	1	827	5226	4	Standard
[>	Ge	72	ug/L			49780	48096	2	KED	
[Co	59	0.027	ug/L	0.001	4	5	164	4	KED
	Ni	60	-0.133	ug/L	0.018	13	567	321	7	KED
	Ni	62	-0.123	ug/L	0.062	50	92	55	33	KED
	Cu	63	0.294	ug/L	0.003	1	100	1518	2	KED
	Cu	65	0.278	ug/L	0.014	4	55	711	2	KED
	Zn	66	0.154	ug/L	0.028	18	106	200	9	KED
	Zn	67	0.130	ug/L	0.061	46	21	34	20	KED
	As	75	0.021	ug/L	0.009	41	3	10	29	KED
[Se	78	-0.008	ug/L	0.138	1673	22	21	18	KED
	Y	89	ug/L			354399	352065	3	Standard	
	Kr	83	ug/L			49	45	20	Standard	
[>	In-1	115	ug/L			10030	10186	4	KED	
[Mo	98	0.006	ug/L	0.009	146	10	19	67	KED
	Cd	111	0.005	ug/L	0.005	93	3	5	26	KED
	Cd	114	0.008	ug/L	0.004	47	3	9	29	KED
[>	In	115	ug/L			458222	443466	3	Standard	
[Ag	107	-0.001	ug/L	0.000	78	35	24	33	Standard
	Sb	121	-0.011	ug/L	0.001	8	294	116	12	Standard
	Sb	123	-0.014	ug/L	0.001	8	255	93	11	Standard
	Ba	135	0.477	ug/L	0.020	4	50	2303	6	Standard
	Ba	137	0.475	ug/L	0.010	2	86	4003	2	Standard
[>	Tb	159	ug/L			831384	827905	3	Standard	
[Tl	205	-0.001	ug/L	0.000	5	89	36	10	Standard
[Pb	208	0.003	ug/L	0.000	13	317	453	7	Standard

ICP-MS Quantitative Analysis - Summary Report

Sample ID: **BLD0472-MS1**

Sample Dil Factor:

Comments:

Sample Date/Time: **Wednesday, April 26, 2023 06:42:51**

Number of Replicates: 3

Method File: C:\Users\Public\Documents\PerkinElmer Syngistix\ICPMS\Method\200.8_DailyMethod_KED_UCT.mth

Tuning File: C:\Users\Public\Documents\PerkinElmer Syngistix\ICPMS\MassCal\Default.tun

Optimization File: C:\Users\Public\Documents\PerkinElmer Syngistix\ICPMS\Conditions\Default.dac

Calibration File: C:\Users\Public\Documents\PerkinElmer Syngistix\ICPMS\System\042523.cal

	Analyte	Mass	Conc. Mean	Units	Conc. SD	Conc. RSD	Blank Intens.	Meas. Intens.	Intens. RSD	Mode
[>	Li	6		ug/L			466192	465071	0	Standard
[Be	9	25.992	ug/L	0.693	2	3	99064	2	Standard
	C	13		ug/L			30091	47308	2	Standard
	Cl	37		ug/L			1714867	1692013	1	Standard
[>	Sc	45		ug/L			612814	643320	2	Standard
[V	51	25.662	ug/L	0.577	2	7424	727357	2	Standard
	V-1	51	25.616	ug/L	0.546	2	593	721948	2	Standard
	Cr	52	26.091	ug/L	0.586	2	22079	625194	2	Standard
	Cr	53	25.929	ug/L	0.535	2	310	68917	3	Standard
	Mn	55	25.348	ug/L	0.594	2	827	851502	3	Standard
[>	Ge	72		ug/L			49780	47941	2	KED
[Co	59	26.473	ug/L	0.440	1	5	158287	1	KED
	Ni	60	27.051	ug/L	0.136	0	567	46655	2	KED
	Ni	62	26.859	ug/L	0.128	0	92	7591	2	KED
	Cu	63	26.439	ug/L	0.126	0	100	127427	3	KED
	Cu	65	27.157	ug/L	0.244	0	55	64192	2	KED
	Zn	66	80.705	ug/L	0.632	0	106	51056	2	KED
	Zn	67	78.615	ug/L	0.919	1	21	8072	1	KED
	As	75	25.377	ug/L	0.330	1	3	8557	1	KED
[Se	78	80.058	ug/L	0.831	1	22	2530	3	KED
	Y	89		ug/L			354399	364064	2	Standard
	Kr	83		ug/L			49	61	11	Standard
[>	In-1	115		ug/L			10030	10249	1	KED
[Mo	98	26.917	ug/L	0.380	1	10	40886	1	KED
	Cd	111	25.721	ug/L	0.646	2	3	8106	2	KED
	Cd	114	25.482	ug/L	0.332	1	3	20578	0	KED
[>	In	115		ug/L			458222	444949	1	Standard
[Ag	107	26.015	ug/L	0.527	2	35	472670	2	Standard
	Sb	121	26.150	ug/L	0.128	0	294	390463	1	Standard
	Sb	123	25.850	ug/L	0.388	1	255	294940	2	Standard
	Ba	135	26.575	ug/L	0.060	0	50	125954	1	Standard
	Ba	137	27.823	ug/L	0.567	2	86	230743	2	Standard
[>	Tb	159		ug/L			831384	864999	1	Standard
[Tl	205	24.518	ug/L	0.663	2	89	902376	2	Standard
[Pb	208	24.777	ug/L	0.822	3	317	1212767	2	Standard

ICP-MS Quantitative Analysis - Summary Report

Sample ID: **BLD0472-MSD1**

Sample Dil Factor:

Comments:

Sample Date/Time: **Wednesday, April 26, 2023 06:49:19**

Number of Replicates: 3

Method File: C:\Users\Public\Documents\PerkinElmer Syngistix\ICPMS\Method\200.8_DailyMethod_KED_UCT.mth

Tuning File: C:\Users\Public\Documents\PerkinElmer Syngistix\ICPMS\MassCal\Default.tun

Optimization File: C:\Users\Public\Documents\PerkinElmer Syngistix\ICPMS\Conditions\Default.dac

Calibration File: C:\Users\Public\Documents\PerkinElmer Syngistix\ICPMS\System\042523.cal

	Analyte Mass	Conc. Mean	Units	Conc. SD	Conc. RSD	Blank Intens.	Meas. Intens.	Intens. RSD	Mode
[>	Li	6	ug/L			466192	468152	2	Standard
[Be	9	ug/L	0.501	1	3	100411	3	Standard
	C	13	ug/L			30091	45555	1	Standard
	Cl	37	ug/L			1714867	1702511	1	Standard
[>	Sc	45	ug/L			612814	646351	3	Standard
[V	51	ug/L	0.886	3	7424	726409	0	Standard
	V-1	51	ug/L	0.885	3	593	721682	1	Standard
	Cr	52	ug/L	0.715	2	22079	624893	1	Standard
	Cr	53	ug/L	0.537	2	310	69101	1	Standard
	Mn	55	ug/L	0.183	0	827	867778	2	Standard
[>	Ge	72	ug/L			49780	48337	1	KED
[Co	59	ug/L	0.445	1	5	157489	2	KED
	Ni	60	ug/L	0.619	2	567	46416	3	KED
	Ni	62	ug/L	0.741	2	92	7482	3	KED
	Cu	63	ug/L	0.383	1	100	129396	0	KED
	Cu	65	ug/L	0.805	2	55	65421	2	KED
	Zn	66	ug/L	1.369	1	106	52686	2	KED
	Zn	67	ug/L	1.387	1	21	8244	0	KED
	As	75	ug/L	0.364	1	3	8530	1	KED
[Se	78	ug/L	1.767	2	22	2529	1	KED
	Y	89	ug/L			354399	365574	3	Standard
	Kr	83	ug/L			49	41	4	Standard
[>	In-1	115	ug/L			10030	10433	1	KED
[Mo	98	ug/L	0.555	2	10	40659	3	KED
	Cd	111	ug/L	0.326	1	3	8013	2	KED
	Cd	114	ug/L	0.898	3	3	20826	4	KED
[>	In	115	ug/L			458222	447159	2	Standard
[Ag	107	ug/L	0.666	2	35	464522	1	Standard
	Sb	121	ug/L	0.498	1	294	384990	2	Standard
	Sb	123	ug/L	0.847	3	255	294968	1	Standard
	Ba	135	ug/L	0.429	1	50	129362	1	Standard
	Ba	137	ug/L	0.751	2	86	227517	1	Standard
[>	Tb	159	ug/L			831384	851382	0	Standard
[Tl	205	ug/L	0.175	0	89	913381	0	Standard
[Pb	208	ug/L	0.278	1	317	1226233	1	Standard

ICP-MS Quantitative Analysis - Summary Report

Sample ID: SEQ-IBLG

Sample Dil Factor:

Comments:

Sample Date/Time: Wednesday, April 26, 2023 06:54:17

Number of Replicates: 3

Method File: C:\Users\Public\Documents\PerkinElmer Syngistix\ICPMS\Method\200.8_DailyMethod_KED_UCT.mth

Tuning File: C:\Users\Public\Documents\PerkinElmer Syngistix\ICPMS\MassCal\Default.tun

Optimization File: C:\Users\Public\Documents\PerkinElmer Syngistix\ICPMS\Conditions\Default.dac

Calibration File: C:\Users\Public\Documents\PerkinElmer Syngistix\ICPMS\System\042523.cal

	Analyte Mass	Conc. Mean	Units	Conc. SD	Conc. RSD	Blank Intens.	Meas. Intens.	Intens. RSD	Mode
[>	Li	6	ug/L			466192	450623	2	Standard
[Be	9	ug/L	0.001	285	3	5	78	Standard
	C	13	ug/L			30091	28259	5	Standard
	Cl	37	ug/L			1714867	1746820	2	Standard
[>	Sc	45	ug/L			612814	586422	4	Standard
[V	51	ug/L	0.002	111	7424	7151	5	Standard
	V-1	51	ug/L	0.001	9	593	421	3	Standard
	Cr	52	ug/L	0.003	32	22079	21306	4	Standard
	Cr	53	ug/L	0.009	52	310	255	4	Standard
[Mn	55	ug/L	0.001	16	827	660	1	Standard
[>	Ge	72	ug/L			49780	48418	2	KED
	Co	59	ug/L	0.000	172	5	3	91	KED
	Ni	60	ug/L	0.005	1	567	12	67	KED
	Ni	62	ug/L	0.010	3	92	5	57	KED
	Cu	63	ug/L	0.005	1329	100	100	25	KED
	Cu	65	ug/L	0.004	55	55	38	25	KED
	Zn	66	ug/L	0.019	22	106	50	26	KED
	Zn	67	ug/L	0.056	43	21	7	75	KED
	As	75	ug/L	0.006	62	3	6	28	KED
[Se	78	ug/L	0.052	79	22	19	11	KED
	Y	89	ug/L			354399	339656	2	Standard
	Kr	83	ug/L			49	45	11	Standard
[>	In-1	115	ug/L			10030	9933	4	KED
	Mo	98	ug/L	0.003	264	10	12	36	KED
	Cd	111	ug/L	0.013	192	3	5	66	KED
[Cd	114	ug/L	0.002	90	3	5	35	KED
[>	In	115	ug/L			458222	427798	5	Standard
	Ag	107	ug/L	0.001	144	35	43	30	Standard
	Sb	121	ug/L	0.000	3	294	95	10	Standard
	Sb	123	ug/L	0.001	6	255	56	18	Standard
	Ba	135	ug/L	0.002	71	50	35	26	Standard
[Ba	137	ug/L	0.000	5	86	53	3	Standard
[>	Tb	159	ug/L			831384	791994	3	Standard
	Tl	205	ug/L	0.000	56	89	67	12	Standard
[Pb	208	ug/L	0.000	10	317	158	9	Standard

ICP-MS Quantitative Analysis - Summary Report

Sample ID: SEQ-CCVE

Sample Dil Factor:

Comments:

Sample Date/Time: Wednesday, April 26, 2023 06:59:21

Number of Replicates: 3

Method File: C:\Users\Public\Documents\PerkinElmer Syngistix\ICPMS\Method\200.8_DailyMethod_KED_UCT.mth

Tuning File: C:\Users\Public\Documents\PerkinElmer Syngistix\ICPMS\MassCal\Default.tun

Optimization File: C:\Users\Public\Documents\PerkinElmer Syngistix\ICPMS\Conditions\Default.dac

Calibration File: C:\Users\Public\Documents\PerkinElmer Syngistix\ICPMS\System\042523.cal

	Analyte	Mass	Conc. Mean	Units	Conc. SD	Conc. RSD	Blank Intens.	Meas. Intens.	Intens. RSD	Mode
[>	Li	6		ug/L			466192	448330	6	Standard
[Be	9	51.279	ug/L	2.317	4	3	188444	8	Standard
	C	13		ug/L			30091	29220	5	Standard
	Cl	37		ug/L			1714867	1698871	1	Standard
[>	Sc	45		ug/L			612814	620470	7	Standard
[V	51	49.096	ug/L	0.489	0	7424	1335022	6	Standard
	V-1	51	49.087	ug/L	0.567	1	593	1333384	6	Standard
	Cr	52	50.022	ug/L	0.951	1	22079	1134822	5	Standard
	Cr	53	49.981	ug/L	1.112	2	310	127710	5	Standard
	Mn	55	48.711	ug/L	0.750	1	827	1577168	6	Standard
[>	Ge	72		ug/L			49780	48001	2	KED
[Co	59	51.026	ug/L	1.849	3	5	305418	2	KED
	Ni	60	51.173	ug/L	1.546	3	567	87863	2	KED
	Ni	62	50.145	ug/L	1.436	2	92	14110	2	KED
	Cu	63	50.964	ug/L	1.873	3	100	245728	2	KED
	Cu	65	52.523	ug/L	1.263	2	55	124295	3	KED
	Zn	66	50.845	ug/L	0.601	1	106	32240	1	KED
	Zn	67	51.218	ug/L	0.482	0	21	5274	3	KED
	As	75	50.344	ug/L	0.736	1	3	16995	1	KED
[Se	78	49.894	ug/L	2.255	4	22	1585	2	KED
	Y	89		ug/L			354399	350911	4	Standard
	Kr	83		ug/L			49	48	11	Standard
[>	In-1	115		ug/L			10030	9841	5	KED
[Mo	98	53.263	ug/L	1.167	2	10	77627	4	KED
	Cd	111	52.406	ug/L	1.347	2	3	15851	5	KED
	Cd	114	52.145	ug/L	1.264	2	3	40398	3	KED
[>	In	115		ug/L			458222	426164	5	Standard
[Ag	107	50.315	ug/L	1.587	3	35	874657	3	Standard
	Sb	121	49.881	ug/L	1.267	2	294	712508	2	Standard
	Sb	123	49.685	ug/L	0.397	0	255	542562	4	Standard
	Ba	135	51.425	ug/L	1.170	2	50	233257	3	Standard
	Ba	137	52.664	ug/L	2.127	4	86	417802	3	Standard
[>	Tb	159		ug/L			831384	825476	5	Standard
[Tl	205	47.903	ug/L	0.509	1	89	1682404	4	Standard
[Pb	208	48.883	ug/L	0.314	0	317	2283068	4	Standard

ICP-MS Quantitative Analysis - Summary Report

Sample ID: SEQ-CCBE

Sample Dil Factor:

Comments:

Sample Date/Time: Wednesday, April 26, 2023 07:07:09

Number of Replicates: 3

Method File: C:\Users\Public\Documents\PerkinElmer Syngistix\ICPMS\Method\200.8_DailyMethod_KED_UCT.mth

Tuning File: C:\Users\Public\Documents\PerkinElmer Syngistix\ICPMS\MassCal\Default.tun

Optimization File: C:\Users\Public\Documents\PerkinElmer Syngistix\ICPMS\Conditions\Default.dac

Calibration File: C:\Users\Public\Documents\PerkinElmer Syngistix\ICPMS\System\042523.cal

	Analyte Mass	Conc. Mean	Units	Conc. SD	Conc. RSD	Blank Intens.	Meas. Intens.	Intens. RSD	Mode
[>	Li	6	ug/L			466192	455387	0	Standard
[Be	9	ug/L	0.001	404	3	4	65	Standard
	C	13	ug/L			30091	28746	4	Standard
	Cl	37	ug/L			1714867	1771014	1	Standard
[>	Sc	45	ug/L			612814	640721	3	Standard
[V	51	ug/L	0.006	5453	7424	7756	1	Standard
	V-1	51	ug/L	0.001	6	593	397	0	Standard
	Cr	52	ug/L	0.025	775	22079	23147	1	Standard
	Cr	53	ug/L	0.005	22	310	262	2	Standard
[Mn	55	ug/L	0.002	110	827	812	4	Standard
[>	Ge	72	ug/L			49780	48902	1	KED
	Co	59	ug/L	0.001	291	5	3	86	KED
	Ni	60	ug/L	0.002	0	567	20	15	KED
	Ni	62	ug/L	0.010	3	92	6	45	KED
	Cu	63	ug/L	0.002	133	100	107	9	KED
	Cu	65	ug/L	0.005	83	55	69	19	KED
	Zn	66	ug/L	0.021	17	106	180	7	KED
	Zn	67	ug/L	0.043	156	21	24	19	KED
	As	75	ug/L	0.004	66	3	5	26	KED
[Se	78	ug/L	0.134	212	22	23	19	KED
	Y	89	ug/L			354399	357843	2	Standard
	Kr	83	ug/L			49	43	30	Standard
[>	In-1	115	ug/L			10030	10491	3	KED
	Mo	98	ug/L	0.005	470	10	9	84	KED
	Cd	111	ug/L	0.005	234	3	4	40	KED
[Cd	114	ug/L	0.008	119	3	9	74	KED
[>	In	115	ug/L			458222	449677	3	Standard
	Ag	107	ug/L	0.001	74	35	48	25	Standard
	Sb	121	ug/L	0.003	8	294	806	2	Standard
	Sb	123	ug/L	0.001	4	255	618	6	Standard
	Ba	135	ug/L	0.002	13	50	106	9	Standard
[Ba	137	ug/L	0.001	12	86	165	5	Standard
[>	Tb	159	ug/L			831384	813185	4	Standard
	Tl	205	ug/L	0.001	37	89	157	12	Standard
[Pb	208	ug/L	0.000	64	317	288	8	Standard

ICP-MS Quantitative Analysis - Summary Report

Sample ID: SEQ-CAL1

Sample Dil Factor:

Comments:

Sample Date/Time: Wednesday, April 26, 2023 07:12:13

Number of Replicates: 3

Method File: C:\Users\Public\Documents\PerkinElmer Syngistix\ICPMS\Method\200.8_DailyMethod_KED_UCT.mth

Tuning File: C:\Users\Public\Documents\PerkinElmer Syngistix\ICPMS\MassCal\Default.tun

Optimization File: C:\Users\Public\Documents\PerkinElmer Syngistix\ICPMS\Conditions\Default.dac

Calibration File: C:\Users\Public\Documents\PerkinElmer Syngistix\ICPMS\System\042523.cal

	Analyte Mass	Conc. Mean	Units	Conc. SD	Conc. RSD	Blank Intens.	Meas. Intens.	Intens. RSD	Mode
[>	Li	6	ug/L				445315	4	Standard
[Be	9	ug/L				4	65	Standard
	C	13	ug/L				28756	7	Standard
	Cl	37	ug/L				1763477	1	Standard
[>	Sc	45	ug/L				604634	3	Standard
	V	51	ug/L				7658	4	Standard
	V-1	51	ug/L				354	4	Standard
	Cr	52	ug/L				22715	5	Standard
	Cr	53	ug/L				231	9	Standard
[Mn	55	ug/L				858	3	Standard
[>	Ge	72	ug/L				47144	1	KED
	Co	59	ug/L				3	91	KED
	Ni	60	ug/L				583	4	KED
	Ni	62	ug/L				99	22	KED
	Cu	63	ug/L				88	8	KED
	Cu	65	ug/L				51	16	KED
	Zn	66	ug/L				128	21	KED
	Zn	67	ug/L				17	22	KED
	As	75	ug/L				4	66	KED
[Se	78	ug/L				20	12	KED
	Y	89	ug/L				352824	2	Standard
	Kr	83	ug/L				41	30	Standard
[>	In-1	115	ug/L				9999	3	KED
	Mo	98	ug/L				5	75	KED
	Cd	111	ug/L				5	16	KED
[Cd	114	ug/L				9	41	KED
[>	In	115	ug/L				440562	2	Standard
	Ag	107	ug/L				34	16	Standard
	Sb	121	ug/L				252	5	Standard
	Sb	123	ug/L				192	14	Standard
	Ba	135	ug/L				54	5	Standard
[Ba	137	ug/L				99	7	Standard
[>	Tb	159	ug/L				801432	2	Standard
	Tl	205	ug/L				79	15	Standard
[Pb	208	ug/L				302	1	Standard

ICP-MS Quantitative Analysis - Summary Report

Sample ID: SEQ-CCVF

Sample Dil Factor:

Comments:

Sample Date/Time: Wednesday, April 26, 2023 07:17:17

Number of Replicates: 3

Method File: C:\Users\Public\Documents\PerkinElmer Syngistix\ICPMS\Method\200.8_DailyMethod_KED_UCT.mth

Tuning File: C:\Users\Public\Documents\PerkinElmer Syngistix\ICPMS\MassCal\Default.tun

Optimization File: C:\Users\Public\Documents\PerkinElmer Syngistix\ICPMS\Conditions\Default.dac

Calibration File: C:\Users\Public\Documents\PerkinElmer Syngistix\ICPMS\System\042523.cal

	Analyte Mass	Conc. Mean	Units	Conc. SD	Conc. RSD	Blank Intens.	Meas. Intens.	Intens. RSD	Mode
[>	Li	6	ug/L			445315	455961	0	Standard
[Be	9	ug/L	1.164	2	4	192135	2	Standard
	C	13	ug/L			28756	28895	2	Standard
	Cl	37	ug/L			1763477	1723255	1	Standard
[>	Sc	45	ug/L			604634	641974	1	Standard
[V	51	ug/L	0.726	1	7658	1394120	1	Standard
	V-1	51	ug/L	1.100	2	354	1387925	2	Standard
	Cr	52	ug/L	0.648	1	22715	1185947	1	Standard
	Cr	53	ug/L	0.999	2	231	132031	2	Standard
[Mn	55	ug/L	1.205	2	858	1661015	1	Standard
[>	Ge	72	ug/L			47144	44686	1	KED
	Co	59	ug/L	1.179	2	3	287074	3	KED
	Ni	60	ug/L	1.519	2	583	82932	3	KED
	Ni	62	ug/L	0.742	1	99	13215	0	KED
	Cu	63	ug/L	1.253	2	88	231599	4	KED
	Cu	65	ug/L	0.948	1	51	117316	2	KED
	Zn	66	ug/L	0.317	0	128	29885	1	KED
	Zn	67	ug/L	1.062	2	17	4983	3	KED
	As	75	ug/L	1.013	1	4	16026	3	KED
[Se	78	ug/L	0.940	1	20	1511	2	KED
	Y	89	ug/L			352824	365759	2	Standard
	Kr	83	ug/L			41	49	26	Standard
[>	In-1	115	ug/L			9999	10033	1	KED
	Mo	98	ug/L	0.704	1	5	77219	2	KED
	Cd	111	ug/L	0.608	1	5	15904	0	KED
[Cd	114	ug/L	1.178	2	9	41408	1	KED
[>	In	115	ug/L			440562	438028	1	Standard
	Ag	107	ug/L	1.675	3	34	919776	3	Standard
	Sb	121	ug/L	1.265	2	252	743734	1	Standard
	Sb	123	ug/L	1.203	2	192	559680	0	Standard
	Ba	135	ug/L	1.591	3	54	241739	1	Standard
[Ba	137	ug/L	1.326	2	99	426565	2	Standard
[>	Tb	159	ug/L			801432	849705	1	Standard
	Tl	205	ug/L	0.813	1	79	1765316	2	Standard
[Pb	208	ug/L	0.800	1	302	2366881	2	Standard

ICP-MS Quantitative Analysis - Summary Report

Sample ID: SEQ-CCBF

Sample Dil Factor:

Comments:

Sample Date/Time: Wednesday, April 26, 2023 07:25:05

Number of Replicates: 3

Method File: C:\Users\Public\Documents\PerkinElmer Syngistix\ICPMS\Method\200.8_DailyMethod_KED_UCT.mth

Tuning File: C:\Users\Public\Documents\PerkinElmer Syngistix\ICPMS\MassCal\Default.tun

Optimization File: C:\Users\Public\Documents\PerkinElmer Syngistix\ICPMS\Conditions\Default.dac

Calibration File: C:\Users\Public\Documents\PerkinElmer Syngistix\ICPMS\System\042523.cal

	Analyte Mass	Conc. Mean	Units	Conc. SD	Conc. RSD	Blank Intens.	Meas. Intens.	Intens. RSD	Mode
[>	Li	6	ug/L			445315	434060	0	Standard
[Be	9	ug/L	0.001	295	4	5	43	Standard
	C	13	ug/L			28756	28568	1	Standard
	Cl	37	ug/L			1763477	1761089	1	Standard
[>	Sc	45	ug/L			604634	605571	3	Standard
[V	51	ug/L	0.007	1982	7658	7675	1	Standard
	V-1	51	ug/L	0.001	3631	354	355	4	Standard
	Cr	52	ug/L	0.021	550	22715	22659	2	Standard
	Cr	53	ug/L	0.003	60	231	219	5	Standard
[Mn	55	ug/L	0.001	47	858	789	1	Standard
[>	Ge	72	ug/L			47144	46813	2	KED
	Co	59	ug/L	0.000	293	3	3	50	KED
	Ni	60	ug/L	0.004	1	583	31	23	KED
	Ni	62	ug/L	0.010	3	99	6	45	KED
	Cu	63	ug/L	0.002	50	88	102	9	KED
	Cu	65	ug/L	0.004	156	51	56	16	KED
	Zn	66	ug/L	0.030	90	128	147	10	KED
	Zn	67	ug/L	0.098	150	17	23	41	KED
	As	75	ug/L	0.004	77	4	6	20	KED
[Se	78	ug/L	0.077	118	20	22	12	KED
	Y	89	ug/L			352824	340940	0	Standard
	Kr	83	ug/L			41	48	9	Standard
[>	In-1	115	ug/L			9999	10043	5	KED
	Mo	98	ug/L	0.004	46	5	18	35	KED
	Cd	111	ug/L	0.014	161	5	8	55	KED
[Cd	114	ug/L	0.005	76	9	4	107	KED
[>	In	115	ug/L			440562	429268	3	Standard
	Ag	107	ug/L	0.000	56	34	44	16	Standard
	Sb	121	ug/L	0.001	3	252	852	1	Standard
	Sb	123	ug/L	0.006	13	192	659	8	Standard
	Ba	135	ug/L	0.002	17	54	104	5	Standard
[Ba	137	ug/L	0.001	17	99	146	7	Standard
[>	Tb	159	ug/L			801432	787940	2	Standard
	Tl	205	ug/L	0.001	38	79	132	14	Standard
[Pb	208	ug/L	0.001	89	302	253	14	Standard

ICP-MS Quantitative Analysis - Summary Report

Sample ID: **23C0658-02**

Sample Dil Factor:

Comments:

Sample Date/Time: **Wednesday, April 26, 2023 07:30:10**

Number of Replicates: 3

Method File: C:\Users\Public\Documents\PerkinElmer Syngistix\ICPMS\Method\200.8_DailyMethod_KED_UCT.mth

Tuning File: C:\Users\Public\Documents\PerkinElmer Syngistix\ICPMS\MassCal\Default.tun

Optimization File: C:\Users\Public\Documents\PerkinElmer Syngistix\ICPMS\Conditions\Default.dac

Calibration File: C:\Users\Public\Documents\PerkinElmer Syngistix\ICPMS\System\042523.cal

	Analyte Mass	Conc. Mean	Units	Conc. SD	Conc. RSD	Blank Intens.	Meas. Intens.	Intens. RSD	Mode
>	Li	6	ug/L			445315	446363	2	Standard
	Be	9	ug/L	0.001	118	4	7	50	Standard
	C	13	ug/L			28756	53002	1	Standard
	Cl	37	ug/L			1763477	423972	7	Standard
>	Sc	45	ug/L			604634	636578	2	Standard
	V	51	ug/L	0.946	2	7658	1043993	4	Standard
	V-1	51	ug/L	0.955	2	354	1120905	4	Standard
	Cr	52	ug/L	0.027	1	22715	60970	3	Standard
	Cr	53	ug/L	0.263	2	231	31485	2	Standard
	Mn	55	ug/L	0.005	5	858	3905	1	Standard
>	Ge	72	ug/L			47144	36136	1	KED
	Co	59	ug/L	0.005	13	3	161	12	KED
	Ni	60	ug/L	0.026	13	583	196	17	KED
	Ni	62	ug/L	0.087	88	99	55	33	KED
	Cu	63	ug/L	0.004	0	88	1895	2	KED
	Cu	65	ug/L	0.046	8	51	949	7	KED
	Zn	66	ug/L	0.081	20	128	283	11	KED
	Zn	67	ug/L	0.255	14	17	147	14	KED
	As	75	ug/L	1.307	0	4	35731	2	KED
	Se	78	ug/L	0.720	3	20	463	5	KED
	Y	89	ug/L			352824	283879	3	Standard
	Kr	83	ug/L			41	100	12	Standard
>	In-1	115	ug/L			9999	7549	1	KED
	Mo	98	ug/L	3.089	2	5	153652	0	KED
	Cd	111	ug/L	0.029	107	5	10	62	KED
	Cd	114	ug/L	0.018	146	9	14	76	KED
>	In	115	ug/L			440562	363066	4	Standard
	Ag	107	ug/L	0.001	34	34	78	26	Standard
	Sb	121	ug/L	0.045	4	252	11726	3	Standard
	Sb	123	ug/L	0.030	3	192	9032	1	Standard
	Ba	135	ug/L	0.814	3	54	99105	2	Standard
	Ba	137	ug/L	0.378	1	99	177447	4	Standard
>	Tb	159	ug/L			801432	791362	1	Standard
	Tl	205	ug/L	0.001	14	79	243	10	Standard
	Pb	208	ug/L	0.000	3	302	615	3	Standard

ICP-MS Quantitative Analysis - Summary Report

Sample ID: **23C0658-04**

Sample Dil Factor:

Comments:

Sample Date/Time: **Wednesday, April 26, 2023 07:35:13**

Number of Replicates: 3

Method File: C:\Users\Public\Documents\PerkinElmer Syngistix\ICPMS\Method\200.8_DailyMethod_KED_UCT.mth

Tuning File: C:\Users\Public\Documents\PerkinElmer Syngistix\ICPMS\MassCal\Default.tun

Optimization File: C:\Users\Public\Documents\PerkinElmer Syngistix\ICPMS\Conditions\Default.dac

Calibration File: C:\Users\Public\Documents\PerkinElmer Syngistix\ICPMS\System\042523.cal

	Analyte	Mass	Conc. Mean	Units	Conc. SD	Conc. RSD	Blank Intens.	Meas. Intens.	Intens. RSD	Mode
[>	Li	6		ug/L			445315	477409	3	Standard
[Be	9	0.001	ug/L	0.001	76	4	8	35	Standard
	C	13		ug/L			28756	49681	1	Standard
	Cl	37		ug/L			1763477	699356	3	Standard
[>	Sc	45		ug/L			604634	643581	4	Standard
[V	51	56.851	ug/L	2.617	4	7658	1601566	3	Standard
	V-1	51	57.206	ug/L	2.619	4	354	1610455	3	Standard
	Cr	52	0.897	ug/L	0.047	5	22715	44860	2	Standard
	Cr	53	2.898	ug/L	0.063	2	231	7911	2	Standard
	Mn	55	0.250	ug/L	0.012	4	858	9286	1	Standard
[>	Ge	72		ug/L			47144	41028	1	KED
[Co	59	0.017	ug/L	0.001	8	3	87	7	KED
	Ni	60	0.062	ug/L	0.010	16	583	597	1	KED
	Ni	62	0.109	ug/L	0.090	82	99	112	19	KED
	Cu	63	0.895	ug/L	0.004	0	88	3766	0	KED
	Cu	65	0.951	ug/L	0.063	6	51	1967	6	KED
	Zn	66	0.580	ug/L	0.040	6	128	425	6	KED
	Zn	67	1.961	ug/L	0.364	18	17	186	16	KED
	As	75	197.099	ug/L	1.775	0	4	56881	1	KED
[Se	78	2.727	ug/L	0.217	7	20	90	6	KED
	Y	89		ug/L			352824	293026	2	Standard
	Kr	83		ug/L			41	55	10	Standard
[>	In-1	115		ug/L			9999	7816	1	KED
[Mo	98	137.639	ug/L	4.143	3	5	159375	1	KED
	Cd	111	0.028	ug/L	0.020	71	5	11	42	KED
	Cd	114	0.014	ug/L	0.013	94	9	15	50	KED
[>	In	115		ug/L			440562	398255	5	Standard
[Ag	107	0.000	ug/L	0.001	1958	34	31	28	Standard
	Sb	121	1.419	ug/L	0.064	4	252	19155	2	Standard
	Sb	123	1.469	ug/L	0.090	6	192	15123	0	Standard
	Ba	135	26.821	ug/L	0.921	3	54	113652	2	Standard
	Ba	137	26.872	ug/L	1.135	4	99	199204	2	Standard
[>	Tb	159		ug/L			801432	843317	5	Standard
[Tl	205	0.004	ug/L	0.001	20	79	238	9	Standard
[Pb	208	0.012	ug/L	0.001	5	302	869	3	Standard

ICP-MS Quantitative Analysis - Summary Report

Sample ID: **23D0089-01**

Sample Dil Factor:

Comments:

Sample Date/Time: **Wednesday, April 26, 2023 07:40:11**

Number of Replicates: 3

Method File: C:\Users\Public\Documents\PerkinElmer Syngistix\ICPMS\Method\200.8_DailyMethod_KED_UCT.mth

Tuning File: C:\Users\Public\Documents\PerkinElmer Syngistix\ICPMS\MassCal\Default.tun

Optimization File: C:\Users\Public\Documents\PerkinElmer Syngistix\ICPMS\Conditions\Default.dac

Calibration File: C:\Users\Public\Documents\PerkinElmer Syngistix\ICPMS\System\042523.cal

	Analyte Mass	Conc. Mean	Units	Conc. SD	Conc. RSD	Blank Intens.	Meas. Intens.	Intens. RSD	Mode
[>	Li	6	ug/L			445315	499327	4	Standard
[Be	9	ug/L	0.001	9	4	41	9	Standard
	C	13	ug/L			28756	73050	5	Standard
	Cl	37	ug/L			1763477	1535400	3	Standard
[>	Sc	45	ug/L			604634	624887	2	Standard
[V	51	ug/L	0.045	3	7658	47916	5	Standard
	V-1	51	ug/L	0.035	0	354	97908	3	Standard
	Cr	52	ug/L	0.030	5	22715	36389	3	Standard
	Cr	53	ug/L	0.073	0	231	20099	2	Standard
	Mn	55	ug/L	0.077	1	858	159193	2	Standard
[>	Ge	72	ug/L			47144	42012	1	KED
[Co	59	ug/L	0.007	3	3	1106	2	KED
	Ni	60	ug/L	0.102	5	583	3115	5	KED
	Ni	62	ug/L	<u>0.233</u>	12	99	539	11	KED
	Cu	63	ug/L	0.293	2	88	61602	1	KED
	Cu	65	ug/L	0.210	1	51	31007	0	KED
	Zn	66	ug/L	2.035	2	128	46576	0	KED
	Zn	67	ug/L	0.430	0	17	7199	1	KED
	As	75	ug/L	0.061	4	4	387	5	KED
[Se	78	ug/L	0.035	33	20	21	5	KED
	Y	89	ug/L			352824	338916	0	Standard
	Kr	83	ug/L			41	42	6	Standard
[>	In-1	115	ug/L			9999	9046	1	KED
[Mo	98	ug/L	0.028	1	5	1956	2	KED
	Cd	111	ug/L	0.013	28	5	18	19	KED
	Cd	114	ug/L	0.004	6	9	48	6	KED
[>	In	115	ug/L			440562	413025	1	Standard
[Ag	107	ug/L	0.002	5	34	704	5	Standard
	Sb	121	ug/L	0.009	1	252	9145	1	Standard
	Sb	123	ug/L	0.034	5	192	7055	4	Standard
	Ba	135	ug/L	0.299	1	54	91150	2	Standard
	Ba	137	ug/L	0.714	3	99	167604	3	Standard
[>	Tb	159	ug/L			801432	888478	2	Standard
[Tl	205	ug/L	0.000	3	79	343	4	Standard
[Pb	208	ug/L	0.014	2	302	33075	0	Standard

ICP-MS Quantitative Analysis - Summary Report

Sample ID: **23D0441-01**

Sample Dil Factor: **2**

Comments:

Sample Date/Time: **Wednesday, April 26, 2023 07:45:09**

Number of Replicates: 3

Method File: C:\Users\Public\Documents\PerkinElmer Syngistix\ICPMS\Method\200.8_DailyMethod_KED_UCT.mth

Tuning File: C:\Users\Public\Documents\PerkinElmer Syngistix\ICPMS\MassCal\Default.tun

Optimization File: C:\Users\Public\Documents\PerkinElmer Syngistix\ICPMS\Conditions\Default.dac

Calibration File: C:\Users\Public\Documents\PerkinElmer Syngistix\ICPMS\System\042523.cal

	Analyte Mass	Conc. Mean	Units	Conc. SD	Conc. RSD	Blank Intens.	Meas. Intens.	Intens. RSD	Mode
[>	Li	6	ug/L			445315	479451	3	Standard
[Be	9	ug/L	0.000	21	4	5	0	Standard
	C	13	ug/L			28756	53915	2	Standard
	Cl	37	ug/L			1763477	1007499	6	Standard
[>	Sc	45	ug/L			604634	569605	1	Standard
[V	51	ug/L	0.325	68	7658	19043	43	Standard
	V-1	51	ug/L	0.040	0	354	288208	1	Standard
	Cr	52	ug/L	0.034	4	22715	38059	1	Standard
	Cr	53	ug/L	1.188	3	231	90378	2	Standard
	Mn	55	ug/L	0.174	1	858	270533	1	Standard
[>	Ge	72	ug/L			47144	39265	1	KED
[Co	59	ug/L	0.004	6	3	310	5	KED
	Ni	60	ug/L	0.025	38	583	575	6	KED
	Ni	62	ug/L	0.085	33	99	140	13	KED
	Cu	63	ug/L	0.013	1	88	4142	2	KED
	Cu	65	ug/L	0.004	0	51	2099	1	KED
	Zn	66	ug/L	0.263	1	128	8878	0	KED
	Zn	67	ug/L	0.461	2	17	1466	1	KED
	As	75	ug/L	0.003	1	4	59	2	KED
[Se	78	ug/L	0.041	13	20	24	5	KED
	Y	89	ug/L			352824	290906	2	Standard
	Kr	83	ug/L			41	151	13	Standard
[>	In-1	115	ug/L			9999	8070	2	KED
[Mo	98	ug/L	0.050	4	5	1211	4	KED
	Cd	111	ug/L	0.008	52	5	8	22	KED
	Cd	114	ug/L	0.009	76	9	15	38	KED
[>	In	115	ug/L			440562	346611	4	Standard
[Ag	107	ug/L	0.000	13	34	45	4	Standard
	Sb	121	ug/L	0.005	4	252	1448	1	Standard
	Sb	123	ug/L	0.002	2	192	1120	4	Standard
	Ba	135	ug/L	0.423	2	54	56876	2	Standard
	Ba	137	ug/L	0.805	4	99	105988	4	Standard
[>	Tb	159	ug/L			801432	752140	3	Standard
[Tl	205	ug/L	0.001	26	79	165	12	Standard
[Pb	208	ug/L	0.002	2	302	4160	2	Standard

ICP-MS Quantitative Analysis - Summary Report

Sample ID: **23D0441-02**

Sample Dil Factor: **2**

Comments:

Sample Date/Time: **Wednesday, April 26, 2023 07:50:13**

Number of Replicates: 3

Method File: C:\Users\Public\Documents\PerkinElmer Syngistix\ICPMS\Method\200.8_DailyMethod_KED_UCT.mth

Tuning File: C:\Users\Public\Documents\PerkinElmer Syngistix\ICPMS\MassCal\Default.tun

Optimization File: C:\Users\Public\Documents\PerkinElmer Syngistix\ICPMS\Conditions\Default.dac

Calibration File: C:\Users\Public\Documents\PerkinElmer Syngistix\ICPMS\System\042523.cal

	Analyte	Mass	Conc. Mean	Units	Conc. SD	Conc. RSD	Blank Intens.	Meas. Intens.	Intens. RSD	Mode
[>	Li	6		ug/L			445315	482531	5	Standard
[Be	9	0.001	ug/L	0.001	104	4	10	57	Standard
	C	13		ug/L			28756	54309	1	Standard
	Cl	37		ug/L			1763477	713405	4	Standard
[>	Sc	45		ug/L			604634	576475	1	Standard
[V	51	0.461	ug/L	0.153	33	7658	18877	20	Standard
	V-1	51	16.301	ug/L	0.576	3	354	411597	1	Standard
	Cr	52	1.144	ug/L	0.072	6	22715	45294	1	Standard
	Cr	53	55.067	ug/L	1.914	3	231	130708	1	Standard
	Mn	55	5.017	ug/L	0.191	3	858	151639	2	Standard
[>	Ge	72		ug/L			47144	39430	0	KED
[Co	59	0.082	ug/L	0.006	7	3	404	7	KED
	Ni	60	0.099	ug/L	0.027	27	583	627	6	KED
	Ni	62	0.449	ug/L	0.083	18	99	186	10	KED
	Cu	63	1.988	ug/L	0.019	0	88	7947	0	KED
	Cu	65	2.055	ug/L	0.071	3	51	4035	3	KED
	Zn	66	24.854	ug/L	0.528	2	128	13013	1	KED
	Zn	67	24.837	ug/L	0.658	2	17	2106	2	KED
	As	75	0.322	ug/L	0.020	6	4	93	5	KED
[Se	78	0.361	ug/L	0.219	60	20	26	21	KED
	Y	89		ug/L			352824	291169	1	Standard
	Kr	83		ug/L			41	337	2	Standard
[>	In-1	115		ug/L			9999	7824	2	KED
[Mo	98	1.227	ug/L	0.047	3	5	1426	4	KED
	Cd	111	0.012	ug/L	0.014	121	5	7	49	KED
	Cd	114	0.011	ug/L	0.008	70	9	13	32	KED
[>	In	115		ug/L			440562	318486	2	Standard
[Ag	107	0.025	ug/L	0.001	3	34	349	1	Standard
	Sb	121	0.123	ug/L	0.005	4	252	1495	3	Standard
	Sb	123	0.128	ug/L	0.005	3	192	1187	3	Standard
	Ba	135	22.245	ug/L	0.218	0	54	75477	2	Standard
	Ba	137	22.884	ug/L	0.370	1	99	135894	3	Standard
[>	Tb	159		ug/L			801432	712294	0	Standard
[Tl	205	0.004	ug/L	0.000	4	79	205	3	Standard
[Pb	208	0.520	ug/L	0.015	2	302	21204	2	Standard

ICP-MS Quantitative Analysis - Summary Report

Sample ID: **23D0433-01**

Sample Dil Factor: **2**

Comments:

Sample Date/Time: **Wednesday, April 26, 2023 07:55:40**

Number of Replicates: 3

Method File: C:\Users\Public\Documents\PerkinElmer Syngistix\ICPMS\Method\200.8_DailyMethod_KED_UCT.mth

Tuning File: C:\Users\Public\Documents\PerkinElmer Syngistix\ICPMS\MassCal\Default.tun

Optimization File: C:\Users\Public\Documents\PerkinElmer Syngistix\ICPMS\Conditions\Default.dac

Calibration File: C:\Users\Public\Documents\PerkinElmer Syngistix\ICPMS\System\042523.cal

	Analyte Mass	Conc. Mean	Units	Conc. SD	Conc. RSD	Blank Intens.	Meas. Intens.	Intens. RSD	Mode
[>	Li	6	ug/L			445315	636557	1	Standard
[Be	9	ug/L	0.001	7914	4	6	75	Standard
	C	13	ug/L			28756	49982	3	Standard
	Cl	37	ug/L			1763477	1077945	3	Standard
[>	Sc	45	ug/L			604634	627620	1	Standard
[V	51	ug/L	0.051	6	7658	28649	4	Standard
	V-1	51	ug/L	0.009	0	354	30512	1	Standard
	Cr	52	ug/L	0.019	0	22715	126580	1	Standard
	Cr	53	ug/L	0.135	2	231	14899	2	Standard
	Mn	55	ug/L	0.025	0	858	142306	1	Standard
[>	Ge	72	ug/L			47144	43538	4	KED
[Co	59	ug/L	0.003	1	3	1569	5	KED
	Ni	60	ug/L	0.048	154	583	584	8	KED
	Ni	62	ug/L	0.014	8	99	133	7	KED
	Cu	63	ug/L	0.043	1	88	9915	2	KED
	Cu	65	ug/L	0.047	2	51	4962	2	KED
	Zn	66	ug/L	0.115	10	128	736	7	KED
	Zn	67	ug/L	0.268	30	17	96	24	KED
	As	75	ug/L	0.003	4	4	23	2	KED
[Se	78	ug/L	0.291	423	20	20	36	KED
	Y	89	ug/L			352824	334650	2	Standard
	Kr	83	ug/L			41	45	46	Standard
[>	In-1	115	ug/L			9999	9522	4	KED
[Mo	98	ug/L	0.070	2	5	4768	2	KED
	Cd	111	ug/L	0.009	120	5	7	33	KED
	Cd	114	ug/L	0.008	749	9	7	74	KED
[>	In	115	ug/L			440562	443403	3	Standard
[Ag	107	ug/L	0.000	223	34	32	20	Standard
	Sb	121	ug/L	0.004	4	252	1835	2	Standard
	Sb	123	ug/L	0.004	3	192	1442	1	Standard
	Ba	135	ug/L	0.024	3	54	3645	0	Standard
	Ba	137	ug/L	0.017	2	99	6548	1	Standard
[>	Tb	159	ug/L			801432	874654	3	Standard
[Tl	205	ug/L	0.001	29	79	187	17	Standard
[Pb	208	ug/L	0.001	2	302	1589	4	Standard

ICP-MS Quantitative Analysis - Summary Report

Sample ID: **23D0433-02**

Sample Dil Factor: **2**

Comments:

Sample Date/Time: **Wednesday, April 26, 2023 08:00:38**

Number of Replicates: 3

Method File: C:\Users\Public\Documents\PerkinElmer Syngistix\ICPMS\Method\200.8_DailyMethod_KED_UCT.mth

Tuning File: C:\Users\Public\Documents\PerkinElmer Syngistix\ICPMS\MassCal\Default.tun

Optimization File: C:\Users\Public\Documents\PerkinElmer Syngistix\ICPMS\Conditions\Default.dac

Calibration File: C:\Users\Public\Documents\PerkinElmer Syngistix\ICPMS\System\042523.cal

	Analyte Mass	Conc. Mean	Units	Conc. SD	Conc. RSD	Blank Intens.	Meas. Intens.	Intens. RSD	Mode
>	Li	6	ug/L			445315	659303	3	Standard
	Be	9	ug/L	0.000	27	4	2	43	Standard
	C	13	ug/L			28756	48590	1	Standard
	Cl	37	ug/L			1763477	1022379	1	Standard
>	Sc	45	ug/L			604634	595404	3	Standard
	V	51	ug/L	0.051	7	7658	25930	2	Standard
	V-1	51	ug/L	0.016	1	354	23873	1	Standard
	Cr	52	ug/L	0.110	2	22715	109806	1	Standard
	Cr	53	ug/L	0.094	2	231	11750	4	Standard
	Mn	55	ug/L	0.116	2	858	137050	3	Standard
>	Ge	72	ug/L			47144	42326	2	KED
	Co	59	ug/L	0.005	3	3	779	3	KED
	Ni	60	ug/L	0.002	20	583	509	2	KED
	Ni	62	ug/L	0.043	55	99	107	10	KED
	Cu	63	ug/L	0.035	1	88	8432	3	KED
	Cu	65	ug/L	0.058	2	51	4305	4	KED
	Zn	66	ug/L	0.087	7	128	779	4	KED
	Zn	67	ug/L	0.033	2	17	137	3	KED
	As	75	ug/L	0.012	21	4	21	17	KED
	Se	78	ug/L	0.032	17	20	23	4	KED
	Y	89	ug/L			352824	316988	3	Standard
	Kr	83	ug/L			41	45	19	Standard
>	In-1	115	ug/L			9999	9327	0	KED
	Mo	98	ug/L	0.129	3	5	4891	3	KED
	Cd	111	ug/L	0.005	207	5	6	24	KED
	Cd	114	ug/L	0.004	115	9	6	48	KED
>	In	115	ug/L			440562	420806	3	Standard
	Ag	107	ug/L	0.000	74	34	25	26	Standard
	Sb	121	ug/L	0.003	3	252	1552	3	Standard
	Sb	123	ug/L	0.010	10	192	1201	6	Standard
	Ba	135	ug/L	0.008	0	54	3684	3	Standard
	Ba	137	ug/L	0.014	1	99	6741	1	Standard
>	Tb	159	ug/L			801432	899996	1	Standard
	Tl	205	ug/L	0.000	12	79	179	4	Standard
	Pb	208	ug/L	0.001	3	302	1185	2	Standard

ICP-MS Quantitative Analysis - Summary Report

Sample ID: **23D0433-03**

Sample Dil Factor: **2**

Comments:

Sample Date/Time: **Wednesday, April 26, 2023 08:06:06**

Number of Replicates: 3

Method File: C:\Users\Public\Documents\PerkinElmer Syngistix\ICPMS\Method\200.8_DailyMethod_KED_UCT.mth

Tuning File: C:\Users\Public\Documents\PerkinElmer Syngistix\ICPMS\MassCal\Default.tun

Optimization File: C:\Users\Public\Documents\PerkinElmer Syngistix\ICPMS\Conditions\Default.dac

Calibration File: C:\Users\Public\Documents\PerkinElmer Syngistix\ICPMS\System\042523.cal

	Analyte Mass	Conc. Mean	Units	Conc. SD	Conc. RSD	Blank Intens.	Meas. Intens.	Intens. RSD	Mode
[>	Li	6	ug/L			445315	662631	1	Standard
[Be	9	ug/L	0.001	193	4	5	57	Standard
	C	13	ug/L			28756	49224	0	Standard
	Cl	37	ug/L			1763477	953068	3	Standard
[>	Sc	45	ug/L			604634	598212	2	Standard
[V	51	ug/L	0.015	2	7658	23789	1	Standard
	V-1	51	ug/L	0.015	1	354	20995	2	Standard
	Cr	52	ug/L	0.188	5	22715	99579	1	Standard
	Cr	53	ug/L	0.165	4	231	10358	1	Standard
	Mn	55	ug/L	0.015	0	858	124921	2	Standard
[>	Ge	72	ug/L			47144	42145	2	KED
[Co	59	ug/L	0.006	7	3	417	9	KED
	Ni	60	ug/L	0.014	19	583	417	7	KED
	Ni	62	ug/L	0.049	663	99	90	10	KED
	Cu	63	ug/L	0.036	1	88	8323	2	KED
	Cu	65	ug/L	0.060	3	51	4108	0	KED
	Zn	66	ug/L	0.029	2	128	664	2	KED
	Zn	67	ug/L	0.130	16	17	85	16	KED
	As	75	ug/L	0.009	18	4	19	16	KED
	Se	78	ug/L	0.120	641	20	18	19	KED
	Y	89	ug/L			352824	319125	0	Standard
	Kr	83	ug/L			41	38	2	Standard
[>	In-1	115	ug/L			9999	9339	2	KED
[Mo	98	ug/L	0.178	5	5	4164	4	KED
	Cd	111	ug/L	0.009	466	5	4	52	KED
	Cd	114	ug/L	0.003	133	9	7	27	KED
[>	In	115	ug/L			440562	440175	1	Standard
[Ag	107	ug/L	0.001	81	34	23	40	Standard
	Sb	121	ug/L	0.004	4	252	1443	4	Standard
	Sb	123	ug/L	0.005	6	192	1126	4	Standard
	Ba	135	ug/L	0.014	1	54	3543	3	Standard
	Ba	137	ug/L	0.013	1	99	6354	2	Standard
[>	Tb	159	ug/L			801432	934380	2	Standard
[Tl	205	ug/L	0.000	8	79	184	5	Standard
[Pb	208	ug/L	0.001	4	302	1285	5	Standard

ICP-MS Quantitative Analysis - Summary Report

Sample ID: **23D0433-04**

Sample Dil Factor: **2**

Comments:

Sample Date/Time: **Wednesday, April 26, 2023 08:12:33**

Number of Replicates: 3

Method File: C:\Users\Public\Documents\PerkinElmer Syngistix\ICPMS\Method\200.8_DailyMethod_KED_UCT.mth

Tuning File: C:\Users\Public\Documents\PerkinElmer Syngistix\ICPMS\MassCal\Default.tun

Optimization File: C:\Users\Public\Documents\PerkinElmer Syngistix\ICPMS\Conditions\Default.dac

Calibration File: C:\Users\Public\Documents\PerkinElmer Syngistix\ICPMS\System\042523.cal

	Analyte Mass	Conc. Mean	Units	Conc. SD	Conc. RSD	Blank Intens.	Meas. Intens.	Intens. RSD	Mode
[>	Li	6	ug/L			445315	592705	4	Standard
[Be	9	ug/L	0.001	733	4	6	45	Standard
	C	13	ug/L			28756	47902	3	Standard
	Cl	37	ug/L			1763477	973910	1	Standard
[>	Sc	45	ug/L			604634	565364	4	Standard
[V	51	ug/L	0.045	7	7658	21792	1	Standard
	V-1	51	ug/L	0.018	2	354	17754	2	Standard
	Cr	52	ug/L	0.163	2	22715	134426	2	Standard
	Cr	53	ug/L	0.085	1	231	13898	3	Standard
	Mn	55	ug/L	0.104	2	858	126925	2	Standard
[>	Ge	72	ug/L			47144	43005	1	KED
[Co	59	ug/L	0.002	3	3	299	2	KED
	Ni	60	ug/L	0.015	39	583	473	5	KED
	Ni	62	ug/L	0.019	2688	99	90	4	KED
	Cu	63	ug/L	0.048	2	88	10075	2	KED
	Cu	65	ug/L	0.039	1	51	5134	1	KED
	Zn	66	ug/L	0.005	0	128	757	0	KED
	Zn	67	ug/L	0.235	18	17	133	17	KED
	As	75	ug/L	0.007	15	4	17	10	KED
[Se	78	ug/L	0.112	782	20	18	17	KED
	Y	89	ug/L			352824	305003	1	Standard
	Kr	83	ug/L			41	46	9	Standard
[>	In-1	115	ug/L			9999	8944	3	KED
[Mo	98	ug/L	0.096	3	5	3556	1	KED
	Cd	111	ug/L	0.014	441	5	6	65	KED
	Cd	114	ug/L	0.003	211	9	7	24	KED
[>	In	115	ug/L			440562	420326	4	Standard
[Ag	107	ug/L	0.001	411	34	29	48	Standard
	Sb	121	ug/L	0.003	2	252	1774	5	Standard
	Sb	123	ug/L	0.001	0	192	1362	4	Standard
	Ba	135	ug/L	0.009	1	54	3718	3	Standard
	Ba	137	ug/L	0.042	5	99	6363	1	Standard
[>	Tb	159	ug/L			801432	918352	1	Standard
[Tl	205	ug/L	0.000	13	79	168	6	Standard
[Pb	208	ug/L	0.001	5	302	1504	3	Standard

ICP-MS Quantitative Analysis - Summary Report

Sample ID: SEQ-IBLH

Sample Dil Factor:

Comments:

Sample Date/Time: Wednesday, April 26, 2023 08:17:31

Number of Replicates: 3

Method File: C:\Users\Public\Documents\PerkinElmer Syngistix\ICPMS\Method\200.8_DailyMethod_KED_UCT.mth

Tuning File: C:\Users\Public\Documents\PerkinElmer Syngistix\ICPMS\MassCal\Default.tun

Optimization File: C:\Users\Public\Documents\PerkinElmer Syngistix\ICPMS\Conditions\Default.dac

Calibration File: C:\Users\Public\Documents\PerkinElmer Syngistix\ICPMS\System\042523.cal

	Analyte Mass	Conc. Mean	Units	Conc. SD	Conc. RSD	Blank Intens.	Meas. Intens.	Intens. RSD	Mode
[>	Li	6	ug/L			445315	553100	2	Standard
[Be	9	ug/L	0.000	25	4	1	86	Standard
	C	13	ug/L			28756	33248	1	Standard
	Cl	37	ug/L			1763477	1487888	2	Standard
[>	Sc	45	ug/L			604634	594381	2	Standard
[V	51	ug/L	0.005	345	7658	7566	4	Standard
	V-1	51	ug/L	0.002	4	354	1563	0	Standard
	Cr	52	ug/L	0.018	139	22715	22607	4	Standard
	Cr	53	ug/L	0.014	8	231	634	6	Standard
[Mn	55	ug/L	0.001	20	858	704	4	Standard
[>	Ge	72	ug/L			47144	46109	2	KED
[Co	59	ug/L	0.000	181	3	2	43	KED
	Ni	60	ug/L	0.004	1	583	12	45	KED
	Ni	62	ug/L	0.010	3	99	12	22	KED
	Cu	63	ug/L	0.001	776	88	85	2	KED
	Cu	65	ug/L	0.003	65	51	38	18	KED
	Zn	66	ug/L	0.012	8	128	43	15	KED
	Zn	67	ug/L	0.056	53	17	6	86	KED
	As	75	ug/L	0.001	165	4	4	11	KED
[Se	78	ug/L	0.011	8	20	15	4	KED
	Y	89	ug/L			352824	323434	3	Standard
	Kr	83	ug/L			41	42	6	Standard
[>	In-1	115	ug/L			9999	9789	2	KED
[Mo	98	ug/L	0.000	90	5	5	2	KED
	Cd	111	ug/L	0.012	183	5	7	50	KED
[Cd	114	ug/L	0.001	26	9	4	24	KED
[>	In	115	ug/L			440562	454400	5	Standard
[Ag	107	ug/L	0.000	27	34	13	51	Standard
	Sb	121	ug/L	0.000	3	252	64	10	Standard
	Sb	123	ug/L	0.001	9	192	41	37	Standard
	Ba	135	ug/L	0.002	524	54	54	19	Standard
[Ba	137	ug/L	0.002	67	99	80	17	Standard
[>	Tb	159	ug/L			801432	950607	4	Standard
[Tl	205	ug/L	0.000	380	79	90	10	Standard
[Pb	208	ug/L	0.000	17	302	219	13	Standard

ICP-MS Quantitative Analysis - Summary Report

Sample ID: SEQ-CCVG

Sample Dil Factor:

Comments:

Sample Date/Time: Wednesday, April 26, 2023 08:22:36

Number of Replicates: 3

Method File: C:\Users\Public\Documents\PerkinElmer Syngistix\ICPMS\Method\200.8_DailyMethod_KED_UCT.mth

Tuning File: C:\Users\Public\Documents\PerkinElmer Syngistix\ICPMS\MassCal\Default.tun

Optimization File: C:\Users\Public\Documents\PerkinElmer Syngistix\ICPMS\Conditions\Default.dac

Calibration File: C:\Users\Public\Documents\PerkinElmer Syngistix\ICPMS\System\042523.cal

	Analyte Mass	Conc. Mean	Units	Conc. SD	Conc. RSD	Blank Intens.	Meas. Intens.	Intens. RSD	Mode
[>	Li	6	ug/L			445315	527176	4	Standard
[Be	9	ug/L	1.577	3	4	214505	0	Standard
	C	13	ug/L			28756	31623	1	Standard
	Cl	37	ug/L			1763477	1422200	1	Standard
[>	Sc	45	ug/L			604634	594032	2	Standard
[V	51	ug/L	0.939	2	7658	1213688	1	Standard
	V-1	51	ug/L	0.989	2	354	1216011	0	Standard
	Cr	52	ug/L	0.725	1	22715	1020939	1	Standard
	Cr	53	ug/L	1.065	2	231	116108	0	Standard
	Mn	55	ug/L	1.149	2	858	1476818	0	Standard
[>	Ge	72	ug/L			47144	44126	2	KED
[Co	59	ug/L	1.282	2	3	279356	3	KED
	Ni	60	ug/L	1.543	2	583	81835	4	KED
	Ni	62	ug/L	0.908	1	99	13317	3	KED
	Cu	63	ug/L	0.656	1	88	229979	3	KED
	Cu	65	ug/L	0.842	1	51	116451	2	KED
	Zn	66	ug/L	1.756	3	128	30148	4	KED
	Zn	67	ug/L	1.139	2	17	4828	4	KED
	As	75	ug/L	0.783	1	4	15806	3	KED
[Se	78	ug/L	1.344	2	20	1439	4	KED
	Y	89	ug/L			352824	337131	1	Standard
	Kr	83	ug/L			41	38	39	Standard
[>	In-1	115	ug/L			9999	9220	2	KED
[Mo	98	ug/L	1.027	1	5	76544	1	KED
	Cd	111	ug/L	0.267	0	5	15312	2	KED
	Cd	114	ug/L	0.339	0	9	39984	1	KED
[>	In	115	ug/L			440562	456584	0	Standard
[Ag	107	ug/L	0.216	0	34	855825	0	Standard
	Sb	121	ug/L	0.629	1	252	792265	1	Standard
	Sb	123	ug/L	0.603	1	192	610923	0	Standard
	Ba	135	ug/L	0.153	0	54	291342	0	Standard
	Ba	137	ug/L	0.540	0	99	524177	1	Standard
[>	Tb	159	ug/L			801432	978357	1	Standard
[Tl	205	ug/L	1.012	1	79	2395062	3	Standard
[Pb	208	ug/L	0.363	0	302	2896534	1	Standard

ICP-MS Quantitative Analysis - Summary Report

Sample ID: SEQ-CCBG

Sample Dil Factor:

Comments:

Sample Date/Time: Wednesday, April 26, 2023 08:30:24

Number of Replicates: 3

Method File: C:\Users\Public\Documents\PerkinElmer Syngistix\ICPMS\Method\200.8_DailyMethod_KED_UCT.mth

Tuning File: C:\Users\Public\Documents\PerkinElmer Syngistix\ICPMS\MassCal\Default.tun

Optimization File: C:\Users\Public\Documents\PerkinElmer Syngistix\ICPMS\Conditions\Default.dac

Calibration File: C:\Users\Public\Documents\PerkinElmer Syngistix\ICPMS\System\042523.cal

	Analyte Mass	Conc. Mean	Units	Conc. SD	Conc. RSD	Blank Intens.	Meas. Intens.	Intens. RSD	Mode
[>	Li	6	ug/L			445315	540285	2	Standard
[Be	9	ug/L	0.000	45	4	8	13	Standard
	C	13	ug/L			28756	32206	0	Standard
	Cl	37	ug/L			1763477	1505190	2	Standard
[>	Sc	45	ug/L			604634	588661	1	Standard
[V	51	ug/L	0.001	3	7658	6496	0	Standard
	V-1	51	ug/L	0.002	6	354	1250	3	Standard
	Cr	52	ug/L	0.013	9	22715	19336	0	Standard
	Cr	53	ug/L	0.017	14	231	507	7	Standard
[Mn	55	ug/L	0.001	49	858	795	2	Standard
[>	Ge	72	ug/L			47144	45143	3	KED
[Co	59	ug/L	0.000	130	3	1	173	KED
	Ni	60	ug/L	0.006	1	583	27	34	KED
	Ni	62	ug/L	0.017	5	99	12	31	KED
	Cu	63	ug/L	0.002	26	88	115	10	KED
	Cu	65	ug/L	0.005	124	51	57	15	KED
	Zn	66	ug/L	0.044	109	128	146	14	KED
	Zn	67	ug/L	0.063	41	17	31	18	KED
	As	75	ug/L	0.005	173	4	5	27	KED
[Se	78	ug/L	0.121	2947	20	19	19	KED
	Y	89	ug/L			352824	333052	1	Standard
	Kr	83	ug/L			41	38	17	Standard
[>	In-1	115	ug/L			9999	10140	1	KED
[Mo	98	ug/L	0.007	108	5	14	65	KED
	Cd	111	ug/L	0.007	309	5	5	47	KED
[Cd	114	ug/L	0.004	234	9	10	28	KED
[>	In	115	ug/L			440562	467272	1	Standard
[Ag	107	ug/L	0.000	13	34	55	3	Standard
	Sb	121	ug/L	0.004	9	252	843	6	Standard
	Sb	123	ug/L	0.006	14	192	708	9	Standard
	Ba	135	ug/L	0.004	32	54	118	17	Standard
[Ba	137	ug/L	0.002	16	99	212	9	Standard
[>	Tb	159	ug/L			801432	958437	0	Standard
[Tl	205	ug/L	0.001	32	79	180	14	Standard
[Pb	208	ug/L	0.000	55	302	384	3	Standard

ICP-MS Quantitative Analysis - Summary Report

Sample ID: **BLD0365-BLK1**

Sample Dil Factor: **20**

Comments:

Sample Date/Time: **Wednesday, April 26, 2023 08:35:28**

Number of Replicates: 3

Method File: C:\Users\Public\Documents\PerkinElmer Syngistix\ICPMS\Method\200.8_DailyMethod_KED_UCT.mth

Tuning File: C:\Users\Public\Documents\PerkinElmer Syngistix\ICPMS\MassCal\Default.tun

Optimization File: C:\Users\Public\Documents\PerkinElmer Syngistix\ICPMS\Conditions\Default.dac

Calibration File: C:\Users\Public\Documents\PerkinElmer Syngistix\ICPMS\System\042523.cal

	Analyte	Mass	Conc. Mean	Units	Conc. SD	Conc. RSD	Blank Intens.	Meas. Intens.	Intens. RSD	Mode
[>	Li	6		ug/L			445315	515884	2	Standard
[Be	9	-0.000	ug/L	0.001	230	4	3	86	Standard
	C	13		ug/L			28756	40571	2	Standard
	Cl	37		ug/L			1763477	1495225	2	Standard
[>	Sc	45		ug/L			604634	582384	2	Standard
[V	51	-0.030	ug/L	0.007	24	7658	6616	0	Standard
	V-1	51	0.033	ug/L	0.001	3	354	1176	3	Standard
	Cr	52	-0.102	ug/L	0.027	26	22715	19741	1	Standard
	Cr	53	0.112	ug/L	0.006	5	231	491	4	Standard
	Mn	55	0.003	ug/L	0.002	53	858	928	5	Standard
[>	Ge	72		ug/L			47144	45548	2	KED
[Co	59	0.000	ug/L	0.000	969	3	3	34	KED
	Ni	60	-0.321	ug/L	0.006	1	583	43	24	KED
	Ni	62	-0.327	ug/L	0.008	2	99	8	24	KED
	Cu	63	0.020	ug/L	0.005	25	88	177	15	KED
	Cu	65	0.017	ug/L	0.003	18	51	88	8	KED
	Zn	66	-0.044	ug/L	0.017	37	128	97	11	KED
	Zn	67	-0.020	ug/L	0.027	138	17	14	15	KED
	As	75	0.001	ug/L	0.001	90	4	4	11	KED
	Se	78	-0.040	ug/L	0.060	149	20	18	12	KED
	Y	89		ug/L			352824	323620	2	Standard
	Kr	83		ug/L			41	41	21	Standard
[>	In-1	115		ug/L			9999	9404	1	KED
[Mo	98	0.004	ug/L	0.001	28	5	11	12	KED
	Cd	111	0.005	ug/L	0.006	136	5	6	24	KED
	Cd	114	-0.007	ug/L	0.003	38	9	3	52	KED
[>	In	115		ug/L			440562	455706	2	Standard
[Ag	107	-0.000	ug/L	0.001	169	34	30	28	Standard
	Sb	121	0.005	ug/L	0.002	32	252	340	7	Standard
	Sb	123	0.007	ug/L	0.002	30	192	276	6	Standard
	Ba	135	0.014	ug/L	0.001	9	54	123	3	Standard
	Ba	137	0.011	ug/L	0.001	13	99	194	3	Standard
[>	Tb	159		ug/L			801432	935371	3	Standard
[Tl	205	0.000	ug/L	0.000	8	79	111	1	Standard
[Pb	208	0.009	ug/L	0.001	8	302	822	2	Standard

ICP-MS Quantitative Analysis - Summary Report

Sample ID: **BLD0365-BS1**

Sample Dil Factor: **20**

Comments:

Sample Date/Time: **Wednesday, April 26, 2023 08:40:32**

Number of Replicates: 3

Method File: C:\Users\Public\Documents\PerkinElmer Syngistix\ICPMS\Method\200.8_DailyMethod_KED_UCT.mth

Tuning File: C:\Users\Public\Documents\PerkinElmer Syngistix\ICPMS\MassCal\Default.tun

Optimization File: C:\Users\Public\Documents\PerkinElmer Syngistix\ICPMS\Conditions\Default.dac

Calibration File: C:\Users\Public\Documents\PerkinElmer Syngistix\ICPMS\System\042523.cal

	Analyte	Mass	Conc. Mean	Units	Conc. SD	Conc. RSD	Blank Intens.	Meas. Intens.	Intens. RSD	Mode
[>	Li	6		ug/L			445315	554366	3	Standard
[Be	9	23.568	ug/L	0.970	4	4	106985	1	Standard
[C	13		ug/L			28756	39642	2	Standard
[Cl	37		ug/L			1763477	1511629	1	Standard
[>	Sc	45		ug/L			604634	603297	3	Standard
[V	51	23.480	ug/L	0.654	2	7658	624773	1	Standard
[V-1	51	23.785	ug/L	0.701	2	354	628124	1	Standard
[Cr	52	23.645	ug/L	0.840	3	22715	533969	0	Standard
[Cr	53	24.684	ug/L	0.943	3	231	61410	0	Standard
[Mn	55	24.389	ug/L	0.608	2	858	768026	1	Standard
[>	Ge	72		ug/L			47144	46139	1	KED
[Co	59	25.766	ug/L	0.196	0	3	148295	0	KED
[Ni	60	26.320	ug/L	0.403	1	583	43746	1	KED
[Ni	62	26.126	ug/L	0.206	0	99	7120	2	KED
[Cu	63	27.431	ug/L	0.298	1	88	127208	0	KED
[Cu	65	28.331	ug/L	0.065	0	51	64459	1	KED
[Zn	66	82.939	ug/L	1.351	1	128	50515	0	KED
[Zn	67	79.055	ug/L	1.067	1	17	7811	2	KED
[As	75	24.796	ug/L	0.132	0	4	8050	1	KED
[Se	78	75.393	ug/L	1.218	1	20	2293	1	KED
[Y	89		ug/L			352824	336409	1	Standard
[Kr	83		ug/L			41	49	23	Standard
[>	In-1	115		ug/L			9999	9033	10	KED
[Mo	98	0.002	ug/L	0.003	172	5	7	61	KED
[Cd	111	27.960	ug/L	2.886	10	5	7715	3	KED
[Cd	114	28.081	ug/L	2.674	9	9	19861	2	KED
[>	In	115		ug/L			440562	470063	1	Standard
[Ag	107	24.155	ug/L	0.470	1	34	463538	1	Standard
[Sb	121	-0.004	ug/L	0.002	43	252	201	15	Standard
[Sb	123	-0.003	ug/L	0.001	38	192	171	5	Standard
[Ba	135	30.204	ug/L	1.111	3	54	151176	2	Standard
[Ba	137	31.024	ug/L	1.066	3	99	271753	2	Standard
[>	Tb	159		ug/L			801432	955989	1	Standard
[Tl	205	26.513	ug/L	0.380	1	79	1078488	0	Standard
[Pb	208	27.026	ug/L	0.286	1	302	1462175	1	Standard

ICP-MS Quantitative Analysis - Summary Report

Sample ID: **23C0735-01**

Sample Dil Factor: **10**

Comments:

Sample Date/Time: **Wednesday, April 26, 2023 08:45:35**

Number of Replicates: 3

Method File: C:\Users\Public\Documents\PerkinElmer Syngistix\ICPMS\Method\200.8_DailyMethod_KED_UCT.mth

Tuning File: C:\Users\Public\Documents\PerkinElmer Syngistix\ICPMS\MassCal\Default.tun

Optimization File: C:\Users\Public\Documents\PerkinElmer Syngistix\ICPMS\Conditions\Default.dac

Calibration File: C:\Users\Public\Documents\PerkinElmer Syngistix\ICPMS\System\042523.cal

	Analyte Mass	Conc. Mean	Units	Conc. SD	Conc. RSD	Blank Intens.	Meas. Intens.	Intens. RSD	Mode
>	Li	6	ug/L			445315	489597	3	Standard
	Be	9	ug/L	0.001	24	4	27	23	Standard
	C	13	ug/L			28756	176278	3	Standard
	Cl	37	ug/L			1763477	1281668	3	Standard
>	Sc	45	ug/L			604634	576699	2	Standard
	V	51	ug/L	0.151	1	7658	222454	3	Standard
	V-1	51	ug/L	0.060	0	354	279281	2	Standard
	Cr	52	ug/L	0.472	2	22715	375298	3	Standard
	Cr	53	ug/L	0.220	0	231	60581	2	Standard
	Mn	55	ug/L	1.533	1	858	2638806	4	Standard
>	Ge	72	ug/L			47144	40757	4	KED
	Co	59	ug/L	0.018	0	3	19186	4	KED
	Ni	60	ug/L	0.315	1	583	28024	3	KED
	Ni	62	ug/L	0.365	1	99	4527	5	KED
	Cu	63	ug/L	0.029	1	88	9582	5	KED
	Cu	65	ug/L	0.051	2	51	4833	2	KED
	Zn	66	ug/L	0.415	4	128	5323	4	KED
	Zn	67	ug/L	0.347	2	17	1203	4	KED
	As	75	ug/L	0.071	0	4	2237	3	KED
	Se	78	ug/L	0.056	19	20	25	5	KED
	Y	89	ug/L			352824	311203	2	Standard
	Kr	83	ug/L			41	55	40	Standard
>	In-1	115	ug/L			9999	8824	1	KED
	Mo	98	ug/L	0.041	2	5	1979	3	KED
	Cd	111	ug/L	0.010	46	5	10	25	KED
	Cd	114	ug/L	0.019	84	9	23	54	KED
>	In	115	ug/L			440562	405026	4	Standard
	Ag	107	ug/L	0.003	10	34	514	8	Standard
	Sb	121	ug/L	0.022	3	252	9231	1	Standard
	Sb	123	ug/L	0.021	3	192	7029	1	Standard
	Ba	135	ug/L	2.171	2	54	414714	3	Standard
	Ba	137	ug/L	2.170	2	99	737537	2	Standard
>	Tb	159	ug/L			801432	858221	4	Standard
	Tl	205	ug/L	0.001	21	79	173	12	Standard
	Pb	208	ug/L	0.006	1	302	19210	3	Standard

ICP-MS Quantitative Analysis - Summary Report

Sample ID: **23C0658-06**

Sample Dil Factor:

Comments:

Sample Date/Time: **Wednesday, April 26, 2023 08:50:33**

Number of Replicates: 3

Method File: C:\Users\Public\Documents\PerkinElmer Syngistix\ICPMS\Method\200.8_DailyMethod_KED_UCT.mth

Tuning File: C:\Users\Public\Documents\PerkinElmer Syngistix\ICPMS\MassCal\Default.tun

Optimization File: C:\Users\Public\Documents\PerkinElmer Syngistix\ICPMS\Conditions\Default.dac

Calibration File: C:\Users\Public\Documents\PerkinElmer Syngistix\ICPMS\System\042523.cal

	Analyte	Mass	Conc. Mean	Units	Conc. SD	Conc. RSD	Blank Intens.	Meas. Intens.	Intens. RSD	Mode
[>	Li	6		ug/L			445315	490674	5	Standard
[Be	9	-0.000	ug/L	0.000	70	4	3	34	Standard
	C	13		ug/L			28756	47794	2	Standard
	Cl	37		ug/L			1763477	1522985	1	Standard
[>	Sc	45		ug/L			604634	567438	3	Standard
[V	51	0.008	ug/L	0.005	57	7658	7394	3	Standard
	V-1	51	0.079	ug/L	0.004	5	354	2294	5	Standard
	Cr	52	0.181	ug/L	0.003	1	22715	24996	3	Standard
	Cr	53	0.419	ug/L	0.006	1	231	1193	3	Standard
	Mn	55	0.088	ug/L	0.004	4	858	3408	4	Standard
[>	Ge	72		ug/L			47144	46679	1	KED
[Co	59	0.003	ug/L	0.001	21	3	17	16	KED
	Ni	60	-0.303	ug/L	0.002	0	583	74	3	KED
	Ni	62	-0.272	ug/L	0.024	8	99	24	27	KED
	Cu	63	0.070	ug/L	0.008	11	88	413	7	KED
	Cu	65	0.073	ug/L	0.012	16	51	217	12	KED
	Zn	66	0.511	ug/L	0.044	8	128	441	7	KED
	Zn	67	0.499	ug/L	0.067	13	17	66	8	KED
	As	75	0.006	ug/L	0.001	8	4	6	4	KED
[Se	78	-0.114	ug/L	0.133	116	20	16	22	KED
	Y	89		ug/L			352824	319777	3	Standard
	Kr	83		ug/L			41	42	6	Standard
[>	In-1	115		ug/L			9999	9177	1	KED
[Mo	98	0.010	ug/L	0.003	27	5	19	21	KED
	Cd	111	0.001	ug/L	0.002	322	5	5	10	KED
	Cd	114	0.002	ug/L	0.004	211	9	9	30	KED
[>	In	115		ug/L			440562	440088	4	Standard
[Ag	107	0.000	ug/L	0.001	208	34	41	30	Standard
	Sb	121	-0.007	ug/L	0.002	28	252	147	22	Standard
	Sb	123	-0.006	ug/L	0.001	20	192	126	13	Standard
	Ba	135	0.085	ug/L	0.004	4	54	453	6	Standard
	Ba	137	0.089	ug/L	0.011	12	99	824	8	Standard
[>	Tb	159		ug/L			801432	887837	1	Standard
[Tl	205	0.000	ug/L	0.000	65	79	100	9	Standard
[Pb	208	0.011	ug/L	0.000	3	302	870	3	Standard

ICP-MS Quantitative Analysis - Summary Report

Sample ID: **23C0678-09**

Sample Dil Factor:

Comments:

Sample Date/Time: **Wednesday, April 26, 2023 08:55:30**

Number of Replicates: 3

Method File: C:\Users\Public\Documents\PerkinElmer Syngistix\ICPMS\Method\200.8_DailyMethod_KED_UCT.mth

Tuning File: C:\Users\Public\Documents\PerkinElmer Syngistix\ICPMS\MassCal\Default.tun

Optimization File: C:\Users\Public\Documents\PerkinElmer Syngistix\ICPMS\Conditions\Default.dac

Calibration File: C:\Users\Public\Documents\PerkinElmer Syngistix\ICPMS\System\042523.cal

	Analyte Mass	Conc. Mean	Units	Conc. SD	Conc. RSD	Blank Intens.	Meas. Intens.	Intens. RSD	Mode
[>	Li	6	ug/L			445315	461665	2	Standard
[Be	9	ug/L	0.000	15	4	15	12	Standard
	C	13	ug/L			28756	53214	2	Standard
	Cl	37	ug/L			1763477	1358094	2	Standard
[>	Sc	45	ug/L			604634	649509	3	Standard
[V	51	ug/L	0.017	3	7658	20579	4	Standard
	V-1	51	ug/L	0.015	1	354	24100	4	Standard
	Cr	52	ug/L	0.012	4	22715	30903	2	Standard
	Cr	53	ug/L	0.011	0	231	4618	4	Standard
	Mn	55	ug/L	6.549	1	858	17980287	3	Standard
[>	Ge	72	ug/L			47144	41819	5	KED
[Co	59	ug/L	0.017	6	3	1398	4	KED
	Ni	60	ug/L	0.061	9	583	1499	3	KED
	Ni	62	ug/L	0.108	15	99	255	4	KED
	Cu	63	ug/L	0.029	6	88	1915	3	KED
	Cu	65	ug/L	0.002	0	51	1012	5	KED
	Zn	66	ug/L	0.075	4	128	1059	2	KED
	Zn	67	ug/L	0.162	3	17	475	2	KED
	As	75	ug/L	0.003	0	4	158	5	KED
[Se	78	ug/L	0.126	79	20	22	10	KED
	Y	89	ug/L			352824	307874	5	Standard
	Kr	83	ug/L			41	86	14	Standard
[>	In-1	115	ug/L			9999	9116	2	KED
[Mo	98	ug/L	0.008	5	5	212	4	KED
	Cd	111	ug/L	0.007	1436	5	5	39	KED
	Cd	114	ug/L	0.005	97	9	11	26	KED
[>	In	115	ug/L			440562	403743	1	Standard
[Ag	107	ug/L	0.000	121	34	38	22	Standard
	Sb	121	ug/L	0.002	1	252	2527	2	Standard
	Sb	123	ug/L	0.006	3	192	2086	3	Standard
	Ba	135	ug/L	1.836	2	54	296703	4	Standard
	Ba	137	ug/L	1.148	1	99	526314	3	Standard
[>	Tb	159	ug/L			801432	863395	3	Standard
[Tl	205	ug/L	0.000	194	79	77	15	Standard
[Pb	208	ug/L	0.001	3	302	2006	5	Standard

ICP-MS Quantitative Analysis - Summary Report

Sample ID: **23C0678-08**

Sample Dil Factor:

Comments:

Sample Date/Time: **Wednesday, April 26, 2023 09:00:34**

Number of Replicates: 3

Method File: C:\Users\Public\Documents\PerkinElmer Syngistix\ICPMS\Method\200.8_DailyMethod_KED_UCT.mth

Tuning File: C:\Users\Public\Documents\PerkinElmer Syngistix\ICPMS\MassCal\Default.tun

Optimization File: C:\Users\Public\Documents\PerkinElmer Syngistix\ICPMS\Conditions\Default.dac

Calibration File: C:\Users\Public\Documents\PerkinElmer Syngistix\ICPMS\System\042523.cal

	Analyte	Mass	Conc. Mean	Units	Conc. SD	Conc. RSD	Blank Intens.	Meas. Intens.	Intens. RSD	Mode
[>	Li	6		ug/L			445315	487401	4	Standard
[Be	9	0.003	ug/L	0.002	61	4	15	38	Standard
	C	13		ug/L			28756	51744	0	Standard
	Cl	37		ug/L			1763477	1363637	0	Standard
[>	Sc	45		ug/L			604634	672477	2	Standard
[V	51	0.599	ug/L	0.015	2	7658	26062	1	Standard
	V-1	51	0.957	ug/L	0.021	2	354	28562	0	Standard
	Cr	52	0.356	ug/L	0.029	8	22715	33835	0	Standard
	Cr	53	1.579	ug/L	0.055	3	231	4622	2	Standard
	Mn	55	510.046	ug/L	24.059	4	858	17881344	2	Standard
[>	Ge	72		ug/L			47144	40960	1	KED
[Co	59	0.185	ug/L	0.005	2	3	946	2	KED
	Ni	60	0.599	ug/L	0.017	2	583	1379	3	KED
	Ni	62	0.647	ug/L	0.064	9	99	240	7	KED
	Cu	63	0.537	ug/L	0.024	4	88	2285	2	KED
	Cu	65	0.571	ug/L	0.027	4	51	1196	5	KED
	Zn	66	4.431	ug/L	0.232	5	128	2502	5	KED
	Zn	67	7.338	ug/L	0.243	3	17	657	3	KED
	As	75	0.757	ug/L	0.021	2	4	222	2	KED
[Se	78	0.170	ug/L	0.089	52	20	22	9	KED
	Y	89		ug/L			352824	311126	1	Standard
	Kr	83		ug/L			41	86	12	Standard
[>	In-1	115		ug/L			9999	8728	2	KED
[Mo	98	0.300	ug/L	0.022	7	5	392	5	KED
	Cd	111	0.018	ug/L	0.012	66	5	9	31	KED
	Cd	114	0.014	ug/L	0.008	57	9	17	29	KED
[>	In	115		ug/L			440562	417663	0	Standard
[Ag	107	0.001	ug/L	0.001	70	34	46	20	Standard
	Sb	121	0.142	ug/L	0.007	4	252	2228	4	Standard
	Sb	123	0.146	ug/L	0.003	2	192	1748	2	Standard
	Ba	135	65.839	ug/L	2.074	3	54	292874	3	Standard
	Ba	137	68.473	ug/L	0.793	1	99	532940	0	Standard
[>	Tb	159		ug/L			801432	887862	0	Standard
[Tl	205	0.000	ug/L	0.000	74	79	102	10	Standard
[Pb	208	0.330	ug/L	0.004	1	302	16910	1	Standard

ICP-MS Quantitative Analysis - Summary Report

Sample ID: **23C0732-01**

Sample Dil Factor:

Comments:

Sample Date/Time: **Wednesday, April 26, 2023 09:05:32**

Number of Replicates: 3

Method File: C:\Users\Public\Documents\PerkinElmer Syngistix\ICPMS\Method\200.8_DailyMethod_KED_UCT.mth

Tuning File: C:\Users\Public\Documents\PerkinElmer Syngistix\ICPMS\MassCal\Default.tun

Optimization File: C:\Users\Public\Documents\PerkinElmer Syngistix\ICPMS\Conditions\Default.dac

Calibration File: C:\Users\Public\Documents\PerkinElmer Syngistix\ICPMS\System\042523.cal

	Analyte Mass	Conc. Mean	Units	Conc. SD	Conc. RSD	Blank Intens.	Meas. Intens.	Intens. RSD	Mode
[>	Li	6	ug/L			445315	483645	6	Standard
[Be	9	ug/L	0.002	17	4	38	12	Standard
	C	13	ug/L			28756	48503	5	Standard
	Cl	37	ug/L			1763477	1282309	2	Standard
[>	Sc	45	ug/L			604634	539001	6	Standard
[V	51	ug/L	0.022	0	7658	69606	6	Standard
	V-1	51	ug/L	0.015	0	354	68083	6	Standard
	Cr	52	ug/L	0.027	7	22715	27329	4	Standard
	Cr	53	ug/L	0.020	1	231	2601	8	Standard
	Mn	55	ug/L	0.198	1	858	293862	5	Standard
[>	Ge	72	ug/L			47144	38107	2	KED
[Co	59	ug/L	0.005	4	3	448	2	KED
	Ni	60	ug/L	0.011	2	583	1072	1	KED
	Ni	62	ug/L	0.020	5	99	161	3	KED
	Cu	63	ug/L	0.026	2	88	4986	3	KED
	Cu	65	ug/L	0.020	1	51	2455	4	KED
	Zn	66	ug/L	0.079	3	128	1124	5	KED
	Zn	67	ug/L	0.090	4	17	194	4	KED
	As	75	ug/L	0.111	7	4	402	7	KED
[Se	78	ug/L	0.059	7	20	35	6	KED
	Y	89	ug/L			352824	275091	6	Standard
	Kr	83	ug/L			41	74	11	Standard
[>	In-1	115	ug/L			9999	8267	2	KED
[Mo	98	ug/L	0.295	2	5	15010	1	KED
	Cd	111	ug/L	0.013	56	5	10	32	KED
	Cd	114	ug/L	0.004	16	9	22	12	KED
[>	In	115	ug/L			440562	372379	4	Standard
[Ag	107	ug/L	0.001	20	34	71	15	Standard
	Sb	121	ug/L	0.022	2	252	9951	6	Standard
	Sb	123	ug/L	0.009	1	192	7955	3	Standard
	Ba	135	ug/L	0.121	1	54	37517	3	Standard
	Ba	137	ug/L	0.061	0	99	68500	4	Standard
[>	Tb	159	ug/L			801432	887287	4	Standard
[Tl	205	ug/L	0.003	5	79	2239	0	Standard
[Pb	208	ug/L	0.003	1	302	8463	4	Standard

ICP-MS Quantitative Analysis - Summary Report

Sample ID: **23C0741-01**

Sample Dil Factor:

Comments:

Sample Date/Time: **Wednesday, April 26, 2023 09:10:29**

Number of Replicates: 3

Method File: C:\Users\Public\Documents\PerkinElmer Syngistix\ICPMS\Method\200.8_DailyMethod_KED_UCT.mth

Tuning File: C:\Users\Public\Documents\PerkinElmer Syngistix\ICPMS\MassCal\Default.tun

Optimization File: C:\Users\Public\Documents\PerkinElmer Syngistix\ICPMS\Conditions\Default.dac

Calibration File: C:\Users\Public\Documents\PerkinElmer Syngistix\ICPMS\System\042523.cal

	Analyte	Mass	Conc. Mean	Units	Conc. SD	Conc. RSD	Blank Intens.	Meas. Intens.	Intens. RSD	Mode
[>	Li	6		ug/L			445315	488308	1	Standard
[Be	9	0.010	ug/L	0.001	6	4	45	6	Standard
	C	13		ug/L			28756	58973	1	Standard
	Cl	37		ug/L			1763477	1038960	5	Standard
[>	Sc	45		ug/L			604634	711721	2	Standard
[V	51	1.241	ug/L	0.057	4	7658	47509	1	Standard
	V-1	51	1.743	ug/L	0.019	1	354	54728	0	Standard
	Cr	52	0.551	ug/L	0.062	11	22715	40786	1	Standard
	Cr	53	2.270	ug/L	0.072	3	231	6917	5	Standard
[Mn	55	2440.445	ug/L	72.343	2	858	90585968	1	Standard
[>	Ge	72		ug/L			47144	37526	2	KED
[Co	59	0.419	ug/L	0.021	4	3	1962	4	KED
	Ni	60	0.773	ug/L	0.011	1	583	1496	3	KED
	Ni	62	0.775	ug/L	0.110	14	99	248	10	KED
	Cu	63	0.501	ug/L	0.032	6	88	1956	3	KED
	Cu	65	0.504	ug/L	0.049	9	51	970	6	KED
	Zn	66	1.368	ug/L	0.129	9	128	777	5	KED
	Zn	67	6.410	ug/L	0.766	11	17	528	13	KED
	As	75	1.187	ug/L	0.018	1	4	316	4	KED
[Se	78	0.221	ug/L	0.079	35	20	21	9	KED
	Y	89		ug/L			352824	295862	2	Standard
	Kr	83		ug/L			41	104	4	Standard
[>	In-1	115		ug/L			9999	7882	0	KED
[Mo	98	0.122	ug/L	0.018	14	5	146	13	KED
	Cd	111	0.015	ug/L	0.008	51	5	8	24	KED
[Cd	114	-0.005	ug/L	0.007	133	9	3	110	KED
[>	In	115		ug/L			440562	382369	1	Standard
[Ag	107	0.001	ug/L	0.001	57	34	44	19	Standard
	Sb	121	0.091	ug/L	0.003	3	252	1389	3	Standard
	Sb	123	0.090	ug/L	0.003	3	192	1050	3	Standard
	Ba	135	111.846	ug/L	2.760	2	54	455369	2	Standard
[Ba	137	115.267	ug/L	2.882	2	99	821381	3	Standard
[>	Tb	159		ug/L			801432	881732	2	Standard
[Tl	205	-0.001	ug/L	0.000	42	79	66	15	Standard
[Pb	208	0.383	ug/L	0.010	2	302	19420	1	Standard

ICP-MS Quantitative Analysis - Summary Report

Sample ID: **23C0699-02**

Sample Dil Factor:

Comments:

Sample Date/Time: **Wednesday, April 26, 2023 09:15:57**

Number of Replicates: 3

Method File: C:\Users\Public\Documents\PerkinElmer Syngistix\ICPMS\Method\200.8_DailyMethod_KED_UCT.mth

Tuning File: C:\Users\Public\Documents\PerkinElmer Syngistix\ICPMS\MassCal\Default.tun

Optimization File: C:\Users\Public\Documents\PerkinElmer Syngistix\ICPMS\Conditions\Default.dac

Calibration File: C:\Users\Public\Documents\PerkinElmer Syngistix\ICPMS\System\042523.cal

	Analyte Mass	Conc. Mean	Units	Conc. SD	Conc. RSD	Blank Intens.	Meas. Intens.	Intens. RSD	Mode
[>	Li	6	ug/L			445315	492889	0	Standard
[Be	9	ug/L	0.001	125	4	3	69	Standard
	C	13	ug/L			28756	83862	2	Standard
	Cl	37	ug/L			1763477	905665	2	Standard
[>	Sc	45	ug/L			604634	563703	1	Standard
[V	51	ug/L	0.027	2	7658	31021	1	Standard
	V-1	51	ug/L	0.016	1	354	27867	0	Standard
	Cr	52	ug/L	0.037	3	22715	41805	0	Standard
	Cr	53	ug/L	0.014	0	231	3715	1	Standard
	Mn	55	ug/L	0.018	1	858	33956	0	Standard
[>	Ge	72	ug/L			47144	41097	2	KED
[Co	59	ug/L	0.002	8	3	144	9	KED
	Ni	60	ug/L	0.018	23	583	401	8	KED
	Ni	62	ug/L	0.077	123	99	100	16	KED
	Cu	63	ug/L	0.227	1	88	62201	0	KED
	Cu	65	ug/L	0.287	1	51	31003	2	KED
	Zn	66	ug/L	0.093	2	128	2513	3	KED
	Zn	67	ug/L	0.466	10	17	394	11	KED
	As	75	ug/L	0.004	6	4	22	4	KED
[Se	78	ug/L	0.125	1292	20	18	16	KED
	Y	89	ug/L			352824	303431	1	Standard
	Kr	83	ug/L			41	44	17	Standard
[>	In-1	115	ug/L			9999	8040	1	KED
[Mo	98	ug/L	0.023	3	5	847	2	KED
	Cd	111	ug/L	0.005	228	5	5	21	KED
	Cd	114	ug/L	0.009	257	9	5	106	KED
[>	In	115	ug/L			440562	414697	0	Standard
[Ag	107	ug/L	0.000	14	34	75	7	Standard
	Sb	121	ug/L	0.004	8	252	881	6	Standard
	Sb	123	ug/L	0.006	12	192	663	8	Standard
	Ba	135	ug/L	0.014	4	54	1306	4	Standard
	Ba	137	ug/L	0.024	7	99	2470	7	Standard
[>	Tb	159	ug/L			801432	938361	0	Standard
[Tl	205	ug/L	0.000	23	79	134	8	Standard
[Pb	208	ug/L	0.001	8	302	1038	5	Standard

ICP-MS Quantitative Analysis - Summary Report

Sample ID: SEQ-IBLI

Sample Dil Factor:

Comments:

Sample Date/Time: Wednesday, April 26, 2023 09:20:56

Number of Replicates: 3

Method File: C:\Users\Public\Documents\PerkinElmer Syngistix\ICPMS\Method\200.8_DailyMethod_KED_UCT.mth

Tuning File: C:\Users\Public\Documents\PerkinElmer Syngistix\ICPMS\MassCal\Default.tun

Optimization File: C:\Users\Public\Documents\PerkinElmer Syngistix\ICPMS\Conditions\Default.dac

Calibration File: C:\Users\Public\Documents\PerkinElmer Syngistix\ICPMS\System\042523.cal

	Analyte	Mass	Conc. Mean	Units	Conc. SD	Conc. RSD	Blank Intens.	Meas. Intens.	Intens. RSD	Mode
[>	Li	6		ug/L			445315	518243	1	Standard
[Be	9	-0.001	ug/L	0.001	98	4	1	173	Standard
	C	13		ug/L			28756	31808	2	Standard
	Cl	37		ug/L			1763477	1454194	2	Standard
[>	Sc	45		ug/L			604634	564748	3	Standard
[V	51	-0.034	ug/L	0.008	24	7658	6323	0	Standard
	V-1	51	0.024	ug/L	0.001	5	354	934	0	Standard
	Cr	52	-0.124	ug/L	0.032	25	22715	18685	0	Standard
	Cr	53	0.074	ug/L	0.010	13	231	387	3	Standard
[Mn	55	0.002	ug/L	0.001	86	858	852	2	Standard
[>	Ge	72		ug/L			47144	43507	1	KED
	Co	59	-0.000	ug/L	0.000	136	3	1	173	KED
	Ni	60	-0.339	ug/L	0.004	1	583	13	51	KED
	Ni	62	-0.298	ug/L	0.004	1	99	15	6	KED
	Cu	63	0.002	ug/L	0.002	90	88	92	9	KED
	Cu	65	-0.002	ug/L	0.003	115	51	42	14	KED
	Zn	66	-0.123	ug/L	0.015	12	128	47	17	KED
	Zn	67	-0.095	ug/L	0.042	43	17	6	56	KED
	As	75	-0.004	ug/L	0.001	21	4	3	9	KED
[Se	78	-0.096	ug/L	0.088	90	20	16	16	KED
	Y	89		ug/L			352824	310357	4	Standard
	Kr	83		ug/L			41	38	20	Standard
[>	In-1	115		ug/L			9999	9512	0	KED
	Mo	98	0.003	ug/L	0.002	68	5	9	30	KED
	Cd	111	-0.007	ug/L	0.004	58	5	3	31	KED
[Cd	114	-0.003	ug/L	0.004	153	9	6	46	KED
[>	In	115		ug/L			440562	433416	1	Standard
	Ag	107	-0.001	ug/L	0.000	15	34	14	19	Standard
	Sb	121	-0.013	ug/L	0.001	7	252	58	22	Standard
	Sb	123	-0.014	ug/L	0.002	11	192	37	46	Standard
	Ba	135	-0.001	ug/L	0.002	145	54	46	19	Standard
[Ba	137	-0.003	ug/L	0.001	27	99	73	10	Standard
[>	Tb	159		ug/L			801432	925377	2	Standard
	Tl	205	-0.001	ug/L	0.000	13	79	64	7	Standard
[Pb	208	-0.003	ug/L	0.000	12	302	207	7	Standard

ICP-MS Quantitative Analysis - Summary Report

Sample ID: SEQ-CCVH

Sample Dil Factor:

Comments:

Sample Date/Time: Wednesday, April 26, 2023 09:25:59

Number of Replicates: 3

Method File: C:\Users\Public\Documents\PerkinElmer Syngistix\ICPMS\Method\200.8_DailyMethod_KED_UCT.mth

Tuning File: C:\Users\Public\Documents\PerkinElmer Syngistix\ICPMS\MassCal\Default.tun

Optimization File: C:\Users\Public\Documents\PerkinElmer Syngistix\ICPMS\Conditions\Default.dac

Calibration File: C:\Users\Public\Documents\PerkinElmer Syngistix\ICPMS\System\042523.cal

	Analyte	Mass	Conc. Mean	Units	Conc. SD	Conc. RSD	Blank Intens.	Meas. Intens.	Intens. RSD	Mode
[>	Li	6		ug/L			445315	475554	6	Standard
[Be	9	49.633	ug/L	2.525	5	4	193122	4	Standard
	C	13		ug/L			28756	32042	4	Standard
	Cl	37		ug/L			1763477	1412057	2	Standard
[>	Sc	45		ug/L			604634	540382	4	Standard
[V	51	47.185	ug/L	1.582	3	7658	1117787	2	Standard
	V-1	51	47.420	ug/L	1.370	2	354	1121484	2	Standard
	Cr	52	46.970	ug/L	1.000	2	22715	930660	3	Standard
	Cr	53	47.773	ug/L	0.346	0	231	106346	3	Standard
[Mn	55	47.532	ug/L	1.697	3	858	1340387	4	Standard
[>	Ge	72		ug/L			47144	43905	2	KED
	Co	59	51.369	ug/L	0.896	1	3	281322	2	KED
	Ni	60	52.857	ug/L	0.260	0	583	83055	2	KED
	Ni	62	51.850	ug/L	1.872	3	99	13357	5	KED
	Cu	63	53.252	ug/L	0.910	1	88	234928	2	KED
	Cu	65	54.154	ug/L	0.415	0	51	117192	2	KED
	Zn	66	52.300	ug/L	0.348	0	128	30363	3	KED
	Zn	67	53.210	ug/L	1.801	3	17	5007	4	KED
	As	75	51.420	ug/L	0.607	1	4	15880	2	KED
[Se	78	49.671	ug/L	0.294	0	20	1444	2	KED
	Y	89		ug/L			352824	301321	3	Standard
	Kr	83		ug/L			41	46	13	Standard
[>	In-1	115		ug/L			9999	9569	1	KED
	Mo	98	55.369	ug/L	0.686	1	5	78506	0	KED
	Cd	111	54.683	ug/L	0.846	1	5	16090	1	KED
[Cd	114	54.554	ug/L	1.390	2	9	41136	1	KED
[>	In	115		ug/L			440562	416141	2	Standard
	Ag	107	46.375	ug/L	0.907	1	34	787849	2	Standard
	Sb	121	50.671	ug/L	0.887	1	252	707341	3	Standard
	Sb	123	53.126	ug/L	0.859	1	192	566504	2	Standard
	Ba	135	60.302	ug/L	1.365	2	54	267229	3	Standard
[Ba	137	60.624	ug/L	2.449	4	99	470498	6	Standard
[>	Tb	159		ug/L			801432	900171	4	Standard
	Tl	205	53.216	ug/L	3.864	7	79	2039986	9	Standard
[Pb	208	51.023	ug/L	0.995	1	302	2597704	2	Standard

ICP-MS Quantitative Analysis - Summary Report

Sample ID: SEQ-CCBH

Sample Dil Factor:

Comments:

Sample Date/Time: Wednesday, April 26, 2023 09:33:47

Number of Replicates: 3

Method File: C:\Users\Public\Documents\PerkinElmer Syngistix\ICPMS\Method\200.8_DailyMethod_KED_UCT.mth

Tuning File: C:\Users\Public\Documents\PerkinElmer Syngistix\ICPMS\MassCal\Default.tun

Optimization File: C:\Users\Public\Documents\PerkinElmer Syngistix\ICPMS\Conditions\Default.dac

Calibration File: C:\Users\Public\Documents\PerkinElmer Syngistix\ICPMS\System\042523.cal

	Analyte Mass	Conc. Mean	Units	Conc. SD	Conc. RSD	Blank Intens.	Meas. Intens.	Intens. RSD	Mode
[>	Li	6	ug/L			445315	520842	1	Standard
[Be	9	ug/L	0.001	503	4	4	89	Standard
	C	13	ug/L			28756	31426	2	Standard
	Cl	37	ug/L			1763477	1506823	1	Standard
[>	Sc	45	ug/L			604634	579784	1	Standard
[V	51	ug/L	0.006	18	7658	6502	3	Standard
	V-1	51	ug/L	0.001	4	354	750	1	Standard
	Cr	52	ug/L	0.013	10	22715	19164	2	Standard
	Cr	53	ug/L	0.008	17	231	326	4	Standard
[Mn	55	ug/L	0.001	33	858	869	3	Standard
[>	Ge	72	ug/L			47144	42740	1	KED
	Co	59	ug/L	0.001	80	3	7	50	KED
	Ni	60	ug/L	0.006	1	583	19	45	KED
	Ni	62	ug/L	0.019	5	99	6	75	KED
	Cu	63	ug/L	0.001	20	88	101	6	KED
	Cu	65	ug/L	0.003	43	51	60	9	KED
	Zn	66	ug/L	0.011	14	128	160	5	KED
	Zn	67	ug/L	0.055	63	17	23	20	KED
	As	75	ug/L	0.003	77	4	3	22	KED
[Se	78	ug/L	0.077	138	20	20	11	KED
	Y	89	ug/L			352824	326844	1	Standard
	Kr	83	ug/L			41	38	20	Standard
[>	In-1	115	ug/L			9999	9587	2	KED
	Mo	98	ug/L	0.001	9	5	20	4	KED
	Cd	111	ug/L	0.004	205	5	6	18	KED
[Cd	114	ug/L	0.005	187	9	6	58	KED
[>	In	115	ug/L			440562	455627	1	Standard
	Ag	107	ug/L	0.001	64	34	51	19	Standard
	Sb	121	ug/L	0.001	3	252	822	3	Standard
	Sb	123	ug/L	0.004	11	192	632	8	Standard
	Ba	135	ug/L	0.001	7	54	113	3	Standard
[Ba	137	ug/L	0.001	6	99	211	2	Standard
[>	Tb	159	ug/L			801432	947112	1	Standard
	Tl	205	ug/L	0.000	16	79	178	7	Standard
[Pb	208	ug/L	0.000	38	302	365	1	Standard

ICP-MS Quantitative Analysis - Summary Report

Sample ID: **23C0736-01**

Sample Dil Factor:

Comments:

Sample Date/Time: **Wednesday, April 26, 2023 09:38:52**

Number of Replicates: 3

Method File: C:\Users\Public\Documents\PerkinElmer Syngistix\ICPMS\Method\200.8_DailyMethod_KED_UCT.mth

Tuning File: C:\Users\Public\Documents\PerkinElmer Syngistix\ICPMS\MassCal\Default.tun

Optimization File: C:\Users\Public\Documents\PerkinElmer Syngistix\ICPMS\Conditions\Default.dac

Calibration File: C:\Users\Public\Documents\PerkinElmer Syngistix\ICPMS\System\042523.cal

	Analyte	Mass	Conc. Mean	Units	Conc. SD	Conc. RSD	Blank Intens.	Meas. Intens.	Intens. RSD	Mode
[>	Li	6		ug/L			445315	485374	3	Standard
[Be	9	0.005	ug/L	0.000	7	4	22	8	Standard
	C	13		ug/L			28756	49726	2	Standard
	Cl	37		ug/L			1763477	1166270	1	Standard
[>	Sc	45		ug/L			604634	607317	4	Standard
[V	51	0.937	ug/L	0.041	4	7658	32495	4	Standard
	V-1	51	1.062	ug/L	0.033	3	354	28570	4	Standard
	Cr	52	0.488	ug/L	0.027	5	22715	33446	3	Standard
	Cr	53	0.918	ug/L	0.003	0	231	2524	4	Standard
	Mn	55	0.292	ug/L	0.009	3	858	10118	1	Standard
[>	Ge	72		ug/L			47144	40027	0	KED
[Co	59	0.043	ug/L	0.003	7	3	216	7	KED
	Ni	60	0.954	ug/L	0.100	10	583	1853	7	KED
	Ni	62	0.794	ug/L	0.091	11	99	269	8	KED
	Cu	63	6.242	ug/L	0.192	3	88	25176	3	KED
	Cu	65	6.601	ug/L	0.150	2	51	13063	2	KED
	Zn	66	15.085	ug/L	0.447	2	128	8061	3	KED
	Zn	67	18.475	ug/L	1.239	6	17	1594	6	KED
	As	75	1.118	ug/L	0.039	3	4	318	3	KED
[Se	78	3.498	ug/L	<u>0.305</u>	8	20	108	6	KED
	Y	89		ug/L			352824	282026	2	Standard
	Kr	83		ug/L			41	54	20	Standard
[>	In-1	115		ug/L			9999	8763	1	KED
[Mo	98	2.821	ug/L	0.073	2	5	3667	3	KED
	Cd	111	0.082	ug/L	0.009	11	5	26	8	KED
	Cd	114	0.078	ug/L	0.017	22	9	61	19	KED
[>	In	115		ug/L			440562	392309	1	Standard
[Ag	107	0.003	ug/L	0.001	23	34	78	14	Standard
	Sb	121	0.097	ug/L	0.004	3	252	1494	4	Standard
	Sb	123	0.106	ug/L	0.009	8	192	1234	7	Standard
	Ba	135	86.634	ug/L	2.720	3	54	361958	3	Standard
	Ba	137	87.478	ug/L	1.633	1	99	639574	2	Standard
[>	Tb	159		ug/L			801432	894728	2	Standard
[Tl	205	0.002	ug/L	0.000	12	79	177	3	Standard
[Pb	208	1.491	ug/L	0.020	1	302	75840	2	Standard

ICP-MS Quantitative Analysis - Summary Report

Sample ID: **23C0736-03**

Sample Dil Factor:

Comments:

Sample Date/Time: **Wednesday, April 26, 2023 09:43:54**

Number of Replicates: 3

Method File: C:\Users\Public\Documents\PerkinElmer Syngistix\ICPMS\Method\200.8_DailyMethod_KED_UCT.mth

Tuning File: C:\Users\Public\Documents\PerkinElmer Syngistix\ICPMS\MassCal\Default.tun

Optimization File: C:\Users\Public\Documents\PerkinElmer Syngistix\ICPMS\Conditions\Default.dac

Calibration File: C:\Users\Public\Documents\PerkinElmer Syngistix\ICPMS\System\042523.cal

	Analyte	Mass	Conc. Mean	Units	Conc. SD	Conc. RSD	Blank Intens.	Meas. Intens.	Intens. RSD	Mode
[>	Li	6		ug/L			445315	520263	2	Standard
[Be	9	0.000	ug/L	0.001	518	4	6	96	Standard
	C	13		ug/L			28756	49918	2	Standard
	Cl	37		ug/L			1763477	1140423	1	Standard
[>	Sc	45		ug/L			604634	598099	0	Standard
[V	51	1.229	ug/L	0.015	1	7658	39625	1	Standard
	V-1	51	1.330	ug/L	0.016	1	354	35176	1	Standard
	Cr	52	0.617	ug/L	0.021	3	22715	35708	0	Standard
	Cr	53	0.969	ug/L	0.012	1	231	2612	0	Standard
	Mn	55	56.817	ug/L	1.326	2	858	1773747	2	Standard
[>	Ge	72		ug/L			47144	38318	3	KED
[Co	59	0.472	ug/L	0.024	5	3	2259	4	KED
	Ni	60	2.590	ug/L	0.055	2	583	4004	4	KED
	Ni	62	2.555	ug/L	<u>0.382</u>	14	99	648	9	KED
	Cu	63	1.214	ug/L	0.006	0	88	4743	3	KED
	Cu	65	1.267	ug/L	0.042	3	51	2432	1	KED
	Zn	66	2.076	ug/L	0.283	13	128	1149	9	KED
	Zn	67	4.733	ug/L	0.250	5	17	401	8	KED
	As	75	1.615	ug/L	0.067	4	4	438	2	KED
[Se	78	38.198	ug/L	1.422	3	20	972	1	KED
	Y	89		ug/L			352824	288984	0	Standard
	Kr	83		ug/L			41	59	5	Standard
[>	In-1	115		ug/L			9999	8725	0	KED
[Mo	98	7.712	ug/L	0.177	2	5	9975	2	KED
	Cd	111	0.080	ug/L	0.009	11	5	26	9	KED
	Cd	114	0.106	ug/L	0.003	3	9	80	2	KED
[>	In	115		ug/L			440562	408780	1	Standard
[Ag	107	0.002	ug/L	0.001	29	34	66	14	Standard
	Sb	121	0.482	ug/L	0.012	2	252	6847	1	Standard
	Sb	123	0.503	ug/L	0.023	4	192	5446	3	Standard
	Ba	135	74.483	ug/L	1.122	1	54	324283	2	Standard
	Ba	137	76.893	ug/L	1.595	2	99	585724	2	Standard
[>	Tb	159		ug/L			801432	951621	1	Standard
[Tl	205	0.007	ug/L	0.001	18	79	376	13	Standard
[Pb	208	0.054	ug/L	0.001	1	302	3280	1	Standard

ICP-MS Quantitative Analysis - Summary Report

Sample ID: **23C0736-05**

Sample Dil Factor:

Comments:

Sample Date/Time: **Wednesday, April 26, 2023 09:48:58**

Number of Replicates: 3

Method File: C:\Users\Public\Documents\PerkinElmer Syngistix\ICPMS\Method\200.8_DailyMethod_KED_UCT.mth

Tuning File: C:\Users\Public\Documents\PerkinElmer Syngistix\ICPMS\MassCal\Default.tun

Optimization File: C:\Users\Public\Documents\PerkinElmer Syngistix\ICPMS\Conditions\Default.dac

Calibration File: C:\Users\Public\Documents\PerkinElmer Syngistix\ICPMS\System\042523.cal

	Analyte	Mass	Conc. Mean	Units	Conc. SD	Conc. RSD	Blank Intens.	Meas. Intens.	Intens. RSD	Mode
[>	Li	6		ug/L			445315	522675	5	Standard
[Be	9	0.001	ug/L	0.000	60	4	8	26	Standard
	C	13		ug/L			28756	49649	2	Standard
	Cl	37		ug/L			1763477	1146670	3	Standard
[>	Sc	45		ug/L			604634	603854	4	Standard
[V	51	0.648	ug/L	0.022	3	7658	24696	2	Standard
	V-1	51	0.749	ug/L	0.013	1	354	20147	2	Standard
	Cr	52	0.067	ug/L	0.031	45	22715	24124	2	Standard
	Cr	53	0.419	ug/L	0.004	1	231	1271	4	Standard
	Mn	55	0.102	ug/L	0.004	4	858	4063	2	Standard
[>	Ge	72		ug/L			47144	39879	1	KED
[Co	59	0.010	ug/L	0.003	26	3	50	24	KED
	Ni	60	0.371	ug/L	0.030	8	583	1019	3	KED
	Ni	62	0.331	ug/L	0.082	24	99	160	11	KED
	Cu	63	8.415	ug/L	0.101	1	88	33780	0	KED
	Cu	65	8.676	ug/L	0.166	1	51	17089	1	KED
	Zn	66	14.627	ug/L	0.287	1	128	7790	1	KED
	Zn	67	15.927	ug/L	1.002	6	17	1370	4	KED
	As	75	1.088	ug/L	0.023	2	4	309	0	KED
[Se	78	6.818	ug/L	0.426	6	20	194	4	KED
	Y	89		ug/L			352824	284057	1	Standard
	Kr	83		ug/L			41	62	22	Standard
[>	In-1	115		ug/L			9999	8717	2	KED
[Mo	98	13.239	ug/L	0.474	3	5	17098	1	KED
	Cd	111	0.024	ug/L	0.017	69	5	11	38	KED
	Cd	114	0.000	ug/L	0.011	2630	9	8	89	KED
[>	In	115		ug/L			440562	403568	1	Standard
[Ag	107	0.003	ug/L	0.000	7	34	79	3	Standard
	Sb	121	0.081	ug/L	0.001	1	252	1324	0	Standard
	Sb	123	0.086	ug/L	0.006	6	192	1067	5	Standard
	Ba	135	47.343	ug/L	1.114	2	54	203525	3	Standard
	Ba	137	49.636	ug/L	0.974	1	99	373388	3	Standard
[>	Tb	159		ug/L			801432	968037	5	Standard
[Tl	205	0.003	ug/L	0.001	23	79	212	14	Standard
[Pb	208	0.463	ug/L	0.011	2	302	25703	2	Standard

ICP-MS Quantitative Analysis - Summary Report

Sample ID: **23C0736-07**

Sample Dil Factor:

Comments:

Sample Date/Time: **Wednesday, April 26, 2023 09:54:00**

Number of Replicates: 3

Method File: C:\Users\Public\Documents\PerkinElmer Syngistix\ICPMS\Method\200.8_DailyMethod_KED_UCT.mth

Tuning File: C:\Users\Public\Documents\PerkinElmer Syngistix\ICPMS\MassCal\Default.tun

Optimization File: C:\Users\Public\Documents\PerkinElmer Syngistix\ICPMS\Conditions\Default.dac

Calibration File: C:\Users\Public\Documents\PerkinElmer Syngistix\ICPMS\System\042523.cal

	Analyte	Mass	Conc. Mean	Units	Conc. SD	Conc. RSD	Blank Intens.	Meas. Intens.	Intens. RSD	Mode
>	Li	6		ug/L			445315	489274	3	Standard
	Be	9	0.001	ug/L	0.001	61	4	10	36	Standard
	C	13		ug/L			28756	50527	1	Standard
	Cl	37		ug/L			1763477	1023197	1	Standard
>	Sc	45		ug/L			604634	554425	3	Standard
	V	51	-0.002	ug/L	0.003	109	7658	6965	3	Standard
	V-1	51	0.064	ug/L	0.001	1	354	1872	4	Standard
	Cr	52	-0.025	ug/L	0.022	90	22715	20330	2	Standard
	Cr	53	0.201	ug/L	0.010	5	231	668	1	Standard
	Mn	55	147.625	ug/L	3.543	2	858	4268146	1	Standard
>	Ge	72		ug/L			47144	37830	1	KED
	Co	59	0.151	ug/L	0.014	9	3	713	10	KED
	Ni	60	2.008	ug/L	0.067	3	583	3169	4	KED
	Ni	62	1.984	ug/L	0.047	2	99	516	3	KED
	Cu	63	0.328	ug/L	0.010	3	88	1315	2	KED
	Cu	65	0.334	ug/L	0.042	12	51	663	10	KED
	Zn	66	1.735	ug/L	0.089	5	128	967	3	KED
	Zn	67	3.139	ug/L	0.539	17	17	267	17	KED
	As	75	0.290	ug/L	0.023	7	4	80	8	KED
	Se	78	0.140	ug/L	0.155	110	20	19	19	KED
	Y	89		ug/L			352824	265014	2	Standard
	Kr	83		ug/L			41	60	11	Standard
>	In-1	115		ug/L			9999	8452	1	KED
	Mo	98	21.277	ug/L	0.359	1	5	26652	2	KED
	Cd	111	0.037	ug/L	0.022	58	5	14	39	KED
	Cd	114	0.034	ug/L	0.018	53	9	30	41	KED
>	In	115		ug/L			440562	383126	1	Standard
	Ag	107	0.001	ug/L	0.001	79	34	50	31	Standard
	Sb	121	0.053	ug/L	0.002	2	252	902	0	Standard
	Sb	123	0.056	ug/L	0.002	3	192	715	0	Standard
	Ba	135	39.543	ug/L	1.357	3	54	161299	2	Standard
	Ba	137	41.119	ug/L	0.421	1	99	293618	2	Standard
>	Tb	159		ug/L			801432	929892	2	Standard
	Tl	205	0.012	ug/L	0.000	2	79	565	4	Standard
	Pb	208	0.035	ug/L	0.002	4	302	2205	3	Standard

ICP-MS Quantitative Analysis - Summary Report

Sample ID: **23C0736-11**

Sample Dil Factor:

Comments:

Sample Date/Time: **Wednesday, April 26, 2023 09:59:04**

Number of Replicates: 3

Method File: C:\Users\Public\Documents\PerkinElmer Syngistix\ICPMS\Method\200.8_DailyMethod_KED_UCT.mth

Tuning File: C:\Users\Public\Documents\PerkinElmer Syngistix\ICPMS\MassCal\Default.tun

Optimization File: C:\Users\Public\Documents\PerkinElmer Syngistix\ICPMS\Conditions\Default.dac

Calibration File: C:\Users\Public\Documents\PerkinElmer Syngistix\ICPMS\System\042523.cal

	Analyte Mass	Conc. Mean	Units	Conc. SD	Conc. RSD	Blank Intens.	Meas. Intens.	Intens. RSD	Mode
[>	Li	6	ug/L			445315	502938	4	Standard
[Be	9	ug/L	0.000	14	4	16	13	Standard
	C	13	ug/L			28756	48122	4	Standard
	Cl	37	ug/L			1763477	1085599	1	Standard
[>	Sc	45	ug/L			604634	564265	3	Standard
[V	51	ug/L	0.011	35	7658	6361	5	Standard
	V-1	51	ug/L	0.002	3	354	1308	5	Standard
	Cr	52	ug/L	0.016	28	22715	20090	4	Standard
	Cr	53	ug/L	0.020	10	231	654	9	Standard
	Mn	55	ug/L	1.697	1	858	2537397	5	Standard
[>	Ge	72	ug/L			47144	38293	2	KED
[Co	59	ug/L	0.011	2	3	2310	3	KED
	Ni	60	ug/L	0.108	4	583	3476	4	KED
	Ni	62	ug/L	0.047	2	99	542	2	KED
	Cu	63	ug/L	0.002	0	88	2397	2	KED
	Cu	65	ug/L	0.028	4	51	1261	2	KED
	Zn	66	ug/L	0.166	2	128	4226	3	KED
	Zn	67	ug/L	0.396	4	17	729	4	KED
	As	75	ug/L	0.019	3	4	169	4	KED
[Se	78	ug/L	0.115	476	20	15	18	KED
	Y	89	ug/L			352824	271914	4	Standard
	Kr	83	ug/L			41	52	14	Standard
[>	In-1	115	ug/L			9999	8611	1	KED
[Mo	98	ug/L	0.660	1	5	49789	0	KED
	Cd	111	ug/L	0.006	59	5	7	21	KED
	Cd	114	ug/L	0.000	3	9	9	1	KED
[>	In	115	ug/L			440562	391260	4	Standard
[Ag	107	ug/L	0.000	225	34	27	30	Standard
	Sb	121	ug/L	0.004	3	252	1983	5	Standard
	Sb	123	ug/L	0.002	1	192	1493	3	Standard
	Ba	135	ug/L	0.689	2	54	131035	2	Standard
	Ba	137	ug/L	0.365	1	99	235000	4	Standard
[>	Tb	159	ug/L			801432	938522	2	Standard
[Tl	205	ug/L	0.000	14	79	142	7	Standard
[Pb	208	ug/L	0.001	2	302	2948	0	Standard

ICP-MS Quantitative Analysis - Summary Report

Sample ID: **23C0736-09**

Sample Dil Factor:

Comments:

Sample Date/Time: **Wednesday, April 26, 2023 10:04:08**

Number of Replicates: 3

Method File: C:\Users\Public\Documents\PerkinElmer Syngistix\ICPMS\Method\200.8_DailyMethod_KED_UCT.mth

Tuning File: C:\Users\Public\Documents\PerkinElmer Syngistix\ICPMS\MassCal\Default.tun

Optimization File: C:\Users\Public\Documents\PerkinElmer Syngistix\ICPMS\Conditions\Default.dac

Calibration File: C:\Users\Public\Documents\PerkinElmer Syngistix\ICPMS\System\042523.cal

	Analyte Mass	Conc. Mean	Units	Conc. SD	Conc. RSD	Blank Intens.	Meas. Intens.	Intens. RSD	Mode
[>	Li	6	ug/L			445315	477301	1	Standard
[Be	9	ug/L	0.000	16	4	15	12	Standard
	C	13	ug/L			28756	51022	2	Standard
	Cl	37	ug/L			1763477	1110077	1	Standard
[>	Sc	45	ug/L			604634	537772	1	Standard
[V	51	ug/L	0.011	58	7658	6386	3	Standard
	V-1	51	ug/L	0.001	2	354	1483	3	Standard
	Cr	52	ug/L	0.029	184	22715	19893	2	Standard
	Cr	53	ug/L	0.007	3	231	680	2	Standard
[Mn	55	ug/L	1.840	2	858	2464716	1	Standard
[>	Ge	72	ug/L			47144	38627	3	KED
[Co	59	ug/L	0.026	5	3	2401	2	KED
	Ni	60	ug/L	0.061	2	583	3523	5	KED
	Ni	62	ug/L	0.111	4	99	592	7	KED
	Cu	63	ug/L	0.013	1	88	2807	1	KED
	Cu	65	ug/L	0.048	6	51	1456	5	KED
	Zn	66	ug/L	0.264	2	128	5273	0	KED
	Zn	67	ug/L	0.399	3	17	918	0	KED
	As	75	ug/L	0.035	4	4	193	3	KED
[Se	78	ug/L	0.109	105	20	19	12	KED
	Y	89	ug/L			352824	263248	2	Standard
	Kr	83	ug/L			41	57	23	Standard
[>	In-1	115	ug/L			9999	8220	0	KED
[Mo	98	ug/L	0.282	0	5	47725	0	KED
	Cd	111	ug/L	0.006	61	5	6	20	KED
[Cd	114	ug/L	0.009	137	9	11	49	KED
[>	In	115	ug/L			440562	364338	0	Standard
[Ag	107	ug/L	0.000	298	34	29	9	Standard
	Sb	121	ug/L	0.001	0	252	2387	0	Standard
	Sb	123	ug/L	0.010	5	192	1933	4	Standard
	Ba	135	ug/L	1.168	3	54	128518	3	Standard
[Ba	137	ug/L	0.523	1	99	230815	1	Standard
[>	Tb	159	ug/L			801432	907437	2	Standard
[Tl	205	ug/L	0.001	48	79	142	16	Standard
[Pb	208	ug/L	0.001	1	302	3487	3	Standard

ICP-MS Quantitative Analysis - Summary Report

Sample ID: **BLD0347-DUP1**

Sample Dil Factor:

Comments:

Sample Date/Time: **Wednesday, April 26, 2023 10:09:05**

Number of Replicates: 3

Method File: C:\Users\Public\Documents\PerkinElmer Syngistix\ICPMS\Method\200.8_DailyMethod_KED_UCT.mth

Tuning File: C:\Users\Public\Documents\PerkinElmer Syngistix\ICPMS\MassCal\Default.tun

Optimization File: C:\Users\Public\Documents\PerkinElmer Syngistix\ICPMS\Conditions\Default.dac

Calibration File: C:\Users\Public\Documents\PerkinElmer Syngistix\ICPMS\System\042523.cal

	Analyte	Mass	Conc. Mean	Units	Conc. SD	Conc. RSD	Blank Intens.	Meas. Intens.	Intens. RSD	Mode
>	Li	6		ug/L			445315	507143	6	Standard
	Be	9	0.003	ug/L	0.001	29	4	15	18	Standard
	C	13		ug/L			28756	51959	3	Standard
	Cl	37		ug/L			1763477	1098027	4	Standard
>	Sc	45		ug/L			604634	575608	6	Standard
	V	51	-0.021	ug/L	0.012	57	7658	6744	3	Standard
	V-1	51	0.045	ug/L	0.003	5	354	1475	6	Standard
	Cr	52	-0.024	ug/L	0.052	220	22715	21088	1	Standard
	Cr	53	0.203	ug/L	0.023	11	231	698	4	Standard
	Mn	55	86.598	ug/L	1.683	1	858	2599396	4	Standard
>	Ge	72		ug/L			47144	37947	3	KED
	Co	59	0.506	ug/L	0.010	2	3	2398	1	KED
	Ni	60	2.201	ug/L	0.099	4	583	3439	5	KED
	Ni	62	2.241	ug/L	0.217	9	99	575	8	KED
	Cu	63	0.755	ug/L	0.017	2	88	2948	2	KED
	Cu	65	0.784	ug/L	0.070	8	51	1504	6	KED
	Zn	66	10.008	ug/L	0.449	4	128	5103	4	KED
	Zn	67	10.541	ug/L	0.431	4	17	867	2	KED
	As	75	0.684	ug/L	0.036	5	4	186	7	KED
	Se	78	0.102	ug/L	0.087	85	20	18	11	KED
	Y	89		ug/L			352824	281143	5	Standard
	Kr	83		ug/L			41	48	4	Standard
>	In-1	115		ug/L			9999	8376	1	KED
	Mo	98	38.105	ug/L	0.677	1	5	47291	0	KED
	Cd	111	0.009	ug/L	0.009	108	5	6	34	KED
	Cd	114	0.001	ug/L	0.006	550	9	8	47	KED
>	In	115		ug/L			440562	396124	4	Standard
	Ag	107	0.000	ug/L	0.000	278	34	33	21	Standard
	Sb	121	0.178	ug/L	0.009	5	252	2586	3	Standard
	Sb	123	0.185	ug/L	0.005	2	192	2050	2	Standard
	Ba	135	31.226	ug/L	0.727	2	54	131659	2	Standard
	Ba	137	32.102	ug/L	0.356	1	99	236979	4	Standard
>	Tb	159		ug/L			801432	929366	6	Standard
	Tl	205	0.001	ug/L	0.000	29	79	147	5	Standard
	Pb	208	0.061	ug/L	0.004	6	302	3572	1	Standard

ICP-MS Quantitative Analysis - Summary Report

Sample ID: **BLD0347-MS1**

Sample Dil Factor:

Comments:

Sample Date/Time: **Wednesday, April 26, 2023 10:14:33**

Number of Replicates: 3

Method File: C:\Users\Public\Documents\PerkinElmer Syngistix\ICPMS\Method\200.8_DailyMethod_KED_UCT.mth

Tuning File: C:\Users\Public\Documents\PerkinElmer Syngistix\ICPMS\MassCal\Default.tun

Optimization File: C:\Users\Public\Documents\PerkinElmer Syngistix\ICPMS\Conditions\Default.dac

Calibration File: C:\Users\Public\Documents\PerkinElmer Syngistix\ICPMS\System\042523.cal

	Analyte Mass	Conc. Mean	Units	Conc. SD	Conc. RSD	Blank Intens.	Meas. Intens.	Intens. RSD	Mode
[>	Li	6	ug/L			445315	495344	0	Standard
[Be	9	ug/L	0.650	2	4	95451	3	Standard
	C	13	ug/L			28756	49053	0	Standard
	Cl	37	ug/L			1763477	1035569	1	Standard
[>	Sc	45	ug/L			604634	574206	0	Standard
[V	51	ug/L	0.243	1	7658	572175	1	Standard
	V-1	51	ug/L	0.238	1	354	572480	1	Standard
	Cr	52	ug/L	0.333	1	22715	474621	1	Standard
	Cr	53	ug/L	0.326	1	231	53729	1	Standard
	Mn	55	ug/L	1.565	1	858	3287800	1	Standard
[>	Ge	72	ug/L			47144	38880	1	KED
[Co	59	ug/L	0.213	0	3	128922	1	KED
	Ni	60	ug/L	0.026	0	583	39067	1	KED
	Ni	62	ug/L	0.217	0	99	6482	2	KED
	Cu	63	ug/L	0.078	0	88	100565	1	KED
	Cu	65	ug/L	0.254	0	51	51102	2	KED
	Zn	66	ug/L	1.390	1	128	43299	2	KED
	Zn	67	ug/L	1.597	1	17	6743	2	KED
	As	75	ug/L	0.191	0	4	7457	2	KED
[Se	78	ug/L	0.976	1	20	2040	0	KED
	Y	89	ug/L			352824	289307	1	Standard
	Kr	83	ug/L			41	53	4	Standard
[>	In-1	115	ug/L			9999	8318	3	KED
[Mo	98	ug/L	0.570	0	5	88282	3	KED
	Cd	111	ug/L	0.529	1	5	7089	2	KED
	Cd	114	ug/L	0.753	2	9	17804	1	KED
[>	In	115	ug/L			440562	392819	1	Standard
[Ag	107	ug/L	0.350	1	34	345564	2	Standard
	Sb	121	ug/L	0.409	1	252	374226	1	Standard
	Sb	123	ug/L	0.209	0	192	293342	1	Standard
	Ba	135	ug/L	0.252	0	54	261627	1	Standard
	Ba	137	ug/L	1.187	1	99	476611	1	Standard
[>	Tb	159	ug/L			801432	942991	2	Standard
[Tl	205	ug/L	0.410	1	79	1026128	1	Standard
[Pb	208	ug/L	0.163	0	302	1332775	1	Standard

ICP-MS Quantitative Analysis - Summary Report

Sample ID: **BLD0347-MSD1**

Sample Dil Factor:

Comments:

Sample Date/Time: **Wednesday, April 26, 2023 10:21:00**

Number of Replicates: 3

Method File: C:\Users\Public\Documents\PerkinElmer Syngistix\ICPMS\Method\200.8_DailyMethod_KED_UCT.mth

Tuning File: C:\Users\Public\Documents\PerkinElmer Syngistix\ICPMS\MassCal\Default.tun

Optimization File: C:\Users\Public\Documents\PerkinElmer Syngistix\ICPMS\Conditions\Default.dac

Calibration File: C:\Users\Public\Documents\PerkinElmer Syngistix\ICPMS\System\042523.cal

	Analyte Mass	Conc. Mean	Units	Conc. SD	Conc. RSD	Blank Intens.	Meas. Intens.	Intens. RSD	Mode
[>	Li	6	ug/L			445315	493690	0	Standard
[Be	9	ug/L	0.633	2	4	94449	3	Standard
	C	13	ug/L			28756	48875	0	Standard
	Cl	37	ug/L			1763477	1073161	2	Standard
[>	Sc	45	ug/L			604634	558676	2	Standard
[V	51	ug/L	0.805	3	7658	558296	1	Standard
	V-1	51	ug/L	0.857	3	354	556494	1	Standard
	Cr	52	ug/L	0.388	1	22715	470228	0	Standard
	Cr	53	ug/L	0.567	2	231	52559	0	Standard
[Mn	55	ug/L	3.257	2	858	3193606	1	Standard
[>	Ge	72	ug/L			47144	40050	3	KED
[Co	59	ug/L	0.511	1	3	133865	2	KED
	Ni	60	ug/L	0.388	1	583	41478	2	KED
	Ni	62	ug/L	0.881	3	99	6760	1	KED
	Cu	63	ug/L	0.244	0	88	106317	2	KED
	Cu	65	ug/L	0.651	2	51	53969	1	KED
	Zn	66	ug/L	0.620	0	128	45858	3	KED
	Zn	67	ug/L	1.594	1	17	7157	3	KED
	As	75	ug/L	0.198	0	4	7858	2	KED
[Se	78	ug/L	2.441	2	20	2187	1	KED
	Y	89	ug/L			352824	285417	1	Standard
	Kr	83	ug/L			41	49	13	Standard
[>	In-1	115	ug/L			9999	8638	2	KED
[Mo	98	ug/L	1.335	1	5	89946	1	KED
	Cd	111	ug/L	0.601	2	5	7288	0	KED
	Cd	114	ug/L	0.327	1	9	18500	2	KED
[>	In	115	ug/L			440562	393278	0	Standard
[Ag	107	ug/L	0.197	0	34	349000	1	Standard
	Sb	121	ug/L	0.500	1	252	363141	1	Standard
	Sb	123	ug/L	0.385	1	192	285138	0	Standard
	Ba	135	ug/L	0.879	1	54	252545	2	Standard
	Ba	137	ug/L	1.053	1	99	460395	0	Standard
[>	Tb	159	ug/L			801432	914182	2	Standard
[Tl	205	ug/L	0.239	0	79	975981	2	Standard
[Pb	208	ug/L	0.323	1	302	1292794	1	Standard

ICP-MS Quantitative Analysis - Summary Report

Sample ID: SEQ-IBLJ

Sample Dil Factor:

Comments:

Sample Date/Time: Wednesday, April 26, 2023 10:25:59

Number of Replicates: 3

Method File: C:\Users\Public\Documents\PerkinElmer Syngistix\ICPMS\Method\200.8_DailyMethod_KED_UCT.mth

Tuning File: C:\Users\Public\Documents\PerkinElmer Syngistix\ICPMS\MassCal\Default.tun

Optimization File: C:\Users\Public\Documents\PerkinElmer Syngistix\ICPMS\Conditions\Default.dac

Calibration File: C:\Users\Public\Documents\PerkinElmer Syngistix\ICPMS\System\042523.cal

	Analyte	Mass	Conc. Mean	Units	Conc. SD	Conc. RSD	Blank Intens.	Meas. Intens.	Intens. RSD	Mode
[>	Li	6		ug/L			445315	548650	2	Standard
[Be	9	0.000	ug/L	0.001	2121	4	5	66	Standard
	C	13		ug/L			28756	33265	4	Standard
	Cl	37		ug/L			1763477	1488551	2	Standard
[>	Sc	45		ug/L			604634	579641	4	Standard
[V	51	-0.017	ug/L	0.013	78	7658	6896	0	Standard
	V-1	51	0.006	ug/L	0.001	23	354	486	4	Standard
	Cr	52	-0.071	ug/L	0.046	65	22715	20275	0	Standard
	Cr	53	0.008	ug/L	0.004	52	231	241	2	Standard
[Mn	55	-0.004	ug/L	0.001	26	858	691	1	Standard
[>	Ge	72		ug/L			47144	43424	3	KED
	Co	59	0.001	ug/L	0.000	24	3	9	20	KED
	Ni	60	-0.339	ug/L	0.003	0	583	13	31	KED
	Ni	62	-0.343	ug/L	0.004	1	99	4	24	KED
	Cu	63	0.002	ug/L	0.002	83	88	90	4	KED
	Cu	65	-0.004	ug/L	0.002	48	51	38	7	KED
	Zn	66	-0.114	ug/L	0.021	18	128	52	22	KED
	Zn	67	-0.060	ug/L	0.056	93	17	10	47	KED
	As	75	0.003	ug/L	0.005	155	4	5	27	KED
[Se	78	-0.026	ug/L	0.085	328	20	18	13	KED
	Y	89		ug/L			352824	316061	0	Standard
	Kr	83		ug/L			41	33	28	Standard
[>	In-1	115		ug/L			9999	9201	4	KED
	Mo	98	0.016	ug/L	0.007	41	5	27	30	KED
	Cd	111	0.005	ug/L	0.007	134	5	6	28	KED
[Cd	114	-0.005	ug/L	0.002	34	9	4	23	KED
[>	In	115		ug/L			440562	444956	3	Standard
	Ag	107	-0.000	ug/L	0.000	109	34	28	29	Standard
	Sb	121	-0.009	ug/L	0.001	13	252	123	17	Standard
	Sb	123	-0.010	ug/L	0.002	18	192	82	27	Standard
	Ba	135	-0.003	ug/L	0.001	40	54	38	19	Standard
[Ba	137	-0.005	ug/L	0.002	38	99	62	21	Standard
[>	Tb	159		ug/L			801432	957156	1	Standard
	Tl	205	-0.000	ug/L	0.000	267	79	88	17	Standard
[Pb	208	-0.001	ug/L	0.000	4	302	297	2	Standard

ICP-MS Quantitative Analysis - Summary Report

Sample ID: SEQ-CCVI

Sample Dil Factor:

Comments:

Sample Date/Time: Wednesday, April 26, 2023 10:31:03

Number of Replicates: 3

Method File: C:\Users\Public\Documents\PerkinElmer Syngistix\ICPMS\Method\200.8_DailyMethod_KED_UCT.mth

Tuning File: C:\Users\Public\Documents\PerkinElmer Syngistix\ICPMS\MassCal\Default.tun

Optimization File: C:\Users\Public\Documents\PerkinElmer Syngistix\ICPMS\Conditions\Default.dac

Calibration File: C:\Users\Public\Documents\PerkinElmer Syngistix\ICPMS\System\042523.cal

	Analyte	Mass	Conc. Mean	Units	Conc. SD	Conc. RSD	Blank Intens.	Meas. Intens.	Intens. RSD	Mode
[>	Li	6		ug/L			445315	489477	2	Standard
[Be	9	51.974	ug/L	0.200	0	4	208501	2	Standard
	C	13		ug/L			28756	31281	4	Standard
	Cl	37		ug/L			1763477	1426071	2	Standard
[>	Sc	45		ug/L			604634	555166	2	Standard
[V	51	46.846	ug/L	1.329	2	7658	1140440	1	Standard
	V-1	51	47.057	ug/L	1.181	2	354	1143584	1	Standard
	Cr	52	47.252	ug/L	1.518	3	22715	961805	3	Standard
	Cr	53	47.964	ug/L	0.619	1	231	109689	1	Standard
[Mn	55	48.337	ug/L	0.316	0	858	1400806	3	Standard
[>	Ge	72		ug/L			47144	44992	1	KED
[Co	59	51.149	ug/L	0.806	1	3	287111	2	KED
	Ni	60	51.664	ug/L	0.783	1	583	83223	3	KED
	Ni	62	50.261	ug/L	0.864	1	99	13270	2	KED
	Cu	63	51.867	ug/L	0.524	1	88	234496	1	KED
	Cu	65	53.430	ug/L	1.156	2	51	118514	3	KED
	Zn	66	50.516	ug/L	0.775	1	128	30051	1	KED
	Zn	67	51.724	ug/L	2.294	4	17	4986	3	KED
	As	75	50.573	ug/L	0.379	0	4	16006	1	KED
[Se	78	49.120	ug/L	0.369	0	20	1464	2	KED
	Y	89		ug/L			352824	313498	3	Standard
	Kr	83		ug/L			41	40	26	Standard
[>	In-1	115		ug/L			9999	8875	0	KED
[Mo	98	55.903	ug/L	1.808	3	5	73519	3	KED
	Cd	111	54.541	ug/L	1.403	2	5	14886	2	KED
[Cd	114	54.875	ug/L	1.630	2	9	38385	3	KED
[>	In	115		ug/L			440562	421795	3	Standard
	Ag	107	47.988	ug/L	0.675	1	34	826207	1	Standard
	Sb	121	51.508	ug/L	0.277	0	252	728890	3	Standard
	Sb	123	53.322	ug/L	1.229	2	192	576111	1	Standard
	Ba	135	60.496	ug/L	1.970	3	54	271646	2	Standard
[Ba	137	61.212	ug/L	0.737	1	99	481056	2	Standard
[>	Tb	159		ug/L			801432	911483	2	Standard
	Tl	205	53.408	ug/L	3.819	7	79	2074313	10	Standard
[Pb	208	51.157	ug/L	0.983	1	302	2637913	1	Standard

ICP-MS Quantitative Analysis - Summary Report

Sample ID: SEQ-CCBI

Sample Dil Factor:

Comments:

Sample Date/Time: Wednesday, April 26, 2023 10:38:50

Number of Replicates: 3

Method File: C:\Users\Public\Documents\PerkinElmer Syngistix\ICPMS\Method\200.8_DailyMethod_KED_UCT.mth

Tuning File: C:\Users\Public\Documents\PerkinElmer Syngistix\ICPMS\MassCal\Default.tun

Optimization File: C:\Users\Public\Documents\PerkinElmer Syngistix\ICPMS\Conditions\Default.dac

Calibration File: C:\Users\Public\Documents\PerkinElmer Syngistix\ICPMS\System\042523.cal

	Analyte Mass	Conc. Mean	Units	Conc. SD	Conc. RSD	Blank Intens.	Meas. Intens.	Intens. RSD	Mode
[>	Li	6	ug/L			445315	500051	5	Standard
[Be	9	ug/L	0.001	144	4	3	91	Standard
	C	13	ug/L			28756	31372	1	Standard
	Cl	37	ug/L			1763477	1528790	2	Standard
[>	Sc	45	ug/L			604634	574522	4	Standard
[V	51	ug/L	0.005	17	7658	6555	4	Standard
	V-1	51	ug/L	0.001	14	354	485	3	Standard
	Cr	52	ug/L	0.025	23	22715	19401	4	Standard
	Cr	53	ug/L	0.007	53	231	251	4	Standard
[Mn	55	ug/L	0.001	264	858	805	1	Standard
[>	Ge	72	ug/L			47144	46122	0	KED
	Co	59	ug/L	0.000	1558	3	3	34	KED
	Ni	60	ug/L	0.002	0	583	20	14	KED
	Ni	62	ug/L	0.012	3	99	11	28	KED
	Cu	63	ug/L	0.003	39	88	116	9	KED
	Cu	65	ug/L	0.005	108	51	60	19	KED
	Zn	66	ug/L	0.039	39	128	185	13	KED
	Zn	67	ug/L	0.032	36	17	25	11	KED
	As	75	ug/L	0.004	327	4	4	27	KED
[Se	78	ug/L	0.212	4861	20	20	32	KED
	Y	89	ug/L			352824	319781	5	Standard
	Kr	83	ug/L			41	47	30	Standard
[>	In-1	115	ug/L			9999	10085	0	KED
	Mo	98	ug/L	0.002	13	5	22	10	KED
	Cd	111	ug/L	0.006	162	5	6	28	KED
[Cd	114	ug/L	0.003	81	9	6	32	KED
[>	In	115	ug/L			440562	432537	2	Standard
	Ag	107	ug/L	0.001	121	34	45	28	Standard
	Sb	121	ug/L	0.002	5	252	813	5	Standard
	Sb	123	ug/L	0.002	5	192	615	2	Standard
	Ba	135	ug/L	0.004	30	54	109	15	Standard
[Ba	137	ug/L	0.002	19	99	194	7	Standard
[>	Tb	159	ug/L			801432	899860	4	Standard
	Tl	205	ug/L	0.001	42	79	165	17	Standard
[Pb	208	ug/L	0.000	28	302	385	4	Standard

ICP-MS Quantitative Analysis - Summary Report

Sample ID: **BLD0381-BLK1**

Sample Dil Factor:

Comments:

Sample Date/Time: **Wednesday, April 26, 2023 10:43:55**

Number of Replicates: 3

Method File: C:\Users\Public\Documents\PerkinElmer Syngistix\ICPMS\Method\200.8_DailyMethod_KED_UCT.mth

Tuning File: C:\Users\Public\Documents\PerkinElmer Syngistix\ICPMS\MassCal\Default.tun

Optimization File: C:\Users\Public\Documents\PerkinElmer Syngistix\ICPMS\Conditions\Default.dac

Calibration File: C:\Users\Public\Documents\PerkinElmer Syngistix\ICPMS\System\042523.cal

	Analyte	Mass	Conc. Mean	Units	Conc. SD	Conc. RSD	Blank Intens.	Meas. Intens.	Intens. RSD	Mode
[>	Li	6		ug/L			445315	505103	6	Standard
[Be	9	-0.000	ug/L	0.001	234	4	3	86	Standard
	C	13		ug/L			28756	44182	4	Standard
	Cl	37		ug/L			1763477	1545076	1	Standard
[>	Sc	45		ug/L			604634	585511	6	Standard
[V	51	-0.020	ug/L	0.004	22	7658	6913	6	Standard
	V-1	51	0.010	ug/L	0.001	7	354	589	3	Standard
	Cr	52	-0.041	ug/L	0.008	18	22715	21126	6	Standard
	Cr	53	0.059	ug/L	0.014	23	231	364	8	Standard
[Mn	55	0.021	ug/L	0.002	7	858	1460	7	Standard
[>	Ge	72		ug/L			47144	45252	3	KED
[Co	59	0.001	ug/L	0.001	62	3	10	47	KED
	Ni	60	-0.339	ug/L	0.001	0	583	15	12	KED
	Ni	62	-0.341	ug/L	0.016	4	99	5	78	KED
	Cu	63	0.002	ug/L	0.004	181	88	95	17	KED
	Cu	65	0.002	ug/L	0.006	370	51	53	28	KED
	Zn	66	-0.007	ug/L	0.004	50	128	118	4	KED
	Zn	67	0.042	ug/L	0.070	167	17	20	30	KED
	As	75	0.003	ug/L	0.006	216	4	5	32	KED
[Se	78	-0.038	ug/L	0.129	343	20	18	23	KED
	Y	89		ug/L			352824	325014	6	Standard
	Kr	83		ug/L			41	30	47	Standard
[>	In-1	115		ug/L			9999	9561	2	KED
[Mo	98	0.011	ug/L	0.003	25	5	21	17	KED
	Cd	111	-0.006	ug/L	0.006	104	5	3	43	KED
[Cd	114	-0.005	ug/L	0.001	28	9	4	23	KED
[>	In	115		ug/L			440562	436685	7	Standard
[Ag	107	-0.001	ug/L	0.000	44	34	19	39	Standard
	Sb	121	0.004	ug/L	0.002	34	252	316	14	Standard
	Sb	123	0.005	ug/L	0.003	57	192	247	12	Standard
	Ba	135	0.019	ug/L	0.006	29	54	140	19	Standard
[Ba	137	0.023	ug/L	0.003	10	99	286	6	Standard
[>	Tb	159		ug/L			801432	888686	8	Standard
[Tl	205	-0.000	ug/L	0.000	441	79	86	11	Standard
[Pb	208	-0.002	ug/L	0.001	24	302	227	12	Standard

ICP-MS Quantitative Analysis - Summary Report

Sample ID: **BLD0381-BS1**

Sample Dil Factor:

Comments:

Sample Date/Time: **Wednesday, April 26, 2023 10:48:58**

Number of Replicates: 3

Method File: C:\Users\Public\Documents\PerkinElmer Syngistix\ICPMS\Method\200.8_DailyMethod_KED_UCT.mth

Tuning File: C:\Users\Public\Documents\PerkinElmer Syngistix\ICPMS\MassCal\Default.tun

Optimization File: C:\Users\Public\Documents\PerkinElmer Syngistix\ICPMS\Conditions\Default.dac

Calibration File: C:\Users\Public\Documents\PerkinElmer Syngistix\ICPMS\System\042523.cal

	Analyte Mass	Conc. Mean	Units	Conc. SD	Conc. RSD	Blank Intens.	Meas. Intens.	Intens. RSD	Mode
[>	Li	6	ug/L			445315	515585	2	Standard
[Be	9	ug/L	0.504	1	4	109061	1	Standard
	C	13	ug/L			28756	47018	1	Standard
	Cl	37	ug/L			1763477	1565787	2	Standard
[>	Sc	45	ug/L			604634	604290	1	Standard
[V	51	ug/L	0.233	0	7658	657033	2	Standard
	V-1	51	ug/L	0.112	0	354	653412	1	Standard
	Cr	52	ug/L	0.378	1	22715	557963	1	Standard
	Cr	53	ug/L	0.373	1	231	61891	0	Standard
	Mn	55	ug/L	0.434	1	858	785005	0	Standard
[>	Ge	72	ug/L			47144	45628	2	KED
[Co	59	ug/L	0.686	2	3	150386	1	KED
	Ni	60	ug/L	0.989	3	583	44688	2	KED
	Ni	62	ug/L	1.344	5	99	7156	2	KED
	Cu	63	ug/L	0.856	3	88	124740	3	KED
	Cu	65	ug/L	1.047	3	51	64787	2	KED
	Zn	66	ug/L	2.989	3	128	51891	1	KED
	Zn	67	ug/L	2.435	2	17	8018	3	KED
	As	75	ug/L	0.739	2	4	8440	2	KED
[Se	78	ug/L	3.517	4	20	2410	3	KED
	Y	89	ug/L			352824	329446	0	Standard
	Kr	83	ug/L			41	45	24	Standard
[>	In-1	115	ug/L			9999	10081	0	KED
[Mo	98	ug/L	0.014	19	5	113	18	KED
	Cd	111	ug/L	0.387	1	5	8569	1	KED
	Cd	114	ug/L	0.201	0	9	21880	0	KED
[>	In	115	ug/L			440562	450676	2	Standard
[Ag	107	ug/L	0.466	1	34	458274	0	Standard
	Sb	121	ug/L	0.002	3	252	1251	0	Standard
	Sb	123	ug/L	0.003	3	192	976	3	Standard
	Ba	135	ug/L	0.371	1	54	145853	2	Standard
[Ba	137	ug/L	0.800	2	99	259166	0	Standard
[>	Tb	159	ug/L			801432	920441	1	Standard
[Tl	205	ug/L	0.453	1	79	1045280	2	Standard
[Pb	208	ug/L	0.540	2	302	1395326	1	Standard

ICP-MS Quantitative Analysis - Summary Report

Sample ID: **BLD0382-BLK1**

Sample Dil Factor:

Comments:

Sample Date/Time: **Wednesday, April 26, 2023 10:54:02**

Number of Replicates: 3

Method File: C:\Users\Public\Documents\PerkinElmer Syngistix\ICPMS\Method\200.8_DailyMethod_KED_UCT.mth

Tuning File: C:\Users\Public\Documents\PerkinElmer Syngistix\ICPMS\MassCal\Default.tun

Optimization File: C:\Users\Public\Documents\PerkinElmer Syngistix\ICPMS\Conditions\Default.dac

Calibration File: C:\Users\Public\Documents\PerkinElmer Syngistix\ICPMS\System\042523.cal

	Analyte Mass	Conc. Mean	Units	Conc. SD	Conc. RSD	Blank Intens.	Meas. Intens.	Intens. RSD	Mode
[>	Li	6	ug/L			445315	466547	2	Standard
[Be	9	ug/L	0.000	51	4	6	15	Standard
	C	13	ug/L			28756	45692	2	Standard
	Cl	37	ug/L			1763477	1540759	1	Standard
[>	Sc	45	ug/L			604634	552265	2	Standard
[V	51	ug/L	0.002	108	7658	6943	1	Standard
	V-1	51	ug/L	0.001	5	354	715	2	Standard
	Cr	52	ug/L	0.012	18	22715	22067	1	Standard
	Cr	53	ug/L	0.006	4	231	501	0	Standard
	Mn	55	ug/L	0.001	4	858	1272	1	Standard
[>	Ge	72	ug/L			47144	46776	1	KED
[Co	59	ug/L	0.001	49	3	9	34	KED
	Ni	60	ug/L	0.003	0	583	24	20	KED
	Ni	62	ug/L	0.016	4	99	5	86	KED
	Cu	63	ug/L	0.001	20	88	120	5	KED
	Cu	65	ug/L	0.011	116	51	72	32	KED
	Zn	66	ug/L	0.027	16	128	226	8	KED
	Zn	67	ug/L	0.038	24	17	33	13	KED
	As	75	ug/L	0.005	114	4	5	24	KED
[Se	78	ug/L	0.092	274	20	21	12	KED
	Y	89	ug/L			352824	313623	1	Standard
	Kr	83	ug/L			41	45	25	Standard
[>	In-1	115	ug/L			9999	9523	1	KED
[Mo	98	ug/L	0.001	6	5	25	3	KED
	Cd	111	ug/L	0.005	88	5	6	20	KED
	Cd	114	ug/L	0.004	42	9	2	123	KED
[>	In	115	ug/L			440562	418336	1	Standard
[Ag	107	ug/L	0.000	37	34	47	10	Standard
	Sb	121	ug/L	0.001	17	252	135	14	Standard
	Sb	123	ug/L	0.001	13	192	112	9	Standard
	Ba	135	ug/L	0.002	32	54	85	13	Standard
	Ba	137	ug/L	0.001	14	99	150	5	Standard
[>	Tb	159	ug/L			801432	849566	0	Standard
[Tl	205	ug/L	0.000	26	79	86	1	Standard
[Pb	208	ug/L	0.001	33	302	245	9	Standard

ICP-MS Quantitative Analysis - Summary Report

Sample ID: **BLD0382-BS1**

Sample Dil Factor:

Comments:

Sample Date/Time: **Wednesday, April 26, 2023 10:59:05**

Number of Replicates: 3

Method File: C:\Users\Public\Documents\PerkinElmer Syngistix\ICPMS\Method\200.8_DailyMethod_KED_UCT.mth

Tuning File: C:\Users\Public\Documents\PerkinElmer Syngistix\ICPMS\MassCal\Default.tun

Optimization File: C:\Users\Public\Documents\PerkinElmer Syngistix\ICPMS\Conditions\Default.dac

Calibration File: C:\Users\Public\Documents\PerkinElmer Syngistix\ICPMS\System\042523.cal

	Analyte Mass	Conc. Mean	Units	Conc. SD	Conc. RSD	Blank Intens.	Meas. Intens.	Intens. RSD	Mode
[>	Li	6	ug/L			445315	524605	3	Standard
[Be	9	ug/L	0.636	2	4	110021	1	Standard
	C	13	ug/L			28756	50200	1	Standard
	Cl	37	ug/L			1763477	1594582	1	Standard
[>	Sc	45	ug/L			604634	619985	2	Standard
[V	51	ug/L	0.431	1	7658	667259	1	Standard
	V-1	51	ug/L	0.406	1	354	662793	1	Standard
	Cr	52	ug/L	0.280	1	22715	570222	1	Standard
	Cr	53	ug/L	0.196	0	231	63006	1	Standard
	Mn	55	ug/L	0.445	1	858	804379	1	Standard
[>	Ge	72	ug/L			47144	44949	1	KED
[Co	59	ug/L	0.707	2	3	152674	3	KED
	Ni	60	ug/L	0.350	1	583	44343	2	KED
	Ni	62	ug/L	1.132	4	99	7246	5	KED
	Cu	63	ug/L	0.852	3	88	128248	4	KED
	Cu	65	ug/L	0.616	2	51	64534	3	KED
	Zn	66	ug/L	1.386	1	128	50946	2	KED
	Zn	67	ug/L	1.113	1	17	7967	2	KED
	As	75	ug/L	0.701	2	4	8311	3	KED
[Se	78	ug/L	1.669	2	20	2359	3	KED
	Y	89	ug/L			352824	341767	1	Standard
	Kr	83	ug/L			41	44	13	Standard
[>	In-1	115	ug/L			9999	9532	5	KED
[Mo	98	ug/L	0.010	12	5	114	7	KED
	Cd	111	ug/L	1.211	4	5	7844	1	KED
	Cd	114	ug/L	0.941	3	9	20312	1	KED
[>	In	115	ug/L			440562	463505	1	Standard
[Ag	107	ug/L	0.577	2	34	465804	1	Standard
	Sb	121	ug/L	0.005	7	252	1223	4	Standard
	Sb	123	ug/L	0.001	2	192	942	3	Standard
	Ba	135	ug/L	0.801	2	54	142500	4	Standard
	Ba	137	ug/L	0.525	1	99	263509	0	Standard
[>	Tb	159	ug/L			801432	924020	1	Standard
[Tl	205	ug/L	0.110	0	79	1046074	1	Standard
[Pb	208	ug/L	0.107	0	302	1402953	1	Standard

ICP-MS Quantitative Analysis - Summary Report

Sample ID: **23C0751-02**

Sample Dil Factor: **2**

Comments:

Sample Date/Time: **Wednesday, April 26, 2023 11:04:09**

Number of Replicates: 3

Method File: C:\Users\Public\Documents\PerkinElmer Syngistix\ICPMS\Method\200.8_DailyMethod_KED_UCT.mth

Tuning File: C:\Users\Public\Documents\PerkinElmer Syngistix\ICPMS\MassCal\Default.tun

Optimization File: C:\Users\Public\Documents\PerkinElmer Syngistix\ICPMS\Conditions\Default.dac

Calibration File: C:\Users\Public\Documents\PerkinElmer Syngistix\ICPMS\System\042523.cal

	Analyte	Mass	Conc. Mean	Units	Conc. SD	Conc. RSD	Blank Intens.	Meas. Intens.	Intens. RSD	Mode
[>	Li	6		ug/L			445315	483305	1	Standard
[Be	9	0.001	ug/L	0.001	104	4	9	52	Standard
	C	13		ug/L			28756	44878	2	Standard
	Cl	37		ug/L			1763477	1565654	2	Standard
[>	Sc	45		ug/L			604634	621270	1	Standard
	V	51	0.728	ug/L	0.185	25	7658	27621	19	Standard
	V-1	51	1.133	ug/L	0.005	0	354	31171	1	Standard
	Cr	52	18.589	ug/L	0.429	2	22715	437744	3	Standard
	Cr	53	19.714	ug/L	0.200	1	231	50600	1	Standard
[Mn	55	0.104	ug/L	0.004	3	858	4261	4	Standard
[>	Ge	72		ug/L			47144	44136	0	KED
	Co	59	0.073	ug/L	0.012	15	3	404	15	KED
	Ni	60	19.449	ug/L	0.382	1	583	31071	2	KED
	Ni	62	19.013	ug/L	0.815	4	99	4982	4	KED
	Cu	63	0.810	ug/L	0.031	3	88	3671	3	KED
	Cu	65	0.820	ug/L	0.039	4	51	1832	5	KED
	Zn	66	6.018	ug/L	0.227	3	128	3618	3	KED
	Zn	67	5.975	ug/L	0.438	7	17	579	7	KED
	As	75	0.683	ug/L	0.052	7	4	216	7	KED
[Se	78	0.622	ug/L	0.115	18	20	37	8	KED
	Y	89		ug/L			352824	316822	0	Standard
	Kr	83		ug/L			41	38	39	Standard
[>	In-1	115		ug/L			9999	9709	2	KED
	Mo	98	0.201	ug/L	0.016	7	5	294	6	KED
	Cd	111	9.052	ug/L	0.363	4	5	2705	1	KED
[Cd	114	8.947	ug/L	0.275	3	9	6853	4	KED
[>	In	115		ug/L			440562	422493	4	Standard
	Ag	107	0.002	ug/L	0.001	26	34	67	14	Standard
	Sb	121	0.056	ug/L	0.001	2	252	1035	5	Standard
	Sb	123	0.062	ug/L	0.006	9	192	853	3	Standard
	Ba	135	8.323	ug/L	0.333	3	54	37460	2	Standard
[Ba	137	8.672	ug/L	0.239	2	99	68310	1	Standard
[>	Tb	159		ug/L			801432	881938	0	Standard
	Tl	205	0.003	ug/L	0.001	19	79	193	10	Standard
[Pb	208	0.016	ug/L	0.003	17	302	1141	12	Standard

ICP-MS Quantitative Analysis - Summary Report

Sample ID: **23C0751-01**

Sample Dil Factor: **2**

Comments:

Sample Date/Time: **Wednesday, April 26, 2023 11:09:13**

Number of Replicates: 3

Method File: C:\Users\Public\Documents\PerkinElmer Syngistix\ICPMS\Method\200.8_DailyMethod_KED_UCT.mth

Tuning File: C:\Users\Public\Documents\PerkinElmer Syngistix\ICPMS\MassCal\Default.tun

Optimization File: C:\Users\Public\Documents\PerkinElmer Syngistix\ICPMS\Conditions\Default.dac

Calibration File: C:\Users\Public\Documents\PerkinElmer Syngistix\ICPMS\System\042523.cal

	Analyte Mass	Conc. Mean	Units	Conc. SD	Conc. RSD	Blank Intens.	Meas. Intens.	Intens. RSD	Mode
[>	Li	6	ug/L			445315	500834	5	Standard
[Be	9	ug/L	0.001	116	4	9	52	Standard
	C	13	ug/L			28756	45535	2	Standard
	Cl	37	ug/L			1763477	1584286	1	Standard
[>	Sc	45	ug/L			604634	654182	3	Standard
[V	51	ug/L	0.144	19	7658	29351	10	Standard
	V-1	51	ug/L	0.005	0	354	33181	4	Standard
	Cr	52	ug/L	0.326	1	22715	408747	2	Standard
	Cr	53	ug/L	0.291	1	231	47413	5	Standard
	Mn	55	ug/L	0.002	1	858	4400	4	Standard
[>	Ge	72	ug/L			47144	44413	1	KED
[Co	59	ug/L	0.007	11	3	354	12	KED
	Ni	60	ug/L	0.398	3	583	19415	4	KED
	Ni	62	ug/L	0.493	4	99	3065	4	KED
	Cu	63	ug/L	0.005	0	88	3498	1	KED
	Cu	65	ug/L	0.024	3	51	1723	4	KED
	Zn	66	ug/L	0.226	4	128	3087	4	KED
	Zn	67	ug/L	0.425	7	17	536	7	KED
	As	75	ug/L	0.021	3	4	212	1	KED
[Se	78	ug/L	0.158	37	20	31	12	KED
	Y	89	ug/L			352824	327462	4	Standard
	Kr	83	ug/L			41	48	9	Standard
[>	In-1	115	ug/L			9999	9533	0	KED
[Mo	98	ug/L	0.012	6	5	274	6	KED
	Cd	111	ug/L	0.148	2	5	1709	2	KED
	Cd	114	ug/L	0.123	2	9	4344	2	KED
[>	In	115	ug/L			440562	437499	5	Standard
[Ag	107	ug/L	0.000	31	34	30	6	Standard
	Sb	121	ug/L	0.006	11	252	1010	3	Standard
	Sb	123	ug/L	0.001	2	192	774	3	Standard
	Ba	135	ug/L	0.168	2	54	38111	7	Standard
	Ba	137	ug/L	0.074	0	99	69272	5	Standard
[>	Tb	159	ug/L			801432	897948	3	Standard
[Tl	205	ug/L	0.000	33	79	139	15	Standard
[Pb	208	ug/L	0.001	3	302	1195	5	Standard

ICP-MS Quantitative Analysis - Summary Report

Sample ID: **BLD0382-DUP1**

Sample Dil Factor: **2**

Comments:

Sample Date/Time: **Wednesday, April 26, 2023 11:14:40**

Number of Replicates: 3

Method File: C:\Users\Public\Documents\PerkinElmer Syngistix\ICPMS\Method\200.8_DailyMethod_KED_UCT.mth

Tuning File: C:\Users\Public\Documents\PerkinElmer Syngistix\ICPMS\MassCal\Default.tun

Optimization File: C:\Users\Public\Documents\PerkinElmer Syngistix\ICPMS\Conditions\Default.dac

Calibration File: C:\Users\Public\Documents\PerkinElmer Syngistix\ICPMS\System\042523.cal

	Analyte Mass	Conc. Mean	Units	Conc. SD	Conc. RSD	Blank Intens.	Meas. Intens.	Intens. RSD	Mode
[>	Li	6	ug/L			445315	480129	4	Standard
[Be	9	ug/L	0.000	15	4	15	12	Standard
	C	13	ug/L			28756	43531	0	Standard
	Cl	37	ug/L			1763477	1584300	1	Standard
[>	Sc	45	ug/L			604634	635500	4	Standard
[V	51	ug/L	0.029	3	7658	29986	6	Standard
	V-1	51	ug/L	0.009	0	354	33062	4	Standard
	Cr	52	ug/L	0.351	2	22715	396885	5	Standard
	Cr	53	ug/L	0.327	1	231	45831	4	Standard
	Mn	55	ug/L	0.001	0	858	4792	3	Standard
[>	Ge	72	ug/L			47144	44992	3	KED
[Co	59	ug/L	0.003	4	3	347	1	KED
	Ni	60	ug/L	0.093	0	583	19977	2	KED
	Ni	62	ug/L	0.295	2	99	3256	1	KED
	Cu	63	ug/L	0.007	0	88	3568	3	KED
	Cu	65	ug/L	0.047	6	51	1770	3	KED
	Zn	66	ug/L	0.071	1	128	3088	1	KED
	Zn	67	ug/L	0.119	2	17	525	4	KED
	As	75	ug/L	0.036	5	4	231	8	KED
[Se	78	ug/L	0.111	23	20	33	6	KED
	Y	89	ug/L			352824	321483	4	Standard
	Kr	83	ug/L			41	35	34	Standard
[>	In-1	115	ug/L			9999	9505	3	KED
[Mo	98	ug/L	0.007	3	5	276	1	KED
	Cd	111	ug/L	0.124	2	5	1738	2	KED
	Cd	114	ug/L	0.229	3	9	4374	1	KED
[>	In	115	ug/L			440562	427513	5	Standard
[Ag	107	ug/L	0.000	557	34	33	20	Standard
	Sb	121	ug/L	0.006	10	252	1019	8	Standard
	Sb	123	ug/L	0.004	8	192	792	1	Standard
	Ba	135	ug/L	0.293	3	54	38148	3	Standard
	Ba	137	ug/L	0.183	2	99	68426	4	Standard
[>	Tb	159	ug/L			801432	880169	5	Standard
[Tl	205	ug/L	0.000	14	79	160	4	Standard
[Pb	208	ug/L	0.001	3	302	1560	7	Standard

ICP-MS Quantitative Analysis - Summary Report

Sample ID: **BLD0382-MS1**

Sample Dil Factor: **2**

Comments:

Sample Date/Time: **Wednesday, April 26, 2023 11:21:07**

Number of Replicates: 3

Method File: C:\Users\Public\Documents\PerkinElmer Syngistix\ICPMS\Method\200.8_DailyMethod_KED_UCT.mth

Tuning File: C:\Users\Public\Documents\PerkinElmer Syngistix\ICPMS\MassCal\Default.tun

Optimization File: C:\Users\Public\Documents\PerkinElmer Syngistix\ICPMS\Conditions\Default.dac

Calibration File: C:\Users\Public\Documents\PerkinElmer Syngistix\ICPMS\System\042523.cal

	Analyte Mass	Conc. Mean	Units	Conc. SD	Conc. RSD	Blank Intens.	Meas. Intens.	Intens. RSD	Mode
[>	Li	6	ug/L			445315	485494	4	Standard
[Be	9	ug/L	0.110	0	4	52704	4	Standard
	C	13	ug/L			28756	42435	1	Standard
	Cl	37	ug/L			1763477	1610255	2	Standard
[>	Sc	45	ug/L			604634	641782	5	Standard
[V	51	ug/L	0.500	4	7658	336425	3	Standard
	V-1	51	ug/L	0.491	3	354	348285	3	Standard
	Cr	52	ug/L	0.862	3	22715	649699	3	Standard
	Cr	53	ug/L	0.839	2	231	77208	3	Standard
	Mn	55	ug/L	0.344	3	858	376330	2	Standard
[>	Ge	72	ug/L			47144	46825	0	KED
[Co	59	ug/L	0.182	1	3	76002	1	KED
	Ni	60	ug/L	0.275	1	583	42351	1	KED
	Ni	62	ug/L	0.416	1	99	6835	1	KED
	Cu	63	ug/L	0.174	1	88	66067	1	KED
	Cu	65	ug/L	0.505	3	51	33206	3	KED
	Zn	66	ug/L	0.396	0	128	28663	1	KED
	Zn	67	ug/L	0.603	1	17	4435	1	KED
	As	75	ug/L	0.144	1	4	4486	0	KED
[Se	78	ug/L	0.190	0	20	1238	0	KED
	Y	89	ug/L			352824	327482	2	Standard
	Kr	83	ug/L			41	50	24	Standard
[>	In-1	115	ug/L			9999	9693	1	KED
[Mo	98	ug/L	0.007	3	5	337	2	KED
	Cd	111	ug/L	0.174	0	5	5649	1	KED
	Cd	114	ug/L	0.577	3	9	14679	3	KED
[>	In	115	ug/L			440562	436957	3	Standard
[Ag	107	ug/L	0.161	1	34	214922	1	Standard
	Sb	121	ug/L	0.002	2	252	1560	5	Standard
	Sb	123	ug/L	0.007	7	192	1193	5	Standard
	Ba	135	ug/L	0.991	4	54	104525	4	Standard
	Ba	137	ug/L	0.866	3	99	193659	1	Standard
[>	Tb	159	ug/L			801432	895497	2	Standard
[Tl	205	ug/L	0.303	2	79	501649	3	Standard
[Pb	208	ug/L	0.114	0	302	661601	1	Standard

ICP-MS Quantitative Analysis - Summary Report

Sample ID: SEQ-IBLK

Sample Dil Factor:

Comments:

Sample Date/Time: Wednesday, April 26, 2023 11:26:06

Number of Replicates: 3

Method File: C:\Users\Public\Documents\PerkinElmer Syngistix\ICPMS\Method\200.8_DailyMethod_KED_UCT.mth

Tuning File: C:\Users\Public\Documents\PerkinElmer Syngistix\ICPMS\MassCal\Default.tun

Optimization File: C:\Users\Public\Documents\PerkinElmer Syngistix\ICPMS\Conditions\Default.dac

Calibration File: C:\Users\Public\Documents\PerkinElmer Syngistix\ICPMS\System\042523.cal

	Analyte Mass	Conc. Mean	Units	Conc. SD	Conc. RSD	Blank Intens.	Meas. Intens.	Intens. RSD	Mode
[>	Li	6	ug/L			445315	518956	2	Standard
[Be	9	ug/L	0.000	60	4	6	15	Standard
	C	13	ug/L			28756	31973	2	Standard
	Cl	37	ug/L			1763477	1633508	2	Standard
[>	Sc	45	ug/L			604634	592982	1	Standard
[V	51	ug/L	0.000	3	7658	7169	1	Standard
	V-1	51	ug/L	0.002	9	354	803	5	Standard
	Cr	52	ug/L	0.011	20	22715	21088	2	Standard
	Cr	53	ug/L	0.009	17	231	346	7	Standard
[Mn	55	ug/L	0.001	17	858	725	3	Standard
[>	Ge	72	ug/L			47144	45606	4	KED
[Co	59	ug/L	0.001	5437	3	3	124	KED
	Ni	60	ug/L	0.003	0	583	10	44	KED
	Ni	62	ug/L	0.004	1	99	2	43	KED
	Cu	63	ug/L	0.003	167	88	77	14	KED
	Cu	65	ug/L	0.005	90	51	36	25	KED
	Zn	66	ug/L	0.012	9	128	47	18	KED
	Zn	67	ug/L	0.059	96	17	10	56	KED
	As	75	ug/L	0.006	109	4	6	27	KED
[Se	78	ug/L	0.073	147	20	18	8	KED
	Y	89	ug/L			352824	323160	2	Standard
	Kr	83	ug/L			41	34	20	Standard
[>	In-1	115	ug/L			9999	9574	0	KED
[Mo	98	ug/L	0.000	53	5	5	4	KED
	Cd	111	ug/L	0.010	303	5	4	68	KED
[Cd	114	ug/L	0.003	49	9	4	50	KED
[>	In	115	ug/L			440562	436374	2	Standard
[Ag	107	ug/L	0.000	40	34	19	29	Standard
	Sb	121	ug/L	0.001	8	252	50	32	Standard
	Sb	123	ug/L	0.001	4	192	40	17	Standard
	Ba	135	ug/L	0.000	29	54	46	4	Standard
[Ba	137	ug/L	0.001	27	99	73	7	Standard
[>	Tb	159	ug/L			801432	871514	1	Standard
[Tl	205	ug/L	0.000	53	79	64	20	Standard
[Pb	208	ug/L	0.000	45	302	282	5	Standard

ICP-MS Quantitative Analysis - Summary Report

Sample ID: SEQ-CCVJ

Sample Dil Factor:

Comments:

Sample Date/Time: Wednesday, April 26, 2023 11:31:10

Number of Replicates: 3

Method File: C:\Users\Public\Documents\PerkinElmer Syngistix\ICPMS\Method\200.8_DailyMethod_KED_UCT.mth

Tuning File: C:\Users\Public\Documents\PerkinElmer Syngistix\ICPMS\MassCal\Default.tun

Optimization File: C:\Users\Public\Documents\PerkinElmer Syngistix\ICPMS\Conditions\Default.dac

Calibration File: C:\Users\Public\Documents\PerkinElmer Syngistix\ICPMS\System\042523.cal

	Analyte Mass	Conc. Mean	Units	Conc. SD	Conc. RSD	Blank Intens.	Meas. Intens.	Intens. RSD	Mode
[>	Li	6	ug/L			445315	481847	1	Standard
[Be	9	ug/L	1.128	2	4	204952	1	Standard
	C	13	ug/L			28756	31453	1	Standard
	Cl	37	ug/L			1763477	1572894	2	Standard
[>	Sc	45	ug/L			604634	598431	3	Standard
[V	51	ug/L	0.165	0	7658	1253501	3	Standard
	V-1	51	ug/L	0.122	0	354	1263164	3	Standard
	Cr	52	ug/L	1.183	2	22715	1037452	2	Standard
	Cr	53	ug/L	1.345	2	231	120322	2	Standard
[Mn	55	ug/L	0.246	0	858	1524415	2	Standard
[>	Ge	72	ug/L			47144	44480	2	KED
	Co	59	ug/L	1.883	3	3	283886	4	KED
	Ni	60	ug/L	1.338	2	583	82277	3	KED
	Ni	62	ug/L	2.473	4	99	13644	4	KED
	Cu	63	ug/L	1.582	3	88	232574	4	KED
	Cu	65	ug/L	1.456	2	51	115780	3	KED
	Zn	66	ug/L	1.657	3	128	30379	3	KED
	Zn	67	ug/L	1.960	3	17	4982	4	KED
	As	75	ug/L	1.315	2	4	15970	3	KED
[Se	78	ug/L	0.345	0	20	1452	3	KED
	Y	89	ug/L			352824	323493	2	Standard
	Kr	83	ug/L			41	56	20	Standard
[>	In-1	115	ug/L			9999	9252	2	KED
	Mo	98	ug/L	1.404	2	5	76683	2	KED
	Cd	111	ug/L	1.130	2	5	15584	2	KED
[Cd	114	ug/L	1.377	2	9	39670	2	KED
[>	In	115	ug/L			440562	428912	2	Standard
	Ag	107	ug/L	0.197	0	34	850963	2	Standard
	Sb	121	ug/L	0.383	0	252	737318	2	Standard
	Sb	123	ug/L	1.718	3	192	576822	1	Standard
	Ba	135	ug/L	0.574	1	54	259289	3	Standard
[Ba	137	ug/L	0.951	1	99	469834	3	Standard
[>	Tb	159	ug/L			801432	878853	2	Standard
	Tl	205	ug/L	1.238	2	79	1918459	0	Standard
[Pb	208	ug/L	1.293	2	302	2581520	1	Standard

ICP-MS Quantitative Analysis - Summary Report

Sample ID: SEQ-CCBJ

Sample Dil Factor:

Comments:

Sample Date/Time: Wednesday, April 26, 2023 11:38:58

Number of Replicates: 3

Method File: C:\Users\Public\Documents\PerkinElmer Syngistix\ICPMS\Method\200.8_DailyMethod_KED_UCT.mth

Tuning File: C:\Users\Public\Documents\PerkinElmer Syngistix\ICPMS\MassCal\Default.tun

Optimization File: C:\Users\Public\Documents\PerkinElmer Syngistix\ICPMS\Conditions\Default.dac

Calibration File: C:\Users\Public\Documents\PerkinElmer Syngistix\ICPMS\System\042523.cal

	Analyte Mass	Conc. Mean	Units	Conc. SD	Conc. RSD	Blank Intens.	Meas. Intens.	Intens. RSD	Mode
[>	Li	6	ug/L			445315	483371	1	Standard
[Be	9	ug/L	0.001	119	4	7	43	Standard
	C	13	ug/L			28756	30309	0	Standard
	Cl	37	ug/L			1763477	1647930	1	Standard
[>	Sc	45	ug/L			604634	593185	2	Standard
[V	51	ug/L	0.002	5	7658	6827	2	Standard
	V-1	51	ug/L	0.001	10	354	560	5	Standard
	Cr	52	ug/L	0.004	4	22715	20319	2	Standard
	Cr	53	ug/L	0.003	10	231	291	0	Standard
[Mn	55	ug/L	0.001	333	858	852	2	Standard
[>	Ge	72	ug/L			47144	45788	3	KED
	Co	59	ug/L	0.001	123	3	5	57	KED
	Ni	60	ug/L	0.004	1	583	20	32	KED
	Ni	62	ug/L	0.014	4	99	5	66	KED
	Cu	63	ug/L	0.002	32	88	116	6	KED
	Cu	65	ug/L	0.004	102	51	57	10	KED
	Zn	66	ug/L	0.016	22	128	168	2	KED
	Zn	67	ug/L	0.028	43	17	22	8	KED
	As	75	ug/L	0.004	149	4	3	37	KED
[Se	78	ug/L	0.179	2846	20	19	27	KED
	Y	89	ug/L			352824	329834	0	Standard
	Kr	83	ug/L			41	38	5	Standard
[>	In-1	115	ug/L			9999	10097	4	KED
	Mo	98	ug/L	0.005	68	5	17	43	KED
	Cd	111	ug/L	0.004	113	5	4	20	KED
[Cd	114	ug/L	0.001	427	9	9	1	KED
[>	In	115	ug/L			440562	428534	1	Standard
	Ag	107	ug/L	0.000	144	34	39	19	Standard
	Sb	121	ug/L	0.002	4	252	829	3	Standard
	Sb	123	ug/L	0.005	11	192	671	6	Standard
	Ba	135	ug/L	0.003	27	54	109	15	Standard
[Ba	137	ug/L	0.002	15	99	194	8	Standard
[>	Tb	159	ug/L			801432	857047	2	Standard
	Tl	205	ug/L	0.001	35	79	140	14	Standard
[Pb	208	ug/L	0.001	43	302	400	7	Standard

ICP-MS Quantitative Analysis - Summary Report

Sample ID: RINSE

Sample Dil Factor:

Comments:

Sample Date/Time: Wednesday, April 26, 2023 11:44:02

Number of Replicates: 3

Method File: C:\Users\Public\Documents\PerkinElmer Syngistix\ICPMS\Method\200.8_DailyMethod_KED_UCT.mth

Tuning File: C:\Users\Public\Documents\PerkinElmer Syngistix\ICPMS\MassCal\Default.tun

Optimization File: C:\Users\Public\Documents\PerkinElmer Syngistix\ICPMS\Conditions\Default.dac

Calibration File: C:\Users\Public\Documents\PerkinElmer Syngistix\ICPMS\System\042523.cal

	Analyte Mass	Conc. Mean	Units	Conc. SD	Conc. RSD	Blank Intens.	Meas. Intens.	Intens. RSD	Mode
[>	Li	6	ug/L			445315	554463	3	Standard
[Be	9	ug/L	0.000	82	4	7	25	Standard
	C	13	ug/L			28756	44086	0	Standard
	Cl	37	ug/L			1763477	1579273	1	Standard
[>	Sc	45	ug/L			604634	654441	3	Standard
[V	51	ug/L	0.002	9	7658	7807	3	Standard
	V-1	51	ug/L	0.002	27	354	567	5	Standard
	Cr	52	ug/L	0.006	11	22715	23309	3	Standard
	Cr	53	ug/L	0.013	52	231	318	10	Standard
[Mn	55	ug/L	0.002	4	858	2355	3	Standard
[>	Ge	72	ug/L			47144	49749	3	KED
[Co	59	ug/L	0.001	96	3	10	65	KED
	Ni	60	ug/L	0.003	0	583	86	2	KED
	Ni	62	ug/L	0.016	5	99	19	26	KED
	Cu	63	ug/L	0.002	23	88	130	9	KED
	Cu	65	ug/L	0.005	95	51	66	20	KED
	Zn	66	ug/L	0.019	41	128	165	9	KED
	Zn	67	ug/L	0.097	52	17	37	24	KED
	As	75	ug/L	0.003	116	4	3	33	KED
[Se	78	ug/L	0.119	62	20	15	23	KED
	Y	89	ug/L			352824	361966	2	Standard
	Kr	83	ug/L			41	31	24	Standard
[>	In-1	115	ug/L			9999	10073	1	KED
[Mo	98	ug/L	0.002	47	5	12	27	KED
	Cd	111	ug/L	0.009	172	5	4	70	KED
[Cd	114	ug/L	0.006	140	9	5	80	KED
[>	In	115	ug/L			440562	476282	3	Standard
[Ag	107	ug/L	0.001	95	34	26	47	Standard
	Sb	121	ug/L	0.003	22	252	486	7	Standard
	Sb	123	ug/L	0.001	5	192	346	4	Standard
	Ba	135	ug/L	0.004	16	54	175	14	Standard
[Ba	137	ug/L	0.001	4	99	321	5	Standard
[>	Tb	159	ug/L			801432	941469	2	Standard
[Tl	205	ug/L	0.001	1296	79	91	31	Standard
[Pb	208	ug/L	0.000	4	302	718	3	Standard

ICP-MS Quantitative Analysis - Summary Report

Sample ID: RINSE

Sample Dil Factor:

Comments:

Sample Date/Time: Wednesday, April 26, 2023 11:49:06

Number of Replicates: 3

Method File: C:\Users\Public\Documents\PerkinElmer Syngistix\ICPMS\Method\200.8_DailyMethod_KED_UCT.mth

Tuning File: C:\Users\Public\Documents\PerkinElmer Syngistix\ICPMS\MassCal\Default.tun

Optimization File: C:\Users\Public\Documents\PerkinElmer Syngistix\ICPMS\Conditions\Default.dac

Calibration File: C:\Users\Public\Documents\PerkinElmer Syngistix\ICPMS\System\042523.cal

	Analyte Mass	Conc. Mean	Units	Conc. SD	Conc. RSD	Blank Intens.	Meas. Intens.	Intens. RSD	Mode
[>	Li	6	ug/L			445315	1060	1	Standard
[Be	9	ug/L	0.372	85	4	3	86	Standard
	C	13	ug/L			28756	43131	3	Standard
	Cl	37	ug/L			1763477	1582244	1	Standard
[>	Sc	45	ug/L			604634	1590	4	Standard
[V	51	ug/L	3.226	2	7658	8061	1	Standard
	V-1	51	ug/L	0.277	3	354	535	1	Standard
	Cr	52	ug/L	12.710	3	22715	24096	1	Standard
	Cr	53	ug/L	2.382	4	231	316	1	Standard
[Mn	55	ug/L	1.275	4	858	2617	2	Standard
[>	Ge	72	ug/L			47144	23554	106	KED
[Co	59	ug/L	0.062	164	3	8	66	KED
	Ni	60	ug/L	2.122	215	583	106	5	KED
	Ni	62	ug/L	2.408	207	99	20	14	KED
	Cu	63	ug/L	2.645	167	88	240	58	KED
	Cu	65	ug/L	2.572	167	51	127	41	KED
	Zn	66	ug/L	13.524	168	128	199	27	KED
	Zn	67	ug/L	13.297	167	17	31	30	KED
	As	75	ug/L	0.267	162	4	4	26	KED
[Se	78	ug/L	23.349	167	20	20	17	KED
	Y	89	ug/L			352824	234	9	Standard
	Kr	83	ug/L			41	46	26	Standard
[>	In-1	115	ug/L			9999	35	8	KED
[Mo	98	ug/L	1.143	50	5	11	52	KED
	Cd	111	ug/L	2.394	39	5	6	42	KED
[Cd	114	ug/L	1.653	78	9	6	78	KED
[>	In	115	ug/L			440562	280	4	Standard
[Ag	107	ug/L	0.461	17	34	30	12	Standard
	Sb	121	ug/L	3.864	13	252	260	9	Standard
	Sb	123	ug/L	3.229	11	192	202	6	Standard
	Ba	135	ug/L	5.952	7	54	226	12	Standard
[Ba	137	ug/L	4.971	6	99	415	9	Standard
[>	Tb	159	ug/L			801432	518	4	Standard
[Tl	205	ug/L	0.335	13	79	55	14	Standard
[Pb	208	ug/L	1.382	4	302	966	4	Standard

ICP-MS Quantitative Analysis - Summary Report

Sample ID: RINSE

Sample Dil Factor:

Comments:

Sample Date/Time: Wednesday, April 26, 2023 11:54:10

Number of Replicates: 3

Method File: C:\Users\Public\Documents\PerkinElmer Syngistix\ICPMS\Method\200.8_DailyMethod_KED_UCT.mth

Tuning File: C:\Users\Public\Documents\PerkinElmer Syngistix\ICPMS\MassCal\Default.tun

Optimization File: C:\Users\Public\Documents\PerkinElmer Syngistix\ICPMS\Conditions\Default.dac

Calibration File: C:\Users\Public\Documents\PerkinElmer Syngistix\ICPMS\System\042523.cal

	Analyte	Mass	Conc. Mean	Units	Conc. SD	Conc. RSD	Blank Intens.	Meas. Intens.	Intens. RSD	Mode
[>	Li	6		ug/L			445315	968	7	Standard
[Be	9	0.727	ug/L	0.438	60	4	5	57	Standard
	C	13		ug/L			28756	43212	1	Standard
	Cl	37		ug/L			1763477	1584739	1	Standard
[>	Sc	45		ug/L			604634	1305	0	Standard
[V	51	143.969	ug/L	2.598	1	7658	8207	1	Standard
	V-1	51	9.527	ug/L	0.248	2	354	545	2	Standard
	Cr	52	523.911	ug/L	12.303	2	22715	24576	1	Standard
	Cr	53	60.792	ug/L	4.379	7	231	326	6	Standard
[Mn	55	40.156	ug/L	1.296	3	858	2735	2	Standard
[>	Ge	72		ug/L			47144	36	5	KED
	Co	59	2.282	ug/L	1.910	83	3	10	84	KED
	Ni	60	83.426	ug/L	3.065	3	583	107	8	KED
	Ni	62	105.534	ug/L	17.450	16	99	22	13	KED
	Cu	63	88.921	ug/L	6.305	7	88	322	2	KED
	Cu	65	86.255	ug/L	10.857	12	51	153	12	KED
	Zn	66	470.534	ug/L	25.720	5	128	224	5	KED
	Zn	67	505.796	ug/L	163.711	32	17	39	34	KED
	As	75	11.894	ug/L	4.183	35	4	3	32	KED
[Se	78	853.081	ug/L	47.429	5	20	20	3	KED
	Y	89		ug/L			352824	227	17	Standard
	Kr	83		ug/L			41	27	32	Standard
[>	In-1	115		ug/L			9999	11	57	KED
	Mo	98	5.198	ug/L	4.344	83	5	6	92	KED
	Cd	111	21.435	ug/L	18.128	84	5	5	47	KED
[Cd	114	5.900	ug/L	5.652	95	9	3	11	KED
[>	In	115		ug/L			440562	235	9	Standard
	Ag	107	3.610	ug/L	0.988	27	34	34	19	Standard
	Sb	121	24.937	ug/L	3.864	15	252	195	7	Standard
	Sb	123	26.572	ug/L	1.758	6	192	160	10	Standard
	Ba	135	97.243	ug/L	15.042	15	54	243	16	Standard
[Ba	137	103.354	ug/L	3.315	3	99	454	10	Standard
[>	Tb	159		ug/L			801432	473	10	Standard
	Tl	205	2.895	ug/L	0.774	26	79	57	21	Standard
[Pb	208	37.139	ug/L	5.094	13	302	986	7	Standard

ICP-MS Quantitative Analysis - Summary Report

Sample ID: DI

Sample Dil Factor:

Comments:

Sample Date/Time: Wednesday, April 26, 2023 11:59:13

Number of Replicates: 3

Method File: C:\Users\Public\Documents\PerkinElmer Syngistix\ICPMS\Method\200.8_DailyMethod_KED_UCT.mth

Tuning File: C:\Users\Public\Documents\PerkinElmer Syngistix\ICPMS\MassCal\Default.tun

Optimization File: C:\Users\Public\Documents\PerkinElmer Syngistix\ICPMS\Conditions\Default.dac

Calibration File: C:\Users\Public\Documents\PerkinElmer Syngistix\ICPMS\System\042523.cal

	Analyte Mass	Conc. Mean	Units	Conc. SD	Conc. RSD	Blank Intens.	Meas. Intens.	Intens. RSD	Mode
[>	Li	6	ug/L			445315	718	4	Standard
[Be	9	ug/L	0.343	52	4	3	50	Standard
	C	13	ug/L			28756	29575	2	Standard
	Cl	37	ug/L			1763477	1678830	1	Standard
[>	Sc	45	ug/L			604634	848	1	Standard
[V	51	ug/L	2.538	1	7658	6638	2	Standard
	V-1	51	ug/L	0.298	2	354	518	2	Standard
	Cr	52	ug/L	6.098	0	22715	19536	2	Standard
	Cr	53	ug/L	2.360	3	231	250	2	Standard
[Mn	55	ug/L	0.463	3	858	582	2	Standard
[>	Ge	72	ug/L			47144	31	9	KED
[Co	59	ug/L	0.473	96	3	1	100	KED
	Ni	60	ug/L	6.935	40	583	20	47	KED
	Ni	62	ug/L	19.603	55	99	6	45	KED
	Cu	63	ug/L	12.001	19	88	193	14	KED
	Cu	65	ug/L	4.835	7	51	104	7	KED
	Zn	66	ug/L	37.498	12	128	121	3	KED
	Zn	67	ug/L	73.689	32	17	15	33	KED
	As	75	ug/L	1.421	6	4	4	15	KED
[Se	78	ug/L	277.064	25	20	21	16	KED
	Y	89	ug/L			352824	151	10	Standard
	Kr	83	ug/L			41	44	23	Standard
[>	In-1	115	ug/L			9999	10	36	KED
[Mo	98	ug/L	0.546	12	5	6	26	KED
	Cd	111	ug/L	12.814	87	5	4	81	KED
[Cd	114	ug/L	3.157	132	9	1	106	KED
[>	In	115	ug/L			440562	224	3	Standard
	Ag	107	ug/L	0.429	20	34	19	17	Standard
	Sb	121	ug/L	1.788	22	252	60	25	Standard
	Sb	123	ug/L	1.823	16	192	64	19	Standard
	Ba	135	ug/L	2.032	8	54	54	8	Standard
[Ba	137	ug/L	2.863	13	99	91	16	Standard
[>	Tb	159	ug/L			801432	390	3	Standard
	Tl	205	ug/L	0.339	7	79	72	4	Standard
[Pb	208	ug/L	0.478	3	302	287	6	Standard

ICP-MS Quantitative Analysis - Summary Report

Sample ID: DI

Sample Dil Factor:

Comments:

Sample Date/Time: Wednesday, April 26, 2023 12:04:16

Number of Replicates: 3

Method File: C:\Users\Public\Documents\PerkinElmer Syngistix\ICPMS\Method\200.8_DailyMethod_KED_UCT.mth

Tuning File: C:\Users\Public\Documents\PerkinElmer Syngistix\ICPMS\MassCal\Default.tun

Optimization File: C:\Users\Public\Documents\PerkinElmer Syngistix\ICPMS\Conditions\Default.dac

Calibration File: C:\Users\Public\Documents\PerkinElmer Syngistix\ICPMS\System\042523.cal

	Analyte Mass	Conc. Mean	Units	Conc. SD	Conc. RSD	Blank Intens.	Meas. Intens.	Intens. RSD	Mode
[>	Li	6	ug/L			445315	683	12	Standard
[Be	9	ug/L	0.696	173	4	2	173	Standard
	C	13	ug/L			28756	30068	2	Standard
	Cl	37	ug/L			1763477	1698038	2	Standard
[>	Sc	45	ug/L			604634	924	4	Standard
[V	51	ug/L	2.317	1	7658	6942	3	Standard
	V-1	51	ug/L	0.463	3	354	472	2	Standard
	Cr	52	ug/L	13.859	2	22715	20615	2	Standard
	Cr	53	ug/L	7.310	10	231	260	5	Standard
[Mn	55	ug/L	0.881	7	858	576	5	Standard
[>	Ge	72	ug/L			47144	26	4	KED
	Co	59	ug/L	1.291	127	3	3	124	KED
	Ni	60	ug/L	4.136	12	583	31	14	KED
	Ni	62	ug/L	18.553	64	99	4	65	KED
	Cu	63	ug/L	1.836	2	88	193	5	KED
	Cu	65	ug/L	13.823	16	51	107	17	KED
	Zn	66	ug/L	20.443	5	128	125	5	KED
	Zn	67	ug/L	173.724	40	17	23	36	KED
	As	75	ug/L	3.247	20	4	2	16	KED
[Se	78	ug/L	140.540	10	20	22	10	KED
	Y	89	ug/L			352824	151	9	Standard
	Kr	83	ug/L			41	33	26	Standard
[>	In-1	115	ug/L			9999	11	44	KED
	Mo	98	ug/L	4.026	68	5	8	74	KED
	Cd	111	ug/L	14.631	90	5	4	35	KED
[Cd	114	ug/L	5.126	59	9	6	59	KED
[>	In	115	ug/L			440562	220	5	Standard
	Ag	107	ug/L	1.381	37	34	32	32	Standard
	Sb	121	ug/L	1.764	19	252	67	20	Standard
	Sb	123	ug/L	0.822	8	192	54	11	Standard
	Ba	135	ug/L	3.110	17	54	43	21	Standard
[Ba	137	ug/L	2.994	13	99	90	12	Standard
[>	Tb	159	ug/L			801432	391	2	Standard
	Tl	205	ug/L	0.323	9	79	54	12	Standard
[Pb	208	ug/L	1.856	13	302	314	13	Standard

ICP-MS Quantitative Analysis - Summary Report

Sample ID: DI

Sample Dil Factor:

Comments:

Sample Date/Time: Wednesday, April 26, 2023 12:09:20

Number of Replicates: 3

Method File: C:\Users\Public\Documents\PerkinElmer Syngistix\ICPMS\Method\200.8_DailyMethod_KED_UCT.mth

Tuning File: C:\Users\Public\Documents\PerkinElmer Syngistix\ICPMS\MassCal\Default.tun

Optimization File: C:\Users\Public\Documents\PerkinElmer Syngistix\ICPMS\Conditions\Default.dac

Calibration File: C:\Users\Public\Documents\PerkinElmer Syngistix\ICPMS\System\042523.cal

	Analyte	Mass	Conc. Mean	Units	Conc. SD	Conc. RSD	Blank Intens.	Meas. Intens.	Intens. RSD	Mode
[>	Li	6		ug/L			445315	401	1	Standard
[Be	9	0.778	ug/L	0.892	114	4	2	114	Standard
	C	13		ug/L			28756	25812	6	Standard
	Cl	37		ug/L			1763477	1580083	1	Standard
[>	Sc	45		ug/L			604634	415	12	Standard
[V	51	286.260	ug/L	26.446	9	7658	5157	2	Standard
	V-1	51	26.669	ug/L	3.210	12	354	481	3	Standard
	Cr	52	1009.594	ug/L	89.261	8	22715	14971	2	Standard
	Cr	53	115.514	ug/L	11.450	9	231	196	7	Standard
[Mn	55	32.273	ug/L	3.002	9	858	695	2	Standard
[>	Ge	72		ug/L			47144	20	125	KED
	Co	59	-0.001	ug/L	0.000	0	3	0		KED
	Ni	60	24.314	ug/L	27.457	112	583	6	69	KED
	Ni	62	70.496	ug/L	88.375	125	99	1		KED
	Cu	63	33.011	ug/L	32.451	98	88	42	130	KED
	Cu	65	27.299	ug/L	11.499	42	51	21	120	KED
	Zn	66	72.026	ug/L	64.885	90	128	31	142	KED
	Zn	67	74.232	ug/L	99.335	133	17	2	86	KED
	As	75	137.250	ug/L	189.522	138	4	4	26	KED
[Se	78	7223.862	ug/L	9539.727	132	20	21	21	KED
	Y	89		ug/L			352824	6	95	Standard
	Kr	83		ug/L			41	126	6	Standard
[>	In-1	115		ug/L			9999	7	25	KED
	Mo	98	7.295	ug/L	1.067	14	5	8	28	KED
	Cd	111	29.875	ug/L	16.978	56	5	6	31	KED
[Cd	114	12.604	ug/L	12.732	101	9	6	92	KED
[>	In	115		ug/L			440562	7	75	Standard
	Ag	107	50.097	ug/L	67.769	135	34	5	66	Standard
	Sb	121	370.497	ug/L	384.188	103	252	47	10	Standard
	Sb	123	253.960	ug/L	234.989	92	192	28	18	Standard
	Ba	135	123.758	ug/L	70.877	57	54	6	41	Standard
[Ba	137	82.201	ug/L	76.061	92	99	6	17	Standard
[>	Tb	159		ug/L			801432	1	173	Standard
	Tl	205		ug/L			79	268	5	Standard
[Pb	208		ug/L			302	38	49	Standard



INITIAL CALIBRATION DATA

EPA 6020B

Laboratory: Analytical Resources, LLC

SDG: 23C0774

Client: Anchor QEA, LLC

Project: AOC5 MR Phase 1

Calibration: GD00073

Instrument: ICPMS1

Calibration Date: 04/26/2023 15:14

Compound	Level 01		Level 02		Level 03		Level 04		Level 05		Level 06	
	Conc	RF	Conc	RF	Conc	RF	Conc	RF	Conc	RF	Conc	RF
Chromium-52	0	0	0.5	41374	10	18444.3	20	17638.1	50	16987.3	100	17040.91
Chromium-53	0	0	0.5	2014	10	1966.2	20	1931.6	50	1911.8	100	1957.27
Lead-208	0	0	0.1	91350	10	88004.6	20	87296.55	50	91093.74	100	91344.14



INITIAL CALIBRATION DATA

EPA 6020B

Laboratory: Analytical Resources, LLC

Instrument: ICPMS1

Calibration: GD00073

Calibration Date: 4/26/2023

COMPOUND	Mean RF	RF RSD	Linear COD	Quad COD	COD Limit	Q
Chromium-52	18580.77	71.0	1.0000		0.998	
Chromium-53	1630.145	49.0	0.9999		0.998	
Lead-208	74848.17	49.0	0.9999		0.998	



INITIAL CALIBRATION DATA
EPA 6020B UCT-KED

Laboratory: Analytical Resources, LLC

SDG: 23C0774

Client: Anchor QEA, LLC

Project: AOC5 MR Phase 1

Calibration: GD00073

Instrument: ICPMS1

Calibration Date: 04/26/2023 15:14

Compound	Level 01		Level 02		Level 03		Level 04		Level 05		Level 06	
	Conc	RF	Conc	RF	Conc	RF	Conc	RF	Conc	RF	Conc	RF
Arsenic-75a	0	0	0.2	250	10	265.5	20	265.45	50	270.12	100	268.46
Cadmium-111	0	0	0.1	300	10	274.7	20	270.65	50	274.76	100	276.11
Cadmium-114	0	0	0.1	650	10	732	20	708.3	50	717.5	100	710.49
Copper-63	0	0	0.5	4628	10	4619.9	20	4540.4	50	4378.7	100	4335.37
Copper-65	0	0	0.5	2368	10	2351	20	2280	50	2227.98	100	2183.1
Zinc-66	0	0	6	566	10	578.2	20	559.05	50	556.08	100	550.01
Zinc-67	0	0	6	88.83334	10	95.7	20	93.1	50	91.66	100	90.46



INITIAL CALIBRATION DATA
EPA 6020B UCT-KED

Laboratory: Analytical Resources, LLC
Calibration: GD00073

Instrument: ICPMS1
Calibration Date: 4/26/2023

COMPOUND	Mean RF	RF RSD	Linear COD	Quad COD	COD Limit	Q
Arsenic-75a	219.9217	49.1	1.0000		0.998	
Cadmium-111	232.7033	49.2	1.0000		0.998	
Cadmium-114	586.3817	49.2	1.0000		0.998	
Copper-63	3750.395	49.1	0.9999		0.998	
Copper-65	1901.68	49.1	0.9998		0.998	
Zinc-66	468.2233	49.0	1.0000		0.998	
Zinc-67	76.62556	49.1	0.9999		0.998	



ICP/MS - 01 SAMPLE RUN LOG

PE Nexlon ICP-MS Serial No. 85DN5032601

Analysis Date: 4/26/23 Analyst: MB Sequence: SL00387 Cal: G000073

All corrections made by analyst unless otherwise noted.

Edit Label	Delete Data	ARI Sample ID	Prep Code	Dilution	Comments
		SEQ-CAL1	L4660		
		-CAL2	L4627		
		-CAL3	L4628		
		-CAL4	L4629		Ca sl. noisy-int, (Not R-Value & QC OK Needed)
		-CAL5	L4624		
		-CAL6	L4630		
		-IBL1	—		
		-ICV1	L3575		
		-ICB1	L4660		
		-CCV1	L4624		
		-CCB1	L4660		
	✓	-CRL1	—		
	↓	-IFA1	—		Cr ⁵³ ↑
		-IFB1	—		
		-HCV1	—		Cr ⁵² , Ba ¹³⁷ ↑ / In, Tl sl. noisy
		-HCV2	—		Cr ⁵² ↑
	✓	-HCV1	—		↓
		-IBL2	—		
		-CCV2			
		-CCB2			Ge, In ⁻¹ ↑ (Now Cores)
	✓	-CAL1			
		-CCV3			
		-CCB3			
	↓	-CRL1	L4627		



Analytical Resources, Incorporated
Analytical Chemists and Consultants

ICP/MS - 01 SAMPLE RUN LOG

PE Nexlon ICP-MS Serial No. 85DN5032601

Analysis Date: 4/26/23 Analyst: MS Sequence: _____ Cal: _____

All corrections made by analyst unless otherwise noted. MS 4/26/23

Edit Label	Delete Data	ARI Sample ID	Prep Code	Dilution	Comments
		SEQ-IBIFA1	L3578		Cr ⁵³ ↑
		↓ -IFB1	L3579		
		↓ -HCV1	L3671		Cr ⁵² , Ba ¹³⁷ ↑ - Ba, Cr < 100
		↓ -HCV2	L3672		Cr ⁵² ↑
		↓ -IBL3	—		
		↓ -CCV4			
		↓ -CCB4			
		BLOΦ18Φ-BLK2	REN		Fe, Na only
		↓ -BS2			↓
		BLOΦ292-BLK3			Na only
		↓ -BS3			↓
		23CΦ435-Φ2RE1		100	Mg only
		↓ -Φ6RE1			↓
		↓ -Φ7RE1			↓
		23CΦ453-Φ1RE1			
		↓ -Φ2RE1			↓
		SEQ-IBL4			
		↓ -CCV5			
		↓ -CCB5			
		BLOΦ346-BLK3	REN		Na only
		↓ -BS3			↓
#2 → #3		BLOΦ472-BLK#3			Al, Fe, Mo only
↓		↓ -BS#3			↓
		BLOΦ23Φ-BLK2			Fe, Pb only



ICP/MS - 01 SAMPLE RUN LOG

PE Nexlon ICP-MS Serial No. 85DN5032601

Analysis Date: 4/26/23 Analyst: MB Sequence: _____ Cal: _____

All corrections made by analyst unless otherwise noted.

Edit Label	Delete Data	ARI Sample ID	Prep Code	Dilution	Comments
		BLOΦ23Φ-B52	REN		Fe, Pb only
		23CΦ666-Φ1	↓		↓
		BLOΦ23Φ-DUP2	↓		↓
		↓ -MS2	↓		↓
		SEQ-IBL5			
		↓ -CCV6			
		↓ -CCB6			
		BLOΦ181-BLK3	REN		Ba only
		↓ -B53	↓		↓
		BLOΦ347-BLK2	↓		↓
		↓ -B52	↓		↓
		BLOΦ717-BLK1	↓		No Mn
		↓ -B51	↓		↓
		23DΦ576-Φ1		10	
		23DΦ539-Φ1	↓	2	
		SEQ-IBL6			
		↓ -CCV7			Mn ↓
		↓ -CCB7			
✓		↓ -CAL1			Ca, K, Mo Removed
		↓ -CCV8			Mn ↓ - Not Needed
		↓ -CCB8			
		23DΦ541-Φ1	REN		
		↓ -Φ2	↓		
		23DΦΦ62-Φ1	↓		Al, Fe only



ICP/MS - 01 SAMPLE RUN LOG

PE Nexlon ICP-MS Serial No. 85DN5032601

Analysis Date: 4/26/23 Analyst: MS Sequence: _____ Cal: _____

All corrections made by analyst unless otherwise noted. MS 4/26/23

Edit Label	Delete Data	ARI Sample ID	Prep Code	Dilution	Comments
		2300062-03	REN		Al, Fe only
		↓ -05	↓		↓
		↓ -07	↓		↓
		BLD0472-042			Al 0.4 > 1.2L
		↓ -MS2	↓		↓
		↓ -MS02	↓		↓
87 9-77		SEQ-IBL07			
		↓ -CCV9			
		↓ -CCB9			
		BLD0509-BLK1	REN		
		↓ -BS1	↓		
		BLD0510-BLK1			
		↓ -BS1			
		2300140-01			
		2300146-02			
		↓ -04			
		↓ -01			
		↓ -03	↓		
		SEQ-IBL8			
		↓ -CCVA			
		↓ -CCBA			
		2300658-06	REN		Ba ONLY
		2300134-02			
		↓ -01	↓		



ICP/MS - 01 SAMPLE RUN LOG

PE Nexlon ICP-MS Serial No. 85DN5032601

Analysis Date: 4/26/23 Analyst: SD/MS Sequence: — Cal: —

All corrections made by analyst unless otherwise noted.

Edit Label	Delete Data	ARI Sample ID	Prep Code	Dilution	Comments
		23D0184-01	REN		
		↓ -02	↓		
		23D0124-04			
		↓ -02			Ge noisy - %P analytes OK / NO Zn values match DUP ↓
		BLD0510-DUP1			
		↓ -MS1	↓		Zn↑ ↓
		SEQ-IBL9			
		↓ -CCVB			
		↓ -CCBB			
		BLD0168-B52	SWN	20	Cd ONLY
		BLD0365-B52	↓	↓	↓
		23D0358-03	REN	5	Cr ONLY
		23C0674-01	↓	↓	As, Cu, Ni, Zn ONLY
		23C0648-02		2	As/Ba ONLY
		↓ -01		↓	Ba ONLY
		23D0208-01		10	Na/Tl ONLY
		BLD0346-DUP4		↓	↓
		↓ -MS4	↓	↓	↓
		SEQ-IBLA			
		↓ -CCVC			
		↓ -CCBC			
		23C0435-02	REN	5	Mg sat'd Mg, Ni, As ONLY
		↓ -04	↓	↓	↓
		↓ -05	↓	↓	↓



ICP/MS - 01 SAMPLE RUN LOG

PE Nexlon ICP-MS Serial No. 85DN5032601

Analysis Date: 4/26/23 Analyst: SD/MS Sequence: Cal:

All corrections made by analyst unless otherwise noted. MS 4/26/23

Edit Label	Delete Data	ARI Sample ID	Prep Code	Dilution	Comments
		23C0435-06	REN	5	SCP/Mg sat'd Mg NR/As ONLY
		SEQ-IBLB			(Cr ⁵³ ↑)
		23C0435-07	REN	5	Mg sat'd Mg NR/As ONLY
		23C0453-01	↓	↓	↓ ↓ ↓
		↓ -02	↓	↓	Mg↑ ↓ ↓
		↓ -03	↓	↓	↓ ↓ ↓
		SEQ-IBLC			(Cr ⁵³ ↑/Na↑+noisy)
		↓ -CCVD			Na, Mg, Al, & Fe ↓
		↓ -CCBD			
	✓	↓ -CALI			
		↓ -CCVE			Na, Mg, Al, & Fe ↓
		↓ -CCBE			
NO REI		23C0584-14BET	REN	10	Mn ONLY
↓		↓ -16BET	↓	5	↓
↓		↓ -18BET	↓	↓	↓
↓		↓ -20BET	↓	↓	Mn sl. noisy ↓
↓		↓ -15BET	↓	↓	↓
		SEQ-IBLD			
		23C0453-04	REN	5	As, Cr, Mn ONLY
		23C0435-08	↓	↓	↓
		↓ -03	↓	10	As/Mn ONLY
		SEQ-IBLE			
		↓ -CCVF			Na, Mg, Al, & Fe ↓
		↓ -CCBF			



ICP/MS - 01 SAMPLE RUN LOG

PE Nexlon ICP-MS Serial No. 85DN5032601

Analysis Date: 4/24/23 Analyst: SD Sequence: — Cal: —

All corrections made by analyst unless otherwise noted. SD 4/24/23 / MS 4/26/23

Edit Label	Delete Data	ARI Sample ID	Prep Code	Dilution	Comments
No RE ↓		23C0584-17BET	REN	5	Mn ONLY
		↓ -19BET	↓	↓	↓
		23C0584-01			NO Fe/Na
		BLD0180-DUPI			↓
		↓ -MSI	↓		↓
		SEQ-IBLF			
		23C0584-02	REN		NO Fe
		BLD0181-DUPI	↓		↓
		↓ -MSI	↓	Mn STL	↓
		SEQ-IBLG			
		↓ -CCUG			Na, Mg, & Fe ↓
		↓ -CCBG			
✓		23C0584-04	REN	Mn ↑	NO Fe/Mn
↓		↓ -14	↓	↓	↓
		↓ -16			NO Fe
↓		↓ -18	↓		↓
		SEQ-IBUH			
✓		23C0584-20	REN		NO Fe
↓		↓ -15	↓		↓
		↓ -17			
↓		↓ -19	↓		↓
		SEQ-IBLI			
		↓ -CCVH			Na, Mg, & Fe ↓
		↓ -CCBH			



ICP/MS - 01 SAMPLE RUN LOG

PE Nexlon ICP-MS Serial No. 85DN5032601

Analysis Date: 4/26/23 Analyst: RD/MS Sequence: Cal:

All corrections made by analyst unless otherwise noted.

Edit Label	Delete Data	ARI Sample ID	Prep Code	Dilution	Comments
	✓	23C0584-05	REN		
	↓	↓ -07	↓		
	↓	↓ -09	↓		
	↓	↓ -11	↓		
	↓	SEQ-IBLJ			
	↓	23C0690-01	REN	20	Na↑
	↓	BLD0292-DUPI	↓	↓	↓
	↓	↓ -MSI	↓	↓	↓
	↓	↓ -MSDI	↓	↓	↓
	↓	SEQ-IBLK			
	↓	↓ -CCVI			EMPTY TUBE ALL INT. STDs.↑
	↓	↓ -CCBI			
	↓	23C0658-02	REN	5	
	↓	↓ -04	↓	↓	
	↓	23C0584-03	↓	20	
	↓	↓ -13	↓	↓	
	↓	SEQ-IBLL			
	↓	23C0690-03	REN	20	Na Sat'd
	↓	↓ -05	↓	↓	↓
	↓	↓ -07	↓	↓	Na↑
	↓	↓ -09	↓	↓	↓
	↓	SEQ-IBLM			
	↓	↓ -CCVJ			EMPTY TUBE ALL INT. STDs.↑
	↓	↓ -CCBJ			



ICP/MS - 01 SAMPLE RUN LOG

PE Nexlon ICP-MS Serial No. 85DN5032601

Analysis Date: 4/26/23 Analyst: SD Sequence: — Cal: —

All corrections made by analyst unless otherwise noted.

Edit Label	Delete Data	ARI Sample ID	Prep Code	Dilution	Comments
	✓	SEQ-CALI			
	↓	↓ -CCVK			Na, Mg, & Fe ⁵⁷ ↓ ALL INT. STDS ↓
	↓	↓ -CCBK			Cr ⁵² ↑ ALL INT. STDS ↓
		23C0672-02PE1	REN	5	ALL INT. STDS ↓
		23D0002-01	↓		
		↓ -03	↓		
		↓ -05			
		SEQ-IBLN			
		23C0715-01	REN	20	
		↓ -03	↓	↓	
		↓ -05			
		↓ -07	↓	↓	
		SEQ-IBLD			
		↓ -CCVL			Na, Mg, Al, Fe, Mn ↓ ALL INT. STDS ↓
	↓	↓ -CCBL			Cr ⁵² ↑ ALL INT. STDS ↓
	✓	↓ -CALI			ALL ANALYTES BUT Ba&TI REMOVED
		↓ -CCVM			
		↓ -CCBM			
		23C0736-01	REN		Ba/TI ONLY
		↓ -03	↓		
		↓ -05			
		↓ -07			
		↓ -11			
		↓ -09	↓		



ICP/MS - 01 SAMPLE RUN LOG

PE Nexlon ICP-MS Serial No. 85DN5032601

Analysis Date: 4/26/23 Analyst: SD/MS Sequence: Cal:

All corrections made by analyst unless otherwise noted. SD 4/26/23

Edit Label	Delete Data	ARI Sample ID	Prep Code	Dilution	Comments
		23CBLD0347DXPZ	REN		Ba/Tl ONLY
		↓ -MSZ	↓		↓
		↓ -MSDZ			
		SEQ-TBLS			
		↓ -CCVQ			
		↓ -CCBQ			
		RINSE/DI			
MS 4/26/23					

Performance Check Report

Sample ID: STD Performance Check

Sample Date/Time: Wednesday, April 26, 2023 14:42:48

Sample Description:

Method File: C:\Users\Public\Documents\PerkinElmer Syngistix\ICPMS\Method\STD Performance Check.mth

Dataset File: C:\Users\Public\Documents\PerkinElmer Syngistix\ICPMS\DataSet\Default\STD Performance Check.045

MassCal File: C:\Users\Public\Documents\PerkinElmer Syngistix\ICPMS\MassCal\Default.tun

Conditions File: C:\Users\Public\Documents\PerkinElmer Syngistix\ICPMS\Conditions\Default.dac

Dual Detector Mode: Pulse

Acq. Dead Time (ns): 35

Current Dead Time (ns): 35

Torch Z position (mm): 0.00

Summary

Analyte	Mass	Meas. Intens.	Mean	Net Intens.	Mean	Net Intens. SD	Net Intens. RSD	Mode			
Be	9.0		5164.9		5164.867	110.250	2.1	Standard			
In	114.9		64609.9		-540063.877	282.030	0.1	Standard			
U	238.1		68908.8		68908.816	879.246	1.3	Standard			
[CeO	155.9		1317.9		0.014		2.6	Standard		
>	Ce	139.9		91179.9		91179.875		814.275	0.9	Standard	
[Ce++	70.0		538.5		0.006		0.000		4.9	Standard
Bkgd	220.0			5.2		5.167		2.794		54.1	Standard

Current Conditions File Data

Current Value	Description
0.91	Nebulizer Gas Flow STD/KED [NEB]
1.20	Auxiliary Gas Flow
17.50	Plasma Gas Flow
-10.75	Deflector Voltage
1600.00	ICP RF Power
-1600.00	Analog Stage Voltage
950.00	Pulse Stage Voltage
0.00	Quadrupole Rod Offset STD [QRO]
-10.00	Cell Rod Offset STD [CRO]
14.00	Discriminator Threshold
-5.00	Cell Entrance/Exit Voltage STD
0.00	RPa
0.45	RPq
0.91	DRC Mode NEB
-7.50	DRC Mode QRO
-2.00	DRC Mode CRO
-5.00	DRC Mode Cell Entrance/Exit Voltage
0.60	Cell Gas A
0.00	Cell Gas B
200.00	Axial Field Voltage
-11.00	KED Mode CRO
-12.00	KED Mode QRO
-11.00	KED Mode Cell Entrance Voltage
-33.00	KED Mode Cell Exit Voltage
0.00	KED Cell Gas A
3.00	KED Cell Gas B
0.00	KED RPa
0.25	KED RPq
125.00	KED Mode Axial Field Voltage

Sample ID: STD Performance Check

Report Date/Time: Wednesday, April 26, 2023 14:44:52

Page 1

Performance Check Report

Sample ID: STD Performance Check

Sample Date/Time: Wednesday, April 26, 2023 14:53:30

Sample Description:

Method File: C:\Users\Public\Documents\PerkinElmer Syngistix\ICPMS\Method\STD Performance Check.mth

Dataset File: C:\Users\Public\Documents\PerkinElmer Syngistix\ICPMS\DataSet\Default\STD Performance Check.052

MassCal File: C:\Users\Public\Documents\PerkinElmer Syngistix\ICPMS\MassCal\Default.tun

Conditions File: C:\Users\Public\Documents\PerkinElmer Syngistix\ICPMS\Conditions\Default.dac

Dual Detector Mode: Pulse

Acq. Dead Time (ns): 35

Current Dead Time (ns): 35

Torch Z position (mm): 0.00

Summary

Analyte	Mass	Meas. Intens.	Mean	Net Intens.	Mean	Net Intens.	SD	Net Intens.	RSD	Mode	
Be	9.0		6968.0		6967.966		150.124		2.2	Standard	
In	114.9		90121.2		90121.188		800.401		0.9	Standard	
U	238.1		96850.2		96850.151		1851.614		1.9	Standard	
[CeO	155.9		2645.2		0.024		0.000		1.9	Standard
>	Ce	139.9		112427.6		112427.552		860.768		0.8	Standard
[Ce++	70.0		912.0		0.008		0.000		5.4	Standard
	Bkgd	220.0		1.9		1.933		0.925		47.8	Standard

Current Conditions File Data

Current Value	Description
0.93	Nebulizer Gas Flow STD/KED [NEB]
1.20	Auxiliary Gas Flow
17.50	Plasma Gas Flow
-10.75	Deflector Voltage
1600.00	ICP RF Power
-1600.00	Analog Stage Voltage
950.00	Pulse Stage Voltage
0.00	Quadrupole Rod Offset STD [QRO]
-10.00	Cell Rod Offset STD [CRO]
14.00	Discriminator Threshold
-5.00	Cell Entrance/Exit Voltage STD
0.00	RPa
0.45	RPq
0.93	DRC Mode NEB
-7.50	DRC Mode QRO
-2.00	DRC Mode CRO
-5.00	DRC Mode Cell Entrance/Exit Voltage
0.60	Cell Gas A
0.00	Cell Gas B
200.00	Axial Field Voltage
-11.00	KED Mode CRO
-12.00	KED Mode QRO
-11.00	KED Mode Cell Entrance Voltage
-33.00	KED Mode Cell Exit Voltage
0.00	KED Cell Gas A
3.00	KED Cell Gas B
0.00	KED RPa
0.25	KED RPq
125.00	KED Mode Axial Field Voltage

Sample ID: STD Performance Check

Report Date/Time: Wednesday, April 26, 2023 14:55:34

Page 1

SmartTune Wizard - Summary

Optimization Summary

SmartTune file: C:\Users\Public\Documents\PerkinElmer Syngistix\ICPMS\Wizard\SmartTune\ARISmartTuneDailyUCT.swz

Start Time: 4/26/2023 2:42:47 PM

End Time: 4/26/2023 2:55:34 PM

STD Performance Check - [Failed]

Obtained Intensity (Be 9): 5164.87

Obtained Intensity (In 115): 64609.91

Obtained Intensity (U 238): 68908.82

Obtained Intensity (Bkgd 220): 5.17 - <Target not achieved>

Obtained Formula (Ce++ 70 / Ce 140): 0.006 (=538.54 / 91179.87)

Obtained Formula (CeO 156 / Ce 140): 0.014 (=1317.86 / 91179.87)

Obtained RSD (Be 9): 0.0213

Obtained RSD (In 115): 0.0005

Obtained RSD (U 238): 0.0128

Torch Alignment - [Passed]

Vertical	Horizontal	Intensity
0.94 mm	0.68 mm	78715.27

Nebulizer Gas Flow STD/KED [NEB] - [Passed] Optimum value(s): 0.93

Obtained Intensity (In 115): 92880.96

Obtained Formula (CeO 156 / Ce 140): 0.0228 (=2506.22 / 109784.23)

Mass Calibration and Resolution - [Passed] Optimum value(s): N/A

Target/Obtained mass (7.016/6.975), Target/Obtained resolution (0.7/0.714)

Target/Obtained mass (23.985/23.975), Target/Obtained resolution (0.7/0.695)

Target/Obtained mass (114.904/114.925), Target/Obtained resolution (0.7/0.710)

Target/Obtained mass (238.05/238.025), Target/Obtained resolution (0.7/0.677)

QID STD/DRC - Optimum value(s): Correlation Coefficient = 0.999; Intercept = -15.45

KED Mode QID - Optimum value(s): Correlation Coefficient = 1.000; Intercept = -15.64

STD Performance Check - [Passed] Optimum value(s): N/A

Obtained Intensity (Be 9): 6967.97

Obtained Intensity (In 115): 90121.19

Obtained Intensity (U 238): 96850.15

Obtained Intensity (Bkgd 220): 1.93

Obtained Formula (Ce++ 70 / Ce 140): 0.008 (=911.96 / 112427.55)

Obtained Formula (CeO 156 / Ce 140): 0.024 (=2645.24 / 112427.55)

Obtained RSD (Be 9): 0.0215

Obtained RSD (In 115): 0.0089

Obtained RSD (U 238): 0.0191

SmartTune Wizard - Details

Optimization Details

SmartTune file: C:\Users\Public\Documents\PerkinElmer Syngistix\ICPMS\Wizard\SmartTune\ARISmartTuneDailyUCT.swz

Optimization Status

Start Time: 4/26/2023 2:42:47 PM

STD Performance Check

Optimization Settings:

Method: STD Performance Check.mth.
Intensity Criterion: Be 9 > 2000
Intensity Criterion: In 115 > 40000
Intensity Criterion: U 238 > 30000
Intensity Criterion: Bkgd 220 <= 5
Formula Criterion: Ce++ 70 / Ce 140 <= 0.03
Formula Criterion: CeO 156 / Ce 140 <= 0.025
RSD Criterion: Be 9.0122 < 0.05
RSD Criterion: In 114.904 < 0.05
RSD Criterion: U 238.05 < 0.05

Optimization Results:

Initial Try

Obtained Intensity (Be 9): 5164.87
Obtained Intensity (In 115): 64609.91
Obtained Intensity (U 238): 68908.82
Obtained Intensity (Bkgd 220): 5.17 - <Target not achieved>
Obtained Formula (Ce++ 70 / Ce 140): 0.006 (=538.54 / 91179.87)
Obtained Formula (CeO 156 / Ce 140): 0.014 (=1317.86 / 91179.87)
Obtained RSD (Be 9): 0.0213
Obtained RSD (In 115): 0.0005
Obtained RSD (U 238): 0.0128

[Failed]

[Failed]

Torch Alignment

Optimization Settings:

Method: Torch Alignment.mth.
Intensity Criterion: In 115 Maximum

Optimization Results:

	Vertical	Horizontal	Intensity
[Passed]	0.94 mm	0.68 mm	78715.27

Nebulizer Gas Flow STD/KED [NEB]

Optimization Settings:

Method: Optimize.mth.
Initial Try - Start/End/Step: 0.89/0.96/0.01.
Intensity Criterion: In 115 Maximum
Formula Criterion: CeO 156 / Ce 140 <= 0.025

Optimization Results:

Initial Try

Obtained Intensity (In 115): 92880.96
Obtained Formula (CeO 156 / Ce 140): 0.0228 (=2506.22 / 109784.23)

[Passed] optimum value(s): 0.93

Mass Calibration and Resolution

Optimization Settings:

Method: Tuning.mth.
MassCal File: C:\Users\Public\Documents\PerkinElmer Syngistix\ICPMS\MassCal\Default.tun
Iterations: 6
Target accuracy (+/- amu): 0.05 for Mass Cal. and 0.03 for Resolution
Peak height (%) for Res. Opt.: 10

Optimization Results:

Initial Try

Target/Obtained mass (7.016/7.025), Target/Obtained resolution (0.7/0.702)
Target/Obtained mass (23.985/23.975), Target/Obtained resolution (0.7/0.715)
Target/Obtained mass (114.904/114.875), Target/Obtained resolution (0.7/0.695)
Target/Obtained mass (238.05/238.075), Target/Obtained resolution (0.7/0.653) - <Target not achieved>
[Failed]

Retry 1

Target/Obtained mass (7.016/6.975), Target/Obtained resolution (0.7/0.714)
Target/Obtained mass (23.985/23.975), Target/Obtained resolution (0.7/0.695)
Target/Obtained mass (114.904/114.925), Target/Obtained resolution (0.7/0.710)
Target/Obtained mass (238.05/238.025), Target/Obtained resolution (0.7/0.677)

[Passed] Optimum value(s): N/A

QID STD/DRC

Optimization Settings:

Method: QID Calibration.mth.
Initial Try - Start/End/Step: -20/0/0.5.

Optimization Results:

Initial Try

Optimum value(s): Correlation Coefficient = 0.999; Intercept = -15.45

Analyte	Mass	Points	DAC	MaxIntensity
Li	7	41	-15.5	45022.8
Mg	24	41	-15.5	34726.2
In	115	41	-12.5	93903.6
Ce	140	41	-12	114997
Pb	208	41	-11	60246.8
U	238	41	-11	100009

KED Mode QID

Optimization Settings:

Method: QID Calibration.mth.
Initial Try - Start/End/Step: -20/0/0.5.

Optimization Results:

Initial Try

Optimum value(s): Correlation Coefficient = 1.000; Intercept = -15.64

Analyte	Mass	Points	DAC	MaxIntensity
Li	7	41	-15.5	32240.3
Mg	24	41	-15	56543.7
In	115	41	-12	128907
Ce	140	41	-11.5	115041
Pb	208	41	-11	56427.2

U 238 41 -10.5 121337

STD Performance Check

Optimization Settings:

Method: STD Performance Check.mth.
Intensity Criterion: Be 9 > 2000
Intensity Criterion: In 115 > 40000
Intensity Criterion: U 238 > 30000
Intensity Criterion: Bkgd 220 <= 5
Formula Criterion: Ce++ 70 / Ce 140 <= 0.03
Formula Criterion: CeO 156 / Ce 140 <= 0.025
RSD Criterion: Be 9.0122 < 0.05
RSD Criterion: In 114.904 < 0.05
RSD Criterion: U 238.05 < 0.05

Optimization Results:

Initial Try

Obtained Intensity (Be 9): 6967.97
Obtained Intensity (In 115): 90121.19
Obtained Intensity (U 238): 96850.15
Obtained Intensity (Bkgd 220): 1.93
Obtained Formula (Ce++ 70 / Ce 140): 0.008 (=911.96 / 112427.55)
Obtained Formula (CeO 156 / Ce 140): 0.024 (=2645.24 / 112427.55)
Obtained RSD (Be 9): 0.0215
Obtained RSD (In 115): 0.0089
Obtained RSD (U 238): 0.0191

[Passed] Optimum value(s): N/A

End Time: 4/26/2023 2:55:34 PM

ICP-MS Quantitative Analysis - Summary Report

Sample ID: SEQ-CAL1

Sample Dil Factor:

Comments:

Sample Date/Time: Wednesday, April 26, 2023 15:14:35

Number of Replicates: 3

Method File: C:\Users\Public\Documents\PerkinElmer Syngistix\ICPMS\Method\200.8_DailyMethod_KED_UCT.mth

Tuning File: C:\Users\Public\Documents\PerkinElmer Syngistix\ICPMS\MassCal\Default.tun

Optimization File: C:\Users\Public\Documents\PerkinElmer Syngistix\ICPMS\Conditions\Default.dac

Calibration File:

Analyte	Mass	Conc. Mean	Units	Conc. SD	Conc. RSD	Blank Intens.	Meas. Intens.	Intens. RSD	Mode
C	13		ug/L				28612	2	Standard
Cl	37		ug/L				4292670	3	Standard
> Sc	45		ug/L				428118	2	Standard
Na	23		ug/L				12669	6	Standard
Mg	24		ug/L				1626	2	Standard
Al	27		ug/L				3178	2	Standard
K	39		ug/L				392918	0	Standard
Ca	44		ug/L				9544	2	Standard
Cr	52		ug/L				12493	1	Standard
Cr	53		ug/L				93	6	Standard
Fe	54		ug/L				65504	0	Standard
Fe	57		ug/L				16753	1	Standard
Mn	55		ug/L				320	2	Standard
> Ge	72		ug/L				33859	2	KED
Ni	60		ug/L				15	18	KED
Ni	62		ug/L				2	86	KED
Cu	63		ug/L				59	12	KED
Cu	65		ug/L				33	34	KED
Zn	66		ug/L				40	33	KED
Zn	67		ug/L				5	33	KED
As	75		ug/L				1	41	KED
Y	89		ug/L				276930	2	Standard
Kr	83		ug/L				38	19	Standard
> In-1	115		ug/L				7539	1	KED
Mo	98		ug/L				4	101	KED
Cd	111		ug/L				2	89	KED
Cd	114		ug/L				2	92	KED
> In	115		ug/L				526809	2	Standard
Ba	135		ug/L				35	17	Standard
Ba	137		ug/L				64	17	Standard
> Tb	159		ug/L				1145720	0	Standard
Tl	205		ug/L				52	28	Standard
Pb	208		ug/L				280	5	Standard

ICP-MS Quantitative Analysis - Summary Report

Sample ID: SEQ-CAL2

Sample Dil Factor:

Comments:

Sample Date/Time: Wednesday, April 26, 2023 15:19:29

Number of Replicates: 3

Method File: C:\Users\Public\Documents\PerkinElmer Syngistix\ICPMS\Method\200.8_DailyMethod_KED_UCT.mth

Tuning File: C:\Users\Public\Documents\PerkinElmer Syngistix\ICPMS\MassCal\Default.tun

Optimization File: C:\Users\Public\Documents\PerkinElmer Syngistix\ICPMS\Conditions\Default.dac

Calibration File:

Analyte Mass	Conc. Mean	Units	Conc. SD	Conc. RSD	Blank Intens.	Meas. Intens.	Intens. RSD	Mode
C	13	ug/L			28612	31450	2	Standard
Cl	37	ug/L			4292670	4315591	3	Standard
> Sc	45	ug/L			428118	443840	2	Standard
Na	23	100.000	0.868	0	12669	1641868	3	Standard
Mg	24	20.000	0.377	1	1626	444874	3	Standard
Al	27	20.000	0.326	1	3178	403019	0	Standard
K	39	20.000	0.124	0	392918	624190	2	Standard
Ca	44	50.000	1.267	2	9544	57578	3	Standard
Cr	52	0.500	0.013	2	12493	20687	2	Standard
Cr	53	0.500	0.009	1	93	1007	2	Standard
Fe	54	36.000	1.212	3	65504	140612	1	Standard
Fe	57	36.000	1.604	4	16753	44563	3	Standard
Mn	55	0.500	0.009	1	320	12503	2	Standard
> Ge	72	ug/L			33859	33778	0	KED
Ni	60	0.500	0.045	8	15	767	8	KED
Ni	62	0.500	0.028	5	2	135	5	KED
Cu	63	0.500	0.015	3	59	2314	2	KED
Cu	65	0.500	0.004	0	33	1184	1	KED
Zn	66	6.000	0.066	1	40	3396	1	KED
Zn	67	6.000	0.155	2	5	533	2	KED
As	75	0.200	0.013	6	1	50	6	KED
Y	89	ug/L			276930	290387	2	Standard
Kr	83	ug/L			38	46	17	Standard
> In-1	115	ug/L			7539	7530	1	KED
Mo	98	0.200	0.047	23	4	246	23	KED
Cd	111	0.100	0.021	21	2	30	18	KED
Cd	114	0.100	0.016	16	2	65	14	KED
> In	115	ug/L			526809	535556	1	Standard
Ba	135	0.500	0.002	0	35	2967	1	Standard
Ba	137	0.500	0.010	1	64	5254	0	Standard
> Tb	159	ug/L			1145720	1177115	0	Standard
Tl	205	0.200	0.003	1	52	12751	1	Standard
Pb	208	0.100	0.001	0	280	9135	0	Standard

ICP-MS Quantitative Analysis - Summary Report

Sample ID: SEQ-CAL3

Sample Dil Factor:

Comments:

Sample Date/Time: Wednesday, April 26, 2023 15:24:23

Number of Replicates: 3

Method File: C:\Users\Public\Documents\PerkinElmer Syngistix\ICPMS\Method\200.8_DailyMethod_KED_UCT.mth

Tuning File: C:\Users\Public\Documents\PerkinElmer Syngistix\ICPMS\MassCal\Default.tun

Optimization File: C:\Users\Public\Documents\PerkinElmer Syngistix\ICPMS\Conditions\Default.dac

Calibration File:

Analyte	Mass	Conc. Mean	Units	Conc. SD	Conc. RSD	Blank Intens.	Meas. Intens.	Intens. RSD	Mode
C	13		ug/L			28612	54178	4	Standard
Cl	37		ug/L			4292670	4513959	3	Standard
> Sc	45		ug/L			428118	450277	0	Standard
Na	23	1001.014	ug/L	20.272	2	12669	18418787	2	Standard
Mg	24	1000.032	ug/L	38.813	3	1626	24466069	3	Standard
Al	27	1000.030	ug/L	28.590	2	3178	21901491	2	Standard
K	39	1000.078	ug/L	15.549	1	392918	14057252	1	Standard
Ca	44	1000.118	ug/L	40.343	4	9544	1025454	3	Standard
Cr	52	10.002	ug/L	0.201	2	12493	184443	1	Standard
Cr	53	10.001	ug/L	0.246	2	93	19662	2	Standard
Fe	54	1000.137	ug/L	11.545	1	65504	2361043	0	Standard
Fe	57	1000.089	ug/L	16.344	1	16753	840415	1	Standard
Mn	55	10.000	ug/L	0.276	2	320	251530	2	Standard
> Ge	72		ug/L			33859	34679	0	KED
Ni	60	10.001	ug/L	0.358	3	15	16035	3	KED
Ni	62	9.999	ug/L	0.236	2	2	2639	2	KED
Cu	63	10.000	ug/L	0.076	0	59	46199	0	KED
Cu	65	10.000	ug/L	0.237	2	33	23510	1	KED
Zn	66	9.999	ug/L	0.147	1	40	5782	1	KED
Zn	67	10.135	ug/L	0.194	1	5	957	1	KED
As	75	10.000	ug/L	0.208	2	1	2655	1	KED
Y	89		ug/L			276930	304694	1	Standard
Kr	83		ug/L			38	45	12	Standard
> In-1	115		ug/L			7539	7715	0	KED
Mo	98	10.000	ug/L	0.179	1	4	13221	1	KED
Cd	111	10.000	ug/L	0.063	0	2	2747	0	KED
Cd	114	10.000	ug/L	0.252	2	2	7320	2	KED
> In	115		ug/L			526809	567876	2	Standard
Ba	135	10.000	ug/L	0.242	2	35	63178	1	Standard
Ba	137	10.001	ug/L	0.460	4	64	112652	1	Standard
> Tb	159		ug/L			1145720	1222450	0	Standard
Tl	205	10.000	ug/L	0.040	0	52	677752	0	Standard
Pb	208	10.000	ug/L	0.067	0	280	880046	1	Standard

ICP-MS Quantitative Analysis - Summary Report

Sample ID: SEQ-CAL4

Sample Dil Factor:

Comments:

Sample Date/Time: Wednesday, April 26, 2023 15:29:30

Number of Replicates: 3

Method File: C:\Users\Public\Documents\PerkinElmer Syngistix\ICPMS\Method\200.8_DailyMethod_KED_UCT.mth

Tuning File: C:\Users\Public\Documents\PerkinElmer Syngistix\ICPMS\MassCal\Default.tun

Optimization File: C:\Users\Public\Documents\PerkinElmer Syngistix\ICPMS\Conditions\Default.dac

Calibration File:

Analyte	Mass	Conc. Mean	Units	Conc. SD	Conc. RSD	Blank Intens.	Meas. Intens.	Intens. RSD	Mode
C	13		ug/L			28612	50857	1	Standard
Cl	37		ug/L			4292670	4696947	2	Standard
> Sc	45		ug/L			428118	461101	1	Standard
Na	23	1984.560	ug/L	24.142	1	12669	36274485	2	Standard
Mg	24	1989.950	ug/L	49.944	2	1626	48870109	2	Standard
Al	27	1999.758	ug/L	87.405	4	3178	44811371	3	Standard
K	39	1994.093	ug/L	59.929	3	392918	27959019	3	Standard
Ca	44	2013.506	ug/L	137.320	6	9544	2163269	8	Standard
Cr	52	19.865	ug/L	0.565	2	12493	352762	3	Standard
Cr	53	19.842	ug/L	0.152	0	93	38632	1	Standard
Fe	54	1979.099	ug/L	17.831	0	65504	4528836	0	Standard
Fe	57	1991.651	ug/L	28.026	1	16753	1668357	1	Standard
Mn	55	20.006	ug/L	0.131	0	320	515567	0	Standard
> Ge	72		ug/L			33859	34837	0	KED
Ni	60	19.929	ug/L	0.285	1	15	31635	1	KED
Ni	62	19.911	ug/L	0.430	2	2	5185	1	KED
Cu	63	19.914	ug/L	0.033	0	59	90808	1	KED
Cu	65	19.860	ug/L	0.180	0	33	45600	1	KED
Zn	66	19.821	ug/L	0.528	2	40	11181	2	KED
Zn	67	19.920	ug/L	0.057	0	5	1862	0	KED
As	75	19.982	ug/L	0.319	1	1	5309	0	KED
Y	89		ug/L			276930	298231	3	Standard
Kr	83		ug/L			38	50	21	Standard
> In-1	115		ug/L			7539	7725	3	KED
Mo	98	19.976	ug/L	0.670	3	4	26297	0	KED
Cd	111	19.940	ug/L	0.839	4	2	5413	1	KED
Cd	114	19.863	ug/L	0.379	1	2	14166	2	KED
> In	115		ug/L			526809	558750	2	Standard
Ba	135	20.052	ug/L	0.225	1	35	125955	1	Standard
Ba	137	20.035	ug/L	0.346	1	64	223702	1	Standard
> Tb	159		ug/L			1145720	1242075	0	Standard
Tl	205	19.903	ug/L	0.059	0	52	1344420	1	Standard
Pb	208	19.904	ug/L	0.153	0	280	1745931	1	Standard

ICP-MS Quantitative Analysis - Summary Report

Sample ID: SEQ-CAL5

Sample Dil Factor:

Comments:

Sample Date/Time: Wednesday, April 26, 2023 15:34:47

Number of Replicates: 3

Method File: C:\Users\Public\Documents\PerkinElmer Syngistix\ICPMS\Method\200.8_DailyMethod_KED_UCT.mth

Tuning File: C:\Users\Public\Documents\PerkinElmer Syngistix\ICPMS\MassCal\Default.tun

Optimization File: C:\Users\Public\Documents\PerkinElmer Syngistix\ICPMS\Conditions\Default.dac

Calibration File:

Analyte Mass	Conc. Mean	Units	Conc. SD	Conc. RSD	Blank Intens.	Meas. Intens.	Intens. RSD	Mode
C	13	ug/L			28612	28620	4	Standard
Cl	37	ug/L			4292670	4939850	3	Standard
> Sc	45	ug/L			428118	466517	1	Standard
Na	23	4978.812	126.872	2	12669	90125463	1	Standard
Mg	24	4975.983	125.430	2	1626	120719012	1	Standard
Al	27	4983.669	224.389	4	3178	111176922	3	Standard
K	39	4978.962	59.025	1	392918	68542858	0	Standard
Ca	44	5019.711	164.918	3	9544	5544388	1	Standard
Cr	52	49.721	0.638	1	12493	849365	1	Standard
Cr	53	49.761	0.251	0	93	95590	1	Standard
Fe	54	4963.275	82.323	1	65504	10982810	1	Standard
Fe	57	5061.838	82.846	1	16753	4541215	0	Standard
Mn	55	49.593	1.163	2	320	1241960	2	Standard
> Ge	72				33859	35545	0	KED
Ni	60	49.637	0.373	0	15	77559	1	KED
Ni	62	49.571	1.287	2	2	12627	2	KED
Cu	63	49.487	0.247	0	59	218935	0	KED
Cu	65	49.578	0.310	0	33	111399	0	KED
Zn	66	49.712	0.896	1	40	27804	1	KED
Zn	67	49.658	0.631	1	5	4583	0	KED
As	75	49.970	0.370	0	1	13506	1	KED
Y	89				276930	298463	1	Standard
Kr	83				38	59	4	Standard
> In-1	115				7539	8238	1	KED
Mo	98	49.608	1.120	2	4	67049	0	KED
Cd	111	49.552	1.723	3	2	13738	2	KED
Cd	114	49.504	0.676	1	2	35875	1	KED
> In	115				526809	540440	2	Standard
Ba	135	50.294	1.403	2	35	314695	1	Standard
Ba	137	50.329	0.879	1	64	561871	0	Standard
> Tb	159				1145720	1237392	0	Standard
Tl	205	50.697	0.775	1	52	3667100	1	Standard
Pb	208	50.342	0.591	1	280	4554687	0	Standard

ICP-MS Quantitative Analysis - Summary Report

Sample ID: SEQ-CAL6

Sample Dil Factor:

Comments:

Sample Date/Time: Wednesday, April 26, 2023 15:41:44

Number of Replicates: 3

Method File: C:\Users\Public\Documents\PerkinElmer Syngistix\ICPMS\Method\200.8_DailyMethod_KED_UCT.mth

Tuning File: C:\Users\Public\Documents\PerkinElmer Syngistix\ICPMS\MassCal\Default.tun

Optimization File: C:\Users\Public\Documents\PerkinElmer Syngistix\ICPMS\Conditions\Default.dac

Calibration File:

Analyte	Mass	Conc. Mean	Units	Conc. SD	Conc. RSD	Blank Intens.	Meas. Intens.	Intens. RSD	Mode
C	13		ug/L			28612	43470	4	Standard
Cl	37		ug/L			4292670	5097807	3	Standard
> Sc	45		ug/L			428118	462267	3	Standard
Na	23	10067.111	ug/L	192.542	1	12669	184787002	4	Standard
Mg	24	10028.101	ug/L	73.645	0	1626	243365120	2	Standard
Al	27	9963.354	ug/L	208.326	2	3178	217544222	1	Standard
K	39	10104.429	ug/L	403.545	3	392918	142318042	4	Standard
Ca	44	10051.252	ug/L	238.031	2	9544	11179101	0	Standard
Cr	52	100.347	ug/L	1.499	1	12493	1704091	2	Standard
Cr	53	100.666	ug/L	3.266	3	93	195727	1	Standard
Fe	54	10059.185	ug/L	363.516	3	65504	22413903	2	Standard
Fe	57	10071.564	ug/L	187.936	1	16753	9154112	3	Standard
Mn	55	103.261	ug/L	2.406	2	320	2873457	1	Standard
> Ge	72		ug/L			33859	35861	0	KED
Ni	60	99.326	ug/L	0.702	0	15	153121	0	KED
Ni	62	98.947	ug/L	1.405	1	2	24563	1	KED
Cu	63	99.327	ug/L	0.503	0	59	433537	0	KED
Cu	65	99.126	ug/L	0.587	0	33	218310	0	KED
Zn	66	99.417	ug/L	0.786	0	40	55001	0	KED
Zn	67	99.336	ug/L	2.840	2	5	9046	2	KED
As	75	99.640	ug/L	1.400	1	1	26846	1	KED
Y	89		ug/L			276930	290707	1	Standard
Kr	83		ug/L			38	53	36	Standard
> In-1	115		ug/L			7539	7958	2	KED
Mo	98	100.709	ug/L	2.126	2	4	134664	0	KED
Cd	111	100.701	ug/L	2.502	2	2	27611	0	KED
Cd	114	100.339	ug/L	0.551	0	2	71049	1	KED
> In	115		ug/L			526809	508943	1	Standard
Ba	135	101.286	ug/L	2.425	2	35	623621	2	Standard
Ba	137	101.128	ug/L	4.009	3	64	1104383	2	Standard
> Tb	159		ug/L			1145720	1234929	1	Standard
Tl	205	100.261	ug/L	2.789	2	52	7299278	1	Standard
Pb	208	100.271	ug/L	2.311	2	280	9134414	0	Standard

ICP-MS Quantitative Analysis - Summary Report

Sample ID: SEQ-IBL1

Sample Dil Factor:

Comments:

Sample Date/Time: Wednesday, April 26, 2023 15:49:22

Number of Replicates: 3

Method File: C:\Users\Public\Documents\PerkinElmer Syngistix\ICPMS\Method\200.8_DailyMethod_KED_UCT.mth

Tuning File: C:\Users\Public\Documents\PerkinElmer Syngistix\ICPMS\MassCal\Default.tun

Optimization File: C:\Users\Public\Documents\PerkinElmer Syngistix\ICPMS\Conditions\Default.dac

Calibration File:

Analyte Mass	Conc. Mean	Units	Conc. SD	Conc. RSD	Blank Intens.	Meas. Intens.	Intens. RSD	Mode
C	13	ug/L			28612	30398	2	Standard
Cl	37	ug/L			4292670	4726469	2	Standard
> Sc	45	ug/L			428118	468913	1	Standard
Na	23	0.572	0.694	121	12669	24455	51	Standard
Mg	24	0.468	0.753	161	1626	13201	139	Standard
Al	27	0.679	0.576	84	3178	18454	68	Standard
K	39	0.744	0.926	124	392918	440865	1	Standard
Ca	44	-0.422	0.650	153	9544	9973	6	Standard
Cr	52	0.055	0.017	31	12493	14615	1	Standard
Cr	53	0.025	0.018	73	93	150	22	Standard
Fe	54	0.048	0.869	1828	65504	71838	1	Standard
Fe	57	4.795	0.618	12	16753	22758	1	Standard
Mn	55	0.009	0.011	129	320	599	53	Standard
> Ge	72				33859	36656	1	KED
Ni	60	0.000	0.004	936	15	17	32	KED
Ni	62	0.009	0.005	49	2	5	21	KED
Cu	63	0.004	0.001	31	59	81	7	KED
Cu	65	-0.003	0.002	68	33	30	12	KED
Zn	66	0.020	0.009	46	40	54	8	KED
Zn	67	0.009	0.066	728	5	6	87	KED
As	75	0.009	0.009	92	1	4	53	KED
Y	89				276930	291884	1	Standard
Kr	83				38	46	27	Standard
> In-1	115				7539	8174	1	KED
Mo	98	0.014	0.003	22	4	23	18	KED
Cd	111	0.000	0.009	1817	2	2	94	KED
Cd	114	0.003	0.003	96	2	4	44	KED
> In	115				526809	540644	3	Standard
Ba	135	0.007	0.009	135	35	83	78	Standard
Ba	137	0.007	0.009	136	64	146	77	Standard
> Tb	159				1145720	1225959	1	Standard
Tl	205	0.010	0.010	99	52	770	91	Standard
Pb	208	0.007	0.009	143	280	887	94	Standard

Sample Information

Sample Date/Time: Wednesday, April 26, 2023 15:41:44

Method File: C:\Users\Public\Documents\PerkinElmer Syngistix\ICPMS\Method\200.8_DailyMethod_KED_UCT.m

Mass Calibration File: C:\Users\Public\Documents\PerkinElmer Syngistix\ICPMS\MassCal\Default.tun

Conditions File: C:\Users\Public\Documents\PerkinElmer Syngistix\ICPMS\Conditions\Default.dac

Calibration File: C:\Users\Public\Documents\PerkinElmer Syngistix\ICPMS\System\042623.cal

Calibration

Analyte	Mass	r Corr Coef	Slope	Std 1 Conc	Std 2 Conc	Std 3 Conc	Std 4 Conc	Std 5 Conc
C	13							
Cl	37							
Sc	45							
Na	23	0.9999	0.040	100.00	1000	2000	5000	10000
Mg	24	1.0000	0.053	20.00	1000	2000	5000	10000
Al	27	1.0000	0.047	20.00	1000	2000	5000	10000
K	39	0.9998	0.030	20.00	1000	2000	5000	10000
Ca	44	0.9999	0.002	50.00	1000	2000	5000	10000
Cr	52	1.0000	0.036	0.50	10	20	50	100
Cr	53	0.9999	0.004	0.50	10	20	50	100
Fe	54	0.9999	0.005	36.00	1000	2000	5000	10000
Fe	57	0.9998	0.002	36.00	1000	2000	5000	10000
Mn	55	0.9982	0.060	0.50	10	20	50	100
Ge	72							
Ni	60	0.9999	0.043	0.50	10	20	50	100
Ni	62	0.9998	0.007	0.50	10	20	50	100
Cu	63	0.9999	0.122	0.50	10	20	50	100
Cu	65	0.9998	0.061	0.50	10	20	50	100
Zn	66	0.9999	0.015	6.00	10	20	50	100
Zn	67	0.9999	0.003	6.00	10	20	50	100
As	75	1.0000	0.008	0.20	10	20	50	100
Y	89							
Kr	83							
In-1	115							
Mo	98	0.9999	0.168	0.20	10	20	50	100
Cd	111	0.9999	0.034	0.10	10	20	50	100
Cd	114	0.9999	0.089	0.10	10	20	50	100
In	115							
Ba	135	0.9997	0.012	0.50	10	20	50	100
Ba	137	0.9998	0.021	0.50	10	20	50	100
Tb	159							
Tl	205	0.9999	0.059	0.20	10	20	50	100
Pb	208	1.0000	0.074	0.10	10	20	50	100

ICP-MS Quantitative Analysis - Summary Report

Sample ID: SEQ-ICV1

Sample Dil Factor:

Comments:

Sample Date/Time: Wednesday, April 26, 2023 15:55:40

Number of Replicates: 3

Method File: C:\Users\Public\Documents\PerkinElmer Syngistix\ICPMS\Method\200.8_DailyMethod_KED_UCT.mth

Tuning File: C:\Users\Public\Documents\PerkinElmer Syngistix\ICPMS\MassCal\Default.tun

Optimization File: C:\Users\Public\Documents\PerkinElmer Syngistix\ICPMS\Conditions\Default.dac

Calibration File: C:\Users\Public\Documents\PerkinElmer Syngistix\ICPMS\System\042623.cal

Analyte	Mass	Conc. Mean	Units	Conc. SD	Conc. RSD	Blank Intens.	Meas. Intens.	Intens. RSD	Mode
C	13		ug/L			28612	34228	4	Standard
Cl	37		ug/L			4292670	5095779	3	Standard
> Sc	45		ug/L			428118	482535	1	Standard
Na	23	5239.546	ug/L	132.572	2	12669	100377136	3	Standard
Mg	24	5078.370	ug/L	84.038	1	1626	128657216	2	Standard
Al	27	5139.071	ug/L	97.862	1	3178	117201523	3	Standard
K	39	5033.316	ug/L	77.365	1	392918	74229657	1	Standard
Ca	44	5180.846	ug/L	100.938	1	9544	6021471	0	Standard
Cr	52	50.027	ug/L	1.237	2	12493	894185	3	Standard
Cr	53	50.550	ug/L	1.246	2	93	102679	0	Standard
Fe	54	5013.029	ug/L	65.122	1	65504	11704194	2	Standard
Fe	57	4953.063	ug/L	72.437	1	16753	4709492	2	Standard
Mn	55	46.274	ug/L	0.253	0	320	1344902	1	Standard
> Ge	72		ug/L			33859	36097	2	KED
Ni	60	52.648	ug/L	1.551	2	15	81660	0	KED
Ni	62	50.876	ug/L	1.035	2	2	12709	0	KED
Cu	63	53.353	ug/L	1.412	2	59	234341	1	KED
Cu	65	52.832	ug/L	1.665	3	33	117092	2	KED
Zn	66	50.438	ug/L	1.054	2	40	28098	0	KED
Zn	67	50.350	ug/L	0.307	0	5	4618	2	KED
As	75	48.369	ug/L	1.468	3	1	13112	1	KED
Y	89		ug/L			276930	298993	1	Standard
Kr	83		ug/L			38	44	6	Standard
> In-1	115		ug/L			7539	8187	2	KED
Mo	98	48.643	ug/L	0.637	1	4	66925	1	KED
Cd	111	50.046	ug/L	1.088	2	2	14118	0	KED
Cd	114	49.864	ug/L	1.349	2	2	36316	1	KED
> In	115		ug/L			526809	561240	3	Standard
Ba	135	47.784	ug/L	0.288	0	35	324477	2	Standard
Ba	137	48.484	ug/L	0.575	1	64	584050	2	Standard
> Tb	159		ug/L			1145720	1278163	0	Standard
Tl	205	52.120	ug/L	2.035	3	52	3928739	4	Standard
Pb	208	50.702	ug/L	0.589	1	280	4781767	1	Standard

ICP-MS Quantitative Analysis - Summary Report

Sample ID: SEQ-ICB1

Sample Dil Factor:

Comments:

Sample Date/Time: Wednesday, April 26, 2023 16:03:17

Number of Replicates: 3

Method File: C:\Users\Public\Documents\PerkinElmer Syngistix\ICPMS\Method\200.8_DailyMethod_KED_UCT.mth

Tuning File: C:\Users\Public\Documents\PerkinElmer Syngistix\ICPMS\MassCal\Default.tun

Optimization File: C:\Users\Public\Documents\PerkinElmer Syngistix\ICPMS\Conditions\Default.dac

Calibration File: C:\Users\Public\Documents\PerkinElmer Syngistix\ICPMS\System\042623.cal

Analyte	Mass	Conc. Mean	Units	Conc. SD	Conc. RSD	Blank Intens.	Meas. Intens.	Intens. RSD	Mode
C	13		ug/L			28612	30548	5	Standard
Cl	37		ug/L			4292670	4697205	2	Standard
> Sc	45		ug/L			428118	468897	0	Standard
Na	23	0.097	ug/L	0.006	6	12669	15673	1	Standard
Mg	24	0.029	ug/L	0.003	11	1626	2498	2	Standard
Al	27	0.415	ug/L	0.005	1	3178	12684	0	Standard
K	39	0.205	ug/L	0.472	230	392918	433237	1	Standard
Ca	44	-1.048	ug/L	0.350	33	9544	9271	3	Standard
Cr	52	0.056	ug/L	0.028	50	12493	14638	2	Standard
Cr	53	0.022	ug/L	0.003	15	93	145	4	Standard
Fe	54	-0.298	ug/L	0.977	327	65504	71065	2	Standard
Fe	57	3.789	ug/L	0.271	7	16753	21835	0	Standard
Mn	55	0.001	ug/L	0.000	20	320	376	1	Standard
> Ge	72		ug/L			33859	36049	0	KED
Ni	60	0.001	ug/L	0.003	179	15	19	20	KED
Ni	62	-0.001	ug/L	0.004	691	2	2	43	KED
Cu	63	0.004	ug/L	0.003	96	59	78	19	KED
Cu	65	0.005	ug/L	0.006	104	33	47	26	KED
Zn	66	0.012	ug/L	0.022	178	40	49	25	KED
Zn	67	0.003	ug/L	0.052	1888	5	6	75	KED
As	75	0.010	ug/L	0.002	19	1	4	11	KED
Y	89		ug/L			276930	293146	0	Standard
Kr	83		ug/L			38	38	18	Standard
> In-1	115		ug/L			7539	8356	1	KED
Mo	98	0.008	ug/L	0.003	36	4	15	23	KED
Cd	111	0.004	ug/L	0.008	234	2	3	68	KED
Cd	114	0.001	ug/L	0.003	193	2	3	52	KED
> In	115		ug/L			526809	547387	0	Standard
Ba	135	0.001	ug/L	0.001	121	35	43	18	Standard
Ba	137	0.001	ug/L	0.001	62	64	76	7	Standard
> Tb	159		ug/L			1145720	1230059	1	Standard
Tl	205	0.003	ug/L	0.001	18	52	291	13	Standard
Pb	208	0.001	ug/L	0.000	25	280	376	3	Standard

ICP-MS Quantitative Analysis - Summary Report

Sample ID: SEQ-CCV1

Sample Dil Factor:

Comments:

Sample Date/Time: Wednesday, April 26, 2023 16:08:11

Number of Replicates: 3

Method File: C:\Users\Public\Documents\PerkinElmer Syngistix\ICPMS\Method\200.8_DailyMethod_KED_UCT.mth

Tuning File: C:\Users\Public\Documents\PerkinElmer Syngistix\ICPMS\MassCal\Default.tun

Optimization File: C:\Users\Public\Documents\PerkinElmer Syngistix\ICPMS\Conditions\Default.dac

Calibration File: C:\Users\Public\Documents\PerkinElmer Syngistix\ICPMS\System\042623.cal

Analyte	Mass	Conc. Mean	Units	Conc. SD	Conc. RSD	Blank Intens.	Meas. Intens.	Intens. RSD	Mode
C	13		ug/L			28612	29578	3	Standard
Cl	37		ug/L			4292670	5170191	1	Standard
> Sc	45		ug/L			428118	480187	2	Standard
Na	23	5054.191	ug/L	71.989	1	12669	96316166	1	Standard
Mg	24	5066.705	ug/L	159.442	3	1626	127679084	1	Standard
Al	27	5121.780	ug/L	75.126	1	3178	116195527	1	Standard
K	39	4903.272	ug/L	101.929	2	392918	71960791	1	Standard
Ca	44	5018.219	ug/L	91.575	1	9544	5804734	1	Standard
Cr	52	49.743	ug/L	1.578	3	12493	884321	1	Standard
Cr	53	50.041	ug/L	0.627	1	93	101167	1	Standard
Fe	54	4914.643	ug/L	112.623	2	65504	11415254	0	Standard
Fe	57	4984.253	ug/L	81.816	1	16753	4715280	2	Standard
Mn	55	45.470	ug/L	1.267	2	320	1314546	0	Standard
> Ge	72		ug/L			33859	35882	0	KED
Ni	60	50.611	ug/L	0.361	0	15	78073	0	KED
Ni	62	50.755	ug/L	0.123	0	2	12608	0	KED
Cu	63	50.650	ug/L	1.276	2	59	221213	1	KED
Cu	65	50.981	ug/L	0.321	0	33	112363	1	KED
Zn	66	50.839	ug/L	0.982	1	40	28165	2	KED
Zn	67	51.406	ug/L	0.886	1	5	4687	1	KED
As	75	50.630	ug/L	0.133	0	1	13650	0	KED
Y	89		ug/L			276930	298026	1	Standard
Kr	83		ug/L			38	52	16	Standard
> In-1	115		ug/L			7539	7943	1	KED
Mo	98	50.662	ug/L	0.977	1	4	67628	1	KED
Cd	111	51.090	ug/L	1.083	2	2	13985	1	KED
Cd	114	50.816	ug/L	0.418	0	2	35915	0	KED
> In	115		ug/L			526809	544547	1	Standard
Ba	135	48.891	ug/L	1.347	2	35	322093	1	Standard
Ba	137	48.978	ug/L	1.170	2	64	572491	1	Standard
> Tb	159		ug/L			1145720	1272048	1	Standard
Tl	205	50.517	ug/L	0.464	0	52	3789545	2	Standard
Pb	208	49.298	ug/L	0.906	1	280	4626360	0	Standard

ICP-MS Quantitative Analysis - Summary Report

Sample ID: SEQ-CCB1

Sample Dil Factor:

Comments:

Sample Date/Time: Wednesday, April 26, 2023 16:15:48

Number of Replicates: 3

Method File: C:\Users\Public\Documents\PerkinElmer Syngistix\ICPMS\Method\200.8_DailyMethod_KED_UCT.mth

Tuning File: C:\Users\Public\Documents\PerkinElmer Syngistix\ICPMS\MassCal\Default.tun

Optimization File: C:\Users\Public\Documents\PerkinElmer Syngistix\ICPMS\Conditions\Default.dac

Calibration File: C:\Users\Public\Documents\PerkinElmer Syngistix\ICPMS\System\042623.cal

Analyte	Mass	Conc. Mean	Units	Conc. SD	Conc. RSD	Blank Intens.	Meas. Intens.	Intens. RSD	Mode
C	13		ug/L			28612	30831	3	Standard
Cl	37		ug/L			4292670	4727449	2	Standard
> Sc	45		ug/L			428118	476875	2	Standard
Na	23	0.060	ug/L	0.015	25	12669	15243	2	Standard
Mg	24	0.025	ug/L	0.005	19	1626	2445	6	Standard
Al	27	0.603	ug/L	0.013	2	3178	17124	1	Standard
K	39	0.131	ug/L	0.534	407	392918	439448	1	Standard
Ca	44	-1.442	ug/L	0.066	4	9544	8979	2	Standard
Cr	52	0.069	ug/L	0.029	42	12493	15103	2	Standard
Cr	53	0.013	ug/L	0.007	54	93	131	12	Standard
Fe	54	-0.581	ug/L	0.717	123	65504	71618	2	Standard
Fe	57	3.564	ug/L	0.846	23	16753	21988	2	Standard
Mn	55	0.002	ug/L	0.001	25	320	415	5	Standard
> Ge	72		ug/L			33859	36394	2	KED
Ni	60	0.020	ug/L	0.034	166	15	49	109	KED
Ni	62	0.034	ug/L	0.032	92	2	11	72	KED
Cu	63	0.029	ug/L	0.046	156	59	196	107	KED
Cu	65	0.020	ug/L	0.038	192	33	81	107	KED
Zn	66	0.023	ug/L	0.030	131	40	55	32	KED
Zn	67	0.085	ug/L	0.034	39	5	13	20	KED
As	75	0.030	ug/L	0.035	116	1	10	97	KED
Y	89		ug/L			276930	293146	0	Standard
Kr	83		ug/L			38	45	19	Standard
> In-1	115		ug/L			7539	8289	0	KED
Mo	98	0.005	ug/L	0.005	103	4	11	59	KED
Cd	111	0.003	ug/L	0.004	150	2	3	34	KED
Cd	114	-0.001	ug/L	0.003	204	2	1	107	KED
> In	115		ug/L			526809	554706	1	Standard
Ba	135	0.002	ug/L	0.000	18	35	49	3	Standard
Ba	137	0.002	ug/L	0.001	93	64	86	20	Standard
> Tb	159		ug/L			1145720	1225202	1	Standard
Tl	205	0.004	ug/L	0.001	15	52	328	11	Standard
Pb	208	0.001	ug/L	0.000	14	280	368	2	Standard

ICP-MS Quantitative Analysis - Summary Report

Sample ID: SEQ-CRL1

Sample Dil Factor:

DEL

Comments:

Sample Date/Time: Wednesday, April 26, 2023 16:21:17

Number of Replicates: 3

Method File: C:\Users\Public\Documents\PerkinElmer Syngistix\ICPMS\Method\200.8_DailyMethod_KED_UCT.mth

Tuning File: C:\Users\Public\Documents\PerkinElmer Syngistix\ICPMS\MassCal\Default.tun

Optimization File: C:\Users\Public\Documents\PerkinElmer Syngistix\ICPMS\Conditions\Default.dac

Calibration File: C:\Users\Public\Documents\PerkinElmer Syngistix\ICPMS\System\042623.cal

Analyte	Mass	Conc. Mean	Units	Conc. SD	Conc. RSD	Blank Intens.	Meas. Intens.	Intens. RSD	Mode
C	13		ug/L			28612	34253	2	Standard
Cl	37		ug/L			4292670	4742571	2	Standard
> Sc	45		ug/L			428118	487479	1	Standard
Na	23	90.906	ug/L	2.289	2	12669	1773348	3	Standard
Mg	24	18.860	ug/L	0.161	0	1626	484513	0	Standard
Al	27	18.651	ug/L	0.251	1	3178	433183	1	Standard
K	39	16.628	ug/L	0.852	5	392918	693639	1	Standard
Ca	44	43.168	ug/L	0.466	1	9544	61475	1	Standard
Cr	52	0.529	ug/L	0.021	3	12493	23630	1	Standard
Cr	53	0.497	ug/L	0.025	5	93	1124	4	Standard
Fe	54	33.007	ug/L	0.757	2	65504	151951	2	Standard
Fe	57	35.562	ug/L	0.823	2	16753	53089	0	Standard
Mn	55	0.450	ug/L	0.004	0	320	13579	1	Standard
> Ge	72		ug/L			33859	36889	0	KED
Ni	60	0.508	ug/L	0.023	4	15	822	4	KED
Ni	62	0.559	ug/L	0.055	9	2	145	8	KED
Cu	63	0.539	ug/L	0.032	6	59	2486	6	KED
Cu	65	0.535	ug/L	0.007	1	33	1248	1	KED
Zn	66	6.087	ug/L	0.056	0	40	3505	1	KED
Zn	67	5.753	ug/L	0.433	7	5	544	7	KED
As	75	0.233	ug/L	0.019	8	1	66	8	KED
Y	89		ug/L			276930	294112	2	Standard
Kr	83		ug/L			38	43	13	Standard
> In-1	115		ug/L			7539	8394	1	KED
Mo	98	0.203	ug/L	0.012	6	4	291	4	KED
Cd	111	0.105	ug/L	0.028	26	2	33	26	KED
Cd	114	0.110	ug/L	0.030	27	2	85	26	KED
> In	115		ug/L			526809	555815	2	Standard
Ba	135	0.471	ug/L	0.011	2	35	3206	1	Standard
Ba	137	0.461	ug/L	0.015	3	64	5568	1	Standard
> Tb	159		ug/L			1145720	1235969	0	Standard
Tl	205	0.185	ug/L	0.000	0	52	13511	0	Standard
Pb	208	0.101	ug/L	0.001	1	280	9555	0	Standard

ICP-MS Quantitative Analysis - Summary Report

Sample ID: SEQ-IFA1

Sample Dil Factor:

DEL

Comments:

Sample Date/Time: Wednesday, April 26, 2023 16:26:09

Number of Replicates: 3

Method File: C:\Users\Public\Documents\PerkinElmer Syngistix\ICPMS\Method\200.8_DailyMethod_KED_UCT.mth

Tuning File: C:\Users\Public\Documents\PerkinElmer Syngistix\ICPMS\MassCal\Default.tun

Optimization File: C:\Users\Public\Documents\PerkinElmer Syngistix\ICPMS\Conditions\Default.dac

Calibration File: C:\Users\Public\Documents\PerkinElmer Syngistix\ICPMS\System\042623.cal

Analyte	Mass	Conc. Mean	Units	Conc. SD	Conc. RSD	Blank Intens.	Meas. Intens.	Intens. RSD	Mode
C	13		ug/L			28612	114141	1	Standard
Cl	37		ug/L			4292670	10842742	3	Standard
> Sc	45		ug/L			428118	470658	2	Standard
Na	23	20375.426	ug/L	356.508	1	12669	380528099	0	Standard
Mg	24	19080.611	ug/L	1081.517	5	1626	471354889	5	Standard
Al	27	20363.855	ug/L	321.983	1	3178	452767593	0	Standard
K	39	20535.584	ug/L	403.846	1	392918	294071441	2	Standard
Ca	44	19760.543	ug/L	918.732	4	9544	22361879	2	Standard
Cr	52	0.809	ug/L	0.033	4	12493	27602	1	Standard
Cr	53	3.108	ug/L	0.088	2	93	6257	4	Standard
Fe	54	19293.415	ug/L	524.541	2	65504	43713713	1	Standard
Fe	57	19899.553	ug/L	264.086	1	16753	18394629	1	Standard
Mn	55	0.086	ug/L	0.001	0	320	2776	1	Standard
> Ge	72		ug/L			33859	34317	0	KED
Ni	60	0.102	ug/L	0.007	7	15	166	6	KED
Ni	62	0.150	ug/L	0.014	9	2	38	8	KED
Cu	63	0.035	ug/L	0.003	8	59	205	5	KED
Cu	65	0.038	ug/L	0.003	6	33	114	4	KED
Zn	66	0.276	ug/L	0.040	14	40	186	11	KED
Zn	67	0.269	ug/L	0.047	17	5	29	13	KED
As	75	0.035	ug/L	0.007	18	1	10	15	KED
Y	89		ug/L			276930	291842	1	Standard
Kr	83		ug/L			38	89	26	Standard
> In-1	115		ug/L			7539	7958	1	KED
Mo	98	395.364	ug/L	8.013	2	4	528656	0	KED
Cd	111	0.086	ug/L	0.024	28	2	26	26	KED
Cd	114	0.057	ug/L	0.008	13	2	43	14	KED
> In	115		ug/L			526809	527676	0	Standard
Ba	135	0.105	ug/L	0.008	8	35	703	7	Standard
Ba	137	0.105	ug/L	0.004	3	64	1252	3	Standard
> Tb	159		ug/L			1145720	1207102	1	Standard
Tl	205	0.014	ug/L	0.000	0	52	1033	1	Standard
Pb	208	0.027	ug/L	0.000	0	280	2720	0	Standard

ICP-MS Quantitative Analysis - Summary Report

Sample ID: SEQ-IFB1

Sample Dil Factor:

DEL

Comments:

Sample Date/Time: Wednesday, April 26, 2023 16:31:03

Number of Replicates: 3

Method File: C:\Users\Public\Documents\PerkinElmer Syngistix\ICPMS\Method\200.8_DailyMethod_KED_UCT.mth

Tuning File: C:\Users\Public\Documents\PerkinElmer Syngistix\ICPMS\MassCal\Default.tun

Optimization File: C:\Users\Public\Documents\PerkinElmer Syngistix\ICPMS\Conditions\Default.dac

Calibration File: C:\Users\Public\Documents\PerkinElmer Syngistix\ICPMS\System\042623.cal

Analyte	Mass	Conc. Mean	Units	Conc. SD	Conc. RSD	Blank Intens.	Meas. Intens.	Intens. RSD	Mode
C	13		ug/L			28612	118140	2	Standard
Cl	37		ug/L			4292670	10737283	0	Standard
> Sc	45		ug/L			428118	476611	2	Standard
Na	23	20675.572	ug/L	225.168	1	12669	391109819	2	Standard
Mg	24	19534.567	ug/L	579.562	2	1626	488600196	1	Standard
Al	27	20377.186	ug/L	266.242	1	3178	458890875	2	Standard
K	39	20570.266	ug/L	614.112	2	392918	298203266	1	Standard
Ca	44	20536.859	ug/L	266.347	1	9544	23546240	1	Standard
Cr	52	20.271	ug/L	0.584	2	12493	365939	0	Standard
Cr	53	22.820	ug/L	0.204	0	93	45849	1	Standard
Fe	54	19826.614	ug/L	386.233	1	65504	45489186	0	Standard
Fe	57	19892.990	ug/L	603.260	3	16753	18619370	2	Standard
Mn	55	17.787	ug/L	0.464	2	320	510676	1	Standard
> Ge	72		ug/L			33859	35157	0	KED
Ni	60	20.426	ug/L	0.157	0	15	30882	0	KED
Ni	62	20.730	ug/L	0.699	3	2	5046	2	KED
Cu	63	20.186	ug/L	0.250	1	59	86421	0	KED
Cu	65	20.506	ug/L	0.447	2	33	44299	1	KED
Zn	66	19.308	ug/L	0.158	0	40	10505	0	KED
Zn	67	17.730	ug/L	0.283	1	5	1588	2	KED
As	75	20.278	ug/L	0.152	0	1	5358	1	KED
Y	89		ug/L			276930	294217	2	Standard
Kr	83		ug/L			38	97	18	Standard
> In-1	115		ug/L			7539	7772	2	KED
Mo	98	412.775	ug/L	6.178	1	4	539071	0	KED
Cd	111	19.629	ug/L	0.793	4	2	5257	2	KED
Cd	114	19.600	ug/L	0.311	1	2	13554	1	KED
> In	115		ug/L			526809	533614	1	Standard
Ba	135	0.111	ug/L	0.002	2	35	751	2	Standard
Ba	137	0.110	ug/L	0.003	2	64	1327	1	Standard
> Tb	159		ug/L			1145720	1233409	1	Standard
Tl	205	0.008	ug/L	0.000	5	52	613	5	Standard
Pb	208	0.021	ug/L	0.001	3	280	2217	2	Standard

ICP-MS Quantitative Analysis - Summary Report

Sample ID: SEQ-HCV1

Sample Dil Factor:

DEL

Comments:

Sample Date/Time: Wednesday, April 26, 2023 16:36:17

Number of Replicates: 3

Method File: C:\Users\Public\Documents\PerkinElmer Syngistix\ICPMS\Method\200.8_DailyMethod_KED_UCT.mth

Tuning File: C:\Users\Public\Documents\PerkinElmer Syngistix\ICPMS\MassCal\Default.tun

Optimization File: C:\Users\Public\Documents\PerkinElmer Syngistix\ICPMS\Conditions\Default.dac

Calibration File: C:\Users\Public\Documents\PerkinElmer Syngistix\ICPMS\System\042623.cal

Analyte	Mass	Conc. Mean	Units	Conc. SD	Conc. RSD	Blank Intens.	Meas. Intens.	Intens. RSD	Mode
C	13		ug/L			28612	35402	3	Standard
Cl	37		ug/L			4292670	5369022	2	Standard
> Sc	45		ug/L			428118	454772	5	Standard
Na	23	21306.261	ug/L	1163.600	5	12669	383927176	2	Standard
Mg	24	20591.834	ug/L	878.368	4	1626	491138050	3	Standard
Al	27	21875.383	ug/L	764.510	3	3178	469579883	2	Standard
K	39	21156.547	ug/L	1305.306	6	392918	292156473	0	Standard
Ca	44	21423.586	ug/L	1063.584	4	9544	23412920	3	Standard
Cr	52	242.463	ug/L	12.197	5	12493	4026581	2	Standard
Cr	53	211.775	ug/L	10.220	4	93	404561	0	Standard
Fe	54	20795.870	ug/L	814.265	3	65504	45477678	1	Standard
Fe	57	21002.164	ug/L	1190.483	5	16753	18725707	1	Standard
Mn	55	213.349	ug/L	14.100	6	320	5831315	3	Standard
> Ge	72		ug/L			33859	36006	2	KED
Ni	60	196.990	ug/L	4.524	2	15	304824	1	KED
Ni	62	197.771	ug/L	4.755	2	2	49276	0	KED
Cu	63	194.641	ug/L	5.761	2	59	852766	2	KED
Cu	65	197.297	ug/L	6.943	3	33	436064	2	KED
Zn	66	192.081	ug/L	5.102	2	40	106640	2	KED
Zn	67	194.123	ug/L	3.214	1	5	17741	0	KED
As	75	205.517	ug/L	4.210	2	1	55580	0	KED
Y	89		ug/L			276930	276824	7	Standard
Kr	83		ug/L			38	115	12	Standard
> In-1	115		ug/L			7539	8256	2	KED
Mo	98	205.769	ug/L	5.811	2	4	285362	0	KED
Cd	111	193.145	ug/L	1.221	0	2	54948	1	KED
Cd	114	193.259	ug/L	7.658	3	2	141880	2	KED
> In	115		ug/L			526809	488498	6	Standard
Ba	135	205.745	ug/L	13.560	6	35	1212755	0	Standard
Ba	137	232.985	ug/L	14.471	6	64	2437097	1	Standard
> Tb	159		ug/L			1145720	1134523	6	Standard
Tl	205	213.100	ug/L	12.738	5	52	14220452	0	Standard
Pb	208	218.173	ug/L	15.737	7	280	18207233	0	Standard

ICP-MS Quantitative Analysis - Summary Report

Sample ID: SEQ-HCV2

Sample Dil Factor:

DEL

Comments:

Sample Date/Time: Wednesday, April 26, 2023 16:41:10

Number of Replicates: 3

Method File: C:\Users\Public\Documents\PerkinElmer Syngistix\ICPMS\Method\200.8_DailyMethod_KED_UCT.mth

Tuning File: C:\Users\Public\Documents\PerkinElmer Syngistix\ICPMS\MassCal\Default.tun

Optimization File: C:\Users\Public\Documents\PerkinElmer Syngistix\ICPMS\Conditions\Default.dac

Calibration File: C:\Users\Public\Documents\PerkinElmer Syngistix\ICPMS\System\042623.cal

Analyte	Mass	Conc. Mean	Units	Conc. SD	Conc. RSD	Blank Intens.	Meas. Intens.	Intens. RSD	Mode
C	13		ug/L			28612	37176	3	Standard
Cl	37		ug/L			4292670	5509434	3	Standard
> Sc	45		ug/L			428118	483865	3	Standard
Na	23	29696.229	ug/L	1112.819	3	12669	569803405	0	Standard
Mg	24	28580.158	ug/L	1010.023	3	1626	725452081	0	Standard
Al	27	30877.790	ug/L	1157.902	3	3178	705327947	0	Standard
K	39	30726.399	ug/L	813.227	2	392918	452110954	3	Standard
Ca	44	29543.105	ug/L	1277.081	4	9544	34355411	1	Standard
Cr	52	343.824	ug/L	4.257	1	12493	6077141	2	Standard
Cr	53	301.961	ug/L	9.678	3	93	614256	0	Standard
Fe	54	28253.279	ug/L	805.496	2	65504	65759981	1	Standard
Fe	57	28753.184	ug/L	1227.604	4	16753	27295542	1	Standard
Mn	55	304.728	ug/L	8.219	2	320	8873565	0	Standard
> Ge	72		ug/L			33859	36123	1	KED
Ni	60	289.258	ug/L	2.634	0	15	449123	0	KED
Ni	62	291.425	ug/L	1.904	0	2	72866	0	KED
Cu	63	283.579	ug/L	7.407	2	59	1246398	1	KED
Cu	65	282.598	ug/L	5.002	1	33	626892	2	KED
Zn	66	276.262	ug/L	3.343	1	40	153899	2	KED
Zn	67	282.290	ug/L	4.763	1	5	25881	0	KED
As	75	303.986	ug/L	7.054	2	1	82483	0	KED
Y	89		ug/L			276930	279621	0	Standard
Kr	83		ug/L			38	182	11	Standard
> In-1	115		ug/L			7539	8196	0	KED
Mo	98	311.596	ug/L	2.520	0	4	429196	1	KED
Cd	111	287.421	ug/L	2.839	0	2	81181	0	KED
Cd	114	285.010	ug/L	0.655	0	2	207841	0	KED
> In	115		ug/L			526809	483000	0	Standard
Ba	135	279.265	ug/L	7.387	2	35	1631964	2	Standard
Ba	137	313.461	ug/L	5.096	1	64	3250219	1	Standard
> Tb	159		ug/L			1145720	1105714	0	Standard
Tl	205	307.981	ug/L	7.500	2	52	20078146	1	Standard
Pb	208	310.626	ug/L	5.268	1	280	25339196	1	Standard

ICP-MS Quantitative Analysis - Summary Report

Sample ID: SEQ-HCV1

Sample Dil Factor:

DEL

Comments:

Sample Date/Time: Wednesday, April 26, 2023 16:48:47

Number of Replicates: 3

Method File: C:\Users\Public\Documents\PerkinElmer Syngistix\ICPMS\Method\200.8_DailyMethod_KED_UCT.mth

Tuning File: C:\Users\Public\Documents\PerkinElmer Syngistix\ICPMS\MassCal\Default.tun

Optimization File: C:\Users\Public\Documents\PerkinElmer Syngistix\ICPMS\Conditions\Default.dac

Calibration File: C:\Users\Public\Documents\PerkinElmer Syngistix\ICPMS\System\042623.cal

Analyte	Mass	Conc. Mean	Units	Conc. SD	Conc. RSD	Blank Intens.	Meas. Intens.	Intens. RSD	Mode
C	13		ug/L			28612	35897	2	Standard
Cl	37		ug/L			4292670	5520922	2	Standard
> Sc	45		ug/L			428118	497465	0	Standard
Na	23	19996.712	ug/L	470.636	2	12669	394827423	2	Standard
Mg	24	18786.258	ug/L	448.598	2	1626	490643477	2	Standard
Al	27	19960.352	ug/L	189.342	0	3178	469193256	1	Standard
K	39	20203.951	ug/L	624.569	3	392918	305834601	2	Standard
Ca	44	19549.062	ug/L	505.533	2	9544	23397730	2	Standard
Cr	52	229.470	ug/L	2.765	1	12493	4175904	1	Standard
Cr	53	202.999	ug/L	2.335	1	93	424895	0	Standard
Fe	54	18978.930	ug/L	690.011	3	65504	45464764	3	Standard
Fe	57	19139.667	ug/L	121.623	0	16753	18704085	0	Standard
Mn	55	202.918	ug/L	2.711	1	320	6078789	1	Standard
> Ge	72		ug/L			33859	37767	0	KED
Ni	60	194.893	ug/L	2.255	1	15	316395	1	KED
Ni	62	198.473	ug/L	1.853	0	2	51885	0	KED
Cu	63	191.685	ug/L	1.975	1	59	881040	0	KED
Cu	65	194.260	ug/L	1.382	0	33	450518	0	KED
Zn	66	192.741	ug/L	1.387	0	40	112257	0	KED
Zn	67	193.127	ug/L	4.888	2	5	18516	2	KED
As	75	206.267	ug/L	1.938	0	1	58526	0	KED
Y	89		ug/L			276930	289656	1	Standard
Kr	83		ug/L			38	101	7	Standard
> In-1	115		ug/L			7539	8808	2	KED
Mo	98	199.046	ug/L	5.173	2	4	294506	0	KED
Cd	111	189.253	ug/L	2.880	1	2	57432	1	KED
Cd	114	189.806	ug/L	3.381	1	2	148704	1	KED
> In	115		ug/L			526809	503400	0	Standard
Ba	135	187.618	ug/L	0.685	0	35	1142779	0	Standard
Ba	137	220.219	ug/L	0.194	0	64	2379847	0	Standard
> Tb	159		ug/L			1145720	1207704	2	Standard
Tl	205	193.718	ug/L	7.982	4	52	13786866	1	Standard
Pb	208	197.059	ug/L	5.371	2	280	17552618	1	Standard

ICP-MS Quantitative Analysis - Summary Report

Sample ID: SEQ-IBL2

Sample Dil Factor:

Comments:

Sample Date/Time: Wednesday, April 26, 2023 16:55:45

Number of Replicates: 3

Method File: C:\Users\Public\Documents\PerkinElmer Syngistix\ICPMS\Method\200.8_DailyMethod_KED_UCT.mth

Tuning File: C:\Users\Public\Documents\PerkinElmer Syngistix\ICPMS\MassCal\Default.tun

Optimization File: C:\Users\Public\Documents\PerkinElmer Syngistix\ICPMS\Conditions\Default.dac

Calibration File: C:\Users\Public\Documents\PerkinElmer Syngistix\ICPMS\System\042623.cal

Analyte	Mass	Conc. Mean	Units	Conc. SD	Conc. RSD	Blank Intens.	Meas. Intens.	Intens. RSD	Mode
C	13		ug/L			28612	36035	2	Standard
Cl	37		ug/L			4292670	5247557	2	Standard
> Sc	45		ug/L			428118	523505	2	Standard
Na	23	2.608	ug/L	1.265	48	12669	70122	40	Standard
Mg	24	1.031	ug/L	1.400	135	1626	30980	128	Standard
Al	27	1.561	ug/L	1.361	87	3178	43083	81	Standard
K	39	2.850	ug/L	0.500	17	392918	525889	3	Standard
Ca	44	1.407	ug/L	0.949	67	9544	13464	11	Standard
Cr	52	0.151	ug/L	0.018	11	12493	18157	1	Standard
Cr	53	0.117	ug/L	0.010	8	93	372	7	Standard
Fe	54	0.554	ug/L	0.734	132	65504	81524	4	Standard
Fe	57	1.894	ug/L	0.995	52	16753	22441	6	Standard
Mn	55	0.028	ug/L	0.014	50	320	1271	37	Standard
> Ge	72		ug/L			33859	41091	0	KED
Ni	60	0.011	ug/L	0.001	8	15	39	5	KED
Ni	62	0.023	ug/L	0.011	50	2	9	34	KED
Cu	63	0.008	ug/L	0.002	19	59	111	6	KED
Cu	65	0.006	ug/L	0.007	111	33	55	30	KED
Zn	66	0.118	ug/L	0.030	25	40	123	14	KED
Zn	67	0.147	ug/L	0.060	41	5	22	27	KED
As	75	0.014	ug/L	0.002	15	1	6	11	KED
Y	89		ug/L			276930	285583	1	Standard
Kr	83		ug/L			38	45	27	Standard
> In-1	115		ug/L			7539	9299	2	KED
Mo	98	0.034	ug/L	0.011	31	4	58	25	KED
Cd	111	0.006	ug/L	0.008	128	2	4	52	KED
Cd	114	0.007	ug/L	0.002	24	2	8	13	KED
> In	115		ug/L			526809	535657	3	Standard
Ba	135	0.028	ug/L	0.017	60	35	217	49	Standard
Ba	137	0.022	ug/L	0.018	83	64	317	65	Standard
> Tb	159		ug/L			1145720	1278381	2	Standard
Tl	205	0.024	ug/L	0.015	64	52	1844	64	Standard
Pb	208	0.017	ug/L	0.015	91	280	1884	77	Standard

ICP-MS Quantitative Analysis - Summary Report

Sample ID: SEQ-CCV2

Sample Dil Factor:

Comments:

Sample Date/Time: Wednesday, April 26, 2023 17:02:34

Number of Replicates: 3

Method File: C:\Users\Public\Documents\PerkinElmer Syngistix\ICPMS\Method\200.8_DailyMethod_KED_UCT.mth

Tuning File: C:\Users\Public\Documents\PerkinElmer Syngistix\ICPMS\MassCal\Default.tun

Optimization File: C:\Users\Public\Documents\PerkinElmer Syngistix\ICPMS\Conditions\Default.dac

Calibration File: C:\Users\Public\Documents\PerkinElmer Syngistix\ICPMS\System\042623.cal

Analyte	Mass	Conc. Mean	Units	Conc. SD	Conc. RSD	Blank Intens.	Meas. Intens.	Intens. RSD	Mode
C	13		ug/L			28612	32785	4	Standard
Cl	37		ug/L			4292670	5607666	2	Standard
> Sc	45		ug/L			428118	525948	1	Standard
Na	23	4826.776	ug/L	118.986	2	12669	100794989	3	Standard
Mg	24	4792.975	ug/L	69.738	1	1626	132371080	2	Standard
Al	27	4844.175	ug/L	66.902	1	3178	120380315	1	Standard
K	39	4779.902	ug/L	19.884	0	392918	76874769	1	Standard
Ca	44	4760.965	ug/L	81.105	1	9544	6034667	3	Standard
Cr	52	51.290	ug/L	0.237	0	12493	998738	1	Standard
Cr	53	50.736	ug/L	0.954	1	93	112345	1	Standard
Fe	54	4722.739	ug/L	34.560	0	65504	12021550	0	Standard
Fe	57	4782.864	ug/L	44.668	0	16753	4957033	1	Standard
Mn	55	46.142	ug/L	0.358	0	320	1461659	0	Standard
> Ge	72		ug/L			33859	41207	0	KED
Ni	60	49.106	ug/L	0.997	2	15	86999	2	KED
Ni	62	49.282	ug/L	0.348	0	2	14059	0	KED
Cu	63	48.986	ug/L	0.713	1	59	245726	1	KED
Cu	65	49.338	ug/L	0.492	0	33	124875	0	KED
Zn	66	51.632	ug/L	0.665	1	40	32847	1	KED
Zn	67	52.075	ug/L	1.142	2	5	5453	2	KED
As	75	50.103	ug/L	0.427	0	1	15512	0	KED
Y	89		ug/L			276930	293625	0	Standard
Kr	83		ug/L			38	50	38	Standard
> In-1	115		ug/L			7539	8956	3	KED
Mo	98	50.016	ug/L	1.861	3	4	75226	1	KED
Cd	111	49.815	ug/L	1.847	3	2	15365	0	KED
Cd	114	49.831	ug/L	1.469	2	2	39685	0	KED
> In	115		ug/L			526809	534593	1	Standard
Ba	135	50.819	ug/L	0.681	1	35	328693	1	Standard
Ba	137	51.567	ug/L	2.080	4	64	591569	2	Standard
> Tb	159		ug/L			1145720	1297683	2	Standard
Tl	205	48.956	ug/L	1.072	2	52	3744964	0	Standard
Pb	208	48.129	ug/L	0.957	1	280	4607186	1	Standard

ICP-MS Quantitative Analysis - Summary Report

Sample ID: SEQ-CCB2

Sample Dil Factor:

Comments:

Sample Date/Time: Wednesday, April 26, 2023 17:10:11

Number of Replicates: 3

Method File: C:\Users\Public\Documents\PerkinElmer Syngistix\ICPMS\Method\200.8_DailyMethod_KED_UCT.mth

Tuning File: C:\Users\Public\Documents\PerkinElmer Syngistix\ICPMS\MassCal\Default.tun

Optimization File: C:\Users\Public\Documents\PerkinElmer Syngistix\ICPMS\Conditions\Default.dac

Calibration File: C:\Users\Public\Documents\PerkinElmer Syngistix\ICPMS\System\042623.cal

Analyte	Mass	Conc. Mean	Units	Conc. SD	Conc. RSD	Blank Intens.	Meas. Intens.	Intens. RSD	Mode
C	13		ug/L			28612	32761	4	Standard
Cl	37		ug/L			4292670	5186756	1	Standard
> Sc	45		ug/L			428118	515994	2	Standard
Na	23	1.017	ug/L	0.034	3	12669	36077	1	Standard
Mg	24	0.036	ug/L	0.003	7	1626	2941	1	Standard
Al	27	0.798	ug/L	0.018	2	3178	23285	2	Standard
K	39	1.010	ug/L	0.763	75	392918	489188	0	Standard
Ca	44	-1.560	ug/L	0.189	12	9544	9564	0	Standard
Cr	52	0.129	ug/L	0.024	18	12493	17471	1	Standard
Cr	53	0.080	ug/L	0.010	12	93	287	9	Standard
Fe	54	-0.808	ug/L	0.524	64	65504	76921	1	Standard
Fe	57	1.004	ug/L	0.114	11	16753	21208	2	Standard
Mn	55	0.003	ug/L	0.000	14	320	481	5	Standard
> Ge	72		ug/L			33859	42357	0	KED
Ni	60	0.001	ug/L	0.003	338	15	21	26	KED
Ni	62	0.006	ug/L	0.013	208	2	5	78	KED
Cu	63	0.004	ug/L	0.001	28	59	93	6	KED
Cu	65	0.004	ug/L	0.004	90	33	52	17	KED
Zn	66	0.010	ug/L	0.022	217	40	56	24	KED
Zn	67	0.052	ug/L	0.010	20	5	12	8	KED
As	75	0.007	ug/L	0.006	86	1	4	44	KED
Y	89		ug/L			276930	282846	3	Standard
Kr	83		ug/L			38	48	6	Standard
> In-1	115		ug/L			7539	9519	3	KED
Mo	98	0.010	ug/L	0.005	49	4	21	39	KED
Cd	111	0.016	ug/L	0.018	112	2	7	70	KED
Cd	114	0.006	ug/L	0.003	56	2	7	36	KED
> In	115		ug/L			526809	537812	1	Standard
Ba	135	0.002	ug/L	0.000	21	35	46	6	Standard
Ba	137	0.002	ug/L	0.001	73	64	86	18	Standard
> Tb	159		ug/L			1145720	1277512	3	Standard
Tl	205	0.007	ug/L	0.000	1	52	620	3	Standard
Pb	208	0.001	ug/L	0.000	19	280	409	3	Standard

ICP-MS Quantitative Analysis - Summary Report

Sample ID: SEQ-CAL1

Sample Dil Factor:

Comments:

Sample Date/Time: Wednesday, April 26, 2023 17:18:44

Number of Replicates: 3

Method File: C:\Users\Public\Documents\PerkinElmer Syngistix\ICPMS\Method\200.8_DailyMethod_KED_UCT.mth

Tuning File: C:\Users\Public\Documents\PerkinElmer Syngistix\ICPMS\MassCal\Default.tun

Optimization File: C:\Users\Public\Documents\PerkinElmer Syngistix\ICPMS\Conditions\Default.dac

Calibration File: C:\Users\Public\Documents\PerkinElmer Syngistix\ICPMS\System\042623.cal

Analyte	Mass	Conc. Mean	Units	Conc. SD	Conc. RSD	Blank Intens.	Meas. Intens.	Intens. RSD	Mode
C	13		ug/L				32357	3	Standard
Cl	37		ug/L				5128745	1	Standard
> Sc	45		ug/L				522248	1	Standard
Na	23		ug/L				20516	2	Standard
Mg	24		ug/L				2102	3	Standard
Al	27		ug/L				22771	2	Standard
K	39		ug/L				474479	1	Standard
Ca	44		ug/L				9054	3	Standard
Cr	52		ug/L				17579	0	Standard
Cr	53		ug/L				261	3	Standard
Fe	54		ug/L				76103	1	Standard
Fe	57		ug/L				22683	2	Standard
Mn	55		ug/L				389	2	Standard
> Ge	72		ug/L				41846	0	KED
Ni	60		ug/L				20	32	KED
Ni	62		ug/L				1	100	KED
Cu	63		ug/L				50	4	KED
Cu	65		ug/L				36	27	KED
Zn	66		ug/L				31	27	KED
Zn	67		ug/L				8	35	KED
As	75		ug/L				4	15	KED
Y	89		ug/L				289048	1	Standard
Kr	83		ug/L				46	21	Standard
> In-1	115		ug/L				9530	2	KED
Mo	98		ug/L				12	48	KED
Cd	111		ug/L				3	25	KED
Cd	114		ug/L				5	34	KED
> In	115		ug/L				542648	3	Standard
Ba	135		ug/L				48	11	Standard
Ba	137		ug/L				64	20	Standard
> Tb	159		ug/L				1272467	0	Standard
Tl	205		ug/L				377	9	Standard
Pb	208		ug/L				316	8	Standard

ICP-MS Quantitative Analysis - Summary Report

Sample ID: SEQ-CCV3

Sample Dil Factor:

Comments:

Sample Date/Time: Wednesday, April 26, 2023 17:23:38

Number of Replicates: 3

Method File: C:\Users\Public\Documents\PerkinElmer Syngistix\ICPMS\Method\200.8_DailyMethod_KED_UCT.mth

Tuning File: C:\Users\Public\Documents\PerkinElmer Syngistix\ICPMS\MassCal\Default.tun

Optimization File: C:\Users\Public\Documents\PerkinElmer Syngistix\ICPMS\Conditions\Default.dac

Calibration File: C:\Users\Public\Documents\PerkinElmer Syngistix\ICPMS\System\042623.cal

Analyte	Mass	Conc. Mean	Units	Conc. SD	Conc. RSD	Blank Intens.	Meas. Intens.	Intens. RSD	Mode
C	13		ug/L			32357	32210	2	Standard
Cl	37		ug/L			5128745	5662532	1	Standard
> Sc	45		ug/L			522248	530240	0	Standard
Na	23	4875.003	ug/L	37.658	0	20516	102610617	0	Standard
Mg	24	4925.610	ug/L	120.514	2	2102	137129720	2	Standard
Al	27	4924.999	ug/L	35.956	0	22771	123417297	1	Standard
K	39	4852.925	ug/L	105.946	2	474479	78663856	1	Standard
Ca	44	4872.443	ug/L	103.833	2	9054	6221991	1	Standard
Cr	52	50.609	ug/L	0.726	1	17579	996172	2	Standard
Cr	53	50.696	ug/L	0.377	0	261	113344	1	Standard
Fe	54	4840.703	ug/L	95.387	1	76103	12416387	1	Standard
Fe	57	4886.324	ug/L	27.585	0	22683	5107547	1	Standard
Mn	55	46.036	ug/L	0.685	1	389	1470185	0	Standard
> Ge	72		ug/L			41846	41516	2	KED
Ni	60	47.796	ug/L	0.584	1	20	85299	1	KED
Ni	62	49.517	ug/L	1.100	2	1	14229	2	KED
Cu	63	48.514	ug/L	1.010	2	50	245077	0	KED
Cu	65	48.638	ug/L	1.428	2	36	123966	0	KED
Zn	66	51.014	ug/L	1.098	2	31	32667	0	KED
Zn	67	51.454	ug/L	0.735	1	8	5428	2	KED
As	75	49.660	ug/L	1.308	2	4	15488	1	KED
Y	89		ug/L			289048	297930	1	Standard
Kr	83		ug/L			46	52	26	Standard
> In-1	115		ug/L			9530	9258	2	KED
Mo	98	49.043	ug/L	1.436	2	12	76276	0	KED
Cd	111	49.109	ug/L	1.081	2	3	15666	0	KED
Cd	114	48.147	ug/L	1.363	2	5	39645	0	KED
> In	115		ug/L			542648	550745	2	Standard
Ba	135	50.330	ug/L	0.821	1	48	335352	0	Standard
Ba	137	50.716	ug/L	0.900	1	64	599527	0	Standard
> Tb	159		ug/L			1272467	1326631	1	Standard
Tl	205	49.040	ug/L	1.189	2	377	3835735	0	Standard
Pb	208	47.900	ug/L	0.645	1	316	4688324	1	Standard

ICP-MS Quantitative Analysis - Summary Report

Sample ID: SEQ-CCB3

Sample Dil Factor:

Comments:

Sample Date/Time: Wednesday, April 26, 2023 17:29:29

Number of Replicates: 3

Method File: C:\Users\Public\Documents\PerkinElmer Syngistix\ICPMS\Method\200.8_DailyMethod_KED_UCT.mth

Tuning File: C:\Users\Public\Documents\PerkinElmer Syngistix\ICPMS\MassCal\Default.tun

Optimization File: C:\Users\Public\Documents\PerkinElmer Syngistix\ICPMS\Conditions\Default.dac

Calibration File: C:\Users\Public\Documents\PerkinElmer Syngistix\ICPMS\System\042623.cal

Analyte	Mass	Conc. Mean	Units	Conc. SD	Conc. RSD	Blank Intens.	Meas. Intens.	Intens. RSD	Mode
C	13		ug/L			32357	33747	1	Standard
Cl	37		ug/L			5128745	5298612	1	Standard
> Sc	45		ug/L			522248	525119	2	Standard
Na	23	-0.054	ug/L	0.011	21	20516	19493	2	Standard
Mg	24	0.012	ug/L	0.004	35	2102	2436	2	Standard
Al	27	-0.013	ug/L	0.026	197	22771	22558	0	Standard
K	39	0.758	ug/L	0.382	50	474479	489087	1	Standard
Ca	44	-0.169	ug/L	0.190	112	9054	8889	2	Standard
Cr	52	-0.004	ug/L	0.018	514	17579	17602	1	Standard
Cr	53	-0.022	ug/L	0.006	27	261	214	4	Standard
Fe	54	0.903	ug/L	0.235	26	76103	78792	1	Standard
Fe	57	-1.184	ug/L	0.377	31	22683	21593	4	Standard
Mn	55	0.001	ug/L	0.001	105	389	421	8	Standard
> Ge	72		ug/L			41846	41560	0	KED
Ni	60	-0.000	ug/L	0.003	1286	20	20	28	KED
Ni	62	0.015	ug/L	0.004	23	1	6	17	KED
Cu	63	0.005	ug/L	0.003	56	50	74	17	KED
Cu	65	0.001	ug/L	0.001	76	36	38	5	KED
Zn	66	0.023	ug/L	0.006	27	31	45	8	KED
Zn	67	-0.024	ug/L	0.018	77	8	5	33	KED
As	75	0.001	ug/L	0.003	282	4	4	20	KED
Y	89		ug/L			289048	294314	1	Standard
Kr	83		ug/L			46	37	28	Standard
> In-1	115		ug/L			9530	9143	2	KED
Mo	98	0.008	ug/L	0.006	71	12	23	37	KED
Cd	111	-0.001	ug/L	0.011	1637	3	3	95	KED
Cd	114	-0.002	ug/L	0.002	109	5	3	52	KED
> In	115		ug/L			542648	553637	3	Standard
Ba	135	0.001	ug/L	0.001	91	48	53	8	Standard
Ba	137	0.002	ug/L	0.001	24	64	92	5	Standard
> Tb	159		ug/L			1272467	1310282	0	Standard
Tl	205	0.002	ug/L	0.000	16	377	507	4	Standard
Pb	208	0.000	ug/L	0.000	837	316	328	6	Standard

ICP-MS Quantitative Analysis - Summary Report

Sample ID: SEQ-CRL1

Sample Dil Factor:

Comments:

Sample Date/Time: Wednesday, April 26, 2023 17:34:22

Number of Replicates: 3

Method File: C:\Users\Public\Documents\PerkinElmer Syngistix\ICPMS\Method\200.8_DailyMethod_KED_UCT.mth

Tuning File: C:\Users\Public\Documents\PerkinElmer Syngistix\ICPMS\MassCal\Default.tun

Optimization File: C:\Users\Public\Documents\PerkinElmer Syngistix\ICPMS\Conditions\Default.dac

Calibration File: C:\Users\Public\Documents\PerkinElmer Syngistix\ICPMS\System\042623.cal

Analyte	Mass	Conc. Mean	Units	Conc. SD	Conc. RSD	Blank Intens.	Meas. Intens.	Intens. RSD	Mode
C	13		ug/L			32357	36405	3	Standard
Cl	37		ug/L			5128745	5177051	2	Standard
> Sc	45		ug/L			522248	532291	3	Standard
Na	23	88.715	ug/L	1.520	1	20516	1894482	1	Standard
Mg	24	18.229	ug/L	0.118	0	2102	511507	2	Standard
Al	27	18.528	ug/L	0.603	3	22771	489031	2	Standard
K	39	17.349	ug/L	1.318	7	474479	763765	1	Standard
Ca	44	44.352	ug/L	1.528	3	9054	65963	0	Standard
Cr	52	0.519	ug/L	0.028	5	17579	27970	1	Standard
Cr	53	0.491	ug/L	0.025	5	261	1364	1	Standard
Fe	54	32.648	ug/L	1.871	5	76103	161023	1	Standard
Fe	57	31.154	ug/L	1.718	5	22683	55629	1	Standard
Mn	55	0.467	ug/L	0.008	1	389	15352	1	Standard
> Ge	72		ug/L			41846	41779	0	KED
Ni	60	0.493	ug/L	0.038	7	20	906	7	KED
Ni	62	0.481	ug/L	0.046	9	1	140	9	KED
Cu	63	0.518	ug/L	0.002	0	50	2684	0	KED
Cu	65	0.513	ug/L	0.022	4	36	1352	3	KED
Zn	66	6.079	ug/L	0.193	3	31	3946	3	KED
Zn	67	5.899	ug/L	0.140	2	8	633	2	KED
As	75	0.213	ug/L	0.007	3	4	71	3	KED
Y	89		ug/L			289048	296111	2	Standard
Kr	83		ug/L			46	40	11	Standard
> In-1	115		ug/L			9530	9192	2	KED
Mo	98	0.196	ug/L	0.008	3	12	314	4	KED
Cd	111	0.087	ug/L	0.034	38	3	31	34	KED
Cd	114	0.084	ug/L	0.019	22	5	74	20	KED
> In	115		ug/L			542648	548616	1	Standard
Ba	135	0.507	ug/L	0.019	3	48	3409	1	Standard
Ba	137	0.510	ug/L	0.006	1	64	6067	0	Standard
> Tb	159		ug/L			1272467	1310197	1	Standard
Tl	205	0.175	ug/L	0.002	1	377	13896	0	Standard
Pb	208	0.093	ug/L	0.001	1	316	9324	2	Standard

ICP-MS Quantitative Analysis - Summary Report

Sample ID: SEQ-IFA1

Sample Dil Factor:

Comments:

Sample Date/Time: Wednesday, April 26, 2023 17:39:42

Number of Replicates: 3

Method File: C:\Users\Public\Documents\PerkinElmer Syngistix\ICPMS\Method\200.8_DailyMethod_KED_UCT.mth

Tuning File: C:\Users\Public\Documents\PerkinElmer Syngistix\ICPMS\MassCal\Default.tun

Optimization File: C:\Users\Public\Documents\PerkinElmer Syngistix\ICPMS\Conditions\Default.dac

Calibration File: C:\Users\Public\Documents\PerkinElmer Syngistix\ICPMS\System\042623.cal

Analyte Mass	Conc. Mean	Units	Conc. SD	Conc. RSD	Blank Intens.	Meas. Intens.	Intens. RSD	Mode
C	13	ug/L			32357	124923	0	Standard
Cl	37	ug/L			5128745	11565777	1	Standard
> Sc	45	ug/L			522248	517508	1	Standard
Na	23	19800.663	62.869	0	20516	406729277	1	Standard
Mg	24	18661.324	28.818	0	2102	507052706	1	Standard
Al	27	19848.621	426.480	2	22771	485443290	3	Standard
K	39	19828.748	497.622	2	474479	312202814	1	Standard
Ca	44	19027.907	200.246	1	9054	23690077	1	Standard
Cr	52	0.691	0.008	1	17579	30459	1	Standard
Cr	53	3.473	0.061	1	261	7819	2	Standard
Fe	54	18925.598	348.453	1	76103	47167090	2	Standard
Fe	57	19110.727	316.123	1	22683	19431961	2	Standard
Mn	55	0.074	0.002	2	389	2689	0	Standard
> Ge	72				41846	38391	1	KED
Ni	60	0.097	0.006	6	20	179	5	KED
Ni	62	0.118	0.010	8	1	33	8	KED
Cu	63	0.037	0.007	17	50	220	12	KED
Cu	65	0.033	0.003	8	36	111	5	KED
Zn	66	0.281	0.018	6	31	194	5	KED
Zn	67	0.189	0.076	40	8	26	29	KED
As	75	0.028	0.004	14	4	12	8	KED
Y	89				289048	296835	5	Standard
Kr	83				46	108	13	Standard
> In-1	115				9530	8584	1	KED
Mo	98	395.984	6.774	1	12	571150	0	KED
Cd	111	0.068	0.011	16	3	23	16	KED
Cd	114	0.051	0.010	20	5	44	16	KED
> In	115				542648	532846	3	Standard
Ba	135	0.119	0.006	4	48	813	5	Standard
Ba	137	0.105	0.001	0	64	1261	2	Standard
> Tb	159				1272467	1273632	1	Standard
Tl	205	0.012	0.000	3	377	1250	3	Standard
Pb	208	0.024	0.000	0	316	2594	1	Standard

ICP-MS Quantitative Analysis - Summary Report

Sample ID: SEQ-IFB1

Sample Dil Factor:

Comments:

Sample Date/Time: Wednesday, April 26, 2023 17:44:35

Number of Replicates: 3

Method File: C:\Users\Public\Documents\PerkinElmer Syngistix\ICPMS\Method\200.8_DailyMethod_KED_UCT.mth

Tuning File: C:\Users\Public\Documents\PerkinElmer Syngistix\ICPMS\MassCal\Default.tun

Optimization File: C:\Users\Public\Documents\PerkinElmer Syngistix\ICPMS\Conditions\Default.dac

Calibration File: C:\Users\Public\Documents\PerkinElmer Syngistix\ICPMS\System\042623.cal

Analyte	Mass	Conc. Mean	Units	Conc. SD	Conc. RSD	Blank Intens.	Meas. Intens.	Intens. RSD	Mode
C	13		ug/L			32357	124152	4	Standard
Cl	37		ug/L			5128745	11415442	2	Standard
> Sc	45		ug/L			522248	511907	1	Standard
Na	23	19705.366	ug/L	757.065	3	20516	400341276	3	Standard
Mg	24	19628.953	ug/L	95.249	0	2102	527561032	1	Standard
Al	27	19992.599	ug/L	411.862	2	22771	483555612	1	Standard
K	39	20591.768	ug/L	379.611	1	474479	320758015	2	Standard
Ca	44	20080.637	ug/L	775.975	3	9054	24724049	2	Standard
Cr	52	20.100	ug/L	0.245	1	17579	392346	2	Standard
Cr	53	22.853	ug/L	0.235	1	261	49469	2	Standard
Fe	54	19459.074	ug/L	546.720	2	76103	47962495	2	Standard
Fe	57	19590.351	ug/L	377.666	1	22683	19700379	1	Standard
Mn	55	18.159	ug/L	0.272	1	389	560101	1	Standard
> Ge	72		ug/L			41846	37699	2	KED
Ni	60	20.072	ug/L	0.430	2	20	32532	1	KED
Ni	62	20.891	ug/L	0.694	3	1	5449	0	KED
Cu	63	20.076	ug/L	0.738	3	50	92089	1	KED
Cu	65	19.978	ug/L	0.813	4	36	46249	2	KED
Zn	66	19.317	ug/L	0.614	3	31	11248	1	KED
Zn	67	17.787	ug/L	0.743	4	8	1708	1	KED
As	75	20.087	ug/L	0.807	4	4	5689	1	KED
Y	89		ug/L			289048	302525	1	Standard
Kr	83		ug/L			46	107	11	Standard
> In-1	115		ug/L			9530	8550	1	KED
Mo	98	395.275	ug/L	6.016	1	12	567949	0	KED
Cd	111	18.740	ug/L	0.190	1	3	5525	1	KED
Cd	114	18.710	ug/L	0.260	1	5	14238	0	KED
> In	115		ug/L			542648	555051	3	Standard
Ba	135	0.110	ug/L	0.011	10	48	784	8	Standard
Ba	137	0.112	ug/L	0.009	8	64	1397	4	Standard
> Tb	159		ug/L			1272467	1287519	0	Standard
Tl	205	0.005	ug/L	0.001	13	377	755	6	Standard
Pb	208	0.026	ug/L	0.001	4	316	2795	3	Standard

ICP-MS Quantitative Analysis - Summary Report

Sample ID: SEQ-HCV1

Sample Dil Factor:

Comments:

Sample Date/Time: Wednesday, April 26, 2023 17:49:29

Number of Replicates: 3

Method File: C:\Users\Public\Documents\PerkinElmer Syngistix\ICPMS\Method\200.8_DailyMethod_KED_UCT.mth

Tuning File: C:\Users\Public\Documents\PerkinElmer Syngistix\ICPMS\MassCal\Default.tun

Optimization File: C:\Users\Public\Documents\PerkinElmer Syngistix\ICPMS\Conditions\Default.dac

Calibration File: C:\Users\Public\Documents\PerkinElmer Syngistix\ICPMS\System\042623.cal

Analyte	Mass	Conc. Mean	Units	Conc. SD	Conc. RSD	Blank Intens.	Meas. Intens.	Intens. RSD	Mode
C	13		ug/L			32357	36645	0	Standard
Cl	37		ug/L			5128745	5518758	3	Standard
> Sc	45		ug/L			522248	503066	2	Standard
Na	23	19789.244	ug/L	230.530	1	20516	395061164	1	Standard
Mg	24	19243.079	ug/L	532.871	2	2102	508038431	0	Standard
Al	27	20246.328	ug/L	919.046	4	22771	480981092	2	Standard
K	39	20081.532	ug/L	453.458	2	474479	307310999	0	Standard
Ca	44	19874.235	ug/L	495.719	2	9054	24045615	1	Standard
Cr	52	228.985	ug/L	6.289	2	17579	4214459	1	Standard
Cr	53	201.946	ug/L	1.478	0	261	427549	1	Standard
Fe	54	19526.609	ug/L	357.397	1	76103	47293458	2	Standard
Fe	57	19681.953	ug/L	607.971	3	22683	19444613	1	Standard
Mn	55	203.911	ug/L	2.234	1	389	6176706	1	Standard
> Ge	72		ug/L			41846	37752	2	KED
Ni	60	196.604	ug/L	2.592	1	20	319001	1	KED
Ni	62	199.531	ug/L	7.156	3	1	52118	1	KED
Cu	63	191.996	ug/L	2.343	1	50	881990	0	KED
Cu	65	194.198	ug/L	4.076	2	36	450075	0	KED
Zn	66	193.114	ug/L	4.741	2	31	112381	1	KED
Zn	67	196.255	ug/L	4.512	2	8	18805	0	KED
As	75	205.139	ug/L	5.961	2	4	58165	1	KED
Y	89		ug/L			289048	282913	2	Standard
Kr	83		ug/L			46	117	22	Standard
> In-1	115		ug/L			9530	8356	4	KED
Mo	98	206.941	ug/L	7.441	3	12	290322	1	KED
Cd	111	196.485	ug/L	7.392	3	3	56523	1	KED
Cd	114	195.009	ug/L	6.367	3	5	144867	2	KED
> In	115		ug/L			542648	517344	1	Standard
Ba	135	193.879	ug/L	5.870	3	48	1213349	1	Standard
Ba	137	223.604	ug/L	7.303	3	64	2482747	2	Standard
> Tb	159		ug/L			1272467	1216350	1	Standard
Tl	205	200.429	ug/L	3.760	1	377	14374042	1	Standard
Pb	208	203.784	ug/L	1.959	0	316	18286785	0	Standard

ICP-MS Quantitative Analysis - Summary Report

Sample ID: SEQ-HCV2

Sample Dil Factor:

Comments:

Sample Date/Time: Wednesday, April 26, 2023 17:54:22

Number of Replicates: 3

Method File: C:\Users\Public\Documents\PerkinElmer Syngistix\ICPMS\Method\200.8_DailyMethod_KED_UCT.mth

Tuning File: C:\Users\Public\Documents\PerkinElmer Syngistix\ICPMS\MassCal\Default.tun

Optimization File: C:\Users\Public\Documents\PerkinElmer Syngistix\ICPMS\Conditions\Default.dac

Calibration File: C:\Users\Public\Documents\PerkinElmer Syngistix\ICPMS\System\042623.cal

Analyte	Mass	Conc. Mean	Units	Conc. SD	Conc. RSD	Blank Intens.	Meas. Intens.	Intens. RSD	Mode
C	13		ug/L			32357	36096	2	Standard
Cl	37		ug/L			5128745	5473392	2	Standard
> Sc	45		ug/L			522248	496455	2	Standard
Na	23	29874.612	ug/L	767.258	2	20516	588423443	0	Standard
Mg	24	27664.395	ug/L	786.098	2	2102	720801937	1	Standard
Al	27	29980.850	ug/L	844.905	2	22771	702989133	0	Standard
K	39	30777.026	ug/L	1292.584	4	474479	464397995	1	Standard
Ca	44	29388.866	ug/L	705.130	2	9054	35083304	0	Standard
Cr	52	340.735	ug/L	5.862	1	17579	6182289	2	Standard
Cr	53	302.944	ug/L	2.814	0	261	632825	1	Standard
Fe	54	28185.557	ug/L	983.588	3	76103	67306555	0	Standard
Fe	57	28652.088	ug/L	1033.737	3	22683	27920159	1	Standard
Mn	55	298.512	ug/L	3.218	1	389	8922989	1	Standard
> Ge	72		ug/L			41846	36743	1	KED
Ni	60	293.544	ug/L	2.302	0	20	463603	0	KED
Ni	62	296.458	ug/L	7.119	2	1	75409	3	KED
Cu	63	284.233	ug/L	1.563	0	50	1271039	1	KED
Cu	65	287.202	ug/L	2.994	1	36	647956	0	KED
Zn	66	280.598	ug/L	1.811	0	31	158970	1	KED
Zn	67	283.024	ug/L	3.549	1	8	26397	0	KED
As	75	307.491	ug/L	4.891	1	4	84876	0	KED
Y	89		ug/L			289048	281533	1	Standard
Kr	83		ug/L			46	160	7	Standard
> In-1	115		ug/L			9530	8449	2	KED
Mo	98	310.576	ug/L	7.842	2	12	440825	1	KED
Cd	111	284.808	ug/L	6.719	2	3	82902	1	KED
Cd	114	282.438	ug/L	9.405	3	5	212209	0	KED
> In	115		ug/L			542648	489642	0	Standard
Ba	135	279.988	ug/L	6.794	2	48	1658640	1	Standard
Ba	137	316.866	ug/L	6.208	1	64	3330450	1	Standard
> Tb	159		ug/L			1272467	1121389	0	Standard
Tl	205	300.857	ug/L	8.771	2	377	19893010	2	Standard
Pb	208	306.448	ug/L	3.127	1	316	25353802	0	Standard

ICP-MS Quantitative Analysis - Summary Report

Sample ID: SEQ-IBL3

Sample Dil Factor:

Comments:

Sample Date/Time: Wednesday, April 26, 2023 18:01:59

Number of Replicates: 3

Method File: C:\Users\Public\Documents\PerkinElmer Syngistix\ICPMS\Method\200.8_DailyMethod_KED_UCT.mth

Tuning File: C:\Users\Public\Documents\PerkinElmer Syngistix\ICPMS\MassCal\Default.tun

Optimization File: C:\Users\Public\Documents\PerkinElmer Syngistix\ICPMS\Conditions\Default.dac

Calibration File: C:\Users\Public\Documents\PerkinElmer Syngistix\ICPMS\System\042623.cal

Analyte	Mass	Conc. Mean	Units	Conc. SD	Conc. RSD	Blank Intens.	Meas. Intens.	Intens. RSD	Mode
C	13		ug/L			32357	35677	1	Standard
Cl	37		ug/L			5128745	5216755	1	Standard
> Sc	45		ug/L			522248	532956	1	Standard
Na	23	1.239	ug/L	0.069	5	20516	47132	1	Standard
Mg	24	0.172	ug/L	0.006	3	2102	6961	1	Standard
Al	27	0.410	ug/L	0.028	6	22771	33546	1	Standard
K	39	2.668	ug/L	0.519	19	474479	527327	0	Standard
Ca	44	1.468	ug/L	0.202	13	9054	11119	1	Standard
Cr	52	0.015	ug/L	0.023	151	17579	18232	1	Standard
Cr	53	-0.002	ug/L	0.011	596	261	262	9	Standard
Fe	54	1.262	ug/L	1.071	84	76103	80887	3	Standard
Fe	57	-1.381	ug/L	0.595	43	22683	21696	1	Standard
Mn	55	0.020	ug/L	0.000	0	389	1036	2	Standard
> Ge	72		ug/L			41846	42680	0	KED
Ni	60	0.056	ug/L	0.066	119	20	123	98	KED
Ni	62	0.080	ug/L	0.075	94	1	25	87	KED
Cu	63	0.064	ug/L	0.073	114	50	382	99	KED
Cu	65	0.051	ug/L	0.063	123	36	170	96	KED
Zn	66	0.184	ug/L	0.083	45	31	153	35	KED
Zn	67	0.122	ug/L	0.055	45	8	21	26	KED
As	75	0.061	ug/L	0.067	109	4	24	88	KED
Y	89		ug/L			289048	302763	1	Standard
Kr	83		ug/L			46	43	15	Standard
> In-1	115		ug/L			9530	9547	4	KED
Mo	98	0.065	ug/L	<u>0.053</u>	81	12	117	77	KED
Cd	111	0.037	ug/L	<u>0.054</u>	144	3	16	113	KED
Cd	114	0.039	ug/L	<u>0.063</u>	162	5	39	141	KED
> In	115		ug/L			542648	553179	1	Standard
Ba	135	0.010	ug/L	0.001	14	48	114	6	Standard
Ba	137	0.014	ug/L	0.001	7	64	233	5	Standard
> Tb	159		ug/L			1272467	1299894	1	Standard
Tl	205	0.011	ug/L	0.001	9	377	1197	6	Standard
Pb	208	0.007	ug/L	0.001	9	316	1033	6	Standard

ICP-MS Quantitative Analysis - Summary Report

Sample ID: SEQ-CCV4

Sample Dil Factor:

Comments:

Sample Date/Time: Wednesday, April 26, 2023 18:07:16

Number of Replicates: 3

Method File: C:\Users\Public\Documents\PerkinElmer Syngistix\ICPMS\Method\200.8_DailyMethod_KED_UCT.mth

Tuning File: C:\Users\Public\Documents\PerkinElmer Syngistix\ICPMS\MassCal\Default.tun

Optimization File: C:\Users\Public\Documents\PerkinElmer Syngistix\ICPMS\Conditions\Default.dac

Calibration File: C:\Users\Public\Documents\PerkinElmer Syngistix\ICPMS\System\042623.cal

Analyte	Mass	Conc. Mean	Units	Conc. SD	Conc. RSD	Blank Intens.	Meas. Intens.	Intens. RSD	Mode
C	13		ug/L			32357	33542	0	Standard
Cl	37		ug/L			5128745	5635065	2	Standard
> Sc	45		ug/L			522248	546059	1	Standard
Na	23	4784.719	ug/L	89.869	1	20516	103704439	0	Standard
Mg	24	4823.396	ug/L	111.174	2	2102	138312981	3	Standard
Al	27	4912.913	ug/L	223.015	4	22771	126809989	5	Standard
K	39	4801.205	ug/L	148.529	3	474479	80144864	2	Standard
Ca	44	4859.973	ug/L	142.344	2	9054	6391606	3	Standard
Cr	52	50.008	ug/L	0.848	1	17579	1013716	0	Standard
Cr	53	50.517	ug/L	0.219	0	261	116315	1	Standard
Fe	54	4779.406	ug/L	117.671	2	76103	12626650	2	Standard
Fe	57	4816.069	ug/L	47.016	0	22683	5184841	1	Standard
Mn	55	45.657	ug/L	1.023	2	389	1501429	1	Standard
> Ge	72		ug/L			41846	41905	1	KED
Ni	60	49.015	ug/L	0.498	1	20	88303	1	KED
Ni	62	49.748	ug/L	0.452	0	1	14430	0	KED
Cu	63	48.449	ug/L	1.375	2	50	247090	2	KED
Cu	65	48.848	ug/L	1.327	2	36	125687	1	KED
Zn	66	52.042	ug/L	1.394	2	31	33640	1	KED
Zn	67	51.574	ug/L	2.271	4	8	5491	3	KED
As	75	50.737	ug/L	1.371	2	4	15973	1	KED
Y	89		ug/L			289048	300573	2	Standard
Kr	83		ug/L			46	53	17	Standard
> In-1	115		ug/L			9530	9168	2	KED
Mo	98	50.154	ug/L	0.962	1	12	77261	0	KED
Cd	111	50.101	ug/L	1.433	2	3	15825	0	KED
Cd	114	49.126	ug/L	0.180	0	5	40076	2	KED
> In	115		ug/L			542648	555336	0	Standard
Ba	135	50.608	ug/L	0.691	1	48	340079	0	Standard
Ba	137	51.081	ug/L	0.549	1	64	608999	0	Standard
> Tb	159		ug/L			1272467	1347066	0	Standard
Tl	205	48.846	ug/L	1.235	2	377	3880612	2	Standard
Pb	208	47.144	ug/L	0.408	0	316	4686055	1	Standard

ICP-MS Quantitative Analysis - Summary Report

Sample ID: SEQ-CCB4

Sample Dil Factor:

Comments:

Sample Date/Time: Wednesday, April 26, 2023 18:14:54

Number of Replicates: 3

Method File: C:\Users\Public\Documents\PerkinElmer Syngistix\ICPMS\Method\200.8_DailyMethod_KED_UCT.mth

Tuning File: C:\Users\Public\Documents\PerkinElmer Syngistix\ICPMS\MassCal\Default.tun

Optimization File: C:\Users\Public\Documents\PerkinElmer Syngistix\ICPMS\Conditions\Default.dac

Calibration File: C:\Users\Public\Documents\PerkinElmer Syngistix\ICPMS\System\042623.cal

Analyte	Mass	Conc. Mean	Units	Conc. SD	Conc. RSD	Blank Intens.	Meas. Intens.	Intens. RSD	Mode
C	13		ug/L			32357	32344	3	Standard
Cl	37		ug/L			5128745	5311175	1	Standard
> Sc	45		ug/L			522248	543702	3	Standard
Na	23	0.388	ug/L	0.044	11	20516	29707	0	Standard
Mg	24	0.028	ug/L	0.002	7	2102	2998	3	Standard
Al	27	-0.752	ug/L	0.004	0	22771	4387	2	Standard
K	39	0.698	ug/L	1.071	153	474479	505151	0	Standard
Ca	44	-1.073	ug/L	0.313	29	9054	8016	2	Standard
Cr	52	-0.004	ug/L	0.051	1404	17579	18209	2	Standard
Cr	53	-0.023	ug/L	0.010	44	261	219	9	Standard
Fe	54	-0.198	ug/L	1.507	760	76103	78648	3	Standard
Fe	57	-1.910	ug/L	0.891	46	22683	21559	1	Standard
Mn	55	0.002	ug/L	0.001	66	389	459	4	Standard
> Ge	72		ug/L			41846	42077	1	KED
Ni	60	-0.000	ug/L	0.004	8341	20	20	31	KED
Ni	62	0.004	ug/L	0.007	173	1	3	69	KED
Cu	63	0.002	ug/L	0.001	70	50	60	11	KED
Cu	65	0.001	ug/L	0.001	62	36	38	2	KED
Zn	66	0.017	ug/L	0.019	109	31	42	28	KED
Zn	67	-0.024	ug/L	0.031	125	8	5	57	KED
As	75	-0.001	ug/L	0.001	130	4	4	6	KED
Y	89		ug/L			289048	292206	3	Standard
Kr	83		ug/L			46	53	31	Standard
> In-1	115		ug/L			9530	9656	1	KED
Mo	98	0.008	ug/L	0.004	50	12	24	24	KED
Cd	111	0.020	ug/L	0.008	42	3	10	27	KED
Cd	114	0.007	ug/L	0.006	79	5	11	40	KED
> In	115		ug/L			542648	553571	1	Standard
Ba	135	-0.001	ug/L	0.002	137	48	41	25	Standard
Ba	137	0.003	ug/L	0.001	43	64	100	13	Standard
> Tb	159		ug/L			1272467	1316350	3	Standard
Tl	205	0.004	ug/L	0.000	1	377	694	4	Standard
Pb	208	0.000	ug/L	0.000	87	316	364	10	Standard

ICP-MS Quantitative Analysis - Summary Report

Sample ID: **BLD0180-BLK2**

Sample Dil Factor:

Comments:

Sample Date/Time: **Wednesday, April 26, 2023 18:24:00**

Number of Replicates: 3

Method File: C:\Users\Public\Documents\PerkinElmer Syngistix\ICPMS\Method\200.8_DailyMethod_KED_UCT.mth

Tuning File: C:\Users\Public\Documents\PerkinElmer Syngistix\ICPMS\MassCal\Default.tun

Optimization File: C:\Users\Public\Documents\PerkinElmer Syngistix\ICPMS\Conditions\Default.dac

Calibration File: C:\Users\Public\Documents\PerkinElmer Syngistix\ICPMS\System\042623.cal

Analyte	Mass	Conc. Mean	Units	Conc. SD	Conc. RSD	Blank Intens.	Meas. Intens.	Intens. RSD	Mode
C	13		ug/L			32357	53587	1	Standard
Cl	37		ug/L			5128745	5139362	2	Standard
> Sc	45		ug/L			522248	542092	0	Standard
Na	23	3.069	ug/L	0.076	2	20516	87313	1	Standard
Mg	24	0.434	ug/L	0.014	3	2102	14528	2	Standard
Al	27	0.377	ug/L	0.012	3	22771	33284	0	Standard
K	39	1.395	ug/L	0.404	28	474479	515474	0	Standard
Ca	44	6.363	ug/L	0.175	2	9054	17693	0	Standard
Cr	52	0.107	ug/L	0.008	7	17579	20358	0	Standard
Cr	53	0.040	ug/L	0.007	18	261	363	5	Standard
Fe	54	1.559	ug/L	0.702	45	76103	83054	1	Standard
Fe	57	0.612	ug/L	0.718	117	22683	24194	2	Standard
Mn	55	0.073	ug/L	0.002	2	389	2779	2	Standard
> Ge	72		ug/L			41846	43271	1	KED
Ni	60	0.049	ug/L	0.004	9	20	113	8	KED
Ni	62	0.053	ug/L	0.019	36	1	17	32	KED
Cu	63	0.073	ug/L	0.002	3	50	438	2	KED
Cu	65	0.067	ug/L	0.004	5	36	215	3	KED
Zn	66	0.422	ug/L	0.045	10	31	313	9	KED
Zn	67	0.338	ug/L	0.041	12	8	45	11	KED
As	75	-0.004	ug/L	0.006	142	4	3	62	KED
Y	89		ug/L			289048	299112	3	Standard
Kr	83		ug/L			46	28	43	Standard
> In-1	115		ug/L			9530	9754	2	KED
Mo	98	0.021	ug/L	0.012	57	12	46	39	KED
Cd	111	0.002	ug/L	0.009	546	3	4	68	KED
Cd	114	0.004	ug/L	0.002	59	5	9	21	KED
> In	115		ug/L			542648	571320	2	Standard
Ba	135	0.053	ug/L	0.002	4	48	415	3	Standard
Ba	137	0.062	ug/L	0.003	5	64	824	2	Standard
> Tb	159		ug/L			1272467	1321343	0	Standard
Tl	205	0.001	ug/L	0.000	28	377	507	5	Standard
Pb	208	0.005	ug/L	0.000	8	316	850	4	Standard

ICP-MS Quantitative Analysis - Summary Report

Sample ID: **BLD0180-BS2**

Sample Dil Factor:

Comments:

Sample Date/Time: **Wednesday, April 26, 2023 18:28:53**

Number of Replicates: 3

Method File: C:\Users\Public\Documents\PerkinElmer Syngistix\ICPMS\Method\200.8_DailyMethod_KED_UCT.mth

Tuning File: C:\Users\Public\Documents\PerkinElmer Syngistix\ICPMS\MassCal\Default.tun

Optimization File: C:\Users\Public\Documents\PerkinElmer Syngistix\ICPMS\Conditions\Default.dac

Calibration File: C:\Users\Public\Documents\PerkinElmer Syngistix\ICPMS\System\042623.cal

Analyte	Mass	Conc. Mean	Units	Conc. SD	Conc. RSD	Blank Intens.	Meas. Intens.	Intens. RSD	Mode
C	13		ug/L			32357	51710	1	Standard
Cl	37		ug/L			5128745	5748037	3	Standard
Sc	45		ug/L			522248	548584	1	Standard
Na	23	5063.954	ug/L	39.577	0	20516	110283431	1	Standard
Mg	24	5050.991	ug/L	186.610	3	2102	145452368	2	Standard
Al	27	5141.063	ug/L	135.971	2	22771	133292263	3	Standard
K	39	4976.162	ug/L	138.014	2	474479	83460830	3	Standard
Ca	44	5117.749	ug/L	171.031	3	9054	6761176	3	Standard
Cr	52	26.164	ug/L	0.139	0	17579	541687	1	Standard
Cr	53	26.061	ug/L	0.628	2	261	60419	3	Standard
Fe	54	4931.685	ug/L	100.542	2	76103	13088198	2	Standard
Fe	57	4993.541	ug/L	154.740	3	22683	5399866	3	Standard
Mn	55	23.723	ug/L	0.150	0	389	784047	0	Standard
Ge	72		ug/L			41846	41952	0	KED
Ni	60	25.981	ug/L	0.523	2	20	46869	1	KED
Ni	62	26.138	ug/L	0.533	2	1	7591	2	KED
Cu	63	26.112	ug/L	0.074	0	50	133363	1	KED
Cu	65	25.802	ug/L	0.019	0	36	66503	0	KED
Zn	66	84.909	ug/L	1.403	1	31	54940	1	KED
Zn	67	78.709	ug/L	2.237	2	8	8387	2	KED
As	75	26.182	ug/L	0.202	0	4	8256	1	KED
Y	89		ug/L			289048	300417	1	Standard
Kr	83		ug/L			46	53	18	Standard
In-1	115		ug/L			9530	9497	2	KED
Mo	98	0.011	ug/L	0.004	36	12	29	19	KED
Cd	111	25.314	ug/L	0.590	2	3	8286	1	KED
Cd	114	25.062	ug/L	0.279	1	5	21180	2	KED
In	115		ug/L			542648	558321	2	Standard
Ba	135	25.764	ug/L	0.391	1	48	174061	0	Standard
Ba	137	26.654	ug/L	0.406	1	64	319460	0	Standard
Tb	159		ug/L			1272467	1342540	1	Standard
Tl	205	22.775	ug/L	0.558	2	377	1803028	1	Standard
Pb	208	23.318	ug/L	0.457	1	316	2309661	1	Standard

ICP-MS Quantitative Analysis - Summary Report

Sample ID: **BLD0292-BLK3**

Sample Dil Factor:

Comments:

Sample Date/Time: **Wednesday, April 26, 2023 18:33:46**

Number of Replicates: 3

Method File: C:\Users\Public\Documents\PerkinElmer Syngistix\ICPMS\Method\200.8_DailyMethod_KED_UCT.mth

Tuning File: C:\Users\Public\Documents\PerkinElmer Syngistix\ICPMS\MassCal\Default.tun

Optimization File: C:\Users\Public\Documents\PerkinElmer Syngistix\ICPMS\Conditions\Default.dac

Calibration File: C:\Users\Public\Documents\PerkinElmer Syngistix\ICPMS\System\042623.cal

Analyte	Mass	Conc. Mean	Units	Conc. SD	Conc. RSD	Blank Intens.	Meas. Intens.	Intens. RSD	Mode
C	13		ug/L			32357	52843	2	Standard
Cl	37		ug/L			5128745	5191547	1	Standard
> Sc	45		ug/L			522248	540107	2	Standard
Na	23	3.664	ug/L	1.841	50	20516	100063	40	Standard
Mg	24	1.525	ug/L	1.942	127	2102	45842	122	Standard
Al	27	1.323	ug/L	1.795	135	22771	57658	81	Standard
K	39	2.035	ug/L	1.376	67	474479	524237	5	Standard
Ca	44	4.037	ug/L	1.893	46	9054	14629	18	Standard
Cr	52	0.247	ug/L	0.002	0	17579	23041	2	Standard
Cr	53	0.162	ug/L	0.010	5	261	638	2	Standard
Fe	54	3.831	ug/L	1.460	38	76103	88674	5	Standard
Fe	57	1.291	ug/L	1.976	153	22683	24845	9	Standard
Mn	55	0.032	ug/L	0.013	41	389	1440	31	Standard
> Ge	72		ug/L			41846	43571	0	KED
Ni	60	0.003	ug/L	0.002	83	20	27	16	KED
Ni	62	0.014	ug/L	0.007	49	1	6	34	KED
Cu	63	0.036	ug/L	0.001	2	50	245	2	KED
Cu	65	0.032	ug/L	0.002	7	36	123	5	KED
Zn	66	0.999	ug/L	0.062	6	31	703	6	KED
Zn	67	0.939	ug/L	0.148	15	8	112	14	KED
As	75	-0.001	ug/L	0.001	130	4	4	5	KED
Y	89		ug/L			289048	295965	2	Standard
Kr	83		ug/L			46	36	18	Standard
> In-1	115		ug/L			9530	9775	2	KED
Mo	98	0.021	ug/L	0.007	31	12	47	24	KED
Cd	111	-0.006	ug/L	0.003	48	3	1	50	KED
Cd	114	0.000	ug/L	0.001	270	5	6	16	KED
> In	115		ug/L			542648	559290	2	Standard
Ba	135	0.040	ug/L	0.016	41	48	319	32	Standard
Ba	137	0.044	ug/L	0.019	42	64	589	36	Standard
> Tb	159		ug/L			1272467	1321312	2	Standard
Tl	205	0.007	ug/L	0.012	170	377	944	100	Standard
Pb	208	0.010	ug/L	0.012	124	316	1327	95	Standard

ICP-MS Quantitative Analysis - Summary Report

Sample ID: **BLD0292-BS3**

Sample Dil Factor:

Comments:

Sample Date/Time: **Wednesday, April 26, 2023 18:38:40**

Number of Replicates: 3

Method File: C:\Users\Public\Documents\PerkinElmer Syngistix\ICPMS\Method\200.8_DailyMethod_KED_UCT.mth

Tuning File: C:\Users\Public\Documents\PerkinElmer Syngistix\ICPMS\MassCal\Default.tun

Optimization File: C:\Users\Public\Documents\PerkinElmer Syngistix\ICPMS\Conditions\Default.dac

Calibration File: C:\Users\Public\Documents\PerkinElmer Syngistix\ICPMS\System\042623.cal

Analyte	Mass	Conc. Mean	Units	Conc. SD	Conc. RSD	Blank Intens.	Meas. Intens.	Intens. RSD	Mode
C	13		ug/L			32357	53055	1	Standard
Cl	37		ug/L			5128745	5682214	2	Standard
Sc	45		ug/L			522248	528840	1	Standard
Na	23	5325.818	ug/L	141.315	2	20516	111801385	2	Standard
Mg	24	5372.592	ug/L	97.157	1	2102	149154738	1	Standard
Al	27	5441.021	ug/L	132.023	2	22771	135961695	1	Standard
K	39	5295.122	ug/L	133.856	2	474479	85560132	2	Standard
Ca	44	5223.489	ug/L	230.650	4	9054	6652106	4	Standard
Cr	52	27.619	ug/L	0.694	2	17579	550145	1	Standard
Cr	53	27.126	ug/L	0.855	3	261	60593	2	Standard
Fe	54	5286.119	ug/L	131.168	2	76103	13515677	2	Standard
Fe	57	5215.082	ug/L	200.745	3	22683	5433467	2	Standard
Mn	55	25.140	ug/L	0.311	1	389	800927	1	Standard
Ge	72		ug/L			41846	42998	1	KED
Ni	60	25.850	ug/L	0.401	1	20	47793	0	KED
Ni	62	25.824	ug/L	0.371	1	1	7687	1	KED
Cu	63	26.055	ug/L	0.222	0	50	136382	0	KED
Cu	65	25.899	ug/L	0.689	2	36	68405	1	KED
Zn	66	84.006	ug/L	2.224	2	31	55704	1	KED
Zn	67	80.552	ug/L	2.391	2	8	8798	2	KED
As	75	26.713	ug/L	0.628	2	4	8632	1	KED
Y	89		ug/L			289048	296604	2	Standard
Kr	83		ug/L			46	55	16	Standard
In-1	115		ug/L			9530	9550	0	KED
Mo	98	26.982	ug/L	0.407	1	12	43318	1	KED
Cd	111	25.819	ug/L	0.310	1	3	8501	1	KED
Cd	114	26.032	ug/L	0.469	1	5	22125	1	KED
In	115		ug/L			542648	538245	3	Standard
Ba	135	27.344	ug/L	0.789	2	48	178005	1	Standard
Ba	137	27.504	ug/L	0.899	3	64	317608	0	Standard
Tb	159		ug/L			1272467	1308874	2	Standard
Tl	205	23.228	ug/L	0.688	2	377	1792668	2	Standard
Pb	208	23.803	ug/L	0.713	2	316	2298176	1	Standard

ICP-MS Quantitative Analysis - Summary Report

Sample ID: **23C0435-02RE1**

Sample Dil Factor: **100**

Comments:

Sample Date/Time: **Wednesday, April 26, 2023 18:44:12**

Number of Replicates: 3

Method File: C:\Users\Public\Documents\PerkinElmer Syngistix\ICPMS\Method\200.8_DailyMethod_KED_UCT.mth

Tuning File: C:\Users\Public\Documents\PerkinElmer Syngistix\ICPMS\MassCal\Default.tun

Optimization File: C:\Users\Public\Documents\PerkinElmer Syngistix\ICPMS\Conditions\Default.dac

Calibration File: C:\Users\Public\Documents\PerkinElmer Syngistix\ICPMS\System\042623.cal

Analyte	Mass	Conc. Mean	Units	Conc. SD	Conc. RSD	Blank Intens.	Meas. Intens.	Intens. RSD	Mode
C	13		ug/L			32357	38598	4	Standard
Cl	37		ug/L			5128745	7240767	2	Standard
Sc	45		ug/L			522248	563155	1	Standard
Na	23	23193.845	ug/L	181.747	0	20516	518407321	1	Standard
Mg	24	2610.813	ug/L	42.379	1	2102	77187939	1	Standard
Al	27	-0.066	ug/L	0.027	41	22771	22794	1	Standard
K	39	822.356	ug/L	5.629	0	474479	14583236	1	Standard
Ca	44	1012.205	ug/L	19.030	1	9054	1380473	1	Standard
Cr	52	0.252	ug/L	0.021	8	17579	24140	2	Standard
Cr	53	1.577	ug/L	0.067	4	261	4018	5	Standard
Fe	54	4.421	ug/L	0.916	20	76103	94045	3	Standard
Fe	57	2.649	ug/L	0.596	22	22683	27388	2	Standard
Mn	55	1.004	ug/L	0.015	1	389	34456	2	Standard
Ge	72		ug/L			41846	43113	0	KED
Ni	60	0.040	ug/L	0.031	78	20	95	60	KED
Ni	62	0.068	ug/L	0.063	92	1	22	84	KED
Cu	63	0.104	ug/L	0.030	29	50	598	26	KED
Cu	65	0.096	ug/L	0.029	30	36	291	26	KED
Zn	66	2.875	ug/L	0.055	1	31	1942	1	KED
Zn	67	2.824	ug/L	0.263	9	8	317	9	KED
As	75	0.025	ug/L	0.027	107	4	12	67	KED
Y	89		ug/L			289048	302785	2	Standard
Kr	83		ug/L			46	51	24	Standard
In-1	115		ug/L			9530	9592	1	KED
Mo	98	0.001	ug/L	0.003	335	12	13	30	KED
Cd	111	-0.000	ug/L	0.008	6522	3	3	66	KED
Cd	114	0.002	ug/L	0.003	198	5	6	37	KED
In	115		ug/L			542648	537645	0	Standard
Ba	135	1.651	ug/L	0.015	0	48	10790	0	Standard
Ba	137	1.662	ug/L	0.004	0	64	19241	0	Standard
Tb	159		ug/L			1272467	1340437	2	Standard
Tl	205	-0.001	ug/L	0.000	37	377	351	3	Standard
Pb	208	0.012	ug/L	0.000	3	316	1553	0	Standard

ICP-MS Quantitative Analysis - Summary Report

Sample ID: **23C0435-06RE1**

Sample Dil Factor: **100**

Comments:

Sample Date/Time: **Wednesday, April 26, 2023 18:49:40**

Number of Replicates: 3

Method File: C:\Users\Public\Documents\PerkinElmer Syngistix\ICPMS\Method\200.8_DailyMethod_KED_UCT.mth

Tuning File: C:\Users\Public\Documents\PerkinElmer Syngistix\ICPMS\MassCal\Default.tun

Optimization File: C:\Users\Public\Documents\PerkinElmer Syngistix\ICPMS\Conditions\Default.dac

Calibration File: C:\Users\Public\Documents\PerkinElmer Syngistix\ICPMS\System\042623.cal

Analyte	Mass	Conc. Mean	Units	Conc. SD	Conc. RSD	Blank Intens.	Meas. Intens.	Intens. RSD	Mode
C	13		ug/L			32357	38820	3	Standard
Cl	37		ug/L			5128745	6486004	2	Standard
Sc	45		ug/L			522248	567642	1	Standard
Na	23	14582.838	ug/L	385.197	2	20516	328517246	2	Standard
Mg	24	1674.975	ug/L	38.273	2	2102	49912576	1	Standard
Al	27	0.158	ug/L	0.016	10	22771	28983	1	Standard
K	39	598.533	ug/L	5.721	0	474479	10839034	1	Standard
Ca	44	552.353	ug/L	4.705	0	9054	763864	1	Standard
Cr	52	0.224	ug/L	0.012	5	17579	23732	0	Standard
Cr	53	1.233	ug/L	0.061	4	261	3226	3	Standard
Fe	54	3.189	ug/L	0.562	17	76103	91409	0	Standard
Fe	57	1.241	ug/L	0.654	52	22683	26032	1	Standard
Mn	55	2.154	ug/L	0.032	1	389	74025	0	Standard
Ge	72		ug/L			41846	43713	1	KED
Ni	60	0.015	ug/L	0.005	33	20	50	19	KED
Ni	62	0.018	ug/L	0.027	147	1	7	108	KED
Cu	63	0.062	ug/L	0.003	4	50	385	4	KED
Cu	65	0.057	ug/L	0.011	19	36	191	13	KED
Zn	66	2.258	ug/L	0.087	3	31	1554	4	KED
Zn	67	2.254	ug/L	0.205	9	8	258	7	KED
As	75	0.010	ug/L	0.004	39	4	8	17	KED
Y	89		ug/L			289048	302180	1	Standard
Kr	83		ug/L			46	52	11	Standard
In-1	115		ug/L			9530	9674	1	KED
Mo	98	0.002	ug/L	0.004	193	12	16	45	KED
Cd	111	0.001	ug/L	0.002	215	3	4	13	KED
Cd	114	-0.000	ug/L	0.004	854	5	5	62	KED
In	115		ug/L			542648	551085	1	Standard
Ba	135	0.389	ug/L	0.009	2	48	2640	1	Standard
Ba	137	0.404	ug/L	0.002	0	64	4847	0	Standard
Tb	159		ug/L			1272467	1351236	1	Standard
Tl	205	-0.001	ug/L	0.000	37	377	315	9	Standard
Pb	208	0.008	ug/L	0.001	12	316	1095	8	Standard

ICP-MS Quantitative Analysis - Summary Report

Sample ID: **23C0435-07RE1**

Sample Dil Factor: **100**

Comments:

Sample Date/Time: **Wednesday, April 26, 2023 18:54:34**

Number of Replicates: 3

Method File: C:\Users\Public\Documents\PerkinElmer Syngistix\ICPMS\Method\200.8_DailyMethod_KED_UCT.mth

Tuning File: C:\Users\Public\Documents\PerkinElmer Syngistix\ICPMS\MassCal\Default.tun

Optimization File: C:\Users\Public\Documents\PerkinElmer Syngistix\ICPMS\Conditions\Default.dac

Calibration File: C:\Users\Public\Documents\PerkinElmer Syngistix\ICPMS\System\042623.cal

Analyte	Mass	Conc. Mean	Units	Conc. SD	Conc. RSD	Blank Intens.	Meas. Intens.	Intens. RSD	Mode
C	13		ug/L			32357	37686	0	Standard
Cl	37		ug/L			5128745	7098354	2	Standard
> Sc	45		ug/L			522248	562425	2	Standard
Na	23	19902.759	ug/L	320.729	1	20516	444377569	3	Standard
Mg	24	2408.704	ug/L	16.087	0	2102	71124075	1	Standard
Al	27	-0.453	ug/L	0.008	1	22771	12479	3	Standard
K	39	705.555	ug/L	14.913	2	474479	12565971	1	Standard
Ca	44	756.040	ug/L	24.226	3	9054	1031893	1	Standard
Cr	52	0.188	ug/L	0.008	4	17579	22797	2	Standard
Cr	53	2.031	ug/L	0.031	1	261	5086	2	Standard
Fe	54	140.734	ug/L	2.619	1	76103	462418	1	Standard
Fe	57	136.917	ug/L	2.679	1	22683	175502	0	Standard
Mn	55	1.401	ug/L	0.019	1	389	47863	3	Standard
> Ge	72		ug/L			41846	42799	1	KED
Ni	60	0.001	ug/L	0.006	502	20	23	44	KED
Ni	62	0.015	ug/L	0.014	90	1	6	62	KED
Cu	63	0.095	ug/L	0.005	5	50	546	4	KED
Cu	65	0.081	ug/L	0.003	3	36	250	1	KED
Zn	66	0.257	ug/L	0.035	13	31	201	12	KED
Zn	67	0.338	ug/L	0.137	40	8	45	32	KED
As	75	-0.004	ug/L	0.005	128	4	3	43	KED
Y	89		ug/L			289048	302035	2	Standard
Kr	83		ug/L			46	40	17	Standard
> In-1	115		ug/L			9530	9491	2	KED
Mo	98	0.001	ug/L	0.004	293	12	14	45	KED
Cd	111	-0.001	ug/L	0.009	1012	3	3	78	KED
Cd	114	0.002	ug/L	0.002	107	5	7	25	KED
> In	115		ug/L			542648	526867	2	Standard
Ba	135	0.421	ug/L	0.007	1	48	2728	1	Standard
Ba	137	0.428	ug/L	0.011	2	64	4900	2	Standard
> Tb	159		ug/L			1272467	1313496	1	Standard
Tl	205	-0.001	ug/L	0.000	42	377	299	13	Standard
Pb	208	0.002	ug/L	0.000	6	316	555	2	Standard

ICP-MS Quantitative Analysis - Summary Report

Sample ID: **23C0453-01RE1**

Sample Dil Factor: **100**

Comments:

Sample Date/Time: **Wednesday, April 26, 2023 18:59:29**

Number of Replicates: 3

Method File: C:\Users\Public\Documents\PerkinElmer Syngistix\ICPMS\Method\200.8_DailyMethod_KED_UCT.mth

Tuning File: C:\Users\Public\Documents\PerkinElmer Syngistix\ICPMS\MassCal\Default.tun

Optimization File: C:\Users\Public\Documents\PerkinElmer Syngistix\ICPMS\Conditions\Default.dac

Calibration File: C:\Users\Public\Documents\PerkinElmer Syngistix\ICPMS\System\042623.cal

Analyte	Mass	Conc. Mean	Units	Conc. SD	Conc. RSD	Blank Intens.	Meas. Intens.	Intens. RSD	Mode
C	13		ug/L			32357	40078	2	Standard
Cl	37		ug/L			5128745	6977528	4	Standard
Sc	45		ug/L			522248	582383	0	Standard
Na	23	19631.943	ug/L	584.848	2	20516	453739073	2	Standard
Mg	24	2075.355	ug/L	96.031	4	2102	63442992	3	Standard
Al	27	-0.551	ug/L	0.019	3	22771	10239	4	Standard
K	39	683.565	ug/L	23.460	3	474479	12623813	2	Standard
Ca	44	670.351	ug/L	21.150	3	9054	948812	2	Standard
Cr	52	0.287	ug/L	0.022	7	17579	25701	0	Standard
Cr	53	1.989	ug/L	0.055	2	261	5164	2	Standard
Fe	54	31.018	ug/L	2.997	9	76103	171672	4	Standard
Fe	57	28.583	ug/L	0.794	2	22683	57958	1	Standard
Mn	55	1.718	ug/L	0.065	3	389	60663	2	Standard
Ge	72		ug/L			41846	44418	1	KED
Ni	60	0.006	ug/L	0.002	30	20	34	11	KED
Ni	62	0.014	ug/L	0.020	141	1	6	96	KED
Cu	63	0.155	ug/L	0.002	1	50	893	0	KED
Cu	65	0.135	ug/L	0.013	9	36	407	8	KED
Zn	66	1.366	ug/L	0.050	3	31	968	4	KED
Zn	67	1.393	ug/L	0.056	4	8	165	3	KED
As	75	0.001	ug/L	0.003	522	4	5	19	KED
Y	89		ug/L			289048	299433	2	Standard
Kr	83		ug/L			46	43	21	Standard
In-1	115		ug/L			9530	9828	2	KED
Mo	98	-0.003	ug/L	0.003	105	12	7	73	KED
Cd	111	-0.003	ug/L	0.006	177	3	2	66	KED
Cd	114	-0.004	ug/L	0.005	133	5	2	201	KED
In	115		ug/L			542648	547425	3	Standard
Ba	135	0.600	ug/L	0.049	8	48	4019	5	Standard
Ba	137	0.613	ug/L	0.016	2	64	7265	0	Standard
Tb	159		ug/L			1272467	1361547	2	Standard
Tl	205	-0.001	ug/L	0.000	36	377	322	10	Standard
Pb	208	0.004	ug/L	0.000	8	316	778	2	Standard

ICP-MS Quantitative Analysis - Summary Report

Sample ID: **23C0453-02RE1**

Sample Dil Factor: **100**

Comments:

Sample Date/Time: **Wednesday, April 26, 2023 19:04:22**

Number of Replicates: 3

Method File: C:\Users\Public\Documents\PerkinElmer Syngistix\ICPMS\Method\200.8_DailyMethod_KED_UCT.mth

Tuning File: C:\Users\Public\Documents\PerkinElmer Syngistix\ICPMS\MassCal\Default.tun

Optimization File: C:\Users\Public\Documents\PerkinElmer Syngistix\ICPMS\Conditions\Default.dac

Calibration File: C:\Users\Public\Documents\PerkinElmer Syngistix\ICPMS\System\042623.cal

Analyte	Mass	Conc. Mean	Units	Conc. SD	Conc. RSD	Blank Intens.	Meas. Intens.	Intens. RSD	Mode
C	13		ug/L			32357	39134	2	Standard
Cl	37		ug/L			5128745	6342801	1	Standard
> Sc	45		ug/L			522248	564194	2	Standard
Na	23	18444.170	ug/L	389.828	2	20516	412872392	0	Standard
Mg	24	1489.234	ug/L	11.986	0	2102	44112853	2	Standard
Al	27	-0.486	ug/L	0.016	3	22771	11636	1	Standard
K	39	643.398	ug/L	4.386	0	474479	11541267	2	Standard
Ca	44	523.053	ug/L	6.018	1	9054	719438	2	Standard
Cr	52	0.269	ug/L	0.019	7	17579	24528	2	Standard
Cr	53	1.281	ug/L	0.018	1	261	3324	3	Standard
Fe	54	23.320	ug/L	0.571	2	76103	145448	2	Standard
Fe	57	21.704	ug/L	0.937	4	22683	48521	1	Standard
Mn	55	0.407	ug/L	0.013	3	389	14240	0	Standard
> Ge	72		ug/L			41846	43907	1	KED
Ni	60	0.003	ug/L	0.002	46	20	28	11	KED
Ni	62	0.016	ug/L	0.008	45	1	6	31	KED
Cu	63	0.094	ug/L	0.005	5	50	553	5	KED
Cu	65	0.086	ug/L	0.012	14	36	270	10	KED
Zn	66	0.222	ug/L	0.031	13	31	182	13	KED
Zn	67	0.167	ug/L	0.036	21	8	27	14	KED
As	75	0.001	ug/L	0.008	661	4	5	50	KED
Y	89		ug/L			289048	302943	4	Standard
Kr	83		ug/L			46	39	32	Standard
> In-1	115		ug/L			9530	9474	0	KED
Mo	98	-0.002	ug/L	0.001	57	12	9	18	KED
Cd	111	-0.002	ug/L	0.002	93	3	3	17	KED
Cd	114	-0.001	ug/L	0.003	434	5	5	43	KED
> In	115		ug/L			542648	544101	2	Standard
Ba	135	0.251	ug/L	0.006	2	48	1700	4	Standard
Ba	137	0.252	ug/L	0.012	4	64	3004	5	Standard
> Tb	159		ug/L			1272467	1347140	1	Standard
Tl	205	-0.002	ug/L	0.000	24	377	252	14	Standard
Pb	208	0.002	ug/L	0.000	25	316	495	8	Standard

ICP-MS Quantitative Analysis - Summary Report

Sample ID: SEQ-IBL4

Sample Dil Factor:

Comments:

Sample Date/Time: Wednesday, April 26, 2023 19:10:52

Number of Replicates: 3

Method File: C:\Users\Public\Documents\PerkinElmer Syngistix\ICPMS\Method\200.8_DailyMethod_KED_UCT.mth

Tuning File: C:\Users\Public\Documents\PerkinElmer Syngistix\ICPMS\MassCal\Default.tun

Optimization File: C:\Users\Public\Documents\PerkinElmer Syngistix\ICPMS\Conditions\Default.dac

Calibration File: C:\Users\Public\Documents\PerkinElmer Syngistix\ICPMS\System\042623.cal

Analyte	Mass	Conc. Mean	Units	Conc. SD	Conc. RSD	Blank Intens.	Meas. Intens.	Intens. RSD	Mode
C	13		ug/L			32357	35622	3	Standard
Cl	37		ug/L			5128745	5278236	1	Standard
> Sc	45		ug/L			522248	553407	0	Standard
Na	23	0.196	ug/L	0.013	6	20516	26041	0	Standard
Mg	24	0.026	ug/L	0.001	5	2102	2969	1	Standard
Al	27	-0.777	ug/L	0.008	1	22771	3800	5	Standard
K	39	0.602	ug/L	0.525	87	474479	512881	1	Standard
Ca	44	-1.329	ug/L	0.104	7	9054	7825	1	Standard
Cr	52	0.090	ug/L	0.021	23	17579	20439	1	Standard
Cr	53	-0.011	ug/L	0.013	115	261	251	12	Standard
Fe	54	0.725	ug/L	0.640	88	76103	82564	1	Standard
Fe	57	-0.456	ug/L	0.266	58	22683	23540	0	Standard
Mn	55	0.001	ug/L	0.000	25	389	460	2	Standard
> Ge	72		ug/L			41846	44508	0	KED
Ni	60	0.006	ug/L	0.007	110	20	34	38	KED
Ni	62	0.022	ug/L	0.009	41	1	8	32	KED
Cu	63	0.004	ug/L	0.001	32	50	73	9	KED
Cu	65	-0.002	ug/L	0.006	322	36	33	45	KED
Zn	66	0.044	ug/L	0.019	43	31	63	20	KED
Zn	67	0.007	ug/L	0.017	252	8	9	20	KED
As	75	-0.003	ug/L	0.003	88	4	3	25	KED
Y	89		ug/L			289048	297696	2	Standard
Kr	83		ug/L			46	41	13	Standard
> In-1	115		ug/L			9530	9664	1	KED
Mo	98	-0.002	ug/L	0.002	100	12	8	46	KED
Cd	111	-0.006	ug/L	0.006	96	3	1	100	KED
Cd	114	-0.002	ug/L	0.000	5	5	3	2	KED
> In	115		ug/L			542648	554403	2	Standard
Ba	135	-0.002	ug/L	0.002	78	48	36	26	Standard
Ba	137	0.001	ug/L	0.002	230	64	74	28	Standard
> Tb	159		ug/L			1272467	1325047	1	Standard
Tl	205	-0.001	ug/L	0.000	12	377	283	4	Standard
Pb	208	0.001	ug/L	0.000	7	316	452	1	Standard

ICP-MS Quantitative Analysis - Summary Report

Sample ID: SEQ-CCV5

Sample Dil Factor:

Comments:

Sample Date/Time: Wednesday, April 26, 2023 19:15:46

Number of Replicates: 3

Method File: C:\Users\Public\Documents\PerkinElmer Syngistix\ICPMS\Method\200.8_DailyMethod_KED_UCT.mth

Tuning File: C:\Users\Public\Documents\PerkinElmer Syngistix\ICPMS\MassCal\Default.tun

Optimization File: C:\Users\Public\Documents\PerkinElmer Syngistix\ICPMS\Conditions\Default.dac

Calibration File: C:\Users\Public\Documents\PerkinElmer Syngistix\ICPMS\System\042623.cal

Analyte	Mass	Conc. Mean	Units	Conc. SD	Conc. RSD	Blank Intens.	Meas. Intens.	Intens. RSD	Mode
C	13		ug/L			32357	33962	1	Standard
Cl	37		ug/L			5128745	5775178	2	Standard
> Sc	45		ug/L			522248	551497	1	Standard
Na	23	4959.968	ug/L	149.420	3	20516	108593978	3	Standard
Mg	24	4780.411	ug/L	113.145	2	2102	138425512	2	Standard
Al	27	5031.239	ug/L	74.940	1	22771	131126853	1	Standard
K	39	4811.984	ug/L	149.595	3	474479	81131916	3	Standard
Ca	44	4890.082	ug/L	86.086	1	9054	6495490	2	Standard
Cr	52	50.525	ug/L	0.853	1	17579	1034251	1	Standard
Cr	53	50.031	ug/L	0.810	1	261	116331	1	Standard
Fe	54	4702.031	ug/L	99.977	2	76103	12547641	2	Standard
Fe	57	4827.871	ug/L	45.614	0	22683	5248945	1	Standard
Mn	55	45.863	ug/L	1.403	3	389	1523078	1	Standard
> Ge	72		ug/L			41846	43296	0	KED
Ni	60	48.675	ug/L	1.074	2	20	90603	1	KED
Ni	62	48.581	ug/L	1.251	2	1	14559	2	KED
Cu	63	48.489	ug/L	0.418	0	50	255549	1	KED
Cu	65	48.942	ug/L	0.566	1	36	130146	0	KED
Zn	66	52.125	ug/L	0.693	1	31	34822	1	KED
Zn	67	51.714	ug/L	1.157	2	8	5691	2	KED
As	75	49.932	ug/L	0.530	1	4	16245	0	KED
Y	89		ug/L			289048	303002	1	Standard
Kr	83		ug/L			46	46	17	Standard
> In-1	115		ug/L			9530	9362	2	KED
Mo	98	48.848	ug/L	0.557	1	12	76873	2	KED
Cd	111	49.324	ug/L	1.764	3	3	15921	4	KED
Cd	114	48.921	ug/L	1.372	2	5	40764	4	KED
> In	115		ug/L			542648	544129	0	Standard
Ba	135	53.106	ug/L	0.693	1	48	349652	0	Standard
Ba	137	52.811	ug/L	1.081	2	64	616878	1	Standard
> Tb	159		ug/L			1272467	1335023	0	Standard
Tl	205	50.098	ug/L	1.245	2	377	3944295	2	Standard
Pb	208	48.275	ug/L	0.447	0	316	4755534	1	Standard

ICP-MS Quantitative Analysis - Summary Report

Sample ID: SEQ-CCB5

Sample Dil Factor:

Comments:

Sample Date/Time: Wednesday, April 26, 2023 19:23:23

Number of Replicates: 3

Method File: C:\Users\Public\Documents\PerkinElmer Syngistix\ICPMS\Method\200.8_DailyMethod_KED_UCT.mth

Tuning File: C:\Users\Public\Documents\PerkinElmer Syngistix\ICPMS\MassCal\Default.tun

Optimization File: C:\Users\Public\Documents\PerkinElmer Syngistix\ICPMS\Conditions\Default.dac

Calibration File: C:\Users\Public\Documents\PerkinElmer Syngistix\ICPMS\System\042623.cal

Analyte	Mass	Conc. Mean	Units	Conc. SD	Conc. RSD	Blank Intens.	Meas. Intens.	Intens. RSD	Mode
C	13		ug/L			32357	33342	4	Standard
Cl	37		ug/L			5128745	5294801	2	Standard
Sc	45		ug/L			522248	544100	1	Standard
Na	23	0.229	ug/L	0.322	140	20516	26344	27	Standard
Mg	24	0.124	ug/L	0.185	149	2102	5743	92	Standard
Al	27	-0.649	ug/L	0.208	31	22771	7063	76	Standard
K	39	1.089	ug/L	0.131	12	474479	512359	1	Standard
Ca	44	-1.814	ug/L	0.108	5	9054	7060	2	Standard
Cr	52	0.009	ug/L	0.028	323	17579	18484	3	Standard
Cr	53	-0.049	ug/L	0.001	2	261	161	2	Standard
Fe	54	0.986	ug/L	0.664	67	76103	81871	2	Standard
Fe	57	-1.691	ug/L	0.447	26	22683	21828	2	Standard
Mn	55	0.000	ug/L	0.002	1046	389	410	12	Standard
Ge	72		ug/L			41846	42636	1	KED
Ni	60	-0.005	ug/L	0.003	50	20	12	39	KED
Ni	62	-0.000	ug/L	0.000	98	1	1		KED
Cu	63	-0.000	ug/L	0.002	646	50	50	17	KED
Cu	65	-0.001	ug/L	0.002	149	36	33	14	KED
Zn	66	0.016	ug/L	0.002	13	31	41	4	KED
Zn	67	-0.019	ug/L	0.021	110	8	6	34	KED
As	75	0.001	ug/L	0.004	367	4	5	28	KED
Y	89		ug/L			289048	296679	2	Standard
Kr	83		ug/L			46	43	4	Standard
In-1	115		ug/L			9530	9519	2	KED
Mo	98	0.007	ug/L	0.003	48	12	23	19	KED
Cd	111	0.000	ug/L	0.009	5607	3	3	75	KED
Cd	114	-0.001	ug/L	0.005	323	5	4	93	KED
In	115		ug/L			542648	565082	1	Standard
Ba	135	0.001	ug/L	0.002	287	48	53	20	Standard
Ba	137	0.002	ug/L	0.002	88	64	97	28	Standard
Tb	159		ug/L			1272467	1313244	2	Standard
Tl	205	0.001	ug/L	0.002	145	377	471	25	Standard
Pb	208	0.001	ug/L	0.001	136	316	388	21	Standard

ICP-MS Quantitative Analysis - Summary Report

Sample ID: **BLD0346-BLK3**

Sample Dil Factor:

Comments:

Sample Date/Time: **Wednesday, April 26, 2023 19:31:12**

Number of Replicates: 3

Method File: C:\Users\Public\Documents\PerkinElmer Syngistix\ICPMS\Method\200.8_DailyMethod_KED_UCT.mth

Tuning File: C:\Users\Public\Documents\PerkinElmer Syngistix\ICPMS\MassCal\Default.tun

Optimization File: C:\Users\Public\Documents\PerkinElmer Syngistix\ICPMS\Conditions\Default.dac

Calibration File: C:\Users\Public\Documents\PerkinElmer Syngistix\ICPMS\System\042623.cal

Analyte	Mass	Conc. Mean	Units	Conc. SD	Conc. RSD	Blank Intens.	Meas. Intens.	Intens. RSD	Mode
C	13		ug/L			32357	51613	2	Standard
Cl	37		ug/L			5128745	5198135	2	Standard
> Sc	45		ug/L			522248	546842	2	Standard
Na	23	1.033	ug/L	0.078	7	20516	43884	1	Standard
Mg	24	0.344	ug/L	0.010	2	2102	12082	2	Standard
Al	27	0.389	ug/L	0.026	6	22771	33872	0	Standard
K	39	3.534	ug/L	0.840	23	474479	555345	0	Standard
Ca	44	2.442	ug/L	0.448	18	9054	12684	3	Standard
Cr	52	0.101	ug/L	0.041	40	17579	20414	1	Standard
Cr	53	0.023	ug/L	0.003	13	261	326	4	Standard
Fe	54	2.539	ug/L	1.352	53	76103	86316	2	Standard
Fe	57	1.321	ug/L	0.345	26	22683	25166	1	Standard
Mn	55	0.022	ug/L	0.001	6	389	1130	2	Standard
> Ge	72		ug/L			41846	43399	0	KED
Ni	60	-0.001	ug/L	0.004	507	20	20	35	KED
Ni	62	0.017	ug/L	0.007	44	1	6	31	KED
Cu	63	0.021	ug/L	0.001	6	50	164	4	KED
Cu	65	0.021	ug/L	0.008	38	36	93	23	KED
Zn	66	0.158	ug/L	0.009	5	31	137	3	KED
Zn	67	0.124	ug/L	0.095	76	8	22	47	KED
As	75	0.000	ug/L	0.003	675	4	4	20	KED
Y	89		ug/L			289048	301231	1	Standard
Kr	83		ug/L			46	28	40	Standard
> In-1	115		ug/L			9530	9986	1	KED
Mo	98	0.012	ug/L	0.005	41	12	32	24	KED
Cd	111	0.000	ug/L	0.001	382	3	4	13	KED
Cd	114	-0.001	ug/L	0.003	242	5	4	45	KED
> In	115		ug/L			542648	560865	0	Standard
Ba	135	0.026	ug/L	0.004	16	48	227	12	Standard
Ba	137	0.032	ug/L	0.000	0	64	449	0	Standard
> Tb	159		ug/L			1272467	1337533	1	Standard
Tl	205	-0.001	ug/L	0.001	34	377	280	14	Standard
Pb	208	0.007	ug/L	0.001	8	316	1042	4	Standard

ICP-MS Quantitative Analysis - Summary Report

Sample ID: **BLD0346-BS3**

Sample Dil Factor:

Comments:

Sample Date/Time: **Wednesday, April 26, 2023 19:36:05**

Number of Replicates: 3

Method File: C:\Users\Public\Documents\PerkinElmer Syngistix\ICPMS\Method\200.8_DailyMethod_KED_UCT.mth

Tuning File: C:\Users\Public\Documents\PerkinElmer Syngistix\ICPMS\MassCal\Default.tun

Optimization File: C:\Users\Public\Documents\PerkinElmer Syngistix\ICPMS\Conditions\Default.dac

Calibration File: C:\Users\Public\Documents\PerkinElmer Syngistix\ICPMS\System\042623.cal

Analyte	Mass	Conc. Mean	Units	Conc. SD	Conc. RSD	Blank Intens.	Meas. Intens.	Intens. RSD	Mode
C	13		ug/L			32357	52193	1	Standard
Cl	37		ug/L			5128745	5791293	2	Standard
> Sc	45		ug/L			522248	547714	1	Standard
Na	23	5535.598	ug/L	102.761	1	20516	120374402	3	Standard
Mg	24	5579.780	ug/L	181.483	3	2102	160496546	4	Standard
Al	27	5681.439	ug/L	111.996	1	22771	147038688	1	Standard
K	39	5525.067	ug/L	113.482	2	474479	92463886	3	Standard
Ca	44	5426.361	ug/L	110.514	2	9054	7157846	2	Standard
Cr	52	26.703	ug/L	0.328	1	17579	551538	0	Standard
Cr	53	26.791	ug/L	0.223	0	261	61996	0	Standard
Fe	54	5423.043	ug/L	120.254	2	76103	14361768	3	Standard
Fe	57	5493.197	ug/L	39.747	0	22683	5928253	1	Standard
Mn	55	24.404	ug/L	0.518	2	389	805388	3	Standard
> Ge	72		ug/L			41846	41867	1	KED
Ni	60	26.247	ug/L	0.224	0	20	47252	1	KED
Ni	62	27.292	ug/L	0.821	3	1	7908	1	KED
Cu	63	26.881	ug/L	0.513	1	50	136978	0	KED
Cu	65	26.584	ug/L	0.884	3	36	68352	1	KED
Zn	66	86.438	ug/L	1.935	2	31	55805	1	KED
Zn	67	82.133	ug/L	1.997	2	8	8732	0	KED
As	75	26.723	ug/L	0.695	2	4	8408	1	KED
Y	89		ug/L			289048	311243	0	Standard
Kr	83		ug/L			46	58	6	Standard
> In-1	115		ug/L			9530	9668	0	KED
Mo	98	25.413	ug/L	0.357	1	12	41306	2	KED
Cd	111	25.099	ug/L	0.282	1	3	8366	1	KED
Cd	114	25.029	ug/L	0.140	0	5	21537	1	KED
> In	115		ug/L			542648	568840	1	Standard
Ba	135	26.414	ug/L	0.484	1	48	181819	1	Standard
Ba	137	26.720	ug/L	0.443	1	64	326288	0	Standard
> Tb	159		ug/L			1272467	1334750	2	Standard
Tl	205	23.809	ug/L	0.368	1	377	1873837	1	Standard
Pb	208	24.269	ug/L	0.586	2	316	2389558	1	Standard

ICP-MS Quantitative Analysis - Summary Report

Sample ID: **BLD0472-BLK2** BLK3

Sample Dil Factor:

Comments:

Sample Date/Time: **Wednesday, April 26, 2023 19:40:59**

MB 4/26/23

Number of Replicates: 3

Method File: C:\Users\Public\Documents\PerkinElmer Syngistix\ICPMS\Method\200.8_DailyMethod_KED_UCT.mth

Tuning File: C:\Users\Public\Documents\PerkinElmer Syngistix\ICPMS\MassCal\Default.tun

Optimization File: C:\Users\Public\Documents\PerkinElmer Syngistix\ICPMS\Conditions\Default.dac

Calibration File: C:\Users\Public\Documents\PerkinElmer Syngistix\ICPMS\System\042623.cal

Analyte	Mass	Conc. Mean	Units	Conc. SD	Conc. RSD	Blank Intens.	Meas. Intens.	Intens. RSD	Mode
C	13		ug/L			32357	51765	2	Standard
Cl	37		ug/L			5128745	5252566	2	Standard
> Sc	45		ug/L			522248	553177	1	Standard
Na	23	3.026	ug/L	0.083	2	20516	88173	3	Standard
Mg	24	0.821	ug/L	0.018	2	2102	26068	0	Standard
Al	27	1.214	ug/L	0.075	6	22771	55835	2	Standard
K	39	1.477	ug/L	0.365	24	474479	527393	1	Standard
Ca	44	7.240	ug/L	0.304	4	9054	19219	0	Standard
Cr	52	0.073	ug/L	0.024	33	17579	20089	1	Standard
Cr	53	0.002	ug/L	0.011	541	261	281	7	Standard
Fe	54	5.138	ug/L	0.808	15	76103	94273	2	Standard
Fe	57	1.467	ug/L	0.387	26	22683	25616	1	Standard
Mn	55	0.126	ug/L	0.007	5	389	4601	4	Standard
> Ge	72		ug/L			41846	43356	1	KED
Ni	60	0.024	ug/L	0.005	19	20	66	12	KED
Ni	62	0.023	ug/L	0.010	42	1	8	32	KED
Cu	63	0.045	ug/L	0.004	9	50	287	8	KED
Cu	65	0.037	ug/L	0.011	29	36	135	20	KED
Zn	66	0.549	ug/L	0.061	11	31	398	9	KED
Zn	67	0.488	ug/L	0.060	12	8	62	9	KED
As	75	0.000	ug/L	0.003	801	4	4	24	KED
Y	89		ug/L			289048	307639	2	Standard
Kr	83		ug/L			46	46	13	Standard
> In-1	115		ug/L			9530	9756	1	KED
Mo	98	0.040	ug/L	0.037	91	12	78	76	KED
Cd	111	0.034	ug/L	0.033	99	3	15	73	KED
Cd	114	0.032	ug/L	0.030	95	5	33	79	KED
> In	115		ug/L			542648	571667	2	Standard
Ba	135	0.088	ug/L	0.004	4	48	659	3	Standard
Ba	137	0.086	ug/L	0.002	2	64	1125	1	Standard
> Tb	159		ug/L			1272467	1340271	1	Standard
Tl	205	-0.001	ug/L	0.000	42	377	325	8	Standard
Pb	208	0.107	ug/L	0.001	0	316	10934	0	Standard

ICP-MS Quantitative Analysis - Summary Report

Sample ID: **BLD0472-BS2** BS3

Sample Dil Factor:

Comments:

Sample Date/Time: **Wednesday, April 26, 2023 19:45:52**

MB 4/26/23

Number of Replicates: 3

Method File: C:\Users\Public\Documents\PerkinElmer Syngistix\ICPMS\Method\200.8_DailyMethod_KED_UCT.mth

Tuning File: C:\Users\Public\Documents\PerkinElmer Syngistix\ICPMS\MassCal\Default.tun

Optimization File: C:\Users\Public\Documents\PerkinElmer Syngistix\ICPMS\Conditions\Default.dac

Calibration File: C:\Users\Public\Documents\PerkinElmer Syngistix\ICPMS\System\042623.cal

Analyte	Mass	Conc. Mean	Units	Conc. SD	Conc. RSD	Blank Intens.	Meas. Intens.	Intens. RSD	Mode
C	13		ug/L			32357	51859	1	Standard
Cl	37		ug/L			5128745	5727961	1	Standard
Sc	45		ug/L			522248	555412	1	Standard
Na	23	5006.230	ug/L	89.229	1	20516	110366777	1	Standard
Mg	24	4880.015	ug/L	246.364	5	2102	142334617	5	Standard
Al	27	5052.125	ug/L	75.673	1	22771	132626624	2	Standard
K	39	4959.031	ug/L	156.558	3	474479	84202055	3	Standard
Ca	44	4991.680	ug/L	78.103	1	9054	6676814	1	Standard
Cr	52	26.243	ug/L	0.106	0	17579	550021	1	Standard
Cr	53	25.901	ug/L	0.310	1	261	60797	2	Standard
Fe	54	4886.084	ug/L	106.182	2	76103	13128709	2	Standard
Fe	57	4929.324	ug/L	65.976	1	22683	5396607	1	Standard
Mn	55	23.491	ug/L	0.417	1	389	786010	1	Standard
Ge	72		ug/L			41846	42748	1	KED
Ni	60	25.681	ug/L	0.468	1	20	47202	0	KED
Ni	62	25.858	ug/L	0.616	2	1	7652	1	KED
Cu	63	25.603	ug/L	0.155	0	50	133239	0	KED
Cu	65	25.768	ug/L	0.102	0	36	67672	0	KED
Zn	66	84.076	ug/L	0.975	1	31	55433	0	KED
Zn	67	80.907	ug/L	2.304	2	8	8784	1	KED
As	75	26.380	ug/L	0.365	1	4	8476	0	KED
Y	89		ug/L			289048	296590	1	Standard
Kr	83		ug/L			46	46	20	Standard
In-1	115		ug/L			9530	9228	5	KED
Mo	98	27.425	ug/L	2.046	7	12	42418	1	KED
Cd	111	26.345	ug/L	1.774	6	3	8359	1	KED
Cd	114	26.445	ug/L	1.779	6	5	21661	1	KED
In	115		ug/L			542648	553789	5	Standard
Ba	135	26.644	ug/L	1.924	7	48	178143	1	Standard
Ba	137	27.295	ug/L	1.698	6	64	323877	0	Standard
Tb	159		ug/L			1272467	1380969	0	Standard
Tl	205	22.221	ug/L	0.406	1	377	1809937	1	Standard
Pb	208	22.981	ug/L	0.196	0	316	2341746	0	Standard

ICP-MS Quantitative Analysis - Summary Report

Sample ID: **BLD0230-BLK2**

Sample Dil Factor:

Comments:

Sample Date/Time: **Wednesday, April 26, 2023 19:50:45**

Number of Replicates: 3

Method File: C:\Users\Public\Documents\PerkinElmer Syngistix\ICPMS\Method\200.8_DailyMethod_KED_UCT.mth

Tuning File: C:\Users\Public\Documents\PerkinElmer Syngistix\ICPMS\MassCal\Default.tun

Optimization File: C:\Users\Public\Documents\PerkinElmer Syngistix\ICPMS\Conditions\Default.dac

Calibration File: C:\Users\Public\Documents\PerkinElmer Syngistix\ICPMS\System\042623.cal

Analyte	Mass	Conc. Mean	Units	Conc. SD	Conc. RSD	Blank Intens.	Meas. Intens.	Intens. RSD	Mode
C	13		ug/L			32357	59829	0	Standard
Cl	37		ug/L			5128745	5233646	1	Standard
> Sc	45		ug/L			522248	548022	3	Standard
Na	23	1.134	ug/L	0.094	8	20516	46154	1	Standard
Mg	24	0.467	ug/L	0.013	2	2102	15629	1	Standard
Al	27	35.436	ug/L	1.680	4	22771	940635	2	Standard
K	39	0.903	ug/L	0.865	95	474479	512639	1	Standard
Ca	44	3.559	ug/L	0.405	11	9054	14181	1	Standard
Cr	52	0.030	ug/L	0.032	109	17579	19026	0	Standard
Cr	53	-0.047	ug/L	0.005	11	261	166	5	Standard
Fe	54	0.653	ug/L	1.147	175	76103	81515	0	Standard
Fe	57	-1.274	ug/L	0.373	29	22683	22424	1	Standard
Mn	55	0.036	ug/L	0.001	1	389	1593	4	Standard
> Ge	72		ug/L			41846	44133	1	KED
Ni	60	0.014	ug/L	0.007	49	20	48	25	KED
Ni	62	0.014	ug/L	0.007	50	1	6	34	KED
Cu	63	0.024	ug/L	0.002	9	50	180	5	KED
Cu	65	0.022	ug/L	0.004	18	36	97	10	KED
Zn	66	0.310	ug/L	0.048	15	31	243	12	KED
Zn	67	0.291	ug/L	0.115	39	8	41	30	KED
As	75	-0.001	ug/L	0.003	414	4	4	23	KED
Y	89		ug/L			289048	298282	1	Standard
Kr	83		ug/L			46	39	14	Standard
> In-1	115		ug/L			9530	9797	1	KED
Mo	98	0.004	ug/L	0.004	79	12	19	29	KED
Cd	111	-0.000	ug/L	0.003	809	3	3	25	KED
Cd	114	0.000	ug/L	0.005	1209	5	6	78	KED
> In	115		ug/L			542648	551677	1	Standard
Ba	135	0.042	ug/L	0.001	1	48	326	0	Standard
Ba	137	0.045	ug/L	0.005	10	64	601	8	Standard
> Tb	159		ug/L			1272467	1343879	1	Standard
Tl	205	-0.002	ug/L	0.000	20	377	273	8	Standard
Pb	208	0.002	ug/L	0.000	8	316	551	4	Standard

ICP-MS Quantitative Analysis - Summary Report

Sample ID: **BLD0230-BS2**

Sample Dil Factor:

Comments:

Sample Date/Time: **Wednesday, April 26, 2023 19:55:39**

Number of Replicates: 3

Method File: C:\Users\Public\Documents\PerkinElmer Syngistix\ICPMS\Method\200.8_DailyMethod_KED_UCT.mth

Tuning File: C:\Users\Public\Documents\PerkinElmer Syngistix\ICPMS\MassCal\Default.tun

Optimization File: C:\Users\Public\Documents\PerkinElmer Syngistix\ICPMS\Conditions\Default.dac

Calibration File: C:\Users\Public\Documents\PerkinElmer Syngistix\ICPMS\System\042623.cal

Analyte	Mass	Conc. Mean	Units	Conc. SD	Conc. RSD	Blank Intens.	Meas. Intens.	Intens. RSD	Mode
C	13		ug/L			32357	59958	2	Standard
Cl	37		ug/L			5128745	5802699	2	Standard
> Sc	45		ug/L			522248	544052	2	Standard
Na	23	5345.148	ug/L	226.985	4	20516	115372124	2	Standard
Mg	24	5265.479	ug/L	249.285	4	2102	150307678	2	Standard
Al	27	5360.283	ug/L	291.557	5	22771	137720011	3	Standard
K	39	5251.424	ug/L	265.044	5	474479	87269834	4	Standard
Ca	44	5311.687	ug/L	103.609	1	9054	6957373	0	Standard
Cr	52	27.355	ug/L	0.740	2	17579	560614	0	Standard
Cr	53	27.257	ug/L	0.278	1	261	62644	1	Standard
Fe	54	5156.348	ug/L	194.526	3	76103	13561017	2	Standard
Fe	57	5155.056	ug/L	224.569	4	22683	5523877	2	Standard
Mn	55	24.556	ug/L	0.352	1	389	804751	1	Standard
> Ge	72		ug/L			41846	42221	1	KED
Ni	60	26.170	ug/L	0.327	1	20	47511	1	KED
Ni	62	26.740	ug/L	0.475	1	1	7815	0	KED
Cu	63	26.581	ug/L	0.544	2	50	136601	0	KED
Cu	65	26.631	ug/L	0.285	1	36	69071	0	KED
Zn	66	85.294	ug/L	2.297	2	31	55533	1	KED
Zn	67	82.990	ug/L	1.730	2	8	8899	0	KED
As	75	27.182	ug/L	0.531	1	4	8625	0	KED
Y	89		ug/L			289048	302661	2	Standard
Kr	83		ug/L			46	43	15	Standard
> In-1	115		ug/L			9530	9308	2	KED
Mo	98	0.013	ug/L	0.002	16	12	32	12	KED
Cd	111	26.449	ug/L	0.694	2	3	8484	0	KED
Cd	114	26.137	ug/L	0.566	2	5	21645	0	KED
> In	115		ug/L			542648	552827	1	Standard
Ba	135	27.421	ug/L	0.046	0	48	183458	1	Standard
Ba	137	27.938	ug/L	0.369	1	64	331574	0	Standard
> Tb	159		ug/L			1272467	1364327	1	Standard
Tl	205	23.111	ug/L	0.565	2	377	1859128	0	Standard
Pb	208	23.741	ug/L	0.253	1	316	2389919	1	Standard

ICP-MS Quantitative Analysis - Summary Report

Sample ID: **23C0666-01**

Sample Dil Factor:

Comments:

Sample Date/Time: **Wednesday, April 26, 2023 20:00:32**

Number of Replicates: 3

Method File: C:\Users\Public\Documents\PerkinElmer Syngistix\ICPMS\Method\200.8_DailyMethod_KED_UCT.mth

Tuning File: C:\Users\Public\Documents\PerkinElmer Syngistix\ICPMS\MassCal\Default.tun

Optimization File: C:\Users\Public\Documents\PerkinElmer Syngistix\ICPMS\Conditions\Default.dac

Calibration File: C:\Users\Public\Documents\PerkinElmer Syngistix\ICPMS\System\042623.cal

Analyte	Mass	Conc. Mean	Units	Conc. SD	Conc. RSD	Blank Intens.	Meas. Intens.	Intens. RSD	Mode
C	13		ug/L			32357	71663	4	Standard
Cl	37		ug/L			5128745	5499675	3	Standard
Sc	45		ug/L			522248	558649	0	Standard
Na	23	5771.111	ug/L	103.284	1	20516	127971038	1	Standard
Mg	24	1247.001	ug/L	37.604	3	2102	36579006	3	Standard
Al	27	58.882	ug/L	1.208	2	22771	1578495	1	Standard
K	39	2509.829	ug/L	54.470	2	474479	43109711	1	Standard
Ca	44	3152.813	ug/L	149.375	4	9054	4245468	4	Standard
Cr	52	0.332	ug/L	0.011	3	17579	25571	1	Standard
Cr	53	0.484	ug/L	0.015	3	261	1418	3	Standard
Fe	54	63.691	ug/L	1.634	2	76103	252470	1	Standard
Fe	57	58.127	ug/L	2.412	4	22683	87986	2	Standard
Mn	55	307.076	ug/L	2.841	0	389	10330685	1	Standard
Ge	72		ug/L			41846	43062	1	KED
Ni	60	1.600	ug/L	0.098	6	20	2984	7	KED
Ni	62	1.705	ug/L	0.130	7	1	509	6	KED
Cu	63	5.676	ug/L	0.071	1	50	29796	0	KED
Cu	65	5.601	ug/L	0.177	3	36	14847	3	KED
Zn	66	12.112	ug/L	0.174	1	31	8073	2	KED
Zn	67	11.228	ug/L	0.557	4	8	1235	5	KED
As	75	0.691	ug/L	0.024	3	4	228	2	KED
Y	89		ug/L			289048	309268	1	Standard
Kr	83		ug/L			46	59	17	Standard
In-1	115		ug/L			9530	9475	3	KED
Mo	98	0.691	ug/L	0.030	4	12	1111	2	KED
Cd	111	0.017	ug/L	0.012	70	3	9	45	KED
Cd	114	0.008	ug/L	0.003	39	5	12	23	KED
In	115		ug/L			542648	574255	3	Standard
Ba	135	8.196	ug/L	0.117	1	48	56980	2	Standard
Ba	137	8.422	ug/L	0.269	3	64	103823	0	Standard
Tb	159		ug/L			1272467	1361201	1	Standard
Tl	205	0.000	ug/L	0.000	17	377	441	0	Standard
Pb	208	0.222	ug/L	0.001	0	316	22667	1	Standard

ICP-MS Quantitative Analysis - Summary Report

Sample ID: **BLD0230-DUP2**

Sample Dil Factor:

Comments:

Sample Date/Time: **Wednesday, April 26, 2023 20:06:50**

Number of Replicates: 3

Method File: C:\Users\Public\Documents\PerkinElmer Syngistix\ICPMS\Method\200.8_DailyMethod_KED_UCT.mth

Tuning File: C:\Users\Public\Documents\PerkinElmer Syngistix\ICPMS\MassCal\Default.tun

Optimization File: C:\Users\Public\Documents\PerkinElmer Syngistix\ICPMS\Conditions\Default.dac

Calibration File: C:\Users\Public\Documents\PerkinElmer Syngistix\ICPMS\System\042623.cal

Analyte	Mass	Conc. Mean	Units	Conc. SD	Conc. RSD	Blank Intens.	Meas. Intens.	Intens. RSD	Mode
C	13		ug/L			32357	69034	3	Standard
Cl	37		ug/L			5128745	5422024	3	Standard
> Sc	45		ug/L			522248	562665	0	Standard
Na	23	5817.828	ug/L	87.843	1	20516	129943364	1	Standard
Mg	24	1229.048	ug/L	55.638	4	2102	36305428	4	Standard
Al	27	54.857	ug/L	0.085	0	22771	1482991	0	Standard
K	39	2423.882	ug/L	28.065	1	474479	41949601	0	Standard
Ca	44	3180.068	ug/L	29.135	0	9054	4313036	1	Standard
Cr	52	0.344	ug/L	0.014	4	17579	26003	1	Standard
Cr	53	0.479	ug/L	0.006	1	261	1416	1	Standard
Fe	54	62.802	ug/L	1.031	1	76103	251867	0	Standard
Fe	57	54.343	ug/L	0.706	1	22683	84440	0	Standard
Mn	55	308.331	ug/L	6.835	2	389	10446154	1	Standard
> Ge	72		ug/L			41846	43353	0	KED
Ni	60	1.636	ug/L	0.009	0	20	3070	0	KED
Ni	62	1.578	ug/L	0.090	5	1	475	5	KED
Cu	63	5.538	ug/L	0.158	2	50	29267	2	KED
Cu	65	5.620	ug/L	0.168	2	36	14997	2	KED
Zn	66	11.647	ug/L	0.630	5	31	7815	5	KED
Zn	67	11.418	ug/L	0.269	2	8	1264	2	KED
As	75	0.656	ug/L	0.037	5	4	218	5	KED
Y	89		ug/L			289048	310241	1	Standard
Kr	83		ug/L			46	67	6	Standard
> In-1	115		ug/L			9530	9835	1	KED
Mo	98	0.685	ug/L	0.009	1	12	1145	1	KED
Cd	111	0.021	ug/L	0.005	21	3	11	13	KED
Cd	114	0.013	ug/L	0.006	44	5	17	30	KED
> In	115		ug/L			542648	571019	3	Standard
Ba	135	8.307	ug/L	0.279	3	48	57400	1	Standard
Ba	137	8.346	ug/L	0.337	4	64	102279	0	Standard
> Tb	159		ug/L			1272467	1380120	0	Standard
Tl	205	0.000	ug/L	0.000	260	377	417	5	Standard
Pb	208	0.217	ug/L	0.001	0	316	22437	0	Standard

ICP-MS Quantitative Analysis - Summary Report

Sample ID: **BLD0230-MS2**

Sample Dil Factor:

Comments:

Sample Date/Time: **Wednesday, April 26, 2023 20:12:07**

Number of Replicates: 3

Method File: C:\Users\Public\Documents\PerkinElmer Syngistix\ICPMS\Method\200.8_DailyMethod_KED_UCT.mth

Tuning File: C:\Users\Public\Documents\PerkinElmer Syngistix\ICPMS\MassCal\Default.tun

Optimization File: C:\Users\Public\Documents\PerkinElmer Syngistix\ICPMS\Conditions\Default.dac

Calibration File: C:\Users\Public\Documents\PerkinElmer Syngistix\ICPMS\System\042623.cal

Analyte	Mass	Conc. Mean	Units	Conc. SD	Conc. RSD	Blank Intens.	Meas. Intens.	Intens. RSD	Mode
C	13		ug/L			32357	57730	2	Standard
Cl	37		ug/L			5128745	5784147	2	Standard
> Sc	45		ug/L			522248	559019	2	Standard
Na	23	10606.795	ug/L	111.473	1	20516	235327931	2	Standard
Mg	24	6139.106	ug/L	117.755	1	2102	180131180	1	Standard
Al	27	5092.979	ug/L	91.709	1	22771	134521343	2	Standard
K	39	7469.519	ug/L	64.493	0	474479	127382234	2	Standard
Ca	44	7986.458	ug/L	99.047	1	9054	10744308	1	Standard
Cr	52	25.653	ug/L	0.545	2	17579	541473	2	Standard
Cr	53	26.358	ug/L	0.703	2	261	62234	1	Standard
Fe	54	4903.382	ug/L	63.873	1	76103	13256693	1	Standard
Fe	57	4975.828	ug/L	39.515	0	22683	5482124	2	Standard
Mn	55	327.583	ug/L	2.441	0	389	11026165	2	Standard
> Ge	72		ug/L			41846	41803	2	KED
Ni	60	27.447	ug/L	0.518	1	20	49330	1	KED
Ni	62	28.038	ug/L	0.502	1	1	8113	1	KED
Cu	63	31.209	ug/L	0.503	1	50	158786	0	KED
Cu	65	30.517	ug/L	0.685	2	36	78345	0	KED
Zn	66	93.211	ug/L	1.096	1	31	60092	1	KED
Zn	67	87.675	ug/L	3.109	3	8	9305	1	KED
As	75	26.840	ug/L	0.240	0	4	8433	1	KED
Y	89		ug/L			289048	314192	1	Standard
Kr	83		ug/L			46	84	1	Standard
> In-1	115		ug/L			9530	9144	3	KED
Mo	98	0.724	ug/L	0.016	2	12	1124	3	KED
Cd	111	25.867	ug/L	1.060	4	3	8147	0	KED
Cd	114	26.102	ug/L	0.641	2	5	21231	1	KED
> In	115		ug/L			542648	562717	1	Standard
Ba	135	35.234	ug/L	0.691	1	48	239893	0	Standard
Ba	137	34.902	ug/L	0.556	1	64	421728	2	Standard
> Tb	159		ug/L			1272467	1378312	1	Standard
Tl	205	22.356	ug/L	0.217	0	377	1817421	1	Standard
Pb	208	22.955	ug/L	0.092	0	316	2334817	1	Standard

ICP-MS Quantitative Analysis - Summary Report

Sample ID: SEQ-IBL5

Sample Dil Factor:

Comments:

Sample Date/Time: Wednesday, April 26, 2023 20:17:01

Number of Replicates: 3

Method File: C:\Users\Public\Documents\PerkinElmer Syngistix\ICPMS\Method\200.8_DailyMethod_KED_UCT.mth

Tuning File: C:\Users\Public\Documents\PerkinElmer Syngistix\ICPMS\MassCal\Default.tun

Optimization File: C:\Users\Public\Documents\PerkinElmer Syngistix\ICPMS\Conditions\Default.dac

Calibration File: C:\Users\Public\Documents\PerkinElmer Syngistix\ICPMS\System\042623.cal

Analyte	Mass	Conc. Mean	Units	Conc. SD	Conc. RSD	Blank Intens.	Meas. Intens.	Intens. RSD	Mode
C	13		ug/L			32357	34276	3	Standard
Cl	37		ug/L			5128745	5189519	2	Standard
> Sc	45		ug/L			522248	535236	0	Standard
Na	23	0.069	ug/L	0.020	28	20516	22505	2	Standard
Mg	24	0.041	ug/L	0.003	6	2102	3316	2	Standard
Al	27	-0.763	ug/L	0.007	0	22771	4046	4	Standard
K	39	0.977	ug/L	0.589	60	474479	502139	1	Standard
Ca	44	-2.176	ug/L	0.137	6	9054	6478	2	Standard
Cr	52	0.050	ug/L	0.018	34	17579	18996	2	Standard
Cr	53	-0.060	ug/L	0.003	4	261	133	3	Standard
Fe	54	1.951	ug/L	0.616	31	76103	83012	1	Standard
Fe	57	-3.254	ug/L	1.020	31	22683	19825	4	Standard
Mn	55	0.004	ug/L	0.001	18	389	540	3	Standard
> Ge	72		ug/L			41846	42907	1	KED
Ni	60	0.006	ug/L	0.003	43	20	32	15	KED
Ni	62	0.019	ug/L	0.011	58	1	7	43	KED
Cu	63	0.003	ug/L	0.004	142	50	66	29	KED
Cu	65	0.000	ug/L	0.002	542	36	38	13	KED
Zn	66	0.052	ug/L	0.019	35	31	66	20	KED
Zn	67	0.016	ug/L	0.046	285	8	10	47	KED
As	75	-0.003	ug/L	0.006	178	4	3	49	KED
Y	89		ug/L			289048	299372	0	Standard
Kr	83		ug/L			46	43	18	Standard
> In-1	115		ug/L			9530	9711	1	KED
Mo	98	-0.005	ug/L	0.003	50	12	4	104	KED
Cd	111	0.004	ug/L	0.006	167	3	5	39	KED
Cd	114	-0.000	ug/L	0.004	1818	5	5	61	KED
> In	115		ug/L			542648	550223	2	Standard
Ba	135	-0.000	ug/L	0.001	286	48	45	22	Standard
Ba	137	0.001	ug/L	0.001	66	64	82	11	Standard
> Tb	159		ug/L			1272467	1329387	0	Standard
Tl	205	-0.002	ug/L	0.000	3	377	255	1	Standard
Pb	208	0.001	ug/L	0.000	18	316	438	4	Standard

ICP-MS Quantitative Analysis - Summary Report

Sample ID: SEQ-CCV6

Sample Dil Factor:

Comments:

Sample Date/Time: Wednesday, April 26, 2023 20:21:54

Number of Replicates: 3

Method File: C:\Users\Public\Documents\PerkinElmer Syngistix\ICPMS\Method\200.8_DailyMethod_KED_UCT.mth

Tuning File: C:\Users\Public\Documents\PerkinElmer Syngistix\ICPMS\MassCal\Default.tun

Optimization File: C:\Users\Public\Documents\PerkinElmer Syngistix\ICPMS\Conditions\Default.dac

Calibration File: C:\Users\Public\Documents\PerkinElmer Syngistix\ICPMS\System\042623.cal

Analyte	Mass	Conc. Mean	Units	Conc. SD	Conc. RSD	Blank Intens.	Meas. Intens.	Intens. RSD	Mode
C	13		ug/L			32357	34151	2	Standard
Cl	37		ug/L			5128745	5814119	2	Standard
> Sc	45		ug/L			522248	542474	2	Standard
Na	23	4913.469	ug/L	101.966	2	20516	105782061	0	Standard
Mg	24	4960.316	ug/L	55.477	1	2102	141273771	2	Standard
Al	27	5066.284	ug/L	183.107	3	22771	129853291	3	Standard
K	39	4912.356	ug/L	112.556	2	474479	81446688	1	Standard
Ca	44	4881.090	ug/L	87.717	1	9054	6377523	2	Standard
Cr	52	50.433	ug/L	1.195	2	17579	1015343	1	Standard
Cr	53	50.387	ug/L	1.056	2	261	115236	2	Standard
Fe	54	4732.646	ug/L	69.724	1	76103	12419768	0	Standard
Fe	57	4907.539	ug/L	67.373	1	22683	5246964	0	Standard
Mn	55	45.748	ug/L	0.353	0	389	1494693	1	Standard
> Ge	72		ug/L			41846	42222	3	KED
Ni	60	49.321	ug/L	1.479	2	20	89480	1	KED
Ni	62	49.921	ug/L	0.526	1	1	14588	2	KED
Cu	63	49.467	ug/L	1.550	3	50	254058	0	KED
Cu	65	49.661	ug/L	1.826	3	36	128683	0	KED
Zn	66	52.459	ug/L	1.695	3	31	34154	1	KED
Zn	67	50.961	ug/L	1.706	3	8	5465	0	KED
As	75	50.861	ug/L	1.775	3	4	16126	0	KED
Y	89		ug/L			289048	302912	3	Standard
Kr	83		ug/L			46	52	27	Standard
> In-1	115		ug/L			9530	9312	2	KED
Mo	98	49.780	ug/L	1.148	2	12	77889	0	KED
Cd	111	50.576	ug/L	0.941	1	3	16231	1	KED
Cd	114	49.340	ug/L	1.082	2	5	40875	1	KED
> In	115		ug/L			542648	554391	0	Standard
Ba	135	51.498	ug/L	0.393	0	48	345481	1	Standard
Ba	137	52.414	ug/L	0.803	1	64	623814	1	Standard
> Tb	159		ug/L			1272467	1358108	1	Standard
Tl	205	49.003	ug/L	1.101	2	377	3925386	3	Standard
Pb	208	47.741	ug/L	1.279	2	316	4783710	2	Standard

ICP-MS Quantitative Analysis - Summary Report

Sample ID: SEQ-CCB6

Sample Dil Factor:

Comments:

Sample Date/Time: Wednesday, April 26, 2023 20:29:33

Number of Replicates: 3

Method File: C:\Users\Public\Documents\PerkinElmer Syngistix\ICPMS\Method\200.8_DailyMethod_KED_UCT.mth

Tuning File: C:\Users\Public\Documents\PerkinElmer Syngistix\ICPMS\MassCal\Default.tun

Optimization File: C:\Users\Public\Documents\PerkinElmer Syngistix\ICPMS\Conditions\Default.dac

Calibration File: C:\Users\Public\Documents\PerkinElmer Syngistix\ICPMS\System\042623.cal

Analyte	Mass	Conc. Mean	Units	Conc. SD	Conc. RSD	Blank Intens.	Meas. Intens.	Intens. RSD	Mode
C	13		ug/L			32357	33402	4	Standard
Cl	37		ug/L			5128745	5327917	1	Standard
> Sc	45		ug/L			522248	542725	1	Standard
Na	23	-0.130	ug/L	0.016	12	20516	18508	0	Standard
Mg	24	0.023	ug/L	0.006	27	2102	2827	5	Standard
Al	27	-0.754	ug/L	0.005	0	22771	4323	3	Standard
K	39	0.761	ug/L	0.500	65	474479	505580	1	Standard
Ca	44	-2.398	ug/L	0.125	5	9054	6280	3	Standard
Cr	52	-0.012	ug/L	0.032	270	17579	18026	2	Standard
Cr	53	-0.067	ug/L	0.004	6	261	119	9	Standard
Fe	54	0.434	ug/L	0.486	111	76103	80209	0	Standard
Fe	57	-0.938	ug/L	0.407	43	22683	22571	1	Standard
Mn	55	0.001	ug/L	0.001	76	389	432	5	Standard
> Ge	72		ug/L			41846	43087	2	KED
Ni	60	-0.002	ug/L	0.001	49	20	17	11	KED
Ni	62	0.002	ug/L	0.015	770	1	2	173	KED
Cu	63	0.004	ug/L	0.002	44	50	75	11	KED
Cu	65	-0.001	ug/L	0.004	632	36	35	35	KED
Zn	66	0.007	ug/L	0.008	113	31	36	16	KED
Zn	67	-0.007	ug/L	0.048	648	8	7	66	KED
As	75	-0.001	ug/L	0.008	901	4	4	59	KED
Y	89		ug/L			289048	299344	1	Standard
Kr	83		ug/L			46	34	14	Standard
> In-1	115		ug/L			9530	9613	1	KED
Mo	98	0.002	ug/L	0.001	57	12	15	13	KED
Cd	111	-0.004	ug/L	0.003	80	3	2	43	KED
Cd	114	-0.001	ug/L	0.006	414	5	4	110	KED
> In	115		ug/L			542648	563024	1	Standard
Ba	135	-0.001	ug/L	0.002	237	48	43	34	Standard
Ba	137	0.002	ug/L	0.001	30	64	88	6	Standard
> Tb	159		ug/L			1272467	1323061	1	Standard
Tl	205	-0.001	ug/L	0.000	33	377	277	12	Standard
Pb	208	-0.000	ug/L	0.000	742	316	325	8	Standard

ICP-MS Quantitative Analysis - Summary Report

Sample ID: **BLD0181-BLK3**

Sample Dil Factor:

Comments:

Sample Date/Time: **Wednesday, April 26, 2023 20:38:46**

Number of Replicates: 3

Method File: C:\Users\Public\Documents\PerkinElmer Syngistix\ICPMS\Method\200.8_DailyMethod_KED_UCT.mth

Tuning File: C:\Users\Public\Documents\PerkinElmer Syngistix\ICPMS\MassCal\Default.tun

Optimization File: C:\Users\Public\Documents\PerkinElmer Syngistix\ICPMS\Conditions\Default.dac

Calibration File: C:\Users\Public\Documents\PerkinElmer Syngistix\ICPMS\System\042623.cal

Analyte	Mass	Conc. Mean	Units	Conc. SD	Conc. RSD	Blank Intens.	Meas. Intens.	Intens. RSD	Mode
C	13		ug/L			32357	54808	1	Standard
Cl	37		ug/L			5128745	5166380	1	Standard
> Sc	45		ug/L			522248	548436	0	Standard
Na	23	6.928	ug/L	0.105	1	20516	172341	1	Standard
Mg	24	0.523	ug/L	0.010	1	2102	17268	0	Standard
Al	27	2.463	ug/L	0.060	2	22771	87749	2	Standard
K	39	0.997	ug/L	0.214	21	474479	514870	0	Standard
Ca	44	3.859	ug/L	0.068	1	9054	14599	1	Standard
Cr	52	0.046	ug/L	0.033	73	17579	19369	2	Standard
Cr	53	-0.048	ug/L	0.006	12	261	164	9	Standard
Fe	54	0.968	ug/L	0.646	66	76103	82478	2	Standard
Fe	57	0.992	ug/L	0.489	49	22683	24892	3	Standard
Mn	55	0.056	ug/L	0.003	5	389	2268	3	Standard
> Ge	72		ug/L			41846	43673	1	KED
Ni	60	0.038	ug/L	0.004	11	20	93	8	KED
Ni	62	0.019	ug/L	0.011	61	1	7	43	KED
Cu	63	0.022	ug/L	0.003	12	50	170	6	KED
Cu	65	0.016	ug/L	0.003	16	36	80	9	KED
Zn	66	0.462	ug/L	0.058	12	31	343	10	KED
Zn	67	0.460	ug/L	0.158	34	8	59	30	KED
As	75	-0.004	ug/L	0.003	61	4	3	24	KED
Y	89		ug/L			289048	302237	2	Standard
Kr	83		ug/L			46	48	15	Standard
> In-1	115		ug/L			9530	9667	6	KED
Mo	98	0.002	ug/L	0.002	100	12	15	25	KED
Cd	111	-0.000	ug/L	0.005	1988	3	3	43	KED
Cd	114	-0.000	ug/L	0.009	25243	5	5	133	KED
> In	115		ug/L			542648	568212	3	Standard
Ba	135	0.060	ug/L	0.004	7	48	460	3	Standard
Ba	137	0.061	ug/L	0.003	4	64	808	1	Standard
> Tb	159		ug/L			1272467	1356554	1	Standard
Tl	205	-0.002	ug/L	0.000	9	377	228	6	Standard
Pb	208	0.002	ug/L	0.000	15	316	556	6	Standard

ICP-MS Quantitative Analysis - Summary Report

Sample ID: **BLD0181-BS3**

Sample Dil Factor:

Comments:

Sample Date/Time: **Wednesday, April 26, 2023 20:43:39**

Number of Replicates: 3

Method File: C:\Users\Public\Documents\PerkinElmer Syngistix\ICPMS\Method\200.8_DailyMethod_KED_UCT.mth

Tuning File: C:\Users\Public\Documents\PerkinElmer Syngistix\ICPMS\MassCal\Default.tun

Optimization File: C:\Users\Public\Documents\PerkinElmer Syngistix\ICPMS\Conditions\Default.dac

Calibration File: C:\Users\Public\Documents\PerkinElmer Syngistix\ICPMS\System\042623.cal

Analyte	Mass	Conc. Mean	Units	Conc. SD	Conc. RSD	Blank Intens.	Meas. Intens.	Intens. RSD	Mode
C	13		ug/L			32357	56172	4	Standard
Cl	37		ug/L			5128745	5849712	3	Standard
> Sc	45		ug/L			522248	545197	2	Standard
Na	23	5155.508	ug/L	131.775	2	20516	111526317	0	Standard
Mg	24	5293.263	ug/L	134.356	2	2102	151525264	3	Standard
Al	27	5131.105	ug/L	164.570	3	22771	132222835	4	Standard
K	39	5215.306	ug/L	199.419	3	474479	86831641	1	Standard
Ca	44	5220.938	ug/L	77.906	1	9054	6853485	1	Standard
Cr	52	27.078	ug/L	0.648	2	17579	556289	0	Standard
Cr	53	26.601	ug/L	0.048	0	261	61279	2	Standard
Fe	54	5048.481	ug/L	83.540	1	76103	13308236	1	Standard
Fe	57	5121.208	ug/L	54.492	1	22683	5501848	1	Standard
Mn	55	24.637	ug/L	0.431	1	389	808984	1	Standard
> Ge	72		ug/L			41846	43243	2	KED
Ni	60	25.932	ug/L	0.767	2	20	48203	1	KED
Ni	62	25.982	ug/L	1.147	4	1	7774	2	KED
Cu	63	26.103	ug/L	0.032	0	50	137423	2	KED
Cu	65	25.742	ug/L	0.899	3	36	68357	1	KED
Zn	66	85.280	ug/L	1.973	2	31	56861	0	KED
Zn	67	80.334	ug/L	2.838	3	8	8823	3	KED
As	75	26.449	ug/L	0.376	1	4	8595	0	KED
Y	89		ug/L			289048	302677	2	Standard
Kr	83		ug/L			46	43	11	Standard
> In-1	115		ug/L			9530	9543	1	KED
Mo	98	25.888	ug/L	0.708	2	12	41520	1	KED
Cd	111	25.756	ug/L	0.894	3	3	8471	2	KED
Cd	114	25.494	ug/L	0.482	1	5	21648	0	KED
> In	115		ug/L			542648	555657	0	Standard
Ba	135	27.095	ug/L	0.353	1	48	182197	0	Standard
Ba	137	27.528	ug/L	0.301	1	64	328410	0	Standard
> Tb	159		ug/L			1272467	1357769	0	Standard
Tl	205	22.967	ug/L	0.329	1	377	1839098	0	Standard
Pb	208	23.549	ug/L	0.155	0	316	2359426	1	Standard

ICP-MS Quantitative Analysis - Summary Report

Sample ID: **BLD0347-BLK2**

Sample Dil Factor:

Comments:

Sample Date/Time: **Wednesday, April 26, 2023 20:48:33**

Number of Replicates: 3

Method File: C:\Users\Public\Documents\PerkinElmer Syngistix\ICPMS\Method\200.8_DailyMethod_KED_UCT.mth

Tuning File: C:\Users\Public\Documents\PerkinElmer Syngistix\ICPMS\MassCal\Default.tun

Optimization File: C:\Users\Public\Documents\PerkinElmer Syngistix\ICPMS\Conditions\Default.dac

Calibration File: C:\Users\Public\Documents\PerkinElmer Syngistix\ICPMS\System\042623.cal

Analyte	Mass	Conc. Mean	Units	Conc. SD	Conc. RSD	Blank Intens.	Meas. Intens.	Intens. RSD	Mode
C	13		ug/L			32357	54908	2	Standard
Cl	37		ug/L			5128745	5293195	2	Standard
> Sc	45		ug/L			522248	553942	2	Standard
Na	23	1.320	ug/L	0.948	71	20516	50445	38	Standard
Mg	24	0.963	ug/L	1.035	107	2102	29771	97	Standard
Al	27	11.208	ug/L	1.178	10	22771	317019	7	Standard
K	39	1.107	ug/L	1.526	137	474479	521433	2	Standard
Ca	44	1.919	ug/L	0.963	50	9054	12138	7	Standard
Cr	52	0.100	ug/L	0.033	32	17579	20661	1	Standard
Cr	53	-0.011	ug/L	0.014	123	261	251	9	Standard
Fe	54	1.655	ug/L	1.569	94	76103	85052	2	Standard
Fe	57	-0.950	ug/L	1.081	113	22683	23006	2	Standard
Mn	55	0.022	ug/L	0.007	30	389	1155	17	Standard
> Ge	72		ug/L			41846	43038	1	KED
Ni	60	-0.000	ug/L	0.001	276	20	20	9	KED
Ni	62	0.004	ug/L	0.004	91	1	3	34	KED
Cu	63	0.051	ug/L	0.007	13	50	318	10	KED
Cu	65	0.052	ug/L	0.009	17	36	175	14	KED
Zn	66	0.145	ug/L	0.019	13	31	128	10	KED
Zn	67	0.096	ug/L	0.033	34	8	19	20	KED
As	75	-0.002	ug/L	0.002	92	4	3	18	KED
Y	89		ug/L			289048	302116	2	Standard
Kr	83		ug/L			46	52	13	Standard
> In-1	115		ug/L			9530	9658	0	KED
Mo	98	0.005	ug/L	0.004	72	12	21	30	KED
Cd	111	-0.005	ug/L	0.004	89	3	2	65	KED
Cd	114	-0.002	ug/L	0.004	168	5	3	88	KED
> In	115		ug/L			542648	563404	2	Standard
Ba	135	0.028	ug/L	0.004	12	48	242	7	Standard
Ba	137	0.031	ug/L	0.008	25	64	441	18	Standard
> Tb	159		ug/L			1272467	1342999	1	Standard
Tl	205	0.001	ug/L	0.005	458	377	489	83	Standard
Pb	208	0.005	ug/L	0.006	131	316	791	76	Standard

ICP-MS Quantitative Analysis - Summary Report

Sample ID: **BLD0347-BS2**

Sample Dil Factor:

Comments:

Sample Date/Time: **Wednesday, April 26, 2023 20:53:26**

Number of Replicates: 3

Method File: C:\Users\Public\Documents\PerkinElmer Syngistix\ICPMS\Method\200.8_DailyMethod_KED_UCT.mth

Tuning File: C:\Users\Public\Documents\PerkinElmer Syngistix\ICPMS\MassCal\Default.tun

Optimization File: C:\Users\Public\Documents\PerkinElmer Syngistix\ICPMS\Conditions\Default.dac

Calibration File: C:\Users\Public\Documents\PerkinElmer Syngistix\ICPMS\System\042623.cal

Analyte	Mass	Conc. Mean	Units	Conc. SD	Conc. RSD	Blank Intens.	Meas. Intens.	Intens. RSD	Mode
C	13		ug/L			32357	56349	2	Standard
Cl	37		ug/L			5128745	5848079	2	Standard
> Sc	45		ug/L			522248	547831	1	Standard
Na	23	5440.158	ug/L	171.953	3	20516	118329193	4	Standard
Mg	24	5316.004	ug/L	49.655	0	2102	152909070	2	Standard
Al	27	5472.606	ug/L	37.583	0	22771	141692511	2	Standard
K	39	5193.441	ug/L	29.992	0	474479	86945550	1	Standard
Ca	44	5278.918	ug/L	188.133	3	9054	6962574	2	Standard
Cr	52	26.339	ug/L	0.451	1	17579	544331	0	Standard
Cr	53	26.554	ug/L	0.297	1	261	61459	0	Standard
Fe	54	5298.511	ug/L	116.577	2	76103	14033016	1	Standard
Fe	57	5348.954	ug/L	144.902	2	22683	5773202	2	Standard
Mn	55	23.865	ug/L	0.466	1	389	787568	1	Standard
> Ge	72		ug/L			41846	42235	1	KED
Ni	60	25.771	ug/L	0.528	2	20	46795	1	KED
Ni	62	25.756	ug/L	0.390	1	1	7530	0	KED
Cu	63	25.852	ug/L	0.744	2	50	132908	2	KED
Cu	65	26.023	ug/L	0.550	2	36	67513	1	KED
Zn	66	83.129	ug/L	1.664	2	31	54150	2	KED
Zn	67	80.545	ug/L	1.285	1	8	8640	0	KED
As	75	26.188	ug/L	0.588	2	4	8312	0	KED
Y	89		ug/L			289048	306884	1	Standard
Kr	83		ug/L			46	53	19	Standard
> In-1	115		ug/L			9530	8443	15	KED
Mo	98	30.366	ug/L	4.533	14	12	42430	1	KED
Cd	111	29.572	ug/L	5.023	16	3	8456	0	KED
Cd	114	29.140	ug/L	4.850	16	5	21518	0	KED
> In	115		ug/L			542648	558173	0	Standard
Ba	135	26.917	ug/L	0.099	0	48	181826	0	Standard
Ba	137	27.355	ug/L	0.670	2	64	327805	1	Standard
> Tb	159		ug/L			1272467	1344601	0	Standard
Tl	205	22.727	ug/L	0.314	1	377	1802370	1	Standard
Pb	208	23.412	ug/L	0.214	0	316	2323025	1	Standard

ICP-MS Quantitative Analysis - Summary Report

Sample ID: **BLD0717-BLK1**

Sample Dil Factor:

Comments:

Sample Date/Time: **Wednesday, April 26, 2023 20:58:19**

Number of Replicates: 3

Method File: C:\Users\Public\Documents\PerkinElmer Syngistix\ICPMS\Method\200.8_DailyMethod_KED_UCT.mth

Tuning File: C:\Users\Public\Documents\PerkinElmer Syngistix\ICPMS\MassCal\Default.tun

Optimization File: C:\Users\Public\Documents\PerkinElmer Syngistix\ICPMS\Conditions\Default.dac

Calibration File: C:\Users\Public\Documents\PerkinElmer Syngistix\ICPMS\System\042623.cal

Analyte	Mass	Conc. Mean	Units	Conc. SD	Conc. RSD	Blank Intens.	Meas. Intens.	Intens. RSD	Mode
C	13		ug/L			32357	49184	2	Standard
Cl	37		ug/L			5128745	5295767	2	Standard
> Sc	45		ug/L			522248	548333	0	Standard
Na	23	1.973	ug/L	0.590	29	20516	64436	19	Standard
Mg	24	0.870	ug/L	0.527	60	2102	27217	55	Standard
Al	27	0.555	ug/L	0.534	96	22771	38254	35	Standard
K	39	3.662	ug/L	0.673	18	474479	559150	1	Standard
Ca	44	5.785	ug/L	0.612	10	9054	17133	4	Standard
Cr	52	0.092	ug/L	0.015	16	17579	20290	1	Standard
Cr	53	-0.004	ug/L	0.002	42	261	264	1	Standard
Fe	54	3.746	ug/L	1.093	29	76103	89771	2	Standard
Fe	57	-0.940	ug/L	0.834	88	22683	22802	3	Standard
Mn	55	0.038	ug/L	0.002	4	389	1668	2	Standard
> Ge	72		ug/L			41846	43462	2	KED
Ni	60	0.004	ug/L	0.002	45	20	28	11	KED
Ni	62	0.023	ug/L	0.014	62	1	8	49	KED
Cu	63	0.097	ug/L	0.015	15	50	563	11	KED
Cu	65	0.077	ug/L	0.013	17	36	242	13	KED
Zn	66	0.275	ug/L	0.027	9	31	216	6	KED
Zn	67	0.251	ug/L	0.094	37	8	36	27	KED
As	75	-0.008	ug/L	0.005	59	4	2	65	KED
Y	89		ug/L			289048	302254	0	Standard
Kr	83		ug/L			46	45	6	Standard
> In-1	115		ug/L			9530	9557	1	KED
Mo	98	0.008	ug/L	0.003	33	12	25	18	KED
Cd	111	0.001	ug/L	0.003	359	3	4	26	KED
Cd	114	-0.005	ug/L	0.004	82	5	1	200	KED
> In	115		ug/L			542648	570931	0	Standard
Ba	135	0.044	ug/L	0.003	6	48	356	4	Standard
Ba	137	0.052	ug/L	0.001	2	64	707	1	Standard
> Tb	159		ug/L			1272467	1357564	0	Standard
Tl	205	-0.001	ug/L	0.002	220	377	347	34	Standard
Pb	208	0.006	ug/L	0.002	33	316	914	21	Standard

ICP-MS Quantitative Analysis - Summary Report

Sample ID: **BLD0717-BS1**

Sample Dil Factor:

Comments:

Sample Date/Time: **Wednesday, April 26, 2023 21:03:13**

Number of Replicates: 3

Method File: C:\Users\Public\Documents\PerkinElmer Syngistix\ICPMS\Method\200.8_DailyMethod_KED_UCT.mth

Tuning File: C:\Users\Public\Documents\PerkinElmer Syngistix\ICPMS\MassCal\Default.tun

Optimization File: C:\Users\Public\Documents\PerkinElmer Syngistix\ICPMS\Conditions\Default.dac

Calibration File: C:\Users\Public\Documents\PerkinElmer Syngistix\ICPMS\System\042623.cal

Analyte	Mass	Conc. Mean	Units	Conc. SD	Conc. RSD	Blank Intens.	Meas. Intens.	Intens. RSD	Mode
C	13		ug/L			32357	50696	4	Standard
Cl	37		ug/L			5128745	5841300	3	Standard
> Sc	45		ug/L			522248	555028	1	Standard
Na	23	4961.456	ug/L	7.480	0	20516	109314443	1	Standard
Mg	24	5033.084	ug/L	48.148	0	2102	146682237	2	Standard
Al	27	4923.512	ug/L	76.120	1	22771	129125345	1	Standard
K	39	4966.599	ug/L	49.468	0	474479	84262959	1	Standard
Ca	44	5000.945	ug/L	175.406	3	9054	6683828	3	Standard
Cr	52	25.928	ug/L	0.731	2	17579	543149	1	Standard
Cr	53	26.116	ug/L	0.714	2	261	61249	3	Standard
Fe	54	4762.791	ug/L	73.299	1	76103	12789625	2	Standard
Fe	57	4888.772	ug/L	85.145	1	22683	5347902	0	Standard
Mn	55	23.838	ug/L	0.618	2	389	796920	1	Standard
> Ge	72		ug/L			41846	42752	1	KED
Ni	60	25.204	ug/L	0.405	1	20	46329	0	KED
Ni	62	26.150	ug/L	0.178	0	1	7740	2	KED
Cu	63	25.808	ug/L	0.956	3	50	134268	2	KED
Cu	65	25.781	ug/L	0.679	2	36	67694	0	KED
Zn	66	82.520	ug/L	0.564	0	31	54419	2	KED
Zn	67	79.984	ug/L	1.430	1	8	8687	2	KED
As	75	25.576	ug/L	0.360	1	4	8218	1	KED
Y	89		ug/L			289048	309390	2	Standard
Kr	83		ug/L			46	48	22	Standard
> In-1	115		ug/L			9530	9611	2	KED
Mo	98	0.101	ug/L	0.026	25	12	174	24	KED
Cd	111	25.097	ug/L	0.869	3	3	8311	1	KED
Cd	114	25.012	ug/L	0.551	2	5	21392	2	KED
> In	115		ug/L			542648	570131	3	Standard
Ba	135	25.649	ug/L	0.670	2	48	176903	1	Standard
Ba	137	26.148	ug/L	1.013	3	64	319825	0	Standard
> Tb	159		ug/L			1272467	1374598	1	Standard
Tl	205	22.515	ug/L	0.167	0	377	1825333	1	Standard
Pb	208	22.738	ug/L	0.412	1	316	2306020	0	Standard

ICP-MS Quantitative Analysis - Summary Report

Sample ID: **23D0576-01**

Sample Dil Factor: **10**

Comments:

Sample Date/Time: **Wednesday, April 26, 2023 21:13:30**

Number of Replicates: 3

Method File: C:\Users\Public\Documents\PerkinElmer Syngistix\ICPMS\Method\200.8_dailymethod_ked_uct_no min.mth

Tuning File: C:\Users\Public\Documents\PerkinElmer Syngistix\ICPMS\MassCal\Default.tun

Optimization File: C:\Users\Public\Documents\PerkinElmer Syngistix\ICPMS\Conditions\Default.dac

Calibration File:

Analyte Mass	Conc. Mean	Units	Conc. SD	Conc. RSD	Blank Intens.	Meas. Intens.	Intens. RSD	Mode
C	13	ug/L			32357	131461	2	Standard
Cl	37	ug/L			5128745	5469622	2	Standard
> Sc	45	ug/L			522248	525220	0	Standard
Cr	52	7.683	0.171	2	17579	164759	1	Standard
Cr	53	7.408	0.118	1	261	16629	1	Standard
Mn	55	15.660	0.149	0	389	495651	0	Standard
> Ge	72	ug/L			41846	43514	0	KED
Ni	60	1.616	0.057	3	20	3044	3	KED
Ni	62	1.672	0.068	4	1	505	3	KED
Cu	63	0.475	0.023	4	50	2569	4	KED
Cu	65	0.489	0.011	2	36	1342	2	KED
Zn	66	10.843	0.106	0	31	7305	0	KED
Zn	67	10.271	0.522	5	8	1142	5	KED
As	75	0.051	0.021	40	4	21	32	KED
Y	89	ug/L			289048	300122	1	Standard
Kr	83	ug/L			46	45	12	Standard
> In-1	115	ug/L			9530	9647	0	KED
Mo	98	0.444	0.024	5	12	732	5	KED
Cd	111	0.184	0.025	13	3	65	12	KED
Cd	114	0.210	0.014	6	5	185	6	KED
> In	115	ug/L			542648	561414	1	Standard
Ba	135	2.383	0.029	1	48	16235	1	Standard
Ba	137	2.432	0.044	1	64	29370	1	Standard
> Tb	159	ug/L			1272467	1365668	0	Standard
Tl	205	-0.002	0.000	14	377	208	14	Standard
Pb	208	0.017	0.001	5	316	2096	3	Standard

ICP-MS Quantitative Analysis - Summary Report

Sample ID: **23D0539-01**

Sample Dil Factor: **2**

Comments:

Sample Date/Time: **Wednesday, April 26, 2023 21:19:29**

Number of Replicates: 3

Method File: C:\Users\Public\Documents\PerkinElmer Syngistix\ICPMS\Method\200.8_dailymethod_ked_uct_no min.mth

Tuning File: C:\Users\Public\Documents\PerkinElmer Syngistix\ICPMS\MassCal\Default.tun

Optimization File: C:\Users\Public\Documents\PerkinElmer Syngistix\ICPMS\Conditions\Default.dac

Calibration File:

Analyte	Mass	Conc. Mean	Units	Conc. SD	Conc. RSD	Blank Intens.	Meas. Intens.	Intens. RSD	Mode
C	13		ug/L			32357	230822	5	Standard
Cl	37		ug/L			5128745	4903958	5	Standard
> Sc	45		ug/L			522248	503306	2	Standard
Cr	52	61.392	ug/L	0.596	0	17579	1143175	1	Standard
Cr	53	60.480	ug/L	0.790	1	261	128294	2	Standard
Mn	55	163.688	ug/L	3.018	1	389	4960333	1	Standard
> Ge	72		ug/L			41846	37165	1	KED
Ni	60	10.492	ug/L	0.224	2	20	16777	1	KED
Ni	62	10.380	ug/L	0.450	4	1	2671	3	KED
Cu	63	2.097	ug/L	0.107	5	50	9524	3	KED
Cu	65	2.124	ug/L	0.039	1	36	4878	3	KED
Zn	66	61.067	ug/L	1.469	2	31	35007	1	KED
Zn	67	58.159	ug/L	1.455	2	8	5493	3	KED
As	75	0.275	ug/L	0.048	17	4	80	15	KED
Y	89		ug/L			289048	294706	1	Standard
Kr	83		ug/L			46	45	0	Standard
> In-1	115		ug/L			9530	8515	0	KED
Mo	98	1.595	ug/L	0.034	2	12	2293	2	KED
Cd	111	0.718	ug/L	0.011	1	3	213	1	KED
Cd	114	0.686	ug/L	0.026	3	5	524	3	KED
> In	115		ug/L			542648	523004	3	Standard
Ba	135	12.837	ug/L	0.493	3	48	81210	1	Standard
Ba	137	13.097	ug/L	0.543	4	64	146961	0	Standard
> Tb	159		ug/L			1272467	1305786	3	Standard
Tl	205	-0.003	ug/L	0.000	3	377	170	3	Standard
Pb	208	0.106	ug/L	0.003	2	316	10568	0	Standard

ICP-MS Quantitative Analysis - Summary Report

Sample ID: SEQ-IBL6

Sample Dil Factor:

Comments:

Sample Date/Time: Wednesday, April 26, 2023 21:24:31

Number of Replicates: 3

Method File: C:\Users\Public\Documents\PerkinElmer Syngistix\ICPMS\Method\200.8_dailymethod_ked_uct.mth

Tuning File: C:\Users\Public\Documents\PerkinElmer Syngistix\ICPMS\MassCal\Default.tun

Optimization File: C:\Users\Public\Documents\PerkinElmer Syngistix\ICPMS\Conditions\Default.dac

Calibration File: C:\Users\Public\Documents\PerkinElmer Syngistix\ICPMS\System\042623.cal

Analyte	Mass	Conc. Mean	Units	Conc. SD	Conc. RSD	Blank Intens.	Meas. Intens.	Intens. RSD	Mode
C	13		ug/L			32357	36089	2	Standard
Cl	37		ug/L			5128745	5687549	3	Standard
> Sc	45		ug/L			522248	521261	2	Standard
Na	23	-0.157	ug/L	0.011	6	20516	17235	1	Standard
Mg	24	0.028	ug/L	0.004	15	2102	2862	3	Standard
Al	27	-0.773	ug/L	0.002	0	22771	3687	1	Standard
K	39	7.041	ug/L	0.552	7	474479	584966	1	Standard
Ca	44	-1.207	ug/L	0.162	13	9054	7523	2	Standard
Cr	52	-0.018	ug/L	0.036	200	17579	17190	1	Standard
Cr	53	-0.069	ug/L	0.007	9	261	110	10	Standard
Fe	54	3.080	ug/L	0.353	11	76103	83693	3	Standard
Fe	57	-4.808	ug/L	0.833	17	22683	17718	4	Standard
Mn	55	0.003	ug/L	0.001	32	389	487	5	Standard
> Ge	72		ug/L			41846	41300	1	KED
Ni	60	0.006	ug/L	0.002	37	20	30	10	KED
Ni	62	0.022	ug/L	0.028	123	1	8	96	KED
Cu	63	0.001	ug/L	0.003	295	50	54	23	KED
Cu	65	-0.001	ug/L	0.001	57	36	32	5	KED
Zn	66	0.070	ug/L	0.011	15	31	75	9	KED
Zn	67	0.050	ug/L	0.036	73	8	13	28	KED
As	75	-0.005	ug/L	0.004	73	4	2	44	KED
Y	89		ug/L			289048	288658	2	Standard
Kr	83		ug/L			46	31	36	Standard
> In-1	115		ug/L			9530	9100	1	KED
Mo	98	-0.003	ug/L	0.002	68	12	7	39	KED
Cd	111	-0.002	ug/L	0.003	121	3	2	33	KED
Cd	114	-0.003	ug/L	0.007	252	5	3	182	KED
> In	115		ug/L			542648	567595	4	Standard
Ba	135	0.000	ug/L	0.003	1070	48	52	41	Standard
Ba	137	0.000	ug/L	0.000	22	64	72	4	Standard
> Tb	159		ug/L			1272467	1349687	3	Standard
Tl	205	-0.003	ug/L	0.000	15	377	177	17	Standard
Pb	208	0.001	ug/L	0.000	18	316	438	1	Standard

ICP-MS Quantitative Analysis - Summary Report

Sample ID: SEQ-CCV7

Sample Dil Factor:

Comments:

Sample Date/Time: Wednesday, April 26, 2023 21:29:34

Number of Replicates: 3

Method File: C:\Users\Public\Documents\PerkinElmer Syngistix\ICPMS\Method\200.8_dailymethod_ked_uct.mth

Tuning File: C:\Users\Public\Documents\PerkinElmer Syngistix\ICPMS\MassCal\Default.tun

Optimization File: C:\Users\Public\Documents\PerkinElmer Syngistix\ICPMS\Conditions\Default.dac

Calibration File: C:\Users\Public\Documents\PerkinElmer Syngistix\ICPMS\System\042623.cal

Analyte	Mass	Conc. Mean	Units	Conc. SD	Conc. RSD	Blank Intens.	Meas. Intens.	Intens. RSD	Mode
C	13		ug/L			32357	34401	2	Standard
Cl	37		ug/L			5128745	5847548	3	Standard
> Sc	45		ug/L			522248	534890	2	Standard
Na	23	5149.764	ug/L	159.652	3	20516	109294336	1	Standard
Mg	24	4943.061	ug/L	112.967	2	2102	138822047	3	Standard
Al	27	5187.612	ug/L	125.588	2	22771	131128065	3	Standard
K	39	5167.325	ug/L	155.683	3	474479	84428351	1	Standard
Ca	44	4994.873	ug/L	68.480	1	9054	6432958	1	Standard
Cr	52	49.771	ug/L	0.665	1	17579	988276	1	Standard
Cr	53	49.659	ug/L	0.480	0	261	111995	2	Standard
Fe	54	4918.566	ug/L	99.444	2	76103	12725095	2	Standard
Fe	57	5040.268	ug/L	95.969	1	22683	5313942	3	Standard
Mn	55	44.944	ug/L	0.457	1	389	1447760	1	Standard
> Ge	72		ug/L			41846	40618	2	KED
Ni	60	49.838	ug/L	1.548	3	20	86993	1	KED
Ni	62	50.197	ug/L	1.778	3	1	14109	3	KED
Cu	63	50.859	ug/L	1.251	2	50	251450	3	KED
Cu	65	50.180	ug/L	0.609	1	36	125160	1	KED
Zn	66	53.533	ug/L	1.557	2	31	33557	4	KED
Zn	67	53.260	ug/L	1.198	2	8	5499	4	KED
As	75	51.187	ug/L	0.529	1	4	15624	3	KED
Y	89		ug/L			289048	302691	1	Standard
Kr	83		ug/L			46	50	5	Standard
> In-1	115		ug/L			9530	9105	1	KED
Mo	98	51.244	ug/L	1.018	1	12	78440	3	KED
Cd	111	50.322	ug/L	0.647	1	3	15791	0	KED
Cd	114	50.180	ug/L	0.864	1	5	40650	0	KED
> In	115		ug/L			542648	553927	2	Standard
Ba	135	51.707	ug/L	1.639	3	48	346410	0	Standard
Ba	137	52.926	ug/L	1.684	3	64	629091	1	Standard
> Tb	159		ug/L			1272467	1398820	1	Standard
Tl	205	49.409	ug/L	0.335	0	377	4075735	0	Standard
Pb	208	47.972	ug/L	0.922	1	316	4950453	0	Standard

ICP-MS Quantitative Analysis - Summary Report

Sample ID: SEQ-CCB7

Sample Dil Factor:

Comments:

Sample Date/Time: Wednesday, April 26, 2023 21:37:12

Number of Replicates: 3

Method File: C:\Users\Public\Documents\PerkinElmer Syngistix\ICPMS\Method\200.8_dailymethod_ked_uct.mth

Tuning File: C:\Users\Public\Documents\PerkinElmer Syngistix\ICPMS\MassCal\Default.tun

Optimization File: C:\Users\Public\Documents\PerkinElmer Syngistix\ICPMS\Conditions\Default.dac

Calibration File: C:\Users\Public\Documents\PerkinElmer Syngistix\ICPMS\System\042623.cal

Analyte	Mass	Conc. Mean	Units	Conc. SD	Conc. RSD	Blank Intens.	Meas. Intens.	Intens. RSD	Mode
C	13		ug/L			32357	31679	3	Standard
Cl	37		ug/L			5128745	5515437	2	Standard
> Sc	45		ug/L			522248	535098	2	Standard
Na	23	-0.271	ug/L	0.032	11	20516	15250	1	Standard
Mg	24	0.024	ug/L	0.000	0	2102	2819	2	Standard
Al	27	-0.759	ug/L	0.003	0	22771	4146	2	Standard
K	39	3.293	ug/L	1.325	40	474479	539341	1	Standard
Ca	44	-2.689	ug/L	0.136	5	9054	5813	0	Standard
Cr	52	-0.046	ug/L	0.023	49	17579	17111	1	Standard
Cr	53	-0.072	ug/L	0.003	4	261	105	4	Standard
Fe	54	0.956	ug/L	1.433	149	76103	80376	2	Standard
Fe	57	-4.745	ug/L	0.416	8	22683	18252	0	Standard
Mn	55	0.000	ug/L	0.001	9015	389	399	6	Standard
> Ge	72		ug/L			41846	42706	0	KED
Ni	60	-0.003	ug/L	0.004	120	20	15	42	KED
Ni	62	0.008	ug/L	0.004	43	1	4	24	KED
Cu	63	0.005	ug/L	0.001	22	50	80	8	KED
Cu	65	0.000	ug/L	0.002	1157	36	37	16	KED
Zn	66	0.014	ug/L	0.011	81	31	40	17	KED
Zn	67	-0.013	ug/L	0.040	301	8	6	62	KED
As	75	-0.007	ug/L	0.004	61	4	2	60	KED
Y	89		ug/L			289048	301933	2	Standard
Kr	83		ug/L			46	45	29	Standard
> In-1	115		ug/L			9530	9418	0	KED
Mo	98	0.001	ug/L	0.002	206	12	13	22	KED
Cd	111	-0.001	ug/L	0.004	516	3	3	41	KED
Cd	114	-0.002	ug/L	0.004	189	5	3	87	KED
> In	115		ug/L			542648	561808	2	Standard
Ba	135	0.001	ug/L	0.001	92	48	57	13	Standard
Ba	137	0.002	ug/L	0.001	39	64	88	7	Standard
> Tb	159		ug/L			1272467	1358923	1	Standard
Tl	205	-0.002	ug/L	0.000	4	377	233	2	Standard
Pb	208	0.001	ug/L	0.000	21	316	418	4	Standard

ICP-MS Quantitative Analysis - Summary Report

Sample ID: SEQ-CAL1

Sample Dil Factor:

Comments:

Sample Date/Time: Wednesday, April 26, 2023 21:44:46

Number of Replicates: 3

Method File: C:\Users\Public\Documents\PerkinElmer Syngistix\ICPMS\Method\200.8_dailymethod_ked_uct.mth

Tuning File: C:\Users\Public\Documents\PerkinElmer Syngistix\ICPMS\MassCal\Default.tun

Optimization File: C:\Users\Public\Documents\PerkinElmer Syngistix\ICPMS\Conditions\Default.dac

Calibration File:

Analyte Mass	Conc. Mean	Units	Conc. SD	Conc. RSD	Blank Intens.	Meas. Intens.	Intens. RSD	Mode
C	13	ug/L				29982	2	Standard
Cl	37	ug/L				5454255	2	Standard
[> Sc	45	ug/L				519513	2	Standard
Na	23	ug/L				11324	1	Standard
Mg	24	ug/L				1933	2	Standard
Al	27	ug/L				3025	1	Standard
Cr	52	ug/L				16933	0	Standard
Cr	53	ug/L				95	10	Standard
Fe	54	ug/L				79986	2	Standard
Fe	57	ug/L				17976	1	Standard
[Mn	55	ug/L				367	10	Standard
[> Ge	72	ug/L				42545	0	KED
Ni	60	ug/L				10	10	KED
Ni	62	ug/L				5	94	KED
Cu	63	ug/L				62	10	KED
Cu	65	ug/L				28	40	KED
Zn	66	ug/L				36	15	KED
Zn	67	ug/L				5	66	KED
[As	75	ug/L				2	10	KED
Y	89	ug/L				295853	0	Standard
Kr	83	ug/L				47	12	Standard
[> In-1	115	ug/L				9695	1	KED
Cd	111	ug/L				4	44	KED
[Cd	114	ug/L				1	100	KED
[> In	115	ug/L				556386	0	Standard
Ba	135	ug/L				32	10	Standard
[Ba	137	ug/L				57	21	Standard
[> Tb	159	ug/L				1335544	1	Standard
Tl	205	ug/L				200	1	Standard
[Pb	208	ug/L				261	8	Standard

ICP-MS Quantitative Analysis - Summary Report

Sample ID: SEQ-CCV8

Sample Dil Factor:

Comments:

Sample Date/Time: Wednesday, April 26, 2023 21:49:32

Number of Replicates: 3

Method File: C:\Users\Public\Documents\PerkinElmer Syngistix\ICPMS\Method\200.8_dailymethod_ked_uct.mth

Tuning File: C:\Users\Public\Documents\PerkinElmer Syngistix\ICPMS\MassCal\Default.tun

Optimization File: C:\Users\Public\Documents\PerkinElmer Syngistix\ICPMS\Conditions\Default.dac

Calibration File:

Analyte Mass	Conc. Mean	Units	Conc. SD	Conc. RSD	Blank Intens.	Meas. Intens.	Intens. RSD	Mode
C	13	ug/L			29982	30976	5	Standard
Cl	37	ug/L			5454255	5923130	2	Standard
[> Sc	45	ug/L			519513	547738	0	Standard
Na	23	5001.982	143.979	2	11324	108746443	2	Standard
Mg	24	4923.482	86.778	1	1933	141585347	1	Standard
Al	27	5054.572	95.096	1	3025	130819580	1	Standard
Cr	52	49.866	1.297	2	16933	1013510	2	Standard
Cr	53	49.739	0.723	1	95	114697	1	Standard
Fe	54	4787.207	192.524	4	79986	12690233	3	Standard
Fe	57	4902.032	206.709	4	17976	5287939	4	Standard
Mn	55	44.589	0.707	1	367	1471029	1	Standard
[> Ge	72				42545	41532	1	KED
Ni	60	48.941	0.781	1	10	87366	0	KED
Ni	62	49.447	1.022	2	5	14217	1	KED
Cu	63	49.752	1.299	2	62	251579	4	KED
Cu	65	49.576	0.546	1	28	126447	1	KED
Zn	66	50.738	0.452	0	36	32516	0	KED
Zn	67	51.016	1.207	2	5	5383	3	KED
As	75	50.792	0.290	0	2	15849	1	KED
Y	89				295853	299615	1	Standard
Kr	83				47	49	17	Standard
[> In-1	115				9695	9260	3	KED
Cd	111	49.318	1.697	3	4	15730	0	KED
Cd	114	49.178	1.100	2	1	40502	1	KED
[> In	115				556386	547548	0	Standard
Ba	135	53.219	0.884	1	32	352591	1	Standard
Ba	137	53.991	0.864	1	57	634702	2	Standard
[> Tb	159				1335544	1356183	2	Standard
Tl	205	50.173	1.570	3	200	4010987	1	Standard
Pb	208	48.147	1.005	2	261	4816618	1	Standard

ICP-MS Quantitative Analysis - Summary Report

Sample ID: SEQ-CCB8

Sample Dil Factor:

Comments:

Sample Date/Time: Wednesday, April 26, 2023 21:57:25

Number of Replicates: 3

Method File: C:\Users\Public\Documents\PerkinElmer Syngistix\ICPMS\Method\200.8_dailymethod_ked_uct.mth

Tuning File: C:\Users\Public\Documents\PerkinElmer Syngistix\ICPMS\MassCal\Default.tun

Optimization File: C:\Users\Public\Documents\PerkinElmer Syngistix\ICPMS\Conditions\Default.dac

Calibration File: C:\Users\Public\Documents\PerkinElmer Syngistix\ICPMS\System\042623a.cal

Analyte	Mass	Conc. Mean	Units	Conc. SD	Conc. RSD	Blank Intens.	Meas. Intens.	Intens. RSD	Mode
C	13		ug/L			29982	30589	1	Standard
Cl	37		ug/L			5454255	5505977	1	Standard
[> Sc	45		ug/L			519513	529758	1	Standard
Na	23	0.040	ug/L	0.021	51	11324	12379	2	Standard
Mg	24	0.006	ug/L	0.002	33	1933	2126	1	Standard
Al	27	0.009	ug/L	0.003	30	3025	3322	2	Standard
Cr	52	0.022	ug/L	0.026	116	16933	17695	0	Standard
Cr	53	0.001	ug/L	0.003	221	95	99	5	Standard
Fe	54	-0.877	ug/L	1.447	165	79986	79303	3	Standard
Fe	57	1.634	ug/L	0.445	27	17976	20024	0	Standard
Mn	55	0.000	ug/L	0.001	336	367	382	5	Standard
[> Ge	72		ug/L			42545	42529	1	KED
Ni	60	0.026	ug/L	0.020	78	10	57	63	KED
Ni	62	0.022	ug/L	0.012	53	5	11	28	KED
Cu	63	0.019	ug/L	0.016	86	62	158	50	KED
Cu	65	0.026	ug/L	0.018	67	28	97	47	KED
Zn	66	0.015	ug/L	0.022	152	36	45	31	KED
Zn	67	0.036	ug/L	0.053	149	5	9	60	KED
As	75	0.029	ug/L	0.022	77	2	11	59	KED
Y	89		ug/L			295853	300175	3	Standard
Kr	83		ug/L			47	38	15	Standard
[> In-1	115		ug/L			9695	9585	0	KED
Cd	111	-0.005	ug/L	0.005	107	4	2	57	KED
Cd	114	-0.000	ug/L	0.000	6	1	1		KED
[> In	115		ug/L			556386	556479	2	Standard
Ba	135	-0.001	ug/L	0.002	270	32	27	38	Standard
Ba	137	0.000	ug/L	0.000	642	57	57	6	Standard
[> Tb	159		ug/L			1335544	1336392	1	Standard
Tl	205	0.002	ug/L	0.000	6	200	373	4	Standard
Pb	208	0.000	ug/L	0.000	60	261	283	3	Standard

ICP-MS Quantitative Analysis - Summary Report

Sample ID: **23D0541-01**

Sample Dil Factor:

Comments:

Sample Date/Time: **Wednesday, April 26, 2023 22:02:55**

Number of Replicates: 3

Method File: C:\Users\Public\Documents\PerkinElmer Syngistix\ICPMS\Method\200.8_dailymethod_ked_uct.mth

Tuning File: C:\Users\Public\Documents\PerkinElmer Syngistix\ICPMS\MassCal\Default.tun

Optimization File: C:\Users\Public\Documents\PerkinElmer Syngistix\ICPMS\Conditions\Default.dac

Calibration File: C:\Users\Public\Documents\PerkinElmer Syngistix\ICPMS\System\042623a.cal

Analyte	Mass	Conc. Mean	Units	Conc. SD	Conc. RSD	Blank Intens.	Meas. Intens.	Intens. RSD	Mode
C	13		ug/L			29982	53527	3	Standard
Cl	37		ug/L			5454255	5444673	2	Standard
[> Sc	45		ug/L			519513	556485	1	Standard
Na	23	5047.105	ug/L	128.727	2	11324	111461529	1	Standard
Mg	24	2769.804	ug/L	110.193	3	1933	80895084	2	Standard
Al	27	71.662	ug/L	2.083	2	3025	1887093	2	Standard
Cr	52	0.521	ug/L	0.033	6	16933	28692	1	Standard
Cr	53	0.904	ug/L	0.012	1	95	2217	0	Standard
Fe	54	542.537	ug/L	9.043	1	79986	1536948	0	Standard
Fe	57	534.110	ug/L	17.706	3	17976	602369	2	Standard
Mn	55	31.868	ug/L	0.687	2	367	1068031	0	Standard
[> Ge	72		ug/L			42545	42710	1	KED
Ni	60	0.637	ug/L	0.009	1	10	1180	1	KED
Ni	62	0.608	ug/L	0.058	9	5	184	9	KED
Cu	63	2.542	ug/L	0.014	0	62	13274	2	KED
Cu	65	2.575	ug/L	0.018	0	28	6780	1	KED
Zn	66	9.365	ug/L	0.244	2	36	6200	1	KED
Zn	67	9.154	ug/L	0.478	5	5	997	4	KED
As	75	0.517	ug/L	0.022	4	2	168	2	KED
Y	89		ug/L			295853	313891	1	Standard
Kr	83		ug/L			47	40	20	Standard
[> In-1	115		ug/L			9695	9764	1	KED
Cd	111	0.005	ug/L	0.002	36	4	6	9	KED
Cd	114	0.010	ug/L	0.006	62	1	10	52	KED
[> In	115		ug/L			556386	569247	2	Standard
Ba	135	7.465	ug/L	0.268	3	32	51428	2	Standard
Ba	137	7.685	ug/L	0.190	2	57	93942	1	Standard
[> Tb	159		ug/L			1335544	1413153	0	Standard
Tl	205	0.001	ug/L	0.000	2	200	326	0	Standard
Pb	208	0.270	ug/L	0.005	1	261	28423	1	Standard

ICP-MS Quantitative Analysis - Summary Report

Sample ID: **23D0541-02**

Sample Dil Factor:

Comments:

Sample Date/Time: **Wednesday, April 26, 2023 22:09:04**

Number of Replicates: 3

Method File: C:\Users\Public\Documents\PerkinElmer Syngistix\ICPMS\Method\200.8_dailymethod_ked_uct.mth

Tuning File: C:\Users\Public\Documents\PerkinElmer Syngistix\ICPMS\MassCal\Default.tun

Optimization File: C:\Users\Public\Documents\PerkinElmer Syngistix\ICPMS\Conditions\Default.dac

Calibration File: C:\Users\Public\Documents\PerkinElmer Syngistix\ICPMS\System\042623a.cal

Analyte	Mass	Conc. Mean	Units	Conc. SD	Conc. RSD	Blank Intens.	Meas. Intens.	Intens. RSD	Mode
C	13		ug/L			29982	54537	1	Standard
Cl	37		ug/L			5454255	5490243	2	Standard
[> Sc	45		ug/L			519513	559726	0	Standard
Na	23	6616.920	ug/L	186.468	2	11324	147004056	2	Standard
Mg	24	2959.590	ug/L	39.385	1	1933	86982244	2	Standard
Al	27	78.253	ug/L	7.071	9	3025	2072175	8	Standard
Cr	52	0.576	ug/L	0.018	3	16933	29993	1	Standard
Cr	53	0.867	ug/L	0.031	3	95	2143	3	Standard
Fe	54	1799.453	ug/L	29.092	1	79986	4928254	1	Standard
Fe	57	1616.410	ug/L	1.077	0	17976	1794872	0	Standard
Mn	55	236.342	ug/L	4.845	2	367	7967097	2	Standard
[> Ge	72		ug/L			42545	42316	1	KED
Ni	60	1.221	ug/L	0.026	2	10	2231	1	KED
Ni	62	1.196	ug/L	0.051	4	5	355	5	KED
Cu	63	3.350	ug/L	0.064	1	62	17309	1	KED
Cu	65	3.324	ug/L	0.051	1	28	8663	1	KED
Zn	66	13.838	ug/L	0.339	2	36	9061	1	KED
Zn	67	13.300	ug/L	0.364	2	5	1434	3	KED
As	75	1.176	ug/L	0.027	2	2	376	1	KED
Y	89		ug/L			295853	306788	3	Standard
Kr	83		ug/L			47	60	25	Standard
[> In-1	115		ug/L			9695	9567	0	KED
Cd	111	0.014	ug/L	0.012	87	4	8	44	KED
Cd	114	0.015	ug/L	0.009	59	1	15	52	KED
[> In	115		ug/L			556386	565017	2	Standard
Ba	135	10.080	ug/L	0.156	1	32	68929	1	Standard
Ba	137	10.413	ug/L	0.173	1	57	126324	0	Standard
[> Tb	159		ug/L			1335544	1390696	0	Standard
Tl	205	0.001	ug/L	0.000	27	200	270	6	Standard
Pb	208	0.722	ug/L	0.004	0	261	74344	0	Standard

ICP-MS Quantitative Analysis - Summary Report

Sample ID: **23D0062-01**

Sample Dil Factor:

Comments:

Sample Date/Time: **Wednesday, April 26, 2023 22:15:16**

Number of Replicates: 3

Method File: C:\Users\Public\Documents\PerkinElmer Syngistix\ICPMS\Method\200.8_dailymethod_ked_uct.mth

Tuning File: C:\Users\Public\Documents\PerkinElmer Syngistix\ICPMS\MassCal\Default.tun

Optimization File: C:\Users\Public\Documents\PerkinElmer Syngistix\ICPMS\Conditions\Default.dac

Calibration File: C:\Users\Public\Documents\PerkinElmer Syngistix\ICPMS\System\042623a.cal

Analyte	Mass	Conc. Mean	Units	Conc. SD	Conc. RSD	Blank Intens.	Meas. Intens.	Intens. RSD	Mode
C	13		ug/L			29982	54567	1	Standard
Cl	37		ug/L			5454255	5355996	3	Standard
[> Sc	45		ug/L			519513	567369	1	Standard
Na	23	3307.896	ug/L	94.683	2	11324	74492589	2	Standard
Mg	24	2750.074	ug/L	39.075	1	1933	81936521	3	Standard
Al	27	5.651	ug/L	0.128	2	3025	154771	1	Standard
Cr	52	0.206	ug/L	0.016	7	16933	22756	1	Standard
Cr	53	0.451	ug/L	0.012	2	95	1181	4	Standard
Fe	54	32.159	ug/L	2.210	6	79986	175042	3	Standard
Fe	57	43.120	ug/L	0.843	1	17976	67640	1	Standard
Mn	55	3.200	ug/L	0.079	2	367	109704	0	Standard
[> Ge	72		ug/L			42545	42641	0	KED
Ni	60	0.075	ug/L	0.009	12	10	147	11	KED
Ni	62	0.080	ug/L	0.012	15	5	28	11	KED
Cu	63	0.101	ug/L	0.006	5	62	588	4	KED
Cu	65	0.099	ug/L	0.003	3	28	288	3	KED
Zn	66	0.770	ug/L	0.030	3	36	542	3	KED
Zn	67	0.909	ug/L	0.082	8	5	104	8	KED
As	75	0.229	ug/L	0.027	11	2	76	12	KED
Y	89		ug/L			295853	299508	1	Standard
Kr	83		ug/L			47	33	3	Standard
[> In-1	115		ug/L			9695	9611	2	KED
Cd	111	-0.001	ug/L	0.004	452	4	4	35	KED
Cd	114	0.003	ug/L	0.003	100	1	4	60	KED
[> In	115		ug/L			556386	558484	2	Standard
Ba	135	1.183	ug/L	0.060	5	32	8021	3	Standard
Ba	137	1.207	ug/L	0.051	4	57	14521	3	Standard
[> Tb	159		ug/L			1335544	1358780	1	Standard
Tl	205	-0.000	ug/L	0.000	92	200	187	9	Standard
Pb	208	0.015	ug/L	0.000	1	261	1746	0	Standard

ICP-MS Quantitative Analysis - Summary Report

Sample ID: **23D0062-03**

Sample Dil Factor:

Comments:

Sample Date/Time: **Wednesday, April 26, 2023 22:20:08**

Number of Replicates: 3

Method File: C:\Users\Public\Documents\PerkinElmer Syngistix\ICPMS\Method\200.8_dailymethod_ked_uct.mth

Tuning File: C:\Users\Public\Documents\PerkinElmer Syngistix\ICPMS\MassCal\Default.tun

Optimization File: C:\Users\Public\Documents\PerkinElmer Syngistix\ICPMS\Conditions\Default.dac

Calibration File: C:\Users\Public\Documents\PerkinElmer Syngistix\ICPMS\System\042623a.cal

Analyte	Mass	Conc. Mean	Units	Conc. SD	Conc. RSD	Blank Intens.	Meas. Intens.	Intens. RSD	Mode
C	13		ug/L			29982	53702	0	Standard
Cl	37		ug/L			5454255	5267402	2	Standard
Sc	45		ug/L			519513	581465	3	Standard
Na	23	3851.801	ug/L	145.798	3	11324	88840208	1	Standard
Mg	24	3677.819	ug/L	125.152	3	1933	112200936	0	Standard
Al	27	56.028	ug/L	1.212	2	3025	1542183	1	Standard
Cr	52	0.157	ug/L	0.019	11	16933	22273	1	Standard
Cr	53	0.489	ug/L	0.008	1	95	1302	3	Standard
Fe	54	54.403	ug/L	2.444	4	79986	241464	0	Standard
Fe	57	63.483	ug/L	2.107	3	17976	92509	0	Standard
Mn	55	1.686	ug/L	0.038	2	367	59404	0	Standard
Ge	72		ug/L			42545	41913	1	KED
Ni	60	0.140	ug/L	0.008	5	10	261	3	KED
Ni	62	0.142	ug/L	0.039	27	5	46	24	KED
Cu	63	0.213	ug/L	0.009	4	62	1150	4	KED
Cu	65	0.230	ug/L	0.017	7	28	620	8	KED
Zn	66	0.988	ug/L	0.043	4	36	673	3	KED
Zn	67	1.093	ug/L	0.040	3	5	121	2	KED
As	75	0.463	ug/L	0.022	4	2	148	3	KED
Y	89		ug/L			295853	300570	0	Standard
Kr	83		ug/L			47	43	49	Standard
In-1	115		ug/L			9695	9178	0	KED
Cd	111	0.004	ug/L	0.009	229	4	5	50	KED
Cd	114	0.005	ug/L	0.003	48	1	6	34	KED
In	115		ug/L			556386	557191	1	Standard
Ba	135	2.617	ug/L	0.084	3	32	17671	1	Standard
Ba	137	2.584	ug/L	0.058	2	57	30956	1	Standard
Tb	159		ug/L			1335544	1371689	1	Standard
Tl	205	0.000	ug/L	0.000	151	200	219	8	Standard
Pb	208	0.048	ug/L	0.001	2	261	5090	1	Standard

ICP-MS Quantitative Analysis - Summary Report

Sample ID: **23D0062-05**

Sample Dil Factor:

Comments:

Sample Date/Time: **Wednesday, April 26, 2023 22:24:54**

Number of Replicates: 3

Method File: C:\Users\Public\Documents\PerkinElmer Syngistix\ICPMS\Method\200.8_dailymethod_ked_uct.mth

Tuning File: C:\Users\Public\Documents\PerkinElmer Syngistix\ICPMS\MassCal\Default.tun

Optimization File: C:\Users\Public\Documents\PerkinElmer Syngistix\ICPMS\Conditions\Default.dac

Calibration File: C:\Users\Public\Documents\PerkinElmer Syngistix\ICPMS\System\042623a.cal

Analyte	Mass	Conc. Mean	Units	Conc. SD	Conc. RSD	Blank Intens.	Meas. Intens.	Intens. RSD	Mode
C	13		ug/L			29982	55853	3	Standard
Cl	37		ug/L			5454255	5252988	2	Standard
Sc	45		ug/L			519513	587458	1	Standard
Na	23	3880.863	ug/L	116.239	2	11324	90483295	2	Standard
Mg	24	3741.624	ug/L	118.992	3	1933	115400353	3	Standard
Al	27	49.956	ug/L	2.091	4	3025	1389665	3	Standard
Cr	52	0.306	ug/L	0.040	12	16933	25701	2	Standard
Cr	53	0.655	ug/L	0.022	3	95	1726	2	Standard
Fe	54	46.191	ug/L	1.210	2	79986	220882	0	Standard
Fe	57	63.644	ug/L	1.818	2	17976	93686	1	Standard
Mn	55	1.629	ug/L	0.044	2	367	58048	2	Standard
Ge	72		ug/L			42545	41584	0	KED
Ni	60	0.133	ug/L	0.017	12	10	247	12	KED
Ni	62	0.139	ug/L	0.037	26	5	45	23	KED
Cu	63	0.229	ug/L	0.015	6	62	1222	5	KED
Cu	65	0.235	ug/L	0.019	8	28	627	8	KED
Zn	66	0.525	ug/L	0.060	11	36	371	9	KED
Zn	67	0.669	ug/L	0.058	8	5	76	9	KED
As	75	0.484	ug/L	0.035	7	2	153	6	KED
Y	89		ug/L			295853	309621	0	Standard
Kr	83		ug/L			47	45	25	Standard
In-1	115		ug/L			9695	9065	2	KED
Cd	111	-0.000	ug/L	0.002	1920	4	4	13	KED
Cd	114	0.007	ug/L	0.006	92	1	7	68	KED
In	115		ug/L			556386	551929	3	Standard
Ba	135	2.656	ug/L	0.057	2	32	17763	1	Standard
Ba	137	2.660	ug/L	0.108	4	57	31548	1	Standard
Tb	159		ug/L			1335544	1375041	0	Standard
Tl	205	0.000	ug/L	0.001	399	200	217	21	Standard
Pb	208	0.045	ug/L	0.001	2	261	4814	2	Standard

ICP-MS Quantitative Analysis - Summary Report

Sample ID: **23D0062-07**

Sample Dil Factor:

Comments:

Sample Date/Time: **Wednesday, April 26, 2023 22:29:39**

Number of Replicates: 3

Method File: C:\Users\Public\Documents\PerkinElmer Syngistix\ICPMS\Method\200.8_dailymethod_ked_uct.mth

Tuning File: C:\Users\Public\Documents\PerkinElmer Syngistix\ICPMS\MassCal\Default.tun

Optimization File: C:\Users\Public\Documents\PerkinElmer Syngistix\ICPMS\Conditions\Default.dac

Calibration File: C:\Users\Public\Documents\PerkinElmer Syngistix\ICPMS\System\042623a.cal

Analyte	Mass	Conc. Mean	Units	Conc. SD	Conc. RSD	Blank Intens.	Meas. Intens.	Intens. RSD	Mode
C	13		ug/L			29982	49326	1	Standard
Cl	37		ug/L			5454255	5284633	0	Standard
Sc	45		ug/L			519513	543056	0	Standard
Na	23	38.913	ug/L	0.482	1	11324	850531	0	Standard
Mg	24	4.115	ug/L	0.097	2	1933	119338	2	Standard
Al	27	27.136	ug/L	0.565	2	3025	699447	1	Standard
Cr	52	0.143	ug/L	0.010	7	16933	20532	0	Standard
Cr	53	0.113	ug/L	0.005	4	95	356	3	Standard
Fe	54	8.442	ug/L	1.054	12	79986	105648	2	Standard
Fe	57	2.457	ug/L	0.134	5	17976	21409	0	Standard
Mn	55	0.105	ug/L	0.001	1	367	3834	1	Standard
Ge	72		ug/L			42545	43903	1	KED
Ni	60	0.159	ug/L	0.003	2	10	309	2	KED
Ni	62	0.135	ug/L	0.024	18	5	46	17	KED
Cu	63	0.285	ug/L	0.010	3	62	1584	3	KED
Cu	65	0.305	ug/L	0.002	0	28	852	1	KED
Zn	66	0.314	ug/L	0.045	14	36	249	10	KED
Zn	67	0.312	ug/L	0.007	2	5	40	2	KED
As	75	0.016	ug/L	0.009	58	2	7	39	KED
Y	89		ug/L			295853	299251	0	Standard
Kr	83		ug/L			47	47	8	Standard
In-1	115		ug/L			9695	9960	1	KED
Cd	111	-0.002	ug/L	0.007	328	4	3	66	KED
Cd	114	0.003	ug/L	0.005	199	1	4	106	KED
In	115		ug/L			556386	572971	0	Standard
Ba	135	0.458	ug/L	0.005	1	32	3210	0	Standard
Ba	137	0.464	ug/L	0.015	3	57	5761	2	Standard
Tb	159		ug/L			1335544	1364020	1	Standard
Tl	205	-0.001	ug/L	0.000	59	200	154	20	Standard
Pb	208	0.006	ug/L	0.000	6	261	909	3	Standard

ICP-MS Quantitative Analysis - Summary Report

Sample ID: **BLD0472-DUP2**

Sample Dil Factor:

Comments:

Sample Date/Time: **Wednesday, April 26, 2023 22:34:25**

Number of Replicates: 3

Method File: C:\Users\Public\Documents\PerkinElmer Syngistix\ICPMS\Method\200.8_dailymethod_ked_uct.mth

Tuning File: C:\Users\Public\Documents\PerkinElmer Syngistix\ICPMS\MassCal\Default.tun

Optimization File: C:\Users\Public\Documents\PerkinElmer Syngistix\ICPMS\Conditions\Default.dac

Calibration File: C:\Users\Public\Documents\PerkinElmer Syngistix\ICPMS\System\042623a.cal

Analyte	Mass	Conc. Mean	Units	Conc. SD	Conc. RSD	Blank Intens.	Meas. Intens.	Intens. RSD	Mode
C	13		ug/L			29982	48252	3	Standard
Cl	37		ug/L			5454255	5330326	1	Standard
Sc	45		ug/L			519513	537626	0	Standard
Na	23	39.363	ug/L	0.589	1	11324	851675	1	Standard
Mg	24	4.327	ug/L	0.106	2	1933	124121	1	Standard
Al	27	119.941	ug/L	2.756	2	3025	3050293	2	Standard
Cr	52	0.154	ug/L	0.027	17	16933	20550	2	Standard
Cr	53	0.099	ug/L	0.002	2	95	323	1	Standard
Fe	54	8.708	ug/L	0.972	11	79986	105286	2	Standard
Fe	57	2.172	ug/L	0.301	13	17976	20893	0	Standard
Mn	55	0.119	ug/L	0.003	2	367	4218	1	Standard
Ge	72		ug/L			42545	42854	0	KED
Ni	60	0.187	ug/L	0.013	7	10	354	6	KED
Ni	62	0.165	ug/L	0.030	18	5	53	16	KED
Cu	63	0.295	ug/L	0.009	2	62	1601	3	KED
Cu	65	0.281	ug/L	0.013	4	28	768	4	KED
Zn	66	0.267	ug/L	0.037	13	36	212	11	KED
Zn	67	0.280	ug/L	0.123	43	5	36	36	KED
As	75	0.020	ug/L	0.003	16	2	8	11	KED
Y	89		ug/L			295853	292521	2	Standard
Kr	83		ug/L			47	38	21	Standard
In-1	115		ug/L			9695	9420	1	KED
Cd	111	-0.010	ug/L	0.003	27	4	0	100	KED
Cd	114	-0.000	ug/L	0.002	1062	1	1	124	KED
In	115		ug/L			556386	555904	2	Standard
Ba	135	0.485	ug/L	0.033	6	32	3293	4	Standard
Ba	137	0.495	ug/L	0.026	5	57	5961	2	Standard
Tb	159		ug/L			1335544	1366665	0	Standard
Tl	205	-0.001	ug/L	0.000	26	200	158	7	Standard
Pb	208	0.006	ug/L	0.000	8	261	862	5	Standard

ICP-MS Quantitative Analysis - Summary Report

Sample ID: **BLD0472-MS2**

Sample Dil Factor:

Comments:

Sample Date/Time: **Wednesday, April 26, 2023 22:39:11**

Number of Replicates: 3

Method File: C:\Users\Public\Documents\PerkinElmer Syngistix\ICPMS\Method\200.8_dailymethod_ked_uct.mth

Tuning File: C:\Users\Public\Documents\PerkinElmer Syngistix\ICPMS\MassCal\Default.tun

Optimization File: C:\Users\Public\Documents\PerkinElmer Syngistix\ICPMS\Conditions\Default.dac

Calibration File: C:\Users\Public\Documents\PerkinElmer Syngistix\ICPMS\System\042623a.cal

Analyte	Mass	Conc. Mean	Units	Conc. SD	Conc. RSD	Blank Intens.	Meas. Intens.	Intens. RSD	Mode
C	13		ug/L			29982	48577	3	Standard
Cl	37		ug/L			5454255	5868495	4	Standard
[> Sc	45		ug/L			519513	546846	2	Standard
Na	23	5092.004	ug/L	65.582	1	11324	110551760	3	Standard
Mg	24	5130.387	ug/L	71.735	1	1933	147274587	1	Standard
Al	27	5259.824	ug/L	48.755	0	3025	135908754	2	Standard
Cr	52	25.687	ug/L	0.558	2	16933	529793	2	Standard
Cr	53	25.922	ug/L	0.759	2	95	59700	1	Standard
Fe	54	4912.819	ug/L	90.636	1	79986	12997856	2	Standard
Fe	57	4968.805	ug/L	64.584	1	17976	5350567	2	Standard
Mn	55	23.737	ug/L	0.367	1	367	781886	1	Standard
[> Ge	72		ug/L			42545	42600	1	KED
Ni	60	25.580	ug/L	0.564	2	10	46843	1	KED
Ni	62	25.309	ug/L	0.510	2	5	7469	3	KED
Cu	63	25.411	ug/L	0.092	0	62	131796	1	KED
Cu	65	25.613	ug/L	0.338	1	28	67026	1	KED
Zn	66	79.042	ug/L	2.097	2	36	51941	2	KED
Zn	67	74.313	ug/L	0.365	0	5	8039	0	KED
As	75	25.416	ug/L	0.475	1	2	8135	0	KED
Y	89		ug/L			295853	297833	1	Standard
Kr	83		ug/L			47	46	12	Standard
[> In-1	115		ug/L			9695	9254	2	KED
Cd	111	24.853	ug/L	0.956	3	4	7926	1	KED
Cd	114	24.777	ug/L	0.580	2	1	20399	1	KED
[> In	115		ug/L			556386	549681	3	Standard
Ba	135	26.864	ug/L	0.988	3	32	178587	2	Standard
Ba	137	27.599	ug/L	0.631	2	57	325573	0	Standard
[> Tb	159		ug/L			1335544	1372644	1	Standard
Tl	205	22.325	ug/L	0.463	2	200	1806901	0	Standard
Pb	208	22.834	ug/L	0.411	1	261	2312550	1	Standard

ICP-MS Quantitative Analysis - Summary Report

Sample ID: **BLD0472-MSD2**

Sample Dil Factor:

Comments:

Sample Date/Time: **Wednesday, April 26, 2023 22:43:56**

Number of Replicates: 3

Method File: C:\Users\Public\Documents\PerkinElmer Syngistix\ICPMS\Method\200.8_dailymethod_ked_uct.mth

Tuning File: C:\Users\Public\Documents\PerkinElmer Syngistix\ICPMS\MassCal\Default.tun

Optimization File: C:\Users\Public\Documents\PerkinElmer Syngistix\ICPMS\Conditions\Default.dac

Calibration File: C:\Users\Public\Documents\PerkinElmer Syngistix\ICPMS\System\042623a.cal

Analyte	Mass	Conc. Mean	Units	Conc. SD	Conc. RSD	Blank Intens.	Meas. Intens.	Intens. RSD	Mode
C	13		ug/L			29982	46766	1	Standard
Cl	37		ug/L			5454255	6023607	3	Standard
[> Sc	45		ug/L			519513	541365	2	Standard
Na	23	5198.344	ug/L	157.251	3	11324	111717264	4	Standard
Mg	24	5086.450	ug/L	117.326	2	1933	144548360	2	Standard
Al	27	5250.943	ug/L	113.344	2	3025	134302359	2	Standard
Cr	52	26.035	ug/L	0.948	3	16933	531185	1	Standard
Cr	53	26.037	ug/L	0.904	3	95	59375	2	Standard
Fe	54	4928.388	ug/L	109.877	2	79986	12907867	1	Standard
Fe	57	5010.160	ug/L	109.184	2	17976	5340194	1	Standard
Mn	55	23.693	ug/L	0.365	1	367	772641	1	Standard
[> Ge	72		ug/L			42545	42189	0	KED
Ni	60	25.316	ug/L	0.404	1	10	45922	2	KED
Ni	62	25.198	ug/L	0.324	1	5	7363	1	KED
Cu	63	25.454	ug/L	0.365	1	62	130760	2	KED
Cu	65	25.464	ug/L	0.275	1	28	65992	0	KED
Zn	66	78.159	ug/L	1.005	1	36	50866	0	KED
Zn	67	75.384	ug/L	0.327	0	5	8077	0	KED
As	75	25.397	ug/L	0.230	0	2	8052	0	KED
Y	89		ug/L			295853	299153	2	Standard
Kr	83		ug/L			47	36	5	Standard
[> In-1	115		ug/L			9695	9376	1	KED
Cd	111	24.505	ug/L	0.267	1	4	7921	1	KED
Cd	114	24.264	ug/L	0.726	2	1	20235	1	KED
[> In	115		ug/L			556386	539514	0	Standard
Ba	135	26.849	ug/L	0.777	2	32	175289	2	Standard
Ba	137	27.481	ug/L	0.216	0	57	318311	0	Standard
[> Tb	159		ug/L			1335544	1343949	1	Standard
Tl	205	22.352	ug/L	0.758	3	200	1771088	2	Standard
Pb	208	22.968	ug/L	0.511	2	261	2277345	1	Standard

ICP-MS Quantitative Analysis - Summary Report

Sample ID: ~~SEQ-IBL9~~ IBL7

Sample Dil Factor:

Comments:

Sample Date/Time: Wednesday, April 26, 2023 22:50:37

MB 4/26/23

Number of Replicates: 3

Method File: C:\Users\Public\Documents\PerkinElmer Syngistix\ICPMS\Method\200.8_dailymethod_ked_uct.mth

Tuning File: C:\Users\Public\Documents\PerkinElmer Syngistix\ICPMS\MassCal\Default.tun

Optimization File: C:\Users\Public\Documents\PerkinElmer Syngistix\ICPMS\Conditions\Default.dac

Calibration File: C:\Users\Public\Documents\PerkinElmer Syngistix\ICPMS\System\042623a.cal

Analyte	Mass	Conc. Mean	Units	Conc. SD	Conc. RSD	Blank Intens.	Meas. Intens.	Intens. RSD	Mode
C	13		ug/L			29982	32019	2	Standard
Cl	37		ug/L			5454255	5566138	1	Standard
> Sc	45		ug/L			519513	539369	2	Standard
Na	23	0.042	ug/L	0.020	47	11324	12651	1	Standard
Mg	24	0.042	ug/L	0.011	25	1933	3192	7	Standard
Al	27	0.039	ug/L	0.014	36	3025	4134	6	Standard
Cr	52	0.021	ug/L	0.047	218	16933	17992	3	Standard
Cr	53	0.005	ug/L	0.010	200	95	110	19	Standard
Fe	54	-0.679	ug/L	0.498	73	79986	81263	0	Standard
Fe	57	3.699	ug/L	0.220	5	17976	22576	1	Standard
Mn	55	0.002	ug/L	0.001	49	367	449	5	Standard
> Ge	72		ug/L			42545	42017	1	KED
Ni	60	0.009	ug/L	0.005	58	10	26	36	KED
Ni	62	0.007	ug/L	0.013	199	5	6	56	KED
Cu	63	-0.001	ug/L	0.002	179	62	56	19	KED
Cu	65	0.001	ug/L	0.002	286	28	29	16	KED
Zn	66	0.010	ug/L	0.009	96	36	41	13	KED
Zn	67	0.012	ug/L	0.027	217	5	6	41	KED
As	75	0.002	ug/L	0.004	177	2	3	37	KED
Y	89		ug/L			295853	290879	1	Standard
Kr	83		ug/L			47	40	21	Standard
> In-1	115		ug/L			9695	9611	2	KED
Cd	111	-0.008	ug/L	0.003	37	4	1	50	KED
Cd	114	0.003	ug/L	0.007	190	1	4	116	KED
> In	115		ug/L			556386	531515	1	Standard
Ba	135	0.002	ug/L	0.001	51	32	45	17	Standard
Ba	137	0.002	ug/L	0.001	35	57	76	10	Standard
> Tb	159		ug/L			1335544	1314840	0	Standard
Tl	205	0.000	ug/L	0.000	146	200	216	13	Standard
Pb	208	0.001	ug/L	0.000	35	261	371	10	Standard

ICP-MS Quantitative Analysis - Summary Report

Sample ID: SEQ-CCV9

Sample Dil Factor:

Comments:

Sample Date/Time: Wednesday, April 26, 2023 22:55:23

Number of Replicates: 3

Method File: C:\Users\Public\Documents\PerkinElmer Syngistix\ICPMS\Method\200.8_dailymethod_ked_uct.mth

Tuning File: C:\Users\Public\Documents\PerkinElmer Syngistix\ICPMS\MassCal\Default.tun

Optimization File: C:\Users\Public\Documents\PerkinElmer Syngistix\ICPMS\Conditions\Default.dac

Calibration File: C:\Users\Public\Documents\PerkinElmer Syngistix\ICPMS\System\042623a.cal

Analyte	Mass	Conc. Mean	Units	Conc. SD	Conc. RSD	Blank Intens.	Meas. Intens.	Intens. RSD	Mode
C	13		ug/L			29982	31219	1	Standard
Cl	37		ug/L			5454255	6016775	2	Standard
[> Sc	45		ug/L			519513	524802	0	Standard
Na	23	5114.052	ug/L	148.862	2	11324	106518498	2	Standard
Mg	24	4935.905	ug/L	18.864	0	1933	136007262	1	Standard
Al	27	5043.052	ug/L	93.353	1	3025	125057007	2	Standard
Cr	52	51.571	ug/L	0.806	1	16933	1003687	1	Standard
Cr	53	51.355	ug/L	1.473	2	95	113465	2	Standard
Fe	54	4851.270	ug/L	132.309	2	79986	12320264	2	Standard
Fe	57	4873.652	ug/L	126.876	2	17976	5037878	3	Standard
Mn	55	46.247	ug/L	1.464	3	367	1461689	2	Standard
[> Ge	72		ug/L			42545	42310	2	KED
Ni	60	48.045	ug/L	0.509	1	10	87373	1	KED
Ni	62	48.843	ug/L	1.063	2	5	14304	0	KED
Cu	63	49.364	ug/L	0.138	0	62	254236	2	KED
Cu	65	48.262	ug/L	0.308	0	28	125407	2	KED
Zn	66	49.089	ug/L	0.345	0	36	32054	2	KED
Zn	67	50.575	ug/L	1.172	2	5	5434	1	KED
As	75	50.036	ug/L	1.238	2	2	15902	0	KED
Y	89		ug/L			295853	293381	1	Standard
Kr	83		ug/L			47	39	26	Standard
[> In-1	115		ug/L			9695	9163	2	KED
Cd	111	48.958	ug/L	0.698	1	4	15459	1	KED
Cd	114	49.121	ug/L	1.117	2	1	40031	0	KED
[> In	115		ug/L			556386	523643	1	Standard
Ba	135	52.415	ug/L	1.271	2	32	332028	0	Standard
Ba	137	53.127	ug/L	0.407	0	57	597210	1	Standard
[> Tb	159		ug/L			1335544	1342249	0	Standard
Tl	205	47.881	ug/L	0.575	1	200	3789833	0	Standard
Pb	208	47.491	ug/L	0.338	0	261	4703241	0	Standard

ICP-MS Quantitative Analysis - Summary Report

Sample ID: SEQ-CCB9

Sample Dil Factor:

Comments:

Sample Date/Time: Wednesday, April 26, 2023 23:02:54

Number of Replicates: 3

Method File: C:\Users\Public\Documents\PerkinElmer Syngistix\ICPMS\Method\200.8_dailymethod_ked_uct.mth

Tuning File: C:\Users\Public\Documents\PerkinElmer Syngistix\ICPMS\MassCal\Default.tun

Optimization File: C:\Users\Public\Documents\PerkinElmer Syngistix\ICPMS\Conditions\Default.dac

Calibration File: C:\Users\Public\Documents\PerkinElmer Syngistix\ICPMS\System\042623a.cal

Analyte	Mass	Conc. Mean	Units	Conc. SD	Conc. RSD	Blank Intens.	Meas. Intens.	Intens. RSD	Mode
C	13		ug/L			29982	31717	3	Standard
Cl	37		ug/L			5454255	5667568	2	Standard
[> Sc	45		ug/L			519513	526101	1	Standard
Na	23	1.002	ug/L	1.230	122	11324	32330	79	Standard
Mg	24	0.902	ug/L	1.205	133	1933	26808	124	Standard
Al	27	0.923	ug/L	1.106	119	3025	25940	105	Standard
Cr	52	0.039	ug/L	0.028	71	16933	17900	1	Standard
Cr	53	0.019	ug/L	0.011	57	95	137	17	Standard
Fe	54	0.219	ug/L	1.483	678	79986	81531	3	Standard
Fe	57	4.742	ug/L	1.502	31	17976	23097	6	Standard
Mn	55	0.008	ug/L	0.009	116	367	611	45	Standard
[> Ge	72		ug/L			42545	42774	0	KED
Ni	60	0.004	ug/L	0.002	40	10	17	16	KED
Ni	62	-0.002	ug/L	0.004	173	5	4	24	KED
Cu	63	0.001	ug/L	0.002	168	62	67	11	KED
Cu	65	-0.000	ug/L	0.002	2944	28	28	17	KED
Zn	66	0.001	ug/L	0.006	899	36	36	10	KED
Zn	67	0.012	ug/L	0.054	463	5	6	83	KED
As	75	0.006	ug/L	0.006	86	2	4	39	KED
Y	89		ug/L			295853	288570	2	Standard
Kr	83		ug/L			47	52	20	Standard
[> In-1	115		ug/L			9695	9490	2	KED
Cd	111	-0.002	ug/L	0.003	182	4	3	25	KED
Cd	114	0.001	ug/L	0.001	167	1	2	44	KED
[> In	115		ug/L			556386	535358	1	Standard
Ba	135	0.008	ug/L	0.008	102	32	82	64	Standard
Ba	137	0.007	ug/L	0.009	133	57	133	79	Standard
[> Tb	159		ug/L			1335544	1316501	0	Standard
Tl	205	0.007	ug/L	0.008	113	200	767	84	Standard
Pb	208	0.007	ug/L	0.009	128	261	947	93	Standard

ICP-MS Quantitative Analysis - Summary Report

Sample ID: **BLD0509-BLK1**

Sample Dil Factor:

Comments:

Sample Date/Time: **Wednesday, April 26, 2023 23:08:52**

Number of Replicates: 3

Method File: C:\Users\Public\Documents\PerkinElmer Syngistix\ICPMS\Method\200.8_dailymethod_ked_uct.mth

Tuning File: C:\Users\Public\Documents\PerkinElmer Syngistix\ICPMS\MassCal\Default.tun

Optimization File: C:\Users\Public\Documents\PerkinElmer Syngistix\ICPMS\Conditions\Default.dac

Calibration File: C:\Users\Public\Documents\PerkinElmer Syngistix\ICPMS\System\042623a.cal

Analyte	Mass	Conc. Mean	Units	Conc. SD	Conc. RSD	Blank Intens.	Meas. Intens.	Intens. RSD	Mode
C	13		ug/L			29982	51717	2	Standard
Cl	37		ug/L			5454255	5484458	2	Standard
[> Sc	45		ug/L			519513	547274	0	Standard
Na	23	49.644	ug/L	1.751	3	11324	1090071	2	Standard
Mg	24	0.483	ug/L	0.023	4	1933	15916	3	Standard
Al	27	1.194	ug/L	0.037	3	3025	34058	2	Standard
Cr	52	0.158	ug/L	0.040	25	16933	20987	3	Standard
Cr	53	0.110	ug/L	0.014	13	95	352	8	Standard
Fe	54	4.810	ug/L	0.744	15	79986	96914	1	Standard
Fe	57	5.362	ug/L	0.107	2	17976	24694	0	Standard
Mn	55	0.405	ug/L	0.006	1	367	13736	1	Standard
[> Ge	72		ug/L			42545	43434	1	KED
Ni	60	0.017	ug/L	0.007	39	10	41	28	KED
Ni	62	-0.000	ug/L	0.004	1025	5	5	21	KED
Cu	63	0.025	ug/L	0.003	11	62	196	7	KED
Cu	65	0.027	ug/L	0.004	14	28	101	9	KED
Zn	66	0.916	ug/L	0.038	4	36	650	5	KED
Zn	67	0.794	ug/L	0.138	17	5	93	15	KED
As	75	0.005	ug/L	0.004	90	2	4	33	KED
Y	89		ug/L			295853	296494	2	Standard
Kr	83		ug/L			47	40	31	Standard
[> In-1	115		ug/L			9695	9772	0	KED
Cd	111	-0.008	ug/L	0.003	36	4	1	50	KED
Cd	114	-0.001	ug/L	0.001	87	1	0	102	KED
[> In	115		ug/L			556386	560361	2	Standard
Ba	135	0.071	ug/L	0.007	10	32	514	7	Standard
Ba	137	0.077	ug/L	0.002	2	57	985	3	Standard
[> Tb	159		ug/L			1335544	1348088	0	Standard
Tl	205	0.000	ug/L	0.000	25	200	225	2	Standard
Pb	208	0.004	ug/L	0.001	11	261	711	7	Standard

ICP-MS Quantitative Analysis - Summary Report

Sample ID: **BLD0509-BS1**

Sample Dil Factor:

Comments:

Sample Date/Time: **Wednesday, April 26, 2023 23:13:37**

Number of Replicates: 3

Method File: C:\Users\Public\Documents\PerkinElmer Syngistix\ICPMS\Method\200.8_dailymethod_ked_uct.mth

Tuning File: C:\Users\Public\Documents\PerkinElmer Syngistix\ICPMS\MassCal\Default.tun

Optimization File: C:\Users\Public\Documents\PerkinElmer Syngistix\ICPMS\Conditions\Default.dac

Calibration File: C:\Users\Public\Documents\PerkinElmer Syngistix\ICPMS\System\042623a.cal

Analyte	Mass	Conc. Mean	Units	Conc. SD	Conc. RSD	Blank Intens.	Meas. Intens.	Intens. RSD	Mode
C	13		ug/L			29982	53455	2	Standard
Cl	37		ug/L			5454255	5491236	3	Standard
[> Sc	45		ug/L			519513	525091	4	Standard
Na	23	49.726	ug/L	1.569	3	11324	1046749	1	Standard
Mg	24	0.381	ug/L	0.014	3	1933	12437	1	Standard
Al	27	1.160	ug/L	0.030	2	3025	31825	2	Standard
Cr	52	25.955	ug/L	0.847	3	16933	513452	1	Standard
Cr	53	25.998	ug/L	1.032	3	95	57452	1	Standard
Fe	54	5.460	ug/L	1.285	23	79986	94529	1	Standard
Fe	57	5.321	ug/L	0.256	4	17976	23644	3	Standard
Mn	55	23.728	ug/L	0.815	3	367	749859	1	Standard
[> Ge	72		ug/L			42545	43210	1	KED
Ni	60	24.354	ug/L	0.771	3	10	45228	1	KED
Ni	62	25.028	ug/L	0.413	1	5	7490	2	KED
Cu	63	25.364	ug/L	0.246	0	62	133427	1	KED
Cu	65	25.860	ug/L	0.539	2	28	68626	1	KED
Zn	66	79.744	ug/L	2.089	2	36	53141	1	KED
Zn	67	74.822	ug/L	2.406	3	5	8208	2	KED
As	75	24.565	ug/L	0.276	1	2	7976	0	KED
Y	89		ug/L			295853	285469	4	Standard
Kr	83		ug/L			47	39	22	Standard
[> In-1	115		ug/L			9695	9428	1	KED
Cd	111	24.709	ug/L	0.954	3	4	8029	3	KED
Cd	114	24.538	ug/L	0.656	2	1	20588	3	KED
[> In	115		ug/L			556386	529305	4	Standard
Ba	135	26.422	ug/L	0.832	3	32	169095	3	Standard
Ba	137	27.372	ug/L	1.189	4	57	310623	0	Standard
[> Tb	159		ug/L			1335544	1301041	3	Standard
Tl	205	22.751	ug/L	0.806	3	200	1744492	1	Standard
Pb	208	23.605	ug/L	0.247	1	261	2265615	2	Standard

ICP-MS Quantitative Analysis - Summary Report

Sample ID: **BLD0510-BLK1**

Sample Dil Factor:

Comments:

Sample Date/Time: **Wednesday, April 26, 2023 23:18:23**

Number of Replicates: 3

Method File: C:\Users\Public\Documents\PerkinElmer Syngistix\ICPMS\Method\200.8_dailymethod_ked_uct.mth

Tuning File: C:\Users\Public\Documents\PerkinElmer Syngistix\ICPMS\MassCal\Default.tun

Optimization File: C:\Users\Public\Documents\PerkinElmer Syngistix\ICPMS\Conditions\Default.dac

Calibration File: C:\Users\Public\Documents\PerkinElmer Syngistix\ICPMS\System\042623a.cal

Analyte	Mass	Conc. Mean	Units	Conc. SD	Conc. RSD	Blank Intens.	Meas. Intens.	Intens. RSD	Mode
C	13		ug/L			29982	53707	1	Standard
Cl	37		ug/L			5454255	5472807	2	Standard
[> Sc	45		ug/L			519513	544562	2	Standard
Na	23	49.580	ug/L	1.063	2	11324	1083160	0	Standard
Mg	24	0.345	ug/L	0.017	4	1933	11880	2	Standard
Al	27	1.204	ug/L	0.042	3	3025	34125	1	Standard
Cr	52	0.142	ug/L	0.021	14	16933	20555	0	Standard
Cr	53	0.121	ug/L	0.018	14	95	375	8	Standard
Fe	54	5.024	ug/L	1.373	27	79986	96945	1	Standard
Fe	57	6.353	ug/L	0.543	8	17976	25625	0	Standard
Mn	55	0.074	ug/L	0.002	3	367	2815	3	Standard
[> Ge	72		ug/L			42545	43017	2	KED
Ni	60	0.060	ug/L	0.007	11	10	121	12	KED
Ni	62	0.023	ug/L	0.017	72	5	12	39	KED
Cu	63	0.165	ug/L	0.013	7	62	926	5	KED
Cu	65	0.163	ug/L	0.002	1	28	458	2	KED
Zn	66	1.519	ug/L	0.019	1	36	1043	1	KED
Zn	67	1.356	ug/L	0.157	11	5	153	9	KED
As	75	0.006	ug/L	0.005	76	2	4	33	KED
Y	89		ug/L			295853	293648	0	Standard
Kr	83		ug/L			47	33	26	Standard
[> In-1	115		ug/L			9695	9413	3	KED
Cd	111	-0.005	ug/L	0.003	60	4	2	33	KED
Cd	114	0.001	ug/L	0.002	140	1	2	45	KED
[> In	115		ug/L			556386	552148	1	Standard
Ba	135	0.029	ug/L	0.003	10	32	224	8	Standard
Ba	137	0.029	ug/L	0.001	3	57	395	3	Standard
[> Tb	159		ug/L			1335544	1326019	1	Standard
Tl	205	0.001	ug/L	0.000	36	200	243	5	Standard
Pb	208	0.012	ug/L	0.000	0	261	1386	2	Standard

ICP-MS Quantitative Analysis - Summary Report

Sample ID: **BLD0510-BS1**

Sample Dil Factor:

Comments:

Sample Date/Time: **Wednesday, April 26, 2023 23:23:09**

Number of Replicates: 3

Method File: C:\Users\Public\Documents\PerkinElmer Syngistix\ICPMS\Method\200.8_dailymethod_ked_uct.mth

Tuning File: C:\Users\Public\Documents\PerkinElmer Syngistix\ICPMS\MassCal\Default.tun

Optimization File: C:\Users\Public\Documents\PerkinElmer Syngistix\ICPMS\Conditions\Default.dac

Calibration File: C:\Users\Public\Documents\PerkinElmer Syngistix\ICPMS\System\042623a.cal

Analyte	Mass	Conc. Mean	Units	Conc. SD	Conc. RSD	Blank Intens.	Meas. Intens.	Intens. RSD	Mode
C	13		ug/L			29982	54886	1	Standard
Cl	37		ug/L			5454255	5484485	1	Standard
[> Sc	45		ug/L			519513	533807	2	Standard
Na	23	51.526	ug/L	1.819	3	11324	1102726	1	Standard
Mg	24	0.479	ug/L	0.069	14	1933	15415	13	Standard
Al	27	1.309	ug/L	0.066	5	3025	36123	4	Standard
Cr	52	27.276	ug/L	0.850	3	16933	547928	0	Standard
Cr	53	27.254	ug/L	0.495	1	95	61289	2	Standard
Fe	54	8.018	ug/L	2.022	25	79986	102684	2	Standard
Fe	57	7.917	ug/L	0.277	3	17976	26762	2	Standard
Mn	55	25.149	ug/L	0.665	2	367	808439	0	Standard
[> Ge	72		ug/L			42545	43387	1	KED
Ni	60	25.715	ug/L	0.287	1	10	47968	1	KED
Ni	62	25.808	ug/L	0.321	1	5	7755	0	KED
Cu	63	26.762	ug/L	0.215	0	62	141379	1	KED
Cu	65	26.560	ug/L	0.508	1	28	70780	1	KED
Zn	66	82.010	ug/L	1.435	1	36	54891	2	KED
Zn	67	80.163	ug/L	2.575	3	5	8831	2	KED
As	75	25.525	ug/L	0.086	0	2	8322	0	KED
Y	89		ug/L			295853	296648	3	Standard
Kr	83		ug/L			47	42	22	Standard
[> In-1	115		ug/L			9695	9145	4	KED
Cd	111	26.252	ug/L	1.392	5	4	8265	1	KED
Cd	114	25.761	ug/L	0.135	0	1	20962	4	KED
[> In	115		ug/L			556386	555832	1	Standard
Ba	135	27.534	ug/L	1.065	3	32	185132	2	Standard
Ba	137	27.834	ug/L	1.323	4	57	332017	3	Standard
[> Tb	159		ug/L			1335544	1332873	1	Standard
Tl	205	23.845	ug/L	0.039	0	200	1874279	1	Standard
Pb	208	24.582	ug/L	0.329	1	261	2417574	1	Standard

ICP-MS Quantitative Analysis - Summary Report

Sample ID: **23D0140-01**

Sample Dil Factor:

Comments:

Sample Date/Time: **Wednesday, April 26, 2023 23:27:54**

Number of Replicates: 3

Method File: C:\Users\Public\Documents\PerkinElmer Syngistix\ICPMS\Method\200.8_dailymethod_ked_uct.mth

Tuning File: C:\Users\Public\Documents\PerkinElmer Syngistix\ICPMS\MassCal\Default.tun

Optimization File: C:\Users\Public\Documents\PerkinElmer Syngistix\ICPMS\Conditions\Default.dac

Calibration File: C:\Users\Public\Documents\PerkinElmer Syngistix\ICPMS\System\042623a.cal

Analyte	Mass	Conc. Mean	Units	Conc. SD	Conc. RSD	Blank Intens.	Meas. Intens.	Intens. RSD	Mode
C	13		ug/L			29982	61414	0	Standard
Cl	37		ug/L			5454255	9392206	2	Standard
Sc	45		ug/L			519513	572499	0	Standard
Na	23	S	ug/L	S	S	11324	S	S	Standard
Mg	24	7693.579	ug/L	301.500	3	1933	231209051	3	Standard
Al	27	16.128	ug/L	0.454	2	3025	439540	2	Standard
Cr	52	0.700	ug/L	0.027	3	16933	33269	0	Standard
Cr	53	7.041	ug/L	0.081	1	95	17061	1	Standard
Fe	54	380.186	ug/L	10.458	2	79986	1134489	2	Standard
Fe	57	400.694	ug/L	4.699	1	17976	469955	0	Standard
Mn	55	41.637	ug/L	0.826	1	367	1435787	2	Standard
Ge	72		ug/L			42545	39610	0	KED
Ni	60	0.496	ug/L	0.018	3	10	853	3	KED
Ni	62	0.490	ug/L	0.010	2	5	139	2	KED
Cu	63	2.114	ug/L	0.021	0	62	10250	0	KED
Cu	65	2.213	ug/L	0.025	1	28	5409	1	KED
Zn	66	88.156	ug/L	0.440	0	36	53863	1	KED
Zn	67	81.458	ug/L	3.083	3	5	8192	3	KED
As	75	1.497	ug/L	0.088	5	2	447	6	KED
Y	89		ug/L			295853	296378	2	Standard
Kr	83		ug/L			47	53	17	Standard
In-1	115		ug/L			9695	8921	1	KED
Cd	111	0.089	ug/L	0.013	14	4	31	12	KED
Cd	114	0.096	ug/L	0.013	13	1	77	11	KED
In	115		ug/L			556386	533121	2	Standard
Ba	135	12.916	ug/L	0.539	4	32	83299	2	Standard
Ba	137	13.364	ug/L	0.415	3	57	152920	1	Standard
Tb	159		ug/L			1335544	1335791	1	Standard
Tl	205	0.004	ug/L	0.000	9	200	532	6	Standard
Pb	208	0.189	ug/L	0.002	1	261	18927	2	Standard

ICP-MS Quantitative Analysis - Summary Report

Sample ID: **23D0146-02**

Sample Dil Factor:

Comments:

Sample Date/Time: **Wednesday, April 26, 2023 23:32:34**

Number of Replicates: 3

Method File: C:\Users\Public\Documents\PerkinElmer Syngistix\ICPMS\Method\200.8_dailymethod_ked_uct.mth

Tuning File: C:\Users\Public\Documents\PerkinElmer Syngistix\ICPMS\MassCal\Default.tun

Optimization File: C:\Users\Public\Documents\PerkinElmer Syngistix\ICPMS\Conditions\Default.dac

Calibration File: C:\Users\Public\Documents\PerkinElmer Syngistix\ICPMS\System\042623a.ca

Analyte	Mass	Conc. Mean	Units	Conc. SD	Conc. RSD	Blank Intens.	Meas. Intens.	Intens. RSD	Mode
C	13		ug/L			29982	66664	2	Standard
Cl	37		ug/L			5454255	10548061	4	Standard
[> Sc	45		ug/L			519513	579618	2	Standard
Na	23	S	ug/L	S	S	11324	S	S	Standard
Mg	24	7943.100	ug/L	203.127	2	1933	241689770	2	Standard
Al	27	12.754	ug/L	0.107	0	3025	352636	1	Standard
Cr	52	1.018	ug/L	0.042	4	16933	40398	1	Standard
Cr	53	9.194	ug/L	0.161	1	95	22516	1	Standard
Fe	54	89.539	ug/L	1.983	2	79986	338717	2	Standard
Fe	57	103.210	ug/L	1.288	1	17976	137473	3	Standard
Mn	55	10.221	ug/L	0.366	3	367	356936	1	Standard
[> Ge	72		ug/L			42545	40671	0	KED
Ni	60	0.799	ug/L	0.019	2	10	1406	1	KED
Ni	62	0.747	ug/L	0.080	10	5	215	10	KED
Cu	63	4.608	ug/L	0.033	0	62	22864	0	KED
Cu	65	4.603	ug/L	0.146	3	28	11520	2	KED
Zn	66	13.758	ug/L	0.018	0	36	8660	0	KED
Zn	67	14.044	ug/L	0.898	6	5	1454	5	KED
As	75	0.664	ug/L	0.026	3	2	205	3	KED
Y	89		ug/L			295853	289858	2	Standard
Kr	83		ug/L			47	40	24	Standard
[> In-1	115		ug/L			9695	9097	3	KED
Cd	111	0.151	ug/L	0.021	13	4	51	13	KED
Cd	114	0.164	ug/L	0.026	15	1	134	12	KED
[> In	115		ug/L			556386	530361	2	Standard
Ba	135	16.849	ug/L	0.690	4	32	108079	1	Standard
Ba	137	17.271	ug/L	0.807	4	57	196527	2	Standard
[> Tb	159		ug/L			1335544	1328133	1	Standard
Tl	205	0.001	ug/L	0.000	33	200	300	9	Standard
Pb	208	0.113	ug/L	0.003	2	261	11301	0	Standard

ICP-MS Quantitative Analysis - Summary Report

Sample ID: **23D0146-04**

Sample Dil Factor:

Comments:

Sample Date/Time: **Wednesday, April 26, 2023 23:37:20**

Number of Replicates: 3

Method File: C:\Users\Public\Documents\PerkinElmer Syngistix\ICPMS\Method\200.8_dailymethod_ked_uct.mth

Tuning File: C:\Users\Public\Documents\PerkinElmer Syngistix\ICPMS\MassCal\Default.tun

Optimization File: C:\Users\Public\Documents\PerkinElmer Syngistix\ICPMS\Conditions\Default.dac

Calibration File: C:\Users\Public\Documents\PerkinElmer Syngistix\ICPMS\System\042623a.cal

Analyte	Mass	Conc. Mean	Units	Conc. SD	Conc. RSD	Blank Intens.	Meas. Intens.	Intens. RSD	Mode
C	13		ug/L			29982	62707	2	Standard
Cl	37		ug/L			5454255	5900849	2	Standard
Sc	45		ug/L			519513	556612	2	Standard
Na	23	11589.719	ug/L	184.101	1	11324	255996095	0	Standard
Mg	24	1037.816	ug/L	11.148	1	1933	30334446	2	Standard
Al	27	46.278	ug/L	0.255	0	3025	1220328	1	Standard
Cr	52	0.614	ug/L	0.053	8	16933	30593	1	Standard
Cr	53	1.252	ug/L	0.046	3	95	3031	1	Standard
Fe	54	171.639	ug/L	1.209	0	79986	544996	1	Standard
Fe	57	174.692	ug/L	6.493	3	17976	209999	2	Standard
Mn	55	19.320	ug/L	0.529	2	367	647715	0	Standard
Ge	72		ug/L			42545	42782	0	KED
Ni	60	0.599	ug/L	0.022	3	10	1111	4	KED
Ni	62	0.566	ug/L	0.090	15	5	172	15	KED
Cu	63	2.544	ug/L	0.062	2	62	13307	1	KED
Cu	65	2.622	ug/L	0.026	1	28	6917	1	KED
Zn	66	70.102	ug/L	0.886	1	36	46267	0	KED
Zn	67	67.319	ug/L	1.173	1	5	7315	2	KED
As	75	0.829	ug/L	0.048	5	2	268	5	KED
Y	89		ug/L			295853	297946	1	Standard
Kr	83		ug/L			47	45	12	Standard
In-1	115		ug/L			9695	9498	1	KED
Cd	111	0.072	ug/L	0.006	8	4	27	7	KED
Cd	114	0.068	ug/L	0.022	32	1	59	31	KED
In	115		ug/L			556386	549892	2	Standard
Ba	135	19.744	ug/L	0.357	1	32	131382	2	Standard
Ba	137	19.971	ug/L	0.235	1	57	235766	1	Standard
Tb	159		ug/L			1335544	1364607	0	Standard
Tl	205	0.002	ug/L	0.000	13	200	380	6	Standard
Pb	208	0.356	ug/L	0.008	2	261	36066	1	Standard

ICP-MS Quantitative Analysis - Summary Report

Sample ID: **23D0146-01**

Sample Dil Factor:

Comments:

Sample Date/Time: **Wednesday, April 26, 2023 23:42:05**

Number of Replicates: 3

Method File: C:\Users\Public\Documents\PerkinElmer Syngistix\ICPMS\Method\200.8_dailymethod_ked_uct.mth

Tuning File: C:\Users\Public\Documents\PerkinElmer Syngistix\ICPMS\MassCal\Default.tun

Optimization File: C:\Users\Public\Documents\PerkinElmer Syngistix\ICPMS\Conditions\Default.dac

Calibration File: C:\Users\Public\Documents\PerkinElmer Syngistix\ICPMS\System\042623a.cal

Analyte	Mass	Conc. Mean	Units	Conc. SD	Conc. RSD	Blank Intens.	Meas. Intens.	Intens. RSD	Mode
C	13		ug/L			29982	65405	6	Standard
Cl	37		ug/L			5454255	11045111	4	Standard
Sc	45		ug/L			519513	568877	1	Standard
Na	23	S	ug/L	S	S	11324	S	S	Standard
Mg	24	8703.808	ug/L	484.705	5	1933	259919101	5	Standard
Al	27	40.015	ug/L	1.188	2	3025	1078914	3	Standard
Cr	52	1.287	ug/L	0.062	4	16933	45224	1	Standard
Cr	53	10.532	ug/L	0.285	2	95	25303	1	Standard
Fe	54	215.386	ug/L	9.005	4	79986	676502	2	Standard
Fe	57	231.746	ug/L	8.866	3	17976	278335	2	Standard
Mn	55	12.842	ug/L	0.515	4	367	440222	3	Standard
Ge	72		ug/L			42545	40283	2	KED
Ni	60	0.609	ug/L	0.027	4	10	1062	3	KED
Ni	62	0.571	ug/L	0.054	9	5	163	8	KED
Cu	63	5.931	ug/L	0.070	1	62	29139	3	KED
Cu	65	6.006	ug/L	0.209	3	28	14876	1	KED
Zn	66	16.153	ug/L	0.463	2	36	10065	3	KED
Zn	67	16.209	ug/L	0.584	3	5	1661	1	KED
As	75	0.835	ug/L	0.034	4	2	254	2	KED
Y	89		ug/L			295853	286999	1	Standard
Kr	83		ug/L			47	45	11	Standard
In-1	115		ug/L			9695	8818	1	KED
Cd	111	0.213	ug/L	0.021	9	4	68	10	KED
Cd	114	0.203	ug/L	0.028	13	1	160	14	KED
In	115		ug/L			556386	513931	1	Standard
Ba	135	20.458	ug/L	0.014	0	32	127243	1	Standard
Ba	137	21.099	ug/L	0.688	3	57	232739	1	Standard
Tb	159		ug/L			1335544	1319666	0	Standard
Tl	205	0.001	ug/L	0.000	12	200	309	4	Standard
Pb	208	0.332	ug/L	0.005	1	261	32627	1	Standard

ICP-MS Quantitative Analysis - Summary Report

Sample ID: **23D0146-03**

Sample Dil Factor:

Comments:

Sample Date/Time: **Wednesday, April 26, 2023 23:46:51**

Number of Replicates: 3

Method File: C:\Users\Public\Documents\PerkinElmer Syngistix\ICPMS\Method\200.8_dailymethod_ked_uct.mth

Tuning File: C:\Users\Public\Documents\PerkinElmer Syngistix\ICPMS\MassCal\Default.tun

Optimization File: C:\Users\Public\Documents\PerkinElmer Syngistix\ICPMS\Conditions\Default.dac

Calibration File: C:\Users\Public\Documents\PerkinElmer Syngistix\ICPMS\System\042623a.cal

Analyte	Mass	Conc. Mean	Units	Conc. SD	Conc. RSD	Blank Intens.	Meas. Intens.	Intens. RSD	Mode
C	13		ug/L			29982	56014	1	Standard
Cl	37		ug/L			5454255	5817413	1	Standard
[> Sc	45		ug/L			519513	573181	2	Standard
[Na	23	11814.502	ug/L	202.851	1	11324	268782767	2	Standard
[Mg	24	1404.191	ug/L	6.619	0	1933	42261251	2	Standard
[Al	27	371.289	ug/L	1.433	0	3025	10058503	1	Standard
[Cr	52	1.331	ug/L	0.045	3	16933	46499	2	Standard
[Cr	53	2.129	ug/L	0.044	2	95	5240	3	Standard
[Fe	54	1229.486	ug/L	2.312	0	79986	3476289	1	Standard
[Fe	57	1100.929	ug/L	1.916	0	17976	1258216	2	Standard
[Mn	55	32.644	ug/L	1.049	3	367	1126658	1	Standard
[> Ge	72		ug/L			42545	41935	1	KED
[Ni	60	1.343	ug/L	0.049	3	10	2430	2	KED
[Ni	62	1.224	ug/L	0.118	9	5	360	7	KED
[Cu	63	14.706	ug/L	0.256	1	62	75096	0	KED
[Cu	65	14.606	ug/L	0.081	0	28	37640	2	KED
[Zn	66	81.502	ug/L	1.201	1	36	52713	0	KED
[Zn	67	77.473	ug/L	0.661	0	5	8250	0	KED
[As	75	1.064	ug/L	0.054	5	2	337	3	KED
[Y	89		ug/L			295853	309809	4	Standard
[Kr	83		ug/L			47	45	7	Standard
[> In-1	115		ug/L			9695	9047	1	KED
[Cd	111	0.112	ug/L	0.003	2	4	39	2	KED
[Cd	114	0.140	ug/L	0.040	28	1	115	29	KED
[> In	115		ug/L			556386	548727	1	Standard
[Ba	135	25.299	ug/L	0.472	1	32	167982	2	Standard
[Ba	137	25.345	ug/L	0.650	2	57	298587	2	Standard
[> Tb	159		ug/L			1335544	1343270	2	Standard
[Tl	205	0.004	ug/L	0.000	3	200	513	4	Standard
[Pb	208	1.224	ug/L	0.029	2	261	121520	1	Standard

ICP-MS Quantitative Analysis - Summary Report

Sample ID: SEQ-IBL8

Sample Dil Factor:

Comments:

Sample Date/Time: Wednesday, April 26, 2023 23:51:37

Number of Replicates: 3

Method File: C:\Users\Public\Documents\PerkinElmer Syngistix\ICPMS\Method\200.8_dailymethod_ked_uct.mth

Tuning File: C:\Users\Public\Documents\PerkinElmer Syngistix\ICPMS\MassCal\Default.tun

Optimization File: C:\Users\Public\Documents\PerkinElmer Syngistix\ICPMS\Conditions\Default.dac

Calibration File: C:\Users\Public\Documents\PerkinElmer Syngistix\ICPMS\System\042623a.cal

Analyte	Mass	Conc. Mean	Units	Conc. SD	Conc. RSD	Blank Intens.	Meas. Intens.	Intens. RSD	Mode
C	13		ug/L			29982	31326	2	Standard
Cl	37		ug/L			5454255	5434179	2	Standard
[> Sc	45		ug/L			519513	510072	2	Standard
Na	23	1.982	ug/L	0.085	4	11324	51256	5	Standard
Mg	24	0.102	ug/L	0.009	8	1933	4636	6	Standard
Al	27	0.015	ug/L	0.002	10	3025	3339	2	Standard
Cr	52	0.021	ug/L	0.012	56	16933	17016	1	Standard
Cr	53	0.130	ug/L	0.012	9	95	372	7	Standard
Fe	54	0.079	ug/L	0.404	512	79986	78712	0	Standard
Fe	57	-2.191	ug/L	0.380	17	17976	15455	3	Standard
[Mn	55	0.004	ug/L	0.001	16	367	473	3	Standard
[> Ge	72		ug/L			42545	41651	3	KED
Ni	60	0.006	ug/L	0.004	75	10	20	35	KED
Ni	62	0.005	ug/L	0.005	93	5	6	17	KED
Cu	63	0.002	ug/L	0.003	120	62	74	22	KED
Cu	65	0.001	ug/L	0.005	915	28	29	43	KED
Zn	66	-0.010	ug/L	0.021	207	36	29	48	KED
Zn	67	-0.017	ug/L	0.001	6	5	3	0	KED
[As	75	0.000	ug/L	0.005	2614	2	2	57	KED
Y	89		ug/L			295853	278961	0	Standard
Kr	83		ug/L			47	45	16	Standard
[> In-1	115		ug/L			9695	9148	3	KED
Cd	111	-0.008	ug/L	0.002	19	4	1	34	KED
[Cd	114	0.005	ug/L	0.000	6	1	5	2	KED
[> In	115		ug/L			556386	536848	2	Standard
Ba	135	0.003	ug/L	0.003	103	32	49	40	Standard
[Ba	137	0.002	ug/L	0.002	78	57	78	22	Standard
[> Tb	159		ug/L			1335544	1304769	2	Standard
Tl	205	-0.000	ug/L	0.000	6	200	161	2	Standard
[Pb	208	0.001	ug/L	0.000	11	261	379	2	Standard

ICP-MS Quantitative Analysis - Summary Report

Sample ID: SEQ-CCVA

Sample Dil Factor:

Comments:

Sample Date/Time: Wednesday, April 26, 2023 23:56:23

Number of Replicates: 3

Method File: C:\Users\Public\Documents\PerkinElmer Syngistix\ICPMS\Method\200.8_dailymethod_ked_uct.mth

Tuning File: C:\Users\Public\Documents\PerkinElmer Syngistix\ICPMS\MassCal\Default.tun

Optimization File: C:\Users\Public\Documents\PerkinElmer Syngistix\ICPMS\Conditions\Default.dac

Calibration File: C:\Users\Public\Documents\PerkinElmer Syngistix\ICPMS\System\042623a.cal

Analyte	Mass	Conc. Mean	Units	Conc. SD	Conc. RSD	Blank Intens.	Meas. Intens.	Intens. RSD	Mode
C	13		ug/L			29982	31048	4	Standard
Cl	37		ug/L			5454255	6032945	3	Standard
[> Sc	45		ug/L			519513	530686	0	Standard
Na	23	4778.028	ug/L	104.542	2	11324	100646236	2	Standard
Mg	24	4823.459	ug/L	129.653	2	1933	134386908	2	Standard
Al	27	4877.608	ug/L	57.418	1	3025	122309652	1	Standard
Cr	52	50.453	ug/L	0.812	1	16933	993275	0	Standard
Cr	53	50.728	ug/L	1.004	1	95	113330	1	Standard
Fe	54	4721.451	ug/L	32.783	0	79986	12127605	0	Standard
Fe	57	4743.913	ug/L	105.700	2	17976	4958551	1	Standard
Mn	55	45.520	ug/L	0.706	1	367	1454927	0	Standard
[> Ge	72		ug/L			42545	41982	1	KED
Ni	60	47.619	ug/L	1.137	2	10	85923	1	KED
Ni	62	47.544	ug/L	1.673	3	5	13816	2	KED
Cu	63	48.154	ug/L	1.432	2	62	246048	2	KED
Cu	65	48.520	ug/L	0.863	1	28	125083	0	KED
Zn	66	48.927	ug/L	1.888	3	36	31689	2	KED
Zn	67	50.627	ug/L	2.761	5	5	5397	4	KED
As	75	50.136	ug/L	1.082	2	2	15812	1	KED
Y	89		ug/L			295853	291536	2	Standard
Kr	83		ug/L			47	52	12	Standard
[> In-1	115		ug/L			9695	9028	2	KED
Cd	111	50.041	ug/L	1.043	2	4	15568	0	KED
Cd	114	49.701	ug/L	1.011	2	1	39919	2	KED
[> In	115		ug/L			556386	524263	0	Standard
Ba	135	52.266	ug/L	1.697	3	32	331515	2	Standard
Ba	137	52.982	ug/L	1.339	2	57	596317	2	Standard
[> Tb	159		ug/L			1335544	1310129	2	Standard
Tl	205	49.399	ug/L	1.770	3	200	3814528	1	Standard
Pb	208	48.068	ug/L	1.187	2	261	4644949	0	Standard

ICP-MS Quantitative Analysis - Summary Report

Sample ID: SEQ-CCBA

Sample Dil Factor:

Comments:

Sample Date/Time: Thursday, April 27, 2023 00:03:54

Number of Replicates: 3

Method File: C:\Users\Public\Documents\PerkinElmer Syngistix\ICPMS\Method\200.8_dailymethod_ked_uct.mth

Tuning File: C:\Users\Public\Documents\PerkinElmer Syngistix\ICPMS\MassCal\Default.tun

Optimization File: C:\Users\Public\Documents\PerkinElmer Syngistix\ICPMS\Conditions\Default.dac

Calibration File: C:\Users\Public\Documents\PerkinElmer Syngistix\ICPMS\System\042623a.cal

Analyte	Mass	Conc. Mean	Units	Conc. SD	Conc. RSD	Blank Intens.	Meas. Intens.	Intens. RSD	Mode
C	13		ug/L			29982	30715	2	Standard
Cl	37		ug/L			5454255	5746227	1	Standard
[> Sc	45		ug/L			519513	516896	0	Standard
Na	23	0.728	ug/L	0.014	1	11324	26208	1	Standard
Mg	24	0.039	ug/L	0.004	10	1933	2981	3	Standard
Al	27	0.035	ug/L	0.003	7	3025	3862	1	Standard
Cr	52	0.049	ug/L	0.019	38	16933	17778	1	Standard
Cr	53	0.048	ug/L	0.005	11	95	199	6	Standard
Fe	54	-1.513	ug/L	0.975	64	79986	75811	2	Standard
Fe	57	2.521	ug/L	0.153	6	17976	20442	0	Standard
[Mn	55	0.002	ug/L	0.001	80	367	419	10	Standard
[> Ge	72		ug/L			42545	41896	0	KED
Ni	60	0.008	ug/L	0.003	32	10	24	19	KED
Ni	62	0.005	ug/L	0.014	295	5	6	62	KED
Cu	63	0.001	ug/L	0.001	156	62	65	8	KED
Cu	65	0.002	ug/L	0.001	81	28	32	10	KED
Zn	66	0.034	ug/L	0.014	40	36	57	14	KED
Zn	67	0.090	ug/L	0.035	39	5	15	25	KED
[As	75	0.002	ug/L	0.002	144	2	3	24	KED
Y	89		ug/L			295853	281481	1	Standard
Kr	83		ug/L			47	47	28	Standard
[> In-1	115		ug/L			9695	9656	0	KED
Cd	111	-0.002	ug/L	0.006	311	4	3	50	KED
[Cd	114	-0.001	ug/L	0.003	329	1	1	180	KED
[> In	115		ug/L			556386	531396	1	Standard
Ba	135	0.003	ug/L	0.002	52	32	52	20	Standard
[Ba	137	0.002	ug/L	0.001	22	57	82	6	Standard
[> Tb	159		ug/L			1335544	1308350	0	Standard
Tl	205	0.002	ug/L	0.000	16	200	341	6	Standard
[Pb	208	0.001	ug/L	0.000	33	261	369	9	Standard

ICP-MS Quantitative Analysis - Summary Report

Sample ID: **23C0658-06**

Sample Dil Factor:

Comments:

Sample Date/Time: Thursday, April 27, 2023 00:08:40

Number of Replicates: 3

Method File: C:\Users\Public\Documents\PerkinElmer Syngistix\ICPMS\Method\200.8_dailymethod_ked_uct.mth

Tuning File: C:\Users\Public\Documents\PerkinElmer Syngistix\ICPMS\MassCal\Default.tun

Optimization File: C:\Users\Public\Documents\PerkinElmer Syngistix\ICPMS\Conditions\Default.dac

Calibration File: C:\Users\Public\Documents\PerkinElmer Syngistix\ICPMS\System\042623a.cal

Analyte	Mass	Conc. Mean	Units	Conc. SD	Conc. RSD	Blank Intens.	Meas. Intens.	Intens. RSD	Mode
C	13		ug/L			29982	47115	2	Standard
Cl	37		ug/L			5454255	5675449	2	Standard
[> Sc	45		ug/L			519513	528570	0	Standard
Na	23	34.899	ug/L	1.730	4	11324	743755	5	Standard
Mg	24	1.286	ug/L	0.292	22	1933	37666	21	Standard
Al	27	1.841	ug/L	0.221	12	3025	49071	11	Standard
Cr	52	0.260	ug/L	0.016	6	16933	22247	0	Standard
Cr	53	0.225	ug/L	0.022	9	95	597	7	Standard
Fe	54	5.366	ug/L	0.296	5	79986	95015	0	Standard
Fe	57	4.956	ug/L	0.599	12	17976	23430	2	Standard
Mn	55	0.090	ug/L	0.003	3	367	3250	3	Standard
[> Ge	72		ug/L			42545	42354	0	KED
Ni	60	0.036	ug/L	0.011	30	10	74	26	KED
Ni	62	0.041	ug/L	0.012	28	5	17	19	KED
Cu	63	0.065	ug/L	0.013	19	62	398	17	KED
Cu	65	0.063	ug/L	0.012	19	28	192	17	KED
Zn	66	0.561	ug/L	0.030	5	36	402	4	KED
Zn	67	0.608	ug/L	0.054	8	5	71	8	KED
As	75	0.002	ug/L	0.002	114	2	3	18	KED
Y	89		ug/L			295853	288415	0	Standard
Kr	83		ug/L			47	50	13	Standard
[> In-1	115		ug/L			9695	9464	1	KED
Cd	111	-0.003	ug/L	0.004	140	4	3	31	KED
Cd	114	0.010	ug/L	0.009	87	1	10	70	KED
[> In	115		ug/L			556386	524685	1	Standard
Ba	135	0.085	ug/L	0.002	2	32	568	2	Standard
Ba	137	0.088	ug/L	0.005	6	57	1039	4	Standard
[> Tb	159		ug/L			1335544	1320605	1	Standard
Tl	205	0.002	ug/L	0.003	128	200	350	55	Standard
Pb	208	0.014	ug/L	0.002	17	261	1636	13	Standard

ICP-MS Quantitative Analysis - Summary Report

Sample ID: **23D0134-02**

Sample Dil Factor:

Comments:

Sample Date/Time: **Thursday, April 27, 2023 00:13:26**

Number of Replicates: 3

Method File: C:\Users\Public\Documents\PerkinElmer Syngistix\ICPMS\Method\200.8_dailymethod_ked_uct.mth

Tuning File: C:\Users\Public\Documents\PerkinElmer Syngistix\ICPMS\MassCal\Default.tun

Optimization File: C:\Users\Public\Documents\PerkinElmer Syngistix\ICPMS\Conditions\Default.dac

Calibration File: C:\Users\Public\Documents\PerkinElmer Syngistix\ICPMS\System\042623a.cal

Analyte	Mass	Conc. Mean	Units	Conc. SD	Conc. RSD	Blank Intens.	Meas. Intens.	Intens. RSD	Mode
C	13		ug/L			29982	54212	3	Standard
Cl	37		ug/L			5454255	5874430	3	Standard
> Sc	45		ug/L			519513	562563	0	Standard
Na	23	6410.623	ug/L	320.406	4	11324	143115758	4	Standard
Mg	24	2195.045	ug/L	67.183	3	1933	64828864	2	Standard
Al	27	19.101	ug/L	0.454	2	3025	510955	1	Standard
Cr	52	0.312	ug/L	0.036	11	16933	24736	2	Standard
Cr	53	0.699	ug/L	0.022	3	95	1757	2	Standard
Fe	54	865.915	ug/L	29.983	3	79986	2428331	2	Standard
Fe	57	762.789	ug/L	22.370	2	17976	861456	2	Standard
Mn	55	209.297	ug/L	6.348	3	367	7089569	2	Standard
> Ge	72		ug/L			42545	42159	1	KED
Ni	60	0.410	ug/L	0.024	5	10	753	7	KED
Ni	62	0.451	ug/L	0.039	8	5	136	7	KED
Cu	63	1.749	ug/L	0.022	1	62	9033	1	KED
Cu	65	1.783	ug/L	0.027	1	28	4643	2	KED
Zn	66	5.127	ug/L	0.118	2	36	3367	1	KED
Zn	67	5.147	ug/L	0.266	5	5	556	4	KED
As	75	1.635	ug/L	0.045	2	2	520	1	KED
Y	89		ug/L			295853	305169	1	Standard
Kr	83		ug/L			47	64	10	Standard
> In-1	115		ug/L			9695	9350	0	KED
Cd	111	0.006	ug/L	0.008	116	4	6	37	KED
Cd	114	0.016	ug/L	0.005	30	1	15	26	KED
> In	115		ug/L			556386	531273	2	Standard
Ba	135	3.385	ug/L	0.023	0	32	21789	1	Standard
Ba	137	3.469	ug/L	0.021	0	57	39614	2	Standard
> Tb	159		ug/L			1335544	1331893	0	Standard
Tl	205	0.005	ug/L	0.001	14	200	574	10	Standard
Pb	208	0.065	ug/L	0.001	1	261	6612	0	Standard

ICP-MS Quantitative Analysis - Summary Report

Sample ID: **23D0134-01**

Sample Dil Factor:

Comments:

Sample Date/Time: Thursday, April 27, 2023 00:18:11

Number of Replicates: 3

Method File: C:\Users\Public\Documents\PerkinElmer Syngistix\ICPMS\Method\200.8_dailymethod_ked_uct.mth

Tuning File: C:\Users\Public\Documents\PerkinElmer Syngistix\ICPMS\MassCal\Default.tun

Optimization File: C:\Users\Public\Documents\PerkinElmer Syngistix\ICPMS\Conditions\Default.dac

Calibration File: C:\Users\Public\Documents\PerkinElmer Syngistix\ICPMS\System\042623a.cal

Analyte	Mass	Conc. Mean	Units	Conc. SD	Conc. RSD	Blank Intens.	Meas. Intens.	Intens. RSD	Mode
C	13		ug/L			29982	52365	1	Standard
Cl	37		ug/L			5454255	5828833	2	Standard
> Sc	45		ug/L			519513	548340	6	Standard
Na	23	7072.480	ug/L	358.514	5	11324	153605785	1	Standard
Mg	24	2488.910	ug/L	103.492	4	1933	71548762	3	Standard
Al	27	60.952	ug/L	3.519	5	3025	1578816	2	Standard
Cr	52	0.568	ug/L	0.063	11	16933	29181	2	Standard
Cr	53	0.920	ug/L	0.047	5	95	2218	2	Standard
Fe	54	1712.393	ug/L	88.870	5	79986	4589500	2	Standard
Fe	57	1581.971	ug/L	81.686	5	17976	1718217	3	Standard
Mn	55	236.825	ug/L	9.314	3	367	7808319	3	Standard
> Ge	72		ug/L			42545	42301	2	KED
Ni	60	0.501	ug/L	0.033	6	10	920	5	KED
Ni	62	0.534	ug/L	0.044	8	5	161	6	KED
Cu	63	2.130	ug/L	0.032	1	62	11025	1	KED
Cu	65	2.142	ug/L	0.034	1	28	5590	0	KED
Zn	66	5.881	ug/L	0.029	0	36	3871	1	KED
Zn	67	5.897	ug/L	0.231	3	5	638	4	KED
As	75	2.421	ug/L	0.091	3	2	771	1	KED
Y	89		ug/L			295853	295391	4	Standard
Kr	83		ug/L			47	62	16	Standard
> In-1	115		ug/L			9695	9095	1	KED
Cd	111	0.003	ug/L	0.002	69	4	5	10	KED
Cd	114	0.009	ug/L	0.002	27	1	9	21	KED
> In	115		ug/L			556386	522091	9	Standard
Ba	135	4.831	ug/L	0.504	10	32	30338	0	Standard
Ba	137	5.016	ug/L	0.401	8	57	55981	2	Standard
> Tb	159		ug/L			1335544	1289790	6	Standard
Tl	205	0.006	ug/L	0.000	4	200	612	7	Standard
Pb	208	0.112	ug/L	0.006	4	261	10877	2	Standard

ICP-MS Quantitative Analysis - Summary Report

Sample ID: **23D0184-01**

Sample Dil Factor:

Comments:

Sample Date/Time: **Thursday, April 27, 2023 00:22:51**

Number of Replicates: 3

Method File: C:\Users\Public\Documents\PerkinElmer Syngistix\ICPMS\Method\200.8_dailymethod_ked_uct.mth

Tuning File: C:\Users\Public\Documents\PerkinElmer Syngistix\ICPMS\MassCal\Default.tun

Optimization File: C:\Users\Public\Documents\PerkinElmer Syngistix\ICPMS\Conditions\Default.dac

Calibration File: C:\Users\Public\Documents\PerkinElmer Syngistix\ICPMS\System\042623a.cal

Analyte	Mass	Conc. Mean	Units	Conc. SD	Conc. RSD	Blank Intens.	Meas. Intens.	Intens. RSD	Mode
C	13		ug/L			29982	55110	1	Standard
Cl	37		ug/L			5454255	5555317	2	Standard
Sc	45		ug/L			519513	536547	4	Standard
Na	23	117.504	ug/L	7.543	6	11324	2509699	2	Standard
Mg	24	89.453	ug/L	5.873	6	1933	2517698	2	Standard
Al	27	16.205	ug/L	0.437	2	3025	413662	1	Standard
Cr	52	0.471	ug/L	0.094	19	16933	26661	2	Standard
Cr	53	0.434	ug/L	0.029	6	95	1075	2	Standard
Fe	54	21.375	ug/L	3.200	14	79986	137527	1	Standard
Fe	57	16.248	ug/L	1.104	6	17976	35655	3	Standard
Mn	55	1.155	ug/L	0.058	5	367	37637	0	Standard
Ge	72		ug/L			42545	42889	1	KED
Ni	60	0.227	ug/L	0.011	4	10	427	3	KED
Ni	62	0.229	ug/L	0.031	13	5	73	12	KED
Cu	63	1.331	ug/L	0.044	3	62	7006	1	KED
Cu	65	1.385	ug/L	0.016	1	28	3677	2	KED
Zn	66	23.395	ug/L	0.046	0	36	15504	1	KED
Zn	67	21.691	ug/L	0.421	1	5	2366	1	KED
As	75	0.165	ug/L	0.017	10	2	55	8	KED
Y	89		ug/L			295853	293185	2	Standard
Kr	83		ug/L			47	40	8	Standard
In-1	115		ug/L			9695	9511	0	KED
Cd	111	0.039	ug/L	0.006	15	4	17	11	KED
Cd	114	0.029	ug/L	0.006	21	1	26	19	KED
In	115		ug/L			556386	557902	3	Standard
Ba	135	5.593	ug/L	0.279	4	32	37745	2	Standard
Ba	137	5.793	ug/L	0.290	5	57	69361	2	Standard
Tb	159		ug/L			1335544	1356014	2	Standard
Tl	205	-0.000	ug/L	0.000	437	200	199	9	Standard
Pb	208	2.019	ug/L	0.044	2	261	202201	1	Standard

ICP-MS Quantitative Analysis - Summary Report

Sample ID: **23D0184-02**

Sample Dil Factor:

Comments:

Sample Date/Time: **Thursday, April 27, 2023 00:27:37**

Number of Replicates: 3

Method File: C:\Users\Public\Documents\PerkinElmer Syngistix\ICPMS\Method\200.8_dailymethod_ked_uct.mth

Tuning File: C:\Users\Public\Documents\PerkinElmer Syngistix\ICPMS\MassCal\Default.tun

Optimization File: C:\Users\Public\Documents\PerkinElmer Syngistix\ICPMS\Conditions\Default.dac

Calibration File: C:\Users\Public\Documents\PerkinElmer Syngistix\ICPMS\System\042623a.cal

Analyte	Mass	Conc. Mean	Units	Conc. SD	Conc. RSD	Blank Intens.	Meas. Intens.	Intens. RSD	Mode
C	13		ug/L			29982	57555	1	Standard
Cl	37		ug/L			5454255	5553725	3	Standard
Sc	45		ug/L			519513	538635	1	Standard
Na	23	663.834	ug/L	32.041	4	11324	14197607	3	Standard
Mg	24	311.334	ug/L	9.241	2	1933	8803724	1	Standard
Al	27	214.248	ug/L	7.727	3	3025	5454173	2	Standard
Cr	52	1.820	ug/L	0.055	3	16933	53274	0	Standard
Cr	53	1.852	ug/L	0.099	5	95	4293	3	Standard
Fe	54	236.270	ug/L	11.210	4	79986	694413	2	Standard
Fe	57	230.607	ug/L	8.466	3	17976	262301	2	Standard
Mn	55	6.212	ug/L	0.029	0	367	201869	1	Standard
Ge	72		ug/L			42545	42651	1	KED
Ni	60	0.680	ug/L	0.023	3	10	1257	4	KED
Ni	62	0.662	ug/L	0.066	9	5	200	11	KED
Cu	63	2.856	ug/L	0.027	0	62	14883	0	KED
Cu	65	2.875	ug/L	0.050	1	28	7556	0	KED
Zn	66	47.044	ug/L	0.647	1	36	30964	0	KED
Zn	67	44.449	ug/L	1.093	2	5	4816	1	KED
As	75	0.531	ug/L	0.004	0	2	172	1	KED
Y	89		ug/L			295853	296343	1	Standard
Kr	83		ug/L			47	43	9	Standard
In-1	115		ug/L			9695	9560	1	KED
Cd	111	0.072	ug/L	0.015	20	4	28	18	KED
Cd	114	0.078	ug/L	0.005	6	1	68	5	KED
In	115		ug/L			556386	546416	2	Standard
Ba	135	14.345	ug/L	0.198	1	32	94865	2	Standard
Ba	137	14.337	ug/L	0.351	2	57	168175	1	Standard
Tb	159		ug/L			1335544	1348697	2	Standard
Tl	205	0.001	ug/L	0.000	25	200	318	10	Standard
Pb	208	14.857	ug/L	0.257	1	261	1478398	1	Standard

ICP-MS Quantitative Analysis - Summary Report

Sample ID: **23D0124-04**

Sample Dil Factor:

Comments:

Sample Date/Time: **Thursday, April 27, 2023 00:32:16**

Number of Replicates: 3

Method File: C:\Users\Public\Documents\PerkinElmer Syngistix\ICPMS\Method\200.8_dailymethod_ked_uct.mth

Tuning File: C:\Users\Public\Documents\PerkinElmer Syngistix\ICPMS\MassCal\Default.tun

Optimization File: C:\Users\Public\Documents\PerkinElmer Syngistix\ICPMS\Conditions\Default.dac

Calibration File: C:\Users\Public\Documents\PerkinElmer Syngistix\ICPMS\System\042623a.cal

Analyte	Mass	Conc. Mean	Units	Conc. SD	Conc. RSD	Blank Intens.	Meas. Intens.	Intens. RSD	Mode
C	13		ug/L			29982	67621	2	Standard
Cl	37		ug/L			5454255	5810920	3	Standard
[> Sc	45		ug/L			519513	563282	1	Standard
Na	23	5584.870	ug/L	168.775	3	11324	124838858	1	Standard
Mg	24	261.917	ug/L	4.607	1	1933	7746925	0	Standard
Al	27	42.770	ug/L	1.765	4	3025	1141478	3	Standard
Cr	52	2.811	ug/L	0.126	4	16933	76063	2	Standard
Cr	53	2.877	ug/L	0.070	2	95	6917	1	Standard
Fe	54	10.201	ug/L	0.662	6	79986	114335	0	Standard
Fe	57	32.991	ug/L	0.218	0	17976	55958	1	Standard
Mn	55	0.922	ug/L	0.029	3	367	31657	2	Standard
[> Ge	72		ug/L			42545	42525	0	KED
Ni	60	0.796	ug/L	0.023	2	10	1464	2	KED
Ni	62	0.891	ug/L	0.080	8	5	267	8	KED
Cu	63	23.996	ug/L	0.401	1	62	124236	1	KED
Cu	65	24.404	ug/L	0.256	1	28	63748	0	KED
Zn	66	17.408	ug/L	0.184	1	36	11448	1	KED
Zn	67	17.771	ug/L	0.555	3	5	1923	2	KED
As	75	0.807	ug/L	0.031	3	2	260	4	KED
Y	89		ug/L			295853	292686	2	Standard
Kr	83		ug/L			47	47	31	Standard
[> In-1	115		ug/L			9695	9399	1	KED
Cd	111	-0.002	ug/L	0.003	178	4	3	25	KED
Cd	114	0.007	ug/L	0.004	58	1	7	43	KED
[> In	115		ug/L			556386	532037	2	Standard
Ba	135	19.565	ug/L	0.625	3	32	125914	1	Standard
Ba	137	19.728	ug/L	0.638	3	57	225262	1	Standard
[> Tb	159		ug/L			1335544	1327471	0	Standard
Tl	205	0.001	ug/L	0.001	69	200	259	16	Standard
Pb	208	0.019	ug/L	0.002	10	261	2124	9	Standard

ICP-MS Quantitative Analysis - Summary Report

Sample ID: **23D0124-02**

Sample Dil Factor:

Comments:

Sample Date/Time: **Thursday, April 27, 2023 00:37:02**

Number of Replicates: 3

Method File: C:\Users\Public\Documents\PerkinElmer Syngistix\ICPMS\Method\200.8_dailymethod_ked_uct.mth

Tuning File: C:\Users\Public\Documents\PerkinElmer Syngistix\ICPMS\MassCal\Default.tun

Optimization File: C:\Users\Public\Documents\PerkinElmer Syngistix\ICPMS\Conditions\Default.dac

Calibration File: C:\Users\Public\Documents\PerkinElmer Syngistix\ICPMS\System\042623a.cal

Analyte	Mass	Conc. Mean	Units	Conc. SD	Conc. RSD	Blank Intens.	Meas. Intens.	Intens. RSD	Mode
C	13		ug/L			29982	79817	5	Standard
Cl	37		ug/L			5454255	6245196	2	Standard
> Sc	45		ug/L			519513	565642	2	Standard
Na	23	8082.535	ug/L	220.527	2	11324	181390747	0	Standard
Mg	24	324.831	ug/L	13.121	4	1933	9643810	2	Standard
Al	27	44.640	ug/L	0.365	0	3025	1196239	1	Standard
Cr	52	5.091	ug/L	0.079	1	16933	123413	2	Standard
Cr	53	5.319	ug/L	0.105	1	95	12756	0	Standard
Fe	54	10.921	ug/L	1.612	14	79986	116734	2	Standard
Fe	57	48.521	ug/L	0.129	0	17976	73433	2	Standard
Mn	55	1.438	ug/L	0.017	1	367	49382	2	Standard
> Ge	72		ug/L			42545	38996	9	KED
Ni	60	1.162	ug/L	0.104	8	10	1947	2	KED
Ni	62	1.094	ug/L	0.138	12	5	297	3	KED
Cu	63	25.826	ug/L	2.286	8	62	121951	0	KED
Cu	65	25.876	ug/L	2.397	9	28	61638	1	KED
Zn	66	222.958	ug/L	16.652	7	36	133447	2	KED
Zn	67	208.273	ug/L	19.356	9	5	20499	0	KED
As	75	1.016	ug/L	0.118	11	2	297	4	KED
Y	89		ug/L			295853	287972	2	Standard
Kr	83		ug/L			47	43	25	Standard
> In-1	115		ug/L			9695	9394	1	KED
Cd	111	-0.001	ug/L	0.017	2557	4	4	135	KED
Cd	114	0.006	ug/L	0.003	43	1	6	30	KED
> In	115		ug/L			556386	518435	3	Standard
Ba	135	24.016	ug/L	0.867	3	32	150547	0	Standard
Ba	137	24.940	ug/L	1.098	4	57	277330	1	Standard
> Tb	159		ug/L			1335544	1329414	1	Standard
Tl	205	0.002	ug/L	0.000	8	200	344	2	Standard
Pb	208	0.018	ug/L	0.001	3	261	2044	3	Standard

ICP-MS Quantitative Analysis - Summary Report

Sample ID: **BLD0510-DUP1**

Sample Dil Factor:

Comments:

Sample Date/Time: Thursday, April 27, 2023 00:41:48

Number of Replicates: 3

Method File: C:\Users\Public\Documents\PerkinElmer Syngistix\ICPMS\Method\200.8_dailymethod_ked_uct.mth

Tuning File: C:\Users\Public\Documents\PerkinElmer Syngistix\ICPMS\MassCal\Default.tun

Optimization File: C:\Users\Public\Documents\PerkinElmer Syngistix\ICPMS\Conditions\Default.dac

Calibration File: C:\Users\Public\Documents\PerkinElmer Syngistix\ICPMS\System\042623a.cal

Analyte	Mass	Conc. Mean	Units	Conc. SD	Conc. RSD	Blank Intens.	Meas. Intens.	Intens. RSD	Mode
C	13		ug/L			29982	80936	3	Standard
Cl	37		ug/L			5454255	6223827	1	Standard
[> Sc	45		ug/L			519513	566726	1	Standard
Na	23	7700.236	ug/L	120.564	1	11324	173193821	0	Standard
Mg	24	321.216	ug/L	2.078	0	1933	9560091	1	Standard
Al	27	43.387	ug/L	0.349	0	3025	1165160	1	Standard
Cr	52	4.971	ug/L	0.088	1	16933	121184	2	Standard
Cr	53	5.212	ug/L	0.111	2	95	12527	1	Standard
Fe	54	10.302	ug/L	0.674	6	79986	115307	0	Standard
Fe	57	46.285	ug/L	1.891	4	17976	71068	1	Standard
Mn	55	1.251	ug/L	0.017	1	367	43077	1	Standard
[> Ge	72		ug/L			42545	41730	2	KED
Ni	60	1.036	ug/L	0.025	2	10	1868	1	KED
Ni	62	1.114	ug/L	0.056	5	5	326	6	KED
Cu	63	23.087	ug/L	0.201	0	62	117291	1	KED
Cu	65	22.935	ug/L	0.522	2	28	58776	0	KED
Zn	66	202.975	ug/L	5.062	2	36	130560	0	KED
Zn	67	190.572	ug/L	5.681	2	5	20180	1	KED
As	75	0.930	ug/L	0.078	8	2	293	6	KED
Y	89		ug/L			295853	286957	1	Standard
Kr	83		ug/L			47	53	13	Standard
[> In-1	115		ug/L			9695	9328	0	KED
Cd	111	0.007	ug/L	0.003	38	4	6	14	KED
Cd	114	0.006	ug/L	0.003	52	1	6	38	KED
[> In	115		ug/L			556386	521285	0	Standard
Ba	135	22.976	ug/L	0.343	1	32	144932	0	Standard
Ba	137	23.512	ug/L	0.455	1	57	263134	1	Standard
[> Tb	159		ug/L			1335544	1326146	1	Standard
Tl	205	0.002	ug/L	0.000	21	200	322	8	Standard
Pb	208	0.023	ug/L	0.001	2	261	2483	1	Standard

ICP-MS Quantitative Analysis - Summary Report

Sample ID: **BLD0510-MS1**

Sample Dil Factor:

Comments:

Sample Date/Time: **Thursday, April 27, 2023 00:46:33**

Number of Replicates: 3

Method File: C:\Users\Public\Documents\PerkinElmer Syngistix\ICPMS\Method\200.8_dailymethod_ked_uct.mth

Tuning File: C:\Users\Public\Documents\PerkinElmer Syngistix\ICPMS\MassCal\Default.tun

Optimization File: C:\Users\Public\Documents\PerkinElmer Syngistix\ICPMS\Conditions\Default.dac

Calibration File: C:\Users\Public\Documents\PerkinElmer Syngistix\ICPMS\System\042623a.ca

Analyte	Mass	Conc. Mean	Units	Conc. SD	Conc. RSD	Blank Intens.	Meas. Intens.	Intens. RSD	Mode
C	13		ug/L			29982	78719	2	Standard
Cl	37		ug/L			5454255	6312585	3	Standard
> Sc	45		ug/L			519513	554631	3	Standard
Na	23	7928.927	ug/L	103.257	1	11324	174505578	2	Standard
Mg	24	335.727	ug/L	18.585	5	1933	9771717	4	Standard
Al	27	55.618	ug/L	1.725	3	3025	1459856	0	Standard
Cr	52	31.501	ug/L	0.980	3	16933	654569	1	Standard
Cr	53	32.272	ug/L	1.116	3	95	75351	2	Standard
Fe	54	12.879	ug/L	1.040	8	79986	119680	1	Standard
Fe	57	51.530	ug/L	3.232	6	17976	75218	3	Standard
Mn	55	25.288	ug/L	0.764	3	367	844447	0	Standard
> Ge	72		ug/L			42545	41909	0	KED
Ni	60	26.668	ug/L	0.315	1	10	48048	1	KED
Ni	62	27.238	ug/L	0.197	0	5	7906	0	KED
Cu	63	49.606	ug/L	1.232	2	62	253043	2	KED
Cu	65	50.378	ug/L	0.639	1	28	129663	0	KED
Zn	66	294.194	ug/L	6.353	2	36	190088	1	KED
Zn	67	274.652	ug/L	2.969	1	5	29217	0	KED
As	75	28.107	ug/L	0.225	0	2	8851	0	KED
Y	89		ug/L			295853	290248	2	Standard
Kr	83		ug/L			47	53	22	Standard
> In-1	115		ug/L			9695	9369	3	KED
Cd	111	25.428	ug/L	0.767	3	4	8209	0	KED
Cd	114	25.557	ug/L	0.842	3	1	21292	0	KED
> In	115		ug/L			556386	526410	2	Standard
Ba	135	51.483	ug/L	3.023	5	32	327597	3	Standard
Ba	137	53.592	ug/L	1.737	3	57	605336	1	Standard
> Tb	159		ug/L			1335544	1328711	1	Standard
Tl	205	23.402	ug/L	0.514	2	200	1833423	1	Standard
Pb	208	23.852	ug/L	0.459	1	261	2338131	0	Standard

ICP-MS Quantitative Analysis - Summary Report

Sample ID: SEQ-IBL9

Sample Dil Factor:

Comments:

Sample Date/Time: Thursday, April 27, 2023 00:51:20

Number of Replicates: 3

Method File: C:\Users\Public\Documents\PerkinElmer Syngistix\ICPMS\Method\200.8_dailymethod_ked_uct.mth

Tuning File: C:\Users\Public\Documents\PerkinElmer Syngistix\ICPMS\MassCal\Default.tun

Optimization File: C:\Users\Public\Documents\PerkinElmer Syngistix\ICPMS\Conditions\Default.dac

Calibration File: C:\Users\Public\Documents\PerkinElmer Syngistix\ICPMS\System\042623a.cal

Analyte	Mass	Conc. Mean	Units	Conc. SD	Conc. RSD	Blank Intens.	Meas. Intens.	Intens. RSD	Mode
C	13		ug/L			29982	32521	3	Standard
Cl	37		ug/L			5454255	6318383	2	Standard
[> Sc	45		ug/L			519513	527715	0	Standard
Na	23	0.441	ug/L	0.020	4	11324	20738	1	Standard
Mg	24	0.010	ug/L	0.003	29	1933	2250	3	Standard
Al	27	0.014	ug/L	0.006	39	3025	3428	3	Standard
Cr	52	0.041	ug/L	0.028	67	16933	17986	2	Standard
Cr	53	0.027	ug/L	0.004	14	95	155	5	Standard
Fe	54	-0.132	ug/L	0.246	186	79986	80911	0	Standard
Fe	57	-1.207	ug/L	0.622	51	17976	17010	3	Standard
Mn	55	0.002	ug/L	0.000	9	367	448	1	Standard
[> Ge	72		ug/L			42545	42347	1	KED
Ni	60	0.009	ug/L	0.006	70	10	26	42	KED
Ni	62	-0.002	ug/L	0.007	344	5	4	49	KED
Cu	63	0.000	ug/L	0.002	531	62	64	12	KED
Cu	65	0.001	ug/L	0.001	104	28	30	6	KED
Zn	66	0.037	ug/L	0.016	43	36	60	16	KED
Zn	67	0.018	ug/L	0.031	170	5	7	43	KED
As	75	0.005	ug/L	0.002	41	2	3	13	KED
Y	89		ug/L			295853	276525	2	Standard
Kr	83		ug/L			47	36	22	Standard
[> In-1	115		ug/L			9695	9359	0	KED
Cd	111	0.001	ug/L	0.005	349	4	4	34	KED
Cd	114	0.002	ug/L	0.004	187	1	3	92	KED
[> In	115		ug/L			556386	510631	1	Standard
Ba	135	0.001	ug/L	0.001	77	32	36	15	Standard
Ba	137	0.002	ug/L	0.001	34	57	71	8	Standard
[> Tb	159		ug/L			1335544	1319022	0	Standard
Tl	205	-0.000	ug/L	0.000	67	200	179	6	Standard
Pb	208	0.002	ug/L	0.000	4	261	428	1	Standard

ICP-MS Quantitative Analysis - Summary Report

Sample ID: SEQ-CCVB

Sample Dil Factor:

Comments:

Sample Date/Time: Thursday, April 27, 2023 00:56:06

Number of Replicates: 3

Method File: C:\Users\Public\Documents\PerkinElmer Syngistix\ICPMS\Method\200.8_dailymethod_ked_uct.mth

Tuning File: C:\Users\Public\Documents\PerkinElmer Syngistix\ICPMS\MassCal\Default.tun

Optimization File: C:\Users\Public\Documents\PerkinElmer Syngistix\ICPMS\Conditions\Default.dac

Calibration File: C:\Users\Public\Documents\PerkinElmer Syngistix\ICPMS\System\042623a.cal

Analyte	Mass	Conc. Mean	Units	Conc. SD	Conc. RSD	Blank Intens.	Meas. Intens.	Intens. RSD	Mode
C	13		ug/L			29982	31390	2	Standard
Cl	37		ug/L			5454255	6128100	1	Standard
[> Sc	45		ug/L			519513	538170	0	Standard
Na	23	4777.761	ug/L	118.613	2	11324	102070209	3	Standard
Mg	24	4779.972	ug/L	63.921	1	1933	135063378	1	Standard
Al	27	4964.581	ug/L	134.472	2	3025	126240406	2	Standard
Cr	52	50.273	ug/L	0.815	1	16933	1003855	2	Standard
Cr	53	50.112	ug/L	1.514	3	95	113527	2	Standard
Fe	54	4632.521	ug/L	34.616	0	79986	12068412	0	Standard
Fe	57	4763.897	ug/L	77.064	1	17976	5049800	1	Standard
Mn	55	46.220	ug/L	0.609	1	367	1498166	0	Standard
[> Ge	72		ug/L			42545	42445	2	KED
Ni	60	48.389	ug/L	2.260	4	10	88220	2	KED
Ni	62	47.917	ug/L	2.016	4	5	14072	1	KED
Cu	63	48.527	ug/L	1.372	2	62	250614	1	KED
Cu	65	48.739	ug/L	1.409	2	28	126995	1	KED
Zn	66	50.007	ug/L	0.932	1	36	32746	1	KED
Zn	67	51.515	ug/L	1.782	3	5	5551	0	KED
As	75	50.870	ug/L	1.383	2	2	16217	1	KED
Y	89		ug/L			295853	288906	1	Standard
Kr	83		ug/L			47	46	17	Standard
[> In-1	115		ug/L			9695	9567	0	KED
Cd	111	48.188	ug/L	0.378	0	4	15891	0	KED
Cd	114	47.286	ug/L	0.773	1	1	40252	1	KED
[> In	115		ug/L			556386	513472	2	Standard
Ba	135	52.068	ug/L	0.590	1	32	323474	1	Standard
Ba	137	53.682	ug/L	0.369	0	57	591747	1	Standard
[> Tb	159		ug/L			1335544	1316299	0	Standard
Tl	205	48.797	ug/L	1.249	2	200	3787640	2	Standard
Pb	208	47.570	ug/L	0.574	1	261	4619962	0	Standard

ICP-MS Quantitative Analysis - Summary Report

Sample ID: SEQ-CCBB

Sample Dil Factor:

Comments:

Sample Date/Time: Thursday, April 27, 2023 01:03:36

Number of Replicates: 3

Method File: C:\Users\Public\Documents\PerkinElmer Syngistix\ICPMS\Method\200.8_dailymethod_ked_uct.mth

Tuning File: C:\Users\Public\Documents\PerkinElmer Syngistix\ICPMS\MassCal\Default.tun

Optimization File: C:\Users\Public\Documents\PerkinElmer Syngistix\ICPMS\Conditions\Default.dac

Calibration File: C:\Users\Public\Documents\PerkinElmer Syngistix\ICPMS\System\042623a.cal

Analyte	Mass	Conc. Mean	Units	Conc. SD	Conc. RSD	Blank Intens.	Meas. Intens.	Intens. RSD	Mode
C	13		ug/L			29982	30685	3	Standard
Cl	37		ug/L			5454255	5915562	2	Standard
[> Sc	45		ug/L			519513	521749	0	Standard
Na	23	0.367	ug/L	0.188	51	11324	18966	20	Standard
Mg	24	0.135	ug/L	0.180	133	1933	5643	87	Standard
Al	27	0.125	ug/L	0.163	130	3025	6115	65	Standard
Cr	52	0.068	ug/L	0.011	16	16933	18303	1	Standard
Cr	53	0.015	ug/L	0.007	42	95	129	10	Standard
Fe	54	-0.591	ug/L	0.292	49	79986	78847	1	Standard
Fe	57	1.288	ug/L	0.536	41	17976	19372	2	Standard
Mn	55	0.004	ug/L	0.002	54	367	482	12	Standard
[> Ge	72		ug/L			42545	43475	0	KED
Ni	60	0.006	ug/L	0.002	25	10	22	13	KED
Ni	62	0.010	ug/L	0.007	72	5	8	26	KED
Cu	63	0.001	ug/L	0.002	213	62	68	13	KED
Cu	65	0.002	ug/L	0.004	169	28	35	30	KED
Zn	66	0.044	ug/L	0.015	33	36	66	15	KED
Zn	67	0.011	ug/L	0.036	346	5	6	56	KED
As	75	0.001	ug/L	0.002	126	2	3	18	KED
Y	89		ug/L			295853	282956	1	Standard
Kr	83		ug/L			47	39	27	Standard
[> In-1	115		ug/L			9695	9887	3	KED
Cd	111	0.002	ug/L	0.002	117	4	5	10	KED
Cd	114	-0.000	ug/L	0.002	1086	1	1	112	KED
[> In	115		ug/L			556386	518434	1	Standard
Ba	135	0.005	ug/L	0.003	59	32	62	29	Standard
Ba	137	0.007	ug/L	0.003	51	57	126	28	Standard
[> Tb	159		ug/L			1335544	1310256	2	Standard
Tl	205	0.003	ug/L	0.002	76	200	412	40	Standard
Pb	208	0.002	ug/L	0.002	92	261	483	43	Standard

ICP-MS Quantitative Analysis - Summary Report

Sample ID: **BLD0168-BS2**

Sample Dil Factor: **20**

Comments:

Sample Date/Time: **Thursday, April 27, 2023 01:08:22**

Number of Replicates: 3

Method File: C:\Users\Public\Documents\PerkinElmer Syngistix\ICPMS\Method\200.8_dailymethod_ked_uct.mth

Tuning File: C:\Users\Public\Documents\PerkinElmer Syngistix\ICPMS\MassCal\Default.tun

Optimization File: C:\Users\Public\Documents\PerkinElmer Syngistix\ICPMS\Conditions\Default.dac

Calibration File: C:\Users\Public\Documents\PerkinElmer Syngistix\ICPMS\System\042623a.cal

Analyte	Mass	Conc. Mean	Units	Conc. SD	Conc. RSD	Blank Intens.	Meas. Intens.	Intens. RSD	Mode
C	13		ug/L			29982	44383	1	Standard
Cl	37		ug/L			5454255	5936564	2	Standard
Sc	45		ug/L			519513	530402	0	Standard
Na	23	0.685	ug/L	0.022	3	11324	25970	1	Standard
Mg	24	0.111	ug/L	0.005	4	1933	5068	2	Standard
Al	27	0.452	ug/L	0.005	1	3025	14411	1	Standard
Cr	52	26.437	ug/L	0.511	1	16933	528416	1	Standard
Cr	53	26.749	ug/L	0.334	1	95	59775	0	Standard
Fe	54	6.718	ug/L	0.805	11	79986	98782	1	Standard
Fe	57	1.273	ug/L	0.419	32	17976	19676	1	Standard
Mn	55	24.472	ug/L	0.924	3	367	781825	2	Standard
Ge	72		ug/L			42545	43978	0	KED
Ni	60	24.827	ug/L	0.639	2	10	46934	1	KED
Ni	62	24.697	ug/L	0.577	2	5	7523	2	KED
Cu	63	25.790	ug/L	0.058	0	62	138093	0	KED
Cu	65	25.863	ug/L	0.527	2	28	69868	2	KED
Zn	66	77.977	ug/L	2.452	3	36	52901	3	KED
Zn	67	73.663	ug/L	2.006	2	5	8227	3	KED
As	75	24.955	ug/L	0.225	0	2	8247	1	KED
Y	89		ug/L			295853	289929	2	Standard
Kr	83		ug/L			47	37	10	Standard
In-1	115		ug/L			9695	10011	0	KED
Cd	111	24.144	ug/L	0.122	0	4	8334	1	KED
Cd	114	23.850	ug/L	0.317	1	1	21246	1	KED
In	115		ug/L			556386	536952	2	Standard
Ba	135	26.892	ug/L	0.204	0	32	174731	1	Standard
Ba	137	27.766	ug/L	0.920	3	57	320114	3	Standard
Tb	159		ug/L			1335544	1340069	0	Standard
Tl	205	22.485	ug/L	0.566	2	200	1776820	1	Standard
Pb	208	23.498	ug/L	0.143	0	261	2323476	0	Standard

ICP-MS Quantitative Analysis - Summary Report

Sample ID: **BLD0365-BS2**

Sample Dil Factor: **20**

Comments:

Sample Date/Time: **Thursday, April 27, 2023 01:13:08**

Number of Replicates: 3

Method File: C:\Users\Public\Documents\PerkinElmer Syngistix\ICPMS\Method\200.8_dailymethod_ked_uct.mth

Tuning File: C:\Users\Public\Documents\PerkinElmer Syngistix\ICPMS\MassCal\Default.tun

Optimization File: C:\Users\Public\Documents\PerkinElmer Syngistix\ICPMS\Conditions\Default.dac

Calibration File: C:\Users\Public\Documents\PerkinElmer Syngistix\ICPMS\System\042623a.cal

Analyte	Mass	Conc. Mean	Units	Conc. SD	Conc. RSD	Blank Intens.	Meas. Intens.	Intens. RSD	Mode
C	13		ug/L			29982	38279	3	Standard
Cl	37		ug/L			5454255	5859703	1	Standard
> Sc	45		ug/L			519513	526861	0	Standard
Na	23	0.448	ug/L	0.004	1	11324	20854	0	Standard
Mg	24	0.131	ug/L	0.002	1	1933	5571	0	Standard
Al	27	0.413	ug/L	0.005	1	3025	13359	1	Standard
Cr	52	26.240	ug/L	0.272	1	16933	521126	0	Standard
Cr	53	26.550	ug/L	0.132	0	95	58937	0	Standard
Fe	54	6.391	ug/L	0.950	14	79986	97297	2	Standard
Fe	57	1.255	ug/L	0.396	31	17976	19527	1	Standard
Mn	55	24.052	ug/L	0.537	2	367	763344	1	Standard
> Ge	72		ug/L			42545	42075	2	KED
Ni	60	24.984	ug/L	0.703	2	10	45174	0	KED
Ni	62	24.598	ug/L	0.857	3	5	7164	1	KED
Cu	63	25.923	ug/L	0.531	2	62	132753	0	KED
Cu	65	26.283	ug/L	0.750	2	28	67900	0	KED
Zn	66	78.433	ug/L	0.792	1	36	50900	1	KED
Zn	67	71.892	ug/L	1.331	1	5	7680	0	KED
As	75	24.658	ug/L	0.453	1	2	7795	1	KED
Y	89		ug/L			295853	292511	4	Standard
Kr	83		ug/L			47	53	13	Standard
> In-1	115		ug/L			9695	9576	2	KED
Cd	111	24.012	ug/L	0.410	1	4	7926	1	KED
Cd	114	23.543	ug/L	0.652	2	1	20054	1	KED
> In	115		ug/L			556386	523453	1	Standard
Ba	135	26.653	ug/L	0.300	1	32	168813	0	Standard
Ba	137	28.134	ug/L	0.226	0	57	316169	0	Standard
> Tb	159		ug/L			1335544	1317762	0	Standard
Tl	205	22.447	ug/L	0.140	0	200	1744493	1	Standard
Pb	208	23.077	ug/L	0.115	0	261	2243966	1	Standard

ICP-MS Quantitative Analysis - Summary Report

Sample ID: **23D0358-03**

Sample Dil Factor: **5**

Comments:

Sample Date/Time: **Thursday, April 27, 2023 01:17:54**

Number of Replicates: 3

Method File: C:\Users\Public\Documents\PerkinElmer Syngistix\ICPMS\Method\200.8_dailymethod_ked_uct.mth

Tuning File: C:\Users\Public\Documents\PerkinElmer Syngistix\ICPMS\MassCal\Default.tun

Optimization File: C:\Users\Public\Documents\PerkinElmer Syngistix\ICPMS\Conditions\Default.dac

Calibration File: C:\Users\Public\Documents\PerkinElmer Syngistix\ICPMS\System\042623a.cal

Analyte	Mass	Conc. Mean	Units	Conc. SD	Conc. RSD	Blank Intens.	Meas. Intens.	Intens. RSD	Mode
C	13		ug/L			29982	45208	4	Standard
Cl	37		ug/L			5454255	5936401	2	Standard
Sc	45		ug/L			519513	553588	1	Standard
Na	23	S	ug/L	S	S	11324	S	S	Standard
Mg	24	8997.188	ug/L	63.471	0	1933	261511397	1	Standard
Al	27	41.511	ug/L	0.696	1	3025	1089157	2	Standard
Cr	52	2.562	ug/L	0.034	1	16933	69755	1	Standard
Cr	53	2.387	ug/L	0.058	2	95	5658	1	Standard
Fe	54	4.459	ug/L	0.370	8	79986	97092	0	Standard
Fe	57	29.266	ug/L	1.223	4	17976	50960	3	Standard
Mn	55	1.625	ug/L	0.027	1	367	54569	1	Standard
Ge	72		ug/L			42545	41518	1	KED
Ni	60	0.178	ug/L	0.019	10	10	326	11	KED
Ni	62	0.184	ug/L	0.021	11	5	57	11	KED
Cu	63	1.052	ug/L	0.017	1	62	5374	2	KED
Cu	65	1.025	ug/L	0.034	3	28	2640	3	KED
Zn	66	0.804	ug/L	0.077	9	36	549	9	KED
Zn	67	0.712	ug/L	0.031	4	5	80	3	KED
As	75	0.039	ug/L	0.014	36	2	14	30	KED
Y	89		ug/L			295853	290716	0	Standard
Kr	83		ug/L			47	39	2	Standard
In-1	115		ug/L			9695	8973	2	KED
Cd	111	0.004	ug/L	0.005	110	4	5	26	KED
Cd	114	0.001	ug/L	0.004	259	1	2	104	KED
In	115		ug/L			556386	550708	2	Standard
Ba	135	0.392	ug/L	0.029	7	32	2638	4	Standard
Ba	137	0.394	ug/L	0.010	2	57	4708	0	Standard
Tb	159		ug/L			1335544	1358744	1	Standard
Tl	205	0.002	ug/L	0.000	19	200	330	8	Standard
Pb	208	0.007	ug/L	0.000	5	261	979	3	Standard

ICP-MS Quantitative Analysis - Summary Report

Sample ID: **23C0674-01**

Sample Dil Factor: **5**

Comments:

Sample Date/Time: **Thursday, April 27, 2023 01:23:04**

Number of Replicates: 3

Method File: C:\Users\Public\Documents\PerkinElmer Syngistix\ICPMS\Method\200.8_dailymethod_ked_uct.mth

Tuning File: C:\Users\Public\Documents\PerkinElmer Syngistix\ICPMS\MassCal\Default.tun

Optimization File: C:\Users\Public\Documents\PerkinElmer Syngistix\ICPMS\Conditions\Default.dac

Calibration File: C:\Users\Public\Documents\PerkinElmer Syngistix\ICPMS\System\042623a.ca

Analyte	Mass	Conc. Mean	Units	Conc. SD	Conc. RSD	Blank Intens.	Meas. Intens.	Intens. RSD	Mode
C	13		ug/L			29982	46157	2	Standard
Cl	37		ug/L			5454255	5440127	2	Standard
Sc	45		ug/L			519513	559104	1	Standard
Na	23	3267.732	ug/L	5.385	0	11324	72526004	1	Standard
Mg	24	1415.678	ug/L	26.283	1	1933	41553319	1	Standard
Al	27	912.558	ug/L	27.720	3	3025	24118725	4	Standard
Cr	52	10.251	ug/L	0.080	0	16933	227145	0	Standard
Cr	53	10.786	ug/L	0.236	2	95	25475	3	Standard
Fe	54	1278.578	ug/L	29.536	2	79986	3523651	3	Standard
Fe	57	1165.778	ug/L	14.786	1	17976	1298580	2	Standard
Mn	55	44.966	ug/L	0.702	1	367	1514381	2	Standard
Ge	72		ug/L			42545	43141	1	KED
Ni	60	3.748	ug/L	0.072	1	10	6959	0	KED
Ni	62	3.890	ug/L	0.187	4	5	1167	5	KED
Cu	63	28.416	ug/L	0.513	1	62	149232	1	KED
Cu	65	28.109	ug/L	0.286	1	28	74490	1	KED
Zn	66	54.802	ug/L	0.793	1	36	36478	0	KED
Zn	67	51.348	ug/L	1.195	2	5	5627	2	KED
As	75	0.865	ug/L	0.033	3	2	283	4	KED
Y	89		ug/L			295853	339164	2	Standard
Kr	83		ug/L			47	46	24	Standard
In-1	115		ug/L			9695	9469	0	KED
Cd	111	0.146	ug/L	0.021	14	4	52	13	KED
Cd	114	0.153	ug/L	0.021	13	1	130	13	KED
In	115		ug/L			556386	561633	1	Standard
Ba	135	10.478	ug/L	0.444	4	32	71203	2	Standard
Ba	137	10.614	ug/L	0.297	2	57	127988	1	Standard
Tb	159		ug/L			1335544	1360496	2	Standard
Tl	205	0.007	ug/L	0.000	4	200	730	3	Standard
Pb	208	10.607	ug/L	0.171	1	261	1064711	0	Standard

ICP-MS Quantitative Analysis - Summary Report

Sample ID: **23C0648-02**

Sample Dil Factor: **2**

Comments:

Sample Date/Time: **Thursday, April 27, 2023 01:28:14**

Number of Replicates: 3

Method File: C:\Users\Public\Documents\PerkinElmer Syngistix\ICPMS\Method\200.8_dailymethod_ked_uct.mth

Tuning File: C:\Users\Public\Documents\PerkinElmer Syngistix\ICPMS\MassCal\Default.tun

Optimization File: C:\Users\Public\Documents\PerkinElmer Syngistix\ICPMS\Conditions\Default.dac

Calibration File: C:\Users\Public\Documents\PerkinElmer Syngistix\ICPMS\System\042623a.cal

Analyte	Mass	Conc. Mean	Units	Conc. SD	Conc. RSD	Blank Intens.	Meas. Intens.	Intens. RSD	Mode
C	13		ug/L			29982	52055	2	Standard
Cl	37		ug/L			5454255	5686828	4	Standard
> Sc	45		ug/L			519513	610247	0	Standard
Na	23	15409.923	ug/L	880.647	5	11324	373123767	4	Standard
Mg	24	9734.171	ug/L	548.184	5	1933	311783503	4	Standard
Al	27	4.869	ug/L	0.076	1	3025	143949	0	Standard
Cr	52	0.376	ug/L	0.019	4	16933	28258	1	Standard
Cr	53	1.224	ug/L	0.017	1	95	3253	2	Standard
Fe	54	193.526	ug/L	3.715	1	79986	661675	0	Standard
Fe	57	216.083	ug/L	3.705	1	17976	279864	0	Standard
Mn	55	195.223	ug/L	5.173	2	367	7173367	1	Standard
> Ge	72		ug/L			42545	40344	1	KED
Ni	60	2.798	ug/L	0.075	2	10	4860	2	KED
Ni	62	2.937	ug/L	0.260	8	5	825	9	KED
Cu	63	4.023	ug/L	0.138	3	62	19805	2	KED
Cu	65	4.057	ug/L	0.027	0	28	10079	2	KED
Zn	66	1.945	ug/L	0.117	6	36	1243	5	KED
Zn	67	1.918	ug/L	0.168	8	5	201	9	KED
As	75	0.701	ug/L	0.020	2	2	214	1	KED
Y	89		ug/L			295853	302339	3	Standard
Kr	83		ug/L			47	61	15	Standard
> In-1	115		ug/L			9695	9006	0	KED
Cd	111	0.020	ug/L	0.019	92	4	10	56	KED
Cd	114	0.008	ug/L	0.005	65	1	7	50	KED
> In	115		ug/L			556386	538666	0	Standard
Ba	135	2.408	ug/L	0.022	0	32	15726	1	Standard
Ba	137	2.457	ug/L	0.036	1	57	28467	1	Standard
> Tb	159		ug/L			1335544	1355013	0	Standard
Tl	205	0.009	ug/L	0.000	0	200	927	1	Standard
Pb	208	0.052	ug/L	0.001	2	261	5421	2	Standard

ICP-MS Quantitative Analysis - Summary Report

Sample ID: **23C0648-01**

Sample Dil Factor: **2**

Comments:

Sample Date/Time: **Thursday, April 27, 2023 01:33:23**

Number of Replicates: 3

Method File: C:\Users\Public\Documents\PerkinElmer Syngistix\ICPMS\Method\200.8_dailymethod_ked_uct.mth

Tuning File: C:\Users\Public\Documents\PerkinElmer Syngistix\ICPMS\MassCal\Default.tun

Optimization File: C:\Users\Public\Documents\PerkinElmer Syngistix\ICPMS\Conditions\Default.dac

Calibration File: C:\Users\Public\Documents\PerkinElmer Syngistix\ICPMS\System\042623a.cal

Analyte	Mass	Conc. Mean	Units	Conc. SD	Conc. RSD	Blank Intens.	Meas. Intens.	Intens. RSD	Mode
C	13		ug/L			29982	50602	5	Standard
Cl	37		ug/L			5454255	5682785	1	Standard
Sc	45		ug/L			519513	608513	1	Standard
Na	23	15554.635	ug/L	264.714	1	11324	375632324	1	Standard
Mg	24	9936.187	ug/L	145.816	1	1933	317397741	0	Standard
Al	27	239.198	ug/L	1.398	0	3025	6881590	2	Standard
Cr	52	0.909	ug/L	0.038	4	16933	39989	0	Standard
Cr	53	1.795	ug/L	0.056	3	95	4708	4	Standard
Fe	54	304.585	ug/L	3.847	1	79986	984742	1	Standard
Fe	57	316.286	ug/L	5.262	1	17976	398689	0	Standard
Mn	55	194.516	ug/L	2.799	1	367	7126887	0	Standard
Ge	72		ug/L			42545	41032	0	KED
Ni	60	2.935	ug/L	0.134	4	10	5185	3	KED
Ni	62	2.844	ug/L	0.059	2	5	812	2	KED
Cu	63	4.429	ug/L	0.042	0	62	22179	1	KED
Cu	65	4.492	ug/L	0.026	0	28	11346	0	KED
Zn	66	2.570	ug/L	0.086	3	36	1660	2	KED
Zn	67	2.600	ug/L	0.127	4	5	276	4	KED
As	75	0.704	ug/L	0.038	5	2	219	6	KED
Y	89		ug/L			295853	318385	3	Standard
Kr	83		ug/L			47	67	13	Standard
In-1	115		ug/L			9695	9201	1	KED
Cd	111	0.012	ug/L	0.004	37	4	7	18	KED
Cd	114	0.009	ug/L	0.009	104	1	9	84	KED
In	115		ug/L			556386	536595	1	Standard
Ba	135	3.455	ug/L	0.065	1	32	22461	0	Standard
Ba	137	3.564	ug/L	0.111	3	57	41102	1	Standard
Tb	159		ug/L			1335544	1370159	1	Standard
Tl	205	0.010	ug/L	0.000	2	200	992	3	Standard
Pb	208	0.171	ug/L	0.007	4	261	17553	2	Standard

ICP-MS Quantitative Analysis - Summary Report

Sample ID: **23D0208-01**

Sample Dil Factor: **10**

Comments:

Sample Date/Time: **Thursday, April 27, 2023 01:38:33**

Number of Replicates: 3

Method File: C:\Users\Public\Documents\PerkinElmer Syngistix\ICPMS\Method\200.8_dailymethod_ked_uct.mth

Tuning File: C:\Users\Public\Documents\PerkinElmer Syngistix\ICPMS\MassCal\Default.tun

Optimization File: C:\Users\Public\Documents\PerkinElmer Syngistix\ICPMS\Conditions\Default.dac

Calibration File: C:\Users\Public\Documents\PerkinElmer Syngistix\ICPMS\System\042623a.cal

Analyte	Mass	Conc. Mean	Units	Conc. SD	Conc. RSD	Blank Intens.	Meas. Intens.	Intens. RSD	Mode
C	13		ug/L			29982	43493	1	Standard
Cl	37		ug/L			5454255	5510088	2	Standard
Sc	45		ug/L			519513	531587	0	Standard
Na	23	3154.099	ug/L	88.379	2	11324	66550129	2	Standard
Mg	24	761.906	ug/L	18.789	2	1933	21265702	2	Standard
Al	27	758.777	ug/L	9.062	1	3025	19062624	1	Standard
Cr	52	6.189	ug/L	0.170	2	16933	137271	2	Standard
Cr	53	6.467	ug/L	0.031	0	95	14558	1	Standard
Fe	54	3248.324	ug/L	90.171	2	79986	8382829	2	Standard
Fe	57	3298.111	ug/L	27.147	0	17976	3458871	0	Standard
Mn	55	77.471	ug/L	0.340	0	367	2480269	0	Standard
Ge	72		ug/L			42545	42622	0	KED
Ni	60	8.039	ug/L	0.217	2	10	14737	2	KED
Ni	62	8.305	ug/L	0.231	2	5	2455	3	KED
Cu	63	49.774	ug/L	1.339	2	62	258196	1	KED
Cu	65	49.552	ug/L	0.510	1	28	129709	1	KED
Zn	66	471.597	ug/L	2.996	0	36	309886	0	KED
Zn	67	440.027	ug/L	10.274	2	5	47597	1	KED
As	75	0.805	ug/L	0.012	1	2	260	1	KED
Y	89		ug/L			295853	308578	2	Standard
Kr	83		ug/L			47	43	7	Standard
In-1	115		ug/L			9695	9325	0	KED
Cd	111	0.940	ug/L	0.053	5	4	306	5	KED
Cd	114	0.857	ug/L	0.042	4	1	712	4	KED
In	115		ug/L			556386	542819	2	Standard
Ba	135	30.995	ug/L	0.682	2	32	203534	0	Standard
Ba	137	31.171	ug/L	0.802	2	57	363150	1	Standard
Tb	159		ug/L			1335544	1334331	1	Standard
Tl	205	0.006	ug/L	0.001	18	200	651	12	Standard
Pb	208	80.027	ug/L	0.950	1	261	7878371	1	Standard

ICP-MS Quantitative Analysis - Summary Report

Sample ID: **BLD0346-DUP4**

Sample Dil Factor: **10**

Comments:

Sample Date/Time: **Thursday, April 27, 2023 01:43:43**

Number of Replicates: 3

Method File: C:\Users\Public\Documents\PerkinElmer Syngistix\ICPMS\Method\200.8_dailymethod_ked_uct.mth

Tuning File: C:\Users\Public\Documents\PerkinElmer Syngistix\ICPMS\MassCal\Default.tun

Optimization File: C:\Users\Public\Documents\PerkinElmer Syngistix\ICPMS\Conditions\Default.dac

Calibration File: C:\Users\Public\Documents\PerkinElmer Syngistix\ICPMS\System\042623a.cal

	Analyte Mass	Conc. Mean	Units	Conc. SD	Conc. RSD	Blank Intens.	Meas. Intens.	Intens. RSD	Mode
	C	13	ug/L			29982	41795	2	Standard
	Cl	37	ug/L			5454255	5387316	3	Standard
>	Sc	45	ug/L			519513	543436	3	Standard
	Na	23	3077.370	122.123	3	11324	66333470	1	Standard
	Mg	24	723.477	16.938	2	1933	20642192	3	Standard
	Al	27	713.993	8.860	1	3025	18332698	1	Standard
	Cr	52	5.848	0.079	1	16933	133524	1	Standard
	Cr	53	6.072	0.087	1	95	13976	2	Standard
	Fe	54	3020.511	42.525	1	79986	7973127	1	Standard
	Fe	57	3044.313	79.955	2	17976	3264810	3	Standard
	Mn	55	75.315	1.934	2	367	2463963	1	Standard
>	Ge	72				42545	42815	2	KED
	Ni	60	7.817	0.342	4	10	14388	3	KED
	Ni	62	7.571	0.143	1	5	2248	1	KED
	Cu	63	48.348	1.825	3	62	251886	2	KED
	Cu	65	48.956	0.584	1	28	128711	1	KED
	Zn	66	470.818	14.420	3	36	310659	1	KED
	Zn	67	436.038	15.682	3	5	47360	1	KED
	As	75	0.670	0.054	8	2	217	7	KED
	Y	89				295853	306258	0	Standard
	Kr	83				47	33	16	Standard
>	In-1	115				9695	9087	1	KED
	Cd	111	0.859	0.028	3	4	273	2	KED
	Cd	114	0.919	0.061	6	1	744	5	KED
>	In	115				556386	551405	1	Standard
	Ba	135	29.205	0.873	2	32	194835	2	Standard
	Ba	137	29.906	0.482	1	57	354013	1	Standard
>	Tb	159				1335544	1351105	0	Standard
	Tl	205	0.005	0.000	6	200	625	3	Standard
	Pb	208	78.843	2.013	2	261	7858970	1	Standard

ICP-MS Quantitative Analysis - Summary Report

Sample ID: **BLD0346-MS4**

Sample Dil Factor: **10**

Comments:

Sample Date/Time: **Thursday, April 27, 2023 01:49:52**

Number of Replicates: 3

Method File: C:\Users\Public\Documents\PerkinElmer Syngistix\ICPMS\Method\200.8_dailymethod_ked_uct.mth

Tuning File: C:\Users\Public\Documents\PerkinElmer Syngistix\ICPMS\MassCal\Default.tun

Optimization File: C:\Users\Public\Documents\PerkinElmer Syngistix\ICPMS\Conditions\Default.dac

Calibration File: C:\Users\Public\Documents\PerkinElmer Syngistix\ICPMS\System\042623a.cal

Analyte	Mass	Conc. Mean	Units	Conc. SD	Conc. RSD	Blank Intens.	Meas. Intens.	Intens. RSD	Mode
C	13		ug/L			29982	41800	4	Standard
Cl	37		ug/L			5454255	5539175	3	Standard
> Sc	45		ug/L			519513	534799	1	Standard
Na	23	3591.276	ug/L	116.541	3	11324	76218081	1	Standard
Mg	24	1231.475	ug/L	13.848	1	1933	34578200	1	Standard
Al	27	1152.563	ug/L	11.636	1	3025	29128132	1	Standard
Cr	52	7.803	ug/L	0.202	2	16933	169521	0	Standard
Cr	53	8.103	ug/L	0.060	0	95	18325	0	Standard
Fe	54	3241.107	ug/L	90.179	2	79986	8413661	1	Standard
Fe	57	3313.695	ug/L	87.096	2	17976	3495403	1	Standard
Mn	55	75.708	ug/L	2.282	3	367	2437946	2	Standard
> Ge	72		ug/L			42545	42611	0	KED
Ni	60	9.956	ug/L	0.040	0	10	18245	1	KED
Ni	62	10.128	ug/L	0.103	1	5	2992	0	KED
Cu	63	49.400	ug/L	1.905	3	62	256181	3	KED
Cu	65	49.365	ug/L	0.631	1	28	129180	0	KED
Zn	66	471.572	ug/L	7.881	1	36	309780	1	KED
Zn	67	438.715	ug/L	4.506	1	5	47446	0	KED
As	75	2.935	ug/L	0.083	2	2	942	2	KED
Y	89		ug/L			295853	302199	1	Standard
Kr	83		ug/L			47	50	17	Standard
> In-1	115		ug/L			9695	9535	2	KED
Cd	111	3.411	ug/L	0.142	4	4	1124	2	KED
Cd	114	3.324	ug/L	0.146	4	1	2821	4	KED
> In	115		ug/L			556386	538088	0	Standard
Ba	135	29.995	ug/L	0.659	2	32	195307	2	Standard
Ba	137	30.551	ug/L	0.415	1	57	352954	1	Standard
> Tb	159		ug/L			1335544	1326263	1	Standard
Tl	205	2.243	ug/L	0.009	0	200	175601	0	Standard
Pb	208	80.236	ug/L	0.651	0	261	7851263	0	Standard

ICP-MS Quantitative Analysis - Summary Report

Sample ID: SEQ-IBLA

Sample Dil Factor:

Comments:

Sample Date/Time: Thursday, April 27, 2023 01:55:03

Number of Replicates: 3

Method File: C:\Users\Public\Documents\PerkinElmer Syngistix\ICPMS\Method\200.8_dailymethod_ked_uct.mth

Tuning File: C:\Users\Public\Documents\PerkinElmer Syngistix\ICPMS\MassCal\Default.tun

Optimization File: C:\Users\Public\Documents\PerkinElmer Syngistix\ICPMS\Conditions\Default.dac

Calibration File: C:\Users\Public\Documents\PerkinElmer Syngistix\ICPMS\System\042623a.cal

Analyte	Mass	Conc. Mean	Units	Conc. SD	Conc. RSD	Blank Intens.	Meas. Intens.	Intens. RSD	Mode
C	13		ug/L			29982	29409	1	Standard
Cl	37		ug/L			5454255	5334641	1	Standard
> Sc	45		ug/L			519513	518522	0	Standard
Na	23	0.407	ug/L	0.011	2	11324	19672	0	Standard
Mg	24	0.021	ug/L	0.001	3	1933	2498	0	Standard
Al	27	0.027	ug/L	0.002	8	3025	3680	1	Standard
Cr	52	0.022	ug/L	0.016	73	16933	17317	2	Standard
Cr	53	0.026	ug/L	0.003	12	95	151	5	Standard
Fe	54	-0.466	ug/L	0.556	119	79986	78673	2	Standard
Fe	57	-2.008	ug/L	0.804	40	17976	15898	5	Standard
Mn	55	0.004	ug/L	0.001	25	367	498	6	Standard
> Ge	72		ug/L			42545	42120	1	KED
Ni	60	0.007	ug/L	0.002	29	10	22	14	KED
Ni	62	0.000	ug/L	0.010	5620	5	5	57	KED
Cu	63	-0.001	ug/L	0.002	419	62	59	20	KED
Cu	65	0.003	ug/L	0.003	100	28	36	22	KED
Zn	66	0.038	ug/L	0.008	20	36	60	6	KED
Zn	67	0.048	ug/L	0.020	41	5	10	20	KED
As	75	0.004	ug/L	0.002	67	2	3	19	KED
Y	89		ug/L			295853	286072	2	Standard
Kr	83		ug/L			47	61	31	Standard
> In-1	115		ug/L			9695	9410	1	KED
Cd	111	-0.002	ug/L	0.005	309	4	3	43	KED
Cd	114	0.006	ug/L	0.002	40	1	6	30	KED
> In	115		ug/L			556386	532103	1	Standard
Ba	135	0.002	ug/L	0.002	95	32	45	32	Standard
Ba	137	0.003	ug/L	0.001	37	57	90	14	Standard
> Tb	159		ug/L			1335544	1321628	1	Standard
Tl	205	-0.001	ug/L	0.000	13	200	111	11	Standard
Pb	208	0.004	ug/L	0.000	8	261	605	6	Standard

ICP-MS Quantitative Analysis - Summary Report

Sample ID: SEQ-CCVC

Sample Dil Factor:

Comments:

Sample Date/Time: Thursday, April 27, 2023 01:59:44

Number of Replicates: 3

Method File: C:\Users\Public\Documents\PerkinElmer Syngistix\ICPMS\Method\200.8_dailymethod_ked_uct.mth

Tuning File: C:\Users\Public\Documents\PerkinElmer Syngistix\ICPMS\MassCal\Default.tun

Optimization File: C:\Users\Public\Documents\PerkinElmer Syngistix\ICPMS\Conditions\Default.dac

Calibration File: C:\Users\Public\Documents\PerkinElmer Syngistix\ICPMS\System\042623a.cal

Analyte	Mass	Conc. Mean	Units	Conc. SD	Conc. RSD	Blank Intens.	Meas. Intens.	Intens. RSD	Mode
C	13		ug/L			29982	31005	1	Standard
Cl	37		ug/L			5454255	5901897	2	Standard
> Sc	45		ug/L			519513	538022	1	Standard
Na	23	4730.262	ug/L	221.043	4	11324	100964520	3	Standard
Mg	24	4759.602	ug/L	168.663	3	1933	134390704	1	Standard
Al	27	4826.036	ug/L	176.064	3	3025	122634531	1	Standard
Cr	52	50.714	ug/L	0.924	1	16933	1011965	0	Standard
Cr	53	50.437	ug/L	1.056	2	95	114222	1	Standard
Fe	54	4684.664	ug/L	242.644	5	79986	12192526	3	Standard
Fe	57	4799.766	ug/L	208.809	4	17976	5083547	2	Standard
Mn	55	45.991	ug/L	0.665	1	367	1490127	0	Standard
> Ge	72		ug/L			42545	42040	2	KED
Ni	60	48.540	ug/L	1.253	2	10	87689	0	KED
Ni	62	48.926	ug/L	2.348	4	5	14232	2	KED
Cu	63	49.152	ug/L	1.536	3	62	251420	1	KED
Cu	65	49.163	ug/L	0.559	1	28	126916	1	KED
Zn	66	49.897	ug/L	1.731	3	36	32358	2	KED
Zn	67	48.030	ug/L	0.619	1	5	5129	1	KED
As	75	50.346	ug/L	1.159	2	2	15898	0	KED
Y	89		ug/L			295853	289508	3	Standard
Kr	83		ug/L			47	46	26	Standard
> In-1	115		ug/L			9695	9190	2	KED
Cd	111	49.781	ug/L	1.316	2	4	15763	0	KED
Cd	114	48.689	ug/L	1.160	2	1	39798	0	KED
> In	115		ug/L			556386	525601	3	Standard
Ba	135	52.277	ug/L	3.080	5	32	332152	3	Standard
Ba	137	53.427	ug/L	1.765	3	57	602500	1	Standard
> Tb	159		ug/L			1335544	1345047	1	Standard
Tl	205	48.632	ug/L	0.672	1	200	3857957	2	Standard
Pb	208	46.667	ug/L	0.576	1	261	4630969	0	Standard

ICP-MS Quantitative Analysis - Summary Report

Sample ID: SEQ-CCBC

Sample Dil Factor:

Comments:

Sample Date/Time: Thursday, April 27, 2023 02:07:14

Number of Replicates: 3

Method File: C:\Users\Public\Documents\PerkinElmer Syngistix\ICPMS\Method\200.8_dailymethod_ked_uct.mth

Tuning File: C:\Users\Public\Documents\PerkinElmer Syngistix\ICPMS\MassCal\Default.tun

Optimization File: C:\Users\Public\Documents\PerkinElmer Syngistix\ICPMS\Conditions\Default.dac

Calibration File: C:\Users\Public\Documents\PerkinElmer Syngistix\ICPMS\System\042623a.cal

Analyte	Mass	Conc. Mean	Units	Conc. SD	Conc. RSD	Blank Intens.	Meas. Intens.	Intens. RSD	Mode
C	13		ug/L			29982	30322	1	Standard
Cl	37		ug/L			5454255	5606373	2	Standard
[> Sc	45		ug/L			519513	532845	2	Standard
Na	23	0.430	ug/L	0.038	8	11324	20711	5	Standard
Mg	24	0.070	ug/L	0.053	75	1933	3973	39	Standard
Al	27	0.079	ug/L	0.057	71	3025	5118	30	Standard
Cr	52	0.049	ug/L	0.038	76	16933	18322	3	Standard
Cr	53	0.016	ug/L	0.001	8	95	133	1	Standard
Fe	54	-1.626	ug/L	0.966	59	79986	77833	1	Standard
Fe	57	2.981	ug/L	0.279	9	17976	21553	2	Standard
Mn	55	0.002	ug/L	0.000	10	367	446	3	Standard
[> Ge	72		ug/L			42545	43394	0	KED
Ni	60	0.005	ug/L	0.002	28	10	20	14	KED
Ni	62	0.002	ug/L	0.007	358	5	5	33	KED
Cu	63	0.003	ug/L	0.001	32	62	80	7	KED
Cu	65	0.003	ug/L	0.005	151	28	38	36	KED
Zn	66	0.019	ug/L	0.015	77	36	49	19	KED
Zn	67	0.051	ug/L	0.097	188	5	11	92	KED
As	75	0.000	ug/L	0.006	1704	2	2	66	KED
Y	89		ug/L			295853	286777	3	Standard
Kr	83		ug/L			47	30	12	Standard
[> In-1	115		ug/L			9695	9760	2	KED
Cd	111	-0.006	ug/L	0.003	55	4	2	43	KED
Cd	114	0.009	ug/L	0.007	72	1	10	60	KED
[> In	115		ug/L			556386	525256	2	Standard
Ba	135	0.004	ug/L	0.002	55	32	52	21	Standard
Ba	137	0.006	ug/L	0.001	21	57	116	9	Standard
[> Tb	159		ug/L			1335544	1314161	1	Standard
Tl	205	0.002	ug/L	0.000	17	200	332	7	Standard
Pb	208	0.002	ug/L	0.001	37	261	408	13	Standard

ICP-MS Quantitative Analysis - Summary Report

Sample ID: **23C0435-02**

Sample Dil Factor: **5**

Comments:

Sample Date/Time: **Thursday, April 27, 2023 02:12:01**

Number of Replicates: 3

Method File: C:\Users\Public\Documents\PerkinElmer Syngistix\ICPMS\Method\200.8_dailymethod_ked_uct.mth

Tuning File: C:\Users\Public\Documents\PerkinElmer Syngistix\ICPMS\MassCal\Default.tun

Optimization File: C:\Users\Public\Documents\PerkinElmer Syngistix\ICPMS\Conditions\Default.dac

Calibration File: C:\Users\Public\Documents\PerkinElmer Syngistix\ICPMS\System\042623a.cal

Analyte	Mass	Conc. Mean	Units	Conc. SD	Conc. RSD	Blank Intens.	Meas. Intens.	Intens. RSD	Mode
C	13		ug/L			29982	68738	3	Standard
Cl	37		ug/L			5454255	42120570	4	Standard
> Sc	45		ug/L			519513	649157	3	Standard
Na	23	22105.368	ug/L	688.287	3	11324	569203219	1	Standard
Mg	24	S	ug/L	S	S	1933	S	S	Standard
Al	27	3.088	ug/L	0.072	2	3025	98457	0	Standard
Cr	52	1.767	ug/L	0.073	4	16933	62932	1	Standard
Cr	53	39.366	ug/L	1.273	3	95	107543	0	Standard
Fe	54	48.159	ug/L	2.868	5	79986	250062	0	Standard
Fe	57	85.502	ug/L	5.531	6	17976	131253	2	Standard
Mn	55	15.694	ug/L	0.616	3	367	613738	3	Standard
> Ge	72		ug/L			42545	36807	0	KED
Ni	60	0.042	ug/L	0.008	18	10	74	16	KED
Ni	62	0.147	ug/L	0.014	9	5	41	7	KED
Cu	63	0.036	ug/L	0.003	8	62	216	6	KED
Cu	65	0.036	ug/L	0.006	15	28	105	11	KED
Zn	66	0.361	ug/L	0.013	3	36	236	2	KED
Zn	67	2.068	ug/L	0.185	8	5	198	8	KED
> As	75	0.150	ug/L	0.011	7	2	43	7	KED
Y	89		ug/L			295853	306105	1	Standard
Kr	83		ug/L			47	358	4	Standard
> In-1	115		ug/L			9695	8238	0	KED
Cd	111	0.003	ug/L	0.006	165	4	4	34	KED
Cd	114	0.006	ug/L	0.006	95	1	6	70	KED
> In	115		ug/L			556386	456883	1	Standard
Ba	135	29.756	ug/L	0.344	1	32	164499	0	Standard
Ba	137	31.467	ug/L	0.588	1	57	308651	1	Standard
> Tb	159		ug/L			1335544	1142736	2	Standard
Tl	205	0.002	ug/L	0.000	8	200	319	6	Standard
Pb	208	0.014	ug/L	0.001	10	261	1415	6	Standard

ICP-MS Quantitative Analysis - Summary Report

Sample ID: **23C0435-04**

Sample Dil Factor: **5**

Comments:

Sample Date/Time: **Thursday, April 27, 2023 02:16:41**

Number of Replicates: 3

Method File: C:\Users\Public\Documents\PerkinElmer Syngistix\ICPMS\Method\200.8_dailymethod_ked_uct.mth

Tuning File: C:\Users\Public\Documents\PerkinElmer Syngistix\ICPMS\MassCal\Default.tun

Optimization File: C:\Users\Public\Documents\PerkinElmer Syngistix\ICPMS\Conditions\Default.dac

Calibration File: C:\Users\Public\Documents\PerkinElmer Syngistix\ICPMS\System\042623a.cal

Analyte	Mass	Conc. Mean	Units	Conc. SD	Conc. RSD	Blank Intens.	Meas. Intens.	Intens. RSD	Mode
C	13		ug/L			29982	60041	3	Standard
Cl	37		ug/L			5454255	13029774	0	Standard
Sc	45		ug/L			519513	617903	1	Standard
Na	23	S	ug/L	S	S	11324	S	S	Standard
Mg	24	14733.188	ug/L	559.570	3	1933	478013473	4	Standard
Al	27	2.373	ug/L	0.047	1	3025	72883	1	Standard
Cr	52	1.064	ug/L	0.025	2	16933	44102	0	Standard
Cr	53	11.998	ug/L	0.113	0	95	31297	0	Standard
Fe	54	-0.323	ug/L	0.279	86	79986	94171	1	Standard
Fe	57	25.052	ug/L	0.394	1	17976	51759	1	Standard
Mn	55	3.824	ug/L	0.023	0	367	142731	1	Standard
Ge	72		ug/L			42545	41541	0	KED
Ni	60	0.183	ug/L	0.002	1	10	335	1	KED
Ni	62	0.338	ug/L	0.049	14	5	102	13	KED
Cu	63	0.026	ug/L	0.005	18	62	193	12	KED
Cu	65	0.021	ug/L	0.004	20	28	80	13	KED
Zn	66	0.228	ug/L	0.043	18	36	181	14	KED
Zn	67	0.465	ug/L	0.052	11	5	54	10	KED
As	75	0.045	ug/L	0.004	9	2	16	8	KED
Y	89		ug/L			295853	292206	1	Standard
Kr	83		ug/L			47	86	14	Standard
In-1	115		ug/L			9695	9324	2	KED
Cd	111	-0.003	ug/L	0.005	146	4	3	45	KED
Cd	114	0.003	ug/L	0.005	165	1	4	93	KED
In	115		ug/L			556386	491969	3	Standard
Ba	135	2.797	ug/L	0.086	3	32	16666	0	Standard
Ba	137	2.836	ug/L	0.163	5	57	29964	2	Standard
Tb	159		ug/L			1335544	1315043	0	Standard
Tl	205	-0.000	ug/L	0.000	5405	200	196	18	Standard
Pb	208	0.004	ug/L	0.000	3	261	648	2	Standard

ICP-MS Quantitative Analysis - Summary Report

Sample ID: **23C0435-05**

Sample Dil Factor: **5**

Comments:

Sample Date/Time: **Thursday, April 27, 2023 02:21:50**

Number of Replicates: 3

Method File: C:\Users\Public\Documents\PerkinElmer Syngistix\ICPMS\Method\200.8_dailymethod_ked_uct.mth

Tuning File: C:\Users\Public\Documents\PerkinElmer Syngistix\ICPMS\MassCal\Default.tun

Optimization File: C:\Users\Public\Documents\PerkinElmer Syngistix\ICPMS\Conditions\Default.dac

Calibration File: C:\Users\Public\Documents\PerkinElmer Syngistix\ICPMS\System\042623a.cal

Analyte	Mass	Conc. Mean	Units	Conc. SD	Conc. RSD	Blank Intens.	Meas. Intens.	Intens. RSD	Mode
C	13		ug/L			29982	53804	1	Standard
Cl	37		ug/L			5454255	11418069	3	Standard
Sc	45		ug/L			519513	583993	1	Standard
Na	23	S	ug/L	S	S	11324	S	S	Standard
Mg	24	14421.315	ug/L	216.437	1	1933	442142841	1	Standard
Al	27	6.610	ug/L	0.227	3	3025	185857	5	Standard
Cr	52	0.907	ug/L	0.028	3	16933	38339	2	Standard
Cr	53	12.199	ug/L	0.060	0	95	30072	1	Standard
Fe	54	1187.887	ug/L	19.498	1	79986	3424543	1	Standard
Fe	57	1097.776	ug/L	17.359	1	17976	1278252	2	Standard
Mn	55	22.610	ug/L	0.300	1	367	795610	2	Standard
Ge	72		ug/L			42545	38400	2	KED
Ni	60	0.064	ug/L	0.009	13	10	114	12	KED
Ni	62	0.267	ug/L	0.054	20	5	75	18	KED
Cu	63	0.053	ug/L	0.004	7	62	303	8	KED
Cu	65	0.045	ug/L	0.007	16	28	132	14	KED
Zn	66	0.110	ug/L	0.029	26	36	97	19	KED
Zn	67	0.372	ug/L	0.067	17	5	41	13	KED
As	75	0.057	ug/L	0.004	7	2	18	8	KED
Y	89		ug/L			295853	280357	3	Standard
Kr	83		ug/L			47	125	24	Standard
In-1	115		ug/L			9695	8664	0	KED
Cd	111	-0.006	ug/L	0.002	31	4	2	24	KED
Cd	114	0.004	ug/L	0.005	120	1	4	79	KED
In	115		ug/L			556386	465598	4	Standard
Ba	135	3.357	ug/L	0.141	4	32	18914	0	Standard
Ba	137	3.485	ug/L	0.152	4	57	34848	2	Standard
Tb	159		ug/L			1335544	1240291	2	Standard
Tl	205	-0.000	ug/L	0.000	259	200	179	9	Standard
Pb	208	0.005	ug/L	0.000	7	261	721	4	Standard

ICP-MS Quantitative Analysis - Summary Report

Sample ID: **23C0435-06**

Sample Dil Factor: **5**

Comments:

Sample Date/Time: **Thursday, April 27, 2023 02:28:00**

Number of Replicates: 3

Method File: C:\Users\Public\Documents\PerkinElmer Syngistix\ICPMS\Method\200.8_dailymethod_ked_uct.mth

Tuning File: C:\Users\Public\Documents\PerkinElmer Syngistix\ICPMS\MassCal\Default.tun

Optimization File: C:\Users\Public\Documents\PerkinElmer Syngistix\ICPMS\Conditions\Default.dac

Calibration File: C:\Users\Public\Documents\PerkinElmer Syngistix\ICPMS\System\042623a.cal

Analyte	Mass	Conc. Mean	Units	Conc. SD	Conc. RSD	Blank Intens.	Meas. Intens.	Intens. RSD	Mode
C	13		ug/L			29982	79524	3	Standard
Cl	37		ug/L			5454255	27490293	3	Standard
Sc	45		ug/L			519513	670673	1	Standard
Na	23	S	ug/L	S	S	11324	S	S	Standard
Mg	24	S	ug/L	S	S	1933	S	S	Standard
Al	27	10.106	ug/L	0.165	1	3025	324104	0	Standard
Cr	52	1.657	ug/L	0.030	1	16933	62373	0	Standard
Cr	53	27.435	ug/L	0.491	1	95	77506	0	Standard
Fe	54	43.824	ug/L	2.311	5	79986	244482	1	Standard
Fe	57	62.646	ug/L	1.572	2	17976	105631	0	Standard
Mn	55	35.527	ug/L	0.581	1	367	1435009	1	Standard
Ge	72		ug/L			42545	37074	1	KED
Ni	60	0.084	ug/L	0.002	2	10	142	3	KED
Ni	62	0.320	ug/L	0.059	18	5	86	16	KED
Cu	63	0.043	ug/L	0.005	12	62	247	10	KED
Cu	65	0.031	ug/L	0.003	8	28	95	5	KED
Zn	66	0.291	ug/L	0.033	11	36	197	8	KED
Zn	67	0.664	ug/L	0.175	26	5	67	23	KED
As	75	0.310	ug/L	0.025	8	2	88	7	KED
Y	89		ug/L			295853	325652	3	Standard
Kr	83		ug/L			47	273	10	Standard
In-1	115		ug/L			9695	8200	1	KED
Cd	111	0.001	ug/L	0.011	868	4	4	74	KED
Cd	114	0.003	ug/L	0.003	100	1	3	55	KED
In	115		ug/L			556386	497326	1	Standard
Ba	135	7.073	ug/L	0.415	5	32	42565	4	Standard
Ba	137	7.130	ug/L	0.192	2	57	76160	1	Standard
Tb	159		ug/L			1335544	1238163	2	Standard
Tl	205	-0.000	ug/L	0.000	193	200	178	9	Standard
Pb	208	0.008	ug/L	0.000	4	261	939	5	Standard

ICP-MS Quantitative Analysis - Summary Report

Sample ID: SEQ-IBLB

Sample Dil Factor:

Comments:

Sample Date/Time: Thursday, April 27, 2023 02:32:41

Number of Replicates: 3

Method File: C:\Users\Public\Documents\PerkinElmer Syngistix\ICPMS\Method\200.8_dailymethod_ked_uct.mth

Tuning File: C:\Users\Public\Documents\PerkinElmer Syngistix\ICPMS\MassCal\Default.tun

Optimization File: C:\Users\Public\Documents\PerkinElmer Syngistix\ICPMS\Conditions\Default.dac

Calibration File: C:\Users\Public\Documents\PerkinElmer Syngistix\ICPMS\System\042623a.cal

Analyte	Mass	Conc. Mean	Units	Conc. SD	Conc. RSD	Blank Intens.	Meas. Intens.	Intens. RSD	Mode
C	13		ug/L			29982	32556	2	Standard
Cl	37		ug/L			5454255	6133844	2	Standard
> Sc	45		ug/L			519513	554744	2	Standard
Na	23	18.698	ug/L	0.693	3	11324	423477	0	Standard
Mg	24	0.124	ug/L	0.013	10	1933	5678	3	Standard
Al	27	0.007	ug/L	0.002	22	3025	3423	3	Standard
Cr	52	0.148	ug/L	0.024	16	16933	21060	0	Standard
Cr	53	0.570	ug/L	0.038	6	95	1430	4	Standard
Fe	54	-0.058	ug/L	1.313	2249	79986	85194	2	Standard
Fe	57	3.193	ug/L	0.661	20	17976	22658	1	Standard
Mn	55	0.006	ug/L	0.001	17	367	587	5	Standard
> Ge	72		ug/L			42545	43698	0	KED
Ni	60	0.005	ug/L	0.007	130	10	20	63	KED
Ni	62	0.086	ug/L	0.023	26	5	31	21	KED
Cu	63	0.002	ug/L	0.002	93	62	74	12	KED
Cu	65	-0.001	ug/L	0.002	177	28	26	18	KED
Zn	66	0.012	ug/L	0.012	103	36	45	17	KED
Zn	67	-0.001	ug/L	0.000	28	5	5	0	KED
As	75	0.002	ug/L	0.005	269	2	3	48	KED
Y	89		ug/L			295853	291322	2	Standard
Kr	83		ug/L			47	36	13	Standard
> In-1	115		ug/L			9695	9873	1	KED
Cd	111	-0.003	ug/L	0.008	271	4	3	83	KED
Cd	114	0.003	ug/L	0.003	119	1	4	65	KED
> In	115		ug/L			556386	531487	2	Standard
Ba	135	0.001	ug/L	0.002	147	32	39	31	Standard
Ba	137	0.002	ug/L	0.001	25	57	81	10	Standard
> Tb	159		ug/L			1335544	1302021	1	Standard
Tl	205	0.000	ug/L	0.000	87	200	224	10	Standard
Pb	208	0.002	ug/L	0.001	29	261	440	10	Standard

ICP-MS Quantitative Analysis - Summary Report

Sample ID: **23C0435-07**

Sample Dil Factor: **5**

Comments:

Sample Date/Time: **Thursday, April 27, 2023 02:37:27**

Number of Replicates: 3

Method File: C:\Users\Public\Documents\PerkinElmer Syngistix\ICPMS\Method\200.8_dailymethod_ked_uct.mth

Tuning File: C:\Users\Public\Documents\PerkinElmer Syngistix\ICPMS\MassCal\Default.tun

Optimization File: C:\Users\Public\Documents\PerkinElmer Syngistix\ICPMS\Conditions\Default.dac

Calibration File: C:\Users\Public\Documents\PerkinElmer Syngistix\ICPMS\System\042623a.cal

Analyte	Mass	Conc. Mean	Units	Conc. SD	Conc. RSD	Blank Intens.	Meas. Intens.	Intens. RSD	Mode
C	13		ug/L			29982	58586	3	Standard
Cl	37		ug/L			5454255	37134455	3	Standard
> Sc	45		ug/L			519513	630175	0	Standard
Na	23	27608.231	ug/L	1146.298	4	11324	690656609	4	Standard
Mg	24	S	ug/L	S	S	1933	S	S	Standard
Al	27	3.366	ug/L	0.032	0	3025	103887	0	Standard
Cr	52	1.006	ug/L	0.042	4	16933	43645	2	Standard
Cr	53	25.668	ug/L	0.394	1	95	68161	2	Standard
Fe	54	2668.336	ug/L	15.944	0	79986	8181225	1	Standard
Fe	57	2694.160	ug/L	3.981	0	17976	3353577	0	Standard
Mn	55	23.225	ug/L	0.186	0	367	881724	0	Standard
> Ge	72		ug/L			42545	35860	1	KED
Ni	60	0.042	ug/L	0.006	14	10	73	11	KED
Ni	62	0.541	ug/L	0.091	16	5	138	15	KED
Cu	63	0.091	ug/L	0.002	2	62	450	3	KED
Cu	65	0.067	ug/L	0.008	11	28	170	10	KED
Zn	66	0.339	ug/L	0.075	21	36	217	18	KED
Zn	67	0.832	ug/L	0.098	11	5	80	12	KED
> As	75	0.086	ug/L	0.019	22	2	25	21	KED
Y	89		ug/L			295853	311833	6	Standard
Kr	83		ug/L			47	2049	2	Standard
> In-1	115		ug/L			9695	8038	2	KED
Cd	111	0.006	ug/L	0.006	89	4	5	26	KED
Cd	114	0.012	ug/L	0.003	25	1	9	22	KED
> In	115		ug/L			556386	474972	2	Standard
Ba	135	7.638	ug/L	0.289	3	32	43895	1	Standard
Ba	137	7.926	ug/L	0.180	2	57	80849	2	Standard
> Tb	159		ug/L			1335544	1168155	3	Standard
Tl	205	0.000	ug/L	0.000	93	200	190	10	Standard
Pb	208	0.015	ug/L	0.001	3	261	1478	1	Standard

ICP-MS Quantitative Analysis - Summary Report

Sample ID: **23C0453-01**

Sample Dil Factor: **5**

Comments:

Sample Date/Time: **Thursday, April 27, 2023 02:42:07**

Number of Replicates: 3

Method File: C:\Users\Public\Documents\PerkinElmer Syngistix\ICPMS\Method\200.8_dailymethod_ked_uct.mth

Tuning File: C:\Users\Public\Documents\PerkinElmer Syngistix\ICPMS\MassCal\Default.tun

Optimization File: C:\Users\Public\Documents\PerkinElmer Syngistix\ICPMS\Conditions\Default.dac

Calibration File: C:\Users\Public\Documents\PerkinElmer Syngistix\ICPMS\System\042623a.cal

Analyte	Mass	Conc. Mean	Units	Conc. SD	Conc. RSD	Blank Intens.	Meas. Intens.	Intens. RSD	Mode
C	13		ug/L			29982	60497	6	Standard
Cl	37		ug/L			5454255	29251828	1	Standard
[> Sc	45		ug/L			519513	601239	2	Standard
Na	23	S	ug/L	S	S	11324	S	S	Standard
Mg	24	(S)	ug/L	S	S	1933	S	S	Standard
Al	27	2.539	ug/L	0.068	2	3025	75587	1	Standard
Cr	52	2.158	ug/L	0.080	3	16933	66856	0	Standard
Cr	53	28.131	ug/L	0.451	1	95	71247	2	Standard
Fe	54	495.571	ug/L	12.556	2	79986	1524604	2	Standard
Fe	57	509.882	ug/L	17.267	3	17976	622151	2	Standard
Mn	55	29.080	ug/L	0.527	1	367	1052962	1	Standard
[> Ge	72		ug/L			42545	35949	1	KED
Ni	60	0.047	ug/L	0.012	24	10	81	22	KED
Ni	62	0.677	ug/L	0.035	5	5	172	4	KED
Cu	63	0.072	ug/L	0.002	3	62	366	2	KED
Cu	65	0.030	ug/L	0.005	15	28	90	11	KED
Zn	66	0.120	ug/L	0.014	11	36	97	7	KED
Zn	67	0.837	ug/L	0.201	24	5	81	23	KED
[As	75	0.126	ug/L	0.010	7	2	36	6	KED
Y	89		ug/L			295853	275638	3	Standard
Kr	83		ug/L			47	659	6	Standard
[> In-1	115		ug/L			9695	8052	1	KED
Cd	111	0.002	ug/L	0.009	554	4	4	58	KED
[Cd	114	-0.002	ug/L	0.002	94	1	0	406	KED
[> In	115		ug/L			556386	434847	2	Standard
Ba	135	12.362	ug/L	0.354	2	32	65044	1	Standard
Ba	137	12.607	ug/L	0.524	4	57	117663	2	Standard
[> Tb	159		ug/L			1335544	1178738	0	Standard
Tl	205	0.000	ug/L	0.000	13	200	182	1	Standard
Pb	208	0.011	ug/L	0.001	6	261	1195	4	Standard

ICP-MS Quantitative Analysis - Summary Report

Sample ID: **23C0453-02**

Sample Dil Factor: **5**

Comments:

Sample Date/Time: **Thursday, April 27, 2023 02:47:17**

Number of Replicates: 3

Method File: C:\Users\Public\Documents\PerkinElmer Syngistix\ICPMS\Method\200.8_dailymethod_ked_uct.mth

Tuning File: C:\Users\Public\Documents\PerkinElmer Syngistix\ICPMS\MassCal\Default.tun

Optimization File: C:\Users\Public\Documents\PerkinElmer Syngistix\ICPMS\Conditions\Default.dac

Calibration File: C:\Users\Public\Documents\PerkinElmer Syngistix\ICPMS\System\042623a.cal

Analyte	Mass	Conc. Mean	Units	Conc. SD	Conc. RSD	Blank Intens.	Meas. Intens.	Intens. RSD	Mode
C	13		ug/L			29982	63459	4	Standard
Cl	37		ug/L			5454255	23633777	4	Standard
Sc	45		ug/L			519513	609058	5	Standard
Na	23	S	ug/L	S	S	11324	S	S	Standard
Mg	24	28931.124	ug/L	1350.680	4	1933	923492614	1	Standard
Al	27	2.706	ug/L	0.145	5	3025	81262	0	Standard
Cr	52	1.984	ug/L	0.099	4	16933	63814	2	Standard
Cr	53	21.961	ug/L	1.131	5	95	56264	1	Standard
Fe	54	401.399	ug/L	21.212	5	79986	1266729	1	Standard
Fe	57	394.553	ug/L	24.383	6	17976	491518	0	Standard
Mn	55	7.094	ug/L	0.289	4	367	260188	1	Standard
Ge	72		ug/L			42545	34692	1	KED
Ni	60	0.113	ug/L	0.008	7	10	176	6	KED
Ni	62	0.551	ug/L	0.041	7	5	136	6	KED
Cu	63	0.077	ug/L	0.007	9	62	374	9	KED
Cu	65	0.054	ug/L	0.009	16	28	137	14	KED
Zn	66	0.100	ug/L	0.001	0	36	83	1	KED
Zn	67	0.438	ug/L	0.100	22	5	43	19	KED
As	75	0.152	ug/L	0.022	14	2	41	12	KED
Y	89		ug/L			295853	312866	8	Standard
Kr	83		ug/L			47	400	1	Standard
In-1	115		ug/L			9695	7629	0	KED
Cd	111	-0.002	ug/L	0.000	0	4	2	0	KED
Cd	114	0.004	ug/L	0.005	116	1	4	74	KED
In	115		ug/L			556386	482537	7	Standard
Ba	135	4.896	ug/L	0.321	6	32	28524	1	Standard
Ba	137	5.024	ug/L	0.364	7	57	51911	0	Standard
Tb	159		ug/L			1335544	1173767	6	Standard
Tl	205	-0.000	ug/L	0.000	10	200	143	6	Standard
Pb	208	0.016	ug/L	0.002	14	261	1606	8	Standard

ICP-MS Quantitative Analysis - Summary Report

Sample ID: **23C0453-03**

Sample Dil Factor: **5**

Comments:

Sample Date/Time: **Thursday, April 27, 2023 02:53:26**

Number of Replicates: 3

Method File: C:\Users\Public\Documents\PerkinElmer Syngistix\ICPMS\Method\200.8_dailymethod_ked_uct.mth

Tuning File: C:\Users\Public\Documents\PerkinElmer Syngistix\ICPMS\MassCal\Default.tun

Optimization File: C:\Users\Public\Documents\PerkinElmer Syngistix\ICPMS\Conditions\Default.dac

Calibration File: C:\Users\Public\Documents\PerkinElmer Syngistix\ICPMS\System\042623a.cal

Analyte	Mass	Conc. Mean	Units	Conc. SD	Conc. RSD	Blank Intens.	Meas. Intens.	Intens. RSD	Mode
C	13		ug/L			29982	58798	4	Standard
Cl	37		ug/L			5454255	16279643	4	Standard
Sc	45		ug/L			519513	597739	1	Standard
Na	23	S	ug/L	S	S	11324	S	S	Standard
Mg	24	13606.816	ug/L	419.463	3	1933	427033843	3	Standard
Al	27	2.209	ug/L	0.062	2	3025	65867	3	Standard
Cr	52	1.036	ug/L	0.009	0	16933	42061	0	Standard
Cr	53	16.805	ug/L	0.098	0	95	42361	0	Standard
Fe	54	1659.634	ug/L	60.547	3	79986	4861863	4	Standard
Fe	57	1516.475	ug/L	31.442	2	17976	1799589	2	Standard
Mn	55	16.041	ug/L	0.216	1	367	577873	2	Standard
Ge	72		ug/L			42545	36594	2	KED
Ni	60	0.107	ug/L	0.004	3	10	176	3	KED
Ni	62	0.496	ug/L	0.085	17	5	130	17	KED
Cu	63	0.279	ug/L	0.015	5	62	1295	3	KED
Cu	65	0.265	ug/L	0.008	3	28	619	4	KED
Zn	66	0.245	ug/L	0.046	18	36	168	13	KED
Zn	67	0.480	ug/L	0.022	4	5	49	3	KED
As	75	0.128	ug/L	0.006	4	2	37	2	KED
Y	89		ug/L			295853	284901	2	Standard
Kr	83		ug/L			47	493	11	Standard
In-1	115		ug/L			9695	8437	2	KED
Cd	111	-0.009	ug/L	0.004	42	4	1	86	KED
Cd	114	0.002	ug/L	0.001	91	1	2	40	KED
In	115		ug/L			556386	478548	3	Standard
Ba	135	3.883	ug/L	0.040	1	32	22504	2	Standard
Ba	137	3.953	ug/L	0.171	4	57	40617	1	Standard
Tb	159		ug/L			1335544	1246695	0	Standard
Tl	205	-0.001	ug/L	0.000	2	200	149	1	Standard
Pb	208	0.006	ug/L	0.001	10	261	773	6	Standard

ICP-MS Quantitative Analysis - Summary Report

Sample ID: SEQ-IBLC

Sample Dil Factor:

Comments:

Sample Date/Time: Thursday, April 27, 2023 02:58:07

Number of Replicates: 3

Method File: C:\Users\Public\Documents\PerkinElmer Syngistix\ICPMS\Method\200.8_dailymethod_ked_uct.mth

Tuning File: C:\Users\Public\Documents\PerkinElmer Syngistix\ICPMS\MassCal\Default.tun

Optimization File: C:\Users\Public\Documents\PerkinElmer Syngistix\ICPMS\Conditions\Default.dac

Calibration File: C:\Users\Public\Documents\PerkinElmer Syngistix\ICPMS\System\042623a.cal

Analyte	Mass	Conc. Mean	Units	Conc. SD	Conc. RSD	Blank Intens.	Meas. Intens.	Intens. RSD	Mode
C	13		ug/L			29982	32004	2	Standard
Cl	37		ug/L			5454255	5635160	1	Standard
[> Sc	45		ug/L			519513	569051	1	Standard
[Na	23	128.072	ug/L	165.436	129	11324	2943195	129	Standard
[Mg	24	2.721	ug/L	4.261	156	1933	84728	153	Standard
[Al	27	0.001	ug/L	0.006	495	3025	3344	3	Standard
[Cr	52	0.100	ug/L	0.017	16	16933	20610	0	Standard
[Cr	53	0.603	ug/L	0.021	3	95	1547	1	Standard
[Fe	54	-1.442	ug/L	0.206	14	79986	83671	2	Standard
[Fe	57	1.149	ug/L	0.594	51	17976	20979	4	Standard
[Mn	55	0.010	ug/L	0.008	73	367	760	35	Standard
[> Ge	72		ug/L			42545	40929	0	KED
[Ni	60	0.008	ug/L	0.004	54	10	24	32	KED
[Ni	62	0.142	ug/L	0.036	25	5	45	23	KED
[Cu	63	0.004	ug/L	0.001	14	62	78	2	KED
[Cu	65	0.002	ug/L	0.002	80	28	33	13	KED
[Zn	66	0.016	ug/L	0.009	54	36	45	12	KED
[Zn	67	0.014	ug/L	0.021	148	5	6	31	KED
[As	75	0.002	ug/L	0.006	336	2	3	63	KED
[Y	89		ug/L			295853	291298	0	Standard
[Kr	83		ug/L			47	42	29	Standard
[> In-1	115		ug/L			9695	9064	2	KED
[Cd	111	-0.002	ug/L	0.007	307	4	3	62	KED
[Cd	114	0.006	ug/L	0.002	26	1	6	17	KED
[> In	115		ug/L			556386	525320	1	Standard
[Ba	135	0.002	ug/L	0.002	94	32	43	28	Standard
[Ba	137	0.003	ug/L	0.002	55	57	85	21	Standard
[> Tb	159		ug/L			1335544	1294749	0	Standard
[Tl	205	0.000	ug/L	0.000	45	200	231	7	Standard
[Pb	208	0.002	ug/L	0.000	12	261	417	5	Standard

ICP-MS Quantitative Analysis - Summary Report

Sample ID: SEQ-CCVD

Sample Dil Factor:

Comments:

Sample Date/Time: Thursday, April 27, 2023 03:02:53

Number of Replicates: 3

Method File: C:\Users\Public\Documents\PerkinElmer Syngistix\ICPMS\Method\200.8_dailymethod_ked_uct.mth

Tuning File: C:\Users\Public\Documents\PerkinElmer Syngistix\ICPMS\MassCal\Default.tun

Optimization File: C:\Users\Public\Documents\PerkinElmer Syngistix\ICPMS\Conditions\Default.dac

Calibration File: C:\Users\Public\Documents\PerkinElmer Syngistix\ICPMS\System\042623a.cal

Analyte	Mass	Conc. Mean	Units	Conc. SD	Conc. RSD	Blank Intens.	Meas. Intens.	Intens. RSD	Mode
C	13		ug/L			29982	31881	4	Standard
Cl	37		ug/L			5454255	5855891	2	Standard
> Sc	45		ug/L			519513	566631	0	Standard
Na	23	4238.095	ug/L	150.325	3	11324	95313922	3	Standard
Mg	24	4253.959	ug/L	72.015	1	1933	126552140	1	Standard
Al	27	4452.788	ug/L	164.233	3	3025	119211394	3	Standard
Cr	52	50.337	ug/L	0.509	1	16933	1058184	0	Standard
Cr	53	50.225	ug/L	1.066	2	95	119813	1	Standard
Fe	54	4190.271	ug/L	67.692	1	79986	11501914	1	Standard
Fe	57	4357.096	ug/L	67.371	1	17976	4864407	1	Standard
Mn	55	45.713	ug/L	0.770	1	367	1560114	1	Standard
> Ge	72		ug/L			42545	40165	1	KED
Ni	60	47.938	ug/L	0.995	2	10	82759	1	KED
Ni	62	48.552	ug/L	1.385	2	5	13501	2	KED
Cu	63	48.674	ug/L	0.087	0	62	237978	1	KED
Cu	65	49.529	ug/L	0.953	1	28	122162	0	KED
Zn	66	49.609	ug/L	0.705	1	36	30751	2	KED
Zn	67	51.277	ug/L	0.358	0	5	5232	0	KED
As	75	50.443	ug/L	0.394	0	2	15223	0	KED
Y	89		ug/L			295853	295505	1	Standard
Kr	83		ug/L			47	45	12	Standard
> In-1	115		ug/L			9695	8827	0	KED
Cd	111	49.978	ug/L	0.644	1	4	15205	0	KED
Cd	114	49.391	ug/L	0.955	1	1	38788	1	KED
> In	115		ug/L			556386	529742	0	Standard
Ba	135	50.035	ug/L	0.553	1	32	320729	1	Standard
Ba	137	50.654	ug/L	1.565	3	57	576039	2	Standard
> Tb	159		ug/L			1335544	1317395	1	Standard
Tl	205	46.165	ug/L	1.111	2	200	3585892	1	Standard
Pb	208	45.980	ug/L	0.919	1	261	4468811	0	Standard

ICP-MS Quantitative Analysis - Summary Report

Sample ID: SEQ-CCBD

Sample Dil Factor:

Comments:

Sample Date/Time: Thursday, April 27, 2023 03:10:24

Number of Replicates: 3

Method File: C:\Users\Public\Documents\PerkinElmer Syngistix\ICPMS\Method\200.8_dailymethod_ked_uct.mth

Tuning File: C:\Users\Public\Documents\PerkinElmer Syngistix\ICPMS\MassCal\Default.tun

Optimization File: C:\Users\Public\Documents\PerkinElmer Syngistix\ICPMS\Conditions\Default.dac

Calibration File: C:\Users\Public\Documents\PerkinElmer Syngistix\ICPMS\System\042623a.cal

Analyte	Mass	Conc. Mean	Units	Conc. SD	Conc. RSD	Blank Intens.	Meas. Intens.	Intens. RSD	Mode
C	13		ug/L			29982	30974	2	Standard
Cl	37		ug/L			5454255	5348782	2	Standard
[> Sc	45		ug/L			519513	548233	0	Standard
Na	23	11.600	ug/L	0.161	1	11324	264332	0	Standard
Mg	24	0.069	ug/L	0.001	1	1933	4016	0	Standard
Al	27	0.045	ug/L	0.004	9	3025	4370	2	Standard
Cr	52	0.075	ug/L	0.007	9	16933	19369	0	Standard
Cr	53	0.206	ug/L	0.015	7	95	574	6	Standard
Fe	54	-2.311	ug/L	0.449	19	79986	78313	1	Standard
Fe	57	0.510	ug/L	0.717	140	17976	19517	3	Standard
[Mn	55	0.004	ug/L	0.001	12	367	527	2	Standard
[> Ge	72		ug/L			42545	41635	0	KED
Ni	60	0.004	ug/L	0.004	107	10	17	44	KED
Ni	62	0.038	ug/L	0.010	26	5	15	18	KED
Cu	63	0.002	ug/L	0.003	122	62	73	19	KED
Cu	65	0.006	ug/L	0.003	44	28	43	15	KED
Zn	66	0.017	ug/L	0.019	109	36	46	25	KED
Zn	67	0.019	ug/L	0.035	186	5	7	50	KED
[As	75	0.002	ug/L	0.003	141	2	3	31	KED
Y	89		ug/L			295853	292041	1	Standard
Kr	83		ug/L			47	43	36	Standard
[> In-1	115		ug/L			9695	9336	0	KED
Cd	111	-0.007	ug/L	0.006	79	4	1	100	KED
[Cd	114	0.002	ug/L	0.003	174	1	3	70	KED
[> In	115		ug/L			556386	513736	1	Standard
Ba	135	0.004	ug/L	0.003	66	32	53	30	Standard
[Ba	137	0.005	ug/L	0.000	9	57	106	6	Standard
[> Tb	159		ug/L			1335544	1270947	0	Standard
Tl	205	0.003	ug/L	0.000	11	200	429	6	Standard
[Pb	208	0.002	ug/L	0.000	7	261	409	3	Standard

ICP-MS Quantitative Analysis - Summary Report

Sample ID: SEQ-CAL1

Sample Dil Factor:

Comments:

Sample Date/Time: Thursday, April 27, 2023 03:15:10

Number of Replicates: 3

Method File: C:\Users\Public\Documents\PerkinElmer Syngistix\ICPMS\Method\200.8_dailymethod_ked_uct.mth

Tuning File: C:\Users\Public\Documents\PerkinElmer Syngistix\ICPMS\MassCal\Default.tun

Optimization File: C:\Users\Public\Documents\PerkinElmer Syngistix\ICPMS\Conditions\Default.dac

Calibration File: C:\Users\Public\Documents\PerkinElmer Syngistix\ICPMS\System\042623a.cal

Analyte Mass	Conc. Mean	Units	Conc. SD	Conc. RSD	Blank Intens.	Meas. Intens.	Intens. RSD	Mode
C	13	ug/L				30857	2	Standard
Cl	37	ug/L				5295645	2	Standard
[> Sc	45	ug/L				548010	1	Standard
Na	23	ug/L				206938	0	Standard
Mg	24	ug/L				2880	1	Standard
Al	27	ug/L				3738	3	Standard
Cr	52	ug/L				18808	1	Standard
Cr	53	ug/L				545	5	Standard
Fe	54	ug/L				77311	2	Standard
Fe	57	ug/L				20178	0	Standard
[Mn	55	ug/L				497	2	Standard
[> Ge	72	ug/L				40161	1	KED
Ni	60	ug/L				23	18	KED
Ni	62	ug/L				12	9	KED
Cu	63	ug/L				63	18	KED
Cu	65	ug/L				31	38	KED
Zn	66	ug/L				41	34	KED
Zn	67	ug/L				9	34	KED
[As	75	ug/L				3	9	KED
Y	89	ug/L				293931	3	Standard
Kr	83	ug/L				41	22	Standard
[> In-1	115	ug/L				9171	1	KED
Cd	111	ug/L				3	15	KED
[Cd	114	ug/L				3	73	KED
[> In	115	ug/L				523263	1	Standard
Ba	135	ug/L				41	14	Standard
[Ba	137	ug/L				120	4	Standard
[> Tb	159	ug/L				1275917	1	Standard
Tl	205	ug/L				295	6	Standard
[Pb	208	ug/L				400	12	Standard

ICP-MS Quantitative Analysis - Summary Report

Sample ID: SEQ-CCVE

Sample Dil Factor:

Comments:

Sample Date/Time: Thursday, April 27, 2023 03:19:56

Number of Replicates: 3

Method File: C:\Users\Public\Documents\PerkinElmer Syngistix\ICPMS\Method\200.8_dailymethod_ked_uct.mth

Tuning File: C:\Users\Public\Documents\PerkinElmer Syngistix\ICPMS\MassCal\Default.tun

Optimization File: C:\Users\Public\Documents\PerkinElmer Syngistix\ICPMS\Conditions\Default.dac

Calibration File: C:\Users\Public\Documents\PerkinElmer Syngistix\ICPMS\System\042623a.cal

Analyte	Mass	Conc. Mean	Units	Conc. SD	Conc. RSD	Blank Intens.	Meas. Intens.	Intens. RSD	Mode
C	13		ug/L			30857	31916	1	Standard
Cl	37		ug/L			5295645	5781779	3	Standard
> Sc	45		ug/L			548010	558319	1	Standard
Na	23	4344.252	ug/L	78.274	1	206938	96459985	0	Standard
Mg	24	4333.601	ug/L	78.201	1	2880	127025470	1	Standard
Al	27	4394.527	ug/L	72.043	1	3738	115930312	2	Standard
Cr	52	50.637	ug/L	0.599	1	18808	1049793	2	Standard
Cr	53	50.118	ug/L	0.157	0	545	118267	1	Standard
Fe	54	4240.661	ug/L	34.602	0	77311	11461509	1	Standard
Fe	57	4293.012	ug/L	42.302	0	20178	4724443	2	Standard
Mn	55	46.256	ug/L	0.381	0	497	1555721	2	Standard
> Ge	72		ug/L			40161	40045	0	KED
Ni	60	48.418	ug/L	0.867	1	23	83358	1	KED
Ni	62	48.213	ug/L	1.282	2	12	13374	2	KED
Cu	63	48.694	ug/L	1.108	2	63	237341	1	KED
Cu	65	49.364	ug/L	0.401	0	31	121408	0	KED
Zn	66	49.760	ug/L	0.879	1	41	30758	1	KED
Zn	67	50.387	ug/L	1.389	2	9	5131	3	KED
As	75	50.639	ug/L	0.559	1	3	15237	0	KED
Y	89		ug/L			293931	292116	1	Standard
Kr	83		ug/L			41	46	6	Standard
> In-1	115		ug/L			9171	8926	2	KED
Cd	111	49.737	ug/L	1.610	3	3	15294	1	KED
Cd	114	48.750	ug/L	1.347	2	3	38699	0	KED
> In	115		ug/L			523263	517771	2	Standard
Ba	135	51.890	ug/L	2.435	4	41	324885	2	Standard
Ba	137	53.813	ug/L	1.094	2	120	598116	1	Standard
> Tb	159		ug/L			1275917	1314987	1	Standard
Tl	205	46.938	ug/L	0.296	0	295	3639748	0	Standard
Pb	208	46.369	ug/L	0.602	1	400	4498595	0	Standard

ICP-MS Quantitative Analysis - Summary Report

Sample ID: SEQ-CCBE

Sample Dil Factor:

Comments:

Sample Date/Time: Thursday, April 27, 2023 03:27:26

Number of Replicates: 3

Method File: C:\Users\Public\Documents\PerkinElmer Syngistix\ICPMS\Method\200.8_dailymethod_ked_uct.mth

Tuning File: C:\Users\Public\Documents\PerkinElmer Syngistix\ICPMS\MassCal\Default.tun

Optimization File: C:\Users\Public\Documents\PerkinElmer Syngistix\ICPMS\Conditions\Default.dac

Calibration File: C:\Users\Public\Documents\PerkinElmer Syngistix\ICPMS\System\042623a.cal

Analyte	Mass	Conc. Mean	Units	Conc. SD	Conc. RSD	Blank Intens.	Meas. Intens.	Intens. RSD	Mode
C	13		ug/L			30857	31030	1	Standard
Cl	37		ug/L			5295645	5350375	2	Standard
[> Sc	45		ug/L			548010	553435	2	Standard
Na	23	-2.740	ug/L	0.174	6	206938	148743	0	Standard
Mg	24	0.005	ug/L	0.003	59	2880	3044	3	Standard
Al	27	0.004	ug/L	0.009	212	3738	3883	3	Standard
Cr	52	-0.011	ug/L	0.028	262	18808	18772	0	Standard
Cr	53	-0.072	ug/L	0.010	14	545	383	3	Standard
Fe	54	0.690	ug/L	1.004	145	77311	79884	2	Standard
Fe	57	0.072	ug/L	0.174	243	20178	20453	1	Standard
Mn	55	-0.001	ug/L	0.001	53	497	470	5	Standard
[> Ge	72		ug/L			40161	40674	0	KED
Ni	60	-0.001	ug/L	0.003	305	23	22	21	KED
Ni	62	-0.014	ug/L	0.004	30	12	8	13	KED
Cu	63	-0.001	ug/L	0.002	236	63	59	17	KED
Cu	65	0.003	ug/L	0.003	105	31	38	18	KED
Zn	66	0.032	ug/L	0.014	44	41	62	14	KED
Zn	67	-0.007	ug/L	0.011	152	9	8	12	KED
[As	75	0.002	ug/L	0.007	369	3	3	60	KED
Y	89		ug/L			293931	293188	2	Standard
Kr	83		ug/L			41	48	6	Standard
[> In-1	115		ug/L			9171	9320	0	KED
Cd	111	0.014	ug/L	0.019	137	3	7	76	KED
[Cd	114	0.023	ug/L	0.020	85	3	22	73	KED
[> In	115		ug/L			523263	532880	0	Standard
Ba	135	0.001	ug/L	0.001	112	41	48	14	Standard
[Ba	137	-0.001	ug/L	0.000	3	120	107	1	Standard
[> Tb	159		ug/L			1275917	1289885	1	Standard
Tl	205	0.001	ug/L	0.000	20	295	389	5	Standard
[Pb	208	-0.000	ug/L	0.000	378	400	398	5	Standard

ICP-MS Quantitative Analysis - Summary Report

Sample ID: **23C0584-14RE4**

Sample Dil Factor: **10**

Comments:

Sample Date/Time: **Thursday, April 27, 2023 03:32:13**

MB 4/26/23

Number of Replicates: 3

Method File: C:\Users\Public\Documents\PerkinElmer Syngistix\ICPMS\Method\200.8_dailymethod_ked_uct.mth

Tuning File: C:\Users\Public\Documents\PerkinElmer Syngistix\ICPMS\MassCal\Default.tun

Optimization File: C:\Users\Public\Documents\PerkinElmer Syngistix\ICPMS\Conditions\Default.dac

Calibration File: C:\Users\Public\Documents\PerkinElmer Syngistix\ICPMS\System\042623a.cal

Analyte	Mass	Conc. Mean	Units	Conc. SD	Conc. RSD	Blank Intens.	Meas. Intens.	Intens. RSD	Mode
C	13		ug/L			30857	43163	2	Standard
Cl	37		ug/L			5295645	5496899	3	Standard
Sc	45		ug/L			548010	572223	1	Standard
Na	23	739.296	ug/L	11.606	1	206938	17007164	2	Standard
Mg	24	1675.258	ug/L	43.353	2	2880	50340437	3	Standard
Al	27	0.690	ug/L	0.014	1	3738	22549	1	Standard
Cr	52	0.062	ug/L	0.010	15	18808	20937	0	Standard
Cr	53	-0.017	ug/L	0.006	37	545	529	2	Standard
Fe	54	0.761	ug/L	0.356	46	77311	82823	1	Standard
Fe	57	3.887	ug/L	0.157	4	20178	25435	1	Standard
Mn	55	62.236	ug/L	1.205	1	497	2145033	2	Standard
Ge	72		ug/L			40161	41010	0	KED
Ni	60	0.218	ug/L	0.009	4	23	408	3	KED
Ni	62	0.205	ug/L	0.049	23	12	70	18	KED
Cu	63	0.234	ug/L	0.008	3	63	1234	3	KED
Cu	65	0.239	ug/L	0.012	5	31	634	4	KED
Zn	66	0.268	ug/L	0.042	15	41	212	13	KED
Zn	67	0.395	ug/L	0.101	25	9	50	20	KED
As	75	0.044	ug/L	0.013	29	3	16	23	KED
Y	89		ug/L			293931	294355	0	Standard
Kr	83		ug/L			41	46	8	Standard
In-1	115		ug/L			9171	9040	3	KED
Cd	111	0.008	ug/L	0.014	179	3	5	72	KED
Cd	114	0.010	ug/L	0.005	50	3	11	34	KED
In	115		ug/L			523263	538121	0	Standard
Ba	135	2.305	ug/L	0.054	2	41	15052	2	Standard
Ba	137	2.317	ug/L	0.045	1	120	26892	2	Standard
Tb	159		ug/L			1275917	1318709	1	Standard
Tl	205	-0.000	ug/L	0.000	60	295	274	6	Standard
Pb	208	0.002	ug/L	0.001	26	400	631	7	Standard

ICP-MS Quantitative Analysis - Summary Report

Sample ID: **23C0584-16RE4**

Sample Dil Factor: **5**

Comments:

Sample Date/Time: **Thursday, April 27, 2023 03:36:59**

MB 4/26/23

Number of Replicates: 3

Method File: C:\Users\Public\Documents\PerkinElmer Syngistix\ICPMS\Method\200.8_dailymethod_ked_uct.mth

Tuning File: C:\Users\Public\Documents\PerkinElmer Syngistix\ICPMS\MassCal\Default.tun

Optimization File: C:\Users\Public\Documents\PerkinElmer Syngistix\ICPMS\Conditions\Default.dac

Calibration File: C:\Users\Public\Documents\PerkinElmer Syngistix\ICPMS\System\042623a.cal

Analyte	Mass	Conc. Mean	Units	Conc. SD	Conc. RSD	Blank Intens.	Meas. Intens.	Intens. RSD	Mode
C	13		ug/L			30857	46252	2	Standard
Cl	37		ug/L			5295645	6128576	2	Standard
> Sc	45		ug/L			548010	598256	1	Standard
Na	23	10052.505	ug/L	230.992	2	206938	238910494	2	Standard
Mg	24	16775.670	ug/L	433.983	2	2880	526874103	2	Standard
Al	27	0.338	ug/L	0.008	2	3738	13633	1	Standard
Cr	52	0.027	ug/L	0.011	39	18808	21121	1	Standard
Cr	53	-0.042	ug/L	0.005	12	545	489	3	Standard
Fe	54	3.322	ug/L	0.939	28	77311	93947	2	Standard
Fe	57	45.581	ug/L	0.355	0	20178	75545	1	Standard
Mn	55	41.584	ug/L	0.599	1	497	1498451	0	Standard
> Ge	72		ug/L			40161	39174	1	KED
Ni	60	0.744	ug/L	0.021	2	23	1275	4	KED
Ni	62	0.711	ug/L	0.064	8	12	204	6	KED
Cu	63	0.048	ug/L	0.005	11	63	288	7	KED
Cu	65	0.050	ug/L	0.016	31	31	151	23	KED
Zn	66	0.461	ug/L	0.042	9	41	319	8	KED
Zn	67	0.916	ug/L	0.103	11	9	100	8	KED
As	75	0.103	ug/L	0.010	10	3	33	7	KED
Y	89		ug/L			293931	287199	1	Standard
Kr	83		ug/L			41	45	11	Standard
> In-1	115		ug/L			9171	8443	2	KED
Cd	111	0.051	ug/L	0.002	3	3	18	5	KED
Cd	114	0.034	ug/L	0.008	24	3	28	20	KED
> In	115		ug/L			523263	516247	1	Standard
Ba	135	9.529	ug/L	0.186	1	41	59551	0	Standard
Ba	137	9.700	ug/L	0.073	0	120	107624	1	Standard
> Tb	159		ug/L			1275917	1302259	0	Standard
Tl	205	-0.001	ug/L	0.000	5	295	224	2	Standard
Pb	208	0.007	ug/L	0.000	1	400	1085	0	Standard

ICP-MS Quantitative Analysis - Summary Report

Sample ID: **23C0584-18RE4**

Sample Dil Factor: **5**

Comments:

Sample Date/Time: **Thursday, April 27, 2023 03:41:44**

MB 4/26/23

Number of Replicates: 3

Method File: C:\Users\Public\Documents\PerkinElmer Syngistix\ICPMS\Method\200.8_dailymethod_ked_uct.mth

Tuning File: C:\Users\Public\Documents\PerkinElmer Syngistix\ICPMS\MassCal\Default.tun

Optimization File: C:\Users\Public\Documents\PerkinElmer Syngistix\ICPMS\Conditions\Default.dac

Calibration File: C:\Users\Public\Documents\PerkinElmer Syngistix\ICPMS\System\042623a.cal

Analyte	Mass	Conc. Mean	Units	Conc. SD	Conc. RSD	Blank Intens.	Meas. Intens.	Intens. RSD	Mode
C	13		ug/L			30857	44946	3	Standard
Cl	37		ug/L			5295645	5826410	3	Standard
Sc	45		ug/L			548010	576919	0	Standard
Na	23	9868.968	ug/L	202.883	2	206938	226213951	2	Standard
Mg	24	4764.732	ug/L	65.615	1	2880	144337932	2	Standard
Al	27	0.926	ug/L	0.014	1	3738	29165	0	Standard
Cr	52	0.067	ug/L	0.014	20	18808	21214	1	Standard
Cr	53	0.412	ug/L	0.025	6	545	1574	2	Standard
Fe	54	12.270	ug/L	0.363	2	77311	115427	1	Standard
Fe	57	27.142	ug/L	1.241	4	20178	51977	3	Standard
Mn	55	63.174	ug/L	0.832	1	497	2195299	1	Standard
Ge	72		ug/L			40161	40284	0	KED
Ni	60	0.321	ug/L	0.016	5	23	579	4	KED
Ni	62	0.280	ug/L	0.025	8	12	90	7	KED
Cu	63	0.161	ug/L	0.006	3	63	855	2	KED
Cu	65	0.177	ug/L	0.016	9	31	468	8	KED
Zn	66	0.536	ug/L	0.026	4	41	374	3	KED
Zn	67	1.049	ug/L	0.155	14	9	116	14	KED
As	75	0.774	ug/L	0.025	3	3	237	2	KED
Y	89		ug/L			293931	294247	3	Standard
Kr	83		ug/L			41	40	23	Standard
In-1	115		ug/L			9171	8737	2	KED
Cd	111	0.001	ug/L	0.004	660	3	3	31	KED
Cd	114	0.003	ug/L	0.003	74	3	5	34	KED
In	115		ug/L			523263	540694	1	Standard
Ba	135	6.986	ug/L	0.225	3	41	45731	1	Standard
Ba	137	7.145	ug/L	0.120	1	120	83041	1	Standard
Tb	159		ug/L			1275917	1323101	1	Standard
Tl	205	-0.002	ug/L	0.000	20	295	160	17	Standard
Pb	208	0.002	ug/L	0.000	17	400	580	3	Standard

ICP-MS Quantitative Analysis - Summary Report

Sample ID: **23C0584-20RE4**

Sample Dil Factor: **5**

Comments:

Sample Date/Time: **Thursday, April 27, 2023 03:46:24**

MB 4/26/23

Number of Replicates: 3

Method File: C:\Users\Public\Documents\PerkinElmer Syngistix\ICPMS\Method\200.8_dailymethod_ked_uct.mth

Tuning File: C:\Users\Public\Documents\PerkinElmer Syngistix\ICPMS\MassCal\Default.tun

Optimization File: C:\Users\Public\Documents\PerkinElmer Syngistix\ICPMS\Conditions\Default.dac

Calibration File: C:\Users\Public\Documents\PerkinElmer Syngistix\ICPMS\System\042623a.cal

Analyte	Mass	Conc. Mean	Units	Conc. SD	Conc. RSD	Blank Intens.	Meas. Intens.	Intens. RSD	Mode
C	13		ug/L			30857	45222	2	Standard
Cl	37		ug/L			5295645	5825471	3	Standard
> Sc	45		ug/L			548010	579699	1	Standard
Na	23	9945.958	ug/L	145.838	1	206938	229036585	1	Standard
Mg	24	4829.566	ug/L	90.621	1	2880	146975988	0	Standard
Al	27	0.835	ug/L	0.015	1	3738	26818	2	Standard
Cr	52	0.059	ug/L	0.011	18	18808	21138	0	Standard
Cr	53	0.477	ug/L	0.036	7	545	1739	4	Standard
Fe	54	11.900	ug/L	0.115	0	77311	114945	1	Standard
Fe	57	26.753	ug/L	1.076	4	20178	51774	1	Standard
Mn	55	61.374	ug/L	3.730	6	497	2142959	6	Standard
> Ge	72		ug/L			40161	36022	7	KED
Ni	60	0.357	ug/L	0.029	8	23	572	6	KED
Ni	62	0.350	ug/L	0.060	17	12	97	12	KED
Cu	63	0.187	ug/L	0.016	8	63	874	1	KED
Cu	65	0.175	ug/L	0.013	7	31	413	1	KED
Zn	66	0.271	ug/L	0.035	12	41	188	15	KED
Zn	67	0.653	ug/L	0.064	9	9	67	1	KED
As	75	0.855	ug/L	0.039	4	3	233	5	KED
Y	89		ug/L			293931	296229	1	Standard
Kr	83		ug/L			41	40	28	Standard
> In-1	115		ug/L			9171	8535	0	KED
Cd	111	0.004	ug/L	0.002	46	3	4	12	KED
Cd	114	0.003	ug/L	0.007	262	3	4	109	KED
> In	115		ug/L			523263	539125	1	Standard
Ba	135	7.094	ug/L	0.132	1	41	46321	2	Standard
Ba	137	7.173	ug/L	0.050	0	120	83140	2	Standard
> Tb	159		ug/L			1275917	1312484	1	Standard
Tl	205	-0.002	ug/L	0.000	18	295	167	13	Standard
Pb	208	0.001	ug/L	0.000	47	400	485	6	Standard

ICP-MS Quantitative Analysis - Summary Report

Sample ID: **23C0584-15RE4**

Sample Dil Factor: **5**

Comments:

MB 4/26/23

Sample Date/Time: **Thursday, April 27, 2023 03:51:04**

Number of Replicates: 3

Method File: C:\Users\Public\Documents\PerkinElmer Syngistix\ICPMS\Method\200.8_dailymethod_ked_uct.mth

Tuning File: C:\Users\Public\Documents\PerkinElmer Syngistix\ICPMS\MassCal\Default.tun

Optimization File: C:\Users\Public\Documents\PerkinElmer Syngistix\ICPMS\Conditions\Default.dac

Calibration File: C:\Users\Public\Documents\PerkinElmer Syngistix\ICPMS\System\042623a.cal

Analyte	Mass	Conc. Mean	Units	Conc. SD	Conc. RSD	Blank Intens.	Meas. Intens.	Intens. RSD	Mode
C	13		ug/L			30857	46634	2	Standard
Cl	37		ug/L			5295645	6111603	3	Standard
Sc	45		ug/L			548010	590692	0	Standard
Na	23	10164.686	ug/L	206.968	2	206938	238521019	1	Standard
Mg	24	17105.407	ug/L	725.684	4	2880	530561757	4	Standard
Al	27	4.302	ug/L	0.083	1	3738	124089	1	Standard
Cr	52	0.026	ug/L	0.016	62	18808	20839	1	Standard
Cr	53	0.019	ug/L	0.021	109	545	635	7	Standard
Fe	54	42.652	ug/L	1.591	3	77311	204465	2	Standard
Fe	57	84.921	ug/L	1.597	1	20178	120197	2	Standard
Mn	55	41.936	ug/L	0.810	1	497	1492222	2	Standard
Ge	72		ug/L			40161	38491	2	KED
Ni	60	0.886	ug/L	0.050	5	23	1487	3	KED
Ni	62	0.786	ug/L	0.030	3	12	220	2	KED
Cu	63	0.118	ug/L	0.002	1	63	612	1	KED
Cu	65	0.129	ug/L	0.021	16	31	333	13	KED
Zn	66	1.458	ug/L	0.138	9	41	904	7	KED
Zn	67	1.909	ug/L	0.044	2	9	195	0	KED
As	75	0.133	ug/L	0.004	2	3	41	1	KED
Y	89		ug/L			293931	292110	1	Standard
Kr	83		ug/L			41	47	21	Standard
In-1	115		ug/L			9171	8559	2	KED
Cd	111	0.069	ug/L	0.013	18	3	23	16	KED
Cd	114	0.083	ug/L	0.016	19	3	65	17	KED
In	115		ug/L			523263	510255	1	Standard
Ba	135	9.754	ug/L	0.061	0	41	60258	0	Standard
Ba	137	9.788	ug/L	0.095	0	120	107342	1	Standard
Tb	159		ug/L			1275917	1298068	0	Standard
Tl	205	-0.002	ug/L	0.000	2	295	168	2	Standard
Pb	208	0.091	ug/L	0.002	2	400	9080	1	Standard

ICP-MS Quantitative Analysis - Summary Report

Sample ID: SEQ-IBLD

Sample Dil Factor:

Comments:

Sample Date/Time: Thursday, April 27, 2023 03:55:51

Number of Replicates: 3

Method File: C:\Users\Public\Documents\PerkinElmer Syngistix\ICPMS\Method\200.8_dailymethod_ked_uct.mth

Tuning File: C:\Users\Public\Documents\PerkinElmer Syngistix\ICPMS\MassCal\Default.tun

Optimization File: C:\Users\Public\Documents\PerkinElmer Syngistix\ICPMS\Conditions\Default.dac

Calibration File: C:\Users\Public\Documents\PerkinElmer Syngistix\ICPMS\System\042623a.cal

Analyte	Mass	Conc. Mean	Units	Conc. SD	Conc. RSD	Blank Intens.	Meas. Intens.	Intens. RSD	Mode
C	13		ug/L			30857	33294	2	Standard
Cl	37		ug/L			5295645	5816569	2	Standard
[> Sc	45		ug/L			548010	547206	2	Standard
Na	23	-7.596	ug/L	0.040	0	206938	41653	1	Standard
Mg	24	0.068	ug/L	0.011	16	2880	4841	6	Standard
Al	27	-0.017	ug/L	0.007	42	3738	3288	3	Standard
Cr	52	0.069	ug/L	0.035	50	18808	20145	2	Standard
Cr	53	-0.097	ug/L	0.003	3	545	321	0	Standard
Fe	54	2.160	ug/L	0.748	34	77311	82853	0	Standard
Fe	57	-0.642	ug/L	0.258	40	20178	19460	2	Standard
[Mn	55	0.001	ug/L	0.001	48	497	541	5	Standard
[> Ge	72		ug/L			40161	39763	1	KED
Ni	60	0.001	ug/L	0.003	338	23	24	20	KED
Ni	62	-0.029	ug/L	0.007	24	12	3	50	KED
Cu	63	-0.002	ug/L	0.003	126	63	52	24	KED
Cu	65	0.001	ug/L	0.002	260	31	33	13	KED
Zn	66	-0.018	ug/L	0.013	72	41	30	27	KED
Zn	67	-0.012	ug/L	0.011	93	9	8	13	KED
[As	75	-0.004	ug/L	0.003	90	3	1	50	KED
Y	89		ug/L			293931	282031	3	Standard
Kr	83		ug/L			41	39	21	Standard
[> In-1	115		ug/L			9171	8770	0	KED
Cd	111	-0.001	ug/L	0.007	1397	3	3	69	KED
[Cd	114	0.000	ug/L	0.001	944	3	3	35	KED
[> In	115		ug/L			523263	519695	2	Standard
Ba	135	-0.000	ug/L	0.001	912	41	40	16	Standard
[Ba	137	-0.003	ug/L	0.001	19	120	81	11	Standard
[> Tb	159		ug/L			1275917	1281515	0	Standard
Tl	205	-0.002	ug/L	0.000	1	295	121	1	Standard
[Pb	208	-0.000	ug/L	0.000	137	400	387	4	Standard

ICP-MS Quantitative Analysis - Summary Report

Sample ID: **23C0453-04**

Sample Dil Factor: **5**

Comments:

Sample Date/Time: **Thursday, April 27, 2023 04:00:37**

Number of Replicates: 3

Method File: C:\Users\Public\Documents\PerkinElmer Syngistix\ICPMS\Method\200.8_dailymethod_ked_uct.mth

Tuning File: C:\Users\Public\Documents\PerkinElmer Syngistix\ICPMS\MassCal\Default.tun

Optimization File: C:\Users\Public\Documents\PerkinElmer Syngistix\ICPMS\Conditions\Default.dac

Calibration File: C:\Users\Public\Documents\PerkinElmer Syngistix\ICPMS\System\042623a.cal

Analyte	Mass	Conc. Mean	Units	Conc. SD	Conc. RSD	Blank Intens.	Meas. Intens.	Intens. RSD	Mode
C	13		ug/L			30857	63201	2	Standard
Cl	37		ug/L			5295645	14751647	4	Standard
Sc	45		ug/L			548010	599835	2	Standard
Na	23	S	ug/L	S	S	206938	S	S	Standard
Mg	24	14363.067	ug/L	705.051	4	2880	452320815	5	Standard
Al	27	15.204	ug/L	0.440	2	3738	434827	0	Standard
Cr	52	1.638	ug/L	0.070	4	18808	56382	1	Standard
Cr	53	17.805	ug/L	0.363	2	545	45512	1	Standard
Fe	54	1976.382	ug/L	63.333	3	77311	5782376	2	Standard
Fe	57	2019.440	ug/L	73.940	3	20178	2398263	2	Standard
Mn	55	47.708	ug/L	1.272	2	497	1723121	0	Standard
Ge	72		ug/L			40161	36799	1	KED
Ni	60	0.155	ug/L	0.011	7	23	266	5	KED
Ni	62	0.179	ug/L	0.070	39	12	56	31	KED
Cu	63	0.106	ug/L	0.003	3	63	533	3	KED
Cu	65	0.113	ug/L	0.007	6	31	283	4	KED
Zn	66	0.369	ug/L	0.048	13	41	247	10	KED
Zn	67	0.838	ug/L	0.123	14	9	86	12	KED
As	75	0.431	ug/L	0.037	8	3	121	7	KED
Y	89		ug/L			293931	287304	1	Standard
Kr	83		ug/L			41	97	5	Standard
In-1	115		ug/L			9171	8124	0	KED
Cd	111	0.006	ug/L	0.006	97	3	4	34	KED
Cd	114	-0.001	ug/L	0.003	190	3	1	107	KED
In	115		ug/L			523263	477211	1	Standard
Ba	135	7.894	ug/L	0.214	2	41	45600	1	Standard
Ba	137	8.043	ug/L	0.145	1	120	82492	0	Standard
Tb	159		ug/L			1275917	1258871	0	Standard
Tl	205	-0.002	ug/L	0.000	8	295	141	8	Standard
Pb	208	0.005	ug/L	0.000	8	400	869	4	Standard

ICP-MS Quantitative Analysis - Summary Report

Sample ID: **23C0435-08**

Sample Dil Factor: **5**

Comments:

Sample Date/Time: **Thursday, April 27, 2023 04:05:47**

Number of Replicates: 3

Method File: C:\Users\Public\Documents\PerkinElmer Syngistix\ICPMS\Method\200.8_dailymethod_ked_uct.mth

Tuning File: C:\Users\Public\Documents\PerkinElmer Syngistix\ICPMS\MassCal\Default.tun

Optimization File: C:\Users\Public\Documents\PerkinElmer Syngistix\ICPMS\Conditions\Default.dac

Calibration File: C:\Users\Public\Documents\PerkinElmer Syngistix\ICPMS\System\042623a.cal

Analyte	Mass	Conc. Mean	Units	Conc. SD	Conc. RSD	Blank Intens.	Meas. Intens.	Intens. RSD	Mode
C	13		ug/L			30857	47776	1	Standard
Cl	37		ug/L			5295645	5838211	2	Standard
> Sc	45		ug/L			548010	559844	2	Standard
Na	23	4398.610	ug/L	107.067	2	206938	97957956	3	Standard
Mg	24	3530.829	ug/L	116.475	3	2880	103774005	3	Standard
Al	27	6.358	ug/L	0.113	1	3738	171983	1	Standard
Cr	52	0.623	ug/L	0.026	4	18808	31924	3	Standard
Cr	53	0.756	ug/L	0.012	1	545	2336	0	Standard
Fe	54	304.777	ug/L	9.160	3	77311	899116	2	Standard
Fe	57	336.180	ug/L	6.598	1	20178	389872	1	Standard
Mn	55	45.611	ug/L	0.579	1	497	1537900	1	Standard
> Ge	72		ug/L			40161	39817	2	KED
Ni	60	1.217	ug/L	0.047	3	23	2104	1	KED
Ni	62	1.300	ug/L	0.135	10	12	369	7	KED
Cu	63	2.896	ug/L	0.049	1	63	14090	1	KED
Cu	65	3.001	ug/L	0.113	3	31	7362	1	KED
Zn	66	0.645	ug/L	0.026	4	41	437	1	KED
Zn	67	1.065	ug/L	0.160	15	9	116	11	KED
As	75	3.430	ug/L	0.090	2	3	1028	0	KED
Y	89		ug/L			293931	291218	2	Standard
Kr	83		ug/L			41	46	8	Standard
> In-1	115		ug/L			9171	8863	5	KED
Cd	111	0.011	ug/L	0.012	109	3	6	51	KED
Cd	114	0.017	ug/L	0.002	12	3	16	7	KED
> In	115		ug/L			523263	515940	1	Standard
Ba	135	8.505	ug/L	0.072	0	41	53130	0	Standard
Ba	137	8.631	ug/L	0.072	0	120	95711	1	Standard
> Tb	159		ug/L			1275917	1281238	2	Standard
Tl	205	0.004	ug/L	0.000	5	295	586	1	Standard
Pb	208	0.062	ug/L	0.001	2	400	6284	0	Standard

ICP-MS Quantitative Analysis - Summary Report

Sample ID: **23C0435-03**

Sample Dil Factor: **10**

Comments:

Sample Date/Time: **Thursday, April 27, 2023 04:11:56**

Number of Replicates: 3

Method File: C:\Users\Public\Documents\PerkinElmer Syngistix\ICPMS\Method\200.8_dailymethod_ked_uct.mth

Tuning File: C:\Users\Public\Documents\PerkinElmer Syngistix\ICPMS\MassCal\Default.tun

Optimization File: C:\Users\Public\Documents\PerkinElmer Syngistix\ICPMS\Conditions\Default.dac

Calibration File: C:\Users\Public\Documents\PerkinElmer Syngistix\ICPMS\System\042623a.cal

Analyte	Mass	Conc. Mean	Units	Conc. SD	Conc. RSD	Blank Intens.	Meas. Intens.	Intens. RSD	Mode
C	13		ug/L			30857	45558	2	Standard
Cl	37		ug/L			5295645	6382219	2	Standard
Sc	45		ug/L			548010	569937	0	Standard
Na	23	11036.035	ug/L	374.977	3	206938	249829165	3	Standard
Mg	24	3682.148	ug/L	79.179	2	2880	110192743	2	Standard
Al	27	3.425	ug/L	0.035	1	3738	96114	1	Standard
Cr	52	0.316	ug/L	0.013	4	18808	26124	1	Standard
Cr	53	0.448	ug/L	0.016	3	545	1641	2	Standard
Fe	54	3396.115	ug/L	58.299	1	77311	9385674	1	Standard
Fe	57	3592.316	ug/L	40.070	1	20178	4039028	1	Standard
Mn	55	169.493	ug/L	1.992	1	497	5817879	1	Standard
Ge	72		ug/L			40161	38528	2	KED
Ni	60	0.125	ug/L	0.007	5	23	229	7	KED
Ni	62	0.135	ug/L	0.017	12	12	47	12	KED
Cu	63	0.040	ug/L	0.002	4	63	249	5	KED
Cu	65	0.047	ug/L	0.005	9	31	141	7	KED
Zn	66	0.107	ug/L	0.040	37	41	103	21	KED
Zn	67	1.200	ug/L	0.083	6	9	126	5	KED
As	75	0.542	ug/L	0.003	0	3	159	2	KED
Y	89		ug/L			293931	288330	0	Standard
Kr	83		ug/L			41	53	12	Standard
In-1	115		ug/L			9171	8537	2	KED
Cd	111	-0.002	ug/L	0.005	193	3	2	57	KED
Cd	114	-0.001	ug/L	0.001	222	3	2	38	KED
In	115		ug/L			523263	501947	0	Standard
Ba	135	16.225	ug/L	0.313	1	41	98582	2	Standard
Ba	137	16.122	ug/L	0.172	1	120	173833	0	Standard
Tb	159		ug/L			1275917	1290017	0	Standard
Tl	205	-0.002	ug/L	0.000	11	295	129	15	Standard
Pb	208	0.005	ug/L	0.000	3	400	878	1	Standard

ICP-MS Quantitative Analysis - Summary Report

Sample ID: SEQ-IBLE

Sample Dil Factor:

Comments:

Sample Date/Time: Thursday, April 27, 2023 04:16:37

Number of Replicates: 3

Method File: C:\Users\Public\Documents\PerkinElmer Syngistix\ICPMS\Method\200.8_dailymethod_ked_uct.mth

Tuning File: C:\Users\Public\Documents\PerkinElmer Syngistix\ICPMS\MassCal\Default.tun

Optimization File: C:\Users\Public\Documents\PerkinElmer Syngistix\ICPMS\Conditions\Default.dac

Calibration File: C:\Users\Public\Documents\PerkinElmer Syngistix\ICPMS\System\042623a.cal

Analyte	Mass	Conc. Mean	Units	Conc. SD	Conc. RSD	Blank Intens.	Meas. Intens.	Intens. RSD	Mode
C	13		ug/L			30857	31628	1	Standard
Cl	37		ug/L			5295645	5498219	0	Standard
> Sc	45		ug/L			548010	507920	5	Standard
Na	23	-2.602	ug/L	1.139	43	206938	138575	11	Standard
Mg	24	0.169	ug/L	0.235	138	2880	6996	82	Standard
Al	27	-0.013	ug/L	0.006	48	3738	3152	1	Standard
Cr	52	0.035	ug/L	0.038	109	18808	18059	2	Standard
Cr	53	-0.079	ug/L	0.012	15	545	337	3	Standard
Fe	54	4.491	ug/L	3.651	81	77311	82283	5	Standard
Fe	57	-2.922	ug/L	1.378	47	20178	15739	3	Standard
Mn	55	0.008	ug/L	0.009	114	497	690	33	Standard
> Ge	72		ug/L			40161	39351	1	KED
Ni	60	0.002	ug/L	0.005	231	23	26	31	KED
Ni	62	-0.004	ug/L	0.015	410	12	10	36	KED
Cu	63	-0.000	ug/L	0.001	101605	63	62	10	KED
Cu	65	-0.002	ug/L	0.004	175	31	26	36	KED
Zn	66	0.006	ug/L	0.017	290	41	44	21	KED
Zn	67	0.002	ug/L	0.051	2345	9	9	52	KED
As	75	-0.000	ug/L	0.004	1174	3	2	44	KED
Y	89		ug/L			293931	269797	6	Standard
Kr	83		ug/L			41	53	16	Standard
> In-1	115		ug/L			9171	8728	1	KED
Cd	111	-0.002	ug/L	0.003	188	3	2	33	KED
Cd	114	-0.001	ug/L	0.001	226	3	2	42	KED
> In	115		ug/L			523263	490677	4	Standard
Ba	135	0.001	ug/L	0.000	50	41	44	10	Standard
Ba	137	-0.002	ug/L	0.002	83	120	90	15	Standard
> Tb	159		ug/L			1275917	1207554	4	Standard
Tl	205	-0.002	ug/L	0.000	21	295	161	12	Standard
Pb	208	-0.000	ug/L	0.000	511	400	370	11	Standard

ICP-MS Quantitative Analysis - Summary Report

Sample ID: SEQ-CCVF

Sample Dil Factor:

Comments:

Sample Date/Time: Thursday, April 27, 2023 04:21:23

Number of Replicates: 3

Method File: C:\Users\Public\Documents\PerkinElmer Syngistix\ICPMS\Method\200.8_dailymethod_ked_uct.mth

Tuning File: C:\Users\Public\Documents\PerkinElmer Syngistix\ICPMS\MassCal\Default.tun

Optimization File: C:\Users\Public\Documents\PerkinElmer Syngistix\ICPMS\Conditions\Default.dac

Calibration File: C:\Users\Public\Documents\PerkinElmer Syngistix\ICPMS\System\042623a.cal

Analyte	Mass	Conc. Mean	Units	Conc. SD	Conc. RSD	Blank Intens.	Meas. Intens.	Intens. RSD	Mode
C	13		ug/L			30857	32166	2	Standard
Cl	37		ug/L			5295645	5688230	4	Standard
> Sc	45		ug/L			548010	548116	0	Standard
Na	23	4262.469	ug/L	130.701	3	206938	92926657	2	Standard
Mg	24	4302.186	ug/L	110.269	2	2880	123805187	2	Standard
Al	27	4470.501	ug/L	119.771	2	3738	115782091	2	Standard
Cr	52	49.302	ug/L	0.598	1	18808	1003880	0	Standard
Cr	53	50.595	ug/L	0.607	1	545	117198	0	Standard
Fe	54	4240.403	ug/L	140.510	3	77311	11250581	2	Standard
Fe	57	4283.864	ug/L	67.914	1	20178	4627885	1	Standard
Mn	55	45.756	ug/L	0.303	0	497	1510716	0	Standard
> Ge	72		ug/L			40161	39291	2	KED
Ni	60	48.914	ug/L	0.399	0	23	82625	1	KED
Ni	62	48.667	ug/L	1.532	3	12	13244	2	KED
Cu	63	48.615	ug/L	1.202	2	63	232473	2	KED
Cu	65	48.469	ug/L	0.281	0	31	116975	2	KED
Zn	66	49.187	ug/L	0.080	0	41	29833	2	KED
Zn	67	51.307	ug/L	1.000	1	9	5124	0	KED
As	75	50.275	ug/L	0.946	1	3	14839	0	KED
Y	89		ug/L			293931	288008	2	Standard
Kr	83		ug/L			41	40	14	Standard
> In-1	115		ug/L			9171	8558	1	KED
Cd	111	50.057	ug/L	0.668	1	3	14763	0	KED
Cd	114	49.124	ug/L	1.127	2	3	37397	0	KED
> In	115		ug/L			523263	516452	0	Standard
Ba	135	51.651	ug/L	0.174	0	41	322790	0	Standard
Ba	137	52.618	ug/L	0.226	0	120	583481	0	Standard
> Tb	159		ug/L			1275917	1273814	0	Standard
Tl	205	46.686	ug/L	0.491	1	295	3506940	0	Standard
Pb	208	47.093	ug/L	0.861	1	400	4425927	1	Standard

ICP-MS Quantitative Analysis - Summary Report

Sample ID: SEQ-CCBF

Sample Dil Factor:

Comments:

Sample Date/Time: Thursday, April 27, 2023 04:28:54

Number of Replicates: 3

Method File: C:\Users\Public\Documents\PerkinElmer Syngistix\ICPMS\Method\200.8_dailymethod_ked_uct.mth

Tuning File: C:\Users\Public\Documents\PerkinElmer Syngistix\ICPMS\MassCal\Default.tun

Optimization File: C:\Users\Public\Documents\PerkinElmer Syngistix\ICPMS\Conditions\Default.dac

Calibration File: C:\Users\Public\Documents\PerkinElmer Syngistix\ICPMS\System\042623a.cal

Analyte	Mass	Conc. Mean	Units	Conc. SD	Conc. RSD	Blank Intens.	Meas. Intens.	Intens. RSD	Mode
C	13		ug/L			30857	31337	3	Standard
Cl	37		ug/L			5295645	5363224	2	Standard
> Sc	45		ug/L			548010	534230	1	Standard
Na	23	-5.328	ug/L	0.057	1	206938	88757	0	Standard
Mg	24	0.009	ug/L	0.009	98	2880	3048	6	Standard
Al	27	0.007	ug/L	0.007	94	3738	3826	3	Standard
Cr	52	-0.007	ug/L	0.025	362	18808	18199	1	Standard
Cr	53	-0.122	ug/L	0.006	5	545	259	7	Standard
Fe	54	0.924	ug/L	0.205	22	77311	77734	1	Standard
Fe	57	-1.652	ug/L	0.599	36	20178	17939	4	Standard
Mn	55	-0.000	ug/L	0.001	472	497	480	5	Standard
> Ge	72		ug/L			40161	40532	1	KED
Ni	60	0.009	ug/L	0.014	153	23	39	60	KED
Ni	62	0.013	ug/L	0.028	209	12	15	48	KED
Cu	63	0.006	ug/L	0.011	190	63	93	59	KED
Cu	65	0.010	ug/L	0.014	135	31	57	59	KED
Zn	66	0.018	ug/L	0.017	95	41	53	18	KED
Zn	67	-0.001	ug/L	0.036	3223	9	9	40	KED
As	75	0.008	ug/L	0.015	177	3	5	79	KED
Y	89		ug/L			293931	283367	2	Standard
Kr	83		ug/L			41	50	15	Standard
> In-1	115		ug/L			9171	9031	0	KED
Cd	111	0.006	ug/L	0.003	55	3	5	20	KED
Cd	114	0.002	ug/L	0.004	219	3	4	66	KED
> In	115		ug/L			523263	520990	0	Standard
Ba	135	0.003	ug/L	0.001	43	41	59	14	Standard
Ba	137	-0.002	ug/L	0.002	110	120	100	22	Standard
> Tb	159		ug/L			1275917	1261150	1	Standard
Tl	205	0.000	ug/L	0.000	125	295	309	6	Standard
Pb	208	-0.000	ug/L	0.000	50	400	366	5	Standard

ICP-MS Quantitative Analysis - Summary Report

Sample ID: **23C0584-17RE1**

Sample Dil Factor: **5**

Comments:

Sample Date/Time: **Thursday, April 27, 2023 04:33:40**

Number of Replicates: 3

Method File: C:\Users\Public\Documents\PerkinElmer Syngistix\ICPMS\Method\200.8_dailymethod_ked_uct.mth

Tuning File: C:\Users\Public\Documents\PerkinElmer Syngistix\ICPMS\MassCal\Default.tun

Optimization File: C:\Users\Public\Documents\PerkinElmer Syngistix\ICPMS\Conditions\Default.dac

Calibration File: C:\Users\Public\Documents\PerkinElmer Syngistix\ICPMS\System\042623a.cal

Analyte	Mass	Conc. Mean	Units	Conc. SD	Conc. RSD	Blank Intens.	Meas. Intens.	Intens. RSD	Mode
C	13		ug/L			30857	43246	1	Standard
Cl	37		ug/L			5295645	5700684	2	Standard
> Sc	45		ug/L			548010	562420	0	Standard
Na	23	9713.921	ug/L	296.015	3	206938	217011671	2	Standard
Mg	24	4810.707	ug/L	201.910	4	2880	142024902	3	Standard
Al	27	2.898	ug/L	0.024	0	3738	80842	0	Standard
Cr	52	0.087	ug/L	0.013	14	18808	21091	0	Standard
Cr	53	0.382	ug/L	0.041	10	545	1463	5	Standard
Fe	54	22.152	ug/L	2.039	9	77311	139208	3	Standard
Fe	57	34.106	ug/L	0.930	2	20178	58348	1	Standard
Mn	55	62.303	ug/L	3.666	5	497	2109867	5	Standard
> Ge	72		ug/L			40161	39372	2	KED
Ni	60	0.317	ug/L	0.023	7	23	559	8	KED
Ni	62	0.273	ug/L	0.033	12	12	86	12	KED
Cu	63	0.161	ug/L	0.006	3	63	831	1	KED
Cu	65	0.169	ug/L	0.014	8	31	441	9	KED
Zn	66	0.433	ug/L	0.029	6	41	303	3	KED
Zn	67	0.767	ug/L	0.181	23	9	85	18	KED
As	75	0.791	ug/L	0.010	1	3	236	2	KED
Y	89		ug/L			293931	291113	0	Standard
Kr	83		ug/L			41	37	31	Standard
> In-1	115		ug/L			9171	8594	1	KED
Cd	111	0.008	ug/L	0.017	207	3	5	88	KED
Cd	114	0.004	ug/L	0.010	245	3	6	130	KED
> In	115		ug/L			523263	519589	2	Standard
Ba	135	7.350	ug/L	0.148	2	41	46264	4	Standard
Ba	137	7.404	ug/L	0.162	2	120	82675	0	Standard
> Tb	159		ug/L			1275917	1301634	0	Standard
Tl	205	-0.002	ug/L	0.000	19	295	181	11	Standard
Pb	208	0.004	ug/L	0.000	6	400	793	2	Standard

ICP-MS Quantitative Analysis - Summary Report

Sample ID: **23C0584-19RE1**

Sample Dil Factor: **5**

Comments:

Sample Date/Time: **Thursday, April 27, 2023 04:38:25**

Number of Replicates: 3

Method File: C:\Users\Public\Documents\PerkinElmer Syngistix\ICPMS\Method\200.8_dailymethod_ked_uct.mth

Tuning File: C:\Users\Public\Documents\PerkinElmer Syngistix\ICPMS\MassCal\Default.tun

Optimization File: C:\Users\Public\Documents\PerkinElmer Syngistix\ICPMS\Conditions\Default.dac

Calibration File: C:\Users\Public\Documents\PerkinElmer Syngistix\ICPMS\System\042623a.cal

Analyte	Mass	Conc. Mean	Units	Conc. SD	Conc. RSD	Blank Intens.	Meas. Intens.	Intens. RSD	Mode
C	13		ug/L			30857	39626	2	Standard
Cl	37		ug/L			5295645	5712281	2	Standard
> Sc	45		ug/L			548010	567842	0	Standard
Na	23	9708.639	ug/L	358.094	3	206938	219007240	3	Standard
Mg	24	4609.969	ug/L	105.730	2	2880	137437488	2	Standard
Al	27	2.458	ug/L	0.025	1	3738	69834	0	Standard
Cr	52	0.054	ug/L	0.046	85	18808	20605	4	Standard
Cr	53	0.422	ug/L	0.017	3	545	1574	2	Standard
Fe	54	16.635	ug/L	0.535	3	77311	125521	0	Standard
Fe	57	31.979	ug/L	1.233	3	20178	56542	2	Standard
Mn	55	57.529	ug/L	0.598	1	497	1967615	0	Standard
> Ge	72		ug/L			40161	38507	1	KED
Ni	60	0.286	ug/L	0.020	6	23	496	7	KED
Ni	62	0.317	ug/L	0.054	17	12	95	14	KED
Cu	63	0.197	ug/L	0.013	6	63	982	7	KED
Cu	65	0.204	ug/L	0.009	4	31	513	4	KED
Zn	66	0.478	ug/L	0.024	4	41	323	4	KED
Zn	67	0.986	ug/L	0.224	22	9	105	20	KED
As	75	0.860	ug/L	0.005	0	3	251	1	KED
Y	89		ug/L			293931	288124	1	Standard
Kr	83		ug/L			41	53	7	Standard
> In-1	115		ug/L			9171	8566	1	KED
Cd	111	0.001	ug/L	0.002	235	3	3	15	KED
Cd	114	0.009	ug/L	0.005	52	3	9	35	KED
> In	115		ug/L			523263	527401	2	Standard
Ba	135	7.322	ug/L	0.117	1	41	46754	1	Standard
Ba	137	7.322	ug/L	0.118	1	120	82994	1	Standard
> Tb	159		ug/L			1275917	1286677	0	Standard
Tl	205	-0.002	ug/L	0.000	6	295	158	4	Standard
Pb	208	0.005	ug/L	0.001	9	400	896	5	Standard

ICP-MS Quantitative Analysis - Summary Report

Sample ID: **23C0584-01**

Sample Dil Factor:

Comments:

Sample Date/Time: **Thursday, April 27, 2023 04:43:35**

Number of Replicates: 3

Method File: C:\Users\Public\Documents\PerkinElmer Syngistix\ICPMS\Method\200.8_dailymethod_ked_uct.mth

Tuning File: C:\Users\Public\Documents\PerkinElmer Syngistix\ICPMS\MassCal\Default.tun

Optimization File: C:\Users\Public\Documents\PerkinElmer Syngistix\ICPMS\Conditions\Default.dac

Calibration File: C:\Users\Public\Documents\PerkinElmer Syngistix\ICPMS\System\042623a.cal

Analyte	Mass	Conc. Mean	Units	Conc. SD	Conc. RSD	Blank Intens.	Meas. Intens.	Intens. RSD	Mode
C	13		ug/L			30857	51919	1	Standard
Cl	37		ug/L			5295645	5273554	2	Standard
Sc	45		ug/L			548010	618201	0	Standard
Na	23	9607.910	ug/L	184.944	1	206938	235973149	2	Standard
Mg	24	10289.457	ug/L	119.394	1	2880	333976052	1	Standard
Al	27	4.722	ug/L	0.102	2	3738	142137	1	Standard
Cr	52	0.039	ug/L	0.028	72	18808	22105	2	Standard
Cr	53	0.442	ug/L	0.029	6	545	1765	3	Standard
Fe	54	252.461	ug/L	7.064	2	77311	837505	2	Standard
Fe	57	274.500	ug/L	7.794	2	20178	355786	2	Standard
Mn	55	130.728	ug/L	1.951	1	497	4866984	1	Standard
Ge	72		ug/L			40161	37130	0	KED
Ni	60	2.422	ug/L	0.019	0	23	3887	0	KED
Ni	62	2.252	ug/L	0.059	2	12	589	2	KED
Cu	63	0.340	ug/L	0.007	2	63	1596	1	KED
Cu	65	0.336	ug/L	0.018	5	31	795	4	KED
Zn	66	5.561	ug/L	0.075	1	41	3221	1	KED
Zn	67	5.916	ug/L	0.248	4	9	566	4	KED
As	75	0.610	ug/L	0.039	6	3	172	6	KED
Y	89		ug/L			293931	285102	1	Standard
Kr	83		ug/L			41	53	5	Standard
In-1	115		ug/L			9171	8386	3	KED
Cd	111	0.034	ug/L	0.018	53	3	13	40	KED
Cd	114	0.036	ug/L	0.009	25	3	29	20	KED
In	115		ug/L			523263	515188	1	Standard
Ba	135	12.283	ug/L	0.271	2	41	76595	1	Standard
Ba	137	12.165	ug/L	0.135	1	120	134645	1	Standard
Tb	159		ug/L			1275917	1291294	1	Standard
Tl	205	-0.001	ug/L	0.000	58	295	253	11	Standard
Pb	208	0.094	ug/L	0.001	0	400	9364	1	Standard

ICP-MS Quantitative Analysis - Summary Report

Sample ID: **BLD0180-DUP1**

Sample Dil Factor:

Comments:

Sample Date/Time: **Thursday, April 27, 2023 04:48:21**

Number of Replicates: 3

Method File: C:\Users\Public\Documents\PerkinElmer Syngistix\ICPMS\Method\200.8_dailymethod_ked_uct.mth

Tuning File: C:\Users\Public\Documents\PerkinElmer Syngistix\ICPMS\MassCal\Default.tun

Optimization File: C:\Users\Public\Documents\PerkinElmer Syngistix\ICPMS\Conditions\Default.dac

Calibration File: C:\Users\Public\Documents\PerkinElmer Syngistix\ICPMS\System\042623a.cal

Analyte	Mass	Conc. Mean	Units	Conc. SD	Conc. RSD	Blank Intens.	Meas. Intens.	Intens. RSD	Mode
C	13		ug/L			30857	50552	0	Standard
Cl	37		ug/L			5295645	5198271	2	Standard
Sc	45		ug/L			548010	622403	1	Standard
Na	23	9716.031	ug/L	71.274	0	206938	240235413	0	Standard
Mg	24	10564.355	ug/L	349.149	3	2880	345130182	2	Standard
Al	27	3.592	ug/L	0.035	0	3738	109900	1	Standard
Cr	52	0.010	ug/L	0.011	107	18808	21587	0	Standard
Cr	53	0.413	ug/L	0.010	2	545	1699	0	Standard
Fe	54	261.365	ug/L	6.303	2	77311	869975	3	Standard
Fe	57	281.232	ug/L	6.456	2	20178	366394	2	Standard
Mn	55	130.193	ug/L	3.993	3	497	4879219	2	Standard
Ge	72		ug/L			40161	37151	0	KED
Ni	60	2.423	ug/L	0.099	4	23	3891	4	KED
Ni	62	2.451	ug/L	0.084	3	12	641	3	KED
Cu	63	0.261	ug/L	0.005	2	63	1240	2	KED
Cu	65	0.242	ug/L	0.006	2	31	580	1	KED
Zn	66	1.488	ug/L	0.077	5	41	890	4	KED
Zn	67	2.620	ug/L	0.256	9	9	255	9	KED
As	75	0.600	ug/L	0.015	2	3	170	2	KED
Y	89		ug/L			293931	288759	0	Standard
Kr	83		ug/L			41	43	22	Standard
In-1	115		ug/L			9171	8284	0	KED
Cd	111	0.021	ug/L	0.007	32	3	9	21	KED
Cd	114	0.019	ug/L	0.010	53	3	16	44	KED
In	115		ug/L			523263	518778	1	Standard
Ba	135	12.156	ug/L	0.196	1	41	76329	0	Standard
Ba	137	12.240	ug/L	0.235	1	120	136417	1	Standard
Tb	159		ug/L			1275917	1303013	1	Standard
Tl	205	-0.000	ug/L	0.000	85	295	267	10	Standard
Pb	208	0.080	ug/L	0.000	0	400	8065	1	Standard

ICP-MS Quantitative Analysis - Summary Report

Sample ID: **BLD0180-MS1**

Sample Dil Factor:

Comments:

Sample Date/Time: **Thursday, April 27, 2023 04:53:30**

Number of Replicates: 3

Method File: C:\Users\Public\Documents\PerkinElmer Syngistix\ICPMS\Method\200.8_dailymethod_ked_uct.mth

Tuning File: C:\Users\Public\Documents\PerkinElmer Syngistix\ICPMS\MassCal\Default.tun

Optimization File: C:\Users\Public\Documents\PerkinElmer Syngistix\ICPMS\Conditions\Default.dac

Calibration File: C:\Users\Public\Documents\PerkinElmer Syngistix\ICPMS\System\042623a.cal

Analyte	Mass	Conc. Mean	Units	Conc. SD	Conc. RSD	Blank Intens.	Meas. Intens.	Intens. RSD	Mode
C	13		ug/L			30857	43177	3	Standard
Cl	37		ug/L			5295645	5157764	1	Standard
> Sc	45		ug/L			548010	614868	3	Standard
Na	23	13746.291	ug/L	202.276	1	206938	335731952	3	Standard
Mg	24	13991.028	ug/L	235.741	1	2880	451515216	1	Standard
Al	27	3950.120	ug/L	120.277	3	3738	114695148	0	Standard
Cr	52	21.996	ug/L	0.621	2	18808	513832	0	Standard
Cr	53	22.318	ug/L	0.800	3	545	58298	1	Standard
Fe	54	4142.499	ug/L	29.025	0	77311	12330942	2	Standard
Fe	57	4179.969	ug/L	56.056	1	20178	5065539	2	Standard
Mn	55	153.380	ug/L	2.056	1	497	5677943	1	Standard
> Ge	72		ug/L			40161	37017	1	KED
Ni	60	27.722	ug/L	0.495	1	23	44136	2	KED
Ni	62	27.751	ug/L	0.721	2	12	7120	1	KED
Cu	63	25.302	ug/L	0.351	1	63	114036	1	KED
Cu	65	25.368	ug/L	0.104	0	31	57688	1	KED
Zn	66	79.317	ug/L	0.465	0	41	45302	1	KED
Zn	67	76.325	ug/L	1.182	1	9	7178	1	KED
As	75	26.810	ug/L	0.446	1	3	7457	0	KED
Y	89		ug/L			293931	278187	3	Standard
Kr	83		ug/L			41	61	9	Standard
> In-1	115		ug/L			9171	8129	1	KED
Cd	111	25.362	ug/L	0.633	2	3	7106	1	KED
Cd	114	24.961	ug/L	0.544	2	3	18052	0	KED
> In	115		ug/L			523263	505080	1	Standard
Ba	135	39.221	ug/L	0.947	2	41	239655	0	Standard
Ba	137	40.092	ug/L	0.531	1	120	434807	2	Standard
> Tb	159		ug/L			1275917	1254025	0	Standard
Tl	205	22.527	ug/L	0.368	1	295	1666127	1	Standard
Pb	208	23.301	ug/L	0.030	0	400	2156271	0	Standard

ICP-MS Quantitative Analysis - Summary Report

Sample ID: SEQ-IBLF

Sample Dil Factor:

Comments:

Sample Date/Time: Thursday, April 27, 2023 04:58:11

Number of Replicates: 3

Method File: C:\Users\Public\Documents\PerkinElmer Syngistix\ICPMS\Method\200.8_dailymethod_ked_uct.mth

Tuning File: C:\Users\Public\Documents\PerkinElmer Syngistix\ICPMS\MassCal\Default.tun

Optimization File: C:\Users\Public\Documents\PerkinElmer Syngistix\ICPMS\Conditions\Default.dac

Calibration File: C:\Users\Public\Documents\PerkinElmer Syngistix\ICPMS\System\042623a.cal

Analyte	Mass	Conc. Mean	Units	Conc. SD	Conc. RSD	Blank Intens.	Meas. Intens.	Intens. RSD	Mode
C	13		ug/L			30857	29159	3	Standard
Cl	37		ug/L			5295645	4793667	2	Standard
> Sc	45		ug/L			548010	514391	1	Standard
Na	23	-7.408	ug/L	0.039	0	206938	42991	1	Standard
Mg	24	0.276	ug/L	0.027	9	2880	10149	5	Standard
Al	27	0.240	ug/L	0.004	1	3738	9345	1	Standard
Cr	52	0.046	ug/L	0.011	24	18808	18515	2	Standard
Cr	53	-0.069	ug/L	0.009	12	545	362	5	Standard
Fe	54	1.816	ug/L	0.448	24	77311	77062	2	Standard
Fe	57	-2.601	ug/L	0.097	3	20178	16314	0	Standard
Mn	55	0.002	ug/L	0.001	32	497	540	4	Standard
> Ge	72		ug/L			40161	38316	1	KED
Ni	60	-0.006	ug/L	0.000	1	23	13	0	KED
Ni	62	-0.012	ug/L	0.018	146	12	8	58	KED
Cu	63	0.023	ug/L	0.001	3	63	165	3	KED
Cu	65	0.024	ug/L	0.011	46	31	85	29	KED
Zn	66	0.024	ug/L	0.019	80	41	53	21	KED
Zn	67	0.057	ug/L	0.024	42	9	14	15	KED
As	75	0.003	ug/L	0.003	96	3	3	19	KED
Y	89		ug/L			293931	283321	1	Standard
Kr	83		ug/L			41	56	16	Standard
> In-1	115		ug/L			9171	8497	1	KED
Cd	111	-0.003	ug/L	0.002	57	3	2	24	KED
Cd	114	0.003	ug/L	0.001	51	3	4	21	KED
> In	115		ug/L			523263	513186	2	Standard
Ba	135	0.009	ug/L	0.002	24	41	96	16	Standard
Ba	137	0.003	ug/L	0.002	52	120	151	11	Standard
> Tb	159		ug/L			1275917	1250769	1	Standard
Tl	205	-0.002	ug/L	0.000	20	295	139	20	Standard
Pb	208	0.000	ug/L	0.000	20	400	432	1	Standard

ICP-MS Quantitative Analysis - Summary Report

Sample ID: **23C0584-02**

Sample Dil Factor:

Comments:

Sample Date/Time: **Thursday, April 27, 2023 05:02:57**

Number of Replicates: 3

Method File: C:\Users\Public\Documents\PerkinElmer Syngistix\ICPMS\Method\200.8_dailymethod_ked_uct.mth

Tuning File: C:\Users\Public\Documents\PerkinElmer Syngistix\ICPMS\MassCal\Default.tun

Optimization File: C:\Users\Public\Documents\PerkinElmer Syngistix\ICPMS\Conditions\Default.dac

Calibration File: C:\Users\Public\Documents\PerkinElmer Syngistix\ICPMS\System\042623a.cal

Analyte	Mass	Conc. Mean	Units	Conc. SD	Conc. RSD	Blank Intens.	Meas. Intens.	Intens. RSD	Mode
C	13		ug/L			30857	50452	1	Standard
Cl	37		ug/L			5295645	5090185	2	Standard
Sc	45		ug/L			548010	600838	2	Standard
Na	23	9998.959	ug/L	159.840	1	206938	238649841	2	Standard
Mg	24	10557.197	ug/L	330.084	3	2880	333091020	4	Standard
Al	27	1.634	ug/L	0.072	4	3738	50452	2	Standard
Cr	52	0.006	ug/L	0.011	175	18808	20750	1	Standard
Cr	53	0.383	ug/L	0.014	3	545	1565	3	Standard
Fe	54	161.974	ug/L	4.095	2	77311	552568	2	Standard
Fe	57	188.041	ug/L	6.388	3	20178	243757	2	Standard
Mn	55	112.239	ug/L	4.092	3	497	4059034	1	Standard
Ge	72		ug/L			40161	36627	0	KED
Ni	60	2.300	ug/L	0.028	1	23	3641	0	KED
Ni	62	2.381	ug/L	0.040	1	12	614	1	KED
Cu	63	0.277	ug/L	0.009	3	63	1294	2	KED
Cu	65	0.298	ug/L	0.028	9	31	699	8	KED
Zn	66	0.885	ug/L	0.049	5	41	537	5	KED
Zn	67	1.587	ug/L	0.127	8	9	156	7	KED
As	75	0.362	ug/L	0.018	4	3	102	4	KED
Y	89		ug/L			293931	278442	2	Standard
Kr	83		ug/L			41	35	17	Standard
In-1	115		ug/L			9171	8030	0	KED
Cd	111	0.020	ug/L	0.003	16	3	8	11	KED
Cd	114	0.023	ug/L	0.003	12	3	18	10	KED
In	115		ug/L			523263	505799	3	Standard
Ba	135	12.238	ug/L	0.362	2	41	74875	1	Standard
Ba	137	12.204	ug/L	0.578	4	120	132460	1	Standard
Tb	159		ug/L			1275917	1245515	3	Standard
Tl	205	-0.000	ug/L	0.000	76	295	257	9	Standard
Pb	208	0.007	ug/L	0.000	6	400	1027	4	Standard

ICP-MS Quantitative Analysis - Summary Report

Sample ID: **BLD0181-DUP1**

Sample Dil Factor:

Comments:

Sample Date/Time: **Thursday, April 27, 2023 05:07:43**

Number of Replicates: 3

Method File: C:\Users\Public\Documents\PerkinElmer Syngistix\ICPMS\Method\200.8_dailymethod_ked_uct.mth

Tuning File: C:\Users\Public\Documents\PerkinElmer Syngistix\ICPMS\MassCal\Default.tun

Optimization File: C:\Users\Public\Documents\PerkinElmer Syngistix\ICPMS\Conditions\Default.dac

Calibration File: C:\Users\Public\Documents\PerkinElmer Syngistix\ICPMS\System\042623a.cal

Analyte	Mass	Conc. Mean	Units	Conc. SD	Conc. RSD	Blank Intens.	Meas. Intens.	Intens. RSD	Mode
C	13		ug/L			30857	51002	2	Standard
Cl	37		ug/L			5295645	5050291	2	Standard
> Sc	45		ug/L			548010	608969	1	Standard
Na	23	9583.704	ug/L	251.636	2	206938	231794184	1	Standard
Mg	24	10268.836	ug/L	433.225	4	2880	328188246	3	Standard
Al	27	15.460	ug/L	0.231	1	3738	448915	0	Standard
Cr	52	-0.005	ug/L	0.041	789	18808	20775	2	Standard
Cr	53	0.377	ug/L	0.020	5	545	1570	1	Standard
Fe	54	156.450	ug/L	5.181	3	77311	543758	0	Standard
Fe	57	179.549	ug/L	2.766	1	20178	236962	1	Standard
Mn	55	106.122	ug/L	3.092	2	497	3891074	2	Standard
> Ge	72		ug/L			40161	36848	1	KED
Ni	60	2.259	ug/L	0.021	0	23	3599	1	KED
Ni	62	2.282	ug/L	0.058	2	12	593	1	KED
Cu	63	0.326	ug/L	0.010	3	63	1521	4	KED
Cu	65	0.321	ug/L	0.003	1	31	756	2	KED
Zn	66	1.259	ug/L	0.085	6	41	753	4	KED
Zn	67	1.916	ug/L	0.045	2	9	187	3	KED
As	75	0.338	ug/L	0.011	3	3	96	3	KED
Y	89		ug/L			293931	279174	1	Standard
Kr	83		ug/L			41	40	26	Standard
> In-1	115		ug/L			9171	8123	0	KED
Cd	111	0.021	ug/L	0.018	89	3	8	59	KED
Cd	114	0.021	ug/L	0.005	24	3	18	21	KED
> In	115		ug/L			523263	505860	1	Standard
Ba	135	11.947	ug/L	0.211	1	41	73162	2	Standard
Ba	137	12.030	ug/L	0.088	0	120	130746	0	Standard
> Tb	159		ug/L			1275917	1282648	1	Standard
Tl	205	-0.000	ug/L	0.000	67	295	264	9	Standard
Pb	208	0.048	ug/L	0.001	2	400	4949	0	Standard

ICP-MS Quantitative Analysis - Summary Report

Sample ID: **BLD0181-MS1**

Sample Dil Factor:

Comments:

Sample Date/Time: **Thursday, April 27, 2023 05:12:53**

Number of Replicates: 3

Method File: C:\Users\Public\Documents\PerkinElmer Syngistix\ICPMS\Method\200.8_dailymethod_ked_uct.mth

Tuning File: C:\Users\Public\Documents\PerkinElmer Syngistix\ICPMS\MassCal\Default.tun

Optimization File: C:\Users\Public\Documents\PerkinElmer Syngistix\ICPMS\Conditions\Default.dac

Calibration File: C:\Users\Public\Documents\PerkinElmer Syngistix\ICPMS\System\042623a.cal

Analyte	Mass	Conc. Mean	Units	Conc. SD	Conc. RSD	Blank Intens.	Meas. Intens.	Intens. RSD	Mode
C	13		ug/L			30857	48913	1	Standard
Cl	37		ug/L			5295645	5071511	2	Standard
> Sc	45		ug/L			548010	593249	0	Standard
Na	23	13358.804	ug/L	228.948	1	206938	314781594	2	Standard
Mg	24	14003.383	ug/L	182.246	1	2880	436178250	1	Standard
Al	27	3907.953	ug/L	130.535	3	3738	109561986	3	Standard
Cr	52	21.525	ug/L	0.273	1	18808	485885	1	Standard
Cr	53	22.178	ug/L	0.357	1	545	55932	1	Standard
Fe	54	3950.974	ug/L	88.485	2	77311	11352782	2	Standard
Fe	57	4138.124	ug/L	93.949	2	20178	4839479	2	Standard
> Mn STL	55	125.265	ug/L	3.224	2	497	4475199	2	Standard
> Ge	72		ug/L			40161	36486	0	KED
Ni	60	26.508	ug/L	0.550	2	23	41590	1	KED
Ni	62	26.753	ug/L	0.271	1	12	6767	1	KED
Cu	63	24.743	ug/L	0.129	0	63	109922	0	KED
Cu	65	24.718	ug/L	0.520	2	31	55401	1	KED
Zn	66	79.503	ug/L	0.848	1	41	44753	0	KED
Zn	67	75.159	ug/L	1.063	1	9	6968	1	KED
As	75	26.402	ug/L	0.279	1	3	7239	0	KED
Y	89		ug/L			293931	276662	3	Standard
Kr	83		ug/L			41	60	14	Standard
> In-1	115		ug/L			9171	7966	0	KED
Cd	111	24.640	ug/L	0.636	2	3	6766	1	KED
Cd	114	24.806	ug/L	0.380	1	3	17584	1	KED
> In	115		ug/L			523263	506660	1	Standard
Ba	135	37.983	ug/L	0.864	2	41	232844	1	Standard
Ba	137	38.512	ug/L	1.341	3	120	418877	2	Standard
> Tb	159		ug/L			1275917	1241752	0	Standard
Tl	205	22.154	ug/L	0.529	2	295	1622555	2	Standard
Pb	208	22.599	ug/L	0.215	0	400	2070812	0	Standard

ICP-MS Quantitative Analysis - Summary Report

Sample ID: SEQ-IBLG

Sample Dil Factor:

Comments:

Sample Date/Time: Thursday, April 27, 2023 05:17:33

Number of Replicates: 3

Method File: C:\Users\Public\Documents\PerkinElmer Syngistix\ICPMS\Method\200.8_dailymethod_ked_uct.mth

Tuning File: C:\Users\Public\Documents\PerkinElmer Syngistix\ICPMS\MassCal\Default.tun

Optimization File: C:\Users\Public\Documents\PerkinElmer Syngistix\ICPMS\Conditions\Default.dac

Calibration File: C:\Users\Public\Documents\PerkinElmer Syngistix\ICPMS\System\042623a.cal

Analyte	Mass	Conc. Mean	Units	Conc. SD	Conc. RSD	Blank Intens.	Meas. Intens.	Intens. RSD	Mode
C	13		ug/L			30857	29964	1	Standard
Cl	37		ug/L			5295645	4782656	3	Standard
> Sc	45		ug/L			548010	505816	0	Standard
Na	23	-7.992	ug/L	0.034	0	206938	30551	1	Standard
Mg	24	0.135	ug/L	0.009	6	2880	6230	2	Standard
Al	27	0.213	ug/L	0.004	1	3738	8530	1	Standard
Cr	52	0.046	ug/L	0.030	64	18808	18211	2	Standard
Cr	53	-0.096	ug/L	0.004	3	545	299	2	Standard
Fe	54	1.913	ug/L	0.803	41	77311	76002	2	Standard
Fe	57	-2.384	ug/L	0.262	10	20178	16257	1	Standard
Mn	55	0.001	ug/L	0.001	129	497	487	6	Standard
> Ge	72		ug/L			40161	38215	0	KED
Ni	60	0.025	ug/L	0.058	231	23	63	149	KED
Ni	62	0.012	ug/L	0.077	658	12	14	139	KED
Cu	63	0.053	ug/L	0.062	115	63	307	93	KED
Cu	65	0.062	ug/L	0.070	112	31	175	93	KED
Zn	66	0.148	ug/L	0.204	137	41	127	94	KED
Zn	67	0.109	ug/L	0.096	87	9	19	47	KED
As	75	0.036	ug/L	0.064	177	3	13	139	KED
Y	89		ug/L			293931	274920	1	Standard
Kr	83		ug/L			41	41	14	Standard
> In-1	115		ug/L			9171	8309	2	KED
Cd	111	-0.002	ug/L	0.002	79	3	2	21	KED
Cd	114	-0.001	ug/L	0.000	7	3	1	1	KED
> In	115		ug/L			523263	509930	0	Standard
Ba	135	0.006	ug/L	0.001	12	41	78	6	Standard
Ba	137	0.003	ug/L	0.003	103	120	147	20	Standard
> Tb	159		ug/L			1275917	1243656	1	Standard
Tl	205	-0.002	ug/L	0.000	23	295	158	17	Standard
Pb	208	-0.000	ug/L	0.000	67	400	357	7	Standard

ICP-MS Quantitative Analysis - Summary Report

Sample ID: SEQ-CCVG

Sample Dil Factor:

Comments:

Sample Date/Time: Thursday, April 27, 2023 05:22:19

Number of Replicates: 3

Method File: C:\Users\Public\Documents\PerkinElmer Syngistix\ICPMS\Method\200.8_dailymethod_ked_uct.mth

Tuning File: C:\Users\Public\Documents\PerkinElmer Syngistix\ICPMS\MassCal\Default.tun

Optimization File: C:\Users\Public\Documents\PerkinElmer Syngistix\ICPMS\Conditions\Default.dac

Calibration File: C:\Users\Public\Documents\PerkinElmer Syngistix\ICPMS\System\042623a.cal

Analyte	Mass	Conc. Mean	Units	Conc. SD	Conc. RSD	Blank Intens.	Meas. Intens.	Intens. RSD	Mode
C	13		ug/L			30857	31006	1	Standard
Cl	37		ug/L			5295645	5465756	3	Standard
Sc	45		ug/L			548010	519001	1	Standard
Na	23	4343.953	ug/L	50.679	1	206938	89665695	0	Standard
Mg	24	4354.996	ug/L	53.024	1	2880	118687392	2	Standard
Al	27	4530.789	ug/L	65.137	1	3738	111126101	2	Standard
Cr	52	49.897	ug/L	0.242	0	18808	961801	1	Standard
Cr	53	49.712	ug/L	0.347	0	545	109042	1	Standard
Fe	54	4367.713	ug/L	53.810	1	77311	10972976	2	Standard
Fe	57	4473.430	ug/L	43.482	0	20178	4575765	2	Standard
Mn	55	45.560	ug/L	0.729	1	497	1424485	2	Standard
Ge	72		ug/L			40161	38404	0	KED
Ni	60	47.692	ug/L	1.267	2	23	78745	2	KED
Ni	62	47.696	ug/L	0.379	0	12	12690	1	KED
Cu	63	48.311	ug/L	0.876	1	63	225859	2	KED
Cu	65	48.685	ug/L	0.399	0	31	114834	0	KED
Zn	66	49.235	ug/L	0.336	0	41	29187	0	KED
Zn	67	48.312	ug/L	1.526	3	9	4718	3	KED
As	75	50.216	ug/L	0.523	1	3	14491	0	KED
Y	89		ug/L			293931	273487	1	Standard
Kr	83		ug/L			41	40	17	Standard
In-1	115		ug/L			9171	8158	1	KED
Cd	111	50.206	ug/L	1.220	2	3	14115	1	KED
Cd	114	50.141	ug/L	1.091	2	3	36392	1	KED
In	115		ug/L			523263	499216	1	Standard
Ba	135	51.721	ug/L	1.369	2	41	312469	3	Standard
Ba	137	53.572	ug/L	0.729	1	120	574245	1	Standard
Tb	159		ug/L			1275917	1252401	2	Standard
Tl	205	47.111	ug/L	0.499	1	295	3478980	1	Standard
Pb	208	47.220	ug/L	0.340	0	400	4363292	1	Standard

ICP-MS Quantitative Analysis - Summary Report

Sample ID: SEQ-CCBG

Sample Dil Factor:

Comments:

Sample Date/Time: Thursday, April 27, 2023 05:29:49

Number of Replicates: 3

Method File: C:\Users\Public\Documents\PerkinElmer Syngistix\ICPMS\Method\200.8_dailymethod_ked_uct.mth

Tuning File: C:\Users\Public\Documents\PerkinElmer Syngistix\ICPMS\MassCal\Default.tun

Optimization File: C:\Users\Public\Documents\PerkinElmer Syngistix\ICPMS\Conditions\Default.dac

Calibration File: C:\Users\Public\Documents\PerkinElmer Syngistix\ICPMS\System\042623a.cal

Analyte	Mass	Conc. Mean	Units	Conc. SD	Conc. RSD	Blank Intens.	Meas. Intens.	Intens. RSD	Mode
C	13		ug/L			30857	30406	1	Standard
Cl	37		ug/L			5295645	5048168	1	Standard
> Sc	45		ug/L			548010	515685	1	Standard
Na	23	-8.403	ug/L	0.018	0	206938	22756	2	Standard
Mg	24	0.005	ug/L	0.003	73	2880	2836	4	Standard
Al	27	-0.002	ug/L	0.006	361	3738	3473	3	Standard
Cr	52	0.015	ug/L	0.005	37	18808	17972	1	Standard
Cr	53	-0.134	ug/L	0.007	5	545	222	7	Standard
Fe	54	0.986	ug/L	0.267	27	77311	75192	1	Standard
Fe	57	1.404	ug/L	0.217	15	20178	20409	1	Standard
Mn	55	-0.000	ug/L	0.001	618	497	462	5	Standard
> Ge	72		ug/L			40161	39027	0	KED
Ni	60	-0.004	ug/L	0.008	221	23	16	85	KED
Ni	62	-0.018	ug/L	0.008	46	12	6	31	KED
Cu	63	-0.001	ug/L	0.001	106	63	55	12	KED
Cu	65	0.002	ug/L	0.003	150	31	34	17	KED
Zn	66	0.011	ug/L	0.028	240	41	47	34	KED
Zn	67	-0.029	ug/L	0.022	75	9	6	34	KED
As	75	0.005	ug/L	0.004	79	3	4	26	KED
Y	89		ug/L			293931	273226	2	Standard
Kr	83		ug/L			41	33	46	Standard
> In-1	115		ug/L			9171	8586	0	KED
Cd	111	-0.000	ug/L	0.007	2125	3	3	62	KED
Cd	114	0.004	ug/L	0.006	141	3	6	76	KED
> In	115		ug/L			523263	500830	0	Standard
Ba	135	0.003	ug/L	0.001	33	41	57	10	Standard
Ba	137	-0.003	ug/L	0.002	51	120	83	20	Standard
> Tb	159		ug/L			1275917	1237572	0	Standard
Tl	205	-0.000	ug/L	0.001	399	295	277	13	Standard
Pb	208	0.000	ug/L	0.001	71581	400	387	12	Standard

ICP-MS Quantitative Analysis - Summary Report

Sample ID: 23C0584-04

Sample Dil Factor:

DEL

Comments:

Sample Date/Time: Thursday, April 27, 2023 05:34:36

Number of Replicates: 3

Method File: C:\Users\Public\Documents\PerkinElmer Syngistix\ICPMS\Method\200.8_dailymethod_ked_uct.mth

Tuning File: C:\Users\Public\Documents\PerkinElmer Syngistix\ICPMS\MassCal\Default.tun

Optimization File: C:\Users\Public\Documents\PerkinElmer Syngistix\ICPMS\Conditions\Default.dac

Calibration File: C:\Users\Public\Documents\PerkinElmer Syngistix\ICPMS\System\042623a.cal

Analyte	Mass	Conc. Mean	Units	Conc. SD	Conc. RSD	Blank Intens.	Meas. Intens.	Intens. RSD	Mode
C	13		ug/L			30857	57842	2	Standard
Cl	37		ug/L			5295645	7036410	3	Standard
Sc	45		ug/L			548010	631491	1	Standard
Na	23	S	ug/L	S	S	206938	S	S	Standard
Mg	24	25990.569	ug/L	3286.438	12	2880	860936584	11	Standard
Al	27	1.105	ug/L	0.030	2	3738	37270	1	Standard
Cr	52	0.047	ug/L	0.021	45	18808	22756	2	Standard
Cr	53	1.364	ug/L	0.020	1	545	4251	2	Standard
Fe	54	2566.153	ug/L	51.809	2	77311	7880102	2	Standard
Fe	57	2755.555	ug/L	30.422	1	20178	3437979	1	Standard
Mn	55	974.183	ug/L	14.036	1	497	37041832	0	Standard
Ge	72		ug/L			40161	33082	1	KED
Ni	60	3.886	ug/L	0.145	3	23	5543	2	KED
Ni	62	4.118	ug/L	0.081	1	12	953	3	KED
Cu	63	0.272	ug/L	0.015	5	63	1147	6	KED
Cu	65	0.273	ug/L	0.015	5	31	580	6	KED
Zn	66	0.728	ug/L	0.065	8	41	405	7	KED
Zn	67	4.430	ug/L	0.435	9	9	379	9	KED
As	75	1.125	ug/L	0.020	1	3	282	2	KED
Y	89		ug/L			293931	271606	3	Standard
Kr	83		ug/L			41	77	2	Standard
In-1	115		ug/L			9171	7417	1	KED
Cd	111	0.018	ug/L	0.012	66	3	7	39	KED
Cd	114	0.028	ug/L	0.006	21	3	21	18	KED
In	115		ug/L			523263	432507	3	Standard
Ba	135	76.490	ug/L	3.503	4	41	399857	0	Standard
Ba	137	77.293	ug/L	2.932	3	120	717132	1	Standard
Tb	159		ug/L			1275917	1177850	2	Standard
Tl	205	0.000	ug/L	0.001	133	295	304	14	Standard
Pb	208	0.014	ug/L	0.001	4	400	1603	5	Standard

ICP-MS Quantitative Analysis - Summary Report

Sample ID: 23C0584-14

Sample Dil Factor:

DEL

Comments:

Sample Date/Time: Thursday, April 27, 2023 05:39:22

Number of Replicates: 3

Method File: C:\Users\Public\Documents\PerkinElmer Syngistix\ICPMS\Method\200.8_dailymethod_ked_uct.mth

Tuning File: C:\Users\Public\Documents\PerkinElmer Syngistix\ICPMS\MassCal\Default.tun

Optimization File: C:\Users\Public\Documents\PerkinElmer Syngistix\ICPMS\Conditions\Default.dac

Calibration File: C:\Users\Public\Documents\PerkinElmer Syngistix\ICPMS\System\042623a.cal

Analyte	Mass	Conc. Mean	Units	Conc. SD	Conc. RSD	Blank Intens.	Meas. Intens.	Intens. RSD	Mode
C	13		ug/L			30857	59652	2	Standard
Cl	37		ug/L			5295645	5447313	4	Standard
> Sc	45		ug/L			548010	598959	1	Standard
Na	23	6800.878	ug/L	185.337	2	206938	161915450	3	Standard
Mg	24	14265.496	ug/L	584.635	4	2880	448465356	3	Standard
Al	27	4.587	ug/L	0.126	2	3738	133884	2	Standard
Cr	52	0.383	ug/L	0.044	11	18808	28915	2	Standard
Cr	53	0.451	ug/L	0.027	5	545	1731	3	Standard
Fe	54	6.229	ug/L	1.286	20	77311	102449	4	Standard
Fe	57	59.835	ug/L	0.990	1	20178	92373	1	Standard
Mn	55	525.859	ug/L	5.234	0	497	18964731	0	Standard
> Ge	72		ug/L			40161	36686	0	KED
Ni	60	2.218	ug/L	0.042	1	23	3518	2	KED
Ni	62	2.269	ug/L	0.093	4	12	587	4	KED
Cu	63	1.987	ug/L	0.013	0	63	8927	0	KED
Cu	65	1.980	ug/L	0.015	0	31	4489	0	KED
Zn	66	1.050	ug/L	0.066	6	41	631	5	KED
Zn	67	2.273	ug/L	0.084	3	9	220	2	KED
As	75	0.359	ug/L	0.025	6	3	101	6	KED
Y	89		ug/L			293931	279254	1	Standard
Kr	83		ug/L			41	52	5	Standard
> In-1	115		ug/L			9171	8149	1	KED
Cd	111	0.095	ug/L	0.005	5	3	29	4	KED
Cd	114	0.066	ug/L	0.012	18	3	50	16	KED
> In	115		ug/L			523263	494187	2	Standard
Ba	135	22.856	ug/L	0.698	3	41	136634	1	Standard
Ba	137	23.081	ug/L	0.851	3	120	244832	1	Standard
> Tb	159		ug/L			1275917	1263284	0	Standard
Tl	205	0.002	ug/L	0.001	36	295	474	14	Standard
Pb	208	0.012	ug/L	0.001	8	400	1477	5	Standard

ICP-MS Quantitative Analysis - Summary Report

Sample ID: 23C0584-16

Sample Dil Factor:

DEL

Comments:

Sample Date/Time: Thursday, April 27, 2023 05:44:31

Number of Replicates: 3

Method File: C:\Users\Public\Documents\PerkinElmer Syngistix\ICPMS\Method\200.8_dailymethod_ked_uct.mth

Tuning File: C:\Users\Public\Documents\PerkinElmer Syngistix\ICPMS\MassCal\Default.tun

Optimization File: C:\Users\Public\Documents\PerkinElmer Syngistix\ICPMS\Conditions\Default.dac

Calibration File: C:\Users\Public\Documents\PerkinElmer Syngistix\ICPMS\System\042623a.cal

Analyte	Mass	Conc. Mean	Units	Conc. SD	Conc. RSD	Blank Intens.	Meas. Intens.	Intens. RSD	Mode
C	13		ug/L			30857	59276	2	Standard
Cl	37		ug/L			5295645	5908784	3	Standard
> Sc	45		ug/L			548010	617337	2	Standard
Na	23	28921.846	ug/L	1613.269	5	206938	708475876	4	Standard
Mg	24	S	ug/L	S	S	2880	S	S	Standard
Al	27	0.931	ug/L	0.018	1	3738	31354	1	Standard
Cr	52	0.030	ug/L	0.006	21	18808	21857	2	Standard
Cr	53	0.232	ug/L	0.015	6	545	1216	3	Standard
Fe	54	16.662	ug/L	0.630	3	77311	136518	0	Standard
Fe	57	192.672	ug/L	2.357	1	20178	256114	1	Standard
Mn	55	179.558	ug/L	1.658	0	497	6675928	2	Standard
> Ge	72		ug/L			40161	32919	1	KED
Ni	60	3.563	ug/L	0.131	3	23	5060	2	KED
Ni	62	3.516	ug/L	0.089	2	12	810	1	KED
Cu	63	0.216	ug/L	0.005	2	63	916	1	KED
Cu	65	0.216	ug/L	0.010	4	31	462	3	KED
Zn	66	1.304	ug/L	0.023	1	41	695	1	KED
Zn	67	3.311	ug/L	0.170	5	9	284	5	KED
As	75	0.507	ug/L	0.045	8	3	127	8	KED
Y	89		ug/L			293931	278994	1	Standard
Kr	83		ug/L			41	74	10	Standard
> In-1	115		ug/L			9171	7610	1	KED
Cd	111	0.158	ug/L	0.010	6	3	44	6	KED
Cd	114	0.185	ug/L	0.023	12	3	127	13	KED
> In	115		ug/L			523263	447752	4	Standard
Ba	135	47.747	ug/L	0.588	1	41	258600	3	Standard
Ba	137	48.107	ug/L	2.569	5	120	461702	0	Standard
> Tb	159		ug/L			1275917	1206681	0	Standard
Tl	205	0.000	ug/L	0.000	395	295	286	9	Standard
Pb	208	0.028	ug/L	0.001	3	400	2869	3	Standard

ICP-MS Quantitative Analysis - Summary Report

Sample ID: 23C0584-18

Sample Dil Factor:

DEL

Comments:

Sample Date/Time: Thursday, April 27, 2023 05:50:41

Number of Replicates: 3

Method File: C:\Users\Public\Documents\PerkinElmer Syngistix\ICPMS\Method\200.8_dailymethod_ked_uct.mth

Tuning File: C:\Users\Public\Documents\PerkinElmer Syngistix\ICPMS\MassCal\Default.tun

Optimization File: C:\Users\Public\Documents\PerkinElmer Syngistix\ICPMS\Conditions\Default.dac

Calibration File: C:\Users\Public\Documents\PerkinElmer Syngistix\ICPMS\System\042623a.cal

Analyte	Mass	Conc. Mean	Units	Conc. SD	Conc. RSD	Blank Intens.	Meas. Intens.	Intens. RSD	Mode
C	13		ug/L			30857	58172	2	Standard
Cl	37		ug/L			5295645	6339358	3	Standard
Sc	45		ug/L			548010	612570	1	Standard
Na	23	S	ug/L	S	S	206938	S	S	Standard
Mg	24	19789.880	ug/L	441.250	2	2880	636539938	3	Standard
Al	27	3.253	ug/L	0.070	2	3738	98350	3	Standard
Cr	52	0.126	ug/L	0.006	4	18808	23838	1	Standard
Cr	53	2.099	ug/L	0.031	1	545	6018	2	Standard
Fe	54	52.724	ug/L	1.267	2	77311	241700	2	Standard
Fe	57	114.736	ug/L	1.076	0	20178	160495	2	Standard
Mn	55	254.040	ug/L	2.317	0	497	9371923	2	Standard
Ge	72		ug/L			40161	34592	0	KED
Ni	60	1.559	ug/L	0.048	3	23	2338	3	KED
Ni	62	1.535	ug/L	0.079	5	12	377	4	KED
Cu	63	0.813	ug/L	0.022	2	63	3477	2	KED
Cu	65	0.840	ug/L	0.005	0	31	1810	0	KED
Zn	66	0.604	ug/L	0.022	3	41	358	4	KED
Zn	67	2.654	ug/L	0.411	15	9	241	15	KED
As	75	3.666	ug/L	0.069	1	3	955	1	KED
Y	89		ug/L			293931	267959	1	Standard
Kr	83		ug/L			41	83	9	Standard
In-1	115		ug/L			9171	7555	0	KED
Cd	111	0.013	ug/L	0.008	56	3	6	31	KED
Cd	114	0.005	ug/L	0.006	111	3	6	65	KED
In	115		ug/L			523263	483331	2	Standard
Ba	135	35.570	ug/L	0.944	2	41	207965	0	Standard
Ba	137	36.640	ug/L	0.849	2	120	380146	0	Standard
Tb	159		ug/L			1275917	1229220	0	Standard
Tl	205	-0.001	ug/L	0.001	43	295	177	27	Standard
Pb	208	0.011	ug/L	0.000	2	400	1407	2	Standard

ICP-MS Quantitative Analysis - Summary Report

Sample ID: SEQ-IBLH

Sample Dil Factor:

Comments:

Sample Date/Time: Thursday, April 27, 2023 05:55:21

Number of Replicates: 3

Method File: C:\Users\Public\Documents\PerkinElmer Syngistix\ICPMS\Method\200.8_dailymethod_ked_uct.mth

Tuning File: C:\Users\Public\Documents\PerkinElmer Syngistix\ICPMS\MassCal\Default.tun

Optimization File: C:\Users\Public\Documents\PerkinElmer Syngistix\ICPMS\Conditions\Default.dac

Calibration File: C:\Users\Public\Documents\PerkinElmer Syngistix\ICPMS\System\042623a.cal

Analyte	Mass	Conc. Mean	Units	Conc. SD	Conc. RSD	Blank Intens.	Meas. Intens.	Intens. RSD	Mode
C	13		ug/L			30857	31224	4	Standard
Cl	37		ug/L			5295645	5530246	3	Standard
> Sc	45		ug/L			548010	500410	1	Standard
Na	23	3.920	ug/L	9.280	236	206938	269117	71	Standard
Mg	24	7.920	ug/L	7.528	95	2880	213179	95	Standard
Al	27	0.203	ug/L	0.012	5	3738	8211	2	Standard
Cr	52	0.030	ug/L	0.022	74	18808	17717	1	Standard
Cr	53	0.023	ug/L	0.013	55	545	547	5	Standard
Fe	54	2.791	ug/L	0.578	20	77311	77291	0	Standard
Fe	57	0.579	ug/L	0.589	101	20178	18992	2	Standard
Mn	55	0.063	ug/L	0.059	92	497	2385	76	Standard
> Ge	72		ug/L			40161	37463	1	KED
Ni	60	-0.004	ug/L	0.006	161	23	15	60	KED
Ni	62	-0.026	ug/L	0.005	17	12	4	24	KED
Cu	63	0.018	ug/L	0.001	4	63	140	2	KED
Cu	65	0.016	ug/L	0.006	35	31	67	18	KED
Zn	66	0.016	ug/L	0.017	103	41	48	18	KED
Zn	67	-0.033	ug/L	0.053	158	9	5	88	KED
As	75	-0.004	ug/L	0.004	97	3	1	56	KED
Y	89		ug/L			293931	264198	2	Standard
Kr	83		ug/L			41	42	31	Standard
> In-1	115		ug/L			9171	8093	2	KED
Cd	111	0.000	ug/L	0.002	563	3	3	17	KED
Cd	114	-0.002	ug/L	0.003	135	3	1	188	KED
> In	115		ug/L			523263	493989	2	Standard
Ba	135	0.015	ug/L	0.008	55	41	128	41	Standard
Ba	137	0.012	ug/L	0.007	59	120	239	33	Standard
> Tb	159		ug/L			1275917	1209953	0	Standard
Tl	205	-0.002	ug/L	0.000	13	295	107	21	Standard
Pb	208	0.000	ug/L	0.000	46	400	422	4	Standard

ICP-MS Quantitative Analysis - Summary Report

Sample ID: 23C0584-20

Sample Dil Factor:

DEL

Comments:

Sample Date/Time: Thursday, April 27, 2023 06:00:08

Number of Replicates: 3

Method File: C:\Users\Public\Documents\PerkinElmer Syngistix\ICPMS\Method\200.8_dailymethod_ked_uct.mth

Tuning File: C:\Users\Public\Documents\PerkinElmer Syngistix\ICPMS\MassCal\Default.tun

Optimization File: C:\Users\Public\Documents\PerkinElmer Syngistix\ICPMS\Conditions\Default.dac

Calibration File: C:\Users\Public\Documents\PerkinElmer Syngistix\ICPMS\System\042623a.cal

Analyte	Mass	Conc. Mean	Units	Conc. SD	Conc. RSD	Blank Intens.	Meas. Intens.	Intens. RSD	Mode
C	13		ug/L			30857	57451	1	Standard
Cl	37		ug/L			5295645	6200933	3	Standard
> Sc	45		ug/L			548010	600942	1	Standard
Na	23	32421.064	ug/L	1702.789	5	206938	773006009	3	Standard
Mg	24	20163.660	ug/L	445.632	2	2880	636047385	1	Standard
Al	27	3.220	ug/L	0.068	2	3738	95521	2	Standard
Cr	52	0.125	ug/L	0.043	34	18808	23360	2	Standard
Cr	53	2.082	ug/L	0.095	4	545	5860	4	Standard
Fe	54	48.839	ug/L	1.461	2	77311	225874	2	Standard
Fe	57	111.376	ug/L	1.009	0	20178	153476	2	Standard
Mn	55	253.200	ug/L	9.815	3	497	9158911	2	Standard
> Ge	72		ug/L			40161	34260	0	KED
Ni	60	1.494	ug/L	0.048	3	23	2219	3	KED
Ni	62	1.424	ug/L	0.151	10	12	347	10	KED
Cu	63	0.755	ug/L	0.010	1	63	3200	1	KED
Cu	65	0.795	ug/L	0.004	0	31	1700	0	KED
Zn	66	0.420	ug/L	0.029	6	41	257	5	KED
Zn	67	2.411	ug/L	0.391	16	9	217	15	KED
As	75	3.685	ug/L	0.032	0	3	951	0	KED
Y	89		ug/L			293931	269551	2	Standard
Kr	83		ug/L			41	64	33	Standard
> In-1	115		ug/L			9171	7615	2	KED
Cd	111	0.001	ug/L	0.002	220	3	3	17	KED
Cd	114	0.007	ug/L	0.003	41	3	7	25	KED
> In	115		ug/L			523263	491625	0	Standard
Ba	135	35.006	ug/L	0.576	1	41	208247	0	Standard
Ba	137	35.583	ug/L	0.071	0	120	375642	0	Standard
> Tb	159		ug/L			1275917	1241618	1	Standard
Tl	205	-0.002	ug/L	0.000	13	295	151	10	Standard
Pb	208	0.004	ug/L	0.001	19	400	749	8	Standard

ICP-MS Quantitative Analysis - Summary Report

Sample ID: 23C0584-15

Sample Dil Factor:

DEL

Comments:

Sample Date/Time: Thursday, April 27, 2023 06:04:53

Number of Replicates: 3

Method File: C:\Users\Public\Documents\PerkinElmer Syngistix\ICPMS\Method\200.8_dailymethod_ked_uct.mth

Tuning File: C:\Users\Public\Documents\PerkinElmer Syngistix\ICPMS\MassCal\Default.tun

Optimization File: C:\Users\Public\Documents\PerkinElmer Syngistix\ICPMS\Conditions\Default.dac

Calibration File: C:\Users\Public\Documents\PerkinElmer Syngistix\ICPMS\System\042623a.cal

Analyte	Mass	Conc. Mean	Units	Conc. SD	Conc. RSD	Blank Intens.	Meas. Intens.	Intens. RSD	Mode
C	13		ug/L			30857	59473	6	Standard
Cl	37		ug/L			5295645	5708946	3	Standard
[> Sc	45		ug/L			548010	602757	1	Standard
Na	23	S	ug/L	S	S	206938	S	S	Standard
Mg	24	S	ug/L	S	S	2880	S	S	Standard
Al	27	17.581	ug/L	0.266	1	3738	504868	2	Standard
Cr	52	0.076	ug/L	0.024	32	18808	22343	1	Standard
Cr	53	0.327	ug/L	0.002	0	545	1429	1	Standard
Fe	54	181.627	ug/L	4.654	2	77311	611342	2	Standard
Fe	57	351.850	ug/L	0.636	0	20178	438384	1	Standard
Mn	55	180.906	ug/L	1.580	0	497	6566579	1	Standard
[> Ge	72		ug/L			40161	33062	0	KED
Ni	60	3.956	ug/L	0.097	2	23	5641	2	KED
Ni	62	4.041	ug/L	0.006	0	12	934	0	KED
Cu	63	0.545	ug/L	0.001	0	63	2245	0	KED
Cu	65	0.546	ug/L	0.018	3	31	1135	2	KED
Zn	66	5.318	ug/L	0.129	2	41	2745	2	KED
Zn	67	6.686	ug/L	0.173	2	9	568	2	KED
As	75	0.715	ug/L	0.020	2	3	180	2	KED
Y	89		ug/L			293931	281553	1	Standard
Kr	83		ug/L			41	66	29	Standard
[> In-1	115		ug/L			9171	7247	3	KED
Cd	111	0.384	ug/L	0.056	14	3	98	11	KED
Cd	114	0.342	ug/L	0.025	7	3	223	8	KED
[> In	115		ug/L			523263	445129	1	Standard
Ba	135	48.897	ug/L	0.880	1	41	263368	1	Standard
Ba	137	50.209	ug/L	0.382	0	120	479886	1	Standard
[> Tb	159		ug/L			1275917	1185977	1	Standard
Tl	205	0.000	ug/L	0.000	936	295	278	12	Standard
Pb	208	0.414	ug/L	0.007	1	400	36620	0	Standard

ICP-MS Quantitative Analysis - Summary Report

Sample ID: 23C0584-17

Sample Dil Factor:

DEL

Comments:

Sample Date/Time: Thursday, April 27, 2023 06:10:04

Number of Replicates: 3

Method File: C:\Users\Public\Documents\PerkinElmer Syngistix\ICPMS\Method\200.8_dailymethod_ked_uct.mth

Tuning File: C:\Users\Public\Documents\PerkinElmer Syngistix\ICPMS\MassCal\Default.tun

Optimization File: C:\Users\Public\Documents\PerkinElmer Syngistix\ICPMS\Conditions\Default.dac

Calibration File: C:\Users\Public\Documents\PerkinElmer Syngistix\ICPMS\System\042623a.cal

Analyte	Mass	Conc. Mean	Units	Conc. SD	Conc. RSD	Blank Intens.	Meas. Intens.	Intens. RSD	Mode
C	13		ug/L			30857	55973	5	Standard
Cl	37		ug/L			5295645	6170757	3	Standard
[> Sc	45		ug/L			548010	612604	0	Standard
Na	23	S	ug/L	S	S	206938	S	S	Standard
Mg	24	19942.327	ug/L	946.919	4	2880	641306268	4	Standard
Al	27	12.070	ug/L	0.104	0	3738	353540	1	Standard
Cr	52	0.132	ug/L	0.020	15	18808	23966	1	Standard
Cr	53	2.096	ug/L	0.101	4	545	6011	4	Standard
Fe	54	85.407	ug/L	3.710	4	77311	337907	2	Standard
Fe	57	146.810	ug/L	4.890	3	20178	199019	2	Standard
Mn	55	247.903	ug/L	9.880	3	497	9143356	3	Standard
[> Ge	72		ug/L			40161	34001	0	KED
Ni	60	1.569	ug/L	0.050	3	23	2312	3	KED
Ni	62	1.724	ug/L	0.233	13	12	415	13	KED
Cu	63	0.815	ug/L	0.027	3	63	3427	2	KED
Cu	65	0.820	ug/L	0.029	3	31	1737	3	KED
Zn	66	1.584	ug/L	0.079	4	41	866	5	KED
Zn	67	3.660	ug/L	0.245	6	9	323	6	KED
[As	75	4.121	ug/L	0.081	1	3	1055	1	KED
Y	89		ug/L			293931	266767	2	Standard
Kr	83		ug/L			41	69	13	Standard
[> In-1	115		ug/L			9171	7458	1	KED
Cd	111	0.010	ug/L	0.012	120	3	5	56	KED
[Cd	114	0.008	ug/L	0.005	54	3	7	36	KED
[> In	115		ug/L			523263	495216	1	Standard
Ba	135	35.567	ug/L	1.061	2	41	213072	1	Standard
[Ba	137	35.642	ug/L	1.068	2	120	378878	1	Standard
[> Tb	159		ug/L			1275917	1237462	1	Standard
Tl	205	-0.002	ug/L	0.000	16	295	169	12	Standard
[Pb	208	0.020	ug/L	0.001	3	400	2225	4	Standard

ICP-MS Quantitative Analysis - Summary Report

Sample ID: 23C0584-19

Sample Dil Factor:

DEL

Comments:

Sample Date/Time: Thursday, April 27, 2023 06:16:14

Number of Replicates: 3

Method File: C:\Users\Public\Documents\PerkinElmer Syngistix\ICPMS\Method\200.8_dailymethod_ked_uct.mth

Tuning File: C:\Users\Public\Documents\PerkinElmer Syngistix\ICPMS\MassCal\Default.tun

Optimization File: C:\Users\Public\Documents\PerkinElmer Syngistix\ICPMS\Conditions\Default.dac

Calibration File: C:\Users\Public\Documents\PerkinElmer Syngistix\ICPMS\System\042623a.cal

Analyte	Mass	Conc. Mean	Units	Conc. SD	Conc. RSD	Blank Intens.	Meas. Intens.	Intens. RSD	Mode
C	13		ug/L			30857	56585	4	Standard
Cl	37		ug/L			5295645	6096372	3	Standard
Sc	45		ug/L			548010	610947	2	Standard
Na	23	S	ug/L	S	S	206938	S	S	Standard
Mg	24	20103.876	ug/L	331.407	1	2880	644867950	2	Standard
Al	27	10.088	ug/L	0.114	1	3738	295371	1	Standard
Cr	52	0.134	ug/L	0.028	21	18808	23950	2	Standard
Cr	53	2.097	ug/L	0.044	2	545	5997	3	Standard
Fe	54	72.134	ug/L	0.796	1	77311	298084	2	Standard
Fe	57	133.465	ug/L	2.713	2	20178	182470	0	Standard
Mn	55	247.639	ug/L	2.601	1	497	9109858	1	Standard
Ge	72		ug/L			40161	33994	0	KED
Ni	60	1.573	ug/L	0.053	3	23	2318	3	KED
Ni	62	1.603	ug/L	0.308	19	12	387	18	KED
Cu	63	0.813	ug/L	0.009	1	63	3418	1	KED
Cu	65	0.832	ug/L	0.029	3	31	1763	3	KED
Zn	66	1.306	ug/L	0.064	4	41	720	4	KED
Zn	67	3.432	ug/L	0.174	5	9	304	5	KED
As	75	3.976	ug/L	0.084	2	3	1017	1	KED
Y	89		ug/L			293931	276236	2	Standard
Kr	83		ug/L			41	68	12	Standard
In-1	115		ug/L			9171	7426	0	KED
Cd	111	0.009	ug/L	0.008	88	3	5	39	KED
Cd	114	0.012	ug/L	0.010	84	3	10	64	KED
In	115		ug/L			523263	494979	2	Standard
Ba	135	36.393	ug/L	0.511	1	41	217948	1	Standard
Ba	137	36.906	ug/L	0.941	2	120	392131	1	Standard
Tb	159		ug/L			1275917	1279918	0	Standard
Tl	205	-0.002	ug/L	0.000	12	295	162	10	Standard
Pb	208	0.021	ug/L	0.001	4	400	2344	2	Standard

ICP-MS Quantitative Analysis - Summary Report

Sample ID: SEQ-IBLI

Sample Dil Factor:

Comments:

Sample Date/Time: Thursday, April 27, 2023 06:20:55

Number of Replicates: 3

Method File: C:\Users\Public\Documents\PerkinElmer Syngistix\ICPMS\Method\200.8_dailymethod_ked_uct.mth

Tuning File: C:\Users\Public\Documents\PerkinElmer Syngistix\ICPMS\MassCal\Default.tun

Optimization File: C:\Users\Public\Documents\PerkinElmer Syngistix\ICPMS\Conditions\Default.dac

Calibration File: C:\Users\Public\Documents\PerkinElmer Syngistix\ICPMS\System\042623a.cal

Analyte	Mass	Conc. Mean	Units	Conc. SD	Conc. RSD	Blank Intens.	Meas. Intens.	Intens. RSD	Mode
C	13		ug/L			30857	30651	3	Standard
Cl	37		ug/L			5295645	5274098	2	Standard
> Sc	45		ug/L			548010	499764	0	Standard
Na	23	-7.020	ug/L	0.047	0	206938	49472	1	Standard
Mg	24	0.385	ug/L	0.034	8	2880	12728	6	Standard
Al	27	0.200	ug/L	0.009	4	3738	8119	1	Standard
Cr	52	-0.004	ug/L	0.007	186	18808	17081	1	Standard
Cr	53	0.021	ug/L	0.013	59	545	541	5	Standard
Fe	54	2.183	ug/L	0.323	14	77311	75751	1	Standard
Fe	57	1.405	ug/L	0.188	13	20178	19781	1	Standard
Mn	55	0.006	ug/L	0.001	10	497	631	2	Standard
> Ge	72		ug/L			40161	36797	2	KED
Ni	60	-0.005	ug/L	0.003	66	23	13	34	KED
Ni	62	-0.033	ug/L	0.004	13	12	2	43	KED
Cu	63	0.023	ug/L	0.003	15	63	161	8	KED
Cu	65	0.025	ug/L	0.007	29	31	86	17	KED
Zn	66	0.016	ug/L	0.016	99	41	47	21	KED
Zn	67	-0.018	ug/L	0.044	238	9	6	56	KED
As	75	-0.004	ug/L	0.004	113	3	1	68	KED
Y	89		ug/L			293931	257514	2	Standard
Kr	83		ug/L			41	44	13	Standard
> In-1	115		ug/L			9171	7972	1	KED
Cd	111	-0.006	ug/L	0.002	31	3	1	43	KED
Cd	114	0.000	ug/L	0.002	339	3	2	35	KED
> In	115		ug/L			523263	517346	1	Standard
Ba	135	0.007	ug/L	0.001	12	41	84	6	Standard
Ba	137	0.002	ug/L	0.000	18	120	146	2	Standard
> Tb	159		ug/L			1275917	1238372	0	Standard
Tl	205	-0.003	ug/L	0.000	4	295	64	16	Standard
Pb	208	0.001	ug/L	0.000	37	400	449	4	Standard

ICP-MS Quantitative Analysis - Summary Report

Sample ID: SEQ-CCVH

Sample Dil Factor:

Comments:

Sample Date/Time: Thursday, April 27, 2023 06:25:41

Number of Replicates: 3

Method File: C:\Users\Public\Documents\PerkinElmer Syngistix\ICPMS\Method\200.8_dailymethod_ked_uct.mth

Tuning File: C:\Users\Public\Documents\PerkinElmer Syngistix\ICPMS\MassCal\Default.tun

Optimization File: C:\Users\Public\Documents\PerkinElmer Syngistix\ICPMS\Conditions\Default.dac

Calibration File: C:\Users\Public\Documents\PerkinElmer Syngistix\ICPMS\System\042623a.cal

Analyte	Mass	Conc. Mean	Units	Conc. SD	Conc. RSD	Blank Intens.	Meas. Intens.	Intens. RSD	Mode
C	13		ug/L			30857	29408	2	Standard
Cl	37		ug/L			5295645	5429197	3	Standard
> Sc	45		ug/L			548010	504274	1	Standard
Na	23	4420.766	ug/L	65.683	1	206938	88681040	2	Standard
Mg	24	4385.403	ug/L	110.801	2	2880	116135841	3	Standard
Al	27	4562.010	ug/L	54.521	1	3738	108691036	0	Standard
Cr	52	49.547	ug/L	0.358	0	18808	928143	1	Standard
Cr	53	49.606	ug/L	0.706	1	545	105737	2	Standard
Fe	54	4395.088	ug/L	32.161	0	77311	10726169	1	Standard
Fe	57	4470.521	ug/L	65.164	1	20178	4443212	2	Standard
Mn	55	46.168	ug/L	0.907	1	497	1402226	1	Standard
> Ge	72		ug/L			40161	36717	1	KED
Ni	60	48.461	ug/L	0.478	0	23	76500	1	KED
Ni	62	49.126	ug/L	0.547	1	12	12496	1	KED
Cu	63	49.121	ug/L	0.272	0	63	219541	1	KED
Cu	65	49.509	ug/L	0.894	1	31	111633	0	KED
Zn	66	49.472	ug/L	0.463	0	41	28038	0	KED
Zn	67	49.362	ug/L	0.986	1	9	4607	0	KED
As	75	50.504	ug/L	0.688	1	3	13932	0	KED
Y	89		ug/L			293931	270731	1	Standard
Kr	83		ug/L			41	46	13	Standard
> In-1	115		ug/L			9171	7975	3	KED
Cd	111	50.074	ug/L	1.226	2	3	13758	0	KED
Cd	114	49.578	ug/L	1.925	3	3	35156	1	KED
> In	115		ug/L			523263	505809	1	Standard
Ba	135	52.132	ug/L	0.860	1	41	319101	2	Standard
Ba	137	53.540	ug/L	0.590	1	120	581494	1	Standard
> Tb	159		ug/L			1275917	1273779	1	Standard
Tl	205	47.279	ug/L	0.851	1	295	3550961	1	Standard
Pb	208	47.515	ug/L	0.393	0	400	4465678	1	Standard

ICP-MS Quantitative Analysis - Summary Report

Sample ID: SEQ-CCBH

Sample Dil Factor:

Comments:

Sample Date/Time: Thursday, April 27, 2023 06:33:11

Number of Replicates: 3

Method File: C:\Users\Public\Documents\PerkinElmer Syngistix\ICPMS\Method\200.8_dailymethod_ked_uct.mth

Tuning File: C:\Users\Public\Documents\PerkinElmer Syngistix\ICPMS\MassCal\Default.tun

Optimization File: C:\Users\Public\Documents\PerkinElmer Syngistix\ICPMS\Conditions\Default.dac

Calibration File: C:\Users\Public\Documents\PerkinElmer Syngistix\ICPMS\System\042623a.cal

Analyte	Mass	Conc. Mean	Units	Conc. SD	Conc. RSD	Blank Intens.	Meas. Intens.	Intens. RSD	Mode
C	13		ug/L			30857	29215	4	Standard
Cl	37		ug/L			5295645	5113174	2	Standard
> Sc	45		ug/L			548010	510608	1	Standard
Na	23	-7.971	ug/L	0.016	0	206938	31267	0	Standard
Mg	24	0.022	ug/L	0.001	5	2880	3281	1	Standard
Al	27	0.004	ug/L	0.007	188	3738	3567	4	Standard
Cr	52	-0.031	ug/L	0.011	36	18808	16952	1	Standard
Cr	53	-0.142	ug/L	0.003	1	545	203	3	Standard
Fe	54	0.636	ug/L	0.406	63	77311	73588	0	Standard
Fe	57	-1.170	ug/L	0.359	30	20178	17628	2	Standard
Mn	55	0.002	ug/L	0.001	63	497	514	5	Standard
> Ge	72		ug/L			40161	37633	0	KED
Ni	60	-0.001	ug/L	0.002	355	23	20	18	KED
Ni	62	-0.021	ug/L	0.008	35	12	5	33	KED
Cu	63	0.002	ug/L	0.004	230	63	66	24	KED
Cu	65	0.001	ug/L	0.004	399	31	31	24	KED
Zn	66	0.007	ug/L	0.007	106	41	43	10	KED
Zn	67	-0.014	ug/L	0.019	140	9	7	25	KED
As	75	0.001	ug/L	0.001	86	3	3	8	KED
Y	89		ug/L			293931	267986	1	Standard
Kr	83		ug/L			41	31	9	Standard
> In-1	115		ug/L			9171	8574	1	KED
Cd	111	0.001	ug/L	0.010	1505	3	3	87	KED
Cd	114	-0.001	ug/L	0.002	262	3	2	46	KED
> In	115		ug/L			523263	502426	0	Standard
Ba	135	0.003	ug/L	0.003	110	41	55	32	Standard
Ba	137	-0.000	ug/L	0.001	564	120	113	12	Standard
> Tb	159		ug/L			1275917	1255080	0	Standard
Tl	205	-0.001	ug/L	0.000	16	295	206	6	Standard
Pb	208	0.000	ug/L	0.000	140	400	406	4	Standard

ICP-MS Quantitative Analysis - Summary Report

Sample ID: 23C0584-05

Sample Dil Factor:

DEL

Comments:

Sample Date/Time: Thursday, April 27, 2023 06:37:58

Number of Replicates: 3

Method File: C:\Users\Public\Documents\PerkinElmer Syngistix\ICPMS\Method\200.8_dailymethod_ked_uct.mth

Tuning File: C:\Users\Public\Documents\PerkinElmer Syngistix\ICPMS\MassCal\Default.tun

Optimization File: C:\Users\Public\Documents\PerkinElmer Syngistix\ICPMS\Conditions\Default.dac

Calibration File: C:\Users\Public\Documents\PerkinElmer Syngistix\ICPMS\System\042623a.cal

Analyte	Mass	Conc. Mean	Units	Conc. SD	Conc. RSD	Blank Intens.	Meas. Intens.	Intens. RSD	Mode
C	13		ug/L			30857	62999	3	Standard
Cl	37		ug/L			5295645	5373459	3	Standard
[> Sc	45		ug/L			548010	614761	1	Standard
Na	23	6111.044	ug/L	89.505	1	206938	149353110	2	Standard
Mg	24	S	ug/L	S	S	2880	S	S	Standard
Al	27	16.511	ug/L	0.739	4	3738	483626	3	Standard
Cr	52	0.220	ug/L	0.024	10	18808	26017	1	Standard
Cr	53	0.144	ug/L	0.007	4	545	983	2	Standard
Fe	54	85.144	ug/L	1.392	1	77311	338400	2	Standard
Fe	57	184.500	ug/L	4.912	2	20178	245183	1	Standard
Mn	55	7.185	ug/L	0.146	2	497	266535	2	Standard
[> Ge	72		ug/L			40161	35184	1	KED
Ni	60	3.290	ug/L	0.079	2	23	4995	0	KED
Ni	62	3.190	ug/L	0.084	2	12	787	2	KED
Cu	63	3.149	ug/L	0.040	1	63	13539	1	KED
Cu	65	3.231	ug/L	0.065	2	31	7006	1	KED
Zn	66	2.260	ug/L	0.036	1	41	1262	0	KED
Zn	67	3.156	ug/L	0.188	5	9	290	5	KED
As	75	0.715	ug/L	0.022	3	3	191	3	KED
Y	89		ug/L			293931	273342	1	Standard
Kr	83		ug/L			41	41	20	Standard
[> In-1	115		ug/L			9171	7866	0	KED
Cd	111	0.032	ug/L	0.007	22	3	11	16	KED
Cd	114	0.022	ug/L	0.022	99	3	18	85	KED
[> In	115		ug/L			523263	475097	1	Standard
Ba	135	18.896	ug/L	0.189	1	41	108645	0	Standard
Ba	137	19.531	ug/L	0.242	1	120	199274	0	Standard
[> Tb	159		ug/L			1275917	1251879	1	Standard
Tl	205	0.000	ug/L	0.000	25	295	303	1	Standard
Pb	208	0.124	ug/L	0.004	3	400	11809	4	Standard

ICP-MS Quantitative Analysis - Summary Report

Sample ID: 23C0584-07

Sample Dil Factor:

DEL

Comments:

Sample Date/Time: Thursday, April 27, 2023 06:42:44

Number of Replicates: 3

Method File: C:\Users\Public\Documents\PerkinElmer Syngistix\ICPMS\Method\200.8_dailymethod_ked_uct.mth

Tuning File: C:\Users\Public\Documents\PerkinElmer Syngistix\ICPMS\MassCal\Default.tun

Optimization File: C:\Users\Public\Documents\PerkinElmer Syngistix\ICPMS\Conditions\Default.dac

Calibration File: C:\Users\Public\Documents\PerkinElmer Syngistix\ICPMS\System\042623a.ca

Analyte	Mass	Conc. Mean	Units	Conc. SD	Conc. RSD	Blank Intens.	Meas. Intens.	Intens. RSD	Mode
C	13		ug/L			30857	55738	2	Standard
Cl	37		ug/L			5295645	7812256	3	Standard
[> Sc	45		ug/L			548010	589500	0	Standard
Na	23	S	ug/L	S	S	206938	S	S	Standard
Mg	24	29586.881	ug/L	1089.082	3	2880	915558074	2	Standard
Al	27	8.603	ug/L	0.147	1	3738	243631	0	Standard
Cr	52	0.176	ug/L	0.005	2	18808	24016	1	Standard
Cr	53	3.221	ug/L	0.138	4	545	8576	4	Standard
Fe	54	10.839	ug/L	0.355	3	77311	113888	1	Standard
Fe	57	91.412	ug/L	2.131	2	20178	127445	1	Standard
Mn	55	3.884	ug/L	0.014	0	497	138420	0	Standard
[> Ge	72		ug/L			40161	33822	1	KED
Ni	60	1.034	ug/L	0.055	5	23	1523	4	KED
Ni	62	1.014	ug/L	0.047	4	12	247	4	KED
Cu	63	1.015	ug/L	0.029	2	63	4231	1	KED
Cu	65	0.999	ug/L	0.008	0	31	2102	1	KED
Zn	66	16.097	ug/L	0.249	1	41	8427	1	KED
Zn	67	16.735	ug/L	0.068	0	9	1444	1	KED
[As	75	1.270	ug/L	0.048	3	3	325	3	KED
Y	89		ug/L			293931	268714	2	Standard
Kr	83		ug/L			41	45	10	Standard
[> In-1	115		ug/L			9171	7577	1	KED
Cd	111	0.199	ug/L	0.010	4	3	54	4	KED
[Cd	114	0.167	ug/L	0.013	7	3	115	7	KED
[> In	115		ug/L			523263	464656	2	Standard
Ba	135	35.485	ug/L	0.537	1	41	199475	1	Standard
[Ba	137	36.320	ug/L	1.112	3	120	362213	1	Standard
[> Tb	159		ug/L			1275917	1201179	1	Standard
Tl	205	0.000	ug/L	0.000	39	295	296	1	Standard
[Pb	208	1.759	ug/L	0.034	1	400	156257	1	Standard

ICP-MS Quantitative Analysis - Summary Report

Sample ID: 23C0584-09

Sample Dil Factor:

DEL

Comments:

Sample Date/Time: Thursday, April 27, 2023 06:47:54

Number of Replicates: 3

Method File: C:\Users\Public\Documents\PerkinElmer Syngistix\ICPMS\Method\200.8_dailymethod_ked_uct.mth

Tuning File: C:\Users\Public\Documents\PerkinElmer Syngistix\ICPMS\MassCal\Default.tun

Optimization File: C:\Users\Public\Documents\PerkinElmer Syngistix\ICPMS\Conditions\Default.dac

Calibration File: C:\Users\Public\Documents\PerkinElmer Syngistix\ICPMS\System\042623a.cal

Analyte	Mass	Conc. Mean	Units	Conc. SD	Conc. RSD	Blank Intens.	Meas. Intens.	Intens. RSD	Mode
C	13		ug/L			30857	51701	2	Standard
Cl	37		ug/L			5295645	8957740	3	Standard
> Sc	45		ug/L			548010	586056	2	Standard
Na	23	S	ug/L	S	S	206938	S	S	Standard
Mg	24	18496.052	ug/L	478.148	2	2880	569014243	2	Standard
Al	27	5.457	ug/L	0.114	2	3738	155068	0	Standard
Cr	52	1.911	ug/L	0.087	4	18808	60934	2	Standard
Cr	53	8.116	ug/L	0.225	2	545	20584	0	Standard
Fe	54	5.842	ug/L	1.083	18	77311	99099	1	Standard
Fe	57	51.813	ug/L	2.235	4	20178	81142	2	Standard
Mn	55	0.277	ug/L	0.007	2	497	10312	3	Standard
> Ge	72		ug/L			40161	34507	1	KED
Ni	60	0.160	ug/L	0.021	13	23	257	11	KED
Ni	62	0.132	ug/L	0.038	28	12	41	20	KED
Cu	63	0.692	ug/L	0.007	0	63	2961	1	KED
Cu	65	0.700	ug/L	0.011	1	31	1511	1	KED
Zn	66	1.776	ug/L	0.072	4	41	980	4	KED
Zn	67	2.907	ug/L	0.177	6	9	262	6	KED
As	75	0.583	ug/L	0.013	2	3	153	3	KED
Y	89		ug/L			293931	269053	1	Standard
Kr	83		ug/L			41	36	16	Standard
> In-1	115		ug/L			9171	7584	1	KED
Cd	111	0.080	ug/L	0.026	32	3	23	28	KED
Cd	114	0.078	ug/L	0.015	19	3	54	17	KED
> In	115		ug/L			523263	471647	2	Standard
Ba	135	19.853	ug/L	0.387	1	41	113296	1	Standard
Ba	137	20.248	ug/L	0.403	1	120	205044	0	Standard
> Tb	159		ug/L			1275917	1242548	1	Standard
Tl	205	-0.002	ug/L	0.000	2	295	123	3	Standard
Pb	208	0.024	ug/L	0.002	7	400	2626	5	Standard

ICP-MS Quantitative Analysis - Summary Report

Sample ID: 23C0584-11

Sample Dil Factor:

DEL

Comments:

Sample Date/Time: Thursday, April 27, 2023 06:54:04

Number of Replicates: 3

Method File: C:\Users\Public\Documents\PerkinElmer Syngistix\ICPMS\Method\200.8_dailymethod_ked_uct.mth

Tuning File: C:\Users\Public\Documents\PerkinElmer Syngistix\ICPMS\MassCal\Default.tun

Optimization File: C:\Users\Public\Documents\PerkinElmer Syngistix\ICPMS\Conditions\Default.dac

Calibration File: C:\Users\Public\Documents\PerkinElmer Syngistix\ICPMS\System\042623a.cal

Analyte	Mass	Conc. Mean	Units	Conc. SD	Conc. RSD	Blank Intens.	Meas. Intens.	Intens. RSD	Mode
C	13		ug/L			30857	49022	8	Standard
Cl	37		ug/L			5295645	14849823	7	Standard
[> Sc	45		ug/L			548010	511062	1	Standard
Na	23	S	ug/L	S	S	206938	S	S	Standard
Mg	24	S	ug/L	S	S	2880	S	S	Standard
Al	27	45.339	ug/L	0.724	1	3738	1098331	1	Standard
Cr	52	0.799	ug/L	0.036	4	18808	32422	2	Standard
Cr	53	13.173	ug/L	0.305	2	545	28829	2	Standard
Fe	54	30.249	ug/L	0.661	2	77311	146420	1	Standard
Fe	57	134.015	ug/L	3.943	2	20178	153221	2	Standard
Mn	55	3.896	ug/L	0.054	1	497	120370	2	Standard
[> Ge	72		ug/L			40161	30081	0	KED
Ni	60	1.695	ug/L	0.063	3	23	2209	4	KED
Ni	62	1.665	ug/L	0.293	17	12	355	16	KED
Cu	63	1.353	ug/L	0.069	5	63	4998	4	KED
Cu	65	1.325	ug/L	0.033	2	31	2471	2	KED
Zn	66	4.268	ug/L	0.125	2	41	2010	2	KED
Zn	67	5.430	ug/L	0.372	6	9	421	6	KED
As	75	0.552	ug/L	0.033	5	3	126	6	KED
Y	89		ug/L			293931	267755	3	Standard
Kr	83		ug/L			41	56	1	Standard
[> In-1	115		ug/L			9171	6689	2	KED
Cd	111	0.552	ug/L	0.033	6	3	129	5	KED
Cd	114	0.570	ug/L	0.025	4	3	341	3	KED
[> In	115		ug/L			523263	458186	1	Standard
Ba	135	42.182	ug/L	0.926	2	41	233825	1	Standard
Ba	137	42.792	ug/L	0.412	0	120	420950	0	Standard
[> Tb	159		ug/L			1275917	1177904	0	Standard
Tl	205	0.000	ug/L	0.000	111	295	295	8	Standard
Pb	208	0.103	ug/L	0.001	0	400	9316	1	Standard

ICP-MS Quantitative Analysis - Summary Report

Sample ID: SEQ-IBLJ

Sample Dil Factor:

DEL

Comments:

Sample Date/Time: Thursday, April 27, 2023 06:58:45

Number of Replicates: 3

Method File: C:\Users\Public\Documents\PerkinElmer Syngistix\ICPMS\Method\200.8_dailymethod_ked_uct.mth

Tuning File: C:\Users\Public\Documents\PerkinElmer Syngistix\ICPMS\MassCal\Default.tun

Optimization File: C:\Users\Public\Documents\PerkinElmer Syngistix\ICPMS\Conditions\Default.dac

Calibration File: C:\Users\Public\Documents\PerkinElmer Syngistix\ICPMS\System\042623a.cal

Analyte	Mass	Conc. Mean	Units	Conc. SD	Conc. RSD	Blank Intens.	Meas. Intens.	Intens. RSD	Mode
C	13		ug/L			30857	31067	4	Standard
Cl	37		ug/L			5295645	5116101	2	Standard
[> Sc	45		ug/L			548010	498447	2	Standard
Na	23	-4.701	ug/L	0.339	7	206938	95101	4	Standard
Mg	24	0.575	ug/L	0.059	10	2880	17652	6	Standard
Al	27	0.211	ug/L	0.004	1	3738	8357	1	Standard
Cr	52	0.026	ug/L	0.010	37	18808	17572	1	Standard
Cr	53	0.386	ug/L	0.017	4	545	1305	1	Standard
Fe	54	3.278	ug/L	0.639	19	77311	78151	1	Standard
Fe	57	11.109	ug/L	0.602	5	20178	29210	0	Standard
[Mn	55	-0.000	ug/L	0.001	446	497	448	6	Standard
[> Ge	72		ug/L			40161	35598	0	KED
Ni	60	-0.003	ug/L	0.005	157	23	15	48	KED
Ni	62	-0.028	ug/L	0.016	55	12	3	100	KED
Cu	63	0.018	ug/L	0.006	30	63	136	18	KED
Cu	65	0.027	ug/L	0.003	10	31	86	7	KED
Zn	66	0.018	ug/L	0.011	61	41	46	13	KED
Zn	67	-0.002	ug/L	0.044	2369	9	8	48	KED
[As	75	0.002	ug/L	0.002	69	3	3	14	KED
Y	89		ug/L			293931	270976	1	Standard
Kr	83		ug/L			41	34	20	Standard
[> In-1	115		ug/L			9171	7554	0	KED
Cd	111	-0.006	ug/L	0.006	91	3	1	114	KED
[Cd	114	-0.001	ug/L	0.000	20	3	1	8	KED
[> In	115		ug/L			523263	535162	3	Standard
Ba	135	0.005	ug/L	0.005	94	41	74	37	Standard
[Ba	137	0.001	ug/L	0.002	224	120	130	10	Standard
[> Tb	159		ug/L			1275917	1273915	0	Standard
Tl	205	-0.002	ug/L	0.000	9	295	166	6	Standard
[Pb	208	0.001	ug/L	0.000	34	400	446	3	Standard

ICP-MS Quantitative Analysis - Summary Report

Sample ID: 23C0690-01

Sample Dil Factor: 20

DEL

Comments:

Sample Date/Time: Thursday, April 27, 2023 07:03:31

Number of Replicates: 3

Method File: C:\Users\Public\Documents\PerkinElmer Syngistix\ICPMS\Method\200.8_dailymethod_ked_uct.mth

Tuning File: C:\Users\Public\Documents\PerkinElmer Syngistix\ICPMS\MassCal\Default.tun

Optimization File: C:\Users\Public\Documents\PerkinElmer Syngistix\ICPMS\Conditions\Default.dac

Calibration File: C:\Users\Public\Documents\PerkinElmer Syngistix\ICPMS\System\042623a.cal

Analyte	Mass	Conc. Mean	Units	Conc. SD	Conc. RSD	Blank Intens.	Meas. Intens.	Intens. RSD	Mode
C	13		ug/L			30857	33265	2	Standard
Cl	37		ug/L			5295645	5750201	3	Standard
> Sc	45		ug/L			548010	498597	1	Standard
Na	23	38605.412	ug/L	718.246	1	206938	764158343	2	Standard
Mg	24	1648.070	ug/L	47.550	2	2880	43157569	4	Standard
Al	27	0.365	ug/L	0.014	3	3738	11990	1	Standard
Cr	52	0.094	ug/L	0.008	9	18808	18817	1	Standard
Cr	53	1.636	ug/L	0.050	3	545	3926	1	Standard
Fe	54	2.189	ug/L	0.301	13	77311	75585	1	Standard
Fe	57	9.870	ug/L	0.643	6	20178	28015	2	Standard
Mn	55	0.020	ug/L	0.001	5	497	1058	4	Standard
> Ge	72		ug/L			40161	34858	1	KED
Ni	60	-0.002	ug/L	0.007	318	23	17	58	KED
Ni	62	-0.025	ug/L	0.012	48	12	4	65	KED
Cu	63	0.103	ug/L	0.003	3	63	493	4	KED
Cu	65	0.108	ug/L	0.003	2	31	257	0	KED
Zn	66	0.317	ug/L	0.063	19	41	206	15	KED
Zn	67	0.330	ug/L	0.049	14	9	37	11	KED
As	75	1.396	ug/L	0.052	3	3	367	1	KED
Y	89		ug/L			293931	272763	1	Standard
Kr	83		ug/L			41	34	17	Standard
> In-1	115		ug/L			9171	7520	2	KED
Cd	111	-0.006	ug/L	0.002	32	3	1	43	KED
Cd	114	-0.000	ug/L	0.004	2377	3	2	121	KED
> In	115		ug/L			523263	518669	1	Standard
Ba	135	0.822	ug/L	0.017	2	41	5198	2	Standard
Ba	137	0.811	ug/L	0.026	3	120	9143	2	Standard
> Tb	159		ug/L			1275917	1264786	0	Standard
Tl	205	-0.002	ug/L	0.000	14	295	114	23	Standard
Pb	208	0.002	ug/L	0.000	13	400	570	4	Standard

ICP-MS Quantitative Analysis - Summary Report

Sample ID: BLD0292-DUP1

Sample Dil Factor: 20

DEL

Comments:

Sample Date/Time: Thursday, April 27, 2023 07:08:17

Number of Replicates: 3

Method File: C:\Users\Public\Documents\PerkinElmer Syngistix\ICPMS\Method\200.8_dailymethod_ked_uct.mth

Tuning File: C:\Users\Public\Documents\PerkinElmer Syngistix\ICPMS\MassCal\Default.tun

Optimization File: C:\Users\Public\Documents\PerkinElmer Syngistix\ICPMS\Conditions\Default.dac

Calibration File: C:\Users\Public\Documents\PerkinElmer Syngistix\ICPMS\System\042623a.cal

Analyte	Mass	Conc. Mean	Units	Conc. SD	Conc. RSD	Blank Intens.	Meas. Intens.	Intens. RSD	Mode
C	13		ug/L			30857	32852	3	Standard
Cl	37		ug/L			5295645	5634030	4	Standard
> Sc	45		ug/L			548010	503790	0	Standard
Na	23	37762.959	ug/L	270.425	0	206938	755251757	0	Standard
Mg	24	1582.225	ug/L	45.378	2	2880	41851952	2	Standard
Al	27	0.250	ug/L	0.014	5	3738	9382	4	Standard
Cr	52	0.061	ug/L	0.020	33	18808	18419	2	Standard
Cr	53	1.391	ug/L	0.025	1	545	3449	1	Standard
Fe	54	1.446	ug/L	0.829	57	77311	74577	3	Standard
Fe	57	8.244	ug/L	0.256	3	20178	26699	0	Standard
Mn	55	0.018	ug/L	0.001	4	497	990	3	Standard
> Ge	72		ug/L			40161	34808	1	KED
Ni	60	0.005	ug/L	0.003	62	23	27	17	KED
Ni	62	-0.014	ug/L	0.023	164	12	6	78	KED
Cu	63	0.037	ug/L	0.003	7	63	213	3	KED
Cu	65	0.037	ug/L	0.004	10	31	106	9	KED
Zn	66	0.243	ug/L	0.040	16	41	166	11	KED
Zn	67	0.332	ug/L	0.165	49	9	37	38	KED
As	75	1.346	ug/L	0.028	2	3	354	3	KED
Y	89		ug/L			293931	267429	2	Standard
Kr	83		ug/L			41	50	9	Standard
> In-1	115		ug/L			9171	7541	0	KED
Cd	111	-0.001	ug/L	0.006	440	3	2	57	KED
Cd	114	-0.001	ug/L	0.003	259	3	1	110	KED
> In	115		ug/L			523263	518103	1	Standard
Ba	135	0.809	ug/L	0.013	1	41	5112	0	Standard
Ba	137	0.826	ug/L	0.014	1	120	9303	2	Standard
> Tb	159		ug/L			1275917	1262079	1	Standard
Tl	205	-0.003	ug/L	0.000	7	295	103	12	Standard
Pb	208	0.001	ug/L	0.001	51	400	487	8	Standard

ICP-MS Quantitative Analysis - Summary Report

Sample ID: BLD0292-MS1

Sample Dil Factor: 20

DEL

Comments:

Sample Date/Time: Thursday, April 27, 2023 07:13:27

Number of Replicates: 3

Method File: C:\Users\Public\Documents\PerkinElmer Syngistix\ICPMS\Method\200.8_dailymethod_ked_uct.mth

Tuning File: C:\Users\Public\Documents\PerkinElmer Syngistix\ICPMS\MassCal\Default.tun

Optimization File: C:\Users\Public\Documents\PerkinElmer Syngistix\ICPMS\Conditions\Default.dac

Calibration File: C:\Users\Public\Documents\PerkinElmer Syngistix\ICPMS\System\042623a.ca

Analyte	Mass	Conc. Mean	Units	Conc. SD	Conc. RSD	Blank Intens.	Meas. Intens.	Intens. RSD	Mode
C	13		ug/L			30857	35816	1	Standard
Cl	37		ug/L			5295645	5591645	2	Standard
> Sc	45		ug/L			548010	497059	1	Standard
Na	23	37975.772	ug/L	271.151	0	206938	749433433	2	Standard
Mg	24	1814.695	ug/L	25.370	1	2880	47358874	2	Standard
Al	27	258.234	ug/L	6.677	2	3738	6068684	3	Standard
Cr	52	1.327	ug/L	0.037	2	18808	41100	1	Standard
Cr	53	2.680	ug/L	0.050	1	545	6096	1	Standard
Fe	54	231.190	ug/L	3.447	1	77311	622504	0	Standard
Fe	57	230.817	ug/L	4.373	1	20178	243446	2	Standard
Mn	55	1.154	ug/L	0.007	0	497	34991	1	Standard
> Ge	72		ug/L			40161	34626	2	KED
Ni	60	1.315	ug/L	0.021	1	23	1977	2	KED
Ni	62	1.270	ug/L	0.166	13	12	314	10	KED
Cu	63	1.321	ug/L	0.042	3	63	5620	2	KED
Cu	65	1.339	ug/L	0.078	5	31	2872	4	KED
Zn	66	4.568	ug/L	0.196	4	41	2472	1	KED
Zn	67	4.521	ug/L	0.526	11	9	405	12	KED
As	75	2.660	ug/L	0.066	2	3	694	3	KED
Y	89		ug/L			293931	266629	2	Standard
Kr	83		ug/L			41	49	30	Standard
> In-1	115		ug/L			9171	7464	0	KED
Cd	111	1.342	ug/L	0.070	5	3	347	5	KED
Cd	114	1.373	ug/L	0.035	2	3	914	2	KED
> In	115		ug/L			523263	517396	1	Standard
Ba	135	2.184	ug/L	0.045	2	41	13708	1	Standard
Ba	137	2.236	ug/L	0.054	2	120	24950	0	Standard
> Tb	159		ug/L			1275917	1256695	1	Standard
Tl	205	1.177	ug/L	0.024	2	295	87503	0	Standard
Pb	208	1.232	ug/L	0.029	2	400	114580	1	Standard

ICP-MS Quantitative Analysis - Summary Report

Sample ID: BLD0292-MSD1

Sample Dil Factor: 20

DEL

Comments:

Sample Date/Time: Thursday, April 27, 2023 07:19:38

Number of Replicates: 3

Method File: C:\Users\Public\Documents\PerkinElmer Syngistix\ICPMS\Method\200.8_dailymethod_ked_uct.mth

Tuning File: C:\Users\Public\Documents\PerkinElmer Syngistix\ICPMS\MassCal\Default.tun

Optimization File: C:\Users\Public\Documents\PerkinElmer Syngistix\ICPMS\Conditions\Default.dac

Calibration File: C:\Users\Public\Documents\PerkinElmer Syngistix\ICPMS\System\042623a.cal

Analyte	Mass	Conc. Mean	Units	Conc. SD	Conc. RSD	Blank Intens.	Meas. Intens.	Intens. RSD	Mode
C	13		ug/L			30857	34460	1	Standard
Cl	37		ug/L			5295645	5543421	4	Standard
> Sc	45		ug/L			548010	493774	0	Standard
Na	23	38190.579	ug/L	1683.187	4	206938	748601478	4	Standard
Mg	24	1803.383	ug/L	53.058	2	2880	46753235	2	Standard
Al	27	237.869	ug/L	4.744	1	3738	5553203	2	Standard
Cr	52	1.371	ug/L	0.046	3	18808	41619	1	Standard
Cr	53	2.723	ug/L	0.044	1	545	6147	1	Standard
Fe	54	230.644	ug/L	7.293	3	77311	617198	2	Standard
Fe	57	225.497	ug/L	6.588	2	20178	236682	2	Standard
Mn	55	1.179	ug/L	0.023	1	497	35491	2	Standard
> Ge	72		ug/L			40161	34630	0	KED
Ni	60	1.307	ug/L	0.029	2	23	1965	2	KED
Ni	62	1.326	ug/L	0.171	12	12	328	12	KED
Cu	63	1.386	ug/L	0.016	1	63	5896	1	KED
Cu	65	1.385	ug/L	0.048	3	31	2971	3	KED
Zn	66	4.421	ug/L	0.225	5	41	2396	4	KED
Zn	67	4.349	ug/L	0.262	6	9	390	5	KED
As	75	2.668	ug/L	0.087	3	3	696	3	KED
Y	89		ug/L			293931	262851	1	Standard
Kr	83		ug/L			41	30	16	Standard
> In-1	115		ug/L			9171	7718	1	KED
Cd	111	1.259	ug/L	0.016	1	3	337	1	KED
Cd	114	1.217	ug/L	0.033	2	3	837	1	KED
> In	115		ug/L			523263	508364	0	Standard
Ba	135	2.237	ug/L	0.026	1	41	13798	1	Standard
Ba	137	2.206	ug/L	0.012	0	120	24188	0	Standard
> Tb	159		ug/L			1275917	1265842	0	Standard
Tl	205	1.182	ug/L	0.014	1	295	88558	1	Standard
Pb	208	1.212	ug/L	0.007	0	400	113619	0	Standard

ICP-MS Quantitative Analysis - Summary Report

Sample ID: SEQ-IBLK

DEL

Sample Dil Factor:

Comments:

Sample Date/Time: Thursday, April 27, 2023 07:24:19

Number of Replicates: 3

Method File: C:\Users\Public\Documents\PerkinElmer Syngistix\ICPMS\Method\200.8_dailymethod_ked_uct.mth

Tuning File: C:\Users\Public\Documents\PerkinElmer Syngistix\ICPMS\MassCal\Default.tun

Optimization File: C:\Users\Public\Documents\PerkinElmer Syngistix\ICPMS\Conditions\Default.dac

Calibration File: C:\Users\Public\Documents\PerkinElmer Syngistix\ICPMS\System\042623a.cal

Analyte	Mass	Conc. Mean	Units	Conc. SD	Conc. RSD	Blank Intens.	Meas. Intens.	Intens. RSD	Mode
C	13		ug/L			30857	30352	1	Standard
Cl	37		ug/L			5295645	4947323	2	Standard
[> Sc	45		ug/L			548010	489644	0	Standard
Na	23	-7.572	ug/L	0.034	0	206938	37754	2	Standard
Mg	24	0.088	ug/L	0.007	8	2880	4848	4	Standard
Al	27	0.213	ug/L	0.006	2	3738	8261	2	Standard
Cr	52	-0.017	ug/L	0.024	137	18808	16494	3	Standard
Cr	53	0.015	ug/L	0.004	24	545	518	1	Standard
Fe	54	3.310	ug/L	0.493	14	77311	76872	2	Standard
Fe	57	4.922	ug/L	0.354	7	20178	22760	2	Standard
[Mn	55	0.000	ug/L	0.000	71	497	454	0	Standard
[> Ge	72		ug/L			40161	35299	0	KED
Ni	60	-0.006	ug/L	0.003	51	23	12	36	KED
Ni	62	-0.033	ug/L	0.009	27	12	2	86	KED
Cu	63	0.021	ug/L	0.005	22	63	147	13	KED
Cu	65	0.018	ug/L	0.001	7	31	67	4	KED
Zn	66	0.023	ug/L	0.013	54	41	49	13	KED
Zn	67	-0.001	ug/L	0.054	4137	9	8	58	KED
[As	75	-0.002	ug/L	0.001	46	3	2	13	KED
Y	89		ug/L			293931	260602	2	Standard
Kr	83		ug/L			41	35	8	Standard
[> In-1	115		ug/L			9171	7960	4	KED
Cd	111	-0.007	ug/L	0.004	48	3	0	100	KED
[Cd	114	-0.001	ug/L	0.002	177	3	1	105	KED
[> In	115		ug/L			523263	517510	1	Standard
Ba	135	0.008	ug/L	0.001	18	41	90	9	Standard
[Ba	137	0.004	ug/L	0.003	74	120	160	17	Standard
[> Tb	159		ug/L			1275917	1234331	1	Standard
Tl	205	-0.002	ug/L	0.000	2	295	116	4	Standard
[Pb	208	0.000	ug/L	0.000	341	400	393	6	Standard

ICP-MS Quantitative Analysis - Summary Report

Sample ID: SEQ-CCVI

DEL

Sample Dil Factor:

Comments:

Sample Date/Time: Thursday, April 27, 2023 07:29:05

TUBE EMPTY

Number of Replicates: 3

Method File: C:\Users\Public\Documents\PerkinElmer Syngistix\ICPMS\Method\200.8_dailymethod_ked_uct.mth

Tuning File: C:\Users\Public\Documents\PerkinElmer Syngistix\ICPMS\MassCal\Default.tun

Optimization File: C:\Users\Public\Documents\PerkinElmer Syngistix\ICPMS\Conditions\Default.dac

Calibration File: C:\Users\Public\Documents\PerkinElmer Syngistix\ICPMS\System\042623a.cal

Analyte	Mass	Conc. Mean	Units	Conc. SD	Conc. RSD	Blank Intens.	Meas. Intens.	Intens. RSD	Mode
C	13		ug/L			30857	24158	15	Standard
Cl	37		ug/L			5295645	2928551	5	Standard
Sc	45		ug/L			548010	749036	18	Standard
Na	23	8.096	ug/L	24.303	300	206938	448005	125	Standard
Mg	24	15.439	ug/L	22.015	142	2880	520701	130	Standard
Al	27	14.850	ug/L	21.804	146	3738	448948	135	Standard
Cr	52	-0.444	ug/L	0.287	64	18808	12739	38	Standard
Cr	53	0.042	ug/L	0.284	673	545	784	84	Standard
Fe	54	43.166	ug/L	11.190	25	77311	258530	17	Standard
Fe	57	3.996	ug/L	24.936	624	20178	29552	93	Standard
Mn	55	0.167	ug/L	0.218	130	497	7190	104	Standard
Ge	72		ug/L			40161	74062	0	KED
Ni	60	0.002	ug/L	0.005	203	23	50	30	KED
Ni	62	-0.025	ug/L	0.007	29	12	9	40	KED
Cu	63	0.006	ug/L	0.005	75	63	172	24	KED
Cu	65	0.005	ug/L	0.003	50	31	81	14	KED
Zn	66	-0.030	ug/L	0.005	17	41	43	13	KED
Zn	67	-0.036	ug/L	0.016	43	9	10	26	KED
As	75	0.000	ug/L	0.003	584371	3	5	30	KED
Y	89		ug/L			293931	396825	16	Standard
Kr	83		ug/L			41	250	53	Standard
In-1	115		ug/L			9171	14146	11	KED
Cd	111	0.007	ug/L	0.009	136	3	8	62	KED
Cd	114	0.008	ug/L	0.010	118	3	15	92	KED
In	115		ug/L			523263	777107	17	Standard
Ba	135	0.199	ug/L	0.277	139	41	1685	123	Standard
Ba	137	0.198	ug/L	0.294	148	120	3008	130	Standard
Tb	159		ug/L			1275917	2196404	20	Standard
Tl	205	0.172	ug/L	0.241	139	295	19396	123	Standard
Pb	208	0.177	ug/L	0.257	145	400	24727	129	Standard

ICP-MS Quantitative Analysis - Summary Report

Sample ID: SEQ-CCBI

Sample Dil Factor:

DEL

Comments:

Sample Date/Time: Thursday, April 27, 2023 07:36:36

Number of Replicates: 3

Method File: C:\Users\Public\Documents\PerkinElmer Syngistix\ICPMS\Method\200.8_dailymethod_ked_uct.mth

Tuning File: C:\Users\Public\Documents\PerkinElmer Syngistix\ICPMS\MassCal\Default.tun

Optimization File: C:\Users\Public\Documents\PerkinElmer Syngistix\ICPMS\Conditions\Default.dac

Calibration File: C:\Users\Public\Documents\PerkinElmer Syngistix\ICPMS\System\042623a.cal

Analyte	Mass	Conc. Mean	Units	Conc. SD	Conc. RSD	Blank Intens.	Meas. Intens.	Intens. RSD	Mode
C	13		ug/L			30857	30715	0	Standard
Cl	37		ug/L			5295645	5020687	2	Standard
> Sc	45		ug/L			548010	504466	2	Standard
Na	23	-8.423	ug/L	0.016	0	206938	21852	2	Standard
Mg	24	-0.018	ug/L	0.002	9	2880	2168	0	Standard
Al	27	-0.019	ug/L	0.001	5	3738	2981	1	Standard
Cr	52	-0.036	ug/L	0.022	62	18808	16654	1	Standard
Cr	53	-0.116	ug/L	0.006	4	545	255	5	Standard
Fe	54	0.883	ug/L	0.920	104	77311	73308	3	Standard
Fe	57	2.419	ug/L	0.607	25	20178	20968	3	Standard
Mn	55	-0.001	ug/L	0.001	144	497	440	3	Standard
> Ge	72		ug/L			40161	36721	1	KED
Ni	60	-0.006	ug/L	0.002	29	23	12	24	KED
Ni	62	-0.036	ug/L	0.007	20	12	1	100	KED
Cu	63	-0.003	ug/L	0.001	37	63	46	8	KED
Cu	65	-0.002	ug/L	0.002	102	31	23	23	KED
Zn	66	-0.003	ug/L	0.008	292	41	36	10	KED
Zn	67	-0.059	ug/L	0.024	40	9	3	69	KED
As	75	-0.004	ug/L	0.004	84	3	1	62	KED
Y	89		ug/L			293931	264868	2	Standard
Kr	83		ug/L			41	46	9	Standard
> In-1	115		ug/L			9171	8016	5	KED
Cd	111	-0.001	ug/L	0.006	708	3	2	66	KED
Cd	114	0.001	ug/L	0.006	864	3	3	130	KED
> In	115		ug/L			523263	517986	1	Standard
Ba	135	0.002	ug/L	0.002	99	41	52	21	Standard
Ba	137	-0.003	ug/L	0.001	28	120	88	10	Standard
> Tb	159		ug/L			1275917	1253793	0	Standard
Tl	205	-0.003	ug/L	0.000	12	295	99	24	Standard
Pb	208	-0.000	ug/L	0.000	47	400	348	5	Standard

ICP-MS Quantitative Analysis - Summary Report

Sample ID: 23C0658-02

Sample Dil Factor: 5

DEL

Comments:

Sample Date/Time: Thursday, April 27, 2023 07:41:23

Number of Replicates: 3

Method File: C:\Users\Public\Documents\PerkinElmer Syngistix\ICPMS\Method\200.8_dailymethod_ked_uct.mth

Tuning File: C:\Users\Public\Documents\PerkinElmer Syngistix\ICPMS\MassCal\Default.tun

Optimization File: C:\Users\Public\Documents\PerkinElmer Syngistix\ICPMS\Conditions\Default.dac

Calibration File: C:\Users\Public\Documents\PerkinElmer Syngistix\ICPMS\System\042623a.cal

Analyte	Mass	Conc. Mean	Units	Conc. SD	Conc. RSD	Blank Intens.	Meas. Intens.	Intens. RSD	Mode
C	13		ug/L			30857	36263	3	Standard
Cl	37		ug/L			5295645	7177298	4	Standard
[> Sc	45		ug/L			548010	496636	1	Standard
Na	23	S	ug/L	S	S	206938	S	S	Standard
Mg	24	5503.925	ug/L	98.954	1	2880	143509902	2	Standard
Al	27	0.737	ug/L	0.028	3	3738	20671	3	Standard
Cr	52	0.385	ug/L	0.046	11	18808	24017	5	Standard
Cr	53	4.184	ug/L	0.099	2	545	9238	4	Standard
Fe	54	1.568	ug/L	0.524	33	77311	73797	1	Standard
Fe	57	9.446	ug/L	0.508	5	20178	27493	2	Standard
[Mn	55	0.018	ug/L	0.002	9	497	998	4	Standard
[> Ge	72		ug/L			40161	33026	1	KED
Ni	60	0.022	ug/L	0.002	10	23	50	7	KED
Ni	62	0.026	ug/L	0.026	100	12	15	36	KED
Cu	63	0.707	ug/L	0.015	2	63	2894	3	KED
Cu	65	0.695	ug/L	0.011	1	31	1435	2	KED
Zn	66	0.230	ug/L	0.057	24	41	151	19	KED
Zn	67	0.384	ug/L	0.098	25	9	40	20	KED
[As	75	29.087	ug/L	0.883	3	3	7217	1	KED
Y	89		ug/L			293931	266265	0	Standard
Kr	83		ug/L			41	42	45	Standard
[> In-1	115		ug/L			9171	7218	2	KED
Cd	111	0.012	ug/L	0.007	61	3	5	28	KED
[Cd	114	0.008	ug/L	0.006	75	3	7	52	KED
[> In	115		ug/L			523263	487567	0	Standard
Ba	135	4.513	ug/L	0.096	2	41	26659	1	Standard
[Ba	137	4.539	ug/L	0.065	1	120	47613	0	Standard
[> Tb	159		ug/L			1275917	1220275	1	Standard
Tl	205	-0.003	ug/L	0.000	10	295	102	18	Standard
[Pb	208	0.002	ug/L	0.000	15	400	598	5	Standard

ICP-MS Quantitative Analysis - Summary Report

Sample ID: 23C0658-04

DEL

Sample Dil Factor: 5

Comments:

Sample Date/Time: Thursday, April 27, 2023 07:46:09

Number of Replicates: 3

Method File: C:\Users\Public\Documents\PerkinElmer Syngistix\ICPMS\Method\200.8_dailymethod_ked_uct.mth

Tuning File: C:\Users\Public\Documents\PerkinElmer Syngistix\ICPMS\MassCal\Default.tun

Optimization File: C:\Users\Public\Documents\PerkinElmer Syngistix\ICPMS\Conditions\Default.dac

Calibration File: C:\Users\Public\Documents\PerkinElmer Syngistix\ICPMS\System\042623a.cal

Analyte	Mass	Conc. Mean	Units	Conc. SD	Conc. RSD	Blank Intens.	Meas. Intens.	Intens. RSD	Mode
C	13		ug/L			30857	34527	0	Standard
Cl	37		ug/L			5295645	5149298	2	Standard
Sc	45		ug/L			548010	514050	1	Standard
Na	23	35514.690	ug/L	3937.690	11	206938	723785568	9	Standard
Mg	24	413.320	ug/L	15.470	3	2880	11155603	3	Standard
Al	27	0.977	ug/L	0.024	2	3738	27236	0	Standard
Cr	52	0.155	ug/L	0.017	10	18808	20535	0	Standard
Cr	53	0.982	ug/L	0.006	0	545	2634	1	Standard
Fe	54	0.920	ug/L	1.031	112	77311	74765	1	Standard
Fe	57	1.622	ug/L	0.231	14	20178	20567	3	Standard
Mn	55	0.060	ug/L	0.003	4	497	2308	3	Standard
Ge	72		ug/L			40161	34812	1	KED
Ni	60	0.093	ug/L	0.006	6	23	158	4	KED
Ni	62	0.086	ug/L	0.020	23	12	31	15	KED
Cu	63	0.774	ug/L	0.035	4	63	3331	3	KED
Cu	65	0.782	ug/L	0.043	5	31	1698	4	KED
Zn	66	1.434	ug/L	0.039	2	41	805	2	KED
Zn	67	1.623	ug/L	0.190	11	9	151	11	KED
As	75	39.656	ug/L	0.633	1	3	10372	0	KED
Y	89		ug/L			293931	272282	3	Standard
Kr	83		ug/L			41	37	17	Standard
In-1	115		ug/L			9171	7558	2	KED
Cd	111	-0.006	ug/L	0.002	31	3	1	43	KED
Cd	114	0.006	ug/L	0.006	94	3	6	60	KED
In	115		ug/L			523263	522189	2	Standard
Ba	135	4.413	ug/L	0.121	2	41	27910	0	Standard
Ba	137	4.511	ug/L	0.180	3	120	50654	1	Standard
Tb	159		ug/L			1275917	1260881	1	Standard
Tl	205	-0.002	ug/L	0.000	8	295	128	12	Standard
Pb	208	0.006	ug/L	0.000	5	400	913	4	Standard

ICP-MS Quantitative Analysis - Summary Report

Sample ID: 23C0584-03

Sample Dil Factor: 20

DEL

Comments:

Sample Date/Time: Thursday, April 27, 2023 07:51:19

Number of Replicates: 3

Method File: C:\Users\Public\Documents\PerkinElmer Syngistix\ICPMS\Method\200.8_dailymethod_ked_uct.mth

Tuning File: C:\Users\Public\Documents\PerkinElmer Syngistix\ICPMS\MassCal\Default.tun

Optimization File: C:\Users\Public\Documents\PerkinElmer Syngistix\ICPMS\Conditions\Default.dac

Calibration File: C:\Users\Public\Documents\PerkinElmer Syngistix\ICPMS\System\042623a.cal

Analyte	Mass	Conc. Mean	Units	Conc. SD	Conc. RSD	Blank Intens.	Meas. Intens.	Intens. RSD	Mode
C	13		ug/L			30857	38588	3	Standard
Cl	37		ug/L			5295645	4899575	3	Standard
> Sc	45		ug/L			548010	512585	1	Standard
Na	23	7414.878	ug/L	259.601	3	206938	150991571	2	Standard
Mg	24	2207.205	ug/L	109.967	4	2880	59384126	4	Standard
Al	27	0.385	ug/L	0.025	6	3738	12826	3	Standard
Cr	52	-0.002	ug/L	0.024	1182	18808	17550	1	Standard
Cr	53	0.142	ug/L	0.020	13	545	815	4	Standard
Fe	54	166.276	ug/L	4.243	2	77311	481978	0	Standard
Fe	57	172.612	ug/L	3.958	2	20178	192471	1	Standard
Mn	55	59.637	ug/L	1.252	2	497	1840892	1	Standard
> Ge	72		ug/L			40161	35818	1	KED
Ni	60	0.197	ug/L	0.010	5	23	323	3	KED
Ni	62	0.187	ug/L	0.016	8	12	57	8	KED
Cu	63	0.015	ug/L	0.002	11	63	121	6	KED
Cu	65	0.022	ug/L	0.005	23	31	76	13	KED
Zn	66	0.232	ug/L	0.067	29	41	165	24	KED
Zn	67	0.409	ug/L	0.061	14	9	45	12	KED
As	75	0.052	ug/L	0.010	19	3	16	17	KED
Y	89		ug/L			293931	272345	1	Standard
Kr	83		ug/L			41	40	33	Standard
> In-1	115		ug/L			9171	7997	0	KED
Cd	111	-0.004	ug/L	0.000	0	3	1		KED
Cd	114	0.007	ug/L	0.005	67	3	7	43	KED
> In	115		ug/L			523263	531186	0	Standard
Ba	135	3.553	ug/L	0.086	2	41	22878	2	Standard
Ba	137	3.526	ug/L	0.054	1	120	40327	2	Standard
> Tb	159		ug/L			1275917	1245991	2	Standard
Tl	205	-0.002	ug/L	0.000	3	295	111	3	Standard
Pb	208	0.001	ug/L	0.001	41	400	507	7	Standard

ICP-MS Quantitative Analysis - Summary Report

Sample ID: 23C0584-13

Sample Dil Factor: 20

DEL

Comments:

Sample Date/Time: Thursday, April 27, 2023 07:56:29

Number of Replicates: 3

Method File: C:\Users\Public\Documents\PerkinElmer Syngistix\ICPMS\Method\200.8_dailymethod_ked_uct.mth

Tuning File: C:\Users\Public\Documents\PerkinElmer Syngistix\ICPMS\MassCal\Default.tun

Optimization File: C:\Users\Public\Documents\PerkinElmer Syngistix\ICPMS\Conditions\Default.dac

Calibration File: C:\Users\Public\Documents\PerkinElmer Syngistix\ICPMS\System\042623a.cal

Analyte	Mass	Conc. Mean	Units	Conc. SD	Conc. RSD	Blank Intens.	Meas. Intens.	Intens. RSD	Mode
C	13		ug/L			30857	34449	3	Standard
Cl	37		ug/L			5295645	4813362	2	Standard
[> Sc	45		ug/L			548010	500598	0	Standard
Na	23	428.720	ug/L	14.662	3	206938	8707319	3	Standard
Mg	24	1024.417	ug/L	15.557	1	2880	26926901	1	Standard
Al	27	46.553	ug/L	1.266	2	3738	1104603	3	Standard
Cr	52	0.082	ug/L	0.012	14	18808	18676	0	Standard
Cr	53	0.065	ug/L	0.004	5	545	635	1	Standard
Fe	54	58.169	ug/L	2.347	4	77311	210643	3	Standard
Fe	57	61.072	ug/L	1.602	2	20178	78432	2	Standard
Mn	55	44.675	ug/L	0.259	0	497	1347199	1	Standard
[> Ge	72		ug/L			40161	36237	0	KED
Ni	60	0.224	ug/L	0.009	3	23	370	3	KED
Ni	62	0.200	ug/L	0.061	30	12	60	25	KED
Cu	63	0.192	ug/L	0.007	3	63	902	3	KED
Cu	65	0.185	ug/L	0.010	5	31	439	5	KED
Zn	66	0.795	ug/L	0.079	9	41	481	8	KED
Zn	67	0.797	ug/L	0.102	12	9	81	11	KED
[As	75	0.037	ug/L	0.011	28	3	12	22	KED
Y	89		ug/L			293931	267112	1	Standard
Kr	83		ug/L			41	42	29	Standard
[> In-1	115		ug/L			9171	7933	3	KED
Cd	111	0.014	ug/L	0.007	46	3	6	28	KED
[Cd	114	0.007	ug/L	0.007	108	3	7	68	KED
[> In	115		ug/L			523263	527303	2	Standard
Ba	135	1.699	ug/L	0.007	0	41	10882	2	Standard
[Ba	137	1.711	ug/L	0.042	2	120	19478	0	Standard
[> Tb	159		ug/L			1275917	1249321	0	Standard
Tl	205	-0.003	ug/L	0.000	8	295	100	15	Standard
[Pb	208	0.026	ug/L	0.001	2	400	2770	3	Standard

ICP-MS Quantitative Analysis - Summary Report

Sample ID: SEQ-IBLL

Sample Dil Factor:

DEL

Comments:

Sample Date/Time: Thursday, April 27, 2023 08:01:16

Number of Replicates: 3

Method File: C:\Users\Public\Documents\PerkinElmer Syngistix\ICPMS\Method\200.8_dailymethod_ked_uct.mth

Tuning File: C:\Users\Public\Documents\PerkinElmer Syngistix\ICPMS\MassCal\Default.tun

Optimization File: C:\Users\Public\Documents\PerkinElmer Syngistix\ICPMS\Conditions\Default.dac

Calibration File: C:\Users\Public\Documents\PerkinElmer Syngistix\ICPMS\System\042623a.cal

Analyte	Mass	Conc. Mean	Units	Conc. SD	Conc. RSD	Blank Intens.	Meas. Intens.	Intens. RSD	Mode
C	13		ug/L			30857	30085	1	Standard
Cl	37		ug/L			5295645	4885107	2	Standard
[> Sc	45		ug/L			548010	486880	1	Standard
Na	23	-8.060	ug/L	0.084	1	206938	28120	7	Standard
Mg	24	0.128	ug/L	0.072	56	2880	5848	32	Standard
Al	27	0.214	ug/L	0.011	5	3738	8232	2	Standard
Cr	52	-0.005	ug/L	0.026	512	18808	16615	1	Standard
Cr	53	-0.100	ug/L	0.014	13	545	280	8	Standard
Fe	54	3.416	ug/L	1.195	34	77311	76702	4	Standard
Fe	57	1.633	ug/L	0.300	18	20178	19488	2	Standard
Mn	55	0.002	ug/L	0.002	78	497	500	9	Standard
[> Ge	72		ug/L			40161	36684	0	KED
Ni	60	-0.005	ug/L	0.006	126	23	13	67	KED
Ni	62	-0.036	ug/L	0.008	20	12	1	100	KED
Cu	63	0.021	ug/L	0.001	4	63	149	2	KED
Cu	65	0.018	ug/L	0.000	2	31	69	1	KED
Zn	66	0.030	ug/L	0.017	57	41	55	17	KED
Zn	67	-0.025	ug/L	0.012	47	9	6	17	KED
[As	75	0.000	ug/L	0.008	2033	3	2	76	KED
Y	89		ug/L			293931	263263	1	Standard
Kr	83		ug/L			41	49	11	Standard
[> In-1	115		ug/L			9171	7693	1	KED
Cd	111	-0.001	ug/L	0.002	138	3	2	21	KED
[Cd	114	0.004	ug/L	0.007	170	3	5	90	KED
[> In	115		ug/L			523263	523717	1	Standard
Ba	135	0.006	ug/L	0.002	29	41	80	15	Standard
[Ba	137	0.000	ug/L	0.002	480	120	124	14	Standard
[> Tb	159		ug/L			1275917	1241721	1	Standard
Tl	205	-0.003	ug/L	0.000	3	295	55	12	Standard
[Pb	208	-0.000	ug/L	0.000	311	400	376	8	Standard

ICP-MS Quantitative Analysis - Summary Report

Sample ID: 23C0690-03

Sample Dil Factor: 20

DEL

Comments:

Sample Date/Time: Thursday, April 27, 2023 08:06:04

Number of Replicates: 3

Method File: C:\Users\Public\Documents\PerkinElmer Syngistix\ICPMS\Method\200.8_dailymethod_ked_uct.mth

Tuning File: C:\Users\Public\Documents\PerkinElmer Syngistix\ICPMS\MassCal\Default.tun

Optimization File: C:\Users\Public\Documents\PerkinElmer Syngistix\ICPMS\Conditions\Default.dac

Calibration File: C:\Users\Public\Documents\PerkinElmer Syngistix\ICPMS\System\042623a.cal

Analyte	Mass	Conc. Mean	Units	Conc. SD	Conc. RSD	Blank Intens.	Meas. Intens.	Intens. RSD	Mode
C	13		ug/L			30857	34072	3	Standard
Cl	37		ug/L			5295645	5541216	3	Standard
Sc	45		ug/L			548010	489597	1	Standard
Na	23	S	ug/L	S	S	206938	S	S	Standard
Mg	24	3400.958	ug/L	104.257	3	2880	87440455	3	Standard
Al	27	0.640	ug/L	0.006	0	3738	18133	0	Standard
Cr	52	0.279	ug/L	0.038	13	18808	21790	3	Standard
Cr	53	1.158	ug/L	0.022	1	545	2871	2	Standard
Fe	54	2.407	ug/L	0.691	28	77311	74730	1	Standard
Fe	57	13.926	ug/L	0.604	4	20178	31408	2	Standard
Mn	55	0.524	ug/L	0.005	1	497	15905	1	Standard
Ge	72		ug/L			40161	34017	1	KED
Ni	60	0.072	ug/L	0.016	22	23	125	17	KED
Ni	62	0.054	ug/L	0.014	25	12	22	14	KED
Cu	63	0.042	ug/L	0.004	9	63	229	9	KED
Cu	65	0.040	ug/L	0.003	6	31	109	5	KED
Zn	66	0.312	ug/L	0.037	12	41	198	8	KED
Zn	67	0.493	ug/L	0.137	27	9	50	24	KED
As	75	1.555	ug/L	0.039	2	3	400	4	KED
Y	89		ug/L			293931	264209	1	Standard
Kr	83		ug/L			41	40	8	Standard
In-1	115		ug/L			9171	7370	2	KED
Cd	111	0.000	ug/L	0.004	1461	3	2	33	KED
Cd	114	-0.001	ug/L	0.003	294	3	1	108	KED
In	115		ug/L			523263	509872	1	Standard
Ba	135	1.165	ug/L	0.032	2	41	7227	2	Standard
Ba	137	1.191	ug/L	0.030	2	120	13155	1	Standard
Tb	159		ug/L			1275917	1248217	1	Standard
Tl	205	-0.002	ug/L	0.000	5	295	120	8	Standard
Pb	208	0.003	ug/L	0.000	11	400	629	4	Standard

ICP-MS Quantitative Analysis - Summary Report

Sample ID: 23C0690-05

Sample Dil Factor: 20

DEL

Comments:

Sample Date/Time: Thursday, April 27, 2023 08:10:50

Number of Replicates: 3

Method File: C:\Users\Public\Documents\PerkinElmer Syngistix\ICPMS\Method\200.8_dailymethod_ked_uct.mth

Tuning File: C:\Users\Public\Documents\PerkinElmer Syngistix\ICPMS\MassCal\Default.tun

Optimization File: C:\Users\Public\Documents\PerkinElmer Syngistix\ICPMS\Conditions\Default.dac

Calibration File: C:\Users\Public\Documents\PerkinElmer Syngistix\ICPMS\System\042623a.cal

Analyte	Mass	Conc. Mean	Units	Conc. SD	Conc. RSD	Blank Intens.	Meas. Intens.	Intens. RSD	Mode
C	13		ug/L			30857	34810	7	Standard
Cl	37		ug/L			5295645	6070838	4	Standard
[> Sc	45		ug/L			548010	502534	1	Standard
[Na	23	S	ug/L	S	S	206938	S	S	Standard
[Mg	24	3900.080	ug/L	85.737	2	2880	102918965	3	Standard
[Al	27	0.318	ug/L	0.010	3	3738	10986	3	Standard
[Cr	52	0.625	ug/L	0.017	2	18808	28705	1	Standard
[Cr	53	2.231	ug/L	0.052	2	545	5217	3	Standard
[Fe	54	1.426	ug/L	0.239	16	77311	74345	1	Standard
[Fe	57	15.900	ug/L	0.725	4	20178	34187	3	Standard
[Mn	55	0.015	ug/L	0.000	2	497	908	1	Standard
[> Ge	72		ug/L			40161	35729	0	KED
[Ni	60	0.115	ug/L	0.010	8	23	196	7	KED
[Ni	62	0.098	ug/L	0.032	32	12	34	22	KED
[Cu	63	0.068	ug/L	0.005	6	63	351	4	KED
[Cu	65	0.071	ug/L	0.017	23	31	182	19	KED
[Zn	66	0.233	ug/L	0.034	14	41	165	11	KED
[Zn	67	0.432	ug/L	0.021	4	9	47	4	KED
[As	75	3.949	ug/L	0.113	2	3	1062	1	KED
[Y	89		ug/L			293931	263984	1	Standard
[Kr	83		ug/L			41	40	26	Standard
[> In-1	115		ug/L			9171	7436	2	KED
[Cd	111	0.005	ug/L	0.012	235	3	4	74	KED
[Cd	114	-0.003	ug/L	0.002	51	3	0	199	KED
[> In	115		ug/L			523263	508060	0	Standard
[Ba	135	2.584	ug/L	0.106	4	41	15923	3	Standard
[Ba	137	2.621	ug/L	0.056	2	120	28694	1	Standard
[> Tb	159		ug/L			1275917	1242762	3	Standard
[Tl	205	-0.002	ug/L	0.000	3	295	107	2	Standard
[Pb	208	0.001	ug/L	0.000	41	400	476	7	Standard

ICP-MS Quantitative Analysis - Summary Report

Sample ID: 23C0690-07

Sample Dil Factor: 20

DEL

Comments:

Sample Date/Time: Thursday, April 27, 2023 08:15:30

Number of Replicates: 3

Method File: C:\Users\Public\Documents\PerkinElmer Syngistix\ICPMS\Method\200.8_dailymethod_ked_uct.mth

Tuning File: C:\Users\Public\Documents\PerkinElmer Syngistix\ICPMS\MassCal\Default.tun

Optimization File: C:\Users\Public\Documents\PerkinElmer Syngistix\ICPMS\Conditions\Default.dac

Calibration File: C:\Users\Public\Documents\PerkinElmer Syngistix\ICPMS\System\042623a.cal

Analyte	Mass	Conc. Mean	Units	Conc. SD	Conc. RSD	Blank Intens.	Meas. Intens.	Intens. RSD	Mode
C	13		ug/L			30857	37530	4	Standard
Cl	37		ug/L			5295645	5472970	3	Standard
> Sc	45		ug/L			548010	500344	1	Standard
Na	23	36337.516	ug/L	771.623	2	206938	721722951	1	Standard
Mg	24	1006.575	ug/L	46.204	4	2880	26438412	3	Standard
Al	27	0.655	ug/L	0.018	2	3738	18906	3	Standard
Cr	52	13.343	ug/L	0.131	0	18808	260529	1	Standard
Cr	53	14.098	ug/L	0.311	2	545	30168	2	Standard
Fe	54	1.991	ug/L	0.715	35	77311	75368	2	Standard
Fe	57	9.770	ug/L	0.581	5	20178	28012	1	Standard
Mn	55	0.021	ug/L	0.001	4	497	1100	3	Standard
> Ge	72		ug/L			40161	34735	0	KED
Ni	60	0.626	ug/L	0.053	8	23	954	8	KED
Ni	62	0.590	ug/L	0.039	6	12	152	5	KED
Cu	63	0.055	ug/L	0.004	7	63	288	5	KED
Cu	65	0.066	ug/L	0.014	20	31	167	17	KED
Zn	66	0.294	ug/L	0.031	10	41	193	8	KED
Zn	67	0.360	ug/L	0.039	10	9	40	8	KED
As	75	3.100	ug/L	0.088	2	3	811	2	KED
Y	89		ug/L			293931	270959	3	Standard
Kr	83		ug/L			41	34	16	Standard
> In-1	115		ug/L			9171	7426	7	KED
Cd	111	-0.001	ug/L	0.007	508	3	2	78	KED
Cd	114	0.004	ug/L	0.003	76	3	4	44	KED
> In	115		ug/L			523263	513516	3	Standard
Ba	135	0.778	ug/L	0.021	2	41	4874	1	Standard
Ba	137	0.806	ug/L	0.043	5	120	8992	3	Standard
> Tb	159		ug/L			1275917	1264875	0	Standard
Tl	205	-0.003	ug/L	0.000	5	295	88	13	Standard
Pb	208	0.002	ug/L	0.000	11	400	626	3	Standard

ICP-MS Quantitative Analysis - Summary Report

Sample ID: 23C0690-09

Sample Dil Factor: 20

DEL

Comments:

Sample Date/Time: Thursday, April 27, 2023 08:20:40

Number of Replicates: 3

Method File: C:\Users\Public\Documents\PerkinElmer Syngistix\ICPMS\Method\200.8_dailymethod_ked_uct.mth

Tuning File: C:\Users\Public\Documents\PerkinElmer Syngistix\ICPMS\MassCal\Default.tun

Optimization File: C:\Users\Public\Documents\PerkinElmer Syngistix\ICPMS\Conditions\Default.dac

Calibration File: C:\Users\Public\Documents\PerkinElmer Syngistix\ICPMS\System\042623a.cal

Analyte	Mass	Conc. Mean	Units	Conc. SD	Conc. RSD	Blank Intens.	Meas. Intens.	Intens. RSD	Mode
C	13		ug/L			30857	33827	1	Standard
Cl	37		ug/L			5295645	5533295	2	Standard
Sc	45		ug/L			548010	502774	0	Standard
Na	23	42720.430	ug/L	981.135	2	206938	852647215	2	Standard
Mg	24	1203.179	ug/L	41.693	3	2880	31759453	2	Standard
Al	27	9.021	ug/L	0.268	2	3738	217707	2	Standard
Cr	52	2.116	ug/L	0.089	4	18808	56040	2	Standard
Cr	53	2.975	ug/L	0.019	0	545	6793	0	Standard
Fe	54	9.409	ug/L	1.013	10	77311	93664	2	Standard
Fe	57	17.247	ug/L	0.881	5	20178	35527	2	Standard
Mn	55	0.933	ug/L	0.014	1	497	28716	1	Standard
Ge	72		ug/L			40161	34391	1	KED
Ni	60	0.108	ug/L	0.017	15	23	179	15	KED
Ni	62	0.104	ug/L	0.030	29	12	34	19	KED
Cu	63	0.081	ug/L	0.011	13	63	393	10	KED
Cu	65	0.072	ug/L	0.013	17	31	179	15	KED
Zn	66	0.338	ug/L	0.045	13	41	214	9	KED
Zn	67	0.284	ug/L	0.041	14	9	33	12	KED
As	75	8.129	ug/L	0.150	1	3	2102	0	KED
Y	89		ug/L			293931	269633	1	Standard
Kr	83		ug/L			41	39	27	Standard
In-1	115		ug/L			9171	7521	2	KED
Cd	111	0.013	ug/L	0.007	53	3	6	31	KED
Cd	114	0.003	ug/L	0.004	120	3	4	59	KED
In	115		ug/L			523263	525827	2	Standard
Ba	135	0.750	ug/L	0.013	1	41	4815	3	Standard
Ba	137	0.751	ug/L	0.025	3	120	8591	3	Standard
Tb	159		ug/L			1275917	1255419	1	Standard
Tl	205	-0.001	ug/L	0.000	24	295	212	10	Standard
Pb	208	0.019	ug/L	0.001	6	400	2178	4	Standard

ICP-MS Quantitative Analysis - Summary Report

Sample ID: SEQ-IBLM

Sample Dil Factor:

DEL

Comments:

Sample Date/Time: Thursday, April 27, 2023 08:25:21

Number of Replicates: 3

Method File: C:\Users\Public\Documents\PerkinElmer Syngistix\ICPMS\Method\200.8_dailymethod_ked_uct.mth

Tuning File: C:\Users\Public\Documents\PerkinElmer Syngistix\ICPMS\MassCal\Default.tun

Optimization File: C:\Users\Public\Documents\PerkinElmer Syngistix\ICPMS\Conditions\Default.dac

Calibration File: C:\Users\Public\Documents\PerkinElmer Syngistix\ICPMS\System\042623a.cal

Analyte	Mass	Conc. Mean	Units	Conc. SD	Conc. RSD	Blank Intens.	Meas. Intens.	Intens. RSD	Mode
C	13		ug/L			30857	29721	3	Standard
Cl	37		ug/L			5295645	5014262	2	Standard
> Sc	45		ug/L			548010	491509	2	Standard
Na	23	-7.775	ug/L	0.056	0	206938	33923	2	Standard
Mg	24	0.081	ug/L	0.004	5	2880	4676	2	Standard
Al	27	0.219	ug/L	0.005	2	3738	8426	1	Standard
Cr	52	-0.002	ug/L	0.014	660	18808	16828	1	Standard
Cr	53	-0.049	ug/L	0.006	13	545	388	2	Standard
Fe	54	2.765	ug/L	0.388	14	77311	75861	1	Standard
Fe	57	9.636	ug/L	0.473	4	20178	27385	0	Standard
Mn	55	0.000	ug/L	0.001	263	497	459	9	Standard
> Ge	72		ug/L			40161	32958	9	KED
Ni	60	-0.008	ug/L	0.003	40	23	7	50	KED
Ni	62	-0.011	ug/L	0.021	189	12	6	56	KED
Cu	63	0.020	ug/L	0.001	5	63	133	6	KED
Cu	65	0.020	ug/L	0.013	62	31	65	27	KED
Zn	66	0.035	ug/L	0.021	58	41	52	21	KED
Zn	67	0.013	ug/L	0.004	33	9	8	12	KED
As	75	0.001	ug/L	0.000	32	3	2	10	KED
Y	89		ug/L			293931	259279	3	Standard
Kr	83		ug/L			41	27	20	Standard
> In-1	115		ug/L			9171	7727	3	KED
Cd	111	-0.001	ug/L	0.002	145	3	2	21	KED
Cd	114	0.002	ug/L	0.002	62	3	4	25	KED
> In	115		ug/L			523263	523250	0	Standard
Ba	135	0.006	ug/L	0.003	47	41	80	23	Standard
Ba	137	0.002	ug/L	0.001	48	120	142	7	Standard
> Tb	159		ug/L			1275917	1244739	0	Standard
Tl	205	-0.003	ug/L	0.000	1	295	58	7	Standard
Pb	208	0.001	ug/L	0.000	26	400	442	3	Standard

ICP-MS Quantitative Analysis - Summary Report

Sample ID: SEQ-CCVJ

Sample Dil Factor:

DEL

Comments:

Sample Date/Time: Thursday, April 27, 2023 08:30:07

Number of Replicates: 3

Method File: C:\Users\Public\Documents\PerkinElmer Syngistix\ICPMS\Method\200.8_dailymethod_ked_uct.mth

Tuning File: C:\Users\Public\Documents\PerkinElmer Syngistix\ICPMS\MassCal\Default.tun

Optimization File: C:\Users\Public\Documents\PerkinElmer Syngistix\ICPMS\Conditions\Default.dac

Calibration File: C:\Users\Public\Documents\PerkinElmer Syngistix\ICPMS\System\042623a.cal

Analyte	Mass	Conc. Mean	Units	Conc. SD	Conc. RSD	Blank Intens.	Meas. Intens.	Intens. RSD	Mode
C	13		ug/L			30857	24972	5	Standard
Cl	37		ug/L			5295645	3075973	2	Standard
Sc	45		ug/L			548010	851325	2	Standard
Na	23	-9.120	ug/L	0.000	0	206938	13315	2	Standard
Mg	24	-0.054	ug/L	0.001	1	2880	2055	2	Standard
Al	27	-0.060	ug/L	0.002	3	3738	3381	0	Standard
Cr	52	-0.670	ug/L	0.006	0	18808	8435	1	Standard
Cr	53	-0.148	ug/L	0.008	5	545	316	6	Standard
Fe	54	21.744	ug/L	7.496	34	77311	209002	14	Standard
Fe	57	-11.528	ug/L	0.063	0	20178	12086	1	Standard
Mn	55	0.004	ug/L	0.002	51	497	981	10	Standard
Ge	72		ug/L			40161	69782	3	KED
Ni	60	-0.008	ug/L	0.002	22	23	17	32	KED
Ni	62	-0.032	ug/L	0.007	21	12	5	57	KED
Cu	63	-0.005	ug/L	0.000	10	63	71	6	KED
Cu	65	-0.006	ug/L	0.003	54	31	28	46	KED
Zn	66	-0.049	ug/L	0.008	16	41	20	46	KED
Zn	67	-0.047	ug/L	0.005	9	9	8	13	KED
As	75	-0.006	ug/L	0.002	25	3	2	35	KED
Y	89		ug/L			293931	449165	2	Standard
Kr	83		ug/L			41	232	14	Standard
In-1	115		ug/L			9171	14890	1	KED
Cd	111	-0.001	ug/L	0.002	186	3	5	21	KED
Cd	114	0.000	ug/L	0.003	576	3	5	66	KED
In	115		ug/L			523263	891283	3	Standard
Ba	135	-0.003	ug/L	0.001	27	41	36	21	Standard
Ba	137	-0.007	ug/L	0.001	8	120	71	16	Standard
Tb	159		ug/L			1275917	2559179	0	Standard
Tl	205	-0.003	ug/L	0.000	2	295	81	17	Standard
Pb	208	-0.003	ug/L	0.000	7	400	321	10	Standard

ICP-MS Quantitative Analysis - Summary Report

Sample ID: SEQ-CCBJ

Sample Dil Factor:

DEL

Comments:

Sample Date/Time: Thursday, April 27, 2023 08:37:38

Number of Replicates: 3

Method File: C:\Users\Public\Documents\PerkinElmer Syngistix\ICPMS\Method\200.8_dailymethod_ked_uct.mth

Tuning File: C:\Users\Public\Documents\PerkinElmer Syngistix\ICPMS\MassCal\Default.tun

Optimization File: C:\Users\Public\Documents\PerkinElmer Syngistix\ICPMS\Conditions\Default.dac

Calibration File: C:\Users\Public\Documents\PerkinElmer Syngistix\ICPMS\System\042623a.cal

Analyte	Mass	Conc. Mean	Units	Conc. SD	Conc. RSD	Blank Intens.	Meas. Intens.	Intens. RSD	Mode
C	13		ug/L			30857	29613	0	Standard
Cl	37		ug/L			5295645	5155627	1	Standard
[> Sc	45		ug/L			548010	488626	1	Standard
Na	23	-6.690	ug/L	3.340	49	206938	54286	117	Standard
Mg	24	0.024	ug/L	0.082	343	2880	3163	64	Standard
Al	27	-0.020	ug/L	0.007	33	3738	2874	4	Standard
Cr	52	0.011	ug/L	0.047	438	18808	16951	3	Standard
Cr	53	-0.097	ug/L	0.009	9	545	287	7	Standard
Fe	54	2.009	ug/L	1.289	64	77311	73623	2	Standard
Fe	57	6.377	ug/L	0.863	13	20178	24098	1	Standard
Mn	55	-0.000	ug/L	0.001	268	497	434	4	Standard
[> Ge	72		ug/L			40161	35378	1	KED
Ni	60	-0.007	ug/L	0.002	29	23	10	26	KED
Ni	62	-0.025	ug/L	0.012	46	12	4	65	KED
Cu	63	-0.002	ug/L	0.002	108	63	49	15	KED
Cu	65	0.001	ug/L	0.004	344	31	30	28	KED
Zn	66	-0.000	ug/L	0.017	6852	41	36	25	KED
Zn	67	-0.016	ug/L	0.048	300	9	6	62	KED
As	75	-0.001	ug/L	0.007	654	3	2	72	KED
Y	89		ug/L			293931	260172	3	Standard
Kr	83		ug/L			41	33	29	Standard
[> In-1	115		ug/L			9171	7885	1	KED
Cd	111	0.003	ug/L	0.013	417	3	3	90	KED
Cd	114	-0.000	ug/L	0.002	710	3	2	42	KED
[> In	115		ug/L			523263	504223	0	Standard
Ba	135	0.001	ug/L	0.001	132	41	45	14	Standard
Ba	137	-0.003	ug/L	0.001	44	120	83	18	Standard
[> Tb	159		ug/L			1275917	1236642	0	Standard
Tl	205	-0.003	ug/L	0.000	5	295	49	25	Standard
Pb	208	-0.001	ug/L	0.000	27	400	326	5	Standard

ICP-MS Quantitative Analysis - Summary Report

Sample ID: SEQ-CAL1

Sample Dil Factor:

Comments:

Sample Date/Time: Thursday, April 27, 2023 08:42:25

Number of Replicates: 3

Method File: C:\Users\Public\Documents\PerkinElmer Syngistix\ICPMS\Method\200.8_dailymethod_ked_uct.mth

Tuning File: C:\Users\Public\Documents\PerkinElmer Syngistix\ICPMS\MassCal\Default.tun

Optimization File: C:\Users\Public\Documents\PerkinElmer Syngistix\ICPMS\Conditions\Default.dac

Calibration File: C:\Users\Public\Documents\PerkinElmer Syngistix\ICPMS\System\042623a.cal

Analyte Mass	Conc. Mean	Units	Conc. SD	Conc. RSD	Blank Intens.	Meas. Intens.	Intens. RSD	Mode
C	13	ug/L				23325	2	Standard
Cl	37	ug/L				3035317	1	Standard
[> Sc	45	ug/L				832091	2	Standard
Na	23	ug/L				11060	3	Standard
Mg	24	ug/L				1942	2	Standard
Al	27	ug/L				3507	3	Standard
Cr	52	ug/L				8348	4	Standard
Cr	53	ug/L				161	6	Standard
Fe	54	ug/L				179681	17	Standard
Fe	57	ug/L				10528	2	Standard
[Mn	55	ug/L				888	16	Standard
[> Ge	72	ug/L				70710	2	KED
Ni	60	ug/L				13	41	KED
Ni	62	ug/L				5	57	KED
Cu	63	ug/L				71	21	KED
Cu	65	ug/L				37	10	KED
Zn	66	ug/L				28	13	KED
Zn	67	ug/L				7	25	KED
[As	75	ug/L				4	48	KED
Y	89	ug/L				441334	2	Standard
Kr	83	ug/L				204	25	Standard
[> In-1	115	ug/L				15277	2	KED
Cd	111	ug/L				2	33	KED
[Cd	114	ug/L				3	50	KED
[> In	115	ug/L				861042	5	Standard
Ba	135	ug/L				31	17	Standard
[Ba	137	ug/L				71	10	Standard
[> Tb	159	ug/L				2479095	2	Standard
Tl	205	ug/L				60	6	Standard
[Pb	208	ug/L				314	3	Standard

ICP-MS Quantitative Analysis - Summary Report

Sample ID: SEQ-CCVK

Sample Dil Factor:

DEL

Comments:

Sample Date/Time: Thursday, April 27, 2023 08:47:12

Number of Replicates: 3

Method File: C:\Users\Public\Documents\PerkinElmer Syngistix\ICPMS\Method\200.8_dailymethod_ked_uct.mth

Tuning File: C:\Users\Public\Documents\PerkinElmer Syngistix\ICPMS\MassCal\Default.tun

Optimization File: C:\Users\Public\Documents\PerkinElmer Syngistix\ICPMS\Conditions\Default.dac

Calibration File: C:\Users\Public\Documents\PerkinElmer Syngistix\ICPMS\System\042623a.cal

Analyte	Mass	Conc. Mean	Units	Conc. SD	Conc. RSD	Blank Intens.	Meas. Intens.	Intens. RSD	Mode
C	13		ug/L			23325	29799	4	Standard
Cl	37		ug/L			3035317	5118578	3	Standard
Sc	45		ug/L			832091	500222	1	Standard
Na	23	4324.268	ug/L	24.538	0	11060	85863279	2	Standard
Mg	24	4381.510	ug/L	48.014	1	1942	115084811	2	Standard
Al	27	4502.475	ug/L	43.165	0	3507	106432053	2	Standard
Cr	52	50.748	ug/L	0.560	1	8348	930508	2	Standard
Cr	53	49.900	ug/L	0.929	1	161	105079	0	Standard
Fe	54	4376.858	ug/L	4.181	0	179681	10634026	1	Standard
Fe	57	4530.263	ug/L	56.657	1	10528	4454018	2	Standard
Mn	55	45.328	ug/L	0.187	0	888	1365963	1	Standard
Ge	72		ug/L			70710	36212	1	KED
Ni	60	48.240	ug/L	0.485	1	13	75097	1	KED
Ni	62	49.182	ug/L	0.952	1	5	12329	1	KED
Cu	63	48.385	ug/L	0.440	0	71	213256	0	KED
Cu	65	48.788	ug/L	0.296	0	37	108503	1	KED
Zn	66	49.381	ug/L	1.061	2	28	27577	1	KED
Zn	67	50.015	ug/L	0.670	1	7	4600	0	KED
As	75	50.167	ug/L	0.443	0	4	13650	0	KED
Y	89		ug/L			441334	269556	2	Standard
Kr	83		ug/L			204	51	13	Standard
In-1	115		ug/L			15277	7683	1	KED
Cd	111	51.067	ug/L	1.347	2	2	13519	1	KED
Cd	114	51.018	ug/L	1.257	2	3	34869	1	KED
In	115		ug/L			861042	517656	1	Standard
Ba	135	50.955	ug/L	1.280	2	31	319090	1	Standard
Ba	137	51.469	ug/L	1.550	3	71	571859	2	Standard
Tb	159		ug/L			2479095	1249678	0	Standard
Tl	205	48.272	ug/L	0.428	0	60	3557195	1	Standard
Pb	208	48.429	ug/L	0.746	1	314	4465252	1	Standard

ICP-MS Quantitative Analysis - Summary Report

Sample ID: SEQ-CCBK

Sample Dil Factor:

DEL

Comments:

Sample Date/Time: Thursday, April 27, 2023 08:54:42

Number of Replicates: 3

Method File: C:\Users\Public\Documents\PerkinElmer Syngistix\ICPMS\Method\200.8_dailymethod_ked_uct.mth

Tuning File: C:\Users\Public\Documents\PerkinElmer Syngistix\ICPMS\MassCal\Default.tun

Optimization File: C:\Users\Public\Documents\PerkinElmer Syngistix\ICPMS\Conditions\Default.dac

Calibration File: C:\Users\Public\Documents\PerkinElmer Syngistix\ICPMS\System\042623a.cal

Analyte	Mass	Conc. Mean	Units	Conc. SD	Conc. RSD	Blank Intens.	Meas. Intens.	Intens. RSD	Mode
C	13		ug/L			23325	30007	2	Standard
Cl	37		ug/L			3035317	4980575	2	Standard
> Sc	45		ug/L			832091	503950	0	Standard
Na	23	0.397	ug/L	0.017	4	11060	14634	2	Standard
Mg	24	0.045	ug/L	0.003	5	1942	2375	2	Standard
Al	27	0.057	ug/L	0.004	7	3507	3473	2	Standard
Cr	52	0.625	ug/L	0.021	3	8348	16532	2	Standard
Cr	53	0.036	ug/L	0.015	40	161	175	18	Standard
Fe	54	-14.679	ug/L	0.646	4	179681	73258	2	Standard
Fe	57	12.969	ug/L	0.230	1	10528	19202	1	Standard
Mn	55	-0.003	ug/L	0.002	53	888	446	11	Standard
> Ge	72		ug/L			70710	37275	1	KED
Ni	60	0.004	ug/L	0.001	28	13	13	14	KED
Ni	62	0.009	ug/L	0.004	42	5	5	21	KED
Cu	63	0.002	ug/L	0.003	182	71	45	29	KED
Cu	65	0.005	ug/L	0.002	38	37	31	13	KED
Zn	66	0.022	ug/L	0.014	62	28	27	28	KED
Zn	67	0.045	ug/L	0.030	67	7	8	35	KED
As	75	0.010	ug/L	0.006	63	4	4	33	KED
Y	89		ug/L			441334	277795	0	Standard
Kr	83		ug/L			204	33	33	Standard
> In-1	115		ug/L			15277	8159	4	KED
Cd	111	0.002	ug/L	0.009	587	2	1	132	KED
Cd	114	0.004	ug/L	0.005	129	3	5	79	KED
> In	115		ug/L			861042	530352	1	Standard
Ba	135	0.004	ug/L	0.002	37	31	45	20	Standard
Ba	137	0.005	ug/L	0.001	18	71	96	10	Standard
> Tb	159		ug/L			2479095	1262490	1	Standard
Tl	205	0.003	ug/L	0.000	8	60	286	5	Standard
Pb	208	0.002	ug/L	0.000	10	314	368	5	Standard

ICP-MS Quantitative Analysis - Summary Report

Sample ID: 23C0672-02RE1

Sample Dil Factor: 5

DEL

Comments:

Sample Date/Time: Thursday, April 27, 2023 08:59:29

Number of Replicates: 3

Method File: C:\Users\Public\Documents\PerkinElmer Syngistix\ICPMS\Method\200.8_dailymethod_ked_uct.mth

Tuning File: C:\Users\Public\Documents\PerkinElmer Syngistix\ICPMS\MassCal\Default.tun

Optimization File: C:\Users\Public\Documents\PerkinElmer Syngistix\ICPMS\Conditions\Default.dac

Calibration File: C:\Users\Public\Documents\PerkinElmer Syngistix\ICPMS\System\042623a.cal

Analyte	Mass	Conc. Mean	Units	Conc. SD	Conc. RSD	Blank Intens.	Meas. Intens.	Intens. RSD	Mode
C	13		ug/L			23325	39349	4	Standard
Cl	37		ug/L			3035317	4906490	2	Standard
Sc	45		ug/L			832091	517566	2	Standard
Na	23	1933.611	ug/L	18.781	0	11060	39721739	1	Standard
Mg	24	771.693	ug/L	17.815	2	1942	20964231	0	Standard
Al	27	0.727	ug/L	0.062	8	3507	19993	9	Standard
Cr	52	0.680	ug/L	0.012	1	8348	18018	1	Standard
Cr	53	0.167	ug/L	0.012	7	161	463	6	Standard
Fe	54	-14.713	ug/L	0.607	4	179681	75133	1	Standard
Fe	57	14.391	ug/L	0.519	3	10528	21156	0	Standard
Mn	55	0.014	ug/L	0.000	0	888	985	2	Standard
Ge	72		ug/L			70710	38153	0	KED
Ni	60	0.107	ug/L	0.012	11	13	182	10	KED
Ni	62	0.235	ug/L	0.013	5	5	64	5	KED
Cu	63	65.659	ug/L	1.012	1	71	304886	1	KED
Cu	65	64.952	ug/L	0.935	1	37	152178	1	KED
Zn	66	4.113	ug/L	0.113	2	28	2434	3	KED
Zn	67	4.031	ug/L	0.439	10	7	394	10	KED
As	75	0.039	ug/L	0.005	13	4	13	11	KED
Y	89		ug/L			441334	277146	2	Standard
Kr	83		ug/L			204	36	16	Standard
In-1	115		ug/L			15277	8455	0	KED
Cd	111	0.008	ug/L	0.012	154	2	3	90	KED
Cd	114	0.000	ug/L	0.003	652	3	2	92	KED
In	115		ug/L			861042	532277	1	Standard
Ba	135	0.662	ug/L	0.013	2	31	4283	0	Standard
Ba	137	0.655	ug/L	0.007	1	71	7528	0	Standard
Tb	159		ug/L			2479095	1268131	0	Standard
Tl	205	0.002	ug/L	0.001	29	60	196	24	Standard
Pb	208	0.050	ug/L	0.002	4	314	4793	4	Standard

ICP-MS Quantitative Analysis - Summary Report

Sample ID: 23D0002-01

Sample Dil Factor:

DEL

Comments:

Sample Date/Time: Thursday, April 27, 2023 09:04:09

Number of Replicates: 3

Method File: C:\Users\Public\Documents\PerkinElmer Syngistix\ICPMS\Method\200.8_dailymethod_ked_uct.mth

Tuning File: C:\Users\Public\Documents\PerkinElmer Syngistix\ICPMS\MassCal\Default.tun

Optimization File: C:\Users\Public\Documents\PerkinElmer Syngistix\ICPMS\Conditions\Default.dac

Calibration File: C:\Users\Public\Documents\PerkinElmer Syngistix\ICPMS\System\042623a.cal

Analyte	Mass	Conc. Mean	Units	Conc. SD	Conc. RSD	Blank Intens.	Meas. Intens.	Intens. RSD	Mode
C	13		ug/L			23325	52571	1	Standard
Cl	37		ug/L			3035317	5228651	4	Standard
Sc	45		ug/L			832091	547139	1	Standard
Na	23	4927.605	ug/L	128.088	2	11060	107018716	3	Standard
Mg	24	2555.521	ug/L	66.562	2	1942	73388524	0	Standard
Al	27	58.732	ug/L	0.693	1	3507	1520609	1	Standard
Cr	52	1.070	ug/L	0.010	0	8348	26839	2	Standard
Cr	53	0.943	ug/L	0.039	4	161	2276	2	Standard
Fe	54	303.156	ug/L	10.332	3	179681	915245	1	Standard
Fe	57	345.034	ug/L	7.588	2	10528	377286	0	Standard
Mn	55	3.608	ug/L	0.085	2	888	119439	2	Standard
Ge	72		ug/L			70710	36678	1	KED
Ni	60	0.598	ug/L	0.015	2	13	949	1	KED
Ni	62	0.625	ug/L	0.045	7	5	161	7	KED
Cu	63	2.354	ug/L	0.128	5	71	10539	4	KED
Cu	65	2.395	ug/L	0.092	3	37	5412	3	KED
Zn	66	3.684	ug/L	0.157	4	28	2097	3	KED
Zn	67	3.849	ug/L	0.356	9	7	362	10	KED
As	75	1.024	ug/L	0.082	8	4	284	6	KED
Y	89		ug/L			441334	290389	2	Standard
Kr	83		ug/L			204	42	6	Standard
In-1	115		ug/L			15277	8097	1	KED
Cd	111	0.024	ug/L	0.006	23	2	8	17	KED
Cd	114	0.012	ug/L	0.004	32	3	10	26	KED
In	115		ug/L			861042	518540	6	Standard
Ba	135	4.708	ug/L	0.176	3	31	29514	2	Standard
Ba	137	4.777	ug/L	0.274	5	71	53097	0	Standard
Tb	159		ug/L			2479095	1270093	2	Standard
Tl	205	0.011	ug/L	0.001	6	60	820	6	Standard
Pb	208	0.095	ug/L	0.002	1	314	9027	1	Standard

ICP-MS Quantitative Analysis - Summary Report

Sample ID: 23D0002-03

DEL

Sample Dil Factor:

Comments:

Sample Date/Time: Thursday, April 27, 2023 09:08:55

Number of Replicates: 3

Method File: C:\Users\Public\Documents\PerkinElmer Syngistix\ICPMS\Method\200.8_dailymethod_ked_uct.mth

Tuning File: C:\Users\Public\Documents\PerkinElmer Syngistix\ICPMS\MassCal\Default.tun

Optimization File: C:\Users\Public\Documents\PerkinElmer Syngistix\ICPMS\Conditions\Default.dac

Calibration File: C:\Users\Public\Documents\PerkinElmer Syngistix\ICPMS\System\042623a.cal

Analyte	Mass	Conc. Mean	Units	Conc. SD	Conc. RSD	Blank Intens.	Meas. Intens.	Intens. RSD	Mode
C	13		ug/L			23325	55072	1	Standard
Cl	37		ug/L			3035317	5058403	1	Standard
Sc	45		ug/L			832091	523251	1	Standard
Na	23	2472.949	ug/L	8.263	0	11060	51363091	1	Standard
Mg	24	904.175	ug/L	22.197	2	1942	24840770	2	Standard
Al	27	101.543	ug/L	2.459	2	3507	2512507	2	Standard
Cr	52	3.268	ug/L	0.032	0	8348	67597	2	Standard
Cr	53	2.827	ug/L	0.026	0	161	6322	1	Standard
Fe	54	897.166	ug/L	18.112	2	179681	2370182	3	Standard
Fe	57	868.297	ug/L	4.020	0	10528	898235	1	Standard
Mn	55	117.786	ug/L	0.347	0	888	3711848	1	Standard
Ge	72		ug/L			70710	37300	0	KED
Ni	60	1.477	ug/L	0.041	2	13	2375	3	KED
Ni	62	1.405	ug/L	0.212	15	5	365	14	KED
Cu	63	13.475	ug/L	0.120	0	71	61203	1	KED
Cu	65	13.487	ug/L	0.245	1	37	30905	0	KED
Zn	66	205.438	ug/L	4.160	2	28	118128	1	KED
Zn	67	194.950	ug/L	0.531	0	7	18458	1	KED
As	75	1.411	ug/L	0.028	2	4	397	2	KED
Y	89		ug/L			441334	285415	2	Standard
Kr	83		ug/L			204	40	12	Standard
In-1	115		ug/L			15277	8265	0	KED
Cd	111	0.246	ug/L	0.024	9	2	71	9	KED
Cd	114	0.234	ug/L	0.019	8	3	174	8	KED
In	115		ug/L			861042	530063	2	Standard
Ba	135	9.946	ug/L	0.033	0	31	63805	2	Standard
Ba	137	9.939	ug/L	0.205	2	71	113096	0	Standard
Tb	159		ug/L			2479095	1305768	1	Standard
Tl	205	0.004	ug/L	0.000	9	60	311	8	Standard
Pb	208	1.671	ug/L	0.008	0	314	161162	1	Standard

ICP-MS Quantitative Analysis - Summary Report

Sample ID: 23D0002-05

Sample Dil Factor:

DEL

Comments:

Sample Date/Time: Thursday, April 27, 2023 09:17:18

Number of Replicates: 3

Method File: C:\Users\Public\Documents\PerkinElmer Syngistix\ICPMS\Method\200.8_dailymethod_ked_uct.mth

Tuning File: C:\Users\Public\Documents\PerkinElmer Syngistix\ICPMS\MassCal\Default.tun

Optimization File: C:\Users\Public\Documents\PerkinElmer Syngistix\ICPMS\Conditions\Default.dac

Calibration File: C:\Users\Public\Documents\PerkinElmer Syngistix\ICPMS\System\042623b.cal

Analyte	Mass	Conc. Mean	Units	Conc. SD	Conc. RSD	Blank Intens.	Meas. Intens.	Intens. RSD	Mode
C	13		ug/L			23325	53202	2	Standard
Cl	37		ug/L			3035317	5438616	3	Standard
Sc	45		ug/L			832091	562088	2	Standard
Na	23	5838.327	ug/L	113.532	1	11060	130212424	1	Standard
Mg	24	3554.005	ug/L	5.771	0	1942	104882097	2	Standard
Al	27	27.193	ug/L	1.389	5	3507	724244	4	Standard
Cr	52	1.122	ug/L	0.004	0	8348	28624	3	Standard
Cr	53	0.828	ug/L	0.054	6	161	2064	4	Standard
Fe	54	764.462	ug/L	10.004	1	179681	2186704	1	Standard
Fe	57	765.271	ug/L	17.060	2	10528	850929	1	Standard
Mn	55	208.976	ug/L	2.913	1	888	7075264	4	Standard
Ge	72		ug/L			70710	37739	0	KED
Ni	60	0.863	ug/L	0.015	1	13	1407	1	KED
Ni	62	0.901	ug/L	0.129	14	5	238	14	KED
Cu	63	3.412	ug/L	0.075	2	71	15705	1	KED
Cu	65	3.441	ug/L	0.047	1	37	7995	2	KED
Zn	66	28.936	ug/L	0.156	0	28	16849	1	KED
Zn	67	27.912	ug/L	0.524	1	7	2677	2	KED
As	75	1.508	ug/L	0.025	1	4	429	0	KED
Y	89		ug/L			441334	281959	1	Standard
Kr	83		ug/L			204	73	10	Standard
In-1	115		ug/L			15277	8519	0	KED
Cd	111	0.050	ug/L	0.011	22	2	16	21	KED
Cd	114	0.033	ug/L	0.009	26	3	26	24	KED
In	115		ug/L			861042	529729	2	Standard
Ba	135	9.388	ug/L	0.261	2	31	60185	3	Standard
Ba	137	9.601	ug/L	0.199	2	71	109187	0	Standard
Tb	159		ug/L			2479095	1282571	1	Standard
Tl	205	0.003	ug/L	0.000	10	60	245	9	Standard
Pb	208	0.153	ug/L	0.005	3	314	14593	1	Standard

ICP-MS Quantitative Analysis - Summary Report

Sample ID: SEQ-IBLN

DEL

Sample Dil Factor:

Comments:

Sample Date/Time: Thursday, April 27, 2023 09:21:59

Number of Replicates: 3

Method File: C:\Users\Public\Documents\PerkinElmer Syngistix\ICPMS\Method\200.8_dailymethod_ked_uct.mth

Tuning File: C:\Users\Public\Documents\PerkinElmer Syngistix\ICPMS\MassCal\Default.tun

Optimization File: C:\Users\Public\Documents\PerkinElmer Syngistix\ICPMS\Conditions\Default.dac

Calibration File: C:\Users\Public\Documents\PerkinElmer Syngistix\ICPMS\System\042623b.cal

Analyte	Mass	Conc. Mean	Units	Conc. SD	Conc. RSD	Blank Intens.	Meas. Intens.	Intens. RSD	Mode
C	13		ug/L			23325	30359	1	Standard
Cl	37		ug/L			3035317	5277515	1	Standard
> Sc	45		ug/L			832091	526338	1	Standard
Na	23	0.454	ug/L	0.009	2	11060	16484	0	Standard
Mg	24	0.046	ug/L	0.006	12	1942	2512	7	Standard
Al	27	0.025	ug/L	0.003	13	3507	2828	1	Standard
Cr	52	0.635	ug/L	0.003	0	8348	17462	1	Standard
Cr	53	0.070	ug/L	0.007	9	161	258	6	Standard
Fe	54	-14.418	ug/L	0.295	2	179681	77174	1	Standard
Fe	57	9.154	ug/L	0.008	0	10528	16114	1	Standard
Mn	55	-0.001	ug/L	0.001	121	888	525	7	Standard
> Ge	72		ug/L			70710	37859	0	KED
Ni	60	0.007	ug/L	0.004	50	13	19	30	KED
Ni	62	0.009	ug/L	0.004	46	5	5	21	KED
Cu	63	0.009	ug/L	0.008	82	71	81	43	KED
Cu	65	0.015	ug/L	0.008	55	37	54	34	KED
Zn	66	0.141	ug/L	0.077	55	28	97	45	KED
Zn	67	0.090	ug/L	0.095	105	7	12	70	KED
As	75	0.004	ug/L	0.003	85	4	3	28	KED
Y	89		ug/L			441334	275528	2	Standard
Kr	83		ug/L			204	41	16	Standard
> In-1	115		ug/L			15277	8441	1	KED
Cd	111	0.009	ug/L	0.002	19	2	4	13	KED
Cd	114	0.005	ug/L	0.002	53	3	5	34	KED
> In	115		ug/L			861042	521117	1	Standard
Ba	135	0.005	ug/L	0.001	20	31	50	11	Standard
Ba	137	0.003	ug/L	0.001	32	71	75	15	Standard
> Tb	159		ug/L			2479095	1264862	1	Standard
Tl	205	0.001	ug/L	0.000	25	60	83	16	Standard
Pb	208	0.003	ug/L	0.000	16	314	398	8	Standard

ICP-MS Quantitative Analysis - Summary Report

Sample ID: 23C0715-01

Sample Dil Factor: 20

DEL

Comments:

Sample Date/Time: Thursday, April 27, 2023 09:26:46

Number of Replicates: 3

Method File: C:\Users\Public\Documents\PerkinElmer Syngistix\ICPMS\Method\200.8_dailymethod_ked_uct.mth

Tuning File: C:\Users\Public\Documents\PerkinElmer Syngistix\ICPMS\MassCal\Default.tun

Optimization File: C:\Users\Public\Documents\PerkinElmer Syngistix\ICPMS\Conditions\Default.dac

Calibration File: C:\Users\Public\Documents\PerkinElmer Syngistix\ICPMS\System\042623b.cal

Analyte	Mass	Conc. Mean	Units	Conc. SD	Conc. RSD	Blank Intens.	Meas. Intens.	Intens. RSD	Mode
C	13		ug/L			23325	36752	2	Standard
Cl	37		ug/L			3035317	5594817	2	Standard
Sc	45		ug/L			832091	534304	1	Standard
Na	23	19090.303	ug/L	599.574	3	11060	404725759	2	Standard
Mg	24	618.274	ug/L	10.769	1	1942	17346727	2	Standard
Al	27	6.183	ug/L	0.116	1	3507	158324	0	Standard
Cr	52	0.816	ug/L	0.019	2	8348	21247	2	Standard
Cr	53	0.883	ug/L	0.030	3	161	2089	4	Standard
Fe	54	-9.472	ug/L	0.486	5	179681	91031	0	Standard
Fe	57	17.440	ug/L	0.241	1	10528	25049	2	Standard
Mn	55	0.240	ug/L	0.002	0	888	8305	1	Standard
Ge	72		ug/L			70710	37075	0	KED
Ni	60	0.162	ug/L	0.022	13	13	265	12	KED
Ni	62	0.136	ug/L	0.016	11	5	37	10	KED
Cu	63	0.046	ug/L	0.006	12	71	243	9	KED
Cu	65	0.050	ug/L	0.003	4	37	134	4	KED
Zn	66	0.132	ug/L	0.009	6	28	90	6	KED
Zn	67	0.200	ug/L	0.073	36	7	22	30	KED
As	75	5.120	ug/L	0.081	1	4	1428	1	KED
Y	89		ug/L			441334	280026	4	Standard
Kr	83		ug/L			204	50	26	Standard
In-1	115		ug/L			15277	8184	0	KED
Cd	111	0.008	ug/L	0.009	110	2	3	66	KED
Cd	114	0.002	ug/L	0.003	126	3	3	55	KED
In	115		ug/L			861042	517885	2	Standard
Ba	135	2.108	ug/L	0.144	6	31	13208	4	Standard
Ba	137	2.168	ug/L	0.087	4	71	24128	1	Standard
Tb	159		ug/L			2479095	1285562	0	Standard
Tl	205	0.001	ug/L	0.000	23	60	86	14	Standard
Pb	208	0.007	ug/L	0.001	6	314	871	5	Standard

ICP-MS Quantitative Analysis - Summary Report

Sample ID: 23C0715-03

Sample Dil Factor: 20

DEL

Comments:

Sample Date/Time: Thursday, April 27, 2023 09:31:32

Number of Replicates: 3

Method File: C:\Users\Public\Documents\PerkinElmer Syngistix\ICPMS\Method\200.8_dailymethod_ked_uct.mth

Tuning File: C:\Users\Public\Documents\PerkinElmer Syngistix\ICPMS\MassCal\Default.tun

Optimization File: C:\Users\Public\Documents\PerkinElmer Syngistix\ICPMS\Conditions\Default.dac

Calibration File: C:\Users\Public\Documents\PerkinElmer Syngistix\ICPMS\System\042623b.cal

Analyte	Mass	Conc. Mean	Units	Conc. SD	Conc. RSD	Blank Intens.	Meas. Intens.	Intens. RSD	Mode
C	13		ug/L			23325	37942	2	Standard
Cl	37		ug/L			3035317	6037885	2	Standard
Sc	45		ug/L			832091	532899	0	Standard
Na	23	39607.345	ug/L	931.312	2	11060	837791075	2	Standard
Mg	24	1089.198	ug/L	15.442	1	1942	30473617	0	Standard
Al	27	0.645	ug/L	0.014	2	3507	18495	1	Standard
Cr	52	18.595	ug/L	0.382	2	8348	366609	2	Standard
Cr	53	19.396	ug/L	0.263	1	161	43580	0	Standard
Fe	54	-14.217	ug/L	0.633	4	179681	78644	1	Standard
Fe	57	15.479	ug/L	0.511	3	10528	22927	1	Standard
Mn	55	1.340	ug/L	0.007	0	888	43569	0	Standard
Ge	72		ug/L			70710	37319	0	KED
Ni	60	0.797	ug/L	0.020	2	13	1286	2	KED
Ni	62	0.840	ug/L	0.045	5	5	219	4	KED
Cu	63	0.080	ug/L	0.005	6	71	400	5	KED
Cu	65	0.077	ug/L	0.012	15	37	196	13	KED
Zn	66	0.219	ug/L	0.052	23	28	140	20	KED
Zn	67	0.233	ug/L	0.104	44	7	26	37	KED
As	75	2.604	ug/L	0.034	1	4	732	1	KED
Y	89		ug/L			441334	278326	3	Standard
Kr	83		ug/L			204	39	15	Standard
In-1	115		ug/L			15277	8024	1	KED
Cd	111	0.004	ug/L	0.005	138	2	2	57	KED
Cd	114	0.002	ug/L	0.005	218	3	3	102	KED
In	115		ug/L			861042	518550	1	Standard
Ba	135	0.889	ug/L	0.010	1	31	5592	1	Standard
Ba	137	0.919	ug/L	0.027	2	71	10267	0	Standard
Tb	159		ug/L			2479095	1292480	1	Standard
Tl	205	0.001	ug/L	0.000	11	60	128	9	Standard
Pb	208	0.006	ug/L	0.000	4	314	755	2	Standard

ICP-MS Quantitative Analysis - Summary Report

Sample ID: 23C0715-05

Sample Dil Factor: 20

DEL

Comments:

Sample Date/Time: Thursday, April 27, 2023 09:36:42

Number of Replicates: 3

Method File: C:\Users\Public\Documents\PerkinElmer Syngistix\ICPMS\Method\200.8_dailymethod_ked_uct.mth

Tuning File: C:\Users\Public\Documents\PerkinElmer Syngistix\ICPMS\MassCal\Default.tun

Optimization File: C:\Users\Public\Documents\PerkinElmer Syngistix\ICPMS\Conditions\Default.dac

Calibration File: C:\Users\Public\Documents\PerkinElmer Syngistix\ICPMS\System\042623b.cal

Analyte	Mass	Conc. Mean	Units	Conc. SD	Conc. RSD	Blank Intens.	Meas. Intens.	Intens. RSD	Mode
C	13		ug/L			23325	38036	3	Standard
Cl	37		ug/L			3035317	5995446	4	Standard
Sc	45		ug/L			832091	534880	1	Standard
Na	23	36670.966	ug/L	378.162	1	11060	778550064	2	Standard
Mg	24	872.152	ug/L	14.569	1	1942	24495388	2	Standard
Al	27	2.530	ug/L	0.025	1	3507	66213	2	Standard
Cr	52	8.321	ug/L	0.132	1	8348	167637	2	Standard
Cr	53	8.672	ug/L	0.037	0	161	19617	1	Standard
Fe	54	-15.039	ug/L	0.272	1	179681	76833	2	Standard
Fe	57	15.020	ug/L	0.641	4	10528	22537	4	Standard
Mn	55	0.055	ug/L	0.002	4	888	2328	2	Standard
Ge	72		ug/L			70710	37097	1	KED
Ni	60	0.321	ug/L	0.031	9	13	518	8	KED
Ni	62	0.358	ug/L	0.055	15	5	94	16	KED
Cu	63	0.048	ug/L	0.010	21	71	254	19	KED
Cu	65	0.058	ug/L	0.005	9	37	152	6	KED
Zn	66	0.174	ug/L	0.028	15	28	114	13	KED
Zn	67	0.241	ug/L	0.025	10	7	26	7	KED
As	75	3.051	ug/L	0.082	2	4	852	3	KED
Y	89		ug/L			441334	279392	1	Standard
Kr	83		ug/L			204	36	11	Standard
In-1	115		ug/L			15277	8073	2	KED
Cd	111	0.009	ug/L	0.005	52	2	4	35	KED
Cd	114	-0.003	ug/L	0.000	5	3	0	43	KED
In	115		ug/L			861042	522371	2	Standard
Ba	135	0.713	ug/L	0.029	4	31	4520	2	Standard
Ba	137	0.746	ug/L	0.017	2	71	8403	0	Standard
Tb	159		ug/L			2479095	1283254	2	Standard
Tl	205	0.001	ug/L	0.000	10	60	107	6	Standard
Pb	208	0.004	ug/L	0.000	5	314	520	5	Standard

ICP-MS Quantitative Analysis - Summary Report

Sample ID: 23C0715-07

Sample Dil Factor: 20

DEL

Comments:

Sample Date/Time: Thursday, April 27, 2023 09:42:52

Number of Replicates: 3

Method File: C:\Users\Public\Documents\PerkinElmer Syngistix\ICPMS\Method\200.8_dailymethod_ked_uct.mth

Tuning File: C:\Users\Public\Documents\PerkinElmer Syngistix\ICPMS\MassCal\Default.tun

Optimization File: C:\Users\Public\Documents\PerkinElmer Syngistix\ICPMS\Conditions\Default.dac

Calibration File: C:\Users\Public\Documents\PerkinElmer Syngistix\ICPMS\System\042623b.cal

Analyte	Mass	Conc. Mean	Units	Conc. SD	Conc. RSD	Blank Intens.	Meas. Intens.	Intens. RSD	Mode
C	13		ug/L			23325	37708	2	Standard
Cl	37		ug/L			3035317	5917141	4	Standard
Sc	45		ug/L			832091	528118	1	Standard
Na	23	35137.315	ug/L	570.464	1	11060	736426633	1	Standard
Mg	24	865.866	ug/L	22.748	2	1942	24002170	1	Standard
Al	27	0.418	ug/L	0.014	3	3507	12653	1	Standard
Cr	52	8.237	ug/L	0.184	2	8348	163839	1	Standard
Cr	53	8.569	ug/L	0.104	1	161	19136	1	Standard
Fe	54	-14.810	ug/L	0.428	2	179681	76424	0	Standard
Fe	57	15.416	ug/L	0.418	2	10528	22656	2	Standard
Mn	55	0.055	ug/L	0.003	5	888	2304	2	Standard
Ge	72		ug/L			70710	37789	1	KED
Ni	60	0.312	ug/L	0.027	8	13	514	8	KED
Ni	62	0.344	ug/L	0.008	2	5	92	1	KED
Cu	63	0.052	ug/L	0.006	11	71	275	8	KED
Cu	65	0.052	ug/L	0.009	17	37	139	14	KED
Zn	66	0.134	ug/L	0.024	17	28	93	14	KED
Zn	67	0.155	ug/L	0.108	69	7	19	55	KED
As	75	2.978	ug/L	0.071	2	4	847	1	KED
Y	89		ug/L			441334	280581	1	Standard
Kr	83		ug/L			204	40	39	Standard
In-1	115		ug/L			15277	8209	1	KED
Cd	111	0.005	ug/L	0.012	259	2	2	120	KED
Cd	114	0.003	ug/L	0.003	91	3	4	50	KED
In	115		ug/L			861042	529729	1	Standard
Ba	135	0.697	ug/L	0.014	2	31	4487	3	Standard
Ba	137	0.692	ug/L	0.008	1	71	7910	0	Standard
Tb	159		ug/L			2479095	1275744	1	Standard
Hf	205	0.001	ug/L	0.000	28	60	120	22	Standard
Pb	208	0.004	ug/L	0.000	7	314	546	6	Standard

ICP-MS Quantitative Analysis - Summary Report

Sample ID: SEQ-IBLO

Sample Dil Factor:

DEL

Comments:

Sample Date/Time: Thursday, April 27, 2023 09:47:34

Number of Replicates: 3

Method File: C:\Users\Public\Documents\PerkinElmer Syngistix\ICPMS\Method\200.8_dailymethod_ked_uct.mth

Tuning File: C:\Users\Public\Documents\PerkinElmer Syngistix\ICPMS\MassCal\Default.tun

Optimization File: C:\Users\Public\Documents\PerkinElmer Syngistix\ICPMS\Conditions\Default.dac

Calibration File: C:\Users\Public\Documents\PerkinElmer Syngistix\ICPMS\System\042623b.cal

Analyte	Mass	Conc. Mean	Units	Conc. SD	Conc. RSD	Blank Intens.	Meas. Intens.	Intens. RSD	Mode
C	13		ug/L			23325	32199	1	Standard
Cl	37		ug/L			3035317	5455766	2	Standard
> Sc	45		ug/L			832091	521672	2	Standard
Na	23	0.950	ug/L	0.042	4	11060	26587	1	Standard
Mg	24	0.042	ug/L	0.001	3	1942	2371	3	Standard
Al	27	0.029	ug/L	0.004	14	3507	2911	1	Standard
Cr	52	0.648	ug/L	0.018	2	8348	17556	2	Standard
Cr	53	0.122	ug/L	0.018	14	161	368	8	Standard
Fe	54	-14.201	ug/L	0.360	2	179681	77026	2	Standard
Fe	57	14.338	ug/L	0.390	2	10528	21272	0	Standard
Mn	55	-0.002	ug/L	0.000	8	888	493	2	Standard
> Ge	72		ug/L			70710	37836	1	KED
Ni	60	0.005	ug/L	0.001	12	13	15	6	KED
Ni	62	0.012	ug/L	0.020	169	5	5	88	KED
Cu	63	0.007	ug/L	0.001	21	71	69	11	KED
Cu	65	0.010	ug/L	0.004	40	37	42	20	KED
Zn	66	0.078	ug/L	0.013	16	28	60	11	KED
Zn	67	0.031	ug/L	0.062	201	7	6	83	KED
As	75	0.004	ug/L	0.003	81	4	3	28	KED
Y	89		ug/L			441334	275219	4	Standard
Kr	83		ug/L			204	38	34	Standard
> In-1	115		ug/L			15277	8166	2	KED
Cd	111	0.001	ug/L	0.003	250	2	1	50	KED
Cd	114	0.005	ug/L	0.007	139	3	5	88	KED
> In	115		ug/L			861042	524628	1	Standard
Ba	135	0.004	ug/L	0.002	43	31	41	22	Standard
Ba	137	0.003	ug/L	0.000	18	71	71	6	Standard
> Tb	159		ug/L			2479095	1247919	0	Standard
Tl	205	0.000	ug/L	0.000	8	60	61	4	Standard
Pb	208	0.003	ug/L	0.000	3	314	410	2	Standard

ICP-MS Quantitative Analysis - Summary Report

Sample ID: SEQ-CCVL

Sample Dil Factor:

DEL

Comments:

Sample Date/Time: Thursday, April 27, 2023 09:52:20

Number of Replicates: 3

Method File: C:\Users\Public\Documents\PerkinElmer Syngistix\ICPMS\Method\200.8_dailymethod_ked_uct.mth

Tuning File: C:\Users\Public\Documents\PerkinElmer Syngistix\ICPMS\MassCal\Default.tun

Optimization File: C:\Users\Public\Documents\PerkinElmer Syngistix\ICPMS\Conditions\Default.dac

Calibration File: C:\Users\Public\Documents\PerkinElmer Syngistix\ICPMS\System\042623b.cal

Analyte	Mass	Conc. Mean	Units	Conc. SD	Conc. RSD	Blank Intens.	Meas. Intens.	Intens. RSD	Mode
C	13		ug/L			23325	30812	5	Standard
Cl	37		ug/L			3035317	5379190	3	Standard
Sc	45		ug/L			832091	532520	1	Standard
Na	23	4239.413	ug/L	160.146	3	11060	89591682	3	Standard
Mg	24	4165.633	ug/L	122.818	2	1942	116443719	2	Standard
Al	27	4419.462	ug/L	53.275	1	3507	111194519	0	Standard
Cr	52	49.358	ug/L	0.976	1	8348	963307	0	Standard
Cr	53	48.757	ug/L	1.700	3	161	109289	2	Standard
Fe	54	4193.935	ug/L	136.580	3	179681	10851268	3	Standard
Fe	57	4257.853	ug/L	95.166	2	10528	4455348	0	Standard
Mn	55	44.700	ug/L	1.641	3	888	1433572	2	Standard
Ge	72		ug/L			70710	37494	1	KED
Ni	60	47.944	ug/L	0.483	1	13	77268	0	KED
Ni	62	47.730	ug/L	1.624	3	5	12386	2	KED
Cu	63	48.419	ug/L	0.134	0	71	220963	1	KED
Cu	65	48.849	ug/L	0.926	1	37	112462	0	KED
Zn	66	50.085	ug/L	0.671	1	28	28962	1	KED
Zn	67	49.739	ug/L	1.033	2	7	4737	3	KED
As	75	50.301	ug/L	0.906	1	4	14168	0	KED
Y	89		ug/L			441334	281445	2	Standard
Kr	83		ug/L			204	35	8	Standard
In-1	115		ug/L			15277	8514	1	KED
Cd	111	48.461	ug/L	1.057	2	2	14216	0	KED
Cd	114	48.834	ug/L	1.357	2	3	36981	0	KED
In	115		ug/L			861042	533200	2	Standard
Ba	135	50.191	ug/L	1.811	3	31	323885	5	Standard
Ba	137	50.701	ug/L	1.968	3	71	580102	2	Standard
Tb	159		ug/L			2479095	1290056	0	Standard
Tl	205	47.453	ug/L	1.053	2	60	3609715	1	Standard
Pb	208	47.421	ug/L	0.345	0	314	4513680	0	Standard

ICP-MS Quantitative Analysis - Summary Report

Sample ID: SEQ-CCBL

Sample Dil Factor:

DEL

Comments:

Sample Date/Time: Thursday, April 27, 2023 09:59:51

Number of Replicates: 3

Method File: C:\Users\Public\Documents\PerkinElmer Syngistix\ICPMS\Method\200.8_dailymethod_ked_uct.mth

Tuning File: C:\Users\Public\Documents\PerkinElmer Syngistix\ICPMS\MassCal\Default.tun

Optimization File: C:\Users\Public\Documents\PerkinElmer Syngistix\ICPMS\Conditions\Default.dac

Calibration File: C:\Users\Public\Documents\PerkinElmer Syngistix\ICPMS\System\042623b.cal

Analyte	Mass	Conc. Mean	Units	Conc. SD	Conc. RSD	Blank Intens.	Meas. Intens.	Intens. RSD	Mode
C	13		ug/L			23325	30082	0	Standard
Cl	37		ug/L			3035317	5173812	2	Standard
Sc	45		ug/L			832091	517016	0	Standard
Na	23	0.358	ug/L	0.019	5	11060	14213	2	Standard
Mg	24	0.035	ug/L	0.002	6	1942	2151	2	Standard
Al	27	0.039	ug/L	0.002	4	3507	3127	0	Standard
Cr	52	0.636	ug/L	0.019	3	8348	17169	1	Standard
Cr	53	0.055	ug/L	0.008	15	161	219	8	Standard
Fe	54	-15.452	ug/L	0.619	4	179681	73227	1	Standard
Fe	57	11.834	ug/L	0.268	2	10528	18550	2	Standard
Mn	55	-0.003	ug/L	0.001	40	888	455	9	Standard
Ge	72		ug/L			70710	39299	0	KED
Ni	60	0.003	ug/L	0.001	53	13	12	18	KED
Ni	62	0.006	ug/L	0.011	179	5	4	65	KED
Cu	63	0.003	ug/L	0.002	72	71	51	16	KED
Cu	65	0.003	ug/L	0.001	41	37	28	11	KED
Zn	66	0.038	ug/L	0.007	17	28	38	11	KED
Zn	67	0.021	ug/L	0.040	187	7	6	62	KED
As	75	0.004	ug/L	0.002	44	4	3	15	KED
Y	89		ug/L			441334	277875	1	Standard
Kr	83		ug/L			204	43	18	Standard
In-1	115		ug/L			15277	8631	2	KED
Cd	111	0.034	ug/L	0.023	66	2	11	55	KED
Cd	114	0.022	ug/L	0.033	148	3	18	131	KED
In	115		ug/L			861042	533064	2	Standard
Ba	135	0.004	ug/L	0.001	18	31	41	9	Standard
Ba	137	0.004	ug/L	0.002	49	71	85	21	Standard
Tb	159		ug/L			2479095	1270562	1	Standard
Tl	205	0.003	ug/L	0.000	9	60	251	9	Standard
Pb	208	0.002	ug/L	0.000	5	314	383	4	Standard

ICP-MS Quantitative Analysis - Summary Report

Sample ID: SEQ-CAL1

Sample Dil Factor:

Comments:

Sample Date/Time: Thursday, April 27, 2023 10:06:12

Number of Replicates: 3

Method File: C:\Users\Public\Documents\PerkinElmer Syngistix\ICPMS\Method\200.8_dailymethod_ked_uct.mth

Tuning File: C:\Users\Public\Documents\PerkinElmer Syngistix\ICPMS\MassCal\Default.tun

Optimization File: C:\Users\Public\Documents\PerkinElmer Syngistix\ICPMS\Conditions\Default.dac

Calibration File:

Analyte Mass	Conc. Mean	Units	Conc. SD	Conc. RSD	Blank Intens.	Meas. Intens.	Intens. RSD	Mode
C	13	ug/L				31544	0	Standard
Cl	37	ug/L				5591142	1	Standard
Y	89	ug/L				285431	1	Standard
Kr	83	ug/L				66	21	Standard
[> In	115	ug/L				516858	1	Standard
Ba	135	ug/L				62	16	Standard
Ba	137	ug/L				111	5	Standard
[> Tb	159	ug/L				1181366	1	Standard
Tl	205	ug/L				129	7	Standard

ICP-MS Quantitative Analysis - Summary Report

Sample ID: SEQ-CCVM

Sample Dil Factor:

Comments:

Sample Date/Time: Thursday, April 27, 2023 10:07:39

Number of Replicates: 3

Method File: C:\Users\Public\Documents\PerkinElmer Syngistix\ICPMS\Method\200.8_dailymethod_ked_uct.mth

Tuning File: C:\Users\Public\Documents\PerkinElmer Syngistix\ICPMS\MassCal\Default.tun

Optimization File: C:\Users\Public\Documents\PerkinElmer Syngistix\ICPMS\Conditions\Default.dac

Calibration File:

Analyte	Mass	Conc. Mean	Units	Conc. SD	Conc. RSD	Blank Intens.	Meas. Intens.	Intens. RSD	Mode
C	13		ug/L			31544	32075	1	Standard
Cl	37		ug/L			5591142	5856545	0	Standard
Y	89		ug/L			285431	296498	2	Standard
Kr	83		ug/L			66	70	11	Standard
[> In	115		ug/L			516858	520939	3	Standard
Ba	135	50.059	ug/L	1.480	2	62	315370	0	Standard
Ba	137	51.508	ug/L	2.119	4	111	575575	0	Standard
[> Tb	159		ug/L			1181366	1214873	1	Standard
Tl	205	47.386	ug/L	0.385	0	129	3394762	1	Standard

ICP-MS Quantitative Analysis - Summary Report

Sample ID: SEQ-CCBM

Sample Dil Factor:

Comments:

Sample Date/Time: Thursday, April 27, 2023 10:11:50

Number of Replicates: 3

Method File: C:\Users\Public\Documents\PerkinElmer Syngistix\ICPMS\Method\200.8_dailymethod_ked_uct.mth

Tuning File: C:\Users\Public\Documents\PerkinElmer Syngistix\ICPMS\MassCal\Default.tun

Optimization File: C:\Users\Public\Documents\PerkinElmer Syngistix\ICPMS\Conditions\Default.dac

Calibration File: C:\Users\Public\Documents\PerkinElmer Syngistix\ICPMS\System\042623c.cal

Analyte	Mass	Conc. Mean	Units	Conc. SD	Conc. RSD	Blank Intens.	Meas. Intens.	Intens. RSD	Mode
C	13		ug/L			31544	31771	2	Standard
Cl	37		ug/L			5591142	5821591	0	Standard
Y	89		ug/L			285431	296949	2	Standard
Kr	83		ug/L			66	60	22	Standard
[> In	115		ug/L			516858	523337	3	Standard
Ba	135	0.002	ug/L	0.004	229	62	74	35	Standard
Ba	137	0.001	ug/L	0.002	271	111	123	25	Standard
[> Tb	159		ug/L			1181366	1181411	1	Standard
TI	205	0.003	ug/L	0.003	98	129	335	60	Standard

ICP-MS Quantitative Analysis - Summary Report

Sample ID: **23C0736-01**

Sample Dil Factor:

Comments:

Sample Date/Time: **Thursday, April 27, 2023 10:14:28**

Number of Replicates: 3

Method File: C:\Users\Public\Documents\PerkinElmer Syngistix\ICPMS\Method\200.8_dailymethod_ked_uct.mth

Tuning File: C:\Users\Public\Documents\PerkinElmer Syngistix\ICPMS\MassCal\Default.tun

Optimization File: C:\Users\Public\Documents\PerkinElmer Syngistix\ICPMS\Conditions\Default.dac

Calibration File: C:\Users\Public\Documents\PerkinElmer Syngistix\ICPMS\System\042623c.cal

Analyte	Mass	Conc. Mean	Units	Conc. SD	Conc. RSD	Blank Intens.	Meas. Intens.	Intens. RSD	Mode
C	13		ug/L			31544	50747	1	Standard
Cl	37		ug/L			5591142	5798602	0	Standard
Y	89		ug/L			285431	295075	0	Standard
Kr	83		ug/L			66	74	12	Standard
[> In	115		ug/L			516858	475517	2	Standard
[Ba	135	74.494	ug/L	1.037	1	62	428573	0	Standard
[Ba	137	74.865	ug/L	2.018	2	111	764036	0	Standard
[> Tb	159		ug/L			1181366	1174478	1	Standard
[Ti	205	0.003	ug/L	0.000	4	129	339	1	Standard

ICP-MS Quantitative Analysis - Summary Report

Sample ID: **23C0736-03**

Sample Dil Factor:

Comments:

Sample Date/Time: **Thursday, April 27, 2023 10:15:56**

Number of Replicates: 3

Method File: C:\Users\Public\Documents\PerkinElmer Syngistix\ICPMS\Method\200.8_dailymethod_ked_uct.mth

Tuning File: C:\Users\Public\Documents\PerkinElmer Syngistix\ICPMS\MassCal\Default.tun

Optimization File: C:\Users\Public\Documents\PerkinElmer Syngistix\ICPMS\Conditions\Default.dac

Calibration File: C:\Users\Public\Documents\PerkinElmer Syngistix\ICPMS\System\042623c.cal

	Analyte Mass	Conc. Mean	Units	Conc. SD	Conc. RSD	Blank Intens.	Meas. Intens.	Intens. RSD	Mode
	C	13	ug/L			31544	50043	1	Standard
	Cl	37	ug/L			5591142	5803529	0	Standard
	Y	89	ug/L			285431	298555	1	Standard
	Kr	83	ug/L			66	69	28	Standard
[>	In	115	ug/L			516858	491401	2	Standard
	Ba	135	ug/L	0.901	1	62	363955	0	Standard
	Ba	137	ug/L	0.066	0	111	641930	2	Standard
[>	Tb	159	ug/L			1181366	1174961	1	Standard
	Tl	205	ug/L	0.001	18	129	666	15	Standard

ICP-MS Quantitative Analysis - Summary Report

Sample ID: **23C0736-05**

Sample Dil Factor:

Comments:

Sample Date/Time: **Thursday, April 27, 2023 10:17:24**

Number of Replicates: 3

Method File: C:\Users\Public\Documents\PerkinElmer Syngistix\ICPMS\Method\200.8_dailymethod_ked_uct.mth

Tuning File: C:\Users\Public\Documents\PerkinElmer Syngistix\ICPMS\MassCal\Default.tun

Optimization File: C:\Users\Public\Documents\PerkinElmer Syngistix\ICPMS\Conditions\Default.dac

Calibration File: C:\Users\Public\Documents\PerkinElmer Syngistix\ICPMS\System\042623c.cal

	Analyte Mass	Conc. Mean	Units	Conc. SD	Conc. RSD	Blank Intens.	Meas. Intens.	Intens. RSD	Mode
	C	13	ug/L			31544	50624	1	Standard
	Cl	37	ug/L			5591142	5749602	0	Standard
	Y	89	ug/L			285431	292412	1	Standard
	Kr	83	ug/L			66	81	10	Standard
[>	In	115	ug/L			516858	492415	0	Standard
	Ba	135	ug/L	1.198	3	62	234890	2	Standard
	Ba	137	ug/L	1.081	2	111	407331	2	Standard
[>	Tb	159	ug/L			1181366	1171226	2	Standard
	Tl	205	ug/L	0.000	4	129	296	2	Standard

ICP-MS Quantitative Analysis - Summary Report

Sample ID: **23C0736-07**

Sample Dil Factor:

Comments:

Sample Date/Time: **Thursday, April 27, 2023 10:18:53**

Number of Replicates: 3

Method File: C:\Users\Public\Documents\PerkinElmer Syngistix\ICPMS\Method\200.8_dailymethod_ked_uct.mth

Tuning File: C:\Users\Public\Documents\PerkinElmer Syngistix\ICPMS\MassCal\Default.tun

Optimization File: C:\Users\Public\Documents\PerkinElmer Syngistix\ICPMS\Conditions\Default.dac

Calibration File: C:\Users\Public\Documents\PerkinElmer Syngistix\ICPMS\System\042623c.cal

Analyte	Mass	Conc. Mean	Units	Conc. SD	Conc. RSD	Blank Intens.	Meas. Intens.	Intens. RSD	Mode
C	13		ug/L			31544	51567	3	Standard
Cl	37		ug/L			5591142	5547164	1	Standard
Y	89		ug/L			285431	291123	0	Standard
Kr	83		ug/L			66	68	21	Standard
[> In	115		ug/L			516858	480302	1	Standard
[Ba	135	32.305	ug/L	0.378	1	62	187777	1	Standard
[Ba	137	32.118	ug/L	0.473	1	111	331193	0	Standard
[> Tb	159		ug/L			1181366	1137707	1	Standard
[Ti	205	0.010	ug/L	0.001	6	129	786	4	Standard

ICP-MS Quantitative Analysis - Summary Report

Sample ID: **23C0736-11**

Sample Dil Factor:

Comments:

Sample Date/Time: **Thursday, April 27, 2023 10:20:21**

Number of Replicates: 3

Method File: C:\Users\Public\Documents\PerkinElmer Syngistix\ICPMS\Method\200.8_dailymethod_ked_uct.mth

Tuning File: C:\Users\Public\Documents\PerkinElmer Syngistix\ICPMS\MassCal\Default.tun

Optimization File: C:\Users\Public\Documents\PerkinElmer Syngistix\ICPMS\Conditions\Default.dac

Calibration File: C:\Users\Public\Documents\PerkinElmer Syngistix\ICPMS\System\042623c.cal

	Analyte Mass	Conc. Mean	Units	Conc. SD	Conc. RSD	Blank Intens.	Meas. Intens.	Intens. RSD	Mode
	C	13	ug/L			31544	50309	2	Standard
	Cl	37	ug/L			5591142	5643830	0	Standard
	Y	89	ug/L			285431	290637	3	Standard
	Kr	83	ug/L			66	75	10	Standard
[>	In	115	ug/L			516858	494106	2	Standard
	Ba	135	ug/L	0.361	1	62	151317	1	Standard
	Ba	137	ug/L	0.567	2	111	267184	1	Standard
[>	Tb	159	ug/L			1181366	1157499	2	Standard
	Tl	205	ug/L	0.000	13	129	248	7	Standard

ICP-MS Quantitative Analysis - Summary Report

Sample ID: **23C0736-09**

Sample Dil Factor:

Comments:

Sample Date/Time: **Thursday, April 27, 2023 10:21:50**

Number of Replicates: 3

Method File: C:\Users\Public\Documents\PerkinElmer Syngistix\ICPMS\Method\200.8_dailymethod_ked_uct.mth

Tuning File: C:\Users\Public\Documents\PerkinElmer Syngistix\ICPMS\MassCal\Default.tun

Optimization File: C:\Users\Public\Documents\PerkinElmer Syngistix\ICPMS\Conditions\Default.dac

Calibration File: C:\Users\Public\Documents\PerkinElmer Syngistix\ICPMS\System\042623c.cal

Analyte	Mass	Conc. Mean	Units	Conc. SD	Conc. RSD	Blank Intens.	Meas. Intens.	Intens. RSD	Mode
C	13		ug/L			31544	53668	2	Standard
Cl	37		ug/L			5591142	5592244	0	Standard
Y	89		ug/L			285431	292604	1	Standard
Kr	83		ug/L			66	62	20	Standard
[> In	115		ug/L			516858	498689	1	Standard
Ba	135	24.711	ug/L	0.483	1	62	149181	3	Standard
Ba	137	24.865	ug/L	0.426	1	111	266330	3	Standard
[> Tb	159		ug/L			1181366	1167650	0	Standard
Tl	205	0.001	ug/L	0.000	25	129	219	11	Standard

ICP-MS Quantitative Analysis - Summary Report

Sample ID: **BLD0347-DUP2**

Sample Dil Factor:

Comments:

Sample Date/Time: **Thursday, April 27, 2023 10:23:18**

Number of Replicates: 3

Method File: C:\Users\Public\Documents\PerkinElmer Syngistix\ICPMS\Method\200.8_dailymethod_ked_uct.mth

Tuning File: C:\Users\Public\Documents\PerkinElmer Syngistix\ICPMS\MassCal\Default.tun

Optimization File: C:\Users\Public\Documents\PerkinElmer Syngistix\ICPMS\Conditions\Default.dac

Calibration File: C:\Users\Public\Documents\PerkinElmer Syngistix\ICPMS\System\042623c.cal

	Analyte Mass	Conc. Mean	Units	Conc. SD	Conc. RSD	Blank Intens.	Meas. Intens.	Intens. RSD	Mode
	C	13	ug/L			31544	51511	2	Standard
	Cl	37	ug/L			5591142	5550036	0	Standard
	Y	89	ug/L			285431	292304	2	Standard
	Kr	83	ug/L			66	78	16	Standard
[>	In	115	ug/L			516858	490901	2	Standard
	Ba	135	ug/L	0.400	1	62	146762	0	Standard
	Ba	137	ug/L	0.369	1	111	268288	1	Standard
[>	Tb	159	ug/L			1181366	1161242	2	Standard
	Tl	205	ug/L	0.000	14	129	226	8	Standard

ICP-MS Quantitative Analysis - Summary Report

Sample ID: **BLD0347-MS2**

Sample Dil Factor:

Comments:

Sample Date/Time: Thursday, April 27, 2023 10:24:40

Number of Replicates: 3

Method File: C:\Users\Public\Documents\PerkinElmer Syngistix\ICPMS\Method\200.8_dailymethod_ked_uct.mth

Tuning File: C:\Users\Public\Documents\PerkinElmer Syngistix\ICPMS\MassCal\Default.tun

Optimization File: C:\Users\Public\Documents\PerkinElmer Syngistix\ICPMS\Conditions\Default.dac

Calibration File: C:\Users\Public\Documents\PerkinElmer Syngistix\ICPMS\System\042623c.cal

Analyte	Mass	Conc. Mean	Units	Conc. SD	Conc. RSD	Blank Intens.	Meas. Intens.	Intens. RSD	Mode
C	13		ug/L			31544	50116	1	Standard
Cl	37		ug/L			5591142	5465634	1	Standard
Y	89		ug/L			285431	292696	3	Standard
Kr	83		ug/L			66	84	23	Standard
[> In	115		ug/L			516858	479439	2	Standard
[Ba	135	52.276	ug/L	2.511	4	62	303036	2	Standard
[Ba	137	52.683	ug/L	1.880	3	111	541947	0	Standard
[> Tb	159		ug/L			1181366	1146115	1	Standard
[Ti	205	22.756	ug/L	0.414	1	129	1537753	0	Standard

ICP-MS Quantitative Analysis - Summary Report

Sample ID: **BLD0347-MSD2**

Sample Dil Factor:

Comments:

Sample Date/Time: Thursday, April 27, 2023 10:26:33

Number of Replicates: 3

Method File: C:\Users\Public\Documents\PerkinElmer Syngistix\ICPMS\Method\200.8_dailymethod_ked_uct.mth

Tuning File: C:\Users\Public\Documents\PerkinElmer Syngistix\ICPMS\MassCal\Default.tun

Optimization File: C:\Users\Public\Documents\PerkinElmer Syngistix\ICPMS\Conditions\Default.dac

Calibration File: C:\Users\Public\Documents\PerkinElmer Syngistix\ICPMS\System\042623c.cal

Analyte	Mass	Conc. Mean	Units	Conc. SD	Conc. RSD	Blank Intens.	Meas. Intens.	Intens. RSD	Mode
C	13		ug/L			31544	50250	2	Standard
Cl	37		ug/L			5591142	5448742	1	Standard
Y	89		ug/L			285431	300807	0	Standard
Kr	83		ug/L			66	83	12	Standard
[> In	115		ug/L			516858	487163	3	Standard
[Ba	135	51.500	ug/L	2.058	3	62	303315	0	Standard
[Ba	137	51.288	ug/L	1.647	3	111	536029	0	Standard
[> Tb	159		ug/L			1181366	1174333	2	Standard
[Ti	205	22.528	ug/L	0.280	1	129	1559859	1	Standard

ICP-MS Quantitative Analysis - Summary Report

Sample ID: SEQ-IBLS

Sample Dil Factor:

Comments:

Sample Date/Time: Thursday, April 27, 2023 10:28:01

Number of Replicates: 3

Method File: C:\Users\Public\Documents\PerkinElmer Syngistix\ICPMS\Method\200.8_dailymethod_ked_uct.mth

Tuning File: C:\Users\Public\Documents\PerkinElmer Syngistix\ICPMS\MassCal\Default.tun

Optimization File: C:\Users\Public\Documents\PerkinElmer Syngistix\ICPMS\Conditions\Default.dac

Calibration File: C:\Users\Public\Documents\PerkinElmer Syngistix\ICPMS\System\042623c.cal

	Analyte Mass	Conc. Mean	Units	Conc. SD	Conc. RSD	Blank Intens.	Meas. Intens.	Intens. RSD	Mode
	C	13	ug/L			31544	35281	2	Standard
	Cl	37	ug/L			5591142	6133395	1	Standard
	Y	89	ug/L			285431	301501	3	Standard
	Kr	83	ug/L			66	75	16	Standard
[>	In	115	ug/L			516858	532676	1	Standard
	Ba	135	ug/L	0.002	294	62	69	22	Standard
	Ba	137	ug/L	0.002	546	111	120	22	Standard
[>	Tb	159	ug/L			1181366	1186537	1	Standard
	Tl	205	ug/L	0.000	53	129	175	13	Standard

ICP-MS Quantitative Analysis - Summary Report

Sample ID: SEQ-CCVQ

Sample Dil Factor:

Comments:

Sample Date/Time: Thursday, April 27, 2023 10:29:29

Number of Replicates: 3

Method File: C:\Users\Public\Documents\PerkinElmer Syngistix\ICPMS\Method\200.8_dailymethod_ked_uct.mth

Tuning File: C:\Users\Public\Documents\PerkinElmer Syngistix\ICPMS\MassCal\Default.tun

Optimization File: C:\Users\Public\Documents\PerkinElmer Syngistix\ICPMS\Conditions\Default.dac

Calibration File: C:\Users\Public\Documents\PerkinElmer Syngistix\ICPMS\System\042623c.cal

	Analyte	Mass	Conc. Mean	Units	Conc. SD	Conc. RSD	Blank Intens.	Meas. Intens.	Intens. RSD	Mode
	C	13		ug/L			31544	34939	1	Standard
	Cl	37		ug/L			5591142	6015985	1	Standard
	Y	89		ug/L			285431	309244	1	Standard
	Kr	83		ug/L			66	54	32	Standard
[>	In	115		ug/L			516858	536261	1	Standard
	Ba	135	49.819	ug/L	1.565	3	62	323194	1	Standard
	Ba	137	49.645	ug/L	1.409	2	111	571453	1	Standard
[>	Tb	159		ug/L			1181366	1235582	1	Standard
	Tl	205	48.126	ug/L	1.080	2	129	3505852	1	Standard

ICP-MS Quantitative Analysis - Summary Report

Sample ID: SEQ-CCBQ

Sample Dil Factor:

Comments:

Sample Date/Time: Thursday, April 27, 2023 10:33:40

Number of Replicates: 3

Method File: C:\Users\Public\Documents\PerkinElmer Syngistix\ICPMS\Method\200.8_dailymethod_ked_uct.mth

Tuning File: C:\Users\Public\Documents\PerkinElmer Syngistix\ICPMS\MassCal\Default.tun

Optimization File: C:\Users\Public\Documents\PerkinElmer Syngistix\ICPMS\Conditions\Default.dac

Calibration File: C:\Users\Public\Documents\PerkinElmer Syngistix\ICPMS\System\042623c.cal

	Analyte Mass	Conc. Mean	Units	Conc. SD	Conc. RSD	Blank Intens.	Meas. Intens.	Intens. RSD	Mode
	C	13	ug/L			31544	34245	2	Standard
	Cl	37	ug/L			5591142	6019810	0	Standard
	Y	89	ug/L			285431	298565	0	Standard
	Kr	83	ug/L			66	67	7	Standard
[>	In	115	ug/L			516858	547328	1	Standard
	Ba	-0.002	ug/L	0.002	104	62	55	21	Standard
	Ba	-0.001	ug/L	0.001	151	111	109	14	Standard
[>	Tb	159	ug/L			1181366	1182925	1	Standard
	Tl	205	ug/L	0.000	54	129	166	13	Standard

ICP-MS Quantitative Analysis - Summary Report

Sample ID: RINSE

Sample Dil Factor:

Comments:

Sample Date/Time: Thursday, April 27, 2023 10:35:08

Number of Replicates: 3

Method File: C:\Users\Public\Documents\PerkinElmer Syngistix\ICPMS\Method\200.8_dailymethod_ked_uct.mth

Tuning File: C:\Users\Public\Documents\PerkinElmer Syngistix\ICPMS\MassCal\Default.tun

Optimization File: C:\Users\Public\Documents\PerkinElmer Syngistix\ICPMS\Conditions\Default.dac

Calibration File: C:\Users\Public\Documents\PerkinElmer Syngistix\ICPMS\System\042623c.cal

	Analyte Mass	Conc. Mean	Units	Conc. SD	Conc. RSD	Blank Intens.	Meas. Intens.	Intens. RSD	Mode
	C	13	ug/L			31544	38243	0	Standard
	Cl	37	ug/L			5591142	6248068	1	Standard
	Y	89	ug/L			285431	340309	1	Standard
	Kr	83	ug/L			66	71	21	Standard
[>	In	115	ug/L			516858	603738	1	Standard
	Ba	135	ug/L	0.002	48	62	111	17	Standard
	Ba	137	ug/L	0.001	39	111	170	8	Standard
[>	Tb	159	ug/L			1181366	1288906	1	Standard
	Tl	205	ug/L	0.000	57	129	200	15	Standard

ICP-MS Quantitative Analysis - Summary Report

Sample ID: RINSE

Sample Dil Factor:

Comments:

Sample Date/Time: Thursday, April 27, 2023 10:36:37

Number of Replicates: 3

Method File: C:\Users\Public\Documents\PerkinElmer Syngistix\ICPMS\Method\200.8_dailymethod_ked_uct.mth

Tuning File: C:\Users\Public\Documents\PerkinElmer Syngistix\ICPMS\MassCal\Default.tun

Optimization File: C:\Users\Public\Documents\PerkinElmer Syngistix\ICPMS\Conditions\Default.dac

Calibration File: C:\Users\Public\Documents\PerkinElmer Syngistix\ICPMS\System\042623c.cal

	Analyte	Mass	Conc. Mean	Units	Conc. SD	Conc. RSD	Blank Intens.	Meas. Intens.	Intens. RSD	Mode
	C	13		ug/L			31544	37331	3	Standard
	Cl	37		ug/L			5591142	6220043	0	Standard
	Y	89		ug/L			285431	337286	1	Standard
	Kr	83		ug/L			66	66	7	Standard
[>	In	115		ug/L			516858	599227	2	Standard
	Ba	135	0.004	ug/L	0.003	71	62	102	19	Standard
	Ba	137	0.002	ug/L	0.001	25	111	160	4	Standard
[>	Tb	159		ug/L			1181366	1276731	1	Standard
	Tl	205	-0.000	ug/L	0.000	10	129	114	2	Standard

ICP-MS Quantitative Analysis - Summary Report

Sample ID: RINSE

Sample Dil Factor:

Comments:

Sample Date/Time: Thursday, April 27, 2023 10:38:04

Number of Replicates: 3

Method File: C:\Users\Public\Documents\PerkinElmer Syngistix\ICPMS\Method\200.8_dailymethod_ked_uct.mth

Tuning File: C:\Users\Public\Documents\PerkinElmer Syngistix\ICPMS\MassCal\Default.tun

Optimization File: C:\Users\Public\Documents\PerkinElmer Syngistix\ICPMS\Conditions\Default.dac

Calibration File: C:\Users\Public\Documents\PerkinElmer Syngistix\ICPMS\System\042623c.cal

Analyte	Mass	Conc. Mean	Units	Conc. SD	Conc. RSD	Blank Intens.	Meas. Intens.	Intens. RSD	Mode
C	13		ug/L			31544	37729	1	Standard
Cl	37		ug/L			5591142	6256698	0	Standard
Y	89		ug/L			285431	344186	1	Standard
Kr	83		ug/L			66	66	20	Standard
[> In	115		ug/L			516858	600514	2	Standard
Ba	135	0.005	ug/L	0.001	10	62	111	3	Standard
Ba	137	0.003	ug/L	0.001	44	111	171	10	Standard
[> Tb	159		ug/L			1181366	1283242	2	Standard
Tl	205	-0.001	ug/L	0.000	24	129	95	12	Standard

ICP-MS Quantitative Analysis - Summary Report

Sample ID: DI

Sample Dil Factor:

Comments:

Sample Date/Time: Thursday, April 27, 2023 10:39:32

Number of Replicates: 3

Method File: C:\Users\Public\Documents\PerkinElmer Syngistix\ICPMS\Method\200.8_dailymethod_ked_uct.mth

Tuning File: C:\Users\Public\Documents\PerkinElmer Syngistix\ICPMS\MassCal\Default.tun

Optimization File: C:\Users\Public\Documents\PerkinElmer Syngistix\ICPMS\Conditions\Default.dac

Calibration File: C:\Users\Public\Documents\PerkinElmer Syngistix\ICPMS\System\042623c.cal

Analyte	Mass	Conc. Mean	Units	Conc. SD	Conc. RSD	Blank Intens.	Meas. Intens.	Intens. RSD	Mode
C	13		ug/L			31544	34062	0	Standard
Cl	37		ug/L			5591142	5948406	1	Standard
Y	89		ug/L			285431	282738	2	Standard
Kr	83		ug/L			66	60	10	Standard
[> In	115		ug/L			516858	509820	2	Standard
Ba	135	-0.003	ug/L	0.002	65	62	46	22	Standard
Ba	137	-0.005	ug/L	0.002	33	111	57	29	Standard
[> Tb	159		ug/L			1181366	1140437	1	Standard
TI	205	0.012	ug/L	0.001	7	129	949	6	Standard

ICP-MS Quantitative Analysis - Summary Report

Sample ID: DI

Sample Dil Factor:

Comments:

Sample Date/Time: Thursday, April 27, 2023 10:41:00

Number of Replicates: 3

Method File: C:\Users\Public\Documents\PerkinElmer Syngistix\ICPMS\Method\200.8_dailymethod_ked_uct.mth

Tuning File: C:\Users\Public\Documents\PerkinElmer Syngistix\ICPMS\MassCal\Default.tun

Optimization File: C:\Users\Public\Documents\PerkinElmer Syngistix\ICPMS\Conditions\Default.dac

Calibration File: C:\Users\Public\Documents\PerkinElmer Syngistix\ICPMS\System\042623c.cal

Analyte	Mass	Conc. Mean	Units	Conc. SD	Conc. RSD	Blank Intens.	Meas. Intens.	Intens. RSD	Mode
C	13		ug/L			31544	34069	5	Standard
Cl	37		ug/L			5591142	5983645	1	Standard
Y	89		ug/L			285431	280891	3	Standard
Kr	83		ug/L			66	77	18	Standard
[> In	115		ug/L			516858	506260	3	Standard
Ba	135	-0.004	ug/L	0.003	75	62	38	44	Standard
Ba	137	-0.005	ug/L	0.001	19	111	57	21	Standard
[> Tb	159		ug/L			1181366	1111683	0	Standard
TI	205	0.008	ug/L	0.001	8	129	669	6	Standard

ICP-MS Quantitative Analysis - Summary Report

Sample ID: DI

Sample Dil Factor:

Comments:

Sample Date/Time: Thursday, April 27, 2023 10:42:28

Number of Replicates: 3

Method File: C:\Users\Public\Documents\PerkinElmer Syngistix\ICPMS\Method\200.8_dailymethod_ked_uct.mth

Tuning File: C:\Users\Public\Documents\PerkinElmer Syngistix\ICPMS\MassCal\Default.tun

Optimization File: C:\Users\Public\Documents\PerkinElmer Syngistix\ICPMS\Conditions\Default.dac

Calibration File: C:\Users\Public\Documents\PerkinElmer Syngistix\ICPMS\System\042623c.cal

Analyte	Mass	Conc. Mean	Units	Conc. SD	Conc. RSD	Blank Intens.	Meas. Intens.	Intens. RSD	Mode
C	13		ug/L			31544	34595	2	Standard
Cl	37		ug/L			5591142	6043452	1	Standard
Y	89		ug/L			285431	282338	1	Standard
Kr	83		ug/L			66	71	21	Standard
[> In	115		ug/L			516858	487191	1	Standard
Ba	135	-0.004	ug/L	0.001	19	62	36	13	Standard
Ba	137	-0.005	ug/L	0.001	31	111	57	27	Standard
[> Tb	159		ug/L			1181366	1122731	2	Standard
Tl	205	0.006	ug/L	0.001	11	129	529	7	Standard



INITIAL CALIBRATION DATA

EPA 6020B

Laboratory: Analytical Resources, LLC

SDG: 23C0774

Client: Anchor QEA, LLC

Project: AOC5 MR Phase 1

Calibration: GD00078

Instrument: ICPMS1

Calibration Date: 04/27/2023 16:58

Compound	Level 01		Level 02		Level 03		Level 04		Level 05		Level 06	
	Conc	RF	Conc	RF	Conc	RF	Conc	RF	Conc	RF	Conc	RF
Silver-107	0	0	0.2	20680	10	20613.2	20	20394.2	50	19514.82	100	18973.35
Chromium-52	0	0	0.5	60058	10	22971.9	20	20912.25	50	20531.68	100	19711.23
Chromium-53	0	0	0.5	2774	10	2415.2	20	2388.25	50	2328.72	100	2311.61
Lead-208	0	0	0.1	88180	10	83830.4	20	82680.5	50	81699.76	100	78746.71



INITIAL CALIBRATION DATA

EPA 6020B

Laboratory: Analytical Resources, LLC

Instrument: ICPMS1

Calibration: GD00078

Calibration Date: 4/27/2023

COMPOUND	Mean RF	RF RSD	Linear COD	Quad COD	COD Limit	Q
Silver-107	16695.93	49.2	0.9997		0.998	
Chromium-52	24030.84	81.5	0.9997		0.998	
Chromium-53	2036.297	49.7	1.0000		0.998	
Lead-208	69189.56	49.2	0.9996		0.998	



INITIAL CALIBRATION DATA
EPA 6020B UCT-KED

Laboratory: Analytical Resources, LLC

SDG: 23C0774

Client: Anchor QEA, LLC

Project: AOC5 MR Phase 1

Calibration: GD00078

Instrument: ICPMS1

Calibration Date: 04/27/2023 16:58

Compound	Level 01		Level 02		Level 03		Level 04		Level 05		Level 06	
	Conc	RF	Conc	RF	Conc	RF	Conc	RF	Conc	RF	Conc	RF
Arsenic-75a	0	0	0.2	365	10	312.7	20	314.3	50	308.26	100	305.08
Cadmium-111	0	0	0.1	380	10	339.5	20	337.4	50	329.12	100	313.93
Cadmium-114	0	0	0.1	900	10	860.3	20	868.9	50	848.76	100	828.31
Copper-63	0	0	0.5	4880	10	4738.3	20	4592.95	50	4511.9	100	4380.14
Copper-65	0	0	0.5	2596	10	2314.1	20	2327.65	50	2321.52	100	2196.8
Zinc-66	0	0	6	644.1667	10	621.3	20	609.5	50	589.24	100	564.98
Zinc-67	0	0	6	99.5	10	99.1	20	102.2	50	98.12	100	94.98



INITIAL CALIBRATION DATA
EPA 6020B UCT-KED

Laboratory: Analytical Resources, LLC
Calibration: GD00078

Instrument: ICPMS1
Calibration Date: 4/27/2023

COMPOUND	Mean RF	RF RSD	Linear COD	Quad COD	COD Limit	Q
Arsenic-75a	267.5567	49.7	1.0000		0.998	
Cadmium-111	283.325	49.6	0.9994		0.998	
Cadmium-114	717.7117	49.1	0.9998		0.998	
Copper-63	3850.548	49.2	0.9997		0.998	
Copper-65	1959.345	49.4	0.9992		0.998	
Zinc-66	504.8644	49.3	0.9996		0.998	
Zinc-67	82.31667	49.1	0.9996		0.998	



Analytical Resources, Incorporated
Analytical Chemists and Consultants

ICP/MS - 01 SAMPLE RUN LOG

PE Nexlon ICP-MS Serial No. 85DN5032601

Analysis Date: 4/27/23 Analyst: ms Sequence: SLOφ418 Cal: G0φφφ78

All corrections made by analyst unless otherwise noted.

Edit Label	Delete Data	ARI Sample ID	Prep Code	Dilution	Comments
		SEQ-CAL1	L4687		
		-CAL2	L4627		
		-CAL3	L4628		
		-CAL4	L4629		
		-CAL5	L4624		
		-CAL6	L463φ		
		-IBL1	—		
	✓	-ICV1	—		Std mode noisy
		-ICV1	L3575		
		-ICB1	L4687		
		-CCV1	L4624		
		-CCB1	L4687		
	✓	-CRL1	T		Pb↑
	↓	-CRL1	T		Cr↑ / Repoured
		-CAL1	T		↓ / New Tube
	✓	-CAL1	T		
		-CCV2			5.2m Tb sl. noisy - %Rn Analytes OK
		-CCB2			
		-CRL1	L4627		
	✓	-IFA1	—		Cr ⁵³ ↑ / Ni ⁶⁰ noisy
		-IFB1	L4689		↓
		-HCV1	L3671		Mo, Tl↑ - Mo, Tl < 100
		-HCV2	L3672		Tl, Pb↑ - Pb < 200
	✓	-IBL2	—		(Sb↑)



ICP/MS - 01 SAMPLE RUN LOG

PE Nexlon ICP-MS Serial No. 85DN5032601

Analysis Date: 4/27/23 Analyst: MS Sequence: _____ Cal: _____

All corrections made by analyst unless otherwise noted. MS 4/27/23

Edit Label	Delete Data	ARI Sample ID	Prep Code	Dilution	Comments
		SEQ-IFAI	L4688		Cr ⁵³ ↑
		↓ -IBL3	—		
		↓ -CCV3			
		↓ -CCB3			
		BLDΦ232-BLK2	REN		Ag, Cd, Ni, RSB only
		↓ -BS2	↓		↓
		BLDΦ717-BLK2			Ag, Mn only
		↓ -BS2	↓		↓
		230Φ576-Φ1	↓	10	Mn only
		23CΦ673-Φ1	SWN	50	Cr only
		23CΦ658-Φ2	REN	5	Ba only
		↓ -Φ4	↓	↓	↓
		23CΦ735-Φ1	↓	10	↓ +Tl
		SEQ-IBL4			
		↓ -CCV4			
		↓ -CCB4			
	✓	C93-1 BOTTLE TEST			
	✓	C93-2 BOTTLE TEST			
	✓	23CΦ678-Φ8	REN		Tl only
	✓	↓ -Φ9	↓		↓
	✓	23CΦ732-Φ1	↓		
	✓	23CΦ741-Φ1	↓		Sc↑ - Mat needed
		23CΦ699-Φ2	↓		Mo only
		SEQ-IBL5			



ICP/MS - 01 SAMPLE RUN LOG

PE Nexlon ICP-MS Serial No. 85DN5032601

Analysis Date: 4/27/23 Analyst: MJ Sequence: _____ Cal: _____

All corrections made by analyst unless otherwise noted.

Edit Label	Delete Data	ARI Sample ID	Prep Code	Dilution	Comments
		SEQ-CCV5			Tl ↑
		↓ -CCB5			
	✓	↓ -CAL1			Ba, Mn, Mo, Sb, Se, Tl Removed
		↓ -CCV6			
		↓ ✓ -CCB6			
		23AΦ295-Φ8	SWN	20	
		23CΦ774-Φ2	↓	↓	Sc ↑ / In noisy %R + Analytes OK Cr NR
		↓ -Φ3	↓	↓	↓
		↓ -Φ4	↓	↓	↓
		↓ -Φ1	↓	↓	↓ / In noisy %R + Analytes OK / Match Dup
		BLOΦ365-DPI	↓	↓	↓
		↓ -MS1	↓	↓	Sc, In, Tb st. noisy %R + Analytes OK
		↓ -MSD1	↓	↓	Sc ↑ / Ag %R ↓
		↓ -PS1	↓	↓	60.22 / Sc ↑ K7409 / Sc ↑
		SEQ-IBL7			
		↓ -CCV7			
		↓ -CCB7			
		BLOΦ394-BUK1	SWN	20	Cr %R - Samples > 10x cont.
		↓ -BS1	↓	↓	
		23CΦ774-Φ5	↓	↓	Sc ↑ Cr NR
		↓ -Φ6	↓	↓	↓
		↓ -Φ7	↓	↓	↓
		↓ -Φ8	↓	↓	↓
		↓ -Φ9	↓	↓	↓



ICP/MS - 01 SAMPLE RUN LOG

PE Nexlon ICP-MS Serial No. 85DN5032601

Analysis Date: 4/27/23 Analyst: MB Sequence: _____ Cal: _____

All corrections made by analyst unless otherwise noted.

Edit Label	Delete Data	ARI Sample ID	Prep Code	Dilution	Comments
		23CΦ774-1Φ	SWN	20	Tb st. noisy - %R + Analytes OK
		↓ -11	↓	↓	Sc↑ Cr NR
		SEQ-IBL8			
		↓ -CCV8			
		↓ -CCB8			
		23CΦ774-12	SWN	20	Sc↑ Cr NR
		↓ -13	↓	↓	↓
		↓ -14	↓	↓	
		23AΦ326-Φ2			Sc↑ Cr NR
		↓ -Φ1			↓
		BLDΦ394-DUPI			
		↓ -MSI			
		↓ -MSO1			
		↓ -PSI	↓	↓	
		SEQ-IBL9			
		↓ -CCV9			
		↓ -CCB9			
		BLDΦ659-BLK1	REN		
		↓ -BS1	↓		
		BLDΦ754-BLK1			
		↓ -BS1	↓		Sc, In, Tb noisy - %R + Analytes OK
		23AΦ326-Φ4	SWN	20	Sc↑ Cr NR
		↓ -Φ5	↓	↓	↓
32A → 23A		↓ -1Φ	↓	↓	



ICP/MS - 01 SAMPLE RUN LOG

PE Nexlon ICP-MS Serial No. 85DN5032601

Analysis Date: 4/27/23 Analyst: MS Sequence: _____ Cal: _____

All corrections made by analyst unless otherwise noted.

Edit Label	Delete Data	ARI Sample ID	Prep Code	Dilution	Comments
		23AΦ326-11	SWN	20	Se↑ Cr NR
		↓ -12	↓	↓	↓
		SEQ-IBLA			
		↓ -CCVA			
		↓ -CCBA			
		BLOΦ4ΦZ-BLK1	REN		
		↓ -BS1	↓		
		23AΦ326-Φ8	SWN	20	
		↓ -Φ9			
		23AΦ418-Φ1			
		↓ -Φ2			
		↓ -Φ4			
		↓ -Φ5			
		↓ -Φ6			
		SEQ-IBLB			
		↓ -CCVB			
		↓ -CCBB			
	✓	↓ -CAL1			
		↓ -CCVC			
		↓ -CCBC			
		230Φ124-Φ2	REN	5	Zn only
		BLOΦ51Φ-DUPZ	↓	↓	↓
		↓ -MS2	↓	↓	Zn%.R↑(126%)
		23AΦ418-Φ7	SWN	20	



ICP/MS - 01 SAMPLE RUN LOG

PE Nexlon ICP-MS Serial No. 85DN5032601

Analysis Date: 4/27/23 Analyst: MB Sequence: _____ Cal: _____

All corrections made by analyst unless otherwise noted.

Edit Label	Delete Data	ARI Sample ID	Prep Code	Dilution	Comments
		23AΦ418-Φ8	SWN	20	ScI ⁺ Not Needed
		↓ -Φ9	↓	↓	
		↓ -1Φ	↓	↓	
		↓ -11	↓	↓	
		↓ -12	↓	↓	
		SEQ-IBLD			
		↓ -CCVD			
		↓ -CCBD			
		230ΦΦ76-Φ1RE1	REN		Pb only
		230ΦΦΦ4-Φ2	↓		
		↓ -Φ4	↓		
		230ΦΦΦ3-Φ4	↓		
		↓ -Φ6	↓		
		↓ -Φ8	↓		
		↓ -Φ2	↓		
		BLOΦ4Φ2-DUP1	↓		
		↓ -MS1	↓		
		SEQ-IBLE			
		↓ -CCVE			
		↓ -CCBE			
		230ΦΦΦ5-Φ2	REN		
		↓ -Φ4	↓		
		230ΦΦΦ6-Φ3	↓		
		↓ -Φ4	↓		



ICP/MS - 01 SAMPLE RUN LOG

PE Nexlon ICP-MS Serial No. 85DN5032601

Analysis Date: 4/27/23 Analyst: MS Sequence: _____ Cal: _____

All corrections made by analyst unless otherwise noted.

Edit Label	Delete Data	ARI Sample ID	Prep Code	Dilution	Comments
		2300020-02	REN		
		2300162-02			
		↓ -94			
		↓ -06			
		2300182-01	↓	20	
		SEQ-IBLF			(Cr 53↑ / Sc, In, Tb noisy)
		↓ -CCVF			
		↓ -CCBF			
		2300135-04	REN		
		↓ -06			Pbst noisy - %R + Analytes OK
		↓ -08			
		↓ -10			
		↓ -12			
		↓ -14			
		↓ -16			
		2300170-02			
		↓ -04			
		SEQ-IBLG			
		↓ -CCVG			
		↓ -CCBG			
	✓	↓ -CALI			
		↓ -CCVH			
		↓ -CCBH			
		2300081-04REI	REN		Pb only



ICP/MS - 01 SAMPLE RUN LOG

PE Nexlon ICP-MS Serial No. 85DN5032601

Analysis Date: 4/27/23 Analyst: MS Sequence: _____ Cal: _____

All corrections made by analyst unless otherwise noted. MS 4/27/23

Edit Label	Delete Data	ARI Sample ID	Prep Code	Dilution	Comments
		230ΦΦ89-ΦREI	REN		Pb only
		230ΦΦ62-ΦIREI	↓		↓
		-Φ5REI	↓		↓
		-Φ7REI	↓		↓
		-Φ3REI	↓		↑/↓
		BLDΦ754-DUPI			No Cu, Ni, Zn
		-MSI	↓		↓
		-MSOI	↓		↓
		SEQ, IBLI			
		-CCVI			Ge noisy / Ag, Cu, Ni, Zn ↑
		-CCBI			
✓		230Φ133-Φ1	REN		Zn ↑
✓		-Φ2	↓		
✓		-Φ3	↓		
		230Φ135-Φ2			Sc ↑ - Not needed Cd only
		BLDΦ5Φ9-DUPI			↓ ↓
		-MSI			↓
		230Φ262-Φ1			Ag, Cd, Cr only
		BLDΦ717-DUPI			↓
		-MSI	↓		↓
		SEQ-IBLJ			
		-CCVJ			Pb ↑
		-CCBJ			
		230Φ2Φ6-Φ1	REN		



ICP/MS - 01 SAMPLE RUN LOG

PE Nexlon ICP-MS Serial No. 85DN5032601

Analysis Date: 4/27/23 Analyst: MS Sequence: _____ Cal: _____

All corrections made by analyst unless otherwise noted.

Edit Label	Delete Data	ARI Sample ID	Prep Code	Dilution	Comments
		230φ2φ6-φ3	REN		
		↓ -φ5	↓	2	
		230φ2φ5-φ1			
		↓ -φ3			
		↓ -φ5			
		230φ2φ2-φ1			No Pb
		BLOφ659-DUP1			↓
		↓ -MS1	↓		
		SEQ-IBLK			
		↓ -CCVK			
		↓ -CCBK			
		230φ151-φ1	REN		
		230φ211-φ1	↓		No Pb
		↓ -φ2			↓
		230φ214-φ1			
		↓ -φ2			
		230φ216-φ1			
		↓ -φ2			
		↓ -φ3			
		↓ -φ4	↓		
		SEQ-IBLL			
		↓ -CCVL			Pb↑
		↓ -CCBL			
		230φ215-φ1	REN	2	No Cu, Pb



ICP/MS - 01 SAMPLE RUN LOG

PE Nexlon ICP-MS Serial No. 85DN5032601

Analysis Date: 4/27/23 Analyst: MS Sequence: _____ Cal: _____

All corrections made by analyst unless otherwise noted.

Edit Label	Delete Data	ARI Sample ID	Prep Code	Dilution	Comments
	✓	2300248-01	REN		As↑↑
		SEQ-IBLM			(As↑)
REI		2300654-01REI	REN	10,000	Ni, Zn only
		↓ -01	↓	100	Ni, Zn↑
		SEQ-IBLN+0			Mo, Zn NR, No Cu, Pb
	✓	BLO0394-BLK2	SWN	20	Cu > 1/2 RL
		SEQ-CCVM			Cu ⁶³ , Pb↑
		↓ -CCBM			
	✓	↓ -CALI			All but Cr Removed
		↓ -CCVN			
		↓ -CCBN			
		2300774-02REI	SWN	50	Cr only
		↓ -03REI	↓	↓	↓
		↓ -04REI	↓	↓	↓
		↓ -05REI	↓	↓	↓
		↓ -06REI	↓	↓	↓
	✓	↓ -01REI	↓	↓	Sc↑
		BLO0365-DUP2			
		↓ -MSZ	↓	↓	↓
		↓ -MSOZ	↓	↓	Sc↑
	✓	↓ -PSZ	↓	↓	60 mL K7409 ↓
		SEQ-CCVO			
		↓ -CCBO			
	✓	↓ -CCVP			



ICP/MS - 01 SAMPLE RUN LOG

PE Nexlon ICP-MS Serial No. 85DN5032601

Analysis Date: 4/27/23 Analyst: MB Sequence: _____ Cal: _____

All corrections made by analyst unless otherwise noted.

Edit Label	Delete Data	ARI Sample ID	Prep Code	Dilution	Comments
	✓	SEQ-CALI			
		↓ -CCVP			
		↓ -CCBP			
C [→] A		23AΦ326-Φ2RE1	SWN	50	Cr only
↓		↓ -Φ4RE1	↓	↓	↓
		↓ -Φ5RE1			
		↓ -11RE1			
		↓ -12RE1			
↓		↓ -Φ1RE1			
		BLDΦ394-DUP2			
		↓ -MS2			
		↓ -MSD2			
		↓ -PS2	↓	↓	60 mL K7409
		SEQ-CCVQ			
		↓ -CCBQ			
		23CΦ774-Φ7RE1	SWN	50	Cr only
		↓ -Φ8RE1	↓	↓	↓
		↓ -Φ9RE1			
		↓ -11RE1			
		↓ -12RE1			
		↓ -13RE1		↓	
		↓ -Φ1RE1		100	
		BLDΦ365-DUP2			
		↓ -MS2	↓	↓	↓



ICP/MS - 01 SAMPLE RUN LOG

PE Nexlon ICP-MS Serial No. 85DN5032601

Analysis Date: 4/27/23 Analyst: MB Sequence: _____ Cal: _____

All corrections made by analyst unless otherwise noted.

Edit Label	Delete Data	ARI Sample ID	Prep Code	Dilution	Comments
		BLOP365-MSO2	SWN	100	Cr only
		SEQ-CCVR			
		↓ -CCBR			
		Rinse/DI			
MB 4/27/23					

Performance Check Report

Sample ID: STD Performance Check

Sample Date/Time: Thursday, April 27, 2023 12:24:31

Sample Description:

Method File: C:\Users\Public\Documents\PerkinElmer Syngistix\ICPMS\Method\STD Performance Check.mth

Dataset File: C:\Users\Public\Documents\PerkinElmer Syngistix\ICPMS\DataSet\Default\STD Performance Check.053

MassCal File: C:\Users\Public\Documents\PerkinElmer Syngistix\ICPMS\MassCal\Default.tun

Conditions File: C:\Users\Public\Documents\PerkinElmer Syngistix\ICPMS\Conditions\Default.dac

Dual Detector Mode: Pulse

Acq. Dead Time (ns): 35

Current Dead Time (ns): 35

Torch Z position (mm): 0.00

Summary

Analyte	Mass	Meas. Intens.	Mean	Net Intens.	Mean	Net Intens. SD	Net Intens. RSD	Mode
Be	9.0		6556.9		6556.905	99.581	1.5	Standard
In	114.9		83277.2		-433581.303	983.057	0.2	Standard
U	238.1		93754.7		93754.664	1793.744	1.9	Standard
[CeO	155.9	2845.6		0.023	0.000	1.8	Standard
>	Ce	139.9	124548.5		124548.507	1542.105	1.2	Standard
[Ce++	70.0	1081.4		0.009	0.000	3.7	Standard
	Bkgd	220.0	4.9		4.900	1.283	26.2	Standard

Current Conditions File Data

Current Value	Description
0.93	Nebulizer Gas Flow STD/KED [NEB]
1.20	Auxiliary Gas Flow
17.50	Plasma Gas Flow
-10.75	Deflector Voltage
1600.00	ICP RF Power
-1600.00	Analog Stage Voltage
950.00	Pulse Stage Voltage
0.00	Quadrupole Rod Offset STD [QRO]
-10.00	Cell Rod Offset STD [CRO]
14.00	Discriminator Threshold
-5.00	Cell Entrance/Exit Voltage STD
0.00	RPa
0.45	RPq
0.93	DRC Mode NEB
-7.50	DRC Mode QRO
-2.00	DRC Mode CRO
-5.00	DRC Mode Cell Entrance/Exit Voltage
0.60	Cell Gas A
0.00	Cell Gas B
200.00	Axial Field Voltage
-11.00	KED Mode CRO
-12.00	KED Mode QRO
-11.00	KED Mode Cell Entrance Voltage
-33.00	KED Mode Cell Exit Voltage
0.00	KED Cell Gas A
3.00	KED Cell Gas B
0.00	KED RPa
0.25	KED RPq
125.00	KED Mode Axial Field Voltage

Sample ID: STD Performance Check

Report Date/Time: Thursday, April 27, 2023 12:26:35

Page 1

Performance Check Report

Sample ID: STD Performance Check

Sample Date/Time: Thursday, April 27, 2023 12:33:52

Sample Description:

Method File: C:\Users\Public\Documents\PerkinElmer Syngistix\ICPMS\Method\STD Performance Check.mth

Dataset File: C:\Users\Public\Documents\PerkinElmer Syngistix\ICPMS\DataSet\Default\STD Performance Check.059

MassCal File: C:\Users\Public\Documents\PerkinElmer Syngistix\ICPMS\MassCal\Default.tun

Conditions File: C:\Users\Public\Documents\PerkinElmer Syngistix\ICPMS\Conditions\Default.dac

Dual Detector Mode: Pulse

Acq. Dead Time (ns): 35

Current Dead Time (ns): 35

Torch Z position (mm): 0.00

Summary

Analyte	Mass	Meas. Intens.	Mean	Net Intens.	Mean	Net Intens.	SD	Net Intens.	RSD	Mode	
Be	9.0		6198.2		6198.211		96.905		1.6	Standard	
In	114.9		84308.5		84308.480		1123.207		1.3	Standard	
U	238.1		91250.0		91249.955		1383.393		1.5	Standard	
[CeO	155.9		2976.7		0.025		0.000		1.2	Standard
>	Ce	139.9		120320.3		120320.269		1090.071		0.9	Standard
[Ce++	70.0		1004.0		0.008		0.000		2.0	Standard
	Bkgd	220.0		1.7		1.700		0.558		32.8	Standard

Current Conditions File Data

Current Value	Description
0.93	Nebulizer Gas Flow STD/KED [NEB]
1.20	Auxiliary Gas Flow
17.50	Plasma Gas Flow
-10.75	Deflector Voltage
1600.00	ICP RF Power
-1600.00	Analog Stage Voltage
950.00	Pulse Stage Voltage
0.00	Quadrupole Rod Offset STD [QRO]
-10.00	Cell Rod Offset STD [CRO]
14.00	Discriminator Threshold
-5.00	Cell Entrance/Exit Voltage STD
0.00	RPa
0.45	RPq
0.93	DRC Mode NEB
-7.50	DRC Mode QRO
-2.00	DRC Mode CRO
-5.00	DRC Mode Cell Entrance/Exit Voltage
0.60	Cell Gas A
0.00	Cell Gas B
200.00	Axial Field Voltage
-11.00	KED Mode CRO
-12.00	KED Mode QRO
-11.00	KED Mode Cell Entrance Voltage
-33.00	KED Mode Cell Exit Voltage
0.00	KED Cell Gas A
3.00	KED Cell Gas B
0.00	KED RPa
0.25	KED RPq
125.00	KED Mode Axial Field Voltage

Sample ID: STD Performance Check

Report Date/Time: Thursday, April 27, 2023 12:35:56

Page 1

SmartTune Wizard - Summary

Optimization Summary

SmartTune file: C:\Users\Public\Documents\PerkinElmer Syngistix\ICPMS\Wizard\SmartTune\ARISmartTuneDailyUCT.swz

Start Time: 4/27/2023 12:24:29 PM

End Time: 4/27/2023 12:35:57 PM

STD Performance Check - [Passed] Optimum value(s): N/A

Obtained Intensity (Be 9): 6556.90

Obtained Intensity (In 115): 83277.18

Obtained Intensity (U 238): 93754.66

Obtained Intensity (Bkgd 220): 4.90

Obtained Formula (Ce++ 70 / Ce 140): 0.009 (=1081.37 / 124548.51)

Obtained Formula (CeO 156 / Ce 140): 0.023 (=2845.55 / 124548.51)

Obtained RSD (Be 9): 0.0152

Obtained RSD (In 115): 0.0023

Obtained RSD (U 238): 0.0191

Torch Alignment - [Passed]

Vertical	Horizontal	Intensity
0.99 mm	0.55 mm	111257.56

Nebulizer Gas Flow STD/KED [NEB] - [Passed] Optimum value(s): 0.93

Obtained Intensity (In 115): 81526.97

Obtained Formula (CeO 156 / Ce 140): 0.0245 (=2959.31 / 120619.07)

Mass Calibration and Resolution - [Passed] Optimum value(s): N/A

Target/Obtained mass (7.016/7.025), Target/Obtained resolution (0.7/0.724)

Target/Obtained mass (23.985/24.025), Target/Obtained resolution (0.7/0.686)

Target/Obtained mass (114.904/114.925), Target/Obtained resolution (0.7/0.691)

Target/Obtained mass (238.05/238.075), Target/Obtained resolution (0.7/0.673)

QID STD/DRC - Optimum value(s): Correlation Coefficient = 0.993; Intercept = -15.46

KED Mode QID - Optimum value(s): Correlation Coefficient = 0.991; Intercept = -14.25

STD Performance Check - [Passed] Optimum value(s): N/A

Obtained Intensity (Be 9): 6198.21

Obtained Intensity (In 115): 84308.48

Obtained Intensity (U 238): 91249.95

Obtained Intensity (Bkgd 220): 1.70

Obtained Formula (Ce++ 70 / Ce 140): 0.008 (=1004.04 / 120320.27)

Obtained Formula (CeO 156 / Ce 140): 0.025 (=2976.71 / 120320.27)

Obtained RSD (Be 9): 0.0156

Obtained RSD (In 115): 0.0133

Obtained RSD (U 238): 0.0152

SmartTune Wizard - Details

Optimization Details

SmartTune file: C:\Users\Public\Documents\PerkinElmer Syngistix\ICPMS\Wizard\SmartTune\ARISmartTuneDailyUCT.swz

Optimization Status

Start Time: 4/27/2023 12:24:29 PM

STD Performance Check

Optimization Settings:

Method: STD Performance Check.mth.
Intensity Criterion: Be 9 > 2000
Intensity Criterion: In 115 > 40000
Intensity Criterion: U 238 > 30000
Intensity Criterion: Bkgd 220 <= 5
Formula Criterion: Ce++ 70 / Ce 140 <= 0.03
Formula Criterion: CeO 156 / Ce 140 <= 0.025
RSD Criterion: Be 9.0122 < 0.05
RSD Criterion: In 114.904 < 0.05
RSD Criterion: U 238.05 < 0.05

Optimization Results:

Initial Try

Obtained Intensity (Be 9): 6556.90
Obtained Intensity (In 115): 83277.18
Obtained Intensity (U 238): 93754.66
Obtained Intensity (Bkgd 220): 4.90
Obtained Formula (Ce++ 70 / Ce 140): 0.009 (=1081.37 / 124548.51)
Obtained Formula (CeO 156 / Ce 140): 0.023 (=2845.55 / 124548.51)
Obtained RSD (Be 9): 0.0152
Obtained RSD (In 115): 0.0023
Obtained RSD (U 238): 0.0191

[Passed] Optimum value(s): N/A

Torch Alignment

Optimization Settings:

Method: Torch Alignment.mth.
Intensity Criterion: In 115 Maximum

Optimization Results:

	Vertical	Horizontal	Intensity
[Passed]	0.99 mm	0.55 mm	111257.56

Nebulizer Gas Flow STD/KED [NEB]

Optimization Settings:

Method: Optimize.mth.
Initial Try - Start/End/Step: 0.89/0.96/0.01.
Intensity Criterion: In 115 Maximum
Formula Criterion: CeO 156 / Ce 140 <= 0.025

Optimization Results:

Initial Try

Obtained Intensity (In 115): 81526.97
Obtained Formula (CeO 156 / Ce 140): 0.0245 (=2959.31 / 120619.07)

[Passed] Optimum value(s): 0.93

Mass Calibration and Resolution

Optimization Settings:

Method: Tuning.mth.

MassCal File: C:\Users\Public\Documents\PerkinElmer Syngistix\ICPMS\MassCal\Default.tun

Iterations: 6

Target accuracy (+/- amu): 0.05 for Mass Cal. and 0.03 for Resolution

Peak height (%) for Res. Opt.: 10

Optimization Results:

Initial Try

Target/Obtained mass (7.016/7.025), Target/Obtained resolution (0.7/0.724)

Target/Obtained mass (23.985/24.025), Target/Obtained resolution (0.7/0.686)

Target/Obtained mass (114.904/114.925), Target/Obtained resolution (0.7/0.691)

Target/Obtained mass (238.05/238.075), Target/Obtained resolution (0.7/0.673)

[Passed] Optimum value(s): N/A

QID STD/DRC

Optimization Settings:

Method: QID Calibration.mth.

Initial Try - Start/End/Step: -20/0/0.5.

Optimization Results:

Initial Try

Optimum value(s): Correlation Coefficient = 0.993; Intercept = -15.46

Analyte	Mass	Points	DAC	MaxIntensity
Li	7	41	-15.5	36542.7
Mg	24	41	-15.5	45400
In	115	41	-11.5	84489.1
Ce	140	41	-11.5	129403
Pb	208	41	-11.5	56925.2
U	238	41	-11.5	92816.5

KED Mode QID

Optimization Settings:

Method: QID Calibration.mth.

Initial Try - Start/End/Step: -20/0/0.5.

Optimization Results:

Initial Try

Optimum value(s): Correlation Coefficient = 0.991; Intercept = -14.25

Analyte	Mass	Points	DAC	MaxIntensity
Li	7	41	-14.5	24008.2
Mg	24	41	-14.5	53700.7
In	115	41	-12.5	119671
Ce	140	41	-11	114570
Pb	208	41	-10	52030.6
U	238	41	-10	118231

STD Performance Check

Optimization Settings:

Method: STD Performance Check.mth.

Intensity Criterion: Be 9 > 2000

Intensity Criterion: In 115 > 40000

Intensity Criterion: U 238 > 30000
Intensity Criterion: Bkgd 220 <= 5
Formula Criterion: Ce++ 70 / Ce 140 <= 0.03
Formula Criterion: CeO 156 / Ce 140 <= 0.025
RSD Criterion: Be 9.0122 < 0.05
RSD Criterion: In 114.904 < 0.05
RSD Criterion: U 238.05 < 0.05

Optimization Results:

Initial Try

Obtained Intensity (Be 9): 6198.21
Obtained Intensity (In 115): 84308.48
Obtained Intensity (U 238): 91249.95
Obtained Intensity (Bkgd 220): 1.70
Obtained Formula (Ce++ 70 / Ce 140): 0.008 (=1004.04 / 120320.27)
Obtained Formula (CeO 156 / Ce 140): 0.025 (=2976.71 / 120320.27)
Obtained RSD (Be 9): 0.0156
Obtained RSD (In 115): 0.0133
Obtained RSD (U 238): 0.0152

[Passed] Optimum value(s): N/A

End Time: 4/27/2023 12:35:57 PM

SmartTune Wizard - Summary

Optimization Summary

SmartTune file: C:\Users\Public\Documents\PerkinElmer Syngistix\ICPMS\wizard\SmartTune\ARISmartTuneDual.swz

Start Time: 4/27/2023 12:43:09 PM

End Time: 4/27/2023 12:44:48 PM

Detector Voltages - [Passed]

Pulse Stage Voltage - [Passed] Optimum value(s): 1000

Analog Stage Voltage - [Passed] Optimum value(s): -1600

Pulse Stage Voltage (Fine-tune) - [Passed] Optimum value(s): 1000

SmartTune Wizard - Details

Optimization Details

SmartTune file: C:\Users\Public\Documents\PerkinElmer Syngistix\ICPMS\Wizard\SmartTune\ARISmartTuneDual.swz

Optimization Status

Start Time: 4/27/2023 12:43:09 PM

Detector Voltages

Pulse Stage Voltage Optimization Settings:

Method: Pulse Stage Optimization.mth.
Initial Try - Start/End/Step: 800/1300/50.
Retry 1 - Start/End/Step: 800/1800/50.
Optimization Criterion (Pulse 76): 0.1

Analog Stage Voltage Optimization Settings:

Method: Analog Stage Optimization.mth.
Initial Try - Start/End: -1300/-1900.
Retry 1 - Start/End: -1300/-2400.
Optimization Criterion (Analog 80): Target Gain 10000

Pulse Stage Voltage Results:

Initial Try

Intensity Obtained For Criterion (Pulse 76): 59924.42

[Passed] Optimum value(s): 1000

Analog Stage Voltage Results:

Initial Try

Interim Gain values: 9489.64 (-1600V)
Analyte: Analog 80
ACEM(volts): -1600
Achieved Gain: 9489.64
Achieved NMax: 1.31929e+009
Conversion Factor: 0.0970217
Passes: 1
Points Collected: 31
Points Used: 3
Coefficient: 1

[Passed] Optimum value(s): -1600

Pulse Stage Voltage (Fine-tune) Results:

Initial Try

Intensity Obtained For Criterion (Pulse 76): 60819.19

[Passed] Optimum value(s): 1000

End Time: 4/27/2023 12:44:48 PM

SmartTune Wizard - Summary

Optimization Summary

SmartTune file: C:\Users\Public\Documents\PerkinElmer Syngistix\ICPMS\wizard\SmartTune\ARISmartTuneDual.swz

Start Time: 4/27/2023 12:51:27 PM

End Time: 4/27/2023 12:58:56 PM

Dual Detector Calibration

Points Collected: 401

Calibration unsuccessful for some masses due to insufficient pulse/analog crossover points

SmartTune Wizard - Details

Optimization Details

SmartTune file: C:\Users\Public\Documents\PerkinElmer Syngistix\ICPMS\wizard\SmartTune\ARISmartTuneDual.swz

Optimization Status

Start Time: 4/27/2023 12:51:27 PM

Dual Detector Calibration

Optimization Settings:

Method: C:\Users\Public\Documents\PerkinElmer Syngistix\ICPMS\Method\DualDetectorNew.mth.

Initial Try - Start/End/Step: -20/0/0.05.

Optimization Results:

Initial Try

Points Collected: 401

Calibration unsuccessful for some masses due to insufficient pulse/analog crossover points

End Time: 4/27/2023 12:58:56 PM

SmartTune Wizard - Summary

Optimization Summary

SmartTune file: C:\Users\Public\Documents\PerkinElmer Syngistix\ICPMS\wizard\SmartTune\ARISmartTuneDual.swz

Start Time: 4/27/2023 12:59:37 PM

End Time: 4/27/2023 1:07:07 PM

Dual Detector Calibration

Points Collected: 401

Calibration unsuccessful for some masses due to insufficient pulse/analog crossover points

SmartTune Wizard - Details

Optimization Details

SmartTune file: C:\Users\Public\Documents\PerkinElmer Syngistix\ICPMS\wizard\SmartTune\ARISmartTuneDual.swz

Optimization Status

Start Time: 4/27/2023 12:59:37 PM

Dual Detector Calibration

Optimization Settings:

Method: C:\Users\Public\Documents\PerkinElmer Syngistix\ICPMS\Method\DualDetectorNew.mth.

Initial Try - Start/End/Step: -20/0/0.05.

Optimization Results:

Initial Try

Points Collected: 401

Calibration unsuccessful for some masses due to insufficient pulse/analog crossover points

End Time: 4/27/2023 1:07:07 PM

Performance Check Report

Sample ID: STD Performance Check

Sample Date/Time: Thursday, April 27, 2023 13:24:10

Sample Description:

Method File: C:\Users\Public\Documents\PerkinElmer Syngistix\ICPMS\Method\STD Performance Check.mth

Dataset File: C:\Users\Public\Documents\PerkinElmer Syngistix\ICPMS\DataSet\Default\STD Performance Check.069

MassCal File: C:\Users\Public\Documents\PerkinElmer Syngistix\ICPMS\MassCal\Default.tun

Conditions File: C:\Users\Public\Documents\PerkinElmer Syngistix\ICPMS\Conditions\Default.dac

Dual Detector Mode: Pulse

Acq. Dead Time (ns): 35

Current Dead Time (ns): 35

Torch Z position (mm): 0.00

Summary

Analyte	Mass	Meas. Intens.	Mean	Net Intens.	Mean	Net Intens.	SD	Net Intens.	RSD	Mode	
Be	9.0		6057.6		6057.618		91.925		1.5	Standard	
In	114.9		93330.6		93330.635		903.868		1.0	Standard	
U	238.1		101853.9		101853.890		757.028		0.7	Standard	
[CeO	155.9		3189.6		0.024		0.000		1.1	Standard
>	Ce	139.9		131488.2		131488.246		1048.687		0.8	Standard
[Ce++	70.0		1070.6		0.008		0.000		2.9	Standard
	Bkgd	220.0		3.1		3.133		0.946		30.2	Standard

Current Conditions File Data

Current Value	Description
0.93	Nebulizer Gas Flow STD/KED [NEB]
1.20	Auxiliary Gas Flow
17.50	Plasma Gas Flow
-10.75	Deflector Voltage
1600.00	ICP RF Power
-1600.00	Analog Stage Voltage
1000.00	Pulse Stage Voltage
0.00	Quadrupole Rod Offset STD [QRO]
-10.00	Cell Rod Offset STD [CRO]
14.00	Discriminator Threshold
-5.00	Cell Entrance/Exit Voltage STD
0.00	RPa
0.45	RPq
0.93	DRC Mode NEB
-7.50	DRC Mode QRO
-2.00	DRC Mode CRO
-5.00	DRC Mode Cell Entrance/Exit Voltage
0.60	Cell Gas A
0.00	Cell Gas B
200.00	Axial Field Voltage
-11.00	KED Mode CRO
-12.00	KED Mode QRO
-11.00	KED Mode Cell Entrance Voltage
-33.00	KED Mode Cell Exit Voltage
0.00	KED Cell Gas A
3.00	KED Cell Gas B
0.00	KED RPa
0.25	KED RPq
125.00	KED Mode Axial Field Voltage

Sample ID: STD Performance Check

Report Date/Time: Thursday, April 27, 2023 13:26:14

Page 1

SmartTune Wizard - Summary

Optimization Summary

SmartTune file: C:\Users\Public\Documents\PerkinElmer Syngistix\ICPMS\wizard\SmartTune\ARISmartTuneDual.swz

Start Time: 4/27/2023 1:24:10 PM

End Time: 4/27/2023 1:26:14 PM

STD Performance Check - [Passed] Optimum value(s): N/A

Obtained Intensity (Be 9): 6057.62

Obtained Intensity (In 115): 93330.63

Obtained Intensity (U 238): 101853.89

Obtained Intensity (Bkgd 220): 3.13

Obtained Formula (Ce++ 70 / Ce 140): 0.008 (=1070.64 / 131488.25)

Obtained Formula (CeO 156 / Ce 140): 0.024 (=3189.62 / 131488.25)

Obtained RSD (Be 9): 0.0152

Obtained RSD (In 115): 0.0097

Obtained RSD (U 238): 0.0074

SmartTune Wizard - Details

Optimization Details

SmartTune file: C:\Users\Public\Documents\PerkinElmer Syngistix\ICPMS\Wizard\SmartTune\ARISmartTuneDual.swz

Optimization Status

Start Time: 4/27/2023 1:24:10 PM

STD Performance Check

Optimization Settings:

Method: STD Performance Check.mth.
Intensity Criterion: Be 9 > 2000
Intensity Criterion: In 115 > 40000
Intensity Criterion: U 238 > 30000
Intensity Criterion: Bkgd 220 <= 10
Formula Criterion: Ce++ 70 / Ce 140 <= 0.03
Formula Criterion: Ce0 156 / Ce 140 <= 0.025
RSD Criterion: Be 9.0122 < 0.05
RSD Criterion: In 114.904 < 0.05
RSD Criterion: U 238.05 < 0.05

Optimization Results:

Initial Try

Obtained Intensity (Be 9): 6057.62
Obtained Intensity (In 115): 93330.63
Obtained Intensity (U 238): 101853.89
Obtained Intensity (Bkgd 220): 3.13
Obtained Formula (Ce++ 70 / Ce 140): 0.008 (=1070.64 / 131488.25)
Obtained Formula (Ce0 156 / Ce 140): 0.024 (=3189.62 / 131488.25)
Obtained RSD (Be 9): 0.0152
Obtained RSD (In 115): 0.0097
Obtained RSD (U 238): 0.0074

[Passed] Optimum value(s): N/A

End Time: 4/27/2023 1:26:14 PM

ICP-MS Quantitative Analysis - Summary Report

Sample ID: SEQ-CAL1

Sample Dil Factor:

Comments:

Sample Date/Time: Thursday, April 27, 2023 16:58:01

Number of Replicates: 3

Method File: C:\Users\Public\Documents\PerkinElmer Syngistix\ICPMS\Method\200.8_DailyMethod_KED_UCT.mth

Tuning File: C:\Users\Public\Documents\PerkinElmer Syngistix\ICPMS\MassCal\Default.tun

Optimization File: C:\Users\Public\Documents\PerkinElmer Syngistix\ICPMS\Conditions\Default.dac

Calibration File:

Analyte Mass	Conc. Mean	Units	Conc. SD	Conc. RSD	Blank Intens.	Meas. Intens.	Intens. RSD	Mode
C	13	ug/L				26689	1	Standard
Cl	37	ug/L				5423072	2	Standard
[> Sc	45	ug/L				511056	1	Standard
Cr	52	ug/L				19523	1	Standard
Cr	53	ug/L				207	3	Standard
Mn	55	ug/L				581	1	Standard
[> Ge	72	ug/L				39672	0	KED
Ni	60	ug/L				29	19	KED
Ni	62	ug/L				7	66	KED
Cu	63	ug/L				87	7	KED
Cu	65	ug/L				44	19	KED
Zn	66	ug/L				103	6	KED
Zn	67	ug/L				20	42	KED
As	75	ug/L				4	6	KED
Se	78	ug/L				12	8	KED
Y	89	ug/L				311168	3	Standard
Kr	83	ug/L				55	19	Standard
[> In-1	115	ug/L				10463	2	KED
Mo	98	ug/L				14	7	KED
Cd	111	ug/L				3	75	KED
Cd	114	ug/L				4	82	KED
[> In	115	ug/L				503680	0	Standard
Ag	107	ug/L				29	32	Standard
Sb	121	ug/L				200	4	Standard
Sb	123	ug/L				145	8	Standard
Ba	135	ug/L				96	25	Standard
Ba	137	ug/L				175	21	Standard
[> Tb	159	ug/L				1211159	2	Standard
Tl	205	ug/L				139	9	Standard
Pb	208	ug/L				520	6	Standard

ICP-MS Quantitative Analysis - Summary Report

Sample ID: SEQ-CAL2

Sample Dil Factor:

Comments:

Sample Date/Time: Thursday, April 27, 2023 17:02:57

Number of Replicates: 3

Method File: C:\Users\Public\Documents\PerkinElmer Syngistix\ICPMS\Method\200.8_DailyMethod_KED_UCT.mth

Tuning File: C:\Users\Public\Documents\PerkinElmer Syngistix\ICPMS\MassCal\Default.tun

Optimization File: C:\Users\Public\Documents\PerkinElmer Syngistix\ICPMS\Conditions\Default.dac

Calibration File:

Analyte Mass	Conc. Mean	Units	Conc. SD	Conc. RSD	Blank Intens.	Meas. Intens.	Intens. RSD	Mode
C	13	ug/L			26689	28097	1	Standard
Cl	37	ug/L			5423072	5315354	3	Standard
[> Sc	45	ug/L			511056	504023	0	Standard
Cr	52	0.500	0.024	4	19523	30029	0	Standard
Cr	53	0.500	0.049	9	207	1387	8	Standard
Mn	55	0.500	0.006	1	581	16104	1	Standard
[> Ge	72	ug/L			39672	39375	1	KED
Ni	60	0.500	0.019	3	29	833	3	KED
Ni	62	0.500	0.095	19	7	139	17	KED
Cu	63	0.500	0.018	3	87	2440	5	KED
Cu	65	0.500	0.032	6	44	1298	5	KED
Zn	66	6.000	0.089	1	103	3865	0	KED
Zn	67	6.000	0.452	7	20	597	5	KED
As	75	0.200	0.029	14	4	73	13	KED
[Se	78	0.500	0.150	29	12	29	15	KED
Y	89	ug/L			311168	305270	1	Standard
Kr	83	ug/L			55	48	23	Standard
[> In-1	115	ug/L			10463	9791	2	KED
Mo	98	0.200	0.007	3	14	313	1	KED
Cd	111	0.100	0.030	29	3	38	25	KED
Cd	114	0.100	0.015	14	4	90	14	KED
[> In	115	ug/L			503680	511394	1	Standard
Ag	107	0.200	0.002	1	29	4136	1	Standard
Sb	121	0.200	0.006	3	200	3416	3	Standard
Sb	123	0.200	0.008	4	145	2633	5	Standard
Ba	135	0.500	0.004	0	96	3256	0	Standard
[Ba	137	0.500	0.016	3	175	5850	1	Standard
[> Tb	159	ug/L			1211159	1204706	0	Standard
Tl	205	0.200	0.004	1	139	13029	2	Standard
[Pb	208	0.100	0.003	2	520	8818	1	Standard

ICP-MS Quantitative Analysis - Summary Report

Sample ID: SEQ-CAL3

Sample Dil Factor:

Comments:

Sample Date/Time: Thursday, April 27, 2023 17:07:52

Number of Replicates: 3

Method File: C:\Users\Public\Documents\PerkinElmer Syngistix\ICPMS\Method\200.8_DailyMethod_KED_UCT.mth

Tuning File: C:\Users\Public\Documents\PerkinElmer Syngistix\ICPMS\MassCal\Default.tun

Optimization File: C:\Users\Public\Documents\PerkinElmer Syngistix\ICPMS\Conditions\Default.dac

Calibration File:

Analyte Mass	Conc. Mean	Units	Conc. SD	Conc. RSD	Blank Intens.	Meas. Intens.	Intens. RSD	Mode
C	13	ug/L			26689	30451	2	Standard
Cl	37	ug/L			5423072	5547323	2	Standard
[> Sc	45	ug/L			511056	514541	0	Standard
Cr	52	9.999	0.037	0	19523	229719	0	Standard
Cr	53	10.000	0.133	1	207	24152	0	Standard
Mn	55	10.000	0.172	1	581	319100	1	Standard
[> Ge	72	ug/L			39672	39475	2	KED
Ni	60	10.001	0.358	3	29	16650	1	KED
Ni	62	10.000	0.164	1	7	2676	2	KED
Cu	63	10.000	0.080	0	87	47383	2	KED
Cu	65	9.998	0.194	1	44	23141	2	KED
Zn	66	9.925	0.311	3	103	6213	1	KED
Zn	67	10.017	0.092	0	20	991	3	KED
As	75	10.000	0.213	2	4	3127	1	KED
Se	78	9.996	0.145	1	12	308	1	KED
Y	89	ug/L			311168	305991	0	Standard
Kr	83	ug/L			55	50	10	Standard
[> In-1	115	ug/L			10463	10031	1	KED
Mo	98	10.000	0.172	1	14	15221	0	KED
Cd	111	10.000	0.328	3	3	3395	1	KED
Cd	114	10.000	0.101	1	4	8603	1	KED
[> In	115	ug/L			503680	506102	3	Standard
Ag	107	10.000	0.107	1	29	206132	3	Standard
Sb	121	10.000	0.277	2	200	166162	1	Standard
Sb	123	10.000	0.239	2	145	129066	0	Standard
Ba	135	10.000	0.169	1	96	63704	1	Standard
Ba	137	10.002	0.394	3	175	119752	2	Standard
[> Tb	159	ug/L			1211159	1217979	0	Standard
Tl	205	10.000	0.081	0	139	638937	1	Standard
Pb	208	10.000	0.094	0	520	838304	0	Standard

ICP-MS Quantitative Analysis - Summary Report

Sample ID: SEQ-CAL4

Sample Dil Factor:

Comments:

Sample Date/Time: Thursday, April 27, 2023 17:13:01

Number of Replicates: 3

Method File: C:\Users\Public\Documents\PerkinElmer Syngistix\ICPMS\Method\200.8_DailyMethod_KED_UCT.mth

Tuning File: C:\Users\Public\Documents\PerkinElmer Syngistix\ICPMS\MassCal\Default.tun

Optimization File: C:\Users\Public\Documents\PerkinElmer Syngistix\ICPMS\Conditions\Default.dac

Calibration File:

Analyte Mass	Conc. Mean	Units	Conc. SD	Conc. RSD	Blank Intens.	Meas. Intens.	Intens. RSD	Mode
C 13		ug/L			26689	29505	0	Standard
Cl 37		ug/L			5423072	5724399	2	Standard
[> Sc 45		ug/L			511056	507150	0	Standard
Cr 52	19.848	ug/L	0.123	0	19523	418245	0	Standard
Cr 53	20.030	ug/L	0.155	0	207	47765	0	Standard
Mn 55	19.911	ug/L	0.171	0	581	614783	0	Standard
[> Ge 72		ug/L			39672	39671	1	KED
Ni 60	19.896	ug/L	0.448	2	29	32606	2	KED
Ni 62	19.829	ug/L	0.410	2	7	5150	0	KED
Cu 63	19.857	ug/L	0.152	0	87	91859	1	KED
Cu 65	20.006	ug/L	0.250	1	44	46553	0	KED
Zn 66	19.877	ug/L	0.201	1	103	12190	2	KED
Zn 67	20.191	ug/L	0.855	4	20	2044	3	KED
As 75	20.002	ug/L	0.314	1	4	6286	0	KED
[Se 78	19.969	ug/L	0.570	2	12	603	3	KED
Y 89		ug/L			311168	305419	1	Standard
Kr 83		ug/L			55	65	4	Standard
[> In-1 115		ug/L			10463	9885	2	KED
Mo 98	20.011	ug/L	0.452	2	14	30066	0	KED
Cd 111	20.036	ug/L	0.618	3	3	6748	0	KED
Cd 114	20.099	ug/L	0.320	1	4	17378	0	KED
[> In 115		ug/L			503680	501331	1	Standard
Ag 107	19.996	ug/L	0.288	1	29	407884	0	Standard
Sb 121	19.979	ug/L	0.121	0	200	327467	1	Standard
Sb 123	19.947	ug/L	0.182	0	145	252327	1	Standard
Ba 135	19.986	ug/L	0.191	0	96	125724	1	Standard
Ba 137	19.901	ug/L	0.256	1	175	231456	1	Standard
[> Tb 159		ug/L			1211159	1261913	0	Standard
Tl 205	19.864	ug/L	0.066	0	139	1279865	0	Standard
[Pb 208	19.801	ug/L	0.403	2	520	1653610	1	Standard

ICP-MS Quantitative Analysis - Summary Report

Sample ID: SEQ-CAL5

Sample Dil Factor:

Comments:

Sample Date/Time: Thursday, April 27, 2023 17:18:20

Number of Replicates: 3

Method File: C:\Users\Public\Documents\PerkinElmer Syngistix\ICPMS\Method\200.8_DailyMethod_KED_UCT.mth

Tuning File: C:\Users\Public\Documents\PerkinElmer Syngistix\ICPMS\MassCal\Default.tun

Optimization File: C:\Users\Public\Documents\PerkinElmer Syngistix\ICPMS\Conditions\Default.dac

Calibration File:

Analyte Mass	Conc. Mean	Units	Conc. SD	Conc. RSD	Blank Intens.	Meas. Intens.	Intens. RSD	Mode
C	13	ug/L			26689	31534	1	Standard
Cl	37	ug/L			5423072	5831050	2	Standard
[> Sc	45	ug/L			511056	510162	2	Standard
Cr	52	49.971	1.292	2	19523	1026584	2	Standard
Cr	53	49.778	1.823	3	207	116436	1	Standard
Mn	55	49.786	1.485	2	581	1512302	0	Standard
[> Ge	72	ug/L			39672	38936	0	KED
Ni	60	49.949	0.625	1	29	79891	0	KED
Ni	62	50.111	0.265	0	7	12908	0	KED
Cu	63	49.953	0.348	0	87	225595	0	KED
Cu	65	50.140	0.537	1	44	116076	1	KED
Zn	66	49.857	0.688	1	103	29462	0	KED
Zn	67	49.937	1.354	2	20	4906	2	KED
As	75	49.997	0.373	0	4	15413	0	KED
Se	78	50.018	0.932	1	12	1467	1	KED
Y	89	ug/L			311168	300093	0	Standard
Kr	83	ug/L			55	60	6	Standard
[> In-1	115	ug/L			10463	9646	1	KED
Mo	98	50.243	0.123	0	14	75499	1	KED
Cd	111	50.011	0.237	0	3	16456	1	KED
Cd	114	50.050	0.486	0	4	42438	0	KED
[> In	115	ug/L			503680	489650	1	Standard
Ag	107	49.826	0.437	0	29	975741	2	Standard
Sb	121	49.985	0.733	1	200	798834	2	Standard
Sb	123	50.204	0.240	0	145	632954	1	Standard
Ba	135	49.914	0.650	1	96	303930	2	Standard
Ba	137	49.814	0.476	0	175	555352	2	Standard
[> Tb	159	ug/L			1211159	1205617	1	Standard
Tl	205	50.253	1.332	2	139	3172788	1	Standard
Pb	208	50.199	1.140	2	520	4084988	0	Standard

ICP-MS Quantitative Analysis - Summary Report

Sample ID: SEQ-CAL6

Sample Dil Factor:

Comments:

Sample Date/Time: Thursday, April 27, 2023 17:25:19

Number of Replicates: 3

Method File: C:\Users\Public\Documents\PerkinElmer Syngistix\ICPMS\Method\200.8_DailyMethod_KED_UCT.mth

Tuning File: C:\Users\Public\Documents\PerkinElmer Syngistix\ICPMS\MassCal\Default.tun

Optimization File: C:\Users\Public\Documents\PerkinElmer Syngistix\ICPMS\Conditions\Default.dac

Calibration File:

Analyte Mass	Conc. Mean	Units	Conc. SD	Conc. RSD	Blank Intens.	Meas. Intens.	Intens. RSD	Mode
C	13	ug/L			26689	29987	2	Standard
Cl	37	ug/L			5423072	5871612	2	Standard
[> Sc	45	ug/L			511056	510313	0	Standard
Cr	52	99.240	1.079	1	19523	1971123	1	Standard
Cr	53	99.723	1.310	1	207	231161	1	Standard
Mn	55	99.651	0.637	0	581	2994194	1	Standard
[> Ge	72	ug/L			39672	38267	0	KED
Ni	60	99.806	2.507	2	29	155856	2	KED
Ni	62	99.879	1.560	1	7	25177	1	KED
Cu	63	99.697	0.925	0	87	438014	0	KED
Cu	65	99.186	1.175	1	44	219680	1	KED
Zn	66	99.393	1.046	1	103	56498	0	KED
Zn	67	99.662	0.764	0	20	9498	0	KED
As	75	100.161	0.535	0	4	30508	0	KED
Se	78	99.594	0.876	0	12	2821	1	KED
Y	89	ug/L			311168	302962	2	Standard
Kr	83	ug/L			55	67	20	Standard
[> In-1	115	ug/L			10463	9482	0	KED
Mo	98	100.486	0.365	0	14	150861	0	KED
Cd	111	99.305	0.903	0	3	31393	0	KED
Cd	114	99.855	0.806	0	4	82831	0	KED
[> In	115	ug/L			503680	481430	1	Standard
Ag	107	99.660	0.647	0	29	1897335	1	Standard
Sb	121	99.636	0.835	0	200	1546429	1	Standard
Sb	123	99.584	1.506	1	145	1217417	1	Standard
Ba	135	98.923	2.800	2	96	571731	4	Standard
Ba	137	99.192	1.615	1	175	1058491	1	Standard
[> Tb	159	ug/L			1211159	1189191	1	Standard
Tl	205	99.451	1.381	1	139	6082930	0	Standard
Pb	208	99.556	1.973	1	520	7874671	0	Standard

ICP-MS Quantitative Analysis - Summary Report

Sample ID: SEQ-IBL1

Sample Dil Factor:

Comments:

Sample Date/Time: Thursday, April 27, 2023 17:32:59

Number of Replicates: 3

Method File: C:\Users\Public\Documents\PerkinElmer Syngistix\ICPMS\Method\200.8_DailyMethod_KED_UCT.mth

Tuning File: C:\Users\Public\Documents\PerkinElmer Syngistix\ICPMS\MassCal\Default.tun

Optimization File: C:\Users\Public\Documents\PerkinElmer Syngistix\ICPMS\Conditions\Default.dac

Calibration File:

Analyte Mass	Conc. Mean	Units	Conc. SD	Conc. RSD	Blank Intens.	Meas. Intens.	Intens. RSD	Mode
C	13	ug/L			26689	26330	3	Standard
Cl	37	ug/L			5423072	5540103	1	Standard
[> Sc	45	ug/L			511056	502754	1	Standard
Cr	52	-0.007	0.037	517	19523	19064	2	Standard
Cr	53	-0.016	0.002	13	207	166	1	Standard
Mn	55	0.001	0.000	62	581	587	1	Standard
[> Ge	72	ug/L			39672	38828	1	KED
Ni	60	0.002	0.004	259	29	31	21	KED
Ni	62	0.003	0.024	775	7	8	74	KED
Cu	63	-0.000	0.005	965	87	83	25	KED
Cu	65	0.000	0.003	2074	44	43	15	KED
Zn	66	0.015	0.016	107	103	109	8	KED
Zn	67	-0.022	0.013	60	20	17	6	KED
As	75	0.003	0.005	173	4	4	31	KED
Se	78	0.110	0.107	97	12	15	19	KED
Y	89	ug/L			311168	298740	1	Standard
Kr	83	ug/L			55	57	22	Standard
[> In-1	115	ug/L			10463	9777	0	KED
Mo	98	0.013	0.004	31	14	32	19	KED
Cd	111	0.004	0.006	170	3	4	48	KED
Cd	114	0.001	0.004	374	4	5	66	KED
[> In	115	ug/L			503680	493364	1	Standard
Ag	107	0.004	0.000	3	29	105	2	Standard
Sb	121	0.107	0.006	6	200	1894	3	Standard
Sb	123	0.098	0.009	9	145	1363	6	Standard
Ba	135	-0.002	0.004	229	96	84	29	Standard
Ba	137	0.000	0.000	40	175	177	2	Standard
[> Tb	159	ug/L			1211159	1185756	1	Standard
Tl	205	0.006	0.000	2	139	517	1	Standard
Pb	208	0.001	0.000	48	520	579	6	Standard

Sample Information

Sample Date/Time: Thursday, April 27, 2023 17:25:19

Method File: C:\Users\Public\Documents\PerkinElmer Syngistix\ICPMS\Method\200.8_DailyMethod_KED_UCT.m

Mass Calibration File: C:\Users\Public\Documents\PerkinElmer Syngistix\ICPMS\MassCal\Default.tun

Conditions File: C:\Users\Public\Documents\PerkinElmer Syngistix\ICPMS\Conditions\Default.dac

Calibration File: C:\Users\Public\Documents\PerkinElmer Syngistix\ICPMS\System\042723A.cal

Calibration

Analyte	Mass	r Corr Coef	Slope	Std 1 Conc	Std 2 Conc	Std 3 Conc	Std 4 Conc	Std 5 Conc
C	13							
Cl	37							
Sc	45							
Cr	52	0.9999	0.039	0.50	10	20	50	100
Cr	53	1.0000	0.005	0.50	10	20	50	100
Mn	55	1.0000	0.059	0.50	10	20	50	100
Ge	72							
Ni	60	1.0000	0.041	0.50	10	20	50	100
Ni	62	1.0000	0.007	0.50	10	20	50	100
Cu	63	1.0000	0.115	0.50	10	20	50	100
Cu	65	0.9999	0.058	0.50	10	20	50	100
Zn	66	0.9999	0.015	6.00	10	20	50	100
Zn	67	1.0000	0.002	6.00	10	20	50	100
As	75	1.0000	0.008	0.20	10	20	50	100
Se	78	1.0000	0.001	0.50	10	20	50	100
Y	89							
Kr	83							
In-1	115							
Mo	98	0.9999	0.158	0.20	10	20	50	100
Cd	111	0.9999	0.033	0.10	10	20	50	100
Cd	114	1.0000	0.087	0.10	10	20	50	100
In	115							
Ag	107	1.0000	0.040	0.20	10	20	50	100
Sb	121	1.0000	0.032	0.20	10	20	50	100
Sb	123	1.0000	0.025	0.20	10	20	50	100
Ba	135	0.9998	0.012	0.50	10	20	50	100
Ba	137	0.9999	0.022	0.50	10	20	50	100
Tb	159							
Tl	205	0.9999	0.051	0.20	10	20	50	100
Pb	208	1.0000	0.067	0.10	10	20	50	100

ICP-MS Quantitative Analysis - Summary Report

Sample ID: SEQ-ICV1

Sample Dil Factor:

DEL

Comments:

Sample Date/Time: Thursday, April 27, 2023 17:39:18

Number of Replicates: 3

Method File: C:\Users\Public\Documents\PerkinElmer Syngistix\ICPMS\Method\200.8_DailyMethod_KED_UCT.mth

Tuning File: C:\Users\Public\Documents\PerkinElmer Syngistix\ICPMS\MassCal\Default.tun

Optimization File: C:\Users\Public\Documents\PerkinElmer Syngistix\ICPMS\Conditions\Default.dac

Calibration File: C:\Users\Public\Documents\PerkinElmer Syngistix\ICPMS\System\042723A.cal

Analyte	Mass	Conc. Mean	Units	Conc. SD	Conc. RSD	Blank Intens.	Meas. Intens.	Intens. RSD	Mode
C	13		ug/L			26689	31167	3	Standard
Cl	37		ug/L			5423072	5831327	3	Standard
> Sc	45		ug/L			511056	483577	10	Standard
Cr	52	55.002	ug/L	4.804	8	19523	1037224	2	Standard
Cr	53	55.392	ug/L	5.295	9	207	120941	1	Standard
Mn	55	55.994	ug/L	4.851	8	581	1584840	2	Standard
> Ge	72		ug/L			39672	38767	0	KED
Ni	60	52.176	ug/L	0.417	0	29	82561	1	KED
Ni	62	52.710	ug/L	0.544	1	7	13464	1	KED
Cu	63	51.751	ug/L	1.021	1	87	230360	1	KED
Cu	65	53.183	ug/L	1.134	2	44	119336	1	KED
Zn	66	51.383	ug/L	0.515	1	103	29638	0	KED
Zn	67	51.626	ug/L	1.035	2	20	4994	2	KED
As	75	48.542	ug/L	0.890	1	4	14979	1	KED
Se	78	79.058	ug/L	0.465	0	12	2271	0	KED
Y	89		ug/L			311168	299073	10	Standard
Kr	83		ug/L			55	66	16	Standard
> In-1	115		ug/L			10463	10117	1	KED
Mo	98	47.979	ug/L	0.566	1	14	76854	0	KED
Cd	111	50.284	ug/L	0.626	1	3	16960	0	KED
Cd	114	48.945	ug/L	1.365	2	4	43312	1	KED
> In	115		ug/L			503680	470509	11	Standard
Ag	107	55.476	ug/L	5.760	10	29	1024296	2	Standard
Sb	121	54.495	ug/L	5.716	10	200	820365	2	Standard
Sb	123	54.055	ug/L	5.371	9	145	641157	1	Standard
Ba	135	56.639	ug/L	5.755	10	96	317478	1	Standard
Ba	137	56.083	ug/L	5.424	9	175	580785	2	Standard
> Tb	159		ug/L			1211159	1157854	11	Standard
Tl	205	55.062	ug/L	5.568	10	139	3254696	1	Standard
Pb	208	54.700	ug/L	6.512	11	520	4175916	0	Standard

ICP-MS Quantitative Analysis - Summary Report

Sample ID: SEQ-ICV1

Sample Dil Factor:

Comments:

Sample Date/Time: Thursday, April 27, 2023 17:46:57

Number of Replicates: 3

Method File: C:\Users\Public\Documents\PerkinElmer Syngistix\ICPMS\Method\200.8_DailyMethod_KED_UCT.mth

Tuning File: C:\Users\Public\Documents\PerkinElmer Syngistix\ICPMS\MassCal\Default.tun

Optimization File: C:\Users\Public\Documents\PerkinElmer Syngistix\ICPMS\Conditions\Default.dac

Calibration File: C:\Users\Public\Documents\PerkinElmer Syngistix\ICPMS\System\042723A.cal

Analyte	Mass	Conc. Mean	Units	Conc. SD	Conc. RSD	Blank Intens.	Meas. Intens.	Intens. RSD	Mode
C	13		ug/L			26689	31593	1	Standard
Cl	37		ug/L			5423072	5848553	2	Standard
[> Sc	45		ug/L			511056	513162	2	Standard
Cr	52	52.915	ug/L	2.332	4	19523	1065402	2	Standard
Cr	53	51.695	ug/L	0.853	1	207	120571	1	Standard
Mn	55	51.799	ug/L	0.251	0	581	1565215	2	Standard
[> Ge	72		ug/L			39672	39132	0	KED
Ni	60	51.230	ug/L	1.655	3	29	81823	3	KED
Ni	62	51.169	ug/L	0.617	1	7	13194	1	KED
Cu	63	51.386	ug/L	0.483	0	87	230900	0	KED
Cu	65	52.122	ug/L	0.513	0	44	118064	0	KED
Zn	66	50.394	ug/L	0.254	0	103	29343	0	KED
Zn	67	50.223	ug/L	0.828	1	20	4904	2	KED
As	75	48.238	ug/L	0.742	1	4	15026	1	KED
Se	78	79.473	ug/L	0.694	0	12	2304	0	KED
Y	89		ug/L			311168	310712	3	Standard
Kr	83		ug/L			55	55	3	Standard
[> In-1	115		ug/L			10463	10017	0	KED
Mo	98	48.586	ug/L	0.883	1	14	77069	2	KED
Cd	111	50.593	ug/L	0.404	0	3	16898	1	KED
Cd	114	49.505	ug/L	0.830	1	4	43385	1	KED
[> In	115		ug/L			503680	502834	1	Standard
Ag	107	50.936	ug/L	2.422	4	29	1012418	3	Standard
Sb	121	50.031	ug/L	1.820	3	200	810872	2	Standard
Sb	123	49.354	ug/L	0.952	1	145	630167	0	Standard
Ba	135	52.460	ug/L	1.610	3	96	316563	1	Standard
Ba	137	50.542	ug/L	1.202	2	175	563292	0	Standard
[> Tb	159		ug/L			1211159	1219095	1	Standard
Tl	205	51.432	ug/L	1.160	2	139	3224779	1	Standard
Pb	208	51.012	ug/L	0.808	1	520	4136745	0	Standard

ICP-MS Quantitative Analysis - Summary Report

Sample ID: SEQ-ICB1

Sample Dil Factor:

Comments:

Sample Date/Time: Thursday, April 27, 2023 17:54:35

Number of Replicates: 3

Method File: C:\Users\Public\Documents\PerkinElmer Syngistix\ICPMS\Method\200.8_DailyMethod_KED_UCT.mth

Tuning File: C:\Users\Public\Documents\PerkinElmer Syngistix\ICPMS\MassCal\Default.tun

Optimization File: C:\Users\Public\Documents\PerkinElmer Syngistix\ICPMS\Conditions\Default.dac

Calibration File: C:\Users\Public\Documents\PerkinElmer Syngistix\ICPMS\System\042723A.cal

Analyte	Mass	Conc. Mean	Units	Conc. SD	Conc. RSD	Blank Intens.	Meas. Intens.	Intens. RSD	Mode
C	13		ug/L			26689	26243	2	Standard
Cl	37		ug/L			5423072	5614755	1	Standard
[> Sc	45		ug/L			511056	505931	1	Standard
Cr	52	-0.010	ug/L	0.045	450	19523	19139	5	Standard
Cr	53	-0.016	ug/L	0.004	24	207	169	5	Standard
Mn	55	-0.001	ug/L	0.001	188	581	558	7	Standard
[> Ge	72		ug/L			39672	39147	0	KED
Ni	60	-0.001	ug/L	0.004	316	29	26	24	KED
Ni	62	-0.012	ug/L	0.018	153	7	4	107	KED
Cu	63	0.002	ug/L	0.002	67	87	97	7	KED
Cu	65	-0.001	ug/L	0.002	258	44	41	12	KED
Zn	66	-0.004	ug/L	0.031	757	103	99	17	KED
Zn	67	-0.049	ug/L	0.020	40	20	15	12	KED
As	75	0.003	ug/L	0.003	126	4	4	22	KED
Se	78	0.017	ug/L	0.043	247	12	12	10	KED
Y	89		ug/L			311168	308379	3	Standard
Kr	83		ug/L			55	57	24	Standard
[> In-1	115		ug/L			10463	9878	1	KED
Mo	98	0.008	ug/L	0.003	33	14	26	16	KED
Cd	111	0.006	ug/L	0.002	28	3	5	10	KED
Cd	114	0.002	ug/L	0.003	192	4	6	49	KED
[> In	115		ug/L			503680	498215	2	Standard
Ag	107	0.002	ug/L	0.001	30	29	65	19	Standard
Sb	121	0.033	ug/L	0.001	3	200	727	3	Standard
Sb	123	0.034	ug/L	0.002	6	145	579	5	Standard
Ba	135	-0.000	ug/L	0.003	1375	96	94	19	Standard
Ba	137	0.000	ug/L	0.002	1252	175	175	13	Standard
[> Tb	159		ug/L			1211159	1200308	1	Standard
Tl	205	0.003	ug/L	0.000	11	139	347	7	Standard
Pb	208	0.001	ug/L	0.000	45	520	582	6	Standard

ICP-MS Quantitative Analysis - Summary Report

Sample ID: SEQ-CCV1

Sample Dil Factor:

Comments:

Sample Date/Time: Thursday, April 27, 2023 18:00:16

Number of Replicates: 3

Method File: C:\Users\Public\Documents\PerkinElmer Syngistix\ICPMS\Method\200.8_DailyMethod_KED_UCT.mth

Tuning File: C:\Users\Public\Documents\PerkinElmer Syngistix\ICPMS\MassCal\Default.tun

Optimization File: C:\Users\Public\Documents\PerkinElmer Syngistix\ICPMS\Conditions\Default.dac

Calibration File: C:\Users\Public\Documents\PerkinElmer Syngistix\ICPMS\System\042723A.cal

Analyte	Mass	Conc. Mean	Units	Conc. SD	Conc. RSD	Blank Intens.	Meas. Intens.	Intens. RSD	Mode
C	13		ug/L			26689	30332	2	Standard
Cl	37		ug/L			5423072	5825479	1	Standard
[> Sc	45		ug/L			511056	511595	1	Standard
Cr	52	51.670	ug/L	0.577	1	19523	1038130	1	Standard
Cr	53	50.490	ug/L	0.716	1	207	117425	2	Standard
Mn	55	50.994	ug/L	0.700	1	581	1536115	0	Standard
[> Ge	72		ug/L			39672	39129	0	KED
Ni	60	50.053	ug/L	0.616	1	29	79937	0	KED
Ni	62	50.454	ug/L	1.902	3	7	13009	3	KED
Cu	63	50.662	ug/L	0.820	1	87	227630	1	KED
Cu	65	51.110	ug/L	0.630	1	44	115765	0	KED
Zn	66	50.519	ug/L	0.386	0	103	29414	0	KED
Zn	67	51.089	ug/L	0.998	1	20	4988	2	KED
As	75	50.112	ug/L	0.656	1	4	15609	1	KED
Se	78	50.654	ug/L	1.269	2	12	1473	2	KED
Y	89		ug/L			311168	306600	1	Standard
Kr	83		ug/L			55	52	12	Standard
[> In-1	115		ug/L			10463	9815	1	KED
Mo	98	49.060	ug/L	1.312	2	14	76230	1	KED
Cd	111	50.431	ug/L	0.865	1	3	16502	0	KED
Cd	114	49.130	ug/L	1.527	3	4	42177	1	KED
[> In	115		ug/L			503680	492187	1	Standard
Ag	107	50.624	ug/L	0.323	0	29	985308	1	Standard
Sb	121	50.635	ug/L	0.755	1	200	803592	2	Standard
Sb	123	50.221	ug/L	1.223	2	145	627664	1	Standard
Ba	135	51.943	ug/L	1.521	2	96	306827	1	Standard
Ba	137	51.468	ug/L	0.182	0	175	561615	1	Standard
[> Tb	159		ug/L			1211159	1215164	1	Standard
Tl	205	50.636	ug/L	0.811	1	139	3164607	1	Standard
Pb	208	50.478	ug/L	0.592	1	520	4080083	0	Standard

ICP-MS Quantitative Analysis - Summary Report

Sample ID: SEQ-CCB1

Sample Dil Factor:

Comments:

Sample Date/Time: Thursday, April 27, 2023 18:07:55

Number of Replicates: 3

Method File: C:\Users\Public\Documents\PerkinElmer Syngistix\ICPMS\Method\200.8_DailyMethod_KED_UCT.mth

Tuning File: C:\Users\Public\Documents\PerkinElmer Syngistix\ICPMS\MassCal\Default.tun

Optimization File: C:\Users\Public\Documents\PerkinElmer Syngistix\ICPMS\Conditions\Default.dac

Calibration File: C:\Users\Public\Documents\PerkinElmer Syngistix\ICPMS\System\042723A.cal

Analyte	Mass	Conc. Mean	Units	Conc. SD	Conc. RSD	Blank Intens.	Meas. Intens.	Intens. RSD	Mode
C	13		ug/L			26689	26416	2	Standard
Cl	37		ug/L			5423072	5635681	2	Standard
[> Sc	45		ug/L			511056	494535	1	Standard
Cr	52	0.010	ug/L	0.024	237	19523	19080	2	Standard
Cr	53	-0.019	ug/L	0.008	44	207	159	12	Standard
Mn	55	0.000	ug/L	0.001	364	581	572	4	Standard
[> Ge	72		ug/L			39672	38936	1	KED
Ni	60	0.002	ug/L	0.003	145	29	31	13	KED
Ni	62	0.003	ug/L	0.011	375	7	8	35	KED
Cu	63	0.002	ug/L	0.004	238	87	93	19	KED
Cu	65	0.005	ug/L	0.006	115	44	54	23	KED
Zn	66	-0.003	ug/L	0.005	158	103	99	3	KED
Zn	67	0.003	ug/L	0.058	1675	20	20	28	KED
As	75	-0.001	ug/L	0.005	354	4	3	39	KED
Se	78	0.147	ug/L	0.112	76	12	16	20	KED
Y	89		ug/L			311168	303467	2	Standard
Kr	83		ug/L			55	53	9	Standard
[> In-1	115		ug/L			10463	9813	0	KED
Mo	98	0.004	ug/L	0.005	120	14	19	37	KED
Cd	111	0.010	ug/L	0.006	58	3	6	31	KED
Cd	114	-0.003	ug/L	0.001	56	4	2	53	KED
[> In	115		ug/L			503680	486011	2	Standard
Ag	107	0.002	ug/L	0.000	17	29	75	11	Standard
Sb	121	0.055	ug/L	0.004	8	200	1048	5	Standard
Sb	123	0.055	ug/L	0.003	4	145	821	1	Standard
Ba	135	0.001	ug/L	0.003	224	96	100	15	Standard
Ba	137	0.002	ug/L	0.002	117	175	188	14	Standard
[> Tb	159		ug/L			1211159	1206299	2	Standard
Tl	205	0.003	ug/L	0.000	16	139	313	11	Standard
Pb	208	0.000	ug/L	0.000	45	520	532	3	Standard

ICP-MS Quantitative Analysis - Summary Report

Sample ID: SEQ-CRL1

Sample Dil Factor:

DEL

Comments:

Sample Date/Time: Thursday, April 27, 2023 18:12:50

Number of Replicates: 3

Method File: C:\Users\Public\Documents\PerkinElmer Syngistix\ICPMS\Method\200.8_DailyMethod_KED_UCT.mth

Tuning File: C:\Users\Public\Documents\PerkinElmer Syngistix\ICPMS\MassCal\Default.tun

Optimization File: C:\Users\Public\Documents\PerkinElmer Syngistix\ICPMS\Conditions\Default.dac

Calibration File: C:\Users\Public\Documents\PerkinElmer Syngistix\ICPMS\System\042723A.cal

Analyte	Mass	Conc. Mean	Units	Conc. SD	Conc. RSD	Blank Intens.	Meas. Intens.	Intens. RSD	Mode
C	13		ug/L			26689	27116	2	Standard
Cl	37		ug/L			5423072	5531788	1	Standard
[> Sc	45		ug/L			511056	505858	2	Standard
Cr	52	0.517	ug/L	0.026	4	19523	29391	0	Standard
Cr	53	0.509	ug/L	0.011	2	207	1374	3	Standard
Mn	55	0.541	ug/L	0.007	1	581	16687	1	Standard
[> Ge	72		ug/L			39672	38999	1	KED
Ni	60	0.587	ug/L	0.030	5	29	962	4	KED
Ni	62	0.616	ug/L	0.031	5	7	165	5	KED
Cu	63	0.502	ug/L	0.017	3	87	2334	3	KED
Cu	65	0.554	ug/L	0.032	5	44	1294	6	KED
Zn	66	6.276	ug/L	0.135	2	103	3731	2	KED
Zn	67	5.761	ug/L	0.231	4	20	578	4	KED
As	75	0.195	ug/L	0.006	3	4	64	3	KED
Se	78	0.591	ug/L	0.056	9	12	29	5	KED
Y	89		ug/L			311168	305731	2	Standard
Kr	83		ug/L			55	45	17	Standard
[> In-1	115		ug/L			10463	9793	2	KED
Mo	98	0.191	ug/L	0.012	6	14	309	7	KED
Cd	111	0.113	ug/L	0.018	15	3	40	15	KED
Cd	114	0.106	ug/L	0.002	1	4	95	4	KED
[> In	115		ug/L			503680	497663	1	Standard
Ag	107	0.207	ug/L	0.009	4	29	4094	5	Standard
Sb	121	0.213	ug/L	0.004	2	200	3612	0	Standard
Sb	123	0.209	ug/L	0.004	2	145	2785	1	Standard
Ba	135	0.537	ug/L	0.006	1	96	3304	1	Standard
Ba	137	0.524	ug/L	0.002	0	175	5950	0	Standard
[> Tb	159		ug/L			1211159	1229830	0	Standard
Tl	205	0.203	ug/L	0.003	1	139	12957	1	Standard
Pb	208	0.157	ug/L	0.003	1	520	13342	1	Standard

ICP-MS Quantitative Analysis - Summary Report

Sample ID: SEQ-CRL1

Sample Dil Factor:

DEL

Comments:

Sample Date/Time: Thursday, April 27, 2023 18:18:31

Number of Replicates: 3

Method File: C:\Users\Public\Documents\PerkinElmer Syngistix\ICPMS\Method\200.8_DailyMethod_KED_UCT.mth

Tuning File: C:\Users\Public\Documents\PerkinElmer Syngistix\ICPMS\MassCal\Default.tun

Optimization File: C:\Users\Public\Documents\PerkinElmer Syngistix\ICPMS\Conditions\Default.dac

Calibration File: C:\Users\Public\Documents\PerkinElmer Syngistix\ICPMS\System\042723A.cal

Analyte	Mass	Conc. Mean	Units	Conc. SD	Conc. RSD	Blank Intens.	Meas. Intens.	Intens. RSD	Mode
C	13		ug/L			26689	25907	2	Standard
Cl	37		ug/L			5423072	5543137	1	Standard
[> Sc	45		ug/L			511056	510709	1	Standard
Cr	52	0.519	ug/L	0.043	8	19523	29721	1	Standard
Cr	53	0.483	ug/L	0.022	4	207	1327	2	Standard
Mn	55	0.515	ug/L	0.007	1	581	16054	0	Standard
[> Ge	72		ug/L			39672	38610	1	KED
Ni	60	0.504	ug/L	0.003	0	29	822	1	KED
Ni	62	0.543	ug/L	0.059	10	7	145	9	KED
Cu	63	1.504	ug/L	0.018	1	87	6750	0	KED
Cu	65	1.555	ug/L	0.044	2	44	3515	2	KED
Zn	66	6.374	ug/L	0.078	1	103	3749	1	KED
Zn	67	5.717	ug/L	0.261	4	20	568	3	KED
As	75	0.202	ug/L	0.009	4	4	66	4	KED
Se	78	0.647	ug/L	0.162	25	12	30	15	KED
Y	89		ug/L			311168	311146	1	Standard
Kr	83		ug/L			55	52	14	Standard
[> In-1	115		ug/L			10463	9944	0	KED
Mo	98	0.180	ug/L	0.004	2	14	296	2	KED
Cd	111	0.099	ug/L	0.027	27	3	35	26	KED
Cd	114	0.096	ug/L	0.016	16	4	88	15	KED
[> In	115		ug/L			503680	506227	0	Standard
Ag	107	0.208	ug/L	0.005	2	29	4199	2	Standard
Sb	121	0.203	ug/L	0.008	3	200	3515	3	Standard
Sb	123	0.199	ug/L	0.004	2	145	2707	1	Standard
Ba	135	0.504	ug/L	0.026	5	96	3158	4	Standard
Ba	137	0.515	ug/L	0.002	0	175	5951	0	Standard
[> Tb	159		ug/L			1211159	1223254	1	Standard
Tl	205	0.202	ug/L	0.004	2	139	12848	0	Standard
Pb	208	0.102	ug/L	0.005	5	520	8784	3	Standard

ICP-MS Quantitative Analysis - Summary Report

Sample ID: SEQ-CRL1

Sample Dil Factor:

DEL

Comments:

Sample Date/Time: Thursday, April 27, 2023 18:25:02

Number of Replicates: 3

Method File: C:\Users\Public\Documents\PerkinElmer Syngistix\ICPMS\Method\200.8_DailyMethod_KED_UCT.mth

Tuning File: C:\Users\Public\Documents\PerkinElmer Syngistix\ICPMS\MassCal\Default.tun

Optimization File: C:\Users\Public\Documents\PerkinElmer Syngistix\ICPMS\Conditions\Default.dac

Calibration File: C:\Users\Public\Documents\PerkinElmer Syngistix\ICPMS\System\042723A.cal

Analyte	Mass	Conc. Mean	Units	Conc. SD	Conc. RSD	Blank Intens.	Meas. Intens.	Intens. RSD	Mode
C	13		ug/L			26689	26209	2	Standard
Cl	37		ug/L			5423072	5486888	1	Standard
[> Sc	45		ug/L			511056	505597	1	Standard
Cr	52	0.527	ug/L	0.052	9	19523	29565	1	Standard
Cr	53	0.509	ug/L	0.015	2	207	1373	0	Standard
Mn	55	0.521	ug/L	0.018	3	581	16062	1	Standard
[> Ge	72		ug/L			39672	39680	0	KED
Ni	60	0.501	ug/L	0.013	2	29	840	3	KED
Ni	62	0.585	ug/L	0.018	3	7	160	3	KED
Cu	63	0.929	ug/L	0.006	0	87	4319	1	KED
Cu	65	0.922	ug/L	0.010	1	44	2160	1	KED
Zn	66	6.103	ug/L	0.160	2	103	3693	1	KED
Zn	67	5.758	ug/L	0.356	6	20	587	5	KED
As	75	0.196	ug/L	0.015	7	4	66	7	KED
Se	78	0.411	ug/L	0.028	6	12	24	3	KED
Y	89		ug/L			311168	310688	0	Standard
Kr	83		ug/L			55	51	18	Standard
[> In-1	115		ug/L			10463	9960	1	KED
Mo	98	0.206	ug/L	0.016	7	14	339	8	KED
Cd	111	0.096	ug/L	0.002	2	3	34	1	KED
Cd	114	0.099	ug/L	0.011	11	4	90	9	KED
[> In	115		ug/L			503680	505491	2	Standard
Ag	107	0.203	ug/L	0.005	2	29	4095	2	Standard
Sb	121	0.202	ug/L	0.008	4	200	3487	2	Standard
Sb	123	0.191	ug/L	0.012	6	145	2599	3	Standard
Ba	135	0.493	ug/L	0.017	3	96	3085	1	Standard
Ba	137	0.510	ug/L	0.018	3	175	5885	1	Standard
[> Tb	159		ug/L			1211159	1220625	1	Standard
Tl	205	0.200	ug/L	0.003	1	139	12674	0	Standard
Pb	208	0.103	ug/L	0.003	2	520	8879	4	Standard

ICP-MS Quantitative Analysis - Summary Report

Sample ID: SEQ-CAL1

Sample Dil Factor:

Comments:

Sample Date/Time: Thursday, April 27, 2023 18:32:56

Number of Replicates: 3

Method File: C:\Users\Public\Documents\PerkinElmer Syngistix\ICPMS\Method\200.8_DailyMethod_KED_UCT.mth

Tuning File: C:\Users\Public\Documents\PerkinElmer Syngistix\ICPMS\MassCal\Default.tun

Optimization File: C:\Users\Public\Documents\PerkinElmer Syngistix\ICPMS\Conditions\Default.dac

Calibration File: C:\Users\Public\Documents\PerkinElmer Syngistix\ICPMS\System\042723A.cal

Analyte	Mass	Conc. Mean	Units	Conc. SD	Conc. RSD	Blank Intens.	Meas. Intens.	Intens. RSD	Mode
C	13		ug/L				25241	1	Standard
Cl	37		ug/L				5384034	2	Standard
[> Sc	45		ug/L				495146	0	Standard
Cr	52		ug/L				19255	1	Standard
Cr	53		ug/L				166	8	Standard
Mn	55		ug/L				514	3	Standard
[> Ge	72		ug/L				38398	1	KED
Ni	60		ug/L				25	11	KED
Ni	62		ug/L				1		KED
Cu	63		ug/L				59	16	KED
Cu	65		ug/L				45	13	KED
Zn	66		ug/L				76	9	KED
Zn	67		ug/L				17	19	KED
As	75		ug/L				2	16	KED
Se	78		ug/L				14	6	KED
Y	89		ug/L				301489	2	Standard
Kr	83		ug/L				55	17	Standard
[> In-1	115		ug/L				9770	4	KED
Mo	98		ug/L				8	49	KED
Cd	111		ug/L				4	32	KED
Cd	114		ug/L				4	72	KED
[> In	115		ug/L				485826	1	Standard
Ag	107		ug/L				26	25	Standard
Sb	121		ug/L				201	9	Standard
Sb	123		ug/L				168	8	Standard
Ba	135		ug/L				84	7	Standard
Ba	137		ug/L				154	14	Standard
[> Tb	159		ug/L				1205564	2	Standard
Tl	205		ug/L				157	14	Standard
Pb	208		ug/L				403	7	Standard

ICP-MS Quantitative Analysis - Summary Report

Sample ID: SEQ-CCV2

Sample Dil Factor:

Comments:

Sample Date/Time: Thursday, April 27, 2023 18:37:52

Number of Replicates: 3

Method File: C:\Users\Public\Documents\PerkinElmer Syngistix\ICPMS\Method\200.8_DailyMethod_KED_UCT.mth

Tuning File: C:\Users\Public\Documents\PerkinElmer Syngistix\ICPMS\MassCal\Default.tun

Optimization File: C:\Users\Public\Documents\PerkinElmer Syngistix\ICPMS\Conditions\Default.dac

Calibration File: C:\Users\Public\Documents\PerkinElmer Syngistix\ICPMS\System\042723A.cal

Analyte	Mass	Conc. Mean	Units	Conc. SD	Conc. RSD	Blank Intens.	Meas. Intens.	Intens. RSD	Mode
C	13		ug/L			25241	29934	2	Standard
Cl	37		ug/L			5384034	5751963	2	Standard
[> Sc	45		ug/L			495146	471964	6	Standard
Cr	52	51.471	ug/L	0.678	1	19255	954080	5	Standard
Cr	53	51.301	ug/L	0.844	1	166	109957	5	Standard
Mn	55	51.622	ug/L	0.780	1	514	1433964	5	Standard
[> Ge	72		ug/L			38398	39341	0	KED
Ni	60	50.070	ug/L	0.113	0	25	80399	0	KED
Ni	62	50.286	ug/L	0.827	1	1	13030	1	KED
Cu	63	50.551	ug/L	0.496	0	59	228341	0	KED
Cu	65	50.592	ug/L	0.259	0	45	115220	0	KED
Zn	66	50.959	ug/L	0.982	1	76	29805	1	KED
Zn	67	50.247	ug/L	2.213	4	17	4930	4	KED
As	75	49.887	ug/L	0.089	0	2	15622	0	KED
Se	78	50.106	ug/L	0.456	0	14	1468	1	KED
Y	89		ug/L			301489	284863	6	Standard
Kr	83		ug/L			55	55	31	Standard
[> In-1	115		ug/L			9770	9675	0	KED
Mo	98	49.637	ug/L	0.845	1	8	76041	1	KED
Cd	111	50.873	ug/L	0.610	1	4	16412	0	KED
Cd	114	50.003	ug/L	1.170	2	4	42322	1	KED
[> In	115		ug/L			485826	460250	6	Standard
Ag	107	51.143	ug/L	1.522	2	26	929794	4	Standard
Sb	121	50.788	ug/L	1.499	2	201	752768	4	Standard
Sb	123	50.646	ug/L	0.811	1	168	591647	5	Standard
Ba	135	51.903	ug/L	0.609	1	84	286634	5	Standard
Ba	137	51.489	ug/L	1.427	2	154	524725	3	Standard
[> Tb	159		ug/L			1205564	1139416	6	Standard
Tl	205	51.282	ug/L	1.474	2	157	3003885	5	Standard
Pb	208	50.089	ug/L	0.511	1	403	3795082	5	Standard

ICP-MS Quantitative Analysis - Summary Report

Sample ID: SEQ-CCB2

Sample Dil Factor:

Comments:

Sample Date/Time: Thursday, April 27, 2023 18:45:31

Number of Replicates: 3

Method File: C:\Users\Public\Documents\PerkinElmer Syngistix\ICPMS\Method\200.8_DailyMethod_KED_UCT.mth

Tuning File: C:\Users\Public\Documents\PerkinElmer Syngistix\ICPMS\MassCal\Default.tun

Optimization File: C:\Users\Public\Documents\PerkinElmer Syngistix\ICPMS\Conditions\Default.dac

Calibration File: C:\Users\Public\Documents\PerkinElmer Syngistix\ICPMS\System\042723A.cal

Analyte	Mass	Conc. Mean	Units	Conc. SD	Conc. RSD	Blank Intens.	Meas. Intens.	Intens. RSD	Mode
C	13		ug/L			25241	25406	2	Standard
Cl	37		ug/L			5384034	5535654	2	Standard
[> Sc	45		ug/L			495146	505044	1	Standard
Cr	52	-0.040	ug/L	0.010	25	19255	18863	2	Standard
Cr	53	-0.002	ug/L	0.004	208	166	165	3	Standard
Mn	55	-0.001	ug/L	0.002	182	514	499	9	Standard
[> Ge	72		ug/L			38398	38844	1	KED
Ni	60	0.006	ug/L	0.007	107	25	35	29	KED
Ni	62	0.010	ug/L	0.017	174	1	4	98	KED
Cu	63	0.011	ug/L	0.013	116	59	108	51	KED
Cu	65	-0.002	ug/L	0.006	245	45	40	34	KED
Zn	66	-0.005	ug/L	0.012	246	76	74	9	KED
Zn	67	-0.054	ug/L	0.070	128	17	12	55	KED
As	75	0.014	ug/L	0.012	83	2	7	49	KED
Se	78	0.017	ug/L	0.077	445	14	15	13	KED
Y	89		ug/L			301489	301508	2	Standard
Kr	83		ug/L			55	46	22	Standard
[> In-1	115		ug/L			9770	9862	2	KED
Mo	98	0.007	ug/L	0.001	14	8	19	5	KED
Cd	111	-0.003	ug/L	0.001	46	4	3	15	KED
Cd	114	-0.001	ug/L	0.002	331	4	3	55	KED
[> In	115		ug/L			485826	500016	2	Standard
Ag	107	0.002	ug/L	0.001	68	26	63	40	Standard
Sb	121	0.046	ug/L	0.001	1	201	956	1	Standard
Sb	123	0.043	ug/L	0.003	6	168	720	6	Standard
Ba	135	-0.004	ug/L	0.000	12	84	64	5	Standard
Ba	137	-0.002	ug/L	0.002	113	154	140	16	Standard
[> Tb	159		ug/L			1205564	1205667	1	Standard
Tl	205	0.002	ug/L	0.002	71	157	292	34	Standard
Pb	208	0.001	ug/L	0.001	122	403	496	24	Standard

ICP-MS Quantitative Analysis - Summary Report

Sample ID: SEQ-CRL1

Sample Dil Factor:

Comments:

Sample Date/Time: Thursday, April 27, 2023 18:51:11

Number of Replicates: 3

Method File: C:\Users\Public\Documents\PerkinElmer Syngistix\ICPMS\Method\200.8_DailyMethod_KED_UCT.mth

Tuning File: C:\Users\Public\Documents\PerkinElmer Syngistix\ICPMS\MassCal\Default.tun

Optimization File: C:\Users\Public\Documents\PerkinElmer Syngistix\ICPMS\Conditions\Default.dac

Calibration File: C:\Users\Public\Documents\PerkinElmer Syngistix\ICPMS\System\042723A.cal

Analyte	Mass	Conc. Mean	Units	Conc. SD	Conc. RSD	Blank Intens.	Meas. Intens.	Intens. RSD	Mode
C	13		ug/L			25241	28184	2	Standard
Cl	37		ug/L			5384034	5515602	2	Standard
[> Sc	45		ug/L			495146	497022	2	Standard
Cr	52	0.539	ug/L	0.057	10	19255	29630	1	Standard
Cr	53	0.525	ug/L	0.016	3	166	1350	1	Standard
Mn	55	0.561	ug/L	0.013	2	514	16927	1	Standard
[> Ge	72		ug/L			38398	39432	1	KED
Ni	60	0.553	ug/L	0.039	7	25	914	6	KED
Ni	62	0.508	ug/L	0.085	16	1	133	16	KED
Cu	63	0.577	ug/L	0.006	1	59	2671	2	KED
Cu	65	0.569	ug/L	0.014	2	45	1343	1	KED
Zn	66	6.876	ug/L	0.282	4	76	4098	3	KED
Zn	67	6.010	ug/L	0.356	5	17	606	4	KED
As	75	0.200	ug/L	0.004	2	2	65	3	KED
[Se	78	0.452	ug/L	0.086	18	14	28	10	KED
Y	89		ug/L			301489	298659	3	Standard
Kr	83		ug/L			55	63	15	Standard
[> In-1	115		ug/L			9770	9738	2	KED
Mo	98	0.191	ug/L	0.014	7	8	303	7	KED
Cd	111	0.095	ug/L	0.014	14	4	35	15	KED
Cd	114	0.096	ug/L	0.015	15	4	85	13	KED
[> In	115		ug/L			485826	493674	3	Standard
Ag	107	0.213	ug/L	0.003	1	26	4187	2	Standard
Sb	121	0.213	ug/L	0.005	2	201	3587	2	Standard
Sb	123	0.217	ug/L	0.006	2	168	2883	1	Standard
Ba	135	0.627	ug/L	0.007	1	84	3797	2	Standard
[Ba	137	0.628	ug/L	0.023	3	154	7021	2	Standard
[> Tb	159		ug/L			1205564	1198167	0	Standard
Tl	205	0.206	ug/L	0.004	2	157	12862	2	Standard
[Pb	208	0.120	ug/L	0.001	1	403	9998	1	Standard

ICP-MS Quantitative Analysis - Summary Report

Sample ID: SEQ-IFA1

Sample Dil Factor:

DEL

Comments:

Sample Date/Time: Thursday, April 27, 2023 18:56:27

Number of Replicates: 3

Method File: C:\Users\Public\Documents\PerkinElmer Syngistix\ICPMS\Method\200.8_DailyMethod_KED_UCT.mth

Tuning File: C:\Users\Public\Documents\PerkinElmer Syngistix\ICPMS\MassCal\Default.tun

Optimization File: C:\Users\Public\Documents\PerkinElmer Syngistix\ICPMS\Conditions\Default.dac

Calibration File: C:\Users\Public\Documents\PerkinElmer Syngistix\ICPMS\System\042723A.cal

Analyte	Mass	Conc. Mean	Units	Conc. SD	Conc. RSD	Blank Intens.	Meas. Intens.	Intens. RSD	Mode
C	13		ug/L			25241	117217	2	Standard
Cl	37		ug/L			5384034	10906136	3	Standard
[> Sc	45		ug/L			495146	514166	1	Standard
Cr	52	0.644	ug/L	0.013	2	19255	32749	2	Standard
Cr	53	6.788	ug/L	0.221	3	166	16009	2	Standard
Mn	55	0.165	ug/L	0.003	1	514	5514	1	Standard
[> Ge	72		ug/L			38398	38473	1	KED
Ni	60	0.472	ug/L	0.562	119	25	774	116	KED
Ni	62	0.193	ug/L	0.023	11	1	50	10	KED
Cu	63	0.087	ug/L	0.006	7	59	445	5	KED
Cu	65	0.089	ug/L	0.007	8	45	243	7	KED
Zn	66	0.725	ug/L	0.007	0	76	490	2	KED
Zn	67	0.591	ug/L	0.062	10	17	73	7	KED
As	75	0.035	ug/L	0.006	16	2	13	12	KED
Se	78	-0.113	ug/L	0.208	183	14	11	49	KED
Y	89		ug/L			301489	318222	2	Standard
Kr	83		ug/L			55	100	23	Standard
[> In-1	115		ug/L			9770	8999	3	KED
Mo	98	408.052	ug/L	15.229	3	8	580913	0	KED
Cd	111	0.094	ug/L	0.013	13	4	32	8	KED
Cd	114	0.072	ug/L	0.016	21	4	60	16	KED
[> In	115		ug/L			485826	505355	1	Standard
Ag	107	0.005	ug/L	0.001	13	26	135	9	Standard
Sb	121	0.036	ug/L	0.004	11	201	796	6	Standard
Sb	123	0.034	ug/L	0.001	3	168	607	2	Standard
Ba	135	0.123	ug/L	0.007	6	84	834	3	Standard
Ba	137	0.125	ug/L	0.001	0	154	1564	1	Standard
[> Tb	159		ug/L			1205564	1202347	1	Standard
Tl	205	0.016	ug/L	0.001	6	157	1131	4	Standard
Pb	208	0.043	ug/L	0.001	3	403	3819	3	Standard

ICP-MS Quantitative Analysis - Summary Report

Sample ID: SEQ-IFB1

Sample Dil Factor:

Comments:

Sample Date/Time: Thursday, April 27, 2023 19:01:23

Number of Replicates: 3

Method File: C:\Users\Public\Documents\PerkinElmer Syngistix\ICPMS\Method\200.8_DailyMethod_KED_UCT.mth

Tuning File: C:\Users\Public\Documents\PerkinElmer Syngistix\ICPMS\MassCal\Default.tun

Optimization File: C:\Users\Public\Documents\PerkinElmer Syngistix\ICPMS\Conditions\Default.dac

Calibration File: C:\Users\Public\Documents\PerkinElmer Syngistix\ICPMS\System\042723A.cal

Analyte	Mass	Conc. Mean	Units	Conc. SD	Conc. RSD	Blank Intens.	Meas. Intens.	Intens. RSD	Mode
C	13		ug/L			25241	115144	3	Standard
Cl	37		ug/L			5384034	10776592	2	Standard
[> Sc	45		ug/L			495146	500749	3	Standard
Cr	52	19.641	ug/L	0.555	2	19255	398353	2	Standard
Cr	53	25.230	ug/L	0.459	1	166	57479	1	Standard
Mn	55	19.058	ug/L	0.359	1	514	562066	1	Standard
[> Ge	72		ug/L			38398	36690	0	KED
Ni	60	21.222	ug/L	0.428	2	25	31795	2	KED
Ni	62	21.427	ug/L	0.521	2	1	5179	2	KED
Cu	63	20.947	ug/L	0.474	2	59	88281	2	KED
Cu	65	20.866	ug/L	0.295	1	45	44346	1	KED
Zn	66	20.181	ug/L	0.510	2	76	11053	2	KED
Zn	67	18.362	ug/L	0.387	2	17	1690	2	KED
As	75	19.815	ug/L	0.125	0	2	5788	0	KED
Se	78	-0.012	ug/L	0.109	946	14	13	21	KED
Y	89		ug/L			301489	318876	2	Standard
Kr	83		ug/L			55	107	15	Standard
[> In-1	115		ug/L			9770	8799	2	KED
Mo	98	417.029	ug/L	10.464	2	8	580792	1	KED
Cd	111	19.752	ug/L	0.366	1	4	5796	0	KED
Cd	114	19.659	ug/L	0.477	2	4	15131	1	KED
[> In	115		ug/L			485826	505923	3	Standard
Ag	107	17.649	ug/L	0.271	1	26	353011	2	Standard
Sb	121	0.029	ug/L	0.001	5	201	679	5	Standard
Sb	123	0.027	ug/L	0.002	7	168	522	5	Standard
Ba	135	0.107	ug/L	0.011	10	84	734	7	Standard
Ba	137	0.091	ug/L	0.006	6	154	1181	5	Standard
[> Tb	159		ug/L			1205564	1171741	2	Standard
Tl	205	0.009	ug/L	0.000	4	157	696	1	Standard
Pb	208	0.020	ug/L	0.001	6	403	1968	3	Standard

ICP-MS Quantitative Analysis - Summary Report

Sample ID: SEQ-HCV1

Sample Dil Factor:

Comments:

Sample Date/Time: Thursday, April 27, 2023 19:06:18

Number of Replicates: 3

Method File: C:\Users\Public\Documents\PerkinElmer Syngistix\ICPMS\Method\200.8_DailyMethod_KED_UCT.mth

Tuning File: C:\Users\Public\Documents\PerkinElmer Syngistix\ICPMS\MassCal\Default.tun

Optimization File: C:\Users\Public\Documents\PerkinElmer Syngistix\ICPMS\Conditions\Default.dac

Calibration File: C:\Users\Public\Documents\PerkinElmer Syngistix\ICPMS\System\042723A.cal

Analyte	Mass	Conc. Mean	Units	Conc. SD	Conc. RSD	Blank Intens.	Meas. Intens.	Intens. RSD	Mode
C	13		ug/L			25241	32058	3	Standard
Cl	37		ug/L			5384034	5526356	3	Standard
[> Sc	45		ug/L			495146	476950	1	Standard
Cr	52	199.398	ug/L	9.474	4	19255	3682094	3	Standard
Cr	53	193.344	ug/L	6.847	3	166	418606	3	Standard
Mn	55	200.497	ug/L	10.095	5	514	5627306	3	Standard
[> Ge	72		ug/L			38398	35782	0	KED
Ni	60	202.266	ug/L	3.794	1	25	295297	1	KED
Ni	62	205.894	ug/L	2.831	1	1	48515	0	KED
Cu	63	200.992	ug/L	2.522	1	59	825557	0	KED
Cu	65	203.917	ug/L	1.665	0	45	422279	1	KED
Zn	66	197.632	ug/L	1.380	0	76	104933	0	KED
Zn	67	197.688	ug/L	5.022	2	17	17594	1	KED
As	75	202.711	ug/L	2.287	1	2	57727	0	KED
Se	78	192.406	ug/L	4.077	2	14	5089	1	KED
Y	89		ug/L			301489	299298	2	Standard
Kr	83		ug/L			55	104	6	Standard
[> In-1	115		ug/L			9770	8342	1	KED
Mo	98	221.077	ug/L	6.264	2	8	291889	1	KED
Cd	111	208.837	ug/L	3.885	1	4	58070	0	KED
Cd	114	205.171	ug/L	3.276	1	4	149705	0	KED
[> In	115		ug/L			485826	470408	1	Standard
Ag	107	195.056	ug/L	6.333	3	26	3626903	1	Standard
Sb	121	208.448	ug/L	3.041	1	201	3160503	0	Standard
Sb	123	208.555	ug/L	4.495	2	168	2490506	0	Standard
Ba	135	198.965	ug/L	2.280	1	84	1123149	1	Standard
Ba	137	192.015	ug/L	8.204	4	154	2001576	3	Standard
[> Tb	159		ug/L			1205564	1099837	2	Standard
Tl	205	221.368	ug/L	4.014	1	157	12520957	1	Standard
Pb	208	220.394	ug/L	7.264	3	403	16116629	1	Standard

ICP-MS Quantitative Analysis - Summary Report

Sample ID: SEQ-HCV2

Sample Dil Factor:

Comments:

Sample Date/Time: Thursday, April 27, 2023 19:11:13

Number of Replicates: 3

Method File: C:\Users\Public\Documents\PerkinElmer Syngistix\ICPMS\Method\200.8_DailyMethod_KED_UCT.mth

Tuning File: C:\Users\Public\Documents\PerkinElmer Syngistix\ICPMS\MassCal\Default.tun

Optimization File: C:\Users\Public\Documents\PerkinElmer Syngistix\ICPMS\Conditions\Default.dac

Calibration File: C:\Users\Public\Documents\PerkinElmer Syngistix\ICPMS\System\042723A.cal

Analyte	Mass	Conc. Mean	Units	Conc. SD	Conc. RSD	Blank Intens.	Meas. Intens.	Intens. RSD	Mode
C	13		ug/L			25241	33515	2	Standard
Cl	37		ug/L			5384034	5467445	2	Standard
[> Sc	45		ug/L			495146	470305	1	Standard
Cr	52	309.883	ug/L	6.343	2	19255	5635951	3	Standard
Cr	53	298.477	ug/L	0.838	0	166	637209	2	Standard
Mn	55	302.171	ug/L	5.273	1	514	8367470	3	Standard
[> Ge	72		ug/L			38398	34565	0	KED
Ni	60	301.446	ug/L	3.829	1	25	425163	1	KED
Ni	62	304.938	ug/L	5.609	1	1	69413	1	KED
Cu	63	297.325	ug/L	2.975	1	59	1179710	0	KED
Cu	65	296.409	ug/L	2.939	0	45	592921	1	KED
Zn	66	289.061	ug/L	3.308	1	76	148234	1	KED
Zn	67	286.457	ug/L	7.130	2	17	24622	1	KED
As	75	305.135	ug/L	4.414	1	2	83937	0	KED
Se	78	290.799	ug/L	1.556	0	14	7423	0	KED
Y	89		ug/L			301489	290622	4	Standard
Kr	83		ug/L			55	246	22	Standard
[> In-1	115		ug/L			9770	8458	0	KED
Mo	98	318.874	ug/L	3.022	0	8	427024	1	KED
Cd	111	296.252	ug/L	2.038	0	4	83541	0	KED
Cd	114	293.773	ug/L	2.050	0	4	217380	0	KED
[> In	115		ug/L			485826	451081	1	Standard
Ag	107	290.692	ug/L	14.513	4	26	5182440	3	Standard
Sb	121	305.181	ug/L	4.599	1	201	4436953	0	Standard
Sb	123	307.344	ug/L	4.684	1	168	3519925	1	Standard
Ba	135	283.169	ug/L	5.786	2	84	1532660	1	Standard
Ba	137	284.468	ug/L	10.533	3	154	2843164	2	Standard
[> Tb	159		ug/L			1205564	1027172	3	Standard
Tl	205	344.783	ug/L	17.413	5	157	18193384	1	Standard
Pb	208	341.295	ug/L	9.850	2	403	23302481	1	Standard

ICP-MS Quantitative Analysis - Summary Report

Sample ID: SEQ-IBL2

Sample Dil Factor:

Comments:

Sample Date/Time: Thursday, April 27, 2023 19:18:52

Number of Replicates: 3

Method File: C:\Users\Public\Documents\PerkinElmer Syngistix\ICPMS\Method\200.8_DailyMethod_KED_UCT.mth

Tuning File: C:\Users\Public\Documents\PerkinElmer Syngistix\ICPMS\MassCal\Default.tun

Optimization File: C:\Users\Public\Documents\PerkinElmer Syngistix\ICPMS\Conditions\Default.dac

Calibration File: C:\Users\Public\Documents\PerkinElmer Syngistix\ICPMS\System\042723A.cal

Analyte	Mass	Conc. Mean	Units	Conc. SD	Conc. RSD	Blank Intens.	Meas. Intens.	Intens. RSD	Mode
C	13		ug/L			25241	29179	3	Standard
Cl	37		ug/L			5384034	5562719	3	Standard
[> Sc	45		ug/L			495146	488426	1	Standard
Cr	52	-0.061	ug/L	0.022	35	19255	17839	3	Standard
Cr	53	0.070	ug/L	0.012	17	166	318	7	Standard
Mn	55	0.015	ug/L	0.001	3	514	926	2	Standard
[> Ge	72		ug/L			38398	39004	1	KED
Ni	60	0.007	ug/L	0.000	6	25	36	0	KED
Ni	62	0.057	ug/L	0.046	80	1	16	69	KED
Cu	63	0.014	ug/L	0.007	49	59	125	24	KED
Cu	65	0.012	ug/L	0.006	49	45	72	18	KED
Zn	66	0.018	ug/L	0.042	231	76	87	26	KED
Zn	67	0.036	ug/L	0.016	44	17	20	9	KED
As	75	0.013	ug/L	0.002	16	2	6	10	KED
Se	78	0.068	ug/L	0.064	95	14	17	12	KED
Y	89		ug/L			301489	296018	2	Standard
Kr	83		ug/L			55	50	13	Standard
[> In-1	115		ug/L			9770	9501	1	KED
Mo	98	0.028	ug/L	0.006	22	8	50	18	KED
Cd	111	0.007	ug/L	0.003	41	4	6	14	KED
Cd	114	0.004	ug/L	0.008	205	4	7	92	KED
[> In	115		ug/L			485826	501094	0	Standard
Ag	107	0.007	ug/L	0.000	6	26	167	5	Standard
Sb	121	0.218	ug/L	0.007	3	201	3735	2	Standard
Sb	123	0.206	ug/L	0.001	0	168	2790	0	Standard
Ba	135	0.016	ug/L	0.002	13	84	182	7	Standard
Ba	137	0.014	ug/L	0.003	23	154	320	11	Standard
[> Tb	159		ug/L			1205564	1197164	2	Standard
Tl	205	0.017	ug/L	0.001	5	157	1200	4	Standard
Pb	208	0.006	ug/L	0.001	12	403	845	4	Standard

ICP-MS Quantitative Analysis - Summary Report

Sample ID: SEQ-IFA1

Sample Dil Factor:

Comments:

Sample Date/Time: Thursday, April 27, 2023 19:25:42

Number of Replicates: 3

Method File: C:\Users\Public\Documents\PerkinElmer Syngistix\ICPMS\Method\200.8_DailyMethod_KED_UCT.mth

Tuning File: C:\Users\Public\Documents\PerkinElmer Syngistix\ICPMS\MassCal\Default.tun

Optimization File: C:\Users\Public\Documents\PerkinElmer Syngistix\ICPMS\Conditions\Default.dac

Calibration File: C:\Users\Public\Documents\PerkinElmer Syngistix\ICPMS\System\042723A.cal

Analyte	Mass	Conc. Mean	Units	Conc. SD	Conc. RSD	Blank Intens.	Meas. Intens.	Intens. RSD	Mode
C	13		ug/L			25241	115956	3	Standard
Cl	37		ug/L			5384034	10812775	3	Standard
[> Sc	45		ug/L			495146	503665	2	Standard
Cr	52	0.584	ug/L	0.010	1	19255	30913	2	Standard
Cr	53	5.854	ug/L	0.068	1	166	13545	1	Standard
Mn	55	0.104	ug/L	0.003	2	514	3616	0	Standard
[> Ge	72		ug/L			38398	37252	0	KED
Ni	60	0.122	ug/L	0.016	13	25	209	11	KED
Ni	62	0.171	ug/L	0.009	5	1	43	4	KED
Cu	63	0.044	ug/L	0.001	2	59	247	1	KED
Cu	65	0.045	ug/L	0.004	9	45	140	5	KED
Zn	66	0.274	ug/L	0.036	13	76	225	9	KED
Zn	67	0.143	ug/L	0.097	68	17	29	29	KED
As	75	0.035	ug/L	0.008	23	2	13	18	KED
Se	78	-0.077	ug/L	0.011	14	14	12	2	KED
Y	89		ug/L			301489	314104	3	Standard
Kr	83		ug/L			55	116	7	Standard
[> In-1	115		ug/L			9770	8903	2	KED
Mo	98	404.794	ug/L	14.755	3	8	570298	1	KED
Cd	111	0.080	ug/L	0.016	19	4	27	15	KED
Cd	114	0.073	ug/L	0.013	17	4	60	17	KED
[> In	115		ug/L			485826	497237	1	Standard
Ag	107	0.006	ug/L	0.001	12	26	151	11	Standard
Sb	121	0.101	ug/L	0.006	6	201	1821	6	Standard
Sb	123	0.101	ug/L	0.006	6	168	1446	7	Standard
Ba	135	0.107	ug/L	0.001	1	84	723	2	Standard
Ba	137	0.102	ug/L	0.003	3	154	1280	3	Standard
[> Tb	159		ug/L			1205564	1182086	1	Standard
Tl	205	0.021	ug/L	0.001	6	157	1408	4	Standard
Pb	208	0.031	ug/L	0.001	4	403	2840	2	Standard

ICP-MS Quantitative Analysis - Summary Report

Sample ID: SEQ-IBL3

Sample Dil Factor:

Comments:

Sample Date/Time: Thursday, April 27, 2023 19:30:37

Number of Replicates: 3

Method File: C:\Users\Public\Documents\PerkinElmer Syngistix\ICPMS\Method\200.8_DailyMethod_KED_UCT.mth

Tuning File: C:\Users\Public\Documents\PerkinElmer Syngistix\ICPMS\MassCal\Default.tun

Optimization File: C:\Users\Public\Documents\PerkinElmer Syngistix\ICPMS\Conditions\Default.dac

Calibration File: C:\Users\Public\Documents\PerkinElmer Syngistix\ICPMS\System\042723A.cal

Analyte	Mass	Conc. Mean	Units	Conc. SD	Conc. RSD	Blank Intens.	Meas. Intens.	Intens. RSD	Mode
C	13		ug/L			25241	29638	1	Standard
Cl	37		ug/L			5384034	5322644	2	Standard
[> Sc	45		ug/L			495146	484991	1	Standard
Cr	52	-0.082	ug/L	0.036	44	19255	17325	3	Standard
Cr	53	<u>0.301</u>	ug/L	0.026	8	166	823	5	Standard
Mn	55	0.012	ug/L	0.001	5	514	833	1	Standard
[> Ge	72		ug/L			38398	37291	0	KED
Ni	60	0.007	ug/L	0.007	102	25	34	30	KED
Ni	62	0.013	ug/L	0.009	69	1	5	43	KED
Cu	63	0.012	ug/L	0.004	32	59	109	15	KED
Cu	65	0.004	ug/L	0.008	218	45	51	32	KED
Zn	66	0.022	ug/L	0.009	42	76	86	7	KED
Zn	67	-0.002	ug/L	0.047	2926	17	16	26	KED
As	75	0.002	ug/L	0.002	74	2	3	15	KED
Se	78	-0.062	ug/L	0.045	73	14	12	9	KED
Y	89		ug/L			301489	315351	1	Standard
Kr	83		ug/L			55	40	16	Standard
[> In-1	115		ug/L			9770	9347	1	KED
Mo	98	0.029	ug/L	0.003	11	8	50	9	KED
Cd	111	0.005	ug/L	0.005	109	4	5	28	KED
Cd	114	0.004	ug/L	0.005	139	4	6	57	KED
[> In	115		ug/L			485826	526003	2	Standard
Ag	107	0.002	ug/L	0.000	23	26	62	11	Standard
Sb	121	0.030	ug/L	0.002	6	201	732	2	Standard
Sb	123	0.028	ug/L	0.004	15	168	555	11	Standard
Ba	135	0.014	ug/L	0.001	4	84	177	0	Standard
Ba	137	0.018	ug/L	0.002	10	154	382	3	Standard
[> Tb	159		ug/L			1205564	1254159	1	Standard
Tl	205	0.004	ug/L	0.001	13	157	426	7	Standard
Pb	208	0.003	ug/L	0.000	7	403	700	2	Standard

ICP-MS Quantitative Analysis - Summary Report

Sample ID: SEQ-CCV3

Sample Dil Factor:

Comments:

Sample Date/Time: Thursday, April 27, 2023 19:36:37

Number of Replicates: 3

Method File: C:\Users\Public\Documents\PerkinElmer Syngistix\ICPMS\Method\200.8_DailyMethod_KED_UCT.mth

Tuning File: C:\Users\Public\Documents\PerkinElmer Syngistix\ICPMS\MassCal\Default.tun

Optimization File: C:\Users\Public\Documents\PerkinElmer Syngistix\ICPMS\Conditions\Default.dac

Calibration File: C:\Users\Public\Documents\PerkinElmer Syngistix\ICPMS\System\042723A.cal

Analyte	Mass	Conc. Mean	Units	Conc. SD	Conc. RSD	Blank Intens.	Meas. Intens.	Intens. RSD	Mode
C	13		ug/L			25241	31949	2	Standard
Cl	37		ug/L			5384034	5669079	2	Standard
> Sc	45		ug/L			495146	504016	1	Standard
Cr	52	50.346	ug/L	1.038	2	19255	997328	1	Standard
Cr	53	48.759	ug/L	1.682	3	166	111668	2	Standard
Mn	55	50.238	ug/L	2.012	4	514	1490592	2	Standard
> Ge	72		ug/L			38398	37407	2	KED
Ni	60	52.185	ug/L	1.165	2	25	79641	0	KED
Ni	62	52.275	ug/L	0.275	0	1	12878	2	KED
Cu	63	52.362	ug/L	0.885	1	59	224930	3	KED
Cu	65	53.199	ug/L	1.041	1	45	115169	1	KED
Zn	66	52.581	ug/L	0.052	0	76	29241	2	KED
Zn	67	52.372	ug/L	1.469	2	17	4885	3	KED
As	75	50.066	ug/L	1.083	2	2	14902	0	KED
Se	78	50.071	ug/L	1.140	2	14	1395	3	KED
Y	89		ug/L			301489	312808	3	Standard
Kr	83		ug/L			55	49	26	Standard
> In-1	115		ug/L			9770	9150	0	KED
Mo	98	51.161	ug/L	0.707	1	8	74122	1	KED
Cd	111	51.529	ug/L	0.315	0	4	15722	0	KED
Cd	114	51.733	ug/L	0.601	1	4	41413	0	KED
> In	115		ug/L			485826	507580	3	Standard
Ag	107	48.661	ug/L	1.964	4	26	975821	1	Standard
Sb	121	50.197	ug/L	0.563	1	201	821432	3	Standard
Sb	123	49.924	ug/L	1.190	2	168	643388	2	Standard
Ba	135	51.523	ug/L	1.013	1	84	313782	1	Standard
Ba	137	50.673	ug/L	1.261	2	154	570024	3	Standard
> Tb	159		ug/L			1205564	1244359	0	Standard
Tl	205	53.195	ug/L	0.839	1	157	3404710	0	Standard
Pb	208	52.805	ug/L	0.762	1	403	4370976	0	Standard

ICP-MS Quantitative Analysis - Summary Report

Sample ID: SEQ-CCB3

Sample Dil Factor:

Comments:

Sample Date/Time: Thursday, April 27, 2023 19:46:03

Number of Replicates: 3

Method File: C:\Users\Public\Documents\PerkinElmer Syngistix\ICPMS\Method\200.8_DailyMethod_KED_UCT.mth

Tuning File: C:\Users\Public\Documents\PerkinElmer Syngistix\ICPMS\MassCal\Default.tun

Optimization File: C:\Users\Public\Documents\PerkinElmer Syngistix\ICPMS\Conditions\Default.dac

Calibration File: C:\Users\Public\Documents\PerkinElmer Syngistix\ICPMS\System\042723A.cal

Analyte	Mass	Conc. Mean	Units	Conc. SD	Conc. RSD	Blank Intens.	Meas. Intens.	Intens. RSD	Mode
C	13		ug/L			25241	27375	1	Standard
Cl	37		ug/L			5384034	5510959	2	Standard
[> Sc	45		ug/L			495146	495143	1	Standard
Cr	52	-0.109	ug/L	0.030	27	19255	17179	2	Standard
Cr	53	0.083	ug/L	0.010	11	166	352	5	Standard
Mn	55	0.001	ug/L	0.001	84	514	539	4	Standard
[> Ge	72		ug/L			38398	38529	1	KED
Ni	60	-0.003	ug/L	0.004	118	25	20	30	KED
Ni	62	0.015	ug/L	0.007	49	1	5	33	KED
Cu	63	0.007	ug/L	0.002	29	59	88	10	KED
Cu	65	-0.003	ug/L	0.002	55	45	38	10	KED
Zn	66	-0.009	ug/L	0.018	197	76	71	13	KED
Zn	67	-0.047	ug/L	0.049	103	17	12	37	KED
As	75	0.008	ug/L	0.004	52	2	5	25	KED
Se	78	-0.148	ug/L	0.131	88	14	10	34	KED
Y	89		ug/L			301489	304643	0	Standard
Kr	83		ug/L			55	41	29	Standard
[> In-1	115		ug/L			9770	9252	2	KED
Mo	98	0.007	ug/L	0.004	49	8	18	26	KED
Cd	111	-0.000	ug/L	0.001	503	4	4	13	KED
Cd	114	0.002	ug/L	0.004	213	4	5	61	KED
[> In	115		ug/L			485826	505701	1	Standard
Ag	107	0.002	ug/L	0.000	5	26	67	4	Standard
Sb	121	0.060	ug/L	0.005	8	201	1195	8	Standard
Sb	123	0.057	ug/L	0.006	11	168	901	8	Standard
Ba	135	-0.001	ug/L	0.001	110	84	81	7	Standard
Ba	137	-0.001	ug/L	0.001	61	154	147	3	Standard
[> Tb	159		ug/L			1205564	1238341	1	Standard
Tl	205	0.003	ug/L	0.001	16	157	375	10	Standard
Pb	208	0.001	ug/L	0.000	21	403	499	4	Standard

ICP-MS Quantitative Analysis - Summary Report

Sample ID: **BLD0232-BLK2**

Sample Dil Factor:

Comments:

Sample Date/Time: **Thursday, April 27, 2023 19:52:16**

Number of Replicates: 3

Method File: C:\Users\Public\Documents\PerkinElmer Syngistix\ICPMS\Method\200.8_DailyMethod_KED_UCT.mth

Tuning File: C:\Users\Public\Documents\PerkinElmer Syngistix\ICPMS\MassCal\Default.tun

Optimization File: C:\Users\Public\Documents\PerkinElmer Syngistix\ICPMS\Conditions\Default.dac

Calibration File: C:\Users\Public\Documents\PerkinElmer Syngistix\ICPMS\System\042723A.cal

Analyte Mass	Conc. Mean	Units	Conc. SD	Conc. RSD	Blank Intens.	Meas. Intens.	Intens. RSD	Mode
C	13	ug/L			25241	57786	3	Standard
Cl	37	ug/L			5384034	5425428	4	Standard
> Sc	45	ug/L			495146	509371	2	Standard
Cr	52	0.082	0.020	24	19255	21411	2	Standard
Cr	53	0.190	0.008	4	166	609	5	Standard
Mn	55	0.055	0.003	6	514	2168	6	Standard
> Ge	72	ug/L			38398	38581	0	KED
Ni	60	0.003	0.006	204	25	30	33	KED
Ni	62	0.022	0.008	33	1	7	25	KED
Cu	63	0.027	0.002	7	59	178	4	KED
Cu	65	0.023	0.008	31	45	97	17	KED
Zn	66	1.035	0.047	4	76	668	3	KED
Zn	67	0.886	0.080	9	17	102	7	KED
As	75	0.007	0.009	124	2	5	54	KED
Se	78	-0.076	0.048	63	14	12	10	KED
Y	89	ug/L			301489	314241	4	Standard
Kr	83	ug/L			55	55	26	Standard
> In-1	115	ug/L			9770	9604	0	KED
Mo	98	0.021	0.001	5	8	39	4	KED
Cd	111	-0.007	0.005	69	4	2	65	KED
Cd	114	0.000	0.001	3320	4	4	27	KED
> In	115	ug/L			485826	515080	2	Standard
Ag	107	0.001	0.000	13	26	49	3	Standard
Sb	121	0.030	0.001	4	201	708	1	Standard
Sb	123	0.029	0.004	15	168	555	9	Standard
Ba	135	0.033	0.009	25	84	293	18	Standard
Ba	137	0.041	0.006	14	154	626	9	Standard
> Tb	159	ug/L			1205564	1270390	3	Standard
Tl	205	0.002	0.000	22	157	291	7	Standard
Pb	208	0.015	0.000	0	403	1650	3	Standard

ICP-MS Quantitative Analysis - Summary Report

Sample ID: **BLD0232-BS2**

Sample Dil Factor:

Comments:

Sample Date/Time: **Thursday, April 27, 2023 19:57:11**

Number of Replicates: 3

Method File: C:\Users\Public\Documents\PerkinElmer Syngistix\ICPMS\Method\200.8_DailyMethod_KED_UCT.mth

Tuning File: C:\Users\Public\Documents\PerkinElmer Syngistix\ICPMS\MassCal\Default.tun

Optimization File: C:\Users\Public\Documents\PerkinElmer Syngistix\ICPMS\Conditions\Default.dac

Calibration File: C:\Users\Public\Documents\PerkinElmer Syngistix\ICPMS\System\042723A.cal

Analyte	Mass	Conc. Mean	Units	Conc. SD	Conc. RSD	Blank Intens.	Meas. Intens.	Intens. RSD	Mode
C	13		ug/L			25241	59660	4	Standard
Cl	37		ug/L			5384034	5573653	3	Standard
[> Sc	45		ug/L			495146	513251	1	Standard
Cr	52	25.985	ug/L	0.194	0	19255	533882	0	Standard
Cr	53	25.998	ug/L	0.278	1	166	60720	0	Standard
Mn	55	25.938	ug/L	0.204	0	514	784178	1	Standard
[> Ge	72		ug/L			38398	38893	0	KED
Ni	60	26.861	ug/L	0.324	1	25	42649	0	KED
Ni	62	27.090	ug/L	0.180	0	1	6940	1	KED
Cu	63	28.269	ug/L	0.280	0	59	126276	1	KED
Cu	65	28.633	ug/L	0.683	2	45	64479	1	KED
Zn	66	85.311	ug/L	1.818	2	76	49273	1	KED
Zn	67	80.528	ug/L	2.040	2	17	7802	3	KED
As	75	24.780	ug/L	0.462	1	2	7672	1	KED
Se	78	76.032	ug/L	2.992	3	14	2195	3	KED
Y	89		ug/L			301489	316803	2	Standard
Kr	83		ug/L			55	63	6	Standard
[> In-1	115		ug/L			9770	9434	0	KED
Mo	98	26.689	ug/L	0.434	1	8	39866	1	KED
Cd	111	25.903	ug/L	0.416	1	4	8150	1	KED
Cd	114	25.548	ug/L	0.422	1	4	21087	1	KED
[> In	115		ug/L			485826	522941	2	Standard
Ag	107	25.463	ug/L	0.573	2	26	526410	0	Standard
Sb	121	26.201	ug/L	0.542	2	201	441750	0	Standard
Sb	123	26.153	ug/L	0.411	1	168	347368	1	Standard
Ba	135	27.161	ug/L	0.677	2	84	170479	0	Standard
Ba	137	26.481	ug/L	0.272	1	154	307056	1	Standard
[> Tb	159		ug/L			1205564	1250214	1	Standard
Tl	205	27.054	ug/L	0.205	0	157	1739866	0	Standard
Pb	208	27.476	ug/L	0.062	0	403	2285424	1	Standard

ICP-MS Quantitative Analysis - Summary Report

Sample ID: **BLD0717-BLK2**

Sample Dil Factor:

Comments:

Sample Date/Time: **Thursday, April 27, 2023 20:02:06**

Number of Replicates: 3

Method File: C:\Users\Public\Documents\PerkinElmer Syngistix\ICPMS\Method\200.8_DailyMethod_KED_UCT.mth

Tuning File: C:\Users\Public\Documents\PerkinElmer Syngistix\ICPMS\MassCal\Default.tun

Optimization File: C:\Users\Public\Documents\PerkinElmer Syngistix\ICPMS\Conditions\Default.dac

Calibration File: C:\Users\Public\Documents\PerkinElmer Syngistix\ICPMS\System\042723A.cal

Analyte	Mass	Conc. Mean	Units	Conc. SD	Conc. RSD	Blank Intens.	Meas. Intens.	Intens. RSD	Mode
C	13		ug/L			25241	44781	0	Standard
Cl	37		ug/L			5384034	5475261	3	Standard
[> Sc	45		ug/L			495146	506902	3	Standard
Cr	52	0.011	ug/L	0.051	477	19255	19902	2	Standard
Cr	53	0.100	ug/L	0.004	4	166	399	0	Standard
Mn	55	0.041	ug/L	0.006	14	514	1742	13	Standard
[> Ge	72		ug/L			38398	39158	1	KED
Ni	60	0.018	ug/L	0.006	34	25	53	16	KED
Ni	62	0.027	ug/L	0.026	96	1	8	75	KED
Cu	63	0.111	ug/L	0.016	14	59	557	12	KED
Cu	65	0.088	ug/L	0.006	6	45	245	6	KED
Zn	66	0.305	ug/L	0.046	15	76	254	10	KED
Zn	67	0.225	ug/L	0.102	45	17	39	24	KED
As	75	0.010	ug/L	0.010	108	2	5	53	KED
Se	78	0.095	ug/L	0.152	160	14	17	23	KED
Y	89		ug/L			301489	310458	2	Standard
Kr	83		ug/L			55	60	13	Standard
[> In-1	115		ug/L			9770	9404	1	KED
Mo	98	0.005	ug/L	0.003	50	8	16	24	KED
Cd	111	-0.006	ug/L	0.008	138	4	2	94	KED
Cd	114	0.000	ug/L	0.003	814	4	4	53	KED
[> In	115		ug/L			485826	506388	2	Standard
Ag	107	0.007	ug/L	0.005	75	26	169	64	Standard
Sb	121	0.014	ug/L	0.008	59	201	439	32	Standard
Sb	123	0.013	ug/L	0.005	41	168	340	21	Standard
Ba	135	0.050	ug/L	0.007	13	84	393	11	Standard
Ba	137	0.051	ug/L	0.012	23	154	730	18	Standard
[> Tb	159		ug/L			1205564	1252426	1	Standard
Tl	205	0.006	ug/L	0.007	116	157	565	83	Standard
Pb	208	0.008	ug/L	0.008	90	403	1118	57	Standard

ICP-MS Quantitative Analysis - Summary Report

Sample ID: **BLD0717-BS2**

Sample Dil Factor:

Comments:

Sample Date/Time: **Thursday, April 27, 2023 20:07:01**

Number of Replicates: 3

Method File: C:\Users\Public\Documents\PerkinElmer Syngistix\ICPMS\Method\200.8_DailyMethod_KED_UCT.mth

Tuning File: C:\Users\Public\Documents\PerkinElmer Syngistix\ICPMS\MassCal\Default.tun

Optimization File: C:\Users\Public\Documents\PerkinElmer Syngistix\ICPMS\Conditions\Default.dac

Calibration File: C:\Users\Public\Documents\PerkinElmer Syngistix\ICPMS\System\042723A.cal

Analyte	Mass	Conc. Mean	Units	Conc. SD	Conc. RSD	Blank Intens.	Meas. Intens.	Intens. RSD	Mode
C	13		ug/L			25241	45701	0	Standard
Cl	37		ug/L			5384034	5779388	4	Standard
> Sc	45		ug/L			495146	491400	6	Standard
Cr	52	27.063	ug/L	1.695	6	19255	530142	1	Standard
Cr	53	26.776	ug/L	0.913	3	166	59789	4	Standard
Mn	55	27.150	ug/L	1.609	5	514	783860	2	Standard
> Ge	72		ug/L			38398	38719	2	KED
Ni	60	26.149	ug/L	0.220	0	25	41331	1	KED
Ni	62	26.716	ug/L	0.879	3	1	6811	1	KED
Cu	63	26.679	ug/L	0.806	3	59	118586	1	KED
Cu	65	26.585	ug/L	0.617	2	45	59591	0	KED
Zn	66	84.866	ug/L	2.531	2	76	48782	0	KED
Zn	67	80.119	ug/L	1.356	1	17	7728	3	KED
As	75	25.432	ug/L	0.807	3	2	7836	1	KED
Se	78	82.938	ug/L	1.816	2	14	2381	0	KED
Y	89		ug/L			301489	296406	9	Standard
Kr	83		ug/L			55	58	4	Standard
> In-1	115		ug/L			9770	9303	1	KED
Mo	98	0.090	ug/L	0.017	18	8	141	19	KED
Cd	111	26.649	ug/L	0.714	2	4	8266	1	KED
Cd	114	25.986	ug/L	0.390	1	4	21149	1	KED
> In	115		ug/L			485826	481349	7	Standard
Ag	107	25.966	ug/L	1.421	5	26	492857	2	Standard
Sb	121	0.080	ug/L	0.006	6	201	1430	3	Standard
Sb	123	0.073	ug/L	0.005	7	168	1057	2	Standard
Ba	135	28.133	ug/L	2.586	9	84	161810	1	Standard
Ba	137	28.122	ug/L	2.332	8	154	298920	2	Standard
> Tb	159		ug/L			1205564	1189858	6	Standard
Tl	205	27.657	ug/L	2.006	7	157	1687530	0	Standard
Pb	208	27.887	ug/L	1.978	7	403	2200813	0	Standard

ICP-MS Quantitative Analysis - Summary Report

Sample ID: **23D0576-01**

Sample Dil Factor: **10**

Comments:

Sample Date/Time: **Thursday, April 27, 2023 20:12:38**

Number of Replicates: 3

Method File: C:\Users\Public\Documents\PerkinElmer Syngistix\ICPMS\Method\200.8_DailyMethod_KED_UCT.mth

Tuning File: C:\Users\Public\Documents\PerkinElmer Syngistix\ICPMS\MassCal\Default.tun

Optimization File: C:\Users\Public\Documents\PerkinElmer Syngistix\ICPMS\Conditions\Default.dac

Calibration File: C:\Users\Public\Documents\PerkinElmer Syngistix\ICPMS\System\042723A.cal

Analyte	Mass	Conc. Mean	Units	Conc. SD	Conc. RSD	Blank Intens.	Meas. Intens.	Intens. RSD	Mode
C	13		ug/L			25241	110826	1	Standard
Cl	37		ug/L			5384034	5746628	4	Standard
[> Sc	45		ug/L			495146	516321	0	Standard
Cr	52	7.451	ug/L	0.062	0	19255	168335	1	Standard
Cr	53	7.423	ug/L	0.130	1	166	17567	2	Standard
Mn	55	16.916	ug/L	0.284	1	514	514663	1	Standard
[> Ge	72		ug/L			38398	38259	0	KED
Ni	60	1.793	ug/L	0.064	3	25	2824	2	KED
Ni	62	1.981	ug/L	0.066	3	1	500	2	KED
Cu	63	0.406	ug/L	0.014	3	59	1842	2	KED
Cu	65	0.422	ug/L	0.025	5	45	977	4	KED
Zn	66	10.463	ug/L	0.127	1	76	6011	0	KED
Zn	67	9.802	ug/L	0.259	2	17	949	3	KED
As	75	0.053	ug/L	0.003	5	2	19	5	KED
Se	78	0.023	ug/L	0.102	439	14	15	18	KED
Y	89		ug/L			301489	311589	0	Standard
Kr	83		ug/L			55	59	20	Standard
[> In-1	115		ug/L			9770	9266	2	KED
Mo	98	0.458	ug/L	0.043	9	8	678	7	KED
Cd	111	0.211	ug/L	0.016	7	4	69	9	KED
Cd	114	0.213	ug/L	0.029	13	4	176	13	KED
[> In	115		ug/L			485826	515800	2	Standard
Ag	107	0.025	ug/L	0.004	13	26	546	14	Standard
Sb	121	0.055	ug/L	0.001	1	201	1122	2	Standard
Sb	123	0.055	ug/L	0.002	3	168	904	1	Standard
Ba	135	2.478	ug/L	0.126	5	84	15419	3	Standard
Ba	137	2.403	ug/L	0.102	4	154	27621	2	Standard
[> Tb	159		ug/L			1205564	1281494	2	Standard
Tl	205	0.007	ug/L	0.005	73	157	631	54	Standard
Pb	208	0.023	ug/L	0.005	21	403	2382	17	Standard

ICP-MS Quantitative Analysis - Summary Report

Sample ID: **23C0673-01**

Sample Dil Factor: **50**

Comments:

Sample Date/Time: **Thursday, April 27, 2023 20:19:00**

Number of Replicates: 3

Method File: C:\Users\Public\Documents\PerkinElmer Syngistix\ICPMS\Method\200.8_DailyMethod_KED_UCT.mth

Tuning File: C:\Users\Public\Documents\PerkinElmer Syngistix\ICPMS\MassCal\Default.tun

Optimization File: C:\Users\Public\Documents\PerkinElmer Syngistix\ICPMS\Conditions\Default.dac

Calibration File: C:\Users\Public\Documents\PerkinElmer Syngistix\ICPMS\System\042723A.cal

Analyte	Mass	Conc. Mean	Units	Conc. SD	Conc. RSD	Blank Intens.	Meas. Intens.	Intens. RSD	Mode
C	13		ug/L			25241	60016	1	Standard
Cl	37		ug/L			5384034	5661498	3	Standard
[> Sc	45		ug/L			495146	549375	0	Standard
Cr	52	9.338	ug/L	0.273	2	19255	219042	2	Standard
Cr	53	9.387	ug/L	0.040	0	166	23586	0	Standard
Mn	55	118.448	ug/L	2.272	1	514	3830965	1	Standard
[> Ge	72		ug/L			38398	38465	1	KED
Ni	60	8.875	ug/L	0.124	1	25	13953	0	KED
Ni	62	8.763	ug/L	0.169	1	1	2221	2	KED
Cu	63	17.457	ug/L	0.215	1	59	77137	1	KED
Cu	65	17.659	ug/L	0.228	1	45	39347	0	KED
Zn	66	73.637	ug/L	1.108	1	76	42073	0	KED
Zn	67	69.322	ug/L	3.272	4	17	6642	3	KED
As	75	1.260	ug/L	0.055	4	2	388	3	KED
Se	78	0.177	ug/L	0.072	40	14	20	11	KED
Y	89		ug/L			301489	406780	2	Standard
Kr	83		ug/L			55	88	31	Standard
[> In-1	115		ug/L			9770	9460	2	KED
Mo	98	0.492	ug/L	0.016	3	8	744	2	KED
Cd	111	0.072	ug/L	0.014	19	4	26	15	KED
Cd	114	0.081	ug/L	0.021	26	4	71	27	KED
[> In	115		ug/L			485826	516382	2	Standard
Ag	107	0.034	ug/L	0.003	7	26	728	7	Standard
Sb	121	0.067	ug/L	0.004	5	201	1332	7	Standard
Sb	123	0.072	ug/L	0.005	7	168	1120	4	Standard
Ba	135	35.637	ug/L	0.444	1	84	220885	1	Standard
Ba	137	35.212	ug/L	0.675	1	154	403127	2	Standard
[> Tb	159		ug/L			1205564	1277177	0	Standard
Tl	205	0.013	ug/L	0.001	4	157	1038	4	Standard
Pb	208	6.672	ug/L	0.089	1	403	567227	1	Standard

ICP-MS Quantitative Analysis - Summary Report

Sample ID: **23C0658-02**

Sample Dil Factor: **5**

Comments:

Sample Date/Time: **Thursday, April 27, 2023 20:23:55**

Number of Replicates: 3

Method File: C:\Users\Public\Documents\PerkinElmer Syngistix\ICPMS\Method\200.8_DailyMethod_KED_UCT.mth

Tuning File: C:\Users\Public\Documents\PerkinElmer Syngistix\ICPMS\MassCal\Default.tun

Optimization File: C:\Users\Public\Documents\PerkinElmer Syngistix\ICPMS\Conditions\Default.dac

Calibration File: C:\Users\Public\Documents\PerkinElmer Syngistix\ICPMS\System\042723A.cal

Analyte	Mass	Conc. Mean	Units	Conc. SD	Conc. RSD	Blank Intens.	Meas. Intens.	Intens. RSD	Mode
C	13		ug/L			25241	34891	5	Standard
Cl	37		ug/L			5384034	7838901	3	Standard
[> Sc	45		ug/L			495146	513300	0	Standard
Cr	52	0.273	ug/L	0.023	8	19255	25368	1	Standard
Cr	53	4.059	ug/L	0.014	0	166	9626	1	Standard
Mn	55	0.024	ug/L	0.003	14	514	1261	7	Standard
[> Ge	72		ug/L			38398	34565	2	KED
Ni	60	0.035	ug/L	0.001	2	25	72	2	KED
Ni	62	0.065	ug/L	0.014	21	1	16	17	KED
Cu	63	0.369	ug/L	0.016	4	59	1518	1	KED
Cu	65	0.378	ug/L	0.041	10	45	796	10	KED
Zn	66	0.132	ug/L	0.027	20	76	135	8	KED
Zn	67	0.487	ug/L	0.107	22	17	57	14	KED
As	75	28.267	ug/L	0.349	1	2	7777	1	KED
Se	78	3.924	ug/L	0.103	2	14	113	4	KED
Y	89		ug/L			301489	305094	4	Standard
Kr	83		ug/L			55	78	13	Standard
[> In-1	115		ug/L			9770	8037	1	KED
Mo	98	26.519	ug/L	0.601	2	8	33745	1	KED
Cd	111	0.004	ug/L	0.006	147	4	4	34	KED
Cd	114	0.004	ug/L	0.007	172	4	6	78	KED
[> In	115		ug/L			485826	473657	3	Standard
Ag	107	0.002	ug/L	0.000	23	26	56	10	Standard
Sb	121	0.191	ug/L	0.004	2	201	3112	1	Standard
Sb	123	0.194	ug/L	0.008	4	168	2494	3	Standard
Ba	135	4.643	ug/L	0.086	1	84	26464	1	Standard
Ba	137	4.589	ug/L	0.109	2	154	48296	0	Standard
[> Tb	159		ug/L			1205564	1223329	2	Standard
Tl	205	0.002	ug/L	0.000	16	157	254	7	Standard
Pb	208	0.003	ug/L	0.001	26	403	649	8	Standard

ICP-MS Quantitative Analysis - Summary Report

Sample ID: **23C0658-04**

Sample Dil Factor: **5**

Comments:

Sample Date/Time: Thursday, April 27, 2023 20:29:49

Number of Replicates: 3

Method File: C:\Users\Public\Documents\PerkinElmer Syngistix\ICPMS\Method\200.8_DailyMethod_KED_UCT.mth

Tuning File: C:\Users\Public\Documents\PerkinElmer Syngistix\ICPMS\MassCal\Default.tun

Optimization File: C:\Users\Public\Documents\PerkinElmer Syngistix\ICPMS\Conditions\Default.dac

Calibration File: C:\Users\Public\Documents\PerkinElmer Syngistix\ICPMS\System\042723A.cal

Analyte	Mass	Conc. Mean	Units	Conc. SD	Conc. RSD	Blank Intens.	Meas. Intens.	Intens. RSD	Mode
C	13		ug/L			25241	32863	2	Standard
Cl	37		ug/L			5384034	5440547	3	Standard
[> Sc	45		ug/L			495146	499635	1	Standard
Cr	52	0.099	ug/L	0.029	29	19255	21335	3	Standard
Cr	53	1.125	ug/L	0.041	3	166	2718	3	Standard
Mn	55	0.065	ug/L	0.001	1	514	2431	2	Standard
[> Ge	72		ug/L			38398	36714	1	KED
Ni	60	0.084	ug/L	0.010	11	25	150	10	KED
Ni	62	0.135	ug/L	0.036	26	1	34	24	KED
Cu	63	0.439	ug/L	0.013	2	59	1908	3	KED
Cu	65	0.418	ug/L	0.022	5	45	931	4	KED
Zn	66	0.241	ug/L	0.026	10	76	203	5	KED
Zn	67	0.446	ug/L	0.129	28	17	57	21	KED
As	75	39.752	ug/L	0.304	0	2	11617	0	KED
Se	78	0.503	ug/L	0.143	28	14	27	14	KED
Y	89		ug/L			301489	307791	1	Standard
Kr	83		ug/L			55	74	14	Standard
[> In-1	115		ug/L			9770	8376	4	KED
Mo	98	25.490	ug/L	1.069	4	8	33770	0	KED
Cd	111	0.014	ug/L	0.007	49	4	7	21	KED
Cd	114	0.008	ug/L	0.006	79	4	9	53	KED
[> In	115		ug/L			485826	505390	0	Standard
Ag	107	-0.000	ug/L	0.000	199	26	24	25	Standard
Sb	121	0.281	ug/L	0.008	2	201	4788	1	Standard
Sb	123	0.285	ug/L	0.011	4	168	3835	4	Standard
Ba	135	4.542	ug/L	0.141	3	84	27627	2	Standard
Ba	137	4.487	ug/L	0.053	1	154	50410	0	Standard
[> Tb	159		ug/L			1205564	1234350	1	Standard
Tl	205	0.001	ug/L	0.000	30	157	243	10	Standard
Pb	208	0.004	ug/L	0.001	21	403	777	8	Standard

ICP-MS Quantitative Analysis - Summary Report

Sample ID: **23C0735-01**

Sample Dil Factor: **10**

Comments:

Sample Date/Time: **Thursday, April 27, 2023 20:36:31**

Number of Replicates: 3

Method File: C:\Users\Public\Documents\PerkinElmer Syngistix\ICPMS\Method\200.8_DailyMethod_KED_UCT.mth

Tuning File: C:\Users\Public\Documents\PerkinElmer Syngistix\ICPMS\MassCal\Default.tun

Optimization File: C:\Users\Public\Documents\PerkinElmer Syngistix\ICPMS\Conditions\Default.dac

Calibration File: C:\Users\Public\Documents\PerkinElmer Syngistix\ICPMS\System\042723A.cal

Analyte	Mass	Conc. Mean	Units	Conc. SD	Conc. RSD	Blank Intens.	Meas. Intens.	Intens. RSD	Mode
C	13		ug/L			25241	155722	2	Standard
Cl	37		ug/L			5384034	10820494	6	Standard
> Sc	45		ug/L			495146	511684	2	Standard
Cr	52	16.919	ug/L	0.372	2	19255	353397	1	Standard
Cr	53	26.088	ug/L	0.764	2	166	60719	1	Standard
Mn	55	82.393	ug/L	2.169	2	514	2481485	1	Standard
> Ge	72		ug/L			38398	34004	1	KED
Ni	60	19.619	ug/L	0.631	3	25	27234	1	KED
Ni	62	19.779	ug/L	0.714	3	1	4429	3	KED
Cu	63	3.077	ug/L	0.065	2	59	12059	0	KED
Cu	65	3.026	ug/L	0.052	1	45	5993	1	KED
Zn	66	9.923	ug/L	0.633	6	76	5067	4	KED
Zn	67	15.203	ug/L	0.421	2	17	1299	1	KED
As	75	8.066	ug/L	0.221	2	2	2185	2	KED
Se	78	0.207	ug/L	0.135	65	14	18	17	KED
Y	89		ug/L			301489	298366	2	Standard
Kr	83		ug/L			55	125	4	Standard
> In-1	115		ug/L			9770	8007	1	KED
Mo	98	1.484	ug/L	0.087	5	8	1887	4	KED
Cd	111	0.024	ug/L	0.014	57	4	10	37	KED
Cd	114	0.011	ug/L	0.015	135	4	11	94	KED
> In	115		ug/L			485826	433195	2	Standard
Ag	107	0.035	ug/L	0.005	13	26	618	10	Standard
Sb	121	0.702	ug/L	0.025	3	201	9983	1	Standard
Sb	123	0.698	ug/L	0.017	2	168	7823	0	Standard
Ba	135	91.442	ug/L	0.967	1	84	475387	2	Standard
Ba	137	89.940	ug/L	2.797	3	154	863211	1	Standard
> Tb	159		ug/L			1205564	1161310	2	Standard
Tl	205	0.001	ug/L	0.001	49	157	240	16	Standard
Pb	208	0.369	ug/L	0.014	3	403	28881	1	Standard

ICP-MS Quantitative Analysis - Summary Report

Sample ID: SEQ-IBL4

Sample Dil Factor:

Comments:

Sample Date/Time: Thursday, April 27, 2023 20:41:36

Number of Replicates: 3

Method File: C:\Users\Public\Documents\PerkinElmer Syngistix\ICPMS\Method\200.8_DailyMethod_KED_UCT.mth

Tuning File: C:\Users\Public\Documents\PerkinElmer Syngistix\ICPMS\MassCal\Default.tun

Optimization File: C:\Users\Public\Documents\PerkinElmer Syngistix\ICPMS\Conditions\Default.dac

Calibration File: C:\Users\Public\Documents\PerkinElmer Syngistix\ICPMS\System\042723A.cal

Analyte	Mass	Conc. Mean	Units	Conc. SD	Conc. RSD	Blank Intens.	Meas. Intens.	Intens. RSD	Mode
C	13		ug/L			25241	30604	1	Standard
Cl	37		ug/L			5384034	5599512	1	Standard
[> Sc	45		ug/L			495146	491859	2	Standard
Cr	52	-0.052	ug/L	0.007	13	19255	18144	2	Standard
Cr	53	<u>0.388</u>	ug/L	0.005	1	166	1031	1	Standard
Mn	55	0.049	ug/L	0.010	19	514	1933	14	Standard
[> Ge	72		ug/L			38398	37214	1	KED
Ni	60	0.104	ug/L	0.016	15	25	181	11	KED
Ni	62	0.127	ug/L	0.055	43	1	33	41	KED
Cu	63	0.051	ug/L	0.004	7	59	276	4	KED
Cu	65	0.035	ug/L	0.009	25	45	119	15	KED
Zn	66	0.679	ug/L	0.033	4	76	448	3	KED
Zn	67	0.646	ug/L	0.209	32	17	76	23	KED
As	75	0.005	ug/L	0.006	122	2	4	40	KED
Se	78	-0.203	ug/L	0.049	24	14	8	15	KED
Y	89		ug/L			301489	302642	2	Standard
Kr	83		ug/L			55	66	14	Standard
[> In-1	115		ug/L			9770	9036	0	KED
Mo	98	0.001	ug/L	0.003	199	8	9	41	KED
Cd	111	-0.002	ug/L	0.006	310	4	3	56	KED
Cd	114	0.001	ug/L	0.001	104	4	4	19	KED
[> In	115		ug/L			485826	508408	0	Standard
Ag	107	0.001	ug/L	0.000	10	26	37	2	Standard
Sb	121	-0.004	ug/L	0.001	18	201	151	7	Standard
Sb	123	-0.005	ug/L	0.000	7	168	108	4	Standard
Ba	135	0.036	ug/L	0.011	30	84	306	21	Standard
Ba	137	0.034	ug/L	0.008	23	154	539	16	Standard
[> Tb	159		ug/L			1205564	1215481	0	Standard
Tl	205	0.001	ug/L	0.000	21	157	249	6	Standard
Pb	208	0.023	ug/L	0.001	3	403	2236	3	Standard

ICP-MS Quantitative Analysis - Summary Report

Sample ID: SEQ-CCV4

Sample Dil Factor:

Comments:

Sample Date/Time: Thursday, April 27, 2023 20:46:32

Number of Replicates: 3

Method File: C:\Users\Public\Documents\PerkinElmer Syngistix\ICPMS\Method\200.8_DailyMethod_KED_UCT.mth

Tuning File: C:\Users\Public\Documents\PerkinElmer Syngistix\ICPMS\MassCal\Default.tun

Optimization File: C:\Users\Public\Documents\PerkinElmer Syngistix\ICPMS\Conditions\Default.dac

Calibration File: C:\Users\Public\Documents\PerkinElmer Syngistix\ICPMS\System\042723A.cal

Analyte	Mass	Conc. Mean	Units	Conc. SD	Conc. RSD	Blank Intens.	Meas. Intens.	Intens. RSD	Mode
C	13		ug/L			25241	31272	4	Standard
Cl	37		ug/L			5384034	5650453	3	Standard
[> Sc	45		ug/L			495146	486643	1	Standard
Cr	52	49.978	ug/L	0.305	0	19255	956131	1	Standard
Cr	53	49.737	ug/L	0.357	0	166	109997	1	Standard
Mn	55	50.378	ug/L	0.844	1	514	1443758	2	Standard
[> Ge	72		ug/L			38398	37519	1	KED
Ni	60	51.117	ug/L	1.365	2	25	78250	0	KED
Ni	62	52.315	ug/L	2.449	4	1	12920	2	KED
Cu	63	51.869	ug/L	1.324	2	59	223378	0	KED
Cu	65	51.979	ug/L	1.067	2	45	112872	1	KED
Zn	66	51.949	ug/L	0.463	0	76	28973	1	KED
Zn	67	50.755	ug/L	0.375	0	17	4749	1	KED
As	75	49.479	ug/L	1.345	2	2	14772	0	KED
Se	78	49.965	ug/L	1.428	2	14	1396	1	KED
Y	89		ug/L			301489	297416	3	Standard
Kr	83		ug/L			55	54	17	Standard
[> In-1	115		ug/L			9770	8987	1	KED
Mo	98	50.644	ug/L	0.462	0	8	72059	0	KED
Cd	111	51.138	ug/L	1.069	2	4	15322	0	KED
Cd	114	50.467	ug/L	1.383	2	4	39670	1	KED
[> In	115		ug/L			485826	488192	2	Standard
Ag	107	49.111	ug/L	1.568	3	26	947651	0	Standard
Sb	121	51.393	ug/L	0.927	1	201	808753	0	Standard
Sb	123	50.896	ug/L	0.583	1	168	630982	1	Standard
Ba	135	52.098	ug/L	1.074	2	84	305217	1	Standard
Ba	137	51.937	ug/L	1.250	2	154	561927	1	Standard
[> Tb	159		ug/L			1205564	1233782	1	Standard
Tl	205	53.067	ug/L	1.159	2	157	3367237	0	Standard
Pb	208	52.265	ug/L	1.238	2	403	4288822	1	Standard

ICP-MS Quantitative Analysis - Summary Report

Sample ID: SEQ-CCB4

Sample Dil Factor:

Comments:

Sample Date/Time: Thursday, April 27, 2023 20:54:11

Number of Replicates: 3

Method File: C:\Users\Public\Documents\PerkinElmer Syngistix\ICPMS\Method\200.8_DailyMethod_KED_UCT.mth

Tuning File: C:\Users\Public\Documents\PerkinElmer Syngistix\ICPMS\MassCal\Default.tun

Optimization File: C:\Users\Public\Documents\PerkinElmer Syngistix\ICPMS\Conditions\Default.dac

Calibration File: C:\Users\Public\Documents\PerkinElmer Syngistix\ICPMS\System\042723A.cal

Analyte	Mass	Conc. Mean	Units	Conc. SD	Conc. RSD	Blank Intens.	Meas. Intens.	Intens. RSD	Mode
C	13		ug/L			25241	26785	2	Standard
Cl	37		ug/L			5384034	5555097	2	Standard
[> Sc	45		ug/L			495146	483282	1	Standard
Cr	52	-0.091	ug/L	0.014	15	19255	17100	2	Standard
Cr	53	0.083	ug/L	0.010	11	166	344	5	Standard
Mn	55	0.001	ug/L	0.000	27	514	538	0	Standard
[> Ge	72		ug/L			38398	38037	0	KED
Ni	60	0.007	ug/L	0.007	88	25	36	28	KED
Ni	62	0.015	ug/L	0.013	86	1	5	57	KED
Cu	63	0.004	ug/L	0.003	74	59	77	18	KED
Cu	65	-0.003	ug/L	0.001	47	45	38	8	KED
Zn	66	-0.040	ug/L	0.005	12	76	52	5	KED
Zn	67	-0.018	ug/L	0.020	107	17	15	12	KED
As	75	0.004	ug/L	0.006	128	2	4	40	KED
Se	78	0.010	ug/L	0.014	134	14	15	3	KED
Y	89		ug/L			301489	291604	3	Standard
Kr	83		ug/L			55	53	25	Standard
[> In-1	115		ug/L			9770	9273	1	KED
Mo	98	0.009	ug/L	0.004	43	8	21	28	KED
Cd	111	-0.004	ug/L	0.005	121	4	2	57	KED
Cd	114	0.002	ug/L	0.002	119	4	5	34	KED
[> In	115		ug/L			485826	496417	1	Standard
Ag	107	0.002	ug/L	0.000	21	26	60	13	Standard
Sb	121	0.044	ug/L	0.003	7	201	904	4	Standard
Sb	123	0.039	ug/L	0.003	6	168	660	4	Standard
Ba	135	-0.001	ug/L	0.001	65	84	78	5	Standard
Ba	137	-0.000	ug/L	0.001	384	154	153	8	Standard
[> Tb	159		ug/L			1205564	1225241	1	Standard
Tl	205	0.001	ug/L	0.001	39	157	247	15	Standard
Pb	208	0.001	ug/L	0.000	30	403	467	2	Standard

ICP-MS Quantitative Analysis - Summary Report

Sample ID: C93-1 BOTTLE TEST

Sample Dil Factor:

DEL

Comments:

Sample Date/Time: Thursday, April 27, 2023 20:59:54

Number of Replicates: 3

Method File: C:\Users\Public\Documents\PerkinElmer Syngistix\ICPMS\Method\200.8_DailyMethod_KED_UCT.mth

Tuning File: C:\Users\Public\Documents\PerkinElmer Syngistix\ICPMS\MassCal\Default.tun

Optimization File: C:\Users\Public\Documents\PerkinElmer Syngistix\ICPMS\Conditions\Default.dac

Calibration File: C:\Users\Public\Documents\PerkinElmer Syngistix\ICPMS\System\042723A.cal

Analyte	Mass	Conc. Mean	Units	Conc. SD	Conc. RSD	Blank Intens.	Meas. Intens.	Intens. RSD	Mode
C	13		ug/L			25241	351889	2	Standard
Cl	37		ug/L			5384034	9074198	1	Standard
> Sc	45		ug/L			495146	551416	2	Standard
Cr	52	1.215	ug/L	0.073	5	19255	47248	1	Standard
Cr	53	7.978	ug/L	0.261	3	166	20138	1	Standard
Mn	55	204.984	ug/L	3.652	1	514	6652535	0	Standard
> Ge	72		ug/L			38398	34874	0	KED
Ni	60	2.221	ug/L	0.100	4	25	3183	4	KED
Ni	62	2.464	ug/L	0.087	3	1	567	3	KED
Cu	63	14.785	ug/L	0.372	2	59	59241	2	KED
Cu	65	15.019	ug/L	0.172	1	45	30350	1	KED
Zn	66	97.590	ug/L	1.930	1	76	50536	1	KED
Zn	67	89.938	ug/L	3.909	4	17	7811	4	KED
As	75	1.389	ug/L	0.086	6	2	388	5	KED
Se	78	0.086	ug/L	0.029	34	14	15	4	KED
Y	89		ug/L			301489	291838	2	Standard
Kr	83		ug/L			55	137	2	Standard
> In-1	115		ug/L			9770	8381	0	KED
Mo	98	3.782	ug/L	0.100	2	8	5025	2	KED
Cd	111	0.136	ug/L	0.042	30	4	41	27	KED
Cd	114	0.123	ug/L	0.015	12	4	93	11	KED
> In	115		ug/L			485826	450271	1	Standard
Ag	107	0.008	ug/L	0.001	9	26	166	7	Standard
Sb	121	0.557	ug/L	0.017	3	201	8267	3	Standard
Sb	123	0.557	ug/L	0.018	3	168	6527	4	Standard
Ba	135	21.980	ug/L	0.342	1	84	118830	0	Standard
Ba	137	22.108	ug/L	0.206	0	154	220768	1	Standard
> Tb	159		ug/L			1205564	1156043	1	Standard
Tl	205	0.012	ug/L	0.001	4	157	864	3	Standard
Pb	208	0.864	ug/L	0.017	1	403	66794	0	Standard

ICP-MS Quantitative Analysis - Summary Report

Sample ID: C93-2 BOTTLE TEST

Sample Dil Factor:

DEL

Comments:

Sample Date/Time: Thursday, April 27, 2023 21:05:59

Number of Replicates: 3

Method File: C:\Users\Public\Documents\PerkinElmer Syngistix\ICPMS\Method\200.8_DailyMethod_KED_UCT.mth

Tuning File: C:\Users\Public\Documents\PerkinElmer Syngistix\ICPMS\MassCal\Default.tun

Optimization File: C:\Users\Public\Documents\PerkinElmer Syngistix\ICPMS\Conditions\Default.dac

Calibration File: C:\Users\Public\Documents\PerkinElmer Syngistix\ICPMS\System\042723A.cal

Analyte	Mass	Conc. Mean	Units	Conc. SD	Conc. RSD	Blank Intens.	Meas. Intens.	Intens. RSD	Mode
C	13		ug/L			25241	474407	2	Standard
Cl	37		ug/L			5384034	7854616	4	Standard
> Sc	45		ug/L			495146	519223	2	Standard
Cr	52	1.451	ug/L	0.025	1	19255	49223	1	Standard
Cr	53	4.317	ug/L	0.130	3	166	10343	1	Standard
Mn	55	161.943	ug/L	2.508	1	514	4949352	0	Standard
> Ge	72		ug/L			38398	34657	1	KED
Ni	60	1.916	ug/L	0.010	0	25	2732	1	KED
Ni	62	1.866	ug/L	0.140	7	1	427	6	KED
Cu	63	7.831	ug/L	0.091	1	59	31206	1	KED
Cu	65	7.923	ug/L	0.212	2	45	15925	2	KED
Zn	66	144.870	ug/L	3.553	2	76	74496	0	KED
Zn	67	133.867	ug/L	0.846	0	17	11546	2	KED
As	75	2.580	ug/L	0.094	3	2	713	1	KED
Se	78	0.026	ug/L	0.029	114	14	14	3	KED
Y	89		ug/L			301489	284463	4	Standard
Kr	83		ug/L			55	69	20	Standard
> In-1	115		ug/L			9770	8132	6	KED
Mo	98	4.919	ug/L	0.250	5	8	6326	1	KED
Cd	111	0.088	ug/L	0.015	16	4	27	19	KED
Cd	114	0.073	ug/L	0.012	16	4	55	19	KED
> In	115		ug/L			485826	456807	2	Standard
Ag	107	0.002	ug/L	0.000	16	26	54	7	Standard
Sb	121	0.141	ug/L	0.002	1	201	2266	2	Standard
Sb	123	0.138	ug/L	0.003	1	168	1756	3	Standard
Ba	135	21.576	ug/L	0.296	1	84	118336	1	Standard
Ba	137	21.151	ug/L	0.024	0	154	214274	1	Standard
> Tb	159		ug/L			1205564	1130525	2	Standard
Tl	205	0.005	ug/L	0.000	3	157	455	4	Standard
Pb	208	0.591	ug/L	0.017	2	403	44833	0	Standard

ICP-MS Quantitative Analysis - Summary Report

Sample ID: **23C0678-08**

Sample Dil Factor:

DEL

Comments:

Sample Date/Time: Thursday, April 27, 2023 21:11:17

Number of Replicates: 3

Method File: C:\Users\Public\Documents\PerkinElmer Syngistix\ICPMS\Method\200.8_DailyMethod_KED_UCT.mth

Tuning File: C:\Users\Public\Documents\PerkinElmer Syngistix\ICPMS\MassCal\Default.tun

Optimization File: C:\Users\Public\Documents\PerkinElmer Syngistix\ICPMS\Conditions\Default.dac

Calibration File: C:\Users\Public\Documents\PerkinElmer Syngistix\ICPMS\System\042723A.cal

Analyte	Mass	Conc. Mean	Units	Conc. SD	Conc. RSD	Blank Intens.	Meas. Intens.	Intens. RSD	Mode
C	13		ug/L			25241	78906	1	Standard
Cl	37		ug/L			5384034	6540716	3	Standard
[> Sc	45		ug/L			495146	577486	2	Standard
Cr	52	0.416	ug/L	0.049	11	19255	31696	2	Standard
Cr	53	1.229	ug/L	0.034	2	166	3415	3	Standard
Mn	55	474.840	ug/L	11.606	2	514	16138128	1	Standard
[> Ge	72		ug/L			38398	34112	0	KED
Ni	60	0.966	ug/L	0.020	2	25	1367	2	KED
Ni	62	1.007	ug/L	0.119	11	1	227	11	KED
Cu	63	0.542	ug/L	0.024	4	59	2176	4	KED
Cu	65	0.553	ug/L	0.029	5	45	1130	4	KED
Zn	66	4.426	ug/L	0.131	2	76	2306	3	KED
Zn	67	8.073	ug/L	0.386	4	17	699	4	KED
As	75	0.728	ug/L	0.051	7	2	200	7	KED
Se	78	0.114	ug/L	0.113	99	14	16	17	KED
Y	89		ug/L			301489	284873	1	Standard
Kr	83		ug/L			55	85	3	Standard
[> In-1	115		ug/L			9770	8314	3	KED
Mo	98	0.282	ug/L	0.031	10	8	378	10	KED
Cd	111	0.016	ug/L	0.010	60	4	8	35	KED
Cd	114	0.017	ug/L	0.005	31	4	16	25	KED
[> In	115		ug/L			485826	446101	1	Standard
Ag	107	0.002	ug/L	0.001	41	26	67	25	Standard
Sb	121	0.153	ug/L	0.002	1	201	2383	1	Standard
Sb	123	0.155	ug/L	0.009	5	168	1910	4	Standard
Ba	135	61.850	ug/L	1.197	1	84	331232	3	Standard
Ba	137	60.491	ug/L	0.883	1	154	598132	0	Standard
[> Tb	159		ug/L			1205564	1133365	1	Standard
Tl	205	0.002	ug/L	0.000	4	157	245	3	Standard
Pb	208	0.345	ug/L	0.010	2	403	26402	1	Standard

ICP-MS Quantitative Analysis - Summary Report

Sample ID: **23C0678-09**

Sample Dil Factor:

DEL

Comments:

Sample Date/Time: **Thursday, April 27, 2023 21:16:12**

Number of Replicates: 3

Method File: C:\Users\Public\Documents\PerkinElmer Syngistix\ICPMS\Method\200.8_DailyMethod_KED_UCT.mth

Tuning File: C:\Users\Public\Documents\PerkinElmer Syngistix\ICPMS\MassCal\Default.tun

Optimization File: C:\Users\Public\Documents\PerkinElmer Syngistix\ICPMS\Conditions\Default.dac

Calibration File: C:\Users\Public\Documents\PerkinElmer Syngistix\ICPMS\System\042723A.cal

Analyte	Mass	Conc. Mean	Units	Conc. SD	Conc. RSD	Blank Intens.	Meas. Intens.	Intens. RSD	Mode
C	13		ug/L			25241	64134	2	Standard
Cl	37		ug/L			5384034	6449073	3	Standard
[> Sc	45		ug/L			495146	582936	2	Standard
Cr	52	0.252	ug/L	0.020	7	19255	28325	1	Standard
Cr	53	1.072	ug/L	0.030	2	166	3029	2	Standard
Mn	55	480.064	ug/L	19.130	3	514	16462516	1	Standard
[> Ge	72		ug/L			38398	33232	0	KED
Ni	60	0.934	ug/L	0.018	1	25	1288	1	KED
Ni	62	0.999	ug/L	0.072	7	1	220	7	KED
Cu	63	0.427	ug/L	0.024	5	59	1682	5	KED
Cu	65	0.423	ug/L	0.013	3	45	852	3	KED
Zn	66	1.930	ug/L	0.144	7	76	1017	6	KED
Zn	67	5.546	ug/L	0.413	7	17	473	7	KED
As	75	0.538	ug/L	0.026	4	2	144	4	KED
Se	78	0.242	ug/L	0.067	27	14	18	8	KED
Y	89		ug/L			301489	285940	2	Standard
Kr	83		ug/L			55	93	14	Standard
[> In-1	115		ug/L			9770	8148	0	KED
Mo	98	0.142	ug/L	0.012	8	8	189	7	KED
Cd	111	0.004	ug/L	0.009	239	4	4	52	KED
Cd	114	0.004	ug/L	0.007	184	4	6	80	KED
[> In	115		ug/L			485826	443663	2	Standard
Ag	107	0.001	ug/L	0.001	46	26	48	21	Standard
Sb	121	0.183	ug/L	0.005	2	201	2803	3	Standard
Sb	123	0.180	ug/L	0.009	5	168	2184	2	Standard
Ba	135	62.916	ug/L	2.476	3	84	334906	2	Standard
Ba	137	61.480	ug/L	1.384	2	154	604474	1	Standard
[> Tb	159		ug/L			1205564	1150068	1	Standard
Tl	205	0.000	ug/L	0.000	56	157	168	5	Standard
Pb	208	0.040	ug/L	0.001	3	403	3430	2	Standard

ICP-MS Quantitative Analysis - Summary Report

Sample ID: **23C0732-01**

Sample Dil Factor:

DEL

Comments:

Sample Date/Time: Thursday, April 27, 2023 21:21:07

Number of Replicates: 3

Method File: C:\Users\Public\Documents\PerkinElmer Syngistix\ICPMS\Method\200.8_DailyMethod_KED_UCT.mth

Tuning File: C:\Users\Public\Documents\PerkinElmer Syngistix\ICPMS\MassCal\Default.tun

Optimization File: C:\Users\Public\Documents\PerkinElmer Syngistix\ICPMS\Conditions\Default.dac

Calibration File: C:\Users\Public\Documents\PerkinElmer Syngistix\ICPMS\System\042723A.cal

Analyte	Mass	Conc. Mean	Units	Conc. SD	Conc. RSD	Blank Intens.	Meas. Intens.	Intens. RSD	Mode
C	13		ug/L			25241	52021	3	Standard
Cl	37		ug/L			5384034	5041203	3	Standard
> Sc	45		ug/L			495146	457653	0	Standard
Cr	52	0.351	ug/L	0.032	9	19255	23980	1	Standard
Cr	53	1.018	ug/L	0.052	5	166	2268	5	Standard
Mn	55	10.412	ug/L	0.311	2	514	280953	2	Standard
> Ge	72		ug/L			38398	31030	0	KED
Ni	60	0.749	ug/L	0.041	5	25	968	4	KED
Ni	62	0.803	ug/L	0.016	2	1	165	1	KED
Cu	63	1.321	ug/L	0.028	2	59	4754	2	KED
Cu	65	1.270	ug/L	0.012	0	45	2317	0	KED
Zn	66	2.113	ug/L	0.047	2	76	1033	2	KED
Zn	67	2.166	ug/L	0.143	6	17	180	6	KED
As	75	1.494	ug/L	0.099	6	2	371	6	KED
Se	78	0.567	ug/L	0.161	28	14	25	14	KED
Y	89		ug/L			301489	277800	2	Standard
Kr	83		ug/L			55	64	22	Standard
> In-1	115		ug/L			9770	7568	1	KED
Mo	98	11.782	ug/L	0.098	0	8	14122	0	KED
Cd	111	0.048	ug/L	0.017	36	4	15	30	KED
Cd	114	0.015	ug/L	0.006	39	4	13	31	KED
> In	115		ug/L			485826	425662	3	Standard
Ag	107	0.003	ug/L	0.001	25	26	65	13	Standard
Sb	121	0.765	ug/L	0.023	2	201	10667	1	Standard
Sb	123	0.757	ug/L	0.032	4	168	8323	0	Standard
Ba	135	8.079	ug/L	0.245	3	84	41309	0	Standard
Ba	137	8.021	ug/L	0.213	2	154	75755	1	Standard
> Tb	159		ug/L			1205564	1137020	1	Standard
Tl	205	0.062	ug/L	0.001	1	157	3771	0	Standard
Pb	208	0.177	ug/L	0.004	2	403	13727	1	Standard

ICP-MS Quantitative Analysis - Summary Report

Sample ID: **23C0741-01**

Sample Dil Factor:

DEL

Comments:

Sample Date/Time: **Thursday, April 27, 2023 21:26:01**

Number of Replicates: 3

Method File: C:\Users\Public\Documents\PerkinElmer Syngistix\ICPMS\Method\200.8_DailyMethod_KED_UCT.mth

Tuning File: C:\Users\Public\Documents\PerkinElmer Syngistix\ICPMS\MassCal\Default.tun

Optimization File: C:\Users\Public\Documents\PerkinElmer Syngistix\ICPMS\Conditions\Default.dac

Calibration File: C:\Users\Public\Documents\PerkinElmer Syngistix\ICPMS\System\042723A.cal

Analyte	Mass	Conc. Mean	Units	Conc. SD	Conc. RSD	Blank Intens.	Meas. Intens.	Intens. RSD	Mode
C	13		ug/L			25241	62364	3	Standard
Cl	37		ug/L			5384034	7903423	4	Standard
Sc	45		ug/L			495146	628786	2	Standard
Cr	52	0.502	ug/L	0.023	4	19255	36617	2	Standard
Cr	53	1.880	ug/L	0.034	1	166	5576	2	Standard
Mn	55	2186.464	ug/L	24.559	1	514	80937426	2	Standard
Ge	72		ug/L			38398	30558	0	KED
Ni	60	1.127	ug/L	0.021	1	25	1425	1	KED
Ni	62	1.078	ug/L	0.172	15	1	218	15	KED
Cu	63	0.514	ug/L	0.024	4	59	1850	4	KED
Cu	65	0.514	ug/L	0.017	3	45	944	2	KED
Zn	66	1.528	ug/L	0.063	4	76	753	3	KED
Zn	67	7.086	ug/L	0.611	8	17	551	8	KED
As	75	1.173	ug/L	0.041	3	2	287	3	KED
Se	78	0.125	ug/L	0.097	77	14	14	15	KED
Y	89		ug/L			301489	281292	2	Standard
Kr	83		ug/L			55	121	11	Standard
In-1	115		ug/L			9770	7420	3	KED
Mo	98	0.111	ug/L	0.027	23	8	136	18	KED
Cd	111	0.008	ug/L	0.010	117	4	5	44	KED
Cd	114	0.000	ug/L	0.005	1867	4	3	92	KED
In	115		ug/L			485826	419710	1	Standard
Ag	107	0.003	ug/L	0.001	24	26	76	17	Standard
Sb	121	0.098	ug/L	0.002	1	201	1504	1	Standard
Sb	123	0.099	ug/L	0.010	10	168	1200	9	Standard
Ba	135	97.879	ug/L	0.358	0	84	493076	1	Standard
Ba	137	95.010	ug/L	2.406	2	154	883675	1	Standard
Tb	159		ug/L			1205564	1044391	0	Standard
Tl	205	-0.000	ug/L	0.000	201	157	133	3	Standard
Pb	208	0.422	ug/L	0.003	0	403	29678	1	Standard

ICP-MS Quantitative Analysis - Summary Report

Sample ID: **23C0699-02**

Sample Dil Factor:

Comments:

Sample Date/Time: Thursday, April 27, 2023 21:31:25

Number of Replicates: 3

Method File: C:\Users\Public\Documents\PerkinElmer Syngistix\ICPMS\Method\200.8_DailyMethod_KED_UCT.mth

Tuning File: C:\Users\Public\Documents\PerkinElmer Syngistix\ICPMS\MassCal\Default.tun

Optimization File: C:\Users\Public\Documents\PerkinElmer Syngistix\ICPMS\Conditions\Default.dac

Calibration File: C:\Users\Public\Documents\PerkinElmer Syngistix\ICPMS\System\042723A.cal

Analyte	Mass	Conc. Mean	Units	Conc. SD	Conc. RSD	Blank Intens.	Meas. Intens.	Intens. RSD	Mode
C	13		ug/L			25241	76887	2	Standard
Cl	37		ug/L			5384034	4983068	3	Standard
[> Sc	45		ug/L			495146	446271	1	Standard
Cr	52	1.099	ug/L	0.030	2	19255	36248	1	Standard
Cr	53	1.500	ug/L	0.023	1	166	3188	2	Standard
Mn	55	1.266	ug/L	0.013	1	514	33711	0	Standard
[> Ge	72		ug/L			38398	33314	1	KED
Ni	60	0.274	ug/L	0.010	3	25	394	3	KED
Ni	62	0.374	ug/L	0.045	12	1	83	12	KED
Cu	63	14.923	ug/L	0.102	0	59	57115	0	KED
Cu	65	14.922	ug/L	0.358	2	45	28799	1	KED
Zn	66	4.876	ug/L	0.143	2	76	2474	1	KED
Zn	67	4.358	ug/L	0.342	7	17	375	8	KED
As	75	0.070	ug/L	0.015	21	2	21	19	KED
Se	78	0.190	ug/L	0.068	36	14	17	10	KED
Y	89		ug/L			301489	287922	2	Standard
Kr	83		ug/L			55	59	5	Standard
[> In-1	115		ug/L			9770	7735	2	KED
Mo	98	0.677	ug/L	0.030	4	8	835	2	KED
Cd	111	0.006	ug/L	0.015	251	4	5	78	KED
Cd	114	-0.001	ug/L	0.003	341	4	2	78	KED
[> In	115		ug/L			485826	451288	2	Standard
Ag	107	0.003	ug/L	0.000	7	26	80	7	Standard
Sb	121	0.070	ug/L	0.003	4	201	1201	4	Standard
Sb	123	0.072	ug/L	0.007	10	168	981	9	Standard
Ba	135	0.291	ug/L	0.003	0	84	1655	2	Standard
Ba	137	0.274	ug/L	0.008	2	154	2882	0	Standard
[> Tb	159		ug/L			1205564	1197191	1	Standard
Tl	205	0.002	ug/L	0.000	26	157	256	11	Standard
Pb	208	0.019	ug/L	0.000	1	403	1941	0	Standard

ICP-MS Quantitative Analysis - Summary Report

Sample ID: SEQ-IBL5

Sample Dil Factor:

Comments:

Sample Date/Time: Thursday, April 27, 2023 21:36:21

Number of Replicates: 3

Method File: C:\Users\Public\Documents\PerkinElmer Syngistix\ICPMS\Method\200.8_DailyMethod_KED_UCT.mth

Tuning File: C:\Users\Public\Documents\PerkinElmer Syngistix\ICPMS\MassCal\Default.tun

Optimization File: C:\Users\Public\Documents\PerkinElmer Syngistix\ICPMS\Conditions\Default.dac

Calibration File: C:\Users\Public\Documents\PerkinElmer Syngistix\ICPMS\System\042723A.cal

Analyte	Mass	Conc. Mean	Units	Conc. SD	Conc. RSD	Blank Intens.	Meas. Intens.	Intens. RSD	Mode
C	13		ug/L			25241	30014	5	Standard
Cl	37		ug/L			5384034	5191007	3	Standard
[> Sc	45		ug/L			495146	457811	2	Standard
Cr	52	-0.127	ug/L	0.029	22	19255	15557	2	Standard
Cr	53	0.068	ug/L	0.015	22	166	295	12	Standard
Mn	55	0.055	ug/L	0.003	5	514	1960	2	Standard
[> Ge	72		ug/L			38398	35634	3	KED
Ni	60	0.119	ug/L	0.010	8	25	196	6	KED
Ni	62	0.158	ug/L	0.018	11	1	38	7	KED
Cu	63	0.054	ug/L	0.003	6	59	277	6	KED
Cu	65	0.043	ug/L	0.004	8	45	130	3	KED
Zn	66	0.683	ug/L	0.030	4	76	431	3	KED
Zn	67	0.751	ug/L	0.149	19	17	82	17	KED
As	75	0.006	ug/L	0.005	80	2	4	32	KED
Se	78	-0.057	ug/L	0.060	105	14	12	12	KED
Y	89		ug/L			301489	286127	2	Standard
Kr	83		ug/L			55	71	14	Standard
[> In-1	115		ug/L			9770	8359	3	KED
Mo	98	-0.001	ug/L	0.004	312	8	5	83	KED
Cd	111	-0.001	ug/L	0.007	666	4	3	56	KED
Cd	114	0.002	ug/L	0.004	250	4	4	63	KED
[> In	115		ug/L			485826	486807	4	Standard
Ag	107	0.001	ug/L	0.001	162	26	41	58	Standard
Sb	121	-0.006	ug/L	0.001	20	201	104	19	Standard
Sb	123	-0.007	ug/L	0.001	14	168	84	11	Standard
Ba	135	0.026	ug/L	0.003	12	84	236	9	Standard
Ba	137	0.029	ug/L	0.001	4	154	465	3	Standard
[> Tb	159		ug/L			1205564	1213468	1	Standard
Tl	205	-0.000	ug/L	0.000	217	157	146	19	Standard
Pb	208	0.023	ug/L	0.001	4	403	2245	4	Standard

ICP-MS Quantitative Analysis - Summary Report

Sample ID: SEQ-CCV5

Sample Dil Factor:

Comments:

Sample Date/Time: Thursday, April 27, 2023 21:42:04

Number of Replicates: 3

Method File: C:\Users\Public\Documents\PerkinElmer Syngistix\ICPMS\Method\200.8_DailyMethod_KED_UCT.mth

Tuning File: C:\Users\Public\Documents\PerkinElmer Syngistix\ICPMS\MassCal\Default.tun

Optimization File: C:\Users\Public\Documents\PerkinElmer Syngistix\ICPMS\Conditions\Default.dac

Calibration File: C:\Users\Public\Documents\PerkinElmer Syngistix\ICPMS\System\042723A.cal

Analyte	Mass	Conc. Mean	Units	Conc. SD	Conc. RSD	Blank Intens.	Meas. Intens.	Intens. RSD	Mode
C	13		ug/L			25241	30473	3	Standard
Cl	37		ug/L			5384034	5289537	3	Standard
[> Sc	45		ug/L			495146	471381	1	Standard
Cr	52	47.744	ug/L	1.037	2	19255	885798	3	Standard
Cr	53	48.007	ug/L	0.803	1	166	102859	2	Standard
Mn	55	48.011	ug/L	0.707	1	514	1332797	2	Standard
[> Ge	72		ug/L			38398	36242	0	KED
Ni	60	51.925	ug/L	0.689	1	25	76805	0	KED
Ni	62	51.321	ug/L	1.475	2	1	12250	2	KED
Cu	63	51.736	ug/L	0.466	0	59	215293	1	KED
Cu	65	52.335	ug/L	0.450	0	45	109796	0	KED
Zn	66	52.285	ug/L	1.121	2	76	28172	2	KED
Zn	67	52.201	ug/L	1.841	3	17	4718	3	KED
As	75	50.553	ug/L	0.141	0	2	14584	0	KED
Se	78	49.083	ug/L	1.150	2	14	1325	1	KED
Y	89		ug/L			301489	288619	1	Standard
Kr	83		ug/L			55	71	20	Standard
[> In-1	115		ug/L			9770	8451	1	KED
Mo	98	52.312	ug/L	1.773	3	8	69978	1	KED
Cd	111	52.897	ug/L	1.496	2	4	14903	1	KED
Cd	114	51.829	ug/L	1.814	3	4	38310	2	KED
[> In	115		ug/L			485826	486068	1	Standard
Ag	107	47.228	ug/L	0.750	1	26	907680	0	Standard
Sb	121	50.907	ug/L	0.430	0	201	797776	0	Standard
Sb	123	51.107	ug/L	0.250	0	168	630949	1	Standard
Ba	135	51.666	ug/L	1.281	2	84	301395	1	Standard
Ba	137	51.098	ug/L	0.810	1	154	550666	2	Standard
[> Tb	159		ug/L			1205564	1206401	1	Standard
Tl	205	55.612	ug/L	0.787	1	157	3451516	2	Standard
Pb	208	54.940	ug/L	0.762	1	403	4408829	0	Standard

ICP-MS Quantitative Analysis - Summary Report

Sample ID: SEQ-CCB5

Sample Dil Factor:

Comments:

Sample Date/Time: Thursday, April 27, 2023 21:49:43

Number of Replicates: 3

Method File: C:\Users\Public\Documents\PerkinElmer Syngistix\ICPMS\Method\200.8_DailyMethod_KED_UCT.mth

Tuning File: C:\Users\Public\Documents\PerkinElmer Syngistix\ICPMS\MassCal\Default.tun

Optimization File: C:\Users\Public\Documents\PerkinElmer Syngistix\ICPMS\Conditions\Default.dac

Calibration File: C:\Users\Public\Documents\PerkinElmer Syngistix\ICPMS\System\042723A.cal

Analyte	Mass	Conc. Mean	Units	Conc. SD	Conc. RSD	Blank Intens.	Meas. Intens.	Intens. RSD	Mode
C	13		ug/L			25241	28200	1	Standard
Cl	37		ug/L			5384034	5295136	2	Standard
[> Sc	45		ug/L			495146	458783	2	Standard
Cr	52	-0.110	ug/L	0.010	9	19255	15901	1	Standard
Cr	53	0.015	ug/L	0.005	34	166	184	3	Standard
Mn	55	0.011	ug/L	0.001	11	514	762	2	Standard
[> Ge	72		ug/L			38398	36593	2	KED
Ni	60	0.040	ug/L	0.004	11	25	84	9	KED
Ni	62	0.051	ug/L	0.033	65	1	13	55	KED
Cu	63	0.003	ug/L	0.001	33	59	70	4	KED
Cu	65	-0.000	ug/L	0.001	407	45	42	5	KED
Zn	66	-0.014	ug/L	0.015	106	76	64	10	KED
Zn	67	-0.040	ug/L	0.029	72	17	12	22	KED
As	75	0.008	ug/L	0.009	108	2	5	51	KED
Se	78	-0.028	ug/L	0.084	303	14	13	19	KED
Y	89		ug/L			301489	288022	3	Standard
Kr	83		ug/L			55	74	10	Standard
[> In-1	115		ug/L			9770	8928	2	KED
Mo	98	0.008	ug/L	0.008	93	8	19	54	KED
Cd	111	-0.001	ug/L	0.000	38	4	3	0	KED
Cd	114	0.001	ug/L	0.004	286	4	4	58	KED
[> In	115		ug/L			485826	482240	1	Standard
Ag	107	0.001	ug/L	0.000	14	26	48	8	Standard
Sb	121	0.041	ug/L	0.001	2	201	837	0	Standard
Sb	123	0.042	ug/L	0.002	4	168	685	3	Standard
Ba	135	0.002	ug/L	0.002	135	84	93	12	Standard
Ba	137	0.001	ug/L	0.001	78	154	160	3	Standard
[> Tb	159		ug/L			1205564	1201037	2	Standard
Tl	205	0.001	ug/L	0.000	33	157	241	10	Standard
Pb	208	0.002	ug/L	0.001	60	403	544	15	Standard

ICP-MS Quantitative Analysis - Summary Report

Sample ID: SEQ-CAL1

Sample Dil Factor:

Comments:

Sample Date/Time: Thursday, April 27, 2023 22:05:07

Number of Replicates: 3

Method File: C:\Users\Public\Documents\PerkinElmer Syngistix\ICPMS\Method\200.8_DailyMethod_KED_UCT.mth

Tuning File: C:\Users\Public\Documents\PerkinElmer Syngistix\ICPMS\MassCal\Default.tun

Optimization File: C:\Users\Public\Documents\PerkinElmer Syngistix\ICPMS\Conditions\Default.dac

Calibration File:

	Analyte Mass	Conc. Mean	Units	Conc. SD	Conc. RSD	Blank Intens.	Meas. Intens.	Intens. RSD	Mode
	C	13	ug/L				26020	0	Standard
	Cl	37	ug/L				5354462	1	Standard
[>	Sc	45	ug/L				474891	0	Standard
	Cr	52	ug/L				16718	3	Standard
	Cr	53	ug/L				209	3	Standard
[>	Ge	72	ug/L				34387	7	KED
	Ni	60	ug/L				146	16	KED
	Ni	62	ug/L				34	24	KED
	Cu	63	ug/L				114	3	KED
	Cu	65	ug/L				56	5	KED
	Zn	66	ug/L				76	25	KED
	Zn	67	ug/L				13	34	KED
	As	75	ug/L				6	11	KED
	Y	89	ug/L				289124	1	Standard
	Kr	83	ug/L				80	14	Standard
[>	In-1	115	ug/L				9102	0	KED
	Cd	111	ug/L				3	68	KED
	Cd	114	ug/L				3	76	KED
[>	In	115	ug/L				483935	2	Standard
	Ag	107	ug/L				106	17	Standard
[>	Tb	159	ug/L				1215870	1	Standard
	Pb	208	ug/L				593	0	Standard

ICP-MS Quantitative Analysis - Summary Report

Sample ID: SEQ-CCV6

Sample Dil Factor:

Comments:

Sample Date/Time: Thursday, April 27, 2023 22:09:33

Number of Replicates: 3

Method File: C:\Users\Public\Documents\PerkinElmer Syngistix\ICPMS\Method\200.8_DailyMethod_KED_UCT.mth

Tuning File: C:\Users\Public\Documents\PerkinElmer Syngistix\ICPMS\MassCal\Default.tun

Optimization File: C:\Users\Public\Documents\PerkinElmer Syngistix\ICPMS\Conditions\Default.dac

Calibration File:

Analyte	Mass	Conc. Mean	Units	Conc. SD	Conc. RSD	Blank Intens.	Meas. Intens.	Intens. RSD	Mode
C	13		ug/L			26020	31248	0	Standard
Cl	37		ug/L			5354462	5583700	2	Standard
[> Sc	45		ug/L			474891	488894	1	Standard
Cr	52	49.777	ug/L	1.546	3	16718	954685	1	Standard
Cr	53	49.292	ug/L	0.800	1	209	109555	0	Standard
[> Ge	72		ug/L			34387	37126	0	KED
Ni	60	51.468	ug/L	0.217	0	146	78119	0	KED
Ni	62	50.924	ug/L	0.950	1	34	12488	2	KED
Cu	63	50.950	ug/L	0.682	1	114	217244	1	KED
Cu	65	51.166	ug/L	0.194	0	56	109984	1	KED
Zn	66	51.097	ug/L	0.624	1	76	28213	1	KED
Zn	67	51.231	ug/L	1.534	2	13	4743	3	KED
As	75	49.924	ug/L	0.532	1	6	14757	0	KED
Y	89		ug/L			289124	286806	0	Standard
Kr	83		ug/L			80	56	19	Standard
[> In-1	115		ug/L			9102	8510	1	KED
Cd	111	52.471	ug/L	1.586	3	3	14884	1	KED
Cd	114	52.452	ug/L	1.552	2	3	39038	1	KED
[> In	115		ug/L			483935	488072	2	Standard
Ag	107	48.040	ug/L	1.494	3	106	926830	0	Standard
[> Tb	159		ug/L			1215870	1222863	0	Standard
Pb	208	53.075	ug/L	0.864	1	593	4317825	1	Standard

ICP-MS Quantitative Analysis - Summary Report

Sample ID: SEQ-CCB6

Sample Dil Factor:

Comments:

Sample Date/Time: Thursday, April 27, 2023 22:16:43

Number of Replicates: 3

Method File: C:\Users\Public\Documents\PerkinElmer Syngistix\ICPMS\Method\200.8_DailyMethod_KED_UCT.mth

Tuning File: C:\Users\Public\Documents\PerkinElmer Syngistix\ICPMS\MassCal\Default.tun

Optimization File: C:\Users\Public\Documents\PerkinElmer Syngistix\ICPMS\Conditions\Default.dac

Calibration File: C:\Users\Public\Documents\PerkinElmer Syngistix\ICPMS\System\042723B.cal

Analyte	Mass	Conc. Mean	Units	Conc. SD	Conc. RSD	Blank Intens.	Meas. Intens.	Intens. RSD	Mode
C	13		ug/L			26020	27098	1	Standard
Cl	37		ug/L			5354462	5501217	3	Standard
[> Sc	45		ug/L			474891	482710	1	Standard
Cr	52	0.002	ug/L	0.013	700	16718	17030	2	Standard
Cr	53	-0.004	ug/L	0.029	818	209	205	32	Standard
[> Ge	72		ug/L			34387	37464	1	KED
Ni	60	-0.015	ug/L	0.010	63	146	135	11	KED
Ni	62	-0.057	ug/L	0.023	40	34	24	24	KED
Cu	63	-0.004	ug/L	0.012	308	114	107	50	KED
Cu	65	-0.007	ug/L	0.011	162	56	46	52	KED
Zn	66	-0.049	ug/L	0.022	45	76	55	23	KED
Zn	67	-0.041	ug/L	0.054	133	13	11	44	KED
As	75	-0.003	ug/L	0.008	253	6	6	38	KED
Y	89		ug/L			289124	289893	1	Standard
Kr	83		ug/L			80	54	16	Standard
[> In-1	115		ug/L			9102	8925	3	KED
Cd	111	0.010	ug/L	0.006	62	3	6	31	KED
Cd	114	0.001	ug/L	0.002	122	3	4	22	KED
[> In	115		ug/L			483935	480315	0	Standard
Ag	107	0.020	ug/L	0.016	80	106	490	63	Standard
[> Tb	159		ug/L			1215870	1194010	2	Standard
Pb	208	0.012	ug/L	0.022	185	593	1535	115	Standard

ICP-MS Quantitative Analysis - Summary Report

Sample ID: **23A0295-08**

Sample Dil Factor: **20**

Comments:

Sample Date/Time: **Thursday, April 27, 2023 22:22:56**

Number of Replicates: 3

Method File: C:\Users\Public\Documents\PerkinElmer Syngistix\ICPMS\Method\200.8_DailyMethod_KED_UCT.mth

Tuning File: C:\Users\Public\Documents\PerkinElmer Syngistix\ICPMS\MassCal\Default.tun

Optimization File: C:\Users\Public\Documents\PerkinElmer Syngistix\ICPMS\Conditions\Default.dac

Calibration File: C:\Users\Public\Documents\PerkinElmer Syngistix\ICPMS\System\042723B.cal

Analyte	Mass	Conc. Mean	Units	Conc. SD	Conc. RSD	Blank Intens.	Meas. Intens.	Intens. RSD	Mode
C	13		ug/L			26020	55099	2	Standard
Cl	37		ug/L			5354462	5300027	1	Standard
> Sc	45		ug/L			474891	554971	1	Standard
Cr	52	9.139	ug/L	0.198	2	16718	214934	0	Standard
Cr	53	8.940	ug/L	0.162	1	209	22755	0	Standard
> Ge	72		ug/L			34387	38049	0	KED
Ni	60	7.108	ug/L	0.062	0	146	11196	1	KED
Ni	62	7.339	ug/L	0.112	1	34	1877	1	KED
Cu	63	9.924	ug/L	0.186	1	114	43473	2	KED
Cu	65	10.003	ug/L	0.190	1	56	22086	1	KED
Zn	66	24.139	ug/L	0.118	0	76	13703	0	KED
Zn	67	23.308	ug/L	0.664	2	13	2219	3	KED
As	75	3.794	ug/L	0.139	3	6	1155	3	KED
Y	89		ug/L			289124	455668	1	Standard
Kr	83		ug/L			80	66	12	Standard
> In-1	115		ug/L			9102	9152	1	KED
Cd	111	0.037	ug/L	0.001	2	3	14	3	KED
Cd	114	0.043	ug/L	0.009	21	3	38	20	KED
> In	115		ug/L			483935	494943	3	Standard
Ag	107	0.029	ug/L	0.002	8	106	666	6	Standard
> Tb	159		ug/L			1215870	1254248	2	Standard
Pb	208	9.220	ug/L	0.154	1	593	769618	1	Standard

ICP-MS Quantitative Analysis - Summary Report

Sample ID: **23C0774-02**

Sample Dil Factor: **20**

Comments:

Sample Date/Time: **Thursday, April 27, 2023 22:29:11**

Number of Replicates: 3

Method File: C:\Users\Public\Documents\PerkinElmer Syngistix\ICPMS\Method\200.8_DailyMethod_KED_UCT.mth

Tuning File: C:\Users\Public\Documents\PerkinElmer Syngistix\ICPMS\MassCal\Default.tun

Optimization File: C:\Users\Public\Documents\PerkinElmer Syngistix\ICPMS\Conditions\Default.dac

Calibration File: C:\Users\Public\Documents\PerkinElmer Syngistix\ICPMS\System\042723B.cal

Analyte	Mass	Conc. Mean	Units	Conc. SD	Conc. RSD	Blank Intens.	Meas. Intens.	Intens. RSD	Mode
C	13		ug/L			26020	59818	5	Standard
Cl	37		ug/L			5354462	5150680	3	Standard
Sc	45		ug/L			474891	613581	6	Standard
Cr	52	13.651	ug/L	0.553	4	16718	343834	2	Standard
Cr	53	13.384	ug/L	0.731	5	209	37453	1	Standard
Ge	72		ug/L			34387	36816	1	KED
Ni	60	14.766	ug/L	0.514	3	146	22332	2	KED
Ni	62	14.516	ug/L	0.158	1	34	3557	2	KED
Cu	63	28.468	ug/L	0.307	1	114	120424	0	KED
Cu	65	28.805	ug/L	0.297	1	56	61427	1	KED
Zn	66	60.858	ug/L	0.452	0	76	33306	1	KED
Zn	67	59.861	ug/L	1.224	2	13	5491	1	KED
As	75	6.370	ug/L	0.056	0	6	1873	0	KED
Y	89		ug/L			289124	570390	3	Standard
Kr	83		ug/L			80	93	10	Standard
In-1	115		ug/L			9102	8841	1	KED
Cd	111	0.185	ug/L	0.007	3	3	57	2	KED
Cd	114	0.178	ug/L	0.027	14	3	141	13	KED
In	115		ug/L			483935	462866	10	Standard
Ag	107	0.129	ug/L	0.011	8	106	2445	2	Standard
Tb	159		ug/L			1215870	1161909	5	Standard
Pb	208	12.486	ug/L	0.739	5	593	963419	0	Standard

ICP-MS Quantitative Analysis - Summary Report

Sample ID: **23C0774-03**

Sample Dil Factor: **20**

Comments:

Sample Date/Time: **Thursday, April 27, 2023 22:34:56**

Number of Replicates: 3

Method File: C:\Users\Public\Documents\PerkinElmer Syngistix\ICPMS\Method\200.8_DailyMethod_KED_UCT.mth

Tuning File: C:\Users\Public\Documents\PerkinElmer Syngistix\ICPMS\MassCal\Default.tun

Optimization File: C:\Users\Public\Documents\PerkinElmer Syngistix\ICPMS\Conditions\Default.dac

Calibration File: C:\Users\Public\Documents\PerkinElmer Syngistix\ICPMS\System\042723B.cal

Analyte	Mass	Conc. Mean	Units	Conc. SD	Conc. RSD	Blank Intens.	Meas. Intens.	Intens. RSD	Mode
C	13		ug/L			26020	60188	2	Standard
Cl	37		ug/L			5354462	5217808	2	Standard
Sc	45		ug/L			474891	633545	2	Standard
Cr	52	14.127	ug/L	0.225	1	16718	367254	3	Standard
Cr	53	14.144	ug/L	0.069	0	209	40947	2	Standard
Ge	72		ug/L			34387	36811	2	KED
Ni	60	15.795	ug/L	0.216	1	146	23874	1	KED
Ni	62	15.793	ug/L	0.077	0	34	3865	2	KED
Cu	63	33.069	ug/L	0.890	2	114	139798	0	KED
Cu	65	32.589	ug/L	0.594	1	56	69460	1	KED
Zn	66	63.271	ug/L	0.972	1	76	34611	1	KED
Zn	67	62.211	ug/L	0.554	0	13	5706	2	KED
As	75	6.789	ug/L	0.093	1	6	1995	1	KED
Y	89		ug/L			289124	587501	5	Standard
Kr	83		ug/L			80	101	1	Standard
In-1	115		ug/L			9102	8778	0	KED
Cd	111	0.203	ug/L	0.047	23	3	62	22	KED
Cd	114	0.191	ug/L	0.012	6	3	150	5	KED
In	115		ug/L			483935	481530	3	Standard
Ag	107	0.140	ug/L	0.011	7	106	2780	9	Standard
Tb	159		ug/L			1215870	1203948	2	Standard
Pb	208	13.728	ug/L	0.134	0	593	1099884	1	Standard

ICP-MS Quantitative Analysis - Summary Report

Sample ID: **23C0774-04**

Sample Dil Factor: **20**

Comments:

Sample Date/Time: **Thursday, April 27, 2023 22:40:02**

Number of Replicates: 3

Method File: C:\Users\Public\Documents\PerkinElmer Syngistix\ICPMS\Method\200.8_DailyMethod_KED_UCT.mth

Tuning File: C:\Users\Public\Documents\PerkinElmer Syngistix\ICPMS\MassCal\Default.tun

Optimization File: C:\Users\Public\Documents\PerkinElmer Syngistix\ICPMS\Conditions\Default.dac

Calibration File: C:\Users\Public\Documents\PerkinElmer Syngistix\ICPMS\System\042723B.cal

Analyte	Mass	Conc. Mean	Units	Conc. SD	Conc. RSD	Blank Intens.	Meas. Intens.	Intens. RSD	Mode
C	13		ug/L			26020	66696	5	Standard
Cl	37		ug/L			5354462	5181847	2	Standard
Sc	45		ug/L			474891	636324	1	Standard
Cr	52	14.556	ug/L	0.141	0	16718	379346	1	Standard
Cr	53	14.396	ug/L	0.157	1	209	41848	0	Standard
Ge	72		ug/L			34387	37345	1	KED
Ni	60	14.609	ug/L	0.260	1	146	22420	2	KED
Ni	62	14.671	ug/L	0.423	2	34	3645	1	KED
Cu	63	38.371	ug/L	0.583	1	114	164607	1	KED
Cu	65	38.311	ug/L	1.092	2	56	82839	2	KED
Zn	66	71.381	ug/L	0.740	1	76	39609	0	KED
Zn	67	67.855	ug/L	1.471	2	13	6312	1	KED
As	75	7.763	ug/L	0.117	1	6	2314	0	KED
Y	89		ug/L			289124	579604	0	Standard
Kr	83		ug/L			80	97	7	Standard
In-1	115		ug/L			9102	8703	2	KED
Cd	111	0.225	ug/L	0.015	6	3	68	3	KED
Cd	114	0.227	ug/L	<u>0.052</u>	22	3	176	21	KED
In	115		ug/L			483935	486705	2	Standard
Ag	107	0.180	ug/L	0.010	5	106	3568	3	Standard
Tb	159		ug/L			1215870	1236350	1	Standard
Pb	208	18.806	ug/L	0.400	2	593	1546872	0	Standard

ICP-MS Quantitative Analysis - Summary Report

Sample ID: **23C0774-01**

Sample Dil Factor: **20**

Comments:

Sample Date/Time: **Thursday, April 27, 2023 22:44:28**

Number of Replicates: 3

Method File: C:\Users\Public\Documents\PerkinElmer Syngistix\ICPMS\Method\200.8_DailyMethod_KED_UCT.mth

Tuning File: C:\Users\Public\Documents\PerkinElmer Syngistix\ICPMS\MassCal\Default.tun

Optimization File: C:\Users\Public\Documents\PerkinElmer Syngistix\ICPMS\Conditions\Default.dac

Calibration File: C:\Users\Public\Documents\PerkinElmer Syngistix\ICPMS\System\042723B.cal

Analyte	Mass	Conc. Mean	Units	Conc. SD	Conc. RSD	Blank Intens.	Meas. Intens.	Intens. RSD	Mode
C	13		ug/L			26020	63424	4	Standard
Cl	37		ug/L			5354462	5124918	2	Standard
> Sc	45		ug/L			474891	613320	3	Standard
Cr	52	13.347	ug/L	0.215	1	16718	337103	4	Standard
Cr	53	13.137	ug/L	0.074	0	209	36832	3	Standard
> Ge	72		ug/L			34387	37540	0	KED
Ni	60	14.132	ug/L	0.141	0	146	21805	1	KED
Ni	62	14.272	ug/L	0.436	3	34	3566	3	KED
Cu	63	28.865	ug/L	0.454	1	114	124510	1	KED
Cu	65	29.262	ug/L	0.713	2	56	63627	2	KED
Zn	66	59.732	ug/L	0.751	1	76	33333	0	KED
Zn	67	59.071	ug/L	1.641	2	13	5526	2	KED
As	75	6.838	ug/L	0.095	1	6	2050	1	KED
Y	89		ug/L			289124	549543	5	Standard
Kr	83		ug/L			80	90	2	Standard
> In-1	115		ug/L			9102	7146	25	KED
Cd	111	0.225	ug/L	0.077	34	3	53	11	KED
Cd	114	0.244	ug/L	0.081	33	3	146	4	KED
> In	115		ug/L			483935	466975	5	Standard
Ag	107	0.154	ug/L	0.002	1	106	2945	5	Standard
> Tb	159		ug/L			1215870	1206526	2	Standard
Pb	208	12.270	ug/L	0.274	2	593	985604	4	Standard

ICP-MS Quantitative Analysis - Summary Report

Sample ID: **BLD0365-DUP1**

Sample Dil Factor: **20**

Comments:

Sample Date/Time: **Thursday, April 27, 2023 22:48:53**

Number of Replicates: 3

Method File: C:\Users\Public\Documents\PerkinElmer Syngistix\ICPMS\Method\200.8_DailyMethod_KED_UCT.mth

Tuning File: C:\Users\Public\Documents\PerkinElmer Syngistix\ICPMS\MassCal\Default.tun

Optimization File: C:\Users\Public\Documents\PerkinElmer Syngistix\ICPMS\Conditions\Default.dac

Calibration File: C:\Users\Public\Documents\PerkinElmer Syngistix\ICPMS\System\042723B.cal

Analyte	Mass	Conc. Mean	Units	Conc. SD	Conc. RSD	Blank Intens.	Meas. Intens.	Intens. RSD	Mode
C	13		ug/L			26020	64094	1	Standard
Cl	37		ug/L			5354462	5051319	2	Standard
Sc	45		ug/L			474891	620819	0	Standard
Cr	52	14.227	ug/L	0.259	1	16718	362218	1	Standard
Cr	53	13.980	ug/L	0.338	2	209	39659	2	Standard
Ge	72		ug/L			34387	36725	0	KED
Ni	60	14.622	ug/L	0.298	2	146	22067	2	KED
Ni	62	14.580	ug/L	0.339	2	34	3562	1	KED
Cu	63	29.935	ug/L	0.090	0	114	126318	0	KED
Cu	65	30.214	ug/L	0.324	1	56	64272	1	KED
Zn	66	62.651	ug/L	2.091	3	76	34193	2	KED
Zn	67	61.809	ug/L	0.658	1	13	5656	0	KED
As	75	6.599	ug/L	0.136	2	6	1935	1	KED
Y	89		ug/L			289124	582555	0	Standard
Kr	83		ug/L			80	102	21	Standard
In-1	115		ug/L			9102	8603	1	KED
Cd	111	0.198	ug/L	0.031	15	3	60	12	KED
Cd	114	0.210	ug/L	0.042	19	3	161	18	KED
In	115		ug/L			483935	476901	3	Standard
Ag	107	0.126	ug/L	0.007	5	106	2485	4	Standard
Tb	159		ug/L			1215870	1220840	0	Standard
Pb	208	12.800	ug/L	0.224	1	593	1039969	1	Standard

ICP-MS Quantitative Analysis - Summary Report

Sample ID: **BLD0365-MS1**

Sample Dil Factor: **20**

Comments:

Sample Date/Time: **Thursday, April 27, 2023 22:53:19**

Number of Replicates: 3

Method File: C:\Users\Public\Documents\PerkinElmer Syngistix\ICPMS\Method\200.8_DailyMethod_KED_UCT.mth

Tuning File: C:\Users\Public\Documents\PerkinElmer Syngistix\ICPMS\MassCal\Default.tun

Optimization File: C:\Users\Public\Documents\PerkinElmer Syngistix\ICPMS\Conditions\Default.dac

Calibration File: C:\Users\Public\Documents\PerkinElmer Syngistix\ICPMS\System\042723B.cal

Analyte	Mass	Conc. Mean	Units	Conc. SD	Conc. RSD	Blank Intens.	Meas. Intens.	Intens. RSD	Mode
C	13		ug/L			26020	59554	0	Standard
Cl	37		ug/L			5354462	5039249	0	Standard
[> Sc	45		ug/L			474891	572945	6	Standard
[Cr	52	33.098	ug/L	1.741	5	16718	749198	2	Standard
[Cr	53	32.721	ug/L	1.591	4	209	85139	2	Standard
[> Ge	72		ug/L			34387	36355	0	KED
[Ni	60	39.045	ug/L	0.701	1	146	58072	1	KED
[Ni	62	40.015	ug/L	0.562	1	34	9617	1	KED
[Cu	63	53.975	ug/L	0.556	1	114	225370	1	KED
[Cu	65	53.175	ug/L	1.105	2	56	111923	1	KED
[Zn	66	137.561	ug/L	0.631	0	76	74239	0	KED
[Zn	67	131.587	ug/L	2.598	1	13	11904	1	KED
[As	75	30.459	ug/L	0.329	1	6	8819	1	KED
[Y	89		ug/L			289124	511256	4	Standard
[Kr	83		ug/L			80	105	15	Standard
[> In-1	115		ug/L			9102	8481	1	KED
[Cd	111	25.287	ug/L	0.512	2	3	7151	1	KED
[Cd	114	24.632	ug/L	1.069	4	3	18274	3	KED
[> In	115		ug/L			483935	449515	8	Standard
[Ag	107	21.692	ug/L	1.043	4	106	384723	4	Standard
[> Tb	159		ug/L			1215870	1136686	7	Standard
[Pb	208	39.330	ug/L	2.129	5	593	2966621	2	Standard

ICP-MS Quantitative Analysis - Summary Report

Sample ID: **BLD0365-MSD1**

Sample Dil Factor: **20**

Comments:

Sample Date/Time: **Thursday, April 27, 2023 22:57:45**

Number of Replicates: 3

Method File: C:\Users\Public\Documents\PerkinElmer Syngistix\ICPMS\Method\200.8_DailyMethod_KED_UCT.mth

Tuning File: C:\Users\Public\Documents\PerkinElmer Syngistix\ICPMS\MassCal\Default.tun

Optimization File: C:\Users\Public\Documents\PerkinElmer Syngistix\ICPMS\Conditions\Default.dac

Calibration File: C:\Users\Public\Documents\PerkinElmer Syngistix\ICPMS\System\042723B.cal

Analyte	Mass	Conc. Mean	Units	Conc. SD	Conc. RSD	Blank Intens.	Meas. Intens.	Intens. RSD	Mode
C	13		ug/L			26020	55835	2	Standard
Cl	37		ug/L			5354462	5053592	2	Standard
> Sc	45		ug/L			474891	609940	1	Standard
Cr	52	32.465	ug/L	0.226	0	16718	784592	1	Standard
Cr	53	32.689	ug/L	0.190	0	209	90755	1	Standard
> Ge	72		ug/L			34387	36173	0	KED
Ni	60	40.167	ug/L	0.352	0	146	59436	0	KED
Ni	62	39.629	ug/L	1.135	2	34	9476	2	KED
Cu	63	53.956	ug/L	1.134	2	114	224143	1	KED
Cu	65	54.584	ug/L	0.671	1	56	114310	0	KED
Zn	66	140.471	ug/L	1.376	0	76	75425	0	KED
Zn	67	135.476	ug/L	1.463	1	13	12195	1	KED
As	75	30.482	ug/L	0.270	0	6	8781	0	KED
Y	89		ug/L			289124	558330	2	Standard
Kr	83		ug/L			80	114	8	Standard
> In-1	115		ug/L			9102	8495	0	KED
Cd	111	25.054	ug/L	0.369	1	3	7099	1	KED
Cd	114	24.568	ug/L	0.149	0	3	18262	0	KED
> In	115		ug/L			483935	480160	0	Standard
Ag	107	15.700	ug/L	0.101	0	106	298205	0	Standard
> Tb	159		ug/L			1215870	1199894	0	Standard
Pb	208	38.272	ug/L	0.253	0	593	3055196	0	Standard

ICP-MS Quantitative Analysis - Summary Report

Sample ID: **BLD0365-PS1**

Sample Dil Factor: **20**

Comments:

Sample Date/Time: **Thursday, April 27, 2023 23:02:10**

Number of Replicates: 3

Method File: C:\Users\Public\Documents\PerkinElmer Syngistix\ICPMS\Method\200.8_DailyMethod_KED_UCT.mth

Tuning File: C:\Users\Public\Documents\PerkinElmer Syngistix\ICPMS\MassCal\Default.tun

Optimization File: C:\Users\Public\Documents\PerkinElmer Syngistix\ICPMS\Conditions\Default.dac

Calibration File: C:\Users\Public\Documents\PerkinElmer Syngistix\ICPMS\System\042723B.cal

	Analyte	Mass	Conc. Mean	Units	Conc. SD	Conc. RSD	Blank Intens.	Meas. Intens.	Intens. RSD	Mode
	C	13		ug/L			26020	64295	1	Standard
	Cl	37		ug/L			5354462	5102524	3	Standard
>	Sc	45		ug/L			474891	605116	2	Standard
	Cr	52	32.761	ug/L	0.935	2	16718	784977	1	Standard
	Cr	53	32.681	ug/L	0.813	2	209	89977	0	Standard
>	Ge	72		ug/L			34387	35711	1	KED
	Ni	60	40.311	ug/L	0.839	2	146	58875	0	KED
	Ni	62	40.177	ug/L	0.865	2	34	9483	1	KED
	Cu	63	55.655	ug/L	0.652	1	114	228238	0	KED
	Cu	65	55.446	ug/L	1.161	2	56	114615	1	KED
	Zn	66	138.792	ug/L	0.957	0	76	73572	1	KED
	Zn	67	133.316	ug/L	5.004	3	13	11843	2	KED
	As	75	31.439	ug/L	0.639	2	6	8940	0	KED
	Y	89		ug/L			289124	545227	1	Standard
	Kr	83		ug/L			80	112	8	Standard
>	In-1	115		ug/L			9102	8257	0	KED
	Cd	111	25.383	ug/L	0.194	0	3	6990	0	KED
	Cd	114	25.526	ug/L	0.396	1	3	18440	0	KED
>	In	115		ug/L			483935	475572	0	Standard
	Ag	107	24.100	ug/L	0.143	0	106	453318	0	Standard
>	Tb	159		ug/L			1215870	1201378	1	Standard
	Pb	208	37.661	ug/L	0.928	2	593	3009665	1	Standard

ICP-MS Quantitative Analysis - Summary Report

Sample ID: SEQ-IBL7

Sample Dil Factor:

Comments:

Sample Date/Time: Thursday, April 27, 2023 23:06:37

Number of Replicates: 3

Method File: C:\Users\Public\Documents\PerkinElmer Syngistix\ICPMS\Method\200.8_DailyMethod_KED_UCT.mth

Tuning File: C:\Users\Public\Documents\PerkinElmer Syngistix\ICPMS\MassCal\Default.tun

Optimization File: C:\Users\Public\Documents\PerkinElmer Syngistix\ICPMS\Conditions\Default.dac

Calibration File: C:\Users\Public\Documents\PerkinElmer Syngistix\ICPMS\System\042723B.cal

Analyte	Mass	Conc. Mean	Units	Conc. SD	Conc. RSD	Blank Intens.	Meas. Intens.	Intens. RSD	Mode
C	13		ug/L			26020	29555	1	Standard
Cl	37		ug/L			5354462	5012101	4	Standard
[> Sc	45		ug/L			474891	473315	0	Standard
Cr	52	0.019	ug/L	0.075	404	16718	16995	7	Standard
Cr	53	0.010	ug/L	0.060	576	209	230	54	Standard
[> Ge	72		ug/L			34387	35740	0	KED
Ni	60	-0.010	ug/L	0.020	210	146	137	20	KED
Ni	62	-0.060	ug/L	0.020	33	34	22	21	KED
Cu	63	-0.003	ug/L	0.001	36	114	106	4	KED
Cu	65	-0.001	ug/L	0.001	53	56	55	1	KED
Zn	66	0.164	ug/L	0.021	12	76	166	6	KED
Zn	67	0.143	ug/L	0.100	69	13	27	32	KED
As	75	-0.011	ug/L	0.001	8	6	3	7	KED
Y	89		ug/L			289124	278672	2	Standard
Kr	83		ug/L			80	71	12	Standard
[> In-1	115		ug/L			9102	6583	27	KED
Cd	111	0.016	ug/L	0.031	196	3	4	91	KED
Cd	114	0.002	ug/L	0.002	115	3	3	2	KED
[> In	115		ug/L			483935	479155	2	Standard
Ag	107	0.026	ug/L	0.041	153	106	615	127	Standard
[> Tb	159		ug/L			1215870	1175714	1	Standard
Pb	208	0.042	ug/L	0.066	156	593	3834	132	Standard

ICP-MS Quantitative Analysis - Summary Report

Sample ID: SEQ-CCV7

Sample Dil Factor:

Comments:

Sample Date/Time: Thursday, April 27, 2023 23:11:03

Number of Replicates: 3

Method File: C:\Users\Public\Documents\PerkinElmer Syngistix\ICPMS\Method\200.8_DailyMethod_KED_UCT.mth

Tuning File: C:\Users\Public\Documents\PerkinElmer Syngistix\ICPMS\MassCal\Default.tun

Optimization File: C:\Users\Public\Documents\PerkinElmer Syngistix\ICPMS\Conditions\Default.dac

Calibration File: C:\Users\Public\Documents\PerkinElmer Syngistix\ICPMS\System\042723B.cal

Analyte	Mass	Conc. Mean	Units	Conc. SD	Conc. RSD	Blank Intens.	Meas. Intens.	Intens. RSD	Mode
C	13		ug/L			26020	30033	1	Standard
Cl	37		ug/L			5354462	5406692	1	Standard
[> Sc	45		ug/L			474891	480313	1	Standard
Cr	52	49.908	ug/L	0.325	0	16718	940739	1	Standard
Cr	53	48.543	ug/L	0.156	0	209	106018	0	Standard
[> Ge	72		ug/L			34387	36149	2	KED
Ni	60	51.323	ug/L	1.546	3	146	75809	0	KED
Ni	62	51.166	ug/L	2.415	4	34	12207	2	KED
Cu	63	51.730	ug/L	0.612	1	114	214730	1	KED
Cu	65	51.395	ug/L	1.290	2	56	107521	1	KED
Zn	66	51.008	ug/L	1.987	3	76	27402	1	KED
Zn	67	50.921	ug/L	1.303	2	13	4589	3	KED
As	75	50.056	ug/L	1.029	2	6	14402	0	KED
Y	89		ug/L			289124	284971	1	Standard
Kr	83		ug/L			80	83	16	Standard
[> In-1	115		ug/L			9102	8480	0	KED
Cd	111	51.976	ug/L	0.071	0	3	14697	0	KED
Cd	114	49.833	ug/L	0.253	0	3	36972	0	KED
[> In	115		ug/L			483935	468623	0	Standard
Ag	107	48.449	ug/L	2.254	4	106	897735	4	Standard
[> Tb	159		ug/L			1215870	1194156	0	Standard
Pb	208	51.689	ug/L	1.360	2	593	4106517	2	Standard

ICP-MS Quantitative Analysis - Summary Report

Sample ID: SEQ-CCB7

Sample Dil Factor:

Comments:

Sample Date/Time: Thursday, April 27, 2023 23:18:13

Number of Replicates: 3

Method File: C:\Users\Public\Documents\PerkinElmer Syngistix\ICPMS\Method\200.8_DailyMethod_KED_UCT.mth

Tuning File: C:\Users\Public\Documents\PerkinElmer Syngistix\ICPMS\MassCal\Default.tun

Optimization File: C:\Users\Public\Documents\PerkinElmer Syngistix\ICPMS\Conditions\Default.dac

Calibration File: C:\Users\Public\Documents\PerkinElmer Syngistix\ICPMS\System\042723B.cal

Analyte	Mass	Conc. Mean	Units	Conc. SD	Conc. RSD	Blank Intens.	Meas. Intens.	Intens. RSD	Mode
C	13		ug/L			26020	27211	2	Standard
Cl	37		ug/L			5354462	5263540	1	Standard
[> Sc	45		ug/L			474891	471142	1	Standard
Cr	52	0.019	ug/L	0.054	281	16718	16923	4	Standard
Cr	53	-0.015	ug/L	0.019	126	209	174	22	Standard
[> Ge	72		ug/L			34387	35349	2	KED
Ni	60	-0.008	ug/L	0.008	92	146	137	6	KED
Ni	62	-0.042	ug/L	0.029	67	34	26	25	KED
Cu	63	-0.015	ug/L	0.002	11	114	55	13	KED
Cu	65	-0.014	ug/L	0.006	39	56	29	37	KED
Zn	66	-0.056	ug/L	0.010	16	76	48	11	KED
Zn	67	-0.033	ug/L	0.024	73	13	11	16	KED
As	75	-0.001	ug/L	0.009	708	6	6	40	KED
Y	89		ug/L			289124	282893	1	Standard
Kr	83		ug/L			80	54	5	Standard
[> In-1	115		ug/L			9102	8593	2	KED
Cd	111	0.002	ug/L	0.012	719	3	3	90	KED
Cd	114	-0.003	ug/L	0.002	90	3	1	116	KED
[> In	115		ug/L			483935	483377	1	Standard
Ag	107	0.013	ug/L	0.011	88	106	354	63	Standard
[> Tb	159		ug/L			1215870	1186069	0	Standard
Pb	208	0.005	ug/L	0.010	208	593	958	82	Standard

ICP-MS Quantitative Analysis - Summary Report

Sample ID: **BLD0394-BLK1**

Sample Dil Factor: **20**

Comments:

Sample Date/Time: **Thursday, April 27, 2023 23:22:39**

Number of Replicates: 3

Method File: C:\Users\Public\Documents\PerkinElmer Syngistix\ICPMS\Method\200.8_DailyMethod_KED_UCT.mth

Tuning File: C:\Users\Public\Documents\PerkinElmer Syngistix\ICPMS\MassCal\Default.tun

Optimization File: C:\Users\Public\Documents\PerkinElmer Syngistix\ICPMS\Conditions\Default.dac

Calibration File: C:\Users\Public\Documents\PerkinElmer Syngistix\ICPMS\System\042723B.cal

Analyte	Mass	Conc. Mean	Units	Conc. SD	Conc. RSD	Blank Intens.	Meas. Intens.	Intens. RSD	Mode
C	13		ug/L			26020	42023	1	Standard
Cl	37		ug/L			5354462	5125459	1	Standard
> Sc	45		ug/L			474891	488422	1	Standard
Cr	52	0.026	ug/L	0.041	159	16718	17672	2	Standard
Cr	53	-0.030	ug/L	0.002	6	209	149	2	Standard
> Ge	72		ug/L			34387	35873	0	KED
Ni	60	-0.044	ug/L	0.003	7	146	87	5	KED
Ni	62	-0.100	ug/L	0.026	25	34	12	48	KED
Cu	63	0.291	ug/L	0.014	4	114	1318	3	KED
Cu	65	0.295	ug/L	0.022	7	56	671	7	KED
Zn	66	0.011	ug/L	0.039	367	76	85	23	KED
Zn	67	0.007	ug/L	0.021	280	13	15	12	KED
As	75	-0.010	ug/L	0.003	25	6	3	19	KED
Y	89		ug/L			289124	279350	2	Standard
Kr	83		ug/L			80	50	22	Standard
> In-1	115		ug/L			9102	8511	0	KED
Cd	111	0.004	ug/L	0.004	91	3	4	24	KED
Cd	114	0.003	ug/L	0.005	198	3	5	68	KED
> In	115		ug/L			483935	480748	1	Standard
Ag	107	0.001	ug/L	0.001	95	106	125	13	Standard
> Tb	159		ug/L			1215870	1193884	1	Standard
Pb	208	-0.002	ug/L	0.000	6	593	427	1	Standard

ICP-MS Quantitative Analysis - Summary Report

Sample ID: **BLD0394-BS1**

Sample Dil Factor: **20**

Comments:

Sample Date/Time: **Thursday, April 27, 2023 23:27:04**

Number of Replicates: 3

Method File: C:\Users\Public\Documents\PerkinElmer Syngistix\ICPMS\Method\200.8_DailyMethod_KED_UCT.mth

Tuning File: C:\Users\Public\Documents\PerkinElmer Syngistix\ICPMS\MassCal\Default.tun

Optimization File: C:\Users\Public\Documents\PerkinElmer Syngistix\ICPMS\Conditions\Default.dac

Calibration File: C:\Users\Public\Documents\PerkinElmer Syngistix\ICPMS\System\042723B.cal

Analyte	Mass	Conc. Mean	Units	Conc. SD	Conc. RSD	Blank Intens.	Meas. Intens.	Intens. RSD	Mode
C	13		ug/L			26020	34789	1	Standard
Cl	37		ug/L			5354462	5267253	2	Standard
> Sc	45		ug/L			474891	488381	0	Standard
Cr	52	28.658	ug/L	0.332	1	16718	556548	1	Standard
Cr	53	27.741	ug/L	0.527	1	209	61702	2	Standard
> Ge	72		ug/L			34387	36533	1	KED
Ni	60	25.198	ug/L	0.213	0	146	37715	1	KED
Ni	62	25.858	ug/L	0.729	2	34	6257	2	KED
Cu	63	26.321	ug/L	0.294	1	114	110507	1	KED
Cu	65	26.763	ug/L	0.313	1	56	56637	1	KED
Zn	66	77.529	ug/L	1.357	1	76	42084	2	KED
Zn	67	74.181	ug/L	0.611	0	13	6750	1	KED
As	75	23.499	ug/L	0.086	0	6	6839	0	KED
Y	89		ug/L			289124	290550	0	Standard
Kr	83		ug/L			80	67	19	Standard
> In-1	115		ug/L			9102	8352	1	KED
Cd	111	26.600	ug/L	0.232	0	3	7408	1	KED
Cd	114	26.486	ug/L	0.366	1	3	19352	1	KED
> In	115		ug/L			483935	480893	0	Standard
Ag	107	28.010	ug/L	0.525	1	106	532678	0	Standard
> Tb	159		ug/L			1215870	1213724	0	Standard
Pb	208	28.735	ug/L	0.234	0	593	2320471	0	Standard

ICP-MS Quantitative Analysis - Summary Report

Sample ID: **23C0774-05**

Sample Dil Factor: **20**

Comments:

Sample Date/Time: **Thursday, April 27, 2023 23:31:30**

Number of Replicates: 3

Method File: C:\Users\Public\Documents\PerkinElmer Syngistix\ICPMS\Method\200.8_DailyMethod_KED_UCT.mth

Tuning File: C:\Users\Public\Documents\PerkinElmer Syngistix\ICPMS\MassCal\Default.tun

Optimization File: C:\Users\Public\Documents\PerkinElmer Syngistix\ICPMS\Conditions\Default.dac

Calibration File: C:\Users\Public\Documents\PerkinElmer Syngistix\ICPMS\System\042723B.cal

Analyte	Mass	Conc. Mean	Units	Conc. SD	Conc. RSD	Blank Intens.	Meas. Intens.	Intens. RSD	Mode
C	13		ug/L			26020	62168	1	Standard
Cl	37		ug/L			5354462	5049185	2	Standard
Sc	45		ug/L			474891	620918	2	Standard
Cr	52	12.854	ug/L	0.467	3	16718	329289	2	Standard
Cr	53	12.957	ug/L	0.159	1	209	36774	1	Standard
Ge	72		ug/L			34387	36402	1	KED
Ni	60	14.073	ug/L	0.105	0	146	21057	1	KED
Ni	62	13.986	ug/L	0.292	2	34	3389	2	KED
Cu	63	30.915	ug/L	0.232	0	114	129296	0	KED
Cu	65	31.050	ug/L	0.443	1	56	65467	2	KED
Zn	66	58.128	ug/L	0.327	0	76	31456	0	KED
Zn	67	55.703	ug/L	1.272	2	13	5054	2	KED
As	75	6.656	ug/L	0.063	0	6	1935	1	KED
Y	89		ug/L			289124	570898	0	Standard
Kr	83		ug/L			80	109	10	Standard
In-1	115		ug/L			9102	8442	2	KED
Cd	111	0.187	ug/L	0.013	7	3	55	4	KED
Cd	114	0.175	ug/L	0.008	4	3	132	3	KED
In	115		ug/L			483935	469126	0	Standard
Ag	107	0.144	ug/L	0.005	3	106	2774	2	Standard
Tb	159		ug/L			1215870	1185646	1	Standard
Pb	208	13.092	ug/L	0.315	2	593	1032863	0	Standard

ICP-MS Quantitative Analysis - Summary Report

Sample ID: **23C0774-06**

Sample Dil Factor: **20**

Comments:

Sample Date/Time: **Thursday, April 27, 2023 23:35:55**

Number of Replicates: 3

Method File: C:\Users\Public\Documents\PerkinElmer Syngistix\ICPMS\Method\200.8_DailyMethod_KED_UCT.mth

Tuning File: C:\Users\Public\Documents\PerkinElmer Syngistix\ICPMS\MassCal\Default.tun

Optimization File: C:\Users\Public\Documents\PerkinElmer Syngistix\ICPMS\Conditions\Default.dac

Calibration File: C:\Users\Public\Documents\PerkinElmer Syngistix\ICPMS\System\042723B.cal

Analyte	Mass	Conc. Mean	Units	Conc. SD	Conc. RSD	Blank Intens.	Meas. Intens.	Intens. RSD	Mode
C	13		ug/L			26020	60242	0	Standard
Cl	37		ug/L			5354462	5078176	3	Standard
Sc	45		ug/L			474891	621011	0	Standard
Cr	52	13.135	ug/L	0.029	0	16718	336205	0	Standard
Cr	53	13.006	ug/L	0.252	1	209	36928	2	Standard
Ge	72		ug/L			34387	35268	1	KED
Ni	60	14.451	ug/L	0.330	2	146	20939	0	KED
Ni	62	14.642	ug/L	0.510	3	34	3435	2	KED
Cu	63	29.539	ug/L	0.784	2	114	119665	0	KED
Cu	65	29.456	ug/L	0.573	1	56	60161	1	KED
Zn	66	56.235	ug/L	0.707	1	76	29492	3	KED
Zn	67	55.201	ug/L	1.427	2	13	4851	1	KED
As	75	5.999	ug/L	0.222	3	6	1689	1	KED
Y	89		ug/L			289124	555563	1	Standard
Kr	83		ug/L			80	98	11	Standard
In-1	115		ug/L			9102	8621	0	KED
Cd	111	0.233	ug/L	0.024	10	3	70	9	KED
Cd	114	0.235	ug/L	0.015	6	3	180	6	KED
In	115		ug/L			483935	465337	1	Standard
Ag	107	0.119	ug/L	0.005	4	106	2283	2	Standard
Tb	159		ug/L			1215870	1205291	1	Standard
Pb	208	11.285	ug/L	0.244	2	593	905191	1	Standard

ICP-MS Quantitative Analysis - Summary Report

Sample ID: **23C0774-07**

Sample Dil Factor: **20**

Comments:

Sample Date/Time: **Thursday, April 27, 2023 23:40:21**

Number of Replicates: 3

Method File: C:\Users\Public\Documents\PerkinElmer Syngistix\ICPMS\Method\200.8_DailyMethod_KED_UCT.mth

Tuning File: C:\Users\Public\Documents\PerkinElmer Syngistix\ICPMS\MassCal\Default.tun

Optimization File: C:\Users\Public\Documents\PerkinElmer Syngistix\ICPMS\Conditions\Default.dac

Calibration File: C:\Users\Public\Documents\PerkinElmer Syngistix\ICPMS\System\042723B.cal

	Analyte	Mass	Conc. Mean	Units	Conc. SD	Conc. RSD	Blank Intens.	Meas. Intens.	Intens. RSD	Mode
	C	13		ug/L			26020	56584	1	Standard
	Cl	37		ug/L			5354462	5016397	2	Standard
>	Sc	45		ug/L			474891	634489	0	Standard
	Cr	52	13.186	ug/L	0.361	2	16718	344762	2	Standard
	Cr	53	12.932	ug/L	0.236	1	209	37516	2	Standard
>	Ge	72		ug/L			34387	36484	1	KED
	Ni	60	15.033	ug/L	0.254	1	146	22530	0	KED
	Ni	62	14.538	ug/L	0.267	1	34	3530	3	KED
	Cu	63	28.492	ug/L	0.648	2	114	119421	1	KED
	Cu	65	29.174	ug/L	0.431	1	56	61643	0	KED
	Zn	66	57.245	ug/L	1.089	1	76	31046	0	KED
	Zn	67	55.639	ug/L	1.014	1	13	5059	0	KED
	As	75	6.241	ug/L	0.133	2	6	1819	2	KED
	Y	89		ug/L			289124	595462	1	Standard
	Kr	83		ug/L			80	118	24	Standard
>	In-1	115		ug/L			9102	8304	0	KED
	Cd	111	0.186	ug/L	0.054	28	3	54	27	KED
	Cd	114	0.180	ug/L	0.016	8	3	134	8	KED
>	In	115		ug/L			483935	461005	2	Standard
	Ag	107	0.132	ug/L	0.005	4	106	2503	5	Standard
>	Tb	159		ug/L			1215870	1173626	1	Standard
	Pb	208	11.327	ug/L	0.156	1	593	884760	0	Standard

ICP-MS Quantitative Analysis - Summary Report

Sample ID: **23C0774-08**

Sample Dil Factor: **20**

Comments:

Sample Date/Time: **Thursday, April 27, 2023 23:44:46**

Number of Replicates: 3

Method File: C:\Users\Public\Documents\PerkinElmer Syngistix\ICPMS\Method\200.8_DailyMethod_KED_UCT.mth

Tuning File: C:\Users\Public\Documents\PerkinElmer Syngistix\ICPMS\MassCal\Default.tun

Optimization File: C:\Users\Public\Documents\PerkinElmer Syngistix\ICPMS\Conditions\Default.dac

Calibration File: C:\Users\Public\Documents\PerkinElmer Syngistix\ICPMS\System\042723B.cal

Analyte	Mass	Conc. Mean	Units	Conc. SD	Conc. RSD	Blank Intens.	Meas. Intens.	Intens. RSD	Mode
C	13		ug/L			26020	59244	0	Standard
Cl	37		ug/L			5354462	5040995	2	Standard
Sc	45		ug/L			474891	607472	1	Standard
Cr	52	13.278	ug/L	0.396	2	16718	332177	2	Standard
Cr	53	13.135	ug/L	0.087	0	209	36474	0	Standard
Ge	72		ug/L			34387	36028	1	KED
Ni	60	13.744	ug/L	0.191	1	146	20354	0	KED
Ni	62	13.744	ug/L	0.089	0	34	3297	1	KED
Cu	63	32.525	ug/L	0.790	2	114	134607	1	KED
Cu	65	32.863	ug/L	0.527	1	56	68560	0	KED
Zn	66	66.838	ug/L	1.123	1	76	35784	1	KED
Zn	67	63.446	ug/L	2.522	3	13	5693	2	KED
As	75	7.141	ug/L	0.212	2	6	2053	2	KED
Y	89		ug/L			289124	549241	2	Standard
Kr	83		ug/L			80	86	21	Standard
In-1	115		ug/L			9102	8591	1	KED
Cd	111	0.258	ug/L	0.044	16	3	77	16	KED
Cd	114	0.225	ug/L	0.021	9	3	172	7	KED
In	115		ug/L			483935	465228	3	Standard
Ag	107	0.147	ug/L	0.008	5	106	2809	3	Standard
Tb	159		ug/L			1215870	1187637	2	Standard
Pb	208	15.694	ug/L	0.250	1	593	1240101	0	Standard

ICP-MS Quantitative Analysis - Summary Report

Sample ID: **23C0774-09**

Sample Dil Factor: **20**

Comments:

Sample Date/Time: **Thursday, April 27, 2023 23:49:12**

Number of Replicates: 3

Method File: C:\Users\Public\Documents\PerkinElmer Syngistix\ICPMS\Method\200.8_DailyMethod_KED_UCT.mth

Tuning File: C:\Users\Public\Documents\PerkinElmer Syngistix\ICPMS\MassCal\Default.tun

Optimization File: C:\Users\Public\Documents\PerkinElmer Syngistix\ICPMS\Conditions\Default.dac

Calibration File: C:\Users\Public\Documents\PerkinElmer Syngistix\ICPMS\System\042723B.cal

Analyte	Mass	Conc. Mean	Units	Conc. SD	Conc. RSD	Blank Intens.	Meas. Intens.	Intens. RSD	Mode
C	13		ug/L			26020	58607	2	Standard
Cl	37		ug/L			5354462	4966328	2	Standard
> Sc	45		ug/L			474891	632037	2	Standard
Cr	52	14.991	ug/L	0.351	2	16718	387276	0	Standard
Cr	53	14.834	ug/L	0.114	0	209	42827	2	Standard
> Ge	72		ug/L			34387	35777	0	KED
Ni	60	18.025	ug/L	0.309	1	146	26463	1	KED
Ni	62	18.545	ug/L	0.243	1	34	4405	1	KED
Cu	63	28.986	ug/L	0.015	0	114	119161	0	KED
Cu	65	28.931	ug/L	0.152	0	56	59953	0	KED
Zn	66	56.372	ug/L	0.402	0	76	29986	0	KED
Zn	67	53.121	ug/L	1.900	3	13	4737	3	KED
As	75	5.824	ug/L	0.199	3	6	1664	3	KED
Y	89		ug/L			289124	611592	1	Standard
Kr	83		ug/L			80	123	10	Standard
> In-1	115		ug/L			9102	8561	1	KED
Cd	111	0.166	ug/L	0.003	1	3	50	2	KED
Cd	114	0.149	ug/L	0.018	12	3	114	10	KED
> In	115		ug/L			483935	461165	1	Standard
Ag	107	0.134	ug/L	0.005	4	106	2549	2	Standard
> Tb	159		ug/L			1215870	1179672	2	Standard
Pb	208	12.112	ug/L	0.391	3	593	950551	0	Standard

ICP-MS Quantitative Analysis - Summary Report

Sample ID: **23C0774-10**

Sample Dil Factor: **20**

Comments:

Sample Date/Time: **Thursday, April 27, 2023 23:53:38**

Number of Replicates: 3

Method File: C:\Users\Public\Documents\PerkinElmer Syngistix\ICPMS\Method\200.8_DailyMethod_KED_UCT.mth

Tuning File: C:\Users\Public\Documents\PerkinElmer Syngistix\ICPMS\MassCal\Default.tun

Optimization File: C:\Users\Public\Documents\PerkinElmer Syngistix\ICPMS\Conditions\Default.dac

Calibration File: C:\Users\Public\Documents\PerkinElmer Syngistix\ICPMS\System\042723B.cal

Analyte	Mass	Conc. Mean	Units	Conc. SD	Conc. RSD	Blank Intens.	Meas. Intens.	Intens. RSD	Mode
C	13		ug/L			26020	55053	2	Standard
Cl	37		ug/L			5354462	4942631	3	Standard
> Sc	45		ug/L			474891	593178	5	Standard
Cr	52	14.412	ug/L	0.729	5	16718	349719	2	Standard
Cr	53	14.196	ug/L	0.752	5	209	38396	1	Standard
> Ge	72		ug/L			34387	35572	1	KED
Ni	60	13.690	ug/L	0.335	2	146	20020	2	KED
Ni	62	13.796	ug/L	0.185	1	34	3267	0	KED
Cu	63	32.110	ug/L	0.597	1	114	131253	3	KED
Cu	65	32.153	ug/L	0.032	0	56	66243	1	KED
Zn	66	67.325	ug/L	0.595	0	76	35589	0	KED
Zn	67	64.901	ug/L	2.443	3	13	5750	2	KED
As	75	6.722	ug/L	0.263	3	6	1909	4	KED
Y	89		ug/L			289124	566885	5	Standard
Kr	83		ug/L			80	113	16	Standard
> In-1	115		ug/L			9102	8235	1	KED
Cd	111	0.274	ug/L	0.036	13	3	78	12	KED
Cd	114	0.281	ug/L	0.035	12	3	205	11	KED
> In	115		ug/L			483935	448693	5	Standard
Ag	107	0.240	ug/L	0.002	0	106	4351	4	Standard
> Tb	159		ug/L			1215870	1154559	6	Standard
Pb	208	23.745	ug/L	1.282	5	593	1820256	0	Standard

ICP-MS Quantitative Analysis - Summary Report

Sample ID: **23C0774-11**

Sample Dil Factor: **20**

Comments:

Sample Date/Time: **Thursday, April 27, 2023 23:58:03**

Number of Replicates: 3

Method File: C:\Users\Public\Documents\PerkinElmer Syngistix\ICPMS\Method\200.8_DailyMethod_KED_UCT.mth

Tuning File: C:\Users\Public\Documents\PerkinElmer Syngistix\ICPMS\MassCal\Default.tun

Optimization File: C:\Users\Public\Documents\PerkinElmer Syngistix\ICPMS\Conditions\Default.dac

Calibration File: C:\Users\Public\Documents\PerkinElmer Syngistix\ICPMS\System\042723B.cal

Analyte	Mass	Conc. Mean	Units	Conc. SD	Conc. RSD	Blank Intens.	Meas. Intens.	Intens. RSD	Mode
C	13		ug/L			26020	60011	0	Standard
Cl	37		ug/L			5354462	5027483	1	Standard
> Sc	45		ug/L			474891	604277	0	Standard
Cr	52	13.149	ug/L	0.305	2	16718	327441	1	Standard
Cr	53	13.211	ug/L	0.184	1	209	36493	1	Standard
> Ge	72		ug/L			34387	35294	2	KED
Ni	60	14.165	ug/L	0.207	1	146	20547	2	KED
Ni	62	14.520	ug/L	0.180	1	34	3410	2	KED
Cu	63	29.637	ug/L	0.182	0	114	120178	1	KED
Cu	65	29.537	ug/L	0.388	1	56	60390	3	KED
Zn	66	72.413	ug/L	0.639	0	76	37974	1	KED
Zn	67	69.878	ug/L	0.646	0	13	6144	2	KED
As	75	6.313	ug/L	0.199	3	6	1778	1	KED
Y	89		ug/L			289124	548659	4	Standard
Kr	83		ug/L			80	95	18	Standard
> In-1	115		ug/L			9102	8436	0	KED
Cd	111	0.160	ug/L	0.028	17	3	48	16	KED
Cd	114	0.155	ug/L	0.014	8	3	118	8	KED
> In	115		ug/L			483935	467072	1	Standard
Ag	107	0.140	ug/L	0.003	2	106	2680	1	Standard
> Tb	159		ug/L			1215870	1176563	2	Standard
Pb	208	12.325	ug/L	0.216	1	593	964931	0	Standard

ICP-MS Quantitative Analysis - Summary Report

Sample ID: SEQ-IBL8

Sample Dil Factor:

Comments:

Sample Date/Time: Friday, April 28, 2023 00:02:29

Number of Replicates: 3

Method File: C:\Users\Public\Documents\PerkinElmer Syngistix\ICPMS\Method\200.8_DailyMethod_KED_UCT.mth

Tuning File: C:\Users\Public\Documents\PerkinElmer Syngistix\ICPMS\MassCal\Default.tun

Optimization File: C:\Users\Public\Documents\PerkinElmer Syngistix\ICPMS\Conditions\Default.dac

Calibration File: C:\Users\Public\Documents\PerkinElmer Syngistix\ICPMS\System\042723B.cal

Analyte	Mass	Conc. Mean	Units	Conc. SD	Conc. RSD	Blank Intens.	Meas. Intens.	Intens. RSD	Mode
C	13		ug/L			26020	29535	4	Standard
Cl	37		ug/L			5354462	4943850	2	Standard
[> Sc	45		ug/L			474891	469911	1	Standard
Cr	52	-0.026	ug/L	0.009	32	16718	16065	1	Standard
Cr	53	-0.031	ug/L	0.005	17	209	141	9	Standard
[> Ge	72		ug/L			34387	35624	2	KED
Ni	60	-0.027	ug/L	0.014	50	146	111	15	KED
Ni	62	-0.054	ug/L	0.024	45	34	23	24	KED
Cu	63	-0.003	ug/L	0.002	59	114	106	8	KED
Cu	65	-0.003	ug/L	0.001	27	56	53	3	KED
Zn	66	0.124	ug/L	0.027	22	76	144	7	KED
Zn	67	0.044	ug/L	0.040	91	13	18	21	KED
As	75	-0.003	ug/L	0.007	224	6	5	30	KED
Y	89		ug/L			289124	283159	1	Standard
Kr	83		ug/L			80	45	28	Standard
[> In-1	115		ug/L			9102	8106	1	KED
Cd	111	0.003	ug/L	0.012	469	3	3	86	KED
Cd	114	0.003	ug/L	0.006	206	3	5	72	KED
[> In	115		ug/L			483935	471303	0	Standard
Ag	107	-0.003	ug/L	0.001	20	106	50	20	Standard
[> Tb	159		ug/L			1215870	1183491	2	Standard
Pb	208	0.004	ug/L	0.000	11	593	908	3	Standard

ICP-MS Quantitative Analysis - Summary Report

Sample ID: SEQ-CCV8

Sample Dil Factor:

Comments:

Sample Date/Time: Friday, April 28, 2023 00:06:55

Number of Replicates: 3

Method File: C:\Users\Public\Documents\PerkinElmer Syngistix\ICPMS\Method\200.8_DailyMethod_KED_UCT.mth

Tuning File: C:\Users\Public\Documents\PerkinElmer Syngistix\ICPMS\MassCal\Default.tun

Optimization File: C:\Users\Public\Documents\PerkinElmer Syngistix\ICPMS\Conditions\Default.dac

Calibration File: C:\Users\Public\Documents\PerkinElmer Syngistix\ICPMS\System\042723B.cal

Analyte	Mass	Conc. Mean	Units	Conc. SD	Conc. RSD	Blank Intens.	Meas. Intens.	Intens. RSD	Mode
C	13		ug/L			26020	29606	1	Standard
Cl	37		ug/L			5354462	5415436	1	Standard
[> Sc	45		ug/L			474891	478241	2	Standard
Cr	52	49.398	ug/L	1.510	3	16718	926876	1	Standard
Cr	53	48.483	ug/L	0.719	1	209	105416	1	Standard
[> Ge	72		ug/L			34387	35839	2	KED
Ni	60	49.635	ug/L	0.901	1	146	72712	0	KED
Ni	62	49.644	ug/L	1.466	2	34	11750	2	KED
Cu	63	51.325	ug/L	0.844	1	114	211256	2	KED
Cu	65	51.760	ug/L	0.845	1	56	107388	1	KED
Zn	66	51.012	ug/L	1.294	2	76	27179	0	KED
Zn	67	50.230	ug/L	2.103	4	13	4486	2	KED
[As	75	49.197	ug/L	0.986	2	6	14035	1	KED
Y	89		ug/L			289124	282775	0	Standard
Kr	83		ug/L			80	58	16	Standard
[> In-1	115		ug/L			9102	8334	1	KED
Cd	111	50.800	ug/L	0.621	1	3	14115	0	KED
Cd	114	50.246	ug/L	1.138	2	3	36628	0	KED
[> In	115		ug/L			483935	461352	2	Standard
Ag	107	48.841	ug/L	1.103	2	106	890851	1	Standard
[> Tb	159		ug/L			1215870	1162639	1	Standard
[Pb	208	53.083	ug/L	0.622	1	593	4105335	0	Standard

ICP-MS Quantitative Analysis - Summary Report

Sample ID: SEQ-CCB8

Sample Dil Factor:

Comments:

Sample Date/Time: Friday, April 28, 2023 00:14:05

Number of Replicates: 3

Method File: C:\Users\Public\Documents\PerkinElmer Syngistix\ICPMS\Method\200.8_DailyMethod_KED_UCT.mth

Tuning File: C:\Users\Public\Documents\PerkinElmer Syngistix\ICPMS\MassCal\Default.tun

Optimization File: C:\Users\Public\Documents\PerkinElmer Syngistix\ICPMS\Conditions\Default.dac

Calibration File: C:\Users\Public\Documents\PerkinElmer Syngistix\ICPMS\System\042723B.cal

Analyte	Mass	Conc. Mean	Units	Conc. SD	Conc. RSD	Blank Intens.	Meas. Intens.	Intens. RSD	Mode
C	13		ug/L			26020	26752	1	Standard
Cl	37		ug/L			5354462	5177482	1	Standard
[> Sc	45		ug/L			474891	472005	1	Standard
Cr	52	0.018	ug/L	0.005	27	16718	16941	1	Standard
Cr	53	-0.033	ug/L	0.003	8	209	136	3	Standard
[> Ge	72		ug/L			34387	36189	0	KED
Ni	60	-0.018	ug/L	0.017	95	146	126	19	KED
Ni	62	-0.034	ug/L	0.021	62	34	28	17	KED
Cu	63	-0.016	ug/L	0.001	4	114	52	5	KED
Cu	65	-0.011	ug/L	0.001	8	56	36	5	KED
Zn	66	-0.045	ug/L	0.026	57	76	55	25	KED
Zn	67	-0.015	ug/L	0.064	417	13	13	42	KED
As	75	-0.003	ug/L	0.009	254	6	5	43	KED
Y	89		ug/L			289124	274500	1	Standard
Kr	83		ug/L			80	54	4	Standard
[> In-1	115		ug/L			9102	8801	2	KED
Cd	111	0.017	ug/L	0.008	48	3	8	26	KED
Cd	114	0.003	ug/L	0.006	204	3	6	77	KED
[> In	115		ug/L			483935	470068	3	Standard
Ag	107	0.005	ug/L	0.001	12	106	197	2	Standard
[> Tb	159		ug/L			1215870	1165917	0	Standard
Pb	208	-0.001	ug/L	0.000	11	593	501	1	Standard

ICP-MS Quantitative Analysis - Summary Report

Sample ID: **23C0774-12**

Sample Dil Factor: **20**

Comments:

Sample Date/Time: **Friday, April 28, 2023 00:18:32**

Number of Replicates: 3

Method File: C:\Users\Public\Documents\PerkinElmer Syngistix\ICPMS\Method\200.8_DailyMethod_KED_UCT.mth

Tuning File: C:\Users\Public\Documents\PerkinElmer Syngistix\ICPMS\MassCal\Default.tun

Optimization File: C:\Users\Public\Documents\PerkinElmer Syngistix\ICPMS\Conditions\Default.dac

Calibration File: C:\Users\Public\Documents\PerkinElmer Syngistix\ICPMS\System\042723B.cal

Analyte	Mass	Conc. Mean	Units	Conc. SD	Conc. RSD	Blank Intens.	Meas. Intens.	Intens. RSD	Mode
C	13		ug/L			26020	54636	1	Standard
Cl	37		ug/L			5354462	5014401	2	Standard
[> Sc	45		ug/L			474891	607772	1	Standard
Cr	52	13.545	ug/L	0.154	1	16718	338650	1	Standard
Cr	53	13.397	ug/L	0.147	1	209	37215	0	Standard
[> Ge	72		ug/L			34387	35728	1	KED
Ni	60	14.146	ug/L	0.202	1	146	20771	1	KED
Ni	62	14.085	ug/L	0.142	1	34	3350	1	KED
Cu	63	32.095	ug/L	0.739	2	114	131727	1	KED
Cu	65	32.239	ug/L	0.588	1	56	66702	0	KED
Zn	66	73.070	ug/L	0.722	0	76	38790	1	KED
Zn	67	70.876	ug/L	2.477	3	13	6307	3	KED
[As	75	7.062	ug/L	0.171	2	6	2014	1	KED
Y	89		ug/L			289124	551578	1	Standard
Kr	83		ug/L			80	114	1	Standard
[> In-1	115		ug/L			9102	8539	3	KED
[Cd	111	0.187	ug/L	<u>0.056</u>	29	3	56	24	KED
[Cd	114	0.190	ug/L	0.034	17	3	145	14	KED
[> In	115		ug/L			483935	467332	2	Standard
[Ag	107	0.151	ug/L	0.001	0	106	2898	2	Standard
[> Tb	159		ug/L			1215870	1186574	1	Standard
[Pb	208	15.382	ug/L	0.284	1	593	1214421	0	Standard

ICP-MS Quantitative Analysis - Summary Report

Sample ID: **23C0774-13**

Sample Dil Factor: **20**

Comments:

Sample Date/Time: **Friday, April 28, 2023 00:22:58**

Number of Replicates: 3

Method File: C:\Users\Public\Documents\PerkinElmer Syngistix\ICPMS\Method\200.8_DailyMethod_KED_UCT.mth

Tuning File: C:\Users\Public\Documents\PerkinElmer Syngistix\ICPMS\MassCal\Default.tun

Optimization File: C:\Users\Public\Documents\PerkinElmer Syngistix\ICPMS\Conditions\Default.dac

Calibration File: C:\Users\Public\Documents\PerkinElmer Syngistix\ICPMS\System\042723B.cal

Analyte	Mass	Conc. Mean	Units	Conc. SD	Conc. RSD	Blank Intens.	Meas. Intens.	Intens. RSD	Mode
C	13		ug/L			26020	55870	1	Standard
Cl	37		ug/L			5354462	5015011	3	Standard
> Sc	45		ug/L			474891	631512	1	Standard
Cr	52	13.713	ug/L	0.233	1	16718	355904	0	Standard
Cr	53	14.001	ug/L	0.123	0	209	40399	0	Standard
> Ge	72		ug/L			34387	35976	1	KED
Ni	60	16.504	ug/L	0.020	0	146	24379	1	KED
Ni	62	16.391	ug/L	0.448	2	34	3919	2	KED
Cu	63	30.804	ug/L	0.355	1	114	127315	0	KED
Cu	65	30.345	ug/L	0.225	0	56	63228	1	KED
Zn	66	60.418	ug/L	1.015	1	76	32305	0	KED
Zn	67	58.026	ug/L	1.322	2	13	5202	1	KED
As	75	6.152	ug/L	0.192	3	6	1767	1	KED
Y	89		ug/L			289124	574026	0	Standard
Kr	83		ug/L			80	106	36	Standard
> In-1	115		ug/L			9102	8078	1	KED
Cd	111	0.185	ug/L	0.038	20	3	53	19	KED
Cd	114	0.231	ug/L	0.035	15	3	166	13	KED
> In	115		ug/L			483935	461686	0	Standard
Ag	107	0.156	ug/L	0.004	2	106	2939	1	Standard
> Tb	159		ug/L			1215870	1170045	2	Standard
Pb	208	15.017	ug/L	0.419	2	593	1168901	0	Standard

ICP-MS Quantitative Analysis - Summary Report

Sample ID: **23C0774-14**

Sample Dil Factor: **20**

Comments:

Sample Date/Time: **Friday, April 28, 2023 00:27:24**

Number of Replicates: 3

Method File: C:\Users\Public\Documents\PerkinElmer Syngistix\ICPMS\Method\200.8_DailyMethod_KED_UCT.mth

Tuning File: C:\Users\Public\Documents\PerkinElmer Syngistix\ICPMS\MassCal\Default.tun

Optimization File: C:\Users\Public\Documents\PerkinElmer Syngistix\ICPMS\Conditions\Default.dac

Calibration File: C:\Users\Public\Documents\PerkinElmer Syngistix\ICPMS\System\042723B.cal

Analyte	Mass	Conc. Mean	Units	Conc. SD	Conc. RSD	Blank Intens.	Meas. Intens.	Intens. RSD	Mode
C	13		ug/L			26020	52168	1	Standard
Cl	37		ug/L			5354462	4949352	3	Standard
> Sc	45		ug/L			474891	590528	0	Standard
Cr	52	12.675	ug/L	0.234	1	16718	309213	1	Standard
Cr	53	12.569	ug/L	0.229	1	209	33942	1	Standard
> Ge	72		ug/L			34387	35965	0	KED
Ni	60	12.625	ug/L	0.215	1	146	18677	1	KED
Ni	62	12.943	ug/L	0.297	2	34	3101	2	KED
Cu	63	31.445	ug/L	0.310	0	114	129942	1	KED
Cu	65	31.236	ug/L	0.648	2	56	65060	1	KED
Zn	66	61.640	ug/L	0.250	0	76	32953	1	KED
Zn	67	58.078	ug/L	0.292	0	13	5206	0	KED
As	75	5.642	ug/L	0.060	1	6	1621	1	KED
Y	89		ug/L			289124	532615	4	Standard
Kr	83		ug/L			80	88	8	Standard
> In-1	115		ug/L			9102	8348	0	KED
Cd	111	0.195	ug/L	0.019	9	3	57	8	KED
Cd	114	0.171	ug/L	0.011	6	3	128	7	KED
> In	115		ug/L			483935	456932	3	Standard
> Ag	107	0.126	ug/L	0.003	2	106	2384	3	Standard
> Tb	159		ug/L			1215870	1163134	1	Standard
Pb	208	13.204	ug/L	0.213	1	593	1022008	0	Standard

ICP-MS Quantitative Analysis - Summary Report

Sample ID: **23A0326-02**

Sample Dil Factor: **20**

Comments:

Sample Date/Time: **Friday, April 28, 2023 00:31:50**

Number of Replicates: 3

Method File: C:\Users\Public\Documents\PerkinElmer Syngistix\ICPMS\Method\200.8_DailyMethod_KED_UCT.mth

Tuning File: C:\Users\Public\Documents\PerkinElmer Syngistix\ICPMS\MassCal\Default.tun

Optimization File: C:\Users\Public\Documents\PerkinElmer Syngistix\ICPMS\Conditions\Default.dac

Calibration File: C:\Users\Public\Documents\PerkinElmer Syngistix\ICPMS\System\042723B.cal

Analyte	Mass	Conc. Mean	Units	Conc. SD	Conc. RSD	Blank Intens.	Meas. Intens.	Intens. RSD	Mode
C	13		ug/L			26020	60284	2	Standard
Cl	37		ug/L			5354462	4979729	2	Standard
Sc	45		ug/L			474891	618471	1	Standard
Cr	52	15.598	ug/L	0.247	1	16718	393457	0	Standard
Cr	53	15.208	ug/L	0.171	1	209	42954	1	Standard
Ge	72		ug/L			34387	35900	1	KED
Ni	60	15.161	ug/L	0.082	0	146	22359	0	KED
Ni	62	15.321	ug/L	0.638	4	34	3657	3	KED
Cu	63	38.720	ug/L	1.141	2	114	159651	2	KED
Cu	65	39.051	ug/L	0.900	2	56	81174	1	KED
Zn	66	70.722	ug/L	0.953	1	76	37724	0	KED
Zn	67	68.940	ug/L	1.835	2	13	6164	1	KED
As	75	6.960	ug/L	0.046	0	6	1995	1	KED
Y	89		ug/L			289124	557620	3	Standard
Kr	83		ug/L			80	101	3	Standard
In-1	115		ug/L			9102	8242	3	KED
Cd	111	0.212	ug/L	0.033	15	3	61	13	KED
Cd	114	0.212	ug/L	0.034	15	3	156	15	KED
In	115		ug/L			483935	468987	1	Standard
Ag	107	0.195	ug/L	0.005	2	106	3724	3	Standard
Tb	159		ug/L			1215870	1184177	0	Standard
Pb	208	21.914	ug/L	0.115	0	593	1726688	0	Standard

ICP-MS Quantitative Analysis - Summary Report

Sample ID: **23A0326-01**

Sample Dil Factor: **20**

Comments:

Sample Date/Time: **Friday, April 28, 2023 00:36:15**

Number of Replicates: 3

Method File: C:\Users\Public\Documents\PerkinElmer Syngistix\ICPMS\Method\200.8_DailyMethod_KED_UCT.mth

Tuning File: C:\Users\Public\Documents\PerkinElmer Syngistix\ICPMS\MassCal\Default.tun

Optimization File: C:\Users\Public\Documents\PerkinElmer Syngistix\ICPMS\Conditions\Default.dac

Calibration File: C:\Users\Public\Documents\PerkinElmer Syngistix\ICPMS\System\042723B.cal

Analyte	Mass	Conc. Mean	Units	Conc. SD	Conc. RSD	Blank Intens.	Meas. Intens.	Intens. RSD	Mode
C	13		ug/L			26020	60993	3	Standard
Cl	37		ug/L			5354462	4932307	1	Standard
Sc	45		ug/L			474891	607815	2	Standard
Cr	52	13.487	ug/L	0.172	1	16718	337244	1	Standard
Cr	53	13.202	ug/L	0.257	1	209	36672	0	Standard
Ge	72		ug/L			34387	36361	1	KED
Ni	60	13.717	ug/L	0.231	1	146	20502	0	KED
Ni	62	13.549	ug/L	0.229	1	34	3281	2	KED
Cu	63	36.573	ug/L	0.479	1	114	152769	1	KED
Cu	65	36.892	ug/L	0.791	2	56	77672	1	KED
Zn	66	70.324	ug/L	2.020	2	76	37990	1	KED
Zn	67	69.078	ug/L	1.504	2	13	6257	2	KED
As	75	6.185	ug/L	0.046	0	6	1796	1	KED
Y	89		ug/L			289124	547994	0	Standard
Kr	83		ug/L			80	98	9	Standard
In-1	115		ug/L			9102	8351	0	KED
Cd	111	0.215	ug/L	0.034	15	3	63	15	KED
Cd	114	0.205	ug/L	0.019	9	3	153	9	KED
In	115		ug/L			483935	452765	2	Standard
Ag	107	0.148	ug/L	0.009	5	106	2741	4	Standard
Tb	159		ug/L			1215870	1171547	3	Standard
Pb	208	16.446	ug/L	0.378	2	593	1281561	1	Standard

ICP-MS Quantitative Analysis - Summary Report

Sample ID: **BLD0394-DUP1**

Sample Dil Factor: **20**

Comments:

Sample Date/Time: **Friday, April 28, 2023 00:40:41**

Number of Replicates: 3

Method File: C:\Users\Public\Documents\PerkinElmer Syngistix\ICPMS\Method\200.8_DailyMethod_KED_UCT.mth

Tuning File: C:\Users\Public\Documents\PerkinElmer Syngistix\ICPMS\MassCal\Default.tun

Optimization File: C:\Users\Public\Documents\PerkinElmer Syngistix\ICPMS\Conditions\Default.dac

Calibration File: C:\Users\Public\Documents\PerkinElmer Syngistix\ICPMS\System\042723B.cal

Analyte	Mass	Conc. Mean	Units	Conc. SD	Conc. RSD	Blank Intens.	Meas. Intens.	Intens. RSD	Mode
C	13		ug/L			26020	58674	0	Standard
Cl	37		ug/L			5354462	4896318	1	Standard
> Sc	45		ug/L			474891	610143	0	Standard
Cr	52	14.056	ug/L	0.150	1	16718	351985	1	Standard
Cr	53	14.170	ug/L	0.337	2	209	39503	2	Standard
> Ge	72		ug/L			34387	35024	0	KED
Ni	60	14.667	ug/L	0.682	4	146	21103	3	KED
Ni	62	14.971	ug/L	0.520	3	34	3489	4	KED
Cu	63	39.276	ug/L	0.309	0	114	158018	0	KED
Cu	65	39.700	ug/L	0.538	1	56	80512	0	KED
Zn	66	72.234	ug/L	1.988	2	76	37591	2	KED
Zn	67	69.385	ug/L	2.358	3	13	6053	2	KED
As	75	6.729	ug/L	0.120	1	6	1882	2	KED
Y	89		ug/L			289124	555798	1	Standard
Kr	83		ug/L			80	93	15	Standard
> In-1	115		ug/L			9102	8250	1	KED
Cd	111	0.205	ug/L	0.036	17	3	59	14	KED
Cd	114	0.201	ug/L	0.008	3	3	148	3	KED
> In	115		ug/L			483935	457175	1	Standard
Ag	107	0.158	ug/L	0.011	6	106	2963	4	Standard
> Tb	159		ug/L			1215870	1169613	1	Standard
Pb	208	17.401	ug/L	0.356	2	593	1354118	0	Standard

ICP-MS Quantitative Analysis - Summary Report

Sample ID: **BLD0394-MS1**

Sample Dil Factor: **20**

Comments:

Sample Date/Time: **Friday, April 28, 2023 00:45:07**

Number of Replicates: 3

Method File: C:\Users\Public\Documents\PerkinElmer Syngistix\ICPMS\Method\200.8_DailyMethod_KED_UCT.mth

Tuning File: C:\Users\Public\Documents\PerkinElmer Syngistix\ICPMS\MassCal\Default.tun

Optimization File: C:\Users\Public\Documents\PerkinElmer Syngistix\ICPMS\Conditions\Default.dac

Calibration File: C:\Users\Public\Documents\PerkinElmer Syngistix\ICPMS\System\042723B.cal

Analyte	Mass	Conc. Mean	Units	Conc. SD	Conc. RSD	Blank Intens.	Meas. Intens.	Intens. RSD	Mode
C	13		ug/L			26020	48601	1	Standard
Cl	37		ug/L			5354462	4935993	1	Standard
> Sc	45		ug/L			474891	597632	0	Standard
Cr	52	33.122	ug/L	0.681	2	16718	783864	2	Standard
Cr	53	33.216	ug/L	0.263	0	209	90350	1	Standard
> Ge	72		ug/L			34387	35435	0	KED
Ni	60	39.350	ug/L	0.293	0	146	57043	0	KED
Ni	62	40.295	ug/L	1.947	4	34	9438	4	KED
Cu	63	63.349	ug/L	0.797	1	114	257791	0	KED
Cu	65	63.365	ug/L	0.413	0	56	129986	0	KED
Zn	66	148.326	ug/L	2.782	1	76	78015	1	KED
Zn	67	142.840	ug/L	3.177	2	13	12594	1	KED
As	75	31.071	ug/L	0.250	0	6	8768	0	KED
Y	89		ug/L			289124	547371	1	Standard
Kr	83		ug/L			80	101	19	Standard
> In-1	115		ug/L			9102	8061	1	KED
Cd	111	26.327	ug/L	0.355	1	3	7077	0	KED
Cd	114	26.084	ug/L	0.234	0	3	18397	0	KED
> In	115		ug/L			483935	462261	3	Standard
Ag	107	23.022	ug/L	0.722	3	106	420627	1	Standard
> Tb	159		ug/L			1215870	1183072	2	Standard
Pb	208	42.609	ug/L	1.288	3	593	3352146	1	Standard

ICP-MS Quantitative Analysis - Summary Report

Sample ID: **BLD0394-MSD1**

Sample Dil Factor: **20**

Comments:

Sample Date/Time: **Friday, April 28, 2023 00:49:33**

Number of Replicates: 3

Method File: C:\Users\Public\Documents\PerkinElmer Syngistix\ICPMS\Method\200.8_DailyMethod_KED_UCT.mth

Tuning File: C:\Users\Public\Documents\PerkinElmer Syngistix\ICPMS\MassCal\Default.tun

Optimization File: C:\Users\Public\Documents\PerkinElmer Syngistix\ICPMS\Conditions\Default.dac

Calibration File: C:\Users\Public\Documents\PerkinElmer Syngistix\ICPMS\System\042723B.cal

Analyte	Mass	Conc. Mean	Units	Conc. SD	Conc. RSD	Blank Intens.	Meas. Intens.	Intens. RSD	Mode
C	13		ug/L			26020	46411	1	Standard
Cl	37		ug/L			5354462	4981253	2	Standard
[> Sc	45		ug/L			474891	598298	0	Standard
Cr	52	34.836	ug/L	0.644	1	16718	824193	1	Standard
Cr	53	34.703	ug/L	0.257	0	209	94484	0	Standard
[> Ge	72		ug/L			34387	35533	1	KED
Ni	60	40.749	ug/L	1.101	2	146	59211	1	KED
Ni	62	39.650	ug/L	0.941	2	34	9312	1	KED
Cu	63	64.949	ug/L	0.527	0	114	265008	0	KED
Cu	65	64.378	ug/L	1.459	2	56	132398	0	KED
Zn	66	152.981	ug/L	3.840	2	76	80663	0	KED
Zn	67	145.607	ug/L	1.496	1	13	12873	1	KED
[As	75	31.337	ug/L	0.488	1	6	8867	0	KED
Y	89		ug/L			289124	568588	1	Standard
Kr	83		ug/L			80	104	10	Standard
[> In-1	115		ug/L			9102	8259	0	KED
[Cd	111	26.051	ug/L	0.507	1	3	7175	1	KED
[Cd	114	25.728	ug/L	0.643	2	3	18590	2	KED
[> In	115		ug/L			483935	453656	3	Standard
[Ag	107	23.491	ug/L	0.141	0	106	421515	3	Standard
[> Tb	159		ug/L			1215870	1169841	0	Standard
[Pb	208	43.771	ug/L	0.529	1	593	3406521	0	Standard

ICP-MS Quantitative Analysis - Summary Report

Sample ID: BLD0394-PS1

Sample Dil Factor: 20

Comments:

Sample Date/Time: Friday, April 28, 2023 00:53:59

Number of Replicates: 3

Method File: C:\Users\Public\Documents\PerkinElmer Syngistix\ICPMS\Method\200.8_DailyMethod_KED_UCT.mth

Tuning File: C:\Users\Public\Documents\PerkinElmer Syngistix\ICPMS\MassCal\Default.tun

Optimization File: C:\Users\Public\Documents\PerkinElmer Syngistix\ICPMS\Conditions\Default.dac

Calibration File: C:\Users\Public\Documents\PerkinElmer Syngistix\ICPMS\System\042723B.cal

Analyte	Mass	Conc. Mean	Units	Conc. SD	Conc. RSD	Blank Intens.	Meas. Intens.	Intens. RSD	Mode
C	13		ug/L			26020	62533	1	Standard
Cl	37		ug/L			5354462	4934108	2	Standard
[> Sc	45		ug/L			474891	590492	1	Standard
Cr	52	33.483	ug/L	0.351	1	16718	782677	1	Standard
Cr	53	33.075	ug/L	0.190	0	209	88887	1	Standard
[> Ge	72		ug/L			34387	35069	1	KED
Ni	60	39.626	ug/L	0.227	0	146	56846	1	KED
Ni	62	40.094	ug/L	0.764	1	34	9294	1	KED
Cu	63	62.824	ug/L	0.956	1	114	253007	1	KED
Cu	65	62.856	ug/L	0.962	1	56	127594	0	KED
Zn	66	149.962	ug/L	3.216	2	76	78051	1	KED
Zn	67	146.738	ug/L	0.314	0	13	12803	1	KED
As	75	30.752	ug/L	0.586	1	6	8587	0	KED
Y	89		ug/L			289124	541476	2	Standard
Kr	83		ug/L			80	93	26	Standard
[> In-1	115		ug/L			9102	8259	1	KED
Cd	111	25.784	ug/L	0.434	1	3	7102	1	KED
Cd	114	25.494	ug/L	0.358	1	3	18424	2	KED
[> In	115		ug/L			483935	453140	4	Standard
Ag	107	24.844	ug/L	0.718	2	106	444930	2	Standard
[> Tb	159		ug/L			1215870	1152721	1	Standard
Pb	208	43.412	ug/L	0.381	0	593	3329211	1	Standard

ICP-MS Quantitative Analysis - Summary Report

Sample ID: SEQ-IBL9

Sample Dil Factor:

Comments:

Sample Date/Time: Friday, April 28, 2023 00:58:26

Number of Replicates: 3

Method File: C:\Users\Public\Documents\PerkinElmer Syngistix\ICPMS\Method\200.8_DailyMethod_KED_UCT.mth

Tuning File: C:\Users\Public\Documents\PerkinElmer Syngistix\ICPMS\MassCal\Default.tun

Optimization File: C:\Users\Public\Documents\PerkinElmer Syngistix\ICPMS\Conditions\Default.dac

Calibration File: C:\Users\Public\Documents\PerkinElmer Syngistix\ICPMS\System\042723B.cal

Analyte	Mass	Conc. Mean	Units	Conc. SD	Conc. RSD	Blank Intens.	Meas. Intens.	Intens. RSD	Mode
C	13		ug/L			26020	28813	2	Standard
Cl	37		ug/L			5354462	4934746	3	Standard
[> Sc	45		ug/L			474891	462352	1	Standard
Cr	52	0.002	ug/L	0.006	248	16718	16319	0	Standard
Cr	53	-0.040	ug/L	0.002	5	209	120	2	Standard
[> Ge	72		ug/L			34387	34406	1	KED
Ni	60	-0.035	ug/L	0.010	27	146	96	12	KED
Ni	62	-0.067	ug/L	0.016	24	34	19	20	KED
Cu	63	-0.001	ug/L	0.002	117	114	108	7	KED
Cu	65	-0.004	ug/L	0.005	130	56	48	21	KED
Zn	66	0.154	ug/L	0.027	17	76	154	7	KED
Zn	67	0.148	ug/L	0.056	37	13	26	18	KED
As	75	-0.005	ug/L	0.002	40	6	5	10	KED
Y	89		ug/L			289124	280782	4	Standard
Kr	83		ug/L			80	61	31	Standard
[> In-1	115		ug/L			9102	8223	0	KED
Cd	111	0.005	ug/L	0.011	225	3	4	65	KED
Cd	114	0.003	ug/L	0.006	164	3	5	66	KED
[> In	115		ug/L			483935	465580	1	Standard
Ag	107	0.004	ug/L	0.000	5	106	180	3	Standard
[> Tb	159		ug/L			1215870	1152163	1	Standard
Pb	208	0.006	ug/L	0.001	12	593	1001	3	Standard

ICP-MS Quantitative Analysis - Summary Report

Sample ID: SEQ-CCV9

Sample Dil Factor:

Comments:

Sample Date/Time: Friday, April 28, 2023 01:02:52

Number of Replicates: 3

Method File: C:\Users\Public\Documents\PerkinElmer Syngistix\ICPMS\Method\200.8_DailyMethod_KED_UCT.mth

Tuning File: C:\Users\Public\Documents\PerkinElmer Syngistix\ICPMS\MassCal\Default.tun

Optimization File: C:\Users\Public\Documents\PerkinElmer Syngistix\ICPMS\Conditions\Default.dac

Calibration File: C:\Users\Public\Documents\PerkinElmer Syngistix\ICPMS\System\042723B.cal

Analyte	Mass	Conc. Mean	Units	Conc. SD	Conc. RSD	Blank Intens.	Meas. Intens.	Intens. RSD	Mode
C	13		ug/L			26020	29765	2	Standard
Cl	37		ug/L			5354462	5423142	2	Standard
[> Sc	45		ug/L			474891	475419	2	Standard
Cr	52	49.583	ug/L	1.303	2	16718	924780	0	Standard
Cr	53	48.714	ug/L	0.959	1	209	105276	0	Standard
[> Ge	72		ug/L			34387	34948	1	KED
Ni	60	51.474	ug/L	0.216	0	146	73545	0	KED
Ni	62	52.086	ug/L	0.081	0	34	12023	1	KED
Cu	63	52.037	ug/L	0.165	0	114	208878	1	KED
Cu	65	52.209	ug/L	0.927	1	56	105640	2	KED
Zn	66	51.929	ug/L	0.738	1	76	26987	1	KED
Zn	67	51.867	ug/L	1.004	1	13	4518	0	KED
As	75	50.014	ug/L	0.252	0	6	13918	1	KED
Y	89		ug/L			289124	278534	0	Standard
Kr	83		ug/L			80	47	6	Standard
[> In-1	115		ug/L			9102	8235	1	KED
Cd	111	51.734	ug/L	0.941	1	3	14205	1	KED
Cd	114	50.276	ug/L	1.178	2	3	36220	1	KED
[> In	115		ug/L			483935	458655	3	Standard
Ag	107	48.434	ug/L	1.768	3	106	877862	0	Standard
[> Tb	159		ug/L			1215870	1159096	0	Standard
Pb	208	52.724	ug/L	0.383	0	593	4065529	0	Standard

ICP-MS Quantitative Analysis - Summary Report

Sample ID: SEQ-CCB9

Sample Dil Factor:

Comments:

Sample Date/Time: Friday, April 28, 2023 01:10:03

Number of Replicates: 3

Method File: C:\Users\Public\Documents\PerkinElmer Syngistix\ICPMS\Method\200.8_DailyMethod_KED_UCT.mth

Tuning File: C:\Users\Public\Documents\PerkinElmer Syngistix\ICPMS\MassCal\Default.tun

Optimization File: C:\Users\Public\Documents\PerkinElmer Syngistix\ICPMS\Conditions\Default.dac

Calibration File: C:\Users\Public\Documents\PerkinElmer Syngistix\ICPMS\System\042723B.cal

Analyte	Mass	Conc. Mean	Units	Conc. SD	Conc. RSD	Blank Intens.	Meas. Intens.	Intens. RSD	Mode
C	13		ug/L			26020	27590	3	Standard
Cl	37		ug/L			5354462	5166354	2	Standard
[> Sc	45		ug/L			474891	465586	0	Standard
Cr	52	0.004	ug/L	0.032	758	16718	16465	3	Standard
Cr	53	-0.038	ug/L	0.004	11	209	124	7	Standard
[> Ge	72		ug/L			34387	36189	1	KED
Ni	60	-0.021	ug/L	0.012	55	146	122	12	KED
Ni	62	-0.061	ug/L	0.029	47	34	22	30	KED
Cu	63	-0.013	ug/L	0.002	17	114	64	16	KED
Cu	65	-0.014	ug/L	0.006	43	56	31	40	KED
Zn	66	-0.057	ug/L	0.024	42	76	49	27	KED
Zn	67	-0.072	ug/L	0.064	89	13	8	70	KED
As	75	-0.009	ug/L	0.006	66	6	4	40	KED
Y	89		ug/L			289124	273907	2	Standard
Kr	83		ug/L			80	53	16	Standard
[> In-1	115		ug/L			9102	8502	0	KED
Cd	111	0.008	ug/L	0.012	157	3	5	61	KED
Cd	114	0.002	ug/L	0.003	184	3	4	45	KED
[> In	115		ug/L			483935	447992	3	Standard
Ag	107	0.007	ug/L	0.000	5	106	220	6	Standard
[> Tb	159		ug/L			1215870	1142721	1	Standard
Pb	208	-0.001	ug/L	0.000	51	593	484	7	Standard

ICP-MS Quantitative Analysis - Summary Report

Sample ID: **BLD0659-BLK1**

Sample Dil Factor:

Comments:

Sample Date/Time: **Friday, April 28, 2023 01:14:30**

Number of Replicates: 3

Method File: C:\Users\Public\Documents\PerkinElmer Syngistix\ICPMS\Method\200.8_DailyMethod_KED_UCT.mth

Tuning File: C:\Users\Public\Documents\PerkinElmer Syngistix\ICPMS\MassCal\Default.tun

Optimization File: C:\Users\Public\Documents\PerkinElmer Syngistix\ICPMS\Conditions\Default.dac

Calibration File: C:\Users\Public\Documents\PerkinElmer Syngistix\ICPMS\System\042723B.cal

Analyte	Mass	Conc. Mean	Units	Conc. SD	Conc. RSD	Blank Intens.	Meas. Intens.	Intens. RSD	Mode
C	13		ug/L			26020	40979	1	Standard
Cl	37		ug/L			5354462	5066161	2	Standard
> Sc	45		ug/L			474891	464373	1	Standard
Cr	52	0.084	ug/L	0.012	14	16718	17844	2	Standard
Cr	53	-0.011	ug/L	0.007	61	209	181	8	Standard
> Ge	72		ug/L			34387	35042	2	KED
Ni	60	-0.056	ug/L	0.005	9	146	68	12	KED
Ni	62	-0.085	ug/L	0.025	29	34	15	36	KED
Cu	63	0.013	ug/L	0.006	46	114	168	12	KED
Cu	65	0.011	ug/L	0.006	58	56	80	16	KED
Zn	66	0.237	ug/L	0.036	15	76	200	8	KED
Zn	67	0.230	ug/L	0.051	22	13	34	14	KED
As	75	-0.006	ug/L	0.001	21	6	4	10	KED
Y	89		ug/L			289124	274892	2	Standard
Kr	83		ug/L			80	49	13	Standard
> In-1	115		ug/L			9102	8384	2	KED
Cd	111	0.007	ug/L	0.004	61	3	5	21	KED
Cd	114	0.006	ug/L	0.004	75	3	7	40	KED
> In	115		ug/L			483935	455927	0	Standard
Ag	107	0.001	ug/L	0.001	127	106	120	22	Standard
> Tb	159		ug/L			1215870	1146225	3	Standard
Pb	208	0.002	ug/L	0.001	51	593	716	11	Standard

ICP-MS Quantitative Analysis - Summary Report

Sample ID: **BLD0659-BS1**

Sample Dil Factor:

Comments:

Sample Date/Time: **Friday, April 28, 2023 01:18:56**

Number of Replicates: 3

Method File: C:\Users\Public\Documents\PerkinElmer Syngistix\ICPMS\Method\200.8_DailyMethod_KED_UCT.mth

Tuning File: C:\Users\Public\Documents\PerkinElmer Syngistix\ICPMS\MassCal\Default.tun

Optimization File: C:\Users\Public\Documents\PerkinElmer Syngistix\ICPMS\Conditions\Default.dac

Calibration File: C:\Users\Public\Documents\PerkinElmer Syngistix\ICPMS\System\042723B.cal

Analyte	Mass	Conc. Mean	Units	Conc. SD	Conc. RSD	Blank Intens.	Meas. Intens.	Intens. RSD	Mode
C	13		ug/L			26020	43212	2	Standard
Cl	37		ug/L			5354462	5169624	3	Standard
> Sc	45		ug/L			474891	474979	1	Standard
Cr	52	25.233	ug/L	0.185	0	16718	478548	1	Standard
Cr	53	24.929	ug/L	0.430	1	209	53939	1	Standard
> Ge	72		ug/L			34387	35892	0	KED
Ni	60	26.021	ug/L	0.328	1	146	38258	1	KED
Ni	62	25.879	ug/L	0.572	2	34	6153	1	KED
Cu	63	27.042	ug/L	0.102	0	114	111533	1	KED
Cu	65	27.004	ug/L	0.403	1	56	56148	2	KED
Zn	66	84.393	ug/L	1.225	1	76	44999	2	KED
Zn	67	78.237	ug/L	0.809	1	13	6993	0	KED
As	75	24.720	ug/L	0.314	1	6	7068	1	KED
Y	89		ug/L			289124	274758	3	Standard
Kr	83		ug/L			80	65	6	Standard
> In-1	115		ug/L			9102	8164	1	KED
Cd	111	26.899	ug/L	0.228	0	3	7323	0	KED
Cd	114	26.252	ug/L	0.503	1	3	18749	1	KED
> In	115		ug/L			483935	453297	2	Standard
Ag	107	25.561	ug/L	0.306	1	106	458197	1	Standard
> Tb	159		ug/L			1215870	1151041	1	Standard
Pb	208	26.523	ug/L	0.413	1	593	2030976	0	Standard

ICP-MS Quantitative Analysis - Summary Report

Sample ID: **BLD0754-BLK1**

Sample Dil Factor:

Comments:

Sample Date/Time: Friday, April 28, 2023 01:23:21

Number of Replicates: 3

Method File: C:\Users\Public\Documents\PerkinElmer Syngistix\ICPMS\Method\200.8_DailyMethod_KED_UCT.mth

Tuning File: C:\Users\Public\Documents\PerkinElmer Syngistix\ICPMS\MassCal\Default.tun

Optimization File: C:\Users\Public\Documents\PerkinElmer Syngistix\ICPMS\Conditions\Default.dac

Calibration File: C:\Users\Public\Documents\PerkinElmer Syngistix\ICPMS\System\042723B.cal

Analyte	Mass	Conc. Mean	Units	Conc. SD	Conc. RSD	Blank Intens.	Meas. Intens.	Intens. RSD	Mode
C	13		ug/L			26020	42999	1	Standard
Cl	37		ug/L			5354462	5077607	1	Standard
> Sc	45		ug/L			474891	474587	1	Standard
Cr	52	0.049	ug/L	0.027	54	16718	17601	1	Standard
Cr	53	-0.015	ug/L	0.005	33	209	176	4	Standard
> Ge	72		ug/L			34387	35503	1	KED
Ni	60	-0.055	ug/L	0.009	16	146	71	17	KED
Ni	62	-0.097	ug/L	0.029	29	34	13	51	KED
Cu	63	0.035	ug/L	0.009	24	114	259	12	KED
Cu	65	0.034	ug/L	0.007	21	56	127	12	KED
Zn	66	0.126	ug/L	0.052	41	76	144	18	KED
Zn	67	0.125	ug/L	0.074	58	13	25	24	KED
As	75	-0.007	ug/L	0.008	117	6	4	47	KED
Y	89		ug/L			289124	274227	0	Standard
Kr	83		ug/L			80	48	35	Standard
> In-1	115		ug/L			9102	8200	3	KED
Cd	111	-0.002	ug/L	0.002	88	3	2	21	KED
Cd	114	0.001	ug/L	0.003	394	3	4	56	KED
> In	115		ug/L			483935	456331	1	Standard
> Ag	107	0.004	ug/L	0.001	19	106	177	10	Standard
> Tb	159		ug/L			1215870	1149148	0	Standard
Pb	208	0.005	ug/L	0.000	4	593	959	0	Standard

ICP-MS Quantitative Analysis - Summary Report

Sample ID: **BLD0754-BS1**

Sample Dil Factor:

Comments:

Sample Date/Time: **Friday, April 28, 2023 01:27:47**

Number of Replicates: 3

Method File: C:\Users\Public\Documents\PerkinElmer Syngistix\ICPMS\Method\200.8_DailyMethod_KED_UCT.mth

Tuning File: C:\Users\Public\Documents\PerkinElmer Syngistix\ICPMS\MassCal\Default.tun

Optimization File: C:\Users\Public\Documents\PerkinElmer Syngistix\ICPMS\Conditions\Default.dac

Calibration File: C:\Users\Public\Documents\PerkinElmer Syngistix\ICPMS\System\042723B.cal

Analyte	Mass	Conc. Mean	Units	Conc. SD	Conc. RSD	Blank Intens.	Meas. Intens.	Intens. RSD	Mode
C	13		ug/L			26020	44082	1	Standard
Cl	37		ug/L			5354462	5083497	0	Standard
> Sc	45		ug/L			474891	449705	9	Standard
Cr	52	27.763	ug/L	2.646	9	16718	494127	0	Standard
Cr	53	27.346	ug/L	2.637	9	209	55672	0	Standard
> Ge	72		ug/L			34387	35592	2	KED
Ni	60	27.604	ug/L	0.289	1	146	40231	1	KED
Ni	62	27.474	ug/L	0.902	3	34	6473	1	KED
Cu	63	28.327	ug/L	0.755	2	114	115816	1	KED
Cu	65	28.652	ug/L	0.233	0	56	59064	1	KED
Zn	66	89.894	ug/L	2.720	3	76	47508	2	KED
Zn	67	84.316	ug/L	2.064	2	13	7471	1	KED
As	75	26.011	ug/L	0.495	1	6	7372	0	KED
Y	89		ug/L			289124	263370	7	Standard
Kr	83		ug/L			80	63	14	Standard
> In-1	115		ug/L			9102	8256	0	KED
Cd	111	27.231	ug/L	0.504	1	3	7498	1	KED
Cd	114	27.029	ug/L	0.155	0	3	19525	0	KED
> In	115		ug/L			483935	433018	8	Standard
Ag	107	27.933	ug/L	2.709	9	106	475856	1	Standard
> Tb	159		ug/L			1215870	1088144	9	Standard
Pb	208	29.318	ug/L	2.332	7	593	2112388	2	Standard

ICP-MS Quantitative Analysis - Summary Report

Sample ID: **23A0326-04**

Sample Dil Factor: **20**

Comments:

Sample Date/Time: **Friday, April 28, 2023 01:32:13**

Number of Replicates: 3

Method File: C:\Users\Public\Documents\PerkinElmer Syngistix\ICPMS\Method\200.8_DailyMethod_KED_UCT.mth

Tuning File: C:\Users\Public\Documents\PerkinElmer Syngistix\ICPMS\MassCal\Default.tun

Optimization File: C:\Users\Public\Documents\PerkinElmer Syngistix\ICPMS\Conditions\Default.dac

Calibration File: C:\Users\Public\Documents\PerkinElmer Syngistix\ICPMS\System\042723B.cal

Analyte	Mass	Conc. Mean	Units	Conc. SD	Conc. RSD	Blank Intens.	Meas. Intens.	Intens. RSD	Mode
C	13		ug/L			26020	59962	2	Standard
Cl	37		ug/L			5354462	5017977	2	Standard
> Sc	45		ug/L			474891	603860	1	Standard
Cr	52	13.765	ug/L	0.193	1	16718	341535	0	Standard
Cr	53	13.576	ug/L	0.176	1	209	37464	0	Standard
> Ge	72		ug/L			34387	35179	0	KED
Ni	60	14.767	ug/L	0.378	2	146	21343	2	KED
Ni	62	14.484	ug/L	0.518	3	34	3390	2	KED
Cu	63	30.148	ug/L	0.260	0	114	121855	0	KED
Cu	65	30.334	ug/L	0.639	2	56	61803	1	KED
Zn	66	61.331	ug/L	0.904	1	76	32070	1	KED
Zn	67	59.524	ug/L	0.823	1	13	5218	1	KED
As	75	7.181	ug/L	0.214	2	6	2016	2	KED
Y	89		ug/L			289124	549424	2	Standard
Kr	83		ug/L			80	102	3	Standard
> In-1	115		ug/L			9102	8177	2	KED
Cd	111	0.183	ug/L	0.013	6	3	53	7	KED
Cd	114	0.143	ug/L	0.015	10	3	105	8	KED
> In	115		ug/L			483935	453255	2	Standard
Ag	107	0.118	ug/L	0.007	5	106	2215	3	Standard
> Tb	159		ug/L			1215870	1144981	1	Standard
Pb	208	10.765	ug/L	0.169	1	593	820266	0	Standard

ICP-MS Quantitative Analysis - Summary Report

Sample ID: **23A0326-05**

Sample Dil Factor: **20**

Comments:

Sample Date/Time: **Friday, April 28, 2023 01:36:39**

Number of Replicates: 3

Method File: C:\Users\Public\Documents\PerkinElmer Syngistix\ICPMS\Method\200.8_DailyMethod_KED_UCT.mth

Tuning File: C:\Users\Public\Documents\PerkinElmer Syngistix\ICPMS\MassCal\Default.tun

Optimization File: C:\Users\Public\Documents\PerkinElmer Syngistix\ICPMS\Conditions\Default.dac

Calibration File: C:\Users\Public\Documents\PerkinElmer Syngistix\ICPMS\System\042723B.cal

Analyte	Mass	Conc. Mean	Units	Conc. SD	Conc. RSD	Blank Intens.	Meas. Intens.	Intens. RSD	Mode
C	13		ug/L			26020	49769	2	Standard
Cl	37		ug/L			5354462	4898396	3	Standard
Sc	45		ug/L			474891	614877	0	Standard
Cr	52	13.885	ug/L	0.294	2	16718	350639	1	Standard
Cr	53	14.136	ug/L	0.100	0	209	39712	0	Standard
Ge	72		ug/L			34387	34776	2	KED
Ni	60	15.778	ug/L	0.395	2	146	22528	1	KED
Ni	62	16.120	ug/L	0.301	1	34	3726	0	KED
Cu	63	37.025	ug/L	0.956	2	114	147864	0	KED
Cu	65	36.352	ug/L	1.120	3	56	73180	1	KED
Zn	66	105.271	ug/L	2.813	2	76	54344	1	KED
Zn	67	103.096	ug/L	2.415	2	13	8922	0	KED
As	75	7.951	ug/L	0.118	1	6	2206	0	KED
Y	89		ug/L			289124	604384	2	Standard
Kr	83		ug/L			80	101	2	Standard
In-1	115		ug/L			9102	7855	2	KED
Cd	111	0.356	ug/L	0.089	24	3	95	22	KED
Cd	114	0.357	ug/L	0.038	10	3	248	9	KED
In	115		ug/L			483935	455229	0	Standard
Ag	107	0.332	ug/L	0.004	1	106	6077	1	Standard
Tb	159		ug/L			1215870	1146764	2	Standard
Pb	208	24.559	ug/L	0.368	1	593	1873566	0	Standard

Sample ID: **32A0326-10**Sample Dil Factor: **20**

Comments:

Sample Date/Time: Friday, April 28, 2023 01:41:05

MB 4/27/23

Number of Replicates: 3

Method File: C:\Users\Public\Documents\PerkinElmer Syngistix\ICPMS\Method\200.8_DailyMethod_KED_UCT.mth

Tuning File: C:\Users\Public\Documents\PerkinElmer Syngistix\ICPMS\MassCal\Default.tun

Optimization File: C:\Users\Public\Documents\PerkinElmer Syngistix\ICPMS\Conditions\Default.dac

Calibration File: C:\Users\Public\Documents\PerkinElmer Syngistix\ICPMS\System\042723B.cal

Analyte	Mass	Conc. Mean	Units	Conc. SD	Conc. RSD	Blank Intens.	Meas. Intens.	Intens. RSD	Mode
C	13		ug/L			26020	55402	1	Standard
Cl	37		ug/L			5354462	4953260	3	Standard
[> Sc	45		ug/L			474891	590473	1	Standard
[Cr	52	14.307	ug/L	0.299	2	16718	346325	1	Standard
[Cr	53	14.183	ug/L	0.056	0	209	38265	1	Standard
[> Ge	72		ug/L			34387	34815	1	KED
[Ni	60	15.345	ug/L	0.239	1	146	21943	0	KED
[Ni	62	15.467	ug/L	0.563	3	34	3580	2	KED
[Cu	63	36.379	ug/L	1.232	3	114	145449	1	KED
[Cu	65	36.235	ug/L	0.107	0	56	73056	1	KED
[Zn	66	80.153	ug/L	1.036	1	76	41451	0	KED
[Zn	67	75.807	ug/L	1.147	1	13	6574	3	KED
[As	75	6.942	ug/L	0.069	1	6	1929	0	KED
Y	89		ug/L			289124	554626	0	Standard
Kr	83		ug/L			80	106	10	Standard
[> In-1	115		ug/L			9102	7952	1	KED
[Cd	111	0.174	ug/L	0.016	9	3	49	7	KED
[Cd	114	0.189	ug/L	0.030	15	3	134	16	KED
[> In	115		ug/L			483935	457900	1	Standard
[Ag	107	0.124	ug/L	0.005	3	106	2353	3	Standard
[> Tb	159		ug/L			1215870	1156337	0	Standard
[Pb	208	13.842	ug/L	0.120	0	593	1065246	0	Standard

ICP-MS Quantitative Analysis - Summary Report

Sample ID: **23A0326-11**

Sample Dil Factor: **20**

Comments:

Sample Date/Time: **Friday, April 28, 2023 01:45:31**

Number of Replicates: 3

Method File: C:\Users\Public\Documents\PerkinElmer Syngistix\ICPMS\Method\200.8_DailyMethod_KED_UCT.mth

Tuning File: C:\Users\Public\Documents\PerkinElmer Syngistix\ICPMS\MassCal\Default.tun

Optimization File: C:\Users\Public\Documents\PerkinElmer Syngistix\ICPMS\Conditions\Default.dac

Calibration File: C:\Users\Public\Documents\PerkinElmer Syngistix\ICPMS\System\042723B.cal

Analyte	Mass	Conc. Mean	Units	Conc. SD	Conc. RSD	Blank Intens.	Meas. Intens.	Intens. RSD	Mode
C	13		ug/L			26020	54867	2	Standard
Cl	37		ug/L			5354462	4905422	2	Standard
Sc	45		ug/L			474891	601505	0	Standard
Cr	52	13.625	ug/L	0.188	1	16718	337014	1	Standard
Cr	53	13.738	ug/L	0.164	1	209	37766	1	Standard
Ge	72		ug/L			34387	35652	2	KED
Ni	60	14.091	ug/L	0.264	1	146	20643	0	KED
Ni	62	14.171	ug/L	0.610	4	34	3361	1	KED
Cu	63	30.760	ug/L	0.793	2	114	125952	0	KED
Cu	65	31.094	ug/L	0.793	2	56	64183	1	KED
Zn	66	66.082	ug/L	0.968	1	76	35009	1	KED
Zn	67	62.019	ug/L	2.043	3	13	5507	0	KED
As	75	5.870	ug/L	0.069	1	6	1671	1	KED
Y	89		ug/L			289124	549064	2	Standard
Kr	83		ug/L			80	107	7	Standard
In-1	115		ug/L			9102	8052	3	KED
Cd	111	0.174	ug/L	0.033	18	3	49	16	KED
Cd	114	0.176	ug/L	0.007	3	3	127	7	KED
In	115		ug/L			483935	457001	1	Standard
Ag	107	0.126	ug/L	0.005	4	106	2372	2	Standard
Tb	159		ug/L			1215870	1166852	1	Standard
Pb	208	12.186	ug/L	0.150	1	593	946337	0	Standard

ICP-MS Quantitative Analysis - Summary Report

Sample ID: **23A0326-12**

Sample Dil Factor: **20**

Comments:

Sample Date/Time: **Friday, April 28, 2023 01:49:57**

Number of Replicates: 3

Method File: C:\Users\Public\Documents\PerkinElmer Syngistix\ICPMS\Method\200.8_DailyMethod_KED_UCT.mth

Tuning File: C:\Users\Public\Documents\PerkinElmer Syngistix\ICPMS\MassCal\Default.tun

Optimization File: C:\Users\Public\Documents\PerkinElmer Syngistix\ICPMS\Conditions\Default.dac

Calibration File: C:\Users\Public\Documents\PerkinElmer Syngistix\ICPMS\System\042723B.cal

Analyte	Mass	Conc. Mean	Units	Conc. SD	Conc. RSD	Blank Intens.	Meas. Intens.	Intens. RSD	Mode
C	13		ug/L			26020	52212	3	Standard
Cl	37		ug/L			5354462	4897302	2	Standard
Sc	45		ug/L			474891	609390	2	Standard
Cr	52	14.448	ug/L	0.112	0	16718	360721	1	Standard
Cr	53	14.451	ug/L	0.197	1	209	40225	1	Standard
Ge	72		ug/L			34387	35091	0	KED
Ni	60	15.115	ug/L	0.141	0	146	21788	0	KED
Ni	62	15.253	ug/L	0.449	2	34	3561	3	KED
Cu	63	38.911	ug/L	0.116	0	114	156855	1	KED
Cu	65	39.370	ug/L	0.689	1	56	79995	1	KED
Zn	66	104.697	ug/L	1.916	1	76	54559	2	KED
Zn	67	100.441	ug/L	0.511	0	13	8774	0	KED
As	75	8.206	ug/L	0.062	0	6	2298	1	KED
Y	89		ug/L			289124	570748	2	Standard
Kr	83		ug/L			80	97	9	Standard
In-1	115		ug/L			9102	8027	1	KED
Cd	111	0.309	ug/L	0.022	6	3	85	7	KED
Cd	114	0.265	ug/L	0.014	5	3	189	6	KED
In	115		ug/L			483935	459117	1	Standard
Ag	107	0.183	ug/L	0.003	1	106	3422	1	Standard
Tb	159		ug/L			1215870	1146645	0	Standard
Pb	208	20.027	ug/L	0.145	0	593	1528124	1	Standard

ICP-MS Quantitative Analysis - Summary Report

Sample ID: SEQ-IBLA

Sample Dil Factor:

Comments:

Sample Date/Time: Friday, April 28, 2023 01:54:25

Number of Replicates: 3

Method File: C:\Users\Public\Documents\PerkinElmer Syngistix\ICPMS\Method\200.8_DailyMethod_KED_UCT.mth

Tuning File: C:\Users\Public\Documents\PerkinElmer Syngistix\ICPMS\MassCal\Default.tun

Optimization File: C:\Users\Public\Documents\PerkinElmer Syngistix\ICPMS\Conditions\Default.dac

Calibration File: C:\Users\Public\Documents\PerkinElmer Syngistix\ICPMS\System\042723B.cal

Analyte	Mass	Conc. Mean	Units	Conc. SD	Conc. RSD	Blank Intens.	Meas. Intens.	Intens. RSD	Mode
C	13		ug/L			26020	28798	3	Standard
Cl	37		ug/L			5354462	4875184	2	Standard
[> Sc	45		ug/L			474891	467610	1	Standard
Cr	52	-0.045	ug/L	0.034	75	16718	15647	2	Standard
Cr	53	-0.037	ug/L	0.003	8	209	127	6	Standard
[> Ge	72		ug/L			34387	34862	0	KED
Ni	60	-0.027	ug/L	0.007	24	146	109	8	KED
Ni	62	-0.066	ug/L	0.017	26	34	20	19	KED
Cu	63	0.001	ug/L	0.007	679	114	120	23	KED
Cu	65	-0.005	ug/L	0.004	82	56	46	18	KED
Zn	66	0.125	ug/L	0.025	19	76	141	8	KED
Zn	67	0.130	ug/L	0.011	8	13	25	4	KED
As	75	-0.011	ug/L	0.005	45	6	3	42	KED
Y	89		ug/L			289124	275583	3	Standard
Kr	83		ug/L			80	64	10	Standard
[> In-1	115		ug/L			9102	8162	0	KED
Cd	111	0.008	ug/L	0.004	47	3	5	20	KED
Cd	114	-0.004	ug/L	0.002	34	3	0	298	KED
[> In	115		ug/L			483935	460987	2	Standard
Ag	107	-0.003	ug/L	0.000	17	106	51	16	Standard
[> Tb	159		ug/L			1215870	1150231	0	Standard
Pb	208	0.005	ug/L	0.000	5	593	928	1	Standard

ICP-MS Quantitative Analysis - Summary Report

Sample ID: SEQ-CCVA

Sample Dil Factor:

Comments:

Sample Date/Time: Friday, April 28, 2023 01:58:51

Number of Replicates: 3

Method File: C:\Users\Public\Documents\PerkinElmer Syngistix\ICPMS\Method\200.8_DailyMethod_KED_UCT.mth

Tuning File: C:\Users\Public\Documents\PerkinElmer Syngistix\ICPMS\MassCal\Default.tun

Optimization File: C:\Users\Public\Documents\PerkinElmer Syngistix\ICPMS\Conditions\Default.dac

Calibration File: C:\Users\Public\Documents\PerkinElmer Syngistix\ICPMS\System\042723B.cal

Analyte	Mass	Conc. Mean	Units	Conc. SD	Conc. RSD	Blank Intens.	Meas. Intens.	Intens. RSD	Mode
C	13		ug/L			26020	29291	2	Standard
Cl	37		ug/L			5354462	5364509	1	Standard
[> Sc	45		ug/L			474891	472851	2	Standard
Cr	52	48.224	ug/L	1.444	2	16718	895011	1	Standard
Cr	53	47.968	ug/L	0.539	1	209	103126	1	Standard
[> Ge	72		ug/L			34387	34891	1	KED
Ni	60	50.691	ug/L	0.548	1	146	72306	0	KED
Ni	62	50.981	ug/L	1.179	2	34	11747	1	KED
Cu	63	51.734	ug/L	1.103	2	114	207277	0	KED
Cu	65	51.291	ug/L	0.823	1	56	103599	0	KED
Zn	66	51.903	ug/L	0.919	1	76	26927	0	KED
Zn	67	50.982	ug/L	1.312	2	13	4434	2	KED
As	75	50.023	ug/L	0.316	0	6	13896	0	KED
Y	89		ug/L			289124	277247	3	Standard
Kr	83		ug/L			80	55	15	Standard
[> In-1	115		ug/L			9102	8240	1	KED
Cd	111	50.681	ug/L	0.961	1	3	13922	0	KED
Cd	114	49.679	ug/L	0.919	1	3	35809	1	KED
[> In	115		ug/L			483935	447325	1	Standard
Ag	107	49.328	ug/L	0.636	1	106	872527	0	Standard
[> Tb	159		ug/L			1215870	1169179	0	Standard
Pb	208	52.023	ug/L	1.040	1	593	4046176	1	Standard

ICP-MS Quantitative Analysis - Summary Report

Sample ID: SEQ-CCBA

Sample Dil Factor:

Comments:

Sample Date/Time: Friday, April 28, 2023 02:06:02

Number of Replicates: 3

Method File: C:\Users\Public\Documents\PerkinElmer Syngistix\ICPMS\Method\200.8_DailyMethod_KED_UCT.mth

Tuning File: C:\Users\Public\Documents\PerkinElmer Syngistix\ICPMS\MassCal\Default.tun

Optimization File: C:\Users\Public\Documents\PerkinElmer Syngistix\ICPMS\Conditions\Default.dac

Calibration File: C:\Users\Public\Documents\PerkinElmer Syngistix\ICPMS\System\042723B.cal

Analyte	Mass	Conc. Mean	Units	Conc. SD	Conc. RSD	Blank Intens.	Meas. Intens.	Intens. RSD	Mode
C	13		ug/L			26020	26904	2	Standard
Cl	37		ug/L			5354462	5188028	3	Standard
[> Sc	45		ug/L			474891	460114	0	Standard
Cr	52	0.016	ug/L	0.015	92	16718	16479	2	Standard
Cr	53	-0.046	ug/L	0.009	20	209	107	18	Standard
[> Ge	72		ug/L			34387	35147	1	KED
Ni	60	-0.027	ug/L	0.008	30	146	111	8	KED
Ni	62	-0.055	ug/L	0.025	45	34	22	25	KED
Cu	63	-0.017	ug/L	0.002	14	114	48	19	KED
Cu	65	-0.011	ug/L	0.002	14	56	36	10	KED
Zn	66	-0.061	ug/L	0.017	27	76	46	20	KED
Zn	67	-0.047	ug/L	0.027	57	13	10	21	KED
As	75	-0.003	ug/L	0.008	227	6	5	40	KED
Y	89		ug/L			289124	270190	0	Standard
Kr	83		ug/L			80	50	22	Standard
[> In-1	115		ug/L			9102	8388	2	KED
Cd	111	-0.001	ug/L	0.007	477	3	2	66	KED
Cd	114	0.006	ug/L	0.005	89	3	8	50	KED
[> In	115		ug/L			483935	445981	1	Standard
Ag	107	0.005	ug/L	0.001	28	106	190	15	Standard
[> Tb	159		ug/L			1215870	1146541	0	Standard
Pb	208	-0.001	ug/L	0.000	39	593	474	6	Standard

ICP-MS Quantitative Analysis - Summary Report

Sample ID: **BLD0402-BLK1**

Sample Dil Factor:

Comments:

Sample Date/Time: **Friday, April 28, 2023 02:10:28**

Number of Replicates: 3

Method File: C:\Users\Public\Documents\PerkinElmer Syngistix\ICPMS\Method\200.8_DailyMethod_KED_UCT.mth

Tuning File: C:\Users\Public\Documents\PerkinElmer Syngistix\ICPMS\MassCal\Default.tun

Optimization File: C:\Users\Public\Documents\PerkinElmer Syngistix\ICPMS\Conditions\Default.dac

Calibration File: C:\Users\Public\Documents\PerkinElmer Syngistix\ICPMS\System\042723B.cal

Analyte	Mass	Conc. Mean	Units	Conc. SD	Conc. RSD	Blank Intens.	Meas. Intens.	Intens. RSD	Mode
C	13		ug/L			26020	45875	1	Standard
Cl	37		ug/L			5354462	5072646	1	Standard
[> Sc	45		ug/L			474891	473838	1	Standard
Cr	52	0.122	ug/L	0.035	28	16718	18898	2	Standard
Cr	53	0.051	ug/L	0.019	37	209	318	12	Standard
[> Ge	72		ug/L			34387	34863	1	KED
Ni	60	-0.045	ug/L	0.011	25	146	84	20	KED
Ni	62	-0.077	ug/L	0.026	33	34	17	34	KED
Cu	63	0.044	ug/L	0.007	16	114	290	8	KED
Cu	65	0.043	ug/L	0.008	18	56	144	12	KED
Zn	66	0.324	ug/L	0.050	15	76	245	11	KED
Zn	67	0.268	ug/L	0.125	46	13	37	29	KED
As	75	-0.002	ug/L	0.003	164	6	5	16	KED
Y	89		ug/L			289124	279899	3	Standard
Kr	83		ug/L			80	48	37	Standard
[> In-1	115		ug/L			9102	8219	1	KED
Cd	111	0.004	ug/L	0.007	205	3	4	48	KED
Cd	114	-0.005	ug/L	0.000	3	3	0	44	KED
[> In	115		ug/L			483935	461447	1	Standard
Ag	107	0.005	ug/L	0.009	157	106	202	79	Standard
[> Tb	159		ug/L			1215870	1165962	1	Standard
Pb	208	0.006	ug/L	0.008	134	593	1046	61	Standard

ICP-MS Quantitative Analysis - Summary Report

Sample ID: **BLD0402-BS1**

Sample Dil Factor:

Comments:

Sample Date/Time: **Friday, April 28, 2023 02:14:54**

Number of Replicates: 3

Method File: C:\Users\Public\Documents\PerkinElmer Syngistix\ICPMS\Method\200.8_DailyMethod_KED_UCT.mth

Tuning File: C:\Users\Public\Documents\PerkinElmer Syngistix\ICPMS\MassCal\Default.tun

Optimization File: C:\Users\Public\Documents\PerkinElmer Syngistix\ICPMS\Conditions\Default.dac

Calibration File: C:\Users\Public\Documents\PerkinElmer Syngistix\ICPMS\System\042723B.cal

Analyte	Mass	Conc. Mean	Units	Conc. SD	Conc. RSD	Blank Intens.	Meas. Intens.	Intens. RSD	Mode
C	13		ug/L			26020	44029	1	Standard
Cl	37		ug/L			5354462	5135797	2	Standard
[> Sc	45		ug/L			474891	466034	1	Standard
Cr	52	26.345	ug/L	0.253	0	16718	489496	0	Standard
Cr	53	25.916	ug/L	0.345	1	209	55007	0	Standard
[> Ge	72		ug/L			34387	35387	1	KED
Ni	60	26.888	ug/L	0.196	0	146	38972	1	KED
Ni	62	27.299	ug/L	0.732	2	34	6396	1	KED
Cu	63	28.492	ug/L	0.942	3	114	115853	3	KED
Cu	65	28.214	ug/L	1.034	3	56	57835	4	KED
Zn	66	83.678	ug/L	0.627	0	76	43985	1	KED
Zn	67	78.236	ug/L	0.525	0	13	6894	1	KED
As	75	25.168	ug/L	0.202	0	6	7094	0	KED
Y	89		ug/L			289124	273775	1	Standard
Kr	83		ug/L			80	65	19	Standard
[> In-1	115		ug/L			9102	8381	2	KED
Cd	111	26.070	ug/L	0.674	2	3	7285	0	KED
Cd	114	26.034	ug/L	0.712	2	3	19085	0	KED
[> In	115		ug/L			483935	452742	1	Standard
Ag	107	26.038	ug/L	0.800	3	106	466084	1	Standard
[> Tb	159		ug/L			1215870	1162549	2	Standard
Pb	208	26.815	ug/L	0.625	2	593	2073553	0	Standard

ICP-MS Quantitative Analysis - Summary Report

Sample ID: **23A0326-08**

Sample Dil Factor: **20**

Comments:

Sample Date/Time: **Friday, April 28, 2023 02:19:20**

Number of Replicates: 3

Method File: C:\Users\Public\Documents\PerkinElmer Syngistix\ICPMS\Method\200.8_DailyMethod_KED_UCT.mth

Tuning File: C:\Users\Public\Documents\PerkinElmer Syngistix\ICPMS\MassCal\Default.tun

Optimization File: C:\Users\Public\Documents\PerkinElmer Syngistix\ICPMS\Conditions\Default.dac

Calibration File: C:\Users\Public\Documents\PerkinElmer Syngistix\ICPMS\System\042723B.cal

Analyte	Mass	Conc. Mean	Units	Conc. SD	Conc. RSD	Blank Intens.	Meas. Intens.	Intens. RSD	Mode
C	13		ug/L			26020	47937	2	Standard
Cl	37		ug/L			5354462	5071870	1	Standard
[> Sc	45		ug/L			474891	551937	2	Standard
Cr	52	12.123	ug/L	0.246	2	16718	277233	2	Standard
Cr	53	12.053	ug/L	0.216	1	209	30425	1	Standard
[> Ge	72		ug/L			34387	35559	2	KED
Ni	60	9.909	ug/L	0.363	3	146	14521	2	KED
Ni	62	10.279	ug/L	0.181	1	34	2442	1	KED
Cu	63	20.759	ug/L	0.491	2	114	84828	1	KED
Cu	65	21.013	ug/L	0.508	2	56	43282	0	KED
Zn	66	44.029	ug/L	0.618	1	76	23290	0	KED
Zn	67	42.450	ug/L	1.453	3	13	3764	1	KED
As	75	4.859	ug/L	0.080	1	6	1381	2	KED
Y	89		ug/L			289124	472370	2	Standard
Kr	83		ug/L			80	80	23	Standard
[> In-1	115		ug/L			9102	8185	1	KED
Cd	111	0.064	ug/L	0.011	17	3	20	14	KED
Cd	114	0.051	ug/L	0.008	15	3	40	15	KED
[> In	115		ug/L			483935	458600	3	Standard
Ag	107	0.084	ug/L	0.008	9	106	1614	7	Standard
[> Tb	159		ug/L			1215870	1177226	0	Standard
Pb	208	26.366	ug/L	0.212	0	593	2065172	0	Standard

ICP-MS Quantitative Analysis - Summary Report

Sample ID: **23A0326-09**

Sample Dil Factor: **20**

Comments:

Sample Date/Time: **Friday, April 28, 2023 02:23:46**

Number of Replicates: 3

Method File: C:\Users\Public\Documents\PerkinElmer Syngistix\ICPMS\Method\200.8_DailyMethod_KED_UCT.mth

Tuning File: C:\Users\Public\Documents\PerkinElmer Syngistix\ICPMS\MassCal\Default.tun

Optimization File: C:\Users\Public\Documents\PerkinElmer Syngistix\ICPMS\Conditions\Default.dac

Calibration File: C:\Users\Public\Documents\PerkinElmer Syngistix\ICPMS\System\042723B.cal

Analyte	Mass	Conc. Mean	Units	Conc. SD	Conc. RSD	Blank Intens.	Meas. Intens.	Intens. RSD	Mode
C	13		ug/L			26020	55289	2	Standard
Cl	37		ug/L			5354462	4984510	2	Standard
[> Sc	45		ug/L			474891	592167	2	Standard
Cr	52	15.662	ug/L	0.261	1	16718	378161	0	Standard
Cr	53	15.430	ug/L	0.212	1	209	41717	0	Standard
[> Ge	72		ug/L			34387	35590	1	KED
Ni	60	13.129	ug/L	0.218	1	146	19217	2	KED
Ni	62	13.272	ug/L	0.363	2	34	3146	1	KED
Cu	63	25.739	ug/L	0.364	1	114	105265	0	KED
Cu	65	26.073	ug/L	0.169	0	56	53756	1	KED
Zn	66	67.543	ug/L	1.090	1	76	35725	1	KED
Zn	67	63.242	ug/L	2.374	3	13	5607	2	KED
As	75	6.245	ug/L	0.176	2	6	1775	2	KED
Y	89		ug/L			289124	536746	0	Standard
Kr	83		ug/L			80	91	18	Standard
[> In-1	115		ug/L			9102	8280	2	KED
Cd	111	0.431	ug/L	0.088	20	3	121	17	KED
Cd	114	0.414	ug/L	0.042	10	3	302	8	KED
[> In	115		ug/L			483935	464614	3	Standard
Ag	107	0.170	ug/L	0.011	6	106	3225	2	Standard
[> Tb	159		ug/L			1215870	1192905	1	Standard
Pb	208	38.163	ug/L	0.246	0	593	3028666	1	Standard

ICP-MS Quantitative Analysis - Summary Report

Sample ID: **23A0418-01**

Sample Dil Factor: **20**

Comments:

Sample Date/Time: **Friday, April 28, 2023 02:28:12**

Number of Replicates: 3

Method File: C:\Users\Public\Documents\PerkinElmer Syngistix\ICPMS\Method\200.8_DailyMethod_KED_UCT.mth

Tuning File: C:\Users\Public\Documents\PerkinElmer Syngistix\ICPMS\MassCal\Default.tun

Optimization File: C:\Users\Public\Documents\PerkinElmer Syngistix\ICPMS\Conditions\Default.dac

Calibration File: C:\Users\Public\Documents\PerkinElmer Syngistix\ICPMS\System\042723B.cal

Analyte	Mass	Conc. Mean	Units	Conc. SD	Conc. RSD	Blank Intens.	Meas. Intens.	Intens. RSD	Mode
C	13		ug/L			26020	42765	3	Standard
Cl	37		ug/L			5354462	4973160	3	Standard
[> Sc	45		ug/L			474891	529878	2	Standard
Cr	52	8.520	ug/L	0.183	2	16718	192586	1	Standard
Cr	53	8.549	ug/L	0.373	4	209	20781	3	Standard
[> Ge	72		ug/L			34387	36104	0	KED
Ni	60	7.704	ug/L	0.134	1	146	11501	1	KED
Ni	62	7.916	ug/L	0.192	2	34	1918	2	KED
Cu	63	11.960	ug/L	0.363	3	114	49679	2	KED
Cu	65	11.944	ug/L	0.286	2	56	25011	2	KED
Zn	66	27.346	ug/L	0.296	1	76	14721	1	KED
Zn	67	25.960	ug/L	0.792	3	13	2344	3	KED
[As	75	2.186	ug/L	0.008	0	6	634	0	KED
Y	89		ug/L			289124	444957	4	Standard
Kr	83		ug/L			80	85	8	Standard
[> In-1	115		ug/L			9102	8357	5	KED
Cd	111	0.042	ug/L	0.008	19	3	14	13	KED
Cd	114	0.024	ug/L	0.007	27	3	21	27	KED
[> In	115		ug/L			483935	455054	3	Standard
Ag	107	0.036	ug/L	0.002	5	106	749	8	Standard
[> Tb	159		ug/L			1215870	1162098	1	Standard
Pb	208	2.460	ug/L	0.003	0	593	190698	1	Standard

ICP-MS Quantitative Analysis - Summary Report

Sample ID: **23A0418-02**

Sample Dil Factor: **20**

Comments:

Sample Date/Time: **Friday, April 28, 2023 02:32:37**

Number of Replicates: 3

Method File: C:\Users\Public\Documents\PerkinElmer Syngistix\ICPMS\Method\200.8_DailyMethod_KED_UCT.mth

Tuning File: C:\Users\Public\Documents\PerkinElmer Syngistix\ICPMS\MassCal\Default.tun

Optimization File: C:\Users\Public\Documents\PerkinElmer Syngistix\ICPMS\Conditions\Default.dac

Calibration File: C:\Users\Public\Documents\PerkinElmer Syngistix\ICPMS\System\042723B.cal

Analyte	Mass	Conc. Mean	Units	Conc. SD	Conc. RSD	Blank Intens.	Meas. Intens.	Intens. RSD	Mode
C	13		ug/L			26020	45771	1	Standard
Cl	37		ug/L			5354462	5076346	0	Standard
[> Sc	45		ug/L			474891	531285	2	Standard
Cr	52	9.959	ug/L	0.171	1	16718	222534	1	Standard
Cr	53	9.939	ug/L	0.355	3	209	24182	0	Standard
[> Ge	72		ug/L			34387	34997	1	KED
Ni	60	10.371	ug/L	0.200	1	146	14958	2	KED
Ni	62	10.727	ug/L	0.407	3	34	2508	5	KED
Cu	63	31.667	ug/L	0.635	2	114	127307	1	KED
Cu	65	31.372	ug/L	0.459	1	56	63578	0	KED
Zn	66	56.618	ug/L	1.285	2	76	29453	1	KED
Zn	67	52.731	ug/L	2.224	4	13	4598	2	KED
As	75	3.544	ug/L	0.003	0	6	993	1	KED
Y	89		ug/L			289124	458899	1	Standard
Kr	83		ug/L			80	82	8	Standard
[> In-1	115		ug/L			9102	8213	0	KED
Cd	111	0.069	ug/L	0.016	23	3	21	19	KED
Cd	114	0.050	ug/L	0.006	11	3	39	10	KED
[> In	115		ug/L			483935	456388	1	Standard
Ag	107	0.062	ug/L	0.004	6	106	1212	4	Standard
[> Tb	159		ug/L			1215870	1155946	0	Standard
Pb	208	15.378	ug/L	0.042	0	593	1183021	0	Standard

ICP-MS Quantitative Analysis - Summary Report

Sample ID: **23A0418-04**

Sample Dil Factor: **20**

Comments:

Sample Date/Time: **Friday, April 28, 2023 02:37:03**

Number of Replicates: 3

Method File: C:\Users\Public\Documents\PerkinElmer Syngistix\ICPMS\Method\200.8_DailyMethod_KED_UCT.mth

Tuning File: C:\Users\Public\Documents\PerkinElmer Syngistix\ICPMS\MassCal\Default.tun

Optimization File: C:\Users\Public\Documents\PerkinElmer Syngistix\ICPMS\Conditions\Default.dac

Calibration File: C:\Users\Public\Documents\PerkinElmer Syngistix\ICPMS\System\042723B.cal

Analyte	Mass	Conc. Mean	Units	Conc. SD	Conc. RSD	Blank Intens.	Meas. Intens.	Intens. RSD	Mode
C	13		ug/L			26020	49049	3	Standard
Cl	37		ug/L			5354462	4988445	2	Standard
[> Sc	45		ug/L			474891	558898	0	Standard
Cr	52	11.705	ug/L	0.125	1	16718	271773	0	Standard
Cr	53	11.500	ug/L	0.134	1	209	29415	1	Standard
[> Ge	72		ug/L			34387	35795	2	KED
Ni	60	11.969	ug/L	0.345	2	146	17626	0	KED
Ni	62	12.279	ug/L	0.228	1	34	2931	3	KED
Cu	63	23.350	ug/L	0.775	3	114	96016	1	KED
Cu	65	23.075	ug/L	0.356	1	56	47847	1	KED
Zn	66	84.378	ug/L	1.281	1	76	44862	2	KED
Zn	67	80.441	ug/L	1.381	1	13	7169	0	KED
As	75	4.931	ug/L	0.141	2	6	1410	0	KED
Y	89		ug/L			289124	489819	1	Standard
Kr	83		ug/L			80	83	8	Standard
[> In-1	115		ug/L			9102	8303	1	KED
Cd	111	0.081	ug/L	0.036	43	3	25	39	KED
Cd	114	0.084	ug/L	0.002	2	3	64	4	KED
[> In	115		ug/L			483935	466016	2	Standard
Ag	107	0.071	ug/L	0.002	2	106	1412	3	Standard
[> Tb	159		ug/L			1215870	1165812	2	Standard
Pb	208	11.779	ug/L	0.284	2	593	913679	0	Standard

ICP-MS Quantitative Analysis - Summary Report

Sample ID: **23A0418-05**

Sample Dil Factor: **20**

Comments:

Sample Date/Time: **Friday, April 28, 2023 02:41:29**

Number of Replicates: 3

Method File: C:\Users\Public\Documents\PerkinElmer Syngistix\ICPMS\Method\200.8_DailyMethod_KED_UCT.mth

Tuning File: C:\Users\Public\Documents\PerkinElmer Syngistix\ICPMS\MassCal\Default.tun

Optimization File: C:\Users\Public\Documents\PerkinElmer Syngistix\ICPMS\Conditions\Default.dac

Calibration File: C:\Users\Public\Documents\PerkinElmer Syngistix\ICPMS\System\042723B.cal

Analyte	Mass	Conc. Mean	Units	Conc. SD	Conc. RSD	Blank Intens.	Meas. Intens.	Intens. RSD	Mode
C	13		ug/L			26020	48514	1	Standard
Cl	37		ug/L			5354462	5024698	1	Standard
[> Sc	45		ug/L			474891	535364	1	Standard
Cr	52	11.852	ug/L	0.034	0	16718	263379	1	Standard
Cr	53	11.651	ug/L	0.138	1	209	28538	1	Standard
[> Ge	72		ug/L			34387	34992	0	KED
Ni	60	11.689	ug/L	0.057	0	146	16838	0	KED
Ni	62	11.483	ug/L	0.195	1	34	2681	1	KED
Cu	63	27.568	ug/L	0.438	1	114	110844	1	KED
Cu	65	27.730	ug/L	0.284	1	56	56204	0	KED
Zn	66	70.399	ug/L	1.105	1	76	36608	2	KED
Zn	67	68.008	ug/L	2.111	3	13	5928	3	KED
As	75	3.627	ug/L	0.199	5	6	1016	4	KED
Y	89		ug/L			289124	475686	2	Standard
Kr	83		ug/L			80	74	9	Standard
[> In-1	115		ug/L			9102	8408	1	KED
Cd	111	0.102	ug/L	0.023	22	3	31	21	KED
Cd	114	0.096	ug/L	0.018	18	3	74	17	KED
[> In	115		ug/L			483935	464964	0	Standard
Ag	107	0.103	ug/L	0.002	2	106	1995	2	Standard
[> Tb	159		ug/L			1215870	1168236	1	Standard
Pb	208	42.428	ug/L	0.797	1	593	3297243	1	Standard

ICP-MS Quantitative Analysis - Summary Report

Sample ID: **23A0418-06**

Sample Dil Factor: **20**

Comments:

Sample Date/Time: **Friday, April 28, 2023 02:45:55**

Number of Replicates: 3

Method File: C:\Users\Public\Documents\PerkinElmer Syngistix\ICPMS\Method\200.8_DailyMethod_KED_UCT.mth

Tuning File: C:\Users\Public\Documents\PerkinElmer Syngistix\ICPMS\MassCal\Default.tun

Optimization File: C:\Users\Public\Documents\PerkinElmer Syngistix\ICPMS\Conditions\Default.dac

Calibration File: C:\Users\Public\Documents\PerkinElmer Syngistix\ICPMS\System\042723B.cal

Analyte	Mass	Conc. Mean	Units	Conc. SD	Conc. RSD	Blank Intens.	Meas. Intens.	Intens. RSD	Mode
C	13		ug/L			26020	51471	2	Standard
Cl	37		ug/L			5354462	5022993	2	Standard
[> Sc	45		ug/L			474891	533089	1	Standard
Cr	52	15.592	ug/L	0.350	2	16718	339030	0	Standard
Cr	53	15.654	ug/L	0.628	4	209	38093	2	Standard
[> Ge	72		ug/L			34387	35324	1	KED
Ni	60	11.385	ug/L	0.276	2	146	16554	0	KED
Ni	62	11.525	ug/L	0.462	4	34	2715	2	KED
Cu	63	25.630	ug/L	0.285	1	114	104031	0	KED
Cu	65	25.747	ug/L	0.496	1	56	52675	0	KED
Zn	66	59.711	ug/L	0.774	1	76	31353	1	KED
Zn	67	55.778	ug/L	1.457	2	13	4910	1	KED
[As	75	2.984	ug/L	0.050	1	6	845	1	KED
Y	89		ug/L			289124	424137	0	Standard
Kr	83		ug/L			80	65	4	Standard
[> In-1	115		ug/L			9102	8323	3	KED
Cd	111	0.121	ug/L	0.027	22	3	36	22	KED
Cd	114	0.126	ug/L	0.013	10	3	95	6	KED
[> In	115		ug/L			483935	463903	2	Standard
Ag	107	0.091	ug/L	0.004	4	106	1761	1	Standard
[> Tb	159		ug/L			1215870	1182176	1	Standard
Pb	208	39.890	ug/L	0.559	1	593	3136852	0	Standard

ICP-MS Quantitative Analysis - Summary Report

Sample ID: SEQ-IBLB

Sample Dil Factor:

Comments:

Sample Date/Time: Friday, April 28, 2023 02:50:21

Number of Replicates: 3

Method File: C:\Users\Public\Documents\PerkinElmer Syngistix\ICPMS\Method\200.8_DailyMethod_KED_UCT.mth

Tuning File: C:\Users\Public\Documents\PerkinElmer Syngistix\ICPMS\MassCal\Default.tun

Optimization File: C:\Users\Public\Documents\PerkinElmer Syngistix\ICPMS\Conditions\Default.dac

Calibration File: C:\Users\Public\Documents\PerkinElmer Syngistix\ICPMS\System\042723B.cal

Analyte	Mass	Conc. Mean	Units	Conc. SD	Conc. RSD	Blank Intens.	Meas. Intens.	Intens. RSD	Mode
C	13		ug/L			26020	27712	2	Standard
Cl	37		ug/L			5354462	4894544	1	Standard
[> Sc	45		ug/L			474891	451342	1	Standard
Cr	52	0.006	ug/L	0.017	293	16718	15985	1	Standard
Cr	53	-0.041	ug/L	0.004	10	209	114	8	Standard
[> Ge	72		ug/L			34387	35281	0	KED
Ni	60	-0.030	ug/L	0.001	3	146	106	1	KED
Ni	62	-0.086	ug/L	0.005	5	34	15	6	KED
Cu	63	-0.004	ug/L	0.003	79	114	101	11	KED
Cu	65	-0.003	ug/L	0.004	132	56	51	16	KED
Zn	66	0.133	ug/L	0.019	14	76	147	6	KED
Zn	67	0.184	ug/L	0.058	31	13	30	16	KED
As	75	-0.007	ug/L	0.006	88	6	4	36	KED
Y	89		ug/L			289124	269353	2	Standard
Kr	83		ug/L			80	53	25	Standard
[> In-1	115		ug/L			9102	8408	0	KED
Cd	111	0.012	ug/L	0.010	82	3	6	42	KED
Cd	114	0.008	ug/L	0.009	121	3	9	73	KED
[> In	115		ug/L			483935	444619	0	Standard
Ag	107	-0.003	ug/L	0.001	24	106	48	25	Standard
[> Tb	159		ug/L			1215870	1122441	1	Standard
Pb	208	0.005	ug/L	0.000	5	593	940	1	Standard

ICP-MS Quantitative Analysis - Summary Report

Sample ID: SEQ-CCVB

Sample Dil Factor:

Comments:

Sample Date/Time: Friday, April 28, 2023 02:54:48

Number of Replicates: 3

Method File: C:\Users\Public\Documents\PerkinElmer Syngistix\ICPMS\Method\200.8_DailyMethod_KED_UCT.mth

Tuning File: C:\Users\Public\Documents\PerkinElmer Syngistix\ICPMS\MassCal\Default.tun

Optimization File: C:\Users\Public\Documents\PerkinElmer Syngistix\ICPMS\Conditions\Default.dac

Calibration File: C:\Users\Public\Documents\PerkinElmer Syngistix\ICPMS\System\042723B.cal

Analyte	Mass	Conc. Mean	Units	Conc. SD	Conc. RSD	Blank Intens.	Meas. Intens.	Intens. RSD	Mode
C	13		ug/L			26020	29140	2	Standard
Cl	37		ug/L			5354462	5347339	1	Standard
[> Sc	45		ug/L			474891	465488	1	Standard
Cr	52	49.253	ug/L	0.326	0	16718	899890	1	Standard
Cr	53	48.449	ug/L	0.592	1	209	102538	1	Standard
[> Ge	72		ug/L			34387	35562	1	KED
Ni	60	49.703	ug/L	2.722	5	146	72235	4	KED
Ni	62	49.078	ug/L	1.675	3	34	11527	2	KED
Cu	63	50.300	ug/L	2.320	4	114	205371	3	KED
Cu	65	51.234	ug/L	2.562	5	56	105450	3	KED
Zn	66	49.750	ug/L	2.713	5	76	26302	4	KED
Zn	67	51.039	ug/L	2.233	4	13	4523	3	KED
As	75	48.249	ug/L	2.480	5	6	13656	3	KED
Y	89		ug/L			289124	274074	1	Standard
Kr	83		ug/L			80	58	19	Standard
[> In-1	115		ug/L			9102	8303	0	KED
Cd	111	50.601	ug/L	0.678	1	3	14010	1	KED
Cd	114	50.849	ug/L	0.664	1	3	36939	1	KED
[> In	115		ug/L			483935	442236	1	Standard
Ag	107	48.673	ug/L	0.987	2	106	851100	0	Standard
[> Tb	159		ug/L			1215870	1135430	2	Standard
Pb	208	52.464	ug/L	1.591	3	593	3961205	0	Standard

ICP-MS Quantitative Analysis - Summary Report

Sample ID: SEQ-CCBB

Sample Dil Factor:

Comments:

Sample Date/Time: Friday, April 28, 2023 03:01:58

Number of Replicates: 3

Method File: C:\Users\Public\Documents\PerkinElmer Syngistix\ICPMS\Method\200.8_DailyMethod_KED_UCT.mth

Tuning File: C:\Users\Public\Documents\PerkinElmer Syngistix\ICPMS\MassCal\Default.tun

Optimization File: C:\Users\Public\Documents\PerkinElmer Syngistix\ICPMS\Conditions\Default.dac

Calibration File: C:\Users\Public\Documents\PerkinElmer Syngistix\ICPMS\System\042723B.cal

Analyte	Mass	Conc. Mean	Units	Conc. SD	Conc. RSD	Blank Intens.	Meas. Intens.	Intens. RSD	Mode
C	13		ug/L			26020	26938	0	Standard
Cl	37		ug/L			5354462	5194250	1	Standard
[> Sc	45		ug/L			474891	458058	1	Standard
Cr	52	0.006	ug/L	0.028	447	16718	16232	2	Standard
Cr	53	-0.047	ug/L	0.003	6	209	104	5	Standard
[> Ge	72		ug/L			34387	35101	0	KED
Ni	60	-0.034	ug/L	0.007	19	146	99	9	KED
Ni	62	-0.066	ug/L	0.027	40	34	20	30	KED
Cu	63	-0.015	ug/L	0.003	19	114	55	21	KED
Cu	65	-0.018	ug/L	0.003	16	56	21	28	KED
Zn	66	-0.073	ug/L	0.004	5	76	40	4	KED
Zn	67	-0.076	ug/L	0.021	28	13	7	25	KED
As	75	0.001	ug/L	0.006	449	6	6	22	KED
Y	89		ug/L			289124	267450	2	Standard
Kr	83		ug/L			80	50	19	Standard
[> In-1	115		ug/L			9102	8486	1	KED
Cd	111	0.002	ug/L	0.000	9	3	3	0	KED
Cd	114	-0.001	ug/L	0.005	559	3	2	135	KED
[> In	115		ug/L			483935	455822	2	Standard
Ag	107	0.005	ug/L	0.001	25	106	183	11	Standard
[> Tb	159		ug/L			1215870	1123140	0	Standard
Pb	208	-0.001	ug/L	0.001	42	593	459	8	Standard

ICP-MS Quantitative Analysis - Summary Report

Sample ID: SEQ-CAL1

Sample Dil Factor:

Comments:

Sample Date/Time: Friday, April 28, 2023 03:06:24

Number of Replicates: 3

Method File: C:\Users\Public\Documents\PerkinElmer Syngistix\ICPMS\Method\200.8_DailyMethod_KED_UCT.mth

Tuning File: C:\Users\Public\Documents\PerkinElmer Syngistix\ICPMS\MassCal\Default.tun

Optimization File: C:\Users\Public\Documents\PerkinElmer Syngistix\ICPMS\Conditions\Default.dac

Calibration File: C:\Users\Public\Documents\PerkinElmer Syngistix\ICPMS\System\042723B.cal

Analyte	Mass	Conc. Mean	Units	Conc. SD	Conc. RSD	Blank Intens.	Meas. Intens.	Intens. RSD	Mode
C	13		ug/L				26724	1	Standard
Cl	37		ug/L				5151969	1	Standard
[> Sc	45		ug/L				453223	2	Standard
Cr	52		ug/L				16290	1	Standard
Cr	53		ug/L				110	3	Standard
[> Ge	72		ug/L				35046	0	KED
Ni	60		ug/L				104	12	KED
Ni	62		ug/L				17	16	KED
Cu	63		ug/L				50	32	KED
Cu	65		ug/L				24	7	KED
Zn	66		ug/L				45	19	KED
Zn	67		ug/L				5	57	KED
As	75		ug/L				4	14	KED
Y	89		ug/L				264383	3	Standard
Kr	83		ug/L				57	15	Standard
[> In-1	115		ug/L				8211	0	KED
Cd	111		ug/L				8	53	KED
Cd	114		ug/L				5	67	KED
[> In	115		ug/L				441019	1	Standard
Ag	107		ug/L				84	22	Standard
[> Tb	159		ug/L				1096960	2	Standard
Pb	208		ug/L				408	6	Standard

ICP-MS Quantitative Analysis - Summary Report

Sample ID: SEQ-CCVC

Sample Dil Factor:

Comments:

Sample Date/Time: Friday, April 28, 2023 03:10:51

Number of Replicates: 3

Method File: C:\Users\Public\Documents\PerkinElmer Syngistix\ICPMS\Method\200.8_DailyMethod_KED_UCT.mth

Tuning File: C:\Users\Public\Documents\PerkinElmer Syngistix\ICPMS\MassCal\Default.tun

Optimization File: C:\Users\Public\Documents\PerkinElmer Syngistix\ICPMS\Conditions\Default.dac

Calibration File: C:\Users\Public\Documents\PerkinElmer Syngistix\ICPMS\System\042723B.cal

Analyte	Mass	Conc. Mean	Units	Conc. SD	Conc. RSD	Blank Intens.	Meas. Intens.	Intens. RSD	Mode
C	13		ug/L			26724	29490	2	Standard
Cl	37		ug/L			5151969	5472504	2	Standard
[> Sc	45		ug/L			453223	467679	0	Standard
Cr	52	49.357	ug/L	0.705	1	16290	906342	1	Standard
Cr	53	48.874	ug/L	1.105	2	110	103830	1	Standard
[> Ge	72		ug/L			35046	34753	1	KED
Ni	60	51.397	ug/L	1.848	3	104	72956	2	KED
Ni	62	51.377	ug/L	1.067	2	17	11773	0	KED
Cu	63	50.799	ug/L	1.591	3	50	202659	2	KED
Cu	65	51.522	ug/L	0.510	0	24	103627	0	KED
Zn	66	51.595	ug/L	0.969	1	45	26629	1	KED
Zn	67	50.703	ug/L	1.970	3	5	4384	3	KED
As	75	50.273	ug/L	1.404	2	4	13905	1	KED
Y	89		ug/L			264383	278710	2	Standard
Kr	83		ug/L			57	50	28	Standard
[> In-1	115		ug/L			8211	7991	1	KED
Cd	111	50.671	ug/L	1.064	2	8	13508	2	KED
Cd	114	50.626	ug/L	0.090	0	5	35398	0	KED
[> In	115		ug/L			441019	441687	2	Standard
Ag	107	49.958	ug/L	1.694	3	84	872191	1	Standard
[> Tb	159		ug/L			1096960	1139751	1	Standard
Pb	208	52.707	ug/L	1.412	2	408	3995140	1	Standard

ICP-MS Quantitative Analysis - Summary Report

Sample ID: SEQ-CCBC

Sample Dil Factor:

Comments:

Sample Date/Time: Friday, April 28, 2023 03:18:01

Number of Replicates: 3

Method File: C:\Users\Public\Documents\PerkinElmer Syngistix\ICPMS\Method\200.8_DailyMethod_KED_UCT.mth

Tuning File: C:\Users\Public\Documents\PerkinElmer Syngistix\ICPMS\MassCal\Default.tun

Optimization File: C:\Users\Public\Documents\PerkinElmer Syngistix\ICPMS\Conditions\Default.dac

Calibration File: C:\Users\Public\Documents\PerkinElmer Syngistix\ICPMS\System\042723B.cal

Analyte	Mass	Conc. Mean	Units	Conc. SD	Conc. RSD	Blank Intens.	Meas. Intens.	Intens. RSD	Mode
C	13		ug/L			26724	27230	2	Standard
Cl	37		ug/L			5151969	5276386	0	Standard
[> Sc	45		ug/L			453223	464883	0	Standard
Cr	52	-0.014	ug/L	0.021	151	16290	16463	2	Standard
Cr	53	-0.007	ug/L	0.005	71	110	99	10	Standard
[> Ge	72		ug/L			35046	34551	2	KED
Ni	60	0.013	ug/L	0.011	83	104	121	14	KED
Ni	62	0.029	ug/L	0.009	31	17	24	9	KED
Cu	63	0.000	ug/L	0.003	1551	50	50	21	KED
Cu	65	-0.000	ug/L	0.001	622	24	24	9	KED
Zn	66	0.000	ug/L	0.007	7767	45	44	6	KED
Zn	67	0.023	ug/L	0.021	91	5	7	25	KED
As	75	0.004	ug/L	0.005	108	4	6	19	KED
Y	89		ug/L			264383	274511	1	Standard
Kr	83		ug/L			57	58	6	Standard
[> In-1	115		ug/L			8211	8418	1	KED
Cd	111	-0.012	ug/L	0.014	116	8	5	75	KED
Cd	114	-0.000	ug/L	0.002	2739	5	5	34	KED
[> In	115		ug/L			441019	459027	1	Standard
Ag	107	0.006	ug/L	0.000	5	84	205	4	Standard
[> Tb	159		ug/L			1096960	1145283	1	Standard
Pb	208	0.001	ug/L	0.000	44	408	482	4	Standard

ICP-MS Quantitative Analysis - Summary Report

Sample ID: **23D0124-02**

Sample Dil Factor: **5**

Comments:

Sample Date/Time: **Friday, April 28, 2023 03:22:28**

Number of Replicates: 3

Method File: C:\Users\Public\Documents\PerkinElmer Syngistix\ICPMS\Method\200.8_DailyMethod_KED_UCT.mth

Tuning File: C:\Users\Public\Documents\PerkinElmer Syngistix\ICPMS\MassCal\Default.tun

Optimization File: C:\Users\Public\Documents\PerkinElmer Syngistix\ICPMS\Conditions\Default.dac

Calibration File: C:\Users\Public\Documents\PerkinElmer Syngistix\ICPMS\System\042723B.cal

Analyte	Mass	Conc. Mean	Units	Conc. SD	Conc. RSD	Blank Intens.	Meas. Intens.	Intens. RSD	Mode
C	13		ug/L			26724	38423	2	Standard
Cl	37		ug/L			5151969	5466503	2	Standard
Sc	45		ug/L			453223	446220	5	Standard
Cr	52	1.144	ug/L	0.084	7	16290	35673	2	Standard
Cr	53	1.144	ug/L	0.024	2	110	2426	6	Standard
Ge	72		ug/L			35046	35433	1	KED
Ni	60	0.208	ug/L	0.032	15	104	405	10	KED
Ni	62	0.239	ug/L	0.052	21	17	73	15	KED
Cu	63	5.264	ug/L	0.042	0	50	21463	1	KED
Cu	65	5.273	ug/L	0.090	1	24	10836	2	KED
Zn	66	47.133	ug/L	1.919	4	45	24799	2	KED
Zn	67	43.562	ug/L	0.949	2	5	3841	2	KED
As	75	0.215	ug/L	0.028	12	4	65	10	KED
Y	89		ug/L			264383	259708	5	Standard
Kr	83		ug/L			57	54	32	Standard
In-1	115		ug/L			8211	8229	0	KED
Cd	111	-0.016	ug/L	0.009	56	8	3	66	KED
Cd	114	0.002	ug/L	0.002	129	5	6	26	KED
In	115		ug/L			441019	436584	3	Standard
Ag	107	0.006	ug/L	0.002	41	84	182	23	Standard
Tb	159		ug/L			1096960	1103223	2	Standard
Pb	208	0.006	ug/L	0.001	9	408	881	4	Standard

ICP-MS Quantitative Analysis - Summary Report

Sample ID: **BLD0510-DUP2**

Sample Dil Factor: **5**

Comments:

Sample Date/Time: **Friday, April 28, 2023 03:26:54**

Number of Replicates: 3

Method File: C:\Users\Public\Documents\PerkinElmer Syngistix\ICPMS\Method\200.8_DailyMethod_KED_UCT.mth

Tuning File: C:\Users\Public\Documents\PerkinElmer Syngistix\ICPMS\MassCal\Default.tun

Optimization File: C:\Users\Public\Documents\PerkinElmer Syngistix\ICPMS\Conditions\Default.dac

Calibration File: C:\Users\Public\Documents\PerkinElmer Syngistix\ICPMS\System\042723B.cal

Analyte	Mass	Conc. Mean	Units	Conc. SD	Conc. RSD	Blank Intens.	Meas. Intens.	Intens. RSD	Mode
C	13		ug/L			26724	39355	1	Standard
Cl	37		ug/L			5151969	5490228	3	Standard
Sc	45		ug/L			453223	472467	1	Standard
Cr	52	1.056	ug/L	0.034	3	16290	36212	0	Standard
Cr	53	1.063	ug/L	0.038	3	110	2393	2	Standard
Ge	72		ug/L			35046	35151	1	KED
Ni	60	0.180	ug/L	0.007	3	104	363	3	KED
Ni	62	0.230	ug/L	0.028	12	17	71	10	KED
Cu	63	5.109	ug/L	0.027	0	50	20667	0	KED
Cu	65	5.162	ug/L	0.044	0	24	10525	1	KED
Zn	66	44.675	ug/L	0.837	1	45	23332	2	KED
Zn	67	41.889	ug/L	2.173	5	5	3663	4	KED
As	75	0.187	ug/L	0.023	12	4	57	11	KED
Y	89		ug/L			264383	274976	1	Standard
Kr	83		ug/L			57	52	13	Standard
In-1	115		ug/L			8211	8057	0	KED
Cd	111	-0.005	ug/L	0.004	68	8	6	14	KED
Cd	114	-0.006	ug/L	0.003	45	5	1	151	KED
In	115		ug/L			441019	459931	0	Standard
Ag	107	0.002	ug/L	0.000	7	84	132	1	Standard
Tb	159		ug/L			1096960	1156435	1	Standard
Pb	208	0.005	ug/L	0.001	18	408	799	7	Standard

ICP-MS Quantitative Analysis - Summary Report

Sample ID: **BLD0510-MS2**

Sample Dil Factor: **5**

Comments:

Sample Date/Time: **Friday, April 28, 2023 03:31:20**

Number of Replicates: 3

Method File: C:\Users\Public\Documents\PerkinElmer Syngistix\ICPMS\Method\200.8_DailyMethod_KED_UCT.mth

Tuning File: C:\Users\Public\Documents\PerkinElmer Syngistix\ICPMS\MassCal\Default.tun

Optimization File: C:\Users\Public\Documents\PerkinElmer Syngistix\ICPMS\Conditions\Default.dac

Calibration File: C:\Users\Public\Documents\PerkinElmer Syngistix\ICPMS\System\042723B.cal

Analyte	Mass	Conc. Mean	Units	Conc. SD	Conc. RSD	Blank Intens.	Meas. Intens.	Intens. RSD	Mode
C	13		ug/L			26724	39443	0	Standard
Cl	37		ug/L			5151969	5559199	3	Standard
Sc	45		ug/L			453223	464997	1	Standard
Cr	52	6.703	ug/L	0.274	4	16290	136777	2	Standard
Cr	53	6.762	ug/L	0.207	3	110	14379	1	Standard
Ge	72		ug/L			35046	34781	0	KED
Ni	60	5.957	ug/L	0.073	1	104	8557	1	KED
Ni	62	6.193	ug/L	0.203	3	17	1436	3	KED
Cu	63	11.447	ug/L	0.177	1	50	45751	1	KED
Cu	65	11.612	ug/L	0.242	2	24	23395	2	KED
Zn	66	67.354	ug/L	0.811	1	45	34783	1	KED
Zn	67	62.957	ug/L	0.499	0	5	5448	0	KED
As	75	5.913	ug/L	0.032	0	4	1641	0	KED
Y	89		ug/L			264383	272554	0	Standard
Kr	83		ug/L			57	44	9	Standard
In-1	115		ug/L			8211	8075	2	KED
Cd	111	5.836	ug/L	0.378	6	8	1577	4	KED
Cd	114	5.856	ug/L	0.368	6	5	4137	4	KED
In	115		ug/L			441019	450680	2	Standard
Ag	107	5.437	ug/L	0.144	2	84	96942	0	Standard
Tb	159		ug/L			1096960	1130933	0	Standard
Pb	208	5.876	ug/L	0.075	1	408	442433	0	Standard

ICP-MS Quantitative Analysis - Summary Report

Sample ID: **23A0418-07**

Sample Dil Factor: **20**

Comments:

Sample Date/Time: **Friday, April 28, 2023 03:35:39**

Number of Replicates: 3

Method File: C:\Users\Public\Documents\PerkinElmer Syngistix\ICPMS\Method\200.8_DailyMethod_KED_UCT.mth

Tuning File: C:\Users\Public\Documents\PerkinElmer Syngistix\ICPMS\MassCal\Default.tun

Optimization File: C:\Users\Public\Documents\PerkinElmer Syngistix\ICPMS\Conditions\Default.dac

Calibration File: C:\Users\Public\Documents\PerkinElmer Syngistix\ICPMS\System\042723B.cal

Analyte	Mass	Conc. Mean	Units	Conc. SD	Conc. RSD	Blank Intens.	Meas. Intens.	Intens. RSD	Mode
C	13		ug/L			26724	43421	2	Standard
Cl	37		ug/L			5151969	5276954	1	Standard
[> Sc	45		ug/L			453223	542956	2	Standard
Cr	52	13.815	ug/L	0.293	2	16290	308478	0	Standard
Cr	53	13.613	ug/L	0.402	2	110	33661	0	Standard
[> Ge	72		ug/L			35046	34836	1	KED
Ni	60	17.092	ug/L	0.280	1	104	24394	1	KED
Ni	62	17.321	ug/L	0.861	4	17	3989	3	KED
Cu	63	33.208	ug/L	0.162	0	50	132847	1	KED
Cu	65	33.335	ug/L	0.788	2	24	67211	1	KED
Zn	66	109.695	ug/L	1.218	1	45	56705	0	KED
Zn	67	100.160	ug/L	2.264	2	5	8676	1	KED
[As	75	5.263	ug/L	0.136	2	4	1464	3	KED
Y	89		ug/L			264383	469146	1	Standard
Kr	83		ug/L			57	67	11	Standard
[> In-1	115		ug/L			8211	8110	2	KED
Cd	111	0.083	ug/L	0.029	35	8	30	25	KED
Cd	114	0.105	ug/L	0.018	17	5	79	16	KED
[> In	115		ug/L			441019	454928	1	Standard
Ag	107	0.050	ug/L	0.004	8	84	993	7	Standard
[> Tb	159		ug/L			1096960	1139678	0	Standard
Pb	208	23.344	ug/L	0.465	1	408	1770193	2	Standard

ICP-MS Quantitative Analysis - Summary Report

Sample ID: **23A0418-08**

Sample Dil Factor: **20**

Comments:

Sample Date/Time: **Friday, April 28, 2023 03:40:05**

Number of Replicates: 3

Method File: C:\Users\Public\Documents\PerkinElmer Syngistix\ICPMS\Method\200.8_DailyMethod_KED_UCT.mth

Tuning File: C:\Users\Public\Documents\PerkinElmer Syngistix\ICPMS\MassCal\Default.tun

Optimization File: C:\Users\Public\Documents\PerkinElmer Syngistix\ICPMS\Conditions\Default.dac

Calibration File: C:\Users\Public\Documents\PerkinElmer Syngistix\ICPMS\System\042723B.cal

Analyte	Mass	Conc. Mean	Units	Conc. SD	Conc. RSD	Blank Intens.	Meas. Intens.	Intens. RSD	Mode
C	13		ug/L			26724	49597	2	Standard
Cl	37		ug/L			5151969	5196412	2	Standard
> Sc	45		ug/L			453223	590129	1	Standard
Cr	52	21.980	ug/L	0.391	1	16290	521049	1	Standard
Cr	53	21.927	ug/L	0.385	1	110	58858	0	Standard
> Ge	72		ug/L			35046	34438	0	KED
Ni	60	22.111	ug/L	0.661	2	104	31170	2	KED
Ni	62	22.258	ug/L	0.479	2	17	5065	1	KED
Cu	63	48.214	ug/L	0.881	1	50	190633	1	KED
Cu	65	47.365	ug/L	0.320	0	24	94415	1	KED
Zn	66	427.693	ug/L	3.194	0	45	218449	0	KED
Zn	67	402.872	ug/L	9.224	2	5	34485	1	KED
As	75	12.874	ug/L	0.105	0	4	3533	1	KED
Y	89		ug/L			264383	541930	1	Standard
Kr	83		ug/L			57	88	18	Standard
> In-1	115		ug/L			8211	8208	1	KED
Cd	111	0.620	ug/L	0.082	13	8	177	11	KED
Cd	114	0.658	ug/L	0.078	11	5	478	12	KED
> In	115		ug/L			441019	457981	2	Standard
Ag	107	0.422	ug/L	0.013	3	84	7720	1	Standard
> Tb	159		ug/L			1096960	1158647	0	Standard
Pb	208	49.602	ug/L	0.891	1	408	3823474	2	Standard

ICP-MS Quantitative Analysis - Summary Report

Sample ID: **23A0418-09**

Sample Dil Factor: **20**

Comments:

Sample Date/Time: **Friday, April 28, 2023 03:44:31**

Number of Replicates: 3

Method File: C:\Users\Public\Documents\PerkinElmer Syngistix\ICPMS\Method\200.8_DailyMethod_KED_UCT.mth

Tuning File: C:\Users\Public\Documents\PerkinElmer Syngistix\ICPMS\MassCal\Default.tun

Optimization File: C:\Users\Public\Documents\PerkinElmer Syngistix\ICPMS\Conditions\Default.dac

Calibration File: C:\Users\Public\Documents\PerkinElmer Syngistix\ICPMS\System\042723B.cal

Analyte	Mass	Conc. Mean	Units	Conc. SD	Conc. RSD	Blank Intens.	Meas. Intens.	Intens. RSD	Mode
C	13		ug/L			26724	53033	3	Standard
Cl	37		ug/L			5151969	5065662	2	Standard
[> Sc	45		ug/L			453223	542719	1	Standard
Cr	52	8.705	ug/L	0.079	0	16290	201559	0	Standard
Cr	53	8.738	ug/L	0.123	1	110	21651	0	Standard
[> Ge	72		ug/L			35046	34451	1	KED
Ni	60	9.965	ug/L	0.172	1	104	14107	0	KED
Ni	62	9.773	ug/L	0.576	5	17	2234	5	KED
Cu	63	15.433	ug/L	0.228	1	50	61080	1	KED
Cu	65	15.431	ug/L	0.219	1	24	30786	1	KED
Zn	66	50.956	ug/L	1.166	2	45	26074	2	KED
Zn	67	48.156	ug/L	1.224	2	5	4128	1	KED
As	75	5.804	ug/L	0.064	1	4	1596	0	KED
Y	89		ug/L			264383	452388	1	Standard
Kr	83		ug/L			57	78	5	Standard
[> In-1	115		ug/L			8211	8038	2	KED
Cd	111	0.040	ug/L	0.005	11	8	18	7	KED
Cd	114	0.028	ug/L	0.015	51	5	25	42	KED
[> In	115		ug/L			441019	456542	4	Standard
Ag	107	0.037	ug/L	0.002	6	84	760	2	Standard
[> Tb	159		ug/L			1096960	1173995	0	Standard
Pb	208	4.042	ug/L	0.062	1	408	316070	1	Standard

ICP-MS Quantitative Analysis - Summary Report

Sample ID: **23A0418-10**

Sample Dil Factor: **20**

Comments:

Sample Date/Time: **Friday, April 28, 2023 03:48:57**

Number of Replicates: 3

Method File: C:\Users\Public\Documents\PerkinElmer Syngistix\ICPMS\Method\200.8_DailyMethod_KED_UCT.mth

Tuning File: C:\Users\Public\Documents\PerkinElmer Syngistix\ICPMS\MassCal\Default.tun

Optimization File: C:\Users\Public\Documents\PerkinElmer Syngistix\ICPMS\Conditions\Default.dac

Calibration File: C:\Users\Public\Documents\PerkinElmer Syngistix\ICPMS\System\042723B.cal

Analyte	Mass	Conc. Mean	Units	Conc. SD	Conc. RSD	Blank Intens.	Meas. Intens.	Intens. RSD	Mode
C	13		ug/L			26724	44959	3	Standard
Cl	37		ug/L			5151969	4972065	1	Standard
[> Sc	45		ug/L			453223	523563	1	Standard
Cr	52	9.785	ug/L	0.165	1	16290	216245	2	Standard
Cr	53	9.998	ug/L	0.111	1	110	23880	0	Standard
[> Ge	72		ug/L			35046	34558	0	KED
Ni	60	9.085	ug/L	0.141	1	104	12912	0	KED
Ni	62	9.303	ug/L	0.191	2	17	2134	2	KED
Cu	63	14.445	ug/L	0.192	1	50	57351	1	KED
Cu	65	14.425	ug/L	0.140	0	24	28870	1	KED
Zn	66	31.677	ug/L	0.247	0	45	16277	1	KED
Zn	67	30.320	ug/L	0.275	0	5	2609	0	KED
As	75	1.900	ug/L	0.102	5	4	527	5	KED
Y	89		ug/L			264383	459360	0	Standard
Kr	83		ug/L			57	75	8	Standard
[> In-1	115		ug/L			8211	8015	4	KED
Cd	111	0.013	ug/L	0.015	113	8	11	30	KED
Cd	114	0.034	ug/L	0.008	22	5	28	15	KED
[> In	115		ug/L			441019	463699	3	Standard
Ag	107	0.040	ug/L	0.003	8	84	814	4	Standard
[> Tb	159		ug/L			1096960	1169387	0	Standard
Pb	208	2.140	ug/L	0.014	0	408	166899	0	Standard

ICP-MS Quantitative Analysis - Summary Report

Sample ID: **23A0418-11**

Sample Dil Factor: **20**

Comments:

Sample Date/Time: **Friday, April 28, 2023 03:53:23**

Number of Replicates: 3

Method File: C:\Users\Public\Documents\PerkinElmer Syngistix\ICPMS\Method\200.8_DailyMethod_KED_UCT.mth

Tuning File: C:\Users\Public\Documents\PerkinElmer Syngistix\ICPMS\MassCal\Default.tun

Optimization File: C:\Users\Public\Documents\PerkinElmer Syngistix\ICPMS\Conditions\Default.dac

Calibration File: C:\Users\Public\Documents\PerkinElmer Syngistix\ICPMS\System\042723B.cal

Analyte	Mass	Conc. Mean	Units	Conc. SD	Conc. RSD	Blank Intens.	Meas. Intens.	Intens. RSD	Mode
C	13		ug/L			26724	54013	1	Standard
Cl	37		ug/L			5151969	4944114	2	Standard
[> Sc	45		ug/L			453223	523371	1	Standard
Cr	52	11.119	ug/L	0.160	1	16290	243033	0	Standard
Cr	53	11.094	ug/L	0.224	2	110	26471	0	Standard
[> Ge	72		ug/L			35046	34694	1	KED
Ni	60	8.359	ug/L	0.259	3	104	11932	1	KED
Ni	62	7.882	ug/L	0.387	4	17	1817	3	KED
Cu	63	16.960	ug/L	0.539	3	50	67567	1	KED
Cu	65	17.172	ug/L	0.302	1	24	34492	0	KED
Zn	66	41.142	ug/L	0.984	2	45	21204	0	KED
Zn	67	39.796	ug/L	0.305	0	5	3437	1	KED
[As	75	2.358	ug/L	0.019	0	4	656	1	KED
Y	89		ug/L			264383	440438	1	Standard
Kr	83		ug/L			57	74	25	Standard
[> In-1	115		ug/L			8211	8025	1	KED
Cd	111	0.048	ug/L	0.008	17	8	20	9	KED
Cd	114	0.072	ug/L	0.006	8	5	55	7	KED
[> In	115		ug/L			441019	452239	1	Standard
Ag	107	0.074	ug/L	0.005	6	84	1412	5	Standard
[> Tb	159		ug/L			1096960	1157893	1	Standard
Pb	208	9.547	ug/L	0.086	0	408	735720	0	Standard

ICP-MS Quantitative Analysis - Summary Report

Sample ID: **23A0418-12**

Sample Dil Factor: **20**

Comments:

Sample Date/Time: **Friday, April 28, 2023 03:57:49**

Number of Replicates: 3

Method File: C:\Users\Public\Documents\PerkinElmer Syngistix\ICPMS\Method\200.8_DailyMethod_KED_UCT.mth

Tuning File: C:\Users\Public\Documents\PerkinElmer Syngistix\ICPMS\MassCal\Default.tun

Optimization File: C:\Users\Public\Documents\PerkinElmer Syngistix\ICPMS\Conditions\Default.dac

Calibration File: C:\Users\Public\Documents\PerkinElmer Syngistix\ICPMS\System\042723B.cal

Analyte	Mass	Conc. Mean	Units	Conc. SD	Conc. RSD	Blank Intens.	Meas. Intens.	Intens. RSD	Mode
C	13		ug/L			26724	49323	1	Standard
Cl	37		ug/L			5151969	4975031	2	Standard
[> Sc	45		ug/L			453223	522366	1	Standard
Cr	52	11.246	ug/L	0.027	0	16290	245152	1	Standard
Cr	53	11.144	ug/L	0.174	1	110	26545	1	Standard
[> Ge	72		ug/L			35046	33950	2	KED
Ni	60	5.359	ug/L	0.124	2	104	7522	2	KED
Ni	62	5.731	ug/L	0.141	2	17	1299	4	KED
Cu	63	26.673	ug/L	0.852	3	50	103943	1	KED
Cu	65	26.341	ug/L	0.729	2	24	51750	1	KED
Zn	66	28.790	ug/L	0.140	0	45	14536	2	KED
Zn	67	27.316	ug/L	0.917	3	5	2309	1	KED
As	75	3.510	ug/L	0.093	2	4	952	0	KED
Y	89		ug/L			264383	419189	1	Standard
Kr	83		ug/L			57	76	6	Standard
[> In-1	115		ug/L			8211	8089	2	KED
Cd	111	0.009	ug/L	0.015	165	8	10	36	KED
Cd	114	0.033	ug/L	0.007	20	5	28	16	KED
[> In	115		ug/L			441019	444771	2	Standard
Ag	107	0.027	ug/L	0.002	7	84	553	5	Standard
[> Tb	159		ug/L			1096960	1174496	0	Standard
Pb	208	6.179	ug/L	0.015	0	408	483165	0	Standard

ICP-MS Quantitative Analysis - Summary Report

Sample ID: SEQ-IBLD

Sample Dil Factor:

Comments:

Sample Date/Time: Friday, April 28, 2023 04:02:15

Number of Replicates: 3

Method File: C:\Users\Public\Documents\PerkinElmer Syngistix\ICPMS\Method\200.8_DailyMethod_KED_UCT.mth

Tuning File: C:\Users\Public\Documents\PerkinElmer Syngistix\ICPMS\MassCal\Default.tun

Optimization File: C:\Users\Public\Documents\PerkinElmer Syngistix\ICPMS\Conditions\Default.dac

Calibration File: C:\Users\Public\Documents\PerkinElmer Syngistix\ICPMS\System\042723B.cal

Analyte	Mass	Conc. Mean	Units	Conc. SD	Conc. RSD	Blank Intens.	Meas. Intens.	Intens. RSD	Mode
C	13		ug/L			26724	27936	1	Standard
Cl	37		ug/L			5151969	4849616	2	Standard
[> Sc	45		ug/L			453223	450715	0	Standard
Cr	52	-0.031	ug/L	0.015	48	16290	15662	1	Standard
Cr	53	0.008	ug/L	0.012	149	110	126	19	Standard
[> Ge	72		ug/L			35046	33446	1	KED
Ni	60	-0.007	ug/L	0.020	268	104	89	31	KED
Ni	62	-0.028	ug/L	0.027	96	17	10	53	KED
Cu	63	0.013	ug/L	0.001	6	50	97	3	KED
Cu	65	0.018	ug/L	0.007	37	24	57	21	KED
Zn	66	0.232	ug/L	0.011	4	45	158	2	KED
Zn	67	0.171	ug/L	0.081	47	5	19	33	KED
As	75	0.001	ug/L	0.012	815	4	5	60	KED
Y	89		ug/L			264383	262945	0	Standard
Kr	83		ug/L			57	48	18	Standard
[> In-1	115		ug/L			8211	7697	2	KED
Cd	111	-0.017	ug/L	0.005	32	8	3	41	KED
Cd	114	-0.000	ug/L	0.004	1155	5	4	45	KED
[> In	115		ug/L			441019	439046	4	Standard
Ag	107	-0.002	ug/L	0.000	19	84	47	10	Standard
[> Tb	159		ug/L			1096960	1096711	1	Standard
Pb	208	0.011	ug/L	0.008	75	408	1212	49	Standard

ICP-MS Quantitative Analysis - Summary Report

Sample ID: SEQ-CCVD

Sample Dil Factor:

Comments:

Sample Date/Time: Friday, April 28, 2023 04:06:42

Number of Replicates: 3

Method File: C:\Users\Public\Documents\PerkinElmer Syngistix\ICPMS\Method\200.8_DailyMethod_KED_UCT.mth

Tuning File: C:\Users\Public\Documents\PerkinElmer Syngistix\ICPMS\MassCal\Default.tun

Optimization File: C:\Users\Public\Documents\PerkinElmer Syngistix\ICPMS\Conditions\Default.dac

Calibration File: C:\Users\Public\Documents\PerkinElmer Syngistix\ICPMS\System\042723B.cal

Analyte	Mass	Conc. Mean	Units	Conc. SD	Conc. RSD	Blank Intens.	Meas. Intens.	Intens. RSD	Mode
C	13		ug/L			26724	28398	1	Standard
Cl	37		ug/L			5151969	5362388	2	Standard
[> Sc	45		ug/L			453223	454194	1	Standard
Cr	52	49.819	ug/L	0.180	0	16290	888289	1	Standard
Cr	53	49.410	ug/L	0.997	2	110	101933	0	Standard
[> Ge	72		ug/L			35046	34289	2	KED
Ni	60	49.925	ug/L	3.362	6	104	69879	4	KED
Ni	62	50.599	ug/L	3.304	6	17	11433	4	KED
Cu	63	50.552	ug/L	3.144	6	50	198852	4	KED
Cu	65	50.455	ug/L	1.014	2	24	100108	0	KED
Zn	66	49.746	ug/L	1.977	3	45	25323	1	KED
Zn	67	50.913	ug/L	2.648	5	5	4341	3	KED
As	75	48.850	ug/L	2.563	5	4	13325	3	KED
Y	89		ug/L			264383	269910	2	Standard
Kr	83		ug/L			57	61	23	Standard
[> In-1	115		ug/L			8211	7899	0	KED
Cd	111	51.112	ug/L	0.491	0	8	13467	0	KED
Cd	114	50.400	ug/L	0.620	1	5	34833	0	KED
[> In	115		ug/L			441019	432441	1	Standard
Ag	107	49.864	ug/L	0.577	1	84	852685	0	Standard
[> Tb	159		ug/L			1096960	1112317	1	Standard
Pb	208	52.502	ug/L	0.378	0	408	3885221	2	Standard

ICP-MS Quantitative Analysis - Summary Report

Sample ID: SEQ-CCBD

Sample Dil Factor:

Comments:

Sample Date/Time: Friday, April 28, 2023 04:13:52

Number of Replicates: 3

Method File: C:\Users\Public\Documents\PerkinElmer Syngistix\ICPMS\Method\200.8_DailyMethod_KED_UCT.mth

Tuning File: C:\Users\Public\Documents\PerkinElmer Syngistix\ICPMS\MassCal\Default.tun

Optimization File: C:\Users\Public\Documents\PerkinElmer Syngistix\ICPMS\Conditions\Default.dac

Calibration File: C:\Users\Public\Documents\PerkinElmer Syngistix\ICPMS\System\042723B.cal

Analyte	Mass	Conc. Mean	Units	Conc. SD	Conc. RSD	Blank Intens.	Meas. Intens.	Intens. RSD	Mode
C	13		ug/L			26724	26737	2	Standard
Cl	37		ug/L			5151969	5109675	2	Standard
[> Sc	45		ug/L			453223	461211	1	Standard
[Cr	52	-0.029	ug/L	0.013	44	16290	16066	1	Standard
[Cr	53	-0.005	ug/L	0.004	80	110	103	6	Standard
[> Ge	72		ug/L			35046	34794	1	KED
[Ni	60	-0.046	ug/L	0.001	1	104	38	5	KED
[Ni	62	-0.033	ug/L	0.013	39	17	10	28	KED
[Cu	63	-0.002	ug/L	0.003	184	50	43	29	KED
[Cu	65	-0.002	ug/L	0.004	221	24	20	36	KED
[Zn	66	-0.029	ug/L	0.014	47	45	29	22	KED
[Zn	67	0.001	ug/L	0.059	9420	5	5	88	KED
[As	75	0.000	ug/L	0.006	3835	4	4	31	KED
Y	89		ug/L			264383	269121	0	Standard
Kr	83		ug/L			57	55	16	Standard
[> In-1	115		ug/L			8211	8268	2	KED
[Cd	111	-0.011	ug/L	0.002	23	8	5	10	KED
[Cd	114	-0.003	ug/L	0.003	105	5	3	58	KED
[> In	115		ug/L			441019	445278	0	Standard
[Ag	107	0.004	ug/L	0.001	22	84	153	9	Standard
[> Tb	159		ug/L			1096960	1133295	1	Standard
[Pb	208	-0.001	ug/L	0.000	20	408	320	7	Standard

ICP-MS Quantitative Analysis - Summary Report

Sample ID: **23D0076-01RE1**

Sample Dil Factor:

Comments:

Sample Date/Time: **Friday, April 28, 2023 04:18:18**

Number of Replicates: 3

Method File: C:\Users\Public\Documents\PerkinElmer Syngistix\ICPMS\Method\200.8_DailyMethod_KED_UCT.mth

Tuning File: C:\Users\Public\Documents\PerkinElmer Syngistix\ICPMS\MassCal\Default.tun

Optimization File: C:\Users\Public\Documents\PerkinElmer Syngistix\ICPMS\Conditions\Default.dac

Calibration File: C:\Users\Public\Documents\PerkinElmer Syngistix\ICPMS\System\042723B.cal

Analyte	Mass	Conc. Mean	Units	Conc. SD	Conc. RSD	Blank Intens.	Meas. Intens.	Intens. RSD	Mode
C	13		ug/L			26724	40898	0	Standard
Cl	37		ug/L			5151969	5045402	3	Standard
[> Sc	45		ug/L			453223	474341	2	Standard
Cr	52	0.179	ug/L	0.029	16	16290	20305	0	Standard
Cr	53	0.182	ug/L	0.003	1	110	507	1	Standard
[> Ge	72		ug/L			35046	34922	0	KED
Ni	60	0.035	ug/L	0.014	39	104	154	13	KED
Ni	62	0.039	ug/L	0.052	133	17	26	44	KED
Cu	63	11.738	ug/L	0.095	0	50	47106	0	KED
Cu	65	11.678	ug/L	0.151	1	24	23623	1	KED
Zn	66	6.505	ug/L	0.014	0	45	3413	0	KED
Zn	67	5.868	ug/L	0.346	5	5	514	5	KED
As	75	0.009	ug/L	0.005	63	4	7	20	KED
Y	89		ug/L			264383	274475	2	Standard
Kr	83		ug/L			57	45	4	Standard
[> In-1	115		ug/L			8211	8122	1	KED
Cd	111	-0.004	ug/L	0.009	215	8	6	34	KED
Cd	114	0.001	ug/L	0.002	132	5	6	20	KED
[> In	115		ug/L			441019	450203	0	Standard
Ag	107	0.003	ug/L	0.001	27	84	145	10	Standard
[> Tb	159		ug/L			1096960	1148419	1	Standard
Pb	208	0.420	ug/L	0.012	2	408	32475	1	Standard

ICP-MS Quantitative Analysis - Summary Report

Sample ID: **23D0004-02**

Sample Dil Factor:

Comments:

Sample Date/Time: **Friday, April 28, 2023 04:23:08**

Number of Replicates: 3

Method File: C:\Users\Public\Documents\PerkinElmer Syngistix\ICPMS\Method\200.8_DailyMethod_KED_UCT.mth

Tuning File: C:\Users\Public\Documents\PerkinElmer Syngistix\ICPMS\MassCal\Default.tun

Optimization File: C:\Users\Public\Documents\PerkinElmer Syngistix\ICPMS\Conditions\Default.dac

Calibration File: C:\Users\Public\Documents\PerkinElmer Syngistix\ICPMS\System\042723B.cal

Analyte	Mass	Conc. Mean	Units	Conc. SD	Conc. RSD	Blank Intens.	Meas. Intens.	Intens. RSD	Mode
C	13		ug/L			26724	51686	0	Standard
Cl	37		ug/L			5151969	5793454	2	Standard
[> Sc	45		ug/L			453223	496329	2	Standard
Cr	52	0.468	ug/L	0.025	5	16290	26773	0	Standard
Cr	53	1.577	ug/L	0.045	2	110	3671	2	Standard
[> Ge	72		ug/L			35046	33841	1	KED
Ni	60	0.747	ug/L	0.050	6	104	1132	5	KED
Ni	62	0.741	ug/L	0.065	8	17	182	6	KED
Cu	63	1.330	ug/L	0.020	1	50	5216	2	KED
Cu	65	1.407	ug/L	0.087	6	24	2779	5	KED
Zn	66	4.764	ug/L	0.115	2	45	2433	1	KED
Zn	67	4.695	ug/L	0.351	7	5	400	8	KED
As	75	0.636	ug/L	0.050	7	4	176	8	KED
Y	89		ug/L			264383	281365	2	Standard
Kr	83		ug/L			57	41	30	Standard
[> In-1	115		ug/L			8211	7890	3	KED
Cd	111	-0.011	ug/L	0.009	77	8	5	47	KED
Cd	114	0.002	ug/L	0.008	324	5	7	79	KED
[> In	115		ug/L			441019	436615	3	Standard
Ag	107	0.002	ug/L	0.000	18	84	119	2	Standard
[> Tb	159		ug/L			1096960	1147775	0	Standard
Pb	208	0.143	ug/L	0.002	1	408	11331	0	Standard

ICP-MS Quantitative Analysis - Summary Report

Sample ID: **23D0004-04**

Sample Dil Factor:

Comments:

Sample Date/Time: **Friday, April 28, 2023 04:27:34**

Number of Replicates: 3

Method File: C:\Users\Public\Documents\PerkinElmer Syngistix\ICPMS\Method\200.8_DailyMethod_KED_UCT.mth

Tuning File: C:\Users\Public\Documents\PerkinElmer Syngistix\ICPMS\MassCal\Default.tun

Optimization File: C:\Users\Public\Documents\PerkinElmer Syngistix\ICPMS\Conditions\Default.dac

Calibration File: C:\Users\Public\Documents\PerkinElmer Syngistix\ICPMS\System\042723B.cal

Analyte	Mass	Conc. Mean	Units	Conc. SD	Conc. RSD	Blank Intens.	Meas. Intens.	Intens. RSD	Mode
C	13		ug/L			26724	52990	2	Standard
Cl	37		ug/L			5151969	6929736	0	Standard
[> Sc	45		ug/L			453223	487499	1	Standard
Cr	52	0.463	ug/L	0.008	1	16290	26223	1	Standard
Cr	53	2.805	ug/L	0.041	1	110	6323	1	Standard
[> Ge	72		ug/L			35046	32564	0	KED
Ni	60	0.719	ug/L	0.035	4	104	1052	5	KED
Ni	62	0.696	ug/L	0.080	11	17	165	10	KED
Cu	63	0.716	ug/L	0.009	1	50	2722	1	KED
Cu	65	0.696	ug/L	0.026	3	24	1335	3	KED
Zn	66	6.401	ug/L	0.358	5	45	3131	4	KED
Zn	67	6.335	ug/L	0.528	8	5	518	8	KED
As	75	0.567	ug/L	0.039	6	4	151	6	KED
Y	89		ug/L			264383	272193	1	Standard
Kr	83		ug/L			57	57	6	Standard
[> In-1	115		ug/L			8211	7547	2	KED
Cd	111	-0.004	ug/L	0.010	254	8	6	37	KED
Cd	114	-0.001	ug/L	0.006	727	5	4	84	KED
[> In	115		ug/L			441019	439178	0	Standard
Ag	107	-0.000	ug/L	0.001	499	84	81	12	Standard
[> Tb	159		ug/L			1096960	1133575	2	Standard
Pb	208	0.055	ug/L	0.002	3	408	4578	2	Standard

ICP-MS Quantitative Analysis - Summary Report

Sample ID: **23D0003-04**

Sample Dil Factor:

Comments:

Sample Date/Time: **Friday, April 28, 2023 04:31:54**

Number of Replicates: 3

Method File: C:\Users\Public\Documents\PerkinElmer Syngistix\ICPMS\Method\200.8_DailyMethod_KED_UCT.mth

Tuning File: C:\Users\Public\Documents\PerkinElmer Syngistix\ICPMS\MassCal\Default.tun

Optimization File: C:\Users\Public\Documents\PerkinElmer Syngistix\ICPMS\Conditions\Default.dac

Calibration File: C:\Users\Public\Documents\PerkinElmer Syngistix\ICPMS\System\042723B.cal

Analyte	Mass	Conc. Mean	Units	Conc. SD	Conc. RSD	Blank Intens.	Meas. Intens.	Intens. RSD	Mode
C	13		ug/L			26724	46927	1	Standard
Cl	37		ug/L			5151969	5240521	2	Standard
> Sc	45		ug/L			453223	477465	0	Standard
Cr	52	1.153	ug/L	0.028	2	16290	38380	1	Standard
Cr	53	1.338	ug/L	0.011	0	110	3015	1	Standard
> Ge	72		ug/L			35046	34242	0	KED
Ni	60	1.855	ug/L	0.033	1	104	2692	1	KED
Ni	62	2.004	ug/L	0.063	3	17	469	3	KED
Cu	63	57.947	ug/L	0.622	1	50	227810	0	KED
Cu	65	58.761	ug/L	0.426	0	24	116454	0	KED
Zn	66	48.589	ug/L	1.446	2	45	24715	3	KED
Zn	67	45.469	ug/L	0.693	1	5	3875	1	KED
As	75	0.422	ug/L	0.022	5	4	119	5	KED
Y	89		ug/L			264383	273068	1	Standard
Kr	83		ug/L			57	46	18	Standard
> In-1	115		ug/L			8211	7960	1	KED
Cd	111	-0.005	ug/L	0.010	200	8	6	37	KED
Cd	114	0.013	ug/L	0.010	77	5	14	47	KED
> In	115		ug/L			441019	453661	1	Standard
Ag	107	0.000	ug/L	0.001	178	84	95	17	Standard
> Tb	159		ug/L			1096960	1158134	0	Standard
Pb	208	0.095	ug/L	0.001	1	408	7767	1	Standard

ICP-MS Quantitative Analysis - Summary Report

Sample ID: **23D0003-06**

Sample Dil Factor:

Comments:

Sample Date/Time: **Friday, April 28, 2023 04:36:20**

Number of Replicates: 3

Method File: C:\Users\Public\Documents\PerkinElmer Syngistix\ICPMS\Method\200.8_DailyMethod_KED_UCT.mth

Tuning File: C:\Users\Public\Documents\PerkinElmer Syngistix\ICPMS\MassCal\Default.tun

Optimization File: C:\Users\Public\Documents\PerkinElmer Syngistix\ICPMS\Conditions\Default.dac

Calibration File: C:\Users\Public\Documents\PerkinElmer Syngistix\ICPMS\System\042723B.cal

Analyte	Mass	Conc. Mean	Units	Conc. SD	Conc. RSD	Blank Intens.	Meas. Intens.	Intens. RSD	Mode
C	13		ug/L			26724	47956	1	Standard
Cl	37		ug/L			5151969	5080531	2	Standard
[> Sc	45		ug/L			453223	470606	2	Standard
[Cr	52	1.155	ug/L	0.047	4	16290	37842	0	Standard
[Cr	53	1.334	ug/L	0.019	1	110	2964	3	Standard
[> Ge	72		ug/L			35046	33626	0	KED
[Ni	60	2.312	ug/L	0.054	2	104	3272	3	KED
[Ni	62	2.527	ug/L	0.076	2	17	576	2	KED
[Cu	63	87.939	ug/L	2.570	2	50	339465	2	KED
[Cu	65	87.224	ug/L	0.980	1	24	169753	1	KED
[Zn	66	77.964	ug/L	0.781	1	45	38921	1	KED
[Zn	67	70.686	ug/L	1.369	1	5	5912	1	KED
[As	75	1.263	ug/L	0.050	3	4	342	4	KED
[Y	89		ug/L			264383	280637	0	Standard
[Kr	83		ug/L			57	39	5	Standard
[> In-1	115		ug/L			8211	7896	1	KED
[Cd	111	-0.005	ug/L	0.004	74	8	6	14	KED
[Cd	114	0.010	ug/L	0.008	80	5	12	45	KED
[> In	115		ug/L			441019	452247	0	Standard
[Ag	107	0.002	ug/L	0.001	48	84	128	16	Standard
[> Tb	159		ug/L			1096960	1165527	2	Standard
[Pb	208	0.074	ug/L	0.004	5	408	6164	4	Standard

ICP-MS Quantitative Analysis - Summary Report

Sample ID: **23D0003-08**

Sample Dil Factor:

Comments:

Sample Date/Time: **Friday, April 28, 2023 04:40:45**

Number of Replicates: 3

Method File: C:\Users\Public\Documents\PerkinElmer Syngistix\ICPMS\Method\200.8_DailyMethod_KED_UCT.mth

Tuning File: C:\Users\Public\Documents\PerkinElmer Syngistix\ICPMS\MassCal\Default.tun

Optimization File: C:\Users\Public\Documents\PerkinElmer Syngistix\ICPMS\Conditions\Default.dac

Calibration File: C:\Users\Public\Documents\PerkinElmer Syngistix\ICPMS\System\042723B.cal

Analyte	Mass	Conc. Mean	Units	Conc. SD	Conc. RSD	Blank Intens.	Meas. Intens.	Intens. RSD	Mode
C	13		ug/L			26724	48934	1	Standard
Cl	37		ug/L			5151969	5339107	3	Standard
> Sc	45		ug/L			453223	474971	1	Standard
Cr	52	0.939	ug/L	0.017	1	16290	34251	0	Standard
Cr	53	0.993	ug/L	0.017	1	110	2256	3	Standard
> Ge	72		ug/L			35046	34291	1	KED
Ni	60	1.580	ug/L	0.066	4	104	2311	3	KED
Ni	62	1.719	ug/L	0.096	5	17	405	5	KED
Cu	63	58.052	ug/L	0.674	1	50	228558	1	KED
Cu	65	58.916	ug/L	1.512	2	24	116915	1	KED
Zn	66	27.774	ug/L	0.672	2	45	14164	1	KED
Zn	67	26.421	ug/L	0.717	2	5	2257	2	KED
As	75	0.408	ug/L	0.002	0	4	116	0	KED
Y	89		ug/L			264383	269853	1	Standard
Kr	83		ug/L			57	46	10	Standard
> In-1	115		ug/L			8211	7964	1	KED
Cd	111	0.065	ug/L	0.040	61	8	25	42	KED
Cd	114	0.090	ug/L	0.033	36	5	68	32	KED
> In	115		ug/L			441019	447527	1	Standard
Ag	107	-0.000	ug/L	0.001	535	84	81	22	Standard
> Tb	159		ug/L			1096960	1139548	2	Standard
Pb	208	0.016	ug/L	0.001	8	408	1639	3	Standard

ICP-MS Quantitative Analysis - Summary Report

Sample ID: **23D0003-02**

Sample Dil Factor:

Comments:

Sample Date/Time: **Friday, April 28, 2023 04:45:11**

Number of Replicates: 3

Method File: C:\Users\Public\Documents\PerkinElmer Syngistix\ICPMS\Method\200.8_DailyMethod_KED_UCT.mth

Tuning File: C:\Users\Public\Documents\PerkinElmer Syngistix\ICPMS\MassCal\Default.tun

Optimization File: C:\Users\Public\Documents\PerkinElmer Syngistix\ICPMS\Conditions\Default.dac

Calibration File: C:\Users\Public\Documents\PerkinElmer Syngistix\ICPMS\System\042723B.cal

Analyte	Mass	Conc. Mean	Units	Conc. SD	Conc. RSD	Blank Intens.	Meas. Intens.	Intens. RSD	Mode
C	13		ug/L			26724	48424	2	Standard
Cl	37		ug/L			5151969	5407440	1	Standard
> Sc	45		ug/L			453223	480629	0	Standard
Cr	52	1.201	ug/L	0.030	2	16290	39530	2	Standard
Cr	53	1.323	ug/L	0.037	2	110	3003	2	Standard
> Ge	72		ug/L			35046	33981	1	KED
Ni	60	1.995	ug/L	0.022	1	104	2867	2	KED
Ni	62	1.992	ug/L	0.157	7	17	463	9	KED
Cu	63	60.831	ug/L	1.498	2	50	237340	3	KED
Cu	65	61.498	ug/L	1.535	2	24	120942	2	KED
Zn	66	50.662	ug/L	0.789	1	45	25571	2	KED
Zn	67	47.360	ug/L	0.307	0	5	4005	2	KED
As	75	0.469	ug/L	0.026	5	4	131	4	KED
Y	89		ug/L			264383	271078	1	Standard
Kr	83		ug/L			57	46	16	Standard
> In-1	115		ug/L			8211	8042	3	KED
Cd	111	-0.012	ug/L	0.004	33	8	4	20	KED
Cd	114	0.005	ug/L	0.012	242	5	8	97	KED
> In	115		ug/L			441019	452672	0	Standard
Ag	107	0.000	ug/L	0.000	57	84	93	3	Standard
> Tb	159		ug/L			1096960	1155513	0	Standard
Pb	208	0.106	ug/L	0.001	1	408	8595	0	Standard

ICP-MS Quantitative Analysis - Summary Report

Sample ID: **BLD0402-DUP1**

Sample Dil Factor:

Comments:

Sample Date/Time: **Friday, April 28, 2023 04:49:31**

Number of Replicates: 3

Method File: C:\Users\Public\Documents\PerkinElmer Syngistix\ICPMS\Method\200.8_DailyMethod_KED_UCT.mth

Tuning File: C:\Users\Public\Documents\PerkinElmer Syngistix\ICPMS\MassCal\Default.tun

Optimization File: C:\Users\Public\Documents\PerkinElmer Syngistix\ICPMS\Conditions\Default.dac

Calibration File: C:\Users\Public\Documents\PerkinElmer Syngistix\ICPMS\System\042723B.cal

Analyte	Mass	Conc. Mean	Units	Conc. SD	Conc. RSD	Blank Intens.	Meas. Intens.	Intens. RSD	Mode
C	13		ug/L			26724	47478	2	Standard
Cl	37		ug/L			5151969	5465949	2	Standard
[> Sc	45		ug/L			453223	483625	0	Standard
[Cr	52	1.288	ug/L	0.050	3	16290	41388	2	Standard
[Cr	53	1.412	ug/L	0.073	5	110	3216	4	Standard
[> Ge	72		ug/L			35046	34577	1	KED
[Ni	60	1.854	ug/L	0.043	2	104	2718	2	KED
[Ni	62	2.023	ug/L	0.057	2	17	478	1	KED
[Cu	63	61.275	ug/L	0.808	1	50	243232	1	KED
[Cu	65	60.258	ug/L	0.635	1	24	120577	0	KED
[Zn	66	49.298	ug/L	1.708	3	45	25312	2	KED
[Zn	67	46.039	ug/L	2.028	4	5	3963	5	KED
[As	75	0.441	ug/L	0.007	1	4	126	2	KED
[Y	89		ug/L			264383	272220	3	Standard
[Kr	83		ug/L			57	43	22	Standard
[> In-1	115		ug/L			8211	7832	3	KED
[Cd	111	0.008	ug/L	0.003	35	8	9	5	KED
[Cd	114	0.010	ug/L	0.009	97	5	11	56	KED
[> In	115		ug/L			441019	453108	2	Standard
[Ag	107	0.001	ug/L	0.001	167	84	96	18	Standard
[> Tb	159		ug/L			1096960	1154266	0	Standard
[Pb	208	0.108	ug/L	0.002	1	408	8758	1	Standard

ICP-MS Quantitative Analysis - Summary Report

Sample ID: **BLD0402-MS1**

Sample Dil Factor:

Comments:

Sample Date/Time: **Friday, April 28, 2023 04:54:21**

Number of Replicates: 3

Method File: C:\Users\Public\Documents\PerkinElmer Syngistix\ICPMS\Method\200.8_DailyMethod_KED_UCT.mth

Tuning File: C:\Users\Public\Documents\PerkinElmer Syngistix\ICPMS\MassCal\Default.tun

Optimization File: C:\Users\Public\Documents\PerkinElmer Syngistix\ICPMS\Conditions\Default.dac

Calibration File: C:\Users\Public\Documents\PerkinElmer Syngistix\ICPMS\System\042723B.cal

Analyte	Mass	Conc. Mean	Units	Conc. SD	Conc. RSD	Blank Intens.	Meas. Intens.	Intens. RSD	Mode
C	13		ug/L			26724	47835	0	Standard
Cl	37		ug/L			5151969	5571366	2	Standard
[> Sc	45		ug/L			453223	477780	1	Standard
[Cr	52	25.580	ug/L	0.757	2	16290	488018	1	Standard
[Cr	53	25.632	ug/L	0.248	0	110	55688	1	Standard
[> Ge	72		ug/L			35046	34009	1	KED
[Ni	60	28.605	ug/L	0.295	1	104	39791	0	KED
[Ni	62	28.857	ug/L	0.731	2	17	6479	2	KED
[Cu	63	87.350	ug/L	0.661	0	50	341049	1	KED
[Cu	65	86.223	ug/L	0.914	1	24	169707	1	KED
[Zn	66	131.780	ug/L	1.361	1	45	66497	0	KED
[Zn	67	119.613	ug/L	0.504	0	5	10115	0	KED
[As	75	25.703	ug/L	0.307	1	4	6961	0	KED
[Y	89		ug/L			264383	275434	2	Standard
[Kr	83		ug/L			57	45	19	Standard
[> In-1	115		ug/L			8211	7794	3	KED
[Cd	111	26.082	ug/L	1.186	4	8	6778	1	KED
[Cd	114	25.568	ug/L	0.950	3	5	17425	0	KED
[> In	115		ug/L			441019	452453	0	Standard
[Ag	107	24.820	ug/L	0.351	1	84	444153	1	Standard
[> Tb	159		ug/L			1096960	1154443	1	Standard
[Pb	208	26.962	ug/L	0.529	1	408	2070578	0	Standard

ICP-MS Quantitative Analysis - Summary Report

Sample ID: SEQ-IBLE

Sample Dil Factor:

Comments:

Sample Date/Time: Friday, April 28, 2023 04:58:47

Number of Replicates: 3

Method File: C:\Users\Public\Documents\PerkinElmer Syngistix\ICPMS\Method\200.8_DailyMethod_KED_UCT.mth

Tuning File: C:\Users\Public\Documents\PerkinElmer Syngistix\ICPMS\MassCal\Default.tun

Optimization File: C:\Users\Public\Documents\PerkinElmer Syngistix\ICPMS\Conditions\Default.dac

Calibration File: C:\Users\Public\Documents\PerkinElmer Syngistix\ICPMS\System\042723B.cal

Analyte	Mass	Conc. Mean	Units	Conc. SD	Conc. RSD	Blank Intens.	Meas. Intens.	Intens. RSD	Mode
C	13		ug/L			26724	28735	0	Standard
Cl	37		ug/L			5151969	5627366	2	Standard
[> Sc	45		ug/L			453223	444057	3	Standard
Cr	52	-0.032	ug/L	0.004	11	16290	15408	2	Standard
Cr	53	0.019	ug/L	0.007	37	110	147	6	Standard
[> Ge	72		ug/L			35046	33129	1	KED
Ni	60	-0.013	ug/L	0.009	72	104	80	16	KED
Ni	62	-0.019	ug/L	0.014	73	17	12	22	KED
Cu	63	0.018	ug/L	0.001	5	50	115	3	KED
Cu	65	0.024	ug/L	0.004	18	24	68	11	KED
Zn	66	0.182	ug/L	0.036	20	45	132	13	KED
Zn	67	0.197	ug/L	0.016	8	5	21	5	KED
As	75	-0.003	ug/L	0.002	61	4	3	12	KED
Y	89		ug/L			264383	266560	3	Standard
Kr	83		ug/L			57	39	10	Standard
[> In-1	115		ug/L			8211	7474	1	KED
Cd	111	-0.016	ug/L	0.008	50	8	3	56	KED
Cd	114	0.004	ug/L	0.003	74	5	7	24	KED
[> In	115		ug/L			441019	441152	0	Standard
Ag	107	0.003	ug/L	0.001	26	84	138	9	Standard
[> Tb	159		ug/L			1096960	1132360	2	Standard
Pb	208	0.006	ug/L	0.000	3	408	892	2	Standard

ICP-MS Quantitative Analysis - Summary Report

Sample ID: SEQ-CCVE

Sample Dil Factor:

Comments:

Sample Date/Time: Friday, April 28, 2023 05:03:13

Number of Replicates: 3

Method File: C:\Users\Public\Documents\PerkinElmer Syngistix\ICPMS\Method\200.8_DailyMethod_KED_UCT.mth

Tuning File: C:\Users\Public\Documents\PerkinElmer Syngistix\ICPMS\MassCal\Default.tun

Optimization File: C:\Users\Public\Documents\PerkinElmer Syngistix\ICPMS\Conditions\Default.dac

Calibration File: C:\Users\Public\Documents\PerkinElmer Syngistix\ICPMS\System\042723B.cal

Analyte	Mass	Conc. Mean	Units	Conc. SD	Conc. RSD	Blank Intens.	Meas. Intens.	Intens. RSD	Mode
C	13		ug/L			26724	29357	2	Standard
Cl	37		ug/L			5151969	5672751	2	Standard
[> Sc	45		ug/L			453223	460804	0	Standard
Cr	52	50.032	ug/L	0.274	0	16290	905030	0	Standard
Cr	53	48.384	ug/L	0.947	1	110	101282	1	Standard
[> Ge	72		ug/L			35046	33813	2	KED
Ni	60	51.580	ug/L	0.726	1	104	71250	1	KED
Ni	62	52.671	ug/L	0.580	1	17	11744	1	KED
Cu	63	51.441	ug/L	1.070	2	50	199655	0	KED
Cu	65	51.741	ug/L	0.176	0	24	101261	2	KED
Zn	66	51.010	ug/L	1.060	2	45	25613	0	KED
Zn	67	51.505	ug/L	1.196	2	5	4332	0	KED
As	75	50.041	ug/L	1.120	2	4	13467	0	KED
Y	89		ug/L			264383	272750	0	Standard
Kr	83		ug/L			57	44	8	Standard
[> In-1	115		ug/L			8211	7865	2	KED
Cd	111	51.413	ug/L	1.279	2	8	13483	0	KED
Cd	114	50.414	ug/L	1.260	2	5	34679	0	KED
[> In	115		ug/L			441019	445575	2	Standard
Ag	107	48.900	ug/L	0.663	1	84	861478	1	Standard
[> Tb	159		ug/L			1096960	1144812	0	Standard
Pb	208	51.760	ug/L	1.752	3	408	3942104	3	Standard

ICP-MS Quantitative Analysis - Summary Report

Sample ID: SEQ-CCBE

Sample Dil Factor:

Comments:

Sample Date/Time: Friday, April 28, 2023 05:10:23

Number of Replicates: 3

Method File: C:\Users\Public\Documents\PerkinElmer Syngistix\ICPMS\Method\200.8_DailyMethod_KED_UCT.mth

Tuning File: C:\Users\Public\Documents\PerkinElmer Syngistix\ICPMS\MassCal\Default.tun

Optimization File: C:\Users\Public\Documents\PerkinElmer Syngistix\ICPMS\Conditions\Default.dac

Calibration File: C:\Users\Public\Documents\PerkinElmer Syngistix\ICPMS\System\042723B.cal

Analyte	Mass	Conc. Mean	Units	Conc. SD	Conc. RSD	Blank Intens.	Meas. Intens.	Intens. RSD	Mode
C	13		ug/L			26724	26104	3	Standard
Cl	37		ug/L			5151969	5639187	2	Standard
[> Sc	45		ug/L			453223	448332	2	Standard
Cr	52	-0.025	ug/L	0.012	48	16290	15687	2	Standard
Cr	53	0.004	ug/L	0.001	38	110	117	4	Standard
[> Ge	72		ug/L			35046	33966	0	KED
Ni	60	-0.045	ug/L	0.003	6	104	38	10	KED
Ni	62	-0.046	ug/L	0.018	39	17	6	56	KED
Cu	63	-0.001	ug/L	0.002	185	50	45	15	KED
Cu	65	0.001	ug/L	0.003	443	24	25	24	KED
Zn	66	-0.044	ug/L	0.006	14	45	21	13	KED
Zn	67	-0.005	ug/L	0.047	866	5	5	78	KED
As	75	-0.001	ug/L	0.004	321	4	4	22	KED
Y	89		ug/L			264383	260386	4	Standard
Kr	83		ug/L			57	43	17	Standard
[> In-1	115		ug/L			8211	8065	1	KED
Cd	111	-0.011	ug/L	0.002	20	8	5	10	KED
Cd	114	0.002	ug/L	0.001	64	5	6	15	KED
[> In	115		ug/L			441019	436923	2	Standard
Ag	107	0.006	ug/L	0.000	7	84	186	4	Standard
[> Tb	159		ug/L			1096960	1110321	1	Standard
Pb	208	-0.001	ug/L	0.000	23	408	315	8	Standard

ICP-MS Quantitative Analysis - Summary Report

Sample ID: **23D0005-02**

Sample Dil Factor:

Comments:

Sample Date/Time: **Friday, April 28, 2023 05:14:50**

Number of Replicates: 3

Method File: C:\Users\Public\Documents\PerkinElmer Syngistix\ICPMS\Method\200.8_DailyMethod_KED_UCT.mth

Tuning File: C:\Users\Public\Documents\PerkinElmer Syngistix\ICPMS\MassCal\Default.tun

Optimization File: C:\Users\Public\Documents\PerkinElmer Syngistix\ICPMS\Conditions\Default.dac

Calibration File: C:\Users\Public\Documents\PerkinElmer Syngistix\ICPMS\System\042723B.cal

Analyte	Mass	Conc. Mean	Units	Conc. SD	Conc. RSD	Blank Intens.	Meas. Intens.	Intens. RSD	Mode
C	13		ug/L			26724	55673	1	Standard
Cl	37		ug/L			5151969	7590899	3	Standard
[> Sc	45		ug/L			453223	495597	1	Standard
Cr	52	8.269	ug/L	0.110	1	16290	175731	1	Standard
Cr	53	11.313	ug/L	0.109	0	110	25562	0	Standard
[> Ge	72		ug/L			35046	32312	1	KED
Ni	60	2.230	ug/L	0.122	5	104	3034	4	KED
Ni	62	2.079	ug/L	0.205	9	17	458	8	KED
Cu	63	12.649	ug/L	0.191	1	50	46962	1	KED
Cu	65	12.834	ug/L	0.179	1	24	24020	2	KED
Zn	66	36.470	ug/L	0.711	1	45	17514	1	KED
Zn	67	34.758	ug/L	0.770	2	5	2797	3	KED
As	75	1.264	ug/L	0.075	5	4	329	4	KED
Y	89		ug/L			264383	273096	0	Standard
Kr	83		ug/L			57	38	34	Standard
[> In-1	115		ug/L			8211	7637	2	KED
Cd	111	0.012	ug/L	0.016	126	8	10	35	KED
Cd	114	0.037	ug/L	0.013	35	5	29	31	KED
[> In	115		ug/L			441019	435406	1	Standard
Ag	107	0.007	ug/L	0.001	8	84	209	3	Standard
[> Tb	159		ug/L			1096960	1132379	1	Standard
Pb	208	0.570	ug/L	0.007	1	408	43342	1	Standard

ICP-MS Quantitative Analysis - Summary Report

Sample ID: **23D0005-04**

Sample Dil Factor:

Comments:

Sample Date/Time: **Friday, April 28, 2023 05:19:16**

Number of Replicates: 3

Method File: C:\Users\Public\Documents\PerkinElmer Syngistix\ICPMS\Method\200.8_DailyMethod_KED_UCT.mth

Tuning File: C:\Users\Public\Documents\PerkinElmer Syngistix\ICPMS\MassCal\Default.tun

Optimization File: C:\Users\Public\Documents\PerkinElmer Syngistix\ICPMS\Conditions\Default.dac

Calibration File: C:\Users\Public\Documents\PerkinElmer Syngistix\ICPMS\System\042723B.cal

Analyte	Mass	Conc. Mean	Units	Conc. SD	Conc. RSD	Blank Intens.	Meas. Intens.	Intens. RSD	Mode
C	13		ug/L			26724	56028	1	Standard
Cl	37		ug/L			5151969	7997560	2	Standard
[> Sc	45		ug/L			453223	487585	0	Standard
Cr	52	4.013	ug/L	0.073	1	16290	92923	0	Standard
Cr	53	8.147	ug/L	0.150	1	110	18144	1	Standard
[> Ge	72		ug/L			35046	32113	0	KED
Ni	60	14.669	ug/L	0.095	0	104	19315	0	KED
Ni	62	14.488	ug/L	0.202	1	17	3080	1	KED
Cu	63	9.766	ug/L	0.107	1	50	36045	1	KED
Cu	65	9.809	ug/L	0.219	2	24	18250	2	KED
Zn	66	13.618	ug/L	0.197	1	45	6525	1	KED
Zn	67	14.922	ug/L	0.354	2	5	1196	2	KED
As	75	0.377	ug/L	0.006	1	4	100	1	KED
Y	89		ug/L			264383	269563	0	Standard
Kr	83		ug/L			57	43	2	Standard
[> In-1	115		ug/L			8211	7622	0	KED
Cd	111	0.002	ug/L	0.002	103	8	8	6	KED
Cd	114	0.018	ug/L	0.014	77	5	16	54	KED
[> In	115		ug/L			441019	428873	1	Standard
Ag	107	0.004	ug/L	0.001	29	84	146	14	Standard
[> Tb	159		ug/L			1096960	1123620	1	Standard
Pb	208	0.478	ug/L	0.005	1	408	36111	1	Standard

ICP-MS Quantitative Analysis - Summary Report

Sample ID: **23D0006-03**

Sample Dil Factor:

Comments:

Sample Date/Time: **Friday, April 28, 2023 05:23:35**

Number of Replicates: 3

Method File: C:\Users\Public\Documents\PerkinElmer Syngistix\ICPMS\Method\200.8_DailyMethod_KED_UCT.mth

Tuning File: C:\Users\Public\Documents\PerkinElmer Syngistix\ICPMS\MassCal\Default.tun

Optimization File: C:\Users\Public\Documents\PerkinElmer Syngistix\ICPMS\Conditions\Default.dac

Calibration File: C:\Users\Public\Documents\PerkinElmer Syngistix\ICPMS\System\042723B.cal

Analyte	Mass	Conc. Mean	Units	Conc. SD	Conc. RSD	Blank Intens.	Meas. Intens.	Intens. RSD	Mode
C	13		ug/L			26724	54788	1	Standard
Cl	37		ug/L			5151969	7095519	1	Standard
[> Sc	45		ug/L			453223	483205	2	Standard
Cr	52	10.499	ug/L	0.258	2	16290	212807	0	Standard
Cr	53	13.490	ug/L	0.490	3	110	29684	1	Standard
[> Ge	72		ug/L			35046	32318	0	KED
Ni	60	5.257	ug/L	0.093	1	104	7027	1	KED
Ni	62	5.138	ug/L	0.255	4	17	1109	4	KED
Cu	63	12.693	ug/L	0.297	2	50	47133	2	KED
Cu	65	12.851	ug/L	0.404	3	24	24054	2	KED
Zn	66	38.995	ug/L	0.363	0	45	18729	1	KED
Zn	67	37.422	ug/L	0.178	0	5	3011	0	KED
As	75	1.317	ug/L	0.071	5	4	343	5	KED
Y	89		ug/L			264383	268579	2	Standard
Kr	83		ug/L			57	44	4	Standard
[> In-1	115		ug/L			8211	7665	2	KED
Cd	111	0.018	ug/L	0.019	105	8	12	40	KED
Cd	114	0.022	ug/L	0.014	60	5	20	45	KED
[> In	115		ug/L			441019	437379	2	Standard
Ag	107	0.004	ug/L	0.001	20	84	150	10	Standard
[> Tb	159		ug/L			1096960	1125797	1	Standard
Pb	208	0.455	ug/L	0.003	0	408	34520	1	Standard

ICP-MS Quantitative Analysis - Summary Report

Sample ID: **23D0006-04**

Sample Dil Factor:

Comments:

Sample Date/Time: **Friday, April 28, 2023 05:28:01**

Number of Replicates: 3

Method File: C:\Users\Public\Documents\PerkinElmer Syngistix\ICPMS\Method\200.8_DailyMethod_KED_UCT.mth

Tuning File: C:\Users\Public\Documents\PerkinElmer Syngistix\ICPMS\MassCal\Default.tun

Optimization File: C:\Users\Public\Documents\PerkinElmer Syngistix\ICPMS\Conditions\Default.dac

Calibration File: C:\Users\Public\Documents\PerkinElmer Syngistix\ICPMS\System\042723B.cal

Analyte	Mass	Conc. Mean	Units	Conc. SD	Conc. RSD	Blank Intens.	Meas. Intens.	Intens. RSD	Mode
C	13		ug/L			26724	54698	3	Standard
Cl	37		ug/L			5151969	7127461	2	Standard
[> Sc	45		ug/L			453223	484839	2	Standard
[Cr	52	10.856	ug/L	0.383	3	16290	220166	1	Standard
[Cr	53	14.537	ug/L	0.200	1	110	32100	1	Standard
[> Ge	72		ug/L			35046	32492	0	KED
[Ni	60	6.053	ug/L	0.117	1	104	8121	1	KED
[Ni	62	6.458	ug/L	0.118	1	17	1398	1	KED
[Cu	63	13.283	ug/L	0.030	0	50	49587	0	KED
[Cu	65	13.246	ug/L	0.072	0	24	24928	0	KED
[Zn	66	42.630	ug/L	0.714	1	45	20580	1	KED
[Zn	67	42.089	ug/L	1.834	4	5	3404	4	KED
[As	75	1.366	ug/L	0.071	5	4	357	5	KED
[Y	89		ug/L			264383	269409	1	Standard
[Kr	83		ug/L			57	55	26	Standard
[> In-1	115		ug/L			8211	7642	1	KED
[Cd	111	0.012	ug/L	0.012	96	8	10	28	KED
[Cd	114	0.020	ug/L	0.019	98	5	18	71	KED
[> In	115		ug/L			441019	432428	1	Standard
[Ag	107	0.003	ug/L	0.002	49	84	139	19	Standard
[> Tb	159		ug/L			1096960	1139318	1	Standard
[Pb	208	0.485	ug/L	0.005	1	408	37139	0	Standard

ICP-MS Quantitative Analysis - Summary Report

Sample ID: **23D0020-02**

Sample Dil Factor:

Comments:

Sample Date/Time: Friday, April 28, 2023 05:32:21

Number of Replicates: 3

Method File: C:\Users\Public\Documents\PerkinElmer Syngistix\ICPMS\Method\200.8_DailyMethod_KED_UCT.mth

Tuning File: C:\Users\Public\Documents\PerkinElmer Syngistix\ICPMS\MassCal\Default.tun

Optimization File: C:\Users\Public\Documents\PerkinElmer Syngistix\ICPMS\Conditions\Default.dac

Calibration File: C:\Users\Public\Documents\PerkinElmer Syngistix\ICPMS\System\042723B.cal

Analyte	Mass	Conc. Mean	Units	Conc. SD	Conc. RSD	Blank Intens.	Meas. Intens.	Intens. RSD	Mode
C	13		ug/L			26724	44572	2	Standard
Cl	37		ug/L			5151969	5754319	3	Standard
Sc	45		ug/L			453223	514824	1	Standard
Cr	52	0.210	ug/L	0.034	16	16290	22661	1	Standard
Cr	53	0.899	ug/L	0.007	0	110	2227	2	Standard
Ge	72		ug/L			35046	33580	1	KED
Ni	60	0.884	ug/L	0.021	2	104	1311	2	KED
Ni	62	0.952	ug/L	0.093	9	17	227	7	KED
Cu	63	1.695	ug/L	0.044	2	50	6579	1	KED
Cu	65	1.696	ug/L	0.040	2	24	3318	1	KED
Zn	66	8.186	ug/L	0.272	3	45	4118	3	KED
Zn	67	8.259	ug/L	0.342	4	5	694	3	KED
As	75	3.585	ug/L	0.127	3	4	963	4	KED
Y	89		ug/L			264383	285153	2	Standard
Kr	83		ug/L			57	45	19	Standard
In-1	115		ug/L			8211	7857	1	KED
Cd	111	-0.008	ug/L	0.007	90	8	5	33	KED
Cd	114	0.001	ug/L	0.002	148	5	6	18	KED
In	115		ug/L			441019	448740	1	Standard
Ag	107	-0.001	ug/L	0.000	19	84	67	4	Standard
Tb	159		ug/L			1096960	1135698	1	Standard
Pb	208	0.021	ug/L	0.001	3	408	2027	2	Standard

ICP-MS Quantitative Analysis - Summary Report

Sample ID: **23D0162-02**

Sample Dil Factor:

Comments:

Sample Date/Time: **Friday, April 28, 2023 05:36:41**

Number of Replicates: 3

Method File: C:\Users\Public\Documents\PerkinElmer Syngistix\ICPMS\Method\200.8_DailyMethod_KED_UCT.mth

Tuning File: C:\Users\Public\Documents\PerkinElmer Syngistix\ICPMS\MassCal\Default.tun

Optimization File: C:\Users\Public\Documents\PerkinElmer Syngistix\ICPMS\Conditions\Default.dac

Calibration File: C:\Users\Public\Documents\PerkinElmer Syngistix\ICPMS\System\042723B.cal

Analyte	Mass	Conc. Mean	Units	Conc. SD	Conc. RSD	Blank Intens.	Meas. Intens.	Intens. RSD	Mode
C	13		ug/L			26724	57968	1	Standard
Cl	37		ug/L			5151969	8042294	3	Standard
Sc	45		ug/L			453223	495239	1	Standard
Cr	52	5.232	ug/L	0.098	1	16290	117637	1	Standard
Cr	53	8.737	ug/L	0.140	1	110	19758	2	Standard
Ge	72		ug/L			35046	32193	0	KED
Ni	60	2.491	ug/L	0.052	2	104	3368	2	KED
Ni	62	2.599	ug/L	0.224	8	17	567	9	KED
Cu	63	15.685	ug/L	0.340	2	50	58012	2	KED
Cu	65	16.252	ug/L	0.048	0	24	30298	0	KED
Zn	66	36.502	ug/L	0.270	0	45	17466	1	KED
Zn	67	36.095	ug/L	0.708	1	5	2893	2	KED
As	75	1.629	ug/L	0.059	3	4	421	3	KED
Y	89		ug/L			264383	272545	2	Standard
Kr	83		ug/L			57	51	13	Standard
In-1	115		ug/L			8211	7497	2	KED
Cd	111	0.025	ug/L	0.011	44	8	13	17	KED
Cd	114	0.024	ug/L	0.012	51	5	20	40	KED
In	115		ug/L			441019	430879	0	Standard
Ag	107	0.006	ug/L	0.001	22	84	189	12	Standard
Tb	159		ug/L			1096960	1137120	1	Standard
Pb	208	0.677	ug/L	0.012	1	408	51628	0	Standard

ICP-MS Quantitative Analysis - Summary Report

Sample ID: **23D0162-04**

Sample Dil Factor:

Comments:

Sample Date/Time: **Friday, April 28, 2023 05:41:07**

Number of Replicates: 3

Method File: C:\Users\Public\Documents\PerkinElmer Syngistix\ICPMS\Method\200.8_DailyMethod_KED_UCT.mth

Tuning File: C:\Users\Public\Documents\PerkinElmer Syngistix\ICPMS\MassCal\Default.tun

Optimization File: C:\Users\Public\Documents\PerkinElmer Syngistix\ICPMS\Conditions\Default.dac

Calibration File: C:\Users\Public\Documents\PerkinElmer Syngistix\ICPMS\System\042723B.cal

Analyte	Mass	Conc. Mean	Units	Conc. SD	Conc. RSD	Blank Intens.	Meas. Intens.	Intens. RSD	Mode
C	13		ug/L			26724	59440	3	Standard
Cl	37		ug/L			5151969	8285639	2	Standard
Sc	45		ug/L			453223	496290	1	Standard
Cr	52	5.854	ug/L	0.030	0	16290	129803	1	Standard
Cr	53	10.450	ug/L	0.083	0	110	23659	2	Standard
Ge	72		ug/L			35046	32174	1	KED
Ni	60	2.437	ug/L	0.018	0	104	3294	1	KED
Ni	62	2.689	ug/L	0.128	4	17	586	4	KED
Cu	63	16.297	ug/L	0.170	1	50	60230	0	KED
Cu	65	16.232	ug/L	0.214	1	24	30240	0	KED
Zn	66	44.805	ug/L	0.542	1	45	21417	1	KED
Zn	67	42.705	ug/L	0.472	1	5	3420	1	KED
As	75	1.621	ug/L	0.035	2	4	419	2	KED
Y	89		ug/L			264383	264749	1	Standard
Kr	83		ug/L			57	48	4	Standard
In-1	115		ug/L			8211	7295	1	KED
Cd	111	0.047	ug/L	0.013	27	8	18	16	KED
Cd	114	0.031	ug/L	0.015	47	5	24	38	KED
In	115		ug/L			441019	426842	2	Standard
Ag	107	0.006	ug/L	0.001	10	84	189	6	Standard
Tb	159		ug/L			1096960	1112877	0	Standard
Pb	208	0.780	ug/L	0.002	0	408	58127	0	Standard

ICP-MS Quantitative Analysis - Summary Report

Sample ID: **23D0162-06**

Sample Dil Factor:

Comments:

Sample Date/Time: **Friday, April 28, 2023 05:45:33**

Number of Replicates: 3

Method File: C:\Users\Public\Documents\PerkinElmer Syngistix\ICPMS\Method\200.8_DailyMethod_KED_UCT.mth

Tuning File: C:\Users\Public\Documents\PerkinElmer Syngistix\ICPMS\MassCal\Default.tun

Optimization File: C:\Users\Public\Documents\PerkinElmer Syngistix\ICPMS\Conditions\Default.dac

Calibration File: C:\Users\Public\Documents\PerkinElmer Syngistix\ICPMS\System\042723B.cal

Analyte	Mass	Conc. Mean	Units	Conc. SD	Conc. RSD	Blank Intens.	Meas. Intens.	Intens. RSD	Mode
C	13		ug/L			26724	58384	2	Standard
Cl	37		ug/L			5151969	8247946	1	Standard
Sc	45		ug/L			453223	505191	1	Standard
Cr	52	5.353	ug/L	0.023	0	16290	122378	0	Standard
Cr	53	10.107	ug/L	0.175	1	110	23293	1	Standard
Ge	72		ug/L			35046	31912	0	KED
Ni	60	3.706	ug/L	0.076	2	104	4920	1	KED
Ni	62	3.869	ug/L	0.193	4	17	829	4	KED
Cu	63	17.439	ug/L	0.153	0	50	63924	0	KED
Cu	65	17.175	ug/L	0.127	0	24	31738	1	KED
Zn	66	38.532	ug/L	0.666	1	45	18274	1	KED
Zn	67	37.401	ug/L	1.146	3	5	2971	3	KED
As	75	1.609	ug/L	0.040	2	4	413	2	KED
Y	89		ug/L			264383	266809	1	Standard
Kr	83		ug/L			57	45	20	Standard
In-1	115		ug/L			8211	7396	1	KED
Cd	111	0.029	ug/L	0.030	100	8	14	48	KED
Cd	114	0.032	ug/L	0.010	31	5	25	27	KED
In	115		ug/L			441019	431470	1	Standard
Ag	107	0.006	ug/L	0.003	43	84	181	25	Standard
Tb	159		ug/L			1096960	1138489	0	Standard
Pb	208	0.720	ug/L	0.009	1	408	54969	0	Standard

ICP-MS Quantitative Analysis - Summary Report

Sample ID: **23D0182-01**

Sample Dil Factor: **20**

Comments:

Sample Date/Time: **Friday, April 28, 2023 05:49:53**

Number of Replicates: 3

Method File: C:\Users\Public\Documents\PerkinElmer Syngistix\ICPMS\Method\200.8_DailyMethod_KED_UCT.mth

Tuning File: C:\Users\Public\Documents\PerkinElmer Syngistix\ICPMS\MassCal\Default.tun

Optimization File: C:\Users\Public\Documents\PerkinElmer Syngistix\ICPMS\Conditions\Default.dac

Calibration File: C:\Users\Public\Documents\PerkinElmer Syngistix\ICPMS\System\042723B.cal

Analyte	Mass	Conc. Mean	Units	Conc. SD	Conc. RSD	Blank Intens.	Meas. Intens.	Intens. RSD	Mode
C	13		ug/L			26724	70104	2	Standard
Cl	37		ug/L			5151969	5615906	1	Standard
> Sc	45		ug/L			453223	467243	1	Standard
Cr	52	86.810	ug/L	1.050	1	16290	1579818	1	Standard
Cr	53	86.686	ug/L	0.708	0	110	183914	0	Standard
> Ge	72		ug/L			35046	34244	0	KED
Ni	60	0.649	ug/L	0.054	8	104	1008	7	KED
Ni	62	0.740	ug/L	0.099	13	17	184	11	KED
Cu	63	1.464	ug/L	0.058	3	50	5806	4	KED
Cu	65	1.515	ug/L	0.065	4	24	3027	4	KED
Zn	66	87.431	ug/L	1.560	1	45	44443	2	KED
Zn	67	78.733	ug/L	2.244	2	5	6706	2	KED
As	75	0.088	ug/L	0.023	26	4	28	21	KED
Y	89		ug/L			264383	270455	1	Standard
Kr	83		ug/L			57	42	14	Standard
> In-1	115		ug/L			8211	7868	0	KED
Cd	111	0.562	ug/L	<u>0.053</u>	9	8	155	8	KED
Cd	114	0.552	ug/L	0.031	5	5	385	5	KED
> In	115		ug/L			441019	453653	0	Standard
Ag	107	0.082	ug/L	0.006	6	84	1555	6	Standard
> Tb	159		ug/L			1096960	1154919	1	Standard
Pb	208	0.064	ug/L	0.002	3	408	5322	1	Standard

ICP-MS Quantitative Analysis - Summary Report

Sample ID: SEQ-IBLF

Sample Dil Factor:

Comments:

Sample Date/Time: Friday, April 28, 2023 05:54:14

Number of Replicates: 3

Method File: C:\Users\Public\Documents\PerkinElmer Syngistix\ICPMS\Method\200.8_DailyMethod_KED_UCT.mth

Tuning File: C:\Users\Public\Documents\PerkinElmer Syngistix\ICPMS\MassCal\Default.tun

Optimization File: C:\Users\Public\Documents\PerkinElmer Syngistix\ICPMS\Conditions\Default.dac

Calibration File: C:\Users\Public\Documents\PerkinElmer Syngistix\ICPMS\System\042723B.cal

Analyte	Mass	Conc. Mean	Units	Conc. SD	Conc. RSD	Blank Intens.	Meas. Intens.	Intens. RSD	Mode
C	13		ug/L			26724	27520	1	Standard
Cl	37		ug/L			5151969	5594911	3	Standard
[> Sc	45		ug/L			453223	419541	13	Standard
Cr	52	0.025	ug/L	0.105	422	16290	15336	4	Standard
Cr	53	0.531	ug/L	0.095	17	110	1096	1	Standard
[> Ge	72		ug/L			35046	32787	1	KED
Ni	60	-0.015	ug/L	0.008	51	104	76	14	KED
Ni	62	-0.036	ug/L	0.006	16	17	8	12	KED
Cu	63	0.022	ug/L	0.003	12	50	132	9	KED
Cu	65	0.017	ug/L	0.004	25	24	55	16	KED
Zn	66	0.244	ug/L	0.098	40	45	160	28	KED
Zn	67	0.207	ug/L	0.072	34	5	22	27	KED
As	75	-0.007	ug/L	0.002	30	4	2	20	KED
Y	89		ug/L			264383	243011	11	Standard
Kr	83		ug/L			57	45	25	Standard
[> In-1	115		ug/L			8211	7720	2	KED
Cd	111	-0.017	ug/L	0.002	11	8	3	15	KED
Cd	114	0.002	ug/L	0.003	158	5	6	34	KED
[> In	115		ug/L			441019	415908	13	Standard
Ag	107	-0.003	ug/L	0.001	53	84	36	48	Standard
[> Tb	159		ug/L			1096960	1046961	13	Standard
Pb	208	0.006	ug/L	0.002	31	408	828	2	Standard

ICP-MS Quantitative Analysis - Summary Report

Sample ID: SEQ-CCVF

Sample Dil Factor:

Comments:

Sample Date/Time: Friday, April 28, 2023 05:58:40

Number of Replicates: 3

Method File: C:\Users\Public\Documents\PerkinElmer Syngistix\ICPMS\Method\200.8_DailyMethod_KED_UCT.mth

Tuning File: C:\Users\Public\Documents\PerkinElmer Syngistix\ICPMS\MassCal\Default.tun

Optimization File: C:\Users\Public\Documents\PerkinElmer Syngistix\ICPMS\Conditions\Default.dac

Calibration File: C:\Users\Public\Documents\PerkinElmer Syngistix\ICPMS\System\042723B.cal

Analyte	Mass	Conc. Mean	Units	Conc. SD	Conc. RSD	Blank Intens.	Meas. Intens.	Intens. RSD	Mode
C	13		ug/L			26724	28075	1	Standard
Cl	37		ug/L			5151969	5694480	2	Standard
[> Sc	45		ug/L			453223	456874	1	Standard
Cr	52	49.969	ug/L	1.107	2	16290	896054	1	Standard
Cr	53	49.690	ug/L	0.742	1	110	103131	1	Standard
[> Ge	72		ug/L			35046	33353	1	KED
Ni	60	51.299	ug/L	1.401	2	104	69885	0	KED
Ni	62	52.138	ug/L	0.077	0	17	11468	1	KED
Cu	63	52.196	ug/L	0.753	1	50	199846	0	KED
Cu	65	52.317	ug/L	1.803	3	24	100950	1	KED
Zn	66	52.889	ug/L	2.050	3	45	26187	2	KED
Zn	67	51.461	ug/L	1.400	2	5	4269	0	KED
As	75	50.563	ug/L	1.311	2	4	13421	0	KED
Y	89		ug/L			264383	266216	2	Standard
Kr	83		ug/L			57	57	10	Standard
[> In-1	115		ug/L			8211	7662	2	KED
Cd	111	52.794	ug/L	2.039	3	8	13484	1	KED
Cd	114	52.827	ug/L	1.703	3	5	35398	1	KED
[> In	115		ug/L			441019	435183	2	Standard
Ag	107	49.160	ug/L	0.939	1	84	845799	0	Standard
[> Tb	159		ug/L			1096960	1116804	0	Standard
Pb	208	54.586	ug/L	0.583	1	408	4055465	0	Standard

ICP-MS Quantitative Analysis - Summary Report

Sample ID: SEQ-CCBF

Sample Dil Factor:

Comments:

Sample Date/Time: Friday, April 28, 2023 06:05:50

Number of Replicates: 3

Method File: C:\Users\Public\Documents\PerkinElmer Syngistix\ICPMS\Method\200.8_DailyMethod_KED_UCT.mth

Tuning File: C:\Users\Public\Documents\PerkinElmer Syngistix\ICPMS\MassCal\Default.tun

Optimization File: C:\Users\Public\Documents\PerkinElmer Syngistix\ICPMS\Conditions\Default.dac

Calibration File: C:\Users\Public\Documents\PerkinElmer Syngistix\ICPMS\System\042723B.cal

Analyte	Mass	Conc. Mean	Units	Conc. SD	Conc. RSD	Blank Intens.	Meas. Intens.	Intens. RSD	Mode
C	13		ug/L			26724	26208	2	Standard
Cl	37		ug/L			5151969	5636720	3	Standard
[> Sc	45		ug/L			453223	450586	2	Standard
Cr	52	-0.029	ug/L	0.031	104	16290	15682	1	Standard
Cr	53	0.136	ug/L	0.004	3	110	388	3	Standard
[> Ge	72		ug/L			35046	33485	1	KED
Ni	60	-0.057	ug/L	0.001	2	104	20	9	KED
Ni	62	-0.054	ug/L	0.005	8	17	5	21	KED
Cu	63	-0.001	ug/L	0.002	186	50	44	17	KED
Cu	65	-0.002	ug/L	0.004	233	24	20	37	KED
Zn	66	-0.026	ug/L	0.026	98	45	29	41	KED
Zn	67	-0.012	ug/L	0.026	207	5	4	49	KED
As	75	0.001	ug/L	0.002	305	4	4	14	KED
Y	89		ug/L			264383	266469	1	Standard
Kr	83		ug/L			57	51	9	Standard
[> In-1	115		ug/L			8211	7883	0	KED
Cd	111	-0.013	ug/L	0.008	63	8	4	49	KED
Cd	114	0.003	ug/L	0.003	88	5	7	25	KED
[> In	115		ug/L			441019	446411	1	Standard
Ag	107	0.004	ug/L	0.000	10	84	150	3	Standard
[> Tb	159		ug/L			1096960	1126708	1	Standard
Pb	208	-0.001	ug/L	0.000	33	408	335	7	Standard

ICP-MS Quantitative Analysis - Summary Report

Sample ID: **23D0135-04**

Sample Dil Factor:

Comments:

Sample Date/Time: Friday, April 28, 2023 06:10:17

Number of Replicates: 3

Method File: C:\Users\Public\Documents\PerkinElmer Syngistix\ICPMS\Method\200.8_DailyMethod_KED_UCT.mth

Tuning File: C:\Users\Public\Documents\PerkinElmer Syngistix\ICPMS\MassCal\Default.tun

Optimization File: C:\Users\Public\Documents\PerkinElmer Syngistix\ICPMS\Conditions\Default.dac

Calibration File: C:\Users\Public\Documents\PerkinElmer Syngistix\ICPMS\System\042723B.cal

Analyte	Mass	Conc. Mean	Units	Conc. SD	Conc. RSD	Blank Intens.	Meas. Intens.	Intens. RSD	Mode
C	13		ug/L			26724	45758	4	Standard
Cl	37		ug/L			5151969	5291893	3	Standard
[> Sc	45		ug/L			453223	559644	1	Standard
Cr	52	0.205	ug/L	0.017	8	16290	24527	1	Standard
Cr	53	0.995	ug/L	0.023	2	110	2664	2	Standard
[> Ge	72		ug/L			35046	33482	0	KED
Ni	60	0.595	ug/L	0.048	8	104	912	6	KED
Ni	62	0.539	ug/L	0.100	18	17	135	16	KED
Cu	63	0.718	ug/L	0.021	2	50	2808	2	KED
Cu	65	0.719	ug/L	0.018	2	24	1417	1	KED
Zn	66	2.111	ug/L	0.147	6	45	1091	7	KED
Zn	67	2.346	ug/L	0.119	5	5	200	4	KED
[As	75	0.672	ug/L	0.035	5	4	183	4	KED
Y	89		ug/L			264383	280465	1	Standard
Kr	83		ug/L			57	44	16	Standard
[> In-1	115		ug/L			8211	7838	2	KED
Cd	111	0.033	ug/L	0.043	130	8	16	68	KED
Cd	114	0.064	ug/L	0.070	109	5	49	98	KED
[> In	115		ug/L			441019	454288	1	Standard
Ag	107	0.002	ug/L	0.001	35	84	120	8	Standard
[> Tb	159		ug/L			1096960	1158380	0	Standard
[Pb	208	0.047	ug/L	0.002	3	408	4074	2	Standard

ICP-MS Quantitative Analysis - Summary Report

Sample ID: **23D0135-06**

Sample Dil Factor:

Comments:

Sample Date/Time: **Friday, April 28, 2023 06:14:42**

Number of Replicates: 3

Method File: C:\Users\Public\Documents\PerkinElmer Syngistix\ICPMS\Method\200.8_DailyMethod_KED_UCT.mth

Tuning File: C:\Users\Public\Documents\PerkinElmer Syngistix\ICPMS\MassCal\Default.tun

Optimization File: C:\Users\Public\Documents\PerkinElmer Syngistix\ICPMS\Conditions\Default.dac

Calibration File: C:\Users\Public\Documents\PerkinElmer Syngistix\ICPMS\System\042723B.cal

Analyte	Mass	Conc. Mean	Units	Conc. SD	Conc. RSD	Blank Intens.	Meas. Intens.	Intens. RSD	Mode
C	13		ug/L			26724	46330	3	Standard
Cl	37		ug/L			5151969	5129311	2	Standard
[> Sc	45		ug/L			453223	520085	6	Standard
Cr	52	0.481	ug/L	0.107	22	16290	28257	2	Standard
Cr	53	1.257	ug/L	0.089	7	110	3085	2	Standard
[> Ge	72		ug/L			35046	33126	1	KED
Ni	60	0.260	ug/L	0.004	1	104	450	1	KED
Ni	62	0.316	ug/L	0.044	14	17	85	11	KED
Cu	63	0.429	ug/L	0.001	0	50	1680	1	KED
Cu	65	0.424	ug/L	0.029	6	24	836	6	KED
Zn	66	1.938	ug/L	0.037	1	45	994	0	KED
Zn	67	2.218	ug/L	0.347	15	5	187	14	KED
As	75	0.667	ug/L	0.028	4	4	180	2	KED
Y	89		ug/L			264383	251746	9	Standard
Kr	83		ug/L			57	48	21	Standard
[> In-1	115		ug/L			8211	7726	4	KED
Cd	111	-0.014	ug/L	0.009	67	8	4	53	KED
Cd	114	0.002	ug/L	0.012	495	5	6	112	KED
[> In	115		ug/L			441019	402311	9	Standard
Ag	107	-0.001	ug/L	0.001	57	84	60	9	Standard
[> Tb	159		ug/L			1096960	1047316	7	Standard
Pb	208	0.020	ug/L	0.002	11	408	1810	3	Standard

ICP-MS Quantitative Analysis - Summary Report

Sample ID: **23D0135-08**

Sample Dil Factor:

Comments:

Sample Date/Time: **Friday, April 28, 2023 06:19:08**

Number of Replicates: 3

Method File: C:\Users\Public\Documents\PerkinElmer Syngistix\ICPMS\Method\200.8_DailyMethod_KED_UCT.mth

Tuning File: C:\Users\Public\Documents\PerkinElmer Syngistix\ICPMS\MassCal\Default.tun

Optimization File: C:\Users\Public\Documents\PerkinElmer Syngistix\ICPMS\Conditions\Default.dac

Calibration File: C:\Users\Public\Documents\PerkinElmer Syngistix\ICPMS\System\042723B.cal

Analyte	Mass	Conc. Mean	Units	Conc. SD	Conc. RSD	Blank Intens.	Meas. Intens.	Intens. RSD	Mode
C	13		ug/L			26724	47426	1	Standard
Cl	37		ug/L			5151969	5094431	1	Standard
[> Sc	45		ug/L			453223	550045	1	Standard
Cr	52	0.194	ug/L	0.014	7	16290	23876	2	Standard
Cr	53	0.945	ug/L	0.013	1	110	2493	1	Standard
[> Ge	72		ug/L			35046	32723	0	KED
Ni	60	0.340	ug/L	0.008	2	104	551	1	KED
Ni	62	0.353	ug/L	0.080	22	17	92	18	KED
Cu	63	0.481	ug/L	0.025	5	50	1854	5	KED
Cu	65	0.492	ug/L	0.019	3	24	954	3	KED
Zn	66	2.203	ug/L	0.014	0	45	1111	0	KED
Zn	67	2.339	ug/L	0.067	2	5	195	3	KED
[As	75	0.917	ug/L	0.055	6	4	243	5	KED
Y	89		ug/L			264383	273775	0	Standard
Kr	83		ug/L			57	43	6	Standard
[> In-1	115		ug/L			8211	7520	1	KED
Cd	111	-0.014	ug/L	0.006	45	8	4	35	KED
Cd	114	0.004	ug/L	0.005	129	5	7	40	KED
[> In	115		ug/L			441019	446013	1	Standard
Ag	107	-0.001	ug/L	0.001	89	84	70	18	Standard
[> Tb	159		ug/L			1096960	1157010	1	Standard
[Pb	208	0.026	ug/L	0.001	2	408	2401	2	Standard

ICP-MS Quantitative Analysis - Summary Report

Sample ID: **23D0135-10**

Sample Dil Factor:

Comments:

Sample Date/Time: **Friday, April 28, 2023 06:23:34**

Number of Replicates: 3

Method File: C:\Users\Public\Documents\PerkinElmer Syngistix\ICPMS\Method\200.8_DailyMethod_KED_UCT.mth

Tuning File: C:\Users\Public\Documents\PerkinElmer Syngistix\ICPMS\MassCal\Default.tun

Optimization File: C:\Users\Public\Documents\PerkinElmer Syngistix\ICPMS\Conditions\Default.dac

Calibration File: C:\Users\Public\Documents\PerkinElmer Syngistix\ICPMS\System\042723B.cal

Analyte	Mass	Conc. Mean	Units	Conc. SD	Conc. RSD	Blank Intens.	Meas. Intens.	Intens. RSD	Mode
C	13		ug/L			26724	48318	4	Standard
Cl	37		ug/L			5151969	5103771	2	Standard
[> Sc	45		ug/L			453223	556871	2	Standard
Cr	52	0.112	ug/L	0.035	31	16290	22409	1	Standard
Cr	53	0.950	ug/L	0.023	2	110	2538	3	Standard
[> Ge	72		ug/L			35046	33373	1	KED
Ni	60	0.324	ug/L	0.024	7	104	539	5	KED
Ni	62	0.368	ug/L	0.020	5	17	97	4	KED
Cu	63	0.445	ug/L	0.015	3	50	1753	2	KED
Cu	65	0.431	ug/L	0.028	6	24	856	6	KED
Zn	66	2.860	ug/L	0.117	4	45	1457	2	KED
Zn	67	2.957	ug/L	0.351	11	5	250	12	KED
As	75	0.623	ug/L	0.046	7	4	170	5	KED
Y	89		ug/L			264383	274145	1	Standard
Kr	83		ug/L			57	40	17	Standard
[> In-1	115		ug/L			8211	7652	1	KED
Cd	111	-0.000	ug/L	0.010	3237	8	7	33	KED
Cd	114	0.002	ug/L	0.005	226	5	6	50	KED
[> In	115		ug/L			441019	451327	1	Standard
Ag	107	-0.002	ug/L	0.000	22	84	51	16	Standard
[> Tb	159		ug/L			1096960	1151557	1	Standard
Pb	208	0.027	ug/L	0.000	0	408	2521	1	Standard

ICP-MS Quantitative Analysis - Summary Report

Sample ID: **23D0135-12**

Sample Dil Factor:

Comments:

Sample Date/Time: **Friday, April 28, 2023 06:28:00**

Number of Replicates: 3

Method File: C:\Users\Public\Documents\PerkinElmer Syngistix\ICPMS\Method\200.8_DailyMethod_KED_UCT.mth

Tuning File: C:\Users\Public\Documents\PerkinElmer Syngistix\ICPMS\MassCal\Default.tun

Optimization File: C:\Users\Public\Documents\PerkinElmer Syngistix\ICPMS\Conditions\Default.dac

Calibration File: C:\Users\Public\Documents\PerkinElmer Syngistix\ICPMS\System\042723B.cal

Analyte	Mass	Conc. Mean	Units	Conc. SD	Conc. RSD	Blank Intens.	Meas. Intens.	Intens. RSD	Mode
C	13		ug/L			26724	45980	4	Standard
Cl	37		ug/L			5151969	5026915	2	Standard
[> Sc	45		ug/L			453223	550880	1	Standard
Cr	52	0.066	ug/L	0.011	17	16290	21194	2	Standard
Cr	53	0.921	ug/L	0.018	1	110	2437	1	Standard
[> Ge	72		ug/L			35046	33012	2	KED
Ni	60	0.406	ug/L	0.012	2	104	645	4	KED
Ni	62	0.385	ug/L	0.042	10	17	100	7	KED
Cu	63	0.427	ug/L	0.003	0	50	1667	1	KED
Cu	65	0.405	ug/L	0.016	4	24	796	5	KED
Zn	66	2.059	ug/L	0.083	4	45	1050	3	KED
Zn	67	2.325	ug/L	0.148	6	5	196	6	KED
As	75	0.490	ug/L	0.071	14	4	133	14	KED
Y	89		ug/L			264383	273769	2	Standard
Kr	83		ug/L			57	45	4	Standard
[> In-1	115		ug/L			8211	7867	1	KED
Cd	111	-0.017	ug/L	0.004	25	8	3	31	KED
Cd	114	-0.001	ug/L	0.007	596	5	4	117	KED
[> In	115		ug/L			441019	435133	1	Standard
Ag	107	-0.002	ug/L	0.000	11	84	40	11	Standard
[> Tb	159		ug/L			1096960	1151228	1	Standard
Pb	208	0.023	ug/L	0.001	2	408	2189	3	Standard

ICP-MS Quantitative Analysis - Summary Report

Sample ID: **23D0135-14**

Sample Dil Factor:

Comments:

Sample Date/Time: **Friday, April 28, 2023 06:32:26**

Number of Replicates: 3

Method File: C:\Users\Public\Documents\PerkinElmer Syngistix\ICPMS\Method\200.8_DailyMethod_KED_UCT.mth

Tuning File: C:\Users\Public\Documents\PerkinElmer Syngistix\ICPMS\MassCal\Default.tun

Optimization File: C:\Users\Public\Documents\PerkinElmer Syngistix\ICPMS\Conditions\Default.dac

Calibration File: C:\Users\Public\Documents\PerkinElmer Syngistix\ICPMS\System\042723B.cal

Analyte	Mass	Conc. Mean	Units	Conc. SD	Conc. RSD	Blank Intens.	Meas. Intens.	Intens. RSD	Mode
C	13		ug/L			26724	53796	3	Standard
Cl	37		ug/L			5151969	5465727	2	Standard
[> Sc	45		ug/L			453223	538143	1	Standard
Cr	52	0.115	ug/L	0.032	27	16290	21720	1	Standard
Cr	53	0.901	ug/L	0.043	4	110	2332	5	Standard
[> Ge	72		ug/L			35046	33204	1	KED
Ni	60	0.991	ug/L	0.047	4	104	1440	3	KED
Ni	62	0.974	ug/L	0.019	1	17	229	0	KED
Cu	63	1.893	ug/L	0.011	0	50	7264	1	KED
Cu	65	1.898	ug/L	0.024	1	24	3669	0	KED
Zn	66	3.907	ug/L	0.162	4	45	1965	3	KED
Zn	67	4.500	ug/L	0.316	7	5	376	5	KED
As	75	0.475	ug/L	0.019	3	4	130	5	KED
Y	89		ug/L			264383	276199	0	Standard
Kr	83		ug/L			57	48	47	Standard
[> In-1	115		ug/L			8211	7618	2	KED
Cd	111	-0.004	ug/L	0.004	103	8	6	14	KED
Cd	114	0.007	ug/L	0.009	133	5	9	63	KED
[> In	115		ug/L			441019	444154	1	Standard
Ag	107	-0.001	ug/L	0.001	86	84	64	26	Standard
[> Tb	159		ug/L			1096960	1150870	0	Standard
Pb	208	0.053	ug/L	0.002	4	408	4476	2	Standard

ICP-MS Quantitative Analysis - Summary Report

Sample ID: **23D0135-16**

Sample Dil Factor:

Comments:

Sample Date/Time: **Friday, April 28, 2023 06:36:45**

Number of Replicates: 3

Method File: C:\Users\Public\Documents\PerkinElmer Syngistix\ICPMS\Method\200.8_DailyMethod_KED_UCT.mth

Tuning File: C:\Users\Public\Documents\PerkinElmer Syngistix\ICPMS\MassCal\Default.tun

Optimization File: C:\Users\Public\Documents\PerkinElmer Syngistix\ICPMS\Conditions\Default.dac

Calibration File: C:\Users\Public\Documents\PerkinElmer Syngistix\ICPMS\System\042723B.cal

Analyte	Mass	Conc. Mean	Units	Conc. SD	Conc. RSD	Blank Intens.	Meas. Intens.	Intens. RSD	Mode
C	13		ug/L			26724	46219	4	Standard
Cl	37		ug/L			5151969	5118073	3	Standard
[> Sc	45		ug/L			453223	550872	1	Standard
Cr	52	0.090	ug/L	0.021	23	16290	21706	2	Standard
Cr	53	0.909	ug/L	0.020	2	110	2408	2	Standard
[> Ge	72		ug/L			35046	32894	1	KED
Ni	60	0.332	ug/L	0.017	5	104	542	3	KED
Ni	62	0.339	ug/L	0.035	10	17	90	8	KED
Cu	63	0.529	ug/L	0.009	1	50	2044	2	KED
Cu	65	0.505	ug/L	0.016	3	24	984	2	KED
Zn	66	1.845	ug/L	0.146	7	45	942	8	KED
Zn	67	2.147	ug/L	0.200	9	5	180	9	KED
As	75	0.604	ug/L	0.043	7	4	162	5	KED
Y	89		ug/L			264383	270097	1	Standard
Kr	83		ug/L			57	48	19	Standard
[> In-1	115		ug/L			8211	7532	1	KED
Cd	111	-0.006	ug/L	0.013	212	8	6	50	KED
Cd	114	0.003	ug/L	0.003	98	5	6	25	KED
[> In	115		ug/L			441019	443155	2	Standard
Ag	107	-0.001	ug/L	0.001	47	84	58	18	Standard
[> Tb	159		ug/L			1096960	1152843	2	Standard
Pb	208	0.085	ug/L	0.004	4	408	6970	1	Standard

ICP-MS Quantitative Analysis - Summary Report

Sample ID: **23D0170-02**

Sample Dil Factor:

Comments:

Sample Date/Time: **Friday, April 28, 2023 06:41:35**

Number of Replicates: 3

Method File: C:\Users\Public\Documents\PerkinElmer Syngistix\ICPMS\Method\200.8_DailyMethod_KED_UCT.mth

Tuning File: C:\Users\Public\Documents\PerkinElmer Syngistix\ICPMS\MassCal\Default.tun

Optimization File: C:\Users\Public\Documents\PerkinElmer Syngistix\ICPMS\Conditions\Default.dac

Calibration File: C:\Users\Public\Documents\PerkinElmer Syngistix\ICPMS\System\042723B.cal

Analyte	Mass	Conc. Mean	Units	Conc. SD	Conc. RSD	Blank Intens.	Meas. Intens.	Intens. RSD	Mode
C	13		ug/L			26724	51591	1	Standard
Cl	37		ug/L			5151969	7385261	3	Standard
[> Sc	45		ug/L			453223	489992	5	Standard
Cr	52	0.205	ug/L	0.032	15	16290	21459	3	Standard
Cr	53	3.991	ug/L	0.232	5	110	8975	2	Standard
[> Ge	72		ug/L			35046	32000	0	KED
Ni	60	0.670	ug/L	0.031	4	104	970	3	KED
Ni	62	0.640	ug/L	0.060	9	17	151	8	KED
Cu	63	0.755	ug/L	0.014	1	50	2819	2	KED
Cu	65	0.772	ug/L	0.020	2	24	1452	2	KED
Zn	66	4.516	ug/L	0.217	4	45	2183	4	KED
Zn	67	4.829	ug/L	0.275	5	5	389	5	KED
As	75	0.651	ug/L	0.012	1	4	170	2	KED
Y	89		ug/L			264383	252448	7	Standard
Kr	83		ug/L			57	48	13	Standard
[> In-1	115		ug/L			8211	7472	0	KED
Cd	111	-0.005	ug/L	0.008	177	8	6	31	KED
Cd	114	0.002	ug/L	0.002	78	5	6	18	KED
[> In	115		ug/L			441019	400364	7	Standard
Ag	107	-0.002	ug/L	0.000	11	84	48	8	Standard
[> Tb	159		ug/L			1096960	1073060	8	Standard
Pb	208	0.053	ug/L	0.004	8	408	4166	1	Standard

ICP-MS Quantitative Analysis - Summary Report

Sample ID: **23D0170-04**

Sample Dil Factor:

Comments:

Sample Date/Time: **Friday, April 28, 2023 06:46:01**

Number of Replicates: 3

Method File: C:\Users\Public\Documents\PerkinElmer Syngistix\ICPMS\Method\200.8_DailyMethod_KED_UCT.mth

Tuning File: C:\Users\Public\Documents\PerkinElmer Syngistix\ICPMS\MassCal\Default.tun

Optimization File: C:\Users\Public\Documents\PerkinElmer Syngistix\ICPMS\Conditions\Default.dac

Calibration File: C:\Users\Public\Documents\PerkinElmer Syngistix\ICPMS\System\042723B.cal

Analyte	Mass	Conc. Mean	Units	Conc. SD	Conc. RSD	Blank Intens.	Meas. Intens.	Intens. RSD	Mode
C	13		ug/L			26724	50697	0	Standard
Cl	37		ug/L			5151969	5947249	2	Standard
[> Sc	45		ug/L			453223	497923	0	Standard
Cr	52	0.521	ug/L	0.033	6	16290	27895	2	Standard
Cr	53	1.766	ug/L	0.024	1	110	4112	1	Standard
[> Ge	72		ug/L			35046	32775	0	KED
Ni	60	0.846	ug/L	0.086	10	104	1227	8	KED
Ni	62	0.938	ug/L	0.077	8	17	219	7	KED
Cu	63	3.118	ug/L	0.079	2	50	11776	1	KED
Cu	65	3.251	ug/L	0.011	0	24	6188	0	KED
Zn	66	10.735	ug/L	0.333	3	45	5258	2	KED
Zn	67	10.057	ug/L	0.428	4	5	824	5	KED
As	75	0.652	ug/L	0.046	7	4	174	6	KED
Y	89		ug/L			264383	275555	0	Standard
Kr	83		ug/L			57	36	31	Standard
[> In-1	115		ug/L			8211	7743	2	KED
Cd	111	0.020	ug/L	0.005	24	8	13	8	KED
Cd	114	0.015	ug/L	0.003	21	5	15	12	KED
[> In	115		ug/L			441019	444651	2	Standard
Ag	107	-0.001	ug/L	0.001	65	84	59	30	Standard
[> Tb	159		ug/L			1096960	1165479	1	Standard
Pb	208	0.330	ug/L	0.001	0	408	26002	1	Standard

ICP-MS Quantitative Analysis - Summary Report

Sample ID: SEQ-IBLG

Sample Dil Factor:

Comments:

Sample Date/Time: Friday, April 28, 2023 06:50:27

Number of Replicates: 3

Method File: C:\Users\Public\Documents\PerkinElmer Syngistix\ICPMS\Method\200.8_DailyMethod_KED_UCT.mth

Tuning File: C:\Users\Public\Documents\PerkinElmer Syngistix\ICPMS\MassCal\Default.tun

Optimization File: C:\Users\Public\Documents\PerkinElmer Syngistix\ICPMS\Conditions\Default.dac

Calibration File: C:\Users\Public\Documents\PerkinElmer Syngistix\ICPMS\System\042723B.cal

Analyte	Mass	Conc. Mean	Units	Conc. SD	Conc. RSD	Blank Intens.	Meas. Intens.	Intens. RSD	Mode
C	13		ug/L			26724	28102	1	Standard
Cl	37		ug/L			5151969	5428643	2	Standard
[> Sc	45		ug/L			453223	462383	0	Standard
Cr	52	-0.013	ug/L	0.020	155	16290	16391	1	Standard
Cr	53	0.224	ug/L	0.009	4	110	582	3	Standard
[> Ge	72		ug/L			35046	33311	0	KED
Ni	60	-0.055	ug/L	0.006	11	104	24	33	KED
Ni	62	-0.060	ug/L	0.000	0	17	3	0	KED
Cu	63	0.020	ug/L	0.006	32	50	124	19	KED
Cu	65	0.026	ug/L	0.002	8	24	73	5	KED
Zn	66	0.019	ug/L	0.019	102	45	52	18	KED
Zn	67	0.034	ug/L	0.093	272	5	8	93	KED
As	75	-0.004	ug/L	0.009	234	4	3	65	KED
Y	89		ug/L			264383	269695	2	Standard
Kr	83		ug/L			57	50	20	Standard
[> In-1	115		ug/L			8211	7755	3	KED
Cd	111	-0.018	ug/L	0.002	13	8	3	17	KED
Cd	114	-0.002	ug/L	0.003	136	5	3	55	KED
[> In	115		ug/L			441019	445374	2	Standard
Ag	107	-0.003	ug/L	0.000	14	84	34	22	Standard
[> Tb	159		ug/L			1096960	1134139	1	Standard
Pb	208	0.001	ug/L	0.001	96	408	488	12	Standard

ICP-MS Quantitative Analysis - Summary Report

Sample ID: SEQ-CCVG

Sample Dil Factor:

Comments:

Sample Date/Time: Friday, April 28, 2023 06:54:54

Number of Replicates: 3

Method File: C:\Users\Public\Documents\PerkinElmer Syngistix\ICPMS\Method\200.8_DailyMethod_KED_UCT.mth

Tuning File: C:\Users\Public\Documents\PerkinElmer Syngistix\ICPMS\MassCal\Default.tun

Optimization File: C:\Users\Public\Documents\PerkinElmer Syngistix\ICPMS\Conditions\Default.dac

Calibration File: C:\Users\Public\Documents\PerkinElmer Syngistix\ICPMS\System\042723B.cal

Analyte	Mass	Conc. Mean	Units	Conc. SD	Conc. RSD	Blank Intens.	Meas. Intens.	Intens. RSD	Mode
C	13		ug/L			26724	28410	2	Standard
Cl	37		ug/L			5151969	5601757	3	Standard
[> Sc	45		ug/L			453223	461132	1	Standard
Cr	52	49.252	ug/L	0.921	1	16290	891638	0	Standard
Cr	53	48.937	ug/L	0.436	0	110	102519	1	Standard
[> Ge	72		ug/L			35046	33443	0	KED
Ni	60	52.317	ug/L	0.311	0	104	71486	0	KED
Ni	62	52.843	ug/L	0.492	0	17	11654	0	KED
Cu	63	53.503	ug/L	0.753	1	50	205437	1	KED
Cu	65	53.751	ug/L	0.608	1	24	104047	1	KED
Zn	66	53.400	ug/L	0.547	1	45	26526	1	KED
Zn	67	52.447	ug/L	1.749	3	5	4364	2	KED
As	75	51.424	ug/L	0.424	0	4	13691	0	KED
Y	89		ug/L			264383	268199	1	Standard
Kr	83		ug/L			57	53	11	Standard
[> In-1	115		ug/L			8211	7701	2	KED
Cd	111	52.311	ug/L	1.429	2	8	13431	0	KED
Cd	114	51.426	ug/L	1.039	2	5	34638	0	KED
[> In	115		ug/L			441019	444742	1	Standard
Ag	107	48.940	ug/L	1.576	3	84	860635	2	Standard
[> Tb	159		ug/L			1096960	1147445	1	Standard
Pb	208	54.160	ug/L	0.369	0	408	4134140	0	Standard

ICP-MS Quantitative Analysis - Summary Report

Sample ID: SEQ-CCBG

Sample Dil Factor:

Comments:

Sample Date/Time: Friday, April 28, 2023 07:02:04

Number of Replicates: 3

Method File: C:\Users\Public\Documents\PerkinElmer Syngistix\ICPMS\Method\200.8_DailyMethod_KED_UCT.mth

Tuning File: C:\Users\Public\Documents\PerkinElmer Syngistix\ICPMS\MassCal\Default.tun

Optimization File: C:\Users\Public\Documents\PerkinElmer Syngistix\ICPMS\Conditions\Default.dac

Calibration File: C:\Users\Public\Documents\PerkinElmer Syngistix\ICPMS\System\042723B.cal

Analyte	Mass	Conc. Mean	Units	Conc. SD	Conc. RSD	Blank Intens.	Meas. Intens.	Intens. RSD	Mode
C	13		ug/L			26724	26939	5	Standard
Cl	37		ug/L			5151969	5455098	2	Standard
[> Sc	45		ug/L			453223	460899	1	Standard
Cr	52	-0.016	ug/L	0.009	54	16290	16279	0	Standard
Cr	53	0.105	ug/L	0.028	26	110	331	17	Standard
[> Ge	72		ug/L			35046	34621	0	KED
Ni	60	-0.064	ug/L	0.003	5	104	12	39	KED
Ni	62	-0.052	ug/L	0.000	0	17	5	0	KED
Cu	63	0.000	ug/L	0.002	1086	50	50	13	KED
Cu	65	-0.002	ug/L	0.002	98	24	19	24	KED
Zn	66	-0.027	ug/L	0.017	60	45	30	28	KED
Zn	67	-0.044	ug/L	0.022	50	5	1	100	KED
As	75	-0.003	ug/L	0.005	168	4	3	38	KED
Y	89		ug/L			264383	273658	2	Standard
Kr	83		ug/L			57	39	5	Standard
[> In-1	115		ug/L			8211	8278	1	KED
Cd	111	-0.012	ug/L	0.005	42	8	5	28	KED
Cd	114	-0.001	ug/L	0.004	428	5	4	59	KED
[> In	115		ug/L			441019	462299	1	Standard
Ag	107	0.013	ug/L	0.014	102	84	335	76	Standard
[> Tb	159		ug/L			1096960	1168373	0	Standard
Pb	208	0.008	ug/L	0.016	199	408	1059	117	Standard

ICP-MS Quantitative Analysis - Summary Report

Sample ID: SEQ-CAL1

Sample Dil Factor:

Comments:

Sample Date/Time: Friday, April 28, 2023 07:06:30

Number of Replicates: 3

Method File: C:\Users\Public\Documents\PerkinElmer Syngistix\ICPMS\Method\200.8_DailyMethod_KED_UCT.mth

Tuning File: C:\Users\Public\Documents\PerkinElmer Syngistix\ICPMS\MassCal\Default.tun

Optimization File: C:\Users\Public\Documents\PerkinElmer Syngistix\ICPMS\Conditions\Default.dac

Calibration File: C:\Users\Public\Documents\PerkinElmer Syngistix\ICPMS\System\042723B.cal

Analyte	Mass	Conc. Mean	Units	Conc. SD	Conc. RSD	Blank Intens.	Meas. Intens.	Intens. RSD	Mode
C	13		ug/L				27642	4	Standard
Cl	37		ug/L				5444164	1	Standard
[> Sc	45		ug/L				458454	3	Standard
Cr	52		ug/L				15942	2	Standard
Cr	53		ug/L				279	10	Standard
[> Ge	72		ug/L				33055	0	KED
Ni	60		ug/L				65	24	KED
Ni	62		ug/L				13	28	KED
Cu	63		ug/L				48	5	KED
Cu	65		ug/L				27	30	KED
Zn	66		ug/L				33	26	KED
Zn	67		ug/L				4	24	KED
As	75		ug/L				4	21	KED
Y	89		ug/L				263626	1	Standard
Kr	83		ug/L				46	14	Standard
[> In-1	115		ug/L				7645	3	KED
Cd	111		ug/L				3	45	KED
Cd	114		ug/L				6	64	KED
[> In	115		ug/L				437453	3	Standard
Ag	107		ug/L				109	55	Standard
[> Tb	159		ug/L				1136980	1	Standard
Pb	208		ug/L				605	58	Standard

ICP-MS Quantitative Analysis - Summary Report

Sample ID: SEQ-CCVH

Sample Dil Factor:

Comments:

Sample Date/Time: Friday, April 28, 2023 07:10:56

Number of Replicates: 3

Method File: C:\Users\Public\Documents\PerkinElmer Syngistix\ICPMS\Method\200.8_DailyMethod_KED_UCT.mth

Tuning File: C:\Users\Public\Documents\PerkinElmer Syngistix\ICPMS\MassCal\Default.tun

Optimization File: C:\Users\Public\Documents\PerkinElmer Syngistix\ICPMS\Conditions\Default.dac

Calibration File: C:\Users\Public\Documents\PerkinElmer Syngistix\ICPMS\System\042723B.cal

Analyte	Mass	Conc. Mean	Units	Conc. SD	Conc. RSD	Blank Intens.	Meas. Intens.	Intens. RSD	Mode
C	13		ug/L			27642	28086	3	Standard
Cl	37		ug/L			5444164	5572198	2	Standard
[> Sc	45		ug/L			458454	457903	0	Standard
Cr	52	50.616	ug/L	0.639	1	15942	909102	1	Standard
Cr	53	49.174	ug/L	0.198	0	279	102463	0	Standard
[> Ge	72		ug/L			33055	33593	0	KED
Ni	60	52.189	ug/L	0.948	1	65	71599	1	KED
Ni	62	52.649	ug/L	0.852	1	13	11661	1	KED
Cu	63	52.645	ug/L	0.749	1	48	203060	1	KED
Cu	65	52.748	ug/L	0.343	0	27	102566	0	KED
Zn	66	53.278	ug/L	0.529	0	33	26574	0	KED
Zn	67	52.333	ug/L	0.317	0	4	4374	0	KED
As	75	51.318	ug/L	0.097	0	4	13725	0	KED
Y	89		ug/L			263626	270416	2	Standard
Kr	83		ug/L			46	59	32	Standard
[> In-1	115		ug/L			7645	7847	1	KED
Cd	111	51.836	ug/L	0.695	1	3	13562	0	KED
Cd	114	51.517	ug/L	1.113	2	6	35367	1	KED
[> In	115		ug/L			437453	434409	0	Standard
Ag	107	49.306	ug/L	0.400	0	109	847100	1	Standard
[> Tb	159		ug/L			1136980	1128082	2	Standard
Pb	208	54.336	ug/L	1.547	2	605	4077180	2	Standard

ICP-MS Quantitative Analysis - Summary Report

Sample ID: SEQ-CCBH

Sample Dil Factor:

Comments:

Sample Date/Time: Friday, April 28, 2023 07:18:06

Number of Replicates: 3

Method File: C:\Users\Public\Documents\PerkinElmer Syngistix\ICPMS\Method\200.8_DailyMethod_KED_UCT.mth

Tuning File: C:\Users\Public\Documents\PerkinElmer Syngistix\ICPMS\MassCal\Default.tun

Optimization File: C:\Users\Public\Documents\PerkinElmer Syngistix\ICPMS\Conditions\Default.dac

Calibration File: C:\Users\Public\Documents\PerkinElmer Syngistix\ICPMS\System\042723B.cal

Analyte	Mass	Conc. Mean	Units	Conc. SD	Conc. RSD	Blank Intens.	Meas. Intens.	Intens. RSD	Mode
C	13		ug/L			27642	27217	2	Standard
Cl	37		ug/L			5444164	5502187	2	Standard
[> Sc	45		ug/L			458454	456463	0	Standard
Cr	52	0.018	ug/L	0.012	68	15942	16190	1	Standard
Cr	53	-0.026	ug/L	0.005	18	279	223	4	Standard
[> Ge	72		ug/L			33055	34354	1	KED
Ni	60	-0.011	ug/L	0.030	273	65	52	79	KED
Ni	62	-0.025	ug/L	0.020	79	13	8	49	KED
Cu	63	0.013	ug/L	0.028	205	48	104	105	KED
Cu	65	0.009	ug/L	0.020	216	27	47	84	KED
Zn	66	-0.003	ug/L	0.021	792	33	33	31	KED
Zn	67	0.013	ug/L	0.067	511	4	5	100	KED
As	75	0.017	ug/L	0.025	151	4	9	74	KED
Y	89		ug/L			263626	265671	3	Standard
Kr	83		ug/L			46	53	9	Standard
[> In-1	115		ug/L			7645	8016	1	KED
Cd	111	0.009	ug/L	0.003	37	3	5	16	KED
Cd	114	0.001	ug/L	0.010	781	6	7	92	KED
[> In	115		ug/L			437453	442083	2	Standard
Ag	107	0.005	ug/L	0.001	21	109	190	7	Standard
[> Tb	159		ug/L			1136980	1126486	1	Standard
Pb	208	-0.004	ug/L	0.000	4	605	313	3	Standard

ICP-MS Quantitative Analysis - Summary Report

Sample ID: **23D0081-04RE1**

Sample Dil Factor:

Comments:

Sample Date/Time: **Friday, April 28, 2023 07:22:33**

Number of Replicates: 3

Method File: C:\Users\Public\Documents\PerkinElmer Syngistix\ICPMS\Method\200.8_DailyMethod_KED_UCT.mth

Tuning File: C:\Users\Public\Documents\PerkinElmer Syngistix\ICPMS\MassCal\Default.tun

Optimization File: C:\Users\Public\Documents\PerkinElmer Syngistix\ICPMS\Conditions\Default.dac

Calibration File: C:\Users\Public\Documents\PerkinElmer Syngistix\ICPMS\System\042723B.cal

Analyte	Mass	Conc. Mean	Units	Conc. SD	Conc. RSD	Blank Intens.	Meas. Intens.	Intens. RSD	Mode
C	13		ug/L			27642	47775	2	Standard
Cl	37		ug/L			5444164	5651285	2	Standard
[> Sc	45		ug/L			458454	476626	1	Standard
Cr	52	0.345	ug/L	0.032	9	15942	22908	1	Standard
Cr	53	1.003	ug/L	0.027	2	279	2460	1	Standard
[> Ge	72		ug/L			33055	33161	1	KED
Ni	60	0.339	ug/L	0.027	7	65	524	6	KED
Ni	62	0.433	ug/L	0.042	9	13	108	7	KED
Cu	63	3.151	ug/L	0.065	2	48	12043	1	KED
Cu	65	3.064	ug/L	0.090	2	27	5907	1	KED
Zn	66	28.127	ug/L	0.189	0	33	13864	0	KED
Zn	67	25.922	ug/L	1.011	3	4	2141	4	KED
As	75	3.404	ug/L	0.062	1	4	903	2	KED
Y	89		ug/L			263626	270242	4	Standard
Kr	83		ug/L			46	40	33	Standard
[> In-1	115		ug/L			7645	7564	2	KED
Cd	111	0.067	ug/L	0.008	11	3	20	9	KED
Cd	114	0.071	ug/L	0.017	23	6	53	22	KED
[> In	115		ug/L			437453	438509	2	Standard
Ag	107	0.005	ug/L	0.001	12	109	191	8	Standard
[> Tb	159		ug/L			1136980	1138740	0	Standard
Pb	208	0.277	ug/L	0.003	1	605	21563	1	Standard

ICP-MS Quantitative Analysis - Summary Report

Sample ID: **23D0089-01RE1**

Sample Dil Factor:

Comments:

Sample Date/Time: **Friday, April 28, 2023 07:27:22**

Number of Replicates: 3

Method File: C:\Users\Public\Documents\PerkinElmer Syngistix\ICPMS\Method\200.8_DailyMethod_KED_UCT.mth

Tuning File: C:\Users\Public\Documents\PerkinElmer Syngistix\ICPMS\MassCal\Default.tun

Optimization File: C:\Users\Public\Documents\PerkinElmer Syngistix\ICPMS\Conditions\Default.dac

Calibration File: C:\Users\Public\Documents\PerkinElmer Syngistix\ICPMS\System\042723B.cal

Analyte	Mass	Conc. Mean	Units	Conc. SD	Conc. RSD	Blank Intens.	Meas. Intens.	Intens. RSD	Mode
C	13		ug/L			27642	62040	2	Standard
Cl	37		ug/L			5444164	8983706	5	Standard
[> Sc	45		ug/L			458454	533580	0	Standard
Cr	52	0.742	ug/L	0.013	1	15942	33800	0	Standard
Cr	53	6.745	ug/L	0.128	1	279	16659	2	Standard
[> Ge	72		ug/L			33055	31830	2	KED
Ni	60	2.183	ug/L	0.029	1	65	2898	1	KED
Ni	62	2.085	ug/L	0.149	7	13	450	4	KED
Cu	63	15.088	ug/L	0.178	1	48	55165	1	KED
Cu	65	15.321	ug/L	0.208	1	27	28241	0	KED
Zn	66	87.219	ug/L	1.623	1	33	41189	0	KED
Zn	67	80.426	ug/L	1.738	2	4	6365	2	KED
As	75	1.352	ug/L	0.066	4	4	346	3	KED
Y	89		ug/L			263626	284194	0	Standard
Kr	83		ug/L			46	43	4	Standard
[> In-1	115		ug/L			7645	7484	2	KED
Cd	111	0.065	ug/L	0.019	28	3	19	23	KED
Cd	114	0.052	ug/L	0.016	30	6	40	26	KED
[> In	115		ug/L			437453	434665	0	Standard
Ag	107	0.046	ug/L	0.002	5	109	892	4	Standard
[> Tb	159		ug/L			1136980	1136319	1	Standard
Pb	208	0.692	ug/L	0.010	1	605	52881	1	Standard

ICP-MS Quantitative Analysis - Summary Report

Sample ID: **23D0062-01RE1**

Sample Dil Factor:

Comments:

Sample Date/Time: **Friday, April 28, 2023 07:32:12**

Number of Replicates: 3

Method File: C:\Users\Public\Documents\PerkinElmer Syngistix\ICPMS\Method\200.8_DailyMethod_KED_UCT.mth

Tuning File: C:\Users\Public\Documents\PerkinElmer Syngistix\ICPMS\MassCal\Default.tun

Optimization File: C:\Users\Public\Documents\PerkinElmer Syngistix\ICPMS\Conditions\Default.dac

Calibration File: C:\Users\Public\Documents\PerkinElmer Syngistix\ICPMS\System\042723B.cal

Analyte	Mass	Conc. Mean	Units	Conc. SD	Conc. RSD	Blank Intens.	Meas. Intens.	Intens. RSD	Mode
C	13		ug/L			27642	50715	2	Standard
Cl	37		ug/L			5444164	5297783	1	Standard
[> Sc	45		ug/L			458454	514255	2	Standard
Cr	52	0.208	ug/L	0.011	5	15942	22002	1	Standard
Cr	53	0.882	ug/L	0.028	3	279	2371	0	Standard
[> Ge	72		ug/L			33055	33477	0	KED
Ni	60	0.057	ug/L	0.011	19	65	143	10	KED
Ni	62	0.016	ug/L	0.018	107	13	17	22	KED
Cu	63	0.142	ug/L	0.012	8	48	594	8	KED
Cu	65	0.150	ug/L	0.020	13	27	318	11	KED
Zn	66	1.018	ug/L	0.078	7	33	539	7	KED
Zn	67	1.060	ug/L	0.272	25	4	92	24	KED
As	75	0.208	ug/L	0.017	8	4	60	7	KED
Y	89		ug/L			263626	275566	2	Standard
Kr	83		ug/L			46	48	6	Standard
[> In-1	115		ug/L			7645	8023	2	KED
Cd	111	0.003	ug/L	0.008	251	3	4	48	KED
Cd	114	0.004	ug/L	0.005	142	6	9	41	KED
[> In	115		ug/L			437453	448326	0	Standard
Ag	107	-0.003	ug/L	0.000	16	109	64	12	Standard
[> Tb	159		ug/L			1136980	1180887	1	Standard
Pb	208	0.020	ug/L	0.001	4	605	2206	3	Standard

ICP-MS Quantitative Analysis - Summary Report

Sample ID: **23D0062-05RE1**

Sample Dil Factor:

Comments:

Sample Date/Time: **Friday, April 28, 2023 07:36:38**

Number of Replicates: 3

Method File: C:\Users\Public\Documents\PerkinElmer Syngistix\ICPMS\Method\200.8_DailyMethod_KED_UCT.mth

Tuning File: C:\Users\Public\Documents\PerkinElmer Syngistix\ICPMS\MassCal\Default.tun

Optimization File: C:\Users\Public\Documents\PerkinElmer Syngistix\ICPMS\Conditions\Default.dac

Calibration File: C:\Users\Public\Documents\PerkinElmer Syngistix\ICPMS\System\042723B.cal

Analyte	Mass	Conc. Mean	Units	Conc. SD	Conc. RSD	Blank Intens.	Meas. Intens.	Intens. RSD	Mode
C	13		ug/L			27642	47838	1	Standard
Cl	37		ug/L			5444164	5135506	2	Standard
[> Sc	45		ug/L			458454	527090	2	Standard
Cr	52	0.250	ug/L	0.014	5	15942	23406	1	Standard
Cr	53	0.706	ug/L	0.023	3	279	2009	1	Standard
[> Ge	72		ug/L			33055	33070	0	KED
Ni	60	0.112	ug/L	0.029	25	65	217	18	KED
Ni	62	0.099	ug/L	0.026	26	13	35	16	KED
Cu	63	0.265	ug/L	0.011	3	48	1056	4	KED
Cu	65	0.241	ug/L	0.019	7	27	489	8	KED
Zn	66	0.513	ug/L	0.081	15	33	285	14	KED
Zn	67	0.594	ug/L	0.113	18	4	53	17	KED
As	75	0.461	ug/L	0.025	5	4	126	5	KED
Y	89		ug/L			263626	272609	1	Standard
Kr	83		ug/L			46	50	14	Standard
[> In-1	115		ug/L			7645	7639	1	KED
Cd	111	0.004	ug/L	0.011	291	3	4	66	KED
Cd	114	-0.002	ug/L	0.006	253	6	4	84	KED
[> In	115		ug/L			437453	449705	1	Standard
Ag	107	-0.001	ug/L	0.003	229	109	86	70	Standard
[> Tb	159		ug/L			1136980	1168798	1	Standard
Pb	208	0.054	ug/L	0.004	7	605	4833	8	Standard

ICP-MS Quantitative Analysis - Summary Report

Sample ID: **23D0062-07RE1**

Sample Dil Factor:

Comments:

Sample Date/Time: **Friday, April 28, 2023 07:41:04**

Number of Replicates: 3

Method File: C:\Users\Public\Documents\PerkinElmer Syngistix\ICPMS\Method\200.8_DailyMethod_KED_UCT.mth

Tuning File: C:\Users\Public\Documents\PerkinElmer Syngistix\ICPMS\MassCal\Default.tun

Optimization File: C:\Users\Public\Documents\PerkinElmer Syngistix\ICPMS\Conditions\Default.dac

Calibration File: C:\Users\Public\Documents\PerkinElmer Syngistix\ICPMS\System\042723B.cal

Analyte	Mass	Conc. Mean	Units	Conc. SD	Conc. RSD	Blank Intens.	Meas. Intens.	Intens. RSD	Mode
C	13		ug/L			27642	44416	2	Standard
Cl	37		ug/L			5444164	5340160	2	Standard
[> Sc	45		ug/L			458454	464655	1	Standard
Cr	52	0.119	ug/L	0.004	3	15942	18290	1	Standard
Cr	53	0.239	ug/L	0.012	5	279	787	2	Standard
[> Ge	72		ug/L			33055	33629	0	KED
Ni	60	0.137	ug/L	0.014	9	65	254	6	KED
Ni	62	0.125	ug/L	0.046	36	13	41	24	KED
Cu	63	0.415	ug/L	0.012	3	48	1650	2	KED
Cu	65	0.461	ug/L	0.051	11	27	925	11	KED
Zn	66	0.240	ug/L	0.064	26	33	153	20	KED
Zn	67	0.394	ug/L	0.183	46	4	37	40	KED
As	75	0.004	ug/L	0.005	119	4	5	22	KED
Y	89		ug/L			263626	269197	0	Standard
Kr	83		ug/L			46	57	15	Standard
[> In-1	115		ug/L			7645	7854	3	KED
Cd	111	0.007	ug/L	0.011	152	3	5	54	KED
Cd	114	-0.003	ug/L	0.004	132	6	4	70	KED
[> In	115		ug/L			437453	450662	0	Standard
Ag	107	-0.004	ug/L	0.000	10	109	45	15	Standard
[> Tb	159		ug/L			1136980	1144557	2	Standard
Pb	208	0.001	ug/L	0.000	6	605	678	3	Standard

ICP-MS Quantitative Analysis - Summary Report

Sample ID: **23D0062-03RE1**

Sample Dil Factor:

Comments:

Sample Date/Time: **Friday, April 28, 2023 07:45:30**

Number of Replicates: 3

Method File: C:\Users\Public\Documents\PerkinElmer Syngistix\ICPMS\Method\200.8_DailyMethod_KED_UCT.mth

Tuning File: C:\Users\Public\Documents\PerkinElmer Syngistix\ICPMS\MassCal\Default.tun

Optimization File: C:\Users\Public\Documents\PerkinElmer Syngistix\ICPMS\Conditions\Default.dac

Calibration File: C:\Users\Public\Documents\PerkinElmer Syngistix\ICPMS\System\042723B.cal

Analyte	Mass	Conc. Mean	Units	Conc. SD	Conc. RSD	Blank Intens.	Meas. Intens.	Intens. RSD	Mode
C	13		ug/L			27642	49968	3	Standard
Cl	37		ug/L			5444164	5156154	3	Standard
[> Sc	45		ug/L			458454	527004	1	Standard
[Cr	52	0.224	ug/L	0.023	10	15942	22872	1	Standard
[Cr	53	0.541	ug/L	0.005	0	279	1615	0	Standard
[> Ge	72		ug/L			33055	33384	0	KED
[Ni	60	0.120	ug/L	0.001	0	65	229	0	KED
[Ni	62	0.129	ug/L	0.041	31	13	42	21	KED
[Cu	63	0.267	ug/L	0.010	3	48	1071	3	KED
[Cu	65	0.268	ug/L	0.006	2	27	546	2	KED
[Zn	66	0.444	ug/L	0.005	1	33	253	0	KED
[Zn	67	0.665	ug/L	0.096	14	4	59	13	KED
[As	75	0.491	ug/L	0.024	4	4	135	4	KED
[Y	89		ug/L			263626	278012	2	Standard
[Kr	83		ug/L			46	48	11	Standard
[> In-1	115		ug/L			7645	7827	2	KED
[Cd	111	0.011	ug/L	0.003	24	3	6	9	KED
[Cd	114	0.008	ug/L	0.007	89	6	11	41	KED
[> In	115		ug/L			437453	455796	2	Standard
[Ag	107	-0.004	ug/L	0.001	22	109	46	31	Standard
[> Tb	159		ug/L			1136980	1167706	1	Standard
[Pb	208	0.051	ug/L	0.001	1	605	4583	1	Standard

ICP-MS Quantitative Analysis - Summary Report

Sample ID: **BLD0754-DUP1**

Sample Dil Factor:

Comments:

Sample Date/Time: **Friday, April 28, 2023 07:49:55**

Number of Replicates: 3

Method File: C:\Users\Public\Documents\PerkinElmer Syngistix\ICPMS\Method\200.8_DailyMethod_KED_UCT.mth

Tuning File: C:\Users\Public\Documents\PerkinElmer Syngistix\ICPMS\MassCal\Default.tun

Optimization File: C:\Users\Public\Documents\PerkinElmer Syngistix\ICPMS\Conditions\Default.dac

Calibration File: C:\Users\Public\Documents\PerkinElmer Syngistix\ICPMS\System\042723B.cal

Analyte	Mass	Conc. Mean	Units	Conc. SD	Conc. RSD	Blank Intens.	Meas. Intens.	Intens. RSD	Mode
C	13		ug/L			27642	49176	3	Standard
Cl	37		ug/L			5444164	5101734	3	Standard
[> Sc	45		ug/L			458454	526641	3	Standard
[Cr	52	0.140	ug/L	0.032	22	15942	21136	3	Standard
[Cr	53	0.447	ug/L	0.011	2	279	1387	1	Standard
[> Ge	72		ug/L			33055	33861	0	KED
[Ni	60	0.125	ug/L	0.007	5	65	240	3	KED
[Ni	62	0.147	ug/L	0.061	41	13	46	28	KED
[Cu	63	0.262	ug/L	0.014	5	48	1068	5	KED
[Cu	65	0.260	ug/L	0.013	4	27	537	4	KED
[Zn	66	0.914	ug/L	0.071	7	33	493	7	KED
[Zn	67	1.048	ug/L	0.196	18	4	92	17	KED
[As	75	0.456	ug/L	0.037	8	4	127	7	KED
Y	89		ug/L			263626	269411	1	Standard
Kr	83		ug/L			46	49	16	Standard
[> In-1	115		ug/L			7645	7846	2	KED
[Cd	111	0.003	ug/L	0.005	134	3	4	26	KED
[Cd	114	-0.007	ug/L	0.005	72	6	1	236	KED
[> In	115		ug/L			437453	449389	1	Standard
[Ag	107	-0.003	ug/L	0.001	19	109	52	22	Standard
[> Tb	159		ug/L			1136980	1165640	1	Standard
[Pb	208	0.055	ug/L	0.002	3	605	4900	1	Standard

ICP-MS Quantitative Analysis - Summary Report

Sample ID: **BLD0754-MS1**

Sample Dil Factor:

Comments:

Sample Date/Time: **Friday, April 28, 2023 07:54:16**

Number of Replicates: 3

Method File: C:\Users\Public\Documents\PerkinElmer Syngistix\ICPMS\Method\200.8_DailyMethod_KED_UCT.mth

Tuning File: C:\Users\Public\Documents\PerkinElmer Syngistix\ICPMS\MassCal\Default.tun

Optimization File: C:\Users\Public\Documents\PerkinElmer Syngistix\ICPMS\Conditions\Default.dac

Calibration File: C:\Users\Public\Documents\PerkinElmer Syngistix\ICPMS\System\042723B.cal

Analyte	Mass	Conc. Mean	Units	Conc. SD	Conc. RSD	Blank Intens.	Meas. Intens.	Intens. RSD	Mode
C	13		ug/L			27642	49571	0	Standard
Cl	37		ug/L			5444164	5164483	1	Standard
[> Sc	45		ug/L			458454	528812	1	Standard
[Cr	52	22.894	ug/L	0.225	0	15942	484953	2	Standard
[Cr	53	22.998	ug/L	0.148	0	279	55510	1	Standard
[> Ge	72		ug/L			33055	33917	0	KED
[Ni	60	27.256	ug/L	0.387	1	65	37782	0	KED
[Ni	62	27.282	ug/L	0.688	2	13	6107	1	KED
[Cu	63	27.894	ug/L	0.419	1	48	108639	0	KED
[Cu	65	28.255	ug/L	0.445	1	27	55478	0	KED
[Zn	66	85.868	ug/L	0.857	0	33	43218	0	KED
[Zn	67	79.691	ug/L	1.362	1	4	6722	1	KED
[As	75	26.197	ug/L	0.094	0	4	7076	0	KED
Y	89		ug/L			263626	273779	3	Standard
Kr	83		ug/L			46	43	15	Standard
[> In-1	115		ug/L			7645	7704	2	KED
[Cd	111	27.014	ug/L	0.693	2	3	6939	0	KED
[Cd	114	26.709	ug/L	0.828	3	6	18000	1	KED
[> In	115		ug/L			437453	448494	1	Standard
[Ag	107	25.515	ug/L	0.526	2	109	452588	2	Standard
[> Tb	159		ug/L			1136980	1170013	1	Standard
[Pb	208	27.641	ug/L	0.347	1	605	2151517	0	Standard

ICP-MS Quantitative Analysis - Summary Report

Sample ID: **BLD0754-MSD1**

Sample Dil Factor:

Comments:

Sample Date/Time: **Friday, April 28, 2023 07:59:06**

Number of Replicates: 3

Method File: C:\Users\Public\Documents\PerkinElmer Syngistix\ICPMS\Method\200.8_DailyMethod_KED_UCT.mth

Tuning File: C:\Users\Public\Documents\PerkinElmer Syngistix\ICPMS\MassCal\Default.tun

Optimization File: C:\Users\Public\Documents\PerkinElmer Syngistix\ICPMS\Conditions\Default.dac

Calibration File: C:\Users\Public\Documents\PerkinElmer Syngistix\ICPMS\System\042723B.cal

Analyte	Mass	Conc. Mean	Units	Conc. SD	Conc. RSD	Blank Intens.	Meas. Intens.	Intens. RSD	Mode
C	13		ug/L			27642	47881	1	Standard
Cl	37		ug/L			5444164	5155281	3	Standard
[> Sc	45		ug/L			458454	521080	1	Standard
[Cr	52	22.984	ug/L	0.289	1	15942	479591	0	Standard
[Cr	53	23.012	ug/L	0.674	2	279	54722	2	Standard
[> Ge	72		ug/L			33055	33929	1	KED
[Ni	60	27.624	ug/L	0.427	1	65	38303	0	KED
[Ni	62	27.734	ug/L	1.084	3	13	6209	2	KED
[Cu	63	28.334	ug/L	0.242	0	48	110395	0	KED
[Cu	65	27.901	ug/L	0.455	1	27	54811	2	KED
[Zn	66	83.284	ug/L	1.892	2	33	41931	1	KED
[Zn	67	79.933	ug/L	0.184	0	4	6745	1	KED
[As	75	26.558	ug/L	0.105	0	4	7176	0	KED
Y	89		ug/L			263626	274141	0	Standard
Kr	83		ug/L			46	57	13	Standard
[> In-1	115		ug/L			7645	7821	2	KED
[Cd	111	26.881	ug/L	1.115	4	3	7007	2	KED
[Cd	114	26.506	ug/L	1.117	4	6	18128	2	KED
[> In	115		ug/L			437453	452311	0	Standard
[Ag	107	25.663	ug/L	0.457	1	109	459112	1	Standard
[> Tb	159		ug/L			1136980	1165357	0	Standard
[Pb	208	27.645	ug/L	0.276	0	605	2143552	1	Standard

ICP-MS Quantitative Analysis - Summary Report

Sample ID: SEQ-IBLI

Sample Dil Factor:

Comments:

Sample Date/Time: Friday, April 28, 2023 08:03:32

Number of Replicates: 3

Method File: C:\Users\Public\Documents\PerkinElmer Syngistix\ICPMS\Method\200.8_DailyMethod_KED_UCT.mth

Tuning File: C:\Users\Public\Documents\PerkinElmer Syngistix\ICPMS\MassCal\Default.tun

Optimization File: C:\Users\Public\Documents\PerkinElmer Syngistix\ICPMS\Conditions\Default.dac

Calibration File: C:\Users\Public\Documents\PerkinElmer Syngistix\ICPMS\System\042723B.cal

Analyte	Mass	Conc. Mean	Units	Conc. SD	Conc. RSD	Blank Intens.	Meas. Intens.	Intens. RSD	Mode
C	13		ug/L			27642	28364	3	Standard
Cl	37		ug/L			5444164	5374223	2	Standard
[> Sc	45		ug/L			458454	448922	0	Standard
Cr	52	0.038	ug/L	0.014	36	15942	16267	1	Standard
Cr	53	0.006	ug/L	0.003	44	279	286	1	Standard
[> Ge	72		ug/L			33055	33440	0	KED
Ni	60	-0.028	ug/L	0.000	0	65	28	0	KED
Ni	62	-0.035	ug/L	0.013	36	13	6	45	KED
Cu	63	0.020	ug/L	0.004	18	48	125	10	KED
Cu	65	0.020	ug/L	0.007	34	27	67	19	KED
Zn	66	0.043	ug/L	0.020	46	33	55	18	KED
Zn	67	0.114	ug/L	0.075	65	4	13	43	KED
As	75	-0.006	ug/L	0.004	66	4	3	31	KED
Y	89		ug/L			263626	260194	0	Standard
Kr	83		ug/L			46	45	4	Standard
[> In-1	115		ug/L			7645	7614	1	KED
Cd	111	0.011	ug/L	0.013	117	3	6	55	KED
Cd	114	0.002	ug/L	0.003	155	6	7	25	KED
[> In	115		ug/L			437453	434617	1	Standard
Ag	107	0.003	ug/L	0.001	44	109	157	12	Standard
[> Tb	159		ug/L			1136980	1131323	1	Standard
Pb	208	0.001	ug/L	0.000	62	605	643	4	Standard

ICP-MS Quantitative Analysis - Summary Report

Sample ID: SEQ-CCVI

Sample Dil Factor:

Comments:

Sample Date/Time: Friday, April 28, 2023 08:07:59

Number of Replicates: 3

Method File: C:\Users\Public\Documents\PerkinElmer Syngistix\ICPMS\Method\200.8_DailyMethod_KED_UCT.mth

Tuning File: C:\Users\Public\Documents\PerkinElmer Syngistix\ICPMS\MassCal\Default.tun

Optimization File: C:\Users\Public\Documents\PerkinElmer Syngistix\ICPMS\Conditions\Default.dac

Calibration File: C:\Users\Public\Documents\PerkinElmer Syngistix\ICPMS\System\042723B.cal

Analyte	Mass	Conc. Mean	Units	Conc. SD	Conc. RSD	Blank Intens.	Meas. Intens.	Intens. RSD	Mode
C	13		ug/L			27642	28908	3	Standard
Cl	37		ug/L			5444164	5563079	1	Standard
[> Sc	45		ug/L			458454	468208	1	Standard
[Cr	52	48.947	ug/L	0.439	0	15942	899361	1	Standard
[Cr	53	48.418	ug/L	1.559	3	279	103137	2	Standard
[> Ge	72		ug/L			33055	31130	13	KED
[Ni	60	57.280	ug/L	7.641	13	65	71948	1	KED
[Ni	62	57.960	ug/L	9.285	16	13	11725	1	KED
[Cu	63	58.269	ug/L	7.730	13	48	205798	1	KED
[Cu	65	57.814	ug/L	8.502	14	27	102804	1	KED
[Zn	66	56.939	ug/L	7.128	12	33	26023	2	KED
[Zn	67	58.128	ug/L	7.337	12	4	4450	1	KED
[As	75	55.706	ug/L	7.949	14	4	13629	0	KED
[Y	89		ug/L			263626	269414	0	Standard
[Kr	83		ug/L			46	64	6	Standard
[> In-1	115		ug/L			7645	7694	0	KED
[Cd	111	53.496	ug/L	0.166	0	3	13725	1	KED
[Cd	114	52.652	ug/L	0.902	1	6	35444	1	KED
[> In	115		ug/L			437453	442536	0	Standard
[Ag	107	48.283	ug/L	0.867	1	109	845031	1	Standard
[> Tb	159		ug/L			1136980	1142922	1	Standard
[Pb	208	54.748	ug/L	1.354	2	605	4161893	1	Standard

ICP-MS Quantitative Analysis - Summary Report

Sample ID: SEQ-CCBI

Sample Dil Factor:

Comments:

Sample Date/Time: Friday, April 28, 2023 08:15:09

Number of Replicates: 3

Method File: C:\Users\Public\Documents\PerkinElmer Syngistix\ICPMS\Method\200.8_DailyMethod_KED_UCT.mth

Tuning File: C:\Users\Public\Documents\PerkinElmer Syngistix\ICPMS\MassCal\Default.tun

Optimization File: C:\Users\Public\Documents\PerkinElmer Syngistix\ICPMS\Conditions\Default.dac

Calibration File: C:\Users\Public\Documents\PerkinElmer Syngistix\ICPMS\System\042723B.cal

Analyte	Mass	Conc. Mean	Units	Conc. SD	Conc. RSD	Blank Intens.	Meas. Intens.	Intens. RSD	Mode
C	13		ug/L			27642	26864	3	Standard
Cl	37		ug/L			5444164	5428699	2	Standard
[> Sc	45		ug/L			458454	453900	0	Standard
Cr	52	0.029	ug/L	0.004	12	15942	16285	0	Standard
Cr	53	-0.014	ug/L	0.008	55	279	246	5	Standard
[> Ge	72		ug/L			33055	33913	0	KED
Ni	60	-0.030	ug/L	0.007	22	65	26	34	KED
Ni	62	-0.039	ug/L	0.008	21	13	5	33	KED
Cu	63	-0.001	ug/L	0.003	526	48	47	28	KED
Cu	65	-0.005	ug/L	0.002	38	27	19	20	KED
Zn	66	-0.029	ug/L	0.019	64	33	19	47	KED
Zn	67	-0.039	ug/L	0.013	33	4	1	86	KED
As	75	-0.000	ug/L	0.007	1540	4	4	43	KED
Y	89		ug/L			263626	261506	1	Standard
Kr	83		ug/L			46	47	8	Standard
[> In-1	115		ug/L			7645	8012	2	KED
Cd	111	0.014	ug/L	0.005	35	3	6	20	KED
Cd	114	-0.005	ug/L	0.001	29	6	3	35	KED
[> In	115		ug/L			437453	437556	1	Standard
Ag	107	0.009	ug/L	0.005	55	109	269	31	Standard
[> Tb	159		ug/L			1136980	1110788	2	Standard
Pb	208	0.000	ug/L	0.006	1669	605	613	75	Standard

ICP-MS Quantitative Analysis - Summary Report

Sample ID: 23D0133-01

Sample Dil Factor:

DEL

Comments:

Sample Date/Time: Friday, April 28, 2023 08:19:35

Number of Replicates: 3

Method File: C:\Users\Public\Documents\PerkinElmer Syngistix\ICPMS\Method\200.8_DailyMethod_KED_UCT.mth

Tuning File: C:\Users\Public\Documents\PerkinElmer Syngistix\ICPMS\MassCal\Default.tun

Optimization File: C:\Users\Public\Documents\PerkinElmer Syngistix\ICPMS\Conditions\Default.dac

Calibration File: C:\Users\Public\Documents\PerkinElmer Syngistix\ICPMS\System\042723B.cal

Analyte	Mass	Conc. Mean	Units	Conc. SD	Conc. RSD	Blank Intens.	Meas. Intens.	Intens. RSD	Mode
C	13		ug/L			27642	58659	2	Standard
Cl	37		ug/L			5444164	5636374	2	Standard
[> Sc	45		ug/L			458454	477842	1	Standard
Cr	52	0.990	ug/L	0.075	7	15942	34839	3	Standard
Cr	53	1.351	ug/L	0.025	1	279	3219	1	Standard
[> Ge	72		ug/L			33055	33365	0	KED
Ni	60	0.762	ug/L	0.020	2	65	1103	3	KED
Ni	62	0.832	ug/L	0.071	8	13	196	8	KED
Cu	63	21.095	ug/L	0.498	2	48	80837	1	KED
Cu	65	21.168	ug/L	0.148	0	27	40897	1	KED
Zn	66	279.934	ug/L	3.815	1	33	138535	1	KED
Zn	67	258.175	ug/L	5.700	2	4	21412	1	KED
As	75	7.588	ug/L	0.132	1	4	2019	1	KED
Y	89		ug/L			263626	269906	1	Standard
Kr	83		ug/L			46	41	13	Standard
[> In-1	115		ug/L			7645	7901	1	KED
Cd	111	0.147	ug/L	0.025	17	3	41	14	KED
Cd	114	0.118	ug/L	0.026	22	6	87	18	KED
[> In	115		ug/L			437453	455655	2	Standard
Ag	107	0.009	ug/L	0.000	3	109	283	2	Standard
[> Tb	159		ug/L			1136980	1157879	1	Standard
Pb	208	1.129	ug/L	0.017	1	605	87532	0	Standard

ICP-MS Quantitative Analysis - Summary Report

Sample ID: 23D0133-02

Sample Dil Factor:

DEL

Comments:

Sample Date/Time: Friday, April 28, 2023 08:24:01

Number of Replicates: 3

Method File: C:\Users\Public\Documents\PerkinElmer Syngistix\ICPMS\Method\200.8_DailyMethod_KED_UCT.mth

Tuning File: C:\Users\Public\Documents\PerkinElmer Syngistix\ICPMS\MassCal\Default.tun

Optimization File: C:\Users\Public\Documents\PerkinElmer Syngistix\ICPMS\Conditions\Default.dac

Calibration File: C:\Users\Public\Documents\PerkinElmer Syngistix\ICPMS\System\042723B.cal

Analyte	Mass	Conc. Mean	Units	Conc. SD	Conc. RSD	Blank Intens.	Meas. Intens.	Intens. RSD	Mode
C	13		ug/L			27642	48375	2	Standard
Cl	37		ug/L			5444164	5413995	2	Standard
[> Sc	45		ug/L			458454	461415	2	Standard
Cr	52	0.402	ug/L	0.016	4	15942	23184	2	Standard
Cr	53	0.364	ug/L	0.012	3	279	1042	3	Standard
[> Ge	72		ug/L			33055	34114	2	KED
Ni	60	0.328	ug/L	0.011	3	65	523	4	KED
Ni	62	0.320	ug/L	0.040	12	13	86	12	KED
Cu	63	3.717	ug/L	0.068	1	48	14601	0	KED
Cu	65	3.741	ug/L	0.083	2	27	7411	0	KED
Zn	66	29.332	ug/L	1.049	3	33	14866	2	KED
Zn	67	27.330	ug/L	0.665	2	4	2321	2	KED
As	75	2.583	ug/L	0.057	2	4	706	3	KED
Y	89		ug/L			263626	268088	1	Standard
Kr	83		ug/L			46	44	29	Standard
[> In-1	115		ug/L			7645	7943	0	KED
Cd	111	0.038	ug/L	0.010	25	3	13	18	KED
Cd	114	0.012	ug/L	0.007	57	6	14	31	KED
[> In	115		ug/L			437453	443135	0	Standard
Ag	107	0.002	ug/L	0.001	48	109	150	12	Standard
[> Tb	159		ug/L			1136980	1141276	0	Standard
Pb	208	0.285	ug/L	0.002	0	605	22263	0	Standard

ICP-MS Quantitative Analysis - Summary Report

Sample ID: 23D0133-03

Sample Dil Factor:

Comments:

DEL

Sample Date/Time: Friday, April 28, 2023 08:28:27

Number of Replicates: 3

Method File: C:\Users\Public\Documents\PerkinElmer Syngistix\ICPMS\Method\200.8_DailyMethod_KED_UCT.mth

Tuning File: C:\Users\Public\Documents\PerkinElmer Syngistix\ICPMS\MassCal\Default.tun

Optimization File: C:\Users\Public\Documents\PerkinElmer Syngistix\ICPMS\Conditions\Default.dac

Calibration File: C:\Users\Public\Documents\PerkinElmer Syngistix\ICPMS\System\042723B.cal

Analyte	Mass	Conc. Mean	Units	Conc. SD	Conc. RSD	Blank Intens.	Meas. Intens.	Intens. RSD	Mode
C	13		ug/L			27642	48385	2	Standard
Cl	37		ug/L			5444164	5400581	2	Standard
[> Sc	45		ug/L			458454	469692	3	Standard
Cr	52	1.249	ug/L	0.067	5	15942	38922	3	Standard
Cr	53	1.321	ug/L	0.045	3	279	3100	4	Standard
[> Ge	72		ug/L			33055	33766	0	KED
Ni	60	2.187	ug/L	0.084	3	65	3080	3	KED
Ni	62	2.131	ug/L	0.102	4	13	488	5	KED
Cu	63	10.712	ug/L	0.025	0	48	41568	0	KED
Cu	65	10.687	ug/L	0.242	2	27	20908	1	KED
Zn	66	175.862	ug/L	0.830	0	33	88093	1	KED
Zn	67	161.912	ug/L	4.999	3	4	13591	2	KED
As	75	0.520	ug/L	0.047	9	4	144	9	KED
Y	89		ug/L			263626	266655	2	Standard
Kr	83		ug/L			46	41	2	Standard
[> In-1	115		ug/L			7645	7916	3	KED
Cd	111	0.205	ug/L	0.036	17	3	57	15	KED
Cd	114	0.206	ug/L	0.045	21	6	148	18	KED
[> In	115		ug/L			437453	445865	2	Standard
Ag	107	0.040	ug/L	0.054	132	109	831	115	Standard
[> Tb	159		ug/L			1136980	1136881	2	Standard
Pb	208	2.422	ug/L	0.069	2	605	183692	2	Standard

ICP-MS Quantitative Analysis - Summary Report

Sample ID: **23D0135-02**

Sample Dil Factor:

Comments:

Sample Date/Time: **Friday, April 28, 2023 08:33:17**

Number of Replicates: 3

Method File: C:\Users\Public\Documents\PerkinElmer Syngistix\ICPMS\Method\200.8_DailyMethod_KED_UCT.mth

Tuning File: C:\Users\Public\Documents\PerkinElmer Syngistix\ICPMS\MassCal\Default.tun

Optimization File: C:\Users\Public\Documents\PerkinElmer Syngistix\ICPMS\Conditions\Default.dac

Calibration File: C:\Users\Public\Documents\PerkinElmer Syngistix\ICPMS\System\042723B.cal

Analyte	Mass	Conc. Mean	Units	Conc. SD	Conc. RSD	Blank Intens.	Meas. Intens.	Intens. RSD	Mode
C	13		ug/L			27642	50849	3	Standard
Cl	37		ug/L			5444164	5229310	3	Standard
> Sc	45		ug/L			458454	574071	1	Standard
Cr	52	0.184	ug/L	0.023	12	15942	24021	1	Standard
Cr	53	0.830	ug/L	0.017	2	279	2511	0	Standard
> Ge	72		ug/L			33055	33143	0	KED
Ni	60	0.241	ug/L	0.029	12	65	391	9	KED
Ni	62	0.221	ug/L	0.050	22	13	62	16	KED
Cu	63	0.582	ug/L	0.032	5	48	2264	5	KED
Cu	65	0.588	ug/L	0.022	3	27	1156	3	KED
Zn	66	1.623	ug/L	0.136	8	33	831	7	KED
Zn	67	1.812	ug/L	0.200	11	4	153	10	KED
As	75	0.738	ug/L	0.019	2	4	199	2	KED
Y	89		ug/L			263626	281569	0	Standard
Kr	83		ug/L			46	44	20	Standard
> In-1	115		ug/L			7645	7687	1	KED
Cd	111	0.010	ug/L	0.004	38	3	5	16	KED
Cl	114	0.006	ug/L	0.004	70	6	10	25	KED
> In	115		ug/L			437453	440740	0	Standard
Ag	107	-0.003	ug/L	0.000	4	109	66	2	Standard
> Tb	159		ug/L			1136980	1185265	1	Standard
Pb	208	0.056	ug/L	0.001	2	605	5075	1	Standard

ICP-MS Quantitative Analysis - Summary Report

Sample ID: **BLD0509-DUP1**

Sample Dil Factor:

Comments:

Sample Date/Time: **Friday, April 28, 2023 08:37:43**

Number of Replicates: 3

Method File: C:\Users\Public\Documents\PerkinElmer Syngistix\ICPMS\Method\200.8_DailyMethod_KED_UCT.mth

Tuning File: C:\Users\Public\Documents\PerkinElmer Syngistix\ICPMS\MassCal\Default.tun

Optimization File: C:\Users\Public\Documents\PerkinElmer Syngistix\ICPMS\Conditions\Default.dac

Calibration File: C:\Users\Public\Documents\PerkinElmer Syngistix\ICPMS\System\042723B.cal

Analyte	Mass	Conc. Mean	Units	Conc. SD	Conc. RSD	Blank Intens.	Meas. Intens.	Intens. RSD	Mode
C	13		ug/L			27642	54626	3	Standard
Cl	37		ug/L			5444164	5191755	3	Standard
[> Sc	45		ug/L			458454	575706	2	Standard
Cr	52	0.178	ug/L	0.041	22	15942	23953	2	Standard
Cr	53	0.828	ug/L	0.011	1	279	2513	2	Standard
[> Ge	72		ug/L			33055	32797	1	KED
Ni	60	0.199	ug/L	0.002	0	65	331	0	KED
Ni	62	0.257	ug/L	0.078	30	13	69	23	KED
Cu	63	0.387	ug/L	0.008	2	48	1505	1	KED
Cu	65	0.382	ug/L	0.019	4	27	753	4	KED
Zn	66	1.201	ug/L	0.081	6	33	617	5	KED
Zn	67	1.388	ug/L	0.247	17	4	117	16	KED
As	75	0.738	ug/L	0.027	3	4	197	2	KED
Y	89		ug/L			263626	275073	2	Standard
Kr	83		ug/L			46	46	21	Standard
[> In-1	115		ug/L			7645	7514	1	KED
Cd	111	0.017	ug/L	0.006	34	3	7	19	KED
Cd	114	0.003	ug/L	0.007	193	6	8	51	KED
[> In	115		ug/L			437453	451989	2	Standard
Ag	107	-0.003	ug/L	0.000	13	109	62	13	Standard
[> Tb	159		ug/L			1136980	1162738	0	Standard
Pb	208	0.037	ug/L	0.000	1	605	3467	1	Standard

ICP-MS Quantitative Analysis - Summary Report

Sample ID: **BLD0509-MS1**

Sample Dil Factor:

Comments:

Sample Date/Time: **Friday, April 28, 2023 08:42:03**

Number of Replicates: 3

Method File: C:\Users\Public\Documents\PerkinElmer Syngistix\ICPMS\Method\200.8_DailyMethod_KED_UCT.mth

Tuning File: C:\Users\Public\Documents\PerkinElmer Syngistix\ICPMS\MassCal\Default.tun

Optimization File: C:\Users\Public\Documents\PerkinElmer Syngistix\ICPMS\Conditions\Default.dac

Calibration File: C:\Users\Public\Documents\PerkinElmer Syngistix\ICPMS\System\042723B.cal

Analyte	Mass	Conc. Mean	Units	Conc. SD	Conc. RSD	Blank Intens.	Meas. Intens.	Intens. RSD	Mode
C	13		ug/L			27642	52290	2	Standard
Cl	37		ug/L			5444164	5169347	2	Standard
> Sc	45		ug/L			458454	567248	0	Standard
Cr	52	21.768	ug/L	0.417	1	15942	495596	2	Standard
Cr	53	21.885	ug/L	0.321	1	279	56678	0	Standard
> Ge	72		ug/L			33055	33430	1	KED
Ni	60	27.860	ug/L	0.469	1	65	38063	1	KED
Ni	62	27.435	ug/L	0.296	1	13	6053	1	KED
Cu	63	28.421	ug/L	0.443	1	48	109109	1	KED
Cu	65	28.508	ug/L	0.588	2	27	55168	0	KED
Zn	66	86.611	ug/L	2.255	2	33	42962	1	KED
Zn	67	81.284	ug/L	2.199	2	4	6757	1	KED
As	75	26.929	ug/L	0.251	0	4	7168	0	KED
Y	89		ug/L			263626	272871	2	Standard
Kr	83		ug/L			46	49	6	Standard
> In-1	115		ug/L			7645	7747	3	KED
Cd	111	26.823	ug/L	1.226	4	3	6922	0	KED
Cd	114	26.703	ug/L	1.575	5	6	18077	2	KED
> In	115		ug/L			437453	454894	2	Standard
Ag	107	24.869	ug/L	0.742	2	109	447262	1	Standard
> Tb	159		ug/L			1136980	1175241	0	Standard
Pb	208	27.735	ug/L	0.077	0	605	2168776	0	Standard

ICP-MS Quantitative Analysis - Summary Report

Sample ID: **23D0262-01**

Sample Dil Factor:

Comments:

Sample Date/Time: **Friday, April 28, 2023 08:47:53**

Number of Replicates: 3

Method File: C:\Users\Public\Documents\PerkinElmer Syngistix\ICPMS\Method\200.8_DailyMethod_KED_UCT.mth

Tuning File: C:\Users\Public\Documents\PerkinElmer Syngistix\ICPMS\MassCal\Default.tun

Optimization File: C:\Users\Public\Documents\PerkinElmer Syngistix\ICPMS\Conditions\Default.dac

Calibration File: C:\Users\Public\Documents\PerkinElmer Syngistix\ICPMS\System\042723B.cal

Analyte	Mass	Conc. Mean	Units	Conc. SD	Conc. RSD	Blank Intens.	Meas. Intens.	Intens. RSD	Mode
C	13		ug/L			27642	51698	3	Standard
Cl	37		ug/L			5444164	5892871	4	Standard
[> Sc	45		ug/L			458454	554847	2	Standard
[Cr	52	0.120	ug/L	0.029	24	15942	21841	1	Standard
[Cr	53	1.526	ug/L	0.030	1	279	4179	1	Standard
[> Ge	72		ug/L			33055	32389	1	KED
[Ni	60	3.225	ug/L	0.025	0	65	4326	0	KED
[Ni	62	3.160	ug/L	0.102	3	13	687	1	KED
[Cu	63	0.524	ug/L	0.032	6	48	1994	6	KED
[Cu	65	0.522	ug/L	0.034	6	27	1004	5	KED
[Zn	66	4.908	ug/L	0.033	0	33	2390	0	KED
[Zn	67	5.675	ug/L	0.474	8	4	460	7	KED
[As	75	0.600	ug/L	0.033	5	4	159	4	KED
Y	89		ug/L			263626	274458	1	Standard
Kr	83		ug/L			46	45	18	Standard
[> In-1	115		ug/L			7645	7629	1	KED
[Cd	111	0.036	ug/L	0.007	18	3	12	13	KED
[Cd	114	0.034	ug/L	0.014	41	6	28	32	KED
[> In	115		ug/L			437453	430318	1	Standard
[Ag	107	0.000	ug/L	0.001	289	109	115	18	Standard
[> Tb	159		ug/L			1136980	1153004	2	Standard
[Pb	208	0.030	ug/L	0.001	2	605	2946	1	Standard

ICP-MS Quantitative Analysis - Summary Report

Sample ID: **BLD0717-DUP1**

Sample Dil Factor:

Comments:

Sample Date/Time: **Friday, April 28, 2023 08:52:18**

Number of Replicates: 3

Method File: C:\Users\Public\Documents\PerkinElmer Syngistix\ICPMS\Method\200.8_DailyMethod_KED_UCT.mth

Tuning File: C:\Users\Public\Documents\PerkinElmer Syngistix\ICPMS\MassCal\Default.tun

Optimization File: C:\Users\Public\Documents\PerkinElmer Syngistix\ICPMS\Conditions\Default.dac

Calibration File: C:\Users\Public\Documents\PerkinElmer Syngistix\ICPMS\System\042723B.cal

Analyte	Mass	Conc. Mean	Units	Conc. SD	Conc. RSD	Blank Intens.	Meas. Intens.	Intens. RSD	Mode
C	13		ug/L			27642	50065	2	Standard
Cl	37		ug/L			5444164	5906216	3	Standard
[> Sc	45		ug/L			458454	544666	2	Standard
[Cr	52	0.028	ug/L	0.009	31	15942	19524	1	Standard
[Cr	53	1.420	ug/L	0.076	5	279	3839	3	Standard
[> Ge	72		ug/L			33055	31632	2	KED
[Ni	60	3.028	ug/L	0.072	2	65	3968	0	KED
[Ni	62	3.232	ug/L	0.118	3	13	686	2	KED
[Cu	63	0.504	ug/L	0.036	7	48	1874	4	KED
[Cu	65	0.472	ug/L	0.043	9	27	890	8	KED
[Zn	66	2.444	ug/L	0.127	5	33	1177	3	KED
[Zn	67	3.708	ug/L	0.175	4	4	295	6	KED
[As	75	0.612	ug/L	0.031	5	4	158	3	KED
Y	89		ug/L			263626	278212	2	Standard
Kr	83		ug/L			46	50	19	Standard
[> In-1	115		ug/L			7645	7352	1	KED
[Cd	111	0.034	ug/L	0.007	20	3	11	14	KED
[Cd	114	0.015	ug/L	0.014	97	6	15	60	KED
[> In	115		ug/L			437453	442091	1	Standard
[Ag	107	-0.002	ug/L	0.000	26	109	79	8	Standard
[> Tb	159		ug/L			1136980	1157345	1	Standard
[Pb	208	0.022	ug/L	0.000	1	605	2308	2	Standard

ICP-MS Quantitative Analysis - Summary Report

Sample ID: **BLD0717-MS1**

Sample Dil Factor:

Comments:

Sample Date/Time: **Friday, April 28, 2023 08:57:09**

Number of Replicates: 3

Method File: C:\Users\Public\Documents\PerkinElmer Syngistix\ICPMS\Method\200.8_DailyMethod_KED_UCT.mth

Tuning File: C:\Users\Public\Documents\PerkinElmer Syngistix\ICPMS\MassCal\Default.tun

Optimization File: C:\Users\Public\Documents\PerkinElmer Syngistix\ICPMS\Conditions\Default.dac

Calibration File: C:\Users\Public\Documents\PerkinElmer Syngistix\ICPMS\System\042723B.cal

Analyte	Mass	Conc. Mean	Units	Conc. SD	Conc. RSD	Blank Intens.	Meas. Intens.	Intens. RSD	Mode
C	13		ug/L			27642	48203	2	Standard
Cl	37		ug/L			5444164	5890598	4	Standard
> Sc	45		ug/L			458454	541501	1	Standard
Cr	52	19.881	ug/L	0.107	0	15942	433700	1	Standard
Cr	53	20.945	ug/L	0.470	2	279	51806	3	Standard
> Ge	72		ug/L			33055	31242	1	KED
Ni	60	29.323	ug/L	0.315	1	65	37438	0	KED
Ni	62	29.310	ug/L	0.864	2	13	6044	3	KED
Cu	63	26.218	ug/L	0.083	0	48	94073	1	KED
Cu	65	26.427	ug/L	0.266	1	27	47799	0	KED
Zn	66	81.916	ug/L	0.540	0	33	37983	1	KED
Zn	67	78.430	ug/L	2.501	3	4	6093	2	KED
As	75	26.303	ug/L	0.296	1	4	6544	2	KED
Y	89		ug/L			263626	266970	1	Standard
Kr	83		ug/L			46	62	28	Standard
> In-1	115		ug/L			7645	7372	2	KED
Cd	111	25.262	ug/L	0.391	1	3	6209	1	KED
Cd	114	25.556	ug/L	0.431	1	6	16482	1	KED
> In	115		ug/L			437453	434019	1	Standard
> Ag	107	22.733	ug/L	0.105	0	109	390290	2	Standard
> Tb	159		ug/L			1136980	1139513	1	Standard
Pb	208	26.395	ug/L	0.387	1	605	2001109	0	Standard

ICP-MS Quantitative Analysis - Summary Report

Sample ID: SEQ-IBLJ

Sample Dil Factor:

Comments:

Sample Date/Time: Friday, April 28, 2023 09:01:36

Number of Replicates: 3

Method File: C:\Users\Public\Documents\PerkinElmer Syngistix\ICPMS\Method\200.8_DailyMethod_KED_UCT.mth

Tuning File: C:\Users\Public\Documents\PerkinElmer Syngistix\ICPMS\MassCal\Default.tun

Optimization File: C:\Users\Public\Documents\PerkinElmer Syngistix\ICPMS\Conditions\Default.dac

Calibration File: C:\Users\Public\Documents\PerkinElmer Syngistix\ICPMS\System\042723B.cal

Analyte	Mass	Conc. Mean	Units	Conc. SD	Conc. RSD	Blank Intens.	Meas. Intens.	Intens. RSD	Mode
C	13		ug/L			27642	27849	3	Standard
Cl	37		ug/L			5444164	5313982	2	Standard
[> Sc	45		ug/L			458454	440679	1	Standard
Cr	52	0.033	ug/L	0.010	29	15942	15888	1	Standard
Cr	53	0.057	ug/L	0.006	10	279	381	2	Standard
[> Ge	72		ug/L			33055	34094	2	KED
Ni	60	-0.028	ug/L	0.009	33	65	28	43	KED
Ni	62	-0.042	ug/L	0.009	22	13	5	43	KED
Cu	63	0.024	ug/L	0.001	2	48	142	2	KED
Cu	65	0.022	ug/L	0.008	36	27	73	21	KED
Zn	66	0.048	ug/L	0.026	54	33	59	24	KED
Zn	67	0.021	ug/L	0.048	224	4	6	62	KED
As	75	-0.002	ug/L	0.006	349	4	4	33	KED
Y	89		ug/L			263626	265319	4	Standard
Kr	83		ug/L			46	45	42	Standard
[> In-1	115		ug/L			7645	7763	2	KED
Cd	111	0.002	ug/L	0.015	620	3	3	100	KED
Cd	114	0.004	ug/L	0.009	213	6	9	69	KED
[> In	115		ug/L			437453	450614	0	Standard
Ag	107	0.000	ug/L	0.001	309	109	117	11	Standard
[> Tb	159		ug/L			1136980	1127531	4	Standard
Pb	208	0.000	ug/L	0.000	144	605	619	5	Standard

ICP-MS Quantitative Analysis - Summary Report

Sample ID: SEQ-CCVJ

Sample Dil Factor:

Comments:

Sample Date/Time: Friday, April 28, 2023 09:06:02

Number of Replicates: 3

Method File: C:\Users\Public\Documents\PerkinElmer Syngistix\ICPMS\Method\200.8_DailyMethod_KED_UCT.mth

Tuning File: C:\Users\Public\Documents\PerkinElmer Syngistix\ICPMS\MassCal\Default.tun

Optimization File: C:\Users\Public\Documents\PerkinElmer Syngistix\ICPMS\Conditions\Default.dac

Calibration File: C:\Users\Public\Documents\PerkinElmer Syngistix\ICPMS\System\042723B.cal

Analyte	Mass	Conc. Mean	Units	Conc. SD	Conc. RSD	Blank Intens.	Meas. Intens.	Intens. RSD	Mode
C	13		ug/L			27642	29075	5	Standard
Cl	37		ug/L			5444164	5592610	4	Standard
[> Sc	45		ug/L			458454	458554	2	Standard
Cr	52	49.433	ug/L	1.107	2	15942	889170	1	Standard
Cr	53	48.789	ug/L	0.737	1	279	101791	2	Standard
[> Ge	72		ug/L			33055	32696	2	KED
Ni	60	53.563	ug/L	1.896	3	65	71471	0	KED
Ni	62	53.323	ug/L	2.183	4	13	11487	1	KED
Cu	63	54.006	ug/L	1.467	2	48	202641	0	KED
Cu	65	54.204	ug/L	2.340	4	27	102504	1	KED
Zn	66	53.342	ug/L	2.740	5	33	25872	2	KED
Zn	67	52.711	ug/L	2.387	4	4	4284	2	KED
As	75	51.817	ug/L	1.615	3	4	13480	1	KED
Y	89		ug/L			263626	266807	1	Standard
Kr	83		ug/L			46	52	17	Standard
[> In-1	115		ug/L			7645	7514	0	KED
Cd	111	54.284	ug/L	1.168	2	3	13599	1	KED
Cd	114	53.784	ug/L	1.145	2	6	35360	2	KED
[> In	115		ug/L			437453	451563	1	Standard
Ag	107	47.489	ug/L	1.702	3	109	848163	4	Standard
[> Tb	159		ug/L			1136980	1151162	0	Standard
Pb	208	55.759	ug/L	0.837	1	605	4270110	1	Standard

ICP-MS Quantitative Analysis - Summary Report

Sample ID: SEQ-CCBJ

Sample Dil Factor:

Comments:

Sample Date/Time: Friday, April 28, 2023 09:13:12

Number of Replicates: 3

Method File: C:\Users\Public\Documents\PerkinElmer Syngistix\ICPMS\Method\200.8_DailyMethod_KED_UCT.mth

Tuning File: C:\Users\Public\Documents\PerkinElmer Syngistix\ICPMS\MassCal\Default.tun

Optimization File: C:\Users\Public\Documents\PerkinElmer Syngistix\ICPMS\Conditions\Default.dac

Calibration File: C:\Users\Public\Documents\PerkinElmer Syngistix\ICPMS\System\042723B.cal

Analyte	Mass	Conc. Mean	Units	Conc. SD	Conc. RSD	Blank Intens.	Meas. Intens.	Intens. RSD	Mode
C	13		ug/L			27642	27340	2	Standard
Cl	37		ug/L			5444164	5549969	2	Standard
[> Sc	45		ug/L			458454	456059	0	Standard
Cr	52	-0.008	ug/L	0.023	286	15942	15721	2	Standard
Cr	53	-0.028	ug/L	0.008	29	279	220	7	Standard
[> Ge	72		ug/L			33055	33863	0	KED
Ni	60	-0.034	ug/L	0.006	16	65	20	39	KED
Ni	62	-0.053	ug/L	0.005	9	13	2	43	KED
Cu	63	0.001	ug/L	0.003	307	48	53	18	KED
Cu	65	-0.002	ug/L	0.003	148	27	24	27	KED
Zn	66	-0.024	ug/L	0.012	47	33	22	26	KED
Zn	67	0.021	ug/L	0.013	60	4	6	17	KED
As	75	0.000	ug/L	0.006	3845	4	4	36	KED
Y	89		ug/L			263626	262920	3	Standard
Kr	83		ug/L			46	47	4	Standard
[> In-1	115		ug/L			7645	7966	2	KED
Cd	111	0.020	ug/L	0.004	20	3	8	11	KED
Cd	114	0.009	ug/L	0.009	100	6	12	48	KED
[> In	115		ug/L			437453	456600	1	Standard
Ag	107	0.005	ug/L	0.002	38	109	205	18	Standard
[> Tb	159		ug/L			1136980	1140147	2	Standard
Pb	208	-0.003	ug/L	0.000	8	605	350	4	Standard

ICP-MS Quantitative Analysis - Summary Report

Sample ID: **23D0206-01**

Sample Dil Factor:

Comments:

Sample Date/Time: **Friday, April 28, 2023 09:17:38**

Number of Replicates: 3

Method File: C:\Users\Public\Documents\PerkinElmer Syngistix\ICPMS\Method\200.8_DailyMethod_KED_UCT.mth

Tuning File: C:\Users\Public\Documents\PerkinElmer Syngistix\ICPMS\MassCal\Default.tun

Optimization File: C:\Users\Public\Documents\PerkinElmer Syngistix\ICPMS\Conditions\Default.dac

Calibration File: C:\Users\Public\Documents\PerkinElmer Syngistix\ICPMS\System\042723B.cal

Analyte	Mass	Conc. Mean	Units	Conc. SD	Conc. RSD	Blank Intens.	Meas. Intens.	Intens. RSD	Mode
C	13		ug/L			27642	59608	5	Standard
Cl	37		ug/L			5444164	7627636	1	Standard
> Sc	45		ug/L			458454	523934	0	Standard
Cr	52	8.669	ug/L	0.127	1	15942	193262	1	Standard
Cr	53	10.900	ug/L	0.216	1	279	26233	1	Standard
> Ge	72		ug/L			33055	32803	1	KED
Ni	60	5.977	ug/L	0.119	1	65	8063	1	KED
Ni	62	6.299	ug/L	0.346	5	13	1374	4	KED
Cu	63	33.322	ug/L	0.662	1	48	125504	1	KED
Cu	65	33.983	ug/L	0.215	0	27	64538	1	KED
Zn	66	125.707	ug/L	2.761	2	33	61188	3	KED
Zn	67	118.307	ug/L	1.072	0	4	9649	1	KED
As	75	2.292	ug/L	0.019	0	4	603	2	KED
Y	89		ug/L			263626	296158	3	Standard
Kr	83		ug/L			46	60	11	Standard
> In-1	115		ug/L			7645	7535	0	KED
Cd	111	0.176	ug/L	0.046	26	3	47	25	KED
Cd	114	0.200	ug/L	0.010	5	6	138	4	KED
> In	115		ug/L			437453	439173	0	Standard
Ag	107	0.041	ug/L	0.002	5	109	815	4	Standard
> Tb	159		ug/L			1136980	1168876	1	Standard
Pb	208	21.398	ug/L	0.334	1	605	1664109	0	Standard

ICP-MS Quantitative Analysis - Summary Report

Sample ID: **23D0206-03**

Sample Dil Factor:

Comments:

Sample Date/Time: **Friday, April 28, 2023 09:22:03**

Number of Replicates: 3

Method File: C:\Users\Public\Documents\PerkinElmer Syngistix\ICPMS\Method\200.8_DailyMethod_KED_UCT.mth

Tuning File: C:\Users\Public\Documents\PerkinElmer Syngistix\ICPMS\MassCal\Default.tun

Optimization File: C:\Users\Public\Documents\PerkinElmer Syngistix\ICPMS\Conditions\Default.dac

Calibration File: C:\Users\Public\Documents\PerkinElmer Syngistix\ICPMS\System\042723B.cal

Analyte	Mass	Conc. Mean	Units	Conc. SD	Conc. RSD	Blank Intens.	Meas. Intens.	Intens. RSD	Mode
C	13		ug/L			27642	52376	2	Standard
Cl	37		ug/L			5444164	7670624	2	Standard
[> Sc	45		ug/L			458454	508776	0	Standard
Cr	52	3.576	ug/L	0.106	2	15942	87812	2	Standard
Cr	53	6.480	ug/L	0.230	3	279	15273	4	Standard
[> Ge	72		ug/L			33055	32992	1	KED
Ni	60	5.724	ug/L	0.105	1	65	7771	2	KED
Ni	62	5.963	ug/L	0.221	3	13	1309	5	KED
Cu	63	9.811	ug/L	0.275	2	48	37214	4	KED
Cu	65	9.780	ug/L	0.273	2	27	18697	2	KED
Zn	66	15.226	ug/L	0.261	1	33	7481	1	KED
Zn	67	16.428	ug/L	0.737	4	4	1351	5	KED
As	75	0.569	ug/L	0.060	10	4	153	9	KED
Y	89		ug/L			263626	274154	1	Standard
Kr	83		ug/L			46	52	12	Standard
[> In-1	115		ug/L			7645	7396	2	KED
Cd	111	0.035	ug/L	0.024	67	3	11	49	KED
Cd	114	0.030	ug/L	0.014	45	6	25	35	KED
[> In	115		ug/L			437453	448439	3	Standard
Ag	107	0.008	ug/L	0.000	3	109	252	2	Standard
[> Tb	159		ug/L			1136980	1168273	1	Standard
Pb	208	1.849	ug/L	0.032	1	605	144288	0	Standard

ICP-MS Quantitative Analysis - Summary Report

Sample ID: **23D0206-05**

Sample Dil Factor: **2**

Comments:

Sample Date/Time: **Friday, April 28, 2023 09:26:29**

Number of Replicates: 3

Method File: C:\Users\Public\Documents\PerkinElmer Syngistix\ICPMS\Method\200.8_DailyMethod_KED_UCT.mth

Tuning File: C:\Users\Public\Documents\PerkinElmer Syngistix\ICPMS\MassCal\Default.tun

Optimization File: C:\Users\Public\Documents\PerkinElmer Syngistix\ICPMS\Conditions\Default.dac

Calibration File: C:\Users\Public\Documents\PerkinElmer Syngistix\ICPMS\System\042723B.cal

Analyte	Mass	Conc. Mean	Units	Conc. SD	Conc. RSD	Blank Intens.	Meas. Intens.	Intens. RSD	Mode
C	13		ug/L			27642	48722	3	Standard
Cl	37		ug/L			5444164	6581514	2	Standard
[> Sc	45		ug/L			458454	497441	1	Standard
Cr	52	5.252	ug/L	0.102	1	15942	117957	1	Standard
Cr	53	6.912	ug/L	0.071	1	279	15907	2	Standard
[> Ge	72		ug/L			33055	33033	0	KED
Ni	60	6.252	ug/L	0.140	2	65	8490	1	KED
Ni	62	6.220	ug/L	0.208	3	13	1367	3	KED
Cu	63	20.244	ug/L	0.189	0	48	76812	1	KED
Cu	65	19.813	ug/L	0.418	2	27	37901	2	KED
Zn	66	84.258	ug/L	0.596	0	33	41306	0	KED
Zn	67	79.791	ug/L	1.675	2	4	6555	1	KED
As	75	1.376	ug/L	0.021	1	4	366	1	KED
Y	89		ug/L			263626	284049	1	Standard
Kr	83		ug/L			46	50	28	Standard
[> In-1	115		ug/L			7645	7535	2	KED
Cd	111	0.142	ug/L	0.025	17	3	38	16	KED
Cd	114	0.103	ug/L	0.017	16	6	74	14	KED
[> In	115		ug/L			437453	452547	2	Standard
Ag	107	0.019	ug/L	0.003	15	109	457	9	Standard
[> Tb	159		ug/L			1136980	1163049	1	Standard
Pb	208	14.972	ug/L	0.341	2	605	1158757	1	Standard

ICP-MS Quantitative Analysis - Summary Report

Sample ID: **23D0205-01**

Sample Dil Factor:

Comments:

Sample Date/Time: **Friday, April 28, 2023 09:31:18**

Number of Replicates: 3

Method File: C:\Users\Public\Documents\PerkinElmer Syngistix\ICPMS\Method\200.8_DailyMethod_KED_UCT.mth

Tuning File: C:\Users\Public\Documents\PerkinElmer Syngistix\ICPMS\MassCal\Default.tun

Optimization File: C:\Users\Public\Documents\PerkinElmer Syngistix\ICPMS\Conditions\Default.dac

Calibration File: C:\Users\Public\Documents\PerkinElmer Syngistix\ICPMS\System\042723B.cal

Analyte	Mass	Conc. Mean	Units	Conc. SD	Conc. RSD	Blank Intens.	Meas. Intens.	Intens. RSD	Mode
C	13		ug/L			27642	57098	1	Standard
Cl	37		ug/L			5444164	7689540	3	Standard
Sc	45		ug/L			458454	514288	0	Standard
Cr	52	7.051	ug/L	0.229	3	15942	157608	2	Standard
Cr	53	9.529	ug/L	0.238	2	279	22553	2	Standard
Ge	72		ug/L			33055	32478	1	KED
Ni	60	4.263	ug/L	0.059	1	65	5712	0	KED
Ni	62	4.278	ug/L	0.201	4	13	928	5	KED
Cu	63	20.249	ug/L	0.363	1	48	75532	1	KED
Cu	65	20.276	ug/L	0.288	1	27	38135	2	KED
Zn	66	64.864	ug/L	1.366	2	33	31267	1	KED
Zn	67	61.636	ug/L	0.970	1	4	4979	1	KED
As	75	1.838	ug/L	0.124	6	4	479	5	KED
Y	89		ug/L			263626	276137	4	Standard
Kr	83		ug/L			46	43	13	Standard
In-1	115		ug/L			7645	7617	4	KED
Cd	111	0.083	ug/L	0.006	7	3	24	2	KED
Cd	114	0.058	ug/L	0.018	30	6	45	28	KED
In	115		ug/L			437453	434000	1	Standard
Ag	107	0.021	ug/L	0.001	2	109	466	2	Standard
Tb	159		ug/L			1136980	1156688	1	Standard
Pb	208	4.882	ug/L	0.123	2	605	376147	1	Standard

ICP-MS Quantitative Analysis - Summary Report

Sample ID: **23D0205-03**

Sample Dil Factor:

Comments:

Sample Date/Time: **Friday, April 28, 2023 09:35:43**

Number of Replicates: 3

Method File: C:\Users\Public\Documents\PerkinElmer Syngistix\ICPMS\Method\200.8_DailyMethod_KED_UCT.mth

Tuning File: C:\Users\Public\Documents\PerkinElmer Syngistix\ICPMS\MassCal\Default.tun

Optimization File: C:\Users\Public\Documents\PerkinElmer Syngistix\ICPMS\Conditions\Default.dac

Calibration File: C:\Users\Public\Documents\PerkinElmer Syngistix\ICPMS\System\042723B.cal

Analyte	Mass	Conc. Mean	Units	Conc. SD	Conc. RSD	Blank Intens.	Meas. Intens.	Intens. RSD	Mode
C	13		ug/L			27642	54503	2	Standard
Cl	37		ug/L			5444164	7576570	2	Standard
[> Sc	45		ug/L			458454	510028	0	Standard
Cr	52	6.035	ug/L	0.061	1	15942	136341	0	Standard
Cr	53	8.761	ug/L	0.067	0	279	20587	0	Standard
[> Ge	72		ug/L			33055	32363	1	KED
Ni	60	3.344	ug/L	0.045	1	65	4479	0	KED
Ni	62	3.457	ug/L	0.043	1	13	750	1	KED
Cu	63	14.018	ug/L	0.118	0	48	52122	0	KED
Cu	65	14.173	ug/L	0.196	1	27	26570	2	KED
Zn	66	44.124	ug/L	0.274	0	33	21207	0	KED
Zn	67	41.673	ug/L	1.003	2	4	3356	2	KED
As	75	1.546	ug/L	0.055	3	4	402	4	KED
Y	89		ug/L			263626	276876	0	Standard
Kr	83		ug/L			46	33	12	Standard
[> In-1	115		ug/L			7645	7200	2	KED
Cd	111	0.034	ug/L	0.003	9	3	11	4	KED
Cd	114	0.028	ug/L	0.028	100	6	23	74	KED
[> In	115		ug/L			437453	439455	2	Standard
Ag	107	0.009	ug/L	0.001	12	109	270	4	Standard
[> Tb	159		ug/L			1136980	1170770	1	Standard
Pb	208	2.029	ug/L	0.029	1	605	158639	1	Standard

ICP-MS Quantitative Analysis - Summary Report

Sample ID: **23D0205-05**

Sample Dil Factor:

Comments:

Sample Date/Time: **Friday, April 28, 2023 09:40:08**

Number of Replicates: 3

Method File: C:\Users\Public\Documents\PerkinElmer Syngistix\ICPMS\Method\200.8_DailyMethod_KED_UCT.mth

Tuning File: C:\Users\Public\Documents\PerkinElmer Syngistix\ICPMS\MassCal\Default.tun

Optimization File: C:\Users\Public\Documents\PerkinElmer Syngistix\ICPMS\Conditions\Default.dac

Calibration File: C:\Users\Public\Documents\PerkinElmer Syngistix\ICPMS\System\042723B.cal

Analyte	Mass	Conc. Mean	Units	Conc. SD	Conc. RSD	Blank Intens.	Meas. Intens.	Intens. RSD	Mode
C	13		ug/L			27642	57939	2	Standard
Cl	37		ug/L			5444164	7825750	4	Standard
[> Sc	45		ug/L			458454	516964	2	Standard
[Cr	52	7.227	ug/L	0.122	1	15942	161910	1	Standard
[Cr	53	10.049	ug/L	0.147	1	279	23885	1	Standard
[> Ge	72		ug/L			33055	32155	1	KED
[Ni	60	4.256	ug/L	0.186	4	65	5646	3	KED
[Ni	62	4.141	ug/L	0.168	4	13	890	2	KED
[Cu	63	20.271	ug/L	0.447	2	48	74852	0	KED
[Cu	65	20.212	ug/L	0.562	2	27	37625	1	KED
[Zn	66	62.555	ug/L	2.073	3	33	29850	1	KED
[Zn	67	58.946	ug/L	1.211	2	4	4714	0	KED
[As	75	1.874	ug/L	0.043	2	4	484	3	KED
[Y	89		ug/L			263626	284285	0	Standard
[Kr	83		ug/L			46	47	28	Standard
[> In-1	115		ug/L			7645	7489	2	KED
[Cd	111	0.050	ug/L	0.019	38	3	15	31	KED
[Cd	114	0.067	ug/L	0.031	45	6	50	40	KED
[> In	115		ug/L			437453	440706	1	Standard
[Ag	107	0.017	ug/L	0.001	8	109	406	4	Standard
[> Tb	159		ug/L			1136980	1159950	0	Standard
[Pb	208	4.835	ug/L	0.060	1	605	373640	0	Standard

ICP-MS Quantitative Analysis - Summary Report

Sample ID: **23D0202-01**

Sample Dil Factor:

Comments:

Sample Date/Time: **Friday, April 28, 2023 09:44:57**

Number of Replicates: 3

Method File: C:\Users\Public\Documents\PerkinElmer Syngistix\ICPMS\Method\200.8_DailyMethod_KED_UCT.mth

Tuning File: C:\Users\Public\Documents\PerkinElmer Syngistix\ICPMS\MassCal\Default.tun

Optimization File: C:\Users\Public\Documents\PerkinElmer Syngistix\ICPMS\Conditions\Default.dac

Calibration File: C:\Users\Public\Documents\PerkinElmer Syngistix\ICPMS\System\042723B.cal

Analyte	Mass	Conc. Mean	Units	Conc. SD	Conc. RSD	Blank Intens.	Meas. Intens.	Intens. RSD	Mode
C	13		ug/L			27642	49507	1	Standard
Cl	37		ug/L			5444164	5952695	2	Standard
> Sc	45		ug/L			458454	483574	3	Standard
Cr	52	0.273	ug/L	0.048	17	15942	21894	1	Standard
Cr	53	0.823	ug/L	0.014	1	279	2099	1	Standard
> Ge	72		ug/L			33055	33901	0	KED
Ni	60	0.742	ug/L	0.029	3	65	1093	3	KED
Ni	62	0.829	ug/L	0.081	9	13	199	9	KED
Cu	63	30.469	ug/L	0.472	1	48	118618	1	KED
Cu	65	30.775	ug/L	0.455	1	27	60398	1	KED
Zn	66	89.064	ug/L	0.983	1	33	44807	1	KED
Zn	67	81.937	ug/L	2.336	2	4	6908	2	KED
As	75	0.458	ug/L	0.013	2	4	128	2	KED
Y	89		ug/L			263626	278525	2	Standard
Kr	83		ug/L			46	43	22	Standard
> In-1	115		ug/L			7645	8012	3	KED
Cd	111	0.121	ug/L	0.006	5	3	35	7	KED
Cd	114	0.100	ug/L	0.010	9	6	76	11	KED
> In	115		ug/L			437453	451734	3	Standard
Ag	107	0.000	ug/L	0.000	91	109	120	6	Standard
> Tb	159		ug/L			1136980	1174620	1	Standard
Pb	208	0.175	ug/L	0.005	2	605	14259	1	Standard

ICP-MS Quantitative Analysis - Summary Report

Sample ID: **BLD0659-DUP1**

Sample Dil Factor:

Comments:

Sample Date/Time: **Friday, April 28, 2023 09:49:22**

Number of Replicates: 3

Method File: C:\Users\Public\Documents\PerkinElmer Syngistix\ICPMS\Method\200.8_DailyMethod_KED_UCT.mth

Tuning File: C:\Users\Public\Documents\PerkinElmer Syngistix\ICPMS\MassCal\Default.tun

Optimization File: C:\Users\Public\Documents\PerkinElmer Syngistix\ICPMS\Conditions\Default.dac

Calibration File: C:\Users\Public\Documents\PerkinElmer Syngistix\ICPMS\System\042723B.cal

Analyte	Mass	Conc. Mean	Units	Conc. SD	Conc. RSD	Blank Intens.	Meas. Intens.	Intens. RSD	Mode
C	13		ug/L			27642	50323	2	Standard
Cl	37		ug/L			5444164	6001725	3	Standard
> Sc	45		ug/L			458454	472453	2	Standard
Cr	52	0.289	ug/L	0.011	3	15942	21687	2	Standard
Cr	53	0.700	ug/L	0.005	0	279	1787	1	Standard
> Ge	72		ug/L			33055	34372	0	KED
Ni	60	0.762	ug/L	0.038	5	65	1136	4	KED
Ni	62	0.842	ug/L	0.058	6	13	205	6	KED
Cu	63	31.667	ug/L	0.590	1	48	124989	1	KED
Cu	65	31.874	ug/L	0.245	0	27	63426	0	KED
Zn	66	92.410	ug/L	1.416	1	33	47135	1	KED
Zn	67	84.950	ug/L	2.521	2	4	7262	3	KED
As	75	0.458	ug/L	0.033	7	4	130	7	KED
Y	89		ug/L			263626	267633	5	Standard
Kr	83		ug/L			46	54	14	Standard
> In-1	115		ug/L			7645	7903	0	KED
Cd	111	0.118	ug/L	0.011	9	3	34	8	KED
Cd	114	0.092	ug/L	0.016	17	6	69	14	KED
> In	115		ug/L			437453	460059	2	Standard
Ag	107	0.000	ug/L	0.001	6456	109	115	17	Standard
> Tb	159		ug/L			1136980	1161893	2	Standard
Pb	208	0.179	ug/L	0.007	3	605	14467	2	Standard

ICP-MS Quantitative Analysis - Summary Report

Sample ID: **BLD0659-MS1**

Sample Dil Factor:

Comments:

Sample Date/Time: **Friday, April 28, 2023 09:54:12**

Number of Replicates: 3

Method File: C:\Users\Public\Documents\PerkinElmer Syngistix\ICPMS\Method\200.8_DailyMethod_KED_UCT.mth

Tuning File: C:\Users\Public\Documents\PerkinElmer Syngistix\ICPMS\MassCal\Default.tun

Optimization File: C:\Users\Public\Documents\PerkinElmer Syngistix\ICPMS\Conditions\Default.dac

Calibration File: C:\Users\Public\Documents\PerkinElmer Syngistix\ICPMS\System\042723B.cal

Analyte	Mass	Conc. Mean	Units	Conc. SD	Conc. RSD	Blank Intens.	Meas. Intens.	Intens. RSD	Mode
C	13		ug/L			27642	48103	3	Standard
Cl	37		ug/L			5444164	6045641	2	Standard
> Sc	45		ug/L			458454	473185	1	Standard
Cr	52	25.171	ug/L	0.418	1	15942	475414	1	Standard
Cr	53	25.235	ug/L	0.239	0	279	54471	1	Standard
> Ge	72		ug/L			33055	34238	4	KED
Ni	60	27.141	ug/L	1.100	4	65	37939	0	KED
Ni	62	27.198	ug/L	0.738	2	13	6142	1	KED
Cu	63	56.779	ug/L	1.618	2	48	223022	1	KED
Cu	65	56.565	ug/L	1.574	2	27	112012	1	KED
Zn	66	166.109	ug/L	5.734	3	33	84286	0	KED
Zn	67	156.999	ug/L	7.399	4	4	13347	1	KED
As	75	25.560	ug/L	0.907	3	4	6962	0	KED
Y	89		ug/L			263626	275405	0	Standard
Kr	83		ug/L			46	55	7	Standard
> In-1	115		ug/L			7645	8014	1	KED
Cd	111	25.600	ug/L	0.802	3	3	6842	2	KED
Cd	114	25.710	ug/L	0.272	1	6	18031	1	KED
> In	115		ug/L			437453	460121	1	Standard
Ag	107	24.642	ug/L	0.383	1	109	448377	0	Standard
> Tb	159		ug/L			1136980	1177650	1	Standard
Pb	208	27.252	ug/L	0.407	1	605	2135227	1	Standard

ICP-MS Quantitative Analysis - Summary Report

Sample ID: SEQ-IBLK

Sample Dil Factor:

Comments:

Sample Date/Time: Friday, April 28, 2023 09:58:39

Number of Replicates: 3

Method File: C:\Users\Public\Documents\PerkinElmer Syngistix\ICPMS\Method\200.8_DailyMethod_KED_UCT.mth

Tuning File: C:\Users\Public\Documents\PerkinElmer Syngistix\ICPMS\MassCal\Default.tun

Optimization File: C:\Users\Public\Documents\PerkinElmer Syngistix\ICPMS\Conditions\Default.dac

Calibration File: C:\Users\Public\Documents\PerkinElmer Syngistix\ICPMS\System\042723B.cal

Analyte	Mass	Conc. Mean	Units	Conc. SD	Conc. RSD	Blank Intens.	Meas. Intens.	Intens. RSD	Mode
C	13		ug/L			27642	29328	2	Standard
Cl	37		ug/L			5444164	5919104	3	Standard
[> Sc	45		ug/L			458454	449694	1	Standard
Cr	52	0.044	ug/L	0.030	68	15942	16400	2	Standard
Cr	53	0.214	ug/L	0.013	6	279	709	2	Standard
[> Ge	72		ug/L			33055	33559	2	KED
Ni	60	-0.033	ug/L	0.004	11	65	20	27	KED
Ni	62	-0.033	ug/L	0.004	13	13	6	15	KED
Cu	63	0.018	ug/L	0.002	8	48	118	4	KED
Cu	65	0.025	ug/L	0.001	5	27	76	3	KED
Zn	66	0.031	ug/L	0.029	94	33	49	29	KED
Zn	67	0.105	ug/L	0.065	62	4	13	42	KED
As	75	-0.002	ug/L	0.004	296	4	4	29	KED
Y	89		ug/L			263626	264674	2	Standard
Kr	83		ug/L			46	44	9	Standard
[> In-1	115		ug/L			7645	7675	2	KED
Cd	111	0.010	ug/L	0.010	98	3	5	44	KED
Cd	114	-0.002	ug/L	0.002	91	6	5	23	KED
[> In	115		ug/L			437453	447823	2	Standard
Ag	107	-0.000	ug/L	0.001	274	109	106	19	Standard
[> Tb	159		ug/L			1136980	1135724	1	Standard
Pb	208	0.000	ug/L	0.001	193	605	634	8	Standard

ICP-MS Quantitative Analysis - Summary Report

Sample ID: SEQ-CCVK

Sample Dil Factor:

Comments:

Sample Date/Time: Friday, April 28, 2023 10:03:05

Number of Replicates: 3

Method File: C:\Users\Public\Documents\PerkinElmer Syngistix\ICPMS\Method\200.8_DailyMethod_KED_UCT.mth

Tuning File: C:\Users\Public\Documents\PerkinElmer Syngistix\ICPMS\MassCal\Default.tun

Optimization File: C:\Users\Public\Documents\PerkinElmer Syngistix\ICPMS\Conditions\Default.dac

Calibration File: C:\Users\Public\Documents\PerkinElmer Syngistix\ICPMS\System\042723B.cal

Analyte	Mass	Conc. Mean	Units	Conc. SD	Conc. RSD	Blank Intens.	Meas. Intens.	Intens. RSD	Mode
C	13		ug/L			27642	28881	3	Standard
Cl	37		ug/L			5444164	5837037	2	Standard
[> Sc	45		ug/L			458454	461826	0	Standard
Cr	52	50.357	ug/L	0.592	1	15942	912234	0	Standard
Cr	53	49.556	ug/L	0.827	1	279	104135	1	Standard
[> Ge	72		ug/L			33055	33716	0	KED
Ni	60	52.616	ug/L	0.237	0	65	72448	0	KED
Ni	62	51.994	ug/L	0.725	1	13	11558	0	KED
Cu	63	53.087	ug/L	1.060	1	48	205514	2	KED
Cu	65	52.885	ug/L	0.528	0	27	103205	0	KED
Zn	66	53.382	ug/L	0.423	0	33	26722	0	KED
Zn	67	51.405	ug/L	1.907	3	4	4311	3	KED
As	75	51.341	ug/L	0.525	1	4	13780	0	KED
Y	89		ug/L			263626	267856	1	Standard
Kr	83		ug/L			46	47	10	Standard
[> In-1	115		ug/L			7645	7800	2	KED
Cd	111	53.213	ug/L	1.127	2	3	13835	0	KED
Cd	114	52.289	ug/L	1.215	2	6	35674	1	KED
[> In	115		ug/L			437453	443145	0	Standard
Ag	107	48.628	ug/L	0.177	0	109	852247	1	Standard
[> Tb	159		ug/L			1136980	1157037	0	Standard
Pb	208	54.283	ug/L	0.939	1	605	4178201	1	Standard

ICP-MS Quantitative Analysis - Summary Report

Sample ID: SEQ-CCBK

Sample Dil Factor:

Comments:

Sample Date/Time: Friday, April 28, 2023 10:10:15

Number of Replicates: 3

Method File: C:\Users\Public\Documents\PerkinElmer Syngistix\ICPMS\Method\200.8_DailyMethod_KED_UCT.mth

Tuning File: C:\Users\Public\Documents\PerkinElmer Syngistix\ICPMS\MassCal\Default.tun

Optimization File: C:\Users\Public\Documents\PerkinElmer Syngistix\ICPMS\Conditions\Default.dac

Calibration File: C:\Users\Public\Documents\PerkinElmer Syngistix\ICPMS\System\042723B.cal

Analyte	Mass	Conc. Mean	Units	Conc. SD	Conc. RSD	Blank Intens.	Meas. Intens.	Intens. RSD	Mode
C	13		ug/L			27642	28033	2	Standard
Cl	37		ug/L			5444164	5779277	3	Standard
[> Sc	45		ug/L			458454	455680	1	Standard
Cr	52	-0.006	ug/L	0.007	106	15942	15734	1	Standard
Cr	53	0.063	ug/L	0.013	20	279	407	6	Standard
[> Ge	72		ug/L			33055	33367	3	KED
Ni	60	-0.037	ug/L	0.002	4	65	15	12	KED
Ni	62	-0.026	ug/L	0.015	55	13	8	35	KED
Cu	63	-0.001	ug/L	0.004	277	48	43	30	KED
Cu	65	-0.004	ug/L	0.003	84	27	20	28	KED
Zn	66	-0.016	ug/L	0.013	80	33	26	23	KED
Zn	67	0.023	ug/L	0.027	118	4	6	34	KED
As	75	-0.001	ug/L	0.004	291	4	4	22	KED
Y	89		ug/L			263626	257297	4	Standard
Kr	83		ug/L			46	47	17	Standard
[> In-1	115		ug/L			7645	7939	0	KED
Cd	111	0.007	ug/L	0.002	31	3	5	10	KED
Cd	114	-0.003	ug/L	0.006	171	6	4	95	KED
[> In	115		ug/L			437453	439459	3	Standard
Ag	107	0.005	ug/L	0.001	22	109	191	6	Standard
[> Tb	159		ug/L			1136980	1117786	3	Standard
Pb	208	-0.003	ug/L	0.000	3	605	348	4	Standard

ICP-MS Quantitative Analysis - Summary Report

Sample ID: **23D0151-01**

Sample Dil Factor:

Comments:

Sample Date/Time: **Friday, April 28, 2023 10:14:42**

Number of Replicates: 3

Method File: C:\Users\Public\Documents\PerkinElmer Syngistix\ICPMS\Method\200.8_DailyMethod_KED_UCT.mth

Tuning File: C:\Users\Public\Documents\PerkinElmer Syngistix\ICPMS\MassCal\Default.tun

Optimization File: C:\Users\Public\Documents\PerkinElmer Syngistix\ICPMS\Conditions\Default.dac

Calibration File: C:\Users\Public\Documents\PerkinElmer Syngistix\ICPMS\System\042723B.cal

Analyte	Mass	Conc. Mean	Units	Conc. SD	Conc. RSD	Blank Intens.	Meas. Intens.	Intens. RSD	Mode
C	13		ug/L			27642	76728	5	Standard
Cl	37		ug/L			5444164	6337434	3	Standard
[> Sc	45		ug/L			458454	506281	0	Standard
Cr	52	3.066	ug/L	0.045	1	15942	77435	1	Standard
Cr	53	3.902	ug/L	0.023	0	279	9273	0	Standard
[> Ge	72		ug/L			33055	33725	3	KED
Ni	60	2.911	ug/L	0.124	4	65	4068	1	KED
Ni	62	2.998	ug/L	0.149	4	13	679	2	KED
Cu	63	19.288	ug/L	0.634	3	48	74666	0	KED
Cu	65	19.166	ug/L	0.547	2	27	37408	0	KED
Zn	66	259.132	ug/L	7.475	2	33	129545	0	KED
Zn	67	241.515	ug/L	4.545	1	4	20242	2	KED
As	75	0.824	ug/L	0.043	5	4	225	1	KED
Y	89		ug/L			263626	285745	1	Standard
Kr	83		ug/L			46	48	40	Standard
[> In-1	115		ug/L			7645	7931	3	KED
Cd	111	0.570	ug/L	0.019	3	3	153	0	KED
Cd	114	0.576	ug/L	0.026	4	6	406	7	KED
[> In	115		ug/L			437453	458660	1	Standard
Ag	107	0.019	ug/L	0.003	15	109	450	10	Standard
[> Tb	159		ug/L			1136980	1158814	0	Standard
Pb	208	4.660	ug/L	0.045	0	605	359789	0	Standard

ICP-MS Quantitative Analysis - Summary Report

Sample ID: **23D0211-01**

Sample Dil Factor:

Comments:

Sample Date/Time: **Friday, April 28, 2023 10:19:03**

Number of Replicates: 3

Method File: C:\Users\Public\Documents\PerkinElmer Syngistix\ICPMS\Method\200.8_DailyMethod_KED_UCT.mth

Tuning File: C:\Users\Public\Documents\PerkinElmer Syngistix\ICPMS\MassCal\Default.tun

Optimization File: C:\Users\Public\Documents\PerkinElmer Syngistix\ICPMS\Conditions\Default.dac

Calibration File: C:\Users\Public\Documents\PerkinElmer Syngistix\ICPMS\System\042723B.cal

Analyte	Mass	Conc. Mean	Units	Conc. SD	Conc. RSD	Blank Intens.	Meas. Intens.	Intens. RSD	Mode
C	13		ug/L			27642	51714	3	Standard
Cl	37		ug/L			5444164	5609268	3	Standard
[> Sc	45		ug/L			458454	481830	1	Standard
Cr	52	0.517	ug/L	0.042	8	15942	26346	2	Standard
Cr	53	0.738	ug/L	0.024	3	279	1907	1	Standard
[> Ge	72		ug/L			33055	34473	2	KED
Ni	60	0.339	ug/L	0.021	6	65	545	5	KED
Ni	62	0.274	ug/L	0.036	13	13	76	11	KED
Cu	63	2.479	ug/L	0.030	1	48	9860	1	KED
Cu	65	2.413	ug/L	0.030	1	27	4841	1	KED
Zn	66	76.492	ug/L	0.843	1	33	39132	1	KED
Zn	67	69.613	ug/L	0.402	0	4	5968	2	KED
As	75	0.163	ug/L	0.027	16	4	49	13	KED
Y	89		ug/L			263626	277040	3	Standard
Kr	83		ug/L			46	40	18	Standard
[> In-1	115		ug/L			7645	8045	1	KED
Cd	111	0.021	ug/L	0.012	58	3	8	37	KED
Cd	114	0.026	ug/L	0.017	65	6	24	46	KED
[> In	115		ug/L			437453	452700	3	Standard
Ag	107	0.001	ug/L	0.001	54	109	137	9	Standard
[> Tb	159		ug/L			1136980	1163850	1	Standard
Pb	208	1.065	ug/L	0.022	2	605	83086	1	Standard

ICP-MS Quantitative Analysis - Summary Report

Sample ID: **23D0211-02**

Sample Dil Factor:

Comments:

Sample Date/Time: **Friday, April 28, 2023 10:23:30**

Number of Replicates: 3

Method File: C:\Users\Public\Documents\PerkinElmer Syngistix\ICPMS\Method\200.8_DailyMethod_KED_UCT.mth

Tuning File: C:\Users\Public\Documents\PerkinElmer Syngistix\ICPMS\MassCal\Default.tun

Optimization File: C:\Users\Public\Documents\PerkinElmer Syngistix\ICPMS\Conditions\Default.dac

Calibration File: C:\Users\Public\Documents\PerkinElmer Syngistix\ICPMS\System\042723B.cal

Analyte	Mass	Conc. Mean	Units	Conc. SD	Conc. RSD	Blank Intens.	Meas. Intens.	Intens. RSD	Mode
C	13		ug/L			27642	51785	2	Standard
Cl	37		ug/L			5444164	5649761	1	Standard
[> Sc	45		ug/L			458454	483282	1	Standard
Cr	52	0.321	ug/L	0.017	5	15942	22777	2	Standard
Cr	53	0.370	ug/L	0.004	1	279	1105	2	Standard
[> Ge	72		ug/L			33055	34449	1	KED
Ni	60	0.216	ug/L	0.029	13	65	372	12	KED
Ni	62	0.255	ug/L	0.022	8	13	72	7	KED
Cu	63	2.230	ug/L	0.012	0	48	8870	1	KED
Cu	65	2.183	ug/L	0.021	0	27	4380	0	KED
Zn	66	50.608	ug/L	0.308	0	33	25886	1	KED
Zn	67	46.208	ug/L	0.593	1	4	3960	0	KED
As	75	0.163	ug/L	0.023	14	4	49	13	KED
Y	89		ug/L			263626	278686	2	Standard
Kr	83		ug/L			46	53	5	Standard
[> In-1	115		ug/L			7645	8072	1	KED
Cd	111	0.023	ug/L	0.018	77	3	9	50	KED
Cd	114	0.012	ug/L	0.006	49	6	15	29	KED
[> In	115		ug/L			437453	458245	1	Standard
Ag	107	-0.001	ug/L	0.000	9	109	99	1	Standard
[> Tb	159		ug/L			1136980	1182221	2	Standard
Pb	208	0.230	ug/L	0.005	2	605	18748	1	Standard

ICP-MS Quantitative Analysis - Summary Report

Sample ID: **23D0214-01**

Sample Dil Factor:

Comments:

Sample Date/Time: **Friday, April 28, 2023 10:28:21**

Number of Replicates: 3

Method File: C:\Users\Public\Documents\PerkinElmer Syngistix\ICPMS\Method\200.8_DailyMethod_KED_UCT.mth

Tuning File: C:\Users\Public\Documents\PerkinElmer Syngistix\ICPMS\MassCal\Default.tun

Optimization File: C:\Users\Public\Documents\PerkinElmer Syngistix\ICPMS\Conditions\Default.dac

Calibration File: C:\Users\Public\Documents\PerkinElmer Syngistix\ICPMS\System\042723B.cal

Analyte	Mass	Conc. Mean	Units	Conc. SD	Conc. RSD	Blank Intens.	Meas. Intens.	Intens. RSD	Mode
C	13		ug/L			27642	49665	3	Standard
Cl	37		ug/L			5444164	5648430	4	Standard
[> Sc	45		ug/L			458454	469678	3	Standard
Cr	52	0.591	ug/L	0.025	4	15942	27026	1	Standard
Cr	53	0.613	ug/L	0.017	2	279	1594	5	Standard
[> Ge	72		ug/L			33055	34232	0	KED
Ni	60	0.138	ug/L	0.018	12	65	260	9	KED
Ni	62	0.144	ug/L	0.025	17	13	46	12	KED
Cu	63	1.382	ug/L	0.043	3	48	5479	3	KED
Cu	65	1.403	ug/L	0.033	2	27	2808	2	KED
Zn	66	26.733	ug/L	0.299	1	33	13605	1	KED
Zn	67	25.487	ug/L	0.846	3	4	2172	2	KED
As	75	0.082	ug/L	0.002	2	4	26	2	KED
Y	89		ug/L			263626	271430	4	Standard
Kr	83		ug/L			46	39	28	Standard
[> In-1	115		ug/L			7645	7996	2	KED
Cd	111	0.031	ug/L	0.018	58	3	11	44	KED
Cd	114	0.018	ug/L	0.006	31	6	19	22	KED
[> In	115		ug/L			437453	454546	2	Standard
Ag	107	-0.003	ug/L	0.000	6	109	64	5	Standard
[> Tb	159		ug/L			1136980	1134808	1	Standard
Pb	208	0.198	ug/L	0.005	2	605	15529	2	Standard

ICP-MS Quantitative Analysis - Summary Report

Sample ID: **23D0214-02**

Sample Dil Factor:

Comments:

Sample Date/Time: **Friday, April 28, 2023 10:32:47**

Number of Replicates: 3

Method File: C:\Users\Public\Documents\PerkinElmer Syngistix\ICPMS\Method\200.8_DailyMethod_KED_UCT.mth

Tuning File: C:\Users\Public\Documents\PerkinElmer Syngistix\ICPMS\MassCal\Default.tun

Optimization File: C:\Users\Public\Documents\PerkinElmer Syngistix\ICPMS\Conditions\Default.dac

Calibration File: C:\Users\Public\Documents\PerkinElmer Syngistix\ICPMS\System\042723B.cal

Analyte	Mass	Conc. Mean	Units	Conc. SD	Conc. RSD	Blank Intens.	Meas. Intens.	Intens. RSD	Mode
C	13		ug/L			27642	49979	3	Standard
Cl	37		ug/L			5444164	5617998	3	Standard
[> Sc	45		ug/L			458454	487646	1	Standard
Cr	52	0.454	ug/L	0.035	7	15942	25493	3	Standard
Cr	53	0.478	ug/L	0.025	5	279	1355	4	Standard
[> Ge	72		ug/L			33055	34488	0	KED
Ni	60	0.166	ug/L	0.012	7	65	301	5	KED
Ni	62	0.185	ug/L	0.064	34	13	56	25	KED
Cu	63	1.350	ug/L	0.027	1	48	5395	1	KED
Cu	65	1.307	ug/L	0.058	4	27	2636	3	KED
Zn	66	17.184	ug/L	0.358	2	33	8823	1	KED
Zn	67	16.699	ug/L	0.609	3	4	1436	4	KED
As	75	0.059	ug/L	0.006	9	4	21	7	KED
Y	89		ug/L			263626	283316	0	Standard
Kr	83		ug/L			46	45	11	Standard
[> In-1	115		ug/L			7645	8024	3	KED
Cd	111	0.013	ug/L	0.023	170	3	6	87	KED
Cd	114	0.009	ug/L	0.001	9	6	12	7	KED
[> In	115		ug/L			437453	472154	3	Standard
Ag	107	-0.003	ug/L	0.001	21	109	66	20	Standard
[> Tb	159		ug/L			1136980	1189107	1	Standard
Pb	208	0.350	ug/L	0.002	0	605	28314	1	Standard

ICP-MS Quantitative Analysis - Summary Report

Sample ID: **23D0216-01**

Sample Dil Factor:

Comments:

Sample Date/Time: **Friday, April 28, 2023 10:37:08**

Number of Replicates: 3

Method File: C:\Users\Public\Documents\PerkinElmer Syngistix\ICPMS\Method\200.8_DailyMethod_KED_UCT.mth

Tuning File: C:\Users\Public\Documents\PerkinElmer Syngistix\ICPMS\MassCal\Default.tun

Optimization File: C:\Users\Public\Documents\PerkinElmer Syngistix\ICPMS\Conditions\Default.dac

Calibration File: C:\Users\Public\Documents\PerkinElmer Syngistix\ICPMS\System\042723B.cal

Analyte	Mass	Conc. Mean	Units	Conc. SD	Conc. RSD	Blank Intens.	Meas. Intens.	Intens. RSD	Mode
C	13		ug/L			27642	50951	3	Standard
Cl	37		ug/L			5444164	42464996	5	Standard
[> Sc	45		ug/L			458454	503460	3	Standard
Cr	52	0.809	ug/L	0.042	5	15942	33188	2	Standard
Cr	53	44.513	ug/L	0.325	0	279	101993	3	Standard
[> Ge	72		ug/L			33055	26053	11	KED
Ni	60	1.657	ug/L	0.127	7	65	1802	4	KED
Ni	62	1.666	ug/L	0.356	21	13	292	8	KED
Cu	63	0.215	ug/L	0.007	3	48	680	12	KED
Cu	65	0.210	ug/L	0.008	3	27	338	8	KED
Zn	66	4.854	ug/L	0.551	11	33	1885	1	KED
Zn	67	8.278	ug/L	0.875	10	4	535	3	KED
As	75	0.144	ug/L	0.050	34	4	32	19	KED
Y	89		ug/L			263626	236567	4	Standard
Kr	83		ug/L			46	147	14	Standard
[> In-1	115		ug/L			7645	6604	2	KED
Cd	111	0.102	ug/L	0.029	28	3	25	22	KED
Cd	114	0.083	ug/L	0.019	23	6	53	20	KED
[> In	115		ug/L			437453	329745	1	Standard
Ag	107	-0.001	ug/L	0.001	92	109	74	11	Standard
[> Tb	159		ug/L			1136980	966312	0	Standard
Pb	208	0.042	ug/L	0.001	3	605	3243	1	Standard

ICP-MS Quantitative Analysis - Summary Report

Sample ID: **23D0216-02**

Sample Dil Factor:

Comments:

Sample Date/Time: **Friday, April 28, 2023 10:44:20**

Number of Replicates: 3

Method File: C:\Users\Public\Documents\PerkinElmer Syngistix\ICPMS\Method\200.8_DailyMethod_KED_UCT.mth

Tuning File: C:\Users\Public\Documents\PerkinElmer Syngistix\ICPMS\MassCal\Default.tun

Optimization File: C:\Users\Public\Documents\PerkinElmer Syngistix\ICPMS\Conditions\Default.dac

Calibration File: C:\Users\Public\Documents\PerkinElmer Syngistix\ICPMS\System\042723B.cal

Analyte	Mass	Conc. Mean	Units	Conc. SD	Conc. RSD	Blank Intens.	Meas. Intens.	Intens. RSD	Mode
C	13		ug/L			27642	54143	2	Standard
Cl	37		ug/L			5444164	6827464	1	Standard
Sc	45		ug/L			458454	509590	1	Standard
Cr	52	0.784	ug/L	0.034	4	15942	33112	0	Standard
Cr	53	3.590	ug/L	0.038	1	279	8611	0	Standard
Ge	72		ug/L			33055	35168	1	KED
Ni	60	0.212	ug/L	0.020	9	65	373	8	KED
Ni	62	0.240	ug/L	0.017	7	13	70	7	KED
Cu	63	2.598	ug/L	0.077	2	48	10539	1	KED
Cu	65	2.548	ug/L	0.046	1	27	5215	1	KED
Zn	66	3.129	ug/L	0.176	5	33	1666	4	KED
Zn	67	5.923	ug/L	0.360	6	4	522	6	KED
As	75	2.522	ug/L	0.047	1	4	710	0	KED
Y	89		ug/L			263626	283522	1	Standard
Kr	83		ug/L			46	52	12	Standard
In-1	115		ug/L			7645	7973	3	KED
Cd	111	0.013	ug/L	0.006	44	3	6	24	KED
Cd	114	0.006	ug/L	0.008	125	6	10	46	KED
In	115		ug/L			437453	462915	1	Standard
Ag	107	-0.004	ug/L	0.000	8	109	43	15	Standard
Tb	159		ug/L			1136980	1193712	0	Standard
Pb	208	0.231	ug/L	0.007	3	605	18966	2	Standard

ICP-MS Quantitative Analysis - Summary Report

Sample ID: **23D0216-03**

Sample Dil Factor:

Comments:

Sample Date/Time: **Friday, April 28, 2023 10:48:47**

Number of Replicates: 3

Method File: C:\Users\Public\Documents\PerkinElmer Syngistix\ICPMS\Method\200.8_DailyMethod_KED_UCT.mth

Tuning File: C:\Users\Public\Documents\PerkinElmer Syngistix\ICPMS\MassCal\Default.tun

Optimization File: C:\Users\Public\Documents\PerkinElmer Syngistix\ICPMS\Conditions\Default.dac

Calibration File: C:\Users\Public\Documents\PerkinElmer Syngistix\ICPMS\System\042723B.cal

Analyte	Mass	Conc. Mean	Units	Conc. SD	Conc. RSD	Blank Intens.	Meas. Intens.	Intens. RSD	Mode
C	13		ug/L			27642	51782	2	Standard
Cl	37		ug/L			5444164	5908336	2	Standard
[> Sc	45		ug/L			458454	504093	1	Standard
Cr	52	0.356	ug/L	0.031	8	15942	24430	1	Standard
Cr	53	1.504	ug/L	0.065	4	279	3746	3	Standard
[> Ge	72		ug/L			33055	35048	2	KED
Ni	60	0.451	ug/L	0.005	1	65	714	2	KED
Ni	62	0.416	ug/L	0.124	29	13	110	23	KED
Cu	63	3.519	ug/L	0.051	1	48	14207	0	KED
Cu	65	3.586	ug/L	0.031	0	27	7302	2	KED
Zn	66	51.412	ug/L	1.976	3	33	26739	1	KED
Zn	67	53.984	ug/L	0.806	1	4	4707	2	KED
As	75	0.410	ug/L	0.013	3	4	119	5	KED
Y	89		ug/L			263626	290437	1	Standard
Kr	83		ug/L			46	48	32	Standard
[> In-1	115		ug/L			7645	7961	3	KED
Cd	111	0.043	ug/L	0.010	22	3	14	16	KED
Cd	114	0.027	ug/L	0.027	101	6	24	72	KED
[> In	115		ug/L			437453	474699	2	Standard
Ag	107	-0.003	ug/L	0.001	19	109	54	25	Standard
[> Tb	159		ug/L			1136980	1225867	0	Standard
Pb	208	0.973	ug/L	0.012	1	605	79969	1	Standard

ICP-MS Quantitative Analysis - Summary Report

Sample ID: **23D0216-04**

Sample Dil Factor:

Comments:

Sample Date/Time: **Friday, April 28, 2023 10:53:14**

Number of Replicates: 3

Method File: C:\Users\Public\Documents\PerkinElmer Syngistix\ICPMS\Method\200.8_DailyMethod_KED_UCT.mth

Tuning File: C:\Users\Public\Documents\PerkinElmer Syngistix\ICPMS\MassCal\Default.tun

Optimization File: C:\Users\Public\Documents\PerkinElmer Syngistix\ICPMS\Conditions\Default.dac

Calibration File: C:\Users\Public\Documents\PerkinElmer Syngistix\ICPMS\System\042723B.cal

Analyte	Mass	Conc. Mean	Units	Conc. SD	Conc. RSD	Blank Intens.	Meas. Intens.	Intens. RSD	Mode
C	13		ug/L			27642	49633	2	Standard
Cl	37		ug/L			5444164	5846058	2	Standard
[> Sc	45		ug/L			458454	495858	2	Standard
Cr	52	0.285	ug/L	0.031	11	15942	22678	0	Standard
Cr	53	0.998	ug/L	0.014	1	279	2546	1	Standard
[> Ge	72		ug/L			33055	34817	0	KED
Ni	60	0.667	ug/L	0.064	9	65	1017	9	KED
Ni	62	0.603	ug/L	0.041	6	13	153	5	KED
Cu	63	0.940	ug/L	0.041	4	48	3810	4	KED
Cu	65	0.972	ug/L	0.043	4	27	1988	4	KED
Zn	66	30.648	ug/L	0.264	0	33	15858	0	KED
Zn	67	41.803	ug/L	0.322	0	4	3622	0	KED
As	75	0.088	ug/L	0.013	14	4	29	11	KED
Y	89		ug/L			263626	285701	2	Standard
Kr	83		ug/L			46	58	35	Standard
[> In-1	115		ug/L			7645	7876	0	KED
Cd	111	0.073	ug/L	0.008	10	3	22	8	KED
Cd	114	0.062	ug/L	0.004	6	6	49	4	KED
[> In	115		ug/L			437453	472393	1	Standard
Ag	107	0.000	ug/L	0.000	374	109	120	4	Standard
[> Tb	159		ug/L			1136980	1187787	1	Standard
Pb	208	4.029	ug/L	0.097	2	605	318885	1	Standard

ICP-MS Quantitative Analysis - Summary Report

Sample ID: SEQ-IBLL

Sample Dil Factor:

Comments:

Sample Date/Time: Friday, April 28, 2023 10:57:41

Number of Replicates: 3

Method File: C:\Users\Public\Documents\PerkinElmer Syngistix\ICPMS\Method\200.8_DailyMethod_KED_UCT.mth

Tuning File: C:\Users\Public\Documents\PerkinElmer Syngistix\ICPMS\MassCal\Default.tun

Optimization File: C:\Users\Public\Documents\PerkinElmer Syngistix\ICPMS\Conditions\Default.dac

Calibration File: C:\Users\Public\Documents\PerkinElmer Syngistix\ICPMS\System\042723B.cal

Analyte	Mass	Conc. Mean	Units	Conc. SD	Conc. RSD	Blank Intens.	Meas. Intens.	Intens. RSD	Mode
C	13		ug/L			27642	31544	2	Standard
Cl	37		ug/L			5444164	5784626	3	Standard
[> Sc	45		ug/L			458454	477975	1	Standard
Cr	52	-0.001	ug/L	0.016	1561	15942	16600	1	Standard
Cr	53	<u>0.238</u>	ug/L	0.011	4	279	807	2	Standard
[> Ge	72		ug/L			33055	34560	1	KED
Ni	60	-0.032	ug/L	0.006	17	65	22	36	KED
Ni	62	-0.039	ug/L	0.017	43	13	5	66	KED
Cu	63	0.017	ug/L	0.003	19	48	120	12	KED
Cu	65	0.017	ug/L	0.006	34	27	63	17	KED
Zn	66	0.050	ug/L	0.008	16	33	60	8	KED
Zn	67	0.101	ug/L	0.045	44	4	13	28	KED
As	75	-0.009	ug/L	0.004	49	4	2	52	KED
Y	89		ug/L			263626	274297	1	Standard
Kr	83		ug/L			46	39	24	Standard
[> In-1	115		ug/L			7645	7846	1	KED
Cd	111	0.008	ug/L	0.006	71	3	5	26	KED
Cd	114	-0.008	ug/L	0.002	19	6	1	90	KED
[> In	115		ug/L			437453	466007	2	Standard
Ag	107	-0.005	ug/L	0.000	10	109	26	36	Standard
[> Tb	159		ug/L			1136980	1163822	0	Standard
Pb	208	0.000	ug/L	0.002	488	605	653	25	Standard

ICP-MS Quantitative Analysis - Summary Report

Sample ID: SEQ-CCVL

Sample Dil Factor:

Comments:

Sample Date/Time: Friday, April 28, 2023 11:02:07

Number of Replicates: 3

Method File: C:\Users\Public\Documents\PerkinElmer Syngistix\ICPMS\Method\200.8_DailyMethod_KED_UCT.mth

Tuning File: C:\Users\Public\Documents\PerkinElmer Syngistix\ICPMS\MassCal\Default.tun

Optimization File: C:\Users\Public\Documents\PerkinElmer Syngistix\ICPMS\Conditions\Default.dac

Calibration File: C:\Users\Public\Documents\PerkinElmer Syngistix\ICPMS\System\042723B.cal

Analyte	Mass	Conc. Mean	Units	Conc. SD	Conc. RSD	Blank Intens.	Meas. Intens.	Intens. RSD	Mode
C	13		ug/L			27642	30712	2	Standard
Cl	37		ug/L			5444164	5728917	2	Standard
[> Sc	45		ug/L			458454	483340	1	Standard
Cr	52	49.970	ug/L	0.577	1	15942	947631	2	Standard
Cr	53	49.162	ug/L	0.195	0	279	108127	0	Standard
[> Ge	72		ug/L			33055	34350	1	KED
Ni	60	53.470	ug/L	0.272	0	65	75005	0	KED
Ni	62	51.200	ug/L	0.893	1	13	11595	1	KED
Cu	63	53.378	ug/L	1.115	2	48	210482	0	KED
Cu	65	54.781	ug/L	0.508	0	27	108915	1	KED
Zn	66	52.840	ug/L	1.954	3	33	26940	2	KED
Zn	67	52.845	ug/L	0.755	1	4	4515	0	KED
As	75	51.350	ug/L	0.768	1	4	14041	0	KED
Y	89		ug/L			263626	281016	1	Standard
Kr	83		ug/L			46	48	12	Standard
[> In-1	115		ug/L			7645	7854	1	KED
Cd	111	52.339	ug/L	0.875	1	3	13705	0	KED
Cd	114	52.140	ug/L	1.486	2	6	35824	1	KED
[> In	115		ug/L			437453	461895	0	Standard
Ag	107	47.826	ug/L	0.662	1	109	873670	1	Standard
[> Tb	159		ug/L			1136980	1185506	2	Standard
Pb	208	55.570	ug/L	1.222	2	605	4381108	1	Standard

ICP-MS Quantitative Analysis - Summary Report

Sample ID: SEQ-CCBL

Sample Dil Factor:

Comments:

Sample Date/Time: Friday, April 28, 2023 11:09:17

Number of Replicates: 3

Method File: C:\Users\Public\Documents\PerkinElmer Syngistix\ICPMS\Method\200.8_DailyMethod_KED_UCT.mth

Tuning File: C:\Users\Public\Documents\PerkinElmer Syngistix\ICPMS\MassCal\Default.tun

Optimization File: C:\Users\Public\Documents\PerkinElmer Syngistix\ICPMS\Conditions\Default.dac

Calibration File: C:\Users\Public\Documents\PerkinElmer Syngistix\ICPMS\System\042723B.cal

Analyte	Mass	Conc. Mean	Units	Conc. SD	Conc. RSD	Blank Intens.	Meas. Intens.	Intens. RSD	Mode
C	13		ug/L			27642	30136	2	Standard
Cl	37		ug/L			5444164	5693760	3	Standard
[> Sc	45		ug/L			458454	477568	1	Standard
Cr	52	-0.014	ug/L	0.036	262	15942	16347	3	Standard
Cr	53	0.074	ug/L	0.010	13	279	451	4	Standard
[> Ge	72		ug/L			33055	35157	2	KED
Ni	60	-0.035	ug/L	0.001	1	65	19	5	KED
Ni	62	-0.042	ug/L	0.025	58	13	5	108	KED
Cu	63	-0.001	ug/L	0.003	261	48	47	20	KED
Cu	65	-0.005	ug/L	0.003	70	27	20	32	KED
Zn	66	0.002	ug/L	0.027	1245	33	36	37	KED
Zn	67	0.019	ug/L	0.035	184	4	6	45	KED
As	75	0.001	ug/L	0.007	549	4	5	36	KED
Y	89		ug/L			263626	279570	1	Standard
Kr	83		ug/L			46	62	6	Standard
[> In-1	115		ug/L			7645	8503	0	KED
Cd	111	0.004	ug/L	0.003	77	3	4	20	KED
Cd	114	0.002	ug/L	0.008	321	6	8	66	KED
[> In	115		ug/L			437453	467643	1	Standard
Ag	107	0.005	ug/L	0.001	18	109	215	7	Standard
[> Tb	159		ug/L			1136980	1167315	2	Standard
Pb	208	-0.003	ug/L	0.000	7	605	394	6	Standard

ICP-MS Quantitative Analysis - Summary Report

Sample ID: **23D0215-01**

Sample Dil Factor: **2**

Comments:

Sample Date/Time: **Friday, April 28, 2023 11:16:47**

Number of Replicates: 3

Method File: C:\Users\Public\Documents\PerkinElmer Syngistix\ICPMS\Method\200.8_DailyMethod_KED_UCT.mth

Tuning File: C:\Users\Public\Documents\PerkinElmer Syngistix\ICPMS\MassCal\Default.tun

Optimization File: C:\Users\Public\Documents\PerkinElmer Syngistix\ICPMS\Conditions\Default.dac

Calibration File: C:\Users\Public\Documents\PerkinElmer Syngistix\ICPMS\System\042723B.cal

Analyte	Mass	Conc. Mean	Units	Conc. SD	Conc. RSD	Blank Intens.	Meas. Intens.	Intens. RSD	Mode
C	13		ug/L			27642	46196	1	Standard
Cl	37		ug/L			5444164	8284309	2	Standard
> Sc	45		ug/L			458454	505527	0	Standard
Cr	52	51.308	ug/L	0.740	1	15942	1017200	2	Standard
Cr	53	54.313	ug/L	0.920	1	279	124920	2	Standard
> Ge	72		ug/L			33055	34231	1	KED
Ni	60	2.056	ug/L	0.009	0	65	2939	1	KED
Ni	62	2.067	ug/L	0.103	4	13	480	6	KED
Cu	63	11.240	ug/L	0.213	1	48	44211	1	KED
Cu	65	11.273	ug/L	0.174	1	27	22354	0	KED
Zn	66	33.294	ug/L	0.997	2	33	16930	1	KED
Zn	67	30.314	ug/L	0.071	0	4	2583	1	KED
As	75	0.119	ug/L	0.006	4	4	37	3	KED
Y	89		ug/L			263626	285225	2	Standard
Kr	83		ug/L			46	50	36	Standard
> In-1	115		ug/L			7645	8109	1	KED
Cd	111	0.791	ug/L	0.046	5	3	217	5	KED
Cd	114	0.774	ug/L	0.058	7	6	555	7	KED
> In	115		ug/L			437453	461198	2	Standard
Ag	107	0.018	ug/L	0.001	8	109	446	6	Standard
> Tb	159		ug/L			1136980	1197132	0	Standard
Pb	208	0.249	ug/L	0.003	1	605	20490	0	Standard

ICP-MS Quantitative Analysis - Summary Report

Sample ID: 23D0248-01

Sample Dil Factor:

DEL

Comments:

Sample Date/Time: Friday, April 28, 2023 11:21:07

Number of Replicates: 3

Method File: C:\Users\Public\Documents\PerkinElmer Syngistix\ICPMS\Method\200.8_DailyMethod_KED_UCT.mth

Tuning File: C:\Users\Public\Documents\PerkinElmer Syngistix\ICPMS\MassCal\Default.tun

Optimization File: C:\Users\Public\Documents\PerkinElmer Syngistix\ICPMS\Conditions\Default.dac

Calibration File: C:\Users\Public\Documents\PerkinElmer Syngistix\ICPMS\System\042723B.cal

Analyte	Mass	Conc. Mean	Units	Conc. SD	Conc. RSD	Blank Intens.	Meas. Intens.	Intens. RSD	Mode
C	13		ug/L			27642	107240	8	Standard
Cl	37		ug/L			5444164	10027694	6	Standard
[> Sc	45		ug/L			458454	447521	4	Standard
Cr	52	1.216	ug/L	0.025	2	15942	36530	4	Standard
Cr	53	6.095	ug/L	0.158	2	279	12645	3	Standard
[> Ge	72		ug/L			33055	24956	1	KED
Ni	60	13.877	ug/L	0.100	0	65	14180	1	KED
Ni	62	13.765	ug/L	0.271	1	13	2272	1	KED
Cu	63	1.217	ug/L	0.041	3	48	3521	2	KED
Cu	65	1.258	ug/L	0.056	4	27	1838	4	KED
Zn	66	14.676	ug/L	0.523	3	33	5455	2	KED
Zn	67	16.902	ug/L	0.853	5	4	1051	4	KED
As	75	5056.515	ug/L	70.621	1	4	1004202	0	KED
Y	89		ug/L			263626	244825	1	Standard
Kr	83		ug/L			46	130	5	Standard
[> In-1	115		ug/L			7645	5770	1	KED
Cd	111	0.175	ug/L	0.063	36	3	36	34	KED
Cd	114	0.107	ug/L	0.024	22	6	58	21	KED
[> In	115		ug/L			437453	342939	2	Standard
Ag	107	0.004	ug/L	0.001	22	109	135	6	Standard
[> Tb	159		ug/L			1136980	975969	2	Standard
Pb	208	0.046	ug/L	0.001	1	605	3495	2	Standard

ICP-MS Quantitative Analysis - Summary Report

Sample ID: SEQ-IBLM

Sample Dil Factor:

Comments:

Sample Date/Time: Friday, April 28, 2023 11:25:27

Number of Replicates: 3

Method File: C:\Users\Public\Documents\PerkinElmer Syngistix\ICPMS\Method\200.8_DailyMethod_KED_UCT.mth

Tuning File: C:\Users\Public\Documents\PerkinElmer Syngistix\ICPMS\MassCal\Default.tun

Optimization File: C:\Users\Public\Documents\PerkinElmer Syngistix\ICPMS\Conditions\Default.dac

Calibration File: C:\Users\Public\Documents\PerkinElmer Syngistix\ICPMS\System\042723B.cal

Analyte	Mass	Conc. Mean	Units	Conc. SD	Conc. RSD	Blank Intens.	Meas. Intens.	Intens. RSD	Mode
C	13		ug/L			27642	31568	4	Standard
Cl	37		ug/L			5444164	5881618	5	Standard
[> Sc	45		ug/L			458454	470623	1	Standard
Cr	52	-0.057	ug/L	0.030	52	15942	15321	3	Standard
Cr	53	0.185	ug/L	0.016	8	279	680	2	Standard
[> Ge	72		ug/L			33055	34607	1	KED
Ni	60	-0.031	ug/L	0.008	26	65	24	47	KED
Ni	62	-0.034	ug/L	0.005	14	13	6	15	KED
Cu	63	0.020	ug/L	0.004	22	48	130	14	KED
Cu	65	0.022	ug/L	0.003	12	27	73	6	KED
Zn	66	0.060	ug/L	0.008	13	33	66	7	KED
Zn	67	0.050	ug/L	0.052	105	4	8	49	KED
As	75	0.228	ug/L	0.050	22	4	67	18	KED
Y	89		ug/L			263626	296872	1	Standard
Kr	83		ug/L			46	41	20	Standard
[> In-1	115		ug/L			7645	7356	2	KED
Cd	111	-0.001	ug/L	0.008	859	3	2	66	KED
Cd	114	-0.010	ug/L	0.000	1	6	0	41	KED
[> In	115		ug/L			437453	477042	1	Standard
Ag	107	-0.005	ug/L	0.000	8	109	33	23	Standard
[> Tb	159		ug/L			1136980	1225773	1	Standard
Pb	208	-0.000	ug/L	0.000	169	605	638	2	Standard

ICP-MS Quantitative Analysis - Summary Report

Sample ID: **23C0654-01** RE1

Sample Dil Factor: **10000**

Comments:

Sample Date/Time: **Friday, April 28, 2023 11:29:59**

MB 4/27/23

Number of Replicates: 3

Method File: C:\Users\Public\Documents\PerkinElmer Syngistix\ICPMS\Method\200.8_DailyMethod_KED_UCT.mth

Tuning File: C:\Users\Public\Documents\PerkinElmer Syngistix\ICPMS\MassCal\Default.tun

Optimization File: C:\Users\Public\Documents\PerkinElmer Syngistix\ICPMS\Conditions\Default.dac

Calibration File: C:\Users\Public\Documents\PerkinElmer Syngistix\ICPMS\System\042723B.cal

Analyte	Mass	Conc. Mean	Units	Conc. SD	Conc. RSD	Blank Intens.	Meas. Intens.	Intens. RSD	Mode
C	13		ug/L			27642	38755	4	Standard
Cl	37		ug/L			5444164	5766458	3	Standard
[> Sc	45		ug/L			458454	460830	0	Standard
Cr	52	-0.048	ug/L	0.013	27	15942	15172	1	Standard
Cr	53	0.089	ug/L	0.022	25	279	467	9	Standard
[> Ge	72		ug/L			33055	34765	0	KED
Ni	60	12.127	ug/L	0.172	1	65	17270	1	KED
Ni	62	11.887	ug/L	0.173	1	13	2736	1	KED
Cu	63	0.010	ug/L	0.004	39	48	92	17	KED
Cu	65	0.008	ug/L	0.004	43	27	46	15	KED
Zn	66	73.551	ug/L	0.805	1	33	37953	1	KED
Zn	67	67.324	ug/L	0.673	1	4	5822	1	KED
As	75	0.011	ug/L	0.007	61	4	7	24	KED
Y	89		ug/L			263626	289040	1	Standard
Kr	83		ug/L			46	44	25	Standard
[> In-1	115		ug/L			7645	7504	0	KED
Cd	111	0.009	ug/L	0.005	49	3	5	20	KED
Cd	114	-0.002	ug/L	0.006	308	6	4	81	KED
[> In	115		ug/L			437453	470304	2	Standard
Ag	107	-0.005	ug/L	0.000	4	109	29	16	Standard
[> Tb	159		ug/L			1136980	1197455	1	Standard
Pb	208	0.001	ug/L	0.000	37	605	695	4	Standard

ICP-MS Quantitative Analysis - Summary Report

Sample ID: **23C0654-01**

Sample Dil Factor: **100**

Comments:

Sample Date/Time: **Friday, April 28, 2023 11:35:49**

Number of Replicates: 3

Method File: C:\Users\Public\Documents\PerkinElmer Syngistix\ICPMS\Method\200.8_DailyMethod_KED_UCT.mth

Tuning File: C:\Users\Public\Documents\PerkinElmer Syngistix\ICPMS\MassCal\Default.tun

Optimization File: C:\Users\Public\Documents\PerkinElmer Syngistix\ICPMS\Conditions\Default.dac

Calibration File: C:\Users\Public\Documents\PerkinElmer Syngistix\ICPMS\System\042723B.cal

Analyte	Mass	Conc. Mean	Units	Conc. SD	Conc. RSD	Blank Intens.	Meas. Intens.	Intens. RSD	Mode
C	13		ug/L			27642	96247	4	Standard
Cl	37		ug/L			5444164	5499665	4	Standard
> Sc	45		ug/L			458454	445938	2	Standard
Cr	52	0.747	ug/L	0.040	5	15942	28352	4	Standard
Cr	53	0.739	ug/L	0.027	3	279	1767	3	Standard
> Ge	72		ug/L			33055	32582	1	KED
Ni	60	1198.905	ug/L	24.441	2	65	1593757	1	KED
Ni	62	1211.720	ug/L	25.753	2	13	259972	0	KED
Cu	63	0.656	ug/L	0.036	5	48	2500	4	KED
Cu	65	0.704	ug/L	0.020	2	27	1354	3	KED
Zn	66	7295.255	ug/L	246.372	3	33	3523830	2	KED
Zn	67	6460.455	ug/L	94.872	1	4	523122	0	KED
As	75	0.019	ug/L	0.004	18	4	9	8	KED
Y	89		ug/L			263626	280069	4	Standard
Kr	83		ug/L			46	78	8	Standard
> In-1	115		ug/L			7645	7374	2	KED
Cd	111	0.029	ug/L	0.007	23	3	10	14	KED
Cd	114	0.022	ug/L	0.008	36	6	20	24	KED
> In	115		ug/L			437453	448096	2	Standard
Ag	107	0.002	ug/L	0.001	33	109	144	5	Standard
> Tb	159		ug/L			1136980	1163718	1	Standard
Pb	208	0.265	ug/L	0.003	1	605	21162	1	Standard

ICP-MS Quantitative Analysis - Summary Report

Sample ID: SEQ-IBLN

Sample Dil Factor:

Comments:

Sample Date/Time: Friday, April 28, 2023 11:43:40

Number of Replicates: 3

Method File: C:\Users\Public\Documents\PerkinElmer Syngistix\ICPMS\Method\200.8_DailyMethod_KED_UCT.mth

Tuning File: C:\Users\Public\Documents\PerkinElmer Syngistix\ICPMS\MassCal\Default.tun

Optimization File: C:\Users\Public\Documents\PerkinElmer Syngistix\ICPMS\Conditions\Default.dac

Calibration File: C:\Users\Public\Documents\PerkinElmer Syngistix\ICPMS\System\042723B.cal

Analyte	Mass	Conc. Mean	Units	Conc. SD	Conc. RSD	Blank Intens.	Meas. Intens.	Intens. RSD	Mode
C	13		ug/L			27642	30233	4	Standard
Cl	37		ug/L			5444164	5848317	3	Standard
[> Sc	45		ug/L			458454	455471	1	Standard
Cr	52	-0.068	ug/L	0.003	4	15942	14643	1	Standard
Cr	53	-0.012	ug/L	0.006	49	279	252	3	Standard
[> Ge	72		ug/L			33055	33987	1	KED
Ni	60	-0.023	ug/L	0.007	28	65	35	26	KED
Ni	62	-0.039	ug/L	0.008	20	13	5	33	KED
Cu	63	0.019	ug/L	0.004	19	48	125	13	KED
Cu	65	0.023	ug/L	0.016	67	27	74	43	KED
Zn	66	0.088	ug/L	0.028	31	33	78	16	KED
Zn	67	0.067	ug/L	0.048	72	4	10	39	KED
As	75	0.001	ug/L	0.001	182	4	4	5	KED
Y	89		ug/L			263626	280518	2	Standard
Kr	83		ug/L			46	36	14	Standard
[> In-1	115		ug/L			7645	7775	0	KED
Cd	111	0.008	ug/L	0.011	126	3	5	50	KED
Cd	114	-0.008	ug/L	0.002	22	6	0	143	KED
[> In	115		ug/L			437453	462544	2	Standard
Ag	107	-0.005	ug/L	0.000	5	109	33	12	Standard
[> Tb	159		ug/L			1136980	1167530	2	Standard
Pb	208	0.000	ug/L	0.001	313	605	640	7	Standard

ICP-MS Quantitative Analysis - Summary Report

Sample ID: SEQ-IBLO

Sample Dil Factor:

Comments:

Sample Date/Time: Friday, April 28, 2023 11:50:24

Number of Replicates: 3

Method File: C:\Users\Public\Documents\PerkinElmer Syngistix\ICPMS\Method\200.8_DailyMethod_KED_UCT.mth

Tuning File: C:\Users\Public\Documents\PerkinElmer Syngistix\ICPMS\MassCal\Default.tun

Optimization File: C:\Users\Public\Documents\PerkinElmer Syngistix\ICPMS\Conditions\Default.dac

Calibration File: C:\Users\Public\Documents\PerkinElmer Syngistix\ICPMS\System\042723B.cal

Analyte	Mass	Conc. Mean	Units	Conc. SD	Conc. RSD	Blank Intens.	Meas. Intens.	Intens. RSD	Mode
C	13		ug/L			27642	30351	1	Standard
Cl	37		ug/L			5444164	5896945	3	Standard
[> Sc	45		ug/L			458454	466622	1	Standard
Cr	52	-0.059	ug/L	0.020	34	15942	15164	2	Standard
Cr	53	-0.022	ug/L	0.005	21	279	237	5	Standard
[> Ge	72		ug/L			33055	33428	0	KED
Ni	60	-0.031	ug/L	0.006	18	65	24	32	KED
Ni	62	-0.027	ug/L	0.010	36	13	8	26	KED
Cu	63	0.027	ug/L	0.002	7	48	152	4	KED
Cu	65	0.016	ug/L	0.005	29	27	58	15	KED
Zn	66	0.058	ug/L	0.021	36	33	62	16	KED
Zn	67	0.068	ug/L	0.036	52	4	10	28	KED
As	75	-0.005	ug/L	0.005	96	4	3	37	KED
Y	89		ug/L			263626	290666	1	Standard
Kr	83		ug/L			46	41	39	Standard
[> In-1	115		ug/L			7645	7423	2	KED
Cd	111	0.002	ug/L	0.006	354	3	3	41	KED
Cd	114	-0.007	ug/L	0.003	42	6	1	109	KED
[> In	115		ug/L			437453	469149	2	Standard
Ag	107	-0.005	ug/L	0.000	3	109	30	10	Standard
[> Tb	159		ug/L			1136980	1202261	0	Standard
Pb	208	-0.000	ug/L	0.000	48	605	602	2	Standard

ICP-MS Quantitative Analysis - Summary Report

Sample ID: BLD0394-BLK2

Sample Dil Factor: 20

DEL

Comments:

Sample Date/Time: Friday, April 28, 2023 11:55:14

Number of Replicates: 3

Method File: C:\Users\Public\Documents\PerkinElmer Syngistix\ICPMS\Method\200.8_DailyMethod_KED_UCT.mth

Tuning File: C:\Users\Public\Documents\PerkinElmer Syngistix\ICPMS\MassCal\Default.tun

Optimization File: C:\Users\Public\Documents\PerkinElmer Syngistix\ICPMS\Conditions\Default.dac

Calibration File: C:\Users\Public\Documents\PerkinElmer Syngistix\ICPMS\System\042723B.cal

Analyte	Mass	Conc. Mean	Units	Conc. SD	Conc. RSD	Blank Intens.	Meas. Intens.	Intens. RSD	Mode
C	13		ug/L			27642	41926	2	Standard
Cl	37		ug/L			5444164	5910138	3	Standard
[> Sc	45		ug/L			458454	476533	2	Standard
Cr	52	-0.069	ug/L	0.031	45	15942	15296	1	Standard
Cr	53	-0.026	ug/L	0.012	44	279	233	11	Standard
[> Ge	72		ug/L			33055	34576	0	KED
Ni	60	-0.038	ug/L	0.006	14	65	14	52	KED
Ni	62	-0.047	ug/L	0.015	30	13	3	86	KED
Cu	63	0.301	ug/L	0.010	3	48	1247	2	KED
Cu	65	0.300	ug/L	0.013	4	27	629	5	KED
Zn	66	0.189	ug/L	0.024	12	33	132	10	KED
Zn	67	0.168	ug/L	0.040	23	4	19	17	KED
As	75	0.001	ug/L	0.006	573	4	5	30	KED
Y	89		ug/L			263626	298752	1	Standard
Kr	83		ug/L			46	55	24	Standard
[> In-1	115		ug/L			7645	7852	1	KED
Cd	111	0.005	ug/L	0.009	202	3	4	53	KED
Cd	114	-0.006	ug/L	0.003	54	6	2	96	KED
[> In	115		ug/L			437453	480704	0	Standard
Ag	107	-0.005	ug/L	0.000	6	109	29	20	Standard
[> Tb	159		ug/L			1136980	1215403	0	Standard
Pb	208	-0.002	ug/L	0.000	12	605	480	4	Standard

ICP-MS Quantitative Analysis - Summary Report

Sample ID: SEQ-CCVM

Sample Dil Factor:

Comments:

Sample Date/Time: Friday, April 28, 2023 11:59:40

Number of Replicates: 3

Method File: C:\Users\Public\Documents\PerkinElmer Syngistix\ICPMS\Method\200.8_DailyMethod_KED_UCT.mth

Tuning File: C:\Users\Public\Documents\PerkinElmer Syngistix\ICPMS\MassCal\Default.tun

Optimization File: C:\Users\Public\Documents\PerkinElmer Syngistix\ICPMS\Conditions\Default.dac

Calibration File: C:\Users\Public\Documents\PerkinElmer Syngistix\ICPMS\System\042723B.cal

Analyte	Mass	Conc. Mean	Units	Conc. SD	Conc. RSD	Blank Intens.	Meas. Intens.	Intens. RSD	Mode
C	13		ug/L			27642	29748	3	Standard
Cl	37		ug/L			5444164	5544468	3	Standard
[> Sc	45		ug/L			458454	471963	2	Standard
Cr	52	48.063	ug/L	0.806	1	15942	890435	1	Standard
Cr	53	47.548	ug/L	0.700	1	279	102106	0	Standard
[> Ge	72		ug/L			33055	33617	1	KED
Ni	60	54.520	ug/L	0.500	0	65	74845	1	KED
Ni	62	54.253	ug/L	1.008	1	13	12026	2	KED
Cu	63	55.226	ug/L	0.738	1	48	213143	0	KED
Cu	65	54.698	ug/L	0.818	1	27	106420	0	KED
Zn	66	54.177	ug/L	1.148	2	33	27039	2	KED
Zn	67	52.963	ug/L	1.201	2	4	4429	1	KED
[As	75	51.433	ug/L	0.563	1	4	13764	1	KED
Y	89		ug/L			263626	296548	2	Standard
Kr	83		ug/L			46	57	26	Standard
[> In-1	115		ug/L			7645	7420	0	KED
Cd	111	54.938	ug/L	0.395	0	3	13592	0	KED
Cd	114	54.220	ug/L	0.808	1	6	35198	1	KED
[> In	115		ug/L			437453	480588	2	Standard
Ag	107	46.918	ug/L	1.195	2	109	891516	1	Standard
[> Tb	159		ug/L			1136980	1207200	1	Standard
[Pb	208	59.998	ug/L	0.749	1	605	4818191	0	Standard

ICP-MS Quantitative Analysis - Summary Report

Sample ID: SEQ-CCBM

Sample Dil Factor:

Comments:

Sample Date/Time: Friday, April 28, 2023 12:06:50

Number of Replicates: 3

Method File: C:\Users\Public\Documents\PerkinElmer Syngistix\ICPMS\Method\200.8_DailyMethod_KED_UCT.mth

Tuning File: C:\Users\Public\Documents\PerkinElmer Syngistix\ICPMS\MassCal\Default.tun

Optimization File: C:\Users\Public\Documents\PerkinElmer Syngistix\ICPMS\Conditions\Default.dac

Calibration File: C:\Users\Public\Documents\PerkinElmer Syngistix\ICPMS\System\042723B.cal

Analyte	Mass	Conc. Mean	Units	Conc. SD	Conc. RSD	Blank Intens.	Meas. Intens.	Intens. RSD	Mode
C	13		ug/L			27642	29535	2	Standard
Cl	37		ug/L			5444164	5504155	2	Standard
[> Sc	45		ug/L			458454	444874	4	Standard
Cr	52	-0.050	ug/L	0.058	116	15942	14585	2	Standard
Cr	53	-0.033	ug/L	0.014	40	279	203	11	Standard
[> Ge	72		ug/L			33055	34055	0	KED
Ni	60	-0.042	ug/L	0.005	11	65	9	72	KED
Ni	62	-0.050	ug/L	0.018	35	13	3	124	KED
Cu	63	0.003	ug/L	0.001	46	48	60	7	KED
Cu	65	-0.003	ug/L	0.004	146	27	23	32	KED
Zn	66	0.004	ug/L	0.019	442	33	36	26	KED
Zn	67	0.006	ug/L	0.034	583	4	5	57	KED
As	75	0.004	ug/L	0.005	131	4	5	22	KED
Y	89		ug/L			263626	277251	3	Standard
Kr	83		ug/L			46	43	30	Standard
[> In-1	115		ug/L			7645	7706	1	KED
Cd	111	0.013	ug/L	0.003	25	3	6	14	KED
Cd	114	-0.000	ug/L	0.004	2867	6	6	48	KED
[> In	115		ug/L			437453	464495	6	Standard
Ag	107	0.004	ug/L	0.001	23	109	185	4	Standard
[> Tb	159		ug/L			1136980	1150372	4	Standard
Pb	208	-0.002	ug/L	0.000	15	605	446	9	Standard

ICP-MS Quantitative Analysis - Summary Report

Sample ID: SEQ-CAL1

Sample Dil Factor:

Comments:

Sample Date/Time: Friday, April 28, 2023 12:14:29

Number of Replicates: 3

Method File: C:\Users\Public\Documents\PerkinElmer Syngistix\ICPMS\Method\200.8_DailyMethod_KED_UCT.mth

Tuning File: C:\Users\Public\Documents\PerkinElmer Syngistix\ICPMS\MassCal\Default.tun

Optimization File: C:\Users\Public\Documents\PerkinElmer Syngistix\ICPMS\Conditions\Default.dac

Calibration File:

Analyte Mass	Conc. Mean	Units	Conc. SD	Conc. RSD	Blank Intens.	Meas. Intens.	Intens. RSD	Mode
C	13	ug/L				28891	1	Standard
Cl	37	ug/L				6767002	0	Standard
[> Sc	45	ug/L				503319	4	Standard
Cr	52	ug/L				16327	3	Standard
[Cr	53	ug/L				222	8	Standard
Y	89	ug/L				315437	1	Standard
Kr	83	ug/L				57	18	Standard

ICP-MS Quantitative Analysis - Summary Report

Sample ID: SEQ-CCVN

Sample Dil Factor:

Comments:

Sample Date/Time: Friday, April 28, 2023 12:15:56

Number of Replicates: 3

Method File: C:\Users\Public\Documents\PerkinElmer Syngistix\ICPMS\Method\200.8_DailyMethod_KED_UCT.mth

Tuning File: C:\Users\Public\Documents\PerkinElmer Syngistix\ICPMS\MassCal\Default.tun

Optimization File: C:\Users\Public\Documents\PerkinElmer Syngistix\ICPMS\Conditions\Default.dac

Calibration File:

Analyte Mass	Conc. Mean	Units	Conc. SD	Conc. RSD	Blank Intens.	Meas. Intens.	Intens. RSD	Mode
C	13	ug/L			28891	29061	1	Standard
Cl	37	ug/L			6767002	6954292	1	Standard
Sc	45	ug/L			503319	515659	2	Standard
Cr	52	48.290	0.697	1	16327	976167	1	Standard
Cr	53	48.169	0.842	1	222	112930	2	Standard
Y	89	ug/L			315437	317932	0	Standard
Kr	83	ug/L			57	57	19	Standard

ICP-MS Quantitative Analysis - Summary Report

Sample ID: SEQ-CCBN

Sample Dil Factor:

Comments:

Sample Date/Time: Friday, April 28, 2023 12:20:07

Number of Replicates: 3

Method File: C:\Users\Public\Documents\PerkinElmer Syngistix\ICPMS\Method\200.8_DailyMethod_KED_UCT.mth

Tuning File: C:\Users\Public\Documents\PerkinElmer Syngistix\ICPMS\MassCal\Default.tun

Optimization File: C:\Users\Public\Documents\PerkinElmer Syngistix\ICPMS\Conditions\Default.dac

Calibration File: C:\Users\Public\Documents\PerkinElmer Syngistix\ICPMS\System\042723C.cal

Analyte	Mass	Conc. Mean	Units	Conc. SD	Conc. RSD	Blank Intens.	Meas. Intens.	Intens. RSD	Mode
C	13		ug/L			28891	29901	4	Standard
Cl	37		ug/L			6767002	7132894	0	Standard
Sc	45		ug/L			503319	523133	1	Standard
Cr	52	0.004	ug/L	0.026	674	16327	17045	2	Standard
Cr	53	-0.009	ug/L	0.002	24	222	209	2	Standard
Y	89		ug/L			315437	322304	1	Standard
Kr	83		ug/L			57	45	35	Standard

ICP-MS Quantitative Analysis - Summary Report

Sample ID: **23C0774-02RE1**

Sample Dil Factor: **50**

Comments:

Sample Date/Time: **Friday, April 28, 2023 12:24:29**

Number of Replicates: 3

Method File: C:\Users\Public\Documents\PerkinElmer Syngistix\ICPMS\Method\200.8_DailyMethod_KED_UCT.mth

Tuning File: C:\Users\Public\Documents\PerkinElmer Syngistix\ICPMS\MassCal\Default.tun

Optimization File: C:\Users\Public\Documents\PerkinElmer Syngistix\ICPMS\Conditions\Default.dac

Calibration File: C:\Users\Public\Documents\PerkinElmer Syngistix\ICPMS\System\042723C.cal

Analyte	Mass	Conc. Mean	Units	Conc. SD	Conc. RSD	Blank Intens.	Meas. Intens.	Intens. RSD	Mode
C	13		ug/L			28891	43539	2	Standard
Cl	37		ug/L			6767002	7170421	0	Standard
Sc	45		ug/L			503319	628167	0	Standard
Cr	52	5.935	ug/L	0.044	0	16327	164052	0	Standard
Cr	53	5.961	ug/L	0.076	1	222	17271	1	Standard
Y	89		ug/L			315437	470921	3	Standard
Kr	83		ug/L			57	74	16	Standard

ICP-MS Quantitative Analysis - Summary Report

Sample ID: **23C0774-03RE1**

Sample Dil Factor: **50**

Comments:

Sample Date/Time: **Friday, April 28, 2023 12:25:57**

Number of Replicates: 3

Method File: C:\Users\Public\Documents\PerkinElmer Syngistix\ICPMS\Method\200.8_DailyMethod_KED_UCT.mth

Tuning File: C:\Users\Public\Documents\PerkinElmer Syngistix\ICPMS\MassCal\Default.tun

Optimization File: C:\Users\Public\Documents\PerkinElmer Syngistix\ICPMS\Conditions\Default.dac

Calibration File: C:\Users\Public\Documents\PerkinElmer Syngistix\ICPMS\System\042723C.cal

Analyte	Mass	Conc. Mean	Units	Conc. SD	Conc. RSD	Blank Intens.	Meas. Intens.	Intens. RSD	Mode
C	13		ug/L			28891	42227	1	Standard
Cl	37		ug/L			6767002	7109210	1	Standard
Sc	45		ug/L			503319	619013	2	Standard
Cr	52	6.827	ug/L	0.237	3	16327	182857	0	Standard
Cr	53	6.762	ug/L	0.123	1	222	19265	1	Standard
Y	89		ug/L			315437	490167	0	Standard
Kr	83		ug/L			57	68	27	Standard

ICP-MS Quantitative Analysis - Summary Report

Sample ID: **23C0774-04RE1**

Sample Dil Factor: **50**

Comments:

Sample Date/Time: **Friday, April 28, 2023 12:27:25**

Number of Replicates: 3

Method File: C:\Users\Public\Documents\PerkinElmer Syngistix\ICPMS\Method\200.8_DailyMethod_KED_UCT.mth

Tuning File: C:\Users\Public\Documents\PerkinElmer Syngistix\ICPMS\MassCal\Default.tun

Optimization File: C:\Users\Public\Documents\PerkinElmer Syngistix\ICPMS\Conditions\Default.dac

Calibration File: C:\Users\Public\Documents\PerkinElmer Syngistix\ICPMS\System\042723C.cal

	Analyte	Mass	Conc. Mean	Units	Conc. SD	Conc. RSD	Blank Intens.	Meas. Intens.	Intens. RSD	Mode
	C	13		ug/L			28891	46375	2	Standard
	Cl	37		ug/L			6767002	7011567	1	Standard
[>	Sc	45		ug/L			503319	615828	0	Standard
	Cr	52	6.818	ug/L	0.070	1	16327	181770	0	Standard
	Cr	53	6.788	ug/L	0.054	0	222	19244	1	Standard
	Y	89		ug/L			315437	475332	1	Standard
	Kr	83		ug/L			57	62	17	Standard

ICP-MS Quantitative Analysis - Summary Report

Sample ID: **23C0774-05RE1**

Sample Dil Factor: **50**

Comments:

Sample Date/Time: **Friday, April 28, 2023 12:28:52**

Number of Replicates: 3

Method File: C:\Users\Public\Documents\PerkinElmer Syngistix\ICPMS\Method\200.8_DailyMethod_KED_UCT.mth

Tuning File: C:\Users\Public\Documents\PerkinElmer Syngistix\ICPMS\MassCal\Default.tun

Optimization File: C:\Users\Public\Documents\PerkinElmer Syngistix\ICPMS\Conditions\Default.dac

Calibration File: C:\Users\Public\Documents\PerkinElmer Syngistix\ICPMS\System\042723C.cal

Analyte	Mass	Conc. Mean	Units	Conc. SD	Conc. RSD	Blank Intens.	Meas. Intens.	Intens. RSD	Mode
C	13		ug/L			28891	44895	3	Standard
Cl	37		ug/L			6767002	6972211	0	Standard
Sc	45		ug/L			503319	620479	2	Standard
Cr	52	6.039	ug/L	0.105	1	16327	164486	1	Standard
Cr	53	6.025	ug/L	0.174	2	222	17235	2	Standard
Y	89		ug/L			315437	474937	1	Standard
Kr	83		ug/L			57	62	12	Standard

ICP-MS Quantitative Analysis - Summary Report

Sample ID: **23C0774-06RE1**

Sample Dil Factor: **50**

Comments:

Sample Date/Time: **Friday, April 28, 2023 12:30:20**

Number of Replicates: 3

Method File: C:\Users\Public\Documents\PerkinElmer Syngistix\ICPMS\Method\200.8_DailyMethod_KED_UCT.mth

Tuning File: C:\Users\Public\Documents\PerkinElmer Syngistix\ICPMS\MassCal\Default.tun

Optimization File: C:\Users\Public\Documents\PerkinElmer Syngistix\ICPMS\Conditions\Default.dac

Calibration File: C:\Users\Public\Documents\PerkinElmer Syngistix\ICPMS\System\042723C.cal

Analyte	Mass	Conc. Mean	Units	Conc. SD	Conc. RSD	Blank Intens.	Meas. Intens.	Intens. RSD	Mode
C	13		ug/L			28891	44001	2	Standard
Cl	37		ug/L			6767002	6997321	0	Standard
Sc	45		ug/L			503319	614839	1	Standard
Cr	52	6.094	ug/L	0.179	2	16327	164303	1	Standard
Cr	53	5.943	ug/L	0.155	2	222	16852	1	Standard
Y	89		ug/L			315437	476373	1	Standard
Kr	83		ug/L			57	57	23	Standard

ICP-MS Quantitative Analysis - Summary Report

Sample ID: 23C0774-01RE1

Sample Dil Factor: 50

DEL

Comments:

Sample Date/Time: Friday, April 28, 2023 12:31:47

Number of Replicates: 3

Method File: C:\Users\Public\Documents\PerkinElmer Syngistix\ICPMS\Method\200.8_DailyMethod_KED_UCT.mth

Tuning File: C:\Users\Public\Documents\PerkinElmer Syngistix\ICPMS\MassCal\Default.tun

Optimization File: C:\Users\Public\Documents\PerkinElmer Syngistix\ICPMS\Conditions\Default.dac

Calibration File: C:\Users\Public\Documents\PerkinElmer Syngistix\ICPMS\System\042723C.cal

Analyte	Mass	Conc. Mean	Units	Conc. SD	Conc. RSD	Blank Intens.	Meas. Intens.	Intens. RSD	Mode
C	13		ug/L			28891	45080	1	Standard
Cl	37		ug/L			6767002	6979431	0	Standard
[> Sc	45		ug/L			503319	630116	0	Standard
Cr	52	5.922	ug/L	0.085	1	16327	164237	0	Standard
Cr	53	5.964	ug/L	0.162	2	222	17332	2	Standard
Y	89		ug/L			315437	471040	2	Standard
Kr	83		ug/L			57	71	27	Standard

ICP-MS Quantitative Analysis - Summary Report

Sample ID: BLD0365-DUP2

Sample Dil Factor: 50

DEL

Comments:

Sample Date/Time: Friday, April 28, 2023 12:33:14

Number of Replicates: 3

Method File: C:\Users\Public\Documents\PerkinElmer Syngistix\ICPMS\Method\200.8_DailyMethod_KED_UCT.mth

Tuning File: C:\Users\Public\Documents\PerkinElmer Syngistix\ICPMS\MassCal\Default.tun

Optimization File: C:\Users\Public\Documents\PerkinElmer Syngistix\ICPMS\Conditions\Default.dac

Calibration File: C:\Users\Public\Documents\PerkinElmer Syngistix\ICPMS\System\042723C.cal

Analyte	Mass	Conc. Mean	Units	Conc. SD	Conc. RSD	Blank Intens.	Meas. Intens.	Intens. RSD	Mode
C	13		ug/L			28891	45462	2	Standard
Cl	37		ug/L			6767002	7006980	1	Standard
Sc	45		ug/L			503319	619361	1	Standard
Cr	52	6.642	ug/L	0.139	2	16327	178590	1	Standard
Cr	53	6.508	ug/L	0.098	1	222	18566	2	Standard
Y	89		ug/L			315437	474550	2	Standard
Kr	83		ug/L			57	76	10	Standard

ICP-MS Quantitative Analysis - Summary Report

Sample ID: BLD0365-MS2

Sample Dil Factor: 50

DEL

Comments:

Sample Date/Time: Friday, April 28, 2023 12:34:41

Number of Replicates: 3

Method File: C:\Users\Public\Documents\PerkinElmer Syngistix\ICPMS\Method\200.8_DailyMethod_KED_UCT.mth

Tuning File: C:\Users\Public\Documents\PerkinElmer Syngistix\ICPMS\MassCal\Default.tun

Optimization File: C:\Users\Public\Documents\PerkinElmer Syngistix\ICPMS\Conditions\Default.dac

Calibration File: C:\Users\Public\Documents\PerkinElmer Syngistix\ICPMS\System\042723C.cal

Analyte	Mass	Conc. Mean	Units	Conc. SD	Conc. RSD	Blank Intens.	Meas. Intens.	Intens. RSD	Mode
C	13		ug/L			28891	43126	1	Standard
Cl	37		ug/L			6767002	6951285	0	Standard
Sc	45		ug/L			503319	624699	0	Standard
Cr	52	15.065	ug/L	0.139	0	16327	382948	1	Standard
Cr	53	14.732	ug/L	0.313	2	222	42036	1	Standard
Y	89		ug/L			315437	466197	1	Standard
Kr	83		ug/L			57	76	29	Standard

ICP-MS Quantitative Analysis - Summary Report

Sample ID: BLD0365-MSD2

Sample Dil Factor: 50

DEL

Comments:

Sample Date/Time: Friday, April 28, 2023 12:36:08

Number of Replicates: 3

Method File: C:\Users\Public\Documents\PerkinElmer Syngistix\ICPMS\Method\200.8_DailyMethod_KED_UCT.mth

Tuning File: C:\Users\Public\Documents\PerkinElmer Syngistix\ICPMS\MassCal\Default.tun

Optimization File: C:\Users\Public\Documents\PerkinElmer Syngistix\ICPMS\Conditions\Default.dac

Calibration File: C:\Users\Public\Documents\PerkinElmer Syngistix\ICPMS\System\042723C.cal

Analyte	Mass	Conc. Mean	Units	Conc. SD	Conc. RSD	Blank Intens.	Meas. Intens.	Intens. RSD	Mode
C	13		ug/L			28891	41008	2	Standard
Cl	37		ug/L			6767002	7068704	0	Standard
[> Sc	45		ug/L			503319	635016	1	Standard
Cr	52	15.022	ug/L	0.330	2	16327	388176	1	Standard
Cr	53	14.600	ug/L	0.178	1	222	42349	0	Standard
Y	89		ug/L			315437	469575	0	Standard
Kr	83		ug/L			57	71	14	Standard

ICP-MS Quantitative Analysis - Summary Report

Sample ID: BLD0365-PS2

Sample Dil Factor: 50

DEL

Comments:

Sample Date/Time: Friday, April 28, 2023 12:37:36

Number of Replicates: 3

Method File: C:\Users\Public\Documents\PerkinElmer Syngistix\ICPMS\Method\200.8_DailyMethod_KED_UCT.mth

Tuning File: C:\Users\Public\Documents\PerkinElmer Syngistix\ICPMS\MassCal\Default.tun

Optimization File: C:\Users\Public\Documents\PerkinElmer Syngistix\ICPMS\Conditions\Default.dac

Calibration File: C:\Users\Public\Documents\PerkinElmer Syngistix\ICPMS\System\042723C.cal

Analyte	Mass	Conc. Mean	Units	Conc. SD	Conc. RSD	Blank Intens.	Meas. Intens.	Intens. RSD	Mode
C	13		ug/L			28891	47443	3	Standard
Cl	37		ug/L			6767002	7115779	1	Standard
[> Sc	45		ug/L			503319	629591	1	Standard
Cr	52	28.157	ug/L	1.095	3	16327	703374	2	Standard
Cr	53	27.778	ug/L	0.450	1	222	79649	2	Standard
Y	89		ug/L			315437	480416	3	Standard
Kr	83		ug/L			57	74	9	Standard

ICP-MS Quantitative Analysis - Summary Report

Sample ID: SEQ-CCVO

Sample Dil Factor:

Comments:

Sample Date/Time: Friday, April 28, 2023 12:40:08

Number of Replicates: 3

Method File: C:\Users\Public\Documents\PerkinElmer Syngistix\ICPMS\Method\200.8_DailyMethod_KED_UCT.mth

Tuning File: C:\Users\Public\Documents\PerkinElmer Syngistix\ICPMS\MassCal\Default.tun

Optimization File: C:\Users\Public\Documents\PerkinElmer Syngistix\ICPMS\Conditions\Default.dac

Calibration File: C:\Users\Public\Documents\PerkinElmer Syngistix\ICPMS\System\042723C.cal

Analyte	Mass	Conc. Mean	Units	Conc. SD	Conc. RSD	Blank Intens.	Meas. Intens.	Intens. RSD	Mode
C	13		ug/L			28891	30642	1	Standard
Cl	37		ug/L			6767002	7284902	1	Standard
Sc	45		ug/L			503319	561347	1	Standard
Cr	52	48.695	ug/L	1.253	2	16327	1071391	1	Standard
Cr	53	47.717	ug/L	1.683	3	222	121768	2	Standard
Y	89		ug/L			315437	338544	2	Standard
Kr	83		ug/L			57	60	22	Standard

ICP-MS Quantitative Analysis - Summary Report

Sample ID: SEQ-CCBO

Sample Dil Factor:

Comments:

Sample Date/Time: Friday, April 28, 2023 12:44:19

Number of Replicates: 3

Method File: C:\Users\Public\Documents\PerkinElmer Syngistix\ICPMS\Method\200.8_DailyMethod_KED_UCT.mth

Tuning File: C:\Users\Public\Documents\PerkinElmer Syngistix\ICPMS\MassCal\Default.tun

Optimization File: C:\Users\Public\Documents\PerkinElmer Syngistix\ICPMS\Conditions\Default.dac

Calibration File: C:\Users\Public\Documents\PerkinElmer Syngistix\ICPMS\System\042723C.cal

Analyte	Mass	Conc. Mean	Units	Conc. SD	Conc. RSD	Blank Intens.	Meas. Intens.	Intens. RSD	Mode
C	13		ug/L			28891	30901	1	Standard
Cl	37		ug/L			6767002	7220129	0	Standard
Sc	45		ug/L			503319	552789	1	Standard
Cr	52	0.017	ug/L	0.041	241	16327	18287	3	Standard
Cr	53	0.013	ug/L	0.017	134	222	277	16	Standard
Y	89		ug/L			315437	325757	2	Standard
Kr	83		ug/L			57	53	34	Standard

ICP-MS Quantitative Analysis - Summary Report

Sample ID: SEQ-CCVP

Sample Dil Factor:

DEL

Comments:

Sample Date/Time: Friday, April 28, 2023 12:45:49

Number of Replicates: 3

Method File: C:\Users\Public\Documents\PerkinElmer Syngistix\ICPMS\Method\200.8_DailyMethod_KED_UCT.mth

Tuning File: C:\Users\Public\Documents\PerkinElmer Syngistix\ICPMS\MassCal\Default.tun

Optimization File: C:\Users\Public\Documents\PerkinElmer Syngistix\ICPMS\Conditions\Default.dac

Calibration File: C:\Users\Public\Documents\PerkinElmer Syngistix\ICPMS\System\042723C.cal

Analyte	Mass	Conc. Mean	Units	Conc. SD	Conc. RSD	Blank Intens.	Meas. Intens.	Intens. RSD	Mode
C	13		ug/L			28891	30531	2	Standard
Cl	37		ug/L			6767002	7420876	0	Standard
Sc	45		ug/L			503319	568935	2	Standard
Cr	52	48.327	ug/L	0.910	1	16327	1077742	2	Standard
Cr	53	47.973	ug/L	1.076	2	222	124076	2	Standard
Y	89		ug/L			315437	337514	1	Standard
Kr	83		ug/L			57	60	30	Standard

ICP-MS Quantitative Analysis - Summary Report

Sample ID: SEQ-CAL1

Sample Dil Factor:

Comments:

Sample Date/Time: Friday, April 28, 2023 12:50:01

Number of Replicates: 3

Method File: C:\Users\Public\Documents\PerkinElmer Syngistix\ICPMS\Method\200.8_DailyMethod_KED_UCT.mth

Tuning File: C:\Users\Public\Documents\PerkinElmer Syngistix\ICPMS\MassCal\Default.tun

Optimization File: C:\Users\Public\Documents\PerkinElmer Syngistix\ICPMS\Conditions\Default.dac

Calibration File: C:\Users\Public\Documents\PerkinElmer Syngistix\ICPMS\System\042723C.cal

Analyte	Mass	Conc. Mean	Units	Conc. SD	Conc. RSD	Blank Intens.	Meas. Intens.	Intens. RSD	Mode
C	13		ug/L				30904	2	Standard
Cl	37		ug/L				7372498	0	Standard
[> Sc	45		ug/L				563792	1	Standard
Cr	52		ug/L				18264	1	Standard
[Cr	53		ug/L				231	3	Standard
Y	89		ug/L				328331	0	Standard
Kr	83		ug/L				58	15	Standard

ICP-MS Quantitative Analysis - Summary Report

Sample ID: SEQ-CCVP

Sample Dil Factor:

Comments:

Sample Date/Time: Friday, April 28, 2023 12:51:29

Number of Replicates: 3

Method File: C:\Users\Public\Documents\PerkinElmer Syngistix\ICPMS\Method\200.8_DailyMethod_KED_UCT.mth

Tuning File: C:\Users\Public\Documents\PerkinElmer Syngistix\ICPMS\MassCal\Default.tun

Optimization File: C:\Users\Public\Documents\PerkinElmer Syngistix\ICPMS\Conditions\Default.dac

Calibration File: C:\Users\Public\Documents\PerkinElmer Syngistix\ICPMS\System\042723C.cal

	Analyte	Mass	Conc. Mean	Units	Conc. SD	Conc. RSD	Blank Intens.	Meas. Intens.	Intens. RSD	Mode
	C	13		ug/L			30904	30866	1	Standard
	Cl	37		ug/L			7372498	7516620	0	Standard
[>	Sc	45		ug/L			563792	571030	3	Standard
	Cr	52	48.459	ug/L	0.564	1	18264	1084557	2	Standard
[Cr	53	47.731	ug/L	1.002	2	231	123865	2	Standard
	Y	89		ug/L			328331	345136	4	Standard
	Kr	83		ug/L			58	69	8	Standard

ICP-MS Quantitative Analysis - Summary Report

Sample ID: SEQ-CCBP

Sample Dil Factor:

Comments:

Sample Date/Time: Friday, April 28, 2023 12:55:40

Number of Replicates: 3

Method File: C:\Users\Public\Documents\PerkinElmer Syngistix\ICPMS\Method\200.8_DailyMethod_KED_UCT.mth

Tuning File: C:\Users\Public\Documents\PerkinElmer Syngistix\ICPMS\MassCal\Default.tun

Optimization File: C:\Users\Public\Documents\PerkinElmer Syngistix\ICPMS\Conditions\Default.dac

Calibration File: C:\Users\Public\Documents\PerkinElmer Syngistix\ICPMS\System\042723C.cal

Analyte	Mass	Conc. Mean	Units	Conc. SD	Conc. RSD	Blank Intens.	Meas. Intens.	Intens. RSD	Mode
C	13		ug/L			30904	32058	1	Standard
Cl	37		ug/L			7372498	7488004	0	Standard
Sc	45		ug/L			563792	571446	0	Standard
Cr	52	0.007	ug/L	0.009	118	18264	18672	0	Standard
Cr	53	-0.017	ug/L	0.004	22	231	189	5	Standard
Y	89		ug/L			328331	341473	1	Standard
Kr	83		ug/L			58	57	15	Standard

23A0326

ICP-MS Quantitative Analysis - Summary Report

Sample ID: **23C0326-02RE1**

Sample Dil Factor: **50**

Comments:

Sample Date/Time: Friday, April 28, 2023 12:57:59

MB 4/27/23

Number of Replicates: 3

Method File: C:\Users\Public\Documents\PerkinElmer Syngistix\ICPMS\Method\200.8_DailyMethod_KED_UCT.mth

Tuning File: C:\Users\Public\Documents\PerkinElmer Syngistix\ICPMS\MassCal\Default.tun

Optimization File: C:\Users\Public\Documents\PerkinElmer Syngistix\ICPMS\Conditions\Default.dac

Calibration File: C:\Users\Public\Documents\PerkinElmer Syngistix\ICPMS\System\042723C.cal

Analyte	Mass	Conc. Mean	Units	Conc. SD	Conc. RSD	Blank Intens.	Meas. Intens.	Intens. RSD	Mode
C	13		ug/L			30904	48189	2	Standard
Cl	37		ug/L			7372498	7391414	1	Standard
Sc	45		ug/L			563792	649129	0	Standard
Cr	52	7.097	ug/L	0.092	1	18264	198550	0	Standard
Cr	53	7.134	ug/L	0.031	0	231	21282	0	Standard
Y	89		ug/L			328331	476111	1	Standard
Kr	83		ug/L			58	82	13	Standard

23A0326

ICP-MS Quantitative Analysis - Summary Report

Sample ID: **23C0326-04RE1**

Sample Dil Factor: **50**

Comments:

Sample Date/Time: **Friday, April 28, 2023 12:59:26**

MB 4/27/23

Number of Replicates: 3

Method File: C:\Users\Public\Documents\PerkinElmer Syngistix\ICPMS\Method\200.8_DailyMethod_KED_UCT.mth

Tuning File: C:\Users\Public\Documents\PerkinElmer Syngistix\ICPMS\MassCal\Default.tun

Optimization File: C:\Users\Public\Documents\PerkinElmer Syngistix\ICPMS\Conditions\Default.dac

Calibration File: C:\Users\Public\Documents\PerkinElmer Syngistix\ICPMS\System\042723C.cal

Analyte	Mass	Conc. Mean	Units	Conc. SD	Conc. RSD	Blank Intens.	Meas. Intens.	Intens. RSD	Mode
C	13		ug/L			30904	46746	2	Standard
Cl	37		ug/L			7372498	7400893	0	Standard
Sc	45		ug/L			563792	660190	0	Standard
Cr	52	6.173	ug/L	0.159	2	18264	178406	1	Standard
Cr	53	6.053	ug/L	0.137	2	231	18404	1	Standard
Y	89		ug/L			328331	478356	0	Standard
Kr	83		ug/L			58	70	9	Standard

Sample ID: **23C0326-05RE1**Sample Dil Factor: **50**

Comments:

Sample Date/Time: Friday, April 28, 2023 13:00:53

MB 4/27/23

Number of Replicates: 3

Method File: C:\Users\Public\Documents\PerkinElmer Syngistix\ICPMS\Method\200.8_DailyMethod_KED_UCT.mth

Tuning File: C:\Users\Public\Documents\PerkinElmer Syngistix\ICPMS\MassCal\Default.tun

Optimization File: C:\Users\Public\Documents\PerkinElmer Syngistix\ICPMS\Conditions\Default.dac

Calibration File: C:\Users\Public\Documents\PerkinElmer Syngistix\ICPMS\System\042723C.cal

Analyte	Mass	Conc. Mean	Units	Conc. SD	Conc. RSD	Blank Intens.	Meas. Intens.	Intens. RSD	Mode
C	13		ug/L			30904	42154	3	Standard
Cl	37		ug/L			7372498	7296514	1	Standard
Sc	45		ug/L			563792	657273	0	Standard
Cr	52	6.295	ug/L	0.048	0	18264	180755	1	Standard
Cr	53	6.208	ug/L	0.091	1	231	18784	0	Standard
Y	89		ug/L			328331	493519	2	Standard
Kr	83		ug/L			58	88	8	Standard

23A0326

ICP-MS Quantitative Analysis - Summary Report

Sample ID: **23C0326-11RE1**

Sample Dil Factor: **50**

Comments:

Sample Date/Time: **Friday, April 28, 2023 13:02:20**

MB 4/27/23

Number of Replicates: 3

Method File: C:\Users\Public\Documents\PerkinElmer Syngistix\ICPMS\Method\200.8_DailyMethod_KED_UCT.mth

Tuning File: C:\Users\Public\Documents\PerkinElmer Syngistix\ICPMS\MassCal\Default.tun

Optimization File: C:\Users\Public\Documents\PerkinElmer Syngistix\ICPMS\Conditions\Default.dac

Calibration File: C:\Users\Public\Documents\PerkinElmer Syngistix\ICPMS\System\042723C.cal

Analyte	Mass	Conc. Mean	Units	Conc. SD	Conc. RSD	Blank Intens.	Meas. Intens.	Intens. RSD	Mode
C	13		ug/L			30904	44109	1	Standard
Cl	37		ug/L			7372498	7251435	1	Standard
Sc	45		ug/L			563792	645289	2	Standard
Cr	52	6.119	ug/L	0.096	1	18264	173032	1	Standard
Cr	53	6.066	ug/L	0.111	1	231	18023	1	Standard
Y	89		ug/L			328331	468437	2	Standard
Kr	83		ug/L			58	53	16	Standard

23A0326

ICP-MS Quantitative Analysis - Summary Report

Sample ID: **23C0326-12RE1**

Sample Dil Factor: **50**

Comments:

Sample Date/Time: **Friday, April 28, 2023 13:03:47**

MB 4/27/23

Number of Replicates: 3

Method File: C:\Users\Public\Documents\PerkinElmer Syngistix\ICPMS\Method\200.8_DailyMethod_KED_UCT.mth

Tuning File: C:\Users\Public\Documents\PerkinElmer Syngistix\ICPMS\MassCal\Default.tun

Optimization File: C:\Users\Public\Documents\PerkinElmer Syngistix\ICPMS\Conditions\Default.dac

Calibration File: C:\Users\Public\Documents\PerkinElmer Syngistix\ICPMS\System\042723C.cal

Analyte	Mass	Conc. Mean	Units	Conc. SD	Conc. RSD	Blank Intens.	Meas. Intens.	Intens. RSD	Mode
C	13		ug/L			30904	44137	1	Standard
Cl	37		ug/L			7372498	7168495	0	Standard
Sc	45		ug/L			563792	653272	2	Standard
Cr	52	6.729	ug/L	0.162	2	18264	190512	0	Standard
Cr	53	6.677	ug/L	0.061	0	231	20061	1	Standard
Y	89		ug/L			328331	488584	1	Standard
Kr	83		ug/L			58	71	5	Standard

23A0326

ICP-MS Quantitative Analysis - Summary Report

Sample ID: **23C0326-01RE1**Sample Dil Factor: **50**

Comments:

Sample Date/Time: Friday, April 28, 2023 13:05:14

MB 4/27/23

Number of Replicates: 3

Method File: C:\Users\Public\Documents\PerkinElmer Syngistix\ICPMS\Method\200.8_DailyMethod_KED_UCT.mth

Tuning File: C:\Users\Public\Documents\PerkinElmer Syngistix\ICPMS\MassCal\Default.tun

Optimization File: C:\Users\Public\Documents\PerkinElmer Syngistix\ICPMS\Conditions\Default.dac

Calibration File: C:\Users\Public\Documents\PerkinElmer Syngistix\ICPMS\System\042723C.cal

Analyte	Mass	Conc. Mean	Units	Conc. SD	Conc. RSD	Blank Intens.	Meas. Intens.	Intens. RSD	Mode
C	13		ug/L			30904	47332	0	Standard
Cl	37		ug/L			7372498	7228541	1	Standard
Sc	45		ug/L			563792	640968	0	Standard
Cr	52	5.951	ug/L	0.103	1	18264	167758	2	Standard
Cr	53	6.009	ug/L	0.099	1	231	17742	0	Standard
Y	89		ug/L			328331	461971	1	Standard
Kr	83		ug/L			58	66	27	Standard

ICP-MS Quantitative Analysis - Summary Report

Sample ID: **BLD0394-DUP2**

Sample Dil Factor: **50**

Comments:

Sample Date/Time: **Friday, April 28, 2023 13:06:41**

Number of Replicates: 3

Method File: C:\Users\Public\Documents\PerkinElmer Syngistix\ICPMS\Method\200.8_DailyMethod_KED_UCT.mth

Tuning File: C:\Users\Public\Documents\PerkinElmer Syngistix\ICPMS\MassCal\Default.tun

Optimization File: C:\Users\Public\Documents\PerkinElmer Syngistix\ICPMS\Conditions\Default.dac

Calibration File: C:\Users\Public\Documents\PerkinElmer Syngistix\ICPMS\System\042723C.cal

Analyte	Mass	Conc. Mean	Units	Conc. SD	Conc. RSD	Blank Intens.	Meas. Intens.	Intens. RSD	Mode
C	13		ug/L			30904	47155	0	Standard
Cl	37		ug/L			7372498	7207408	0	Standard
Sc	45		ug/L			563792	651649	3	Standard
Cr	52	6.522	ug/L	0.038	0	18264	184861	3	Standard
Cr	53	6.502	ug/L	0.137	2	231	19484	1	Standard
Y	89		ug/L			328331	477008	1	Standard
Kr	83		ug/L			58	68	20	Standard

ICP-MS Quantitative Analysis - Summary Report

Sample ID: **BLD0394-MS2**

Sample Dil Factor: **50**

Comments:

Sample Date/Time: **Friday, April 28, 2023 13:08:08**

Number of Replicates: 3

Method File: C:\Users\Public\Documents\PerkinElmer Syngistix\ICPMS\Method\200.8_DailyMethod_KED_UCT.mth

Tuning File: C:\Users\Public\Documents\PerkinElmer Syngistix\ICPMS\MassCal\Default.tun

Optimization File: C:\Users\Public\Documents\PerkinElmer Syngistix\ICPMS\Conditions\Default.dac

Calibration File: C:\Users\Public\Documents\PerkinElmer Syngistix\ICPMS\System\042723C.cal

Analyte	Mass	Conc. Mean	Units	Conc. SD	Conc. RSD	Blank Intens.	Meas. Intens.	Intens. RSD	Mode
C	13		ug/L			30904	44067	0	Standard
Cl	37		ug/L			7372498	7289752	0	Standard
Sc	45		ug/L			563792	636339	0	Standard
Cr	52	15.444	ug/L	0.405	2	18264	399312	1	Standard
Cr	53	15.545	ug/L	0.337	2	231	45147	1	Standard
Y	89		ug/L			328331	474933	0	Standard
Kr	83		ug/L			58	73	7	Standard

ICP-MS Quantitative Analysis - Summary Report

Sample ID: **BLD0394-MSD2**

Sample Dil Factor: **50**

Comments:

Sample Date/Time: **Friday, April 28, 2023 13:09:35**

Number of Replicates: 3

Method File: C:\Users\Public\Documents\PerkinElmer Syngistix\ICPMS\Method\200.8_DailyMethod_KED_UCT.mth

Tuning File: C:\Users\Public\Documents\PerkinElmer Syngistix\ICPMS\MassCal\Default.tun

Optimization File: C:\Users\Public\Documents\PerkinElmer Syngistix\ICPMS\Conditions\Default.dac

Calibration File: C:\Users\Public\Documents\PerkinElmer Syngistix\ICPMS\System\042723C.cal

Analyte	Mass	Conc. Mean	Units	Conc. SD	Conc. RSD	Blank Intens.	Meas. Intens.	Intens. RSD	Mode
C	13		ug/L			30904	42593	1	Standard
Cl	37		ug/L			7372498	7199938	0	Standard
Sc	45		ug/L			563792	657057	2	Standard
Cr	52	15.853	ug/L	0.392	2	18264	422574	0	Standard
Cr	53	15.519	ug/L	0.513	3	231	46523	1	Standard
Y	89		ug/L			328331	478053	2	Standard
Kr	83		ug/L			58	74	16	Standard

ICP-MS Quantitative Analysis - Summary Report

Sample ID: BLD0394-PS2

Sample Dil Factor: 50

Comments:

Sample Date/Time: Friday, April 28, 2023 13:11:02

Number of Replicates: 3

Method File: C:\Users\Public\Documents\PerkinElmer Syngistix\ICPMS\Method\200.8_DailyMethod_KED_UCT.mth

Tuning File: C:\Users\Public\Documents\PerkinElmer Syngistix\ICPMS\MassCal\Default.tun

Optimization File: C:\Users\Public\Documents\PerkinElmer Syngistix\ICPMS\Conditions\Default.dac

Calibration File: C:\Users\Public\Documents\PerkinElmer Syngistix\ICPMS\System\042723C.cal

Analyte	Mass	Conc. Mean	Units	Conc. SD	Conc. RSD	Blank Intens.	Meas. Intens.	Intens. RSD	Mode
C	13		ug/L			30904	50508	1	Standard
Cl	37		ug/L			7372498	7163838	0	Standard
Sc	45		ug/L			563792	636970	1	Standard
Cr	52	28.960	ug/L	0.439	1	18264	731507	1	Standard
Cr	53	27.946	ug/L	0.323	1	231	81037	0	Standard
Y	89		ug/L			328331	470740	0	Standard
Kr	83		ug/L			58	78	22	Standard

ICP-MS Quantitative Analysis - Summary Report

Sample ID: SEQ-CCVQ

Sample Dil Factor:

Comments:

Sample Date/Time: Friday, April 28, 2023 13:13:34

Number of Replicates: 3

Method File: C:\Users\Public\Documents\PerkinElmer Syngistix\ICPMS\Method\200.8_DailyMethod_KED_UCT.mth

Tuning File: C:\Users\Public\Documents\PerkinElmer Syngistix\ICPMS\MassCal\Default.tun

Optimization File: C:\Users\Public\Documents\PerkinElmer Syngistix\ICPMS\Conditions\Default.dac

Calibration File: C:\Users\Public\Documents\PerkinElmer Syngistix\ICPMS\System\042723C.cal

Analyte	Mass	Conc. Mean	Units	Conc. SD	Conc. RSD	Blank Intens.	Meas. Intens.	Intens. RSD	Mode
C	13		ug/L			30904	31523	0	Standard
Cl	37		ug/L			7372498	7383903	1	Standard
Sc	45		ug/L			563792	591400	2	Standard
Cr	52	47.206	ug/L	0.632	1	18264	1094945	2	Standard
Cr	53	47.217	ug/L	0.051	0	231	126968	2	Standard
Y	89		ug/L			328331	345527	2	Standard
Kr	83		ug/L			58	64	12	Standard

ICP-MS Quantitative Analysis - Summary Report

Sample ID: SEQ-CCBQ

Sample Dil Factor:

Comments:

Sample Date/Time: Friday, April 28, 2023 13:19:09

Number of Replicates: 3

Method File: C:\Users\Public\Documents\PerkinElmer Syngistix\ICPMS\Method\200.8_DailyMethod_KED_UCT.mth

Tuning File: C:\Users\Public\Documents\PerkinElmer Syngistix\ICPMS\MassCal\Default.tun

Optimization File: C:\Users\Public\Documents\PerkinElmer Syngistix\ICPMS\Conditions\Default.dac

Calibration File: C:\Users\Public\Documents\PerkinElmer Syngistix\ICPMS\System\042723C.cal

Analyte	Mass	Conc. Mean	Units	Conc. SD	Conc. RSD	Blank Intens.	Meas. Intens.	Intens. RSD	Mode
C	13		ug/L			30904	31674	1	Standard
Cl	37		ug/L			7372498	7339488	1	Standard
Sc	45		ug/L			563792	563527	0	Standard
Cr	52	0.019	ug/L	0.010	54	18264	18672	1	Standard
Cr	53	-0.010	ug/L	0.006	64	231	206	7	Standard
Y	89		ug/L			328331	325589	0	Standard
Kr	83		ug/L			58	49	19	Standard

ICP-MS Quantitative Analysis - Summary Report

Sample ID: **23C0774-07RE1**

Sample Dil Factor: **50**

Comments:

Sample Date/Time: **Friday, April 28, 2023 13:23:41**

Number of Replicates: 3

Method File: C:\Users\Public\Documents\PerkinElmer Syngistix\ICPMS\Method\200.8_DailyMethod_KED_UCT.mth

Tuning File: C:\Users\Public\Documents\PerkinElmer Syngistix\ICPMS\MassCal\Default.tun

Optimization File: C:\Users\Public\Documents\PerkinElmer Syngistix\ICPMS\Conditions\Default.dac

Calibration File: C:\Users\Public\Documents\PerkinElmer Syngistix\ICPMS\System\042723C.cal

Analyte	Mass	Conc. Mean	Units	Conc. SD	Conc. RSD	Blank Intens.	Meas. Intens.	Intens. RSD	Mode
C	13		ug/L			30904	45687	0	Standard
Cl	37		ug/L			7372498	7421887	0	Standard
Sc	45		ug/L			563792	679172	1	Standard
Cr	52	6.159	ug/L	0.080	1	18264	183185	0	Standard
Cr	53	6.296	ug/L	0.078	1	231	19681	0	Standard
Y	89		ug/L			328331	512362	1	Standard
Kr	83		ug/L			58	67	11	Standard

ICP-MS Quantitative Analysis - Summary Report

Sample ID: **23C0774-08RE1**

Sample Dil Factor: **50**

Comments:

Sample Date/Time: **Friday, April 28, 2023 13:25:09**

Number of Replicates: 3

Method File: C:\Users\Public\Documents\PerkinElmer Syngistix\ICPMS\Method\200.8_DailyMethod_KED_UCT.mth

Tuning File: C:\Users\Public\Documents\PerkinElmer Syngistix\ICPMS\MassCal\Default.tun

Optimization File: C:\Users\Public\Documents\PerkinElmer Syngistix\ICPMS\Conditions\Default.dac

Calibration File: C:\Users\Public\Documents\PerkinElmer Syngistix\ICPMS\System\042723C.cal

Analyte	Mass	Conc. Mean	Units	Conc. SD	Conc. RSD	Blank Intens.	Meas. Intens.	Intens. RSD	Mode
C	13		ug/L			30904	48275	4	Standard
Cl	37		ug/L			7372498	7386328	1	Standard
Sc	45		ug/L			563792	663423	2	Standard
Cr	52	6.076	ug/L	0.061	1	18264	176857	3	Standard
Cr	53	6.104	ug/L	0.136	2	231	18643	1	Standard
Y	89		ug/L			328331	472749	2	Standard
Kr	83		ug/L			58	66	13	Standard

ICP-MS Quantitative Analysis - Summary Report

Sample ID: **23C0774-09RE1**

Sample Dil Factor: **50**

Comments:

Sample Date/Time: **Friday, April 28, 2023 13:26:36**

Number of Replicates: 3

Method File: C:\Users\Public\Documents\PerkinElmer Syngistix\ICPMS\Method\200.8_DailyMethod_KED_UCT.mth

Tuning File: C:\Users\Public\Documents\PerkinElmer Syngistix\ICPMS\MassCal\Default.tun

Optimization File: C:\Users\Public\Documents\PerkinElmer Syngistix\ICPMS\Conditions\Default.dac

Calibration File: C:\Users\Public\Documents\PerkinElmer Syngistix\ICPMS\System\042723C.cal

	Analyte	Mass	Conc. Mean	Units	Conc. SD	Conc. RSD	Blank Intens.	Meas. Intens.	Intens. RSD	Mode
	C	13		ug/L			30904	47604	2	Standard
	Cl	37		ug/L			7372498	7317135	1	Standard
[>	Sc	45		ug/L			563792	687012	0	Standard
	Cr	52	7.067	ug/L	0.060	0	18264	209351	0	Standard
	Cr	53	7.004	ug/L	0.079	1	231	22117	1	Standard
	Y	89		ug/L			328331	515249	2	Standard
	Kr	83		ug/L			58	91	10	Standard

ICP-MS Quantitative Analysis - Summary Report

Sample ID: **23C0774-11RE1**

Sample Dil Factor: **50**

Comments:

Sample Date/Time: **Friday, April 28, 2023 13:28:03**

Number of Replicates: 3

Method File: C:\Users\Public\Documents\PerkinElmer Syngistix\ICPMS\Method\200.8_DailyMethod_KED_UCT.mth

Tuning File: C:\Users\Public\Documents\PerkinElmer Syngistix\ICPMS\MassCal\Default.tun

Optimization File: C:\Users\Public\Documents\PerkinElmer Syngistix\ICPMS\Conditions\Default.dac

Calibration File: C:\Users\Public\Documents\PerkinElmer Syngistix\ICPMS\System\042723C.cal

Analyte	Mass	Conc. Mean	Units	Conc. SD	Conc. RSD	Blank Intens.	Meas. Intens.	Intens. RSD	Mode
C	13		ug/L			30904	46884	2	Standard
Cl	37		ug/L			7372498	7272790	0	Standard
Sc	45		ug/L			563792	665206	1	Standard
Cr	52	6.245	ug/L	0.005	0	18264	181643	1	Standard
Cr	53	6.175	ug/L	0.098	1	231	18911	0	Standard
Y	89		ug/L			328331	485504	2	Standard
Kr	83		ug/L			58	61	9	Standard

ICP-MS Quantitative Analysis - Summary Report

Sample ID: **23C0774-12RE1**

Sample Dil Factor: **50**

Comments:

Sample Date/Time: **Friday, April 28, 2023 13:29:30**

Number of Replicates: 3

Method File: C:\Users\Public\Documents\PerkinElmer Syngistix\ICPMS\Method\200.8_DailyMethod_KED_UCT.mth

Tuning File: C:\Users\Public\Documents\PerkinElmer Syngistix\ICPMS\MassCal\Default.tun

Optimization File: C:\Users\Public\Documents\PerkinElmer Syngistix\ICPMS\Conditions\Default.dac

Calibration File: C:\Users\Public\Documents\PerkinElmer Syngistix\ICPMS\System\042723C.cal

Analyte	Mass	Conc. Mean	Units	Conc. SD	Conc. RSD	Blank Intens.	Meas. Intens.	Intens. RSD	Mode
C	13		ug/L			30904	47155	0	Standard
Cl	37		ug/L			7372498	7280398	0	Standard
Sc	45		ug/L			563792	658214	2	Standard
Cr	52	6.242	ug/L	0.152	2	18264	179609	1	Standard
Cr	53	6.200	ug/L	0.133	2	231	18784	0	Standard
Y	89		ug/L			328331	480773	0	Standard
Kr	83		ug/L			58	67	5	Standard

ICP-MS Quantitative Analysis - Summary Report

Sample ID: **23C0774-13RE1**

Sample Dil Factor: **50**

Comments:

Sample Date/Time: **Friday, April 28, 2023 13:30:57**

Number of Replicates: 3

Method File: C:\Users\Public\Documents\PerkinElmer Syngistix\ICPMS\Method\200.8_DailyMethod_KED_UCT.mth

Tuning File: C:\Users\Public\Documents\PerkinElmer Syngistix\ICPMS\MassCal\Default.tun

Optimization File: C:\Users\Public\Documents\PerkinElmer Syngistix\ICPMS\Conditions\Default.dac

Calibration File: C:\Users\Public\Documents\PerkinElmer Syngistix\ICPMS\System\042723C.cal

Analyte	Mass	Conc. Mean	Units	Conc. SD	Conc. RSD	Blank Intens.	Meas. Intens.	Intens. RSD	Mode
C	13		ug/L			30904	45155	1	Standard
Cl	37		ug/L			7372498	7262895	1	Standard
Sc	45		ug/L			563792	665430	1	Standard
Cr	52	6.674	ug/L	0.037	0	18264	192702	2	Standard
Cr	53	6.614	ug/L	0.175	2	231	20244	2	Standard
Y	89		ug/L			328331	494194	0	Standard
Kr	83		ug/L			58	71	6	Standard

ICP-MS Quantitative Analysis - Summary Report

Sample ID: **23C0774-01RE1**

Sample Dil Factor: **100**

Comments:

Sample Date/Time: **Friday, April 28, 2023 13:34:04**

Number of Replicates: 3

Method File: C:\Users\Public\Documents\PerkinElmer Syngistix\ICPMS\Method\200.8_DailyMethod_KED_UCT.mth

Tuning File: C:\Users\Public\Documents\PerkinElmer Syngistix\ICPMS\MassCal\Default.tun

Optimization File: C:\Users\Public\Documents\PerkinElmer Syngistix\ICPMS\Conditions\Default.dac

Calibration File: C:\Users\Public\Documents\PerkinElmer Syngistix\ICPMS\System\042723C.cal

Analyte	Mass	Conc. Mean	Units	Conc. SD	Conc. RSD	Blank Intens.	Meas. Intens.	Intens. RSD	Mode
C	13		ug/L			30904	40783	1	Standard
Cl	37		ug/L			7372498	7273053	0	Standard
Sc	45		ug/L			563792	637301	0	Standard
Cr	52	3.057	ug/L	0.082	2	18264	95719	1	Standard
Cr	53	3.108	ug/L	0.013	0	231	9249	1	Standard
Y	89		ug/L			328331	408333	0	Standard
Kr	83		ug/L			58	73	11	Standard

ICP-MS Quantitative Analysis - Summary Report

Sample ID: **BLD0365-DUP2**

Sample Dil Factor: **100**

Comments:

Sample Date/Time: **Friday, April 28, 2023 13:35:31**

Number of Replicates: 3

Method File: C:\Users\Public\Documents\PerkinElmer Syngistix\ICPMS\Method\200.8_DailyMethod_KED_UCT.mth

Tuning File: C:\Users\Public\Documents\PerkinElmer Syngistix\ICPMS\MassCal\Default.tun

Optimization File: C:\Users\Public\Documents\PerkinElmer Syngistix\ICPMS\Conditions\Default.dac

Calibration File: C:\Users\Public\Documents\PerkinElmer Syngistix\ICPMS\System\042723C.cal

Analyte	Mass	Conc. Mean	Units	Conc. SD	Conc. RSD	Blank Intens.	Meas. Intens.	Intens. RSD	Mode
C	13		ug/L			30904	41383	3	Standard
Cl	37		ug/L			7372498	7314571	0	Standard
Sc	45		ug/L			563792	649469	0	Standard
Cr	52	3.459	ug/L	0.082	2	18264	107617	1	Standard
Cr	53	3.424	ug/L	0.020	0	231	10359	0	Standard
Y	89		ug/L			328331	420128	1	Standard
Kr	83		ug/L			58	75	6	Standard

ICP-MS Quantitative Analysis - Summary Report

Sample ID: **BLD0365-MS2**

Sample Dil Factor: **100**

Comments:

Sample Date/Time: **Friday, April 28, 2023 13:36:58**

Number of Replicates: 3

Method File: C:\Users\Public\Documents\PerkinElmer Syngistix\ICPMS\Method\200.8_DailyMethod_KED_UCT.mth

Tuning File: C:\Users\Public\Documents\PerkinElmer Syngistix\ICPMS\MassCal\Default.tun

Optimization File: C:\Users\Public\Documents\PerkinElmer Syngistix\ICPMS\Conditions\Default.dac

Calibration File: C:\Users\Public\Documents\PerkinElmer Syngistix\ICPMS\System\042723C.cal

	Analyte	Mass	Conc. Mean	Units	Conc. SD	Conc. RSD	Blank Intens.	Meas. Intens.	Intens. RSD	Mode
	C	13		ug/L			30904	39720	2	Standard
	Cl	37		ug/L			7372498	7243009	0	Standard
[>	Sc	45		ug/L			563792	623609	4	Standard
	Cr	52	7.959	ug/L	0.175	2	18264	211447	4	Standard
	Cr	53	7.811	ug/L	0.139	1	231	22351	3	Standard
	Y	89		ug/L			328331	400584	2	Standard
	Kr	83		ug/L			58	70	7	Standard

ICP-MS Quantitative Analysis - Summary Report

Sample ID: **BLD0365-MSD2**

Sample Dil Factor: **100**

Comments:

Sample Date/Time: **Friday, April 28, 2023 13:38:25**

Number of Replicates: 3

Method File: C:\Users\Public\Documents\PerkinElmer Syngistix\ICPMS\Method\200.8_DailyMethod_KED_UCT.mth

Tuning File: C:\Users\Public\Documents\PerkinElmer Syngistix\ICPMS\MassCal\Default.tun

Optimization File: C:\Users\Public\Documents\PerkinElmer Syngistix\ICPMS\Conditions\Default.dac

Calibration File: C:\Users\Public\Documents\PerkinElmer Syngistix\ICPMS\System\042723C.cal

Analyte	Mass	Conc. Mean	Units	Conc. SD	Conc. RSD	Blank Intens.	Meas. Intens.	Intens. RSD	Mode
C	13		ug/L			30904	38290	2	Standard
Cl	37		ug/L			7372498	7235013	0	Standard
Sc	45		ug/L			563792	620143	1	Standard
Cr	52	8.157	ug/L	0.070	0	18264	215014	0	Standard
Cr	53	8.187	ug/L	0.112	1	231	23293	1	Standard
Y	89		ug/L			328331	414819	0	Standard
Kr	83		ug/L			58	56	23	Standard

ICP-MS Quantitative Analysis - Summary Report

Sample ID: SEQ-CCVR

Sample Dil Factor:

Comments:

Sample Date/Time: Friday, April 28, 2023 13:40:57

Number of Replicates: 3

Method File: C:\Users\Public\Documents\PerkinElmer Syngistix\ICPMS\Method\200.8_DailyMethod_KED_UCT.mth

Tuning File: C:\Users\Public\Documents\PerkinElmer Syngistix\ICPMS\MassCal\Default.tun

Optimization File: C:\Users\Public\Documents\PerkinElmer Syngistix\ICPMS\Conditions\Default.dac

Calibration File: C:\Users\Public\Documents\PerkinElmer Syngistix\ICPMS\System\042723C.cal

	Analyte	Mass	Conc. Mean	Units	Conc. SD	Conc. RSD	Blank Intens.	Meas. Intens.	Intens. RSD	Mode
	C	13		ug/L			30904	32070	1	Standard
	Cl	37		ug/L			7372498	7536936	0	Standard
[>	Sc	45		ug/L			563792	588958	1	Standard
	Cr	52	49.621	ug/L	0.733	1	18264	1145093	0	Standard
[Cr	53	49.145	ug/L	0.909	1	231	131563	0	Standard
	Y	89		ug/L			328331	343419	2	Standard
	Kr	83		ug/L			58	62	9	Standard

ICP-MS Quantitative Analysis - Summary Report

Sample ID: SEQ-CCBR

Sample Dil Factor:

Comments:

Sample Date/Time: Friday, April 28, 2023 13:45:08

Number of Replicates: 3

Method File: C:\Users\Public\Documents\PerkinElmer Syngistix\ICPMS\Method\200.8_DailyMethod_KED_UCT.mth

Tuning File: C:\Users\Public\Documents\PerkinElmer Syngistix\ICPMS\MassCal\Default.tun

Optimization File: C:\Users\Public\Documents\PerkinElmer Syngistix\ICPMS\Conditions\Default.dac

Calibration File: C:\Users\Public\Documents\PerkinElmer Syngistix\ICPMS\System\042723C.cal

Analyte	Mass	Conc. Mean	Units	Conc. SD	Conc. RSD	Blank Intens.	Meas. Intens.	Intens. RSD	Mode
C	13		ug/L			30904	31474	3	Standard
Cl	37		ug/L			7372498	7403997	1	Standard
Sc	45		ug/L			563792	586878	2	Standard
Cr	52	0.019	ug/L	0.017	86	18264	19447	1	Standard
Cr	53	-0.016	ug/L	0.004	25	231	197	3	Standard
Y	89		ug/L			328331	329282	2	Standard
Kr	83		ug/L			58	50	5	Standard

ICP-MS Quantitative Analysis - Summary Report

Sample ID: RINSE

Sample Dil Factor:

Comments:

Sample Date/Time: Friday, April 28, 2023 13:47:15

Number of Replicates: 3

Method File: C:\Users\Public\Documents\PerkinElmer Syngistix\ICPMS\Method\200.8_DailyMethod_KED_UCT.mth

Tuning File: C:\Users\Public\Documents\PerkinElmer Syngistix\ICPMS\MassCal\Default.tun

Optimization File: C:\Users\Public\Documents\PerkinElmer Syngistix\ICPMS\Conditions\Default.dac

Calibration File: C:\Users\Public\Documents\PerkinElmer Syngistix\ICPMS\System\042723C.cal

Analyte	Mass	Conc. Mean	Units	Conc. SD	Conc. RSD	Blank Intens.	Meas. Intens.	Intens. RSD	Mode
C	13		ug/L			30904	37745	1	Standard
Cl	37		ug/L			7372498	7615414	0	Standard
Sc	45		ug/L			563792	656201	1	Standard
Cr	52	0.076	ug/L	0.012	16	18264	23175	1	Standard
Cr	53	-0.009	ug/L	0.003	34	231	241	3	Standard
Y	89		ug/L			328331	390404	3	Standard
Kr	83		ug/L			58	54	14	Standard

ICP-MS Quantitative Analysis - Summary Report

Sample ID: RINSE

Sample Dil Factor:

Comments:

Sample Date/Time: Friday, April 28, 2023 13:48:42

Number of Replicates: 3

Method File: C:\Users\Public\Documents\PerkinElmer Syngistix\ICPMS\Method\200.8_DailyMethod_KED_UCT.mth

Tuning File: C:\Users\Public\Documents\PerkinElmer Syngistix\ICPMS\MassCal\Default.tun

Optimization File: C:\Users\Public\Documents\PerkinElmer Syngistix\ICPMS\Conditions\Default.dac

Calibration File: C:\Users\Public\Documents\PerkinElmer Syngistix\ICPMS\System\042723C.cal

Analyte	Mass	Conc. Mean	Units	Conc. SD	Conc. RSD	Blank Intens.	Meas. Intens.	Intens. RSD	Mode
C	13		ug/L			30904	38687	2	Standard
Cl	37		ug/L			7372498	7860200	0	Standard
Sc	45		ug/L			563792	701238	2	Standard
Cr	52	0.052	ug/L	0.029	55	18264	24109	1	Standard
Cr	53	-0.013	ug/L	0.001	9	231	246	3	Standard
Y	89		ug/L			328331	419056	3	Standard
Kr	83		ug/L			58	65	3	Standard

ICP-MS Quantitative Analysis - Summary Report

Sample ID: DI

Sample Dil Factor:

Comments:

Sample Date/Time: Friday, April 28, 2023 13:50:10

Number of Replicates: 3

Method File: C:\Users\Public\Documents\PerkinElmer Syngistix\ICPMS\Method\200.8_DailyMethod_KED_UCT.mth

Tuning File: C:\Users\Public\Documents\PerkinElmer Syngistix\ICPMS\MassCal\Default.tun

Optimization File: C:\Users\Public\Documents\PerkinElmer Syngistix\ICPMS\Conditions\Default.dac

Calibration File: C:\Users\Public\Documents\PerkinElmer Syngistix\ICPMS\System\042723C.cal

Analyte	Mass	Conc. Mean	Units	Conc. SD	Conc. RSD	Blank Intens.	Meas. Intens.	Intens. RSD	Mode
C	13		ug/L			30904	36093	2	Standard
Cl	37		ug/L			7372498	7939870	0	Standard
Sc	45		ug/L			563792	2492	15	Standard
Cr	52	218.908	ug/L	34.416	15	18264	20760	1	Standard
Cr	53	19.116	ug/L	1.730	9	231	215	7	Standard
Y	89		ug/L			328331	405	30	Standard
Kr	83		ug/L			58	58	30	Standard

ICP-MS Quantitative Analysis - Summary Report

Sample ID: DI

Sample Dil Factor:

Comments:

Sample Date/Time: Friday, April 28, 2023 13:51:37

Number of Replicates: 3

Method File: C:\Users\Public\Documents\PerkinElmer Syngistix\ICPMS\Method\200.8_DailyMethod_KED_UCT.mth

Tuning File: C:\Users\Public\Documents\PerkinElmer Syngistix\ICPMS\MassCal\Default.tun

Optimization File: C:\Users\Public\Documents\PerkinElmer Syngistix\ICPMS\Conditions\Default.dac

Calibration File: C:\Users\Public\Documents\PerkinElmer Syngistix\ICPMS\System\042723C.cal

Analyte	Mass	Conc. Mean	Units	Conc. SD	Conc. RSD	Blank Intens.	Meas. Intens.	Intens. RSD	Mode
C	13		ug/L			30904	35778	0	Standard
Cl	37		ug/L			7372498	8188939	0	Standard
Sc	45		ug/L			563792	1354	34	Standard
Cr	52	437.820	ug/L	123.598	28	18264	21427	0	Standard
Cr	53	37.425	ug/L	13.029	34	231	212	8	Standard
Y	89		ug/L			328331	333	83	Standard
Kr	83		ug/L			58	61	18	Standard



**INITIAL AND CONTINUING
CALIBRATION CHECK
EPA 6020B UCT-KED**

Laboratory: Analytical Resources, LLC

SDG: 23C0774

Client: Anchor QEA, LLC

Project: AOC5 MR Phase 1

Instrument ID: ICPMS1

Calibration: GD00066

Control Limit: +/- 10.00%

Sequence: SLD0370

Lab Sample ID	Analyte	True	Found	%R	Units	Method
SLD0370-ICV1	Arsenic-75a	50.000	49.3	98.6	ug/L	PA 6020B UCT-KE
	Cadmium-111	50.000	51.8	104	ug/L	PA 6020B UCT-KE
	Cadmium-114	50.000	52.1	104	ug/L	PA 6020B UCT-KE
	Copper-63	50.000	52.6	105	ug/L	PA 6020B UCT-KE
	Copper-65	50.000	53.1	106	ug/L	PA 6020B UCT-KE
	Zinc-66	50.000	51.5	103	ug/L	PA 6020B UCT-KE
	Zinc-67	50.000	51.6	103	ug/L	PA 6020B UCT-KE
SLD0370-CCV1	Arsenic-75a	50.000	50.2	100	ug/L	PA 6020B UCT-KE
	Cadmium-111	50.000	50.2	100	ug/L	PA 6020B UCT-KE
	Cadmium-114	50.000	51.1	102	ug/L	PA 6020B UCT-KE
	Copper-63	50.000	50.6	101	ug/L	PA 6020B UCT-KE
	Copper-65	50.000	51.5	103	ug/L	PA 6020B UCT-KE
	Zinc-66	50.000	51.1	102	ug/L	PA 6020B UCT-KE
	Zinc-67	50.000	51.6	103	ug/L	PA 6020B UCT-KE
SLD0370-CCV2	Arsenic-75a	50.000	50.8	102	ug/L	PA 6020B UCT-KE
	Cadmium-111	50.000	50.6	101	ug/L	PA 6020B UCT-KE
	Cadmium-114	50.000	50.2	100	ug/L	PA 6020B UCT-KE
	Copper-63	50.000	51.8	104	ug/L	PA 6020B UCT-KE
	Copper-65	50.000	52.8	106	ug/L	PA 6020B UCT-KE
	Zinc-66	50.000	51.7	103	ug/L	PA 6020B UCT-KE
	Zinc-67	50.000	51.7	103	ug/L	PA 6020B UCT-KE
SLD0370-CCV3	Arsenic-75a	50.000	50.1	100	ug/L	PA 6020B UCT-KE
	Cadmium-111	50.000	51.4	103	ug/L	PA 6020B UCT-KE
	Cadmium-114	50.000	50.7	101	ug/L	PA 6020B UCT-KE
	Copper-63	50.000	50.1	100	ug/L	PA 6020B UCT-KE
	Copper-65	50.000	51.3	103	ug/L	PA 6020B UCT-KE
	Zinc-66	50.000	51.3	103	ug/L	PA 6020B UCT-KE
	Zinc-67	50.000	52.1	104	ug/L	PA 6020B UCT-KE
SLD0370-CCV4	Arsenic-75a	50.000	50.4	101	ug/L	PA 6020B UCT-KE
	Cadmium-111	50.000	52.6	105	ug/L	PA 6020B UCT-KE
	Cadmium-114	50.000	52.7	105	ug/L	PA 6020B UCT-KE
	Copper-63	50.000	51.7	103	ug/L	PA 6020B UCT-KE
	Zinc-66	50.000	51.3	103	ug/L	PA 6020B UCT-KE



**INITIAL AND CONTINUING
CALIBRATION CHECK
EPA 6020B UCT-KED**

Laboratory: Analytical Resources, LLC

SDG: 23C0774

Client: Anchor QEA, LLC

Project: AOC5 MR Phase 1

Instrument ID: ICPMS1

Calibration: GD00066

Control Limit: +/- 10.00%

Sequence: SLD0370

Lab Sample ID	Analyte	True	Found	%R	Units	Method
SLD0370-CCV4	Zinc-67	50.000	51.3	103	ug/L	PA 6020B UCT-KE
SLD0370-CCV5	Arsenic-75a	50.000	50.4	101	ug/L	PA 6020B UCT-KE
	Cadmium-111	50.000	51.2	102	ug/L	PA 6020B UCT-KE
	Cadmium-114	50.000	51.5	103	ug/L	PA 6020B UCT-KE
	Copper-63	50.000	51.2	102	ug/L	PA 6020B UCT-KE
	Copper-65	50.000	53.2	106	ug/L	PA 6020B UCT-KE
	Zinc-66	50.000	50.5	101	ug/L	PA 6020B UCT-KE
	Zinc-67	50.000	50.2	100	ug/L	PA 6020B UCT-KE
SLD0370-CCV6	Arsenic-75a	50.000	51.0	102	ug/L	PA 6020B UCT-KE
	Cadmium-111	50.000	50.8	102	ug/L	PA 6020B UCT-KE
	Cadmium-114	50.000	51.2	102	ug/L	PA 6020B UCT-KE
	Copper-63	50.000	51.7	103	ug/L	PA 6020B UCT-KE
	Copper-65	50.000	51.9	104	ug/L	PA 6020B UCT-KE
	Zinc-66	50.000	51.5	103	ug/L	PA 6020B UCT-KE
	Zinc-67	50.000	52.0	104	ug/L	PA 6020B UCT-KE
SLD0370-CCV7	Arsenic-75a	50.000	50.3	101	ug/L	PA 6020B UCT-KE
	Cadmium-111	50.000	51.2	102	ug/L	PA 6020B UCT-KE
	Cadmium-114	50.000	51.7	103	ug/L	PA 6020B UCT-KE
	Copper-63	50.000	51.0	102	ug/L	PA 6020B UCT-KE
	Copper-65	50.000	51.5	103	ug/L	PA 6020B UCT-KE
	Zinc-66	50.000	50.5	101	ug/L	PA 6020B UCT-KE
	Zinc-67	50.000	51.9	104	ug/L	PA 6020B UCT-KE
SLD0370-CCV8	Arsenic-75a	50.000	49.5	99.1	ug/L	PA 6020B UCT-KE
	Cadmium-111	50.000	51.3	103	ug/L	PA 6020B UCT-KE
	Cadmium-114	50.000	50.9	102	ug/L	PA 6020B UCT-KE
	Copper-63	50.000	49.7	99.4	ug/L	PA 6020B UCT-KE
	Copper-65	50.000	52.3	105	ug/L	PA 6020B UCT-KE
	Zinc-66	50.000	50.5	101	ug/L	PA 6020B UCT-KE
	Zinc-67	50.000	50.3	101	ug/L	PA 6020B UCT-KE
SLD0370-CCV9	Arsenic-75a	50.000	49.8	99.5	ug/L	PA 6020B UCT-KE
	Cadmium-111	50.000	51.5	103	ug/L	PA 6020B UCT-KE
	Cadmium-114	50.000	51.5	103	ug/L	PA 6020B UCT-KE
	Copper-63	50.000	50.4	101	ug/L	PA 6020B UCT-KE
	Copper-65	50.000	51.7	103	ug/L	PA 6020B UCT-KE



**INITIAL AND CONTINUING
CALIBRATION CHECK
EPA 6020B UCT-KED**

Laboratory: Analytical Resources, LLC

SDG: 23C0774

Client: Anchor QEA, LLC

Project: AOC5 MR Phase 1

Instrument ID: ICPMS1

Calibration: GD00066

Control Limit: +/- 10.00%

Sequence: SLD0370

Lab Sample ID	Analyte	True	Found	%R	Units	Method	
SLD0370-CCV9	Zinc-66	50.000	50.9	102	ug/L	PA 6020B UCT-KE	
	Zinc-67	50.000	51.4	103	ug/L	PA 6020B UCT-KE	
SLD0370-CCVA	Arsenic-75a	50.000	50.4	101	ug/L	PA 6020B UCT-KE	
	Cadmium-111	50.000	51.2	102	ug/L	PA 6020B UCT-KE	
	Cadmium-114	50.000	51.5	103	ug/L	PA 6020B UCT-KE	
	Copper-63	50.000	50.8	102	ug/L	PA 6020B UCT-KE	
	Copper-65	50.000	53.1	106	ug/L	PA 6020B UCT-KE	
	Zinc-66	50.000	51.4	103	ug/L	PA 6020B UCT-KE	
	Zinc-67	50.000	52.1	104	ug/L	PA 6020B UCT-KE	
	SLD0370-CCVB	Arsenic-75a	50.000	50.1	100	ug/L	PA 6020B UCT-KE
SLD0370-CCVC	Cadmium-111	50.000	52.4	105	ug/L	PA 6020B UCT-KE	
	Cadmium-114	50.000	52.6	105	ug/L	PA 6020B UCT-KE	
	Copper-63	50.000	51.7	103	ug/L	PA 6020B UCT-KE	
	Copper-65	50.000	53.2	106	ug/L	PA 6020B UCT-KE	
	Zinc-66	50.000	51.5	103	ug/L	PA 6020B UCT-KE	
	Zinc-67	50.000	51.5	103	ug/L	PA 6020B UCT-KE	
	SLD0370-CCVD	Arsenic-75a	50.000	49.3	98.6	ug/L	PA 6020B UCT-KE
	SLD0370-CCVE	Cadmium-111	50.000	51.2	102	ug/L	PA 6020B UCT-KE
Cadmium-114		50.000	51.3	103	ug/L	PA 6020B UCT-KE	
Copper-63		50.000	49.8	99.7	ug/L	PA 6020B UCT-KE	
Copper-65		50.000	51.3	103	ug/L	PA 6020B UCT-KE	
Zinc-66		50.000	50.4	101	ug/L	PA 6020B UCT-KE	
Zinc-67		50.000	50.0	100	ug/L	PA 6020B UCT-KE	
SLD0370-CCVD		Arsenic-75a	50.000	50.8	102	ug/L	PA 6020B UCT-KE
SLD0370-CCVD		Cadmium-111	50.000	51.0	102	ug/L	PA 6020B UCT-KE
	Cadmium-114	50.000	51.1	102	ug/L	PA 6020B UCT-KE	
	Copper-63	50.000	50.6	101	ug/L	PA 6020B UCT-KE	
	Copper-65	50.000	52.4	105	ug/L	PA 6020B UCT-KE	
	Zinc-66	50.000	50.9	102	ug/L	PA 6020B UCT-KE	
	Zinc-67	50.000	52.0	104	ug/L	PA 6020B UCT-KE	
	SLD0370-CCVE	Arsenic-75a	50.000	50.3	101	ug/L	PA 6020B UCT-KE
	SLD0370-CCVE	Cadmium-111	50.000	52.4	105	ug/L	PA 6020B UCT-KE
Cadmium-114		50.000	52.1	104	ug/L	PA 6020B UCT-KE	
Copper-63		50.000	51.0	102	ug/L	PA 6020B UCT-KE	



**INITIAL AND CONTINUING
CALIBRATION CHECK
EPA 6020B UCT-KED**

Laboratory: Analytical Resources, LLC

SDG: 23C0774

Client: Anchor QEA, LLC

Project: AOC5 MR Phase 1

Instrument ID: ICPMS1

Calibration: GD00066

Control Limit: +/- 10.00%

Sequence: SLD0370

Lab Sample ID	Analyte	True	Found	%R	Units	Method	
SLD0370-CCVE	Copper-65	50.000	52.5	105	ug/L	PA 6020B UCT-KE	
	Zinc-66	50.000	50.8	102	ug/L	PA 6020B UCT-KE	
	Zinc-67	50.000	51.2	102	ug/L	PA 6020B UCT-KE	
SLD0370-CCVF	Arsenic-75a	50.000	51.0	102	ug/L	PA 6020B UCT-KE	
	Cadmium-111	50.000	51.6	103	ug/L	PA 6020B UCT-KE	
	Cadmium-114	50.000	52.4	105	ug/L	PA 6020B UCT-KE	
	Copper-63	50.000	51.6	103	ug/L	PA 6020B UCT-KE	
	Copper-65	50.000	53.3	107	ug/L	PA 6020B UCT-KE	
	Zinc-66	50.000	50.6	101	ug/L	PA 6020B UCT-KE	
	Zinc-67	50.000	52.0	104	ug/L	PA 6020B UCT-KE	
	SLD0370-CCVG	Arsenic-75a	50.000	50.9	102	ug/L	PA 6020B UCT-KE
		Cadmium-111	50.000	54.0	108	ug/L	PA 6020B UCT-KE
Cadmium-114		50.000	55.0	110	ug/L	PA 6020B UCT-KE	
Copper-63		50.000	51.9	104	ug/L	PA 6020B UCT-KE	
Copper-65		50.000	53.5	107	ug/L	PA 6020B UCT-KE	
Zinc-66		50.000	51.7	103	ug/L	PA 6020B UCT-KE	
Zinc-67		50.000	51.0	102	ug/L	PA 6020B UCT-KE	
SLD0370-CCVH		Arsenic-75a	50.000	51.4	103	ug/L	PA 6020B UCT-KE
	Cadmium-111	50.000	54.7	109	ug/L	PA 6020B UCT-KE	
	Cadmium-114	50.000	54.6	109	ug/L	PA 6020B UCT-KE	
	Copper-63	50.000	53.3	107	ug/L	PA 6020B UCT-KE	
	Copper-65	50.000	54.2	108	ug/L	PA 6020B UCT-KE	
	Zinc-66	50.000	52.3	105	ug/L	PA 6020B UCT-KE	
	Zinc-67	50.000	53.2	106	ug/L	PA 6020B UCT-KE	
	SLD0370-CCVI	Arsenic-75a	50.000	50.6	101	ug/L	PA 6020B UCT-KE
Cadmium-111		50.000	54.5	109	ug/L	PA 6020B UCT-KE	
Cadmium-114		50.000	54.9	110	ug/L	PA 6020B UCT-KE	
Copper-63		50.000	51.9	104	ug/L	PA 6020B UCT-KE	
Copper-65		50.000	53.4	107	ug/L	PA 6020B UCT-KE	
Zinc-66		50.000	50.5	101	ug/L	PA 6020B UCT-KE	
Zinc-67		50.000	51.7	103	ug/L	PA 6020B UCT-KE	
SLD0370-CCVJ		Arsenic-75a	50.000	51.0	102	ug/L	PA 6020B UCT-KE
	Cadmium-111	50.000	54.8	110	ug/L	PA 6020B UCT-KE	
	Cadmium-114	50.000	54.4	109	ug/L	PA 6020B UCT-KE	



**INITIAL AND CONTINUING
CALIBRATION CHECK
EPA 6020B UCT-KED**

Laboratory: Analytical Resources, LLC

SDG: 23C0774

Client: Anchor QEA, LLC

Project: AOC5 MR Phase 1

Instrument ID: ICPMS1

Calibration: GD00066

Control Limit: +/- 10.00%

Sequence: SLD0370

Lab Sample ID	Analyte	True	Found	%R	Units	Method
SLD0370-CCVJ	Copper-63	50.000	52.0	104	ug/L	PA 6020B UCT-KE
	Copper-65	50.000	52.8	106	ug/L	PA 6020B UCT-KE
	Zinc-66	50.000	51.7	103	ug/L	PA 6020B UCT-KE
	Zinc-67	50.000	52.3	105	ug/L	PA 6020B UCT-KE

* Values outside of QC limits



**INITIAL AND CONTINUING
CALIBRATION CHECK
EPA 6020B UCT-KED**

Laboratory: Analytical Resources, LLC

SDG: 23C0774

Client: Anchor QEA, LLC

Project: AOC5 MR Phase 1

Instrument ID: ICPMS1

Calibration: GD00073

Control Limit: +/- 10.00%

Sequence: SLD0387

Lab Sample ID	Analyte	True	Found	%R	Units	Method
SLD0387-ICV1	Arsenic-75a	50.000	48.4	96.7	ug/L	PA 6020B UCT-KE
	Cadmium-111	50.000	50.0	100	ug/L	PA 6020B UCT-KE
	Cadmium-114	50.000	49.9	99.7	ug/L	PA 6020B UCT-KE
	Copper-63	50.000	53.4	107	ug/L	PA 6020B UCT-KE
	Copper-65	50.000	52.8	106	ug/L	PA 6020B UCT-KE
	Zinc-66	50.000	50.4	101	ug/L	PA 6020B UCT-KE
	Zinc-67	50.000	50.4	101	ug/L	PA 6020B UCT-KE
SLD0387-CCV1	Arsenic-75a	50.000	50.6	101	ug/L	PA 6020B UCT-KE
	Cadmium-111	50.000	51.1	102	ug/L	PA 6020B UCT-KE
	Cadmium-114	50.000	50.8	102	ug/L	PA 6020B UCT-KE
	Copper-63	50.000	50.7	101	ug/L	PA 6020B UCT-KE
	Copper-65	50.000	51.0	102	ug/L	PA 6020B UCT-KE
	Zinc-66	50.000	50.8	102	ug/L	PA 6020B UCT-KE
	Zinc-67	50.000	51.4	103	ug/L	PA 6020B UCT-KE
SLD0387-CCV2	Arsenic-75a	50.000	50.1	100	ug/L	PA 6020B UCT-KE
	Cadmium-111	50.000	49.8	99.6	ug/L	PA 6020B UCT-KE
	Cadmium-114	50.000	49.8	99.7	ug/L	PA 6020B UCT-KE
	Copper-63	50.000	49.0	98.0	ug/L	PA 6020B UCT-KE
	Copper-65	50.000	49.3	98.7	ug/L	PA 6020B UCT-KE
	Zinc-66	50.000	51.6	103	ug/L	PA 6020B UCT-KE
	Zinc-67	50.000	52.1	104	ug/L	PA 6020B UCT-KE
SLD0387-CCV3	Arsenic-75a	50.000	49.7	99.3	ug/L	PA 6020B UCT-KE
	Cadmium-111	50.000	49.1	98.2	ug/L	PA 6020B UCT-KE
	Cadmium-114	50.000	48.1	96.3	ug/L	PA 6020B UCT-KE
	Copper-63	50.000	48.5	97.0	ug/L	PA 6020B UCT-KE
	Copper-65	50.000	48.6	97.3	ug/L	PA 6020B UCT-KE
	Zinc-66	50.000	51.0	102	ug/L	PA 6020B UCT-KE
	Zinc-67	50.000	51.5	103	ug/L	PA 6020B UCT-KE
SLD0387-CCV4	Arsenic-75a	50.000	50.7	101	ug/L	PA 6020B UCT-KE
	Cadmium-111	50.000	50.1	100	ug/L	PA 6020B UCT-KE
	Cadmium-114	50.000	49.1	98.3	ug/L	PA 6020B UCT-KE
	Copper-63	50.000	48.4	96.9	ug/L	PA 6020B UCT-KE
	Zinc-66	50.000	52.0	104	ug/L	PA 6020B UCT-KE



**INITIAL AND CONTINUING
CALIBRATION CHECK
EPA 6020B UCT-KED**

Laboratory: Analytical Resources, LLC

SDG: 23C0774

Client: Anchor QEA, LLC

Project: AOC5 MR Phase 1

Instrument ID: ICPMS1

Calibration: GD00073

Control Limit: +/- 10.00%

Sequence: SLD0387

Lab Sample ID	Analyte	True	Found	%R	Units	Method
SLD0387-CCV4	Zinc-67	50.000	51.6	103	ug/L	PA 6020B UCT-KE
SLD0387-CCV5	Arsenic-75a	50.000	49.9	99.9	ug/L	PA 6020B UCT-KE
	Cadmium-111	50.000	49.3	98.6	ug/L	PA 6020B UCT-KE
	Cadmium-114	50.000	48.9	97.8	ug/L	PA 6020B UCT-KE
	Copper-63	50.000	48.5	97.0	ug/L	PA 6020B UCT-KE
	Copper-65	50.000	48.9	97.9	ug/L	PA 6020B UCT-KE
	Zinc-66	50.000	52.1	104	ug/L	PA 6020B UCT-KE
	Zinc-67	50.000	51.7	103	ug/L	PA 6020B UCT-KE
SLD0387-CCV6	Arsenic-75a	50.000	50.9	102	ug/L	PA 6020B UCT-KE
	Cadmium-111	50.000	50.6	101	ug/L	PA 6020B UCT-KE
	Cadmium-114	50.000	49.3	98.7	ug/L	PA 6020B UCT-KE
	Copper-63	50.000	49.5	98.9	ug/L	PA 6020B UCT-KE
	Copper-65	50.000	49.7	99.3	ug/L	PA 6020B UCT-KE
	Zinc-66	50.000	52.5	105	ug/L	PA 6020B UCT-KE
	Zinc-67	50.000	51.0	102	ug/L	PA 6020B UCT-KE
SLD0387-CCV7	Arsenic-75a	50.000	51.2	102	ug/L	PA 6020B UCT-KE
	Cadmium-111	50.000	50.3	101	ug/L	PA 6020B UCT-KE
	Cadmium-114	50.000	50.2	100	ug/L	PA 6020B UCT-KE
	Copper-63	50.000	50.9	102	ug/L	PA 6020B UCT-KE
	Copper-65	50.000	50.2	100	ug/L	PA 6020B UCT-KE
	Zinc-66	50.000	53.5	107	ug/L	PA 6020B UCT-KE
	Zinc-67	50.000	53.3	107	ug/L	PA 6020B UCT-KE
SLD0387-CCV8	Arsenic-75a	50.000	50.8	102	ug/L	PA 6020B UCT-KE
	Cadmium-111	50.000	49.3	98.6	ug/L	PA 6020B UCT-KE
	Cadmium-114	50.000	49.2	98.4	ug/L	PA 6020B UCT-KE
	Copper-63	50.000	49.8	99.5	ug/L	PA 6020B UCT-KE
	Copper-65	50.000	49.6	99.2	ug/L	PA 6020B UCT-KE
	Zinc-66	50.000	50.7	101	ug/L	PA 6020B UCT-KE
	Zinc-67	50.000	51.0	102	ug/L	PA 6020B UCT-KE
SLD0387-CCV9	Arsenic-75a	50.000	50.0	100	ug/L	PA 6020B UCT-KE
	Cadmium-111	50.000	49.0	97.9	ug/L	PA 6020B UCT-KE
	Cadmium-114	50.000	49.1	98.2	ug/L	PA 6020B UCT-KE
	Copper-63	50.000	49.4	98.7	ug/L	PA 6020B UCT-KE
	Copper-65	50.000	48.3	96.5	ug/L	PA 6020B UCT-KE



**INITIAL AND CONTINUING
CALIBRATION CHECK
EPA 6020B UCT-KED**

Laboratory: Analytical Resources, LLC

SDG: 23C0774

Client: Anchor QEA, LLC

Project: AOC5 MR Phase 1

Instrument ID: ICPMS1

Calibration: GD00073

Control Limit: +/- 10.00%

Sequence: SLD0387

Lab Sample ID	Analyte	True	Found	%R	Units	Method	
SLD0387-CCV9	Zinc-66	50.000	49.1	98.2	ug/L	PA 6020B UCT-KE	
	Zinc-67	50.000	50.6	101	ug/L	PA 6020B UCT-KE	
SLD0387-CCVA	Arsenic-75a	50.000	50.1	100	ug/L	PA 6020B UCT-KE	
	Cadmium-111	50.000	50.0	100	ug/L	PA 6020B UCT-KE	
	Cadmium-114	50.000	49.7	99.4	ug/L	PA 6020B UCT-KE	
	Copper-63	50.000	48.2	96.3	ug/L	PA 6020B UCT-KE	
	Copper-65	50.000	48.5	97.0	ug/L	PA 6020B UCT-KE	
	Zinc-66	50.000	48.9	97.9	ug/L	PA 6020B UCT-KE	
	Zinc-67	50.000	50.6	101	ug/L	PA 6020B UCT-KE	
	SLD0387-CCVB	Arsenic-75a	50.000	50.9	102	ug/L	PA 6020B UCT-KE
SLD0387-CCVC	Cadmium-111	50.000	48.2	96.4	ug/L	PA 6020B UCT-KE	
	Cadmium-114	50.000	47.3	94.6	ug/L	PA 6020B UCT-KE	
	Copper-63	50.000	48.5	97.1	ug/L	PA 6020B UCT-KE	
	Copper-65	50.000	48.7	97.5	ug/L	PA 6020B UCT-KE	
	Zinc-66	50.000	50.0	100	ug/L	PA 6020B UCT-KE	
	Zinc-67	50.000	51.5	103	ug/L	PA 6020B UCT-KE	
	SLD0387-CCVD	Arsenic-75a	50.000	50.3	101	ug/L	PA 6020B UCT-KE
	SLD0387-CCVE	Cadmium-111	50.000	49.8	99.6	ug/L	PA 6020B UCT-KE
Cadmium-114		50.000	48.7	97.4	ug/L	PA 6020B UCT-KE	
Copper-63		50.000	49.2	98.3	ug/L	PA 6020B UCT-KE	
Copper-65		50.000	49.2	98.3	ug/L	PA 6020B UCT-KE	
Zinc-66		50.000	49.9	99.8	ug/L	PA 6020B UCT-KE	
Zinc-67		50.000	48.0	96.1	ug/L	PA 6020B UCT-KE	
SLD0387-CCVD		Arsenic-75a	50.000	50.4	101	ug/L	PA 6020B UCT-KE
SLD0387-CCVD		Cadmium-111	50.000	50.0	100	ug/L	PA 6020B UCT-KE
	Cadmium-114	50.000	49.4	98.8	ug/L	PA 6020B UCT-KE	
	Copper-63	50.000	48.7	97.3	ug/L	PA 6020B UCT-KE	
	Copper-65	50.000	49.5	99.1	ug/L	PA 6020B UCT-KE	
	Zinc-66	50.000	49.6	99.2	ug/L	PA 6020B UCT-KE	
	Zinc-67	50.000	51.3	103	ug/L	PA 6020B UCT-KE	
	SLD0387-CCVE	Arsenic-75a	50.000	50.6	101	ug/L	PA 6020B UCT-KE
	SLD0387-CCVE	Cadmium-111	50.000	49.7	99.5	ug/L	PA 6020B UCT-KE
Cadmium-114		50.000	48.8	97.5	ug/L	PA 6020B UCT-KE	
Copper-63		50.000	48.7	97.4	ug/L	PA 6020B UCT-KE	



**INITIAL AND CONTINUING
CALIBRATION CHECK
EPA 6020B UCT-KED**

Laboratory: Analytical Resources, LLC

SDG: 23C0774

Client: Anchor QEA, LLC

Project: AOC5 MR Phase 1

Instrument ID: ICPMS1

Calibration: GD00073

Control Limit: +/- 10.00%

Sequence: SLD0387

Lab Sample ID	Analyte	True	Found	%R	Units	Method	
SLD0387-CCVE	Copper-65	50.000	49.4	98.7	ug/L	PA 6020B UCT-KE	
	Zinc-66	50.000	49.8	99.5	ug/L	PA 6020B UCT-KE	
	Zinc-67	50.000	50.4	101	ug/L	PA 6020B UCT-KE	
SLD0387-CCVF	Arsenic-75a	50.000	50.3	101	ug/L	PA 6020B UCT-KE	
	Cadmium-111	50.000	50.1	100	ug/L	PA 6020B UCT-KE	
	Cadmium-114	50.000	49.1	98.2	ug/L	PA 6020B UCT-KE	
	Copper-63	50.000	48.6	97.2	ug/L	PA 6020B UCT-KE	
	Copper-65	50.000	48.5	96.9	ug/L	PA 6020B UCT-KE	
	Zinc-66	50.000	49.2	98.4	ug/L	PA 6020B UCT-KE	
	Zinc-67	50.000	51.3	103	ug/L	PA 6020B UCT-KE	
	SLD0387-CCVG	Arsenic-75a	50.000	50.2	100	ug/L	PA 6020B UCT-KE
		Cadmium-111	50.000	50.2	100	ug/L	PA 6020B UCT-KE
Cadmium-114		50.000	50.1	100	ug/L	PA 6020B UCT-KE	
Copper-63		50.000	48.3	96.6	ug/L	PA 6020B UCT-KE	
Copper-65		50.000	48.7	97.4	ug/L	PA 6020B UCT-KE	
Zinc-66		50.000	49.2	98.5	ug/L	PA 6020B UCT-KE	
Zinc-67		50.000	48.3	96.6	ug/L	PA 6020B UCT-KE	
SLD0387-CCVH		Arsenic-75a	50.000	50.5	101	ug/L	PA 6020B UCT-KE
	Cadmium-111	50.000	50.1	100	ug/L	PA 6020B UCT-KE	
	Cadmium-114	50.000	49.6	99.2	ug/L	PA 6020B UCT-KE	
	Copper-63	50.000	49.1	98.2	ug/L	PA 6020B UCT-KE	
	Copper-65	50.000	49.5	99.0	ug/L	PA 6020B UCT-KE	
	Zinc-66	50.000	49.5	98.9	ug/L	PA 6020B UCT-KE	
	Zinc-67	50.000	49.4	98.7	ug/L	PA 6020B UCT-KE	

* Values outside of QC limits



**INITIAL AND CONTINUING
CALIBRATION CHECK
EPA 6020B UCT-KED**

Laboratory: Analytical Resources, LLC

SDG: 23C0774

Client: Anchor QEA, LLC

Project: AOC5 MR Phase 1

Instrument ID: ICPMS1

Calibration: GD00078

Control Limit: +/- 10.00%

Sequence: SLD0418

Lab Sample ID	Analyte	True	Found	%R	Units	Method
SLD0418-ICV1	Arsenic-75a	50.000	48.2	96.5	ug/L	PA 6020B UCT-KE
	Cadmium-111	50.000	50.6	101	ug/L	PA 6020B UCT-KE
	Cadmium-114	50.000	49.5	99.0	ug/L	PA 6020B UCT-KE
	Copper-63	50.000	51.4	103	ug/L	PA 6020B UCT-KE
	Copper-65	50.000	52.1	104	ug/L	PA 6020B UCT-KE
	Zinc-66	50.000	50.4	101	ug/L	PA 6020B UCT-KE
	Zinc-67	50.000	50.2	100	ug/L	PA 6020B UCT-KE
SLD0418-CCV1	Arsenic-75a	50.000	50.1	100	ug/L	PA 6020B UCT-KE
	Cadmium-111	50.000	50.4	101	ug/L	PA 6020B UCT-KE
	Cadmium-114	50.000	49.1	98.3	ug/L	PA 6020B UCT-KE
	Copper-63	50.000	50.7	101	ug/L	PA 6020B UCT-KE
	Copper-65	50.000	51.1	102	ug/L	PA 6020B UCT-KE
	Zinc-66	50.000	50.5	101	ug/L	PA 6020B UCT-KE
	Zinc-67	50.000	51.1	102	ug/L	PA 6020B UCT-KE
SLD0418-CCV2	Arsenic-75a	50.000	49.9	99.8	ug/L	PA 6020B UCT-KE
	Cadmium-111	50.000	50.9	102	ug/L	PA 6020B UCT-KE
	Cadmium-114	50.000	50.0	100	ug/L	PA 6020B UCT-KE
	Copper-63	50.000	50.6	101	ug/L	PA 6020B UCT-KE
	Copper-65	50.000	50.6	101	ug/L	PA 6020B UCT-KE
	Zinc-66	50.000	51.0	102	ug/L	PA 6020B UCT-KE
	Zinc-67	50.000	50.2	100	ug/L	PA 6020B UCT-KE
SLD0418-CCV3	Arsenic-75a	50.000	50.1	100	ug/L	PA 6020B UCT-KE
	Cadmium-111	50.000	51.5	103	ug/L	PA 6020B UCT-KE
	Cadmium-114	50.000	51.7	103	ug/L	PA 6020B UCT-KE
	Copper-63	50.000	52.4	105	ug/L	PA 6020B UCT-KE
	Copper-65	50.000	53.2	106	ug/L	PA 6020B UCT-KE
	Zinc-66	50.000	52.6	105	ug/L	PA 6020B UCT-KE
	Zinc-67	50.000	52.4	105	ug/L	PA 6020B UCT-KE
SLD0418-CCV4	Arsenic-75a	50.000	49.5	99.0	ug/L	PA 6020B UCT-KE
	Cadmium-111	50.000	51.1	102	ug/L	PA 6020B UCT-KE
	Cadmium-114	50.000	50.5	101	ug/L	PA 6020B UCT-KE
	Copper-63	50.000	51.9	104	ug/L	PA 6020B UCT-KE
	Zinc-66	50.000	51.9	104	ug/L	PA 6020B UCT-KE



**INITIAL AND CONTINUING
CALIBRATION CHECK
EPA 6020B UCT-KED**

Laboratory: Analytical Resources, LLC

SDG: 23C0774

Client: Anchor QEA, LLC

Project: AOC5 MR Phase 1

Instrument ID: ICPMS1

Calibration: GD00078

Control Limit: +/- 10.00%

Sequence: SLD0418

Lab Sample ID	Analyte	True	Found	%R	Units	Method
SLD0418-CCV4	Zinc-67	50.000	50.8	102	ug/L	PA 6020B UCT-KE
SLD0418-CCV5	Arsenic-75a	50.000	50.6	101	ug/L	PA 6020B UCT-KE
	Cadmium-111	50.000	52.9	106	ug/L	PA 6020B UCT-KE
	Cadmium-114	50.000	51.8	104	ug/L	PA 6020B UCT-KE
	Copper-63	50.000	51.7	103	ug/L	PA 6020B UCT-KE
	Copper-65	50.000	52.3	105	ug/L	PA 6020B UCT-KE
	Zinc-66	50.000	52.3	105	ug/L	PA 6020B UCT-KE
	Zinc-67	50.000	52.2	104	ug/L	PA 6020B UCT-KE
SLD0418-CCV6	Arsenic-75a	50.000	49.9	99.8	ug/L	PA 6020B UCT-KE
	Cadmium-111	50.000	52.5	105	ug/L	PA 6020B UCT-KE
	Cadmium-114	50.000	52.5	105	ug/L	PA 6020B UCT-KE
	Copper-63	50.000	51.0	102	ug/L	PA 6020B UCT-KE
	Copper-65	50.000	51.2	102	ug/L	PA 6020B UCT-KE
	Zinc-66	50.000	51.1	102	ug/L	PA 6020B UCT-KE
	Zinc-67	50.000	51.2	102	ug/L	PA 6020B UCT-KE
SLD0418-CCV7	Arsenic-75a	50.000	50.1	100	ug/L	PA 6020B UCT-KE
	Cadmium-111	50.000	52.0	104	ug/L	PA 6020B UCT-KE
	Cadmium-114	50.000	49.8	99.7	ug/L	PA 6020B UCT-KE
	Copper-63	50.000	51.7	103	ug/L	PA 6020B UCT-KE
	Copper-65	50.000	51.4	103	ug/L	PA 6020B UCT-KE
	Zinc-66	50.000	51.0	102	ug/L	PA 6020B UCT-KE
	Zinc-67	50.000	50.9	102	ug/L	PA 6020B UCT-KE
SLD0418-CCV8	Arsenic-75a	50.000	49.2	98.4	ug/L	PA 6020B UCT-KE
	Cadmium-111	50.000	50.8	102	ug/L	PA 6020B UCT-KE
	Cadmium-114	50.000	50.2	100	ug/L	PA 6020B UCT-KE
	Copper-63	50.000	51.3	103	ug/L	PA 6020B UCT-KE
	Copper-65	50.000	51.8	104	ug/L	PA 6020B UCT-KE
	Zinc-66	50.000	51.0	102	ug/L	PA 6020B UCT-KE
	Zinc-67	50.000	50.2	100	ug/L	PA 6020B UCT-KE
SLD0418-CCV9	Arsenic-75a	50.000	50.0	100	ug/L	PA 6020B UCT-KE
	Cadmium-111	50.000	51.7	103	ug/L	PA 6020B UCT-KE
	Cadmium-114	50.000	50.3	101	ug/L	PA 6020B UCT-KE
	Copper-63	50.000	52.0	104	ug/L	PA 6020B UCT-KE
	Copper-65	50.000	52.2	104	ug/L	PA 6020B UCT-KE



**INITIAL AND CONTINUING
CALIBRATION CHECK
EPA 6020B UCT-KED**

Laboratory: Analytical Resources, LLC

SDG: 23C0774

Client: Anchor QEA, LLC

Project: AOC5 MR Phase 1

Instrument ID: ICPMS1

Calibration: GD00078

Control Limit: +/- 10.00%

Sequence: SLD0418

Lab Sample ID	Analyte	True	Found	%R	Units	Method
SLD0418-CCV9	Zinc-66	50.000	51.9	104	ug/L	PA 6020B UCT-KE
	Zinc-67	50.000	51.9	104	ug/L	PA 6020B UCT-KE
SLD0418-CCVA	Arsenic-75a	50.000	50.0	100	ug/L	PA 6020B UCT-KE
	Cadmium-111	50.000	50.7	101	ug/L	PA 6020B UCT-KE
	Cadmium-114	50.000	49.7	99.4	ug/L	PA 6020B UCT-KE
	Copper-63	50.000	51.7	103	ug/L	PA 6020B UCT-KE
	Copper-65	50.000	51.3	103	ug/L	PA 6020B UCT-KE
	Zinc-66	50.000	51.9	104	ug/L	PA 6020B UCT-KE
SLD0418-CCVB	Zinc-67	50.000	51.0	102	ug/L	PA 6020B UCT-KE
	Arsenic-75a	50.000	48.2	96.5	ug/L	PA 6020B UCT-KE
	Cadmium-111	50.000	50.6	101	ug/L	PA 6020B UCT-KE
	Cadmium-114	50.000	50.8	102	ug/L	PA 6020B UCT-KE
	Copper-63	50.000	50.3	101	ug/L	PA 6020B UCT-KE
	Copper-65	50.000	51.2	102	ug/L	PA 6020B UCT-KE
SLD0418-CCVC	Zinc-66	50.000	49.8	99.5	ug/L	PA 6020B UCT-KE
	Zinc-67	50.000	51.0	102	ug/L	PA 6020B UCT-KE
	Arsenic-75a	50.000	50.3	101	ug/L	PA 6020B UCT-KE
	Cadmium-111	50.000	50.7	101	ug/L	PA 6020B UCT-KE
	Cadmium-114	50.000	50.6	101	ug/L	PA 6020B UCT-KE
	Copper-63	50.000	50.8	102	ug/L	PA 6020B UCT-KE
SLD0418-CCVD	Copper-65	50.000	51.5	103	ug/L	PA 6020B UCT-KE
	Zinc-66	50.000	51.6	103	ug/L	PA 6020B UCT-KE
	Zinc-67	50.000	50.7	101	ug/L	PA 6020B UCT-KE
	Arsenic-75a	50.000	48.9	97.7	ug/L	PA 6020B UCT-KE
	Cadmium-111	50.000	51.1	102	ug/L	PA 6020B UCT-KE
	Cadmium-114	50.000	50.4	101	ug/L	PA 6020B UCT-KE
SLD0418-CCVE	Copper-63	50.000	50.6	101	ug/L	PA 6020B UCT-KE
	Copper-65	50.000	50.5	101	ug/L	PA 6020B UCT-KE
	Zinc-66	50.000	49.7	99.5	ug/L	PA 6020B UCT-KE
	Zinc-67	50.000	50.9	102	ug/L	PA 6020B UCT-KE
	Arsenic-75a	50.000	50.0	100	ug/L	PA 6020B UCT-KE
	Cadmium-111	50.000	51.4	103	ug/L	PA 6020B UCT-KE
SLD0418-CCVE	Cadmium-114	50.000	50.4	101	ug/L	PA 6020B UCT-KE
	Copper-63	50.000	51.4	103	ug/L	PA 6020B UCT-KE



**INITIAL AND CONTINUING
CALIBRATION CHECK
EPA 6020B UCT-KED**

Laboratory: Analytical Resources, LLC

SDG: 23C0774

Client: Anchor QEA, LLC

Project: AOC5 MR Phase 1

Instrument ID: ICPMS1

Calibration: GD00078

Control Limit: +/- 10.00%

Sequence: SLD0418

Lab Sample ID	Analyte	True	Found	%R	Units	Method	
SLD0418-CCVE	Copper-65	50.000	51.7	103	ug/L	PA 6020B UCT-KE	
	Zinc-66	50.000	51.0	102	ug/L	PA 6020B UCT-KE	
	Zinc-67	50.000	51.5	103	ug/L	PA 6020B UCT-KE	
SLD0418-CCVF	Arsenic-75a	50.000	50.6	101	ug/L	PA 6020B UCT-KE	
	Cadmium-111	50.000	52.8	106	ug/L	PA 6020B UCT-KE	
	Cadmium-114	50.000	52.8	106	ug/L	PA 6020B UCT-KE	
	Copper-63	50.000	52.2	104	ug/L	PA 6020B UCT-KE	
	Copper-65	50.000	52.3	105	ug/L	PA 6020B UCT-KE	
	Zinc-66	50.000	52.9	106	ug/L	PA 6020B UCT-KE	
	Zinc-67	50.000	51.5	103	ug/L	PA 6020B UCT-KE	
	SLD0418-CCVG	Arsenic-75a	50.000	51.4	103	ug/L	PA 6020B UCT-KE
		Cadmium-111	50.000	52.3	105	ug/L	PA 6020B UCT-KE
Cadmium-114		50.000	51.4	103	ug/L	PA 6020B UCT-KE	
Copper-63		50.000	53.5	107	ug/L	PA 6020B UCT-KE	
Copper-65		50.000	53.8	108	ug/L	PA 6020B UCT-KE	
Zinc-66		50.000	53.4	107	ug/L	PA 6020B UCT-KE	
Zinc-67		50.000	52.4	105	ug/L	PA 6020B UCT-KE	
SLD0418-CCVH	Arsenic-75a	50.000	51.3	103	ug/L	PA 6020B UCT-KE	
	Cadmium-111	50.000	51.8	104	ug/L	PA 6020B UCT-KE	
	Cadmium-114	50.000	51.5	103	ug/L	PA 6020B UCT-KE	
	Copper-63	50.000	52.6	105	ug/L	PA 6020B UCT-KE	
	Copper-65	50.000	52.7	105	ug/L	PA 6020B UCT-KE	
	Zinc-66	50.000	53.3	107	ug/L	PA 6020B UCT-KE	
	Zinc-67	50.000	52.3	105	ug/L	PA 6020B UCT-KE	
SLD0418-CCVI	Arsenic-75a	50.000	55.7	111	ug/L	PA 6020B UCT-KE	
	Cadmium-111	50.000	53.5	107	ug/L	PA 6020B UCT-KE	
	Cadmium-114	50.000	52.7	105	ug/L	PA 6020B UCT-KE	
	Copper-63	50.000	58.3	117	ug/L	PA 6020B UCT-KE	
	Copper-65	50.000	57.8	116	ug/L	PA 6020B UCT-KE	
	Zinc-66	50.000	56.9	114	ug/L	PA 6020B UCT-KE	
	Zinc-67	50.000	58.1	116	ug/L	PA 6020B UCT-KE	
SLD0418-CCVJ	Arsenic-75a	50.000	51.8	104	ug/L	PA 6020B UCT-KE	
	Cadmium-111	50.000	54.3	109	ug/L	PA 6020B UCT-KE	
	Cadmium-114	50.000	53.8	108	ug/L	PA 6020B UCT-KE	



**INITIAL AND CONTINUING
CALIBRATION CHECK
EPA 6020B UCT-KED**

Laboratory: Analytical Resources, LLC

SDG: 23C0774

Client: Anchor QEA, LLC

Project: AOC5 MR Phase 1

Instrument ID: ICPMS1

Calibration: GD00078

Control Limit: +/- 10.00%

Sequence: SLD0418

Lab Sample ID	Analyte	True	Found	%R	Units	Method
SLD0418-CCVJ	Copper-63	50.000	54.0	108	ug/L	PA 6020B UCT-KE
	Copper-65	50.000	54.2	108	ug/L	PA 6020B UCT-KE
	Zinc-66	50.000	53.3	107	ug/L	PA 6020B UCT-KE
	Zinc-67	50.000	52.7	105	ug/L	PA 6020B UCT-KE
SLD0418-CCVK	Arsenic-75a	50.000	51.3	103	ug/L	PA 6020B UCT-KE
	Cadmium-111	50.000	53.2	106	ug/L	PA 6020B UCT-KE
	Cadmium-114	50.000	52.3	105	ug/L	PA 6020B UCT-KE
	Copper-63	50.000	53.1	106	ug/L	PA 6020B UCT-KE
	Copper-65	50.000	52.9	106	ug/L	PA 6020B UCT-KE
	Zinc-66	50.000	53.4	107	ug/L	PA 6020B UCT-KE
	Zinc-67	50.000	51.4	103	ug/L	PA 6020B UCT-KE
SLD0418-CCVL	Arsenic-75a	50.000	51.4	103	ug/L	PA 6020B UCT-KE
	Cadmium-111	50.000	52.3	105	ug/L	PA 6020B UCT-KE
	Cadmium-114	50.000	52.1	104	ug/L	PA 6020B UCT-KE
	Copper-63	50.000	53.4	107	ug/L	PA 6020B UCT-KE
	Copper-65	50.000	54.8	110	ug/L	PA 6020B UCT-KE
	Zinc-66	50.000	52.8	106	ug/L	PA 6020B UCT-KE
	Zinc-67	50.000	52.8	106	ug/L	PA 6020B UCT-KE
SLD0418-CCVM	Arsenic-75a	50.000	51.4	103	ug/L	PA 6020B UCT-KE
	Cadmium-111	50.000	54.9	110	ug/L	PA 6020B UCT-KE
	Cadmium-114	50.000	54.2	108	ug/L	PA 6020B UCT-KE
	Copper-63	50.000	55.2	110	ug/L	PA 6020B UCT-KE
	Copper-65	50.000	54.7	109	ug/L	PA 6020B UCT-KE
	Zinc-66	50.000	54.2	108	ug/L	PA 6020B UCT-KE
	Zinc-67	50.000	53.0	106	ug/L	PA 6020B UCT-KE

* Values outside of QC limits



INSTRUMENT BLANKS
EPA 6020B UCT-KED

Laboratory: Analytical Resources, LLC

SDG: 23C0774

Client: Anchor QEA, LLC

Project: AOC5 MR Phase 1

Instrument ID: ICPMS1

Calibration: GD00066

Sequence: SLD0370

Date Analyzed: 04/25/23 17:47

Lab Sample ID	Analyte	Found	MDL	MRL	Units	C
SLD0370-IBL1	Arsenic-75a	0.00500	0.0373	0.200	ug/L	
SLD0370-IBL1	Cadmium-111	-0.00500	0.03	0.100	ug/L	
SLD0370-IBL1	Cadmium-114	-0.00300	0.04	0.100	ug/L	
SLD0370-IBL1	Copper-63	-0.00100	0.173	0.500	ug/L	
SLD0370-IBL1	Copper-65	-0.00100	0.35	0.500	ug/L	
SLD0370-IBL1	Zinc-66	-0.0010	2.92	6.00	ug/L	
SLD0370-IBL1	Zinc-67	0.0350	0.94	6.00	ug/L	
SLD0370-ICB1	Arsenic-75a	-0.00400	0.0373	0.200	ug/L	
SLD0370-ICB1	Cadmium-111	0.00100	0.03	0.100	ug/L	
SLD0370-ICB1	Cadmium-114	-0.00300	0.04	0.100	ug/L	
SLD0370-ICB1	Copper-63	0.00100	0.173	0.500	ug/L	
SLD0370-ICB1	Copper-65	-0.00300	0.35	0.500	ug/L	
SLD0370-ICB1	Zinc-66	-0.0160	2.92	6.00	ug/L	
SLD0370-ICB1	Zinc-67	0.0240	0.94	6.00	ug/L	
SLD0370-CCB1	Arsenic-75a	-0.00300	0.0373	0.200	ug/L	
SLD0370-CCB1	Cadmium-111	-0.00900	0.03	0.100	ug/L	
SLD0370-CCB1	Cadmium-114	-0.00600	0.04	0.100	ug/L	
SLD0370-CCB1	Copper-63	-0.00200	0.173	0.500	ug/L	
SLD0370-CCB1	Copper-65	-0.00200	0.35	0.500	ug/L	
SLD0370-CCB1	Zinc-66	-0.0090	2.92	6.00	ug/L	
SLD0370-CCB1	Zinc-67	0.0130	0.94	6.00	ug/L	
SLD0370-IBL2	Arsenic-75a	0.00500	0.0373	0.200	ug/L	
SLD0370-IBL2	Cadmium-111	0.00500	0.03	0.100	ug/L	
SLD0370-IBL2	Cadmium-114	0.00600	0.04	0.100	ug/L	
SLD0370-IBL2	Copper-63	0.00600	0.173	0.500	ug/L	
SLD0370-IBL2	Copper-65	0.00	0.35	0.500	ug/L	
SLD0370-IBL2	Zinc-66	-0.118	2.92	6.00	ug/L	
SLD0370-IBL2	Zinc-67	-0.0910	0.94	6.00	ug/L	
SLD0370-IBL3	Arsenic-75a	0.00400	0.0373	0.200	ug/L	
SLD0370-IBL3	Cadmium-111	0.00200	0.03	0.100	ug/L	
SLD0370-IBL3	Cadmium-114	-0.00300	0.04	0.100	ug/L	
SLD0370-IBL3	Copper-63	0.00500	0.173	0.500	ug/L	
SLD0370-IBL3	Copper-65	0.00600	0.35	0.500	ug/L	
SLD0370-IBL3	Zinc-66	-0.0950	2.92	6.00	ug/L	
SLD0370-IBL3	Zinc-67	-0.0850	0.94	6.00	ug/L	



INSTRUMENT BLANKS
EPA 6020B UCT-KED

Laboratory: Analytical Resources, LLC

SDG: 23C0774

Client: Anchor QEA, LLC

Project: AOC5 MR Phase 1

Instrument ID: ICPMS1

Calibration: GD00066

Sequence: SLD0370

Date Analyzed: 04/25/23 19:18

Lab Sample ID	Analyte	Found	MDL	MRL	Units	C
SLD0370-CCB2	Arsenic-75a	0.00100	0.0373	0.200	ug/L	
SLD0370-CCB2	Cadmium-111	0.00200	0.03	0.100	ug/L	
SLD0370-CCB2	Cadmium-114	-0.00200	0.04	0.100	ug/L	
SLD0370-CCB2	Copper-63	0.00100	0.173	0.500	ug/L	
SLD0370-CCB2	Copper-65	0.00	0.35	0.500	ug/L	
SLD0370-CCB2	Zinc-66	0.0030	2.92	6.00	ug/L	
SLD0370-CCB2	Zinc-67	0.0300	0.94	6.00	ug/L	
SLD0370-IBL4	Arsenic-75a	-0.00200	0.0373	0.200	ug/L	
SLD0370-IBL4	Cadmium-111	-0.00600	0.03	0.100	ug/L	
SLD0370-IBL4	Cadmium-114	-0.00500	0.04	0.100	ug/L	
SLD0370-IBL4	Copper-63	0.0280	0.173	0.500	ug/L	
SLD0370-IBL4	Copper-65	0.0330	0.35	0.500	ug/L	
SLD0370-IBL4	Zinc-66	0.0700	2.92	6.00	ug/L	
SLD0370-IBL4	Zinc-67	0.0710	0.94	6.00	ug/L	
SLD0370-CCB3	Arsenic-75a	-0.00300	0.0373	0.200	ug/L	
SLD0370-CCB3	Cadmium-111	0.00	0.03	0.100	ug/L	
SLD0370-CCB3	Cadmium-114	-0.00500	0.04	0.100	ug/L	
SLD0370-CCB3	Copper-63	-0.00200	0.173	0.500	ug/L	
SLD0370-CCB3	Copper-65	0.00200	0.35	0.500	ug/L	
SLD0370-CCB3	Zinc-66	0.0050	2.92	6.00	ug/L	
SLD0370-CCB3	Zinc-67	0.0020	0.94	6.00	ug/L	
SLD0370-IBL5	Arsenic-75a	0.00	0.0373	0.200	ug/L	
SLD0370-IBL5	Cadmium-111	-0.00700	0.03	0.100	ug/L	
SLD0370-IBL5	Cadmium-114	-0.00500	0.04	0.100	ug/L	
SLD0370-IBL5	Copper-63	0.0280	0.173	0.500	ug/L	
SLD0370-IBL5	Copper-65	0.0330	0.35	0.500	ug/L	
SLD0370-IBL5	Zinc-66	0.0940	2.92	6.00	ug/L	
SLD0370-IBL5	Zinc-67	0.0870	0.94	6.00	ug/L	
SLD0370-CCB4	Arsenic-75a	-0.00600	0.0373	0.200	ug/L	
SLD0370-CCB4	Cadmium-111	-0.00800	0.03	0.100	ug/L	
SLD0370-CCB4	Cadmium-114	-0.0100	0.04	0.100	ug/L	
SLD0370-CCB4	Copper-63	0.00100	0.173	0.500	ug/L	
SLD0370-CCB4	Copper-65	0.00	0.35	0.500	ug/L	
SLD0370-CCB4	Zinc-66	-0.0110	2.92	6.00	ug/L	
SLD0370-CCB4	Zinc-67	0.0400	0.94	6.00	ug/L	
SLD0370-IBL6	Arsenic-75a	-0.00200	0.0373	0.200	ug/L	



INSTRUMENT BLANKS
EPA 6020B UCT-KED

Laboratory: Analytical Resources, LLC

SDG: 23C0774

Client: Anchor QEA, LLC

Project: AOC5 MR Phase 1

Instrument ID: ICPMS1

Calibration: GD00066

Sequence: SLD0370

Date Analyzed: 04/25/23 22:38

Lab Sample ID	Analyte	Found	MDL	MRL	Units	C
SLD0370-IBL6	Cadmium-111	0.00	0.03	0.100	ug/L	
SLD0370-IBL6	Cadmium-114	-0.00100	0.04	0.100	ug/L	
SLD0370-IBL6	Copper-63	0.00900	0.173	0.500	ug/L	
SLD0370-IBL6	Copper-65	0.0100	0.35	0.500	ug/L	
SLD0370-IBL6	Zinc-66	-0.0440	2.92	6.00	ug/L	
SLD0370-IBL6	Zinc-67	-0.0440	0.94	6.00	ug/L	
SLD0370-CCB5	Arsenic-75a	-0.00100	0.0373	0.200	ug/L	
SLD0370-CCB5	Cadmium-111	-0.0110	0.03	0.100	ug/L	
SLD0370-CCB5	Cadmium-114	-0.00600	0.04	0.100	ug/L	
SLD0370-CCB5	Copper-63	0.00600	0.173	0.500	ug/L	
SLD0370-CCB5	Copper-65	0.00400	0.35	0.500	ug/L	
SLD0370-CCB5	Zinc-66	-0.0060	2.92	6.00	ug/L	
SLD0370-CCB5	Zinc-67	-0.0220	0.94	6.00	ug/L	
SLD0370-CCB6	Arsenic-75a	-0.00400	0.0373	0.200	ug/L	
SLD0370-CCB6	Cadmium-111	0.00600	0.03	0.100	ug/L	
SLD0370-CCB6	Cadmium-114	0.00300	0.04	0.100	ug/L	
SLD0370-CCB6	Copper-63	0.00	0.173	0.500	ug/L	
SLD0370-CCB6	Copper-65	0.00200	0.35	0.500	ug/L	
SLD0370-CCB6	Zinc-66	0.0080	2.92	6.00	ug/L	
SLD0370-CCB6	Zinc-67	-0.0340	0.94	6.00	ug/L	
SLD0370-IBL7	Arsenic-75a	-0.00400	0.0373	0.200	ug/L	
SLD0370-IBL7	Cadmium-111	0.00500	0.03	0.100	ug/L	
SLD0370-IBL7	Cadmium-114	0.00500	0.04	0.100	ug/L	
SLD0370-IBL7	Copper-63	0.0150	0.173	0.500	ug/L	
SLD0370-IBL7	Copper-65	0.0140	0.35	0.500	ug/L	
SLD0370-IBL7	Zinc-66	0.0440	2.92	6.00	ug/L	
SLD0370-IBL7	Zinc-67	-0.0580	0.94	6.00	ug/L	
SLD0370-CCB7	Arsenic-75a	-0.00300	0.0373	0.200	ug/L	
SLD0370-CCB7	Cadmium-111	0.00100	0.03	0.100	ug/L	
SLD0370-CCB7	Cadmium-114	0.00100	0.04	0.100	ug/L	
SLD0370-CCB7	Copper-63	-0.00100	0.173	0.500	ug/L	
SLD0370-CCB7	Copper-65	-0.00200	0.35	0.500	ug/L	
SLD0370-CCB7	Zinc-66	0.0170	2.92	6.00	ug/L	
SLD0370-CCB7	Zinc-67	-0.0530	0.94	6.00	ug/L	
SLD0370-IBL8	Arsenic-75a	-0.00400	0.0373	0.200	ug/L	
SLD0370-IBL8	Cadmium-111	0.00200	0.03	0.100	ug/L	



INSTRUMENT BLANKS
EPA 6020B UCT-KED

Laboratory: Analytical Resources, LLC

SDG: 23C0774

Client: Anchor QEA, LLC

Project: AOC5 MR Phase 1

Instrument ID: ICPMS1

Calibration: GD00066

Sequence: SLD0370

Date Analyzed: 04/26/23 01:05

Lab Sample ID	Analyte	Found	MDL	MRL	Units	C
SLD0370-IBL8	Cadmium-114	0.00200	0.04	0.100	ug/L	
SLD0370-IBL8	Copper-63	0.0200	0.173	0.500	ug/L	
SLD0370-IBL8	Copper-65	0.0180	0.35	0.500	ug/L	
SLD0370-IBL8	Zinc-66	0.0180	2.92	6.00	ug/L	
SLD0370-IBL8	Zinc-67	0.0200	0.94	6.00	ug/L	
SLD0370-IBL9	Arsenic-75a	-0.00300	0.0373	0.200	ug/L	
SLD0370-IBL9	Cadmium-111	0.00900	0.03	0.100	ug/L	
SLD0370-IBL9	Cadmium-114	-0.00200	0.04	0.100	ug/L	
SLD0370-IBL9	Copper-63	0.0140	0.173	0.500	ug/L	
SLD0370-IBL9	Copper-65	0.0200	0.35	0.500	ug/L	
SLD0370-IBL9	Zinc-66	0.0110	2.92	6.00	ug/L	
SLD0370-IBL9	Zinc-67	-0.0110	0.94	6.00	ug/L	
SLD0370-CCB8	Arsenic-75a	0.00600	0.0373	0.200	ug/L	
SLD0370-CCB8	Cadmium-111	0.00700	0.03	0.100	ug/L	
SLD0370-CCB8	Cadmium-114	0.00500	0.04	0.100	ug/L	
SLD0370-CCB8	Copper-63	0.0100	0.173	0.500	ug/L	
SLD0370-CCB8	Copper-65	0.00400	0.35	0.500	ug/L	
SLD0370-CCB8	Zinc-66	0.0240	2.92	6.00	ug/L	
SLD0370-CCB8	Zinc-67	0.0120	0.94	6.00	ug/L	
SLD0370-IBLA	Arsenic-75a	-0.00300	0.0373	0.200	ug/L	
SLD0370-IBLA	Cadmium-111	0.00200	0.03	0.100	ug/L	
SLD0370-IBLA	Cadmium-114	0.00500	0.04	0.100	ug/L	
SLD0370-IBLA	Copper-63	0.0110	0.173	0.500	ug/L	
SLD0370-IBLA	Copper-65	0.0100	0.35	0.500	ug/L	
SLD0370-IBLA	Zinc-66	-0.0020	2.92	6.00	ug/L	
SLD0370-IBLA	Zinc-67	-0.0440	0.94	6.00	ug/L	
SLD0370-CCB9	Arsenic-75a	0.00100	0.0373	0.200	ug/L	
SLD0370-CCB9	Cadmium-111	0.00900	0.03	0.100	ug/L	
SLD0370-CCB9	Cadmium-114	0.00400	0.04	0.100	ug/L	
SLD0370-CCB9	Copper-63	0.00100	0.173	0.500	ug/L	
SLD0370-CCB9	Copper-65	0.00300	0.35	0.500	ug/L	
SLD0370-CCB9	Zinc-66	0.0480	2.92	6.00	ug/L	
SLD0370-CCB9	Zinc-67	-0.0050	0.94	6.00	ug/L	
SLD0370-CCBA	Arsenic-75a	0.00500	0.0373	0.200	ug/L	
SLD0370-CCBA	Cadmium-111	0.00900	0.03	0.100	ug/L	
SLD0370-CCBA	Cadmium-114	0.00700	0.04	0.100	ug/L	



INSTRUMENT BLANKS
EPA 6020B UCT-KED

Laboratory: Analytical Resources, LLC

SDG: 23C0774

Client: Anchor QEA, LLC

Project: AOC5 MR Phase 1

Instrument ID: ICPMS1

Calibration: GD00066

Sequence: SLD0370

Date Analyzed: 04/26/23 02:44

Lab Sample ID	Analyte	Found	MDL	MRL	Units	C
SLD0370-CCBA	Copper-63	0.00100	0.173	0.500	ug/L	
SLD0370-CCBA	Copper-65	0.00100	0.35	0.500	ug/L	
SLD0370-CCBA	Zinc-66	0.0290	2.92	6.00	ug/L	
SLD0370-CCBA	Zinc-67	0.0110	0.94	6.00	ug/L	
SLD0370-IBLB	Arsenic-75a	0.00200	0.0373	0.200	ug/L	
SLD0370-IBLB	Cadmium-111	0.0110	0.03	0.100	ug/L	
SLD0370-IBLB	Cadmium-114	0.00200	0.04	0.100	ug/L	
SLD0370-IBLB	Copper-63	0.0150	0.173	0.500	ug/L	
SLD0370-IBLB	Copper-65	0.0190	0.35	0.500	ug/L	
SLD0370-IBLB	Zinc-66	0.0020	2.92	6.00	ug/L	
SLD0370-IBLB	Zinc-67	-0.0170	0.94	6.00	ug/L	
SLD0370-IBLC	Arsenic-75a	0.00200	0.0373	0.200	ug/L	
SLD0370-IBLC	Cadmium-111	0.00300	0.03	0.100	ug/L	
SLD0370-IBLC	Cadmium-114	0.00700	0.04	0.100	ug/L	
SLD0370-IBLC	Copper-63	0.0130	0.173	0.500	ug/L	
SLD0370-IBLC	Copper-65	0.0140	0.35	0.500	ug/L	
SLD0370-IBLC	Zinc-66	0.0270	2.92	6.00	ug/L	
SLD0370-IBLC	Zinc-67	0.0200	0.94	6.00	ug/L	
SLD0370-CCBB	Arsenic-75a	0.00300	0.0373	0.200	ug/L	
SLD0370-CCBB	Cadmium-111	0.00400	0.03	0.100	ug/L	
SLD0370-CCBB	Cadmium-114	0.00100	0.04	0.100	ug/L	
SLD0370-CCBB	Copper-63	0.00400	0.173	0.500	ug/L	
SLD0370-CCBB	Copper-65	0.00500	0.35	0.500	ug/L	
SLD0370-CCBB	Zinc-66	0.0910	2.92	6.00	ug/L	
SLD0370-CCBB	Zinc-67	0.0390	0.94	6.00	ug/L	
SLD0370-IBLD	Arsenic-75a	0.00500	0.0373	0.200	ug/L	
SLD0370-IBLD	Cadmium-111	0.0130	0.03	0.100	ug/L	
SLD0370-IBLD	Cadmium-114	0.0110	0.04	0.100	ug/L	
SLD0370-IBLD	Copper-63	0.0170	0.173	0.500	ug/L	
SLD0370-IBLD	Copper-65	0.0190	0.35	0.500	ug/L	
SLD0370-IBLD	Zinc-66	0.0220	2.92	6.00	ug/L	
SLD0370-IBLD	Zinc-67	-0.0180	0.94	6.00	ug/L	
SLD0370-CCBC	Arsenic-75a	0.0100	0.0373	0.200	ug/L	
SLD0370-CCBC	Cadmium-111	0.00600	0.03	0.100	ug/L	
SLD0370-CCBC	Cadmium-114	0.00900	0.04	0.100	ug/L	
SLD0370-CCBC	Copper-63	0.00600	0.173	0.500	ug/L	



INSTRUMENT BLANKS
EPA 6020B UCT-KED

Laboratory: Analytical Resources, LLC

SDG: 23C0774

Client: Anchor QEA, LLC

Project: AOC5 MR Phase 1

Instrument ID: ICPMS1

Calibration: GD00066

Sequence: SLD0370

Date Analyzed: 04/26/23 04:55

Lab Sample ID	Analyte	Found	MDL	MRL	Units	C
SLD0370-CCBC	Copper-65	0.00300	0.35	0.500	ug/L	
SLD0370-CCBC	Zinc-66	0.0670	2.92	6.00	ug/L	
SLD0370-CCBC	Zinc-67	0.0780	0.94	6.00	ug/L	
SLD0370-IBLE	Arsenic-75a	0.00300	0.0373	0.200	ug/L	
SLD0370-IBLE	Cadmium-111	0.00600	0.03	0.100	ug/L	
SLD0370-IBLE	Cadmium-114	0.00600	0.04	0.100	ug/L	
SLD0370-IBLE	Copper-63	-0.00500	0.173	0.500	ug/L	
SLD0370-IBLE	Copper-65	-0.00200	0.35	0.500	ug/L	
SLD0370-IBLE	Zinc-66	-0.0980	2.92	6.00	ug/L	
SLD0370-IBLE	Zinc-67	-0.164	0.94	6.00	ug/L	
SLD0370-IBLF	Arsenic-75a	-0.00300	0.0373	0.200	ug/L	
SLD0370-IBLF	Cadmium-111	0.0140	0.03	0.100	ug/L	
SLD0370-IBLF	Cadmium-114	0.00200	0.04	0.100	ug/L	
SLD0370-IBLF	Copper-63	-0.00200	0.173	0.500	ug/L	
SLD0370-IBLF	Copper-65	-0.00800	0.35	0.500	ug/L	
SLD0370-IBLF	Zinc-66	-0.0760	2.92	6.00	ug/L	
SLD0370-IBLF	Zinc-67	-0.111	0.94	6.00	ug/L	
SLD0370-CCBD	Arsenic-75a	0.00700	0.0373	0.200	ug/L	
SLD0370-CCBD	Cadmium-111	0.00800	0.03	0.100	ug/L	
SLD0370-CCBD	Cadmium-114	0.00400	0.04	0.100	ug/L	
SLD0370-CCBD	Copper-63	0.00300	0.173	0.500	ug/L	
SLD0370-CCBD	Copper-65	-0.00100	0.35	0.500	ug/L	
SLD0370-CCBD	Zinc-66	0.0640	2.92	6.00	ug/L	
SLD0370-CCBD	Zinc-67	-0.0250	0.94	6.00	ug/L	
SLD0370-IBLG	Arsenic-75a	0.0100	0.0373	0.200	ug/L	
SLD0370-IBLG	Cadmium-111	0.00700	0.03	0.100	ug/L	
SLD0370-IBLG	Cadmium-114	0.00300	0.04	0.100	ug/L	
SLD0370-IBLG	Copper-63	0.00	0.173	0.500	ug/L	
SLD0370-IBLG	Copper-65	-0.00700	0.35	0.500	ug/L	
SLD0370-IBLG	Zinc-66	-0.0840	2.92	6.00	ug/L	
SLD0370-IBLG	Zinc-67	-0.129	0.94	6.00	ug/L	
SLD0370-CCBE	Arsenic-75a	0.00600	0.0373	0.200	ug/L	
SLD0370-CCBE	Cadmium-111	0.00200	0.03	0.100	ug/L	
SLD0370-CCBE	Cadmium-114	0.00600	0.04	0.100	ug/L	
SLD0370-CCBE	Copper-63	0.00200	0.173	0.500	ug/L	
SLD0370-CCBE	Copper-65	0.00600	0.35	0.500	ug/L	



INSTRUMENT BLANKS
EPA 6020B UCT-KED

Laboratory: Analytical Resources, LLC

SDG: 23C0774

Client: Anchor QEA, LLC

Project: AOC5 MR Phase 1

Instrument ID: ICPMS1

Calibration: GD00066

Sequence: SLD0370

Date Analyzed: 04/26/23 07:07

Lab Sample ID	Analyte	Found	MDL	MRL	Units	C
SLD0370-CCBE	Zinc-66	0.117	2.92	6.00	ug/L	
SLD0370-CCBE	Zinc-67	0.0280	0.94	6.00	ug/L	
SLD0370-CCBF	Arsenic-75a	0.00500	0.0373	0.200	ug/L	
SLD0370-CCBF	Cadmium-111	0.00900	0.03	0.100	ug/L	
SLD0370-CCBF	Cadmium-114	-0.00700	0.04	0.100	ug/L	
SLD0370-CCBF	Copper-63	0.00300	0.173	0.500	ug/L	
SLD0370-CCBF	Copper-65	0.00200	0.35	0.500	ug/L	
SLD0370-CCBF	Zinc-66	0.0330	2.92	6.00	ug/L	
SLD0370-CCBF	Zinc-67	0.0650	0.94	6.00	ug/L	
SLD0370-IBLH	Arsenic-75a	-0.00100	0.0373	0.200	ug/L	
SLD0370-IBLH	Cadmium-111	0.00700	0.03	0.100	ug/L	
SLD0370-IBLH	Cadmium-114	-0.00500	0.04	0.100	ug/L	
SLD0370-IBLH	Copper-63	0.00	0.173	0.500	ug/L	
SLD0370-IBLH	Copper-65	-0.00500	0.35	0.500	ug/L	
SLD0370-IBLH	Zinc-66	-0.134	2.92	6.00	ug/L	
SLD0370-IBLH	Zinc-67	-0.105	0.94	6.00	ug/L	
SLD0370-CCBG	Arsenic-75a	0.00300	0.0373	0.200	ug/L	
SLD0370-CCBG	Cadmium-111	-0.00200	0.03	0.100	ug/L	
SLD0370-CCBG	Cadmium-114	0.00200	0.04	0.100	ug/L	
SLD0370-CCBG	Copper-63	0.00700	0.173	0.500	ug/L	
SLD0370-CCBG	Copper-65	0.00400	0.35	0.500	ug/L	
SLD0370-CCBG	Zinc-66	0.0400	2.92	6.00	ug/L	
SLD0370-CCBG	Zinc-67	0.153	0.94	6.00	ug/L	
SLD0370-IBLI	Arsenic-75a	-0.00400	0.0373	0.200	ug/L	
SLD0370-IBLI	Cadmium-111	-0.00700	0.03	0.100	ug/L	
SLD0370-IBLI	Cadmium-114	-0.00300	0.04	0.100	ug/L	
SLD0370-IBLI	Copper-63	0.00200	0.173	0.500	ug/L	
SLD0370-IBLI	Copper-65	-0.00200	0.35	0.500	ug/L	
SLD0370-IBLI	Zinc-66	-0.123	2.92	6.00	ug/L	
SLD0370-IBLI	Zinc-67	-0.0950	0.94	6.00	ug/L	
SLD0370-CCBH	Arsenic-75a	-0.00300	0.0373	0.200	ug/L	
SLD0370-CCBH	Cadmium-111	0.00200	0.03	0.100	ug/L	
SLD0370-CCBH	Cadmium-114	-0.00300	0.04	0.100	ug/L	
SLD0370-CCBH	Copper-63	0.00500	0.173	0.500	ug/L	
SLD0370-CCBH	Copper-65	0.00700	0.35	0.500	ug/L	
SLD0370-CCBH	Zinc-66	0.0790	2.92	6.00	ug/L	



INSTRUMENT BLANKS
EPA 6020B UCT-KED

Laboratory: Analytical Resources, LLC

SDG: 23C0774

Client: Anchor QEA, LLC

Project: AOC5 MR Phase 1

Instrument ID: ICPMS1

Calibration: GD00066

Sequence: SLD0370

Date Analyzed: 04/26/23 09:33

Lab Sample ID	Analyte	Found	MDL	MRL	Units	C
SLD0370-CCBH	Zinc-67	0.0870	0.94	6.00	ug/L	
SLD0370-IBLJ	Arsenic-75a	0.00300	0.0373	0.200	ug/L	
SLD0370-IBLJ	Cadmium-111	0.00500	0.03	0.100	ug/L	
SLD0370-IBLJ	Cadmium-114	-0.00500	0.04	0.100	ug/L	
SLD0370-IBLJ	Copper-63	0.00200	0.173	0.500	ug/L	
SLD0370-IBLJ	Copper-65	-0.00400	0.35	0.500	ug/L	
SLD0370-IBLJ	Zinc-66	-0.114	2.92	6.00	ug/L	
SLD0370-IBLJ	Zinc-67	-0.0600	0.94	6.00	ug/L	
SLD0370-CCBI	Arsenic-75a	0.00100	0.0373	0.200	ug/L	
SLD0370-CCBI	Cadmium-111	0.00400	0.03	0.100	ug/L	
SLD0370-CCBI	Cadmium-114	-0.00300	0.04	0.100	ug/L	
SLD0370-CCBI	Copper-63	0.00700	0.173	0.500	ug/L	
SLD0370-CCBI	Copper-65	0.00500	0.35	0.500	ug/L	
SLD0370-CCBI	Zinc-66	0.0980	2.92	6.00	ug/L	
SLD0370-CCBI	Zinc-67	0.0880	0.94	6.00	ug/L	
SLD0370-IBLK	Arsenic-75a	0.00600	0.0373	0.200	ug/L	
SLD0370-IBLK	Cadmium-111	-0.00300	0.03	0.100	ug/L	
SLD0370-IBLK	Cadmium-114	-0.00600	0.04	0.100	ug/L	
SLD0370-IBLK	Copper-63	-0.00200	0.173	0.500	ug/L	
SLD0370-IBLK	Copper-65	-0.00600	0.35	0.500	ug/L	
SLD0370-IBLK	Zinc-66	-0.128	2.92	6.00	ug/L	
SLD0370-IBLK	Zinc-67	-0.0610	0.94	6.00	ug/L	
SLD0370-CCBJ	Arsenic-75a	-0.00300	0.0373	0.200	ug/L	
SLD0370-CCBJ	Cadmium-111	-0.00300	0.03	0.100	ug/L	
SLD0370-CCBJ	Cadmium-114	0.00	0.04	0.100	ug/L	
SLD0370-CCBJ	Copper-63	0.00700	0.173	0.500	ug/L	
SLD0370-CCBJ	Copper-65	0.00400	0.35	0.500	ug/L	
SLD0370-CCBJ	Zinc-66	0.0740	2.92	6.00	ug/L	
SLD0370-CCBJ	Zinc-67	0.0640	0.94	6.00	ug/L	



INSTRUMENT BLANKS
EPA 6020B UCT-KED

Laboratory: Analytical Resources, LLC

SDG: 23C0774

Client: Anchor QEA, LLC

Project: AOC5 MR Phase 1

Instrument ID: ICPMS1

Calibration: GD00073

Sequence: SLD0387

Date Analyzed: 04/26/23 15:49

Lab Sample ID	Analyte	Found	MDL	MRL	Units	C
SLD0387-IBL1	Arsenic-75a	0.00900	0.0373	0.200	ug/L	
SLD0387-IBL1	Cadmium-111	0.00	0.03	0.100	ug/L	
SLD0387-IBL1	Cadmium-114	0.00300	0.04	0.100	ug/L	
SLD0387-IBL1	Copper-63	0.00400	0.173	0.500	ug/L	
SLD0387-IBL1	Copper-65	-0.00300	0.35	0.500	ug/L	
SLD0387-IBL1	Zinc-66	0.0200	2.92	6.00	ug/L	
SLD0387-IBL1	Zinc-67	0.0090	0.94	6.00	ug/L	
SLD0387-ICB1	Arsenic-75a	0.0100	0.0373	0.200	ug/L	
SLD0387-ICB1	Cadmium-111	0.00400	0.03	0.100	ug/L	
SLD0387-ICB1	Cadmium-114	0.00100	0.04	0.100	ug/L	
SLD0387-ICB1	Copper-63	0.00400	0.173	0.500	ug/L	
SLD0387-ICB1	Copper-65	0.00500	0.35	0.500	ug/L	
SLD0387-ICB1	Zinc-66	0.0120	2.92	6.00	ug/L	
SLD0387-ICB1	Zinc-67	0.0030	0.94	6.00	ug/L	
SLD0387-CCB1	Arsenic-75a	0.0300	0.0373	0.200	ug/L	
SLD0387-CCB1	Cadmium-111	0.00300	0.03	0.100	ug/L	
SLD0387-CCB1	Cadmium-114	-0.00100	0.04	0.100	ug/L	
SLD0387-CCB1	Copper-63	0.0290	0.173	0.500	ug/L	
SLD0387-CCB1	Copper-65	0.0200	0.35	0.500	ug/L	
SLD0387-CCB1	Zinc-66	0.0230	2.92	6.00	ug/L	
SLD0387-CCB1	Zinc-67	0.0850	0.94	6.00	ug/L	
SLD0387-IBL2	Arsenic-75a	0.0140	0.0373	0.200	ug/L	
SLD0387-IBL2	Cadmium-111	0.00600	0.03	0.100	ug/L	
SLD0387-IBL2	Cadmium-114	0.00700	0.04	0.100	ug/L	
SLD0387-IBL2	Copper-63	0.00800	0.173	0.500	ug/L	
SLD0387-IBL2	Copper-65	0.00600	0.35	0.500	ug/L	
SLD0387-IBL2	Zinc-66	0.118	2.92	6.00	ug/L	
SLD0387-IBL2	Zinc-67	0.147	0.94	6.00	ug/L	
SLD0387-CCB2	Arsenic-75a	0.00700	0.0373	0.200	ug/L	
SLD0387-CCB2	Cadmium-111	0.0160	0.03	0.100	ug/L	
SLD0387-CCB2	Cadmium-114	0.00600	0.04	0.100	ug/L	
SLD0387-CCB2	Copper-63	0.00400	0.173	0.500	ug/L	
SLD0387-CCB2	Copper-65	0.00400	0.35	0.500	ug/L	
SLD0387-CCB2	Zinc-66	0.0100	2.92	6.00	ug/L	
SLD0387-CCB2	Zinc-67	0.0520	0.94	6.00	ug/L	



INSTRUMENT BLANKS
EPA 6020B UCT-KED

Laboratory: Analytical Resources, LLC

SDG: 23C0774

Client: Anchor QEA, LLC

Project: AOC5 MR Phase 1

Instrument ID: ICPMS1

Calibration: GD00073

Sequence: SLD0387

Date Analyzed: 04/26/23 17:29

Lab Sample ID	Analyte	Found	MDL	MRL	Units	C
SLD0387-CCB3	Arsenic-75a	0.00100	0.0373	0.200	ug/L	
SLD0387-CCB3	Cadmium-111	-0.00100	0.03	0.100	ug/L	
SLD0387-CCB3	Cadmium-114	-0.00200	0.04	0.100	ug/L	
SLD0387-CCB3	Copper-63	0.00500	0.173	0.500	ug/L	
SLD0387-CCB3	Copper-65	0.00100	0.35	0.500	ug/L	
SLD0387-CCB3	Zinc-66	0.0230	2.92	6.00	ug/L	
SLD0387-CCB3	Zinc-67	-0.0240	0.94	6.00	ug/L	
SLD0387-IBL3	Arsenic-75a	0.0610	0.0373	0.200	ug/L	
SLD0387-IBL3	Cadmium-111	0.0370	0.03	0.100	ug/L	
SLD0387-IBL3	Cadmium-114	0.0390	0.04	0.100	ug/L	
SLD0387-IBL3	Copper-63	0.0640	0.173	0.500	ug/L	
SLD0387-IBL3	Copper-65	0.0510	0.35	0.500	ug/L	
SLD0387-IBL3	Zinc-66	0.184	2.92	6.00	ug/L	
SLD0387-IBL3	Zinc-67	0.122	0.94	6.00	ug/L	
SLD0387-CCB4	Arsenic-75a	-0.00100	0.0373	0.200	ug/L	
SLD0387-CCB4	Cadmium-111	0.0200	0.03	0.100	ug/L	
SLD0387-CCB4	Cadmium-114	0.00700	0.04	0.100	ug/L	
SLD0387-CCB4	Copper-63	0.00200	0.173	0.500	ug/L	
SLD0387-CCB4	Copper-65	0.00100	0.35	0.500	ug/L	
SLD0387-CCB4	Zinc-66	0.0170	2.92	6.00	ug/L	
SLD0387-CCB4	Zinc-67	-0.0240	0.94	6.00	ug/L	
SLD0387-IBL4	Arsenic-75a	-0.00300	0.0373	0.200	ug/L	
SLD0387-IBL4	Cadmium-111	-0.00600	0.03	0.100	ug/L	
SLD0387-IBL4	Cadmium-114	-0.00200	0.04	0.100	ug/L	
SLD0387-IBL4	Copper-63	0.00400	0.173	0.500	ug/L	
SLD0387-IBL4	Copper-65	-0.00200	0.35	0.500	ug/L	
SLD0387-IBL4	Zinc-66	0.0440	2.92	6.00	ug/L	
SLD0387-IBL4	Zinc-67	0.0070	0.94	6.00	ug/L	
SLD0387-CCB5	Arsenic-75a	0.00100	0.0373	0.200	ug/L	
SLD0387-CCB5	Cadmium-111	0.00	0.03	0.100	ug/L	
SLD0387-CCB5	Cadmium-114	-0.00100	0.04	0.100	ug/L	
SLD0387-CCB5	Copper-63	0.00	0.173	0.500	ug/L	
SLD0387-CCB5	Copper-65	-0.00100	0.35	0.500	ug/L	
SLD0387-CCB5	Zinc-66	0.0160	2.92	6.00	ug/L	
SLD0387-CCB5	Zinc-67	-0.0190	0.94	6.00	ug/L	
SLD0387-IBL5	Arsenic-75a	-0.00300	0.0373	0.200	ug/L	



INSTRUMENT BLANKS
EPA 6020B UCT-KED

Laboratory: Analytical Resources, LLC

SDG: 23C0774

Client: Anchor QEA, LLC

Project: AOC5 MR Phase 1

Instrument ID: ICPMS1

Calibration: GD00073

Sequence: SLD0387

Date Analyzed: 04/26/23 20:17

Lab Sample ID	Analyte	Found	MDL	MRL	Units	C
SLD0387-IBL5	Cadmium-111	0.00400	0.03	0.100	ug/L	
SLD0387-IBL5	Cadmium-114	0.00	0.04	0.100	ug/L	
SLD0387-IBL5	Copper-63	0.00300	0.173	0.500	ug/L	
SLD0387-IBL5	Copper-65	0.00	0.35	0.500	ug/L	
SLD0387-IBL5	Zinc-66	0.0520	2.92	6.00	ug/L	
SLD0387-IBL5	Zinc-67	0.0160	0.94	6.00	ug/L	
SLD0387-CCB6	Arsenic-75a	-0.00100	0.0373	0.200	ug/L	
SLD0387-CCB6	Cadmium-111	-0.00400	0.03	0.100	ug/L	
SLD0387-CCB6	Cadmium-114	-0.00100	0.04	0.100	ug/L	
SLD0387-CCB6	Copper-63	0.00400	0.173	0.500	ug/L	
SLD0387-CCB6	Copper-65	-0.00100	0.35	0.500	ug/L	
SLD0387-CCB6	Zinc-66	0.0070	2.92	6.00	ug/L	
SLD0387-CCB6	Zinc-67	-0.0070	0.94	6.00	ug/L	
SLD0387-IBL6	Arsenic-75a	-0.00500	0.0373	0.200	ug/L	
SLD0387-IBL6	Cadmium-111	-0.00200	0.03	0.100	ug/L	
SLD0387-IBL6	Cadmium-114	-0.00300	0.04	0.100	ug/L	
SLD0387-IBL6	Copper-63	0.00100	0.173	0.500	ug/L	
SLD0387-IBL6	Copper-65	-0.00100	0.35	0.500	ug/L	
SLD0387-IBL6	Zinc-66	0.0700	2.92	6.00	ug/L	
SLD0387-IBL6	Zinc-67	0.0500	0.94	6.00	ug/L	
SLD0387-CCB7	Arsenic-75a	-0.00700	0.0373	0.200	ug/L	
SLD0387-CCB7	Cadmium-111	-0.00100	0.03	0.100	ug/L	
SLD0387-CCB7	Cadmium-114	-0.00200	0.04	0.100	ug/L	
SLD0387-CCB7	Copper-63	0.00500	0.173	0.500	ug/L	
SLD0387-CCB7	Copper-65	0.00	0.35	0.500	ug/L	
SLD0387-CCB7	Zinc-66	0.0140	2.92	6.00	ug/L	
SLD0387-CCB7	Zinc-67	-0.0130	0.94	6.00	ug/L	
SLD0387-CCB8	Arsenic-75a	0.0290	0.0373	0.200	ug/L	
SLD0387-CCB8	Cadmium-111	-0.00500	0.03	0.100	ug/L	
SLD0387-CCB8	Cadmium-114	0.00	0.04	0.100	ug/L	
SLD0387-CCB8	Copper-63	0.0190	0.173	0.500	ug/L	
SLD0387-CCB8	Copper-65	0.0260	0.35	0.500	ug/L	
SLD0387-CCB8	Zinc-66	0.0150	2.92	6.00	ug/L	
SLD0387-CCB8	Zinc-67	0.0360	0.94	6.00	ug/L	
SLD0387-IBL7	Arsenic-75a	0.00200	0.0373	0.200	ug/L	
SLD0387-IBL7	Cadmium-111	-0.00800	0.03	0.100	ug/L	



INSTRUMENT BLANKS
EPA 6020B UCT-KED

Laboratory: Analytical Resources, LLC

SDG: 23C0774

Client: Anchor QEA, LLC

Project: AOC5 MR Phase 1

Instrument ID: ICPMS1

Calibration: GD00073

Sequence: SLD0387

Date Analyzed: 04/26/23 22:50

Lab Sample ID	Analyte	Found	MDL	MRL	Units	C
SLD0387-IBL7	Cadmium-114	0.00300	0.04	0.100	ug/L	
SLD0387-IBL7	Copper-63	-0.00100	0.173	0.500	ug/L	
SLD0387-IBL7	Copper-65	0.00100	0.35	0.500	ug/L	
SLD0387-IBL7	Zinc-66	0.0100	2.92	6.00	ug/L	
SLD0387-IBL7	Zinc-67	0.0120	0.94	6.00	ug/L	
SLD0387-CCB9	Arsenic-75a	0.00600	0.0373	0.200	ug/L	
SLD0387-CCB9	Cadmium-111	-0.00200	0.03	0.100	ug/L	
SLD0387-CCB9	Cadmium-114	0.00100	0.04	0.100	ug/L	
SLD0387-CCB9	Copper-63	0.00100	0.173	0.500	ug/L	
SLD0387-CCB9	Copper-65	0.00	0.35	0.500	ug/L	
SLD0387-CCB9	Zinc-66	0.0010	2.92	6.00	ug/L	
SLD0387-CCB9	Zinc-67	0.0120	0.94	6.00	ug/L	
SLD0387-IBL8	Arsenic-75a	0.00	0.0373	0.200	ug/L	
SLD0387-IBL8	Cadmium-111	-0.00800	0.03	0.100	ug/L	
SLD0387-IBL8	Cadmium-114	0.00500	0.04	0.100	ug/L	
SLD0387-IBL8	Copper-63	0.00200	0.173	0.500	ug/L	
SLD0387-IBL8	Copper-65	0.00100	0.35	0.500	ug/L	
SLD0387-IBL8	Zinc-66	-0.0100	2.92	6.00	ug/L	
SLD0387-IBL8	Zinc-67	-0.0170	0.94	6.00	ug/L	
SLD0387-CCBA	Arsenic-75a	0.00200	0.0373	0.200	ug/L	
SLD0387-CCBA	Cadmium-111	-0.00200	0.03	0.100	ug/L	
SLD0387-CCBA	Cadmium-114	-0.00100	0.04	0.100	ug/L	
SLD0387-CCBA	Copper-63	0.00100	0.173	0.500	ug/L	
SLD0387-CCBA	Copper-65	0.00200	0.35	0.500	ug/L	
SLD0387-CCBA	Zinc-66	0.0340	2.92	6.00	ug/L	
SLD0387-CCBA	Zinc-67	0.0900	0.94	6.00	ug/L	
SLD0387-IBL9	Arsenic-75a	0.00500	0.0373	0.200	ug/L	
SLD0387-IBL9	Cadmium-111	0.00100	0.03	0.100	ug/L	
SLD0387-IBL9	Cadmium-114	0.00200	0.04	0.100	ug/L	
SLD0387-IBL9	Copper-63	0.00	0.173	0.500	ug/L	
SLD0387-IBL9	Copper-65	0.00100	0.35	0.500	ug/L	
SLD0387-IBL9	Zinc-66	0.0370	2.92	6.00	ug/L	
SLD0387-IBL9	Zinc-67	0.0180	0.94	6.00	ug/L	
SLD0387-CCBB	Arsenic-75a	0.00100	0.0373	0.200	ug/L	
SLD0387-CCBB	Cadmium-111	0.00200	0.03	0.100	ug/L	
SLD0387-CCBB	Cadmium-114	0.00	0.04	0.100	ug/L	



INSTRUMENT BLANKS
EPA 6020B UCT-KED

Laboratory: Analytical Resources, LLC

SDG: 23C0774

Client: Anchor QEA, LLC

Project: AOC5 MR Phase 1

Instrument ID: ICPMS1

Calibration: GD00073

Sequence: SLD0387

Date Analyzed: 04/27/23 01:03

Lab Sample ID	Analyte	Found	MDL	MRL	Units	C
SLD0387-CCBB	Copper-63	0.00100	0.173	0.500	ug/L	
SLD0387-CCBB	Copper-65	0.00200	0.35	0.500	ug/L	
SLD0387-CCBB	Zinc-66	0.0440	2.92	6.00	ug/L	
SLD0387-CCBB	Zinc-67	0.0110	0.94	6.00	ug/L	
SLD0387-IBLA	Arsenic-75a	0.00400	0.0373	0.200	ug/L	
SLD0387-IBLA	Cadmium-111	-0.00200	0.03	0.100	ug/L	
SLD0387-IBLA	Cadmium-114	0.00600	0.04	0.100	ug/L	
SLD0387-IBLA	Copper-63	-0.00100	0.173	0.500	ug/L	
SLD0387-IBLA	Copper-65	0.00300	0.35	0.500	ug/L	
SLD0387-IBLA	Zinc-66	0.0380	2.92	6.00	ug/L	
SLD0387-IBLA	Zinc-67	0.0480	0.94	6.00	ug/L	
SLD0387-CCBC	Arsenic-75a	0.00	0.0373	0.200	ug/L	
SLD0387-CCBC	Cadmium-111	-0.00600	0.03	0.100	ug/L	
SLD0387-CCBC	Cadmium-114	0.00900	0.04	0.100	ug/L	
SLD0387-CCBC	Copper-63	0.00300	0.173	0.500	ug/L	
SLD0387-CCBC	Copper-65	0.00300	0.35	0.500	ug/L	
SLD0387-CCBC	Zinc-66	0.0190	2.92	6.00	ug/L	
SLD0387-CCBC	Zinc-67	0.0510	0.94	6.00	ug/L	
SLD0387-IBLB	Arsenic-75a	0.00200	0.0373	0.200	ug/L	
SLD0387-IBLB	Cadmium-111	-0.00300	0.03	0.100	ug/L	
SLD0387-IBLB	Cadmium-114	0.00300	0.04	0.100	ug/L	
SLD0387-IBLB	Copper-63	0.00200	0.173	0.500	ug/L	
SLD0387-IBLB	Copper-65	-0.00100	0.35	0.500	ug/L	
SLD0387-IBLB	Zinc-66	0.0120	2.92	6.00	ug/L	
SLD0387-IBLB	Zinc-67	-0.0010	0.94	6.00	ug/L	
SLD0387-IBLC	Arsenic-75a	0.00200	0.0373	0.200	ug/L	
SLD0387-IBLC	Cadmium-111	-0.00200	0.03	0.100	ug/L	
SLD0387-IBLC	Cadmium-114	0.00600	0.04	0.100	ug/L	
SLD0387-IBLC	Copper-63	0.00400	0.173	0.500	ug/L	
SLD0387-IBLC	Copper-65	0.00200	0.35	0.500	ug/L	
SLD0387-IBLC	Zinc-66	0.0160	2.92	6.00	ug/L	
SLD0387-IBLC	Zinc-67	0.0140	0.94	6.00	ug/L	
SLD0387-CCBD	Arsenic-75a	0.00200	0.0373	0.200	ug/L	
SLD0387-CCBD	Cadmium-111	-0.00700	0.03	0.100	ug/L	
SLD0387-CCBD	Cadmium-114	0.00200	0.04	0.100	ug/L	
SLD0387-CCBD	Copper-63	0.00200	0.173	0.500	ug/L	



INSTRUMENT BLANKS
EPA 6020B UCT-KED

Laboratory: Analytical Resources, LLC

SDG: 23C0774

Client: Anchor QEA, LLC

Project: AOC5 MR Phase 1

Instrument ID: ICPMS1

Calibration: GD00073

Sequence: SLD0387

Date Analyzed: 04/27/23 03:10

Lab Sample ID	Analyte	Found	MDL	MRL	Units	C
SLD0387-CCBD	Copper-65	0.00600	0.35	0.500	ug/L	
SLD0387-CCBD	Zinc-66	0.0170	2.92	6.00	ug/L	
SLD0387-CCBD	Zinc-67	0.0190	0.94	6.00	ug/L	
SLD0387-CCBE	Arsenic-75a	0.00200	0.0373	0.200	ug/L	
SLD0387-CCBE	Cadmium-111	0.0140	0.03	0.100	ug/L	
SLD0387-CCBE	Cadmium-114	0.0230	0.04	0.100	ug/L	
SLD0387-CCBE	Copper-63	-0.00100	0.173	0.500	ug/L	
SLD0387-CCBE	Copper-65	0.00300	0.35	0.500	ug/L	
SLD0387-CCBE	Zinc-66	0.0320	2.92	6.00	ug/L	
SLD0387-CCBE	Zinc-67	-0.0070	0.94	6.00	ug/L	
SLD0387-IBLD	Arsenic-75a	-0.00400	0.0373	0.200	ug/L	
SLD0387-IBLD	Cadmium-111	-0.00100	0.03	0.100	ug/L	
SLD0387-IBLD	Cadmium-114	0.00	0.04	0.100	ug/L	
SLD0387-IBLD	Copper-63	-0.00200	0.173	0.500	ug/L	
SLD0387-IBLD	Copper-65	0.00100	0.35	0.500	ug/L	
SLD0387-IBLD	Zinc-66	-0.0180	2.92	6.00	ug/L	
SLD0387-IBLD	Zinc-67	-0.0120	0.94	6.00	ug/L	
SLD0387-IBLE	Arsenic-75a	0.00	0.0373	0.200	ug/L	
SLD0387-IBLE	Cadmium-111	-0.00200	0.03	0.100	ug/L	
SLD0387-IBLE	Cadmium-114	-0.00100	0.04	0.100	ug/L	
SLD0387-IBLE	Copper-63	0.00	0.173	0.500	ug/L	
SLD0387-IBLE	Copper-65	-0.00200	0.35	0.500	ug/L	
SLD0387-IBLE	Zinc-66	0.0060	2.92	6.00	ug/L	
SLD0387-IBLE	Zinc-67	0.0020	0.94	6.00	ug/L	
SLD0387-CCBF	Arsenic-75a	0.00800	0.0373	0.200	ug/L	
SLD0387-CCBF	Cadmium-111	0.00600	0.03	0.100	ug/L	
SLD0387-CCBF	Cadmium-114	0.00200	0.04	0.100	ug/L	
SLD0387-CCBF	Copper-63	0.00600	0.173	0.500	ug/L	
SLD0387-CCBF	Copper-65	0.0100	0.35	0.500	ug/L	
SLD0387-CCBF	Zinc-66	0.0180	2.92	6.00	ug/L	
SLD0387-CCBF	Zinc-67	-0.0010	0.94	6.00	ug/L	
SLD0387-IBLF	Arsenic-75a	0.00300	0.0373	0.200	ug/L	
SLD0387-IBLF	Cadmium-111	-0.00300	0.03	0.100	ug/L	
SLD0387-IBLF	Cadmium-114	0.00300	0.04	0.100	ug/L	
SLD0387-IBLF	Copper-63	0.0230	0.173	0.500	ug/L	
SLD0387-IBLF	Copper-65	0.0240	0.35	0.500	ug/L	



INSTRUMENT BLANKS
EPA 6020B UCT-KED

Laboratory: Analytical Resources, LLC

SDG: 23C0774

Client: Anchor QEA, LLC

Project: AOC5 MR Phase 1

Instrument ID: ICPMS1

Calibration: GD00073

Sequence: SLD0387

Date Analyzed: 04/27/23 04:58

Lab Sample ID	Analyte	Found	MDL	MRL	Units	C
SLD0387-IBLF	Zinc-66	0.0240	2.92	6.00	ug/L	
SLD0387-IBLF	Zinc-67	0.0570	0.94	6.00	ug/L	
SLD0387-IBLG	Arsenic-75a	0.0360	0.0373	0.200	ug/L	
SLD0387-IBLG	Cadmium-111	-0.00200	0.03	0.100	ug/L	
SLD0387-IBLG	Cadmium-114	-0.00100	0.04	0.100	ug/L	
SLD0387-IBLG	Copper-63	0.0530	0.173	0.500	ug/L	
SLD0387-IBLG	Copper-65	0.0620	0.35	0.500	ug/L	
SLD0387-IBLG	Zinc-66	0.148	2.92	6.00	ug/L	
SLD0387-IBLG	Zinc-67	0.109	0.94	6.00	ug/L	
SLD0387-CCBG	Arsenic-75a	0.00500	0.0373	0.200	ug/L	
SLD0387-CCBG	Cadmium-111	0.00	0.03	0.100	ug/L	
SLD0387-CCBG	Cadmium-114	0.00400	0.04	0.100	ug/L	
SLD0387-CCBG	Copper-63	-0.00100	0.173	0.500	ug/L	
SLD0387-CCBG	Copper-65	0.00200	0.35	0.500	ug/L	
SLD0387-CCBG	Zinc-66	0.0110	2.92	6.00	ug/L	
SLD0387-CCBG	Zinc-67	-0.0290	0.94	6.00	ug/L	
SLD0387-IBLH	Arsenic-75a	-0.00400	0.0373	0.200	ug/L	
SLD0387-IBLH	Cadmium-111	0.00	0.03	0.100	ug/L	
SLD0387-IBLH	Cadmium-114	-0.00200	0.04	0.100	ug/L	
SLD0387-IBLH	Copper-63	0.0180	0.173	0.500	ug/L	
SLD0387-IBLH	Copper-65	0.0160	0.35	0.500	ug/L	
SLD0387-IBLH	Zinc-66	0.0160	2.92	6.00	ug/L	
SLD0387-IBLH	Zinc-67	-0.0330	0.94	6.00	ug/L	
SLD0387-IBLI	Arsenic-75a	-0.00400	0.0373	0.200	ug/L	
SLD0387-IBLI	Cadmium-111	-0.00600	0.03	0.100	ug/L	
SLD0387-IBLI	Cadmium-114	0.00	0.04	0.100	ug/L	
SLD0387-IBLI	Copper-63	0.0230	0.173	0.500	ug/L	
SLD0387-IBLI	Copper-65	0.0250	0.35	0.500	ug/L	
SLD0387-IBLI	Zinc-66	0.0160	2.92	6.00	ug/L	
SLD0387-IBLI	Zinc-67	-0.0180	0.94	6.00	ug/L	
SLD0387-CCBH	Arsenic-75a	0.00100	0.0373	0.200	ug/L	
SLD0387-CCBH	Cadmium-111	0.00100	0.03	0.100	ug/L	
SLD0387-CCBH	Cadmium-114	-0.00100	0.04	0.100	ug/L	
SLD0387-CCBH	Copper-63	0.00200	0.173	0.500	ug/L	
SLD0387-CCBH	Copper-65	0.00100	0.35	0.500	ug/L	
SLD0387-CCBH	Zinc-66	0.0070	2.92	6.00	ug/L	



INSTRUMENT BLANKS
EPA 6020B UCT-KED

Laboratory: Analytical Resources, LLC

SDG: 23C0774

Client: Anchor QEA, LLC

Project: AOC5 MR Phase 1

Instrument ID: ICPMS1

Calibration: GD00073

Sequence: SLD0387

Date Analyzed: 04/27/23 06:33

Lab Sample ID	Analyte	Found	MDL	MRL	Units	C
SLD0387-CCBH	Zinc-67	-0.0140	0.94	6.00	ug/L	



INSTRUMENT BLANKS
EPA 6020B UCT-KED

Laboratory: Analytical Resources, LLC

SDG: 23C0774

Client: Anchor QEA, LLC

Project: AOC5 MR Phase 1

Instrument ID: ICPMS1

Calibration: GD00078

Sequence: SLD0418

Date Analyzed: 04/27/23 17:32

Lab Sample ID	Analyte	Found	MDL	MRL	Units	C
SLD0418-IBL1	Arsenic-75a	0.00300	0.0373	0.200	ug/L	
SLD0418-IBL1	Cadmium-111	0.00400	0.03	0.100	ug/L	
SLD0418-IBL1	Cadmium-114	0.00100	0.04	0.100	ug/L	
SLD0418-IBL1	Copper-63	0.00	0.173	0.500	ug/L	
SLD0418-IBL1	Copper-65	0.00	0.35	0.500	ug/L	
SLD0418-IBL1	Zinc-66	0.0150	2.92	6.00	ug/L	
SLD0418-IBL1	Zinc-67	-0.0220	0.94	6.00	ug/L	
SLD0418-ICB1	Arsenic-75a	0.00300	0.0373	0.200	ug/L	
SLD0418-ICB1	Cadmium-111	0.00600	0.03	0.100	ug/L	
SLD0418-ICB1	Cadmium-114	0.00200	0.04	0.100	ug/L	
SLD0418-ICB1	Copper-63	0.00200	0.173	0.500	ug/L	
SLD0418-ICB1	Copper-65	-0.00100	0.35	0.500	ug/L	
SLD0418-ICB1	Zinc-66	-0.0040	2.92	6.00	ug/L	
SLD0418-ICB1	Zinc-67	-0.0490	0.94	6.00	ug/L	
SLD0418-CCB1	Arsenic-75a	-0.00100	0.0373	0.200	ug/L	
SLD0418-CCB1	Cadmium-111	0.0100	0.03	0.100	ug/L	
SLD0418-CCB1	Cadmium-114	-0.00300	0.04	0.100	ug/L	
SLD0418-CCB1	Copper-63	0.00200	0.173	0.500	ug/L	
SLD0418-CCB1	Copper-65	0.00500	0.35	0.500	ug/L	
SLD0418-CCB1	Zinc-66	-0.0030	2.92	6.00	ug/L	
SLD0418-CCB1	Zinc-67	0.0030	0.94	6.00	ug/L	
SLD0418-CCB2	Arsenic-75a	0.0140	0.0373	0.200	ug/L	
SLD0418-CCB2	Cadmium-111	-0.00300	0.03	0.100	ug/L	
SLD0418-CCB2	Cadmium-114	-0.00100	0.04	0.100	ug/L	
SLD0418-CCB2	Copper-63	0.0110	0.173	0.500	ug/L	
SLD0418-CCB2	Copper-65	-0.00200	0.35	0.500	ug/L	
SLD0418-CCB2	Zinc-66	-0.0050	2.92	6.00	ug/L	
SLD0418-CCB2	Zinc-67	-0.0540	0.94	6.00	ug/L	
SLD0418-IBL2	Arsenic-75a	0.0130	0.0373	0.200	ug/L	
SLD0418-IBL2	Cadmium-111	0.00700	0.03	0.100	ug/L	
SLD0418-IBL2	Cadmium-114	0.00400	0.04	0.100	ug/L	
SLD0418-IBL2	Copper-63	0.0140	0.173	0.500	ug/L	
SLD0418-IBL2	Copper-65	0.0120	0.35	0.500	ug/L	
SLD0418-IBL2	Zinc-66	0.0180	2.92	6.00	ug/L	
SLD0418-IBL2	Zinc-67	0.0360	0.94	6.00	ug/L	



INSTRUMENT BLANKS
EPA 6020B UCT-KED

Laboratory: Analytical Resources, LLC

SDG: 23C0774

Client: Anchor QEA, LLC

Project: AOC5 MR Phase 1

Instrument ID: ICPMS1

Calibration: GD00078

Sequence: SLD0418

Date Analyzed: 04/27/23 19:30

Lab Sample ID	Analyte	Found	MDL	MRL	Units	C
SLD0418-IBL3	Arsenic-75a	0.00200	0.0373	0.200	ug/L	
SLD0418-IBL3	Cadmium-111	0.00500	0.03	0.100	ug/L	
SLD0418-IBL3	Cadmium-114	0.00400	0.04	0.100	ug/L	
SLD0418-IBL3	Copper-63	0.0120	0.173	0.500	ug/L	
SLD0418-IBL3	Copper-65	0.00400	0.35	0.500	ug/L	
SLD0418-IBL3	Zinc-66	0.0220	2.92	6.00	ug/L	
SLD0418-IBL3	Zinc-67	-0.0020	0.94	6.00	ug/L	
SLD0418-CCB3	Arsenic-75a	0.00800	0.0373	0.200	ug/L	
SLD0418-CCB3	Cadmium-111	0.00	0.03	0.100	ug/L	
SLD0418-CCB3	Cadmium-114	0.00200	0.04	0.100	ug/L	
SLD0418-CCB3	Copper-63	0.00700	0.173	0.500	ug/L	
SLD0418-CCB3	Copper-65	-0.00300	0.35	0.500	ug/L	
SLD0418-CCB3	Zinc-66	-0.0090	2.92	6.00	ug/L	
SLD0418-CCB3	Zinc-67	-0.0470	0.94	6.00	ug/L	
SLD0418-IBL4	Arsenic-75a	0.00500	0.0373	0.200	ug/L	
SLD0418-IBL4	Cadmium-111	-0.00200	0.03	0.100	ug/L	
SLD0418-IBL4	Cadmium-114	0.00100	0.04	0.100	ug/L	
SLD0418-IBL4	Copper-63	0.0510	0.173	0.500	ug/L	
SLD0418-IBL4	Copper-65	0.0350	0.35	0.500	ug/L	
SLD0418-IBL4	Zinc-66	0.679	2.92	6.00	ug/L	
SLD0418-IBL4	Zinc-67	0.646	0.94	6.00	ug/L	
SLD0418-CCB4	Arsenic-75a	0.00400	0.0373	0.200	ug/L	
SLD0418-CCB4	Cadmium-111	-0.00400	0.03	0.100	ug/L	
SLD0418-CCB4	Cadmium-114	0.00200	0.04	0.100	ug/L	
SLD0418-CCB4	Copper-63	0.00400	0.173	0.500	ug/L	
SLD0418-CCB4	Copper-65	-0.00300	0.35	0.500	ug/L	
SLD0418-CCB4	Zinc-66	-0.0400	2.92	6.00	ug/L	
SLD0418-CCB4	Zinc-67	-0.0180	0.94	6.00	ug/L	
SLD0418-IBL5	Arsenic-75a	0.00600	0.0373	0.200	ug/L	
SLD0418-IBL5	Cadmium-111	-0.00100	0.03	0.100	ug/L	
SLD0418-IBL5	Cadmium-114	0.00200	0.04	0.100	ug/L	
SLD0418-IBL5	Copper-63	0.0540	0.173	0.500	ug/L	
SLD0418-IBL5	Copper-65	0.0430	0.35	0.500	ug/L	
SLD0418-IBL5	Zinc-66	0.683	2.92	6.00	ug/L	
SLD0418-IBL5	Zinc-67	0.751	0.94	6.00	ug/L	
SLD0418-CCB5	Arsenic-75a	0.00800	0.0373	0.200	ug/L	



INSTRUMENT BLANKS
EPA 6020B UCT-KED

Laboratory: Analytical Resources, LLC

SDG: 23C0774

Client: Anchor QEA, LLC

Project: AOC5 MR Phase 1

Instrument ID: ICPMS1

Calibration: GD00078

Sequence: SLD0418

Date Analyzed: 04/27/23 21:49

Lab Sample ID	Analyte	Found	MDL	MRL	Units	C
SLD0418-CCB5	Cadmium-111	-0.00100	0.03	0.100	ug/L	
SLD0418-CCB5	Cadmium-114	0.00100	0.04	0.100	ug/L	
SLD0418-CCB5	Copper-63	0.00300	0.173	0.500	ug/L	
SLD0418-CCB5	Copper-65	0.00	0.35	0.500	ug/L	
SLD0418-CCB5	Zinc-66	-0.0140	2.92	6.00	ug/L	
SLD0418-CCB5	Zinc-67	-0.0400	0.94	6.00	ug/L	
SLD0418-CCB6	Arsenic-75a	-0.00300	0.0373	0.200	ug/L	
SLD0418-CCB6	Cadmium-111	0.0100	0.03	0.100	ug/L	
SLD0418-CCB6	Cadmium-114	0.00100	0.04	0.100	ug/L	
SLD0418-CCB6	Copper-63	-0.00400	0.173	0.500	ug/L	
SLD0418-CCB6	Copper-65	-0.00700	0.35	0.500	ug/L	
SLD0418-CCB6	Zinc-66	-0.0490	2.92	6.00	ug/L	
SLD0418-CCB6	Zinc-67	-0.0410	0.94	6.00	ug/L	
SLD0418-IBL7	Arsenic-75a	-0.0110	0.0373	0.200	ug/L	
SLD0418-IBL7	Cadmium-111	0.0160	0.03	0.100	ug/L	
SLD0418-IBL7	Cadmium-114	0.00200	0.04	0.100	ug/L	
SLD0418-IBL7	Copper-63	-0.00300	0.173	0.500	ug/L	
SLD0418-IBL7	Copper-65	-0.00100	0.35	0.500	ug/L	
SLD0418-IBL7	Zinc-66	0.164	2.92	6.00	ug/L	
SLD0418-IBL7	Zinc-67	0.143	0.94	6.00	ug/L	
SLD0418-CCB7	Arsenic-75a	-0.00100	0.0373	0.200	ug/L	
SLD0418-CCB7	Cadmium-111	0.00200	0.03	0.100	ug/L	
SLD0418-CCB7	Cadmium-114	-0.00300	0.04	0.100	ug/L	
SLD0418-CCB7	Copper-63	-0.0150	0.173	0.500	ug/L	
SLD0418-CCB7	Copper-65	-0.0140	0.35	0.500	ug/L	
SLD0418-CCB7	Zinc-66	-0.0560	2.92	6.00	ug/L	
SLD0418-CCB7	Zinc-67	-0.0330	0.94	6.00	ug/L	
SLD0418-IBL8	Arsenic-75a	-0.00300	0.0373	0.200	ug/L	
SLD0418-IBL8	Cadmium-111	0.00300	0.03	0.100	ug/L	
SLD0418-IBL8	Cadmium-114	0.00300	0.04	0.100	ug/L	
SLD0418-IBL8	Copper-63	-0.00300	0.173	0.500	ug/L	
SLD0418-IBL8	Copper-65	-0.00300	0.35	0.500	ug/L	
SLD0418-IBL8	Zinc-66	0.124	2.92	6.00	ug/L	
SLD0418-IBL8	Zinc-67	0.0440	0.94	6.00	ug/L	
SLD0418-CCB8	Arsenic-75a	-0.00300	0.0373	0.200	ug/L	
SLD0418-CCB8	Cadmium-111	0.0170	0.03	0.100	ug/L	



INSTRUMENT BLANKS
EPA 6020B UCT-KED

Laboratory: Analytical Resources, LLC

SDG: 23C0774

Client: Anchor QEA, LLC

Project: AOC5 MR Phase 1

Instrument ID: ICPMS1

Calibration: GD00078

Sequence: SLD0418

Date Analyzed: 04/28/23 00:14

Lab Sample ID	Analyte	Found	MDL	MRL	Units	C
SLD0418-CCB8	Cadmium-114	0.00300	0.04	0.100	ug/L	
SLD0418-CCB8	Copper-63	-0.0160	0.173	0.500	ug/L	
SLD0418-CCB8	Copper-65	-0.0110	0.35	0.500	ug/L	
SLD0418-CCB8	Zinc-66	-0.0450	2.92	6.00	ug/L	
SLD0418-CCB8	Zinc-67	-0.0150	0.94	6.00	ug/L	
SLD0418-IBL9	Arsenic-75a	-0.00500	0.0373	0.200	ug/L	
SLD0418-IBL9	Cadmium-111	0.00500	0.03	0.100	ug/L	
SLD0418-IBL9	Cadmium-114	0.00300	0.04	0.100	ug/L	
SLD0418-IBL9	Copper-63	-0.00100	0.173	0.500	ug/L	
SLD0418-IBL9	Copper-65	-0.00400	0.35	0.500	ug/L	
SLD0418-IBL9	Zinc-66	0.154	2.92	6.00	ug/L	
SLD0418-IBL9	Zinc-67	0.148	0.94	6.00	ug/L	
SLD0418-CCB9	Arsenic-75a	-0.00900	0.0373	0.200	ug/L	
SLD0418-CCB9	Cadmium-111	0.00800	0.03	0.100	ug/L	
SLD0418-CCB9	Cadmium-114	0.00200	0.04	0.100	ug/L	
SLD0418-CCB9	Copper-63	-0.0130	0.173	0.500	ug/L	
SLD0418-CCB9	Copper-65	-0.0140	0.35	0.500	ug/L	
SLD0418-CCB9	Zinc-66	-0.0570	2.92	6.00	ug/L	
SLD0418-CCB9	Zinc-67	-0.0720	0.94	6.00	ug/L	
SLD0418-IBLA	Arsenic-75a	-0.0110	0.0373	0.200	ug/L	
SLD0418-IBLA	Cadmium-111	0.00800	0.03	0.100	ug/L	
SLD0418-IBLA	Cadmium-114	-0.00400	0.04	0.100	ug/L	
SLD0418-IBLA	Copper-63	0.00100	0.173	0.500	ug/L	
SLD0418-IBLA	Copper-65	-0.00500	0.35	0.500	ug/L	
SLD0418-IBLA	Zinc-66	0.125	2.92	6.00	ug/L	
SLD0418-IBLA	Zinc-67	0.130	0.94	6.00	ug/L	
SLD0418-CCBA	Arsenic-75a	-0.00300	0.0373	0.200	ug/L	
SLD0418-CCBA	Cadmium-111	-0.00100	0.03	0.100	ug/L	
SLD0418-CCBA	Cadmium-114	0.00600	0.04	0.100	ug/L	
SLD0418-CCBA	Copper-63	-0.0170	0.173	0.500	ug/L	
SLD0418-CCBA	Copper-65	-0.0110	0.35	0.500	ug/L	
SLD0418-CCBA	Zinc-66	-0.0610	2.92	6.00	ug/L	
SLD0418-CCBA	Zinc-67	-0.0470	0.94	6.00	ug/L	
SLD0418-IBLB	Arsenic-75a	-0.00700	0.0373	0.200	ug/L	
SLD0418-IBLB	Cadmium-111	0.0120	0.03	0.100	ug/L	
SLD0418-IBLB	Cadmium-114	0.00800	0.04	0.100	ug/L	



INSTRUMENT BLANKS
EPA 6020B UCT-KED

Laboratory: Analytical Resources, LLC

SDG: 23C0774

Client: Anchor QEA, LLC

Project: AOC5 MR Phase 1

Instrument ID: ICPMS1

Calibration: GD00078

Sequence: SLD0418

Date Analyzed: 04/28/23 02:50

Lab Sample ID	Analyte	Found	MDL	MRL	Units	C
SLD0418-IBLB	Copper-63	-0.00400	0.173	0.500	ug/L	
SLD0418-IBLB	Copper-65	-0.00300	0.35	0.500	ug/L	
SLD0418-IBLB	Zinc-66	0.133	2.92	6.00	ug/L	
SLD0418-IBLB	Zinc-67	0.184	0.94	6.00	ug/L	
SLD0418-CCBB	Arsenic-75a	0.00100	0.0373	0.200	ug/L	
SLD0418-CCBB	Cadmium-111	0.00200	0.03	0.100	ug/L	
SLD0418-CCBB	Cadmium-114	-0.00100	0.04	0.100	ug/L	
SLD0418-CCBB	Copper-63	-0.0150	0.173	0.500	ug/L	
SLD0418-CCBB	Copper-65	-0.0180	0.35	0.500	ug/L	
SLD0418-CCBB	Zinc-66	-0.0730	2.92	6.00	ug/L	
SLD0418-CCBB	Zinc-67	-0.0760	0.94	6.00	ug/L	
SLD0418-CCBC	Arsenic-75a	0.00400	0.0373	0.200	ug/L	
SLD0418-CCBC	Cadmium-111	-0.0120	0.03	0.100	ug/L	
SLD0418-CCBC	Cadmium-114	0.00	0.04	0.100	ug/L	
SLD0418-CCBC	Copper-63	0.00	0.173	0.500	ug/L	
SLD0418-CCBC	Copper-65	0.00	0.35	0.500	ug/L	
SLD0418-CCBC	Zinc-66	0.00	2.92	6.00	ug/L	
SLD0418-CCBC	Zinc-67	0.0230	0.94	6.00	ug/L	
SLD0418-IBLD	Arsenic-75a	0.00100	0.0373	0.200	ug/L	
SLD0418-IBLD	Cadmium-111	-0.0170	0.03	0.100	ug/L	
SLD0418-IBLD	Cadmium-114	0.00	0.04	0.100	ug/L	
SLD0418-IBLD	Copper-63	0.0130	0.173	0.500	ug/L	
SLD0418-IBLD	Copper-65	0.0180	0.35	0.500	ug/L	
SLD0418-IBLD	Zinc-66	0.232	2.92	6.00	ug/L	
SLD0418-IBLD	Zinc-67	0.171	0.94	6.00	ug/L	
SLD0418-CCBD	Arsenic-75a	0.00	0.0373	0.200	ug/L	
SLD0418-CCBD	Cadmium-111	-0.0110	0.03	0.100	ug/L	
SLD0418-CCBD	Cadmium-114	-0.00300	0.04	0.100	ug/L	
SLD0418-CCBD	Copper-63	-0.00200	0.173	0.500	ug/L	
SLD0418-CCBD	Copper-65	-0.00200	0.35	0.500	ug/L	
SLD0418-CCBD	Zinc-66	-0.0290	2.92	6.00	ug/L	
SLD0418-CCBD	Zinc-67	0.0010	0.94	6.00	ug/L	
SLD0418-IBLE	Arsenic-75a	-0.00300	0.0373	0.200	ug/L	
SLD0418-IBLE	Cadmium-111	-0.0160	0.03	0.100	ug/L	
SLD0418-IBLE	Cadmium-114	0.00400	0.04	0.100	ug/L	
SLD0418-IBLE	Copper-63	0.0180	0.173	0.500	ug/L	



INSTRUMENT BLANKS
EPA 6020B UCT-KED

Laboratory: Analytical Resources, LLC

SDG: 23C0774

Client: Anchor QEA, LLC

Project: AOC5 MR Phase 1

Instrument ID: ICPMS1

Calibration: GD00078

Sequence: SLD0418

Date Analyzed: 04/28/23 04:58

Lab Sample ID	Analyte	Found	MDL	MRL	Units	C
SLD0418-IBLE	Copper-65	0.0240	0.35	0.500	ug/L	
SLD0418-IBLE	Zinc-66	0.182	2.92	6.00	ug/L	
SLD0418-IBLE	Zinc-67	0.197	0.94	6.00	ug/L	
SLD0418-CCBE	Arsenic-75a	-0.00100	0.0373	0.200	ug/L	
SLD0418-CCBE	Cadmium-111	-0.0110	0.03	0.100	ug/L	
SLD0418-CCBE	Cadmium-114	0.00200	0.04	0.100	ug/L	
SLD0418-CCBE	Copper-63	-0.00100	0.173	0.500	ug/L	
SLD0418-CCBE	Copper-65	0.00100	0.35	0.500	ug/L	
SLD0418-CCBE	Zinc-66	-0.0440	2.92	6.00	ug/L	
SLD0418-CCBE	Zinc-67	-0.0050	0.94	6.00	ug/L	
SLD0418-IBLF	Arsenic-75a	-0.00700	0.0373	0.200	ug/L	
SLD0418-IBLF	Cadmium-111	-0.0170	0.03	0.100	ug/L	
SLD0418-IBLF	Cadmium-114	0.00200	0.04	0.100	ug/L	
SLD0418-IBLF	Copper-63	0.0220	0.173	0.500	ug/L	
SLD0418-IBLF	Copper-65	0.0170	0.35	0.500	ug/L	
SLD0418-IBLF	Zinc-66	0.244	2.92	6.00	ug/L	
SLD0418-IBLF	Zinc-67	0.207	0.94	6.00	ug/L	
SLD0418-CCBF	Arsenic-75a	0.00100	0.0373	0.200	ug/L	
SLD0418-CCBF	Cadmium-111	-0.0130	0.03	0.100	ug/L	
SLD0418-CCBF	Cadmium-114	0.00300	0.04	0.100	ug/L	
SLD0418-CCBF	Copper-63	-0.00100	0.173	0.500	ug/L	
SLD0418-CCBF	Copper-65	-0.00200	0.35	0.500	ug/L	
SLD0418-CCBF	Zinc-66	-0.0260	2.92	6.00	ug/L	
SLD0418-CCBF	Zinc-67	-0.0120	0.94	6.00	ug/L	
SLD0418-IBLG	Arsenic-75a	-0.00400	0.0373	0.200	ug/L	
SLD0418-IBLG	Cadmium-111	-0.0180	0.03	0.100	ug/L	
SLD0418-IBLG	Cadmium-114	-0.00200	0.04	0.100	ug/L	
SLD0418-IBLG	Copper-63	0.0200	0.173	0.500	ug/L	
SLD0418-IBLG	Copper-65	0.0260	0.35	0.500	ug/L	
SLD0418-IBLG	Zinc-66	0.0190	2.92	6.00	ug/L	
SLD0418-IBLG	Zinc-67	0.0340	0.94	6.00	ug/L	
SLD0418-CCBG	Arsenic-75a	-0.00300	0.0373	0.200	ug/L	
SLD0418-CCBG	Cadmium-111	-0.0120	0.03	0.100	ug/L	
SLD0418-CCBG	Cadmium-114	-0.00100	0.04	0.100	ug/L	
SLD0418-CCBG	Copper-63	0.00	0.173	0.500	ug/L	
SLD0418-CCBG	Copper-65	-0.00200	0.35	0.500	ug/L	



INSTRUMENT BLANKS
EPA 6020B UCT-KED

Laboratory: Analytical Resources, LLC

SDG: 23C0774

Client: Anchor QEA, LLC

Project: AOC5 MR Phase 1

Instrument ID: ICPMS1

Calibration: GD00078

Sequence: SLD0418

Date Analyzed: 04/28/23 07:02

Lab Sample ID	Analyte	Found	MDL	MRL	Units	C
SLD0418-CCBG	Zinc-66	-0.0270	2.92	6.00	ug/L	
SLD0418-CCBG	Zinc-67	-0.0440	0.94	6.00	ug/L	
SLD0418-CCBH	Arsenic-75a	0.0170	0.0373	0.200	ug/L	
SLD0418-CCBH	Cadmium-111	0.00900	0.03	0.100	ug/L	
SLD0418-CCBH	Cadmium-114	0.00100	0.04	0.100	ug/L	
SLD0418-CCBH	Copper-63	0.0130	0.173	0.500	ug/L	
SLD0418-CCBH	Copper-65	0.00900	0.35	0.500	ug/L	
SLD0418-CCBH	Zinc-66	-0.0030	2.92	6.00	ug/L	
SLD0418-CCBH	Zinc-67	0.0130	0.94	6.00	ug/L	
SLD0418-IBLI	Arsenic-75a	-0.00600	0.0373	0.200	ug/L	
SLD0418-IBLI	Cadmium-111	0.0110	0.03	0.100	ug/L	
SLD0418-IBLI	Cadmium-114	0.00200	0.04	0.100	ug/L	
SLD0418-IBLI	Copper-63	0.0200	0.173	0.500	ug/L	
SLD0418-IBLI	Copper-65	0.0200	0.35	0.500	ug/L	
SLD0418-IBLI	Zinc-66	0.0430	2.92	6.00	ug/L	
SLD0418-IBLI	Zinc-67	0.114	0.94	6.00	ug/L	
SLD0418-CCBI	Arsenic-75a	0.00	0.0373	0.200	ug/L	
SLD0418-CCBI	Cadmium-111	0.0140	0.03	0.100	ug/L	
SLD0418-CCBI	Cadmium-114	-0.00500	0.04	0.100	ug/L	
SLD0418-CCBI	Copper-63	-0.00100	0.173	0.500	ug/L	
SLD0418-CCBI	Copper-65	-0.00500	0.35	0.500	ug/L	
SLD0418-CCBI	Zinc-66	-0.0290	2.92	6.00	ug/L	
SLD0418-CCBI	Zinc-67	-0.0390	0.94	6.00	ug/L	
SLD0418-IBLJ	Arsenic-75a	-0.00200	0.0373	0.200	ug/L	
SLD0418-IBLJ	Cadmium-111	0.00200	0.03	0.100	ug/L	
SLD0418-IBLJ	Cadmium-114	0.00400	0.04	0.100	ug/L	
SLD0418-IBLJ	Copper-63	0.0240	0.173	0.500	ug/L	
SLD0418-IBLJ	Copper-65	0.0220	0.35	0.500	ug/L	
SLD0418-IBLJ	Zinc-66	0.0480	2.92	6.00	ug/L	
SLD0418-IBLJ	Zinc-67	0.0210	0.94	6.00	ug/L	
SLD0418-CCBJ	Arsenic-75a	0.00	0.0373	0.200	ug/L	
SLD0418-CCBJ	Cadmium-111	0.0200	0.03	0.100	ug/L	
SLD0418-CCBJ	Cadmium-114	0.00900	0.04	0.100	ug/L	
SLD0418-CCBJ	Copper-63	0.00100	0.173	0.500	ug/L	
SLD0418-CCBJ	Copper-65	-0.00200	0.35	0.500	ug/L	
SLD0418-CCBJ	Zinc-66	-0.0240	2.92	6.00	ug/L	



INSTRUMENT BLANKS
EPA 6020B UCT-KED

Laboratory: Analytical Resources, LLC

SDG: 23C0774

Client: Anchor QEA, LLC

Project: AOC5 MR Phase 1

Instrument ID: ICPMS1

Calibration: GD00078

Sequence: SLD0418

Date Analyzed: 04/28/23 09:13

Lab Sample ID	Analyte	Found	MDL	MRL	Units	C
SLD0418-CCBJ	Zinc-67	0.0210	0.94	6.00	ug/L	
SLD0418-IBLK	Arsenic-75a	-0.00200	0.0373	0.200	ug/L	
SLD0418-IBLK	Cadmium-111	0.0100	0.03	0.100	ug/L	
SLD0418-IBLK	Cadmium-114	-0.00200	0.04	0.100	ug/L	
SLD0418-IBLK	Copper-63	0.0180	0.173	0.500	ug/L	
SLD0418-IBLK	Copper-65	0.0250	0.35	0.500	ug/L	
SLD0418-IBLK	Zinc-66	0.0310	2.92	6.00	ug/L	
SLD0418-IBLK	Zinc-67	0.105	0.94	6.00	ug/L	
SLD0418-CCBK	Arsenic-75a	-0.00100	0.0373	0.200	ug/L	
SLD0418-CCBK	Cadmium-111	0.00700	0.03	0.100	ug/L	
SLD0418-CCBK	Cadmium-114	-0.00300	0.04	0.100	ug/L	
SLD0418-CCBK	Copper-63	-0.00100	0.173	0.500	ug/L	
SLD0418-CCBK	Copper-65	-0.00400	0.35	0.500	ug/L	
SLD0418-CCBK	Zinc-66	-0.0160	2.92	6.00	ug/L	
SLD0418-CCBK	Zinc-67	0.0230	0.94	6.00	ug/L	
SLD0418-IBLL	Arsenic-75a	-0.00900	0.0373	0.200	ug/L	
SLD0418-IBLL	Cadmium-111	0.00800	0.03	0.100	ug/L	
SLD0418-IBLL	Cadmium-114	-0.00800	0.04	0.100	ug/L	
SLD0418-IBLL	Copper-63	0.0170	0.173	0.500	ug/L	
SLD0418-IBLL	Copper-65	0.0170	0.35	0.500	ug/L	
SLD0418-IBLL	Zinc-66	0.0500	2.92	6.00	ug/L	
SLD0418-IBLL	Zinc-67	0.101	0.94	6.00	ug/L	
SLD0418-CCBL	Arsenic-75a	0.00100	0.0373	0.200	ug/L	
SLD0418-CCBL	Cadmium-111	0.00400	0.03	0.100	ug/L	
SLD0418-CCBL	Cadmium-114	0.00200	0.04	0.100	ug/L	
SLD0418-CCBL	Copper-63	-0.00100	0.173	0.500	ug/L	
SLD0418-CCBL	Copper-65	-0.00500	0.35	0.500	ug/L	
SLD0418-CCBL	Zinc-66	0.0020	2.92	6.00	ug/L	
SLD0418-CCBL	Zinc-67	0.0190	0.94	6.00	ug/L	
SLD0418-IBLM	Arsenic-75a	0.228	0.0373	0.200	ug/L	
SLD0418-IBLM	Cadmium-111	-0.00100	0.03	0.100	ug/L	
SLD0418-IBLM	Cadmium-114	-0.0100	0.04	0.100	ug/L	
SLD0418-IBLM	Copper-63	0.0200	0.173	0.500	ug/L	
SLD0418-IBLM	Copper-65	0.0220	0.35	0.500	ug/L	
SLD0418-IBLM	Zinc-66	0.0600	2.92	6.00	ug/L	
SLD0418-IBLM	Zinc-67	0.0500	0.94	6.00	ug/L	



INSTRUMENT BLANKS
EPA 6020B UCT-KED

Laboratory: Analytical Resources, LLC

SDG: 23C0774

Client: Anchor QEA, LLC

Project: AOC5 MR Phase 1

Instrument ID: ICPMS1

Calibration: GD00078

Sequence: SLD0418

Date Analyzed: 04/28/23 11:43

Lab Sample ID	Analyte	Found	MDL	MRL	Units	C
SLD0418-IBLN	Arsenic-75a	0.00100	0.0373	0.200	ug/L	
SLD0418-IBLN	Cadmium-111	0.00800	0.03	0.100	ug/L	
SLD0418-IBLN	Cadmium-114	-0.00800	0.04	0.100	ug/L	
SLD0418-IBLN	Copper-63	0.0190	0.173	0.500	ug/L	
SLD0418-IBLN	Copper-65	0.0230	0.35	0.500	ug/L	
SLD0418-IBLN	Zinc-66	0.0880	2.92	6.00	ug/L	
SLD0418-IBLN	Zinc-67	0.0670	0.94	6.00	ug/L	
SLD0418-IBLO	Arsenic-75a	-0.00500	0.0373	0.200	ug/L	
SLD0418-IBLO	Cadmium-111	0.00200	0.03	0.100	ug/L	
SLD0418-IBLO	Cadmium-114	-0.00700	0.04	0.100	ug/L	
SLD0418-IBLO	Copper-63	0.0270	0.173	0.500	ug/L	
SLD0418-IBLO	Copper-65	0.0160	0.35	0.500	ug/L	
SLD0418-IBLO	Zinc-66	0.0580	2.92	6.00	ug/L	
SLD0418-IBLO	Zinc-67	0.0680	0.94	6.00	ug/L	
SLD0418-CCBM	Arsenic-75a	0.00400	0.0373	0.200	ug/L	
SLD0418-CCBM	Cadmium-111	0.0130	0.03	0.100	ug/L	
SLD0418-CCBM	Cadmium-114	0.00	0.04	0.100	ug/L	
SLD0418-CCBM	Copper-63	0.00300	0.173	0.500	ug/L	
SLD0418-CCBM	Copper-65	-0.00300	0.35	0.500	ug/L	
SLD0418-CCBM	Zinc-66	0.0040	2.92	6.00	ug/L	
SLD0418-CCBM	Zinc-67	0.0060	0.94	6.00	ug/L	



ANALYSIS BATCH (SEQUENCE) SUMMARY

EPA 6020B UCT-KED

Laboratory: Analytical Resources, LLC

SDG: 23C0774

Client: Anchor QEA, LLC

Project: AOC5 MR Phase 1

Sequence: SLD0370

Instrument: ICPMS1

Calibration: GD00066

Sample Name	Lab Sample ID	Lab File ID	Matrix	Analysis Date/Time
CAL 0	SLD0370-CAL1	XDT_m1230425-021	NA	04/25/23 17:12
CAL 1 - LOW CHECK	SLD0370-CAL2	XDT_m1230425-022	NA	04/25/23 17:17
CAL 2	SLD0370-CAL3	XDT_m1230425-023	NA	04/25/23 17:22
CAL 3	SLD0370-CAL4	XDT_m1230425-024	NA	04/25/23 17:27
CAL 4	SLD0370-CAL5	XDT_m1230425-025	NA	04/25/23 17:33
CAL 5	SLD0370-CAL6	XDT_m1230425-026	NA	04/25/23 17:40
RINSE	SLD0370-IBL1	XDT_m1230425-027	NA	04/25/23 17:47
Initial Cal Check	SLD0370-ICV1	XDT_m1230425-030	NA	04/25/23 18:02
Initial Cal Blank	SLD0370-ICB1	XDT_m1230425-031	NA	04/25/23 18:09
Calibration Check	SLD0370-CCV1	XDT_m1230425-032	NA	04/25/23 18:15
Calibration Blank	SLD0370-CCB1	XDT_m1230425-033	NA	04/25/23 18:22
Instrument RL Check	SLD0370-CRL1	XDT_m1230425-034	NA	04/25/23 18:27
Interference Check A	SLD0370-IFA1	XDT_m1230425-035	NA	04/25/23 18:33
Interference Check B	SLD0370-IFB1	XDT_m1230425-036	NA	04/25/23 18:38
LR200	SLD0370-HCV1	XDT_m1230425-037	NA	04/25/23 18:43
LR300	SLD0370-HCV2	XDT_m1230425-038	NA	04/25/23 18:48
Instrument Blank	SLD0370-IBL2	XDT_m1230425-039	NA	04/25/23 18:56
Instrument Blank	SLD0370-IBL3	XDT_m1230425-040	NA	04/25/23 19:03
Calibration Check	SLD0370-CCV2	XDT_m1230425-041	NA	04/25/23 19:09
Calibration Blank	SLD0370-CCB2	XDT_m1230425-042	NA	04/25/23 19:18
Instrument Blank	SLD0370-IBL4	XDT_m1230425-051	NA	04/25/23 20:06
Calibration Check	SLD0370-CCV3	XDT_m1230425-052	NA	04/25/23 20:11
Calibration Blank	SLD0370-CCB3	XDT_m1230425-053	NA	04/25/23 20:19
Instrument Blank	SLD0370-IBL5	XDT_m1230425-061	NA	04/25/23 21:08
Calibration Check	SLD0370-CCV4	XDT_m1230425-063	NA	04/25/23 21:24
Calibration Blank	SLD0370-CCB4	XDT_m1230425-064	NA	04/25/23 21:32
Instrument Blank	SLD0370-IBL6	XDT_m1230425-074	NA	04/25/23 22:38
Calibration Check	SLD0370-CCV5	XDT_m1230425-075	NA	04/25/23 22:43
Calibration Blank	SLD0370-CCB5	XDT_m1230425-076	NA	04/25/23 22:51



ANALYSIS BATCH (SEQUENCE) SUMMARY

EPA 6020B UCT-KED

Laboratory: Analytical Resources, LLC

SDG: 23C0774

Client: Anchor QEA, LLC

Project: AOC5 MR Phase 1

Sequence: SLD0370

Instrument: ICPMS1

Calibration: GD00066

Sample Name	Lab Sample ID	Lab File ID	Matrix	Analysis Date/Time
Calibration Check	SLD0370-CCV6	XDT_m1230425-078	NA	04/25/23 23:01
Calibration Blank	SLD0370-CCB6	XDT_m1230425-079	NA	04/25/23 23:09
ZZZZZ	23C0648-01	XDT_m1230425-085	Water	04/25/23 23:39
Instrument Blank	SLD0370-IBL7	XDT_m1230425-089	NA	04/26/23 00:01
Calibration Check	SLD0370-CCV7	XDT_m1230425-090	NA	04/26/23 00:06
Calibration Blank	SLD0370-CCB7	XDT_m1230425-091	NA	04/26/23 00:14
ZZZZZ	23C0674-02	XDT_m1230425-092	Water	04/26/23 00:19
Instrument Blank	SLD0370-IBL8	XDT_m1230425-100	NA	04/26/23 01:05
Instrument Blank	SLD0370-IBL9	XDT_m1230425-101	NA	04/26/23 01:10
Calibration Check	SLD0370-CCV8	XDT_m1230425-102	NA	04/26/23 01:15
Calibration Blank	SLD0370-CCB8	XDT_m1230425-103	NA	04/26/23 01:23
ZZZZZ	BLD0168-BLK1	XDT_m1230425-104	Solid	04/26/23 01:28
ZZZZZ	BLD0168-BS1	XDT_m1230425-105	Solid	04/26/23 01:33
ZZZZZ	23D0027-02	XDT_m1230425-109	Solid	04/26/23 01:53
ZZZZZ	23D0027-01	XDT_m1230425-110	Solid	04/26/23 01:58
ZZZZZ	BLD0168-DUP1	XDT_m1230425-111	Solid	04/26/23 02:03
ZZZZZ	BLD0168-MS1	XDT_m1230425-112	Solid	04/26/23 02:08
Instrument Blank	SLD0370-IBLA	XDT_m1230425-113	NA	04/26/23 02:13
Calibration Check	SLD0370-CCV9	XDT_m1230425-114	NA	04/26/23 02:18
Calibration Blank	SLD0370-CCB9	XDT_m1230425-115	NA	04/26/23 02:26
Calibration Check	SLD0370-CCVA	XDT_m1230425-117	NA	04/26/23 02:36
Calibration Blank	SLD0370-CCBA	XDT_m1230425-118	NA	04/26/23 02:44
Instrument Blank	SLD0370-IBLB	XDT_m1230425-122	NA	04/26/23 03:06
Instrument Blank	SLD0370-IBLC	XDT_m1230425-128	NA	04/26/23 03:37
Calibration Check	SLD0370-CCVB	XDT_m1230425-129	NA	04/26/23 03:42
Calibration Blank	SLD0370-CCBB	XDT_m1230425-130	NA	04/26/23 03:49
Instrument Blank	SLD0370-IBLD	XDT_m1230425-140	NA	04/26/23 04:42
Calibration Check	SLD0370-CCVC	XDT_m1230425-141	NA	04/26/23 04:47
Calibration Blank	SLD0370-CCBC	XDT_m1230425-142	NA	04/26/23 04:55



ANALYSIS BATCH (SEQUENCE) SUMMARY
EPA 6020B UCT-KED

Laboratory: Analytical Resources, LLC
Client: Anchor QEA, LLC
Sequence: SLD0370

SDG: 23C0774
Project: AOC5 MR Phase 1
Instrument: ICPMS1
Calibration: GD00066

Sample Name	Lab Sample ID	Lab File ID	Matrix	Analysis Date/Time
ZZZZZ	23C0678-02	XDT_m1230425-143	Water	04/26/23 05:00
ZZZZZ	23C0678-02	XDT_m1230425-143	Water	04/26/23 05:00
ZZZZZ	23C0678-02	XDT_m1230425-143	Water	04/26/23 05:00
ZZZZZ	23C0678-02	XDT_m1230425-143	Water	04/26/23 05:00
ZZZZZ	23C0678-02	XDT_m1230425-143	Water	04/26/23 05:00
ZZZZZ	23C0678-02	XDT_m1230425-143	Water	04/26/23 05:00
ZZZZZ	23C0678-12	XDT_m1230425-144	Water	04/26/23 05:05
ZZZZZ	23C0678-12	XDT_m1230425-144	Water	04/26/23 05:05
ZZZZZ	23C0678-12	XDT_m1230425-144	Water	04/26/23 05:05
ZZZZZ	23C0678-12	XDT_m1230425-144	Water	04/26/23 05:05
ZZZZZ	23C0678-12	XDT_m1230425-144	Water	04/26/23 05:05
ZZZZZ	23C0678-12	XDT_m1230425-144	Water	04/26/23 05:05
ZZZZZ	23C0678-12	XDT_m1230425-144	Water	04/26/23 05:05
ZZZZZ	23C0678-12	XDT_m1230425-144	Water	04/26/23 05:05
ZZZZZ	23C0678-13	XDT_m1230425-145	Water	04/26/23 05:10
ZZZZZ	23C0678-13	XDT_m1230425-145	Water	04/26/23 05:10
ZZZZZ	23C0678-13	XDT_m1230425-145	Water	04/26/23 05:10
ZZZZZ	23C0678-13	XDT_m1230425-145	Water	04/26/23 05:10
ZZZZZ	23C0678-13	XDT_m1230425-145	Water	04/26/23 05:10
ZZZZZ	23C0678-13	XDT_m1230425-145	Water	04/26/23 05:10
ZZZZZ	23C0678-13	XDT_m1230425-145	Water	04/26/23 05:10
ZZZZZ	23C0678-18	XDT_m1230425-146	Water	04/26/23 05:16
ZZZZZ	23C0678-18	XDT_m1230425-146	Water	04/26/23 05:16
ZZZZZ	23C0678-18	XDT_m1230425-146	Water	04/26/23 05:16
ZZZZZ	23C0678-18	XDT_m1230425-146	Water	04/26/23 05:16
ZZZZZ	23C0678-18	XDT_m1230425-146	Water	04/26/23 05:16
Instrument Blank	SLD0370-IBLE	XDT_m1230425-147	NA	04/26/23 05:21
ZZZZZ	23C0678-01	XDT_m1230425-148	Water	04/26/23 05:27
ZZZZZ	23C0678-01	XDT_m1230425-148	Water	04/26/23 05:27
ZZZZZ	23C0678-01	XDT_m1230425-148	Water	04/26/23 05:27
ZZZZZ	23C0678-01	XDT_m1230425-148	Water	04/26/23 05:27



ANALYSIS BATCH (SEQUENCE) SUMMARY

EPA 6020B UCT-KED

Laboratory: Analytical Resources, LLC

SDG: 23C0774

Client: Anchor QEA, LLC

Project: AOC5 MR Phase 1

Sequence: SLD0370

Instrument: ICPMS1

Calibration: GD00066

Sample Name	Lab Sample ID	Lab File ID	Matrix	Analysis Date/Time
ZZZZZ	23C0678-01	XDT_m1230425-148	Water	04/26/23 05:27
ZZZZZ	23C0678-01	XDT_m1230425-148	Water	04/26/23 05:27
ZZZZZ	23C0678-11	XDT_m1230425-149	Water	04/26/23 05:31
ZZZZZ	23C0678-11	XDT_m1230425-149	Water	04/26/23 05:31
ZZZZZ	23C0678-11	XDT_m1230425-149	Water	04/26/23 05:31
ZZZZZ	23C0678-11	XDT_m1230425-149	Water	04/26/23 05:31
ZZZZZ	23C0678-11	XDT_m1230425-149	Water	04/26/23 05:31
ZZZZZ	23C0678-11	XDT_m1230425-149	Water	04/26/23 05:31
ZZZZZ	23C0678-11	XDT_m1230425-149	Water	04/26/23 05:31
ZZZZZ	23C0678-10	XDT_m1230425-150	Water	04/26/23 05:37
ZZZZZ	23C0678-10	XDT_m1230425-150	Water	04/26/23 05:37
ZZZZZ	23C0678-10	XDT_m1230425-150	Water	04/26/23 05:37
ZZZZZ	23C0678-10	XDT_m1230425-150	Water	04/26/23 05:37
ZZZZZ	23C0678-10	XDT_m1230425-150	Water	04/26/23 05:37
ZZZZZ	23C0678-10	XDT_m1230425-150	Water	04/26/23 05:37
ZZZZZ	23C0678-10	XDT_m1230425-150	Water	04/26/23 05:37
ZZZZZ	23C0678-17	XDT_m1230425-151	Water	04/26/23 05:43
ZZZZZ	23C0678-17	XDT_m1230425-151	Water	04/26/23 05:43
ZZZZZ	23C0678-17	XDT_m1230425-151	Water	04/26/23 05:43
ZZZZZ	23C0678-17	XDT_m1230425-151	Water	04/26/23 05:43
ZZZZZ	23C0678-17	XDT_m1230425-151	Water	04/26/23 05:43
ZZZZZ	23C0678-17	XDT_m1230425-151	Water	04/26/23 05:43
Instrument Blank	SLD0370-IBLF	XDT_m1230425-152	NA	04/26/23 05:48
Calibration Check	SLD0370-CCVD	XDT_m1230425-153	NA	04/26/23 05:53
Calibration Blank	SLD0370-CCBD	XDT_m1230425-154	NA	04/26/23 06:01
ZZZZZ	23D0062-01	XDT_m1230425-157	Water	04/26/23 06:17
ZZZZZ	23D0062-01	XDT_m1230425-157	Water	04/26/23 06:17
ZZZZZ	23D0062-01	XDT_m1230425-157	Water	04/26/23 06:17
ZZZZZ	23D0062-01	XDT_m1230425-157	Water	04/26/23 06:17
ZZZZZ	23D0062-01	XDT_m1230425-157	Water	04/26/23 06:17
ZZZZZ	23D0062-01	XDT_m1230425-157	Water	04/26/23 06:17



ANALYSIS BATCH (SEQUENCE) SUMMARY

EPA 6020B UCT-KED

Laboratory: Analytical Resources, LLC

SDG: 23C0774

Client: Anchor QEA, LLC

Project: AOC5 MR Phase 1

Sequence: SLD0370

Instrument: ICPMS1

Calibration: GD00066

Sample Name	Lab Sample ID	Lab File ID	Matrix	Analysis Date/Time
ZZZZZ	23D0062-03	XDT_m1230425-158	Water	04/26/23 06:22
ZZZZZ	23D0062-03	XDT_m1230425-158	Water	04/26/23 06:22
ZZZZZ	23D0062-03	XDT_m1230425-158	Water	04/26/23 06:22
ZZZZZ	23D0062-03	XDT_m1230425-158	Water	04/26/23 06:22
ZZZZZ	23D0062-03	XDT_m1230425-158	Water	04/26/23 06:22
ZZZZZ	23D0062-03	XDT_m1230425-158	Water	04/26/23 06:22
ZZZZZ	23D0062-05	XDT_m1230425-159	Water	04/26/23 06:27
ZZZZZ	23D0062-05	XDT_m1230425-159	Water	04/26/23 06:27
ZZZZZ	23D0062-05	XDT_m1230425-159	Water	04/26/23 06:27
ZZZZZ	23D0062-05	XDT_m1230425-159	Water	04/26/23 06:27
ZZZZZ	23D0062-05	XDT_m1230425-159	Water	04/26/23 06:27
ZZZZZ	23D0062-05	XDT_m1230425-159	Water	04/26/23 06:27
ZZZZZ	23D0062-05	XDT_m1230425-159	Water	04/26/23 06:27
ZZZZZ	23D0062-07	XDT_m1230425-160	Water	04/26/23 06:32
ZZZZZ	23D0062-07	XDT_m1230425-160	Water	04/26/23 06:32
ZZZZZ	23D0062-07	XDT_m1230425-160	Water	04/26/23 06:32
ZZZZZ	23D0062-07	XDT_m1230425-160	Water	04/26/23 06:32
ZZZZZ	23D0062-07	XDT_m1230425-160	Water	04/26/23 06:32
ZZZZZ	23D0062-07	XDT_m1230425-160	Water	04/26/23 06:32
ZZZZZ	BLD0472-DUP1	XDT_m1230425-161	Water	04/26/23 06:37
ZZZZZ	BLD0472-MS1	XDT_m1230425-162	Water	04/26/23 06:42
ZZZZZ	BLD0472-MSD1	XDT_m1230425-163	Water	04/26/23 06:49
Instrument Blank	SLD0370-IBLG	XDT_m1230425-164	NA	04/26/23 06:54
Calibration Check	SLD0370-CCVE	XDT_m1230425-165	NA	04/26/23 06:59
Calibration Blank	SLD0370-CCBE	XDT_m1230425-166	NA	04/26/23 07:07
Calibration Check	SLD0370-CCVF	XDT_m1230425-168	NA	04/26/23 07:17
Calibration Blank	SLD0370-CCBF	XDT_m1230425-169	NA	04/26/23 07:25
ZZZZZ	23C0658-02	XDT_m1230425-170	Water	04/26/23 07:30
ZZZZZ	23C0658-02	XDT_m1230425-170	Water	04/26/23 07:30
ZZZZZ	23C0658-02	XDT_m1230425-170	Water	04/26/23 07:30



ANALYSIS BATCH (SEQUENCE) SUMMARY

EPA 6020B UCT-KED

Laboratory: Analytical Resources, LLC

SDG: 23C0774

Client: Anchor QEA, LLC

Project: AOC5 MR Phase 1

Sequence: SLD0370

Instrument: ICPMS1

Calibration: GD00066

Sample Name	Lab Sample ID	Lab File ID	Matrix	Analysis Date/Time
ZZZZZ	23C0658-02	XDT_m1230425-170	Water	04/26/23 07:30
ZZZZZ	23C0658-02	XDT_m1230425-170	Water	04/26/23 07:30
ZZZZZ	23C0658-02	XDT_m1230425-170	Water	04/26/23 07:30
ZZZZZ	23C0658-02	XDT_m1230425-170	Water	04/26/23 07:30
ZZZZZ	23C0658-04	XDT_m1230425-171	Water	04/26/23 07:35
ZZZZZ	23C0658-04	XDT_m1230425-171	Water	04/26/23 07:35
ZZZZZ	23C0658-04	XDT_m1230425-171	Water	04/26/23 07:35
Instrument Blank	SLD0370-IBLH	XDT_m1230425-179	NA	04/26/23 08:17
Calibration Check	SLD0370-CCVG	XDT_m1230425-180	NA	04/26/23 08:22
Calibration Blank	SLD0370-CCBG	XDT_m1230425-181	NA	04/26/23 08:30
Blank	BLD0365-BLK1	XDT_m1230425-182	Solid	04/26/23 08:35
LCS	BLD0365-BS1	XDT_m1230425-183	Solid	04/26/23 08:40
ZZZZZ	23C0658-06	XDT_m1230425-185	Water	04/26/23 08:50
ZZZZZ	23C0658-06	XDT_m1230425-185	Water	04/26/23 08:50
ZZZZZ	23C0658-06	XDT_m1230425-185	Water	04/26/23 08:50
ZZZZZ	23C0678-09	XDT_m1230425-186	Water	04/26/23 08:55
ZZZZZ	23C0678-09	XDT_m1230425-186	Water	04/26/23 08:55
ZZZZZ	23C0678-09	XDT_m1230425-186	Water	04/26/23 08:55
ZZZZZ	23C0678-09	XDT_m1230425-186	Water	04/26/23 08:55
ZZZZZ	23C0678-09	XDT_m1230425-186	Water	04/26/23 08:55
ZZZZZ	23C0678-09	XDT_m1230425-186	Water	04/26/23 08:55
ZZZZZ	23C0678-09	XDT_m1230425-186	Water	04/26/23 08:55
ZZZZZ	23C0678-08	XDT_m1230425-187	Water	04/26/23 09:00
ZZZZZ	23C0678-08	XDT_m1230425-187	Water	04/26/23 09:00
ZZZZZ	23C0678-08	XDT_m1230425-187	Water	04/26/23 09:00
ZZZZZ	23C0678-08	XDT_m1230425-187	Water	04/26/23 09:00
ZZZZZ	23C0678-08	XDT_m1230425-187	Water	04/26/23 09:00
ZZZZZ	23C0678-08	XDT_m1230425-187	Water	04/26/23 09:00
ZZZZZ	23C0741-01	XDT_m1230425-189	Water	04/26/23 09:10
ZZZZZ	23C0741-01	XDT_m1230425-189	Water	04/26/23 09:10



ANALYSIS BATCH (SEQUENCE) SUMMARY

EPA 6020B UCT-KED

Laboratory: Analytical Resources, LLC

SDG: 23C0774

Client: Anchor QEA, LLC

Project: AOC5 MR Phase 1

Sequence: SLD0370

Instrument: ICPMS1

Calibration: GD00066

Sample Name	Lab Sample ID	Lab File ID	Matrix	Analysis Date/Time
ZZZZZ	23C0741-01	XDT_m1230425-189	Water	04/26/23 09:10
ZZZZZ	23C0741-01	XDT_m1230425-189	Water	04/26/23 09:10
ZZZZZ	23C0741-01	XDT_m1230425-189	Water	04/26/23 09:10
ZZZZZ	23C0741-01	XDT_m1230425-189	Water	04/26/23 09:10
Instrument Blank	SLD0370-IBLI	XDT_m1230425-191	NA	04/26/23 09:20
Calibration Check	SLD0370-CCVH	XDT_m1230425-192	NA	04/26/23 09:25
Calibration Blank	SLD0370-CCBH	XDT_m1230425-193	NA	04/26/23 09:33
Instrument Blank	SLD0370-IBLJ	XDT_m1230425-203	NA	04/26/23 10:25
Calibration Check	SLD0370-CCVI	XDT_m1230425-204	NA	04/26/23 10:31
Calibration Blank	SLD0370-CCBI	XDT_m1230425-205	NA	04/26/23 10:38
Instrument Blank	SLD0370-IBLK	XDT_m1230425-214	NA	04/26/23 11:26
Calibration Check	SLD0370-CCVJ	XDT_m1230425-215	NA	04/26/23 11:31
Calibration Blank	SLD0370-CCBJ	XDT_m1230425-216	NA	04/26/23 11:38



ANALYSIS BATCH (SEQUENCE) SUMMARY

EPA 6020B UCT-KED

Laboratory: Analytical Resources, LLC

SDG: 23C0774

Client: Anchor QEA, LLC

Project: AOC5 MR Phase 1

Sequence: SLD0387

Instrument: ICPMS1

Calibration: GD00073

Sample Name	Lab Sample ID	Lab File ID	Matrix	Analysis Date/Time
CAL 0	SLD0387-CAL1	XDT_m1230426-013	NA	04/26/23 15:14
CAL 1 - LOW CHECK	SLD0387-CAL2	XDT_m1230426-014	NA	04/26/23 15:19
CAL 2	SLD0387-CAL3	XDT_m1230426-015	NA	04/26/23 15:24
CAL 3	SLD0387-CAL4	XDT_m1230426-016	NA	04/26/23 15:29
CAL 4	SLD0387-CAL5	XDT_m1230426-017	NA	04/26/23 15:34
CAL 5	SLD0387-CAL6	XDT_m1230426-018	NA	04/26/23 15:41
RINSE	SLD0387-IBL1	XDT_m1230426-019	NA	04/26/23 15:49
Initial Cal Check	SLD0387-ICV1	XDT_m1230426-021	NA	04/26/23 15:55
Initial Cal Blank	SLD0387-ICB1	XDT_m1230426-022	NA	04/26/23 16:03
Calibration Check	SLD0387-CCV1	XDT_m1230426-023	NA	04/26/23 16:08
Calibration Blank	SLD0387-CCB1	XDT_m1230426-024	NA	04/26/23 16:15
Instrument Blank	SLD0387-IBL2	XDT_m1230426-031	NA	04/26/23 16:55
Calibration Check	SLD0387-CCV2	XDT_m1230426-032	NA	04/26/23 17:02
Calibration Blank	SLD0387-CCB2	XDT_m1230426-033	NA	04/26/23 17:10
Calibration Check	SLD0387-CCV3	XDT_m1230426-035	NA	04/26/23 17:23
Calibration Blank	SLD0387-CCB3	XDT_m1230426-036	NA	04/26/23 17:29
Instrument RL Check	SLD0387-CRL1	XDT_m1230426-037	NA	04/26/23 17:34
Interference Check A	SLD0387-IFA1	XDT_m1230426-038	NA	04/26/23 17:39
Interference Check B	SLD0387-IFB1	XDT_m1230426-039	NA	04/26/23 17:44
LR200	SLD0387-HCV1	XDT_m1230426-040	NA	04/26/23 17:49
LR300	SLD0387-HCV2	XDT_m1230426-041	NA	04/26/23 17:54
Instrument Blank	SLD0387-IBL3	XDT_m1230426-042	NA	04/26/23 18:01
Calibration Check	SLD0387-CCV4	XDT_m1230426-043	NA	04/26/23 18:07
Calibration Blank	SLD0387-CCB4	XDT_m1230426-044	NA	04/26/23 18:14
Instrument Blank	SLD0387-IBL4	XDT_m1230426-054	NA	04/26/23 19:10
Calibration Check	SLD0387-CCV5	XDT_m1230426-055	NA	04/26/23 19:15
Calibration Blank	SLD0387-CCB5	XDT_m1230426-056	NA	04/26/23 19:23
Instrument Blank	SLD0387-IBL5	XDT_m1230426-066	NA	04/26/23 20:17
Calibration Check	SLD0387-CCV6	XDT_m1230426-067	NA	04/26/23 20:21



ANALYSIS BATCH (SEQUENCE) SUMMARY

EPA 6020B UCT-KED

Laboratory: Analytical Resources, LLC

SDG: 23C0774

Client: Anchor QEA, LLC

Project: AOC5 MR Phase 1

Sequence: SLD0387

Instrument: ICPMS1

Calibration: GD00073

Sample Name	Lab Sample ID	Lab File ID	Matrix	Analysis Date/Time
Calibration Blank	SLD0387-CCB6	XDT_m1230426-068	NA	04/26/23 20:29
Instrument Blank	SLD0387-IBL6	XDT_m1230426-077	NA	04/26/23 21:24
Calibration Check	SLD0387-CCV7	XDT_m1230426-078	NA	04/26/23 21:29
Calibration Blank	SLD0387-CCB7	XDT_m1230426-079	NA	04/26/23 21:37
Calibration Check	SLD0387-CCV8	XDT_m1230426-081	NA	04/26/23 21:49
Calibration Blank	SLD0387-CCB8	XDT_m1230426-082	NA	04/26/23 21:57
Instrument Blank	SLD0387-IBL7	XDT_m1230426-092	NA	04/26/23 22:50
Calibration Check	SLD0387-CCV9	XDT_m1230426-093	NA	04/26/23 22:55
Calibration Blank	SLD0387-CCB9	XDT_m1230426-094	NA	04/26/23 23:02
Instrument Blank	SLD0387-IBL8	XDT_m1230426-104	NA	04/26/23 23:51
Calibration Check	SLD0387-CCVA	XDT_m1230426-105	NA	04/26/23 23:56
Calibration Blank	SLD0387-CCBA	XDT_m1230426-106	NA	04/27/23 00:03
Instrument Blank	SLD0387-IBL9	XDT_m1230426-116	NA	04/27/23 00:51
Calibration Check	SLD0387-CCVB	XDT_m1230426-117	NA	04/27/23 00:56
Calibration Blank	SLD0387-CCBB	XDT_m1230426-118	NA	04/27/23 01:03
LCS	BLD0365-BS2	XDT_m1230426-120	Solid	04/27/23 01:13
ZZZZZ	23C0674-01	XDT_m1230426-122	Water	04/27/23 01:23
ZZZZZ	23C0674-01	XDT_m1230426-122	Water	04/27/23 01:23
ZZZZZ	23C0674-01	XDT_m1230426-122	Water	04/27/23 01:23
ZZZZZ	23C0674-01	XDT_m1230426-122	Water	04/27/23 01:23
ZZZZZ	23C0648-02	XDT_m1230426-123	Water	04/27/23 01:28
Instrument Blank	SLD0387-IBLA	XDT_m1230426-128	NA	04/27/23 01:55
Calibration Check	SLD0387-CCVC	XDT_m1230426-129	NA	04/27/23 01:59
Calibration Blank	SLD0387-CCBC	XDT_m1230426-130	NA	04/27/23 02:07
ZZZZZ	23C0435-02	XDT_m1230426-131	Water	04/27/23 02:12
ZZZZZ	23C0435-04	XDT_m1230426-132	Water	04/27/23 02:16
ZZZZZ	23C0435-05	XDT_m1230426-133	Water	04/27/23 02:21
ZZZZZ	23C0435-06	XDT_m1230426-134	Water	04/27/23 02:28
Instrument Blank	SLD0387-IBLB	XDT_m1230426-135	NA	04/27/23 02:32



ANALYSIS BATCH (SEQUENCE) SUMMARY

EPA 6020B UCT-KED

Laboratory: Analytical Resources, LLC

SDG: 23C0774

Client: Anchor QEA, LLC

Project: AOC5 MR Phase 1

Sequence: SLD0387

Instrument: ICPMS1

Calibration: GD00073

Sample Name	Lab Sample ID	Lab File ID	Matrix	Analysis Date/Time
ZZZZZ	23C0435-07	XDT_m1230426-136	Water	04/27/23 02:37
ZZZZZ	23C0453-01	XDT_m1230426-137	Water	04/27/23 02:42
ZZZZZ	23C0453-02	XDT_m1230426-138	Water	04/27/23 02:47
ZZZZZ	23C0453-03	XDT_m1230426-139	Water	04/27/23 02:53
Instrument Blank	SLD0387-IBLC	XDT_m1230426-140	NA	04/27/23 02:58
Calibration Check	SLD0387-CCVD	XDT_m1230426-141	NA	04/27/23 03:02
Calibration Blank	SLD0387-CCBD	XDT_m1230426-142	NA	04/27/23 03:10
Calibration Check	SLD0387-CCVE	XDT_m1230426-144	NA	04/27/23 03:19
Calibration Blank	SLD0387-CCBE	XDT_m1230426-145	NA	04/27/23 03:27
Instrument Blank	SLD0387-IBLD	XDT_m1230426-151	NA	04/27/23 03:55
ZZZZZ	23C0453-04	XDT_m1230426-152	Water	04/27/23 04:00
ZZZZZ	23C0435-08	XDT_m1230426-153	Water	04/27/23 04:05
ZZZZZ	23C0435-03	XDT_m1230426-154	Water	04/27/23 04:11
Instrument Blank	SLD0387-IBLE	XDT_m1230426-155	NA	04/27/23 04:16
Calibration Check	SLD0387-CCVF	XDT_m1230426-156	NA	04/27/23 04:21
Calibration Blank	SLD0387-CCBF	XDT_m1230426-157	NA	04/27/23 04:28
ZZZZZ	23C0584-01	XDT_m1230426-160	Water	04/27/23 04:43
ZZZZZ	23C0584-01	XDT_m1230426-160	Water	04/27/23 04:43
ZZZZZ	23C0584-01	XDT_m1230426-160	Water	04/27/23 04:43
ZZZZZ	23C0584-01	XDT_m1230426-160	Water	04/27/23 04:43
ZZZZZ	BLD0180-DUP1	XDT_m1230426-161	Water	04/27/23 04:48
ZZZZZ	BLD0180-MS1	XDT_m1230426-162	Water	04/27/23 04:53
Instrument Blank	SLD0387-IBLF	XDT_m1230426-163	NA	04/27/23 04:58
ZZZZZ	23C0584-02	XDT_m1230426-164	Water	04/27/23 05:02
ZZZZZ	23C0584-02	XDT_m1230426-164	Water	04/27/23 05:02
ZZZZZ	23C0584-02	XDT_m1230426-164	Water	04/27/23 05:02
ZZZZZ	23C0584-02	XDT_m1230426-164	Water	04/27/23 05:02
ZZZZZ	23C0584-02	XDT_m1230426-164	Water	04/27/23 05:02
Instrument Blank	SLD0387-IBLG	XDT_m1230426-167	NA	04/27/23 05:17



ANALYSIS BATCH (SEQUENCE) SUMMARY

EPA 6020B UCT-KED

Laboratory: Analytical Resources, LLC

SDG: 23C0774

Client: Anchor QEA, LLC

Project: AOC5 MR Phase 1

Sequence: SLD0387

Instrument: ICPMS1

Calibration: GD00073

Sample Name	Lab Sample ID	Lab File ID	Matrix	Analysis Date/Time
Calibration Check	SLD0387-CCVG	XDT_m1230426-168	NA	04/27/23 05:22
Calibration Blank	SLD0387-CCBG	XDT_m1230426-169	NA	04/27/23 05:29
Instrument Blank	SLD0387-IBLH	XDT_m1230426-174	NA	04/27/23 05:55
Instrument Blank	SLD0387-IBLI	XDT_m1230426-179	NA	04/27/23 06:20
Calibration Check	SLD0387-CCVH	XDT_m1230426-180	NA	04/27/23 06:25
Calibration Blank	SLD0387-CCBH	XDT_m1230426-181	NA	04/27/23 06:33



ANALYSIS BATCH (SEQUENCE) SUMMARY

EPA 6020B UCT-KED

Laboratory: Analytical Resources, LLC

SDG: 23C0774

Client: Anchor QEA, LLC

Project: AOC5 MR Phase 1

Sequence: SLD0418

Instrument: ICPMS1

Calibration: GD00078

Sample Name	Lab Sample ID	Lab File ID	Matrix	Analysis Date/Time
CAL 0	SLD0418-CAL1	XDT_m1230427A-003	NA	04/27/23 16:58
CAL 1 - LOW CHECK	SLD0418-CAL2	XDT_m1230427A-004	NA	04/27/23 17:02
CAL 2	SLD0418-CAL3	XDT_m1230427A-005	NA	04/27/23 17:07
CAL 3	SLD0418-CAL4	XDT_m1230427A-006	NA	04/27/23 17:13
CAL 4	SLD0418-CAL5	XDT_m1230427A-007	NA	04/27/23 17:18
CAL 5	SLD0418-CAL6	XDT_m1230427A-008	NA	04/27/23 17:25
RINSE	SLD0418-IBL1	XDT_m1230427A-009	NA	04/27/23 17:32
Initial Cal Check	SLD0418-ICV1	XDT_m1230427A-012	NA	04/27/23 17:46
Initial Cal Blank	SLD0418-ICB1	XDT_m1230427A-013	NA	04/27/23 17:54
Calibration Check	SLD0418-CCV1	XDT_m1230427A-014	NA	04/27/23 18:00
Calibration Blank	SLD0418-CCB1	XDT_m1230427A-015	NA	04/27/23 18:07
Calibration Check	SLD0418-CCV2	XDT_m1230427A-020	NA	04/27/23 18:37
Calibration Blank	SLD0418-CCB2	XDT_m1230427A-021	NA	04/27/23 18:45
Instrument RL Check	SLD0418-CRL1	XDT_m1230427A-022	NA	04/27/23 18:51
Interference Check B	SLD0418-IFB1	XDT_m1230427A-024	NA	04/27/23 19:01
LR200	SLD0418-HCV1	XDT_m1230427A-025	NA	04/27/23 19:06
LR300	SLD0418-HCV2	XDT_m1230427A-026	NA	04/27/23 19:11
Instrument Blank	SLD0418-IBL2	XDT_m1230427A-027	NA	04/27/23 19:18
Interference Check A	SLD0418-IFA1	XDT_m1230427A-028	NA	04/27/23 19:25
Instrument Blank	SLD0418-IBL3	XDT_m1230427A-029	NA	04/27/23 19:30
Calibration Check	SLD0418-CCV3	XDT_m1230427A-030	NA	04/27/23 19:36
Calibration Blank	SLD0418-CCB3	XDT_m1230427A-031	NA	04/27/23 19:46
Instrument Blank	SLD0418-IBL4	XDT_m1230427A-041	NA	04/27/23 20:41
Calibration Check	SLD0418-CCV4	XDT_m1230427A-042	NA	04/27/23 20:46
Calibration Blank	SLD0418-CCB4	XDT_m1230427A-043	NA	04/27/23 20:54
Instrument Blank	SLD0418-IBL5	XDT_m1230427A-051	NA	04/27/23 21:36
Calibration Check	SLD0418-CCV5	XDT_m1230427A-052	NA	04/27/23 21:42
Calibration Blank	SLD0418-CCB5	XDT_m1230427A-053	NA	04/27/23 21:49
Calibration Check	SLD0418-CCV6	XDT_m1230427A-055	NA	04/27/23 22:09



ANALYSIS BATCH (SEQUENCE) SUMMARY

EPA 6020B UCT-KED

Laboratory: Analytical Resources, LLC

SDG: 23C0774

Client: Anchor QEA, LLC

Project: AOC5 MR Phase 1

Sequence: SLD0418

Instrument: ICPMS1

Calibration: GD00078

Sample Name	Lab Sample ID	Lab File ID	Matrix	Analysis Date/Time
Calibration Blank	SLD0418-CCB6	XDT_m1230427A-056	NA	04/27/23 22:16
ZZZZZ	23A0295-08	XDT_m1230427A-057	Solid	04/27/23 22:22
LDW23-SC1053B	23C0774-02	XDT_m1230427A-058	Solid	04/27/23 22:29
LDW23-SC1053B	23C0774-02	XDT_m1230427A-058	Solid	04/27/23 22:29
LDW23-SC1053B	23C0774-02	XDT_m1230427A-058	Solid	04/27/23 22:29
LDW23-SC1053B	23C0774-02	XDT_m1230427A-058	Solid	04/27/23 22:29
LDW23-SC1007A	23C0774-03	XDT_m1230427A-059	Solid	04/27/23 22:34
LDW23-SC1007A	23C0774-03	XDT_m1230427A-059	Solid	04/27/23 22:34
LDW23-SC1007A	23C0774-03	XDT_m1230427A-059	Solid	04/27/23 22:34
LDW23-SC1007A	23C0774-03	XDT_m1230427A-059	Solid	04/27/23 22:34
LDW23-SC1002A	23C0774-04	XDT_m1230427A-060	Solid	04/27/23 22:40
LDW23-SC1002A	23C0774-04	XDT_m1230427A-060	Solid	04/27/23 22:40
LDW23-SC1002A	23C0774-04	XDT_m1230427A-060	Solid	04/27/23 22:40
LDW23-SC1002A	23C0774-04	XDT_m1230427A-060	Solid	04/27/23 22:40
LDW23-SC1053A	23C0774-01	XDT_m1230427A-061	Solid	04/27/23 22:44
LDW23-SC1053A	23C0774-01	XDT_m1230427A-061	Solid	04/27/23 22:44
LDW23-SC1053A	23C0774-01	XDT_m1230427A-061	Solid	04/27/23 22:44
LDW23-SC1053A	23C0774-01	XDT_m1230427A-061	Solid	04/27/23 22:44
LDW23-SC1053A	BLD0365-DUP1	XDT_m1230427A-062	Solid	04/27/23 22:48
LDW23-SC1053A	BLD0365-DUP1	XDT_m1230427A-062	Solid	04/27/23 22:48
LDW23-SC1053A	BLD0365-DUP1	XDT_m1230427A-062	Solid	04/27/23 22:48
LDW23-SC1053A	BLD0365-DUP1	XDT_m1230427A-062	Solid	04/27/23 22:48
LDW23-SC1053A	BLD0365-DUP1	XDT_m1230427A-062	Solid	04/27/23 22:48
LDW23-SC1053A	BLD0365-DUP1	XDT_m1230427A-062	Solid	04/27/23 22:48
LDW23-SC1053A	BLD0365-DUP1	XDT_m1230427A-062	Solid	04/27/23 22:48
LDW23-SC1053A	BLD0365-MS1	XDT_m1230427A-063	Solid	04/27/23 22:53
LDW23-SC1053A	BLD0365-MS1	XDT_m1230427A-063	Solid	04/27/23 22:53
LDW23-SC1053A	BLD0365-MS1	XDT_m1230427A-063	Solid	04/27/23 22:53
LDW23-SC1053A	BLD0365-MS1	XDT_m1230427A-063	Solid	04/27/23 22:53



ANALYSIS BATCH (SEQUENCE) SUMMARY

EPA 6020B UCT-KED

Laboratory: Analytical Resources, LLC

SDG: 23C0774

Client: Anchor QEA, LLC

Project: AOC5 MR Phase 1

Sequence: SLD0418

Instrument: ICPMS1

Calibration: GD00078

Sample Name	Lab Sample ID	Lab File ID	Matrix	Analysis Date/Time
LDW23-SC1053A	BLD0365-MS1	XDT_m1230427A-063	Solid	04/27/23 22:53
LDW23-SC1053A	BLD0365-MS1	XDT_m1230427A-063	Solid	04/27/23 22:53
LDW23-SC1053A	BLD0365-MS1	XDT_m1230427A-063	Solid	04/27/23 22:53
LDW23-SC1053A	BLD0365-MSD1	XDT_m1230427A-064	Solid	04/27/23 22:57
LDW23-SC1053A	BLD0365-MSD1	XDT_m1230427A-064	Solid	04/27/23 22:57
LDW23-SC1053A	BLD0365-MSD1	XDT_m1230427A-064	Solid	04/27/23 22:57
LDW23-SC1053A	BLD0365-MSD1	XDT_m1230427A-064	Solid	04/27/23 22:57
LDW23-SC1053A	BLD0365-MSD1	XDT_m1230427A-064	Solid	04/27/23 22:57
LDW23-SC1053A	BLD0365-MSD1	XDT_m1230427A-064	Solid	04/27/23 22:57
LDW23-SC1053A	BLD0365-MSD1	XDT_m1230427A-064	Solid	04/27/23 22:57
LDW23-SC1053A	BLD0365-MSD1	XDT_m1230427A-064	Solid	04/27/23 22:57
LDW23-SC1053A	BLD0365-MSD1	XDT_m1230427A-064	Solid	04/27/23 22:57
Instrument Blank	SLD0418-IBL7	XDT_m1230427A-066	NA	04/27/23 23:06
Calibration Check	SLD0418-CCV7	XDT_m1230427A-067	NA	04/27/23 23:11
Calibration Blank	SLD0418-CCB7	XDT_m1230427A-068	NA	04/27/23 23:18
ZZZZZ	BLD0394-BLK1	XDT_m1230427A-069	Solid	04/27/23 23:22
ZZZZZ	BLD0394-BS1	XDT_m1230427A-070	Solid	04/27/23 23:27
LDW23-SC1002B	23C0774-05	XDT_m1230427A-071	Solid	04/27/23 23:31
LDW23-SC1002B	23C0774-05	XDT_m1230427A-071	Solid	04/27/23 23:31
LDW23-SC1002B	23C0774-05	XDT_m1230427A-071	Solid	04/27/23 23:31
LDW23-SC1002B	23C0774-05	XDT_m1230427A-071	Solid	04/27/23 23:31
LDW23-SC1046A	23C0774-06	XDT_m1230427A-072	Solid	04/27/23 23:35
LDW23-SC1046A	23C0774-06	XDT_m1230427A-072	Solid	04/27/23 23:35
LDW23-SC1046A	23C0774-06	XDT_m1230427A-072	Solid	04/27/23 23:35
LDW23-SC1046A	23C0774-06	XDT_m1230427A-072	Solid	04/27/23 23:35
LDW23-SC1046B	23C0774-07	XDT_m1230427A-073	Solid	04/27/23 23:40
LDW23-SC1046B	23C0774-07	XDT_m1230427A-073	Solid	04/27/23 23:40
LDW23-SC1046B	23C0774-07	XDT_m1230427A-073	Solid	04/27/23 23:40
LDW23-SC1046B	23C0774-07	XDT_m1230427A-073	Solid	04/27/23 23:40
LDW23-SC1177A	23C0774-08	XDT_m1230427A-074	Solid	04/27/23 23:44
LDW23-SC1177A	23C0774-08	XDT_m1230427A-074	Solid	04/27/23 23:44



ANALYSIS BATCH (SEQUENCE) SUMMARY

EPA 6020B UCT-KED

Laboratory: Analytical Resources, LLC

SDG: 23C0774

Client: Anchor QEA, LLC

Project: AOC5 MR Phase 1

Sequence: SLD0418

Instrument: ICPMS1

Calibration: GD00078

Sample Name	Lab Sample ID	Lab File ID	Matrix	Analysis Date/Time
LDW23-SC1177A	23C0774-08	XDT_m1230427A-074	Solid	04/27/23 23:44
LDW23-SC1177A	23C0774-08	XDT_m1230427A-074	Solid	04/27/23 23:44
LDW23-SC1177B	23C0774-09	XDT_m1230427A-075	Solid	04/27/23 23:49
LDW23-SC1177B	23C0774-09	XDT_m1230427A-075	Solid	04/27/23 23:49
LDW23-SC1177B	23C0774-09	XDT_m1230427A-075	Solid	04/27/23 23:49
LDW23-SC1177B	23C0774-09	XDT_m1230427A-075	Solid	04/27/23 23:49
LDW23-SC1156B	23C0774-10	XDT_m1230427A-076	Solid	04/27/23 23:53
LDW23-SC1156B	23C0774-10	XDT_m1230427A-076	Solid	04/27/23 23:53
LDW23-SC1156B	23C0774-10	XDT_m1230427A-076	Solid	04/27/23 23:53
LDW23-SC1156B	23C0774-10	XDT_m1230427A-076	Solid	04/27/23 23:53
LDW23-SC1183A	23C0774-11	XDT_m1230427A-077	Solid	04/27/23 23:58
LDW23-SC1183A	23C0774-11	XDT_m1230427A-077	Solid	04/27/23 23:58
LDW23-SC1183A	23C0774-11	XDT_m1230427A-077	Solid	04/27/23 23:58
LDW23-SC1183A	23C0774-11	XDT_m1230427A-077	Solid	04/27/23 23:58
Instrument Blank	SLD0418-IBL8	XDT_m1230427A-078	NA	04/28/23 00:02
Calibration Check	SLD0418-CCV8	XDT_m1230427A-079	NA	04/28/23 00:06
Calibration Blank	SLD0418-CCB8	XDT_m1230427A-080	NA	04/28/23 00:14
LDW23-SC1183B	23C0774-12	XDT_m1230427A-081	Solid	04/28/23 00:18
LDW23-SC1183B	23C0774-12	XDT_m1230427A-081	Solid	04/28/23 00:18
LDW23-SC1183B	23C0774-12	XDT_m1230427A-081	Solid	04/28/23 00:18
LDW23-SC1183B	23C0774-12	XDT_m1230427A-081	Solid	04/28/23 00:18
LDW23-SC1183C	23C0774-13	XDT_m1230427A-082	Solid	04/28/23 00:22
LDW23-SC1183C	23C0774-13	XDT_m1230427A-082	Solid	04/28/23 00:22
LDW23-SC1183C	23C0774-13	XDT_m1230427A-082	Solid	04/28/23 00:22
LDW23-SC1183C	23C0774-13	XDT_m1230427A-082	Solid	04/28/23 00:22
LDW23-SS1808	23C0774-14	XDT_m1230427A-083	Solid	04/28/23 00:27
LDW23-SS1808	23C0774-14	XDT_m1230427A-083	Solid	04/28/23 00:27
LDW23-SS1808	23C0774-14	XDT_m1230427A-083	Solid	04/28/23 00:27
LDW23-SS1808	23C0774-14	XDT_m1230427A-083	Solid	04/28/23 00:27



ANALYSIS BATCH (SEQUENCE) SUMMARY

EPA 6020B UCT-KED

Laboratory: Analytical Resources, LLC

SDG: 23C0774

Client: Anchor QEA, LLC

Project: AOC5 MR Phase 1

Sequence: SLD0418

Instrument: ICPMS1

Calibration: GD00078

Sample Name	Lab Sample ID	Lab File ID	Matrix	Analysis Date/Time
ZZZZZ	23A0326-02	XDT_m1230427A-084	Solid	04/28/23 00:31
ZZZZZ	23A0326-02	XDT_m1230427A-084	Solid	04/28/23 00:31
ZZZZZ	23A0326-02	XDT_m1230427A-084	Solid	04/28/23 00:31
ZZZZZ	23A0326-02	XDT_m1230427A-084	Solid	04/28/23 00:31
ZZZZZ	23A0326-01	XDT_m1230427A-085	Solid	04/28/23 00:36
ZZZZZ	23A0326-01	XDT_m1230427A-085	Solid	04/28/23 00:36
ZZZZZ	23A0326-01	XDT_m1230427A-085	Solid	04/28/23 00:36
ZZZZZ	23A0326-01	XDT_m1230427A-085	Solid	04/28/23 00:36
ZZZZZ	BLD0394-DUP1	XDT_m1230427A-086	Solid	04/28/23 00:40
ZZZZZ	BLD0394-MS1	XDT_m1230427A-087	Solid	04/28/23 00:45
ZZZZZ	BLD0394-MSD1	XDT_m1230427A-088	Solid	04/28/23 00:49
Instrument Blank	SLD0418-IBL9	XDT_m1230427A-090	NA	04/28/23 00:58
Calibration Check	SLD0418-CCV9	XDT_m1230427A-091	NA	04/28/23 01:02
Calibration Blank	SLD0418-CCB9	XDT_m1230427A-092	NA	04/28/23 01:10
ZZZZZ	23A0326-04	XDT_m1230427A-097	Solid	04/28/23 01:32
ZZZZZ	23A0326-04	XDT_m1230427A-097	Solid	04/28/23 01:32
ZZZZZ	23A0326-04	XDT_m1230427A-097	Solid	04/28/23 01:32
ZZZZZ	23A0326-04	XDT_m1230427A-097	Solid	04/28/23 01:32
ZZZZZ	23A0326-05	XDT_m1230427A-098	Solid	04/28/23 01:36
ZZZZZ	23A0326-05	XDT_m1230427A-098	Solid	04/28/23 01:36
ZZZZZ	23A0326-05	XDT_m1230427A-098	Solid	04/28/23 01:36
ZZZZZ	23A0326-05	XDT_m1230427A-098	Solid	04/28/23 01:36
ZZZZZ	23A0326-10	XDT_m1230427A-099	Solid	04/28/23 01:41
ZZZZZ	23A0326-10	XDT_m1230427A-099	Solid	04/28/23 01:41
ZZZZZ	23A0326-10	XDT_m1230427A-099	Solid	04/28/23 01:41
ZZZZZ	23A0326-10	XDT_m1230427A-099	Solid	04/28/23 01:41
ZZZZZ	23A0326-11	XDT_m1230427A-100	Solid	04/28/23 01:45
ZZZZZ	23A0326-11	XDT_m1230427A-100	Solid	04/28/23 01:45
ZZZZZ	23A0326-11	XDT_m1230427A-100	Solid	04/28/23 01:45



ANALYSIS BATCH (SEQUENCE) SUMMARY

EPA 6020B UCT-KED

Laboratory:	<u>Analytical Resources, LLC</u>	SDG:	<u>23C0774</u>
Client:	<u>Anchor QEA, LLC</u>	Project:	<u>AOC5 MR Phase 1</u>
Sequence:	<u>SLD0418</u>	Instrument:	<u>ICPMS1</u>
		Calibration:	<u>GD00078</u>

Sample Name	Lab Sample ID	Lab File ID	Matrix	Analysis Date/Time
ZZZZZ	23A0326-11	XDT_m1230427A-100	Solid	04/28/23 01:45
ZZZZZ	23A0326-12	XDT_m1230427A-101	Solid	04/28/23 01:49
ZZZZZ	23A0326-12	XDT_m1230427A-101	Solid	04/28/23 01:49
ZZZZZ	23A0326-12	XDT_m1230427A-101	Solid	04/28/23 01:49
ZZZZZ	23A0326-12	XDT_m1230427A-101	Solid	04/28/23 01:49
Instrument Blank	SLD0418-IBLA	XDT_m1230427A-102	NA	04/28/23 01:54
Calibration Check	SLD0418-CCVA	XDT_m1230427A-103	NA	04/28/23 01:58
Calibration Blank	SLD0418-CCBA	XDT_m1230427A-104	NA	04/28/23 02:06
ZZZZZ	23A0326-08	XDT_m1230427A-107	Solid	04/28/23 02:19
ZZZZZ	23A0326-09	XDT_m1230427A-108	Solid	04/28/23 02:23
ZZZZZ	23A0418-01	XDT_m1230427A-109	Solid	04/28/23 02:28
ZZZZZ	23A0418-02	XDT_m1230427A-110	Solid	04/28/23 02:32
ZZZZZ	23A0418-04	XDT_m1230427A-111	Solid	04/28/23 02:37
ZZZZZ	23A0418-05	XDT_m1230427A-112	Solid	04/28/23 02:41
ZZZZZ	23A0418-06	XDT_m1230427A-113	Solid	04/28/23 02:45
Instrument Blank	SLD0418-IBLB	XDT_m1230427A-114	NA	04/28/23 02:50
Calibration Check	SLD0418-CCVB	XDT_m1230427A-115	NA	04/28/23 02:54
Calibration Blank	SLD0418-CCBB	XDT_m1230427A-116	NA	04/28/23 03:01
Calibration Check	SLD0418-CCVC	XDT_m1230427A-118	NA	04/28/23 03:10
Calibration Blank	SLD0418-CCBC	XDT_m1230427A-119	NA	04/28/23 03:18
ZZZZZ	23A0418-07	XDT_m1230427A-123	Solid	04/28/23 03:35
ZZZZZ	23A0418-08	XDT_m1230427A-124	Solid	04/28/23 03:40
ZZZZZ	23A0418-09	XDT_m1230427A-125	Solid	04/28/23 03:44
ZZZZZ	23A0418-10	XDT_m1230427A-126	Solid	04/28/23 03:48
ZZZZZ	23A0418-11	XDT_m1230427A-127	Solid	04/28/23 03:53
ZZZZZ	23A0418-12	XDT_m1230427A-128	Solid	04/28/23 03:57
Instrument Blank	SLD0418-IBLD	XDT_m1230427A-129	NA	04/28/23 04:02
Calibration Check	SLD0418-CCVD	XDT_m1230427A-130	NA	04/28/23 04:06
Calibration Blank	SLD0418-CCBD	XDT_m1230427A-131	NA	04/28/23 04:13



ANALYSIS BATCH (SEQUENCE) SUMMARY

EPA 6020B UCT-KED

Laboratory: Analytical Resources, LLC

SDG: 23C0774

Client: Anchor QEA, LLC

Project: AOC5 MR Phase 1

Sequence: SLD0418

Instrument: ICPMS1

Calibration: GD00078

Sample Name	Lab Sample ID	Lab File ID	Matrix	Analysis Date/Time
Instrument Blank	SLD0418-IBL E	XDT_m1230427A-141	NA	04/28/23 04:58
Calibration Check	SLD0418-CCVE	XDT_m1230427A-142	NA	04/28/23 05:03
Calibration Blank	SLD0418-CCBE	XDT_m1230427A-143	NA	04/28/23 05:10
Instrument Blank	SLD0418-IBL F	XDT_m1230427A-153	NA	04/28/23 05:54
Calibration Check	SLD0418-CCVF	XDT_m1230427A-154	NA	04/28/23 05:58
Calibration Blank	SLD0418-CCBF	XDT_m1230427A-155	NA	04/28/23 06:05
Instrument Blank	SLD0418-IBL G	XDT_m1230427A-165	NA	04/28/23 06:50
Calibration Check	SLD0418-CCVG	XDT_m1230427A-166	NA	04/28/23 06:54
Calibration Blank	SLD0418-CCBG	XDT_m1230427A-167	NA	04/28/23 07:02
Calibration Check	SLD0418-CCVH	XDT_m1230427A-169	NA	04/28/23 07:10
Calibration Blank	SLD0418-CCBH	XDT_m1230427A-170	NA	04/28/23 07:18
Instrument Blank	SLD0418-IBL I	XDT_m1230427A-180	NA	04/28/23 08:03
Calibration Check	SLD0418-CCVI	XDT_m1230427A-181	NA	04/28/23 08:07
Calibration Blank	SLD0418-CCBI	XDT_m1230427A-182	NA	04/28/23 08:15
Instrument Blank	SLD0418-IBL J	XDT_m1230427A-192	NA	04/28/23 09:01
Calibration Check	SLD0418-CCVJ	XDT_m1230427A-193	NA	04/28/23 09:06
Calibration Blank	SLD0418-CCBJ	XDT_m1230427A-194	NA	04/28/23 09:13
Instrument Blank	SLD0418-IBL K	XDT_m1230427A-204	NA	04/28/23 09:58
Calibration Check	SLD0418-CCVK	XDT_m1230427A-205	NA	04/28/23 10:03
Calibration Blank	SLD0418-CCBK	XDT_m1230427A-206	NA	04/28/23 10:10
Instrument Blank	SLD0418-IBL L	XDT_m1230427A-216	NA	04/28/23 10:57
Calibration Check	SLD0418-CCVL	XDT_m1230427A-217	NA	04/28/23 11:02
Calibration Blank	SLD0418-CCBL	XDT_m1230427A-218	NA	04/28/23 11:09
Instrument Blank	SLD0418-IBL M	XDT_m1230427A-221	NA	04/28/23 11:25
Instrument Blank	SLD0418-IBL N	XDT_m1230427A-224	NA	04/28/23 11:43
Instrument Blank	SLD0418-IBL O	XDT_m1230427A-225	NA	04/28/23 11:50
Calibration Check	SLD0418-CCVM	XDT_m1230427A-227	NA	04/28/23 11:59
Calibration Blank	SLD0418-CCBM	XDT_m1230427A-228	NA	04/28/23 12:06



ICP INTERFERENCE CHECK SAMPLE
EPA 6020B UCT-KED

Laboratory: Analytical Resources, LLC

SDG: 23C0774

Client: Anchor QEA, LLC

Project: AOC5 MR Phase 1

Instrument ID: ICPMS1

Calibration: GD00066

Sequence: SLD0370

Standard ID: L003578

Lab Sample ID	Analyte	True	Found	%R	Units
SLD0370-IFA1	Arsenic-75a	0	0.0300		ug/L
	Cadmium-111	0	0.1020		ug/L
	Cadmium-114	0	0.0850		ug/L
	Copper-63	0	0.0400		ug/L
	Copper-65	0	0.0440		ug/L
	Zinc-66	0	0.2690		ug/L
	Zinc-67	0	0.3220		ug/L

* Indicates %R outside of QC limits

NOTE: True value and %R are populated only for analytes found in the interference check standards, and will be seen only if those analytes were requested.



ICP INTERFERENCE CHECK SAMPLE
EPA 6020B UCT-KED

Laboratory: Analytical Resources, LLC

SDG: 23C0774

Client: Anchor QEA, LLC

Project: AOC5 MR Phase 1

Instrument ID: ICPMS1

Calibration: GD00066

Sequence: SLD0370

Standard ID: L003578

Lab Sample ID	Analyte	True	Found	%R	Units
SLD0370-IFB1	Arsenic-75a	20.000	20.267	101	ug/L
	Cadmium-111	20.000	20.808	104	ug/L
	Cadmium-114	20.000	20.635	103	ug/L
	Copper-63	20.000	20.366	102	ug/L
	Copper-65	20.000	20.923	105	ug/L
	Zinc-66	20.000	19.373	96.9	ug/L
	Zinc-67	20.000	18.486	92.4	ug/L

* Indicates %R outside of QC limits

NOTE: True value and %R are populated only for analytes found in the interference check standards, and will be seen only if those analytes were requested.



ICP INTERFERENCE CHECK SAMPLE
EPA 6020B UCT-KED

Laboratory: Analytical Resources, LLC

SDG: 23C0774

Client: Anchor QEA, LLC

Project: AOC5 MR Phase 1

Instrument ID: ICPMS1

Calibration: GD00073

Sequence: SLD0387

Standard ID: L003578

Lab Sample ID	Analyte	True	Found	%R	Units
SLD0387-IFA1	Arsenic-75a	0	0.0280		ug/L
	Cadmium-111	0	0.0680		ug/L
	Cadmium-114	0	0.0510		ug/L
	Copper-63	0	0.0370		ug/L
	Copper-65	0	0.0330		ug/L
	Zinc-66	0	0.2810		ug/L
	Zinc-67	0	0.1890		ug/L

* Indicates %R outside of QC limits

NOTE: True value and %R are populated only for analytes found in the interference check standards, and will be seen only if those analytes were requested.



ICP INTERFERENCE CHECK SAMPLE
EPA 6020B UCT-KED

Laboratory: Analytical Resources, LLC

SDG: 23C0774

Client: Anchor QEA, LLC

Project: AOC5 MR Phase 1

Instrument ID: ICPMS1

Calibration: GD00073

Sequence: SLD0387

Standard ID: L003578

Lab Sample ID	Analyte	True	Found	%R	Units
SLD0387-IFB1	Arsenic-75a	20.000	20.087	100	ug/L
	Cadmium-111	20.000	18.740	93.7	ug/L
	Cadmium-114	20.000	18.710	93.6	ug/L
	Copper-63	20.000	20.076	100	ug/L
	Copper-65	20.000	19.978	99.9	ug/L
	Zinc-66	20.000	19.317	96.6	ug/L
	Zinc-67	20.000	17.787	88.9	ug/L

* Indicates %R outside of QC limits

NOTE: True value and %R are populated only for analytes found in the interference check standards, and will be seen only if those analytes were requested.



ICP INTERFERENCE CHECK SAMPLE
EPA 6020B UCT-KED

Laboratory: Analytical Resources, LLC

SDG: 23C0774

Client: Anchor QEA, LLC

Project: AOC5 MR Phase 1

Instrument ID: ICPMS1

Calibration: GD00078

Sequence: SLD0418

Standard ID: L004688

Lab Sample ID	Analyte	True	Found	%R	Units
SLD0418-IFA1	Arsenic-75a	0	0.0350		ug/L
	Cadmium-111	0	0.0800		ug/L
	Cadmium-114	0	0.0730		ug/L
	Copper-63	0	0.0440		ug/L
	Copper-65	0	0.0450		ug/L
	Zinc-66	0	0.2740		ug/L
	Zinc-67	0	0.1430		ug/L

* Indicates %R outside of QC limits

NOTE: True value and %R are populated only for analytes found in the interference check standards, and will be seen only if those analytes were requested.



ICP INTERFERENCE CHECK SAMPLE
EPA 6020B UCT-KED

Laboratory: Analytical Resources, LLC

SDG: 23C0774

Client: Anchor QEA, LLC

Project: AOC5 MR Phase 1

Instrument ID: ICPMS1

Calibration: GD00078

Sequence: SLD0418

Standard ID: L004688

Lab Sample ID	Analyte	True	Found	%R	Units
SLD0418-IFB1	Arsenic-75a	20.000	19.815	99.1	ug/L
	Cadmium-111	20.000	19.752	98.8	ug/L
	Cadmium-114	20.000	19.659	98.3	ug/L
	Copper-63	20.000	20.947	105	ug/L
	Copper-65	20.000	20.866	104	ug/L
	Zinc-66	20.000	20.181	101	ug/L
	Zinc-67	20.000	18.362	91.8	ug/L

* Indicates %R outside of QC limits

NOTE: True value and %R are populated only for analytes found in the interference check standards, and will be seen only if those analytes were requested.



DETECTION LEVEL STANDARD
EPA 6020B UCT-KED

Laboratory: Analytical Resources, LLC

SDG: 23C0774

Client: Anchor QEA, LLC

Project: AOC5 MR Phase 1

Instrument ID: ICPMS1

Calibration: GD00066

Sequence: SLD0370

Lab Sample ID: SLD0370-CRL1

Analyte	True	Found	%R	Units	QC Limits
Arsenic-75a	0.20000	0.189	94.5	ug/L	50 - 150
Cadmium-111	0.10000	0.0920	92.0	ug/L	50 - 150
Cadmium-114	0.10000	0.0960	96.0	ug/L	50 - 150
Copper-63	0.50000	0.536	107	ug/L	50 - 150
Copper-65	0.50000	0.544	109	ug/L	50 - 150
Zinc-66	6.0000	6.15	103	ug/L	50 - 150
Zinc-67	6.0000	6.01	100	ug/L	50 - 150

* Values outside of QC limits



DETECTION LEVEL STANDARD
EPA 6020B UCT-KED

Laboratory: Analytical Resources, LLC

SDG: 23C0774

Client: Anchor QEA, LLC

Project: AOC5 MR Phase 1

Instrument ID: ICPMS1

Calibration: GD00073

Sequence: SLD0387

Lab Sample ID: SLD0387-CRL1

Analyte	True	Found	%R	Units	QC Limits
Arsenic-75a	0.20000	0.213	107	ug/L	50 - 150
Cadmium-111	0.10000	0.0870	87.0	ug/L	50 - 150
Cadmium-114	0.10000	0.0840	84.0	ug/L	50 - 150
Copper-63	0.50000	0.518	104	ug/L	50 - 150
Copper-65	0.50000	0.513	103	ug/L	50 - 150
Zinc-66	6.0000	6.08	101	ug/L	50 - 150
Zinc-67	6.0000	5.90	98.3	ug/L	50 - 150

* Values outside of QC limits



DETECTION LEVEL STANDARD
EPA 6020B UCT-KED

Laboratory: Analytical Resources, LLC

SDG: 23C0774

Client: Anchor QEA, LLC

Project: AOC5 MR Phase 1

Instrument ID: ICPMS1

Calibration: GD00078

Sequence: SLD0418

Lab Sample ID: SLD0418-CRL1

Analyte	True	Found	%R	Units	QC Limits
Arsenic-75a	0.20000	0.200	100	ug/L	50 - 150
Cadmium-111	0.10000	0.0950	95.0	ug/L	50 - 150
Cadmium-114	0.10000	0.0960	96.0	ug/L	50 - 150
Copper-63	0.50000	0.577	115	ug/L	50 - 150
Copper-65	0.50000	0.569	114	ug/L	50 - 150
Zinc-66	6.0000	6.88	115	ug/L	50 - 150
Zinc-67	6.0000	6.01	100	ug/L	50 - 150

* Values outside of QC limits



**HIGH-CONCENTRATION
CALIBRATION VERIFICATION
EPA 6020B UCT-KED**

Laboratory: Analytical Resources, LLC

SDG: 23C0774

Client: Anchor QEA, LLC

Project: AOC5 MR Phase 1

Calibration: GD00066

Laboratory ID: SLD0370-HCV1

Sequence: SLD0370

Standard ID: L003671

ANALYTE	EXPECTED (ug/L)	FOUND (ug/L)	% DRIFT	QC LIMIT
Arsenic-75a	200.00	204	1.8	10.00
Cadmium-111	200.00	204	1.8	10.00
Cadmium-114	200.00	203	1.7	10.00
Copper-63	200.00	203	1.6	10.00
Copper-65	200.00	207	3.5	10.00
Zinc-66	200.00	199	-0.4	10.00
Zinc-67	200.00	199	-0.3	10.00

* Values outside of QC limits



HIGH-CONCENTRATION CALIBRATION VERIFICATION

EPA 6020B UCT-KED

Laboratory: Analytical Resources, LLC

SDG: 23C0774

Client: Anchor QEA, LLC

Project: AOC5 MR Phase 1

Calibration: GD00066

Laboratory ID: SLD0370-HCV2

Sequence: SLD0370

Standard ID: L003672

ANALYTE	EXPECTED (ug/L)	FOUND (ug/L)	% DRIFT	QC LIMIT
Arsenic-75a	300.00	301	0.3	10.00
Cadmium-111	300.00	302	0.8	10.00
Cadmium-114	300.00	300	0.06	10.00
Copper-63	300.00	295	-1.6	10.00
Copper-65	300.00	301	0.5	10.00
Zinc-66	300.00	285	-4.8	10.00
Zinc-67	300.00	291	-3.0	10.00

* Values outside of QC limits



**HIGH-CONCENTRATION
CALIBRATION VERIFICATION
EPA 6020B UCT-KED**

Laboratory: Analytical Resources, LLC

SDG: 23C0774

Client: Anchor QEA, LLC

Project: AOC5 MR Phase 1

Calibration: GD00073

Laboratory ID: SLD0387-HCV1

Sequence: SLD0387

Standard ID: L003671

ANALYTE	EXPECTED (ug/L)	FOUND (ug/L)	% DRIFT	QC LIMIT
Arsenic-75a	200.00	205	2.6	10.00
Cadmium-111	200.00	196	-1.8	10.00
Cadmium-114	200.00	195	-2.5	10.00
Copper-63	200.00	192	-4.0	10.00
Copper-65	200.00	194	-2.9	10.00
Zinc-66	200.00	193	-3.4	10.00
Zinc-67	200.00	196	-1.9	10.00

* Values outside of QC limits



HIGH-CONCENTRATION CALIBRATION VERIFICATION

EPA 6020B UCT-KED

Laboratory: Analytical Resources, LLC

SDG: 23C0774

Client: Anchor QEA, LLC

Project: AOC5 MR Phase 1

Calibration: GD00073

Laboratory ID: SLD0387-HCV2

Sequence: SLD0387

Standard ID: L003672

ANALYTE	EXPECTED (ug/L)	FOUND (ug/L)	% DRIFT	QC LIMIT
Arsenic-75a	300.00	307	2.5	10.00
Cadmium-111	300.00	285	-5.1	10.00
Cadmium-114	300.00	282	-5.9	10.00
Copper-63	300.00	284	-5.3	10.00
Copper-65	300.00	287	-4.3	10.00
Zinc-66	300.00	281	-6.5	10.00
Zinc-67	300.00	283	-5.7	10.00

* Values outside of QC limits



**HIGH-CONCENTRATION
CALIBRATION VERIFICATION
EPA 6020B UCT-KED**

Laboratory: Analytical Resources, LLC

SDG: 23C0774

Client: Anchor QEA, LLC

Project: AOC5 MR Phase 1

Calibration: GD00078

Laboratory ID: SLD0418-HCV1

Sequence: SLD0418

Standard ID: L003671

ANALYTE	EXPECTED (ug/L)	FOUND (ug/L)	% DRIFT	QC LIMIT
Arsenic-75a	200.00	203	1.4	10.00
Cadmium-111	200.00	209	4.4	10.00
Cadmium-114	200.00	205	2.6	10.00
Copper-63	200.00	201	0.5	10.00
Copper-65	200.00	204	2.0	10.00
Zinc-66	200.00	198	-1.2	10.00
Zinc-67	200.00	198	-1.2	10.00

* Values outside of QC limits



HIGH-CONCENTRATION CALIBRATION VERIFICATION

EPA 6020B UCT-KED

Laboratory: Analytical Resources, LLC

SDG: 23C0774

Client: Anchor QEA, LLC

Project: AOC5 MR Phase 1

Calibration: GD00078

Laboratory ID: SLD0418-HCV2

Sequence: SLD0418

Standard ID: L003672

ANALYTE	EXPECTED (ug/L)	FOUND (ug/L)	% DRIFT	QC LIMIT
Arsenic-75a	300.00	305	1.7	10.00
Cadmium-111	300.00	296	-1.2	10.00
Cadmium-114	300.00	294	-2.1	10.00
Copper-63	300.00	297	-0.9	10.00
Copper-65	300.00	296	-1.2	10.00
Zinc-66	300.00	289	-3.6	10.00
Zinc-67	300.00	286	-4.5	10.00

* Values outside of QC limits



HOLDING TIME SUMMARY

Analysis: EPA 6020B UCT-KED

Laboratory: Analytical Resources, LLC

SDG: 23C0774

Client: Anchor QEA, LLC

Project: AOC5 MR Phase 1

Sample Name	Date Collected	Date Received	Date Prepared	Days to Prep	Max Days to Prep	Date Analyzed	Days to Analysis	Max Days to Analysis	Q
LDW23-SC1053A 23C0774-01	12/16/22 09:12	12/16/22 15:47	04/17/23 16:44	122	180	04/27/23 22:44	133	180	
LDW23-SC1053B 23C0774-02	12/16/22 09:12	12/16/22 15:47	04/17/23 16:44	122	180	04/27/23 22:29	133	180	
LDW23-SC1007A 23C0774-03	12/16/22 10:43	12/16/22 15:47	04/17/23 16:44	122	180	04/27/23 22:34	132	180	
LDW23-SC1002A 23C0774-04	12/16/22 11:20	12/16/22 15:47	04/17/23 16:44	122	180	04/27/23 22:40	132	180	
LDW23-SC1002B 23C0774-05	12/16/22 11:20	12/16/22 15:47	04/17/23 16:44	122	180	04/27/23 23:31	133	180	
LDW23-SC1046A 23C0774-06	12/15/22 11:32	12/16/22 15:47	04/17/23 16:44	123	180	04/27/23 23:35	134	180	
LDW23-SC1046B 23C0774-07	12/15/22 11:32	12/16/22 15:47	04/17/23 16:44	123	180	04/27/23 23:40	134	180	
LDW23-SC1177A 23C0774-08	12/14/22 08:04	12/16/22 15:47	04/17/23 16:44	124	180	04/27/23 23:44	135	180	
LDW23-SC1177B 23C0774-09	12/14/22 08:04	12/16/22 15:47	04/17/23 16:44	124	180	04/27/23 23:49	135	180	
LDW23-SC1156B 23C0774-10	12/14/22 10:44	12/16/22 15:47	04/17/23 16:44	124	180	04/27/23 23:53	135	180	
LDW23-SC1183A 23C0774-11	12/14/22 14:09	12/16/22 15:47	04/17/23 16:44	124	180	04/27/23 23:58	134	180	
LDW23-SC1183B 23C0774-12	12/14/22 14:09	12/16/22 15:47	04/17/23 16:44	124	180	04/28/23 00:18	134	180	
LDW23-SC1183C 23C0774-13	12/14/22 14:09	12/16/22 15:47	04/17/23 16:44	124	180	04/28/23 00:22	134	180	
LDW23-SS1808 23C0774-14	03/03/23 13:25	12/16/22 15:47	04/17/23 16:44	45	180	04/28/23 00:27	55	180	
Duplicate BLD0365-DUP1	12/16/22 09:12	12/16/22 15:47	04/13/23 16:44	118	180	04/27/23 22:48	133	180	
Matrix Spike BLD0365-MS1	12/16/22 09:12	12/16/22 15:47	04/13/23 16:44	118	180	04/27/23 22:53	133	180	
Matrix Spike Dup BLD0365-MSD1	12/16/22 09:12	12/16/22 15:47	04/13/23 16:44	118	180	04/27/23 22:57	133	180	

* Indicates hold time exceedance.



**METHOD DETECTION
AND REPORTING LIMITS
EPA 6020B UCT-KED**

Laboratory: Analytical Resources, LLC

SDG: 23C0774

Client: Anchor QEA, LLC

Project: AOC5 MR Phase 1

Matrix: Solid

Instrument: ICPMS1

Analyte	MDL	RL	Units
Arsenic-75a	0.04	0.20	mg/kg
Cadmium-111	0.03	0.10	mg/kg
Cadmium-114	0.04	0.10	mg/kg
Copper-63	0.17	0.50	mg/kg
Copper-65	0.35	0.50	mg/kg
Zinc-66	2.9	6.0	mg/kg
Zinc-67	0.9	6.0	mg/kg

1.0 ACCREDITATION / REGISTRATION

INORGANIC VENTURES is accredited to ISO 17034, "General Requirements for the Competence of Reference Material Producers" and ISO/IEC 17025, "General Requirements for the Competence of Testing and Calibration Laboratories". Inorganic Ventures is also an ISO 9001 registered manufacturer (QSR Certificate Number QSR-1034).



2.0 PRODUCT DESCRIPTION

Product Code: Single Analyte Custom Grade Solution
 Catalog Number: CGCU10
 Lot Number: P2-CU682108
 Matrix: 3% (v/v) HNO₃
 Value / Analyte(s): 10 000 µg/mL ea:
 Copper
 Starting Material: Cu Metal
 Starting Material Lot#: 2095
 Starting Material Purity: 99.9996%

3.0 CERTIFIED VALUES AND UNCERTAINTIES

Certified Value: 10013 ± 30 µg/mL
Density: 1.032 g/mL (measured at 20 ± 4 °C)

Assay Information:

Assay Method #1	9977 ± 50 µg/mL ICP Assay NIST SRM 3114 Lot Number: 121207
Assay Method #2	10024 ± 26 µg/mL EDTA NIST SRM 928 Lot Number: 928
Assay Method #3	10007 ± 46 µg/mL Calculated NIST SRM Lot Number: See Sec. 4.2

- The Calculated Value is a value calculated from the weight of a starting material that has been certified directly vs. a National Institute of Standards and Technology (NIST) SRM/RM. See Sec 4.2 for balance traceability.

The following equations are used in the calculation of the certified value and the uncertainty. Reported uncertainties represent expanded uncertainties expressed at approximately the 95% confidence level using a coverage factor of k = 2.

Characterization of CRM/RM by Two or More Methods

Certified Value, $X_{CRM/RM}$, where two or more methods of characterization are used is the weighted mean of the results:

$$X_{CRM/RM} = \sum(w_i)(X_i)$$

X_i = mean of Assay Method i with standard uncertainty $u_{char i}$

w_i = the weighting factors for each method calculated using the inverse square of the variance:

$$w_i = (1/u_{char i}^2) / (\sum(1/(u_{char j}^2)))$$

$$CRM/RM \text{ Expanded Uncertainty } (\pm) = U_{CRM/RM} = k (u_{char}^2 + u_{bb}^2 + u_{lts}^2 + u_{ts}^2)^{1/2}$$

k = coverage factor = 2

$u_{char} = [\sum(w_i)^2 (u_{char i}^2)]^{1/2}$ where $u_{char i}$ are the errors from each characterization method

u_{bb} = bottle to bottle homogeneity standard uncertainty

u_{lts} = long term stability standard uncertainty (storage)

u_{ts} = transport stability standard uncertainty

Characterization of CRM/RM by One Method

Certified Value, $X_{CRM/RM}$, where one method of characterization is used is the mean of individual results:

$$X_{CRM/RM} = (X_a) (u_{char a})$$

X_a = mean of Assay Method A with

$u_{char a}$ = the standard uncertainty of characterization Method A

$$CRM/RM \text{ Expanded Uncertainty } (\pm) = U_{CRM/RM} = k (u_{char a}^2 + u_{bb}^2 + u_{lts}^2 + u_{ts}^2)^{1/2}$$

k = coverage factor = 2

$u_{char a}$ = the errors from characterization

u_{bb} = bottle to bottle homogeneity standard uncertainty

u_{lts} = long term stability standard uncertainty (storage)

u_{ts} = transport stability standard uncertainty

4.0 TRACEABILITY TO NIST

- This product is traceable to NIST via an unbroken chain of comparisons. The uncertainties for each certified value are reported, taking into account the SRM/RM uncertainty error and the measurement, weighing and volume dilution errors. In rare cases where no NIST SRM/RM are available, the term 'in-house std.' is specified.

4.1 Thermometer Calibration

- All thermometers are NIST traceable through thermometers that are calibrated by an accredited calibration laboratory.

4.2 Balance Calibration

- All analytical balances are calibrated by an accredited calibration laboratory and procedure. The weights used for testing are annually compared to master weights and are traceable to NIST.

4.3 Glassware Calibration

- An in-house procedure is used to calibrate all Class A glassware used in the manufacturing and quality control of CRM/RMs.

5.0 TRACE METALLIC IMPURITIES (TMI) DETERMINED BY ICP-MS AND ICP-OES (µg/mL)

CRM/RMs are tested for trace metallic impurities by Axial ICP-OES and ICP-MS. The result from the most sensitive method for each element, is reported below. Solutions tested by ICP-MS were analyzed in an ULPA-Filtered Clean Room. An ULPA-Filter is 99.9985% efficient for the removal of particles down to 0.3 µm.

M Ag < 0.007542	M Eu < 0.000942	O Na < 0.001434	M Se < 0.016971	M Zn < 0.005657
O Al < 0.000609	O Fe < 0.008700	M Nb < 0.000942	O Si < 0.003052	M Zr < 0.000942
M As < 0.010371	M Ga < 0.000942	M Nd < 0.000942	M Sm < 0.000942	
M Au < 0.001885	M Gd < 0.000942	M Ni < 0.003781	M Sn < 0.005657	
O B < 0.003663	M Ge < 0.005657	M Os < 0.000942	M Sr < 0.000942	
M Ba < 0.004253	M Hf < 0.000942	O P < 0.031668	M Ta < 0.000942	
M Be < 0.000942	O Hg < 0.007064	M Pb < 0.005789	M Tb < 0.000942	
M Bi < 0.000942	M Ho < 0.000942	M Pd < 0.000942	M Te < 0.004714	
O Ca < 0.002304	M In < 0.000942	M Pr < 0.000942	M Th < 0.000942	
M Cd < 0.000942	M Ir < 0.000942	M Pt < 0.000942	O Ti < 0.002801	
M Ce < 0.000942	O K < 0.000763	M Rb < 0.000942	M Tl < 0.000942	
M Co < 0.001890	M La < 0.000942	M Re < 0.000942	M Tm < 0.000942	
M Cr < 0.005657	O Li < 0.000243	i Rh < 0.000942	M U < 0.000942	
M Cs < 0.000942	M Lu < 0.000942	M Ru < 0.039588	M V < 0.003771	
s Cu < 0.000942	O Mg < 0.000320	O S < 0.007174	M W < 0.005657	
M Dy < 0.000942	O Mn < 0.000793	M Sb < 0.001885	M Y < 0.000942	
M Er < 0.000942	M Mo < 0.005657	M Sc < 0.000942	M Yb < 0.000942	

M - Checked by ICP-MS O - Checked by ICP-OES i - Spectral Interference
n - Not Checked For s - Solution Standard Element

6.0 INTENDED USE

- For the calibration of analytical instruments and validation of analytical methods as appropriate.

7.0 INSTRUCTIONS FOR THE CORRECT USE OF THIS REFERENCE MATERIAL

7.1 Storage and Handling Recommendations

- Store between approximately 4° - 30° C while in sealed TCT bag.
- While stored in the sealed TCT bag, transpiration of this CRM/RM is negligible. After opening the sealed TCT bag transpiration of the CRM/RM will occur, resulting in a gradual increase in the analyte concentration(s). It is the responsibility of the user to account for this effect. When the bottle is weighed both before and after being placed in storage, the mass difference observed will be a measure of transpiration mass loss.
- After opening the sealed TCT bag, keep cap tightly sealed when not in use and store between 4° - 24° C to minimize the effects of transpiration. Use at 20° ± 4° C to minimize volumetric dilution error when using the reported density. Do not pipette from the container. Do not return removed aliquots to container.

- For more information, visit www.inorganicventures.com/TCT

Atomic Weight; Valence; Coordination Number; Chemical Form in Solution - 63.55 +2 6 Cu(H₂O)₆2+

Chemical Compatibility -Stable in HCl, HNO₃, H₂SO₄, HF, H₃PO₄. Avoid basic media. Stable with most metals and inorganic anions in acidic media.

Stability - 2-100 ppb levels stable for months in 1% HNO₃ / LDPE container. 1-10,000 ppm solutions chemically stable for years in 1-5% HNO₃ / LDPE container.

Cu Containing Samples (Preparation and Solution) -Metal (soluble in HNO₃); Oxides (Soluble in HCl); Ores (Dissolve in HCl / HNO₃).

Atomic Spectroscopic Information (ICP-OES D.L.s are given as radial/axial view):

Technique/Line	Estimated D.L.	Order	Interferences (underlined indicates severe)
ICP-MS 63 amu	10 ppt	n/a	40Ar23Na 47Ti16O, 14N12C37Cl, 16O12C35Cl, 23Na40Ca
ICP-OES 219.958 nm	0.01/.002 µg/mL	1	Th, Ta, Nb, U, Hf
ICP-OES 224.700 nm	0.01/.001 µg/mL	1	Pb, Ir, Ni, W
ICP-OES 324.754 nm	0.06/.001 µg/mL		Nb, U, Th, Mo, Hf

8.0 HAZARDOUS INFORMATION

- Please refer to the Safety Data Sheet for information regarding this CRM/RM.

9.0 HOMOGENEITY

- This solution was mixed according to an in-house procedure and is guaranteed to be homogeneous. Homogeneity data indicate that the end user should take a minimum sample size of 0.2 mL to assure homogeneity.

10.0 QUALITY STANDARD DOCUMENTATION

10.1 ISO 9001 Quality Management System Registration

- QSR Certificate Number QSR-1034

10.2 ISO/IEC 17025 "General Requirements for the Competence of Testing and Calibration Laboratories"

- Chemical Testing - Accredited / A2LA Certificate Number 883.01

10.3 ISO 17034 "General Requirements for the Competence of Reference Material Producers"

- Reference Material Producer - Accredited / A2LA Certificate Number 883.02

Inorganic Ventures, 300 Technology Drive, Christiansburg, Va. 24073, USA; Telephone: 800.669.6799; 540.585.3030, Fax: 540.585.3012; inorganicventures.com; info@inorganicventures.com

11.0 CERTIFICATION, LOT EXPIRATION AND PERIOD OF VALIDITY

11.1 Certification Issue Date

August 24, 2019

- The certification is valid within the measurement uncertainty specified provided the CRM/RM is stored and handled in accordance with instructions given in Sec 7.1. This certification is nullified if instructions in Sec 7.1 are not followed or if the CRM/RM is damaged, contaminated, or otherwise modified.

11.2 Lot Expiration Date

- **August 24, 2023**

- The date after which this CRM/RM should not be used.

- The lot expiration date reflects the period of time that the stability of a CRM/RM can be supported by long term stability studies conducted on properly stored and handled CRM/RMs. Lot expiration is limited primarily by transpiration (loss of water from the solution) and infrequently by chemical stability.

11.3 Period of Validity

- Sealed TCT Bag Open Date: _____

- This CRM/RM should not be used longer than one year (or six months in the case of a 30 mL bottle) from the date of opening the aluminized bag or after the date given in Sec. 11.2, whichever comes first. This is contingent upon the CRM/RM being stored and handled in accordance with the instructions given in Sec. 7.1.

12.0 NAMES AND SIGNATURES OF CERTIFYING OFFICERS

Certificate Approved By:

Michael Booth
Manager, Quality Control



Certifying Officer:

Paul Gaines
CEO, Senior Technical Director



300 Technology Drive
Christiansburg, VA 24073 USA
inorganicventures.com

P: 800-669-6799/540-585-3030
F: 540-585-3012
info@inorganicventures.com

1.0 ACCREDITATION / REGISTRATION

INORGANIC VENTURES is accredited to ISO 17034, "General Requirements for the Competence of Reference Material Producers" and ISO/IEC 17025, "General Requirements for the Competence of Testing and Calibration Laboratories". Inorganic Ventures is also an ISO 9001 registered manufacturer (QSR Certificate Number QSR-1034).



2.0 PRODUCT DESCRIPTION

Product Code: Single Analyte Custom Grade Solution
Catalog Number: CGPB10
Lot Number: S2-PB713228
Matrix: 0.5% (v/v) HNO₃
Value / Analyte(s): 10 000 µg/mL ea:
Lead
Starting Material: Lead Nitrate
Starting Material Lot#: 2343
Starting Material Purity: 99.9995%

3.0 CERTIFIED VALUES AND UNCERTAINTIES

Certified Value: 10042 ± 31 µg/mL
Density: 1.015 g/mL (measured at 20 ± 4 °C)

Assay Information:

Assay Method #1 **10024 ± 41 µg/mL**
ICP Assay NIST SRM 3128 Lot Number: 101026

Assay Method #2 **10054 ± 32 µg/mL**
EDTA NIST SRM 928 Lot Number: 928

- The Calculated Value is a value calculated from the weight of a starting material that has been certified directly vs. a National Institute of Standards and Technology (NIST) SRM/RM. See Sec 4.2 for balance traceability.

The following equations are used in the calculation of the certified value and the uncertainty. Reported uncertainties represent expanded uncertainties expressed at approximately the 95% confidence level using a coverage factor of $k = 2$.

Characterization of CRM/RM by Two or More Methods

Certified Value, $X_{CRM/RM}$, where two or more methods of characterization are used is the weighted mean of the results:

$$X_{CRM/RM} = \sum(w_i)(X_i)$$

X_i = mean of Assay Method i with standard uncertainty $u_{char i}$

w_i = the weighting factors for each method calculated using the inverse square of the variance:

$$w_i = (1/u_{char i}^2) / (\sum(1/u_{char j}^2))$$

$$CRM/RM \text{ Expanded Uncertainty } (\pm) = U_{CRM/RM} = k (u_{char}^2 + u_{bb}^2 + u_{lts}^2 + u_{ts}^2)^{1/2}$$

k = coverage factor = 2

$u_{char} = [\sum(w_i)^2 (u_{char i}^2)]^{1/2}$ where $u_{char i}$ are the errors from each characterization method

u_{bb} = bottle to bottle homogeneity standard uncertainty

u_{lts} = long term stability standard uncertainty (storage)

u_{ts} = transport stability standard uncertainty

Characterization of CRM/RM by One Method

Certified Value, $X_{CRM/RM}$, where one method of characterization is used is the mean of individual results:

$$X_{CRM/RM} = (X_a) (u_{char a})$$

X_a = mean of Assay Method A with

$u_{char a}$ = the standard uncertainty of characterization Method A

$$CRM/RM \text{ Expanded Uncertainty } (\pm) = U_{CRM/RM} = k (u_{char a}^2 + u_{bb}^2 + u_{lts}^2 + u_{ts}^2)^{1/2}$$

k = coverage factor = 2

$u_{char a}$ = the errors from characterization

u_{bb} = bottle to bottle homogeneity standard uncertainty

u_{lts} = long term stability standard uncertainty (storage)

u_{ts} = transport stability standard uncertainty

4.0 TRACEABILITY TO NIST

- This product is traceable to NIST via an unbroken chain of comparisons. The uncertainties for each certified value are reported, taking into account the SRM/RM uncertainty error and the measurement, weighing and volume dilution errors. In rare cases where no NIST SRM/RM are available, the term 'in-house std.' is specified.

4.1 Thermometer Calibration

- All thermometers are NIST traceable through thermometers that are calibrated by an accredited calibration laboratory.

4.2 Balance Calibration

- All analytical balances are calibrated by an accredited calibration laboratory and procedure. The weights used for testing are annually compared to master weights and are traceable to NIST.

4.3 Glassware Calibration

- An in-house procedure is used to calibrate all Class A glassware used in the manufacturing and quality control of CRM/RMs.

5.0 TRACE METALLIC IMPURITIES (TMI) DETERMINED BY ICP-MS AND ICP-OES (µg/mL)

CRM/RMs are tested for trace metallic impurities by Axial ICP-OES and ICP-MS. The result from the most sensitive method for each element, is reported below. Solutions tested by ICP-MS were analyzed in an ULPA-Filtered Clean Room. An ULPA-Filter is 99.9985% efficient for the removal of particles down to 0.3 µm.

M Ag < 0.000310	M Eu < 0.000310	M Na < 0.001470	M Se < 0.009100	O Zn < 0.006155
O Al < 0.017098	O Fe < 0.002496	M Nb < 0.000310	O Si < 0.003761	O Zr < 0.001700
M As < 0.003100	M Ga < 0.000310	M Nd < 0.000310	M Sm < 0.000310	
M Au < 0.000910	M Gd < 0.000310	O Ni < 0.001709	M Sn < 0.001300	
O B < 0.005600	M Ge < 0.002200	M Os < 0.000310	O Sr < 0.000444	
O Ba < 0.007865	M Hf < 0.000310	O P < 0.038000	M Ta < 0.000310	
O Be < 0.000320	M Hg < 0.002200	s Pb < 0.000610	M Tb < 0.000610	
M Bi < 0.028000	M Ho < 0.000310	M Pd < 0.000610	M Te < 0.000310	
O Ca < 0.019834	M In < 0.000310	M Pr < 0.000310	M Th < 0.000310	
O Cd < 0.000630	M Ir < 0.000310	M Pt < 0.000910	O Ti < 0.005129	
M Ce < 0.004787	O K < 0.008207	M Rb < 0.006700	M Tl < 0.016000	
M Co < 0.000610	M La < 0.001900	M Re < 0.000310	M Tm < 0.000310	
O Cr < 0.001500	O Li < 0.000110	O Rh < 0.007700	M U < 0.000310	
M Cs < 0.006100	M Lu < 0.000310	M Ru < 0.001300	M V < 0.001600	
M Cu < 0.001600	O Mg < 0.003317	O S < 0.052000	M W < 0.000910	
M Dy < 0.000310	O Mn < 0.001600	O Sb < 0.015000	M Y < 0.000310	
M Er < 0.000310	M Mo < 0.000610	O Sc < 0.000630	M Yb < 0.000310	

M - Checked by ICP-MS O - Checked by ICP-OES i - Spectral Interference
n - Not Checked For s - Solution Standard Element

6.0 INTENDED USE

- For the calibration of analytical instruments and validation of analytical methods as appropriate.

7.0 INSTRUCTIONS FOR THE CORRECT USE OF THIS REFERENCE MATERIAL

7.1 Storage and Handling Recommendations

- Store between approximately 4° - 30° C while in sealed TCT bag.
- While stored in the sealed TCT bag, transpiration of this CRM/RM is negligible. After opening the sealed TCT bag transpiration of the CRM/RM will occur, resulting in a gradual increase in the analyte concentration(s). It is the responsibility of the user to account for this effect. When the bottle is weighed both before and after being placed in storage, the mass difference observed will be a measure of transpiration mass loss.
- After opening the sealed TCT bag, keep cap tightly sealed when not in use and store between 4° - 24° C to minimize the effects of transpiration. Use at 20° ± 4° C to minimize volumetric dilution error when using the reported density. Do not pipette from the container. Do not return removed aliquots to container.

- For more information, visit www.inorganicventures.com/TCT

Atomic Weight; Valence; Coordination Number; Chemical Form in Solution - 207.20 +2 6 Pb(H₂O)₆+2

Chemical Compatibility - Soluble in HCl, HF and HNO₃. Avoid H₂SO₄. Stable with most metals and inorganic anions forming insoluble carbonate, borate, sulfate, sulfite, sulfide, phosphate, oxalate, chromate, tannate, iodate, and cyanide in neutral aqueous media.

Stability - 2-100 ppb levels stable for months in 1% HNO₃ / LDPE container. 1-10,000 ppm solutions chemically stable for years in 2-5% HNO₃ / LDPE container.

Pb Containing Samples (Preparation and Solution) -Metal (Best dissolved in 1:1 H₂O / HNO₃); Oxides (The many different Pb oxides are soluble in HNO₃ with the exception of PbO₂ which is soluble in HCl or HF); Ores and Alloys (Best attacked using 1:1 H₂O / HNO₃); Organic Matrices (Dry ash and dissolve in dilute HCl).

Atomic Spectroscopic Information (ICP-OES D.L.s are given as radial/axial view):

Technique/Line	Estimated D.L.	Order	Interferences (underlined indicates severe)
ICP-MS 208 amu	5 ppt	n/a	192Pt16O, 192Os16O
ICP-OES 168.215 nm	0.03 / 0.003 µg/mL	1	Co
ICP-OES 217.000 nm	0.09 / 0.03 µg/mL	1	W, Ir, Hf, Sb, Th
ICP-OES 220.353 nm	0.04 / 0.006 µg/mL	1	Bi, Nb

8.0 HAZARDOUS INFORMATION

- Please refer to the Safety Data Sheet for information regarding this CRM/RM.

9.0 HOMOGENEITY

- This solution was mixed according to an in-house procedure and is guaranteed to be homogeneous. Homogeneity data indicate that the end user should take a minimum sample size of 0.2 mL to assure homogeneity.

10.0 QUALITY STANDARD DOCUMENTATION

10.1 ISO 9001 Quality Management System Registration

- QSR Certificate Number QSR-1034

10.2 ISO/IEC 17025 "General Requirements for the Competence of Testing and Calibration Laboratories"

- Chemical Testing - Accredited / A2LA Certificate Number 883.01

10.3 ISO 17034 "General Requirements for the Competence of Reference Material Producers"

- Reference Material Producer - Accredited / A2LA Certificate Number 883.02

Inorganic Ventures, 300 Technology Drive, Christiansburg, Va. 24073, USA; Telephone: 800.669.6799; 540.585.3030, Fax: 540.585.3012; inorganicventures.com; info@inorganicventures.com

11.0 CERTIFICATION, LOT EXPIRATION AND PERIOD OF VALIDITY

11.1 Certification Issue Date

January 10, 2022

- The certification is valid within the measurement uncertainty specified provided the CRM/RM is stored and handled in accordance with instructions given in Sec 7.1. This certification is nullified if instructions in Sec 7.1 are not followed or if the CRM/RM is damaged, contaminated, or otherwise modified.

11.2 Lot Expiration Date

- **January 10, 2027**

- The date after which this CRM/RM should not be used.

- The lot expiration date reflects the period of time that the stability of a CRM/RM can be supported by long term stability studies conducted on properly stored and handled CRM/RMs. Lot expiration is limited primarily by transpiration (loss of water from the solution) and infrequently by chemical stability.

11.3 Period of Validity

- Sealed TCT Bag Open Date: _____

- This CRM/RM should not be used longer than one year (or six months in the case of a 30 mL bottle) from the date of opening the aluminized bag or after the date given in Sec. 11.2, whichever comes first. This is contingent upon the CRM/RM being stored and handled in accordance with the instructions given in Sec. 7.1.

12.0 NAMES AND SIGNATURES OF CERTIFYING OFFICERS

Certificate Approved By:

Thomas Kozikowski
Manager, Quality Control



Certifying Officer:

Paul Gaines
Chairman / Senior Technical Director



300 Technology Drive
Christiansburg, VA 24073 USA
inorganicventures.com

P: 800-669-6799/540-585-3030
F: 540-585-3012
info@inorganicventures.com

1.0 ACCREDITATION / REGISTRATION

INORGANIC VENTURES is accredited to ISO 17034, "General Requirements for the Competence of Reference Material Producers" and ISO/IEC 17025, "General Requirements for the Competence of Testing and Calibration Laboratories". Inorganic Ventures is also an ISO 9001 registered manufacturer (QSR Certificate Number QSR-1034).



2.0 PRODUCT DESCRIPTION

Product Code: Single Analyte Custom Grade Solution
Catalog Number: CGZN10
Lot Number: S2-ZN711249
Matrix: 2% (v/v) HNO₃
Value / Analyte(s): 10 000 µg/mL ea:
Zinc
Starting Material: Zinc Metal
Starting Material Lot#: 2349
Starting Material Purity: 99.9988%

3.0 CERTIFIED VALUES AND UNCERTAINTIES

Certified Value: 9992 ± 30 µg/mL
Density: 1.029 g/mL (measured at 20 ± 4 °C)

Assay Information:

Assay Method #1	9981 ± 56 µg/mL ICP Assay NIST SRM 3168a Lot Number: 120629
Assay Method #2	9987 ± 32 µg/mL EDTA NIST SRM 928 Lot Number: 928
Assay Method #3	10002 ± 32 µg/mL Calculated NIST SRM Lot Number: See Sec. 4.2

- The Calculated Value is a value calculated from the weight of a starting material that has been certified directly vs. a National Institute of Standards and Technology (NIST) SRM/RM. See Sec 4.2 for balance traceability.

The following equations are used in the calculation of the certified value and the uncertainty. Reported uncertainties represent expanded uncertainties expressed at approximately the 95% confidence level using a coverage factor of $k = 2$.

Characterization of CRM/RM by Two or More Methods

Certified Value, $X_{CRM/RM}$, where two or more methods of characterization are used is the weighted mean of the results:

$$X_{CRM/RM} = \sum(w_i)(X_i)$$

X_i = mean of Assay Method i with standard uncertainty $u_{char\ i}$

w_i = the weighting factors for each method calculated using the inverse square of the variance:

$$w_i = (1/u_{char\ i}^2) / (\sum(1/u_{char\ j}^2))$$

$$CRM/RM \text{ Expanded Uncertainty } (\pm) = U_{CRM/RM} = k (u_{char}^2 + u_{bb}^2 + u_{Its}^2 + u_{ts}^2)^{1/2}$$

k = coverage factor = 2

$u_{char} = [\sum(w_i)^2 (u_{char\ i})^2]^{1/2}$ where $u_{char\ i}$ are the errors from each characterization method

u_{bb} = bottle to bottle homogeneity standard uncertainty

u_{Its} = long term stability standard uncertainty (storage)

u_{ts} = transport stability standard uncertainty

Characterization of CRM/RM by One Method

Certified Value, $X_{CRM/RM}$, where one method of characterization is used is the mean of individual results:

$$X_{CRM/RM} = (X_a) (u_{char\ a})$$

X_a = mean of Assay Method A with

$u_{char\ a}$ = the standard uncertainty of characterization Method A

$$CRM/RM \text{ Expanded Uncertainty } (\pm) = U_{CRM/RM} = k (u_{char\ a}^2 + u_{bb}^2 + u_{Its}^2 + u_{ts}^2)^{1/2}$$

k = coverage factor = 2

$u_{char\ a}$ = the errors from characterization

u_{bb} = bottle to bottle homogeneity standard uncertainty

u_{Its} = long term stability standard uncertainty (storage)

u_{ts} = transport stability standard uncertainty

4.0 TRACEABILITY TO NIST

- This product is traceable to NIST via an unbroken chain of comparisons. The uncertainties for each certified value are reported, taking into account the SRM/RM uncertainty error and the measurement, weighing and volume dilution errors. In rare cases where no NIST SRM/RM are available, the term 'in-house std.' is specified.

4.1 Thermometer Calibration

- All thermometers are NIST traceable through thermometers that are calibrated by an accredited calibration laboratory.

4.2 Balance Calibration

- All analytical balances are calibrated by an accredited calibration laboratory and procedure. The weights used for testing are annually compared to master weights and are traceable to NIST.

4.3 Glassware Calibration

- An in-house procedure is used to calibrate all Class A glassware used in the manufacturing and quality control of CRM/RMs.

5.0 TRACE METALLIC IMPURITIES (TMI) DETERMINED BY ICP-MS AND ICP-OES ($\mu\text{g/mL}$)

CRM/RMs are tested for trace metallic impurities by Axial ICP-OES and ICP-MS. The result from the most sensitive method for each element, is reported below. Solutions tested by ICP-MS were analyzed in an ULPA-Filtered Clean Room. An ULPA-Filter is 99.9985% efficient for the removal of particles down to 0.3 μm .

M Ag < 0.002000	M Eu < 0.000500	O Na < 0.008713	M Se < 0.048000	s Zn <
O Al < 0.011000	O Fe < 0.015467	M Nb < 0.000500	O Si < 0.007842	M Zr < 0.000500
O As < 0.012000	M Ga < 0.004900	M Nd < 0.000500	M Sm < 0.000500	
M Au < 0.006500	M Gd < 0.000500	O Ni < 0.003049	M Sn < 0.002614	
O B < 0.019000	M Ge < 0.009100	M Os < 0.000500	M Sr < 0.000500	
M Ba < 0.000500	M Hf < 0.000500	O P < 0.059000	M Ta < 0.000500	
O Be < 0.000230	O Hg < 0.003800	M Pb < 0.016774	M Tb < 0.000500	
M Bi < 0.002400	M Ho < 0.000500	M Pd < 0.001000	M Te < 0.017000	
O Ca < 0.052283	M In < 0.003500	M Pr < 0.000500	M Th < 0.000500	
O Cd < 0.000588	M Ir < 0.001000	M Pt < 0.000500	M Ti < 0.002000	
M Ce < 0.000500	O K < 0.017209	M Rb < 0.002500	M Tl < 0.000500	
M Co < 0.000653	M La < 0.000500	M Re < 0.000500	M Tm < 0.000500	
O Cr < 0.001089	O Li < 0.000230	M Rh < 0.000500	M U < 0.000500	
M Cs < 0.000500	M Lu < 0.000500	M Ru < 0.005000	M V < 0.000500	
O Cu < 0.001938	O Mg < 0.000871	O S < 0.048000	M W < 0.001000	
M Dy < 0.000500	O Mn < 0.000172	M Sb < 0.004300	M Y < 0.000500	
M Er < 0.000500	M Mo < 0.001500	O Sc < 0.000900	M Yb < 0.000500	

M - Checked by ICP-MS O - Checked by ICP-OES i - Spectral Interference
n - Not Checked For s - Solution Standard Element

6.0 INTENDED USE

- For the calibration of analytical instruments and validation of analytical methods as appropriate.

7.0 INSTRUCTIONS FOR THE CORRECT USE OF THIS REFERENCE MATERIAL

7.1 Storage and Handling Recommendations

- Store between approximately 4° - 30° C while in sealed TCT bag.
- While stored in the sealed TCT bag, transpiration of this CRM/RM is negligible. After opening the sealed TCT bag transpiration of the CRM/RM will occur, resulting in a gradual increase in the analyte concentration(s). It is the responsibility of the user to account for this effect. When the bottle is weighed both before and after being placed in storage, the mass difference observed will be a measure of transpiration mass loss.
- After opening the sealed TCT bag, keep cap tightly sealed when not in use and store between 4° - 24° C to minimize the effects of transpiration. Use at 20° ± 4° C to minimize volumetric dilution error when using the reported density. Do not pipette from the container. Do not return removed aliquots to container.

- For more information, visit www.inorganicventures.com/TCT

Atomic Weight; Valence; Coordination Number; Chemical Form in Solution - 65.39 +2 4 Zn(OH)(aq)1+

Chemical Compatibility -Stable in HCl, HNO₃, H₂SO₄, HF, H₃PO₄. Avoid basic media forming insoluble carbonate and hydroxide. Stable with most metals and inorganic anions in acidic media.

Stability - 2-100 ppb levels stable for months in 1% HNO₃ / LDPE container. 1-10,000 ppm solutions chemically stable for years in 1-5% HNO₃ / LDPE container.

Zn Containing Samples (Preparation and Solution) -Metal (soluble in HNO₃); Oxides (Soluble in HCl); Ores (Dissolve in HCl / HNO₃); Organic based (dry ash at 4500C and dissolve ash in HCl) (sulfuric/peroxide acid digestion)

Atomic Spectroscopic Information (ICP-OES D.L.s are given as radial/axial view):

Technique/Line	Estimated D.L.	Order	Interferences (underlined indicates severe)
ICP-MS 66 amu	7 ppt	N/A	50Ti16O,50Cr16O, 50V16O, 34S16O2, 32S16O18O, 32S17O2, 33S16O17O, 32S34S, 33S2
ICP-OES 202.548 nm	0.004/0.0002 µg/mL	1	Nb, Cu, Co, Hf
ICP-OES 206.200 nm	0.006/0.0006 µg/mL	1	Sb, Ta, Bi, Os
ICP-OES 213.856 nm	0.002/0.0004 µg/mL	1	Ni, Cu, V

8.0 HAZARDOUS INFORMATION

- Please refer to the Safety Data Sheet for information regarding this CRM/RM.

9.0 HOMOGENEITY

- This solution was mixed according to an in-house procedure and is guaranteed to be homogeneous. Homogeneity data indicate that the end user should take a minimum sample size of 0.2 mL to assure homogeneity.

10.0 QUALITY STANDARD DOCUMENTATION

10.1 ISO 9001 Quality Management System Registration

- QSR Certificate Number QSR-1034

10.2 ISO/IEC 17025 "General Requirements for the Competence of Testing and Calibration Laboratories"

- Chemical Testing - Accredited / A2LA Certificate Number 883.01

10.3 ISO 17034 "General Requirements for the Competence of Reference Material Producers"

- Reference Material Producer - Accredited / A2LA Certificate Number 883.02

Inorganic Ventures, 300 Technology Drive, Christiansburg, Va. 24073, USA; Telephone: 800.669.6799; 540.585.3030, Fax: 540.585.3012; inorganicventures.com; info@inorganicventures.com

11.0 CERTIFICATION, LOT EXPIRATION AND PERIOD OF VALIDITY

11.1 Certification Issue Date

November 22, 2021

- The certification is valid within the measurement uncertainty specified provided the CRM/RM is stored and handled in accordance with instructions given in Sec 7.1. This certification is nullified if instructions in Sec 7.1 are not followed or if the CRM/RM is damaged, contaminated, or otherwise modified.

11.2 Lot Expiration Date

- **November 22, 2026**

- The date after which this CRM/RM should not be used.

- The lot expiration date reflects the period of time that the stability of a CRM/RM can be supported by long term stability studies conducted on properly stored and handled CRM/RMs. Lot expiration is limited primarily by transpiration (loss of water from the solution) and infrequently by chemical stability.

11.3 Period of Validity

- Sealed TCT Bag Open Date: _____

- This CRM/RM should not be used longer than one year (or six months in the case of a 30 mL bottle) from the date of opening the aluminized bag or after the date given in Sec. 11.2, whichever comes first. This is contingent upon the CRM/RM being stored and handled in accordance with the instructions given in Sec. 7.1.

12.0 NAMES AND SIGNATURES OF CERTIFYING OFFICERS

Certificate Approved By:

Thomas Kozikowski
Manager, Quality Control



Certifying Officer:

Paul Gaines
Chairman / Senior Technical Director



300 Technology Drive
Christiansburg, VA 24073 USA
inorganicventures.com

P: 800-669-6799/540-585-3030
F: 540-585-3012
info@inorganicventures.com

1.0 ACCREDITATION / REGISTRATION

INORGANIC VENTURES is accredited to ISO 17034, "General Requirements for the Competence of Reference Material Producers" and ISO/IEC 17025, "General Requirements for the Competence of Testing and Calibration Laboratories". Inorganic Ventures is also an ISO 9001 registered manufacturer (QSR Certificate Number QSR-1034).



2.0 PRODUCT DESCRIPTION

Product Code: Single Analyte Custom Grade Solution
Catalog Number: CGSE10
Lot Number: S2-SE711004
Matrix: 3% (v/v) HNO3
Value / Analyte(s): 10 000 µg/mL ea:
Selenium
Starting Material: Se Metal
Starting Material Lot#: 1962
Starting Material Purity: 99.9991%

3.0 CERTIFIED VALUES AND UNCERTAINTIES

Certified Value: 9955 ± 61 µg/mL
Density: 1.035 g/mL (measured at 20 ± 4 °C)

Assay Information:

Assay Method #1 **9955 ± 50 µg/mL**
ICP Assay NIST SRM 3149 Lot Number: 100901

- The Calculated Value is a value calculated from the weight of a starting material that has been certified directly vs. a National Institute of Standards and Technology (NIST) SRM/RM. See Sec 4.2 for balance traceability.

The following equations are used in the calculation of the certified value and the uncertainty. Reported uncertainties represent expanded uncertainties expressed at approximately the 95% confidence level using a coverage factor of k = 2.

Characterization of CRM/RM by Two or More Methods

Certified Value, $X_{CRM/RM}$, where two or more methods of characterization are used is the weighted mean of the results:

$$X_{CRM/RM} = \sum(w_i)(X_i)$$

X_i = mean of Assay Method i with standard uncertainty $u_{char i}$

w_i = the weighting factors for each method calculated using the inverse square of the variance:

$$w_i = (1/u_{char i}^2) / (\sum(1/(u_{char i}^2)))$$

$$CRM/RM \text{ Expanded Uncertainty } (\pm) = U_{CRM/RM} = k (u_{char}^2 + u_{bb}^2 + u_{Its}^2 + u_{ts}^2)^{1/2}$$

k = coverage factor = 2

u_{char} = $[\sum(w_i)^2 (u_{char i})^2]^{1/2}$ where $u_{char i}$ are the errors from each characterization method

u_{bb} = bottle to bottle homogeneity standard uncertainty

u_{Its} = long term stability standard uncertainty (storage)

u_{ts} = transport stability standard uncertainty

Characterization of CRM/RM by One Method

Certified Value, $X_{CRM/RM}$, where one method of characterization is used is the mean of individual results:

$$X_{CRM/RM} = (X_a)(u_{char a})$$

X_a = mean of Assay Method A with

$u_{char a}$ = the standard uncertainty of characterization Method A

$$CRM/RM \text{ Expanded Uncertainty } (\pm) = U_{CRM/RM} = k (u_{char a}^2 + u_{bb}^2 + u_{Its}^2 + u_{ts}^2)^{1/2}$$

k = coverage factor = 2

$u_{char a}$ = the errors from characterization

u_{bb} = bottle to bottle homogeneity standard uncertainty

u_{Its} = long term stability standard uncertainty (storage)

u_{ts} = transport stability standard uncertainty

4.0 TRACEABILITY TO NIST

- This product is traceable to NIST via an unbroken chain of comparisons. The uncertainties for each certified value are reported, taking into account the SRM/RM uncertainty error and the measurement, weighing and volume dilution errors. In rare cases where no NIST SRM/RM are available, the term 'in-house std.' is specified.

4.1 Thermometer Calibration

- All thermometers are NIST traceable through thermometers that are calibrated by an accredited calibration laboratory.

4.2 Balance Calibration

- All analytical balances are calibrated by an accredited calibration laboratory and procedure. The weights used for testing are annually compared to master weights and are traceable to NIST.

4.3 Glassware Calibration

- An in-house procedure is used to calibrate all Class A glassware used in the manufacturing and quality control of CRM/RMs.

5.0 TRACE METALLIC IMPURITIES (TMI) DETERMINED BY ICP-MS AND ICP-OES (µg/mL)

CRM/RMs are tested for trace metallic impurities by Axial ICP-OES and ICP-MS. The result from the most sensitive method for each element, is reported below. Solutions tested by ICP-MS were analyzed in an ULPA-Filtered Clean Room. An ULPA-Filter is 99.9985% efficient for the removal of particles down to 0.3 µm.

M Ag <	0.002242	M	Eu <	0.000373	O Na	0.013654	s	Se <		O Zn	0.002374
M Al	0.004450	M	Fe	0.008478	O Nb <	0.002975	O Si	0.006249	M Zr <	0.001868	
O As <	0.022040	M	Ga <	0.000373	M Nd <	0.000373	M Sm <	0.000373			
M Au <	0.000373	M	Gd <	0.000373	O Ni	0.001843	M Sn	0.000847			
O B <	0.007714	M	Ge <	0.002616	M Os <	0.000373	M Sr <	0.001121			
M Ba <	0.001495	M	Hf <	0.000373	O P <	0.022040	M Ta <	0.000373			
M Be <	0.001495	M	Hg <	0.002240	M Pb	0.006358	M Tb <	0.006353			
M Bi <	0.000373	M	Ho <	0.000373	M Pd <	0.000373	M Te <	0.012707			
O Ca	0.006530	M	In <	0.000373	M Pr <	0.001495	M Th <	0.002990			
M Cd	0.001165	M	Ir <	0.000373	M Pt <	0.000373	M Ti <	0.003363			
M Ce <	0.000373	O	K	0.001999	M Rb <	0.001868	M Tl	0.008584			
M Co <	0.000373	M	La <	0.001121	M Re <	0.000373	M Tm <	0.000373			
M Cr	0.002861	O	Li	0.000062	M Rh <	0.000373	M U <	0.000373			
M Cs <	0.001121	M	Lu <	0.000373	M Ru <	0.001493	M V <	0.000747			
M Cu <	0.000747	O	Mg	0.001156	O S	0.024591	M W <	0.002242			
M Dy <	0.000373	M	Mn <	0.000373	M Sb <	0.002242	M Y <	0.000373			
M Er <	0.000373	O	Mo <	0.003195	M Sc <	0.001121	M Yb <	0.000373			

M - Checked by ICP-MS O - Checked by ICP-OES i - Spectral Interference
n - Not Checked For s - Solution Standard Element

6.0 INTENDED USE

- For the calibration of analytical instruments and validation of analytical methods as appropriate.

7.0 INSTRUCTIONS FOR THE CORRECT USE OF THIS REFERENCE MATERIAL

7.1 Storage and Handling Recommendations

- Store between approximately 4° - 30° C while in sealed TCT bag.

- While stored in the sealed TCT bag, transpiration of this CRM/RM is negligible. After opening the sealed TCT bag transpiration of the CRM/RM will occur, resulting in a gradual increase in the analyte concentration(s). It is the responsibility of the user to account for this effect. When the bottle is weighed both before and after being placed in storage, the mass difference observed will be a measure of transpiration mass loss.

- After opening the sealed TCT bag, keep cap tightly sealed when not in use and store between 4° - 24° C to minimize the effects of transpiration. Use at 20° ± 4° C to minimize volumetric dilution error when using the reported density. Do not pipette from the container. Do not return removed aliquots to container.

- For more information, visit www.inorganicventures.com/TCT

Atomic Weight; Valence; Coordination Number; Chemical Form in Solution - 78.96 +4 6 H₂SeO₃

Chemical Compatibility -Soluble in HCl, HNO₃,H₃PO₄, H₂SO₄ and HF aqueous matrices and water. It is stable with most inorganic anions but many cationic metals form the insoluble selenites under pH neutral conditions. When fluorinated and/or under acidic conditions precipitation is typically not a problem at moderate to low concentrations.

Stability - 2-100 ppb levels stable for months alone or mixed with other elements at equivalent levels in 1% HNO₃ / LDPE container. 1-10,000 ppm solutions chemically stable for years in 1-5% HNO₃ / LDPE container.

Se Containing Samples (Preparation and Solution) -Metal (soluble in HNO₃); Oxides (readily soluble in water); Minerals and alloys (acid digestion with HNO₃or HNO₃ / HF); Organic Matrices (acid digestion with hot concentrated H₂SO₄ accompanied by the careful dropwise addition of H₂O₂ until clear).

Atomic Spectroscopic Information (ICP-OES D.L.s are given as radial/axial view):

Technique/Line	Estimated D.L.	Order	Interferences (underlined indicates severe)
ICP-MS 82 amu	200 ppt	N/A	12C35Cl2
ICP-OES 196.026 nm	0.08/0.006 µg/mL	1	Fe
ICP-OES 203.985 nm	0.2/0.05 µg/mL	1	Sb, Ir, Cr, Ta
ICP-OES 206.279 nm	0.3/0.16 µg/mL	1	Cr, Pt

8.0 HAZARDOUS INFORMATION

- Please refer to the Safety Data Sheet for information regarding this CRM/RM.

9.0 HOMOGENEITY

- This solution was mixed according to an in-house procedure and is guaranteed to be homogeneous. Homogeneity data indicate that the end user should take a minimum sample size of 0.2 mL to assure homogeneity.

10.0 QUALITY STANDARD DOCUMENTATION

10.1 ISO 9001 Quality Management System Registration

- QSR Certificate Number QSR-1034

10.2 ISO/IEC 17025 "General Requirements for the Competence of Testing and Calibration Laboratories"

- Chemical Testing - Accredited / A2LA Certificate Number 883.01

10.3 ISO 17034 "General Requirements for the Competence of Reference Material Producers"

- Reference Material Producer - Accredited / A2LA Certificate Number 883.02

Inorganic Ventures, 300 Technology Drive, Christiansburg, Va. 24073, USA; Telephone: 800.669.6799; 540.585.3030, Fax: 540.585.3012; inorganicventures.com; info@inorganicventures.com

11.0 CERTIFICATION, LOT EXPIRATION AND PERIOD OF VALIDITY

11.1 Certification Issue Date

November 17, 2021

- The certification is valid within the measurement uncertainty specified provided the CRM/RM is stored and handled in accordance with instructions given in Sec 7.1. This certification is nullified if instructions in Sec 7.1 are not followed or if the CRM/RM is damaged, contaminated, or otherwise modified.

11.2 Lot Expiration Date

- **November 17, 2026**

- The date after which this CRM/RM should not be used.

- The lot expiration date reflects the period of time that the stability of a CRM/RM can be supported by long term stability studies conducted on properly stored and handled CRM/RMs. Lot expiration is limited primarily by transpiration (loss of water from the solution) and infrequently by chemical stability.

11.3 Period of Validity

- Sealed TCT Bag Open Date: _____

- This CRM/RM should not be used longer than one year (or six months in the case of a 30 mL bottle) from the date of opening the aluminized bag or after the date given in Sec. 11.2, whichever comes first. This is contingent upon the CRM/RM being stored and handled in accordance with the instructions given in Sec. 7.1.

12.0 NAMES AND SIGNATURES OF CERTIFYING OFFICERS

Certificate Prepared By:

Uyen Truong
Supervisor, Product Documentation



Certificate Approved By:

Michael Booth
Director, Technical



Certifying Officer:

Paul Gaines
Chairman / Senior Technical Director



300 Technology Drive
Christiansburg, VA 24073 USA
inorganicventures.com

P: 800-669-6799/540-585-3030
F: 540-585-3012
info@inorganicventures.com

1.0 ACCREDITATION / REGISTRATION

INORGANIC VENTURES is accredited to ISO 17034, "General Requirements for the Competence of Reference Material Producers" and ISO/IEC 17025, "General Requirements for the Competence of Testing and Calibration Laboratories". Inorganic Ventures is also an ISO 9001 registered manufacturer (QSR Certificate Number QSR-1034).



2.0 PRODUCT DESCRIPTION

Product Code: Single Analyte Custom Grade Solution
Catalog Number: CGMO10
Lot Number: S2-MO706255
Matrix: H2O
tr. NH4OH
Value / Analyte(s): 10 000 µg/mL ea:
Molybdenum
Starting Material: Ammonium Molybdate
Starting Material Lot#: 2361
Starting Material Purity: 99.9893%

3.0 CERTIFIED VALUES AND UNCERTAINTIES

Certified Value: 10026 ± 47 µg/mL
Density: 1.011 g/mL (measured at 20 ± 4 °C)

Assay Information:

Assay Method #1 **10032 ± 68 µg/mL**
ICP Assay NIST SRM 3134 Lot Number: 130418

Assay Method #2 **10020 ± 65 µg/mL**
Calculated NIST SRM Lot Number: See Sec. 4.2

- The Calculated Value is a value calculated from the weight of a starting material that has been certified directly vs. a National Institute of Standards and Technology (NIST) SRM/RM. See Sec 4.2 for balance traceability.

The following equations are used in the calculation of the certified value and the uncertainty. Reported uncertainties represent expanded uncertainties expressed at approximately the 95% confidence level using a coverage factor of $k = 2$.

Characterization of CRM/RM by Two or More Methods

Certified Value, $X_{CRM/RM}$, where two or more methods of characterization are used is the weighted mean of the results:

$$X_{CRM/RM} = \sum(w_i)(X_i)$$

X_i = mean of Assay Method i with standard uncertainty $u_{char i}$

w_i = the weighting factors for each method calculated using the inverse square of the variance:

$$w_i = (1/u_{char i}^2) / (\sum(1/u_{char j}^2))$$

$$CRM/RM \text{ Expanded Uncertainty } (\pm) = U_{CRM/RM} = k (u_{char}^2 + u_{bb}^2 + u_{lts}^2 + u_{ts}^2)^{1/2}$$

k = coverage factor = 2

$u_{char} = [\sum(w_i)^2 (u_{char i})^2]^{1/2}$ where $u_{char i}$ are the errors from each characterization method

u_{bb} = bottle to bottle homogeneity standard uncertainty

u_{lts} = long term stability standard uncertainty (storage)

u_{ts} = transport stability standard uncertainty

Characterization of CRM/RM by One Method

Certified Value, $X_{CRM/RM}$, where one method of characterization is used is the mean of individual results:

$$X_{CRM/RM} = (X_a) (u_{char a})$$

X_a = mean of Assay Method A with

$u_{char a}$ = the standard uncertainty of characterization Method A

$$CRM/RM \text{ Expanded Uncertainty } (\pm) = U_{CRM/RM} = k (u_{char a}^2 + u_{bb}^2 + u_{lts}^2 + u_{ts}^2)^{1/2}$$

k = coverage factor = 2

$u_{char a}$ = the errors from characterization

u_{bb} = bottle to bottle homogeneity standard uncertainty

u_{lts} = long term stability standard uncertainty (storage)

u_{ts} = transport stability standard uncertainty

4.0 TRACEABILITY TO NIST

- This product is traceable to NIST via an unbroken chain of comparisons. The uncertainties for each certified value are reported, taking into account the SRM/RM uncertainty error and the measurement, weighing and volume dilution errors. In rare cases where no NIST SRM/RM are available, the term 'in-house std.' is specified.

4.1 Thermometer Calibration

- All thermometers are NIST traceable through thermometers that are calibrated by an accredited calibration laboratory.

4.2 Balance Calibration

- All analytical balances are calibrated by an accredited calibration laboratory and procedure. The weights used for testing are annually compared to master weights and are traceable to NIST.

4.3 Glassware Calibration

- An in-house procedure is used to calibrate all Class A glassware used in the manufacturing and quality control of CRM/RMs.

5.0 TRACE METALLIC IMPURITIES (TMI) DETERMINED BY ICP-MS AND ICP-OES (µg/mL)

CRM/RMs are tested for trace metallic impurities by Axial ICP-OES and ICP-MS. The result from the most sensitive method for each element, is reported below. Solutions tested by ICP-MS were analyzed in an ULPA-Filtered Clean Room. An ULPA-Filter is 99.9985% efficient for the removal of particles down to 0.3 µm.

M Ag < 0.000590	M Eu < 0.000300	M Na < 0.008739	M Se < 0.008000	M Zn < 0.005942
M Al < 0.005592	M Fe < 0.006500	M Nb < 0.029000	i Si < 0.001800	M Zr < 0.001800
M As < 0.002100	M Ga < 0.000300	i Nd < 0.000300	M Sm < 0.000300	
M Au < 0.000300	M Gd < 0.000300	M Ni < 0.008000	M Sn < 0.008900	
M B < 0.003300	M Ge < 0.000300	M Os < 0.000590	M Sr < 0.001747	
M Ba < 0.016778	M Hf < 0.001800	i P < 0.004200	M Ta < 0.004200	
M Be < 0.000890	M Hg < 0.003300	M Pb < 0.000300	M Tb < 0.000300	
M Bi < 0.000890	M Ho < 0.000300	M Pd < 0.001800	M Te < 0.021000	
O Ca < 0.062920	M In < 0.032000	M Pr < 0.013000	M Th < 0.000300	
O Cd < 0.026000	M Ir < 0.000300	M Pt < 0.000300	O Ti < 0.032000	
M Ce < 0.008300	M K < 1.293372	M Rb < 0.045442	M Tl < 0.012584	
M Co < 0.005942	M La < 0.000300	M Re < 0.000300	M Tm < 0.000300	
M Cr < 0.005243	O Li < 0.000594	M Rh < 0.000300	M U < 0.005300	
M Cs < 0.005243	M Lu < 0.000300	M Ru < 0.079000	M V < 0.000890	
M Cu < 0.022371	M Mg < 0.005592	i S < 0.873900	M W < 0.873900	
M Dy < 0.000300	M Mn < 0.005900	M Sb < 0.015031	M Y < 0.000300	
M Er < 0.000300	s Mo < 0.001200	M Sc < 0.001200	M Yb < 0.000300	

M - Checked by ICP-MS O - Checked by ICP-OES i - Spectral Interference
n - Not Checked For s - Solution Standard Element

6.0 INTENDED USE

- For the calibration of analytical instruments and validation of analytical methods as appropriate.

7.0 INSTRUCTIONS FOR THE CORRECT USE OF THIS REFERENCE MATERIAL

7.1 Storage and Handling Recommendations

- Store between approximately 4° - 30° C while in sealed TCT bag.
- While stored in the sealed TCT bag, transpiration of this CRM/RM is negligible. After opening the sealed TCT bag transpiration of the CRM/RM will occur, resulting in a gradual increase in the analyte concentration(s). It is the responsibility of the user to account for this effect. When the bottle is weighed both before and after being placed in storage, the mass difference observed will be a measure of transpiration mass loss.
- After opening the sealed TCT bag, keep cap tightly sealed when not in use and store between 4° - 24° C to minimize the effects of transpiration. Use at 20° ± 4° C to minimize volumetric dilution error when using the reported density. Do not pipette from the container. Do not return removed aliquots to container.

- For more information, visit www.inorganicventures.com/TCT

Atomic Weight; Valence; Coordination Number; Chemical Form in Solution - 95.94 +6 6,7,8,9

[MoO4]-2(chemical form as received)

Chemical Compatibility -Mo is received in a NH4OH matrix giving the operator the option of using HCl or HF to stabilize acidic solutions. The [MoO4]-2 is soluble in concentrated HCl [MoOCl5]-2, dilute HF / HNO3 [MoOF5]-2 and basic media [MoO4]-2. Stable at ppm levels with some metals provided it is fluorinated. Do not mix with Alkaline or Rare Earths when HF is present. Stable with most inorganic anions provided it is in the [MoO4]-2 chemical form.

Stability - 2-100 ppb levels stable (alone or mixed with all other metals that are at comparable levels) as the [MoOF5]-2 for months in 1% HNO3 / LDPE container. 1-10,000 ppm single element solutions as the [MoO4]-2 chemically stable for years in 1% NH4OH in a LDPE container.

Mo Containing Samples (Preparation and Solution) -Metal (Soluble in HF / HNO3 or hot dilute HCl); Oxide (soluble in HF or NH4OH) ; Organic Matrices (Dry ash at 450EC in Pt0 and dissolve oxide with HF or HCl).

Atomic Spectroscopic Information (ICP-OES D.L.s are given as radial/axial view):

Technique/Line	Estimated D.L.	Order	Interferences (underlined indicates severe)
ICP-MS 95 amu	3 ppt	n/a	40Ar39K16O,79Br1 60,190Os2+,190Pt 2+
ICP-OES 202.030 nm	0.008 / 0.0002 µg/mL	1	Os, Hf
ICP-OES 203.844 nm	0.012 / 0.002 µg/mL	1	
ICP-OES 204.598 nm	0.012 / 0.001 µg/mL	1	Ir, Ta

8.0 HAZARDOUS INFORMATION

- Please refer to the Safety Data Sheet for information regarding this CRM/RM.

9.0 HOMOGENEITY

- This solution was mixed according to an in-house procedure and is guaranteed to be homogeneous. Homogeneity data indicate that the end user should take a minimum sample size of 0.2 mL to assure homogeneity.

10.0 QUALITY STANDARD DOCUMENTATION

10.1 ISO 9001 Quality Management System Registration

- QSR Certificate Number QSR-1034

10.2 ISO/IEC 17025 "General Requirements for the Competence of Testing and Calibration Laboratories"

- Chemical Testing - Accredited / A2LA Certificate Number 883.01

10.3 ISO 17034 "General Requirements for the Competence of Reference Material Producers"

- Reference Material Producer - Accredited / A2LA Certificate Number 883.02

Inorganic Ventures, 300 Technology Drive, Christiansburg, Va. 24073, USA; Telephone: 800.669.6799; 540.585.3030, Fax: 540.585.3012; inorganicventures.com; info@inorganicventures.com

11.0 CERTIFICATION, LOT EXPIRATION AND PERIOD OF VALIDITY

11.1 Certification Issue Date

July 04, 2021

- The certification is valid within the measurement uncertainty specified provided the CRM/RM is stored and handled in accordance with instructions given in Sec 7.1. This certification is nullified if instructions in Sec 7.1 are not followed or if the CRM/RM is damaged, contaminated, or otherwise modified.

11.2 Lot Expiration Date

- **July 04, 2025**

- The date after which this CRM/RM should not be used.

- The lot expiration date reflects the period of time that the stability of a CRM/RM can be supported by long term stability studies conducted on properly stored and handled CRM/RMs. Lot expiration is limited primarily by transpiration (loss of water from the solution) and infrequently by chemical stability.

11.3 Period of Validity

- Sealed TCT Bag Open Date: _____

- This CRM/RM should not be used longer than one year (or six months in the case of a 30 mL bottle) from the date of opening the aluminized bag or after the date given in Sec. 11.2, whichever comes first. This is contingent upon the CRM/RM being stored and handled in accordance with the instructions given in Sec. 7.1.

12.0 NAMES AND SIGNATURES OF CERTIFYING OFFICERS

Certificate Approved By:

Michael Booth
Director, Quality Control



Certifying Officer:

Paul Gaines
Chairman / Senior Technical Director



300 Technology Drive
Christiansburg, VA 24073 USA
inorganicventures.com

P: 800-669-6799/540-585-3030
F: 540-585-3012
info@inorganicventures.com

1.0 ACCREDITATION / REGISTRATION

INORGANIC VENTURES is accredited to ISO 17034, "General Requirements for the Competence of Reference Material Producers" and ISO/IEC 17025, "General Requirements for the Competence of Testing and Calibration Laboratories". Inorganic Ventures is also an ISO 9001 registered manufacturer (QSR Certificate Number QSR-1034).



2.0 PRODUCT DESCRIPTION

Product Code: Single Analyte Custom Grade Solution
Catalog Number: CGTL10
Lot Number: T2-TL714687
Matrix: 5% (v/v) HNO₃
Value / Analyte(s): 10 000 µg/mL ea:
Thallium
Starting Material: TINO₃
Starting Material Lot#: 2118
Starting Material Purity: 99.9998%

3.0 CERTIFIED VALUES AND UNCERTAINTIES

Certified Value: 10030 ± 42 µg/mL
Density: 1.036 g/mL (measured at 20 ± 4 °C)

Assay Information:

Assay Method #1 **10040 ± 43 µg/mL**
ICP Assay NIST SRM 3158 Lot Number: 151215

Assay Method #2 **10010 ± 65 µg/mL**
Calculated NIST SRM Lot Number: See Sec. 4.2

- The Calculated Value is a value calculated from the weight of a starting material that has been certified directly vs. a National Institute of Standards and Technology (NIST) SRM/RM. See Sec 4.2 for balance traceability.

The following equations are used in the calculation of the certified value and the uncertainty. Reported uncertainties represent expanded uncertainties expressed at approximately the 95% confidence level using a coverage factor of $k = 2$.

Characterization of CRM/RM by Two or More Methods

Certified Value, $X_{CRM/RM}$, where two or more methods of characterization are used is the weighted mean of the results:

$$X_{CRM/RM} = \sum(w_i X_i)$$

X_i = mean of Assay Method i with standard uncertainty $u_{char i}$

w_i = the weighting factors for each method calculated using the inverse square of the variance:

$$w_i = (1/u_{char i}^2) / (\sum(1/u_{char j}^2))$$

$$CRM/RM \text{ Expanded Uncertainty } (\pm) = U_{CRM/RM} = k (u_{char}^2 + u_{bb}^2 + u_{Its}^2 + u_{ts}^2)^{1/2}$$

k = coverage factor = 2

$u_{char} = [\sum(w_i^2 (u_{char i}^2))]^{1/2}$ where $u_{char i}$ are the errors from each characterization method

u_{bb} = bottle to bottle homogeneity standard uncertainty

u_{Its} = long term stability standard uncertainty (storage)

u_{ts} = transport stability standard uncertainty

Characterization of CRM/RM by One Method

Certified Value, $X_{CRM/RM}$, where one method of characterization is used is the mean of individual results:

$$X_{CRM/RM} = (X_a) (u_{char a})$$

X_a = mean of Assay Method A with

$u_{char a}$ = the standard uncertainty of characterization Method A

$$CRM/RM \text{ Expanded Uncertainty } (\pm) = U_{CRM/RM} = k (u_{char a}^2 + u_{bb}^2 + u_{Its}^2 + u_{ts}^2)^{1/2}$$

k = coverage factor = 2

$u_{char a}$ = the errors from characterization

u_{bb} = bottle to bottle homogeneity standard uncertainty

u_{Its} = long term stability standard uncertainty (storage)

u_{ts} = transport stability standard uncertainty

4.0 TRACEABILITY TO NIST

- This product is traceable to NIST via an unbroken chain of comparisons. The uncertainties for each certified value are reported, taking into account the SRM/RM uncertainty error and the measurement, weighing and volume dilution errors. In rare cases where no NIST SRM/RM are available, the term 'in-house std.' is specified.

4.1 Thermometer Calibration

- All thermometers are NIST traceable through thermometers that are calibrated by an accredited calibration laboratory.

4.2 Balance Calibration

- All analytical balances are calibrated by an accredited calibration laboratory and procedure. The weights used for testing are annually compared to master weights and are traceable to NIST.

4.3 Glassware Calibration

- An in-house procedure is used to calibrate all Class A glassware used in the manufacturing and quality control of CRM/RMs.

5.0 TRACE METALLIC IMPURITIES (TMI) DETERMINED BY ICP-MS AND ICP-OES ($\mu\text{g/mL}$)

CRM/RMs are tested for trace metallic impurities by Axial ICP-OES and ICP-MS. The result from the most sensitive method for each element, is reported below. Solutions tested by ICP-MS were analyzed in an ULPA-Filtered Clean Room. An ULPA-Filter is 99.9985% efficient for the removal of particles down to 0.3 μm .

M Ag < 0.000200	M Eu < 0.000200	O Na < 0.002489	M Se < 0.011019	O Zn < 0.002298
O Al < 0.004184	O Fe < 0.002824	M Nb < 0.000200	O Si < 0.003760	M Zr < 0.000200
M As < 0.002003	M Ga < 0.000200	M Nd < 0.000200	M Sm < 0.000200	
O Au < 0.002824	M Gd < 0.000200	M Ni < 0.001724	M Sn < 0.000601	
O B < 0.004184	M Ge < 0.000801	M Os < 0.000198	O Sr < 0.000313	
M Ba < 0.000400	M Hf < 0.000200	O P < 0.010460	M Ta < 0.000200	
O Be < 0.000104	M Hg < 0.000794	M Pb < 0.000811	M Tb < 0.000200	
M Bi < 0.005209	M Ho < 0.000200	M Pd < 0.000400	M Te < 0.005008	
O Ca < 0.002436	M In < 0.000200	M Pr < 0.000200	M Th < 0.000200	
M Cd < 0.001318	M Ir < 0.000198	M Pt < 0.000801	O Ti < 0.001255	
M Ce < 0.000200	O K < 0.006175	M Rb < 0.000200	s Tl <	
M Co < 0.000601	M La < 0.000200	M Re < 0.000200	M Tm < 0.000200	
M Cr < 0.000801	O Li < 0.000177	M Rh < 0.000200	M U < 0.000200	
M Cs < 0.003606	M Lu < 0.000200	M Ru < 0.000397	M V < 0.002203	
M Cu < 0.001001	O Mg < 0.000529	O S < 0.015690	M W < 0.000601	
M Dy < 0.000200	M Mn < 0.000801	M Sb < 0.000400	M Y < 0.000200	
M Er < 0.000200	M Mo < 0.001202	O Sc < 0.000711	M Yb < 0.000200	

M - Checked by ICP-MS O - Checked by ICP-OES i - Spectral Interference
n - Not Checked For s - Solution Standard Element

6.0 INTENDED USE

- For the calibration of analytical instruments and validation of analytical methods as appropriate.

7.0 INSTRUCTIONS FOR THE CORRECT USE OF THIS REFERENCE MATERIAL

7.1 Storage and Handling Recommendations

- Store between approximately 4° - 30° C while in sealed TCT bag.
- While stored in the sealed TCT bag, transpiration of this CRM/RM is negligible. After opening the sealed TCT bag transpiration of the CRM/RM will occur, resulting in a gradual increase in the analyte concentration(s). It is the responsibility of the user to account for this effect. When the bottle is weighed both before and after being placed in storage, the mass difference observed will be a measure of transpiration mass loss.
- After opening the sealed TCT bag, keep cap tightly sealed when not in use and store between 4° - 24° C to minimize the effects of transpiration. Use at 20° ± 4° C to minimize volumetric dilution error when using the reported density. Do not pipette from the container. Do not return removed aliquots to container.

- For more information, visit www.inorganicventures.com/TCT

Atomic Weight; Valence; Coordination Number; Chemical Form in Solution - 204.38 +1 6 Ti(H₂O)₆¹⁺
Chemical Compatibility - Soluble in HCl, HNO₃, and H₂SO₄. Stable with most metals and inorganic anions. The sulfite, thiocyanate and oxalate are moderately soluble; the phosphate and arsenite are slightly soluble and the sulfide is insoluble.

Stability - 2-100 ppb levels stable for months in 1% HNO₃ / LDPE container. 1-10,000 ppm solutions chemically stable for years in 2-5% HNO₃ / LDPE container.

Ti Containing Samples)Preparation and Solution) -Metal (Best dissolved in HNO₃ which forms chiefly the Ti¹⁺ ion.); Oxide (The thalious oxide is readily soluble in water. The thallic oxide requires high levels of acid); Ores (Carbonate fusion in Pt₀ followed by HCl dissolution); Organic Matrices (Sulfuric/peroxide digestion or dry ash and dissolution in HCl).

Atomic Spectroscopic Information (ICP-OES D.L.s are given as radial/axial view):

Technique/Line	Estimated D.L.	Order	Interferences (underlined indicates severe)
ICP-MS 205 amu	2 ppt	N/A	189Os16O
ICP-OES 190.864 nm	0.04 / 0.004 µg/mL	1	V, Ti
ICP-OES 276.787 nm	0.1 / 0.01 µg/mL	1	Ta, V, Fe, Cr
ICP-OES 351.924 nm	0.2 / 0.02 µg/mL	1	Th, Ce, Zr

8.0 HAZARDOUS INFORMATION

- Please refer to the Safety Data Sheet for information regarding this CRM/RM.

9.0 HOMOGENEITY

- This solution was mixed according to an in-house procedure and is guaranteed to be homogeneous. Homogeneity data indicate that the end user should take a minimum sample size of 0.2 mL to assure homogeneity.

10.0 QUALITY STANDARD DOCUMENTATION

10.1 ISO 9001 Quality Management System Registration

- QSR Certificate Number QSR-1034

10.2 ISO/IEC 17025 "General Requirements for the Competence of Testing and Calibration Laboratories"

- Chemical Testing - Accredited / A2LA Certificate Number 883.01

10.3 ISO 17034 "General Requirements for the Competence of Reference Material Producers"

- Reference Material Producer - Accredited / A2LA Certificate Number 883.02

Inorganic Ventures, 300 Technology Drive, Christiansburg, Va. 24073, USA; Telephone: 800.669.6799; 540.585.3030, Fax: 540.585.3012; inorganicventures.com; info@inorganicventures.com

11.0 CERTIFICATION, LOT EXPIRATION AND PERIOD OF VALIDITY

11.1 Certification Issue Date

February 08, 2022

- The certification is valid within the measurement uncertainty specified provided the CRM/RM is stored and handled in accordance with instructions given in Sec 7.1. This certification is nullified if instructions in Sec 7.1 are not followed or if the CRM/RM is damaged, contaminated, or otherwise modified.

11.2 Lot Expiration Date

- **February 08, 2027**

- The date after which this CRM/RM should not be used.

- The lot expiration date reflects the period of time that the stability of a CRM/RM can be supported by long term stability studies conducted on properly stored and handled CRM/RMs. Lot expiration is limited primarily by transpiration (loss of water from the solution) and infrequently by chemical stability.

11.3 Period of Validity

- Sealed TCT Bag Open Date: _____

- This CRM/RM should not be used longer than one year (or six months in the case of a 30 mL bottle) from the date of opening the aluminized bag or after the date given in Sec. 11.2, whichever comes first. This is contingent upon the CRM/RM being stored and handled in accordance with the instructions given in Sec. 7.1.

12.0 NAMES AND SIGNATURES OF CERTIFYING OFFICERS

Certificate Approved By:

Thomas Kozikowski
Manager, Quality Control



Certifying Officer:

Paul Gaines
Chairman / Senior Technical Director



300 Technology Drive
Christiansburg, VA 24073 USA
inorganicventures.com

P: 800-669-6799/540-585-3030
F: 540-585-3012
info@inorganicventures.com

1.0 ACCREDITATION / REGISTRATION

INORGANIC VENTURES is accredited to ISO 17034, "General Requirements for the Competence of Reference Material Producers" and ISO/IEC 17025, "General Requirements for the Competence of Testing and Calibration Laboratories". Inorganic Ventures is also an ISO 9001 registered manufacturer (QSR Certificate Number QSR-1034).



2.0 PRODUCT DESCRIPTION

Product Code: Single Analyte Custom Grade Solution
Catalog Number: CGCD10
Lot Number: S2-CD710508
Matrix: 3% (v/v) HNO₃
Value / Analyte(s): 10 000 µg/mL ea:
Cadmium
Starting Material: Cd Metal
Starting Material Lot#: 1953
Starting Material Purity: 99.9995%

3.0 CERTIFIED VALUES AND UNCERTAINTIES

Certified Value: 10008 ± 30 µg/mL
Density: 1.029 g/mL (measured at 20 ± 4 °C)

Assay Information:

Assay Method #1	10010 ± 32 µg/mL EDTA NIST SRM 928 Lot Number: 928
Assay Method #2	10011 ± 30 µg/mL ICP Assay NIST SRM 3108 Lot Number: 130116
Assay Method #3	10003 ± 30 µg/mL Calculated NIST SRM Lot Number: See Sec. 4.2

- The Calculated Value is a value calculated from the weight of a starting material that has been certified directly vs. a National Institute of Standards and Technology (NIST) SRM/RM. See Sec 4.2 for balance traceability.

The following equations are used in the calculation of the certified value and the uncertainty. Reported uncertainties represent expanded uncertainties expressed at approximately the 95% confidence level using a coverage factor of k = 2.

Characterization of CRM/RM by Two or More Methods

Certified Value, $X_{CRM/RM}$, where two or more methods of characterization are used is the weighted mean of the results:

$$X_{CRM/RM} = \sum(w_i)(X_i)$$

X_i = mean of Assay Method i with standard uncertainty $u_{char\ i}$

w_i = the weighting factors for each method calculated using the inverse square of the variance:

$$w_i = (1/u_{char\ i}^2) / (\sum(1/u_{char\ j}^2))$$

$$CRM/RM \text{ Expanded Uncertainty } (\pm) = U_{CRM/RM} = k (u_{char}^2 + u_{bb}^2 + u_{lts}^2 + u_{ts}^2)^{1/2}$$

k = coverage factor = 2

$u_{char} = [\sum(w_i)^2 (u_{char\ i})^2]^{1/2}$ where $u_{char\ i}$ are the errors from each characterization method

u_{bb} = bottle to bottle homogeneity standard uncertainty

u_{lts} = long term stability standard uncertainty (storage)

u_{ts} = transport stability standard uncertainty

Characterization of CRM/RM by One Method

Certified Value, $X_{CRM/RM}$, where one method of characterization is used is the mean of individual results:

$$X_{CRM/RM} = (X_a) (u_{char\ a})$$

X_a = mean of Assay Method A with

$u_{char\ a}$ = the standard uncertainty of characterization Method A

$$CRM/RM \text{ Expanded Uncertainty } (\pm) = U_{CRM/RM} = k (u_{char\ a}^2 + u_{bb}^2 + u_{lts}^2 + u_{ts}^2)^{1/2}$$

k = coverage factor = 2

$u_{char\ a}$ = the errors from characterization

u_{bb} = bottle to bottle homogeneity standard uncertainty

u_{lts} = long term stability standard uncertainty (storage)

u_{ts} = transport stability standard uncertainty

4.0 TRACEABILITY TO NIST

- This product is traceable to NIST via an unbroken chain of comparisons. The uncertainties for each certified value are reported, taking into account the SRM/RM uncertainty error and the measurement, weighing and volume dilution errors. In rare cases where no NIST SRM/RM are available, the term 'in-house std.' is specified.

4.1 Thermometer Calibration

- All thermometers are NIST traceable through thermometers that are calibrated by an accredited calibration laboratory.

4.2 Balance Calibration

- All analytical balances are calibrated by an accredited calibration laboratory and procedure. The weights used for testing are annually compared to master weights and are traceable to NIST.

4.3 Glassware Calibration

- An in-house procedure is used to calibrate all Class A glassware used in the manufacturing and quality control of CRM/RMs.

5.0 TRACE METALLIC IMPURITIES (TMI) DETERMINED BY ICP-MS AND ICP-OES ($\mu\text{g/mL}$)

CRM/RMs are tested for trace metallic impurities by Axial ICP-OES and ICP-MS. The result from the most sensitive method for each element, is reported below. Solutions tested by ICP-MS were analyzed in an ULPA-Filtered Clean Room. An ULPA-Filter is 99.9985% efficient for the removal of particles down to 0.3 μm .

O Ag < 0.003200	O Eu < 0.002500	O Na < 0.005499	M Se < 0.005700	O Zn < 0.001100
O Al < 0.008903	O Fe < 0.000602	M Nb < 0.000400	O Si < 0.016758	O Zr < 0.002600
M As < 0.003600	M Ga < 0.001200	M Nd < 0.000800	M Sm < 0.000400	
M Au < 0.000810	M Gd < 0.000400	M Ni < 0.003600	M Sn < 0.003200	
O B < 0.004189	O Ge < 0.012000	M Os < 0.000810	O Sr < 0.000330	
M Ba < 0.002400	M Hf < 0.000400	O P < 0.022000	M Ta < 0.000800	
M Be < 0.000400	M Hg < 0.001700	M Pb < 0.002400	M Tb < 0.000400	
M Bi < 0.000400	M Ho < 0.000400	M Pd < 0.001200	M Te < 0.008000	
O Ca < 0.011259	O In < 0.013000	M Pr < 0.000400	M Th < 0.000400	
s Cd < 0.000400	M Ir < 0.000410	M Pt < 0.000400	O Ti < 0.000602	
M Ce < 0.000400	O K < 0.005237	M Rb < 0.004400	M Tl < 0.000523	
M Co < 0.000400	M La < 0.000400	M Re < 0.000400	M Tm < 0.000400	
O Cr < 0.005100	O Li < 0.000054	M Rh < 0.000400	M U < 0.000400	
M Cs < 0.002400	M Lu < 0.000400	M Ru < 0.002500	M V < 0.002000	
O Cu < 0.004800	O Mg < 0.000288	O S < 0.022000	M W < 0.000400	
M Dy < 0.000400	O Mn < 0.000860	O Sb < 0.018000	M Y < 0.000400	
M Er < 0.000400	M Mo < 0.001600	O Sc < 0.000430	M Yb < 0.000400	

M - Checked by ICP-MS O - Checked by ICP-OES i - Spectral Interference
n - Not Checked For s - Solution Standard Element

6.0 INTENDED USE

- For the calibration of analytical instruments and validation of analytical methods as appropriate.

7.0 INSTRUCTIONS FOR THE CORRECT USE OF THIS REFERENCE MATERIAL

7.1 Storage and Handling Recommendations

- Store between approximately 4° - 30° C while in sealed TCT bag.
- While stored in the sealed TCT bag, transpiration of this CRM/RM is negligible. After opening the sealed TCT bag transpiration of the CRM/RM will occur, resulting in a gradual increase in the analyte concentration(s). It is the responsibility of the user to account for this effect. When the bottle is weighed both before and after being placed in storage, the mass difference observed will be a measure of transpiration mass loss.
- After opening the sealed TCT bag, keep cap tightly sealed when not in use and store between 4° - 24° C to minimize the effects of transpiration. Use at 20° ± 4° C to minimize volumetric dilution error when using the reported density. Do not pipette from the container. Do not return removed aliquots to container.

- For more information, visit www.inorganicventures.com/TCT

Atomic Weight; Valence; Coordination Number; Chemical Form in Solution - 112.41 +2 4 Cd₂(OH)₃⁺ and Cd(OH)₂(aq)

Chemical Compatibility -Stable in HCl, HNO₃, H₂SO₄, and HF. Avoid basic media forming insoluble carbonate and hydroxide.

Stability - 2-100 ppb levels stable for months in 1% HNO₃ / LDPE container. 1-10,000 ppm solutions chemically stable for years in 1-5 % HNO₃ / LDPE container.

Cd Containing Samples (Preparation and Solution) -Metal (soluble in HNO₃); Oxides (soluble in HCl or HNO₃); Ores (dissolve in HCl /HNO₃ then take to fumes with H₂SO₄. The silica and lead sulfate are filtered off after the addition of water); Organic based (dry ash at 450°C and dissolve ash in HCl), (sulfuric / peroxide acid digestion).

Atomic Spectroscopic Information (ICP-OES D.L.s are given as radial/axial view):

Technique/Line	Estimated D.L.	Order	Interferences (underlined indicates severe)
ICP-MS 111 amu	11 ppt	n/a	95Mo16O
ICP-OES 214.438 nm	0.003 / 0.0003 µg/mL	1	Pt, Ir
ICP-OES 226.502 nm	0.003 / 0.0003 µg/mL	1	Ir
ICP-OES 228.802 nm	0.003 / 0.0003 µg/mL	1	Co, Ir, As, Pt

8.0 HAZARDOUS INFORMATION

- Please refer to the Safety Data Sheet for information regarding this CRM/RM.

9.0 HOMOGENEITY

- This solution was mixed according to an in-house procedure and is guaranteed to be homogeneous. Homogeneity data indicate that the end user should take a minimum sample size of 0.2 mL to assure homogeneity.

10.0 QUALITY STANDARD DOCUMENTATION

10.1 ISO 9001 Quality Management System Registration

- QSR Certificate Number QSR-1034

10.2 ISO/IEC 17025 "General Requirements for the Competence of Testing and Calibration Laboratories"

- Chemical Testing - Accredited / A2LA Certificate Number 883.01

10.3 ISO 17034 "General Requirements for the Competence of Reference Material Producers"

- Reference Material Producer - Accredited / A2LA Certificate Number 883.02

Inorganic Ventures, 300 Technology Drive, Christiansburg, Va. 24073, USA; Telephone: 800.669.6799; 540.585.3030, Fax: 540.585.3012; inorganicventures.com; info@inorganicventures.com

11.0 CERTIFICATION, LOT EXPIRATION AND PERIOD OF VALIDITY

11.1 Certification Issue Date

November 01, 2021

- The certification is valid within the measurement uncertainty specified provided the CRM/RM is stored and handled in accordance with instructions given in Sec 7.1. This certification is nullified if instructions in Sec 7.1 are not followed or if the CRM/RM is damaged, contaminated, or otherwise modified.

11.2 Lot Expiration Date

- **November 01, 2026**

- The date after which this CRM/RM should not be used.

- The lot expiration date reflects the period of time that the stability of a CRM/RM can be supported by long term stability studies conducted on properly stored and handled CRM/RMs. Lot expiration is limited primarily by transpiration (loss of water from the solution) and infrequently by chemical stability.

11.3 Period of Validity

- Sealed TCT Bag Open Date: _____

- This CRM/RM should not be used longer than one year (or six months in the case of a 30 mL bottle) from the date of opening the aluminized bag or after the date given in Sec. 11.2, whichever comes first. This is contingent upon the CRM/RM being stored and handled in accordance with the instructions given in Sec. 7.1.

12.0 NAMES AND SIGNATURES OF CERTIFYING OFFICERS

Certificate Approved By:

Michael Booth
Director, Quality Control



Certifying Officer:

Paul Gaines
Chairman / Senior Technical Director



300 Technology Drive
Christiansburg, VA 24073 USA
inorganicventures.com

P: 800-669-6799/540-585-3030
F: 540-585-3012
info@inorganicventures.com

1.0 ACCREDITATION / REGISTRATION

INORGANIC VENTURES is accredited to ISO 17034, "General Requirements for the Competence of Reference Material Producers" and ISO/IEC 17025, "General Requirements for the Competence of Testing and Calibration Laboratories". Inorganic Ventures is also an ISO 9001 registered manufacturer (QSR Certificate Number QSR-1034).



2.0 PRODUCT DESCRIPTION

Product Code: Single Analyte Custom Grade Solution
Catalog Number: CGMN10
Lot Number: S2-MN704240
Matrix: 3% (v/v) HNO₃
Value / Analyte(s): 10 000 µg/mL ea:
Manganese
Starting Material: Mn Metal
Starting Material Lot#: 2275
Starting Material Purity: 99.9909%

3.0 CERTIFIED VALUES AND UNCERTAINTIES

Certified Value: 10011 ± 30 µg/mL
Density: 1.035 g/mL (measured at 20 ± 4 °C)

Assay Information:

Assay Method #1	9989 ± 69 µg/mL ICP Assay NIST SRM 3132 Lot Number: 050429
Assay Method #2	10011 ± 25 µg/mL EDTA NIST SRM 928 Lot Number: 928
Assay Method #3	10024 ± 47 µg/mL Calculated NIST SRM Lot Number: See Sec. 4.2

- The Calculated Value is a value calculated from the weight of a starting material that has been certified directly vs. a National Institute of Standards and Technology (NIST) SRM/RM. See Sec 4.2 for balance traceability.

The following equations are used in the calculation of the certified value and the uncertainty. Reported uncertainties represent expanded uncertainties expressed at approximately the 95% confidence level using a coverage factor of $k = 2$.

Characterization of CRM/RM by Two or More Methods

Certified Value, $X_{CRM/RM}$, where two or more methods of characterization are used is the weighted mean of the results:

$$X_{CRM/RM} = \sum(w_i)(X_i)$$

X_i = mean of Assay Method i with standard uncertainty $u_{char\ i}$

w_i = the weighting factors for each method calculated using the inverse square of the variance:

$$w_i = (1/u_{char\ i})^2 / (\sum(1/(u_{char\ j})^2))$$

$$CRM/RM \text{ Expanded Uncertainty } (\pm) = U_{CRM/RM} = k (u_{char}^2 + u_{bb}^2 + u_{Its}^2 + u_{ts}^2)^{1/2}$$

k = coverage factor = 2

$u_{char} = [\sum(w_i)^2 (u_{char\ i})^2]^{1/2}$ where $u_{char\ i}$ are the errors from each characterization method

u_{bb} = bottle to bottle homogeneity standard uncertainty

u_{Its} = long term stability standard uncertainty (storage)

u_{ts} = transport stability standard uncertainty

Characterization of CRM/RM by One Method

Certified Value, $X_{CRM/RM}$, where one method of characterization is used is the mean of individual results:

$$X_{CRM/RM} = (X_a) (u_{char\ a})$$

X_a = mean of Assay Method A with

$u_{char\ a}$ = the standard uncertainty of characterization Method A

$$CRM/RM \text{ Expanded Uncertainty } (\pm) = U_{CRM/RM} = k (u_{char\ a}^2 + u_{bb}^2 + u_{Its}^2 + u_{ts}^2)^{1/2}$$

k = coverage factor = 2

$u_{char\ a}$ = the errors from characterization

u_{bb} = bottle to bottle homogeneity standard uncertainty

u_{Its} = long term stability standard uncertainty (storage)

u_{ts} = transport stability standard uncertainty

4.0 TRACEABILITY TO NIST

- This product is traceable to NIST via an unbroken chain of comparisons. The uncertainties for each certified value are reported, taking into account the SRM/RM uncertainty error and the measurement, weighing and volume dilution errors. In rare cases where no NIST SRM/RM are available, the term 'in-house std.' is specified.

4.1 Thermometer Calibration

- All thermometers are NIST traceable through thermometers that are calibrated by an accredited calibration laboratory.

4.2 Balance Calibration

- All analytical balances are calibrated by an accredited calibration laboratory and procedure. The weights used for testing are annually compared to master weights and are traceable to NIST.

4.3 Glassware Calibration

- An in-house procedure is used to calibrate all Class A glassware used in the manufacturing and quality control of CRM/RMs.

5.0 TRACE METALLIC IMPURITIES (TMI) DETERMINED BY ICP-MS AND ICP-OES ($\mu\text{g/mL}$)

CRM/RMs are tested for trace metallic impurities by Axial ICP-OES and ICP-MS. The result from the most sensitive method for each element, is reported below. Solutions tested by ICP-MS were analyzed in an ULPA-Filtered Clean Room. An ULPA-Filter is 99.9985% efficient for the removal of particles down to 0.3 μm .

M Ag < 0.001500	M Eu < 0.000730	O Na 0.176097	M Se < 0.006600	M Zn 0.009925
O Al 0.004322	M Fe < 0.650000	M Nb < 0.000730	O Si 0.097654	M Zr < 0.000730
M As < 0.008000	M Ga 0.004322	M Nd < 0.001500	M Sm < 0.000730	
M Au < 0.000730	M Gd < 0.000730	M Ni 0.024013	M Sn < 0.002200	
M B 0.068838	M Ge < 0.004400	M Os < 0.000730	O Sr 0.000928	
M Ba < 0.001500	M Hf < 0.000730	i P <	M Ta < 0.000730	
M Be < 0.000730	M Hg < 0.002200	M Pb 0.007364	M Tb < 0.000730	
M Bi < 0.003000	M Ho < 0.000730	M Pd < 0.000730	M Te < 0.019000	
O Ca 0.062434	M In < 0.003000	M Pr < 0.000730	M Th < 0.000730	
M Cd < 0.001500	M Ir < 0.000730	M Pt < 0.000730	O Ti < 0.006500	
M Ce < 0.007300	O K 0.006403	M Rb < 0.006600	M Tl < 0.000730	
O Co 0.014728	M La < 0.003000	M Re < 0.000730	M Tm < 0.000730	
O Cr 0.272151	O Li 0.000416	M Rh < 0.003000	M U < 0.001500	
M Cs < 0.000730	M Lu < 0.000730	M Ru < 0.004400	M V < 0.000730	
O Cu 0.007684	O Mg 0.320177	i S <	M W < 0.004400	
M Dy < 0.001500	s Mn <	M Sb < 0.021000	O Y 0.001360	
M Er < 0.001500	M Mo 0.010245	O Sc < 0.004100	M Yb < 0.000730	

M - Checked by ICP-MS O - Checked by ICP-OES i - Spectral Interference
n - Not Checked For s - Solution Standard Element

6.0 INTENDED USE

- For the calibration of analytical instruments and validation of analytical methods as appropriate.

7.0 INSTRUCTIONS FOR THE CORRECT USE OF THIS REFERENCE MATERIAL

7.1 Storage and Handling Recommendations

- Store between approximately 4° - 30° C while in sealed TCT bag.
- While stored in the sealed TCT bag, transpiration of this CRM/RM is negligible. After opening the sealed TCT bag transpiration of the CRM/RM will occur, resulting in a gradual increase in the analyte concentration(s). It is the responsibility of the user to account for this effect. When the bottle is weighed both before and after being placed in storage, the mass difference observed will be a measure of transpiration mass loss.
- After opening the sealed TCT bag, keep cap tightly sealed when not in use and store between 4° - 24° C to minimize the effects of transpiration. Use at 20° ± 4° C to minimize volumetric dilution error when using the reported density. Do not pipette from the container. Do not return removed aliquots to container.

- For more information, visit www.inorganicventures.com/TCT

Atomic Weight; Valence; Coordination Number; Chemical Form in Solution - 54.94 +2 6 Mn(H₂O)₆2+

Chemical Compatibility -Stable in HCl, HNO₃, H₂SO₄, HF, H₃PO₄. Avoid basic media. Stable with most metals and inorganic anions in acidic media.

Stability - 2-100 ppb levels stable for months in 1% HNO₃ / LDPE container. 1-10,000 ppm solutions chemically stable for years in 1-5 % HNO₃/LDPE container.

Mn Containing Samples (Preparation and Solution) -Metal (Soluble in dilute acids); Oxides (Soluble in dilute acids); Ores (Dissolve with HCl. If silica is present add HF and then fume off silica by adding H₂SO₄ and heat to SO₃ fumes - dense white fumes).

Atomic Spectroscopic Information (ICP-OES D.L.s are given as radial/axial view):

Technique/Line	Estimated D.L.	Order	Interferences (underlined indicates severe)
ICP-MS 55 amu	10 ppt	n/a	40Ar14N1H,39K16 O,37Cl18O,40Ar15 N,38Ar17O,36Ar18O 1H ,38Ar16O1H,37Cl17 O1H,23Na32S
ICP-OES 257.610 nm	0.0014 / 0.00002 µg/mL	1	Ce, W, Re
ICP-OES 259.373 nm	0.0016 / 0.00002 µg/mL	1	U, Ta, Mo, Fe, Nb
ICP-OES 260.569 nm	0.0021 / 0.00002 µg/mL	1	Co

8.0 HAZARDOUS INFORMATION

- Please refer to the Safety Data Sheet for information regarding this CRM/RM.

9.0 HOMOGENEITY

- This solution was mixed according to an in-house procedure and is guaranteed to be homogeneous. Homogeneity data indicate that the end user should take a minimum sample size of 0.2 mL to assure homogeneity.

10.0 QUALITY STANDARD DOCUMENTATION

10.1 ISO 9001 Quality Management System Registration

- QSR Certificate Number QSR-1034

10.2 ISO/IEC 17025 "General Requirements for the Competence of Testing and Calibration Laboratories"

- Chemical Testing - Accredited / A2LA Certificate Number 883.01

10.3 ISO 17034 "General Requirements for the Competence of Reference Material Producers"

- Reference Material Producer - Accredited / A2LA Certificate Number 883.02

Inorganic Ventures, 300 Technology Drive, Christiansburg, Va. 24073, USA; Telephone: 800.669.6799; 540.585.3030, Fax: 540.585.3012; inorganicventures.com; info@inorganicventures.com

11.0 CERTIFICATION, LOT EXPIRATION AND PERIOD OF VALIDITY

11.1 Certification Issue Date

April 17, 2021

- The certification is valid within the measurement uncertainty specified provided the CRM/RM is stored and handled in accordance with instructions given in Sec 7.1. This certification is nullified if instructions in Sec 7.1 are not followed or if the CRM/RM is damaged, contaminated, or otherwise modified.

11.2 Lot Expiration Date

- **April 17, 2025**

- The date after which this CRM/RM should not be used.

- The lot expiration date reflects the period of time that the stability of a CRM/RM can be supported by long term stability studies conducted on properly stored and handled CRM/RMs. Lot expiration is limited primarily by transpiration (loss of water from the solution) and infrequently by chemical stability.

11.3 Period of Validity

- Sealed TCT Bag Open Date: _____

- This CRM/RM should not be used longer than one year (or six months in the case of a 30 mL bottle) from the date of opening the aluminized bag or after the date given in Sec. 11.2, whichever comes first. This is contingent upon the CRM/RM being stored and handled in accordance with the instructions given in Sec. 7.1.

12.0 NAMES AND SIGNATURES OF CERTIFYING OFFICERS

Certificate Approved By:

Michael Booth
Director, Quality Control



Certifying Officer:

Paul Gaines
Chairman / Senior Technical Director



1.0 ACCREDITATION / REGISTRATION

INORGANIC VENTURES is accredited to ISO 17034, "General Requirements for the Competence of Reference Material Producers" and ISO/IEC 17025, "General Requirements for the Competence of Testing and Calibration Laboratories". Inorganic Ventures is also an ISO 9001 registered manufacturer (QSR Certificate Number QSR-1034).



2.0 PRODUCT DESCRIPTION

Product Code: Single Analyte Custom Grade Solution
 Catalog Number: CGSB10
 Lot Number: R2-SB688559
 Matrix: 3% (v/v) HNO3
 3% (w/v) tartaric acid
 Value / Analyte(s): 10 000 µg/mL ea:
 Antimony
 Starting Material: Antimony Metal
 Starting Material Lot#: 1857
 Starting Material Purity: 99.9894%

3.0 CERTIFIED VALUES AND UNCERTAINTIES

Certified Value: 10003 ± 47 µg/mL
Density: 1.061 g/mL (measured at 20 ± 4 °C)

Assay Information:

Assay Method #1 10003 ± 41 µg/mL
 ICP Assay NIST SRM 3102a Lot Number: 140911

- The Calculated Value is a value calculated from the weight of a starting material that has been certified directly vs. a National Institute of Standards and Technology (NIST) SRM/RM. See Sec 4.2 for balance traceability.

The following equations are used in the calculation of the certified value and the uncertainty. Reported uncertainties represent expanded uncertainties expressed at approximately the 95% confidence level using a coverage factor of k = 2.

Characterization of CRM/RM by Two or More Methods

Certified Value, $X_{CRM/RM}$, where two or more methods of characterization are used is the weighted mean of the results:

$$X_{CRM/RM} = \sum(w_i) (X_i)$$

X_i = mean of Assay Method i with standard uncertainty $u_{char i}$
 w_i = the weighting factors for each method calculated using the inverse square of the variance:
 $w_i = (1/u_{char i}^2) / (\sum(1/u_{char i}^2))$

$$CRM/RM \text{ Expanded Uncertainty } (\pm) = U_{CRM/RM} = k (u_{char}^2 + u_{bb}^2 + u_{lts}^2 + u_{ts}^2)^{1/2}$$

k = coverage factor = 2
 $u_{char} = [\sum((w_i)^2 (u_{char i})^2)]^{1/2}$ where $u_{char i}$ are the errors from each characterization method
 u_{bb} = bottle to bottle homogeneity standard uncertainty
 u_{lts} = long term stability standard uncertainty (storage)
 u_{ts} = transport stability standard uncertainty

Characterization of CRM/RM by One Method

Certified Value, $X_{CRM/RM}$, where one method of characterization is used is the mean of individual results:

$$X_{CRM/RM} = (X_a) (u_{char a})$$

X_a = mean of Assay Method A with
 $u_{char a}$ = the standard uncertainty of characterization Method A

$$CRM/RM \text{ Expanded Uncertainty } (\pm) = U_{CRM/RM} = k (u_{char a}^2 + u_{bb}^2 + u_{lts}^2 + u_{ts}^2)^{1/2}$$

k = coverage factor = 2
 $u_{char a}$ = the errors from characterization
 u_{bb} = bottle to bottle homogeneity standard uncertainty
 u_{lts} = long term stability standard uncertainty (storage)
 u_{ts} = transport stability standard uncertainty

4.0 TRACEABILITY TO NIST

- This product is traceable to NIST via an unbroken chain of comparisons. The uncertainties for each certified value are reported, taking into account the SRM/RM uncertainty error and the measurement, weighing and volume dilution errors. In rare cases where no NIST SRM/RM are available, the term 'in-house std.' is specified.

4.1 Thermometer Calibration

- All thermometers are NIST traceable through thermometers that are calibrated by an accredited calibration laboratory.

4.2 Balance Calibration

- All analytical balances are calibrated by an accredited calibration laboratory and procedure. The weights used for testing are annually compared to master weights and are traceable to NIST.

4.3 Glassware Calibration

- An in-house procedure is used to calibrate all Class A glassware used in the manufacturing and quality control of CRM/RMs.

5.0 TRACE METALLIC IMPURITIES (TMI) DETERMINED BY ICP-MS AND ICP-OES (µg/mL)

CRM/RMs are tested for trace metallic impurities by Axial ICP-OES and ICP-MS. The result from the most sensitive method for each element, is reported below. Solutions tested by ICP-MS were analyzed in an ULPA-Filtered Clean Room. An ULPA-Filter is 99.9985% efficient for the removal of particles down to 0.3 µm.

M Ag <	0.000200	M Eu <	0.000300	O Na	0.140000	M Se <	0.007300	O Zn	0.005000
M Al	0.003200	O Fe	0.060000	M Nb <	0.000100	O Si	0.150000	O Zr <	0.006300
M As <	0.004400	M Ga <	0.000400	M Nd <	0.000100	M Sm <	0.000100		
M Au <	0.000210	M Gd <	0.000100	O Ni	0.004800	M Sn <	0.001800		
M B <	0.011000	M Ge <	0.000600	M Os <	0.000110	O Sr	0.000750		
O Ba <	0.004900	M Hf <	0.000100	O P	0.540000	M Ta	0.003300		
M Be <	0.000400	M Hg <	0.000110	M Pb <	0.000400	M Tb <	0.000100		
M Bi <	0.000200	M Ho <	0.000100	M Pd <	0.000210	M Te <	0.000600		
O Ca	0.110000	M In <	0.000100	M Pr <	0.001600	M Th <	0.000100		
M Cd <	0.000200	M Ir <	0.000110	M Pt <	0.000600	M Ti <	0.002800		
M Ce	0.006500	O K	0.020000	M Rb <	0.001000	M Tl <	0.000100		
M Co <	0.000200	O La <	0.016000	M Re <	0.000100	M Tm <	0.000100		
M Cr	0.006900	O Li <	0.000430	M Rh <	0.000300	M U <	0.000100		
M Cs <	0.000200	M Lu <	0.000100	M Ru <	0.000310	M V <	0.000800		
M Cu <	0.000600	O Mg	0.021000	n S <		M W <	0.000200		
M Dy <	0.000100	O Mn	0.001900	s Sb <		M Y <	0.000100		
M Er <	0.000100	M Mo <	0.000500	O Sc <	0.002300	M Yb <	0.000100		

M - Checked by ICP-MS O - Checked by ICP-OES i - Spectral Interference
n - Not Checked For s - Solution Standard Element

6.0 INTENDED USE

- For the calibration of analytical instruments and validation of analytical methods as appropriate.

7.0 INSTRUCTIONS FOR THE CORRECT USE OF THIS REFERENCE MATERIAL

7.1 Storage and Handling Recommendations

- Store between approximately 4° - 30° C while in sealed TCT bag.

- While stored in the sealed TCT bag, transpiration of this CRM/RM is negligible. After opening the sealed TCT bag transpiration of the CRM/RM will occur, resulting in a gradual increase in the analyte concentration(s). It is the responsibility of the user to account for this effect. When the bottle is weighed both before and after being placed in storage, the mass difference observed will be a measure of transpiration mass loss.

- After opening the sealed TCT bag, keep cap tightly sealed when not in use and store between 4° - 24° C to minimize the effects of transpiration. Use at 20° ± 4° C to minimize volumetric dilution error when using the reported density. Do not pipette from the container. Do not return removed aliquots to container.

- For more information, visit www.inorganicventures.com/TCT

Atomic Weight; Valence; Coordination Number; Chemical Form in Solution - 121.75 +3 6 Sb(O)C4H4O6-1

Chemical Compatibility - Stable in conc. HCl, dilute or conc. HF. Stable in dilute HNO3 as the fluoride or tartrate complex. Avoid basic media. Stable with most metals and inorganic anions in acidic media as the tartrate provided the acidity is not too high or the acid is oxidizing causing loss of the stabilizing tartrate ion. The fluoride complex of antimony is stable in strong acid but you should only mix with other metals that are fluorinated.

Stability - 2-100 ppb levels stable for months in 1% HNO3 / LDPE container. 1-10,000 ppm solutions chemically stable for years in 1-2% HNO3 / LDPE container.

Sb Containing Samples (Preparation and Solution) - Metal and alloys (Soluble in H2O / HF / HNO3 mixture); Oxides (Soluble in HCl and tartaric acid or H2O / HF / HNO3 mixtures); Ores (fusion with Na2CO3 in Pt0 followed by dissolving the fuseate in a H2O / HF / HNO3 mixture); Organic based (sulfuric acid / hydrogen peroxide digestion)

Atomic Spectroscopic Information (ICP-OES D.L.s are given as radial/axial view):

Technique/Line	Estimated D.L.	Order	Interferences (underlined indicates severe)
ICP-MS 121 amu	5 ppt	N/A	105Pd16O, 89Y16O2
ICP-OES 206.833 nm	0.03/0.003 µg/mL	1	Ta, Cr, Ge, Hf
ICP-OES 217.581 nm	0.05/0.005 µg/mL	1	Nb, W, Re, Fe
ICP-OES 231.147 nm	0.06/0.006 µg/mL	1	Ni, Co, Pt

8.0 HAZARDOUS INFORMATION

- Please refer to the Safety Data Sheet for information regarding this CRM/RM.

9.0 HOMOGENEITY

- This solution was mixed according to an in-house procedure and is guaranteed to be homogeneous. Homogeneity data indicate that the end user should take a minimum sample size of 0.2 mL to assure homogeneity.

10.0 QUALITY STANDARD DOCUMENTATION

10.1 ISO 9001 Quality Management System Registration

- QSR Certificate Number QSR-1034

10.2 ISO/IEC 17025 "General Requirements for the Competence of Testing and Calibration Laboratories"

- Chemical Testing - Accredited / A2LA Certificate Number 883.01

10.3 ISO 17034 "General Requirements for the Competence of Reference Material Producers"

- Reference Material Producer - Accredited / A2LA Certificate Number 883.02

Inorganic Ventures, 300 Technology Drive, Christiansburg, Va. 24073, USA; Telephone: 800.669.6799; 540.585.3030, Fax: 540.585.3012; inorganicventures.com; info@inorganicventures.com

11.0 CERTIFICATION, LOT EXPIRATION AND PERIOD OF VALIDITY

11.1 Certification Issue Date

April 30, 2020

- The certification is valid within the measurement uncertainty specified provided the CRM/RM is stored and handled in accordance with instructions given in Sec 7.1. This certification is nullified if instructions in Sec 7.1 are not followed or if the CRM/RM is damaged, contaminated, or otherwise modified.

11.2 Lot Expiration Date

- **April 30, 2024**

- The date after which this CRM/RM should not be used.

- The lot expiration date reflects the period of time that the stability of a CRM/RM can be supported by long term stability studies conducted on properly stored and handled CRM/RMs. Lot expiration is limited primarily by transpiration (loss of water from the solution) and infrequently by chemical stability.

11.3 Period of Validity

- Sealed TCT Bag Open Date: _____

- This CRM/RM should not be used longer than one year (or six months in the case of a 30 mL bottle) from the date of opening the aluminized bag or after the date given in Sec. 11.2, whichever comes first. This is contingent upon the CRM/RM being stored and handled in accordance with the instructions given in Sec. 7.1.

12.0 NAMES AND SIGNATURES OF CERTIFYING OFFICERS

Certificate Approved By:

Michael Booth
Manager, Quality Control



Certifying Officer:

Paul Gaines
CEO, Senior Technical Director



300 Technology Drive
Christiansburg, VA 24073 USA
inorganicventures.com

P: 800-669-6799/540-585-3030
F: 540-585-3012
info@inorganicventures.com

1.0 ACCREDITATION / REGISTRATION

INORGANIC VENTURES is accredited to ISO 17034, "General Requirements for the Competence of Reference Material Producers" and ISO/IEC 17025, "General Requirements for the Competence of Testing and Calibration Laboratories". Inorganic Ventures is also an ISO 9001 registered manufacturer (QSR Certificate Number QSR-1034).



2.0 PRODUCT DESCRIPTION

Product Code: Single Analyte Custom Grade Solution
Catalog Number: CGAS10
Lot Number: T2-AS718260
Matrix: 2% (v/v) HNO₃
Value / Analyte(s): 10 000 µg/mL ea:
Arsenic
Starting Material: As Metal
Starting Material Lot#: 2208
Starting Material Purity: 99.9971%

3.0 CERTIFIED VALUES AND UNCERTAINTIES

Certified Value: 10060 ± 40 µg/mL
Density: 1.037 g/mL (measured at 20 ± 4 °C)

Assay Information:

Assay Method #1 **10062 ± 46 µg/mL**
ICP Assay NIST SRM 3103a Lot Number: 100818

Assay Method #2 **10055 ± 76 µg/mL**
Calculated NIST SRM Lot Number: See Sec. 4.2

- The Calculated Value is a value calculated from the weight of a starting material that has been certified directly vs. a National Institute of Standards and Technology (NIST) SRM/RM. See Sec 4.2 for balance traceability.

The following equations are used in the calculation of the certified value and the uncertainty. Reported uncertainties represent expanded uncertainties expressed at approximately the 95% confidence level using a coverage factor of $k = 2$.

Characterization of CRM/RM by Two or More Methods

Certified Value, $X_{CRM/RM}$, where two or more methods of characterization are used is the weighted mean of the results:

$$X_{CRM/RM} = \sum(w_i)(X_i)$$

X_i = mean of Assay Method i with standard uncertainty $u_{char i}$

w_i = the weighting factors for each method calculated using the inverse square of the variance:

$$w_i = (1/u_{char i}^2) / (\sum(1/u_{char j}^2))$$

$$CRM/RM \text{ Expanded Uncertainty } (\pm) = U_{CRM/RM} = k (u_{char}^2 + u_{bb}^2 + u_{lts}^2 + u_{ts}^2)^{1/2}$$

k = coverage factor = 2

$u_{char} = [\sum(w_i)^2 (u_{char i}^2)]^{1/2}$ where $u_{char i}$ are the errors from each characterization method

u_{bb} = bottle to bottle homogeneity standard uncertainty

u_{lts} = long term stability standard uncertainty (storage)

u_{ts} = transport stability standard uncertainty

Characterization of CRM/RM by One Method

Certified Value, $X_{CRM/RM}$, where one method of characterization is used is the mean of individual results:

$$X_{CRM/RM} = (X_a) (u_{char a})$$

X_a = mean of Assay Method A with

$u_{char a}$ = the standard uncertainty of characterization Method A

$$CRM/RM \text{ Expanded Uncertainty } (\pm) = U_{CRM/RM} = k (u_{char a}^2 + u_{bb}^2 + u_{lts}^2 + u_{ts}^2)^{1/2}$$

k = coverage factor = 2

$u_{char a}$ = the errors from characterization

u_{bb} = bottle to bottle homogeneity standard uncertainty

u_{lts} = long term stability standard uncertainty (storage)

u_{ts} = transport stability standard uncertainty

4.0 TRACEABILITY TO NIST

- This product is traceable to NIST via an unbroken chain of comparisons. The uncertainties for each certified value are reported, taking into account the SRM/RM uncertainty error and the measurement, weighing and volume dilution errors. In rare cases where no NIST SRM/RM are available, the term 'in-house std.' is specified.

4.1 Thermometer Calibration

- All thermometers are NIST traceable through thermometers that are calibrated by an accredited calibration laboratory.

4.2 Balance Calibration

- All analytical balances are calibrated by an accredited calibration laboratory and procedure. The weights used for testing are annually compared to master weights and are traceable to NIST.

4.3 Glassware Calibration

- An in-house procedure is used to calibrate all Class A glassware used in the manufacturing and quality control of CRM/RMs.

5.0 TRACE METALLIC IMPURITIES (TMI) DETERMINED BY ICP-MS AND ICP-OES (µg/mL)

CRM/RMs are tested for trace metallic impurities by Axial ICP-OES and ICP-MS. The result from the most sensitive method for each element, is reported below. Solutions tested by ICP-MS were analyzed in an ULPA-Filtered Clean Room. An ULPA-Filter is 99.9985% efficient for the removal of particles down to 0.3 µm.

M Ag < 0.003200	M Eu < 0.000530	O Na < 0.032544	M Se < 0.006300	O Zn < 0.001952
M Al < 0.007593	O Fe < 0.001475	O Nb < 0.012000	O Si < 0.238658	O Zr < 0.004100
s As < 0.000530	M Ga < 0.000530	M Nd < 0.000530	M Sm < 0.000530	
M Au < 0.003100	M Gd < 0.000530	M Ni < 0.002100	M Sn < 0.000530	
M B < 0.026035	M Ge < 0.001600	M Os < 0.000520	M Sr < 0.000530	
M Ba < 0.000530	M Hf < 0.000530	O P < 0.043000	M Ta < 0.000530	
O Be < 0.000360	M Hg < 0.001600	M Pb < 0.002100	M Tb < 0.000530	
M Bi < 0.000530	M Ho < 0.000530	M Pd < 0.001100	M Te < 0.004700	
O Ca < 0.004339	M In < 0.023000	M Pr < 0.005300	M Th < 0.000530	
M Cd < 0.001100	M Ir < 0.000520	M Pt < 0.000530	O Ti < 0.002300	
M Ce < 0.000530	O K < 0.002061	M Rb < 0.000530	M Tl < 0.000530	
M Co < 0.000530	M La < 0.001100	M Re < 0.000530	M Tm < 0.000530	
O Cr < 0.001800	O Li < 0.000120	M Rh < 0.000530	M U < 0.000530	
M Cs < 0.005300	M Lu < 0.000530	M Ru < 0.000520	M V < 0.002700	
M Cu < 0.001600	O Mg < 0.000154	O S < 0.028205	M W < 0.012000	
M Dy < 0.000530	O Mn < 0.000154	M Sb < 0.000530	M Y < 0.000530	
M Er < 0.000530	M Mo < 0.000530	O Sc < 0.001700	M Yb < 0.000530	

M - Checked by ICP-MS O - Checked by ICP-OES i - Spectral Interference
n - Not Checked For s - Solution Standard Element

6.0 INTENDED USE

- For the calibration of analytical instruments and validation of analytical methods as appropriate.

7.0 INSTRUCTIONS FOR THE CORRECT USE OF THIS REFERENCE MATERIAL

7.1 Storage and Handling Recommendations

- Store between approximately 4° - 30° C while in sealed TCT bag.
- While stored in the sealed TCT bag, transpiration of this CRM/RM is negligible. After opening the sealed TCT bag transpiration of the CRM/RM will occur, resulting in a gradual increase in the analyte concentration(s). It is the responsibility of the user to account for this effect. When the bottle is weighed both before and after being placed in storage, the mass difference observed will be a measure of transpiration mass loss.
- After opening the sealed TCT bag, keep cap tightly sealed when not in use and store between 4° - 24° C to minimize the effects of transpiration. Use at 20° ± 4° C to minimize volumetric dilution error when using the reported density. Do not pipette from the container. Do not return removed aliquots to container.

- For more information, visit www.inorganicventures.com/TCT

Atomic Weight; Valence; Coordination Number; Chemical Form in Solution - 74.92 ; mix of +3 and +5 ; 6 ; H3AsO4 and HAsO2

Chemical Compatibility - Arsenic has no cationic chemistry. It is soluble in HCl, HNO3, H3PO4, H2SO4 and HF aqueous matrices water and NH4OH . It is stable with most inorganic anions (forms arsenate when boiled with chromate) but many cationic metals form the insoluble arsenates under pH neutral conditions. When fluorinated and / or under acidic conditions arsenate formation is typically not a problem at moderate to low concentrations.

Stability - 2-100 ppb levels stable for months alone or mixed with other elements at equivalent levels in 1% HNO3 / LDPE container.

As Containing Samples (Preparation and Solution) - Metal (soluble in 1:1 H2O / HNO3); Oxides (the oxide exists in crystalline and amorphous forms where the amorphous form is more water soluble. The oxides typically dissolve in dilute acidic solutions when boiled); Minerals (one gram of powdered sample is fused in a Ni crucible with 10 grams of a 1:1 mix of K2CO3 and KNO3 and the melt extracted with hot water); Organic Matrices (0.2 to 0.5 grams of sample are fused with 15 grams of a 1:1 Na2CO3 / Na2O2 mix in a Ni crucible. The fuseate is extracted with water and acidified with HNO3).

Atomic Spectroscopic Information (ICP-OES D.L.s are given as radial/axial view):

Technique/Line	Estimated D.L.	Order	Interferences (underlined indicates severe)
ICP-MS 75 amu	20 ppt	N/A	40Ar35Cl, 59Co16O, 36Ar38Ar1H,8Ar37C I,Ar39K, 150Nd2+,150Sm2+
ICP-OES 189.042 nm	0.05/0.005 µg/mL	1	Cr
ICP-OES 193.696 nm	0.1/0.01 µg/mL	1	V, Ge
ICP-OES 228.812 nm	0.1/0.01 µg/mL	1	Cd, Pt, Ir, Co

8.0 HAZARDOUS INFORMATION

- Please refer to the Safety Data Sheet for information regarding this CRM/RM.

9.0 HOMOGENEITY

- This solution was mixed according to an in-house procedure and is guaranteed to be homogeneous. Homogeneity data indicate that the end user should take a minimum sample size of 0.2 mL to assure homogeneity.

10.0 QUALITY STANDARD DOCUMENTATION

10.1 ISO 9001 Quality Management System Registration

- QSR Certificate Number QSR-1034

10.2 ISO/IEC 17025 "General Requirements for the Competence of Testing and Calibration Laboratories"

- Chemical Testing - Accredited / A2LA Certificate Number 883.01

10.3 ISO 17034 "General Requirements for the Competence of Reference Material Producers"

- Reference Material Producer - Accredited / A2LA Certificate Number 883.02

Inorganic Ventures, 300 Technology Drive, Christiansburg, Va. 24073, USA; Telephone: 800.669.6799; 540.585.3030, Fax: 540.585.3012; inorganicventures.com; info@inorganicventures.com

11.0 CERTIFICATION, LOT EXPIRATION AND PERIOD OF VALIDITY

11.1 Certification Issue Date

May 10, 2022

- The certification is valid within the measurement uncertainty specified provided the CRM/RM is stored and handled in accordance with instructions given in Sec 7.1. This certification is nullified if instructions in Sec 7.1 are not followed or if the CRM/RM is damaged, contaminated, or otherwise modified.

11.2 Lot Expiration Date

- **May 10, 2027**

- The date after which this CRM/RM should not be used.

- The lot expiration date reflects the period of time that the stability of a CRM/RM can be supported by long term stability studies conducted on properly stored and handled CRM/RMs. Lot expiration is limited primarily by transpiration (loss of water from the solution) and infrequently by chemical stability.

11.3 Period of Validity

- Sealed TCT Bag Open Date: _____

- This CRM/RM should not be used longer than one year (or six months in the case of a 30 mL bottle) from the date of opening the aluminized bag or after the date given in Sec. 11.2, whichever comes first. This is contingent upon the CRM/RM being stored and handled in accordance with the instructions given in Sec. 7.1.

12.0 NAMES AND SIGNATURES OF CERTIFYING OFFICERS

Certificate Prepared By:

Uyen Truong
Supervisor, Product Documentation



Certificate Approved By:

Michael Booth
Director, Technical



Certifying Officer:

Paul Gaines
Chairman / Senior Technical Director



1.0 ACCREDITATION / REGISTRATION

INORGANIC VENTURES is accredited to ISO 17034, "General Requirements for the Competence of Reference Material Producers" and ISO/IEC 17025, "General Requirements for the Competence of Testing and Calibration Laboratories". Inorganic Ventures is also an ISO 9001 registered manufacturer (QSR Certificate Number QSR-1034).



2.0 PRODUCT DESCRIPTION

Product Code: Single Analyte Custom Grade Solution
 Catalog Number: CGBA10
 Lot Number: R2-BA692576
 Matrix: 2% (v/v) HNO3
 Value / Analyte(s): 10 000 µg/mL ea:
 Barium
 Starting Material: Barium Nitrate
 Starting Material Lot#: 1969
 Starting Material Purity: 99.9982%

3.0 CERTIFIED VALUES AND UNCERTAINTIES

Certified Value: 10022 ± 30 µg/mL
Density: 1.025 g/mL (measured at 20 ± 4 °C)

Assay Information:

Assay Method #1	10018 ± 50 µg/mL ICP Assay NIST SRM 3104a Lot Number: 140909
Assay Method #2	10023 ± 31 µg/mL Gravimetric NIST SRM Lot Number: See Sec. 4.2
Assay Method #3	10023 ± 30 µg/mL Calculated NIST SRM Lot Number: See Sec. 4.2

- The Calculated Value is a value calculated from the weight of a starting material that has been certified directly vs. a National Institute of Standards and Technology (NIST) SRM/RM. See Sec 4.2 for balance traceability.

The following equations are used in the calculation of the certified value and the uncertainty. Reported uncertainties represent expanded uncertainties expressed at approximately the 95% confidence level using a coverage factor of k = 2.

Characterization of CRM/RM by Two or More Methods

Certified Value, $X_{CRM/RM}$, where two or more methods of characterization are used is the weighted mean of the results:

$$X_{CRM/RM} = \sum(w_i)(X_i)$$

X_i = mean of Assay Method i with standard uncertainty $u_{char i}$

w_i = the weighting factors for each method calculated using the inverse square of the variance:

$$w_i = (1/u_{char i}^2) / (\sum(1/u_{char j}^2))$$

$$CRM/RM \text{ Expanded Uncertainty } (\pm) = U_{CRM/RM} = k (u_{char}^2 + u_{bb}^2 + u_{Its}^2 + u_{ts}^2)^{1/2}$$

k = coverage factor = 2

$u_{char} = [\sum((w_i)^2 (u_{char i})^2)]^{1/2}$ where $u_{char i}$ are the errors from each characterization method

u_{bb} = bottle to bottle homogeneity standard uncertainty

u_{Its} = long term stability standard uncertainty (storage)

u_{ts} = transport stability standard uncertainty

Characterization of CRM/RM by One Method

Certified Value, $X_{CRM/RM}$, where one method of characterization is used is the mean of individual results:

$$X_{CRM/RM} = (X_a) (u_{char a})$$

X_a = mean of Assay Method A with

$u_{char a}$ = the standard uncertainty of characterization Method A

$$CRM/RM \text{ Expanded Uncertainty } (\pm) = U_{CRM/RM} = k (u_{char a}^2 + u_{bb}^2 + u_{Its}^2 + u_{ts}^2)^{1/2}$$

k = coverage factor = 2

$u_{char a}$ = the errors from characterization

u_{bb} = bottle to bottle homogeneity standard uncertainty

u_{Its} = long term stability standard uncertainty (storage)

u_{ts} = transport stability standard uncertainty

4.0 TRACEABILITY TO NIST

- This product is traceable to NIST via an unbroken chain of comparisons. The uncertainties for each certified value are reported, taking into account the SRM/RM uncertainty error and the measurement, weighing and volume dilution errors. In rare cases where no NIST SRM/RM are available, the term 'in-house std.' is specified.

4.1 Thermometer Calibration

- All thermometers are NIST traceable through thermometers that are calibrated by an accredited calibration laboratory.

4.2 Balance Calibration

- All analytical balances are calibrated by an accredited calibration laboratory and procedure. The weights used for testing are annually compared to master weights and are traceable to NIST.

4.3 Glassware Calibration

- An in-house procedure is used to calibrate all Class A glassware used in the manufacturing and quality control of CRM/RMs.

5.0 TRACE METALLIC IMPURITIES (TMI) DETERMINED BY ICP-MS AND ICP-OES (µg/mL)

CRM/RMs are tested for trace metallic impurities by Axial ICP-OES and ICP-MS. The result from the most sensitive method for each element, is reported below. Solutions tested by ICP-MS were analyzed in an UPLA-Filtered Clean Room. An UPLA-Filter is 99.9985% efficient for the removal of particles down to 0.3 µm.

M Ag < 0.000410	O Eu < 0.005200	O Na 0.004610	M Se < 0.003700	O Zn 0.000658
M Al < 0.003100	O Fe 0.015707	M Nb < 0.000210	O Si 0.005573	M Zr < 0.001300
M As < 0.001300	M Ga < 0.000210	M Nd < 0.000210	O Sm < 0.021000	
M Au < 0.001300	M Gd < 0.000210	M Ni < 0.000810	M Sn < 0.000410	
O B < 0.005200	M Ge < 0.002500	M Os < 0.000410	O Sr 0.003850	
s Ba <	M Hf < 0.000810	O P < 0.026000	M Ta < 0.000410	
O Be < 0.000320	M Hg < 0.000210	M Pb < 0.002300	M Tb < 0.000210	
M Bi < 0.000210	M Ho < 0.000210	M Pd < 0.000210	M Te < 0.001900	
O Ca 0.007093	M In < 0.000210	M Pr < 0.000210	M Th < 0.000210	
M Cd < 0.000210	M Ir < 0.000210	M Pt < 0.000210	M Ti < 0.002100	
M Ce < 0.001300	O K 0.035467	M Rb < 0.002100	M Tl < 0.000210	
M Co < 0.000410	O La < 0.005200	M Re < 0.000210	M Tm < 0.000410	
M Cr < 0.001700	O Li < 0.000630	M Rh < 0.000210	M U < 0.000210	
M Cs < 0.003300	M Lu < 0.001700	M Ru < 0.000210	O V < 0.005200	
M Cu < 0.001300	O Mg 0.000861	O S 0.268539	M W < 0.000410	
M Dy < 0.000210	M Mn < 0.000410	M Sb < 0.001300	O Y < 0.005200	
M Er < 0.001300	M Mo < 0.000410	M Sc < 0.000410	M Yb < 0.001300	

M - Checked by ICP-MS O - Checked by ICP-OES i - Spectral Interference
n - Not Checked For s - Solution Standard Element

6.0 INTENDED USE

- For the calibration of analytical instruments and validation of analytical methods as appropriate.

7.0 INSTRUCTIONS FOR THE CORRECT USE OF THIS REFERENCE MATERIAL

7.1 Storage and Handling Recommendations

- Store between approximately 4° - 30° C while in sealed TCT bag.

- While stored in the sealed TCT bag, transpiration of this CRM/RM is negligible. After opening the sealed TCT bag transpiration of the CRM/RM will occur, resulting in a gradual increase in the analyte concentration(s). It is the responsibility of the user to account for this effect. When the bottle is weighed both before and after being placed in storage, the mass difference observed will be a measure of transpiration mass loss.

- After opening the sealed TCT bag, keep cap tightly sealed when not in use and store between 4° - 24° C to minimize the effects of transpiration. Use at 20° ± 4° C to minimize volumetric dilution error when using the reported density. Do not pipette from the container. Do not return removed aliquots to container.

- For more information, visit www.inorganicventures.com/TCT

Atomic Weight; Valence; Coordination Number; Chemical Form in Solution - 137.33 +2 6 Ba(H₂O)₆+2

Chemical Compatibility - Soluble in HCl, and HNO₃. Avoid H₂SO₄, HF and neutral to basic media. Stable with most metals and inorganic anions forming insoluble silicate, carbonate, hydroxide, oxide, fluoride, sulfate, oxalate, chromate, arsenate, iodate, molybdate, sulfite and tungstate in neutral aqueous media.

Stability - 2-100 ppb levels stable for months in 1% HNO₃ / LDPE container. 1 -10,000 ppm solutions chemically stable for years in 1-3.5% HNO₃ / LDPE container.

Ba Containing Samples (Preparation and Solution) -Metal(is best dissolved in diluted HNO₃); Ores(Carbonate fusion in Pt0 followed by HCl dissolution. If sulfate is present dissolve the fuseate using HCl / tartaric acid to prevent BaSO₄ precipitate); Organic Matrices (dry ash and dissolve in dilute HCl.)

Atomic Spectroscopic Information (ICP-OES D.L.s are given as radial/axial view):

Technique/Line	Estimated D.L.	Order	Interferences (underlined indicates severe)
ICP-MS 138 amu	1 ppt	N/A	122Sn16O, 122Te16O
ICP-OES 230.424 nm	0.004/0.0005 µg/mL	1	Mo, Ir, Co
ICP-OES 233.527 nm	0.004/0.0003 µg/mL	1	
ICP-OES 455.403 nm	0.002/0.0001 µg/mL	1	Zr, U

8.0 HAZARDOUS INFORMATION

- Please refer to the Safety Data Sheet for information regarding this CRM/RM.

9.0 HOMOGENEITY

- This solution was mixed according to an in-house procedure and is guaranteed to be homogeneous. Homogeneity data indicate that the end user should take a minimum sample size of 0.2 mL to assure homogeneity.

10.0 QUALITY STANDARD DOCUMENTATION

10.1 ISO 9001 Quality Management System Registration

- QSR Certificate Number QSR-1034

10.2 ISO/IEC 17025 "General Requirements for the Competence of Testing and Calibration Laboratories"

- Chemical Testing - Accredited / A2LA Certificate Number 883.01

10.3 ISO 17034 "General Requirements for the Competence of Reference Material Producers"

- Reference Material Producer - Accredited / A2LA Certificate Number 883.02

Inorganic Ventures, 300 Technology Drive, Christiansburg, Va. 24073, USA; Telephone: 800.669.6799; 540.585.3030, Fax: 540.585.3012; inorganicventures.com; info@inorganicventures.com

11.0 CERTIFICATION, LOT EXPIRATION AND PERIOD OF VALIDITY

11.1 Certification Issue Date

May 11, 2020

- The certification is valid within the measurement uncertainty specified provided the CRM/RM is stored and handled in accordance with instructions given in Sec 7.1. This certification is nullified if instructions in Sec 7.1 are not followed or if the CRM/RM is damaged, contaminated, or otherwise modified.

11.2 Lot Expiration Date

- **May 11, 2024**

- The date after which this CRM/RM should not be used.

- The lot expiration date reflects the period of time that the stability of a CRM/RM can be supported by long term stability studies conducted on properly stored and handled CRM/RMs. Lot expiration is limited primarily by transpiration (loss of water from the solution) and infrequently by chemical stability.

11.3 Period of Validity

- Sealed TCT Bag Open Date: _____

- This CRM/RM should not be used longer than one year (or six months in the case of a 30 mL bottle) from the date of opening the aluminized bag or after the date given in Sec. 11.2, whichever comes first. This is contingent upon the CRM/RM being stored and handled in accordance with the instructions given in Sec. 7.1.

12.0 NAMES AND SIGNATURES OF CERTIFYING OFFICERS

Certificate Approved By:

Michael Booth
Manager, Quality Control



Certifying Officer:

Paul Gaines
CEO, Senior Technical Director



1.0 ACCREDITATION / REGISTRATION

INORGANIC VENTURES is accredited to ISO 17034, "General Requirements for the Competence of Reference Material Producers" and ISO/IEC 17025, "General Requirements for the Competence of Testing and Calibration Laboratories". Inorganic Ventures is also an ISO 9001 registered manufacturer (QSR Certificate Number QSR-1034).



2.0 PRODUCT DESCRIPTION

Product Code: Single Analyte Custom Grade Solution
Catalog Number: CGBE10
Lot Number: R2-BE692992
Matrix: 6% (v/v) HNO₃
Value / Analyte(s): 10 000 µg/mL ea:
Beryllium
Starting Material: Beryllium Acetate
Starting Material Lot#: 2281
Starting Material Purity: 99.9998%

3.0 CERTIFIED VALUES AND UNCERTAINTIES

Certified Value: 10032 ± 41 µg/mL
Density: 1.128 g/mL (measured at 20 ± 4 °C)

Assay Information:

Assay Method #1 **10042 ± 67 µg/mL**
ICP Assay NIST SRM 3105a Lot Number: 090514

Assay Method #2 **10025 ± 51 µg/mL**
Calculated NIST SRM Lot Number: See Sec. 4.2

- The Calculated Value is a value calculated from the weight of a starting material that has been certified directly vs. a National Institute of Standards and Technology (NIST) SRM/RM. See Sec 4.2 for balance traceability.

The following equations are used in the calculation of the certified value and the uncertainty. Reported uncertainties represent expanded uncertainties expressed at approximately the 95% confidence level using a coverage factor of k = 2.

Characterization of CRM/RM by Two or More Methods

Certified Value, $X_{CRM/RM}$, where two or more methods of characterization are used is the weighted mean of the results:

$$X_{CRM/RM} = \sum(w_i)(X_i)$$

X_i = mean of Assay Method i with standard uncertainty $u_{char\ i}$

w_i = the weighting factors for each method calculated using the inverse square of the variance:

$$w_i = (1/u_{char\ i}^2) / (\sum(1/u_{char\ j}^2))$$

$$CRM/RM \text{ Expanded Uncertainty } (\pm) = U_{CRM/RM} = k (u_{char}^2 + u_{bb}^2 + u_{lts}^2 + u_{ts}^2)^{1/2}$$

k = coverage factor = 2

$u_{char} = [\sum(w_i)^2 (u_{char\ i})^2]^{1/2}$ where $u_{char\ i}$ are the errors from each characterization method

u_{bb} = bottle to bottle homogeneity standard uncertainty

u_{lts} = long term stability standard uncertainty (storage)

u_{ts} = transport stability standard uncertainty

Characterization of CRM/RM by One Method

Certified Value, $X_{CRM/RM}$, where one method of characterization is used is the mean of individual results:

$$X_{CRM/RM} = (X_a) (u_{char\ a})$$

X_a = mean of Assay Method A with

$u_{char\ a}$ = the standard uncertainty of characterization Method A

$$CRM/RM \text{ Expanded Uncertainty } (\pm) = U_{CRM/RM} = k (u_{char\ a}^2 + u_{bb}^2 + u_{lts}^2 + u_{ts}^2)^{1/2}$$

k = coverage factor = 2

$u_{char\ a}$ = the errors from characterization

u_{bb} = bottle to bottle homogeneity standard uncertainty

u_{lts} = long term stability standard uncertainty (storage)

u_{ts} = transport stability standard uncertainty

4.0 TRACEABILITY TO NIST

- This product is traceable to NIST via an unbroken chain of comparisons. The uncertainties for each certified value are reported, taking into account the SRM/RM uncertainty error and the measurement, weighing and volume dilution errors. In rare cases where no NIST SRM/RM are available, the term 'in-house std.' is specified.

4.1 Thermometer Calibration

- All thermometers are NIST traceable through thermometers that are calibrated by an accredited calibration laboratory.

4.2 Balance Calibration

- All analytical balances are calibrated by an accredited calibration laboratory and procedure. The weights used for testing are annually compared to master weights and are traceable to NIST.

4.3 Glassware Calibration

- An in-house procedure is used to calibrate all Class A glassware used in the manufacturing and quality control of CRM/RMs.

5.0 TRACE METALLIC IMPURITIES (TMI) DETERMINED BY ICP-MS AND ICP-OES (µg/mL)

CRM/RMs are tested for trace metallic impurities by Axial ICP-OES and ICP-MS. The result from the most sensitive method for each element, is reported below. Solutions tested by ICP-MS were analyzed in an ULPA-Filtered Clean Room. An ULPA-Filter is 99.9985% efficient for the removal of particles down to 0.3 µm.

M Ag < 0.001100	M Eu < 0.000270	O Na < 0.040962	M Se < 0.005000	M Zn < 0.013054
O Al < 0.016205	O Fe < 0.015754	M Nb < 0.000270	O Si < 0.024307	O Zr < 0.001900
M As < 0.002900	M Ga < 0.000270	M Nd < 0.000270	M Sm < 0.000270	
M Au < 0.000520	M Gd < 0.000270	M Ni < 0.003700	M Sn < 0.000790	
M B < 0.091000	M Ge < 0.000270	M Os < 0.000260	M Sr < 0.000630	
M Ba < 0.002700	M Hf < 0.000270	O P < 0.066000	M Ta < 0.000270	
s Be < 0.000530	M Hg < 0.000520	M Pb < 0.000270	M Tb < 0.000270	
M Bi < 0.072022	M Ho < 0.000270	M Pd < 0.000520	M Te < 0.003700	
O Ca < 0.000790	M In < 0.000790	M Pr < 0.000270	M Th < 0.000270	
M Cd < 0.000270	M Ir < 0.000260	M Pt < 0.000270	O Ti < 0.000400	
M Ce < 0.000270	O K < 0.045014	M Rb < 0.000270	M Tl < 0.000790	
O Co < 0.003200	M La < 0.000270	M Re < 0.000270	M Tm < 0.000270	
O Cr < 0.001800	O Li < 0.000660	M Rh < 0.001100	M U < 0.000270	
M Cs < 0.001440	M Lu < 0.000270	M Ru < 0.000260	M V < 0.000790	
M Cu < 0.002100	O Mg < 0.016205	i S < 0.000270	M W < 0.000530	
M Dy < 0.000270	M Mn < 0.001215	M Sb < 0.000270	M Y < 0.000270	
M Er < 0.000270	M Mo < 0.000530	O Sc < 0.000930	M Yb < 0.000270	

M - Checked by ICP-MS O - Checked by ICP-OES i - Spectral Interference
n - Not Checked For s - Solution Standard Element

6.0 INTENDED USE

- For the calibration of analytical instruments and validation of analytical methods as appropriate.

7.0 INSTRUCTIONS FOR THE CORRECT USE OF THIS REFERENCE MATERIAL

7.1 Storage and Handling Recommendations

- Store between approximately 4° - 30° C while in sealed TCT bag.
- While stored in the sealed TCT bag, transpiration of this CRM/RM is negligible. After opening the sealed TCT bag transpiration of the CRM/RM will occur, resulting in a gradual increase in the analyte concentration(s). It is the responsibility of the user to account for this effect. When the bottle is weighed both before and after being placed in storage, the mass difference observed will be a measure of transpiration mass loss.
- After opening the sealed TCT bag, keep cap tightly sealed when not in use and store between 4° - 24° C to minimize the effects of transpiration. Use at 20° ± 4° C to minimize volumetric dilution error when using the reported density. Do not pipette from the container. Do not return removed aliquots to container.

- For more information, visit www.inorganicventures.com/TCT

Atomic Weight; Valence; Coordination Number; Chemical Form in Solution - 9.01 +2 4 Be(H₂O)₄+2

Chemical Compatibility -Soluble in HCl, HNO₃, H₂SO₄ and HF aqueous matrices. Stable with all metals and inorganic anions.

Stability - 2-100 ppb levels stable for months in 1 % HNO₃ / LDPE container. 1-10,000 ppm solutions chemically stable for years in 5-10 % HNO₃ / LDPE container.

Be Containing Samples (Preparation and Solution) - Meta I(is best dissolved in diluted H₂SO₄); BeO (boiling nitric, hydrochloric, or sulfuric acids or KHSO₄ fusion); Ores (H₂SO₄/HF digestion or carbonate fusion in Pt0); Organic Matrices (sulfuric/peroxide digestion or nitric/sulfuric/perchloric acid decomposition, or dry ash and dissolution according to the BeO procedure above).

Atomic Spectroscopic Information (ICP-OES D.L.s are given as radial/axial view):

Technique/Line	Estimated D.L.	Order	Interferences (underlined indicates severe)
ICP-MS 9 amu	4 ppt	N/A	
ICP-OES 234.861 nm	0.0003/0.00016 µg/mL	1	Fe, Ta, Mo
ICP-OES 313.042 nm	0.0003/0.00009 µg/mL	1	V, Ce, U
ICP-OES 313.107 nm	0.0007/0.0005 µg/mL	1	Ce, Th, Tm

8.0 HAZARDOUS INFORMATION

- Please refer to the Safety Data Sheet for information regarding this CRM/RM.

9.0 HOMOGENEITY

- This solution was mixed according to an in-house procedure and is guaranteed to be homogeneous. Homogeneity data indicate that the end user should take a minimum sample size of 0.2 mL to assure homogeneity.

10.0 QUALITY STANDARD DOCUMENTATION

10.1 ISO 9001 Quality Management System Registration

- QSR Certificate Number QSR-1034

10.2 ISO/IEC 17025 "General Requirements for the Competence of Testing and Calibration Laboratories"

- Chemical Testing - Accredited / A2LA Certificate Number 883.01

10.3 ISO 17034 "General Requirements for the Competence of Reference Material Producers"

- Reference Material Producer - Accredited / A2LA Certificate Number 883.02

Inorganic Ventures, 300 Technology Drive, Christiansburg, Va. 24073, USA; Telephone: 800.669.6799; 540.585.3030, Fax: 540.585.3012; inorganicventures.com; info@inorganicventures.com

11.0 CERTIFICATION, LOT EXPIRATION, PERIOD OF VALIDITY AND REVISION HISTORY

11.1 Certification Issue Date

May 13, 2020

- The certification is valid within the measurement uncertainty specified provided the CRM/RM is stored and handled in accordance with instructions given in Sec 7.1. This certification is nullified if instructions in Sec 7.1 are not followed or if the CRM/RM is damaged, contaminated, or otherwise modified.

11.2 Lot Expiration Date

- **May 13, 2024**

- The date after which this CRM/RM should not be used.

- The lot expiration date reflects the period of time that the stability of a CRM/RM can be supported by long term stability studies conducted on properly stored and handled CRM/RMs. Lot expiration is limited primarily by transpiration (loss of water from the solution) and infrequently by chemical stability.

11.3 Period of Validity

- Sealed TCT Bag Open Date: _____

- This CRM/RM should not be used longer than one year (or six months in the case of a 30 mL bottle) from the date of opening the aluminized bag or after the date given in Sec. 11.2, whichever comes first. This is contingent upon the CRM/RM being stored and handled in accordance with the instructions given in Sec. 7.1.

11.4 Revision Status

- Revision 1 - Revised on Thursday, Jan 14, 2021 by utruong. Revision was made for the following reason: Modified Section 7 Chemical Form in Solution.

12.0 NAMES AND SIGNATURES OF CERTIFYING OFFICERS

Certificate Approved By:

Michael Booth
Director, Quality Control



Certifying Officer:

Paul Gaines
Chairman / Senior Technical Director



1.0 ACCREDITATION / REGISTRATION

INORGANIC VENTURES is accredited to ISO 17034, "General Requirements for the Competence of Reference Material Producers" and ISO/IEC 17025, "General Requirements for the Competence of Testing and Calibration Laboratories". Inorganic Ventures is also an ISO 9001 registered manufacturer (QSR Certificate Number QSR-1034).



2.0 PRODUCT DESCRIPTION

Product Code: Single Analyte Custom Grade Solution
 Catalog Number: CGCO10
 Lot Number: R2-CO695285
 Matrix: 3% (v/v) HNO3
 Value / Analyte(s): 10 000 µg/mL ea:
 Cobalt
 Starting Material: Co Metal
 Starting Material Lot#: 2326
 Starting Material Purity: 99.9934%

3.0 CERTIFIED VALUES AND UNCERTAINTIES

Certified Value: 10012 ± 31 µg/mL
Density: 1.056 g/mL (measured at 20 ± 4 °C)

Assay Information:

- Assay Method #1** **10031 ± 67 µg/mL**
 ICP Assay NIST SRM 3113 Lot Number: 190630

- Assay Method #2** **10019 ± 32 µg/mL**
 EDTA NIST SRM 928 Lot Number: 928

- Assay Method #3** **10000 ± 35 µg/mL**
 Calculated NIST SRM Lot Number: See Sec. 4.2

- The Calculated Value is a value calculated from the weight of a starting material that has been certified directly vs. a National Institute of Standards and Technology (NIST) SRM/CRM. See Sec 4.2 for balance traceability.

The following equations are used in the calculation of the certified value and the uncertainty. Reported uncertainties represent expanded uncertainties expressed at approximately the 95% confidence level using a coverage factor of k = 2.

Characterization of CRM/RM by Two or More Methods

Certified Value, $X_{CRM/RM}$, where two or more methods of characterization are used is the weighted mean of the results:

$$X_{CRM/RM} = \sum(w_i) X_i$$

X_i = mean of Assay Method i with standard uncertainty $u_{char i}$

w_i = the weighting factors for each method calculated using the inverse square of the variance:

$$w_i = (1/u_{char i}^2) / (\sum(1/u_{char j}^2))$$

$$CRM/RM \text{ Expanded Uncertainty } (\pm) = U_{CRM/RM} = k (u_{char}^2 + u_{bb}^2 + u_{lts}^2 + u_{ts}^2)^{1/2}$$

k = coverage factor = 2

$u_{char} = [\sum(w_i)^2 (u_{char i})^2]^{1/2}$ where $u_{char i}$ are the errors from each characterization method

u_{bb} = bottle to bottle homogeneity standard uncertainty

u_{lts} = long term stability standard uncertainty (storage)

u_{ts} = transport stability standard uncertainty

Characterization of CRM/RM by One Method

Certified Value, $X_{CRM/RM}$, where one method of characterization is used is the mean of individual results:

$$X_{CRM/RM} = (X_a) (u_{char a})$$

X_a = mean of Assay Method A with

$u_{char a}$ = the standard uncertainty of characterization Method A

$$CRM/RM \text{ Expanded Uncertainty } (\pm) = U_{CRM/RM} = k (u_{char a}^2 + u_{bb}^2 + u_{lts}^2 + u_{ts}^2)^{1/2}$$

k = coverage factor = 2

$u_{char a}$ = the errors from characterization

u_{bb} = bottle to bottle homogeneity standard uncertainty

u_{lts} = long term stability standard uncertainty (storage)

u_{ts} = transport stability standard uncertainty

4.0 TRACEABILITY TO NIST

- This product is traceable to NIST via an unbroken chain of comparisons. The uncertainties for each certified value are reported, taking into account the SRM/RM uncertainty error and the measurement, weighing and volume dilution errors. In rare cases where no NIST SRM/RM are available, the term 'in-house std.' is specified.

4.1 Thermometer Calibration

- All thermometers are NIST traceable through thermometers that are calibrated by an accredited calibration laboratory.

4.2 Balance Calibration

- All analytical balances are calibrated by an accredited calibration laboratory and procedure. The weights used for testing are annually compared to master weights and are traceable to NIST.

4.3 Glassware Calibration

- An in-house procedure is used to calibrate all Class A glassware used in the manufacturing and quality control of CRM/RMs.

5.0 TRACE METALLIC IMPURITIES (TMI) DETERMINED BY ICP-MS AND ICP-OES (µg/mL)

CRM/RMs are tested for trace metallic impurities by Axial ICP-OES and ICP-MS. The result from the most sensitive method for each element, is reported below. Solutions tested by ICP-MS were analyzed in an UPLA-Filtered Clean Room. An UPLA-Filter is 99.9985% efficient for the removal of particles down to 0.3 µm.

M Ag	0.014660	M Eu	<	0.000590	O Na	0.007534	M Se	<	0.019000	M Zn	0.003461	
M Al	<	0.024000	M Fe	0.050905	M Nb	<	0.000590	O Si	0.075340	M Zr	<	0.001200
i As	<		M Ga	<	0.000590	M Nd	<	0.000590	M Sm	<	0.000590	
M Au	<	0.004100	M Gd	<	0.000590	O Ni	0.427608	M Sn	<	0.001200		
M B	<	0.031000	M Ge	<	0.003000	M Os	<	0.000590	O Sr	<	0.000260	
M Ba	<	0.000590	M Hf	<	0.000590	n P	<		M Ta	<	0.001200	
O Be	<	0.001300	M Hg	<	0.001800	M Pb	0.003257	M Tb	<	0.000590		
M Bi	<	0.003000	M Ho	<	0.000590	M Pd	<	0.000590	M Te	<	0.005300	
O Ca	0.010588	M In	<	0.001200	M Pr	<	0.000590	M Th	<	0.000590		
M Cd	<	0.004700	M Ir	<	0.001200	M Pt	<	0.002400	M Ti	<	0.014000	
M Ce	<	0.000590	O K	0.008144	M Rb	<	0.000590	M Tl	0.002647			
s Co	<		M La	<	0.000590	M Re	<	0.000590	M Tm	<	0.000590	
M Cr	<	0.021000	O Li	<	0.000130	M Rh	<	0.000590	M U	<	0.000590	
M Cs	<	0.002400	M Lu	<	0.000590	M Ru	<	0.007100	O V	<	0.000880	
M Cu	0.189369	O Mg	0.001893	n S	<			M W	<	0.000590		
M Dy	<	0.000590	M Mn	<	0.001800	M Sb	<	0.003600	M Y	<	0.000590	
M Er	<	0.000590	M Mo	<	0.002400	O Sc	<	0.001600	M Yb	<	0.000590	

M - Checked by ICP-MS O - Checked by ICP-OES i - Spectral Interference
n - Not Checked For s - Solution Standard Element

6.0 INTENDED USE

- For the calibration of analytical instruments and validation of analytical methods as appropriate.

7.0 INSTRUCTIONS FOR THE CORRECT USE OF THIS REFERENCE MATERIAL

7.1 Storage and Handling Recommendations

- Store between approximately 4° - 30° C while in sealed TCT bag.

- While stored in the sealed TCT bag, transpiration of this CRM/RM is negligible. After opening the sealed TCT bag transpiration of the CRM/RM will occur, resulting in a gradual increase in the analyte concentration(s). It is the responsibility of the user to account for this effect. When the bottle is weighed both before and after being placed in storage, the mass difference observed will be a measure of transpiration mass loss.

- After opening the sealed TCT bag, keep cap tightly sealed when not in use and store between 4° - 24° C to minimize the effects of transpiration. Use at 20° ± 4° C to minimize volumetric dilution error when using the reported density. Do not pipette from the container. Do not return removed aliquots to container.

- For more information, visit www.inorganicventures.com/TCT

Atomic Weight; Valence; Coordination Number; Chemical Form in Solution - 58.93 +2 6 Co(H₂O)₆²⁺

Chemical Compatibility - Stable in HCl, HNO₃, H₂SO₄, HF, H₃PO₄. Avoid basic media. Stable with most metals and inorganic anions in acidic media.

Stability - 2-100 ppb levels stable for months in 1% HNO₃ / LDPE container. 1-10,000 ppm solutions chemically stable for years in 1-5% HNO₃ / LDPE container.

Co Containing Samples (Preparation and Solution) - Metal (soluble in HNO₃); Oxides (Soluble in HCl); Ores (dissolve in HCl / HNO₃).

Atomic Spectroscopic Information (ICP-OES D.L.s are given as radial/axial view):

Technique/Line	Estimated D.L.	Order	Interferences (underlined indicates severe)
ICP-MS 59 amu	2 ppt	n/a	42Ca16O1H , 40Ar18O1H , 36Ar23Na, 43Ca16O, 24Mg35Cl
ICP-OES 228.616 nm	0.01/0.001 µg/mL	1	
ICP-OES 237.862 nm	0.01/0.002 µg/mL	1	W, Re, Al, Ta
ICP-OES 238.892 nm	0.01/0.002 µg/mL	1	Fe, W, Ta

8.0 HAZARDOUS INFORMATION

- Please refer to the Safety Data Sheet for information regarding this CRM/RM.

9.0 HOMOGENEITY

- This solution was mixed according to an in-house procedure and is guaranteed to be homogeneous. Homogeneity data indicate that the end user should take a minimum sample size of 0.2 mL to assure homogeneity.

10.0 QUALITY STANDARD DOCUMENTATION

10.1 ISO 9001 Quality Management System Registration

- QSR Certificate Number QSR-1034

10.2 ISO/IEC 17025 "General Requirements for the Competence of Testing and Calibration Laboratories"

- Chemical Testing - Accredited / A2LA Certificate Number 883.01

10.3 ISO 17034 "General Requirements for the Competence of Reference Material Producers"

- Reference Material Producer - Accredited / A2LA Certificate Number 883.02

Inorganic Ventures, 300 Technology Drive, Christiansburg, Va. 24073, USA; Telephone: 800.669.6799; 540.585.3030, Fax: 540.585.3012; inorganicventures.com; info@inorganicventures.com

11.0 CERTIFICATION, LOT EXPIRATION AND PERIOD OF VALIDITY

11.1 Certification Issue Date

August 04, 2020

- The certification is valid within the measurement uncertainty specified provided the CRM/RM is stored and handled in accordance with instructions given in Sec 7.1. This certification is nullified if instructions in Sec 7.1 are not followed or if the CRM/RM is damaged, contaminated, or otherwise modified.

11.2 Lot Expiration Date

- **August 04, 2024**

- The date after which this CRM/RM should not be used.

- The lot expiration date reflects the period of time that the stability of a CRM/RM can be supported by long term stability studies conducted on properly stored and handled CRM/RMs. Lot expiration is limited primarily by transpiration (loss of water from the solution) and infrequently by chemical stability.

11.3 Period of Validity

- Sealed TCT Bag Open Date: _____

- This CRM/RM should not be used longer than one year (or six months in the case of a 30 mL bottle) from the date of opening the aluminized bag or after the date given in Sec. 11.2, whichever comes first. This is contingent upon the CRM/RM being stored and handled in accordance with the instructions given in Sec. 7.1.

12.0 NAMES AND SIGNATURES OF CERTIFYING OFFICERS

Certificate Approved By:

Michael Booth
Director, Quality Control



Certifying Officer:

Paul Gaines
Chairman / Senior Technical Director



300 Technology Drive
Christiansburg, VA 24073 USA
inorganicventures.com

P: 800-669-6799/540-585-3030
F: 540-585-3012
info@inorganicventures.com

1.0 ACCREDITATION / REGISTRATION

INORGANIC VENTURES is accredited to ISO 17034, "General Requirements for the Competence of Reference Material Producers" and ISO/IEC 17025, "General Requirements for the Competence of Testing and Calibration Laboratories". Inorganic Ventures is also an ISO 9001 registered manufacturer (QSR Certificate Number QSR-1034).



2.0 PRODUCT DESCRIPTION

Product Code: Single Analyte Custom Grade Solution
Catalog Number: CGAG10
Lot Number: S2-AG712977
Matrix: 7% (v/v) HNO₃
Value / Analyte(s): 10 000 µg/mL ea:
Silver
Starting Material: Ag Shot
Starting Material Lot#: 2289
Starting Material Purity: 99.9951%

3.0 CERTIFIED VALUES AND UNCERTAINTIES

Certified Value: 10051 ± 30 µg/mL
Density: 1.056 g/mL (measured at 20 ± 4 °C)

Assay Information:

Assay Method #1	10051 ± 52 µg/mL ICP Assay NIST SRM 3151 Lot Number: 160729
Assay Method #2	10051 ± 19 µg/mL Volhard NIST SRM 999c Lot Number: 999c
Assay Method #3	10049 ± 31 µg/mL Calculated NIST SRM Lot Number: See Sec. 4.2

- The Calculated Value is a value calculated from the weight of a starting material that has been certified directly vs. a National Institute of Standards and Technology (NIST) SRM/RM. See Sec 4.2 for balance traceability.

The following equations are used in the calculation of the certified value and the uncertainty. Reported uncertainties represent expanded uncertainties expressed at approximately the 95% confidence level using a coverage factor of k = 2.

Characterization of CRM/RM by Two or More Methods

Certified Value, $X_{CRM/RM}$, where two or more methods of characterization are used is the weighted mean of the results:

$$X_{CRM/RM} = \sum(w_i)(X_i)$$

X_i = mean of Assay Method i with standard uncertainty $u_{char\ i}$

w_i = the weighting factors for each method calculated using the inverse square of the variance:

$$w_i = (1/u_{char\ i}^2) / (\sum(1/u_{char\ i}^2))$$

$$CRM/RM \text{ Expanded Uncertainty } (\pm) = U_{CRM/RM} = k (u_{char}^2 + u_{bb}^2 + u_{lts}^2 + u_{ts}^2)^{1/2}$$

k = coverage factor = 2

$u_{char} = [\sum(w_i)^2 (u_{char\ i})^2]^{1/2}$ where $u_{char\ i}$ are the errors from each characterization method

u_{bb} = bottle to bottle homogeneity standard uncertainty

u_{lts} = long term stability standard uncertainty (storage)

u_{ts} = transport stability standard uncertainty

Characterization of CRM/RM by One Method

Certified Value, $X_{CRM/RM}$, where one method of characterization is used is the mean of individual results:

$$X_{CRM/RM} = (X_a) (u_{char\ a})$$

X_a = mean of Assay Method A with

$u_{char\ a}$ = the standard uncertainty of characterization Method A

$$CRM/RM \text{ Expanded Uncertainty } (\pm) = U_{CRM/RM} = k (u_{char\ a}^2 + u_{bb}^2 + u_{lts}^2 + u_{ts}^2)^{1/2}$$

k = coverage factor = 2

$u_{char\ a}$ = the errors from characterization

u_{bb} = bottle to bottle homogeneity standard uncertainty

u_{lts} = long term stability standard uncertainty (storage)

u_{ts} = transport stability standard uncertainty

4.0 TRACEABILITY TO NIST

- This product is traceable to NIST via an unbroken chain of comparisons. The uncertainties for each certified value are reported, taking into account the SRM/RM uncertainty error and the measurement, weighing and volume dilution errors. In rare cases where no NIST SRM/RM are available, the term 'in-house std.' is specified.

4.1 Thermometer Calibration

- All thermometers are NIST traceable through thermometers that are calibrated by an accredited calibration laboratory.

4.2 Balance Calibration

- All analytical balances are calibrated by an accredited calibration laboratory and procedure. The weights used for testing are annually compared to master weights and are traceable to NIST.

4.3 Glassware Calibration

- An in-house procedure is used to calibrate all Class A glassware used in the manufacturing and quality control of CRM/RMs.

5.0 TRACE METALLIC IMPURITIES (TMI) DETERMINED BY ICP-MS AND ICP-OES (µg/mL)

CRM/RMs are tested for trace metallic impurities by Axial ICP-OES and ICP-MS. The result from the most sensitive method for each element, is reported below. Solutions tested by ICP-MS were analyzed in an ULPA-Filtered Clean Room. An ULPA-Filter is 99.9985% efficient for the removal of particles down to 0.3 µm.

s Ag <	M Eu <	0.000260	O Na	0.003811	M Se <	0.003900	O Zn	0.048146	
M Al	0.002688	O Fe	0.006419	M Nb <	0.000260	O Si	0.005215	M Zr <	0.000260
M As <	0.001100	M Ga <	0.000260	M Nd <	0.000260	M Sm <	0.000260		
M Au <	0.000260	M Gd <	0.000260	O Ni	0.001765	M Sn	0.020060		
O B <	0.004300	M Ge <	0.002300	M Os <	0.001100	O Sr <	0.000110		
M Ba <	0.000520	M Hf <	0.000260	O P <	0.017000	M Ta <	0.000260		
O Be <	0.001100	M Hg <	0.000770	M Pb <	0.003600	M Tb <	0.000260		
M Bi	0.004814	M Ho <	0.000260	M Pd	0.044134	M Te <	0.009000		
O Ca	0.005215	M In	0.003691	M Pr <	0.000260	M Th <	0.000260		
M Cd <	0.000260	M Ir <	0.000520	M Pt <	0.001100	O Ti <	0.000440		
M Ce <	0.002100	O K <	0.008700	M Rb <	0.001100	M Tl <	0.004100		
O Co <	0.000330	M La <	0.000260	M Re <	0.000260	M Tm <	0.000260		
O Cr <	0.002500	O Li <	0.000110	M Rh <	0.000520	M U <	0.000260		
M Cs <	0.002600	M Lu <	0.000260	M Ru <	0.000260	M V <	0.000260		
O Cu	0.357085	O Mg	0.001203	O S <	0.017000	M W <	0.000260		
M Dy <	0.000260	O Mn <	0.000220	M Sb <	0.014000	M Y <	0.000260		
M Er <	0.000260	M Mo <	0.000260	O Sc <	0.000220	M Yb <	0.000260		

M - Checked by ICP-MS O - Checked by ICP-OES i - Spectral Interference
n - Not Checked For s - Solution Standard Element

6.0 INTENDED USE

- For the calibration of analytical instruments and validation of analytical methods as appropriate.

7.0 INSTRUCTIONS FOR THE CORRECT USE OF THIS REFERENCE MATERIAL

7.1 Storage and Handling Recommendations

- Store between approximately 4° - 30° C while in sealed TCT bag.
- While stored in the sealed TCT bag, transpiration of this CRM/RM is negligible. After opening the sealed TCT bag transpiration of the CRM/RM will occur, resulting in a gradual increase in the analyte concentration(s). It is the responsibility of the user to account for this effect. When the bottle is weighed both before and after being placed in storage, the mass difference observed will be a measure of transpiration mass loss.
- After opening the sealed TCT bag, keep cap tightly sealed when not in use and store between 4° - 24° C to minimize the effects of transpiration. Use at 20° ± 4° C to minimize volumetric dilution error when using the reported density. Do not pipette from the container. Do not return removed aliquots to container.

- For more information, visit www.inorganicventures.com/TCT

Atomic Weight; Valence; Coordination Number; Chemical Form in Solution - 107.87 +1 6 Ag(H₂O)₆⁺
Chemical Compatibility - Stable in HNO₃, and HF. Avoid basic media. Ag forms more insoluble salts than any other metal. It also is subject to photochemical reduction to the metal in HCl media although 10 µg/mL solutions in 10% HCl [AgCl_x1-x] are commonly used in the analytical laboratory. The most common solubility problems exist with arsenate, arsenite, bromide, chloride, iodide, carbonate, chromate, cyanide, iodate, oxalate, oxide, sulfate, sulfide, tartrate, and thiocyanate in aqueous media. The addition of nitric acid renders many of these salts soluble.

Stability - 2-100 ppb levels stable for 75+ days when mixed with equivalent levels of all other elements including the precious metals (where chloride is present) when in 1% HNO₃ / LDPE container. 1-10,000 ppm solutions chemically stable for years in 1-5% HNO₃ / LDPE container.

Ag Containing Samples (Preparation and Solution) - Metal (Soluble in HNO₃); Oxides (Soluble in HNO₃); Ores (Digestion with conc. HNO₃).

Atomic Spectroscopic Information (ICP-OES D.L.s are given as radial/axial view):

Technique/Line	Estimated D.L.	Order	Interferences (underlined indicates severe)
ICP-MS 107 amu	1 ppt	N/A	91Zr16O
ICP-OES 243.779 nm	0.12/0.01 µg/mL	1	Mn, Th, Ni, Rh
ICP-OES 328.068 nm	0.007/0.0007 µg/mL	1	Ce, Rh, V
ICP-OES 338.289 nm	0.013/0.001 µg/mL	1	Ce, Cr, Th

8.0 HAZARDOUS INFORMATION

- Please refer to the Safety Data Sheet for information regarding this CRM/RM.

9.0 HOMOGENEITY

- This solution was mixed according to an in-house procedure and is guaranteed to be homogeneous. Homogeneity data indicate that the end user should take a minimum sample size of 0.2 mL to assure homogeneity.

10.0 QUALITY STANDARD DOCUMENTATION

10.1 ISO 9001 Quality Management System Registration

- QSR Certificate Number QSR-1034

10.2 ISO/IEC 17025 "General Requirements for the Competence of Testing and Calibration Laboratories"

- Chemical Testing - Accredited / A2LA Certificate Number 883.01

10.3 ISO 17034 "General Requirements for the Competence of Reference Material Producers"

- Reference Material Producer - Accredited / A2LA Certificate Number 883.02

Inorganic Ventures, 300 Technology Drive, Christiansburg, Va. 24073, USA; Telephone: 800.669.6799; 540.585.3030, Fax: 540.585.3012; inorganicventures.com; info@inorganicventures.com

11.0 CERTIFICATION, LOT EXPIRATION AND PERIOD OF VALIDITY

11.1 Certification Issue Date

December 28, 2021

- The certification is valid within the measurement uncertainty specified provided the CRM/RM is stored and handled in accordance with instructions given in Sec 7.1. This certification is nullified if instructions in Sec 7.1 are not followed or if the CRM/RM is damaged, contaminated, or otherwise modified.

11.2 Lot Expiration Date

- **December 28, 2026**

- The date after which this CRM/RM should not be used.

- The lot expiration date reflects the period of time that the stability of a CRM/RM can be supported by long term stability studies conducted on properly stored and handled CRM/RMs. Lot expiration is limited primarily by transpiration (loss of water from the solution) and infrequently by chemical stability.

11.3 Period of Validity

- Sealed TCT Bag Open Date: _____

- This CRM/RM should not be used longer than one year (or six months in the case of a 30 mL bottle) from the date of opening the aluminized bag or after the date given in Sec. 11.2, whichever comes first. This is contingent upon the CRM/RM being stored and handled in accordance with the instructions given in Sec. 7.1.

12.0 NAMES AND SIGNATURES OF CERTIFYING OFFICERS

Certificate Prepared By:

Uyen Truong
Supervisor, Product Documentation



Certificate Approved By:

Michael Booth
Director, Technical



Certifying Officer:

Paul Gaines
Chairman / Senior Technical Director



300 Technology Drive
Christiansburg, VA 24073 USA
inorganicventures.com

P: 800-669-6799/540-585-3030
F: 540-585-3012
info@inorganicventures.com

1.0 ACCREDITATION / REGISTRATION

INORGANIC VENTURES is accredited to ISO 17034, "General Requirements for the Competence of Reference Material Producers" and ISO/IEC 17025, "General Requirements for the Competence of Testing and Calibration Laboratories". Inorganic Ventures is also an ISO 9001 registered manufacturer (QSR Certificate Number QSR-1034).



2.0 PRODUCT DESCRIPTION

Product Code: Single Analyte Custom Grade Solution
Catalog Number: CGCR(3)10
Lot Number: S2-CR709784
Matrix: 10% (v/v) HNO3
Value / Analyte(s): 10 000 µg/mL ea:
Chromium
Starting Material: Cr Metal
Starting Material Lot#: 2328
Starting Material Purity: 99.9951%

3.0 CERTIFIED VALUES AND UNCERTAINTIES

Certified Value: 10027 ± 41 µg/mL
Density: 1.072 g/mL (measured at 20 ± 4 °C)

Assay Information:

Assay Method #1 **10027 ± 40 µg/mL**
ICP Assay NIST SRM 3112a Lot Number: 170630

- The Calculated Value is a value calculated from the weight of a starting material that has been certified directly vs. a National Institute of Standards and Technology (NIST) SRM/RM. See Sec 4.2 for balance traceability.

The following equations are used in the calculation of the certified value and the uncertainty. Reported uncertainties represent expanded uncertainties expressed at approximately the 95% confidence level using a coverage factor of k = 2.

Characterization of CRM/RM by Two or More Methods

Certified Value, $X_{CRM/RM}$, where two or more methods of characterization are used is the weighted mean of the results:

$$X_{CRM/RM} = \sum(w_i)(X_i)$$

X_i = mean of Assay Method i with standard uncertainty $u_{char\ i}$
 w_i = the weighting factors for each method calculated using the inverse square of the variance:
 $w_i = (1/u_{char\ i}^2) / (\sum(1/(u_{char\ i}^2)))$

$$CRM/RM \text{ Expanded Uncertainty } (\pm) = U_{CRM/RM} = k (u_{char}^2 + u_{bb}^2 + u_{Its}^2 + u_{ts}^2)^{1/2}$$

k = coverage factor = 2
 u_{char} = $[\sum((w_i)^2 (u_{char\ i})^2)]^{1/2}$ where $u_{char\ i}$ are the errors from each characterization method
 u_{bb} = bottle to bottle homogeneity standard uncertainty
 u_{Its} = long term stability standard uncertainty (storage)
 u_{ts} = transport stability standard uncertainty

Characterization of CRM/RM by One Method

Certified Value, $X_{CRM/RM}$, where one method of characterization is used is the mean of individual results:

$$X_{CRM/RM} = (X_a)(u_{char\ a})$$

X_a = mean of Assay Method A with
 $u_{char\ a}$ = the standard uncertainty of characterization Method A

$$CRM/RM \text{ Expanded Uncertainty } (\pm) = U_{CRM/RM} = k (u_{char\ a}^2 + u_{bb}^2 + u_{Its}^2 + u_{ts}^2)^{1/2}$$

k = coverage factor = 2
 $u_{char\ a}$ = the errors from characterization
 u_{bb} = bottle to bottle homogeneity standard uncertainty
 u_{Its} = long term stability standard uncertainty (storage)
 u_{ts} = transport stability standard uncertainty

4.0 TRACEABILITY TO NIST

- This product is traceable to NIST via an unbroken chain of comparisons. The uncertainties for each certified value are reported, taking into account the SRM/RM uncertainty error and the measurement, weighing and volume dilution errors. In rare cases where no NIST SRM/RM are available, the term 'in-house std.' is specified.

4.1 Thermometer Calibration

- All thermometers are NIST traceable through thermometers that are calibrated by an accredited calibration laboratory.

4.2 Balance Calibration

- All analytical balances are calibrated by an accredited calibration laboratory and procedure. The weights used for testing are annually compared to master weights and are traceable to NIST.

4.3 Glassware Calibration

- An in-house procedure is used to calibrate all Class A glassware used in the manufacturing and quality control of CRM/RMs.

5.0 TRACE METALLIC IMPURITIES (TMI) DETERMINED BY ICP-MS AND ICP-OES (µg/mL)

CRM/RMs are tested for trace metallic impurities by Axial ICP-OES and ICP-MS. The result from the most sensitive method for each element, is reported below. Solutions tested by ICP-MS were analyzed in an ULPA-Filtered Clean Room. An ULPA-Filter is 99.9985% efficient for the removal of particles down to 0.3 µm.

M Ag <	0.001700	M	Eu <	0.003400	O	Na	0.090372	M	Se <	0.012000	O	Zn <	0.006100
M Al	0.034916	O	Fe	0.246471	M	Nb <	0.017000	n	Si <		M	Zr <	0.007800
M As <	0.028000	O	Ga <	0.013000	M	Nd <	0.013000	M	Sm <	0.006900			
M Au <	0.001700	M	Gd <	0.000560	M	Ni	0.016020	M	Sn	0.006983			
O B <	0.025000	O	Ge <	0.014000	M	Os <	0.000560	M	Sr	0.006367			
M Ba <	0.008900	M	Hf <	0.000560	i	P <		M	Ta <	0.000560			
M Be <	0.013000	M	Hg <	0.001700	M	Pb	0.010064	M	Tb <	0.000560			
M Bi <	0.002300	M	Ho <	0.000560	M	Pd <	0.021000	M	Te <	0.010000			
O Ca	0.075995	M	In <	0.000560	M	Pr <	0.001700	M	Th <	0.000560			
M Cd <	0.000560	M	Ir <	0.000560	M	Pt <	0.001200	O	Ti	0.013555			
M Ce <	0.001200	O	K	0.043132	i	Rb <		M	Tl <	0.000560			
M Co <	0.002600	M	La <	0.001200	M	Re <	0.001200	O	Tm <	0.013000			
s Cr <		O	Li	0.000390	M	Rh <	0.095000	M	U <	0.000560			
M Cs <	0.007800	M	Lu <	0.000560	M	Ru <	0.087000	O	V	0.014993			
O Cu	0.007599	O	Mg	0.000883	i	S <		M	W <	0.049000			
M Dy <	0.000560	M	Mn	0.008626	M	Sb <	0.003400	M	Y <	0.001700			
M Er <	0.019000	M	Mo <	0.032000	M	Sc	0.003080	M	Yb <	0.000560			

M - Checked by ICP-MS O - Checked by ICP-OES i - Spectral Interference
n - Not Checked For s - Solution Standard Element

6.0 INTENDED USE

- For the calibration of analytical instruments and validation of analytical methods as appropriate.

7.0 INSTRUCTIONS FOR THE CORRECT USE OF THIS REFERENCE MATERIAL

7.1 Storage and Handling Recommendations

- Store between approximately 4° - 30° C while in sealed TCT bag.

- While stored in the sealed TCT bag, transpiration of this CRM/RM is negligible. After opening the sealed TCT bag transpiration of the CRM/RM will occur, resulting in a gradual increase in the analyte concentration(s). It is the responsibility of the user to account for this effect. When the bottle is weighed both before and after being placed in storage, the mass difference observed will be a measure of transpiration mass loss.

- After opening the sealed TCT bag, keep cap tightly sealed when not in use and store between 4° - 24° C to minimize the effects of transpiration. Use at 20° ± 4° C to minimize volumetric dilution error when using the reported density. Do not pipette from the container. Do not return removed aliquots to container.

- For more information, visit www.inorganicventures.com/TCT

Atomic Weight; Valence; Coordination Number; Chemical Form in Solution - 52.00 +3 6 Cr(H₂O)₆3+

Chemical Compatibility -Stable in HCl, HNO₃, H₂SO₄, HF, H₃PO₄. Avoid basic media. Stable with most metals and inorganic anions in acidic media.

Stability - 2-100 ppb levels stable for months in 1% HNO₃ / LDPE container. 1-10,000 ppm solutions chemically stable for years in 1-5% HNO₃ / LDPE container.

Cr₃ Containing Samples (Preparation and Solution) -Metal (soluble in HCl); Oxides/Ores (Chrome ore/oxides are very difficult to dissolve. The following procedures [A-D] are commonly used: A. Fusion with KHSO₄ and extraction with hot KCl. The residue fused with Na₂CO₃ and KClO₃, 3:1. B. Fusion with NaKSO₄ and NaF 2:1, C. Fusion with magnesia or lime and sodium or potassium carbonates, 4:1. D. Fusion with Na₂O₂ or NaOH and KNO₃ or NaOH and Na₂O₂. Nickel, iron, copper, or silver crucibles should be used for D. Platinum may be used for A, <, C); Organic Matrices (ash at 4500C followed by one of the fusion methods above or sulfuric/hydrogen peroxide acid digestions may be applicable to non oxide containing samples).

Atomic Spectroscopic Information (ICP-OES D.L.s are given as radial/axial view):

Technique/Line	Estimated D.L.	Order	Interferences (underlined indicates severe)
ICP-MS 52 amu	40 ppt	N/A	36S16O, 36Ar16O - The 50Cr, 53Cr, 54Cr lines suffer from many more potential interferences from sulfur, chlorine and argon compounds of oxygen, nitrogen and carbon.
ICP-OES 205.552 nm	0.006/0.0008 µg/mL	1	Os
ICP-OES 276.654 nm	0.01/0.001 µg/mL	1	Cu, Ta, V
ICP-OES 284.325 nm	0.008/0.0007 µg/mL	1	

8.0 HAZARDOUS INFORMATION

- Please refer to the Safety Data Sheet for information regarding this CRM/RM.

9.0 HOMOGENEITY

- This solution was mixed according to an in-house procedure and is guaranteed to be homogeneous. Homogeneity data indicate that the end user should take a minimum sample size of 0.2 mL to assure homogeneity.

10.0 QUALITY STANDARD DOCUMENTATION

10.1 ISO 9001 Quality Management System Registration

- QSR Certificate Number QSR-1034

10.2 ISO/IEC 17025 "General Requirements for the Competence of Testing and Calibration Laboratories"

- Chemical Testing - Accredited / A2LA Certificate Number 883.01

10.3 ISO 17034 "General Requirements for the Competence of Reference Material Producers"

- Reference Material Producer - Accredited / A2LA Certificate Number 883.02

Inorganic Ventures, 300 Technology Drive, Christiansburg, Va. 24073, USA; Telephone: 800.669.6799; 540.585.3030, Fax: 540.585.3012; inorganicventures.com; info@inorganicventures.com

11.0 CERTIFICATION, LOT EXPIRATION AND PERIOD OF VALIDITY

11.1 Certification Issue Date

October 26, 2021

- The certification is valid within the measurement uncertainty specified provided the CRM/RM is stored and handled in accordance with instructions given in Sec 7.1. This certification is nullified if instructions in Sec 7.1 are not followed or if the CRM/RM is damaged, contaminated, or otherwise modified.

11.2 Lot Expiration Date

- **October 26, 2026**

- The date after which this CRM/RM should not be used.

- The lot expiration date reflects the period of time that the stability of a CRM/RM can be supported by long term stability studies conducted on properly stored and handled CRM/RMs. Lot expiration is limited primarily by transpiration (loss of water from the solution) and infrequently by chemical stability.

11.3 Period of Validity

- Sealed TCT Bag Open Date: _____

- This CRM/RM should not be used longer than one year (or six months in the case of a 30 mL bottle) from the date of opening the aluminized bag or after the date given in Sec. 11.2, whichever comes first. This is contingent upon the CRM/RM being stored and handled in accordance with the instructions given in Sec. 7.1.

12.0 NAMES AND SIGNATURES OF CERTIFYING OFFICERS

Certificate Approved By:

Michael Booth
Director, Quality Control



Certifying Officer:

Paul Gaines
Chairman / Senior Technical Director



1.0 ACCREDITATION / REGISTRATION

INORGANIC VENTURES is accredited to ISO 17034, "General Requirements for the Competence of Reference Material Producers" and ISO/IEC 17025, "General Requirements for the Competence of Testing and Calibration Laboratories". Inorganic Ventures is also an ISO 9001 registered manufacturer (QSR Certificate Number QSR-1034).



2.0 PRODUCT DESCRIPTION

Product Code: Single Analyte Custom Grade Solution
Catalog Number: CGNI10
Lot Number: P2-NI686384
Matrix: 3% (v/v) HNO₃
Value / Analyte(s): 10 000 µg/mL ea:
Nickel
Starting Material: Ni Metal
Starting Material Lot#: 2277 and 2282
Starting Material Purity: 99.9992%

3.0 CERTIFIED VALUES AND UNCERTAINTIES

Certified Value: 9979 ± 30 µg/mL
Density: 1.038 g/mL (measured at 20 ± 4 °C)

Assay Information:

Assay Method #1	9971 ± 54 µg/mL ICP Assay NIST SRM 3136 Lot Number: 120619
Assay Method #2	9970 ± 32 µg/mL EDTA NIST SRM 928 Lot Number: 928
Assay Method #3	9993 ± 33 µg/mL Calculated NIST SRM Lot Number: See Sec. 4.2

- The Calculated Value is a value calculated from the weight of a starting material that has been certified directly vs. a National Institute of Standards and Technology (NIST) SRM/RM. See Sec 4.2 for balance traceability.

The following equations are used in the calculation of the certified value and the uncertainty. Reported uncertainties represent expanded uncertainties expressed at approximately the 95% confidence level using a coverage factor of k = 2.

Characterization of CRM/RM by Two or More Methods

Certified Value, $X_{CRM/RM}$, where two or more methods of characterization are used is the weighted mean of the results:

$$X_{CRM/RM} = \sum(w_i)(X_i)$$

X_i = mean of Assay Method i with standard uncertainty $u_{char i}$

w_i = the weighting factors for each method calculated using the inverse square of the variance:

$$w_i = (1/u_{char i}^2) / (\sum(1/u_{char j}^2))$$

$$CRM/RM \text{ Expanded Uncertainty } (\pm) = U_{CRM/RM} = k (u_{char}^2 + u_{bb}^2 + u_{Its}^2 + u_{ts}^2)^{1/2}$$

k = coverage factor = 2

$u_{char} = [\sum((w_i)^2 (u_{char i})^2)]^{1/2}$ where $u_{char i}$ are the errors from each characterization method

u_{bb} = bottle to bottle homogeneity standard uncertainty

u_{Its} = long term stability standard uncertainty (storage)

u_{ts} = transport stability standard uncertainty

Characterization of CRM/RM by One Method

Certified Value, $X_{CRM/RM}$, where one method of characterization is used is the mean of individual results:

$$X_{CRM/RM} = (X_a) (u_{char a})$$

X_a = mean of Assay Method A with

$u_{char a}$ = the standard uncertainty of characterization Method A

$$CRM/RM \text{ Expanded Uncertainty } (\pm) = U_{CRM/RM} = k (u_{char a}^2 + u_{bb}^2 + u_{Its}^2 + u_{ts}^2)^{1/2}$$

k = coverage factor = 2

$u_{char a}$ = the errors from characterization

u_{bb} = bottle to bottle homogeneity standard uncertainty

u_{Its} = long term stability standard uncertainty (storage)

u_{ts} = transport stability standard uncertainty

4.0 TRACEABILITY TO NIST

- This product is traceable to NIST via an unbroken chain of comparisons. The uncertainties for each certified value are reported, taking into account the SRM/RM uncertainty error and the measurement, weighing and volume dilution errors. In rare cases where no NIST SRM/RM are available, the term 'in-house std.' is specified.

4.1 Thermometer Calibration

- All thermometers are NIST traceable through thermometers that are calibrated by an accredited calibration laboratory.

4.2 Balance Calibration

- All analytical balances are calibrated by an accredited calibration laboratory and procedure. The weights used for testing are annually compared to master weights and are traceable to NIST.

4.3 Glassware Calibration

- An in-house procedure is used to calibrate all Class A glassware used in the manufacturing and quality control of CRM/RMs.

5.0 TRACE METALLIC IMPURITIES (TMI) DETERMINED BY ICP-MS AND ICP-OES (µg/mL)

CRM/RMs are tested for trace metallic impurities by Axial ICP-OES and ICP-MS. The result from the most sensitive method for each element, is reported below. Solutions tested by ICP-MS were analyzed in an ULPA-Filtered Clean Room. An ULPA-Filter is 99.9985% efficient for the removal of particles down to 0.3 µm.

M Ag	0.002606	M Eu	<	0.001100	O Na	0.004965	O Se	<	0.067000	M Zn	0.006578	
M Al	<	0.013000	O Fe	0.018618	M Nb	<	0.001100	O Si	0.010923	M Zr	<	0.001100
O As	<	0.067000	M Ga	<	0.001100	M Nd	<	0.001100	M Sm	<	0.001100	
M Au	<	0.002100	M Gd	<	0.001100	s Ni	<		M Sn	<	0.016000	
M B	<	0.017000	M Ge	<	0.004200	M Os	0.002110	O Sr	<	0.000940		
M Ba	<	0.001100	M Hf	<	0.001100	i P	<		M Ta	<	0.001100	
O Be	<	0.000410	M Hg	0.014895	M Pb	0.006578	M Tb	<	0.001100			
M Bi	<	0.004200	M Ho	<	0.001100	M Pd	<	0.001100	M Te	<	0.015000	
O Ca	0.003351	M In	<	0.001100	M Pr	<	0.001100	M Th	<	0.001100		
M Cd	0.001365	M Ir	0.004716	M Pt	<	0.001100	M Ti	<	0.004200			
M Ce	<	0.001100	O K	0.004716	M Rb	<	0.001100	M Tl	<	0.001100		
O Co	0.017377	M La	<	0.001100	M Re	0.001737	M Tm	<	0.001100			
O Cr	<	0.006700	O Li	<	0.000140	M Rh	<	0.006300	M U	<	0.001100	
M Cs	<	0.007300	M Lu	<	0.001100	M Ru	<	0.019000	M V	<	0.002100	
M Cu	0.004096	O Mg	0.000372	i S	<			M W	<	0.006300		
M Dy	<	0.001100	O Mn	<	0.001900	M Sb	0.005833	O Y	<	0.000540		
M Er	<	0.001100	M Mo	<	0.008400	M Sc	<	0.002100	M Yb	<	0.001100	

M - Checked by ICP-MS O - Checked by ICP-OES i - Spectral Interference
n - Not Checked For s - Solution Standard Element

6.0 INTENDED USE

- For the calibration of analytical instruments and validation of analytical methods as appropriate.

7.0 INSTRUCTIONS FOR THE CORRECT USE OF THIS REFERENCE MATERIAL

7.1 Storage and Handling Recommendations

- Store between approximately 4° - 30° C while in sealed TCT bag.
- While stored in the sealed TCT bag, transpiration of this CRM/RM is negligible. After opening the sealed TCT bag transpiration of the CRM/RM will occur, resulting in a gradual increase in the analyte concentration(s). It is the responsibility of the user to account for this effect. When the bottle is weighed both before and after being placed in storage, the mass difference observed will be a measure of transpiration mass loss.
- After opening the sealed TCT bag, keep cap tightly sealed when not in use and store between 4° - 24° C to minimize the effects of transpiration. Use at 20° ± 4° C to minimize volumetric dilution error when using the reported density. Do not pipette from the container. Do not return removed aliquots to container.

- For more information, visit www.inorganicventures.com/TCT

Atomic Weight; Valence; Coordination Number; Chemical Form in Solution - 58.69 +2 6 Ni(H₂O)₆²⁺
Chemical Compatibility -Stable in HCl, HNO₃, H₂SO₄, HF, H₃PO₄. Avoid basic media. Stable with most metals and inorganic anions in acidic media.

Stability - 2-100 ppb levels stable for months in 1% HNO₃ / LDPE container. 1-10,000 ppm solutions chemically stable for years in 1-5% HNO₃ / LDPE container.

Ni Containing Samples (Preparation and Solution) -Metal (Soluble in HNO₃); Oxides (Soluble in HCl); Ores (Dissolve in HCl / HNO₃).

Atomic Spectroscopic Information (ICP-OES D.L.s are given as radial/axial view):

Technique/Line	Estimated D.L.	Order	Interferences (underlined indicates severe)
ICP-MS 60 amu	100 ppt	n/a	43Ca16O1H , 44Ca16O, 23Na37Cl
ICP-OES 221.647 nm	0.01 / 0.0009 µg/mL	1	Si
ICP-OES 231.604 nm	0.02 / 0.002 µg/mL	1	Sb, Ta, Co
ICP-OES 232.003 nm	0.02 / 0.006 µg/mL	1	Cr, Re, Os, Nb, Ag, Pt, Fe

8.0 HAZARDOUS INFORMATION

- Please refer to the Safety Data Sheet for information regarding this CRM/RM.

9.0 HOMOGENEITY

- This solution was mixed according to an in-house procedure and is guaranteed to be homogeneous. Homogeneity data indicate that the end user should take a minimum sample size of 0.2 mL to assure homogeneity.

10.0 QUALITY STANDARD DOCUMENTATION

10.1 ISO 9001 Quality Management System Registration

- QSR Certificate Number QSR-1034

10.2 ISO/IEC 17025 "General Requirements for the Competence of Testing and Calibration Laboratories"

- Chemical Testing - Accredited / A2LA Certificate Number 883.01

10.3 ISO 17034 "General Requirements for the Competence of Reference Material Producers"

- Reference Material Producer - Accredited / A2LA Certificate Number 883.02

Inorganic Ventures, 300 Technology Drive, Christiansburg, Va. 24073, USA; Telephone: 800.669.6799; 540.585.3030, Fax: 540.585.3012; inorganicventures.com; info@inorganicventures.com

11.0 CERTIFICATION, LOT EXPIRATION AND PERIOD OF VALIDITY

11.1 Certification Issue Date

December 02, 2019

- The certification is valid within the measurement uncertainty specified provided the CRM/RM is stored and handled in accordance with instructions given in Sec 7.1. This certification is nullified if instructions in Sec 7.1 are not followed or if the CRM/RM is damaged, contaminated, or otherwise modified.

11.2 Lot Expiration Date

- **December 02, 2023**

- The date after which this CRM/RM should not be used.

- The lot expiration date reflects the period of time that the stability of a CRM/RM can be supported by long term stability studies conducted on properly stored and handled CRM/RMs. Lot expiration is limited primarily by transpiration (loss of water from the solution) and infrequently by chemical stability.

11.3 Period of Validity

- Sealed TCT Bag Open Date: _____

- This CRM/RM should not be used longer than one year (or six months in the case of a 30 mL bottle) from the date of opening the aluminized bag or after the date given in Sec. 11.2, whichever comes first. This is contingent upon the CRM/RM being stored and handled in accordance with the instructions given in Sec. 7.1.

12.0 NAMES AND SIGNATURES OF CERTIFYING OFFICERS

Certificate Approved By:

Michael Booth
Manager, Quality Control



Certifying Officer:

Paul Gaines
CEO, Senior Technical Director



300 Technology Drive
Christiansburg, VA 24073 USA
inorganicventures.com

P: 800-669-6799/540-585-3030
F: 540-585-3012
info@inorganicventures.com

1.0 ACCREDITATION / REGISTRATION

INORGANIC VENTURES is accredited to ISO 17034, "General Requirements for the Competence of Reference Material Producers" and ISO/IEC 17025, "General Requirements for the Competence of Testing and Calibration Laboratories". Inorganic Ventures is also an ISO 9001 registered manufacturer (QSR Certificate Number QSR-1034).



2.0 PRODUCT DESCRIPTION

Product Code: Single Analyte Custom Grade Solution
Catalog Number: CGV10
Lot Number: S2-V711005
Matrix: 7% (v/v) HNO₃
Value / Analyte(s): 10 000 µg/mL ea:
Vanadium
Starting Material: Vanadium Pentoxide
Starting Material Lot#: 1782
Starting Material Purity: 99.9877%

3.0 CERTIFIED VALUES AND UNCERTAINTIES

Certified Value: 10014 ± 30 µg/mL
Density: 1.104 g/mL (measured at 20 ± 4 °C)

Assay Information:

Assay Method #1 **10017 ± 42 µg/mL**
ICP Assay NIST SRM 3165 Lot Number: 160906

Assay Method #2 **10013 ± 30 µg/mL**
EDTA NIST SRM 928 Lot Number: 928

- The Calculated Value is a value calculated from the weight of a starting material that has been certified directly vs. a National Institute of Standards and Technology (NIST) SRM/RM. See Sec 4.2 for balance traceability.

The following equations are used in the calculation of the certified value and the uncertainty. Reported uncertainties represent expanded uncertainties expressed at approximately the 95% confidence level using a coverage factor of $k = 2$.

Characterization of CRM/RM by Two or More Methods

Certified Value, $X_{CRM/RM}$, where two or more methods of characterization are used is the weighted mean of the results:

$$X_{CRM/RM} = \sum(w_i)(X_i)$$

X_i = mean of Assay Method i with standard uncertainty $u_{char i}$

w_i = the weighting factors for each method calculated using the inverse square of the variance:

$$w_i = (1/u_{char i}^2) / (\sum(1/u_{char j}^2))$$

$$CRM/RM \text{ Expanded Uncertainty } (\pm) = U_{CRM/RM} = k (u_{char}^2 + u_{bb}^2 + u_{Its}^2 + u_{ts}^2)^{1/2}$$

k = coverage factor = 2

$u_{char} = [\sum(w_i)^2 (u_{char i}^2)]^{1/2}$ where $u_{char i}$ are the errors from each characterization method

u_{bb} = bottle to bottle homogeneity standard uncertainty

u_{Its} = long term stability standard uncertainty (storage)

u_{ts} = transport stability standard uncertainty

Characterization of CRM/RM by One Method

Certified Value, $X_{CRM/RM}$, where one method of characterization is used is the mean of individual results:

$$X_{CRM/RM} = (X_a) (u_{char a})$$

X_a = mean of Assay Method A with

$u_{char a}$ = the standard uncertainty of characterization Method A

$$CRM/RM \text{ Expanded Uncertainty } (\pm) = U_{CRM/RM} = k (u_{char a}^2 + u_{bb}^2 + u_{Its}^2 + u_{ts}^2)^{1/2}$$

k = coverage factor = 2

$u_{char a}$ = the errors from characterization

u_{bb} = bottle to bottle homogeneity standard uncertainty

u_{Its} = long term stability standard uncertainty (storage)

u_{ts} = transport stability standard uncertainty

4.0 TRACEABILITY TO NIST

- This product is traceable to NIST via an unbroken chain of comparisons. The uncertainties for each certified value are reported, taking into account the SRM/RM uncertainty error and the measurement, weighing and volume dilution errors. In rare cases where no NIST SRM/RM are available, the term 'in-house std.' is specified.

4.1 Thermometer Calibration

- All thermometers are NIST traceable through thermometers that are calibrated by an accredited calibration laboratory.

4.2 Balance Calibration

- All analytical balances are calibrated by an accredited calibration laboratory and procedure. The weights used for testing are annually compared to master weights and are traceable to NIST.

4.3 Glassware Calibration

- An in-house procedure is used to calibrate all Class A glassware used in the manufacturing and quality control of CRM/RMs.

5.0 TRACE METALLIC IMPURITIES (TMI) DETERMINED BY ICP-MS AND ICP-OES ($\mu\text{g/mL}$)

CRM/RMs are tested for trace metallic impurities by Axial ICP-OES and ICP-MS. The result from the most sensitive method for each element, is reported below. Solutions tested by ICP-MS were analyzed in an ULPA-Filtered Clean Room. An ULPA-Filter is 99.9985% efficient for the removal of particles down to 0.3 μm .

M Ag < 0.000110	M Eu < 0.000110	O Na 0.120000	M Se < 0.009400	M Zn 0.009400
O Al 0.120000	O Fe 0.460000	M Nb < 0.001300	O Si 0.270000	M Zr < 0.002900
M As < 0.000210	M Ga < 0.009300	M Nd < 0.000610	M Sm < 0.000110	
M Au < 0.004700	M Gd < 0.000110	M Ni 0.012000	M Sn 0.003900	
M B 0.051000	M Ge < 0.000410	M Os < 0.000110	O Sr 0.007100	
M Ba 0.003600	M Hf < 0.000110	O P < 0.034000	M Ta < 0.000110	
O Be < 0.000560	M Hg < 0.000410	M Pb 0.001400	M Tb < 0.000110	
M Bi < 0.000210	M Ho < 0.000110	M Pd < 0.000410	M Te < 0.000110	
O Ca 0.730000	M In < 0.000110	M Pr < 0.000110	M Th < 0.000210	
M Cd < 0.000610	M Ir < 0.000110	M Pt < 0.000110	M Ti 0.017000	
M Ce < 0.000610	M K 0.052000	M Rb < 0.000310	M Tl < 0.000110	
M Co < 0.001300	M La < 0.000410	M Re 0.001700	M Tm < 0.000110	
O Cr 0.170000	M Li < 0.000810	M Rh < 0.000110	M U < 0.000410	
M Cs 0.005600	M Lu < 0.000110	M Ru < 0.000110	s V <	
M Cu < 0.001300	M Mg 0.053000	i S <	M W 0.002000	
M Dy < 0.000110	M Mn 0.007900	M Sb 0.078000	M Y < 0.000110	
M Er < 0.000110	M Mo 0.094000	M Sc < 0.000410	M Yb < 0.000110	

M - Checked by ICP-MS O - Checked by ICP-OES i - Spectral Interference
n - Not Checked For s - Solution Standard Element

6.0 INTENDED USE

- For the calibration of analytical instruments and validation of analytical methods as appropriate.

7.0 INSTRUCTIONS FOR THE CORRECT USE OF THIS REFERENCE MATERIAL

7.1 Storage and Handling Recommendations

- Store between approximately 4° - 30° C while in sealed TCT bag.
- While stored in the sealed TCT bag, transpiration of this CRM/RM is negligible. After opening the sealed TCT bag transpiration of the CRM/RM will occur, resulting in a gradual increase in the analyte concentration(s). It is the responsibility of the user to account for this effect. When the bottle is weighed both before and after being placed in storage, the mass difference observed will be a measure of transpiration mass loss.
- After opening the sealed TCT bag, keep cap tightly sealed when not in use and store between 4° - 24° C to minimize the effects of transpiration. Use at 20° ± 4° C to minimize volumetric dilution error when using the reported density. Do not pipette from the container. Do not return removed aliquots to container.

- For more information, visit www.inorganicventures.com/TCT

Atomic Weight; Valence; Coordination Number; Chemical Form in Solution - 50.94 +5 6 H₂V₁₀O₂₈-

Chemical Compatibility -Soluble in HCl, HNO₃, H₂SO₄, HF, H₃PO₄ and strong basic media. Stable with most metals and inorganic anions in acidic media.

Stability - 2-100 ppb levels stable for months in 1% HNO₃ / LDPE container. 1-10,000 ppm solutions chemically stable for years in 1-5% HNO₃ / LDPE container.

V Containing Samples (Preparation and Solution) -Metal (Fusion with NaOH or KOH in NiO or Na₂CO₃ / KNO₃); Oxides (V₂O₃ - use HCl, V₂O₄ - use HCl or HNO₃, V₂O₅ - use concentrated acids); Ores (Na₂CO₃ / KNO₃ in PtO caution - nitrates attack PtO followed by water extraction of fuseate); Organic Matrices (Ash at 450 EC followed by dissolving according to V₂O₅ above) .

Atomic Spectroscopic Information (ICP-OES D.L.s are given as radial/axial view):

Technique/Line	Estimated D.L.	Order	Interferences (underlined indicates severe)
ICP-MS 51 amu	4 ppt	N/A	34S16O1H, 35Cl16O, 38Ar13C, 36Ar15N, 36Ar14N1H, 37Cl14N,36S15N, 33S18O, 34S17O, 102Ru+2,02Pd+2
ICP-OES 290.882 nm	0.008 / 0.0008 µg/mL	1	Hf, Nb
ICP-OES 292.402 nm	0.006 / 0.001 µg/mL	1	Th
ICP-OES 309.311 nm	0.005 / 0.001 µg/mL	1	Mg, U, Th

8.0 HAZARDOUS INFORMATION

- Please refer to the Safety Data Sheet for information regarding this CRM/RM.

9.0 HOMOGENEITY

- This solution was mixed according to an in-house procedure and is guaranteed to be homogeneous. Homogeneity data indicate that the end user should take a minimum sample size of 0.2 mL to assure homogeneity.

10.0 QUALITY STANDARD DOCUMENTATION

10.1 ISO 9001 Quality Management System Registration

- QSR Certificate Number QSR-1034

10.2 ISO/IEC 17025 "General Requirements for the Competence of Testing and Calibration Laboratories"

- Chemical Testing - Accredited / A2LA Certificate Number 883.01

10.3 ISO 17034 "General Requirements for the Competence of Reference Material Producers"

- Reference Material Producer - Accredited / A2LA Certificate Number 883.02

Inorganic Ventures, 300 Technology Drive, Christiansburg, Va. 24073, USA; Telephone: 800.669.6799; 540.585.3030, Fax: 540.585.3012; inorganicventures.com; info@inorganicventures.com

11.0 CERTIFICATION, LOT EXPIRATION AND PERIOD OF VALIDITY

11.1 Certification Issue Date

December 28, 2021

- The certification is valid within the measurement uncertainty specified provided the CRM/RM is stored and handled in accordance with instructions given in Sec 7.1. This certification is nullified if instructions in Sec 7.1 are not followed or if the CRM/RM is damaged, contaminated, or otherwise modified.

11.2 Lot Expiration Date

- **December 28, 2026**

- The date after which this CRM/RM should not be used.

- The lot expiration date reflects the period of time that the stability of a CRM/RM can be supported by long term stability studies conducted on properly stored and handled CRM/RMs. Lot expiration is limited primarily by transpiration (loss of water from the solution) and infrequently by chemical stability.

11.3 Period of Validity

- Sealed TCT Bag Open Date: _____

- This CRM/RM should not be used longer than one year (or six months in the case of a 30 mL bottle) from the date of opening the aluminized bag or after the date given in Sec. 11.2, whichever comes first. This is contingent upon the CRM/RM being stored and handled in accordance with the instructions given in Sec. 7.1.

12.0 NAMES AND SIGNATURES OF CERTIFYING OFFICERS

Certificate Approved By:

Thomas Kozikowski
Manager, Quality Control



Certifying Officer:

Paul Gaines
Chairman / Senior Technical Director



300 Technology Drive
Christiansburg, VA 24073 USA
inorganicventures.com

P: 800-669-6799/540-585-3030
F: 540-585-3012
info@inorganicventures.com

1.0 ACCREDITATION / REGISTRATION

INORGANIC VENTURES is accredited to ISO 17034, "General Requirements for the Competence of Reference Material Producers" and ISO/IEC 17025, "General Requirements for the Competence of Testing and Calibration Laboratories". Inorganic Ventures is also an ISO 9001 registered manufacturer (QSR Certificate Number QSR-1034).



2.0 PRODUCT DESCRIPTION

Product Code: Single Analyte Custom Grade Solution
Catalog Number: CGAL10
Lot Number: T2-AL716102
Matrix: 7% (v/v) HNO₃
Value / Analyte(s): 10 000 µg/mL ea:
Aluminum
Starting Material: Aluminum Nitrate Nonahydrate
Starting Material Lot#: 2460
Starting Material Purity: 99.9938%

3.0 CERTIFIED VALUES AND UNCERTAINTIES

Certified Value: 10049 ± 31 µg/mL
Density: 1.087 g/mL (measured at 20 ± 4 °C)

Assay Information:

Assay Method #1	10059 ± 40 µg/mL ICP Assay NIST SRM 3101a Lot Number: 140903
Assay Method #2	10044 ± 26 µg/mL EDTA NIST SRM 928 Lot Number: 928
Assay Method #3	10049 ± 35 µg/mL Calculated NIST SRM Lot Number: See Sec. 4.2

- The Calculated Value is a value calculated from the weight of a starting material that has been certified directly vs. a National Institute of Standards and Technology (NIST) SRM/RM. See Sec 4.2 for balance traceability.

The following equations are used in the calculation of the certified value and the uncertainty. Reported uncertainties represent expanded uncertainties expressed at approximately the 95% confidence level using a coverage factor of $k = 2$.

Characterization of CRM/RM by Two or More Methods

Certified Value, $X_{CRM/RM}$, where two or more methods of characterization are used is the weighted mean of the results:

$$X_{CRM/RM} = \sum(w_i)(X_i)$$

X_i = mean of Assay Method i with standard uncertainty $u_{char\ i}$

w_i = the weighting factors for each method calculated using the inverse square of the variance:

$$w_i = (1/u_{char\ i}^2) / (\sum(1/u_{char\ j}^2))$$

$$CRM/RM \text{ Expanded Uncertainty } (\pm) = U_{CRM/RM} = k (u_{char}^2 + u_{bb}^2 + u_{lts}^2 + u_{ts}^2)^{1/2}$$

k = coverage factor = 2

$u_{char} = [\sum(w_i)^2 (u_{char\ i})^2]^{1/2}$ where $u_{char\ i}$ are the errors from each characterization method

u_{bb} = bottle to bottle homogeneity standard uncertainty

u_{lts} = long term stability standard uncertainty (storage)

u_{ts} = transport stability standard uncertainty

Characterization of CRM/RM by One Method

Certified Value, $X_{CRM/RM}$, where one method of characterization is used is the mean of individual results:

$$X_{CRM/RM} = (X_a) (u_{char\ a})$$

X_a = mean of Assay Method A with

$u_{char\ a}$ = the standard uncertainty of characterization Method A

$$CRM/RM \text{ Expanded Uncertainty } (\pm) = U_{CRM/RM} = k (u_{char\ a}^2 + u_{bb}^2 + u_{lts}^2 + u_{ts}^2)^{1/2}$$

k = coverage factor = 2

$u_{char\ a}$ = the errors from characterization

u_{bb} = bottle to bottle homogeneity standard uncertainty

u_{lts} = long term stability standard uncertainty (storage)

u_{ts} = transport stability standard uncertainty

4.0 TRACEABILITY TO NIST

- This product is traceable to NIST via an unbroken chain of comparisons. The uncertainties for each certified value are reported, taking into account the SRM/RM uncertainty error and the measurement, weighing and volume dilution errors. In rare cases where no NIST SRM/RM are available, the term 'in-house std.' is specified.

4.1 Thermometer Calibration

- All thermometers are NIST traceable through thermometers that are calibrated by an accredited calibration laboratory.

4.2 Balance Calibration

- All analytical balances are calibrated by an accredited calibration laboratory and procedure. The weights used for testing are annually compared to master weights and are traceable to NIST.

4.3 Glassware Calibration

- An in-house procedure is used to calibrate all Class A glassware used in the manufacturing and quality control of CRM/RMs.

5.0 TRACE METALLIC IMPURITIES (TMI) DETERMINED BY ICP-MS AND ICP-OES (µg/mL)

CRM/RMs are tested for trace metallic impurities by Axial ICP-OES and ICP-MS. The result from the most sensitive method for each element, is reported below. Solutions tested by ICP-MS were analyzed in an ULPA-Filtered Clean Room. An ULPA-Filter is 99.9985% efficient for the removal of particles down to 0.3 µm.

M Ag < 0.002100	M Eu < 0.002100	O Na < 0.352819	M Se < 0.005200	M Zn < 0.006018
s Al < 0.002100	O Fe < 0.074714	M Nb < 0.000520	O Si < 0.017848	O Zr < 0.004358
M As < 0.008716	O Ga < 0.112072	M Nd < 0.000520	M Sm < 0.000520	
M Au < 0.008400	M Gd < 0.001100	O Ni < 0.006000	M Sn < 0.000747	
O B < 0.014000	M Ge < 0.005200	M Os < 0.000650	O Sr < 0.000518	
O Ba < 0.012867	M Hf < 0.004100	n P < 0.000520	M Ta < 0.000520	
O Be < 0.000270	M Hg < 0.002000	M Pb < 0.002282	M Tb < 0.000520	
M Bi < 0.001930	M Ho < 0.000520	M Pd < 0.000520	M Te < 0.001100	
O Ca < 0.076790	M In < 0.002100	M Pr < 0.000520	M Th < 0.000520	
M Cd < 0.000520	M Ir < 0.000650	M Pt < 0.000520	O Ti < 0.001930	
M Ce < 0.001100	O K < 0.043583	M Rb < 0.000520	M Tl < 0.000520	
O Co < 0.005400	M La < 0.002100	M Re < 0.000520	M Tm < 0.000520	
O Cr < 0.006018	O Li < 0.000112	M Rh < 0.000520	M U < 0.000520	
M Cs < 0.000643	M Lu < 0.000520	M Ru < 0.002000	M V < 0.001286	
O Cu < 0.008300	O Mg < 0.068488	i S < 0.003100	M W < 0.009800	
M Dy < 0.002100	O Mn < 0.000913	M Sb < 0.003100	M Y < 0.001100	
M Er < 0.000520	M Mo < 0.005396	O Sc < 0.000950	M Yb < 0.000520	

M - Checked by ICP-MS O - Checked by ICP-OES i - Spectral Interference
n - Not Checked For s - Solution Standard Element

6.0 INTENDED USE

- For the calibration of analytical instruments and validation of analytical methods as appropriate.

7.0 INSTRUCTIONS FOR THE CORRECT USE OF THIS REFERENCE MATERIAL

7.1 Storage and Handling Recommendations

- Store between approximately 4° - 30° C while in sealed TCT bag.
- While stored in the sealed TCT bag, transpiration of this CRM/RM is negligible. After opening the sealed TCT bag transpiration of the CRM/RM will occur, resulting in a gradual increase in the analyte concentration(s). It is the responsibility of the user to account for this effect. When the bottle is weighed both before and after being placed in storage, the mass difference observed will be a measure of transpiration mass loss.
- After opening the sealed TCT bag, keep cap tightly sealed when not in use and store between 4° - 24° C to minimize the effects of transpiration. Use at 20° ± 4° C to minimize volumetric dilution error when using the reported density. Do not pipette from the container. Do not return removed aliquots to container.

- For more information, visit www.inorganicventures.com/TCT

Atomic Weight; Valence; Coordination Number; Chemical Form in Solution - 26.98 +3 6 Al(H₂O)₆+3

Chemical Compatibility -Soluble in HCl, HNO₃, vF and v₂SO₄. Avoid neutral media. Soluble in strongly basic NaOH forming the Al(OH)₄(H₂O)₂⁻ species. Stable with most metals and inorganic anions. The phosphate is insoluble in water and only slightly soluble in acid.

Stability - 2-100 ppb levels stable for months in 1% HNO₃ / LDPE container. 1-10,000 ppm solutions chemically stable for years in 2-5% HNO₃ / LDPE container.

Al Containing Samples (Preparation and Solution) -Metal (Best dissolved in HCl / HNO₃); a- Al₂O₃ (Na₂CO₃ fusion in PtO);

Atomic Spectroscopic Information (ICP-OES D.L.s are given as radial/axial view):

Technique/Line	Estimated D.L.	Order	Interferences (underlined indicates severe)
ICP-MS 27 amu	30 ppt	N/A	12C15N, 13C14N, 1H12C14N, 11B16O, 54Cr2+, 54Fe2+
ICP-OES 167.078 nm	0.1/0.009 µg/mL	1	Fe
ICP-OES 394.401 nm	0.05/0.006 µg/mL	1	U, Ce
ICP-OES 396.152 nm	0.03/0.006 µg/mL	1	Mo, Zr, Ce

8.0 HAZARDOUS INFORMATION

- Please refer to the Safety Data Sheet for information regarding this CRM/RM.

9.0 HOMOGENEITY

- This solution was mixed according to an in-house procedure and is guaranteed to be homogeneous. Homogeneity data indicate that the end user should take a minimum sample size of 0.2 mL to assure homogeneity.

10.0 QUALITY STANDARD DOCUMENTATION

10.1 ISO 9001 Quality Management System Registration

- QSR Certificate Number QSR-1034

10.2 ISO/IEC 17025 "General Requirements for the Competence of Testing and Calibration Laboratories"

- Chemical Testing - Accredited / A2LA Certificate Number 883.01

10.3 ISO 17034 "General Requirements for the Competence of Reference Material Producers"

- Reference Material Producer - Accredited / A2LA Certificate Number 883.02

Inorganic Ventures, 300 Technology Drive, Christiansburg, Va. 24073, USA; Telephone: 800.669.6799; 540.585.3030, Fax: 540.585.3012; inorganicventures.com; info@inorganicventures.com

11.0 CERTIFICATION, LOT EXPIRATION AND PERIOD OF VALIDITY

11.1 Certification Issue Date

March 22, 2022

- The certification is valid within the measurement uncertainty specified provided the CRM/RM is stored and handled in accordance with instructions given in Sec 7.1. This certification is nullified if instructions in Sec 7.1 are not followed or if the CRM/RM is damaged, contaminated, or otherwise modified.

11.2 Lot Expiration Date

- **March 22, 2027**

- The date after which this CRM/RM should not be used.

- The lot expiration date reflects the period of time that the stability of a CRM/RM can be supported by long term stability studies conducted on properly stored and handled CRM/RMs. Lot expiration is limited primarily by transpiration (loss of water from the solution) and infrequently by chemical stability.

11.3 Period of Validity

- Sealed TCT Bag Open Date: _____

- This CRM/RM should not be used longer than one year (or six months in the case of a 30 mL bottle) from the date of opening the aluminized bag or after the date given in Sec. 11.2, whichever comes first. This is contingent upon the CRM/RM being stored and handled in accordance with the instructions given in Sec. 7.1.

12.0 NAMES AND SIGNATURES OF CERTIFYING OFFICERS

Certificate Approved By:

Thomas Kozikowski
Manager, Quality Control



Certifying Officer:

Paul Gaines
Chairman / Senior Technical Director



300 Technology Drive
Christiansburg, VA 24073 USA
inorganicventures.com

P: 800-669-6799/540-585-3030
F: 540-585-3012
info@inorganicventures.com

1.0 ACCREDITATION / REGISTRATION

INORGANIC VENTURES is accredited to ISO 17034, "General Requirements for the Competence of Reference Material Producers" and ISO/IEC 17025, "General Requirements for the Competence of Testing and Calibration Laboratories". Inorganic Ventures is also an ISO 9001 registered manufacturer (QSR Certificate Number QSR-1034).



2.0 PRODUCT DESCRIPTION

Product Code: Single Analyte Custom Grade Solution
Catalog Number: CGK10
Lot Number: S2-K711973
Matrix: 2% (v/v) HNO₃
Value / Analyte(s): 10 000 µg/mL ea:
Potassium
Starting Material: KNO₃
Starting Material Lot#: 2313
Starting Material Purity: 99.9971%

3.0 CERTIFIED VALUES AND UNCERTAINTIES

Certified Value: 9992 ± 30 µg/mL
Density: 1.024 g/mL (measured at 20 ± 4 °C)

Assay Information:

Assay Method #1	9987 ± 24 µg/mL Gravimetric NIST SRM Lot Number: See Sec. 4.2
Assay Method #2	10004 ± 84 µg/mL ICP Assay NIST SRM 3141a Lot Number: 140813
Assay Method #3	10007 ± 45 µg/mL Calculated NIST SRM Lot Number: See Sec. 4.2

- The Calculated Value is a value calculated from the weight of a starting material that has been certified directly vs. a National Institute of Standards and Technology (NIST) SRM/RM. See Sec 4.2 for balance traceability.

The following equations are used in the calculation of the certified value and the uncertainty. Reported uncertainties represent expanded uncertainties expressed at approximately the 95% confidence level using a coverage factor of k = 2.

Characterization of CRM/RM by Two or More Methods

Certified Value, $X_{CRM/RM}$, where two or more methods of characterization are used is the weighted mean of the results:

$$X_{CRM/RM} = \sum(w_i)(X_i)$$

X_i = mean of Assay Method i with standard uncertainty $u_{char i}$

w_i = the weighting factors for each method calculated using the inverse square of the variance:

$$w_i = (1/u_{char i}^2) / (\sum(1/u_{char j}^2))$$

$$CRM/RM \text{ Expanded Uncertainty } (\pm) = U_{CRM/RM} = k (u_{char}^2 + u_{bb}^2 + u_{Its}^2 + u_{ts}^2)^{1/2}$$

k = coverage factor = 2

$u_{char} = [\sum(w_i)^2 (u_{char i}^2)]^{1/2}$ where $u_{char i}$ are the errors from each characterization method

u_{bb} = bottle to bottle homogeneity standard uncertainty

u_{Its} = long term stability standard uncertainty (storage)

u_{ts} = transport stability standard uncertainty

Characterization of CRM/RM by One Method

Certified Value, $X_{CRM/RM}$, where one method of characterization is used is the mean of individual results:

$$X_{CRM/RM} = (X_a) (u_{char a})$$

X_a = mean of Assay Method A with

$u_{char a}$ = the standard uncertainty of characterization Method A

$$CRM/RM \text{ Expanded Uncertainty } (\pm) = U_{CRM/RM} = k (u_{char a}^2 + u_{bb}^2 + u_{Its}^2 + u_{ts}^2)^{1/2}$$

k = coverage factor = 2

$u_{char a}$ = the errors from characterization

u_{bb} = bottle to bottle homogeneity standard uncertainty

u_{Its} = long term stability standard uncertainty (storage)

u_{ts} = transport stability standard uncertainty

4.0 TRACEABILITY TO NIST

- This product is traceable to NIST via an unbroken chain of comparisons. The uncertainties for each certified value are reported, taking into account the SRM/RM uncertainty error and the measurement, weighing and volume dilution errors. In rare cases where no NIST SRM/RM are available, the term 'in-house std.' is specified.

4.1 Thermometer Calibration

- All thermometers are NIST traceable through thermometers that are calibrated by an accredited calibration laboratory.

4.2 Balance Calibration

- All analytical balances are calibrated by an accredited calibration laboratory and procedure. The weights used for testing are annually compared to master weights and are traceable to NIST.

4.3 Glassware Calibration

- An in-house procedure is used to calibrate all Class A glassware used in the manufacturing and quality control of CRM/RMs.

5.0 TRACE METALLIC IMPURITIES (TMI) DETERMINED BY ICP-MS AND ICP-OES ($\mu\text{g/mL}$)

CRM/RMs are tested for trace metallic impurities by Axial ICP-OES and ICP-MS. The result from the most sensitive method for each element, is reported below. Solutions tested by ICP-MS were analyzed in an ULPA-Filtered Clean Room. An ULPA-Filter is 99.9985% efficient for the removal of particles down to 0.3 μm .

M Ag < 0.001400	M Eu < 0.000660	O Na 0.246220	M Se < 0.007900	O Zn 0.018056
O Al 0.001592	O Fe 0.005909	M Nb < 0.000660	O Si 0.011490	O Zr < 0.001600
M As < 0.005300	M Ga < 0.000660	M Nd < 0.000660	M Sm < 0.000660	
M Au < 0.002000	M Gd < 0.000660	O Ni < 0.004900	M Sn < 0.000660	
O B < 0.005600	M Ge < 0.002000	M Os < 0.003300	O Sr 0.000055	
O Ba < 0.000860	M Hf < 0.000660	O P < 0.032000	M Ta < 0.000660	
O Be < 0.000082	M Hg < 0.002000	M Pb < 0.002300	M Tb < 0.000660	
M Bi < 0.006600	M Ho < 0.000660	M Pd < 0.000660	M Te < 0.017000	
O Ca 0.031187	M In < 0.000660	M Pr < 0.000660	M Th < 0.000660	
O Cd < 0.000450	M Ir < 0.000660	M Pt < 0.002700	M Ti < 0.000660	
M Ce < 0.000660	s K <	M Rb 0.476026	M Tl < 0.000660	
O Co < 0.000780	M La < 0.000660	M Re < 0.000660	M Tm < 0.000660	
O Cr 0.000541	O Li < 0.000084	M Rh < 0.000660	M U < 0.000660	
M Cs < 0.000660	M Lu < 0.000660	M Ru < 0.000660	O V < 0.001100	
M Cu < 0.002700	O Mg 0.006237	O S 0.027905	M W < 0.000660	
M Dy < 0.000660	O Mn 0.000476	M Sb < 0.000660	M Y < 0.000660	
M Er < 0.000660	M Mo < 0.000660	O Sc < 0.000340	O Yb < 0.000270	

M - Checked by ICP-MS O - Checked by ICP-OES i - Spectral Interference
n - Not Checked For s - Solution Standard Element

6.0 INTENDED USE

- For the calibration of analytical instruments and validation of analytical methods as appropriate.

7.0 INSTRUCTIONS FOR THE CORRECT USE OF THIS REFERENCE MATERIAL

7.1 Storage and Handling Recommendations

- Store between approximately 4° - 30° C while in sealed TCT bag.
- While stored in the sealed TCT bag, transpiration of this CRM/RM is negligible. After opening the sealed TCT bag transpiration of the CRM/RM will occur, resulting in a gradual increase in the analyte concentration(s). It is the responsibility of the user to account for this effect. When the bottle is weighed both before and after being placed in storage, the mass difference observed will be a measure of transpiration mass loss.
- After opening the sealed TCT bag, keep cap tightly sealed when not in use and store between 4° - 24° C to minimize the effects of transpiration. Use at 20° ± 4° C to minimize volumetric dilution error when using the reported density. Do not pipette from the container. Do not return removed aliquots to container.

- For more information, visit www.inorganicventures.com/TCT

Atomic Weight; Valence; Coordination Number; Chemical Form in Solution - 39.10 +1 (6) K+(aq)

Chemical Compatibility -Soluble in HCl, HNO₃, H₂SO₄ and HF aqueous matrices. Avoid use of HClO₄ due to insolubility of the perchlorate. Stable with all metals and inorganic anions except ClO₄⁻.

Stability - 2-100 ppb levels stable for months in 1% HNO₃ / LDPE container. 1-10,000 ppm solutions chemically stable for years in 1-5% HNO₃ / LDPE container.

K Containing Samples (Preparation and Solution) - Metal (Dissolves very rapidly in water); Ores (Sodium carbonate fusion in Pt0 followed by HCl dissolution-blank levels of K in sodium carbonate critical); Organic Matrices (Sulfuric/peroxide digestion)

Atomic Spectroscopic Information (ICP-OES D.L.s are given as radial/axial view):

Technique/Line	Estimated D.L.	Order	Interferences (underlined indicates severe)
ICP-MS 39 amu	10 ppt	n/a	38ArH, 23Na16O, 78Se
ICP-OES 404.721 nm	1.1 / 0.05 µg/mL	1	U, Ce
ICP-OES 766.490 nm	0.4 / 0.001 µg/mL	1	2nd order radiation from R.E.s on some optical designs
ICP-OES 771.531 nm	1.0 / 0.03 µg/mL	1	2nd order radiation from R.E.s on some optical designs

8.0 HAZARDOUS INFORMATION

- Please refer to the Safety Data Sheet for information regarding this CRM/RM.

9.0 HOMOGENEITY

- This solution was mixed according to an in-house procedure and is guaranteed to be homogeneous. Homogeneity data indicate that the end user should take a minimum sample size of 0.2 mL to assure homogeneity.

10.0 QUALITY STANDARD DOCUMENTATION

10.1 ISO 9001 Quality Management System Registration

- QSR Certificate Number QSR-1034

10.2 ISO/IEC 17025 "General Requirements for the Competence of Testing and Calibration Laboratories"

- Chemical Testing - Accredited / A2LA Certificate Number 883.01

10.3 ISO 17034 "General Requirements for the Competence of Reference Material Producers"

- Reference Material Producer - Accredited / A2LA Certificate Number 883.02

Inorganic Ventures, 300 Technology Drive, Christiansburg, Va. 24073, USA; Telephone: 800.669.6799; 540.585.3030, Fax: 540.585.3012; inorganicventures.com; info@inorganicventures.com

11.0 CERTIFICATION, LOT EXPIRATION AND PERIOD OF VALIDITY

11.1 Certification Issue Date

December 10, 2021

- The certification is valid within the measurement uncertainty specified provided the CRM/RM is stored and handled in accordance with instructions given in Sec 7.1. This certification is nullified if instructions in Sec 7.1 are not followed or if the CRM/RM is damaged, contaminated, or otherwise modified.

11.2 Lot Expiration Date

- **December 10, 2026**

- The date after which this CRM/RM should not be used.

- The lot expiration date reflects the period of time that the stability of a CRM/RM can be supported by long term stability studies conducted on properly stored and handled CRM/RMs. Lot expiration is limited primarily by transpiration (loss of water from the solution) and infrequently by chemical stability.

11.3 Period of Validity


- Sealed TCT Bag Open Date: _____

- This CRM/RM should not be used longer than one year (or six months in the case of a 30 mL bottle) from the date of opening the aluminized bag or after the date given in Sec. 11.2, whichever comes first. This is contingent upon the CRM/RM being stored and handled in accordance with the instructions given in Sec. 7.1.

12.0 NAMES AND SIGNATURES OF CERTIFYING OFFICERS

Certificate Approved By:

Thomas Kozikowski
Manager, Quality Control



Certifying Officer:

Paul Gaines
Chairman / Senior Technical Director



300 Technology Drive
Christiansburg, VA 24073 USA
inorganicventures.com

P: 800-669-6799/540-585-3030
F: 540-585-3012
info@inorganicventures.com

1.0 ACCREDITATION / REGISTRATION

INORGANIC VENTURES is accredited to ISO 17034, "General Requirements for the Competence of Reference Material Producers" and ISO/IEC 17025, "General Requirements for the Competence of Testing and Calibration Laboratories". Inorganic Ventures is also an ISO 9001 registered manufacturer (QSR Certificate Number QSR-1034).



2.0 PRODUCT DESCRIPTION

Product Code: Single Analyte Custom Grade Solution
Catalog Number: CGMG10
Lot Number: S2-MG704239
Matrix: 2% (v/v) HNO₃
Value / Analyte(s): 10 000 µg/mL ea:
Magnesium
Starting Material: Magnesium Metal
Starting Material Lot#: 2168
Starting Material Purity: 99.9984%

3.0 CERTIFIED VALUES AND UNCERTAINTIES

Certified Value: 10053 ± 30 µg/mL
Density: 1.053 g/mL (measured at 20 ± 4 °C)

Assay Information:

Assay Method #1	10022 ± 62 µg/mL ICP Assay NIST SRM 3131a Lot Number: 140110
Assay Method #2	10078 ± 26 µg/mL EDTA NIST SRM 928 Lot Number: 928
Assay Method #3	10033 ± 26 µg/mL Calculated NIST SRM Lot Number: See Sec. 4.2

- The Calculated Value is a value calculated from the weight of a starting material that has been certified directly vs. a National Institute of Standards and Technology (NIST) SRM/RM. See Sec 4.2 for balance traceability.

The following equations are used in the calculation of the certified value and the uncertainty. Reported uncertainties represent expanded uncertainties expressed at approximately the 95% confidence level using a coverage factor of k = 2.

Characterization of CRM/RM by Two or More Methods

Certified Value, $X_{CRM/RM}$, where two or more methods of characterization are used is the weighted mean of the results:

$$X_{CRM/RM} = \sum(w_i)(X_i)$$

X_i = mean of Assay Method i with standard uncertainty $u_{char\ i}$

w_i = the weighting factors for each method calculated using the inverse square of the variance:

$$w_i = (1/u_{char\ i}^2) / (\sum(1/u_{char\ j}^2))$$

$$CRM/RM \text{ Expanded Uncertainty } (\pm) = U_{CRM/RM} = k (u_{char}^2 + u_{bb}^2 + u_{lts}^2 + u_{ts}^2)^{1/2}$$

k = coverage factor = 2

$u_{char} = [\sum(w_i)^2 (u_{char\ i})^2]^{1/2}$ where $u_{char\ i}$ are the errors from each characterization method

u_{bb} = bottle to bottle homogeneity standard uncertainty

u_{lts} = long term stability standard uncertainty (storage)

u_{ts} = transport stability standard uncertainty

Characterization of CRM/RM by One Method

Certified Value, $X_{CRM/RM}$, where one method of characterization is used is the mean of individual results:

$$X_{CRM/RM} = (X_a) (u_{char\ a})$$

X_a = mean of Assay Method A with

$u_{char\ a}$ = the standard uncertainty of characterization Method A

$$CRM/RM \text{ Expanded Uncertainty } (\pm) = U_{CRM/RM} = k (u_{char\ a}^2 + u_{bb}^2 + u_{lts}^2 + u_{ts}^2)^{1/2}$$

k = coverage factor = 2

$u_{char\ a}$ = the errors from characterization

u_{bb} = bottle to bottle homogeneity standard uncertainty

u_{lts} = long term stability standard uncertainty (storage)

u_{ts} = transport stability standard uncertainty

4.0 TRACEABILITY TO NIST

- This product is traceable to NIST via an unbroken chain of comparisons. The uncertainties for each certified value are reported, taking into account the SRM/RM uncertainty error and the measurement, weighing and volume dilution errors. In rare cases where no NIST SRM/RM are available, the term 'in-house std.' is specified.

4.1 Thermometer Calibration

- All thermometers are NIST traceable through thermometers that are calibrated by an accredited calibration laboratory.

4.2 Balance Calibration

- All analytical balances are calibrated by an accredited calibration laboratory and procedure. The weights used for testing are annually compared to master weights and are traceable to NIST.

4.3 Glassware Calibration

- An in-house procedure is used to calibrate all Class A glassware used in the manufacturing and quality control of CRM/RMs.

5.0 TRACE METALLIC IMPURITIES (TMI) DETERMINED BY ICP-MS AND ICP-OES ($\mu\text{g/mL}$)

CRM/RMs are tested for trace metallic impurities by Axial ICP-OES and ICP-MS. The result from the most sensitive method for each element, is reported below. Solutions tested by ICP-MS were analyzed in an ULPA-Filtered Clean Room. An ULPA-Filter is 99.9985% efficient for the removal of particles down to 0.3 μm .

O Ag	0.002106	M	Eu <	0.000910	O Na	0.071075	O Se <	0.048000	O Zn	0.003299
M Al	0.003553	M	Fe	0.002538	M Nb <	0.000460	O Si <	0.032000	O Zr <	0.002700
M As <	0.001400	M	Ga <	0.000460	M Nd <	0.000910	M Sm <	0.000460		
M Au <	0.001400	M	Gd <	0.000460	O Ni <	0.001600	M Sn <	0.002300		
O B	0.006853	M	Ge <	0.001400	M Os <	0.000460	O Sr	0.000279		
O Ba	0.000964	M	Hf <	0.000460	O P	0.015230	M Ta <	0.000460		
O Be <	0.000120	M	Hg <	0.000460	M Pb <	0.000460	M Tb <	0.000460		
M Bi <	0.000460	M	Ho <	0.000460	M Pd <	0.003200	M Te <	0.007300		
O Ca	0.053306	M	In <	0.000460	M Pr <	0.000460	M Th <	0.000460		
O Cd <	0.000360	M	Ir <	0.000460	M Pt <	0.001900	O Ti <	0.001700		
M Ce <	0.002300	M	K	0.048229	M Rb	0.002411	M Tl	0.003046		
M Co <	0.000910	M	La <	0.002800	M Re <	0.000460	M Tm <	0.000460		
M Cr <	0.002300	O	Li	0.027922	M Rh <	0.000460	M U <	0.000460		
M Cs	0.001040	M	Lu <	0.000460	M Ru <	0.000460	M V <	0.000460		
O Cu <	0.003000	s	Mg <		O S <	0.190000	M W <	0.000460		
M Dy <	0.000460	O	Mn	0.015230	M Sb	0.020814	O Y <	0.000720		
M Er <	0.000460	M	Mo <	0.000910	O Sc <	0.000480	M Yb <	0.000460		

M - Checked by ICP-MS O - Checked by ICP-OES i - Spectral Interference
n - Not Checked For s - Solution Standard Element

6.0 INTENDED USE

- For the calibration of analytical instruments and validation of analytical methods as appropriate.

7.0 INSTRUCTIONS FOR THE CORRECT USE OF THIS REFERENCE MATERIAL

7.1 Storage and Handling Recommendations

- Store between approximately 4° - 30° C while in sealed TCT bag.
- While stored in the sealed TCT bag, transpiration of this CRM/RM is negligible. After opening the sealed TCT bag transpiration of the CRM/RM will occur, resulting in a gradual increase in the analyte concentration(s). It is the responsibility of the user to account for this effect. When the bottle is weighed both before and after being placed in storage, the mass difference observed will be a measure of transpiration mass loss.
- After opening the sealed TCT bag, keep cap tightly sealed when not in use and store between 4° - 24° C to minimize the effects of transpiration. Use at 20° ± 4° C to minimize volumetric dilution error when using the reported density. Do not pipette from the container. Do not return removed aliquots to container.

- For more information, visit www.inorganicventures.com/TCT

Atomic Weight; Valence; Coordination Number; Chemical Form in Solution - 24.31 +2 6 Mg(H₂O)₆+2

Chemical Compatibility -Soluble in HCl, HNO₃, and H₂SO₄ avoid HF, H₃PO₄ and neutral to basic media. Stable with most metals and inorganic anions forming insoluble silicates, carbonates, hydroxides, oxides, and tungstates in neutral and slightly acidic media.

Stability - 2-100 ppb levels stable for months in 1% HNO₃ / LDPE container. 1-10,000 ppm solutions chemically stable for years in 1-10% HNO₃ / LDPE container.

Mg Containing Samples (Preparation and Solution) -Metal (Best dissolved in diluted HNO₃); Oxide (Readily soluble in above compatible aqueous acidic solutions); Ores (Carbonate fusion in Pt0 followed by HCl dissolution); Organic Matrices (Sulfuric / peroxide digestion or nitric / sulfuric / perchloric acid decomposition, or dry ash and dissolution in dilute HCl).

Atomic Spectroscopic Information (ICP-OES D.L.s are given as radial/axial view):

Technique/Line	Estimated D.L.	Order	Interferences (underlined indicates severe)
ICP-MS 24 amu	42 ppt	n/a	7Li17O, 48Ti+2 , 48Ca+2
ICP-OES 279.553 nm	0.0002 / 0.00003 µg/mL	1	Th
ICP-OES 280.270 nm	0.0003 / 0.00005 µg/mL	1	U, V
ICP-OES 285.213 nm	0.002 / 0.00003 µg/mL	1	U, Hf, Cr, Zr

8.0 HAZARDOUS INFORMATION

- Please refer to the Safety Data Sheet for information regarding this CRM/RM.

9.0 HOMOGENEITY

- This solution was mixed according to an in-house procedure and is guaranteed to be homogeneous. Homogeneity data indicate that the end user should take a minimum sample size of 0.2 mL to assure homogeneity.

10.0 QUALITY STANDARD DOCUMENTATION

10.1 ISO 9001 Quality Management System Registration

- QSR Certificate Number QSR-1034

10.2 ISO/IEC 17025 "General Requirements for the Competence of Testing and Calibration Laboratories"

- Chemical Testing - Accredited / A2LA Certificate Number 883.01

10.3 ISO 17034 "General Requirements for the Competence of Reference Material Producers"

- Reference Material Producer - Accredited / A2LA Certificate Number 883.02

Inorganic Ventures, 300 Technology Drive, Christiansburg, Va. 24073, USA; Telephone: 800.669.6799; 540.585.3030, Fax: 540.585.3012; inorganicventures.com; info@inorganicventures.com

11.0 CERTIFICATION, LOT EXPIRATION AND PERIOD OF VALIDITY

11.1 Certification Issue Date

April 23, 2021

- The certification is valid within the measurement uncertainty specified provided the CRM/RM is stored and handled in accordance with instructions given in Sec 7.1. This certification is nullified if instructions in Sec 7.1 are not followed or if the CRM/RM is damaged, contaminated, or otherwise modified.

11.2 Lot Expiration Date

- **April 23, 2025**

- The date after which this CRM/RM should not be used.

- The lot expiration date reflects the period of time that the stability of a CRM/RM can be supported by long term stability studies conducted on properly stored and handled CRM/RMs. Lot expiration is limited primarily by transpiration (loss of water from the solution) and infrequently by chemical stability.

11.3 Period of Validity

- Sealed TCT Bag Open Date: _____

- This CRM/RM should not be used longer than one year (or six months in the case of a 30 mL bottle) from the date of opening the aluminized bag or after the date given in Sec. 11.2, whichever comes first. This is contingent upon the CRM/RM being stored and handled in accordance with the instructions given in Sec. 7.1.

12.0 NAMES AND SIGNATURES OF CERTIFYING OFFICERS

Certificate Approved By:

Michael Booth
Director, Quality Control



Certifying Officer:

Paul Gaines
Chairman / Senior Technical Director



300 Technology Drive
Christiansburg, VA 24073 USA
inorganicventures.com

P: 800-669-6799/540-585-3030
F: 540-585-3012
info@inorganicventures.com

1.0 ACCREDITATION / REGISTRATION

INORGANIC VENTURES is accredited to ISO 17034, "General Requirements for the Competence of Reference Material Producers" and ISO/IEC 17025, "General Requirements for the Competence of Testing and Calibration Laboratories". Inorganic Ventures is also an ISO 9001 registered manufacturer (QSR Certificate Number QSR-1034).



2.0 PRODUCT DESCRIPTION

Product Code: Single Analyte Custom Grade Solution
Catalog Number: CGCA10
Lot Number: T2-CA716103
Matrix: 2% (v/v) HNO₃
Value / Analyte(s): 10 000 µg/mL ea:
Calcium
Starting Material: CaCO₃
Starting Material Lot#: 2472
Starting Material Purity: 99.9950%

3.0 CERTIFIED VALUES AND UNCERTAINTIES

Certified Value: 10005 ± 30 µg/mL
Density: 1.039 g/mL (measured at 20 ± 4 °C)

Assay Information:

Assay Method #1	10005 ± 45 µg/mL ICP Assay NIST SRM 3109a Lot Number: 130213
Assay Method #2	10005 ± 25 µg/mL EDTA NIST SRM 928 Lot Number: 928
Assay Method #3	10005 ± 31 µg/mL Calculated NIST SRM Lot Number: See Sec. 4.2

- The Calculated Value is a value calculated from the weight of a starting material that has been certified directly vs. a National Institute of Standards and Technology (NIST) SRM/RM. See Sec 4.2 for balance traceability.

The following equations are used in the calculation of the certified value and the uncertainty. Reported uncertainties represent expanded uncertainties expressed at approximately the 95% confidence level using a coverage factor of k = 2.

Characterization of CRM/RM by Two or More Methods

Certified Value, $X_{CRM/RM}$, where two or more methods of characterization are used is the weighted mean of the results:

$$X_{CRM/RM} = \sum(w_i)(X_i)$$

X_i = mean of Assay Method i with standard uncertainty $u_{char i}$

w_i = the weighting factors for each method calculated using the inverse square of the variance:

$$w_i = (1/u_{char i}^2) / (\sum(1/u_{char j}^2))$$

$$CRM/RM \text{ Expanded Uncertainty } (\pm) = U_{CRM/RM} = k (u_{char}^2 + u_{bb}^2 + u_{Its}^2 + u_{ts}^2)^{1/2}$$

k = coverage factor = 2

$u_{char} = [\sum(w_i)^2 (u_{char i}^2)]^{1/2}$ where $u_{char i}$ are the errors from each characterization method

u_{bb} = bottle to bottle homogeneity standard uncertainty

u_{Its} = long term stability standard uncertainty (storage)

u_{ts} = transport stability standard uncertainty

Characterization of CRM/RM by One Method

Certified Value, $X_{CRM/RM}$, where one method of characterization is used is the mean of individual results:

$$X_{CRM/RM} = (X_a) (u_{char a})$$

X_a = mean of Assay Method A with

$u_{char a}$ = the standard uncertainty of characterization Method A

$$CRM/RM \text{ Expanded Uncertainty } (\pm) = U_{CRM/RM} = k (u_{char a}^2 + u_{bb}^2 + u_{Its}^2 + u_{ts}^2)^{1/2}$$

k = coverage factor = 2

$u_{char a}$ = the errors from characterization

u_{bb} = bottle to bottle homogeneity standard uncertainty

u_{Its} = long term stability standard uncertainty (storage)

u_{ts} = transport stability standard uncertainty

4.0 TRACEABILITY TO NIST

- This product is traceable to NIST via an unbroken chain of comparisons. The uncertainties for each certified value are reported, taking into account the SRM/RM uncertainty error and the measurement, weighing and volume dilution errors. In rare cases where no NIST SRM/RM are available, the term 'in-house std.' is specified.

4.1 Thermometer Calibration

- All thermometers are NIST traceable through thermometers that are calibrated by an accredited calibration laboratory.

4.2 Balance Calibration

- All analytical balances are calibrated by an accredited calibration laboratory and procedure. The weights used for testing are annually compared to master weights and are traceable to NIST.

4.3 Glassware Calibration

- An in-house procedure is used to calibrate all Class A glassware used in the manufacturing and quality control of CRM/RMs.

5.0 TRACE METALLIC IMPURITIES (TMI) DETERMINED BY ICP-MS AND ICP-OES (µg/mL)

CRM/RMs are tested for trace metallic impurities by Axial ICP-OES and ICP-MS. The result from the most sensitive method for each element, is reported below. Solutions tested by ICP-MS were analyzed in an ULPA-Filtered Clean Room. An ULPA-Filter is 99.9985% efficient for the removal of particles down to 0.3 µm.

M Ag < 0.001200	M Eu < 0.001200	O Na < 0.006112	M Se < 0.024000	M Zn < 0.005362
M Al < 0.065419	O Fe < 0.009115	M Nb < 0.001200	O Si < 0.139417	O Zr < 0.006700
O As < 0.013000	M Ga < 0.015000	M Nd < 0.020000	M Sm < 0.001200	
M Au < 0.017000	M Gd < 0.004800	O Ni < 0.000793	M Sn < 0.003600	
O B < 0.001179	M Ge < 0.003600	M Os < 0.001200	M Sr < 0.081505	
O Ba < 0.002788	M Hf < 0.001200	O P < 0.041000	M Ta < 0.001200	
O Be < 0.000410	M Hg < 0.004800	M Pb < 0.001608	M Tb < 0.001200	
M Bi < 0.001608	M Ho < 0.001200	M Pd < 0.001200	M Te < 0.003600	
s Ca <	M In < 0.001200	M Pr < 0.000257	M Th < 0.001200	
O Cd < 0.001300	M Ir < 0.001200	M Pt < 0.003600	O Ti < 0.001900	
M Ce < 0.001029	O K < 0.009759	M Rb < 0.001200	M Tl < 0.001200	
O Co < 0.000418	M La < 0.001823	M Re < 0.001200	M Tm < 0.001200	
O Cr < 0.003324	O Li < 0.007300	M Rh < 0.001200	M U < 0.002144	
M Cs < 0.007399	M Lu < 0.000128	M Ru < 0.001200	M V < 0.001286	
O Cu < 0.011000	M Mg < 1.286934	O S < 0.055767	O W < 0.024000	
M Dy < 0.002400	O Mn < 0.004611	M Sb < 0.009600	O Y < 0.000536	
M Er < 0.002400	M Mo < 0.003539	O Sc < 0.001400	M Yb < 0.001200	

M - Checked by ICP-MS O - Checked by ICP-OES i - Spectral Interference
n - Not Checked For s - Solution Standard Element

6.0 INTENDED USE

- For the calibration of analytical instruments and validation of analytical methods as appropriate.

7.0 INSTRUCTIONS FOR THE CORRECT USE OF THIS REFERENCE MATERIAL

7.1 Storage and Handling Recommendations

- Store between approximately 4° - 30° C while in sealed TCT bag.
- While stored in the sealed TCT bag, transpiration of this CRM/RM is negligible. After opening the sealed TCT bag transpiration of the CRM/RM will occur, resulting in a gradual increase in the analyte concentration(s). It is the responsibility of the user to account for this effect. When the bottle is weighed both before and after being placed in storage, the mass difference observed will be a measure of transpiration mass loss.
- After opening the sealed TCT bag, keep cap tightly sealed when not in use and store between 4° - 24° C to minimize the effects of transpiration. Use at 20° ± 4° C to minimize volumetric dilution error when using the reported density. Do not pipette from the container. Do not return removed aliquots to container.

- For more information, visit www.inorganicventures.com/TCT

Atomic Weight; Valence; Coordination Number; Chemical Form in Solution - 40.08 +2 6 Ca(H₂O)₆+2

Chemical Compatibility - Soluble in HCl and HNO₃. Avoid H₂SO₄, vF, v3PO₄ and neutral to basic media. Stable with most metals and inorganic anions forming insoluble silicate, carbonate, hydroxide, oxide, fluoride, sulfate, oxalate, chromate, arsenate, and tungstate in neutral aqueous media.

Stability - 2-100 ppb levels stable for months in 1% HNO₃ / LDPE container. 1-10,000 ppm solutions chemically stable for years in 1-10% HNO₃ / LDPE container.

Ca Containing Samples)Preparation and Solution -Metal (best dissolved in diluted HNO₃); Ores (Carbonate fusion in Pt0 followed by HCl dissolution); Organic Matrices (dry ash and dissolution in dilute HCl. Do not heat when dissolving to avoid precipitation of SiO₂). The oxide, hydroxide, carbonate, phosphate, and fluoride of calcium are soluble in % levels of HCl or HNO₃. The sulfates (gypsum, anhydrite, etc.), certain silicates, and complex compounds require fusion with Na₂CO₃ followed by HCl / water dissolution. Note that contamination is a very real problem when analyzing for trace levels.

Atomic Spectroscopic Information (ICP-OES D.L.s are given as radial/axial view):

Technique/Line	Estimated D.L.	Order	Interferences (underlined indicates severe)
ICP-MS 44 amu	1200 ppt	n/a	16O ₂ 12C, 28Si16O, 88Sr
ICP-OES 393.366 nm	0.0002 / 0.00004 µg/mL	1	U, Ce
ICP-OES 396.847 nm	0.0005 / 0.00006 µg/mL	1	Th
ICP-OES 422.673 nm	0.01 / 0.001 µg/mL	1	Ge

8.0 HAZARDOUS INFORMATION

- Please refer to the Safety Data Sheet for information regarding this CRM/RM.

9.0 HOMOGENEITY

- This solution was mixed according to an in-house procedure and is guaranteed to be homogeneous. Homogeneity data indicate that the end user should take a minimum sample size of 0.2 mL to assure homogeneity.

10.0 QUALITY STANDARD DOCUMENTATION

10.1 ISO 9001 Quality Management System Registration

- QSR Certificate Number QSR-1034

10.2 ISO/IEC 17025 "General Requirements for the Competence of Testing and Calibration Laboratories"

- Chemical Testing - Accredited / A2LA Certificate Number 883.01

10.3 ISO 17034 "General Requirements for the Competence of Reference Material Producers"

- Reference Material Producer - Accredited / A2LA Certificate Number 883.02

Inorganic Ventures, 300 Technology Drive, Christiansburg, Va. 24073, USA; Telephone: 800.669.6799; 540.585.3030, Fax: 540.585.3012; inorganicventures.com; info@inorganicventures.com

11.0 CERTIFICATION, LOT EXPIRATION AND PERIOD OF VALIDITY

11.1 Certification Issue Date

March 14, 2022

- The certification is valid within the measurement uncertainty specified provided the CRM/RM is stored and handled in accordance with instructions given in Sec 7.1. This certification is nullified if instructions in Sec 7.1 are not followed or if the CRM/RM is damaged, contaminated, or otherwise modified.

11.2 Lot Expiration Date

- **March 14, 2027**

- The date after which this CRM/RM should not be used.

- The lot expiration date reflects the period of time that the stability of a CRM/RM can be supported by long term stability studies conducted on properly stored and handled CRM/RMs. Lot expiration is limited primarily by transpiration (loss of water from the solution) and infrequently by chemical stability.

11.3 Period of Validity


- Sealed TCT Bag Open Date: _____

- This CRM/RM should not be used longer than one year (or six months in the case of a 30 mL bottle) from the date of opening the aluminized bag or after the date given in Sec. 11.2, whichever comes first. This is contingent upon the CRM/RM being stored and handled in accordance with the instructions given in Sec. 7.1.

12.0 NAMES AND SIGNATURES OF CERTIFYING OFFICERS

Certificate Approved By:

Thomas Kozikowski
Manager, Quality Control



Certifying Officer:

Paul Gaines
Chairman / Senior Technical Director



300 Technology Drive
Christiansburg, VA 24073 USA
inorganicventures.com

P: 800-669-6799/540-585-3030
F: 540-585-3012
info@inorganicventures.com

1.0 ACCREDITATION / REGISTRATION

INORGANIC VENTURES is accredited to ISO 17034, "General Requirements for the Competence of Reference Material Producers" and ISO/IEC 17025, "General Requirements for the Competence of Testing and Calibration Laboratories". Inorganic Ventures is also an ISO 9001 registered manufacturer (QSR Certificate Number QSR-1034).



2.0 PRODUCT DESCRIPTION

Product Code: Single Analyte Custom Grade Solution
Catalog Number: CGNA10
Lot Number: T2-NA717221
Matrix: 2% (v/v) HNO₃
Value / Analyte(s): 10 000 µg/mL ea:
Sodium
Starting Material: Na₂CO₃
Starting Material Lot#: 2358 and 2453
Starting Material Purity: 99.9977%

3.0 CERTIFIED VALUES AND UNCERTAINTIES

Certified Value: 9977 ± 30 µg/mL
Density: 1.033 g/mL (measured at 20 ± 4 °C)

Assay Information:

Assay Method #1	9974 ± 18 µg/mL Gravimetric NIST SRM Lot Number: See Sec. 4.2
Assay Method #2	9977 ± 34 µg/mL ICP Assay NIST SRM 3152a Lot Number: 200413
Assay Method #3	9987 ± 31 µg/mL Calculated NIST SRM Lot Number: See Sec. 4.2

- The Calculated Value is a value calculated from the weight of a starting material that has been certified directly vs. a National Institute of Standards and Technology (NIST) SRM/RM. See Sec 4.2 for balance traceability.

The following equations are used in the calculation of the certified value and the uncertainty. Reported uncertainties represent expanded uncertainties expressed at approximately the 95% confidence level using a coverage factor of k = 2.

Characterization of CRM/RM by Two or More Methods

Certified Value, $X_{CRM/RM}$, where two or more methods of characterization are used is the weighted mean of the results:

$$X_{CRM/RM} = \sum(w_i)(X_i)$$

X_i = mean of Assay Method i with standard uncertainty $u_{char\ i}$

w_i = the weighting factors for each method calculated using the inverse square of the variance:

$$w_i = (1/u_{char\ i}^2) / (\sum(1/u_{char\ i}^2))$$

$$CRM/RM \text{ Expanded Uncertainty } (\pm) = U_{CRM/RM} = k (u_{char}^2 + u_{bb}^2 + u_{lts}^2 + u_{ts}^2)^{1/2}$$

k = coverage factor = 2

$u_{char} = [\sum(w_i)^2 (u_{char\ i})^2]^{1/2}$ where $u_{char\ i}$ are the errors from each characterization method

u_{bb} = bottle to bottle homogeneity standard uncertainty

u_{lts} = long term stability standard uncertainty (storage)

u_{ts} = transport stability standard uncertainty

Characterization of CRM/RM by One Method

Certified Value, $X_{CRM/RM}$, where one method of characterization is used is the mean of individual results:

$$X_{CRM/RM} = (X_a) (u_{char\ a})$$

X_a = mean of Assay Method A with

$u_{char\ a}$ = the standard uncertainty of characterization Method A

$$CRM/RM \text{ Expanded Uncertainty } (\pm) = U_{CRM/RM} = k (u_{char\ a}^2 + u_{bb}^2 + u_{lts}^2 + u_{ts}^2)^{1/2}$$

k = coverage factor = 2

$u_{char\ a}$ = the errors from characterization

u_{bb} = bottle to bottle homogeneity standard uncertainty

u_{lts} = long term stability standard uncertainty (storage)

u_{ts} = transport stability standard uncertainty

4.0 TRACEABILITY TO NIST

- This product is traceable to NIST via an unbroken chain of comparisons. The uncertainties for each certified value are reported, taking into account the SRM/RM uncertainty error and the measurement, weighing and volume dilution errors. In rare cases where no NIST SRM/RM are available, the term 'in-house std.' is specified.

4.1 Thermometer Calibration

- All thermometers are NIST traceable through thermometers that are calibrated by an accredited calibration laboratory.

4.2 Balance Calibration

- All analytical balances are calibrated by an accredited calibration laboratory and procedure. The weights used for testing are annually compared to master weights and are traceable to NIST.

4.3 Glassware Calibration

- An in-house procedure is used to calibrate all Class A glassware used in the manufacturing and quality control of CRM/RMs.

5.0 TRACE METALLIC IMPURITIES (TMI) DETERMINED BY ICP-MS AND ICP-OES (µg/mL)

CRM/RMs are tested for trace metallic impurities by Axial ICP-OES and ICP-MS. The result from the most sensitive method for each element, is reported below. Solutions tested by ICP-MS were analyzed in an ULPA-Filtered Clean Room. An ULPA-Filter is 99.9985% efficient for the removal of particles down to 0.3 µm.

M Ag < 0.000930	M Eu < 0.000930	s Na <	M Se < 0.003800	O Zn < 0.000138
M Al < 0.004409	O Fe < 0.002393	M Nb < 0.000930	O Si < 0.056696	O Zr < 0.003200
O As < 0.023000	M Ga < 0.000930	M Nd < 0.000930	M Sm < 0.000930	
O Au < 0.004100	M Gd < 0.000930	O Ni < 0.003000	M Sn < 0.002800	
O B < 0.001385	M Ge < 0.004700	M Os < 0.000930	O Sr < 0.000251	
M Ba < 0.004031	M Hf < 0.000930	O P < 0.010205	M Ta < 0.000930	
O Be < 0.000130	M Hg < 0.000930	M Pb < 0.000930	M Tb < 0.000930	
M Bi < 0.000930	M Ho < 0.000930	M Pd < 0.000930	M Te < 0.001900	
O Ca < 0.176388	M In < 0.000930	M Pr < 0.000930	M Th < 0.000352	
O Cd < 0.000860	M Ir < 0.000930	M Pt < 0.000930	O Ti < 0.000592	
M Ce < 0.001900	O K < 0.302380	M Rb < 0.000930	M Tl < 0.000930	
O Co < 0.001800	O La < 0.002100	M Re < 0.000930	M Tm < 0.000930	
M Cr < 0.002800	O Li < 0.000031	M Rh < 0.000930	M U < 0.000930	
M Cs < 0.000930	M Lu < 0.000930	M Ru < 0.001900	O V < 0.001600	
O Cu < 0.003900	O Mg < 0.026458	O S < 0.040317	O W < 0.028000	
M Dy < 0.000930	O Mn < 0.000740	M Sb < 0.000930	O Y < 0.000860	
M Er < 0.000930	O Mo < 0.003600	O Sc < 0.000610	O Yb < 0.000250	

M - Checked by ICP-MS O - Checked by ICP-OES i - Spectral Interference
n - Not Checked For s - Solution Standard Element

6.0 INTENDED USE

- For the calibration of analytical instruments and validation of analytical methods as appropriate.

7.0 INSTRUCTIONS FOR THE CORRECT USE OF THIS REFERENCE MATERIAL

7.1 Storage and Handling Recommendations

- Store between approximately 4° - 30° C while in sealed TCT bag.
- While stored in the sealed TCT bag, transpiration of this CRM/RM is negligible. After opening the sealed TCT bag transpiration of the CRM/RM will occur, resulting in a gradual increase in the analyte concentration(s). It is the responsibility of the user to account for this effect. When the bottle is weighed both before and after being placed in storage, the mass difference observed will be a measure of transpiration mass loss.
- After opening the sealed TCT bag, keep cap tightly sealed when not in use and store between 4° - 24° C to minimize the effects of transpiration. Use at 20° ± 4° C to minimize volumetric dilution error when using the reported density. Do not pipette from the container. Do not return removed aliquots to container.

- For more information, visit www.inorganicventures.com/TCT

Atomic Weight; Valence; Coordination Number; Chemical Form in Solution - 22.99 +1 (6) Na+(aq) largely ionic in nature

Chemical Compatibility -Soluble in HCl, HNO₃, H₂SO₄ and HF aqueous matrices. Stable with all metals and inorganic anions.

Stability - 2-100 ppb levels stable for months in 1% HNO₃ / LDPE container. 1-10,000 ppm solutions chemically stable for years in 1-5% HNO₃ / LDPE container.

Na Containing Samples (Preparation and Solution) - Metal (Dissolves very rapidly in water); Ores (Lithium carbonate fusion in graphite crucible followed by HCl dissolution - blank levels of Na in lithium carbonate critical); Organic Matrices (Sulfuric / peroxide digestion or nitric/sulfuric/perchloric acid decomposition).

Atomic Spectroscopic Information (ICP-OES D.L.s are given as radial/axial view):

Technique/Line	Estimated D.L.	Order	Interferences (underlined indicates severe)
ICP-MS 23 amu	310 ppt	n/a	46Ti+2 , 46Ca+2
ICP-OES 330.237 nm	2.0 / 0.09 µg/mL	1	Pd, Zn
ICP-OES 588.995 nm	0.03 / 0.006 µg/mL	1	2nd order radiation from R.E.s on some optical designs
ICP-OES 589.595 nm	0.07 / 0.00009 µg/mL	1	2nd order radiation from R.E.s on some optical designs

8.0 HAZARDOUS INFORMATION

- Please refer to the Safety Data Sheet for information regarding this CRM/RM.

9.0 HOMOGENEITY

- This solution was mixed according to an in-house procedure and is guaranteed to be homogeneous. Homogeneity data indicate that the end user should take a minimum sample size of 0.2 mL to assure homogeneity.

10.0 QUALITY STANDARD DOCUMENTATION

10.1 ISO 9001 Quality Management System Registration

- QSR Certificate Number QSR-1034

10.2 ISO/IEC 17025 "General Requirements for the Competence of Testing and Calibration Laboratories"

- Chemical Testing - Accredited / A2LA Certificate Number 883.01

10.3 ISO 17034 "General Requirements for the Competence of Reference Material Producers"

- Reference Material Producer - Accredited / A2LA Certificate Number 883.02

Inorganic Ventures, 300 Technology Drive, Christiansburg, Va. 24073, USA; Telephone: 800.669.6799; 540.585.3030, Fax: 540.585.3012; inorganicventures.com; info@inorganicventures.com

11.0 CERTIFICATION, LOT EXPIRATION AND PERIOD OF VALIDITY

11.1 Certification Issue Date

April 20, 2022

- The certification is valid within the measurement uncertainty specified provided the CRM/RM is stored and handled in accordance with instructions given in Sec 7.1. This certification is nullified if instructions in Sec 7.1 are not followed or if the CRM/RM is damaged, contaminated, or otherwise modified.

11.2 Lot Expiration Date

- **April 20, 2027**

- The date after which this CRM/RM should not be used.

- The lot expiration date reflects the period of time that the stability of a CRM/RM can be supported by long term stability studies conducted on properly stored and handled CRM/RMs. Lot expiration is limited primarily by transpiration (loss of water from the solution) and infrequently by chemical stability.

11.3 Period of Validity


- Sealed TCT Bag Open Date: _____

- This CRM/RM should not be used longer than one year (or six months in the case of a 30 mL bottle) from the date of opening the aluminized bag or after the date given in Sec. 11.2, whichever comes first. This is contingent upon the CRM/RM being stored and handled in accordance with the instructions given in Sec. 7.1.

12.0 NAMES AND SIGNATURES OF CERTIFYING OFFICERS

Certificate Approved By:

Thomas Kozikowski
Manager, Quality Control



Certifying Officer:

Paul Gaines
Chairman / Senior Technical Director



300 Technology Drive
Christiansburg, VA 24073 USA
inorganicventures.com

P: 800-669-6799/540-585-3030
F: 540-585-3012
info@inorganicventures.com

1.0 ACCREDITATION / REGISTRATION

INORGANIC VENTURES is accredited to ISO 17034, "General Requirements for the Competence of Reference Material Producers" and ISO/IEC 17025, "General Requirements for the Competence of Testing and Calibration Laboratories". Inorganic Ventures is also an ISO 9001 registered manufacturer (QSR Certificate Number QSR-1034).



2.0 PRODUCT DESCRIPTION

Product Code: Single Analyte Custom Grade Solution
Catalog Number: CGU1
Lot Number: S2-U707914
Matrix: 2% (v/v) HNO₃
Value / Analyte(s): 1 000 µg/mL ea:
Uranium
Starting Material: Uranyl Nitrate Hexahydrate
Starting Material Lot#: P2-2322
Starting Material Purity: 99.9997%

3.0 CERTIFIED VALUES AND UNCERTAINTIES

Certified Value: 999 ± 5 µg/mL
Density: 1.010 g/mL (measured at 20 ± 4 °C)

Assay Information:

Assay Method #1 **998 ± 5 µg/mL**
ICP Assay NIST SRM 3164 Lot Number: 080521

Assay Method #2 **1001 ± 6 µg/mL**
Calculated NIST SRM Lot Number: See Sec. 4.2

- The Calculated Value is a value calculated from the weight of a starting material that has been certified directly vs. a National Institute of Standards and Technology (NIST) SRM/RM. See Sec 4.2 for balance traceability.

The following equations are used in the calculation of the certified value and the uncertainty. Reported uncertainties represent expanded uncertainties expressed at approximately the 95% confidence level using a coverage factor of k = 2.

Characterization of CRM/RM by Two or More Methods

Certified Value, $X_{CRM/RM}$, where two or more methods of characterization are used is the weighted mean of the results:

$$X_{CRM/RM} = \sum(w_i)(X_i)$$

X_i = mean of Assay Method i with standard uncertainty $u_{char\ i}$

w_i = the weighting factors for each method calculated using the inverse square of the variance:

$$w_i = (1/u_{char\ i}^2) / (\sum(1/u_{char\ i}^2))$$

$$CRM/RM \text{ Expanded Uncertainty } (\pm) = U_{CRM/RM} = k (u_{char}^2 + u_{bb}^2 + u_{lts}^2 + u_{ts}^2)^{1/2}$$

k = coverage factor = 2

u_{char} = $[\sum(w_i)^2 (u_{char\ i})^2]^{1/2}$ where $u_{char\ i}$ are the errors from each characterization method

u_{bb} = bottle to bottle homogeneity standard uncertainty

u_{lts} = long term stability standard uncertainty (storage)

u_{ts} = transport stability standard uncertainty

Characterization of CRM/RM by One Method

Certified Value, $X_{CRM/RM}$, where one method of characterization is used is the mean of individual results:

$$X_{CRM/RM} = (X_a) (u_{char\ a})$$

X_a = mean of Assay Method A with

$u_{char\ a}$ = the standard uncertainty of characterization Method A

$$CRM/RM \text{ Expanded Uncertainty } (\pm) = U_{CRM/RM} = k (u_{char\ a}^2 + u_{bb}^2 + u_{lts}^2 + u_{ts}^2)^{1/2}$$

k = coverage factor = 2

$u_{char\ a}$ = the errors from characterization

u_{bb} = bottle to bottle homogeneity standard uncertainty

u_{lts} = long term stability standard uncertainty (storage)

u_{ts} = transport stability standard uncertainty

Certified Abundance:

IV's Certified Abundance

Isotope	Atom %
Uranium 238U	99.8 ± 0.1
Uranium 235U	0.19 ± 0.05

4.0 TRACEABILITY TO NIST

- This product is traceable to NIST via an unbroken chain of comparisons. The uncertainties for each certified value are reported, taking into account the SRM/RM uncertainty error and the measurement, weighing and volume dilution errors. In rare cases where no NIST SRM/RM are available, the term 'in-house std.' is specified.

4.1 Thermometer Calibration

- All thermometers are NIST traceable through thermometers that are calibrated by an accredited calibration laboratory.

4.2 Balance Calibration

- All analytical balances are calibrated by an accredited calibration laboratory and procedure. The weights used for testing are annually compared to master weights and are traceable to NIST.

4.3 Glassware Calibration

- An in-house procedure is used to calibrate all Class A glassware used in the manufacturing and quality control of CRM/RMs.

5.0 TRACE METALLIC IMPURITIES (TMI) DETERMINED BY ICP-MS AND ICP-OES (µg/mL)

CRM/RMs are tested for trace metallic impurities by Axial ICP-OES and ICP-MS. The result from the most sensitive method for each element, is reported below. Solutions tested by ICP-MS were analyzed in an ULPA-Filtered Clean Room. An ULPA-Filter is 99.9985% efficient for the removal of particles down to 0.3 µm.

M Ag < 0.000270	M Eu < 0.000270	M Na < 0.011000	M Se < 0.009300	M Zn < 0.002358
M Al < 0.011000	M Fe < 0.003222	M Nb < 0.000270	M Si < 0.160000	M Zr < 0.001100
M As < 0.002400	M Ga < 0.000270	M Nd < 0.000270	M Sm < 0.000270	
M Au < 0.000270	M Gd < 0.000270	M Ni < 0.020000	M Sn < 0.011000	
M B < 0.000270	M Ge < 0.000800	M Os < 0.001900	M Sr < 0.000270	
M Ba < 0.003800	M Hf < 0.000270	i P <	M Ta < 0.000270	
M Be < 0.000270	M Hg < 0.000540	M Pb < 0.002200	M Tb < 0.000270	
M Bi < 0.000270	M Ho < 0.000270	M Pd < 0.000540	M Te < 0.003800	
M Ca < 0.140000	M In < 0.000270	M Pr < 0.000270	M Th < 0.000129	
M Cd < 0.000270	M Ir < 0.000270	M Pt < 0.000270	M Ti < 0.002700	
M Ce < 0.000540	O K < 0.250000	M Rb < 0.000800	M Tl < 0.000270	
M Co < 0.000800	M La < 0.000117	M Re < 0.064000	M Tm < 0.000270	
M Cr < 0.000943	M Li < 0.003000	M Rh < 0.000270	s U <	
M Cs < 0.000106	M Lu < 0.000270	M Ru < 0.000540	M V < 0.000540	
M Cu < 0.001100	M Mg < 0.003000	i S <	M W < 0.000540	
M Dy < 0.000270	M Mn < 0.006900	M Sb < 0.000270	M Y < 0.000270	
M Er < 0.000270	M Mo < 0.006400	M Sc < 0.000540	M Yb < 0.000270	

M - Checked by ICP-MS O - Checked by ICP-OES i - Spectral Interference
n - Not Checked For s - Solution Standard Element

6.0 INTENDED USE

- For the calibration of analytical instruments and validation of analytical methods as appropriate.

7.0 INSTRUCTIONS FOR THE CORRECT USE OF THIS REFERENCE MATERIAL

7.1 Storage and Handling Recommendations

- Store between approximately 4° - 30° C while in sealed TCT bag.

- While stored in the sealed TCT bag, transpiration of this CRM/RM is negligible. After opening the sealed TCT bag transpiration of the CRM/RM will occur, resulting in a gradual increase in the analyte concentration(s). It is the responsibility of the user to account for this effect. When the bottle is weighed both before and after being placed in storage, the mass difference observed will be a measure of transpiration mass loss.

- After opening the sealed TCT bag, keep cap tightly sealed when not in use and store between 4° - 24° C to minimize the effects of transpiration. Use at 20° ± 4° C to minimize volumetric dilution error when using the reported density. Do not pipette from the container. Do not return removed aliquots to container.

- For more information, visit www.inorganicventures.com/TCT

Atomic Weight; Valence; Coordination Number; Chemical Form in Solution - 238.03 +6 8 UO₂²⁺(uranyl)

Chemical Compatibility - Soluble in HCl and HNO₃. Avoid H₃PO₄. H₂SO₄ and HF matrices should not be a problem depending upon [U]. Although the UO₂²⁺ ion is distinctly basic, any U+4 will precipitate in basic media. UO₂²⁺salts are generally soluble in water and UO₂²⁺ is stable with most metals and inorganic anions. The uranyl phosphate is insoluble in water. UF₄ and UF₆ are water soluble.

Stability - 2-100 ppb levels stable for months in 1% HNO₃ / LDPE container. 1-10,000 ppm solutions chemically stable for years in 2-5% HNO₃ / LDPE container.

U Containing Samples (Preparation and Solution) -Metal (Dissolves rapidly in HCl and HNO₃); Oxide (Soluble in HNO₃); Ores (Digest for 1-2 hours with 1 gram of ore to 30 mL 1:1 HNO₃. Silica insolubles are removed by filtration after bringing the sample to fumes with conc. H₂SO₄.)

Atomic Spectroscopic Information (ICP-OES D.L.s are given as radial/axial view):

Technique/Line	Estimated D.L.	Order	Interferences (underlined indicates severe)
ICP-MS 238 amu	2 ppt	N/A	206Pb16O2
ICP-OES 263.553 nm	0.3 / 0.01 µg/mL	1	Ce, Ir, Th, Rh, W, Zr, Ta, Ti, V, Hf, Fe, Re, Ru
ICP-OES 367.007 nm	0.3 / 0.02 µg/mL	1	Th, Ce
ICP-OES 385.958 nm	0.3 / 0.01 µg/mL	1	Th, Fe

8.0 HAZARDOUS INFORMATION

- Please refer to the Safety Data Sheet for information regarding this CRM/RM.

9.0 HOMOGENEITY

- This solution was mixed according to an in-house procedure and is guaranteed to be homogeneous. Homogeneity data indicate that the end user should take a minimum sample size of 0.2 mL to assure homogeneity.

10.0 QUALITY STANDARD DOCUMENTATION

10.1 ISO 9001 Quality Management System Registration

- QSR Certificate Number QSR-1034

10.2 ISO/IEC 17025 "General Requirements for the Competence of Testing and Calibration Laboratories"

- Chemical Testing - Accredited / A2LA Certificate Number 883.01

10.3 ISO 17034 "General Requirements for the Competence of Reference Material Producers"

- Reference Material Producer - Accredited / A2LA Certificate Number 883.02

Inorganic Ventures, 300 Technology Drive, Christiansburg, Va. 24073, USA; Telephone: 800.669.6799; 540.585.3030, Fax: 540.585.3012; inorganicventures.com; info@inorganicventures.com

11.0 CERTIFICATION, LOT EXPIRATION AND PERIOD OF VALIDITY

11.1 Certification Issue Date

August 28, 2021

- The certification is valid within the measurement uncertainty specified provided the CRM/RM is stored and handled in accordance with instructions given in Sec 7.1. This certification is nullified if instructions in Sec 7.1 are not followed or if the CRM/RM is damaged, contaminated, or otherwise modified.

11.2 Lot Expiration Date

- **August 28, 2026**

- The date after which this CRM/RM should not be used.

- The lot expiration date reflects the period of time that the stability of a CRM/RM can be supported by long term stability studies conducted on properly stored and handled CRM/RMs. Lot expiration is limited primarily by transpiration (loss of water from the solution) and infrequently by chemical stability.

11.3 Period of Validity

- Sealed TCT Bag Open Date: _____

- This CRM/RM should not be used longer than one year (or six months in the case of a 30 mL bottle) from the date of opening the aluminized bag or after the date given in Sec. 11.2, whichever comes first. This is contingent upon the CRM/RM being stored and handled in accordance with the instructions given in Sec. 7.1.

12.0 NAMES AND SIGNATURES OF CERTIFYING OFFICERS

Certificate Approved By:

Michael Booth
Director, Quality Control



Certifying Officer:

Paul Gaines
Chairman / Senior Technical Director



300 Technology Drive
Christiansburg, VA 24073 USA
inorganicventures.com

P: 800-669-6799/540-585-3030
F: 540-585-3012
info@inorganicventures.com

1.0 ACCREDITATION / REGISTRATION

INORGANIC VENTURES is accredited to ISO 17034, "General Requirements for the Competence of Reference Material Producers" and ISO/IEC 17025, "General Requirements for the Competence of Testing and Calibration Laboratories". Inorganic Ventures is also an ISO 9001 registered manufacturer (QSR Certificate Number QSR-1034).



2.0 PRODUCT DESCRIPTION

Product Code: Multi Analyte Custom Grade Solution
Catalog Number: AR-ICVMS-2
Lot Number: T2-MEB719895
Matrix: 3% (v/v) HNO3
tr. HF
Value / Analyte(s): 2.5 µg/mL ea:
Molybdenum, Antimony

3.0 CERTIFIED VALUES AND UNCERTAINTIES

ANALYTE	CERTIFIED VALUE	ANALYTE	CERTIFIED VALUE
Antimony, Sb	2.499 ± 0.015 µg/mL	Molybdenum, Mo	2.500 ± 0.017 µg/mL

Density: 1.014 g/mL (measured at 20 ± 4 °C)

Assay Information:

ANALYTE	METHOD	NIST SRM#	SRM LOT#
Mo	ICP Assay	3134	130418
Mo	Calculated		See Sec. 4.2
Sb	ICP Assay	3102a	140911
Sb	Calculated		See Sec. 4.2

The following equations are used in the calculation of the certified value and the uncertainty. Reported uncertainties represent expanded uncertainties expressed at approximately the 95% confidence level using a coverage factor of k = 2.

Characterization of CRM/RM by Two or More Methods

Certified Value, $X_{CRM/RM}$, where two or more methods of characterization are used is the weighted mean of the results:

$$X_{CRM/RM} = \sum(w_i)(X_i)$$

X_i = mean of Assay Method i with standard uncertainty $u_{char\ i}$

w_i = the weighting factors for each method calculated using the inverse square of the variance:

$$w_i = (1/u_{char\ i})^2 / (\sum(1/(u_{char\ i})^2))$$

$$CRM/RM\ Expanded\ Uncertainty\ (\pm) = U_{CRM/RM} = k (u_{char}^2 + u_{bb}^2 + u_{Its}^2 + u_{ts}^2)^{1/2}$$

k = coverage factor = 2

u_{char} = $[\sum((w_i)^2 (u_{char\ i})^2)]^{1/2}$ where $u_{char\ i}$ are the errors from each characterization method

u_{bb} = bottle to bottle homogeneity standard uncertainty

u_{Its} = long term stability standard uncertainty (storage)

u_{ts} = transport stability standard uncertainty

Characterization of CRM/RM by One Method

Certified Value, $X_{CRM/RM}$, where one method of characterization is used is the mean of individual results:

$$X_{CRM/RM} = (X_a) (u_{char\ a})$$

X_a = mean of Assay Method A with

$u_{char\ a}$ = the standard uncertainty of characterization Method A

$$CRM/RM\ Expanded\ Uncertainty\ (\pm) = U_{CRM/RM} = k (u_{char\ a}^2 + u_{bb}^2 + u_{Its}^2 + u_{ts}^2)^{1/2}$$

k = coverage factor = 2

$u_{char\ a}$ = the errors from characterization

u_{bb} = bottle to bottle homogeneity standard uncertainty

u_{Its} = long term stability standard uncertainty (storage)

u_{ts} = transport stability standard uncertainty

4.0 TRACEABILITY TO NIST

- This product is traceable to NIST via an unbroken chain of comparisons. The uncertainties for each certified value are reported, taking into account the SRM/RM uncertainty error and the measurement, weighing and volume dilution errors. In rare cases where no NIST SRM/RM are available, the term 'in-house std.' is specified.

4.1 Thermometer Calibration

- All thermometers are NIST traceable through thermometers that are calibrated by an accredited calibration laboratory.

4.2 Balance Calibration

- All analytical balances are calibrated by an accredited calibration laboratory and procedure. The weights used for testing are annually compared to master weights and are traceable to NIST.

4.3 Glassware Calibration

- An in-house procedure is used to calibrate all Class A glassware used in the manufacturing and quality control of CRM/RMs.

5.0 TRACE METALLIC IMPURITIES (TMI) DETERMINED BY ICP-MS AND ICP-OES (µg/mL)

N/A

6.0 INTENDED USE

- For the calibration of analytical instruments and validation of analytical methods as appropriate.

7.0 INSTRUCTIONS FOR THE CORRECT USE OF THIS REFERENCE MATERIAL

7.1 Storage and Handling Recommendations

- Store between approximately 4° - 30° C while in sealed TCT bag.

- While stored in the sealed TCT bag, transpiration of this CRM/RM is negligible. After opening the sealed TCT bag transpiration of the CRM/RM will occur, resulting in a gradual increase in the analyte concentration(s). It is the responsibility of the user to account for this effect. When the bottle is weighed both before and after being placed in storage, the mass difference observed will be a measure of transpiration mass loss.

- After opening the sealed TCT bag, keep cap tightly sealed when not in use and store between 4° - 24° C to minimize the effects of transpiration. Use at 20° ± 4° C to minimize volumetric dilution error when using the reported density. Do not pipette from the container. Do not return removed aliquots to container.

- For more information, visit www.inorganicventures.com/TCT

HF Note: This standard should not be prepared or stored in glass.

8.0 HAZARDOUS INFORMATION

- Please refer to the Safety Data Sheet for information regarding this CRM/RM.

9.0 HOMOGENEITY

- This solution was mixed according to an in-house procedure and is guaranteed to be homogeneous. Homogeneity data indicate that the end user should take a minimum sample size of 0.2 mL to assure homogeneity.

10.0 QUALITY STANDARD DOCUMENTATION

10.1 ISO 9001 Quality Management System Registration

- QSR Certificate Number QSR-1034

10.2 ISO/IEC 17025 "General Requirements for the Competence of Testing and Calibration Laboratories"

- Chemical Testing - Accredited / A2LA Certificate Number 883.01

10.3 ISO 17034 "General Requirements for the Competence of Reference Material Producers"

- Reference Material Producer - Accredited / A2LA Certificate Number 883.02

Inorganic Ventures, 300 Technology Drive, Christiansburg, Va. 24073, USA; Telephone: 800.669.6799; 540.585.3030, Fax: 540.585.3012; inorganicventures.com; info@inorganicventures.com

11.0 CERTIFICATION, LOT EXPIRATION AND PERIOD OF VALIDITY

11.1 Certification Issue Date

June 06, 2022

- The certification is valid within the measurement uncertainty specified provided the CRM/RM is stored and handled in accordance with instructions given in Sec 7.1. This certification is nullified if instructions in Sec 7.1 are not followed or if the CRM/RM is damaged, contaminated, or otherwise modified.

11.2 Lot Expiration Date

- **June 06, 2027**

- The date after which this CRM/RM should not be used.

- The lot expiration date reflects the period of time that the stability of a CRM/RM can be supported by long term stability studies conducted on properly stored and handled CRM/RMs. Lot expiration is limited primarily by transpiration (loss of water from the solution) and infrequently by chemical stability.

11.3 Period of Validity


- Sealed TCT Bag Open Date: _____

- This CRM/RM should not be used longer than one year (or six months in the case of a 30 mL bottle) from the date of opening the aluminized bag or after the date given in Sec. 11.2, whichever comes first. This is contingent upon the CRM/RM being stored and handled in accordance with the instructions given in Sec. 7.1.

12.0 NAMES AND SIGNATURES OF CERTIFYING OFFICERS

Certificate Approved By:

Thomas Kozikowski
Manager, Quality Control



Certifying Officer:

Paul Gaines
Chairman / Senior Technical Director



300 Technology Drive
Christiansburg, VA 24073 USA
inorganicventures.com

P: 800-669-6799/540-585-3030
F: 540-585-3012
info@inorganicventures.com

1.0 ACCREDITATION / REGISTRATION

INORGANIC VENTURES is accredited to ISO 17034, "General Requirements for the Competence of Reference Material Producers" and ISO/IEC 17025, "General Requirements for the Competence of Testing and Calibration Laboratories". Inorganic Ventures is also an ISO 9001 registered manufacturer (QSR Certificate Number QSR-1034).



2.0 PRODUCT DESCRIPTION

Product Code:	Multi Analyte Custom Grade Solution	
Catalog Number:	AR-ICVMS-3	
Lot Number:	T2-MEB719896	
Matrix:	7% (v/v) HNO ₃	
Value / Analyte(s):	250 µg/mL ea:	
	Aluminum,	Calcium,
	Iron,	Potassium,
	Magnesium,	Sodium,
	4 µg/mL ea:	
	Selenium,	
	2.5 µg/mL ea:	
	Thorium,	Thallium,
	Uranium,	Vanadium,
	Zinc,	Manganese,
	Cadmium,	Cobalt,
	Chromium,	Copper,
	Arsenic,	Barium,
	Beryllium,	Nickel,
	Lead,	Silver

3.0 CERTIFIED VALUES AND UNCERTAINTIES

ANALYTE	CERTIFIED VALUE	ANALYTE	CERTIFIED VALUE
Aluminum, Al	250.0 ± 0.9 µg/mL	Arsenic, As	2.500 ± 0.018 µg/mL
Barium, Ba	2.501 ± 0.013 µg/mL	Beryllium, Be	2.501 ± 0.015 µg/mL
Cadmium, Cd	2.501 ± 0.013 µg/mL	Calcium, Ca	250.0 ± 1.3 µg/mL
Chromium, Cr	2.500 ± 0.015 µg/mL	Cobalt, Co	2.500 ± 0.014 µg/mL
Copper, Cu	2.500 ± 0.014 µg/mL	Iron, Fe	250.0 ± 1.0 µg/mL
Lead, Pb	2.500 ± 0.013 µg/mL	Magnesium, Mg	250.0 ± 1.3 µg/mL
Manganese, Mn	2.500 ± 0.014 µg/mL	Nickel, Ni	2.500 ± 0.014 µg/mL
Potassium, K	250.0 ± 1.2 µg/mL	Selenium, Se	4.002 ± 0.024 µg/mL
Silver, Ag	2.501 ± 0.017 µg/mL	Sodium, Na	250.0 ± 1.2 µg/mL
Thallium, Tl	2.500 ± 0.017 µg/mL	Thorium, Th	2.499 ± 0.013 µg/mL
Uranium, U	2.501 ± 0.015 µg/mL	Vanadium, V	2.500 ± 0.014 µg/mL
Zinc, Zn	2.500 ± 0.014 µg/mL		

Density: 1.042 g/mL (measured at 20 ± 4 °C)

Assay Information:

ANALYTE	METHOD	NIST SRM#	SRM LOT#
Ag	ICP Assay	3151	160729
Ag	Volhard	999c	999c
Ag	Calculated		See Sec. 4.2
Al	ICP Assay	3101a	140903
Al	EDTA	928	928
As	ICP Assay	3103a	100818
Ba	ICP Assay	3104a	140909
Ba	Calculated		See Sec. 4.2
Ba	Gravimetric		See Sec. 4.2
Be	ICP Assay	3105a	090514
Be	Calculated		See Sec. 4.2
Ca	ICP Assay	3109a	130213
Ca	EDTA	928	928
Cd	ICP Assay	3108	130116
Cd	EDTA	928	928
Cd	Calculated		See Sec. 4.2
Co	ICP Assay	3113	190630
Co	EDTA	928	928
Co	Calculated		See Sec. 4.2
Cr	ICP Assay	3112a	170630
Cr	Calculated		See Sec. 4.2
Cu	ICP Assay	3114	121207
Cu	EDTA	928	928
Cu	Calculated		See Sec. 4.2
Fe	ICP Assay	3126a	140812
Fe	EDTA	928	928
K	ICP Assay	3141a	140813
K	Gravimetric		See Sec. 4.2
Mg	ICP Assay	3131a	140110
Mg	EDTA	928	928
Mn	ICP Assay	3132	050429
Mn	EDTA	928	928
Mn	Calculated		See Sec. 4.2
Na	ICP Assay	3152a	120715
Na	Gravimetric		See Sec. 4.2
Ni	ICP Assay	3136	120619
Ni	EDTA	928	928
Ni	Calculated		See Sec. 4.2
Pb	ICP Assay	3128	101026
Pb	EDTA	928	928
Pb	Calculated		See Sec. 4.2
Se	ICP Assay	3149	100901
Se	Calculated		See Sec. 4.2
Th	EDTA	928	928
Th	Calculated		See Sec. 4.2
Tl	ICP Assay	3158	151215
Tl	Calculated		See Sec. 4.2
U	ICP Assay	3164	080521
U	Calculated		See Sec. 4.2

V	ICP Assay	3165	160906
V	EDTA	928	928
Zn	ICP Assay	3168a	120629
Zn	EDTA	928	928
Zn	Calculated		See Sec. 4.2

The following equations are used in the calculation of the certified value and the uncertainty. Reported uncertainties represent expanded uncertainties expressed at approximately the 95% confidence level using a coverage factor of $k = 2$.

Characterization of CRM/RM by Two or More Methods

Certified Value, $X_{\text{CRM/RM}}$, where two or more methods of characterization are used is the weighted mean of the results:

$$X_{\text{CRM/RM}} = \sum (w_i) (X_i)$$

X_i = mean of Assay Method i with standard uncertainty $u_{\text{char } i}$

w_i = the weighting factors for each method calculated using the inverse square of the variance:

$$w_i = (1/u_{\text{char } i}^2) / (\sum (1/u_{\text{char } j}^2))$$

$$\text{CRM/RM Expanded Uncertainty } (\pm) = U_{\text{CRM/RM}} = k (u_{\text{char}}^2 + u_{\text{bb}}^2 + u_{\text{Its}}^2 + u_{\text{ts}}^2)^{1/2}$$

k = coverage factor = 2

$u_{\text{char}} = [\sum (w_i)^2 (u_{\text{char } i}^2)]^{1/2}$ where $u_{\text{char } i}$ are the errors from each characterization method

u_{bb} = bottle to bottle homogeneity standard uncertainty

u_{Its} = long term stability standard uncertainty (storage)

u_{ts} = transport stability standard uncertainty

Characterization of CRM/RM by One Method

Certified Value, $X_{\text{CRM/RM}}$, where one method of characterization is used is the mean of individual results:

$$X_{\text{CRM/RM}} = (X_a) (u_{\text{char } a})$$

X_a = mean of Assay Method A with

$u_{\text{char } a}$ = the standard uncertainty of characterization Method A

$$\text{CRM/RM Expanded Uncertainty } (\pm) = U_{\text{CRM/RM}} = k (u_{\text{char } a}^2 + u_{\text{bb}}^2 + u_{\text{Its}}^2 + u_{\text{ts}}^2)^{1/2}$$

k = coverage factor = 2

$u_{\text{char } a}$ = the errors from characterization

u_{bb} = bottle to bottle homogeneity standard uncertainty

u_{Its} = long term stability standard uncertainty (storage)

u_{ts} = transport stability standard uncertainty

Certified Abundance:

IV's Certified Abundance

<u>Isotope</u>	<u>Atom %</u>
Uranium 238U	99.8 ± 0.1
Uranium 235U	0.19 ± 0.05

4.0 TRACEABILITY TO NIST

- This product is traceable to NIST via an unbroken chain of comparisons. The uncertainties for each certified value are reported, taking into account the SRM/RM uncertainty error and the measurement, weighing and volume dilution errors. In rare cases where no NIST SRM/RM are available, the term 'in-house std.' is specified.

4.1 Thermometer Calibration

- All thermometers are NIST traceable through thermometers that are calibrated by an accredited calibration laboratory.

4.2 Balance Calibration

- All analytical balances are calibrated by an accredited calibration laboratory and procedure. The weights used for testing are annually compared to master weights and are traceable to NIST.

4.3 Glassware Calibration

- An in-house procedure is used to calibrate all Class A glassware used in the manufacturing and quality control of CRM/RMs.

5.0 TRACE METALLIC IMPURITIES (TMI) DETERMINED BY ICP-MS AND ICP-OES ($\mu\text{g/mL}$)

N/A

6.0 INTENDED USE

- For the calibration of analytical instruments and validation of analytical methods as appropriate.

7.0 INSTRUCTIONS FOR THE CORRECT USE OF THIS REFERENCE MATERIAL

7.1 Storage and Handling Recommendations

- Store between approximately 4° - 30° C while in sealed TCT bag.

- While stored in the sealed TCT bag, transpiration of this CRM/RM is negligible. After opening the sealed TCT bag transpiration of the CRM/RM will occur, resulting in a gradual increase in the analyte concentration(s). It is the responsibility of the user to account for this effect. When the bottle is weighed both before and after being placed in storage, the mass difference observed will be a measure of transpiration mass loss.

- After opening the sealed TCT bag, keep cap tightly sealed when not in use and store between 4° - 24° C to minimize the effects of transpiration. Use at 20° ± 4° C to minimize volumetric dilution error when using the reported density. Do not pipette from the container. Do not return removed aliquots to container.

- For more information, visit www.inorganicventures.com/TCT

Note: This solution contains Silver (Ag), please refer to our Sample Preparation Guide for more information.

<https://www.inorganicventures.com/sample-preparation-guide/samples-containing-silver>

8.0 HAZARDOUS INFORMATION

- Please refer to the Safety Data Sheet for information regarding this CRM/RM.

9.0 HOMOGENEITY

- This solution was mixed according to an in-house procedure and is guaranteed to be homogeneous. Homogeneity data indicate that the end user should take a minimum sample size of 0.2 mL to assure homogeneity.

10.0 QUALITY STANDARD DOCUMENTATION

10.1 ISO 9001 Quality Management System Registration

- QSR Certificate Number QSR-1034

10.2 ISO/IEC 17025 "General Requirements for the Competence of Testing and Calibration Laboratories"

- Chemical Testing - Accredited / A2LA Certificate Number 883.01

10.3 ISO 17034 "General Requirements for the Competence of Reference Material Producers"

- Reference Material Producer - Accredited / A2LA Certificate Number 883.02

Inorganic Ventures, 300 Technology Drive, Christiansburg, Va. 24073, USA; Telephone: 800.669.6799; 540.585.3030, Fax: 540.585.3012; inorganicventures.com; info@inorganicventures.com

11.0 CERTIFICATION, LOT EXPIRATION AND PERIOD OF VALIDITY

11.1 Certification Issue Date

June 06, 2022

- The certification is valid within the measurement uncertainty specified provided the CRM/RM is stored and handled in accordance with instructions given in Sec 7.1. This certification is nullified if instructions in Sec 7.1 are not followed or if the CRM/RM is damaged, contaminated, or otherwise modified.

11.2 Lot Expiration Date

- **June 06, 2027**

- The date after which this CRM/RM should not be used.

- The lot expiration date reflects the period of time that the stability of a CRM/RM can be supported by long term stability studies conducted on properly stored and handled CRM/RMs. Lot expiration is limited primarily by transpiration (loss of water from the solution) and infrequently by chemical stability.

11.3 Period of Validity


- Sealed TCT Bag Open Date: _____

- This CRM/RM should not be used longer than one year (or six months in the case of a 30 mL bottle) from the date of opening the aluminized bag or after the date given in Sec. 11.2, whichever comes first. This is contingent upon the CRM/RM being stored and handled in accordance with the instructions given in Sec. 7.1.

12.0 NAMES AND SIGNATURES OF CERTIFYING OFFICERS

Certificate Approved By:

Thomas Kozikowski
Manager, Quality Control



Certifying Officer:

Paul Gaines
Chairman / Senior Technical Director



300 Technology Drive
Christiansburg, VA 24073 USA
inorganicventures.com

P: 800-669-6799/540-585-3030
F: 540-585-3012
info@inorganicventures.com

1.0 ACCREDITATION / REGISTRATION

INORGANIC VENTURES is accredited to ISO 17034, "General Requirements for the Competence of Reference Material Producers" and ISO/IEC 17025, "General Requirements for the Competence of Testing and Calibration Laboratories". Inorganic Ventures is also an ISO 9001 registered manufacturer (QSR Certificate Number QSR-1034).



2.0 PRODUCT DESCRIPTION

Product Code: Multi Analyte Custom Grade Solution
 Catalog Number: AR-6020ICS-0A10
 Lot Number: T2-MEB719898
 Matrix: 1.4% (v/v) HNO₃
 Value / Analyte(s):
 1 000 µg/mL ea:
 Chloride,
 200 µg/mL ea:
 Carbon,
 100 µg/mL ea:
 Calcium, Aluminum,
 Iron, Potassium,
 Magnesium, Sodium,
 Phosphorus, Sulfur,
 2 µg/mL ea:
 Titanium, Molybdenum

3.0 CERTIFIED VALUES AND UNCERTAINTIES

ANALYTE	CERTIFIED VALUE	ANALYTE	CERTIFIED VALUE
Aluminum, Al	100.0 ± 0.4 µg/mL	Calcium, Ca	100.0 ± 0.5 µg/mL
Carbon, C	200.1 ± 0.5 µg/mL	Chloride, Cl	1 000 ± 5 µg/mL
Iron, Fe	100.0 ± 0.5 µg/mL	Magnesium, Mg	100.0 ± 0.5 µg/mL
Molybdenum, Mo	2.001 ± 0.014 µg/mL	Phosphorus, P	100.0 ± 0.6 µg/mL
Potassium, K	100.0 ± 0.5 µg/mL	Sodium, Na	100.0 ± 0.5 µg/mL
Sulfur, S	100.0 ± 0.5 µg/mL	Titanium, Ti	2.001 ± 0.015 µg/mL

Density: 1.009 g/mL (measured at 20 ± 4 °C)

Assay Information:

ANALYTE	METHOD	NIST SRM#	SRM LOT#
Al	ICP Assay	3101a	140903
Al	EDTA	928	928
C	Acidimetric	84L	84L
Ca	ICP Assay	3109a	130213
Ca	EDTA	928	928
Cl	Acidimetric	84L	84L
Fe	ICP Assay	3126a	140812
Fe	EDTA	928	928
K	ICP Assay	3141a	140813
K	Gravimetric		See Sec. 4.2
Mg	ICP Assay	3131a	140110
Mg	EDTA	928	928
Mo	ICP Assay	3134	130418
Na	ICP Assay	3152a	120715
Na	Gravimetric		See Sec. 4.2
P	ICP Assay	3139a	060717
P	Acidimetric	84L	84L
S	Acidimetric	84L	84L
S	ICP Assay	traceable to 3154	P2-S680745
Ti	ICP Assay	3162a	130925

The following equations are used in the calculation of the certified value and the uncertainty. Reported uncertainties represent expanded uncertainties expressed at approximately the 95% confidence level using a coverage factor of k = 2.

Characterization of CRM/RM by Two or More Methods

Certified Value, $X_{\text{CRM/RM}}$, where two or more methods of characterization are used is the weighted mean of the results:

$$X_{\text{CRM/RM}} = \sum(w_i) (X_i)$$

X_i = mean of Assay Method i with standard uncertainty $u_{\text{char } i}$

w_i = the weighting factors for each method calculated using the inverse square of the variance:

$$w_i = (1/u_{\text{char } i}^2) / (\sum(1/u_{\text{char } i}^2))$$

$$\text{CRM/RM Expanded Uncertainty } (\pm) = U_{\text{CRM/RM}} = k (u_{\text{char}}^2 + u_{\text{bb}}^2 + u_{\text{Its}}^2 + u_{\text{ts}}^2)^{1/2}$$

k = coverage factor = 2

$u_{\text{char}} = [\sum(w_i)^2 (u_{\text{char } i}^2)]^{1/2}$ where $u_{\text{char } i}$ are the errors from each characterization method

u_{bb} = bottle to bottle homogeneity standard uncertainty

u_{Its} = long term stability standard uncertainty (storage)

u_{ts} = transport stability standard uncertainty

Characterization of CRM/RM by One Method

Certified Value, $X_{\text{CRM/RM}}$, where one method of characterization is used is the mean of individual results:

$$X_{\text{CRM/RM}} = (X_a) (u_{\text{char } a})$$

X_a = mean of Assay Method A with

$u_{\text{char } a}$ = the standard uncertainty of characterization Method A

$$\text{CRM/RM Expanded Uncertainty } (\pm) = U_{\text{CRM/RM}} = k (u_{\text{char } a}^2 + u_{\text{bb}}^2 + u_{\text{Its}}^2 + u_{\text{ts}}^2)^{1/2}$$

k = coverage factor = 2

$u_{\text{char } a}$ = the errors from characterization

u_{bb} = bottle to bottle homogeneity standard uncertainty

u_{Its} = long term stability standard uncertainty (storage)

u_{ts} = transport stability standard uncertainty

4.0 TRACEABILITY TO NIST

- This product is traceable to NIST via an unbroken chain of comparisons. The uncertainties for each certified value are reported, taking into account the SRM/RM uncertainty error and the measurement, weighing and volume dilution errors. In rare cases where no NIST SRM/RM are available, the term 'in-house std.' is specified.

4.1 Thermometer Calibration

- All thermometers are NIST traceable through thermometers that are calibrated by an accredited calibration laboratory.

4.2 Balance Calibration

- All analytical balances are calibrated by an accredited calibration laboratory and procedure. The weights used for testing are annually compared to master weights and are traceable to NIST.

4.3 Glassware Calibration

- An in-house procedure is used to calibrate all Class A glassware used in the manufacturing and quality control of CRM/RMs.

5.0 TRACE METALLIC IMPURITIES (TMI) DETERMINED BY ICP-MS AND ICP-OES ($\mu\text{g/mL}$)

N/A

6.0 INTENDED USE

- For the calibration of analytical instruments and validation of analytical methods as appropriate.

7.0 INSTRUCTIONS FOR THE CORRECT USE OF THIS REFERENCE MATERIAL

7.1 Storage and Handling Recommendations

- Store between approximately 4° - 30° C while in sealed TCT bag.

- While stored in the sealed TCT bag, transpiration of this CRM/RM is negligible. After opening the sealed TCT bag transpiration of the CRM/RM will occur, resulting in a gradual increase in the analyte concentration(s). It is the responsibility of the user to account for this effect. When the bottle is weighed both before and after being placed in storage, the mass difference observed will be a measure of transpiration mass loss.

- After opening the sealed TCT bag, keep cap tightly sealed when not in use and store between 4° - 24° C to minimize the effects of transpiration. Use at 20° ± 4° C to minimize volumetric dilution error when using the reported density. Do not pipette from the container. Do not return removed aliquots to container.

- For more information, visit www.inorganicventures.com/TCT

8.0 HAZARDOUS INFORMATION

- Please refer to the Safety Data Sheet for information regarding this CRM/RM.

9.0 HOMOGENEITY

- This solution was mixed according to an in-house procedure and is guaranteed to be homogeneous. Homogeneity data indicate that the end user should take a minimum sample size of 0.2 mL to assure homogeneity.

10.0 QUALITY STANDARD DOCUMENTATION

10.1 ISO 9001 Quality Management System Registration

- QSR Certificate Number QSR-1034

10.2 ISO/IEC 17025 "General Requirements for the Competence of Testing and Calibration Laboratories"

- Chemical Testing - Accredited / A2LA Certificate Number 883.01

10.3 ISO 17034 "General Requirements for the Competence of Reference Material Producers"

- Reference Material Producer - Accredited / A2LA Certificate Number 883.02

Inorganic Ventures, 300 Technology Drive, Christiansburg, Va. 24073, USA; Telephone: 800.669.6799; 540.585.3030, Fax: 540.585.3012; inorganicventures.com; info@inorganicventures.com

11.0 CERTIFICATION, LOT EXPIRATION AND PERIOD OF VALIDITY

11.1 Certification Issue Date

June 07, 2022

- The certification is valid within the measurement uncertainty specified provided the CRM/RM is stored and handled in accordance with instructions given in Sec 7.1. This certification is nullified if instructions in Sec 7.1 are not followed or if the CRM/RM is damaged, contaminated, or otherwise modified.

11.2 Lot Expiration Date

- **June 07, 2027**

- The date after which this CRM/RM should not be used.

- The lot expiration date reflects the period of time that the stability of a CRM/RM can be supported by long term stability studies conducted on properly stored and handled CRM/RMs. Lot expiration is limited primarily by transpiration (loss of water from the solution) and infrequently by chemical stability.

11.3 Period of Validity

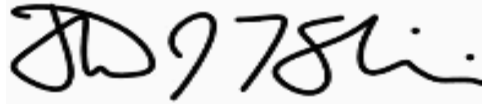
- Sealed TCT Bag Open Date: _____

- This CRM/RM should not be used longer than one year (or six months in the case of a 30 mL bottle) from the date of opening the aluminized bag or after the date given in Sec. 11.2, whichever comes first. This is contingent upon the CRM/RM being stored and handled in accordance with the instructions given in Sec. 7.1.

12.0 NAMES AND SIGNATURES OF CERTIFYING OFFICERS

Certificate Approved By:

Thomas Kozikowski
Manager, Quality Control



Certifying Officer:

Paul Gaines
Chairman / Senior Technical Director





Form I
INORGANIC ANALYSIS DATA SHEET
EPA 9060A m

LDW23-SC1053A

Laboratory: Analytical Resources, LLC

Client: Anchor QEA, LLC

Project: AOC5 MR Phase 1

Matrix: Sediment Laboratory ID: 23C0774-01 A SDG: 23C0774

Sampled: 12/16/22 09:12 Prepared: 05/13/23 13:32 File ID: CubeData_05222023@1029-020

% Solids: 54.25 Preparation: No Prep Wet Chem Analyzed: 05/19/23 21:37

Batch: BLE0414 Sequence: SLE0228 Initial/Final: 0.5216 g Wet / 0.5216 g

Instrument: TOC Cube Calibration: GE00052

CAS NO.	Analyte	Concentration (% dry)	Dilution Factor	MDL	MRL	Q
	Total Organic Carbon	2.41	1	0.02	0.02	



Form I
INORGANIC ANALYSIS DATA SHEET
EPA 9060A m

LDW23-SC1053B

Laboratory: Analytical Resources, LLC
 Client: Anchor QEA, LLC
 Project: AOC5 MR Phase 1
 Matrix: Sediment Laboratory ID: 23C0774-02 A SDG: 23C0774
 Sampled: 12/16/22 09:12 Prepared: 05/13/23 13:32 File ID: CubeData_05222023@1029-023
 % Solids: 54.48 Preparation: No Prep Wet Chem Analyzed: 05/19/23 23:08
 Batch: BLE0414 Sequence: SLE0228 Initial/Final: 0.4905 g Wet / 0.4905 g
 Instrument: TOC Cube Calibration: GE00052

CAS NO.	Analyte	Concentration (% dry)	Dilution Factor	MDL	MRL	Q
	Total Organic Carbon	3.71	1	0.02	0.02	



Form I
INORGANIC ANALYSIS DATA SHEET
EPA 9060A m

LDW23-SC1007A

Laboratory: Analytical Resources, LLC
 Client: Anchor QEA, LLC
 Project: AOC5 MR Phase 1
 Matrix: Sediment Laboratory ID: 23C0774-03 A SDG: 23C0774
 Sampled: 12/16/22 10:43 Prepared: 05/13/23 13:32 File ID: CubeData_05222023@1029-024
 % Solids: 54.37 Preparation: No Prep Wet Chem Analyzed: 05/19/23 23:38
 Batch: BLE0414 Sequence: SLE0228 Initial/Final: 0.4771 g Wet / 0.4771 g
 Instrument: TOC Cube Calibration: GE00052

CAS NO.	Analyte	Concentration (% dry)	Dilution Factor	MDL	MRL	Q
	Total Organic Carbon	2.14	1	0.02	0.02	



Form I
INORGANIC ANALYSIS DATA SHEET
EPA 9060A m

LDW23-SC1002A

Laboratory: Analytical Resources, LLC

Client: Anchor QEA, LLC

Project: AOC5 MR Phase 1

Matrix: Sediment Laboratory ID: 23C0774-04 A SDG: 23C0774

Sampled: 12/16/22 11:20 Prepared: 05/13/23 13:32 File ID: CubeData_05222023@1029-025

% Solids: 51.43 Preparation: No Prep Wet Chem Analyzed: 05/20/23 00:08

Batch: BLE0414 Sequence: SLE0228 Initial/Final: 0.3296 g Wet / 0.3296 g

Instrument: TOC Cube Calibration: GE00052

CAS NO.	Analyte	Concentration (% dry)	Dilution Factor	MDL	MRL	Q
	Total Organic Carbon	2.38	1	0.02	0.02	



Form I
INORGANIC ANALYSIS DATA SHEET
EPA 9060A m

LDW23-SC1002B

Laboratory: Analytical Resources, LLC

Client: Anchor QEA, LLC

Project: AOC5 MR Phase 1

Matrix: Sediment Laboratory ID: 23C0774-05 A SDG: 23C0774

Sampled: 12/16/22 11:20 Prepared: 05/13/23 13:32 File ID: CubeData_05222023@1029-026

% Solids: 52.72 Preparation: No Prep Wet Chem Analyzed: 05/20/23 00:38

Batch: BLE0414 Sequence: SLE0228 Initial/Final: 0.3825 g Wet / 0.3825 g

Instrument: TOC Cube Calibration: GE00052

CAS NO.	Analyte	Concentration (% dry)	Dilution Factor	MDL	MRL	Q
	Total Organic Carbon	2.34	1	0.02	0.02	



Form I
INORGANIC ANALYSIS DATA SHEET
EPA 9060A m

LDW23-SC1046A

Laboratory: Analytical Resources, LLC

Client: Anchor QEA, LLC

Project: AOC5 MR Phase 1

Matrix: Sediment Laboratory ID: 23C0774-06 A SDG: 23C0774

Sampled: 12/15/22 11:32 Prepared: 05/13/23 13:32 File ID: CubeData_05222023@1029-029

% Solids: 55.06 Preparation: No Prep Wet Chem Analyzed: 05/20/23 02:09

Batch: BLE0414 Sequence: SLE0228 Initial/Final: 0.3636 g Wet / 0.3636 g

Instrument: TOC Cube Calibration: GE00052

CAS NO.	Analyte	Concentration (% dry)	Dilution Factor	MDL	MRL	Q
	Total Organic Carbon	2.38	1	0.02	0.02	



Form I
INORGANIC ANALYSIS DATA SHEET
EPA 9060A m

LDW23-SC1046B

Laboratory: Analytical Resources, LLC
 Client: Anchor QEA, LLC
 Project: AOC5 MR Phase 1
 Matrix: Sediment Laboratory ID: 23C0774-07 A SDG: 23C0774
 Sampled: 12/15/22 11:32 Prepared: 05/13/23 13:32 File ID: CubeData_05222023@1029-030
 % Solids: 55.75 Preparation: No Prep Wet Chem Analyzed: 05/20/23 02:39
 Batch: BLE0414 Sequence: SLE0228 Initial/Final: 0.3877 g Wet / 0.3877 g
 Instrument: TOC Cube Calibration: GE00052

CAS NO.	Analyte	Concentration (% dry)	Dilution Factor	MDL	MRL	Q
	Total Organic Carbon	2.36	1	0.02	0.02	



Form I
INORGANIC ANALYSIS DATA SHEET
EPA 9060A m

LDW23-SC1177A

Laboratory: Analytical Resources, LLC

Client: Anchor QEA, LLC

Project: AOC5 MR Phase 1

Matrix: Sediment Laboratory ID: 23C0774-08 A SDG: 23C0774

Sampled: 12/14/22 08:04 Prepared: 05/13/23 13:32 File ID: CubeData_05222023@1029-031

% Solids: 51.05 Preparation: No Prep Wet Chem Analyzed: 05/20/23 03:09

Batch: BLE0414 Sequence: SLE0228 Initial/Final: 0.3147 g Wet / 0.3147 g

Instrument: TOC Cube Calibration: GE00052

CAS NO.	Analyte	Concentration (% dry)	Dilution Factor	MDL	MRL	Q
	Total Organic Carbon	2.44	1	0.02	0.02	



Form I
INORGANIC ANALYSIS DATA SHEET
EPA 9060A m

LDW23-SC1177B

Laboratory: Analytical Resources, LLC

Client: Anchor QEA, LLC

Project: AOC5 MR Phase 1

Matrix: Sediment Laboratory ID: 23C0774-09 A SDG: 23C0774

Sampled: 12/14/22 08:04 Prepared: 05/13/23 13:32 File ID: CubeData_05222023@1029-032

% Solids: 54.58 Preparation: No Prep Wet Chem Analyzed: 05/20/23 03:40

Batch: BLE0414 Sequence: SLE0228 Initial/Final: 0.35 g Wet / 0.35 g

Instrument: TOC Cube Calibration: GE00052

CAS NO.	Analyte	Concentration (% dry)	Dilution Factor	MDL	MRL	Q
	Total Organic Carbon	2.22	1	0.02	0.02	



Form I
INORGANIC ANALYSIS DATA SHEET
EPA 9060A m

LDW23-SC1156B

Laboratory: Analytical Resources, LLC
 Client: Anchor QEA, LLC
 Project: AOC5 MR Phase 1
 Matrix: Sediment Laboratory ID: 23C0774-10 A SDG: 23C0774
 Sampled: 12/14/22 10:44 Prepared: 05/13/23 13:32 File ID: CubeData_05222023@1029-033
 % Solids: 60.44 Preparation: No Prep Wet Chem Analyzed: 05/20/23 04:10
 Batch: BLE0414 Sequence: SLE0228 Initial/Final: 0.3422 g Wet / 0.3422 g
 Instrument: TOC Cube Calibration: GE00052

CAS NO.	Analyte	Concentration (% dry)	Dilution Factor	MDL	MRL	Q
	Total Organic Carbon	1.52	1	0.02	0.02	



Form I
INORGANIC ANALYSIS DATA SHEET
EPA 9060A m

LDW23-SC1183A

Laboratory: Analytical Resources, LLC

Client: Anchor QEA, LLC

Project: AOC5 MR Phase 1

Matrix: Sediment Laboratory ID: 23C0774-11A SDG: 23C0774

Sampled: 12/14/22 14:09 Prepared: 05/13/23 13:32 File ID: CubeData_05222023@1029-034

% Solids: 52.49 Preparation: No Prep Wet Chem Analyzed: 05/20/23 04:40

Batch: BLE0414 Sequence: SLE0228 Initial/Final: 0.4712 g Wet / 0.4712 g

Instrument: TOC Cube Calibration: GE00052

CAS NO.	Analyte	Concentration (% dry)	Dilution Factor	MDL	MRL	Q
	Total Organic Carbon	2.18	1	0.02	0.02	



Form I
INORGANIC ANALYSIS DATA SHEET
EPA 9060A m

LDW23-SC1183B

Laboratory: Analytical Resources, LLC
 Client: Anchor QEA, LLC
 Project: AOC5 MR Phase 1
 Matrix: Sediment Laboratory ID: 23C0774-12 A SDG: 23C0774
 Sampled: 12/14/22 14:09 Prepared: 05/13/23 13:32 File ID: CubeData_05222023@1029-035
 % Solids: 52.87 Preparation: No Prep Wet Chem Analyzed: 05/20/23 05:10
 Batch: BLE0414 Sequence: SLE0228 Initial/Final: 0.4529 g Wet / 0.4529 g
 Instrument: TOC Cube Calibration: GE00052

CAS NO.	Analyte	Concentration (% dry)	Dilution Factor	MDL	MRL	Q
	Total Organic Carbon	2.49	1	0.02	0.02	



Form I
INORGANIC ANALYSIS DATA SHEET
EPA 9060A m

LDW23-SC1183C

Laboratory: Analytical Resources, LLC

Client: Anchor QEA, LLC

Project: AOC5 MR Phase 1

Matrix: Sediment Laboratory ID: 23C0774-13 A SDG: 23C0774

Sampled: 12/14/22 14:09 Prepared: 05/13/23 13:32 File ID: CubeData_05222023@1029-036

% Solids: 56.32 Preparation: No Prep Wet Chem Analyzed: 05/20/23 05:40

Batch: BLE0414 Sequence: SLE0228 Initial/Final: 0.3312 g Wet / 0.3312 g

Instrument: TOC Cube Calibration: GE00052

CAS NO.	Analyte	Concentration (% dry)	Dilution Factor	MDL	MRL	Q
	Total Organic Carbon	1.89	1	0.02	0.02	



Form I
INORGANIC ANALYSIS DATA SHEET
EPA 9060A m

LDW23-SS1808

Laboratory: Analytical Resources, LLC
 Client: Anchor QEA, LLC
 Project: AOC5 MR Phase 1
 Matrix: Sediment Laboratory ID: 23C0774-14 A SDG: 23C0774
 Sampled: 03/03/23 13:25 Prepared: 05/13/23 13:32 File ID: CubeData_05222023@1029-037
 % Solids: 52.25 Preparation: No Prep Wet Chem Analyzed: 05/20/23 06:10
 Batch: BLE0414 Sequence: SLE0228 Initial/Final: 0.4685 g Wet / 0.4685 g
 Instrument: TOC Cube Calibration: GE00052

CAS NO.	Analyte	Concentration (% dry)	Dilution Factor	MDL	MRL	Q
	Total Organic Carbon	2.46	1	0.02	0.02	



Form I
INORGANIC ANALYSIS DATA SHEET
EPA 9060A m

LDW23-SC1808

Laboratory: Analytical Resources, LLC

Client: Anchor QEA, LLC

Project: AOC5 MR Phase 1

Matrix: Sediment Laboratory ID: 23C0774-15 A SDG: 23C0774

Sampled: 03/03/23 12:50 Prepared: 05/13/23 13:32 File ID: CubeData_05222023@1029-038

% Solids: 51.13 Preparation: No Prep Wet Chem Analyzed: 05/20/23 06:40

Batch: BLE0414 Sequence: SLE0228 Initial/Final: 0.4693 g Wet / 0.4693 g

Instrument: TOC Cube Calibration: GE00052

CAS NO.	Analyte	Concentration (% dry)	Dilution Factor	MDL	MRL	Q
	Total Organic Carbon	2.59	1	0.02	0.02	



PREPARATION BATCH SUMMARY

EPA 9060A m

Laboratory: Analytical Resources, LLC SDG: 23C0774
Client: Anchor QEA, LLC Project: AOC5 MR Phase 1
Batch: BLE0414 Batch Matrix: Solid Preparation: No Prep Wet Chem

SAMPLE NAME	LAB SAMPLE ID	LAB FILE ID	DATE PREPARED	OBSERVATIONS
LDW23-SC1053A	23C0774-01	eData_05222023@1029-	05/13/23 13:32	
LDW23-SC1053B	23C0774-02	eData_05222023@1029-	05/13/23 13:32	
LDW23-SC1007A	23C0774-03	eData_05222023@1029-	05/13/23 13:32	
LDW23-SC1002A	23C0774-04	eData_05222023@1029-	05/13/23 13:32	
LDW23-SC1002B	23C0774-05	eData_05222023@1029-	05/13/23 13:32	
LDW23-SC1046A	23C0774-06	eData_05222023@1029-	05/13/23 13:32	
LDW23-SC1046B	23C0774-07	eData_05222023@1029-	05/13/23 13:32	
LDW23-SC1177A	23C0774-08	eData_05222023@1029-	05/13/23 13:32	
LDW23-SC1177B	23C0774-09	eData_05222023@1029-	05/13/23 13:32	
LDW23-SC1156B	23C0774-10	eData_05222023@1029-	05/13/23 13:32	
LDW23-SC1183A	23C0774-11	eData_05222023@1029-	05/13/23 13:32	
LDW23-SC1183B	23C0774-12	eData_05222023@1029-	05/13/23 13:32	
LDW23-SC1183C	23C0774-13	eData_05222023@1029-	05/13/23 13:32	
LDW23-SS1808	23C0774-14	eData_05222023@1029-	05/13/23 13:32	
LDW23-SC1808	23C0774-15	eData_05222023@1029-	05/13/23 13:32	
Blank	BLE0414-BLK1	eData_05222023@1029-	05/13/23 13:32	
LCS	BLE0414-BS1	eData_05222023@1029-	05/13/23 13:32	
LDW23-SC1053A	BLE0414-DUP3	eData_05222023@1029-	05/13/23 13:32	
MRL Check	BLE0414-MRL1	eData_05222023@1029-	05/13/23 13:32	
LDW23-SC1053A	BLE0414-MS2	eData_05222023@1029-	05/13/23 13:32	
Reference	BLE0414-SRM1	eData_05222023@1029-	05/13/23 13:32	



Form I
METHOD BLANK DATA SHEET
EPA 9060A m
TotalAnalytes

Blank

Laboratory: Analytical Resources, LLC

SDG: 23C0774

Client: Anchor QEA, LLC

Project: AOC5 MR Phase 1

Batch: BLE0414

Laboratory ID: BLE0414-BLK1

Prepared: 05/13/23 13:32

Matrix: Solid

Preparation: No Prep Wet Chem

Analyzed: 05/19/23 15:06

Sequence: SLE0228

Calibration: GE00052

Instrument: TOC Cube

CAS NO.	Analyte	Concentration (% wet)	Dilution Factor	MDL	MRL	Q
	Total Organic Carbon	ND	1	0.02	0.02	U



LCS / LCS DUPLICATE RECOVERY
EPA 9060A m

Laboratory:	<u>Analytical Resources, LLC</u>	SDG:	<u>23C0774</u>
Client:	<u>Anchor QEA, LLC</u>	Project:	<u>AOC5 MR Phase 1</u>
Matrix:	<u>Solid</u>	Analyzed:	<u>05/19/23 16:06</u>
Batch:	<u>BLE0414</u>	Laboratory ID:	<u>BLE0414-BS1</u>
Preparation:	<u>No Prep Wet Chem</u>	Sequence Name:	<u>LCS</u>
Initial/Final:	<u>0.0217 g / 0.0217 g</u>		

COMPOUND	SPIKE ADDED (% wet)	LCS CONCENTRATION (% wet)	Q	LCS % REC. #	QC LIMITS REC.
Total Organic Carbon	44.4	45.3		102	80 - 120

* Indicates values outside of QC limits



DUPLICATES

EPA 9060A m

Laboratory: Analytical Resources, LLC

SDG: 23C0774

Client: Anchor QEA, LLC

Project: AOC5 MR Phase 1

Matrix: Solid

Laboratory ID: BLE0414-DUP3

Batch: BLE0414

Lab Source ID: 23C0774-01

Preparation: No Prep Wet Chem

Initial/Final: 0.5098 g / 0.5098 g

Source Sample Name: LDW23-SC1053A

% Solids: 54.25

ANALYTE	CONTROL LIMIT	SAMPLE CONCENTRATION	DUPLICATE CONCENTRATION	RPD %	Q
Total Organic Carbon	20	2.41	2.61	7.92	

*: Values outside of QC limits

L: Analyte concentration is <=5 times the reporting limit and the replicate control limit defaults to Dup = +/- RL instead of 20% RPD



ANALYSIS BATCH (SEQUENCE) SUMMARY

EPA 9060A m

Laboratory:	<u>Analytical Resources, LLC</u>	SDG:	<u>23C0774</u>
Client:	<u>Anchor QEA, LLC</u>	Project:	<u>AOC5 MR Phase 1</u>
Sequence:	<u>SLE0228</u>	Instrument:	<u>TOC Cube</u>
		Calibration:	<u>GE00052</u>

Sample Name	Lab Sample ID	Lab File ID	Matrix	Analysis Date/Time
Initial Cal Check	SLE0228-ICV1	CubeData_05222023@1029-003	NA	05/19/23 13:06
Initial Cal Blank	SLE0228-ICB1	CubeData_05222023@1029-004	NA	05/19/23 13:36
MRL Check	BLE0414-MRL1	CubeData_05222023@1029-005	Solid	05/19/23 14:06
Blank	BLE0414-BLK1	CubeData_05222023@1029-007	Solid	05/19/23 15:06
LCS	BLE0414-BS1	CubeData_05222023@1029-009	Solid	05/19/23 16:06
Reference	BLE0414-SRM1	CubeData_05222023@1029-011	Solid	05/19/23 17:07
Calibration Check	SLE0228-CCV1	CubeData_05222023@1029-015	NA	05/19/23 19:07
Calibration Blank	SLE0228-CCB1	CubeData_05222023@1029-016	NA	05/19/23 19:37
LDW23-SC1053A	23C0774-01	CubeData_05222023@1029-020	Solid	05/19/23 21:37
LDW23-SC1053A	BLE0414-DUP3	CubeData_05222023@1029-021	Solid	05/19/23 22:07
LDW23-SC1053A	BLE0414-MS2	CubeData_05222023@1029-022	Solid	05/19/23 22:38
LDW23-SC1053B	23C0774-02	CubeData_05222023@1029-023	Solid	05/19/23 23:08
LDW23-SC1007A	23C0774-03	CubeData_05222023@1029-024	Solid	05/19/23 23:38
LDW23-SC1002A	23C0774-04	CubeData_05222023@1029-025	Solid	05/20/23 00:08
LDW23-SC1002B	23C0774-05	CubeData_05222023@1029-026	Solid	05/20/23 00:38
Calibration Check	SLE0228-CCV2	CubeData_05222023@1029-027	NA	05/20/23 01:09
Calibration Blank	SLE0228-CCB2	CubeData_05222023@1029-028	NA	05/20/23 01:39
LDW23-SC1046A	23C0774-06	CubeData_05222023@1029-029	Solid	05/20/23 02:09
LDW23-SC1046B	23C0774-07	CubeData_05222023@1029-030	Solid	05/20/23 02:39
LDW23-SC1177A	23C0774-08	CubeData_05222023@1029-031	Solid	05/20/23 03:09
LDW23-SC1177B	23C0774-09	CubeData_05222023@1029-032	Solid	05/20/23 03:40
LDW23-SC1156B	23C0774-10	CubeData_05222023@1029-033	Solid	05/20/23 04:10
LDW23-SC1183A	23C0774-11	CubeData_05222023@1029-034	Solid	05/20/23 04:40
LDW23-SC1183B	23C0774-12	CubeData_05222023@1029-035	Solid	05/20/23 05:10
LDW23-SC1183C	23C0774-13	CubeData_05222023@1029-036	Solid	05/20/23 05:40
LDW23-SS1808	23C0774-14	CubeData_05222023@1029-037	Solid	05/20/23 06:10
LDW23-SC1808	23C0774-15	CubeData_05222023@1029-038	Solid	05/20/23 06:40
Calibration Check	SLE0228-CCV3	CubeData_05222023@1029-039	NA	05/20/23 07:10
Calibration Blank	SLE0228-CCB3	CubeData_05222023@1029-040	NA	05/20/23 07:40



ANALYSIS BATCH (SEQUENCE) SUMMARY

EPA 9060A m

Laboratory: Analytical Resources, LLC

SDG: 23C0774

Client: Anchor QEA, LLC

Project: AOC5 MR Phase 1

Sequence: SLE0228

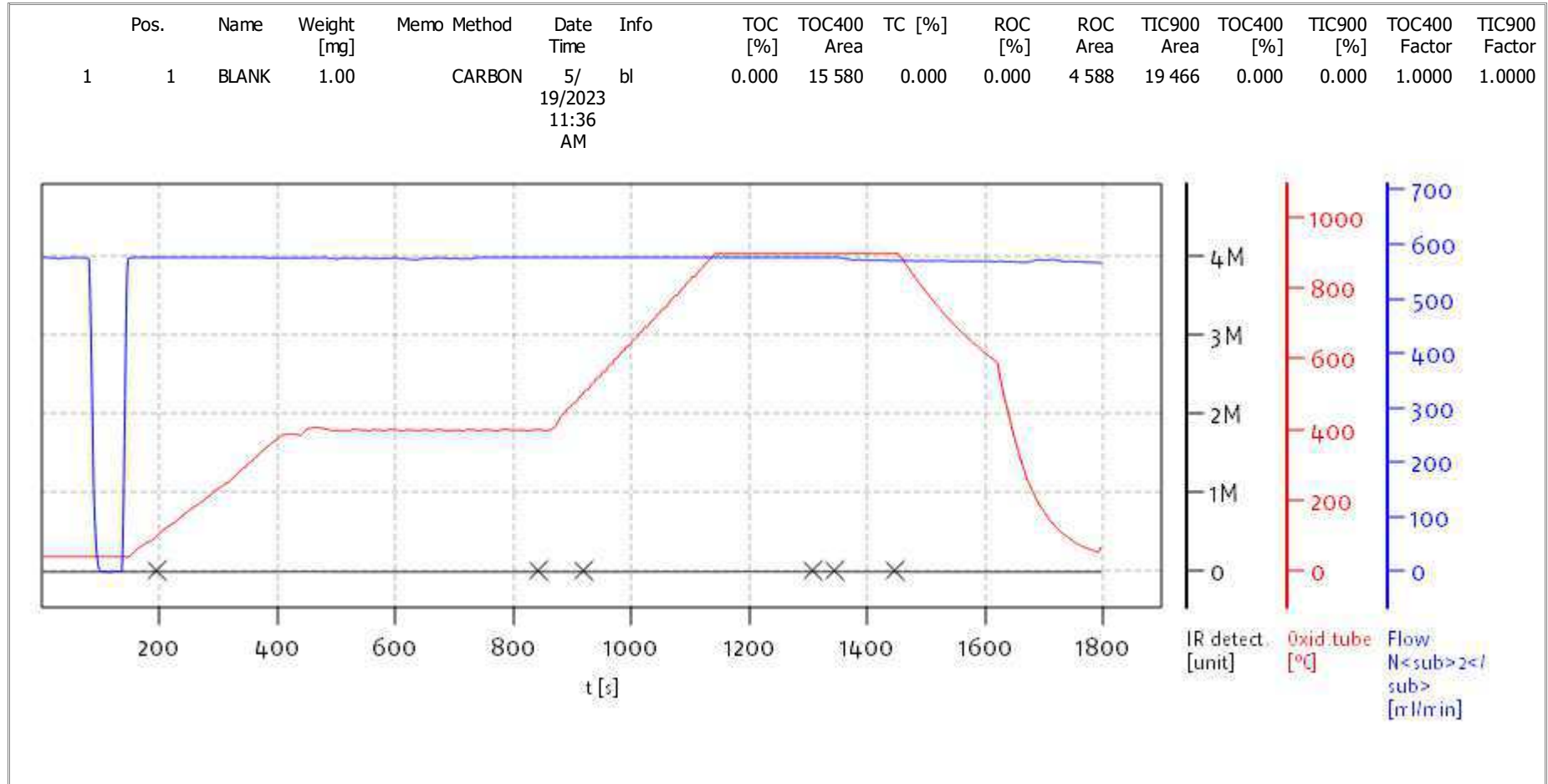
Instrument: TOC Cube

Calibration: GE00052

Sample Name	Lab Sample ID	Lab File ID	Matrix	Analysis Date/Time
Calibration Check	SLE0228-CCV4	CubeData_05222023@1029-050	NA	05/20/23 13:12
Calibration Blank	SLE0228-CCB4	CubeData_05222023@1029-051	NA	05/20/23 13:42
Calibration Check	SLE0228-CCV5	CubeData_05222023@1029-062	NA	05/20/23 19:14
Calibration Blank	SLE0228-CCB5	CubeData_05222023@1029-063	NA	05/20/23 19:44
Calibration Blank	SLE0228-CCB6	CubeData_05222023@1029-073	NA	05/21/23 12:48
Calibration Check	SLE0228-CCV6	CubeData_05222023@1029-074	NA	05/21/23 13:20



Soli TOC Cube, Carbon
Balance: BAL3
Analyst: CDE



Name:

Access: solITOC superuser

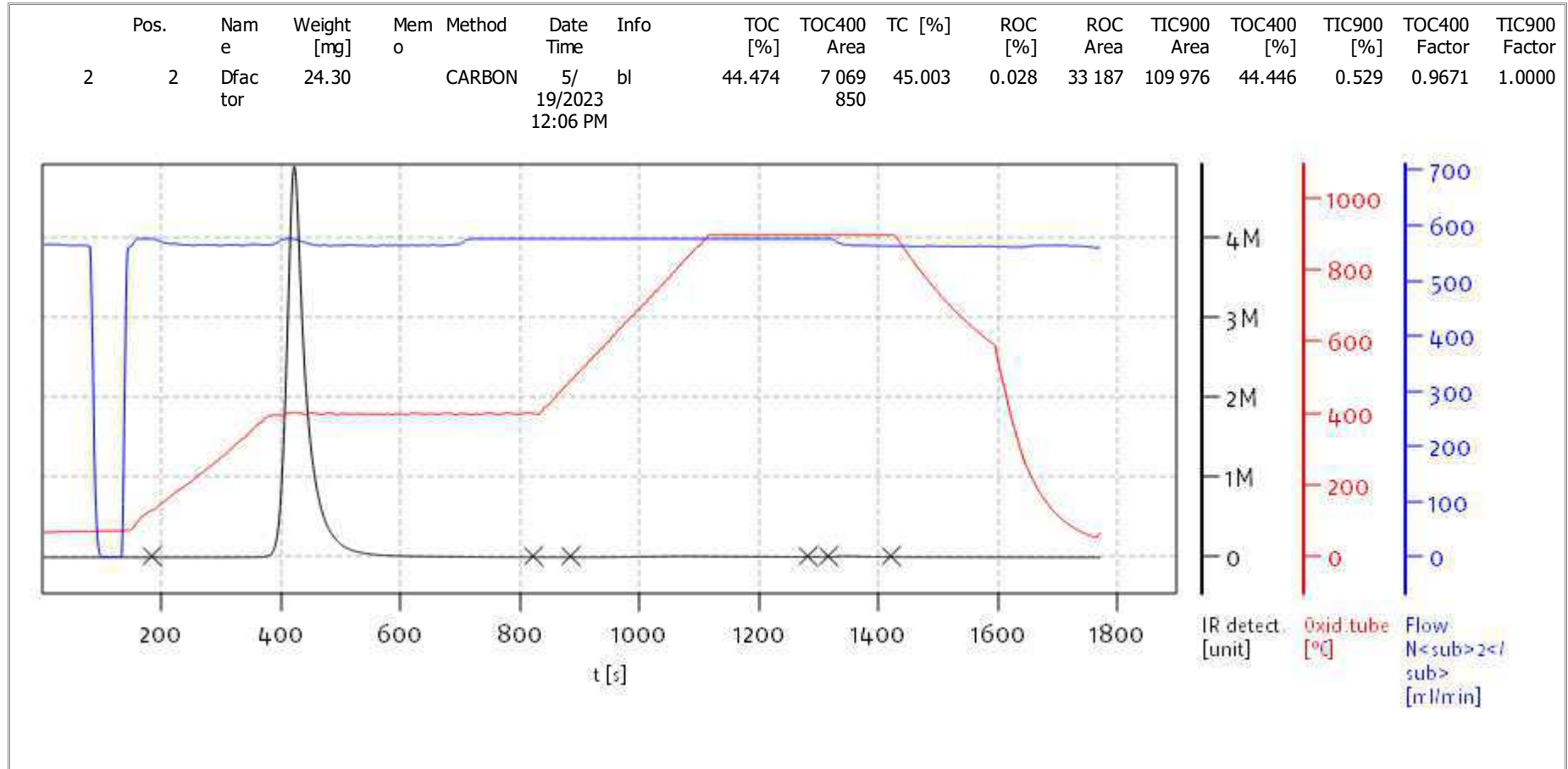
Date: Mon May 22 10:19:17 2023



solITOC V2.0.2 (31015f9) 2018-11-19
Serial No: 0300.181017
Mode CCC



Soli TOC Cube, Carbon
Balance: BAL3
Analyst: CDE



Name:

Access: solITOC superuser

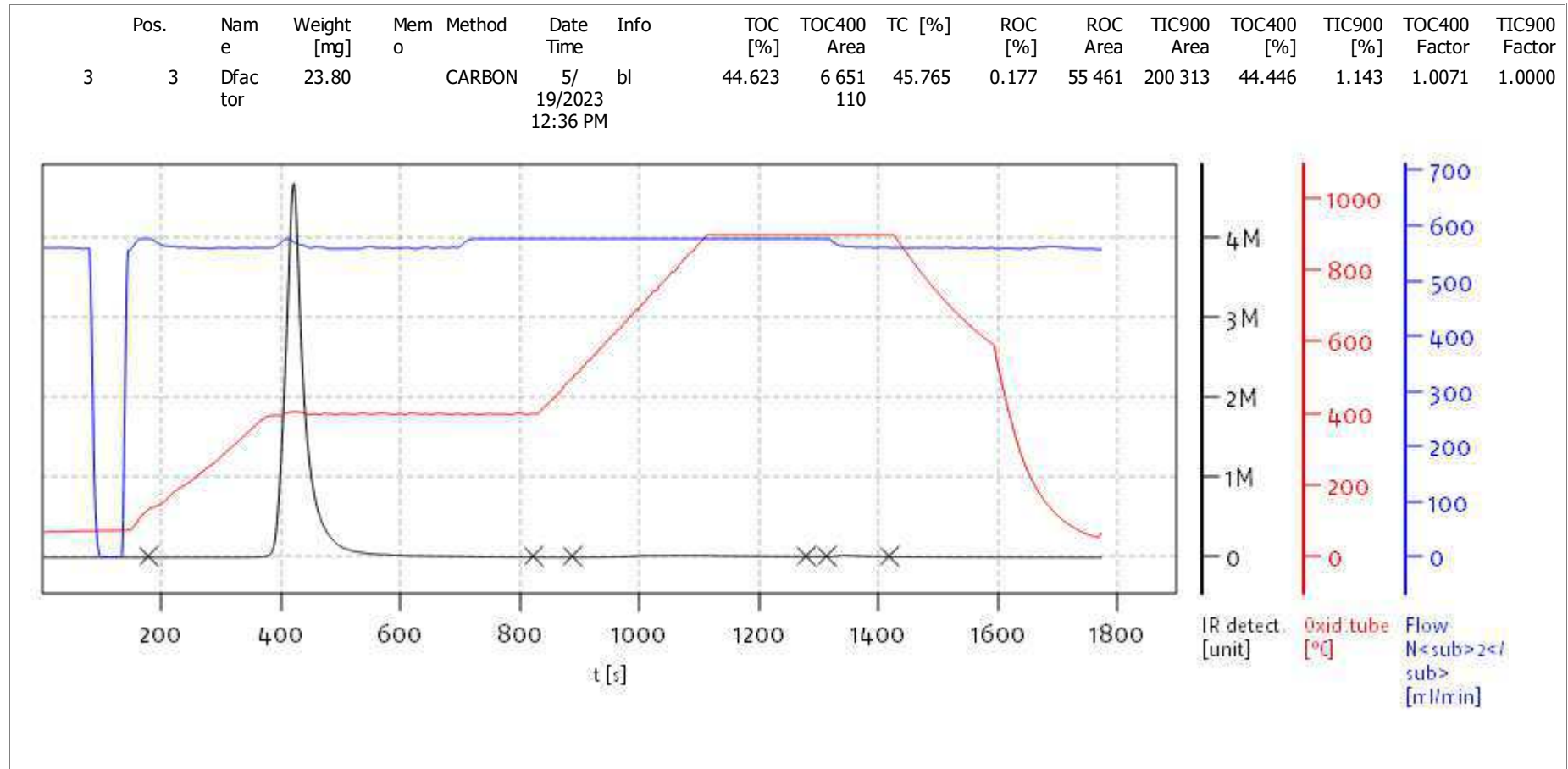
Date: Mon May 22 10:19:17 2023



solITOC V2.0.2 (31015f9) 2018-11-19
Serial No: 0300.181017
Mode CCC



Soli TOC Cube, Carbon
Balance: BAL3
Analyst: CDE



Name:

Access: solITOC superuser

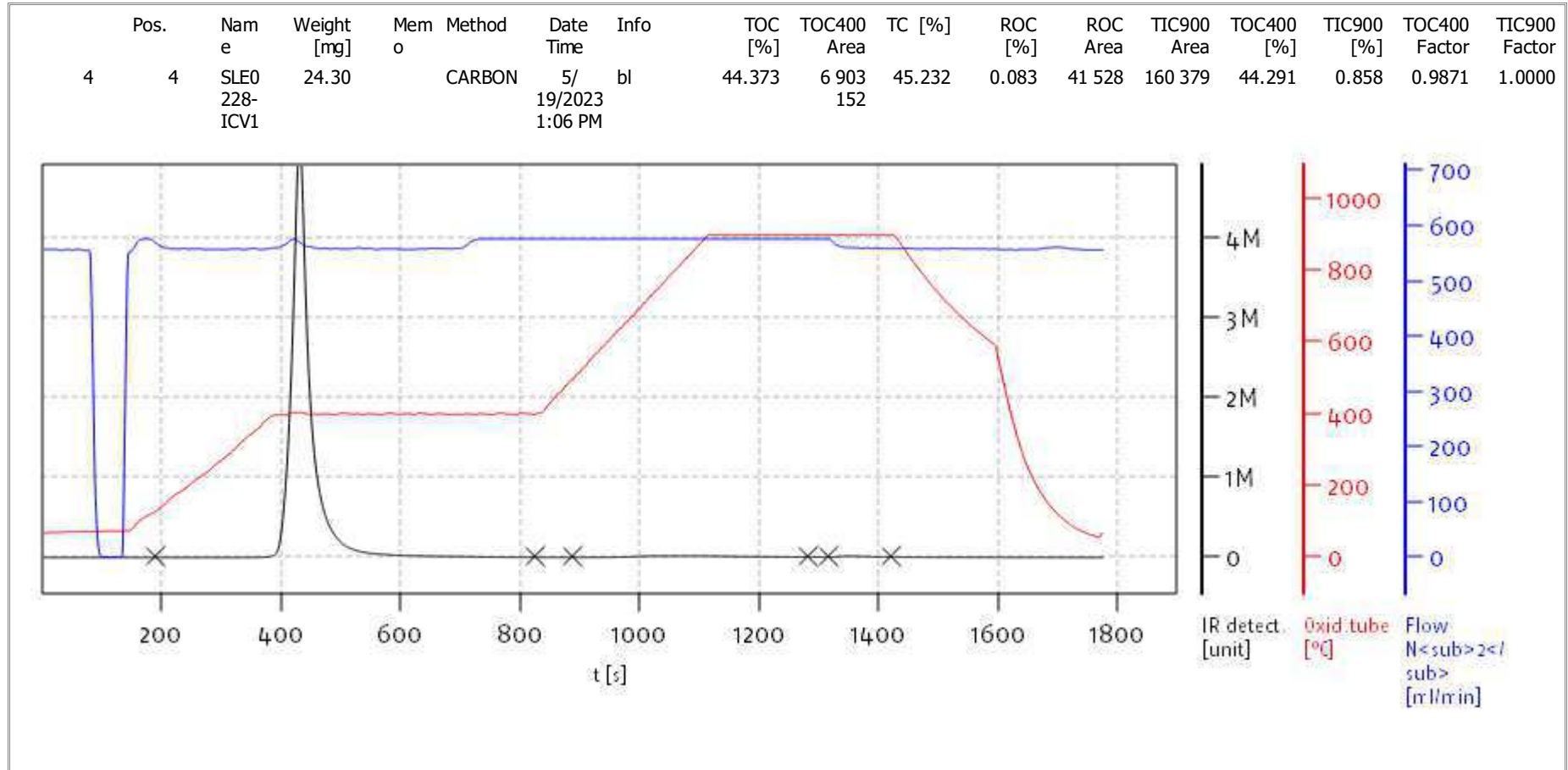
Date: Mon May 22 10:19:17 2023



solITOC V2.0.2 (31015f9) 2018-11-19
Serial No: 0300.181017
Mode CCC



Soli TOC Cube, Carbon
Balance: BAL3
Analyst: CDE



Name:

Access: solITOC superuser

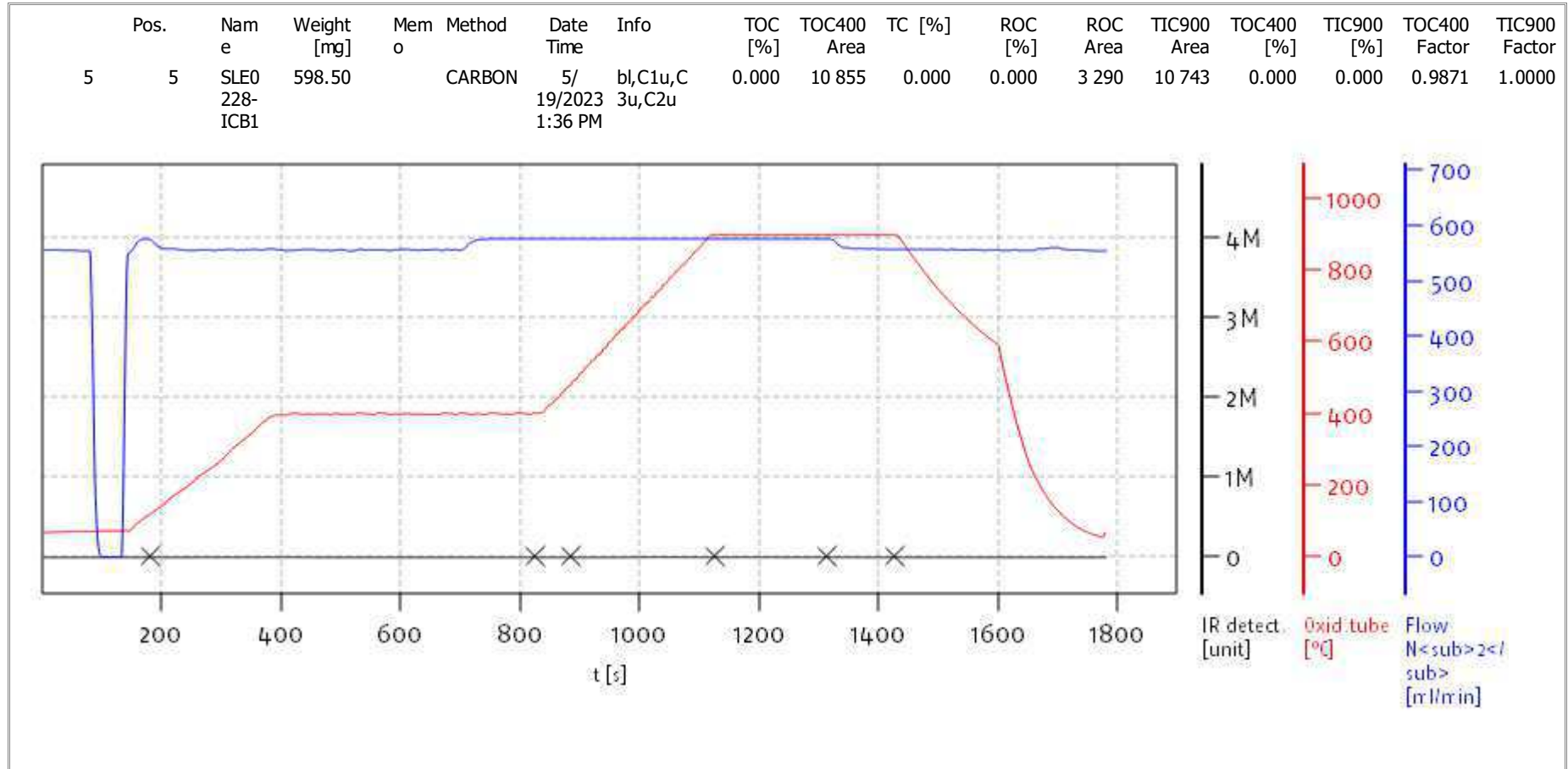
Date: Mon May 22 10:19:17 2023



solITOC V2.0.2 (31015f9) 2018-11-19
Serial No: 0300.181017
Mode CCC



Soli TOC Cube, Carbon
Balance: BAL3
Analyst: CDE



Name:

Access: solITOC superuser

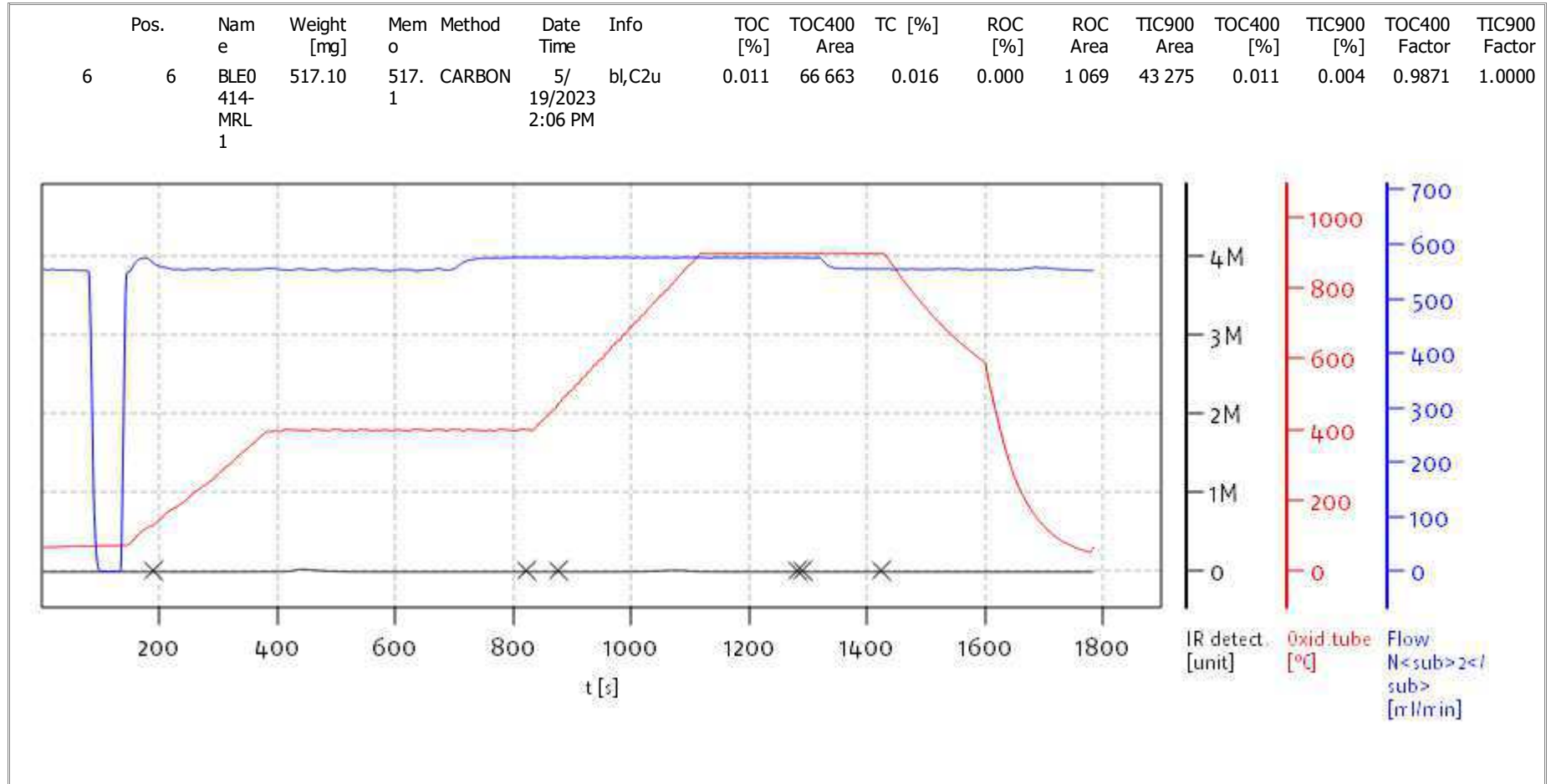
Date: Mon May 22 10:19:17 2023



solITOC V2.0.2 (31015f9) 2018-11-19
Serial No: 0300.181017
Mode CCC



Soli TOC Cube, Carbon
Balance: BAL3
Analyst: CDE



Name:

Access: solITOC superuser

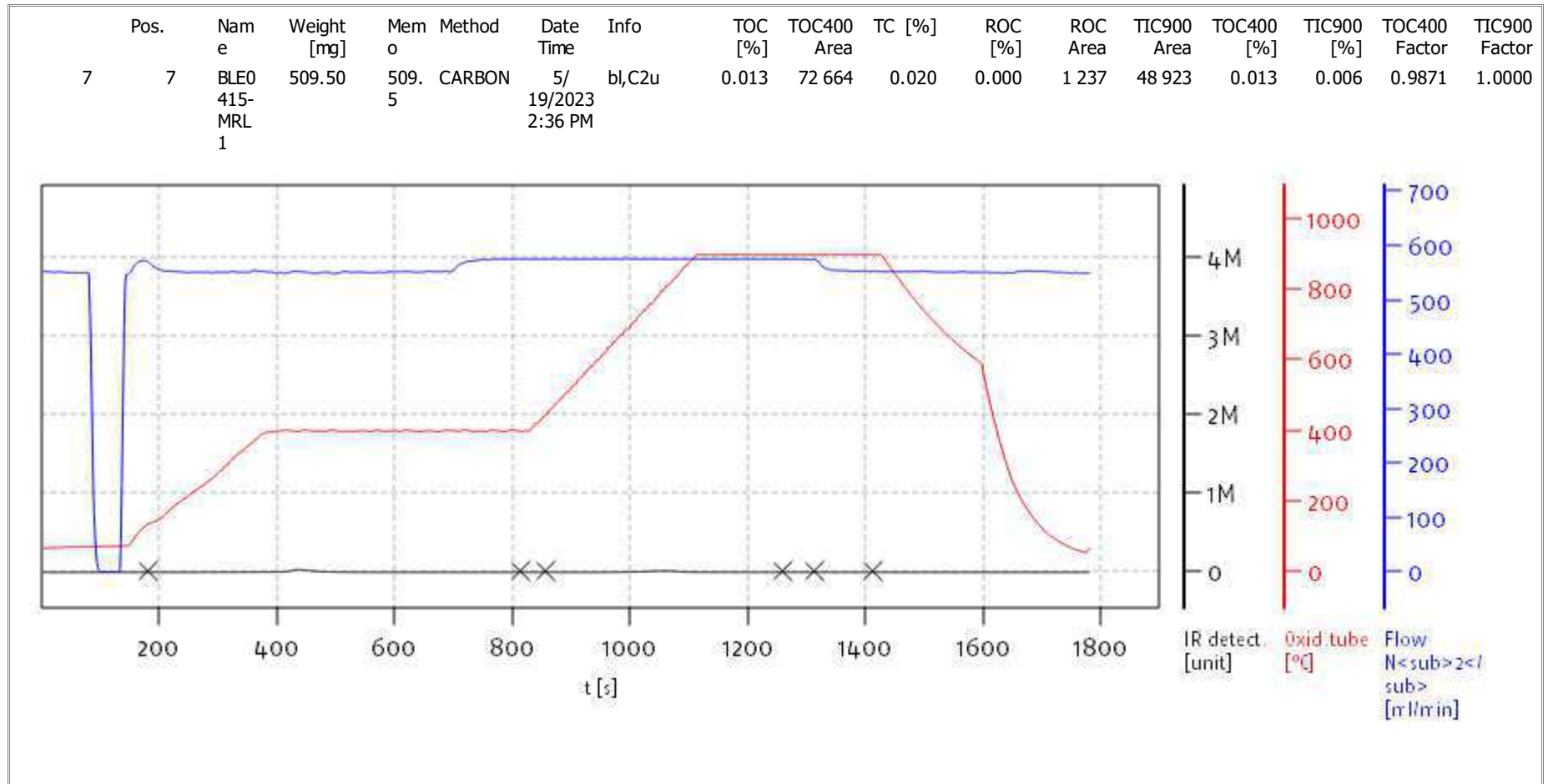
Date: Mon May 22 10:19:17 2023



solITOC V2.0.2 (31015f9) 2018-11-19
Serial No: 0300.181017
Mode CCC



Soli TOC Cube, Carbon
Balance: BAL3
Analyst: CDE



Name:

Access: solITOC superuser

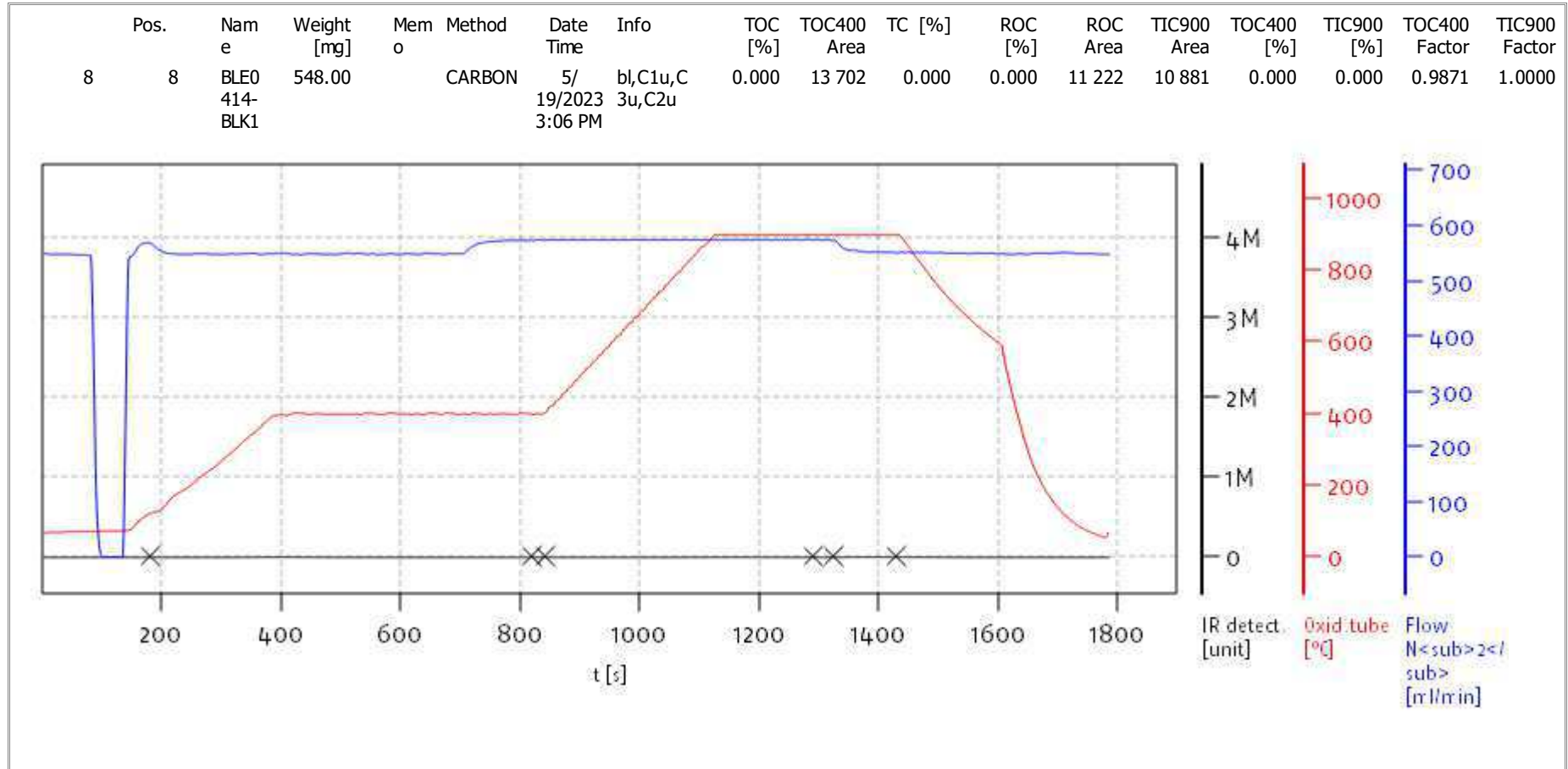
Date: Mon May 22 10:19:17 2023



solITOC V2.0.2 (31015f9) 2018-11-19
Serial No: 0300.181017
Mode CCC



Soli TOC Cube, Carbon
Balance: BAL3
Analyst: CDE



Name:

Access: solITOC superuser

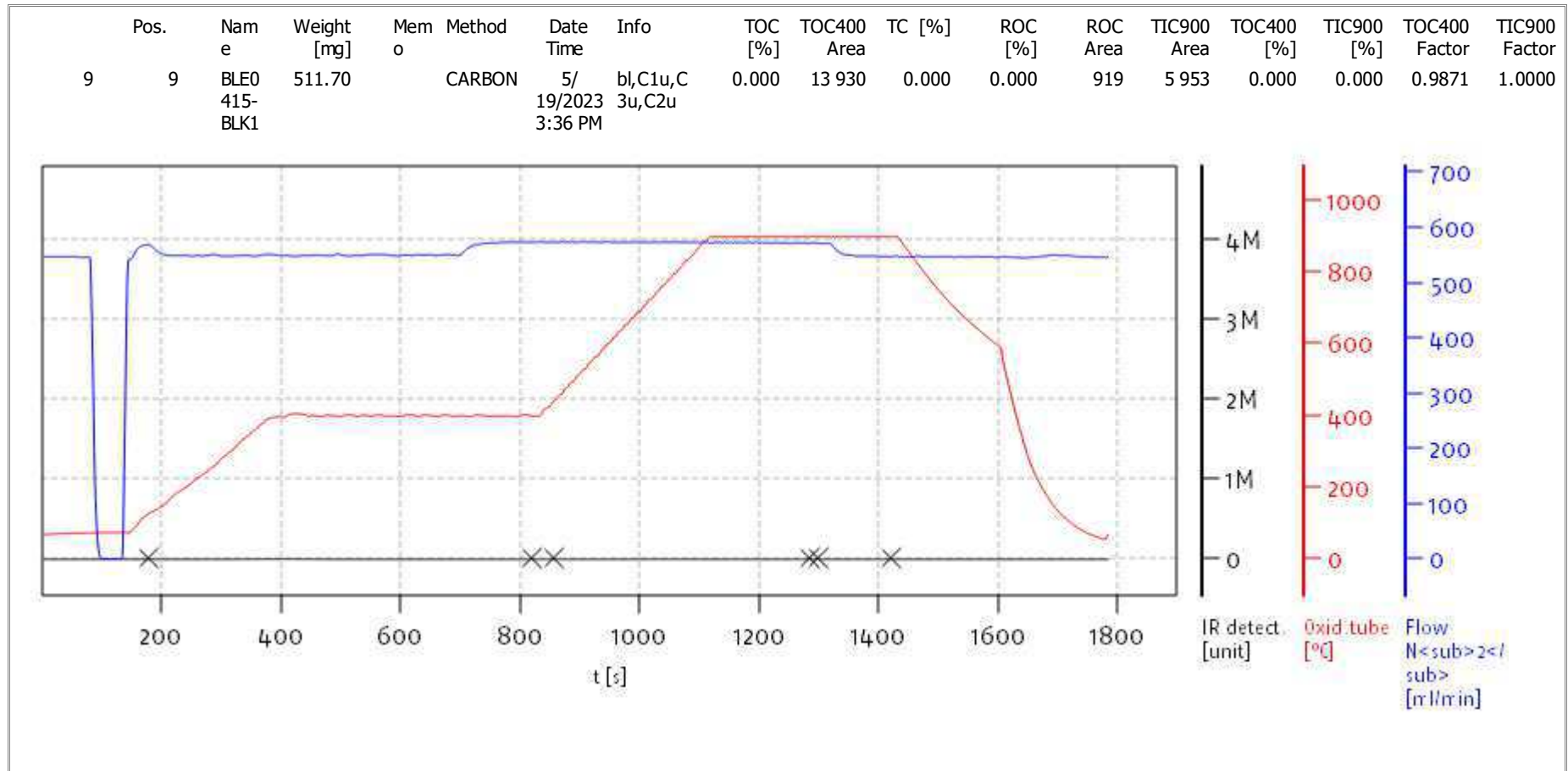
Date: Mon May 22 10:19:17 2023



solITOC V2.0.2 (31015f9) 2018-11-19
Serial No: 0300.181017
Mode CCC



Soli TOC Cube, Carbon
Balance: BAL3
Analyst: CDE



Name:

Access: solITOC superuser

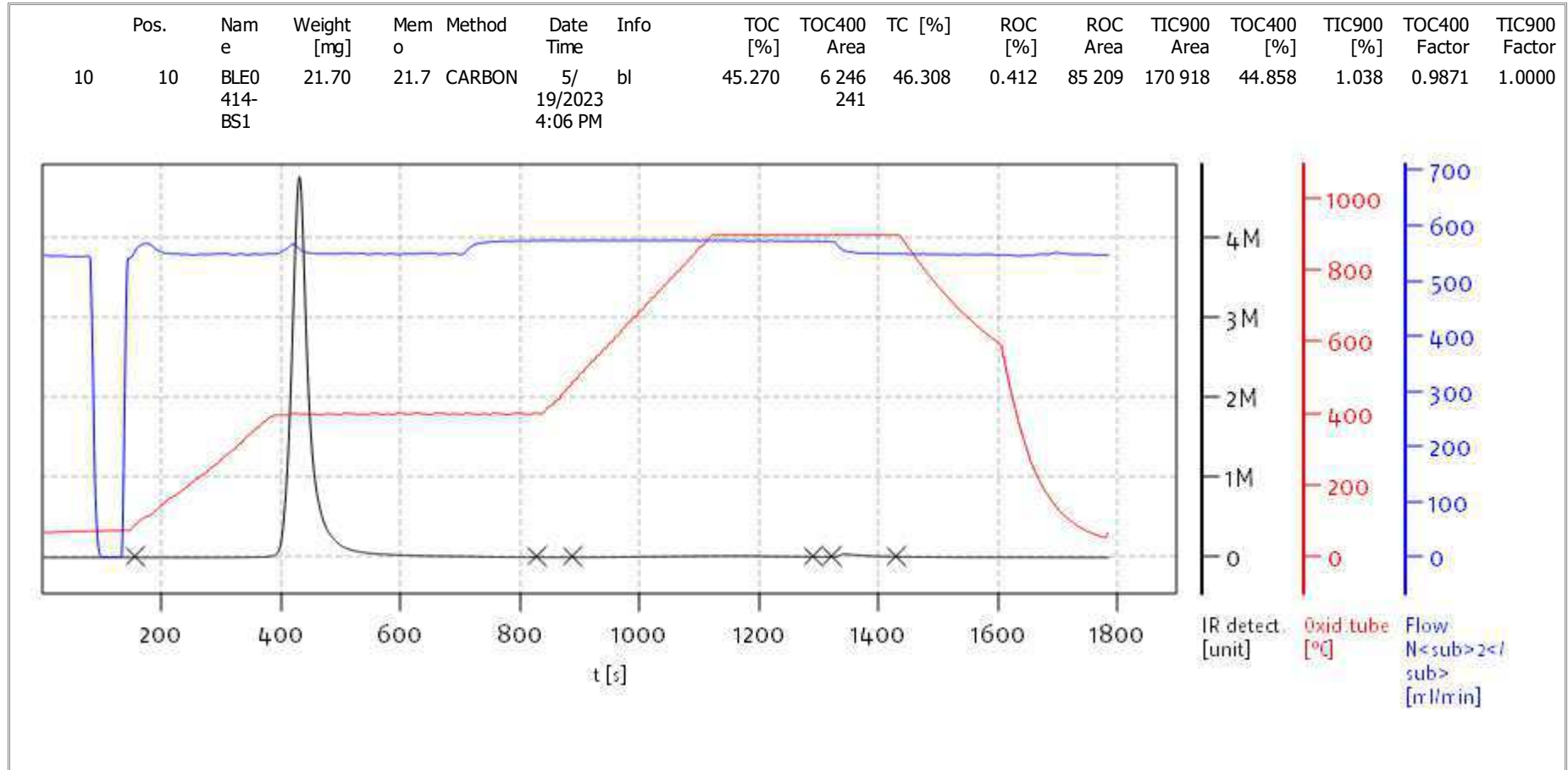
Date: Mon May 22 10:19:17 2023



solITOC V2.0.2 (31015f9) 2018-11-19
Serial No: 0300.181017
Mode CCC



Soli TOC Cube, Carbon
Balance: BAL3
Analyst: CDE



Name:

Access: solITOC superuser

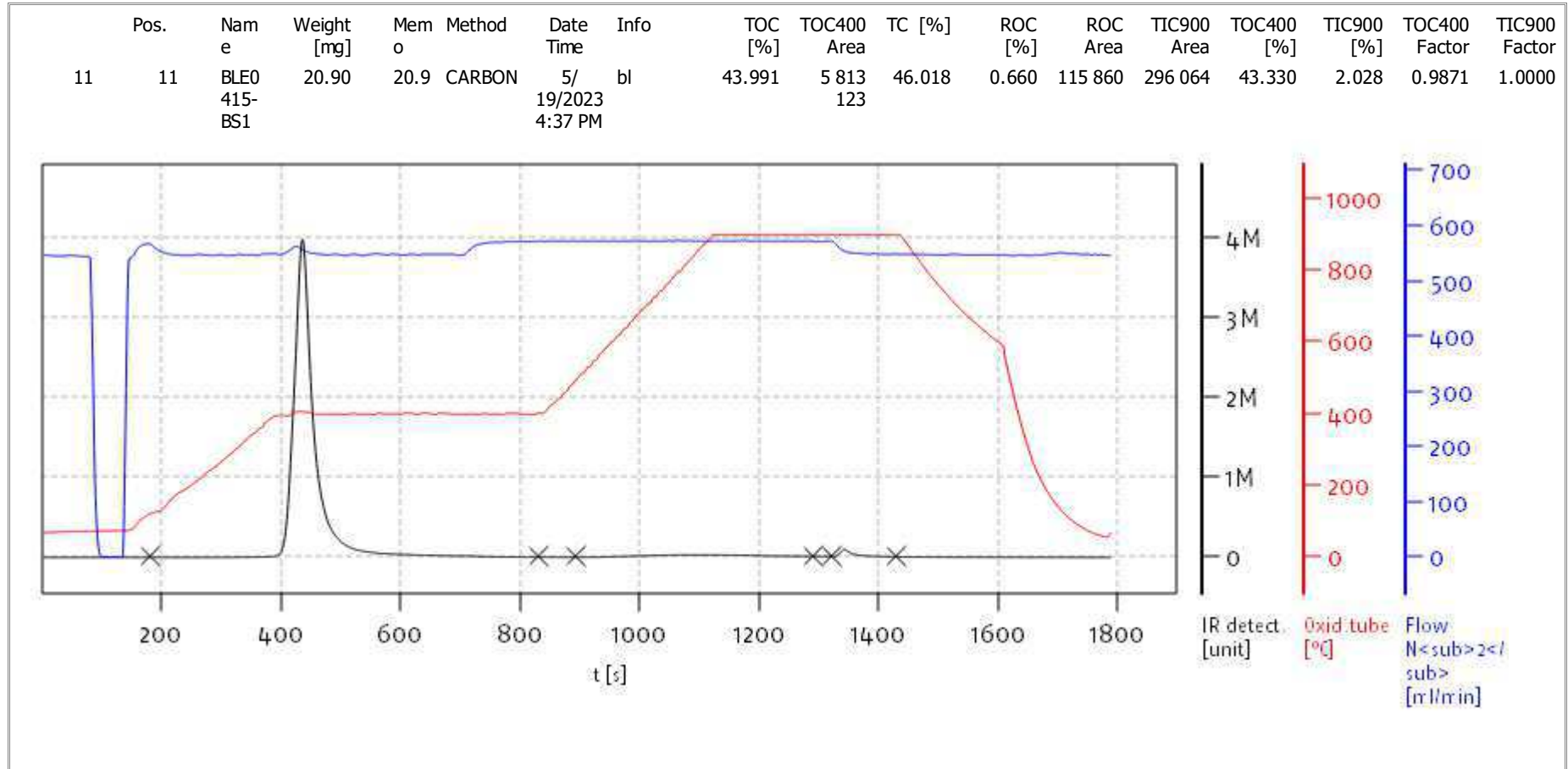
Date: Mon May 22 10:19:17 2023



solITOC V2.0.2 (31015f9) 2018-11-19
Serial No: 0300.181017
Mode CCC



Soli TOC Cube, Carbon
Balance: BAL3
Analyst: CDE



Name:

Access: solITOC superuser

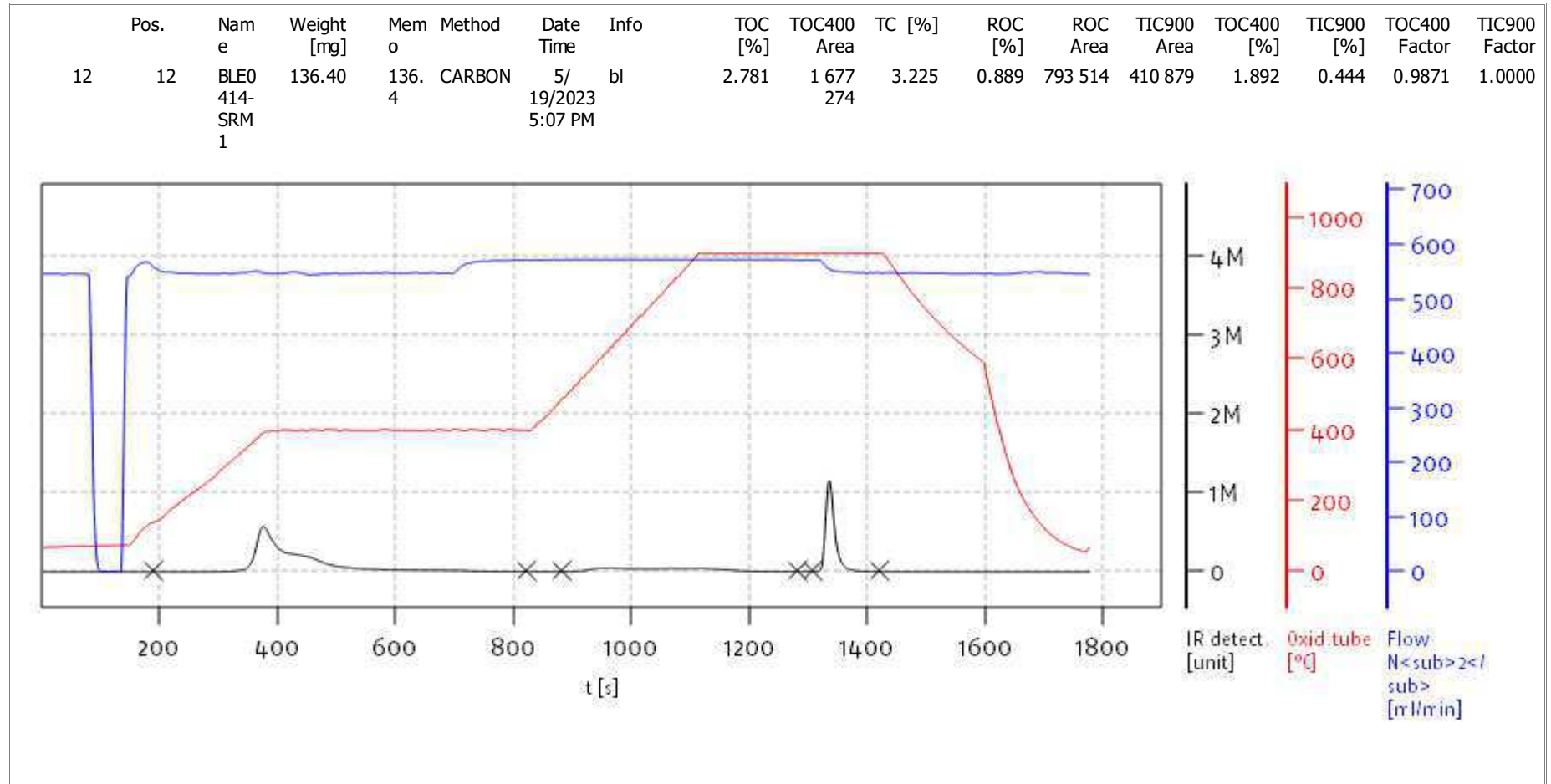
Date: Mon May 22 10:19:17 2023



solITOC V2.0.2 (31015f9) 2018-11-19
Serial No: 0300.181017
Mode CCC



Soli TOC Cube, Carbon
Balance: BAL3
Analyst: CDE



Name:

Access: solITOC superuser

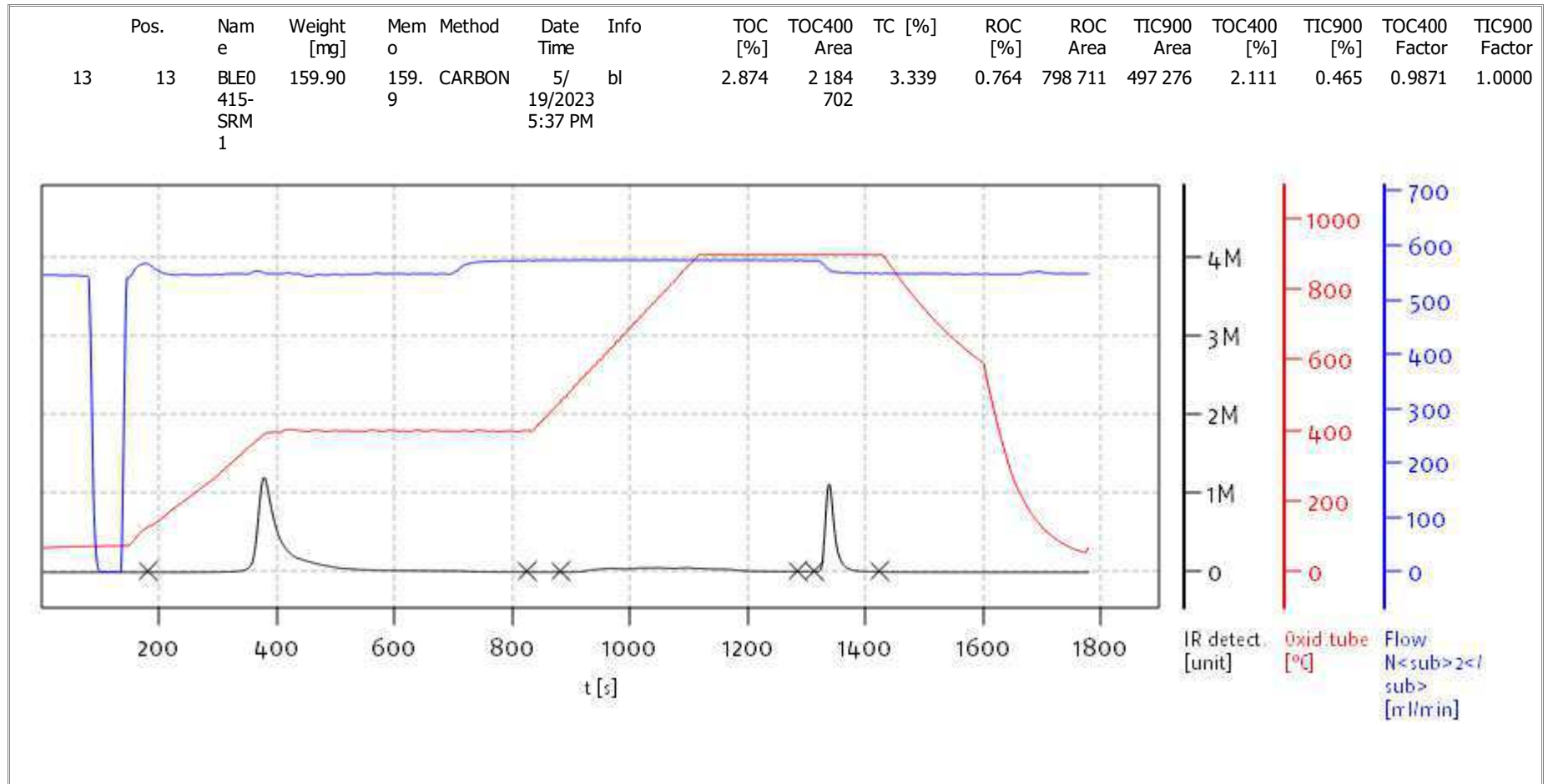
Date: Mon May 22 10:19:17 2023



solITOC V2.0.2 (31015f9) 2018-11-19
Serial No: 0300.181017
Mode CCC



Soli TOC Cube, Carbon
Balance: BAL3
Analyst: CDE



Name:

Access: solITOC superuser

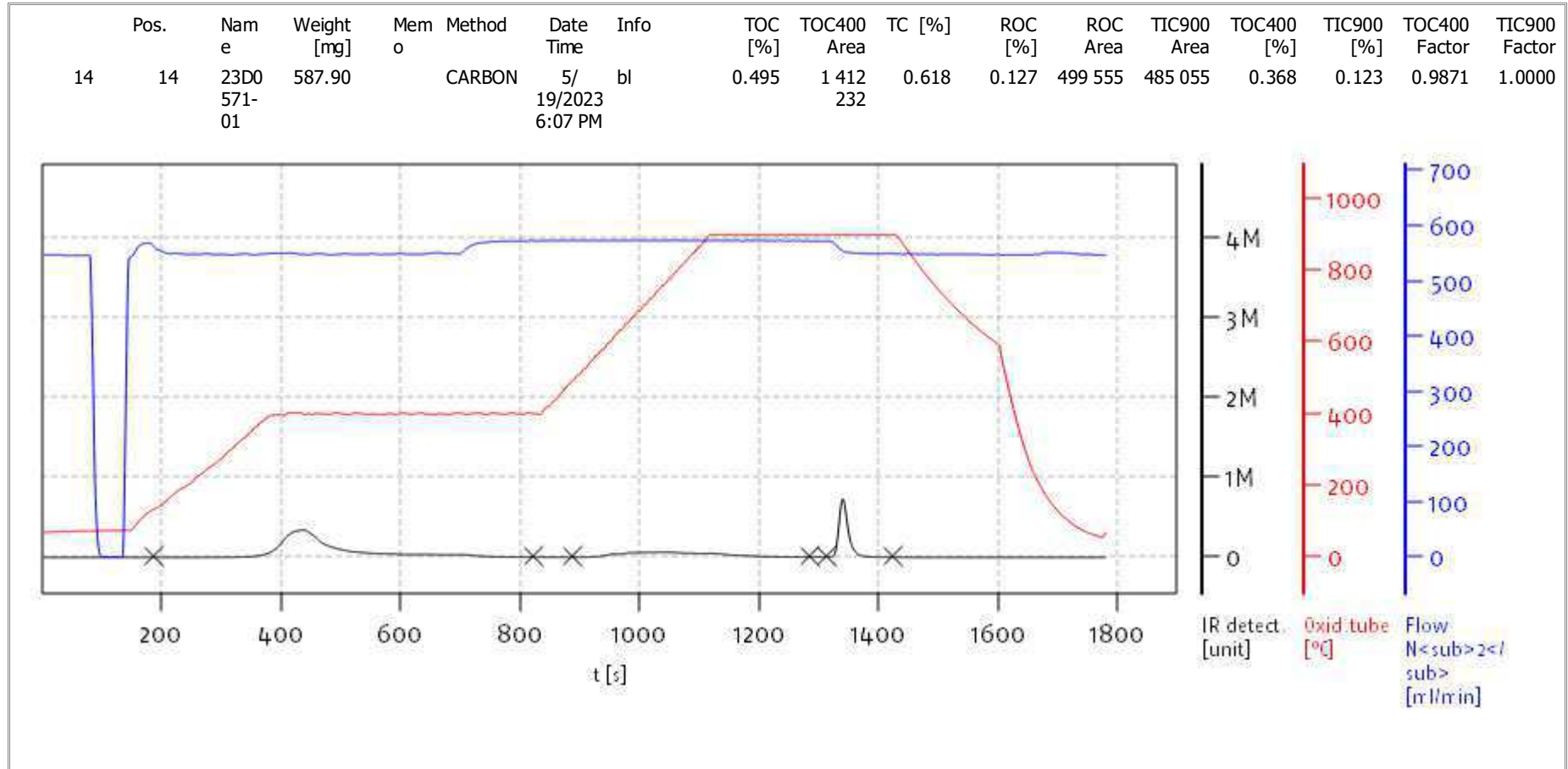
Date: Mon May 22 10:19:17 2023



solITOC V2.0.2 (31015f9) 2018-11-19
Serial No: 0300.181017
Mode CCC



Soli TOC Cube, Carbon
Balance: BAL3
Analyst: CDE



Name:

Access: solITOC superuser

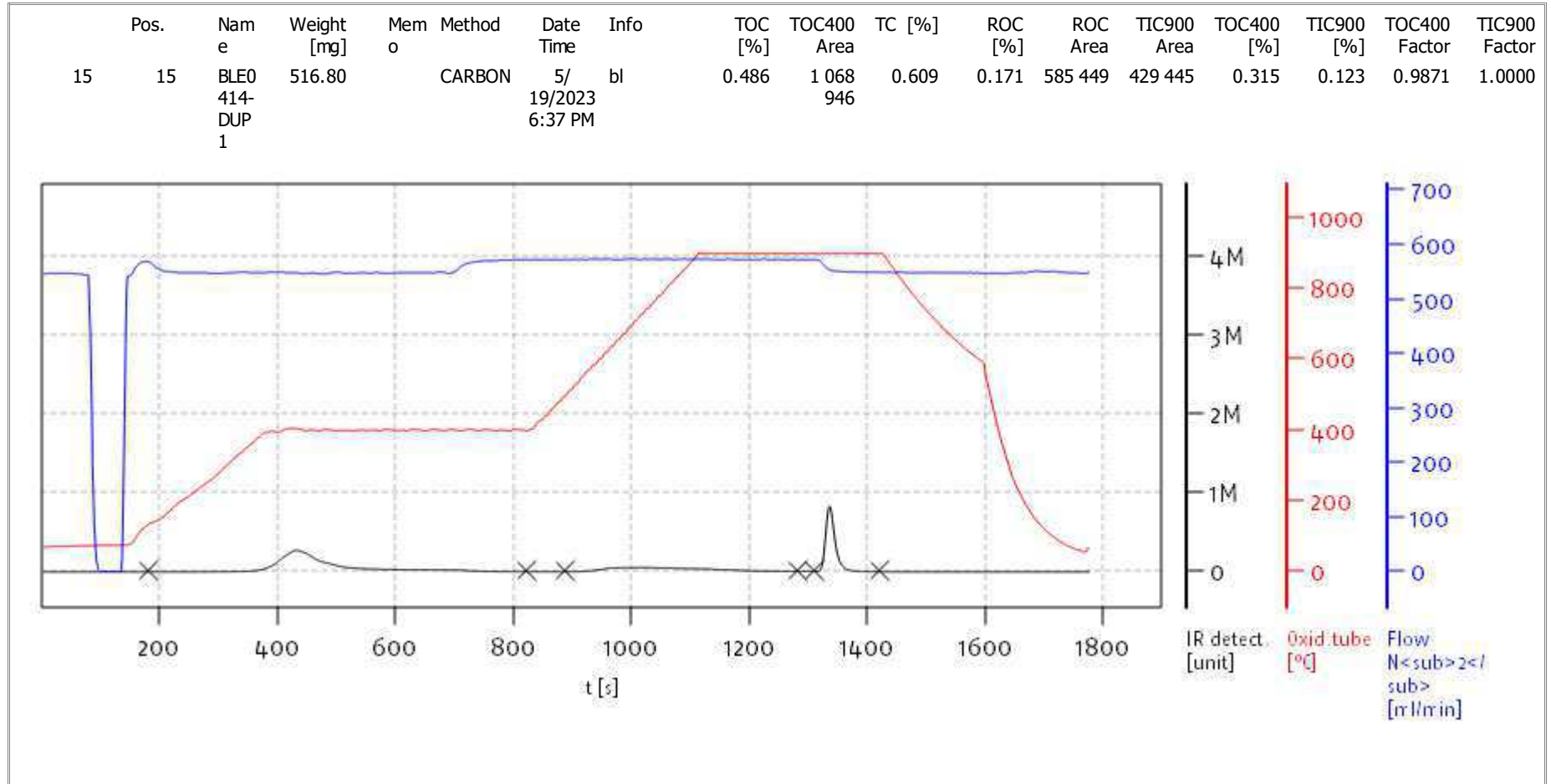
Date: Mon May 22 10:19:17 2023



solITOC V2.0.2 (31015f9) 2018-11-19
Serial No: 0300.181017
Mode CCC



Soli TOC Cube, Carbon
Balance: BAL3
Analyst: CDE



Name:

Access: solITOC superuser

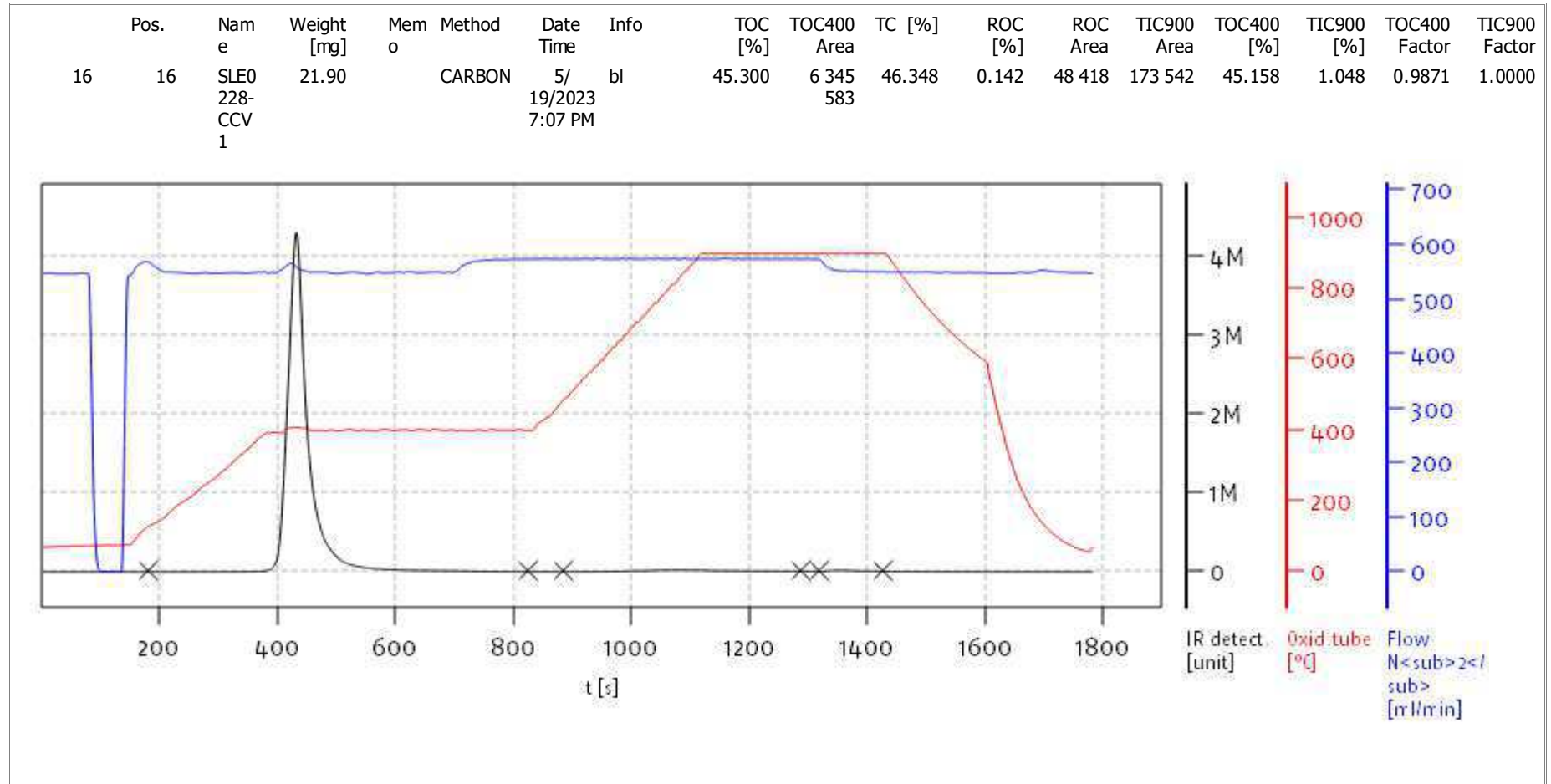
Date: Mon May 22 10:19:17 2023



solITOC V2.0.2 (31015f9) 2018-11-19
Serial No: 0300.181017
Mode CCC



Soli TOC Cube, Carbon
Balance: BAL3
Analyst: CDE



Name:

Access: solITOC superuser

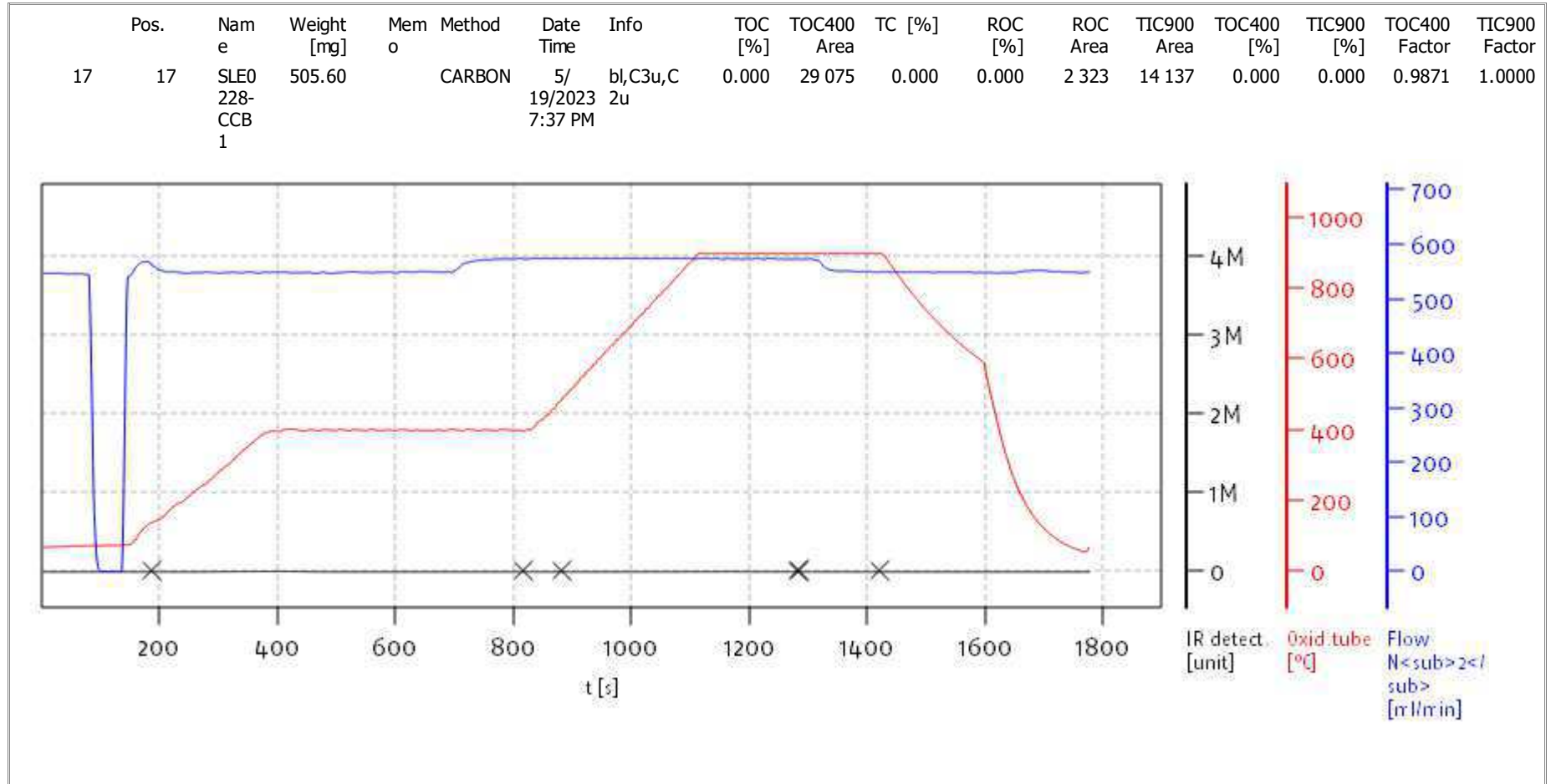
Date: Mon May 22 10:19:17 2023



solITOC V2.0.2 (31015f9) 2018-11-19
Serial No: 0300.181017
Mode CCC



Soli TOC Cube, Carbon
Balance: BAL3
Analyst: CDE



Name:

Access: solITOC superuser

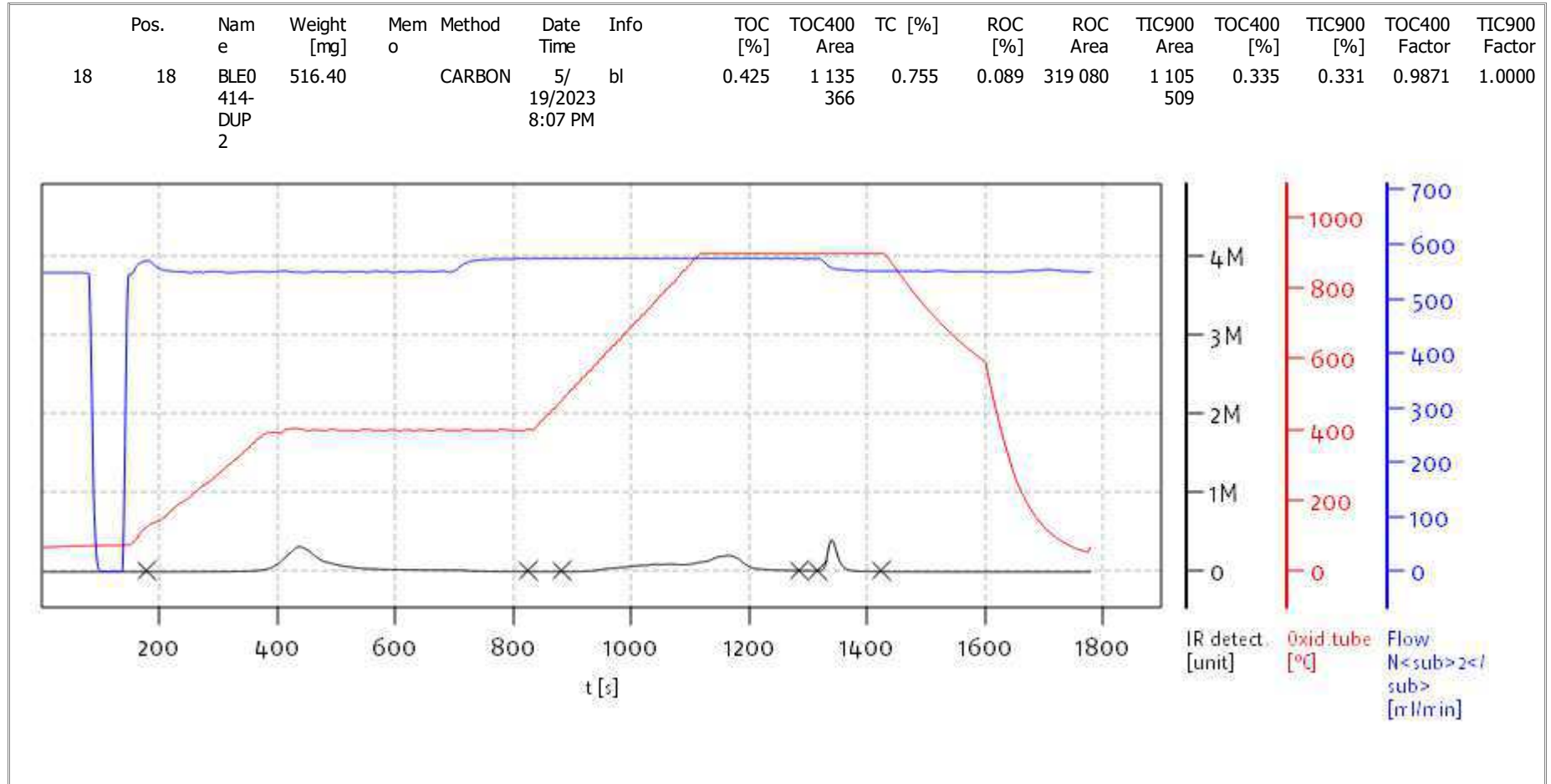
Date: Mon May 22 10:19:17 2023



solITOC V2.0.2 (31015f9) 2018-11-19
Serial No: 0300.181017
Mode CCC



Soli TOC Cube, Carbon
Balance: BAL3
Analyst: CDE



Name:

Access: solITOC superuser

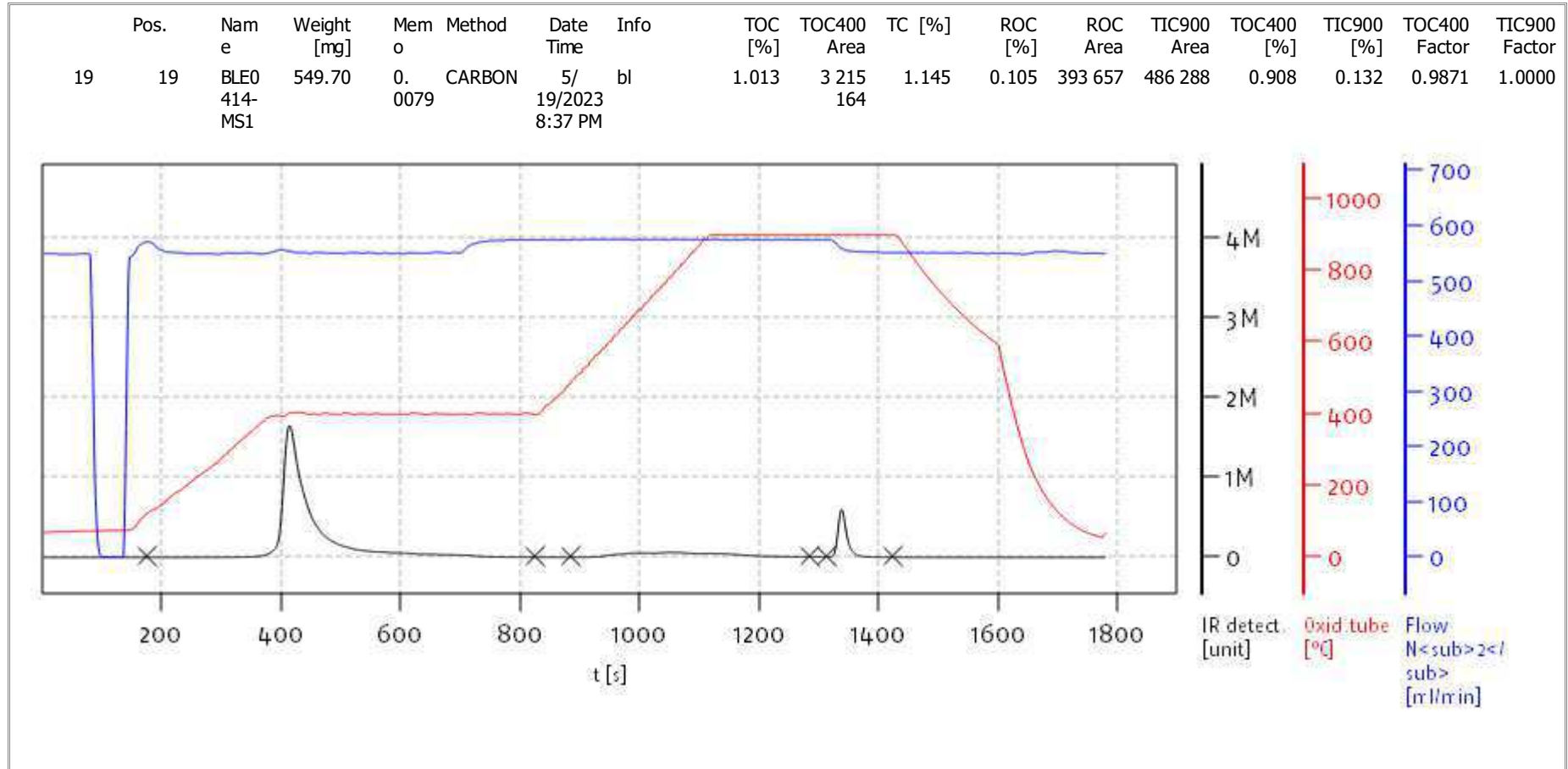
Date: Mon May 22 10:19:17 2023



solITOC V2.0.2 (31015f9) 2018-11-19
Serial No: 0300.181017
Mode CCC



Soli TOC Cube, Carbon
Balance: BAL3
Analyst: CDE



Name:

Access: solITOC superuser

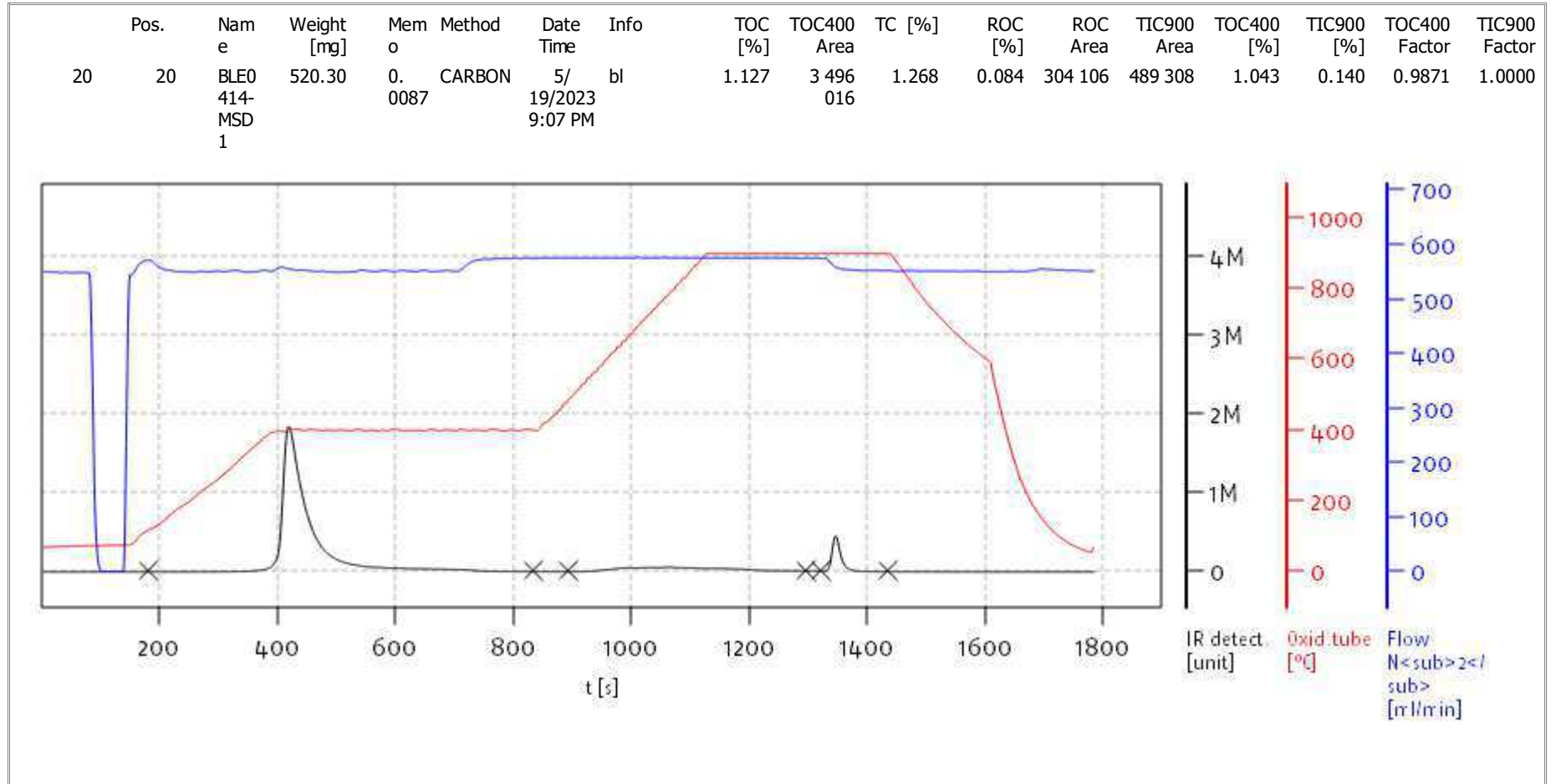
Date: Mon May 22 10:19:17 2023



solITOC V2.0.2 (31015f9) 2018-11-19
Serial No: 0300.181017
Mode CCC



Soli TOC Cube, Carbon
Balance: BAL3
Analyst: CDE



Name:

Access: solITOC superuser

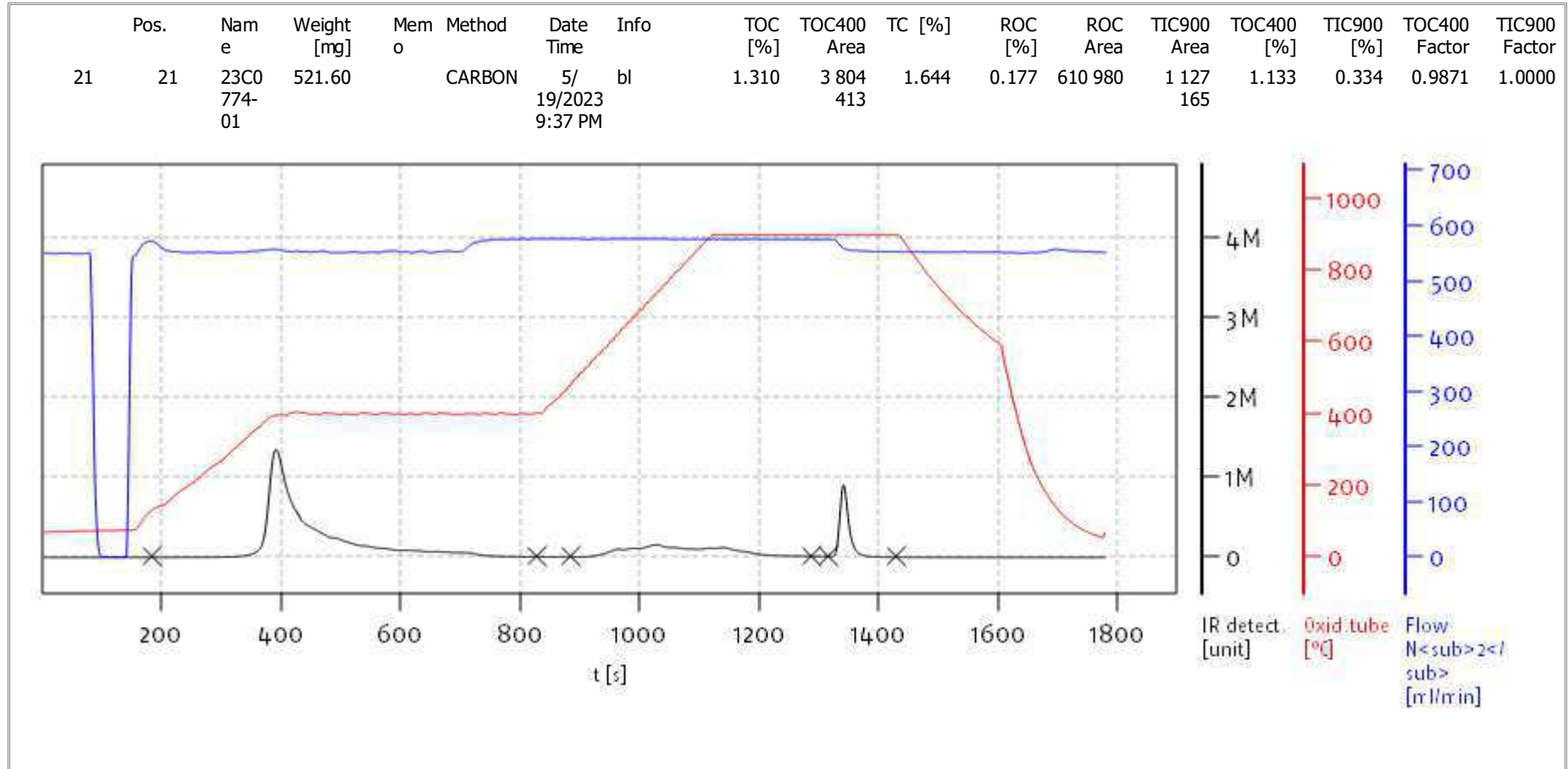
Date: Mon May 22 10:19:17 2023



solITOC V2.0.2 (31015f9) 2018-11-19
Serial No: 0300.181017
Mode CCC



Soli TOC Cube, Carbon
Balance: BAL3
Analyst: CDE



Name:

Access: solITOC superuser

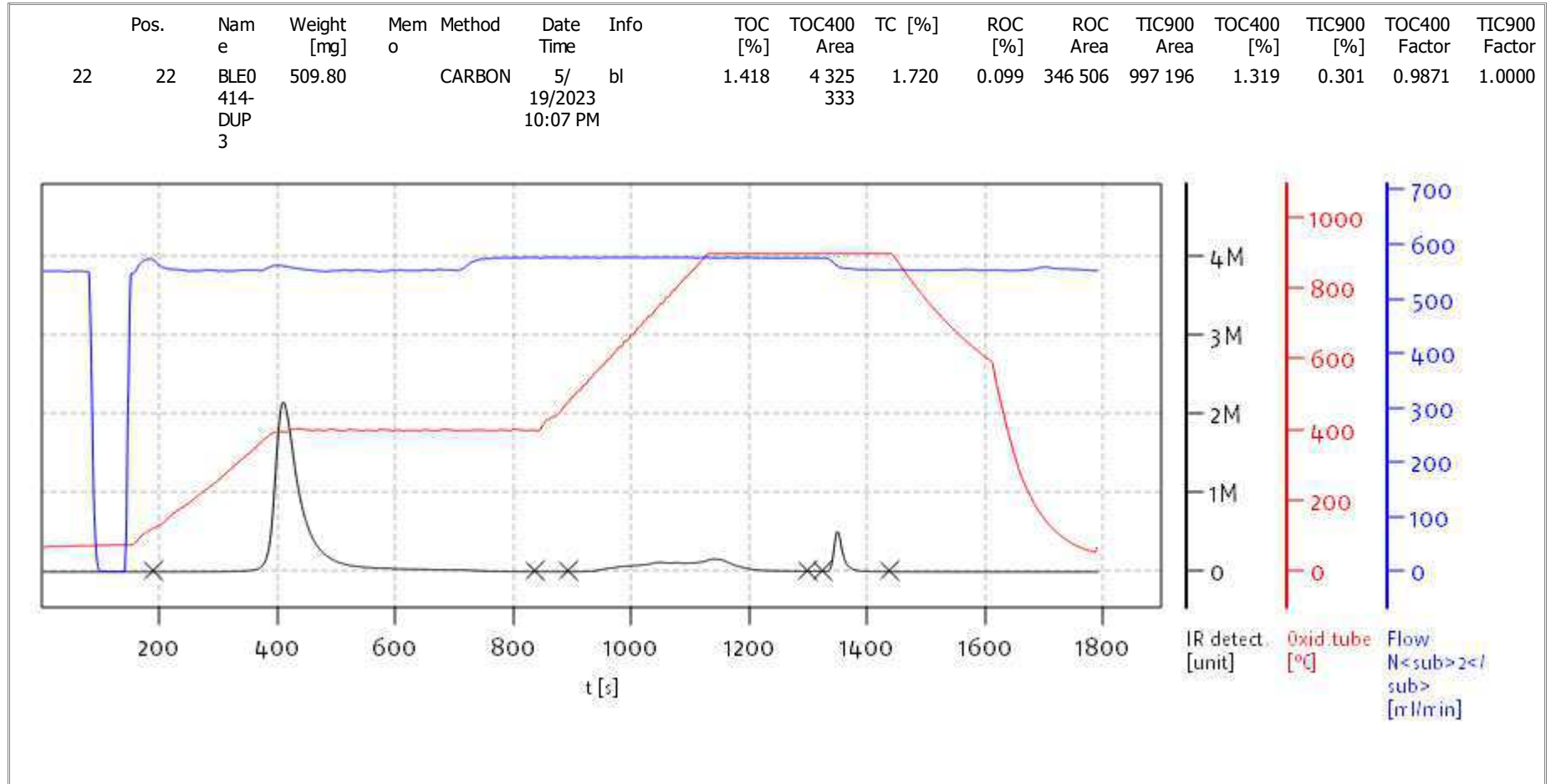
Date: Mon May 22 10:19:17 2023



solITOC V2.0.2 (31015f9) 2018-11-19
Serial No: 0300.181017
Mode CCC



Soli TOC Cube, Carbon
Balance: BAL3
Analyst: CDE



Name:

Access: soliTOC superuser

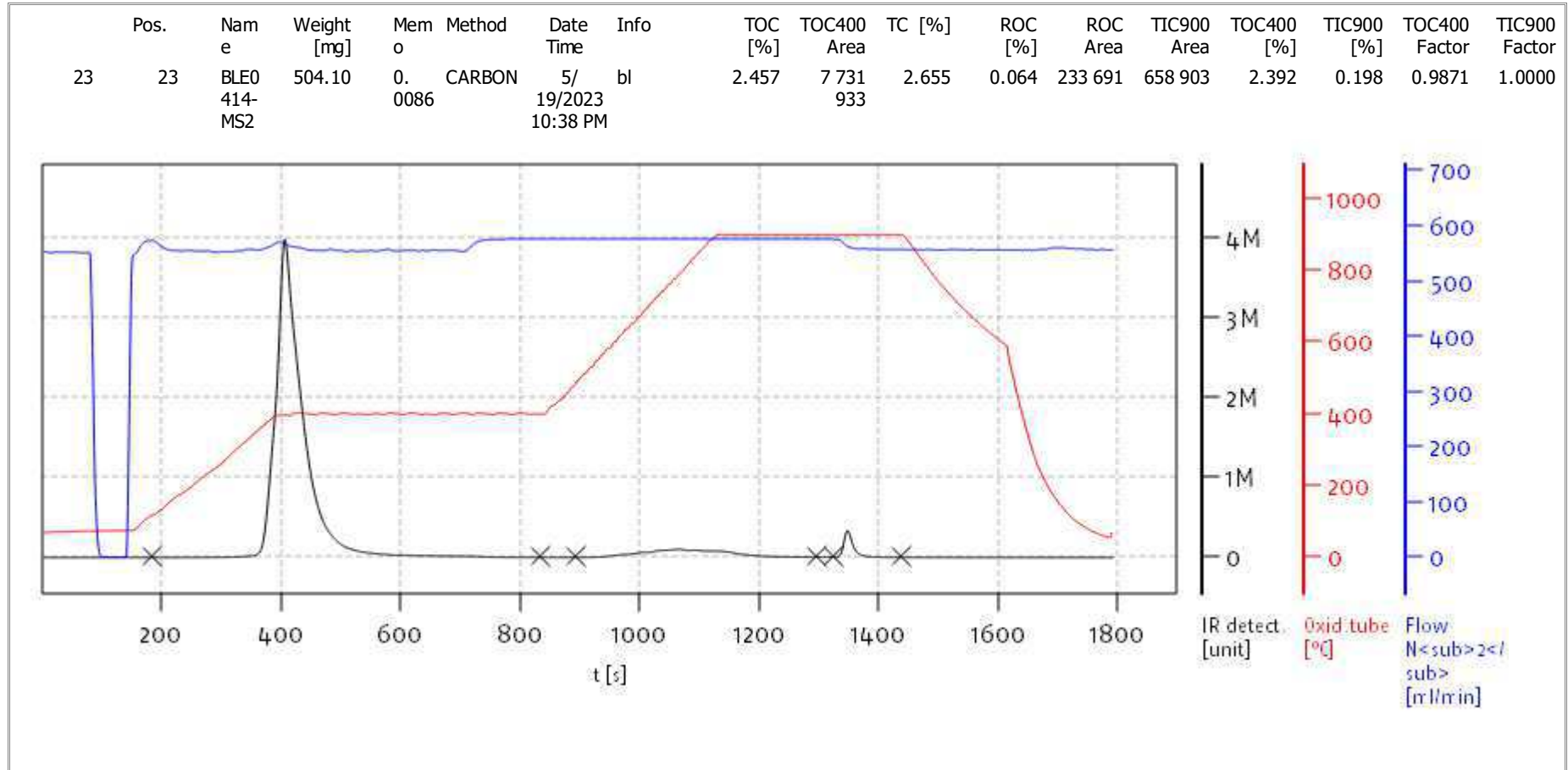
Date: Mon May 22 10:19:17 2023



soliTOC V2.0.2 (31015f9) 2018-11-19
Serial No: 0300.181017
Mode CCC



Soli TOC Cube, Carbon
Balance: BAL3
Analyst: CDE



Name:

Access: solITOC superuser

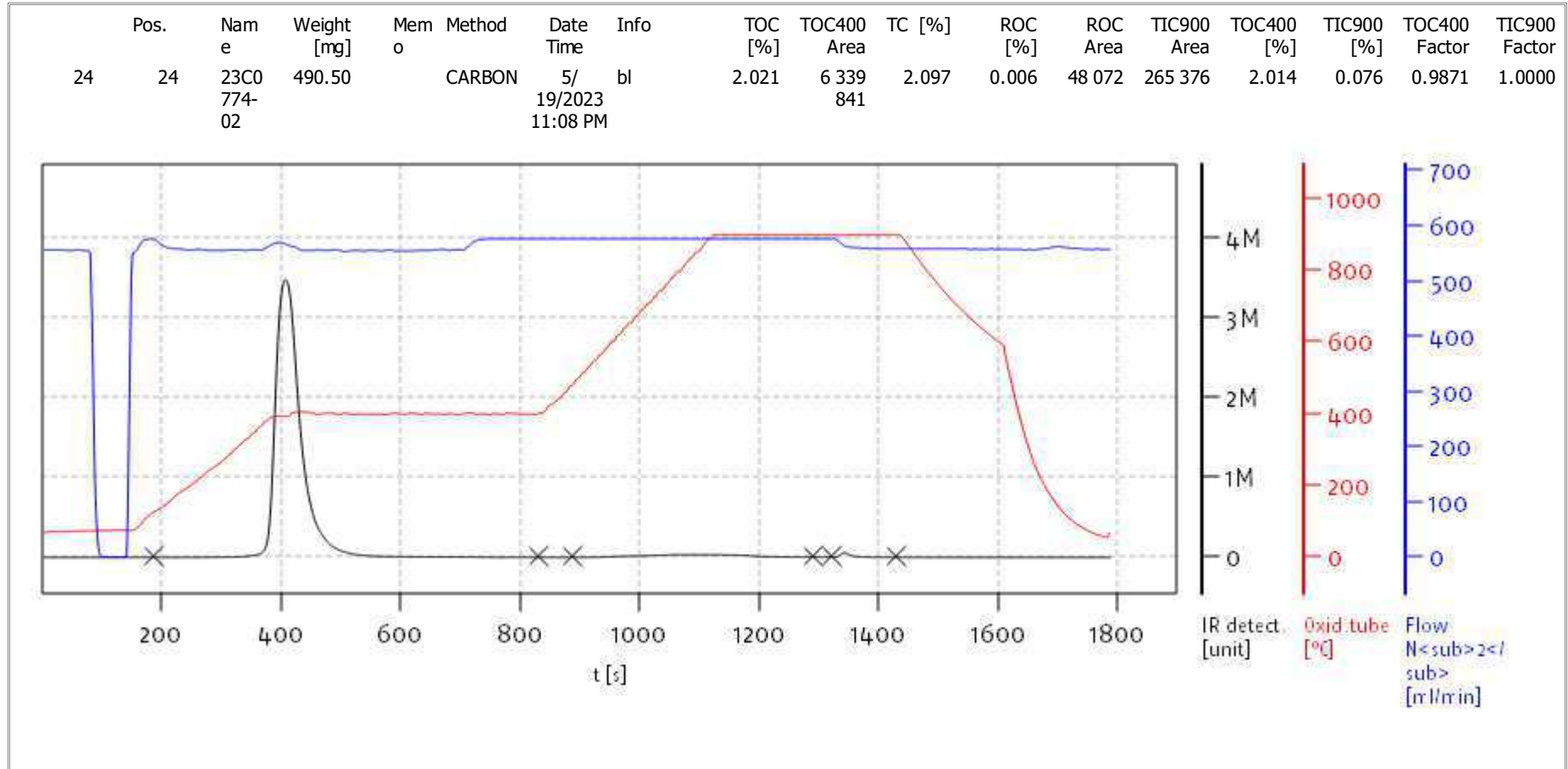
Date: Mon May 22 10:19:17 2023



solITOC V2.0.2 (31015f9) 2018-11-19
Serial No: 0300.181017
Mode CCC



Soli TOC Cube, Carbon
Balance: BAL3
Analyst: CDE



Name:

Access: solITOC superuser

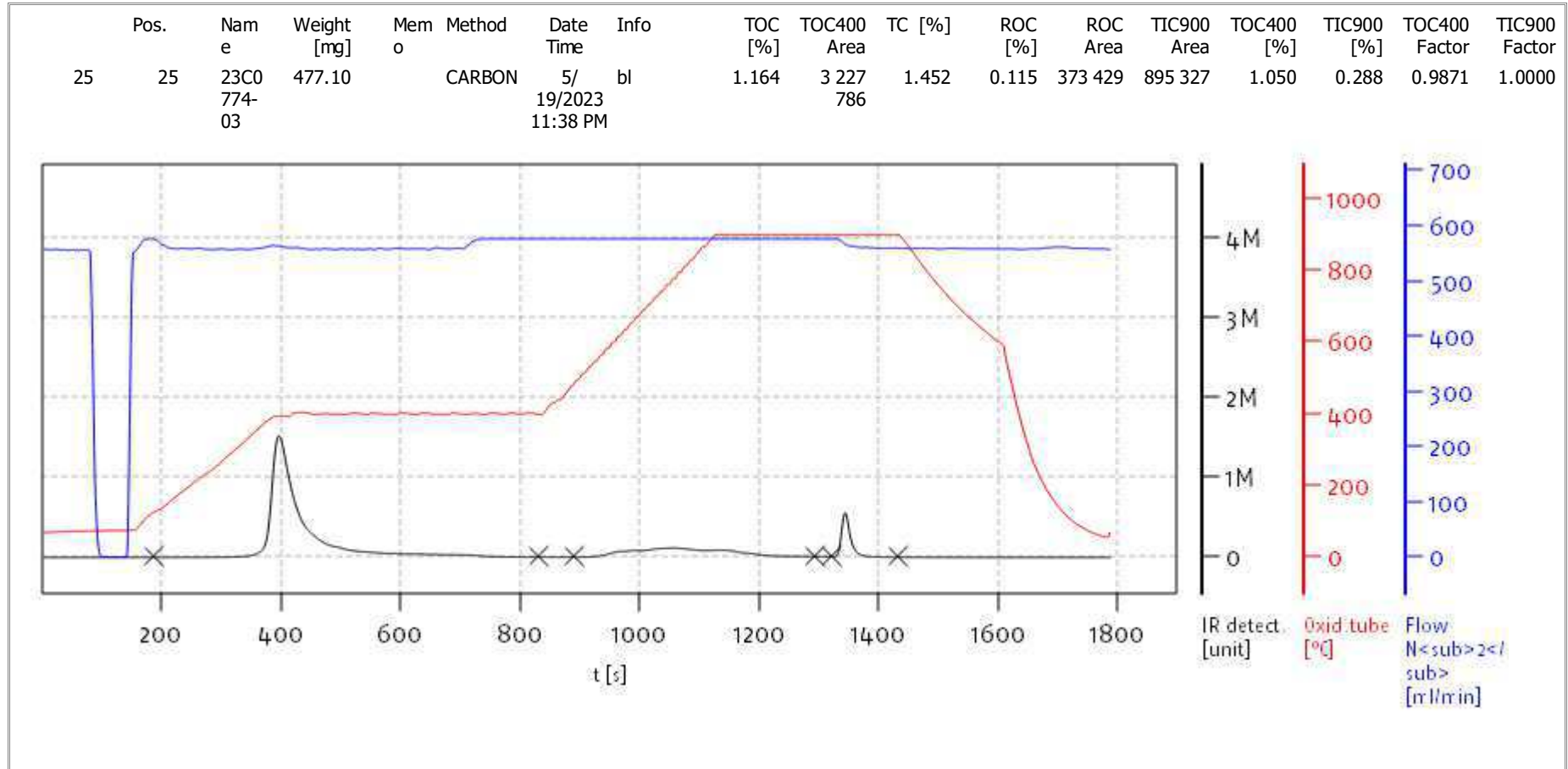
Date: Mon May 22 10:19:17 2023



solITOC V2.0.2 (31015f9) 2018-11-19
Serial No: 0300.181017
Mode CCC



Soli TOC Cube, Carbon
Balance: BAL3
Analyst: CDE



Name:

Access: solITOC superuser

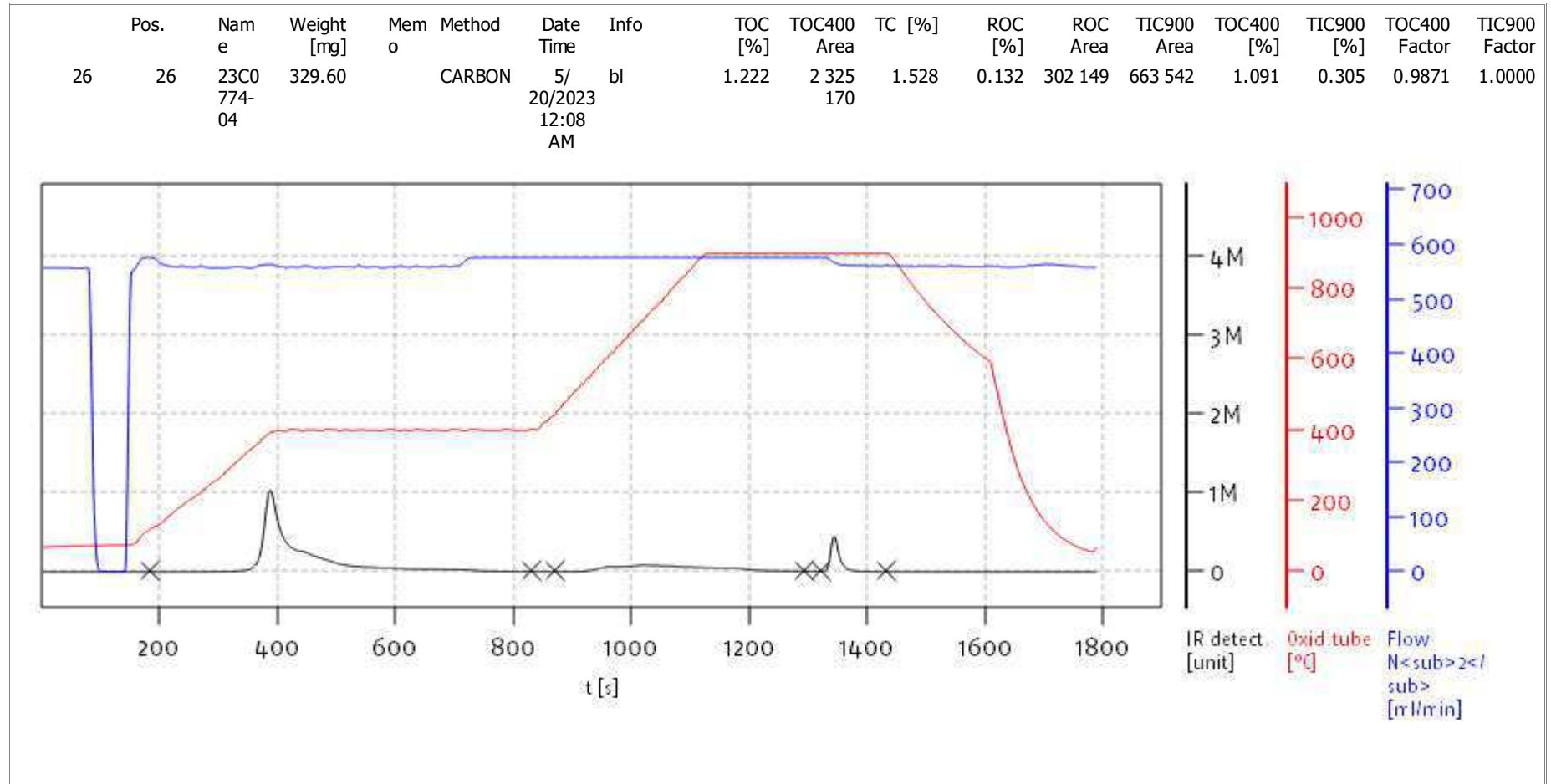
Date: Mon May 22 10:19:17 2023



solITOC V2.0.2 (31015f9) 2018-11-19
Serial No: 0300.181017
Mode CCC



Soli TOC Cube, Carbon
Balance: BAL3
Analyst: CDE



Name:

Access: solITOC superuser

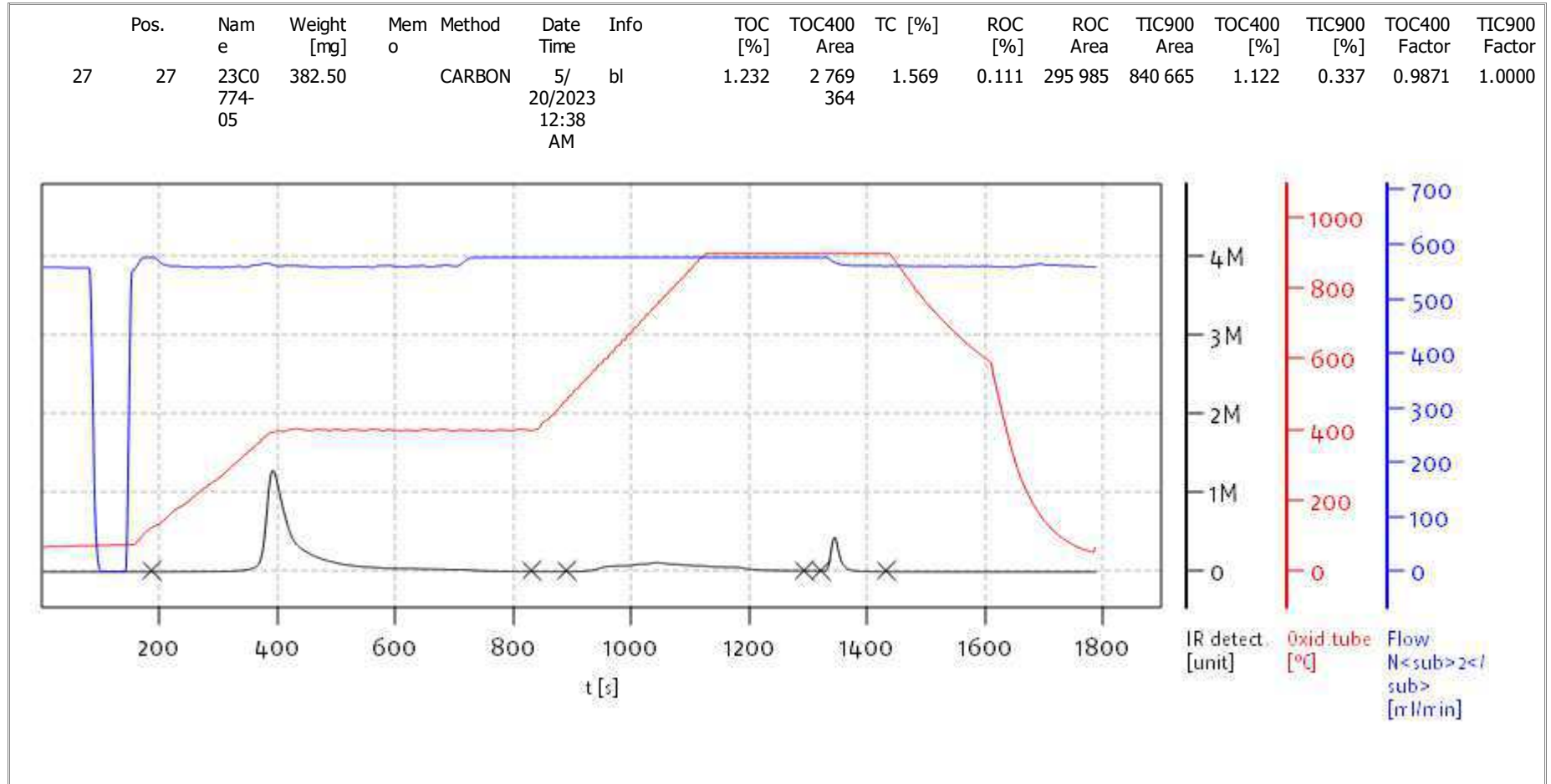
Date: Mon May 22 10:19:17 2023



solITOC V2.0.2 (31015f9) 2018-11-19
Serial No: 0300.181017
Mode CCC



Soli TOC Cube, Carbon
Balance: BAL3
Analyst: CDE



Name:

Access: solITOC superuser

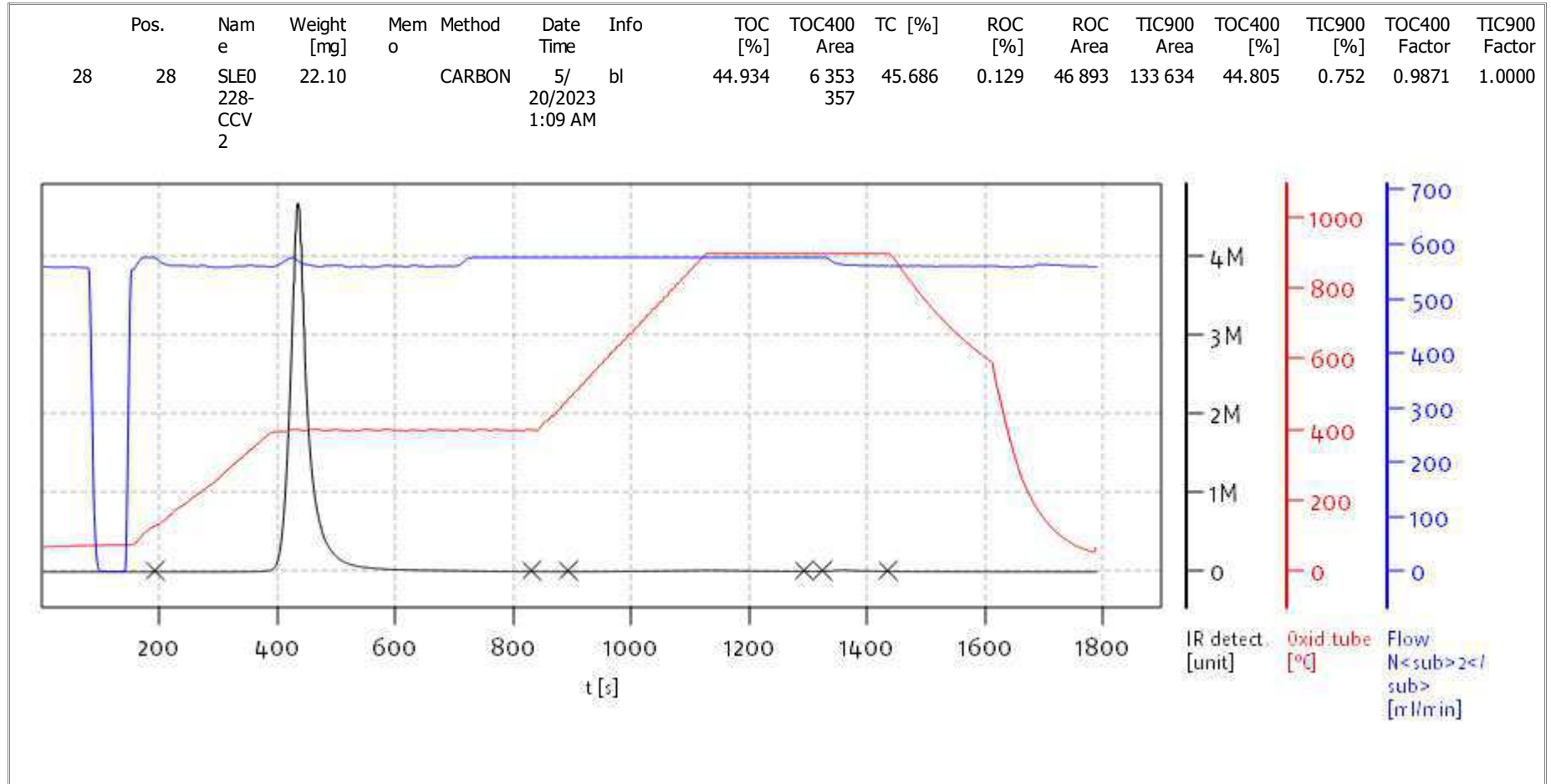
Date: Mon May 22 10:19:17 2023



solITOC V2.0.2 (31015f9) 2018-11-19
Serial No: 0300.181017
Mode CCC



Soli TOC Cube, Carbon
Balance: BAL3
Analyst: CDE



Name:

Access: solITOC superuser

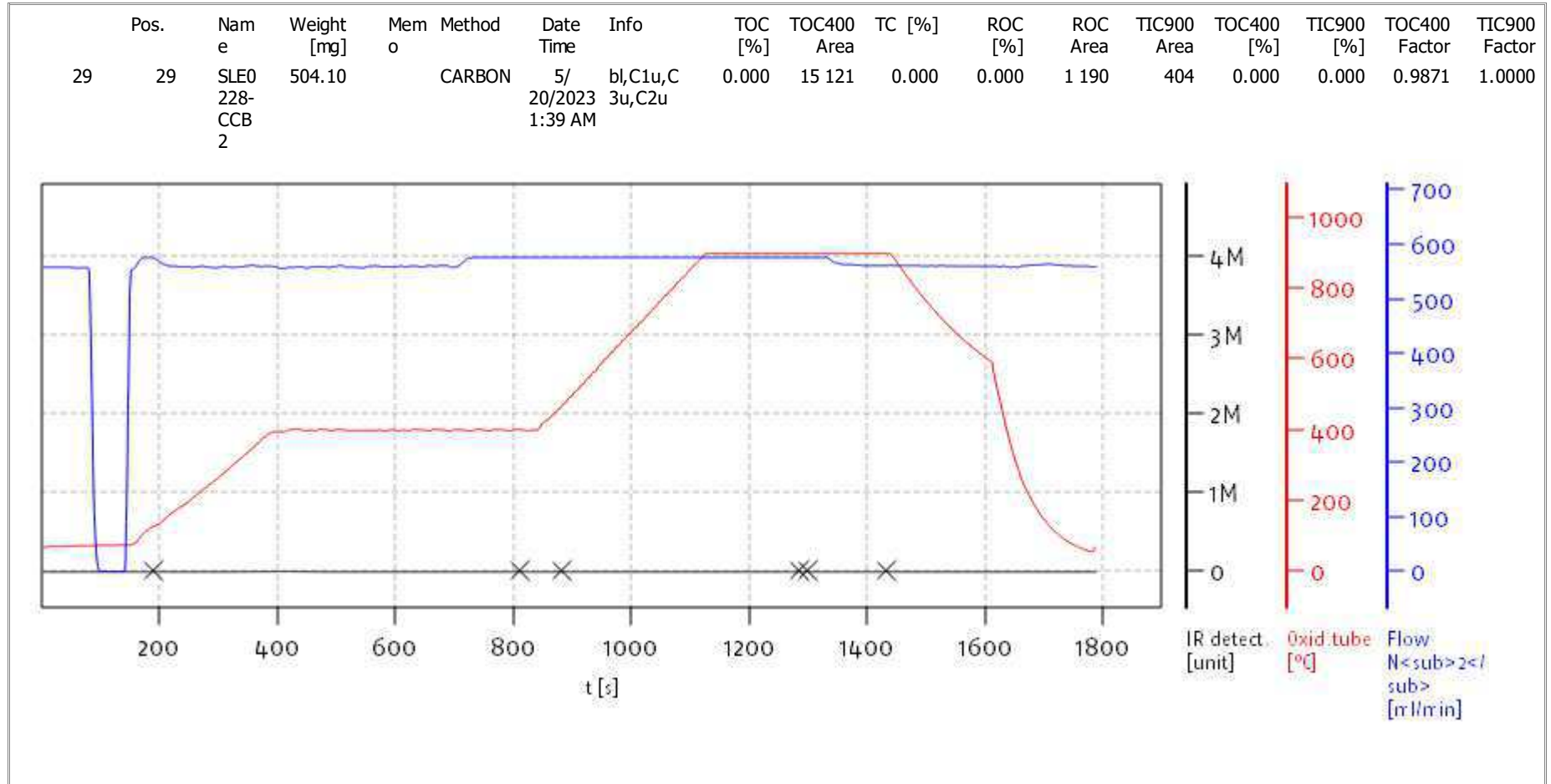
Date: Mon May 22 10:19:17 2023



solITOC V2.0.2 (31015f9) 2018-11-19
Serial No: 0300.181017
Mode CCC



Soli TOC Cube, Carbon
Balance: BAL3
Analyst: CDE



Name:

Access: solITOC superuser

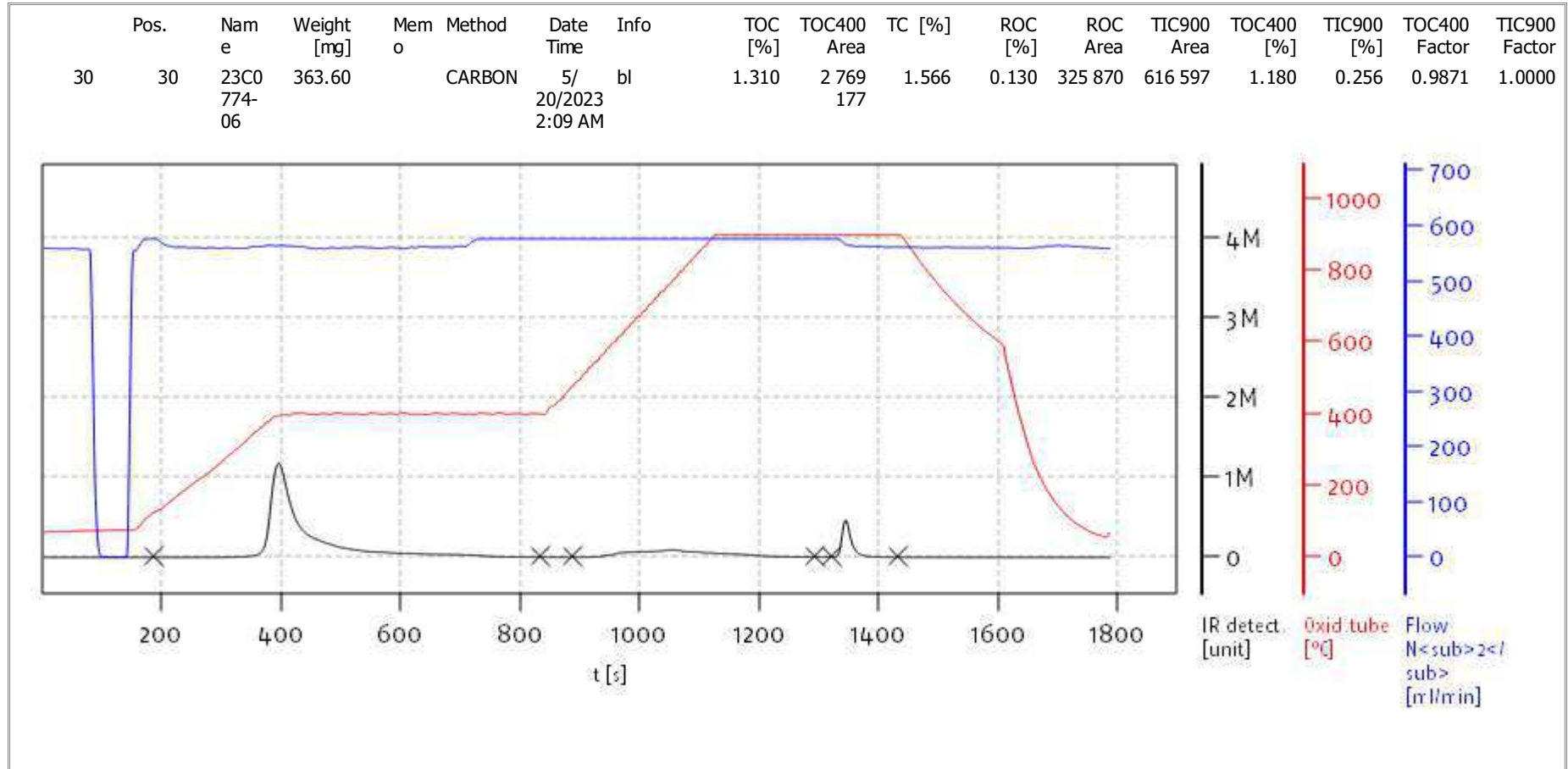
Date: Mon May 22 10:19:17 2023



solITOC V2.0.2 (31015f9) 2018-11-19
Serial No: 0300.181017
Mode CCC



Soli TOC Cube, Carbon
Balance: BAL3
Analyst: CDE



Name:

Access: solITOC superuser

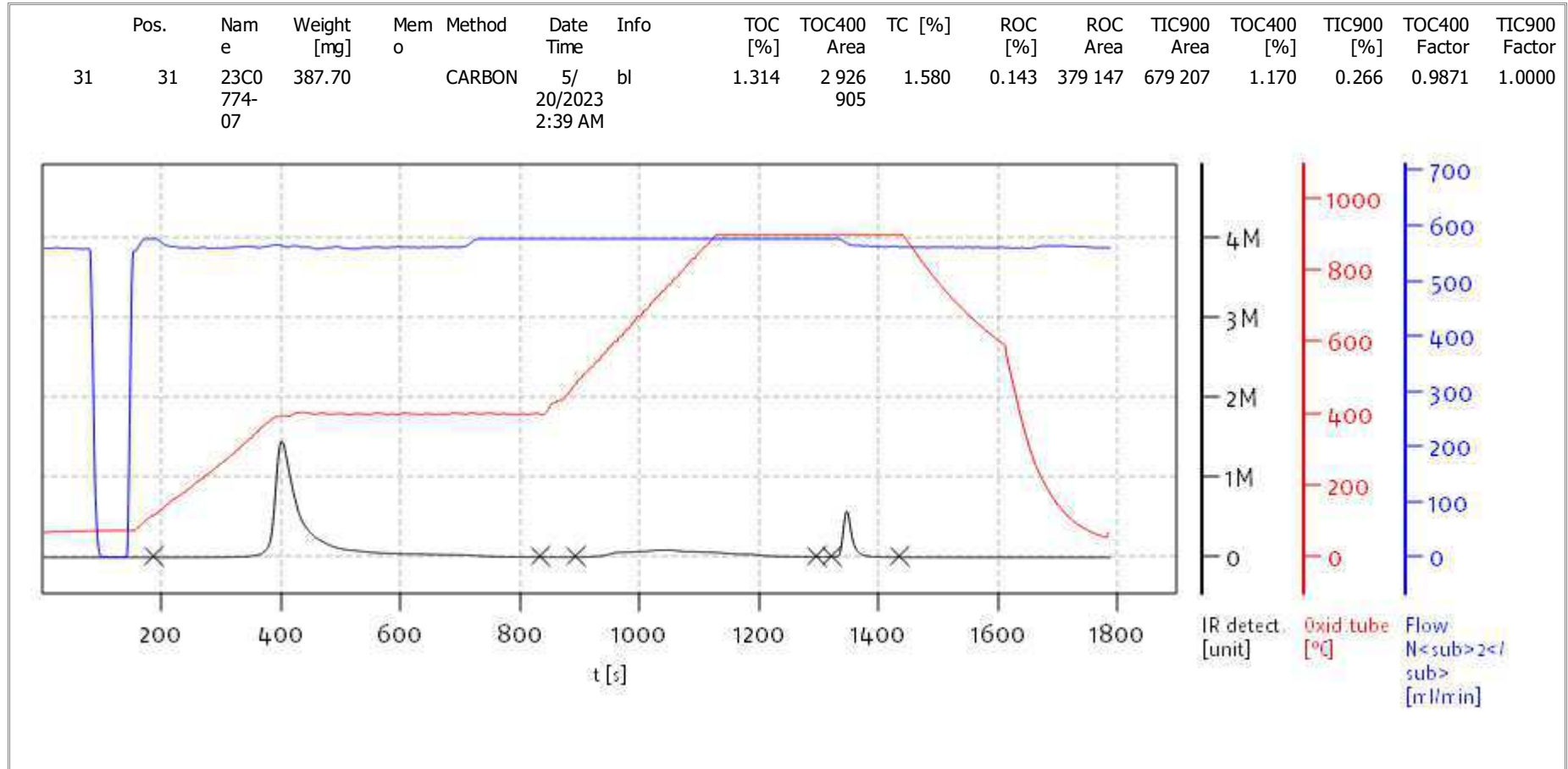
Date: Mon May 22 10:19:17 2023



solITOC V2.0.2 (31015f9) 2018-11-19
Serial No: 0300.181017
Mode CCC



Soli TOC Cube, Carbon
Balance: BAL3
Analyst: CDE



Name:

Access: solITOC superuser

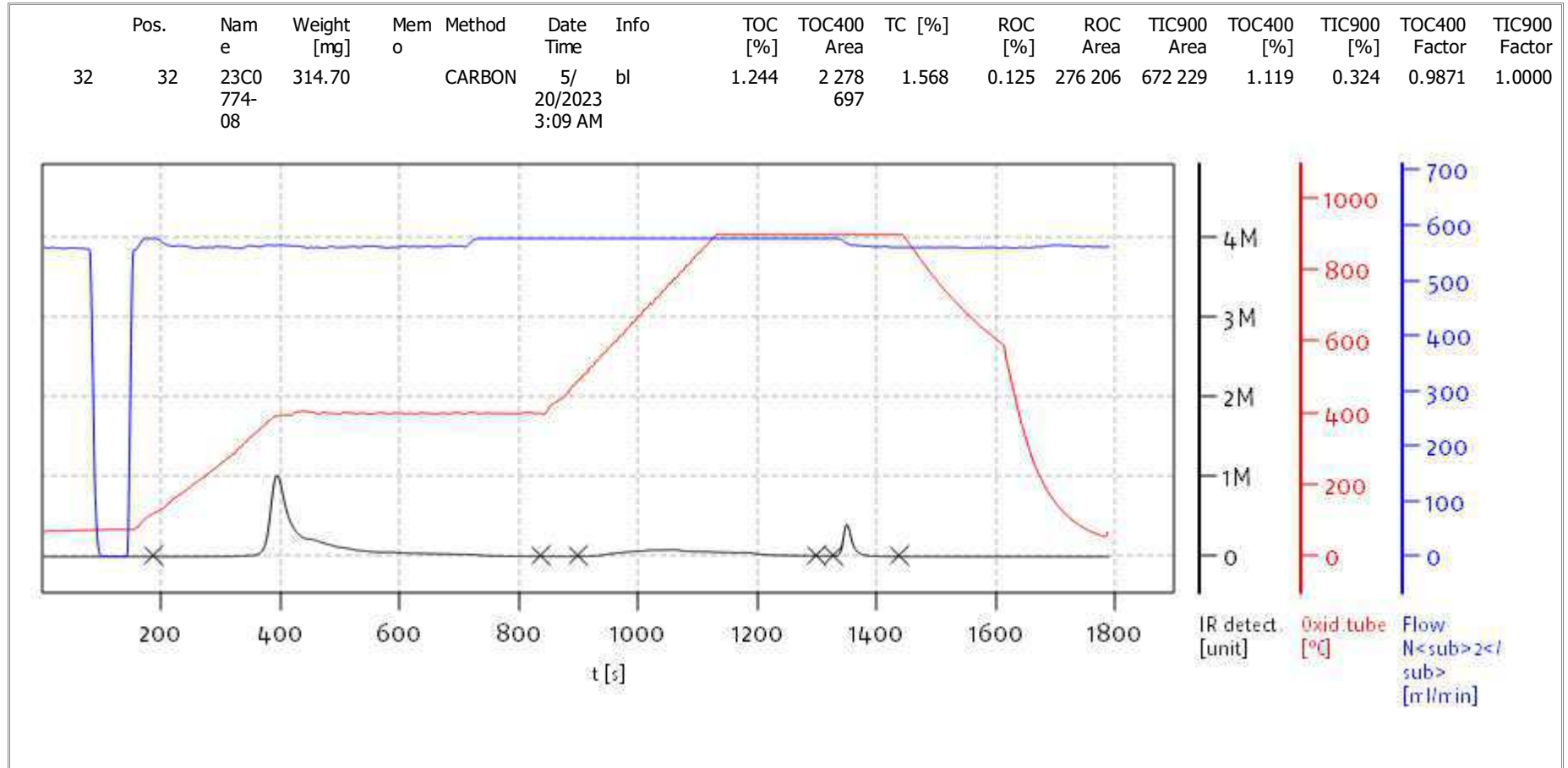
Date: Mon May 22 10:19:17 2023



solITOC V2.0.2 (31015f9) 2018-11-19
Serial No: 0300.181017
Mode CCC



Soli TOC Cube, Carbon
Balance: BAL3
Analyst: CDE



Name:

Access: solITOC superuser

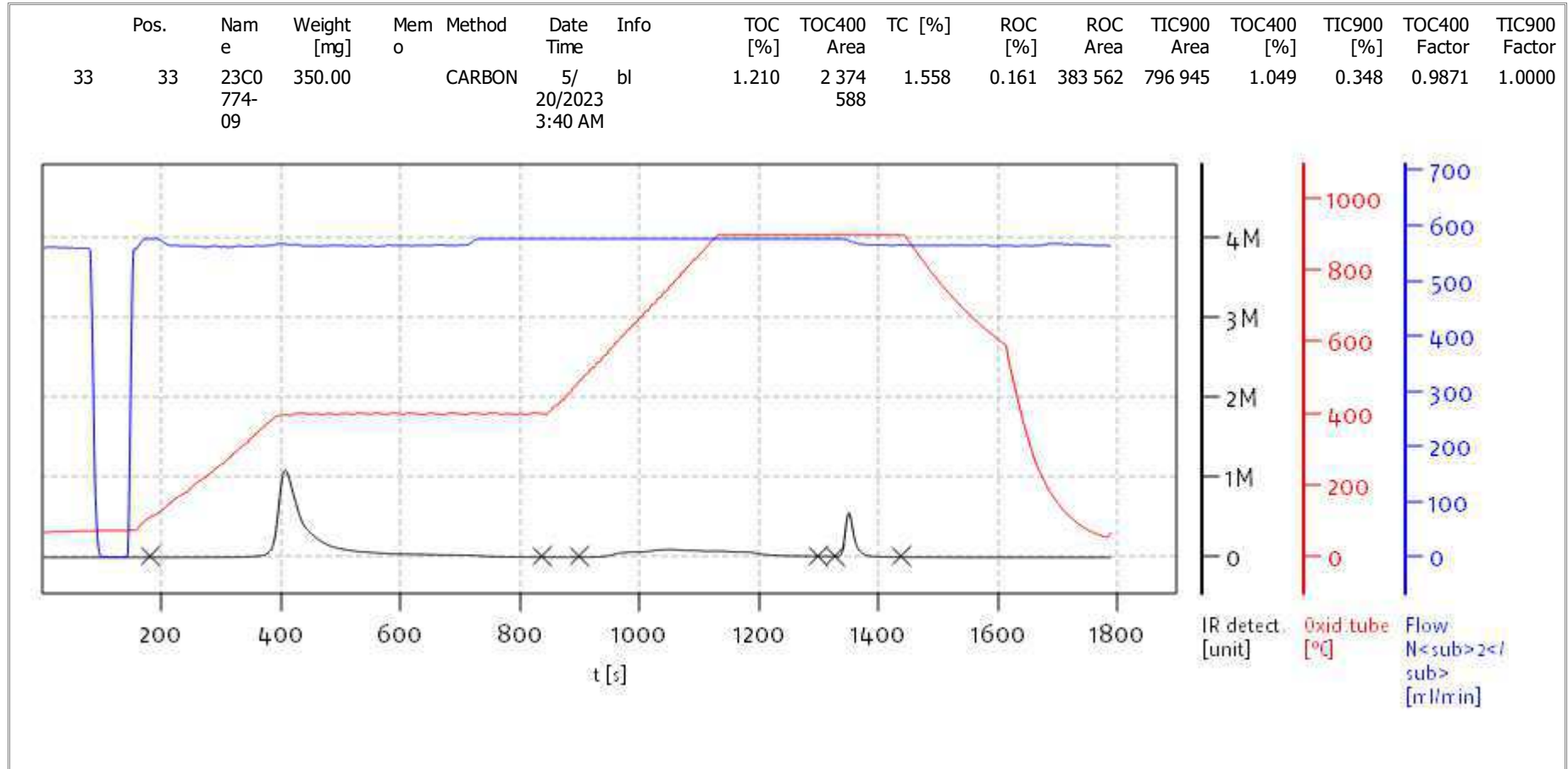
Date: Mon May 22 10:19:17 2023



solITOC V2.0.2 (31015f9) 2018-11-19
Serial No: 0300.181017
Mode CCC



Soli TOC Cube, Carbon
Balance: BAL3
Analyst: CDE



Name:

Access: solITOC superuser

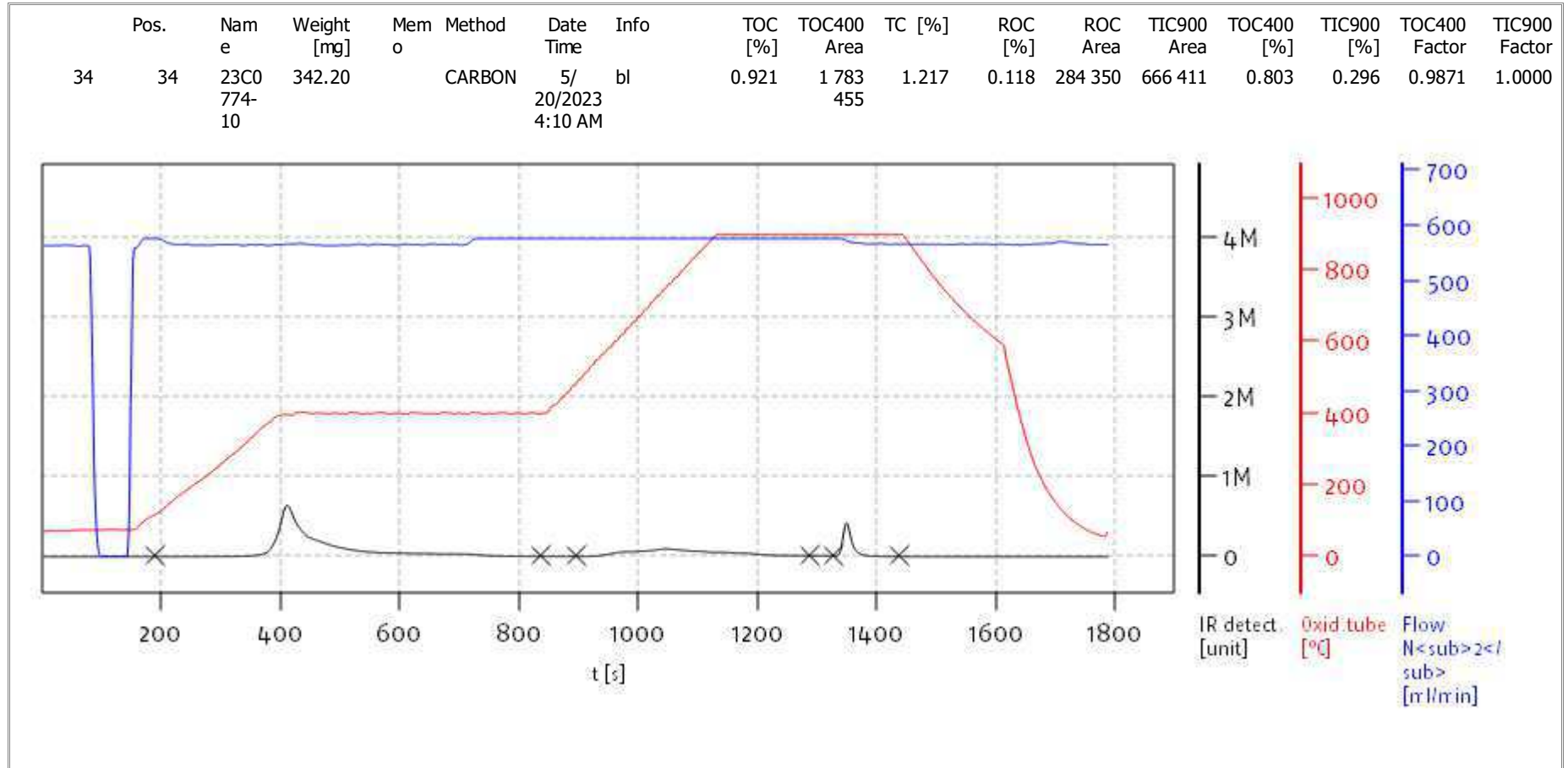
Date: Mon May 22 10:19:17 2023



solITOC V2.0.2 (31015f9) 2018-11-19
Serial No: 0300.181017
Mode CCC



Soli TOC Cube, Carbon
Balance: BAL3
Analyst: CDE



Name:

Access: solITOC superuser

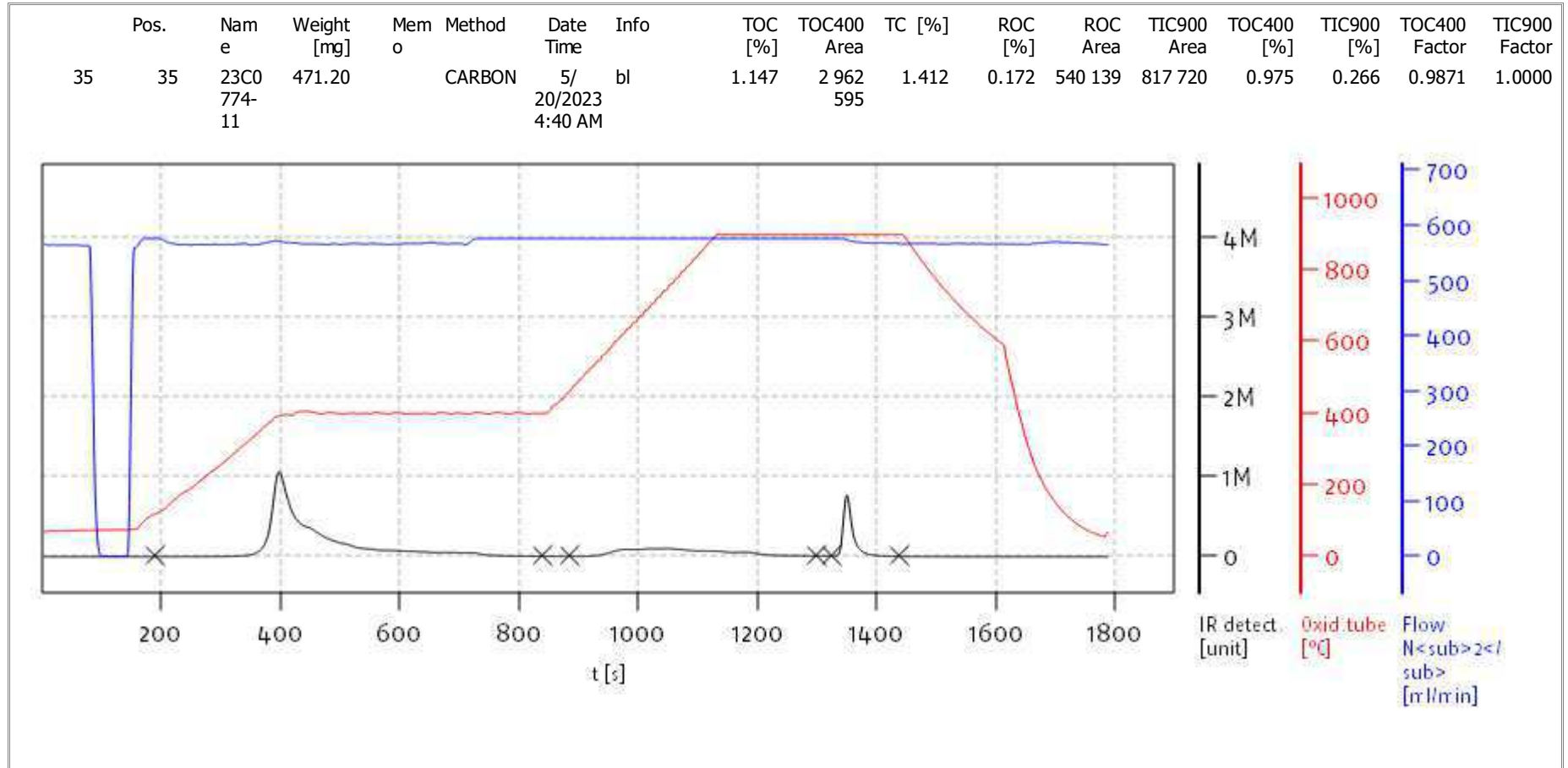
Date: Mon May 22 10:19:17 2023



solITOC V2.0.2 (31015f9) 2018-11-19
Serial No: 0300.181017
Mode CCC



Soli TOC Cube, Carbon
Balance: BAL3
Analyst: CDE



Name:

Access: solITOC superuser

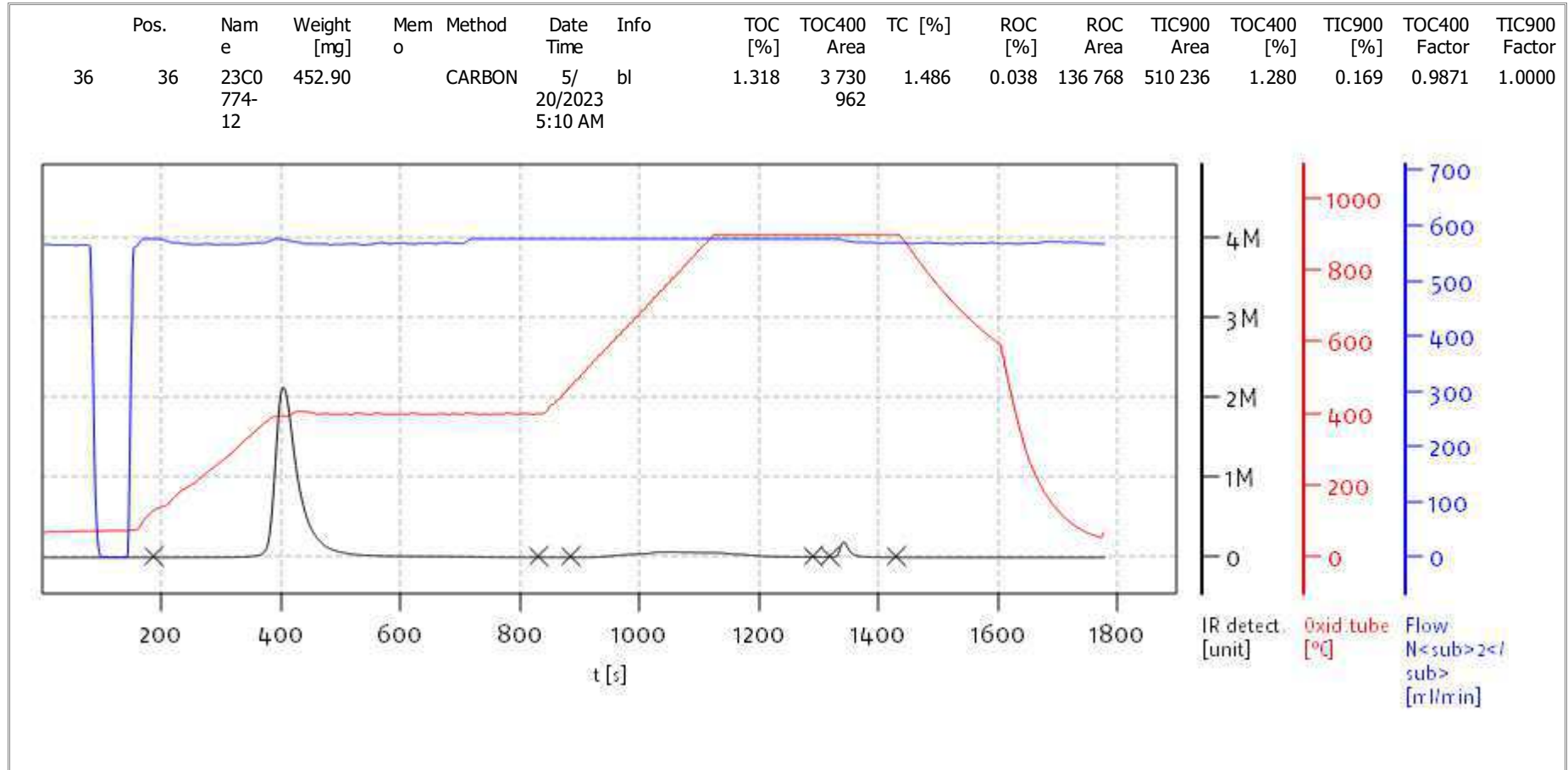
Date: Mon May 22 10:19:17 2023



solITOC V2.0.2 (31015f9) 2018-11-19
Serial No: 0300.181017
Mode CCC



Soli TOC Cube, Carbon
Balance: BAL3
Analyst: CDE



Name:

Access: solITOC superuser

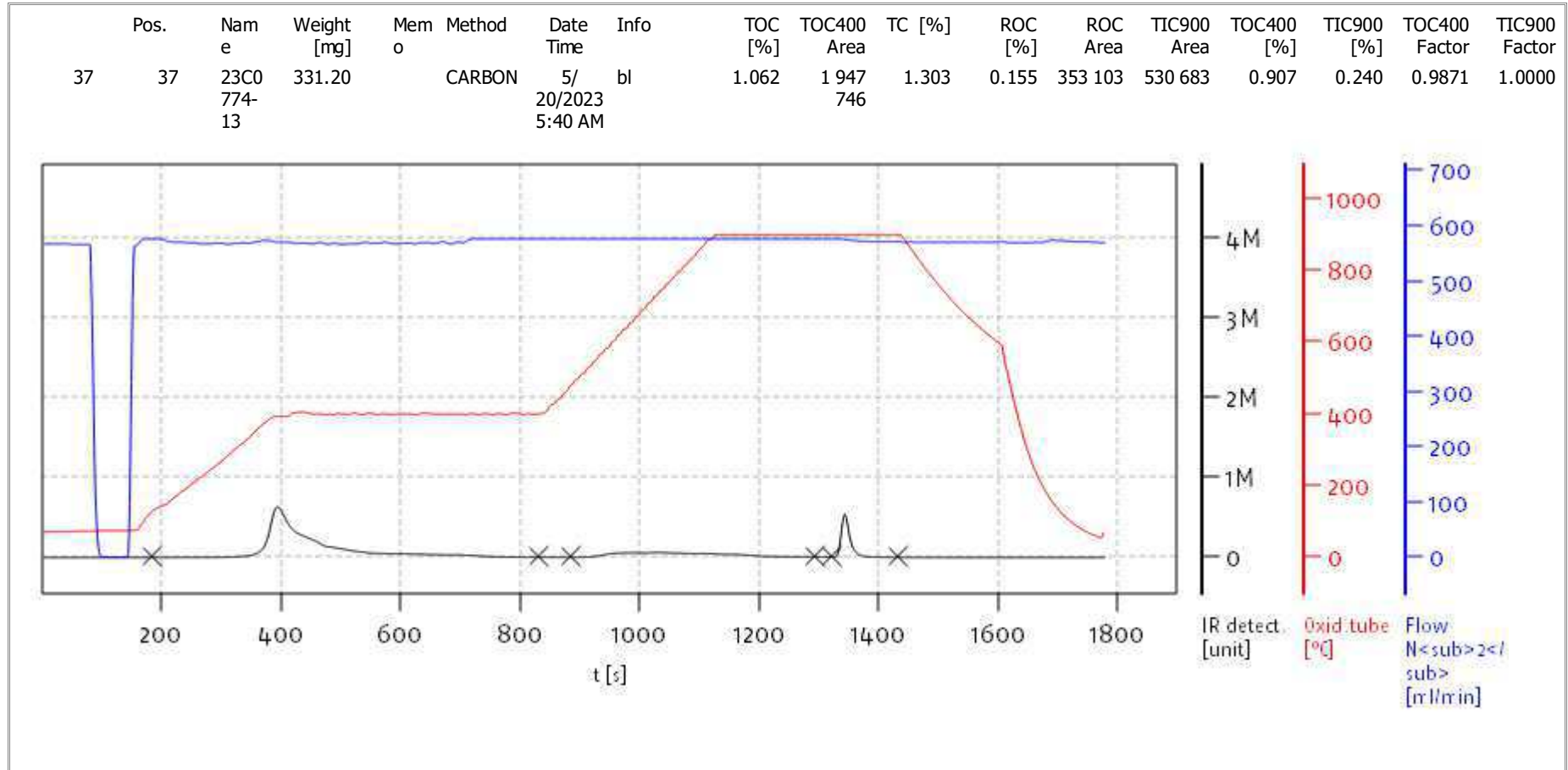
Date: Mon May 22 10:19:17 2023



solITOC V2.0.2 (31015f9) 2018-11-19
Serial No: 0300.181017
Mode CCC



Soli TOC Cube, Carbon
Balance: BAL3
Analyst: CDE



Name:

Access: solITOC superuser

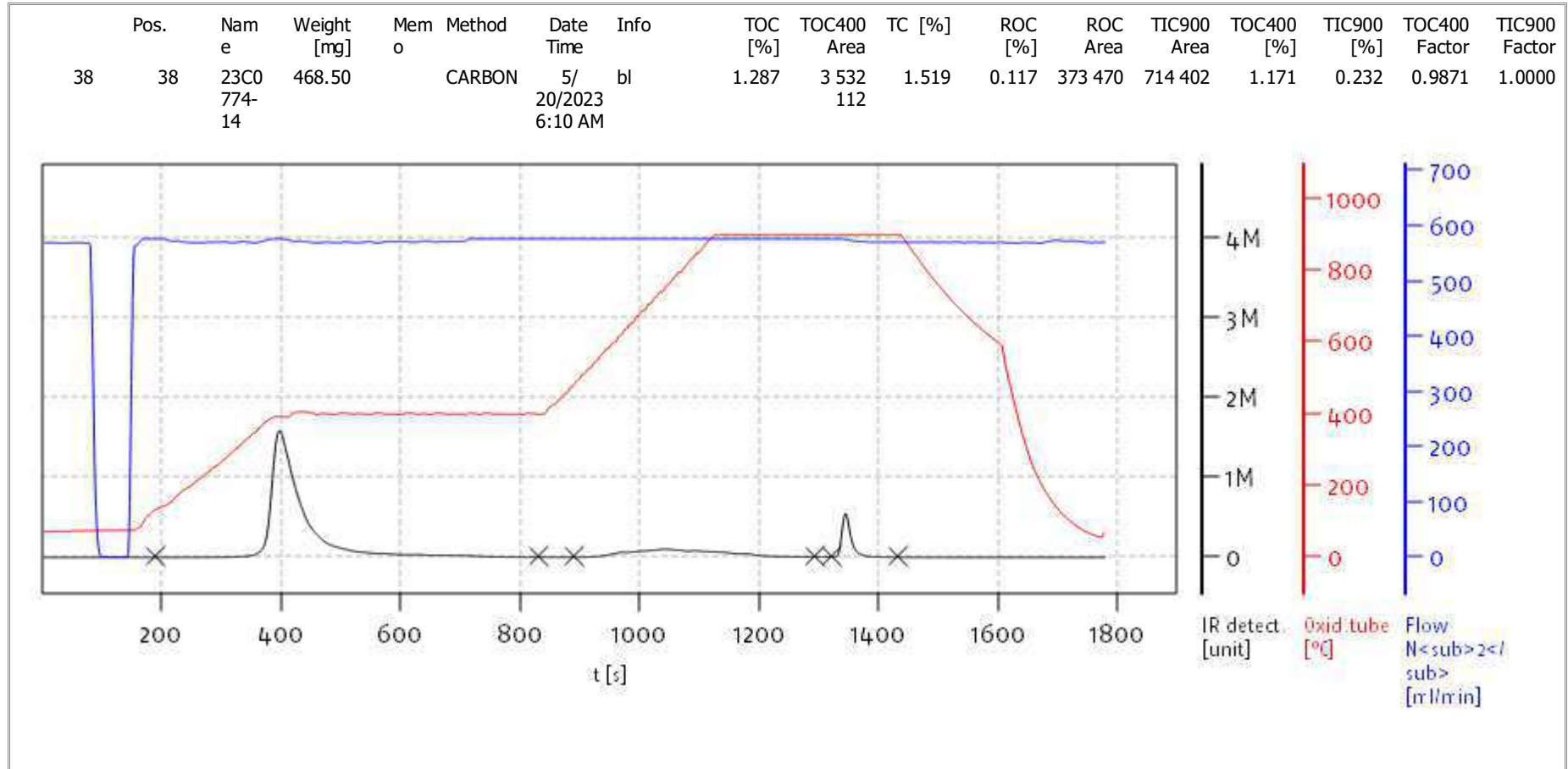
Date: Mon May 22 10:19:17 2023



solITOC V2.0.2 (31015f9) 2018-11-19
Serial No: 0300.181017
Mode CCC



Soli TOC Cube, Carbon
Balance: BAL3
Analyst: CDE



Name:

Access: solITOC superuser

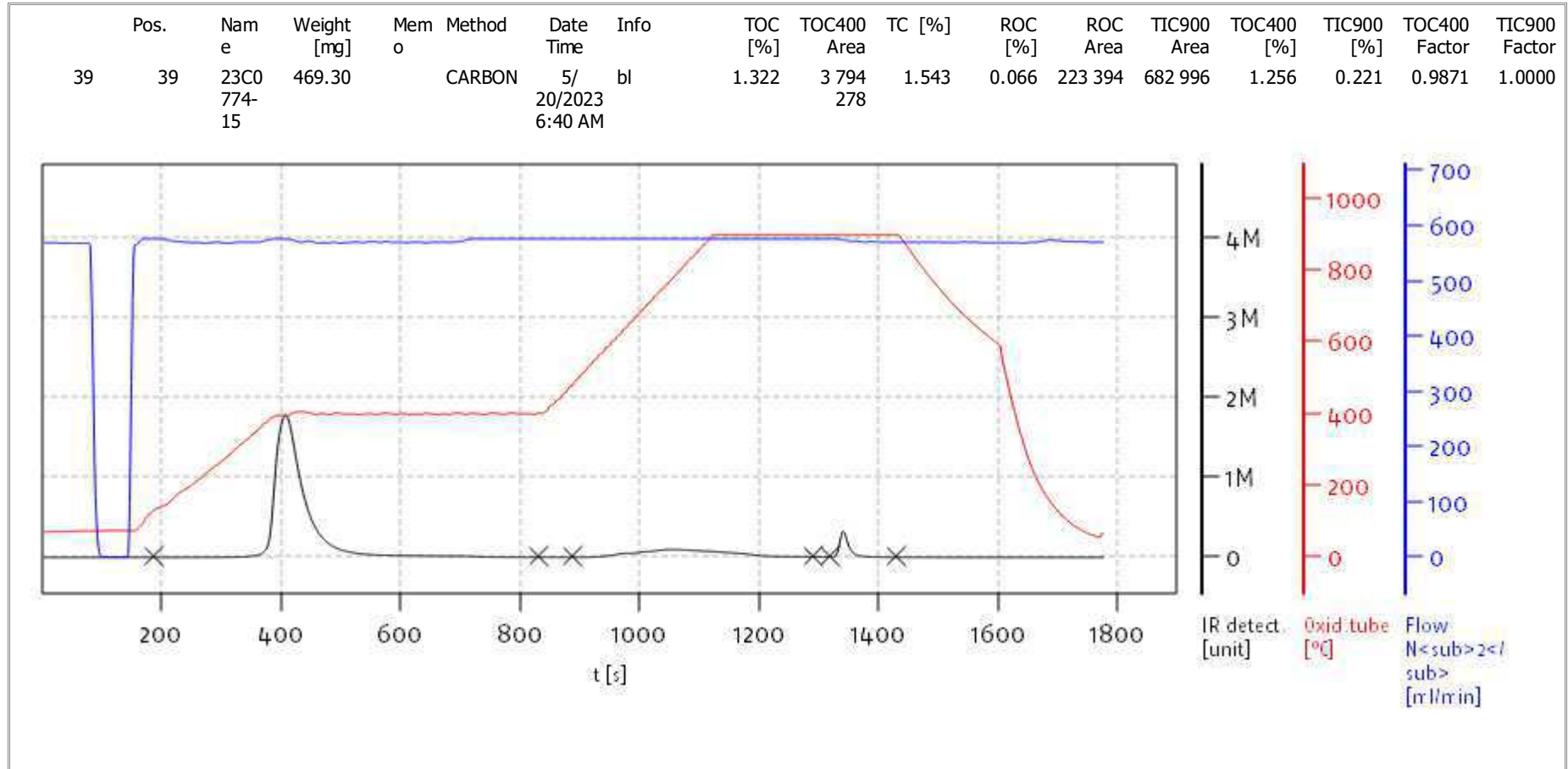
Date: Mon May 22 10:19:17 2023



solITOC V2.0.2 (31015f9) 2018-11-19
Serial No: 0300.181017
Mode CCC



Soli TOC Cube, Carbon
Balance: BAL3
Analyst: CDE



Name:

Access: solITOC superuser

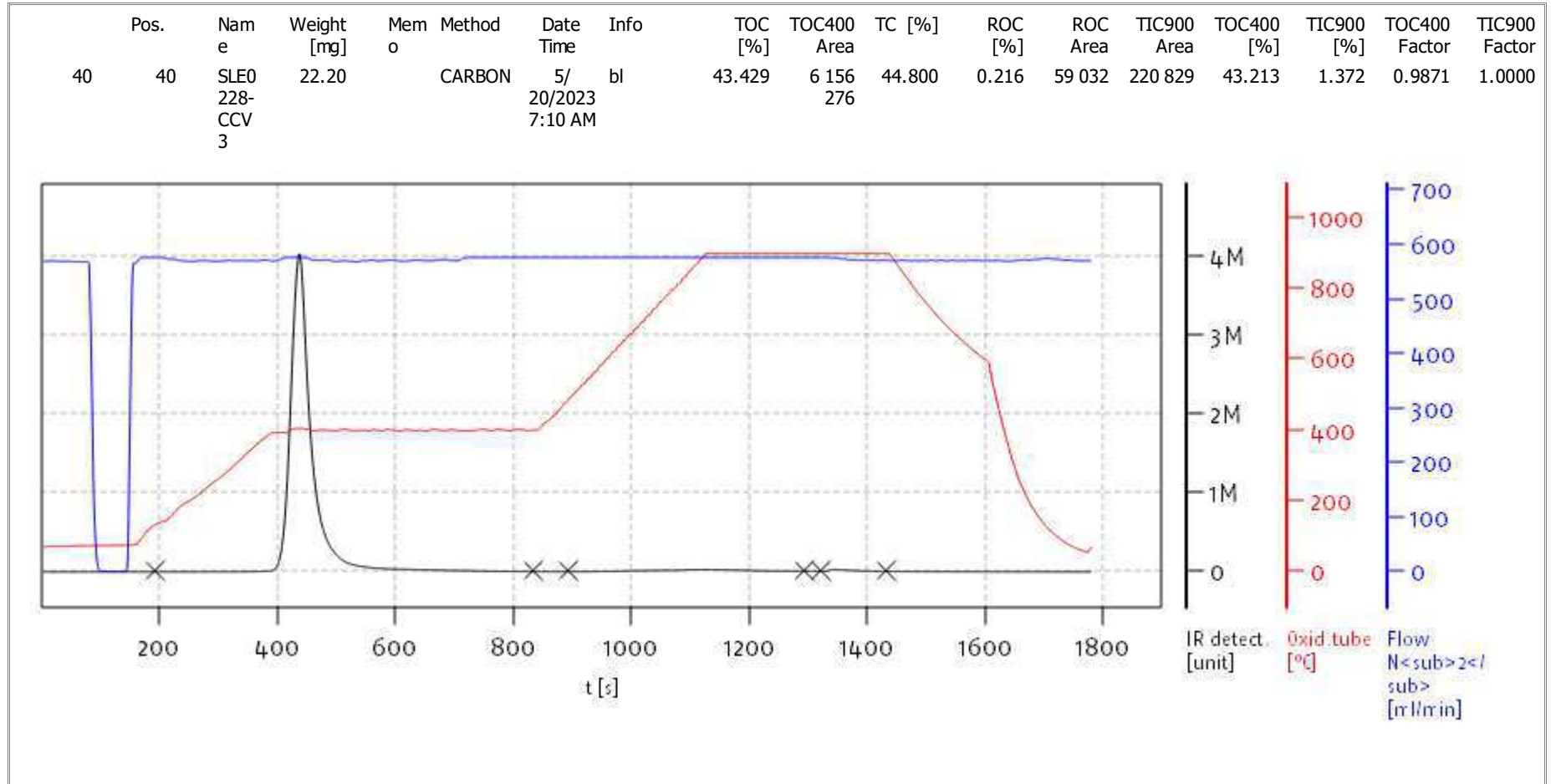
Date: Mon May 22 10:19:17 2023



solITOC V2.0.2 (31015f9) 2018-11-19
Serial No: 0300.181017
Mode CCC



Soli TOC Cube, Carbon
Balance: BAL3
Analyst: CDE



Name:

Access: solITOC superuser

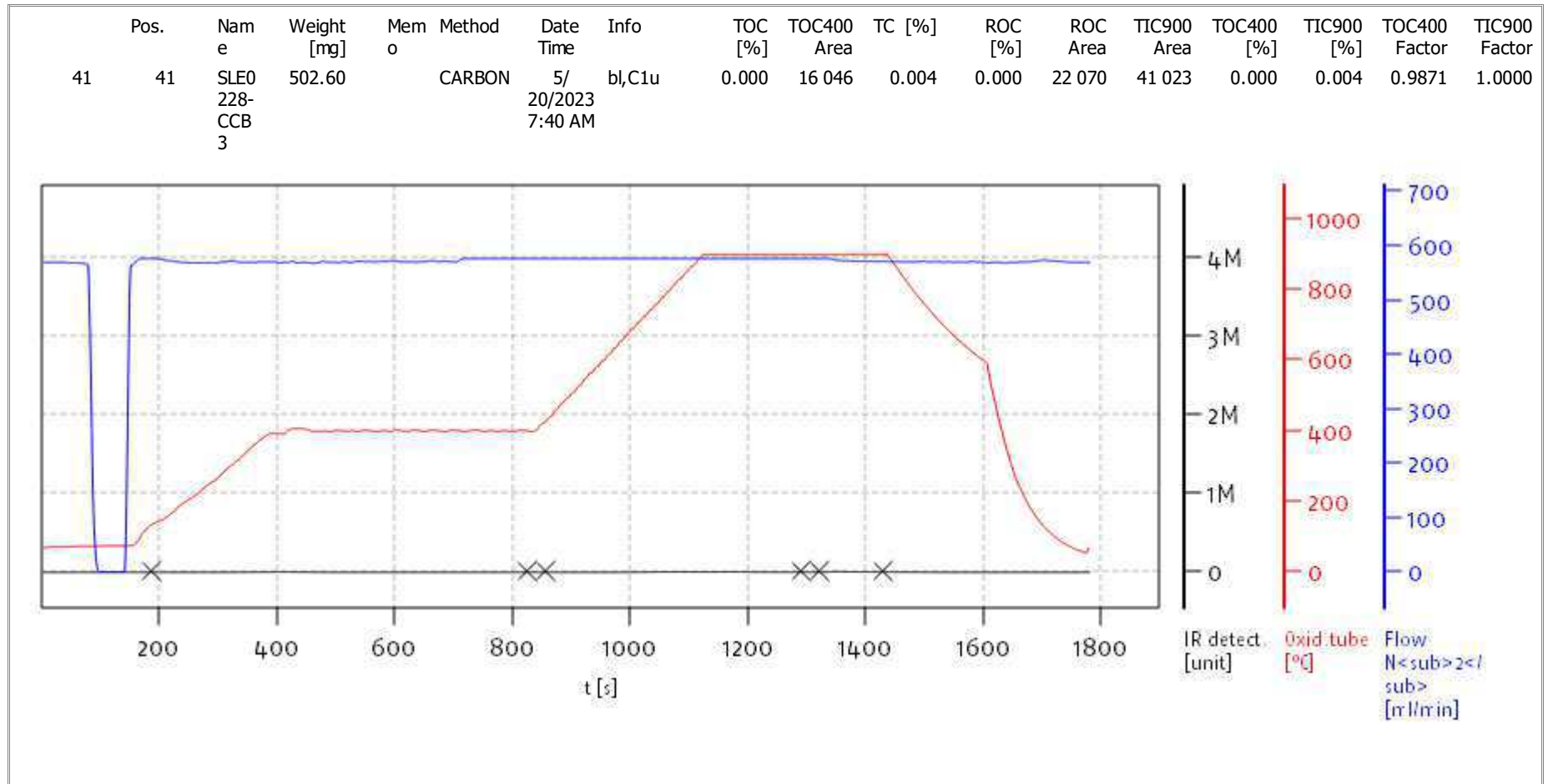
Date: Mon May 22 10:19:17 2023



solITOC V2.0.2 (31015f9) 2018-11-19
Serial No: 0300.181017
Mode CCC



Soli TOC Cube, Carbon
Balance: BAL3
Analyst: CDE



Name:

Access: solITOC superuser

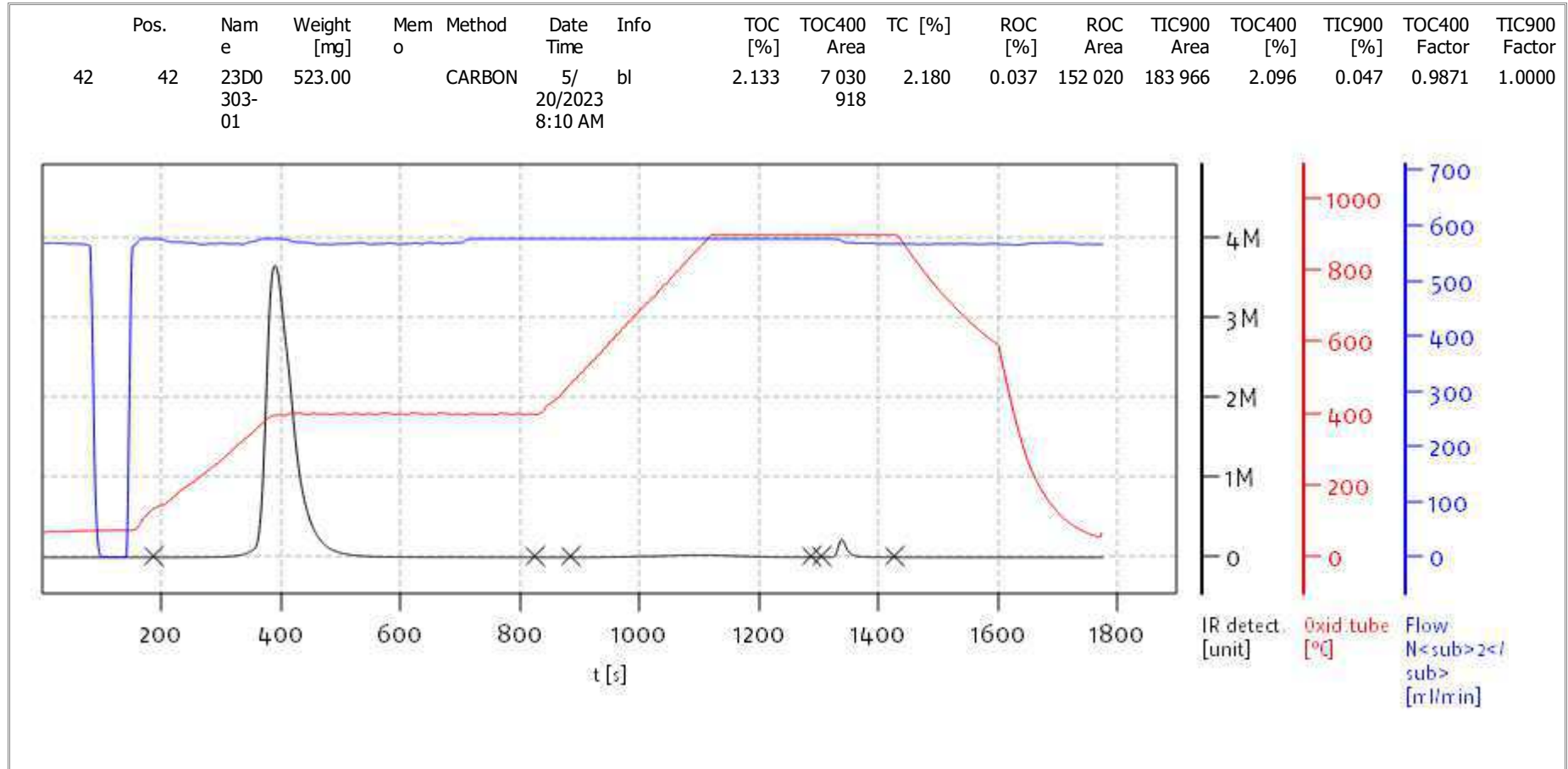
Date: Mon May 22 10:19:17 2023



solITOC V2.0.2 (31015f9) 2018-11-19
Serial No: 0300.181017
Mode CCC



Soli TOC Cube, Carbon
Balance: BAL3
Analyst: CDE



Name:

Access: solITOC superuser

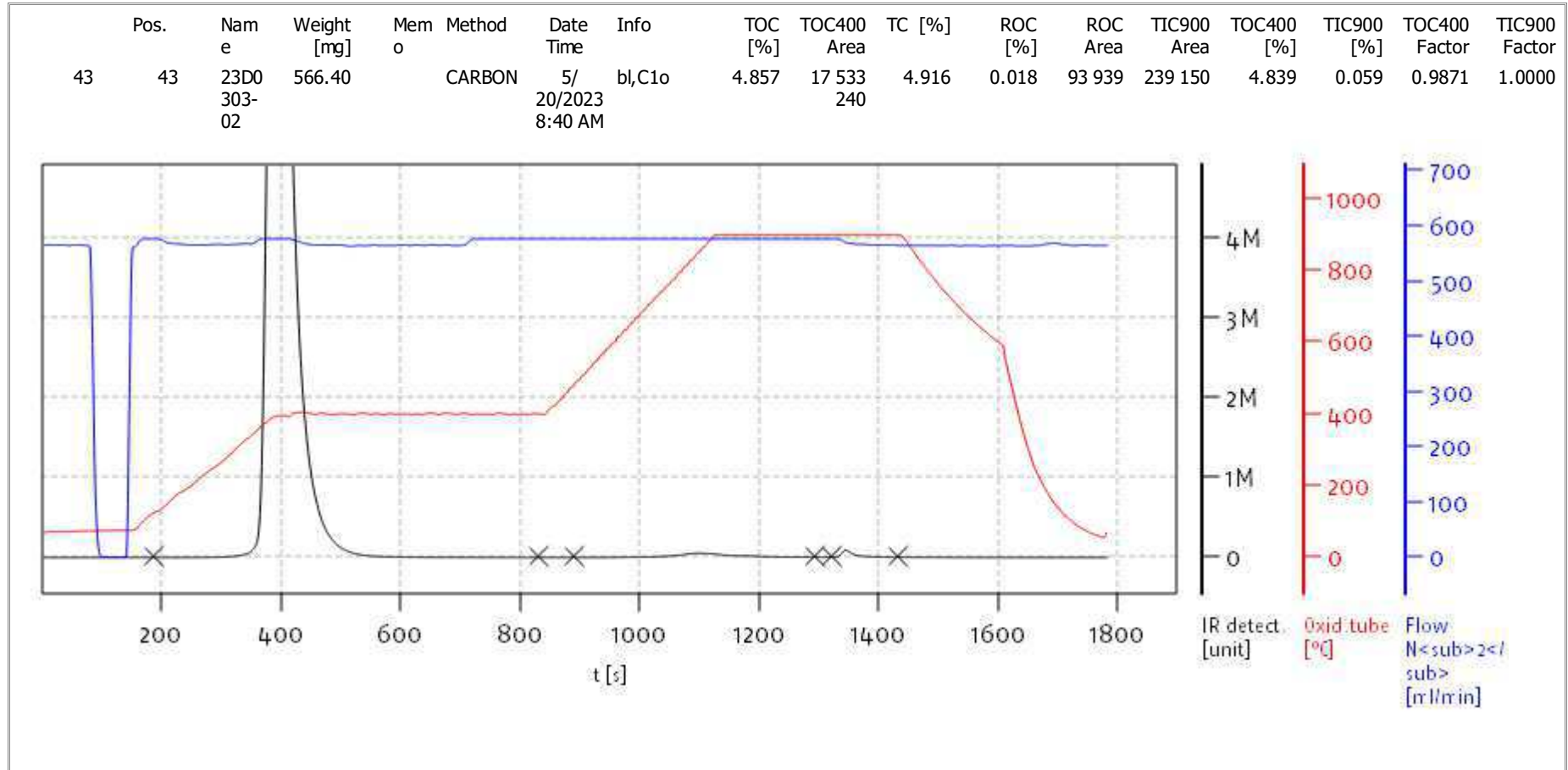
Date: Mon May 22 10:19:17 2023



solITOC V2.0.2 (31015f9) 2018-11-19
Serial No: 0300.181017
Mode CCC



Soli TOC Cube, Carbon
Balance: BAL3
Analyst: CDE



Name:

Access: solITOC superuser

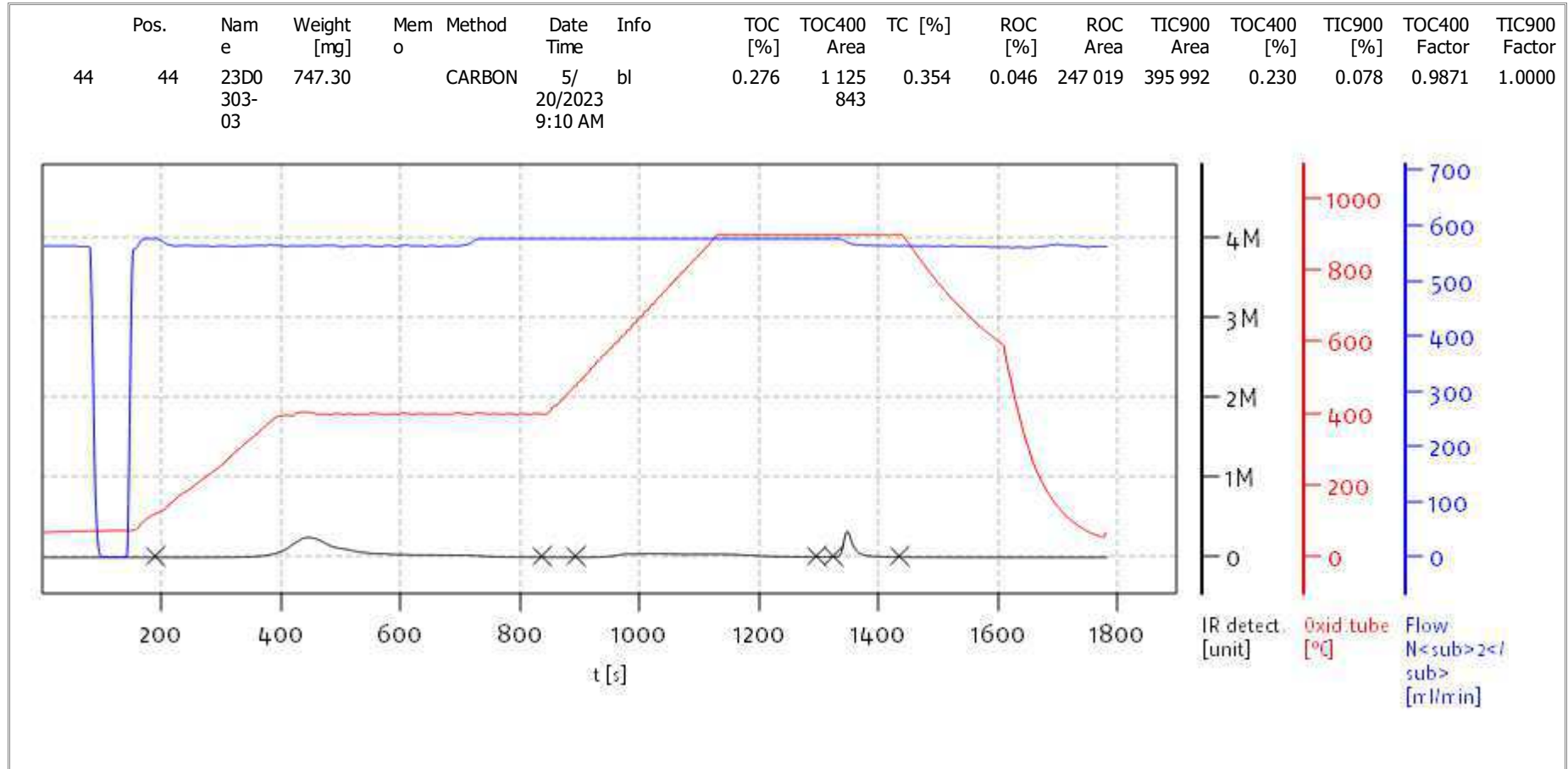
Date: Mon May 22 10:19:17 2023



solITOC V2.0.2 (31015f9) 2018-11-19
Serial No: 0300.181017
Mode CCC



Soli TOC Cube, Carbon
Balance: BAL3
Analyst: CDE



Name:

Access: solITOC superuser

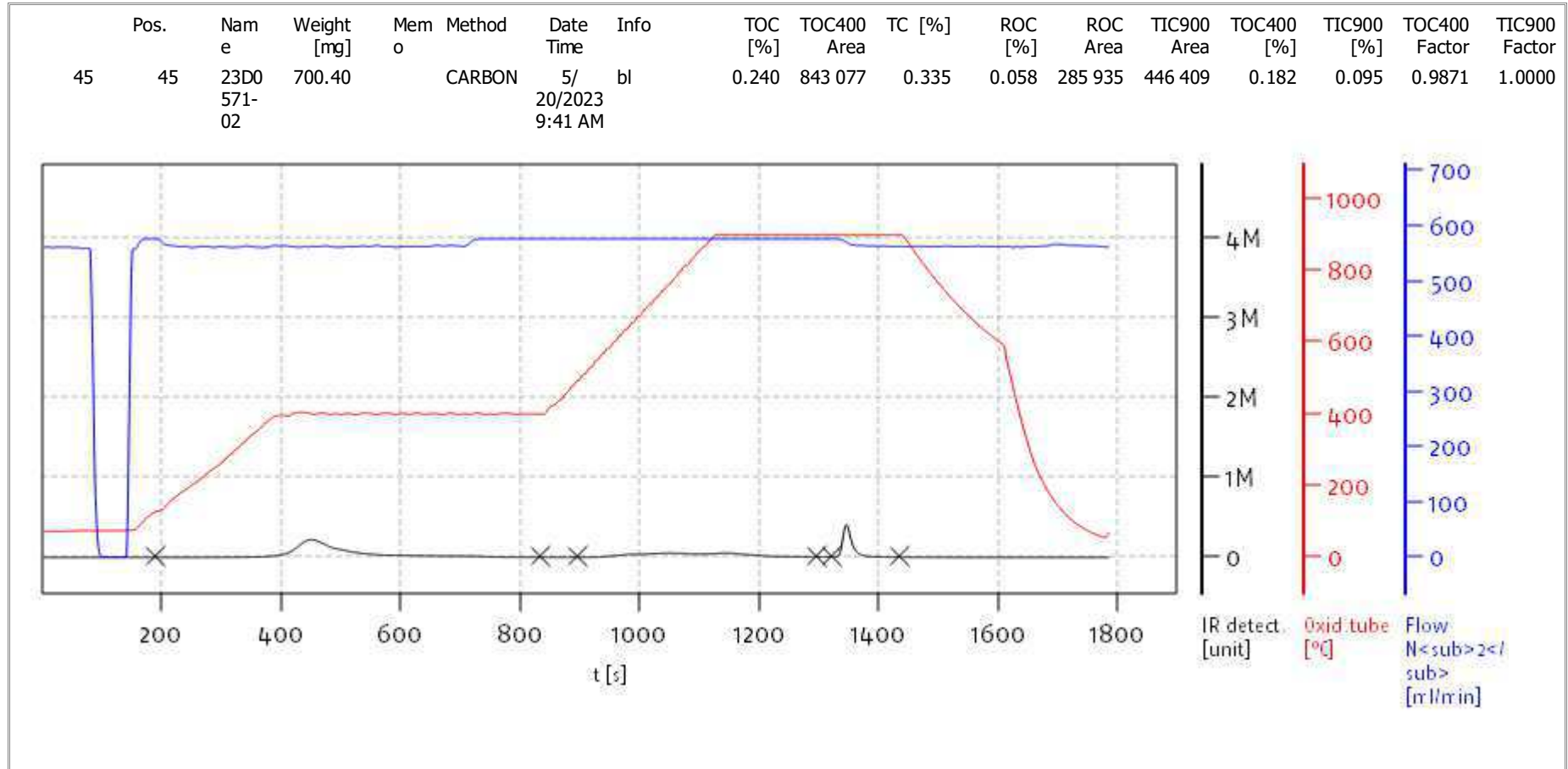
Date: Mon May 22 10:19:17 2023



solITOC V2.0.2 (31015f9) 2018-11-19
Serial No: 0300.181017
Mode CCC



Soli TOC Cube, Carbon
Balance: BAL3
Analyst: CDE



Name:

Access: solITOC superuser

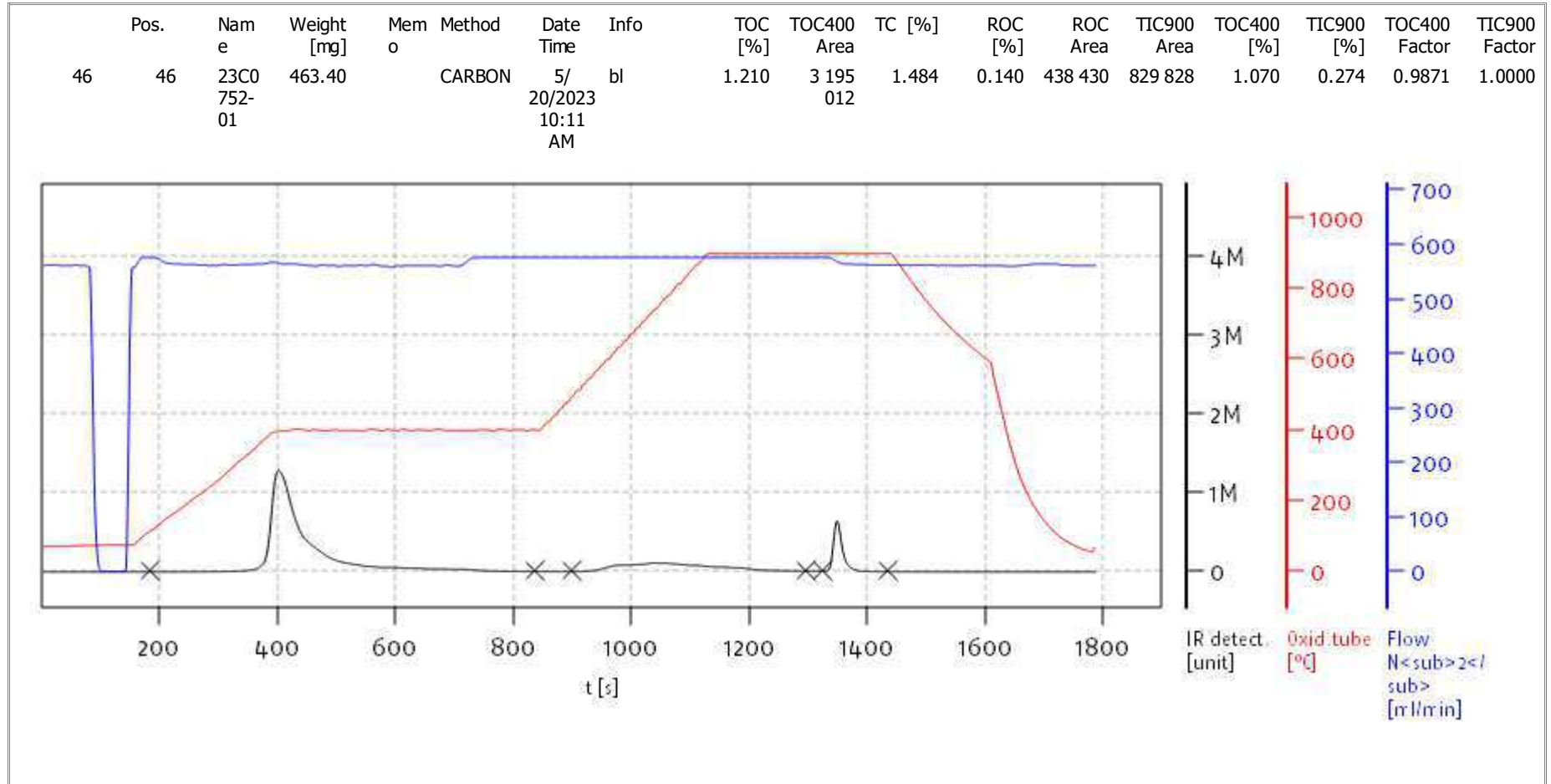
Date: Mon May 22 10:19:17 2023



solITOC V2.0.2 (31015f9) 2018-11-19
Serial No: 0300.181017
Mode CCC



Soli TOC Cube, Carbon
Balance: BAL3
Analyst: CDE



Name:

Access: solITOC superuser

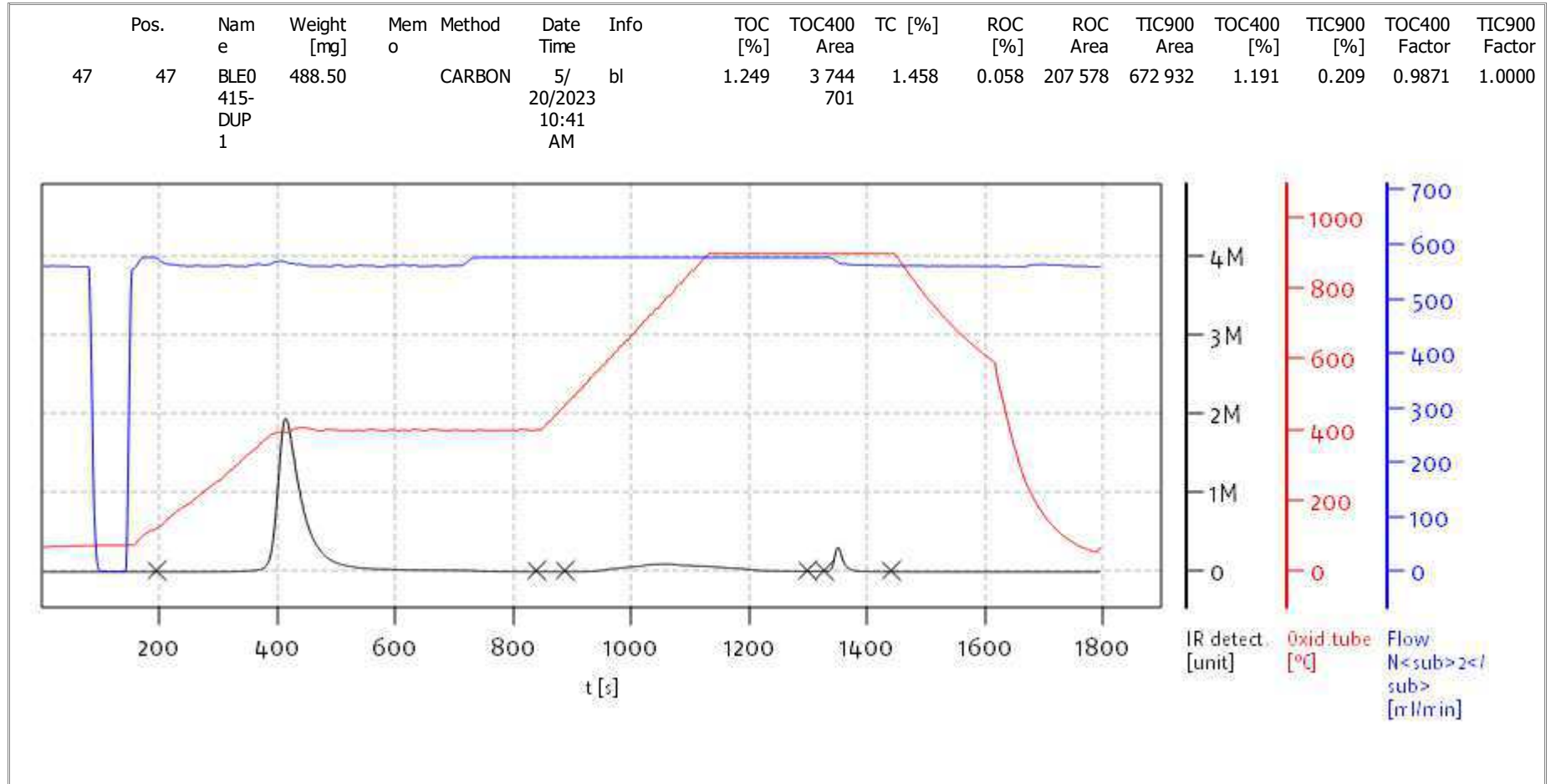
Date: Mon May 22 10:19:17 2023



solITOC V2.0.2 (31015f9) 2018-11-19
Serial No: 0300.181017
Mode CCC



Soli TOC Cube, Carbon
Balance: BAL3
Analyst: CDE



Name:

Access: solITOC superuser

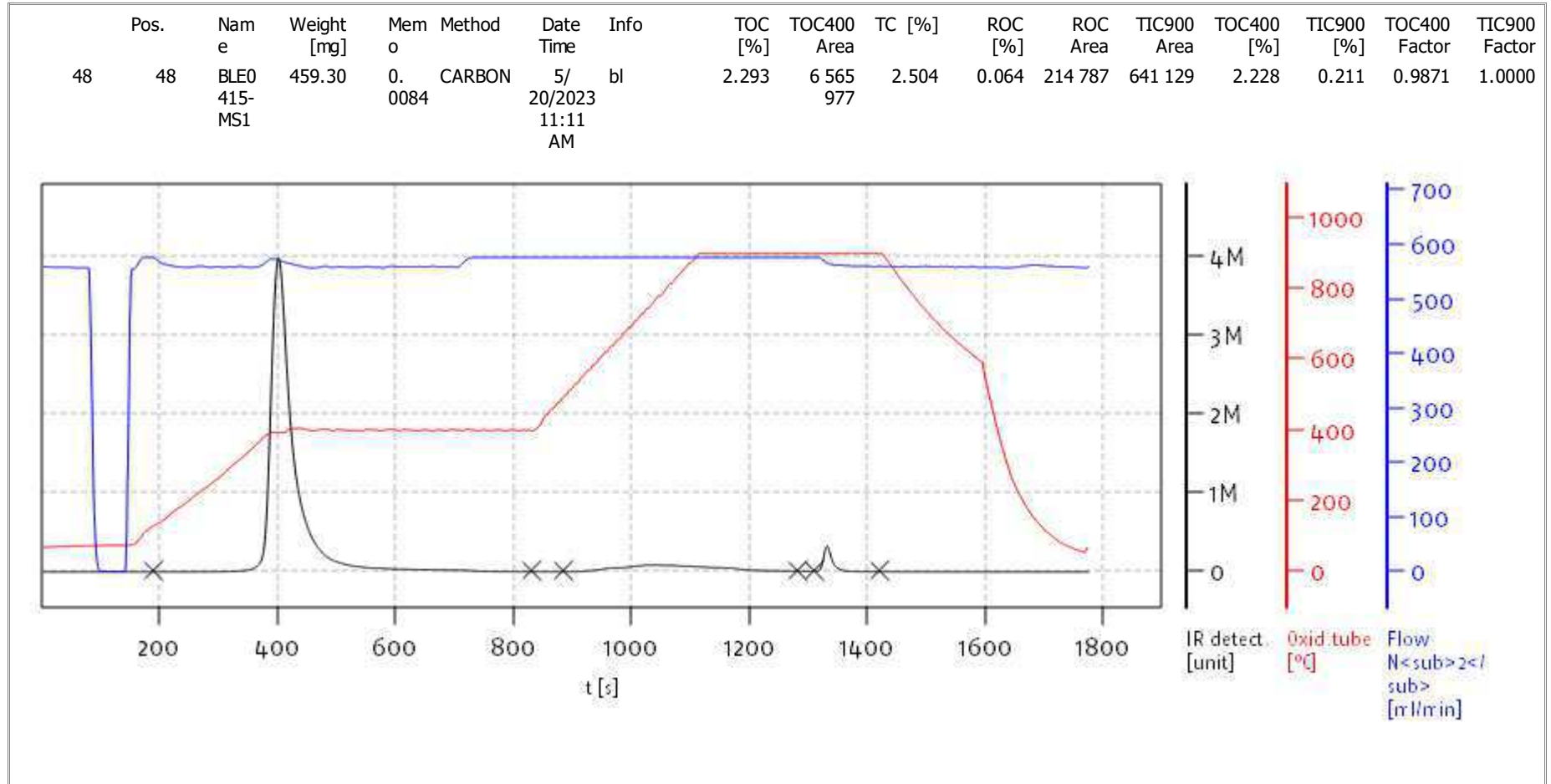
Date: Mon May 22 10:19:17 2023



solITOC V2.0.2 (31015f9) 2018-11-19
Serial No: 0300.181017
Mode CCC



Soli TOC Cube, Carbon
Balance: BAL3
Analyst: CDE



Name:

Access: solITOC superuser

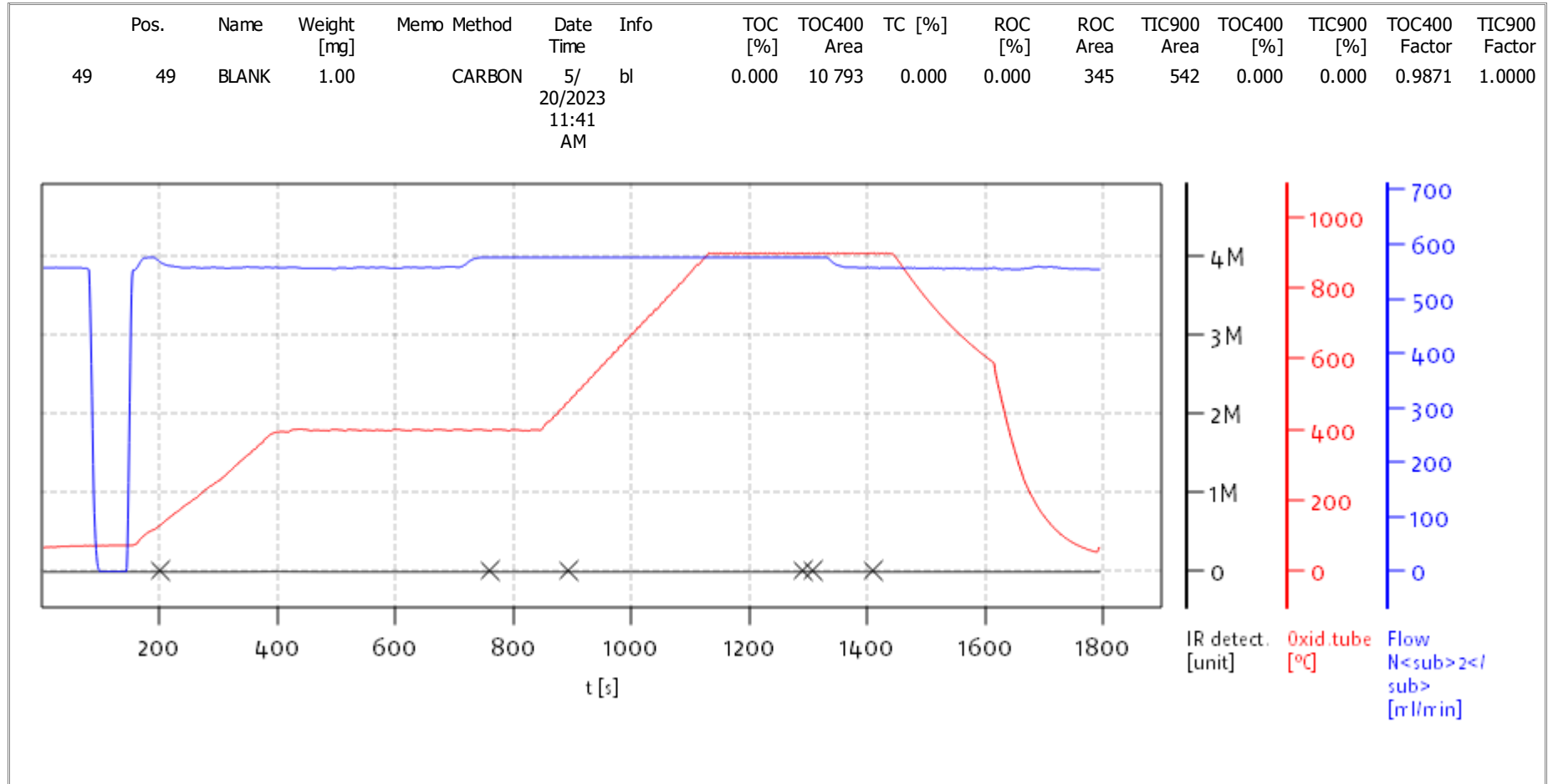
Date: Mon May 22 10:19:17 2023



solITOC V2.0.2 (31015f9) 2018-11-19
Serial No: 0300.181017
Mode CCC



Soli TOC Cube, Carbon
Balance: BAL3
Analyst: CDE



Name:

Access: solITOC superuser

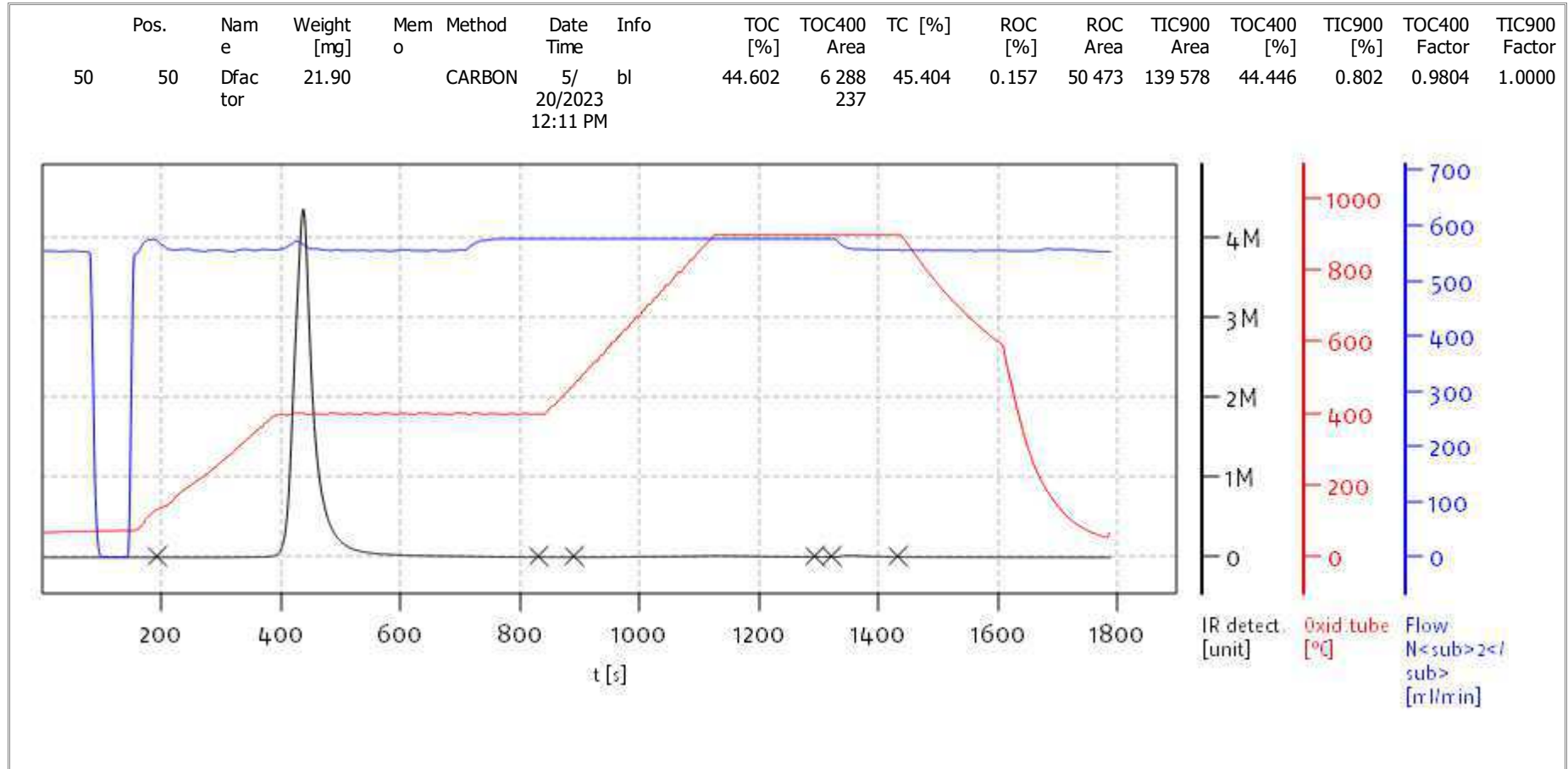
Date: Mon May 22 10:19:17 2023



solITOC V2.0.2 (31015f9) 2018-11-19
Serial No: 0300.181017
Mode CCC



Soli TOC Cube, Carbon
Balance: BAL3
Analyst: CDE



Name:

Access: solITOC superuser

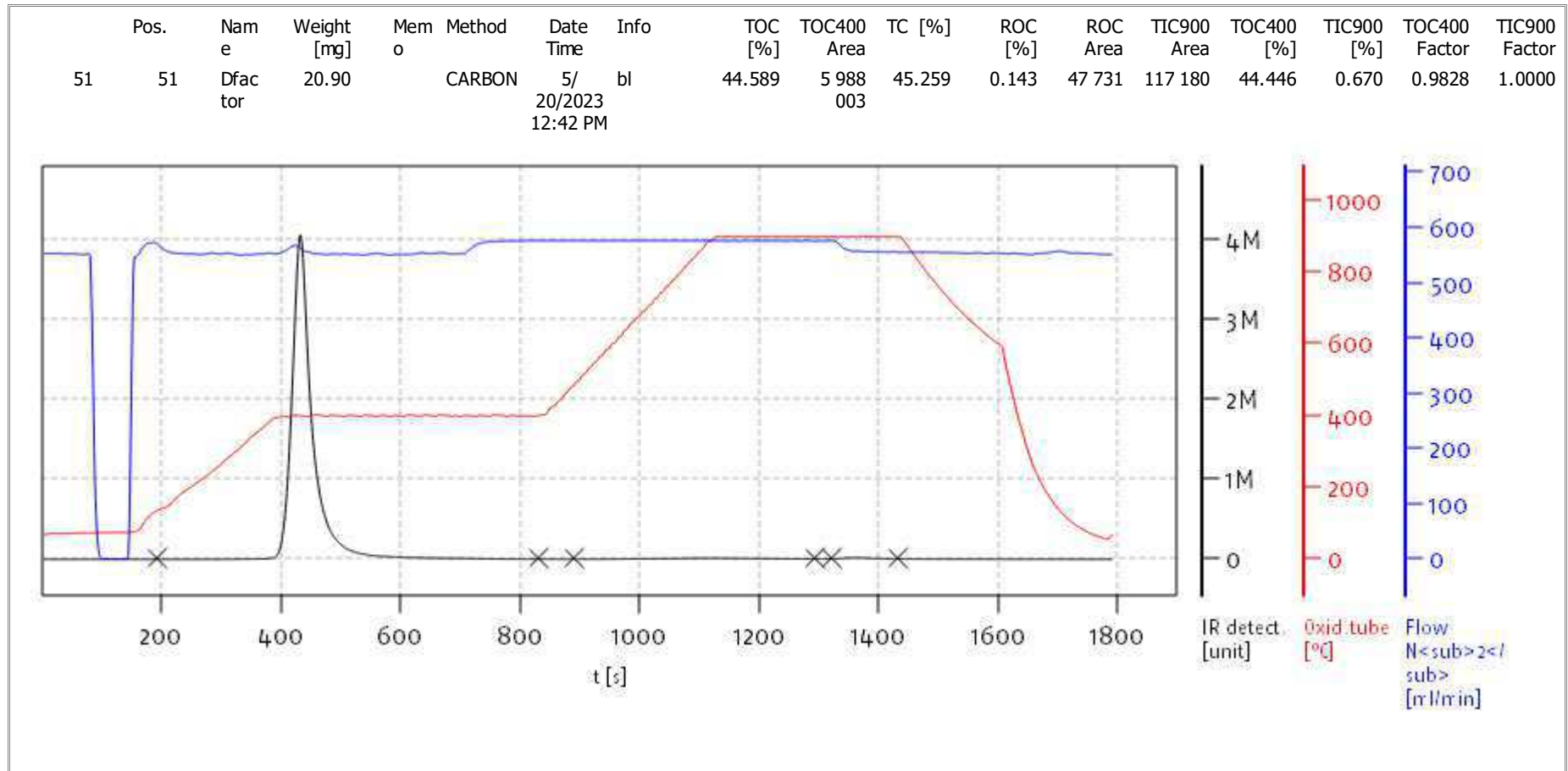
Date: Mon May 22 10:19:17 2023



solITOC V2.0.2 (31015f9) 2018-11-19
Serial No: 0300.181017
Mode CCC



Soli TOC Cube, Carbon
Balance: BAL3
Analyst: CDE



Name:

Access: solITOC superuser

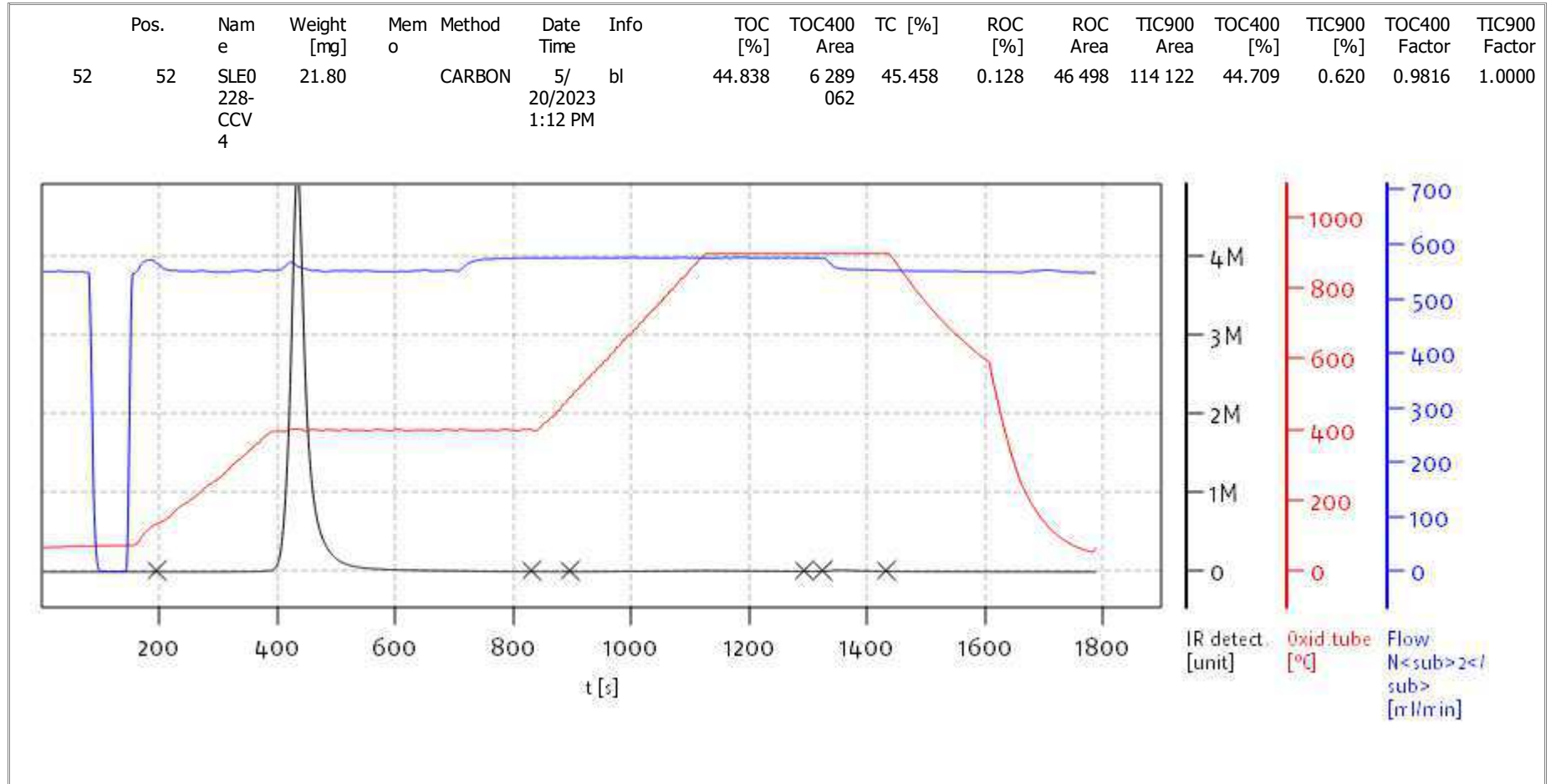
Date: Mon May 22 10:19:17 2023



solITOC V2.0.2 (31015f9) 2018-11-19
Serial No: 0300.181017
Mode CCC



Soli TOC Cube, Carbon
Balance: BAL3
Analyst: CDE



Name:

Access: solITOC superuser

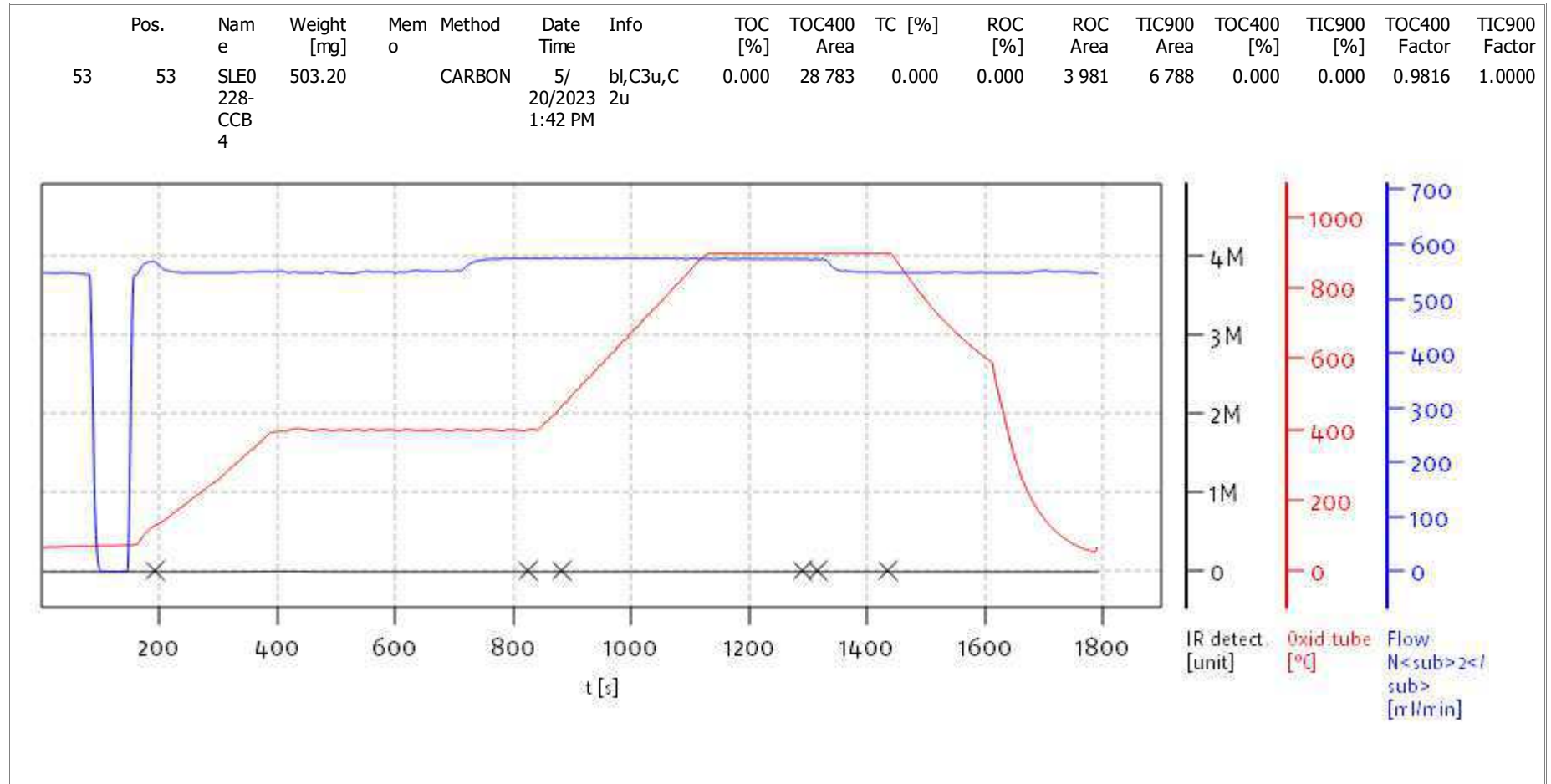
Date: Mon May 22 10:19:17 2023



solITOC V2.0.2 (31015f9) 2018-11-19
Serial No: 0300.181017
Mode CCC



Soli TOC Cube, Carbon
Balance: BAL3
Analyst: CDE



Name:

Access: solITOC superuser

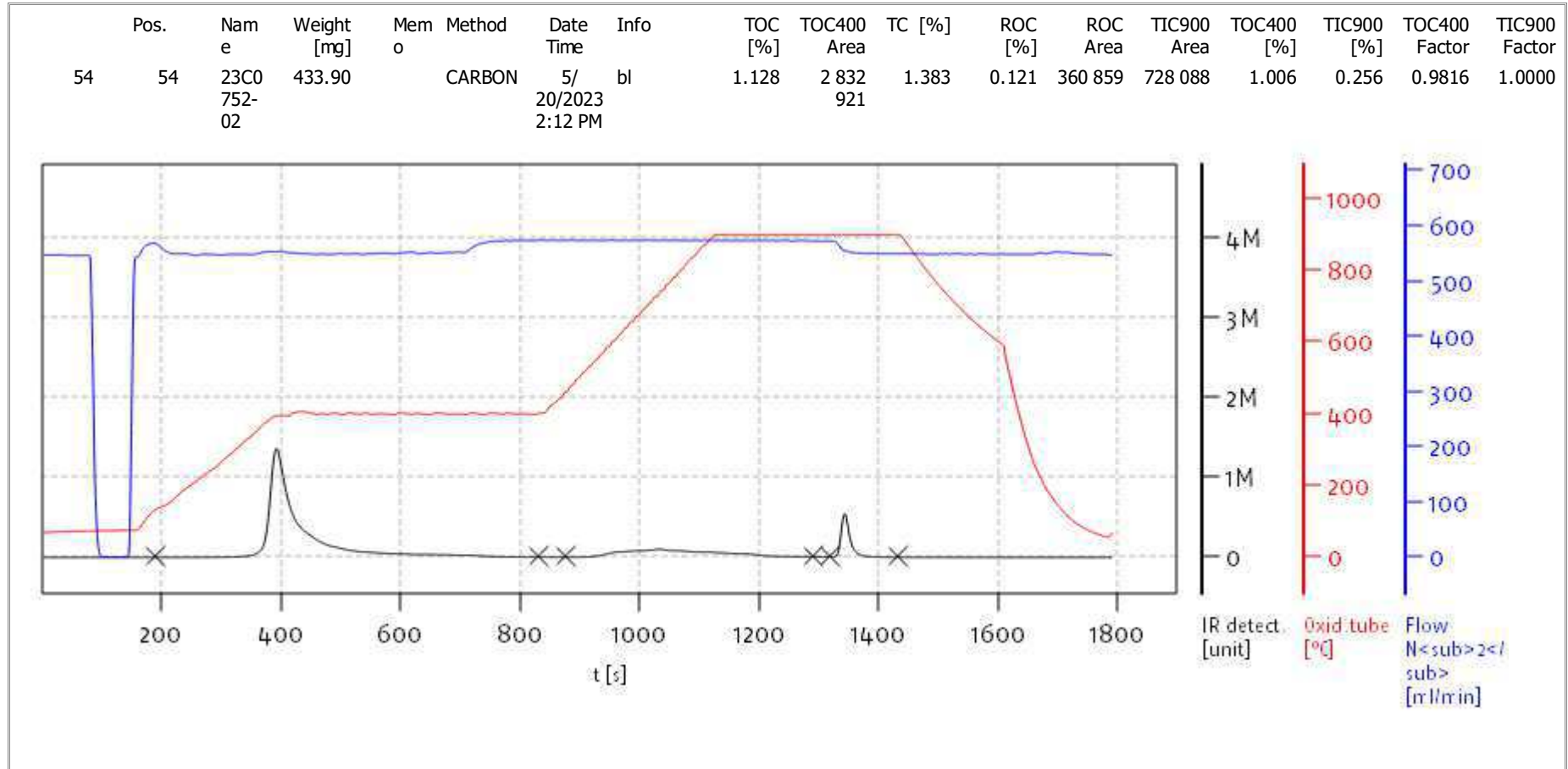
Date: Mon May 22 10:19:17 2023



solITOC V2.0.2 (31015f9) 2018-11-19
Serial No: 0300.181017
Mode CCC



Soli TOC Cube, Carbon
Balance: BAL3
Analyst: CDE



Name:

Access: solITOC superuser

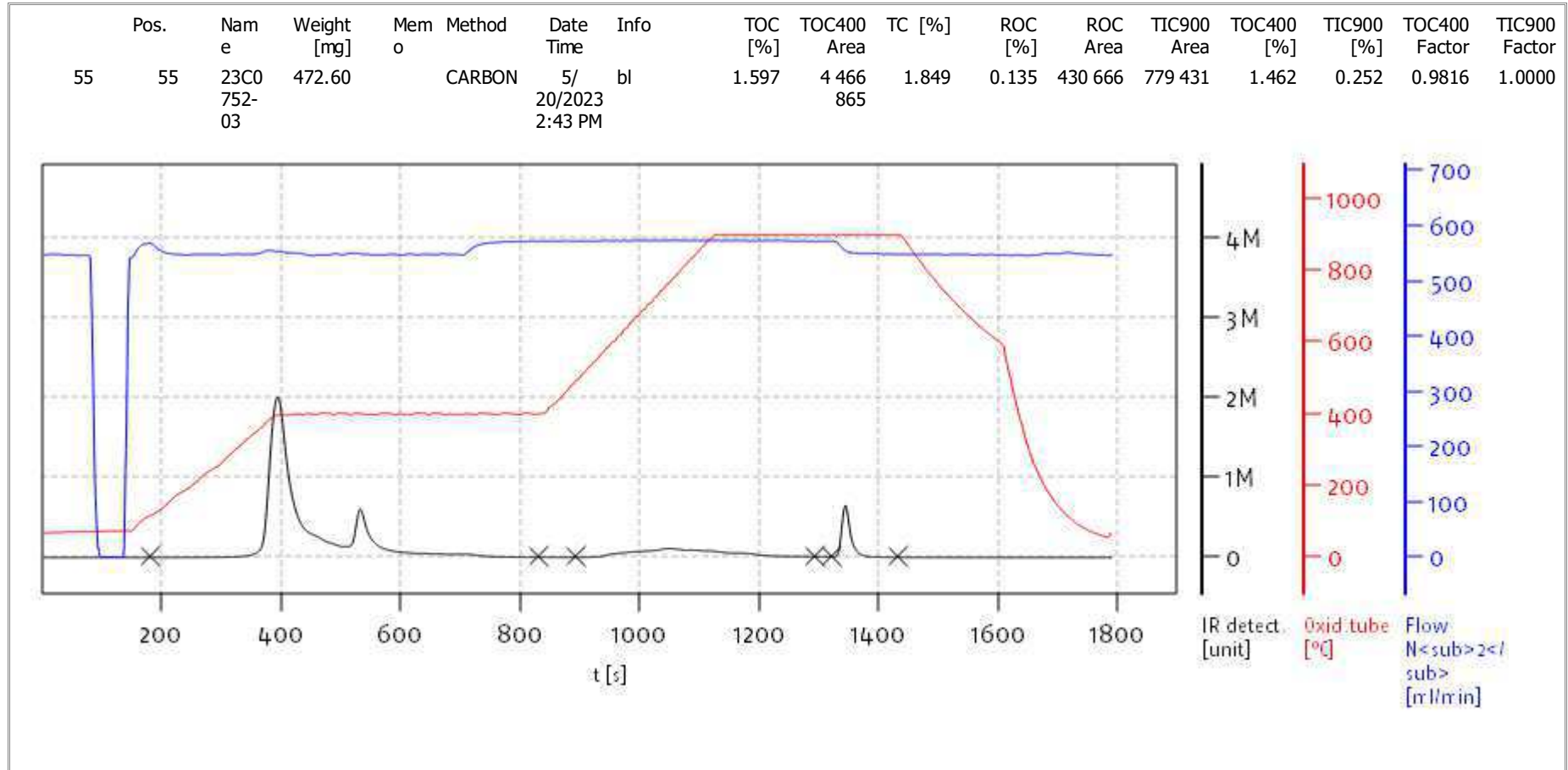
Date: Mon May 22 10:19:17 2023



solITOC V2.0.2 (31015f9) 2018-11-19
Serial No: 0300.181017
Mode CCC



Soli TOC Cube, Carbon
Balance: BAL3
Analyst: CDE



Name:

Access: solITOC superuser

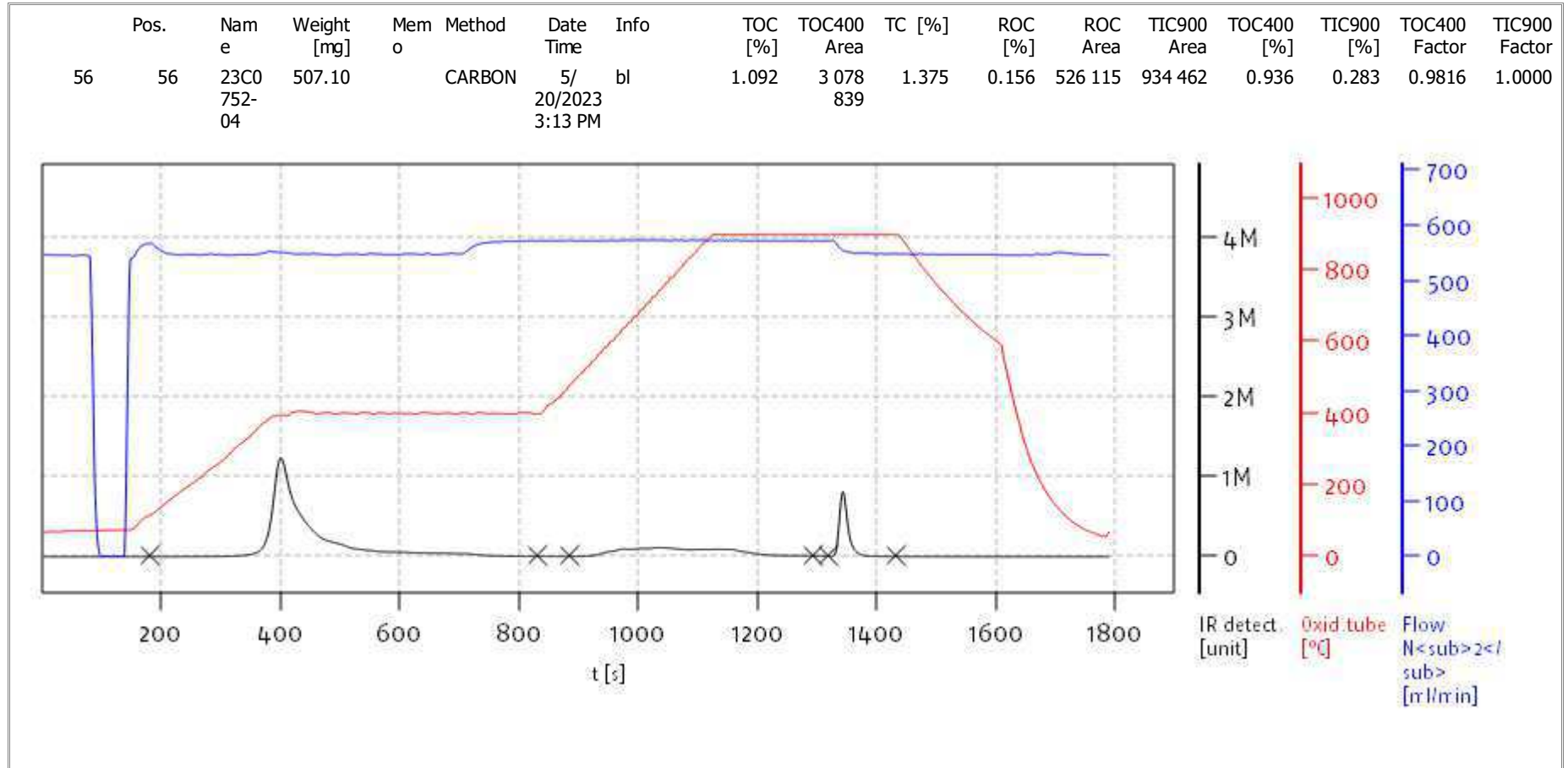
Date: Mon May 22 10:19:17 2023



solITOC V2.0.2 (31015f9) 2018-11-19
Serial No: 0300.181017
Mode CCC



Soli TOC Cube, Carbon
Balance: BAL3
Analyst: CDE



Name:

Access: solITOC superuser

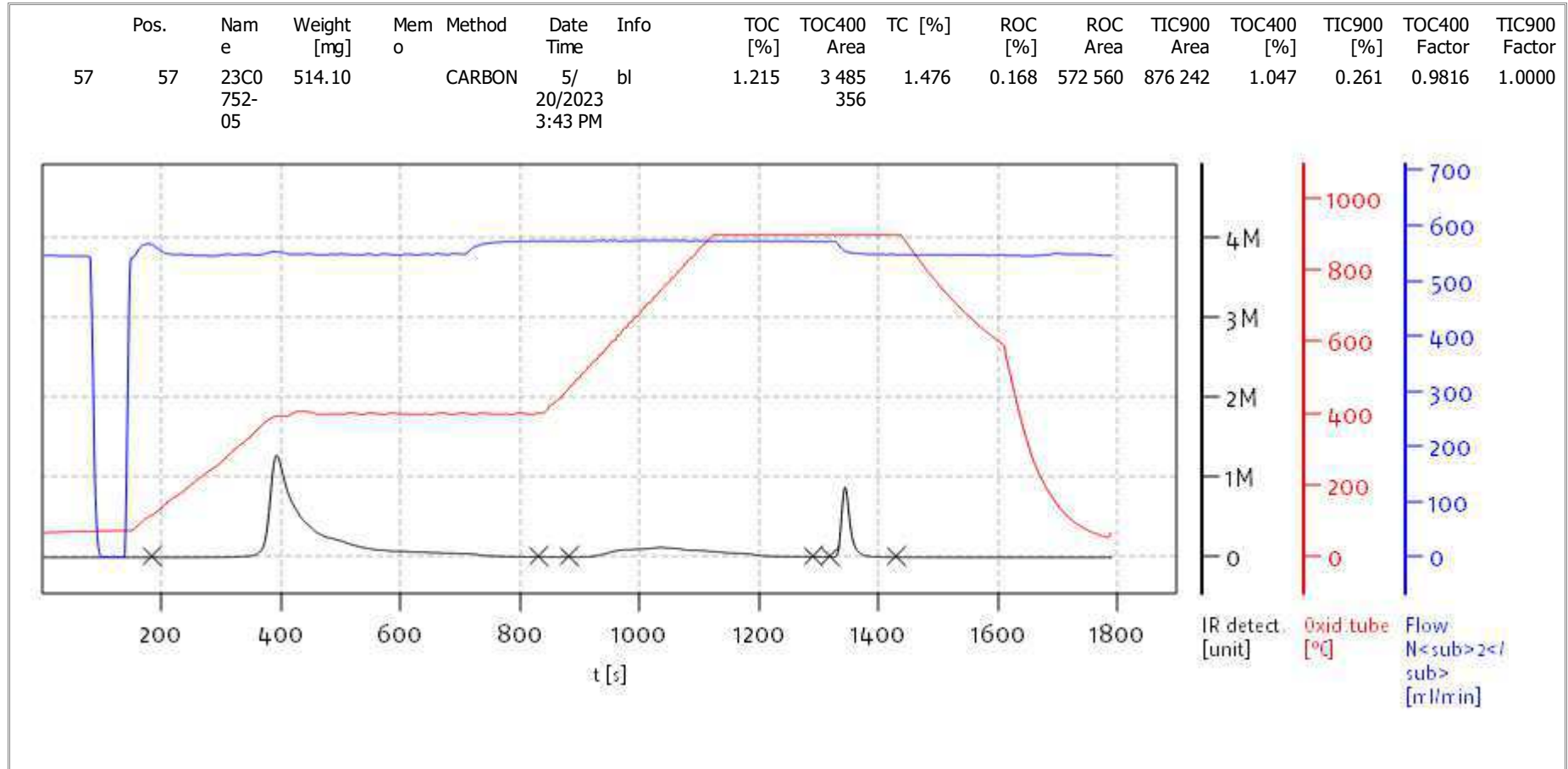
Date: Mon May 22 10:19:17 2023



solITOC V2.0.2 (31015f9) 2018-11-19
Serial No: 0300.181017
Mode CCC



Soli TOC Cube, Carbon
Balance: BAL3
Analyst: CDE



Name:

Access: solITOC superuser

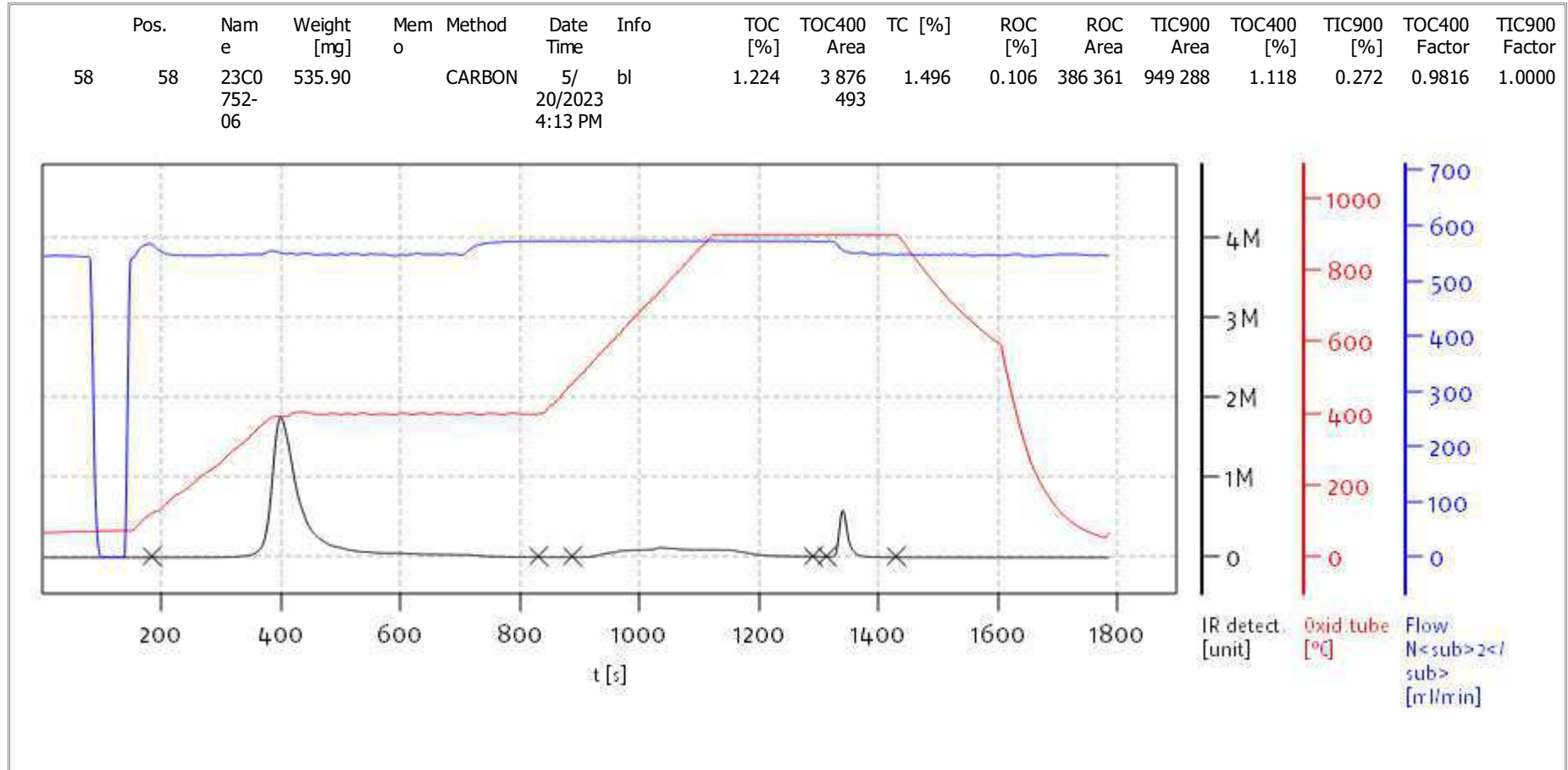
Date: Mon May 22 10:19:17 2023



solITOC V2.0.2 (31015f9) 2018-11-19
Serial No: 0300.181017
Mode CCC



Soli TOC Cube, Carbon
Balance: BAL3
Analyst: CDE



Name:

Access: solITOC superuser

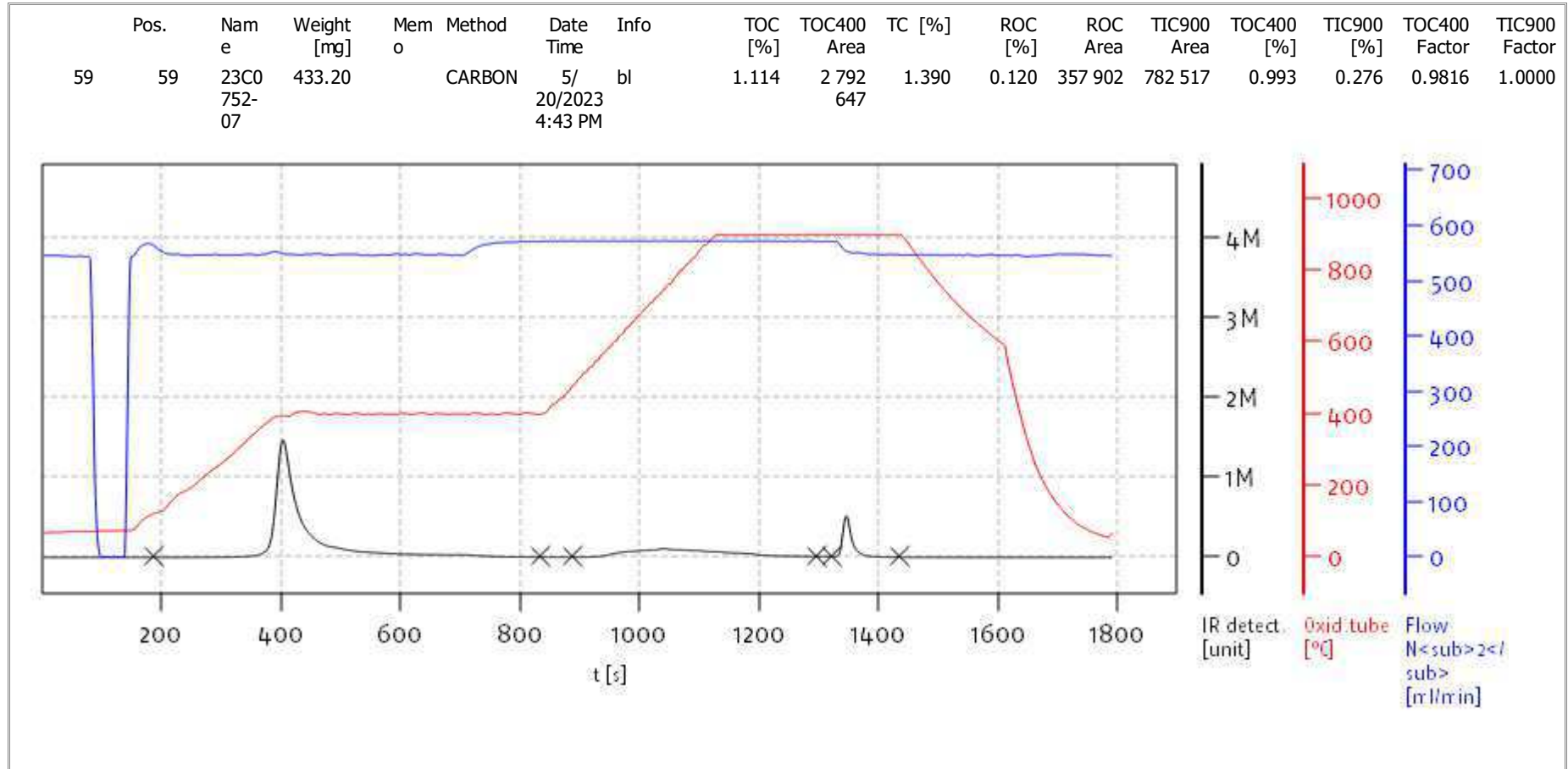
Date: Mon May 22 10:19:17 2023



solITOC V2.0.2 (31015f9) 2018-11-19
Serial No: 0300.181017
Mode CCC



Soli TOC Cube, Carbon
Balance: BAL3
Analyst: CDE



Name:

Access: solITOC superuser

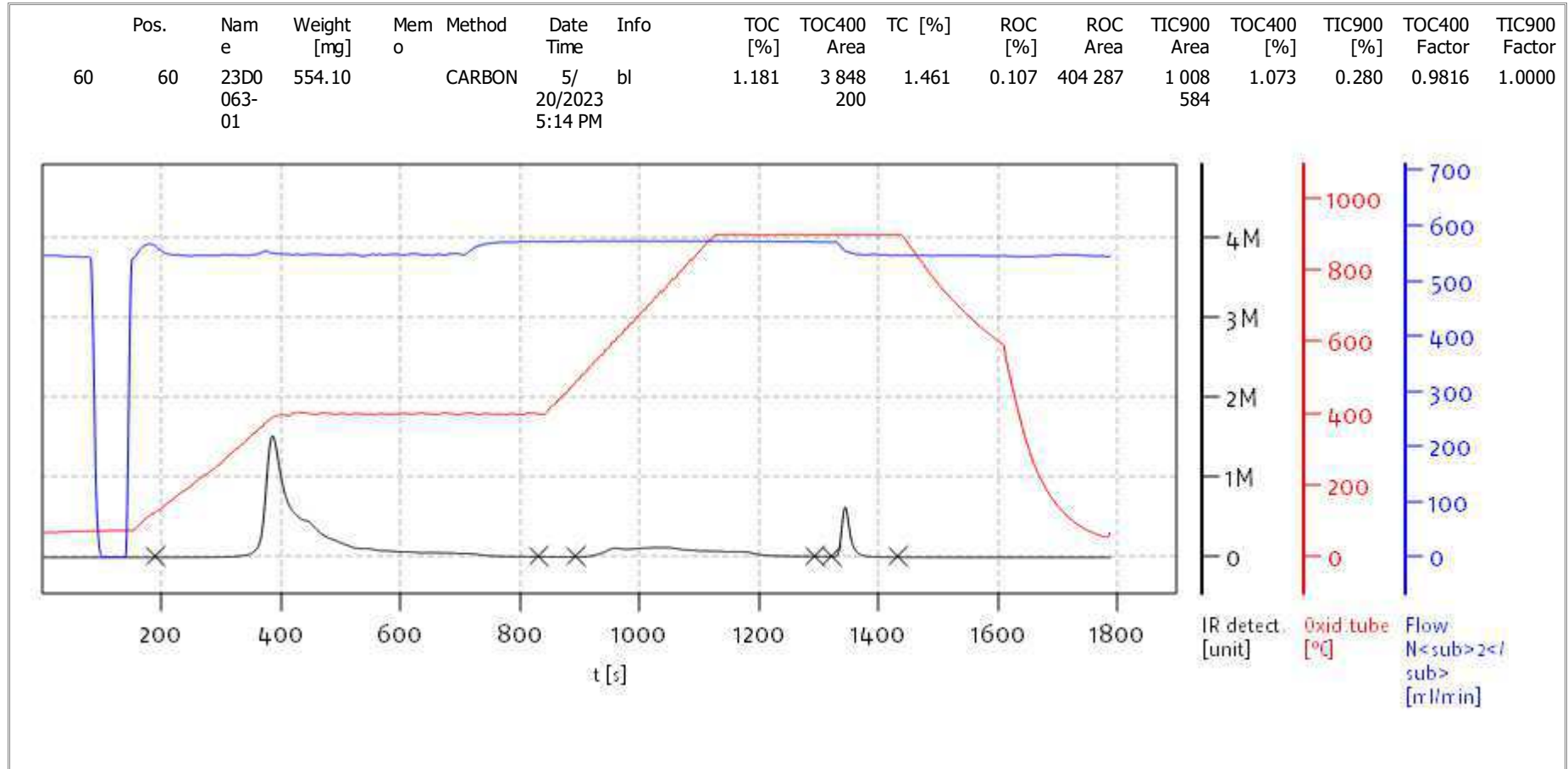
Date: Mon May 22 10:19:17 2023



solITOC V2.0.2 (31015f9) 2018-11-19
Serial No: 0300.181017
Mode CCC



Soli TOC Cube, Carbon
Balance: BAL3
Analyst: CDE



Name:

Access: solITOC superuser

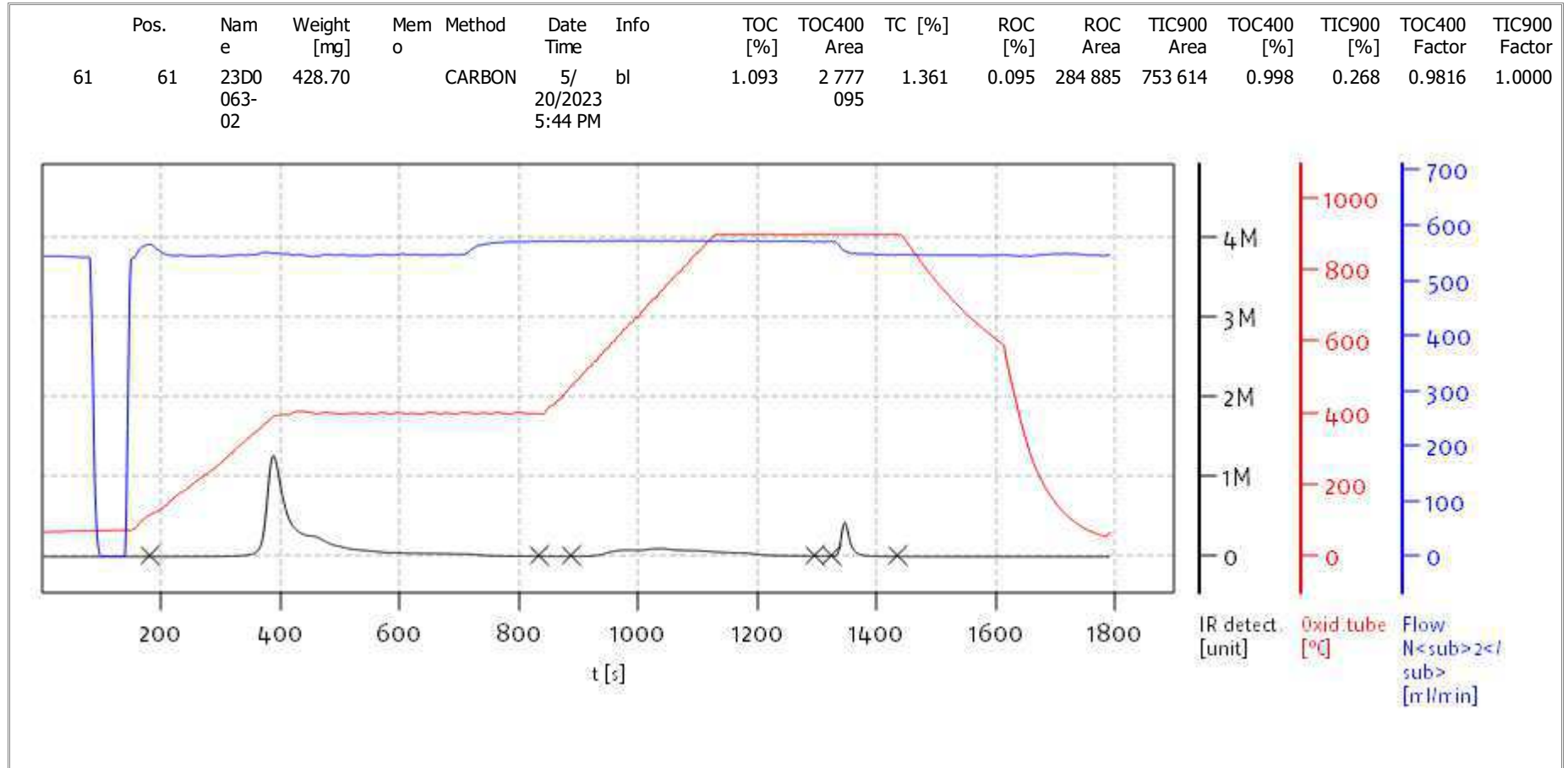
Date: Mon May 22 10:19:17 2023



solITOC V2.0.2 (31015f9) 2018-11-19
Serial No: 0300.181017
Mode CCC



Soli TOC Cube, Carbon
Balance: BAL3
Analyst: CDE



Name:

Access: solITOC superuser

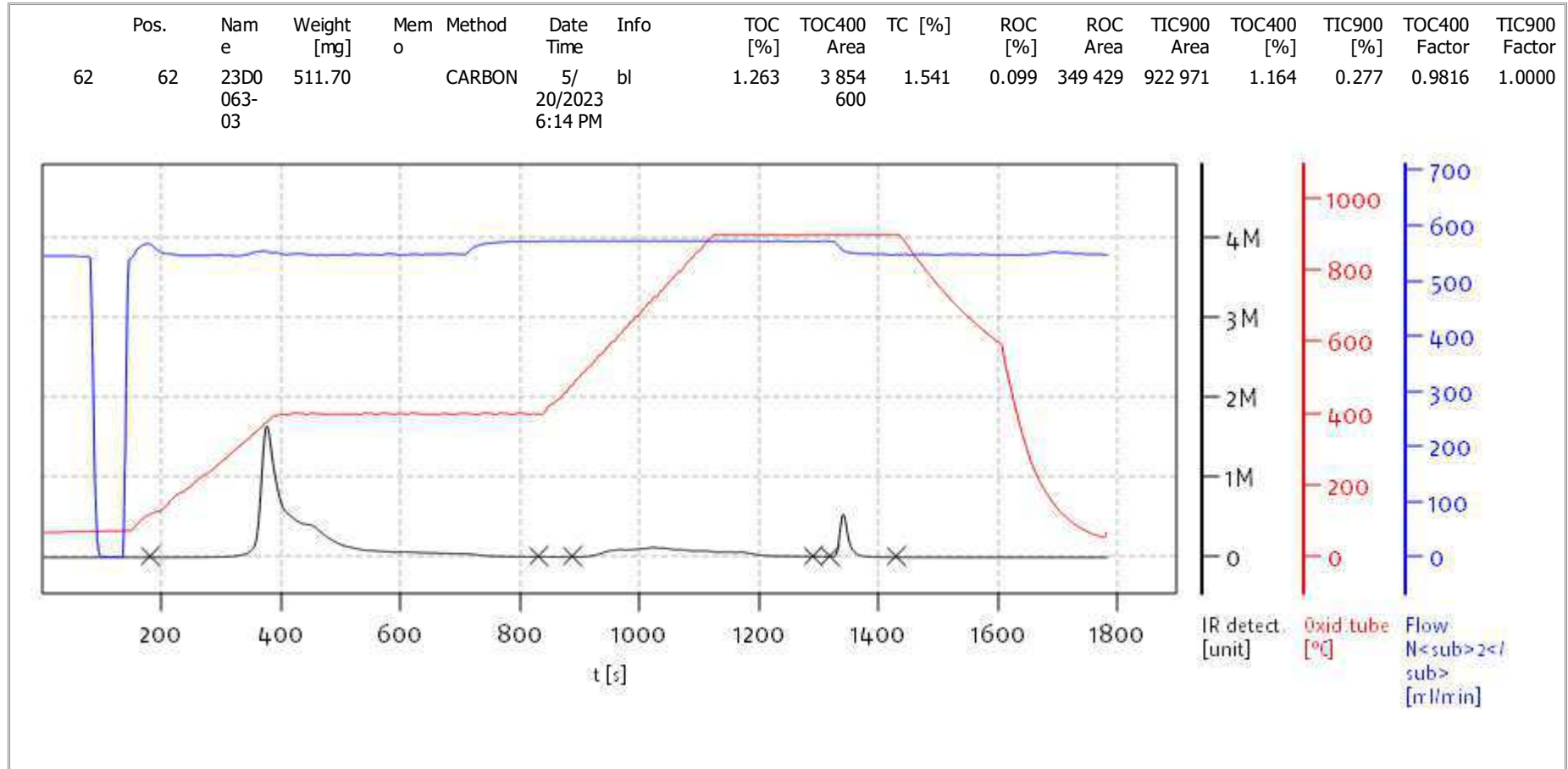
Date: Mon May 22 10:19:17 2023



solITOC V2.0.2 (31015f9) 2018-11-19
Serial No: 0300.181017
Mode CCC



Soli TOC Cube, Carbon
Balance: BAL3
Analyst: CDE



Name:

Access: solITOC superuser

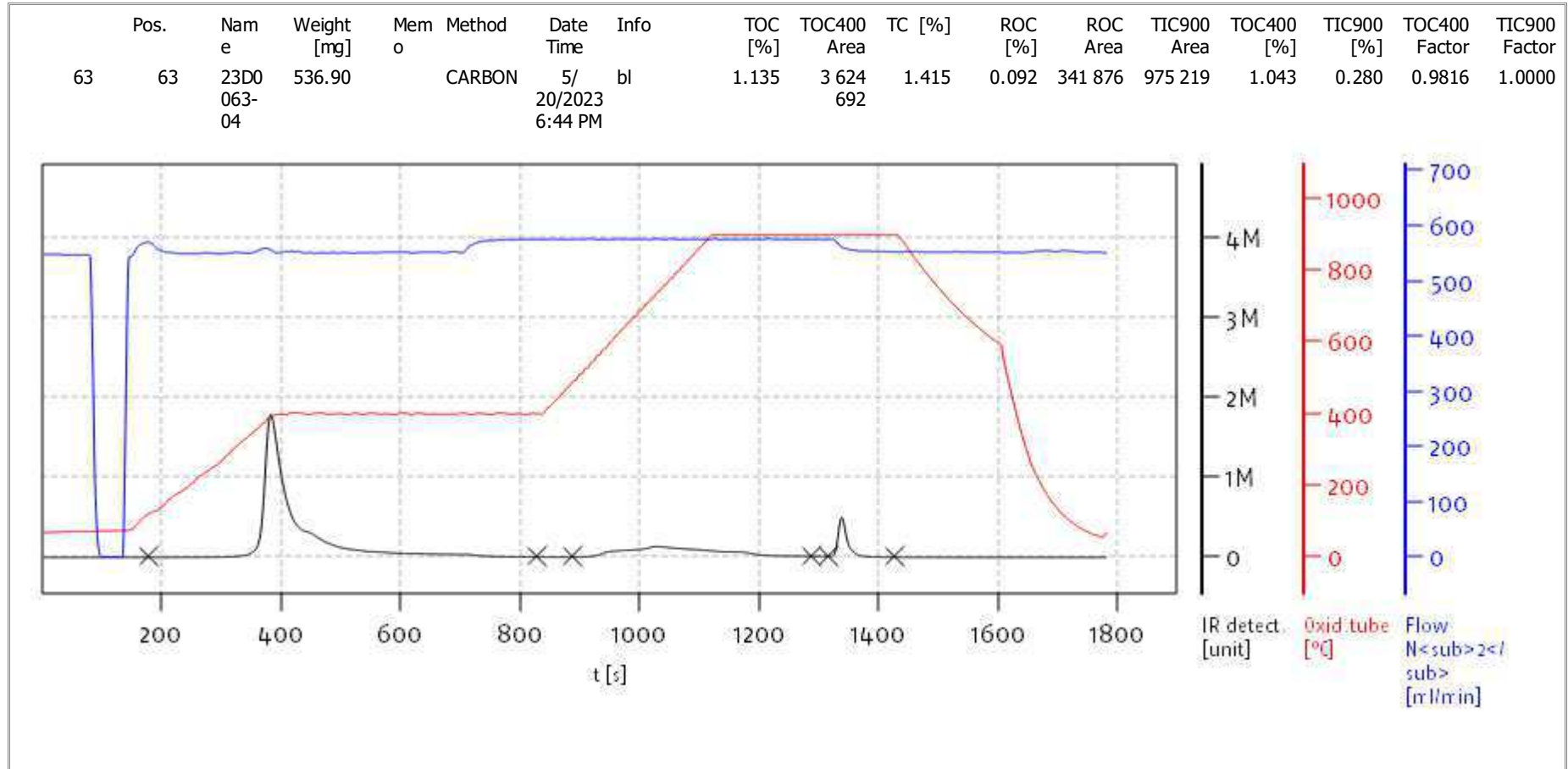
Date: Mon May 22 10:19:17 2023



solITOC V2.0.2 (31015f9) 2018-11-19
Serial No: 0300.181017
Mode CCC



Soli TOC Cube, Carbon
Balance: BAL3
Analyst: CDE



Name:

Access: solITOC superuser

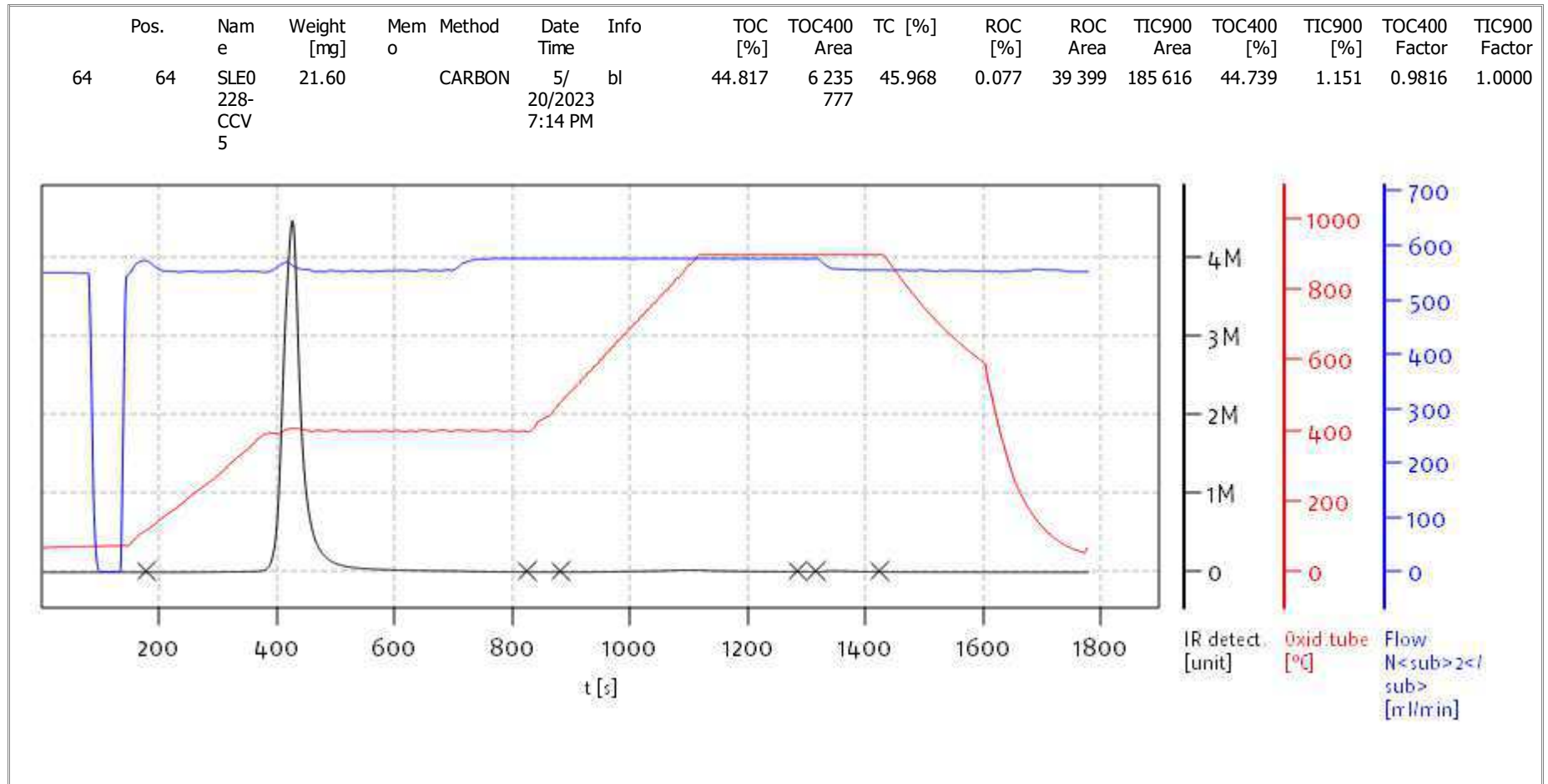
Date: Mon May 22 10:19:17 2023



solITOC V2.0.2 (31015f9) 2018-11-19
Serial No: 0300.181017
Mode CCC



Soli TOC Cube, Carbon
Balance: BAL3
Analyst: CDE



Name:

Access: solITOC superuser

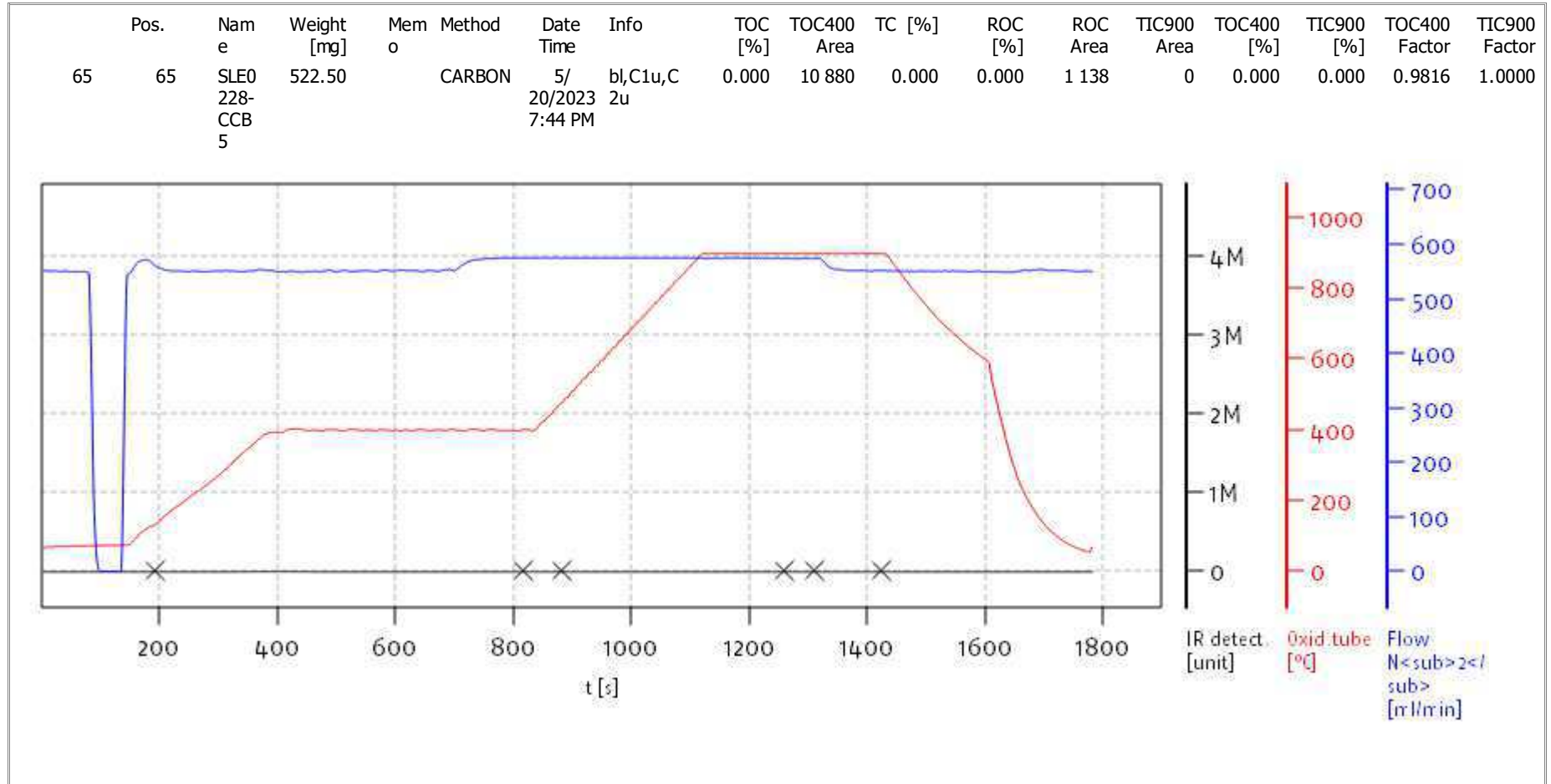
Date: Mon May 22 10:19:17 2023



solITOC V2.0.2 (31015f9) 2018-11-19
Serial No: 0300.181017
Mode CCC



Soli TOC Cube, Carbon
Balance: BAL3
Analyst: CDE



Name:

Access: solITOC superuser

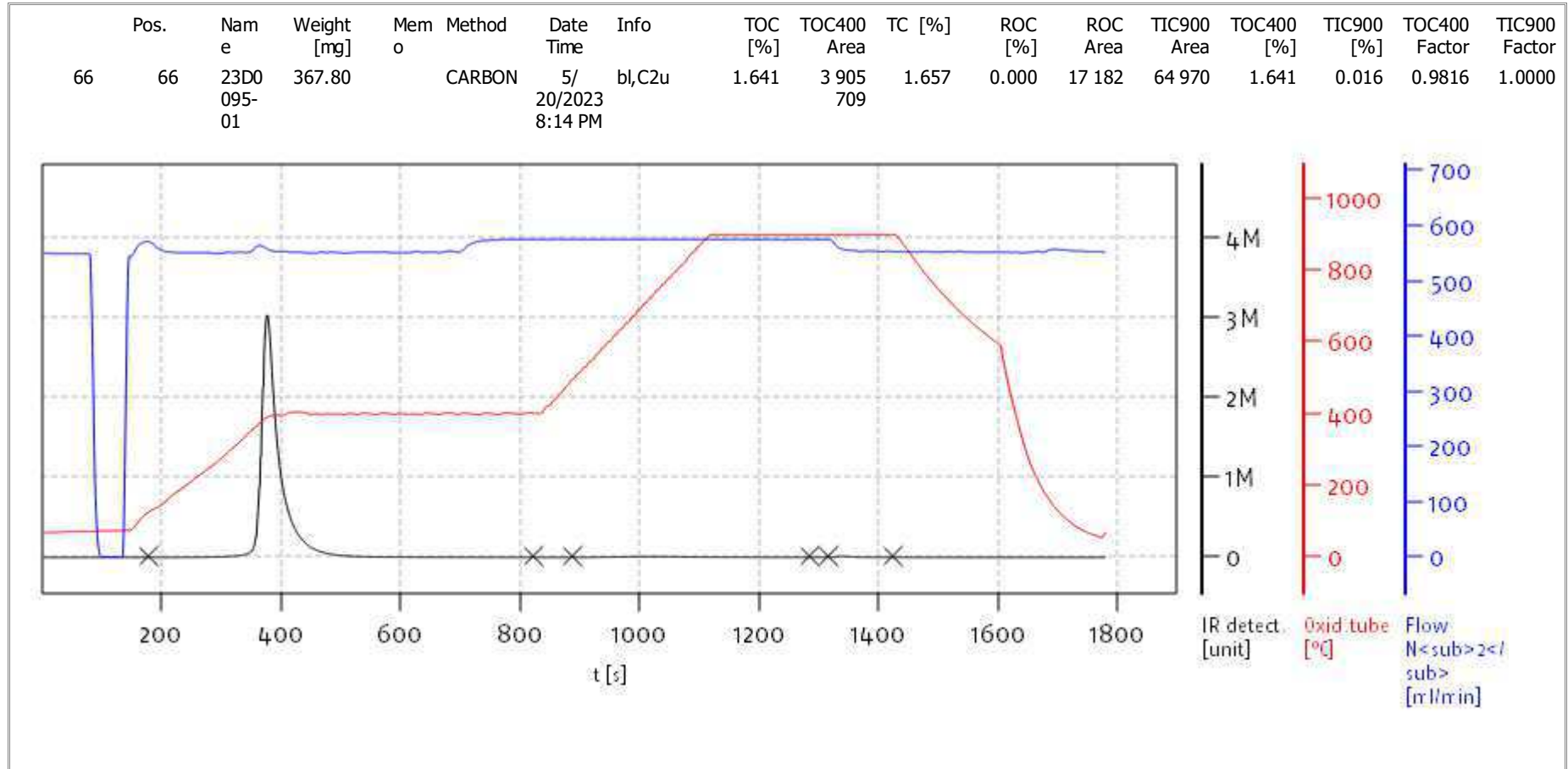
Date: Mon May 22 10:19:17 2023



solITOC V2.0.2 (31015f9) 2018-11-19
Serial No: 0300.181017
Mode CCC



Soli TOC Cube, Carbon
Balance: BAL3
Analyst: CDE



Name:

Access: solITOC superuser

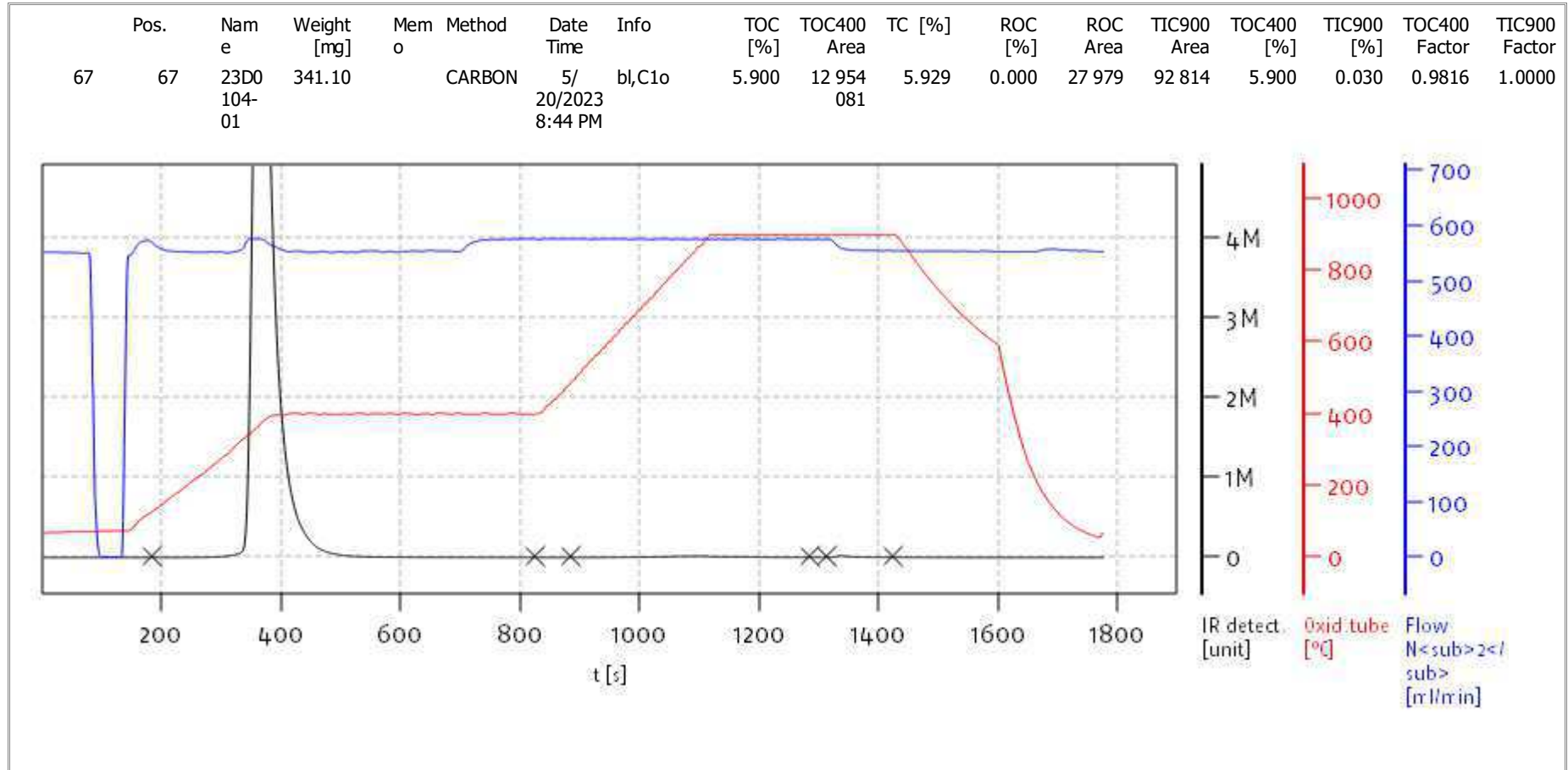
Date: Mon May 22 10:19:17 2023



solITOC V2.0.2 (31015f9) 2018-11-19
Serial No: 0300.181017
Mode CCC



Soli TOC Cube, Carbon
Balance: BAL3
Analyst: CDE



Name:

Access: solITOC superuser

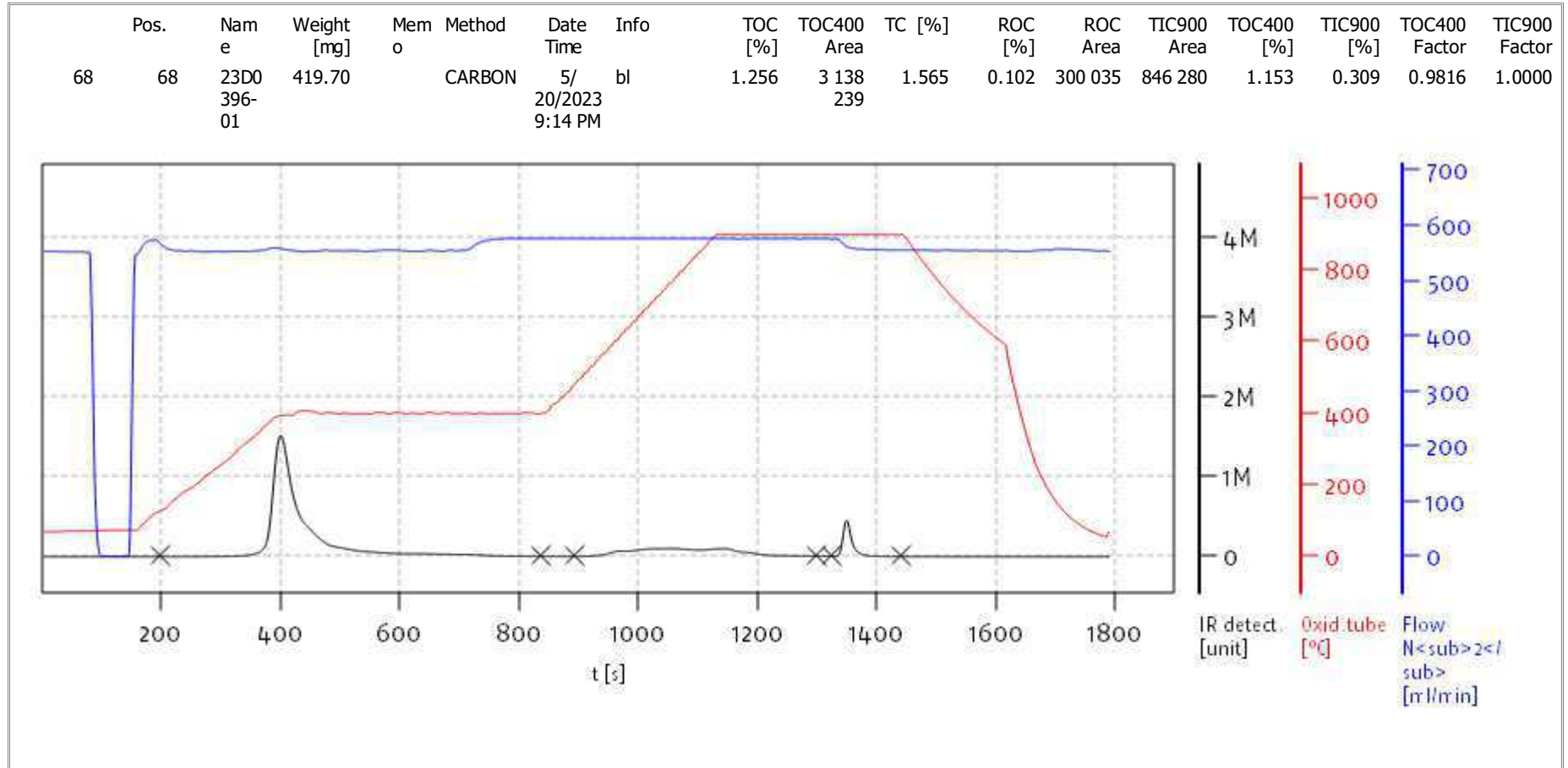
Date: Mon May 22 10:19:17 2023



solITOC V2.0.2 (31015f9) 2018-11-19
Serial No: 0300.181017
Mode CCC



Soli TOC Cube, Carbon
Balance: BAL3
Analyst: CDE



Name:

Access: solITOC superuser

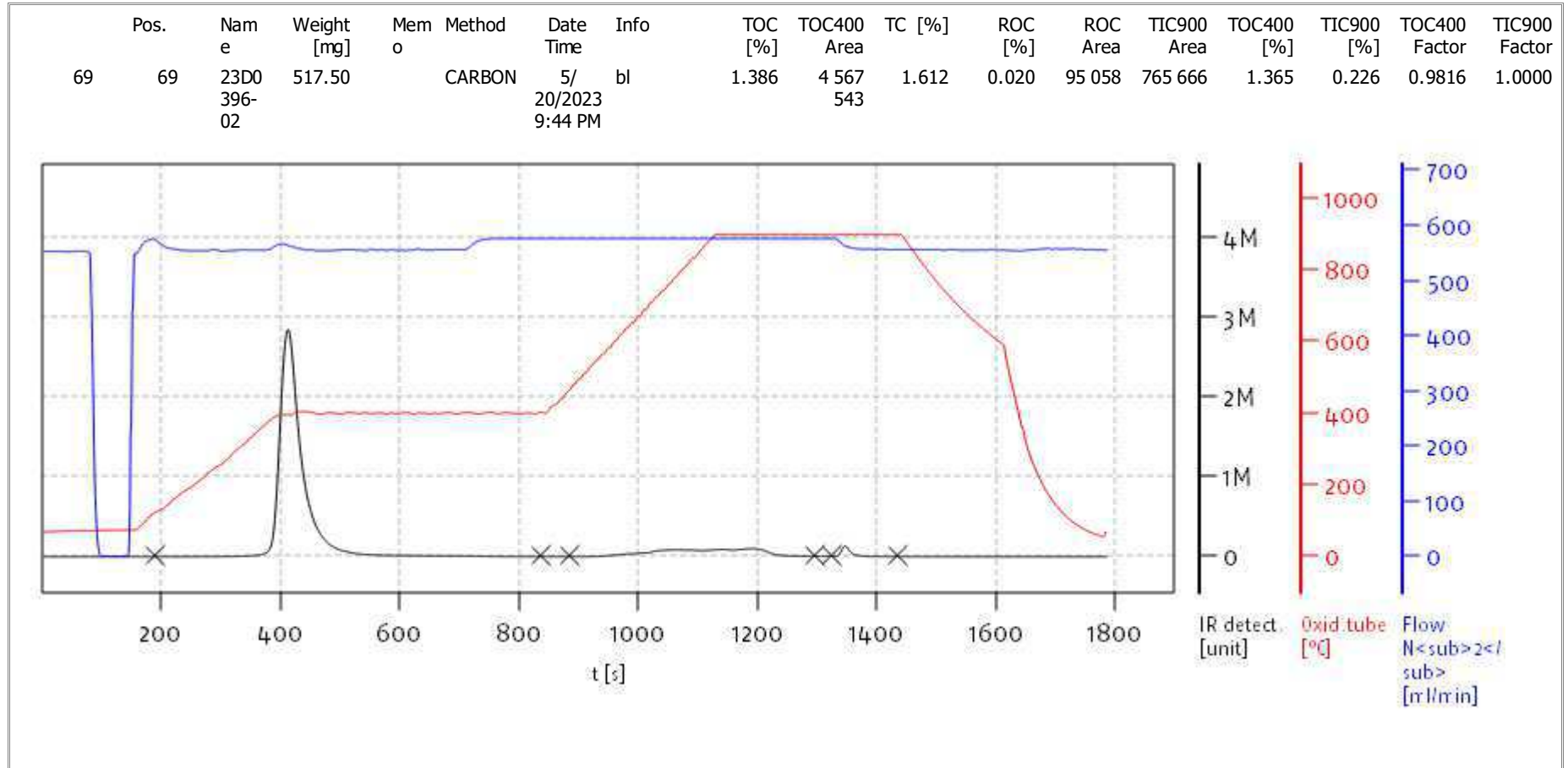
Date: Mon May 22 10:19:17 2023



solITOC V2.0.2 (31015f9) 2018-11-19
Serial No: 0300.181017
Mode CCC



Soli TOC Cube, Carbon
Balance: BAL3
Analyst: CDE



Name:

Access: solITOC superuser

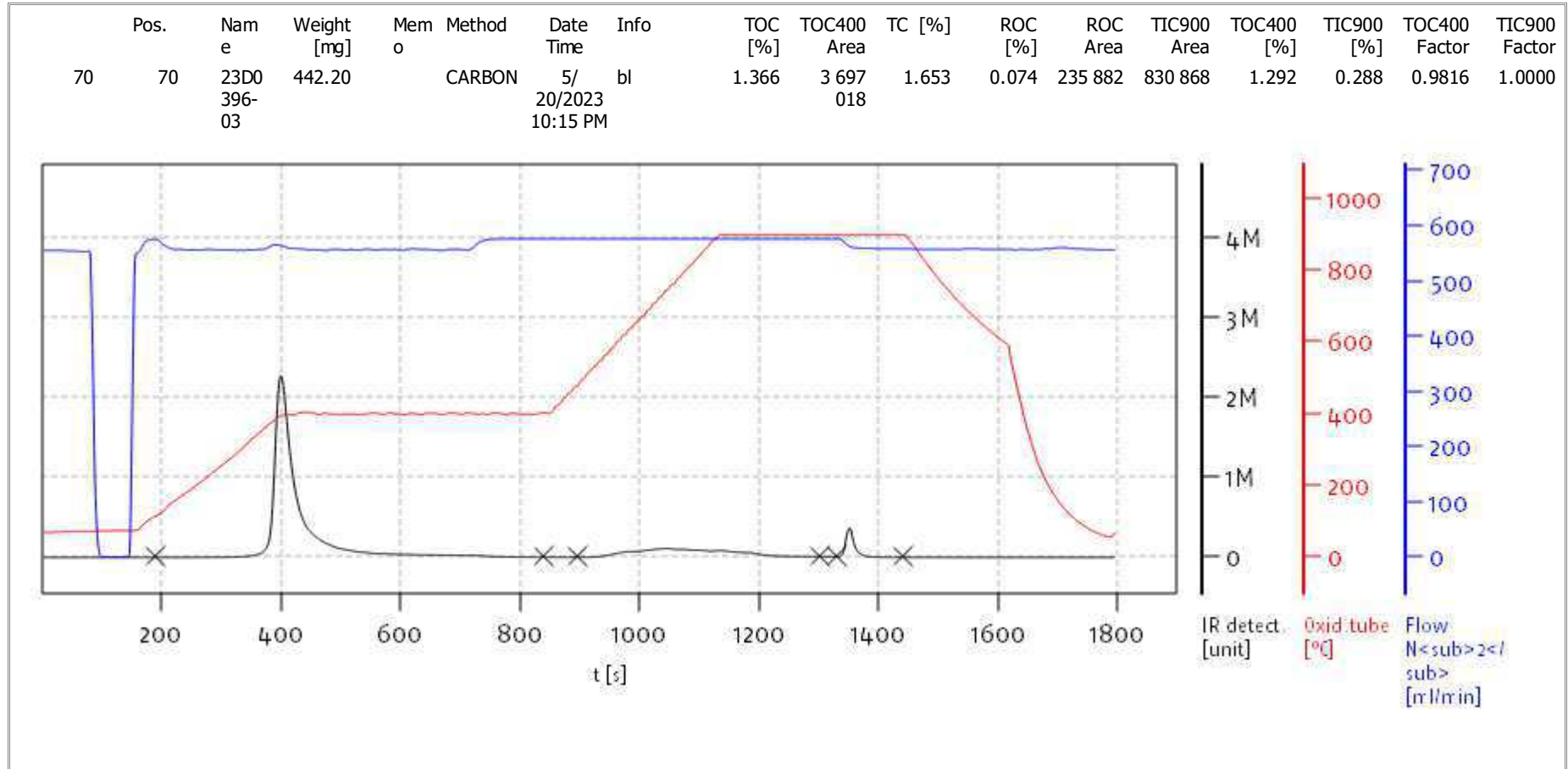
Date: Mon May 22 10:19:17 2023



solITOC V2.0.2 (31015f9) 2018-11-19
Serial No: 0300.181017
Mode CCC



Soli TOC Cube, Carbon
Balance: BAL3
Analyst: CDE



Name:

Access: solITOC superuser

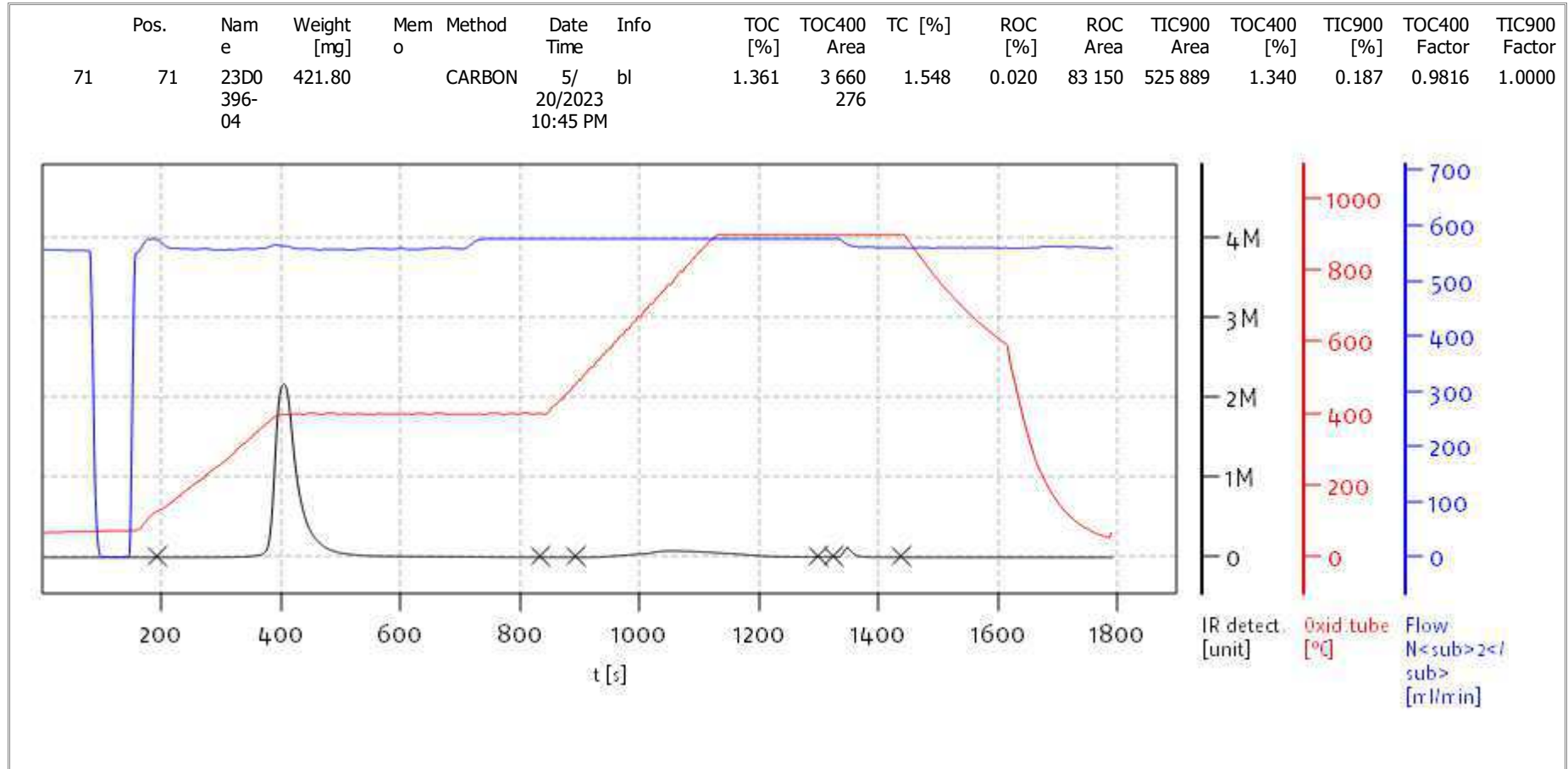
Date: Mon May 22 10:19:17 2023



solITOC V2.0.2 (31015f9) 2018-11-19
Serial No: 0300.181017
Mode CCC



Soli TOC Cube, Carbon
Balance: BAL3
Analyst: CDE



Name:

Access: solITOC superuser

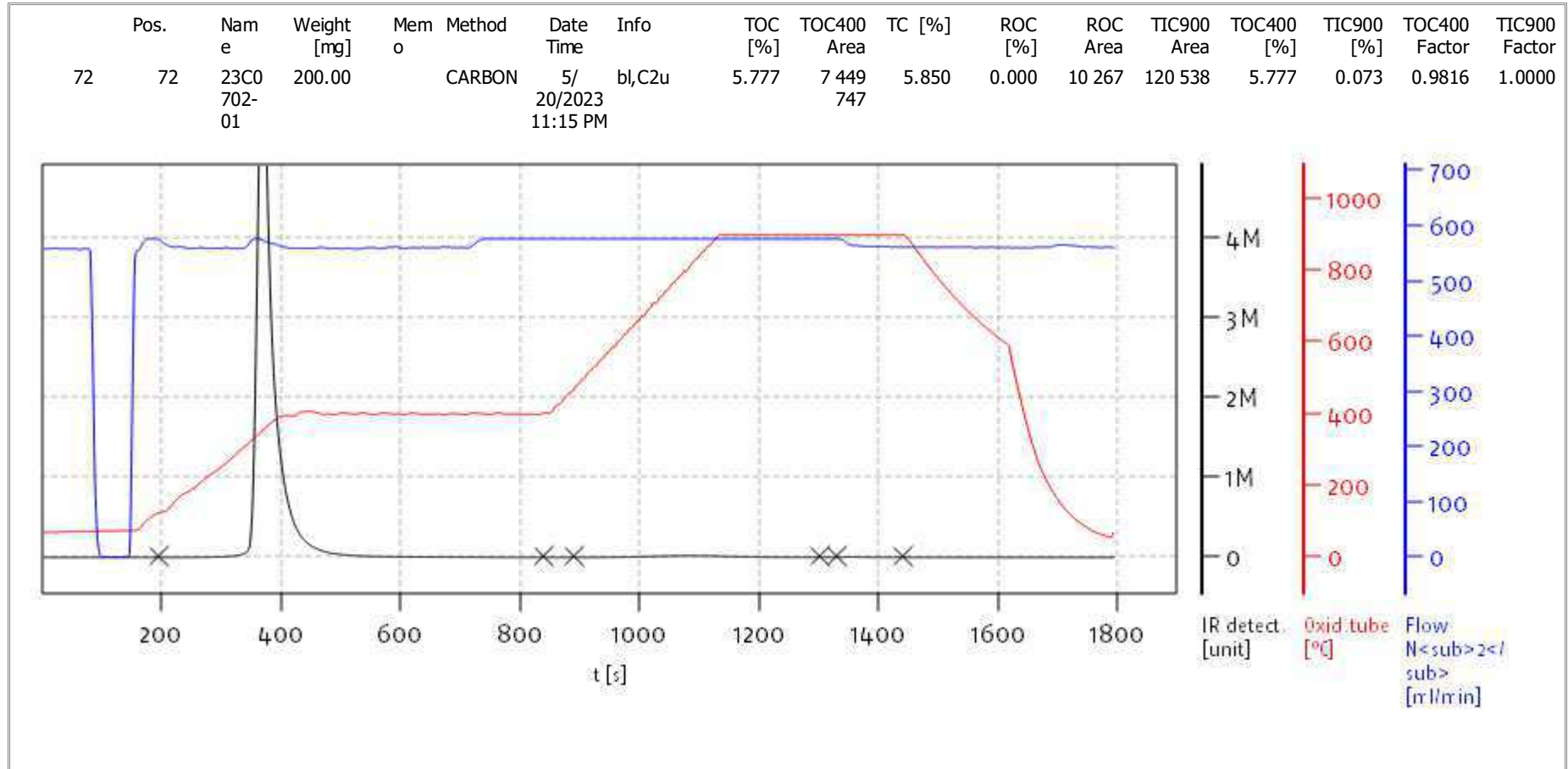
Date: Mon May 22 10:19:17 2023



solITOC V2.0.2 (31015f9) 2018-11-19
Serial No: 0300.181017
Mode CCC



Soli TOC Cube, Carbon
Balance: BAL3
Analyst: CDE



Name:

Access: solITOC superuser

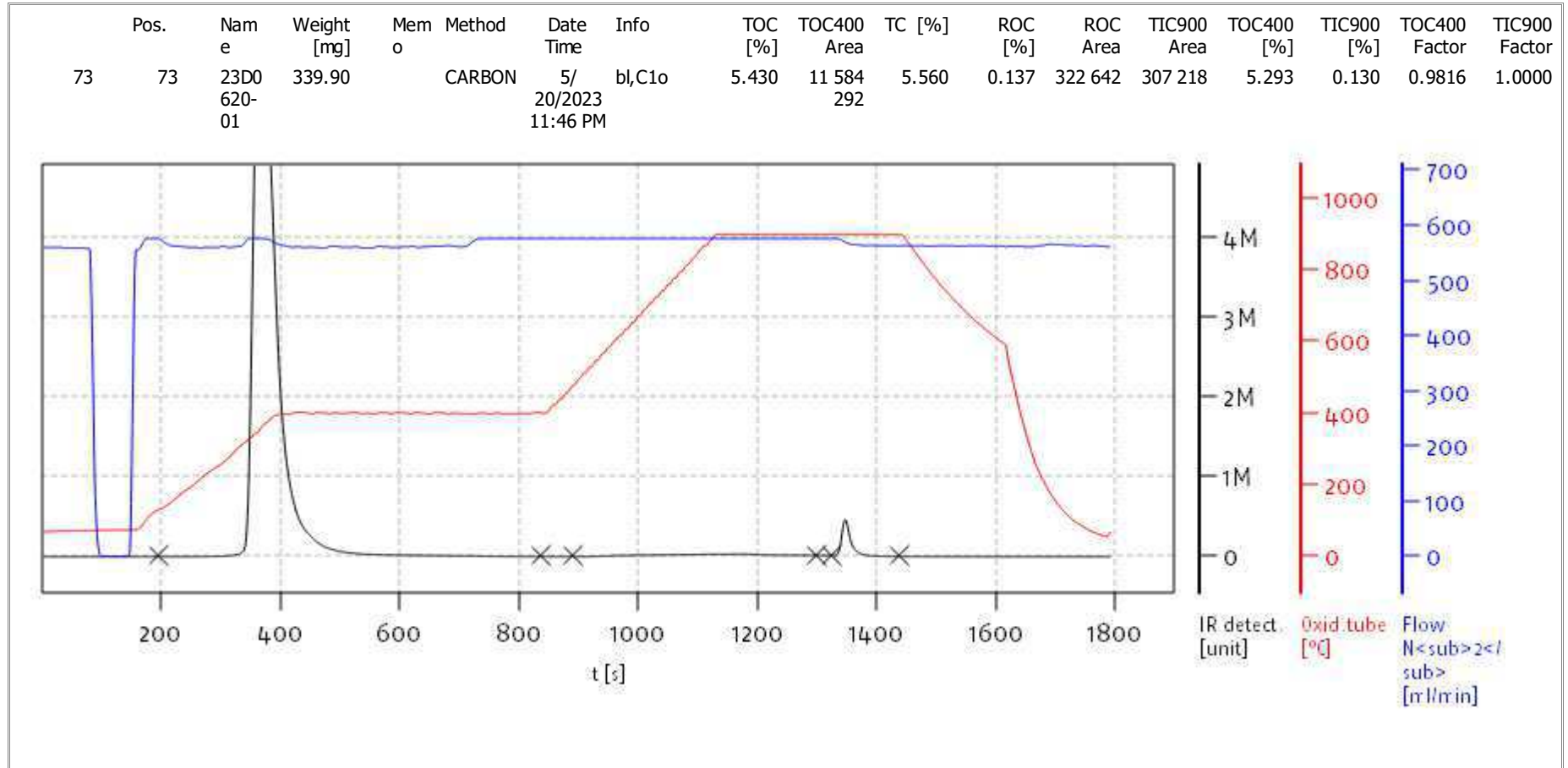
Date: Mon May 22 10:19:17 2023



solITOC V2.0.2 (31015f9) 2018-11-19
Serial No: 0300.181017
Mode CCC



Soli TOC Cube, Carbon
Balance: BAL3
Analyst: CDE



Name:

Access: solITOC superuser

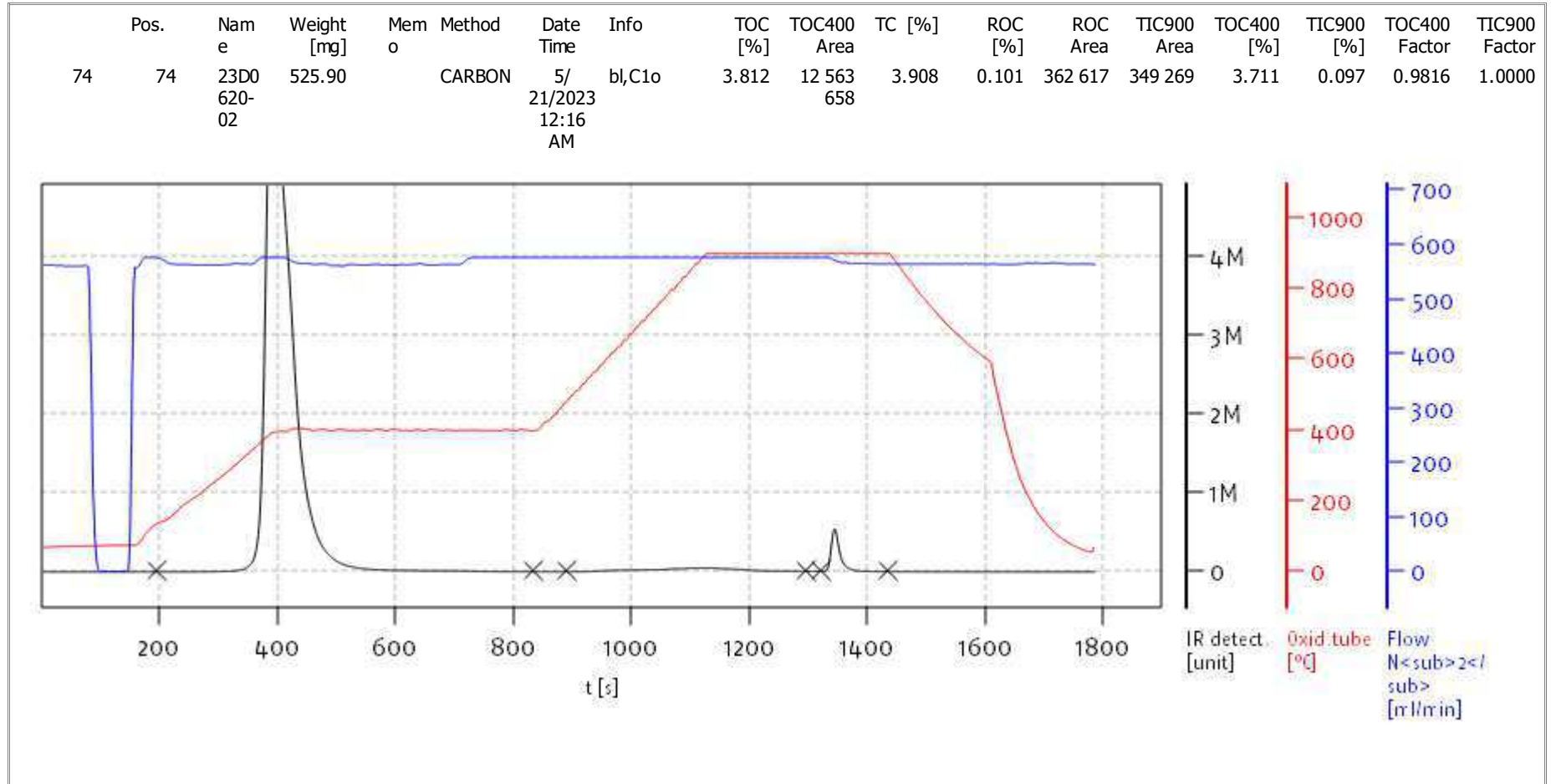
Date: Mon May 22 10:19:17 2023



solITOC V2.0.2 (31015f9) 2018-11-19
Serial No: 0300.181017
Mode CCC



Soli TOC Cube, Carbon
Balance: BAL3
Analyst: CDE



Name:

Access: solITOC superuser

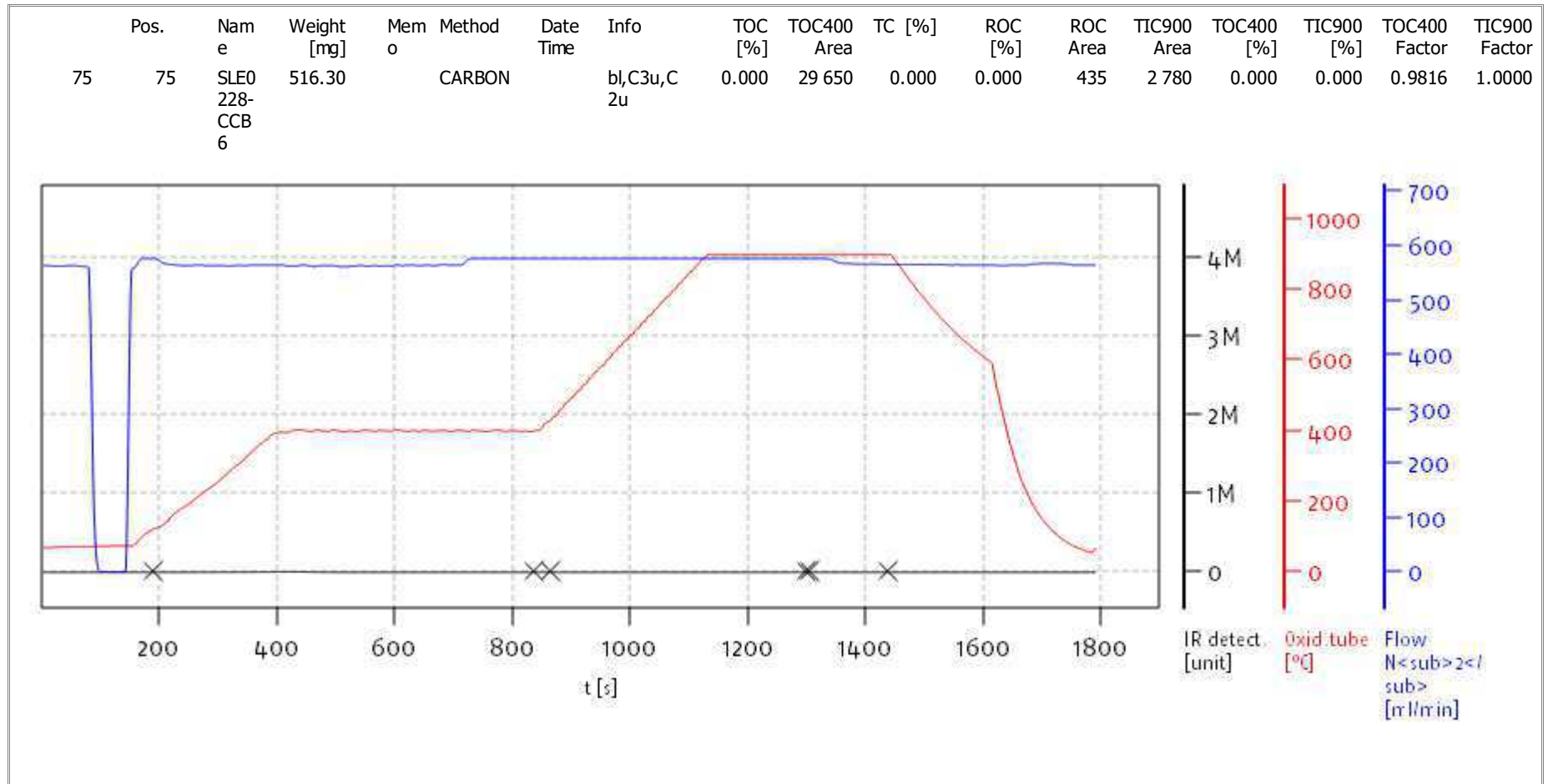
Date: Mon May 22 10:19:17 2023



solITOC V2.0.2 (31015f9) 2018-11-19
Serial No: 0300.181017
Mode CCC



Soli TOC Cube, Carbon
Balance: BAL3
Analyst: CDE



Name:

Access: solITOC superuser

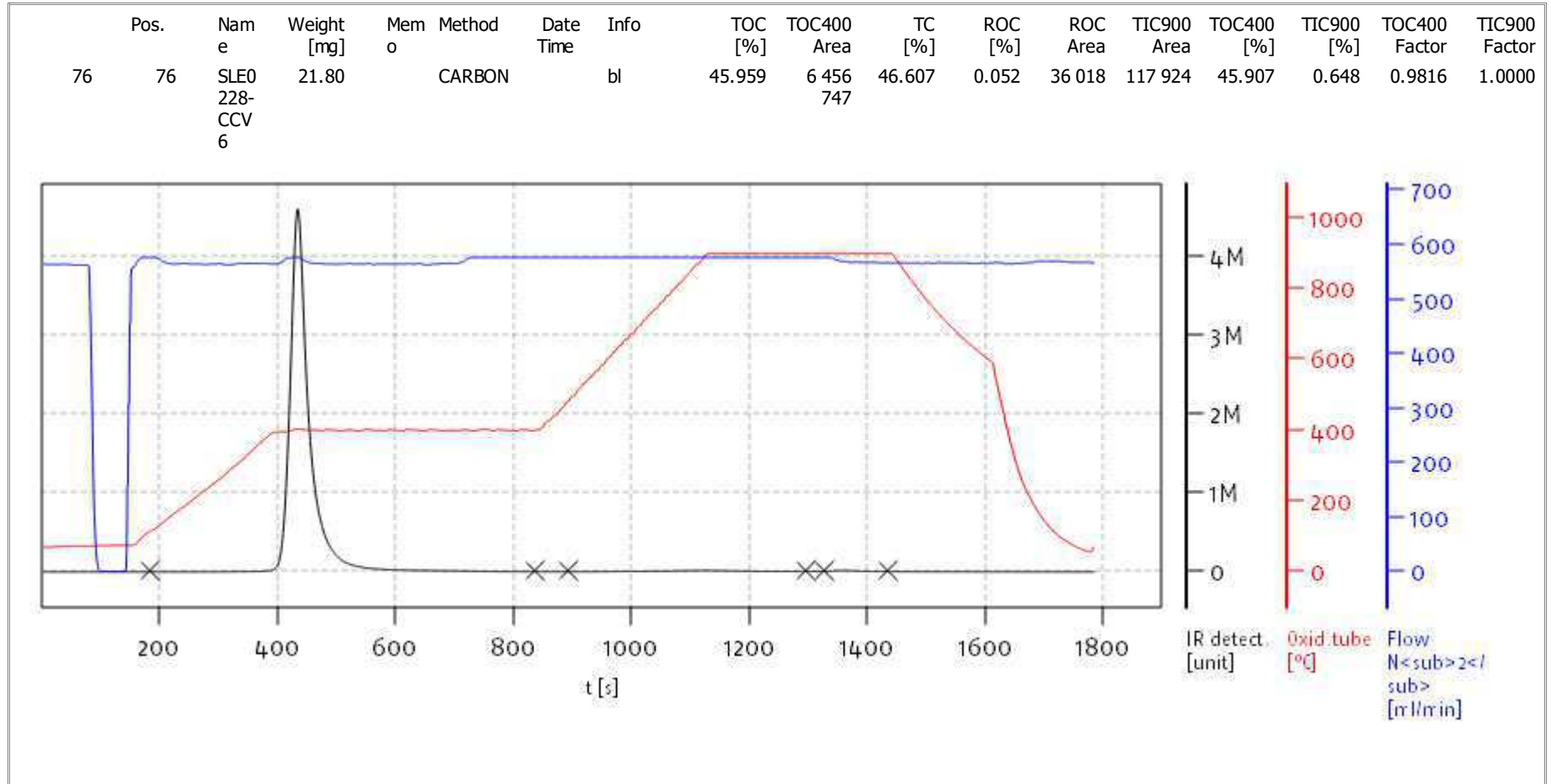
Date: Mon May 22 10:19:17 2023



solITOC V2.0.2 (31015f9) 2018-11-19
Serial No: 0300.181017
Mode CCC



Soli TOC Cube, Carbon
Balance: BAL3
Analyst: CDE



Name:

Access: solITOC superuser

Date: Mon May 22 10:19:17 2023



solITOC V2.0.2 (31015f9) 2018-11-19
Serial No: 0300.181017
Mode CCC



ANALYSIS BATCH (SEQUENCE) SUMMARY

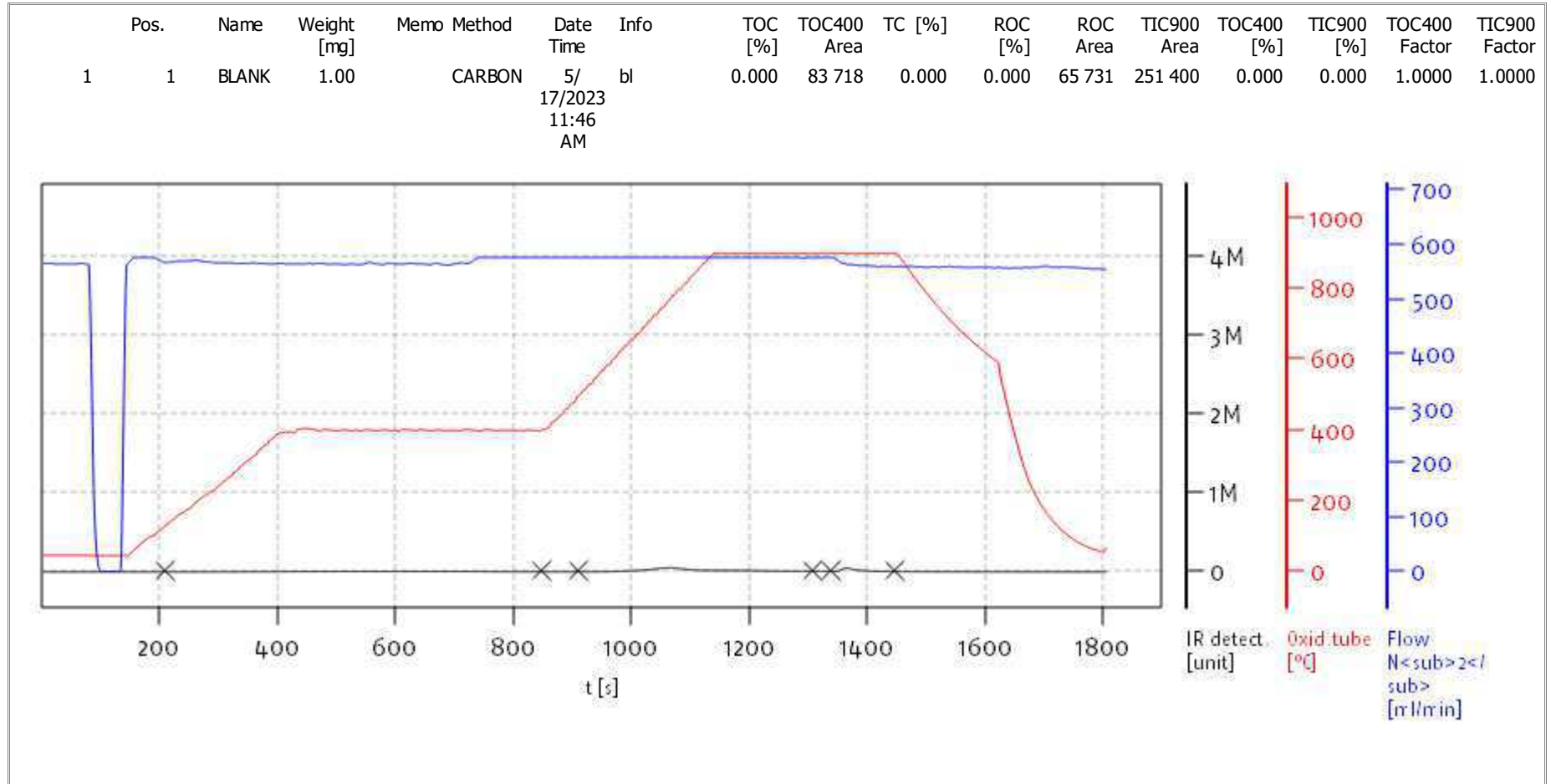
EPA 9060A m

Laboratory:	<u>Analytical Resources, LLC</u>	SDG:	<u>23C0774</u>
Client:	<u>Anchor QEA, LLC</u>	Project:	<u>AOC5 MR Phase 1</u>
Sequence:	<u>SLE0270</u>	Instrument:	<u>TOC Cube</u>
		Calibration:	<u>GE00052</u>

Sample Name	Lab Sample ID	Lab File ID	Matrix	Analysis Date/Time
Cal Standard	SLE0270-CAL1	CubeData_05182023@1024b-101	NA	05/17/23 12:46
Cal Standard	SLE0270-CAL2	CubeData_05182023@1024b-102	NA	05/17/23 13:16
Cal Standard	SLE0270-CAL3	CubeData_05182023@1024b-103	NA	05/17/23 13:46
Cal Standard	SLE0270-CAL4	CubeData_05182023@1024b-104	NA	05/17/23 14:16
Cal Standard	SLE0270-CAL5	CubeData_05182023@1024b-105	NA	05/17/23 14:47
Cal Standard	SLE0270-CAL6	CubeData_05182023@1024b-106	NA	05/17/23 15:17
Cal Standard	SLE0270-CAL7	CubeData_05182023@1024b-107	NA	05/17/23 15:47
Cal Standard	SLE0270-CAL8	CubeData_05182023@1024b-108	NA	05/17/23 16:17
Cal Standard	SLE0270-CAL9	CubeData_05182023@1024b-109	NA	05/17/23 16:47
Cal Standard	SLE0270-CALA	CubeData_05182023@1024b-110	NA	05/17/23 17:17
Cal Standard	SLE0270-CALB	CubeData_05182023@1024b-111	NA	05/17/23 17:47
Cal Standard	SLE0270-CALC	CubeData_05182023@1024b-112	NA	05/17/23 18:18
Cal Standard	SLE0270-CALD	CubeData_05182023@1024b-113	NA	05/17/23 18:48
Cal Standard	SLE0270-CALE	CubeData_05182023@1024b-114	NA	05/17/23 19:18
Cal Standard	SLE0270-CALF	CubeData_05182023@1024b-115	NA	05/17/23 19:48
Cal Standard	SLE0270-CALG	CubeData_05182023@1024b-116	NA	05/17/23 20:18
Cal Standard	SLE0270-CALH	CubeData_05182023@1024b-117	NA	05/17/23 20:48
Cal Standard	SLE0270-CALI	CubeData_05182023@1024b-118	NA	05/17/23 21:19
Cal Standard	SLE0270-CALJ	CubeData_05182023@1024b-119	NA	05/17/23 21:49
Cal Standard	SLE0270-CALK	CubeData_05182023@1024b-120	NA	05/17/23 22:19
Initial Cal Check	SLE0270-ICV1	CubeData_05182023@1024b-128	NA	05/18/23 02:21
Initial Cal Blank	SLE0270-ICB1	CubeData_05182023@1024b-127	NA	05/18/23 02:51
Calibration Check	SLE0270-CCV1	CubeData_05182023@1024b-126	NA	05/18/23 04:21
Calibration Blank	SLE0270-CCB1	CubeData_05182023@1024b-125	NA	05/18/23 04:52
Cal Standard	SLE0270-CALL	CubeData_05182023@1024b-121	NA	05/18/23 09:47
Cal Standard	SLE0270-CALM	CubeData_05182023@1024b-122	NA	05/18/23 09:48
Cal Standard	SLE0270-CALN	CubeData_05182023@1024b-123	NA	05/18/23 09:49
Cal Standard	SLE0270-CALO	CubeData_05182023@1024b-124	NA	05/18/23 09:49



Soli TOC Cube, Carbon
Balance: BAL3
Analyst: CDE



Name:

Access: solITOC superuser

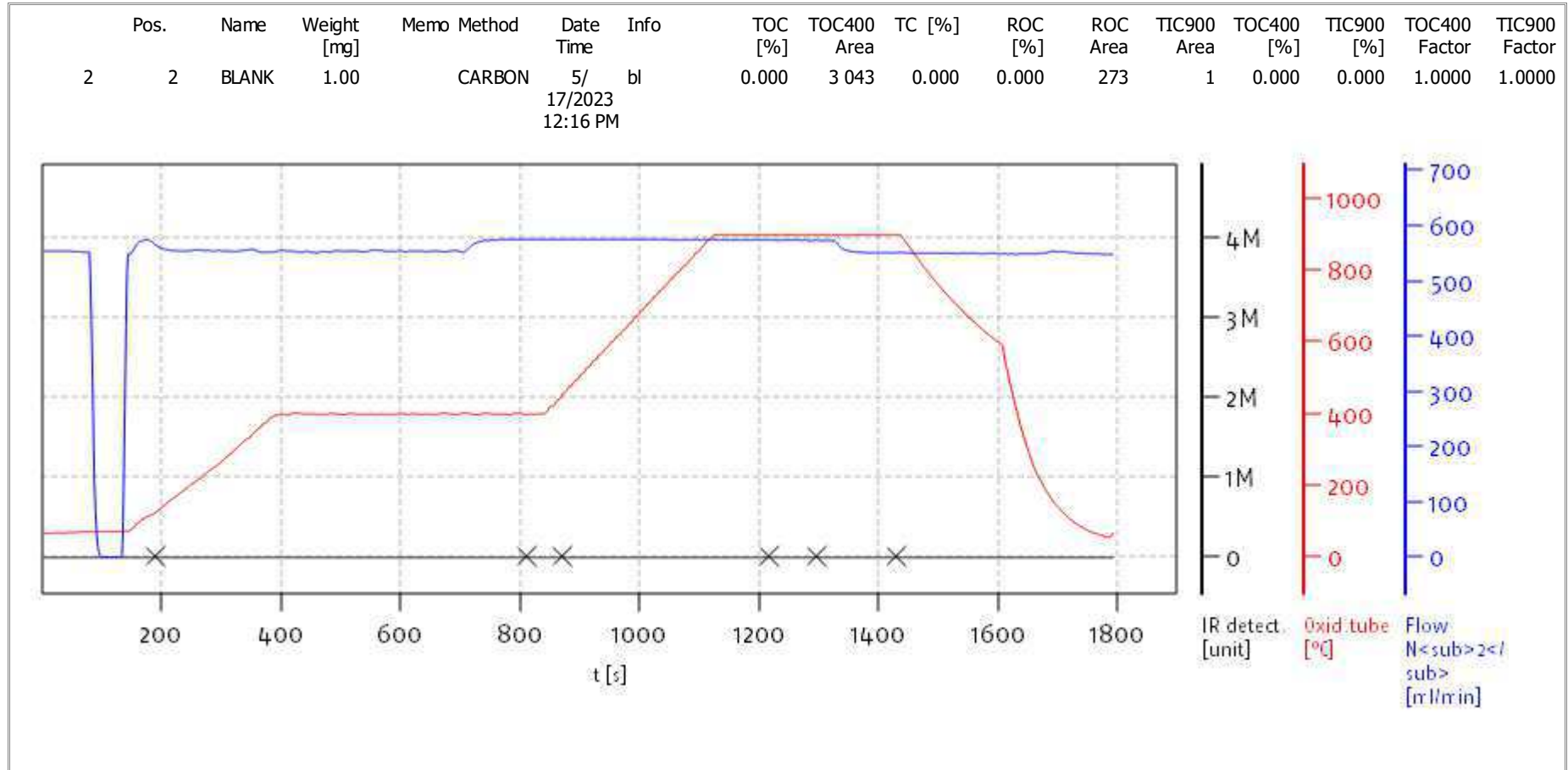
Date: Thu May 18 09:43:39 2023



solITOC V2.0.2 (31015f9) 2018-11-19
Serial No: 0300.181017
Mode CCC



Soli TOC Cube, Carbon
Balance: BAL3
Analyst: CDE



Name:

Access: solITOC superuser

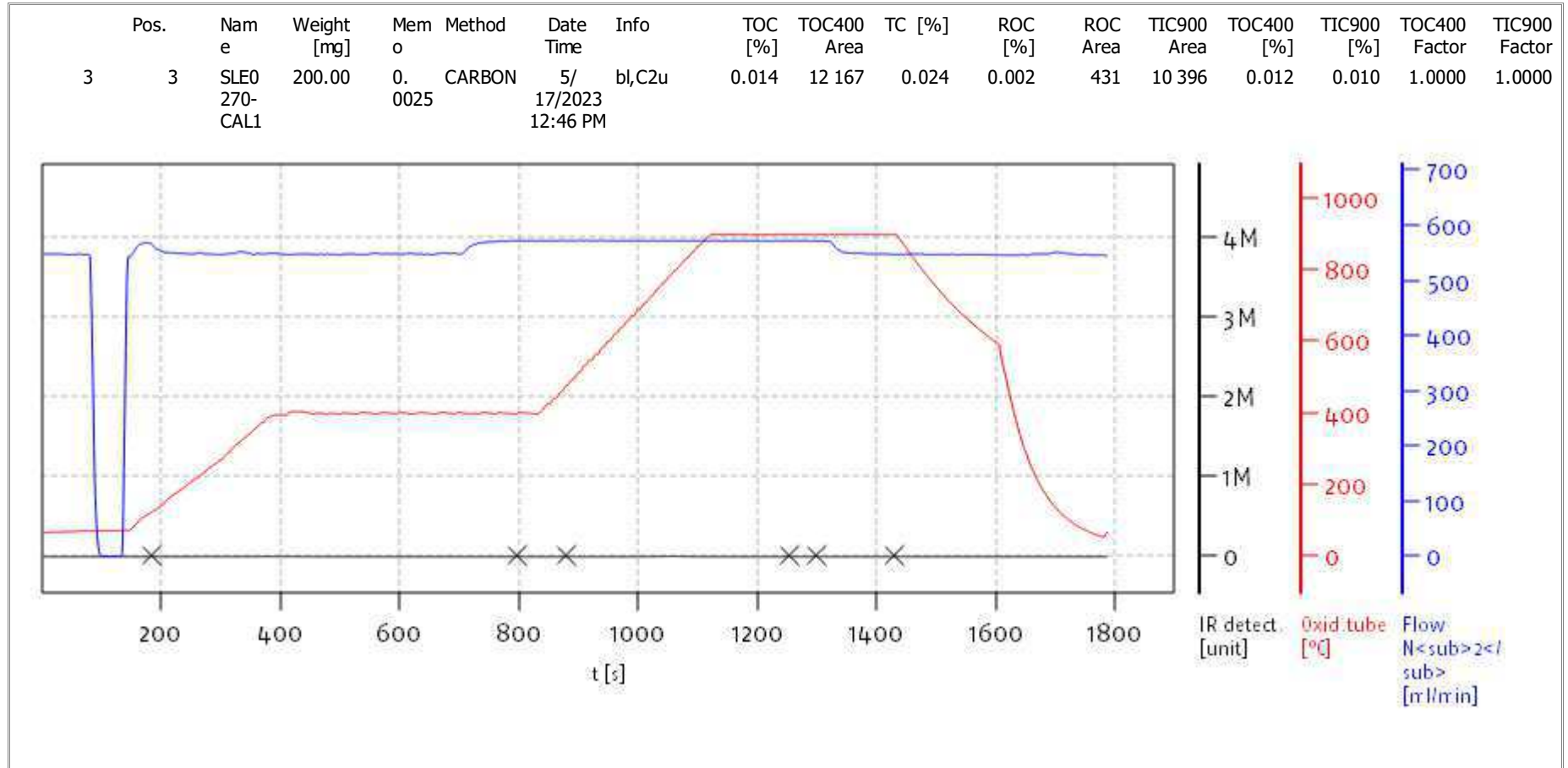
Date: Thu May 18 09:43:39 2023



solITOC V2.0.2 (31015f9) 2018-11-19
Serial No: 0300.181017
Mode CCC



Soli TOC Cube, Carbon
Balance: BAL3
Analyst: CDE



Name:

Access: solITOC superuser

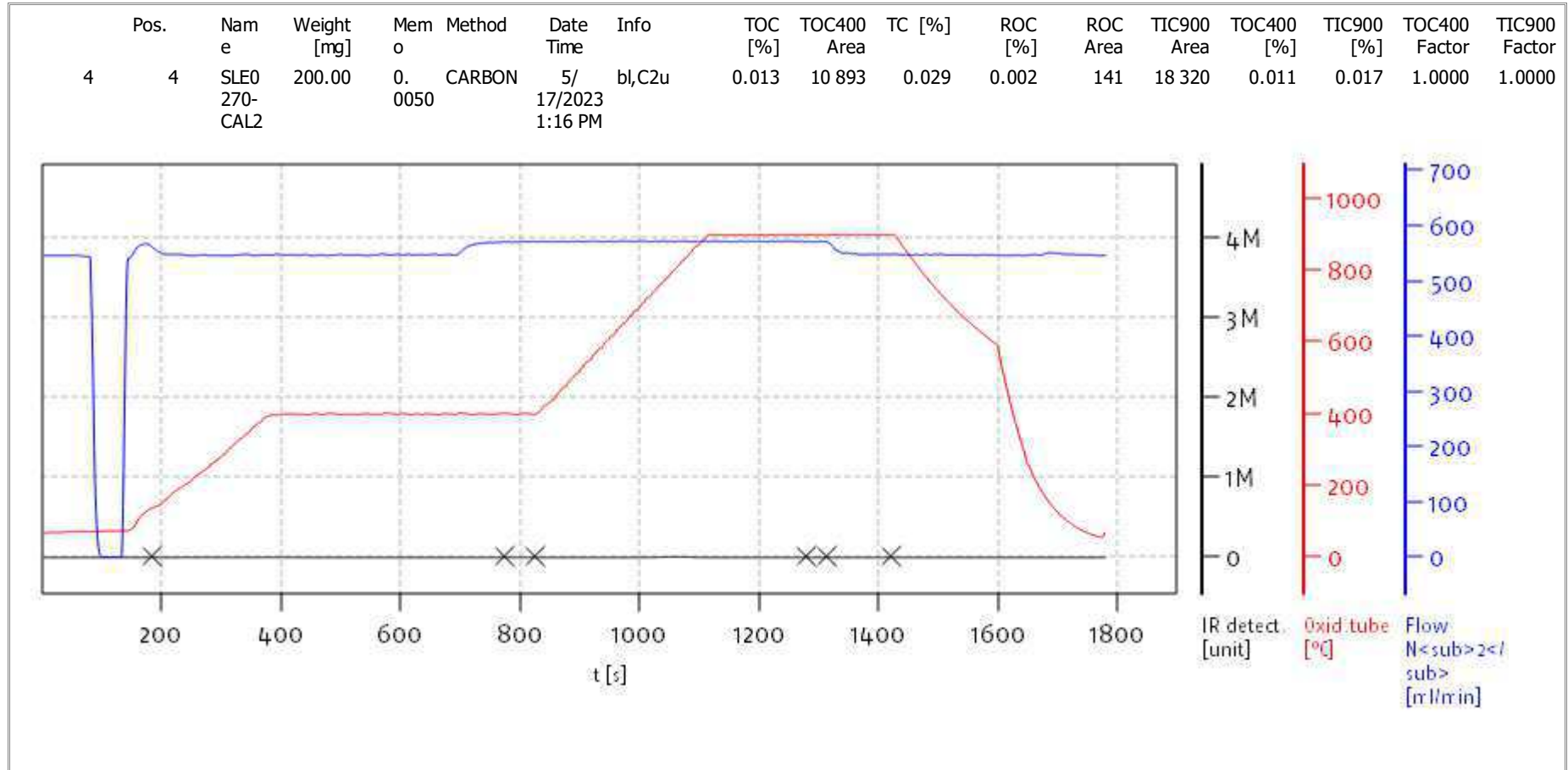
Date: Thu May 18 09:43:39 2023



solITOC V2.0.2 (31015f9) 2018-11-19
Serial No: 0300.181017
Mode CCC



Soli TOC Cube, Carbon
Balance: BAL3
Analyst: CDE



Name:

Access: solITOC superuser

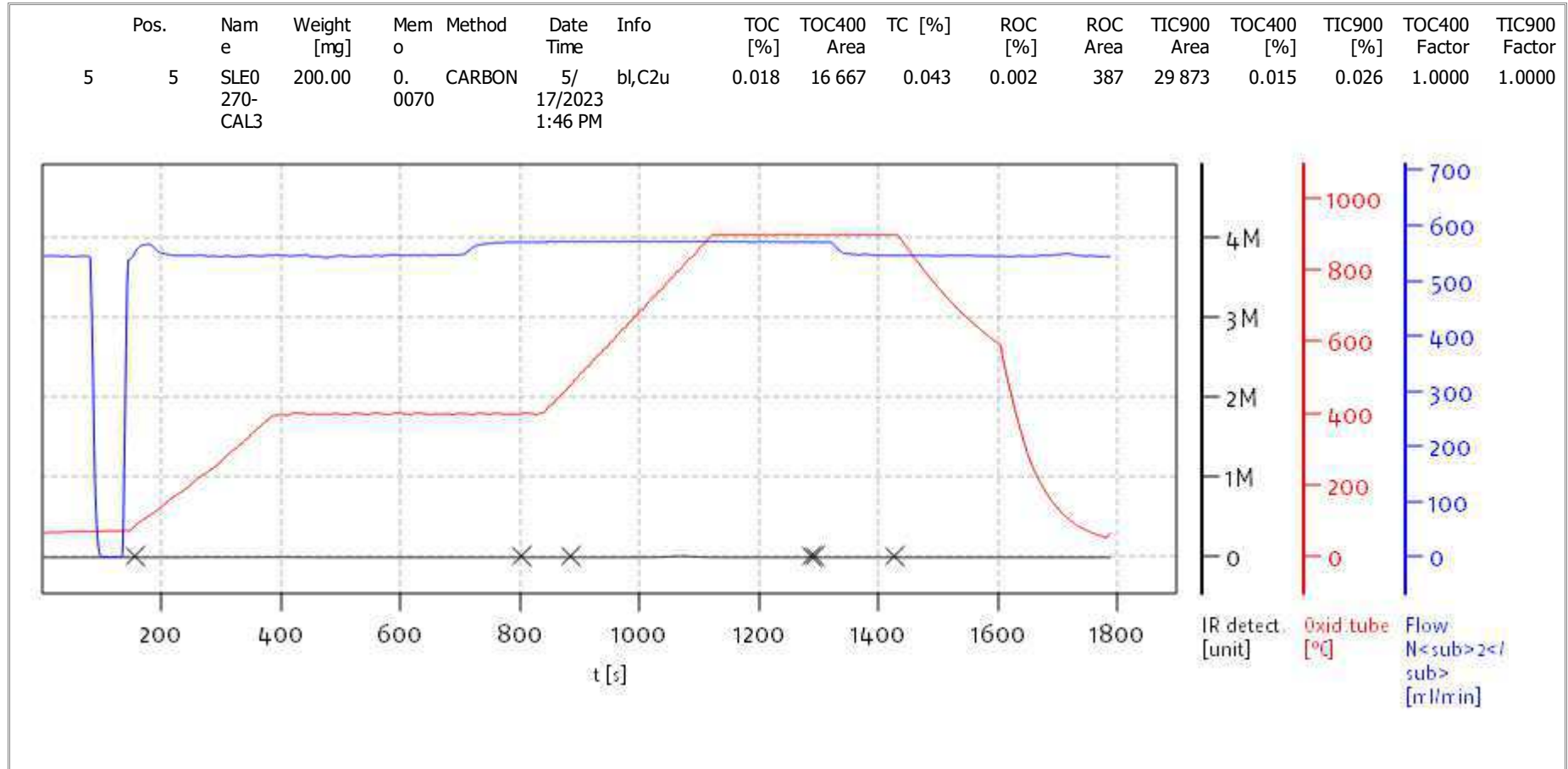
Date: Thu May 18 09:43:39 2023



solITOC V2.0.2 (31015f9) 2018-11-19
Serial No: 0300.181017
Mode CCC



Soli TOC Cube, Carbon
Balance: BAL3
Analyst: CDE



Name:

Access: solITOC superuser

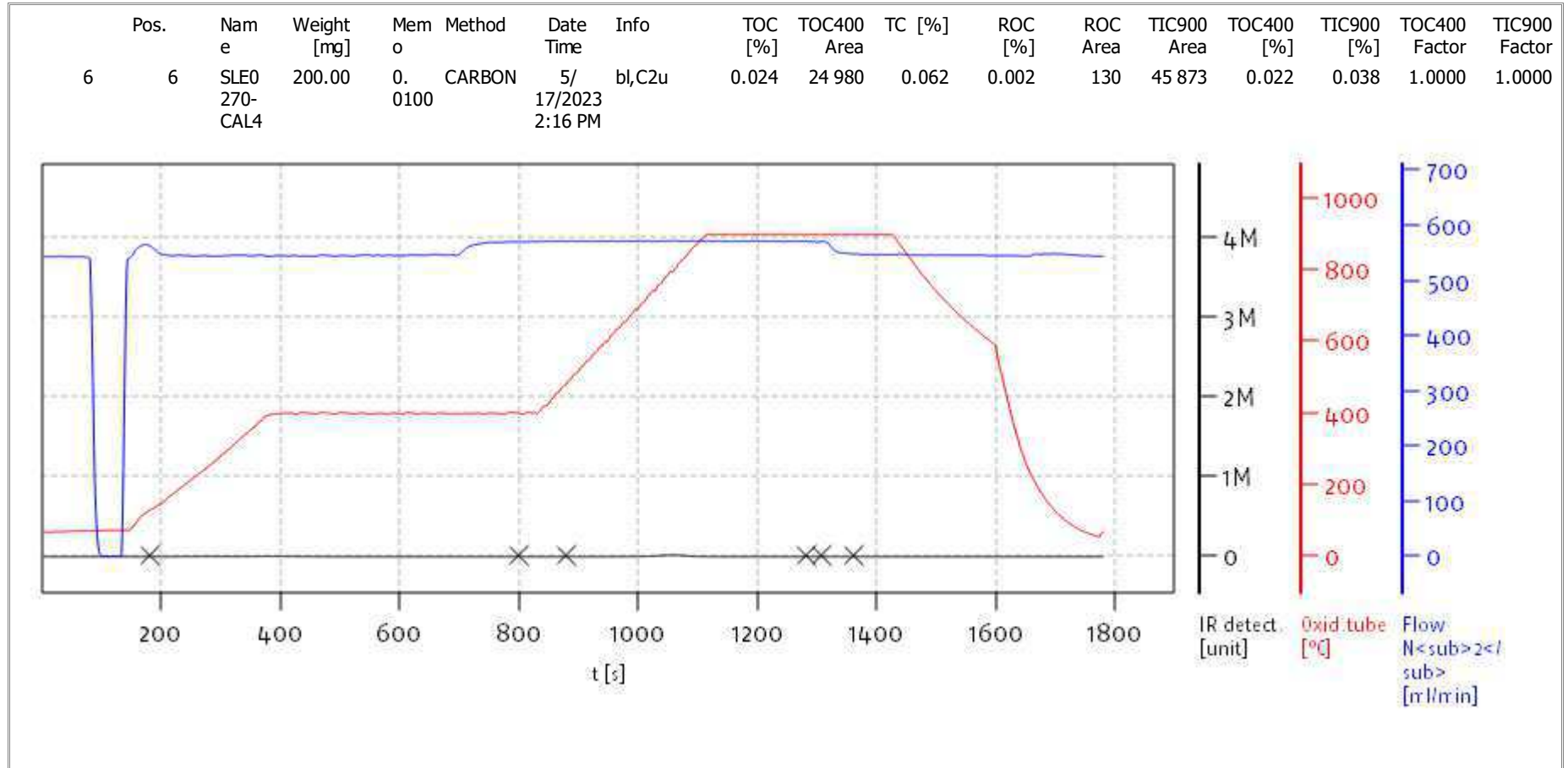
Date: Thu May 18 09:43:39 2023



solITOC V2.0.2 (31015f9) 2018-11-19
Serial No: 0300.181017
Mode CCC



Soli TOC Cube, Carbon
Balance: BAL3
Analyst: CDE



Name:

Access: solITOC superuser

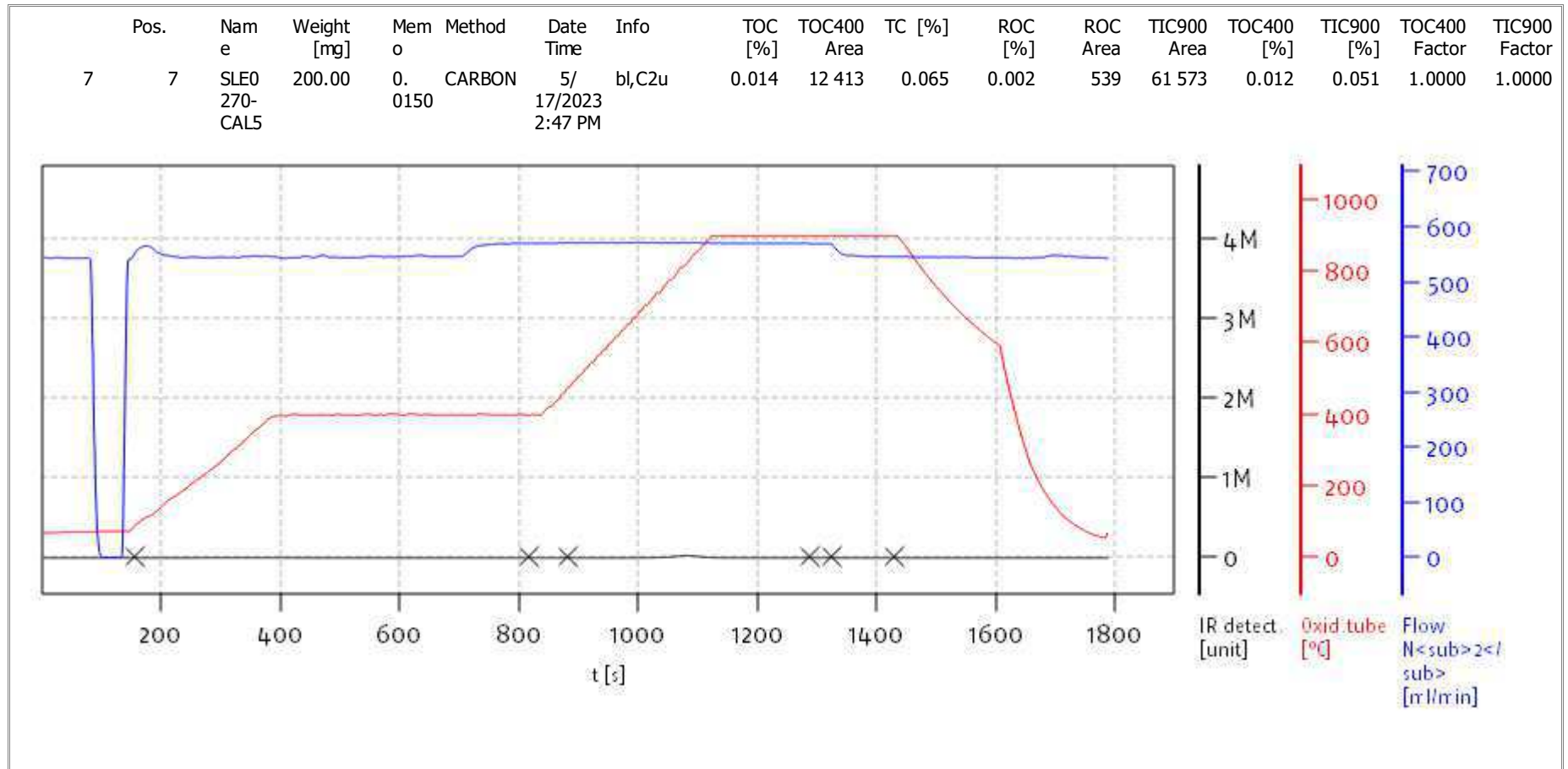
Date: Thu May 18 09:43:39 2023



solITOC V2.0.2 (31015f9) 2018-11-19
Serial No: 0300.181017
Mode CCC



Soli TOC Cube, Carbon
Balance: BAL3
Analyst: CDE



Name:

Access: solITOC superuser

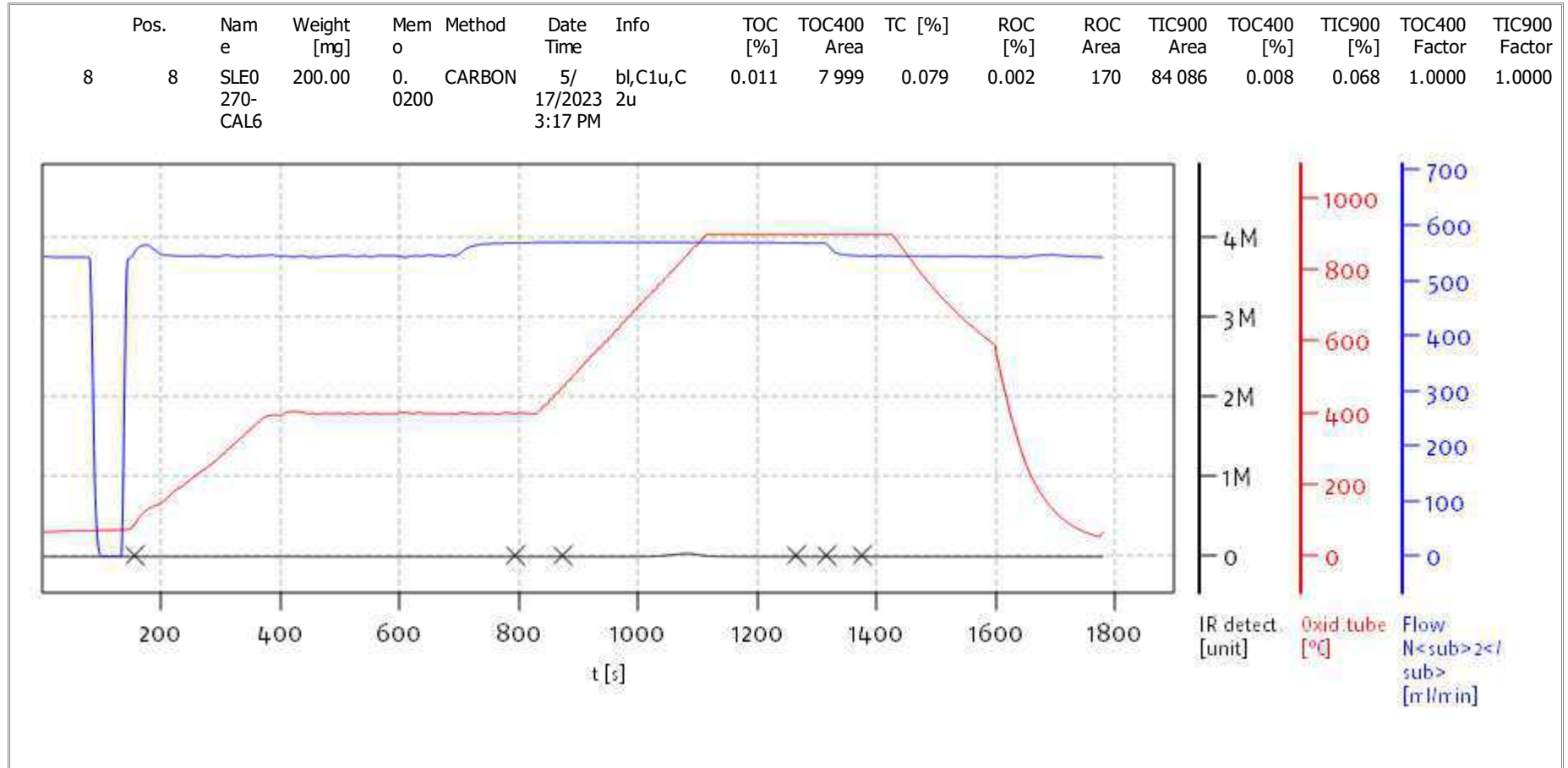
Date: Thu May 18 09:43:39 2023



solITOC V2.0.2 (31015f9) 2018-11-19
Serial No: 0300.181017
Mode CCC



Soli TOC Cube, Carbon
Balance: BAL3
Analyst: CDE



Name:

Access: solITOC superuser

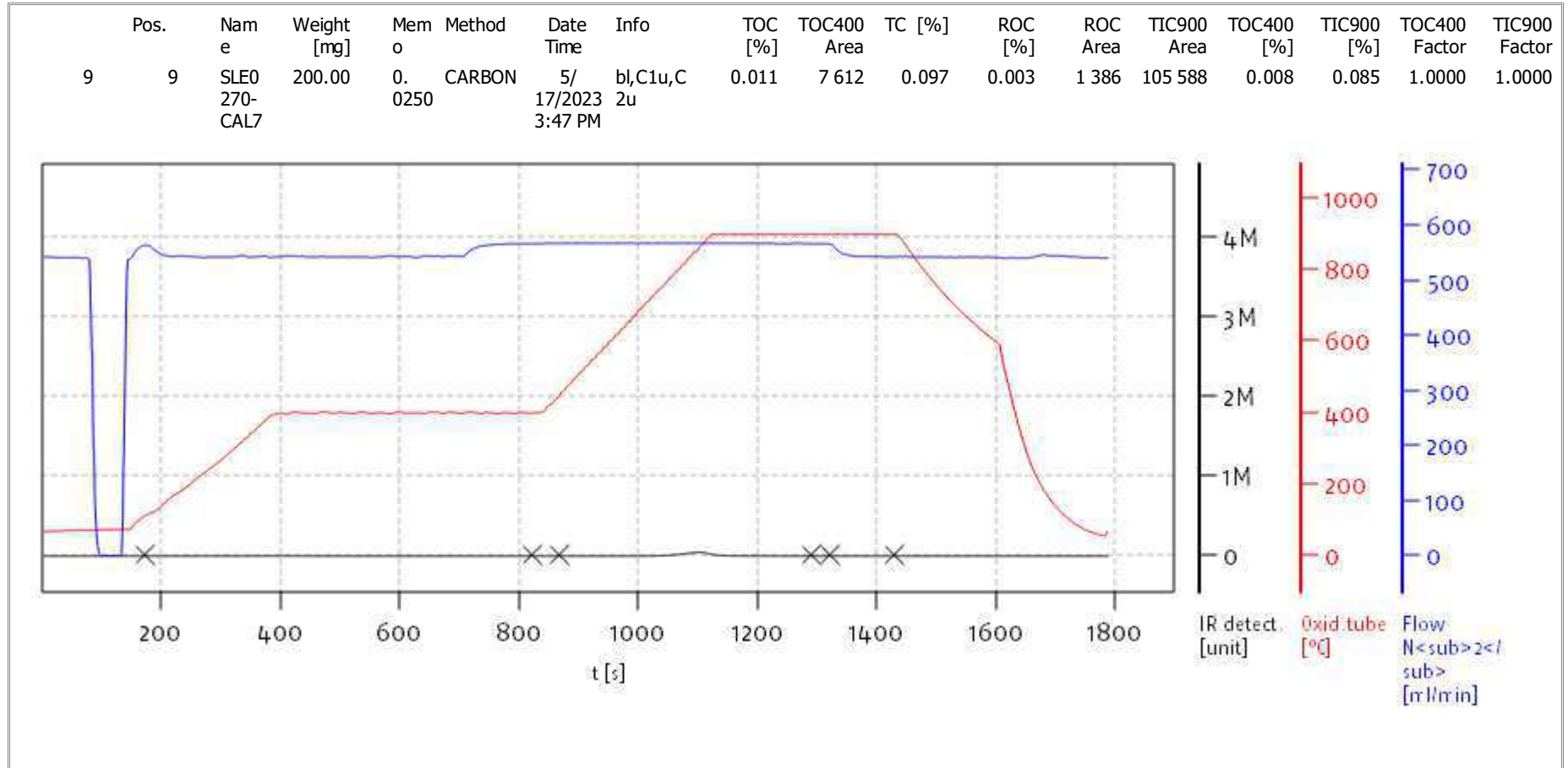
Date: Thu May 18 09:43:39 2023



solITOC V2.0.2 (31015f9) 2018-11-19
Serial No: 0300.181017
Mode CCC



Soli TOC Cube, Carbon
Balance: BAL3
Analyst: CDE



Name:

Access: solITOC superuser

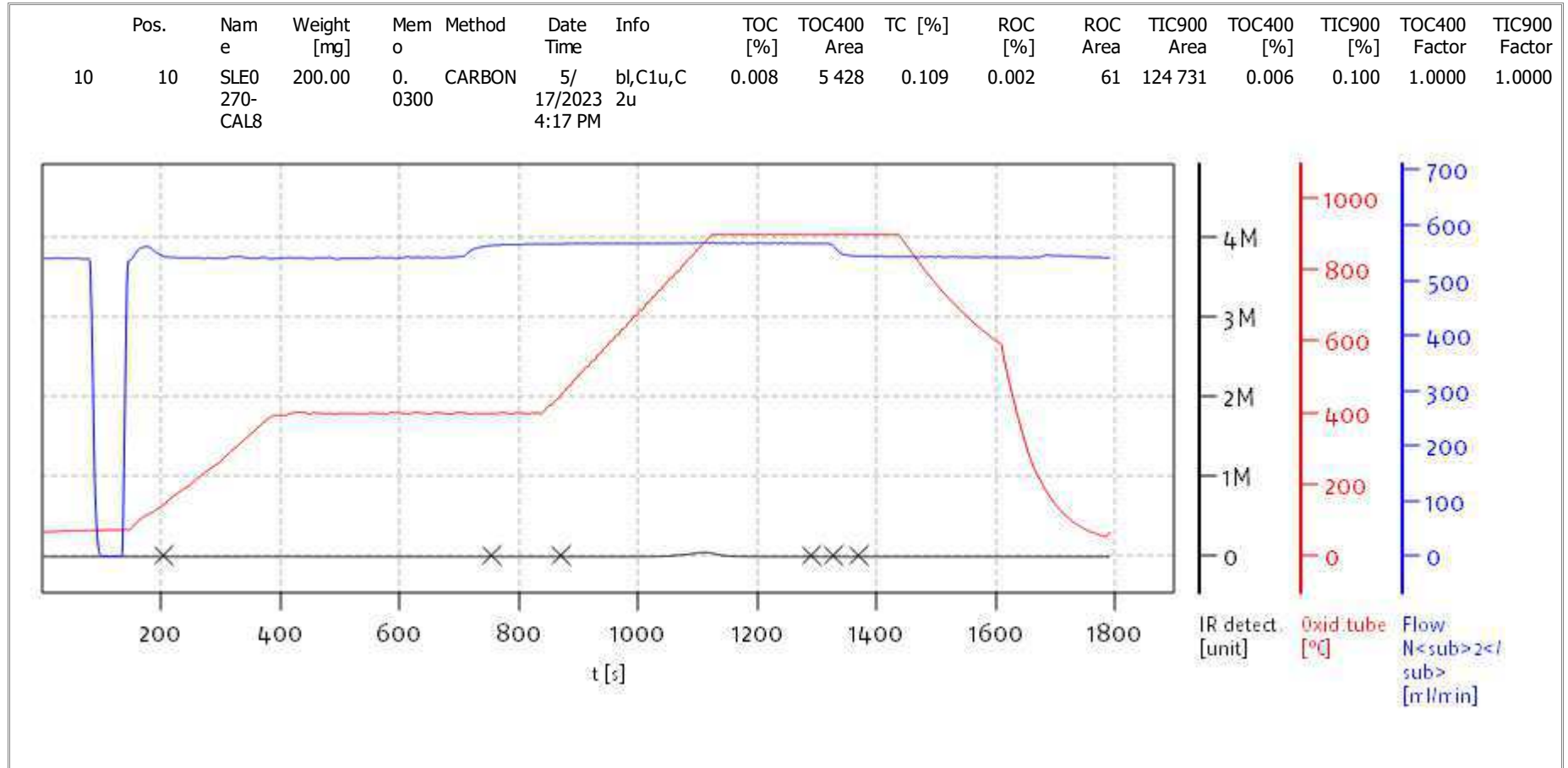
Date: Thu May 18 09:43:39 2023



solITOC V2.0.2 (31015f9) 2018-11-19
Serial No: 0300.181017
Mode CCC



Soli TOC Cube, Carbon
Balance: BAL3
Analyst: CDE



Name:

Access: solITOC superuser

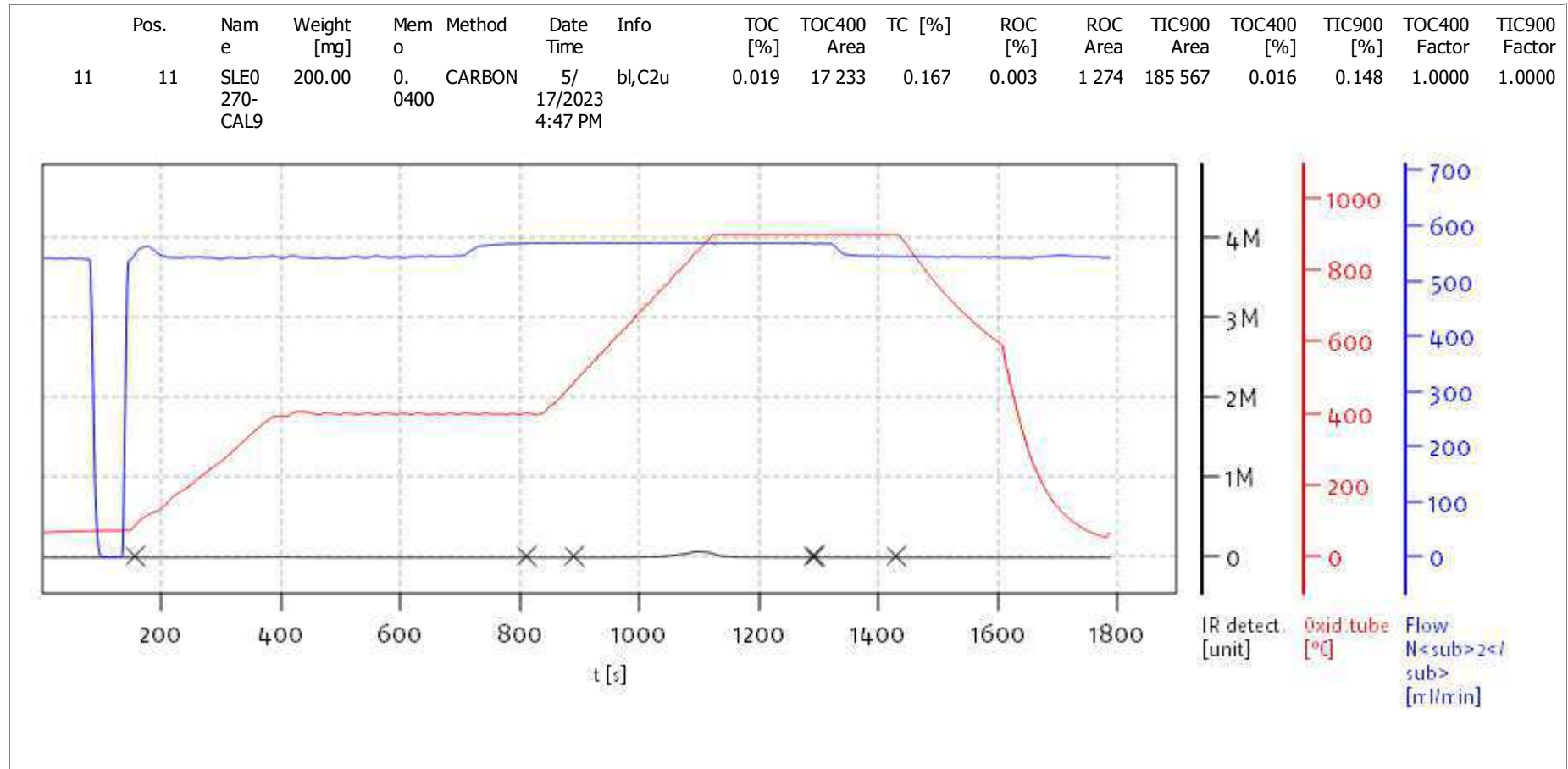
Date: Thu May 18 09:43:39 2023



solITOC V2.0.2 (31015f9) 2018-11-19
Serial No: 0300.181017
Mode CCC



Soli TOC Cube, Carbon
Balance: BAL3
Analyst: CDE



Name:

Access: solITOC superuser

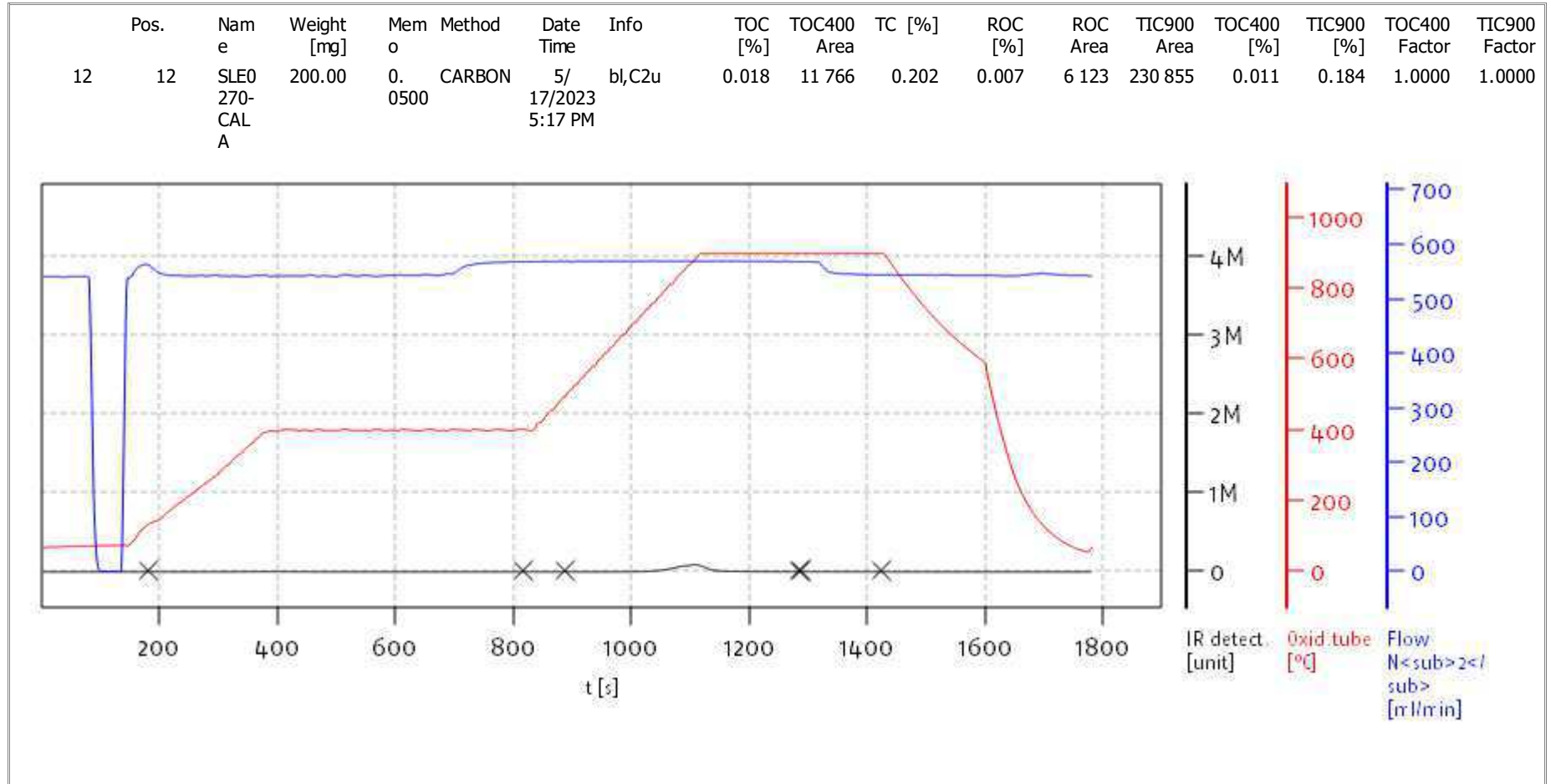
Date: Thu May 18 09:43:39 2023



solITOC V2.0.2 (31015f9) 2018-11-19
Serial No: 0300.181017
Mode CCC



Soli TOC Cube, Carbon
Balance: BAL3
Analyst: CDE



Name:

Access: solITOC superuser

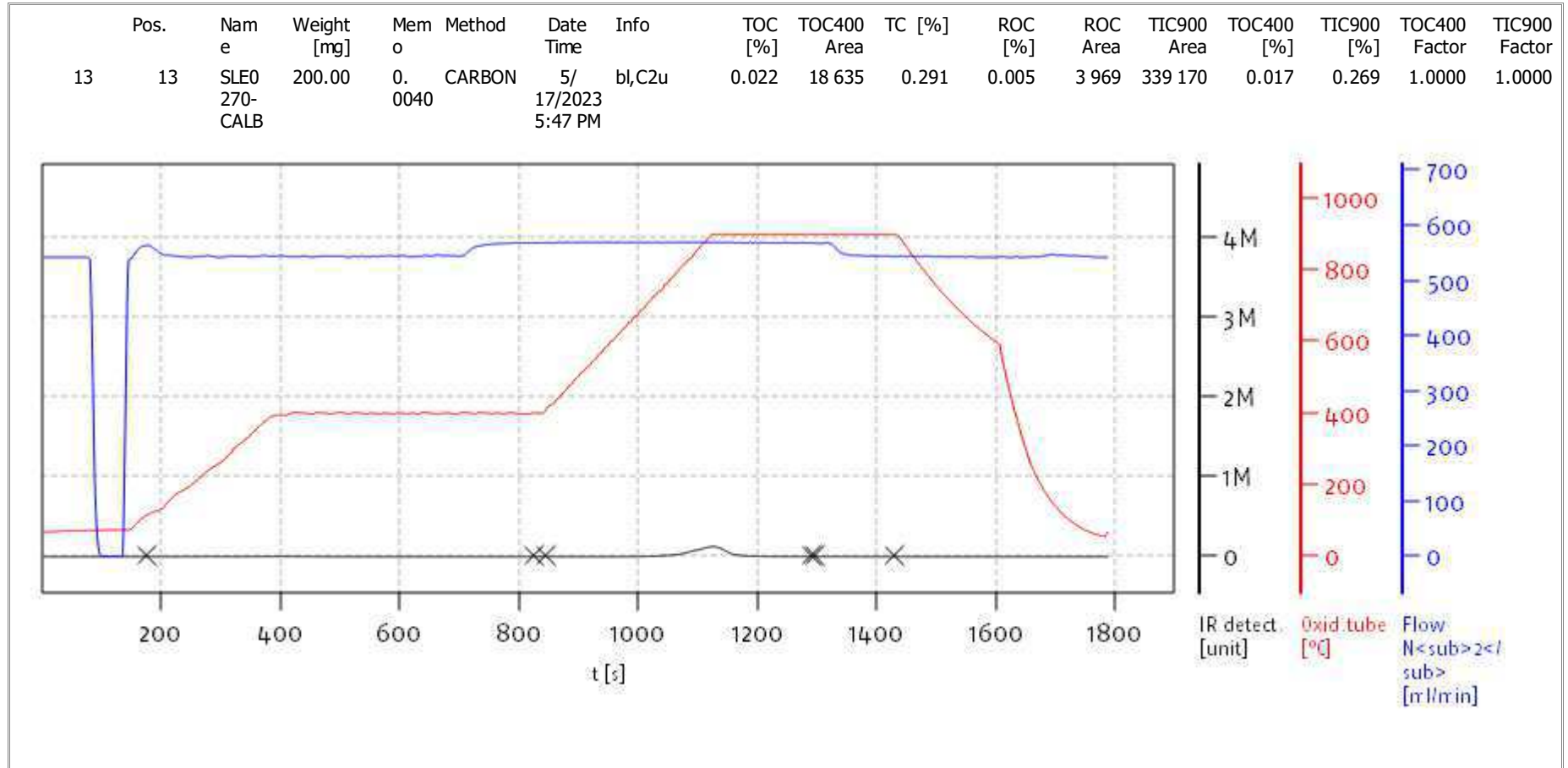
Date: Thu May 18 09:43:39 2023



solITOC V2.0.2 (31015f9) 2018-11-19
Serial No: 0300.181017
Mode CCC



Soli TOC Cube, Carbon
Balance: BAL3
Analyst: CDE



Name:

Access: solITOC superuser

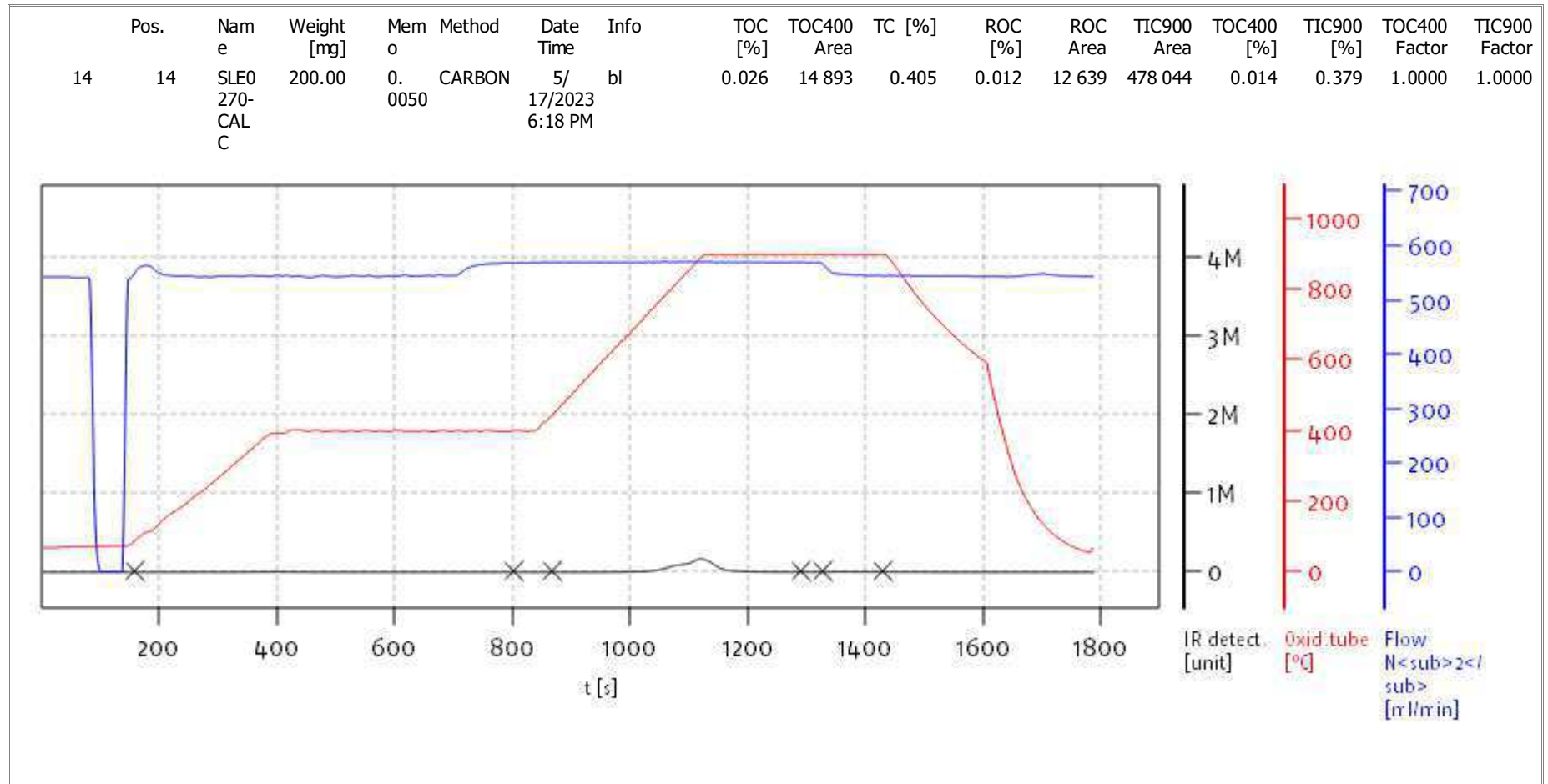
Date: Thu May 18 09:43:39 2023



solITOC V2.0.2 (31015f9) 2018-11-19
Serial No: 0300.181017
Mode CCC



Soli TOC Cube, Carbon
Balance: BAL3
Analyst: CDE



Name:

Access: solITOC superuser

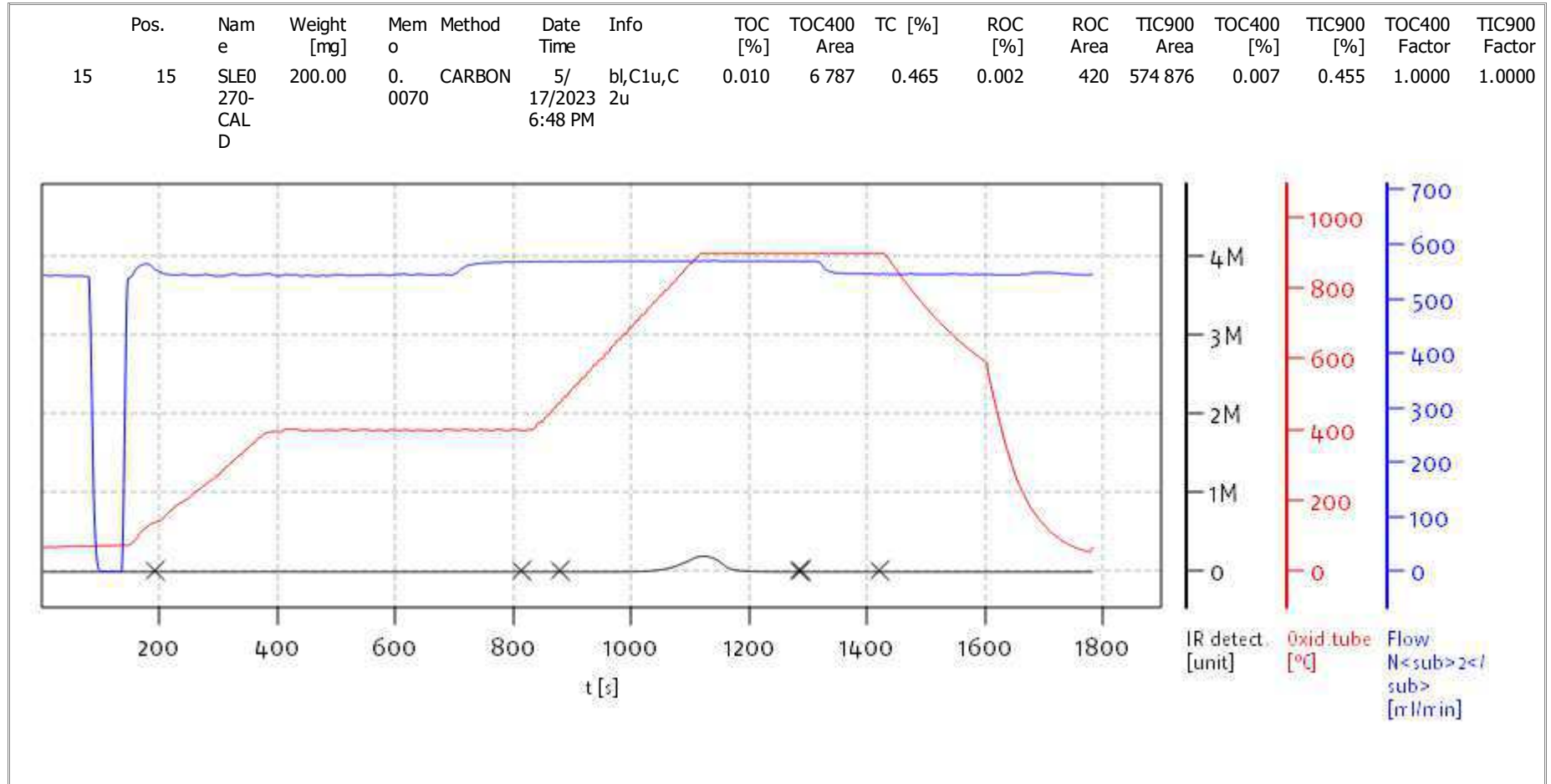
Date: Thu May 18 09:43:39 2023



solITOC V2.0.2 (31015f9) 2018-11-19
Serial No: 0300.181017
Mode CCC



Soli TOC Cube, Carbon
Balance: BAL3
Analyst: CDE



Name:

Access: solITOC superuser

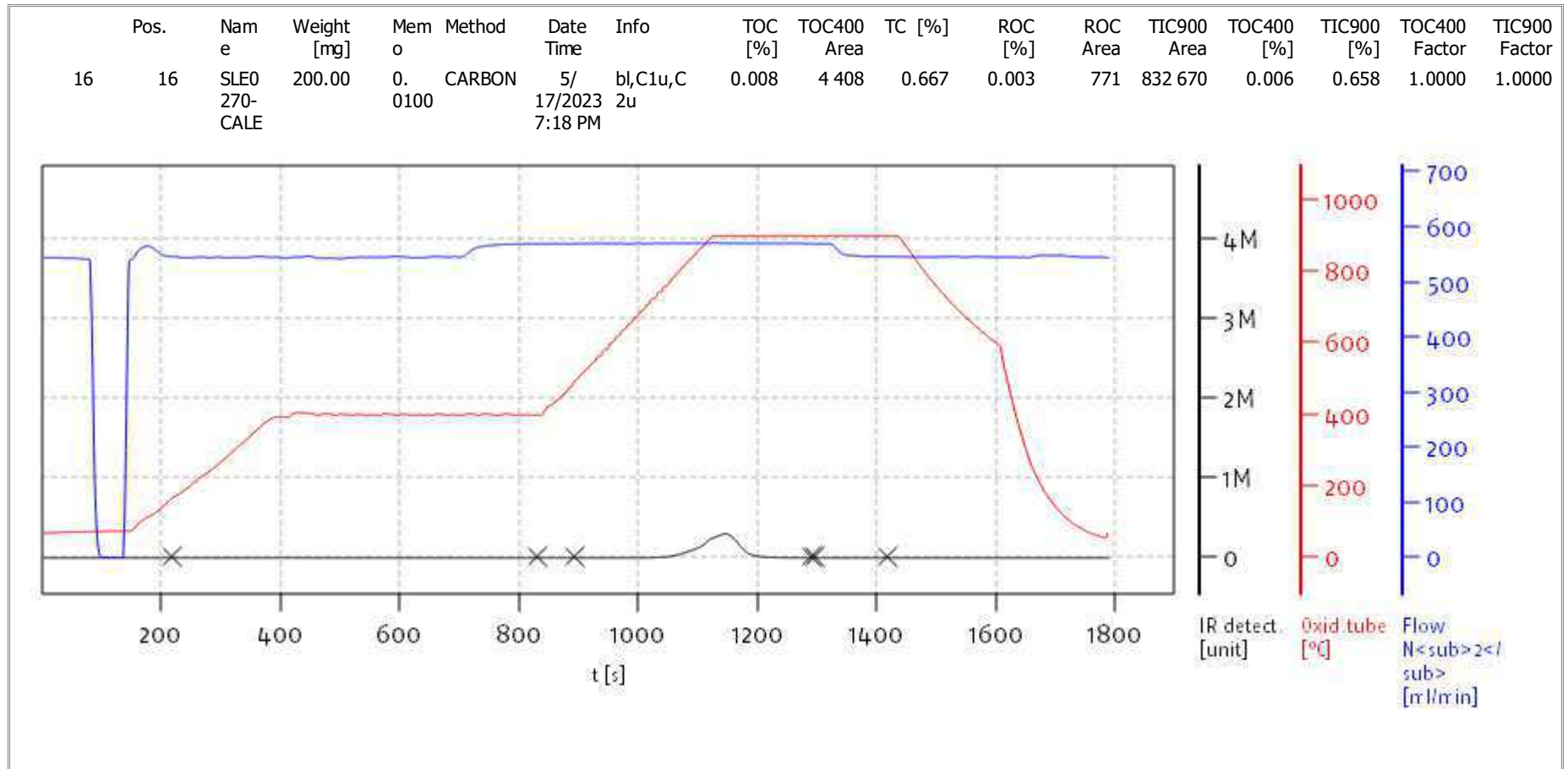
Date: Thu May 18 09:43:39 2023



solITOC V2.0.2 (31015f9) 2018-11-19
Serial No: 0300.181017
Mode CCC



Soli TOC Cube, Carbon
Balance: BAL3
Analyst: CDE



Name:

Access: solITOC superuser

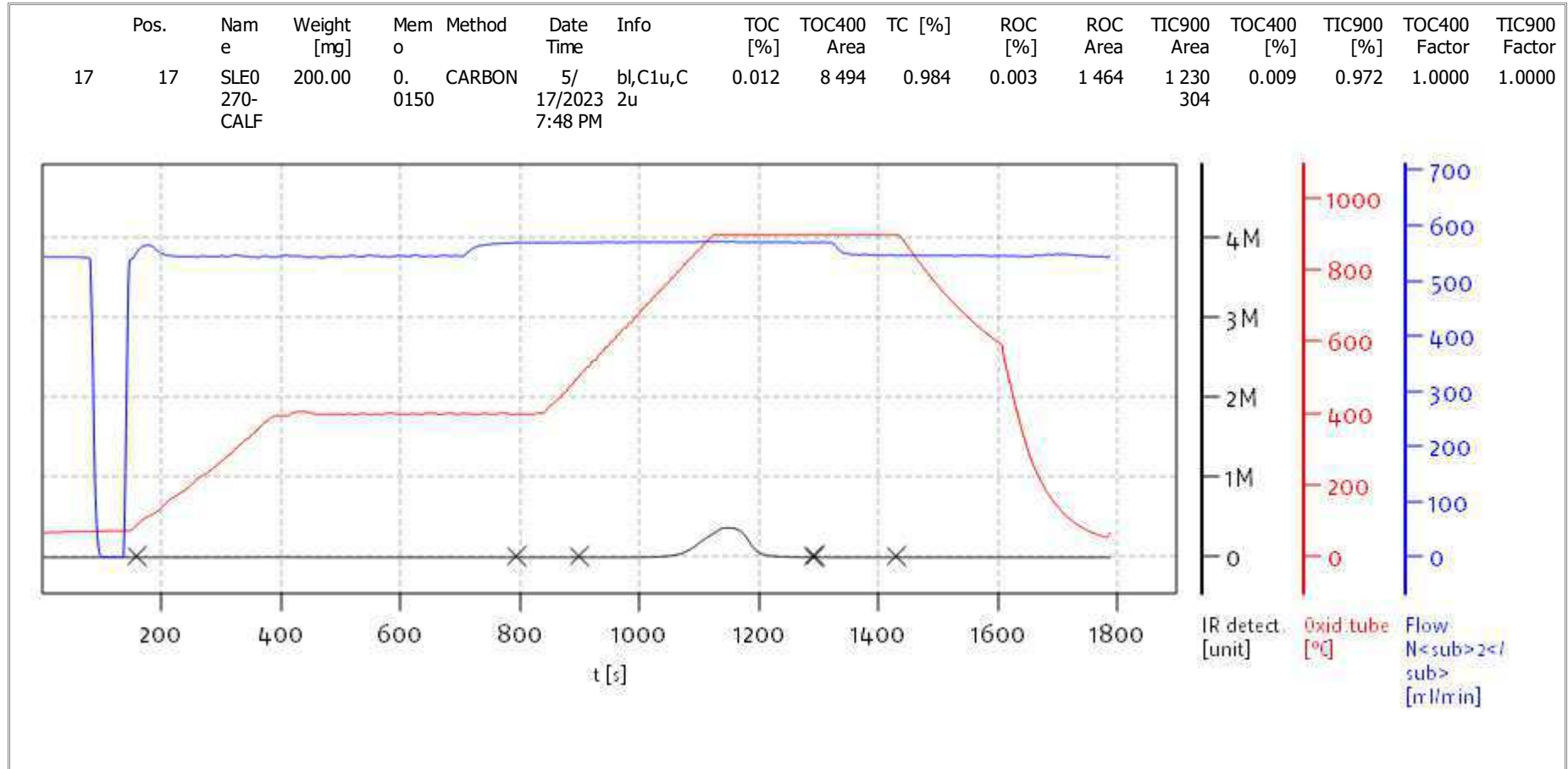
Date: Thu May 18 09:43:39 2023



solITOC V2.0.2 (31015f9) 2018-11-19
Serial No: 0300.181017
Mode CCC



Soli TOC Cube, Carbon
Balance: BAL3
Analyst: CDE



Name:

Access: solITOC superuser

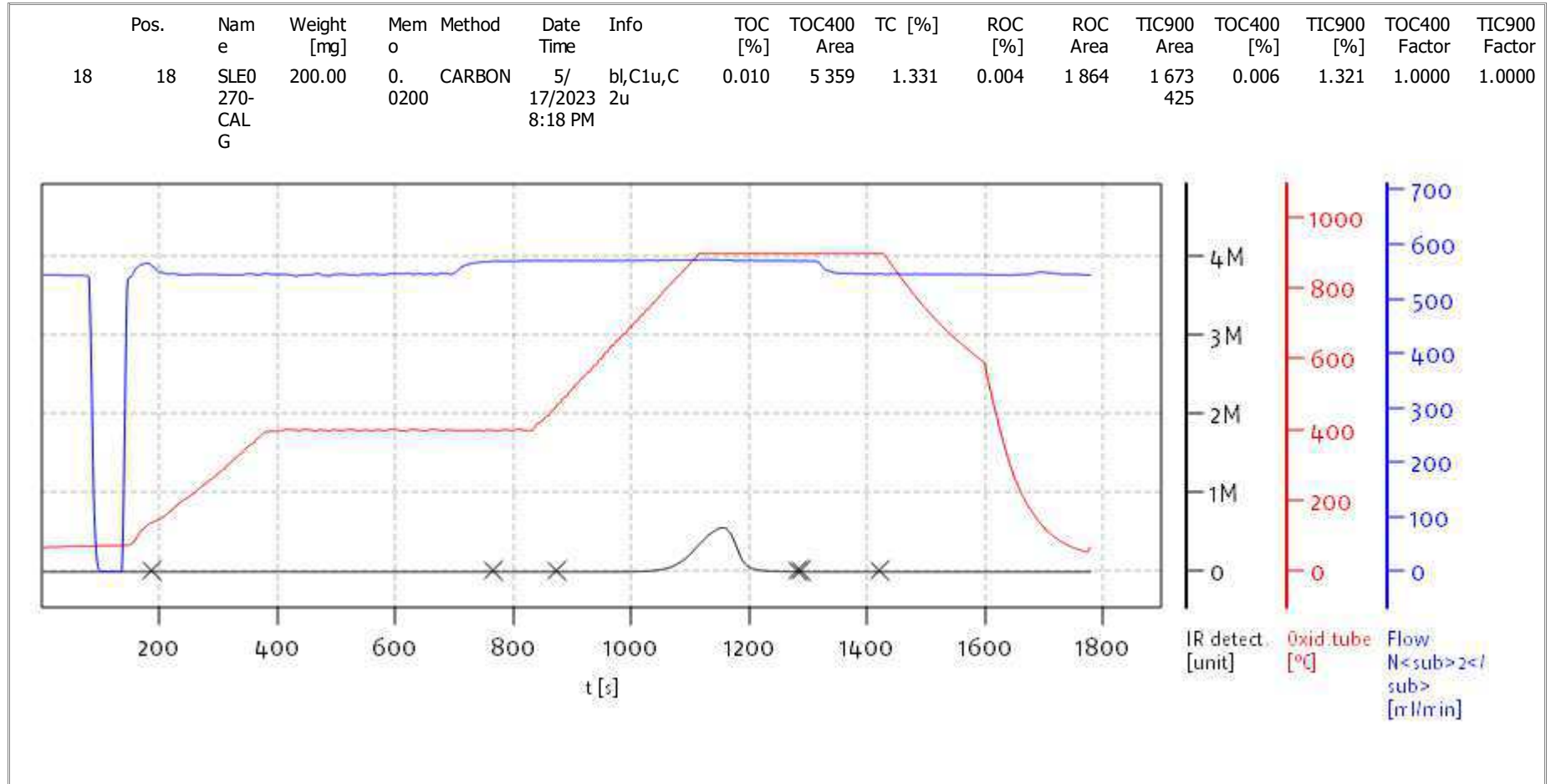
Date: Thu May 18 09:43:39 2023



solITOC V2.0.2 (31015f9) 2018-11-19
Serial No: 0300.181017
Mode CCC



Soli TOC Cube, Carbon
Balance: BAL3
Analyst: CDE



Name:

Access: solITOC superuser

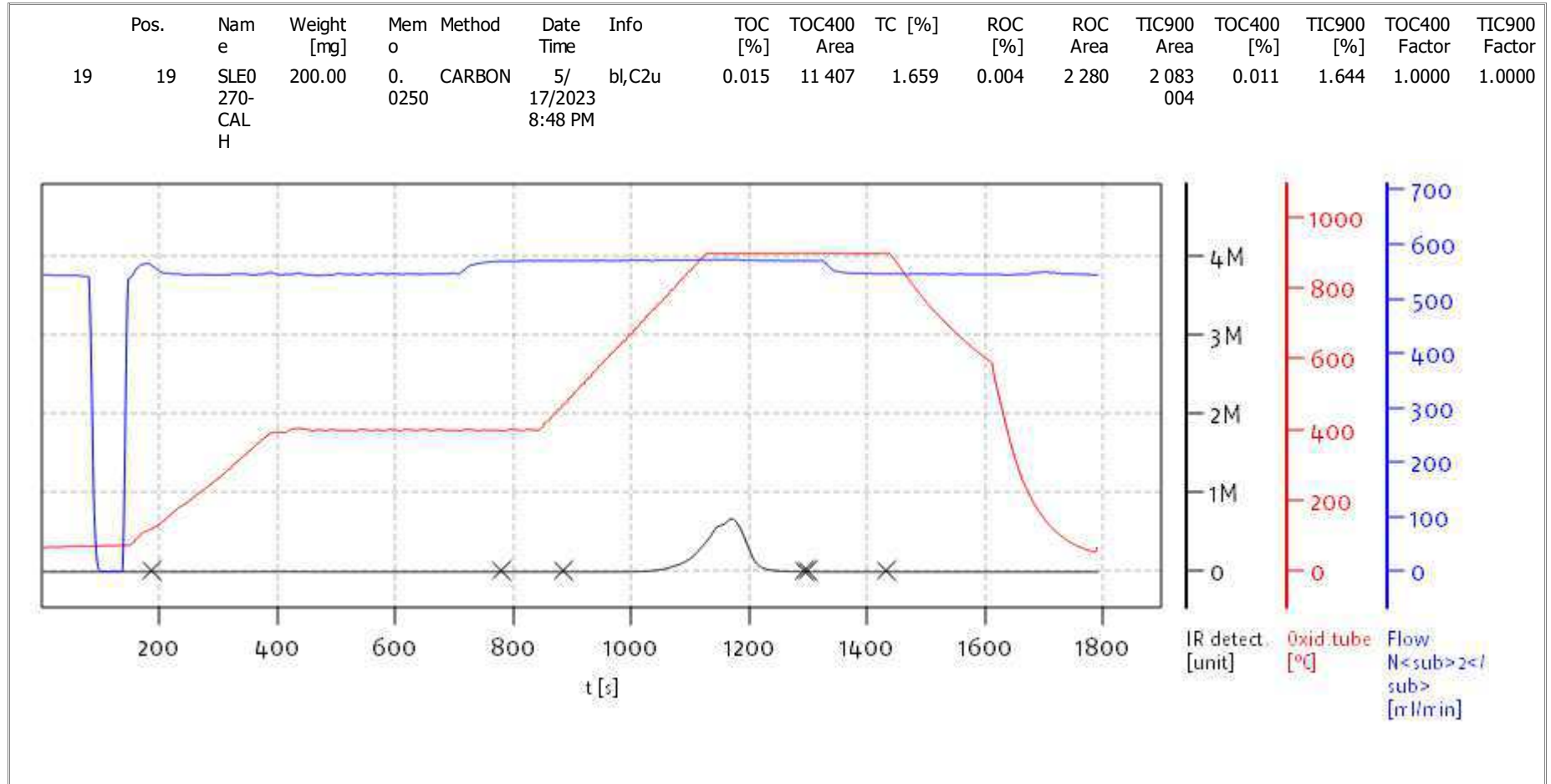
Date: Thu May 18 09:43:39 2023



solITOC V2.0.2 (31015f9) 2018-11-19
Serial No: 0300.181017
Mode CCC



Soli TOC Cube, Carbon
Balance: BAL3
Analyst: CDE



Name:

Access: solITOC superuser

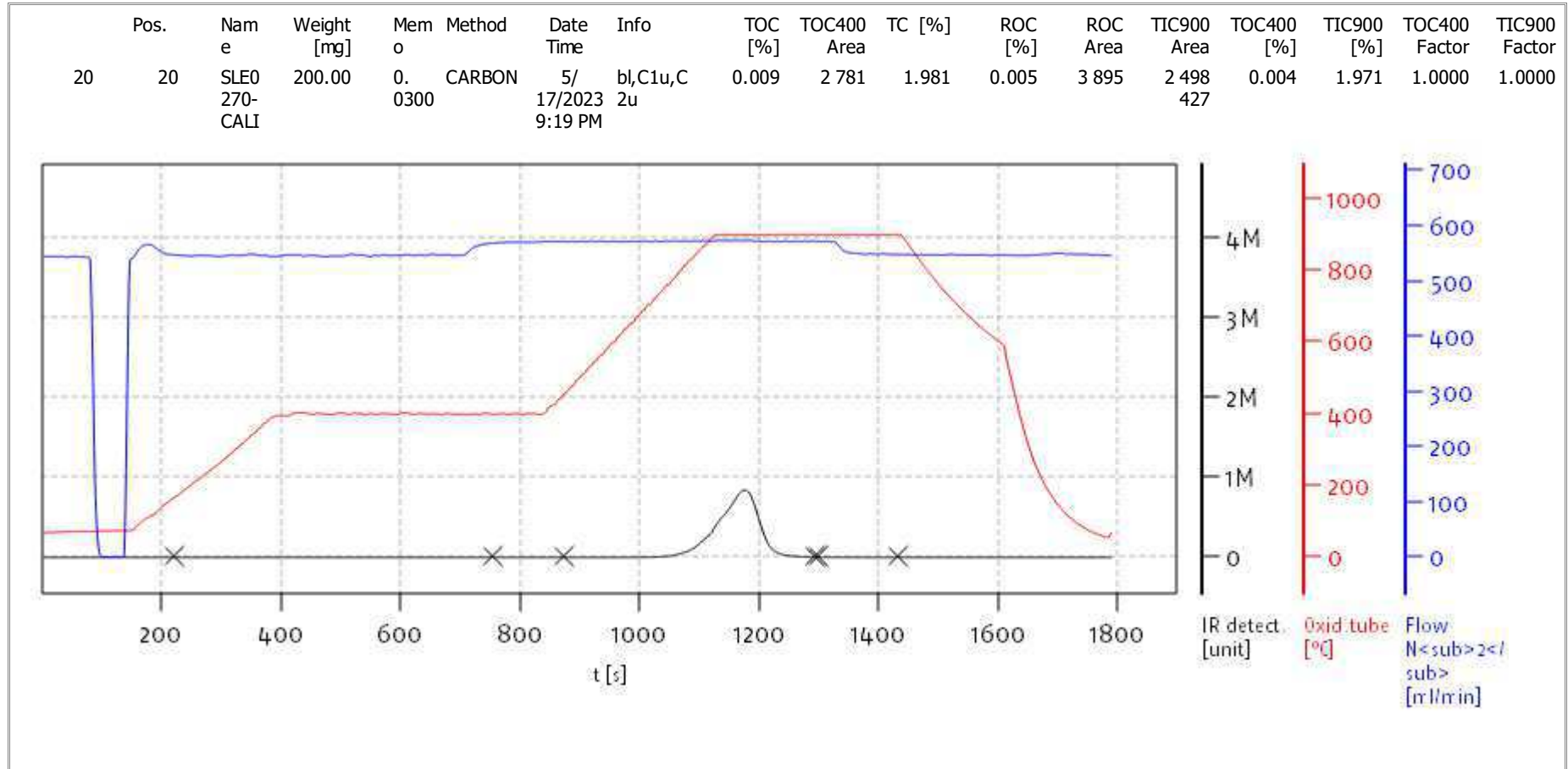
Date: Thu May 18 09:43:39 2023



solITOC V2.0.2 (31015f9) 2018-11-19
Serial No: 0300.181017
Mode CCC



Soli TOC Cube, Carbon
Balance: BAL3
Analyst: CDE



Name:

Access: solITOC superuser

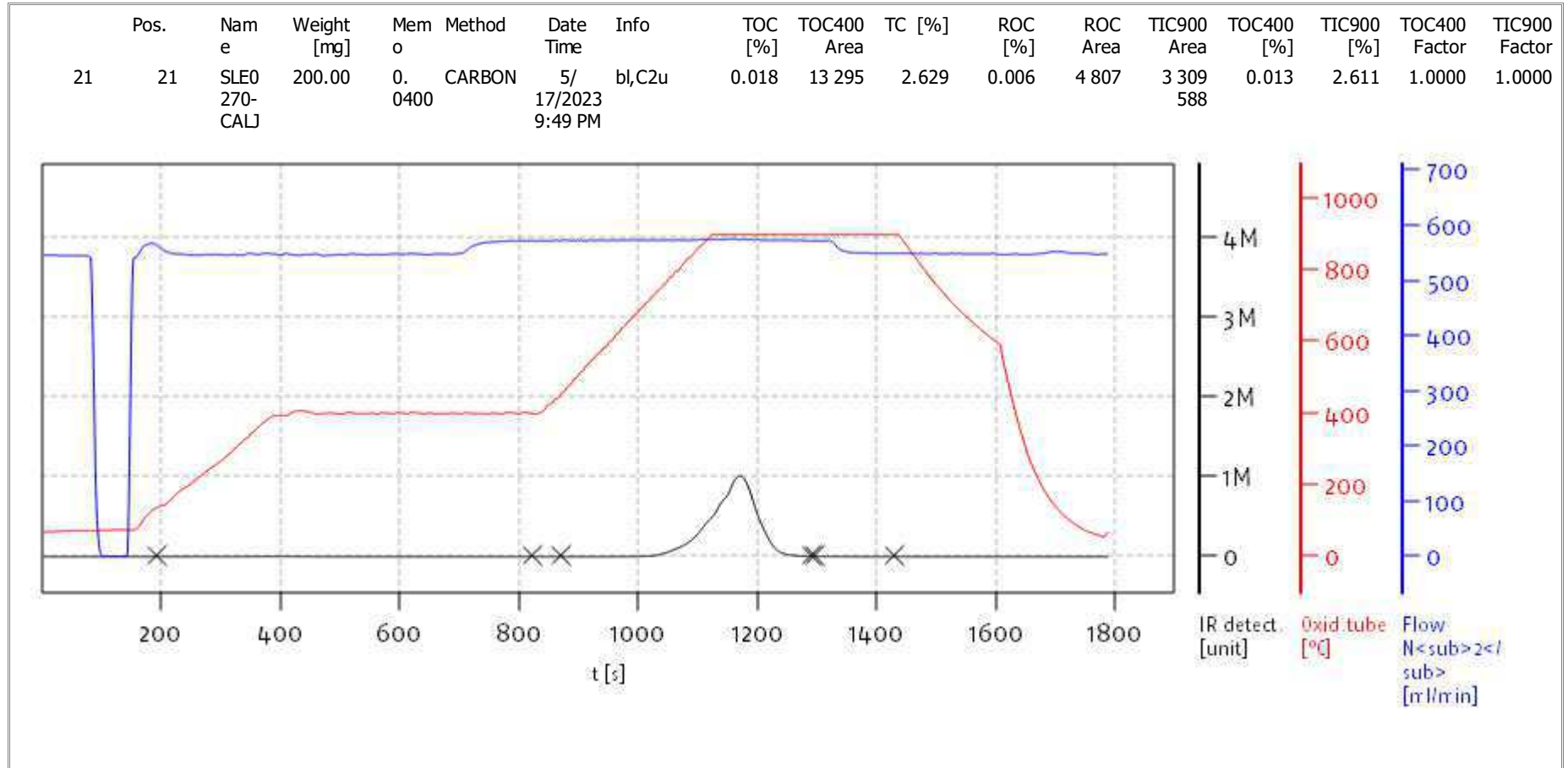
Date: Thu May 18 09:43:39 2023



solITOC V2.0.2 (31015f9) 2018-11-19
Serial No: 0300.181017
Mode CCC



Soli TOC Cube, Carbon
Balance: BAL3
Analyst: CDE



Name:

Access: solITOC superuser

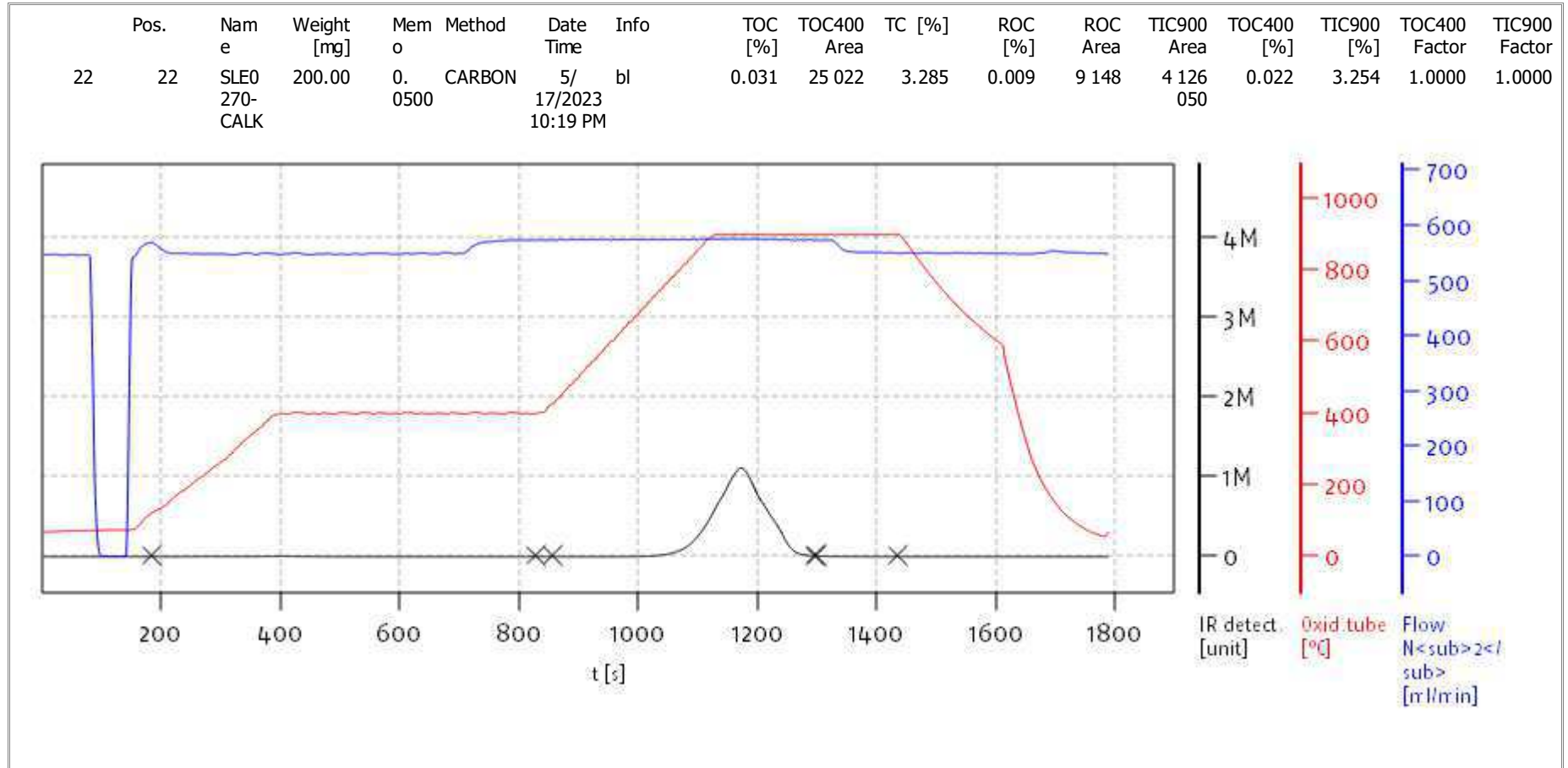
Date: Thu May 18 09:43:39 2023



solITOC V2.0.2 (31015f9) 2018-11-19
Serial No: 0300.181017
Mode CCC



Soli TOC Cube, Carbon
Balance: BAL3
Analyst: CDE



Name:

Access: solITOC superuser

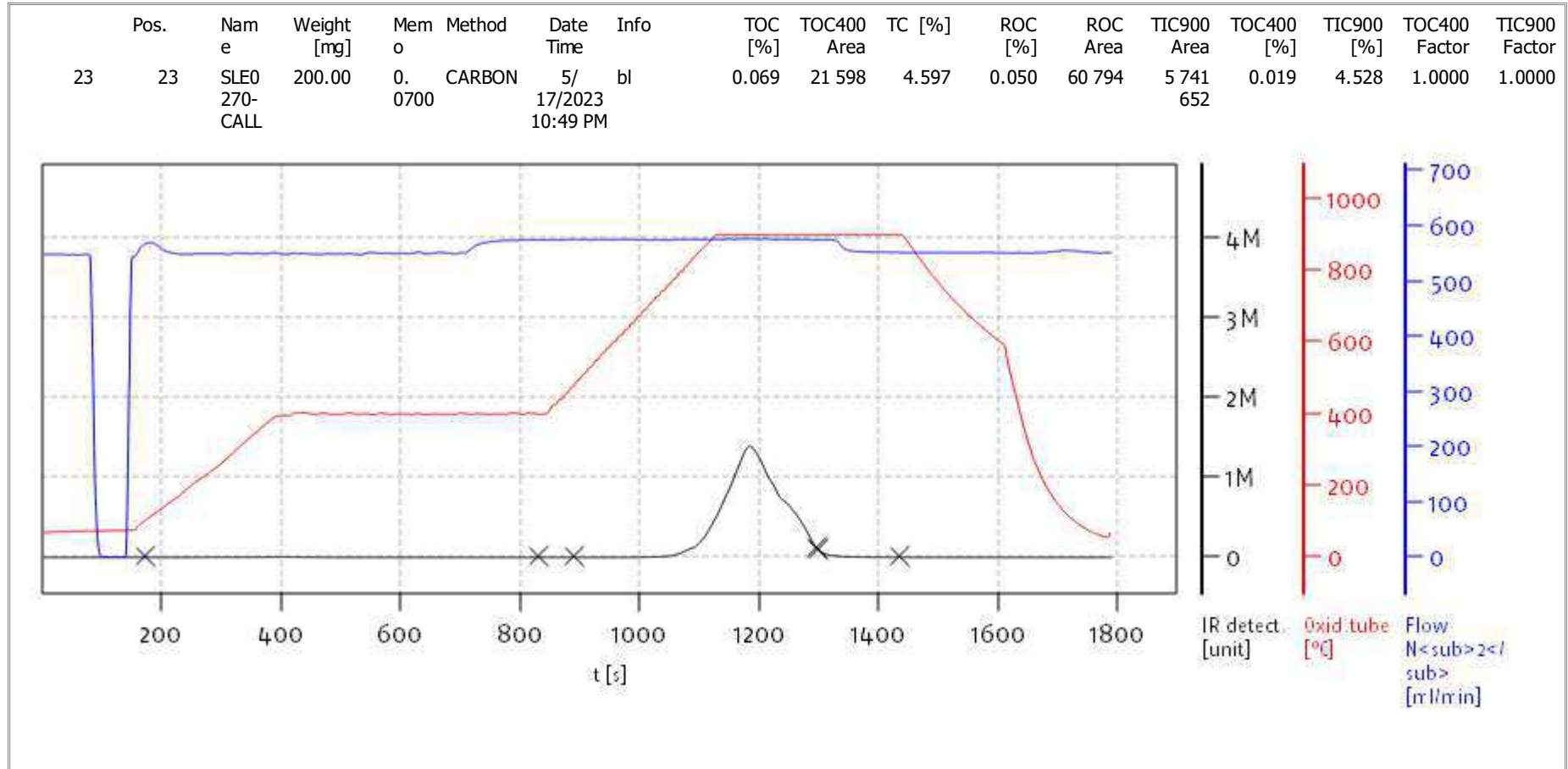
Date: Thu May 18 09:43:39 2023



solITOC V2.0.2 (31015f9) 2018-11-19
Serial No: 0300.181017
Mode CCC



Soli TOC Cube, Carbon
Balance: BAL3
Analyst: CDE



Name:

Access: solITOC superuser

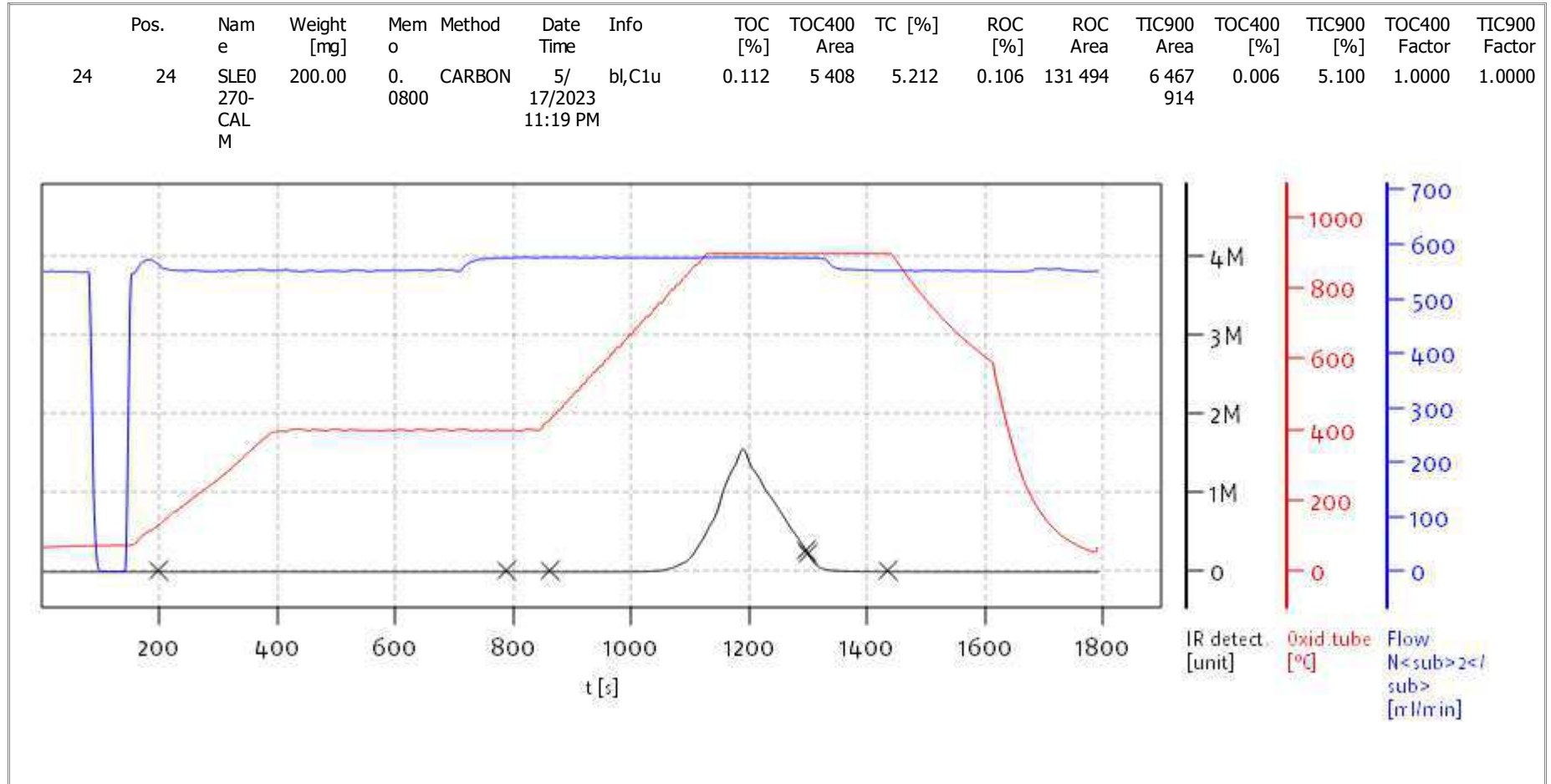
Date: Thu May 18 09:43:39 2023



solITOC V2.0.2 (31015f9) 2018-11-19
Serial No: 0300.181017
Mode CCC



Soli TOC Cube, Carbon
Balance: BAL3
Analyst: CDE



Name:

Access: solITOC superuser

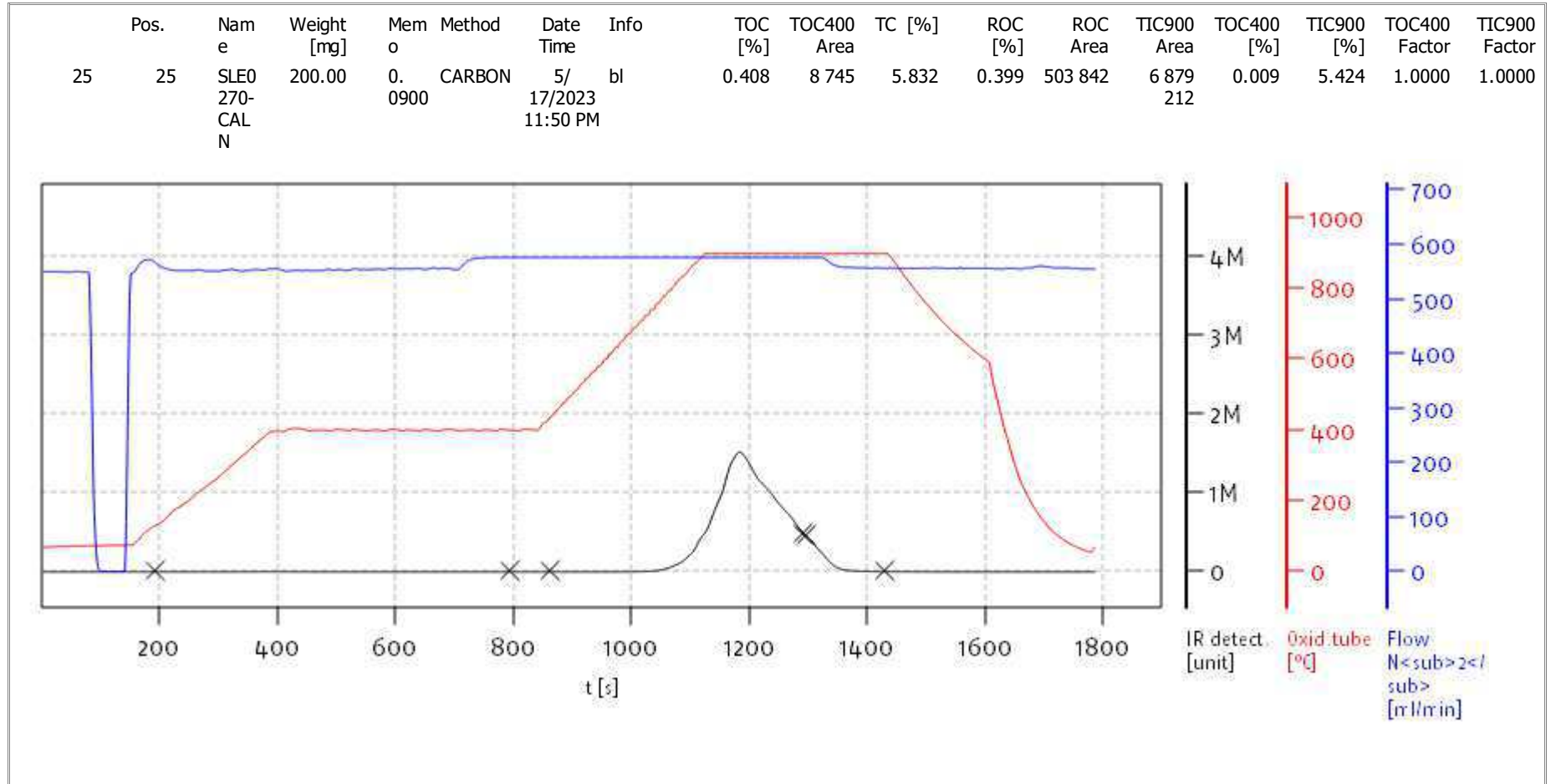
Date: Thu May 18 09:43:39 2023



solITOC V2.0.2 (31015f9) 2018-11-19
Serial No: 0300.181017
Mode CCC



Soli TOC Cube, Carbon
Balance: BAL3
Analyst: CDE



Name:

Access: solITOC superuser

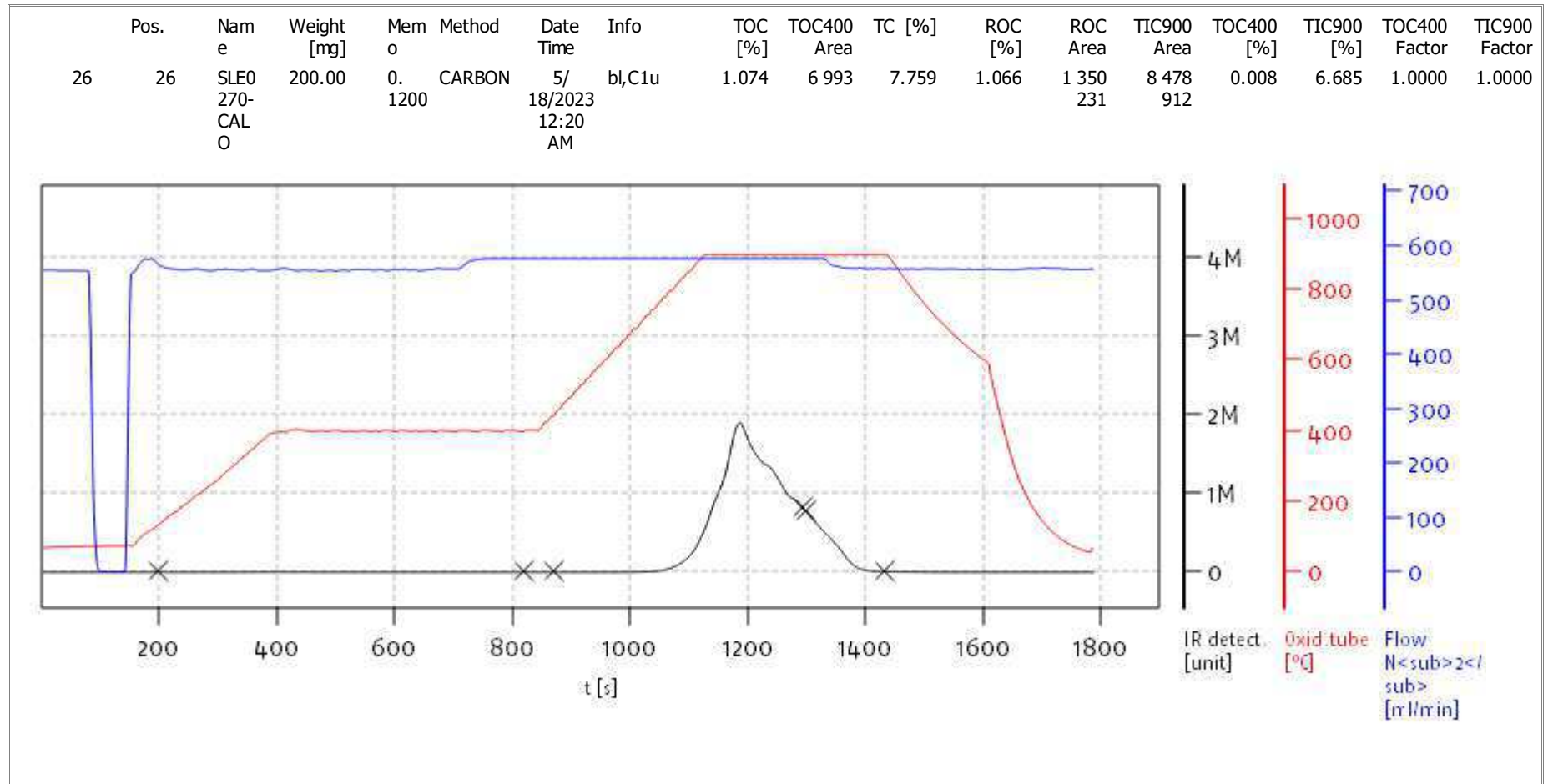
Date: Thu May 18 09:43:39 2023



solITOC V2.0.2 (31015f9) 2018-11-19
Serial No: 0300.181017
Mode CCC



Soli TOC Cube, Carbon
Balance: BAL3
Analyst: CDE



Name:

Access: solITOC superuser

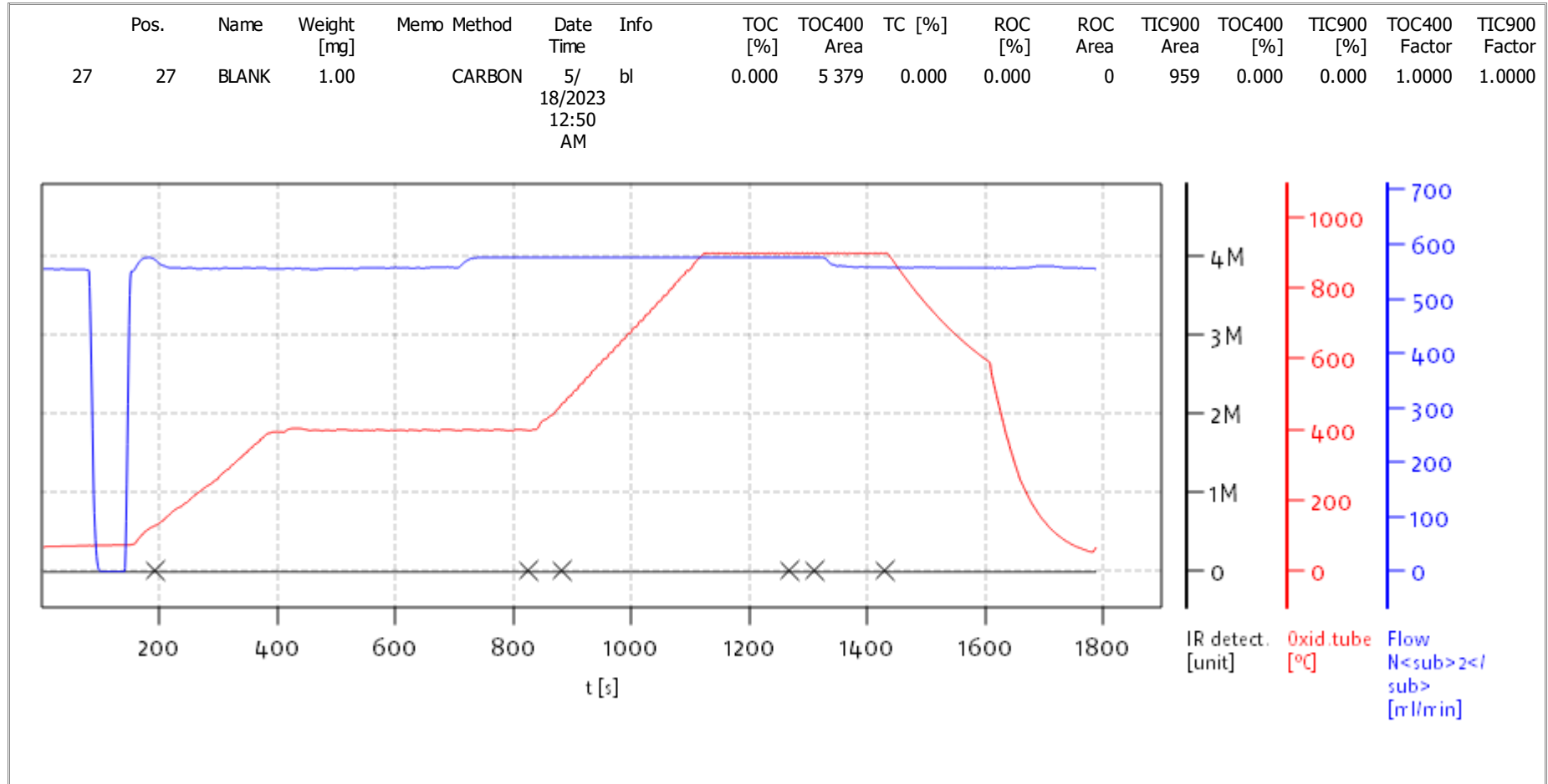
Date: Thu May 18 09:43:39 2023



solITOC V2.0.2 (31015f9) 2018-11-19
Serial No: 0300.181017
Mode CCC



Soli TOC Cube, Carbon
Balance: BAL3
Analyst: CDE



Name:

Access: solITOC superuser

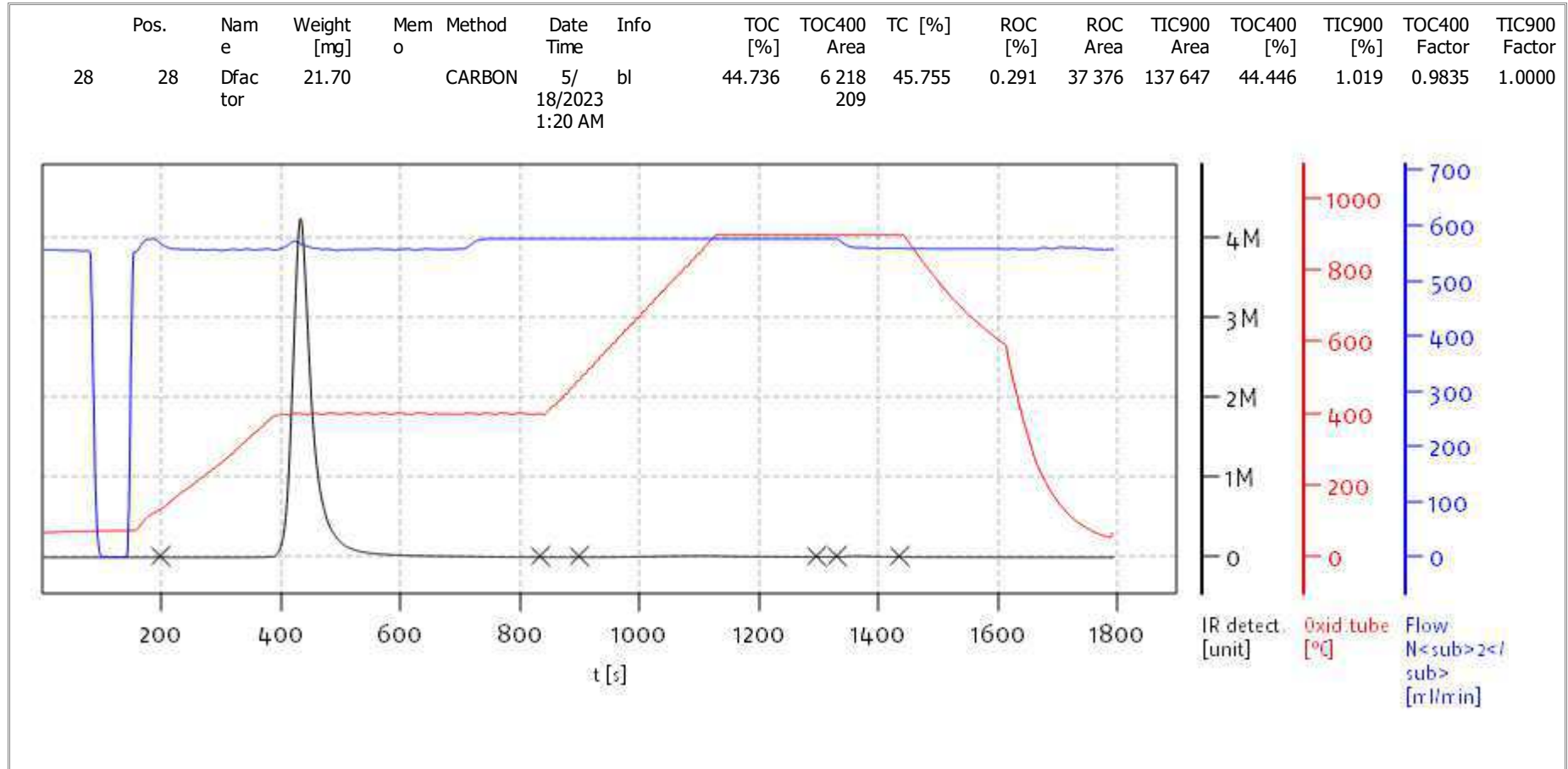
Date: Thu May 18 09:43:39 2023



solITOC V2.0.2 (31015f9) 2018-11-19
Serial No: 0300.181017
Mode CCC



Soli TOC Cube, Carbon
Balance: BAL3
Analyst: CDE



Name:

Access: solITOC superuser

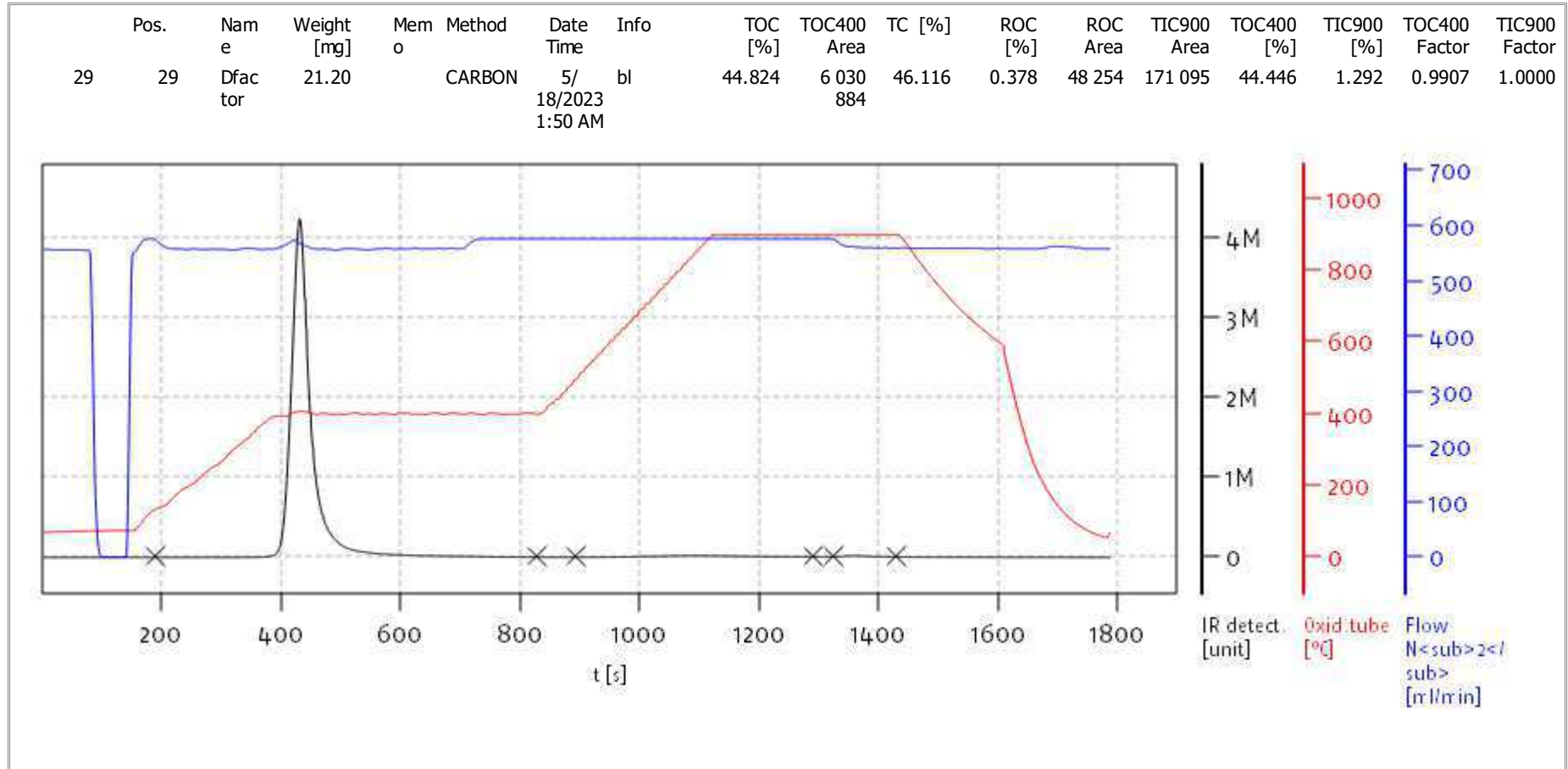
Date: Thu May 18 09:43:39 2023



solITOC V2.0.2 (31015f9) 2018-11-19
Serial No: 0300.181017
Mode CCC



Soli TOC Cube, Carbon
Balance: BAL3
Analyst: CDE



Name:

Access: solITOC superuser

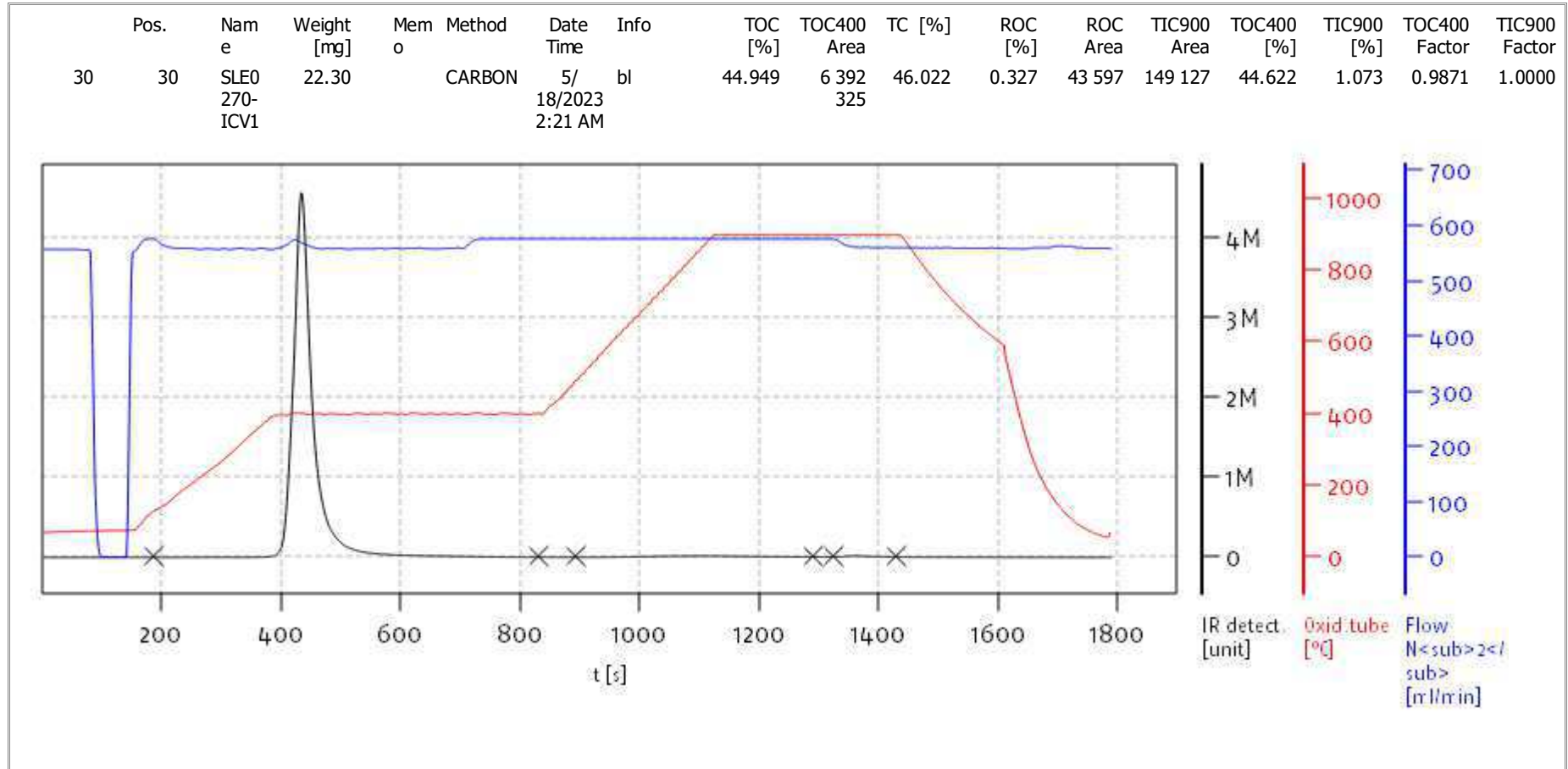
Date: Thu May 18 09:43:39 2023



solITOC V2.0.2 (31015f9) 2018-11-19
Serial No: 0300.181017
Mode CCC



Soli TOC Cube, Carbon
Balance: BAL3
Analyst: CDE



Name:

Access: solITOC superuser

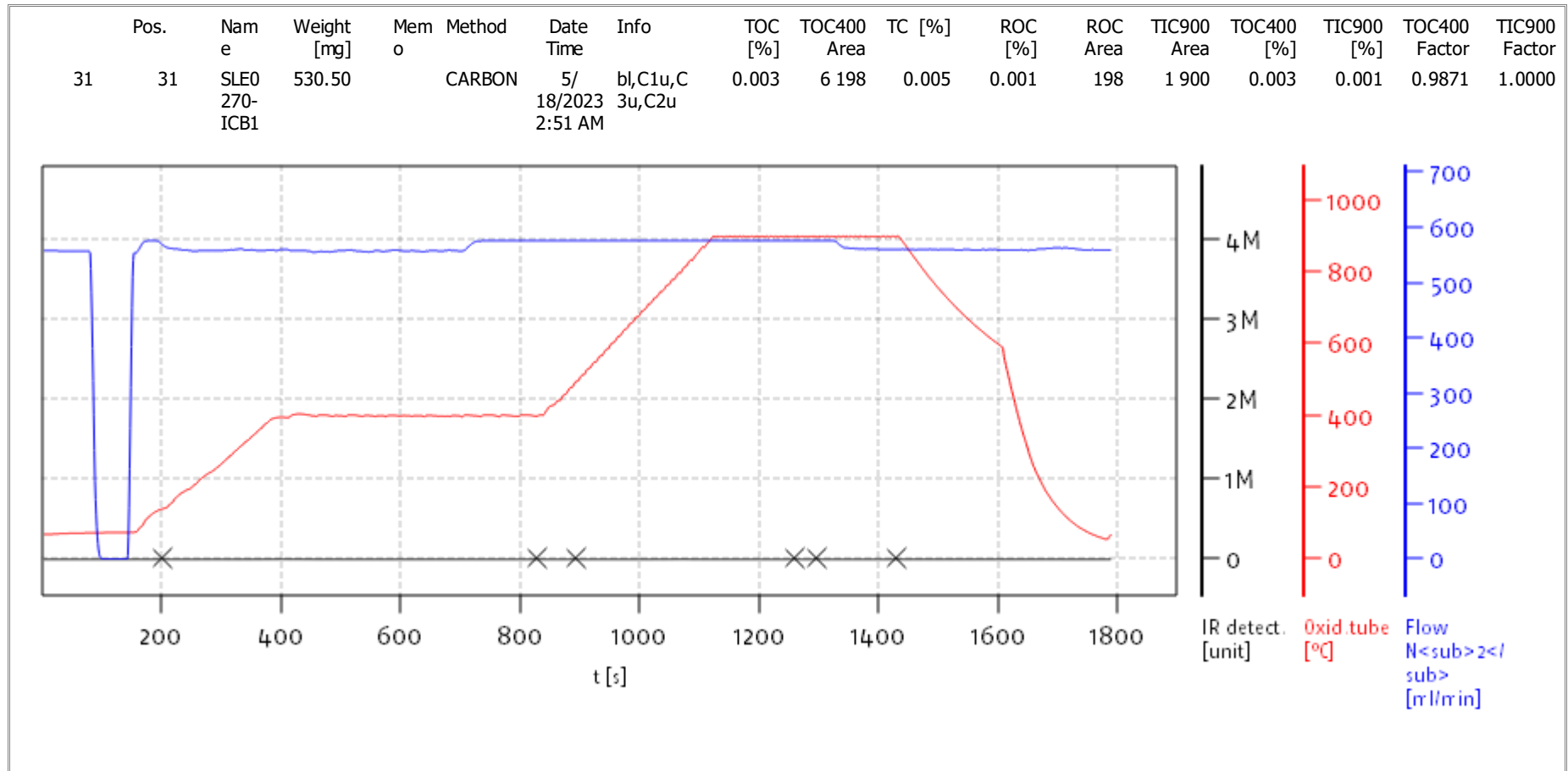
Date: Thu May 18 09:43:39 2023



solITOC V2.0.2 (31015f9) 2018-11-19
Serial No: 0300.181017
Mode CCC



Soli TOC Cube, Carbon
Balance: BAL3
Analyst: CDE



Name:

Access: solITOC superuser

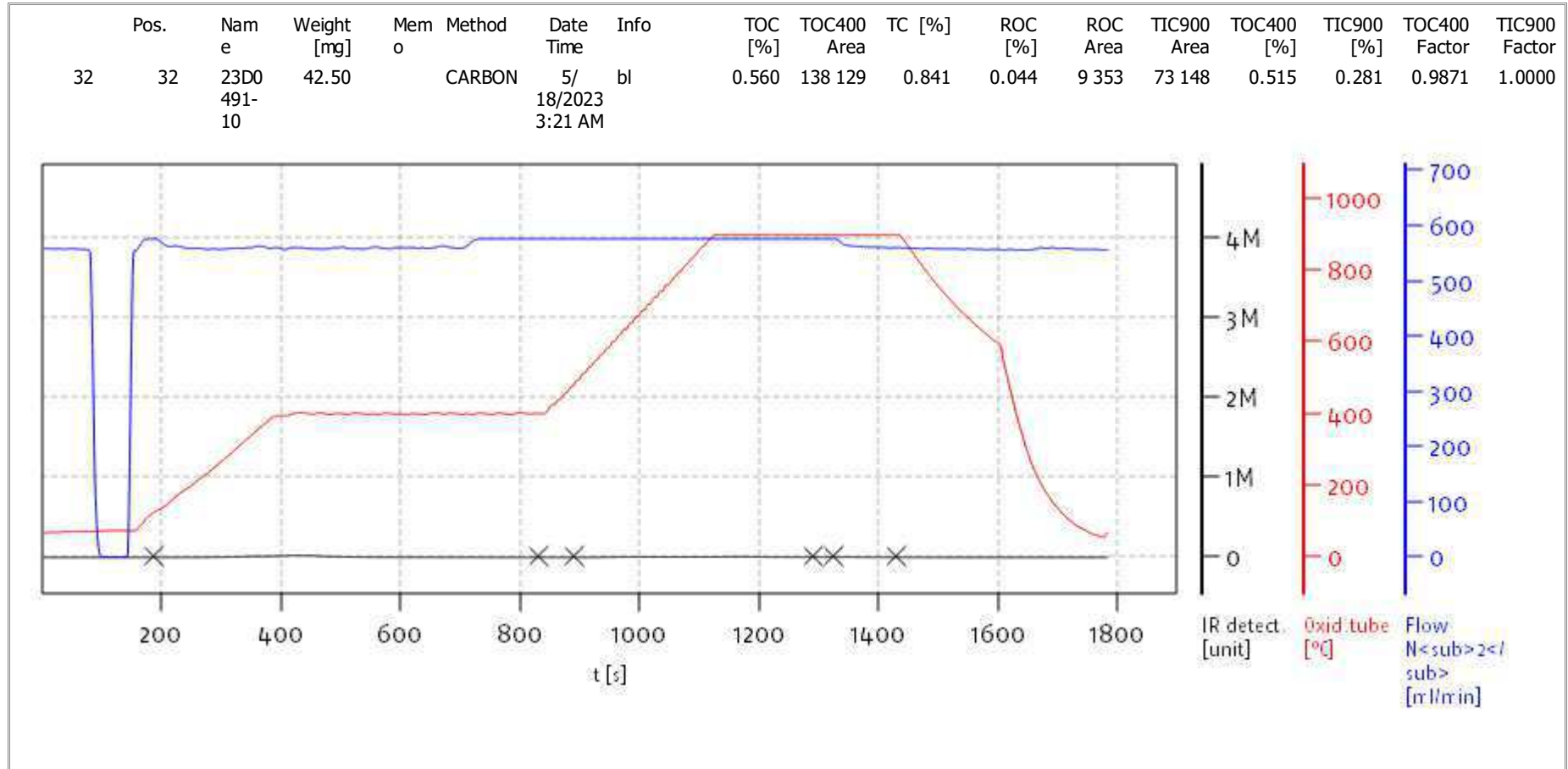
Date: Thu May 18 09:43:39 2023



solITOC V2.0.2 (31015f9) 2018-11-19
Serial No: 0300.181017
Mode CCC



Soli TOC Cube, Carbon
Balance: BAL3
Analyst: CDE



Name:

Access: solITOC superuser

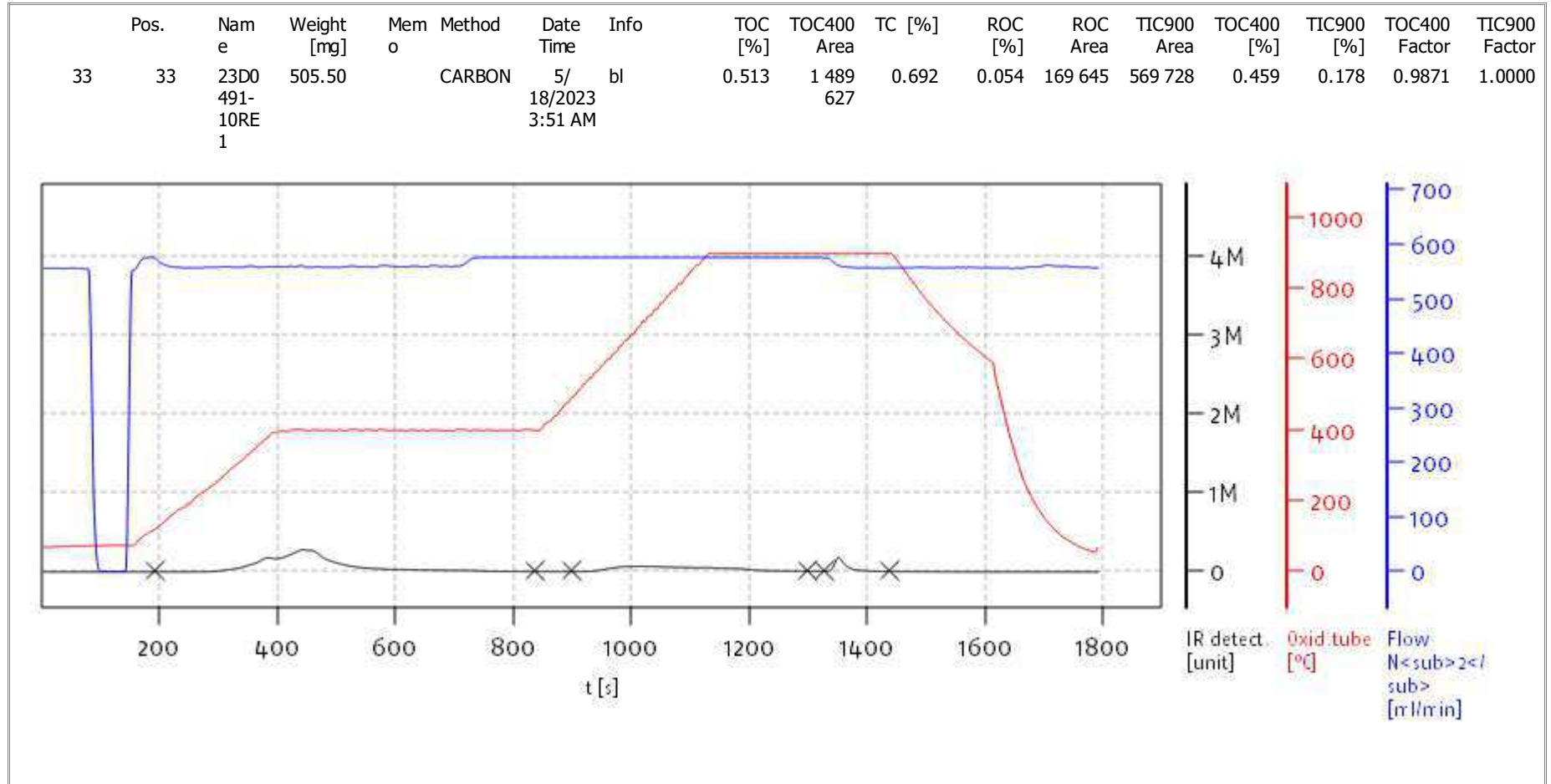
Date: Thu May 18 09:43:39 2023



solITOC V2.0.2 (31015f9) 2018-11-19
Serial No: 0300.181017
Mode CCC



Soli TOC Cube, Carbon
Balance: BAL3
Analyst: CDE



Name:

Access: solITOC superuser

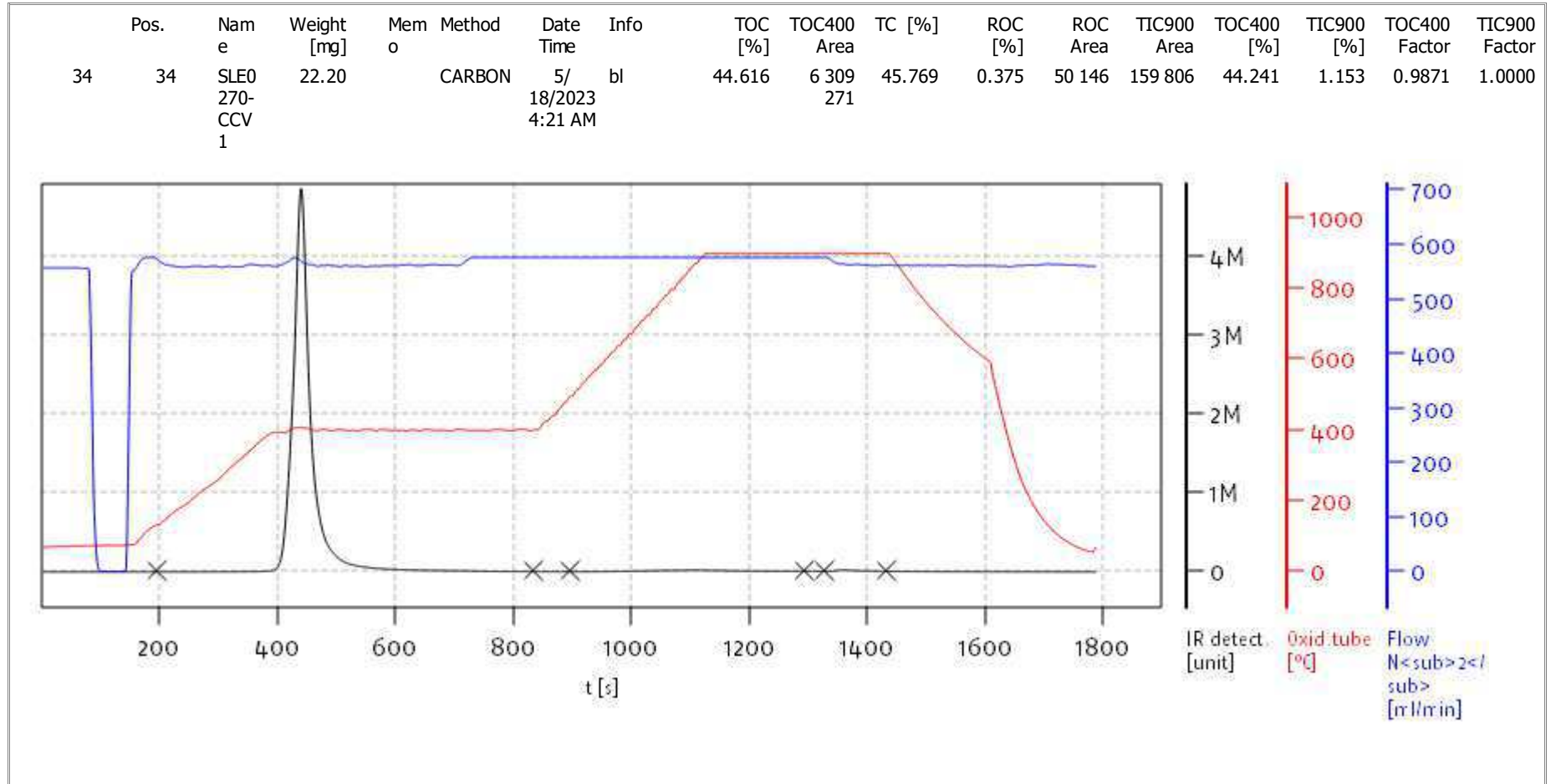
Date: Thu May 18 09:43:39 2023



solITOC V2.0.2 (31015f9) 2018-11-19
Serial No: 0300.181017
Mode CCC



Soli TOC Cube, Carbon
Balance: BAL3
Analyst: CDE



Name:

Access: solITOC superuser

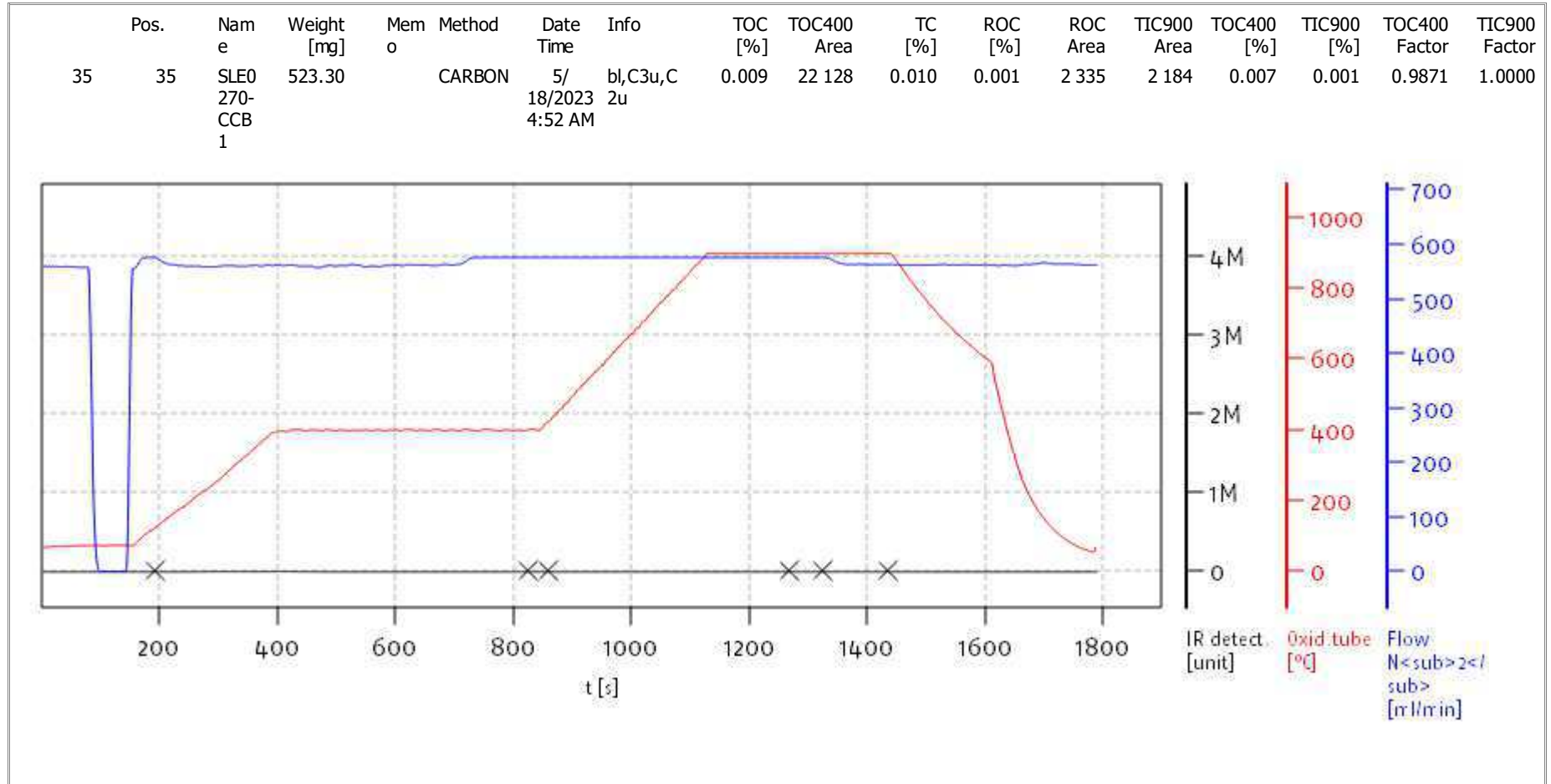
Date: Thu May 18 09:43:39 2023



solITOC V2.0.2 (31015f9) 2018-11-19
Serial No: 0300.181017
Mode CCC



Soli TOC Cube, Carbon
Balance: BAL3
Analyst: CDE



Name:

Access: solITOC superuser

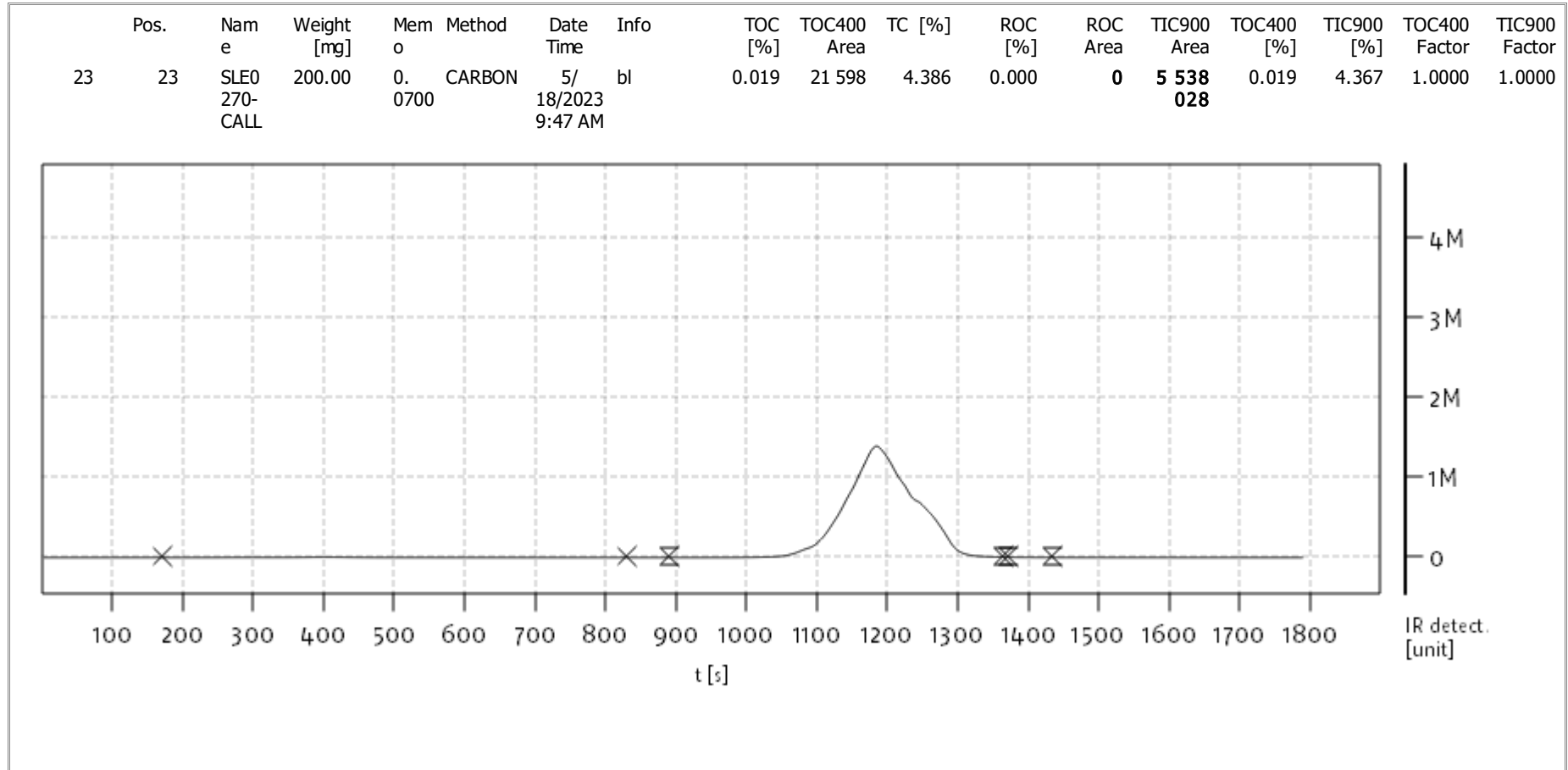
Date: Thu May 18 09:43:39 2023



solITOC V2.0.2 (31015f9) 2018-11-19
Serial No: 0300.181017
Mode CCC



Soli TOC Cube, Carbon
Balance: BAL3
Analyst: CDE



Name:

Access: solITOC superuser

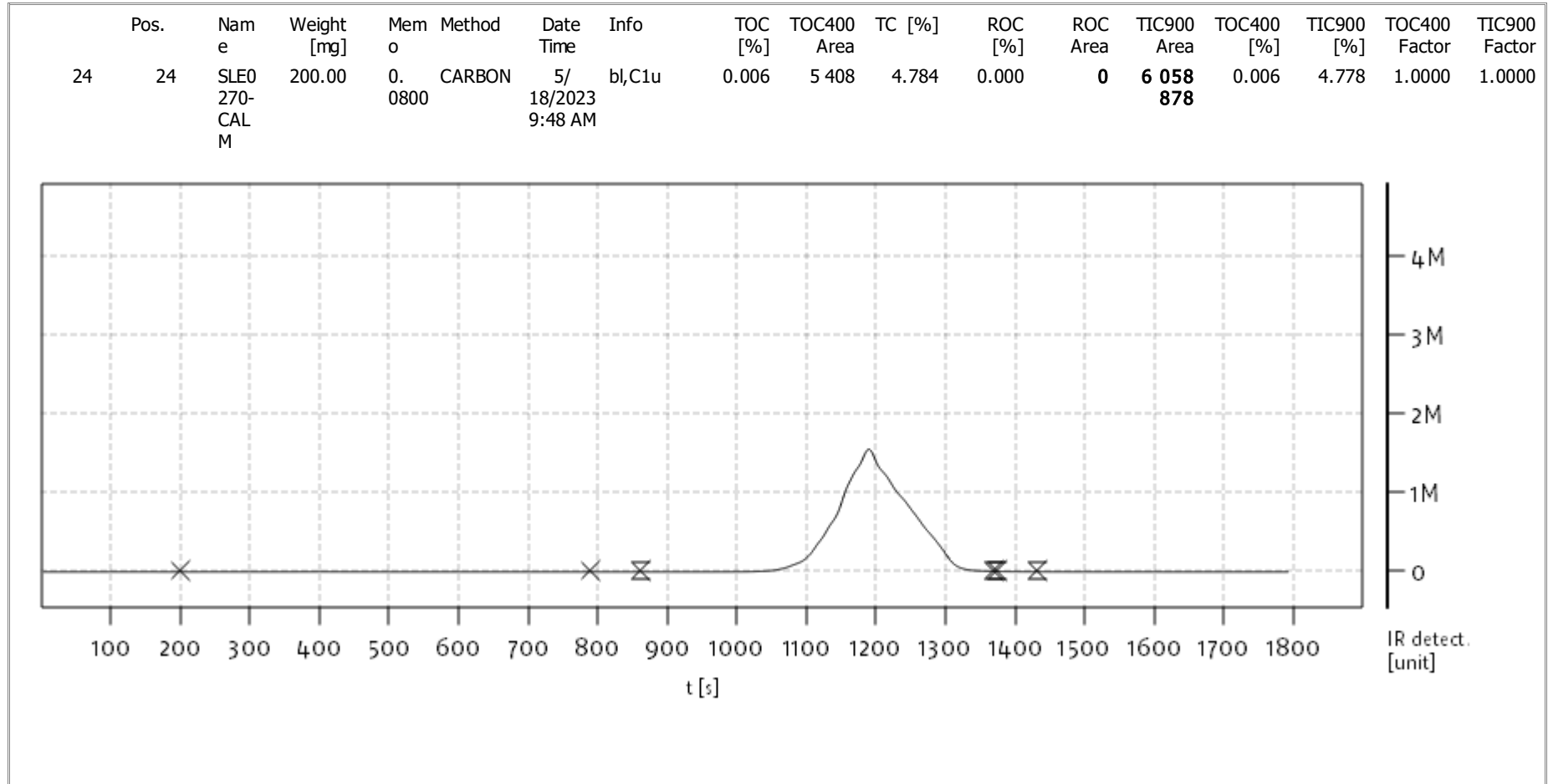
Date: Thu May 18 09:50:12 2023



solITOC V2.0.2 (31015f9) 2018-11-19
Serial No: 0300.181017
Mode CCC



Soli TOC Cube, Carbon
Balance: BAL3
Analyst: CDE



Name:

Access: solITOC superuser

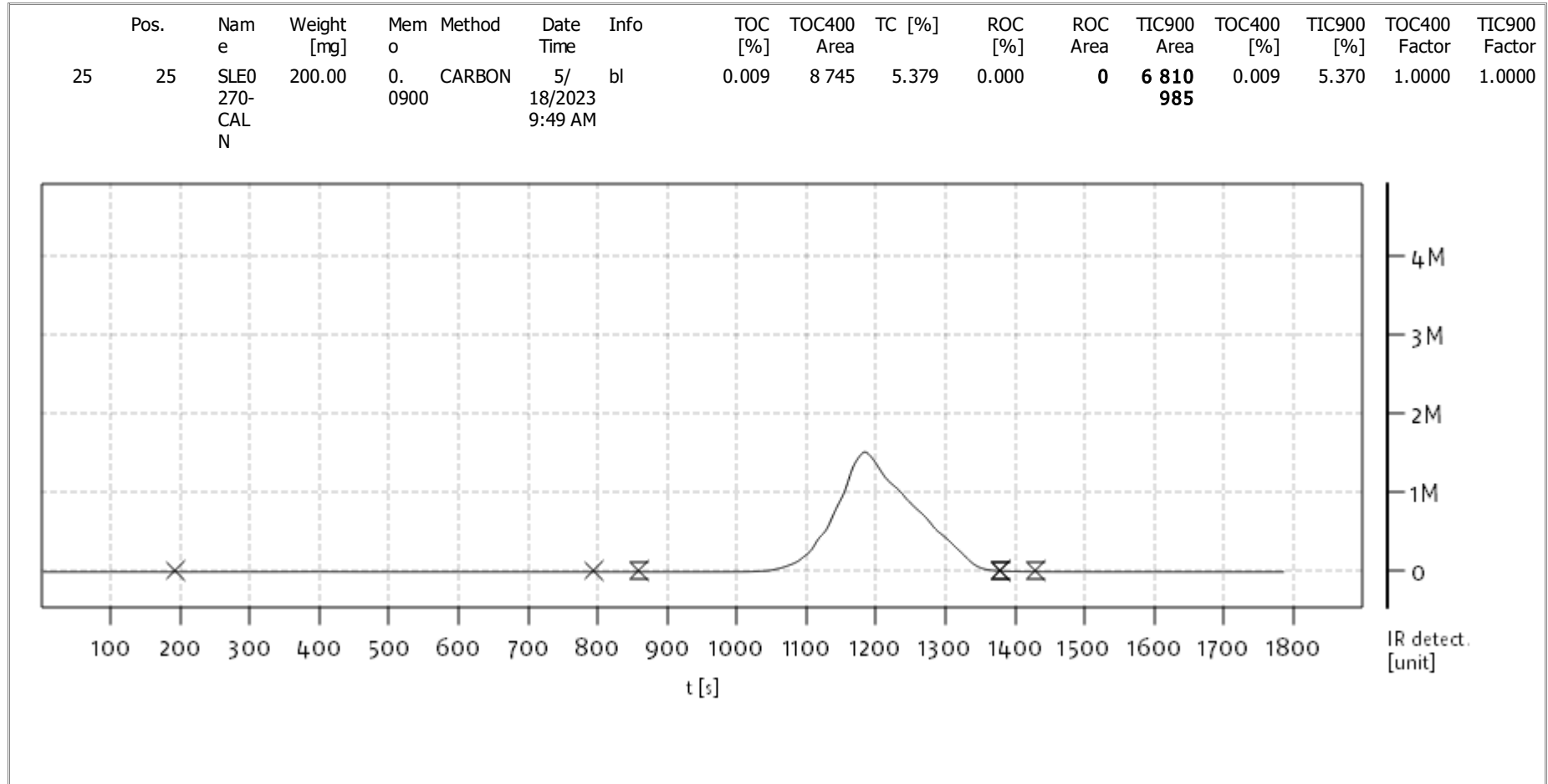
Date: Thu May 18 09:50:12 2023



solITOC V2.0.2 (31015f9) 2018-11-19
Serial No: 0300.181017
Mode CCC



Soli TOC Cube, Carbon
Balance: BAL3
Analyst: CDE



Name:

Access: solITOC superuser

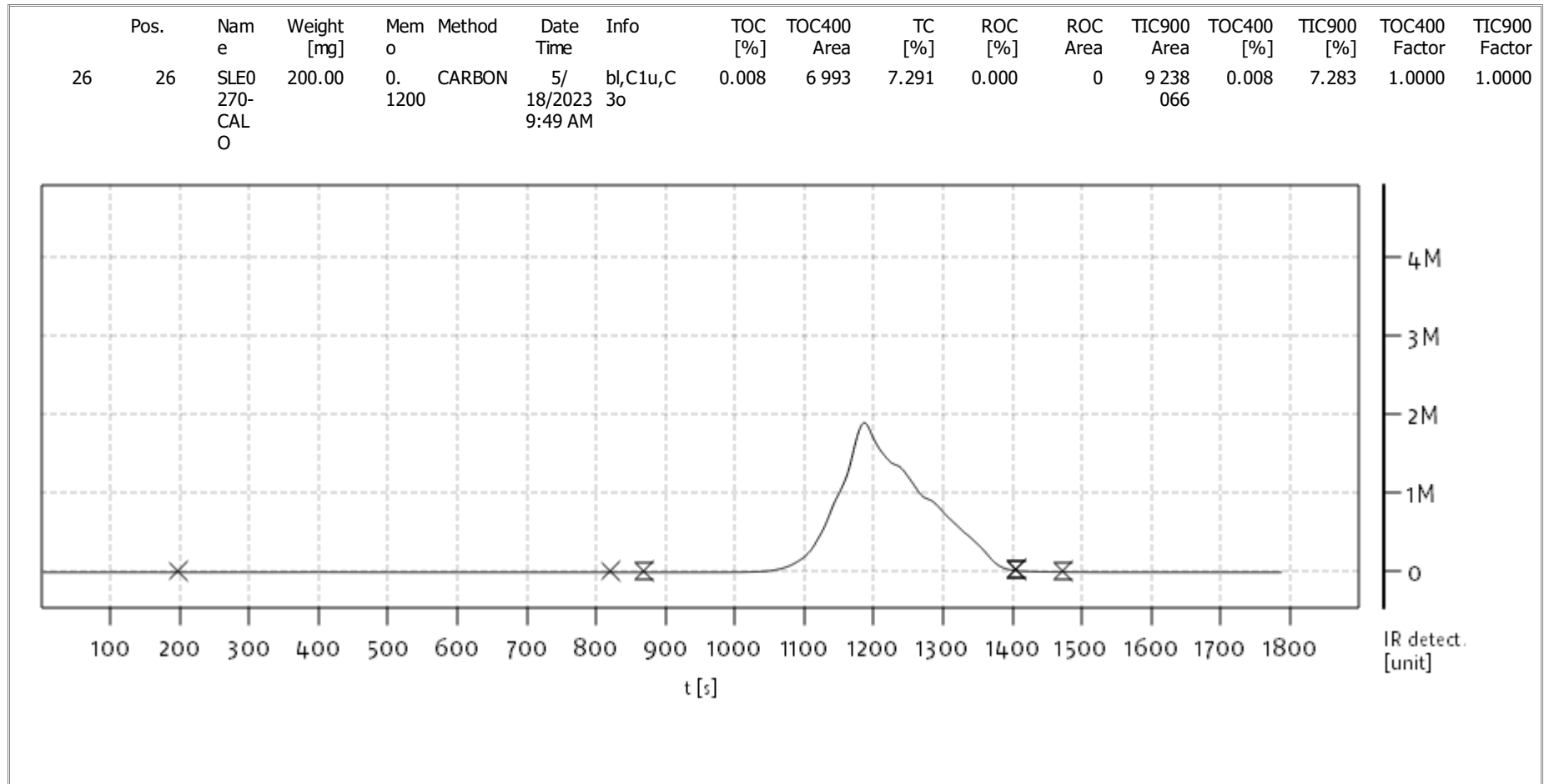
Date: Thu May 18 09:50:12 2023



solITOC V2.0.2 (31015f9) 2018-11-19
Serial No: 0300.181017
Mode CCC



Soli TOC Cube, Carbon
Balance: BAL3
Analyst: CDE



Name:

Access: solITOC superuser

Date: Thu May 18 09:50:12 2023



solITOC V2.0.2 (31015f9) 2018-11-19
Serial No: 0300.181017
Mode CCC



INITIAL CALIBRATION DATA

EPA 9060A m

Laboratory: Analytical Resources, LLC

SDG: 23C0774

Client: Anchor QEA, LLC

Project: AOC5 MR Phase 1

Calibration: GE00052

Instrument: TOC Cube

Calibration Date: 05/17/2023 10:07

Compound	Level 07		Level 08		Level 09		Level 10		Level 11		Level 12	
	Conc	RF	Conc	RF	Conc	RF	Conc	RF	Conc	RF	Conc	RF
Total Organic Carbon	0.075081	1526165	0.092268	1411324	0.12031	1696235	0.15107	1646548	0.24	1507392	0.306	1652209
Total Carbon	0.075081	1526165	0.092268	1411324	0.12031	1696235	0.15107	1646548	0.24	1507392	0.306	1652209
Total Inorganic Carbon	0.075081	1526165	0.092268	1411324	0.12031	1696235	0.15107	1646548	0.24	1507392	0.306	1652209
% Soot	0.075081	1526165	0.092268	1411324	0.12031	1696235	0.15107	1646548	0.24	1507392	0.306	1652209



INITIAL CALIBRATION DATA

EPA 9060A m

Laboratory: Analytical Resources, LLC

SDG: 23C0774

Client: Anchor QEA, LLC

Project: AOC5 MR Phase 1

Calibration: GE00052

Instrument: TOC Cube

Calibration Date: 05/17/2023 10:07

Compound	Level 13		Level 14		Level 15		Level 16		Level 17		Level 18	
	Conc	RF	Conc	RF	Conc	RF	Conc	RF	Conc	RF	Conc	RF
Total Organic Carbon	0.426	1366392	0.606	1382589	0.894	1387318	1.206	1393572	1.506	1392225	1.806	1387100
Total Carbon	0.426	1366392	0.606	1382589	0.894	1387318	1.206	1393572	1.506	1392225	1.806	1387100
Total Inorganic Carbon	0.426	1366392	0.606	1382589	0.894	1387318	1.206	1393572	1.506	1392225	1.806	1387100
% Soot	0.426	1366392	0.606	1382589	0.894	1387318	1.206	1393572	1.506	1392225	1.806	1387100



INITIAL CALIBRATION DATA

EPA 9060A m

Laboratory: Analytical Resources, LLC

SDG: 23C0774

Client: Anchor QEA, LLC

Project: AOC5 MR Phase 1

Calibration: GE00052

Instrument: TOC Cube

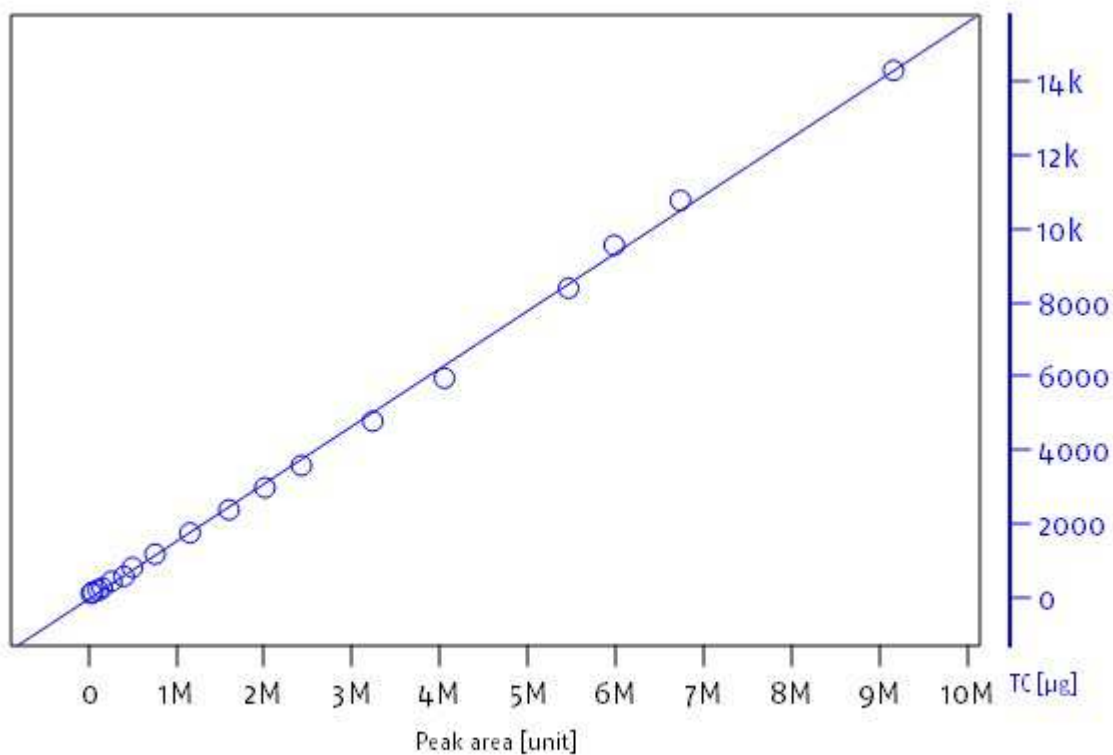
Calibration Date: 05/17/2023 10:07

Compound	Level 19		Level 20		Level 21		Level 22		Level 23		Level 24	
	Conc	RF	Conc	RF	Conc	RF	Conc	RF	Conc	RF	Conc	RF
Total Organic Carbon	2.406	1383080	2.988	1392309	4.206	1321832	4.788	1266559	5.394	1264318	7.152	1292654
Total Carbon	2.406	1383080	2.988	1392309	4.206	1321832	4.788	1266559	5.394	1264318	7.152	1292654
Total Inorganic Carbon	2.406	1383080	2.988	1392309	4.206	1321832	4.788	1266559	5.394	1264318	7.152	1292654
% Soot	2.406	1383080	2.988	1392309	4.206	1321832	4.788	1266559	5.394	1264318	7.152	1292654

Calibration parameters TC, Whole range

a	+9.122373e-03
b	+1.560792e-06
c	+0.000000e+00
d	+0.000000e+00
e	+0.000000e+00
r	0.998690
r_old	0.998690
Proc.-SD	155.562438 µg

Calibration graph TC, Whole range



Name:

Access: solITOC superuser

Date: Thu May 18 10:02:15 2023



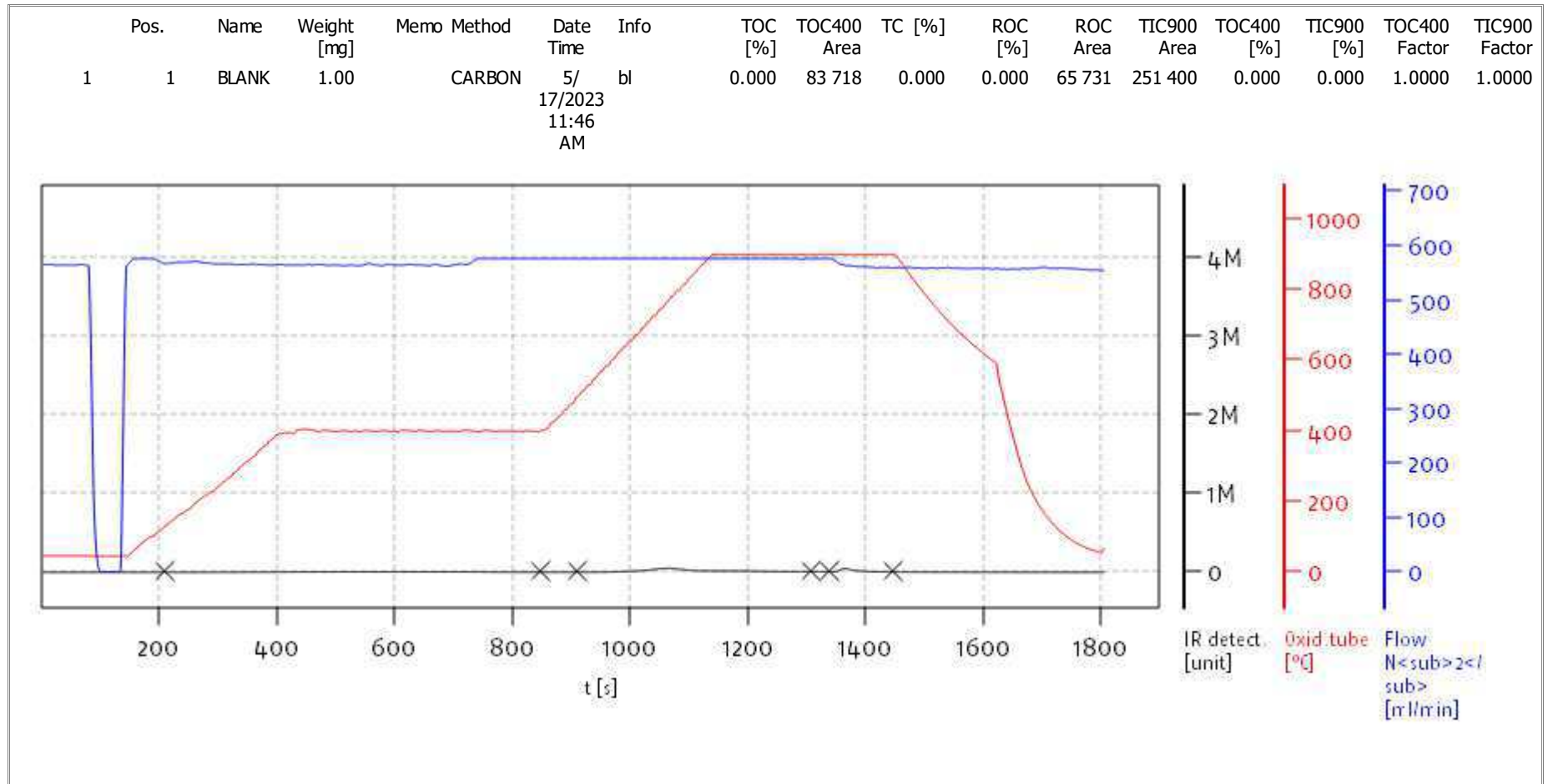
solITOC V2.0.2 (31015f9) 2018-11-19

Serial No: 0300.181017

Mode CCC



Soli TOC Cube, Carbon
Balance: BAL3
Analyst: CDE



Name:

Access: solITOC superuser

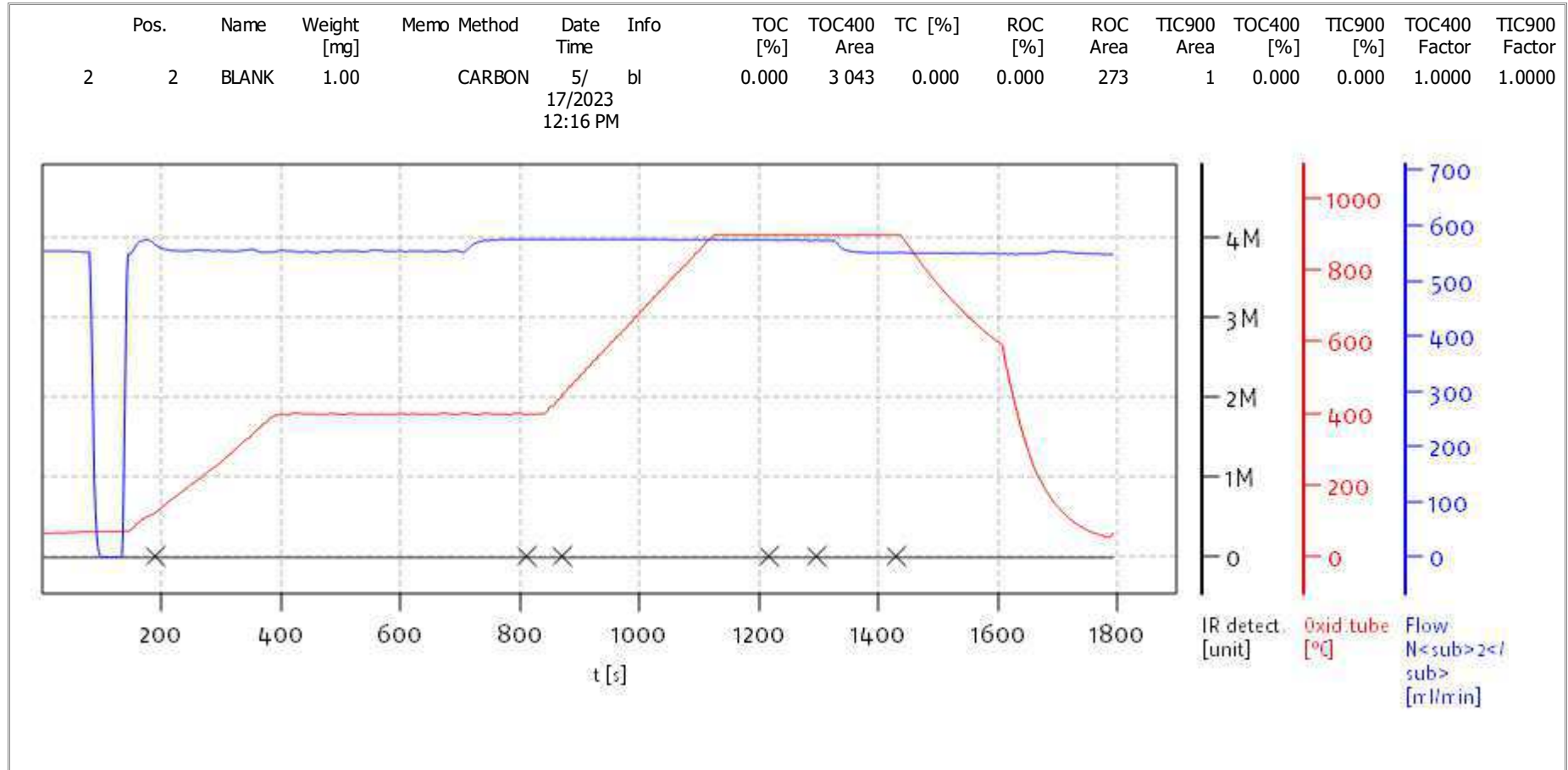
Date: Thu May 18 09:43:39 2023



solITOC V2.0.2 (31015f9) 2018-11-19
Serial No: 0300.181017
Mode CCC



Soli TOC Cube, Carbon
Balance: BAL3
Analyst: CDE



Name:

Access: solITOC superuser

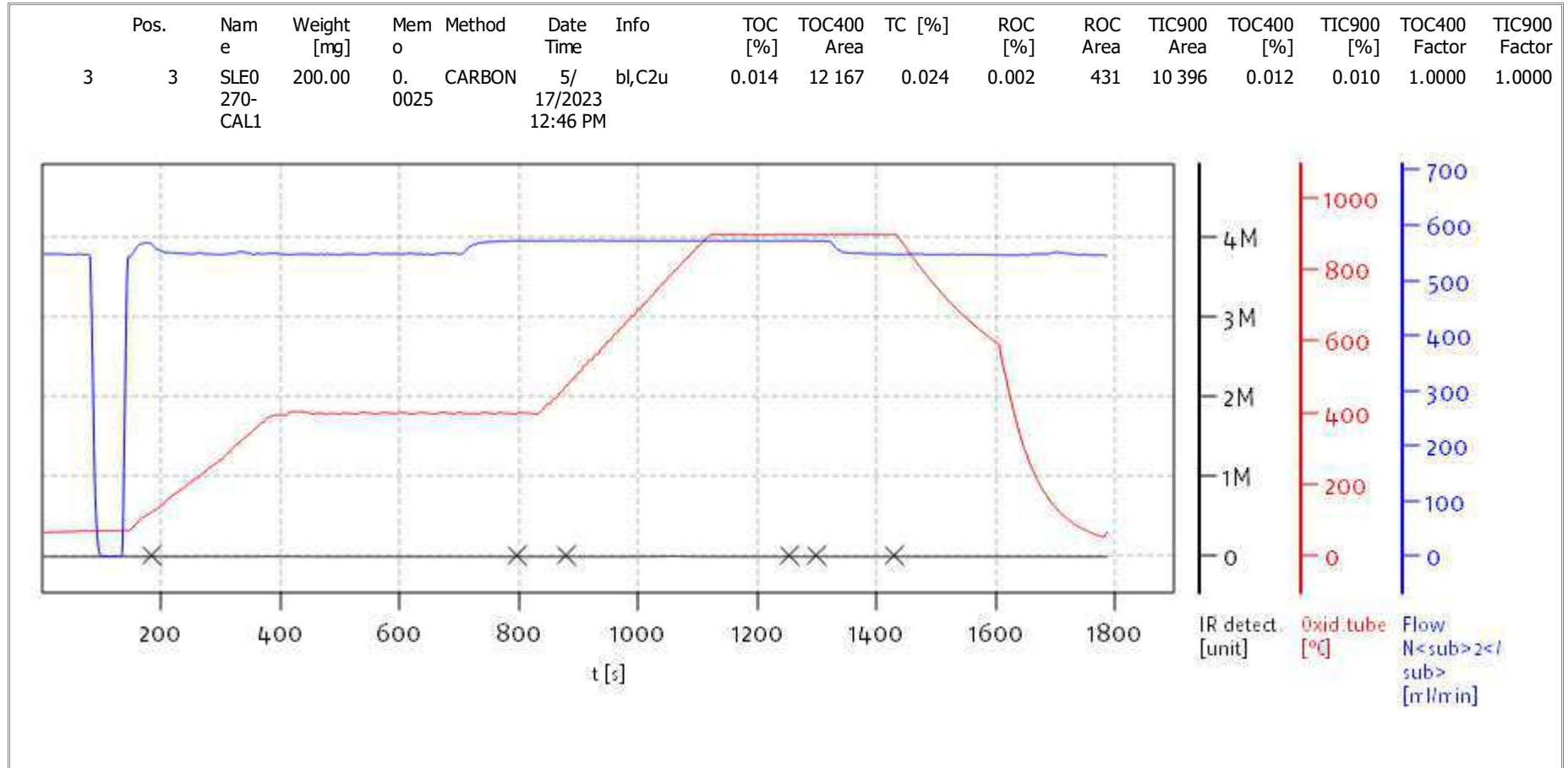
Date: Thu May 18 09:43:39 2023



solITOC V2.0.2 (31015f9) 2018-11-19
Serial No: 0300.181017
Mode CCC



Soli TOC Cube, Carbon
Balance: BAL3
Analyst: CDE



Name:

Access: solITOC superuser

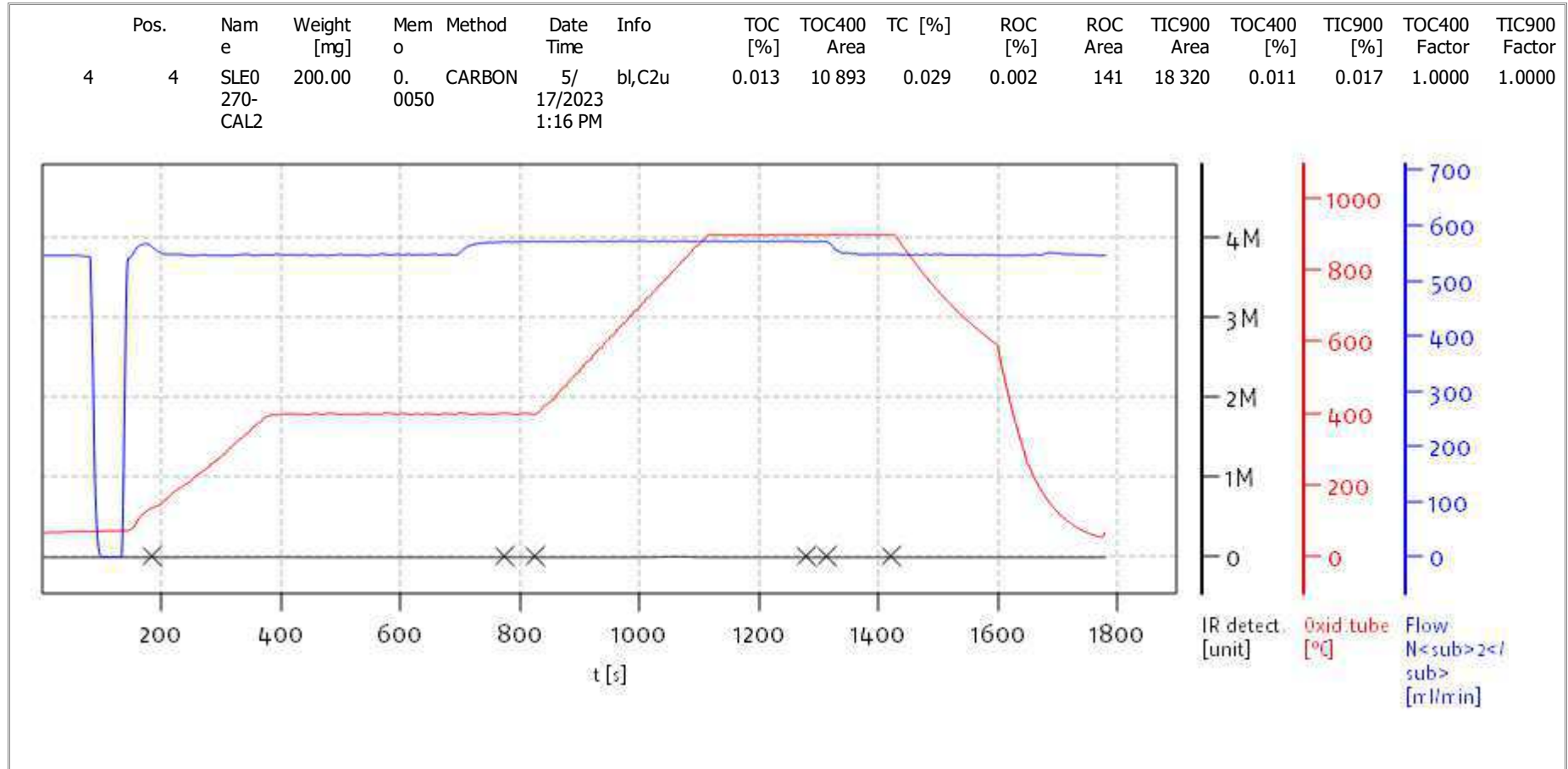
Date: Thu May 18 09:43:39 2023



solITOC V2.0.2 (31015f9) 2018-11-19
Serial No: 0300.181017
Mode CCC



Soli TOC Cube, Carbon
Balance: BAL3
Analyst: CDE



Name:

Access: solITOC superuser

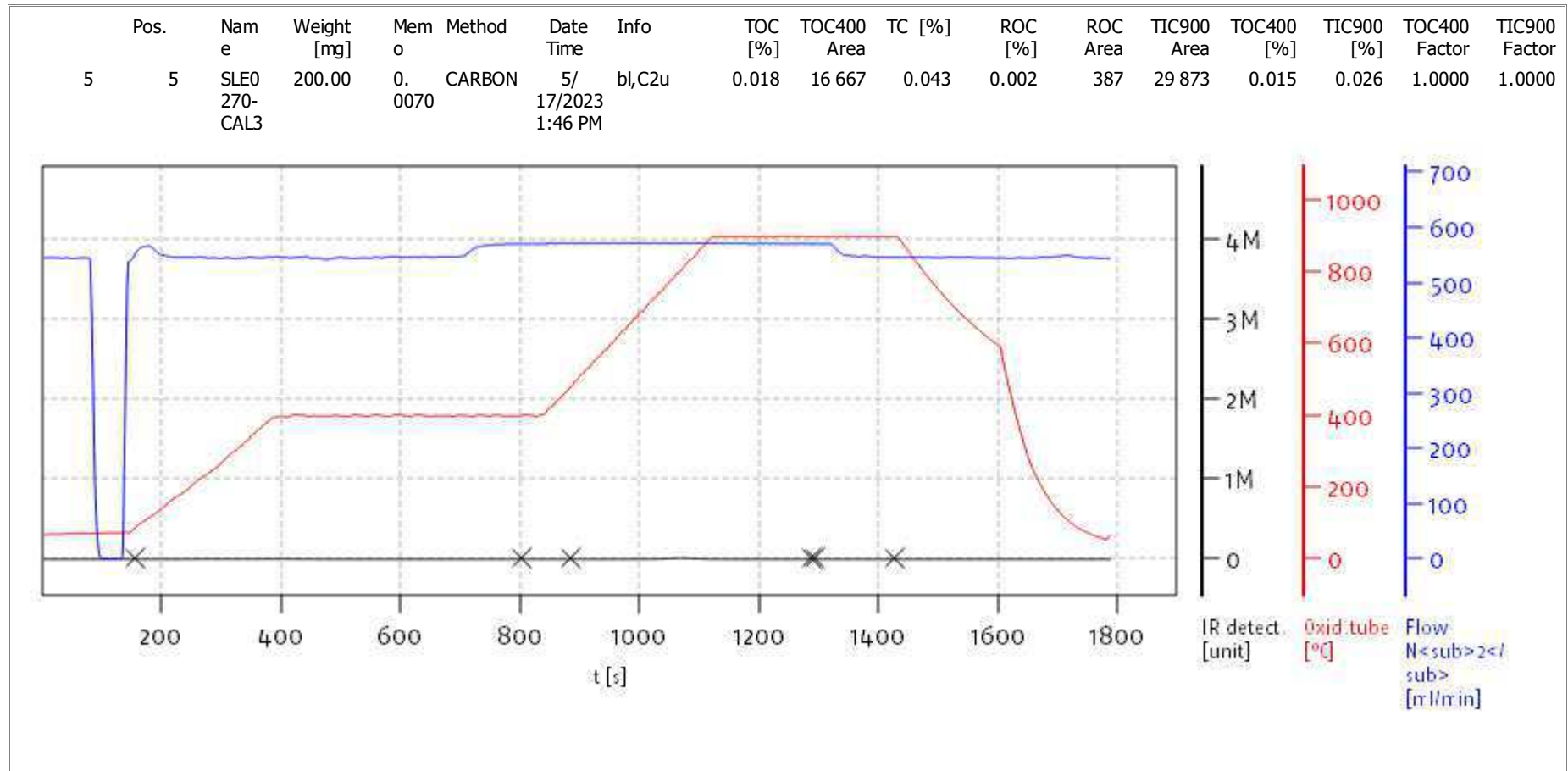
Date: Thu May 18 09:43:39 2023



solITOC V2.0.2 (31015f9) 2018-11-19
Serial No: 0300.181017
Mode CCC



Soli TOC Cube, Carbon
Balance: BAL3
Analyst: CDE



Name:

Access: solITOC superuser

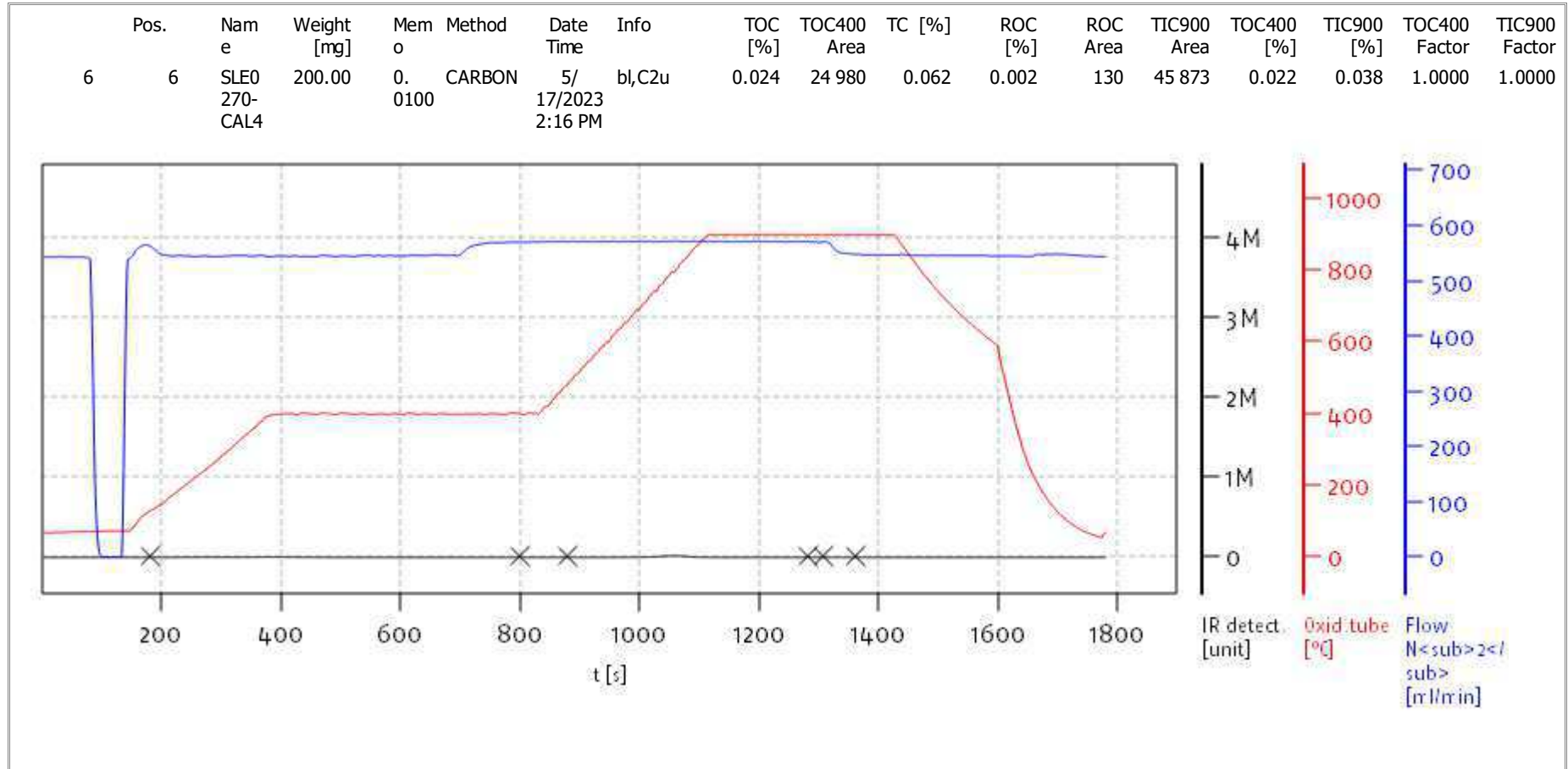
Date: Thu May 18 09:43:39 2023



solITOC V2.0.2 (31015f9) 2018-11-19
Serial No: 0300.181017
Mode CCC



Soli TOC Cube, Carbon
Balance: BAL3
Analyst: CDE



Name:

Access: solITOC superuser

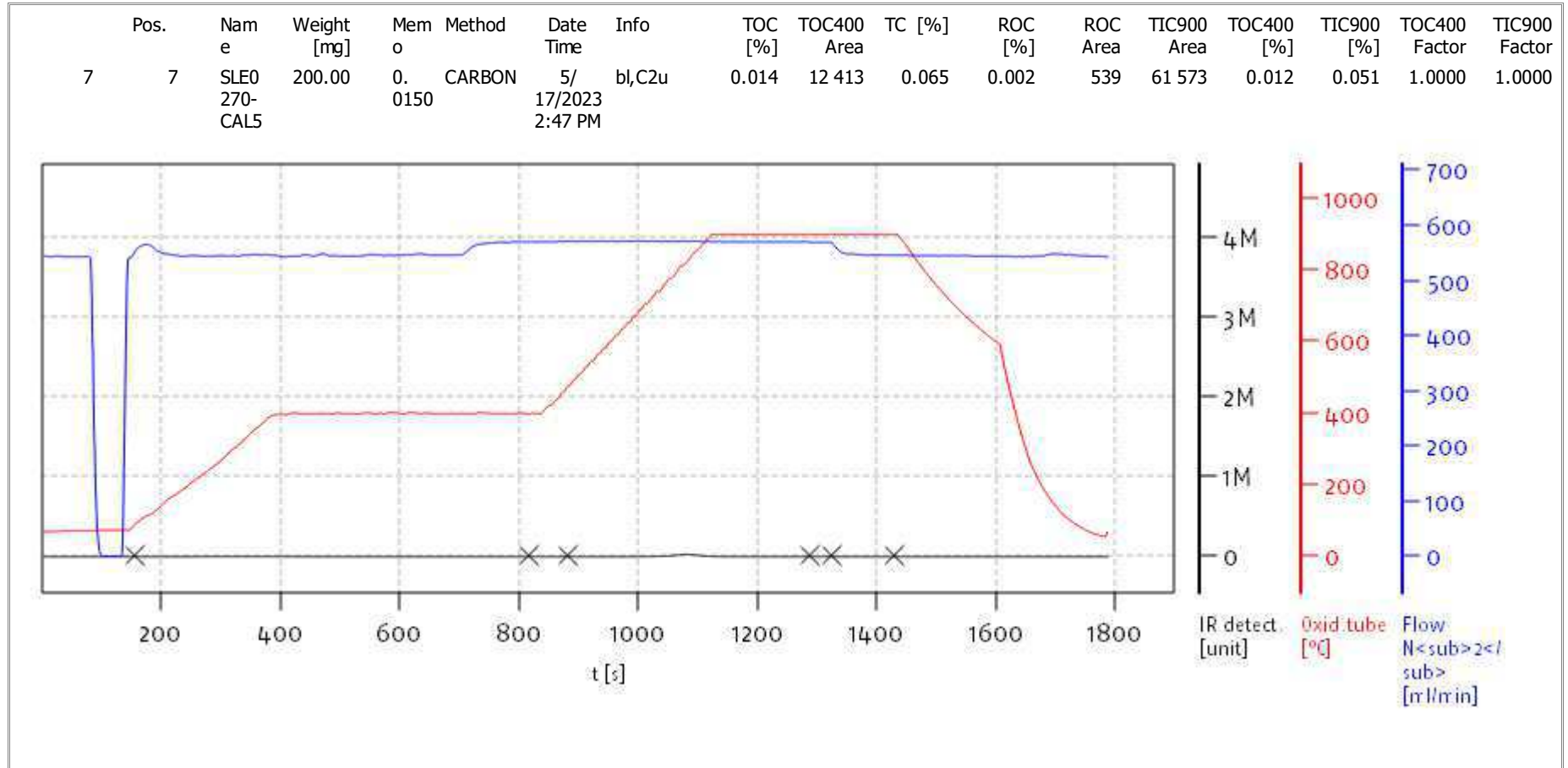
Date: Thu May 18 09:43:39 2023



solITOC V2.0.2 (31015f9) 2018-11-19
Serial No: 0300.181017
Mode CCC



Soli TOC Cube, Carbon
Balance: BAL3
Analyst: CDE



Name:

Access: solITOC superuser

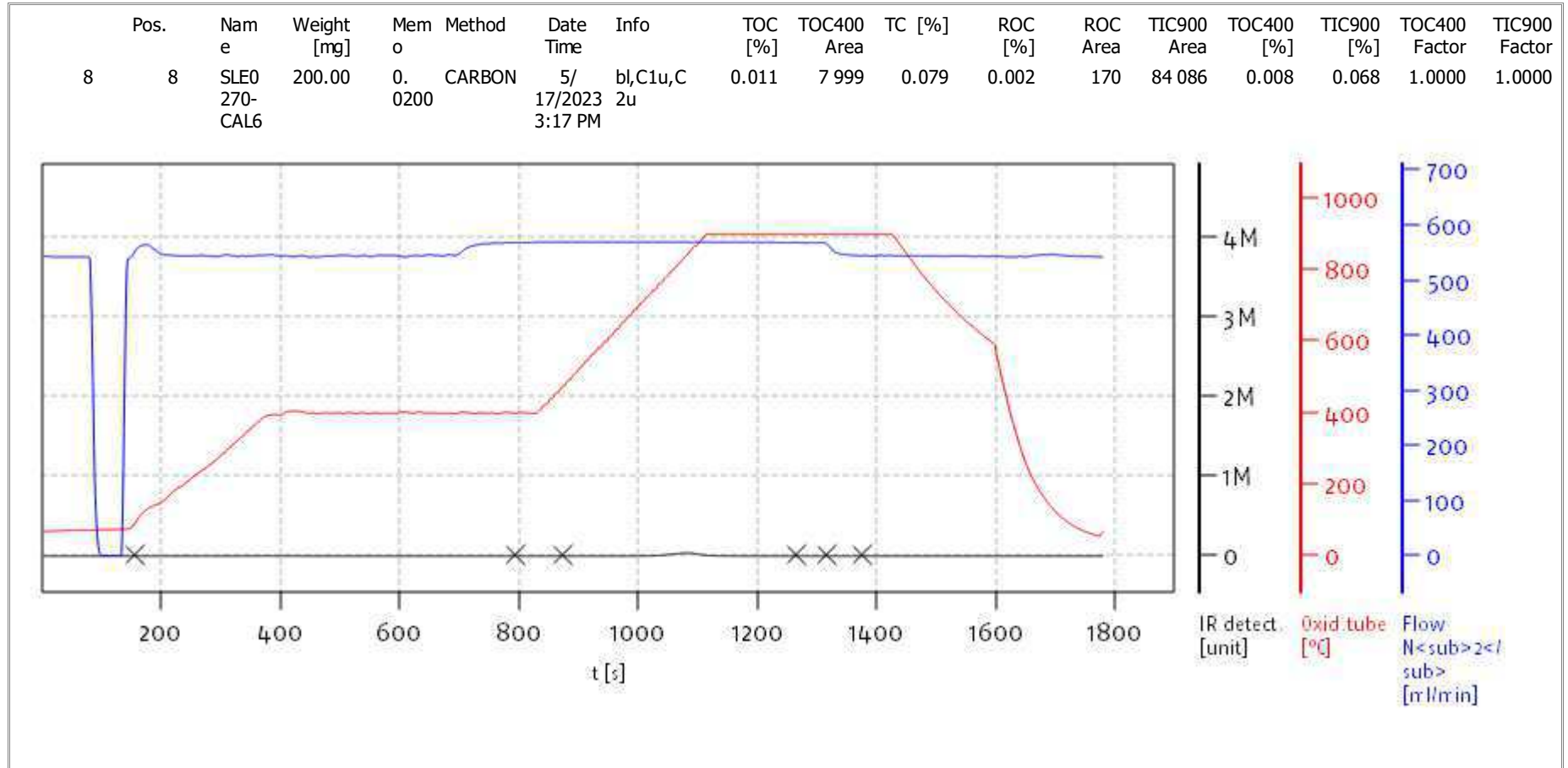
Date: Thu May 18 09:43:39 2023



solITOC V2.0.2 (31015f9) 2018-11-19
Serial No: 0300.181017
Mode CCC



Soli TOC Cube, Carbon
Balance: BAL3
Analyst: CDE



Name:

Access: solITOC superuser

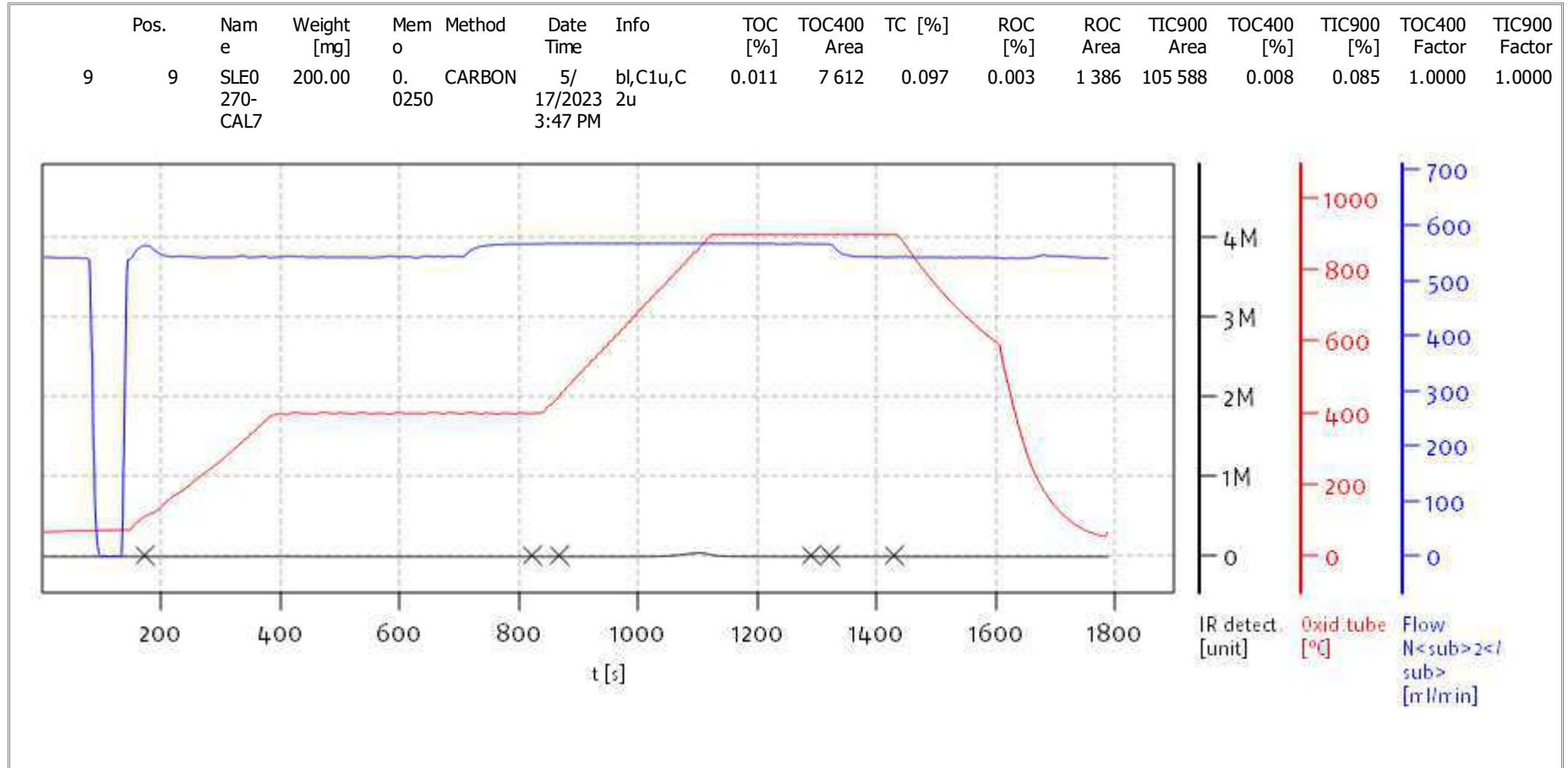
Date: Thu May 18 09:43:39 2023



solITOC V2.0.2 (31015f9) 2018-11-19
Serial No: 0300.181017
Mode CCC



Soli TOC Cube, Carbon
Balance: BAL3
Analyst: CDE



Name:

Access: solITOC superuser

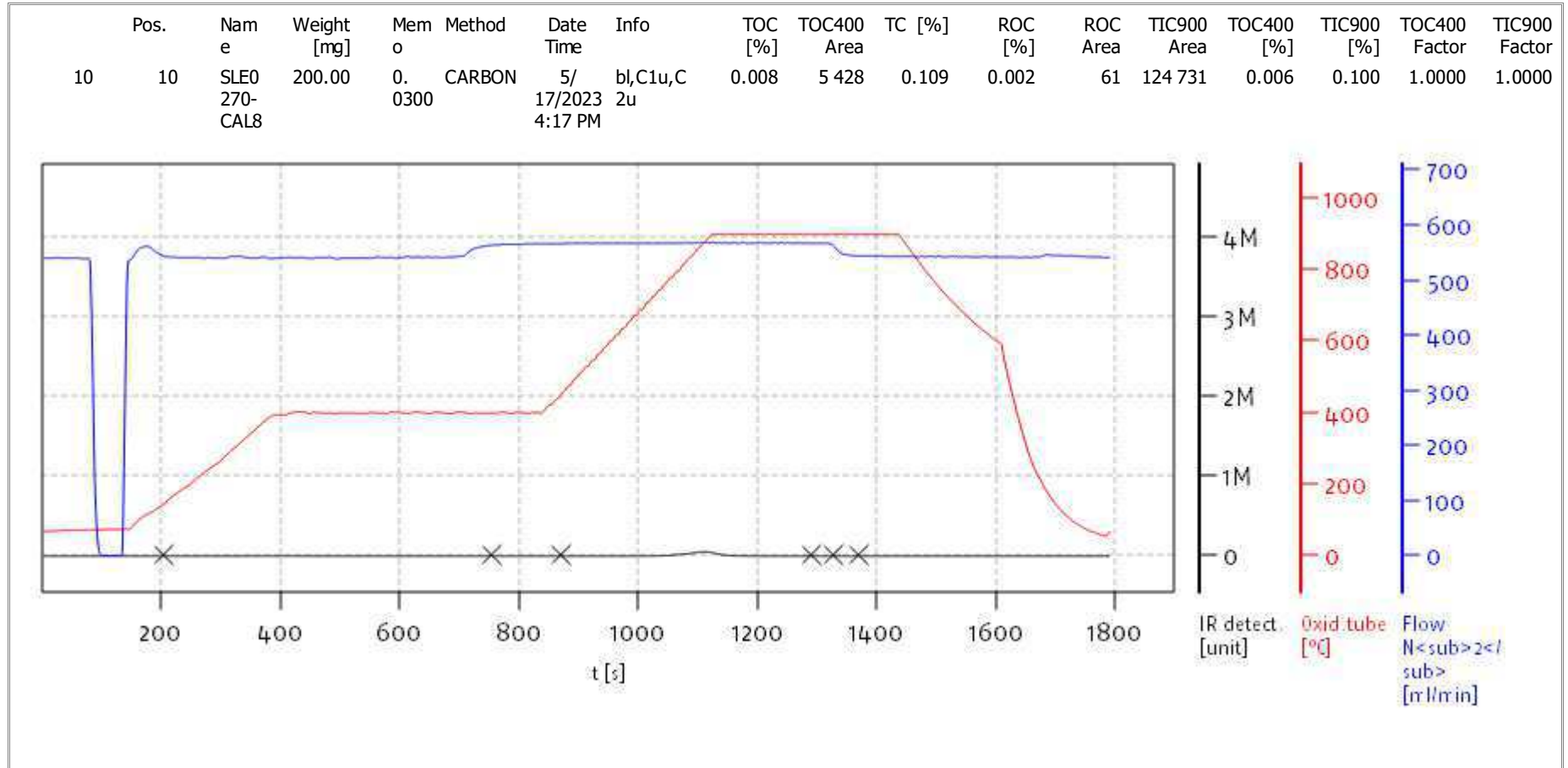
Date: Thu May 18 09:43:39 2023



solITOC V2.0.2 (31015f9) 2018-11-19
Serial No: 0300.181017
Mode CCC



Soli TOC Cube, Carbon
Balance: BAL3
Analyst: CDE



Name:

Access: solITOC superuser

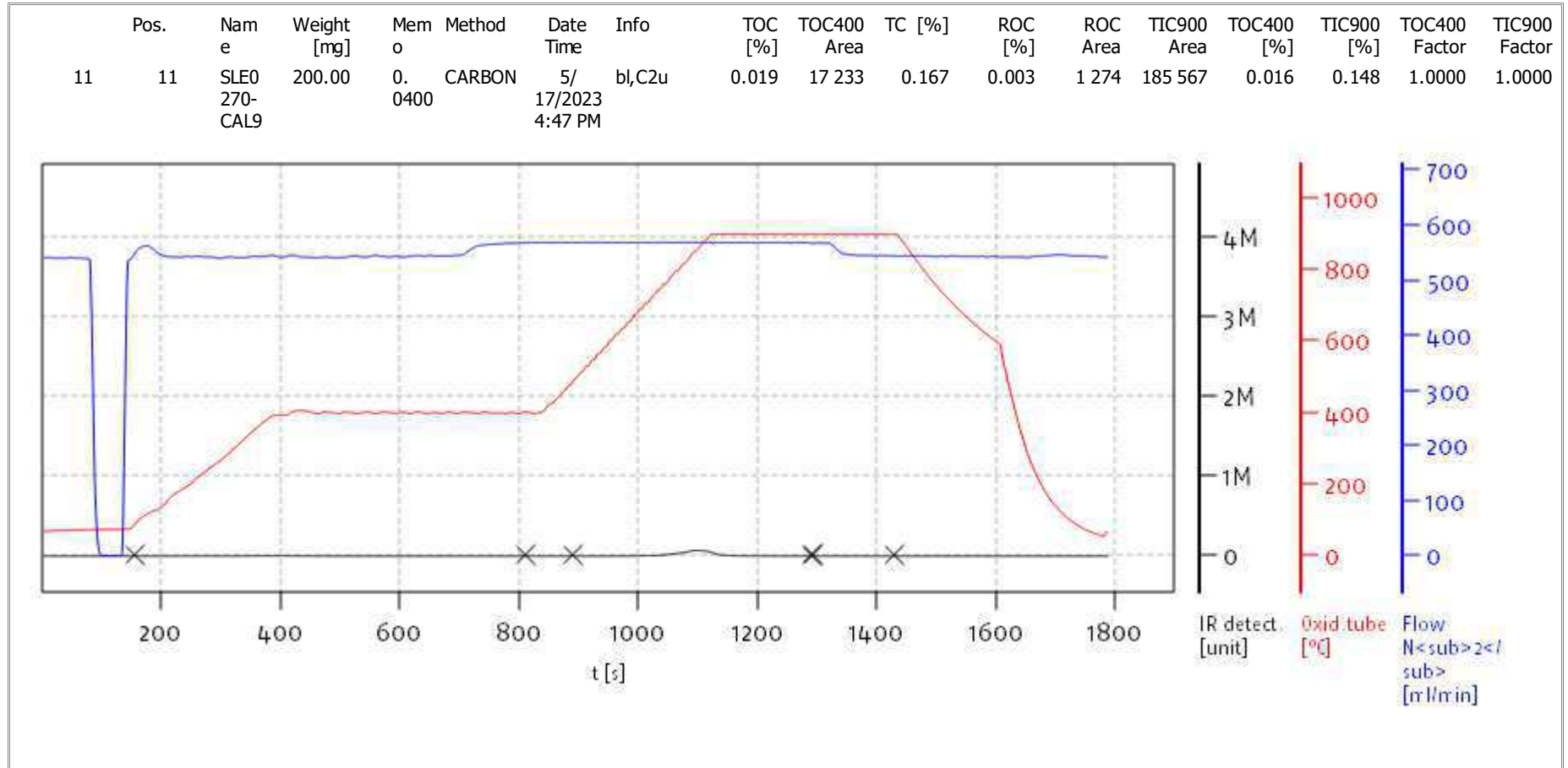
Date: Thu May 18 09:43:39 2023



solITOC V2.0.2 (31015f9) 2018-11-19
Serial No: 0300.181017
Mode CCC



Soli TOC Cube, Carbon
Balance: BAL3
Analyst: CDE



Name:

Access: solITOC superuser

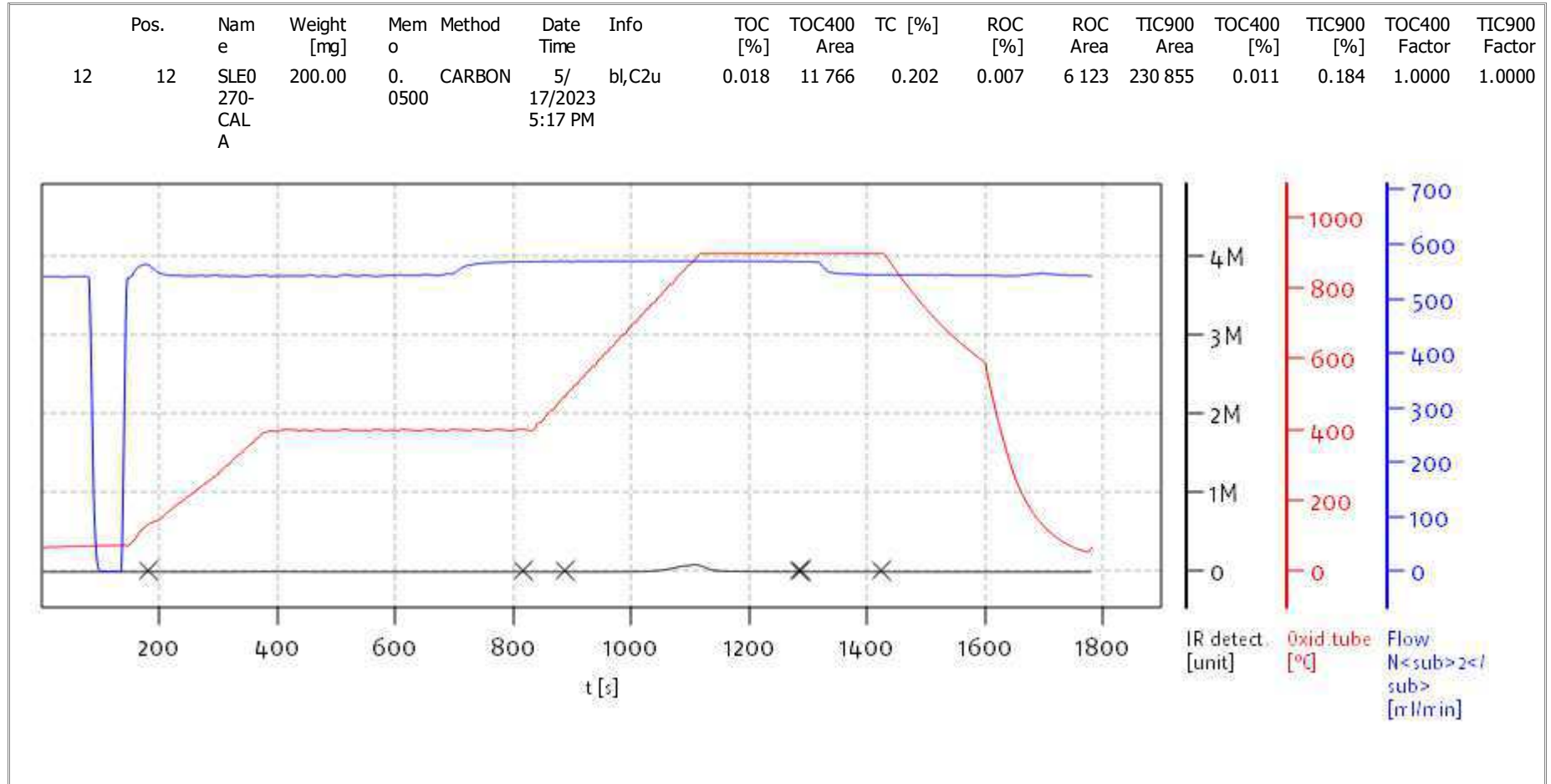
Date: Thu May 18 09:43:39 2023



solITOC V2.0.2 (31015f9) 2018-11-19
Serial No: 0300.181017
Mode CCC



Soli TOC Cube, Carbon
Balance: BAL3
Analyst: CDE



Name:

Access: solITOC superuser

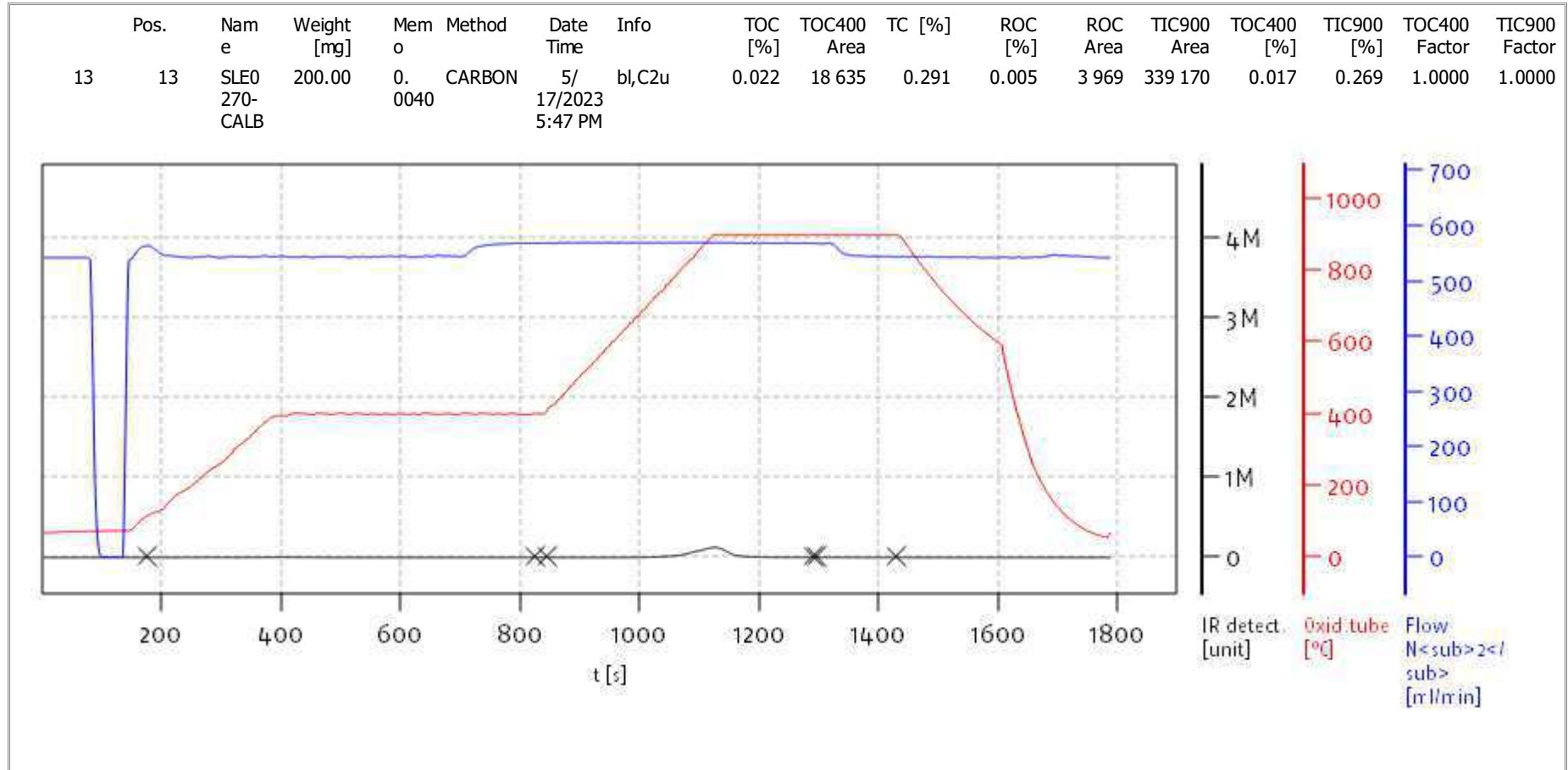
Date: Thu May 18 09:43:39 2023



solITOC V2.0.2 (31015f9) 2018-11-19
Serial No: 0300.181017
Mode CCC



Soli TOC Cube, Carbon
Balance: BAL3
Analyst: CDE



Name:

Access: solITOC superuser

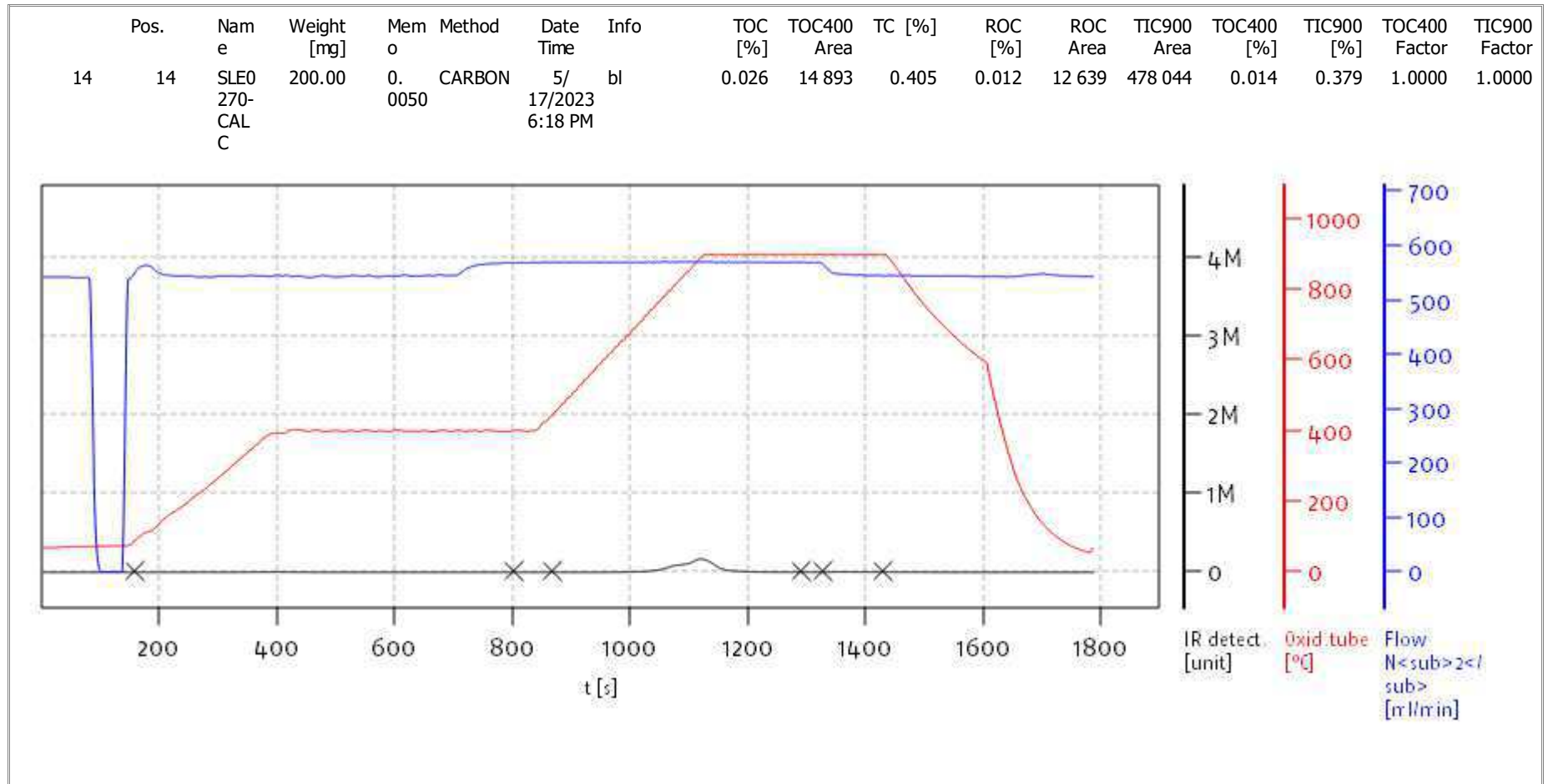
Date: Thu May 18 09:43:39 2023



solITOC V2.0.2 (31015f9) 2018-11-19
Serial No: 0300.181017
Mode CCC



Soli TOC Cube, Carbon
Balance: BAL3
Analyst: CDE



Name:

Access: solITOC superuser

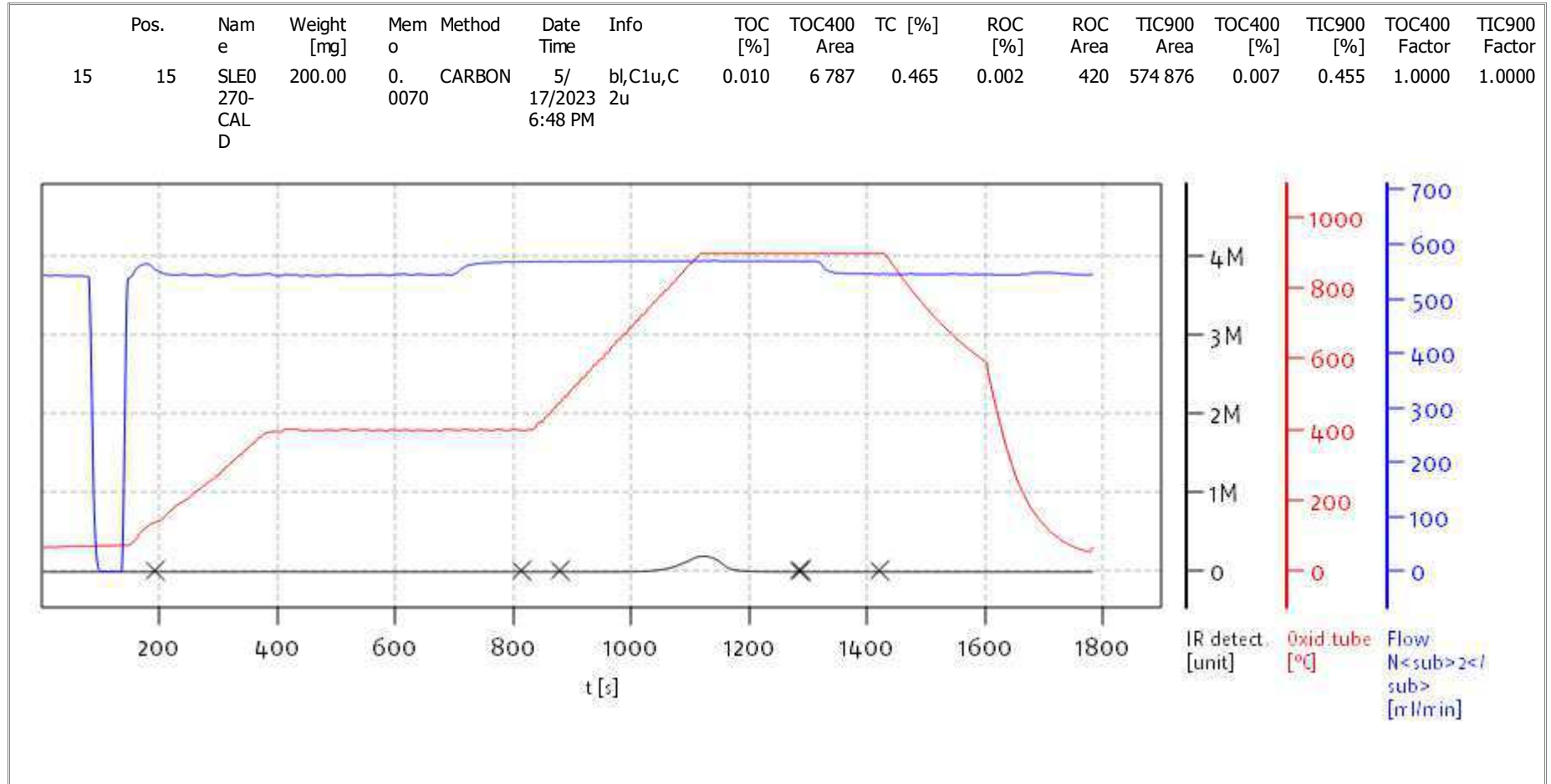
Date: Thu May 18 09:43:39 2023



solITOC V2.0.2 (31015f9) 2018-11-19
Serial No: 0300.181017
Mode CCC



Soli TOC Cube, Carbon
Balance: BAL3
Analyst: CDE



Name:

Access: solITOC superuser

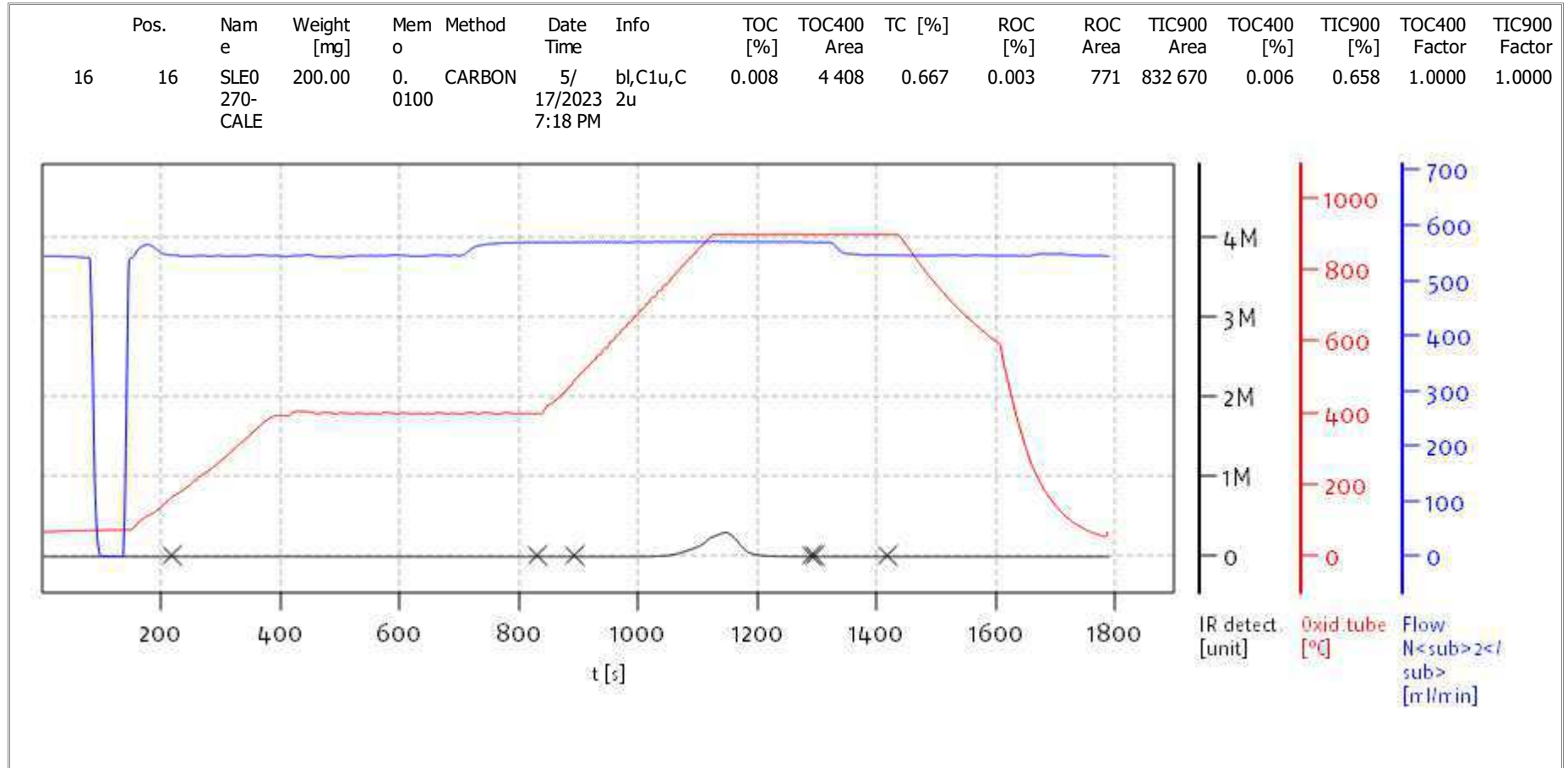
Date: Thu May 18 09:43:39 2023



solITOC V2.0.2 (31015f9) 2018-11-19
Serial No: 0300.181017
Mode CCC



Soli TOC Cube, Carbon
Balance: BAL3
Analyst: CDE



Name:

Access: solITOC superuser

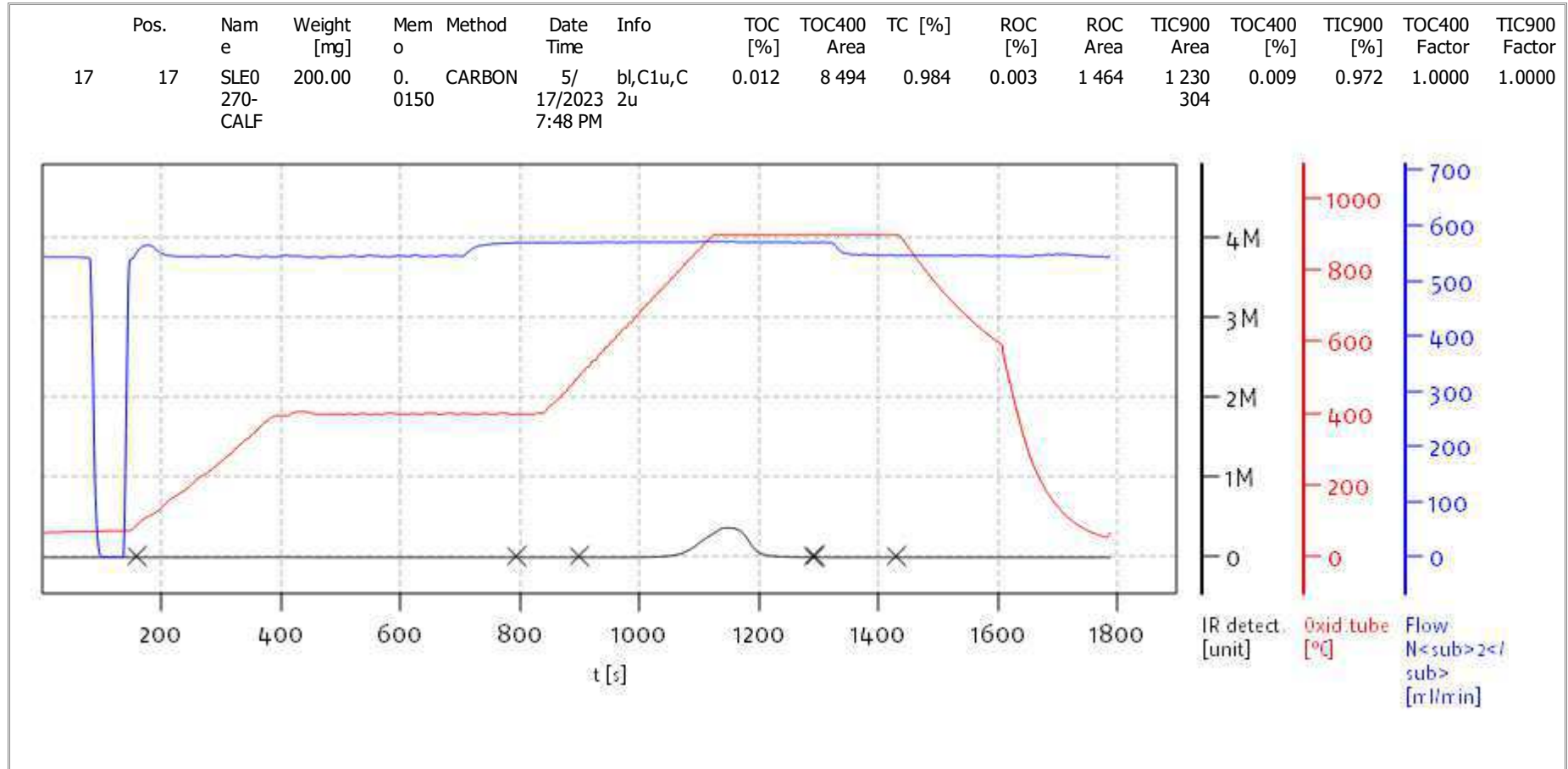
Date: Thu May 18 09:43:39 2023



solITOC V2.0.2 (31015f9) 2018-11-19
Serial No: 0300.181017
Mode CCC



Soli TOC Cube, Carbon
Balance: BAL3
Analyst: CDE



Name:

Access: solITOC superuser

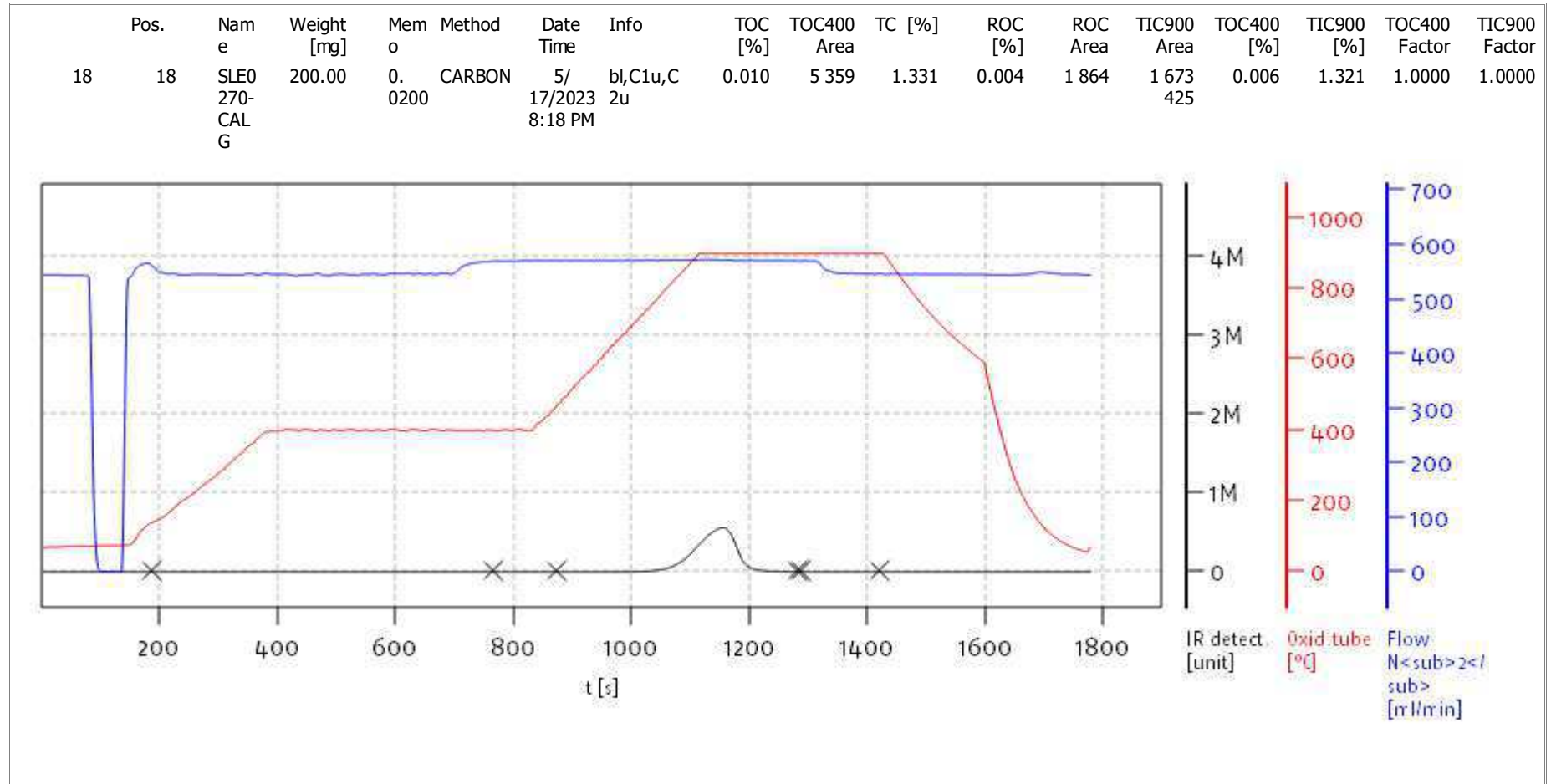
Date: Thu May 18 09:43:39 2023



solITOC V2.0.2 (31015f9) 2018-11-19
Serial No: 0300.181017
Mode CCC



Soli TOC Cube, Carbon
Balance: BAL3
Analyst: CDE



Name:

Access: solITOC superuser

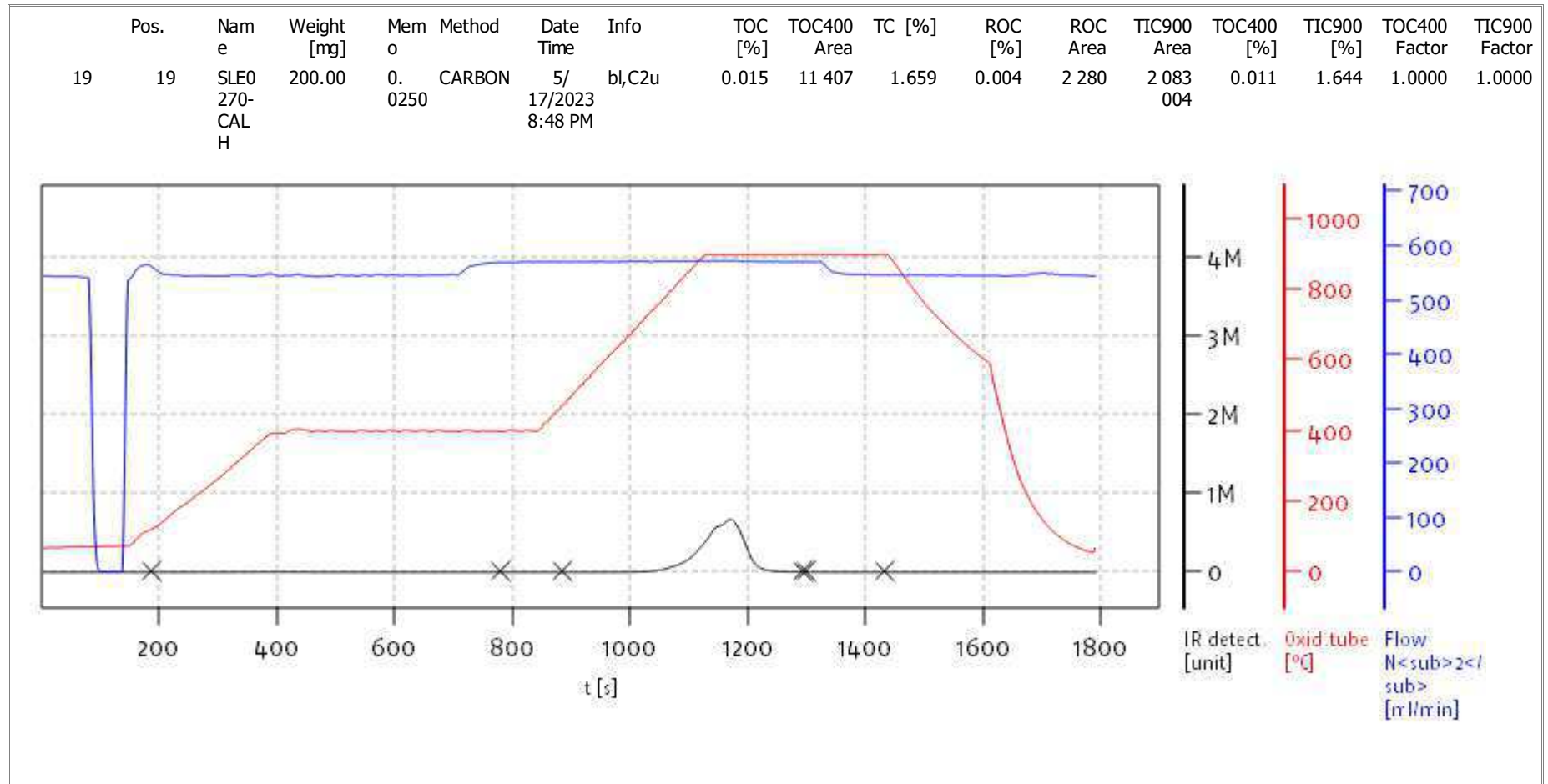
Date: Thu May 18 09:43:39 2023



solITOC V2.0.2 (31015f9) 2018-11-19
Serial No: 0300.181017
Mode CCC



Soli TOC Cube, Carbon
Balance: BAL3
Analyst: CDE



Name:

Access: solITOC superuser

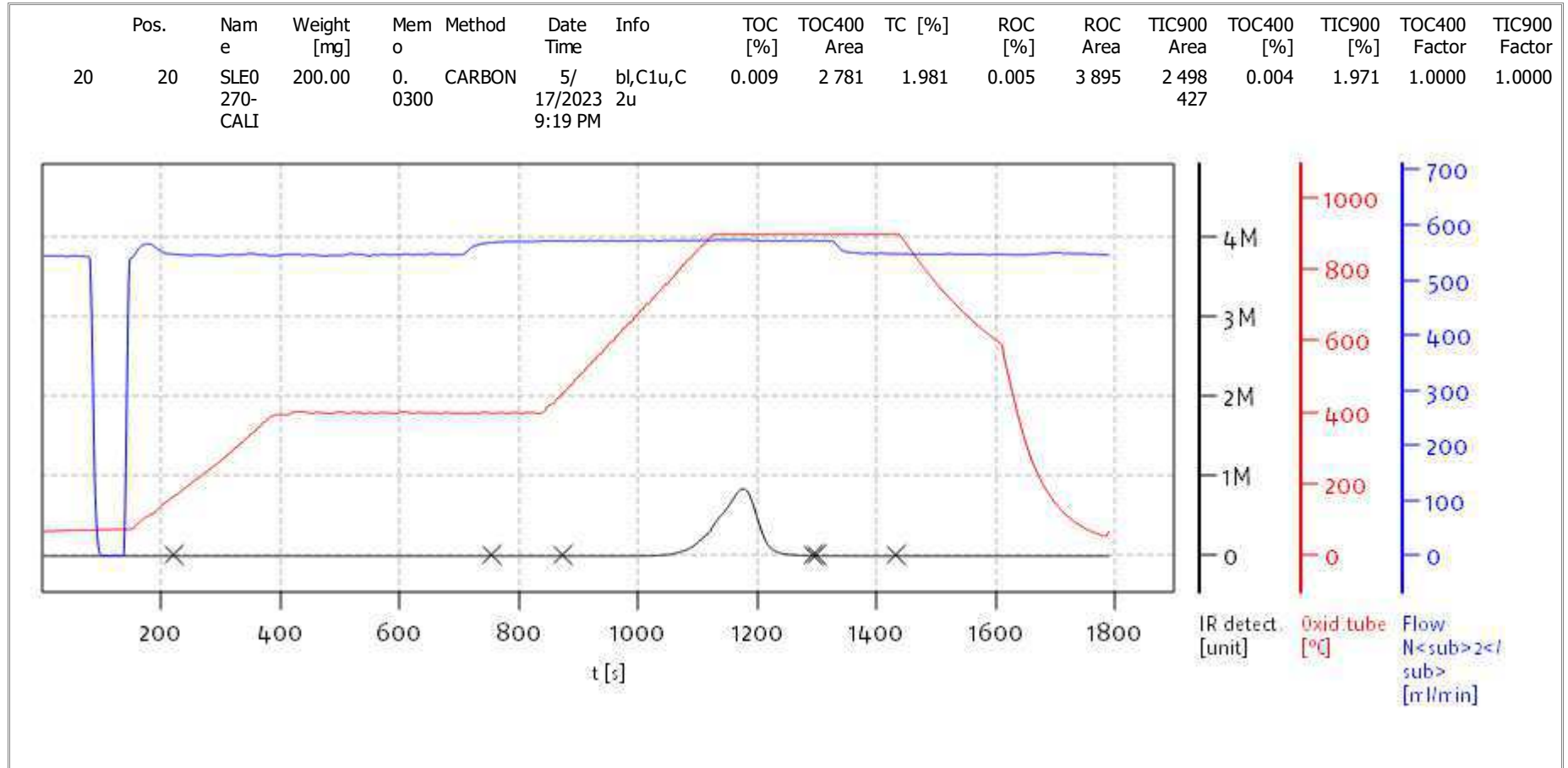
Date: Thu May 18 09:43:39 2023



solITOC V2.0.2 (31015f9) 2018-11-19
Serial No: 0300.181017
Mode CCC



Soli TOC Cube, Carbon
Balance: BAL3
Analyst: CDE



Name:

Access: solITOC superuser

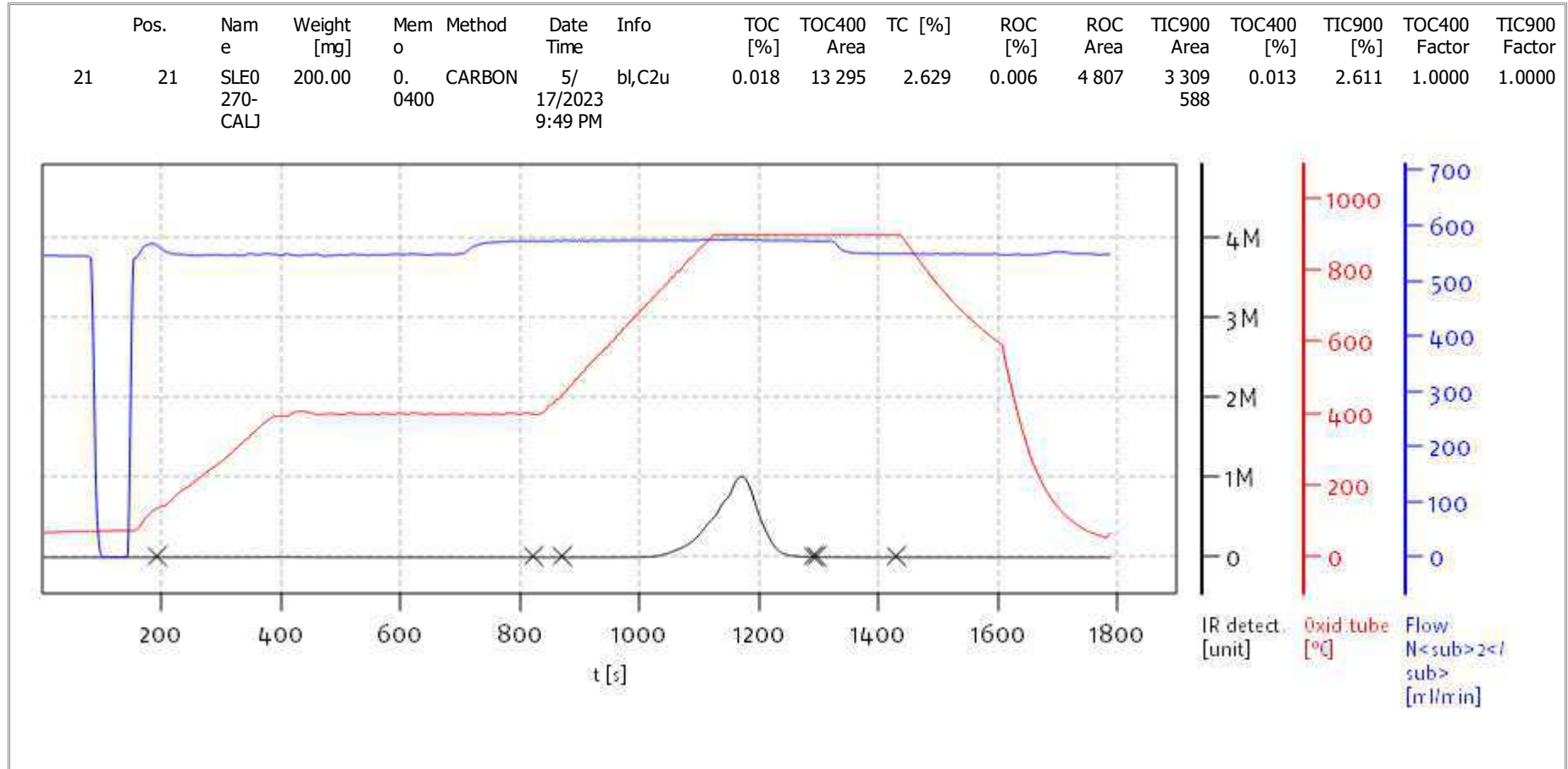
Date: Thu May 18 09:43:39 2023



solITOC V2.0.2 (31015f9) 2018-11-19
Serial No: 0300.181017
Mode CCC



Soli TOC Cube, Carbon
Balance: BAL3
Analyst: CDE



Name:

Access: solITOC superuser

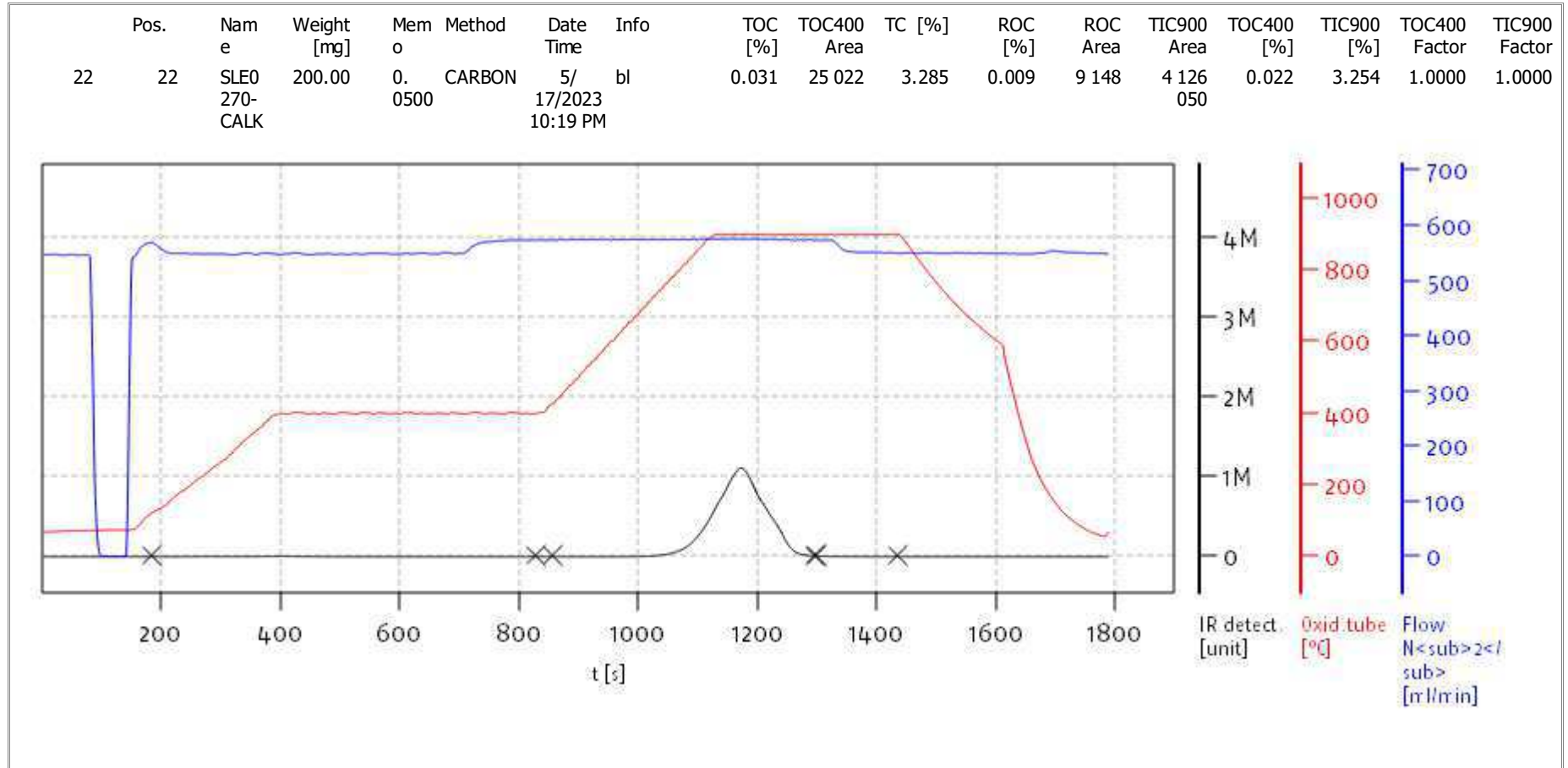
Date: Thu May 18 09:43:39 2023



solITOC V2.0.2 (31015f9) 2018-11-19
Serial No: 0300.181017
Mode CCC



Soli TOC Cube, Carbon
Balance: BAL3
Analyst: CDE



Name:

Access: solITOC superuser

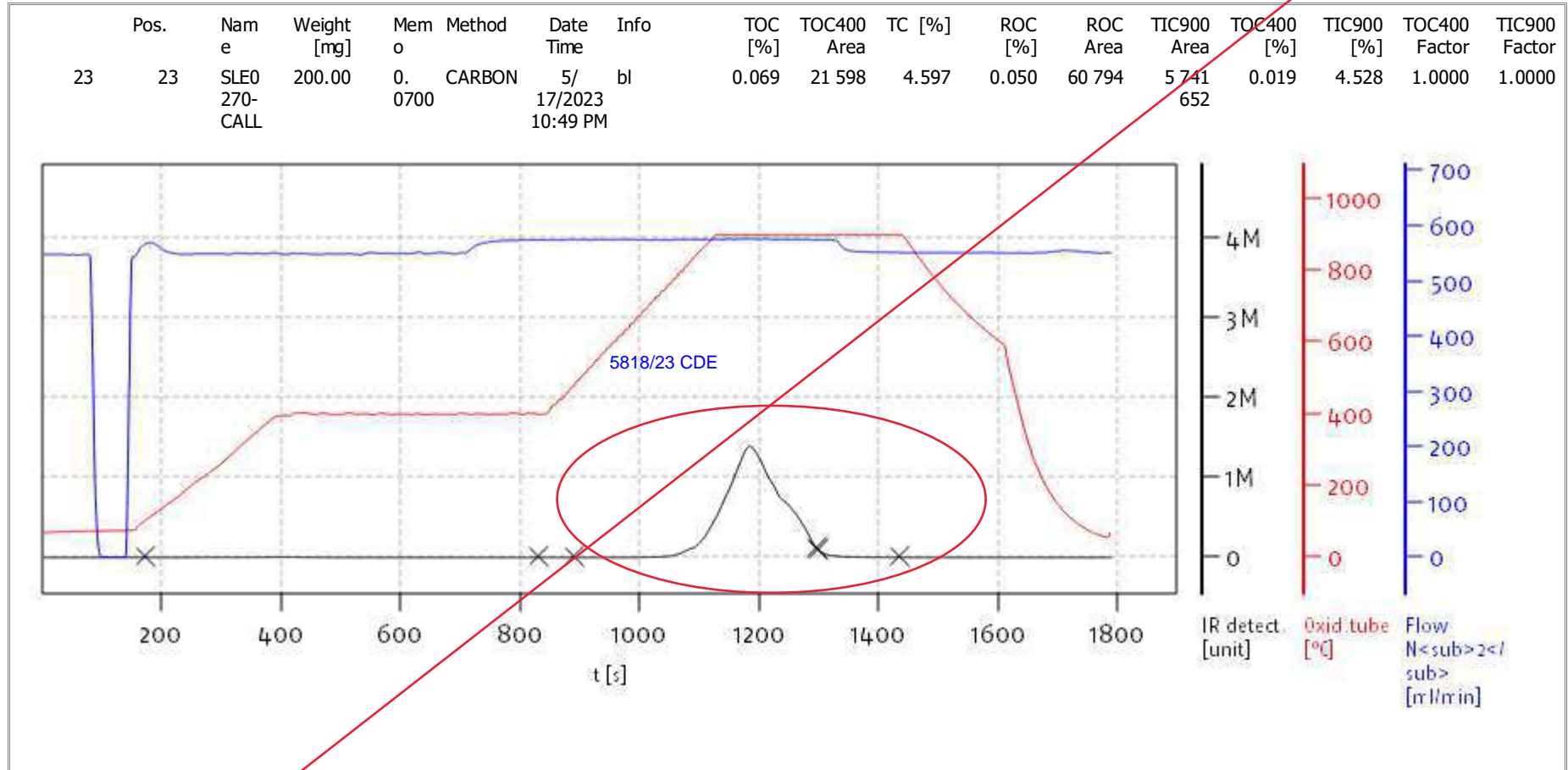
Date: Thu May 18 09:43:39 2023



solITOC V2.0.2 (31015f9) 2018-11-19
Serial No: 0300.181017
Mode CCC



Soli TOC Cube, Carbon
Balance: BAL3
Analyst: CDE



Name:

Access: solITOC superuser

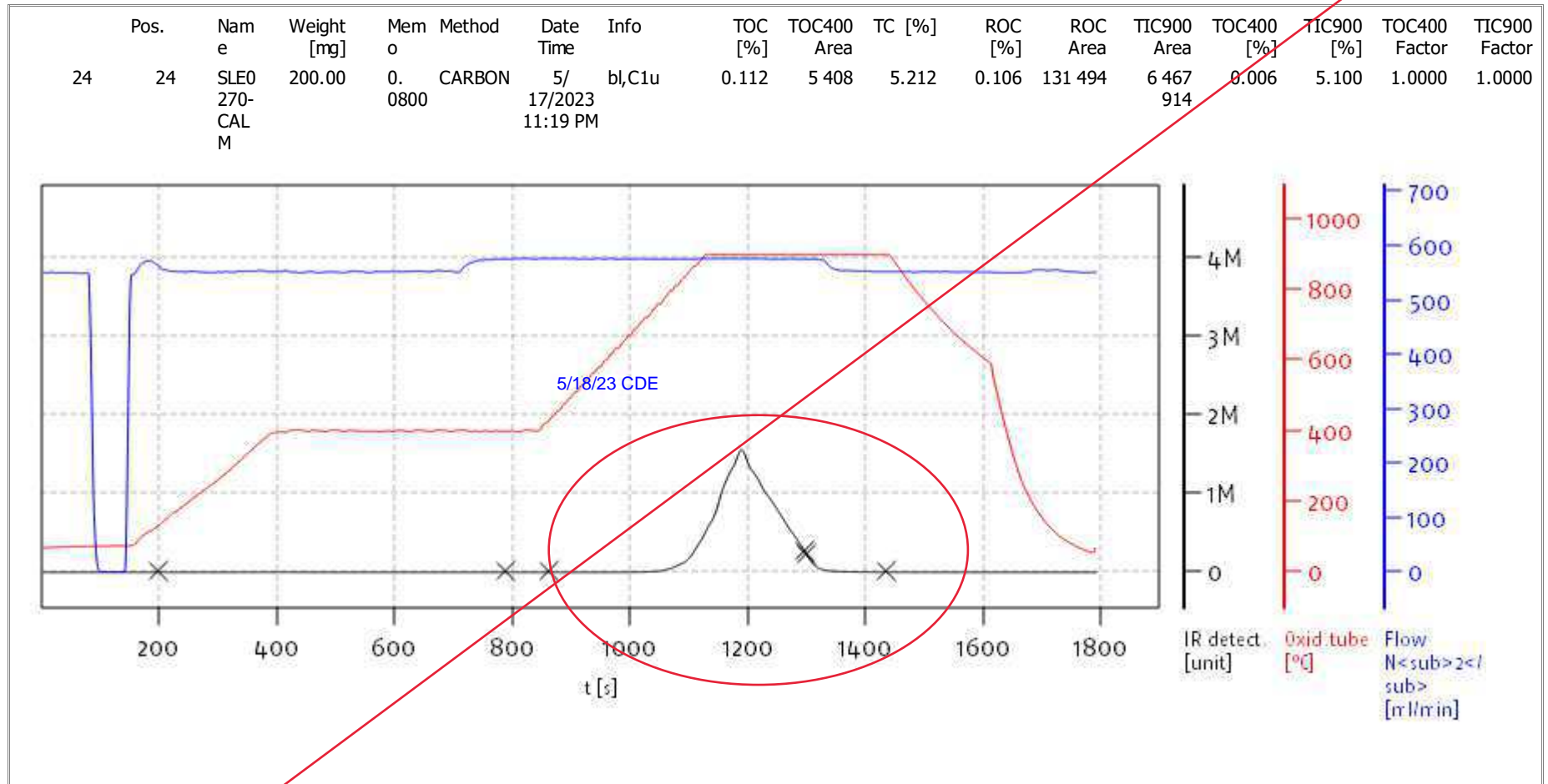
Date: Thu May 18 09:43:39 2023



solITOC V2.0.2 (31015f9) 2018-11-19
Serial No: 0300.181017
Mode CCC



Soli TOC Cube, Carbon
Balance: BAL3
Analyst: CDE



Name:

Access: solITOC superuser

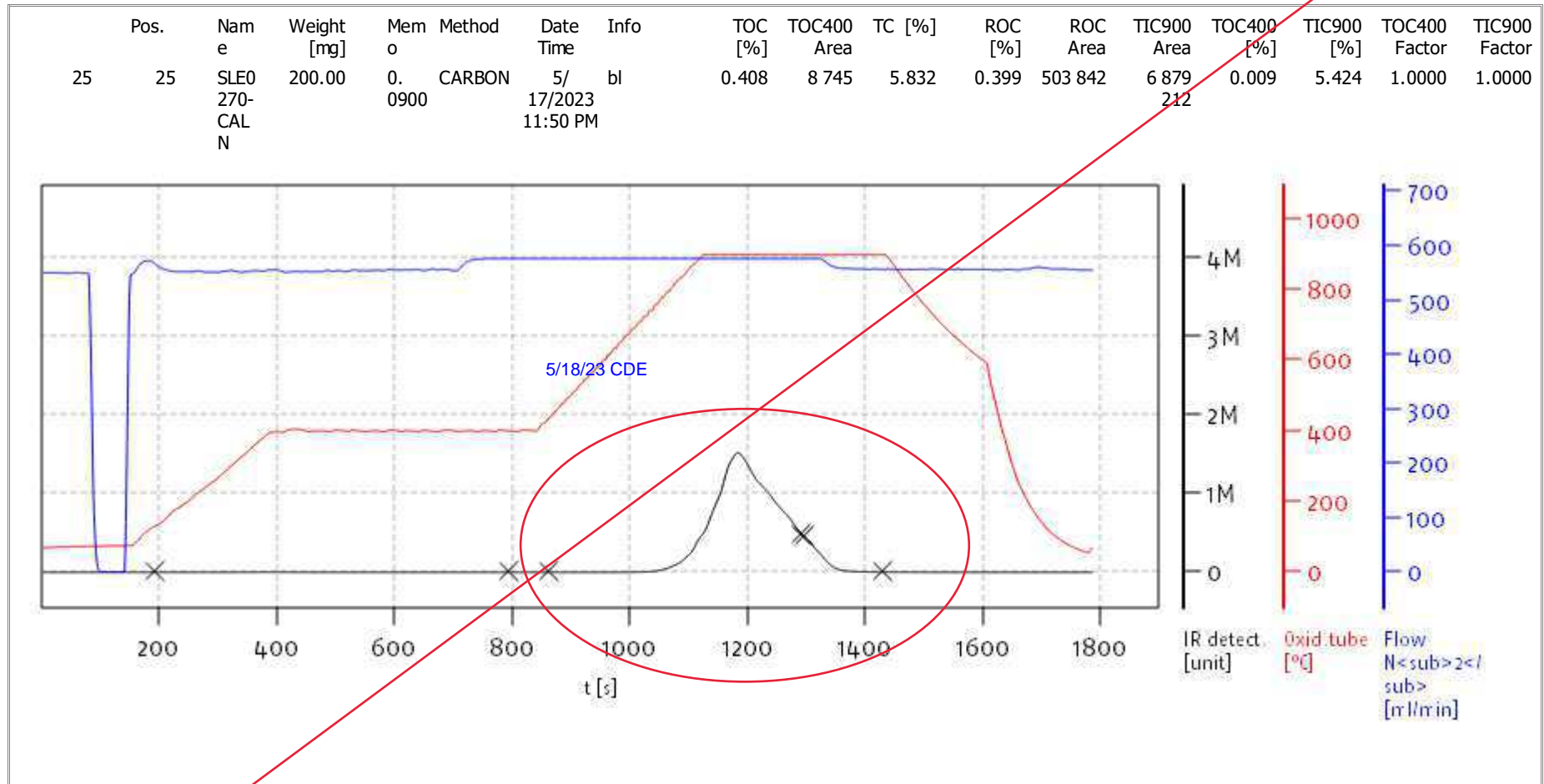
Date: Thu May 18 09:43:39 2023



solITOC V2.0.2 (31015f9) 2018-11-19
Serial No: 0300.181017
Mode CCC



Soli TOC Cube, Carbon
Balance: BAL3
Analyst: CDE



Name:

Access: soliTOC superuser

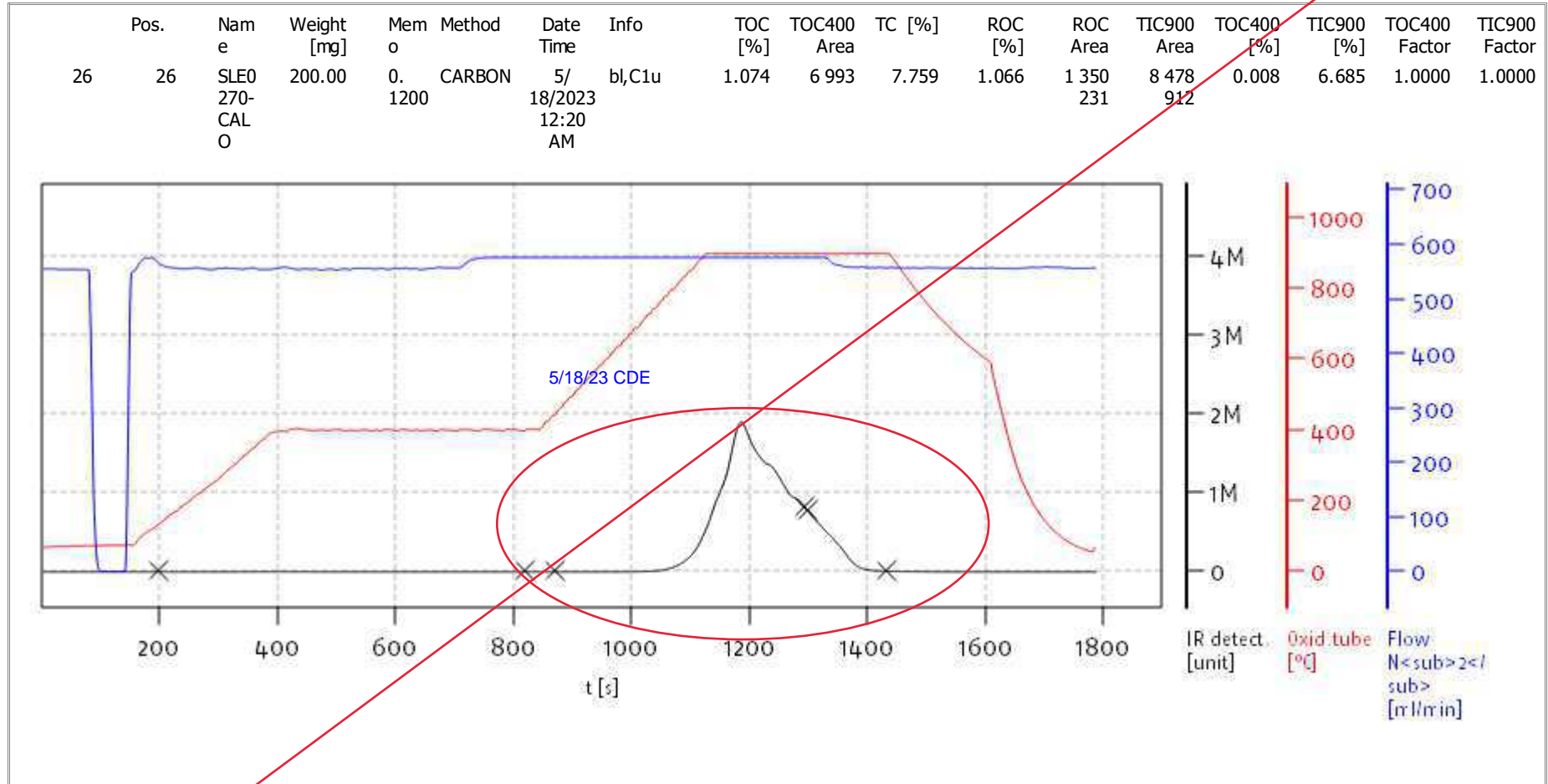
Date: Thu May 18 09:43:39 2023



soliTOC V2.0.2 (31015f9) 2018-11-19
Serial No: 0300.181017
Mode CCC



Soli TOC Cube, Carbon
Balance: BAL3
Analyst: CDE



Name:

Access: soliTOC superuser

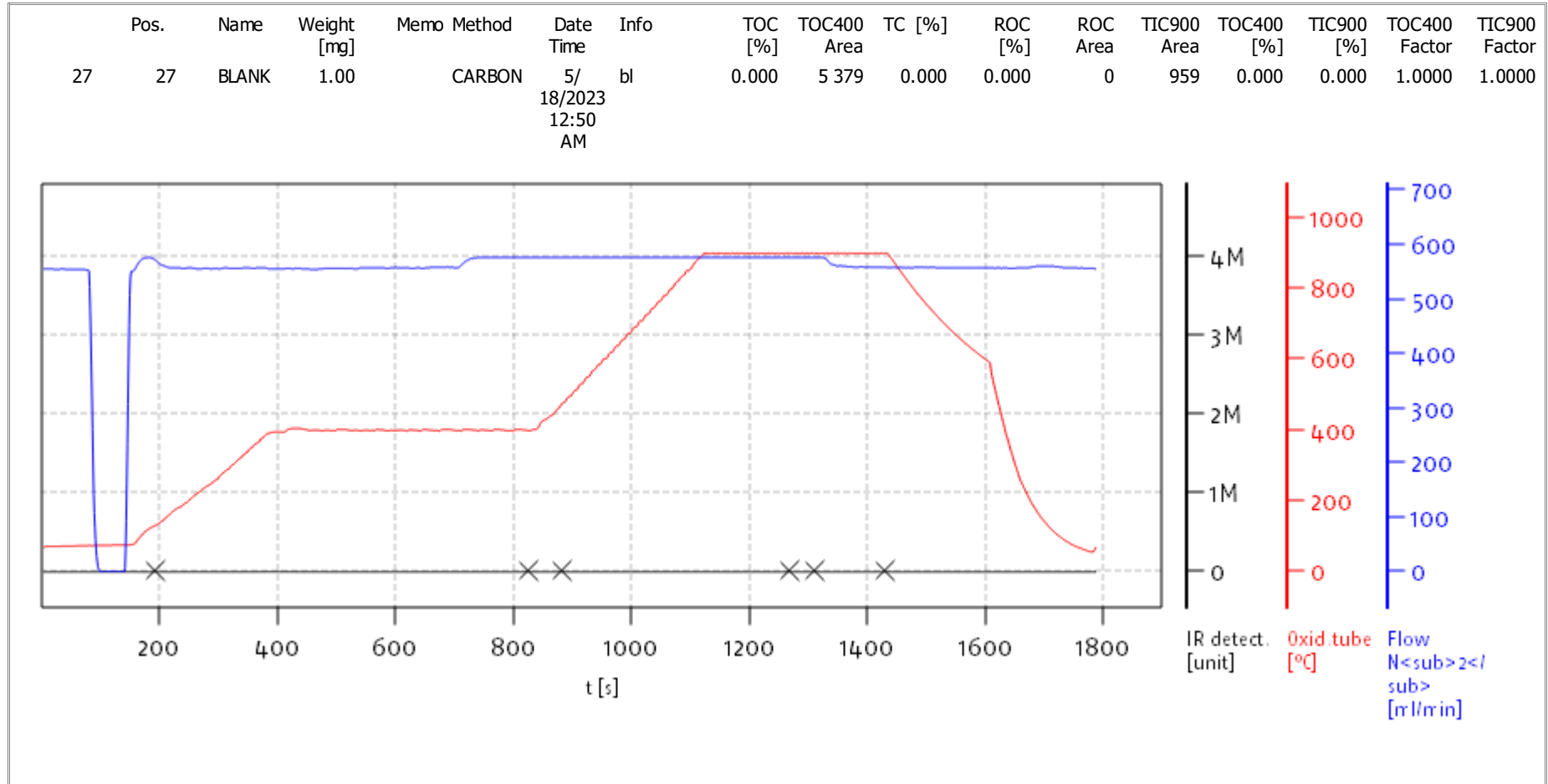
Date: Thu May 18 09:43:39 2023



soliTOC V2.0.2 (31015f9) 2018-11-19
Serial No: 0300.181017
Mode CCC



Soli TOC Cube, Carbon
Balance: BAL3
Analyst: CDE



Name:

Access: solITOC superuser

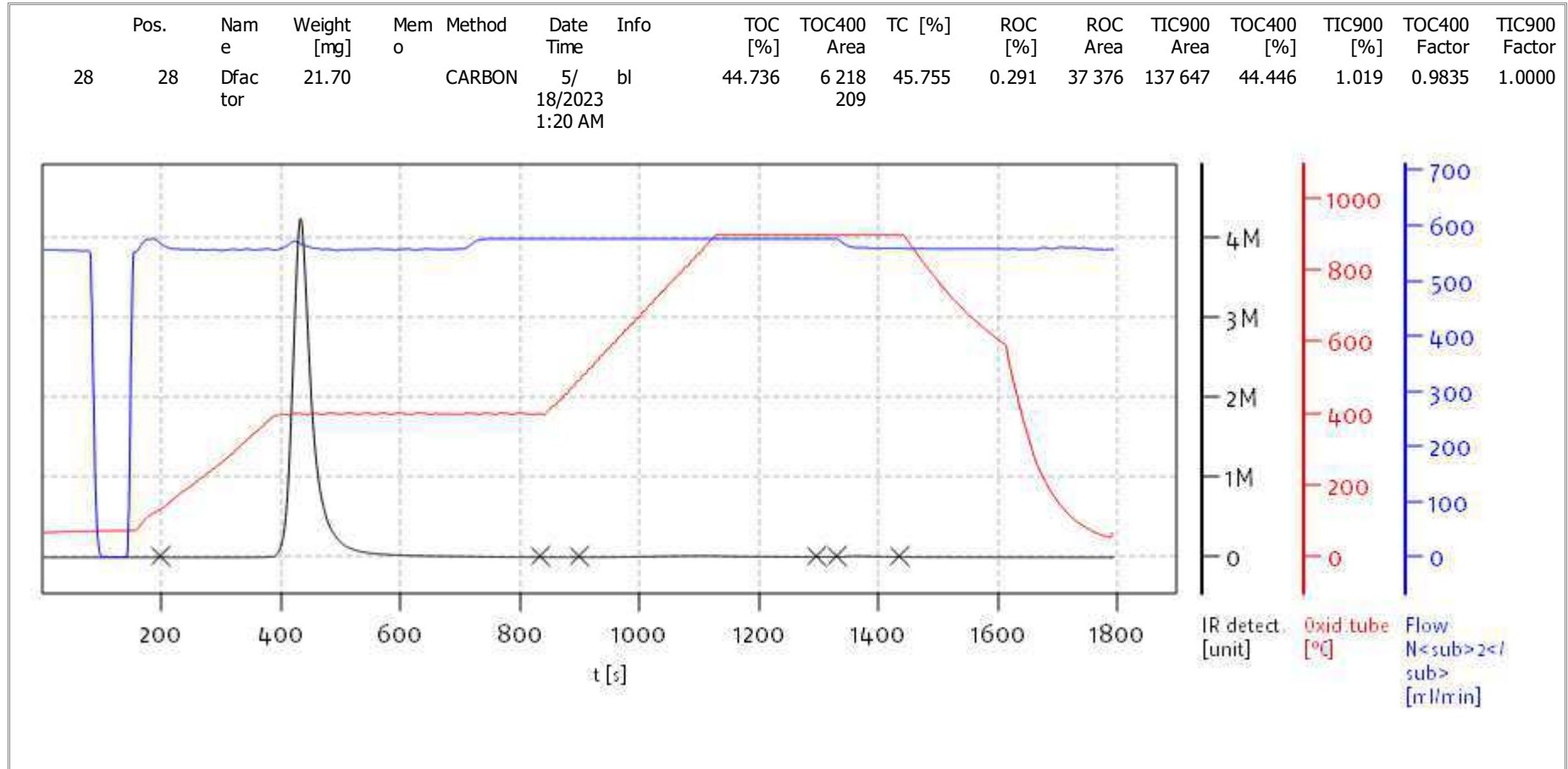
Date: Thu May 18 09:43:39 2023



solITOC V2.0.2 (31015f9) 2018-11-19
Serial No: 0300.181017
Mode CCC



Soli TOC Cube, Carbon
Balance: BAL3
Analyst: CDE



Name:

Access: solITOC superuser

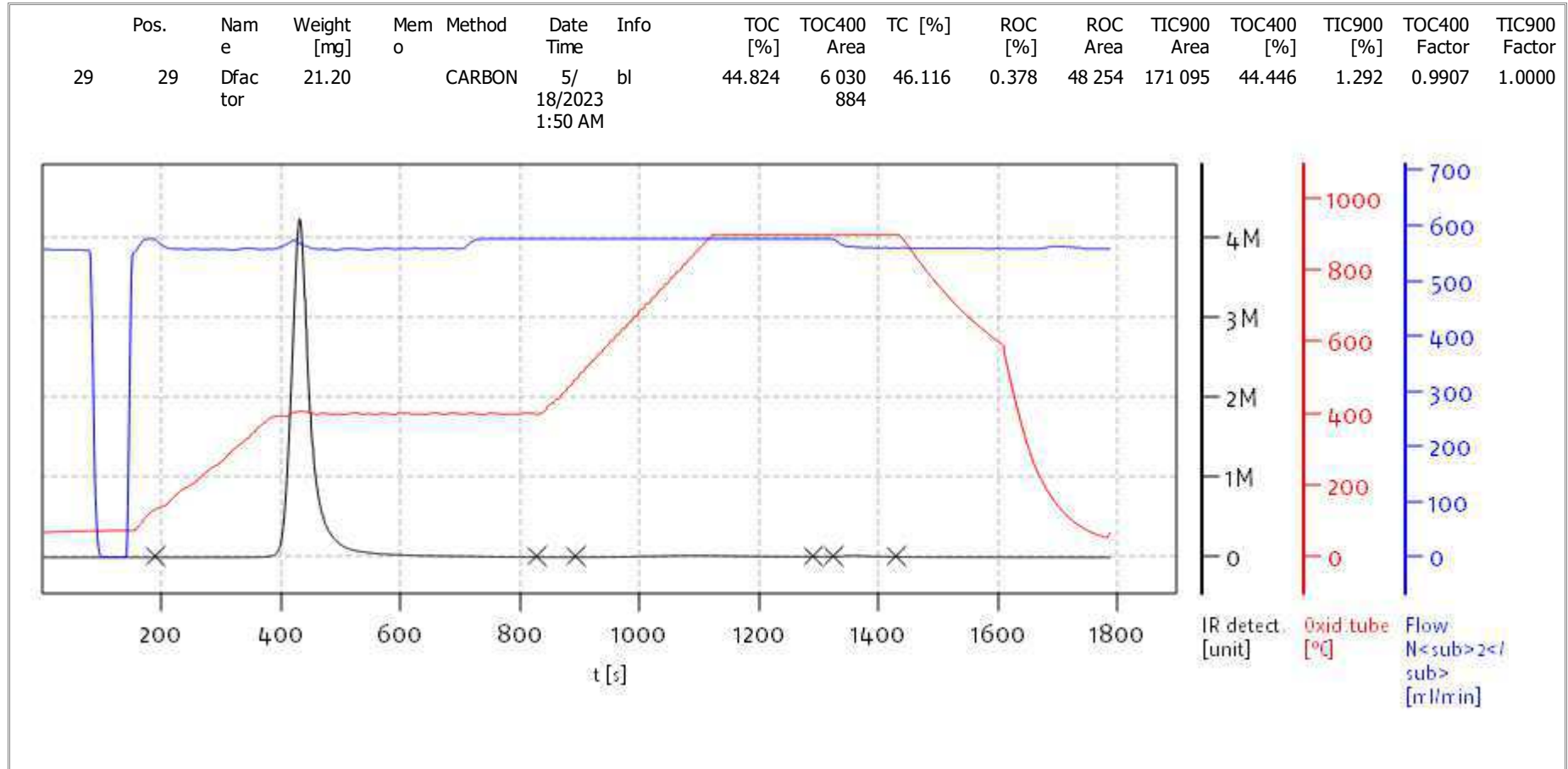
Date: Thu May 18 09:43:39 2023



solITOC V2.0.2 (31015f9) 2018-11-19
Serial No: 0300.181017
Mode CCC



Soli TOC Cube, Carbon
Balance: BAL3
Analyst: CDE



Name:

Access: solITOC superuser

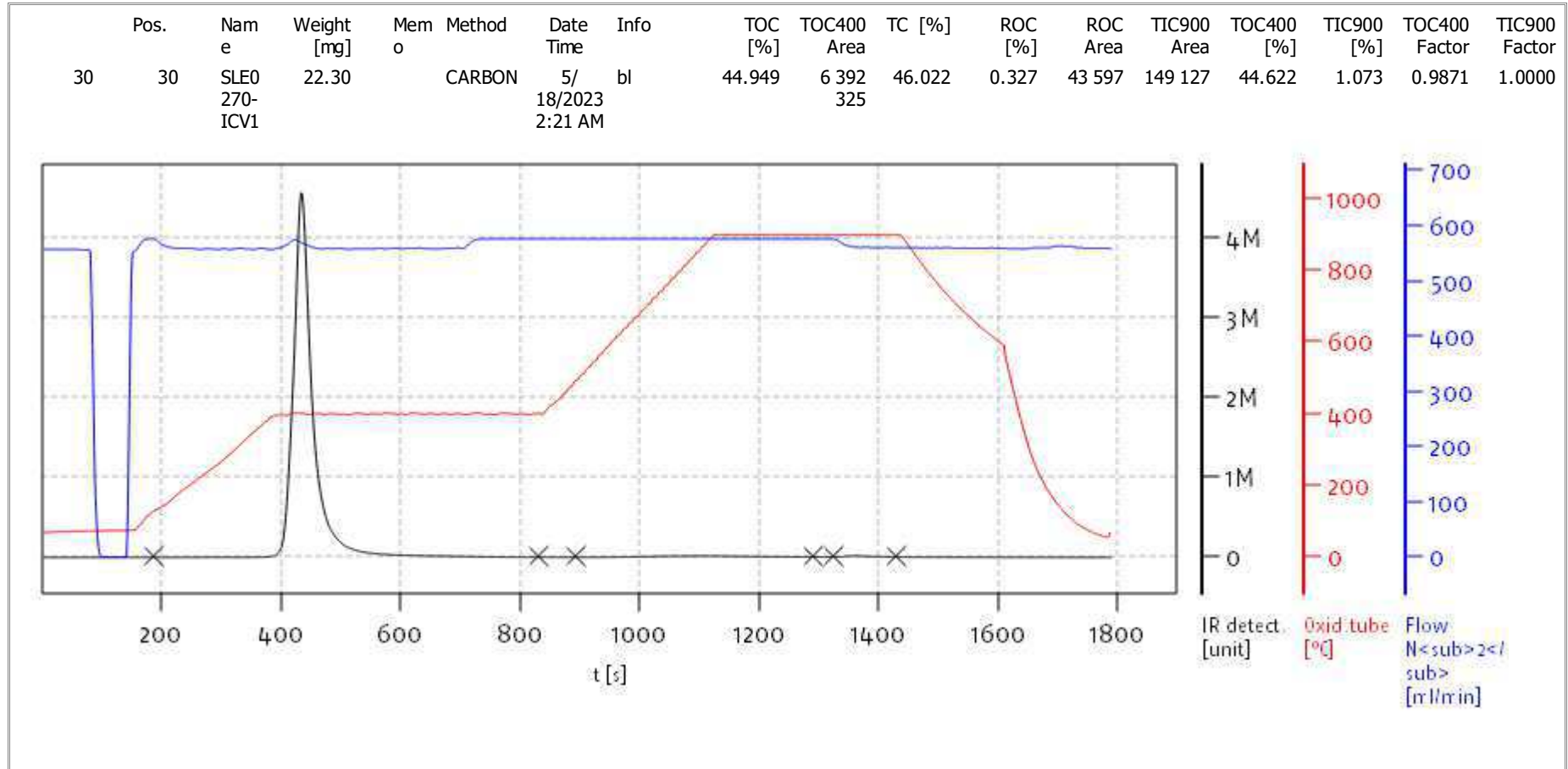
Date: Thu May 18 09:43:39 2023



solITOC V2.0.2 (31015f9) 2018-11-19
Serial No: 0300.181017
Mode CCC



Soli TOC Cube, Carbon
Balance: BAL3
Analyst: CDE



Name:

Access: solITOC superuser

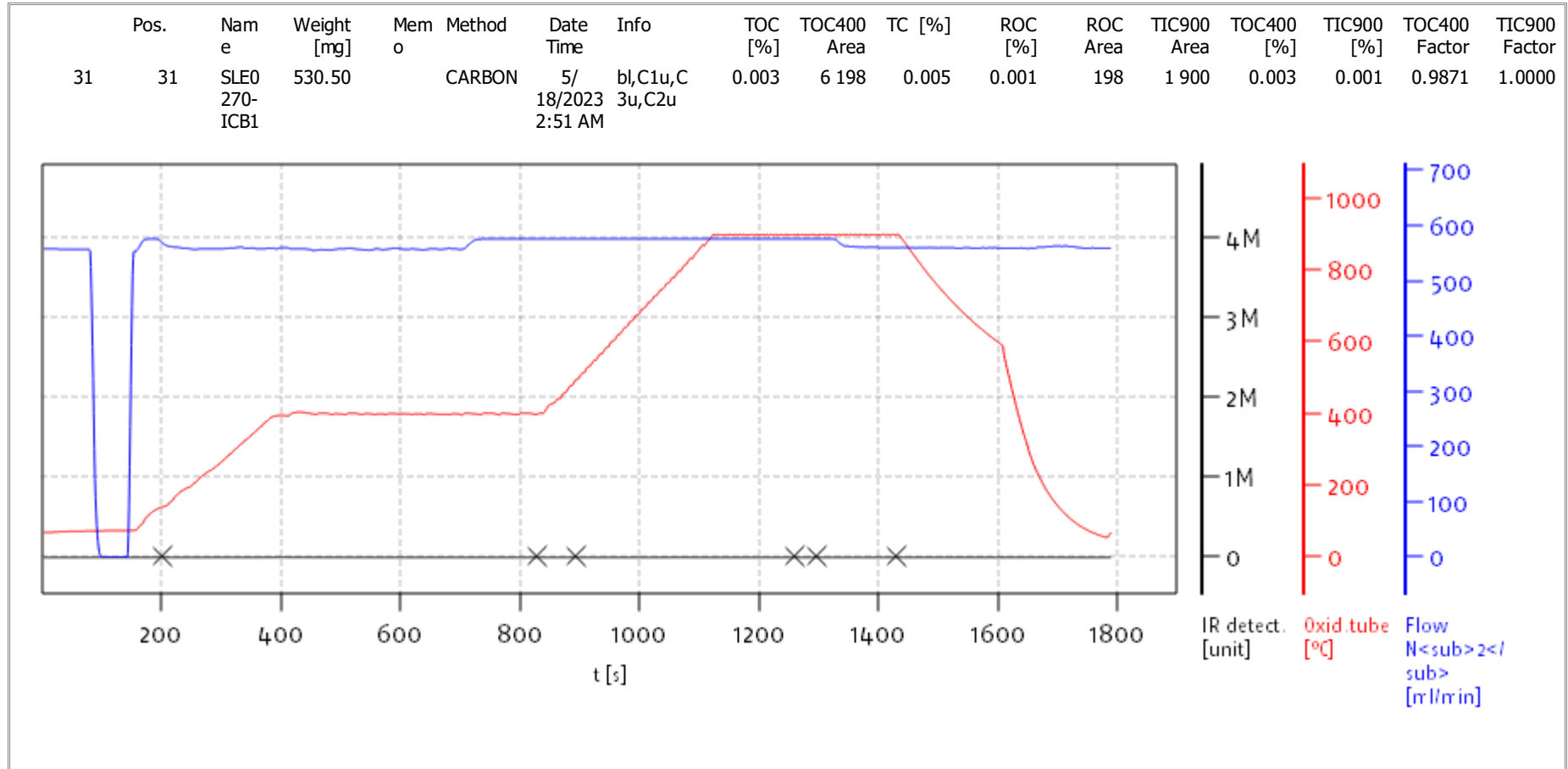
Date: Thu May 18 09:43:39 2023



solITOC V2.0.2 (31015f9) 2018-11-19
Serial No: 0300.181017
Mode CCC



Soli TOC Cube, Carbon
Balance: BAL3
Analyst: CDE



Name:

Access: solITOC superuser

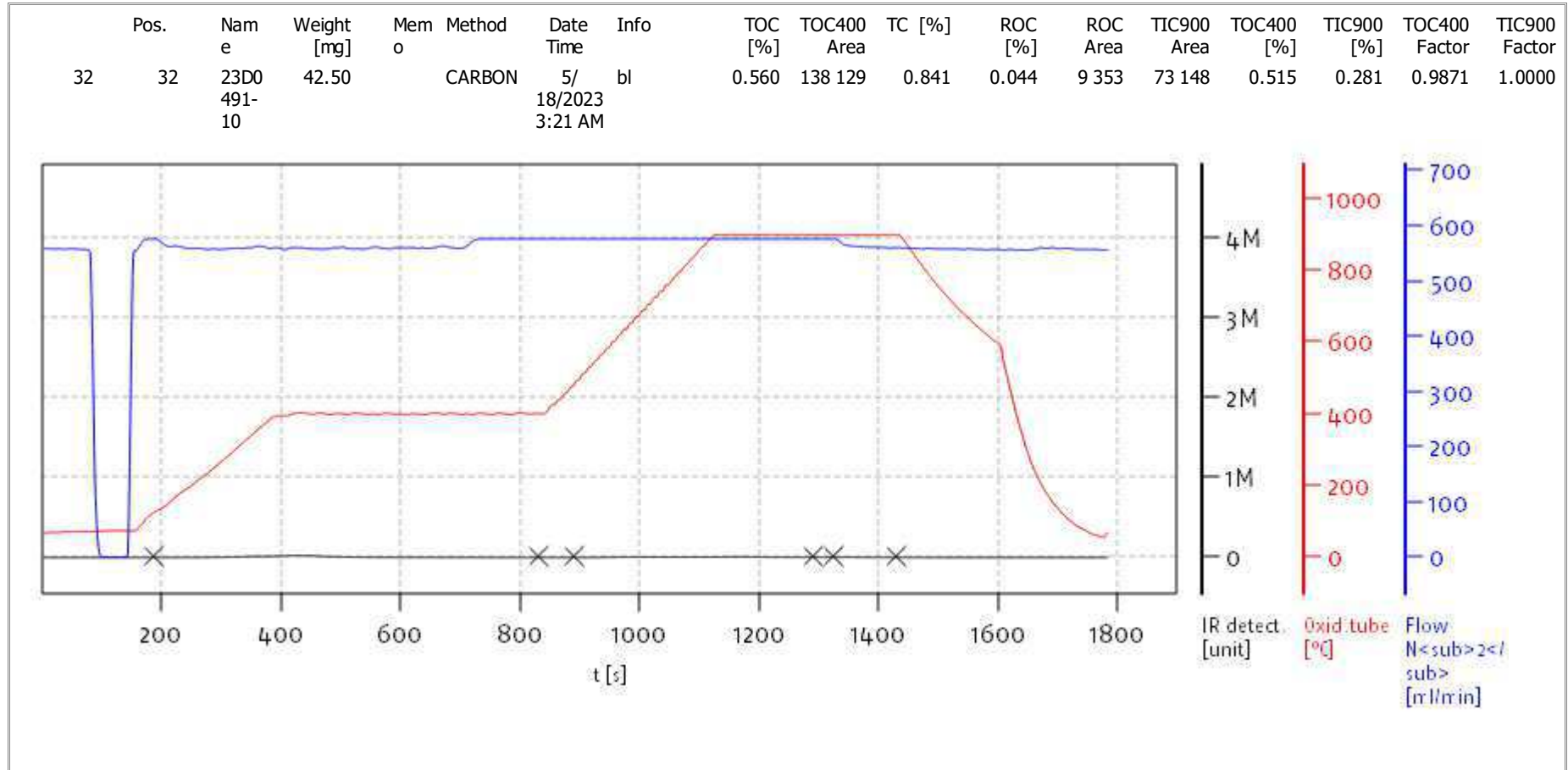
Date: Thu May 18 09:43:39 2023



solITOC V2.0.2 (31015f9) 2018-11-19
Serial No: 0300.181017
Mode CCC



Soli TOC Cube, Carbon
Balance: BAL3
Analyst: CDE



Name:

Access: solITOC superuser

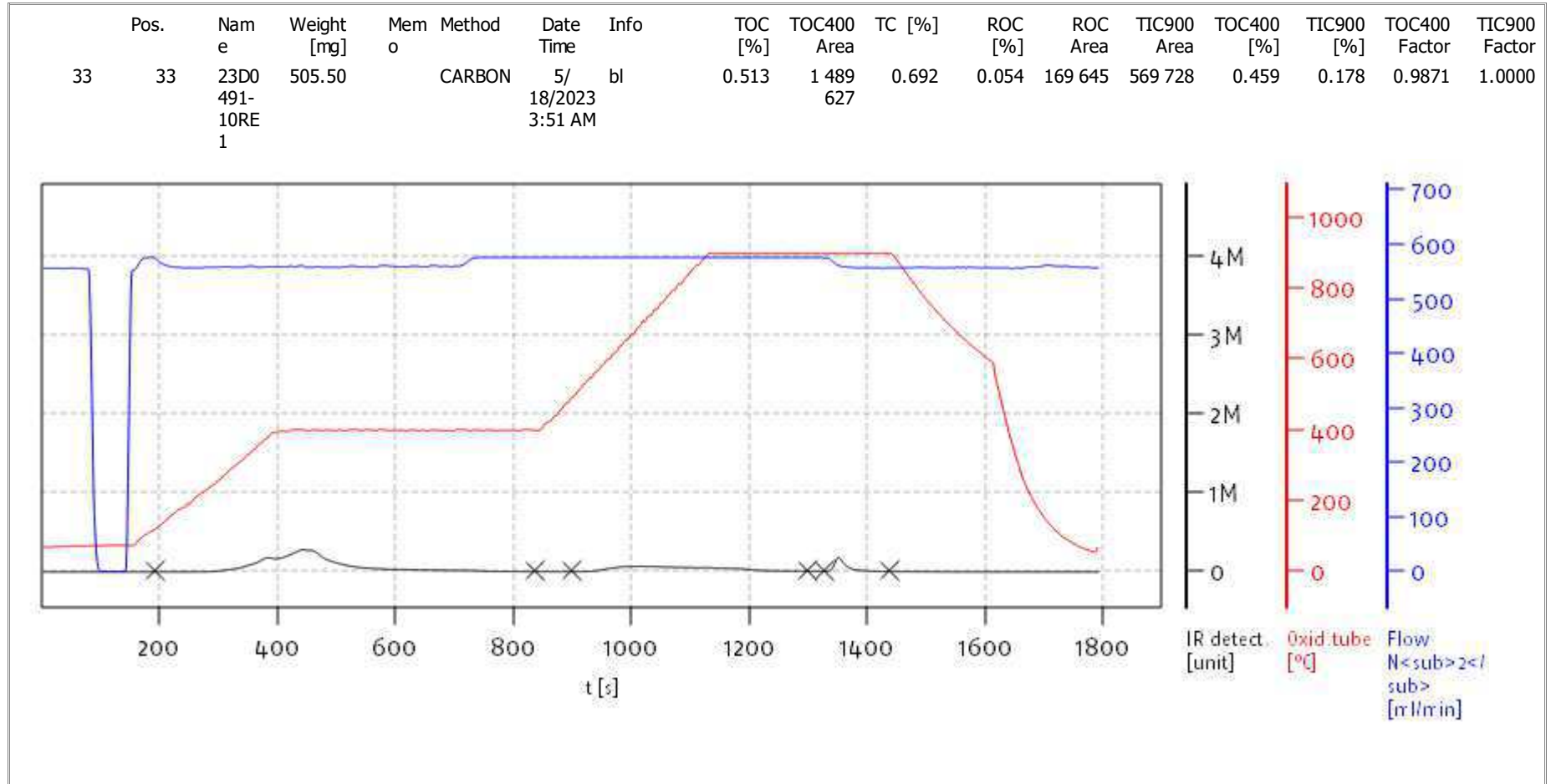
Date: Thu May 18 09:43:39 2023



solITOC V2.0.2 (31015f9) 2018-11-19
Serial No: 0300.181017
Mode CCC



Soli TOC Cube, Carbon
Balance: BAL3
Analyst: CDE



Name:

Access: solITOC superuser

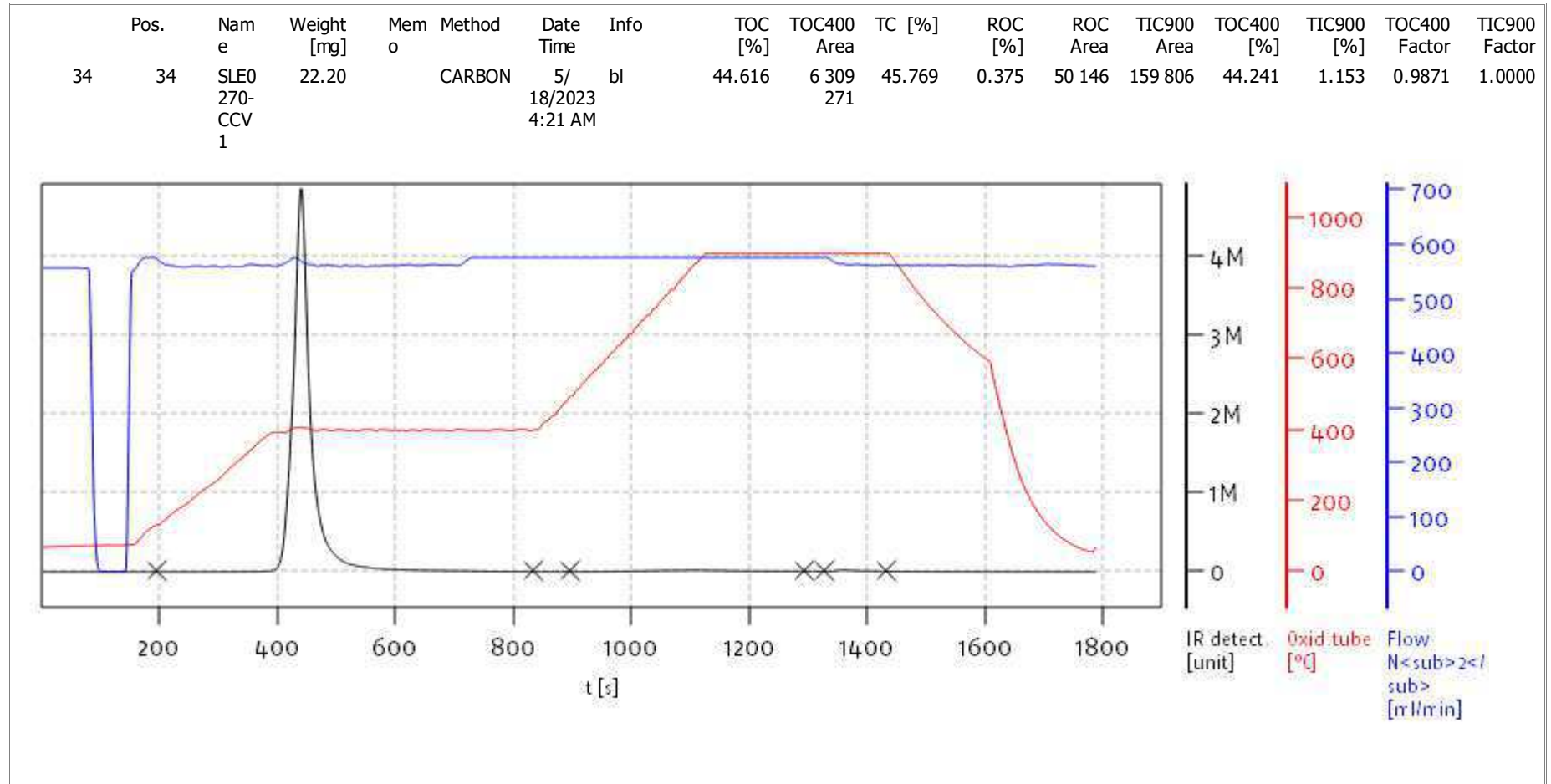
Date: Thu May 18 09:43:39 2023



solITOC V2.0.2 (31015f9) 2018-11-19
Serial No: 0300.181017
Mode CCC



Soli TOC Cube, Carbon
Balance: BAL3
Analyst: CDE



Name:

Access: solITOC superuser

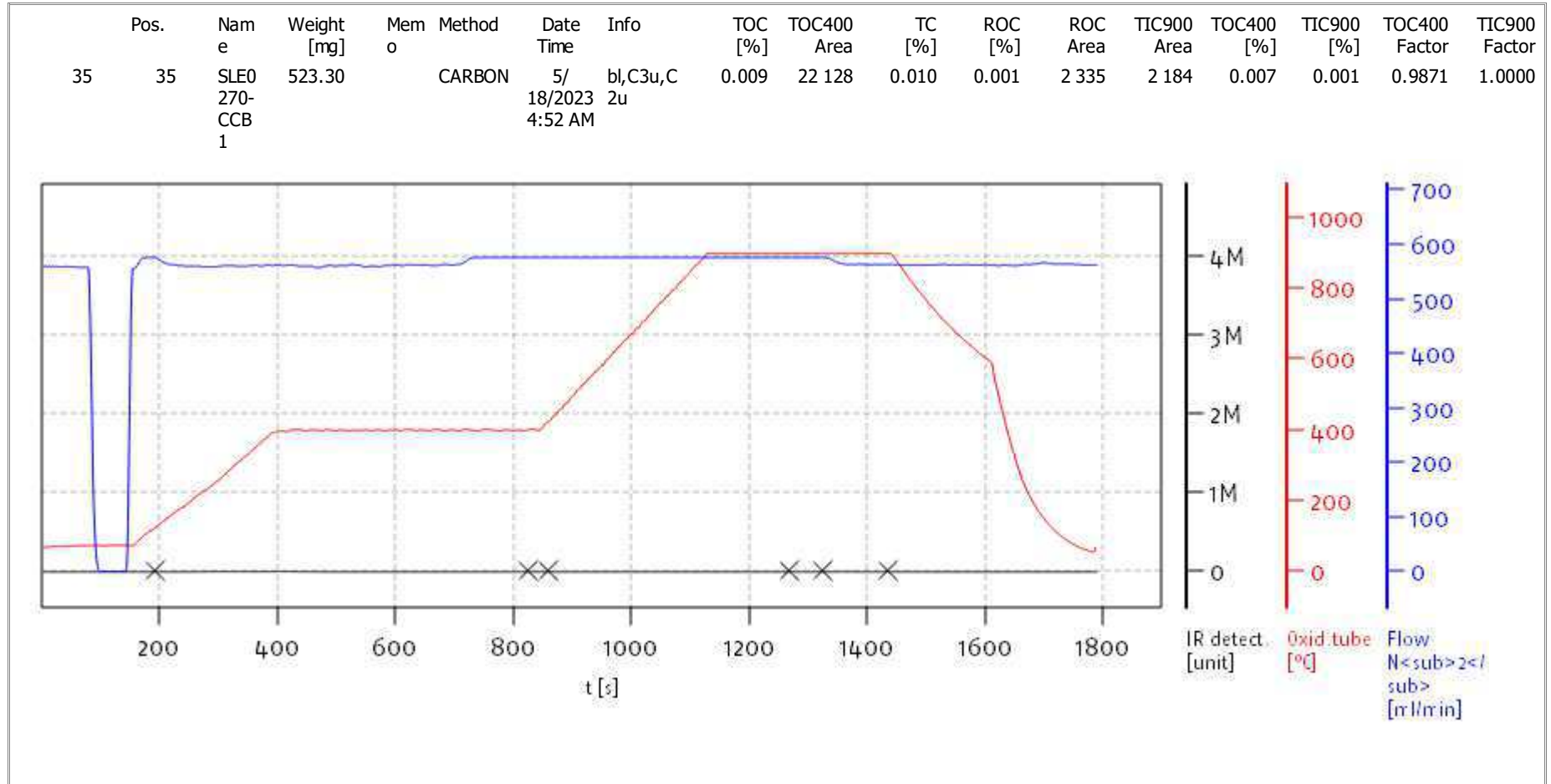
Date: Thu May 18 09:43:39 2023



solITOC V2.0.2 (31015f9) 2018-11-19
Serial No: 0300.181017
Mode CCC



Soli TOC Cube, Carbon
Balance: BAL3
Analyst: CDE



Name:

Access: solITOC superuser

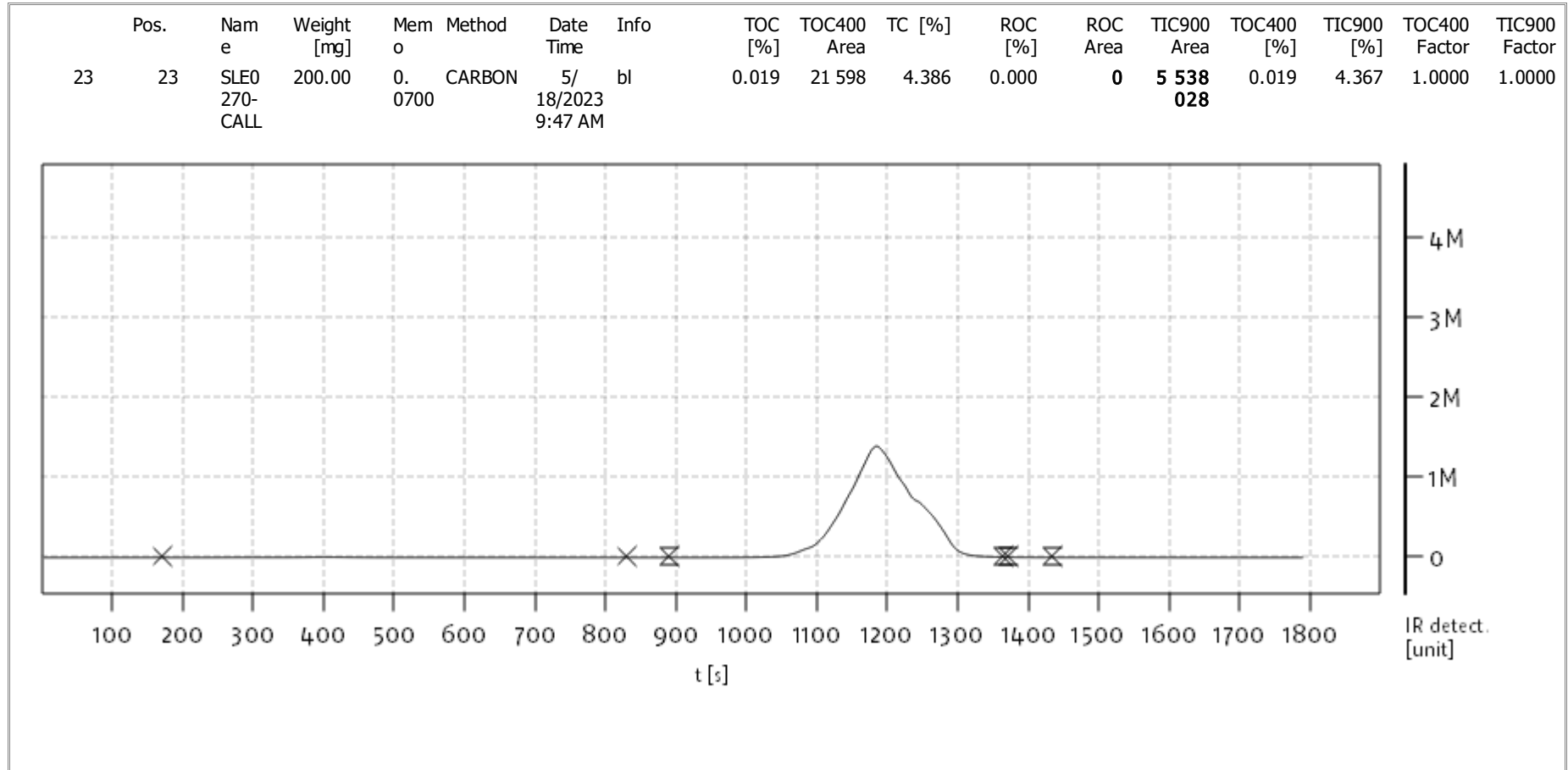
Date: Thu May 18 09:43:39 2023



solITOC V2.0.2 (31015f9) 2018-11-19
Serial No: 0300.181017
Mode CCC



Soli TOC Cube, Carbon
Balance: BAL3
Analyst: CDE



Name:

Access: solITOC superuser

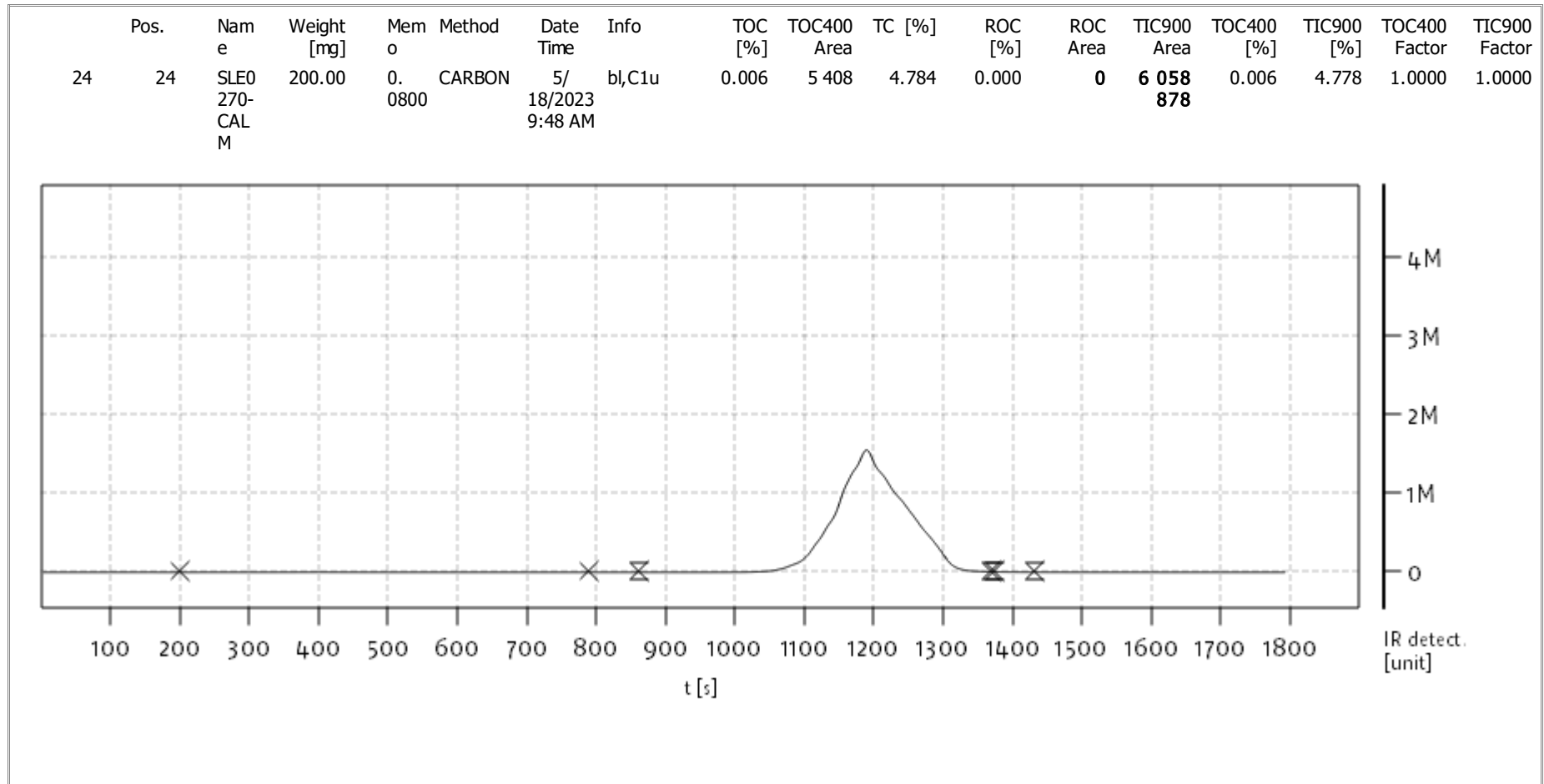
Date: Thu May 18 09:50:12 2023



solITOC V2.0.2 (31015f9) 2018-11-19
Serial No: 0300.181017
Mode CCC



Soli TOC Cube, Carbon
Balance: BAL3
Analyst: CDE



Name:

Access: solITOC superuser

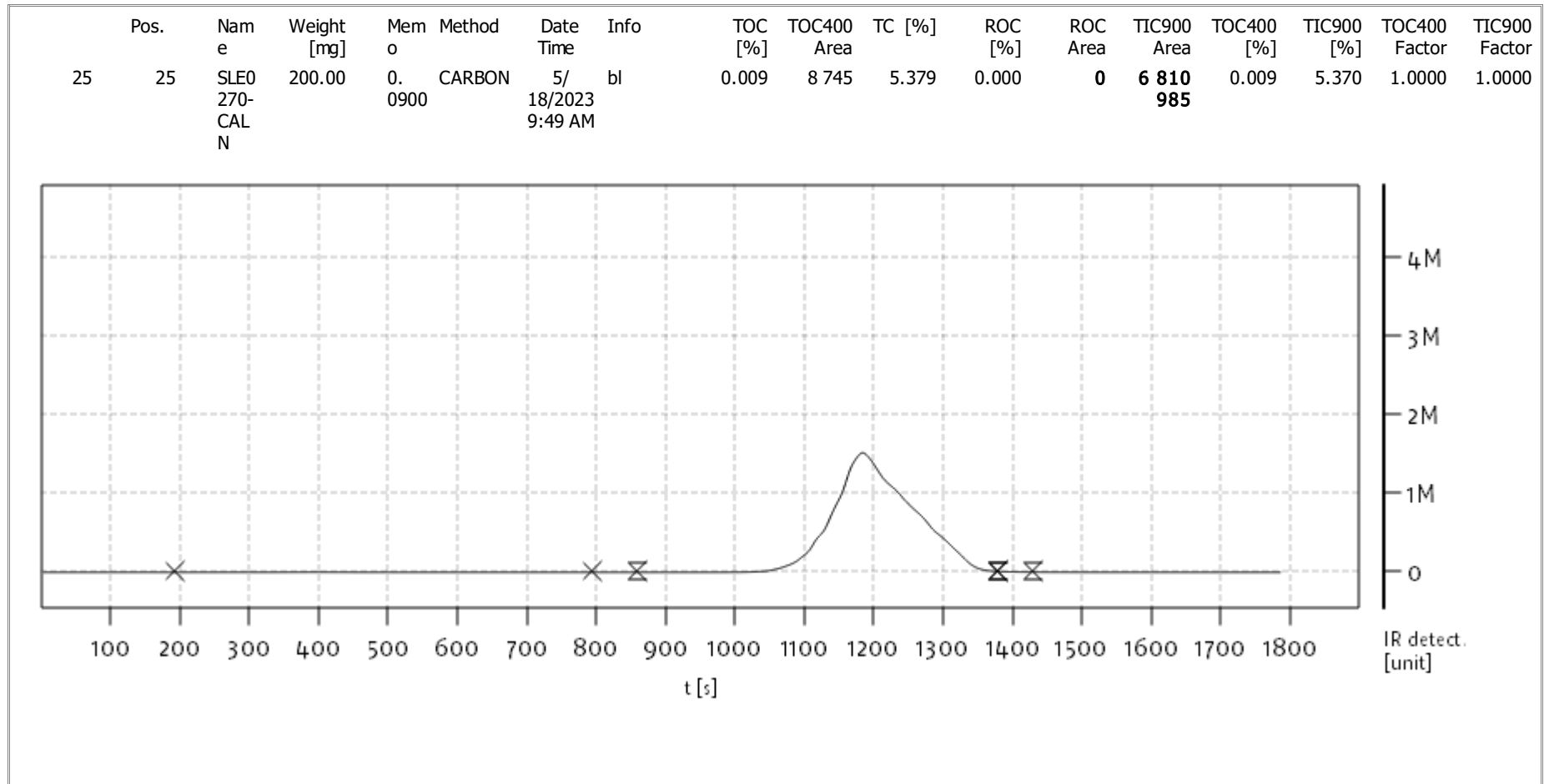
Date: Thu May 18 09:50:12 2023



solITOC V2.0.2 (31015f9) 2018-11-19
Serial No: 0300.181017
Mode CCC



Soli TOC Cube, Carbon
Balance: BAL3
Analyst: CDE



Name:

Access: solITOC superuser

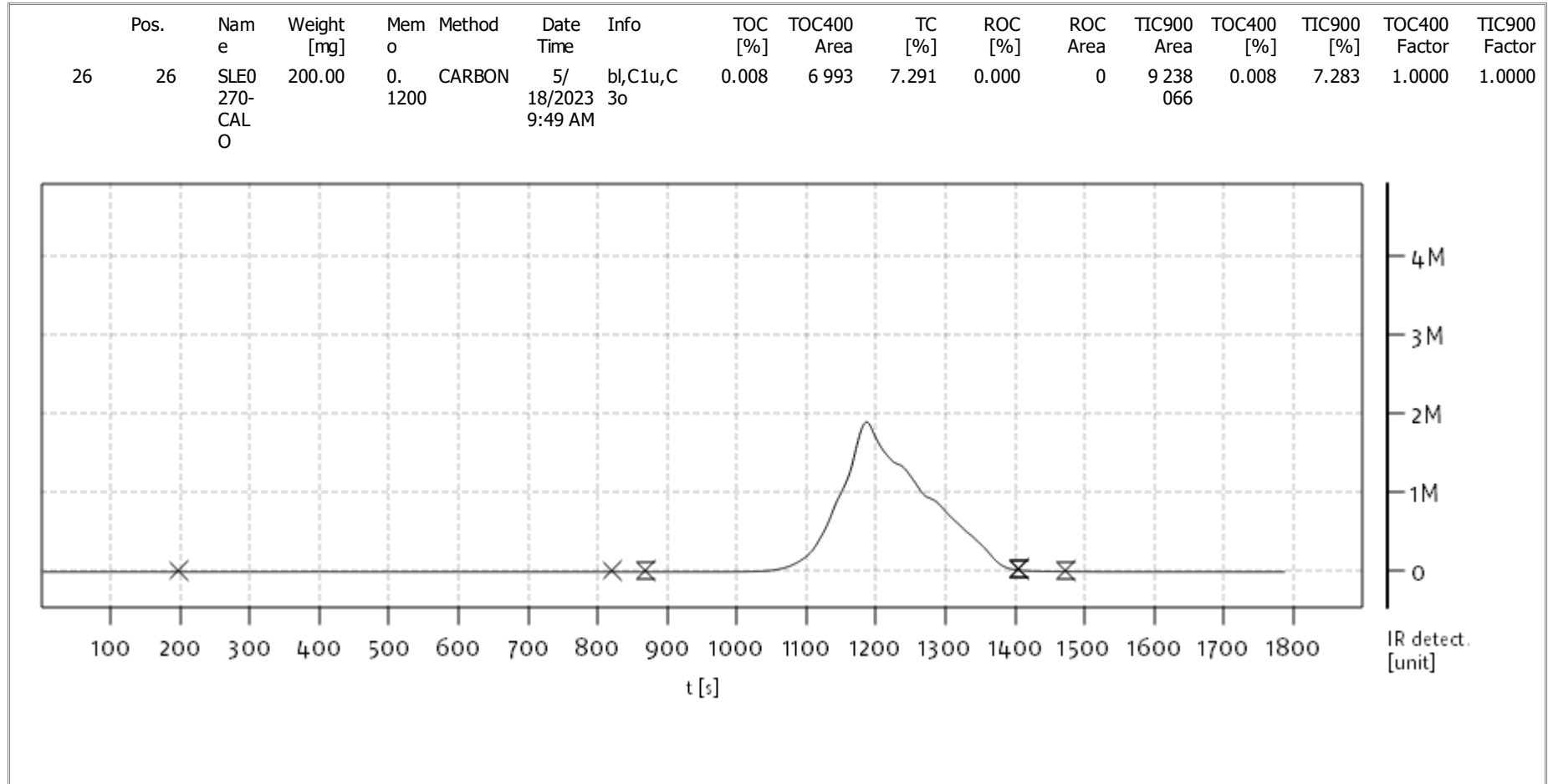
Date: Thu May 18 09:50:12 2023



solITOC V2.0.2 (31015f9) 2018-11-19
Serial No: 0300.181017
Mode CCC



Soli TOC Cube, Carbon
Balance: BAL3
Analyst: CDE



Name:

Access: solITOC superuser

Date: Thu May 18 09:50:12 2023



solITOC V2.0.2 (31015f9) 2018-11-19
Serial No: 0300.181017
Mode CCC



INSTRUMENT BLANKS
EPA 9060A m

Laboratory: Analytical Resources, LLC

SDG: 23C0774

Client: Anchor QEA, LLC

Project: AOC5 MR Phase 1

Instrument ID: TOC Cube

Calibration: GE00052

Sequence: SLE0228

Date Analyzed: 05/19/23 13:36

Lab Sample ID	Analyte	Found	MDL	MRL	Units	C
SLE0228-ICB1	Total Organic Carbon	0.00	0.02	0.02	%	
SLE0228-CCB1	Total Organic Carbon	0.00	0.02	0.02	%	
SLE0228-CCB2	Total Organic Carbon	0.00	0.02	0.02	%	
SLE0228-CCB3	Total Organic Carbon	0.00	0.02	0.02	%	
SLE0228-CCB4	Total Organic Carbon	0.00	0.02	0.02	%	
SLE0228-CCB5	Total Organic Carbon	0.00	0.02	0.02	%	
SLE0228-CCB6	Total Organic Carbon	0.00	0.02	0.02	%	



INSTRUMENT BLANKS
EPA 9060A m

Laboratory: Analytical Resources, LLC

SDG: 23C0774

Client: Anchor QEA, LLC

Project: AOC5 MR Phase 1

Instrument ID: TOC Cube

Calibration: GE00052

Sequence: SLE0270

Date Analyzed: 05/18/23 02:51

Lab Sample ID	Analyte	Found	MDL	MRL	Units	C
SLE0270-ICB1	Total Organic Carbon	0.003	0.02	0.02	%	
SLE0270-CCB1	Total Organic Carbon	0.009	0.02	0.02	%	



**INITIAL AND CONTINUING
CALIBRATION CHECK
EPA 9060A m**

Laboratory: Analytical Resources, LLC

SDG: 23C0774

Client: Anchor QEA, LLC

Project: AOC5 MR Phase 1

Instrument ID: TOC Cube

Calibration: GE00052

Control Limit: +/- 10.00%

Sequence: SLE0228

Lab Sample ID	Analyte	True	Found	%R	Units	Method
SLE0228-ICV1	Total Organic Carbon	44.446	44.4	99.8	%	EPA 9060A m
SLE0228-CCV1	Total Organic Carbon	44.446	45.3	102	%	EPA 9060A m
SLE0228-CCV2	Total Organic Carbon	44.446	44.9	101	%	EPA 9060A m
SLE0228-CCV3	Total Organic Carbon	44.446	43.4	97.7	%	EPA 9060A m
SLE0228-CCV4	Total Organic Carbon	44.446	44.8	101	%	EPA 9060A m
SLE0228-CCV5	Total Organic Carbon	44.446	44.8	101	%	EPA 9060A m
SLE0228-CCV6	Total Organic Carbon	44.446	46.0	103	%	EPA 9060A m

* Values outside of QC limits



**INITIAL AND CONTINUING
CALIBRATION CHECK
EPA 9060A m**

Laboratory: Analytical Resources, LLC

SDG: 23C0774

Client: Anchor QEA, LLC

Project: AOC5 MR Phase 1

Instrument ID: TOC Cube

Calibration: GE00052

Control Limit: +/- 10.00%

Sequence: SLE0270

Lab Sample ID	Analyte	True	Found	%R	Units	Method
SLE0270-ICV1	Total Organic Carbon	44.446	45.4	102	%	EPA 9060A m
	Total Carbon	44.446	45.4	102	%	EPA 9060A m
	Total Inorganic Carbon	0.0000	45.4		%	EPA 9060A m
	% Soot	0.0000	45.4		%	EPA 9060A m
SLE0270-CCV1	Total Organic Carbon	44.446	45.2	102	%	EPA 9060A m
	Total Carbon	44.446	45.2	102	%	EPA 9060A m
	Total Inorganic Carbon	0.0000	45.2		%	EPA 9060A m
	% Soot	0.0000	45.2		%	EPA 9060A m

* Values outside of QC limits



STANDARD REFERENCE MATERIAL RECOVERY

EPA 9060A m

Laboratory: Analytical Resources, LLC

SDG: 23C0774

Client: Anchor QEA, LLC

Project: AOC5 MR Phase 1

Matrix: Solid

Laboratory ID: BLE0414-SRM1

Batch: BLE0414

Initial/Final: 0.1364 g / 0.1364 g

Preparation: No Prep Wet Chem

Analyzed: 05/19/2023 17:07

Standard ID: L000790

Expires: 05/19/2024

Standard Lot#: NA

Description: 1941B - Organics in Marine Sediment (Conv

ANALYTE	TRUE (% wet)	FOUND (% wet)	MDL	MRL	Q	SRM % REC.	QC LIMITS REC.
Total Organic Carbon	2.9900	2.78	0.02	0.02		93.0	80 - 120

* Values outside of QC limits



HOLDING TIME SUMMARY

Analysis: EPA 9060A m

Laboratory: Analytical Resources, LLC

SDG: 23C0774

Client: Anchor QEA, LLC

Project: AOC5 MR Phase 1

Sample Name	Date Collected	Date Received	Date Prepared	Days to Prep	Max Days to Prep	Date Analyzed	Days to Analysis	Max Days to Analysis	Q
LDW23-SC1053A 23C0774-01	12/16/22 09:12	12/16/22 15:47	05/13/23 13:32	148	365	05/19/23 21:37			
LDW23-SC1053B 23C0774-02	12/16/22 09:12	12/16/22 15:47	05/13/23 13:32	148	365	05/19/23 23:08			
LDW23-SC1007A 23C0774-03	12/16/22 10:43	12/16/22 15:47	05/13/23 13:32	148	365	05/19/23 23:38			
LDW23-SC1002A 23C0774-04	12/16/22 11:20	12/16/22 15:47	05/13/23 13:32	148	365	05/20/23 00:08			
LDW23-SC1002B 23C0774-05	12/16/22 11:20	12/16/22 15:47	05/13/23 13:32	148	365	05/20/23 00:38			
LDW23-SC1046A 23C0774-06	12/15/22 11:32	12/16/22 15:47	05/13/23 13:32	149	365	05/20/23 02:09			
LDW23-SC1046B 23C0774-07	12/15/22 11:32	12/16/22 15:47	05/13/23 13:32	149	365	05/20/23 02:39			
LDW23-SC1177A 23C0774-08	12/14/22 08:04	12/16/22 15:47	05/13/23 13:32	150	365	05/20/23 03:09			
LDW23-SC1177B 23C0774-09	12/14/22 08:04	12/16/22 15:47	05/13/23 13:32	150	365	05/20/23 03:40			
LDW23-SC1156B 23C0774-10	12/14/22 10:44	12/16/22 15:47	05/13/23 13:32	150	365	05/20/23 04:10			
LDW23-SC1183A 23C0774-11	12/14/22 14:09	12/16/22 15:47	05/13/23 13:32	149	365	05/20/23 04:40			
LDW23-SC1183B 23C0774-12	12/14/22 14:09	12/16/22 15:47	05/13/23 13:32	149	365	05/20/23 05:10			
LDW23-SC1183C 23C0774-13	12/14/22 14:09	12/16/22 15:47	05/13/23 13:32	149	365	05/20/23 05:40			
LDW23-SS1808 23C0774-14	03/03/23 13:25	12/16/22 15:47	05/13/23 13:32	71	365	05/20/23 06:10			
LDW23-SC1808 23C0774-15	03/03/23 12:50	12/16/22 15:47	05/13/23 13:32	71	365	05/20/23 06:40			
Duplicate BLE0414-DUP3	12/16/22 09:12	12/16/22 15:47	05/13/23 13:32	148	365	05/19/23 22:07			
Matrix Spike BLE0414-MS2	12/16/22 09:12	12/16/22 15:47	05/13/23 13:32	148	365	05/19/23 22:38			

* Indicates hold time exceedance.



**METHOD DETECTION
AND REPORTING LIMITS**

EPA 9060A m

Laboratory: Analytical Resources, LLC

SDG: 23C0774

Client: Anchor QEA, LLC

Project: AOC5 MR Phase 1

Matrix: Solid

Instrument: TOC Cube

Analyte	MDL	RL	Units
Total Organic Carbon	0.02	0.02	%



National Institute of Standards & Technology

Certificate of Analysis

Standard Reference Material® 1941b

Organics in Marine Sediment

This Standard Reference Material (SRM) is marine sediment collected at the mouth of the Baltimore (MD) Harbor. SRM 1941b is intended for use in evaluating analytical methods for the determination of selected polycyclic aromatic hydrocarbons (PAHs), polychlorinated biphenyl (PCB) congeners, and chlorinated pesticides in marine sediment and similar matrices. Information values are also provided for total organic carbon (TOC), total carbon, hydrogen, and nitrogen. All of the constituents for which certified, reference, and information values are provided in SRM 1941b were naturally present in the sediment before processing. A unit of SRM 1941b consists of a bottle containing 50 g of radiation-sterilized, freeze-dried sediment.

Certified Mass Fraction Values: Certified mass fraction values for PAHs, PCB congeners, and chlorinated pesticides are provided in Table 1 through Table 3. The certified values for the PAHs, PCB congeners, and chlorinated pesticides are based on the agreement of results obtained at NIST from two or more chemically independent analytical techniques along with results from an interlaboratory comparison study [1]. A NIST certified value is a value for which NIST has the highest confidence in its accuracy in that all known or suspected sources of bias have been investigated or taken into account [1].

Reference Mass Fraction Values: Reference mass fraction values for additional PAHs (some in combination), additional PCB congeners, and additional chlorinated pesticides are provided in Table 4 through Table 7. Reference values for alkylated PAH groups are provided in Table 8 and for selected hopanes and steranes in Table 9. A reference value for total organic carbon is provided in Table 10. Reference values are noncertified values that are the best estimate of the true value; however, the values do not meet the NIST criteria for certification and are provided with associated uncertainties that may reflect only measurement precision, may not include all sources of uncertainty, or may reflect a lack of sufficient statistical agreement among multiple analytical methods [1].

Information Mass Fraction Values: Information mass fraction values are provided in Table 11 for carbon, hydrogen, and nitrogen. An information value is considered to be a value that will be of use to the SRM user, but insufficient information is available to assess the uncertainty associated with the value [1]. Information values cannot be used to establish metrological traceability.

Expiration of Certification: The certification of SRM 1941b is valid, within the measurement uncertainty specified, until **01 October 2020**, provided the SRM is handled and stored in accordance with the instructions given in this certificate (see "Instructions for Handling, Storage, and Use"). This certification is nullified if the SRM is damaged, contaminated, or otherwise modified.

Maintenance of SRM Certification: NIST will monitor this SRM over the period of its certification. If substantive technical changes occur that affect the certification before the expiration of this certificate, NIST will notify the purchaser. Registration (see attached sheet or register online) will facilitate notification.

Coordination of the technical measurements leading to the certification of this material was under the leadership of M.M. Schantz and S.A. Wise of the NIST Chemical Sciences Division.

Analytical measurements for the certification of SRM 1941b were performed at NIST by J.R. Kucklick, B.J. Porter, D.L. Poster, M.M. Schantz, P. Schubert, S. Tutschku, and L.L. Yu of the NIST Chemical Sciences Division.

Carlos A. Gonzalez, Chief
Chemical Sciences Division

Measurements for TOC were provided by a commercial laboratory and T.L. Wade of the Geochemical and Environmental Research Group, Texas A&M University (College Station, TX). The carbon, hydrogen, and nitrogen data were provided by a commercial laboratory. Results for the PAHs, PCBs, and chlorinated pesticides from 38 laboratories (see Appendix A) that participated in an interlaboratory comparison exercise coordinated by NIST were used. Results for the alkylated PAH groups, hopanes, and steranes from 33 laboratories (see Appendix B) that participated in another interlaboratory comparison exercise coordinated by NIST were also used.

Collection and preparation of SRM 1941b were performed by M.P. Cronise and C.N. Fales of the NIST Office of Reference Materials and B.J. Porter and M.M. Schantz of the NIST Chemical Sciences Division. The sediment material was collected with the assistance of G.G. Lauenstein, J. Collier, and J. Lewis (National Oceanic and Atmospheric Administration, Silver Spring, MD).

Consultation on the statistical design of the experimental work and evaluation of the data were provided by S.D. Leigh and J.H. Yen of the NIST Statistical Engineering Division.

Support aspects involved in the issuance of this SRM were coordinated through the NIST Office of Reference Materials.

INSTRUCTIONS FOR HANDLING, STORAGE, AND USE

Handling: This material is naturally occurring marine sediment from an urban area and may contain constituents of unknown toxicities; therefore, caution and care should be exercised during its handling and use.

Storage: SRM 1941b must be stored in its original bottle at temperatures less than 30 °C and away from direct sunlight.

Use: Prior to removal of subsamples for analysis, the contents of the bottle should be mixed. The mass fractions of constituents in SRM 1941b are reported on a dry-mass basis. The SRM, as received, contains a mass fraction of approximately 2.4 % moisture (see "Conversion to Dry-Mass Basis"). The sediment sample should be dried to a constant mass before weighing for analysis; or a separate subsample of the sediment should be removed from the bottle at the time of analysis and dried to determine the mass fraction on a dry-mass basis. If the constituents of interest are volatile, then the moisture must be determined with a separate subsample.

PREPARATION AND ANALYSIS⁽¹⁾

Sample Collection and Preparation: The sediment used to prepare this SRM was collected from the Chesapeake Bay at the mouth of the Baltimore (MD) Harbor near the Francis Scott Key Bridge (39°12.3'N and 76°31.4'W). This location is very near the site where SRM 1941 and SRM 1941a were collected. The sediment was collected using a Kynar-coated modified Van Veen-type grab sampler. A total of approximately 3300 kg of wet sediment was collected from the site. The sediment was freeze-dried, sieved at 150 μm (100 % passing), homogenized in a cone blender, radiation sterilized (⁶⁰Co), and then packaged in screw-capped amber glass bottles each containing approximately 50 g.

Conversion to Dry-Mass Basis: The results for the constituents in SRM 1941b are reported on a dry-mass basis; however, the material "as received" contains residual moisture. The amount of moisture in SRM 1941b was determined by measuring the mass loss after freeze-drying subsamples of 1.1 g to 1.3 g for four days at 1 Pa with a -10 °C shelf temperature and a -50 °C condenser temperature. The moisture content in SRM 1941b at the time of the certification analyses was 2.39 % ± 0.08 % (95 % confidence level). Analytical results for the organic constituents were determined on an as-received basis and then converted to a dry-mass basis by dividing by the conversion factor of 0.9761 (gram dry mass per gram as-received mass).

Polycyclic Aromatic Hydrocarbons: The general approach used for the value assignment of the PAHs in SRM 1941b was similar to that reported in detail elsewhere [2]. The approach consisted of combining results from analyses using various combinations of different extraction techniques and solvents, clean-up/isolation procedures, and chromatographic separation and detection techniques: Soxhlet extraction and pressurized-fluid extraction (PFE) using dichloromethane (DCM) or a hexane/acetone mixture, cleanup of the extracts using solid-phase extraction (SPE) or normal-phase liquid chromatography (LC), followed by analysis using the following techniques: (1) reversed-phase liquid chromatography with fluorescence detection (LC-FL) analysis of the total PAH fraction, (2) reversed-phase

⁽¹⁾ Certain commercial equipment, instruments or materials are identified in this certificate to adequately specify the experimental procedure. Such identification does not imply recommendation or endorsement by the National Institute of Standards and Technology.

LC-FL analysis of isomeric PAH fractions isolated by normal-phase LC (i.e., multidimensional LC), (3) gas chromatography/mass spectrometry (GC/MS) analysis of the PAH fraction on three stationary phases of different selectivity, i.e., a 5 % (all column compositions are given as mole fractions in %) phenyl-substituted methylpolysiloxane phase, a 50 % phenyl-substituted methylpolysiloxane phase, and a relatively non-polar proprietary phase.

Three sets of GC/MS results, designated as GC/MS (I), GC/MS (II), and GC/MS (III), were obtained using three columns with different selectivities for the separation of PAHs. For GC/MS (I) analyses, duplicate subsamples of approximately 1 g from ten bottles of SRM 1941b were extracted using PFE with DCM. Copper powder was added to the extract to remove elemental sulfur. The concentrated extract was passed through an aminopropyl SPE cartridge and eluted with 2 % DCM in hexane (all solvent concentrations are given as volume fractions in %). The processed extract was then analyzed by GC/MS using a 0.25 mm i.d. × 60 m fused silica capillary column with a 5 % phenyl-substituted methylpolysiloxane phase (0.25 μm film thickness; DB-5 MS, J&W Scientific, Folsom, CA). The GC/MS (II) analyses were performed using 5 g subsamples from six bottles of SRM 1941b. These samples were extracted using PFE with DCM. The high molecular mass compounds were removed from the extracts using size exclusion chromatography (SEC) with a preparative-scale divinylbenzene-polystyrene column (10 μm particle size with 10 nm diameter pores), and the sulfur was removed from the extracts by adding copper powder. The concentrated extract was passed through an aminopropyl SPE cartridge and eluted with 10 % DCM in hexane. The analysis was by GC/MS using a 0.25 mm i.d. × 60 m fused silica capillary column with a 50 % phenyl-substituted methylpolysiloxane phase (0.25 μm film thickness; DB-17 MS, J&W Scientific). For the GC/MS (III), 9 g subsamples from six bottles of SRM 1941b were Soxhlet-extracted for 18 h with 250 mL of a mixture of 50 % hexane/50 % acetone. Copper powder was added to the extract to remove elemental sulfur, and the concentrated extract was passed through a silica SPE cartridge and eluted with 10 % DCM in hexane. The processed extract was then analyzed by GC/MS using a 0.25 mm i.d. × 60 m fused silica capillary column with a relatively non-polar proprietary phase (0.25 μm film thickness; DB-XLB, J&W Scientific).

Two sets of LC-FL results, designated as LC-FL (total) and LC-FL (isomer), were used in the certification process. For the LC-FL (total), subsamples of approximately 1 g from six bottles of SRM 1941b were extracted using PFE with a mixture of 50 % hexane/50 % acetone. The extracts were concentrated and then processed through an aminopropylsilane SPE cartridge using 2 % DCM in hexane to obtain the total PAH fraction. For the LC-FL (isomer), a 5 g subsample from the six bottles was extracted using PFE with DCM and processed through an aminopropylsilane SPE cartridge using 10 % DCM in hexane; the PAH fraction was then fractionated further on a semi-preparative aminopropylsilane column (μBondapak NH₂, 9 mm i.d. × 30 cm, Waters Associates, Milford, MA) to isolate isomeric PAH fractions as described previously [3–6]. The total PAH fraction and the isomeric PAH fractions were analyzed using a 5 μm particle-size polymeric octadecylsilane (C₁₈) column (4.6 mm i.d. × 25 cm, Hypersil-PAH, Keystone Scientific, Inc., Bellefonte, PA) with wavelength-programmed fluorescence detection [4,5].

For the GC/MS and LC-FL measurements described above, selected perdeuterated PAHs were added to the sediment prior to solvent extraction for use as internal standards for quantification purposes.

In addition to the analyses performed at NIST, SRM 1941b was used in an interlaboratory comparison exercise in 1999 as part of the NIST Intercomparison Exercise Program for Organic Contaminants in the Marine Environment [7]. Results from 38 laboratories that participated in this exercise were used as the sixth data set in the determination of the certified values for PAHs in SRM 1941b. The laboratories participating in this exercise used the analytical procedures routinely used in their laboratories to measure the analytes of interest.

Homogeneity Assessment for PAHs: The homogeneity of SRM 1941b was assessed by analyzing duplicate samples of approximately 1 g from ten bottles selected by stratified random sampling. Samples were extracted, processed, and analyzed as described above for GC/MS (I). No statistically significant differences among bottles were observed for the PAHs at this sample size.

PAH Isomers of Molecular Mass 300 and 302: For the determination of the molecular mass 300 and 302 isomers, three subsamples of approximately 5 g each were extracted using PFE with DCM. The extracts were then concentrated with a solvent change to hexane and passed through an aminopropyl SPE cartridge and eluted with 10 % DCM in hexane. The processed extract was then analyzed by GC/MS using a 0.25 mm i.d. × 60 m fused silica capillary column with a 50 % phenyl-substituted methylpolysiloxane phase (0.25 μm film thickness; DB-17MS, J&W Scientific). Perdeuterated dibenzo[*a,i*]pyrene was added to the sediment prior to extraction for use as an internal standard [8].

PCBs and Chlorinated Pesticides: The general approach used for the determination of PCBs and chlorinated pesticides in SRM 1941b consisted of combining results from analyses using various combinations of different extraction techniques and solvents, cleanup/isolation procedures, and chromatographic separation and detection techniques. Techniques and solvents included Soxhlet extraction and PFE using DCM or a hexane/acetone mixture.

clean-up/isolation using SPE or LC, followed by analysis using GC/MS and gas chromatography with electron capture detection (GC-ECD) on two columns with different selectivity for the separation of PCBs and chlorinated pesticides. The analytical methods are described in detail elsewhere [2].

Six sets of results were obtained and designated as GC-ECD (I) A and B, GC/MS (I) A and B, GC/MS (II), and Interlaboratory Comparison Exercise. For the GC-ECD (I) analyses, approximately 10 g subsamples from six bottles of SRM 1941b were extracted using PFE with DCM. Copper powder was added to the extract to remove elemental sulfur, and SEC, as described above, was used to remove the high molecular mass compounds. The concentrated extract was then fractionated on a semi-preparative aminopropylsilane column to isolate two fractions containing: (1) the PCBs and lower-polarity pesticides and (2) the more polar pesticides. GC-ECD analyses of the two fractions were performed on two columns of different selectivities for PCB separations: 0.25 mm × 60 m fused silica capillary column with a 5 % phenyl-substituted methylpolysiloxane phase (0.25 μm film thickness; DB-5, J&W Scientific), and a 0.25 mm × 60 m fused silica capillary column with a non-polar proprietary phase (0.25 μm film thickness; DB-XLB, J&W Scientific). The results from the 5 % phenyl phase are designated as GC-ECD (IA) and the results from the proprietary phase are designated as GC-ECD (IB). For the GC-ECD analyses, two PCB congeners that are not significantly present in the sediment extract (PCB 103 and PCB 198 [9,10]) and endosulfan I-*d*₄, 4,4'-DDE-*d*₈, 4,4'-DD-*d*₈, and 4,4'-DDT-*d*₈ were added to the sediment prior to extraction for use as internal standards for quantification purposes.

Two sets of results were obtained by GC/MS. For GC/MS (I), approximately 9 g subsamples from six bottles were Soxhlet- extracted with a mixture of 50 % hexane/50 % acetone for approximately 18 h. Copper powder was added to the extract to remove elemental sulfur, and the concentrated extract was passed through a silica SPE cartridge and eluted with 10 % DCM in hexane. The processed extract was then analyzed by GC/MS with two ionization modes, electron impact (EI) and negative ion chemical ionization (NICI). The GC/MS EI method, GC/MS (IA), used a 0.25 mm i.d. × 60 m fused silica capillary column with a relatively non-polar proprietary phase (0.25 μm film thickness; DB-XLB, J&W Scientific). The GC/MS NICI method, GC/MS (IB), used a 0.25 mm i.d. × 60 m fused silica capillary column with a 5 % phenyl-substituted methylpolysiloxane phase (0.25 μm film thickness; DB-5MS, J&W Scientific). The GC/MS (II) results were obtained in the same manner as the GC/MS (IA) analyses except that three subsamples were Soxhlet-extracted with DCM for approximately 18 h. For the GC/MS analyses, selected carbon-13 labeled PCB congeners and chlorinated pesticides were added to the sediment prior to extraction for use as internal standards for quantification purposes.

In addition to the analyses performed at NIST, SRM 1941b was used in an interlaboratory comparison exercise in 1999 as part of the NIST Intercomparison Exercise Program for Organic Contaminants in the Marine Environment [7]. Results from 38 laboratories that participated in this exercise were used as the sixth data set in the determination of the certified values for PCB congeners and chlorinated pesticides in SRM 1941b. The laboratories participating in this exercise used the analytical procedures routinely used in their laboratories to measure the analytes of interest.

The reference value for PCB 77 was determined from a separate fraction. The samples were extracted and processed as for GC-ECD (I) above. The first (PCB and lower-polarity pesticide) fraction from the semi-preparative aminopropylsilane column was further fractionated using a Cosmosil PYE (pyrenylethyl group bonded) column (5 μm particle size, 4.6 mm i.d. × 25 cm; Phenomenex, Torrance, CA) [11]. Three fractions were collected: the first fraction contained the pesticides and multi-*ortho* PCBs, the second fraction contained the polychlorinated naphthalenes, non-*ortho* PCB congeners, and some mono-*ortho* PCB congeners, and the third fraction removed the residual planar compounds from the column. The second fraction was analyzed by GC/MS NICI using the same column as GC/MS (IB) above. Carbon-13 labeled PCB 77 was used as an internal standard for quantification purposes.

Alkylated PAH Groups, Hopanes, and Steranes: SRM 1941b was used in an interlaboratory comparison exercise in 2011 [12]. Results from 33 laboratories that participated in this exercise were used in the determination of the reference values for alkylated PAH groups, hopanes, and steranes in SRM 1941b. Note that not all laboratories returned data for each analyte. The laboratories participating in this exercise used the analytical procedures routinely used in their laboratories to measure the analytes of interest. For the alkylated PAHs, the majority of the laboratories (>90 %) used the parent PAH for determination of the response factor for the corresponding alkylated group.

Total Organic Carbon (TOC): Two laboratories provided results for TOC using similar procedures. Briefly, subsamples of approximately 200 mg were reacted with 6 mol/L hydrochloric acid and rinsed with deionized water prior to combustion in a gas fusion furnace. The carbon monoxide and carbon dioxide produced were measured and compared to a blank for calculation of the percent TOC. Each laboratory analyzed subsamples from three bottles of SRM 1941b. One of the laboratories also analyzed three subsamples from three bottles of SRM 1941b for carbon, hydrogen, and nitrogen.

Table 1. Certified Mass Fraction Values for PAHs in SRM 1941b

PAHs	Mass Fractions ^(a) ($\mu\text{g}/\text{kg}$)	
Naphthalene ^(b,c,d,e,f,g)	848	$\pm 95^{(h)}$
Fluorene ^(b,c,d,e,f,g)	85	$\pm 15^{(h)}$
Phenanthrene ^(b,c,d,e,f,g)	406	$\pm 44^{(h)}$
Anthracene ^(b,c,d,e,f,g)	184	$\pm 18^{(h)}$
3-Methylphenanthrene ^(b,c,d)	105	$\pm 13^{(h)}$
2-Methylphenanthrene ^(b,c,d)	128	$\pm 14^{(h)}$
1-Methylphenanthrene ^(b,c,d,g)	73.2	$\pm 5.9^{(h)}$
Fluoranthene ^(b,c,d,e,f,g)	651	$\pm 50^{(h)}$
Pyrene ^(b,c,d,e,f,g)	581	$\pm 39^{(h)}$
Benz[<i>a</i>]anthracene ^(b,c,d,e,f,g)	335	$\pm 25^{(h)}$
Chrysene ^(d,f)	291	$\pm 31^{(h)}$
Triphenylene ^(d,f)	108	$\pm 5^{(i)}$
Benzo[<i>b</i>]fluoranthene ^(c,e)	453	$\pm 21^{(h)}$
Benzo[<i>k</i>]fluoranthene ^(b,c,d,e)	225	$\pm 18^{(h)}$
Benzo[<i>e</i>]pyrene ^(b,c,d,g)	325	$\pm 25^{(h)}$
Benzo[<i>a</i>]pyrene ^(b,c,d,f,g)	358	$\pm 17^{(h)}$
Perylene ^(b,c,d,f,g)	397	$\pm 45^{(h)}$
Benzo[<i>ghi</i>]perylene ^(b,c,d,f,g)	307	$\pm 45^{(h)}$
Indeno[1,2,3- <i>cd</i>]pyrene ^(b,c,d,f,g)	341	$\pm 57^{(h)}$
Dibenz[<i>a,j</i>]anthracene ^(b,c,d,f)	48.9	$\pm 4.6^{(h)}$
Dibenz[<i>a,c</i>]anthracene ^(c,f)	36.7	$\pm 5.2^{(h)}$
Dibenz[<i>a,h</i>]anthracene ^(c,f)	53	$\pm 10^{(h)}$
Benzo[<i>b</i>]chrysene ^(b,c,d,f)	53	$\pm 12^{(h)}$
Picene ^(b,c,d)	46.6	$\pm 4.7^{(h)}$

^(a) Mass fractions reported on dry-mass basis; material as received contains approximately 2.4 % moisture.

^(b) GC/MS (I) on 5 % phenyl-substituted methylpolysiloxane phase after PFE with DCM.

^(c) GC/MS (II) on 50 % phenyl-substituted methylpolysiloxane phase after PFE with DCM.

^(d) GC/MS (III) on a relatively non-polar proprietary phase after Soxhlet extraction with 50 % hexane/50 % acetone mixture.

^(e) LC-FL (total) of total PAH fraction after PFE with DCM.

^(f) LC-FL (isomer) of isomeric PAH fractions after PFE with DCM.

^(g) 1999 Interlaboratory Comparison Study [7] with 21 to 29 laboratories submitting data for each PAH.

^(h) Certified values are weighted means of the results from two to six analytical methods [13]. The uncertainty listed with each value is an expanded uncertainty about the mean, with coverage factor 2 (approximately 95 % confidence), calculated by combining a between-method variance incorporating inter-method bias with a pooled within-method variance following the ISO/JCGM Guide [14,15]. The measurand is the total mass fraction of the constituent listed and the values are metrologically traceable to the SI unit of mass, expressed as micrograms per kilogram on a dry-mass basis.

⁽ⁱ⁾ The certified value is an unweighted mean of the results from two analytical methods. The uncertainty listed with the value is an expanded uncertainty about the mean, with coverage factor 2, calculated by combining a between-method variance [16] with a pooled, within-method variance following the ISO/JCGM Guide [14,15]. The measurand is the total mass fraction of the constituent listed and the value is metrologically traceable to the SI unit of mass, expressed as micrograms per kilogram on a dry-mass basis.

Table 2. Certified Mass Fraction Values for PCB Congeners^(a) in SRM 1941b

PCB Congeners			Mass Fractions ^(b) ($\mu\text{g}/\text{kg}$)	
PCB	8	(2,4'-Dichlorobiphenyl) ^(c,d,e,f,g)	1.65	\pm 0.19 ^(h)
PCB	18	(2,2',5-Trichlorobiphenyl) ^(c,d,e,f,g)	2.39	\pm 0.29 ^(h)
PCB	28	(2,4,4'-Trichlorobiphenyl) ^(c,d,e,f,g)	4.52	\pm 0.57 ^(h)
PCB	31	(2,4',5-Trichlorobiphenyl) ^(c,e,f)	3.18	\pm 0.41 ^(h)
PCB	44	(2,2'3,5'-Tetrachlorobiphenyl) ^(c,d,e,f,g)	3.85	\pm 0.20 ⁽ⁱ⁾
PCB	49	(2,2'4,5'-Tetrachlorobiphenyl) ^(c,d,e,f)	4.34	\pm 0.28 ⁽ⁱ⁾
PCB	52	(2,2',5,5'-Tetrachlorobiphenyl) ^(c,d,e,f,g)	5.24	\pm 0.28 ⁽ⁱ⁾
PCB	66	(2,3',4,4'-Tetrachlorobiphenyl) ^(c,e,f,g,j)	4.96	\pm 0.53 ⁽ⁱ⁾
PCB	87	(2,2',3,4,5'-Pentachlorobiphenyl) ^(c,d,f,j)	1.14	\pm 0.16 ^(h)
PCB	95	(2,2',3,5',6-Pentachlorobiphenyl) ^(c,e,f,g)	3.93	\pm 0.62 ⁽ⁱ⁾
PCB	99	(2,2',4,4',5-Pentachlorobiphenyl) ^(c,d,e,f,g)	2.90	\pm 0.36 ⁽ⁱ⁾
PCB	101	(2,2',4,5,5'-Pentachlorobiphenyl) ^(c,e,f,g,j)	5.11	\pm 0.34 ⁽ⁱ⁾
PCB	105	(2,3,3',4,4'-Pentachlorobiphenyl) ^(c,d,e,f,g,j)	1.43	\pm 0.10 ⁽ⁱ⁾
PCB	110	(2,3,3',4',6-Pentachlorobiphenyl) ^(c,e,f,j)	4.62	\pm 0.36 ⁽ⁱ⁾
PCB	118	(2,3',4,4',5-Pentachlorobiphenyl) ^(c,d,e,f,g,j)	4.23	\pm 0.19 ⁽ⁱ⁾
PCB	128	(2,2',3,3',4,4'-Hexachlorobiphenyl) ^(c,d,e,f,g,j)	0.696	\pm 0.044 ⁽ⁱ⁾
PCB	138	(2,2',3,4,4',5'-Hexachlorobiphenyl) ^(c,e,f,j)	3.60	\pm 0.28 ⁽ⁱ⁾
PCB	149	(2,2',3,4',5',6-Hexachlorobiphenyl) ^(c,d,e,j)	4.35	\pm 0.26 ^(h)
PCB	153	(2,2',4,4',5,5'-Hexachlorobiphenyl) ^(c,d,e,f,g,j)	5.47	\pm 0.32 ⁽ⁱ⁾
PCB	156	(2,3,3',4,4',5-Hexachlorobiphenyl) ^(c,d,e,f,j)	0.507	\pm 0.090 ^(h)
PCB	170	(2,2',3,3',4,4',5-Heptachlorobiphenyl) ^(c,d,e,f,g,j)	1.35	\pm 0.09 ⁽ⁱ⁾
PCB	180	(2,2',3,4,4',5,5'-Heptachlorobiphenyl) ^(c,d,e,f,g,j)	3.24	\pm 0.51 ⁽ⁱ⁾
PCB	183	(2,2',3,4,4',5',6-Heptachlorobiphenyl) ^(c,d,e,j)	0.979	\pm 0.087 ^(h)
PCB	187	(2,2',3,4',5,5',6-Heptachlorobiphenyl) ^(c,d,e,f,g,j)	2.17	\pm 0.22 ⁽ⁱ⁾
PCB	194	(2,2',3,3',4,4',5,5'-Octachlorobiphenyl) ^(c,d,e,j)	1.04	\pm 0.06 ^(h)
PCB	195	(2,2',3,3',4,4',5,6-Octachlorobiphenyl) ^(c,e,g,j)	0.645	\pm 0.060 ⁽ⁱ⁾
PCB	201	(2,2',3,3',4,5',6'-Octachlorobiphenyl) ^(c,e,j)	0.777	\pm 0.034 ^(h)
PCB	206	(2,2',3,3',4,4',5,5',6-Nonachlorobiphenyl) ^(c,e,f,g,j)	2.42	\pm 0.19 ⁽ⁱ⁾
PCB	209	Decachlorobiphenyl ^(c,d,e,f,g,j)	4.86	\pm 0.45 ⁽ⁱ⁾

^(a) PCB congeners are numbered according to the scheme proposed by Ballschmiter and Zell [9] and later revised by Schulte and Malisch [10] to conform to IUPAC rules, except PCB 201. Under the Ballschmiter and Zell numbering system, the IUPAC PCB 201 is listed as PCB 200.

^(b) Mass fractions reported on dry-mass basis; material as received contains approximately 2.4 % moisture.

^(c) GC/MS (IA) on a relatively non-polar proprietary phase after Soxhlet extraction with 50 % hexane/50 % acetone mixture.

^(d) GC-ECD (IA) on 5 % phenyl-substituted methylpolysiloxane phase after PFE extraction with DCM.

^(e) GC-ECD (IB) on a relatively non-polar proprietary phase; same extracts analyzed as in GC-ECD (IA).

^(f) GC/MS (II) on a relatively non-polar proprietary phase after Soxhlet extraction with DCM.

^(g) 1999 Interlaboratory Comparison Study [7] with 13 to 31 laboratories submitting data for each PCB congener.

^(h) Certified values are unweighted means of the results from three to five analytical methods. The uncertainty listed with each value is an expanded uncertainty about the mean, with coverage factor 2, calculated by combining a between-method variance [16] with a pooled, within method variance following the ISO/JCGM Guide [14,15]. The measurand is the total mass fraction of the constituent listed and the values are metrologically traceable to the SI unit of mass, expressed as micrograms per kilogram on a dry-mass basis.

⁽ⁱ⁾ Certified values are weighted means of the results from three to six analytical methods [13]. The uncertainty listed with each value is an expanded uncertainty about the mean, with coverage factor 2 (approximately 95 % confidence), calculated by combining a between-method variance incorporating inter-method bias with a pooled within-method variance following the ISO/JCGM Guide [14,15]. The measurand is the total mass fraction of the constituent listed and the values are metrologically traceable to the SI unit of mass, expressed as micrograms per kilogram on a dry-mass basis.

^(j) GC/MS (IB) on 5 % phenyl-substituted methylpolysiloxane phase; same extracts analyzed as in GC/MS (IA).

Table 3. Certified Mass Fraction Values for Chlorinated Pesticides in SRM 1941b

Chlorinated Pesticides	Mass Fractions ^(a) ($\mu\text{g}/\text{kg}$)
Hexachlorobenzene ^(b,c,d,e)	5.83 \pm 0.38 ^(f)
<i>cis</i> -Chlordane ^(b,c,d,e,g)	0.85 \pm 0.11 ^(h)
<i>trans</i> -Chlordane ^(b,c,e)	0.566 \pm 0.093 ^(f)
<i>cis</i> -Nonachlor ^(b,e,g)	0.378 \pm 0.053 ^(h)
<i>trans</i> -Nonachlor ^(b,c,d,e,g)	0.438 \pm 0.073 ^(f)
4,4'-DDE ^(b,d,e,g)	3.22 \pm 0.28 ^(h)
4,4'-DDD ^(b,d,e,g)	4.66 \pm 0.46 ^(h)

^(a) Mass fractions reported on dry-mass basis; material as received contains approximately 2.4 % moisture.

^(b) GC/MS (IA) on a relatively non-polar proprietary phase after Soxhlet extraction with 50 % hexane/50 % acetone mixture.

^(c) GC/MS (IB) on 5 % phenyl-substituted methylpolysiloxane phase; same extracts analyzed as in GC/MS (IA).

^(d) GC/MS (II) on a relatively non-polar proprietary phase after Soxhlet extraction with DCM.

^(e) 1999 Interlaboratory Comparison Study [7] with 13 to 31 laboratories submitting data for each pesticide.

^(f) Certified values are unweighted means of the results from three to five analytical methods. The uncertainty listed with each value is an expanded uncertainty about the mean, with coverage factor 2, calculated by combining a between-method variance [16] with a pooled, within-method variance following the ISO/JCGM Guide [14,15]. The measurand is the total mass fraction of the constituent listed and the values are metrologically traceable to the SI unit of mass, expressed as micrograms per kilogram on a dry-mass basis.

^(g) GC-ECD (IA) on 5 % phenyl-substituted methylpolysiloxane phase after PFE extraction with DCM.

^(h) Certified values are weighted means of the results from three to five analytical methods [13]. The uncertainty listed with each value is an expanded uncertainty about the mean, with coverage factor 2 (approximately 95 % confidence), calculated by combining a between-method variance incorporating inter-method bias with a pooled within-method variance following the ISO/JCGM Guide [14,15]. The measurand is the total mass fraction of the chlorinated pesticides listed and the values listed are metrologically traceable to the SI unit of mass, expressed as micrograms per kilogram on a dry-mass basis.

Table 4. Reference Mass Fraction Values for PAHs in SRM 1941b

PAHs	Mass Fractions ^(a)		
	(µg/kg)		
1-Methylnaphthalene ^(b,c,d,e)	127	±	14 ^(f)
2-Methylnaphthalene ^(b,c,d,e)	276	±	53 ^(f)
2,6-Dimethylnaphthalene ^(b,c,d,e)	75.9	±	4.5 ^(f)
2,3,5-Trimethylnaphthalene ^(b,c,d,e)	25.5	±	5.1 ^(f)
Biphenyl ^(b,c,d,e)	74.0	±	8.0 ^(f)
Acenaphthylene ^(b,c,d,e)	53.3	±	6.4 ^(f)
Acenaphthene ^(b,c,d,e)	38.4	±	5.2 ^(f)
9-Methylphenanthrene ^(c)	63.5	±	2.5 ^(g)
4-Methylphenanthrene and 9-Methylphenanthrene ^(b,d)	80.1	±	4.8 ^(f)
2-Methylanthracene ^(c,d)	36	±	15 ^(f)
8-Methylfluoranthene ^(b)	49.5	±	2.7 ^(g)
7-Methylfluoranthene ^(b)	45.4	±	1.5 ^(g)
1-Methylfluoranthene ^(b)	42.4	±	2.1 ^(g)
3-Methylfluoranthene ^(b)	28.8	±	1.3 ^(g)
2-Methylpyrene ^(b)	78.7	±	4.0 ^(g)
4-Methylpyrene ^(b)	66.4	±	2.6 ^(g)
1-Methylpyrene ^(b)	52.5	±	2.3 ^(g)
Acephenanthrene ^(d)	30.5	±	1.9 ^(g)
Benzo[<i>c</i>]phenanthrene ^(b,c,d)	58	±	15 ^(f)
Benzo[<i>a</i>]fluoranthene ^(b,c,d)	73	±	18 ^(f)
Benzo[<i>j</i>]fluoranthene ^(c)	217	±	5 ^(g)
Indeno[1,2,3- <i>cd</i>]fluoranthene ^(d)	9.63	±	0.34 ^(g)
Pentaphene ^(d)	25.3	±	1.0 ^(g)

^(a) Mass fractions reported on dry-mass basis; material as received contains approximately 2.4 % moisture.

^(b) GC/MS (I) on 5 % phenyl-substituted methylpolysiloxane phase after PFE with DCM.

^(c) GC/MS (II) on 50 % phenyl-substituted methylpolysiloxane phase after PFE with DCM.

^(d) GC/MS (III) on a relatively non-polar proprietary phase after Soxhlet extraction with 50 % hexane/50 % acetone mixture.

^(e) 1999 Interlaboratory Comparison Study [7] with 14 to 26 laboratories submitting data for each PAH.

^(f) Reference values are weighted means of the results from two to four analytical methods [13]. The uncertainty listed with each value is an expanded uncertainty about the mean, with coverage factor 2 (approximately 95 % confidence), calculated by combining a between-method variance incorporating inter-method bias with a pooled within-method variance following the ISO/JCGM Guide [14,15]. The measurand is the total mass fraction of PAHs listed as determined by the methods indicated. The values are metrologically traceable to the SI unit of mass, expressed as micrograms per kilogram on a dry-mass basis.

^(g) Reference values are the means of results obtained by NIST using one analytical technique. The expanded uncertainty, U , is calculated as $U = k u_c$, where u_c is one standard deviation of the analyte mean, and the coverage factor, k , is determined from the Student's t -distribution for the associated degrees of freedom (19 for footnote b and 5 for footnotes c and d) and 95 % confidence level for each analyte. The measurand is the total mass fraction of the PAHs listed as determined by the method indicated. The values listed are metrologically traceable to the SI unit of mass, expressed as micrograms per kilogram on a dry-mass basis.

Table 5. Reference Mass Fraction Values for PAHs of Molecular Mass 300 and 302 in SRM 1941b

PAHs of Molecular Mass 300 and 302	Mass Fractions ^(a,b,c) ($\mu\text{g}/\text{kg}$)
Coronene	72.6 \pm 4.7
Dibenzo[<i>b,e</i>]fluoranthene	10.3 \pm 0.3
Naphtho[1,2- <i>b</i>]fluoranthene	91.0 \pm 3.1
Naphtho[1,2- <i>k</i>]fluoranthene and Naphtho[2,3- <i>j</i>]fluoranthene	79.8 \pm 2.5
Naphtho[2,3- <i>b</i>]fluoranthene	23.5 \pm 0.3
Dibenzo[<i>b,k</i>]fluoranthene	95.6 \pm 3.1
Dibenzo[<i>a,k</i>]fluoranthene	26.6 \pm 0.4
Dibenzo[<i>j,l</i>]fluoranthene	63.8 \pm 1.8
Dibenzo[<i>a,l</i>]pyrene	11.1 \pm 1.0
Naphtho[2,3- <i>k</i>]fluoranthene	10.7 \pm 0.6
Naphtho[1,2- <i>a</i>]pyrene	16.7 \pm 1.4
Naphtho[2,3- <i>e</i>]pyrene	33.2 \pm 2.3
Dibenzo[<i>a,e</i>]pyrene	76.1 \pm 3.6
Naphtho[2,1- <i>a</i>]pyrene	59.2 \pm 1.8
Dibenzo[<i>e,i</i>]pyrene	35.0 \pm 2.4
Naphtho[2,3- <i>a</i>]pyrene	16.5 \pm 0.6
Benzo[<i>b</i>]perylene	38.2 \pm 1.2
Dibenzo[<i>a,i</i>]pyrene	25.5 \pm 1.0
Dibenzo[<i>a,h</i>]pyrene	6.94 \pm 0.29

^(a) Mass fractions reported on dry-mass basis; material as received contains approximately 2.4 % moisture.

^(b) Reference values are the means of results obtained by NIST using one analytical technique. The expanded uncertainty, U , is calculated as $U = ku_c$, where u_c is one standard deviation of the analyte mean, and the coverage factor, k , is determined from the Student's t -distribution for two degrees of freedom and 95 % confidence level for each analyte. The measurand is the total mass fraction of the constituent listed as determined by the method indicated. The values are metrologically traceable to the SI unit of mass, expressed as micrograms per kilogram on a dry-mass basis.

^(c) GC/MS on 50 % phenyl-substituted methylpolysiloxane phase after PFE with DCM [8].

Table 6. Reference Mass Fraction Values for PCB Congeners^(a) in SRM 1941b

PCB Congeners			Mass Fractions ^(b,c) ($\mu\text{g}/\text{kg}$)		
PCB	45	(2,2',3,6-Tetrachlorobiphenyl) ^(d,e)	0.73	±	0.12
PCB	56	(2,3,3',4'-Tetrachlorobiphenyl) ^(d,f,g)	1.21	±	0.11
PCB	63	(2,3,4',5-Tetrachlorobiphenyl) ^(e,f,g)	0.213	±	0.040
PCB	70	(2,3',4',5-Tetrachlorobiphenyl) ^(e,f,g)	4.99	±	0.29
PCB	74	(2,4,4',5-Tetrachlorobiphenyl) ^(e,f,g)	2.04	±	0.15
PCB	77	(3,3',4,4'-Tetrachlorobiphenyl) ^(h)	0.31	±	0.03
PCB	107	(2,3,3',4',5-Pentachlorobiphenyl) ^(d,e,f,g)	0.628	±	0.028
PCB	132	(2,2',3,3',4,6'-Hexachlorobiphenyl) ^(d,f,g)	1.28	±	0.27
PCB	146	(2,2',3,4',5,5'-Hexachlorobiphenyl) ^(e,f,g)	1.22	±	0.12
PCB	158	(2,3,3',4,4',6-Hexachlorobiphenyl) ^(d,e,f,g)	0.65	±	0.15
PCB	163	(2,3,3',4',5,6-Hexachlorobiphenyl) ^(e,f,g)	1.28	±	0.06
PCB	174	(2,2',3,3',4,5,6'-Heptachlorobiphenyl) ^(d,e,f,g)	1.51	±	0.39
PCB	193	(2,3,3',4',5,5',6-Heptachlorobiphenyl) ^(d,e,f,g)	0.292	±	0.075

^(a) PCB congeners are numbered according to the scheme proposed by Ballschmiter and Zell [9] and later revised by Schulte and Malisch [10] to conform with IUPAC rules, except PCB 107. Under the Ballschmiter and Zell numbering system, the IUPAC PCB 107 is listed as PCB 108.

^(b) Mass fractions reported on dry-mass basis; material as received contains approximately 2.4 % moisture.

^(c) For these PCB congeners except PCB 77, the reference values are unweighted means of the results from two to four analytical methods. The uncertainty listed with each value is an expanded uncertainty about the mean, with coverage factor 2, calculated by combining a between-method variance [16] with a pooled within-method variance following the ISO/JCGM Guide [14,15]. For PCB 77, the reference value is the mean of results obtained by NIST using one analytical technique. The expanded uncertainty, U , is calculated as $U = k u_c$, where u_c is one standard deviation of the analyte mean, and the coverage factor, k , is determined from the Student's t -distribution corresponding to two degrees of freedom and 95 % confidence level for PCB 77. The measurand is the total mass fraction of the PCB Congeners listed as determined by the method or methods indicated. The values listed are metrologically traceable to the SI unit of mass, expressed as microgram per kilogram on a dry-mass basis.

^(d) GC-ECD (IA) on 5 % phenyl-substituted methylpolysiloxane phase after PFE extraction with DCM.

^(e) GC-ECD (IB) on a relatively non-polar proprietary phase; same extracts analyzed as in GC-ECD (IA).

^(f) GC/MS (IA) on a relatively non-polar proprietary phase after Soxhlet extraction with 50 % hexane/50 % acetone mixture.

^(g) GC/MS (IB) on 5 % phenyl-substituted methylpolysiloxane phase; same extracts analyzed as in GC/MS (IA).

^(h) GC/MS NICI on a 5 % phenyl-substituted methylpolysiloxane phase; same extracts analyzed as in GC-ECD (I) fractionated using a PYE column.

Table 7. Reference Mass Fraction Values for Selected Chlorinated Pesticides in SRM 1941b

Chlorinated Pesticides	Mass Fractions ^(a,b) ($\mu\text{g}/\text{kg}$)
2,4'-DDE ^(c,d)	0.38 \pm 0.12
4,4'-DDT ^(e,f)	1.12 \pm 0.42

^(a) Mass Fractions reported on dry-mass basis; material as received contains approximately 2.4 % moisture.

^(b) The reference values are unweighted means of the results from two analytical methods. The uncertainty listed with each value is an expanded uncertainty about the mean, with coverage factor 2, calculated by combining a between-method variance [16] with a pooled, within-method variance following the ISO/JCGM Guide [14,15]. The measurand is the total mass fraction of the chlorinated pesticides listed as determined by the methods indicated. The values listed are metrologically traceable to the SI unit of mass, expressed as micrograms per kilogram on a dry-mass basis.

^(c) GC/MS (IB) on 5 % phenyl-substituted methylpolysiloxane phase; same extracts analyzed as in GC/MS (IA).

^(d) GC-ECD (IB) on a relatively non-polar proprietary phase; same extracts analyzed as in GC-ECD (IA).

^(e) GC/MS (II) on a relatively non-polar proprietary phase after Soxhlet extraction with DCM.

^(f) 1999 Interlaboratory Comparison Study [7] with 10 laboratories submitting data for 4,4'-DDT.

Table 8. Reference Mass Fraction Values for Alkylated PAH Groups in SRM 1941b

Alkylated PAH Group	Mass Fraction ^(a,b) ($\mu\text{g}/\text{kg}$)
C2-decalins	18 \pm 5
C4-decalins	41 \pm 4
C2-naphthalenes	187 \pm 53
C3-naphthalenes	158 \pm 42
C1-benzothiophenes	25 \pm 14
C2-benzothiophenes	20 \pm 11
C3-benzothiophenes	22 \pm 13
C4-benzothiophenes	18 \pm 5
C1-fluorenes	57 \pm 18
C2-fluorenes	122 \pm 43
C3-fluorenes	128 \pm 31
C1-phenanthrenes/anthracenes	313 \pm 99
C2-phenanthrenes/anthracenes	247 \pm 62
C3-phenanthrenes/anthracenes	165 \pm 46
C4-phenanthrenes/anthracenes	87 \pm 36
C1-dibenzothiophenes	54 \pm 13
C2-dibenzothiophenes	91 \pm 18
C3-dibenzothiophenes	84 \pm 15
C4-dibenzothiophenes	57 \pm 13
C1-fluoranthenes/pyrenes	252 \pm 48
C2-fluoranthenes/pyrenes	205 \pm 38
C3-fluoranthenes/pyrenes	102 \pm 22
C4-fluoranthenes/pyrenes	121 \pm 59
C1-benzanthracenes/chrysenes/triphenylenes	208 \pm 43
C2-benzanthracenes/chrysenes/triphenylenes	120 \pm 24
C3-benzanthracenes/chrysenes/triphenylenes	73 \pm 31
C4-benzanthracenes/chrysenes/triphenylenes	41 \pm 11

^(a) The reference mass fraction value reported on a dry-mass basis is the median of results using one analytical technique. The expanded uncertainty, U , is calculated as $U = ku_c$, where u_c is one standard deviation of the median, and the coverage factor, $k = 2$. The measurand is the total mass fraction of the alkylated PAH groups listed as determined by the interlaboratory study methods. The values listed are metrologically traceable to the SI unit of mass fraction, expressed as micrograms per kilogram on a dry-mass basis.

^(b) Data from the interlaboratory study [12].

Table 9. Reference Mass Fraction Values for Hopanes and Steranes in SRM 1941b

Hopane or Sterane	Mass Fraction ^(a,b) (µg/kg)
17α(H)-22,29,30-Trisnorhopane	54 ± 18
17α(H)-21β(H)-30-Norhopane	137 ± 21
17α(H)-21β(H)-30-Hopane	215 ± 44
17α(H)-21β(H)-22R-Homohopane	44 ± 10
17α(H)-21β(H)-22S-Homohopane	48 ± 13
5α(H)-14α(H),17α(H)-Cholestane 20R	41 ± 11
5α(H)-14β(H),17β(H)-Cholestane 20R	27 ± 6
5α(H)-14β(H),17β(H)-24-Methylcholestane 20R	21 ± 8
5α(H)-14α(H),17α(H)-24-Ethylcholestane 20R	19 ± 5
5α(H)-14β(H),17β(H)-24-Ethylcholestane 20R	41 ± 9

- ^(a) The reference mass fraction value reported on a dry-mass basis is the median of results using one analytical technique. The expanded uncertainty, U , is calculated as $U = k u_c$, where u_c is one standard deviation of the median, and the coverage factor, $k = 2$. The measurand is the total mass fraction of the constituent listed as determined by the methods used during the interlaboratory study. The values are metrologically traceable to the SI unit of mass, expressed as micrograms per kilogram on a dry-mass basis.
- ^(b) Data from the interlaboratory study [12].

Table 10. Reference Mass Fraction Value for Total Organic Carbon in SRM 1941b

Total Organic Carbon (TOC)	2.99 % ± 0.24 % ^(a,b)
----------------------------	----------------------------------

- ^(a) Mass fraction is reported on a dry-mass basis; material as received contains approximately 2.4 % moisture.
- ^(b) The reference value for total organic carbon is a weighted mean value from routine measurements made by two laboratories [21]. The uncertainty listed is an expanded uncertainty about the mean, with coverage factor 2 (approximately 95 % confidence), calculated by combining a between-method variance incorporating inter-method bias with a pooled within-method variance. The reporting follows the ISO/JCGM Guides [2]. The measurand is the total mass fraction of TOC listed as determined by the methods indicated. The values listed are metrologically traceable to the SI unit of mass, expressed as a percent on a dry-mass basis.

Table 11. Information Mass Fraction Values for Carbon, Hydrogen, and Nitrogen in SRM 1941b

Elements	Mass Fractions ^(a) (%)
Carbon	3.3
Hydrogen	1.2
Nitrogen	<0.5

- ^(a) Mass fraction is reported on a dry-mass basis; material as received contains approximately 2.4 % moisture.

REFERENCES

- [1] May, W.E.; Parris, R.M.; Beck II, C.M.; Fassett, J.D.; Greenberg, R.R.; Guenther, F.R.; Kramer, G.W.; Wise, S.A.; Gills, T.E.; Colbert, J.C.; Gettings, R.J.; MacDonald, B.R.; *Definition of Terms and Modes Used at NIST for Value-Assignment of Reference Materials for Chemical Measurements*; NIST Special Publication 260-136 (2000); available at <http://www.nist.gov/srm/publications.cfm> (accessed Jan 2015).
- [2] Wise, S.A.; Poster, D.L.; Schantz, M.M.; Kucklick, J.R.; Sander, L.C.; Lopez de Alda, M.; Schubert, P.; Parris, R.M.; Porter, B.J.; *Two New Marine Sediment Standard Reference Materials (SRMs) for the Determination of Organic Contaminants*; *Anal. Bioanal. Chem.*, Vol. 378, pp. 1251–1264 (2004).
- [3] Wise, S.A.; Chesler, S.N.; Hertz, H.S.; Hilpert, L.R.; May, W.E.; *Chemically-Bonded Aminosilane Stationary Phase for the High Performance Liquid Chromatographic Separation of Polynuclear Aromatic Hydrocarbons*; *Anal. Chem.*, Vol. 49, pp. 2306–2310 (1977).
- [4] May, W.E.; Wise, S.A.; *Liquid Chromatographic Determination of Polycyclic Aromatic Hydrocarbons in Air Particulate Extracts*; *Anal. Chem.*, Vol. 56, pp. 225–232 (1984).
- [5] Wise, S.A.; Benner, B.A.; Byrd, G.D.; Chesler, S.N.; Rebbert, R.E.; Schantz, M.M.; *Determination of Polycyclic Aromatic Hydrocarbons in a Coal Tar Standard Reference Material*; *Anal. Chem.*, Vol. 60, pp. 887–894 (1988).
- [6] Wise, S.A.; Deissler, A.; Sander, L.C.; *Liquid Chromatographic Determination of Polycyclic Aromatic Hydrocarbon Isomers of Molecular Weight 278 and 302 in Environmental Standard Reference Materials*; *Polycyclic Aromat. Compd.*, Vol. 3, pp. 169–184 (1993).
- [7] Schantz, M.M.; Parris, R.M.; Wise, S.A.; *NIST/NOAA Intercomparison Exercise Program for Organic Contaminants in the Marine Environment: Description and Results of 1999 Organic Intercomparison Exercises*; NOAA Technical Memorandum NOS NCCOS CCMA 146, Silver Spring, MD (2000).
- [8] Schubert, P.; Schantz, M.M.; Sander, L.C.; Wise, S.A.; *Determination of Polycyclic Aromatic Hydrocarbons with Molecular Mass 300 and 302 in Environmental-Matrix Standard Reference Materials by Gas Chromatography-Mass Spectrometry*; *Anal. Chem.*, Vol. 75, pp. 234–246 (2003).
- [9] Ballschmiter, K.; Zell, M.; *Analysis of Polychlorinated Biphenyls (PCB) by Glass Capillary Gas Chromatography - Composition of Technical Aroclor- and Clophen-PCB Mixtures*; *Fresenius' Z. Anal. Chem.*, Vol. 302, pp. 20–31 (1980).
- [10] Schulte, E.; Malisch, R.; *Calculation of the Real PCB Content in Environmental Samples. I. Investigation of the Composition of Two Technical PCB Mixtures*; *Fresenius' Z. Anal. Chem.*, Vol. 314, pp. 545–551 (1983).
- [11] Brubaker, W.W., Jr.; Schantz, M.M.; Wise, S.A.; *Determination of Non-ortho Polychlorinated Biphenyls in Environmental Standard Reference Materials*; *Fresenius' J. Anal. Chem.*, Vol. 367, pp. 401–406 (2000).
- [12] Schantz, M.M.; Kucklick, J.R.; *NIST Interlaboratory Analytical Comparison Study to Support Deepwater Horizon Natural Resource Damage Assessment: Description and Results for Crude Oil QA10OIL01*; NISTIR 7793 (2011).
- [13] Ruhkin, A.L.; Vangel, M.G.; *Estimation of a Common Mean and Weighted Means Statistics*; *J. Am. Statist. Assoc.*, Vol. 93, pp. 303–308 (1998).
- [14] JCGM 100:2008; *Evaluation of Measurement Data — Guide to the Expression of Uncertainty in Measurement (GUM 1995 with Minor Corrections)*; Joint Committee for Guides in Metrology (2008); available at http://www.bipm.org/utis/common/documents/jcgm/JCGM_100_2008_E.pdf (accessed Jan 2015); see also Taylor, B.N.; Kuyatt, C.E.; *Guidelines for Evaluating and Expressing the Uncertainty of NIST Measurement Results*; NIST Technical Note 1297; U.S. Government Printing Office: Washington, DC (1994); available at <http://www.nist.gov/pml/pubs/tn1297/index.cfm> (accessed Jan 2015).
- [15] JCGM 101:2008; *Evaluation of measurement data – Supplement 1 to the “Guide to the expression of uncertainty in measurement” - Propagation of distributions using a Monte Carlo method*; JCGM (2008); available at http://www.bipm.org/utis/common/documents/jcgm/JCGM_101_2008_E.pdf (accessed Jan 2015).
- [16] Levenson, M.S.; Banks, D.L.; Eberhardt, K.R.; Gill, L.M.; Guthrie, W.F.; Liu, H.-K.; Vangel, M.G.; Yen, J.H.; Zhang, N.F.; *An Approach to Combining Results from Multiple Methods Motivated by the ISO GUM*; *J. Res. Natl. Inst. Stand. Technol.*, Vol. 105, pp. 571–579 (2000).

Certificate Revision History: 16 January 2015 (Corrected IUPAC name for PCB-56 and PCB-107; editorial changes); 10 June 2014 (Units corrected from mg/kg to µg/kg in Tables 8 and 9; editorial changes); 10 April 2012 (Reference value added for alkylated PAH groups, hopanes, and steranes; extension of certification period; editorial changes); 16 August 2004 (Reference values for the butyl tins removed; editorial changes); 15 July 2002 (Original certificate date).

Users of this SRM should ensure that the Certificate of Analysis in their possession is current. This can be accomplished by contacting the SRM Program: telephone (301) 975-2200; fax (301) 948-3730; e-mail srminfo@nist.gov; or via the Internet at <http://www.nist.gov/srm>.

APPENDIX A

The laboratories listed below performed measurements that contributed to the certification of PAHs, PCBs, and chlorinated pesticides in SRM 1941b Organics in Marine Sediment.

Arthur D. Little, Inc; Cambridge, MA
Axys Analytical Services; Sidney, BC, Canada
B & B Laboratories; College Station, TX
Battelle Ocean Sciences; Duxbury, MA
Bedford Institute of Oceanography; Dartmouth, NS, Canada
California Department of Fish and Game; Rancho Cordova, CA
Central Contra Costa Sanitary District; Martinez, CA
Chesapeake Biological Laboratory; Solomons, MD
Centro de Investigaciones Energeticas Medioambientales y Tecnologicas; Madrid, Spain
City of Los Angeles Environmental Monitoring Division; Playa del Rey, CA
City of San Jose Environmental Services Department; San Jose, CA
Columbia Analytical Services; Kelso, WA
East Bay Municipal Utility District; Oakland, CA
Florida Department of Environmental Protection; Tallahassee, FL
Manchester Environmental Laboratory; Port Orchard, WA
Murray State University; Murray, KY
Massachusetts Water Resources Authority Central Lab; Winthrop, MA
National Research Council of Canada; Ottawa, Ontario, Canada
National Oceanic and Atmospheric Association (NOAA), National Marine Fisheries Service (NMFS), Auke Bay Laboratory; Juneau, AK
NOAA, National Ocean Service/Center for Coastal Environmental Health and Biomolecular Research; Charleston, SC
NOAA, NMFS, Sandy Hook Marine Laboratory; Highlands, NJ
NOAA, NMFS, Northwest Fisheries Science Center; Seattle, WA
Orange County Sanitation District; Fountain Valley, CA
Philip Analytical Services; Burlington, Ontario, Canada
Serv de Hidrografia Naval; Buenos Aires, Argentina
Skidaway Institute of Technology; Savannah, GA
Southwest Laboratory of Oklahoma; Broken Arrow, OK
Severn Trent Knoxville Laboratory; Knoxville, TN
Texas A&M University, Geochemical and Environmental Research Group; College Station, TX
Texas Parks and Wildlife Department; San Marcos, TX
University of California at Los Angeles, Institute of Geophysics and Planetary Physics; Los Angeles, CA
University of Connecticut, Environmental Research Institute; Storrs, CT
University of Rhode Island, Graduate School of Oceanography; Narragansett, RI
US Department of Agriculture, Environmental Chemistry Laboratory; Beltsville, MD
US Environmental Protection Agency, Atlantic Ecology Division; Narragansett, RI
US Geological Survey, National Water Quality Laboratory; Denver, CO
Woods Hole Group Environmental Lab; Raynham, MA
Wright State University; Dayton, OH

APPENDIX B

The laboratories listed below performed measurements that contributed to the certification of alkylated PAH groups, hopanes, and steranes in SRM 1941b Organics in Marine Sediment.

Alpha Analytical, Inc.; Mansfield, MA
Analytical Resources, Inc.; Tukwila, WA
Axy's Analytical Services; Sydney, BC, Canada
Battelle Analytical & Environmental Chemistry Laboratory; Duxbury, MA
Center for Laboratory Sciences; Pasco, WA
Columbia Analytical Services; Jacksonville, FL
Columbia Analytical Services; Rochester, NY
Columbia Analytical Services, Kelso, WA
Florida Department of Environmental Protection; Tallahassee, FL
Florida International University; North Miami, FL
Michigan Department of Natural Resources and Environment; Lansing, MI
Mississippi State Chemical Laboratory; Mississippi State, MS
NIST; Charleston, SC
NIST; Gaithersburg, MD
NOAA/NCCOS/NOS; Charleston, SC
NOAA/NMFS/Alaska Fisheries Science Center; Juneau, AK
NY State Department of Health; Albany, NY
Pace Analytical Services, Inc. Minneapolis; Minneapolis, MN
RJ Lee Group, Inc; Monroeville, PA
TDI/B&B Laboratories, Inc.; College Station, TX
TestAmerica Laboratories; Mobile, AL
TestAmerica Laboratories; West Sacramento, CA
TestAmerica Laboratories; University Park, IL
TestAmerica Laboratories; Schriever, LA
TestAmerica Laboratories; Edison, NJ
TestAmerica Laboratories; Knoxville, TN
TestAmerica Laboratories; Pittsburgh, PA
TestAmerica Laboratories; South Burlington, VT
TestAmerica Laboratories; Tacoma, WA
US Army Engineer Research and Development Center; Vicksburg, MS
USGS Columbia Environmental Research Center; Columbia, MO
University of Iowa, State Hygienic Laboratory; Iowa City, IO
Washington State Public Health Laboratories; Shoreline, WA



Date of Issue:
31 March 2014

SAFETY DATA SHEET

1. SUBSTANCE AND SOURCE IDENTIFICATION

Product Identifier

SRM Number: 1941b
SRM Name: Organics in Marine Sediment
Other Means of Identification: Not applicable.

Recommended Use of This Material and Restrictions of Use

This Standard Reference Material (SRM) is marine sediment collected at the mouth of the Baltimore (MD) Harbor. SRM 1941b is intended for use in evaluating analytical methods for the determination of selected polycyclic aromatic hydrocarbons (PAHs), polychlorinated biphenyl (PCB) congeners, and chlorinated pesticides in marine sediment and similar matrices. All of the constituents for which certified, reference, and information values are provided in SRM 1941b were naturally present in the sediment before processing. A unit of SRM 1941b consists of a bottle containing 50 g of radiation-sterilized, freeze-dried sediment.

Company Information

National Institute of Standards and Technology
Standard Reference Materials Program
100 Bureau Drive, Stop 2300
Gaithersburg, Maryland 20899-2300

Telephone: 301-975-2200
FAX: 301-948-3730
E-mail: SRMMSDS@nist.gov
Website: <http://www.nist.gov/srm>

Emergency Telephone ChemTrec:
1-800-424-9300 (North America)
+1-703-527-3887 (International)

2. HAZARDS IDENTIFICATION

Classification

Physical Hazard: Not classified.
Health Hazard: Not classified.

Label Elements

Symbol
No Symbol/Pictogram

Signal Word
Not applicable.

Hazard Statement(s): Not applicable.

Precautionary Statement(s): Not applicable.

Hazards Not Otherwise Classified: Not applicable.

Ingredients(s) with Unknown Acute Toxicity: Not applicable.

3. COMPOSITION AND INFORMATION ON HAZARDOUS INGREDIENTS

Substance: Marine sediment

Other Designations: Sediment.

This material is naturally occurring marine sediment from an urban area. The material contains trace amounts of polycyclic aromatic hydrocarbons (PAHs), polychlorinated biphenyl (PCB) congeners, and should be handled with care. Components are listed in compliance with OSHA's 29 CFR 1910.1200; for the actual values see the Certificate of Analysis.

Hazardous Component(s)	CAS Number	EC Number (EINECS)	Nominal Mass Concentration (%)
Marine Sediment	Not available	Not available	23C0774 CLPLIKE (Rev0) - Page 5344 of 5355 100

4. FIRST AID MEASURES

Description of First Aid Measures:

Inhalation: If adverse effects occur, remove to uncontaminated area. If not breathing, give artificial respiration or oxygen by qualified personnel. Seek immediate medical attention.

Skin Contact: Wash skin with soap and water.

Eye Contact: Flush eyes with water for at least 15 minutes. If necessary, seek medical attention.

Ingestion: If adverse effects occur after ingestion, seek medical treatment.

Most Important Symptoms/Effects, Acute and Delayed: May cause irritation.

Indication of any immediate medical attention and special treatment needed, if necessary: If any of the above symptoms are present, seek medical attention if needed.

5. FIRE FIGHTING MEASURES

Fire and Explosion Hazards: Negligible fire hazard. Avoid generating dust. See Section 9, "Physical and Chemical Properties" for flammability properties.

Extinguishing Media:

Suitable: Use extinguishing media appropriate for surrounding fire.

Unsuitable: None listed.

Specific Hazards Arising from the Chemical: None listed.

Special Protective Equipment and Precautions for Fire-Fighters: Avoid inhalation of material or combustion byproducts. Wear full protective clothing and NIOSH approved self-contained breathing apparatus (SCBA).

NFPA Ratings (0 = Minimal; 1 = Slight; 2 = Moderate; 3 = Serious; 4 = Severe)

Health = 1

Fire = 0

Reactivity = 0

6. ACCIDENTAL RELEASE MEASURES

Personal Precautions, Protective Equipment and Emergency Procedures: Any accumulated material on surfaces should be removed and properly disposed of. Use suitable protective equipment; see Section 8, "Exposure Controls and Personal Protection".

Methods and Materials for Containment and Clean up: Collect spilled material in appropriate container for disposal. Keep out of water supplies and sewers. Keep unnecessary people away, isolate hazard area and deny entry.

7. HANDLING AND STORAGE

Safe Handling Precautions: Minimize dust generation and accumulation on surfaces. Routine housekeeping should be instituted to ensure that dusts do not accumulate on surfaces. See Section 8, "Exposure Controls and Personal Protection".

Storage: Store and handling in accordance with all current regulations and standards.

8. EXPOSURE CONTROLS AND PERSONAL PROTECTION

Exposure Limits: No occupational exposure limits have been established for marine sediment. This material is a particulate matter and adequate inhalation/respiratory protection should be used to minimize exposure. The exposure limits for Particulates Not Otherwise Regulated (PNOR) are applicable.

OSHA (PEL): 15 mg/m³ (TWA, total particulates not otherwise regulated)

OSHA (PEL) 5 mg/m³ (TWA, respirable particulates not otherwise regulated)

NIOSH (REL): 10 mg/m³ (TWA, total particulates not otherwise regulated, 8 h)

NIOSH (REL): 5 mg/m³ (TWA, respirable particulates not otherwise regulated)

Engineering Controls: Provide local exhaust or process enclosure ventilation system. Ensure compliance with applicable exposure limits.

Personal Protection: In accordance with OSHA 29 CFR 1910.132, subpart I, wear appropriate Personal Protective Equipment (PPE) to minimize exposure to this material.

Respiratory Protection: If workplace conditions warrant a respirator, a respiratory protection program that meets OSHA 29CFR 1910.134 must be followed. Refer to NIOSH 42 CFR 84 for applicable certified respirators.

Eye/Face Protection: Wear splash resistant safety goggles with a face shield. An eye wash station should be readily available near areas of use.

Skin and Body Protection: Personal protective equipment for the body should be selected based on the task being performed and the risks involved and should be approved by a specialist before handling this product. Chemical-resistant gloves should be worn at all times when handling chemicals.

9. PHYSICAL AND CHEMICAL PROPERTIES

Descriptive Properties:

Appearance (physical state, color, etc.):	amorphous powder
Molecular Formula:	not applicable
Molar Mass (g/mol):	not applicable
Odor:	not available
Odor threshold:	not available
pH:	not available
Evaporation rate:	not applicable
Melting point/freezing point (°C):	not available
Specific Gravity (water=1)	not available
Vapor Pressure (mmHg):	not applicable
Vapor Density (air = 1):	not applicable
Viscosity (cP):	not applicable
Solubility(ies):	not available
Partition coefficient (n-octanol/water):	not available
Particle Size:	<150 µm

Thermal Stability Properties:

Autoignition Temperature (°C):	not available
Thermal Decomposition (°C):	not available
Initial boiling point and boiling range (°C):	not available
Explosive Limits, LEL (Volume %):	not available
Explosive Limits, UEL (Volume %):	not available
Flash Point (°C):	not available
Flammability (solid, gas):	not available

10. STABILITY AND REACTIVITY

Reactivity: Stable at normal temperatures and pressure.

Stability: X Stable Unstable

Possible Hazardous Reactions: None listed.

Conditions to Avoid: Avoid generating dust.

Incompatible Materials: None listed.

Fire/Explosion Information: See Section 5, "Fire Fighting Measures".

Hazardous Decomposition: Thermal decomposition will produce oxides of carbon.

Hazardous Polymerization: Will Occur X Will Not Occur

11. TOXICOLOGICAL INFORMATION

Route of Exposure: Inhalation Skin Ingestion

Symptoms Related to the Physical, Chemical and Toxicological Characteristics: Generated dust may cause irritation if inhaled.

Potential Health Effects (Acute, Chronic and Delayed):

Inhalation: Generated dust may cause irritation.

Skin Contact: May cause mechanical irritation.

Eye Contact: May cause mechanical irritation.

Ingestion: No data available.

Numerical Measures of Toxicity:

Acute Toxicity: Not classified; no data available.

Skin Corrosion/Irritation: Not classified; no data available.

Serious Eye damage/ Eye irritation: Not classified; no data available.

Respiratory Sensitization: Not classified; no data available.

Skin Sensitization: Not classified; no data available.

Germ Cell Mutagenicity: Not classified; no data available.

Carcinogenicity: Not classified.

Listed as a Carcinogen/Potential Carcinogen Yes No
Marine sediment is not listed by NTP, IARC or OSHA as a carcinogen.

Reproductive Toxicity: Not classified; no data available.

Specific Target Organ Toxicity, Single Exposure: Not classified; no data available.

Specific Target Organ Toxicity, Repeated Exposure: Not classified; no data available.

Aspiration Hazard: Not classified; no data available.

12. ECOLOGICAL INFORMATION

Ecotoxicity Data: No data available.

Persistence and Degradability: No data available.

Bioaccumulative Potential: No data available.

Mobility in Soil: No data available.

Other Adverse effects: No data available.

13. DISPOSAL CONSIDERATIONS

Waste Disposal: Dispose of waste in accordance with all applicable federal, state, and local regulations.

14. TRANSPORTATION INFORMATION

U.S. DOT and IATA: Not regulated by DOT or IATA.

15. REGULATORY INFORMATION

U.S. Regulations:

CERCLA Sections 102a/103 (40 CFR 302.4): Not regulated.

SARA Title III Section 302 (40 CFR 355.30): Not regulated.

SARA Title III Section 304 (40 CFR 355.40): Not regulated.

SARA Title III Sections 311/312 Hazardous Categories (40 CFR 370.21):

ACUTE HEALTH: No.
CHRONIC HEALTH: No.
FIRE: No.
REACTIVE: No.
PRESSURE: No.

State Regulations:

California Proposition 65: Not listed.

U.S. TSCA Inventory: Not listed.

TSCA 12(b), Export Notification: Not listed.

Canadian Regulations:

WHMIS Information: Not provided for this material.

16. OTHER INFORMATION

Issue Date: 31 March 2014

Sources: 29 CFR Occupational Health and Safety Office (OSHA) 1910.1000, *Limits for Air Contaminants*, Table Z-1; available at http://www.osha.gov/pls/oshaweb/owadisp.show_document?p_table=STANDARDS&p_id=9992 (accessed Mar 2014).


Center for Disease Control (CDC) NIOSH Pocket Guide to Chemical Hazards, *Particulates not otherwise regulated*; available at <http://www.cdc.gov/niosh/npg/npgd0480.html> (accessed Mar 2014).

Key of Acronyms:

ACGIH	American Conference of Governmental Industrial Hygienists	NRC	Nuclear Regulatory Commission
ALI	Annual Limit on Intake	NTP	National Toxicology Program
CAS	Chemical Abstracts Service	OSHA	Occupational Safety and Health Administration
CERCLA	Comprehensive Environmental Response, Compensation, and Liability Act	PEL	Permissible Exposure Limit
CFR	Code of Federal Regulations	RCRA	Resource Conservation and Recovery Act
DOT	Department of Transportation	REL	Recommended Exposure Limit
EC50	Effective Concentration, 50 %	RM	Reference Material
EINECS	European Inventory of Existing Commercial Chemical Substances	RQ	Reportable Quantity
EPCRA	Emergency Planning and Community Right-to-Know Act	RTECS	Registry of Toxic Effects of Chemical Substances
IARC	International Agency for Research on Cancer	SARA	Superfund Amendments and Reauthorization Act
IATA	International Air Transportation Agency	SCBA	Self-Contained Breathing Apparatus
IDLH	Immediately Dangerous to Life and Health	SRM	Standard Reference Material
LC50	Lethal Concentration, 50 %	STEL	Short Term Exposure Limit
LD50	Lethal Dose, 50 %	TLV	Threshold Limit Value
LEL	Lower Explosive Limit	TPQ	Threshold Planning Quantity
MSDS	Material Safety Data Sheet	TSCA	Toxic Substances Control Act
NFPA	National Fire Protection Association	TWA	Time Weighted Average
NIOSH	National Institute for Occupational Safety and Health	UEL	Upper Explosive Limit
NIST	National Institute of Standards and Technology	WHMIS	Workplace Hazardous Materials Information System

Disclaimer: Physical and chemical data contained in this SDS are provided only for use in assessing the hazardous nature of the material. The SDS was prepared carefully, using current references; however, NIST does not certify the data in the SDS. The certified values for this material are given in the NIST Certificate of Analysis.

Users of this SRM should ensure that the SDS in their possession is current. This can be accomplished by contacting the SRM Program: telephone (301) 975-2200; fax (301) 948-3730. <http://www.nist.gov/srm>



Picked by 9/21/16 04:04 PM

Weight	
# of pieces	
Packed by	
Picked by	

NOT FOR HUMAN CONSUMPTION,
LABORATORY USE ONLY.

1 / EACH

Organics in Marine Sediment

Total qty:

1941B

0 EACH

0

1 EACH

1

1 EACH

1

Order	UOM	Ship	UOM	B/O	UOM	Item	Description
-------	-----	------	-----	-----	-----	------	-------------

Order discrepancies (other than back ordered items) must be reported to our Customer Relations Department at 301-975-6776 within 5 days of receipt of shipment or this order will be considered complete. NIST SRMs/RMs are generally not returnable - with the exception of defective goods or shipments made in error by NIST. To return a SRM/RM, please call for instructions and a Return SRM/RM Authorization Number before shipment. Returns WILL NOT BE ACCEPTED without prior authorization.

Ship via	UFS Ground	Description	
Salesmen	MCMIDM2	Instructions	
Contact	DAVE MITCHELL	Prof	
		Truck	
		Blanket	
		Ship from	

DAVE MITCHELL
ANALYTICAL RESOURCES INC
4611 S 134TH PLACE
SUITE 100
TUKWILA, WA 98168-3240
1 (206) 695-6205

DAVE MITCHELL
ANALYTICAL RESOURCES INC
4611 S 134TH PLACE
SUITE 100
TUKWILA, WA 98168-3240
1 (206) 695-6205

Ship to: 68456



MP Biomedicals, LLC

29525 Fountain Parkway
Solon, Ohio 44139

Telephone: 440/337-1200
Toll Free: 800/854-0530

Fax: 440/337-1180
web: www.mpbio.com

Certificate of Analysis

Product Description: Microcrystalline Cellulose Powder_
Catalog Number: 191499_
Lot: Q9483_

Formula: (C₆H₁₀O₅)_n **Formula Weight:** N/A
CAS #: 9004-34-6 **Storage:** 15 - 30°C
Physical Description: White Powder

Test	Specification	Result
Identity Test	Passes	Passes
Purity	97.0 - 102.0%	97.0 - 102.0%
Moisture	<5.0%	3.4%
Particle Size/Mesh	Wt %	
+60 mesh	<8%	<1%
+200 mesh	>45%	55%
pH	5 - 7	6.73
Residue on Ignition	<0.05%	<0.05%
Water Soluble Substances	<12.0 mg/5 g	4.5 mg/5 g
Heavy Metals	<10 ppm	<10 ppm

H001822
Microcrystalline Cellulose Powder (TOC)
Expires 11/30/2022
Prepared By Casey English 2/22/2019

Identification A & B: Passes
Bulk Density: 0.29 g/ml
Bulk Density (graduated cylinder): 0.31 g/ml
Conductivity: 18 µS/cm
Starch: Negative
Ether Soluble Substances: 0.01%
Total Aerobic microbial Count: 100 cfu/g
Total Mold and Yeast Count: 20 cfu/g
Staphylococcus aureus: Absent/1 g
Pseudomonas aeruginosa: Absent/1 g
E. coli: Absent/1 g
Salmonella: Absent/10 g
Particle size:

- 450 mesh: 77%
- d10: 37 um
- d50: 139 um
- d90: 271 um
TUP: <9/600 cm²
Degree of brightness: >88%
Powder flow-angle of repose: <42°
Recommended Retest Date: 11/30/2022



07/26/2018 - John Huang, PhD
MP Biomedicals, LLC.
Quality Control Manager

This is an electronically generated document
<mailto:biotech@mpbio.com>
<http://www.mpbio.com>

Online Ordering, MSDSs, certificates of analysis and data sheets now available on our web site
Technical Service: 1-800-279-5490 (440-337-1200) Customer Service: 1-800-854-0530 (440-337-1200)



MP Biomedicals, LLC

29525 Fountain Parkway
Solon, Ohio 44139

Telephone: 440/337-1200
Toll Free: 800/854-0530

Fax: 440/337-1180
web: www.mpbio.com

Certificate of Analysis

Product Description: Microcrystalline Cellulose Powder_
Catalog Number: 191499_
Lot: Q9483_

Formula: (C₆H₁₀O₅)_n

CAS #: 9004-34-6

Physical Description: White Powder

Formula Weight: N/A

Storage: 15 - 30°C

Test	Specification	Result
Identity Test	Passes	Passes
Purity	97.0 - 102.0%	97.0 - 102.0%
Moisture	<5.0%	3.4%
Particle Size/Mesh	Wt %	
+60 mesh	<8%	<1%
+200 mesh	>45%	55%
pH	5 - 7	6.73
Residue on Ignition	<0.05%	<0.05%
Water Soluble Substances	<12.0 mg/5 g	4.5 mg/5 g
Heavy Metals	<10 ppm	<10 ppm

H001822

Microcrystalline Cellulose Powder (TOC)

Expires 11/30/2022

Prepared By Casey English 2/22/2019

Identification A & B: Passes

Bulk Density: 0.29 g/ml

Bulk Density (graduated cylinder): 0.31 g/ml

Conductivity: 18 µS/cm

Starch: Negative

Ether Soluble Substances: 0.01%

Total Aerobic microbial Count: 100 cfu/g

Total Mold and Yeast Count: 20 cfu/g

Staphylococcus aureus: Absent/1 g

Pseudomonas aeruginosa: Absent/1 g

E. coli: Absent/1 g

Salmonella: Absent/10 g

Particle size:

- 450 mesh: 77%
- d10: 37 um
- d50: 139 um
- d90: 271 um
TUP: <9/600 cm²
Degree of brightness: >88%
Powder flow-angle of repose: <42°
Recommended Retest Date: 11/30/2022



07/26/2018 - John Huang, PhD
MP Biomedicals, LLC.
Quality Control Manager

This is an electronically generated document
<mailto:biotech@mpbio.com>
<http://www.mpbio.com>

Online Ordering, MSDSs, certificates of analysis and data sheets now available on our web site
Technical Service: 1-800-279-5490 (440-337-1200) Customer Service: 1-800-854-0530 (440-337-1200)

TOTAL SOLIDS BENCHSHEET			Batch:	BLD0012
Method: PSEP 1986			Date:	4/3/2023 9:27
(dry at 103-105 C)			Analyst:	YL
Instrumentation			Drying Oven:	15
			Analytical Balance:	B146462614
Batch drying time				
Record times as mm/dd/yy hh:mm		Oven Temp, C	TS (%) calculated as:	
Date/time in oven:	4/3/2023 16:36	100	Final dry wt (g) = (Dry Wt - Tare Wt)	
Date/time out:	4/4/2023 9:18	103	TS = (Final Dry Wt X 100)/ (sample & dish -dish tare)	
Elapsed hrs:	16.7			
				Oven Temps, °C
				Start Temp: 100
				End Temp: 103

SAMPLE ID	Dish Tare Wt (g)	Dish with Sample (g)	Dry Wt (g)	Solids Wt (g)	TS (%)	Sample Decanted
23C0774-01	0.8300	11.6400	6.6900	5.86	54.21%	No
23C0774-02	0.8300	11.6300	6.4400	5.61	51.94%	No
23C0774-03	0.8100	11.9800	7.3000	6.49	58.10%	No
23C0774-04	0.8300	11.4000	6.2300	5.40	51.09%	Yes
23C0774-05	0.8000	11.3400	6.4800	5.68	53.89%	Yes
23C0774-06	0.8000	11.4600	6.5300	5.73	53.75%	Yes
23C0774-07	0.7900	12.6100	7.5400	6.75	57.11%	No
23C0774-08	0.7800	11.6600	6.5300	5.75	52.85%	Yes
23C0774-09	0.7900	12.1400	6.8800	6.09	53.66%	Yes
23C0774-10	0.7800	12.0200	7.6300	6.85	60.94%	No
23C0774-11	0.8100	11.7200	6.5900	5.78	52.98%	Yes
23C0774-12	0.8100	12.2900	6.9600	6.15	53.57%	Yes
23C0774-13	0.8100	11.4100	6.4400	5.63	53.11%	No
23C0774-14	0.7900	12.3300	6.7400	5.95	51.56%	Yes
23C0774-15	0.8000	12.3200	6.5700	5.77	50.09%	Yes

Done
4/4/23 YL

TOTAL SOLIDS BENCHSHEET		Batch:	BLD0012
Method: PSEP 1986		Date:	4/3/2023 9:27
(dry at 103-105 C)		Analyst:	YL
Instrumentation		Drying Oven:	φ15
		Analytical Balance:	B146462614

Batch drying time		Oven Temp, C	TS (%) calculated as:	Oven Temps, °C	
Record times as mm/dd/yy hh:mm			Final dry wt (g) = (Dry Wt - Tare Wt)	Start Temp:	1 φ φ
Date/time in oven:	φ4/φ3/2φ23 16:3φ	1 φ φ	TS = (Final Dry Wt X 100)/(sample & dish -dish tare)	End Temp:	1 φ 3
Date/time out:	φ4/φ4/φ23 φ9:18	1 φ 3			
Elapsed hrs:	0.0				

SAMPLE ID	Dish Tare Wt (g)	Dish with Sample (g)	Dry Wt (g)	Solids Wt (g)	TS (%)	Sample Decanted
23C0774-01	φ.83	11.63 11.64	6.69			No
23C0774-02	φ.83	11.63	6.44			No
23C0774-03	φ.83	11.98	7.3φ			No
23C0774-04	φ.83	11.4φ	6.23			No yes
23C0774-05	φ.8φ	11.34	6.48			No yes
23C0774-06	φ.8φ	11.46	6.53			No yes
23C0774-07	φ.79	12.61	7.54			No
23C0774-08	φ.78	11.66	6.53			No yes
23C0774-09	φ.79	12.14	6.88			No yes
23C0774-10	φ.78	12.φ2	7.63			No
23C0774-11	φ.81	11.72	6.59			No yes
23C0774-12	φ.81	12.29	6.96			No yes
23C0774-13	φ.81	11.41	6.44			No
23C0774-14	φ.79	12.33	6.74			No yes
23C0774-15	φ.8φ	12.32	6.57			No yes

T/S + Screens
2 copies